



Full wwPDB/EMDataBank EM Map/Model Validation Report ⓘ

Aug 17, 2017 – 07:57 PM EDT

PDB ID : 2VDC
EMDB ID: : EMD-1440
Title : THE 9.5 Å RESOLUTION STRUCTURE OF GLUTAMATE SYNTHASE
FROM CRYO-ELECTRON MICROSCOPY AND ITS OLIGOMERIZATION
BEHAVIOR IN SOLUTION: FUNCTIONAL IMPLICATIONS.
Authors : Cotteville, M.; Larquet, E.; Jonic, S.; Petoukhov, M.V.; Caprini, G.; Par-
avisi, S.; Svergun, D.I.; Vanoni, M.A.; Boisset, N.
Deposited on : unknown
Resolution : 9.50 Å(reported)

This is a Full wwPDB/EMDataBank EM Map/Model Validation Report
for a publicly released PDB/EMDB entry.

We welcome your comments at validation@mail.wwpdb.org

A user guide is available at

<http://wwpdb.org/validation/2016/EMValidationReportHelp>
with specific help available everywhere you see the ⓘ symbol.

MolProbity : 4.02b-467
Mogul : 1.7.2 (RC1), CSD as538be (2017)
Percentile statistics : 20161228.v01 (using entries in the PDB archive December 28th 2016)
Ideal geometry (proteins) : Engh & Huber (2001)
Ideal geometry (DNA, RNA) : Parkinson et. al. (1996)
Validation Pipeline (wwPDB-VP) : rb-20029824

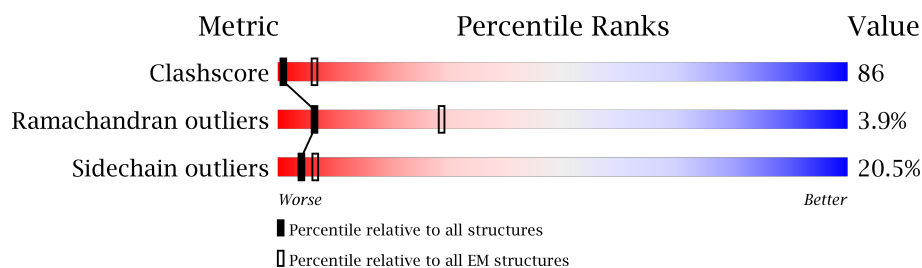
1 Overall quality at a glance

The following experimental techniques were used to determine the structure:

ELECTRON MICROSCOPY

The reported resolution of this entry is 9.50 Å.

Percentile scores (ranging between 0-100) for global validation metrics of the entry are shown in the following graphic. The table shows the number of entries on which the scores are based.




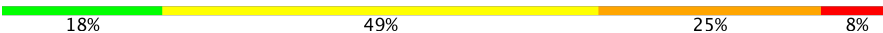

Metric	Whole archive (#Entries)	EM structures (#Entries)
Clashscore	125131	1336
Ramachandran outliers	121729	1120
Sidechain outliers	121581	1026

The table below summarises the geometric issues observed across the polymeric chains. The red, orange, yellow and green segments on the bar indicate the fraction of residues that contain outliers for ≥ 3 , 2, 1 and 0 types of geometric quality criteria. A grey segment represents the fraction of residues that are not modelled. The numeric value for each fraction is indicated below the corresponding segment, with a dot representing fractions $\leq 5\%$.

Mol	Chain	Length	Quality of chain
1	A	1472	
1	B	1472	
1	C	1472	
1	D	1472	
1	E	1472	
1	F	1472	
2	G	456	
2	H	456	
2	I	456	

Continued on next page...

Continued from previous page...

Mol	Chain	Length	Quality of chain
2	J	456	
2	K	456	
2	L	456	

The following table lists non-polymeric compounds, carbohydrate monomers and non-standard residues in protein, DNA, RNA chains that are outliers for geometric or electron-density-fit criteria:

Mol	Type	Chain	Res	Chirality	Geometry	Clashes	Electron density
6	F3S	B	2476	-	-	X	-
6	F3S	D	2476	-	-	X	-
6	F3S	E	2476	-	-	X	-
6	F3S	F	2476	-	-	X	-
7	SF4	G	483	-	-	X	-
7	SF4	H	483	-	-	X	-
7	SF4	I	483	-	-	X	-
7	SF4	J	483	-	-	X	-
7	SF4	K	483	-	-	X	-
7	SF4	L	483	-	-	X	-

2 Entry composition [i](#)

There are 8 unique types of molecules in this entry. The entry contains 89598 atoms, of which 0 are hydrogens and 0 are deuteriums.

In the tables below, the AltConf column contains the number of residues with at least one atom in alternate conformation and the Trace column contains the number of residues modelled with at most 2 atoms.

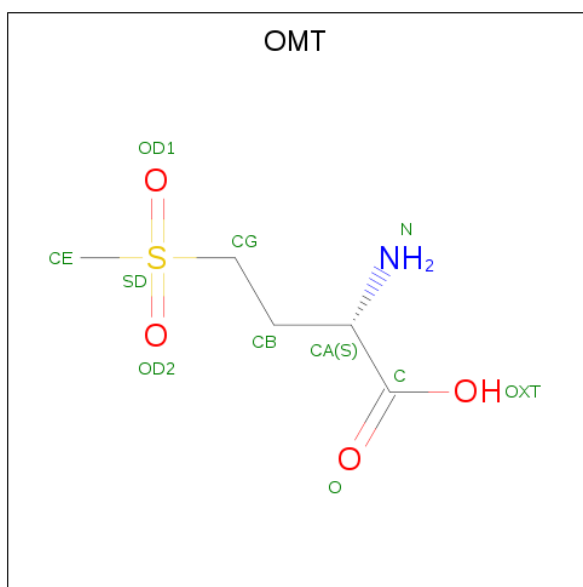
- Molecule 1 is a protein called GLUTAMATE SYNTHASE [NADPH] LARGE CHAIN.

Mol	Chain	Residues	Atoms					AltConf	Trace
1	A	1472	Total	C	N	O	S	0	0
			11337	7109	2036	2132	60		
1	B	1472	Total	C	N	O	S	0	0
			11337	7109	2036	2132	60		
1	C	1472	Total	C	N	O	S	0	0
			11337	7109	2036	2132	60		
1	D	1472	Total	C	N	O	S	0	0
			11337	7109	2036	2132	60		
1	E	1472	Total	C	N	O	S	0	0
			11337	7109	2036	2132	60		
1	F	1472	Total	C	N	O	S	0	0
			11337	7109	2036	2132	60		

- Molecule 2 is a protein called GLUTAMATE SYNTHASE [NADPH] SMALL CHAIN.

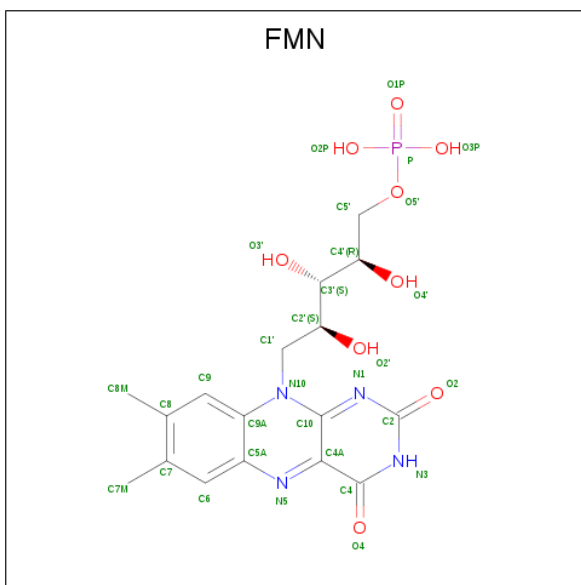
Mol	Chain	Residues	Atoms					AltConf	Trace
2	G	456	Total	C	N	O	S	0	0
			3468	2163	624	666	15		
2	H	456	Total	C	N	O	S	0	0
			3468	2163	624	666	15		
2	I	456	Total	C	N	O	S	0	0
			3468	2163	624	666	15		
2	J	456	Total	C	N	O	S	0	0
			3468	2163	624	666	15		
2	K	456	Total	C	N	O	S	0	0
			3468	2163	624	666	15		
2	L	456	Total	C	N	O	S	0	0
			3468	2163	624	666	15		

- Molecule 3 is S-DIOXYMETHIONINE (three-letter code: OMT) (formula: C₅H₁₁NO₄S).



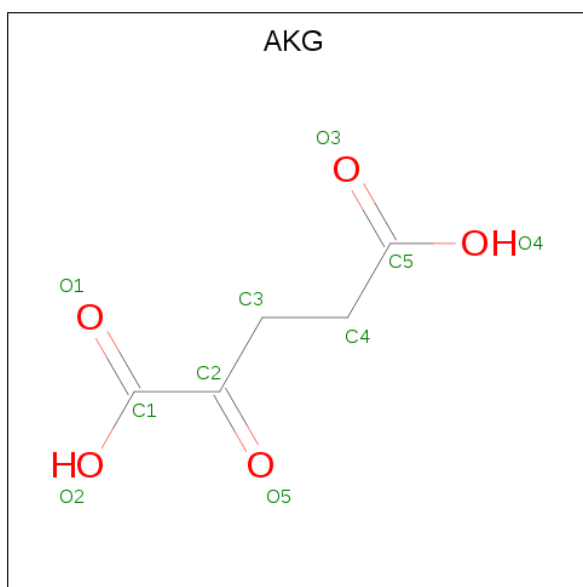
Mol	Chain	Residues	Atoms					AltConf
3	A	1	Total	C	N	O	S	0
			11	5	1	4	1	
3	B	1	Total	C	N	O	S	0
			11	5	1	4	1	
3	C	1	Total	C	N	O	S	0
			11	5	1	4	1	
3	D	1	Total	C	N	O	S	0
			11	5	1	4	1	
3	E	1	Total	C	N	O	S	0
			11	5	1	4	1	
3	F	1	Total	C	N	O	S	0
			11	5	1	4	1	

- Molecule 4 is FLAVIN MONONUCLEOTIDE (three-letter code: FMN) (formula: C₁₇H₂₁N₄O₉P).



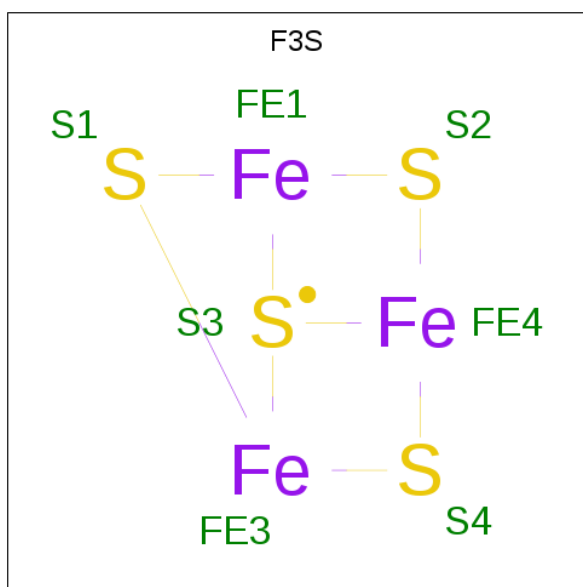
Mol	Chain	Residues	Atoms					AltConf
4	A	1	Total 31	C 17	N 4	O 9	P 1	0
4	B	1	Total 31	C 17	N 4	O 9	P 1	0
4	C	1	Total 31	C 17	N 4	O 9	P 1	0
4	D	1	Total 31	C 17	N 4	O 9	P 1	0
4	E	1	Total 31	C 17	N 4	O 9	P 1	0
4	F	1	Total 31	C 17	N 4	O 9	P 1	0

- Molecule 5 is 2-OXOGLUTARIC ACID (three-letter code: AKG) (formula: $C_5H_6O_5$).



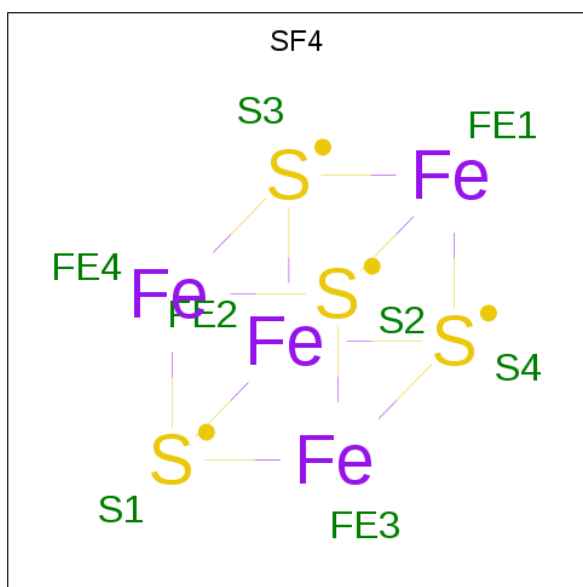
Mol	Chain	Residues	Atoms			AltConf
5	A	1	Total	C	O	0
			10	5	5	
5	B	1	Total	C	O	0
			10	5	5	
5	C	1	Total	C	O	0
			10	5	5	
5	D	1	Total	C	O	0
			10	5	5	
5	E	1	Total	C	O	0
			10	5	5	
5	F	1	Total	C	O	0
			10	5	5	

- Molecule 6 is FE3-S4 CLUSTER (three-letter code: F3S) (formula: Fe₃S₄).



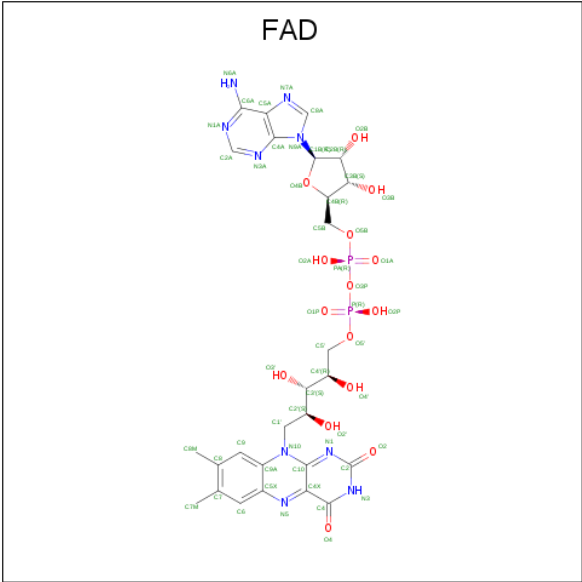
Mol	Chain	Residues	Atoms			AltConf
6	A	1	Total	Fe	S	0
			7	3	4	
6	B	1	Total	Fe	S	0
			7	3	4	
6	C	1	Total	Fe	S	0
			7	3	4	
6	D	1	Total	Fe	S	0
			7	3	4	
6	E	1	Total	Fe	S	0
			7	3	4	
6	F	1	Total	Fe	S	0
			7	3	4	

- Molecule 7 is IRON/SULFUR CLUSTER (three-letter code: SF4) (formula: Fe₄S₄).



Mol	Chain	Residues	Atoms			AltConf
7	G	1	Total	Fe	S	0
			16	8	8	
7	G	1	Total	Fe	S	0
			16	8	8	
7	H	1	Total	Fe	S	0
			16	8	8	
7	H	1	Total	Fe	S	0
			16	8	8	
7	I	1	Total	Fe	S	0
			16	8	8	
7	I	1	Total	Fe	S	0
			16	8	8	
7	J	1	Total	Fe	S	0
			16	8	8	
7	J	1	Total	Fe	S	0
			16	8	8	
7	K	1	Total	Fe	S	0
			16	8	8	
7	K	1	Total	Fe	S	0
			16	8	8	
7	L	1	Total	Fe	S	0
			16	8	8	
7	L	1	Total	Fe	S	0
			16	8	8	

- Molecule 8 is FLAVIN-ADENINE DINUCLEOTIDE (three-letter code: FAD) (formula: $C_{27}H_{33}N_9O_{15}P_2$).

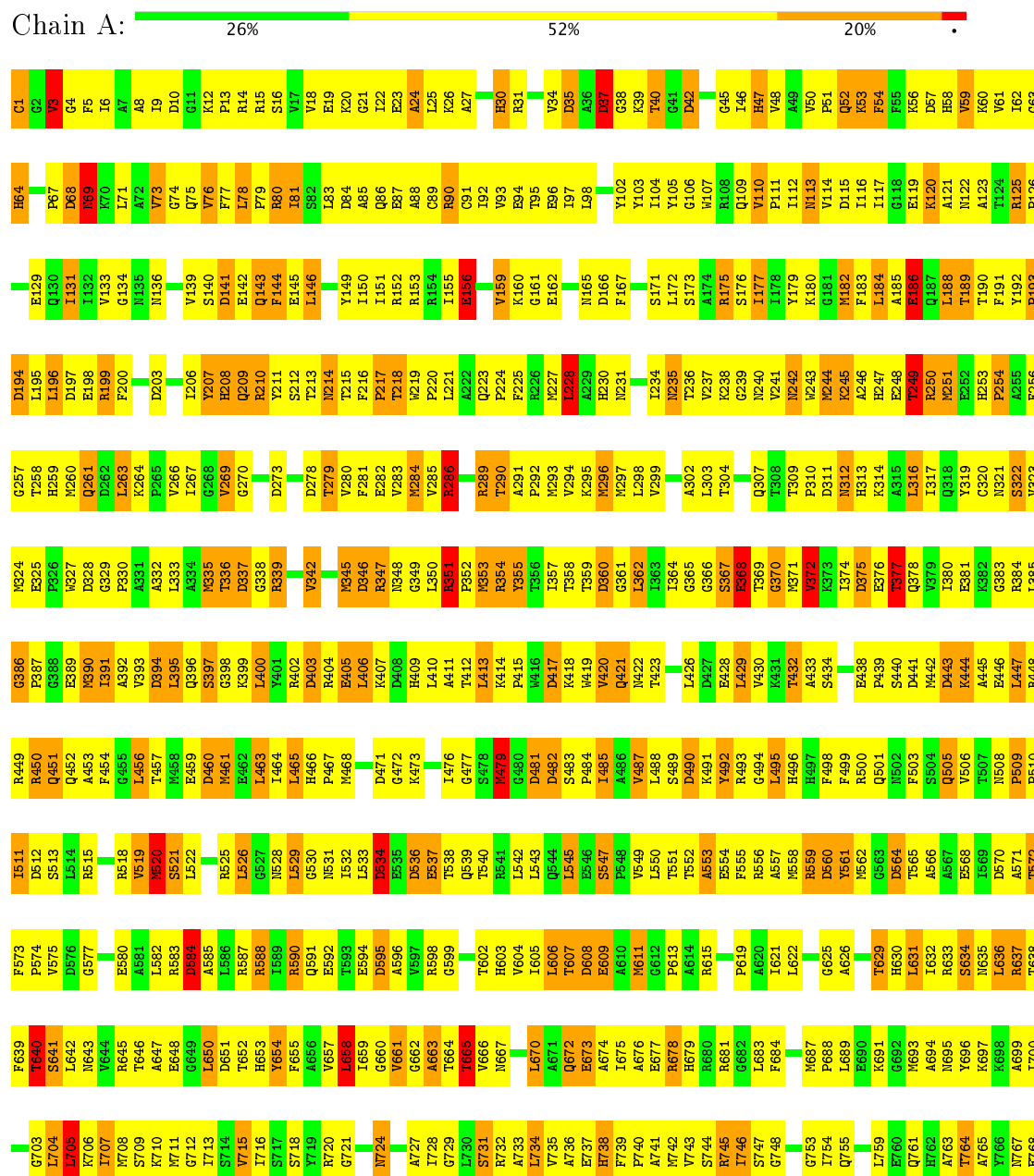


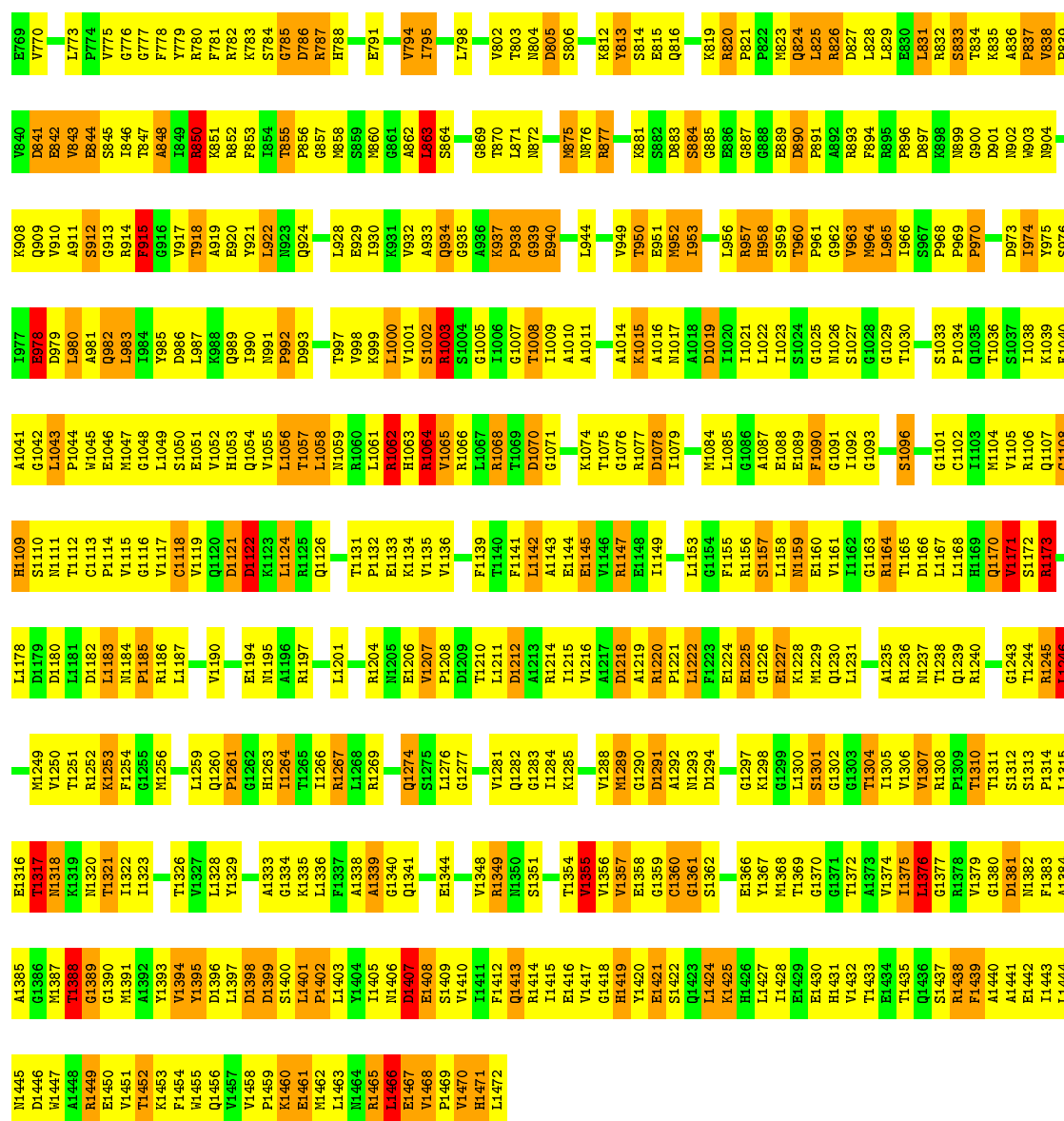
Mol	Chain	Residues	Atoms					AltConf
8	G	1	Total	C	N	O	P	0
			53	27	9	15	2	
8	H	1	Total	C	N	O	P	0
			53	27	9	15	2	
8	I	1	Total	C	N	O	P	0
			53	27	9	15	2	
8	J	1	Total	C	N	O	P	0
			53	27	9	15	2	
8	K	1	Total	C	N	O	P	0
			53	27	9	15	2	
8	L	1	Total	C	N	O	P	0
			53	27	9	15	2	

3 Residue-property plots

These plots are drawn for all protein, RNA and DNA chains in the entry. The first graphic for a chain summarises the proportions of the various outlier classes displayed in the second graphic. The second graphic shows the sequence view annotated by issues in geometry. Residues are color-coded according to the number of geometric quality criteria for which they contain at least one outlier: green = 0, yellow = 1, orange = 2 and red = 3 or more. Stretches of 2 or more consecutive residues without any outlier are shown as a green connector. Residues present in the sample, but not in the model, are shown in grey.

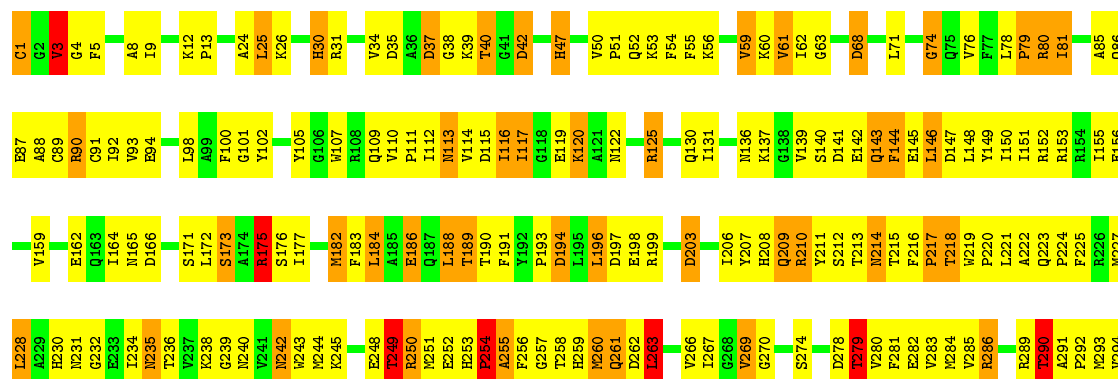
• Molecule 1: GLUTAMATE SYNTHASE [NADPH] LARGE CHAIN



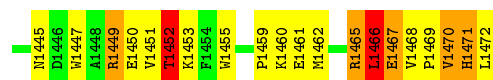


• Molecule 1: GLUTAMATE SYNTHASE [NADPH] LARGE CHAIN

Chain B: 30% 49% 17%

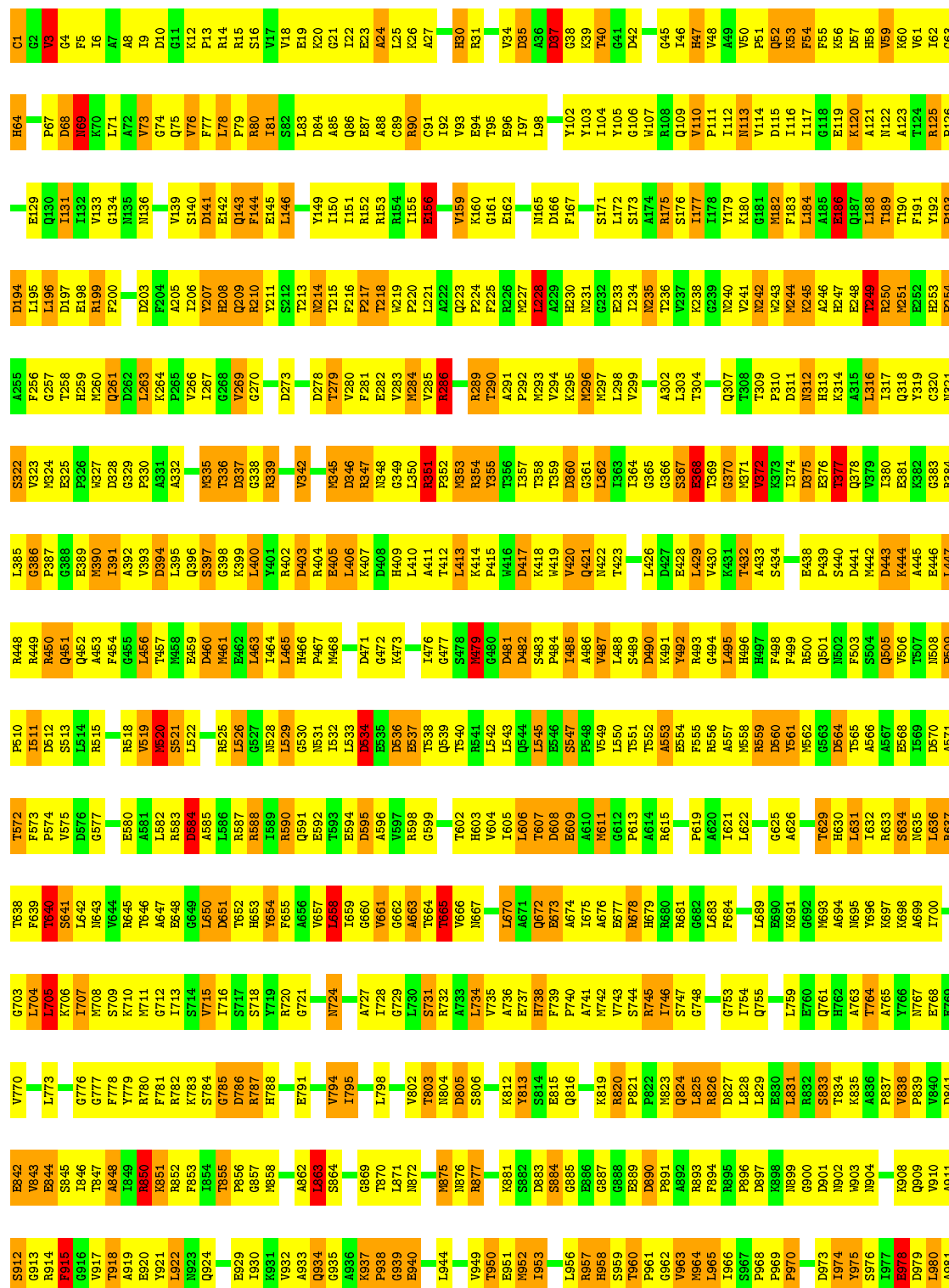




• Molecule 1: GLUTAMATE SYNTHASE [NADPH] LARGE CHAIN

Chain C: 27% 51% 20%

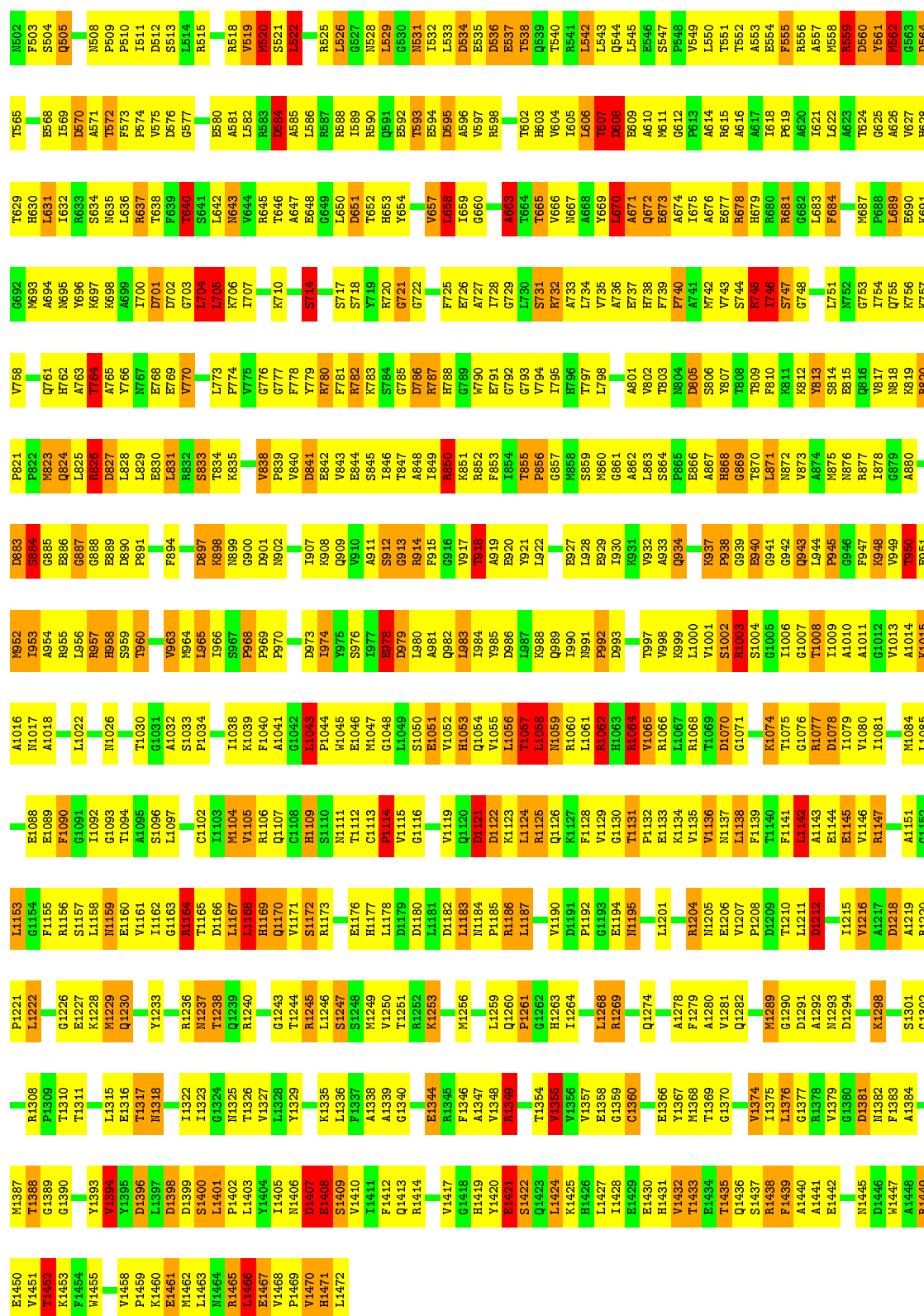


T1452	K1453	F1454	V1455	Q1456	V1457	V1458	P1459	K1460	E1461	M1462	R1465	L1466	E1467	V1468	P1469	V1470	H1471	L1472																																																																																																																																																																																																																																																																																																																																																																																																																																																																																																																																																																																																																																																																																																																																																																																																																																																																																																																																																																																																																																																																																																																																																																																																																																																																																																																																																																																																																																																																																																																																																																																								
-------	-------	-------	-------	-------	-------	-------	-------	-------	-------	-------	-------	-------	-------	-------	-------	-------	-------	-------	--	--	--	--	--	--	--	--	--	--	--	--	--	--	--	--	--	--	--	--	--	--	--	--	--	--	--	--	--	--	--	--	--	--	--	--	--	--	--	--	--	--	--	--	--	--	--	--	--	--	--	--	--	--	--	--	--	--	--	--	--	--	--	--	--	--	--	--	--	--	--	--	--	--	--	--	--	--	--	--	--	--	--	--	--	--	--	--	--	--	--	--	--	--	--	--	--	--	--	--	--	--	--	--	--	--	--	--	--	--	--	--	--	--	--	--	--	--	--	--	--	--	--	--	--	--	--	--	--	--	--	--	--	--	--	--	--	--	--	--	--	--	--	--	--	--	--	--	--	--	--	--	--	--	--	--	--	--	--	--	--	--	--	--	--	--	--	--	--	--	--	--	--	--	--	--	--	--	--	--	--	--	--	--	--	--	--	--	--	--	--	--	--	--	--	--	--	--	--	--	--	--	--	--	--	--	--	--	--	--	--	--	--	--	--	--	--	--	--	--	--	--	--	--	--	--	--	--	--	--	--	--	--	--	--	--	--	--	--	--	--	--	--	--	--	--	--	--	--	--	--	--	--	--	--	--	--	--	--	--	--	--	--	--	--	--	--	--	--	--	--	--	--	--	--	--	--	--	--	--	--	--	--	--	--	--	--	--	--	--	--	--	--	--	--	--	--	--	--	--	--	--	--	--	--	--	--	--	--	--	--	--	--	--	--	--	--	--	--	--	--	--	--	--	--	--	--	--	--	--	--	--	--	--	--	--	--	--	--	--	--	--	--	--	--	--	--	--	--	--	--	--	--	--	--	--	--	--	--	--	--	--	--	--	--	--	--	--	--	--	--	--	--	--	--	--	--	--	--	--	--	--	--	--	--	--	--	--	--	--	--	--	--	--	--	--	--	--	--	--	--	--	--	--	--	--	--	--	--	--	--	--	--	--	--	--	--	--	--	--	--	--	--	--	--	--	--	--	--	--	--	--	--	--	--	--	--	--	--	--	--	--	--	--	--	--	--	--	--	--	--	--	--	--	--	--	--	--	--	--	--	--	--	--	--	--	--	--	--	--	--	--	--	--	--	--	--	--	--	--	--	--	--	--	--	--	--	--	--	--	--	--	--	--	--	--	--	--	--	--	--	--	--	--	--	--	--	--	--	--	--	--	--	--	--	--	--	--	--	--	--	--	--	--	--	--	--	--	--	--	--	--	--	--	--	--	--	--	--	--	--	--	--	--	--	--	--	--	--	--	--	--	--	--	--	--	--	--	--	--	--	--	--	--	--	--	--	--	--	--	--	--	--	--	--	--	--	--	--	--	--	--	--	--	--	--	--	--	--	--	--	--	--	--	--	--	--	--	--	--	--	--	--	--	--	--	--	--	--	--	--	--	--	--	--	--	--	--	--	--	--	--	--	--	--	--	--	--	--	--	--	--	--	--	--	--	--	--	--	--	--	--	--	--	--	--	--	--	--	--	--	--	--	--	--	--	--	--	--	--	--	--	--	--	--	--	--	--	--	--	--	--	--	--	--	--	--	--	--	--	--	--	--	--	--	--	--	--	--	--	--	--	--	--	--	--	--	--	--	--	--	--	--	--	--	--	--	--	--	--	--	--	--	--	--	--	--	--	--	--	--	--	--	--	--	--	--	--	--	--	--	--	--	--	--	--	--	--	--	--	--	--	--	--	--	--	--	--	--	--	--	--	--	--	--	--	--	--	--	--	--	--	--	--	--	--	--	--	--	--	--	--	--	--	--	--	--	--	--	--	--	--	--	--	--	--	--	--	--	--	--	--	--	--	--	--	--	--	--	--	--	--	--	--	--	--	--	--	--	--	--	--	--	--	--	--	--	--	--	--	--	--	--	--	--	--	--	--	--	--	--	--	--	--	--	--	--	--	--	--	--	--	--	--	--	--	--	--	--	--	--	--	--	--	--	--	--	--	--	--	--	--	--	--	--	--	--	--	--	--	--	--	--	--	--	--	--	--	--	--	--	--	--	--	--	--	--	--	--	--	--	--	--	--	--	--	--	--	--	--	--	--	--	--	--	--	--	--	--	--	--	--	--	--	--	--	--	--	--	--	--	--	--	--	--	--	--	--	--	--	--	--	--	--	--	--	--	--	--	--	--	--	--	--	--	--	--	--	--	--	--	--	--	--	--	--	--	--	--	--	--	--	--	--	--	--	--	--	--	--	--	--	--	--	--	--	--	--	--	--	--	--	--	--	--	--	--	--	--	--	--	--	--	--	--	--	--	--	--	--	--	--	--	--	--	--	--	--	--	--	--	--	--	--	--	--	--	--	--	--	--	--	--	--	--	--	--	--	--	--	--	--	--	--	--	--	--	--	--	--	--	--	--	--	--	--	--	--	--	--	--	--	--	--	--	--	--	--	--	--	--	--	--	--	--	--	--	--	--	--	--	--	--	--	--	--	--	--	--	--	--	--	--	--	--	--	--	--	--	--	--	--	--	--	--	--	--	--	--	--	--	--	--	--	--	--	--	--	--	--	--	--	--	--	--	--	--	--	--	--	--	--	--	--	--	--	--	--	--	--	--	--	--	--	--	--	--	--	--	--	--	--	--	--	--	--	--	--	--	--	--	--	--	--	--	--	--	--	--	--	--	--	--	--	--	--	--	--	--	--	--	--	--	--	--	--	--	--	--	--	--	--	--	--	--	--	--	--	--	--	--	--	--	--	--	--	--	--	--	--	--	--	--	--	--	--	--	--	--	--	--	--	--	--	--	--	--	--	--	--	--	--	--	--	--	--	--	--	--	--	--	--	--	--	--	--	--	--	--	--	--	--	--	--	--	--	--	--	--	--	--	--	--	--	--	--	--	--	--	--	--	--	--	--	--	--	--	--	--	--	--	--	--	--	--	--	--	--	--	--	--	--	--	--	--	--	--	--	--	--	--	--	--	--	--	--	--	--	--	--	--	--	--	--	--	--	--	--	--	--	--	--	--	--	--	--	--	--	--	--	--	--	--	--	--	--	--	--	--	--	--	--	--	--	--	--	--	--	--	--	--	--	--	--	--	--	--	--	--	--	--	--	--	--	--	--	--	--	--	--	--	--	--	--	--	--	--	--	--	--	--	--	--	--	--	--	--	--	--	--	--	--	--	--	--	--	--	--	--	--	--	--	--	--	--	--	--	--	--	--	--	--	--	--	--	--	--	--	--	--	--	--	--	--	--	--	--	--	--	--	--	--	--	--	--	--	--	--	--	--	--	--	--	--	--	--	--	--	--	--	--	--	--	--	--	--	--	--	--	--	--	--	--	--	--	--	--	--	--	--	--	--	--	--	--	--	--	--	--	--	--	--	--	--	--	--	--	--	--	--	--	--	--	--	--	--	--	--	--	--	--	--	--	--	--	--	--	--	--	--	--	--	--	--	--	--	--	--	--	--	--	--	--	--	--	--	--	--	--	--	--	--	--	--	--	--	--	--

• Molecule 1: GLUTAMATE SYNTHASE [NADPH] LARGE CHAIN

Chain D:  30% 49% 17%

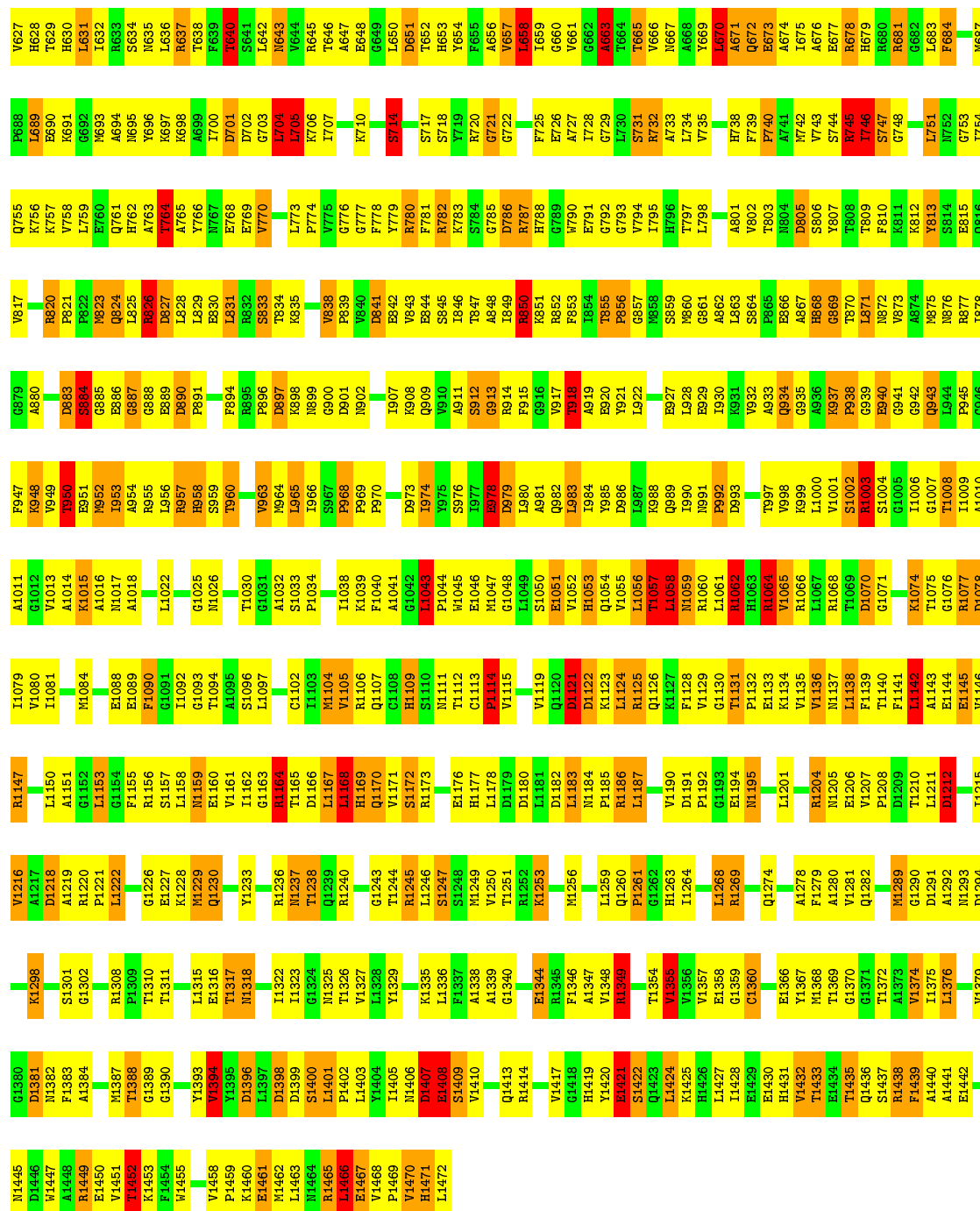
S440	D441	M442	D443	K444	A445	E446	L447	R448	R449	L450	Q451	Q452	A453	F454	L455	G456	L457	M458	E459	D460	R461	E462	L463	L464	E465	H466	P467	D471	K472	K473	E474	L475	L476	G477	S478	M479	G480	D481	D482	S483	L484	L485	V486	V487	L488	S489	D490	K491	G492	R493	G494	L495	R496	F497	F498	F499	S500	E501			
S367	E368	T369		L374	D375	E376	L377	V378	V379	L380	E381		L385	G386	F387	G388	E389	M390	E391	V393	D394	R395	E463	L463	Q396	S397	G398	K399	D402	D403	R404	E405	L406	K407	D408	H409	L410	A411	T412	L413	K414	P415	D416	R417	K418	W419	V420	Q421	M422	T423	L426	D427	E428	L429	V430	G437	E438	R500	P439		
E296		V299			A302	L303	T304	Q307	T308	T309	P310	D311	N312	H313	K314	K315	L316	I317	Y318	Y319	C320	N321	S322	E325	V326	G327	T328	H329	P330	G332	D337	G338	R339		V342	G343	G344	D346	R347	N348	L350	R351	P352	N353	R354	Y355	T359	D360	G361	T362	I363	I364	G365	G366							
A229	N231	G232	E233	I234	N235	T236	V237	K238	G239	N240	Y241	N242	N243	N244	K245	E248	R250	N251	E252	H253	P254	A255	F256	G257	T258	H259	N260	Q261	D262	L263	V266	L267	G268	V269	G270	S274	D278	T279	V280	F281	E282	V283	N284	V285	R286	R289	G290	G291	G292	G293	G294	G295									
V159		E162	Q163	N165	D166			S171	L172	S173	A174	R175	I177					M182	F183	L184	A185	E186	Q187	L188	T189	F190	Y191	Y192	P193	D194	L195	L196	D197	E198	R199		D203	Y207	H208	Q209	R210	S212	T213	T215	F216	V217	T218	W219	P220	L221	A222	Q223	P224	F225	R226	I227	L228				
E87	A88	C89	R90	C91	I92	V93	E94		L98	A99	F100	G101	Y102				Y105	G106	M107	R108	Q109	V110	P111	I112	N113	V114	D115	I116	I117	G118	E119	K120	A121	N122		R125		Q130	F135	I131	M136	K137	G138	V139	I162	D141	E142	Q143	F144	E145	L146	D147	L148	Y149	I150	I151	R152	R153	R154	E155	E156
C1	G2	V3	G4	F5	A8	I9		K12	P13		A24	L25	K26				H30	R31		V34	D35	A36	D37	G38	K39	T40	G41	D42		H47		V50	P51	Q52	K53	F54		F55	K56		V59	K60	V61		I62	G63		D68		L71		G74	Q75	V76	F77	L78	P79	R80	I81	A85	Q86



- Molecule 1: GLUTAMATE SYNTHASE [NADPH] LARGE CHAIN

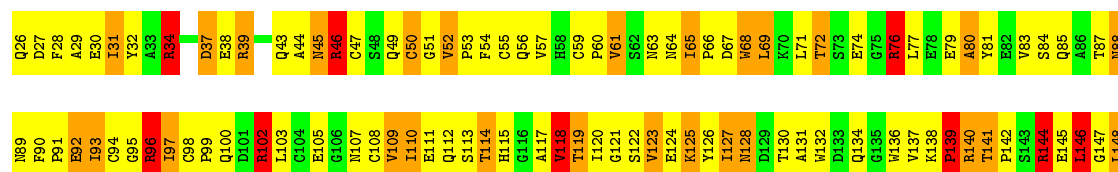
Chain E:  26 51 20 3

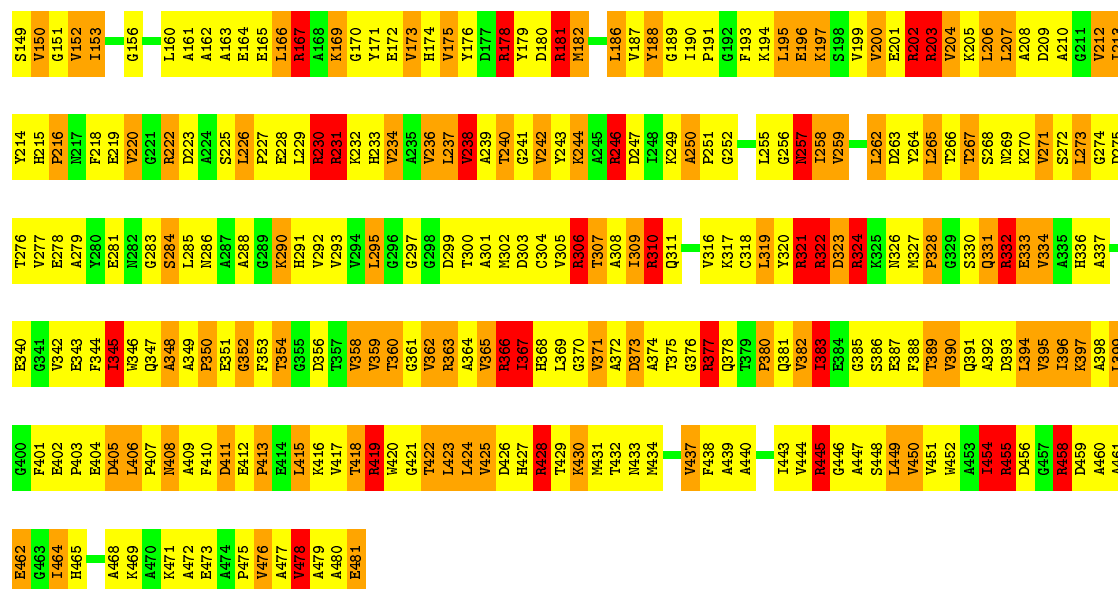
G1048	L983	A911	D841	V770	G703	S841	V575	S513	Q451	G388	E325	T258	L196	Q130	P67	G1
L1049	L984	S912	E842		L704	L842	B576	L514	Q452	E389	F326	H259	D197	Q131	D68	G2
S1050	E985	G913	E843	L773	L705	E844	G577	R515	A853	M390	K327	Q260	E199	I132	R69	G3
E1051	D986	R914	E844			V844			F454	I391	K328	Q261	R199	V133	K70	G4
H1052	L987	F915	S845	G776	I707	R845	E580	R518	G455	A392	G329	D262	F200	H135	L71	F5
H1053	K988	G916	T846	G777	I708	R846	A581	R519	G456	V393	P330	L263		H136	A72	I6
H1054	K989	V917	T847	F778	S709	A847	L582	R520	T457	D394	A381	K264	D203		V73	A7
V1055	L990	T918	E848	F779	K710	E849	R583	S521	F458	L395	A382	V266		V139	G74	A8
L1056	L991	A919	L849	R780	M711	G849	R584	L522	F459	Q396		V267	T206		Q75	I9
T1057	P992	E920	R850	F781	I712	L850	A585		D460	S397	M335	H207	Y207	S140	F76	D10
L1058	P993	R851	R851	R782	I713	L851	L586	R525	M461	G398	T336	G268	H208	D141	F77	
M1059	D993	L922	R852	K783	I714	T852	R587	L526	E462	K399	D337	V269	Q209	E142	L78	R14
R1060		R923	R853	S784	S715	H853	R588	G527	L463	L400	G338	G270	Y211	Q143	P79	R15
L1061		R924	T854	G785	I716	T854	L589	N528	L464	Y401	K339			F144	R80	S16
K999			T855	D786	S717	A856	R590	N529		R402	V342	D273	S212	L146	I81	V17
R1062		E929	T856	R787	S718	A856	Q591	G530	R466	D403			T213	E145	S82	V18
R1063	V1001	I930	R857	R788	S719	V857	E592	N531	H466	R404	M345	T279	R214	Y149	L83	E19
V1065	S1002	K931	R858	G789	R720	L858	T593	I532	M468	E405	R346	V280	F216	I150	D84	K20
R1066	R1003	V932	L859	H790	G721	G660	E594	L533	D471	L406	R347	F281	P217	I151	A85	Q21
L1067	S1004	A933	G661	E791		V661	D595	D534		K407	D348	V282	T218	H152	Q86	T22
G1068	G1005	Q934	G662		A727	G662	V597	D536	G472	D408	K348	V283	W219	R153	E87	E23
T1069	G1007	A936	A663		R728	A663	R598	D537	K473	L410	G349	V284	P220	C89	A88	A24
D1070	G1008	K937	T664		G729	T664	G599	T538	I476	A411	R351	V285	L221	I155	C90	L25
G1071		P938	T665			T665		Q539	G477	T412	P352		A222	E156	R91	K26
		G939	V666		L798	V666	T602	T540	S478	L413	K353	R223	Q223		I92	A27
		E940	M667			M667	V604	R541	Q479	K414	R354	P224	P224	Y159	R93	R50
			L670			L670	L605	L543	R491	P415	V355	P225	P225	E194	E94	R31
		V949	A671			A671	L606	L543	D481	Y416	T356	A291	R226	Y159	T95	
		R951	R876			R876	T607	L545	D482	D417	K357	P292	N227	E162	E96	V34
		E952	R877			R877	D608	L546	S483	K418	T358	M293	R228	E162	I97	D35
		M952	E873			E873	E609	E546	P484	W419	T359	V294	L229		K36	
		L953	A674			A674	A610	P548	L486	V420	D360	K295	A229	M165	R98	
		L956	R676			R676	A611	P548	Y487	Q422	L362	M296	M231	F167	Y102	D37
		R957	A677			A677	G612	L550	L488	M422	L363	L298	E232	S171	G38	K39
		H958	R678			R678	P613	T551	S489	T423	T364	L299	T234	L172	I104	T40
		S959	H679			H679	A614	T552	D490		G365	V299	N235	S173	G41	
		P960	R680			R680	R615	A853	K491	D427	G366	A302	T236	E174	W107	D42
		T961	R681			R681		E554	Y492	E428	S434	L303	V237	R175	Q109	I46
		G962	G682			G682	P619	F555	R493	L429	E367	T304	K238	S176	V110	H47
		V963	L683			L683	A620	R556	Q494	V430	T369		Q239	I177	P111	V48
		M964	F684			F684	L621	A557	L495	K431	G370	Q307	N240	Y178	I112	
		L965					L622	M558	H496	T432	K371	T308	V241	K180	I113	L49
		I966	M687			M687	G625	R559	F497	A433	F372	T309	N242	E179	V50	
		S967	P688			P688	A626	D560	F498	D442	K373	P310	W243	K181	P51	
		P968	L689			L689	G626	Y561	F499	M441	K374	D311	K244	M182	V114	
		P969	E890			E890	R500	M562	R500	D443	K375	N312	K245	F183	D52	
		P970	K691			K691	T629	G563	Q501	E438	E376	H313	A246	L184	I117	K53
			G692			G692	H630	D564	N502	S440	T377	K314	E247	A185	F54	
		D973	M693			M693	L631	T565	F503	D441	Q378	A315	E248	E186	P55	
		I974	A694			A694	L632	A566	S504	M442	F379	L316	T249	Q187	K56	
		Y975	M695			M695	R633	A567	Q505	D443	K380	I317	R250	Q187	D57	
		S976	G696			G696	S634	E568	V506	K443	E381	Q318	K251	L188	H58	
		A1041	K697			K697	N635	I569	T507	E445	K382	T319	E252	T190	N122	V59
		G1042	L698			L698	L636	D570	N508	E446	G383	C320	E253	F191	A123	K60
		T978	A699			A699	R637	A871	P509	L447	K384	C321	P254	Y192	V61	
		D979	T700			T700	T638	T572	F511	L447	G385	S322	A255	Y192	I62	
		L980	D701			D701	F639	F573	D510	R448	L386	V323	F256	D194	G63	
		Q982	D702			D702	T640	P574	D512	R450	P387	M324	G257	L195	H64	



- Molecule 2: GLUTAMATE SYNTHASE [NADPH] SMALL CHAIN

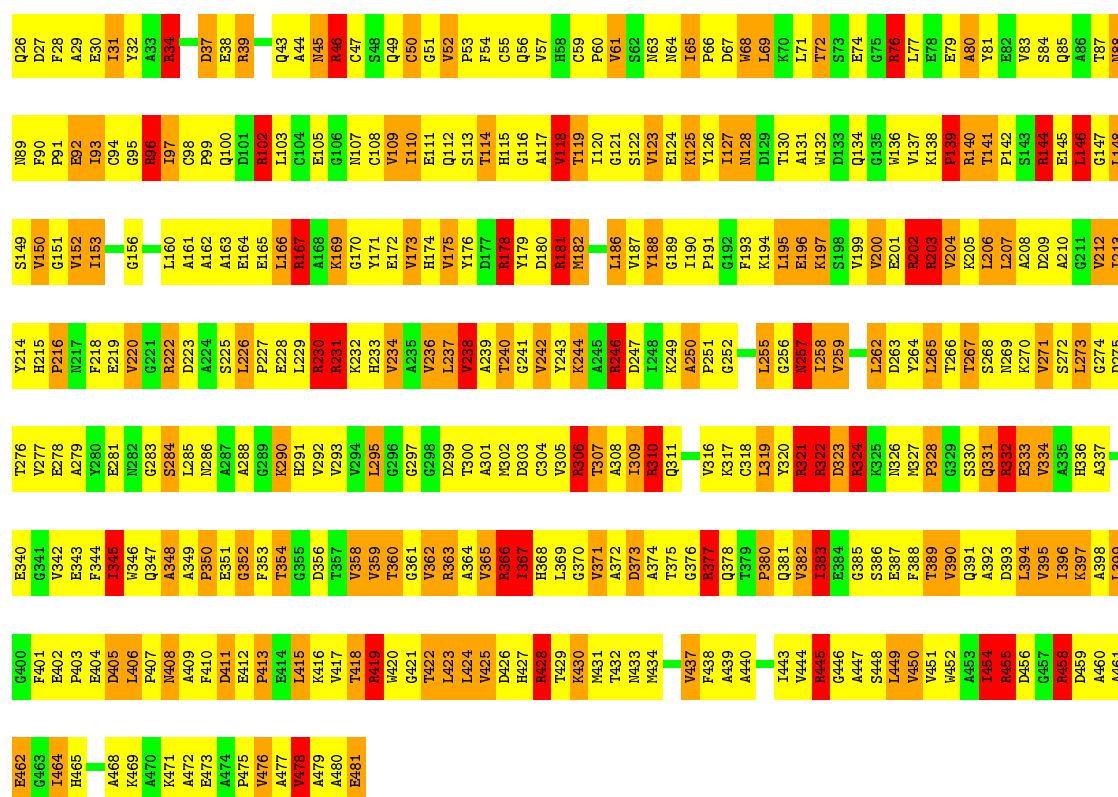
Chain G:





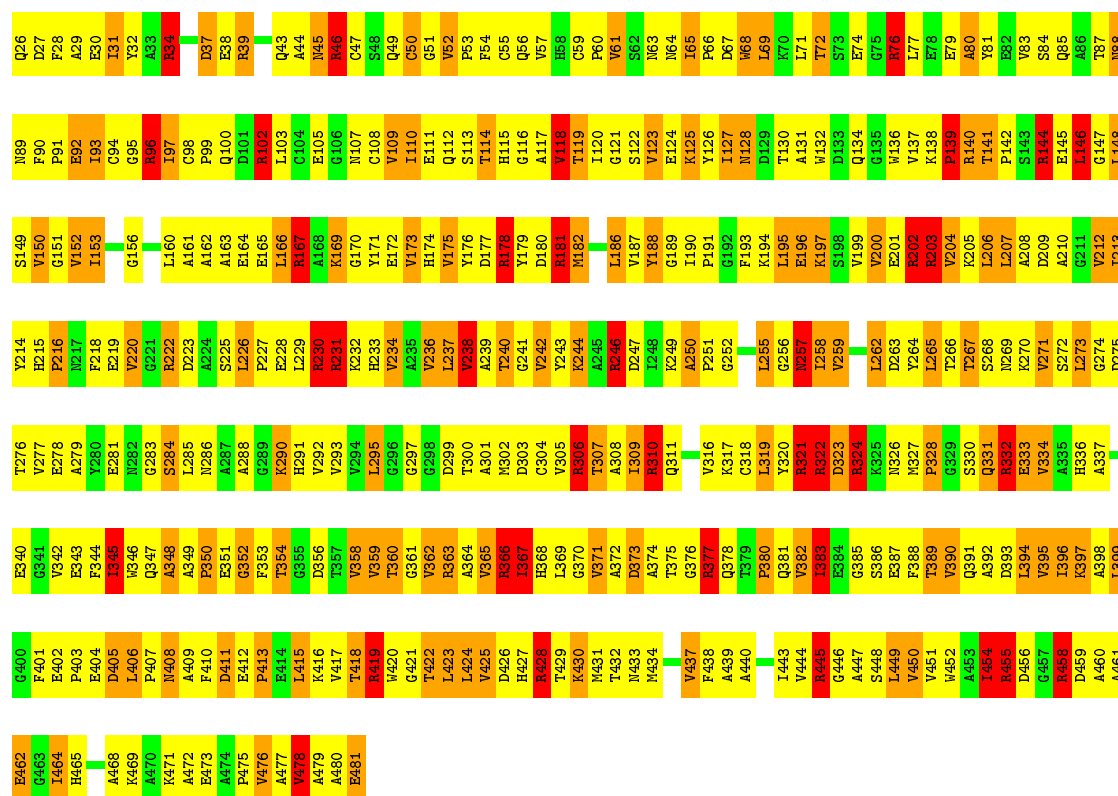
• Molecule 2: GLUTAMATE SYNTHASE [NADPH] SMALL CHAIN

Chain H: 17% 49% 25% 8%

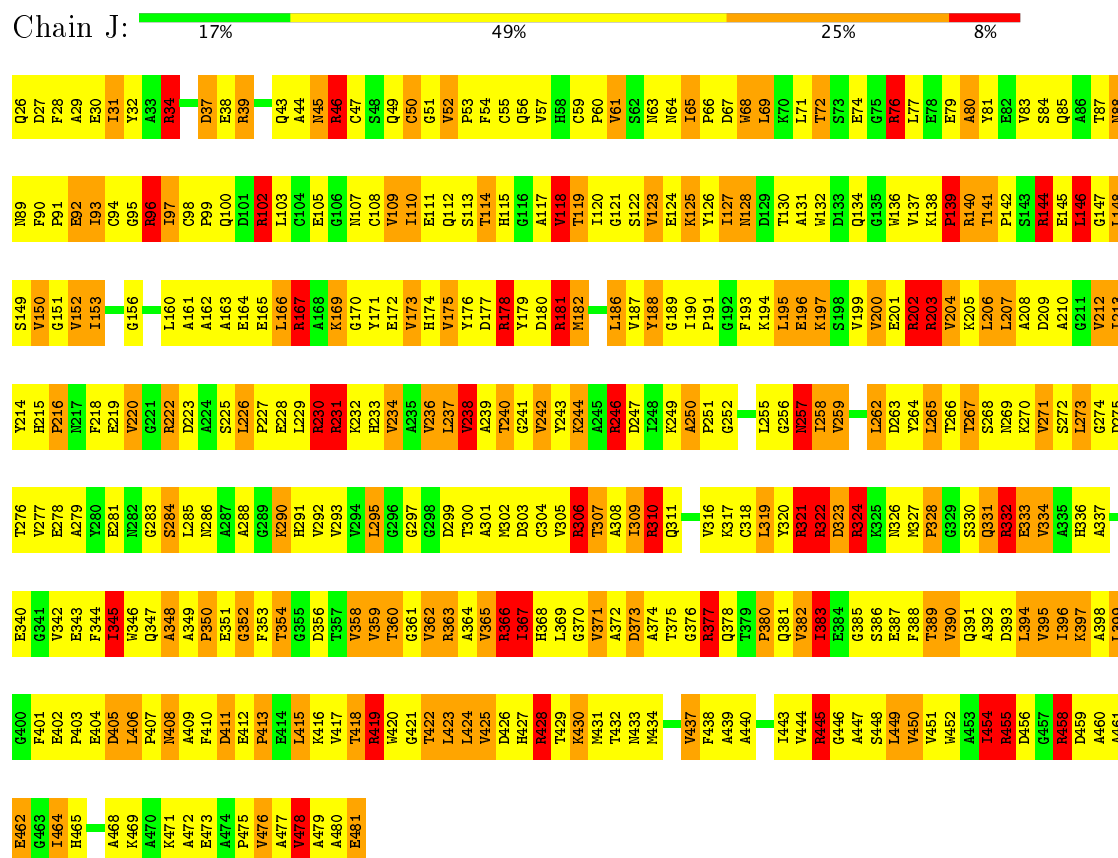


• Molecule 2: GLUTAMATE SYNTHASE [NADPH] SMALL CHAIN

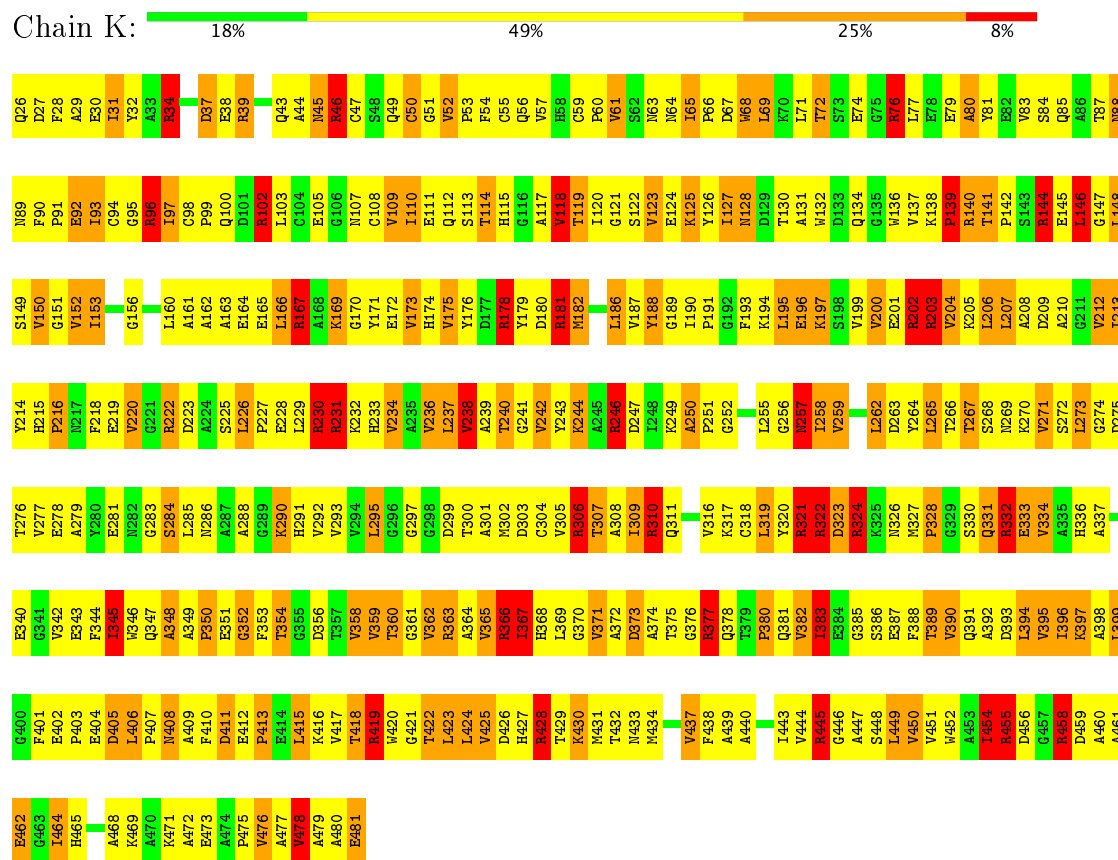
Chain I: 17% 49% 25% 8%



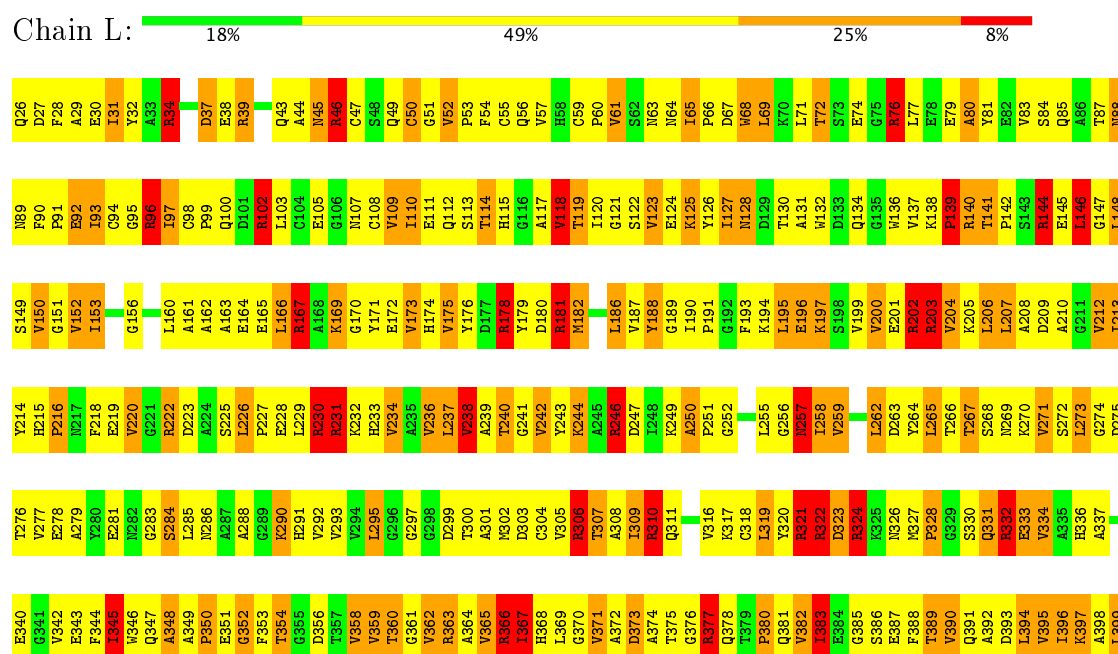
• Molecule 2: GLUTAMATE SYNTHASE [NADPH] SMALL CHAIN




- Molecule 2: GLUTAMATE SYNTHASE [NADPH] SMALL CHAIN



- Molecule 2: GLUTAMATE SYNTHASE [NADPH] SMALL CHAIN





4 Experimental information

Property	Value	Source
Reconstruction method	SINGLE PARTICLE	Depositor
Imposed symmetry	POINT, 1	Depositor
Number of particles used	12800	Depositor
Resolution determination method	Not provided	Depositor
CTF correction method	WIENER FILTERING OF VOLUMES FROM FOCAL SERIES	Depositor
Microscope	JEOL 2010UHR	Depositor
Voltage (kV)	200	Depositor
Electron dose ($e^-/\text{\AA}^2$)	10	Depositor
Minimum defocus (nm)	1700	Depositor
Maximum defocus (nm)	3200	Depositor
Magnification	50000	Depositor
Image detector	KODAK SO-163 FILM	Depositor

5 Model quality ⓘ

5.1 Standard geometry ⓘ

Bond lengths and bond angles in the following residue types are not validated in this section: SF4, FMN, F3S, OMT, AKG, FAD

The Z score for a bond length (or angle) is the number of standard deviations the observed value is removed from the expected value. A bond length (or angle) with $|Z| > 5$ is considered an outlier worth inspection. RMSZ is the root-mean-square of all Z scores of the bond lengths (or angles).

Mol	Chain	Bond lengths		Bond angles	
		RMSZ	$\# Z > 2$	RMSZ	$\# Z > 2$
1	A	1.06	7/11545 (0.1%)	1.58	200/15613 (1.3%)
1	B	1.10	7/11545 (0.1%)	1.58	192/15613 (1.2%)
1	C	1.06	8/11545 (0.1%)	1.58	201/15613 (1.3%)
1	D	1.10	7/11545 (0.1%)	1.58	191/15613 (1.2%)
1	E	1.06	7/11545 (0.1%)	1.58	200/15613 (1.3%)
1	F	1.10	7/11545 (0.1%)	1.58	194/15613 (1.2%)
2	G	1.00	0/3533	1.78	76/4793 (1.6%)
2	H	1.00	0/3533	1.78	76/4793 (1.6%)
2	I	1.00	0/3533	1.78	76/4793 (1.6%)
2	J	1.00	0/3533	1.78	76/4793 (1.6%)
2	K	1.00	0/3533	1.78	76/4793 (1.6%)
2	L	1.00	0/3533	1.78	76/4793 (1.6%)
All	All	1.07	43/90468 (0.0%)	1.63	1634/122436 (1.3%)

Chiral center outliers are detected by calculating the chiral volume of a chiral center and verifying if the center is modelled as a planar moiety or with the opposite hand. A planarity outlier is detected by checking planarity of atoms in a peptide group, atoms in a mainchain group or atoms of a sidechain that are expected to be planar.

Mol	Chain	#Chirality outliers	#Planarity outliers
1	A	1	3
1	B	0	2
1	C	1	3
1	D	0	2
1	E	1	3
1	F	0	2
2	G	0	31
2	H	0	31
2	I	0	31
2	J	0	31
2	K	0	31

Continued on next page...

Continued from previous page...

Mol	Chain	#Chirality outliers	#Planarity outliers
2	L	0	31
All	All	3	201

All (43) bond length outliers are listed below:

Mol	Chain	Res	Type	Atoms	Z	Observed(Å)	Ideal(Å)
1	C	838	VAL	CA-CB	-7.81	1.38	1.54
1	A	838	VAL	CA-CB	-7.78	1.38	1.54
1	E	838	VAL	CA-CB	-7.76	1.38	1.54
1	E	746	ILE	CA-CB	-7.49	1.37	1.54
1	A	746	ILE	CA-CB	-7.46	1.37	1.54
1	C	746	ILE	CA-CB	-7.44	1.37	1.54
1	A	848	ALA	CA-CB	-6.52	1.38	1.52
1	E	848	ALA	CA-CB	-6.52	1.38	1.52
1	C	848	ALA	CA-CB	-6.52	1.38	1.52
1	A	1065	VAL	CB-CG2	-6.17	1.39	1.52
1	E	1065	VAL	CB-CG2	-6.17	1.39	1.52
1	C	1065	VAL	CB-CG2	-6.17	1.39	1.52
1	E	3	VAL	CA-CB	-5.69	1.42	1.54
1	A	3	VAL	CA-CB	-5.68	1.42	1.54
1	C	3	VAL	CA-CB	-5.67	1.42	1.54
1	D	1216	VAL	CB-CG1	-5.53	1.41	1.52
1	B	1394	VAL	CB-CG1	-5.52	1.41	1.52
1	B	1216	VAL	CB-CG1	-5.52	1.41	1.52
1	D	1394	VAL	CB-CG1	-5.52	1.41	1.52
1	E	910	VAL	CA-CB	-5.51	1.43	1.54
1	F	1216	VAL	CB-CG1	-5.50	1.41	1.52
1	C	910	VAL	CA-CB	-5.49	1.43	1.54
1	F	1394	VAL	CB-CG1	-5.49	1.41	1.52
1	A	910	VAL	CA-CB	-5.49	1.43	1.54
1	F	1136	VAL	CA-CB	-5.21	1.43	1.54
1	F	500	ARG	C-O	-5.20	1.13	1.23
1	B	500	ARG	C-O	-5.20	1.13	1.23
1	D	500	ARG	C-O	-5.18	1.13	1.23
1	B	1136	VAL	CA-CB	-5.18	1.43	1.54
1	D	1136	VAL	CA-CB	-5.18	1.43	1.54
1	F	1051	GLU	CD-OE2	5.11	1.31	1.25
1	D	1051	GLU	CD-OE2	5.08	1.31	1.25
1	F	222	ALA	CA-CB	-5.08	1.41	1.52
1	D	222	ALA	CA-CB	-5.08	1.41	1.52
1	B	222	ALA	CA-CB	-5.06	1.41	1.52
1	B	1051	GLU	CD-OE2	5.06	1.31	1.25

Continued on next page...

Continued from previous page...

Mol	Chain	Res	Type	Atoms	Z	Observed(Å)	Ideal(Å)
1	B	862	ALA	CA-CB	-5.05	1.41	1.52
1	D	862	ALA	CA-CB	-5.05	1.41	1.52
1	F	862	ALA	CA-CB	-5.05	1.41	1.52
1	C	741	ALA	CA-CB	-5.05	1.41	1.52
1	A	741	ALA	CA-CB	-5.04	1.41	1.52
1	E	741	ALA	CA-CB	-5.04	1.41	1.52
1	C	975	TYR	CE2-CZ	-5.01	1.32	1.38

All (1634) bond angle outliers are listed below:

Mol	Chain	Res	Type	Atoms	Z	Observed(°)	Ideal(°)
2	H	45	ASN	CB-CG-OD1	-39.98	41.63	121.60
2	L	45	ASN	CB-CG-OD1	-39.98	41.63	121.60
2	G	45	ASN	CB-CG-OD1	-39.98	41.65	121.60
2	J	45	ASN	CB-CG-OD1	-39.98	41.65	121.60
2	I	45	ASN	CB-CG-OD1	-39.95	41.70	121.60
2	K	45	ASN	CB-CG-OD1	-39.95	41.70	121.60
2	H	50	CYS	CA-CB-SG	14.46	140.03	114.00
2	I	50	CYS	CA-CB-SG	14.46	140.03	114.00
2	K	50	CYS	CA-CB-SG	14.46	140.03	114.00
2	L	50	CYS	CA-CB-SG	14.46	140.03	114.00
2	G	50	CYS	CA-CB-SG	14.46	140.02	114.00
2	J	50	CYS	CA-CB-SG	14.46	140.02	114.00
1	D	1062	ARG	NE-CZ-NH1	-12.70	113.95	120.30
1	B	1062	ARG	NE-CZ-NH1	-12.67	113.96	120.30
1	F	1062	ARG	NE-CZ-NH1	-12.63	113.98	120.30
1	A	608	ASP	CB-CG-OD2	12.17	129.25	118.30
1	C	608	ASP	CB-CG-OD2	12.15	129.23	118.30
1	E	608	ASP	CB-CG-OD2	12.14	129.23	118.30
1	C	141	ASP	CB-CG-OD2	11.98	129.08	118.30
1	A	141	ASP	CB-CG-OD2	11.98	129.08	118.30
1	E	141	ASP	CB-CG-OD2	11.98	129.08	118.30
1	B	888	GLY	N-CA-C	-11.66	83.96	113.10
1	D	888	GLY	N-CA-C	-11.66	83.96	113.10
1	F	888	GLY	N-CA-C	-11.65	83.97	113.10
2	H	50	CYS	N-CA-CB	-11.57	89.77	110.60
2	L	50	CYS	N-CA-CB	-11.57	89.77	110.60
2	G	50	CYS	N-CA-CB	-11.57	89.78	110.60
2	J	50	CYS	N-CA-CB	-11.57	89.78	110.60
2	I	50	CYS	N-CA-CB	-11.56	89.79	110.60
2	K	50	CYS	N-CA-CB	-11.56	89.79	110.60
1	B	890	ASP	CB-CG-OD1	11.27	128.44	118.30

Continued on next page...

Continued from previous page...

Mol	Chain	Res	Type	Atoms	Z	Observed(°)	Ideal(°)
1	F	890	ASP	CB-CG-OD1	11.26	128.44	118.30
1	D	890	ASP	CB-CG-OD1	11.24	128.41	118.30
1	B	683	LEU	CB-CG-CD2	-11.20	91.97	111.00
1	F	683	LEU	CB-CG-CD2	-11.19	91.98	111.00
1	D	683	LEU	CB-CG-CD2	-11.17	92.01	111.00
1	F	1056	LEU	CB-CG-CD1	-10.59	93.00	111.00
1	B	1056	LEU	CB-CG-CD1	-10.57	93.03	111.00
1	E	1019	ASP	CB-CG-OD2	10.57	127.81	118.30
1	A	1019	ASP	CB-CG-OD2	10.57	127.81	118.30
1	C	1019	ASP	CB-CG-OD2	10.55	127.80	118.30
1	D	1056	LEU	CB-CG-CD1	-10.54	93.08	111.00
1	F	1466	LEU	CB-CG-CD1	-10.41	93.30	111.00
1	B	1466	LEU	CB-CG-CD1	-10.41	93.31	111.00
1	D	1466	LEU	CB-CG-CD1	-10.41	93.31	111.00
1	F	852	ARG	NE-CZ-NH2	-10.31	115.14	120.30
1	E	1003	ARG	NE-CZ-NH1	10.29	125.44	120.30
1	D	456	LEU	CB-CG-CD2	-10.28	93.53	111.00
1	B	456	LEU	CB-CG-CD2	-10.28	93.53	111.00
1	F	456	LEU	CB-CG-CD2	-10.27	93.54	111.00
1	B	852	ARG	NE-CZ-NH2	-10.23	115.19	120.30
1	C	1003	ARG	NE-CZ-NH1	10.22	125.41	120.30
1	A	1003	ARG	NE-CZ-NH1	10.18	125.39	120.30
1	D	852	ARG	NE-CZ-NH2	-10.18	115.21	120.30
1	E	805	ASP	CB-CG-OD2	10.10	127.39	118.30
1	A	805	ASP	CB-CG-OD2	10.09	127.38	118.30
1	C	805	ASP	CB-CG-OD2	10.07	127.36	118.30
1	D	460	ASP	CB-CG-OD2	9.96	127.26	118.30
1	B	460	ASP	CB-CG-OD2	9.94	127.24	118.30
1	F	460	ASP	CB-CG-OD2	9.91	127.22	118.30
2	G	118	VAL	CA-CB-CG2	-9.86	96.11	110.90
2	J	118	VAL	CA-CB-CG2	-9.86	96.11	110.90
2	H	118	VAL	CA-CB-CG2	-9.85	96.12	110.90
2	I	118	VAL	CA-CB-CG2	-9.85	96.12	110.90
2	K	118	VAL	CA-CB-CG2	-9.85	96.12	110.90
2	L	118	VAL	CA-CB-CG2	-9.85	96.12	110.90
1	F	394	ASP	CB-CG-OD2	9.84	127.15	118.30
1	B	394	ASP	CB-CG-OD2	9.82	127.14	118.30
1	D	394	ASP	CB-CG-OD2	9.79	127.12	118.30
1	A	351	ARG	NE-CZ-NH2	9.71	125.16	120.30
1	E	351	ARG	NE-CZ-NH2	9.71	125.16	120.30
1	C	479	MET	CG-SD-CE	9.69	115.70	100.20
1	C	351	ARG	NE-CZ-NH2	9.69	125.14	120.30

Continued on next page...

Continued from previous page...

Mol	Chain	Res	Type	Atoms	Z	Observed(°)	Ideal(°)
1	A	479	MET	CG-SD-CE	9.68	115.69	100.20
1	E	479	MET	CG-SD-CE	9.68	115.69	100.20
1	D	608	ASP	CB-CG-OD1	-9.65	109.61	118.30
1	B	608	ASP	CB-CG-OD1	-9.64	109.63	118.30
1	E	1003	ARG	NE-CZ-NH2	-9.63	115.49	120.30
1	F	608	ASP	CB-CG-OD1	-9.62	109.64	118.30
1	C	1064	ARG	NE-CZ-NH1	-9.60	115.50	120.30
1	B	940	GLU	N-CA-C	9.59	136.90	111.00
1	D	940	GLU	N-CA-C	9.58	136.87	111.00
1	F	940	GLU	N-CA-C	9.58	136.87	111.00
1	C	1003	ARG	NE-CZ-NH2	-9.58	115.51	120.30
1	A	1064	ARG	NE-CZ-NH1	-9.55	115.53	120.30
1	A	1062	ARG	NE-CZ-NH1	-9.55	115.53	120.30
1	E	1064	ARG	NE-CZ-NH1	-9.54	115.53	120.30
1	A	1003	ARG	NE-CZ-NH2	-9.53	115.54	120.30
1	E	1062	ARG	NE-CZ-NH1	-9.52	115.54	120.30
1	C	460	ASP	CB-CG-OD2	9.48	126.83	118.30
1	E	460	ASP	CB-CG-OD2	9.48	126.83	118.30
1	C	1062	ARG	NE-CZ-NH1	-9.48	115.56	120.30
1	A	460	ASP	CB-CG-OD2	9.46	126.81	118.30
1	B	1218	ASP	CB-CG-OD2	9.43	126.79	118.30
1	D	1218	ASP	CB-CG-OD2	9.43	126.79	118.30
1	D	915	PHE	CA-C-N	9.41	135.02	116.20
1	B	915	PHE	CA-C-N	9.40	134.99	116.20
1	F	1218	ASP	CB-CG-OD2	9.39	126.75	118.30
1	F	915	PHE	CA-C-N	9.38	134.97	116.20
1	C	584	ASP	CB-CG-OD2	9.38	126.74	118.30
1	A	584	ASP	CB-CG-OD2	9.36	126.73	118.30
1	E	584	ASP	CB-CG-OD2	9.35	126.72	118.30
1	D	608	ASP	CB-CG-OD2	9.30	126.67	118.30
1	B	608	ASP	CB-CG-OD2	9.27	126.65	118.30
1	F	608	ASP	CB-CG-OD2	9.27	126.64	118.30
1	B	584	ASP	CB-CG-OD2	9.23	126.61	118.30
1	F	584	ASP	CB-CG-OD2	9.23	126.61	118.30
1	D	584	ASP	CB-CG-OD2	9.20	126.58	118.30
1	B	1355	VAL	CB-CA-C	-9.18	93.95	111.40
1	B	938	PRO	C-N-CA	-9.18	103.03	122.30
1	D	938	PRO	C-N-CA	-9.18	103.03	122.30
1	F	1355	VAL	CB-CA-C	-9.18	93.97	111.40
1	D	1355	VAL	CB-CA-C	-9.17	93.98	111.40
1	F	938	PRO	C-N-CA	-9.17	103.05	122.30
1	A	940	GLU	N-CA-C	9.16	135.74	111.00

Continued on next page...

Continued from previous page...

Mol	Chain	Res	Type	Atoms	Z	Observed(°)	Ideal(°)
1	C	890	ASP	CB-CG-OD1	9.16	126.55	118.30
1	E	940	GLU	N-CA-C	9.16	135.73	111.00
1	C	940	GLU	N-CA-C	9.16	135.72	111.00
1	A	890	ASP	CB-CG-OD1	9.15	126.54	118.30
1	E	890	ASP	CB-CG-OD1	9.12	126.50	118.30
1	E	1355	VAL	CB-CA-C	-9.04	94.22	111.40
1	A	1355	VAL	CB-CA-C	-9.04	94.23	111.40
1	C	1355	VAL	CB-CA-C	-9.03	94.25	111.40
1	E	394	ASP	CB-CG-OD2	9.02	126.42	118.30
1	A	394	ASP	CB-CG-OD2	9.01	126.41	118.30
1	F	1164	ARG	NE-CZ-NH1	-9.01	115.80	120.30
1	C	394	ASP	CB-CG-OD2	8.99	126.39	118.30
1	B	1164	ARG	NE-CZ-NH1	-8.92	115.84	120.30
1	D	1164	ARG	NE-CZ-NH1	-8.89	115.85	120.30
1	D	228	LEU	CB-CG-CD1	-8.84	95.98	111.00
1	B	228	LEU	CB-CG-CD1	-8.82	96.00	111.00
1	F	228	LEU	CB-CG-CD1	-8.82	96.01	111.00
1	E	403	ASP	CB-CG-OD2	8.79	126.21	118.30
1	A	403	ASP	CB-CG-OD2	8.73	126.16	118.30
1	E	1062	ARG	NE-CZ-NH2	8.73	124.66	120.30
1	A	1062	ARG	NE-CZ-NH2	8.72	124.66	120.30
1	C	403	ASP	CB-CG-OD2	8.71	126.14	118.30
1	A	351	ARG	NE-CZ-NH1	-8.69	115.95	120.30
1	C	351	ARG	NE-CZ-NH1	-8.68	115.96	120.30
1	C	1062	ARG	NE-CZ-NH2	8.66	124.63	120.30
1	C	1218	ASP	CB-CG-OD2	8.64	126.08	118.30
1	E	351	ARG	NE-CZ-NH1	-8.61	115.99	120.30
1	E	1218	ASP	CB-CG-OD2	8.61	126.05	118.30
1	A	1218	ASP	CB-CG-OD2	8.60	126.04	118.30
1	B	915	PHE	CB-CG-CD2	-8.56	114.81	120.80
1	D	915	PHE	CB-CG-CD2	-8.56	114.81	120.80
1	F	915	PHE	CB-CG-CD2	-8.56	114.81	120.80
2	I	333	GLU	CB-CG-CD	-8.52	91.20	114.20
2	K	333	GLU	CB-CG-CD	-8.52	91.20	114.20
2	H	333	GLU	CB-CG-CD	-8.52	91.21	114.20
2	L	333	GLU	CB-CG-CD	-8.52	91.21	114.20
2	G	333	GLU	CB-CG-CD	-8.51	91.23	114.20
2	J	333	GLU	CB-CG-CD	-8.51	91.23	114.20
1	F	915	PHE	CB-CG-CD1	8.44	126.70	120.80
1	D	915	PHE	CB-CG-CD1	8.42	126.69	120.80
1	A	337	ASP	CB-CG-OD1	8.39	125.85	118.30
1	B	915	PHE	CB-CG-CD1	8.38	126.67	120.80

Continued on next page...

Continued from previous page...

Mol	Chain	Res	Type	Atoms	Z	Observed(°)	Ideal(°)
1	C	337	ASP	CB-CG-OD1	8.38	125.84	118.30
1	C	534	ASP	CB-CG-OD2	8.37	125.83	118.30
1	E	534	ASP	CB-CG-OD2	8.37	125.83	118.30
1	A	534	ASP	CB-CG-OD2	8.37	125.83	118.30
1	E	337	ASP	CB-CG-OD1	8.36	125.82	118.30
1	E	228	LEU	CB-CG-CD1	-8.34	96.82	111.00
1	A	228	LEU	CB-CG-CD1	-8.34	96.83	111.00
1	C	228	LEU	CB-CG-CD1	-8.34	96.83	111.00
2	H	45	ASN	CB-CG-ND2	-8.32	96.73	116.70
2	L	45	ASN	CB-CG-ND2	-8.32	96.73	116.70
1	A	1171	VAL	C-N-CA	-8.32	100.90	121.70
2	G	45	ASN	CB-CG-ND2	-8.32	96.73	116.70
2	I	45	ASN	CB-CG-ND2	-8.32	96.73	116.70
2	J	45	ASN	CB-CG-ND2	-8.32	96.73	116.70
2	K	45	ASN	CB-CG-ND2	-8.32	96.73	116.70
1	E	1171	VAL	C-N-CA	-8.32	100.91	121.70
1	C	1171	VAL	C-N-CA	-8.31	100.92	121.70
1	A	545	LEU	CA-CB-CG	-8.29	96.23	115.30
1	C	545	LEU	CA-CB-CG	-8.28	96.25	115.30
1	D	337	ASP	N-CA-C	-8.28	88.64	111.00
1	D	979	ASP	CB-CG-OD2	8.28	125.75	118.30
1	E	545	LEU	CA-CB-CG	-8.28	96.26	115.30
1	B	337	ASP	N-CA-C	-8.28	88.65	111.00
1	B	1390	GLY	N-CA-C	-8.28	92.41	113.10
1	D	1390	GLY	N-CA-C	-8.28	92.41	113.10
1	F	337	ASP	N-CA-C	-8.28	88.66	111.00
1	B	369	THR	C-N-CA	-8.27	104.93	122.30
1	F	369	THR	C-N-CA	-8.27	104.94	122.30
1	F	1390	GLY	N-CA-C	-8.27	92.43	113.10
1	D	369	THR	C-N-CA	-8.26	104.95	122.30
1	F	979	ASP	CB-CG-OD2	8.26	125.73	118.30
1	B	979	ASP	CB-CG-OD2	8.23	125.71	118.30
1	B	1349	ARG	NE-CZ-NH1	-8.22	116.19	120.30
1	F	1349	ARG	NE-CZ-NH1	-8.20	116.20	120.30
1	F	1466	LEU	CA-CB-CG	8.18	134.12	115.30
2	H	246	ARG	C-N-CA	8.18	142.16	121.70
2	L	246	ARG	C-N-CA	8.18	142.16	121.70
1	D	1466	LEU	CA-CB-CG	8.18	134.11	115.30
1	B	1466	LEU	CA-CB-CG	8.18	134.10	115.30
2	G	246	ARG	C-N-CA	8.18	142.14	121.70
2	I	246	ARG	C-N-CA	8.18	142.14	121.70
2	J	246	ARG	C-N-CA	8.18	142.14	121.70

Continued on next page...

Continued from previous page...

Mol	Chain	Res	Type	Atoms	Z	Observed(°)	Ideal(°)
2	K	246	ARG	C-N-CA	8.18	142.14	121.70
1	D	1349	ARG	NE-CZ-NH1	-8.15	116.23	120.30
1	B	182	MET	CG-SD-CE	-8.14	87.18	100.20
1	D	182	MET	CG-SD-CE	-8.12	87.20	100.20
1	F	182	MET	CG-SD-CE	-8.12	87.20	100.20
2	H	352	GLY	N-CA-C	-8.11	92.82	113.10
2	L	352	GLY	N-CA-C	-8.11	92.82	113.10
2	G	352	GLY	N-CA-C	-8.11	92.84	113.10
2	J	352	GLY	N-CA-C	-8.11	92.84	113.10
2	I	352	GLY	N-CA-C	-8.10	92.86	113.10
2	K	352	GLY	N-CA-C	-8.10	92.86	113.10
2	H	88	ASN	N-CA-CB	8.06	125.10	110.60
2	L	88	ASN	N-CA-CB	8.06	125.10	110.60
2	G	88	ASN	N-CA-CB	8.05	125.09	110.60
2	I	88	ASN	N-CA-CB	8.05	125.09	110.60
2	J	88	ASN	N-CA-CB	8.05	125.09	110.60
2	K	88	ASN	N-CA-CB	8.05	125.09	110.60
1	C	1466	LEU	CB-CG-CD1	-8.04	97.32	111.00
1	A	1466	LEU	CB-CG-CD1	-8.04	97.34	111.00
1	E	1466	LEU	CB-CG-CD1	-8.03	97.36	111.00
1	C	746	ILE	CG1-CB-CG2	7.99	128.99	111.40
1	A	746	ILE	CG1-CB-CG2	7.98	128.95	111.40
1	F	650	LEU	CB-CG-CD2	-7.97	97.45	111.00
1	F	678	ARG	NE-CZ-NH1	-7.97	116.31	120.30
1	D	650	LEU	CB-CG-CD2	-7.97	97.46	111.00
1	B	650	LEU	CB-CG-CD2	-7.96	97.47	111.00
1	E	746	ILE	CG1-CB-CG2	7.96	128.91	111.40
1	D	678	ARG	NE-CZ-NH1	-7.95	116.33	120.30
1	B	678	ARG	NE-CZ-NH1	-7.95	116.33	120.30
1	E	1466	LEU	CA-CB-CG	7.90	133.47	115.30
1	A	1466	LEU	CA-CB-CG	7.89	133.46	115.30
1	C	482	ASP	CB-CG-OD1	7.88	125.40	118.30
1	A	482	ASP	CB-CG-OD1	7.88	125.39	118.30
1	C	1466	LEU	CA-CB-CG	7.88	133.42	115.30
1	E	482	ASP	CB-CG-OD1	7.86	125.37	118.30
1	A	372	VAL	CB-CA-C	-7.81	96.57	111.40
1	A	805	ASP	CB-CG-OD1	-7.80	111.28	118.30
1	E	805	ASP	CB-CG-OD1	-7.80	111.28	118.30
1	E	372	VAL	CB-CA-C	-7.79	96.61	111.40
1	E	286	ARG	NE-CZ-NH1	-7.78	116.41	120.30
1	C	372	VAL	CB-CA-C	-7.78	96.62	111.40
1	C	805	ASP	CB-CG-OD1	-7.76	111.32	118.30

Continued on next page...

Continued from previous page...

Mol	Chain	Res	Type	Atoms	Z	Observed(°)	Ideal(°)
1	F	536	ASP	CB-CG-OD2	7.74	125.27	118.30
1	A	286	ARG	NE-CZ-NH1	-7.74	116.43	120.30
1	D	536	ASP	CB-CG-OD2	7.72	125.25	118.30
1	B	536	ASP	CB-CG-OD2	7.71	125.24	118.30
1	A	965	LEU	CB-CG-CD2	-7.70	97.90	111.00
1	C	965	LEU	CB-CG-CD2	-7.70	97.91	111.00
1	E	965	LEU	CB-CG-CD2	-7.70	97.91	111.00
1	B	705	LEU	CB-CG-CD2	-7.66	97.98	111.00
1	C	286	ARG	NE-CZ-NH1	-7.66	116.47	120.30
1	F	705	LEU	CB-CG-CD2	-7.66	97.98	111.00
1	D	705	LEU	CB-CG-CD2	-7.65	98.00	111.00
1	F	805	ASP	CB-CG-OD2	7.63	125.17	118.30
1	B	805	ASP	CB-CG-OD2	7.62	125.16	118.30
1	F	560	ASP	CB-CG-OD1	7.62	125.16	118.30
1	B	560	ASP	CB-CG-OD1	7.61	125.15	118.30
1	F	826	ARG	NE-CZ-NH1	-7.60	116.50	120.30
1	D	560	ASP	CB-CG-OD1	7.60	125.14	118.30
1	B	689	LEU	CB-CG-CD1	-7.60	98.09	111.00
1	F	689	LEU	CB-CG-CD1	-7.59	98.09	111.00
1	D	805	ASP	CB-CG-OD2	7.59	125.13	118.30
1	D	826	ARG	NE-CZ-NH1	-7.58	116.51	120.30
1	D	689	LEU	CB-CG-CD1	-7.58	98.12	111.00
1	F	360	ASP	CB-CG-OD2	7.57	125.12	118.30
1	B	826	ARG	NE-CZ-NH1	-7.57	116.52	120.30
1	B	360	ASP	CB-CG-OD2	7.56	125.11	118.30
1	D	360	ASP	CB-CG-OD2	7.56	125.11	118.30
1	A	1376	LEU	CA-CB-CG	-7.55	97.93	115.30
1	C	1376	LEU	CA-CB-CG	-7.55	97.94	115.30
1	E	1173	ARG	NE-CZ-NH2	-7.55	116.53	120.30
1	E	1376	LEU	CA-CB-CG	-7.55	97.94	115.30
2	H	216	PRO	N-CA-C	7.54	131.72	112.10
2	L	216	PRO	N-CA-C	7.54	131.72	112.10
1	C	360	ASP	CB-CG-OD2	7.54	125.09	118.30
1	E	360	ASP	CB-CG-OD2	7.54	125.09	118.30
2	G	216	PRO	N-CA-C	7.54	131.70	112.10
2	J	216	PRO	N-CA-C	7.54	131.70	112.10
1	A	360	ASP	CB-CG-OD2	7.54	125.08	118.30
2	I	216	PRO	N-CA-C	7.53	131.67	112.10
2	K	216	PRO	N-CA-C	7.53	131.67	112.10
1	A	1173	ARG	NE-CZ-NH2	-7.53	116.54	120.30
1	F	993	ASP	CB-CG-OD2	7.52	125.07	118.30
1	D	993	ASP	CB-CG-OD2	7.51	125.06	118.30

Continued on next page...

Continued from previous page...

Mol	Chain	Res	Type	Atoms	Z	Observed(°)	Ideal(°)
1	A	993	ASP	CB-CG-OD2	7.50	125.05	118.30
1	E	993	ASP	CB-CG-OD2	7.50	125.05	118.30
1	C	993	ASP	CB-CG-OD2	7.49	125.04	118.30
1	B	993	ASP	CB-CG-OD2	7.49	125.04	118.30
2	I	50	CYS	CB-CA-C	7.48	125.36	110.40
2	K	50	CYS	CB-CA-C	7.48	125.36	110.40
1	D	175	ARG	NE-CZ-NH1	-7.48	116.56	120.30
1	A	608	ASP	CB-CG-OD1	-7.47	111.57	118.30
1	C	1173	ARG	NE-CZ-NH2	-7.47	116.56	120.30
1	D	689	LEU	CA-CB-CG	-7.47	98.11	115.30
1	E	608	ASP	CB-CG-OD1	-7.47	111.58	118.30
1	F	689	LEU	CA-CB-CG	-7.47	98.13	115.30
1	F	175	ARG	NE-CZ-NH1	-7.46	116.57	120.30
1	B	689	LEU	CA-CB-CG	-7.46	98.14	115.30
1	D	91	CYS	CA-CB-SG	-7.46	100.57	114.00
2	G	50	CYS	CB-CA-C	7.46	125.31	110.40
2	J	50	CYS	CB-CA-C	7.46	125.31	110.40
1	B	91	CYS	CA-CB-SG	-7.46	100.58	114.00
1	F	91	CYS	CA-CB-SG	-7.46	100.58	114.00
2	H	50	CYS	CB-CA-C	7.45	125.29	110.40
2	L	50	CYS	CB-CA-C	7.45	125.29	110.40
1	B	175	ARG	NE-CZ-NH1	-7.44	116.58	120.30
1	D	746	ILE	CG1-CB-CG2	7.43	127.74	111.40
1	C	608	ASP	CB-CG-OD1	-7.42	111.62	118.30
1	F	746	ILE	CG1-CB-CG2	7.42	127.73	111.40
1	B	746	ILE	CG1-CB-CG2	7.42	127.72	111.40
1	C	1147	ARG	NE-CZ-NH1	-7.40	116.60	120.30
1	F	915	PHE	C-N-CA	-7.40	106.76	122.30
1	B	915	PHE	C-N-CA	-7.40	106.76	122.30
1	A	1147	ARG	NE-CZ-NH1	-7.39	116.61	120.30
1	D	915	PHE	C-N-CA	-7.39	106.78	122.30
1	A	354	ARG	NE-CZ-NH1	-7.38	116.61	120.30
1	E	354	ARG	NE-CZ-NH1	-7.38	116.61	120.30
1	E	1147	ARG	NE-CZ-NH1	-7.37	116.61	120.30
1	E	1390	GLY	N-CA-C	-7.37	94.67	113.10
1	E	490	ASP	N-CA-CB	-7.37	97.33	110.60
1	D	228	LEU	CB-CA-C	-7.37	96.20	110.20
1	C	354	ARG	NE-CZ-NH1	-7.37	116.62	120.30
1	F	228	LEU	CB-CA-C	-7.37	96.20	110.20
1	A	490	ASP	N-CA-CB	-7.36	97.36	110.60
1	B	228	LEU	CB-CA-C	-7.36	96.23	110.20
1	A	1390	GLY	N-CA-C	-7.35	94.72	113.10

Continued on next page...

Continued from previous page...

Mol	Chain	Res	Type	Atoms	Z	Observed(°)	Ideal(°)
1	C	584	ASP	CB-CG-OD1	-7.35	111.68	118.30
1	C	1390	GLY	N-CA-C	-7.35	94.73	113.10
1	C	490	ASP	N-CA-CB	-7.34	97.38	110.60
1	A	584	ASP	CB-CG-OD1	-7.34	111.70	118.30
2	H	310	ARG	NH1-CZ-NH2	-7.33	111.34	119.40
2	L	310	ARG	NH1-CZ-NH2	-7.33	111.34	119.40
1	E	584	ASP	CB-CG-OD1	-7.32	111.72	118.30
2	G	310	ARG	NH1-CZ-NH2	-7.30	111.37	119.40
2	J	310	ARG	NH1-CZ-NH2	-7.30	111.37	119.40
2	I	310	ARG	NH1-CZ-NH2	-7.29	111.38	119.40
2	K	310	ARG	NH1-CZ-NH2	-7.29	111.38	119.40
1	B	1168	LEU	CA-CB-CG	7.27	132.02	115.30
1	D	1168	LEU	CA-CB-CG	7.27	132.01	115.30
1	F	1168	LEU	CA-CB-CG	7.27	132.01	115.30
2	I	203	ARG	NH1-CZ-NH2	-7.25	111.42	119.40
2	K	203	ARG	NH1-CZ-NH2	-7.25	111.42	119.40
2	H	203	ARG	NH1-CZ-NH2	-7.25	111.42	119.40
2	L	203	ARG	NH1-CZ-NH2	-7.25	111.42	119.40
1	A	915	PHE	C-N-CA	-7.24	107.09	122.30
1	C	915	PHE	C-N-CA	-7.24	107.09	122.30
1	E	915	PHE	C-N-CA	-7.24	107.09	122.30
2	G	203	ARG	NH1-CZ-NH2	-7.23	111.45	119.40
2	J	203	ARG	NH1-CZ-NH2	-7.23	111.45	119.40
2	I	45	ASN	OD1-CG-ND2	7.18	138.42	121.90
2	K	45	ASN	OD1-CG-ND2	7.18	138.42	121.90
2	G	45	ASN	OD1-CG-ND2	7.16	138.38	121.90
2	J	45	ASN	OD1-CG-ND2	7.16	138.38	121.90
2	H	45	ASN	OD1-CG-ND2	7.15	138.35	121.90
2	L	45	ASN	OD1-CG-ND2	7.15	138.35	121.90
1	B	263	LEU	CA-CB-CG	-7.14	98.87	115.30
2	H	181	ARG	NH1-CZ-NH2	-7.14	111.54	119.40
2	L	181	ARG	NH1-CZ-NH2	-7.14	111.54	119.40
1	A	835	LYS	CD-CE-NZ	7.14	128.12	111.70
1	F	263	LEU	CA-CB-CG	-7.14	98.88	115.30
1	F	1153	LEU	CA-CB-CG	-7.14	98.88	115.30
1	D	263	LEU	CA-CB-CG	-7.14	98.89	115.30
1	D	1153	LEU	CA-CB-CG	-7.14	98.89	115.30
1	C	835	LYS	CD-CE-NZ	7.13	128.11	111.70
1	E	835	LYS	CD-CE-NZ	7.13	128.10	111.70
2	G	181	ARG	NH1-CZ-NH2	-7.13	111.56	119.40
2	J	181	ARG	NH1-CZ-NH2	-7.13	111.56	119.40
2	I	181	ARG	NH1-CZ-NH2	-7.13	111.56	119.40

Continued on next page...

Continued from previous page...

Mol	Chain	Res	Type	Atoms	Z	Observed(°)	Ideal(°)
2	K	181	ARG	NH1-CZ-NH2	-7.13	111.56	119.40
1	B	1153	LEU	CA-CB-CG	-7.12	98.91	115.30
1	E	595	ASP	CB-CG-OD2	7.11	124.69	118.30
1	E	490	ASP	CB-CG-OD1	-7.10	111.91	118.30
1	A	263	LEU	CA-CB-CG	-7.10	98.97	115.30
1	B	339	ARG	NE-CZ-NH1	-7.10	116.75	120.30
1	C	263	LEU	CA-CB-CG	-7.09	98.98	115.30
1	A	595	ASP	CB-CG-OD2	7.09	124.68	118.30
1	E	263	LEU	CA-CB-CG	-7.09	98.99	115.30
1	A	490	ASP	CB-CG-OD1	-7.09	111.92	118.30
1	C	490	ASP	CB-CG-OD1	-7.08	111.92	118.30
1	F	368	GLU	CA-CB-CG	7.08	128.99	113.40
1	C	595	ASP	CB-CG-OD2	7.08	124.67	118.30
2	I	332	ARG	NH1-CZ-NH2	-7.08	111.61	119.40
2	K	332	ARG	NH1-CZ-NH2	-7.08	111.61	119.40
2	G	202	ARG	NH1-CZ-NH2	-7.08	111.61	119.40
2	I	202	ARG	NH1-CZ-NH2	-7.08	111.61	119.40
2	J	202	ARG	NH1-CZ-NH2	-7.08	111.61	119.40
2	K	202	ARG	NH1-CZ-NH2	-7.08	111.61	119.40
1	B	368	GLU	CA-CB-CG	7.08	128.97	113.40
1	F	826	ARG	NE-CZ-NH2	7.08	123.84	120.30
2	G	332	ARG	NH1-CZ-NH2	-7.08	111.62	119.40
2	J	332	ARG	NH1-CZ-NH2	-7.08	111.62	119.40
1	E	519	VAL	CB-CA-C	-7.07	97.96	111.40
1	B	1003	ARG	NE-CZ-NH2	-7.07	116.76	120.30
1	A	519	VAL	CB-CA-C	-7.07	97.97	111.40
1	D	339	ARG	NE-CZ-NH1	-7.07	116.76	120.30
1	C	519	VAL	CB-CA-C	-7.07	97.97	111.40
1	D	368	GLU	CA-CB-CG	7.07	128.95	113.40
1	F	339	ARG	NE-CZ-NH1	-7.06	116.77	120.30
2	I	167	ARG	NH1-CZ-NH2	-7.06	111.63	119.40
2	K	167	ARG	NH1-CZ-NH2	-7.06	111.63	119.40
1	D	500	ARG	NE-CZ-NH2	-7.06	116.77	120.30
1	E	1068	ARG	NE-CZ-NH1	-7.06	116.77	120.30
2	H	202	ARG	NH1-CZ-NH2	-7.06	111.63	119.40
2	L	202	ARG	NH1-CZ-NH2	-7.06	111.63	119.40
1	B	835	LYS	CD-CE-NZ	7.06	127.93	111.70
1	D	835	LYS	CD-CE-NZ	7.06	127.93	111.70
1	F	835	LYS	CD-CE-NZ	7.06	127.93	111.70
1	D	826	ARG	NE-CZ-NH2	7.05	123.83	120.30
1	C	1068	ARG	NE-CZ-NH1	-7.05	116.77	120.30
1	B	826	ARG	NE-CZ-NH2	7.05	123.83	120.30

Continued on next page...

Continued from previous page...

Mol	Chain	Res	Type	Atoms	Z	Observed(°)	Ideal(°)
2	H	332	ARG	NH1-CZ-NH2	-7.05	111.65	119.40
2	L	332	ARG	NH1-CZ-NH2	-7.05	111.65	119.40
1	A	1252	ARG	NE-CZ-NH1	-7.04	116.78	120.30
1	B	850	ARG	NE-CZ-NH2	-7.04	116.78	120.30
1	E	1252	ARG	NE-CZ-NH1	-7.03	116.79	120.30
1	C	1252	ARG	NE-CZ-NH1	-7.02	116.79	120.30
1	D	1003	ARG	NE-CZ-NH2	-7.01	116.80	120.30
2	G	167	ARG	NH1-CZ-NH2	-7.01	111.69	119.40
2	J	167	ARG	NH1-CZ-NH2	-7.01	111.69	119.40
1	A	1068	ARG	NE-CZ-NH1	-7.01	116.80	120.30
1	F	963	VAL	CB-CA-C	-7.00	98.09	111.40
2	H	167	ARG	NH1-CZ-NH2	-7.00	111.70	119.40
2	L	167	ARG	NH1-CZ-NH2	-7.00	111.70	119.40
1	D	368	GLU	N-CA-CB	7.00	123.20	110.60
1	D	963	VAL	CB-CA-C	-7.00	98.11	111.40
1	E	613	PRO	N-CD-CG	-7.00	92.71	103.20
1	B	913	GLY	N-CA-C	-6.99	95.62	113.10
1	B	963	VAL	CB-CA-C	-6.99	98.11	111.40
1	F	913	GLY	N-CA-C	-6.99	95.61	113.10
1	B	500	ARG	NE-CZ-NH2	-6.99	116.80	120.30
1	D	850	ARG	NE-CZ-NH2	-6.99	116.80	120.30
1	D	913	GLY	N-CA-C	-6.99	95.63	113.10
1	C	613	PRO	N-CD-CG	-6.98	92.72	103.20
1	A	613	PRO	N-CD-CG	-6.98	92.73	103.20
1	F	500	ARG	NE-CZ-NH2	-6.98	116.81	120.30
1	F	1003	ARG	NE-CZ-NH2	-6.98	116.81	120.30
1	F	850	ARG	NE-CZ-NH2	-6.98	116.81	120.30
1	B	368	GLU	N-CA-CB	6.97	123.15	110.60
1	F	368	GLU	N-CA-CB	6.97	123.14	110.60
2	I	127	ILE	CG1-CB-CG2	6.97	126.73	111.40
2	K	127	ILE	CG1-CB-CG2	6.97	126.73	111.40
2	G	127	ILE	CG1-CB-CG2	6.96	126.71	111.40
2	H	127	ILE	CG1-CB-CG2	6.96	126.71	111.40
2	J	127	ILE	CG1-CB-CG2	6.96	126.71	111.40
2	L	127	ILE	CG1-CB-CG2	6.96	126.71	111.40
1	A	564	ASP	CB-CG-OD2	6.94	124.55	118.30
1	C	1056	LEU	CB-CG-CD1	-6.94	99.20	111.00
1	E	1056	LEU	CB-CG-CD1	-6.94	99.20	111.00
1	C	564	ASP	CB-CG-OD2	6.94	124.54	118.30
1	E	564	ASP	CB-CG-OD2	6.94	124.54	118.30
1	A	1056	LEU	CB-CG-CD1	-6.93	99.21	111.00
1	D	337	ASP	C-N-CA	-6.93	107.74	122.30

Continued on next page...

Continued from previous page...

Mol	Chain	Res	Type	Atoms	Z	Observed(°)	Ideal(°)
2	I	324	ARG	NH1-CZ-NH2	-6.92	111.78	119.40
2	K	324	ARG	NH1-CZ-NH2	-6.92	111.78	119.40
1	B	337	ASP	C-N-CA	-6.92	107.77	122.30
2	H	324	ARG	NH1-CZ-NH2	-6.92	111.79	119.40
2	L	324	ARG	NH1-CZ-NH2	-6.92	111.79	119.40
2	G	324	ARG	NH1-CZ-NH2	-6.92	111.79	119.40
2	J	324	ARG	NH1-CZ-NH2	-6.92	111.79	119.40
2	I	178	ARG	NH1-CZ-NH2	-6.91	111.80	119.40
2	K	178	ARG	NH1-CZ-NH2	-6.91	111.80	119.40
1	B	1153	LEU	CB-CG-CD2	-6.91	99.25	111.00
1	D	1153	LEU	CB-CG-CD2	-6.91	99.25	111.00
1	F	1153	LEU	CB-CG-CD2	-6.91	99.25	111.00
2	I	46	ARG	NH1-CZ-NH2	-6.91	111.80	119.40
2	K	46	ARG	NH1-CZ-NH2	-6.91	111.80	119.40
2	G	46	ARG	NH1-CZ-NH2	-6.91	111.81	119.40
2	J	46	ARG	NH1-CZ-NH2	-6.91	111.81	119.40
1	C	837	PRO	N-CD-CG	-6.90	92.85	103.20
2	H	46	ARG	NH1-CZ-NH2	-6.90	111.81	119.40
2	H	178	ARG	NH1-CZ-NH2	-6.90	111.81	119.40
2	L	46	ARG	NH1-CZ-NH2	-6.90	111.81	119.40
2	L	178	ARG	NH1-CZ-NH2	-6.90	111.81	119.40
1	E	837	PRO	N-CD-CG	-6.90	92.85	103.20
1	F	337	ASP	C-N-CA	-6.90	107.82	122.30
2	H	153	ILE	CG1-CB-CG2	6.90	126.57	111.40
2	L	153	ILE	CG1-CB-CG2	6.90	126.57	111.40
1	A	837	PRO	N-CD-CG	-6.90	92.86	103.20
2	G	153	ILE	CG1-CB-CG2	6.89	126.56	111.40
2	J	153	ILE	CG1-CB-CG2	6.89	126.56	111.40
1	A	346	ASP	CB-CG-OD1	6.88	124.49	118.30
2	I	146	LEU	C-N-CA	-6.88	107.85	122.30
2	K	146	LEU	C-N-CA	-6.88	107.85	122.30
1	E	346	ASP	CB-CG-OD1	6.88	124.49	118.30
2	G	178	ARG	NH1-CZ-NH2	-6.88	111.83	119.40
2	I	153	ILE	CG1-CB-CG2	6.88	126.53	111.40
2	J	178	ARG	NH1-CZ-NH2	-6.88	111.83	119.40
2	K	153	ILE	CG1-CB-CG2	6.88	126.53	111.40
1	C	346	ASP	CB-CG-OD1	6.87	124.48	118.30
2	G	146	LEU	C-N-CA	-6.87	107.87	122.30
2	J	146	LEU	C-N-CA	-6.87	107.87	122.30
1	D	683	LEU	CA-CB-CG	-6.87	99.50	115.30
2	H	76	ARG	NH1-CZ-NH2	-6.87	111.84	119.40
2	H	146	LEU	C-N-CA	-6.87	107.88	122.30

Continued on next page...

Continued from previous page...

Mol	Chain	Res	Type	Atoms	Z	Observed(°)	Ideal(°)
2	L	76	ARG	NH1-CZ-NH2	-6.87	111.84	119.40
2	L	146	LEU	C-N-CA	-6.87	107.88	122.30
1	B	683	LEU	CA-CB-CG	-6.87	99.51	115.30
1	F	683	LEU	CA-CB-CG	-6.87	99.51	115.30
2	H	428	ARG	NH1-CZ-NH2	-6.86	111.85	119.40
2	L	428	ARG	NH1-CZ-NH2	-6.86	111.85	119.40
1	F	481	ASP	CB-CG-OD2	6.86	124.47	118.30
2	G	34	ARG	NH1-CZ-NH2	-6.85	111.86	119.40
2	I	428	ARG	NH1-CZ-NH2	-6.85	111.86	119.40
2	J	34	ARG	NH1-CZ-NH2	-6.85	111.86	119.40
2	K	428	ARG	NH1-CZ-NH2	-6.85	111.86	119.40
2	H	34	ARG	NH1-CZ-NH2	-6.85	111.87	119.40
2	H	458	ARG	NH1-CZ-NH2	-6.85	111.87	119.40
2	I	76	ARG	NH1-CZ-NH2	-6.85	111.87	119.40
2	K	76	ARG	NH1-CZ-NH2	-6.85	111.87	119.40
2	L	34	ARG	NH1-CZ-NH2	-6.85	111.87	119.40
2	L	458	ARG	NH1-CZ-NH2	-6.85	111.87	119.40
2	G	76	ARG	NH1-CZ-NH2	-6.85	111.87	119.40
2	J	76	ARG	NH1-CZ-NH2	-6.85	111.87	119.40
2	I	34	ARG	NH1-CZ-NH2	-6.84	111.87	119.40
2	K	34	ARG	NH1-CZ-NH2	-6.84	111.87	119.40
2	G	322	ARG	NH1-CZ-NH2	-6.84	111.87	119.40
2	I	322	ARG	NH1-CZ-NH2	-6.84	111.87	119.40
2	J	322	ARG	NH1-CZ-NH2	-6.84	111.87	119.40
2	K	322	ARG	NH1-CZ-NH2	-6.84	111.87	119.40
2	G	458	ARG	NH1-CZ-NH2	-6.84	111.88	119.40
2	J	458	ARG	NH1-CZ-NH2	-6.84	111.88	119.40
2	G	428	ARG	NH1-CZ-NH2	-6.84	111.88	119.40
2	H	96	ARG	NH1-CZ-NH2	-6.84	111.88	119.40
2	J	428	ARG	NH1-CZ-NH2	-6.84	111.88	119.40
2	L	96	ARG	NH1-CZ-NH2	-6.84	111.88	119.40
1	F	1062	ARG	NE-CZ-NH2	6.84	123.72	120.30
2	I	445	ARG	NH1-CZ-NH2	-6.84	111.88	119.40
2	I	455	ARG	NH1-CZ-NH2	-6.84	111.88	119.40
2	K	445	ARG	NH1-CZ-NH2	-6.84	111.88	119.40
2	K	455	ARG	NH1-CZ-NH2	-6.84	111.88	119.40
1	D	481	ASP	CB-CG-OD2	6.83	124.45	118.30
2	G	96	ARG	NH1-CZ-NH2	-6.83	111.88	119.40
2	H	455	ARG	NH1-CZ-NH2	-6.83	111.88	119.40
2	J	96	ARG	NH1-CZ-NH2	-6.83	111.88	119.40
2	L	455	ARG	NH1-CZ-NH2	-6.83	111.88	119.40
2	G	445	ARG	NH1-CZ-NH2	-6.83	111.88	119.40

Continued on next page...

Continued from previous page...

Mol	Chain	Res	Type	Atoms	Z	Observed(°)	Ideal(°)
2	J	445	ARG	NH1-CZ-NH2	-6.83	111.88	119.40
2	G	144	ARG	NH1-CZ-NH2	-6.83	111.89	119.40
2	J	144	ARG	NH1-CZ-NH2	-6.83	111.89	119.40
1	C	228	LEU	CB-CA-C	-6.82	97.24	110.20
1	E	228	LEU	CB-CA-C	-6.82	97.24	110.20
2	I	96	ARG	NH1-CZ-NH2	-6.82	111.89	119.40
2	K	96	ARG	NH1-CZ-NH2	-6.82	111.89	119.40
2	G	455	ARG	NH1-CZ-NH2	-6.82	111.90	119.40
2	H	322	ARG	NH1-CZ-NH2	-6.82	111.90	119.40
2	J	455	ARG	NH1-CZ-NH2	-6.82	111.90	119.40
2	L	322	ARG	NH1-CZ-NH2	-6.82	111.90	119.40
1	B	831	LEU	CA-CB-CG	6.82	130.99	115.30
1	B	1062	ARG	NE-CZ-NH2	6.82	123.71	120.30
2	H	144	ARG	NH1-CZ-NH2	-6.82	111.90	119.40
2	L	144	ARG	NH1-CZ-NH2	-6.82	111.90	119.40
1	B	481	ASP	CB-CG-OD2	6.82	124.44	118.30
2	H	377	ARG	NH1-CZ-NH2	-6.82	111.90	119.40
2	L	377	ARG	NH1-CZ-NH2	-6.82	111.90	119.40
2	I	144	ARG	NH1-CZ-NH2	-6.82	111.90	119.40
2	I	366	ARG	NH1-CZ-NH2	-6.82	111.90	119.40
2	K	144	ARG	NH1-CZ-NH2	-6.82	111.90	119.40
2	K	366	ARG	NH1-CZ-NH2	-6.82	111.90	119.40
1	F	831	LEU	CA-CB-CG	6.81	130.97	115.30
1	A	228	LEU	CB-CA-C	-6.81	97.26	110.20
1	D	1062	ARG	NE-CZ-NH2	6.81	123.70	120.30
1	D	831	LEU	CA-CB-CG	6.81	130.96	115.30
2	G	377	ARG	NH1-CZ-NH2	-6.81	111.91	119.40
2	H	231	ARG	NH1-CZ-NH2	-6.81	111.91	119.40
2	J	377	ARG	NH1-CZ-NH2	-6.81	111.91	119.40
2	L	231	ARG	NH1-CZ-NH2	-6.81	111.91	119.40
2	I	377	ARG	NH1-CZ-NH2	-6.80	111.92	119.40
2	K	377	ARG	NH1-CZ-NH2	-6.80	111.92	119.40
2	G	231	ARG	NH1-CZ-NH2	-6.80	111.92	119.40
2	G	366	ARG	NH1-CZ-NH2	-6.80	111.92	119.40
2	J	231	ARG	NH1-CZ-NH2	-6.80	111.92	119.40
2	J	366	ARG	NH1-CZ-NH2	-6.80	111.92	119.40
1	E	536	ASP	CB-CG-OD2	6.79	124.41	118.30
2	I	458	ARG	NH1-CZ-NH2	-6.79	111.93	119.40
2	K	458	ARG	NH1-CZ-NH2	-6.79	111.93	119.40
1	D	1269	ARG	NE-CZ-NH2	-6.79	116.91	120.30
2	H	445	ARG	NH1-CZ-NH2	-6.79	111.93	119.40
2	I	39	ARG	NH1-CZ-NH2	-6.79	111.93	119.40

Continued on next page...

Continued from previous page...

Mol	Chain	Res	Type	Atoms	Z	Observed(°)	Ideal(°)
2	K	39	ARG	NH1-CZ-NH2	-6.79	111.93	119.40
2	L	445	ARG	NH1-CZ-NH2	-6.79	111.93	119.40
2	G	306	ARG	NH1-CZ-NH2	-6.79	111.94	119.40
2	I	230	ARG	NH1-CZ-NH2	-6.79	111.94	119.40
2	J	306	ARG	NH1-CZ-NH2	-6.79	111.94	119.40
2	K	230	ARG	NH1-CZ-NH2	-6.79	111.94	119.40
1	B	1269	ARG	NE-CZ-NH2	-6.78	116.91	120.30
2	H	419	ARG	NH1-CZ-NH2	-6.78	111.94	119.40
2	L	419	ARG	NH1-CZ-NH2	-6.78	111.94	119.40
2	H	246	ARG	NH1-CZ-NH2	-6.78	111.94	119.40
2	L	246	ARG	NH1-CZ-NH2	-6.78	111.94	119.40
1	F	1269	ARG	NE-CZ-NH2	-6.78	116.91	120.30
2	G	39	ARG	NH1-CZ-NH2	-6.78	111.94	119.40
2	G	419	ARG	NH1-CZ-NH2	-6.78	111.94	119.40
2	J	39	ARG	NH1-CZ-NH2	-6.78	111.94	119.40
2	J	419	ARG	NH1-CZ-NH2	-6.78	111.94	119.40
1	A	536	ASP	CB-CG-OD2	6.78	124.40	118.30
2	G	246	ARG	NH1-CZ-NH2	-6.78	111.94	119.40
2	H	366	ARG	NH1-CZ-NH2	-6.78	111.94	119.40
2	J	246	ARG	NH1-CZ-NH2	-6.78	111.94	119.40
2	L	366	ARG	NH1-CZ-NH2	-6.78	111.94	119.40
1	C	536	ASP	CB-CG-OD2	6.77	124.39	118.30
2	G	321	ARG	NH1-CZ-NH2	-6.77	111.95	119.40
2	I	231	ARG	NH1-CZ-NH2	-6.77	111.95	119.40
2	I	321	ARG	NH1-CZ-NH2	-6.77	111.95	119.40
2	J	321	ARG	NH1-CZ-NH2	-6.77	111.95	119.40
2	K	231	ARG	NH1-CZ-NH2	-6.77	111.95	119.40
2	K	321	ARG	NH1-CZ-NH2	-6.77	111.95	119.40
1	E	505	GLN	C-N-CA	-6.77	104.78	121.70
2	H	321	ARG	NH1-CZ-NH2	-6.77	111.96	119.40
2	L	321	ARG	NH1-CZ-NH2	-6.77	111.96	119.40
1	B	915	PHE	CA-C-O	-6.77	105.89	120.10
2	I	246	ARG	NH1-CZ-NH2	-6.77	111.96	119.40
2	K	246	ARG	NH1-CZ-NH2	-6.77	111.96	119.40
1	A	505	GLN	C-N-CA	-6.76	104.79	121.70
1	B	607	THR	N-CA-C	6.76	129.26	111.00
2	H	39	ARG	NH1-CZ-NH2	-6.76	111.96	119.40
2	H	306	ARG	NH1-CZ-NH2	-6.76	111.96	119.40
2	I	419	ARG	NH1-CZ-NH2	-6.76	111.96	119.40
2	K	419	ARG	NH1-CZ-NH2	-6.76	111.96	119.40
2	L	39	ARG	NH1-CZ-NH2	-6.76	111.96	119.40
2	L	306	ARG	NH1-CZ-NH2	-6.76	111.96	119.40

Continued on next page...

Continued from previous page...

Mol	Chain	Res	Type	Atoms	Z	Observed(°)	Ideal(°)
1	D	607	THR	N-CA-C	6.76	129.26	111.00
1	D	915	PHE	CA-C-O	-6.76	105.90	120.10
1	F	607	THR	N-CA-C	6.76	129.26	111.00
1	F	1121	ASP	CB-CG-OD2	6.76	124.39	118.30
1	C	505	GLN	C-N-CA	-6.76	104.80	121.70
2	H	230	ARG	NH1-CZ-NH2	-6.76	111.96	119.40
2	I	306	ARG	NH1-CZ-NH2	-6.76	111.96	119.40
2	K	306	ARG	NH1-CZ-NH2	-6.76	111.96	119.40
2	L	230	ARG	NH1-CZ-NH2	-6.76	111.96	119.40
2	G	230	ARG	NH1-CZ-NH2	-6.76	111.97	119.40
2	H	363	ARG	NH1-CZ-NH2	-6.76	111.97	119.40
2	J	230	ARG	NH1-CZ-NH2	-6.76	111.97	119.40
2	L	363	ARG	NH1-CZ-NH2	-6.76	111.97	119.40
1	C	963	VAL	CB-CA-C	-6.75	98.57	111.40
1	F	915	PHE	CA-C-O	-6.75	105.93	120.10
2	I	140	ARG	NH1-CZ-NH2	-6.75	111.98	119.40
2	K	140	ARG	NH1-CZ-NH2	-6.75	111.98	119.40
1	B	1121	ASP	CB-CG-OD2	6.75	124.37	118.30
2	I	363	ARG	NH1-CZ-NH2	-6.74	111.98	119.40
2	K	363	ARG	NH1-CZ-NH2	-6.74	111.98	119.40
1	E	963	VAL	CB-CA-C	-6.74	98.59	111.40
2	G	363	ARG	NH1-CZ-NH2	-6.74	111.98	119.40
2	J	363	ARG	NH1-CZ-NH2	-6.74	111.98	119.40
1	A	963	VAL	CB-CA-C	-6.74	98.59	111.40
2	H	140	ARG	NH1-CZ-NH2	-6.74	111.99	119.40
2	L	140	ARG	NH1-CZ-NH2	-6.74	111.99	119.40
2	G	140	ARG	NH1-CZ-NH2	-6.73	111.99	119.40
2	J	140	ARG	NH1-CZ-NH2	-6.73	111.99	119.40
1	D	1121	ASP	CB-CG-OD2	6.73	124.35	118.30
2	I	258	ILE	CG1-CB-CG2	6.72	126.19	111.40
2	K	258	ILE	CG1-CB-CG2	6.72	126.19	111.40
1	C	681	ARG	N-CA-C	-6.72	92.86	111.00
1	A	681	ARG	N-CA-C	-6.72	92.87	111.00
2	G	258	ILE	CG1-CB-CG2	6.71	126.17	111.40
2	J	258	ILE	CG1-CB-CG2	6.71	126.17	111.40
1	E	681	ARG	N-CA-C	-6.71	92.88	111.00
1	B	184	LEU	CB-CG-CD1	6.70	122.39	111.00
1	C	590	ARG	NE-CZ-NH1	-6.70	116.95	120.30
2	H	258	ILE	CG1-CB-CG2	6.70	126.13	111.40
2	L	258	ILE	CG1-CB-CG2	6.70	126.13	111.40
2	I	222	ARG	NH1-CZ-NH2	-6.70	112.03	119.40
2	K	222	ARG	NH1-CZ-NH2	-6.70	112.03	119.40

Continued on next page...

Continued from previous page...

Mol	Chain	Res	Type	Atoms	Z	Observed(°)	Ideal(°)
1	D	184	LEU	CB-CG-CD1	6.69	122.37	111.00
1	F	184	LEU	CB-CG-CD1	6.68	122.36	111.00
2	G	222	ARG	NH1-CZ-NH2	-6.67	112.06	119.40
2	J	222	ARG	NH1-CZ-NH2	-6.67	112.06	119.40
2	I	333	GLU	N-CA-CB	6.67	122.61	110.60
2	K	333	GLU	N-CA-CB	6.67	122.61	110.60
1	B	897	ASP	CB-CG-OD2	6.67	124.30	118.30
2	H	333	GLU	N-CA-CB	6.67	122.61	110.60
2	L	333	GLU	N-CA-CB	6.67	122.61	110.60
2	G	333	GLU	N-CA-CB	6.67	122.60	110.60
2	J	333	GLU	N-CA-CB	6.67	122.60	110.60
1	E	590	ARG	NE-CZ-NH1	-6.66	116.97	120.30
2	H	222	ARG	NH1-CZ-NH2	-6.66	112.07	119.40
2	L	222	ARG	NH1-CZ-NH2	-6.66	112.07	119.40
2	H	247	ASP	N-CA-C	6.66	128.98	111.00
2	L	247	ASP	N-CA-C	6.66	128.98	111.00
1	A	590	ARG	NE-CZ-NH1	-6.66	116.97	120.30
2	G	247	ASP	N-CA-C	6.66	128.97	111.00
2	H	102	ARG	NH1-CZ-NH2	-6.66	112.08	119.40
2	I	247	ASP	N-CA-C	6.66	128.97	111.00
2	J	247	ASP	N-CA-C	6.66	128.97	111.00
2	K	247	ASP	N-CA-C	6.66	128.97	111.00
2	L	102	ARG	NH1-CZ-NH2	-6.66	112.08	119.40
1	D	897	ASP	CB-CG-OD2	6.65	124.28	118.30
1	F	897	ASP	CB-CG-OD2	6.64	124.28	118.30
2	G	102	ARG	NH1-CZ-NH2	-6.64	112.10	119.40
2	J	102	ARG	NH1-CZ-NH2	-6.64	112.10	119.40
2	I	102	ARG	NH1-CZ-NH2	-6.61	112.13	119.40
2	K	102	ARG	NH1-CZ-NH2	-6.61	112.13	119.40
1	B	704	LEU	N-CA-CB	-6.59	97.21	110.40
1	D	704	LEU	N-CA-CB	-6.59	97.23	110.40
1	F	704	LEU	N-CA-CB	-6.57	97.25	110.40
1	D	704	LEU	CB-CG-CD1	6.56	122.15	111.00
1	B	637	ARG	NE-CZ-NH1	-6.55	117.02	120.30
2	G	383	ILE	CG1-CB-CG2	6.55	125.82	111.40
2	J	383	ILE	CG1-CB-CG2	6.55	125.82	111.40
1	B	704	LEU	CB-CG-CD1	6.55	122.14	111.00
1	F	637	ARG	NE-CZ-NH1	-6.55	117.03	120.30
2	H	383	ILE	CG1-CB-CG2	6.55	125.81	111.40
2	I	383	ILE	CG1-CB-CG2	6.55	125.81	111.40
2	K	383	ILE	CG1-CB-CG2	6.55	125.81	111.40
2	L	383	ILE	CG1-CB-CG2	6.55	125.81	111.40

Continued on next page...

Continued from previous page...

Mol	Chain	Res	Type	Atoms	Z	Observed(°)	Ideal(°)
1	B	726	GLU	N-CA-C	-6.55	93.32	111.00
1	D	726	GLU	N-CA-C	-6.55	93.33	111.00
1	D	637	ARG	NE-CZ-NH1	-6.54	117.03	120.30
1	F	704	LEU	CB-CG-CD1	6.54	122.12	111.00
1	F	726	GLU	N-CA-C	-6.54	93.35	111.00
1	D	42	ASP	CB-CG-OD2	6.53	124.18	118.30
1	E	337	ASP	N-CA-C	-6.53	93.38	111.00
1	B	42	ASP	CB-CG-OD2	6.52	124.17	118.30
1	A	337	ASP	N-CA-C	-6.51	93.41	111.00
1	C	481	ASP	CB-CG-OD2	6.51	124.16	118.30
1	D	570	ASP	CB-CG-OD1	6.51	124.16	118.30
1	D	883	ASP	CB-CG-OD1	6.51	124.16	118.30
1	A	481	ASP	CB-CG-OD2	6.50	124.16	118.30
1	F	570	ASP	CB-CG-OD1	6.50	124.15	118.30
1	C	337	ASP	N-CA-C	-6.50	93.45	111.00
1	C	803	THR	CA-CB-CG2	-6.50	103.30	112.40
2	I	238	VAL	C-N-CA	6.50	137.95	121.70
2	K	238	VAL	C-N-CA	6.50	137.95	121.70
1	B	570	ASP	CB-CG-OD1	6.50	124.15	118.30
1	B	883	ASP	CB-CG-OD1	6.50	124.15	118.30
1	F	42	ASP	CB-CG-OD2	6.49	124.14	118.30
1	F	196	LEU	CA-CB-CG	-6.49	100.38	115.30
1	F	595	ASP	CB-CG-OD2	6.49	124.14	118.30
1	A	803	THR	CA-CB-CG2	-6.49	103.32	112.40
2	G	238	VAL	C-N-CA	6.49	137.91	121.70
2	J	238	VAL	C-N-CA	6.49	137.91	121.70
1	D	196	LEU	CA-CB-CG	-6.48	100.39	115.30
1	C	887	GLY	N-CA-C	6.48	129.31	113.10
1	D	595	ASP	CB-CG-OD2	6.48	124.13	118.30
1	E	803	THR	CA-CB-CG2	-6.48	103.33	112.40
1	B	196	LEU	CA-CB-CG	-6.48	100.41	115.30
1	E	481	ASP	CB-CG-OD2	6.48	124.13	118.30
1	A	938	PRO	C-N-CA	-6.47	108.70	122.30
1	F	529	LEU	CA-CB-CG	-6.47	100.41	115.30
2	H	238	VAL	C-N-CA	6.47	137.88	121.70
2	L	238	VAL	C-N-CA	6.47	137.88	121.70
1	A	887	GLY	N-CA-C	6.47	129.28	113.10
1	E	887	GLY	N-CA-C	6.47	129.28	113.10
1	E	938	PRO	C-N-CA	-6.47	108.71	122.30
1	F	883	ASP	CB-CG-OD1	6.47	124.12	118.30
1	B	529	LEU	CA-CB-CG	-6.47	100.43	115.30
1	D	346	ASP	CB-CG-OD2	6.47	124.12	118.30

Continued on next page...

Continued from previous page...

Mol	Chain	Res	Type	Atoms	Z	Observed(°)	Ideal(°)
1	B	595	ASP	CB-CG-OD2	6.46	124.12	118.30
1	F	346	ASP	CB-CG-OD2	6.46	124.12	118.30
1	A	850	ARG	NE-CZ-NH2	-6.46	117.07	120.30
1	B	346	ASP	CB-CG-OD2	6.46	124.12	118.30
1	D	529	LEU	CA-CB-CG	-6.46	100.44	115.30
2	G	92	GLU	CB-CA-C	-6.46	97.48	110.40
2	H	213	ILE	CG1-CB-CG2	6.46	125.62	111.40
2	J	92	GLU	CB-CA-C	-6.46	97.48	110.40
2	L	213	ILE	CG1-CB-CG2	6.46	125.62	111.40
1	C	938	PRO	C-N-CA	-6.46	108.74	122.30
2	H	92	GLU	CB-CA-C	-6.46	97.49	110.40
2	L	92	GLU	CB-CA-C	-6.46	97.49	110.40
2	G	213	ILE	CG1-CB-CG2	6.45	125.60	111.40
2	I	92	GLU	CB-CA-C	-6.45	97.49	110.40
2	I	367	ILE	CG1-CB-CG2	6.45	125.60	111.40
2	J	213	ILE	CG1-CB-CG2	6.45	125.60	111.40
2	K	92	GLU	CB-CA-C	-6.45	97.49	110.40
2	K	367	ILE	CG1-CB-CG2	6.45	125.60	111.40
2	G	367	ILE	CG1-CB-CG2	6.45	125.59	111.40
2	J	367	ILE	CG1-CB-CG2	6.45	125.59	111.40
2	I	213	ILE	CG1-CB-CG2	6.45	125.58	111.40
2	K	213	ILE	CG1-CB-CG2	6.45	125.58	111.40
1	C	850	ARG	NE-CZ-NH2	-6.44	117.08	120.30
2	H	367	ILE	CG1-CB-CG2	6.44	125.56	111.40
2	L	367	ILE	CG1-CB-CG2	6.44	125.56	111.40
1	E	850	ARG	NE-CZ-NH2	-6.43	117.08	120.30
1	D	141	ASP	CB-CG-OD2	6.41	124.07	118.30
1	F	141	ASP	CB-CG-OD2	6.41	124.07	118.30
1	B	141	ASP	CB-CG-OD2	6.40	124.06	118.30
1	D	590	ARG	NE-CZ-NH1	-6.40	117.10	120.30
1	F	1125	ARG	NE-CZ-NH1	-6.38	117.11	120.30
1	A	715	VAL	CB-CA-C	-6.37	99.30	111.40
1	C	715	VAL	CB-CA-C	-6.37	99.30	111.40
1	E	1078	ASP	CB-CG-OD2	6.36	124.03	118.30
1	B	1125	ARG	NE-CZ-NH1	-6.36	117.12	120.30
1	E	715	VAL	CB-CA-C	-6.36	99.31	111.40
1	C	1078	ASP	CB-CG-OD2	6.36	124.02	118.30
1	E	978	GLU	CA-CB-CG	-6.36	99.41	113.40
1	A	1078	ASP	CB-CG-OD2	6.35	124.02	118.30
1	D	1125	ARG	NE-CZ-NH1	-6.35	117.12	120.30
1	A	978	GLU	CA-CB-CG	-6.35	99.44	113.40
1	E	1376	LEU	CB-CG-CD1	6.34	121.79	111.00

Continued on next page...

Continued from previous page...

Mol	Chain	Res	Type	Atoms	Z	Observed(°)	Ideal(°)
1	B	1058	LEU	CB-CG-CD2	-6.34	100.22	111.00
1	C	978	GLU	CA-CB-CG	-6.34	99.45	113.40
1	A	1376	LEU	CB-CG-CD1	6.34	121.78	111.00
1	C	1376	LEU	CB-CG-CD1	6.33	121.76	111.00
1	F	1058	LEU	CB-CG-CD2	-6.33	100.24	111.00
1	B	1138	LEU	CB-CG-CD1	-6.33	100.24	111.00
1	D	1138	LEU	CB-CG-CD1	-6.32	100.25	111.00
1	F	1138	LEU	CB-CG-CD1	-6.32	100.25	111.00
1	B	590	ARG	NE-CZ-NH1	-6.32	117.14	120.30
1	D	1058	LEU	CB-CG-CD2	-6.32	100.26	111.00
2	H	257	ASN	CB-CG-OD1	-6.31	108.98	121.60
2	L	257	ASN	CB-CG-OD1	-6.31	108.98	121.60
1	A	964	MET	CB-CA-C	-6.30	97.79	110.40
1	E	964	MET	CB-CA-C	-6.30	97.79	110.40
1	F	590	ARG	NE-CZ-NH1	-6.30	117.15	120.30
1	A	3	VAL	CB-CA-C	-6.30	99.42	111.40
1	C	3	VAL	CB-CA-C	-6.30	99.42	111.40
1	C	964	MET	CB-CA-C	-6.30	97.80	110.40
2	G	257	ASN	CB-CG-OD1	-6.29	109.01	121.60
2	J	257	ASN	CB-CG-OD1	-6.29	109.01	121.60
1	E	3	VAL	CB-CA-C	-6.29	99.45	111.40
2	I	257	ASN	CB-CG-OD1	-6.28	109.04	121.60
2	K	257	ASN	CB-CG-OD1	-6.28	109.04	121.60
1	F	214	ASN	CB-CA-C	-6.26	97.89	110.40
1	B	214	ASN	CB-CA-C	-6.25	97.89	110.40
1	D	214	ASN	CB-CA-C	-6.25	97.89	110.40
1	A	520	MET	CB-CG-SD	-6.25	93.66	112.40
1	E	520	MET	CB-CG-SD	-6.24	93.68	112.40
1	C	520	MET	CB-CG-SD	-6.24	93.69	112.40
1	C	106	GLY	N-CA-C	6.24	128.69	113.10
1	A	106	GLY	N-CA-C	6.24	128.69	113.10
1	A	110	VAL	CA-CB-CG1	-6.24	101.55	110.90
1	E	106	GLY	N-CA-C	6.24	128.69	113.10
1	F	1222	LEU	CB-CG-CD1	-6.23	100.41	111.00
1	C	110	VAL	CA-CB-CG1	-6.23	101.55	110.90
1	E	110	VAL	CA-CB-CG1	-6.23	101.56	110.90
1	D	1222	LEU	CB-CG-CD1	-6.22	100.42	111.00
2	I	309	ILE	CG1-CB-CG2	6.22	125.08	111.40
2	K	309	ILE	CG1-CB-CG2	6.22	125.08	111.40
1	B	1222	LEU	CB-CG-CD1	-6.22	100.43	111.00
1	E	443	ASP	CB-CG-OD2	6.22	123.90	118.30
1	B	732	ARG	NE-CZ-NH2	-6.22	117.19	120.30

Continued on next page...

Continued from previous page...

Mol	Chain	Res	Type	Atoms	Z	Observed(°)	Ideal(°)
1	C	91	CYS	CA-CB-SG	-6.21	102.82	114.00
1	C	443	ASP	CB-CG-OD2	6.21	123.89	118.30
1	A	91	CYS	CA-CB-SG	-6.21	102.83	114.00
1	A	443	ASP	CB-CG-OD2	6.21	123.89	118.30
1	D	125	ARG	NE-CZ-NH2	-6.21	117.20	120.30
2	G	309	ILE	CG1-CB-CG2	6.21	125.06	111.40
2	H	309	ILE	CG1-CB-CG2	6.21	125.06	111.40
2	J	309	ILE	CG1-CB-CG2	6.21	125.06	111.40
2	L	309	ILE	CG1-CB-CG2	6.21	125.06	111.40
1	D	182	MET	CB-CA-C	-6.20	98.00	110.40
1	F	732	ARG	NE-CZ-NH2	-6.20	117.20	120.30
1	B	182	MET	CB-CA-C	-6.20	98.00	110.40
1	F	182	MET	CB-CA-C	-6.20	98.00	110.40
2	H	345	ILE	N-CA-C	-6.20	94.26	111.00
2	L	345	ILE	N-CA-C	-6.20	94.26	111.00
2	I	345	ILE	N-CA-C	-6.20	94.27	111.00
2	K	345	ILE	N-CA-C	-6.20	94.27	111.00
1	B	1053	HIS	CB-CA-C	-6.19	98.01	110.40
1	E	91	CYS	CA-CB-SG	-6.19	102.85	114.00
1	E	289	ARG	NE-CZ-NH1	-6.19	117.20	120.30
1	F	1053	HIS	CB-CA-C	-6.19	98.02	110.40
1	D	732	ARG	NE-CZ-NH2	-6.19	117.21	120.30
2	G	345	ILE	N-CA-C	-6.19	94.30	111.00
2	J	345	ILE	N-CA-C	-6.19	94.30	111.00
1	D	1053	HIS	CB-CA-C	-6.19	98.03	110.40
2	G	93	ILE	CG1-CB-CG2	6.17	124.99	111.40
2	H	93	ILE	CG1-CB-CG2	6.17	124.99	111.40
2	J	93	ILE	CG1-CB-CG2	6.17	124.99	111.40
2	L	93	ILE	CG1-CB-CG2	6.17	124.99	111.40
2	I	93	ILE	CG1-CB-CG2	6.17	124.97	111.40
2	K	93	ILE	CG1-CB-CG2	6.17	124.97	111.40
1	A	289	ARG	NE-CZ-NH1	-6.16	117.22	120.30
1	A	915	PHE	N-CA-C	6.16	127.63	111.00
1	E	915	PHE	N-CA-C	6.15	127.62	111.00
1	B	125	ARG	NE-CZ-NH2	-6.14	117.23	120.30
1	C	915	PHE	N-CA-C	6.14	127.59	111.00
1	C	289	ARG	NE-CZ-NH1	-6.14	117.23	120.30
1	D	50	VAL	CB-CA-C	-6.13	99.75	111.40
1	B	50	VAL	CB-CA-C	-6.13	99.75	111.40
1	E	1070	ASP	CB-CG-OD2	6.12	123.81	118.30
1	F	90	ARG	NE-CZ-NH1	-6.12	117.24	120.30
2	G	345	ILE	CG1-CB-CG2	6.12	124.86	111.40

Continued on next page...

Continued from previous page...

Mol	Chain	Res	Type	Atoms	Z	Observed(°)	Ideal(°)
2	J	345	ILE	CG1-CB-CG2	6.12	124.86	111.40
1	C	1074	LYS	CB-CA-C	-6.12	98.16	110.40
2	I	345	ILE	CG1-CB-CG2	6.12	124.86	111.40
2	K	345	ILE	CG1-CB-CG2	6.12	124.86	111.40
1	F	50	VAL	CB-CA-C	-6.12	99.78	111.40
2	H	345	ILE	CG1-CB-CG2	6.12	124.85	111.40
2	L	345	ILE	CG1-CB-CG2	6.12	124.85	111.40
1	D	986	ASP	CB-CG-OD2	6.11	123.80	118.30
1	F	986	ASP	CB-CG-OD2	6.11	123.80	118.30
1	B	90	ARG	NE-CZ-NH1	-6.10	117.25	120.30
1	A	1074	LYS	CB-CA-C	-6.09	98.21	110.40
1	B	986	ASP	CB-CG-OD2	6.09	123.78	118.30
1	F	519	VAL	CB-CA-C	-6.09	99.83	111.40
1	D	519	VAL	CB-CA-C	-6.09	99.83	111.40
1	D	890	ASP	CB-CG-OD2	-6.09	112.82	118.30
1	B	519	VAL	CB-CA-C	-6.08	99.84	111.40
1	A	1070	ASP	CB-CG-OD2	6.08	123.77	118.30
1	D	850	ARG	NE-CZ-NH1	6.08	123.34	120.30
1	F	890	ASP	CB-CG-OD2	-6.08	112.83	118.30
1	E	1074	LYS	CB-CA-C	-6.08	98.25	110.40
1	C	141	ASP	CB-CG-OD1	-6.07	112.83	118.30
1	C	1070	ASP	CB-CG-OD2	6.07	123.76	118.30
1	E	141	ASP	CB-CG-OD1	-6.07	112.84	118.30
1	B	203	ASP	CB-CG-OD2	6.07	123.76	118.30
1	B	250	ARG	CB-CA-C	-6.07	98.27	110.40
1	A	141	ASP	CB-CG-OD1	-6.06	112.84	118.30
1	B	890	ASP	CB-CG-OD2	-6.06	112.85	118.30
1	F	250	ARG	CB-CA-C	-6.06	98.28	110.40
1	B	732	ARG	CG-CD-NE	-6.05	99.09	111.80
1	D	250	ARG	CB-CA-C	-6.05	98.30	110.40
1	E	1180	ASP	CB-CG-OD2	6.05	123.75	118.30
2	I	110	ILE	CG1-CB-CG2	6.05	124.71	111.40
2	K	110	ILE	CG1-CB-CG2	6.05	124.71	111.40
1	A	286	ARG	NE-CZ-NH2	6.05	123.32	120.30
1	D	732	ARG	CG-CD-NE	-6.05	99.10	111.80
1	D	296	MET	CA-CB-CG	-6.05	103.02	113.30
1	F	732	ARG	CG-CD-NE	-6.05	99.10	111.80
2	H	110	ILE	CG1-CB-CG2	6.05	124.70	111.40
2	L	110	ILE	CG1-CB-CG2	6.05	124.70	111.40
1	B	850	ARG	NE-CZ-NH1	6.04	123.32	120.30
1	F	125	ARG	NE-CZ-NH2	-6.04	117.28	120.30
1	C	560	ASP	CB-CG-OD1	6.04	123.74	118.30

Continued on next page...

Continued from previous page...

Mol	Chain	Res	Type	Atoms	Z	Observed(°)	Ideal(°)
1	D	684	PHE	N-CA-C	-6.04	94.70	111.00
2	G	110	ILE	CG1-CB-CG2	6.04	124.68	111.40
2	J	110	ILE	CG1-CB-CG2	6.04	124.68	111.40
1	C	1180	ASP	CB-CG-OD2	6.04	123.73	118.30
1	B	684	PHE	N-CA-C	-6.03	94.71	111.00
1	D	203	ASP	CB-CG-OD2	6.03	123.73	118.30
1	F	684	PHE	N-CA-C	-6.03	94.72	111.00
1	B	296	MET	CA-CB-CG	-6.03	103.05	113.30
1	F	3	VAL	CB-CA-C	-6.03	99.95	111.40
1	F	203	ASP	CB-CG-OD2	6.03	123.72	118.30
1	F	296	MET	CA-CB-CG	-6.03	103.05	113.30
1	D	978	GLU	CA-CB-CG	-6.03	100.14	113.40
1	D	965	LEU	CB-CG-CD2	-6.02	100.76	111.00
1	F	965	LEU	CB-CG-CD2	-6.02	100.76	111.00
1	A	560	ASP	CB-CG-OD1	6.02	123.72	118.30
1	B	887	GLY	N-CA-C	6.02	128.15	113.10
1	D	1013	VAL	CG1-CB-CG2	-6.02	101.26	110.90
1	E	286	ARG	NE-CZ-NH2	6.02	123.31	120.30
1	E	560	ASP	CB-CG-OD1	6.02	123.72	118.30
1	F	978	GLU	CA-CB-CG	-6.02	100.15	113.40
1	B	965	LEU	CB-CG-CD2	-6.02	100.77	111.00
1	B	978	GLU	CA-CB-CG	-6.02	100.16	113.40
1	E	196	LEU	CB-CG-CD1	-6.02	100.77	111.00
1	A	1180	ASP	CB-CG-OD2	6.02	123.72	118.30
1	C	196	LEU	CB-CG-CD1	-6.01	100.78	111.00
1	D	887	GLY	N-CA-C	6.01	128.14	113.10
1	F	887	GLY	N-CA-C	6.01	128.14	113.10
1	D	3	VAL	CB-CA-C	-6.01	99.98	111.40
1	B	1013	VAL	CG1-CB-CG2	-6.01	101.28	110.90
1	E	1068	ARG	NE-CZ-NH2	6.01	123.31	120.30
1	A	196	LEU	CB-CG-CD1	-6.01	100.78	111.00
1	B	3	VAL	CB-CA-C	-6.01	99.98	111.40
1	F	1013	VAL	CG1-CB-CG2	-6.01	101.29	110.90
1	E	199	ARG	NE-CZ-NH2	-6.00	117.30	120.30
1	A	199	ARG	NE-CZ-NH2	-6.00	117.30	120.30
1	C	1068	ARG	NE-CZ-NH2	6.00	123.30	120.30
1	C	940	GLU	C-N-CA	-6.00	109.70	122.30
1	D	74	GLY	N-CA-C	-6.00	98.10	113.10
1	F	850	ARG	NE-CZ-NH1	6.00	123.30	120.30
1	A	940	GLU	C-N-CA	-6.00	109.71	122.30
1	E	940	GLU	C-N-CA	-6.00	109.71	122.30
1	D	640	THR	CB-CA-C	-5.99	95.42	111.60

Continued on next page...

Continued from previous page...

Mol	Chain	Res	Type	Atoms	Z	Observed(°)	Ideal(°)
1	F	640	THR	CB-CA-C	-5.99	95.42	111.60
1	A	1122	ASP	CB-CG-OD2	5.99	123.69	118.30
1	B	74	GLY	N-CA-C	-5.99	98.13	113.10
1	B	640	THR	CB-CA-C	-5.99	95.44	111.60
1	C	471	ASP	CB-CG-OD2	5.99	123.69	118.30
1	A	672	GLN	N-CA-C	-5.98	94.85	111.00
1	C	286	ARG	NE-CZ-NH2	5.98	123.29	120.30
1	A	843	VAL	CB-CA-C	-5.98	100.04	111.40
1	C	672	GLN	N-CA-C	-5.98	94.85	111.00
1	C	843	VAL	CB-CA-C	-5.98	100.04	111.40
1	F	74	GLY	N-CA-C	-5.98	98.15	113.10
1	E	843	VAL	CB-CA-C	-5.98	100.05	111.40
2	I	454	ILE	CG1-CB-CG2	5.97	124.55	111.40
2	K	454	ILE	CG1-CB-CG2	5.97	124.55	111.40
1	E	672	GLN	N-CA-C	-5.97	94.87	111.00
2	H	454	ILE	CG1-CB-CG2	5.97	124.54	111.40
2	L	454	ILE	CG1-CB-CG2	5.97	124.54	111.40
1	C	283	VAL	CB-CA-C	-5.97	100.06	111.40
1	A	1068	ARG	NE-CZ-NH2	5.97	123.28	120.30
1	A	471	ASP	CB-CG-OD2	5.97	123.67	118.30
2	G	454	ILE	CG1-CB-CG2	5.97	124.53	111.40
2	J	454	ILE	CG1-CB-CG2	5.97	124.53	111.40
1	C	199	ARG	NE-CZ-NH2	-5.97	117.32	120.30
1	D	90	ARG	NE-CZ-NH1	-5.97	117.32	120.30
1	F	1399	ASP	CB-CG-OD2	5.96	123.67	118.30
1	A	283	VAL	CB-CA-C	-5.96	100.07	111.40
1	E	283	VAL	CB-CA-C	-5.96	100.08	111.40
1	E	471	ASP	CB-CG-OD2	5.96	123.66	118.30
1	C	1122	ASP	CB-CG-OD2	5.96	123.66	118.30
1	E	490	ASP	CB-CG-OD2	5.95	123.66	118.30
1	B	1399	ASP	CB-CG-OD2	5.94	123.64	118.30
1	D	1374	VAL	CB-CA-C	-5.93	100.12	111.40
1	B	956	LEU	CB-CG-CD2	-5.93	100.92	111.00
1	D	125	ARG	NE-CZ-NH1	5.93	123.27	120.30
1	F	956	LEU	CB-CG-CD2	-5.93	100.91	111.00
1	F	1374	VAL	CB-CA-C	-5.93	100.13	111.40
1	C	490	ASP	CB-CG-OD2	5.93	123.64	118.30
1	B	803	THR	CA-CB-CG2	-5.93	104.10	112.40
1	B	1374	VAL	CB-CA-C	-5.93	100.14	111.40
1	E	1122	ASP	CB-CG-OD2	5.93	123.63	118.30
1	F	803	THR	CA-CB-CG2	-5.92	104.11	112.40
1	A	490	ASP	CB-CG-OD2	5.92	123.63	118.30

Continued on next page...

Continued from previous page...

Mol	Chain	Res	Type	Atoms	Z	Observed(°)	Ideal(°)
1	D	956	LEU	CB-CG-CD2	-5.92	100.94	111.00
1	A	511	ILE	CB-CA-C	-5.91	99.79	111.60
1	B	125	ARG	NE-CZ-NH1	5.90	123.25	120.30
1	D	803	THR	CA-CB-CG2	-5.90	104.14	112.40
1	F	461	MET	CG-SD-CE	5.90	109.64	100.20
1	B	651	ASP	CB-CG-OD2	5.90	123.61	118.30
1	B	461	MET	CG-SD-CE	5.90	109.64	100.20
1	D	461	MET	CG-SD-CE	5.90	109.64	100.20
1	D	651	ASP	CB-CG-OD2	5.90	123.61	118.30
1	C	511	ILE	CB-CA-C	-5.89	99.81	111.60
1	E	511	ILE	CB-CA-C	-5.89	99.81	111.60
1	D	1399	ASP	CB-CG-OD2	5.89	123.60	118.30
1	E	193	PRO	N-CD-CG	-5.89	94.37	103.20
1	F	651	ASP	CB-CG-OD2	5.89	123.60	118.30
1	B	1003	ARG	NE-CZ-NH1	5.88	123.24	120.30
1	C	193	PRO	N-CD-CG	-5.88	94.38	103.20
1	C	980	LEU	CB-CA-C	-5.88	99.03	110.20
1	E	980	LEU	CB-CA-C	-5.88	99.03	110.20
1	B	782	ARG	N-CA-C	-5.87	95.14	111.00
1	A	980	LEU	CB-CA-C	-5.87	99.05	110.20
1	F	782	ARG	N-CA-C	-5.87	95.15	111.00
1	A	193	PRO	N-CD-CG	-5.87	94.40	103.20
1	B	1180	ASP	CB-CG-OD2	5.87	123.58	118.30
1	D	522	LEU	CA-CB-CG	5.87	128.80	115.30
1	C	354	ARG	CG-CD-NE	-5.87	99.48	111.80
1	D	782	ARG	N-CA-C	-5.86	95.17	111.00
1	E	850	ARG	CA-CB-CG	5.86	126.30	113.40
1	B	522	LEU	CA-CB-CG	5.86	128.78	115.30
1	C	831	LEU	CA-CB-CG	5.86	128.77	115.30
1	F	522	LEU	CA-CB-CG	5.86	128.77	115.30
1	A	850	ARG	CA-CB-CG	5.85	126.27	113.40
1	F	337	ASP	CB-CG-OD1	5.85	123.57	118.30
1	E	831	LEU	CA-CB-CG	5.85	128.76	115.30
1	F	125	ARG	NE-CZ-NH1	5.85	123.22	120.30
1	A	831	LEU	CA-CB-CG	5.85	128.75	115.30
1	F	564	ASP	CB-CG-OD2	5.85	123.56	118.30
1	A	354	ARG	CG-CD-NE	-5.85	99.52	111.80
1	D	1180	ASP	CB-CG-OD2	5.85	123.56	118.30
1	E	354	ARG	CG-CD-NE	-5.85	99.52	111.80
1	B	564	ASP	CB-CG-OD2	5.84	123.56	118.30
1	C	456	LEU	CB-CG-CD2	-5.84	101.07	111.00
1	F	1180	ASP	CB-CG-OD2	5.84	123.56	118.30

Continued on next page...

Continued from previous page...

Mol	Chain	Res	Type	Atoms	Z	Observed(°)	Ideal(°)
1	A	456	LEU	CB-CG-CD2	-5.84	101.07	111.00
1	C	850	ARG	CA-CB-CG	5.84	126.24	113.40
1	B	337	ASP	CB-CG-OD1	5.83	123.55	118.30
1	D	337	ASP	CB-CG-OD1	5.83	123.55	118.30
1	F	1003	ARG	NE-CZ-NH1	5.83	123.22	120.30
1	A	1294	ASP	CB-CG-OD2	5.83	123.54	118.30
1	D	564	ASP	CB-CG-OD2	5.82	123.54	118.30
1	E	456	LEU	CB-CG-CD2	-5.82	101.10	111.00
1	F	651	ASP	CB-CA-C	-5.82	98.76	110.40
1	A	42	ASP	CB-CG-OD2	5.82	123.53	118.30
1	D	651	ASP	CB-CA-C	-5.82	98.77	110.40
1	B	651	ASP	CB-CA-C	-5.81	98.77	110.40
1	E	311	ASP	CB-CG-OD1	5.81	123.53	118.30
1	D	1003	ARG	NE-CZ-NH1	5.80	123.20	120.30
1	E	42	ASP	CB-CG-OD2	5.80	123.52	118.30
1	E	50	VAL	CB-CA-C	-5.80	100.37	111.40
1	D	485	ILE	CG1-CB-CG2	-5.80	98.64	111.40
1	A	50	VAL	CB-CA-C	-5.80	100.39	111.40
1	B	485	ILE	CG1-CB-CG2	-5.79	98.65	111.40
1	C	42	ASP	CB-CG-OD2	5.79	123.51	118.30
1	C	1294	ASP	CB-CG-OD2	5.79	123.51	118.30
1	F	485	ILE	CG1-CB-CG2	-5.79	98.66	111.40
1	A	311	ASP	CB-CG-OD1	5.79	123.51	118.30
1	C	50	VAL	CB-CA-C	-5.79	100.40	111.40
1	E	1294	ASP	CB-CG-OD2	5.79	123.51	118.30
1	F	1407	ASP	CB-CA-C	-5.78	98.84	110.40
1	C	194	ASP	CB-CG-OD2	5.78	123.50	118.30
1	E	1306	VAL	CB-CA-C	-5.78	100.43	111.40
1	D	1407	ASP	CB-CA-C	-5.77	98.86	110.40
1	F	1396	ASP	CB-CG-OD2	5.77	123.50	118.30
1	D	79	PRO	N-CA-C	-5.77	97.09	112.10
2	I	481	GLU	N-CA-CB	-5.77	100.21	110.60
2	K	481	GLU	N-CA-CB	-5.77	100.21	110.60
1	A	1000	LEU	CB-CG-CD1	-5.77	101.19	111.00
2	G	481	GLU	N-CA-CB	-5.77	100.22	110.60
2	H	481	GLU	N-CA-CB	-5.77	100.22	110.60
2	J	481	GLU	N-CA-CB	-5.77	100.22	110.60
2	L	481	GLU	N-CA-CB	-5.77	100.22	110.60
1	C	1306	VAL	CB-CA-C	-5.77	100.44	111.40
1	A	1306	VAL	CB-CA-C	-5.76	100.45	111.40
1	B	1396	ASP	CB-CG-OD2	5.76	123.49	118.30
1	B	1407	ASP	CB-CA-C	-5.76	98.87	110.40

Continued on next page...

Continued from previous page...

Mol	Chain	Res	Type	Atoms	Z	Observed(°)	Ideal(°)
1	C	1000	LEU	CB-CG-CD1	-5.76	101.20	111.00
1	B	79	PRO	N-CA-C	-5.76	97.13	112.10
1	F	79	PRO	N-CA-C	-5.76	97.13	112.10
1	E	1000	LEU	CB-CG-CD1	-5.75	101.22	111.00
1	A	194	ASP	CB-CG-OD2	5.75	123.47	118.30
1	E	1218	ASP	CB-CG-OD1	-5.75	113.13	118.30
1	D	714	SER	CB-CA-C	-5.74	99.19	110.10
1	E	1171	VAL	CA-CB-CG1	-5.74	102.28	110.90
1	A	746	ILE	CB-CA-C	-5.74	100.12	111.60
1	C	311	ASP	CB-CG-OD1	5.74	123.47	118.30
1	E	194	ASP	CB-CG-OD2	5.74	123.47	118.30
1	C	746	ILE	CB-CA-C	-5.74	100.12	111.60
1	E	746	ILE	CB-CA-C	-5.74	100.12	111.60
1	A	1171	VAL	CA-CB-CG1	-5.73	102.30	110.90
1	B	714	SER	CB-CA-C	-5.73	99.21	110.10
1	C	1218	ASP	CB-CG-OD1	-5.73	113.14	118.30
1	F	403	ASP	CB-CG-OD2	5.73	123.46	118.30
1	D	1396	ASP	CB-CG-OD2	5.73	123.45	118.30
1	F	714	SER	CB-CA-C	-5.73	99.22	110.10
1	C	1171	VAL	CA-CB-CG1	-5.72	102.32	110.90
1	E	368	GLU	N-CA-CB	5.72	120.90	110.60
1	A	337	ASP	C-N-CA	-5.72	110.29	122.30
1	F	1407	ASP	CB-CG-OD2	5.72	123.45	118.30
1	E	337	ASP	C-N-CA	-5.72	110.29	122.30
1	F	1064	ARG	NE-CZ-NH1	-5.71	117.44	120.30
1	A	1218	ASP	CB-CG-OD1	-5.71	113.16	118.30
1	C	368	GLU	N-CA-CB	5.71	120.88	110.60
1	A	368	GLU	N-CA-CB	5.71	120.88	110.60
1	B	1407	ASP	CB-CG-OD2	5.71	123.44	118.30
1	C	337	ASP	C-N-CA	-5.71	110.32	122.30
1	E	794	VAL	CB-CA-C	5.71	122.24	111.40
1	B	403	ASP	CB-CG-OD2	5.70	123.43	118.30
1	F	992	PRO	N-CD-CG	-5.70	94.65	103.20
1	E	1468	VAL	CB-CA-C	-5.70	100.57	111.40
1	A	1468	VAL	CB-CA-C	-5.70	100.58	111.40
1	C	1468	VAL	CB-CA-C	-5.70	100.58	111.40
1	E	577	GLY	N-CA-C	5.69	127.33	113.10
1	C	794	VAL	CB-CA-C	5.69	122.21	111.40
1	A	794	VAL	CB-CA-C	5.69	122.20	111.40
1	B	992	PRO	N-CD-CG	-5.68	94.68	103.20
1	A	577	GLY	N-CA-C	5.68	127.29	113.10
1	D	1407	ASP	CB-CG-OD2	5.68	123.41	118.30

Continued on next page...

Continued from previous page...

Mol	Chain	Res	Type	Atoms	Z	Observed(°)	Ideal(°)
1	D	992	PRO	N-CD-CG	-5.67	94.69	103.20
1	F	945	PRO	N-CD-CG	-5.67	94.69	103.20
1	C	577	GLY	N-CA-C	5.67	127.27	113.10
1	E	1212	ASP	CB-CG-OD2	5.66	123.39	118.30
1	C	339	ARG	NE-CZ-NH2	-5.66	117.47	120.30
1	B	945	PRO	N-CD-CG	-5.66	94.72	103.20
1	D	403	ASP	CB-CG-OD2	5.66	123.39	118.30
1	D	945	PRO	N-CD-CG	-5.65	94.72	103.20
1	B	385	LEU	CA-CB-CG	5.65	128.29	115.30
1	B	1064	ARG	NE-CZ-NH1	-5.65	117.48	120.30
1	F	385	LEU	CA-CB-CG	5.65	128.29	115.30
2	H	464	ILE	CB-CA-C	-5.64	100.31	111.60
2	L	464	ILE	CB-CA-C	-5.64	100.31	111.60
1	D	471	ASP	CB-CG-OD2	5.64	123.38	118.30
2	G	464	ILE	CB-CA-C	-5.64	100.32	111.60
2	J	464	ILE	CB-CA-C	-5.64	100.32	111.60
1	D	385	LEU	CA-CB-CG	5.64	128.27	115.30
1	F	471	ASP	CB-CG-OD2	5.64	123.38	118.30
1	A	1212	ASP	CB-CG-OD2	5.64	123.37	118.30
1	D	1064	ARG	NE-CZ-NH1	-5.63	117.48	120.30
2	I	464	ILE	CB-CA-C	-5.63	100.33	111.60
2	K	464	ILE	CB-CA-C	-5.63	100.33	111.60
1	B	471	ASP	CB-CG-OD2	5.62	123.36	118.30
1	E	339	ARG	NE-CZ-NH2	-5.62	117.49	120.30
1	C	1212	ASP	CB-CG-OD2	5.62	123.35	118.30
1	F	608	ASP	N-CA-CB	-5.62	100.49	110.60
1	B	608	ASP	N-CA-CB	-5.61	100.51	110.60
1	D	608	ASP	N-CA-CB	-5.60	100.52	110.60
1	A	339	ARG	NE-CZ-NH2	-5.60	117.50	120.30
1	A	182	MET	CG-SD-CE	-5.60	91.24	100.20
1	D	545	LEU	CA-CB-CG	-5.59	102.43	115.30
1	E	182	MET	CG-SD-CE	-5.59	91.25	100.20
1	E	863	LEU	CA-CB-CG	5.59	128.16	115.30
1	E	1183	LEU	CB-CG-CD1	-5.59	101.50	111.00
1	C	182	MET	CG-SD-CE	-5.59	91.26	100.20
1	D	940	GLU	C-N-CA	-5.59	110.56	122.30
1	A	863	LEU	CA-CB-CG	5.59	128.15	115.30
1	A	1183	LEU	CB-CG-CD1	-5.58	101.51	111.00
1	B	407	LYS	CD-CE-NZ	5.58	124.54	111.70
1	B	941	GLY	N-CA-C	5.58	127.06	113.10
1	B	940	GLU	C-N-CA	-5.58	110.58	122.30
1	C	863	LEU	CA-CB-CG	5.58	128.14	115.30

Continued on next page...

Continued from previous page...

Mol	Chain	Res	Type	Atoms	Z	Observed(°)	Ideal(°)
1	D	407	LYS	CD-CE-NZ	5.58	124.54	111.70
1	F	545	LEU	CA-CB-CG	-5.58	102.46	115.30
1	B	545	LEU	CA-CB-CG	-5.58	102.47	115.30
1	F	407	LYS	CD-CE-NZ	5.58	124.53	111.70
1	F	940	GLU	C-N-CA	-5.58	110.58	122.30
1	C	1	CYS	CA-CB-SG	-5.58	103.96	114.00
1	C	1183	LEU	CB-CG-CD1	-5.57	101.53	111.00
1	C	406	LEU	CB-CG-CD1	-5.57	101.54	111.00
1	D	941	GLY	N-CA-C	5.57	127.01	113.10
1	F	283	VAL	CB-CA-C	-5.57	100.83	111.40
2	H	139	PRO	N-CA-C	5.57	126.57	112.10
2	L	139	PRO	N-CA-C	5.57	126.57	112.10
2	I	139	PRO	N-CA-C	5.56	126.57	112.10
2	K	139	PRO	N-CA-C	5.56	126.57	112.10
1	A	1	CYS	CA-CB-SG	-5.56	103.99	114.00
1	E	1	CYS	CA-CB-SG	-5.56	103.99	114.00
1	F	941	GLY	N-CA-C	5.56	127.01	113.10
1	B	283	VAL	CB-CA-C	-5.56	100.84	111.40
1	F	745	ARG	NE-CZ-NH1	-5.56	117.52	120.30
2	G	478	VAL	CB-CA-C	-5.56	100.84	111.40
2	J	478	VAL	CB-CA-C	-5.56	100.84	111.40
1	A	406	LEU	CB-CG-CD1	-5.55	101.56	111.00
2	G	139	PRO	N-CA-C	5.55	126.53	112.10
2	J	139	PRO	N-CA-C	5.55	126.53	112.10
1	C	534	ASP	CB-CG-OD1	-5.55	113.31	118.30
1	D	283	VAL	CB-CA-C	-5.55	100.86	111.40
2	H	396	ILE	CB-CA-C	-5.55	100.50	111.60
2	L	396	ILE	CB-CA-C	-5.55	100.50	111.60
2	H	478	VAL	CB-CA-C	-5.55	100.86	111.40
2	L	478	VAL	CB-CA-C	-5.55	100.86	111.40
1	D	505	GLN	C-N-CA	-5.54	107.84	121.70
2	I	478	VAL	CB-CA-C	-5.54	100.86	111.40
2	K	478	VAL	CB-CA-C	-5.54	100.86	111.40
2	G	396	ILE	CB-CA-C	-5.54	100.52	111.60
2	I	396	ILE	CG1-CB-CG2	5.54	123.59	111.40
2	J	396	ILE	CB-CA-C	-5.54	100.52	111.60
2	K	396	ILE	CG1-CB-CG2	5.54	123.59	111.40
1	B	505	GLN	C-N-CA	-5.54	107.85	121.70
1	E	406	LEU	CB-CG-CD1	-5.54	101.59	111.00
1	F	505	GLN	C-N-CA	-5.54	107.86	121.70
1	D	745	ARG	NE-CZ-NH1	-5.53	117.53	120.30
2	I	396	ILE	CB-CA-C	-5.53	100.53	111.60

Continued on next page...

Continued from previous page...

Mol	Chain	Res	Type	Atoms	Z	Observed(°)	Ideal(°)
2	K	396	ILE	CB-CA-C	-5.53	100.53	111.60
1	E	214	ASN	CB-CA-C	-5.53	99.34	110.40
2	G	396	ILE	CG1-CB-CG2	5.53	123.57	111.40
2	H	396	ILE	CG1-CB-CG2	5.53	123.57	111.40
2	J	396	ILE	CG1-CB-CG2	5.53	123.57	111.40
2	L	396	ILE	CG1-CB-CG2	5.53	123.57	111.40
1	B	745	ARG	NE-CZ-NH1	-5.53	117.54	120.30
1	D	194	ASP	CB-CG-OD2	5.53	123.27	118.30
1	E	1108	CYS	CB-CA-C	5.53	121.45	110.40
1	A	214	ASN	CB-CA-C	-5.52	99.35	110.40
2	I	234	VAL	CB-CA-C	-5.52	100.91	111.40
2	K	234	VAL	CB-CA-C	-5.52	100.91	111.40
1	A	1108	CYS	CB-CA-C	5.52	121.44	110.40
1	C	214	ASN	CB-CA-C	-5.52	99.36	110.40
1	C	1108	CYS	CB-CA-C	5.52	121.43	110.40
1	E	534	ASP	CB-CG-OD1	-5.52	113.33	118.30
2	G	234	VAL	CB-CA-C	-5.51	100.92	111.40
2	J	234	VAL	CB-CA-C	-5.51	100.92	111.40
1	D	490	ASP	N-CA-CB	-5.51	100.68	110.60
1	D	838	VAL	CB-CA-C	-5.51	100.93	111.40
1	B	490	ASP	N-CA-CB	-5.51	100.69	110.60
1	F	490	ASP	N-CA-CB	-5.51	100.69	110.60
1	A	534	ASP	CB-CG-OD1	-5.51	113.34	118.30
1	C	1407	ASP	CB-CA-C	-5.50	99.39	110.40
1	B	194	ASP	CB-CG-OD2	5.50	123.25	118.30
1	B	624	THR	OG1-CB-CG2	-5.50	97.34	110.00
1	B	838	VAL	CB-CA-C	-5.50	100.95	111.40
1	D	441	ASP	CB-CG-OD2	5.50	123.25	118.30
1	B	298	LEU	CB-CG-CD1	-5.50	101.66	111.00
1	D	624	THR	OG1-CB-CG2	-5.50	97.36	110.00
1	E	1407	ASP	CB-CA-C	-5.50	99.41	110.40
1	F	838	VAL	CB-CA-C	-5.50	100.96	111.40
1	B	441	ASP	CB-CG-OD2	5.50	123.25	118.30
1	B	1187	LEU	CB-CG-CD1	-5.50	101.66	111.00
1	D	1212	ASP	CB-CG-OD2	5.50	123.25	118.30
1	F	624	THR	OG1-CB-CG2	-5.50	97.36	110.00
1	D	298	LEU	CB-CG-CD1	-5.49	101.66	111.00
2	H	234	VAL	CB-CA-C	-5.49	100.96	111.40
2	L	234	VAL	CB-CA-C	-5.49	100.96	111.40
1	F	1187	LEU	CB-CG-CD1	-5.49	101.66	111.00
1	A	1407	ASP	CB-CA-C	-5.49	99.42	110.40
1	D	1187	LEU	CB-CG-CD1	-5.49	101.67	111.00

Continued on next page...

Continued from previous page...

Mol	Chain	Res	Type	Atoms	Z	Observed(°)	Ideal(°)
1	F	441	ASP	CB-CG-OD2	5.49	123.24	118.30
1	F	298	LEU	CB-CG-CD1	-5.48	101.68	111.00
1	A	14	ARG	NE-CZ-NH2	-5.48	117.56	120.30
1	E	251	MET	CB-CG-SD	-5.48	95.97	112.40
1	F	194	ASP	CB-CG-OD2	5.48	123.23	118.30
1	A	251	MET	CB-CG-SD	-5.47	95.98	112.40
1	C	251	MET	CB-CG-SD	-5.47	95.99	112.40
1	F	456	LEU	CA-CB-CG	-5.47	102.72	115.30
1	D	863	LEU	CB-CA-C	5.47	120.59	110.20
1	B	1212	ASP	CB-CG-OD2	5.47	123.22	118.30
1	E	182	MET	CA-CB-CG	-5.47	104.01	113.30
1	E	934	GLN	CB-CA-C	-5.46	99.47	110.40
1	B	456	LEU	CA-CB-CG	-5.46	102.74	115.30
1	C	992	PRO	N-CD-CG	-5.46	95.01	103.20
1	C	182	MET	CA-CB-CG	-5.46	104.02	113.30
1	D	456	LEU	CA-CB-CG	-5.46	102.74	115.30
1	A	182	MET	CA-CB-CG	-5.46	104.02	113.30
1	A	650	LEU	CB-CG-CD1	-5.46	101.72	111.00
1	A	992	PRO	N-CD-CG	-5.46	95.01	103.20
1	F	1212	ASP	CB-CG-OD2	5.46	123.21	118.30
1	E	14	ARG	NE-CZ-NH2	-5.45	117.57	120.30
1	E	73	VAL	CB-CA-C	-5.45	101.04	111.40
1	A	73	VAL	CB-CA-C	-5.45	101.04	111.40
1	D	918	THR	N-CA-CB	-5.45	99.94	110.30
1	A	934	GLN	CB-CA-C	-5.45	99.50	110.40
2	G	323	ASP	CB-CG-OD1	5.45	123.21	118.30
2	J	323	ASP	CB-CG-OD1	5.45	123.21	118.30
1	C	934	GLN	CB-CA-C	-5.45	99.50	110.40
1	F	262	ASP	CB-CG-OD2	5.45	123.20	118.30
1	C	73	VAL	CB-CA-C	-5.45	101.05	111.40
1	E	650	LEU	CB-CG-CD1	-5.45	101.74	111.00
1	F	863	LEU	CB-CA-C	5.45	120.55	110.20
1	D	968	PRO	N-CD-CG	-5.44	95.03	103.20
1	C	650	LEU	CB-CG-CD1	-5.44	101.75	111.00
1	E	992	PRO	N-CD-CG	-5.44	95.04	103.20
1	B	863	LEU	CB-CA-C	5.44	120.54	110.20
1	B	918	THR	N-CA-CB	-5.44	99.97	110.30
1	B	968	PRO	N-CD-CG	-5.43	95.05	103.20
2	I	323	ASP	CB-CG-OD1	5.43	123.19	118.30
2	K	323	ASP	CB-CG-OD1	5.43	123.19	118.30
1	B	262	ASP	CB-CG-OD2	5.43	123.19	118.30
1	F	918	THR	N-CA-CB	-5.43	99.98	110.30

Continued on next page...

Continued from previous page...

Mol	Chain	Res	Type	Atoms	Z	Observed(°)	Ideal(°)
2	H	323	ASP	CB-CG-OD1	5.43	123.19	118.30
2	L	323	ASP	CB-CG-OD1	5.43	123.19	118.30
1	E	665	THR	N-CA-CB	-5.43	99.98	110.30
1	D	463	LEU	CA-CB-CG	-5.43	102.82	115.30
1	B	463	LEU	CA-CB-CG	-5.42	102.82	115.30
1	F	463	LEU	CA-CB-CG	-5.42	102.82	115.30
1	A	156	GLU	CA-CB-CG	5.42	125.33	113.40
1	C	1399	ASP	CB-CG-OD2	5.42	123.18	118.30
1	C	156	GLU	CA-CB-CG	5.42	125.33	113.40
2	H	397	LYS	C-N-CA	5.42	135.24	121.70
2	L	397	LYS	C-N-CA	5.42	135.24	121.70
1	A	1399	ASP	CB-CG-OD2	5.42	123.17	118.30
2	G	397	LYS	C-N-CA	5.41	135.23	121.70
2	J	397	LYS	C-N-CA	5.41	135.23	121.70
1	A	665	THR	N-CA-CB	-5.41	100.02	110.30
1	E	156	GLU	CA-CB-CG	5.41	125.30	113.40
1	F	968	PRO	N-CD-CG	-5.41	95.08	103.20
1	C	125	ARG	NE-CZ-NH2	-5.41	117.60	120.30
1	D	262	ASP	CB-CG-OD2	5.41	123.17	118.30
2	I	397	LYS	C-N-CA	5.41	135.21	121.70
2	K	397	LYS	C-N-CA	5.41	135.21	121.70
1	C	665	THR	N-CA-CB	-5.40	100.03	110.30
1	E	290	THR	CB-CA-C	-5.40	97.02	111.60
1	A	125	ARG	NE-CZ-NH2	-5.40	117.60	120.30
1	A	290	THR	CB-CA-C	-5.40	97.03	111.60
1	C	290	THR	CB-CA-C	-5.40	97.03	111.60
1	C	14	ARG	NE-CZ-NH2	-5.39	117.60	120.30
1	C	738	HIS	N-CA-C	5.39	125.55	111.00
1	F	658	LEU	CB-CG-CD2	-5.39	101.84	111.00
1	F	1183	LEU	CB-CG-CD1	-5.38	101.85	111.00
1	C	482	ASP	CB-CG-OD2	-5.38	113.46	118.30
1	B	658	LEU	CB-CG-CD2	-5.38	101.86	111.00
2	I	31	ILE	CG1-CB-CG2	5.38	123.23	111.40
2	K	31	ILE	CG1-CB-CG2	5.38	123.23	111.40
1	E	1399	ASP	CB-CG-OD2	5.38	123.14	118.30
1	A	738	HIS	N-CA-C	5.37	125.51	111.00
1	B	1183	LEU	CB-CG-CD1	-5.37	101.86	111.00
1	D	1183	LEU	CB-CG-CD1	-5.37	101.86	111.00
1	E	738	HIS	N-CA-C	5.37	125.51	111.00
2	H	31	ILE	CG1-CB-CG2	5.37	123.22	111.40
2	L	31	ILE	CG1-CB-CG2	5.37	123.22	111.40
1	D	658	LEU	CB-CG-CD2	-5.37	101.87	111.00

Continued on next page...

Continued from previous page...

Mol	Chain	Res	Type	Atoms	Z	Observed(°)	Ideal(°)
1	E	125	ARG	NE-CZ-NH2	-5.37	117.61	120.30
1	B	701	ASP	CB-CG-OD2	5.37	123.13	118.30
1	C	986	ASP	CB-CG-OD2	5.37	123.13	118.30
1	A	609	GLU	C-N-CA	-5.37	108.28	121.70
1	E	609	GLU	C-N-CA	-5.37	108.28	121.70
1	F	701	ASP	CB-CG-OD2	5.37	123.13	118.30
1	A	482	ASP	CB-CG-OD2	-5.36	113.47	118.30
1	A	1321	THR	OG1-CB-CG2	-5.36	97.68	110.00
1	E	986	ASP	CB-CG-OD2	5.36	123.12	118.30
1	C	609	GLU	C-N-CA	-5.36	108.31	121.70
1	E	1321	THR	OG1-CB-CG2	-5.36	97.68	110.00
2	G	31	ILE	CG1-CB-CG2	5.36	123.18	111.40
2	J	31	ILE	CG1-CB-CG2	5.36	123.18	111.40
1	D	1043	LEU	CA-CB-CG	-5.35	102.99	115.30
1	D	529	LEU	CB-CG-CD2	-5.35	101.91	111.00
1	E	3	VAL	N-CA-C	-5.35	96.56	111.00
1	F	671	ALA	N-CA-C	-5.35	96.56	111.00
1	A	986	ASP	CB-CG-OD2	5.35	123.11	118.30
1	B	1043	LEU	CA-CB-CG	-5.34	103.01	115.30
1	D	671	ALA	N-CA-C	-5.34	96.57	111.00
1	D	701	ASP	CB-CG-OD2	5.34	123.11	118.30
1	B	311	ASP	CB-CG-OD1	5.34	123.11	118.30
1	B	671	ALA	N-CA-C	-5.34	96.58	111.00
1	F	529	LEU	CB-CG-CD2	-5.34	101.92	111.00
1	A	3	VAL	N-CA-C	-5.34	96.58	111.00
1	C	1321	THR	OG1-CB-CG2	-5.34	97.72	110.00
1	E	69	ASN	CB-CA-C	-5.34	99.72	110.40
1	E	482	ASP	CB-CG-OD2	-5.34	113.49	118.30
1	B	529	LEU	CB-CG-CD2	-5.34	101.93	111.00
1	E	131	ILE	CG1-CB-CG2	-5.34	99.66	111.40
1	C	3	VAL	N-CA-C	-5.34	96.59	111.00
1	B	957	ARG	NE-CZ-NH1	-5.33	117.63	120.30
1	A	69	ASN	CB-CA-C	-5.33	99.74	110.40
1	A	131	ILE	CG1-CB-CG2	-5.33	99.67	111.40
1	B	650	LEU	CA-CB-CG	5.33	127.56	115.30
1	B	871	LEU	CB-CG-CD1	5.33	120.06	111.00
1	E	940	GLU	O-C-N	-5.33	114.14	123.20
1	F	311	ASP	CB-CG-OD1	5.33	123.10	118.30
1	D	871	LEU	CB-CG-CD1	5.33	120.06	111.00
1	C	940	GLU	O-C-N	-5.33	114.14	123.20
1	D	90	ARG	N-CA-CB	5.33	120.19	110.60
1	E	159	VAL	CB-CA-C	-5.33	101.28	111.40

Continued on next page...

Continued from previous page...

Mol	Chain	Res	Type	Atoms	Z	Observed(°)	Ideal(°)
1	F	650	LEU	CA-CB-CG	5.33	127.56	115.30
1	F	1043	LEU	CA-CB-CG	-5.33	103.05	115.30
1	C	69	ASN	CB-CA-C	-5.33	99.75	110.40
1	F	90	ARG	N-CA-CB	5.33	120.19	110.60
1	D	650	LEU	CA-CB-CG	5.32	127.54	115.30
1	D	311	ASP	CB-CG-OD1	5.32	123.09	118.30
1	B	90	ARG	N-CA-CB	5.32	120.17	110.60
1	C	159	VAL	CB-CA-C	-5.32	101.30	111.40
2	G	216	PRO	C-N-CA	-5.32	108.40	121.70
2	J	216	PRO	C-N-CA	-5.32	108.40	121.70
1	A	940	GLU	O-C-N	-5.32	114.16	123.20
1	C	131	ILE	CG1-CB-CG2	-5.32	99.71	111.40
1	A	159	VAL	CB-CA-C	-5.31	101.30	111.40
2	I	216	PRO	C-N-CA	-5.31	108.41	121.70
2	K	216	PRO	C-N-CA	-5.31	108.41	121.70
1	F	871	LEU	CB-CG-CD1	5.31	120.03	111.00
1	E	827	ASP	CB-CG-OD2	5.31	123.08	118.30
1	C	186	GLU	CA-CB-CG	-5.31	101.73	113.40
2	H	216	PRO	C-N-CA	-5.30	108.44	121.70
2	L	216	PRO	C-N-CA	-5.30	108.44	121.70
1	C	263	LEU	CB-CG-CD1	-5.30	101.99	111.00
1	C	827	ASP	CB-CG-OD2	5.30	123.07	118.30
1	E	448	ARG	CB-CA-C	5.30	121.00	110.40
1	A	186	GLU	CA-CB-CG	-5.30	101.75	113.40
1	F	948	LYS	CB-CG-CD	-5.30	97.83	111.60
1	A	448	ARG	CB-CA-C	5.29	120.99	110.40
1	D	948	LYS	CB-CG-CD	-5.29	97.84	111.60
1	A	263	LEU	CB-CG-CD1	-5.29	102.00	111.00
1	E	186	GLU	CA-CB-CG	-5.29	101.76	113.40
1	A	827	ASP	CB-CG-OD2	5.29	123.06	118.30
1	B	948	LYS	CB-CG-CD	-5.29	97.85	111.60
1	C	448	ARG	CB-CA-C	5.29	120.97	110.40
1	E	263	LEU	CB-CG-CD1	-5.29	102.02	111.00
1	F	957	ARG	NE-CZ-NH1	-5.28	117.66	120.30
1	F	827	ASP	CB-CG-OD2	5.27	123.05	118.30
1	A	64	HIS	N-CA-C	-5.27	96.77	111.00
2	H	65	ILE	CG1-CB-CG2	5.27	122.99	111.40
2	L	65	ILE	CG1-CB-CG2	5.27	122.99	111.40
1	D	943	GLN	CB-CA-C	-5.27	99.87	110.40
1	C	1259	LEU	CB-CG-CD2	5.26	119.95	111.00
1	E	64	HIS	N-CA-C	-5.26	96.78	111.00
1	C	64	HIS	N-CA-C	-5.26	96.79	111.00

Continued on next page...

Continued from previous page...

Mol	Chain	Res	Type	Atoms	Z	Observed(°)	Ideal(°)
1	F	1268	LEU	CB-CA-C	-5.26	100.20	110.20
1	B	943	GLN	CB-CA-C	-5.25	99.89	110.40
1	E	90	ARG	NE-CZ-NH1	-5.25	117.67	120.30
1	F	1074	LYS	CB-CA-C	-5.25	99.89	110.40
2	G	65	ILE	CG1-CB-CG2	5.25	122.96	111.40
2	J	65	ILE	CG1-CB-CG2	5.25	122.96	111.40
1	A	1259	LEU	CB-CG-CD2	5.25	119.93	111.00
1	D	1074	LYS	CB-CA-C	-5.25	99.90	110.40
1	F	943	GLN	CB-CA-C	-5.25	99.89	110.40
1	D	957	ARG	NE-CZ-NH1	-5.25	117.68	120.30
2	I	65	ILE	CG1-CB-CG2	5.25	122.95	111.40
2	K	65	ILE	CG1-CB-CG2	5.25	122.95	111.40
1	B	1074	LYS	CB-CA-C	-5.25	99.91	110.40
1	E	850	ARG	NE-CZ-NH1	5.25	122.92	120.30
1	B	1268	LEU	CB-CA-C	-5.24	100.24	110.20
1	E	1259	LEU	CB-CG-CD2	5.24	119.90	111.00
1	D	1268	LEU	CB-CA-C	-5.23	100.26	110.20
1	E	1147	ARG	NE-CZ-NH2	5.23	122.92	120.30
1	C	196	LEU	CB-CG-CD2	-5.23	102.11	111.00
1	C	1065	VAL	N-CA-CB	-5.23	100.00	111.50
1	C	1147	ARG	NE-CZ-NH2	5.23	122.91	120.30
1	A	196	LEU	CB-CG-CD2	-5.22	102.13	111.00
1	A	1096	SER	N-CA-CB	5.22	118.33	110.50
1	C	1096	SER	N-CA-CB	5.22	118.33	110.50
1	E	196	LEU	CB-CG-CD2	-5.22	102.13	111.00
1	E	1096	SER	N-CA-CB	5.22	118.33	110.50
1	E	1065	VAL	N-CA-CB	-5.22	100.02	111.50
1	A	1065	VAL	N-CA-CB	-5.21	100.03	111.50
1	D	663	ALA	N-CA-CB	-5.21	102.80	110.10
1	F	663	ALA	N-CA-CB	-5.21	102.81	110.10
1	C	918	THR	N-CA-CB	-5.21	100.41	110.30
1	B	663	ALA	N-CA-CB	-5.21	102.81	110.10
1	E	918	THR	N-CA-CB	-5.21	100.41	110.30
1	F	670	LEU	CB-CG-CD2	-5.21	102.15	111.00
1	F	1	CYS	CA-CB-SG	-5.20	104.63	114.00
1	F	1043	LEU	CB-CG-CD1	5.20	119.84	111.00
1	B	670	LEU	CB-CG-CD2	-5.20	102.16	111.00
1	A	918	THR	N-CA-CB	-5.20	100.42	110.30
1	C	296	MET	CA-CB-CG	-5.20	104.46	113.30
1	A	296	MET	CA-CB-CG	-5.20	104.47	113.30
1	E	284	MET	CG-SD-CE	-5.20	91.89	100.20
1	A	90	ARG	NE-CZ-NH1	-5.19	117.70	120.30

Continued on next page...

Continued from previous page...

Mol	Chain	Res	Type	Atoms	Z	Observed(°)	Ideal(°)
1	B	1	CYS	CA-CB-SG	-5.19	104.65	114.00
1	A	850	ARG	NE-CZ-NH1	5.19	122.90	120.30
1	B	1043	LEU	CB-CG-CD1	5.19	119.83	111.00
1	D	1043	LEU	CB-CG-CD1	5.19	119.83	111.00
2	I	80	ALA	N-CA-CB	5.19	117.37	110.10
2	K	80	ALA	N-CA-CB	5.19	117.37	110.10
1	D	670	LEU	CB-CG-CD2	-5.19	102.18	111.00
1	E	296	MET	CA-CB-CG	-5.19	104.48	113.30
1	A	284	MET	CG-SD-CE	-5.19	91.90	100.20
1	E	658	LEU	CB-CG-CD1	5.18	119.81	111.00
2	G	80	ALA	N-CA-CB	5.18	117.36	110.10
2	J	80	ALA	N-CA-CB	5.18	117.36	110.10
1	E	400	LEU	CB-CG-CD1	-5.18	102.19	111.00
2	H	80	ALA	N-CA-CB	5.18	117.35	110.10
2	L	80	ALA	N-CA-CB	5.18	117.35	110.10
1	C	400	LEU	CB-CG-CD1	-5.18	102.20	111.00
1	D	1	CYS	CA-CB-SG	-5.18	104.68	114.00
1	A	400	LEU	CB-CG-CD1	-5.18	102.20	111.00
1	B	827	ASP	CB-CG-OD2	5.18	122.96	118.30
1	C	284	MET	CG-SD-CE	-5.18	91.92	100.20
1	A	881	LYS	CD-CE-NZ	5.17	123.60	111.70
1	D	279	THR	N-CA-CB	-5.17	100.47	110.30
1	A	658	LEU	CB-CG-CD1	5.17	119.79	111.00
1	B	279	THR	N-CA-CB	-5.17	100.47	110.30
1	E	881	LYS	CD-CE-NZ	5.17	123.59	111.70
1	A	1147	ARG	NE-CZ-NH2	5.17	122.89	120.30
1	C	658	LEU	CB-CG-CD1	5.17	119.79	111.00
1	E	922	LEU	CB-CG-CD2	5.17	119.79	111.00
1	C	881	LYS	CD-CE-NZ	5.17	123.58	111.70
1	A	922	LEU	CB-CG-CD2	5.17	119.78	111.00
1	D	827	ASP	CB-CG-OD2	5.16	122.94	118.30
1	E	588	ARG	NE-CZ-NH1	-5.16	117.72	120.30
1	B	914	ARG	NE-CZ-NH1	-5.15	117.72	120.30
1	A	1388	THR	N-CA-C	5.15	124.91	111.00
1	B	915	PHE	CA-CB-CG	-5.15	101.54	113.90
1	C	922	LEU	CB-CG-CD2	5.15	119.75	111.00
1	E	1388	THR	N-CA-C	5.15	124.91	111.00
1	F	279	THR	N-CA-CB	-5.15	100.52	110.30
1	F	914	ARG	NE-CZ-NH1	-5.15	117.73	120.30
1	F	915	PHE	CA-CB-CG	-5.15	101.54	113.90
1	A	651	ASP	CB-CA-C	-5.15	100.10	110.40
1	C	250	ARG	CB-CA-C	-5.15	100.11	110.40

Continued on next page...

Continued from previous page...

Mol	Chain	Res	Type	Atoms	Z	Observed(°)	Ideal(°)
1	A	345	MET	CA-CB-CG	-5.14	104.56	113.30
1	C	1388	THR	N-CA-C	5.14	124.89	111.00
1	D	914	ARG	NE-CZ-NH1	-5.14	117.73	120.30
1	F	1269	ARG	CG-CD-NE	-5.14	101.00	111.80
1	B	520	MET	CB-CG-SD	-5.14	96.97	112.40
1	D	915	PHE	CA-CB-CG	-5.14	101.56	113.90
1	D	520	MET	CB-CG-SD	-5.14	96.98	112.40
1	B	1269	ARG	CG-CD-NE	-5.14	101.00	111.80
1	C	651	ASP	CB-CA-C	-5.14	100.12	110.40
1	A	250	ARG	CB-CA-C	-5.14	100.12	110.40
1	E	651	ASP	CB-CA-C	-5.14	100.12	110.40
1	C	773	LEU	CA-CB-CG	-5.14	103.49	115.30
1	C	850	ARG	NE-CZ-NH1	5.14	122.87	120.30
1	F	1070	ASP	CB-CG-OD2	5.14	122.92	118.30
1	E	773	LEU	CA-CB-CG	-5.13	103.49	115.30
1	E	1118	CYS	CB-CA-C	5.13	120.67	110.40
1	E	1246	LEU	CA-CB-CG	-5.13	103.50	115.30
1	A	773	LEU	CA-CB-CG	-5.13	103.50	115.30
1	D	3	VAL	N-CA-C	-5.13	97.14	111.00
1	D	1070	ASP	CB-CG-OD2	5.13	122.92	118.30
1	E	250	ARG	CB-CA-C	-5.13	100.14	110.40
1	B	1070	ASP	CB-CG-OD2	5.13	122.92	118.30
1	D	1465	ARG	C-N-CA	-5.13	108.88	121.70
1	F	520	MET	CB-CG-SD	-5.13	97.01	112.40
1	F	861	GLY	N-CA-C	-5.13	100.28	113.10
1	E	345	MET	CA-CB-CG	-5.13	104.58	113.30
1	B	3	VAL	N-CA-C	-5.12	97.16	111.00
1	C	877	ARG	NE-CZ-NH1	-5.12	117.74	120.30
1	A	640	THR	CB-CA-C	-5.12	97.77	111.60
2	H	128	ASN	CA-CB-CG	-5.12	102.13	113.40
2	L	128	ASN	CA-CB-CG	-5.12	102.13	113.40
1	A	1246	LEU	CA-CB-CG	-5.12	103.52	115.30
1	B	1465	ARG	C-N-CA	-5.12	108.90	121.70
1	C	90	ARG	NE-CZ-NH1	-5.12	117.74	120.30
1	C	1246	LEU	CA-CB-CG	-5.12	103.52	115.30
1	D	1269	ARG	CG-CD-NE	-5.12	101.05	111.80
1	E	640	THR	CB-CA-C	-5.12	97.77	111.60
2	I	128	ASN	CA-CB-CG	-5.12	102.13	113.40
2	K	128	ASN	CA-CB-CG	-5.12	102.13	113.40
1	C	375	ASP	CB-CG-OD1	5.12	122.91	118.30
1	C	1222	LEU	CA-CB-CG	-5.12	103.53	115.30
1	F	3	VAL	N-CA-C	-5.12	97.18	111.00

Continued on next page...

Continued from previous page...

Mol	Chain	Res	Type	Atoms	Z	Observed(°)	Ideal(°)
1	A	1222	LEU	CA-CB-CG	-5.12	103.53	115.30
1	C	345	MET	CA-CB-CG	-5.12	104.60	113.30
1	F	377	THR	N-CA-CB	-5.12	100.57	110.30
1	F	1465	ARG	C-N-CA	-5.12	108.90	121.70
1	C	37	ASP	CB-CG-OD2	5.12	122.91	118.30
1	A	1118	CYS	CB-CA-C	5.11	120.63	110.40
1	C	339	ARG	N-CA-CB	-5.11	101.40	110.60
1	C	640	THR	CB-CA-C	-5.11	97.79	111.60
1	E	384	ARG	NE-CZ-NH2	-5.11	117.74	120.30
2	G	128	ASN	CA-CB-CG	-5.11	102.15	113.40
2	J	128	ASN	CA-CB-CG	-5.11	102.15	113.40
1	E	339	ARG	N-CA-CB	-5.11	101.40	110.60
1	A	588	ARG	NE-CZ-NH1	-5.11	117.74	120.30
1	C	1118	CYS	CB-CA-C	5.11	120.62	110.40
1	E	1222	LEU	CA-CB-CG	-5.11	103.55	115.30
1	A	339	ARG	N-CA-CB	-5.11	101.41	110.60
1	B	861	GLY	N-CA-C	-5.11	100.34	113.10
1	C	588	ARG	NE-CZ-NH1	-5.11	117.75	120.30
1	B	377	THR	N-CA-CB	-5.10	100.60	110.30
1	C	1307	VAL	CB-CA-C	-5.10	101.71	111.40
1	D	377	THR	N-CA-CB	-5.10	100.61	110.30
1	A	375	ASP	CB-CG-OD1	5.10	122.89	118.30
1	E	375	ASP	CB-CG-OD1	5.10	122.89	118.30
2	I	188	TYR	CA-CB-CG	5.10	123.09	113.40
2	K	188	TYR	CA-CB-CG	5.10	123.09	113.40
1	A	386	GLY	N-CA-C	-5.10	100.36	113.10
1	E	877	ARG	NE-CZ-NH1	-5.10	117.75	120.30
1	A	1307	VAL	CB-CA-C	-5.10	101.72	111.40
1	E	386	GLY	N-CA-C	-5.10	100.36	113.10
1	A	384	ARG	NE-CZ-NH2	-5.09	117.75	120.30
1	A	877	ARG	NE-CZ-NH1	-5.09	117.75	120.30
1	C	386	GLY	N-CA-C	-5.09	100.37	113.10
1	D	861	GLY	N-CA-C	-5.09	100.37	113.10
2	G	188	TYR	CA-CB-CG	5.09	123.07	113.40
2	J	188	TYR	CA-CB-CG	5.09	123.07	113.40
2	H	188	TYR	CA-CB-CG	5.09	123.06	113.40
2	L	188	TYR	CA-CB-CG	5.09	123.06	113.40
1	E	1307	VAL	CB-CA-C	-5.08	101.75	111.40
1	A	37	ASP	CB-CG-OD2	5.08	122.87	118.30
1	A	641	SER	N-CA-C	-5.08	97.29	111.00
1	C	957	ARG	NE-CZ-NH2	5.08	122.84	120.30
1	E	37	ASP	CB-CG-OD2	5.08	122.87	118.30

Continued on next page...

Continued from previous page...

Mol	Chain	Res	Type	Atoms	Z	Observed(°)	Ideal(°)
1	C	641	SER	N-CA-C	-5.07	97.30	111.00
1	E	641	SER	N-CA-C	-5.07	97.31	111.00
1	E	661	VAL	N-CA-C	-5.07	97.32	111.00
1	A	785	GLY	N-CA-C	5.06	125.75	113.10
1	A	661	VAL	N-CA-C	-5.06	97.34	111.00
1	C	785	GLY	N-CA-C	5.06	125.74	113.10
1	E	825	LEU	CB-CG-CD2	5.06	119.60	111.00
1	C	661	VAL	N-CA-C	-5.06	97.35	111.00
1	C	738	HIS	CB-CA-C	-5.06	100.29	110.40
1	E	785	GLY	N-CA-C	5.05	125.74	113.10
1	F	1398	ASP	CB-CG-OD2	5.05	122.85	118.30
1	E	957	ARG	NE-CZ-NH2	5.05	122.83	120.30
1	A	738	HIS	CB-CA-C	-5.05	100.30	110.40
1	C	529	LEU	CA-CB-CG	-5.05	103.68	115.30
1	E	738	HIS	CB-CA-C	-5.05	100.30	110.40
1	A	825	LEU	CB-CG-CD2	5.05	119.58	111.00
1	E	1173	ARG	N-CA-C	-5.05	97.38	111.00
1	C	384	ARG	NE-CZ-NH2	-5.04	117.78	120.30
1	E	529	LEU	CA-CB-CG	-5.04	103.70	115.30
1	A	529	LEU	CA-CB-CG	-5.04	103.71	115.30
1	C	1173	ARG	N-CA-C	-5.04	97.39	111.00
1	C	395	LEU	CB-CG-CD1	-5.04	102.43	111.00
1	C	825	LEU	CB-CG-CD2	5.04	119.57	111.00
1	A	1173	ARG	N-CA-C	-5.04	97.39	111.00
1	F	1057	THR	CA-CB-CG2	-5.04	105.35	112.40
1	B	672	GLN	N-CA-C	-5.04	97.40	111.00
1	D	1398	ASP	CB-CG-OD2	5.04	122.83	118.30
1	B	1057	THR	CA-CB-CG2	-5.03	105.35	112.40
1	F	672	GLN	N-CA-C	-5.03	97.41	111.00
1	A	395	LEU	CB-CG-CD1	-5.03	102.44	111.00
1	A	485	ILE	CG1-CB-CG2	-5.03	100.33	111.40
1	E	485	ILE	CG1-CB-CG2	-5.03	100.33	111.40
1	D	1057	THR	CA-CB-CG2	-5.03	105.36	112.40
1	A	391	ILE	N-CA-C	-5.02	97.43	111.00
1	C	485	ILE	CG1-CB-CG2	-5.02	100.35	111.40
1	D	672	GLN	N-CA-C	-5.02	97.44	111.00
1	C	391	ILE	N-CA-C	-5.02	97.44	111.00
1	F	522	LEU	CB-CG-CD1	-5.02	102.47	111.00
1	A	957	ARG	NE-CZ-NH2	5.02	122.81	120.30
1	B	1398	ASP	CB-CG-OD2	5.02	122.82	118.30
1	E	391	ILE	N-CA-C	-5.02	97.45	111.00
1	E	395	LEU	CB-CG-CD1	-5.02	102.47	111.00

Continued on next page...

Continued from previous page...

Mol	Chain	Res	Type	Atoms	Z	Observed(°)	Ideal(°)
1	A	487	VAL	CB-CA-C	-5.02	101.87	111.40
1	E	487	VAL	CB-CA-C	-5.01	101.88	111.40
1	C	487	VAL	CB-CA-C	-5.01	101.88	111.40
1	C	1110	SER	N-CA-CB	-5.01	102.99	110.50
1	F	89	CYS	CA-CB-SG	-5.00	104.99	114.00
1	B	522	LEU	CB-CG-CD1	-5.00	102.50	111.00
1	F	1168	LEU	CB-CA-C	-5.00	100.70	110.20

All (3) chirality outliers are listed below:

Mol	Chain	Res	Type	Atom
1	A	915	PHE	CA
1	C	915	PHE	CA
1	E	915	PHE	CA

All (201) planarity outliers are listed below:

Mol	Chain	Res	Type	Group
1	A	1002	SER	Mainchain
1	A	1171	VAL	Peptide
1	A	325	GLU	Mainchain
1	B	1168	LEU	Mainchain
1	B	725	PHE	Mainchain
1	C	1002	SER	Mainchain
1	C	1171	VAL	Peptide
1	C	325	GLU	Mainchain
1	D	1168	LEU	Mainchain
1	D	725	PHE	Mainchain
1	E	1002	SER	Mainchain
1	E	1171	VAL	Peptide
1	E	325	GLU	Mainchain
1	F	1168	LEU	Mainchain
1	F	725	PHE	Mainchain
2	G	102	ARG	Sidechain
2	G	140	ARG	Sidechain
2	G	144	ARG	Sidechain
2	G	167	ARG	Sidechain
2	G	178	ARG	Sidechain
2	G	181	ARG	Sidechain
2	G	202	ARG	Sidechain
2	G	203	ARG	Sidechain
2	G	222	ARG	Sidechain

Continued on next page...

Continued from previous page...

Mol	Chain	Res	Type	Group
2	G	230	ARG	Sidechain
2	G	231	ARG	Sidechain
2	G	246	ARG	Sidechain
2	G	306	ARG	Sidechain
2	G	310	ARG	Sidechain
2	G	321	ARG	Sidechain
2	G	322	ARG	Sidechain
2	G	324	ARG	Sidechain
2	G	332	ARG	Sidechain
2	G	34	ARG	Sidechain
2	G	363	ARG	Sidechain
2	G	366	ARG	Sidechain
2	G	377	ARG	Sidechain
2	G	39	ARG	Sidechain
2	G	419	ARG	Sidechain
2	G	428	ARG	Sidechain
2	G	445	ARG	Sidechain
2	G	455	ARG	Sidechain
2	G	458	ARG	Sidechain
2	G	46	ARG	Sidechain
2	G	76	ARG	Sidechain
2	G	96	ARG	Sidechain
2	H	102	ARG	Sidechain
2	H	140	ARG	Sidechain
2	H	144	ARG	Sidechain
2	H	167	ARG	Sidechain
2	H	178	ARG	Sidechain
2	H	181	ARG	Sidechain
2	H	202	ARG	Sidechain
2	H	203	ARG	Sidechain
2	H	222	ARG	Sidechain
2	H	230	ARG	Sidechain
2	H	231	ARG	Sidechain
2	H	246	ARG	Sidechain
2	H	306	ARG	Sidechain
2	H	310	ARG	Sidechain
2	H	321	ARG	Sidechain
2	H	322	ARG	Sidechain
2	H	324	ARG	Sidechain
2	H	332	ARG	Sidechain
2	H	34	ARG	Sidechain
2	H	363	ARG	Sidechain

Continued on next page...

Continued from previous page...

Mol	Chain	Res	Type	Group
2	H	366	ARG	Sidechain
2	H	377	ARG	Sidechain
2	H	39	ARG	Sidechain
2	H	419	ARG	Sidechain
2	H	428	ARG	Sidechain
2	H	445	ARG	Sidechain
2	H	455	ARG	Sidechain
2	H	458	ARG	Sidechain
2	H	46	ARG	Sidechain
2	H	76	ARG	Sidechain
2	H	96	ARG	Sidechain
2	I	102	ARG	Sidechain
2	I	140	ARG	Sidechain
2	I	144	ARG	Sidechain
2	I	167	ARG	Sidechain
2	I	178	ARG	Sidechain
2	I	181	ARG	Sidechain
2	I	202	ARG	Sidechain
2	I	203	ARG	Sidechain
2	I	222	ARG	Sidechain
2	I	230	ARG	Sidechain
2	I	231	ARG	Sidechain
2	I	246	ARG	Sidechain
2	I	306	ARG	Sidechain
2	I	310	ARG	Sidechain
2	I	321	ARG	Sidechain
2	I	322	ARG	Sidechain
2	I	324	ARG	Sidechain
2	I	332	ARG	Sidechain
2	I	34	ARG	Sidechain
2	I	363	ARG	Sidechain
2	I	366	ARG	Sidechain
2	I	377	ARG	Sidechain
2	I	39	ARG	Sidechain
2	I	419	ARG	Sidechain
2	I	428	ARG	Sidechain
2	I	445	ARG	Sidechain
2	I	455	ARG	Sidechain
2	I	458	ARG	Sidechain
2	I	46	ARG	Sidechain
2	I	76	ARG	Sidechain
2	I	96	ARG	Sidechain

Continued on next page...

Continued from previous page...

Mol	Chain	Res	Type	Group
2	J	102	ARG	Sidechain
2	J	140	ARG	Sidechain
2	J	144	ARG	Sidechain
2	J	167	ARG	Sidechain
2	J	178	ARG	Sidechain
2	J	181	ARG	Sidechain
2	J	202	ARG	Sidechain
2	J	203	ARG	Sidechain
2	J	222	ARG	Sidechain
2	J	230	ARG	Sidechain
2	J	231	ARG	Sidechain
2	J	246	ARG	Sidechain
2	J	306	ARG	Sidechain
2	J	310	ARG	Sidechain
2	J	321	ARG	Sidechain
2	J	322	ARG	Sidechain
2	J	324	ARG	Sidechain
2	J	332	ARG	Sidechain
2	J	34	ARG	Sidechain
2	J	363	ARG	Sidechain
2	J	366	ARG	Sidechain
2	J	377	ARG	Sidechain
2	J	39	ARG	Sidechain
2	J	419	ARG	Sidechain
2	J	428	ARG	Sidechain
2	J	445	ARG	Sidechain
2	J	455	ARG	Sidechain
2	J	458	ARG	Sidechain
2	J	46	ARG	Sidechain
2	J	76	ARG	Sidechain
2	J	96	ARG	Sidechain
2	K	102	ARG	Sidechain
2	K	140	ARG	Sidechain
2	K	144	ARG	Sidechain
2	K	167	ARG	Sidechain
2	K	178	ARG	Sidechain
2	K	181	ARG	Sidechain
2	K	202	ARG	Sidechain
2	K	203	ARG	Sidechain
2	K	222	ARG	Sidechain
2	K	230	ARG	Sidechain
2	K	231	ARG	Sidechain

Continued on next page...

Continued from previous page...

Mol	Chain	Res	Type	Group
2	K	246	ARG	Sidechain
2	K	306	ARG	Sidechain
2	K	310	ARG	Sidechain
2	K	321	ARG	Sidechain
2	K	322	ARG	Sidechain
2	K	324	ARG	Sidechain
2	K	332	ARG	Sidechain
2	K	34	ARG	Sidechain
2	K	363	ARG	Sidechain
2	K	366	ARG	Sidechain
2	K	377	ARG	Sidechain
2	K	39	ARG	Sidechain
2	K	419	ARG	Sidechain
2	K	428	ARG	Sidechain
2	K	445	ARG	Sidechain
2	K	455	ARG	Sidechain
2	K	458	ARG	Sidechain
2	K	46	ARG	Sidechain
2	K	76	ARG	Sidechain
2	K	96	ARG	Sidechain
2	L	102	ARG	Sidechain
2	L	140	ARG	Sidechain
2	L	144	ARG	Sidechain
2	L	167	ARG	Sidechain
2	L	178	ARG	Sidechain
2	L	181	ARG	Sidechain
2	L	202	ARG	Sidechain
2	L	203	ARG	Sidechain
2	L	222	ARG	Sidechain
2	L	230	ARG	Sidechain
2	L	231	ARG	Sidechain
2	L	246	ARG	Sidechain
2	L	306	ARG	Sidechain
2	L	310	ARG	Sidechain
2	L	321	ARG	Sidechain
2	L	322	ARG	Sidechain
2	L	324	ARG	Sidechain
2	L	332	ARG	Sidechain
2	L	34	ARG	Sidechain
2	L	363	ARG	Sidechain
2	L	366	ARG	Sidechain
2	L	377	ARG	Sidechain

Continued on next page...

Continued from previous page...

Mol	Chain	Res	Type	Group
2	L	39	ARG	Sidechain
2	L	419	ARG	Sidechain
2	L	428	ARG	Sidechain
2	L	445	ARG	Sidechain
2	L	455	ARG	Sidechain
2	L	458	ARG	Sidechain
2	L	46	ARG	Sidechain
2	L	76	ARG	Sidechain
2	L	96	ARG	Sidechain

5.2 Too-close contacts

In the following table, the Non-H and H(model) columns list the number of non-hydrogen atoms and hydrogen atoms in the chain respectively. The H(added) column lists the number of hydrogen atoms added and optimized by MolProbity. The Clashes column lists the number of clashes within the asymmetric unit, whereas Symm-Clashes lists symmetry related clashes.

Mol	Chain	Non-H	H(model)	H(added)	Clashes	Symm-Clashes
1	A	11337	0	11347	1764	0
1	B	11337	0	11350	1542	0
1	C	11337	0	11347	1760	0
1	D	11337	0	11350	1536	0
1	E	11337	0	11347	1772	0
1	F	11337	0	11350	1543	0
2	G	3468	0	3397	1086	0
2	H	3468	0	3397	1079	0
2	I	3468	0	3397	1089	0
2	J	3468	0	3399	1075	0
2	K	3468	0	3399	1080	0
2	L	3468	0	3399	1078	0
3	A	11	0	10	3	0
3	B	11	0	10	0	0
3	C	11	0	10	3	0
3	D	11	0	10	0	0
3	E	11	0	10	3	0
3	F	11	0	10	1	0
4	A	31	0	19	4	0
4	B	31	0	19	7	0
4	C	31	0	19	3	0
4	D	31	0	19	7	0
4	E	31	0	19	4	0
4	F	31	0	19	6	0

Continued on next page...

Continued from previous page...

Mol	Chain	Non-H	H(model)	H(added)	Clashes	Symm-Clashes
5	A	10	0	4	0	0
5	B	10	0	4	2	0
5	C	10	0	4	0	0
5	D	10	0	4	2	0
5	E	10	0	4	0	0
5	F	10	0	4	1	0
6	A	7	0	0	1	0
6	B	7	0	0	3	0
6	C	7	0	0	1	0
6	D	7	0	0	3	0
6	E	7	0	0	4	0
6	F	7	0	0	3	0
7	G	16	0	0	2	0
7	H	16	0	0	2	0
7	I	16	0	0	2	0
7	J	16	0	0	2	0
7	K	16	0	0	2	0
7	L	16	0	0	2	0
8	G	53	0	31	18	0
8	H	53	0	31	18	0
8	I	53	0	31	18	0
8	J	53	0	31	18	0
8	K	53	0	31	18	0
8	L	53	0	31	17	0
All	All	89598	0	88863	15409	0

The all-atom clashscore is defined as the number of clashes found per 1000 atoms (including hydrogen atoms). The all-atom clashscore for this structure is 86.

All (15409) close contacts within the same asymmetric unit are listed below, sorted by their clash magnitude.

Atom-1	Atom-2	Interatomic distance (Å)	Clash overlap (Å)
1:B:1263:HIS:CE1	1:D:900:GLY:CA	1.77	1.66
1:A:782:ARG:CG	2:J:53:PRO:HD2	1.19	1.65
1:E:782:ARG:CG	2:L:53:PRO:HD2	1.19	1.64
1:F:182:MET:CE	1:F:217:PRO:HB2	1.30	1.61
1:A:902:ASN:HB2	1:C:1227:GLU:CG	1.13	1.61
1:C:782:ARG:CG	2:K:53:PRO:HD2	1.19	1.61
1:E:782:ARG:HG2	2:L:53:PRO:CD	1.14	1.61
1:D:182:MET:HE3	1:D:217:PRO:CB	1.27	1.60
1:D:1263:HIS:CE1	1:F:900:GLY:CA	1.77	1.60

Continued on next page...

Continued from previous page...

Atom-1	Atom-2	Interatomic distance (Å)	Clash overlap (Å)
1:A:182:MET:HE3	1:A:217:PRO:CB	1.28	1.60
1:F:182:MET:HE3	1:F:217:PRO:CB	1.18	1.60
1:D:182:MET:CE	1:D:217:PRO:HB2	1.30	1.59
1:A:902:ASN:CB	1:C:1227:GLU:HG2	1.27	1.59
1:F:1449:ARG:HH11	1:F:1449:ARG:CB	0.97	1.58
1:A:1227:GLU:HG2	1:E:902:ASN:CB	1.27	1.58
1:B:900:GLY:CA	1:F:1263:HIS:CE1	1.77	1.57
1:A:782:ARG:HG2	2:J:53:PRO:CD	1.14	1.56
1:B:1449:ARG:CB	1:B:1449:ARG:HH11	0.97	1.56
1:D:1449:ARG:CB	1:D:1449:ARG:HH11	0.97	1.56
1:D:1263:HIS:CE1	1:F:900:GLY:HA3	1.07	1.55
1:B:900:GLY:HA3	1:F:1263:HIS:CE1	1.07	1.55
1:B:1263:HIS:CE1	1:D:900:GLY:HA3	1.07	1.55
1:C:782:ARG:HG2	2:K:53:PRO:CD	1.14	1.55
1:C:902:ASN:HB2	1:E:1227:GLU:CG	1.13	1.54
1:C:182:MET:HE3	1:C:217:PRO:CB	1.33	1.54
1:C:902:ASN:CB	1:E:1227:GLU:HG2	1.27	1.54
1:B:182:MET:CE	1:B:217:PRO:HB2	1.30	1.54
1:A:1227:GLU:CG	1:E:902:ASN:HB2	1.13	1.54
1:E:182:MET:HE3	1:E:217:PRO:CB	1.34	1.53
1:A:1227:GLU:CG	1:E:902:ASN:CB	1.80	1.53
1:B:182:MET:HE3	1:B:217:PRO:CB	1.29	1.52
1:A:1438:ARG:CG	2:L:376:GLY:HA2	1.24	1.52
1:A:1227:GLU:CD	1:E:902:ASN:HB3	1.28	1.51
1:E:1449:ARG:NH1	1:E:1449:ARG:HB2	1.18	1.48
1:C:1438:ARG:CG	2:J:376:GLY:CA	1.84	1.47
1:D:1289:MET:CE	1:D:1289:MET:SD	2.02	1.47
1:F:1289:MET:SD	1:F:1289:MET:CE	2.02	1.47
1:C:182:MET:CE	1:C:217:PRO:HB2	1.45	1.46
1:C:1438:ARG:CG	2:J:376:GLY:HA2	1.24	1.46
1:F:782:ARG:CG	2:I:53:PRO:HD2	1.23	1.46
1:A:182:MET:CE	1:A:217:PRO:HB2	1.45	1.46
1:B:1289:MET:CE	1:B:1289:MET:SD	2.02	1.46
1:C:902:ASN:HB3	1:E:1227:GLU:CD	1.28	1.45
1:D:782:ARG:CG	2:H:53:PRO:HD2	1.23	1.45
1:A:1449:ARG:HB2	1:A:1449:ARG:NH1	1.18	1.45
1:A:902:ASN:HB3	1:C:1227:GLU:CD	1.28	1.44
1:E:522:LEU:HD21	1:E:705:LEU:CD2	1.48	1.44
1:A:902:ASN:CB	1:C:1227:GLU:CG	1.80	1.44
1:A:1449:ARG:CB	1:A:1449:ARG:HH11	1.31	1.44
1:E:1449:ARG:HH11	1:E:1449:ARG:CB	1.31	1.43

Continued on next page...

Continued from previous page...

Atom-1	Atom-2	Interatomic distance (Å)	Clash overlap (Å)
1:C:902:ASN:CB	1:E:1227:GLU:CG	1.80	1.43
1:C:522:LEU:HD21	1:C:705:LEU:CD2	1.48	1.43
1:A:522:LEU:HD21	1:A:705:LEU:CD2	1.48	1.42
1:C:1449:ARG:NH1	1:C:1449:ARG:HB2	1.18	1.42
1:C:1449:ARG:HH11	1:C:1449:ARG:CB	1.31	1.42
1:A:253:HIS:ND1	1:A:254:PRO:HD2	1.17	1.42
1:E:182:MET:CE	1:E:217:PRO:HB2	1.45	1.41
1:F:782:ARG:HG2	2:I:53:PRO:CD	0.94	1.41
1:A:782:ARG:CG	2:J:52:VAL:HA	1.27	1.41
1:E:253:HIS:ND1	1:E:254:PRO:HD2	1.17	1.41
1:B:782:ARG:CG	2:G:53:PRO:HD2	1.23	1.41
1:A:825:LEU:CD1	1:A:1186:ARG:HH12	1.31	1.41
1:E:1438:ARG:CG	2:K:376:GLY:CA	1.84	1.41
1:E:825:LEU:CD1	1:E:1186:ARG:HH12	1.31	1.41
1:D:782:ARG:HG2	2:H:53:PRO:CD	0.93	1.40
1:C:825:LEU:CD1	1:C:1186:ARG:HH12	1.31	1.40
1:C:900:GLY:HA3	1:E:1263:HIS:NE2	1.35	1.40
1:C:253:HIS:ND1	1:C:254:PRO:HD2	1.17	1.40
1:C:782:ARG:HG3	2:K:52:VAL:CA	1.09	1.40
1:B:782:ARG:HG2	2:G:53:PRO:CD	0.94	1.39
1:A:900:GLY:HA3	1:C:1263:HIS:NE2	1.35	1.39
1:E:1438:ARG:CG	2:K:376:GLY:HA2	1.24	1.39
1:A:1438:ARG:CG	2:L:376:GLY:CA	1.84	1.39
1:E:782:ARG:HG3	2:L:52:VAL:CA	1.09	1.39
1:C:825:LEU:HD13	1:C:1186:ARG:NH1	1.35	1.38
1:E:782:ARG:CG	2:L:52:VAL:HA	1.27	1.38
1:A:1263:HIS:NE2	1:E:900:GLY:HA3	1.35	1.38
1:D:182:MET:CE	1:D:217:PRO:CB	1.89	1.38
1:E:505:GLN:NE2	1:E:1001:VAL:H	1.23	1.37
1:A:505:GLN:NE2	1:A:1001:VAL:H	1.23	1.37
1:C:505:GLN:NE2	1:C:1001:VAL:H	1.23	1.36
1:A:825:LEU:HD13	1:A:1186:ARG:NH1	1.35	1.36
1:E:825:LEU:HD13	1:E:1186:ARG:NH1	1.35	1.35
1:A:782:ARG:HG3	2:J:52:VAL:CA	1.09	1.35
1:F:182:MET:CE	1:F:217:PRO:CB	1.89	1.34
1:F:777:GLY:HA2	2:I:52:VAL:CG1	1.58	1.34
1:F:1104:MET:O	2:I:54:PHE:HZ	1.09	1.34
1:E:782:ARG:CG	2:L:52:VAL:CA	1.86	1.34
1:F:253:HIS:CG	1:F:254:PRO:HD2	1.62	1.33
1:B:253:HIS:CG	1:B:254:PRO:HD2	1.62	1.33
1:D:253:HIS:CG	1:D:254:PRO:HD2	1.62	1.33

Continued on next page...

Continued from previous page...

Atom-1	Atom-2	Interatomic distance (Å)	Clash overlap (Å)
1:A:290:THR:CG2	1:A:292:PRO:HD2	1.58	1.33
1:D:430:VAL:HG13	1:D:554:GLU:CB	1.58	1.33
1:B:1104:MET:O	2:G:54:PHE:HZ	1.09	1.33
1:C:290:THR:CG2	1:C:292:PRO:HD2	1.58	1.33
1:B:182:MET:CE	1:B:217:PRO:CB	1.89	1.32
1:B:777:GLY:HA2	2:G:52:VAL:CG1	1.58	1.32
1:A:782:ARG:HG3	2:J:52:VAL:C	1.49	1.32
1:F:430:VAL:HG13	1:F:554:GLU:CB	1.59	1.32
1:B:900:GLY:O	1:F:1227:GLU:C	1.68	1.32
1:F:782:ARG:C	2:I:57:VAL:HG23	1.50	1.31
1:B:782:ARG:C	2:G:57:VAL:HG23	1.50	1.31
1:D:777:GLY:HA2	2:H:52:VAL:CG1	1.58	1.31
1:C:782:ARG:HG3	2:K:52:VAL:C	1.49	1.31
1:E:1104:MET:O	2:L:54:PHE:HZ	1.10	1.31
1:E:290:THR:CG2	1:E:292:PRO:HD2	1.58	1.31
1:B:430:VAL:HG13	1:B:554:GLU:CB	1.59	1.31
1:B:780:ARG:NH1	2:G:50:CYS:SG	2.04	1.30
1:E:780:ARG:NH1	2:L:50:CYS:SG	2.04	1.30
1:C:1438:ARG:CB	2:J:376:GLY:N	1.75	1.30
1:D:782:ARG:C	2:H:57:VAL:HG23	1.50	1.30
1:B:825:LEU:HD13	1:B:1186:ARG:NH1	1.46	1.30
1:C:253:HIS:ND1	1:C:254:PRO:CD	1.94	1.30
1:D:780:ARG:NH1	2:H:50:CYS:SG	2.04	1.30
1:C:780:ARG:NH1	2:K:50:CYS:SG	2.04	1.30
1:A:253:HIS:ND1	1:A:254:PRO:CD	1.94	1.29
1:E:782:ARG:HG3	2:L:52:VAL:C	1.49	1.29
1:D:1263:HIS:NE2	1:F:900:GLY:HA3	1.48	1.29
1:B:782:ARG:CZ	2:G:51:GLY:HA2	1.08	1.29
1:A:1438:ARG:CB	2:L:376:GLY:N	1.75	1.29
1:B:182:MET:HE3	1:B:217:PRO:CA	1.63	1.29
1:B:1227:GLU:C	1:D:900:GLY:O	1.68	1.29
1:C:253:HIS:CG	1:C:254:PRO:HD2	1.67	1.29
1:A:780:ARG:NH1	2:J:50:CYS:SG	2.04	1.29
1:F:825:LEU:CD1	1:F:1186:ARG:HH12	1.46	1.29
1:B:1263:HIS:NE2	1:D:900:GLY:HA3	1.48	1.29
1:B:1263:HIS:HE1	1:D:900:GLY:N	1.30	1.29
1:E:253:HIS:CG	1:E:254:PRO:HD2	1.67	1.29
1:B:900:GLY:N	1:F:1263:HIS:HE1	1.30	1.29
1:A:253:HIS:CG	1:A:254:PRO:HD2	1.67	1.28
1:D:825:LEU:HD13	1:D:1186:ARG:NH1	1.46	1.28
1:A:1438:ARG:HG3	2:L:376:GLY:CA	1.52	1.28

Continued on next page...

Continued from previous page...

Atom-1	Atom-2	Interatomic distance (Å)	Clash overlap (Å)
1:C:1104:MET:O	2:K:54:PHE:HZ	1.10	1.28
1:D:1227:GLU:C	1:F:900:GLY:O	1.68	1.28
1:D:825:LEU:CD1	1:D:1186:ARG:HH12	1.46	1.28
1:E:253:HIS:ND1	1:E:254:PRO:CD	1.94	1.28
1:D:1263:HIS:HE1	1:F:900:GLY:N	1.30	1.28
1:D:1104:MET:O	2:H:54:PHE:HZ	1.09	1.28
1:A:900:GLY:CA	1:C:1263:HIS:NE2	1.96	1.28
1:B:825:LEU:CD1	1:B:1186:ARG:HH12	1.46	1.27
1:F:780:ARG:NH1	2:I:50:CYS:SG	2.04	1.27
1:F:825:LEU:HD13	1:F:1186:ARG:NH1	1.46	1.27
1:C:900:GLY:CA	1:E:1263:HIS:NE2	1.96	1.27
1:A:902:ASN:CB	1:C:1227:GLU:CD	1.93	1.27
1:D:182:MET:HE3	1:D:217:PRO:CA	1.63	1.27
1:A:1263:HIS:CE1	1:E:900:GLY:CA	2.17	1.27
1:C:430:VAL:HG13	1:C:554:GLU:CB	1.64	1.27
1:C:875:MET:HE1	1:C:1139:PHE:CE2	1.68	1.27
1:A:430:VAL:HG13	1:A:554:GLU:CB	1.64	1.27
1:F:782:ARG:HB3	2:I:56:GLN:NE2	1.50	1.26
1:F:182:MET:HE3	1:F:217:PRO:CA	1.65	1.26
1:A:900:GLY:CA	1:C:1263:HIS:CE1	2.17	1.26
1:E:782:ARG:HB3	2:L:56:GLN:NE2	1.49	1.26
1:E:430:VAL:HG13	1:E:554:GLU:CB	1.64	1.26
1:A:1263:HIS:NE2	1:E:900:GLY:CA	1.96	1.26
1:A:1104:MET:O	2:J:54:PHE:HZ	1.10	1.26
1:C:777:GLY:HA2	2:K:52:VAL:CG1	1.65	1.26
1:F:1449:ARG:NH1	1:F:1449:ARG:HB2	0.93	1.26
1:D:782:ARG:HB3	2:H:56:GLN:NE2	1.50	1.26
1:C:782:ARG:CG	2:K:52:VAL:CA	1.86	1.26
1:C:782:ARG:HB3	2:K:56:GLN:NE2	1.49	1.26
1:B:729:GLY:O	1:B:748:GLY:HA3	1.31	1.26
1:C:1438:ARG:HG3	2:J:376:GLY:CA	1.52	1.26
1:D:729:GLY:O	1:D:748:GLY:HA3	1.31	1.26
1:C:900:GLY:CA	1:E:1263:HIS:CE1	2.17	1.26
1:D:1449:ARG:NH1	1:D:1449:ARG:HB2	0.93	1.25
1:A:777:GLY:HA2	2:J:52:VAL:CG1	1.65	1.25
1:B:900:GLY:HA3	1:F:1263:HIS:NE2	1.48	1.25
1:F:783:LYS:CA	2:I:57:VAL:CG2	2.15	1.25
1:A:782:ARG:HB3	2:J:56:GLN:NE2	1.49	1.25
1:F:729:GLY:O	1:F:748:GLY:HA3	1.31	1.25
1:A:375:ASP:OD2	1:A:377:THR:HB	1.35	1.25
1:B:1228:LYS:N	1:D:900:GLY:O	1.71	1.24

Continued on next page...

Continued from previous page...

Atom-1	Atom-2	Interatomic distance (Å)	Clash overlap (Å)
1:E:777:GLY:HA2	2:L:52:VAL:CG1	1.65	1.24
1:E:1438:ARG:HG3	2:K:376:GLY:CA	1.52	1.24
1:C:902:ASN:CB	1:E:1227:GLU:CD	1.93	1.24
1:B:783:LYS:CA	2:G:57:VAL:CG2	2.15	1.24
1:B:1449:ARG:HB2	1:B:1449:ARG:NH1	0.93	1.24
1:E:375:ASP:OD2	1:E:377:THR:HB	1.35	1.24
1:D:783:LYS:CA	2:H:57:VAL:CG2	2.15	1.23
1:F:452:GLN:HE21	1:F:764:THR:CG2	1.51	1.23
1:B:900:GLY:O	1:F:1228:LYS:N	1.71	1.23
1:B:452:GLN:HE21	1:B:764:THR:CG2	1.51	1.23
1:E:875:MET:CE	1:E:1139:PHE:CE2	2.22	1.23
1:D:1228:LYS:N	1:F:900:GLY:O	1.70	1.23
1:D:782:ARG:CZ	2:H:51:GLY:HA2	1.08	1.23
1:B:782:ARG:HB3	2:G:56:GLN:NE2	1.50	1.22
1:A:875:MET:CE	1:A:1139:PHE:CE2	2.22	1.22
1:D:452:GLN:HE21	1:D:764:THR:CG2	1.51	1.22
1:C:782:ARG:CG	2:K:52:VAL:HA	1.27	1.22
1:F:783:LYS:HA	2:I:57:VAL:CG2	1.69	1.21
1:F:781:PHE:C	2:I:52:VAL:HB	1.38	1.21
1:A:1227:GLU:CD	1:E:902:ASN:CB	1.93	1.21
1:C:875:MET:CE	1:C:1139:PHE:CE2	2.22	1.21
1:F:782:ARG:CZ	2:I:51:GLY:HA2	1.08	1.21
1:C:375:ASP:OD2	1:C:377:THR:HB	1.35	1.21
1:D:1047:MET:HG2	1:D:1186:ARG:CZ	1.69	1.21
1:F:746:ILE:CG2	1:F:1182:ASP:H	1.54	1.20
2:H:259:VAL:HG21	2:H:264:TYR:HB2	1.21	1.20
1:A:875:MET:HE1	1:A:1139:PHE:CE2	1.76	1.20
1:E:875:MET:HE1	1:E:1139:PHE:CE2	1.75	1.20
1:B:746:ILE:CG2	1:B:1182:ASP:H	1.54	1.20
1:B:1047:MET:HG2	1:B:1186:ARG:CZ	1.69	1.20
1:E:782:ARG:CD	2:L:53:PRO:CD	2.20	1.20
1:F:1047:MET:HG2	1:F:1186:ARG:CZ	1.69	1.20
1:F:782:ARG:NH2	2:I:51:GLY:C	1.88	1.20
1:E:1438:ARG:CB	2:K:376:GLY:N	1.75	1.20
1:A:782:ARG:C	2:J:57:VAL:HG23	1.62	1.20
1:B:783:LYS:HA	2:G:57:VAL:CG2	1.69	1.20
1:C:782:ARG:CD	2:K:53:PRO:CD	2.20	1.20
2:G:152:VAL:HG13	2:G:175:VAL:HA	1.24	1.19
2:K:259:VAL:HG21	2:K:264:TYR:HB2	1.21	1.19
1:C:59:VAL:HG21	1:C:105:TYR:CD2	1.77	1.19
1:A:59:VAL:HG21	1:A:105:TYR:CD2	1.77	1.19

Continued on next page...

Continued from previous page...

Atom-1	Atom-2	Interatomic distance (Å)	Clash overlap (Å)
1:C:782:ARG:C	2:K:57:VAL:HG23	1.62	1.19
1:D:1047:MET:SD	1:D:1186:ARG:NH2	2.16	1.19
1:E:782:ARG:C	2:L:57:VAL:HG23	1.62	1.18
1:B:1047:MET:SD	1:B:1186:ARG:NH2	2.16	1.18
1:D:783:LYS:HA	2:H:57:VAL:CG2	1.69	1.18
1:D:746:ILE:CG2	1:D:1182:ASP:H	1.54	1.18
1:D:253:HIS:ND1	1:D:254:PRO:HD2	1.57	1.18
1:A:782:ARG:CD	2:J:53:PRO:CD	2.20	1.18
1:E:59:VAL:HG21	1:E:105:TYR:CD2	1.77	1.17
1:A:783:LYS:CA	2:J:57:VAL:HG22	1.64	1.17
1:C:900:GLY:N	1:E:1263:HIS:CE1	2.12	1.17
1:E:515:ARG:HD2	1:E:1367:TYR:CE1	1.80	1.17
2:K:244:LYS:HD2	2:K:404:GLU:HB3	1.26	1.17
1:F:253:HIS:ND1	1:F:254:PRO:HD2	1.57	1.17
1:E:1111:ASN:OD1	1:E:1119:VAL:HG23	1.44	1.17
1:B:253:HIS:ND1	1:B:254:PRO:HD2	1.57	1.17
1:F:783:LYS:N	2:I:57:VAL:HG23	1.59	1.17
1:D:783:LYS:CA	2:H:57:VAL:HG22	1.60	1.17
1:B:1401:LEU:O	1:B:1401:LEU:HD12	1.45	1.17
1:A:900:GLY:N	1:C:1263:HIS:CE1	2.13	1.17
1:B:781:PHE:C	2:G:52:VAL:HB	1.38	1.17
1:A:1263:HIS:CE1	1:E:900:GLY:N	2.13	1.16
1:C:515:ARG:HD2	1:C:1367:TYR:CE1	1.80	1.16
1:C:746:ILE:CG2	1:C:1182:ASP:H	1.58	1.16
1:F:1047:MET:SD	1:F:1186:ARG:NH2	2.16	1.16
1:B:1104:MET:O	2:G:54:PHE:CZ	1.97	1.16
1:D:1111:ASN:OD1	1:D:1119:VAL:HG23	1.45	1.16
1:F:1401:LEU:O	1:F:1401:LEU:HD12	1.45	1.16
2:J:259:VAL:HG21	2:J:264:TYR:HB2	1.21	1.16
2:J:319:LEU:HD11	2:J:369:LEU:HD21	1.26	1.16
1:A:1104:MET:O	2:J:54:PHE:CZ	1.98	1.16
1:D:783:LYS:N	2:H:57:VAL:HG23	1.59	1.16
1:E:825:LEU:CD1	1:E:1186:ARG:NH1	1.98	1.16
1:F:1104:MET:O	2:I:54:PHE:CZ	1.97	1.16
2:J:244:LYS:HD2	2:J:404:GLU:HB3	1.26	1.16
1:E:1104:MET:O	2:L:54:PHE:CZ	1.98	1.16
1:C:783:LYS:CA	2:K:57:VAL:HG22	1.64	1.16
1:A:746:ILE:CG2	1:A:1182:ASP:H	1.58	1.16
1:E:746:ILE:CG2	1:E:1182:ASP:H	1.58	1.16
1:A:515:ARG:HD2	1:A:1367:TYR:CE1	1.80	1.16
1:B:1111:ASN:OD1	1:B:1119:VAL:HG23	1.45	1.16

Continued on next page...

Continued from previous page...

Atom-1	Atom-2	Interatomic distance (Å)	Clash overlap (Å)
2:I:319:LEU:HD11	2:I:369:LEU:HD21	1.26	1.16
1:D:1401:LEU:HD12	1:D:1401:LEU:O	1.45	1.15
1:E:782:ARG:CG	2:L:53:PRO:CD	1.88	1.15
1:E:783:LYS:CA	2:L:57:VAL:HG22	1.64	1.15
1:E:838:VAL:HG13	1:E:839:PRO:HD2	1.23	1.15
2:H:319:LEU:HD11	2:H:369:LEU:HD21	1.26	1.15
1:A:782:ARG:CG	2:J:52:VAL:CA	1.86	1.15
2:K:152:VAL:HG13	2:K:175:VAL:HA	1.24	1.15
1:E:1212:ASP:O	1:E:1216:VAL:HG23	1.47	1.15
1:D:1104:MET:O	2:H:54:PHE:CZ	1.97	1.15
1:B:783:LYS:CA	2:G:57:VAL:HG22	1.60	1.15
2:G:244:LYS:HD2	2:G:404:GLU:HB3	1.26	1.15
2:K:319:LEU:HD11	2:K:369:LEU:HD21	1.26	1.15
1:C:515:ARG:CD	1:C:1367:TYR:CE1	2.30	1.15
1:C:182:MET:CE	1:C:217:PRO:CB	2.13	1.15
1:C:778:PHE:CE2	1:C:1039:LYS:HD2	1.80	1.15
1:E:778:PHE:CE2	1:E:1039:LYS:HD2	1.80	1.15
1:A:1111:ASN:OD1	1:A:1119:VAL:HG23	1.44	1.15
1:C:1104:MET:O	2:K:54:PHE:CZ	1.98	1.15
1:C:182:MET:HE3	1:C:217:PRO:CA	1.77	1.15
2:H:244:LYS:HD2	2:H:404:GLU:HB3	1.26	1.15
2:I:186:LEU:HD23	2:I:195:LEU:HD21	1.17	1.15
2:J:152:VAL:HG13	2:J:175:VAL:HA	1.24	1.15
1:F:777:GLY:HA2	2:I:52:VAL:HG13	1.22	1.14
2:I:259:VAL:HG21	2:I:264:TYR:HB2	1.21	1.14
1:A:778:PHE:CE2	1:A:1039:LYS:HD2	1.80	1.14
1:A:1212:ASP:O	1:A:1216:VAL:HG23	1.47	1.14
1:B:290:THR:HG23	1:B:292:PRO:HD2	1.27	1.14
1:D:999:LYS:HG3	1:D:1022:LEU:HD23	1.19	1.14
1:D:782:ARG:CD	2:H:53:PRO:CD	2.25	1.14
1:F:782:ARG:CD	2:I:53:PRO:CD	2.25	1.14
2:H:371:VAL:HG23	2:H:383:ILE:HG23	1.28	1.14
2:J:371:VAL:HG23	2:J:383:ILE:HG23	1.28	1.14
2:L:53:PRO:HG2	2:L:56:GLN:HG2	1.18	1.14
1:E:515:ARG:CD	1:E:1367:TYR:CE1	2.30	1.14
1:A:290:THR:HG22	1:A:292:PRO:HD2	1.29	1.14
1:C:522:LEU:HD21	1:C:705:LEU:HD21	1.22	1.14
2:I:53:PRO:HG2	2:I:56:GLN:HG2	1.18	1.14
1:E:783:LYS:CA	2:L:57:VAL:CG2	2.26	1.14
1:B:1349:ARG:HG2	1:B:1349:ARG:HH11	0.97	1.14
1:B:452:GLN:HE21	1:B:764:THR:HG21	0.98	1.14

Continued on next page...

Continued from previous page...

Atom-1	Atom-2	Interatomic distance (Å)	Clash overlap (Å)
1:B:783:LYS:N	2:G:57:VAL:HG23	1.59	1.14
1:C:139:VAL:HG12	1:C:140:SER:H	1.01	1.14
1:F:290:THR:HG23	1:F:292:PRO:HD2	1.27	1.14
2:G:319:LEU:HD11	2:G:369:LEU:HD21	1.26	1.14
1:C:783:LYS:CA	2:K:57:VAL:CG2	2.26	1.14
1:A:430:VAL:HG13	1:A:554:GLU:HB3	1.17	1.13
1:C:381:GLU:OE1	1:C:402:ARG:NH1	1.81	1.13
1:B:999:LYS:CG	1:B:1022:LEU:HD23	1.78	1.13
1:D:782:ARG:NH2	2:H:51:GLY:C	1.88	1.13
1:E:182:MET:HE3	1:E:217:PRO:CA	1.77	1.13
1:A:1438:ARG:HB2	2:L:376:GLY:N	1.47	1.13
1:A:825:LEU:CD1	1:A:1186:ARG:NH1	1.98	1.13
1:C:715:VAL:HG12	1:C:715:VAL:O	1.44	1.13
1:A:515:ARG:CD	1:A:1367:TYR:CE1	2.30	1.13
1:B:782:ARG:CD	2:G:53:PRO:CD	2.25	1.13
1:C:1111:ASN:OD1	1:C:1119:VAL:HG23	1.44	1.13
1:C:1212:ASP:O	1:C:1216:VAL:HG23	1.47	1.13
1:C:236:THR:HG21	1:C:328:ASP:H	1.00	1.13
1:D:781:PHE:C	2:H:52:VAL:HB	1.38	1.13
1:B:900:GLY:CA	1:F:1263:HIS:HE1	1.33	1.13
2:G:148:LEU:HD12	2:G:149:SER:H	1.14	1.13
1:A:182:MET:CE	1:A:217:PRO:CB	2.13	1.13
2:G:259:VAL:HG21	2:G:264:TYR:HB2	1.21	1.13
2:I:152:VAL:HG13	2:I:175:VAL:HA	1.24	1.13
2:L:152:VAL:HG13	2:L:175:VAL:HA	1.24	1.13
1:A:783:LYS:HA	2:J:57:VAL:CG2	1.79	1.13
1:F:1111:ASN:OD1	1:F:1119:VAL:HG23	1.45	1.13
1:A:526:LEU:N	1:A:526:LEU:HD12	1.63	1.12
1:E:783:LYS:N	2:L:57:VAL:HG23	1.64	1.12
1:F:777:GLY:CA	2:I:52:VAL:CG1	2.27	1.12
2:J:186:LEU:HD23	2:J:195:LEU:HD21	1.17	1.12
1:A:1230:GLN:H	1:E:877:ARG:HG2	1.13	1.12
1:D:290:THR:HG23	1:D:292:PRO:HD2	1.27	1.12
1:D:777:GLY:CA	2:H:52:VAL:CG1	2.28	1.12
2:L:423:LEU:HD21	2:L:443:ILE:HD13	1.28	1.12
1:D:999:LYS:CG	1:D:1022:LEU:HD23	1.78	1.12
1:E:381:GLU:OE1	1:E:402:ARG:NH1	1.81	1.12
1:E:715:VAL:HG12	1:E:715:VAL:O	1.44	1.12
1:A:139:VAL:HG12	1:A:140:SER:H	1.01	1.12
1:C:783:LYS:HA	2:K:57:VAL:CG2	1.79	1.12
2:L:259:VAL:HG21	2:L:264:TYR:HB2	1.21	1.12

Continued on next page...

Continued from previous page...

Atom-1	Atom-2	Interatomic distance (Å)	Clash overlap (Å)
1:F:710:LYS:HG2	1:F:939:GLY:HA3	1.25	1.12
2:L:244:LYS:HD2	2:L:404:GLU:HB3	1.26	1.12
1:F:999:LYS:CG	1:F:1022:LEU:HD23	1.78	1.12
2:H:186:LEU:HD23	2:H:195:LEU:HD21	1.17	1.12
1:C:781:PHE:C	2:K:52:VAL:HB	1.51	1.12
1:F:182:MET:HE2	1:F:217:PRO:HB2	1.15	1.12
2:I:244:LYS:HD2	2:I:404:GLU:HB3	1.26	1.12
1:F:783:LYS:CA	2:I:57:VAL:HG22	1.60	1.12
1:A:182:MET:HE3	1:A:217:PRO:CA	1.79	1.12
1:B:430:VAL:HG13	1:B:554:GLU:HB3	1.31	1.12
1:C:1221:PRO:HB2	1:C:1229:MET:HE2	1.15	1.12
1:C:783:LYS:N	2:K:57:VAL:HG23	1.64	1.12
1:D:30:HIS:CD2	1:D:31:ARG:HG3	1.85	1.12
2:H:406:LEU:HD23	2:H:407:PRO:HD3	1.29	1.12
1:D:1263:HIS:HE1	1:F:900:GLY:CA	1.33	1.12
1:F:139:VAL:HG12	1:F:140:SER:N	1.60	1.12
2:J:406:LEU:HD23	2:J:407:PRO:HD3	1.29	1.12
1:A:783:LYS:CA	2:J:57:VAL:CG2	2.26	1.11
1:B:782:ARG:NH2	2:G:51:GLY:C	1.88	1.11
1:D:782:ARG:O	2:H:57:VAL:CG2	1.98	1.11
1:A:781:PHE:C	2:J:52:VAL:HB	1.51	1.11
2:K:53:PRO:HG2	2:K:56:GLN:HG2	1.18	1.11
2:H:152:VAL:HG13	2:H:175:VAL:HA	1.24	1.11
2:L:148:LEU:HD12	2:L:149:SER:H	1.14	1.11
1:F:30:HIS:CD2	1:F:31:ARG:HG3	1.85	1.11
1:B:782:ARG:O	2:G:57:VAL:CG2	1.98	1.11
1:A:253:HIS:CE1	1:A:254:PRO:HD2	1.85	1.11
1:C:59:VAL:CG2	1:C:105:TYR:CD2	2.34	1.11
2:K:148:LEU:HD12	2:K:149:SER:H	1.14	1.11
1:C:838:VAL:HG13	1:C:839:PRO:HD2	1.23	1.11
1:C:1438:ARG:HB2	2:J:376:GLY:N	1.47	1.11
1:E:1221:PRO:HB2	1:E:1229:MET:HE2	1.15	1.11
1:E:1391:MET:HE2	1:E:1458:VAL:HG22	1.11	1.11
1:E:253:HIS:CE1	1:E:254:PRO:HD2	1.85	1.11
2:L:186:LEU:HD23	2:L:195:LEU:HD21	1.17	1.11
1:B:1229:MET:HA	1:D:877:ARG:HG3	1.12	1.11
1:B:515:ARG:HD2	1:B:1367:TYR:CE1	1.86	1.11
2:G:418:THR:HB	2:G:424:LEU:HD11	1.32	1.11
1:E:139:VAL:HG12	1:E:140:SER:H	1.01	1.11
1:F:999:LYS:HG3	1:F:1022:LEU:HD23	1.19	1.11
1:B:782:ARG:CD	2:G:53:PRO:HD3	1.81	1.11

Continued on next page...

Continued from previous page...

Atom-1	Atom-2	Interatomic distance (Å)	Clash overlap (Å)
1:D:782:ARG:CB	2:H:56:GLN:HE21	1.63	1.11
1:F:782:ARG:CD	2:I:53:PRO:HD3	1.81	1.11
2:L:319:LEU:HD11	2:L:369:LEU:HD21	1.26	1.11
1:A:1221:PRO:HB2	1:A:1229:MET:HE2	1.13	1.10
1:A:381:GLU:OE1	1:A:402:ARG:NH1	1.81	1.10
1:C:253:HIS:CE1	1:C:254:PRO:HD2	1.85	1.10
1:E:783:LYS:HA	2:L:57:VAL:CG2	1.79	1.10
2:J:423:LEU:HD21	2:J:443:ILE:HD13	1.28	1.10
1:A:783:LYS:N	2:J:57:VAL:HG23	1.64	1.10
1:F:782:ARG:CB	2:I:56:GLN:HE21	1.63	1.10
1:B:30:HIS:CD2	1:B:31:ARG:HG3	1.85	1.10
1:C:387:PRO:HD3	1:C:1344:GLU:OE2	1.51	1.10
2:G:406:LEU:HD23	2:G:407:PRO:HD3	1.29	1.10
2:J:53:PRO:HG2	2:J:56:GLN:HG2	1.18	1.10
1:A:387:PRO:HD3	1:A:1344:GLU:OE2	1.51	1.10
1:B:139:VAL:HG12	1:B:140:SER:N	1.60	1.10
1:F:782:ARG:O	2:I:57:VAL:CG2	1.98	1.10
1:B:999:LYS:HG3	1:B:1022:LEU:HD23	1.19	1.10
1:E:746:ILE:HG21	1:E:1182:ASP:H	1.12	1.10
1:C:877:ARG:HG2	1:E:1230:GLN:H	1.13	1.10
1:D:430:VAL:CG1	1:D:554:GLU:HB2	1.81	1.10
1:E:1376:LEU:N	1:E:1376:LEU:HD23	1.62	1.10
1:E:236:THR:HG21	1:E:328:ASP:H	1.00	1.10
1:B:782:ARG:CB	2:G:56:GLN:HE21	1.63	1.10
2:I:367:ILE:HG23	2:I:390:VAL:HG23	1.34	1.10
2:I:371:VAL:HG23	2:I:383:ILE:HG23	1.27	1.10
1:A:1376:LEU:HD23	1:A:1376:LEU:N	1.62	1.10
1:F:430:VAL:HG13	1:F:554:GLU:HB3	1.31	1.10
2:L:418:THR:HB	2:L:424:LEU:HD11	1.32	1.10
1:B:710:LYS:HG2	1:B:939:GLY:HA3	1.25	1.10
1:D:710:LYS:HG2	1:D:939:GLY:HA3	1.25	1.10
1:F:1349:ARG:HH11	1:F:1349:ARG:HG2	0.97	1.10
1:F:515:ARG:HD2	1:F:1367:TYR:CE1	1.86	1.10
2:G:423:LEU:HD21	2:G:443:ILE:HD13	1.28	1.10
2:K:371:VAL:HG23	2:K:383:ILE:HG23	1.27	1.10
1:B:728:ILE:HD12	1:B:1047:MET:CE	1.82	1.10
1:C:960:THR:HG22	1:C:963:VAL:HG23	1.32	1.10
1:E:522:LEU:HD21	1:E:705:LEU:HD23	1.33	1.10
1:E:782:ARG:HB3	2:L:56:GLN:HE21	0.96	1.10
1:F:728:ILE:HD12	1:F:1047:MET:CE	1.82	1.10
1:D:1227:GLU:CD	1:F:876:ASN:HB3	1.71	1.10

Continued on next page...

Continued from previous page...

Atom-1	Atom-2	Interatomic distance (Å)	Clash overlap (Å)
2:H:148:LEU:HD12	2:H:149:SER:H	1.14	1.10
1:A:236:THR:HG21	1:A:328:ASP:H	1.00	1.09
1:B:876:ASN:HB3	1:F:1227:GLU:CD	1.71	1.09
2:G:186:LEU:HD23	2:G:195:LEU:HD21	1.17	1.09
2:H:367:ILE:HG23	2:H:390:VAL:HG23	1.34	1.09
2:I:418:THR:HB	2:I:424:LEU:HD11	1.32	1.09
1:C:1391:MET:CE	1:C:1458:VAL:HG22	1.82	1.09
1:D:1047:MET:HE2	1:D:1186:ARG:HH22	1.13	1.09
1:E:777:GLY:HA2	2:L:52:VAL:HG13	1.33	1.09
2:I:406:LEU:HD23	2:I:407:PRO:HD3	1.29	1.09
1:A:715:VAL:HG12	1:A:715:VAL:O	1.44	1.09
1:C:1376:LEU:HD23	1:C:1376:LEU:N	1.62	1.09
1:D:782:ARG:CD	2:H:53:PRO:HD3	1.81	1.09
1:E:59:VAL:CG2	1:E:105:TYR:CD2	2.34	1.09
1:A:59:VAL:CG2	1:A:105:TYR:CD2	2.34	1.09
1:D:1349:ARG:HG2	1:D:1349:ARG:HH11	0.97	1.09
1:F:430:VAL:CG1	1:F:554:GLU:HB2	1.82	1.09
2:H:423:LEU:HD21	2:H:443:ILE:HD13	1.28	1.09
2:I:148:LEU:HD12	2:I:149:SER:H	1.14	1.09
1:A:513:SER:HB3	1:A:520:MET:HE2	1.30	1.09
1:B:777:GLY:CA	2:G:52:VAL:CG1	2.27	1.09
1:F:1047:MET:HE2	1:F:1186:ARG:HH22	1.11	1.09
2:G:371:VAL:HG23	2:G:383:ILE:HG23	1.28	1.09
1:F:236:THR:HG21	1:F:328:ASP:H	1.17	1.09
2:L:371:VAL:HG23	2:L:383:ILE:HG23	1.28	1.09
1:B:1227:GLU:CD	1:D:876:ASN:HB3	1.72	1.09
1:C:526:LEU:HD12	1:C:526:LEU:N	1.63	1.09
1:C:430:VAL:HG13	1:C:554:GLU:HB3	1.17	1.09
1:D:728:ILE:HD12	1:D:1047:MET:CE	1.82	1.09
1:F:238:LYS:O	1:F:242:ASN:ND2	1.86	1.09
2:G:53:PRO:HG2	2:G:56:GLN:HG2	1.18	1.09
1:A:522:LEU:HD21	1:A:705:LEU:HD21	1.22	1.09
1:A:838:VAL:HG13	1:A:839:PRO:HD2	1.23	1.09
1:C:1391:MET:HE2	1:C:1458:VAL:HG22	1.10	1.09
1:D:452:GLN:HE21	1:D:764:THR:HG21	0.98	1.09
1:E:781:PHE:C	2:L:52:VAL:HB	1.51	1.09
2:G:225:SER:HB3	2:G:227:PRO:HD2	1.35	1.09
1:B:238:LYS:O	1:B:242:ASN:ND2	1.86	1.08
1:C:452:GLN:HE21	1:C:764:THR:HG23	1.13	1.08
1:E:1391:MET:CE	1:E:1458:VAL:HG22	1.83	1.08
1:A:777:GLY:HA2	2:J:52:VAL:HG13	1.33	1.08

Continued on next page...

Continued from previous page...

Atom-1	Atom-2	Interatomic distance (Å)	Clash overlap (Å)
1:B:430:VAL:CG1	1:B:554:GLU:HB2	1.82	1.08
1:C:353:MET:HE2	1:C:366:GLY:O	1.53	1.08
1:E:387:PRO:HD3	1:E:1344:GLU:OE2	1.51	1.08
2:I:225:SER:HB3	2:I:227:PRO:HD2	1.35	1.08
1:B:746:ILE:HG23	1:B:1182:ASP:HB3	1.32	1.08
1:C:522:LEU:CD2	1:C:705:LEU:HD21	1.83	1.08
1:D:1229:MET:HA	1:F:877:ARG:HG3	1.12	1.08
1:F:746:ILE:HG21	1:F:1182:ASP:N	1.69	1.08
1:A:1391:MET:CE	1:A:1458:VAL:HG22	1.83	1.08
1:D:515:ARG:HD2	1:D:1367:TYR:CE1	1.86	1.08
1:D:430:VAL:HG13	1:D:554:GLU:HB3	1.31	1.08
1:E:1438:ARG:HB2	2:K:376:GLY:N	1.47	1.08
1:E:522:LEU:CD2	1:E:705:LEU:HD21	1.84	1.08
1:C:345:MET:HG3	1:C:346:ASP:H	1.18	1.08
1:C:452:GLN:HE21	1:C:764:THR:CG2	1.66	1.08
1:D:299:VAL:HG12	1:D:299:VAL:O	1.53	1.08
2:L:367:ILE:HG23	2:L:390:VAL:HG23	1.34	1.08
1:D:139:VAL:HG12	1:D:140:SER:N	1.60	1.08
1:D:238:LYS:O	1:D:242:ASN:ND2	1.86	1.08
1:F:452:GLN:HE21	1:F:764:THR:HG21	0.98	1.08
2:J:148:LEU:HD12	2:J:149:SER:H	1.14	1.08
2:J:367:ILE:HG23	2:J:390:VAL:HG23	1.34	1.08
2:L:225:SER:HB3	2:L:227:PRO:HD2	1.35	1.08
1:D:777:GLY:HA2	2:H:52:VAL:HG13	1.22	1.08
1:E:452:GLN:HE21	1:E:764:THR:HG23	1.13	1.08
1:F:295:LYS:HD2	1:F:390:MET:HE3	1.34	1.08
1:D:746:ILE:HG23	1:D:1182:ASP:HB3	1.32	1.08
2:K:186:LEU:HD23	2:K:195:LEU:HD21	1.17	1.08
2:K:225:SER:HB3	2:K:227:PRO:HD2	1.35	1.08
1:B:430:VAL:HG13	1:B:554:GLU:HB2	1.36	1.08
1:C:290:THR:HG22	1:C:292:PRO:HD2	1.29	1.08
1:A:960:THR:HG22	1:A:963:VAL:HG23	1.32	1.07
1:B:295:LYS:HD2	1:B:390:MET:HE3	1.32	1.07
1:C:877:ARG:HG3	1:E:1229:MET:HA	1.33	1.07
1:E:526:LEU:HD12	1:E:526:LEU:N	1.63	1.07
1:C:777:GLY:HA2	2:K:52:VAL:HG13	1.33	1.07
1:B:1263:HIS:HE1	1:D:900:GLY:CA	1.33	1.07
1:C:974:ILE:HD11	1:C:983:LEU:HD12	1.33	1.07
1:E:452:GLN:HE21	1:E:764:THR:CG2	1.66	1.07
2:I:242:VAL:HG12	2:I:403:PRO:HD3	1.36	1.07
1:C:513:SER:HB3	1:C:520:MET:HE2	1.35	1.07

Continued on next page...

Continued from previous page...

Atom-1	Atom-2	Interatomic distance (Å)	Clash overlap (Å)
1:D:1076:GLY:HA3	1:D:1145:GLU:HG2	1.36	1.07
1:D:430:VAL:CG1	1:D:554:GLU:CB	2.32	1.07
1:B:236:THR:HG21	1:B:328:ASP:H	1.17	1.07
1:F:405:GLU:OE1	1:F:405:GLU:N	1.86	1.07
1:B:877:ARG:HG3	1:F:1229:MET:HA	1.12	1.07
1:D:405:GLU:N	1:D:405:GLU:OE1	1.86	1.07
1:D:513:SER:HB3	1:D:520:MET:HE1	1.36	1.07
2:K:367:ILE:HG23	2:K:390:VAL:HG23	1.34	1.07
2:K:418:THR:HB	2:K:424:LEU:HD11	1.32	1.07
1:C:782:ARG:CG	2:K:53:PRO:CD	1.88	1.07
1:A:974:ILE:HD11	1:A:983:LEU:HD12	1.33	1.07
1:B:405:GLU:N	1:B:405:GLU:OE1	1.86	1.07
1:C:825:LEU:CD1	1:C:1186:ARG:NH1	1.98	1.07
1:C:235:ASN:HD22	1:C:236:THR:N	1.52	1.07
1:E:782:ARG:CB	2:L:56:GLN:HE21	1.68	1.07
1:C:782:ARG:CB	2:K:56:GLN:HE21	1.68	1.07
1:A:877:ARG:HG2	1:C:1230:GLN:H	1.13	1.07
1:E:430:VAL:HG13	1:E:554:GLU:HB3	1.17	1.07
1:F:430:VAL:CG1	1:F:554:GLU:CB	2.32	1.07
1:B:1115:VAL:HG12	1:B:1115:VAL:O	1.49	1.07
2:I:167:ARG:HG2	2:I:210:ALA:HB1	1.07	1.07
1:A:522:LEU:HD21	1:A:705:LEU:HD23	1.33	1.07
1:C:746:ILE:HG21	1:C:1182:ASP:H	1.12	1.07
2:K:406:LEU:HD23	2:K:407:PRO:HD3	1.29	1.07
1:A:1210:THR:HG22	1:A:1211:LEU:H	0.91	1.07
1:B:139:VAL:HG11	1:B:143:GLN:HB3	1.36	1.07
1:A:900:GLY:HA3	1:C:1263:HIS:CE1	1.84	1.07
1:A:780:ARG:HD3	2:J:51:GLY:O	1.55	1.06
1:F:746:ILE:HG23	1:F:1182:ASP:HB3	1.32	1.06
2:K:423:LEU:HD21	2:K:443:ILE:HD13	1.28	1.06
1:B:1401:LEU:C	1:B:1401:LEU:HD12	1.74	1.06
1:B:746:ILE:HG21	1:B:1182:ASP:N	1.69	1.06
2:G:367:ILE:HG23	2:G:390:VAL:HG23	1.34	1.06
1:A:345:MET:HG3	1:A:346:ASP:H	1.18	1.06
1:B:182:MET:HE2	1:B:217:PRO:HB2	1.07	1.06
1:D:1115:VAL:HG12	1:D:1115:VAL:O	1.49	1.06
1:E:290:THR:HG22	1:E:292:PRO:HD2	1.29	1.06
1:F:1115:VAL:HG12	1:F:1115:VAL:O	1.49	1.06
1:B:777:GLY:HA2	2:G:52:VAL:HG13	1.22	1.06
2:H:53:PRO:HG2	2:H:56:GLN:HG2	1.18	1.06
2:I:423:LEU:HD21	2:I:443:ILE:HD13	1.28	1.06

Continued on next page...

Continued from previous page...

Atom-1	Atom-2	Interatomic distance (Å)	Clash overlap (Å)
1:C:782:ARG:CD	2:K:53:PRO:HD3	1.85	1.06
2:L:242:VAL:HG12	2:L:403:PRO:HD3	1.37	1.06
1:A:452:GLN:HE21	1:A:764:THR:HG23	1.13	1.06
1:B:782:ARG:CG	2:G:53:PRO:CD	1.77	1.06
1:D:746:ILE:HG21	1:D:1182:ASP:N	1.69	1.06
1:F:299:VAL:HG12	1:F:299:VAL:O	1.53	1.06
2:J:418:THR:HB	2:J:424:LEU:HD11	1.32	1.06
2:L:406:LEU:HD23	2:L:407:PRO:HD3	1.29	1.06
1:A:1115:VAL:O	1:A:1115:VAL:HG12	1.55	1.06
1:A:780:ARG:NH2	2:J:50:CYS:SG	2.28	1.06
1:D:113:ASN:ND2	1:D:115:ASP:H	1.54	1.06
2:J:225:SER:HB3	2:J:227:PRO:HD2	1.35	1.06
1:A:782:ARG:CB	2:J:56:GLN:HE21	1.68	1.06
1:A:235:ASN:HD22	1:A:236:THR:N	1.52	1.06
1:B:417:ASP:O	1:B:419:TRP:N	1.89	1.06
2:H:225:SER:HB3	2:H:227:PRO:HD2	1.35	1.06
2:L:366:ARG:HG2	2:L:391:GLN:HA	1.38	1.06
2:L:71:LEU:HD12	2:L:80:ALA:HB2	1.38	1.06
1:A:452:GLN:HE21	1:A:764:THR:CG2	1.66	1.06
1:A:522:LEU:CD2	1:A:705:LEU:HD21	1.84	1.06
1:B:513:SER:HB3	1:B:520:MET:HE1	1.38	1.06
2:G:366:ARG:HG2	2:G:391:GLN:HA	1.38	1.06
1:D:783:LYS:CE	2:H:57:VAL:HG12	1.66	1.06
2:I:366:ARG:HG2	2:I:391:GLN:HA	1.38	1.06
1:C:1438:ARG:CD	2:J:376:GLY:C	2.20	1.06
2:K:71:LEU:HD12	2:K:80:ALA:HB2	1.38	1.06
1:C:780:ARG:HD3	2:K:51:GLY:O	1.55	1.06
1:D:139:VAL:HG11	1:D:143:GLN:HB3	1.36	1.06
1:B:113:ASN:ND2	1:B:115:ASP:H	1.54	1.06
1:D:1317:THR:HG22	1:D:1318:ASN:N	1.71	1.06
1:D:515:ARG:CD	1:D:1367:TYR:CE1	2.39	1.06
1:E:522:LEU:HD21	1:E:705:LEU:HD21	1.22	1.06
1:D:417:ASP:O	1:D:419:TRP:N	1.89	1.05
1:F:515:ARG:CD	1:F:1367:TYR:CE1	2.39	1.05
2:J:242:VAL:HG12	2:J:403:PRO:HD3	1.37	1.05
1:E:780:ARG:NH2	2:L:50:CYS:SG	2.28	1.05
1:B:430:VAL:CG1	1:B:554:GLU:CB	2.32	1.05
1:E:235:ASN:HD22	1:E:236:THR:N	1.52	1.05
1:E:513:SER:HB3	1:E:520:MET:HE2	1.33	1.05
2:H:418:THR:HB	2:H:424:LEU:HD11	1.32	1.05
2:L:167:ARG:HG2	2:L:210:ALA:HB1	1.08	1.05

Continued on next page...

Continued from previous page...

Atom-1	Atom-2	Interatomic distance (Å)	Clash overlap (Å)
1:B:515:ARG:CD	1:B:1367:TYR:CE1	2.39	1.05
1:D:236:THR:HG21	1:D:328:ASP:H	1.17	1.05
1:D:782:ARG:CB	2:H:53:PRO:HD2	1.86	1.05
1:E:345:MET:HG3	1:E:346:ASP:H	1.18	1.05
1:F:182:MET:HE3	1:F:217:PRO:HB3	1.39	1.05
1:A:782:ARG:HB3	2:J:56:GLN:HE21	0.96	1.05
1:D:1047:MET:CE	1:D:1186:ARG:HH22	1.70	1.05
1:A:1229:MET:HA	1:E:877:ARG:HG3	1.34	1.05
2:I:71:LEU:HD12	2:I:80:ALA:HB2	1.38	1.05
1:C:780:ARG:NH2	2:K:50:CYS:SG	2.28	1.05
1:E:780:ARG:HD3	2:L:51:GLY:O	1.55	1.05
1:E:236:THR:CG2	1:E:328:ASP:H	1.69	1.05
1:F:227:MET:HE3	1:F:282:GLU:HA	1.37	1.05
2:G:71:LEU:HD12	2:G:80:ALA:HB2	1.38	1.05
2:J:167:ARG:HG2	2:J:210:ALA:HB1	1.08	1.05
1:A:877:ARG:HG3	1:C:1229:MET:HA	1.33	1.05
1:D:825:LEU:HD13	1:D:1186:ARG:HH12	1.04	1.05
1:E:1115:VAL:O	1:E:1115:VAL:HG12	1.55	1.05
1:F:513:SER:HB3	1:F:520:MET:HE1	1.36	1.05
1:F:782:ARG:CG	2:I:53:PRO:CD	1.77	1.05
1:C:295:LYS:NZ	1:C:299:VAL:O	1.90	1.05
1:D:505:GLN:NE2	1:D:1000:LEU:HB3	1.72	1.05
2:K:366:ARG:HG2	2:K:391:GLN:HA	1.38	1.05
1:F:1076:GLY:HA3	1:F:1145:GLU:HG2	1.36	1.05
1:A:1438:ARG:CD	2:L:376:GLY:C	2.20	1.05
1:B:505:GLN:NE2	1:B:1000:LEU:HB3	1.72	1.05
2:G:242:VAL:HG12	2:G:403:PRO:HD3	1.37	1.05
1:C:522:LEU:HD21	1:C:705:LEU:HD23	1.33	1.04
1:E:960:THR:HG22	1:E:963:VAL:HG23	1.32	1.04
1:F:1131:THR:HG23	1:F:1133:GLU:OE1	1.57	1.04
1:F:236:THR:CG2	1:F:328:ASP:H	1.70	1.04
1:C:782:ARG:HB3	2:K:56:GLN:HE21	0.96	1.04
1:A:1184:ASN:HB3	1:A:1185:PRO:HD3	1.39	1.04
1:A:746:ILE:HG21	1:A:1182:ASP:H	1.12	1.04
1:A:875:MET:HE2	1:A:1139:PHE:CE2	1.92	1.04
1:E:777:GLY:CA	2:L:52:VAL:CG1	2.36	1.04
1:F:113:ASN:ND2	1:F:115:ASP:H	1.54	1.04
1:F:417:ASP:O	1:F:419:TRP:N	1.89	1.04
1:B:782:ARG:CB	2:G:53:PRO:HD2	1.86	1.04
1:F:782:ARG:CB	2:I:53:PRO:HD2	1.86	1.04
2:J:449:LEU:HD21	2:J:451:VAL:HG13	1.39	1.04

Continued on next page...

Continued from previous page...

Atom-1	Atom-2	Interatomic distance (Å)	Clash overlap (Å)
1:A:782:ARG:CD	2:J:53:PRO:HD3	1.85	1.04
1:D:227:MET:HE3	1:D:282:GLU:HA	1.37	1.04
2:I:449:LEU:HD21	2:I:451:VAL:HG13	1.39	1.04
1:D:999:LYS:HG3	1:D:1022:LEU:CD2	1.87	1.04
1:E:826:ARG:HH11	1:E:826:ARG:HG2	1.18	1.04
1:E:974:ILE:HD11	1:E:983:LEU:HD12	1.33	1.04
1:C:236:THR:CG2	1:C:328:ASP:H	1.69	1.04
1:C:900:GLY:HA3	1:E:1263:HIS:CE1	1.84	1.04
1:F:1062:ARG:O	1:F:1062:ARG:HG3	1.58	1.04
1:F:1317:THR:HG22	1:F:1318:ASN:N	1.71	1.04
1:F:139:VAL:HG11	1:F:143:GLN:HB3	1.36	1.04
2:H:71:LEU:HD12	2:H:80:ALA:HB2	1.38	1.04
2:K:449:LEU:HD21	2:K:451:VAL:HG13	1.39	1.04
1:A:236:THR:CG2	1:A:328:ASP:H	1.69	1.04
1:D:182:MET:HE2	1:D:217:PRO:HB2	1.08	1.04
1:D:912:SER:HB2	1:D:968:PRO:HD2	1.39	1.04
1:E:1210:THR:HG22	1:E:1211:LEU:H	0.91	1.04
1:F:464:ILE:HD11	1:F:779:TYR:CE2	1.93	1.04
1:A:782:ARG:HG2	2:J:53:PRO:N	1.73	1.04
1:E:238:LYS:O	1:E:242:ASN:ND2	1.91	1.04
1:D:1230:GLN:H	1:F:877:ARG:HG2	1.23	1.04
1:E:505:GLN:NE2	1:E:1001:VAL:N	2.06	1.04
1:F:1047:MET:CE	1:F:1186:ARG:HH22	1.70	1.04
1:A:777:GLY:CA	2:J:52:VAL:CG1	2.35	1.04
1:C:1115:VAL:HG12	1:C:1115:VAL:O	1.55	1.04
2:H:449:LEU:HD21	2:H:451:VAL:HG13	1.39	1.04
1:A:1221:PRO:CB	1:A:1229:MET:HE2	1.87	1.03
1:A:145:GLU:OE1	1:A:173:SER:HB2	1.57	1.03
1:B:227:MET:HE3	1:B:282:GLU:HA	1.37	1.03
1:E:1184:ASN:HB3	1:E:1185:PRO:HD3	1.39	1.03
2:J:440:ALA:HB1	2:J:456:ASP:HB3	1.40	1.03
1:A:353:MET:HE2	1:A:366:GLY:O	1.57	1.03
1:A:405:GLU:N	1:A:405:GLU:OE1	1.91	1.03
1:C:1184:ASN:HB3	1:C:1185:PRO:HD3	1.39	1.03
1:C:782:ARG:HG2	2:K:53:PRO:N	1.73	1.03
1:E:295:LYS:NZ	1:E:299:VAL:O	1.90	1.03
1:F:746:ILE:HG21	1:F:1182:ASP:H	0.87	1.03
2:I:182:MET:HE2	2:I:216:PRO:HG3	1.39	1.03
1:F:505:GLN:NE2	1:F:1000:LEU:HB3	1.72	1.03
1:F:999:LYS:HG3	1:F:1022:LEU:CD2	1.87	1.03
1:F:783:LYS:CE	2:I:57:VAL:HG12	1.66	1.03

Continued on next page...

Continued from previous page...

Atom-1	Atom-2	Interatomic distance (Å)	Clash overlap (Å)
2:J:366:ARG:HG2	2:J:391:GLN:HA	1.38	1.03
2:J:71:LEU:HD12	2:J:80:ALA:HB2	1.38	1.03
1:C:777:GLY:CA	2:K:52:VAL:CG1	2.35	1.03
1:E:113:ASN:ND2	1:E:115:ASP:H	1.56	1.03
2:G:167:ARG:HG2	2:G:210:ALA:HB1	1.08	1.03
1:B:1047:MET:CE	1:B:1186:ARG:HH22	1.70	1.03
2:I:220:VAL:HG23	8:I:484:FAD:N6A	1.74	1.03
2:K:167:ARG:HG2	2:K:210:ALA:HB1	1.07	1.03
2:K:242:VAL:HG12	2:K:403:PRO:HD3	1.36	1.03
1:E:782:ARG:CD	2:L:53:PRO:HD2	1.83	1.03
1:C:182:MET:HE2	1:C:217:PRO:HB2	1.41	1.03
1:D:236:THR:CG2	1:D:328:ASP:H	1.70	1.03
1:E:782:ARG:CD	2:L:53:PRO:HD3	1.85	1.03
1:A:238:LYS:O	1:A:242:ASN:ND2	1.91	1.03
1:B:1076:GLY:HA3	1:B:1145:GLU:HG2	1.36	1.03
1:B:1227:GLU:OE2	1:D:876:ASN:HB3	1.58	1.03
1:B:236:THR:CG2	1:B:328:ASP:H	1.70	1.03
1:E:782:ARG:HG2	2:L:53:PRO:N	1.73	1.03
1:B:299:VAL:HG12	1:B:299:VAL:O	1.53	1.03
1:C:826:ARG:HH11	1:C:826:ARG:HG2	1.18	1.03
1:E:875:MET:HE2	1:E:1139:PHE:CE2	1.93	1.03
2:H:167:ARG:HG2	2:H:210:ALA:HB1	1.08	1.03
2:L:220:VAL:HG23	8:L:484:FAD:N6A	1.74	1.03
1:B:999:LYS:HG3	1:B:1022:LEU:CD2	1.87	1.03
1:D:1227:GLU:OE2	1:F:876:ASN:HB3	1.58	1.03
2:H:366:ARG:HG2	2:H:391:GLN:HA	1.38	1.03
2:H:242:VAL:HG12	2:H:403:PRO:HD3	1.37	1.03
1:C:113:ASN:HD22	1:C:113:ASN:C	1.59	1.03
1:E:248:GLU:HA	1:E:251:MET:HG2	1.41	1.03
2:J:220:VAL:HG23	8:J:484:FAD:N6A	1.74	1.03
1:A:295:LYS:NZ	1:A:299:VAL:O	1.90	1.02
1:B:746:ILE:HG21	1:B:1182:ASP:H	0.87	1.02
1:B:464:ILE:HD11	1:B:779:TYR:CE2	1.93	1.02
1:B:912:SER:HB2	1:B:968:PRO:HD2	1.39	1.02
1:C:1210:THR:HG22	1:C:1211:LEU:N	1.74	1.02
1:E:145:GLU:OE1	1:E:173:SER:HB2	1.57	1.02
1:A:1263:HIS:CE1	1:E:900:GLY:HA3	1.84	1.02
2:G:449:LEU:HD21	2:G:451:VAL:HG13	1.39	1.02
2:G:440:ALA:HB1	2:G:456:ASP:HB3	1.40	1.02
1:C:782:ARG:CG	2:K:52:VAL:C	2.17	1.02
1:A:505:GLN:NE2	1:A:1001:VAL:N	2.06	1.02

Continued on next page...

Continued from previous page...

Atom-1	Atom-2	Interatomic distance (Å)	Clash overlap (Å)
1:B:1131:THR:HG23	1:B:1133:GLU:OE1	1.57	1.02
1:C:145:GLU:OE1	1:C:173:SER:HB2	1.57	1.02
1:D:1349:ARG:CG	1:D:1349:ARG:HH11	1.72	1.02
1:D:464:ILE:HD11	1:D:779:TYR:CE2	1.93	1.02
2:I:440:ALA:HB1	2:I:456:ASP:HB3	1.40	1.02
2:L:449:LEU:HD21	2:L:451:VAL:HG13	1.39	1.02
1:B:1047:MET:HE2	1:B:1186:ARG:HH22	1.18	1.02
1:D:1131:THR:HG23	1:D:1133:GLU:OE1	1.57	1.02
2:G:220:VAL:HG23	8:G:484:FAD:N6A	1.74	1.02
1:A:782:ARG:CD	2:J:53:PRO:HD2	1.83	1.02
1:B:1317:THR:HG22	1:B:1318:ASN:N	1.71	1.02
1:C:290:THR:HG22	1:C:292:PRO:CD	1.90	1.02
2:H:220:VAL:HG23	8:H:484:FAD:N6A	1.74	1.02
1:B:1230:GLN:H	1:D:877:ARG:HG2	1.23	1.02
1:E:182:MET:CE	1:E:217:PRO:CB	2.13	1.02
1:E:1438:ARG:HD2	2:K:376:GLY:C	1.57	1.02
2:L:440:ALA:HB1	2:L:456:ASP:HB3	1.40	1.02
1:B:1349:ARG:NH1	1:B:1349:ARG:HG2	1.71	1.02
1:B:782:ARG:NH1	2:G:51:GLY:HA2	1.75	1.02
1:A:113:ASN:C	1:A:113:ASN:HD22	1.59	1.02
1:A:1317:THR:CG2	1:A:1358:GLU:OE1	2.08	1.02
1:E:522:LEU:CD2	1:E:705:LEU:CD2	2.37	1.02
2:H:471:LYS:HE2	2:H:471:LYS:HA	1.42	1.02
2:J:471:LYS:HA	2:J:471:LYS:HE2	1.42	1.02
1:E:405:GLU:N	1:E:405:GLU:OE1	1.91	1.02
2:K:471:LYS:HE2	2:K:471:LYS:HA	1.42	1.02
2:K:220:VAL:HG23	8:K:484:FAD:N6A	1.74	1.02
1:C:238:LYS:O	1:C:242:ASN:ND2	1.91	1.02
1:C:248:GLU:HA	1:C:251:MET:HG2	1.41	1.02
1:E:102:TYR:CE2	1:E:144:PHE:CE1	2.48	1.02
1:F:100:PHE:O	1:F:137:LYS:HE3	1.60	1.02
2:H:93:ILE:HD11	2:H:195:LEU:HD22	1.41	1.02
1:A:102:TYR:CE2	1:A:144:PHE:CE1	2.48	1.01
1:C:102:TYR:CE2	1:C:144:PHE:CE1	2.48	1.01
1:C:405:GLU:N	1:C:405:GLU:OE1	1.91	1.01
1:D:782:ARG:HH21	2:H:51:GLY:C	1.57	1.01
1:A:248:GLU:HA	1:A:251:MET:HG2	1.41	1.01
1:A:826:ARG:HH11	1:A:826:ARG:HG2	1.18	1.01
1:C:505:GLN:NE2	1:C:1001:VAL:N	2.06	1.01
1:C:113:ASN:ND2	1:C:115:ASP:H	1.56	1.01
1:E:290:THR:HG22	1:E:292:PRO:CD	1.90	1.01

Continued on next page...

Continued from previous page...

Atom-1	Atom-2	Interatomic distance (Å)	Clash overlap (Å)
1:B:876:ASN:HB3	1:F:1227:GLU:OE2	1.58	1.01
1:A:1391:MET:HE2	1:A:1458:VAL:HG22	1.05	1.01
1:B:780:ARG:HD3	2:G:51:GLY:O	1.60	1.01
1:B:877:ARG:HG2	1:F:1230:GLN:H	1.23	1.01
1:D:780:ARG:HD3	2:H:51:GLY:O	1.60	1.01
1:F:912:SER:HB2	1:F:968:PRO:HD2	1.39	1.01
2:K:93:ILE:HD11	2:K:195:LEU:HD22	1.41	1.01
1:A:672:GLN:HG3	1:A:693:MET:CE	1.91	1.01
1:C:782:ARG:CD	2:K:53:PRO:HD2	1.83	1.01
1:A:310:PRO:HG3	1:A:404:ARG:NH2	1.75	1.01
1:B:782:ARG:C	2:G:57:VAL:CG2	2.29	1.01
1:D:1401:LEU:C	1:D:1401:LEU:HD12	1.74	1.01
1:E:345:MET:HG3	1:E:346:ASP:N	1.72	1.01
1:A:113:ASN:ND2	1:A:115:ASP:H	1.56	1.01
1:C:310:PRO:HG3	1:C:404:ARG:NH2	1.75	1.01
2:G:153:ILE:HD11	8:G:484:FAD:C2A	1.90	1.01
1:B:100:PHE:O	1:B:137:LYS:HE3	1.60	1.01
1:D:1062:ARG:HG3	1:D:1062:ARG:O	1.58	1.01
1:A:782:ARG:CG	2:J:53:PRO:CD	1.88	1.01
1:C:522:LEU:CD2	1:C:705:LEU:CD2	2.37	1.01
1:F:782:ARG:C	2:I:57:VAL:CG2	2.29	1.01
2:I:471:LYS:HA	2:I:471:LYS:HE2	1.42	1.01
1:D:139:VAL:HG12	1:D:140:SER:H	1.19	1.01
1:D:1442:GLU:HG3	2:I:374:ALA:O	1.61	1.01
1:D:295:LYS:HD2	1:D:390:MET:HE3	1.39	1.01
1:A:290:THR:HG22	1:A:292:PRO:CD	1.90	1.00
1:B:389:GLU:HB3	1:B:403:ASP:OD2	1.61	1.00
1:E:1008:THR:HG22	1:E:1009:ILE:N	1.74	1.00
1:F:430:VAL:HG13	1:F:554:GLU:HB2	1.36	1.00
1:B:1442:GLU:HG3	2:H:374:ALA:O	1.61	1.00
2:I:175:VAL:HG13	2:I:214:TYR:HA	1.43	1.00
2:J:324:ARG:HA	2:J:346:TRP:CE2	1.96	1.00
2:L:175:VAL:HG13	2:L:214:TYR:HA	1.43	1.00
1:E:1210:THR:HG22	1:E:1211:LEU:N	1.74	1.00
1:E:672:GLN:HG3	1:E:693:MET:CE	1.91	1.00
1:F:1184:ASN:HB3	1:F:1185:PRO:HD3	1.42	1.00
1:F:782:ARG:NH1	2:I:51:GLY:HA2	1.75	1.00
1:A:1008:THR:HG22	1:A:1009:ILE:N	1.74	1.00
1:C:1210:THR:HG22	1:C:1211:LEU:H	0.91	1.00
1:E:1317:THR:CG2	1:E:1358:GLU:OE1	2.08	1.00
1:F:389:GLU:HB3	1:F:403:ASP:OD2	1.61	1.00

Continued on next page...

Continued from previous page...

Atom-1	Atom-2	Interatomic distance (Å)	Clash overlap (Å)
2:I:324:ARG:HA	2:I:346:TRP:CE2	1.96	1.00
2:J:182:MET:HE2	2:J:216:PRO:HG3	1.43	1.00
2:L:324:ARG:HA	2:L:346:TRP:CE2	1.96	1.00
2:L:471:LYS:HE2	2:L:471:LYS:HA	1.42	1.00
2:H:175:VAL:HG13	2:H:214:TYR:HA	1.43	1.00
1:D:782:ARG:NH1	2:H:51:GLY:HA2	1.75	1.00
2:J:175:VAL:HG13	2:J:214:TYR:HA	1.43	1.00
2:K:292:VAL:HG22	2:K:394:LEU:HD13	1.43	1.00
1:B:1184:ASN:HB3	1:B:1185:PRO:HD3	1.42	1.00
1:C:1221:PRO:CB	1:C:1229:MET:HE2	1.91	1.00
1:A:877:ARG:HG2	1:C:1230:GLN:N	1.77	1.00
2:G:292:VAL:HG22	2:G:394:LEU:HD13	1.43	1.00
1:C:780:ARG:CZ	2:K:50:CYS:SG	2.49	1.00
1:D:913:GLY:HA2	1:D:1349:ARG:HD3	1.44	1.00
1:E:310:PRO:HG3	1:E:404:ARG:NH2	1.75	1.00
1:E:780:ARG:CZ	2:L:50:CYS:SG	2.49	1.00
1:C:1317:THR:CG2	1:C:1358:GLU:OE1	2.08	1.00
2:G:324:ARG:HA	2:G:346:TRP:CE2	1.96	1.00
1:A:522:LEU:CD2	1:A:705:LEU:CD2	2.37	1.00
2:J:93:ILE:HD11	2:J:195:LEU:HD22	1.41	1.00
2:L:292:VAL:HG22	2:L:394:LEU:HD13	1.44	1.00
1:B:781:PHE:C	2:G:52:VAL:CB	2.29	1.00
2:K:153:ILE:HD11	8:K:484:FAD:C2A	1.90	1.00
2:K:440:ALA:HB1	2:K:456:ASP:HB3	1.40	1.00
1:A:958:HIS:O	1:A:1369:THR:HG22	1.62	1.00
1:B:603:HIS:HA	1:B:640:THR:HG22	1.44	1.00
1:A:1230:GLN:N	1:E:877:ARG:HG2	1.77	1.00
1:F:1401:LEU:C	1:F:1401:LEU:HD12	1.74	1.00
2:G:93:ILE:HD11	2:G:195:LEU:HD22	1.41	1.00
2:I:153:ILE:HD11	8:I:484:FAD:C2A	1.90	1.00
1:F:780:ARG:CD	2:I:51:GLY:O	2.10	1.00
2:L:153:ILE:HD11	8:L:484:FAD:C2A	1.90	1.00
1:F:781:PHE:C	2:I:52:VAL:CB	2.29	0.99
2:H:292:VAL:HG22	2:H:394:LEU:HD13	1.44	0.99
2:I:148:LEU:HG	2:I:234:VAL:HG23	1.44	0.99
2:J:153:ILE:HD11	8:J:484:FAD:C2A	1.90	0.99
2:K:148:LEU:HG	2:K:234:VAL:HG23	1.44	0.99
2:K:175:VAL:HG13	2:K:214:TYR:HA	1.43	0.99
1:B:787:ARG:HH12	1:B:821:PRO:HG2	1.26	0.99
1:E:1438:ARG:CD	2:K:376:GLY:C	2.20	0.99
2:G:471:LYS:HE2	2:G:471:LYS:HA	1.42	0.99

Continued on next page...

Continued from previous page...

Atom-1	Atom-2	Interatomic distance (Å)	Clash overlap (Å)
2:H:148:LEU:HG	2:H:234:VAL:HG23	1.44	0.99
1:D:780:ARG:CD	2:H:51:GLY:O	2.10	0.99
1:A:1210:THR:HG22	1:A:1211:LEU:N	1.74	0.99
1:C:672:GLN:HG3	1:C:693:MET:CE	1.91	0.99
1:D:746:ILE:HG21	1:D:1182:ASP:H	0.87	0.99
1:F:1349:ARG:HG2	1:F:1349:ARG:NH1	1.71	0.99
2:G:175:VAL:HG13	2:G:214:TYR:HA	1.43	0.99
2:H:324:ARG:HA	2:H:346:TRP:CE2	1.96	0.99
1:A:430:VAL:CG1	1:A:554:GLU:HB3	1.93	0.99
1:B:728:ILE:HD12	1:B:1047:MET:HE3	1.44	0.99
1:E:1221:PRO:CB	1:E:1229:MET:HE2	1.91	0.99
1:F:787:ARG:HH12	1:F:821:PRO:HG2	1.26	0.99
2:G:148:LEU:HG	2:G:234:VAL:HG23	1.44	0.99
1:C:1393:TYR:O	1:C:1394:VAL:HG23	1.62	0.99
1:E:182:MET:HE2	1:E:217:PRO:HB2	1.40	0.99
1:A:1393:TYR:O	1:A:1394:VAL:HG23	1.62	0.99
1:D:389:GLU:HB3	1:D:403:ASP:OD2	1.61	0.99
1:F:1449:ARG:HB3	1:F:1449:ARG:HH11	1.26	0.99
1:F:950:THR:HG22	1:F:951:GLU:N	1.78	0.99
2:H:153:ILE:HD11	8:H:484:FAD:C2A	1.90	0.99
1:B:290:THR:CG2	1:B:292:PRO:HD2	1.92	0.99
2:H:440:ALA:HB1	2:H:456:ASP:HB3	1.40	0.99
1:B:1449:ARG:HB3	1:B:1449:ARG:HH11	1.26	0.99
1:D:1349:ARG:HG2	1:D:1349:ARG:NH1	1.71	0.99
1:F:1221:PRO:HD2	1:F:1229:MET:HE1	1.42	0.99
1:F:290:THR:CG2	1:F:292:PRO:HD2	1.92	0.99
1:F:501:GLN:HE21	1:F:653:HIS:CD2	1.81	0.99
1:A:780:ARG:CZ	2:J:50:CYS:SG	2.49	0.99
1:C:295:LYS:NZ	1:C:299:VAL:HG12	1.78	0.99
1:E:430:VAL:CG1	1:E:554:GLU:HB3	1.92	0.99
1:F:1210:THR:HG22	1:F:1211:LEU:H	1.28	0.99
1:D:781:PHE:C	2:H:52:VAL:CB	2.29	0.99
2:K:324:ARG:HA	2:K:346:TRP:CE2	1.96	0.99
1:B:1062:ARG:O	1:B:1062:ARG:HG3	1.58	0.98
1:C:780:ARG:HH12	2:K:50:CYS:CB	1.75	0.98
1:F:825:LEU:HD13	1:F:1186:ARG:HH12	1.04	0.98
1:F:381:GLU:OE1	1:F:402:ARG:NH1	1.96	0.98
1:D:782:ARG:C	2:H:57:VAL:CG2	2.29	0.98
1:C:877:ARG:HG2	1:E:1230:GLN:N	1.76	0.98
1:E:295:LYS:NZ	1:E:299:VAL:HG12	1.78	0.98
2:L:93:ILE:HD11	2:L:195:LEU:HD22	1.41	0.98

Continued on next page...

Continued from previous page...

Atom-1	Atom-2	Interatomic distance (Å)	Clash overlap (Å)
1:B:565:THR:HG22	1:B:602:THR:HB	1.44	0.98
1:B:963:VAL:HG12	1:B:964:MET:N	1.76	0.98
1:D:381:GLU:OE1	1:D:402:ARG:NH1	1.96	0.98
1:D:565:THR:HG22	1:D:602:THR:HB	1.45	0.98
1:E:1210:THR:CG2	1:E:1211:LEU:H	1.76	0.98
2:I:93:ILE:HD11	2:I:195:LEU:HD22	1.41	0.98
1:A:1227:GLU:OE1	1:E:902:ASN:HB3	1.63	0.98
1:B:381:GLU:OE1	1:B:402:ARG:NH1	1.96	0.98
1:D:100:PHE:O	1:D:137:LYS:HE3	1.60	0.98
1:F:780:ARG:HH12	2:I:50:CYS:CB	1.76	0.98
2:H:220:VAL:HG22	8:H:484:FAD:N1A	1.78	0.98
2:L:100:GLN:HB3	2:L:105:GLU:HG2	1.46	0.98
2:I:108:CYS:SG	2:I:110:ILE:HG12	2.04	0.98
2:L:108:CYS:SG	2:L:110:ILE:HG12	2.04	0.98
1:A:782:ARG:C	2:J:57:VAL:CG2	2.32	0.98
1:E:430:VAL:CG1	1:E:554:GLU:CB	2.42	0.98
1:B:877:ARG:CG	1:F:1229:MET:HA	1.93	0.98
1:A:778:PHE:CZ	1:A:1039:LYS:HD2	1.99	0.98
1:A:780:ARG:HH12	2:J:50:CYS:CB	1.75	0.98
1:C:430:VAL:CG1	1:C:554:GLU:HB3	1.92	0.98
1:F:780:ARG:HD3	2:I:51:GLY:O	1.60	0.98
2:J:220:VAL:HG22	8:J:484:FAD:N1A	1.78	0.98
1:D:501:GLN:HE21	1:D:653:HIS:CD2	1.81	0.98
1:E:1393:TYR:O	1:E:1394:VAL:HG23	1.62	0.98
1:F:603:HIS:HA	1:F:640:THR:HG22	1.44	0.98
1:B:783:LYS:CE	2:G:57:VAL:HG12	1.66	0.98
2:J:108:CYS:SG	2:J:110:ILE:HG12	2.04	0.98
1:A:295:LYS:NZ	1:A:299:VAL:HG12	1.78	0.98
1:A:430:VAL:CG1	1:A:554:GLU:CB	2.42	0.98
1:B:825:LEU:HD13	1:B:1186:ARG:HH12	1.04	0.98
1:B:501:GLN:HE21	1:B:653:HIS:CD2	1.81	0.98
1:C:875:MET:CE	1:C:1139:PHE:HE2	1.73	0.98
2:H:100:GLN:HB3	2:H:105:GLU:HG2	1.46	0.98
1:A:291:ALA:HB3	1:A:292:PRO:HD3	1.46	0.98
1:C:782:ARG:C	2:K:57:VAL:CG2	2.32	0.98
1:F:1442:GLU:HG3	2:G:374:ALA:O	1.61	0.98
2:I:292:VAL:HG22	2:I:394:LEU:HD13	1.43	0.98
2:L:220:VAL:HG22	8:L:484:FAD:N1A	1.78	0.98
1:C:345:MET:HG3	1:C:346:ASP:N	1.72	0.97
2:G:108:CYS:SG	2:G:110:ILE:HG12	2.04	0.97
1:A:1447:TRP:CE2	1:A:1451:VAL:HG22	1.99	0.97

Continued on next page...

Continued from previous page...

Atom-1	Atom-2	Interatomic distance (Å)	Clash overlap (Å)
1:B:1229:MET:HA	1:D:877:ARG:CG	1.93	0.97
1:B:876:ASN:HB3	1:F:1227:GLU:OE1	1.64	0.97
1:D:290:THR:CG2	1:D:292:PRO:HD2	1.92	0.97
1:E:1387:MET:HG2	1:E:1387:MET:O	1.64	0.97
2:G:220:VAL:HG22	8:G:484:FAD:N1A	1.78	0.97
2:H:108:CYS:SG	2:H:110:ILE:HG12	2.04	0.97
1:B:780:ARG:CD	2:G:51:GLY:O	2.10	0.97
1:D:1184:ASN:HB3	1:D:1185:PRO:HD3	1.42	0.97
1:E:958:HIS:O	1:E:1369:THR:HG22	1.62	0.97
1:F:603:HIS:CA	1:F:640:THR:HG22	1.94	0.97
2:G:100:GLN:HB3	2:G:105:GLU:HG2	1.46	0.97
2:J:100:GLN:HB3	2:J:105:GLU:HG2	1.46	0.97
2:J:148:LEU:HG	2:J:234:VAL:HG23	1.44	0.97
1:C:1438:ARG:HD2	2:J:376:GLY:C	1.57	0.97
1:D:950:THR:HG22	1:D:951:GLU:N	1.78	0.97
2:J:292:VAL:HG22	2:J:394:LEU:HD13	1.43	0.97
2:L:90:PHE:HB3	2:L:93:ILE:CG2	1.95	0.97
1:A:1210:THR:CG2	1:A:1211:LEU:H	1.76	0.97
1:C:1008:THR:HG22	1:C:1009:ILE:N	1.74	0.97
1:C:447:LEU:HD21	1:C:674:ALA:HA	1.46	0.97
1:E:959:SER:HA	1:E:1369:THR:CG2	1.94	0.97
1:F:963:VAL:HG12	1:F:964:MET:N	1.77	0.97
2:J:71:LEU:HG	2:J:79:GLU:HB2	1.47	0.97
2:K:153:ILE:HD11	8:K:484:FAD:H2A	1.46	0.97
1:A:899:ASN:C	1:C:1263:HIS:CE1	2.38	0.97
1:D:182:MET:CE	1:D:217:PRO:HB3	1.95	0.97
1:E:1447:TRP:CE2	1:E:1451:VAL:HG22	1.99	0.97
1:E:353:MET:HE2	1:E:366:GLY:O	1.64	0.97
1:E:782:ARG:C	2:L:57:VAL:CG2	2.32	0.97
1:D:780:ARG:NH2	2:H:50:CYS:SG	2.38	0.97
1:D:782:ARG:CG	2:H:53:PRO:CD	1.77	0.97
2:J:44:ALA:HA	2:J:69:LEU:HD11	1.45	0.97
1:C:291:ALA:HB3	1:C:292:PRO:HD3	1.46	0.97
1:C:958:HIS:O	1:C:1369:THR:HG22	1.62	0.97
1:E:780:ARG:HH12	2:L:50:CYS:CB	1.75	0.97
1:B:603:HIS:CA	1:B:640:THR:HG22	1.95	0.97
1:B:913:GLY:HA2	1:B:1349:ARG:HD3	1.44	0.97
1:C:899:ASN:C	1:E:1263:HIS:CE1	2.38	0.97
2:I:220:VAL:HG22	8:I:484:FAD:N1A	1.78	0.97
2:I:44:ALA:HA	2:I:69:LEU:HD11	1.45	0.97
2:K:220:VAL:HG22	8:K:484:FAD:N1A	1.78	0.97

Continued on next page...

Continued from previous page...

Atom-1	Atom-2	Interatomic distance (Å)	Clash overlap (Å)
1:A:1438:ARG:HD2	2:L:376:GLY:C	1.57	0.97
1:D:603:HIS:CA	1:D:640:THR:HG22	1.95	0.97
2:H:153:ILE:HD11	8:H:484:FAD:H2A	1.46	0.97
2:I:71:LEU:HG	2:I:79:GLU:HB2	1.47	0.97
2:L:71:LEU:HD12	2:L:80:ALA:CB	1.94	0.97
1:B:1317:THR:CG2	1:B:1358:GLU:OE1	2.13	0.96
1:B:652:THR:HG22	1:B:703:GLY:HA3	1.47	0.96
1:D:603:HIS:HA	1:D:640:THR:HG22	1.44	0.96
2:G:90:PHE:HB3	2:G:93:ILE:CG2	1.95	0.96
2:K:327:MET:HB2	2:K:346:TRP:CH2	2.00	0.96
1:A:1387:MET:HG2	1:A:1387:MET:O	1.64	0.96
1:A:182:MET:HE2	1:A:217:PRO:HB2	1.47	0.96
1:A:902:ASN:HB3	1:C:1227:GLU:OE1	1.63	0.96
1:D:780:ARG:HH12	2:H:50:CYS:CB	1.76	0.96
1:B:1227:GLU:OE2	1:D:876:ASN:CB	2.14	0.96
1:A:1263:HIS:CE1	1:E:899:ASN:C	2.38	0.96
1:F:1039:LYS:O	1:F:1040:PHE:CD1	2.18	0.96
1:F:1349:ARG:CG	1:F:1349:ARG:HH11	1.72	0.96
1:F:782:ARG:HH21	2:I:51:GLY:C	1.57	0.96
2:I:327:MET:HB2	2:I:346:TRP:CH2	2.00	0.96
1:F:780:ARG:NH2	2:I:50:CYS:SG	2.38	0.96
2:J:71:LEU:HD12	2:J:80:ALA:CB	1.94	0.96
1:B:513:SER:HB3	1:B:520:MET:CE	1.95	0.96
1:B:780:ARG:HH12	2:G:50:CYS:CB	1.76	0.96
1:C:959:SER:HA	1:C:1369:THR:CG2	1.95	0.96
1:D:652:THR:HG22	1:D:703:GLY:HA3	1.47	0.96
1:E:505:GLN:HE22	1:E:1001:VAL:N	1.61	0.96
1:E:778:PHE:CZ	1:E:1039:LYS:HD2	1.99	0.96
1:F:513:SER:HB3	1:F:520:MET:CE	1.95	0.96
1:F:913:GLY:HA2	1:F:1349:ARG:HD3	1.44	0.96
2:H:71:LEU:HG	2:H:79:GLU:HB2	1.47	0.96
2:I:71:LEU:HD12	2:I:80:ALA:CB	1.95	0.96
1:A:782:ARG:CG	2:J:52:VAL:C	2.17	0.96
2:L:148:LEU:HG	2:L:234:VAL:HG23	1.44	0.96
1:A:672:GLN:HG3	1:A:693:MET:HE2	1.46	0.96
1:A:959:SER:HA	1:A:1369:THR:CG2	1.94	0.96
1:C:505:GLN:HE22	1:C:1001:VAL:N	1.62	0.96
1:D:1229:MET:HA	1:F:877:ARG:CG	1.93	0.96
1:D:430:VAL:HG13	1:D:554:GLU:HB2	1.36	0.96
1:D:963:VAL:HG12	1:D:964:MET:N	1.77	0.96
1:B:876:ASN:CB	1:F:1227:GLU:OE2	2.14	0.96

Continued on next page...

Continued from previous page...

Atom-1	Atom-2	Interatomic distance (Å)	Clash overlap (Å)
2:K:90:PHE:HB3	2:K:93:ILE:CG2	1.95	0.96
1:A:505:GLN:HE22	1:A:1001:VAL:N	1.61	0.96
1:D:1210:THR:HG22	1:D:1211:LEU:H	1.28	0.96
1:D:1227:GLU:OE1	1:F:876:ASN:HB3	1.64	0.96
1:D:1227:GLU:OE2	1:F:876:ASN:CB	2.14	0.96
1:F:565:THR:HG22	1:F:602:THR:HB	1.44	0.96
1:F:959:SER:HA	1:F:1369:THR:CG2	1.96	0.96
2:G:327:MET:HB2	2:G:346:TRP:CH2	2.00	0.96
1:C:1105:VAL:HA	2:K:54:PHE:CE1	2.01	0.96
1:D:1317:THR:CG2	1:D:1358:GLU:OE1	2.13	0.96
1:D:959:SER:HA	1:D:1369:THR:CG2	1.96	0.96
2:J:90:PHE:CE2	2:J:203:ARG:HG3	2.01	0.96
1:B:1039:LYS:O	1:B:1040:PHE:CD1	2.18	0.96
1:B:780:ARG:CZ	2:G:50:CYS:SG	2.54	0.96
1:C:139:VAL:HG12	1:C:140:SER:N	1.76	0.96
1:C:1447:TRP:CE2	1:C:1451:VAL:HG22	1.99	0.96
1:D:1039:LYS:O	1:D:1040:PHE:CD1	2.18	0.96
1:E:734:LEU:CD1	1:E:738:HIS:HD2	1.79	0.96
2:H:327:MET:HB2	2:H:346:TRP:CH2	2.00	0.96
2:H:90:PHE:HB3	2:H:93:ILE:CG2	1.95	0.96
1:A:1105:VAL:HA	2:J:54:PHE:CE1	2.01	0.96
1:B:253:HIS:H	1:B:260:MET:HE1	1.31	0.96
1:B:950:THR:HG22	1:B:951:GLU:N	1.78	0.96
1:C:902:ASN:HB3	1:E:1227:GLU:OE1	1.63	0.96
2:H:200:VAL:HA	2:H:203:ARG:HD3	1.47	0.96
2:I:90:PHE:HB3	2:I:93:ILE:CG2	1.95	0.96
2:K:108:CYS:SG	2:K:110:ILE:HG12	2.04	0.96
2:K:71:LEU:HD12	2:K:80:ALA:CB	1.95	0.96
1:B:959:SER:HA	1:B:1369:THR:CG2	1.96	0.96
1:D:782:ARG:NH2	2:H:51:GLY:N	2.14	0.96
2:K:90:PHE:CE2	2:K:203:ARG:HG3	2.01	0.96
2:L:182:MET:HE2	2:L:216:PRO:HG3	1.46	0.96
1:A:139:VAL:HG12	1:A:140:SER:N	1.76	0.96
1:C:266:VAL:HG12	1:C:279:THR:CG2	1.96	0.96
1:E:1105:VAL:HA	2:L:54:PHE:CE1	2.01	0.96
1:E:266:VAL:HG12	1:E:279:THR:CG2	1.96	0.96
1:F:1317:THR:CG2	1:F:1358:GLU:OE1	2.13	0.96
1:F:253:HIS:H	1:F:260:MET:HE1	1.31	0.96
2:J:327:MET:HB2	2:J:346:TRP:CH2	2.00	0.96
1:E:1449:ARG:O	1:E:1452:THR:HB	1.66	0.95
2:J:90:PHE:HB3	2:J:93:ILE:CG2	1.95	0.95

Continued on next page...

Continued from previous page...

Atom-1	Atom-2	Interatomic distance (Å)	Clash overlap (Å)
1:D:1449:ARG:HB3	1:D:1449:ARG:HH11	1.26	0.95
2:G:153:ILE:HD11	8:G:484:FAD:H2A	1.46	0.95
2:H:71:LEU:HD12	2:H:80:ALA:CB	1.94	0.95
1:C:430:VAL:CG1	1:C:554:GLU:CB	2.42	0.95
1:C:778:PHE:CZ	1:C:1039:LYS:HD2	1.99	0.95
1:D:780:ARG:CZ	2:H:50:CYS:SG	2.54	0.95
1:F:782:ARG:NH2	2:I:51:GLY:N	2.14	0.95
2:I:110:ILE:HD13	2:I:118:VAL:HG13	1.49	0.95
2:J:110:ILE:HD13	2:J:118:VAL:HG13	1.49	0.95
1:E:291:ALA:HB3	1:E:292:PRO:HD3	1.46	0.95
2:I:90:PHE:CE2	2:I:203:ARG:HG3	2.01	0.95
1:A:1105:VAL:HA	2:J:54:PHE:HE1	1.31	0.95
1:C:900:GLY:N	1:E:1263:HIS:HE1	1.65	0.95
1:F:782:ARG:HD3	2:I:53:PRO:HD3	1.49	0.95
1:F:780:ARG:CZ	2:I:50:CYS:SG	2.54	0.95
1:B:317:ILE:O	1:B:321:ASN:ND2	1.99	0.95
1:B:734:LEU:CD1	1:B:738:HIS:HD2	1.80	0.95
2:H:90:PHE:CE2	2:H:203:ARG:HG3	2.01	0.95
1:C:1449:ARG:O	1:C:1452:THR:HB	1.66	0.95
1:C:900:GLY:CA	1:E:1263:HIS:HE2	1.74	0.95
1:E:1438:ARG:CB	2:K:376:GLY:CA	2.31	0.95
1:F:652:THR:CG2	1:F:703:GLY:HA3	1.97	0.95
2:L:110:ILE:HD13	2:L:118:VAL:HG13	1.49	0.95
1:D:782:ARG:NH2	2:H:51:GLY:CA	0.80	0.95
2:G:44:ALA:HA	2:G:69:LEU:HD11	1.45	0.95
2:H:44:ALA:HA	2:H:69:LEU:HD11	1.45	0.95
1:F:782:ARG:NH2	2:I:51:GLY:CA	0.80	0.95
2:L:153:ILE:HD11	8:L:484:FAD:H2A	1.46	0.95
1:D:30:HIS:ND1	1:D:1238:THR:HA	1.82	0.95
1:D:531:ASN:HB3	1:D:534:ASP:HB2	1.49	0.95
1:A:1230:GLN:HB2	1:E:877:ARG:HD3	1.49	0.95
2:G:71:LEU:HD12	2:G:80:ALA:CB	1.94	0.95
2:L:327:MET:HB2	2:L:346:TRP:CH2	2.00	0.95
1:A:1391:MET:HE2	1:A:1458:VAL:CG2	1.96	0.95
1:B:30:HIS:ND1	1:B:1238:THR:HA	1.82	0.95
1:C:1387:MET:O	1:C:1387:MET:HG2	1.64	0.95
1:D:1221:PRO:HD2	1:D:1229:MET:HE1	1.44	0.95
1:E:139:VAL:HG12	1:E:140:SER:N	1.76	0.95
1:B:900:GLY:O	1:F:1227:GLU:CA	2.14	0.95
1:F:746:ILE:O	1:F:747:SER:O	1.85	0.95
2:J:200:VAL:HA	2:J:203:ARG:HD3	1.47	0.95

Continued on next page...

Continued from previous page...

Atom-1	Atom-2	Interatomic distance (Å)	Clash overlap (Å)
2:K:100:GLN:HB3	2:K:105:GLU:HG2	1.46	0.95
2:K:71:LEU:HG	2:K:79:GLU:HB2	1.47	0.95
2:L:71:LEU:HG	2:L:79:GLU:HB2	1.47	0.95
1:B:531:ASN:HB3	1:B:534:ASP:HB2	1.49	0.94
1:B:780:ARG:NH2	2:G:50:CYS:SG	2.38	0.94
1:B:950:THR:HG22	1:B:952:MET:H	1.32	0.94
1:C:1438:ARG:CB	2:J:376:GLY:CA	2.31	0.94
1:D:310:PRO:HG3	1:D:404:ARG:NH2	1.82	0.94
1:F:452:GLN:NE2	1:F:764:THR:HG21	1.82	0.94
1:B:452:GLN:NE2	1:B:764:THR:HG21	1.82	0.94
1:D:253:HIS:H	1:D:260:MET:HE1	1.31	0.94
1:D:447:LEU:HD12	1:D:451:GLN:HG3	1.50	0.94
1:D:728:ILE:HD12	1:D:1047:MET:HE3	1.46	0.94
2:I:100:GLN:HB3	2:I:105:GLU:HG2	1.46	0.94
2:K:118:VAL:HG21	7:K:483:SF4:S4	2.07	0.94
2:K:44:ALA:HA	2:K:69:LEU:HD11	1.45	0.94
2:L:80:ALA:HB3	2:L:127:ILE:HG12	1.49	0.94
2:L:305:VAL:CG1	2:L:342:VAL:HG21	1.97	0.94
1:B:182:MET:CE	1:B:217:PRO:HB3	1.95	0.94
1:B:310:PRO:HG3	1:B:404:ARG:NH2	1.82	0.94
1:E:447:LEU:HD21	1:E:674:ALA:HA	1.46	0.94
1:F:310:PRO:HG3	1:F:404:ARG:NH2	1.82	0.94
1:F:317:ILE:O	1:F:321:ASN:ND2	1.99	0.94
1:B:782:ARG:NH2	2:G:51:GLY:CA	0.80	0.94
2:G:90:PHE:CE2	2:G:203:ARG:HG3	2.01	0.94
2:I:305:VAL:CG1	2:I:342:VAL:HG21	1.97	0.94
1:B:1227:GLU:OE1	1:D:876:ASN:HB3	1.64	0.94
1:B:387:PRO:HD3	1:B:1344:GLU:OE2	1.67	0.94
1:B:782:ARG:NH2	2:G:51:GLY:N	2.14	0.94
1:C:426:LEU:HD22	1:C:543:LEU:HB3	1.47	0.94
1:D:145:GLU:OE1	1:D:173:SER:HB2	1.68	0.94
1:D:253:HIS:CG	1:D:254:PRO:CD	2.51	0.94
1:D:787:ARG:HH12	1:D:821:PRO:HG2	1.25	0.94
1:F:447:LEU:HD12	1:F:451:GLN:HG3	1.50	0.94
2:G:110:ILE:HD13	2:G:118:VAL:HG13	1.49	0.94
2:H:110:ILE:HD13	2:H:118:VAL:HG13	1.49	0.94
2:H:305:VAL:CG1	2:H:342:VAL:HG21	1.97	0.94
2:I:153:ILE:HD11	8:I:484:FAD:H2A	1.46	0.94
2:I:80:ALA:HB3	2:I:127:ILE:HG12	1.49	0.94
2:K:200:VAL:HA	2:K:203:ARG:HD3	1.47	0.94
2:K:305:VAL:CG1	2:K:342:VAL:HG21	1.97	0.94

Continued on next page...

Continued from previous page...

Atom-1	Atom-2	Interatomic distance (Å)	Clash overlap (Å)
1:C:1210:THR:CG2	1:C:1211:LEU:H	1.76	0.94
2:H:71:LEU:HD21	2:H:76:ARG:HB2	1.50	0.94
2:I:167:ARG:CG	2:I:210:ALA:HB1	1.98	0.94
2:J:153:ILE:HD11	8:J:484:FAD:H2A	1.46	0.94
1:A:734:LEU:CD1	1:A:738:HIS:HD2	1.79	0.94
1:A:877:ARG:HD3	1:C:1230:GLN:HB2	1.49	0.94
1:D:513:SER:HB3	1:D:520:MET:CE	1.95	0.94
1:A:1263:HIS:HE2	1:E:900:GLY:CA	1.74	0.94
2:G:181:ARG:HG3	2:G:187:VAL:HG11	1.49	0.94
2:J:167:ARG:CG	2:J:210:ALA:HB1	1.98	0.94
1:A:1449:ARG:O	1:A:1452:THR:HB	1.66	0.94
1:B:1227:GLU:CA	1:D:900:GLY:O	2.15	0.94
1:B:1349:ARG:CG	1:B:1349:ARG:HH11	1.72	0.94
1:C:214:ASN:O	1:C:1015:LYS:HE2	1.67	0.94
1:C:999:LYS:HG3	1:C:1022:LEU:HD23	1.49	0.94
1:D:317:ILE:O	1:D:321:ASN:ND2	1.99	0.94
1:F:30:HIS:ND1	1:F:1238:THR:HA	1.82	0.94
2:L:90:PHE:CE2	2:L:203:ARG:HG3	2.01	0.94
1:A:426:LEU:HD22	1:A:543:LEU:HB3	1.47	0.94
1:A:875:MET:CE	1:A:1139:PHE:HE2	1.73	0.94
1:C:734:LEU:CD1	1:C:738:HIS:HD2	1.79	0.94
1:D:825:LEU:CD1	1:D:1186:ARG:NH1	2.17	0.94
1:E:113:ASN:C	1:E:113:ASN:HD22	1.59	0.94
1:E:426:LEU:HD22	1:E:543:LEU:HB3	1.47	0.94
2:J:305:VAL:HG13	2:J:342:VAL:HG21	1.50	0.94
1:A:266:VAL:HG12	1:A:279:THR:CG2	1.96	0.94
1:B:920:GLU:HB3	1:B:1256:MET:HE2	1.49	0.94
1:C:877:ARG:HD3	1:E:1230:GLN:HB2	1.49	0.94
1:D:1227:GLU:CA	1:F:900:GLY:O	2.15	0.94
1:F:145:GLU:OE1	1:F:173:SER:HB2	1.68	0.94
1:F:387:PRO:HD3	1:F:1344:GLU:OE2	1.67	0.94
2:K:110:ILE:HD13	2:K:118:VAL:HG13	1.49	0.94
2:L:167:ARG:CG	2:L:210:ALA:HB1	1.98	0.94
1:D:652:THR:CG2	1:D:703:GLY:HA3	1.97	0.94
2:G:71:LEU:HG	2:G:79:GLU:HB2	1.47	0.94
2:H:167:ARG:CG	2:H:210:ALA:HB1	1.98	0.94
2:K:327:MET:HB2	2:K:346:TRP:CZ2	2.03	0.94
2:L:44:ALA:HA	2:L:69:LEU:HD11	1.45	0.94
1:A:1438:ARG:HB2	2:L:376:GLY:H	1.33	0.94
1:A:345:MET:HG3	1:A:346:ASP:N	1.72	0.94
1:A:52:GLN:HE22	1:A:71:LEU:H	1.15	0.94

Continued on next page...

Continued from previous page...

Atom-1	Atom-2	Interatomic distance (Å)	Clash overlap (Å)
1:B:1008:THR:HG22	1:B:1009:ILE:N	1.82	0.94
1:B:1210:THR:HG22	1:B:1211:LEU:H	1.28	0.94
1:C:782:ARG:CG	2:K:53:PRO:N	2.30	0.94
1:D:387:PRO:HD3	1:D:1344:GLU:OE2	1.67	0.94
1:E:782:ARG:CG	2:L:53:PRO:N	2.30	0.94
1:F:313:HIS:O	1:F:317:ILE:HG13	1.68	0.94
1:F:652:THR:HG22	1:F:703:GLY:HA3	1.47	0.94
2:G:449:LEU:HD11	2:G:451:VAL:HG12	1.49	0.94
2:H:182:MET:HE2	2:H:216:PRO:HG3	1.49	0.94
1:A:782:ARG:CG	2:J:53:PRO:N	2.30	0.93
1:B:746:ILE:O	1:B:747:SER:O	1.85	0.93
1:F:531:ASN:HB3	1:F:534:ASP:HB2	1.49	0.93
2:I:200:VAL:HA	2:I:203:ARG:HD3	1.47	0.93
2:I:327:MET:HB2	2:I:346:TRP:CZ2	2.03	0.93
2:J:305:VAL:CG1	2:J:342:VAL:HG21	1.97	0.93
2:K:321:ARG:HB2	2:K:351:GLU:HG2	1.49	0.93
2:L:305:VAL:HG13	2:L:342:VAL:HG21	1.50	0.93
1:E:950:THR:HG22	1:E:951:GLU:N	1.83	0.93
1:F:139:VAL:HG12	1:F:140:SER:H	1.19	0.93
1:F:1449:ARG:CZ	1:F:1449:ARG:HB2	1.98	0.93
1:F:253:HIS:CG	1:F:254:PRO:CD	2.51	0.93
1:F:706:LYS:NZ	1:F:940:GLU:OE1	2.02	0.93
2:I:305:VAL:HG13	2:I:342:VAL:HG21	1.50	0.93
2:J:429:THR:HG21	2:J:431:MET:HE1	1.50	0.93
2:J:61:VAL:HG22	2:J:87:THR:HB	1.51	0.93
2:K:181:ARG:HG3	2:K:187:VAL:HG11	1.49	0.93
1:B:652:THR:CG2	1:B:703:GLY:HA3	1.97	0.93
1:D:777:GLY:CA	2:H:52:VAL:HG12	1.99	0.93
2:J:71:LEU:HD21	2:J:76:ARG:HB2	1.50	0.93
1:E:782:ARG:CG	2:L:52:VAL:C	2.17	0.93
1:E:999:LYS:HG3	1:E:1022:LEU:HD23	1.49	0.93
2:H:31:ILE:HD13	2:H:336:HIS:CD2	2.03	0.93
2:K:31:ILE:HD13	2:K:336:HIS:CD2	2.04	0.93
2:K:449:LEU:HD11	2:K:451:VAL:HG12	1.49	0.93
1:D:734:LEU:CD1	1:D:738:HIS:HD2	1.80	0.93
1:D:746:ILE:O	1:D:747:SER:O	1.85	0.93
2:G:118:VAL:HG21	7:G:483:SF4:S4	2.07	0.93
2:G:167:ARG:CG	2:G:210:ALA:HB1	1.98	0.93
2:J:118:VAL:HG21	7:J:483:SF4:S4	2.07	0.93
2:K:167:ARG:CG	2:K:210:ALA:HB1	1.98	0.93
2:L:118:VAL:HG21	7:L:483:SF4:S4	2.07	0.93

Continued on next page...

Continued from previous page...

Atom-1	Atom-2	Interatomic distance (Å)	Clash overlap (Å)
1:A:290:THR:CG2	1:A:292:PRO:CD	2.46	0.93
1:C:1366:GLU:HG2	1:C:1367:TYR:CD2	2.04	0.93
1:D:706:LYS:NZ	1:D:940:GLU:OE1	2.02	0.93
1:F:734:LEU:CD1	1:F:738:HIS:HD2	1.80	0.93
1:F:768:GLU:HG2	1:F:769:GLU:H	1.34	0.93
2:I:118:VAL:HG21	7:I:483:SF4:S4	2.07	0.93
2:I:259:VAL:CG2	2:I:264:TYR:HB2	1.99	0.93
2:K:186:LEU:HD23	2:K:195:LEU:CD2	1.99	0.93
2:L:77:LEU:HD23	2:L:127:ILE:HA	1.51	0.93
2:L:200:VAL:HA	2:L:203:ARG:HD3	1.47	0.93
1:A:1366:GLU:HG2	1:A:1367:TYR:CD2	2.04	0.93
1:A:447:LEU:HD21	1:A:674:ALA:HA	1.46	0.93
1:B:1317:THR:HG21	1:B:1358:GLU:OE1	1.69	0.93
1:B:145:GLU:OE1	1:B:173:SER:HB2	1.68	0.93
1:B:447:LEU:HD12	1:B:451:GLN:HG3	1.50	0.93
1:B:777:GLY:HA2	2:G:52:VAL:HG12	1.50	0.93
1:E:875:MET:CE	1:E:1139:PHE:HE2	1.73	0.93
1:E:1076:GLY:HA3	1:E:1145:GLU:HG2	1.51	0.93
1:E:266:VAL:HG12	1:E:279:THR:HG23	1.51	0.93
1:E:404:ARG:HB3	1:E:405:GLU:OE1	1.69	0.93
2:H:181:ARG:HG3	2:H:187:VAL:HG11	1.49	0.93
2:H:118:VAL:HG21	7:H:483:SF4:S4	2.07	0.93
2:L:449:LEU:HD11	2:L:451:VAL:HG12	1.49	0.93
1:E:780:ARG:CD	2:L:51:GLY:O	2.17	0.93
1:A:404:ARG:HB3	1:A:405:GLU:OE1	1.69	0.93
1:D:950:THR:CG2	1:D:951:GLU:N	2.31	0.93
2:H:327:MET:HB2	2:H:346:TRP:CZ2	2.04	0.93
2:L:327:MET:HB2	2:L:346:TRP:CZ2	2.04	0.93
1:B:253:HIS:CG	1:B:254:PRO:CD	2.51	0.93
1:C:1076:GLY:HA3	1:C:1145:GLU:HG2	1.51	0.93
1:C:404:ARG:HB3	1:C:405:GLU:OE1	1.69	0.93
1:D:452:GLN:NE2	1:D:764:THR:HG21	1.82	0.93
2:G:80:ALA:HB3	2:G:127:ILE:HG12	1.49	0.93
1:F:777:GLY:CA	2:I:52:VAL:HG12	1.99	0.93
2:K:259:VAL:CG2	2:K:264:TYR:HB2	1.99	0.93
2:L:71:LEU:HD21	2:L:76:ARG:HB2	1.50	0.93
1:A:999:LYS:HG3	1:A:1022:LEU:HD23	1.49	0.93
1:B:950:THR:CG2	1:B:951:GLU:N	2.32	0.93
1:D:1008:THR:HG22	1:D:1009:ILE:N	1.82	0.93
1:E:1366:GLU:HG2	1:E:1367:TYR:CD2	2.04	0.93
2:H:186:LEU:HD23	2:H:195:LEU:CD2	1.99	0.93

Continued on next page...

Continued from previous page...

Atom-1	Atom-2	Interatomic distance (Å)	Clash overlap (Å)
2:H:61:VAL:HG22	2:H:87:THR:HB	1.51	0.93
2:I:61:VAL:HG22	2:I:87:THR:HB	1.51	0.93
2:L:259:VAL:CG2	2:L:264:TYR:HB2	1.99	0.93
1:A:958:HIS:O	1:A:1369:THR:CG2	2.17	0.92
1:B:464:ILE:HD11	1:B:779:TYR:CZ	2.04	0.92
1:C:875:MET:HE2	1:C:1139:PHE:CE2	2.01	0.92
2:G:186:LEU:HD23	2:G:195:LEU:CD2	1.99	0.92
2:G:71:LEU:HD21	2:G:76:ARG:HB2	1.50	0.92
1:A:510:PRO:HD2	1:A:970:PRO:HB3	1.52	0.92
1:E:510:PRO:HD2	1:E:970:PRO:HB3	1.51	0.92
2:G:77:LEU:HD23	2:G:127:ILE:HA	1.51	0.92
2:G:305:VAL:CG1	2:G:342:VAL:HG21	1.97	0.92
2:H:80:ALA:HB3	2:H:127:ILE:HG12	1.49	0.92
2:L:181:ARG:HG3	2:L:187:VAL:HG11	1.49	0.92
1:A:505:GLN:HE22	1:A:1001:VAL:H	0.93	0.92
1:A:1076:GLY:HA3	1:A:1145:GLU:HG2	1.51	0.92
1:A:780:ARG:CD	2:J:51:GLY:O	2.17	0.92
1:A:900:GLY:CA	1:C:1263:HIS:HE2	1.74	0.92
1:B:139:VAL:HG12	1:B:140:SER:H	1.19	0.92
2:G:200:VAL:HA	2:G:203:ARG:HD3	1.47	0.92
2:G:327:MET:HB2	2:G:346:TRP:CZ2	2.03	0.92
2:H:244:LYS:CD	2:H:404:GLU:HB3	1.99	0.92
2:I:321:ARG:HB2	2:I:351:GLU:HG2	1.49	0.92
1:B:313:HIS:O	1:B:317:ILE:HG13	1.68	0.92
1:B:706:LYS:NZ	1:B:940:GLU:OE1	2.02	0.92
1:D:464:ILE:HD11	1:D:779:TYR:CZ	2.04	0.92
1:E:214:ASN:O	1:E:1015:LYS:HE2	1.67	0.92
2:H:259:VAL:CG2	2:H:264:TYR:HB2	1.99	0.92
2:H:321:ARG:HB2	2:H:351:GLU:HG2	1.49	0.92
2:J:31:ILE:HD13	2:J:336:HIS:CD2	2.04	0.92
2:J:327:MET:HB2	2:J:346:TRP:CZ2	2.03	0.92
2:L:31:ILE:HD13	2:L:336:HIS:CD2	2.03	0.92
1:A:214:ASN:O	1:A:1015:LYS:HE2	1.67	0.92
1:D:920:GLU:HB3	1:D:1256:MET:HE2	1.50	0.92
1:D:182:MET:HE3	1:D:217:PRO:HB3	1.49	0.92
1:D:313:HIS:O	1:D:317:ILE:HG13	1.68	0.92
1:D:828:LEU:HD22	1:D:1172:SER:HA	1.50	0.92
1:F:920:GLU:HB3	1:F:1256:MET:HE2	1.49	0.92
1:F:950:THR:HG22	1:F:952:MET:H	1.32	0.92
1:B:782:ARG:HD3	2:G:53:PRO:HD3	1.49	0.92
2:H:440:ALA:HB1	2:H:456:ASP:CB	2.00	0.92

Continued on next page...

Continued from previous page...

Atom-1	Atom-2	Interatomic distance (Å)	Clash overlap (Å)
2:J:321:ARG:HB2	2:J:351:GLU:HG2	1.49	0.92
2:K:61:VAL:HG22	2:K:87:THR:HB	1.51	0.92
1:A:582:LEU:H	1:A:755:GLN:HE22	1.18	0.92
1:A:838:VAL:CG1	1:A:839:PRO:HD2	2.00	0.92
1:B:1449:ARG:CZ	1:B:1449:ARG:HB2	1.98	0.92
1:B:242:ASN:H	1:B:242:ASN:HD22	1.10	0.92
1:C:1105:VAL:HA	2:K:54:PHE:HE1	1.31	0.92
1:E:672:GLN:HG3	1:E:693:MET:HE2	1.49	0.92
1:E:958:HIS:O	1:E:1369:THR:CG2	2.17	0.92
1:F:464:ILE:HD11	1:F:779:TYR:CZ	2.04	0.92
2:G:31:ILE:HD13	2:G:336:HIS:CD2	2.04	0.92
2:H:447:ALA:HB1	2:H:452:TRP:CE3	2.05	0.92
2:I:31:ILE:HD13	2:I:336:HIS:CD2	2.04	0.92
2:I:71:LEU:HD21	2:I:76:ARG:HB2	1.50	0.92
2:K:244:LYS:CD	2:K:404:GLU:HB3	1.99	0.92
2:K:440:ALA:HB1	2:K:456:ASP:CB	2.00	0.92
1:B:1221:PRO:HD2	1:B:1229:MET:HE1	1.50	0.92
1:B:826:ARG:HG2	1:B:826:ARG:HH11	1.35	0.92
4:F:2474:FMN:O4'	4:F:2474:FMN:C1'	2.10	0.92
2:H:305:VAL:HG13	2:H:342:VAL:HG21	1.50	0.92
2:J:80:ALA:HB3	2:J:127:ILE:HG12	1.49	0.92
2:L:321:ARG:HB2	2:L:351:GLU:HG2	1.49	0.92
1:A:299:VAL:O	1:A:299:VAL:HG12	1.69	0.92
1:A:826:ARG:NH1	1:A:826:ARG:HG2	1.83	0.92
1:D:1449:ARG:CZ	1:D:1449:ARG:HB2	1.98	0.92
1:F:242:ASN:H	1:F:242:ASN:HD22	1.10	0.92
2:H:319:LEU:HD11	2:H:369:LEU:CD2	2.00	0.92
1:D:782:ARG:HD3	2:H:53:PRO:HD3	1.49	0.92
1:E:838:VAL:CG1	1:E:839:PRO:HD2	2.00	0.92
1:F:1008:THR:HG22	1:F:1009:ILE:N	1.82	0.92
1:B:899:ASN:C	1:F:1263:HIS:CE1	2.43	0.92
1:F:1317:THR:HG21	1:F:1358:GLU:OE1	1.69	0.92
2:G:440:ALA:HB1	2:G:456:ASP:CB	2.00	0.92
2:J:259:VAL:CG2	2:J:264:TYR:HB2	1.99	0.92
2:J:319:LEU:HD11	2:J:369:LEU:CD2	2.00	0.92
1:F:213:THR:HB	1:F:1008:THR:HG23	1.52	0.92
2:I:167:ARG:HG2	2:I:210:ALA:CB	2.00	0.92
1:A:218:THR:HG23	1:A:220:PRO:HD2	1.53	0.91
1:A:777:GLY:HA2	2:J:52:VAL:HG12	1.53	0.91
1:A:783:LYS:N	2:J:57:VAL:CG2	2.33	0.91
1:C:510:PRO:HD2	1:C:970:PRO:HB3	1.52	0.91

Continued on next page...

Continued from previous page...

Atom-1	Atom-2	Interatomic distance (Å)	Clash overlap (Å)
1:E:52:GLN:HE22	1:E:71:LEU:H	1.16	0.91
1:A:1263:HIS:HE1	1:E:900:GLY:N	1.65	0.91
2:G:429:THR:HG21	2:G:431:MET:HE1	1.52	0.91
2:J:440:ALA:HB1	2:J:456:ASP:CB	2.00	0.91
2:L:186:LEU:HD23	2:L:195:LEU:CD2	1.99	0.91
1:B:452:GLN:NE2	1:B:764:THR:CG2	2.33	0.91
1:E:464:ILE:HD11	1:E:779:TYR:CE1	2.05	0.91
2:G:182:MET:HE2	2:G:216:PRO:HG3	1.50	0.91
2:G:259:VAL:CG2	2:G:264:TYR:HB2	1.99	0.91
2:G:321:ARG:HB2	2:G:351:GLU:HG2	1.49	0.91
2:G:430:LYS:CD	2:G:460:ALA:HB2	2.01	0.91
2:I:77:LEU:HD23	2:I:127:ILE:HA	1.51	0.91
2:J:167:ARG:HG2	2:J:210:ALA:CB	2.00	0.91
2:K:80:ALA:HB3	2:K:127:ILE:HG12	1.49	0.91
1:C:780:ARG:CD	2:K:51:GLY:O	2.17	0.91
2:L:244:LYS:CD	2:L:404:GLU:HB3	1.99	0.91
1:A:950:THR:HG22	1:A:951:GLU:N	1.82	0.91
1:C:950:THR:HG22	1:C:951:GLU:N	1.82	0.91
1:D:452:GLN:NE2	1:D:764:THR:CG2	2.33	0.91
1:D:768:GLU:HG2	1:D:769:GLU:H	1.34	0.91
1:F:728:ILE:HD12	1:F:1047:MET:HE3	1.48	0.91
2:G:305:VAL:HG13	2:G:342:VAL:HG21	1.50	0.91
2:G:447:ALA:HB1	2:G:452:TRP:CE3	2.05	0.91
2:H:449:LEU:HD11	2:H:451:VAL:HG12	1.49	0.91
2:I:181:ARG:HG3	2:I:187:VAL:HG11	1.49	0.91
2:I:449:LEU:HD11	2:I:451:VAL:HG12	1.49	0.91
2:J:181:ARG:HG3	2:J:187:VAL:HG11	1.49	0.91
2:K:430:LYS:CD	2:K:460:ALA:HB2	2.01	0.91
1:E:1105:VAL:HA	2:L:54:PHE:HE1	1.31	0.91
1:A:464:ILE:HD11	1:A:779:TYR:CE1	2.05	0.91
1:B:464:ILE:CD1	1:B:779:TYR:CE2	2.54	0.91
1:F:1170:GLN:O	1:F:1170:GLN:HG2	1.69	0.91
1:F:826:ARG:HH11	1:F:826:ARG:HG2	1.35	0.91
1:C:838:VAL:CG1	1:C:839:PRO:HD2	2.00	0.91
1:D:1366:GLU:HG2	1:D:1367:TYR:CD2	2.05	0.91
1:D:242:ASN:H	1:D:242:ASN:HD22	1.10	0.91
1:E:781:PHE:CE2	2:L:57:VAL:HG21	2.05	0.91
2:J:244:LYS:CD	2:J:404:GLU:HB3	1.99	0.91
1:A:783:LYS:HA	2:J:57:VAL:HG22	0.92	0.91
1:C:958:HIS:O	1:C:1369:THR:CG2	2.17	0.91
1:F:254:PRO:HG2	1:F:255:ALA:H	1.36	0.91

Continued on next page...

Continued from previous page...

Atom-1	Atom-2	Interatomic distance (Å)	Clash overlap (Å)
2:K:305:VAL:HG13	2:K:342:VAL:HG21	1.50	0.91
2:K:71:LEU:HD21	2:K:76:ARG:HB2	1.50	0.91
2:L:430:LYS:CD	2:L:460:ALA:HB2	2.01	0.91
2:L:440:ALA:HB1	2:L:456:ASP:CB	2.00	0.91
1:A:266:VAL:O	1:A:279:THR:HG21	1.71	0.91
1:E:102:TYR:CE2	1:E:144:PHE:HE1	1.88	0.91
1:E:826:ARG:NH1	1:E:826:ARG:HG2	1.83	0.91
1:F:464:ILE:CD1	1:F:779:TYR:CE2	2.54	0.91
2:H:345:ILE:H	2:H:345:ILE:HD13	1.36	0.91
2:I:244:LYS:CD	2:I:404:GLU:HB3	1.99	0.91
2:L:367:ILE:HG23	2:L:390:VAL:CG2	2.01	0.91
2:L:447:ALA:HB1	2:L:452:TRP:CE3	2.05	0.91
2:L:61:VAL:HG22	2:L:87:THR:HB	1.51	0.91
1:A:102:TYR:CE2	1:A:144:PHE:HE1	1.88	0.91
1:B:1263:HIS:CE1	1:D:899:ASN:C	2.43	0.91
1:B:782:ARG:HH21	2:G:51:GLY:C	1.57	0.91
1:C:781:PHE:CE2	2:K:57:VAL:HG21	2.05	0.91
1:E:505:GLN:HE22	1:E:1001:VAL:H	0.93	0.91
1:E:299:VAL:HG12	1:E:299:VAL:O	1.69	0.91
2:H:61:VAL:CG2	2:H:87:THR:HB	2.01	0.91
2:I:447:ALA:HB1	2:I:452:TRP:CE3	2.05	0.91
2:K:345:ILE:H	2:K:345:ILE:HD13	1.36	0.91
1:C:783:LYS:N	2:K:57:VAL:CG2	2.33	0.91
2:L:319:LEU:HD11	2:L:369:LEU:CD2	2.00	0.91
1:B:768:GLU:HG2	1:B:769:GLU:H	1.34	0.91
1:C:582:LEU:H	1:C:755:GLN:HE22	1.18	0.91
1:E:182:MET:HE3	1:E:217:PRO:C	1.90	0.91
2:G:244:LYS:CD	2:G:404:GLU:HB3	1.99	0.91
1:A:59:VAL:CG2	1:A:105:TYR:HD2	1.82	0.91
1:C:266:VAL:HG12	1:C:279:THR:HG23	1.51	0.91
1:D:1263:HIS:CE1	1:F:899:ASN:C	2.43	0.91
4:D:2474:FMN:O4'	4:D:2474:FMN:H1'2	1.69	0.91
1:D:704:LEU:O	1:D:706:LYS:N	2.04	0.91
1:D:950:THR:HG22	1:D:952:MET:H	1.32	0.91
1:F:828:LEU:HD22	1:F:1172:SER:HA	1.50	0.91
2:G:319:LEU:HD11	2:G:369:LEU:CD2	2.00	0.91
2:G:61:VAL:HG22	2:G:87:THR:HB	1.51	0.91
2:H:430:LYS:CD	2:H:460:ALA:HB2	2.01	0.91
2:I:319:LEU:HD11	2:I:369:LEU:CD2	2.00	0.91
2:I:440:ALA:HB1	2:I:456:ASP:CB	2.00	0.91
2:J:447:ALA:HB1	2:J:452:TRP:CE3	2.05	0.91

Continued on next page...

Continued from previous page...

Atom-1	Atom-2	Interatomic distance (Å)	Clash overlap (Å)
2:K:61:VAL:CG2	2:K:87:THR:HB	2.01	0.91
2:L:167:ARG:HG2	2:L:210:ALA:CB	2.00	0.91
1:A:781:PHE:C	2:J:52:VAL:CB	2.39	0.90
1:B:1170:GLN:HG2	1:B:1170:GLN:O	1.68	0.90
1:D:1317:THR:HG21	1:D:1358:GLU:OE1	1.69	0.90
1:D:838:VAL:HG13	1:D:839:PRO:HD2	1.53	0.90
2:H:367:ILE:HG23	2:H:390:VAL:CG2	2.01	0.90
1:B:1366:GLU:HG2	1:B:1367:TYR:CD2	2.05	0.90
1:D:826:ARG:HH11	1:D:826:ARG:HG2	1.35	0.90
1:C:902:ASN:HD22	1:E:1227:GLU:HG3	1.35	0.90
2:H:167:ARG:HG2	2:H:210:ALA:CB	2.00	0.90
2:J:367:ILE:HG23	2:J:390:VAL:CG2	2.01	0.90
2:J:61:VAL:CG2	2:J:87:THR:HB	2.01	0.90
1:A:862:ALA:O	1:A:1118:CYS:HB2	1.71	0.90
1:A:153:ARG:NH2	1:A:263:LEU:O	2.04	0.90
1:A:902:ASN:HD22	1:C:1227:GLU:HG3	1.35	0.90
1:C:290:THR:CG2	1:C:292:PRO:CD	2.46	0.90
1:C:387:PRO:CD	1:C:1344:GLU:OE2	2.19	0.90
1:E:218:THR:HG23	1:E:220:PRO:HD2	1.52	0.90
2:I:367:ILE:HG23	2:I:390:VAL:CG2	2.01	0.90
2:J:345:ILE:HD13	2:J:345:ILE:H	1.36	0.90
2:K:447:ALA:HB1	2:K:452:TRP:CE3	2.05	0.90
1:C:862:ALA:O	1:C:1118:CYS:HB2	1.71	0.90
1:E:266:VAL:O	1:E:279:THR:HG21	1.71	0.90
1:E:511:ILE:HG22	1:E:512:ASP:N	1.86	0.90
1:C:1438:ARG:HB3	2:J:376:GLY:N	1.84	0.90
1:A:781:PHE:CE2	2:J:57:VAL:HG21	2.05	0.90
1:C:182:MET:HE3	1:C:217:PRO:C	1.91	0.90
1:C:266:VAL:O	1:C:279:THR:HG21	1.71	0.90
2:K:367:ILE:HG23	2:K:390:VAL:CG2	2.01	0.90
1:B:254:PRO:HG2	1:B:255:ALA:H	1.36	0.90
1:B:704:LEU:O	1:B:706:LYS:N	2.04	0.90
1:C:464:ILE:HD11	1:C:779:TYR:CE1	2.05	0.90
1:C:783:LYS:HA	2:K:57:VAL:HG22	0.92	0.90
1:D:213:THR:HB	1:D:1008:THR:HG23	1.52	0.90
1:D:464:ILE:CD1	1:D:779:TYR:CE2	2.54	0.90
4:F:2474:FMN:H1'2	4:F:2474:FMN:O4'	1.69	0.90
2:G:345:ILE:HD13	2:G:345:ILE:H	1.36	0.90
2:K:319:LEU:HD11	2:K:369:LEU:CD2	2.00	0.90
1:C:781:PHE:C	2:K:52:VAL:CB	2.39	0.90
1:A:266:VAL:HG12	1:A:279:THR:HG23	1.50	0.90

Continued on next page...

Continued from previous page...

Atom-1	Atom-2	Interatomic distance (Å)	Clash overlap (Å)
1:B:155:ILE:O	1:B:159:VAL:HG23	1.71	0.90
1:D:1263:HIS:CE1	1:F:900:GLY:N	2.20	0.90
1:F:659:ILE:HA	1:F:663:ALA:HB3	1.54	0.90
1:F:777:GLY:HA2	2:I:52:VAL:HG12	1.50	0.90
2:H:153:ILE:HD13	2:H:220:VAL:HG13	1.53	0.90
2:H:418:THR:CG2	2:H:422:THR:HG23	2.02	0.90
2:I:367:ILE:HD12	2:I:369:LEU:HD12	1.53	0.90
2:J:418:THR:CG2	2:J:422:THR:HG23	2.02	0.90
1:A:1227:GLU:HG3	1:E:902:ASN:HD22	1.35	0.90
1:B:213:THR:HB	1:B:1008:THR:HG23	1.52	0.90
1:B:588:ARG:O	1:B:592:GLU:HG3	1.72	0.90
1:C:218:THR:HG23	1:C:220:PRO:HD2	1.52	0.90
1:E:387:PRO:CD	1:E:1344:GLU:OE2	2.19	0.90
2:J:153:ILE:HD13	2:J:220:VAL:HG13	1.53	0.90
1:C:299:VAL:HG12	1:C:299:VAL:O	1.69	0.90
1:C:900:GLY:HA2	1:E:1263:HIS:HE2	1.37	0.90
1:C:950:THR:CG2	1:C:951:GLU:N	2.35	0.90
1:B:1230:GLN:N	1:D:877:ARG:HG2	1.86	0.90
1:E:862:ALA:O	1:E:1118:CYS:HB2	1.71	0.90
1:F:1438:ARG:HD2	2:G:377:ARG:N	1.49	0.90
2:G:418:THR:CG2	2:G:422:THR:HG23	2.02	0.90
1:D:588:ARG:O	1:D:592:GLU:HG3	1.72	0.90
1:D:777:GLY:HA2	2:H:52:VAL:HG12	1.50	0.90
1:E:783:LYS:N	2:L:57:VAL:CG2	2.33	0.90
1:F:704:LEU:O	1:F:706:LYS:N	2.04	0.90
1:F:825:LEU:CD1	1:F:1186:ARG:NH1	2.17	0.90
1:D:1230:GLN:N	1:F:877:ARG:HG2	1.86	0.90
1:F:950:THR:CG2	1:F:951:GLU:N	2.32	0.90
2:G:257:ASN:OD1	2:G:394:LEU:HA	1.72	0.90
2:H:257:ASN:OD1	2:H:394:LEU:HA	1.72	0.90
2:H:77:LEU:HD23	2:H:127:ILE:HA	1.51	0.90
2:I:186:LEU:HD23	2:I:195:LEU:CD2	1.99	0.90
1:A:387:PRO:CD	1:A:1344:GLU:OE2	2.19	0.89
1:F:139:VAL:CG1	1:F:140:SER:N	2.35	0.89
2:G:167:ARG:HG2	2:G:210:ALA:CB	2.00	0.89
2:I:418:THR:CG2	2:I:422:THR:HG23	2.02	0.89
2:I:61:VAL:CG2	2:I:87:THR:HB	2.01	0.89
2:J:449:LEU:HD11	2:J:451:VAL:HG12	1.49	0.89
2:K:418:THR:CG2	2:K:422:THR:HG23	2.02	0.89
1:A:950:THR:CG2	1:A:951:GLU:N	2.35	0.89
1:B:918:THR:HG22	1:B:921:TYR:H	1.38	0.89

Continued on next page...

Continued from previous page...

Atom-1	Atom-2	Interatomic distance (Å)	Clash overlap (Å)
1:C:1438:ARG:HB2	2:J:376:GLY:CA	1.97	0.89
1:C:236:THR:HG21	1:C:328:ASP:N	1.86	0.89
1:C:52:GLN:HE22	1:C:71:LEU:H	1.15	0.89
1:D:659:ILE:HA	1:D:663:ALA:HB3	1.54	0.89
1:F:155:ILE:O	1:F:159:VAL:HG23	1.71	0.89
1:F:588:ARG:O	1:F:592:GLU:HG3	1.72	0.89
2:G:367:ILE:HG23	2:G:390:VAL:CG2	2.01	0.89
2:G:61:VAL:CG2	2:G:87:THR:HB	2.01	0.89
2:J:175:VAL:HG11	2:J:214:TYR:CD2	2.08	0.89
2:K:167:ARG:HG2	2:K:210:ALA:CB	2.00	0.89
2:K:366:ARG:HE	2:K:391:GLN:HG2	1.37	0.89
2:L:418:THR:CG2	2:L:422:THR:HG23	2.02	0.89
1:E:781:PHE:C	2:L:52:VAL:CB	2.39	0.89
2:L:61:VAL:CG2	2:L:87:THR:HB	2.01	0.89
1:B:139:VAL:HG11	1:B:143:GLN:CB	2.02	0.89
1:D:526:LEU:HD12	1:D:526:LEU:N	1.88	0.89
1:E:236:THR:HG21	1:E:328:ASP:N	1.86	0.89
1:E:783:LYS:HA	2:L:57:VAL:HG22	0.91	0.89
1:F:437:GLY:HA2	1:F:690:GLU:OE2	1.73	0.89
2:G:322:ARG:HG3	2:G:323:ASP:H	1.37	0.89
2:I:430:LYS:CD	2:I:460:ALA:HB2	2.01	0.89
2:L:345:ILE:H	2:L:345:ILE:HD13	1.36	0.89
1:B:828:LEU:HD22	1:B:1172:SER:HA	1.50	0.89
1:C:227:MET:HE3	1:C:282:GLU:HA	1.54	0.89
1:C:403:ASP:OD1	1:C:407:LYS:NZ	2.05	0.89
1:C:777:GLY:CA	2:K:52:VAL:HG12	2.02	0.89
1:C:777:GLY:HA2	2:K:52:VAL:HG12	1.53	0.89
1:D:155:ILE:O	1:D:159:VAL:HG23	1.71	0.89
1:E:153:ARG:NH2	1:E:263:LEU:O	2.04	0.89
1:E:52:GLN:NE2	1:E:71:LEU:H	1.70	0.89
1:E:960:THR:HG22	1:E:963:VAL:CG2	2.03	0.89
1:F:515:ARG:HH22	1:F:966:ILE:HB	1.37	0.89
1:A:236:THR:HG21	1:A:328:ASP:N	1.86	0.89
1:D:570:ASP:OD1	1:D:572:THR:HB	1.73	0.89
1:B:877:ARG:HG2	1:F:1230:GLN:N	1.86	0.89
1:F:1366:GLU:HG2	1:F:1367:TYR:CD2	2.05	0.89
1:F:452:GLN:NE2	1:F:764:THR:CG2	2.33	0.89
2:G:367:ILE:HD12	2:G:369:LEU:HD12	1.53	0.89
2:G:366:ARG:HE	2:G:391:GLN:HG2	1.37	0.89
2:H:366:ARG:HE	2:H:391:GLN:HG2	1.37	0.89
2:I:175:VAL:HG11	2:I:214:TYR:CD2	2.08	0.89

Continued on next page...

Continued from previous page...

Atom-1	Atom-2	Interatomic distance (Å)	Clash overlap (Å)
2:J:246:ARG:HD3	2:J:399:LEU:HB3	1.55	0.89
2:K:367:ILE:HD12	2:K:369:LEU:HD12	1.53	0.89
2:L:246:ARG:HD3	2:L:399:LEU:HB3	1.55	0.89
1:B:501:GLN:HE21	1:B:653:HIS:HD2	0.90	0.89
1:C:153:ARG:NH2	1:C:263:LEU:O	2.04	0.89
1:D:1170:GLN:HG2	1:D:1170:GLN:O	1.68	0.89
1:D:254:PRO:HG2	1:D:255:ALA:H	1.36	0.89
1:D:437:GLY:HA2	1:D:690:GLU:OE2	1.73	0.89
1:E:290:THR:CG2	1:E:292:PRO:CD	2.46	0.89
1:E:403:ASP:OD1	1:E:407:LYS:NZ	2.05	0.89
1:B:900:GLY:N	1:F:1263:HIS:CE1	2.20	0.89
2:I:345:ILE:HD13	2:I:345:ILE:H	1.36	0.89
2:J:257:ASN:OD1	2:J:394:LEU:HA	1.72	0.89
1:E:777:GLY:CA	2:L:52:VAL:HG12	2.02	0.89
4:B:2474:FMN:H1'2	4:B:2474:FMN:O4'	1.69	0.89
1:C:505:GLN:HE22	1:C:1001:VAL:H	0.93	0.89
2:L:153:ILE:HD13	2:L:220:VAL:HG13	1.53	0.89
1:A:1263:HIS:HE2	1:E:900:GLY:HA2	1.37	0.89
1:A:52:GLN:NE2	1:A:71:LEU:H	1.70	0.89
1:B:950:THR:HG22	1:B:952:MET:N	1.88	0.89
1:E:710:LYS:HG2	1:E:939:GLY:HA3	1.55	0.89
2:I:110:ILE:HG13	2:I:117:ALA:HA	1.55	0.89
2:I:322:ARG:HG3	2:I:323:ASP:H	1.37	0.89
2:J:186:LEU:HD23	2:J:195:LEU:CD2	1.99	0.89
2:L:110:ILE:HG13	2:L:117:ALA:HA	1.55	0.89
1:C:511:ILE:HG22	1:C:512:ASP:N	1.86	0.89
1:C:672:GLN:HG3	1:C:693:MET:HE2	1.55	0.89
1:C:710:LYS:HG2	1:C:939:GLY:HA3	1.55	0.89
1:D:652:THR:HG21	1:D:703:GLY:CA	2.03	0.89
1:E:582:LEU:H	1:E:755:GLN:NE2	1.71	0.89
2:G:110:ILE:HG13	2:G:117:ALA:HA	1.55	0.89
2:G:246:ARG:HD3	2:G:399:LEU:HB3	1.55	0.89
2:I:246:ARG:HD3	2:I:399:LEU:HB3	1.55	0.89
1:C:1438:ARG:HB2	2:J:376:GLY:H	1.33	0.89
2:J:77:LEU:HD23	2:J:127:ILE:HA	1.51	0.89
2:K:257:ASN:OD1	2:K:394:LEU:HA	1.72	0.89
1:A:838:VAL:HG13	1:A:839:PRO:CD	2.03	0.89
1:C:52:GLN:NE2	1:C:71:LEU:H	1.70	0.89
1:C:960:THR:HG22	1:C:963:VAL:CG2	2.03	0.89
1:E:353:MET:CE	1:E:366:GLY:O	2.22	0.89
1:F:918:THR:HG22	1:F:921:TYR:H	1.38	0.89

Continued on next page...

Continued from previous page...

Atom-1	Atom-2	Interatomic distance (Å)	Clash overlap (Å)
2:H:175:VAL:HG11	2:H:214:TYR:CD2	2.08	0.89
2:J:146:LEU:HD23	2:J:147:GLY:H	1.38	0.89
2:J:366:ARG:HE	2:J:391:GLN:HG2	1.37	0.89
2:J:430:LYS:CD	2:J:460:ALA:HB2	2.01	0.89
1:A:1376:LEU:N	1:A:1376:LEU:CD2	2.33	0.88
1:C:353:MET:CE	1:C:366:GLY:O	2.21	0.88
1:D:218:THR:HG23	1:D:220:PRO:HD2	1.56	0.88
1:D:731:SER:HA	1:D:748:GLY:H	1.37	0.88
1:E:777:GLY:HA2	2:L:52:VAL:HG12	1.53	0.88
2:G:175:VAL:HG11	2:G:214:TYR:CD2	2.08	0.88
2:H:148:LEU:HD12	2:H:149:SER:N	1.88	0.88
1:F:783:LYS:HA	2:I:57:VAL:HG22	0.90	0.88
2:K:246:ARG:HD3	2:K:399:LEU:HB3	1.55	0.88
2:K:367:ILE:HD12	2:K:369:LEU:CD1	2.04	0.88
1:A:825:LEU:HD13	1:A:1186:ARG:HH11	1.38	0.88
1:A:900:GLY:HA2	1:C:1263:HIS:HE2	1.37	0.88
1:B:652:THR:HG21	1:B:703:GLY:CA	2.03	0.88
1:C:113:ASN:C	1:C:113:ASN:ND2	2.26	0.88
2:H:367:ILE:HD12	2:H:369:LEU:CD1	2.04	0.88
1:D:783:LYS:HA	2:H:57:VAL:HG22	0.90	0.88
2:J:110:ILE:HG13	2:J:117:ALA:HA	1.55	0.88
2:K:148:LEU:HD12	2:K:149:SER:N	1.88	0.88
2:L:175:VAL:HG11	2:L:214:TYR:CD2	2.08	0.88
1:B:838:VAL:HG13	1:B:839:PRO:HD2	1.54	0.88
2:H:110:ILE:HG13	2:H:117:ALA:HA	1.55	0.88
2:K:153:ILE:HD13	2:K:220:VAL:HG13	1.53	0.88
1:A:1311:THR:HG23	1:A:1312:SER:N	1.89	0.88
1:B:526:LEU:HD12	1:B:526:LEU:N	1.88	0.88
1:B:783:LYS:HA	2:G:57:VAL:HG22	0.90	0.88
1:B:876:ASN:CB	1:F:1227:GLU:OE1	2.22	0.88
1:D:734:LEU:CD1	1:D:738:HIS:CD2	2.57	0.88
2:G:148:LEU:HD12	2:G:149:SER:N	1.88	0.88
2:H:246:ARG:HD3	2:H:399:LEU:HB3	1.55	0.88
2:J:367:ILE:HD12	2:J:369:LEU:HD12	1.53	0.88
2:J:432:THR:HG22	2:J:434:MET:H	1.37	0.88
2:K:110:ILE:HG13	2:K:117:ALA:HA	1.55	0.88
2:K:77:LEU:HD23	2:K:127:ILE:HA	1.51	0.88
2:K:322:ARG:HG3	2:K:323:ASP:H	1.37	0.88
1:A:403:ASP:OD1	1:A:407:LYS:NZ	2.05	0.88
1:B:437:GLY:HA2	1:B:690:GLU:OE2	1.73	0.88
1:B:731:SER:HA	1:B:748:GLY:H	1.37	0.88

Continued on next page...

Continued from previous page...

Atom-1	Atom-2	Interatomic distance (Å)	Clash overlap (Å)
1:D:782:ARG:HB3	2:H:56:GLN:HE21	0.76	0.88
1:E:582:LEU:H	1:E:755:GLN:HE22	1.18	0.88
1:E:782:ARG:HD3	2:L:53:PRO:HD3	1.56	0.88
1:F:526:LEU:HD12	1:F:526:LEU:N	1.88	0.88
2:G:148:LEU:CG	2:G:234:VAL:HG23	2.03	0.88
1:A:372:VAL:HG12	1:A:372:VAL:O	1.74	0.88
1:A:960:THR:HG22	1:A:963:VAL:CG2	2.03	0.88
1:B:430:VAL:CG1	1:B:554:GLU:HB3	2.02	0.88
1:C:430:VAL:HG13	1:C:554:GLU:HB2	1.56	0.88
1:D:139:VAL:HG11	1:D:143:GLN:CB	2.02	0.88
2:G:367:ILE:HD12	2:G:369:LEU:CD1	2.04	0.88
2:H:146:LEU:HD23	2:H:147:GLY:H	1.38	0.88
2:H:367:ILE:HD12	2:H:369:LEU:HD12	1.53	0.88
2:I:257:ASN:OD1	2:I:394:LEU:HA	1.72	0.88
2:I:366:ARG:HE	2:I:391:GLN:HG2	1.37	0.88
2:K:175:VAL:HG11	2:K:214:TYR:CD2	2.08	0.88
2:K:430:LYS:HE2	2:K:440:ALA:CB	2.04	0.88
1:F:253:HIS:ND1	1:F:254:PRO:CD	2.37	0.88
2:L:257:ASN:OD1	2:L:394:LEU:HA	1.72	0.88
1:A:511:ILE:HG22	1:A:512:ASP:N	1.86	0.88
1:A:582:LEU:H	1:A:755:GLN:NE2	1.71	0.88
1:C:59:VAL:CG2	1:C:105:TYR:HD2	1.82	0.88
1:C:782:ARG:HD3	2:K:53:PRO:HD3	1.56	0.88
1:C:838:VAL:HG13	1:C:839:PRO:CD	2.03	0.88
1:E:838:VAL:HG13	1:E:839:PRO:CD	2.03	0.88
1:E:950:THR:CG2	1:E:951:GLU:N	2.35	0.88
1:F:139:VAL:HG11	1:F:143:GLN:CB	2.02	0.88
2:G:430:LYS:HE2	2:G:440:ALA:CB	2.04	0.88
2:I:148:LEU:HD12	2:I:149:SER:N	1.88	0.88
2:I:430:LYS:HE2	2:I:440:ALA:CB	2.04	0.88
2:L:148:LEU:CG	2:L:234:VAL:HG23	2.03	0.88
2:L:367:ILE:HD12	2:L:369:LEU:HD12	1.53	0.88
2:L:430:LYS:HE2	2:L:440:ALA:CB	2.03	0.88
1:A:182:MET:HE3	1:A:217:PRO:HB2	0.93	0.88
1:A:430:VAL:HG13	1:A:554:GLU:HB2	1.56	0.88
1:A:584:ASP:N	1:A:584:ASP:OD1	2.04	0.88
1:B:734:LEU:CD1	1:B:738:HIS:CD2	2.57	0.88
1:D:253:HIS:ND1	1:D:254:PRO:CD	2.37	0.88
1:F:1115:VAL:O	1:F:1115:VAL:CG1	2.22	0.88
1:F:783:LYS:CA	2:I:57:VAL:HG23	1.96	0.88
2:G:153:ILE:HD13	2:G:220:VAL:HG13	1.53	0.88

Continued on next page...

Continued from previous page...

Atom-1	Atom-2	Interatomic distance (Å)	Clash overlap (Å)
2:H:430:LYS:HE2	2:H:440:ALA:CB	2.03	0.88
2:I:153:ILE:HD13	2:I:220:VAL:HG13	1.53	0.88
2:L:366:ARG:HE	2:L:391:GLN:HG2	1.37	0.88
1:A:1401:LEU:HD12	1:A:1401:LEU:O	1.74	0.88
1:B:218:THR:HG23	1:B:220:PRO:HD2	1.56	0.88
1:D:139:VAL:CG1	1:D:140:SER:H	1.87	0.88
1:D:426:LEU:CD2	1:D:543:LEU:HB3	2.04	0.88
1:E:825:LEU:HD13	1:E:1186:ARG:HH11	1.38	0.88
2:J:166:LEU:HD23	2:J:461:ALA:HB1	1.56	0.88
2:K:292:VAL:CG2	2:K:394:LEU:HD13	2.04	0.88
2:L:166:LEU:HD23	2:L:461:ALA:HB1	1.56	0.88
1:B:253:HIS:ND1	1:B:254:PRO:CD	2.37	0.87
1:B:777:GLY:CA	2:G:52:VAL:HG12	1.99	0.87
1:C:582:LEU:H	1:C:755:GLN:NE2	1.71	0.87
1:D:501:GLN:NE2	1:D:653:HIS:HD2	1.72	0.87
1:F:838:VAL:HG13	1:F:839:PRO:HD2	1.54	0.87
2:J:148:LEU:CG	2:J:234:VAL:HG23	2.03	0.87
2:J:430:LYS:HE2	2:J:440:ALA:CB	2.04	0.87
1:A:710:LYS:HG2	1:A:939:GLY:HA3	1.55	0.87
1:B:515:ARG:HH22	1:B:966:ILE:HB	1.37	0.87
1:B:426:LEU:CD2	1:B:543:LEU:HB3	2.04	0.87
1:B:501:GLN:NE2	1:B:653:HIS:HD2	1.73	0.87
1:F:652:THR:HG21	1:F:703:GLY:CA	2.03	0.87
1:F:950:THR:HG22	1:F:952:MET:N	1.88	0.87
2:L:322:ARG:HG3	2:L:323:ASP:H	1.37	0.87
1:A:777:GLY:CA	2:J:52:VAL:HG12	2.02	0.87
2:G:146:LEU:HD23	2:G:147:GLY:H	1.38	0.87
2:G:166:LEU:HD23	2:G:461:ALA:HB1	1.56	0.87
2:H:166:LEU:HD23	2:H:461:ALA:HB1	1.56	0.87
2:J:322:ARG:HG3	2:J:323:ASP:H	1.37	0.87
2:K:186:LEU:CD2	2:K:195:LEU:HD21	2.04	0.87
2:L:148:LEU:HD12	2:L:149:SER:N	1.88	0.87
1:A:900:GLY:N	1:C:1263:HIS:HE1	1.65	0.87
1:B:1227:GLU:OE1	1:D:876:ASN:CB	2.22	0.87
1:F:734:LEU:CD1	1:F:738:HIS:CD2	2.56	0.87
1:F:734:LEU:HD11	1:F:738:HIS:CD2	2.10	0.87
2:H:148:LEU:CG	2:H:234:VAL:HG23	2.03	0.87
2:J:367:ILE:HD12	2:J:369:LEU:CD1	2.04	0.87
1:A:843:VAL:HG12	1:A:844:GLU:N	1.89	0.87
1:C:6:ILE:HG12	1:C:364:ILE:HG23	1.57	0.87
1:D:918:THR:HG22	1:D:921:TYR:H	1.38	0.87

Continued on next page...

Continued from previous page...

Atom-1	Atom-2	Interatomic distance (Å)	Clash overlap (Å)
1:C:877:ARG:CG	1:E:1229:MET:HA	2.05	0.87
2:K:281:GLU:HG3	2:K:284:SER:H	1.39	0.87
1:E:1438:ARG:HB2	2:K:376:GLY:H	1.33	0.87
2:K:415:LEU:HG	2:K:432:THR:CG2	2.05	0.87
1:B:570:ASP:OD1	1:B:572:THR:HB	1.73	0.87
1:C:146:LEU:HD12	1:C:146:LEU:O	1.75	0.87
1:C:52:GLN:HE22	1:C:71:LEU:N	1.73	0.87
1:D:505:GLN:HE22	1:D:1000:LEU:HB3	1.36	0.87
1:D:950:THR:HG22	1:D:952:MET:N	1.88	0.87
1:E:6:ILE:HG12	1:E:364:ILE:HG23	1.57	0.87
1:F:139:VAL:CG1	1:F:140:SER:H	1.87	0.87
1:F:30:HIS:HD2	1:F:31:ARG:HG3	1.38	0.87
2:H:322:ARG:HG3	2:H:323:ASP:H	1.37	0.87
2:H:92:GLU:HG2	2:H:128:ASN:CG	1.95	0.87
1:A:1438:ARG:CB	2:L:376:GLY:CA	2.31	0.87
1:A:146:LEU:O	1:A:146:LEU:HD12	1.75	0.87
1:A:734:LEU:CD1	1:A:738:HIS:CD2	2.58	0.87
1:B:659:ILE:HA	1:B:663:ALA:HB3	1.54	0.87
1:C:513:SER:CB	1:C:520:MET:HE2	2.04	0.87
1:D:430:VAL:CG1	1:D:554:GLU:HB3	2.02	0.87
2:J:148:LEU:HD12	2:J:149:SER:N	1.88	0.87
2:J:415:LEU:HG	2:J:432:THR:CG2	2.05	0.87
1:A:513:SER:CB	1:A:520:MET:HE2	2.05	0.87
1:B:505:GLN:HE22	1:B:1000:LEU:HB3	1.36	0.87
1:D:1227:GLU:OE1	1:F:876:ASN:CB	2.22	0.87
1:D:501:GLN:HE21	1:D:653:HIS:HD2	0.90	0.87
1:E:182:MET:HE3	1:E:217:PRO:HB2	1.00	0.87
2:I:186:LEU:HD11	2:I:200:VAL:HB	1.57	0.87
2:I:148:LEU:CG	2:I:234:VAL:HG23	2.03	0.87
2:I:432:THR:HG22	2:I:434:MET:H	1.37	0.87
2:K:148:LEU:CG	2:K:234:VAL:HG23	2.03	0.87
2:L:432:THR:HG22	2:L:434:MET:H	1.37	0.87
1:A:392:ALA:O	1:A:400:LEU:HD12	1.74	0.87
1:A:715:VAL:O	1:A:715:VAL:CG1	2.23	0.87
1:B:139:VAL:CG1	1:B:140:SER:H	1.87	0.87
1:B:734:LEU:HD11	1:B:738:HIS:CD2	2.10	0.87
1:D:218:THR:HG21	1:D:221:LEU:HG	1.56	0.87
1:D:377:THR:HG22	1:D:378:GLN:HG3	1.56	0.87
1:E:1401:LEU:O	1:E:1401:LEU:HD12	1.74	0.87
1:F:1349:ARG:CG	1:F:1349:ARG:NH1	2.34	0.87
1:F:731:SER:HA	1:F:748:GLY:H	1.37	0.87

Continued on next page...

Continued from previous page...

Atom-1	Atom-2	Interatomic distance (Å)	Clash overlap (Å)
2:G:186:LEU:CD2	2:G:195:LEU:HD21	2.04	0.87
2:G:197:LYS:HE2	2:G:275:ASP:H	1.40	0.87
2:G:80:ALA:HB3	2:G:127:ILE:CD1	2.05	0.87
2:H:153:ILE:CD1	2:H:220:VAL:HG13	2.04	0.87
2:I:166:LEU:HD23	2:I:461:ALA:HB1	1.56	0.87
2:K:153:ILE:CD1	2:K:220:VAL:HG13	2.04	0.87
2:L:367:ILE:HD12	2:L:369:LEU:CD1	2.04	0.87
1:A:353:MET:CE	1:A:366:GLY:O	2.21	0.86
1:D:1047:MET:CG	1:D:1186:ARG:NH2	2.38	0.86
1:E:430:VAL:HG13	1:E:554:GLU:HB2	1.56	0.86
1:E:828:LEU:HD22	1:E:1172:SER:HB2	1.57	0.86
1:F:218:THR:HG23	1:F:220:PRO:HD2	1.56	0.86
1:F:377:THR:HG22	1:F:378:GLN:HG3	1.56	0.86
1:F:570:ASP:OD1	1:F:572:THR:HB	1.73	0.86
1:B:782:ARG:HB3	2:G:56:GLN:HE21	0.76	0.86
2:H:281:GLU:HG3	2:H:284:SER:H	1.39	0.86
2:K:388:PHE:CD2	2:K:390:VAL:HG13	2.10	0.86
2:K:432:THR:HG22	2:K:434:MET:H	1.37	0.86
2:L:80:ALA:HB3	2:L:127:ILE:CD1	2.05	0.86
1:B:825:LEU:CD1	1:B:1186:ARG:NH1	2.17	0.86
1:C:1401:LEU:HD12	1:C:1401:LEU:O	1.74	0.86
1:E:227:MET:HE3	1:E:282:GLU:HA	1.56	0.86
1:F:426:LEU:CD2	1:F:543:LEU:HB3	2.04	0.86
1:F:501:GLN:NE2	1:F:653:HIS:HD2	1.73	0.86
2:H:292:VAL:CG2	2:H:394:LEU:HD13	2.04	0.86
2:L:146:LEU:HD23	2:L:147:GLY:H	1.38	0.86
1:A:290:THR:HG23	1:A:292:PRO:HD2	1.56	0.86
1:C:843:VAL:HG12	1:C:844:GLU:N	1.89	0.86
1:E:1311:THR:HG23	1:E:1312:SER:N	1.89	0.86
1:A:1229:MET:HA	1:E:877:ARG:CG	2.05	0.86
2:I:92:GLU:HG2	2:I:128:ASN:CG	1.95	0.86
2:J:186:LEU:HD11	2:J:200:VAL:HB	1.57	0.86
2:L:153:ILE:CD1	2:L:220:VAL:HG13	2.04	0.86
1:B:113:ASN:C	1:B:113:ASN:HD22	1.78	0.86
1:D:746:ILE:HG23	1:D:1182:ASP:CB	2.05	0.86
1:D:1263:HIS:NE2	1:F:900:GLY:CA	2.17	0.86
1:F:1047:MET:CG	1:F:1186:ARG:NH2	2.38	0.86
2:G:153:ILE:CD1	2:G:220:VAL:HG13	2.04	0.86
2:H:415:LEU:HG	2:H:432:THR:CG2	2.05	0.86
2:J:153:ILE:CD1	2:J:220:VAL:HG13	2.04	0.86
2:K:166:LEU:HD23	2:K:461:ALA:HB1	1.56	0.86

Continued on next page...

Continued from previous page...

Atom-1	Atom-2	Interatomic distance (Å)	Clash overlap (Å)
2:L:292:VAL:CG2	2:L:394:LEU:HD13	2.04	0.86
1:D:113:ASN:C	1:D:113:ASN:HD22	1.78	0.86
1:E:513:SER:CB	1:E:520:MET:HE2	2.04	0.86
1:F:505:GLN:HE22	1:F:1000:LEU:HB3	1.36	0.86
2:G:388:PHE:CD2	2:G:390:VAL:HG13	2.10	0.86
2:H:432:THR:HG22	2:H:434:MET:H	1.37	0.86
2:I:146:LEU:HD23	2:I:147:GLY:H	1.38	0.86
2:L:186:LEU:CD2	2:L:195:LEU:HD21	2.04	0.86
1:C:392:ALA:O	1:C:400:LEU:HD12	1.74	0.86
1:C:734:LEU:CD1	1:C:738:HIS:CD2	2.58	0.86
1:E:146:LEU:O	1:E:146:LEU:HD12	1.75	0.86
2:I:415:LEU:HG	2:I:432:THR:CG2	2.05	0.86
2:K:146:LEU:HD23	2:K:147:GLY:H	1.38	0.86
2:L:197:LYS:HE2	2:L:275:ASP:H	1.40	0.86
2:L:388:PHE:CD2	2:L:390:VAL:HG13	2.10	0.86
2:L:415:LEU:HG	2:L:432:THR:CG2	2.05	0.86
1:D:734:LEU:HD11	1:D:738:HIS:CD2	2.10	0.86
1:E:392:ALA:O	1:E:400:LEU:HD12	1.74	0.86
2:H:388:PHE:CD2	2:H:390:VAL:HG13	2.10	0.86
2:H:80:ALA:HB3	2:H:127:ILE:CG1	2.05	0.86
2:I:153:ILE:CD1	2:I:220:VAL:HG13	2.04	0.86
2:I:292:VAL:CG2	2:I:394:LEU:HD13	2.04	0.86
2:I:371:VAL:HG23	2:I:383:ILE:CG2	2.06	0.86
2:L:371:VAL:HG23	2:L:383:ILE:CG2	2.06	0.86
1:B:780:ARG:CG	2:G:51:GLY:O	2.24	0.86
1:C:290:THR:HG23	1:C:292:PRO:HD2	1.56	0.86
2:G:110:ILE:HD11	2:G:118:VAL:N	1.91	0.86
2:G:292:VAL:CG2	2:G:394:LEU:HD13	2.04	0.86
2:G:432:THR:HG22	2:G:434:MET:H	1.37	0.86
2:I:80:ALA:HB3	2:I:127:ILE:CG1	2.05	0.86
2:J:292:VAL:CG2	2:J:394:LEU:HD13	2.04	0.86
1:A:1438:ARG:HB2	2:L:376:GLY:CA	1.97	0.86
2:L:92:GLU:HG2	2:L:128:ASN:CG	1.95	0.86
1:B:218:THR:HG21	1:B:221:LEU:HG	1.56	0.86
1:C:1115:VAL:CG1	1:C:1115:VAL:O	2.24	0.86
1:C:1338:ALA:O	1:C:1340:GLY:N	2.08	0.86
1:C:372:VAL:HG12	1:C:372:VAL:O	1.74	0.86
1:B:901:ASP:OD1	1:F:1228:LYS:HB3	1.76	0.86
1:F:253:HIS:CE1	1:F:254:PRO:HD2	2.11	0.86
2:G:415:LEU:HG	2:G:432:THR:CG2	2.05	0.86
2:I:31:ILE:HD12	2:I:32:TYR:N	1.91	0.86

Continued on next page...

Continued from previous page...

Atom-1	Atom-2	Interatomic distance (Å)	Clash overlap (Å)
1:F:782:ARG:HB3	2:I:56:GLN:HE21	0.76	0.86
2:I:80:ALA:HB3	2:I:127:ILE:CD1	2.05	0.86
2:K:80:ALA:HB3	2:K:127:ILE:CG1	2.05	0.86
2:L:80:ALA:HB3	2:L:127:ILE:CG1	2.05	0.86
2:L:186:LEU:HD11	2:L:200:VAL:HB	1.57	0.86
1:A:409:HIS:O	1:A:412:THR:HB	1.76	0.86
1:C:482:ASP:OD1	1:C:788:HIS:CD2	2.29	0.86
1:D:515:ARG:HH22	1:D:966:ILE:HB	1.37	0.86
1:E:59:VAL:CG2	1:E:105:TYR:HD2	1.82	0.86
1:F:417:ASP:O	1:F:418:LYS:C	2.13	0.86
2:G:371:VAL:HG23	2:G:383:ILE:CG2	2.06	0.86
2:H:303:ASP:O	2:H:307:THR:HG22	1.76	0.86
1:D:780:ARG:CG	2:H:51:GLY:O	2.24	0.86
2:J:371:VAL:HG23	2:J:383:ILE:CG2	2.06	0.86
2:K:110:ILE:HD11	2:K:118:VAL:N	1.91	0.86
1:E:1438:ARG:HB2	2:K:376:GLY:CA	1.97	0.86
1:A:1338:ALA:O	1:A:1340:GLY:N	2.08	0.85
1:B:1047:MET:CG	1:B:1186:ARG:NH2	2.38	0.85
1:B:377:THR:HG22	1:B:378:GLN:HG3	1.56	0.85
1:D:1128:PHE:CZ	1:D:1130:GLY:HA3	2.11	0.85
1:D:1438:ARG:HD2	2:I:377:ARG:N	1.49	0.85
1:A:782:ARG:HD3	2:J:53:PRO:CD	2.05	0.85
2:K:430:LYS:HE2	2:K:440:ALA:HB2	1.58	0.85
2:L:250:ALA:HB1	2:L:251:PRO:HD2	1.57	0.85
2:L:31:ILE:HD12	2:L:32:TYR:N	1.91	0.85
1:A:1115:VAL:CG1	1:A:1115:VAL:O	2.24	0.85
1:A:482:ASP:OD1	1:A:788:HIS:HD2	1.59	0.85
1:A:537:GLU:HG3	1:A:538:THR:N	1.92	0.85
1:B:876:ASN:CG	1:F:1227:GLU:OE2	2.15	0.85
1:C:1311:THR:HG23	1:C:1312:SER:N	1.89	0.85
1:C:724:ASN:H	1:C:724:ASN:ND2	1.73	0.85
1:C:825:LEU:HD13	1:C:1186:ARG:HH11	1.38	0.85
1:E:513:SER:HB3	1:E:520:MET:CE	2.06	0.85
1:D:1228:LYS:HB3	1:F:901:ASP:OD1	1.76	0.85
2:I:250:ALA:HB1	2:I:251:PRO:HD2	1.57	0.85
2:K:371:VAL:HG23	2:K:383:ILE:CG2	2.06	0.85
1:E:409:HIS:O	1:E:412:THR:HB	1.76	0.85
1:B:899:ASN:O	1:F:1263:HIS:CE1	2.30	0.85
2:G:281:GLU:HG3	2:G:284:SER:H	1.39	0.85
2:H:371:VAL:HG23	2:H:383:ILE:CG2	2.06	0.85
2:H:80:ALA:HB3	2:H:127:ILE:CD1	2.05	0.85

Continued on next page...

Continued from previous page...

Atom-1	Atom-2	Interatomic distance (Å)	Clash overlap (Å)
2:I:367:ILE:HD12	2:I:369:LEU:CD1	2.04	0.85
2:J:166:LEU:HA	2:J:169:LYS:HE2	1.58	0.85
2:K:80:ALA:HB3	2:K:127:ILE:CD1	2.05	0.85
1:A:604:VAL:HG23	1:A:640:THR:HG21	1.58	0.85
1:C:537:GLU:HG3	1:C:538:THR:N	1.92	0.85
1:C:782:ARG:HD3	2:K:53:PRO:CD	2.05	0.85
1:D:1263:HIS:HE1	1:F:899:ASN:C	1.79	0.85
1:E:253:HIS:CG	1:E:254:PRO:CD	2.52	0.85
1:E:52:GLN:HE22	1:E:71:LEU:N	1.73	0.85
2:G:430:LYS:HE2	2:G:440:ALA:HB2	1.58	0.85
2:K:250:ALA:HB1	2:K:251:PRO:HD2	1.57	0.85
2:L:429:THR:HG21	2:L:431:MET:HE1	1.58	0.85
1:A:724:ASN:ND2	1:A:724:ASN:H	1.73	0.85
1:C:724:ASN:H	1:C:724:ASN:HD22	1.25	0.85
1:E:604:VAL:HG23	1:E:640:THR:HG21	1.58	0.85
1:E:843:VAL:HG12	1:E:844:GLU:N	1.89	0.85
1:D:1229:MET:CA	1:F:877:ARG:HG3	2.03	0.85
2:I:166:LEU:HA	2:I:169:LYS:HE2	1.58	0.85
2:K:303:ASP:O	2:K:307:THR:HG22	1.76	0.85
2:L:166:LEU:HA	2:L:169:LYS:HE2	1.58	0.85
1:A:731:SER:HA	1:A:748:GLY:H	1.42	0.85
1:C:479:MET:HG3	1:C:1104:MET:CE	2.05	0.85
1:D:1227:GLU:CD	1:F:876:ASN:CB	2.45	0.85
1:C:900:GLY:HA2	1:E:1263:HIS:NE2	1.91	0.85
1:E:734:LEU:CD1	1:E:738:HIS:CD2	2.58	0.85
1:E:482:ASP:OD1	1:E:788:HIS:HD2	1.59	0.85
2:J:80:ALA:HB3	2:J:127:ILE:CG1	2.05	0.85
2:J:281:GLU:HG3	2:J:284:SER:H	1.39	0.85
2:J:303:ASP:O	2:J:307:THR:HG22	1.76	0.85
2:L:110:ILE:HD11	2:L:118:VAL:N	1.91	0.85
1:A:479:MET:HG3	1:A:1104:MET:CE	2.05	0.85
1:B:1263:HIS:CE1	1:D:899:ASN:O	2.30	0.85
1:C:604:VAL:HG23	1:C:640:THR:HG21	1.58	0.85
1:C:704:LEU:O	1:C:706:LYS:N	2.10	0.85
1:E:479:MET:HG3	1:E:1104:MET:CE	2.05	0.85
1:E:734:LEU:HD11	1:E:738:HIS:CD2	2.12	0.85
1:F:568:GLU:C	1:F:569:ILE:HD13	1.96	0.85
2:H:132:TRP:CD1	2:H:202:ARG:HD2	2.12	0.85
2:I:388:PHE:CD2	2:I:390:VAL:HG13	2.10	0.85
2:J:110:ILE:HD11	2:J:118:VAL:N	1.91	0.85
2:J:250:ALA:HB1	2:J:251:PRO:HD2	1.57	0.85

Continued on next page...

Continued from previous page...

Atom-1	Atom-2	Interatomic distance (Å)	Clash overlap (Å)
2:J:31:ILE:HD12	2:J:32:TYR:N	1.91	0.85
1:C:1438:ARG:HD2	2:J:377:ARG:N	1.90	0.85
1:A:513:SER:HB3	1:A:520:MET:CE	2.06	0.85
1:A:52:GLN:HE22	1:A:71:LEU:N	1.73	0.85
1:A:482:ASP:OD1	1:A:788:HIS:CD2	2.29	0.85
1:B:746:ILE:HG23	1:B:1182:ASP:CB	2.05	0.85
1:C:734:LEU:HD11	1:C:738:HIS:CD2	2.12	0.85
1:D:568:GLU:C	1:D:569:ILE:HD13	1.96	0.85
1:E:1438:ARG:HD2	2:K:377:ARG:N	1.90	0.85
1:E:828:LEU:CD2	1:E:1172:SER:HB2	2.07	0.85
1:F:746:ILE:HG23	1:F:1182:ASP:CB	2.05	0.85
2:G:92:GLU:HG2	2:G:128:ASN:CG	1.95	0.85
2:H:110:ILE:HD11	2:H:118:VAL:N	1.91	0.85
2:H:197:LYS:HE2	2:H:275:ASP:H	1.40	0.85
2:H:31:ILE:HD12	2:H:32:TYR:N	1.91	0.85
2:I:443:ILE:HD12	2:I:444:VAL:N	1.92	0.85
2:J:388:PHE:CD2	2:J:390:VAL:HG13	2.10	0.85
2:J:92:GLU:HG2	2:J:128:ASN:CG	1.95	0.85
2:K:197:LYS:HE2	2:K:275:ASP:H	1.40	0.85
1:A:782:ARG:O	2:J:57:VAL:CG2	2.24	0.85
1:B:1227:GLU:CD	1:D:876:ASN:CB	2.45	0.85
1:D:1227:GLU:OE2	1:F:876:ASN:CG	2.15	0.85
1:F:1047:MET:HG2	1:F:1186:ARG:NH2	1.91	0.85
1:F:652:THR:HG21	1:F:703:GLY:HA2	1.59	0.85
2:G:324:ARG:HA	2:G:346:TRP:CD2	2.12	0.85
2:H:430:LYS:HE2	2:H:440:ALA:HB2	1.57	0.85
2:I:110:ILE:HD11	2:I:118:VAL:N	1.91	0.85
1:F:780:ARG:CG	2:I:51:GLY:O	2.24	0.85
2:K:92:GLU:HG2	2:K:128:ASN:CG	1.95	0.85
1:A:950:THR:HG22	1:A:952:MET:H	1.42	0.85
1:B:1115:VAL:CG1	1:B:1115:VAL:O	2.22	0.85
1:B:1128:PHE:CZ	1:B:1130:GLY:HA3	2.11	0.85
2:H:186:LEU:HD11	2:H:200:VAL:HB	1.57	0.85
2:I:271:VAL:HG21	2:I:285:LEU:HG	1.59	0.85
2:J:324:ARG:HA	2:J:346:TRP:CD2	2.12	0.85
1:A:704:LEU:O	1:A:706:LYS:N	2.10	0.84
1:B:30:HIS:HD2	1:B:31:ARG:HG3	1.38	0.84
1:C:1425:LYS:HD3	1:C:1447:TRP:CE2	2.12	0.84
1:C:482:ASP:OD1	1:C:788:HIS:HD2	1.59	0.84
1:D:1047:MET:HG2	1:D:1186:ARG:NH2	1.91	0.84
1:D:843:VAL:HG12	1:D:844:GLU:N	1.92	0.84

Continued on next page...

Continued from previous page...

Atom-1	Atom-2	Interatomic distance (Å)	Clash overlap (Å)
1:E:704:LEU:O	1:E:706:LYS:N	2.10	0.84
1:E:746:ILE:HG23	1:E:1182:ASP:HB3	1.58	0.84
2:G:80:ALA:HB3	2:G:127:ILE:CG1	2.05	0.84
2:J:443:ILE:HD12	2:J:444:VAL:N	1.92	0.84
2:J:80:ALA:HB3	2:J:127:ILE:CD1	2.05	0.84
1:A:113:ASN:ND2	1:A:113:ASN:C	2.26	0.84
1:A:724:ASN:H	1:A:724:ASN:HD22	1.25	0.84
1:C:828:LEU:CD2	1:C:1172:SER:HB2	2.07	0.84
1:C:782:ARG:O	2:K:57:VAL:CG2	2.24	0.84
1:E:1338:ALA:O	1:E:1340:GLY:N	2.08	0.84
1:E:515:ARG:HH22	1:E:966:ILE:HB	1.41	0.84
1:E:838:VAL:HG12	1:E:839:PRO:N	1.92	0.84
2:G:166:LEU:HA	2:G:169:LYS:HE2	1.58	0.84
2:G:186:LEU:HD11	2:G:200:VAL:HB	1.57	0.84
2:I:430:LYS:HE2	2:I:440:ALA:HB2	1.58	0.84
1:F:782:ARG:CD	2:I:53:PRO:HD2	1.99	0.84
1:A:782:ARG:HD3	2:J:53:PRO:HD3	1.56	0.84
1:A:1425:LYS:HD3	1:A:1447:TRP:CE2	2.12	0.84
1:A:342:VAL:HG11	1:A:390:MET:HE2	1.59	0.84
1:A:6:ILE:HG12	1:A:364:ILE:HG23	1.57	0.84
1:B:52:GLN:HE22	1:B:71:LEU:H	1.24	0.84
1:A:877:ARG:CG	1:C:1229:MET:HA	2.05	0.84
1:D:1263:HIS:CE1	1:F:899:ASN:O	2.30	0.84
1:F:218:THR:HG21	1:F:221:LEU:HG	1.56	0.84
2:G:423:LEU:HD21	2:G:443:ILE:CD1	2.07	0.84
2:H:220:VAL:HG23	8:H:484:FAD:H62A	1.40	0.84
2:I:54:PHE:HB3	2:I:107:ASN:HB3	1.60	0.84
2:J:197:LYS:HE2	2:J:275:ASP:H	1.40	0.84
2:K:132:TRP:CD1	2:K:202:ARG:HD2	2.12	0.84
2:K:31:ILE:HD12	2:K:32:TYR:N	1.91	0.84
1:A:1438:ARG:HD2	2:L:377:ARG:N	1.90	0.84
2:L:443:ILE:HD12	2:L:444:VAL:N	1.92	0.84
1:A:838:VAL:CG1	1:A:839:PRO:CD	2.56	0.84
1:C:825:LEU:HD11	1:C:1186:ARG:HH12	1.40	0.84
1:E:588:ARG:O	1:E:592:GLU:HG3	1.78	0.84
1:F:1128:PHE:CZ	1:F:1130:GLY:HA3	2.11	0.84
1:B:876:ASN:CB	1:F:1227:GLU:CD	2.45	0.84
2:G:303:ASP:O	2:G:307:THR:HG22	1.76	0.84
2:L:324:ARG:HA	2:L:346:TRP:CD2	2.12	0.84
1:A:825:LEU:HD11	1:A:1186:ARG:HH12	1.41	0.84
1:A:182:MET:HE3	1:A:217:PRO:C	1.97	0.84

Continued on next page...

Continued from previous page...

Atom-1	Atom-2	Interatomic distance (Å)	Clash overlap (Å)
1:B:182:MET:HE3	1:B:217:PRO:C	1.97	0.84
1:C:828:LEU:HD22	1:C:1172:SER:HB2	1.57	0.84
1:C:515:ARG:HH22	1:C:966:ILE:HB	1.42	0.84
1:C:731:SER:HA	1:C:748:GLY:H	1.42	0.84
1:B:1263:HIS:NE2	1:D:900:GLY:CA	2.17	0.84
1:E:825:LEU:HD11	1:E:1186:ARG:HH12	1.41	0.84
2:I:324:ARG:HA	2:I:346:TRP:CD2	2.12	0.84
2:J:132:TRP:CD1	2:J:202:ARG:HD2	2.12	0.84
2:K:54:PHE:HB3	2:K:107:ASN:HB3	1.60	0.84
1:B:253:HIS:CE1	1:B:254:PRO:HD2	2.11	0.84
1:B:568:GLU:C	1:B:569:ILE:HD13	1.96	0.84
1:A:876:ASN:HB2	1:C:1227:GLU:OE1	1.78	0.84
1:C:409:HIS:O	1:C:412:THR:HB	1.76	0.84
1:C:746:ILE:HG23	1:C:1182:ASP:HB3	1.58	0.84
1:C:826:ARG:NH1	1:C:826:ARG:HG2	1.83	0.84
1:D:253:HIS:CE1	1:D:254:PRO:HD2	2.11	0.84
1:E:290:THR:HG23	1:E:292:PRO:HD2	1.56	0.84
1:E:372:VAL:O	1:E:372:VAL:HG12	1.74	0.84
1:E:482:ASP:OD1	1:E:788:HIS:CD2	2.29	0.84
1:F:52:GLN:HE22	1:F:71:LEU:HB2	1.42	0.84
2:G:31:ILE:HD12	2:G:32:TYR:N	1.91	0.84
2:H:54:PHE:HB3	2:H:107:ASN:HB3	1.60	0.84
2:I:303:ASP:O	2:I:307:THR:HG22	1.76	0.84
2:I:449:LEU:HD23	2:I:452:TRP:CG	2.13	0.84
2:J:423:LEU:HD21	2:J:443:ILE:CD1	2.07	0.84
2:J:449:LEU:HD23	2:J:452:TRP:CG	2.13	0.84
2:L:132:TRP:CD1	2:L:202:ARG:HD2	2.12	0.84
2:L:449:LEU:HD23	2:L:452:TRP:CG	2.13	0.84
1:A:937:LYS:HE3	1:A:1033:SER:HB2	1.59	0.84
1:A:828:LEU:CD2	1:A:1172:SER:HB2	2.07	0.84
1:A:1227:GLU:OE1	1:E:876:ASN:HB2	1.78	0.84
1:A:142:GLU:H	1:A:142:GLU:CD	1.80	0.84
1:A:235:ASN:C	1:A:235:ASN:HD22	1.80	0.84
1:B:1047:MET:HG2	1:B:1186:ARG:NH2	1.91	0.84
1:C:513:SER:HB3	1:C:520:MET:CE	2.06	0.84
1:C:838:VAL:CG1	1:C:839:PRO:CD	2.55	0.84
1:C:932:VAL:O	1:C:933:ALA:HB2	1.78	0.84
1:B:899:ASN:C	1:F:1263:HIS:HE1	1.79	0.84
2:G:250:ALA:HB1	2:G:251:PRO:HD2	1.57	0.84
2:H:166:LEU:HA	2:H:169:LYS:HE2	1.58	0.84
2:H:250:ALA:HB1	2:H:251:PRO:HD2	1.57	0.84

Continued on next page...

Continued from previous page...

Atom-1	Atom-2	Interatomic distance (Å)	Clash overlap (Å)
2:I:449:LEU:HD21	2:I:451:VAL:CG1	2.08	0.84
2:L:242:VAL:HG12	2:L:403:PRO:CD	2.07	0.84
2:L:281:GLU:HG3	2:L:284:SER:H	1.39	0.84
2:L:220:VAL:HG23	8:L:484:FAD:H62A	1.40	0.84
1:A:588:ARG:O	1:A:592:GLU:HG3	1.78	0.84
1:C:584:ASP:N	1:C:584:ASP:OD1	2.04	0.84
1:C:659:ILE:HG21	1:C:716:ILE:HD11	1.59	0.84
1:D:30:HIS:HD2	1:D:31:ARG:HG3	1.38	0.84
1:E:659:ILE:HG21	1:E:716:ILE:HD11	1.59	0.84
1:E:731:SER:HA	1:E:748:GLY:H	1.42	0.84
1:E:782:ARG:O	2:L:57:VAL:CG2	2.24	0.84
2:H:449:LEU:HD21	2:H:451:VAL:CG1	2.08	0.84
2:I:132:TRP:CD1	2:I:202:ARG:HD2	2.12	0.84
2:I:197:LYS:HE2	2:I:275:ASP:H	1.40	0.84
2:J:54:PHE:HB3	2:J:107:ASN:HB3	1.60	0.84
2:J:449:LEU:HD21	2:J:451:VAL:CG1	2.08	0.84
1:A:828:LEU:HD22	1:A:1172:SER:HB2	1.57	0.84
1:A:900:GLY:HA2	1:C:1263:HIS:NE2	1.91	0.84
1:E:724:ASN:ND2	1:E:724:ASN:H	1.73	0.84
2:G:242:VAL:HG12	2:G:403:PRO:CD	2.07	0.84
2:H:443:ILE:HD12	2:H:444:VAL:N	1.92	0.84
2:H:449:LEU:HD23	2:H:452:TRP:CG	2.13	0.84
2:J:271:VAL:HG21	2:J:285:LEU:HG	1.59	0.84
2:K:186:LEU:HD11	2:K:200:VAL:HB	1.57	0.84
2:K:449:LEU:HD21	2:K:451:VAL:CG1	2.08	0.84
2:L:303:ASP:O	2:L:307:THR:HG22	1.76	0.84
2:L:423:LEU:HD21	2:L:443:ILE:CD1	2.07	0.84
2:L:430:LYS:HE2	2:L:440:ALA:HB2	1.57	0.84
1:A:227:MET:HE3	1:A:282:GLU:HA	1.57	0.84
1:A:734:LEU:HD11	1:A:738:HIS:CD2	2.12	0.84
1:C:729:GLY:O	1:C:748:GLY:HA3	1.78	0.84
1:C:937:LYS:HE3	1:C:1033:SER:HB2	1.59	0.84
1:D:1115:VAL:CG1	1:D:1115:VAL:O	2.22	0.84
1:E:838:VAL:CG1	1:E:839:PRO:CD	2.55	0.84
1:F:777:GLY:O	1:F:788:HIS:HE1	1.60	0.84
2:G:304:CYS:HA	2:G:307:THR:CG2	2.08	0.84
2:H:304:CYS:HA	2:H:307:THR:CG2	2.08	0.84
2:H:350:PRO:HB2	2:H:373:ASP:N	1.93	0.84
2:H:242:VAL:HG12	2:H:403:PRO:CD	2.07	0.84
2:K:304:CYS:HA	2:K:307:THR:CG2	2.08	0.84
2:K:324:ARG:HA	2:K:346:TRP:CD2	2.12	0.84

Continued on next page...

Continued from previous page...

Atom-1	Atom-2	Interatomic distance (Å)	Clash overlap (Å)
2:K:449:LEU:HD23	2:K:452:TRP:CG	2.13	0.84
2:L:271:VAL:HG21	2:L:285:LEU:HG	1.59	0.84
2:L:304:CYS:HA	2:L:307:THR:CG2	2.08	0.84
1:A:310:PRO:HG3	1:A:404:ARG:HH22	1.43	0.83
1:B:652:THR:HG21	1:B:703:GLY:HA2	1.59	0.83
1:C:982:GLN:HE22	1:C:1240:ARG:HD2	1.43	0.83
1:D:1349:ARG:NH1	1:D:1349:ARG:CG	2.34	0.83
1:D:182:MET:HE2	1:D:217:PRO:CB	1.83	0.83
1:B:1228:LYS:HB3	1:D:901:ASP:OD1	1.76	0.83
1:F:113:ASN:HD22	1:F:113:ASN:C	1.78	0.83
2:G:449:LEU:HD23	2:G:452:TRP:CG	2.13	0.83
2:K:220:VAL:HG23	8:K:484:FAD:H62A	1.41	0.83
2:K:350:PRO:HB2	2:K:373:ASP:N	1.93	0.83
1:A:982:GLN:HE22	1:A:1240:ARG:HD2	1.43	0.83
1:B:1227:GLU:OE2	1:D:876:ASN:CG	2.15	0.83
1:C:102:TYR:CE2	1:C:144:PHE:HE1	1.89	0.83
1:C:142:GLU:H	1:C:142:GLU:CD	1.80	0.83
1:C:1447:TRP:CE2	1:C:1451:VAL:CG2	2.61	0.83
1:C:838:VAL:HG12	1:C:839:PRO:N	1.92	0.83
1:F:501:GLN:HE21	1:F:653:HIS:HD2	0.90	0.83
2:G:350:PRO:HB2	2:G:373:ASP:N	1.93	0.83
1:B:1442:GLU:CG	2:H:374:ALA:O	2.26	0.83
2:L:54:PHE:HB3	2:L:107:ASN:HB3	1.60	0.83
1:C:464:ILE:HD11	1:C:779:TYR:CZ	2.13	0.83
1:C:876:ASN:HB2	1:E:1227:GLU:OE1	1.78	0.83
1:E:526:LEU:CD1	1:E:526:LEU:N	2.40	0.83
2:G:132:TRP:CD1	2:G:202:ARG:HD2	2.12	0.83
2:G:54:PHE:HB3	2:G:107:ASN:HB3	1.60	0.83
1:A:1447:TRP:CE2	1:A:1451:VAL:CG2	2.61	0.83
1:A:459:GLU:O	1:A:463:LEU:HB2	1.78	0.83
1:A:464:ILE:HD11	1:A:779:TYR:CZ	2.13	0.83
1:E:1115:VAL:CG1	1:E:1115:VAL:O	2.24	0.83
1:E:1425:LYS:HD3	1:E:1447:TRP:CE2	2.12	0.83
2:G:415:LEU:HG	2:G:432:THR:HG23	1.61	0.83
2:K:423:LEU:HD21	2:K:443:ILE:CD1	2.07	0.83
1:A:59:VAL:HG22	1:A:105:TYR:HD2	1.44	0.83
1:C:459:GLU:O	1:C:463:LEU:HB2	1.78	0.83
1:D:777:GLY:O	1:D:788:HIS:HE1	1.60	0.83
1:E:235:ASN:HD22	1:E:235:ASN:C	1.80	0.83
1:E:342:VAL:HG11	1:E:390:MET:HE2	1.59	0.83
1:E:459:GLU:O	1:E:463:LEU:HB2	1.78	0.83

Continued on next page...

Continued from previous page...

Atom-1	Atom-2	Interatomic distance (Å)	Clash overlap (Å)
1:F:843:VAL:HG12	1:F:844:GLU:N	1.92	0.83
2:G:443:ILE:HD12	2:G:444:VAL:N	1.92	0.83
2:I:281:GLU:HG3	2:I:284:SER:H	1.39	0.83
2:J:242:VAL:HG12	2:J:403:PRO:CD	2.07	0.83
2:L:350:PRO:HB2	2:L:373:ASP:N	1.93	0.83
2:L:449:LEU:HD21	2:L:451:VAL:CG1	2.08	0.83
1:E:782:ARG:HD3	2:L:53:PRO:CD	2.05	0.83
1:D:52:GLN:HE22	1:D:71:LEU:HB2	1.42	0.83
1:E:430:VAL:CG1	1:E:554:GLU:HB2	2.08	0.83
1:B:783:LYS:HE2	2:G:57:VAL:HG12	1.60	0.83
2:H:324:ARG:HA	2:H:346:TRP:CD2	2.12	0.83
2:K:443:ILE:HD12	2:K:444:VAL:N	1.92	0.83
1:A:526:LEU:N	1:A:526:LEU:CD1	2.40	0.83
1:B:417:ASP:O	1:B:418:LYS:C	2.13	0.83
1:B:777:GLY:O	1:B:788:HIS:HE1	1.60	0.83
1:F:1047:MET:CG	1:F:1186:ARG:CZ	2.56	0.83
1:F:973:ASP:OD2	1:F:1298:LYS:HE3	1.79	0.83
2:G:71:LEU:HD22	2:G:71:LEU:O	1.79	0.83
2:H:153:ILE:CD1	8:H:484:FAD:H2A	2.08	0.83
2:I:153:ILE:CD1	8:I:484:FAD:H2A	2.08	0.83
2:I:415:LEU:HG	2:I:432:THR:HG23	1.61	0.83
2:K:166:LEU:HA	2:K:169:LYS:HE2	1.58	0.83
2:K:71:LEU:HD22	2:K:71:LEU:O	1.79	0.83
2:L:141:THR:HB	2:L:142:PRO:HD2	1.61	0.83
1:A:364:ILE:HD12	1:A:374:ILE:HD11	1.60	0.83
1:D:182:MET:HE3	1:D:217:PRO:C	1.99	0.83
1:E:1447:TRP:CE2	1:E:1451:VAL:CG2	2.61	0.83
1:E:464:ILE:HD11	1:E:779:TYR:CZ	2.13	0.83
2:G:153:ILE:CD1	8:G:484:FAD:H2A	2.08	0.83
2:G:207:LEU:O	2:G:207:LEU:HD12	1.79	0.83
2:I:242:VAL:HG12	2:I:403:PRO:CD	2.07	0.83
2:I:423:LEU:HD21	2:I:443:ILE:CD1	2.07	0.83
2:J:132:TRP:HA	2:J:202:ARG:NH1	1.94	0.83
2:L:415:LEU:HG	2:L:432:THR:HG23	1.61	0.83
2:L:71:LEU:HD22	2:L:71:LEU:O	1.79	0.83
1:A:1388:THR:O	1:A:1388:THR:CG2	2.27	0.83
1:B:1229:MET:CA	1:D:877:ARG:HG3	2.03	0.83
1:E:982:GLN:HE22	1:E:1240:ARG:HD2	1.43	0.83
2:H:132:TRP:HA	2:H:202:ARG:NH1	1.94	0.83
2:H:207:LEU:O	2:H:207:LEU:HD12	1.79	0.83
2:H:71:LEU:O	2:H:71:LEU:HD22	1.79	0.83

Continued on next page...

Continued from previous page...

Atom-1	Atom-2	Interatomic distance (Å)	Clash overlap (Å)
2:J:186:LEU:CD2	2:J:195:LEU:HD21	2.04	0.83
2:K:242:VAL:HG12	2:K:403:PRO:CD	2.07	0.83
2:K:271:VAL:HG21	2:K:285:LEU:HG	1.59	0.83
2:K:383:ILE:HD12	2:K:386:SER:H	1.44	0.83
2:L:153:ILE:CD1	8:L:484:FAD:H2A	2.08	0.83
1:A:1062:ARG:NH2	1:A:1088:GLU:OE2	2.12	0.83
1:A:253:HIS:CG	1:A:254:PRO:CD	2.52	0.83
1:A:515:ARG:HH22	1:A:966:ILE:HB	1.41	0.83
1:B:843:VAL:HG12	1:B:844:GLU:N	1.92	0.83
1:D:253:HIS:CD2	1:D:254:PRO:HD2	2.14	0.83
1:E:1062:ARG:NH2	1:E:1088:GLU:OE2	2.12	0.83
1:E:670:LEU:O	1:E:670:LEU:HD22	1.78	0.83
2:G:449:LEU:HD21	2:G:451:VAL:CG1	2.08	0.83
2:H:465:HIS:CE1	2:H:469:LYS:HE3	2.14	0.83
2:I:153:ILE:CG2	2:I:238:VAL:HA	2.09	0.83
2:J:430:LYS:HE2	2:J:440:ALA:HB2	1.58	0.83
2:J:465:HIS:CE1	2:J:469:LYS:HE3	2.14	0.83
2:K:141:THR:HB	2:K:142:PRO:HD2	1.61	0.83
2:K:153:ILE:CD1	8:K:484:FAD:H2A	2.08	0.83
2:K:465:HIS:CE1	2:K:469:LYS:HE3	2.14	0.83
1:A:1391:MET:CE	1:A:1458:VAL:CG2	2.56	0.82
1:B:1263:HIS:HE1	1:D:899:ASN:C	1.79	0.82
1:C:342:VAL:HG11	1:C:390:MET:HE2	1.59	0.82
1:D:1442:GLU:CG	2:I:374:ALA:O	2.26	0.82
1:D:787:ARG:NH1	1:D:821:PRO:HG2	1.93	0.82
1:F:253:HIS:CD2	1:F:254:PRO:HD2	2.14	0.82
1:F:787:ARG:NH1	1:F:821:PRO:HG2	1.94	0.82
2:H:271:VAL:HG21	2:H:285:LEU:HG	1.59	0.82
2:H:383:ILE:HD12	2:H:386:SER:H	1.44	0.82
2:I:304:CYS:HA	2:I:307:THR:CG2	2.08	0.82
1:D:1370:GLY:N	1:D:1389:GLY:O	2.12	0.82
2:G:271:VAL:HG21	2:G:285:LEU:HG	1.59	0.82
2:H:150:VAL:HG13	2:H:173:VAL:HA	1.62	0.82
2:I:383:ILE:HD12	2:I:386:SER:H	1.44	0.82
2:J:350:PRO:HB2	2:J:373:ASP:N	1.93	0.82
1:A:659:ILE:HG21	1:A:716:ILE:HD11	1.59	0.82
1:A:838:VAL:HG12	1:A:839:PRO:N	1.92	0.82
1:B:746:ILE:C	1:B:747:SER:O	2.16	0.82
1:C:397:SER:HB2	1:C:399:LYS:HG3	1.61	0.82
1:C:430:VAL:CG1	1:C:554:GLU:HB2	2.08	0.82
1:C:588:ARG:O	1:C:592:GLU:HG3	1.78	0.82

Continued on next page...

Continued from previous page...

Atom-1	Atom-2	Interatomic distance (Å)	Clash overlap (Å)
1:E:729:GLY:O	1:E:748:GLY:HA3	1.78	0.82
1:E:452:GLN:NE2	1:E:764:THR:CG2	2.42	0.82
2:G:321:ARG:HD3	2:G:322:ARG:N	1.95	0.82
2:I:429:THR:HG21	2:I:431:MET:HE1	1.60	0.82
1:F:782:ARG:O	2:I:57:VAL:HG23	1.70	0.82
2:J:153:ILE:CG2	2:J:238:VAL:HA	2.09	0.82
2:J:304:CYS:HA	2:J:307:THR:CG2	2.08	0.82
2:J:415:LEU:HG	2:J:432:THR:HG23	1.61	0.82
2:K:132:TRP:HA	2:K:202:ARG:NH1	1.94	0.82
2:L:150:VAL:HG13	2:L:173:VAL:HA	1.62	0.82
2:L:207:LEU:HD12	2:L:207:LEU:O	1.79	0.82
1:B:1438:ARG:NE	2:H:376:GLY:O	2.13	0.82
1:E:59:VAL:HG22	1:E:105:TYR:HD2	1.44	0.82
1:E:142:GLU:H	1:E:142:GLU:CD	1.80	0.82
2:G:132:TRP:HA	2:G:202:ARG:NH1	1.94	0.82
1:F:1442:GLU:CG	2:G:374:ALA:O	2.26	0.82
2:G:465:HIS:CE1	2:G:469:LYS:HE3	2.14	0.82
2:H:430:LYS:HD3	2:H:460:ALA:HB2	1.62	0.82
2:I:350:PRO:HB2	2:I:373:ASP:N	1.93	0.82
2:K:321:ARG:HD3	2:K:322:ARG:N	1.95	0.82
1:F:1370:GLY:N	1:F:1389:GLY:O	2.12	0.82
1:F:426:LEU:HD11	1:F:558:MET:HG3	1.62	0.82
2:H:423:LEU:HD21	2:H:443:ILE:CD1	2.07	0.82
2:I:186:LEU:CD2	2:I:195:LEU:HD21	2.04	0.82
2:K:150:VAL:HG13	2:K:173:VAL:HA	1.62	0.82
2:K:207:LEU:HD12	2:K:207:LEU:O	1.79	0.82
2:L:153:ILE:CG2	2:L:238:VAL:HA	2.09	0.82
1:B:734:LEU:HD12	1:B:738:HIS:HD2	1.43	0.82
1:C:434:SER:OG	1:C:438:GLU:OE2	1.97	0.82
1:D:52:GLN:HE22	1:D:71:LEU:H	1.24	0.82
1:D:973:ASP:OD2	1:D:1298:LYS:HE3	1.79	0.82
1:E:724:ASN:HD22	1:E:724:ASN:H	1.25	0.82
1:F:182:MET:CE	1:F:217:PRO:HB3	1.95	0.82
1:F:52:GLN:HE22	1:F:71:LEU:H	1.25	0.82
2:I:150:VAL:HG13	2:I:173:VAL:HA	1.62	0.82
2:J:153:ILE:CD1	8:J:484:FAD:H2A	2.08	0.82
2:L:465:HIS:CE1	2:L:469:LYS:HE3	2.14	0.82
1:A:452:GLN:NE2	1:A:764:THR:CG2	2.42	0.82
1:C:670:LEU:O	1:C:670:LEU:HD22	1.78	0.82
1:E:434:SER:OG	1:E:438:GLU:OE2	1.97	0.82
2:G:150:VAL:HG13	2:G:173:VAL:HA	1.62	0.82

Continued on next page...

Continued from previous page...

Atom-1	Atom-2	Interatomic distance (Å)	Clash overlap (Å)
2:G:153:ILE:CG2	2:G:238:VAL:HA	2.09	0.82
2:G:93:ILE:CD1	2:G:195:LEU:HD22	2.09	0.82
2:J:43:GLN:HE22	2:J:119:THR:HG23	1.45	0.82
2:K:415:LEU:HG	2:K:432:THR:HG23	1.61	0.82
2:L:406:LEU:HD23	2:L:407:PRO:CD	2.10	0.82
1:A:670:LEU:HD22	1:A:670:LEU:O	1.78	0.82
1:B:787:ARG:NH1	1:B:821:PRO:HG2	1.94	0.82
1:B:710:LYS:CG	1:B:939:GLY:HA3	2.10	0.82
1:C:1062:ARG:NH2	1:C:1088:GLU:OE2	2.12	0.82
1:C:746:ILE:HG21	1:C:1182:ASP:N	1.94	0.82
1:E:426:LEU:CD2	1:E:543:LEU:HB3	2.09	0.82
1:E:912:SER:HB2	1:E:968:PRO:HD2	1.62	0.82
1:E:932:VAL:O	1:E:933:ALA:HB2	1.78	0.82
2:I:207:LEU:HD12	2:I:207:LEU:O	1.79	0.82
2:I:465:HIS:CE1	2:I:469:LYS:HE3	2.14	0.82
1:A:426:LEU:CD2	1:A:543:LEU:HB3	2.09	0.82
1:A:729:GLY:O	1:A:748:GLY:HA3	1.78	0.82
1:B:299:VAL:CG1	1:B:299:VAL:O	2.28	0.82
1:B:430:VAL:HG11	1:B:554:GLU:HB2	1.61	0.82
1:C:950:THR:HG22	1:C:952:MET:H	1.42	0.82
1:D:1062:ARG:CG	1:D:1062:ARG:O	2.26	0.82
1:E:266:VAL:O	1:E:279:THR:CG2	2.28	0.82
1:E:364:ILE:HD12	1:E:374:ILE:HD11	1.60	0.82
2:G:220:VAL:HG23	8:G:484:FAD:H62A	1.41	0.82
2:H:110:ILE:CD1	2:H:118:VAL:HG13	2.10	0.82
2:J:150:VAL:HG13	2:J:173:VAL:HA	1.62	0.82
2:J:201:GLU:HG3	2:J:205:LYS:HE2	1.62	0.82
2:J:207:LEU:O	2:J:207:LEU:HD12	1.79	0.82
2:K:365:VAL:HG22	2:K:366:ARG:HG3	1.62	0.82
2:K:430:LYS:HD3	2:K:460:ALA:HB2	1.62	0.82
2:K:93:ILE:CD1	2:K:195:LEU:HD22	2.09	0.82
1:A:266:VAL:O	1:A:279:THR:CG2	2.28	0.82
1:D:1184:ASN:HB3	1:D:1185:PRO:CD	2.10	0.82
1:D:1047:MET:CG	1:D:1186:ARG:CZ	2.56	0.82
1:D:959:SER:HA	1:D:1369:THR:HG21	1.61	0.82
1:D:652:THR:HG21	1:D:703:GLY:HA2	1.59	0.82
2:G:406:LEU:HD23	2:G:407:PRO:CD	2.10	0.82
2:H:415:LEU:HG	2:H:432:THR:HG23	1.61	0.82
2:I:71:LEU:HD22	2:I:71:LEU:O	1.79	0.82
2:J:110:ILE:CD1	2:J:118:VAL:HG13	2.10	0.82
2:J:220:VAL:HG23	8:J:484:FAD:H62A	1.41	0.82

Continued on next page...

Continued from previous page...

Atom-1	Atom-2	Interatomic distance (Å)	Clash overlap (Å)
2:J:430:LYS:HD3	2:J:460:ALA:HB2	1.62	0.82
2:L:201:GLU:HG3	2:L:205:LYS:HE2	1.62	0.82
2:L:132:TRP:HA	2:L:202:ARG:NH1	1.94	0.82
2:L:321:ARG:HD3	2:L:322:ARG:N	1.95	0.82
1:A:746:ILE:HG23	1:A:1182:ASP:HB3	1.58	0.81
1:B:1047:MET:CG	1:B:1186:ARG:CZ	2.56	0.81
1:B:1263:HIS:CE1	1:D:900:GLY:HA2	2.09	0.81
1:B:1370:GLY:N	1:B:1389:GLY:O	2.12	0.81
1:C:1388:THR:O	1:C:1388:THR:CG2	2.27	0.81
1:C:1391:MET:HE2	1:C:1458:VAL:CG2	2.02	0.81
2:G:43:GLN:NE2	2:G:119:THR:HG23	1.95	0.81
2:H:186:LEU:CD2	2:H:195:LEU:HD21	2.04	0.81
2:L:93:ILE:CD1	2:L:195:LEU:HD22	2.09	0.81
1:B:1062:ARG:O	1:B:1062:ARG:CG	2.26	0.81
1:B:1349:ARG:CG	1:B:1349:ARG:NH1	2.34	0.81
1:B:1388:THR:CG2	1:B:1388:THR:O	2.29	0.81
1:C:235:ASN:HD22	1:C:235:ASN:C	1.80	0.81
1:E:1388:THR:O	1:E:1388:THR:CG2	2.27	0.81
1:E:139:VAL:CG1	1:E:140:SER:H	1.90	0.81
1:E:1391:MET:CE	1:E:1458:VAL:CG2	2.56	0.81
1:F:240:ASN:HD21	1:F:327:TRP:HA	1.45	0.81
1:F:974:ILE:HD11	1:F:983:LEU:HD12	1.62	0.81
2:G:200:VAL:HA	2:G:203:ARG:CD	2.11	0.81
1:B:782:ARG:CD	2:G:53:PRO:HD2	1.99	0.81
2:H:365:VAL:HG22	2:H:366:ARG:HG3	1.62	0.81
2:I:141:THR:HB	2:I:142:PRO:HD2	1.61	0.81
1:F:783:LYS:HE2	2:I:57:VAL:HG12	1.60	0.81
2:L:322:ARG:HA	2:L:349:ALA:O	1.80	0.81
2:L:383:ILE:HD12	2:L:386:SER:H	1.44	0.81
1:A:746:ILE:HG21	1:A:1182:ASP:N	1.94	0.81
1:A:932:VAL:O	1:A:933:ALA:HB2	1.78	0.81
1:C:1391:MET:CE	1:C:1458:VAL:CG2	2.56	0.81
1:C:364:ILE:HD12	1:C:374:ILE:HD11	1.60	0.81
1:D:1263:HIS:CE1	1:F:900:GLY:HA2	2.09	0.81
1:F:1471:HIS:O	1:F:1472:LEU:HB2	1.80	0.81
2:G:322:ARG:HA	2:G:349:ALA:O	1.80	0.81
2:I:200:VAL:HA	2:I:203:ARG:CD	2.11	0.81
2:I:43:GLN:HE22	2:I:119:THR:HG23	1.45	0.81
2:J:71:LEU:O	2:J:71:LEU:HD22	1.79	0.81
2:K:153:ILE:CG2	2:K:238:VAL:HA	2.09	0.81
2:K:322:ARG:HA	2:K:349:ALA:O	1.80	0.81

Continued on next page...

Continued from previous page...

Atom-1	Atom-2	Interatomic distance (Å)	Clash overlap (Å)
1:A:397:SER:HB2	1:A:399:LYS:HG3	1.61	0.81
1:B:240:ASN:HD21	1:B:327:TRP:HA	1.45	0.81
1:B:52:GLN:HE22	1:B:71:LEU:HB2	1.42	0.81
1:C:266:VAL:O	1:C:279:THR:CG2	2.28	0.81
1:C:447:LEU:HD12	1:C:451:GLN:HG3	1.62	0.81
1:E:584:ASP:N	1:E:584:ASP:OD1	2.04	0.81
1:E:937:LYS:HE3	1:E:1033:SER:HB2	1.59	0.81
2:H:93:ILE:CD1	2:H:195:LEU:HD22	2.09	0.81
2:I:201:GLU:HG3	2:I:205:LYS:HE2	1.62	0.81
2:I:322:ARG:HA	2:I:349:ALA:O	1.80	0.81
2:J:200:VAL:HA	2:J:203:ARG:CD	2.11	0.81
2:L:43:GLN:NE2	2:L:119:THR:HG23	1.95	0.81
1:A:434:SER:OG	1:A:438:GLU:OE2	1.97	0.81
1:B:1184:ASN:HB3	1:B:1185:PRO:CD	2.10	0.81
1:D:1317:THR:CG2	1:D:1318:ASN:N	2.44	0.81
1:E:113:ASN:C	1:E:113:ASN:ND2	2.26	0.81
2:H:321:ARG:HD3	2:H:322:ARG:N	1.95	0.81
2:H:429:THR:HG21	2:H:431:MET:HE1	1.63	0.81
2:I:110:ILE:CD1	2:I:118:VAL:HG13	2.10	0.81
2:I:132:TRP:HA	2:I:202:ARG:NH1	1.94	0.81
2:I:319:LEU:HB2	2:I:345:ILE:HD11	1.62	0.81
2:I:93:ILE:CD1	2:I:195:LEU:HD22	2.09	0.81
1:A:430:VAL:CG1	1:A:554:GLU:HB2	2.08	0.81
1:A:531:ASN:OD1	1:A:533:LEU:HB2	1.81	0.81
1:A:950:THR:HG22	1:A:952:MET:N	1.95	0.81
1:B:974:ILE:HD11	1:B:983:LEU:HD12	1.62	0.81
1:D:1388:THR:CG2	1:D:1388:THR:O	2.29	0.81
1:D:240:ASN:HD21	1:D:327:TRP:HA	1.45	0.81
1:D:815:GLU:OE1	1:D:815:GLU:HA	1.80	0.81
1:E:950:THR:HG22	1:E:952:MET:H	1.42	0.81
1:F:866:GLU:OE2	1:F:1125:ARG:NH2	2.14	0.81
2:H:141:THR:HB	2:H:142:PRO:HD2	1.61	0.81
2:J:321:ARG:HD3	2:J:322:ARG:N	1.95	0.81
1:A:447:LEU:HD12	1:A:451:GLN:HG3	1.62	0.81
1:C:452:GLN:NE2	1:C:764:THR:CG2	2.42	0.81
1:D:417:ASP:O	1:D:418:LYS:C	2.13	0.81
1:E:531:ASN:OD1	1:E:533:LEU:HB2	1.81	0.81
1:F:1388:THR:CG2	1:F:1388:THR:O	2.29	0.81
1:B:782:ARG:CZ	2:G:51:GLY:CA	1.75	0.81
1:D:1438:ARG:NE	2:I:376:GLY:O	2.13	0.81
2:I:220:VAL:HG23	8:I:484:FAD:H62A	1.41	0.81

Continued on next page...

Continued from previous page...

Atom-1	Atom-2	Interatomic distance (Å)	Clash overlap (Å)
2:J:93:ILE:CD1	2:J:195:LEU:HD22	2.09	0.81
2:J:322:ARG:HD3	2:J:349:ALA:O	1.81	0.81
2:L:319:LEU:HB2	2:L:345:ILE:HD11	1.62	0.81
1:E:290:THR:HG22	1:E:291:ALA:N	1.95	0.81
1:F:430:VAL:HG11	1:F:554:GLU:HB2	1.61	0.81
2:G:141:THR:HB	2:G:142:PRO:HD2	1.61	0.81
2:H:43:GLN:HE22	2:H:119:THR:HG23	1.45	0.81
2:I:322:ARG:HD3	2:I:349:ALA:O	1.81	0.81
2:K:110:ILE:CD1	2:K:118:VAL:HG13	2.10	0.81
2:K:43:GLN:NE2	2:K:119:THR:HG23	1.95	0.81
2:L:322:ARG:HD3	2:L:349:ALA:O	1.81	0.81
1:C:526:LEU:HD12	1:C:526:LEU:H	1.44	0.81
1:F:1438:ARG:NE	2:G:376:GLY:O	2.13	0.81
2:H:153:ILE:CG2	2:H:238:VAL:HA	2.09	0.81
2:H:43:GLN:NE2	2:H:119:THR:HG23	1.95	0.81
2:I:321:ARG:HD3	2:I:322:ARG:N	1.95	0.81
2:J:267:THR:HG21	2:J:286:ASN:ND2	1.96	0.81
2:J:418:THR:HB	2:J:424:LEU:CD1	2.11	0.81
1:A:1376:LEU:HB3	1:A:1439:PHE:HE1	1.45	0.81
1:B:182:MET:HE2	1:B:217:PRO:CB	1.80	0.81
1:C:531:ASN:OD1	1:C:533:LEU:HB2	1.81	0.81
1:C:950:THR:HG22	1:C:952:MET:N	1.95	0.81
1:D:430:VAL:HG11	1:D:554:GLU:HB2	1.61	0.81
1:D:746:ILE:C	1:D:747:SER:O	2.16	0.81
1:E:537:GLU:HG3	1:E:538:THR:N	1.92	0.81
2:G:201:GLU:HG3	2:G:205:LYS:HE2	1.62	0.81
2:H:267:THR:HG21	2:H:286:ASN:ND2	1.96	0.81
1:A:746:ILE:CG2	1:A:1182:ASP:N	2.43	0.81
1:F:734:LEU:HD12	1:F:738:HIS:HD2	1.43	0.81
2:G:322:ARG:HD3	2:G:349:ALA:O	1.81	0.81
2:G:365:VAL:HG22	2:G:366:ARG:HG3	1.62	0.81
2:H:201:GLU:HG3	2:H:205:LYS:HE2	1.62	0.81
2:K:267:THR:HG21	2:K:286:ASN:ND2	1.96	0.81
1:A:1322:ILE:HG23	1:A:1323:ILE:HG23	1.63	0.80
1:A:526:LEU:H	1:A:526:LEU:HD12	1.44	0.80
1:C:295:LYS:HZ3	1:C:299:VAL:HG12	1.46	0.80
1:C:405:GLU:H	1:C:405:GLU:CD	1.81	0.80
1:D:299:VAL:O	1:D:299:VAL:CG1	2.28	0.80
1:D:302:ALA:HA	1:D:347:ARG:HH12	1.46	0.80
1:E:1376:LEU:HB3	1:E:1439:PHE:HE1	1.45	0.80
1:E:317:ILE:HG22	1:E:321:ASN:HD21	1.47	0.80

Continued on next page...

Continued from previous page...

Atom-1	Atom-2	Interatomic distance (Å)	Clash overlap (Å)
1:E:405:GLU:CD	1:E:405:GLU:H	1.81	0.80
2:G:383:ILE:HD12	2:G:386:SER:H	1.44	0.80
2:H:418:THR:HB	2:H:424:LEU:CD1	2.11	0.80
2:I:267:THR:HG21	2:I:286:ASN:ND2	1.96	0.80
2:I:430:LYS:HD3	2:I:460:ALA:HB2	1.62	0.80
2:J:406:LEU:HD23	2:J:407:PRO:CD	2.10	0.80
2:L:200:VAL:HA	2:L:203:ARG:CD	2.10	0.80
2:L:43:GLN:HE22	2:L:119:THR:HG23	1.45	0.80
1:A:405:GLU:H	1:A:405:GLU:CD	1.81	0.80
1:A:973:ASP:OD2	1:A:1298:LYS:HE3	1.81	0.80
1:B:253:HIS:CD2	1:B:254:PRO:HD2	2.14	0.80
1:E:1322:ILE:HG23	1:E:1323:ILE:HG23	1.63	0.80
1:F:1184:ASN:HB3	1:F:1185:PRO:CD	2.10	0.80
1:B:900:GLY:HA2	1:F:1263:HIS:CE1	2.09	0.80
2:J:423:LEU:CD2	2:J:443:ILE:HD13	2.11	0.80
2:K:200:VAL:HA	2:K:203:ARG:CD	2.11	0.80
1:A:317:ILE:HG22	1:A:321:ASN:HD21	1.47	0.80
1:B:447:LEU:HD21	1:B:674:ALA:HA	1.64	0.80
1:C:426:LEU:CD2	1:C:543:LEU:HB3	2.09	0.80
1:E:1008:THR:CG2	1:E:1009:ILE:N	2.44	0.80
1:E:973:ASP:OD2	1:E:1298:LYS:HE3	1.81	0.80
2:G:267:THR:HG21	2:G:286:ASN:ND2	1.96	0.80
2:H:322:ARG:HA	2:H:349:ALA:O	1.80	0.80
2:H:423:LEU:CD2	2:H:443:ILE:HD13	2.11	0.80
2:K:321:ARG:HB2	2:K:351:GLU:HA	1.64	0.80
1:A:290:THR:HG22	1:A:291:ALA:N	1.96	0.80
1:B:218:THR:O	1:B:218:THR:HG22	1.82	0.80
1:C:1184:ASN:HB3	1:C:1185:PRO:CD	2.11	0.80
1:D:734:LEU:HD12	1:D:738:HIS:HD2	1.43	0.80
1:F:302:ALA:HA	1:F:347:ARG:HH12	1.46	0.80
1:F:652:THR:CG2	1:F:703:GLY:CA	2.59	0.80
2:H:200:VAL:HA	2:H:203:ARG:CD	2.10	0.80
2:H:434:MET:HB2	2:H:437:VAL:CG1	2.12	0.80
2:I:429:THR:HG21	2:I:431:MET:CE	2.12	0.80
2:K:406:LEU:HD23	2:K:407:PRO:CD	2.10	0.80
1:A:375:ASP:OD2	1:A:377:THR:CB	2.26	0.80
1:A:959:SER:HA	1:A:1369:THR:HG23	1.62	0.80
1:C:230:HIS:HE1	1:C:234:ILE:HG13	1.46	0.80
1:D:242:ASN:ND2	1:D:242:ASN:H	1.79	0.80
1:E:397:SER:HB2	1:E:399:LYS:HG3	1.61	0.80
1:A:1229:MET:CA	1:E:877:ARG:HG3	2.11	0.80

Continued on next page...

Continued from previous page...

Atom-1	Atom-2	Interatomic distance (Å)	Clash overlap (Å)
1:F:1062:ARG:O	1:F:1062:ARG:CG	2.26	0.80
2:G:110:ILE:CD1	2:G:118:VAL:HG13	2.10	0.80
2:J:203:ARG:HB3	2:J:203:ARG:CZ	2.11	0.80
2:J:319:LEU:HB2	2:J:345:ILE:HD11	1.62	0.80
2:K:306:ARG:O	2:K:309:ILE:HG12	1.82	0.80
2:K:429:THR:HG21	2:K:431:MET:CE	2.12	0.80
1:A:875:MET:HE2	1:A:1139:PHE:CZ	2.15	0.80
1:A:501:GLN:HE21	1:A:653:HIS:HD2	1.30	0.80
1:B:242:ASN:ND2	1:B:242:ASN:H	1.79	0.80
1:D:652:THR:CG2	1:D:703:GLY:CA	2.59	0.80
1:D:963:VAL:CG1	1:D:964:MET:N	2.45	0.80
1:E:447:LEU:HD12	1:E:451:GLN:HG3	1.62	0.80
2:G:161:ALA:HB2	2:G:454:ILE:HG12	1.64	0.80
2:G:430:LYS:HD3	2:G:460:ALA:HB2	1.62	0.80
1:D:783:LYS:HE2	2:H:57:VAL:HG12	1.60	0.80
2:I:43:GLN:NE2	2:I:119:THR:HG23	1.95	0.80
2:K:201:GLU:HG3	2:K:205:LYS:HE2	1.62	0.80
2:K:418:THR:HB	2:K:424:LEU:CD1	2.11	0.80
2:L:110:ILE:CD1	2:L:118:VAL:HG13	2.10	0.80
1:B:973:ASP:OD2	1:B:1298:LYS:HE3	1.79	0.80
1:C:59:VAL:HG22	1:C:105:TYR:HD2	1.44	0.80
1:C:1376:LEU:HB3	1:C:1439:PHE:HE1	1.45	0.80
1:C:912:SER:HB2	1:C:968:PRO:HD2	1.62	0.80
2:G:69:LEU:HD12	2:G:69:LEU:O	1.82	0.80
2:H:322:ARG:HD3	2:H:349:ALA:O	1.81	0.80
2:H:331:GLN:HA	2:H:334:VAL:CG2	2.12	0.80
2:J:43:GLN:NE2	2:J:119:THR:HG23	1.95	0.80
2:J:322:ARG:HA	2:J:349:ALA:O	1.80	0.80
2:J:383:ILE:HD12	2:J:386:SER:H	1.44	0.80
1:A:912:SER:HB2	1:A:968:PRO:HD2	1.62	0.80
1:C:1322:ILE:HG23	1:C:1323:ILE:HG23	1.63	0.80
1:D:1471:HIS:O	1:D:1472:LEU:HB2	1.80	0.80
1:D:426:LEU:HD11	1:D:558:MET:HG3	1.61	0.80
1:E:454:PHE:CG	1:E:648:GLU:HB2	2.17	0.80
1:E:875:MET:HE2	1:E:1139:PHE:CZ	2.17	0.80
1:E:950:THR:HG22	1:E:952:MET:N	1.95	0.80
1:F:959:SER:HA	1:F:1369:THR:HG21	1.61	0.80
2:G:319:LEU:HB2	2:G:345:ILE:HD11	1.62	0.80
2:H:161:ALA:HB2	2:H:454:ILE:HG12	1.64	0.80
2:J:123:VAL:O	2:J:127:ILE:HG22	1.82	0.80
2:J:141:THR:HB	2:J:142:PRO:HD2	1.61	0.80

Continued on next page...

Continued from previous page...

Atom-1	Atom-2	Interatomic distance (Å)	Clash overlap (Å)
2:J:365:VAL:HG22	2:J:366:ARG:HG3	1.62	0.80
2:J:429:THR:HG21	2:J:431:MET:CE	2.12	0.80
1:A:877:ARG:HG3	1:C:1229:MET:CA	2.11	0.80
1:D:974:ILE:HD11	1:D:983:LEU:HD12	1.62	0.80
1:F:1039:LYS:O	1:F:1040:PHE:HD1	1.63	0.80
1:F:582:LEU:H	1:F:755:GLN:HE22	1.30	0.80
2:G:306:ARG:O	2:G:309:ILE:HG12	1.82	0.80
2:I:92:GLU:HB2	2:I:203:ARG:CZ	2.12	0.80
2:J:306:ARG:O	2:J:309:ILE:HG12	1.82	0.80
2:J:450:VAL:HG12	8:J:484:FAD:O2	1.82	0.80
2:K:423:LEU:CD2	2:K:443:ILE:HD13	2.11	0.80
2:L:321:ARG:HB2	2:L:351:GLU:HA	1.64	0.80
1:B:1039:LYS:O	1:B:1040:PHE:HD1	1.63	0.80
1:B:1121:ASP:OD2	1:B:1124:LEU:HB2	1.82	0.80
1:B:1263:HIS:ND1	1:D:899:ASN:O	2.15	0.80
1:B:466:HIS:CE1	1:B:684:PHE:CE1	2.70	0.80
1:B:555:PHE:CD1	1:B:555:PHE:C	2.55	0.80
1:B:899:ASN:O	1:F:1263:HIS:ND1	2.15	0.80
1:D:235:ASN:HD22	1:D:236:THR:N	1.81	0.80
1:D:37:ASP:OD2	1:D:40:THR:HB	1.82	0.80
1:D:824:GLN:O	1:D:827:ASP:HB2	1.81	0.80
1:E:310:PRO:HG3	1:E:404:ARG:HH22	1.43	0.80
1:F:1121:ASP:OD2	1:F:1124:LEU:HB2	1.82	0.80
1:B:900:GLY:CA	1:F:1263:HIS:NE2	2.17	0.80
1:F:582:LEU:H	1:F:755:GLN:NE2	1.80	0.80
1:D:1114:PRO:O	2:H:112:GLN:HA	1.82	0.80
2:H:306:ARG:O	2:H:309:ILE:HG12	1.82	0.80
2:J:92:GLU:HB2	2:J:203:ARG:CZ	2.12	0.80
2:K:319:LEU:HB2	2:K:345:ILE:HD11	1.62	0.80
2:K:322:ARG:HD3	2:K:349:ALA:O	1.81	0.80
2:L:267:THR:HG21	2:L:286:ASN:ND2	1.96	0.80
2:L:365:VAL:HG22	2:L:366:ARG:HG3	1.62	0.80
1:B:959:SER:HA	1:B:1369:THR:HG21	1.61	0.79
1:B:746:ILE:CG2	1:B:1182:ASP:N	2.37	0.79
1:B:582:LEU:H	1:B:755:GLN:HE22	1.30	0.79
1:B:815:GLU:OE1	1:B:815:GLU:HA	1.80	0.79
1:B:877:ARG:HG3	1:F:1229:MET:CA	2.03	0.79
1:D:1131:THR:HB	1:D:1134:LYS:HG3	1.65	0.79
1:D:447:LEU:HD21	1:D:674:ALA:HA	1.64	0.79
1:D:866:GLU:OE2	1:D:1125:ARG:NH2	2.14	0.79
2:G:288:ALA:HB2	2:G:311:GLN:OE1	1.83	0.79

Continued on next page...

Continued from previous page...

Atom-1	Atom-2	Interatomic distance (Å)	Clash overlap (Å)
2:G:450:VAL:HG12	8:G:484:FAD:O2	1.82	0.79
2:I:203:ARG:HB3	2:I:203:ARG:CZ	2.11	0.79
2:I:365:VAL:HG22	2:I:366:ARG:HG3	1.62	0.79
2:J:69:LEU:HD12	2:J:69:LEU:O	1.82	0.79
2:L:288:ALA:HB2	2:L:311:GLN:OE1	1.82	0.79
2:L:450:VAL:HG12	8:L:484:FAD:O2	1.81	0.79
1:A:787:ARG:HH12	1:A:821:PRO:HB2	1.47	0.79
1:B:426:LEU:HD11	1:B:558:MET:HG3	1.62	0.79
1:B:963:VAL:CG1	1:B:964:MET:N	2.45	0.79
1:C:746:ILE:CG2	1:C:1182:ASP:N	2.43	0.79
1:D:1263:HIS:ND1	1:F:899:ASN:O	2.15	0.79
1:D:565:THR:CG2	1:D:602:THR:HB	2.13	0.79
1:E:1184:ASN:HB3	1:E:1185:PRO:CD	2.11	0.79
1:C:876:ASN:CB	1:E:1227:GLU:OE1	2.31	0.79
1:E:974:ILE:HD11	1:E:983:LEU:CD1	2.13	0.79
1:F:466:HIS:CE1	1:F:684:PHE:CE1	2.70	0.79
1:D:782:ARG:O	2:H:57:VAL:HG23	1.70	0.79
2:K:434:MET:HB2	2:K:437:VAL:CG1	2.12	0.79
2:K:69:LEU:O	2:K:69:LEU:HD12	1.82	0.79
2:L:394:LEU:HD22	2:L:396:ILE:HD12	1.65	0.79
1:A:1401:LEU:HD12	1:A:1401:LEU:C	2.03	0.79
1:B:310:PRO:HG3	1:B:404:ARG:HH22	1.45	0.79
1:B:37:ASP:OD2	1:B:40:THR:HB	1.82	0.79
1:B:778:PHE:CZ	1:B:1039:LYS:HD2	2.18	0.79
1:C:317:ILE:HG22	1:C:321:ASN:HD21	1.47	0.79
1:E:90:ARG:NH1	1:E:129:GLU:OE1	2.16	0.79
1:F:1131:THR:HB	1:F:1134:LYS:HG3	1.64	0.79
2:H:375:THR:HG22	2:H:377:ARG:H	1.47	0.79
2:H:450:VAL:HG12	8:H:484:FAD:O2	1.81	0.79
2:H:92:GLU:HB2	2:H:203:ARG:CZ	2.12	0.79
2:I:406:LEU:HD23	2:I:407:PRO:CD	2.10	0.79
2:K:288:ALA:HB2	2:K:311:GLN:OE1	1.83	0.79
2:L:375:THR:HG22	2:L:377:ARG:H	1.47	0.79
2:L:92:GLU:HB2	2:L:203:ARG:CZ	2.12	0.79
1:A:1008:THR:CG2	1:A:1009:ILE:N	2.44	0.79
1:B:1114:PRO:O	2:G:112:GLN:HA	1.82	0.79
1:B:1317:THR:CG2	1:B:1318:ASN:N	2.44	0.79
1:B:1471:HIS:O	1:B:1472:LEU:HB2	1.80	0.79
1:C:1008:THR:CG2	1:C:1009:ILE:N	2.44	0.79
1:C:1401:LEU:C	1:C:1401:LEU:HD12	2.03	0.79
1:C:454:PHE:CG	1:C:648:GLU:HB2	2.17	0.79

Continued on next page...

Continued from previous page...

Atom-1	Atom-2	Interatomic distance (Å)	Clash overlap (Å)
1:C:973:ASP:OD2	1:C:1298:LYS:HE3	1.82	0.79
1:D:710:LYS:CG	1:D:939:GLY:HA3	2.10	0.79
1:A:1227:GLU:OE1	1:E:876:ASN:CB	2.31	0.79
1:F:815:GLU:OE1	1:F:815:GLU:HA	1.80	0.79
2:G:43:GLN:HE22	2:G:119:THR:HG23	1.45	0.79
2:G:203:ARG:CZ	2:G:203:ARG:HB3	2.11	0.79
2:G:429:THR:HG21	2:G:431:MET:CE	2.12	0.79
2:I:123:VAL:O	2:I:127:ILE:HG22	1.82	0.79
2:I:288:ALA:HB2	2:I:311:GLN:OE1	1.83	0.79
2:L:430:LYS:HD3	2:L:460:ALA:HB2	1.62	0.79
2:L:434:MET:HB2	2:L:437:VAL:CG1	2.12	0.79
1:A:230:HIS:HE1	1:A:234:ILE:HG13	1.46	0.79
1:A:515:ARG:HD2	1:A:1367:TYR:HE1	1.46	0.79
1:B:302:ALA:HA	1:B:347:ARG:HH12	1.46	0.79
1:C:959:SER:HA	1:C:1369:THR:HG23	1.63	0.79
1:F:565:THR:CG2	1:F:602:THR:HB	2.13	0.79
2:G:375:THR:HG22	2:G:377:ARG:H	1.47	0.79
2:G:394:LEU:HD22	2:G:396:ILE:HD12	1.65	0.79
2:H:123:VAL:O	2:H:127:ILE:HG22	1.82	0.79
2:H:429:THR:HG21	2:H:431:MET:CE	2.12	0.79
2:I:375:THR:HG22	2:I:377:ARG:H	1.47	0.79
2:K:203:ARG:CZ	2:K:203:ARG:HB3	2.11	0.79
2:L:153:ILE:CD1	8:L:484:FAD:C2A	2.61	0.79
2:L:203:ARG:CZ	2:L:203:ARG:HB3	2.11	0.79
2:L:429:THR:HG21	2:L:431:MET:CE	2.12	0.79
1:A:139:VAL:CG1	1:A:140:SER:H	1.90	0.79
1:D:1047:MET:HG2	1:D:1186:ARG:NH1	1.97	0.79
1:D:1121:ASP:OD2	1:D:1124:LEU:HB2	1.82	0.79
1:D:582:LEU:H	1:D:755:GLN:NE2	1.80	0.79
1:F:778:PHE:CZ	1:F:1039:LYS:HD2	2.18	0.79
2:G:92:GLU:HB2	2:G:203:ARG:CZ	2.12	0.79
2:I:394:LEU:HD22	2:I:396:ILE:HD12	1.65	0.79
2:J:331:GLN:HA	2:J:334:VAL:CG2	2.12	0.79
2:J:321:ARG:HB2	2:J:351:GLU:CG	2.13	0.79
2:J:375:THR:HG22	2:J:377:ARG:H	1.47	0.79
2:L:465:HIS:O	2:L:469:LYS:HG2	1.83	0.79
2:L:69:LEU:O	2:L:69:LEU:HD12	1.82	0.79
1:A:930:ILE:HD13	1:A:983:LEU:HD13	1.65	0.79
1:C:1114:PRO:HA	2:K:112:GLN:C	1.74	0.79
1:D:555:PHE:CD1	1:D:555:PHE:C	2.55	0.79
1:D:466:HIS:CE1	1:D:684:PHE:CE1	2.70	0.79

Continued on next page...

Continued from previous page...

Atom-1	Atom-2	Interatomic distance (Å)	Clash overlap (Å)
1:E:230:HIS:HE1	1:E:234:ILE:HG13	1.45	0.79
1:E:959:SER:HA	1:E:1369:THR:HG23	1.62	0.79
1:F:37:ASP:OD2	1:F:40:THR:HB	1.82	0.79
2:I:450:VAL:HG12	8:I:484:FAD:O2	1.81	0.79
2:K:321:ARG:HB2	2:K:351:GLU:CG	2.13	0.79
1:A:47:HIS:CE1	1:A:176:SER:HB3	2.18	0.79
1:A:580:GLU:O	1:A:584:ASP:OD1	2.01	0.79
1:B:1318:ASN:HD22	1:B:1318:ASN:H	1.30	0.79
1:B:565:THR:CG2	1:B:602:THR:HB	2.12	0.79
1:C:139:VAL:CG1	1:C:140:SER:H	1.90	0.79
1:D:310:PRO:HG3	1:D:404:ARG:HH22	1.45	0.79
1:E:1401:LEU:C	1:E:1401:LEU:HD12	2.03	0.79
1:E:501:GLN:HE21	1:E:653:HIS:HD2	1.30	0.79
1:F:1114:PRO:O	2:I:112:GLN:HA	1.82	0.79
2:H:288:ALA:HB2	2:H:311:GLN:OE1	1.82	0.79
2:H:321:ARG:HB2	2:H:351:GLU:HA	1.64	0.79
2:I:71:LEU:HD21	2:I:76:ARG:CB	2.12	0.79
2:J:92:GLU:OE1	2:J:199:VAL:HG22	1.83	0.79
2:J:161:ALA:HB2	2:J:454:ILE:HG12	1.64	0.79
1:A:1290:GLY:O	1:A:1291:ASP:HB3	1.82	0.79
1:A:182:MET:HE3	1:A:217:PRO:HB3	1.60	0.79
1:B:582:LEU:H	1:B:755:GLN:NE2	1.80	0.79
1:E:526:LEU:HD12	1:E:526:LEU:H	1.44	0.79
1:F:447:LEU:HD21	1:F:674:ALA:HA	1.64	0.79
1:F:746:ILE:CG2	1:F:1182:ASP:N	2.37	0.79
2:G:321:ARG:HB2	2:G:351:GLU:CG	2.13	0.79
2:G:92:GLU:OE1	2:G:199:VAL:HG22	1.83	0.79
2:I:434:MET:HB2	2:I:437:VAL:CG1	2.12	0.79
2:J:71:LEU:HD21	2:J:76:ARG:CB	2.12	0.79
2:K:429:THR:HG21	2:K:431:MET:HE1	1.65	0.79
2:K:161:ALA:HB2	2:K:454:ILE:HG12	1.64	0.79
2:K:153:ILE:CD1	8:K:484:FAD:C2A	2.61	0.79
2:L:71:LEU:CD2	2:L:76:ARG:HB2	2.13	0.79
1:A:551:THR:OG1	1:A:554:GLU:HG2	1.83	0.79
1:B:1131:THR:HB	1:B:1134:LYS:HG3	1.65	0.79
1:D:582:LEU:H	1:D:755:GLN:HE22	1.30	0.79
1:B:1227:GLU:HA	1:D:900:GLY:O	1.83	0.79
1:E:515:ARG:CD	1:E:1367:TYR:HE1	1.96	0.79
1:F:1047:MET:HG2	1:F:1186:ARG:NH1	1.97	0.79
2:G:123:VAL:O	2:G:127:ILE:HG22	1.82	0.79
2:H:319:LEU:HB2	2:H:345:ILE:HD11	1.62	0.79

Continued on next page...

Continued from previous page...

Atom-1	Atom-2	Interatomic distance (Å)	Clash overlap (Å)
2:I:153:ILE:CD1	8:I:484:FAD:C2A	2.61	0.79
2:K:71:LEU:CD2	2:K:76:ARG:HB2	2.13	0.79
2:K:92:GLU:HB2	2:K:203:ARG:CZ	2.12	0.79
1:B:982:GLN:HE22	1:B:1240:ARG:HD2	1.48	0.78
1:B:235:ASN:HD22	1:B:236:THR:N	1.81	0.78
1:C:47:HIS:CE1	1:C:176:SER:HB3	2.17	0.78
1:C:930:ILE:HD13	1:C:983:LEU:HD13	1.65	0.78
1:D:982:GLN:HE22	1:D:1240:ARG:HD2	1.48	0.78
1:F:1318:ASN:H	1:F:1318:ASN:HD22	1.30	0.78
1:F:824:GLN:O	1:F:827:ASP:HB2	1.82	0.78
1:F:963:VAL:CG1	1:F:964:MET:N	2.45	0.78
2:H:71:LEU:HD21	2:H:76:ARG:CB	2.12	0.78
2:I:321:ARG:HB2	2:I:351:GLU:HA	1.64	0.78
2:I:351:GLU:N	2:I:372:ALA:HB3	1.99	0.78
2:I:71:LEU:CD2	2:I:76:ARG:HB2	2.13	0.78
1:E:1438:ARG:HB3	2:K:376:GLY:N	1.84	0.78
1:A:113:ASN:HD21	1:A:115:ASP:H	1.31	0.78
1:A:1401:LEU:CD1	1:A:1405:ILE:HB	2.13	0.78
1:A:974:ILE:HD11	1:A:983:LEU:CD1	2.13	0.78
1:B:266:VAL:HG12	1:B:279:THR:CG2	2.14	0.78
1:B:900:GLY:O	1:F:1227:GLU:HA	1.83	0.78
1:E:47:HIS:CE1	1:E:176:SER:HB3	2.18	0.78
1:F:430:VAL:CG1	1:F:554:GLU:HB3	2.02	0.78
1:F:950:THR:CG2	1:F:952:MET:H	1.97	0.78
2:G:153:ILE:CD1	8:G:484:FAD:C2A	2.61	0.78
2:J:434:MET:HB2	2:J:437:VAL:CG1	2.12	0.78
2:K:349:ALA:HB3	2:K:350:PRO:HD3	1.66	0.78
2:K:450:VAL:HG12	8:K:484:FAD:O2	1.81	0.78
1:A:454:PHE:CG	1:A:648:GLU:HB2	2.17	0.78
1:C:310:PRO:HG3	1:C:404:ARG:HH22	1.43	0.78
1:C:580:GLU:O	1:C:584:ASP:OD1	2.01	0.78
1:E:704:LEU:O	1:E:705:LEU:C	2.20	0.78
1:E:746:ILE:CG2	1:E:1182:ASP:N	2.43	0.78
1:F:1317:THR:CG2	1:F:1318:ASN:N	2.44	0.78
2:G:418:THR:HB	2:G:424:LEU:CD1	2.11	0.78
2:H:92:GLU:OE1	2:H:199:VAL:HG22	1.83	0.78
2:H:351:GLU:N	2:H:372:ALA:HB3	1.99	0.78
2:I:306:ARG:O	2:I:309:ILE:HG12	1.82	0.78
2:K:331:GLN:HA	2:K:334:VAL:CG2	2.12	0.78
2:L:71:LEU:HD21	2:L:76:ARG:CB	2.12	0.78
1:A:1043:LEU:HD23	1:A:1044:PRO:HD2	1.66	0.78

Continued on next page...

Continued from previous page...

Atom-1	Atom-2	Interatomic distance (Å)	Clash overlap (Å)
1:A:450:ARG:O	1:A:452:GLN:N	2.17	0.78
1:B:260:MET:O	1:B:263:LEU:HB2	1.84	0.78
1:B:824:GLN:O	1:B:827:ASP:HB2	1.82	0.78
1:A:876:ASN:CB	1:C:1227:GLU:OE1	2.31	0.78
1:D:218:THR:O	1:D:218:THR:HG22	1.82	0.78
1:D:522:LEU:HD21	1:D:705:LEU:CD2	2.14	0.78
1:D:778:PHE:CZ	1:D:1039:LYS:HD2	2.18	0.78
1:E:447:LEU:HD21	1:E:674:ALA:CA	2.13	0.78
1:F:1449:ARG:NH1	1:F:1449:ARG:CB	1.80	0.78
1:F:242:ASN:H	1:F:242:ASN:ND2	1.79	0.78
2:G:465:HIS:O	2:G:469:LYS:HG2	1.83	0.78
2:G:71:LEU:HG	2:G:79:GLU:CB	2.14	0.78
2:H:406:LEU:HD23	2:H:407:PRO:CD	2.10	0.78
2:H:71:LEU:CD2	2:H:76:ARG:HB2	2.13	0.78
2:J:349:ALA:HB3	2:J:350:PRO:HD3	1.66	0.78
2:J:351:GLU:N	2:J:372:ALA:HB3	1.99	0.78
1:B:531:ASN:OD1	1:B:533:LEU:HB2	1.83	0.78
1:C:182:MET:HE3	1:C:217:PRO:HB2	0.99	0.78
1:C:290:THR:HG22	1:C:291:ALA:N	1.96	0.78
1:D:260:MET:O	1:D:263:LEU:HB2	1.84	0.78
1:E:450:ARG:O	1:E:452:GLN:N	2.17	0.78
1:F:235:ASN:HD22	1:F:236:THR:N	1.81	0.78
1:F:266:VAL:HG12	1:F:279:THR:CG2	2.14	0.78
1:F:982:GLN:HE22	1:F:1240:ARG:HD2	1.48	0.78
2:G:331:GLN:HA	2:G:334:VAL:CG2	2.12	0.78
2:G:321:ARG:HB2	2:G:351:GLU:HA	1.64	0.78
2:I:465:HIS:O	2:I:469:LYS:HG2	1.83	0.78
2:I:92:GLU:OE1	2:I:199:VAL:HG22	1.83	0.78
2:J:394:LEU:HD22	2:J:396:ILE:HD12	1.65	0.78
2:K:351:GLU:N	2:K:372:ALA:HB3	1.99	0.78
2:K:43:GLN:HE22	2:K:119:THR:HG23	1.45	0.78
2:L:123:VAL:O	2:L:127:ILE:HG22	1.82	0.78
2:L:306:ARG:O	2:L:309:ILE:HG12	1.82	0.78
2:L:331:GLN:HA	2:L:334:VAL:CG2	2.12	0.78
1:A:90:ARG:NH1	1:A:129:GLU:OE1	2.16	0.78
1:B:1047:MET:HG2	1:B:1186:ARG:NH1	1.97	0.78
1:C:1401:LEU:CD1	1:C:1405:ILE:HB	2.13	0.78
1:C:253:HIS:CG	1:C:254:PRO:CD	2.52	0.78
1:C:501:GLN:HE21	1:C:653:HIS:HD2	1.30	0.78
1:D:266:VAL:HG12	1:D:279:THR:CG2	2.14	0.78
1:D:746:ILE:CG2	1:D:1182:ASP:N	2.37	0.78

Continued on next page...

Continued from previous page...

Atom-1	Atom-2	Interatomic distance (Å)	Clash overlap (Å)
1:E:1401:LEU:CD1	1:E:1405:ILE:HB	2.13	0.78
2:G:434:MET:HB2	2:G:437:VAL:CG1	2.12	0.78
2:H:349:ALA:HB3	2:H:350:PRO:HD3	1.66	0.78
2:H:69:LEU:O	2:H:69:LEU:HD12	1.82	0.78
2:I:321:ARG:HB2	2:I:351:GLU:CG	2.13	0.78
1:F:782:ARG:O	2:I:57:VAL:HG21	1.84	0.78
2:L:161:ALA:HB2	2:L:454:ILE:HG12	1.64	0.78
1:B:866:GLU:OE2	1:B:1125:ARG:NH2	2.14	0.78
1:C:528:ASN:HB3	1:C:542:LEU:HD22	1.66	0.78
1:E:113:ASN:HD21	1:E:115:ASP:H	1.31	0.78
1:C:877:ARG:HG3	1:E:1229:MET:CA	2.11	0.78
1:E:746:ILE:HG21	1:E:1182:ASP:N	1.94	0.78
1:F:310:PRO:HG3	1:F:404:ARG:HH22	1.45	0.78
1:F:531:ASN:OD1	1:F:533:LEU:HB2	1.83	0.78
2:G:321:ARG:CA	2:G:351:GLU:HA	2.14	0.78
2:J:71:LEU:CD2	2:J:76:ARG:HB2	2.13	0.78
1:A:447:LEU:HD13	1:A:670:LEU:HD21	1.65	0.78
1:B:746:ILE:O	1:B:747:SER:C	2.22	0.78
1:C:1043:LEU:HD23	1:C:1044:PRO:HD2	1.66	0.78
1:E:551:THR:OG1	1:E:554:GLU:HG2	1.83	0.78
2:G:349:ALA:HB3	2:G:350:PRO:HD3	1.66	0.78
2:G:71:LEU:CD2	2:G:76:ARG:HB2	2.13	0.78
2:H:321:ARG:HB2	2:H:351:GLU:CG	2.13	0.78
2:I:317:LYS:CG	2:I:345:ILE:HD12	2.14	0.78
2:I:331:GLN:HA	2:I:334:VAL:CG2	2.12	0.78
2:K:317:LYS:CG	2:K:345:ILE:HD12	2.14	0.78
2:L:92:GLU:OE1	2:L:199:VAL:HG22	1.83	0.78
2:L:321:ARG:HB2	2:L:351:GLU:CG	2.13	0.78
1:B:652:THR:CG2	1:B:703:GLY:CA	2.59	0.78
1:C:90:ARG:NH1	1:C:129:GLU:OE1	2.16	0.78
1:E:930:ILE:HD13	1:E:983:LEU:HD13	1.65	0.78
1:F:218:THR:HG22	1:F:218:THR:O	1.82	0.78
2:G:317:LYS:CG	2:G:345:ILE:HD12	2.14	0.78
2:G:71:LEU:HD21	2:G:76:ARG:CB	2.12	0.78
2:H:203:ARG:CZ	2:H:203:ARG:HB3	2.11	0.78
2:H:465:HIS:O	2:H:469:LYS:HG2	1.83	0.78
2:K:152:VAL:CG1	2:K:175:VAL:HA	2.12	0.78
2:K:375:THR:HG22	2:K:377:ARG:H	1.47	0.78
2:L:144:ARG:HB3	2:L:169:LYS:O	1.84	0.78
2:L:351:GLU:N	2:L:372:ALA:HB3	1.99	0.78
1:C:213:THR:HB	1:C:1008:THR:HG23	1.66	0.78

Continued on next page...

Continued from previous page...

Atom-1	Atom-2	Interatomic distance (Å)	Clash overlap (Å)
1:C:450:ARG:O	1:C:452:GLN:N	2.17	0.78
1:C:551:THR:OG1	1:C:554:GLU:HG2	1.83	0.78
1:D:950:THR:CG2	1:D:952:MET:H	1.96	0.78
1:E:580:GLU:O	1:E:584:ASP:OD1	2.01	0.78
2:I:161:ALA:HB2	2:I:454:ILE:HG12	1.64	0.78
2:K:394:LEU:HD22	2:K:396:ILE:HD12	1.65	0.78
1:B:522:LEU:HD21	1:B:705:LEU:CD2	2.14	0.77
1:C:1290:GLY:O	1:C:1291:ASP:HB3	1.82	0.77
1:D:584:ASP:N	1:D:584:ASP:OD1	2.14	0.77
1:D:782:ARG:O	2:H:57:VAL:HG21	1.84	0.77
1:E:875:MET:HE1	1:E:1139:PHE:HE2	1.34	0.77
2:G:353:PHE:C	2:G:369:LEU:HD23	2.05	0.77
2:I:71:LEU:HG	2:I:79:GLU:CB	2.13	0.77
2:J:225:SER:CB	2:J:227:PRO:HD2	2.14	0.77
2:J:71:LEU:HG	2:J:79:GLU:CB	2.14	0.77
2:K:71:LEU:HD21	2:K:76:ARG:CB	2.12	0.77
1:B:572:THR:CG2	1:B:573:PHE:N	2.47	0.77
1:B:584:ASP:OD1	1:B:584:ASP:N	2.14	0.77
1:B:782:ARG:O	2:G:57:VAL:HG21	1.84	0.77
1:C:236:THR:CG2	1:C:328:ASP:N	2.45	0.77
1:C:447:LEU:HD21	1:C:674:ALA:CA	2.13	0.77
1:C:595:ASP:O	1:C:596:ALA:C	2.20	0.77
1:C:447:LEU:HD13	1:C:670:LEU:HD21	1.65	0.77
1:D:1131:THR:HG22	1:D:1134:LYS:H	1.49	0.77
1:E:1395:TYR:CE1	1:E:1397:LEU:HD21	2.20	0.77
1:F:522:LEU:HD21	1:F:705:LEU:CD2	2.14	0.77
2:G:144:ARG:HB3	2:G:169:LYS:O	1.84	0.77
2:G:319:LEU:CA	2:G:345:ILE:HD11	2.15	0.77
2:G:351:GLU:N	2:G:372:ALA:HB3	1.99	0.77
2:I:225:SER:CB	2:I:227:PRO:HD2	2.14	0.77
2:J:288:ALA:HB2	2:J:311:GLN:OE1	1.83	0.77
2:K:123:VAL:O	2:K:127:ILE:HG22	1.82	0.77
1:A:24:ALA:HB1	1:A:207:TYR:CE2	2.19	0.77
1:A:528:ASN:HB3	1:A:542:LEU:HD22	1.66	0.77
1:C:704:LEU:O	1:C:705:LEU:C	2.20	0.77
1:E:595:ASP:O	1:E:596:ALA:C	2.20	0.77
1:E:890:ASP:O	1:E:893:ARG:HB2	1.84	0.77
1:F:555:PHE:CD1	1:F:555:PHE:C	2.55	0.77
1:F:746:ILE:O	1:F:747:SER:C	2.22	0.77
2:G:164:GLU:OE1	2:G:207:LEU:HA	1.85	0.77
2:H:317:LYS:CG	2:H:345:ILE:HD12	2.14	0.77

Continued on next page...

Continued from previous page...

Atom-1	Atom-2	Interatomic distance (Å)	Clash overlap (Å)
2:I:317:LYS:HE3	2:I:345:ILE:CG2	2.15	0.77
2:J:317:LYS:HE3	2:J:345:ILE:CG2	2.15	0.77
2:J:353:PHE:C	2:J:369:LEU:HD23	2.05	0.77
1:A:177:ILE:HD13	1:A:179:TYR:HE1	1.49	0.77
1:B:1263:HIS:CE1	1:D:900:GLY:N	2.20	0.77
2:H:164:GLU:OE1	2:H:207:LEU:HA	1.85	0.77
2:H:394:LEU:HD22	2:H:396:ILE:HD12	1.65	0.77
2:I:353:PHE:CZ	2:I:370:GLY:HA3	2.19	0.77
2:J:430:LYS:HD2	2:J:456:ASP:O	1.85	0.77
2:K:353:PHE:CZ	2:K:370:GLY:HA3	2.19	0.77
1:A:1114:PRO:HA	2:J:112:GLN:C	1.74	0.77
1:B:249:THR:HG22	1:B:250:ARG:HG2	1.67	0.77
1:C:787:ARG:HH12	1:C:821:PRO:HB2	1.47	0.77
1:D:1039:LYS:O	1:D:1040:PHE:HD1	1.63	0.77
2:G:181:ARG:CG	2:G:187:VAL:HG11	2.15	0.77
2:I:353:PHE:C	2:I:369:LEU:HD23	2.05	0.77
2:I:69:LEU:O	2:I:69:LEU:HD12	1.82	0.77
2:J:164:GLU:OE1	2:J:207:LEU:HA	1.85	0.77
2:K:182:MET:HE2	2:K:216:PRO:HG3	1.66	0.77
2:K:465:HIS:O	2:K:469:LYS:HG2	1.83	0.77
2:L:317:LYS:HE3	2:L:345:ILE:CG2	2.15	0.77
2:L:353:PHE:C	2:L:369:LEU:HD23	2.05	0.77
2:L:418:THR:HB	2:L:424:LEU:CD1	2.11	0.77
2:L:423:LEU:CD2	2:L:443:ILE:HD13	2.11	0.77
1:A:1184:ASN:HB3	1:A:1185:PRO:CD	2.11	0.77
1:B:985:TYR:HE1	1:B:1207:VAL:HG13	1.50	0.77
1:D:746:ILE:O	1:D:747:SER:C	2.22	0.77
1:D:826:ARG:NH1	1:D:826:ARG:HG2	1.99	0.77
1:F:249:THR:HG22	1:F:250:ARG:HG2	1.67	0.77
1:F:580:GLU:O	1:F:584:ASP:OD1	2.03	0.77
2:G:321:ARG:CB	2:G:351:GLU:HG2	2.15	0.77
2:H:144:ARG:HB3	2:H:169:LYS:O	1.84	0.77
2:I:321:ARG:CB	2:I:351:GLU:HG2	2.15	0.77
2:I:349:ALA:HB3	2:I:350:PRO:HD3	1.66	0.77
2:J:144:ARG:HB3	2:J:169:LYS:O	1.84	0.77
2:J:465:HIS:O	2:J:469:LYS:HG2	1.83	0.77
2:L:164:GLU:OE1	2:L:207:LEU:HA	1.85	0.77
2:L:317:LYS:CG	2:L:345:ILE:HD12	2.14	0.77
2:L:430:LYS:HD2	2:L:456:ASP:O	1.85	0.77
1:A:1395:TYR:CE1	1:A:1397:LEU:HD21	2.20	0.77
1:A:447:LEU:HD21	1:A:674:ALA:CA	2.13	0.77

Continued on next page...

Continued from previous page...

Atom-1	Atom-2	Interatomic distance (Å)	Clash overlap (Å)
1:E:1317:THR:HG22	1:E:1318:ASN:N	2.00	0.77
1:E:782:ARG:NE	2:L:53:PRO:HD3	2.00	0.77
1:A:1228:LYS:HB3	1:E:901:ASP:OD1	1.85	0.77
1:D:1227:GLU:HA	1:F:900:GLY:O	1.83	0.77
2:H:353:PHE:C	2:H:369:LEU:HD23	2.05	0.77
2:I:430:LYS:HD2	2:I:456:ASP:O	1.85	0.77
2:J:350:PRO:HD2	2:J:374:ALA:N	2.00	0.77
2:J:321:ARG:HB2	2:J:351:GLU:HA	1.64	0.77
2:K:92:GLU:OE1	2:K:199:VAL:HG22	1.83	0.77
2:K:321:ARG:CB	2:K:351:GLU:HG2	2.15	0.77
2:K:353:PHE:C	2:K:369:LEU:HD23	2.05	0.77
2:K:71:LEU:HG	2:K:79:GLU:CB	2.13	0.77
2:L:71:LEU:HG	2:L:79:GLU:CB	2.13	0.77
1:A:704:LEU:O	1:A:705:LEU:C	2.20	0.77
1:B:1131:THR:HG22	1:B:1134:LYS:H	1.49	0.77
1:D:531:ASN:OD1	1:D:533:LEU:HB2	1.83	0.77
1:F:1102:CYS:HG	6:F:2476:F3S:FE1	0.99	0.77
2:G:430:LYS:HD2	2:G:456:ASP:O	1.85	0.77
2:H:71:LEU:HG	2:H:79:GLU:CB	2.13	0.77
2:K:319:LEU:CA	2:K:345:ILE:HD11	2.15	0.77
2:K:321:ARG:CA	2:K:351:GLU:HA	2.14	0.77
2:L:321:ARG:CB	2:L:351:GLU:HG2	2.15	0.77
1:B:580:GLU:O	1:B:584:ASP:OD1	2.03	0.77
1:B:731:SER:CA	1:B:748:GLY:H	1.98	0.77
1:D:826:ARG:NH1	1:D:1046:GLU:OE2	2.18	0.77
1:F:1105:VAL:HG23	2:I:54:PHE:CE1	2.20	0.77
2:H:350:PRO:HD2	2:H:374:ALA:N	2.00	0.77
2:I:144:ARG:HB3	2:I:169:LYS:O	1.84	0.77
1:B:417:ASP:C	1:B:419:TRP:N	2.38	0.77
1:C:1220:ARG:HG3	1:C:1224:GLU:HG3	1.67	0.77
1:C:901:ASP:OD1	1:E:1228:LYS:HB3	1.85	0.77
1:D:505:GLN:NE2	1:D:1001:VAL:H	1.83	0.77
1:E:1290:GLY:O	1:E:1291:ASP:HB3	1.82	0.77
1:E:528:ASN:HB3	1:E:542:LEU:HD22	1.66	0.77
1:F:1043:LEU:HD23	1:F:1044:PRO:HD2	1.67	0.77
1:F:731:SER:CA	1:F:748:GLY:H	1.98	0.77
2:H:225:SER:CB	2:H:227:PRO:HD2	2.14	0.77
2:H:353:PHE:CZ	2:H:370:GLY:HA3	2.19	0.77
1:D:782:ARG:CD	2:H:53:PRO:HD2	1.99	0.77
2:I:164:GLU:OE1	2:I:207:LEU:HA	1.85	0.77
2:J:321:ARG:CB	2:J:351:GLU:HG2	2.15	0.77

Continued on next page...

Continued from previous page...

Atom-1	Atom-2	Interatomic distance (Å)	Clash overlap (Å)
2:L:353:PHE:CZ	2:L:370:GLY:HA3	2.19	0.77
1:A:959:SER:HA	1:A:1369:THR:HG21	1.67	0.76
1:A:182:MET:CE	1:A:217:PRO:C	2.54	0.76
1:A:207:TYR:CD1	1:A:207:TYR:N	2.54	0.76
1:A:213:THR:HB	1:A:1008:THR:HG23	1.66	0.76
1:D:515:ARG:HD2	1:D:1367:TYR:HE1	1.49	0.76
1:D:572:THR:CG2	1:D:573:PHE:N	2.47	0.76
1:D:820:ARG:HB3	1:D:821:PRO:CD	2.15	0.76
1:D:985:TYR:HE1	1:D:1207:VAL:HG13	1.50	0.76
1:F:153:ARG:NH2	1:F:263:LEU:O	2.18	0.76
1:F:985:TYR:HE1	1:F:1207:VAL:HG13	1.50	0.76
2:G:423:LEU:CD2	2:G:443:ILE:HD13	2.11	0.76
2:G:97:ILE:HD11	2:G:450:VAL:CG1	2.15	0.76
1:B:1105:VAL:HG23	2:G:54:PHE:CE1	2.20	0.76
2:H:430:LYS:HD2	2:H:456:ASP:O	1.85	0.76
2:H:97:ILE:HD11	2:H:450:VAL:CG1	2.15	0.76
2:I:97:ILE:HD11	2:I:450:VAL:CG1	2.15	0.76
2:K:181:ARG:CG	2:K:187:VAL:HG11	2.15	0.76
1:A:1356:VAL:HG22	1:A:1374:VAL:HG21	1.67	0.76
1:B:1043:LEU:HD23	1:B:1044:PRO:HD2	1.67	0.76
1:B:1445:ASN:HB2	2:H:373:ASP:OD2	1.86	0.76
1:B:820:ARG:HB3	1:B:821:PRO:CD	2.16	0.76
1:D:1084:MET:SD	1:D:1168:LEU:HD21	2.25	0.76
1:E:787:ARG:HH12	1:E:821:PRO:HB2	1.47	0.76
1:F:1131:THR:HG22	1:F:1134:LYS:H	1.49	0.76
2:I:350:PRO:HD2	2:I:374:ALA:N	2.00	0.76
1:A:781:PHE:O	2:J:52:VAL:HB	1.85	0.76
2:K:110:ILE:CG1	2:K:117:ALA:HA	2.16	0.76
2:K:97:ILE:HD11	2:K:450:VAL:CG1	2.15	0.76
2:L:319:LEU:CA	2:L:345:ILE:HD11	2.15	0.76
2:L:349:ALA:HB3	2:L:350:PRO:HD3	1.66	0.76
1:A:505:GLN:HE21	1:A:1001:VAL:H	1.33	0.76
1:B:826:ARG:NH1	1:B:1046:GLU:OE2	2.18	0.76
1:C:182:MET:CE	1:C:217:PRO:C	2.54	0.76
1:C:950:THR:CG2	1:C:951:GLU:H	1.98	0.76
1:D:1318:ASN:HD22	1:D:1318:ASN:H	1.30	0.76
1:E:1356:VAL:HG22	1:E:1374:VAL:HG21	1.67	0.76
1:E:24:ALA:HB1	1:E:207:TYR:CE2	2.19	0.76
1:E:182:MET:CE	1:E:217:PRO:C	2.54	0.76
2:G:353:PHE:CZ	2:G:370:GLY:HA3	2.19	0.76
2:H:153:ILE:CD1	8:H:484:FAD:C2A	2.61	0.76

Continued on next page...

Continued from previous page...

Atom-1	Atom-2	Interatomic distance (Å)	Clash overlap (Å)
2:J:353:PHE:CZ	2:J:370:GLY:HA3	2.19	0.76
2:J:97:ILE:HD11	2:J:450:VAL:CG1	2.15	0.76
1:A:782:ARG:NE	2:J:53:PRO:HD3	2.00	0.76
1:A:890:ASP:O	1:A:893:ARG:HB2	1.84	0.76
1:C:643:ASN:HB3	1:C:665:THR:CG2	2.16	0.76
1:E:236:THR:CG2	1:E:328:ASP:N	2.45	0.76
1:F:426:LEU:CD1	1:F:558:MET:HG3	2.16	0.76
2:G:110:ILE:CG1	2:G:117:ALA:HA	2.16	0.76
2:G:418:THR:HA	2:G:424:LEU:HD21	1.67	0.76
2:H:110:ILE:CG1	2:H:117:ALA:HA	2.15	0.76
2:H:181:ARG:CG	2:H:187:VAL:HG11	2.15	0.76
2:H:317:LYS:HE3	2:H:345:ILE:CG2	2.15	0.76
2:J:321:ARG:CA	2:J:351:GLU:HA	2.14	0.76
2:K:164:GLU:OE1	2:K:207:LEU:HA	1.85	0.76
2:L:299:ASP:HA	2:L:333:GLU:OE2	1.86	0.76
1:A:413:LEU:O	1:A:414:LYS:HD2	1.85	0.76
1:B:551:THR:OG1	1:B:554:GLU:HG2	1.85	0.76
1:B:782:ARG:HD3	2:G:53:PRO:CD	2.10	0.76
1:B:826:ARG:NH1	1:B:826:ARG:HG2	1.99	0.76
1:C:298:LEU:HD23	1:C:324:MET:HG2	1.68	0.76
1:C:824:GLN:HE21	1:C:824:GLN:CA	1.99	0.76
1:D:551:THR:OG1	1:D:554:GLU:HG2	1.85	0.76
1:E:298:LEU:HD23	1:E:324:MET:HG2	1.68	0.76
1:E:643:ASN:HB3	1:E:665:THR:CG2	2.16	0.76
1:F:1084:MET:SD	1:F:1168:LEU:HD21	2.25	0.76
2:G:244:LYS:HD2	2:G:404:GLU:CB	2.13	0.76
2:H:316:VAL:HB	2:H:342:VAL:HG22	1.68	0.76
2:I:146:LEU:O	2:I:171:TYR:HA	1.86	0.76
2:J:181:ARG:CG	2:J:187:VAL:HG11	2.15	0.76
2:K:144:ARG:HB3	2:K:169:LYS:O	1.84	0.76
2:L:321:ARG:CA	2:L:351:GLU:HA	2.14	0.76
1:A:450:ARG:O	1:A:453:ALA:N	2.19	0.76
1:A:824:GLN:HE21	1:A:824:GLN:CA	1.99	0.76
1:B:505:GLN:NE2	1:B:1001:VAL:H	1.83	0.76
1:B:950:THR:CG2	1:B:952:MET:H	1.96	0.76
1:C:113:ASN:HD21	1:C:115:ASP:H	1.31	0.76
1:C:177:ILE:HD13	1:C:179:TYR:HE1	1.49	0.76
1:C:734:LEU:HD11	1:C:738:HIS:HD2	1.46	0.76
1:D:153:ARG:NH2	1:D:263:LEU:O	2.18	0.76
1:D:658:LEU:HD23	1:D:666:VAL:HG21	1.67	0.76
1:E:734:LEU:HD11	1:E:738:HIS:HD2	1.46	0.76

Continued on next page...

Continued from previous page...

Atom-1	Atom-2	Interatomic distance (Å)	Clash overlap (Å)
1:E:829:LEU:HD13	1:E:1168:LEU:HD13	1.67	0.76
1:F:299:VAL:CG1	1:F:299:VAL:O	2.28	0.76
1:B:783:LYS:CA	2:G:57:VAL:HG23	1.96	0.76
2:H:358:VAL:HG22	2:H:365:VAL:CG1	2.16	0.76
2:I:152:VAL:CG1	2:I:175:VAL:HA	2.12	0.76
2:I:321:ARG:CA	2:I:351:GLU:HA	2.14	0.76
2:I:350:PRO:HG3	2:I:380:PRO:HG3	1.68	0.76
2:I:418:THR:HB	2:I:424:LEU:CD1	2.11	0.76
2:K:316:VAL:HB	2:K:342:VAL:HG22	1.68	0.76
2:K:350:PRO:HG3	2:K:380:PRO:HG3	1.68	0.76
2:L:350:PRO:HG3	2:L:380:PRO:HG3	1.68	0.76
2:L:97:ILE:HD11	2:L:450:VAL:CG1	2.15	0.76
1:D:1043:LEU:HD23	1:D:1044:PRO:HD2	1.67	0.76
1:D:249:THR:HG22	1:D:250:ARG:HG2	1.67	0.76
1:E:1220:ARG:HG3	1:E:1224:GLU:HG3	1.67	0.76
1:F:572:THR:CG2	1:F:573:PHE:N	2.47	0.76
2:G:317:LYS:HE3	2:G:345:ILE:CG2	2.15	0.76
1:D:782:ARG:CZ	2:H:51:GLY:CA	1.75	0.76
1:D:1105:VAL:HG23	2:H:54:PHE:CE1	2.20	0.76
2:K:302:MET:CE	2:K:333:GLU:HG3	2.16	0.76
1:C:781:PHE:O	2:K:52:VAL:HB	1.85	0.76
1:A:950:THR:CG2	1:A:951:GLU:H	1.98	0.76
1:B:426:LEU:CD1	1:B:558:MET:HG3	2.16	0.76
1:C:24:ALA:HB1	1:C:207:TYR:CE2	2.19	0.76
1:C:536:ASP:OD1	1:C:538:THR:HG22	1.85	0.76
1:C:890:ASP:O	1:C:893:ARG:HB2	1.84	0.76
1:C:974:ILE:HD11	1:C:983:LEU:CD1	2.13	0.76
1:D:580:GLU:O	1:D:584:ASP:OD1	2.03	0.76
1:E:1043:LEU:HD23	1:E:1044:PRO:HD2	1.66	0.76
1:E:959:SER:HA	1:E:1369:THR:HG21	1.67	0.76
1:E:260:MET:O	1:E:263:LEU:N	2.19	0.76
1:F:260:MET:O	1:F:263:LEU:HB2	1.84	0.76
1:F:529:LEU:HD23	1:F:529:LEU:N	1.92	0.76
1:F:658:LEU:HD23	1:F:666:VAL:HG21	1.67	0.76
2:G:316:VAL:HB	2:G:342:VAL:HG22	1.68	0.76
2:H:302:MET:CE	2:H:333:GLU:HG3	2.16	0.76
2:H:350:PRO:HG3	2:H:380:PRO:HG3	1.68	0.76
2:H:321:ARG:CB	2:H:351:GLU:HG2	2.15	0.76
2:J:153:ILE:CD1	8:J:484:FAD:C2A	2.61	0.76
2:J:146:LEU:O	2:J:171:TYR:HA	1.86	0.76
2:J:317:LYS:CG	2:J:345:ILE:HD12	2.14	0.76

Continued on next page...

Continued from previous page...

Atom-1	Atom-2	Interatomic distance (Å)	Clash overlap (Å)
2:K:146:LEU:O	2:K:171:TYR:HA	1.86	0.76
2:L:225:SER:CB	2:L:227:PRO:HD2	2.14	0.76
1:A:829:LEU:HD13	1:A:1168:LEU:HD13	1.67	0.76
1:A:452:GLN:CG	1:A:765:ALA:HB2	2.16	0.76
1:C:959:SER:HA	1:C:1369:THR:HG21	1.67	0.76
1:E:452:GLN:CG	1:E:765:ALA:HB2	2.16	0.76
1:F:505:GLN:NE2	1:F:1001:VAL:H	1.83	0.76
1:F:826:ARG:NH1	1:F:1046:GLU:OE2	2.18	0.76
2:H:132:TRP:CD1	2:H:202:ARG:HB2	2.21	0.76
2:I:302:MET:CE	2:I:333:GLU:HG3	2.16	0.76
2:K:350:PRO:HD2	2:K:374:ALA:N	2.00	0.76
2:L:110:ILE:CG1	2:L:117:ALA:HA	2.15	0.76
1:A:1374:VAL:O	1:A:1375:ILE:CG1	2.34	0.76
1:B:375:ASP:OD2	1:B:377:THR:HB	1.86	0.76
1:C:900:GLY:HA3	1:E:1263:HIS:CD2	2.20	0.76
1:D:731:SER:CA	1:D:748:GLY:H	1.98	0.76
1:E:213:THR:HB	1:E:1008:THR:HG23	1.66	0.76
1:E:1391:MET:HE2	1:E:1458:VAL:CG2	2.03	0.76
2:G:132:TRP:CD1	2:G:202:ARG:HB2	2.21	0.76
2:G:350:PRO:HG3	2:G:380:PRO:HG3	1.68	0.76
2:H:321:ARG:CA	2:H:351:GLU:HA	2.14	0.76
2:I:181:ARG:CG	2:I:187:VAL:HG11	2.15	0.76
2:J:319:LEU:CA	2:J:345:ILE:HD11	2.15	0.76
2:K:299:ASP:HA	2:K:333:GLU:OE2	1.86	0.76
1:A:901:ASP:OD1	1:C:1228:LYS:HB3	1.85	0.75
1:C:413:LEU:O	1:C:414:LYS:HD2	1.85	0.75
1:D:1102:CYS:HG	6:D:2476:F3S:FE1	1.01	0.75
1:D:1445:ASN:HB2	2:I:373:ASP:OD2	1.86	0.75
1:E:1374:VAL:O	1:E:1375:ILE:CG1	2.34	0.75
1:E:447:LEU:HD13	1:E:670:LEU:HD21	1.65	0.75
1:E:536:ASP:OD1	1:E:538:THR:HG22	1.85	0.75
1:F:710:LYS:CG	1:F:939:GLY:HA3	2.10	0.75
2:G:146:LEU:O	2:G:171:TYR:HA	1.86	0.75
2:G:302:MET:CE	2:G:333:GLU:HG3	2.16	0.75
2:J:302:MET:CE	2:J:333:GLU:HG3	2.16	0.75
2:J:299:ASP:HA	2:J:333:GLU:OE2	1.86	0.75
2:J:316:VAL:HB	2:J:342:VAL:HG22	1.68	0.75
2:J:418:THR:HA	2:J:424:LEU:HD21	1.67	0.75
2:K:358:VAL:HG22	2:K:365:VAL:CG1	2.16	0.75
2:L:181:ARG:CG	2:L:187:VAL:HG11	2.15	0.75
1:A:515:ARG:CD	1:A:1367:TYR:HE1	1.96	0.75

Continued on next page...

Continued from previous page...

Atom-1	Atom-2	Interatomic distance (Å)	Clash overlap (Å)
1:B:153:ARG:NH2	1:B:263:LEU:O	2.18	0.75
1:B:522:LEU:HD21	1:B:705:LEU:HD21	1.68	0.75
1:C:1356:VAL:HG22	1:C:1374:VAL:HG21	1.67	0.75
1:C:1374:VAL:O	1:C:1375:ILE:CG1	2.34	0.75
1:C:1395:TYR:CE1	1:C:1397:LEU:HD21	2.20	0.75
1:C:452:GLN:CG	1:C:765:ALA:HB2	2.16	0.75
2:H:319:LEU:CA	2:H:345:ILE:HD11	2.15	0.75
2:H:295:LEU:HD22	2:H:319:LEU:HB3	1.69	0.75
2:J:44:ALA:CA	2:J:69:LEU:HD11	2.17	0.75
1:A:236:THR:CG2	1:A:328:ASP:N	2.45	0.75
1:A:536:ASP:OD1	1:A:538:THR:HG22	1.85	0.75
1:C:875:MET:HE1	1:C:1139:PHE:CD2	2.20	0.75
1:C:1413:GLN:HG3	1:C:1414:ARG:O	1.87	0.75
1:C:526:LEU:CD1	1:C:526:LEU:N	2.40	0.75
1:C:782:ARG:NE	2:K:53:PRO:HD3	2.00	0.75
1:E:443:ASP:O	1:E:445:ALA:N	2.20	0.75
1:E:643:ASN:HB3	1:E:665:THR:HG22	1.68	0.75
2:I:319:LEU:CA	2:I:345:ILE:HD11	2.15	0.75
2:J:110:ILE:CG1	2:J:117:ALA:HA	2.16	0.75
2:L:291:HIS:NE2	2:L:293:VAL:HG23	2.02	0.75
2:L:302:MET:CE	2:L:333:GLU:HG3	2.16	0.75
1:A:643:ASN:HB3	1:A:665:THR:CG2	2.16	0.75
1:C:826:ARG:NH1	1:C:1046:GLU:OE2	2.19	0.75
1:C:1317:THR:HG22	1:C:1318:ASN:N	2.00	0.75
1:D:175:ARG:HG3	1:D:175:ARG:HH11	1.52	0.75
1:D:375:ASP:OD2	1:D:377:THR:HB	1.86	0.75
1:E:826:ARG:NH1	1:E:1046:GLU:OE2	2.19	0.75
1:F:551:THR:OG1	1:F:554:GLU:HG2	1.85	0.75
1:F:820:ARG:HB3	1:F:821:PRO:CD	2.16	0.75
1:F:826:ARG:HG2	1:F:826:ARG:NH1	1.99	0.75
2:G:152:VAL:CG1	2:G:175:VAL:HA	2.12	0.75
2:G:225:SER:CB	2:G:227:PRO:HD2	2.14	0.75
2:G:299:ASP:HA	2:G:333:GLU:OE2	1.86	0.75
2:H:418:THR:HA	2:H:424:LEU:HD21	1.67	0.75
2:H:44:ALA:CA	2:H:69:LEU:HD11	2.17	0.75
2:I:100:GLN:HB3	2:I:105:GLU:CG	2.17	0.75
2:I:44:ALA:CA	2:I:69:LEU:HD11	2.17	0.75
2:J:132:TRP:CD1	2:J:202:ARG:HB2	2.21	0.75
2:J:358:VAL:HG22	2:J:365:VAL:CG1	2.16	0.75
2:K:225:SER:CB	2:K:227:PRO:HD2	2.14	0.75
2:K:430:LYS:HD2	2:K:456:ASP:O	1.85	0.75

Continued on next page...

Continued from previous page...

Atom-1	Atom-2	Interatomic distance (Å)	Clash overlap (Å)
2:L:146:LEU:O	2:L:171:TYR:HA	1.86	0.75
1:A:1394:VAL:HG12	1:A:1394:VAL:O	1.87	0.75
1:A:999:LYS:HG3	1:A:1022:LEU:CD2	2.17	0.75
1:B:236:THR:HG21	1:B:328:ASP:N	2.00	0.75
1:C:260:MET:O	1:C:263:LEU:N	2.19	0.75
1:C:443:ASP:O	1:C:445:ALA:N	2.20	0.75
1:C:643:ASN:HB3	1:C:665:THR:HG22	1.68	0.75
1:D:529:LEU:HD23	1:D:529:LEU:N	1.92	0.75
1:D:704:LEU:O	1:D:705:LEU:C	2.25	0.75
1:F:1445:ASN:HB2	2:G:373:ASP:OD2	1.86	0.75
1:F:452:GLN:CG	1:F:765:ALA:HB2	2.17	0.75
2:I:110:ILE:CG1	2:I:117:ALA:HA	2.16	0.75
2:K:295:LEU:HD22	2:K:319:LEU:HB3	1.69	0.75
1:A:1317:THR:HG22	1:A:1318:ASN:N	2.00	0.75
1:D:452:GLN:CG	1:D:765:ALA:HB2	2.17	0.75
1:E:375:ASP:OD2	1:E:377:THR:CB	2.26	0.75
2:G:201:GLU:O	2:G:205:LYS:HD3	1.87	0.75
2:G:295:LEU:HD22	2:G:319:LEU:HB3	1.69	0.75
2:G:388:PHE:HD2	2:G:390:VAL:HG13	1.52	0.75
2:J:100:GLN:HB3	2:J:105:GLU:CG	2.17	0.75
2:K:201:GLU:O	2:K:205:LYS:HD3	1.87	0.75
2:K:306:ARG:HD3	2:K:336:HIS:HB3	1.69	0.75
2:K:44:ALA:CA	2:K:69:LEU:HD11	2.17	0.75
2:L:132:TRP:CD1	2:L:202:ARG:HB2	2.21	0.75
2:L:295:LEU:HD22	2:L:319:LEU:HB3	1.69	0.75
2:L:350:PRO:HD2	2:L:374:ALA:N	2.00	0.75
2:L:44:ALA:CA	2:L:69:LEU:HD11	2.17	0.75
1:A:1220:ARG:HG3	1:A:1224:GLU:HG3	1.67	0.75
1:A:1413:GLN:HG3	1:A:1414:ARG:O	1.87	0.75
1:A:260:MET:O	1:A:263:LEU:N	2.19	0.75
1:A:595:ASP:O	1:A:596:ALA:C	2.20	0.75
1:B:1084:MET:SD	1:B:1168:LEU:HD21	2.25	0.75
1:B:704:LEU:O	1:B:705:LEU:C	2.25	0.75
1:C:139:VAL:HG11	1:C:143:GLN:CB	2.17	0.75
1:C:450:ARG:O	1:C:453:ALA:N	2.19	0.75
1:C:780:ARG:HB3	2:K:51:GLY:C	2.07	0.75
1:E:515:ARG:HD2	1:E:1367:TYR:HE1	1.46	0.75
1:E:413:LEU:O	1:E:414:LYS:HD2	1.85	0.75
1:E:862:ALA:O	1:E:1118:CYS:CB	2.35	0.75
1:F:317:ILE:HG22	1:F:321:ASN:HD21	1.52	0.75
1:F:438:GLU:OE1	1:F:672:GLN:NE2	2.20	0.75

Continued on next page...

Continued from previous page...

Atom-1	Atom-2	Interatomic distance (Å)	Clash overlap (Å)
2:G:317:LYS:HG3	2:G:345:ILE:HD12	1.68	0.75
2:K:132:TRP:CD1	2:K:202:ARG:HB2	2.21	0.75
2:K:291:HIS:NE2	2:K:293:VAL:HG23	2.02	0.75
1:A:139:VAL:HG11	1:A:143:GLN:CB	2.17	0.75
1:C:60:LYS:O	1:C:63:GLY:N	2.19	0.75
2:G:80:ALA:CB	2:G:127:ILE:HG12	2.17	0.75
2:G:291:HIS:NE2	2:G:293:VAL:HG23	2.02	0.75
1:A:780:ARG:HB3	2:J:51:GLY:C	2.07	0.75
1:B:139:VAL:CG1	1:B:143:GLN:CB	2.65	0.75
1:B:175:ARG:HH11	1:B:175:ARG:HG3	1.52	0.75
1:C:513:SER:CB	1:C:520:MET:CE	2.64	0.75
1:D:426:LEU:CD1	1:D:558:MET:HG3	2.16	0.75
1:E:1394:VAL:O	1:E:1394:VAL:HG12	1.87	0.75
2:G:44:ALA:CA	2:G:69:LEU:HD11	2.17	0.75
2:H:306:ARG:HD3	2:H:336:HIS:HB3	1.69	0.75
2:J:350:PRO:HG3	2:J:380:PRO:HG3	1.68	0.75
2:J:451:VAL:HA	2:J:454:ILE:CG2	2.17	0.75
2:L:418:THR:HA	2:L:424:LEU:HD21	1.67	0.75
1:A:536:ASP:C	1:A:536:ASP:OD1	2.25	0.74
1:B:59:VAL:CG2	1:B:105:TYR:CD2	2.70	0.74
1:D:1084:MET:SD	1:D:1168:LEU:CD2	2.75	0.74
1:E:999:LYS:HG3	1:E:1022:LEU:CD2	2.17	0.74
1:E:450:ARG:O	1:E:453:ALA:N	2.19	0.74
1:F:182:MET:HE3	1:F:217:PRO:C	2.07	0.74
1:F:375:ASP:OD2	1:F:377:THR:HB	1.86	0.74
2:G:358:VAL:HG22	2:G:365:VAL:CG1	2.16	0.74
2:G:367:ILE:HD13	2:G:368:HIS:N	2.02	0.74
2:I:80:ALA:CB	2:I:127:ILE:HG12	2.17	0.74
2:I:299:ASP:HA	2:I:333:GLU:OE2	1.86	0.74
2:J:317:LYS:HG3	2:J:345:ILE:HD12	1.68	0.74
2:K:317:LYS:HE3	2:K:345:ILE:CG2	2.15	0.74
1:A:826:ARG:NH1	1:A:1046:GLU:OE2	2.19	0.74
1:A:298:LEU:HD23	1:A:324:MET:HG2	1.68	0.74
1:A:900:GLY:HA2	1:C:1226:GLY:O	1.87	0.74
1:D:522:LEU:HD21	1:D:705:LEU:HD21	1.68	0.74
1:E:1394:VAL:HG11	1:E:1401:LEU:CD2	2.17	0.74
1:E:528:ASN:CB	1:E:542:LEU:HD22	2.17	0.74
1:E:727:ALA:HB3	1:E:744:SER:HB2	1.69	0.74
1:E:824:GLN:HE21	1:E:824:GLN:CA	1.99	0.74
1:E:950:THR:CG2	1:E:951:GLU:H	1.98	0.74
1:F:139:VAL:CG1	1:F:143:GLN:CB	2.65	0.74

Continued on next page...

Continued from previous page...

Atom-1	Atom-2	Interatomic distance (Å)	Clash overlap (Å)
1:F:746:ILE:C	1:F:747:SER:O	2.16	0.74
1:F:787:ARG:HH12	1:F:821:PRO:CG	2.00	0.74
2:G:350:PRO:HD2	2:G:374:ALA:N	2.00	0.74
2:H:451:VAL:HA	2:H:454:ILE:CG2	2.17	0.74
2:I:132:TRP:CD1	2:I:202:ARG:HB2	2.21	0.74
2:I:295:LEU:HD22	2:I:319:LEU:HB3	1.69	0.74
2:I:423:LEU:CD2	2:I:443:ILE:HD13	2.11	0.74
2:I:451:VAL:HA	2:I:454:ILE:CG2	2.17	0.74
2:L:100:GLN:HB3	2:L:105:GLU:CG	2.17	0.74
2:L:80:ALA:CB	2:L:127:ILE:HG12	2.17	0.74
1:A:1131:THR:HB	1:A:1134:LYS:HG3	1.68	0.74
1:A:536:ASP:O	1:A:536:ASP:OD1	2.05	0.74
1:A:824:GLN:NE2	1:A:824:GLN:HA	2.01	0.74
1:A:902:ASN:HB2	1:C:1227:GLU:HG3	1.59	0.74
1:B:1289:MET:CE	1:B:1289:MET:HB2	2.17	0.74
1:B:731:SER:HA	1:B:747:SER:CA	2.17	0.74
1:C:1131:THR:HG22	1:C:1133:GLU:N	2.02	0.74
1:C:1394:VAL:HG12	1:C:1394:VAL:O	1.87	0.74
1:C:862:ALA:O	1:C:1118:CYS:CB	2.35	0.74
1:E:728:ILE:HD12	1:E:1047:MET:CE	2.17	0.74
1:E:207:TYR:CD1	1:E:207:TYR:N	2.54	0.74
1:F:405:GLU:H	1:F:405:GLU:CD	1.90	0.74
1:F:838:VAL:HG12	1:F:839:PRO:N	2.02	0.74
2:G:92:GLU:HG2	2:G:128:ASN:ND2	2.03	0.74
2:H:146:LEU:O	2:H:171:TYR:HA	1.86	0.74
2:I:291:HIS:NE2	2:I:293:VAL:HG23	2.02	0.74
2:I:418:THR:HA	2:I:424:LEU:HD21	1.67	0.74
2:I:469:LYS:HD2	2:I:476:VAL:HB	1.69	0.74
2:L:367:ILE:HD13	2:L:368:HIS:N	2.02	0.74
2:L:92:GLU:HG2	2:L:128:ASN:ND2	2.03	0.74
1:A:734:LEU:HD11	1:A:738:HIS:HD2	1.46	0.74
1:A:877:ARG:CG	1:C:1230:GLN:N	2.51	0.74
1:A:900:GLY:HA3	1:C:1263:HIS:CD2	2.20	0.74
1:C:999:LYS:HG3	1:C:1022:LEU:CD2	2.17	0.74
1:C:1425:LYS:HD3	1:C:1447:TRP:NE1	2.03	0.74
1:C:207:TYR:CD1	1:C:207:TYR:N	2.54	0.74
1:C:877:ARG:CG	1:E:1230:GLN:N	2.50	0.74
1:D:1289:MET:CE	1:D:1289:MET:HB2	2.17	0.74
1:D:731:SER:HA	1:D:747:SER:CA	2.17	0.74
1:F:536:ASP:OD1	1:F:536:ASP:C	2.25	0.74
2:G:182:MET:CE	2:G:216:PRO:HG3	2.17	0.74

Continued on next page...

Continued from previous page...

Atom-1	Atom-2	Interatomic distance (Å)	Clash overlap (Å)
2:J:295:LEU:HD22	2:J:319:LEU:HB3	1.69	0.74
2:J:306:ARG:HD3	2:J:336:HIS:HB3	1.69	0.74
2:K:182:MET:CE	2:K:216:PRO:HG3	2.17	0.74
2:K:317:LYS:HG3	2:K:345:ILE:HD12	1.68	0.74
2:K:80:ALA:CB	2:K:127:ILE:HG12	2.17	0.74
2:L:316:VAL:HB	2:L:342:VAL:HG22	1.68	0.74
1:A:1394:VAL:HG11	1:A:1401:LEU:CD2	2.17	0.74
1:B:317:ILE:HG22	1:B:321:ASN:HD21	1.52	0.74
1:B:658:LEU:HD23	1:B:666:VAL:HG21	1.67	0.74
1:C:515:ARG:HD2	1:C:1367:TYR:CZ	2.22	0.74
1:C:536:ASP:O	1:C:536:ASP:OD1	2.05	0.74
1:C:829:LEU:HD13	1:C:1168:LEU:HD13	1.67	0.74
1:E:731:SER:CA	1:E:748:GLY:H	2.01	0.74
1:E:824:GLN:NE2	1:E:824:GLN:HA	2.01	0.74
1:A:1263:HIS:CD2	1:E:900:GLY:HA3	2.20	0.74
1:F:584:ASP:OD1	1:F:584:ASP:N	2.14	0.74
2:G:451:VAL:HA	2:G:454:ILE:CG2	2.17	0.74
2:K:186:LEU:HD21	2:K:200:VAL:HB	1.69	0.74
1:A:295:LYS:CE	1:A:299:VAL:HG12	2.18	0.74
1:A:513:SER:CB	1:A:520:MET:CE	2.64	0.74
1:A:731:SER:CA	1:A:748:GLY:H	2.01	0.74
1:C:731:SER:CA	1:C:748:GLY:H	2.01	0.74
1:D:438:GLU:OE1	1:D:672:GLN:NE2	2.20	0.74
1:E:1460:LYS:O	1:E:1462:MET:N	2.21	0.74
2:H:201:GLU:O	2:H:205:LYS:HD3	1.87	0.74
2:H:197:LYS:CE	2:H:275:ASP:H	2.01	0.74
2:H:291:HIS:NE2	2:H:293:VAL:HG23	2.02	0.74
2:H:317:LYS:HG3	2:H:345:ILE:HD12	1.68	0.74
2:H:367:ILE:HD13	2:H:368:HIS:N	2.02	0.74
2:H:430:LYS:HE2	2:H:456:ASP:HB3	1.69	0.74
2:I:358:VAL:HG22	2:I:365:VAL:CG1	2.16	0.74
2:J:367:ILE:HD13	2:J:368:HIS:N	2.02	0.74
2:K:244:LYS:HD2	2:K:404:GLU:CB	2.13	0.74
2:K:367:ILE:HD13	2:K:368:HIS:N	2.02	0.74
2:K:388:PHE:HD2	2:K:390:VAL:HG13	1.52	0.74
2:K:430:LYS:HE2	2:K:456:ASP:HB3	1.69	0.74
1:A:290:THR:CG2	1:A:291:ALA:N	2.51	0.74
1:B:787:ARG:HH12	1:B:821:PRO:CG	2.00	0.74
1:C:900:GLY:HA2	1:E:1226:GLY:O	1.87	0.74
1:D:59:VAL:CG2	1:D:105:TYR:CD2	2.70	0.74
1:D:139:VAL:CG1	1:D:143:GLN:CB	2.65	0.74

Continued on next page...

Continued from previous page...

Atom-1	Atom-2	Interatomic distance (Å)	Clash overlap (Å)
1:D:753:GLY:O	1:D:754:ILE:C	2.25	0.74
1:D:787:ARG:HH12	1:D:821:PRO:CG	2.00	0.74
1:E:1131:THR:HB	1:E:1134:LYS:HG3	1.68	0.74
1:F:59:VAL:CG2	1:F:105:TYR:CD2	2.70	0.74
2:G:144:ARG:HD3	2:G:465:HIS:CE1	2.23	0.74
2:H:299:ASP:HA	2:H:333:GLU:OE2	1.86	0.74
2:I:92:GLU:HG2	2:I:128:ASN:ND2	2.03	0.74
1:F:783:LYS:HE2	2:I:57:VAL:CG1	2.17	0.74
2:K:454:ILE:O	2:K:454:ILE:HD13	1.88	0.74
2:K:92:GLU:HG2	2:K:128:ASN:ND2	2.03	0.74
2:L:358:VAL:HG22	2:L:365:VAL:CG1	2.16	0.74
2:L:469:LYS:HD2	2:L:476:VAL:HB	1.69	0.74
1:A:515:ARG:HD2	1:A:1367:TYR:CZ	2.22	0.74
1:A:728:ILE:HD12	1:A:1047:MET:CE	2.17	0.74
1:B:1084:MET:SD	1:B:1168:LEU:CD2	2.75	0.74
1:B:452:GLN:CG	1:B:765:ALA:HB2	2.17	0.74
1:B:959:SER:HA	1:B:1369:THR:HG23	1.69	0.74
1:C:728:ILE:HD12	1:C:1047:MET:CE	2.17	0.74
1:C:528:ASN:CB	1:C:542:LEU:HD22	2.18	0.74
1:C:727:ALA:HB3	1:C:744:SER:HB2	1.69	0.74
1:D:317:ILE:HG22	1:D:321:ASN:HD21	1.52	0.74
1:E:1131:THR:HG22	1:E:1133:GLU:N	2.02	0.74
1:E:1413:GLN:HG3	1:E:1414:ARG:O	1.87	0.74
1:A:1230:GLN:N	1:E:877:ARG:CG	2.51	0.74
1:F:146:LEU:O	1:F:146:LEU:HD12	1.88	0.74
1:F:602:THR:C	1:F:640:THR:CG2	2.56	0.74
1:F:746:ILE:HG22	1:F:747:SER:O	1.88	0.74
2:G:306:ARG:HD3	2:G:336:HIS:HB3	1.69	0.74
2:H:132:TRP:HD1	2:H:202:ARG:HD2	1.53	0.74
2:I:316:VAL:HB	2:I:342:VAL:HG22	1.68	0.74
2:I:317:LYS:HG3	2:I:345:ILE:HD12	1.68	0.74
2:I:367:ILE:HD13	2:I:368:HIS:N	2.02	0.74
2:J:80:ALA:CB	2:J:127:ILE:HG12	2.17	0.74
2:J:257:ASN:CG	2:J:394:LEU:HA	2.08	0.74
2:K:197:LYS:CE	2:K:275:ASP:H	2.01	0.74
2:K:262:LEU:HB2	2:K:401:PHE:HE2	1.53	0.74
2:K:469:LYS:HD2	2:K:476:VAL:HB	1.69	0.74
2:L:388:PHE:HD2	2:L:390:VAL:HG13	1.52	0.74
2:L:145:GLU:OE1	2:L:469:LYS:HA	1.88	0.74
1:A:443:ASP:O	1:A:445:ALA:N	2.20	0.74
1:B:780:ARG:HH21	1:B:1105:VAL:HG23	1.53	0.74

Continued on next page...

Continued from previous page...

Atom-1	Atom-2	Interatomic distance (Å)	Clash overlap (Å)
1:C:465:LEU:C	1:C:465:LEU:HD12	2.08	0.74
1:D:146:LEU:HD12	1:D:146:LEU:O	1.88	0.74
1:D:746:ILE:HG22	1:D:747:SER:O	1.88	0.74
1:E:177:ILE:HD13	1:E:179:TYR:HE1	1.49	0.74
1:E:536:ASP:OD1	1:E:536:ASP:O	2.05	0.74
1:F:1131:THR:HG22	1:F:1133:GLU:N	2.03	0.74
1:F:1289:MET:CE	1:F:1289:MET:HB2	2.17	0.74
1:F:450:ARG:O	1:F:453:ALA:N	2.20	0.74
2:G:164:GLU:HB2	2:G:207:LEU:HD22	1.70	0.74
2:H:145:GLU:OE1	2:H:469:LYS:HA	1.88	0.74
2:I:144:ARG:HD3	2:I:465:HIS:CE1	2.23	0.74
2:J:100:GLN:HE21	2:J:100:GLN:HA	1.53	0.74
2:J:145:GLU:OE1	2:J:469:LYS:HA	1.88	0.74
2:J:71:LEU:HD11	2:J:76:ARG:O	1.88	0.74
2:K:257:ASN:CG	2:K:394:LEU:HA	2.08	0.74
1:B:602:THR:C	1:B:640:THR:CG2	2.56	0.74
1:C:1131:THR:HB	1:C:1134:LYS:HG3	1.68	0.74
1:E:465:LEU:HD12	1:E:465:LEU:C	2.08	0.74
1:F:731:SER:HA	1:F:747:SER:CA	2.17	0.74
2:G:201:GLU:HG3	2:G:205:LYS:CE	2.18	0.74
2:G:430:LYS:HE2	2:G:456:ASP:HB3	1.69	0.74
2:I:100:GLN:HE21	2:I:100:GLN:HA	1.53	0.74
2:I:186:LEU:HD21	2:I:200:VAL:HB	1.69	0.74
2:I:71:LEU:HD11	2:I:76:ARG:O	1.88	0.74
2:K:144:ARG:HD3	2:K:465:HIS:CE1	2.23	0.74
1:A:1425:LYS:HD3	1:A:1447:TRP:NE1	2.03	0.73
1:A:643:ASN:HB3	1:A:665:THR:HG22	1.68	0.73
1:B:1076:GLY:HA3	1:B:1145:GLU:CG	2.17	0.73
1:B:536:ASP:C	1:B:536:ASP:OD1	2.25	0.73
1:C:824:GLN:NE2	1:C:824:GLN:HA	2.01	0.73
1:D:820:ARG:CB	1:D:821:PRO:CD	2.66	0.73
1:E:536:ASP:OD1	1:E:536:ASP:C	2.25	0.73
1:E:643:ASN:HD22	1:E:665:THR:CB	2.01	0.73
1:F:1084:MET:SD	1:F:1168:LEU:CD2	2.75	0.73
1:F:214:ASN:O	1:F:1015:LYS:HE2	1.88	0.73
2:G:197:LYS:CE	2:G:275:ASP:H	2.01	0.73
2:H:100:GLN:HB3	2:H:105:GLU:CG	2.17	0.73
2:H:366:ARG:HE	2:H:391:GLN:CG	2.01	0.73
2:H:454:ILE:O	2:H:454:ILE:HD13	1.88	0.73
2:I:277:VAL:HG12	2:I:279:ALA:N	2.03	0.73
2:J:186:LEU:HD21	2:J:200:VAL:HB	1.69	0.73

Continued on next page...

Continued from previous page...

Atom-1	Atom-2	Interatomic distance (Å)	Clash overlap (Å)
2:J:197:LYS:CE	2:J:275:ASP:H	2.01	0.73
2:J:469:LYS:HD2	2:J:476:VAL:HB	1.69	0.73
2:K:418:THR:HA	2:K:424:LEU:HD21	1.67	0.73
1:C:781:PHE:CD2	2:K:57:VAL:HG21	2.23	0.73
2:L:277:VAL:HG12	2:L:279:ALA:N	2.03	0.73
2:L:317:LYS:HG3	2:L:345:ILE:HD12	1.68	0.73
1:A:189:THR:HG22	1:A:190:THR:N	2.04	0.73
1:A:643:ASN:HD22	1:A:665:THR:CB	2.01	0.73
1:C:355:TYR:C	1:C:355:TYR:CD1	2.61	0.73
1:D:511:ILE:HG22	1:D:512:ASP:N	2.03	0.73
1:D:959:SER:HA	1:D:1369:THR:HG23	1.69	0.73
1:F:522:LEU:HD21	1:F:705:LEU:HD21	1.68	0.73
1:F:875:MET:HE1	1:F:1139:PHE:CE2	2.22	0.73
2:G:454:ILE:O	2:G:454:ILE:HD13	1.88	0.73
2:H:165:GLU:HB3	2:H:169:LYS:NZ	2.03	0.73
2:I:257:ASN:CG	2:I:394:LEU:HA	2.08	0.73
2:I:145:GLU:OE1	2:I:469:LYS:HA	1.88	0.73
2:J:164:GLU:HB2	2:J:207:LEU:HD22	1.70	0.73
2:J:454:ILE:O	2:J:454:ILE:HD13	1.88	0.73
2:K:451:VAL:HA	2:K:454:ILE:CG2	2.17	0.73
2:L:144:ARG:HD3	2:L:465:HIS:CE1	2.23	0.73
2:L:201:GLU:O	2:L:205:LYS:HD3	1.87	0.73
1:A:528:ASN:CB	1:A:542:LEU:HD22	2.18	0.73
1:C:227:MET:HE2	1:C:282:GLU:HG2	1.68	0.73
1:C:342:VAL:HG13	1:C:392:ALA:HB2	1.69	0.73
1:C:643:ASN:HD22	1:C:665:THR:CB	2.01	0.73
1:D:405:GLU:H	1:D:405:GLU:CD	1.90	0.73
1:D:838:VAL:HG12	1:D:839:PRO:N	2.02	0.73
1:E:1401:LEU:HD11	1:E:1405:ILE:HB	1.71	0.73
1:E:515:ARG:HD2	1:E:1367:TYR:CZ	2.22	0.73
1:F:780:ARG:NH2	1:F:1105:VAL:HG23	2.04	0.73
1:F:465:LEU:HD12	1:F:465:LEU:O	1.89	0.73
2:G:257:ASN:CG	2:G:394:LEU:HA	2.08	0.73
2:H:469:LYS:HD2	2:H:476:VAL:HB	1.69	0.73
2:I:109:VAL:HG22	7:I:483:SF4:S2	2.28	0.73
2:J:277:VAL:HG12	2:J:279:ALA:N	2.03	0.73
2:J:319:LEU:HA	2:J:345:ILE:HD11	1.70	0.73
2:L:451:VAL:HA	2:L:454:ILE:CG2	2.17	0.73
1:A:1401:LEU:HD11	1:A:1405:ILE:HB	1.71	0.73
1:A:850:ARG:HH11	1:A:850:ARG:HG3	1.53	0.73
1:B:1131:THR:HG22	1:B:1133:GLU:N	2.03	0.73

Continued on next page...

Continued from previous page...

Atom-1	Atom-2	Interatomic distance (Å)	Clash overlap (Å)
1:B:829:LEU:HD13	1:B:1168:LEU:HD13	1.70	0.73
1:C:985:TYR:HE1	1:C:1207:VAL:HG13	1.53	0.73
1:D:214:ASN:O	1:D:1015:LYS:HE2	1.88	0.73
1:D:602:THR:C	1:D:640:THR:CG2	2.56	0.73
1:E:464:ILE:CD1	1:E:779:TYR:CE1	2.71	0.73
1:E:985:TYR:HE1	1:E:1207:VAL:HG13	1.53	0.73
1:F:783:LYS:CE	2:I:57:VAL:CG1	2.36	0.73
2:G:109:VAL:HG22	7:G:483:SF4:S2	2.29	0.73
2:G:145:GLU:OE1	2:G:469:LYS:HA	1.88	0.73
2:H:378:GLN:O	2:H:380:PRO:HD3	1.89	0.73
2:I:264:TYR:OH	2:I:308:ALA:HA	1.89	0.73
2:I:366:ARG:HE	2:I:391:GLN:CG	2.01	0.73
2:J:132:TRP:HD1	2:J:202:ARG:HD2	1.53	0.73
2:K:132:TRP:HD1	2:K:202:ARG:HD2	1.53	0.73
2:K:201:GLU:HG3	2:K:205:LYS:CE	2.18	0.73
2:K:378:GLN:O	2:K:380:PRO:HD3	1.89	0.73
2:L:430:LYS:HE2	2:L:456:ASP:HB3	1.69	0.73
2:L:109:VAL:HG22	7:L:483:SF4:S2	2.29	0.73
1:A:727:ALA:HB3	1:A:744:SER:HB2	1.69	0.73
1:B:438:GLU:OE1	1:B:672:GLN:NE2	2.20	0.73
1:C:1460:LYS:O	1:C:1462:MET:N	2.21	0.73
1:C:295:LYS:CE	1:C:299:VAL:HG12	2.18	0.73
1:C:902:ASN:HB2	1:E:1227:GLU:HG3	1.59	0.73
1:D:1131:THR:HG22	1:D:1133:GLU:N	2.03	0.73
1:D:1369:THR:O	1:D:1369:THR:HG22	1.89	0.73
1:A:1263:HIS:NE2	1:E:900:GLY:HA2	1.91	0.73
1:F:1113:CYS:O	1:F:1115:VAL:N	2.22	0.73
1:F:820:ARG:CB	1:F:821:PRO:CD	2.67	0.73
1:F:959:SER:HA	1:F:1369:THR:HG23	1.69	0.73
2:G:262:LEU:HB2	2:G:401:PHE:HE2	1.53	0.73
2:H:244:LYS:HD2	2:H:404:GLU:CB	2.13	0.73
2:H:322:ARG:HD2	2:H:349:ALA:HB1	1.71	0.73
1:D:782:ARG:HD3	2:H:53:PRO:CD	2.10	0.73
1:D:783:LYS:CA	2:H:57:VAL:HG23	1.96	0.73
2:H:71:LEU:HD11	2:H:76:ARG:O	1.88	0.73
2:H:92:GLU:HG2	2:H:128:ASN:ND2	2.03	0.73
2:I:182:MET:CE	2:I:216:PRO:HG3	2.17	0.73
2:I:416:LYS:HE3	2:I:433:ASN:ND2	2.04	0.73
2:J:416:LYS:HE3	2:J:433:ASN:ND2	2.04	0.73
2:K:165:GLU:HB3	2:K:169:LYS:NZ	2.03	0.73
2:L:100:GLN:HA	2:L:100:GLN:HE21	1.53	0.73

Continued on next page...

Continued from previous page...

Atom-1	Atom-2	Interatomic distance (Å)	Clash overlap (Å)
2:L:186:LEU:HD21	2:L:200:VAL:HB	1.69	0.73
1:B:405:GLU:H	1:B:405:GLU:CD	1.90	0.73
1:C:505:GLN:HE21	1:C:1001:VAL:H	1.33	0.73
1:D:450:ARG:O	1:D:453:ALA:N	2.20	0.73
1:D:665:THR:HG22	1:D:665:THR:O	1.89	0.73
1:E:1447:TRP:CZ2	1:E:1451:VAL:HG22	2.24	0.73
2:G:469:LYS:HD2	2:G:476:VAL:HB	1.69	0.73
2:G:91:PRO:HD2	2:G:203:ARG:NH2	2.04	0.73
2:H:92:GLU:HG2	2:H:128:ASN:OD1	1.89	0.73
2:H:109:VAL:HG22	7:H:483:SF4:S2	2.29	0.73
2:I:201:GLU:O	2:I:205:LYS:HD3	1.87	0.73
2:I:319:LEU:HA	2:I:345:ILE:HD11	1.70	0.73
2:I:322:ARG:HD2	2:I:349:ALA:HB1	1.71	0.73
2:I:306:ARG:HD3	2:I:336:HIS:HB3	1.69	0.73
2:I:257:ASN:ND2	2:I:364:ALA:HB3	2.04	0.73
2:J:165:GLU:HB3	2:J:169:LYS:NZ	2.03	0.73
2:J:291:HIS:NE2	2:J:293:VAL:HG23	2.02	0.73
2:J:388:PHE:HD2	2:J:390:VAL:HG13	1.52	0.73
2:K:186:LEU:CD1	2:K:200:VAL:HB	2.19	0.73
2:L:164:GLU:HB2	2:L:207:LEU:HD22	1.70	0.73
2:L:383:ILE:HD13	2:L:385:GLY:H	1.54	0.73
1:A:862:ALA:O	1:A:1118:CYS:CB	2.35	0.73
1:A:355:TYR:CD1	1:A:355:TYR:C	2.61	0.73
1:A:464:ILE:CD1	1:A:779:TYR:CE1	2.71	0.73
1:C:290:THR:CG2	1:C:291:ALA:N	2.51	0.73
1:C:850:ARG:HH11	1:C:850:ARG:HG3	1.53	0.73
1:F:780:ARG:HH21	1:F:1105:VAL:HG23	1.53	0.73
1:F:1076:GLY:CA	1:F:1145:GLU:HG2	2.18	0.73
1:F:1417:VAL:HG12	1:F:1419:HIS:H	1.54	0.73
1:F:52:GLN:NE2	1:F:71:LEU:H	1.87	0.73
1:F:731:SER:HA	1:F:748:GLY:N	2.04	0.73
2:G:100:GLN:HB3	2:G:105:GLU:CG	2.17	0.73
2:G:186:LEU:CD1	2:G:200:VAL:HB	2.19	0.73
2:G:366:ARG:HE	2:G:391:GLN:CG	2.01	0.73
2:H:100:GLN:HA	2:H:100:GLN:HE21	1.53	0.73
2:H:182:MET:CE	2:H:216:PRO:HG3	2.17	0.73
2:H:262:LEU:HB2	2:H:401:PHE:HE2	1.53	0.73
2:H:144:ARG:HD3	2:H:465:HIS:CE1	2.23	0.73
2:I:91:PRO:HD2	2:I:203:ARG:NH2	2.04	0.73
2:K:100:GLN:HB3	2:K:105:GLU:CG	2.17	0.73
2:L:257:ASN:ND2	2:L:364:ALA:HB3	2.04	0.73

Continued on next page...

Continued from previous page...

Atom-1	Atom-2	Interatomic distance (Å)	Clash overlap (Å)
2:L:264:TYR:OH	2:L:308:ALA:HA	1.89	0.73
1:A:1131:THR:HG22	1:A:1133:GLU:N	2.02	0.73
1:A:609:GLU:OE2	1:A:645:ARG:HD3	1.88	0.73
1:A:60:LYS:O	1:A:63:GLY:N	2.19	0.73
1:B:214:ASN:O	1:B:1015:LYS:HE2	1.88	0.73
1:B:450:ARG:O	1:B:453:ALA:N	2.20	0.73
1:C:1394:VAL:HG11	1:C:1401:LEU:CD2	2.17	0.73
1:D:1417:VAL:HG12	1:D:1419:HIS:H	1.54	0.73
1:D:295:LYS:HD2	1:D:390:MET:CE	2.19	0.73
1:D:52:GLN:NE2	1:D:71:LEU:H	1.87	0.73
1:F:493:ARG:NH2	1:F:786:ASP:OD1	2.21	0.73
2:I:207:LEU:HG	2:I:212:VAL:HG11	1.70	0.73
2:I:307:THR:O	2:I:310:ARG:HB2	1.88	0.73
2:I:388:PHE:HD2	2:I:390:VAL:HG13	1.52	0.73
2:I:430:LYS:HE2	2:I:456:ASP:HB3	1.69	0.73
2:J:264:TYR:OH	2:J:308:ALA:HA	1.89	0.73
2:J:92:GLU:HG2	2:J:128:ASN:ND2	2.03	0.73
2:K:277:VAL:HG12	2:K:279:ALA:N	2.03	0.73
1:E:780:ARG:HB3	2:L:51:GLY:C	2.07	0.73
1:A:1226:GLY:O	1:E:900:GLY:HA2	1.87	0.73
1:A:1460:LYS:O	1:A:1462:MET:N	2.21	0.73
1:C:609:GLU:OE2	1:C:645:ARG:HD3	1.88	0.73
1:D:780:ARG:HH21	1:D:1105:VAL:HG23	1.53	0.73
1:D:829:LEU:HD13	1:D:1168:LEU:HD13	1.70	0.73
1:E:295:LYS:CE	1:E:299:VAL:HG12	2.18	0.73
1:E:342:VAL:HG13	1:E:392:ALA:HB2	1.69	0.73
1:E:724:ASN:N	1:E:724:ASN:ND2	2.37	0.73
1:F:175:ARG:HH11	1:F:175:ARG:HG3	1.52	0.73
1:F:417:ASP:C	1:F:419:TRP:N	2.38	0.73
1:F:838:VAL:CG1	1:F:839:PRO:HD2	2.19	0.73
2:G:277:VAL:HG12	2:G:279:ALA:N	2.03	0.73
2:G:307:THR:O	2:G:310:ARG:HB2	1.88	0.73
2:G:320:TYR:HB2	2:G:346:TRP:CD1	2.24	0.73
2:I:164:GLU:HB2	2:I:207:LEU:HD22	1.70	0.73
2:I:454:ILE:HD13	2:I:454:ILE:O	1.88	0.73
2:J:201:GLU:O	2:J:205:LYS:HD3	1.87	0.73
2:J:371:VAL:HG21	2:J:386:SER:HB3	1.71	0.73
2:J:109:VAL:HG22	7:J:483:SF4:S2	2.29	0.73
2:K:307:THR:O	2:K:310:ARG:HB2	1.88	0.73
1:A:782:ARG:HG3	2:J:52:VAL:HA	0.89	0.73
1:B:1113:CYS:O	1:B:1115:VAL:N	2.22	0.73

Continued on next page...

Continued from previous page...

Atom-1	Atom-2	Interatomic distance (Å)	Clash overlap (Å)
1:B:525:ARG:HG2	1:B:542:LEU:HD13	1.71	0.73
1:D:891:PRO:HA	1:D:894:PHE:CE2	2.24	0.73
1:E:139:VAL:HG11	1:E:143:GLN:CB	2.17	0.73
1:E:1425:LYS:HD3	1:E:1447:TRP:NE1	2.03	0.73
2:G:322:ARG:HG3	2:G:323:ASP:N	2.04	0.73
2:H:277:VAL:HG12	2:H:279:ALA:N	2.03	0.73
2:H:322:ARG:HG3	2:H:323:ASP:N	2.04	0.73
2:I:371:VAL:HG21	2:I:386:SER:HB3	1.71	0.73
2:J:307:THR:O	2:J:310:ARG:HB2	1.88	0.73
2:J:91:PRO:HD2	2:J:203:ARG:NH2	2.04	0.73
2:K:366:ARG:HE	2:K:391:GLN:CG	2.01	0.73
2:K:371:VAL:HG21	2:K:386:SER:HB3	1.71	0.73
2:L:91:PRO:HD2	2:L:203:ARG:NH2	2.04	0.73
2:L:225:SER:O	2:L:229:LEU:HD12	1.89	0.73
2:L:306:ARG:HD3	2:L:336:HIS:HB3	1.69	0.73
1:A:102:TYR:CD2	1:A:144:PHE:HE1	2.06	0.72
1:A:342:VAL:HG13	1:A:392:ALA:HB2	1.69	0.72
1:B:731:SER:HA	1:B:748:GLY:N	2.04	0.72
1:C:1317:THR:HG23	1:C:1358:GLU:OE1	1.88	0.72
1:D:536:ASP:OD1	1:D:536:ASP:C	2.25	0.72
1:E:1062:ARG:O	1:E:1062:ARG:HG3	1.89	0.72
2:G:207:LEU:HG	2:G:212:VAL:HG11	1.70	0.72
2:J:201:GLU:HG3	2:J:205:LYS:CE	2.18	0.72
2:J:207:LEU:HG	2:J:212:VAL:HG11	1.70	0.72
2:J:257:ASN:ND2	2:J:364:ALA:HB3	2.04	0.72
2:J:322:ARG:HG3	2:J:323:ASP:N	2.04	0.72
2:K:109:VAL:HG22	7:K:483:SF4:S2	2.28	0.72
2:L:201:GLU:HG3	2:L:205:LYS:CE	2.18	0.72
1:B:780:ARG:NH2	1:B:1105:VAL:HG23	2.03	0.72
1:B:783:LYS:HE2	2:G:57:VAL:CG1	2.17	0.72
1:D:1449:ARG:NH1	1:D:1449:ARG:CB	1.80	0.72
1:F:891:PRO:HA	1:F:894:PHE:CE2	2.24	0.72
2:G:257:ASN:ND2	2:G:364:ALA:HB3	2.04	0.72
2:H:186:LEU:HD21	2:H:200:VAL:HB	1.69	0.72
2:H:186:LEU:CD1	2:H:200:VAL:HB	2.19	0.72
2:H:201:GLU:HG3	2:H:205:LYS:CE	2.18	0.72
2:H:264:TYR:OH	2:H:308:ALA:HA	1.89	0.72
2:H:307:THR:O	2:H:310:ARG:HB2	1.88	0.72
2:H:319:LEU:HA	2:H:345:ILE:HD11	1.70	0.72
2:J:366:ARG:HE	2:J:391:GLN:CG	2.01	0.72
2:K:320:TYR:HB2	2:K:346:TRP:CD1	2.24	0.72

Continued on next page...

Continued from previous page...

Atom-1	Atom-2	Interatomic distance (Å)	Clash overlap (Å)
2:L:186:LEU:CD1	2:L:200:VAL:HB	2.19	0.72
2:L:132:TRP:HD1	2:L:202:ARG:HD2	1.53	0.72
2:L:307:THR:O	2:L:310:ARG:HB2	1.88	0.72
1:A:465:LEU:C	1:A:465:LEU:HD12	2.08	0.72
1:B:1184:ASN:O	1:B:1187:LEU:N	2.22	0.72
1:B:295:LYS:NZ	1:B:299:VAL:O	2.17	0.72
1:B:465:LEU:HD12	1:B:465:LEU:O	1.89	0.72
1:C:536:ASP:C	1:C:536:ASP:OD1	2.25	0.72
1:E:290:THR:CG2	1:E:291:ALA:N	2.51	0.72
1:E:573:PHE:HB2	1:E:574:PRO:HD2	1.71	0.72
2:G:92:GLU:HG2	2:G:128:ASN:OD1	1.89	0.72
2:G:186:LEU:HD21	2:G:200:VAL:HB	1.69	0.72
2:H:257:ASN:CG	2:H:394:LEU:HA	2.08	0.72
2:H:80:ALA:CB	2:H:127:ILE:HG12	2.17	0.72
2:I:201:GLU:HG3	2:I:205:LYS:CE	2.18	0.72
2:I:327:MET:HB2	2:I:346:TRP:HH2	1.54	0.72
2:I:378:GLN:O	2:I:380:PRO:HD3	1.89	0.72
2:I:383:ILE:HD13	2:I:385:GLY:H	1.54	0.72
2:J:144:ARG:HD3	2:J:465:HIS:CE1	2.23	0.72
2:J:152:VAL:CG1	2:J:175:VAL:HA	2.12	0.72
2:K:92:GLU:HG2	2:K:128:ASN:OD1	1.89	0.72
2:L:454:ILE:O	2:L:454:ILE:HD13	1.88	0.72
1:E:781:PHE:CD2	2:L:57:VAL:HG21	2.23	0.72
1:B:838:VAL:HG12	1:B:839:PRO:N	2.02	0.72
1:B:838:VAL:CG1	1:B:839:PRO:HD2	2.19	0.72
1:D:780:ARG:NH2	1:D:1105:VAL:HG23	2.04	0.72
1:D:1369:THR:C	1:D:1389:GLY:O	2.28	0.72
1:E:976:SER:OG	1:E:978:GLU:HG3	1.90	0.72
1:F:665:THR:HG22	1:F:665:THR:O	1.89	0.72
2:G:378:GLN:O	2:G:380:PRO:HD3	1.89	0.72
2:H:320:TYR:HB2	2:H:346:TRP:CD1	2.24	0.72
2:H:371:VAL:HG21	2:H:386:SER:HB3	1.71	0.72
2:J:430:LYS:HE2	2:J:456:ASP:HB3	1.69	0.72
2:K:319:LEU:HA	2:K:345:ILE:HD11	1.70	0.72
2:K:322:ARG:HD2	2:K:349:ALA:HB1	1.71	0.72
2:K:145:GLU:OE1	2:K:469:LYS:HA	1.88	0.72
2:L:152:VAL:HG13	2:L:175:VAL:CA	2.15	0.72
2:L:197:LYS:CE	2:L:275:ASP:H	2.01	0.72
2:L:320:TYR:HB2	2:L:346:TRP:CD1	2.24	0.72
1:A:1438:ARG:HB3	2:L:376:GLY:N	1.84	0.72
2:L:416:LYS:HE3	2:L:433:ASN:ND2	2.04	0.72

Continued on next page...

Continued from previous page...

Atom-1	Atom-2	Interatomic distance (Å)	Clash overlap (Å)
1:A:520:MET:HE1	1:A:705:LEU:HB3	1.71	0.72
1:C:464:ILE:CD1	1:C:779:TYR:CE1	2.71	0.72
1:D:1113:CYS:O	1:D:1115:VAL:N	2.22	0.72
1:E:1221:PRO:HB2	1:E:1229:MET:CE	2.09	0.72
1:F:290:THR:CG2	1:F:292:PRO:CD	2.68	0.72
1:F:782:ARG:CZ	2:I:51:GLY:CA	1.75	0.72
2:G:100:GLN:HE21	2:G:100:GLN:HA	1.53	0.72
2:G:165:GLU:HB3	2:G:169:LYS:NZ	2.03	0.72
2:G:371:VAL:HG21	2:G:386:SER:HB3	1.71	0.72
2:H:164:GLU:HB2	2:H:207:LEU:HD22	1.70	0.72
2:H:353:PHE:CD1	2:H:382:VAL:HG12	2.25	0.72
2:H:71:LEU:CG	2:H:79:GLU:HB2	2.20	0.72
2:I:197:LYS:CE	2:I:275:ASP:H	2.01	0.72
2:I:186:LEU:CD1	2:I:200:VAL:HB	2.19	0.72
2:I:244:LYS:HD2	2:I:404:GLU:CB	2.13	0.72
2:J:31:ILE:HD13	2:J:336:HIS:NE2	2.05	0.72
2:K:416:LYS:HE3	2:K:433:ASN:ND2	2.04	0.72
2:L:257:ASN:CG	2:L:394:LEU:HA	2.08	0.72
1:A:573:PHE:HB2	1:A:574:PRO:HD2	1.71	0.72
1:B:223:GLN:HB3	1:B:224:PRO:HA	1.72	0.72
1:C:1376:LEU:CD2	1:C:1376:LEU:N	2.33	0.72
1:C:454:PHE:HE2	1:C:647:ALA:CB	2.03	0.72
1:D:1164:ARG:NH1	1:D:1166:ASP:OD2	2.23	0.72
1:D:465:LEU:O	1:D:465:LEU:HD12	1.89	0.72
1:E:513:SER:CB	1:E:520:MET:CE	2.64	0.72
1:F:1076:GLY:HA3	1:F:1145:GLU:CG	2.17	0.72
1:F:511:ILE:HG22	1:F:512:ASP:N	2.03	0.72
1:F:603:HIS:N	1:F:640:THR:HG22	2.05	0.72
2:H:423:LEU:H	2:H:423:LEU:HD22	1.55	0.72
2:I:165:GLU:HB3	2:I:169:LYS:NZ	2.03	0.72
2:I:439:ALA:HB1	2:I:443:ILE:HD11	1.72	0.72
2:J:182:MET:CE	2:J:216:PRO:HG3	2.17	0.72
2:J:262:LEU:HB2	2:J:401:PHE:HE2	1.53	0.72
2:K:71:LEU:HD11	2:K:76:ARG:O	1.88	0.72
2:L:182:MET:CE	2:L:216:PRO:HG3	2.17	0.72
2:L:71:LEU:HD11	2:L:76:ARG:O	1.88	0.72
2:L:71:LEU:CG	2:L:79:GLU:HB2	2.20	0.72
1:B:1369:THR:C	1:B:1389:GLY:O	2.28	0.72
1:C:96:GLU:HA	1:C:96:GLU:OE1	1.88	0.72
1:D:290:THR:CG2	1:D:292:PRO:CD	2.68	0.72
1:D:781:PHE:CE2	1:D:791:GLU:HB3	2.25	0.72

Continued on next page...

Continued from previous page...

Atom-1	Atom-2	Interatomic distance (Å)	Clash overlap (Å)
1:E:1289:MET:CE	1:E:1289:MET:H	2.03	0.72
1:F:1369:THR:C	1:F:1389:GLY:O	2.28	0.72
2:H:416:LYS:HE3	2:H:433:ASN:ND2	2.04	0.72
2:J:186:LEU:CD1	2:J:200:VAL:HB	2.19	0.72
2:J:378:GLN:O	2:J:380:PRO:HD3	1.89	0.72
2:K:305:VAL:HG13	2:K:316:VAL:HG11	1.72	0.72
2:K:353:PHE:CD1	2:K:382:VAL:HG12	2.25	0.72
2:L:165:GLU:HB3	2:L:169:LYS:NZ	2.03	0.72
2:L:322:ARG:HD2	2:L:349:ALA:HB1	1.71	0.72
2:L:378:GLN:O	2:L:380:PRO:HD3	1.89	0.72
2:L:383:ILE:HD13	2:L:385:GLY:N	2.05	0.72
1:A:985:TYR:HE1	1:A:1207:VAL:HG13	1.53	0.72
1:B:999:LYS:HG2	1:B:1022:LEU:HD23	1.72	0.72
1:B:146:LEU:HD12	1:B:146:LEU:O	1.88	0.72
1:B:842:GLU:HB3	1:B:1156:ARG:HD3	1.72	0.72
1:C:1401:LEU:HD11	1:C:1405:ILE:HB	1.71	0.72
1:C:1356:VAL:HG11	1:C:1431:HIS:HB2	1.71	0.72
1:C:375:ASP:OD2	1:C:377:THR:CB	2.26	0.72
1:D:1076:GLY:CA	1:D:1145:GLU:HG2	2.18	0.72
1:D:842:GLU:HB3	1:D:1156:ARG:HD3	1.72	0.72
1:D:417:ASP:C	1:D:419:TRP:N	2.38	0.72
1:D:603:HIS:N	1:D:640:THR:HG22	2.05	0.72
1:E:1317:THR:HG23	1:E:1358:GLU:OE1	1.88	0.72
1:F:223:GLN:HB3	1:F:224:PRO:HA	1.72	0.72
1:F:515:ARG:HD2	1:F:1367:TYR:HE1	1.49	0.72
2:G:383:ILE:HD13	2:G:385:GLY:H	1.54	0.72
2:H:305:VAL:HG13	2:H:316:VAL:HG11	1.72	0.72
2:H:383:ILE:HD13	2:H:385:GLY:N	2.05	0.72
2:I:31:ILE:HD13	2:I:336:HIS:NE2	2.05	0.72
2:J:305:VAL:HG13	2:J:316:VAL:HG11	1.72	0.72
2:J:423:LEU:H	2:J:423:LEU:HD22	1.55	0.72
2:K:257:ASN:ND2	2:K:364:ALA:HB3	2.04	0.72
1:A:1260:GLN:OE1	1:E:899:ASN:OD1	2.08	0.72
1:A:976:SER:OG	1:A:978:GLU:HG3	1.90	0.72
1:B:1369:THR:HG22	1:B:1369:THR:O	1.89	0.72
1:B:1417:VAL:HG12	1:B:1419:HIS:H	1.54	0.72
1:B:511:ILE:HG22	1:B:512:ASP:N	2.03	0.72
1:C:918:THR:HG23	1:C:1256:MET:SD	2.30	0.72
1:C:1289:MET:CE	1:C:1289:MET:H	2.03	0.72
1:C:1447:TRP:CZ2	1:C:1451:VAL:HG22	2.24	0.72
1:D:493:ARG:NH2	1:D:786:ASP:OD1	2.21	0.72

Continued on next page...

Continued from previous page...

Atom-1	Atom-2	Interatomic distance (Å)	Clash overlap (Å)
1:D:525:ARG:HG2	1:D:542:LEU:HD13	1.71	0.72
1:D:731:SER:HA	1:D:748:GLY:N	2.04	0.72
1:E:355:TYR:CD1	1:E:355:TYR:C	2.61	0.72
1:E:734:LEU:HD12	1:E:738:HIS:HD2	1.54	0.72
1:F:829:LEU:HD13	1:F:1168:LEU:HD13	1.70	0.72
2:H:257:ASN:ND2	2:H:364:ALA:HB3	2.04	0.72
2:H:469:LYS:HZ3	2:H:476:VAL:HA	1.54	0.72
2:I:305:VAL:HG13	2:I:316:VAL:HG11	1.72	0.72
2:J:439:ALA:HB1	2:J:443:ILE:HD11	1.72	0.72
2:K:100:GLN:HA	2:K:100:GLN:HE21	1.53	0.72
1:B:500:ARG:NH2	1:B:1040:PHE:HA	2.05	0.72
1:B:1212:ASP:O	1:B:1216:VAL:HG23	1.90	0.72
1:B:218:THR:CG2	1:B:221:LEU:HG	2.20	0.72
1:C:189:THR:HG22	1:C:190:THR:N	2.04	0.72
1:D:3:VAL:HG22	1:D:231:ASN:HB2	1.72	0.72
1:E:189:THR:HG22	1:E:190:THR:N	2.04	0.72
1:A:1227:GLU:HG3	1:E:902:ASN:HB2	1.59	0.72
1:F:500:ARG:NH2	1:F:1040:PHE:HA	2.05	0.72
1:F:236:THR:HG21	1:F:328:ASP:N	2.00	0.72
1:F:525:ARG:HG2	1:F:542:LEU:HD13	1.71	0.72
2:G:416:LYS:HE3	2:G:433:ASN:ND2	2.04	0.72
2:G:71:LEU:HD11	2:G:76:ARG:O	1.88	0.72
2:G:71:LEU:CG	2:G:79:GLU:HB2	2.20	0.72
2:H:225:SER:O	2:H:229:LEU:HD12	1.89	0.72
2:J:225:SER:O	2:J:229:LEU:HD12	1.89	0.72
2:K:207:LEU:HG	2:K:212:VAL:HG11	1.70	0.72
2:L:353:PHE:CD1	2:L:382:VAL:HG12	2.25	0.72
1:A:290:THR:HG22	1:A:292:PRO:N	2.05	0.71
1:B:958:HIS:O	1:B:1369:THR:HG22	1.90	0.71
1:B:588:ARG:O	1:B:592:GLU:CG	2.38	0.71
1:B:52:GLN:NE2	1:B:71:LEU:H	1.87	0.71
1:C:875:MET:HE2	1:C:1139:PHE:CZ	2.24	0.71
1:C:102:TYR:CD2	1:C:144:PHE:HE1	2.06	0.71
1:E:60:LYS:O	1:E:63:GLY:N	2.19	0.71
1:F:1164:ARG:NH1	1:F:1166:ASP:OD2	2.23	0.71
1:F:731:SER:HA	1:F:747:SER:HA	1.71	0.71
2:G:264:TYR:OH	2:G:308:ALA:HA	1.89	0.71
2:H:31:ILE:HD13	2:H:336:HIS:NE2	2.05	0.71
2:I:225:SER:O	2:I:229:LEU:HD12	1.89	0.71
2:J:383:ILE:HD13	2:J:385:GLY:H	1.54	0.71
2:K:322:ARG:HG3	2:K:323:ASP:N	2.04	0.71

Continued on next page...

Continued from previous page...

Atom-1	Atom-2	Interatomic distance (Å)	Clash overlap (Å)
2:K:383:ILE:HD13	2:K:385:GLY:N	2.05	0.71
2:L:244:LYS:HD2	2:L:404:GLU:CB	2.13	0.71
2:L:371:VAL:HG21	2:L:386:SER:HB3	1.71	0.71
2:L:262:LEU:HB2	2:L:401:PHE:HE2	1.53	0.71
1:A:1289:MET:H	1:A:1289:MET:CE	2.03	0.71
1:A:1447:TRP:CZ2	1:A:1451:VAL:HG22	2.24	0.71
1:B:891:PRO:HA	1:B:894:PHE:CE2	2.24	0.71
1:A:899:ASN:OD1	1:C:1260:GLN:OE1	2.08	0.71
1:D:353:MET:HG2	1:D:385:LEU:HD23	1.72	0.71
1:E:1131:THR:HG23	1:E:1133:GLU:OE1	1.90	0.71
1:E:102:TYR:CD2	1:E:144:PHE:HE1	2.06	0.71
1:F:704:LEU:O	1:F:705:LEU:C	2.25	0.71
2:H:388:PHE:HD2	2:H:390:VAL:HG13	1.52	0.71
2:I:320:TYR:HB2	2:I:346:TRP:CD1	2.24	0.71
1:A:1104:MET:C	2:J:54:PHE:HZ	1.91	0.71
1:A:781:PHE:CD2	2:J:57:VAL:HG21	2.23	0.71
2:K:152:VAL:HG13	2:K:175:VAL:CA	2.15	0.71
2:K:264:TYR:OH	2:K:308:ALA:HA	1.89	0.71
1:C:782:ARG:CB	2:K:56:GLN:NE2	2.38	0.71
2:L:92:GLU:HG2	2:L:128:ASN:OD1	1.89	0.71
2:L:31:ILE:HD13	2:L:336:HIS:NE2	2.05	0.71
1:A:1131:THR:HG23	1:A:1133:GLU:OE1	1.90	0.71
1:A:724:ASN:ND2	1:A:724:ASN:N	2.36	0.71
1:B:1164:ARG:NH1	1:B:1166:ASP:OD2	2.23	0.71
1:B:782:ARG:HG2	2:G:53:PRO:HD2	0.77	0.71
1:D:1253:LYS:HG3	1:D:1253:LYS:O	1.91	0.71
1:D:218:THR:CG2	1:D:221:LEU:HG	2.20	0.71
1:D:242:ASN:N	1:D:242:ASN:HD22	1.87	0.71
1:E:782:ARG:HG3	2:L:52:VAL:HA	0.89	0.71
1:F:842:GLU:HB3	1:F:1156:ARG:HD3	1.72	0.71
1:F:1369:THR:HG22	1:F:1369:THR:O	1.89	0.71
1:F:459:GLU:O	1:F:463:LEU:HB2	1.91	0.71
1:F:781:PHE:CE2	1:F:791:GLU:HB3	2.25	0.71
1:F:875:MET:CE	1:F:1139:PHE:CE2	2.73	0.71
2:G:220:VAL:CG2	8:G:484:FAD:C6A	2.68	0.71
2:G:353:PHE:CD1	2:G:382:VAL:HG12	2.25	0.71
2:J:322:ARG:HD2	2:J:349:ALA:HB1	1.71	0.71
2:J:353:PHE:CD1	2:J:382:VAL:HG12	2.25	0.71
2:K:164:GLU:HB2	2:K:207:LEU:HD22	1.70	0.71
2:L:440:ALA:CB	2:L:456:ASP:HB3	2.19	0.71
1:B:1253:LYS:HG3	1:B:1253:LYS:O	1.91	0.71

Continued on next page...

Continued from previous page...

Atom-1	Atom-2	Interatomic distance (Å)	Clash overlap (Å)
1:B:493:ARG:NH2	1:B:786:ASP:OD1	2.21	0.71
1:B:781:PHE:CE2	1:B:791:GLU:HB3	2.25	0.71
1:B:875:MET:CE	1:B:1139:PHE:CE2	2.73	0.71
1:D:1053:HIS:ND1	1:D:1062:ARG:NH1	2.39	0.71
1:D:1212:ASP:O	1:D:1216:VAL:HG23	1.90	0.71
1:E:218:THR:HG21	1:E:221:LEU:HG	1.73	0.71
1:E:850:ARG:HH11	1:E:850:ARG:HG3	1.53	0.71
2:G:305:VAL:HG13	2:G:316:VAL:HG11	1.72	0.71
2:G:423:LEU:H	2:G:423:LEU:HD22	1.55	0.71
2:H:91:PRO:HD2	2:H:203:ARG:NH2	2.04	0.71
2:I:92:GLU:HG2	2:I:128:ASN:OD1	1.89	0.71
2:I:383:ILE:HD13	2:I:385:GLY:N	2.05	0.71
2:I:440:ALA:CB	2:I:456:ASP:HB3	2.19	0.71
2:J:144:ARG:HD2	2:J:169:LYS:HB3	1.73	0.71
2:J:320:TYR:HB2	2:J:346:TRP:CD1	2.24	0.71
1:C:1438:ARG:NE	2:J:376:GLY:C	2.44	0.71
2:J:383:ILE:HD13	2:J:385:GLY:N	2.05	0.71
2:K:91:PRO:HD2	2:K:203:ARG:NH2	2.04	0.71
2:K:71:LEU:CG	2:K:79:GLU:HB2	2.20	0.71
2:K:96:ARG:HG3	2:K:97:ILE:HG23	1.73	0.71
2:L:366:ARG:HE	2:L:391:GLN:CG	2.01	0.71
1:B:746:ILE:HG22	1:B:747:SER:O	1.88	0.71
1:C:1230:GLN:NE2	1:C:1267:ARG:HD3	2.05	0.71
1:D:223:GLN:HB3	1:D:224:PRO:HA	1.72	0.71
1:D:236:THR:HG21	1:D:328:ASP:N	2.00	0.71
2:I:322:ARG:HG3	2:I:323:ASP:N	2.04	0.71
2:J:96:ARG:HG3	2:J:97:ILE:HG23	1.73	0.71
2:L:327:MET:HB2	2:L:346:TRP:HH2	1.54	0.71
1:A:1230:GLN:NE2	1:A:1267:ARG:HD3	2.05	0.71
1:A:454:PHE:HE2	1:A:647:ALA:CB	2.03	0.71
1:A:838:VAL:CG1	1:A:839:PRO:N	2.53	0.71
1:B:182:MET:HE3	1:B:217:PRO:HB3	1.52	0.71
1:B:242:ASN:HD22	1:B:242:ASN:N	1.87	0.71
1:B:319:TYR:O	1:B:322:SER:OG	2.09	0.71
1:B:353:MET:HG2	1:B:385:LEU:HD23	1.72	0.71
1:D:1184:ASN:O	1:D:1187:LEU:N	2.22	0.71
1:D:459:GLU:O	1:D:463:LEU:HB2	1.91	0.71
1:F:588:ARG:O	1:F:592:GLU:CG	2.38	0.71
2:G:225:SER:O	2:G:229:LEU:HD12	1.89	0.71
2:I:262:LEU:HB2	2:I:401:PHE:HE2	1.53	0.71
2:J:220:VAL:CG2	8:J:484:FAD:C6A	2.68	0.71

Continued on next page...

Continued from previous page...

Atom-1	Atom-2	Interatomic distance (Å)	Clash overlap (Å)
1:C:1131:THR:HG23	1:C:1133:GLU:OE1	1.89	0.71
1:E:1230:GLN:NE2	1:E:1267:ARG:HD3	2.05	0.71
1:F:242:ASN:ND2	1:F:242:ASN:N	2.37	0.71
1:F:782:ARG:HG2	2:I:53:PRO:HD2	0.77	0.71
2:G:132:TRP:HD1	2:G:202:ARG:HD2	1.53	0.71
2:H:383:ILE:HD13	2:H:385:GLY:H	1.54	0.71
2:K:225:SER:O	2:K:229:LEU:HD12	1.89	0.71
2:L:207:LEU:HG	2:L:212:VAL:HG11	1.70	0.71
2:L:305:VAL:HG13	2:L:316:VAL:HG11	1.72	0.71
2:L:319:LEU:HA	2:L:345:ILE:HD11	1.70	0.71
2:L:439:ALA:HB1	2:L:443:ILE:HD11	1.72	0.71
1:A:1356:VAL:HG11	1:A:1431:HIS:HB2	1.71	0.71
1:A:96:GLU:OE1	1:A:96:GLU:HA	1.89	0.71
1:B:1114:PRO:HA	2:G:112:GLN:C	1.84	0.71
1:B:3:VAL:HG22	1:B:231:ASN:HB2	1.72	0.71
1:C:997:THR:HG22	1:C:998:VAL:N	2.05	0.71
1:D:319:TYR:O	1:D:322:SER:OG	2.09	0.71
1:D:731:SER:HA	1:D:747:SER:HA	1.71	0.71
1:D:838:VAL:CG1	1:D:839:PRO:HD2	2.19	0.71
1:E:290:THR:HG22	1:E:292:PRO:N	2.05	0.71
1:E:918:THR:HG23	1:E:1256:MET:SD	2.30	0.71
1:F:88:ALA:O	1:F:92:ILE:HG13	1.91	0.71
1:F:958:HIS:O	1:F:1369:THR:HG22	1.90	0.71
2:G:238:VAL:HG23	2:G:439:ALA:CB	2.21	0.71
2:H:238:VAL:HG23	2:H:439:ALA:CB	2.21	0.71
2:H:220:VAL:CG2	8:H:484:FAD:C6A	2.68	0.71
2:J:92:GLU:HG2	2:J:128:ASN:OD1	1.89	0.71
2:J:264:TYR:HE2	2:J:307:THR:CG2	2.04	0.71
2:J:350:PRO:C	2:J:372:ALA:HB3	2.11	0.71
1:E:1114:PRO:HA	2:L:112:GLN:C	1.74	0.71
2:L:220:VAL:CG2	8:L:484:FAD:C6A	2.68	0.71
1:B:1047:MET:CE	1:B:1186:ARG:NH2	2.44	0.71
1:B:665:THR:O	1:B:665:THR:HG22	1.89	0.71
1:B:731:SER:HA	1:B:747:SER:HA	1.71	0.71
1:C:734:LEU:HD12	1:C:738:HIS:HD2	1.54	0.71
1:D:802:VAL:HG23	1:D:1137:ASN:HB2	1.73	0.71
1:D:88:ALA:O	1:D:92:ILE:HG13	1.91	0.71
1:E:997:THR:HG22	1:E:998:VAL:N	2.05	0.71
1:F:1212:ASP:O	1:F:1216:VAL:HG23	1.90	0.71
2:G:350:PRO:C	2:G:372:ALA:HB3	2.11	0.71
2:G:383:ILE:HD13	2:G:385:GLY:N	2.05	0.71

Continued on next page...

Continued from previous page...

Atom-1	Atom-2	Interatomic distance (Å)	Clash overlap (Å)
2:H:144:ARG:HD2	2:H:169:LYS:HB3	1.73	0.71
2:I:264:TYR:HE2	2:I:307:THR:CG2	2.04	0.71
2:I:366:ARG:HD3	2:I:389:THR:OG1	1.91	0.71
2:I:423:LEU:H	2:I:423:LEU:HD22	1.55	0.71
2:J:366:ARG:HD3	2:J:389:THR:OG1	1.91	0.71
2:K:238:VAL:HG23	2:K:439:ALA:CB	2.21	0.71
2:K:350:PRO:C	2:K:372:ALA:HB3	2.12	0.71
1:A:918:THR:HG23	1:A:1256:MET:SD	2.30	0.71
1:B:1076:GLY:CA	1:B:1145:GLU:HG2	2.18	0.71
1:B:802:VAL:HG23	1:B:1137:ASN:HB2	1.73	0.71
1:D:500:ARG:NH2	1:D:1040:PHE:HA	2.05	0.71
1:D:603:HIS:N	1:D:640:THR:CG2	2.54	0.71
1:E:253:HIS:H	1:E:260:MET:HE1	1.56	0.71
1:F:1053:HIS:CE1	1:F:1062:ARG:HH11	2.08	0.71
1:F:1289:MET:HE3	1:F:1289:MET:HB2	1.71	0.71
1:F:593:THR:O	1:F:597:VAL:HG23	1.91	0.71
1:F:603:HIS:N	1:F:640:THR:CG2	2.54	0.71
2:I:353:PHE:CD1	2:I:382:VAL:HG12	2.25	0.71
2:K:31:ILE:HD13	2:K:336:HIS:NE2	2.05	0.71
2:K:423:LEU:HD22	2:K:423:LEU:H	1.55	0.71
2:K:478:VAL:HG23	2:K:479:ALA:H	1.56	0.71
2:L:350:PRO:C	2:L:372:ALA:HB3	2.12	0.71
1:A:183:PHE:CE1	1:A:188:LEU:HA	2.26	0.70
1:B:1170:GLN:CG	1:B:1170:GLN:O	2.39	0.70
1:B:295:LYS:NZ	1:B:299:VAL:HG12	2.06	0.70
1:C:1062:ARG:O	1:C:1062:ARG:HG3	1.90	0.70
1:C:218:THR:HG21	1:C:221:LEU:HG	1.73	0.70
1:D:1053:HIS:CE1	1:D:1062:ARG:HH11	2.08	0.70
1:D:593:THR:O	1:D:597:VAL:HG23	1.91	0.70
1:E:838:VAL:CG1	1:E:839:PRO:N	2.53	0.70
1:F:1184:ASN:O	1:F:1187:LEU:N	2.22	0.70
1:F:1394:VAL:O	1:F:1394:VAL:HG12	1.91	0.70
1:F:266:VAL:O	1:F:279:THR:CG2	2.39	0.70
2:G:326:ASN:O	2:G:328:PRO:HD3	1.91	0.70
2:H:207:LEU:HG	2:H:212:VAL:HG11	1.70	0.70
2:I:144:ARG:HD2	2:I:169:LYS:HB3	1.73	0.70
2:I:71:LEU:CG	2:I:79:GLU:HB2	2.20	0.70
2:J:244:LYS:HD2	2:J:404:GLU:CB	2.13	0.70
2:K:321:ARG:CB	2:K:351:GLU:HA	2.21	0.70
1:A:1062:ARG:O	1:A:1062:ARG:HG3	1.89	0.70
1:B:1039:LYS:C	1:B:1040:PHE:CD1	2.65	0.70

Continued on next page...

Continued from previous page...

Atom-1	Atom-2	Interatomic distance (Å)	Clash overlap (Å)
1:B:907:ILE:HG23	1:B:927:GLU:HG2	1.73	0.70
1:C:177:ILE:HD13	1:C:179:TYR:CE1	2.27	0.70
1:C:573:PHE:HB2	1:C:574:PRO:HD2	1.71	0.70
1:C:724:ASN:N	1:C:724:ASN:ND2	2.36	0.70
1:C:838:VAL:CG1	1:C:839:PRO:N	2.53	0.70
1:C:976:SER:OG	1:C:978:GLU:HG3	1.90	0.70
1:D:59:VAL:HG21	1:D:105:TYR:CD2	2.26	0.70
1:D:1170:GLN:O	1:D:1170:GLN:CG	2.39	0.70
1:E:609:GLU:OE2	1:E:645:ARG:HD3	1.88	0.70
1:E:96:GLU:OE1	1:E:96:GLU:HA	1.89	0.70
1:F:295:LYS:NZ	1:F:299:VAL:HG12	2.06	0.70
1:F:802:VAL:HG23	1:F:1137:ASN:HB2	1.73	0.70
2:G:144:ARG:HD2	2:G:169:LYS:HB3	1.73	0.70
2:G:319:LEU:HA	2:G:345:ILE:HD11	1.70	0.70
2:G:31:ILE:HD13	2:G:336:HIS:NE2	2.05	0.70
2:H:152:VAL:HG13	2:H:175:VAL:CA	2.15	0.70
2:H:264:TYR:HE2	2:H:307:THR:CG2	2.04	0.70
2:K:264:TYR:HE2	2:K:307:THR:CG2	2.04	0.70
2:K:326:ASN:O	2:K:328:PRO:HD3	1.91	0.70
2:L:238:VAL:HG23	2:L:439:ALA:CB	2.21	0.70
1:A:501:GLN:HE21	1:A:653:HIS:CD2	2.10	0.70
1:B:266:VAL:O	1:B:279:THR:CG2	2.39	0.70
1:B:593:THR:O	1:B:597:VAL:HG23	1.91	0.70
1:B:739:PHE:O	1:B:740:PRO:O	2.10	0.70
1:D:1348:VAL:O	1:D:1348:VAL:HG13	1.91	0.70
1:C:899:ASN:OD1	1:E:1260:GLN:OE1	2.08	0.70
1:E:1438:ARG:HB3	2:K:375:THR:CA	2.14	0.70
2:G:194:LYS:HD2	2:G:306:ARG:HH21	1.57	0.70
2:G:321:ARG:CB	2:G:351:GLU:HA	2.21	0.70
2:G:417:VAL:HG12	2:G:418:THR:O	1.92	0.70
2:I:350:PRO:C	2:I:372:ALA:HB3	2.12	0.70
2:I:96:ARG:HG3	2:I:97:ILE:HG23	1.73	0.70
2:K:197:LYS:HG2	2:K:273:LEU:HD12	1.73	0.70
2:L:152:VAL:CG1	2:L:175:VAL:HA	2.12	0.70
2:L:264:TYR:HE2	2:L:307:THR:CG2	2.04	0.70
2:L:326:ASN:O	2:L:328:PRO:HD3	1.91	0.70
1:A:1362:SER:HA	1:A:1380:GLY:HA3	1.74	0.70
1:A:997:THR:HG22	1:A:998:VAL:N	2.05	0.70
1:B:1053:HIS:ND1	1:B:1062:ARG:NH1	2.39	0.70
1:B:59:VAL:HG21	1:B:105:TYR:CD2	2.26	0.70
1:B:242:ASN:ND2	1:B:242:ASN:N	2.37	0.70

Continued on next page...

Continued from previous page...

Atom-1	Atom-2	Interatomic distance (Å)	Clash overlap (Å)
1:B:603:HIS:N	1:B:640:THR:CG2	2.54	0.70
1:B:454:PHE:CE2	1:B:647:ALA:HB3	2.27	0.70
1:B:820:ARG:CB	1:B:821:PRO:CD	2.66	0.70
1:C:1362:SER:HA	1:C:1380:GLY:HA3	1.74	0.70
1:C:140:SER:O	1:C:143:GLN:N	2.24	0.70
1:D:242:ASN:N	1:D:242:ASN:ND2	2.37	0.70
1:D:266:VAL:O	1:D:279:THR:CG2	2.39	0.70
1:E:875:MET:HE1	1:E:1139:PHE:CD2	2.26	0.70
1:E:454:PHE:HE2	1:E:647:ALA:CB	2.03	0.70
1:F:295:LYS:HD2	1:F:390:MET:CE	2.19	0.70
1:F:353:MET:HG2	1:F:385:LEU:HD23	1.72	0.70
2:H:194:LYS:HD2	2:H:306:ARG:HH21	1.57	0.70
2:H:34:ARG:HG3	2:H:125:LYS:HE2	1.74	0.70
2:I:420:TRP:HB2	2:I:422:THR:HG22	1.73	0.70
2:J:34:ARG:HG3	2:J:125:LYS:HE2	1.73	0.70
2:J:238:VAL:HG23	2:J:439:ALA:CB	2.21	0.70
2:K:194:LYS:HD2	2:K:306:ARG:HH21	1.57	0.70
2:L:322:ARG:HG3	2:L:323:ASP:N	2.04	0.70
2:L:423:LEU:H	2:L:423:LEU:HD22	1.55	0.70
1:A:253:HIS:H	1:A:260:MET:HE1	1.56	0.70
1:B:465:LEU:C	1:B:465:LEU:HD12	2.12	0.70
1:C:501:GLN:HE21	1:C:653:HIS:CD2	2.10	0.70
1:D:389:GLU:CB	1:D:403:ASP:OD2	2.40	0.70
1:D:588:ARG:O	1:D:592:GLU:CG	2.38	0.70
1:D:875:MET:CE	1:D:1139:PHE:CE2	2.73	0.70
1:E:1076:GLY:HA3	1:E:1145:GLU:CG	2.22	0.70
1:E:295:LYS:HZ3	1:E:299:VAL:HG12	1.54	0.70
1:F:218:THR:CG2	1:F:221:LEU:HG	2.20	0.70
1:F:242:ASN:HD22	1:F:242:ASN:N	1.87	0.70
2:G:478:VAL:HG23	2:G:479:ALA:H	1.56	0.70
2:H:197:LYS:HG2	2:H:273:LEU:HD12	1.73	0.70
2:H:406:LEU:H	2:H:406:LEU:HD22	1.57	0.70
2:I:132:TRP:HD1	2:I:202:ARG:HD2	1.53	0.70
2:I:220:VAL:CG2	8:I:484:FAD:C6A	2.68	0.70
2:I:34:ARG:HG3	2:I:125:LYS:HE2	1.73	0.70
2:J:406:LEU:H	2:J:406:LEU:HD22	1.57	0.70
2:K:368:HIS:CE1	2:K:387:GLU:HG3	2.27	0.70
2:K:406:LEU:HD22	2:K:406:LEU:H	1.57	0.70
2:K:439:ALA:HB1	2:K:443:ILE:HD11	1.72	0.70
2:K:220:VAL:CG2	8:K:484:FAD:C6A	2.68	0.70
1:B:1053:HIS:CE1	1:B:1062:ARG:HH11	2.08	0.70

Continued on next page...

Continued from previous page...

Atom-1	Atom-2	Interatomic distance (Å)	Clash overlap (Å)
1:D:985:TYR:CE1	1:D:1207:VAL:HG13	2.27	0.70
1:E:1356:VAL:HG11	1:E:1431:HIS:HB2	1.71	0.70
1:F:3:VAL:HG22	1:F:231:ASN:HB2	1.72	0.70
1:F:732:ARG:H	1:F:747:SER:HB3	1.57	0.70
2:G:322:ARG:HD2	2:G:349:ALA:HB1	1.71	0.70
2:G:96:ARG:HG3	2:G:97:ILE:HG23	1.73	0.70
2:H:271:VAL:HG11	2:H:284:SER:C	2.12	0.70
2:I:197:LYS:HG2	2:I:273:LEU:HD12	1.73	0.70
1:A:140:SER:O	1:A:143:GLN:N	2.24	0.70
1:B:1121:ASP:OD1	1:B:1122:ASP:N	2.25	0.70
1:B:459:GLU:O	1:B:463:LEU:HB2	1.91	0.70
1:B:88:ALA:O	1:B:92:ILE:HG13	1.91	0.70
1:D:794:VAL:HG12	1:D:795:ILE:N	2.07	0.70
1:D:907:ILE:HG23	1:D:927:GLU:HG2	1.73	0.70
1:E:501:GLN:HE21	1:E:653:HIS:CD2	2.10	0.70
1:F:1053:HIS:ND1	1:F:1062:ARG:NH1	2.39	0.70
1:F:1105:VAL:HG13	1:F:1107:GLN:HG3	1.74	0.70
2:H:302:MET:HE1	2:H:333:GLU:HG3	1.73	0.70
2:J:90:PHE:CD2	2:J:203:ARG:HG3	2.27	0.70
2:J:440:ALA:CB	2:J:456:ASP:HB3	2.19	0.70
2:K:417:VAL:HG12	2:K:418:THR:O	1.92	0.70
2:L:477:ALA:O	2:L:478:VAL:HG13	1.92	0.70
1:A:177:ILE:HD13	1:A:179:TYR:CE1	2.27	0.70
1:A:218:THR:HG21	1:A:221:LEU:HG	1.73	0.70
1:B:1394:VAL:O	1:B:1394:VAL:HG12	1.91	0.70
1:B:302:ALA:HB2	1:B:347:ARG:NH1	2.07	0.70
1:C:974:ILE:CD1	1:C:983:LEU:HD12	2.19	0.70
1:C:902:ASN:ND2	1:E:1227:GLU:HG3	2.07	0.70
1:F:1414:ARG:NH2	1:F:1455:TRP:CZ2	2.60	0.70
1:F:604:VAL:HG23	1:F:640:THR:HG21	1.73	0.70
1:F:454:PHE:CE2	1:F:647:ALA:HB3	2.27	0.70
1:F:794:VAL:HG12	1:F:795:ILE:N	2.07	0.70
2:G:406:LEU:HD22	2:G:406:LEU:H	1.57	0.70
2:G:420:TRP:HB2	2:G:422:THR:HG22	1.73	0.70
2:G:440:ALA:CB	2:G:456:ASP:HB3	2.19	0.70
2:H:77:LEU:HA	2:H:127:ILE:CD1	2.22	0.70
2:I:238:VAL:HG23	2:I:439:ALA:CB	2.21	0.70
1:F:780:ARG:HG2	2:I:51:GLY:O	1.92	0.70
2:I:90:PHE:CD2	2:I:203:ARG:HG3	2.27	0.70
2:J:420:TRP:HB2	2:J:422:THR:HG22	1.73	0.70
2:J:469:LYS:HZ3	2:J:476:VAL:HA	1.57	0.70

Continued on next page...

Continued from previous page...

Atom-1	Atom-2	Interatomic distance (Å)	Clash overlap (Å)
2:K:366:ARG:HD3	2:K:389:THR:OG1	1.91	0.70
2:K:420:TRP:HB2	2:K:422:THR:HG22	1.73	0.70
2:K:477:ALA:O	2:K:478:VAL:HG13	1.92	0.70
2:L:197:LYS:HG2	2:L:273:LEU:HD12	1.73	0.70
1:B:107:TRP:N	1:B:107:TRP:CD1	2.59	0.70
1:B:932:VAL:O	1:B:933:ALA:HB2	1.92	0.70
1:C:183:PHE:CE1	1:C:188:LEU:HA	2.26	0.70
1:D:604:VAL:HG23	1:D:640:THR:HG21	1.73	0.70
1:D:739:PHE:O	1:D:740:PRO:O	2.10	0.70
1:E:140:SER:O	1:E:143:GLN:N	2.24	0.70
1:E:183:PHE:CE1	1:E:188:LEU:HA	2.26	0.70
2:G:100:GLN:CB	2:G:105:GLU:HG2	2.22	0.70
2:G:271:VAL:HG11	2:G:284:SER:C	2.12	0.70
2:I:477:ALA:O	2:I:478:VAL:HG13	1.92	0.70
2:J:100:GLN:CB	2:J:105:GLU:HG2	2.22	0.70
1:C:1104:MET:C	2:K:54:PHE:HZ	1.91	0.70
2:L:77:LEU:HA	2:L:127:ILE:CD1	2.22	0.70
2:L:417:VAL:HG12	2:L:418:THR:O	1.92	0.70
1:E:781:PHE:O	2:L:52:VAL:HB	1.85	0.70
1:B:1449:ARG:CB	1:B:1449:ARG:NH1	1.80	0.70
1:D:447:LEU:CD1	1:D:451:GLN:HG3	2.22	0.70
1:E:1338:ALA:HB3	1:E:1357:VAL:HG22	1.74	0.70
1:F:985:TYR:CE1	1:F:1207:VAL:HG13	2.27	0.70
2:G:295:LEU:O	2:G:398:ALA:HB3	1.92	0.70
2:G:366:ARG:HD3	2:G:389:THR:OG1	1.91	0.70
2:H:179:TYR:CB	2:H:181:ARG:HH12	2.05	0.70
2:H:321:ARG:CB	2:H:351:GLU:HA	2.21	0.70
2:J:271:VAL:HG11	2:J:284:SER:C	2.12	0.70
2:K:241:GLY:N	2:K:443:ILE:HG23	2.07	0.70
2:L:144:ARG:HD2	2:L:169:LYS:HB3	1.73	0.70
2:L:194:LYS:HD2	2:L:306:ARG:HH21	1.57	0.70
2:L:478:VAL:HG23	2:L:479:ALA:H	1.56	0.70
1:A:113:ASN:HD22	1:A:114:VAL:N	1.89	0.69
1:B:1090:PHE:CD1	1:B:1090:PHE:N	2.60	0.69
1:B:1414:ARG:NH2	1:B:1455:TRP:CZ2	2.60	0.69
1:B:290:THR:CG2	1:B:292:PRO:CD	2.68	0.69
1:B:603:HIS:N	1:B:640:THR:HG22	2.05	0.69
1:B:499:PHE:HE1	1:B:742:MET:HE1	1.57	0.69
1:C:1076:GLY:HA3	1:C:1145:GLU:CG	2.22	0.69
1:C:290:THR:HG22	1:C:292:PRO:N	2.05	0.69
1:C:413:LEU:O	1:C:414:LYS:CD	2.40	0.69

Continued on next page...

Continued from previous page...

Atom-1	Atom-2	Interatomic distance (Å)	Clash overlap (Å)
1:D:732:ARG:H	1:D:747:SER:HB3	1.57	0.69
1:E:515:ARG:NE	1:E:1367:TYR:CE1	2.60	0.69
1:F:302:ALA:HB2	1:F:347:ARG:NH1	2.07	0.69
2:G:264:TYR:HE2	2:G:307:THR:CG2	2.04	0.69
2:H:418:THR:HG21	2:H:422:THR:HG23	1.74	0.69
2:H:477:ALA:O	2:H:478:VAL:HG13	1.92	0.69
2:H:478:VAL:HG23	2:H:479:ALA:H	1.56	0.69
2:I:326:ASN:O	2:I:328:PRO:HD3	1.91	0.69
2:J:368:HIS:CE1	2:J:387:GLU:HG3	2.27	0.69
2:K:271:VAL:HG11	2:K:284:SER:C	2.12	0.69
2:K:383:ILE:HD13	2:K:385:GLY:H	1.54	0.69
2:L:121:GLY:O	2:L:125:LYS:HD3	1.92	0.69
2:L:321:ARG:CB	2:L:351:GLU:HA	2.21	0.69
2:L:366:ARG:HD3	2:L:389:THR:OG1	1.91	0.69
1:A:59:VAL:HG21	1:A:105:TYR:CE2	2.27	0.69
1:C:113:ASN:HD22	1:C:114:VAL:N	1.89	0.69
1:C:1221:PRO:CG	1:C:1229:MET:CE	2.70	0.69
1:C:240:ASN:HD21	1:C:327:TRP:HA	1.58	0.69
1:C:515:ARG:NE	1:C:1367:TYR:CE1	2.60	0.69
1:D:1053:HIS:CE1	1:D:1062:ARG:NH1	2.60	0.69
1:D:958:HIS:O	1:D:1369:THR:HG22	1.90	0.69
1:D:1394:VAL:O	1:D:1394:VAL:HG12	1.91	0.69
1:E:1438:ARG:NE	2:K:376:GLY:C	2.44	0.69
1:E:177:ILE:HD13	1:E:179:TYR:CE1	2.27	0.69
1:F:1053:HIS:CE1	1:F:1062:ARG:NH1	2.60	0.69
1:F:312:ASN:N	1:F:312:ASN:OD1	2.25	0.69
1:F:319:TYR:O	1:F:322:SER:OG	2.09	0.69
2:I:271:VAL:HG11	2:I:284:SER:C	2.12	0.69
2:J:241:GLY:N	2:J:443:ILE:HG23	2.07	0.69
2:K:34:ARG:HG3	2:K:125:LYS:HE2	1.73	0.69
2:L:321:ARG:C	2:L:351:GLU:HA	2.13	0.69
1:A:1438:ARG:NE	2:L:376:GLY:C	2.44	0.69
1:A:1076:GLY:HA3	1:A:1145:GLU:CG	2.22	0.69
1:A:734:LEU:HD12	1:A:738:HIS:HD2	1.54	0.69
1:B:1059:ASN:N	1:B:1059:ASN:HD22	1.91	0.69
1:C:461:MET:HE1	1:C:465:LEU:HD23	1.74	0.69
1:D:985:TYR:CE1	1:D:1207:VAL:CG1	2.75	0.69
1:D:295:LYS:NZ	1:D:299:VAL:HG12	2.06	0.69
1:D:454:PHE:CE2	1:D:647:ALA:HB3	2.26	0.69
1:E:1121:ASP:OD2	1:E:1124:LEU:HB2	1.93	0.69
1:E:1221:PRO:CG	1:E:1229:MET:CE	2.70	0.69

Continued on next page...

Continued from previous page...

Atom-1	Atom-2	Interatomic distance (Å)	Clash overlap (Å)
1:F:447:LEU:CD1	1:F:451:GLN:HG3	2.22	0.69
1:F:739:PHE:O	1:F:740:PRO:O	2.10	0.69
2:G:197:LYS:HE2	2:G:275:ASP:N	2.08	0.69
2:H:121:GLY:O	2:H:125:LYS:HD3	1.92	0.69
2:H:241:GLY:N	2:H:443:ILE:HG23	2.07	0.69
2:H:90:PHE:CD2	2:H:203:ARG:HG3	2.27	0.69
2:J:121:GLY:O	2:J:125:LYS:HD3	1.92	0.69
2:J:477:ALA:O	2:J:478:VAL:HG13	1.92	0.69
2:K:144:ARG:HD2	2:K:169:LYS:HB3	1.73	0.69
2:K:179:TYR:CB	2:K:181:ARG:HH12	2.05	0.69
2:K:77:LEU:HA	2:K:127:ILE:CD1	2.22	0.69
2:L:271:VAL:HG11	2:L:284:SER:C	2.12	0.69
2:L:449:LEU:CD1	2:L:451:VAL:HG12	2.22	0.69
1:E:1104:MET:C	2:L:54:PHE:HZ	1.91	0.69
1:A:1317:THR:HG23	1:A:1358:GLU:OE1	1.88	0.69
1:A:1338:ALA:HB3	1:A:1357:VAL:HG22	1.74	0.69
1:A:496:HIS:O	1:A:653:HIS:HE1	1.76	0.69
1:B:309:THR:HB	1:B:314:LYS:HE3	1.74	0.69
1:D:1039:LYS:C	1:D:1040:PHE:CD1	2.65	0.69
1:D:426:LEU:HD22	1:D:543:LEU:HB3	1.73	0.69
1:F:419:TRP:O	1:F:540:THR:HG21	1.92	0.69
2:G:121:GLY:O	2:G:125:LYS:HD3	1.92	0.69
2:G:327:MET:HB2	2:G:346:TRP:HH2	1.54	0.69
2:G:368:HIS:CE1	2:G:387:GLU:HG3	2.27	0.69
2:G:439:ALA:HB1	2:G:443:ILE:HD11	1.72	0.69
2:H:180:ASP:O	2:H:182:MET:HE1	1.93	0.69
1:D:782:ARG:N	2:H:52:VAL:HB	2.07	0.69
2:I:121:GLY:O	2:I:125:LYS:HD3	1.92	0.69
2:I:122:SER:HA	2:I:125:LYS:HE3	1.75	0.69
2:J:321:ARG:CB	2:J:351:GLU:HA	2.21	0.69
2:L:180:ASP:O	2:L:182:MET:HE1	1.93	0.69
1:A:1415:ILE:HG21	1:A:1421:GLU:HB2	1.75	0.69
1:A:515:ARG:NE	1:A:1367:TYR:CE1	2.60	0.69
1:C:1121:ASP:OD2	1:C:1124:LEU:HB2	1.93	0.69
1:C:746:ILE:HG23	1:C:1182:ASP:H	1.54	0.69
1:C:208:HIS:CE1	1:C:223:GLN:OE1	2.45	0.69
1:C:414:LYS:HB3	1:C:415:PRO:CD	2.23	0.69
1:C:496:HIS:O	1:C:653:HIS:HE1	1.76	0.69
1:D:999:LYS:HG2	1:D:1022:LEU:HD23	1.72	0.69
1:D:528:ASN:C	1:D:529:LEU:HD23	2.13	0.69
1:E:496:HIS:O	1:E:653:HIS:HE1	1.76	0.69

Continued on next page...

Continued from previous page...

Atom-1	Atom-2	Interatomic distance (Å)	Clash overlap (Å)
2:H:96:ARG:HA	2:H:125:LYS:HD2	1.75	0.69
2:H:322:ARG:HD2	2:H:326:ASN:HD21	1.58	0.69
2:H:350:PRO:C	2:H:372:ALA:HB3	2.12	0.69
2:H:439:ALA:HB1	2:H:443:ILE:HD11	1.72	0.69
2:H:96:ARG:HG3	2:H:97:ILE:HG23	1.73	0.69
2:J:179:TYR:CB	2:J:181:ARG:HH12	2.05	0.69
2:J:165:GLU:OE2	2:J:458:ARG:HA	1.92	0.69
2:K:121:GLY:O	2:K:125:LYS:HD3	1.92	0.69
2:K:77:LEU:HA	2:K:127:ILE:HD11	1.75	0.69
2:K:418:THR:HG21	2:K:422:THR:HG23	1.74	0.69
2:L:122:SER:HA	2:L:125:LYS:HE3	1.75	0.69
2:L:197:LYS:HE2	2:L:275:ASP:N	2.07	0.69
2:L:321:ARG:HB2	2:L:351:GLU:CA	2.23	0.69
1:A:208:HIS:CE1	1:A:223:GLN:OE1	2.45	0.69
1:A:414:LYS:HB3	1:A:415:PRO:CD	2.23	0.69
1:A:974:ILE:CD1	1:A:983:LEU:HD12	2.19	0.69
1:B:1008:THR:CG2	1:B:1009:ILE:N	2.55	0.69
1:B:1053:HIS:CE1	1:B:1062:ARG:NH1	2.60	0.69
1:B:1112:THR:O	2:G:112:GLN:NE2	2.19	0.69
1:B:604:VAL:HG23	1:B:640:THR:HG21	1.73	0.69
1:D:1112:THR:O	2:H:112:GLN:NE2	2.19	0.69
1:D:1414:ARG:NH2	1:D:1455:TRP:CZ2	2.60	0.69
1:D:780:ARG:HG2	2:H:51:GLY:O	1.92	0.69
1:E:113:ASN:HD22	1:E:114:VAL:N	1.89	0.69
1:E:208:HIS:CE1	1:E:223:GLN:OE1	2.45	0.69
1:F:1090:PHE:N	1:F:1090:PHE:CD1	2.60	0.69
1:F:1121:ASP:OD1	1:F:1122:ASP:N	2.25	0.69
1:F:1253:LYS:O	1:F:1253:LYS:HG3	1.91	0.69
1:F:1348:VAL:O	1:F:1348:VAL:HG13	1.92	0.69
1:F:465:LEU:HD12	1:F:465:LEU:C	2.12	0.69
1:F:59:VAL:HG21	1:F:105:TYR:CD2	2.27	0.69
1:F:753:GLY:O	1:F:754:ILE:C	2.25	0.69
2:G:477:ALA:O	2:G:478:VAL:HG13	1.92	0.69
2:H:321:ARG:C	2:H:351:GLU:HA	2.13	0.69
2:H:366:ARG:HD3	2:H:389:THR:OG1	1.91	0.69
2:I:165:GLU:OE2	2:I:458:ARG:HA	1.92	0.69
2:J:77:LEU:HA	2:J:127:ILE:CD1	2.22	0.69
2:J:197:LYS:HE2	2:J:275:ASP:N	2.08	0.69
2:J:326:ASN:O	2:J:328:PRO:HD3	1.91	0.69
2:J:77:LEU:HA	2:J:127:ILE:HD11	1.75	0.69
2:K:319:LEU:CB	2:K:345:ILE:HD11	2.23	0.69

Continued on next page...

Continued from previous page...

Atom-1	Atom-2	Interatomic distance (Å)	Clash overlap (Å)
2:K:322:ARG:HD2	2:K:326:ASN:HD21	1.58	0.69
2:K:321:ARG:HA	2:K:352:GLY:N	2.08	0.69
2:K:451:VAL:HA	2:K:454:ILE:HG22	1.75	0.69
1:A:1019:ASP:OD2	1:A:1204:ARG:HB2	1.92	0.69
1:A:1311:THR:CG2	1:A:1312:SER:N	2.55	0.69
1:A:358:THR:HB	1:A:360:ASP:OD1	1.92	0.69
1:C:313:HIS:O	1:C:317:ILE:HG13	1.93	0.69
1:D:302:ALA:HB2	1:D:347:ARG:NH1	2.07	0.69
1:D:782:ARG:HH21	2:H:51:GLY:CA	0.99	0.69
1:E:240:ASN:HD21	1:E:327:TRP:HA	1.58	0.69
1:E:253:HIS:CE1	1:E:254:PRO:CD	2.62	0.69
1:F:1059:ASN:N	1:F:1059:ASN:HD22	1.91	0.69
1:F:875:MET:HE1	1:F:1139:PHE:CD2	2.27	0.69
1:F:528:ASN:C	1:F:529:LEU:HD23	2.13	0.69
1:F:734:LEU:HD12	1:F:738:HIS:CD2	2.25	0.69
2:G:321:ARG:HB2	2:G:351:GLU:CA	2.23	0.69
2:G:451:VAL:HA	2:G:454:ILE:HG22	1.75	0.69
2:H:295:LEU:O	2:H:398:ALA:HB3	1.92	0.69
2:I:77:LEU:HA	2:I:127:ILE:CD1	2.22	0.69
2:I:321:ARG:HA	2:I:352:GLY:N	2.08	0.69
2:I:322:ARG:HD2	2:I:326:ASN:HD21	1.58	0.69
2:J:302:MET:HE1	2:J:333:GLU:HG3	1.74	0.69
2:J:322:ARG:HD2	2:J:326:ASN:HD21	1.58	0.69
2:L:406:LEU:HD22	2:L:406:LEU:H	1.57	0.69
2:L:420:TRP:HB2	2:L:422:THR:HG22	1.73	0.69
2:L:220:VAL:CG2	8:L:484:FAD:N1A	2.56	0.69
2:L:90:PHE:CD2	2:L:203:ARG:HG3	2.27	0.69
1:A:1276:LEU:HD12	1:A:1277:GLY:N	2.08	0.69
1:A:313:HIS:O	1:A:317:ILE:HG13	1.93	0.69
1:A:345:MET:CG	1:A:346:ASP:N	2.55	0.69
1:B:1438:ARG:HD2	2:H:377:ARG:N	1.49	0.69
1:D:1121:ASP:OD1	1:D:1122:ASP:N	2.25	0.69
1:D:1449:ARG:O	1:D:1452:THR:HB	1.93	0.69
1:D:783:LYS:HE2	2:H:57:VAL:CG1	2.17	0.69
1:D:932:VAL:O	1:D:933:ALA:HB2	1.92	0.69
1:E:1311:THR:CG2	1:E:1312:SER:N	2.55	0.69
1:E:8:ALA:HA	1:E:362:LEU:HD12	1.75	0.69
1:E:442:MET:HE1	1:E:447:LEU:HA	1.75	0.69
1:F:1447:TRP:CE2	1:F:1451:VAL:HG22	2.28	0.69
1:F:442:MET:HG3	1:F:673:GLU:OE2	1.93	0.69
1:F:426:LEU:HD22	1:F:543:LEU:HB3	1.73	0.69

Continued on next page...

Continued from previous page...

Atom-1	Atom-2	Interatomic distance (Å)	Clash overlap (Å)
2:G:179:TYR:CB	2:G:181:ARG:HH12	2.05	0.69
2:G:321:ARG:C	2:G:351:GLU:HA	2.13	0.69
2:H:326:ASN:O	2:H:328:PRO:HD3	1.91	0.69
2:H:368:HIS:CE1	2:H:387:GLU:HG3	2.27	0.69
2:H:420:TRP:HB2	2:H:422:THR:HG22	1.73	0.69
2:I:77:LEU:HA	2:I:127:ILE:HD11	1.75	0.69
2:I:295:LEU:O	2:I:398:ALA:HB3	1.92	0.69
2:I:321:ARG:C	2:I:351:GLU:HA	2.13	0.69
2:I:368:HIS:CE1	2:I:387:GLU:HG3	2.27	0.69
2:J:194:LYS:HD2	2:J:306:ARG:HH21	1.57	0.69
2:L:96:ARG:HG3	2:L:97:ILE:HG23	1.73	0.69
1:B:1054:GLN:O	1:B:1057:THR:N	2.26	0.69
1:B:426:LEU:HD22	1:B:543:LEU:HB3	1.73	0.69
1:C:9:ILE:HG13	1:C:361:GLY:O	1.93	0.69
1:C:442:MET:HE1	1:C:447:LEU:HA	1.75	0.69
1:D:1105:VAL:HG13	1:D:1107:GLN:HG3	1.74	0.69
1:D:1447:TRP:CE2	1:D:1451:VAL:HG22	2.28	0.69
1:D:419:TRP:O	1:D:540:THR:HG21	1.92	0.69
1:E:1221:PRO:HG2	1:E:1229:MET:CE	2.23	0.69
1:E:1276:LEU:HD12	1:E:1277:GLY:N	2.08	0.69
1:E:1388:THR:O	1:E:1388:THR:HG22	1.93	0.69
1:E:413:LEU:O	1:E:414:LYS:CD	2.40	0.69
2:G:241:GLY:N	2:G:443:ILE:HG23	2.07	0.69
2:G:319:LEU:CB	2:G:345:ILE:HD11	2.23	0.69
2:H:321:ARG:HA	2:H:352:GLY:N	2.08	0.69
2:I:406:LEU:HD22	2:I:406:LEU:H	1.57	0.69
2:J:197:LYS:HG2	2:J:273:LEU:HD12	1.73	0.69
2:J:321:ARG:HA	2:J:352:GLY:N	2.08	0.69
2:J:418:THR:HG21	2:J:422:THR:HG23	1.74	0.69
2:J:417:VAL:HG12	2:J:418:THR:O	1.92	0.69
2:J:451:VAL:HA	2:J:454:ILE:HG22	1.75	0.69
2:K:321:ARG:C	2:K:351:GLU:HA	2.13	0.69
2:K:449:LEU:CD1	2:K:451:VAL:HG12	2.22	0.69
2:K:469:LYS:HZ3	2:K:476:VAL:HA	1.57	0.69
2:K:90:PHE:CD2	2:K:203:ARG:HG3	2.27	0.69
2:L:100:GLN:CB	2:L:105:GLU:HG2	2.22	0.69
2:L:368:HIS:CE1	2:L:387:GLU:HG3	2.27	0.69
1:A:1221:PRO:CG	1:A:1229:MET:CE	2.70	0.69
1:A:1221:PRO:HG2	1:A:1229:MET:CE	2.23	0.69
1:B:1289:MET:HB2	1:B:1289:MET:HE3	1.73	0.69
1:B:528:ASN:C	1:B:529:LEU:HD23	2.13	0.69

Continued on next page...

Continued from previous page...

Atom-1	Atom-2	Interatomic distance (Å)	Clash overlap (Å)
1:B:603:HIS:CA	1:B:640:THR:CG2	2.71	0.69
1:D:1054:GLN:O	1:D:1057:THR:N	2.26	0.69
1:E:728:ILE:HD12	1:E:1047:MET:HE3	1.75	0.69
1:F:1039:LYS:C	1:F:1040:PHE:CD1	2.65	0.69
2:G:77:LEU:HA	2:G:127:ILE:CD1	2.22	0.69
2:G:302:MET:HE1	2:G:333:GLU:HG3	1.74	0.69
2:G:44:ALA:HA	2:G:69:LEU:CD1	2.22	0.69
2:H:319:LEU:CB	2:H:345:ILE:HD11	2.23	0.69
2:H:440:ALA:CB	2:H:456:ASP:HB3	2.19	0.69
2:I:417:VAL:HG12	2:I:418:THR:O	1.92	0.69
1:F:782:ARG:HD3	2:I:53:PRO:CD	2.09	0.69
2:J:96:ARG:HA	2:J:125:LYS:HD2	1.75	0.69
2:J:71:LEU:CG	2:J:79:GLU:HB2	2.20	0.69
2:K:165:GLU:OE2	2:K:458:ARG:HA	1.92	0.69
2:L:321:ARG:HA	2:L:352:GLY:N	2.08	0.69
1:A:447:LEU:CD1	1:A:451:GLN:HG3	2.23	0.69
1:A:985:TYR:CE1	1:A:1207:VAL:HG13	2.28	0.69
1:B:985:TYR:CE1	1:B:1207:VAL:CG1	2.75	0.69
1:B:1449:ARG:O	1:B:1452:THR:HB	1.93	0.69
1:B:780:ARG:HG2	2:G:51:GLY:O	1.92	0.69
1:F:907:ILE:HG23	1:F:927:GLU:HG2	1.73	0.69
2:G:321:ARG:HA	2:G:352:GLY:N	2.08	0.69
2:G:220:VAL:CG2	8:G:484:FAD:N1A	2.56	0.69
2:H:165:GLU:OE2	2:H:458:ARG:HA	1.92	0.69
2:J:319:LEU:CB	2:J:345:ILE:HD11	2.23	0.69
2:J:478:VAL:HG23	2:J:479:ALA:H	1.56	0.69
2:L:34:ARG:HG3	2:L:125:LYS:HE2	1.74	0.69
2:L:179:TYR:CB	2:L:181:ARG:HH12	2.05	0.69
1:A:295:LYS:HZ3	1:A:299:VAL:HG12	1.57	0.68
1:A:454:PHE:CD2	1:A:648:GLU:HB2	2.28	0.68
1:B:515:ARG:HD2	1:B:1367:TYR:HE1	1.49	0.68
1:B:794:VAL:HG12	1:B:795:ILE:N	2.07	0.68
1:C:1311:THR:CG2	1:C:1312:SER:N	2.55	0.68
1:C:152:ARG:O	1:C:156:GLU:HB2	1.94	0.68
1:D:386:GLY:O	1:D:389:GLU:HG3	1.93	0.68
1:D:602:THR:C	1:D:640:THR:HG22	2.14	0.68
1:E:414:LYS:HB3	1:E:415:PRO:CD	2.23	0.68
1:F:728:ILE:HD12	1:F:1047:MET:HE1	1.75	0.68
1:F:985:TYR:CE1	1:F:1207:VAL:CG1	2.75	0.68
2:H:77:LEU:HA	2:H:127:ILE:HD11	1.75	0.68
2:H:90:PHE:HB3	2:H:93:ILE:HG21	1.76	0.68

Continued on next page...

Continued from previous page...

Atom-1	Atom-2	Interatomic distance (Å)	Clash overlap (Å)
2:I:179:TYR:CB	2:I:181:ARG:HH12	2.05	0.68
2:I:241:GLY:N	2:I:443:ILE:HG23	2.07	0.68
2:I:194:LYS:HD2	2:I:306:ARG:HH21	1.57	0.68
2:J:122:SER:HA	2:J:125:LYS:HE3	1.75	0.68
2:K:327:MET:HB2	2:K:346:TRP:HH2	1.54	0.68
2:L:322:ARG:HD2	2:L:326:ASN:HD21	1.58	0.68
2:L:71:LEU:HD21	2:L:76:ARG:O	1.93	0.68
1:A:1289:MET:H	1:A:1289:MET:HE3	1.58	0.68
1:A:1449:ARG:HB2	1:A:1449:ARG:CZ	2.19	0.68
1:B:1105:VAL:HG13	1:B:1107:GLN:HG3	1.74	0.68
1:B:295:LYS:HD2	1:B:390:MET:CE	2.19	0.68
1:B:389:GLU:CB	1:B:403:ASP:OD2	2.40	0.68
1:C:479:MET:HG3	1:C:1104:MET:HE3	1.75	0.68
1:C:1317:THR:HG21	1:C:1358:GLU:OE1	1.92	0.68
1:C:358:THR:HB	1:C:360:ASP:OD1	1.92	0.68
1:D:211:TYR:HD1	1:D:212:SER:H	1.42	0.68
1:D:950:THR:CG2	1:D:951:GLU:H	2.06	0.68
1:E:985:TYR:CE1	1:E:1207:VAL:HG13	2.28	0.68
1:F:1388:THR:O	1:F:1388:THR:HG22	1.94	0.68
1:F:1449:ARG:O	1:F:1452:THR:HB	1.93	0.68
1:F:602:THR:C	1:F:640:THR:HG22	2.14	0.68
1:F:932:VAL:O	1:F:933:ALA:HB2	1.92	0.68
2:G:418:THR:HG21	2:G:422:THR:HG23	1.74	0.68
2:H:417:VAL:HG12	2:H:418:THR:O	1.92	0.68
2:I:321:ARG:HB2	2:I:351:GLU:CA	2.23	0.68
2:I:321:ARG:CB	2:I:351:GLU:HA	2.21	0.68
2:I:451:VAL:HA	2:I:454:ILE:HG22	1.75	0.68
2:J:148:LEU:HB3	2:J:234:VAL:HG21	1.75	0.68
2:J:295:LEU:O	2:J:398:ALA:HB3	1.92	0.68
2:J:449:LEU:CD1	2:J:451:VAL:HG12	2.22	0.68
2:K:96:ARG:HA	2:K:125:LYS:HD2	1.75	0.68
2:K:440:ALA:CB	2:K:456:ASP:HB3	2.19	0.68
2:L:295:LEU:O	2:L:398:ALA:HB3	1.92	0.68
1:A:746:ILE:HG23	1:A:1182:ASP:H	1.54	0.68
1:A:1388:THR:O	1:A:1388:THR:HG22	1.93	0.68
1:A:152:ARG:O	1:A:156:GLU:HB2	1.94	0.68
1:A:253:HIS:CE1	1:A:254:PRO:CD	2.62	0.68
1:B:1102:CYS:HG	6:B:2476:F3S:FE1	1.09	0.68
1:B:419:TRP:O	1:B:540:THR:HG21	1.92	0.68
1:B:447:LEU:CD1	1:B:451:GLN:HG3	2.22	0.68
1:C:1019:ASP:OD2	1:C:1204:ARG:HB2	1.93	0.68

Continued on next page...

Continued from previous page...

Atom-1	Atom-2	Interatomic distance (Å)	Clash overlap (Å)
1:C:1412:PHE:HA	1:C:1456:GLN:O	1.94	0.68
1:C:8:ALA:HA	1:C:362:LEU:HD12	1.75	0.68
1:D:454:PHE:HE2	1:D:647:ALA:HB3	1.58	0.68
1:D:731:SER:O	1:D:735:VAL:HG23	1.93	0.68
1:E:208:HIS:CD2	1:E:209:GLN:O	2.46	0.68
1:E:52:GLN:HE22	1:E:71:LEU:HB2	1.59	0.68
1:F:113:ASN:HD22	1:F:114:VAL:N	1.91	0.68
1:F:182:MET:CE	1:F:217:PRO:C	2.62	0.68
2:G:449:LEU:CD1	2:G:451:VAL:HG12	2.22	0.68
2:G:90:PHE:CD2	2:G:203:ARG:HG3	2.27	0.68
2:K:44:ALA:HA	2:K:69:LEU:CD1	2.22	0.68
1:A:1121:ASP:OD2	1:A:1124:LEU:HB2	1.92	0.68
1:B:1388:THR:HG22	1:B:1388:THR:O	1.94	0.68
1:B:529:LEU:N	1:B:529:LEU:HD23	1.92	0.68
1:C:985:TYR:CE1	1:C:1207:VAL:HG13	2.28	0.68
1:C:447:LEU:CD1	1:C:451:GLN:HG3	2.23	0.68
1:C:454:PHE:CD2	1:C:648:GLU:HB2	2.28	0.68
1:D:417:ASP:C	1:D:419:TRP:H	1.96	0.68
1:D:465:LEU:C	1:D:465:LEU:HD12	2.12	0.68
1:F:309:THR:HB	1:F:314:LYS:HE3	1.74	0.68
2:G:122:SER:HA	2:G:125:LYS:HE3	1.75	0.68
2:I:197:LYS:HE2	2:I:275:ASP:N	2.08	0.68
2:I:317:LYS:HE3	2:I:345:ILE:CG1	2.24	0.68
2:J:249:LYS:HE2	2:J:258:ILE:CD1	2.24	0.68
2:J:321:ARG:C	2:J:351:GLU:HA	2.13	0.68
2:J:317:LYS:HE3	2:J:345:ILE:CG1	2.24	0.68
2:K:181:ARG:C	2:K:182:MET:HE3	2.14	0.68
2:K:295:LEU:O	2:K:398:ALA:HB3	1.92	0.68
1:A:413:LEU:O	1:A:414:LYS:CD	2.40	0.68
1:A:461:MET:HE1	1:A:465:LEU:HD23	1.76	0.68
1:A:732:ARG:H	1:A:747:SER:CB	2.07	0.68
1:B:1447:TRP:CE2	1:B:1451:VAL:HG22	2.28	0.68
1:B:731:SER:O	1:B:735:VAL:HG23	1.93	0.68
1:C:59:VAL:HG21	1:C:105:TYR:CE2	2.27	0.68
1:D:1059:ASN:HD22	1:D:1059:ASN:N	1.91	0.68
1:D:1090:PHE:N	1:D:1090:PHE:CD1	2.60	0.68
1:D:182:MET:CE	1:D:217:PRO:C	2.62	0.68
1:D:515:ARG:CD	1:D:1367:TYR:HE1	2.04	0.68
1:E:505:GLN:HE21	1:E:1001:VAL:H	1.33	0.68
1:E:1019:ASP:OD2	1:E:1204:ARG:HB2	1.93	0.68
1:E:122:ASN:OD1	1:E:125:ARG:NH1	2.25	0.68

Continued on next page...

Continued from previous page...

Atom-1	Atom-2	Interatomic distance (Å)	Clash overlap (Å)
1:E:447:LEU:HD12	1:E:447:LEU:C	2.14	0.68
1:E:447:LEU:CD1	1:E:451:GLN:HG3	2.23	0.68
1:E:454:PHE:CD2	1:E:648:GLU:HB2	2.28	0.68
1:F:731:SER:O	1:F:735:VAL:HG23	1.93	0.68
2:G:34:ARG:HG3	2:G:125:LYS:HE2	1.73	0.68
2:H:152:VAL:CG1	2:H:175:VAL:HA	2.12	0.68
2:H:148:LEU:HB3	2:H:234:VAL:HG21	1.75	0.68
1:B:1442:GLU:OE2	2:H:375:THR:CA	2.42	0.68
1:F:1112:THR:O	2:I:112:GLN:NE2	2.19	0.68
2:I:478:VAL:HG23	2:I:479:ALA:H	1.56	0.68
2:I:71:LEU:HD21	2:I:76:ARG:O	1.93	0.68
2:K:148:LEU:HB3	2:K:234:VAL:CG2	2.24	0.68
2:K:321:ARG:HB2	2:K:351:GLU:CA	2.23	0.68
2:L:148:LEU:HB3	2:L:234:VAL:CG2	2.24	0.68
2:L:241:GLY:N	2:L:443:ILE:HG23	2.07	0.68
1:A:1227:GLU:N	1:E:896:PRO:HB3	2.08	0.68
1:A:240:ASN:HD21	1:A:327:TRP:HA	1.58	0.68
1:B:122:ASN:OD1	1:B:125:ARG:NH1	2.26	0.68
1:B:1348:VAL:O	1:B:1348:VAL:HG13	1.91	0.68
1:B:732:ARG:H	1:B:747:SER:HB3	1.57	0.68
1:B:753:GLY:O	1:B:754:ILE:C	2.25	0.68
1:B:783:LYS:CE	2:G:57:VAL:CG1	2.36	0.68
1:A:896:PRO:HB3	1:C:1227:GLU:N	2.08	0.68
1:C:1221:PRO:HG2	1:C:1229:MET:CE	2.23	0.68
1:C:426:LEU:H	1:C:426:LEU:HD23	1.59	0.68
1:C:52:GLN:HE22	1:C:71:LEU:HB2	1.59	0.68
1:E:102:TYR:CD2	1:E:144:PHE:CE1	2.82	0.68
1:E:9:ILE:HG13	1:E:361:GLY:O	1.93	0.68
1:E:414:LYS:HB3	1:E:415:PRO:HD3	1.76	0.68
1:E:913:GLY:HA2	1:E:1349:ARG:HD3	1.76	0.68
2:G:146:LEU:HD23	2:G:147:GLY:N	2.09	0.68
2:G:322:ARG:HD2	2:G:326:ASN:HD21	1.58	0.68
2:I:148:LEU:HB3	2:I:234:VAL:HG21	1.75	0.68
2:I:249:LYS:HE2	2:I:258:ILE:CD1	2.24	0.68
2:J:90:PHE:HB3	2:J:93:ILE:HG21	1.76	0.68
2:L:249:LYS:HE2	2:L:258:ILE:CD1	2.24	0.68
1:C:289:ARG:NH2	1:C:532:ILE:O	2.27	0.68
1:D:442:MET:HG3	1:D:673:GLU:OE2	1.93	0.68
1:D:826:ARG:HG2	1:D:1046:GLU:OE2	1.93	0.68
1:E:310:PRO:CG	1:E:404:ARG:NH2	2.56	0.68
1:F:1054:GLN:O	1:F:1057:THR:N	2.26	0.68

Continued on next page...

Continued from previous page...

Atom-1	Atom-2	Interatomic distance (Å)	Clash overlap (Å)
1:F:107:TRP:N	1:F:107:TRP:CD1	2.59	0.68
2:G:165:GLU:OE2	2:G:458:ARG:HA	1.92	0.68
2:G:197:LYS:HG2	2:G:273:LEU:HD12	1.73	0.68
2:G:469:LYS:HZ3	2:G:476:VAL:HA	1.58	0.68
2:G:68:TRP:CZ3	2:G:84:SER:HB3	2.29	0.68
2:H:148:LEU:HB3	2:H:234:VAL:CG2	2.24	0.68
2:I:319:LEU:CB	2:I:345:ILE:HD11	2.23	0.68
2:I:449:LEU:CD1	2:I:451:VAL:HG12	2.22	0.68
2:J:180:ASP:O	2:J:182:MET:HE1	1.93	0.68
2:L:448:SER:H	2:L:452:TRP:HZ3	1.42	0.68
2:L:165:GLU:OE2	2:L:458:ARG:HA	1.92	0.68
1:A:1227:GLU:HG3	1:E:902:ASN:ND2	2.07	0.68
1:A:426:LEU:H	1:A:426:LEU:HD23	1.59	0.68
1:B:454:PHE:HE2	1:B:647:ALA:HB3	1.58	0.68
1:C:1276:LEU:HD12	1:C:1277:GLY:N	2.08	0.68
1:C:172:LEU:O	1:C:172:LEU:HG	1.94	0.68
1:C:447:LEU:HD12	1:C:447:LEU:C	2.14	0.68
1:D:295:LYS:HZ3	1:D:299:VAL:HG12	1.58	0.68
1:E:1415:ILE:HG21	1:E:1421:GLU:HB2	1.75	0.68
1:E:1412:PHE:HA	1:E:1456:GLN:O	1.94	0.68
1:E:358:THR:HB	1:E:360:ASP:OD1	1.92	0.68
1:E:387:PRO:HD3	1:E:1344:GLU:CD	2.15	0.68
1:E:661:VAL:HG12	1:E:661:VAL:O	1.94	0.68
1:F:1114:PRO:O	2:I:112:GLN:CA	2.41	0.68
2:G:152:VAL:HG13	2:G:175:VAL:CA	2.15	0.68
2:G:180:ASP:O	2:G:182:MET:HE1	1.93	0.68
2:H:146:LEU:HD23	2:H:147:GLY:N	2.09	0.68
2:H:317:LYS:HE3	2:H:345:ILE:CG1	2.24	0.68
2:I:148:LEU:HB3	2:I:234:VAL:CG2	2.24	0.68
1:C:1438:ARG:HB3	2:J:375:THR:CA	2.14	0.68
2:L:317:LYS:HE3	2:L:345:ILE:CG1	2.24	0.68
2:L:96:ARG:HD3	2:L:195:LEU:HA	1.75	0.68
1:B:250:ARG:O	1:B:531:ASN:ND2	2.27	0.68
1:B:417:ASP:C	1:B:419:TRP:H	1.96	0.68
1:B:602:THR:C	1:B:640:THR:HG22	2.14	0.68
1:B:901:ASP:CG	1:F:1228:LYS:HD3	2.15	0.68
1:C:208:HIS:CD2	1:C:209:GLN:O	2.46	0.68
1:D:1076:GLY:HA3	1:D:1145:GLU:CG	2.17	0.68
1:D:122:ASN:OD1	1:D:125:ARG:NH1	2.26	0.68
1:D:236:THR:CG2	1:D:328:ASP:N	2.52	0.68
1:D:522:LEU:CD2	1:D:705:LEU:HD21	2.24	0.68

Continued on next page...

Continued from previous page...

Atom-1	Atom-2	Interatomic distance (Å)	Clash overlap (Å)
1:E:1362:SER:HA	1:E:1380:GLY:HA3	1.74	0.68
1:E:1458:VAL:HG13	1:E:1459:PRO:HD2	1.76	0.68
1:F:250:ARG:O	1:F:531:ASN:ND2	2.27	0.68
1:B:1114:PRO:O	2:G:112:GLN:CA	2.41	0.68
2:G:290:LYS:HD3	2:G:393:ASP:OD2	1.94	0.68
2:G:96:ARG:HA	2:G:125:LYS:HD2	1.75	0.68
2:H:71:LEU:HD21	2:H:76:ARG:O	1.93	0.68
2:I:97:ILE:HD11	2:I:450:VAL:HG11	1.76	0.68
2:J:148:LEU:HB3	2:J:234:VAL:CG2	2.24	0.68
2:K:100:GLN:CB	2:K:105:GLU:HG2	2.22	0.68
2:L:68:TRP:CZ3	2:L:84:SER:HB3	2.29	0.68
2:L:97:ILE:HD11	2:L:450:VAL:HG11	1.76	0.68
1:A:1458:VAL:HG13	1:A:1459:PRO:HD2	1.76	0.68
1:A:248:GLU:HA	1:A:251:MET:CG	2.22	0.68
1:A:52:GLN:HE22	1:A:71:LEU:HB2	1.59	0.68
1:A:506:VAL:HG11	1:A:980:LEU:HD22	1.76	0.68
1:B:826:ARG:HG2	1:B:1046:GLU:OE2	1.93	0.68
1:C:1338:ALA:HB3	1:C:1357:VAL:HG22	1.74	0.68
1:D:1114:PRO:O	2:H:112:GLN:CA	2.41	0.68
1:E:313:HIS:O	1:E:317:ILE:HG13	1.93	0.68
1:E:461:MET:HE1	1:E:465:LEU:HD23	1.75	0.68
1:F:1170:GLN:CG	1:F:1170:GLN:O	2.39	0.68
1:F:211:TYR:HD1	1:F:212:SER:H	1.42	0.68
2:H:322:ARG:CD	2:H:349:ALA:HB1	2.24	0.68
2:H:451:VAL:HA	2:H:454:ILE:HG22	1.75	0.68
2:J:321:ARG:HB2	2:J:351:GLU:CA	2.23	0.68
2:J:371:VAL:CG2	2:J:386:SER:HB3	2.24	0.68
2:J:71:LEU:HD21	2:J:76:ARG:O	1.93	0.68
2:J:97:ILE:HD11	2:J:450:VAL:HG11	1.76	0.68
2:K:197:LYS:HE2	2:K:275:ASP:N	2.08	0.68
2:K:68:TRP:CZ3	2:K:84:SER:HB3	2.29	0.68
2:L:319:LEU:CB	2:L:345:ILE:HD11	2.23	0.68
1:A:208:HIS:CD2	1:A:209:GLN:O	2.46	0.67
1:A:461:MET:CE	1:A:465:LEU:HD23	2.24	0.67
1:A:918:THR:HG22	1:A:920:GLU:H	1.59	0.67
1:B:113:ASN:HD22	1:B:114:VAL:N	1.91	0.67
1:B:522:LEU:CD2	1:B:705:LEU:HD21	2.24	0.67
1:B:768:GLU:HG2	1:B:769:GLU:N	2.09	0.67
1:C:414:LYS:HB3	1:C:415:PRO:HD3	1.76	0.67
1:C:777:GLY:O	1:C:788:HIS:HE1	1.77	0.67
1:E:172:LEU:O	1:E:172:LEU:HG	1.94	0.67

Continued on next page...

Continued from previous page...

Atom-1	Atom-2	Interatomic distance (Å)	Clash overlap (Å)
1:F:386:GLY:O	1:F:389:GLU:HG3	1.93	0.67
2:G:148:LEU:HB3	2:G:234:VAL:CG2	2.24	0.67
2:G:317:LYS:HE3	2:G:345:ILE:CG1	2.24	0.67
2:H:100:GLN:CB	2:H:105:GLU:HG2	2.22	0.67
2:H:449:LEU:CD1	2:H:451:VAL:HG12	2.22	0.67
2:I:322:ARG:CD	2:I:349:ALA:HB1	2.24	0.67
2:L:148:LEU:HB3	2:L:234:VAL:HG21	1.75	0.67
2:L:418:THR:HG21	2:L:422:THR:HG23	1.74	0.67
2:L:96:ARG:HA	2:L:125:LYS:HD2	1.75	0.67
1:A:1394:VAL:HG11	1:A:1401:LEU:HD22	1.76	0.67
1:B:985:TYR:CE1	1:B:1207:VAL:HG13	2.27	0.67
1:B:266:VAL:HG12	1:B:279:THR:HG23	1.76	0.67
1:C:1466:LEU:O	1:C:1467:GLU:C	2.33	0.67
1:C:387:PRO:HD3	1:C:1344:GLU:CD	2.15	0.67
1:D:309:THR:HB	1:D:314:LYS:HE3	1.74	0.67
1:D:250:ARG:O	1:D:531:ASN:ND2	2.27	0.67
1:E:479:MET:HG3	1:E:1104:MET:HE3	1.76	0.67
1:E:426:LEU:H	1:E:426:LEU:HD23	1.59	0.67
1:E:732:ARG:H	1:E:747:SER:CB	2.07	0.67
1:F:1114:PRO:HA	2:I:112:GLN:C	1.84	0.67
1:F:843:VAL:CG1	1:F:844:GLU:N	2.58	0.67
2:G:77:LEU:HA	2:G:127:ILE:HD11	1.75	0.67
2:H:321:ARG:HB2	2:H:351:GLU:CA	2.23	0.67
2:H:97:ILE:HD11	2:H:450:VAL:HG11	1.76	0.67
2:I:96:ARG:HD3	2:I:195:LEU:HA	1.75	0.67
2:J:181:ARG:CD	2:J:187:VAL:HG11	2.25	0.67
1:A:8:ALA:HA	1:A:362:LEU:HD12	1.75	0.67
1:A:9:ILE:HG13	1:A:361:GLY:O	1.93	0.67
1:B:732:ARG:H	1:B:747:SER:CB	2.07	0.67
1:C:4:GLY:HA3	1:C:207:TYR:CZ	2.29	0.67
1:C:299:VAL:O	1:C:299:VAL:CG1	2.43	0.67
1:C:732:ARG:H	1:C:747:SER:CB	2.07	0.67
1:C:824:GLN:CA	1:C:824:GLN:NE2	2.57	0.67
1:D:107:TRP:N	1:D:107:TRP:CD1	2.59	0.67
1:D:732:ARG:H	1:D:747:SER:CB	2.07	0.67
1:D:782:ARG:HG2	2:H:53:PRO:HD2	0.77	0.67
1:E:1394:VAL:HG11	1:E:1401:LEU:HD22	1.76	0.67
1:F:139:VAL:CG1	1:F:143:GLN:HB2	2.25	0.67
1:F:253:HIS:N	1:F:260:MET:HE1	2.07	0.67
1:F:603:HIS:CA	1:F:640:THR:CG2	2.71	0.67
2:G:175:VAL:CG1	2:G:214:TYR:HA	2.23	0.67

Continued on next page...

Continued from previous page...

Atom-1	Atom-2	Interatomic distance (Å)	Clash overlap (Å)
2:G:448:SER:H	2:G:452:TRP:HZ3	1.42	0.67
2:H:153:ILE:HG23	2:H:238:VAL:HA	1.76	0.67
2:K:153:ILE:HG23	2:K:238:VAL:HA	1.76	0.67
2:K:249:LYS:HE2	2:K:258:ILE:CD1	2.24	0.67
2:K:317:LYS:HE3	2:K:345:ILE:CG1	2.24	0.67
2:K:71:LEU:HD21	2:K:76:ARG:O	1.93	0.67
2:L:451:VAL:HA	2:L:454:ILE:HG22	1.75	0.67
1:A:1105:VAL:HG13	1:A:1107:GLN:HG3	1.76	0.67
1:A:1220:ARG:N	1:A:1221:PRO:HD2	2.10	0.67
1:A:414:LYS:HB3	1:A:415:PRO:HD3	1.76	0.67
1:A:4:GLY:HA3	1:A:207:TYR:CZ	2.29	0.67
1:A:512:ASP:OD2	1:A:1367:TYR:OH	2.13	0.67
1:B:478:SER:O	1:B:1106:ARG:NH1	2.28	0.67
1:C:1220:ARG:N	1:C:1221:PRO:HD2	2.10	0.67
1:E:1194:GLU:HB2	1:F:115:ASP:OD2	1.95	0.67
1:E:152:ARG:O	1:E:156:GLU:HB2	1.94	0.67
1:E:359:THR:HG23	1:E:378:GLN:O	1.94	0.67
1:F:1442:GLU:OE2	2:G:375:THR:CA	2.42	0.67
2:H:290:LYS:HD3	2:H:393:ASP:OD2	1.94	0.67
2:H:96:ARG:HD3	2:H:195:LEU:HA	1.75	0.67
2:J:290:LYS:HD3	2:J:393:ASP:OD2	1.94	0.67
2:J:96:ARG:HD3	2:J:195:LEU:HA	1.75	0.67
2:K:122:SER:HA	2:K:125:LYS:HE3	1.75	0.67
2:K:165:GLU:HB3	2:K:169:LYS:HZ3	1.59	0.67
2:L:77:LEU:HA	2:L:127:ILE:HD11	1.75	0.67
2:L:146:LEU:HD23	2:L:147:GLY:N	2.09	0.67
2:L:322:ARG:CD	2:L:349:ALA:HB1	2.24	0.67
1:A:1438:ARG:HB3	2:L:375:THR:CA	2.14	0.67
2:L:44:ALA:HA	2:L:69:LEU:CD1	2.22	0.67
1:A:139:VAL:HG11	1:A:143:GLN:HB3	1.77	0.67
1:A:299:VAL:O	1:A:299:VAL:CG1	2.43	0.67
1:A:499:PHE:HE2	1:A:742:MET:HE1	1.58	0.67
1:B:447:LEU:HD12	1:B:451:GLN:CG	2.23	0.67
1:B:442:MET:HG3	1:B:673:GLU:OE2	1.93	0.67
1:C:1388:THR:HG22	1:C:1388:THR:O	1.93	0.67
1:C:1394:VAL:HG11	1:C:1401:LEU:HD22	1.76	0.67
1:C:515:ARG:HD2	1:C:1367:TYR:HE1	1.46	0.67
1:D:559:ARG:HD2	1:D:605:ILE:CD1	2.25	0.67
1:D:838:VAL:CG1	1:D:839:PRO:CD	2.73	0.67
1:C:896:PRO:HB3	1:E:1227:GLU:N	2.08	0.67
1:E:1466:LEU:O	1:E:1467:GLU:C	2.33	0.67

Continued on next page...

Continued from previous page...

Atom-1	Atom-2	Interatomic distance (Å)	Clash overlap (Å)
1:E:289:ARG:NH2	1:E:532:ILE:O	2.27	0.67
1:E:37:ASP:OD1	1:E:37:ASP:C	2.33	0.67
1:E:461:MET:CE	1:E:465:LEU:HD23	2.24	0.67
1:E:777:GLY:O	1:E:788:HIS:HE1	1.77	0.67
2:G:249:LYS:HE2	2:G:258:ILE:CD1	2.24	0.67
2:H:249:LYS:HE2	2:H:258:ILE:CD1	2.24	0.67
2:H:259:VAL:HG21	2:H:264:TYR:CB	2.14	0.67
2:I:371:VAL:CG2	2:I:386:SER:HB3	2.24	0.67
2:I:96:ARG:HA	2:I:125:LYS:HD2	1.75	0.67
2:K:331:GLN:O	2:K:334:VAL:HG23	1.95	0.67
2:K:322:ARG:CD	2:K:349:ALA:HB1	2.24	0.67
2:L:371:VAL:CG2	2:L:386:SER:HB3	2.24	0.67
1:A:1466:LEU:O	1:A:1467:GLU:C	2.33	0.67
1:A:960:THR:CG2	1:A:963:VAL:CG2	2.73	0.67
1:B:1058:LEU:O	1:B:1058:LEU:HD22	1.95	0.67
1:C:1144:GLU:O	1:C:1144:GLU:HG3	1.95	0.67
1:C:1194:GLU:HB2	1:D:115:ASP:OD2	1.95	0.67
1:C:1458:VAL:HG13	1:C:1459:PRO:HD2	1.76	0.67
1:C:359:THR:HG23	1:C:378:GLN:O	1.95	0.67
1:D:734:LEU:HD12	1:D:738:HIS:CD2	2.25	0.67
1:D:1442:GLU:OE2	2:I:375:THR:CA	2.42	0.67
2:I:68:TRP:CZ3	2:I:84:SER:HB3	2.29	0.67
2:J:331:GLN:O	2:J:334:VAL:HG23	1.95	0.67
2:L:290:LYS:HD3	2:L:393:ASP:OD2	1.94	0.67
1:A:289:ARG:NH2	1:A:532:ILE:O	2.27	0.67
1:A:661:VAL:HG12	1:A:661:VAL:O	1.94	0.67
1:B:139:VAL:CG1	1:B:143:GLN:HB2	2.25	0.67
1:C:1105:VAL:HG13	1:C:1107:GLN:HG3	1.76	0.67
1:C:461:MET:CE	1:C:465:LEU:HD23	2.24	0.67
1:C:746:ILE:HG22	1:C:747:SER:N	2.09	0.67
1:D:266:VAL:HG12	1:D:279:THR:HG23	1.76	0.67
1:D:302:ALA:CA	1:D:347:ARG:HH12	2.08	0.67
1:D:478:SER:O	1:D:1106:ARG:NH1	2.28	0.67
1:F:999:LYS:HG2	1:F:1022:LEU:HD23	1.72	0.67
2:G:331:GLN:O	2:G:334:VAL:HG23	1.95	0.67
2:G:371:VAL:CG2	2:G:386:SER:HB3	2.24	0.67
2:H:122:SER:HA	2:H:125:LYS:HE3	1.75	0.67
2:H:165:GLU:HB3	2:H:169:LYS:HZ3	1.59	0.67
2:H:68:TRP:CZ3	2:H:84:SER:HB3	2.29	0.67
2:I:181:ARG:HD3	2:I:187:VAL:CB	2.25	0.67
2:I:290:LYS:HD3	2:I:393:ASP:OD2	1.94	0.67

Continued on next page...

Continued from previous page...

Atom-1	Atom-2	Interatomic distance (Å)	Clash overlap (Å)
2:J:471:LYS:CE	2:J:471:LYS:HA	2.23	0.67
2:K:220:VAL:CG2	8:K:484:FAD:N1A	2.56	0.67
2:K:148:LEU:HB3	2:K:234:VAL:HG21	1.75	0.67
1:A:1317:THR:HG21	1:A:1358:GLU:OE1	1.92	0.67
1:A:447:LEU:C	1:A:447:LEU:HD12	2.14	0.67
1:B:211:TYR:HD1	1:B:212:SER:H	1.42	0.67
1:B:1102:CYS:SG	6:B:2476:F3S:S2	2.93	0.67
1:B:666:VAL:CG1	1:B:667:ASN:N	2.58	0.67
1:B:98:LEU:O	1:B:101:GLY:N	2.25	0.67
1:C:139:VAL:HG11	1:C:143:GLN:HB3	1.77	0.67
1:D:113:ASN:HD22	1:D:114:VAL:N	1.92	0.67
1:D:693:MET:HE3	1:D:693:MET:HA	1.76	0.67
1:D:843:VAL:CG1	1:D:844:GLU:N	2.58	0.67
1:E:452:GLN:HG3	1:E:765:ALA:HB2	1.77	0.67
1:E:850:ARG:HH11	1:E:850:ARG:CG	2.08	0.67
1:F:478:SER:O	1:F:1106:ARG:NH1	2.28	0.67
1:F:826:ARG:HG2	1:F:1046:GLU:OE2	1.93	0.67
2:G:368:HIS:ND1	2:G:387:GLU:HG3	2.09	0.67
2:G:71:LEU:HD21	2:G:76:ARG:O	1.93	0.67
2:H:300:THR:HA	8:H:484:FAD:HM73	1.77	0.67
2:I:181:ARG:CD	2:I:187:VAL:HG11	2.25	0.67
2:J:448:SER:H	2:J:452:TRP:HZ3	1.42	0.67
2:K:146:LEU:HD23	2:K:147:GLY:N	2.09	0.67
2:L:410:PHE:O	2:L:413:PRO:HD2	1.95	0.67
1:A:387:PRO:HD3	1:A:1344:GLU:CD	2.14	0.67
1:B:386:GLY:O	1:B:389:GLU:HG3	1.93	0.67
1:B:838:VAL:CG1	1:B:839:PRO:CD	2.73	0.67
1:C:515:ARG:CD	1:C:1367:TYR:HE1	1.96	0.67
1:C:454:PHE:HE2	1:C:647:ALA:HB3	1.58	0.67
1:C:850:ARG:CG	1:C:850:ARG:HH11	2.08	0.67
1:E:336:THR:OG1	1:E:337:ASP:O	2.13	0.67
1:E:746:ILE:HG22	1:E:747:SER:N	2.09	0.67
1:F:122:ASN:OD1	1:F:125:ARG:NH1	2.26	0.67
2:G:451:VAL:O	2:G:454:ILE:HG23	1.95	0.67
2:H:331:GLN:O	2:H:334:VAL:HG23	1.95	0.67
2:H:448:SER:H	2:H:452:TRP:HZ3	1.42	0.67
2:I:300:THR:HA	8:I:484:FAD:HM73	1.77	0.67
1:F:782:ARG:N	2:I:52:VAL:HB	2.07	0.67
2:J:300:THR:HA	8:J:484:FAD:HM73	1.77	0.67
2:J:295:LEU:CD2	2:J:319:LEU:HB3	2.25	0.67
2:J:410:PHE:O	2:J:413:PRO:HD2	1.95	0.67

Continued on next page...

Continued from previous page...

Atom-1	Atom-2	Interatomic distance (Å)	Clash overlap (Å)
2:K:448:SER:H	2:K:452:TRP:HZ3	1.42	0.67
1:C:782:ARG:CB	2:K:53:PRO:HD2	2.19	0.67
2:K:97:ILE:HD11	2:K:450:VAL:HG11	1.76	0.67
1:A:1297:GLY:O	1:A:1328:LEU:HA	1.95	0.67
1:A:454:PHE:HE2	1:A:647:ALA:HB3	1.58	0.67
1:B:746:ILE:HD11	1:B:1186:ARG:NH2	2.10	0.67
1:C:1415:ILE:HG21	1:C:1421:GLU:HB2	1.75	0.67
1:C:746:ILE:O	1:C:747:SER:O	2.13	0.67
1:D:139:VAL:CG1	1:D:143:GLN:HB2	2.25	0.67
1:D:253:HIS:N	1:D:260:MET:HE1	2.07	0.67
1:E:1105:VAL:HG13	1:E:1107:GLN:HG3	1.76	0.67
1:E:918:THR:HG22	1:E:920:GLU:H	1.59	0.67
1:F:522:LEU:CD2	1:F:705:LEU:HD21	2.24	0.67
1:F:768:GLU:HG2	1:F:769:GLU:N	2.09	0.67
1:F:960:THR:HG22	1:F:963:VAL:HG23	1.77	0.67
2:G:220:VAL:CG2	8:G:484:FAD:N6A	2.55	0.67
2:H:220:VAL:CG2	8:H:484:FAD:N1A	2.56	0.67
2:H:44:ALA:HA	2:H:69:LEU:CD1	2.22	0.67
2:I:418:THR:HG21	2:I:422:THR:HG23	1.74	0.67
2:J:181:ARG:HD3	2:J:187:VAL:CB	2.25	0.67
2:J:68:TRP:CZ3	2:J:84:SER:HB3	2.29	0.67
2:L:153:ILE:HG23	2:L:238:VAL:HA	1.76	0.67
2:L:49:GLN:NE2	2:L:69:LEU:HG	2.10	0.67
1:A:1412:PHE:HA	1:A:1456:GLN:O	1.94	0.66
1:A:902:ASN:ND2	1:C:1227:GLU:HG3	2.07	0.66
1:B:236:THR:CG2	1:B:328:ASP:N	2.52	0.66
1:B:843:VAL:CG1	1:B:844:GLU:N	2.58	0.66
1:C:1311:THR:HG23	1:C:1312:SER:H	1.60	0.66
1:C:918:THR:HG22	1:C:920:GLU:H	1.59	0.66
1:D:1228:LYS:HD3	1:F:901:ASP:CG	2.15	0.66
1:D:603:HIS:CA	1:D:640:THR:CG2	2.71	0.66
1:D:454:PHE:HE2	1:D:647:ALA:CB	2.09	0.66
1:E:1144:GLU:HG3	1:E:1144:GLU:O	1.95	0.66
1:E:4:GLY:HA3	1:E:207:TYR:CZ	2.29	0.66
1:E:454:PHE:CE2	1:E:647:ALA:HB3	2.31	0.66
1:F:950:THR:CG2	1:F:951:GLU:H	2.07	0.66
2:G:148:LEU:HB3	2:G:234:VAL:HG21	1.75	0.66
2:G:244:LYS:CE	2:G:404:GLU:HB3	2.24	0.66
2:G:96:ARG:HD3	2:G:195:LEU:HA	1.75	0.66
2:I:180:ASP:O	2:I:182:MET:HE1	1.95	0.66
2:K:295:LEU:CD2	2:K:319:LEU:HB3	2.25	0.66

Continued on next page...

Continued from previous page...

Atom-1	Atom-2	Interatomic distance (Å)	Clash overlap (Å)
2:L:181:ARG:HD3	2:L:187:VAL:CB	2.25	0.66
2:L:186:LEU:CD2	2:L:200:VAL:HB	2.25	0.66
1:A:37:ASP:OD1	1:A:37:ASP:C	2.33	0.66
1:B:734:LEU:HD12	1:B:738:HIS:CD2	2.25	0.66
1:C:248:GLU:HA	1:C:251:MET:CG	2.22	0.66
1:D:289:ARG:NH2	1:D:532:ILE:O	2.28	0.66
1:D:909:GLN:NE2	1:D:929:GLU:OE1	2.28	0.66
1:D:960:THR:HG22	1:D:963:VAL:HG23	1.77	0.66
1:E:59:VAL:HG21	1:E:105:TYR:CE2	2.27	0.66
1:F:732:ARG:H	1:F:747:SER:CB	2.08	0.66
1:F:782:ARG:HH21	2:I:51:GLY:CA	0.99	0.66
2:H:220:VAL:CG2	8:H:484:FAD:N6A	2.55	0.66
2:I:410:PHE:O	2:I:413:PRO:HD2	1.95	0.66
2:J:153:ILE:HG23	2:J:238:VAL:HA	1.76	0.66
2:J:322:ARG:CD	2:J:349:ALA:HB1	2.24	0.66
2:K:181:ARG:CD	2:K:187:VAL:HG11	2.25	0.66
2:L:242:VAL:CG1	2:L:403:PRO:HD3	2.21	0.66
1:A:1227:GLU:OE2	1:E:902:ASN:ND2	2.28	0.66
1:A:913:GLY:HA2	1:A:1349:ARG:HD3	1.76	0.66
1:B:572:THR:HG21	1:B:615:ARG:HB3	1.78	0.66
1:C:728:ILE:HD12	1:C:1047:MET:HE3	1.76	0.66
1:C:251:MET:HB2	1:C:533:LEU:HD12	1.78	0.66
1:C:960:THR:CG2	1:C:963:VAL:CG2	2.73	0.66
1:D:1102:CYS:SG	6:D:2476:F3S:S2	2.93	0.66
1:E:1221:PRO:HD2	1:E:1229:MET:HE1	1.78	0.66
1:E:381:GLU:CD	1:E:402:ARG:NH1	2.49	0.66
1:E:454:PHE:HE2	1:E:647:ALA:HB3	1.58	0.66
1:E:506:VAL:HG11	1:E:980:LEU:HD22	1.75	0.66
1:F:515:ARG:HD2	1:F:1367:TYR:CZ	2.31	0.66
2:G:153:ILE:HG23	2:G:238:VAL:HA	1.76	0.66
2:H:371:VAL:CG2	2:H:386:SER:HB3	2.24	0.66
2:I:186:LEU:CD2	2:I:200:VAL:HB	2.25	0.66
2:I:451:VAL:O	2:I:454:ILE:HG23	1.95	0.66
2:K:290:LYS:HD3	2:K:393:ASP:OD2	1.94	0.66
2:K:368:HIS:ND1	2:K:387:GLU:HG3	2.09	0.66
2:K:418:THR:HG23	2:K:422:THR:HG23	1.77	0.66
2:K:451:VAL:O	2:K:454:ILE:HG23	1.95	0.66
2:L:295:LEU:CD2	2:L:319:LEU:HB3	2.25	0.66
2:L:368:HIS:ND1	2:L:387:GLU:HG3	2.10	0.66
1:A:354:ARG:NH2	1:A:1292:ALA:O	2.29	0.66
1:A:172:LEU:HG	1:A:172:LEU:O	1.94	0.66

Continued on next page...

Continued from previous page...

Atom-1	Atom-2	Interatomic distance (Å)	Clash overlap (Å)
1:A:62:ILE:HG22	1:A:62:ILE:O	1.96	0.66
1:B:559:ARG:HD2	1:B:605:ILE:HD13	1.78	0.66
1:B:693:MET:HE3	1:B:693:MET:HA	1.78	0.66
1:E:960:THR:CG2	1:E:963:VAL:CG2	2.73	0.66
1:F:302:ALA:CA	1:F:347:ARG:HH12	2.08	0.66
1:F:417:ASP:C	1:F:419:TRP:H	1.96	0.66
2:G:418:THR:HG23	2:G:422:THR:HG23	1.77	0.66
2:G:90:PHE:HB3	2:G:93:ILE:HG21	1.76	0.66
2:I:290:LYS:HG2	2:I:291:HIS:H	1.61	0.66
2:I:331:GLN:O	2:I:334:VAL:HG23	1.95	0.66
2:I:244:LYS:CE	2:I:404:GLU:HB3	2.24	0.66
2:J:451:VAL:O	2:J:454:ILE:HG23	1.95	0.66
2:L:300:THR:HA	8:L:484:FAD:HM73	1.77	0.66
2:L:418:THR:HG23	2:L:422:THR:HG23	1.77	0.66
1:A:1194:GLU:HB2	1:B:115:ASP:OD2	1.95	0.66
1:A:317:ILE:HG22	1:A:321:ASN:ND2	2.11	0.66
1:A:731:SER:HA	1:A:748:GLY:N	2.11	0.66
1:A:850:ARG:HH11	1:A:850:ARG:CG	2.08	0.66
1:B:908:LYS:HD2	1:B:921:TYR:CD1	2.31	0.66
1:C:102:TYR:CD2	1:C:144:PHE:CE1	2.82	0.66
1:A:902:ASN:ND2	1:C:1227:GLU:OE2	2.28	0.66
1:C:454:PHE:CE2	1:C:647:ALA:HB3	2.31	0.66
1:D:1109:HIS:ND1	1:D:1109:HIS:N	2.43	0.66
1:D:113:ASN:C	1:D:113:ASN:ND2	2.49	0.66
1:D:496:HIS:ND1	1:D:654:TYR:HD1	1.93	0.66
1:F:559:ARG:HD2	1:F:605:ILE:CD1	2.25	0.66
1:F:746:ILE:HD11	1:F:1186:ARG:NH2	2.10	0.66
1:F:781:PHE:CE2	2:I:57:VAL:HG21	2.31	0.66
2:G:186:LEU:CD2	2:G:200:VAL:HB	2.25	0.66
2:I:242:VAL:CG1	2:I:403:PRO:HD3	2.21	0.66
2:J:244:LYS:CE	2:J:404:GLU:HB3	2.24	0.66
2:J:49:GLN:NE2	2:J:69:LEU:HG	2.10	0.66
2:L:244:LYS:CE	2:L:404:GLU:HB3	2.25	0.66
1:A:777:GLY:O	1:A:788:HIS:HE1	1.77	0.66
1:B:253:HIS:N	1:B:260:MET:HE1	2.07	0.66
1:B:302:ALA:CA	1:B:347:ARG:HH12	2.08	0.66
1:B:461:MET:CE	1:B:465:LEU:HD23	2.25	0.66
1:B:496:HIS:ND1	1:B:654:TYR:HD1	1.93	0.66
1:C:381:GLU:CD	1:C:402:ARG:NH1	2.49	0.66
1:D:1058:LEU:O	1:D:1058:LEU:HD22	1.95	0.66
1:D:461:MET:CE	1:D:465:LEU:HD23	2.26	0.66

Continued on next page...

Continued from previous page...

Atom-1	Atom-2	Interatomic distance (Å)	Clash overlap (Å)
1:B:1228:LYS:HD3	1:D:901:ASP:CG	2.15	0.66
1:E:1220:ARG:N	1:E:1221:PRO:HD2	2.10	0.66
1:E:511:ILE:HG22	1:E:512:ASP:H	1.61	0.66
1:E:62:ILE:HG22	1:E:62:ILE:O	1.96	0.66
1:E:731:SER:HA	1:E:748:GLY:N	2.11	0.66
1:E:746:ILE:O	1:E:747:SER:O	2.13	0.66
1:F:295:LYS:NZ	1:F:299:VAL:O	2.17	0.66
1:F:909:GLN:NE2	1:F:929:GLU:OE1	2.28	0.66
2:G:95:GLY:O	2:G:125:LYS:HD2	1.96	0.66
2:G:97:ILE:HD11	2:G:450:VAL:HG11	1.76	0.66
2:I:295:LEU:CD2	2:I:319:LEU:HB3	2.25	0.66
2:I:368:HIS:ND1	2:I:387:GLU:HG3	2.09	0.66
2:K:259:VAL:HG21	2:K:264:TYR:CB	2.14	0.66
2:K:321:ARG:HH21	2:K:351:GLU:CG	2.09	0.66
2:K:244:LYS:CE	2:K:404:GLU:HB3	2.24	0.66
2:K:165:GLU:CD	2:K:458:ARG:HA	2.16	0.66
2:K:49:GLN:NE2	2:K:69:LEU:HG	2.10	0.66
2:L:331:GLN:O	2:L:334:VAL:HG23	1.95	0.66
2:L:469:LYS:HZ3	2:L:476:VAL:HA	1.60	0.66
1:A:359:THR:HG23	1:A:378:GLN:O	1.94	0.66
1:A:902:ASN:CG	1:C:1227:GLU:CG	2.63	0.66
1:C:1230:GLN:NE2	1:C:1267:ARG:CD	2.59	0.66
1:E:1003:ARG:HG3	1:E:1003:ARG:HH11	1.61	0.66
1:F:236:THR:CG2	1:F:328:ASP:N	2.52	0.66
1:F:289:ARG:NH2	1:F:532:ILE:O	2.28	0.66
1:F:389:GLU:CB	1:F:403:ASP:OD2	2.40	0.66
1:F:454:PHE:HE2	1:F:647:ALA:HB3	1.58	0.66
1:F:777:GLY:HA3	2:I:52:VAL:HG12	1.77	0.66
1:F:838:VAL:CG1	1:F:839:PRO:CD	2.73	0.66
2:G:181:ARG:CD	2:G:187:VAL:HG11	2.25	0.66
2:G:410:PHE:O	2:G:413:PRO:HD2	1.95	0.66
2:H:410:PHE:O	2:H:413:PRO:HD2	1.95	0.66
2:H:471:LYS:HA	2:H:471:LYS:CE	2.23	0.66
2:I:90:PHE:HB3	2:I:93:ILE:HG21	1.76	0.66
2:J:290:LYS:CG	2:J:291:HIS:H	2.09	0.66
2:J:368:HIS:ND1	2:J:387:GLU:HG3	2.09	0.66
1:A:1104:MET:C	2:J:54:PHE:CZ	2.67	0.66
2:K:95:GLY:O	2:K:125:LYS:HD2	1.96	0.66
2:K:96:ARG:HD3	2:K:195:LEU:HA	1.75	0.66
2:K:371:VAL:CG2	2:K:386:SER:HB3	2.24	0.66
2:L:220:VAL:CG2	8:L:484:FAD:N6A	2.55	0.66

Continued on next page...

Continued from previous page...

Atom-1	Atom-2	Interatomic distance (Å)	Clash overlap (Å)
1:A:102:TYR:CD2	1:A:144:PHE:CE1	2.82	0.66
1:C:1297:GLY:O	1:C:1328:LEU:HA	1.95	0.66
1:C:310:PRO:CG	1:C:404:ARG:NH2	2.56	0.66
1:C:731:SER:HA	1:C:748:GLY:N	2.11	0.66
1:C:506:VAL:HG11	1:C:980:LEU:HD22	1.75	0.66
1:D:746:ILE:HD11	1:D:1186:ARG:NH2	2.10	0.66
1:D:908:LYS:HD2	1:D:921:TYR:CD1	2.31	0.66
1:E:746:ILE:HG23	1:E:1182:ASP:H	1.54	0.66
1:F:461:MET:CE	1:F:465:LEU:HD23	2.25	0.66
2:G:268:SER:O	2:G:271:VAL:HG23	1.96	0.66
2:G:49:GLN:OE1	2:G:49:GLN:HA	1.96	0.66
2:H:167:ARG:HD3	2:H:210:ALA:O	1.96	0.66
2:H:186:LEU:CD2	2:H:200:VAL:HB	2.25	0.66
2:H:244:LYS:CE	2:H:404:GLU:HB3	2.25	0.66
2:H:290:LYS:CG	2:H:291:HIS:H	2.09	0.66
2:H:327:MET:HB2	2:H:346:TRP:HH2	1.54	0.66
2:I:418:THR:HG23	2:I:422:THR:HG23	1.77	0.66
2:J:186:LEU:CD2	2:J:200:VAL:HB	2.25	0.66
2:K:249:LYS:HG3	2:K:258:ILE:HD11	1.78	0.66
2:K:290:LYS:CG	2:K:291:HIS:H	2.09	0.66
2:L:268:SER:O	2:L:271:VAL:HG23	1.96	0.66
1:A:1431:HIS:O	1:A:1435:THR:HG22	1.95	0.66
1:A:381:GLU:CD	1:A:402:ARG:NH1	2.49	0.66
1:A:875:MET:HE1	1:A:1139:PHE:CD2	2.27	0.66
1:B:559:ARG:HD2	1:B:605:ILE:CD1	2.25	0.66
1:B:704:LEU:C	1:B:706:LYS:N	2.49	0.66
1:C:146:LEU:HD12	1:C:146:LEU:C	2.17	0.66
1:C:913:GLY:HA2	1:C:1349:ARG:HD3	1.76	0.66
1:D:1263:HIS:NE2	1:F:900:GLY:HA2	2.10	0.66
1:D:1388:THR:HG22	1:D:1388:THR:O	1.94	0.66
1:D:447:LEU:HD12	1:D:451:GLN:CG	2.22	0.66
1:E:1104:MET:C	2:L:54:PHE:CZ	2.67	0.66
1:E:1317:THR:HG21	1:E:1358:GLU:OE1	1.92	0.66
1:E:1297:GLY:O	1:E:1328:LEU:HA	1.95	0.66
1:E:317:ILE:HG22	1:E:321:ASN:ND2	2.11	0.66
1:E:317:ILE:O	1:E:321:ASN:ND2	2.29	0.66
1:F:1058:LEU:O	1:F:1058:LEU:HD22	1.95	0.66
1:F:1102:CYS:SG	6:F:2476:F3S:S2	2.93	0.66
1:F:1413:GLN:HG3	1:F:1414:ARG:O	1.96	0.66
1:F:454:PHE:HE2	1:F:647:ALA:CB	2.09	0.66
1:F:559:ARG:HD2	1:F:605:ILE:HD13	1.78	0.66

Continued on next page...

Continued from previous page...

Atom-1	Atom-2	Interatomic distance (Å)	Clash overlap (Å)
2:G:165:GLU:CD	2:G:458:ARG:HA	2.16	0.66
2:G:295:LEU:CD2	2:G:319:LEU:HB3	2.25	0.66
2:G:322:ARG:CD	2:G:349:ALA:HB1	2.24	0.66
2:H:295:LEU:CD2	2:H:319:LEU:HB3	2.25	0.66
2:I:165:GLU:CD	2:I:458:ARG:HA	2.16	0.66
2:J:152:VAL:HG13	2:J:175:VAL:CA	2.15	0.66
2:J:167:ARG:HD3	2:J:210:ALA:O	1.96	0.66
2:K:181:ARG:HD3	2:K:187:VAL:CB	2.25	0.66
2:K:186:LEU:CD2	2:K:200:VAL:HB	2.25	0.66
2:L:181:ARG:CD	2:L:187:VAL:HG11	2.25	0.66
2:L:290:LYS:HG2	2:L:291:HIS:H	1.61	0.66
2:L:49:GLN:OE1	2:L:49:GLN:HA	1.96	0.66
1:A:824:GLN:NE2	1:A:824:GLN:CA	2.57	0.66
1:B:780:ARG:NH2	1:B:1105:VAL:CG2	2.59	0.66
1:B:289:ARG:NH2	1:B:532:ILE:O	2.28	0.66
1:C:1207:VAL:HG13	1:C:1208:PRO:HD2	1.77	0.66
1:C:1431:HIS:O	1:C:1435:THR:HG22	1.95	0.66
1:C:62:ILE:HG22	1:C:62:ILE:O	1.96	0.66
1:D:666:VAL:CG1	1:D:667:ASN:N	2.58	0.66
1:E:102:TYR:HE2	1:E:144:PHE:CE1	2.13	0.66
1:E:1376:LEU:N	1:E:1376:LEU:CD2	2.33	0.66
1:E:824:GLN:NE2	1:E:824:GLN:CA	2.57	0.66
1:F:1131:THR:HB	1:F:1134:LYS:CG	2.26	0.66
1:F:1401:LEU:C	1:F:1401:LEU:CD1	2.55	0.66
1:F:666:VAL:CG1	1:F:667:ASN:N	2.58	0.66
2:G:321:ARG:HH21	2:G:351:GLU:CG	2.09	0.66
2:H:181:ARG:CD	2:H:187:VAL:HG11	2.25	0.66
2:H:197:LYS:HE2	2:H:275:ASP:N	2.07	0.66
2:H:249:LYS:HG3	2:H:258:ILE:HD11	1.78	0.66
2:I:153:ILE:HG23	2:I:238:VAL:HA	1.76	0.66
2:J:290:LYS:HG2	2:J:291:HIS:H	1.61	0.66
2:J:59:CYS:SG	2:J:61:VAL:HG13	2.36	0.66
2:J:44:ALA:HA	2:J:69:LEU:CD1	2.22	0.66
2:K:175:VAL:CG1	2:K:214:TYR:HA	2.23	0.66
2:L:132:TRP:HD1	2:L:202:ARG:HB2	1.60	0.66
2:L:95:GLY:O	2:L:125:LYS:HD2	1.96	0.66
1:A:1144:GLU:HG3	1:A:1144:GLU:O	1.95	0.65
1:A:1230:GLN:NE2	1:A:1267:ARG:CD	2.59	0.65
1:B:909:GLN:NE2	1:B:929:GLU:OE1	2.28	0.65
1:C:354:ARG:NH2	1:C:1292:ALA:O	2.29	0.65
1:C:661:VAL:O	1:C:661:VAL:HG12	1.94	0.65

Continued on next page...

Continued from previous page...

Atom-1	Atom-2	Interatomic distance (Å)	Clash overlap (Å)
1:C:902:ASN:ND2	1:E:1227:GLU:OE2	2.28	0.65
1:D:875:MET:HE1	1:D:1139:PHE:CE2	2.31	0.65
1:D:499:PHE:HE1	1:D:742:MET:HE1	1.60	0.65
1:E:1230:GLN:NE2	1:E:1267:ARG:CD	2.59	0.65
1:E:512:ASP:OD2	1:E:1367:TYR:OH	2.12	0.65
1:F:1164:ARG:HD2	1:F:1166:ASP:OD1	1.96	0.65
2:G:165:GLU:OE1	2:G:458:ARG:HA	1.97	0.65
2:H:49:GLN:NE2	2:H:69:LEU:HG	2.10	0.65
2:I:165:GLU:OE1	2:I:458:ARG:HA	1.96	0.65
2:I:301:ALA:HA	2:I:304:CYS:SG	2.36	0.65
2:I:59:CYS:SG	2:I:61:VAL:HG13	2.37	0.65
2:J:249:LYS:HG3	2:J:258:ILE:HD11	1.78	0.65
2:J:337:ALA:O	2:J:340:GLU:HB2	1.97	0.65
2:K:345:ILE:H	2:K:345:ILE:CD1	2.09	0.65
2:K:300:THR:HA	8:K:484:FAD:HM73	1.77	0.65
2:L:321:ARG:HH21	2:L:351:GLU:CG	2.09	0.65
1:A:336:THR:OG1	1:A:337:ASP:O	2.13	0.65
1:A:746:ILE:O	1:A:747:SER:O	2.13	0.65
1:A:781:PHE:HE2	2:J:57:VAL:HG11	1.61	0.65
1:B:454:PHE:HE2	1:B:647:ALA:CB	2.09	0.65
1:B:452:GLN:HG3	1:B:765:ALA:HB2	1.78	0.65
1:C:1396:ASP:OD1	1:C:1396:ASP:C	2.34	0.65
1:C:317:ILE:O	1:C:321:ASN:ND2	2.29	0.65
1:C:37:ASP:OD1	1:C:37:ASP:C	2.33	0.65
1:D:1164:ARG:HD2	1:D:1166:ASP:OD1	1.96	0.65
1:D:1401:LEU:N	1:D:1402:PRO:CD	2.59	0.65
1:D:450:ARG:O	1:D:451:GLN:C	2.35	0.65
1:D:52:GLN:HE22	1:D:71:LEU:CB	2.09	0.65
1:E:354:ARG:NH2	1:E:1292:ALA:O	2.28	0.65
1:E:420:VAL:HA	1:E:540:THR:HG21	1.78	0.65
1:F:1438:ARG:NE	2:G:376:GLY:C	2.28	0.65
1:F:499:PHE:HE1	1:F:742:MET:HE1	1.61	0.65
2:G:290:LYS:CG	2:G:291:HIS:H	2.09	0.65
2:H:156:GLY:O	2:H:160:LEU:HD12	1.97	0.65
2:H:290:LYS:HG2	2:H:291:HIS:H	1.61	0.65
2:H:304:CYS:HA	2:H:307:THR:HG22	1.78	0.65
2:H:418:THR:HG23	2:H:422:THR:HG23	1.77	0.65
2:H:451:VAL:O	2:H:454:ILE:HG23	1.95	0.65
2:I:44:ALA:HA	2:I:69:LEU:CD1	2.22	0.65
2:I:448:SER:H	2:I:452:TRP:HZ3	1.42	0.65
2:I:49:GLN:NE2	2:I:69:LEU:HG	2.10	0.65

Continued on next page...

Continued from previous page...

Atom-1	Atom-2	Interatomic distance (Å)	Clash overlap (Å)
2:J:207:LEU:CG	2:J:212:VAL:HG11	2.26	0.65
2:J:220:VAL:CG2	8:J:484:FAD:N1A	2.56	0.65
2:K:410:PHE:O	2:K:413:PRO:HD2	1.95	0.65
2:L:304:CYS:HA	2:L:307:THR:HG22	1.78	0.65
2:L:451:VAL:O	2:L:454:ILE:HG23	1.95	0.65
1:A:1396:ASP:OD1	1:A:1396:ASP:C	2.34	0.65
1:A:491:LYS:NZ	1:A:785:GLY:HA3	2.11	0.65
1:B:657:VAL:O	1:B:658:LEU:C	2.32	0.65
1:C:253:HIS:CE1	1:C:254:PRO:CD	2.62	0.65
1:C:336:THR:OG1	1:C:337:ASP:O	2.13	0.65
1:C:359:THR:HG23	1:C:378:GLN:HB3	1.79	0.65
1:C:452:GLN:HG3	1:C:765:ALA:HB2	1.77	0.65
1:C:491:LYS:NZ	1:C:785:GLY:HA3	2.11	0.65
1:D:704:LEU:C	1:D:706:LYS:N	2.49	0.65
1:F:1401:LEU:N	1:F:1402:PRO:CD	2.59	0.65
1:F:572:THR:HG21	1:F:615:ARG:HB3	1.78	0.65
1:F:820:ARG:HB3	1:F:821:PRO:HD2	1.78	0.65
2:G:304:CYS:HA	2:G:307:THR:HG22	1.78	0.65
2:H:95:GLY:O	2:H:125:LYS:HD2	1.96	0.65
2:H:181:ARG:HD3	2:H:187:VAL:CB	2.25	0.65
2:H:301:ALA:HA	2:H:304:CYS:SG	2.37	0.65
2:H:368:HIS:ND1	2:H:387:GLU:HG3	2.10	0.65
2:I:145:GLU:OE1	2:I:472:ALA:HB2	1.97	0.65
2:J:301:ALA:HA	2:J:304:CYS:SG	2.37	0.65
2:J:165:GLU:CD	2:J:458:ARG:HA	2.16	0.65
1:A:782:ARG:CB	2:J:53:PRO:HD2	2.19	0.65
2:K:290:LYS:HG2	2:K:291:HIS:H	1.61	0.65
1:E:781:PHE:HE2	2:L:57:VAL:HG11	1.61	0.65
1:A:1062:ARG:O	1:A:1062:ARG:CG	2.43	0.65
1:A:1207:VAL:HG13	1:A:1208:PRO:HD2	1.77	0.65
1:A:122:ASN:OD1	1:A:125:ARG:NH1	2.25	0.65
1:A:1311:THR:HG23	1:A:1312:SER:H	1.60	0.65
1:B:960:THR:HG22	1:B:963:VAL:HG23	1.77	0.65
1:C:511:ILE:HG22	1:C:512:ASP:H	1.61	0.65
1:D:657:VAL:O	1:D:658:LEU:C	2.32	0.65
1:E:139:VAL:HG11	1:E:143:GLN:HB3	1.77	0.65
1:E:216:PHE:CZ	1:F:81:ILE:HD13	2.32	0.65
1:E:299:VAL:O	1:E:299:VAL:CG1	2.43	0.65
1:E:520:MET:HE1	1:E:705:LEU:HB3	1.79	0.65
1:B:782:ARG:HA	2:G:53:PRO:O	1.97	0.65
2:H:345:ILE:H	2:H:345:ILE:CD1	2.09	0.65

Continued on next page...

Continued from previous page...

Atom-1	Atom-2	Interatomic distance (Å)	Clash overlap (Å)
2:I:100:GLN:CB	2:I:105:GLU:HG2	2.22	0.65
2:J:156:GLY:O	2:J:160:LEU:HD12	1.97	0.65
2:L:165:GLU:CD	2:L:458:ARG:HA	2.16	0.65
2:L:145:GLU:OE1	2:L:472:ALA:HB2	1.97	0.65
2:L:90:PHE:HB3	2:L:93:ILE:HG21	1.76	0.65
1:A:251:MET:HB2	1:A:533:LEU:HD12	1.78	0.65
1:A:253:HIS:ND1	1:A:254:PRO:N	2.45	0.65
1:A:317:ILE:O	1:A:321:ASN:ND2	2.29	0.65
1:A:896:PRO:HG3	1:C:1225:GLU:HB3	1.78	0.65
1:B:1227:GLU:OE2	1:D:902:ASN:ND2	2.29	0.65
1:B:515:ARG:HD2	1:B:1367:TYR:CZ	2.31	0.65
1:B:1413:GLN:HG3	1:B:1414:ARG:O	1.96	0.65
1:B:777:GLY:HA3	2:G:52:VAL:HG12	1.77	0.65
1:C:253:HIS:H	1:C:260:MET:HE1	1.61	0.65
1:C:781:PHE:HE2	2:K:57:VAL:HG11	1.61	0.65
1:C:843:VAL:CG1	1:C:844:GLU:N	2.59	0.65
1:D:1131:THR:HB	1:D:1134:LYS:CG	2.26	0.65
1:D:559:ARG:HD2	1:D:605:ILE:HD13	1.78	0.65
1:D:777:GLY:HA3	2:H:52:VAL:HG12	1.77	0.65
1:F:1274:GLN:HE21	1:F:1293:ASN:HB3	1.61	0.65
1:F:266:VAL:HG12	1:F:279:THR:HG23	1.76	0.65
1:F:450:ARG:O	1:F:451:GLN:C	2.35	0.65
1:D:1227:GLU:OE2	1:F:902:ASN:ND2	2.29	0.65
2:G:181:ARG:HD3	2:G:187:VAL:CB	2.25	0.65
2:G:49:GLN:NE2	2:G:69:LEU:HG	2.10	0.65
2:H:49:GLN:HA	2:H:49:GLN:OE1	1.96	0.65
2:H:59:CYS:SG	2:H:61:VAL:HG13	2.36	0.65
2:I:268:SER:O	2:I:271:VAL:HG23	1.96	0.65
2:J:165:GLU:OE1	2:J:458:ARG:HA	1.97	0.65
2:J:145:GLU:OE1	2:J:472:ALA:HB2	1.97	0.65
2:K:167:ARG:NH2	2:K:170:GLY:HA2	2.12	0.65
2:K:165:GLU:OE1	2:K:458:ARG:HA	1.96	0.65
2:K:59:CYS:SG	2:K:61:VAL:HG13	2.37	0.65
1:A:452:GLN:HG3	1:A:765:ALA:HB2	1.77	0.65
1:A:420:VAL:HA	1:A:540:THR:HG21	1.78	0.65
1:B:1221:PRO:HB2	1:B:1229:MET:HE2	1.77	0.65
1:B:782:ARG:HH21	2:G:51:GLY:CA	0.99	0.65
1:C:1003:ARG:HG3	1:C:1003:ARG:HH11	1.61	0.65
1:C:621:ILE:HG13	1:C:658:LEU:HD13	1.79	0.65
1:D:1274:GLN:HE21	1:D:1293:ASN:HB3	1.61	0.65
1:D:56:LYS:HG2	1:D:71:LEU:HD22	1.79	0.65

Continued on next page...

Continued from previous page...

Atom-1	Atom-2	Interatomic distance (Å)	Clash overlap (Å)
1:E:1431:HIS:O	1:E:1435:THR:HG22	1.95	0.65
1:A:1225:GLU:HB3	1:E:896:PRO:HG3	1.78	0.65
1:F:447:LEU:HD12	1:F:451:GLN:CG	2.23	0.65
1:F:908:LYS:HD2	1:F:921:TYR:CD1	2.31	0.65
2:G:290:LYS:HG2	2:G:291:HIS:H	1.61	0.65
2:G:300:THR:HA	8:G:484:FAD:HM73	1.77	0.65
2:H:165:GLU:CD	2:H:458:ARG:HA	2.16	0.65
2:H:337:ALA:O	2:H:340:GLU:HB2	1.96	0.65
2:I:95:GLY:O	2:I:125:LYS:HD2	1.96	0.65
2:I:156:GLY:O	2:I:160:LEU:HD12	1.97	0.65
2:I:167:ARG:HD3	2:I:210:ALA:O	1.96	0.65
2:I:304:CYS:HA	2:I:307:THR:HG22	1.78	0.65
2:J:268:SER:O	2:J:271:VAL:HG23	1.96	0.65
2:K:268:SER:O	2:K:271:VAL:HG23	1.96	0.65
2:L:301:ALA:HA	2:L:304:CYS:SG	2.37	0.65
1:A:1395:TYR:CE1	1:A:1397:LEU:CD2	2.80	0.65
1:A:643:ASN:HD22	1:A:665:THR:CG2	2.10	0.65
1:B:113:ASN:HD22	1:B:115:ASP:H	1.41	0.65
1:D:1008:THR:CG2	1:D:1009:ILE:N	2.55	0.65
1:D:780:ARG:NH2	1:D:1105:VAL:CG2	2.59	0.65
1:D:572:THR:HG21	1:D:615:ARG:HB3	1.78	0.65
1:D:781:PHE:CE2	2:H:57:VAL:HG21	2.31	0.65
1:C:216:PHE:CZ	1:D:81:ILE:HD13	2.32	0.65
1:E:1291:ASP:C	1:E:1291:ASP:OD1	2.35	0.65
1:E:1396:ASP:OD1	1:E:1396:ASP:C	2.34	0.65
1:B:902:ASN:ND2	1:F:1227:GLU:OE2	2.29	0.65
2:G:345:ILE:CD1	2:G:345:ILE:H	2.09	0.65
2:H:167:ARG:NH2	2:H:170:GLY:HA2	2.12	0.65
2:I:199:VAL:O	2:I:203:ARG:HD2	1.97	0.65
2:I:207:LEU:CG	2:I:212:VAL:HG11	2.27	0.65
2:I:264:TYR:HE2	2:I:307:THR:HG23	1.61	0.65
2:I:469:LYS:HZ3	2:I:476:VAL:HA	1.62	0.65
2:I:49:GLN:HA	2:I:49:GLN:OE1	1.96	0.65
2:J:49:GLN:OE1	2:J:49:GLN:HA	1.96	0.65
2:K:132:TRP:HD1	2:K:202:ARG:HB2	1.60	0.65
2:K:167:ARG:HD3	2:K:210:ALA:O	1.96	0.65
2:K:301:ALA:HA	2:K:304:CYS:SG	2.36	0.65
2:L:38:GLU:HA	2:L:126:TYR:CZ	2.32	0.65
1:E:782:ARG:CB	2:L:56:GLN:NE2	2.38	0.65
2:L:59:CYS:SG	2:L:61:VAL:HG13	2.36	0.65
1:A:1003:ARG:HG3	1:A:1003:ARG:HH11	1.61	0.65

Continued on next page...

Continued from previous page...

Atom-1	Atom-2	Interatomic distance (Å)	Clash overlap (Å)
1:A:1227:GLU:CG	1:E:902:ASN:CG	2.63	0.65
1:A:146:LEU:C	1:A:146:LEU:HD12	2.16	0.65
1:A:310:PRO:CG	1:A:404:ARG:NH2	2.56	0.65
1:B:990:ILE:O	1:B:990:ILE:HG13	1.97	0.65
1:C:302:ALA:HA	1:C:347:ARG:HH12	1.62	0.65
1:C:643:ASN:HD22	1:C:665:THR:CG2	2.10	0.65
1:D:1047:MET:CE	1:D:1186:ARG:NH2	2.44	0.65
1:D:768:GLU:HG2	1:D:769:GLU:N	2.09	0.65
1:E:1050:SER:O	1:E:1054:GLN:HG3	1.97	0.65
1:E:1395:TYR:CE1	1:E:1397:LEU:CD2	2.80	0.65
1:E:452:GLN:HG3	1:E:764:THR:HG22	1.79	0.65
1:E:843:VAL:CG1	1:E:844:GLU:N	2.59	0.65
1:E:94:GLU:O	1:E:95:THR:C	2.35	0.65
2:G:59:CYS:SG	2:G:61:VAL:HG13	2.36	0.65
2:H:321:ARG:HH21	2:H:351:GLU:CG	2.09	0.65
2:I:146:LEU:HD23	2:I:147:GLY:N	2.09	0.65
2:I:229:LEU:O	2:I:233:HIS:HB2	1.97	0.65
2:I:290:LYS:CG	2:I:291:HIS:H	2.09	0.65
2:J:229:LEU:O	2:J:233:HIS:HB2	1.97	0.65
1:A:777:GLY:HA3	2:J:52:VAL:HG12	1.79	0.65
2:K:337:ALA:O	2:K:340:GLU:HB2	1.97	0.65
2:L:267:THR:HG21	2:L:286:ASN:HD21	1.61	0.65
2:L:337:ALA:O	2:L:340:GLU:HB2	1.96	0.65
1:B:1394:VAL:HG11	1:B:1401:LEU:HD22	1.79	0.65
1:B:609:GLU:O	1:B:611:MET:N	2.30	0.65
1:B:693:MET:HA	1:B:693:MET:CE	2.27	0.65
1:C:1221:PRO:HD2	1:C:1229:MET:HE1	1.77	0.65
1:C:317:ILE:HG22	1:C:321:ASN:ND2	2.11	0.65
1:D:602:THR:C	1:D:640:THR:HG23	2.17	0.65
1:C:902:ASN:CG	1:E:1227:GLU:CG	2.63	0.65
2:G:38:GLU:HA	2:G:126:TYR:CZ	2.32	0.65
2:G:167:ARG:NH2	2:G:170:GLY:HA2	2.12	0.65
1:B:781:PHE:CE2	2:G:57:VAL:HG21	2.31	0.65
2:H:132:TRP:HD1	2:H:202:ARG:HB2	1.60	0.65
2:H:267:THR:HG21	2:H:286:ASN:HD21	1.61	0.65
2:I:38:GLU:HA	2:I:126:TYR:CZ	2.32	0.65
2:J:95:GLY:O	2:J:125:LYS:HD2	1.96	0.65
2:J:304:CYS:HA	2:J:307:THR:HG22	1.78	0.65
2:K:145:GLU:OE1	2:K:472:ALA:HB2	1.97	0.65
2:K:156:GLY:O	2:K:160:LEU:HD12	1.97	0.65
2:K:49:GLN:HA	2:K:49:GLN:OE1	1.96	0.65

Continued on next page...

Continued from previous page...

Atom-1	Atom-2	Interatomic distance (Å)	Clash overlap (Å)
2:L:199:VAL:O	2:L:203:ARG:HD2	1.97	0.65
1:A:454:PHE:CE2	1:A:647:ALA:HB3	2.30	0.65
1:A:958:HIS:N	1:A:958:HIS:ND1	2.45	0.65
1:B:52:GLN:HE22	1:B:71:LEU:CB	2.09	0.65
1:A:216:PHE:CZ	1:B:81:ILE:HD13	2.32	0.65
1:C:515:ARG:HD3	1:C:1367:TYR:CE1	2.31	0.65
1:C:1395:TYR:CE1	1:C:1397:LEU:CD2	2.80	0.65
1:C:452:GLN:HG3	1:C:764:THR:HG22	1.79	0.65
1:D:218:THR:HG22	1:D:221:LEU:H	1.62	0.65
1:D:295:LYS:NZ	1:D:299:VAL:O	2.17	0.65
1:D:492:TYR:OH	1:D:648:GLU:OE2	2.14	0.65
1:D:820:ARG:HB3	1:D:821:PRO:HD2	1.78	0.65
1:E:1112:THR:O	1:E:1114:PRO:HD3	1.97	0.65
1:E:1207:VAL:HG13	1:E:1208:PRO:HD2	1.77	0.65
1:F:52:GLN:HE22	1:F:71:LEU:CB	2.09	0.65
1:F:452:GLN:HG3	1:F:765:ALA:HB2	1.78	0.65
2:G:249:LYS:HG3	2:G:258:ILE:HD11	1.78	0.65
2:G:301:ALA:HA	2:G:304:CYS:SG	2.37	0.65
2:H:207:LEU:CG	2:H:212:VAL:HG11	2.26	0.65
2:J:38:GLU:HA	2:J:126:TYR:CZ	2.32	0.65
2:J:321:ARG:HH21	2:J:351:GLU:CG	2.09	0.65
2:K:267:THR:HG21	2:K:286:ASN:HD21	1.61	0.65
2:L:156:GLY:O	2:L:160:LEU:HD12	1.97	0.65
2:L:165:GLU:O	2:L:169:LYS:HD3	1.97	0.65
1:A:1112:THR:O	1:A:1114:PRO:HD3	1.97	0.64
1:B:1164:ARG:HB3	1:B:1167:LEU:HD12	1.80	0.64
1:B:538:THR:O	1:B:538:THR:HG23	1.97	0.64
1:B:56:LYS:HG2	1:B:71:LEU:HD22	1.79	0.64
1:C:74:GLY:CA	1:C:172:LEU:HD13	2.27	0.64
1:D:609:GLU:O	1:D:611:MET:N	2.30	0.64
1:D:947:PHE:O	1:D:947:PHE:HD1	1.80	0.64
1:E:515:ARG:HD3	1:E:1367:TYR:CE1	2.31	0.64
1:E:146:LEU:C	1:E:146:LEU:HD12	2.16	0.64
1:E:491:LYS:NZ	1:E:785:GLY:HA3	2.11	0.64
1:F:254:PRO:HG2	1:F:255:ALA:N	2.10	0.64
1:F:609:GLU:O	1:F:611:MET:N	2.30	0.64
2:G:220:VAL:HG23	8:G:484:FAD:C6A	2.27	0.64
2:I:337:ALA:O	2:I:340:GLU:HB2	1.97	0.64
2:I:319:LEU:HA	2:I:345:ILE:CD1	2.28	0.64
2:I:321:ARG:HH21	2:I:351:GLU:CG	2.09	0.64
2:J:186:LEU:CD2	2:J:195:LEU:HD11	2.27	0.64

Continued on next page...

Continued from previous page...

Atom-1	Atom-2	Interatomic distance (Å)	Clash overlap (Å)
2:K:180:ASP:O	2:K:182:MET:HE1	1.96	0.64
2:L:165:GLU:OE1	2:L:458:ARG:HA	1.96	0.64
2:L:167:ARG:HD3	2:L:210:ALA:O	1.96	0.64
2:L:220:VAL:HG23	8:L:484:FAD:C6A	2.27	0.64
2:L:229:LEU:O	2:L:233:HIS:HB2	1.97	0.64
1:A:359:THR:HG23	1:A:378:GLN:HB3	1.79	0.64
1:B:1131:THR:HB	1:B:1134:LYS:CG	2.26	0.64
1:C:1222:LEU:HD12	1:C:1222:LEU:C	2.16	0.64
1:C:420:VAL:HA	1:C:540:THR:HG21	1.78	0.64
1:C:426:LEU:CD1	1:C:558:MET:HG3	2.28	0.64
1:D:1394:VAL:HG11	1:D:1401:LEU:HD22	1.79	0.64
1:D:1413:GLN:HG3	1:D:1414:ARG:O	1.96	0.64
1:D:782:ARG:HA	2:H:53:PRO:O	1.97	0.64
1:E:1349:ARG:HH11	1:E:1349:ARG:HG2	1.62	0.64
1:E:182:MET:HE3	1:E:217:PRO:HB3	1.68	0.64
1:E:515:ARG:NH2	1:E:966:ILE:HB	2.13	0.64
1:E:985:TYR:CE1	1:E:1207:VAL:CG1	2.80	0.64
1:F:780:ARG:NH2	1:F:1105:VAL:CG2	2.59	0.64
1:F:409:HIS:O	1:F:412:THR:HB	1.98	0.64
1:F:782:ARG:HA	2:I:53:PRO:O	1.97	0.64
1:B:782:ARG:N	2:G:52:VAL:HB	2.07	0.64
2:H:229:LEU:O	2:H:233:HIS:HB2	1.97	0.64
2:I:350:PRO:HG3	2:I:380:PRO:CG	2.28	0.64
2:J:167:ARG:NH2	2:J:170:GLY:HA2	2.12	0.64
2:J:199:VAL:O	2:J:203:ARG:HD2	1.97	0.64
2:K:186:LEU:CD2	2:K:195:LEU:HD11	2.27	0.64
2:K:207:LEU:CG	2:K:212:VAL:HG11	2.27	0.64
2:L:264:TYR:HE2	2:L:307:THR:HG23	1.61	0.64
1:A:985:TYR:CE1	1:A:1207:VAL:CG1	2.80	0.64
1:B:182:MET:CE	1:B:217:PRO:C	2.62	0.64
1:B:296:MET:O	1:B:297:MET:C	2.33	0.64
1:C:209:GLN:HG3	1:C:210:ARG:N	2.13	0.64
1:C:453:ALA:O	1:C:761:GLN:HG3	1.98	0.64
1:D:443:ASP:OD2	1:D:445:ALA:HB3	1.98	0.64
1:E:426:LEU:HD11	1:E:558:MET:HG3	1.79	0.64
1:E:958:HIS:N	1:E:958:HIS:ND1	2.45	0.64
1:F:98:LEU:O	1:F:101:GLY:N	2.25	0.64
2:G:354:THR:HA	2:G:369:LEU:HG	1.80	0.64
2:G:416:LYS:HE3	2:G:433:ASN:CG	2.18	0.64
2:H:38:GLU:HA	2:H:126:TYR:CZ	2.32	0.64
2:H:268:SER:O	2:H:271:VAL:HG23	1.96	0.64

Continued on next page...

Continued from previous page...

Atom-1	Atom-2	Interatomic distance (Å)	Clash overlap (Å)
2:H:165:GLU:OE1	2:H:458:ARG:HA	1.96	0.64
2:I:238:VAL:HG22	2:I:438:PHE:O	1.98	0.64
2:J:146:LEU:HD23	2:J:147:GLY:N	2.09	0.64
2:J:238:VAL:HG22	2:J:438:PHE:O	1.98	0.64
2:K:181:ARG:O	2:K:182:MET:HE3	1.95	0.64
1:E:1442:GLU:HA	2:K:373:ASP:OD2	1.97	0.64
2:K:416:LYS:HE3	2:K:433:ASN:CG	2.18	0.64
2:K:220:VAL:CG2	8:K:484:FAD:N6A	2.55	0.64
2:L:319:LEU:HA	2:L:345:ILE:CD1	2.28	0.64
2:L:317:LYS:HE3	2:L:345:ILE:HD12	1.79	0.64
1:A:302:ALA:HA	1:A:347:ARG:HH12	1.62	0.64
1:A:64:HIS:CE1	1:B:1173:ARG:HH12	2.15	0.64
1:C:47:HIS:HE1	1:C:176:SER:HB3	1.62	0.64
1:C:64:HIS:CE1	1:D:1173:ARG:HH12	2.15	0.64
1:D:1164:ARG:HB3	1:D:1167:LEU:HD12	1.80	0.64
1:E:777:GLY:HA3	2:L:52:VAL:HG12	1.79	0.64
1:F:1135:VAL:O	1:F:1136:VAL:C	2.33	0.64
1:F:443:ASP:OD2	1:F:445:ALA:HB3	1.98	0.64
2:H:354:THR:HA	2:H:369:LEU:HG	1.80	0.64
2:H:242:VAL:CG1	2:H:403:PRO:HD3	2.21	0.64
2:I:249:LYS:HG3	2:I:258:ILE:HD11	1.78	0.64
2:I:267:THR:HG21	2:I:286:ASN:HD21	1.61	0.64
2:I:220:VAL:CG2	8:I:484:FAD:N6A	2.55	0.64
2:J:165:GLU:O	2:J:169:LYS:HD3	1.97	0.64
2:J:319:LEU:HA	2:J:345:ILE:CD1	2.28	0.64
2:J:345:ILE:CD1	2:J:345:ILE:H	2.09	0.64
2:K:38:GLU:HA	2:K:126:TYR:CZ	2.32	0.64
2:K:229:LEU:O	2:K:233:HIS:HB2	1.97	0.64
2:K:304:CYS:HA	2:K:307:THR:HG22	1.78	0.64
1:A:1050:SER:O	1:A:1054:GLN:HG3	1.97	0.64
1:A:1291:ASP:C	1:A:1291:ASP:OD1	2.35	0.64
1:A:1349:ARG:HG2	1:A:1349:ARG:HH11	1.62	0.64
1:A:227:MET:CE	1:A:282:GLU:HG2	2.28	0.64
1:A:621:ILE:HG13	1:A:658:LEU:HD13	1.79	0.64
1:A:453:ALA:O	1:A:761:GLN:HG3	1.98	0.64
1:A:902:ASN:HD22	1:C:1227:GLU:CG	2.09	0.64
1:B:1164:ARG:HD2	1:B:1166:ASP:OD1	1.96	0.64
1:C:1291:ASP:OD1	1:C:1291:ASP:C	2.35	0.64
1:C:675:ILE:O	1:C:678:ARG:HB2	1.98	0.64
1:E:248:GLU:HA	1:E:251:MET:CG	2.22	0.64
1:E:251:MET:HB2	1:E:533:LEU:HD12	1.78	0.64

Continued on next page...

Continued from previous page...

Atom-1	Atom-2	Interatomic distance (Å)	Clash overlap (Å)
1:E:731:SER:HA	1:E:747:SER:HB2	1.80	0.64
1:E:815:GLU:OE1	1:E:815:GLU:HA	1.98	0.64
1:F:496:HIS:ND1	1:F:654:TYR:HD1	1.93	0.64
1:F:56:LYS:HG2	1:F:71:LEU:HD22	1.79	0.64
2:G:167:ARG:HD3	2:G:210:ALA:O	1.96	0.64
2:H:145:GLU:OE1	2:H:472:ALA:HB2	1.97	0.64
2:H:281:GLU:HG3	2:H:284:SER:N	2.11	0.64
2:H:408:ASN:O	2:H:411:ASP:HB3	1.98	0.64
2:I:165:GLU:O	2:I:169:LYS:HD3	1.97	0.64
1:A:369:THR:HG22	1:A:1293:ASN:HD21	1.62	0.64
1:A:452:GLN:HG3	1:A:764:THR:HG22	1.79	0.64
1:A:74:GLY:CA	1:A:172:LEU:HD13	2.27	0.64
1:B:569:ILE:N	1:B:569:ILE:HD13	2.12	0.64
1:C:1447:TRP:CD2	1:C:1451:VAL:HG22	2.33	0.64
1:C:52:GLN:CD	1:C:71:LEU:H	2.01	0.64
1:C:746:ILE:HG22	1:C:747:SER:O	1.97	0.64
1:C:985:TYR:CE1	1:C:1207:VAL:CG1	2.80	0.64
1:D:1289:MET:HE3	1:D:1289:MET:HB2	1.80	0.64
1:E:253:HIS:ND1	1:E:254:PRO:N	2.45	0.64
1:E:302:ALA:HA	1:E:347:ARG:HH12	1.62	0.64
1:F:1164:ARG:HB3	1:F:1167:LEU:HD12	1.79	0.64
1:F:990:ILE:HG13	1:F:990:ILE:O	1.97	0.64
2:G:145:GLU:OE1	2:G:472:ALA:HB2	1.97	0.64
2:G:259:VAL:HG21	2:G:264:TYR:CB	2.14	0.64
2:G:242:VAL:CG1	2:G:403:PRO:HD3	2.21	0.64
2:I:132:TRP:HD1	2:I:202:ARG:HB2	1.60	0.64
2:I:152:VAL:HG13	2:I:175:VAL:CA	2.15	0.64
2:I:220:VAL:CG2	8:I:484:FAD:N1A	2.56	0.64
2:I:416:LYS:HE3	2:I:433:ASN:CG	2.18	0.64
2:J:264:TYR:HE2	2:J:307:THR:HG23	1.61	0.64
2:J:327:MET:HB2	2:J:346:TRP:HH2	1.54	0.64
2:J:350:PRO:HG3	2:J:380:PRO:CG	2.28	0.64
2:K:317:LYS:HE3	2:K:345:ILE:HD12	1.79	0.64
2:L:290:LYS:CG	2:L:291:HIS:H	2.09	0.64
1:A:1393:TYR:O	1:A:1394:VAL:CG2	2.44	0.64
1:A:248:GLU:O	1:A:250:ARG:N	2.31	0.64
1:A:442:MET:HE1	1:A:447:LEU:HA	1.79	0.64
1:A:52:GLN:HE22	1:A:71:LEU:CB	2.11	0.64
1:A:662:GLY:O	1:A:720:ARG:HD3	1.98	0.64
1:B:602:THR:C	1:B:640:THR:HG23	2.17	0.64
1:B:885:GLY:C	1:B:887:GLY:H	2.01	0.64

Continued on next page...

Continued from previous page...

Atom-1	Atom-2	Interatomic distance (Å)	Clash overlap (Å)
1:C:1050:SER:O	1:C:1054:GLN:HG3	1.97	0.64
1:C:896:PRO:HG3	1:E:1225:GLU:HB3	1.78	0.64
1:D:482:ASP:OD1	1:D:788:HIS:HD2	1.81	0.64
1:C:902:ASN:CG	1:E:1227:GLU:CD	2.57	0.64
1:E:359:THR:HG23	1:E:378:GLN:HB3	1.79	0.64
1:E:675:ILE:O	1:E:678:ARG:HB2	1.98	0.64
1:F:515:ARG:CD	1:F:1367:TYR:HE1	2.04	0.64
1:F:657:VAL:O	1:F:658:LEU:C	2.32	0.64
1:F:745:ARG:O	1:F:746:ILE:HG13	1.98	0.64
1:F:453:ALA:O	1:F:761:GLN:HG3	1.97	0.64
2:G:229:LEU:O	2:G:233:HIS:HB2	1.97	0.64
2:G:408:ASN:O	2:G:411:ASP:HB3	1.98	0.64
2:G:77:LEU:O	2:G:127:ILE:HD11	1.98	0.64
2:H:146:LEU:H	2:H:146:LEU:HD22	1.63	0.64
2:H:319:LEU:HA	2:H:345:ILE:CD1	2.28	0.64
2:H:309:ILE:HD11	2:H:340:GLU:OE2	1.98	0.64
2:I:220:VAL:HG23	8:I:484:FAD:C6A	2.27	0.64
1:C:1442:GLU:HA	2:J:373:ASP:OD2	1.97	0.64
2:J:408:ASN:O	2:J:411:ASP:HB3	1.98	0.64
2:K:146:LEU:HD22	2:K:146:LEU:H	1.63	0.64
2:K:165:GLU:O	2:K:169:LYS:HD3	1.97	0.64
1:E:1438:ARG:HB3	2:K:375:THR:HA	1.80	0.64
1:A:1221:PRO:CB	1:A:1229:MET:CE	2.73	0.64
1:A:426:LEU:CD1	1:A:558:MET:HG3	2.28	0.64
1:B:1401:LEU:N	1:B:1402:PRO:CD	2.59	0.64
1:B:950:THR:CG2	1:B:951:GLU:H	2.06	0.64
1:D:409:HIS:O	1:D:412:THR:HB	1.98	0.64
1:E:1374:VAL:O	1:E:1375:ILE:HG13	1.98	0.64
1:E:369:THR:HG22	1:E:1293:ASN:HD21	1.62	0.64
1:E:662:GLY:O	1:E:720:ARG:HD3	1.98	0.64
1:B:877:ARG:CG	1:F:1230:GLN:N	2.61	0.64
1:F:266:VAL:O	1:F:279:THR:HG23	1.98	0.64
2:G:238:VAL:HG22	2:G:438:PHE:O	1.98	0.64
2:G:267:THR:HG21	2:G:286:ASN:HD21	1.61	0.64
2:G:337:ALA:O	2:G:340:GLU:HB2	1.97	0.64
2:G:319:LEU:HA	2:G:345:ILE:CD1	2.28	0.64
2:G:353:PHE:CE1	2:G:370:GLY:HA3	2.33	0.64
2:H:351:GLU:HB3	2:H:353:PHE:HB3	1.80	0.64
2:J:351:GLU:HB3	2:J:353:PHE:HB3	1.80	0.64
2:L:77:LEU:O	2:L:127:ILE:HD11	1.98	0.64
2:L:249:LYS:HG3	2:L:258:ILE:HD11	1.78	0.64

Continued on next page...

Continued from previous page...

Atom-1	Atom-2	Interatomic distance (Å)	Clash overlap (Å)
2:L:350:PRO:HG3	2:L:380:PRO:CG	2.28	0.64
2:L:353:PHE:CE1	2:L:370:GLY:HA3	2.33	0.64
2:L:416:LYS:HE3	2:L:433:ASN:CG	2.18	0.64
1:A:386:GLY:O	1:A:389:GLU:HG3	1.98	0.64
1:A:746:ILE:HG22	1:A:747:SER:N	2.09	0.64
1:A:94:GLU:O	1:A:95:THR:C	2.35	0.64
1:B:260:MET:O	1:B:263:LEU:N	2.31	0.64
1:C:1112:THR:O	1:C:1114:PRO:HD3	1.97	0.64
1:C:345:MET:CE	1:C:385:LEU:HB2	2.28	0.64
1:C:662:GLY:O	1:C:720:ARG:HD3	1.98	0.64
1:C:815:GLU:HA	1:C:815:GLU:OE1	1.98	0.64
1:C:902:ASN:HD22	1:E:1227:GLU:CG	2.09	0.64
1:D:1131:THR:HG22	1:D:1134:LYS:N	2.12	0.64
1:D:515:ARG:HD2	1:D:1367:TYR:CZ	2.31	0.64
1:D:1369:THR:O	1:D:1369:THR:CG2	2.46	0.64
1:D:555:PHE:HD1	1:D:556:ARG:N	1.96	0.64
1:D:693:MET:HA	1:D:693:MET:CE	2.27	0.64
1:D:783:LYS:CE	2:H:57:VAL:CG1	2.36	0.64
1:E:1311:THR:HG23	1:E:1312:SER:H	1.60	0.64
1:E:426:LEU:CD1	1:E:558:MET:HG3	2.28	0.64
1:E:621:ILE:HG13	1:E:658:LEU:HD13	1.79	0.64
1:F:602:THR:C	1:F:640:THR:HG23	2.17	0.64
1:F:693:MET:HA	1:F:693:MET:CE	2.27	0.64
2:G:120:ILE:O	2:G:123:VAL:HG23	1.98	0.64
2:G:165:GLU:O	2:G:169:LYS:HD3	1.97	0.64
2:G:207:LEU:CG	2:G:212:VAL:HG11	2.26	0.64
2:G:178:ARG:HB2	2:G:219:GLU:OE1	1.98	0.64
2:I:167:ARG:NH2	2:I:170:GLY:HA2	2.12	0.64
2:I:408:ASN:O	2:I:411:ASP:HB3	1.98	0.64
2:K:153:ILE:HD11	8:K:484:FAD:N1A	2.13	0.64
2:K:351:GLU:HB3	2:K:353:PHE:HB3	1.80	0.64
2:K:350:PRO:HG3	2:K:380:PRO:CG	2.28	0.64
2:K:471:LYS:HA	2:K:471:LYS:CE	2.23	0.64
2:L:207:LEU:CG	2:L:212:VAL:HG11	2.26	0.64
2:L:238:VAL:HG22	2:L:438:PHE:O	1.98	0.64
1:A:312:ASN:OD1	1:A:312:ASN:N	2.22	0.64
1:B:1131:THR:HG22	1:B:1134:LYS:N	2.12	0.64
1:B:947:PHE:HD1	1:B:947:PHE:O	1.80	0.64
1:C:122:ASN:OD1	1:C:125:ARG:NH1	2.25	0.64
1:C:1349:ARG:HH11	1:C:1349:ARG:HG2	1.62	0.64
1:C:386:GLY:O	1:C:389:GLU:HG3	1.98	0.64

Continued on next page...

Continued from previous page...

Atom-1	Atom-2	Interatomic distance (Å)	Clash overlap (Å)
1:D:59:VAL:HG22	1:D:105:TYR:CD2	2.33	0.64
1:D:98:LEU:O	1:D:101:GLY:N	2.25	0.64
1:E:74:GLY:CA	1:E:172:LEU:HD13	2.28	0.64
1:E:52:GLN:HE22	1:E:71:LEU:CB	2.11	0.64
1:F:1131:THR:HG22	1:F:1134:LYS:N	2.12	0.64
1:F:1394:VAL:HG11	1:F:1401:LEU:HD22	1.79	0.64
1:F:1447:TRP:O	1:F:1451:VAL:HG23	1.98	0.64
2:G:199:VAL:O	2:G:203:ARG:HD2	1.97	0.64
2:H:321:ARG:HA	2:H:352:GLY:H	1.63	0.64
2:H:416:LYS:HE3	2:H:433:ASN:CG	2.18	0.64
2:I:153:ILE:HD11	8:I:484:FAD:N1A	2.13	0.64
2:J:418:THR:HG23	2:J:422:THR:HG23	1.77	0.64
2:K:408:ASN:O	2:K:411:ASP:HB3	1.98	0.64
2:K:238:VAL:HG22	2:K:438:PHE:O	1.98	0.64
1:C:777:GLY:HA3	2:K:52:VAL:HG12	1.79	0.64
2:L:167:ARG:NH2	2:L:170:GLY:HA2	2.12	0.64
2:L:281:GLU:HG3	2:L:284:SER:N	2.11	0.64
2:L:408:ASN:O	2:L:411:ASP:HB3	1.98	0.64
2:L:418:THR:CA	2:L:424:LEU:HD21	2.28	0.64
1:A:426:LEU:HD11	1:A:558:MET:HG3	1.79	0.63
1:B:1369:THR:O	1:B:1369:THR:CG2	2.46	0.63
1:B:139:VAL:CG1	1:B:140:SER:N	2.35	0.63
1:C:1450:GLU:OE1	1:C:1453:LYS:NZ	2.24	0.63
1:E:1164:ARG:NH1	1:E:1166:ASP:OD2	2.31	0.63
1:E:1282:GLN:HA	1:E:1302:GLY:O	1.98	0.63
1:E:465:LEU:HD12	1:E:465:LEU:O	1.98	0.63
1:E:64:HIS:CE1	1:F:1173:ARG:HH12	2.15	0.63
1:F:482:ASP:OD1	1:F:788:HIS:HD2	1.81	0.63
1:F:947:PHE:HD1	1:F:947:PHE:O	1.80	0.63
2:G:146:LEU:H	2:G:146:LEU:HD22	1.63	0.63
2:G:156:GLY:O	2:G:160:LEU:HD12	1.97	0.63
2:G:321:ARG:HA	2:G:352:GLY:H	1.62	0.63
1:B:782:ARG:NH2	2:G:51:GLY:HA3	0.97	0.63
2:H:181:ARG:NH1	2:H:181:ARG:HB3	2.14	0.63
2:H:238:VAL:HG22	2:H:438:PHE:O	1.98	0.63
2:H:77:LEU:O	2:H:127:ILE:HD11	1.98	0.63
2:I:178:ARG:HB2	2:I:219:GLU:OE1	1.98	0.63
2:I:186:LEU:CD2	2:I:195:LEU:HD11	2.27	0.63
2:I:302:MET:CE	2:I:334:VAL:HA	2.28	0.63
1:F:782:ARG:NH2	2:I:51:GLY:HA3	0.97	0.63
2:K:319:LEU:HA	2:K:345:ILE:CD1	2.28	0.63

Continued on next page...

Continued from previous page...

Atom-1	Atom-2	Interatomic distance (Å)	Clash overlap (Å)
2:L:181:ARG:HB3	2:L:181:ARG:NH1	2.14	0.63
1:A:1395:TYR:CZ	1:A:1397:LEU:HD21	2.34	0.63
1:A:465:LEU:HD12	1:A:465:LEU:O	1.98	0.63
1:A:746:ILE:HG22	1:A:747:SER:O	1.97	0.63
1:B:1274:GLN:HE21	1:B:1293:ASN:HB3	1.61	0.63
1:B:254:PRO:HG2	1:B:255:ALA:N	2.10	0.63
1:B:409:HIS:O	1:B:412:THR:HB	1.98	0.63
1:B:555:PHE:HD1	1:B:556:ARG:N	1.96	0.63
1:C:1164:ARG:NH1	1:C:1166:ASP:OD2	2.31	0.63
1:C:30:HIS:HE1	1:C:368:GLU:OE1	1.81	0.63
1:C:370:GLY:HA3	1:C:1237:ASN:HB3	1.80	0.63
1:C:52:GLN:HE22	1:C:71:LEU:CB	2.11	0.63
1:D:353:MET:HG2	1:D:385:LEU:CD2	2.29	0.63
1:D:37:ASP:C	1:D:37:ASP:OD1	2.37	0.63
1:D:453:ALA:O	1:D:761:GLN:HG3	1.97	0.63
1:E:30:HIS:HE1	1:E:368:GLU:OE1	1.81	0.63
1:E:386:GLY:O	1:E:389:GLU:HG3	1.98	0.63
1:E:491:LYS:O	1:E:492:TYR:C	2.35	0.63
1:E:643:ASN:HD22	1:E:665:THR:CG2	2.10	0.63
1:E:52:GLN:CD	1:E:71:LEU:H	2.01	0.63
1:F:1369:THR:CG2	1:F:1369:THR:O	2.46	0.63
1:F:218:THR:HG22	1:F:221:LEU:H	1.62	0.63
1:F:59:VAL:HG22	1:F:105:TYR:CD2	2.33	0.63
2:H:165:GLU:O	2:H:169:LYS:HD3	1.97	0.63
2:J:317:LYS:HE3	2:J:345:ILE:HD12	1.79	0.63
2:K:309:ILE:HD11	2:K:340:GLU:OE2	1.98	0.63
2:L:153:ILE:HD11	8:L:484:FAD:N1A	2.13	0.63
2:L:302:MET:CE	2:L:334:VAL:HA	2.28	0.63
1:A:479:MET:HG3	1:A:1104:MET:HE3	1.79	0.63
1:A:1220:ARG:HB3	1:A:1221:PRO:HD3	1.81	0.63
1:A:491:LYS:O	1:A:492:TYR:C	2.35	0.63
1:A:728:ILE:HD12	1:A:1047:MET:HE3	1.81	0.63
1:C:466:HIS:ND1	1:C:678:ARG:NH1	2.46	0.63
1:C:958:HIS:N	1:C:958:HIS:ND1	2.45	0.63
1:D:113:ASN:HD22	1:D:115:ASP:H	1.41	0.63
1:E:248:GLU:O	1:E:250:ARG:N	2.31	0.63
1:E:227:MET:CE	1:E:282:GLU:HG2	2.28	0.63
1:E:958:HIS:O	1:E:1369:THR:HG21	1.99	0.63
2:G:317:LYS:HE3	2:G:345:ILE:HD12	1.79	0.63
2:G:153:ILE:HD11	8:G:484:FAD:N1A	2.13	0.63
2:H:199:VAL:O	2:H:203:ARG:HD2	1.97	0.63

Continued on next page...

Continued from previous page...

Atom-1	Atom-2	Interatomic distance (Å)	Clash overlap (Å)
2:H:175:VAL:CG1	2:H:214:TYR:HA	2.23	0.63
2:H:178:ARG:HB2	2:H:219:GLU:OE1	1.98	0.63
2:H:264:TYR:HE2	2:H:307:THR:HG23	1.61	0.63
2:H:350:PRO:HG3	2:H:380:PRO:CG	2.28	0.63
2:I:120:ILE:O	2:I:123:VAL:HG23	1.98	0.63
2:I:317:LYS:HE3	2:I:345:ILE:HD12	1.79	0.63
2:J:146:LEU:H	2:J:146:LEU:HD22	1.63	0.63
2:J:354:THR:HA	2:J:369:LEU:HG	1.80	0.63
2:J:95:GLY:C	2:J:125:LYS:HD2	2.19	0.63
2:K:77:LEU:O	2:K:127:ILE:HD11	1.98	0.63
2:K:418:THR:CA	2:K:424:LEU:HD21	2.28	0.63
2:L:120:ILE:O	2:L:123:VAL:HG23	1.98	0.63
1:A:1222:LEU:C	1:A:1222:LEU:HD12	2.16	0.63
1:A:728:ILE:HD12	1:A:1047:MET:HE1	1.81	0.63
1:B:1447:TRP:O	1:B:1451:VAL:HG23	1.98	0.63
1:B:443:ASP:OD2	1:B:445:ALA:HB3	1.97	0.63
1:B:450:ARG:O	1:B:451:GLN:C	2.35	0.63
1:C:1007:GLY:O	1:C:1010:ALA:HB3	1.99	0.63
1:C:958:HIS:O	1:C:1369:THR:HG21	1.99	0.63
1:C:248:GLU:O	1:C:250:ARG:N	2.31	0.63
1:D:875:MET:HE1	1:D:1139:PHE:CD2	2.33	0.63
1:E:1289:MET:HE3	1:E:1289:MET:H	1.63	0.63
1:E:209:GLN:HG3	1:E:210:ARG:N	2.13	0.63
1:E:643:ASN:HD22	1:E:665:THR:HB	1.63	0.63
1:E:746:ILE:HG22	1:E:747:SER:O	1.97	0.63
1:E:891:PRO:HB3	1:E:894:PHE:CE2	2.34	0.63
1:F:52:GLN:HE22	1:F:71:LEU:N	1.96	0.63
2:G:144:ARG:NH1	2:G:169:LYS:HA	2.14	0.63
2:G:181:ARG:HB3	2:G:181:ARG:NH1	2.14	0.63
2:G:309:ILE:HD11	2:G:340:GLU:OE2	1.98	0.63
2:G:351:GLU:HB3	2:G:353:PHE:HB3	1.80	0.63
2:G:418:THR:CA	2:G:424:LEU:HD21	2.28	0.63
1:D:782:ARG:NH2	2:H:51:GLY:HA3	0.97	0.63
2:I:144:ARG:NH1	2:I:169:LYS:HA	2.14	0.63
2:I:181:ARG:NH1	2:I:181:ARG:HB3	2.14	0.63
2:I:92:GLU:OE2	2:I:202:ARG:HD3	1.99	0.63
2:I:309:ILE:HD11	2:I:340:GLU:OE2	1.98	0.63
2:I:236:VAL:HG23	2:I:437:VAL:HA	1.80	0.63
2:J:281:GLU:HG3	2:J:284:SER:N	2.11	0.63
2:J:242:VAL:CG1	2:J:403:PRO:HD3	2.21	0.63
2:K:318:CYS:O	2:K:345:ILE:HD13	1.99	0.63

Continued on next page...

Continued from previous page...

Atom-1	Atom-2	Interatomic distance (Å)	Clash overlap (Å)
2:L:144:ARG:NH1	2:L:169:LYS:HA	2.14	0.63
2:L:309:ILE:HD11	2:L:340:GLU:OE2	1.98	0.63
2:L:241:GLY:H	2:L:443:ILE:HG23	1.64	0.63
1:A:370:GLY:HA3	1:A:1237:ASN:HB3	1.79	0.63
1:B:1466:LEU:O	1:B:1467:GLU:C	2.37	0.63
1:B:528:ASN:CB	1:B:542:LEU:HD22	2.29	0.63
1:B:492:TYR:OH	1:B:648:GLU:OE2	2.14	0.63
1:B:745:ARG:O	1:B:746:ILE:HG13	1.98	0.63
1:B:820:ARG:HB3	1:B:821:PRO:HD2	1.78	0.63
1:C:295:LYS:C	1:C:295:LYS:HD3	2.19	0.63
1:C:603:HIS:HA	1:C:640:THR:HG22	1.81	0.63
1:D:339:ARG:HG3	1:D:396:GLN:HG3	1.80	0.63
1:E:370:GLY:HA3	1:E:1237:ASN:HB3	1.79	0.63
1:F:113:ASN:HD22	1:F:115:ASP:H	1.41	0.63
1:F:353:MET:HE2	1:F:366:GLY:O	1.99	0.63
2:G:179:TYR:HB2	2:G:181:ARG:HH12	1.64	0.63
2:G:302:MET:CE	2:G:334:VAL:HA	2.28	0.63
2:H:153:ILE:HD11	8:H:484:FAD:N1A	2.13	0.63
2:I:418:THR:CA	2:I:424:LEU:HD21	2.28	0.63
2:I:95:GLY:C	2:I:125:LYS:HD2	2.19	0.63
2:J:181:ARG:HB3	2:J:181:ARG:NH1	2.14	0.63
2:J:92:GLU:OE2	2:J:202:ARG:HD3	1.99	0.63
2:J:416:LYS:HE3	2:J:433:ASN:CG	2.18	0.63
2:J:431:MET:HG2	2:J:438:PHE:CE2	2.34	0.63
2:K:199:VAL:O	2:K:203:ARG:HD2	1.97	0.63
2:K:354:THR:HA	2:K:369:LEU:HG	1.80	0.63
1:A:143:GLN:C	1:A:143:GLN:HE21	2.01	0.63
1:A:30:HIS:HE1	1:A:368:GLU:OE1	1.81	0.63
1:A:52:GLN:CD	1:A:71:LEU:H	2.01	0.63
1:A:978:GLU:O	1:A:981:ALA:HB3	1.99	0.63
1:B:266:VAL:O	1:B:279:THR:HG23	1.98	0.63
1:B:236:THR:HG22	1:B:328:ASP:H	1.62	0.63
1:B:37:ASP:C	1:B:37:ASP:OD1	2.37	0.63
1:C:116:ILE:HD13	1:C:190:THR:CG2	2.29	0.63
1:C:1435:THR:HG23	1:C:1437:SER:H	1.63	0.63
1:C:227:MET:CE	1:C:282:GLU:HG2	2.28	0.63
1:C:253:HIS:ND1	1:C:254:PRO:N	2.45	0.63
1:D:152:ARG:O	1:D:156:GLU:HB2	1.99	0.63
1:D:355:TYR:C	1:D:355:TYR:CD1	2.72	0.63
1:D:452:GLN:HG3	1:D:765:ALA:HB2	1.78	0.63
1:E:116:ILE:HD13	1:E:190:THR:CG2	2.29	0.63

Continued on next page...

Continued from previous page...

Atom-1	Atom-2	Interatomic distance (Å)	Clash overlap (Å)
1:E:1221:PRO:CG	1:E:1229:MET:HE1	2.28	0.63
1:E:295:LYS:HD3	1:E:295:LYS:C	2.19	0.63
1:A:1227:GLU:CG	1:E:902:ASN:HD22	2.09	0.63
1:E:974:ILE:CD1	1:E:983:LEU:HD12	2.19	0.63
1:F:442:MET:HE3	1:F:446:GLU:HB3	1.81	0.63
2:G:182:MET:O	2:G:187:VAL:HG21	1.99	0.63
2:G:186:LEU:CD2	2:G:195:LEU:HD11	2.27	0.63
2:G:197:LYS:HB3	2:G:273:LEU:HG	1.81	0.63
2:G:431:MET:HG2	2:G:438:PHE:CE2	2.34	0.63
2:H:186:LEU:CD2	2:H:195:LEU:HD11	2.27	0.63
2:H:95:GLY:C	2:H:125:LYS:HD2	2.19	0.63
2:I:318:CYS:O	2:I:345:ILE:HD13	1.99	0.63
2:J:178:ARG:HB2	2:J:219:GLU:OE1	1.98	0.63
2:K:144:ARG:NH1	2:K:169:LYS:HA	2.14	0.63
2:K:92:GLU:OE2	2:K:202:ARG:HD3	1.99	0.63
2:L:186:LEU:CD2	2:L:195:LEU:HD11	2.27	0.63
2:L:197:LYS:HB3	2:L:273:LEU:HG	1.81	0.63
1:A:1442:GLU:HA	2:L:373:ASP:OD2	1.97	0.63
2:L:431:MET:HG2	2:L:438:PHE:CE2	2.34	0.63
1:B:1131:THR:CG2	1:B:1133:GLU:HB2	2.29	0.63
1:B:643:ASN:HB3	1:B:665:THR:CG2	2.29	0.63
1:B:510:PRO:HD2	1:B:970:PRO:HB3	1.81	0.63
1:C:143:GLN:HE21	1:C:143:GLN:C	2.01	0.63
1:C:511:ILE:CG2	1:C:512:ASP:N	2.59	0.63
1:C:891:PRO:HB3	1:C:894:PHE:CE2	2.34	0.63
1:C:515:ARG:NH2	1:C:966:ILE:HB	2.13	0.63
1:D:1389:GLY:HA2	1:D:1459:PRO:HG2	1.81	0.63
1:D:439:PRO:O	1:D:439:PRO:HG2	1.99	0.63
1:D:728:ILE:HD12	1:D:1047:MET:HE1	1.77	0.63
1:E:1007:GLY:O	1:E:1010:ALA:HB3	1.99	0.63
1:E:1417:VAL:HG12	1:E:1419:HIS:H	1.64	0.63
1:F:353:MET:HG2	1:F:385:LEU:CD2	2.29	0.63
1:F:643:ASN:HB3	1:F:665:THR:CG2	2.29	0.63
2:G:92:GLU:OE2	2:G:202:ARG:HD3	1.99	0.63
2:G:241:GLY:H	2:G:443:ILE:HG23	1.64	0.63
2:H:144:ARG:NH1	2:H:169:LYS:HA	2.14	0.63
2:H:182:MET:O	2:H:187:VAL:HG21	1.99	0.63
2:H:302:MET:CE	2:H:334:VAL:HA	2.28	0.63
2:H:317:LYS:HE3	2:H:345:ILE:HD12	1.79	0.63
2:J:144:ARG:NH1	2:J:169:LYS:HA	2.14	0.63
2:J:165:GLU:HB3	2:J:169:LYS:HZ3	1.62	0.63

Continued on next page...

Continued from previous page...

Atom-1	Atom-2	Interatomic distance (Å)	Clash overlap (Å)
2:J:321:ARG:HA	2:J:352:GLY:H	1.62	0.63
2:K:153:ILE:O	2:K:239:ALA:HB3	1.99	0.63
2:K:178:ARG:HB2	2:K:219:GLU:OE1	1.98	0.63
2:K:90:PHE:HB3	2:K:93:ILE:HG21	1.76	0.63
2:L:165:GLU:HB3	2:L:169:LYS:HZ3	1.62	0.63
2:L:179:TYR:HB2	2:L:181:ARG:HH12	1.64	0.63
2:L:182:MET:O	2:L:187:VAL:HG21	1.99	0.63
2:L:318:CYS:O	2:L:345:ILE:HD13	1.99	0.63
1:A:345:MET:CE	1:A:385:LEU:HB2	2.28	0.63
1:A:403:ASP:OD2	1:A:407:LYS:NZ	2.32	0.63
1:A:675:ILE:O	1:A:678:ARG:HB2	1.98	0.63
1:A:80:ARG:HD3	1:A:125:ARG:O	1.98	0.63
1:A:815:GLU:HA	1:A:815:GLU:OE1	1.98	0.63
1:C:1008:THR:HG22	1:C:1009:ILE:H	1.64	0.63
1:C:1062:ARG:O	1:C:1062:ARG:CG	2.44	0.63
1:C:1282:GLN:HA	1:C:1302:GLY:O	1.98	0.63
1:C:1374:VAL:O	1:C:1375:ILE:HG13	1.98	0.63
1:D:745:ARG:O	1:D:746:ILE:HG13	1.98	0.63
1:D:990:ILE:O	1:D:990:ILE:HG13	1.97	0.63
1:E:80:ARG:HD3	1:E:125:ARG:O	1.98	0.63
1:E:1447:TRP:CD2	1:E:1451:VAL:HG22	2.33	0.63
1:E:782:ARG:HG3	2:L:52:VAL:CB	2.18	0.63
1:F:1131:THR:CG2	1:F:1133:GLU:HB2	2.29	0.63
1:F:1466:LEU:O	1:F:1467:GLU:C	2.37	0.63
1:F:447:LEU:HD21	1:F:674:ALA:CA	2.29	0.63
1:F:492:TYR:OH	1:F:648:GLU:OE2	2.14	0.63
2:G:264:TYR:HE2	2:G:307:THR:HG23	1.61	0.63
2:H:353:PHE:CE1	2:H:370:GLY:HA3	2.33	0.63
2:H:449:LEU:HB3	2:H:452:TRP:CE3	2.34	0.63
2:I:182:MET:O	2:I:187:VAL:HG21	1.99	0.63
2:I:259:VAL:HG21	2:I:264:TYR:CB	2.14	0.63
2:J:179:TYR:HB2	2:J:181:ARG:HH12	1.64	0.63
2:J:182:MET:O	2:J:187:VAL:HG21	1.99	0.63
2:K:181:ARG:NH1	2:K:181:ARG:HB3	2.14	0.63
2:K:197:LYS:HB3	2:K:273:LEU:HG	1.81	0.63
2:K:281:GLU:HG3	2:K:284:SER:N	2.11	0.63
2:K:302:MET:CE	2:K:334:VAL:HA	2.28	0.63
2:L:186:LEU:HD11	2:L:200:VAL:CB	2.28	0.63
1:A:1221:PRO:CG	1:A:1229:MET:HE2	2.28	0.63
1:A:116:ILE:HD13	1:A:190:THR:CG2	2.29	0.63
1:B:515:ARG:CD	1:B:1367:TYR:HE1	2.04	0.63

Continued on next page...

Continued from previous page...

Atom-1	Atom-2	Interatomic distance (Å)	Clash overlap (Å)
1:B:152:ARG:O	1:B:156:GLU:HB2	1.99	0.63
1:C:938:PRO:HG2	1:C:1041:ALA:HB1	1.81	0.63
1:C:1221:PRO:HB2	1:C:1229:MET:CE	2.09	0.63
1:C:1220:ARG:HB3	1:C:1221:PRO:HD3	1.81	0.63
1:C:369:THR:HG22	1:C:1293:ASN:HD21	1.62	0.63
1:C:1375:ILE:C	1:C:1376:LEU:HD23	2.19	0.63
1:C:24:ALA:CB	1:C:207:TYR:CE2	2.82	0.63
1:C:493:ARG:NH2	1:C:786:ASP:OD1	2.32	0.63
1:C:693:MET:O	1:C:694:ALA:C	2.37	0.63
1:D:1159:ASN:O	1:D:1161:VAL:N	2.32	0.63
1:D:538:THR:O	1:D:538:THR:HG23	1.97	0.63
1:E:746:ILE:HG23	1:E:1182:ASP:CB	2.29	0.63
1:E:312:ASN:N	1:E:312:ASN:OD1	2.22	0.63
1:E:345:MET:CE	1:E:385:LEU:HB2	2.28	0.63
1:F:1112:THR:O	1:F:1114:PRO:HD3	1.99	0.63
1:F:249:THR:HG23	1:F:249:THR:O	1.98	0.63
1:F:555:PHE:HD1	1:F:556:ARG:N	1.96	0.63
1:F:464:ILE:CD1	1:F:779:TYR:CZ	2.81	0.63
2:G:153:ILE:O	2:G:239:ALA:HB3	1.99	0.63
2:G:281:GLU:HG3	2:G:284:SER:N	2.11	0.63
2:H:236:VAL:HG23	2:H:437:VAL:HA	1.80	0.63
2:H:431:MET:HG2	2:H:438:PHE:CE2	2.34	0.63
2:I:77:LEU:O	2:I:127:ILE:HD11	1.98	0.63
2:I:146:LEU:H	2:I:146:LEU:HD22	1.63	0.63
1:F:782:ARG:NH2	2:I:51:GLY:HA2	0.72	0.63
2:J:132:TRP:HD1	2:J:202:ARG:HB2	1.60	0.63
2:J:175:VAL:CG1	2:J:214:TYR:HA	2.23	0.63
2:J:236:VAL:HG23	2:J:437:VAL:HA	1.80	0.63
2:J:302:MET:CE	2:J:334:VAL:HA	2.28	0.63
2:K:182:MET:O	2:K:187:VAL:HG21	1.99	0.63
2:K:302:MET:HE1	2:K:333:GLU:HG3	1.80	0.63
2:K:95:GLY:C	2:K:125:LYS:HD2	2.19	0.63
2:L:146:LEU:HD22	2:L:146:LEU:H	1.63	0.63
2:L:302:MET:HE1	2:L:333:GLU:HG3	1.78	0.63
1:A:1007:GLY:O	1:A:1010:ALA:HB3	1.99	0.62
1:A:1164:ARG:NH1	1:A:1166:ASP:OD2	2.31	0.62
1:A:746:ILE:HG23	1:A:1182:ASP:CB	2.29	0.62
1:A:1282:GLN:HA	1:A:1302:GLY:O	1.98	0.62
1:A:1300:LEU:HD12	1:A:1301:SER:H	1.64	0.62
1:A:1376:LEU:HB3	1:A:1439:PHE:CE1	2.32	0.62
1:B:453:ALA:O	1:B:761:GLN:HG3	1.97	0.62

Continued on next page...

Continued from previous page...

Atom-1	Atom-2	Interatomic distance (Å)	Clash overlap (Å)
1:B:482:ASP:OD1	1:B:788:HIS:HD2	1.81	0.62
1:A:902:ASN:CG	1:C:1227:GLU:CD	2.57	0.62
1:C:1300:LEU:HD12	1:C:1301:SER:H	1.64	0.62
1:C:746:ILE:C	1:C:747:SER:O	2.35	0.62
1:C:94:GLU:O	1:C:95:THR:C	2.35	0.62
1:D:1105:VAL:HA	2:H:54:PHE:CE1	2.34	0.62
1:D:1466:LEU:O	1:D:1467:GLU:C	2.37	0.62
1:D:351:ARG:HA	1:D:351:ARG:HE	1.64	0.62
1:D:52:GLN:HE22	1:D:71:LEU:N	1.96	0.62
1:E:450:ARG:O	1:E:451:GLN:C	2.37	0.62
1:E:695:ASN:O	1:E:696:TYR:C	2.37	0.62
1:E:978:GLU:O	1:E:981:ALA:HB3	1.99	0.62
1:F:439:PRO:O	1:F:439:PRO:HG2	1.99	0.62
1:F:538:THR:O	1:F:538:THR:HG23	1.97	0.62
1:F:569:ILE:N	1:F:569:ILE:HD13	2.12	0.62
1:F:1442:GLU:OE2	2:G:374:ALA:C	2.38	0.62
2:G:449:LEU:HB3	2:G:452:TRP:CE3	2.34	0.62
2:H:153:ILE:O	2:H:239:ALA:HB3	1.99	0.62
1:B:1442:GLU:OE2	2:H:374:ALA:C	2.37	0.62
2:I:179:TYR:HB2	2:I:181:ARG:HH12	1.64	0.62
2:I:431:MET:HG2	2:I:438:PHE:CE2	2.34	0.62
2:J:153:ILE:O	2:J:239:ALA:HB3	1.99	0.62
2:J:350:PRO:CD	2:J:374:ALA:HB2	2.29	0.62
2:L:92:GLU:OE2	2:L:202:ARG:HD3	1.99	0.62
2:L:236:VAL:HG23	2:L:437:VAL:HA	1.80	0.62
2:L:317:LYS:HE3	2:L:345:ILE:HG21	1.81	0.62
2:L:354:THR:HA	2:L:369:LEU:HG	1.80	0.62
2:L:95:GLY:C	2:L:125:LYS:HD2	2.19	0.62
1:C:403:ASP:OD2	1:C:407:LYS:NZ	2.32	0.62
1:C:446:GLU:O	1:C:447:LEU:C	2.36	0.62
1:C:465:LEU:HD12	1:C:465:LEU:O	1.98	0.62
1:C:643:ASN:HD22	1:C:665:THR:HB	1.64	0.62
1:D:235:ASN:HD21	1:D:328:ASP:HB3	1.64	0.62
1:D:254:PRO:HG2	1:D:255:ALA:N	2.10	0.62
1:E:1435:THR:HG23	1:E:1437:SER:H	1.63	0.62
1:E:143:GLN:C	1:E:143:GLN:HE21	2.01	0.62
1:A:1227:GLU:CG	1:E:902:ASN:ND2	2.62	0.62
2:G:186:LEU:HD11	2:G:200:VAL:CB	2.28	0.62
2:G:220:VAL:HG22	8:G:484:FAD:C6A	2.29	0.62
2:G:318:CYS:O	2:G:345:ILE:HD13	1.99	0.62
2:G:350:PRO:HG3	2:G:380:PRO:CG	2.28	0.62

Continued on next page...

Continued from previous page...

Atom-1	Atom-2	Interatomic distance (Å)	Clash overlap (Å)
2:H:92:GLU:OE2	2:H:202:ARG:HD3	1.99	0.62
2:I:351:GLU:HB3	2:I:353:PHE:HB3	1.80	0.62
2:I:350:PRO:CD	2:I:374:ALA:HB2	2.29	0.62
2:J:153:ILE:HD11	8:J:484:FAD:N1A	2.13	0.62
2:J:353:PHE:CE1	2:J:370:GLY:HA3	2.33	0.62
2:J:478:VAL:HG23	2:J:479:ALA:N	2.14	0.62
2:K:220:VAL:HG23	8:K:484:FAD:C6A	2.27	0.62
2:K:321:ARG:HA	2:K:352:GLY:H	1.62	0.62
2:K:236:VAL:HG23	2:K:437:VAL:HA	1.80	0.62
2:K:449:LEU:HB3	2:K:452:TRP:CE3	2.34	0.62
2:L:350:PRO:CD	2:L:374:ALA:HB2	2.30	0.62
1:A:1374:VAL:O	1:A:1375:ILE:HG13	1.98	0.62
1:A:731:SER:HA	1:A:747:SER:HB2	1.80	0.62
1:B:74:GLY:CA	1:B:172:LEU:HD13	2.30	0.62
1:B:218:THR:HG22	1:B:221:LEU:H	1.62	0.62
1:B:423:THR:OG1	1:B:540:THR:HG22	2.00	0.62
1:B:658:LEU:HD23	1:B:666:VAL:CG2	2.29	0.62
1:C:1221:PRO:CG	1:C:1229:MET:HE1	2.28	0.62
1:C:1289:MET:H	1:C:1289:MET:HE3	1.64	0.62
1:C:902:ASN:ND2	1:E:1227:GLU:CG	2.62	0.62
1:D:1290:GLY:O	1:D:1291:ASP:HB3	1.99	0.62
1:D:260:MET:O	1:D:263:LEU:N	2.31	0.62
1:E:1395:TYR:CZ	1:E:1397:LEU:HD21	2.34	0.62
1:E:227:MET:HE2	1:E:282:GLU:HG2	1.81	0.62
1:F:1389:GLY:HA2	1:F:1459:PRO:HG2	1.81	0.62
1:F:146:LEU:C	1:F:146:LEU:HD12	2.19	0.62
1:F:528:ASN:CB	1:F:542:LEU:HD22	2.29	0.62
1:E:732:ARG:NH1	1:F:94:GLU:OE2	2.28	0.62
2:G:63:ASN:HA	2:G:87:THR:HG21	1.82	0.62
2:H:92:GLU:OE2	2:H:202:ARG:HB3	2.00	0.62
2:H:197:LYS:HB3	2:H:273:LEU:HG	1.81	0.62
2:I:353:PHE:CE1	2:I:370:GLY:HA3	2.33	0.62
2:I:449:LEU:HB3	2:I:452:TRP:CE3	2.34	0.62
2:K:305:VAL:HG11	2:K:342:VAL:HG21	1.82	0.62
2:L:178:ARG:HB2	2:L:219:GLU:OE1	1.98	0.62
1:A:1417:VAL:HG12	1:A:1419:HIS:H	1.64	0.62
1:A:1435:THR:HG23	1:A:1437:SER:H	1.63	0.62
1:A:1449:ARG:CB	1:A:1449:ARG:NH1	2.14	0.62
1:A:643:ASN:HD22	1:A:665:THR:HB	1.63	0.62
1:A:515:ARG:NH2	1:A:966:ILE:HB	2.13	0.62
1:C:1376:LEU:HB3	1:C:1439:PHE:CE1	2.32	0.62

Continued on next page...

Continued from previous page...

Atom-1	Atom-2	Interatomic distance (Å)	Clash overlap (Å)
1:C:695:ASN:O	1:C:696:TYR:C	2.37	0.62
1:D:1131:THR:CG2	1:D:1133:GLU:HB2	2.29	0.62
1:D:1135:VAL:O	1:D:1136:VAL:C	2.33	0.62
1:D:266:VAL:O	1:D:279:THR:HG23	1.98	0.62
1:D:528:ASN:CB	1:D:542:LEU:HD22	2.29	0.62
1:D:643:ASN:HB3	1:D:665:THR:CG2	2.29	0.62
1:D:885:GLY:C	1:D:887:GLY:H	2.01	0.62
1:E:1221:PRO:HG2	1:E:1229:MET:HE1	1.81	0.62
1:E:643:ASN:HD22	1:E:665:THR:HG21	1.65	0.62
1:F:1290:GLY:O	1:F:1291:ASP:HB3	1.99	0.62
1:F:152:ARG:O	1:F:156:GLU:HB2	1.99	0.62
1:F:227:MET:HE2	1:F:282:GLU:HG2	1.82	0.62
1:F:37:ASP:C	1:F:37:ASP:OD1	2.37	0.62
1:F:339:ARG:HG3	1:F:396:GLN:HG3	1.80	0.62
1:F:658:LEU:HD23	1:F:666:VAL:CG2	2.29	0.62
2:H:478:VAL:HG23	2:H:479:ALA:N	2.14	0.62
2:J:309:ILE:HD11	2:J:340:GLU:OE2	1.98	0.62
1:A:782:ARG:CG	2:J:56:GLN:HE21	2.13	0.62
2:K:186:LEU:HD11	2:K:200:VAL:CB	2.28	0.62
2:K:92:GLU:OE2	2:K:202:ARG:HB3	2.00	0.62
2:L:71:LEU:HD13	2:L:71:LEU:C	2.20	0.62
1:A:891:PRO:HB3	1:A:894:PHE:CE2	2.34	0.62
1:B:1105:VAL:HA	2:G:54:PHE:CE1	2.34	0.62
1:B:1159:ASN:O	1:B:1161:VAL:N	2.32	0.62
1:C:1109:HIS:N	1:C:1109:HIS:ND1	2.45	0.62
1:C:293:MET:HG2	1:C:410:LEU:HD23	1.82	0.62
1:C:731:SER:HA	1:C:747:SER:HB2	1.80	0.62
1:C:908:LYS:HE2	1:C:924:GLN:O	2.00	0.62
1:D:423:THR:OG1	1:D:540:THR:HG22	2.00	0.62
1:D:602:THR:O	1:D:640:THR:HG22	1.99	0.62
1:B:1228:LYS:HD3	1:D:901:ASP:OD1	2.00	0.62
1:D:938:PRO:O	1:D:939:GLY:C	2.35	0.62
1:D:510:PRO:HD2	1:D:970:PRO:HB3	1.81	0.62
1:E:1171:VAL:O	1:E:1171:VAL:HG12	2.00	0.62
1:E:453:ALA:O	1:E:761:GLN:HG3	1.98	0.62
1:F:296:MET:O	1:F:297:MET:C	2.33	0.62
2:G:134:GLN:HB3	2:G:136:TRP:CD1	2.35	0.62
2:G:350:PRO:CD	2:G:374:ALA:HB2	2.29	0.62
2:G:71:LEU:C	2:G:71:LEU:HD13	2.20	0.62
2:H:90:PHE:HA	2:H:203:ARG:HH21	1.64	0.62
2:I:345:ILE:CD1	2:I:345:ILE:H	2.09	0.62

Continued on next page...

Continued from previous page...

Atom-1	Atom-2	Interatomic distance (Å)	Clash overlap (Å)
1:F:1105:VAL:HA	2:I:54:PHE:HE1	1.64	0.62
2:J:77:LEU:O	2:J:127:ILE:HD11	1.98	0.62
2:K:264:TYR:HE2	2:K:307:THR:HG23	1.61	0.62
2:K:431:MET:HG2	2:K:438:PHE:CE2	2.34	0.62
1:E:782:ARG:CB	2:L:53:PRO:HD2	2.19	0.62
1:A:47:HIS:HE1	1:A:176:SER:HB3	1.63	0.62
1:A:394:ASP:OD1	1:A:394:ASP:C	2.37	0.62
1:A:884:SER:OG	1:A:885:GLY:N	2.33	0.62
1:B:1389:GLY:HA2	1:B:1459:PRO:HG2	1.81	0.62
1:B:146:LEU:HD12	1:B:146:LEU:C	2.19	0.62
1:B:171:SER:OG	1:B:177:ILE:HA	2.00	0.62
1:B:351:ARG:HE	1:B:351:ARG:HA	1.64	0.62
1:B:515:ARG:NE	1:B:1367:TYR:CE1	2.68	0.62
1:B:900:GLY:HA2	1:F:1263:HIS:NE2	2.10	0.62
1:C:1104:MET:C	2:K:54:PHE:CZ	2.67	0.62
1:C:1395:TYR:CZ	1:C:1397:LEU:HD21	2.34	0.62
1:C:312:ASN:OD1	1:C:312:ASN:N	2.22	0.62
1:C:512:ASP:OD2	1:C:1367:TYR:OH	2.12	0.62
1:C:978:GLU:O	1:C:981:ALA:HB3	1.99	0.62
1:D:518:ARG:NH2	1:D:1382:ASN:HD22	1.98	0.62
1:D:569:ILE:HD13	1:D:569:ILE:N	2.12	0.62
1:E:1220:ARG:HB3	1:E:1221:PRO:HD3	1.81	0.62
1:E:57:ASP:O	1:E:60:LYS:N	2.32	0.62
1:F:295:LYS:HZ3	1:F:299:VAL:HG12	1.64	0.62
1:F:74:GLY:CA	1:F:172:LEU:HD13	2.30	0.62
1:D:1230:GLN:N	1:F:877:ARG:CG	2.61	0.62
2:G:317:LYS:HE3	2:G:345:ILE:HG21	1.81	0.62
2:G:99:PRO:HD2	2:G:449:LEU:HD13	1.82	0.62
1:B:782:ARG:NH2	2:G:51:GLY:HA2	0.72	0.62
2:H:350:PRO:CD	2:H:374:ALA:HB2	2.30	0.62
2:H:418:THR:CA	2:H:424:LEU:HD21	2.28	0.62
2:H:63:ASN:HA	2:H:87:THR:HG21	1.82	0.62
2:H:71:LEU:C	2:H:71:LEU:HD13	2.20	0.62
2:H:71:LEU:HD22	2:H:71:LEU:C	2.20	0.62
2:I:317:LYS:HE3	2:I:345:ILE:HG21	1.81	0.62
2:I:69:LEU:O	2:I:72:THR:HG23	2.00	0.62
2:J:120:ILE:O	2:J:123:VAL:HG23	1.98	0.62
2:J:241:GLY:H	2:J:443:ILE:HG23	1.64	0.62
1:C:1438:ARG:HB3	2:J:375:THR:HA	1.80	0.62
2:J:449:LEU:HB3	2:J:452:TRP:CE3	2.34	0.62
2:L:134:GLN:HB3	2:L:136:TRP:CD1	2.35	0.62

Continued on next page...

Continued from previous page...

Atom-1	Atom-2	Interatomic distance (Å)	Clash overlap (Å)
1:A:1227:GLU:CD	1:E:902:ASN:CG	2.57	0.62
1:A:1221:PRO:HD2	1:A:1229:MET:HE1	1.79	0.62
1:A:57:ASP:O	1:A:60:LYS:N	2.32	0.62
1:A:603:HIS:HA	1:A:640:THR:HG22	1.81	0.62
1:B:339:ARG:HG3	1:B:396:GLN:HG3	1.80	0.62
1:B:355:TYR:CD1	1:B:355:TYR:C	2.72	0.62
1:C:491:LYS:O	1:C:492:TYR:C	2.35	0.62
1:C:520:MET:HE1	1:C:705:LEU:HB3	1.82	0.62
1:D:1112:THR:O	1:D:1114:PRO:HD3	1.99	0.62
1:D:658:LEU:HD23	1:D:666:VAL:CG2	2.29	0.62
1:D:464:ILE:CD1	1:D:779:TYR:CZ	2.81	0.62
1:E:1222:LEU:C	1:E:1222:LEU:HD12	2.16	0.62
1:E:24:ALA:CB	1:E:207:TYR:CE2	2.82	0.62
1:E:908:LYS:HE2	1:E:924:GLN:O	1.99	0.62
1:F:235:ASN:HD21	1:F:328:ASP:HB3	1.64	0.62
1:F:260:MET:O	1:F:263:LEU:N	2.31	0.62
1:F:236:THR:HG22	1:F:328:ASP:H	1.62	0.62
1:F:295:LYS:CD	1:F:390:MET:HE3	2.22	0.62
1:F:704:LEU:C	1:F:706:LYS:N	2.49	0.62
1:F:482:ASP:OD1	1:F:788:HIS:CD2	2.53	0.62
1:B:1105:VAL:HG23	2:G:54:PHE:HE1	1.64	0.62
2:H:186:LEU:HD11	2:H:200:VAL:CB	2.28	0.62
2:H:220:VAL:HG23	8:H:484:FAD:C6A	2.27	0.62
2:H:197:LYS:HD3	2:H:274:GLY:N	2.15	0.62
2:H:69:LEU:O	2:H:72:THR:HG23	2.00	0.62
2:I:281:GLU:HG3	2:I:284:SER:N	2.11	0.62
2:I:305:VAL:HG11	2:I:342:VAL:HG21	1.82	0.62
2:I:321:ARG:HA	2:I:352:GLY:H	1.62	0.62
2:I:354:THR:HA	2:I:369:LEU:HG	1.80	0.62
2:J:63:ASN:HA	2:J:87:THR:HG21	1.82	0.62
2:K:197:LYS:HD3	2:K:274:GLY:N	2.15	0.62
2:L:259:VAL:HG21	2:L:264:TYR:CB	2.14	0.62
2:L:197:LYS:HD3	2:L:274:GLY:N	2.15	0.62
2:L:351:GLU:HB3	2:L:353:PHE:HB3	1.80	0.62
2:L:434:MET:HB2	2:L:437:VAL:HG12	1.82	0.62
1:A:1356:VAL:HG22	1:A:1374:VAL:CG2	2.30	0.62
1:A:209:GLN:HG3	1:A:210:ARG:N	2.13	0.62
1:B:1290:GLY:O	1:B:1291:ASP:HB3	1.99	0.62
1:B:918:THR:HG22	1:B:921:TYR:N	2.13	0.62
1:B:976:SER:OG	1:B:978:GLU:HG3	2.00	0.62
1:C:182:MET:HE3	1:C:217:PRO:HB3	1.67	0.62

Continued on next page...

Continued from previous page...

Atom-1	Atom-2	Interatomic distance (Å)	Clash overlap (Å)
1:C:426:LEU:HD11	1:C:558:MET:HG3	1.79	0.62
1:C:643:ASN:HD22	1:C:665:THR:HG21	1.65	0.62
1:D:394:ASP:C	1:D:394:ASP:OD1	2.38	0.62
1:D:479:MET:HG3	1:D:1104:MET:CE	2.30	0.62
1:B:1218:ASP:OD1	1:D:851:LYS:NZ	2.33	0.62
1:E:493:ARG:NH2	1:E:786:ASP:OD1	2.32	0.62
1:E:884:SER:OG	1:E:885:GLY:N	2.33	0.62
1:F:602:THR:O	1:F:640:THR:HG22	1.99	0.62
2:G:430:LYS:HD2	2:G:460:ALA:HB2	1.82	0.62
1:B:780:ARG:NH1	2:G:50:CYS:CB	2.54	0.62
2:I:197:LYS:HB3	2:I:273:LEU:HG	1.81	0.62
2:I:258:ILE:HA	2:I:395:VAL:HG23	1.82	0.62
2:I:478:VAL:HG23	2:I:479:ALA:N	2.14	0.62
2:K:179:TYR:HB2	2:K:181:ARG:HH12	1.64	0.62
2:K:90:PHE:HA	2:K:203:ARG:HH21	1.64	0.62
2:K:353:PHE:CE1	2:K:370:GLY:HA3	2.33	0.62
2:K:69:LEU:O	2:K:72:THR:HG23	2.00	0.62
2:L:317:LYS:CE	2:L:345:ILE:HD12	2.30	0.62
1:A:515:ARG:HD3	1:A:1367:TYR:CE1	2.31	0.62
1:A:295:LYS:C	1:A:295:LYS:HD3	2.19	0.62
1:A:293:MET:HG2	1:A:410:LEU:HD23	1.82	0.62
1:B:602:THR:O	1:B:640:THR:HG22	1.99	0.62
1:B:657:VAL:HG12	1:B:658:LEU:N	2.15	0.62
1:C:1171:VAL:O	1:C:1171:VAL:HG12	2.00	0.62
1:C:1417:VAL:HG12	1:C:1419:HIS:H	1.64	0.62
1:D:1210:THR:HG22	1:D:1211:LEU:N	2.09	0.62
1:D:1228:LYS:HD3	1:F:901:ASP:OD1	2.00	0.62
1:D:442:MET:HE3	1:D:446:GLU:HB3	1.82	0.62
1:D:482:ASP:OD1	1:D:788:HIS:CD2	2.53	0.62
1:F:1109:HIS:ND1	1:F:1109:HIS:N	2.44	0.62
1:B:877:ARG:HD3	1:F:1230:GLN:HB2	1.82	0.62
1:F:479:MET:HG3	1:F:1104:MET:CE	2.30	0.62
1:D:1227:GLU:OE1	1:F:876:ASN:HB2	2.00	0.62
2:H:241:GLY:H	2:H:443:ILE:HG23	1.64	0.62
2:I:99:PRO:HD2	2:I:449:LEU:HD13	1.82	0.62
2:I:71:LEU:HD13	2:I:71:LEU:C	2.20	0.62
2:K:120:ILE:O	2:K:123:VAL:HG23	1.98	0.62
2:K:241:GLY:H	2:K:443:ILE:HG23	1.64	0.62
2:K:350:PRO:CD	2:K:374:ALA:HB2	2.29	0.62
2:L:153:ILE:O	2:L:239:ALA:HB3	1.99	0.62
2:L:286:ASN:O	2:L:311:GLN:HB2	2.00	0.62

Continued on next page...

Continued from previous page...

Atom-1	Atom-2	Interatomic distance (Å)	Clash overlap (Å)
2:L:394:LEU:CD2	2:L:396:ILE:HD12	2.30	0.62
2:L:99:PRO:HD2	2:L:449:LEU:HD13	1.82	0.62
2:L:449:LEU:HB3	2:L:452:TRP:CE3	2.34	0.62
1:A:1171:VAL:HG12	1:A:1171:VAL:O	2.00	0.62
1:A:1438:ARG:HB3	2:L:375:THR:HA	1.80	0.62
1:C:57:ASP:O	1:C:60:LYS:N	2.32	0.62
1:C:80:ARG:HD3	1:C:125:ARG:O	1.98	0.62
1:D:1105:VAL:HA	2:H:54:PHE:HE1	1.64	0.62
1:D:1442:GLU:OE2	2:I:374:ALA:C	2.37	0.62
1:E:403:ASP:OD2	1:E:407:LYS:NZ	2.32	0.62
1:F:1131:THR:CG2	1:F:1133:GLU:OE1	2.42	0.62
1:B:901:ASP:OD1	1:F:1228:LYS:HD3	2.00	0.62
1:F:227:MET:HE2	1:F:282:GLU:CG	2.29	0.62
1:F:518:ARG:NH2	1:F:1382:ASN:HD22	1.98	0.62
1:F:521:SER:OG	1:F:522:LEU:N	2.33	0.62
2:G:349:ALA:HB3	2:G:374:ALA:HB2	1.82	0.62
2:G:415:LEU:HG	2:G:432:THR:HG21	1.82	0.62
2:H:120:ILE:O	2:H:123:VAL:HG23	1.98	0.62
2:H:318:CYS:O	2:H:345:ILE:HD13	1.99	0.62
2:H:99:PRO:HD2	2:H:449:LEU:HD13	1.82	0.62
2:I:153:ILE:O	2:I:239:ALA:HB3	1.99	0.62
2:I:286:ASN:O	2:I:311:GLN:HB2	2.00	0.62
2:I:394:LEU:CD2	2:I:396:ILE:HD12	2.30	0.62
2:J:267:THR:HG21	2:J:286:ASN:HD21	1.61	0.62
2:J:318:CYS:O	2:J:345:ILE:HD13	1.99	0.62
2:J:418:THR:CA	2:J:424:LEU:HD21	2.28	0.62
2:J:71:LEU:C	2:J:71:LEU:HD22	2.20	0.62
2:K:349:ALA:HB3	2:K:374:ALA:HB2	1.82	0.62
1:A:1375:ILE:C	1:A:1376:LEU:HD23	2.19	0.61
1:A:291:ALA:HB3	1:A:292:PRO:CD	2.27	0.61
1:A:295:LYS:HZ1	1:A:299:VAL:HG12	1.65	0.61
1:A:782:ARG:NE	2:J:53:PRO:CD	2.59	0.61
1:B:235:ASN:HD21	1:B:328:ASP:HB3	1.64	0.61
1:B:439:PRO:O	1:B:439:PRO:HG2	1.99	0.61
1:B:876:ASN:HB2	1:F:1227:GLU:OE1	2.00	0.61
1:B:957:ARG:HH11	1:B:965:LEU:HD12	1.65	0.61
1:C:1401:LEU:HD11	1:C:1405:ILE:HD12	1.82	0.61
1:C:970:PRO:O	1:C:970:PRO:HG2	2.00	0.61
1:D:171:SER:OG	1:D:177:ILE:HA	2.00	0.61
1:D:794:VAL:HG21	1:D:817:VAL:HG23	1.82	0.61
1:E:938:PRO:HG2	1:E:1041:ALA:HB1	1.81	0.61

Continued on next page...

Continued from previous page...

Atom-1	Atom-2	Interatomic distance (Å)	Clash overlap (Å)
1:F:355:TYR:CD1	1:F:355:TYR:C	2.72	0.61
1:F:657:VAL:HG12	1:F:658:LEU:N	2.15	0.61
1:F:510:PRO:HD2	1:F:970:PRO:HB3	1.81	0.61
2:G:95:GLY:C	2:G:125:LYS:HD2	2.19	0.61
2:G:92:GLU:OE2	2:G:202:ARG:HB3	2.00	0.61
2:H:134:GLN:HB3	2:H:136:TRP:CD1	2.35	0.61
2:H:179:TYR:HB2	2:H:181:ARG:HH12	1.64	0.61
2:H:317:LYS:CE	2:H:345:ILE:HD12	2.30	0.61
2:H:305:VAL:HG11	2:H:342:VAL:HG21	1.82	0.61
2:J:134:GLN:HB3	2:J:136:TRP:CD1	2.35	0.61
2:J:220:VAL:HG23	8:J:484:FAD:C6A	2.27	0.61
2:J:258:ILE:HA	2:J:395:VAL:HG23	1.82	0.61
2:J:92:GLU:OE2	2:J:202:ARG:HB3	2.00	0.61
2:J:99:PRO:HD2	2:J:449:LEU:HD13	1.82	0.61
2:K:71:LEU:C	2:K:71:LEU:HD13	2.20	0.61
2:L:258:ILE:HA	2:L:395:VAL:HG23	1.82	0.61
2:L:69:LEU:O	2:L:72:THR:HG23	2.00	0.61
1:A:24:ALA:CB	1:A:207:TYR:CE2	2.82	0.61
1:B:417:ASP:O	1:B:420:VAL:N	2.33	0.61
1:B:794:VAL:HG21	1:B:817:VAL:HG23	1.82	0.61
1:C:423:THR:OG1	1:C:540:THR:HG22	2.00	0.61
1:D:1447:TRP:O	1:D:1451:VAL:HG23	1.98	0.61
1:B:1227:GLU:OE1	1:D:876:ASN:HB2	2.00	0.61
1:E:1062:ARG:CG	1:E:1062:ARG:O	2.43	0.61
1:E:235:ASN:C	1:E:235:ASN:ND2	2.52	0.61
1:E:443:ASP:O	1:E:444:LYS:C	2.39	0.61
1:E:531:ASN:O	1:E:532:ILE:C	2.38	0.61
1:A:1227:GLU:CD	1:E:876:ASN:HB3	2.21	0.61
1:F:1121:ASP:OD1	1:F:1123:LYS:N	2.34	0.61
1:F:243:TRP:CE3	1:F:243:TRP:HA	2.35	0.61
2:G:236:VAL:HG23	2:G:437:VAL:HA	1.80	0.61
2:G:434:MET:HB2	2:G:437:VAL:HG12	1.82	0.61
2:H:258:ILE:HA	2:H:395:VAL:HG23	1.82	0.61
2:I:415:LEU:HG	2:I:432:THR:HG21	1.82	0.61
1:F:1105:VAL:HA	2:I:54:PHE:CE1	2.34	0.61
2:J:197:LYS:HB3	2:J:273:LEU:HG	1.81	0.61
2:J:317:LYS:HE3	2:J:345:ILE:HG21	1.81	0.61
2:J:71:LEU:C	2:J:71:LEU:HD13	2.20	0.61
2:K:415:LEU:HG	2:K:432:THR:HG21	1.82	0.61
2:K:99:PRO:HD2	2:K:449:LEU:HD13	1.82	0.61
2:L:349:ALA:HB3	2:L:374:ALA:HB2	1.82	0.61

Continued on next page...

Continued from previous page...

Atom-1	Atom-2	Interatomic distance (Å)	Clash overlap (Å)
1:E:782:ARG:CG	2:L:56:GLN:HE21	2.13	0.61
1:A:1109:HIS:ND1	1:A:1109:HIS:N	2.45	0.61
1:A:1447:TRP:CD2	1:A:1451:VAL:HG22	2.33	0.61
1:A:938:PRO:HG2	1:A:1041:ALA:HB1	1.81	0.61
1:B:1112:THR:O	1:B:1114:PRO:HD3	1.99	0.61
1:B:1221:PRO:HD2	1:B:1229:MET:CE	2.26	0.61
1:B:353:MET:HG2	1:B:385:LEU:CD2	2.29	0.61
1:B:442:MET:HE3	1:B:446:GLU:HB3	1.81	0.61
1:C:1393:TYR:O	1:C:1394:VAL:CG2	2.44	0.61
1:C:320:CYS:O	1:C:323:VAL:N	2.33	0.61
1:D:1383:PHE:O	1:D:1384:ALA:HB3	2.00	0.61
1:D:976:SER:OG	1:D:978:GLU:HG3	2.00	0.61
1:F:279:THR:HG22	1:F:280:VAL:N	2.16	0.61
1:F:394:ASP:OD1	1:F:394:ASP:C	2.38	0.61
1:F:423:THR:OG1	1:F:540:THR:HG22	2.00	0.61
2:G:153:ILE:HG12	2:G:220:VAL:CG1	2.30	0.61
2:G:417:VAL:C	2:G:424:LEU:HD22	2.21	0.61
2:H:327:MET:HB2	2:H:346:TRP:HZ2	1.65	0.61
2:H:349:ALA:HB3	2:H:374:ALA:HB2	1.82	0.61
2:H:49:GLN:HE22	2:H:69:LEU:HG	1.65	0.61
2:I:181:ARG:HD3	2:I:187:VAL:HB	1.83	0.61
2:I:349:ALA:HB3	2:I:374:ALA:HB2	1.82	0.61
2:I:63:ASN:HA	2:I:87:THR:HG21	1.82	0.61
2:J:286:ASN:O	2:J:311:GLN:HB2	2.00	0.61
2:J:305:VAL:HG11	2:J:342:VAL:HG21	1.82	0.61
2:J:394:LEU:CD2	2:J:396:ILE:HD12	2.30	0.61
2:J:417:VAL:C	2:J:424:LEU:HD22	2.21	0.61
2:J:49:GLN:HE22	2:J:69:LEU:HG	1.65	0.61
2:K:317:LYS:HE3	2:K:345:ILE:HG21	1.81	0.61
2:K:478:VAL:HG23	2:K:479:ALA:N	2.14	0.61
1:C:782:ARG:CG	2:K:56:GLN:HE21	2.13	0.61
2:K:63:ASN:HA	2:K:87:THR:HG21	1.82	0.61
2:K:71:LEU:C	2:K:71:LEU:HD22	2.20	0.61
1:A:423:THR:OG1	1:A:540:THR:HG22	2.00	0.61
1:B:59:VAL:HG22	1:B:105:TYR:CD2	2.33	0.61
1:B:521:SER:OG	1:B:522:LEU:N	2.33	0.61
1:C:1356:VAL:HG22	1:C:1374:VAL:CG2	2.30	0.61
1:C:1395:TYR:CE2	1:C:1443:ILE:HD13	2.36	0.61
1:C:450:ARG:O	1:C:451:GLN:C	2.37	0.61
1:C:782:ARG:HG3	2:K:52:VAL:CB	2.18	0.61
1:D:1121:ASP:OD1	1:D:1123:LYS:N	2.33	0.61

Continued on next page...

Continued from previous page...

Atom-1	Atom-2	Interatomic distance (Å)	Clash overlap (Å)
1:D:119:GLU:O	1:D:120:LYS:C	2.39	0.61
1:D:1401:LEU:N	1:D:1402:PRO:HD2	2.15	0.61
1:D:296:MET:O	1:D:297:MET:C	2.33	0.61
1:D:515:ARG:NE	1:D:1367:TYR:CE1	2.68	0.61
1:D:74:GLY:CA	1:D:172:LEU:HD13	2.30	0.61
1:C:876:ASN:HB3	1:E:1227:GLU:CD	2.21	0.61
1:E:1300:LEU:HD12	1:E:1301:SER:H	1.64	0.61
1:E:47:HIS:HE1	1:E:176:SER:HB3	1.63	0.61
1:E:423:THR:OG1	1:E:540:THR:HG22	2.00	0.61
1:E:446:GLU:O	1:E:447:LEU:C	2.36	0.61
1:E:511:ILE:CG2	1:E:512:ASP:N	2.59	0.61
1:E:693:MET:O	1:E:694:ALA:C	2.37	0.61
1:F:1383:PHE:O	1:F:1384:ALA:HB3	2.00	0.61
1:D:1218:ASP:OD1	1:F:851:LYS:NZ	2.33	0.61
1:F:885:GLY:C	1:F:887:GLY:H	2.01	0.61
1:F:957:ARG:HH11	1:F:965:LEU:HD12	1.65	0.61
2:G:132:TRP:HD1	2:G:202:ARG:HB2	1.60	0.61
2:G:165:GLU:HB3	2:G:169:LYS:HZ3	1.65	0.61
2:I:92:GLU:OE2	2:I:202:ARG:HB3	2.00	0.61
2:I:96:ARG:HH21	2:I:199:VAL:HG21	1.66	0.61
2:J:181:ARG:HD3	2:J:187:VAL:HB	1.83	0.61
2:J:69:LEU:O	2:J:72:THR:HG23	2.00	0.61
2:K:271:VAL:CG2	2:K:285:LEU:HG	2.31	0.61
2:K:383:ILE:HD12	2:K:386:SER:N	2.16	0.61
2:K:242:VAL:CG1	2:K:403:PRO:HD3	2.21	0.61
2:L:153:ILE:HG12	2:L:220:VAL:CG1	2.31	0.61
1:A:1395:TYR:CE2	1:A:1443:ILE:HD13	2.36	0.61
1:A:1450:GLU:OE1	1:A:1453:LYS:NZ	2.24	0.61
1:A:643:ASN:HD22	1:A:665:THR:HG21	1.65	0.61
1:B:450:ARG:O	1:B:452:GLN:N	2.34	0.61
1:B:482:ASP:OD1	1:B:788:HIS:CD2	2.53	0.61
1:C:143:GLN:HE21	1:C:143:GLN:CA	2.14	0.61
1:C:45:GLY:HA2	1:C:180:LYS:HA	1.81	0.61
1:C:629:THR:O	1:C:630:HIS:C	2.37	0.61
1:C:672:GLN:HG3	1:C:693:MET:HE1	1.79	0.61
1:C:884:SER:OG	1:C:885:GLY:N	2.33	0.61
1:D:146:LEU:C	1:D:146:LEU:HD12	2.19	0.61
1:D:572:THR:HG22	1:D:573:PHE:N	2.16	0.61
1:D:806:SER:OG	1:D:809:THR:N	2.31	0.61
1:D:957:ARG:HH11	1:D:965:LEU:HD12	1.65	0.61
1:E:1356:VAL:HG22	1:E:1374:VAL:CG2	2.30	0.61

Continued on next page...

Continued from previous page...

Atom-1	Atom-2	Interatomic distance (Å)	Clash overlap (Å)
1:E:1391:MET:HE1	1:E:1458:VAL:CG2	2.30	0.61
1:E:1424:LEU:HD23	1:E:1428:ILE:HG13	1.83	0.61
1:F:806:SER:OG	1:F:809:THR:N	2.31	0.61
1:F:908:LYS:HD2	1:F:921:TYR:CE1	2.36	0.61
2:G:271:VAL:HG13	2:G:281:GLU:HG2	1.83	0.61
2:H:383:ILE:HD12	2:H:386:SER:N	2.16	0.61
2:I:207:LEU:CD1	2:I:212:VAL:HG11	2.31	0.61
2:J:271:VAL:HG13	2:J:281:GLU:HG2	1.83	0.61
2:J:349:ALA:HB3	2:J:374:ALA:HB2	1.82	0.61
1:C:1442:GLU:HG3	2:J:374:ALA:O	2.01	0.61
2:K:207:LEU:CD1	2:K:212:VAL:HG11	2.31	0.61
2:K:153:ILE:HG12	2:K:220:VAL:CG1	2.30	0.61
1:C:780:ARG:CG	2:K:51:GLY:O	2.48	0.61
2:L:96:ARG:HH21	2:L:199:VAL:HG21	1.66	0.61
2:L:175:VAL:CG1	2:L:214:TYR:HA	2.23	0.61
2:L:271:VAL:HG13	2:L:281:GLU:HG2	1.83	0.61
1:A:45:GLY:HA2	1:A:180:LYS:HA	1.81	0.61
1:A:531:ASN:O	1:A:532:ILE:C	2.38	0.61
1:B:1121:ASP:OD1	1:B:1123:LYS:N	2.33	0.61
1:B:479:MET:HG3	1:B:1104:MET:CE	2.30	0.61
1:B:851:LYS:NZ	1:F:1218:ASP:OD1	2.33	0.61
1:C:351:ARG:HA	1:C:351:ARG:HE	1.66	0.61
1:E:603:HIS:HA	1:E:640:THR:HG22	1.81	0.61
1:F:1084:MET:SD	1:F:1168:LEU:HD23	2.41	0.61
2:G:96:ARG:HH21	2:G:199:VAL:HG21	1.66	0.61
2:G:69:LEU:O	2:G:72:THR:HG23	2.00	0.61
2:I:349:ALA:CB	2:I:350:PRO:HD3	2.31	0.61
2:I:434:MET:HB2	2:I:437:VAL:HG12	1.82	0.61
2:I:241:GLY:H	2:I:443:ILE:HG23	1.64	0.61
2:J:197:LYS:HD3	2:J:274:GLY:N	2.15	0.61
2:K:134:GLN:HB3	2:K:136:TRP:CD1	2.35	0.61
1:A:102:TYR:HE2	1:A:144:PHE:CE1	2.12	0.61
1:A:107:TRP:CD1	1:A:107:TRP:N	2.69	0.61
1:A:450:ARG:O	1:A:451:GLN:C	2.37	0.61
1:A:511:ILE:HG22	1:A:512:ASP:H	1.61	0.61
1:B:102:TYR:CE1	1:B:144:PHE:CE1	2.89	0.61
1:B:447:LEU:HD21	1:B:674:ALA:CA	2.29	0.61
1:B:653:HIS:O	1:B:654:TYR:C	2.39	0.61
1:B:1230:GLN:HB2	1:D:877:ARG:HD3	1.82	0.61
1:E:1376:LEU:HB3	1:E:1439:PHE:CE1	2.32	0.61
1:E:320:CYS:O	1:E:323:VAL:N	2.33	0.61

Continued on next page...

Continued from previous page...

Atom-1	Atom-2	Interatomic distance (Å)	Clash overlap (Å)
1:E:293:MET:HG2	1:E:410:LEU:HD23	1.82	0.61
1:F:351:ARG:HE	1:F:351:ARG:HA	1.64	0.61
1:F:794:VAL:HG21	1:F:817:VAL:HG23	1.82	0.61
2:G:394:LEU:CD2	2:G:396:ILE:HD12	2.30	0.61
2:G:478:VAL:HG23	2:G:479:ALA:N	2.14	0.61
2:H:207:LEU:CD1	2:H:212:VAL:HG11	2.31	0.61
2:I:447:ALA:HB1	2:I:452:TRP:HE3	1.65	0.61
1:A:1114:PRO:HG3	2:J:109:VAL:O	2.01	0.61
2:K:286:ASN:O	2:K:311:GLN:HB2	2.00	0.61
2:K:317:LYS:CE	2:K:345:ILE:HD12	2.30	0.61
2:K:383:ILE:CD1	2:K:386:SER:H	2.12	0.61
2:L:92:GLU:OE2	2:L:202:ARG:HB3	2.00	0.61
2:L:90:PHE:HA	2:L:203:ARG:HH21	1.64	0.61
2:L:220:VAL:HG22	8:L:484:FAD:C6A	2.29	0.61
2:L:430:LYS:HD2	2:L:460:ALA:HB2	1.82	0.61
2:L:478:VAL:HG23	2:L:479:ALA:N	2.14	0.61
1:A:1424:LEU:HD23	1:A:1428:ILE:HG13	1.83	0.61
1:A:466:HIS:ND1	1:A:678:ARG:NH1	2.46	0.61
1:A:525:ARG:C	1:A:526:LEU:HD12	2.20	0.61
1:A:565:THR:CG2	1:A:602:THR:HB	2.31	0.61
1:A:876:ASN:HB3	1:C:1227:GLU:CD	2.21	0.61
1:A:970:PRO:HG2	1:A:970:PRO:O	2.00	0.61
1:B:249:THR:HG23	1:B:249:THR:O	1.98	0.61
1:C:107:TRP:CD1	1:C:107:TRP:N	2.69	0.61
1:C:312:ASN:HB2	1:C:411:ALA:HB1	1.83	0.61
1:C:572:THR:CG2	1:C:615:ARG:HB3	2.31	0.61
1:D:1114:PRO:HA	2:H:112:GLN:C	1.84	0.61
1:D:526:LEU:HD12	1:D:526:LEU:H	1.66	0.61
1:D:691:LYS:HG3	1:D:691:LYS:O	2.00	0.61
1:E:1076:GLY:CA	1:E:1145:GLU:HG2	2.29	0.61
1:E:351:ARG:HE	1:E:351:ARG:HA	1.66	0.61
1:F:1159:ASN:O	1:F:1161:VAL:N	2.32	0.61
1:F:447:LEU:C	1:F:447:LEU:HD12	2.21	0.61
1:F:782:ARG:N	2:I:52:VAL:CB	2.64	0.61
2:G:197:LYS:HD3	2:G:274:GLY:N	2.15	0.61
2:H:220:VAL:HG22	8:H:484:FAD:C6A	2.29	0.61
2:H:302:MET:HE3	2:H:334:VAL:HA	1.83	0.61
2:H:286:ASN:O	2:H:311:GLN:HB2	2.00	0.61
2:H:317:LYS:HE3	2:H:345:ILE:HG21	1.81	0.61
2:H:349:ALA:CB	2:H:350:PRO:HD3	2.31	0.61
2:H:383:ILE:CD1	2:H:386:SER:H	2.12	0.61

Continued on next page...

Continued from previous page...

Atom-1	Atom-2	Interatomic distance (Å)	Clash overlap (Å)
2:I:134:GLN:HB3	2:I:136:TRP:CD1	2.35	0.61
2:I:417:VAL:C	2:I:424:LEU:HD22	2.21	0.61
2:I:49:GLN:HE22	2:I:69:LEU:HG	1.65	0.61
2:I:71:LEU:HD22	2:I:71:LEU:C	2.20	0.61
2:J:317:LYS:CE	2:J:345:ILE:HD12	2.30	0.61
2:J:350:PRO:HG3	2:J:380:PRO:CB	2.31	0.61
1:A:782:ARG:CB	2:J:56:GLN:NE2	2.38	0.61
2:K:174:HIS:HE1	2:K:215:HIS:CB	2.14	0.61
2:K:258:ILE:HA	2:K:395:VAL:HG23	1.82	0.61
2:L:345:ILE:CD1	2:L:345:ILE:H	2.09	0.61
2:L:349:ALA:CB	2:L:350:PRO:HD3	2.31	0.61
2:L:417:VAL:C	2:L:424:LEU:HD22	2.21	0.61
2:L:71:LEU:HD22	2:L:71:LEU:C	2.20	0.61
1:B:908:LYS:HD2	1:B:921:TYR:CE1	2.36	0.61
1:C:1311:THR:CG2	1:C:1312:SER:H	2.14	0.61
1:C:355:TYR:CD1	1:C:355:TYR:O	2.54	0.61
1:C:394:ASP:C	1:C:394:ASP:OD1	2.37	0.61
1:D:249:THR:O	1:D:249:THR:HG23	1.98	0.61
1:D:447:LEU:C	1:D:447:LEU:HD12	2.22	0.61
1:D:625:GLY:O	1:D:626:ALA:C	2.39	0.61
1:E:1348:VAL:O	1:E:1348:VAL:HG13	1.99	0.61
1:F:976:SER:OG	1:F:978:GLU:HG3	2.00	0.61
2:G:350:PRO:HG3	2:G:380:PRO:CB	2.31	0.61
2:H:174:HIS:HE1	2:H:215:HIS:CB	2.14	0.61
2:H:181:ARG:HD3	2:H:187:VAL:HB	1.83	0.61
2:H:153:ILE:HG12	2:H:220:VAL:CG1	2.31	0.61
2:H:271:VAL:HG13	2:H:281:GLU:HG2	1.83	0.61
2:H:350:PRO:HG3	2:H:380:PRO:CB	2.31	0.61
1:D:781:PHE:O	2:H:52:VAL:HB	1.92	0.61
2:I:153:ILE:HG12	2:I:220:VAL:CG1	2.30	0.61
2:I:415:LEU:HD22	2:I:416:LYS:O	2.01	0.61
2:I:90:PHE:HA	2:I:203:ARG:HH21	1.64	0.61
2:J:174:HIS:HE1	2:J:215:HIS:CB	2.14	0.61
2:K:349:ALA:CB	2:K:350:PRO:HD3	2.31	0.61
2:K:47:CYS:HB2	2:K:69:LEU:HD21	1.83	0.61
2:L:181:ARG:HD3	2:L:187:VAL:HB	1.83	0.61
2:L:383:ILE:CD1	2:L:386:SER:H	2.12	0.61
2:L:416:LYS:HG3	2:L:433:ASN:HD22	1.66	0.61
2:L:447:ALA:HB1	2:L:452:TRP:HE3	1.65	0.61
1:E:780:ARG:NH1	2:L:50:CYS:CB	2.56	0.61
1:A:1090:PHE:N	1:A:1090:PHE:CD1	2.69	0.61

Continued on next page...

Continued from previous page...

Atom-1	Atom-2	Interatomic distance (Å)	Clash overlap (Å)
1:A:320:CYS:O	1:A:323:VAL:N	2.33	0.61
1:A:446:GLU:O	1:A:447:LEU:C	2.36	0.61
1:A:908:LYS:HE2	1:A:924:GLN:O	2.00	0.61
1:B:1169:HIS:N	1:B:1169:HIS:ND1	2.49	0.61
1:B:1401:LEU:N	1:B:1402:PRO:HD2	2.16	0.61
1:B:499:PHE:HE1	1:B:742:MET:CE	2.14	0.61
1:C:1221:PRO:HG2	1:C:1229:MET:HE1	1.81	0.61
1:C:443:ASP:O	1:C:444:LYS:C	2.39	0.61
1:C:531:ASN:O	1:C:532:ILE:C	2.38	0.61
1:C:499:PHE:HE2	1:C:742:MET:HE1	1.65	0.61
1:C:902:ASN:CA	1:E:1227:GLU:HG2	2.23	0.61
1:E:704:LEU:C	1:E:706:LYS:N	2.54	0.61
1:F:102:TYR:CE1	1:F:144:PHE:CE1	2.89	0.61
1:F:572:THR:HG22	1:F:573:PHE:N	2.16	0.61
1:D:1230:GLN:HB2	1:F:877:ARG:HD3	1.82	0.61
2:G:71:LEU:C	2:G:71:LEU:HD22	2.20	0.61
2:H:417:VAL:C	2:H:424:LEU:HD22	2.21	0.61
1:D:780:ARG:NH1	2:H:50:CYS:CB	2.54	0.61
2:I:271:VAL:HG13	2:I:281:GLU:HG2	1.83	0.61
2:J:90:PHE:HA	2:J:203:ARG:HH21	1.64	0.61
2:J:336:HIS:O	2:J:340:GLU:HG2	2.01	0.61
2:J:415:LEU:HD22	2:J:416:LYS:O	2.01	0.61
2:L:321:ARG:HA	2:L:352:GLY:H	1.63	0.61
2:L:63:ASN:HA	2:L:87:THR:HG21	1.82	0.61
1:A:1348:VAL:HG13	1:A:1348:VAL:O	1.99	0.60
1:A:355:TYR:CD1	1:A:355:TYR:O	2.54	0.60
1:A:403:ASP:CG	1:A:407:LYS:NZ	2.54	0.60
1:A:782:ARG:HG3	2:J:52:VAL:CB	2.18	0.60
1:B:1009:ILE:O	1:B:1010:ALA:C	2.37	0.60
1:B:119:GLU:O	1:B:120:LYS:C	2.39	0.60
1:C:355:TYR:C	1:C:355:TYR:HD1	2.03	0.60
1:C:565:THR:CG2	1:C:602:THR:HB	2.31	0.60
1:D:243:TRP:HA	1:D:243:TRP:CE3	2.35	0.60
1:D:417:ASP:O	1:D:420:VAL:N	2.33	0.60
1:B:1230:GLN:N	1:D:877:ARG:CG	2.61	0.60
1:E:1375:ILE:C	1:E:1376:LEU:HD23	2.19	0.60
1:E:249:THR:CG2	1:E:250:ARG:HG2	2.31	0.60
1:E:295:LYS:HD3	1:E:295:LYS:O	2.00	0.60
1:E:732:ARG:H	1:E:747:SER:HB3	1.65	0.60
1:F:1131:THR:HG21	1:F:1133:GLU:HB2	1.83	0.60
1:F:1169:HIS:N	1:F:1169:HIS:ND1	2.49	0.60

Continued on next page...

Continued from previous page...

Atom-1	Atom-2	Interatomic distance (Å)	Clash overlap (Å)
2:G:258:ILE:HA	2:G:395:VAL:HG23	1.82	0.60
2:G:302:MET:HE3	2:G:334:VAL:HA	1.83	0.60
2:G:471:LYS:HA	2:G:471:LYS:CE	2.23	0.60
2:H:271:VAL:CG2	2:H:285:LEU:HG	2.31	0.60
2:I:165:GLU:HB3	2:I:169:LYS:HZ3	1.65	0.60
2:I:175:VAL:CG1	2:I:214:TYR:HA	2.23	0.60
2:I:197:LYS:HD3	2:I:274:GLY:N	2.15	0.60
2:J:153:ILE:HG12	2:J:220:VAL:CG1	2.30	0.60
2:J:220:VAL:HG22	8:J:484:FAD:C6A	2.29	0.60
2:J:383:ILE:HD12	2:J:386:SER:N	2.16	0.60
2:K:96:ARG:HH21	2:K:199:VAL:HG21	1.66	0.60
2:K:336:HIS:O	2:K:340:GLU:HG2	2.01	0.60
2:K:46:ARG:CZ	2:K:118:VAL:HA	2.32	0.60
2:L:305:VAL:HG11	2:L:342:VAL:HG21	1.82	0.60
1:A:842:GLU:HB3	1:A:1156:ARG:HD3	1.84	0.60
1:A:364:ILE:CD1	1:A:374:ILE:HD11	2.30	0.60
1:A:746:ILE:C	1:A:747:SER:O	2.35	0.60
1:A:780:ARG:CG	2:J:51:GLY:O	2.48	0.60
1:B:1210:THR:HG22	1:B:1211:LEU:N	2.09	0.60
1:B:1212:ASP:CG	1:B:1243:GLY:H	2.04	0.60
1:B:989:GLN:O	1:B:1245:ARG:HD3	2.01	0.60
1:B:142:GLU:CD	1:B:142:GLU:H	2.05	0.60
1:B:394:ASP:C	1:B:394:ASP:OD1	2.38	0.60
1:B:312:ASN:HB2	1:B:411:ALA:HB1	1.83	0.60
1:C:1391:MET:HE1	1:C:1458:VAL:CG2	2.31	0.60
1:C:531:ASN:HB3	1:C:534:ASP:HB2	1.83	0.60
1:D:142:GLU:CD	1:D:142:GLU:H	2.05	0.60
1:D:227:MET:HE2	1:D:282:GLU:HG2	1.83	0.60
1:D:227:MET:HE2	1:D:282:GLU:CG	2.31	0.60
1:D:908:LYS:HD2	1:D:921:TYR:CE1	2.36	0.60
1:E:1311:THR:CG2	1:E:1312:SER:H	2.14	0.60
1:E:259:HIS:O	1:E:260:MET:C	2.39	0.60
1:E:531:ASN:HB3	1:E:534:ASP:HB2	1.83	0.60
1:E:734:LEU:HD12	1:E:734:LEU:C	2.21	0.60
1:F:142:GLU:CD	1:F:142:GLU:H	2.05	0.60
1:F:171:SER:OG	1:F:177:ILE:HA	2.00	0.60
1:F:515:ARG:NE	1:F:1367:TYR:CE1	2.68	0.60
2:G:317:LYS:CE	2:G:345:ILE:HD12	2.30	0.60
2:G:383:ILE:HD12	2:G:386:SER:N	2.16	0.60
2:I:186:LEU:HD11	2:I:200:VAL:CB	2.28	0.60
2:J:439:ALA:HB1	2:J:443:ILE:CD1	2.32	0.60

Continued on next page...

Continued from previous page...

Atom-1	Atom-2	Interatomic distance (Å)	Clash overlap (Å)
2:K:271:VAL:HG13	2:K:281:GLU:HG2	1.83	0.60
2:K:350:PRO:HG3	2:K:380:PRO:CB	2.31	0.60
1:E:1442:GLU:HG3	2:K:374:ALA:O	2.01	0.60
1:C:781:PHE:CE2	2:K:57:VAL:CG2	2.82	0.60
2:L:350:PRO:HG3	2:L:380:PRO:CB	2.31	0.60
1:A:1311:THR:CG2	1:A:1312:SER:H	2.14	0.60
1:A:295:LYS:HD3	1:A:295:LYS:O	2.00	0.60
1:A:547:SER:C	1:A:549:VAL:H	2.05	0.60
1:B:52:GLN:HE22	1:B:71:LEU:N	1.96	0.60
1:C:208:HIS:CD2	1:C:208:HIS:C	2.74	0.60
1:C:403:ASP:CG	1:C:407:LYS:NZ	2.54	0.60
1:D:1084:MET:SD	1:D:1168:LEU:HD23	2.41	0.60
1:D:1212:ASP:CG	1:D:1243:GLY:H	2.04	0.60
1:D:450:ARG:O	1:D:452:GLN:N	2.34	0.60
1:E:1090:PHE:CD1	1:E:1090:PHE:N	2.69	0.60
1:E:295:LYS:HE2	1:E:299:VAL:CG1	2.31	0.60
1:E:603:HIS:CA	1:E:640:THR:HG22	2.32	0.60
1:A:1227:GLU:OE2	1:E:902:ASN:CG	2.40	0.60
1:E:970:PRO:HG2	1:E:970:PRO:O	2.00	0.60
1:F:417:ASP:O	1:F:420:VAL:N	2.33	0.60
1:F:450:ARG:O	1:F:452:GLN:N	2.34	0.60
2:G:181:ARG:HD3	2:G:187:VAL:HB	1.83	0.60
2:G:197:LYS:HD3	2:G:274:GLY:H	1.67	0.60
2:G:383:ILE:CD1	2:G:386:SER:H	2.12	0.60
1:B:782:ARG:O	2:G:57:VAL:HG23	1.70	0.60
2:H:96:ARG:HH21	2:H:199:VAL:HG21	1.66	0.60
2:H:336:HIS:O	2:H:340:GLU:HG2	2.01	0.60
2:H:434:MET:HB2	2:H:437:VAL:HG12	1.82	0.60
1:D:782:ARG:N	2:H:52:VAL:CB	2.64	0.60
2:I:46:ARG:CZ	2:I:118:VAL:HA	2.32	0.60
2:I:361:GLY:O	2:I:362:VAL:HB	2.01	0.60
2:K:181:ARG:HD3	2:K:187:VAL:HB	1.83	0.60
2:K:197:LYS:HD3	2:K:274:GLY:H	1.67	0.60
1:E:1114:PRO:HG3	2:L:109:VAL:O	2.01	0.60
1:A:260:MET:O	1:A:263:LEU:HB2	2.02	0.60
1:A:351:ARG:HE	1:A:351:ARG:HA	1.65	0.60
1:A:629:THR:O	1:A:630:HIS:C	2.37	0.60
1:A:731:SER:O	1:A:735:VAL:HG23	2.02	0.60
1:A:493:ARG:NH2	1:A:786:ASP:OD1	2.32	0.60
1:B:518:ARG:NH2	1:B:1382:ASN:HD22	1.98	0.60
1:B:243:TRP:HA	1:B:243:TRP:CE3	2.35	0.60

Continued on next page...

Continued from previous page...

Atom-1	Atom-2	Interatomic distance (Å)	Clash overlap (Å)
1:B:397:SER:HB2	1:B:399:LYS:HG3	1.84	0.60
1:B:625:GLY:O	1:B:626:ALA:C	2.39	0.60
1:B:464:ILE:CD1	1:B:779:TYR:CZ	2.81	0.60
1:B:930:ILE:HD13	1:B:983:LEU:HD13	1.83	0.60
1:C:603:HIS:CA	1:C:640:THR:HG22	2.32	0.60
1:C:743:VAL:CG1	1:C:745:ARG:HG3	2.32	0.60
1:C:902:ASN:CG	1:E:1227:GLU:OE2	2.40	0.60
1:D:102:TYR:CE1	1:D:144:PHE:CE1	2.89	0.60
1:D:225:PHE:HB3	1:D:278:ASP:OD2	2.02	0.60
1:D:312:ASN:HB2	1:D:411:ALA:HB1	1.83	0.60
1:D:521:SER:OG	1:D:522:LEU:N	2.33	0.60
1:D:594:GLU:OE1	1:D:598:ARG:NH2	2.34	0.60
1:D:499:PHE:HE1	1:D:742:MET:CE	2.14	0.60
1:E:1395:TYR:CE2	1:E:1443:ILE:HD13	2.36	0.60
1:E:45:GLY:HA2	1:E:180:LYS:HA	1.81	0.60
1:E:260:MET:O	1:E:263:LEU:HB2	2.02	0.60
1:E:761:GLN:O	1:E:764:THR:HB	2.02	0.60
1:F:670:LEU:O	1:F:670:LEU:HD22	2.01	0.60
2:G:167:ARG:HH21	2:G:170:GLY:HA2	1.67	0.60
2:G:90:PHE:HA	2:G:203:ARG:HH21	1.64	0.60
2:G:207:LEU:CD1	2:G:212:VAL:HG11	2.31	0.60
2:I:271:VAL:CG2	2:I:285:LEU:HG	2.31	0.60
2:I:336:HIS:O	2:I:340:GLU:HG2	2.01	0.60
2:I:317:LYS:CE	2:I:345:ILE:HD12	2.30	0.60
2:J:96:ARG:HH21	2:J:199:VAL:HG21	1.66	0.60
2:J:291:HIS:HE1	2:J:317:LYS:HB3	1.67	0.60
2:J:415:LEU:HG	2:J:432:THR:HG21	1.82	0.60
2:J:46:ARG:CZ	2:J:118:VAL:HA	2.32	0.60
1:C:1114:PRO:HG3	2:K:109:VAL:O	2.01	0.60
2:K:394:LEU:CD2	2:K:396:ILE:HD12	2.30	0.60
2:L:174:HIS:HE1	2:L:215:HIS:CB	2.14	0.60
1:E:781:PHE:CE2	2:L:57:VAL:HG11	2.37	0.60
1:A:982:GLN:NE2	1:A:1240:ARG:HD2	2.16	0.60
1:A:1432:VAL:HG22	1:A:1440:ALA:HB3	1.83	0.60
1:A:572:THR:CG2	1:A:615:ARG:HB3	2.31	0.60
1:B:446:GLU:O	1:B:447:LEU:C	2.40	0.60
1:C:1090:PHE:N	1:C:1090:PHE:CD1	2.69	0.60
1:A:902:ASN:ND2	1:C:1227:GLU:CG	2.62	0.60
1:C:364:ILE:CD1	1:C:374:ILE:HD11	2.30	0.60
1:C:377:THR:HG22	1:C:378:GLN:HG3	1.84	0.60
1:C:704:LEU:C	1:C:706:LYS:N	2.54	0.60

Continued on next page...

Continued from previous page...

Atom-1	Atom-2	Interatomic distance (Å)	Clash overlap (Å)
1:D:1131:THR:CG2	1:D:1133:GLU:OE1	2.42	0.60
1:D:120:LYS:HE2	1:D:120:LYS:CA	2.31	0.60
1:D:183:PHE:CE1	1:D:188:LEU:HA	2.37	0.60
1:D:857:GLY:O	4:D:2474:FMN:C4A	2.50	0.60
1:E:1170:GLN:OE1	1:E:1183:LEU:HB2	2.01	0.60
1:E:355:TYR:CD1	1:E:355:TYR:O	2.54	0.60
1:F:24:ALA:O	1:F:26:LYS:N	2.34	0.60
2:G:416:LYS:HG3	2:G:433:ASN:HD22	1.66	0.60
2:H:197:LYS:HD3	2:H:274:GLY:H	1.67	0.60
2:H:394:LEU:CD2	2:H:396:ILE:HD12	2.30	0.60
2:I:416:LYS:HG3	2:I:433:ASN:HD22	1.66	0.60
2:I:47:CYS:HB2	2:I:69:LEU:HD21	1.83	0.60
2:J:267:THR:O	2:J:271:VAL:HG22	2.01	0.60
2:K:417:VAL:C	2:K:424:LEU:HD22	2.21	0.60
2:L:207:LEU:CD1	2:L:212:VAL:HG11	2.31	0.60
2:L:283:GLY:O	2:L:284:SER:HB3	2.01	0.60
1:E:780:ARG:CG	2:L:51:GLY:O	2.48	0.60
1:A:316:LEU:O	1:A:319:TYR:HB3	2.02	0.60
1:A:377:THR:HG22	1:A:378:GLN:HG3	1.84	0.60
1:A:575:VAL:HG13	1:A:759:LEU:HD22	1.84	0.60
1:A:731:SER:N	1:A:748:GLY:H	2.00	0.60
1:B:279:THR:HG22	1:B:280:VAL:N	2.16	0.60
1:B:572:THR:HG22	1:B:573:PHE:N	2.16	0.60
1:B:570:ASP:O	1:B:588:ARG:NH2	2.34	0.60
1:C:1221:PRO:CD	1:C:1229:MET:HE1	2.32	0.60
1:C:1424:LEU:HD23	1:C:1428:ILE:HG13	1.83	0.60
1:C:652:THR:HG21	1:C:703:GLY:HA3	1.84	0.60
1:C:731:SER:O	1:C:735:VAL:HG23	2.02	0.60
1:C:950:THR:HG23	1:C:951:GLU:H	1.66	0.60
1:D:913:GLY:CA	1:D:1349:ARG:HD3	2.27	0.60
1:D:918:THR:HG22	1:D:921:TYR:N	2.13	0.60
1:E:107:TRP:CD1	1:E:107:TRP:N	2.69	0.60
1:E:1438:ARG:NE	2:K:376:GLY:O	2.35	0.60
1:E:377:THR:HG22	1:E:378:GLN:HG3	1.84	0.60
1:E:731:SER:N	1:E:748:GLY:H	2.00	0.60
1:E:842:GLU:HB3	1:E:1156:ARG:HD3	1.84	0.60
1:F:499:PHE:HE1	1:F:742:MET:CE	2.14	0.60
2:G:174:HIS:HE1	2:G:215:HIS:CB	2.14	0.60
2:G:295:LEU:CD2	2:G:319:LEU:HD13	2.32	0.60
2:G:336:HIS:O	2:G:340:GLU:HG2	2.01	0.60
1:B:1105:VAL:HA	2:G:54:PHE:HE1	1.64	0.60

Continued on next page...

Continued from previous page...

Atom-1	Atom-2	Interatomic distance (Å)	Clash overlap (Å)
2:H:415:LEU:HD22	2:H:416:LYS:O	2.01	0.60
1:D:782:ARG:NE	2:H:53:PRO:HD3	2.17	0.60
2:I:256:GLY:O	2:I:257:ASN:HB2	2.01	0.60
2:I:291:HIS:HE1	2:I:317:LYS:HB3	1.67	0.60
2:I:430:LYS:HD2	2:I:460:ALA:HB2	1.82	0.60
2:J:197:LYS:HD3	2:J:274:GLY:H	1.67	0.60
2:J:47:CYS:HB2	2:J:69:LEU:HD21	1.83	0.60
2:K:49:GLN:HE22	2:K:69:LEU:HG	1.65	0.60
2:L:415:LEU:HD22	2:L:416:LYS:O	2.01	0.60
2:L:47:CYS:HB2	2:L:69:LEU:HD21	1.83	0.60
1:A:1401:LEU:HD11	1:A:1405:ILE:HD12	1.82	0.60
1:A:312:ASN:HB2	1:A:411:ALA:HB1	1.83	0.60
1:A:843:VAL:CG1	1:A:844:GLU:N	2.59	0.60
1:B:193:PRO:O	1:B:194:ASP:C	2.40	0.60
1:B:572:THR:HG23	1:B:573:PHE:N	2.16	0.60
1:C:295:LYS:HE2	1:C:299:VAL:CG1	2.31	0.60
1:C:731:SER:N	1:C:748:GLY:H	2.00	0.60
1:D:1131:THR:HG21	1:D:1133:GLU:HB2	1.83	0.60
1:D:353:MET:HE2	1:D:366:GLY:O	2.02	0.60
1:E:316:LEU:O	1:E:319:TYR:HB3	2.02	0.60
1:E:525:ARG:C	1:E:526:LEU:HD12	2.21	0.60
1:E:565:THR:CG2	1:E:602:THR:HB	2.31	0.60
1:F:113:ASN:ND2	1:F:113:ASN:C	2.49	0.60
1:F:1401:LEU:N	1:F:1402:PRO:HD2	2.16	0.60
1:F:930:ILE:HD13	1:F:983:LEU:HD13	1.83	0.60
2:I:439:ALA:HB1	2:I:443:ILE:CD1	2.32	0.60
1:F:780:ARG:NH1	2:I:50:CYS:CB	2.54	0.60
2:J:327:MET:HB2	2:J:346:TRP:HZ2	1.65	0.60
1:A:1227:GLU:HG2	1:E:902:ASN:CA	2.23	0.60
1:A:259:HIS:O	1:A:260:MET:C	2.39	0.60
1:A:443:ASP:O	1:A:444:LYS:C	2.39	0.60
1:A:734:LEU:C	1:A:734:LEU:HD12	2.21	0.60
1:A:902:ASN:CG	1:C:1227:GLU:OE2	2.40	0.60
1:B:120:LYS:HE2	1:B:120:LYS:CA	2.31	0.60
1:C:1315:LEU:HB3	1:C:1320:ASN:HD22	1.67	0.60
1:C:1348:VAL:HG13	1:C:1348:VAL:O	1.99	0.60
1:C:208:HIS:CE1	1:C:223:GLN:CD	2.75	0.60
1:C:260:MET:O	1:C:263:LEU:HB2	2.02	0.60
1:C:547:SER:C	1:C:549:VAL:H	2.05	0.60
1:D:24:ALA:O	1:D:26:LYS:N	2.34	0.60
1:D:390:MET:HG3	1:D:406:LEU:HD23	1.84	0.60

Continued on next page...

Continued from previous page...

Atom-1	Atom-2	Interatomic distance (Å)	Clash overlap (Å)
1:D:447:LEU:HD21	1:D:674:ALA:CA	2.29	0.60
1:C:876:ASN:HB3	1:E:1227:GLU:OE2	2.02	0.60
1:E:1401:LEU:HD11	1:E:1405:ILE:HD12	1.82	0.60
1:E:208:HIS:CE1	1:E:223:GLN:CD	2.75	0.60
1:E:515:ARG:NE	1:E:1367:TYR:HE1	1.99	0.60
1:F:1212:ASP:CG	1:F:1243:GLY:H	2.04	0.60
1:F:266:VAL:O	1:F:279:THR:HG21	2.01	0.60
1:F:625:GLY:O	1:F:626:ALA:C	2.39	0.60
1:F:653:HIS:O	1:F:654:TYR:C	2.39	0.60
2:G:203:ARG:NH1	2:G:203:ARG:HB3	2.17	0.60
2:H:267:THR:O	2:H:271:VAL:HG22	2.01	0.60
2:H:302:MET:HG3	2:H:333:GLU:CD	2.22	0.60
2:I:267:THR:O	2:I:271:VAL:HG22	2.01	0.60
2:I:302:MET:HG3	2:I:333:GLU:CD	2.22	0.60
2:J:202:ARG:HH21	2:J:206:LEU:HD11	1.67	0.60
2:J:226:LEU:HD21	2:J:434:MET:SD	2.42	0.60
2:J:271:VAL:CG2	2:J:285:LEU:HG	2.31	0.60
2:K:302:MET:HG3	2:K:333:GLU:CD	2.22	0.60
2:K:416:LYS:HG3	2:K:433:ASN:HD22	1.66	0.60
2:L:46:ARG:CZ	2:L:118:VAL:HA	2.32	0.60
2:L:167:ARG:HH21	2:L:170:GLY:HA2	1.67	0.60
2:L:291:HIS:HE1	2:L:317:LYS:HB3	1.67	0.60
1:A:208:HIS:CE1	1:A:223:GLN:CD	2.75	0.60
1:A:295:LYS:HE2	1:A:299:VAL:CG1	2.31	0.60
1:A:652:THR:HG21	1:A:703:GLY:HA3	1.84	0.60
1:B:1131:THR:HG21	1:B:1133:GLU:HB2	1.83	0.60
1:B:1084:MET:SD	1:B:1168:LEU:HD23	2.41	0.60
1:B:322:SER:O	1:B:528:ASN:ND2	2.35	0.60
1:D:1009:ILE:O	1:D:1010:ALA:C	2.37	0.60
1:D:312:ASN:OD1	1:D:312:ASN:N	2.25	0.60
1:D:508:ASN:HB2	1:D:509:PRO:HD2	1.84	0.60
1:D:322:SER:O	1:D:528:ASN:ND2	2.35	0.60
1:D:490:ASP:CG	1:D:787:ARG:HH21	2.06	0.60
1:E:189:THR:CG2	1:E:190:THR:N	2.63	0.60
1:E:253:HIS:CE1	1:E:254:PRO:CG	2.85	0.60
1:E:572:THR:CG2	1:E:615:ARG:HB3	2.31	0.60
1:E:575:VAL:HG13	1:E:759:LEU:HD22	1.84	0.60
1:F:397:SER:HB2	1:F:399:LYS:HG3	1.84	0.60
2:G:283:GLY:O	2:G:284:SER:HB3	2.02	0.60
2:G:286:ASN:O	2:G:311:GLN:HB2	2.00	0.60
2:H:257:ASN:HD22	2:H:364:ALA:HB3	1.67	0.60

Continued on next page...

Continued from previous page...

Atom-1	Atom-2	Interatomic distance (Å)	Clash overlap (Å)
2:H:439:ALA:HB1	2:H:443:ILE:CD1	2.31	0.60
2:H:68:TRP:CE3	2:H:84:SER:HB3	2.37	0.60
2:I:68:TRP:CE3	2:I:84:SER:HB3	2.37	0.60
2:J:207:LEU:O	2:J:210:ALA:HB3	2.02	0.60
2:J:207:LEU:CD1	2:J:212:VAL:HG11	2.31	0.60
1:C:1438:ARG:NE	2:J:376:GLY:O	2.35	0.60
2:K:295:LEU:CD2	2:K:319:LEU:HD13	2.32	0.60
2:K:415:LEU:HD22	2:K:416:LYS:O	2.01	0.60
2:K:434:MET:HB2	2:K:437:VAL:HG12	1.82	0.60
2:L:256:GLY:O	2:L:257:ASN:HB2	2.01	0.60
2:L:267:THR:O	2:L:271:VAL:HG22	2.01	0.60
1:A:479:MET:HG3	1:A:1104:MET:SD	2.42	0.60
1:A:208:HIS:C	1:A:208:HIS:CD2	2.74	0.60
1:A:531:ASN:HB3	1:A:534:ASP:HB2	1.83	0.60
1:A:743:VAL:CG1	1:A:745:ARG:HG3	2.31	0.60
1:B:1383:PHE:O	1:B:1384:ALA:HB3	2.00	0.60
1:B:508:ASN:HB2	1:B:509:PRO:HD2	1.84	0.60
1:A:732:ARG:NH1	1:B:94:GLU:OE2	2.28	0.60
1:C:1131:THR:HB	1:C:1134:LYS:CG	2.32	0.60
1:C:1076:GLY:CA	1:C:1145:GLU:HG2	2.29	0.60
1:C:227:MET:HE2	1:C:282:GLU:CG	2.31	0.60
1:D:447:LEU:CD1	1:D:451:GLN:CG	2.80	0.60
1:D:653:HIS:O	1:D:654:TYR:C	2.39	0.60
1:D:930:ILE:HD13	1:D:983:LEU:HD13	1.84	0.60
1:E:1008:THR:HG22	1:E:1009:ILE:H	1.64	0.60
1:E:1374:VAL:O	1:E:1375:ILE:HG12	2.01	0.60
1:E:369:THR:HG23	1:E:370:GLY:N	2.17	0.60
1:E:394:ASP:C	1:E:394:ASP:OD1	2.37	0.60
1:F:183:PHE:CE1	1:F:188:LEU:HA	2.37	0.60
2:H:202:ARG:HH21	2:H:206:LEU:HD11	1.67	0.60
2:I:202:ARG:HH21	2:I:206:LEU:HD11	1.67	0.60
2:I:207:LEU:O	2:I:210:ALA:HB3	2.02	0.60
2:I:350:PRO:HG3	2:I:380:PRO:CB	2.31	0.60
1:F:1105:VAL:HG23	2:I:54:PHE:HE1	1.64	0.60
2:J:302:MET:HE3	2:J:334:VAL:HA	1.83	0.60
2:J:349:ALA:CB	2:J:350:PRO:HD3	2.31	0.60
2:J:434:MET:HB2	2:J:437:VAL:HG12	1.82	0.60
2:J:166:LEU:CD2	2:J:461:ALA:HB1	2.31	0.60
1:A:781:PHE:CE2	2:J:57:VAL:HG11	2.37	0.60
2:K:283:GLY:O	2:K:284:SER:HB3	2.02	0.60
2:K:257:ASN:HD22	2:K:364:ALA:HB3	1.67	0.60

Continued on next page...

Continued from previous page...

Atom-1	Atom-2	Interatomic distance (Å)	Clash overlap (Å)
2:L:203:ARG:NH1	2:L:203:ARG:HB3	2.17	0.60
1:A:1412:PHE:N	1:A:1412:PHE:CD1	2.70	0.59
1:B:1263:HIS:NE2	1:D:900:GLY:HA2	2.10	0.59
1:B:149:TYR:CD2	1:B:286:ARG:HG3	2.37	0.59
1:B:670:LEU:O	1:B:670:LEU:HD22	2.01	0.59
1:C:1170:GLN:OE1	1:C:1183:LEU:HB2	2.01	0.59
1:A:876:ASN:HB3	1:C:1227:GLU:OE2	2.02	0.59
1:C:182:MET:CE	1:C:217:PRO:HB3	2.27	0.59
1:C:607:THR:HB	1:C:645:ARG:HB2	1.84	0.59
1:C:734:LEU:C	1:C:734:LEU:HD12	2.21	0.59
1:D:1052:VAL:O	1:D:1053:HIS:C	2.38	0.59
1:D:1336:LEU:HB3	1:D:1355:VAL:HG13	1.84	0.59
1:D:279:THR:HG22	1:D:280:VAL:N	2.16	0.59
1:C:732:ARG:NH1	1:D:94:GLU:OE2	2.28	0.59
1:E:1375:ILE:O	1:E:1375:ILE:HG22	2.02	0.59
1:E:208:HIS:C	1:E:208:HIS:CD2	2.74	0.59
1:E:364:ILE:CD1	1:E:374:ILE:HD11	2.30	0.59
1:E:731:SER:O	1:E:735:VAL:HG23	2.02	0.59
1:E:743:VAL:CG1	1:E:745:ARG:HG3	2.32	0.59
1:F:120:LYS:CA	1:F:120:LYS:HE2	2.31	0.59
1:F:691:LYS:O	1:F:691:LYS:HG3	2.00	0.59
1:F:490:ASP:CG	1:F:787:ARG:HH21	2.06	0.59
2:G:100:GLN:HA	2:G:100:GLN:NE2	2.17	0.59
2:G:47:CYS:HB2	2:G:69:LEU:HD21	1.83	0.59
2:H:291:HIS:HE1	2:H:317:LYS:HB3	1.67	0.59
2:H:47:CYS:HB2	2:H:69:LEU:HD21	1.83	0.59
2:I:167:ARG:HH21	2:I:170:GLY:HA2	1.67	0.59
2:J:190:ILE:HG23	2:J:191:PRO:HD2	1.84	0.59
2:J:383:ILE:CD1	2:J:386:SER:H	2.12	0.59
2:K:267:THR:O	2:K:271:VAL:HG22	2.01	0.59
2:K:226:LEU:HD21	2:K:434:MET:SD	2.42	0.59
2:L:226:LEU:HD21	2:L:434:MET:SD	2.42	0.59
1:A:189:THR:CG2	1:A:190:THR:N	2.63	0.59
1:A:355:TYR:HD1	1:A:355:TYR:C	2.03	0.59
1:A:932:VAL:O	1:A:933:ALA:CB	2.45	0.59
1:B:1132:PRO:O	1:B:1136:VAL:HG23	2.02	0.59
1:B:24:ALA:O	1:B:26:LYS:N	2.34	0.59
1:B:447:LEU:C	1:B:447:LEU:HD12	2.22	0.59
1:B:806:SER:OG	1:B:809:THR:N	2.31	0.59
1:C:102:TYR:HE2	1:C:144:PHE:CE1	2.13	0.59
1:C:295:LYS:O	1:C:295:LYS:HD3	2.00	0.59

Continued on next page...

Continued from previous page...

Atom-1	Atom-2	Interatomic distance (Å)	Clash overlap (Å)
1:C:525:ARG:C	1:C:526:LEU:HD12	2.20	0.59
1:C:826:ARG:CG	1:C:826:ARG:NH1	2.58	0.59
1:D:1274:GLN:NE2	1:D:1293:ASN:HB3	2.17	0.59
1:E:139:VAL:CG1	1:E:143:GLN:HB2	2.32	0.59
1:E:312:ASN:HB2	1:E:411:ALA:HB1	1.83	0.59
1:E:403:ASP:CG	1:E:407:LYS:NZ	2.54	0.59
1:A:1227:GLU:OE2	1:E:876:ASN:HB3	2.02	0.59
1:E:950:THR:HG23	1:E:951:GLU:H	1.66	0.59
1:F:225:PHE:HB3	1:F:278:ASP:OD2	2.02	0.59
1:F:938:PRO:O	1:F:940:GLU:N	2.36	0.59
2:G:267:THR:O	2:G:271:VAL:HG22	2.01	0.59
2:G:302:MET:HG3	2:G:333:GLU:CD	2.22	0.59
2:G:46:ARG:CZ	2:G:118:VAL:HA	2.32	0.59
2:H:32:TYR:HE2	2:H:194:LYS:HB3	1.67	0.59
2:I:449:LEU:HD23	2:I:452:TRP:CD2	2.37	0.59
2:J:302:MET:HG3	2:J:333:GLU:CD	2.22	0.59
2:K:297:GLY:HA2	2:K:320:TYR:CE1	2.38	0.59
2:K:68:TRP:CE3	2:K:84:SER:HB3	2.37	0.59
2:L:197:LYS:HD3	2:L:274:GLY:H	1.67	0.59
2:L:415:LEU:HG	2:L:432:THR:HG21	1.82	0.59
2:L:471:LYS:HA	2:L:471:LYS:CE	2.23	0.59
1:A:1442:GLU:HG3	2:L:374:ALA:O	2.01	0.59
1:A:208:HIS:ND1	1:A:223:GLN:OE1	2.35	0.59
1:A:249:THR:CG2	1:A:250:ARG:HG2	2.31	0.59
1:A:369:THR:HG23	1:A:370:GLY:N	2.17	0.59
1:A:693:MET:O	1:A:694:ALA:C	2.37	0.59
1:B:1171:VAL:HG12	1:B:1171:VAL:O	2.02	0.59
1:B:183:PHE:CE1	1:B:188:LEU:HA	2.37	0.59
1:B:295:LYS:CD	1:B:390:MET:HE3	2.20	0.59
1:B:691:LYS:O	1:B:691:LYS:HG3	2.00	0.59
1:C:1374:VAL:O	1:C:1375:ILE:HG12	2.01	0.59
1:C:359:THR:HG23	1:C:378:GLN:CA	2.33	0.59
1:D:559:ARG:NH1	1:D:568:GLU:OE2	2.35	0.59
1:E:466:HIS:CE1	1:E:684:PHE:CE1	2.91	0.59
1:F:1171:VAL:HG12	1:F:1171:VAL:O	2.02	0.59
1:F:182:MET:CE	1:F:217:PRO:CA	2.58	0.59
1:F:149:TYR:CD2	1:F:286:ARG:HG3	2.37	0.59
1:F:461:MET:HE1	1:F:465:LEU:HD23	1.84	0.59
1:F:857:GLY:O	4:F:2474:FMN:C4A	2.50	0.59
2:G:226:LEU:HD21	2:G:434:MET:SD	2.42	0.59
2:G:297:GLY:HA2	2:G:320:TYR:CE1	2.37	0.59

Continued on next page...

Continued from previous page...

Atom-1	Atom-2	Interatomic distance (Å)	Clash overlap (Å)
2:G:415:LEU:HD22	2:G:416:LYS:O	2.01	0.59
2:H:207:LEU:O	2:H:210:ALA:HB3	2.02	0.59
2:H:416:LYS:HG3	2:H:433:ASN:HD22	1.66	0.59
2:I:77:LEU:HD21	2:I:126:TYR:CE2	2.38	0.59
2:I:174:HIS:HE1	2:I:215:HIS:CB	2.14	0.59
2:I:383:ILE:HD12	2:I:386:SER:N	2.16	0.59
2:J:416:LYS:HG3	2:J:433:ASN:HD22	1.66	0.59
2:J:430:LYS:CE	2:J:440:ALA:HB2	2.32	0.59
2:K:77:LEU:HD21	2:K:126:TYR:CE2	2.38	0.59
2:K:203:ARG:NH1	2:K:203:ARG:HB3	2.17	0.59
2:K:238:VAL:HG23	2:K:439:ALA:HA	1.85	0.59
2:K:256:GLY:O	2:K:257:ASN:HB2	2.01	0.59
2:K:449:LEU:HD23	2:K:452:TRP:CD2	2.37	0.59
2:L:271:VAL:CG2	2:L:285:LEU:HG	2.31	0.59
2:L:166:LEU:CD2	2:L:461:ALA:HB1	2.31	0.59
2:L:49:GLN:HE22	2:L:69:LEU:HG	1.65	0.59
1:A:150:ILE:HG22	1:A:150:ILE:O	2.02	0.59
1:A:732:ARG:H	1:A:747:SER:HB3	1.65	0.59
1:A:914:ARG:NH2	1:A:973:ASP:OD1	2.36	0.59
1:A:950:THR:HG23	1:A:951:GLU:H	1.66	0.59
1:B:1274:GLN:NE2	1:B:1293:ASN:HB3	2.17	0.59
4:B:2474:FMN:O4'	4:B:2474:FMN:C1'	2.10	0.59
1:B:312:ASN:N	1:B:312:ASN:OD1	2.25	0.59
1:B:573:PHE:HB2	1:B:574:PRO:HD2	1.85	0.59
1:C:223:GLN:HB3	1:C:224:PRO:HA	1.85	0.59
1:C:761:GLN:O	1:C:764:THR:HB	2.02	0.59
1:D:989:GLN:O	1:D:1245:ARG:HD3	2.01	0.59
1:D:446:GLU:O	1:D:447:LEU:C	2.40	0.59
1:E:479:MET:HG3	1:E:1104:MET:SD	2.42	0.59
1:F:119:GLU:O	1:F:120:LYS:C	2.39	0.59
1:F:918:THR:HG22	1:F:921:TYR:N	2.13	0.59
2:G:420:TRP:HB2	2:G:422:THR:CG2	2.33	0.59
2:G:447:ALA:HB1	2:G:452:TRP:HE3	1.65	0.59
2:G:49:GLN:HE22	2:G:69:LEU:HG	1.65	0.59
2:H:283:GLY:O	2:H:284:SER:HB3	2.01	0.59
2:H:297:GLY:HA2	2:H:320:TYR:CE1	2.37	0.59
2:I:203:ARG:HB3	2:I:203:ARG:NH1	2.17	0.59
2:J:186:LEU:HD11	2:J:200:VAL:CB	2.28	0.59
2:J:238:VAL:HG23	2:J:439:ALA:HA	1.85	0.59
2:J:257:ASN:HD22	2:J:364:ALA:HB3	1.67	0.59
2:J:430:LYS:HD2	2:J:460:ALA:HB2	1.82	0.59

Continued on next page...

Continued from previous page...

Atom-1	Atom-2	Interatomic distance (Å)	Clash overlap (Å)
2:K:32:TYR:HE2	2:K:194:LYS:HB3	1.67	0.59
2:L:202:ARG:HH21	2:L:206:LEU:HD11	1.67	0.59
1:A:1438:ARG:NE	2:L:376:GLY:O	2.35	0.59
2:L:387:GLU:HG2	2:L:388:PHE:N	2.17	0.59
2:L:366:ARG:NE	2:L:391:GLN:HG2	2.14	0.59
2:L:69:LEU:C	2:L:69:LEU:HD12	2.23	0.59
1:A:1170:GLN:OE1	1:A:1183:LEU:HB2	2.01	0.59
1:B:266:VAL:O	1:B:279:THR:HG21	2.01	0.59
1:B:499:PHE:CE1	1:B:742:MET:HE1	2.36	0.59
1:B:559:ARG:NH1	1:B:568:GLU:OE2	2.35	0.59
1:B:490:ASP:CG	1:B:787:ARG:HH21	2.06	0.59
1:C:1307:VAL:HG12	1:C:1322:ILE:CD1	2.33	0.59
1:D:397:SER:HB2	1:D:399:LYS:HG3	1.84	0.59
1:E:1075:THR:CG2	1:E:1076:GLY:N	2.66	0.59
1:E:1388:THR:O	1:E:1388:THR:HG23	2.01	0.59
1:E:918:THR:CG2	1:E:1256:MET:SD	2.91	0.59
1:F:390:MET:HG3	1:F:406:LEU:HD23	1.84	0.59
1:F:322:SER:O	1:F:528:ASN:ND2	2.35	0.59
1:F:958:HIS:O	1:F:1369:THR:CG2	2.51	0.59
2:G:77:LEU:HD21	2:G:126:TYR:CE2	2.38	0.59
2:G:189:GLY:O	2:G:265:LEU:HD13	2.03	0.59
2:G:387:GLU:HG2	2:G:388:PHE:N	2.17	0.59
2:G:439:ALA:HB1	2:G:443:ILE:CD1	2.32	0.59
2:H:238:VAL:HG23	2:H:439:ALA:HA	1.84	0.59
2:H:365:VAL:CG2	2:H:366:ARG:HG3	2.31	0.59
2:H:415:LEU:HG	2:H:432:THR:HG21	1.82	0.59
2:H:46:ARG:CZ	2:H:118:VAL:HA	2.32	0.59
2:I:225:SER:HB3	2:I:227:PRO:CD	2.23	0.59
2:J:256:GLY:O	2:J:257:ASN:HB2	2.01	0.59
2:J:361:GLY:O	2:J:362:VAL:HB	2.01	0.59
2:K:167:ARG:HH21	2:K:170:GLY:HA2	1.67	0.59
2:K:202:ARG:HH21	2:K:206:LEU:HD11	1.67	0.59
2:K:212:VAL:HG22	2:K:214:TYR:CE1	2.38	0.59
2:L:100:GLN:HA	2:L:100:GLN:NE2	2.17	0.59
2:L:295:LEU:CD2	2:L:319:LEU:HD13	2.32	0.59
2:L:336:HIS:O	2:L:340:GLU:HG2	2.01	0.59
1:A:761:GLN:O	1:A:764:THR:HB	2.02	0.59
1:B:248:GLU:HA	1:B:251:MET:HG2	1.84	0.59
1:B:225:PHE:HB3	1:B:278:ASP:OD2	2.02	0.59
1:D:1132:PRO:O	1:D:1136:VAL:HG23	2.02	0.59
1:D:1420:TYR:O	1:D:1422:SER:N	2.36	0.59

Continued on next page...

Continued from previous page...

Atom-1	Atom-2	Interatomic distance (Å)	Clash overlap (Å)
1:E:150:ILE:O	1:E:150:ILE:HG22	2.02	0.59
1:E:208:HIS:ND1	1:E:223:GLN:OE1	2.35	0.59
1:F:1132:PRO:O	1:F:1136:VAL:HG23	2.02	0.59
1:F:1336:LEU:HB3	1:F:1355:VAL:HG13	1.84	0.59
1:F:1420:TYR:O	1:F:1422:SER:N	2.36	0.59
1:F:1442:GLU:OE2	2:G:375:THR:N	2.36	0.59
1:F:312:ASN:HB2	1:F:411:ALA:HB1	1.83	0.59
1:F:508:ASN:HB2	1:F:509:PRO:HD2	1.84	0.59
1:F:560:ASP:O	1:F:562:MET:N	2.36	0.59
1:F:572:THR:HG23	1:F:573:PHE:N	2.16	0.59
1:F:989:GLN:O	1:F:1245:ARG:HD3	2.01	0.59
2:G:202:ARG:HH21	2:G:206:LEU:HD11	1.67	0.59
2:G:256:GLY:O	2:G:257:ASN:HB2	2.01	0.59
2:G:291:HIS:HE1	2:G:317:LYS:HB3	1.67	0.59
2:G:316:VAL:CB	2:G:342:VAL:HG22	2.33	0.59
2:H:190:ILE:HG23	2:H:191:PRO:HD2	1.84	0.59
2:H:203:ARG:NH1	2:H:203:ARG:HB3	2.17	0.59
2:H:291:HIS:HE1	2:H:317:LYS:CB	2.16	0.59
2:H:449:LEU:HD23	2:H:452:TRP:CD2	2.38	0.59
1:D:1105:VAL:HG23	2:H:54:PHE:HE1	1.64	0.59
2:I:197:LYS:HD3	2:I:274:GLY:H	1.67	0.59
2:J:295:LEU:CD2	2:J:319:LEU:HD13	2.32	0.59
2:J:449:LEU:HD23	2:J:452:TRP:CD2	2.38	0.59
2:K:291:HIS:HE1	2:K:317:LYS:CB	2.16	0.59
2:K:69:LEU:HD12	2:K:69:LEU:C	2.23	0.59
2:L:189:GLY:O	2:L:265:LEU:HD13	2.03	0.59
2:L:207:LEU:O	2:L:210:ALA:HB3	2.02	0.59
2:L:302:MET:HG3	2:L:333:GLU:CD	2.22	0.59
2:L:430:LYS:CE	2:L:440:ALA:HB2	2.32	0.59
2:L:68:TRP:CE3	2:L:84:SER:HB3	2.37	0.59
1:B:1442:GLU:OE2	2:H:375:THR:N	2.36	0.59
1:B:447:LEU:CD1	1:B:451:GLN:CG	2.80	0.59
1:B:560:ASP:O	1:B:562:MET:N	2.36	0.59
1:C:1412:PHE:CD1	1:C:1412:PHE:N	2.70	0.59
1:C:732:ARG:H	1:C:747:SER:HB3	1.65	0.59
1:C:950:THR:CG2	1:C:952:MET:H	2.15	0.59
1:C:115:ASP:OD2	1:D:1194:GLU:HB2	2.02	0.59
1:D:560:ASP:O	1:D:562:MET:N	2.36	0.59
1:D:869:GLY:O	1:D:873:VAL:HG23	2.03	0.59
1:E:1221:PRO:CD	1:E:1229:MET:HE1	2.32	0.59
1:E:359:THR:HG23	1:E:378:GLN:CA	2.33	0.59

Continued on next page...

Continued from previous page...

Atom-1	Atom-2	Interatomic distance (Å)	Clash overlap (Å)
1:F:447:LEU:CD1	1:F:451:GLN:CG	2.80	0.59
1:F:559:ARG:NH1	1:F:568:GLU:OE2	2.35	0.59
2:G:257:ASN:HD22	2:G:364:ALA:HB3	1.67	0.59
2:G:238:VAL:HG23	2:G:439:ALA:HA	1.85	0.59
2:G:238:VAL:CG2	2:G:439:ALA:HB2	2.33	0.59
2:G:68:TRP:HD1	2:G:69:LEU:N	2.01	0.59
2:H:100:GLN:NE2	2:H:100:GLN:HA	2.17	0.59
2:H:226:LEU:HD21	2:H:434:MET:SD	2.42	0.59
2:H:69:LEU:C	2:H:69:LEU:HD12	2.23	0.59
2:H:77:LEU:HD21	2:H:126:TYR:CE2	2.38	0.59
1:D:1442:GLU:OE2	2:I:375:THR:N	2.36	0.59
2:I:226:LEU:HD21	2:I:434:MET:SD	2.42	0.59
2:I:166:LEU:CD2	2:I:461:ALA:HB1	2.31	0.59
2:I:471:LYS:HA	2:I:471:LYS:CE	2.23	0.59
1:F:782:ARG:HB3	2:I:53:PRO:HD2	1.80	0.59
2:I:68:TRP:HD1	2:I:69:LEU:N	2.01	0.59
2:J:167:ARG:HH21	2:J:170:GLY:HA2	1.67	0.59
2:J:416:LYS:HZ2	2:J:416:LYS:HB2	1.68	0.59
2:J:447:ALA:HB1	2:J:452:TRP:HE3	1.65	0.59
1:A:663:ALA:O	1:A:720:ARG:NE	2.36	0.59
1:A:704:LEU:C	1:A:706:LYS:N	2.54	0.59
1:A:115:ASP:OD2	1:B:1194:GLU:HB2	2.02	0.59
1:B:1420:TYR:O	1:B:1422:SER:N	2.36	0.59
1:B:857:GLY:O	4:B:2474:FMN:C4A	2.50	0.59
1:B:947:PHE:CD1	1:B:947:PHE:O	2.56	0.59
1:C:1425:LYS:HE2	1:C:1447:TRP:CD1	2.38	0.59
1:C:479:MET:HG3	1:C:1104:MET:SD	2.42	0.59
1:C:663:ALA:O	1:C:720:ARG:NE	2.36	0.59
1:D:913:GLY:HA2	1:D:1349:ARG:CD	2.27	0.59
1:E:1412:PHE:CD1	1:E:1412:PHE:N	2.70	0.59
1:E:1425:LYS:HE2	1:E:1447:TRP:CD1	2.38	0.59
1:E:24:ALA:O	1:E:26:LYS:N	2.36	0.59
1:F:1221:PRO:HD2	1:F:1229:MET:CE	2.26	0.59
1:F:850:ARG:O	1:F:853:PHE:HB2	2.03	0.59
1:F:869:GLY:O	1:F:873:VAL:HG23	2.03	0.59
1:F:947:PHE:O	1:F:947:PHE:CD1	2.56	0.59
2:G:291:HIS:HE1	2:G:317:LYS:CB	2.16	0.59
2:I:288:ALA:HB3	2:I:311:GLN:HG3	1.85	0.59
2:I:238:VAL:HG23	2:I:439:ALA:HA	1.85	0.59
2:J:360:THR:HG22	2:J:365:VAL:CG1	2.33	0.59
2:K:302:MET:HE3	2:K:334:VAL:HA	1.85	0.59

Continued on next page...

Continued from previous page...

Atom-1	Atom-2	Interatomic distance (Å)	Clash overlap (Å)
2:K:238:VAL:CG2	2:K:439:ALA:HB2	2.33	0.59
2:L:32:TYR:HE2	2:L:194:LYS:HB3	1.67	0.59
2:L:316:VAL:CB	2:L:342:VAL:HG22	2.33	0.59
2:L:420:TRP:HB2	2:L:422:THR:CG2	2.33	0.59
1:A:1076:GLY:CA	1:A:1145:GLU:HG2	2.28	0.59
1:A:1307:VAL:HG12	1:A:1322:ILE:CD1	2.33	0.59
1:A:1425:LYS:HE2	1:A:1447:TRP:CD1	2.38	0.59
1:A:253:HIS:CE1	1:A:254:PRO:CG	2.85	0.59
1:B:1135:VAL:O	1:B:1136:VAL:C	2.33	0.59
1:B:938:PRO:O	1:B:939:GLY:C	2.35	0.59
1:C:842:GLU:HB3	1:C:1156:ARG:HD3	1.84	0.59
1:C:249:THR:HG22	1:C:250:ARG:HG2	1.85	0.59
1:C:253:HIS:CE1	1:C:254:PRO:CG	2.85	0.59
1:C:259:HIS:O	1:C:260:MET:C	2.39	0.59
1:C:345:MET:CE	1:C:385:LEU:CB	2.81	0.59
1:C:824:GLN:HE21	1:C:824:GLN:HA	1.66	0.59
1:D:113:ASN:HD21	1:D:115:ASP:H	1.47	0.59
1:D:1221:PRO:HB2	1:D:1229:MET:HE2	1.83	0.59
1:D:958:HIS:O	1:D:1369:THR:CG2	2.51	0.59
1:D:149:TYR:CD2	1:D:286:ARG:HG3	2.38	0.59
1:D:303:LEU:HD11	1:D:314:LYS:HG2	1.85	0.59
1:D:499:PHE:CE1	1:D:742:MET:HE1	2.38	0.59
1:E:825:LEU:HD12	1:E:1186:ARG:NH1	2.13	0.59
1:E:1307:VAL:HG12	1:E:1322:ILE:CD1	2.33	0.59
1:E:345:MET:CE	1:E:385:LEU:CB	2.81	0.59
1:E:447:LEU:HD13	1:E:670:LEU:CD2	2.33	0.59
1:E:893:ARG:HG2	1:E:903:TRP:HB2	1.85	0.59
1:F:570:ASP:O	1:F:588:ARG:NH2	2.34	0.59
2:G:349:ALA:CB	2:G:350:PRO:HD3	2.31	0.59
2:G:365:VAL:CG2	2:G:366:ARG:HG3	2.31	0.59
2:H:196:GLU:O	2:H:199:VAL:HB	2.03	0.59
2:H:212:VAL:HG22	2:H:214:TYR:CE1	2.38	0.59
2:J:77:LEU:HD21	2:J:126:TYR:CE2	2.38	0.59
2:J:291:HIS:CE1	2:J:317:LYS:HB3	2.38	0.59
2:J:32:TYR:HE2	2:J:194:LYS:HB3	1.67	0.59
2:J:68:TRP:CE3	2:J:84:SER:HB3	2.37	0.59
2:K:288:ALA:HB3	2:K:311:GLN:HG3	1.85	0.59
2:K:291:HIS:CE1	2:K:317:LYS:HB3	2.38	0.59
2:L:196:GLU:O	2:L:199:VAL:HB	2.03	0.59
2:L:302:MET:HE3	2:L:334:VAL:HA	1.84	0.59
2:L:238:VAL:CG2	2:L:439:ALA:HB2	2.33	0.59

Continued on next page...

Continued from previous page...

Atom-1	Atom-2	Interatomic distance (Å)	Clash overlap (Å)
1:A:875:MET:HE1	1:A:1139:PHE:HE2	1.34	0.59
1:B:303:LEU:HD11	1:B:314:LYS:HG2	1.85	0.59
1:C:875:MET:HE1	1:C:1139:PHE:HE2	1.30	0.59
1:C:150:ILE:O	1:C:150:ILE:HG22	2.02	0.59
1:C:316:LEU:O	1:C:319:TYR:HB3	2.02	0.59
1:C:782:ARG:NE	2:K:53:PRO:CD	2.60	0.59
1:D:1169:HIS:N	1:D:1169:HIS:ND1	2.49	0.59
1:E:1038:ILE:O	1:E:1038:ILE:HG22	2.02	0.59
1:E:1315:LEU:HB3	1:E:1320:ASN:HD22	1.67	0.59
1:E:1393:TYR:O	1:E:1394:VAL:CG2	2.44	0.59
1:E:1432:VAL:HG22	1:E:1440:ALA:HB3	1.83	0.59
1:E:629:THR:O	1:E:630:HIS:C	2.37	0.59
1:E:652:THR:HG21	1:E:703:GLY:HA3	1.84	0.59
1:E:823:MET:O	1:E:824:GLN:NE2	2.36	0.59
1:F:1420:TYR:OH	1:F:1466:LEU:HD22	2.03	0.59
2:G:196:GLU:O	2:G:199:VAL:HB	2.03	0.59
2:G:212:VAL:HG22	2:G:214:TYR:CE1	2.38	0.59
2:G:360:THR:HG22	2:G:365:VAL:CG1	2.33	0.59
1:B:782:ARG:NE	2:G:53:PRO:HD3	2.17	0.59
2:G:68:TRP:CE3	2:G:84:SER:HB3	2.37	0.59
2:H:291:HIS:CE1	2:H:317:LYS:HB3	2.38	0.59
2:H:360:THR:HG22	2:H:365:VAL:CG1	2.33	0.59
2:I:220:VAL:HG22	8:I:484:FAD:C6A	2.29	0.59
2:I:383:ILE:CD1	2:I:386:SER:H	2.12	0.59
2:I:387:GLU:HG2	2:I:388:PHE:N	2.18	0.59
1:F:782:ARG:CB	2:I:56:GLN:NE2	2.41	0.59
2:J:196:GLU:O	2:J:199:VAL:HB	2.03	0.59
2:J:203:ARG:HB3	2:J:203:ARG:NH1	2.17	0.59
2:J:283:GLY:O	2:J:284:SER:HB3	2.02	0.59
2:J:291:HIS:HE1	2:J:317:LYS:CB	2.16	0.59
2:K:277:VAL:HG12	2:K:279:ALA:H	1.68	0.59
2:K:316:VAL:CB	2:K:342:VAL:HG22	2.33	0.59
2:K:365:VAL:CG2	2:K:366:ARG:HG3	2.31	0.59
2:K:439:ALA:HB1	2:K:443:ILE:CD1	2.32	0.59
2:L:34:ARG:O	2:L:122:SER:HB2	2.03	0.59
2:L:383:ILE:HD12	2:L:386:SER:N	2.16	0.59
2:L:439:ALA:HB1	2:L:443:ILE:CD1	2.31	0.59
2:L:68:TRP:HD1	2:L:69:LEU:N	2.01	0.59
1:A:511:ILE:CG2	1:A:512:ASP:N	2.59	0.58
1:A:603:HIS:CA	1:A:640:THR:HG22	2.32	0.58
1:B:227:MET:HE2	1:B:282:GLU:HG2	1.84	0.58

Continued on next page...

Continued from previous page...

Atom-1	Atom-2	Interatomic distance (Å)	Clash overlap (Å)
1:B:390:MET:HG3	1:B:406:LEU:HD23	1.84	0.58
1:B:938:PRO:O	1:B:940:GLU:N	2.36	0.58
1:C:1432:VAL:HG22	1:C:1440:ALA:HB3	1.84	0.58
1:D:838:VAL:CG1	1:D:839:PRO:N	2.66	0.58
1:D:850:ARG:O	1:D:853:PHE:HB2	2.03	0.58
1:E:244:MET:O	1:E:246:ALA:N	2.36	0.58
1:E:295:LYS:HZ1	1:E:299:VAL:HG12	1.68	0.58
1:E:355:TYR:C	1:E:355:TYR:HD1	2.03	0.58
1:F:643:ASN:HB3	1:F:665:THR:HG21	1.85	0.58
2:G:153:ILE:HG12	2:G:220:VAL:CG2	2.33	0.58
2:G:432:THR:HG22	2:G:434:MET:N	2.15	0.58
2:H:286:ASN:HB2	2:H:311:GLN:HE22	1.68	0.58
2:H:295:LEU:CD2	2:H:319:LEU:HD13	2.32	0.58
2:H:316:VAL:CB	2:H:342:VAL:HG22	2.33	0.58
2:I:271:VAL:CG1	2:I:281:GLU:HG2	2.33	0.58
2:J:286:ASN:HB2	2:J:311:GLN:HE22	1.68	0.58
2:J:432:THR:HG22	2:J:434:MET:N	2.15	0.58
2:K:100:GLN:HA	2:K:100:GLN:NE2	2.17	0.58
2:K:189:GLY:O	2:K:265:LEU:HD13	2.03	0.58
2:K:207:LEU:O	2:K:210:ALA:HB3	2.02	0.58
2:K:291:HIS:HE1	2:K:317:LYS:HB3	1.67	0.58
2:K:361:GLY:O	2:K:362:VAL:HB	2.01	0.58
1:C:781:PHE:CE2	2:K:57:VAL:HG11	2.37	0.58
2:K:68:TRP:HD1	2:K:69:LEU:N	2.01	0.58
2:L:291:HIS:HD2	2:L:392:ALA:CB	2.16	0.58
2:L:360:THR:HG22	2:L:365:VAL:CG1	2.33	0.58
1:A:218:THR:HG22	1:A:221:LEU:H	1.69	0.58
1:A:447:LEU:HD13	1:A:670:LEU:CD2	2.33	0.58
1:A:918:THR:CG2	1:A:1256:MET:SD	2.91	0.58
1:B:643:ASN:HB3	1:B:665:THR:HG21	1.85	0.58
1:C:1075:THR:CG2	1:C:1076:GLY:N	2.66	0.58
1:C:249:THR:CG2	1:C:250:ARG:HG2	2.31	0.58
1:D:1171:VAL:HG12	1:D:1171:VAL:O	2.02	0.58
1:D:1221:PRO:HD2	1:D:1229:MET:CE	2.26	0.58
1:D:248:GLU:HA	1:D:251:MET:HG2	1.85	0.58
1:D:31:ARG:NH1	1:D:368:GLU:OE1	2.37	0.58
1:D:938:PRO:O	1:D:940:GLU:N	2.36	0.58
1:E:982:GLN:NE2	1:E:1240:ARG:HD2	2.16	0.58
1:E:330:PRO:HA	1:E:350:LEU:HB2	1.84	0.58
1:E:781:PHE:CE2	2:L:57:VAL:CG2	2.83	0.58
2:G:207:LEU:O	2:G:210:ALA:HB3	2.02	0.58

Continued on next page...

Continued from previous page...

Atom-1	Atom-2	Interatomic distance (Å)	Clash overlap (Å)
2:H:256:GLY:O	2:H:257:ASN:HB2	2.01	0.58
2:H:166:LEU:CD2	2:H:461:ALA:HB1	2.31	0.58
2:I:291:HIS:CE1	2:I:317:LYS:HB3	2.38	0.58
2:I:291:HIS:HD2	2:I:392:ALA:CB	2.16	0.58
2:I:417:VAL:HG11	2:I:421:GLY:HA2	1.86	0.58
2:K:271:VAL:CG1	2:K:281:GLU:HG2	2.33	0.58
2:K:286:ASN:HB2	2:K:311:GLN:HE22	1.68	0.58
2:L:190:ILE:HG23	2:L:191:PRO:HD2	1.84	0.58
2:L:297:GLY:HA2	2:L:320:TYR:CE1	2.37	0.58
1:A:102:TYR:HA	1:A:136:ASN:OD1	2.04	0.58
1:A:24:ALA:O	1:A:26:LYS:N	2.36	0.58
1:B:31:ARG:NH1	1:B:368:GLU:OE1	2.37	0.58
1:C:1425:LYS:CD	1:C:1447:TRP:CE2	2.86	0.58
1:C:1442:GLU:CG	2:J:374:ALA:O	2.51	0.58
1:C:145:GLU:O	1:C:146:LEU:C	2.41	0.58
1:C:244:MET:O	1:C:246:ALA:N	2.36	0.58
1:C:330:PRO:HA	1:C:350:LEU:HB2	1.84	0.58
1:C:466:HIS:CE1	1:C:684:PHE:CE1	2.91	0.58
1:C:914:ARG:NH2	1:C:973:ASP:OD1	2.35	0.58
1:D:1420:TYR:OH	1:D:1466:LEU:HD22	2.03	0.58
1:D:40:THR:HG22	1:D:40:THR:O	2.04	0.58
1:D:484:PRO:HG3	1:D:823:MET:HG3	1.85	0.58
1:D:551:THR:O	1:D:554:GLU:HG2	2.03	0.58
1:D:657:VAL:HG12	1:D:658:LEU:N	2.15	0.58
1:E:115:ASP:OD2	1:F:1194:GLU:HB2	2.02	0.58
1:E:139:VAL:CG1	1:E:143:GLN:CB	2.81	0.58
1:E:531:ASN:O	1:E:533:LEU:N	2.37	0.58
1:E:607:THR:HB	1:E:645:ARG:HB2	1.84	0.58
1:E:894:PHE:CD2	1:E:924:GLN:HG3	2.39	0.58
1:F:589:ILE:HD12	1:F:627:VAL:HG23	1.85	0.58
1:F:838:VAL:CG1	1:F:839:PRO:N	2.66	0.58
2:G:190:ILE:HG23	2:G:191:PRO:HD2	1.84	0.58
2:G:291:HIS:CE1	2:G:317:LYS:HB3	2.38	0.58
2:G:302:MET:HE1	2:G:334:VAL:N	2.19	0.58
2:G:286:ASN:HB2	2:G:311:GLN:HE22	1.68	0.58
2:G:34:ARG:O	2:G:122:SER:HB2	2.03	0.58
2:G:449:LEU:HD23	2:G:452:TRP:CD2	2.38	0.58
2:H:387:GLU:HG2	2:H:388:PHE:N	2.17	0.58
2:H:430:LYS:HD2	2:H:460:ALA:HB2	1.82	0.58
2:I:277:VAL:HG12	2:I:279:ALA:H	1.68	0.58
2:I:34:ARG:O	2:I:122:SER:HB2	2.03	0.58

Continued on next page...

Continued from previous page...

Atom-1	Atom-2	Interatomic distance (Å)	Clash overlap (Å)
2:I:69:LEU:C	2:I:69:LEU:HD12	2.23	0.58
2:J:271:VAL:CG1	2:J:281:GLU:HG2	2.33	0.58
2:J:291:HIS:HD2	2:J:392:ALA:CB	2.16	0.58
1:C:1114:PRO:CG	2:K:109:VAL:O	2.51	0.58
2:K:178:ARG:HD3	2:K:219:GLU:OE1	2.04	0.58
2:K:37:ASP:OD1	2:K:38:GLU:HG2	2.03	0.58
2:K:429:THR:HG21	2:K:431:MET:HE2	1.85	0.58
2:L:153:ILE:HG12	2:L:220:VAL:CG2	2.34	0.58
1:A:958:HIS:O	1:A:1369:THR:HG21	1.99	0.58
1:A:359:THR:HG23	1:A:378:GLN:CA	2.33	0.58
1:A:570:ASP:OD1	1:A:572:THR:HB	2.04	0.58
1:A:466:HIS:CE1	1:A:684:PHE:CE1	2.91	0.58
1:A:823:MET:O	1:A:824:GLN:NE2	2.36	0.58
1:B:1420:TYR:OH	1:B:1466:LEU:HD22	2.02	0.58
1:B:40:THR:O	1:B:40:THR:HG22	2.03	0.58
1:B:505:GLN:NE2	1:B:1000:LEU:CB	2.59	0.58
1:C:218:THR:HG22	1:C:221:LEU:H	1.69	0.58
1:C:823:MET:O	1:C:824:GLN:NE2	2.36	0.58
1:D:4:GLY:HA3	1:D:207:TYR:CZ	2.39	0.58
1:C:876:ASN:HB3	1:E:1227:GLU:OE1	2.03	0.58
1:E:249:THR:HG22	1:E:250:ARG:HG2	1.85	0.58
1:E:914:ARG:NH2	1:E:973:ASP:OD1	2.36	0.58
1:F:1222:LEU:H	1:F:1229:MET:HE2	1.68	0.58
1:F:193:PRO:O	1:F:194:ASP:C	2.40	0.58
1:F:303:LEU:HD11	1:F:314:LYS:HG2	1.85	0.58
2:G:166:LEU:CD2	2:G:461:ALA:HB1	2.31	0.58
2:G:361:GLY:O	2:G:362:VAL:HB	2.01	0.58
2:G:69:LEU:C	2:G:69:LEU:HD12	2.23	0.58
2:H:302:MET:HE1	2:H:334:VAL:N	2.18	0.58
2:I:196:GLU:O	2:I:199:VAL:HB	2.03	0.58
2:I:212:VAL:HG22	2:I:214:TYR:CE1	2.38	0.58
2:J:277:VAL:HG12	2:J:279:ALA:H	1.68	0.58
2:J:297:GLY:HA2	2:J:320:TYR:CE1	2.37	0.58
2:J:302:MET:HE1	2:J:334:VAL:N	2.19	0.58
2:K:196:GLU:O	2:K:199:VAL:HB	2.03	0.58
1:E:1114:PRO:CG	2:L:109:VAL:O	2.51	0.58
2:L:178:ARG:HD3	2:L:219:GLU:OE1	2.04	0.58
2:L:71:LEU:CD1	2:L:80:ALA:H	2.17	0.58
2:L:77:LEU:HD21	2:L:126:TYR:CE2	2.38	0.58
1:A:913:GLY:O	1:A:915:PHE:N	2.35	0.58
1:B:1366:GLU:CG	1:B:1367:TYR:CD2	2.84	0.58

Continued on next page...

Continued from previous page...

Atom-1	Atom-2	Interatomic distance (Å)	Clash overlap (Å)
1:B:4:GLY:HA3	1:B:207:TYR:CZ	2.39	0.58
1:B:782:ARG:HH21	2:G:51:GLY:HA3	0.69	0.58
1:C:24:ALA:O	1:C:26:LYS:N	2.36	0.58
1:C:531:ASN:O	1:C:533:LEU:N	2.37	0.58
1:C:918:THR:CG2	1:C:1256:MET:SD	2.91	0.58
1:C:89:CYS:O	1:C:93:VAL:HG23	2.03	0.58
1:D:838:VAL:O	1:D:1151:ALA:HB1	2.04	0.58
1:D:461:MET:HE1	1:D:465:LEU:HD23	1.85	0.58
1:D:573:PHE:HB2	1:D:574:PRO:HD2	1.85	0.58
1:E:1425:LYS:CD	1:E:1447:TRP:CE2	2.86	0.58
1:E:145:GLU:O	1:E:146:LEU:C	2.41	0.58
1:E:570:ASP:O	1:E:572:THR:N	2.37	0.58
1:F:1221:PRO:HB2	1:F:1229:MET:HE2	1.85	0.58
1:F:248:GLU:O	1:F:250:ARG:N	2.37	0.58
1:F:648:GLU:O	1:F:648:GLU:CG	2.51	0.58
1:F:660:GLY:HA2	1:F:721:GLY:H	1.68	0.58
2:G:181:ARG:O	2:G:182:MET:HE3	2.03	0.58
2:H:167:ARG:HH21	2:H:170:GLY:HA2	1.67	0.58
2:H:238:VAL:CG2	2:H:439:ALA:HB2	2.33	0.58
2:H:361:GLY:O	2:H:362:VAL:HB	2.01	0.58
2:I:190:ILE:HG23	2:I:191:PRO:HD2	1.84	0.58
2:I:283:GLY:O	2:I:284:SER:HB3	2.02	0.58
2:I:297:GLY:HA2	2:I:320:TYR:CE1	2.38	0.58
2:I:37:ASP:OD1	2:I:38:GLU:HG2	2.03	0.58
2:J:100:GLN:NE2	2:J:100:GLN:HA	2.17	0.58
2:J:316:VAL:CB	2:J:342:VAL:HG22	2.33	0.58
2:J:365:VAL:CG2	2:J:366:ARG:HG3	2.31	0.58
2:K:360:THR:HG22	2:K:365:VAL:CG1	2.33	0.58
2:L:212:VAL:HG22	2:L:214:TYR:CE1	2.38	0.58
2:L:37:ASP:OD1	2:L:38:GLU:HG2	2.03	0.58
2:L:238:VAL:HG23	2:L:439:ALA:HA	1.84	0.58
1:A:1038:ILE:HG22	1:A:1038:ILE:O	2.02	0.58
1:A:1315:LEU:HB3	1:A:1320:ASN:HD22	1.67	0.58
1:A:139:VAL:CG1	1:A:143:GLN:HB2	2.32	0.58
1:A:244:MET:O	1:A:246:ALA:N	2.36	0.58
1:A:5:PHE:O	1:A:365:GLY:N	2.34	0.58
1:A:56:LYS:O	1:A:57:ASP:C	2.42	0.58
1:B:838:VAL:O	1:B:1151:ALA:HB1	2.04	0.58
1:B:1228:LYS:H	1:D:901:ASP:HA	1.69	0.58
1:B:353:MET:HE2	1:B:366:GLY:O	2.03	0.58
1:B:461:MET:HE1	1:B:465:LEU:HD23	1.85	0.58

Continued on next page...

Continued from previous page...

Atom-1	Atom-2	Interatomic distance (Å)	Clash overlap (Å)
1:B:660:GLY:HA2	1:B:721:GLY:H	1.68	0.58
1:C:1356:VAL:HG11	1:C:1431:HIS:CG	2.38	0.58
1:C:139:VAL:CG1	1:C:143:GLN:HB2	2.32	0.58
1:C:1447:TRP:CD2	1:C:1451:VAL:CG2	2.87	0.58
1:C:208:HIS:ND1	1:C:223:GLN:OE1	2.35	0.58
1:C:570:ASP:O	1:C:572:THR:N	2.37	0.58
1:C:734:LEU:O	1:C:734:LEU:HD12	2.04	0.58
1:C:897:ASP:OD1	1:C:897:ASP:C	2.42	0.58
1:D:570:ASP:O	1:D:588:ARG:NH2	2.34	0.58
1:D:643:ASN:HB3	1:D:665:THR:HG21	1.85	0.58
1:D:670:LEU:HD22	1:D:670:LEU:O	2.01	0.58
1:E:143:GLN:CA	1:E:143:GLN:HE21	2.14	0.58
1:E:1442:GLU:CG	2:K:374:ALA:O	2.51	0.58
1:E:746:ILE:C	1:E:747:SER:O	2.35	0.58
1:B:782:ARG:N	2:G:52:VAL:CB	2.64	0.58
1:D:782:ARG:HB3	2:H:53:PRO:HD2	1.80	0.58
2:I:153:ILE:HG12	2:I:220:VAL:CG2	2.33	0.58
2:I:189:GLY:O	2:I:265:LEU:HD13	2.03	0.58
2:I:32:TYR:HE2	2:I:194:LYS:HB3	1.67	0.58
2:J:288:ALA:HB3	2:J:311:GLN:HG3	1.85	0.58
2:K:153:ILE:HG12	2:K:220:VAL:CG2	2.33	0.58
2:L:175:VAL:HG12	2:L:213:ILE:O	2.04	0.58
1:B:958:HIS:O	1:B:1369:THR:CG2	2.51	0.58
1:B:850:ARG:O	1:B:853:PHE:HB2	2.03	0.58
1:C:558:MET:O	1:C:560:ASP:N	2.36	0.58
1:C:575:VAL:HG13	1:C:759:LEU:HD22	1.84	0.58
1:C:76:VAL:HG13	1:C:129:GLU:O	2.04	0.58
1:D:193:PRO:O	1:D:194:ASP:C	2.40	0.58
1:D:248:GLU:O	1:D:250:ARG:N	2.37	0.58
1:D:947:PHE:CD1	1:D:947:PHE:O	2.56	0.58
1:E:1131:THR:HB	1:E:1134:LYS:CG	2.32	0.58
1:E:1251:THR:OG1	1:E:1281:VAL:HG11	2.04	0.58
1:E:1356:VAL:HG11	1:E:1431:HIS:CG	2.38	0.58
1:E:89:CYS:O	1:E:93:VAL:HG23	2.03	0.58
1:F:551:THR:O	1:F:554:GLU:HG2	2.03	0.58
1:F:78:LEU:HB3	1:F:79:PRO:HD2	1.86	0.58
1:F:938:PRO:O	1:F:939:GLY:C	2.35	0.58
2:G:114:THR:HG23	2:G:115:HIS:H	1.69	0.58
2:G:175:VAL:HG12	2:G:213:ILE:O	2.04	0.58
2:G:271:VAL:CG1	2:G:281:GLU:HG2	2.33	0.58
2:G:288:ALA:HB3	2:G:311:GLN:HG3	1.85	0.58

Continued on next page...

Continued from previous page...

Atom-1	Atom-2	Interatomic distance (Å)	Clash overlap (Å)
2:H:114:THR:HG23	2:H:115:HIS:H	1.69	0.58
1:D:780:ARG:HB3	2:H:51:GLY:C	2.24	0.58
2:I:286:ASN:HB2	2:I:311:GLN:HE22	1.68	0.58
2:I:257:ASN:ND2	2:I:394:LEU:HA	2.19	0.58
1:F:780:ARG:HB3	2:I:51:GLY:C	2.24	0.58
2:I:71:LEU:CD1	2:I:80:ALA:H	2.17	0.58
2:J:387:GLU:HG2	2:J:388:PHE:N	2.17	0.58
2:J:417:VAL:HG11	2:J:421:GLY:HA2	1.85	0.58
2:K:257:ASN:ND2	2:K:394:LEU:HA	2.19	0.58
2:K:420:TRP:HB2	2:K:422:THR:CG2	2.33	0.58
1:A:1131:THR:HB	1:A:1134:LYS:CG	2.32	0.58
1:A:1221:PRO:CG	1:A:1229:MET:HE1	2.34	0.58
1:A:1227:GLU:OE1	1:E:876:ASN:HB3	2.04	0.58
1:A:76:VAL:HG13	1:A:129:GLU:O	2.04	0.58
1:A:515:ARG:NE	1:A:1367:TYR:HE1	1.99	0.58
1:A:251:MET:SD	1:A:532:ILE:HD11	2.44	0.58
1:A:345:MET:CE	1:A:385:LEU:CB	2.81	0.58
1:A:607:THR:HB	1:A:645:ARG:HB2	1.84	0.58
1:A:695:ASN:O	1:A:696:TYR:C	2.37	0.58
1:B:845:SER:O	1:B:848:ALA:HB3	2.04	0.58
1:C:102:TYR:HA	1:C:136:ASN:OD1	2.04	0.58
1:C:570:ASP:OD1	1:C:572:THR:HB	2.04	0.58
1:D:660:GLY:HA2	1:D:721:GLY:H	1.68	0.58
1:E:177:ILE:CD1	1:E:179:TYR:HE1	2.17	0.58
2:H:207:LEU:C	2:H:207:LEU:HD12	2.24	0.58
2:H:420:TRP:HB2	2:H:422:THR:CG2	2.33	0.58
2:H:447:ALA:HB1	2:H:452:TRP:HE3	1.65	0.58
2:H:99:PRO:HD2	2:H:449:LEU:CD1	2.34	0.58
2:I:316:VAL:CB	2:I:342:VAL:HG22	2.33	0.58
2:I:295:LEU:CD2	2:I:319:LEU:HD13	2.32	0.58
2:J:212:VAL:HG22	2:J:214:TYR:CE1	2.38	0.58
2:J:34:ARG:O	2:J:122:SER:HB2	2.03	0.58
2:J:68:TRP:HD1	2:J:69:LEU:N	2.01	0.58
2:L:257:ASN:HD22	2:L:364:ALA:HB3	1.67	0.58
2:L:291:HIS:HE1	2:L:317:LYS:CB	2.16	0.58
2:L:286:ASN:HB2	2:L:311:GLN:HE22	1.68	0.58
2:L:361:GLY:O	2:L:362:VAL:HB	2.01	0.58
2:L:449:LEU:HD23	2:L:452:TRP:CD2	2.38	0.58
1:A:1375:ILE:HG22	1:A:1375:ILE:O	2.02	0.58
1:A:1356:VAL:HG11	1:A:1431:HIS:CG	2.38	0.58
1:A:143:GLN:HE21	1:A:143:GLN:CA	2.14	0.58

Continued on next page...

Continued from previous page...

Atom-1	Atom-2	Interatomic distance (Å)	Clash overlap (Å)
1:A:61:VAL:O	1:A:61:VAL:CG1	2.51	0.58
1:A:582:LEU:HB3	1:A:755:GLN:HE21	1.69	0.58
1:A:826:ARG:HH11	1:A:826:ARG:CG	1.97	0.58
1:A:894:PHE:CD2	1:A:924:GLN:HG3	2.39	0.58
1:B:113:ASN:HD21	1:B:115:ASP:H	1.47	0.58
1:B:551:THR:O	1:B:554:GLU:HG2	2.03	0.58
1:B:838:VAL:CG1	1:B:839:PRO:N	2.66	0.58
1:C:1038:ILE:HG22	1:C:1038:ILE:O	2.02	0.58
1:C:982:GLN:NE2	1:C:1240:ARG:HD2	2.16	0.58
1:C:1388:THR:O	1:C:1388:THR:HG23	2.01	0.58
1:D:1222:LEU:H	1:D:1229:MET:HE2	1.68	0.58
1:E:296:MET:O	1:E:297:MET:C	2.40	0.58
1:E:558:MET:O	1:E:560:ASP:N	2.36	0.58
1:F:40:THR:O	1:F:40:THR:HG22	2.03	0.58
2:G:77:LEU:HD22	2:G:130:THR:OG1	2.04	0.58
2:G:32:TYR:HE2	2:G:194:LYS:HB3	1.67	0.58
2:G:49:GLN:OE1	2:G:66:PRO:HA	2.04	0.58
2:G:71:LEU:CD1	2:G:80:ALA:H	2.17	0.58
2:G:99:PRO:HD2	2:G:449:LEU:CD1	2.34	0.58
2:H:418:THR:HG22	2:H:422:THR:O	2.04	0.58
2:H:49:GLN:OE1	2:H:66:PRO:HA	2.04	0.58
2:H:90:PHE:HB3	2:H:93:ILE:HG22	1.86	0.58
2:I:108:CYS:SG	2:I:118:VAL:HG22	2.44	0.58
2:I:420:TRP:HB2	2:I:422:THR:CG2	2.33	0.58
2:I:238:VAL:CG2	2:I:439:ALA:HB2	2.33	0.58
2:K:220:VAL:HG22	8:K:484:FAD:C6A	2.29	0.58
2:K:387:GLU:HG2	2:K:388:PHE:N	2.18	0.58
1:C:782:ARG:CB	2:K:52:VAL:HA	2.26	0.58
1:A:1447:TRP:CD2	1:A:1451:VAL:CG2	2.87	0.58
1:A:45:GLY:HA3	1:A:224:PRO:HD2	1.85	0.58
1:A:249:THR:HG22	1:A:250:ARG:HG2	1.85	0.58
1:A:296:MET:O	1:A:297:MET:C	2.40	0.58
1:A:330:PRO:HA	1:A:350:LEU:HB2	1.84	0.58
1:A:419:TRP:O	1:A:422:ASN:HB2	2.04	0.58
1:A:531:ASN:O	1:A:533:LEU:N	2.37	0.58
1:A:570:ASP:O	1:A:572:THR:N	2.37	0.58
1:A:625:GLY:O	1:A:626:ALA:C	2.42	0.58
1:B:1220:ARG:N	1:B:1221:PRO:CD	2.67	0.58
1:B:248:GLU:O	1:B:250:ARG:N	2.37	0.58
1:C:1375:ILE:O	1:C:1375:ILE:HG22	2.02	0.58
1:C:1449:ARG:NH1	1:C:1449:ARG:CB	2.14	0.58

Continued on next page...

Continued from previous page...

Atom-1	Atom-2	Interatomic distance (Å)	Clash overlap (Å)
1:C:369:THR:HG23	1:C:370:GLY:N	2.17	0.58
1:C:582:LEU:O	1:C:585:ALA:HB3	2.03	0.58
1:D:1368:MET:HB3	1:D:1387:MET:HG3	1.86	0.58
1:D:266:VAL:O	1:D:279:THR:HG21	2.01	0.58
1:E:1285:LYS:HA	1:E:1304:THR:O	2.04	0.58
1:E:1447:TRP:CD2	1:E:1451:VAL:CG2	2.87	0.58
1:E:236:THR:HG23	1:E:240:ASN:HD21	1.69	0.58
1:E:547:SER:C	1:E:549:VAL:H	2.05	0.58
1:E:782:ARG:NE	2:L:53:PRO:CD	2.60	0.58
1:F:757:LYS:HE2	1:F:1176:GLU:OE2	2.04	0.58
1:F:1368:MET:HB3	1:F:1387:MET:HG3	1.86	0.58
1:F:248:GLU:HA	1:F:251:MET:HG2	1.85	0.58
1:F:484:PRO:HG3	1:F:823:MET:HG3	1.85	0.58
1:F:573:PHE:HB2	1:F:574:PRO:HD2	1.85	0.58
1:F:594:GLU:OE1	1:F:598:ARG:NH2	2.34	0.58
1:F:845:SER:O	1:F:848:ALA:HB3	2.04	0.58
1:F:997:THR:HG22	1:F:998:VAL:N	2.19	0.58
2:G:271:VAL:CG2	2:G:285:LEU:HG	2.31	0.58
2:H:77:LEU:HD22	2:H:130:THR:OG1	2.04	0.58
2:H:175:VAL:HG12	2:H:213:ILE:O	2.04	0.58
2:H:189:GLY:O	2:H:265:LEU:HD13	2.03	0.58
2:H:37:ASP:OD1	2:H:38:GLU:HG2	2.03	0.58
2:I:178:ARG:HD3	2:I:219:GLU:OE1	2.04	0.58
2:I:257:ASN:HD22	2:I:364:ALA:HB3	1.67	0.58
2:J:257:ASN:ND2	2:J:394:LEU:HA	2.19	0.58
2:J:420:TRP:HB2	2:J:422:THR:CG2	2.33	0.58
2:J:69:LEU:HD12	2:J:69:LEU:C	2.23	0.58
2:K:108:CYS:SG	2:K:118:VAL:HG22	2.44	0.58
2:K:34:ARG:O	2:K:122:SER:HB2	2.03	0.58
2:L:271:VAL:CG1	2:L:281:GLU:HG2	2.33	0.58
2:L:417:VAL:HG11	2:L:421:GLY:HA2	1.86	0.58
1:A:1282:GLN:CA	1:A:1302:GLY:O	2.52	0.57
1:A:1442:GLU:CG	2:L:374:ALA:O	2.51	0.57
1:A:227:MET:HE2	1:A:282:GLU:HG2	1.85	0.57
1:A:319:TYR:O	1:A:322:SER:OG	2.17	0.57
1:B:1318:ASN:ND2	1:B:1318:ASN:H	2.01	0.57
1:B:227:MET:HE2	1:B:282:GLU:CG	2.34	0.57
1:B:607:THR:HB	1:B:645:ARG:HB2	1.86	0.57
1:B:869:GLY:O	1:B:873:VAL:HG23	2.03	0.57
1:C:746:ILE:HG23	1:C:1182:ASP:CB	2.29	0.57
1:C:319:TYR:O	1:C:322:SER:OG	2.17	0.57

Continued on next page...

Continued from previous page...

Atom-1	Atom-2	Interatomic distance (Å)	Clash overlap (Å)
1:C:494:GLY:O	1:C:495:LEU:C	2.42	0.57
1:C:582:LEU:HB3	1:C:755:GLN:HE21	1.69	0.57
1:D:1220:ARG:N	1:D:1221:PRO:CD	2.67	0.57
1:D:1247:SER:OG	1:D:1280:ALA:HA	2.05	0.57
1:D:1291:ASP:C	1:D:1291:ASP:OD1	2.42	0.57
1:D:1442:GLU:HA	2:I:373:ASP:OD2	2.04	0.57
1:D:589:ILE:HD12	1:D:627:VAL:HG23	1.85	0.57
1:E:223:GLN:HB3	1:E:224:PRO:HA	1.85	0.57
1:E:236:THR:HG23	1:E:240:ASN:ND2	2.19	0.57
1:E:260:MET:O	1:E:263:LEU:CB	2.52	0.57
1:E:582:LEU:HB3	1:E:755:GLN:HE21	1.69	0.57
1:E:663:ALA:O	1:E:720:ARG:NE	2.36	0.57
1:F:838:VAL:O	1:F:1151:ALA:HB1	2.04	0.57
1:F:113:ASN:HD21	1:F:115:ASP:H	1.47	0.57
1:F:528:ASN:HB2	1:F:542:LEU:HD22	1.85	0.57
2:G:138:LYS:HE3	2:G:164:GLU:OE2	2.04	0.57
2:G:305:VAL:HG11	2:G:342:VAL:HG21	1.82	0.57
2:H:271:VAL:CG1	2:H:281:GLU:HG2	2.33	0.57
2:J:132:TRP:HD1	2:J:202:ARG:CD	2.17	0.57
2:J:37:ASP:OD1	2:J:38:GLU:HG2	2.03	0.57
2:J:238:VAL:CG2	2:J:439:ALA:HB2	2.33	0.57
2:J:49:GLN:OE1	2:J:66:PRO:HA	2.04	0.57
1:A:780:ARG:NH1	2:J:50:CYS:CB	2.56	0.57
2:K:321:ARG:HD3	2:K:322:ARG:HB2	1.86	0.57
2:K:99:PRO:HD2	2:K:449:LEU:CD1	2.34	0.57
2:L:138:LYS:HE3	2:L:164:GLU:OE2	2.04	0.57
2:L:365:VAL:CG2	2:L:366:ARG:HG3	2.31	0.57
2:L:99:PRO:HD2	2:L:449:LEU:CD1	2.34	0.57
1:A:1008:THR:HG22	1:A:1009:ILE:H	1.64	0.57
1:A:139:VAL:CG1	1:A:143:GLN:CB	2.81	0.57
1:B:1109:HIS:N	1:B:1109:HIS:ND1	2.44	0.57
1:B:78:LEU:HB3	1:B:79:PRO:HD2	1.86	0.57
1:C:1446:ASP:O	1:C:1447:TRP:C	2.42	0.57
1:C:260:MET:O	1:C:263:LEU:CB	2.52	0.57
1:C:457:THR:O	1:C:460:ASP:HB2	2.04	0.57
1:C:57:ASP:O	1:C:58:HIS:C	2.41	0.57
1:D:1:CYS:SG	1:D:211:TYR:HB2	2.45	0.57
1:D:648:GLU:CG	1:D:648:GLU:O	2.51	0.57
1:E:76:VAL:HG13	1:E:129:GLU:O	2.04	0.57
1:E:447:LEU:HD12	1:E:447:LEU:O	2.04	0.57
1:E:897:ASP:C	1:E:897:ASP:OD1	2.42	0.57

Continued on next page...

Continued from previous page...

Atom-1	Atom-2	Interatomic distance (Å)	Clash overlap (Å)
1:E:957:ARG:HD2	1:E:965:LEU:HD12	1.87	0.57
1:F:1055:VAL:O	1:F:1056:LEU:C	2.41	0.57
2:G:277:VAL:HG12	2:G:279:ALA:H	1.68	0.57
2:G:291:HIS:HD2	2:G:392:ALA:CB	2.16	0.57
2:G:37:ASP:OD1	2:G:38:GLU:HG2	2.03	0.57
2:H:288:ALA:HB3	2:H:311:GLN:HG3	1.85	0.57
2:H:34:ARG:O	2:H:122:SER:HB2	2.03	0.57
2:H:68:TRP:HD1	2:H:69:LEU:N	2.01	0.57
2:I:138:LYS:HE3	2:I:164:GLU:OE2	2.04	0.57
2:I:291:HIS:HE1	2:I:317:LYS:CB	2.16	0.57
1:A:1114:PRO:CG	2:J:109:VAL:O	2.51	0.57
2:K:138:LYS:HE3	2:K:164:GLU:OE2	2.04	0.57
2:K:418:THR:HG22	2:K:422:THR:O	2.04	0.57
2:K:447:ALA:HB1	2:K:452:TRP:HE3	1.65	0.57
2:L:108:CYS:SG	2:L:118:VAL:HG22	2.44	0.57
2:L:288:ALA:HB3	2:L:311:GLN:HG3	1.85	0.57
1:A:1212:ASP:CG	1:A:1243:GLY:H	2.07	0.57
1:A:1374:VAL:O	1:A:1375:ILE:HG12	2.01	0.57
1:A:223:GLN:HB3	1:A:224:PRO:HA	1.85	0.57
1:A:606:LEU:C	1:A:607:THR:HG22	2.24	0.57
1:A:897:ASP:OD1	1:A:897:ASP:C	2.42	0.57
1:B:1052:VAL:O	1:B:1053:HIS:C	2.38	0.57
1:B:1251:THR:OG1	1:B:1281:VAL:HG11	2.05	0.57
1:B:780:ARG:HB3	2:G:51:GLY:C	2.24	0.57
1:C:1285:LYS:HA	1:C:1304:THR:O	2.04	0.57
1:C:250:ARG:NH1	1:C:530:GLY:HA2	2.20	0.57
1:C:625:GLY:O	1:C:626:ALA:C	2.42	0.57
1:C:894:PHE:CD2	1:C:924:GLN:HG3	2.39	0.57
1:D:1121:ASP:C	1:D:1121:ASP:OD1	2.42	0.57
1:D:1251:THR:OG1	1:D:1281:VAL:HG11	2.05	0.57
1:D:236:THR:HG22	1:D:328:ASP:H	1.62	0.57
1:D:52:GLN:NE2	1:D:71:LEU:HB2	2.17	0.57
1:D:757:LYS:HE2	1:D:1176:GLU:OE2	2.04	0.57
1:D:845:SER:O	1:D:848:ALA:HB3	2.04	0.57
1:C:876:ASN:CB	1:E:1227:GLU:CD	2.73	0.57
1:C:876:ASN:CB	1:E:1227:GLU:OE2	2.52	0.57
1:E:1282:GLN:CA	1:E:1302:GLY:O	2.52	0.57
1:E:218:THR:HG22	1:E:221:LEU:H	1.69	0.57
1:E:419:TRP:O	1:E:422:ASN:HB2	2.04	0.57
1:F:37:ASP:OD1	1:F:38:GLY:N	2.38	0.57
1:F:4:GLY:HA3	1:F:207:TYR:CZ	2.39	0.57

Continued on next page...

Continued from previous page...

Atom-1	Atom-2	Interatomic distance (Å)	Clash overlap (Å)
1:F:526:LEU:HD12	1:F:526:LEU:H	1.66	0.57
1:F:666:VAL:HG12	1:F:667:ASN:N	2.19	0.57
1:F:693:MET:HA	1:F:693:MET:HE3	1.85	0.57
1:F:731:SER:N	1:F:748:GLY:H	2.02	0.57
2:H:108:CYS:SG	2:H:118:VAL:HG22	2.44	0.57
2:I:132:TRP:HD1	2:I:202:ARG:CD	2.17	0.57
2:I:360:THR:HG22	2:I:365:VAL:CG1	2.33	0.57
1:F:782:ARG:NE	2:I:53:PRO:HD3	2.17	0.57
2:I:99:PRO:HD2	2:I:449:LEU:CD1	2.34	0.57
2:J:418:THR:HG22	2:J:422:THR:O	2.04	0.57
2:K:291:HIS:HD2	2:K:392:ALA:CB	2.16	0.57
2:K:417:VAL:HG11	2:K:421:GLY:HA2	1.86	0.57
2:L:114:THR:HG23	2:L:115:HIS:H	1.69	0.57
1:A:260:MET:O	1:A:263:LEU:CB	2.52	0.57
1:A:582:LEU:O	1:A:585:ALA:HB3	2.03	0.57
1:A:652:THR:CG2	1:A:703:GLY:HA3	2.35	0.57
1:A:876:ASN:CB	1:C:1227:GLU:OE2	2.52	0.57
1:B:757:LYS:HE2	1:B:1176:GLU:OE2	2.04	0.57
1:B:387:PRO:CD	1:B:1344:GLU:OE2	2.47	0.57
1:B:648:GLU:CG	1:B:648:GLU:O	2.51	0.57
1:B:739:PHE:C	1:B:740:PRO:O	2.43	0.57
1:C:1282:GLN:CA	1:C:1302:GLY:O	2.52	0.57
1:C:515:ARG:NE	1:C:1367:TYR:HE1	1.99	0.57
1:C:447:LEU:HD12	1:C:447:LEU:O	2.04	0.57
1:C:56:LYS:O	1:C:57:ASP:C	2.42	0.57
1:D:1055:VAL:O	1:D:1056:LEU:C	2.41	0.57
1:D:295:LYS:HE2	1:D:299:VAL:CG1	2.35	0.57
1:D:537:GLU:HG3	1:D:538:THR:N	2.08	0.57
1:E:102:TYR:HA	1:E:136:ASN:OD1	2.04	0.57
1:E:250:ARG:NH1	1:E:530:GLY:HA2	2.20	0.57
1:E:582:LEU:O	1:E:585:ALA:HB3	2.03	0.57
1:F:1274:GLN:NE2	1:F:1293:ASN:HB3	2.17	0.57
1:F:1291:ASP:C	1:F:1291:ASP:OD1	2.42	0.57
1:F:31:ARG:NH1	1:F:368:GLU:OE1	2.37	0.57
2:H:153:ILE:HG12	2:H:220:VAL:CG2	2.34	0.57
2:H:291:HIS:HD2	2:H:392:ALA:CB	2.16	0.57
2:H:43:GLN:CD	2:H:119:THR:HG23	2.25	0.57
2:I:114:THR:HG23	2:I:115:HIS:H	1.69	0.57
2:J:321:ARG:HB2	2:J:351:GLU:CB	2.35	0.57
2:J:71:LEU:CD1	2:J:80:ALA:H	2.17	0.57
2:K:430:LYS:HD2	2:K:460:ALA:HB2	1.82	0.57

Continued on next page...

Continued from previous page...

Atom-1	Atom-2	Interatomic distance (Å)	Clash overlap (Å)
2:K:43:GLN:CD	2:K:119:THR:HG23	2.25	0.57
2:K:430:LYS:CE	2:K:440:ALA:HB2	2.32	0.57
2:K:449:LEU:HD11	2:K:451:VAL:CG1	2.31	0.57
1:A:457:THR:O	1:A:460:ASP:HB2	2.04	0.57
1:A:893:ARG:HG2	1:A:903:TRP:HB2	1.85	0.57
1:A:950:THR:CG2	1:A:952:MET:H	2.15	0.57
1:B:1336:LEU:HB3	1:B:1355:VAL:HG13	1.84	0.57
1:B:1:CYS:SG	1:B:211:TYR:HB2	2.45	0.57
1:B:997:THR:HG22	1:B:998:VAL:N	2.19	0.57
1:C:1251:THR:OG1	1:C:1281:VAL:HG11	2.04	0.57
1:C:139:VAL:HG12	1:C:143:GLN:HB2	1.87	0.57
1:C:236:THR:HG23	1:C:240:ASN:HD21	1.69	0.57
1:C:293:MET:HG2	1:C:410:LEU:CD2	2.35	0.57
1:C:606:LEU:C	1:C:607:THR:HG22	2.24	0.57
1:D:116:ILE:HD13	1:D:190:THR:CG2	2.35	0.57
1:D:1366:GLU:CG	1:D:1367:TYR:CD2	2.84	0.57
1:D:1438:ARG:NE	2:I:376:GLY:C	2.29	0.57
1:E:1446:ASP:O	1:E:1447:TRP:C	2.41	0.57
1:E:251:MET:SD	1:E:532:ILE:HD11	2.44	0.57
1:E:606:LEU:C	1:E:607:THR:HG22	2.24	0.57
1:F:235:ASN:ND2	1:F:328:ASP:O	2.38	0.57
1:F:513:SER:CB	1:F:520:MET:HE1	2.23	0.57
1:D:1228:LYS:H	1:F:901:ASP:HA	1.69	0.57
2:G:178:ARG:HD3	2:G:219:GLU:OE1	2.04	0.57
2:H:132:TRP:HD1	2:H:202:ARG:CD	2.17	0.57
2:I:100:GLN:HA	2:I:100:GLN:NE2	2.17	0.57
2:I:321:ARG:HB2	2:I:351:GLU:CB	2.35	0.57
2:I:365:VAL:CG2	2:I:366:ARG:HG3	2.31	0.57
2:I:416:LYS:HB2	2:I:416:LYS:HZ2	1.69	0.57
2:J:100:GLN:C	2:J:105:GLU:HG2	2.25	0.57
2:J:153:ILE:HG12	2:J:220:VAL:CG2	2.33	0.57
2:K:100:GLN:C	2:K:105:GLU:HG2	2.25	0.57
2:K:175:VAL:HG12	2:K:213:ILE:O	2.04	0.57
2:K:190:ILE:HG23	2:K:191:PRO:HD2	1.84	0.57
2:K:71:LEU:CD1	2:K:80:ALA:H	2.17	0.57
2:L:77:LEU:HD22	2:L:130:THR:OG1	2.04	0.57
2:L:49:GLN:OE1	2:L:66:PRO:HA	2.04	0.57
1:A:558:MET:O	1:A:560:ASP:N	2.36	0.57
1:A:89:CYS:O	1:A:93:VAL:HG23	2.03	0.57
1:B:1122:ASP:O	1:B:1126:GLN:HG3	2.05	0.57
1:B:484:PRO:HG3	1:B:823:MET:HG3	1.85	0.57

Continued on next page...

Continued from previous page...

Atom-1	Atom-2	Interatomic distance (Å)	Clash overlap (Å)
1:B:731:SER:N	1:B:748:GLY:H	2.02	0.57
1:C:102:TYR:CE2	1:C:144:PHE:CD1	2.93	0.57
1:C:957:ARG:HD2	1:C:965:LEU:HD12	1.87	0.57
1:D:607:THR:HB	1:D:645:ARG:HB2	1.86	0.57
1:D:80:ARG:HD3	1:D:125:ARG:O	2.05	0.57
1:D:918:THR:O	1:D:919:ALA:C	2.43	0.57
1:D:997:THR:HG22	1:D:998:VAL:N	2.19	0.57
1:E:734:LEU:HD12	1:E:734:LEU:O	2.04	0.57
1:F:1009:ILE:O	1:F:1010:ALA:C	2.37	0.57
1:F:1210:THR:HG22	1:F:1211:LEU:N	2.09	0.57
1:F:1220:ARG:N	1:F:1221:PRO:CD	2.67	0.57
2:G:304:CYS:O	2:G:307:THR:HG23	2.05	0.57
2:H:100:GLN:C	2:H:105:GLU:HG2	2.25	0.57
2:H:110:ILE:HB	2:H:115:HIS:CE1	2.40	0.57
2:H:178:ARG:HD3	2:H:219:GLU:OE1	2.04	0.57
2:I:175:VAL:HG12	2:I:213:ILE:O	2.04	0.57
2:I:302:MET:HE1	2:I:333:GLU:HG3	1.85	0.57
2:J:114:THR:HG23	2:J:115:HIS:H	1.69	0.57
2:J:138:LYS:HE3	2:J:164:GLU:OE2	2.04	0.57
2:J:178:ARG:HD3	2:J:219:GLU:OE1	2.04	0.57
2:K:77:LEU:HD22	2:K:130:THR:OG1	2.04	0.57
2:K:64:ASN:ND2	2:K:67:ASP:HB2	2.20	0.57
2:L:291:HIS:CE1	2:L:317:LYS:HB3	2.38	0.57
2:L:321:ARG:HD3	2:L:322:ARG:HB2	1.86	0.57
2:L:64:ASN:ND2	2:L:67:ASP:HB2	2.20	0.57
1:A:1388:THR:HG23	1:A:1388:THR:O	2.01	0.57
1:A:1446:ASP:O	1:A:1447:TRP:C	2.42	0.57
1:A:250:ARG:NH1	1:A:530:GLY:HA2	2.20	0.57
1:B:295:LYS:HZ3	1:B:299:VAL:HG12	1.69	0.57
1:B:235:ASN:ND2	1:B:328:ASP:O	2.38	0.57
1:B:797:THR:HG21	1:B:812:LYS:HG2	1.86	0.57
1:A:876:ASN:CB	1:C:1227:GLU:CD	2.73	0.57
1:C:652:THR:CG2	1:C:703:GLY:HA3	2.34	0.57
1:C:706:LYS:O	1:C:707:ILE:C	2.43	0.57
1:C:787:ARG:HH12	1:C:821:PRO:CB	2.17	0.57
1:D:782:ARG:HH21	2:H:51:GLY:HA3	0.69	0.57
1:E:1288:VAL:HG12	1:E:1288:VAL:O	2.05	0.57
1:E:494:GLY:O	1:E:495:LEU:C	2.42	0.57
1:E:61:VAL:CG1	1:E:61:VAL:O	2.51	0.57
1:E:652:THR:CG2	1:E:703:GLY:HA3	2.35	0.57
1:E:838:VAL:HG12	1:E:839:PRO:CD	2.32	0.57

Continued on next page...

Continued from previous page...

Atom-1	Atom-2	Interatomic distance (Å)	Clash overlap (Å)
1:F:1366:GLU:CG	1:F:1367:TYR:CD2	2.84	0.57
1:F:607:THR:HB	1:F:645:ARG:HB2	1.86	0.57
1:F:823:MET:O	1:F:824:GLN:NE2	2.37	0.57
2:G:108:CYS:SG	2:G:118:VAL:HG22	2.44	0.57
2:G:320:TYR:CD2	2:G:346:TRP:CD2	2.92	0.57
1:F:1442:GLU:HA	2:G:373:ASP:OD2	2.04	0.57
2:H:321:ARG:HD3	2:H:322:ARG:HB2	1.86	0.57
2:H:320:TYR:CD2	2:H:346:TRP:CD2	2.93	0.57
2:H:71:LEU:CD1	2:H:80:ALA:H	2.17	0.57
2:I:89:ASN:OD1	2:I:164:GLU:HB3	2.05	0.57
2:J:108:CYS:SG	2:J:118:VAL:HG22	2.44	0.57
2:J:89:ASN:OD1	2:J:164:GLU:HB3	2.05	0.57
2:K:110:ILE:HB	2:K:115:HIS:CE1	2.40	0.57
2:K:207:LEU:C	2:K:207:LEU:HD12	2.24	0.57
2:K:302:MET:HE1	2:K:334:VAL:N	2.20	0.57
2:K:90:PHE:HB3	2:K:93:ILE:HG22	1.86	0.57
2:L:89:ASN:OD1	2:L:164:GLU:HB3	2.05	0.57
1:A:1285:LYS:HA	1:A:1304:THR:O	2.04	0.57
1:A:560:ASP:O	1:A:562:MET:N	2.38	0.57
1:B:594:GLU:OE1	1:B:598:ARG:NH2	2.34	0.57
1:C:246:ALA:O	1:C:247:HIS:C	2.42	0.57
1:C:251:MET:SD	1:C:532:ILE:HD11	2.44	0.57
1:C:547:SER:C	1:C:549:VAL:N	2.58	0.57
1:C:551:THR:HG23	1:C:554:GLU:OE2	2.05	0.57
1:C:560:ASP:O	1:C:562:MET:N	2.38	0.57
1:C:894:PHE:CE2	1:C:924:GLN:HG3	2.40	0.57
1:D:572:THR:HG23	1:D:573:PHE:N	2.16	0.57
1:E:102:TYR:CE2	1:E:144:PHE:CD1	2.93	0.57
1:E:45:GLY:HA3	1:E:224:PRO:HD2	1.85	0.57
1:E:562:MET:HE3	1:E:566:ALA:HB2	1.85	0.57
1:F:446:GLU:O	1:F:447:LEU:C	2.40	0.57
1:F:950:THR:HG23	1:F:951:GLU:H	1.69	0.57
2:H:277:VAL:HG12	2:H:279:ALA:H	1.68	0.57
1:B:1442:GLU:HA	2:H:373:ASP:OD2	2.04	0.57
2:H:417:VAL:HG11	2:H:421:GLY:HA2	1.86	0.57
2:H:430:LYS:CE	2:H:440:ALA:HB2	2.32	0.57
2:H:432:THR:HG22	2:H:434:MET:N	2.15	0.57
2:J:320:TYR:CD2	2:J:346:TRP:CD2	2.92	0.57
2:J:99:PRO:HD2	2:J:449:LEU:CD1	2.34	0.57
1:A:1075:THR:CG2	1:A:1076:GLY:N	2.66	0.57
1:A:957:ARG:HD2	1:A:965:LEU:HD12	1.87	0.57

Continued on next page...

Continued from previous page...

Atom-1	Atom-2	Interatomic distance (Å)	Clash overlap (Å)
1:B:1121:ASP:C	1:B:1121:ASP:OD1	2.42	0.57
1:B:1131:THR:CG2	1:B:1133:GLU:OE1	2.42	0.57
1:B:1438:ARG:NE	2:H:376:GLY:C	2.29	0.57
1:B:589:ILE:HD12	1:B:627:VAL:HG23	1.85	0.57
1:C:857:GLY:HA2	1:C:883:ASP:O	2.05	0.57
1:D:211:TYR:O	1:D:212:SER:HB3	2.04	0.57
1:D:777:GLY:O	1:D:788:HIS:CE1	2.51	0.57
1:E:1335:LYS:HA	1:E:1354:THR:O	2.05	0.57
1:E:291:ALA:HB3	1:E:292:PRO:CD	2.27	0.57
1:E:293:MET:HG2	1:E:410:LEU:CD2	2.35	0.57
1:E:457:THR:O	1:E:460:ASP:HB2	2.04	0.57
1:E:57:ASP:O	1:E:58:HIS:C	2.41	0.57
1:E:913:GLY:O	1:E:915:PHE:N	2.35	0.57
1:F:116:ILE:HD13	1:F:190:THR:CG2	2.35	0.57
1:F:797:THR:HG21	1:F:812:LYS:HG2	1.86	0.57
2:G:321:ARG:HB2	2:G:351:GLU:CB	2.35	0.57
2:G:366:ARG:NE	2:G:391:GLN:HG2	2.14	0.57
2:G:64:ASN:ND2	2:G:67:ASP:HB2	2.20	0.57
2:H:181:ARG:O	2:H:182:MET:HE3	2.04	0.57
2:I:321:ARG:O	2:I:351:GLU:HA	2.05	0.57
2:I:440:ALA:HB1	2:I:456:ASP:HB2	1.85	0.57
2:J:110:ILE:HB	2:J:115:HIS:CE1	2.40	0.57
2:J:77:LEU:HD22	2:J:130:THR:OG1	2.04	0.57
2:K:114:THR:HG23	2:K:115:HIS:H	1.69	0.57
2:K:432:THR:HG22	2:K:434:MET:N	2.15	0.57
1:A:825:LEU:HD12	1:A:1186:ARG:NH1	2.13	0.57
1:A:1335:LYS:HA	1:A:1354:THR:O	2.05	0.57
1:A:149:TYR:O	1:A:150:ILE:C	2.42	0.57
1:A:447:LEU:HD12	1:A:447:LEU:O	2.04	0.57
1:A:781:PHE:CE2	2:J:57:VAL:CG2	2.82	0.57
1:B:528:ASN:HB2	1:B:542:LEU:HD22	1.86	0.57
1:B:666:VAL:HG12	1:B:667:ASN:N	2.19	0.57
1:A:902:ASN:CA	1:C:1227:GLU:HG2	2.23	0.57
1:C:1335:LYS:HA	1:C:1354:THR:O	2.05	0.57
1:D:1122:ASP:O	1:D:1126:GLN:HG3	2.05	0.57
1:D:823:MET:O	1:D:824:GLN:NE2	2.37	0.57
1:E:531:ASN:C	1:E:533:LEU:N	2.57	0.57
1:E:570:ASP:OD1	1:E:572:THR:HB	2.04	0.57
1:A:1227:GLU:OE2	1:E:876:ASN:CB	2.52	0.57
1:F:1:CYS:SG	1:F:211:TYR:HB2	2.45	0.57
1:F:211:TYR:O	1:F:212:SER:HB3	2.04	0.57

Continued on next page...

Continued from previous page...

Atom-1	Atom-2	Interatomic distance (Å)	Clash overlap (Å)
2:G:418:THR:HG22	2:G:422:THR:O	2.04	0.57
2:H:304:CYS:O	2:H:307:THR:HG23	2.05	0.57
2:H:321:ARG:HB2	2:H:351:GLU:CB	2.35	0.57
2:I:304:CYS:O	2:I:307:THR:HG23	2.05	0.57
2:I:418:THR:HG22	2:I:422:THR:O	2.04	0.57
2:I:64:ASN:ND2	2:I:67:ASP:HB2	2.20	0.57
2:J:321:ARG:HD3	2:J:322:ARG:HB2	1.86	0.57
2:J:440:ALA:HB1	2:J:456:ASP:HB2	1.85	0.57
2:K:304:CYS:O	2:K:307:THR:HG23	2.05	0.57
2:L:100:GLN:C	2:L:105:GLU:HG2	2.25	0.57
2:L:320:TYR:CD2	2:L:346:TRP:CD2	2.93	0.57
2:L:418:THR:HG22	2:L:422:THR:O	2.04	0.57
1:A:1227:GLU:CD	1:E:876:ASN:CB	2.73	0.56
1:B:113:ASN:C	1:B:113:ASN:ND2	2.49	0.56
1:B:116:ILE:HD13	1:B:190:THR:CG2	2.35	0.56
1:B:1393:TYR:CD2	1:B:1424:LEU:HD12	2.40	0.56
1:B:209:GLN:HG3	1:B:210:ARG:N	2.20	0.56
4:B:2474:FMN:O4'	4:B:2474:FMN:H9	2.05	0.56
1:B:728:ILE:HD12	1:B:1047:MET:HE1	1.82	0.56
1:C:447:LEU:HD13	1:C:670:LEU:CD2	2.33	0.56
1:C:893:ARG:HG2	1:C:903:TRP:HB2	1.85	0.56
4:D:2474:FMN:O4'	4:D:2474:FMN:H9	2.05	0.56
1:D:528:ASN:HB2	1:D:542:LEU:HD22	1.86	0.56
1:D:78:LEU:HB3	1:D:79:PRO:HD2	1.86	0.56
1:E:560:ASP:O	1:E:562:MET:N	2.38	0.56
1:E:857:GLY:HA2	1:E:883:ASP:O	2.05	0.56
2:G:110:ILE:HB	2:G:115:HIS:CE1	2.40	0.56
2:I:246:ARG:HD3	2:I:399:LEU:CB	2.33	0.56
2:I:320:TYR:CD2	2:I:346:TRP:CD2	2.92	0.56
2:I:321:ARG:HD3	2:I:322:ARG:HB2	1.86	0.56
2:I:49:GLN:OE1	2:I:66:PRO:HA	2.04	0.56
2:J:175:VAL:HG12	2:J:213:ILE:O	2.04	0.56
2:K:320:TYR:CD2	2:K:346:TRP:CD2	2.92	0.56
2:K:49:GLN:OE1	2:K:66:PRO:HA	2.04	0.56
1:A:1251:THR:OG1	1:A:1281:VAL:HG11	2.04	0.56
1:A:236:THR:HG23	1:A:240:ASN:HD21	1.69	0.56
1:B:950:THR:HG23	1:B:951:GLU:H	1.69	0.56
1:C:1226:GLY:O	1:C:1227:GLU:O	2.23	0.56
1:C:1212:ASP:CG	1:C:1243:GLY:H	2.07	0.56
1:C:139:VAL:CG1	1:C:143:GLN:CB	2.81	0.56
1:C:711:MET:O	1:C:713:ILE:HG13	2.06	0.56

Continued on next page...

Continued from previous page...

Atom-1	Atom-2	Interatomic distance (Å)	Clash overlap (Å)
1:D:1348:VAL:CG1	1:D:1348:VAL:O	2.53	0.56
1:D:513:SER:CB	1:D:520:MET:CE	2.79	0.56
1:D:731:SER:N	1:D:748:GLY:H	2.02	0.56
1:C:732:ARG:HD2	1:D:94:GLU:OE1	2.06	0.56
1:F:1121:ASP:OD1	1:F:1121:ASP:C	2.42	0.56
1:F:857:GLY:HA2	1:F:883:ASP:O	2.05	0.56
2:G:174:HIS:ND1	2:G:213:ILE:HG22	2.21	0.56
2:G:132:TRP:HD1	2:G:202:ARG:CD	2.17	0.56
2:G:264:TYR:O	2:G:267:THR:HG23	2.06	0.56
2:H:257:ASN:ND2	2:H:394:LEU:HA	2.19	0.56
1:D:783:LYS:NZ	2:H:57:VAL:HG12	2.20	0.56
2:I:100:GLN:C	2:I:105:GLU:HG2	2.25	0.56
2:I:207:LEU:C	2:I:207:LEU:HD12	2.24	0.56
2:I:358:VAL:HG13	2:I:365:VAL:HG13	1.87	0.56
2:J:259:VAL:HG21	2:J:264:TYR:CB	2.14	0.56
2:J:304:CYS:O	2:J:307:THR:HG23	2.05	0.56
2:K:89:ASN:OD1	2:K:164:GLU:HB3	2.05	0.56
2:L:132:TRP:HD1	2:L:202:ARG:CD	2.17	0.56
2:L:257:ASN:ND2	2:L:394:LEU:HA	2.19	0.56
2:L:304:CYS:O	2:L:307:THR:HG23	2.05	0.56
2:L:321:ARG:O	2:L:351:GLU:HA	2.05	0.56
2:L:43:GLN:CD	2:L:119:THR:HG23	2.25	0.56
1:A:1131:THR:CG2	1:A:1133:GLU:OE1	2.54	0.56
1:A:1226:GLY:O	1:A:1227:GLU:O	2.23	0.56
1:A:139:VAL:HG12	1:A:143:GLN:HB2	1.87	0.56
1:A:182:MET:CE	1:A:217:PRO:HB3	2.27	0.56
1:A:235:ASN:ND2	1:A:235:ASN:C	2.52	0.56
1:A:734:LEU:O	1:A:734:LEU:HD12	2.04	0.56
1:C:1010:ALA:HB2	1:C:1052:VAL:HG22	1.88	0.56
1:C:1401:LEU:C	1:C:1401:LEU:CD1	2.73	0.56
1:D:239:GLY:O	1:D:243:TRP:CD1	2.59	0.56
1:D:235:ASN:ND2	1:D:328:ASP:O	2.38	0.56
1:D:950:THR:HG23	1:D:951:GLU:H	1.69	0.56
1:E:430:VAL:HG11	1:E:554:GLU:HB2	1.88	0.56
1:E:551:THR:HG23	1:E:554:GLU:OE2	2.05	0.56
1:A:1260:GLN:CD	1:E:899:ASN:OD1	2.44	0.56
1:E:961:PRO:O	1:E:963:VAL:N	2.39	0.56
1:F:1047:MET:HE2	1:F:1186:ARG:NH2	1.97	0.56
1:B:901:ASP:HA	1:F:1228:LYS:H	1.69	0.56
1:F:1247:SER:OG	1:F:1280:ALA:HA	2.04	0.56
1:F:1251:THR:OG1	1:F:1281:VAL:HG11	2.05	0.56

Continued on next page...

Continued from previous page...

Atom-1	Atom-2	Interatomic distance (Å)	Clash overlap (Å)
1:F:239:GLY:O	1:F:243:TRP:CD1	2.59	0.56
1:F:466:HIS:HB3	1:F:467:PRO:HD3	1.87	0.56
2:G:100:GLN:C	2:G:105:GLU:HG2	2.25	0.56
2:H:250:ALA:HB1	2:H:251:PRO:CD	2.33	0.56
2:I:127:ILE:HG23	2:I:128:ASN:H	1.70	0.56
2:I:174:HIS:ND1	2:I:213:ILE:HG22	2.21	0.56
2:I:43:GLN:CD	2:I:119:THR:HG23	2.25	0.56
2:J:207:LEU:HD12	2:J:207:LEU:C	2.24	0.56
2:J:250:ALA:HB1	2:J:251:PRO:CD	2.33	0.56
2:K:127:ILE:HG23	2:K:128:ASN:H	1.70	0.56
2:K:132:TRP:HD1	2:K:202:ARG:CD	2.17	0.56
2:K:322:ARG:HD3	2:K:349:ALA:C	2.26	0.56
2:L:246:ARG:HD3	2:L:399:LEU:CB	2.33	0.56
2:L:321:ARG:HB2	2:L:351:GLU:CB	2.35	0.56
2:L:358:VAL:HG11	2:L:366:ARG:HB2	1.88	0.56
2:L:440:ALA:HB1	2:L:456:ASP:HB2	1.85	0.56
1:A:531:ASN:C	1:A:533:LEU:N	2.57	0.56
1:A:250:ARG:NE	1:A:639:PHE:CE1	2.73	0.56
1:A:899:ASN:OD1	1:C:1260:GLN:CD	2.44	0.56
1:A:961:PRO:O	1:A:963:VAL:N	2.39	0.56
1:B:1247:SER:OG	1:B:1280:ALA:HA	2.04	0.56
1:B:148:LEU:HD22	1:B:172:LEU:HG	1.87	0.56
1:B:3:VAL:CG2	1:B:231:ASN:HB2	2.36	0.56
1:B:295:LYS:HE2	1:B:299:VAL:CG1	2.35	0.56
1:B:526:LEU:H	1:B:526:LEU:HD12	1.66	0.56
1:B:826:ARG:NH1	1:B:826:ARG:CG	2.67	0.56
1:C:1163:GLY:O	1:C:1165:THR:N	2.39	0.56
1:C:45:GLY:HA3	1:C:224:PRO:HD2	1.85	0.56
1:C:236:THR:HG23	1:C:240:ASN:ND2	2.19	0.56
1:C:746:ILE:O	1:C:747:SER:C	2.43	0.56
1:D:1159:ASN:C	1:D:1161:VAL:H	2.09	0.56
1:E:1226:GLY:O	1:E:1227:GLU:O	2.23	0.56
1:E:139:VAL:HG12	1:E:143:GLN:HB2	1.87	0.56
1:E:555:PHE:CD1	1:E:555:PHE:C	2.78	0.56
1:E:250:ARG:NE	1:E:639:PHE:CE1	2.73	0.56
1:E:711:MET:O	1:E:713:ILE:HG13	2.06	0.56
1:E:787:ARG:HH12	1:E:821:PRO:CB	2.17	0.56
1:E:710:LYS:CG	1:E:939:GLY:HA3	2.34	0.56
1:E:969:PRO:HD2	1:E:970:PRO:HD2	1.88	0.56
1:F:1348:VAL:O	1:F:1348:VAL:CG1	2.53	0.56
1:F:505:GLN:NE2	1:F:1000:LEU:CB	2.59	0.56

Continued on next page...

Continued from previous page...

Atom-1	Atom-2	Interatomic distance (Å)	Clash overlap (Å)
2:G:430:LYS:CE	2:G:440:ALA:HB2	2.32	0.56
2:G:43:GLN:CD	2:G:119:THR:HG23	2.25	0.56
2:H:127:ILE:HG23	2:H:128:ASN:H	1.70	0.56
2:H:225:SER:HB3	2:H:227:PRO:CD	2.23	0.56
2:I:110:ILE:HB	2:I:115:HIS:CE1	2.40	0.56
2:I:350:PRO:HD3	2:I:374:ALA:HB2	1.88	0.56
2:J:127:ILE:HG23	2:J:128:ASN:H	1.70	0.56
2:J:174:HIS:ND1	2:J:213:ILE:HG22	2.21	0.56
2:J:246:ARG:HD3	2:J:399:LEU:CB	2.33	0.56
2:J:43:GLN:CD	2:J:119:THR:HG23	2.25	0.56
1:A:896:PRO:CB	1:C:1226:GLY:C	2.74	0.56
1:C:5:PHE:O	1:C:365:GLY:N	2.34	0.56
4:D:2474:FMN:O4'	4:D:2474:FMN:C1'	2.10	0.56
1:D:739:PHE:C	1:D:740:PRO:O	2.43	0.56
1:E:1336:LEU:HB3	1:E:1355:VAL:HG13	1.88	0.56
1:E:1400:SER:O	1:E:1401:LEU:C	2.44	0.56
1:E:182:MET:CE	1:E:217:PRO:HB3	2.27	0.56
1:E:937:LYS:HE3	1:E:1033:SER:CB	2.34	0.56
1:F:1322:ILE:HG23	1:F:1323:ILE:HG23	1.88	0.56
1:F:1366:GLU:HG2	1:F:1367:TYR:CE2	2.41	0.56
1:F:1388:THR:HG23	1:F:1388:THR:O	2.06	0.56
2:G:257:ASN:ND2	2:G:394:LEU:HA	2.19	0.56
2:G:321:ARG:HD3	2:G:322:ARG:HB2	1.86	0.56
2:G:322:ARG:CD	2:G:326:ASN:HD21	2.19	0.56
2:G:322:ARG:HD3	2:G:349:ALA:C	2.26	0.56
2:G:410:PHE:C	2:G:413:PRO:HD2	2.26	0.56
1:B:782:ARG:HB3	2:G:53:PRO:HD2	1.80	0.56
2:I:302:MET:HE3	2:I:334:VAL:HA	1.87	0.56
1:F:777:GLY:CA	2:I:52:VAL:HG13	2.12	0.56
2:J:264:TYR:O	2:J:267:THR:HG23	2.06	0.56
2:J:418:THR:HG1	2:J:420:TRP:HD1	1.52	0.56
2:J:64:ASN:ND2	2:J:67:ASP:HB2	2.20	0.56
2:K:410:PHE:C	2:K:413:PRO:HD2	2.26	0.56
2:K:166:LEU:CD2	2:K:461:ALA:HB1	2.31	0.56
2:L:302:MET:HE1	2:L:334:VAL:N	2.19	0.56
1:A:1226:GLY:C	1:E:896:PRO:CB	2.74	0.56
1:A:1425:LYS:CD	1:A:1447:TRP:CE2	2.86	0.56
1:A:409:HIS:O	1:A:413:LEU:HD23	2.06	0.56
1:A:969:PRO:HD2	1:A:970:PRO:HD2	1.88	0.56
1:B:1159:ASN:C	1:B:1161:VAL:H	2.09	0.56
1:B:1348:VAL:O	1:B:1348:VAL:CG1	2.53	0.56

Continued on next page...

Continued from previous page...

Atom-1	Atom-2	Interatomic distance (Å)	Clash overlap (Å)
1:B:211:TYR:O	1:B:212:SER:HB3	2.04	0.56
1:B:513:SER:CB	1:B:520:MET:CE	2.79	0.56
1:B:570:ASP:OD1	1:B:572:THR:N	2.38	0.56
1:C:15:ARG:HD2	1:C:200:PHE:O	2.05	0.56
1:C:235:ASN:ND2	1:C:236:THR:N	2.38	0.56
1:C:555:PHE:CD1	1:C:555:PHE:C	2.78	0.56
1:C:969:PRO:HD2	1:C:970:PRO:HD2	1.88	0.56
1:D:1093:GLY:O	1:D:1096:SER:N	2.39	0.56
1:D:1322:ILE:HG23	1:D:1323:ILE:HG23	1.88	0.56
1:D:1393:TYR:CD2	1:D:1424:LEU:HD12	2.40	0.56
1:D:209:GLN:HG3	1:D:210:ARG:N	2.20	0.56
1:D:515:ARG:NH2	1:D:966:ILE:HB	2.16	0.56
1:E:728:ILE:HD12	1:E:1047:MET:HE1	1.86	0.56
1:E:15:ARG:HD2	1:E:200:PHE:O	2.06	0.56
1:E:672:GLN:HG3	1:E:693:MET:HE1	1.85	0.56
1:E:711:MET:O	1:E:713:ILE:N	2.39	0.56
1:E:894:PHE:CE2	1:E:924:GLN:HG3	2.40	0.56
1:F:1122:ASP:O	1:F:1126:GLN:HG3	2.05	0.56
1:F:739:PHE:C	1:F:740:PRO:O	2.43	0.56
1:E:732:ARG:HD2	1:F:94:GLU:OE1	2.06	0.56
2:G:89:ASN:OD1	2:G:164:GLU:HB3	2.05	0.56
2:G:250:ALA:HB1	2:G:251:PRO:CD	2.33	0.56
2:G:321:ARG:O	2:G:351:GLU:HA	2.05	0.56
2:G:327:MET:HB2	2:G:346:TRP:HZ2	1.65	0.56
2:G:417:VAL:HG11	2:G:421:GLY:HA2	1.85	0.56
2:H:64:ASN:ND2	2:H:67:ASP:HB2	2.20	0.56
2:I:77:LEU:HD22	2:I:130:THR:OG1	2.04	0.56
2:I:322:ARG:HD3	2:I:349:ALA:C	2.26	0.56
2:J:321:ARG:O	2:J:351:GLU:HA	2.05	0.56
2:K:416:LYS:HZ2	2:K:433:ASN:HB2	1.71	0.56
2:K:416:LYS:HE3	2:K:433:ASN:HB2	1.88	0.56
2:L:277:VAL:HG12	2:L:279:ALA:H	1.68	0.56
1:A:1010:ALA:HB2	1:A:1052:VAL:HG22	1.88	0.56
1:A:102:TYR:CE2	1:A:144:PHE:CD1	2.93	0.56
1:A:1054:GLN:O	1:A:1057:THR:N	2.39	0.56
1:A:1163:GLY:O	1:A:1165:THR:N	2.39	0.56
1:A:1288:VAL:O	1:A:1288:VAL:HG12	2.05	0.56
1:A:235:ASN:ND2	1:A:236:THR:N	2.38	0.56
1:A:547:SER:C	1:A:549:VAL:N	2.58	0.56
1:A:838:VAL:HG12	1:A:839:PRO:CD	2.32	0.56
1:B:1291:ASP:OD1	1:B:1291:ASP:C	2.42	0.56

Continued on next page...

Continued from previous page...

Atom-1	Atom-2	Interatomic distance (Å)	Clash overlap (Å)
1:B:37:ASP:OD1	1:B:38:GLY:N	2.38	0.56
1:B:466:HIS:ND1	1:B:678:ARG:NH1	2.53	0.56
1:B:823:MET:O	1:B:824:GLN:NE2	2.37	0.56
1:C:291:ALA:HB3	1:C:292:PRO:CD	2.27	0.56
1:D:918:THR:HG23	1:D:1256:MET:CE	2.36	0.56
1:D:37:ASP:OD1	1:D:38:GLY:N	2.38	0.56
1:C:896:PRO:CB	1:E:1226:GLY:C	2.74	0.56
1:E:466:HIS:ND1	1:E:678:ARG:NH1	2.46	0.56
1:F:1052:VAL:O	1:F:1053:HIS:C	2.38	0.56
1:F:1093:GLY:O	1:F:1096:SER:N	2.39	0.56
1:F:148:LEU:HD22	1:F:172:LEU:HG	1.87	0.56
1:F:913:GLY:HA2	1:F:1349:ARG:CD	2.27	0.56
2:H:138:LYS:HE3	2:H:164:GLU:OE2	2.04	0.56
2:H:410:PHE:C	2:H:413:PRO:HD2	2.26	0.56
2:J:186:LEU:HD23	2:J:195:LEU:HD11	1.88	0.56
2:J:189:GLY:O	2:J:265:LEU:HD13	2.03	0.56
2:J:358:VAL:HG13	2:J:365:VAL:HG13	1.87	0.56
2:K:122:SER:HA	2:K:125:LYS:CE	2.36	0.56
2:K:305:VAL:HG22	2:K:316:VAL:HG11	1.88	0.56
2:K:322:ARG:CD	2:K:326:ASN:HD21	2.19	0.56
2:L:110:ILE:HB	2:L:115:HIS:CE1	2.40	0.56
2:L:174:HIS:ND1	2:L:213:ILE:HG22	2.21	0.56
2:L:322:ARG:HD3	2:L:349:ALA:C	2.26	0.56
2:L:90:PHE:HB3	2:L:93:ILE:HG22	1.86	0.56
1:A:1305:ILE:O	1:A:1336:LEU:HD12	2.06	0.56
1:A:392:ALA:O	1:A:400:LEU:CD1	2.53	0.56
1:A:57:ASP:O	1:A:58:HIS:C	2.41	0.56
1:B:1222:LEU:H	1:B:1229:MET:HE2	1.71	0.56
1:B:913:GLY:HA2	1:B:1349:ARG:CD	2.27	0.56
1:C:240:ASN:HB3	1:C:327:TRP:CZ2	2.41	0.56
1:D:1045:TRP:O	1:D:1046:GLU:C	2.44	0.56
1:D:1075:THR:HG23	1:D:1145:GLU:OE2	2.06	0.56
1:D:449:ARG:HD3	1:D:765:ALA:O	2.06	0.56
1:E:1113:CYS:HG	6:E:2476:F3S:FE3	1.23	0.56
1:E:246:ALA:O	1:E:247:HIS:C	2.42	0.56
1:E:5:PHE:O	1:E:365:GLY:N	2.34	0.56
1:E:828:LEU:HD23	1:E:1172:SER:HB2	1.85	0.56
1:F:295:LYS:HE2	1:F:299:VAL:CG1	2.35	0.56
2:G:317:LYS:HE3	2:G:345:ILE:CD1	2.36	0.56
2:G:416:LYS:HZ2	2:G:433:ASN:HB2	1.71	0.56
2:H:122:SER:HA	2:H:125:LYS:CE	2.36	0.56

Continued on next page...

Continued from previous page...

Atom-1	Atom-2	Interatomic distance (Å)	Clash overlap (Å)
2:H:418:THR:CB	2:H:424:LEU:HD11	2.23	0.56
2:I:264:TYR:O	2:I:267:THR:HG23	2.06	0.56
2:I:317:LYS:HE3	2:I:345:ILE:CD1	2.36	0.56
2:K:174:HIS:ND1	2:K:213:ILE:HG22	2.21	0.56
2:K:186:LEU:HD23	2:K:195:LEU:HD11	1.88	0.56
2:K:321:ARG:HB2	2:K:351:GLU:CB	2.35	0.56
1:E:1438:ARG:HG3	2:K:376:GLY:HA2	0.58	0.56
2:L:181:ARG:O	2:L:182:MET:HE3	2.06	0.56
2:L:322:ARG:CD	2:L:326:ASN:HD21	2.19	0.56
2:L:416:LYS:HE3	2:L:433:ASN:HB2	1.88	0.56
1:A:1221:PRO:HG2	1:A:1229:MET:HE1	1.87	0.56
1:A:551:THR:HG23	1:A:554:GLU:OE2	2.05	0.56
1:A:621:ILE:HG12	1:A:657:VAL:CG1	2.36	0.56
1:B:693:MET:O	1:B:694:ALA:C	2.45	0.56
1:B:875:MET:HE1	1:B:1139:PHE:CD2	2.40	0.56
1:B:902:ASN:CG	1:F:1227:GLU:OE2	2.42	0.56
1:C:419:TRP:O	1:C:422:ASN:HB2	2.04	0.56
1:D:513:SER:CB	1:D:520:MET:HE1	2.24	0.56
1:D:521:SER:C	1:D:522:LEU:HD23	2.26	0.56
1:D:570:ASP:OD1	1:D:572:THR:N	2.39	0.56
1:D:466:HIS:ND1	1:D:678:ARG:NH1	2.53	0.56
1:D:857:GLY:HA2	1:D:883:ASP:O	2.05	0.56
1:E:1131:THR:CG2	1:E:1133:GLU:OE1	2.54	0.56
1:E:140:SER:O	1:E:141:ASP:C	2.44	0.56
1:E:677:GLU:OE1	1:E:677:GLU:C	2.44	0.56
1:F:52:GLN:NE2	1:F:71:LEU:HB2	2.17	0.56
1:F:80:ARG:HD3	1:F:125:ARG:O	2.05	0.56
2:G:127:ILE:HG23	2:G:128:ASN:H	1.70	0.56
2:G:416:LYS:HE3	2:G:433:ASN:HB2	1.88	0.56
2:G:434:MET:HB2	2:G:437:VAL:HG11	1.87	0.56
2:I:432:THR:HG22	2:I:434:MET:N	2.15	0.56
2:J:358:VAL:HG11	2:J:366:ARG:HB2	1.88	0.56
2:K:264:TYR:O	2:K:267:THR:HG23	2.06	0.56
2:L:477:ALA:C	2:L:478:VAL:HG22	2.27	0.56
1:A:1221:PRO:CD	1:A:1229:MET:HE1	2.36	0.56
1:A:18:VAL:O	1:A:19:GLU:C	2.42	0.56
1:A:236:THR:HG23	1:A:240:ASN:ND2	2.19	0.56
1:A:293:MET:HG2	1:A:410:LEU:CD2	2.35	0.56
1:A:51:PRO:HG3	1:A:200:PHE:CE2	2.41	0.56
1:A:555:PHE:C	1:A:555:PHE:CD1	2.78	0.56
1:B:1055:VAL:O	1:B:1056:LEU:C	2.41	0.56

Continued on next page...

Continued from previous page...

Atom-1	Atom-2	Interatomic distance (Å)	Clash overlap (Å)
1:B:1322:ILE:HG23	1:B:1323:ILE:HG23	1.88	0.56
1:B:913:GLY:CA	1:B:1349:ARG:HD3	2.27	0.56
1:B:521:SER:C	1:B:522:LEU:HD23	2.26	0.56
1:B:918:THR:O	1:B:919:ALA:C	2.42	0.56
1:C:1053:HIS:CE1	1:C:1062:ARG:HH11	2.24	0.56
1:C:386:GLY:H	1:C:389:GLU:HG3	1.71	0.56
1:C:61:VAL:O	1:C:61:VAL:CG1	2.51	0.56
1:F:913:GLY:CA	1:F:1349:ARG:HD3	2.27	0.56
1:F:209:GLN:HG3	1:F:210:ARG:N	2.20	0.56
2:G:207:LEU:C	2:G:207:LEU:HD12	2.24	0.56
2:G:440:ALA:HB1	2:G:456:ASP:HB2	1.85	0.56
2:H:174:HIS:ND1	2:H:213:ILE:HG22	2.21	0.56
2:H:305:VAL:HG22	2:H:316:VAL:HG11	1.88	0.56
2:H:350:PRO:HD3	2:H:374:ALA:HB2	1.88	0.56
1:D:782:ARG:NH2	2:H:51:GLY:HA2	0.72	0.56
2:I:358:VAL:HG11	2:I:366:ARG:HB2	1.88	0.56
1:F:783:LYS:NZ	2:I:57:VAL:HG12	2.20	0.56
2:L:225:SER:HB3	2:L:227:PRO:CD	2.23	0.56
2:L:360:THR:HG22	2:L:365:VAL:HG11	1.88	0.56
2:L:410:PHE:C	2:L:413:PRO:HD2	2.26	0.56
2:L:449:LEU:HD11	2:L:451:VAL:CG1	2.31	0.56
1:A:1230:GLN:O	1:A:1231:LEU:HD23	2.06	0.56
1:A:171:SER:OG	1:A:177:ILE:HA	2.06	0.56
1:A:37:ASP:OD2	1:A:40:THR:HB	2.06	0.56
1:A:251:MET:HE3	1:A:533:LEU:HD11	1.86	0.56
1:A:894:PHE:CE2	1:A:924:GLN:HG3	2.40	0.56
1:B:348:ASN:HB2	1:B:350:LEU:HG	1.88	0.56
1:B:449:ARG:HD3	1:B:765:ALA:O	2.06	0.56
1:C:1230:GLN:O	1:C:1231:LEU:HD23	2.06	0.56
1:C:313:HIS:H	1:C:313:HIS:CD2	2.24	0.56
1:C:409:HIS:O	1:C:413:LEU:HD23	2.06	0.56
1:C:913:GLY:O	1:C:915:PHE:N	2.35	0.56
1:D:797:THR:HG21	1:D:812:LYS:HG2	1.86	0.56
1:E:442:MET:HG2	1:E:446:GLU:HG2	1.88	0.56
1:E:706:LYS:O	1:E:707:ILE:C	2.43	0.56
1:F:1075:THR:HG23	1:F:1145:GLU:OE2	2.06	0.56
1:F:162:GLU:HB3	1:F:164:ILE:HD12	1.88	0.56
1:F:466:HIS:ND1	1:F:678:ARG:NH1	2.53	0.56
2:G:358:VAL:HG11	2:G:366:ARG:HB2	1.88	0.56
2:I:99:PRO:CD	2:I:449:LEU:HD13	2.36	0.56
2:J:416:LYS:HE3	2:J:433:ASN:HB2	1.88	0.56

Continued on next page...

Continued from previous page...

Atom-1	Atom-2	Interatomic distance (Å)	Clash overlap (Å)
2:K:96:ARG:HH21	2:K:199:VAL:CG2	2.19	0.56
2:K:225:SER:HB3	2:K:227:PRO:CD	2.23	0.56
2:K:238:VAL:HG23	2:K:439:ALA:HB2	1.87	0.56
2:K:250:ALA:HB1	2:K:251:PRO:CD	2.33	0.56
2:K:45:ASN:HD21	2:K:45:ASN:N	2.04	0.56
1:C:780:ARG:NH1	2:K:50:CYS:CB	2.56	0.56
2:L:264:TYR:O	2:L:267:THR:HG23	2.06	0.56
2:L:45:ASN:HD21	2:L:45:ASN:N	2.04	0.56
1:A:1053:HIS:CE1	1:A:1062:ARG:HH11	2.24	0.55
1:A:828:LEU:HD23	1:A:1172:SER:HB2	1.85	0.55
1:A:1212:ASP:OD2	1:A:1243:GLY:C	2.44	0.55
1:A:15:ARG:HD2	1:A:200:PHE:O	2.05	0.55
1:A:706:LYS:O	1:A:707:ILE:C	2.43	0.55
1:B:1468:VAL:HG12	1:B:1468:VAL:O	2.07	0.55
1:C:1288:VAL:HG12	1:C:1288:VAL:O	2.05	0.55
1:C:155:ILE:O	1:C:159:VAL:HG23	2.07	0.55
1:C:51:PRO:HG3	1:C:200:PHE:CE2	2.41	0.55
1:C:813:TYR:O	1:C:816:GLN:HB2	2.06	0.55
1:C:902:ASN:CB	1:E:1227:GLU:OE2	2.53	0.55
1:D:1068:ARG:NE	1:D:1089:GLU:OE1	2.38	0.55
1:D:116:ILE:HD13	1:D:190:THR:HG22	1.88	0.55
1:D:295:LYS:CB	1:D:390:MET:HE1	2.36	0.55
1:D:3:VAL:CG2	1:D:231:ASN:HB2	2.36	0.55
1:E:1163:GLY:O	1:E:1165:THR:N	2.39	0.55
1:E:1212:ASP:CG	1:E:1243:GLY:H	2.08	0.55
1:E:1450:GLU:OE1	1:E:1453:LYS:NZ	2.24	0.55
1:E:409:HIS:O	1:E:413:LEU:HD23	2.06	0.55
1:F:782:ARG:HH21	2:I:51:GLY:HA3	0.69	0.55
1:F:918:THR:HG23	1:F:1256:MET:CE	2.36	0.55
2:G:186:LEU:HD23	2:G:195:LEU:HD11	1.88	0.55
2:H:322:ARG:CD	2:H:326:ASN:HD21	2.19	0.55
2:H:360:THR:HG22	2:H:365:VAL:HG11	1.88	0.55
2:H:450:VAL:O	2:H:454:ILE:HG22	2.06	0.55
2:H:89:ASN:OD1	2:H:164:GLU:HB3	2.05	0.55
2:I:302:MET:HE1	2:I:334:VAL:N	2.21	0.55
2:I:350:PRO:CG	2:I:380:PRO:HA	2.36	0.55
2:I:410:PHE:C	2:I:413:PRO:HD2	2.26	0.55
2:I:416:LYS:HE3	2:I:433:ASN:HB2	1.88	0.55
2:I:90:PHE:HB3	2:I:93:ILE:HG22	1.86	0.55
2:J:360:THR:HG22	2:J:365:VAL:HG11	1.88	0.55
2:K:321:ARG:O	2:K:351:GLU:HA	2.05	0.55

Continued on next page...

Continued from previous page...

Atom-1	Atom-2	Interatomic distance (Å)	Clash overlap (Å)
1:A:711:MET:O	1:A:713:ILE:N	2.39	0.55
1:A:857:GLY:HA2	1:A:883:ASP:O	2.05	0.55
1:B:1068:ARG:NE	1:B:1089:GLU:OE1	2.38	0.55
1:B:875:MET:HE1	1:B:1139:PHE:CE2	2.42	0.55
1:B:918:THR:HG23	1:B:1256:MET:CE	2.36	0.55
1:B:466:HIS:HB3	1:B:467:PRO:HD3	1.87	0.55
1:B:777:GLY:O	1:B:788:HIS:CE1	2.51	0.55
1:C:728:ILE:HD12	1:C:1047:MET:HE1	1.85	0.55
1:C:1212:ASP:OD2	1:C:1243:GLY:C	2.44	0.55
1:C:1289:MET:HE2	1:C:1289:MET:H	1.72	0.55
1:C:711:MET:O	1:C:713:ILE:N	2.39	0.55
1:D:1093:GLY:O	1:D:1094:THR:C	2.45	0.55
1:E:1054:GLN:O	1:E:1057:THR:N	2.39	0.55
1:E:240:ASN:HB3	1:E:327:TRP:CZ2	2.41	0.55
1:E:35:ASP:HB3	1:E:37:ASP:H	1.71	0.55
1:E:37:ASP:OD2	1:E:40:THR:HB	2.06	0.55
1:E:621:ILE:HG12	1:E:657:VAL:CG1	2.36	0.55
1:F:515:ARG:CZ	1:F:1367:TYR:HE1	2.20	0.55
1:F:3:VAL:CG2	1:F:231:ASN:HB2	2.36	0.55
1:F:521:SER:C	1:F:522:LEU:HD23	2.26	0.55
1:F:570:ASP:OD1	1:F:572:THR:N	2.38	0.55
1:F:499:PHE:CE1	1:F:742:MET:HE1	2.40	0.55
1:F:449:ARG:HD3	1:F:765:ALA:O	2.06	0.55
2:H:416:LYS:HE3	2:H:433:ASN:HB2	1.88	0.55
2:I:250:ALA:CB	2:I:251:PRO:HD2	2.35	0.55
2:J:317:LYS:HE3	2:J:345:ILE:CD1	2.36	0.55
1:C:1438:ARG:HG3	2:J:376:GLY:HA2	0.58	0.55
2:J:238:VAL:HG23	2:J:439:ALA:HB2	1.87	0.55
2:J:477:ALA:C	2:J:478:VAL:HG22	2.27	0.55
2:L:358:VAL:HG13	2:L:365:VAL:HG13	1.87	0.55
1:A:1263:HIS:CE1	1:E:900:GLY:HA2	2.31	0.55
1:A:1401:LEU:C	1:A:1401:LEU:CD1	2.73	0.55
1:A:246:ALA:O	1:A:247:HIS:C	2.42	0.55
1:A:813:TYR:O	1:A:816:GLN:HB2	2.06	0.55
1:A:901:ASP:OD1	1:C:1228:LYS:HD3	2.06	0.55
1:A:937:LYS:HE3	1:A:1033:SER:CB	2.34	0.55
1:B:116:ILE:HD13	1:B:190:THR:HG22	1.88	0.55
1:B:1177:HIS:CD2	1:B:1177:HIS:H	2.25	0.55
1:B:1450:GLU:OE1	1:B:1453:LYS:NZ	2.23	0.55
1:B:239:GLY:O	1:B:243:TRP:CD1	2.59	0.55
1:B:52:GLN:NE2	1:B:71:LEU:HB2	2.17	0.55

Continued on next page...

Continued from previous page...

Atom-1	Atom-2	Interatomic distance (Å)	Clash overlap (Å)
1:B:857:GLY:HA2	1:B:883:ASP:O	2.05	0.55
1:C:573:PHE:HB2	1:C:574:PRO:CD	2.36	0.55
1:D:985:TYR:CD1	1:D:1207:VAL:HG11	2.42	0.55
1:E:1010:ALA:HB2	1:E:1052:VAL:HG22	1.88	0.55
1:E:1053:HIS:CE1	1:E:1062:ARG:HH11	2.24	0.55
1:E:1222:LEU:HD12	1:E:1222:LEU:O	2.07	0.55
1:E:1230:GLN:O	1:E:1231:LEU:HD23	2.06	0.55
1:E:1394:VAL:CG1	1:E:1394:VAL:O	2.55	0.55
1:E:193:PRO:O	1:E:194:ASP:C	2.43	0.55
1:F:235:ASN:HB3	1:F:508:ASN:ND2	2.22	0.55
1:F:828:LEU:HD22	1:F:1172:SER:CA	2.31	0.55
2:G:238:VAL:HG23	2:G:439:ALA:HB2	1.87	0.55
2:G:45:ASN:N	2:G:45:ASN:HD21	2.04	0.55
1:B:783:LYS:NZ	2:G:57:VAL:HG12	2.20	0.55
2:G:90:PHE:HB3	2:G:93:ILE:HG22	1.86	0.55
2:H:264:TYR:O	2:H:267:THR:HG23	2.06	0.55
2:H:321:ARG:O	2:H:351:GLU:HA	2.05	0.55
2:I:250:ALA:HB1	2:I:251:PRO:CD	2.33	0.55
2:I:322:ARG:CD	2:I:326:ASN:HD21	2.19	0.55
2:I:434:MET:HB2	2:I:437:VAL:HG11	1.87	0.55
2:I:450:VAL:O	2:I:454:ILE:HG22	2.07	0.55
2:J:174:HIS:HE1	2:J:215:HIS:HB3	1.72	0.55
2:J:450:VAL:O	2:J:454:ILE:HG22	2.07	0.55
2:K:317:LYS:HE3	2:K:345:ILE:CD1	2.36	0.55
2:K:350:PRO:HD3	2:K:374:ALA:HB2	1.88	0.55
2:L:317:LYS:HZ2	2:L:345:ILE:HG21	1.72	0.55
2:L:350:PRO:HD3	2:L:374:ALA:HB2	1.88	0.55
1:A:1336:LEU:HB3	1:A:1355:VAL:HG13	1.88	0.55
1:A:1400:SER:O	1:A:1401:LEU:C	2.44	0.55
1:A:177:ILE:CD1	1:A:179:TYR:HE1	2.17	0.55
1:A:386:GLY:H	1:A:389:GLU:HG3	1.70	0.55
1:A:787:ARG:HH12	1:A:821:PRO:CB	2.17	0.55
1:B:1093:GLY:O	1:B:1096:SER:N	2.39	0.55
1:B:515:ARG:CZ	1:B:1367:TYR:HE1	2.20	0.55
1:B:481:ASP:OD1	1:B:481:ASP:C	2.44	0.55
1:B:235:ASN:HB3	1:B:508:ASN:ND2	2.22	0.55
1:B:571:ALA:HB2	1:B:606:LEU:CD2	2.37	0.55
1:B:80:ARG:HD3	1:B:125:ARG:O	2.05	0.55
1:C:193:PRO:O	1:C:194:ASP:C	2.43	0.55
1:C:621:ILE:HG12	1:C:657:VAL:CG1	2.36	0.55
1:D:515:ARG:CZ	1:D:1367:TYR:HE1	2.20	0.55

Continued on next page...

Continued from previous page...

Atom-1	Atom-2	Interatomic distance (Å)	Clash overlap (Å)
1:D:1468:VAL:HG12	1:D:1468:VAL:O	2.07	0.55
1:E:1026:ASN:CG	1:E:1027:SER:N	2.60	0.55
1:E:51:PRO:HG3	1:E:200:PHE:CE2	2.41	0.55
1:E:629:THR:O	1:E:632:ILE:N	2.39	0.55
4:F:2474:FMN:H9	4:F:2474:FMN:O4'	2.05	0.55
1:F:348:ASN:HB2	1:F:350:LEU:HG	1.89	0.55
1:F:710:LYS:HG2	1:F:939:GLY:CA	2.18	0.55
2:G:360:THR:HG22	2:G:365:VAL:HG11	1.88	0.55
2:I:477:ALA:C	2:I:478:VAL:HG22	2.27	0.55
2:J:32:TYR:HE2	2:J:194:LYS:CB	2.20	0.55
2:J:99:PRO:CD	2:J:449:LEU:HD13	2.36	0.55
2:L:207:LEU:C	2:L:207:LEU:HD12	2.24	0.55
2:L:317:LYS:HE3	2:L:345:ILE:CD1	2.36	0.55
1:A:1228:LYS:HD3	1:E:901:ASP:OD1	2.06	0.55
1:A:494:GLY:O	1:A:495:LEU:C	2.42	0.55
1:A:677:GLU:C	1:A:677:GLU:OE1	2.44	0.55
1:B:746:ILE:CG2	1:B:1182:ASP:HB3	2.22	0.55
1:B:1326:THR:HG22	1:B:1329:TYR:HB2	1.88	0.55
1:B:1368:MET:HB3	1:B:1387:MET:HG3	1.86	0.55
1:C:1222:LEU:HD12	1:C:1222:LEU:O	2.07	0.55
1:D:295:LYS:CE	1:D:299:VAL:HG12	2.37	0.55
1:E:1212:ASP:OD2	1:E:1243:GLY:C	2.44	0.55
1:E:149:TYR:O	1:E:150:ILE:C	2.42	0.55
1:E:386:GLY:H	1:E:389:GLU:HG3	1.71	0.55
1:E:670:LEU:O	1:E:670:LEU:CD2	2.53	0.55
1:F:1159:ASN:C	1:F:1161:VAL:H	2.09	0.55
1:F:1393:TYR:CD2	1:F:1424:LEU:HD12	2.40	0.55
1:F:60:LYS:O	1:F:63:GLY:N	2.38	0.55
2:G:305:VAL:HG22	2:G:316:VAL:HG11	1.88	0.55
2:G:96:ARG:HH21	2:G:199:VAL:CG2	2.19	0.55
2:H:358:VAL:HG11	2:H:366:ARG:HB2	1.88	0.55
2:I:238:VAL:HG23	2:I:439:ALA:HB2	1.87	0.55
2:L:415:LEU:CG	2:L:432:THR:HG23	2.34	0.55
2:L:99:PRO:CD	2:L:449:LEU:HD13	2.37	0.55
1:A:1356:VAL:HG11	1:A:1431:HIS:CB	2.37	0.55
1:A:1394:VAL:O	1:A:1394:VAL:CG1	2.55	0.55
1:A:573:PHE:HB2	1:A:574:PRO:CD	2.36	0.55
1:A:664:THR:HA	1:A:720:ARG:NE	2.22	0.55
1:B:1424:LEU:HD21	1:B:1428:ILE:HD11	1.89	0.55
1:B:1432:VAL:O	1:B:1433:THR:C	2.45	0.55
1:B:675:ILE:O	1:B:678:ARG:HB2	2.07	0.55

Continued on next page...

Continued from previous page...

Atom-1	Atom-2	Interatomic distance (Å)	Clash overlap (Å)
1:A:732:ARG:HD2	1:B:94:GLU:OE1	2.05	0.55
1:A:876:ASN:HB3	1:C:1227:GLU:OE1	2.03	0.55
1:C:1336:LEU:HB3	1:C:1355:VAL:HG13	1.88	0.55
1:C:1387:MET:O	1:C:1387:MET:CG	2.41	0.55
1:C:140:SER:O	1:C:141:ASP:C	2.44	0.55
1:C:442:MET:HG2	1:C:446:GLU:HG2	1.89	0.55
1:C:452:GLN:NE2	1:C:764:THR:HG21	2.21	0.55
1:C:901:ASP:OD1	1:E:1228:LYS:HD3	2.06	0.55
1:C:961:PRO:O	1:C:963:VAL:N	2.39	0.55
1:D:466:HIS:HB3	1:D:467:PRO:HD3	1.87	0.55
1:E:1305:ILE:O	1:E:1336:LEU:HD12	2.06	0.55
1:F:1318:ASN:ND2	1:F:1318:ASN:H	2.01	0.55
2:G:246:ARG:HD3	2:G:399:LEU:CB	2.33	0.55
2:G:458:ARG:HB3	2:G:458:ARG:CZ	2.37	0.55
2:H:195:LEU:HD12	2:H:195:LEU:C	2.27	0.55
2:H:477:ALA:C	2:H:478:VAL:HG22	2.27	0.55
2:K:358:VAL:HG13	2:K:365:VAL:HG13	1.87	0.55
2:L:127:ILE:HG23	2:L:128:ASN:H	1.70	0.55
2:L:434:MET:HB2	2:L:437:VAL:HG11	1.87	0.55
1:C:1356:VAL:HG11	1:C:1431:HIS:CB	2.37	0.55
1:C:447:LEU:CD2	1:C:674:ALA:HA	2.30	0.55
1:D:1424:LEU:HD21	1:D:1428:ILE:HD11	1.89	0.55
1:D:348:ASN:HB2	1:D:350:LEU:HG	1.88	0.55
1:D:403:ASP:C	1:D:403:ASP:OD1	2.46	0.55
1:E:1438:ARG:O	1:E:1439:PHE:C	2.45	0.55
1:E:244:MET:O	1:E:245:LYS:C	2.44	0.55
1:E:443:ASP:O	1:E:446:GLU:N	2.28	0.55
1:E:846:ILE:O	1:E:847:THR:C	2.45	0.55
1:F:47:HIS:CE1	1:F:176:SER:HB3	2.42	0.55
2:G:32:TYR:HE2	2:G:194:LYS:CB	2.20	0.55
2:G:225:SER:HB3	2:G:227:PRO:CD	2.23	0.55
2:H:401:PHE:O	2:H:402:GLU:HG3	2.07	0.55
2:H:45:ASN:HD21	2:H:45:ASN:N	2.04	0.55
2:I:122:SER:HA	2:I:125:LYS:CE	2.36	0.55
2:J:350:PRO:HD3	2:J:374:ALA:HB2	1.88	0.55
2:K:195:LEU:HD12	2:K:195:LEU:C	2.27	0.55
2:K:358:VAL:HG11	2:K:366:ARG:HB2	1.88	0.55
2:K:429:THR:CB	2:K:431:MET:HE2	2.37	0.55
1:A:1222:LEU:HD12	1:A:1222:LEU:O	2.07	0.55
1:A:1438:ARG:O	1:A:1439:PHE:C	2.45	0.55
1:A:240:ASN:HB3	1:A:327:TRP:CZ2	2.41	0.55

Continued on next page...

Continued from previous page...

Atom-1	Atom-2	Interatomic distance (Å)	Clash overlap (Å)
1:A:251:MET:CE	1:A:533:LEU:HD11	2.37	0.55
1:A:824:GLN:HE21	1:A:824:GLN:HA	1.65	0.55
1:A:938:PRO:O	1:A:940:GLU:N	2.40	0.55
1:B:1366:GLU:HG2	1:B:1367:TYR:CE2	2.41	0.55
1:B:310:PRO:CG	1:B:404:ARG:NH2	2.66	0.55
1:B:985:TYR:CD1	1:B:1207:VAL:HG11	2.42	0.55
1:C:1054:GLN:O	1:C:1057:THR:N	2.39	0.55
1:C:1212:ASP:OD1	1:C:1243:GLY:N	2.24	0.55
1:C:899:ASN:OD1	1:E:1260:GLN:CD	2.44	0.55
1:D:47:HIS:CE1	1:D:176:SER:HB3	2.42	0.55
1:D:571:ALA:HB2	1:D:606:LEU:CD2	2.37	0.55
1:D:621:ILE:HG13	1:D:658:LEU:CD1	2.37	0.55
1:E:1356:VAL:HG11	1:E:1431:HIS:CB	2.36	0.55
1:E:1449:ARG:CB	1:E:1449:ARG:NH1	2.14	0.55
1:E:625:GLY:O	1:E:626:ALA:C	2.42	0.55
1:A:1226:GLY:CA	1:E:896:PRO:HG2	2.26	0.55
1:E:937:LYS:HB2	1:E:940:GLU:HG3	1.89	0.55
1:F:295:LYS:CE	1:F:299:VAL:HG12	2.37	0.55
1:F:938:PRO:HG2	1:F:1041:ALA:HB1	1.88	0.55
2:G:127:ILE:HG23	2:G:128:ASN:N	2.22	0.55
2:G:450:VAL:O	2:G:454:ILE:HG22	2.07	0.55
2:G:477:ALA:C	2:G:478:VAL:HG22	2.27	0.55
2:H:186:LEU:HD23	2:H:195:LEU:HD11	1.88	0.55
2:H:162:ALA:HB3	2:H:237:LEU:HD12	1.89	0.55
2:H:238:VAL:HG23	2:H:439:ALA:HB2	1.87	0.55
2:H:322:ARG:HD3	2:H:349:ALA:C	2.26	0.55
2:H:449:LEU:HD11	2:H:451:VAL:CG1	2.31	0.55
2:I:195:LEU:C	2:I:195:LEU:HD12	2.27	0.55
2:I:320:TYR:HE2	2:I:344:PHE:HD2	1.55	0.55
2:I:430:LYS:CE	2:I:440:ALA:HB2	2.32	0.55
2:J:305:VAL:HG22	2:J:316:VAL:HG11	1.88	0.55
2:J:350:PRO:CG	2:J:380:PRO:HA	2.36	0.55
2:J:401:PHE:O	2:J:402:GLU:HG3	2.07	0.55
2:K:320:TYR:HE2	2:K:344:PHE:HD2	1.55	0.55
1:E:1438:ARG:CZ	2:K:376:GLY:O	2.55	0.55
1:A:1026:ASN:CG	1:A:1027:SER:N	2.60	0.55
1:A:313:HIS:H	1:A:313:HIS:CD2	2.24	0.55
1:A:565:THR:HG22	1:A:602:THR:HB	1.89	0.55
1:A:711:MET:O	1:A:713:ILE:HG13	2.06	0.55
1:C:1026:ASN:CG	1:C:1027:SER:N	2.59	0.55
1:C:1305:ILE:O	1:C:1336:LEU:HD12	2.06	0.55

Continued on next page...

Continued from previous page...

Atom-1	Atom-2	Interatomic distance (Å)	Clash overlap (Å)
1:C:251:MET:CE	1:C:533:LEU:HD11	2.37	0.55
1:C:629:THR:O	1:C:632:ILE:N	2.39	0.55
1:D:731:SER:HB2	1:D:747:SER:HB2	1.89	0.55
1:D:744:SER:O	1:D:746:ILE:N	2.40	0.55
1:E:56:LYS:O	1:E:57:ASP:C	2.42	0.55
1:E:853:PHE:CE1	1:E:1079:ILE:HD13	2.42	0.55
1:F:1396:ASP:C	1:F:1396:ASP:OD1	2.45	0.55
1:F:776:GLY:O	1:F:782:ARG:HD2	2.07	0.55
2:G:350:PRO:CG	2:G:380:PRO:HA	2.36	0.55
2:G:358:VAL:HG13	2:G:365:VAL:HG13	1.87	0.55
2:G:415:LEU:CG	2:G:432:THR:HG23	2.34	0.55
2:H:127:ILE:HG23	2:H:128:ASN:N	2.22	0.55
2:H:207:LEU:HG	2:H:214:TYR:OH	2.07	0.55
2:H:320:TYR:HE2	2:H:344:PHE:HD2	1.55	0.55
2:H:317:LYS:HE3	2:H:345:ILE:CD1	2.36	0.55
2:J:195:LEU:C	2:J:195:LEU:HD12	2.27	0.55
2:J:322:ARG:HD3	2:J:349:ALA:C	2.26	0.55
2:K:162:ALA:HB3	2:K:237:LEU:HD12	1.89	0.55
2:K:99:PRO:CD	2:K:449:LEU:HD13	2.36	0.55
2:L:127:ILE:HG23	2:L:128:ASN:N	2.22	0.55
2:L:350:PRO:CG	2:L:380:PRO:HA	2.36	0.55
1:A:155:ILE:O	1:A:159:VAL:HG23	2.07	0.55
1:A:442:MET:HG2	1:A:446:GLU:HG2	1.88	0.55
1:A:556:ARG:O	1:A:557:ALA:C	2.44	0.55
1:A:236:THR:OG1	1:A:718:SER:HB3	2.07	0.55
1:A:75:GLN:C	1:A:76:VAL:HG12	2.27	0.55
1:A:843:VAL:HG12	1:A:844:GLU:H	1.70	0.55
1:B:47:HIS:CE1	1:B:176:SER:HB3	2.42	0.55
1:B:612:GLY:O	1:B:762:HIS:CE1	2.60	0.55
1:B:828:LEU:HD22	1:B:1172:SER:CA	2.31	0.55
1:C:1131:THR:CG2	1:C:1133:GLU:OE1	2.54	0.55
1:C:828:LEU:HD23	1:C:1172:SER:HB2	1.85	0.55
1:C:1221:PRO:CB	1:C:1229:MET:CE	2.73	0.55
1:C:1222:LEU:H	1:C:1229:MET:CE	2.20	0.55
1:C:677:GLU:C	1:C:677:GLU:OE1	2.44	0.55
1:D:676:ALA:O	1:D:677:GLU:C	2.45	0.55
1:D:776:GLY:O	1:D:782:ARG:HD2	2.07	0.55
1:D:938:PRO:HG2	1:D:1041:ALA:HB1	1.88	0.55
1:E:251:MET:HE3	1:E:533:LEU:HD11	1.89	0.55
1:E:813:TYR:O	1:E:816:GLN:HB2	2.06	0.55
2:G:320:TYR:CE2	2:G:344:PHE:HD2	2.25	0.55

Continued on next page...

Continued from previous page...

Atom-1	Atom-2	Interatomic distance (Å)	Clash overlap (Å)
2:G:350:PRO:HD3	2:G:374:ALA:HB2	1.88	0.55
2:G:469:LYS:NZ	2:G:476:VAL:HA	2.22	0.55
2:I:186:LEU:HD23	2:I:195:LEU:HD11	1.88	0.55
2:I:327:MET:HB2	2:I:346:TRP:HZ2	1.65	0.55
2:I:45:ASN:HD21	2:I:45:ASN:N	2.04	0.55
2:J:162:ALA:HB3	2:J:237:LEU:HD12	1.89	0.55
2:J:410:PHE:C	2:J:413:PRO:HD2	2.26	0.55
2:K:450:VAL:O	2:K:454:ILE:HG22	2.07	0.55
2:K:458:ARG:CZ	2:K:458:ARG:HB3	2.37	0.55
2:L:327:MET:HB2	2:L:346:TRP:HZ2	1.65	0.55
2:L:458:ARG:HB3	2:L:458:ARG:CZ	2.37	0.55
2:L:96:ARG:HH21	2:L:199:VAL:CG2	2.19	0.55
1:A:1375:ILE:O	1:A:1377:GLY:N	2.39	0.54
1:A:1376:LEU:CB	1:A:1439:PHE:HE1	2.19	0.54
1:A:35:ASP:HB3	1:A:37:ASP:H	1.71	0.54
1:B:1008:THR:HG22	1:B:1009:ILE:H	1.70	0.54
1:C:171:SER:OG	1:C:177:ILE:HA	2.07	0.54
1:C:22:ILE:O	1:C:23:GLU:C	2.45	0.54
1:C:37:ASP:OD2	1:C:40:THR:HB	2.06	0.54
1:C:826:ARG:HH11	1:C:826:ARG:CG	1.97	0.54
1:C:846:ILE:O	1:C:847:THR:C	2.45	0.54
1:D:223:GLN:HB3	1:D:224:PRO:CA	2.37	0.54
1:D:310:PRO:CG	1:D:404:ARG:NH2	2.66	0.54
1:E:826:ARG:HG2	1:E:1046:GLU:OE2	2.07	0.54
1:E:155:ILE:O	1:E:159:VAL:HG23	2.07	0.54
1:E:22:ILE:O	1:E:23:GLU:C	2.45	0.54
1:E:319:TYR:O	1:E:322:SER:OG	2.17	0.54
1:E:547:SER:C	1:E:549:VAL:N	2.58	0.54
1:E:573:PHE:HB2	1:E:574:PRO:CD	2.36	0.54
1:E:746:ILE:O	1:E:747:SER:C	2.43	0.54
1:E:950:THR:CG2	1:E:952:MET:H	2.15	0.54
1:F:403:ASP:OD1	1:F:403:ASP:C	2.46	0.54
1:F:731:SER:HB2	1:F:747:SER:HB2	1.89	0.54
1:F:612:GLY:O	1:F:762:HIS:CE1	2.60	0.54
2:G:162:ALA:CB	2:G:237:LEU:HD12	2.37	0.54
2:G:401:PHE:O	2:G:402:GLU:HG3	2.07	0.54
2:H:32:TYR:HE2	2:H:194:LYS:CB	2.20	0.54
2:H:358:VAL:HG13	2:H:365:VAL:HG13	1.87	0.54
2:I:127:ILE:HG23	2:I:128:ASN:N	2.22	0.54
2:J:225:SER:HB3	2:J:227:PRO:CD	2.23	0.54
2:J:320:TYR:HE2	2:J:344:PHE:HD2	1.55	0.54

Continued on next page...

Continued from previous page...

Atom-1	Atom-2	Interatomic distance (Å)	Clash overlap (Å)
2:K:321:ARG:HD3	2:K:322:ARG:CB	2.37	0.54
2:K:434:MET:HB2	2:K:437:VAL:HG11	1.87	0.54
2:K:469:LYS:NZ	2:K:476:VAL:HA	2.22	0.54
2:L:238:VAL:HG23	2:L:439:ALA:HB2	1.87	0.54
2:L:320:TYR:HE2	2:L:344:PHE:HD2	1.55	0.54
1:A:853:PHE:CE1	1:A:1079:ILE:HD13	2.42	0.54
1:A:1435:THR:HG23	1:A:1437:SER:N	2.23	0.54
1:A:61:VAL:HG12	1:A:61:VAL:O	2.07	0.54
1:A:746:ILE:O	1:A:747:SER:C	2.43	0.54
1:A:973:ASP:OD2	1:A:1298:LYS:CE	2.54	0.54
1:B:1050:SER:O	1:B:1051:GLU:C	2.46	0.54
1:B:260:MET:O	1:B:263:LEU:CB	2.55	0.54
1:B:953:ILE:HG22	1:B:954:ALA:N	2.22	0.54
1:C:1320:ASN:C	1:C:1341:GLN:HG3	2.28	0.54
1:C:236:THR:OG1	1:C:718:SER:HB3	2.07	0.54
1:C:249:THR:OG1	1:C:635:ASN:HB3	2.08	0.54
1:C:266:VAL:O	1:C:279:THR:HG23	2.08	0.54
1:C:75:GLN:C	1:C:76:VAL:HG12	2.27	0.54
1:D:1366:GLU:HG2	1:D:1367:TYR:CE2	2.41	0.54
1:D:666:VAL:HG12	1:D:667:ASN:N	2.19	0.54
1:D:720:ARG:C	1:D:722:GLY:H	2.11	0.54
1:E:1221:PRO:CG	1:E:1229:MET:HE2	2.34	0.54
1:E:1307:VAL:HG12	1:E:1322:ILE:HD13	1.89	0.54
1:E:236:THR:OG1	1:E:718:SER:HB3	2.07	0.54
1:E:468:MET:HG2	1:E:699:ALA:CB	2.38	0.54
1:E:499:PHE:HE2	1:E:742:MET:HE1	1.71	0.54
1:E:938:PRO:O	1:E:940:GLU:N	2.40	0.54
1:F:1077:ARG:O	1:F:1078:ASP:C	2.45	0.54
1:F:1326:THR:HG22	1:F:1329:TYR:HB2	1.88	0.54
1:F:61:VAL:HG12	1:F:61:VAL:O	2.08	0.54
2:G:122:SER:HA	2:G:125:LYS:CE	2.36	0.54
2:G:320:TYR:HE2	2:G:344:PHE:HD2	1.55	0.54
2:H:246:ARG:HD3	2:H:399:LEU:CB	2.33	0.54
2:H:321:ARG:HD3	2:H:322:ARG:CB	2.37	0.54
2:H:418:THR:N	2:H:424:LEU:HD22	2.23	0.54
2:J:366:ARG:NE	2:J:391:GLN:HG2	2.14	0.54
2:L:186:LEU:HD23	2:L:195:LEU:HD11	1.88	0.54
2:L:305:VAL:HG22	2:L:316:VAL:HG11	1.88	0.54
2:L:320:TYR:CE2	2:L:344:PHE:HD2	2.25	0.54
2:L:401:PHE:O	2:L:402:GLU:HG3	2.07	0.54
1:A:1220:ARG:N	1:A:1221:PRO:CD	2.71	0.54

Continued on next page...

Continued from previous page...

Atom-1	Atom-2	Interatomic distance (Å)	Clash overlap (Å)
1:A:629:THR:O	1:A:632:ILE:N	2.39	0.54
1:A:249:THR:OG1	1:A:635:ASN:HB3	2.08	0.54
1:A:937:LYS:HB2	1:A:940:GLU:HG3	1.89	0.54
1:B:61:VAL:HG12	1:B:61:VAL:O	2.08	0.54
1:B:676:ALA:O	1:B:677:GLU:C	2.45	0.54
1:C:1300:LEU:HD12	1:C:1301:SER:N	2.22	0.54
1:C:177:ILE:CD1	1:C:179:TYR:HE1	2.17	0.54
1:C:345:MET:HE1	1:C:385:LEU:HB2	1.90	0.54
1:C:572:THR:HG23	1:C:615:ARG:HB3	1.90	0.54
1:D:387:PRO:CD	1:D:1344:GLU:OE2	2.47	0.54
1:E:1222:LEU:H	1:E:1229:MET:CE	2.20	0.54
1:E:565:THR:HG22	1:E:602:THR:HB	1.89	0.54
1:F:136:ASN:N	1:F:136:ASN:OD1	2.38	0.54
2:G:195:LEU:HD12	2:G:195:LEU:C	2.27	0.54
2:G:321:ARG:HD3	2:G:322:ARG:CB	2.37	0.54
2:H:366:ARG:NE	2:H:391:GLN:HG2	2.14	0.54
2:H:440:ALA:HB1	2:H:456:ASP:HB2	1.85	0.54
2:I:174:HIS:HE1	2:I:215:HIS:HB3	1.72	0.54
2:I:305:VAL:HG22	2:I:316:VAL:HG11	1.88	0.54
2:I:401:PHE:O	2:I:402:GLU:HG3	2.07	0.54
1:C:1438:ARG:CZ	2:J:376:GLY:O	2.55	0.54
2:K:110:ILE:HD11	2:K:117:ALA:C	2.28	0.54
2:K:174:HIS:HE1	2:K:215:HIS:HB3	1.72	0.54
2:K:320:TYR:CE2	2:K:344:PHE:HD2	2.25	0.54
2:K:360:THR:HG22	2:K:365:VAL:HG11	1.88	0.54
2:K:366:ARG:NE	2:K:391:GLN:HG2	2.14	0.54
2:K:401:PHE:O	2:K:402:GLU:HG3	2.07	0.54
2:L:162:ALA:CB	2:L:237:LEU:HD12	2.37	0.54
1:A:1438:ARG:CZ	2:L:376:GLY:O	2.55	0.54
2:L:418:THR:HG1	2:L:420:TRP:HD1	1.53	0.54
2:L:54:PHE:HB3	2:L:107:ASN:CB	2.36	0.54
1:A:1222:LEU:H	1:A:1229:MET:CE	2.20	0.54
1:A:1369:THR:C	1:A:1389:GLY:O	2.46	0.54
1:A:823:MET:C	1:A:824:GLN:HE21	2.10	0.54
1:A:846:ILE:O	1:A:847:THR:C	2.45	0.54
1:B:1121:ASP:O	1:B:1125:ARG:HG3	2.08	0.54
1:B:162:GLU:HB3	1:B:164:ILE:HD12	1.88	0.54
1:B:555:PHE:HD1	1:B:555:PHE:C	2.11	0.54
1:D:1121:ASP:O	1:D:1125:ARG:HG3	2.08	0.54
1:D:820:ARG:CB	1:D:821:PRO:HD2	2.36	0.54
1:D:824:GLN:CA	1:D:824:GLN:HE21	2.20	0.54

Continued on next page...

Continued from previous page...

Atom-1	Atom-2	Interatomic distance (Å)	Clash overlap (Å)
1:D:857:GLY:O	4:D:2474:FMN:C10	2.56	0.54
1:F:1131:THR:O	1:F:1134:LYS:N	2.41	0.54
1:F:1424:LEU:HD21	1:F:1428:ILE:HD11	1.89	0.54
1:F:529:LEU:HB3	1:F:638:THR:OG1	2.08	0.54
1:F:693:MET:O	1:F:694:ALA:C	2.45	0.54
1:F:743:VAL:CG1	1:F:745:ARG:HG3	2.38	0.54
1:F:820:ARG:CB	1:F:821:PRO:HD2	2.37	0.54
2:G:110:ILE:HD11	2:G:117:ALA:C	2.28	0.54
2:H:99:PRO:CD	2:H:449:LEU:HD13	2.37	0.54
2:I:415:LEU:CG	2:I:432:THR:HG23	2.34	0.54
2:J:127:ILE:HG23	2:J:128:ASN:N	2.22	0.54
2:J:207:LEU:HG	2:J:214:TYR:OH	2.07	0.54
2:J:434:MET:HB2	2:J:437:VAL:HG11	1.87	0.54
2:K:418:THR:N	2:K:424:LEU:HD22	2.22	0.54
1:A:481:ASP:HB2	1:A:1038:ILE:O	2.08	0.54
1:A:1061:LEU:O	1:A:1064:ARG:HB2	2.08	0.54
1:A:1300:LEU:HD12	1:A:1301:SER:N	2.22	0.54
1:A:193:PRO:O	1:A:194:ASP:C	2.43	0.54
1:A:22:ILE:O	1:A:23:GLU:C	2.45	0.54
1:B:1045:TRP:O	1:B:1046:GLU:C	2.44	0.54
1:B:1438:ARG:O	1:B:1439:PHE:C	2.45	0.54
1:B:857:GLY:O	4:B:2474:FMN:C10	2.56	0.54
1:B:253:HIS:CE1	1:B:254:PRO:CD	2.88	0.54
1:C:149:TYR:O	1:C:150:ILE:C	2.42	0.54
1:C:35:ASP:HB3	1:C:37:ASP:H	1.71	0.54
1:C:468:MET:HG2	1:C:699:ALA:CB	2.38	0.54
1:C:515:ARG:CZ	1:C:1367:TYR:HE1	2.20	0.54
1:C:250:ARG:NE	1:C:639:PHE:CE1	2.72	0.54
1:C:938:PRO:O	1:C:940:GLU:N	2.40	0.54
1:D:1054:GLN:O	1:D:1057:THR:HB	2.08	0.54
1:D:675:ILE:O	1:D:678:ARG:HB2	2.07	0.54
1:E:1376:LEU:CB	1:E:1439:PHE:HE1	2.19	0.54
1:E:171:SER:OG	1:E:177:ILE:HA	2.07	0.54
1:E:251:MET:CE	1:E:533:LEU:HD11	2.37	0.54
1:E:515:ARG:CZ	1:E:1367:TYR:HE1	2.20	0.54
1:E:823:MET:C	1:E:824:GLN:HE21	2.10	0.54
1:F:571:ALA:HB2	1:F:606:LEU:CD2	2.37	0.54
1:F:891:PRO:HA	1:F:894:PHE:CD2	2.43	0.54
2:H:96:ARG:HH21	2:H:199:VAL:CG2	2.19	0.54
2:H:458:ARG:HB3	2:H:458:ARG:CZ	2.37	0.54
2:I:32:TYR:HE2	2:I:194:LYS:CB	2.20	0.54

Continued on next page...

Continued from previous page...

Atom-1	Atom-2	Interatomic distance (Å)	Clash overlap (Å)
2:I:418:THR:N	2:I:424:LEU:HD22	2.22	0.54
2:I:54:PHE:HB3	2:I:107:ASN:CB	2.36	0.54
2:J:122:SER:HA	2:J:125:LYS:CE	2.36	0.54
2:J:322:ARG:CD	2:J:326:ASN:HD21	2.19	0.54
2:K:127:ILE:HG23	2:K:128:ASN:N	2.22	0.54
2:K:207:LEU:HG	2:K:214:TYR:OH	2.07	0.54
2:L:174:HIS:HE1	2:L:215:HIS:HB3	1.72	0.54
2:L:207:LEU:HG	2:L:214:TYR:OH	2.07	0.54
1:A:1111:ASN:OD1	1:A:1119:VAL:CG2	2.37	0.54
1:A:1302:GLY:HA2	1:A:1334:GLY:N	2.23	0.54
1:A:515:ARG:CZ	1:A:1367:TYR:HE1	2.20	0.54
1:A:1387:MET:CG	1:A:1387:MET:O	2.41	0.54
1:A:140:SER:O	1:A:141:ASP:C	2.44	0.54
1:A:145:GLU:O	1:A:146:LEU:C	2.41	0.54
1:A:230:HIS:CE1	1:A:234:ILE:HG13	2.35	0.54
1:A:443:ASP:O	1:A:446:GLU:N	2.28	0.54
1:A:670:LEU:CD2	1:A:670:LEU:O	2.53	0.54
1:A:804:ASN:O	1:A:805:ASP:HB3	2.08	0.54
1:B:1054:GLN:O	1:B:1057:THR:HB	2.08	0.54
1:B:1131:THR:O	1:B:1134:LYS:N	2.41	0.54
1:B:249:THR:OG1	1:B:635:ASN:HB3	2.08	0.54
1:B:621:ILE:HG13	1:B:658:LEU:CD1	2.37	0.54
1:B:720:ARG:C	1:B:722:GLY:H	2.11	0.54
1:B:897:ASP:C	1:B:897:ASP:OD1	2.46	0.54
1:C:1374:VAL:C	1:C:1375:ILE:HG13	2.28	0.54
1:C:251:MET:HE3	1:C:533:LEU:HD11	1.89	0.54
1:C:643:ASN:ND2	1:C:665:THR:HB	2.23	0.54
1:D:249:THR:OG1	1:D:635:ASN:HB3	2.08	0.54
1:D:612:GLY:O	1:D:762:HIS:CE1	2.60	0.54
1:D:897:ASP:C	1:D:897:ASP:OD1	2.46	0.54
1:D:953:ILE:HG22	1:D:954:ALA:N	2.22	0.54
1:E:1061:LEU:O	1:E:1064:ARG:HB2	2.08	0.54
1:E:556:ARG:O	1:E:557:ALA:C	2.44	0.54
1:F:1177:HIS:CD2	1:F:1177:HIS:H	2.25	0.54
1:F:985:TYR:CD1	1:F:1207:VAL:HG11	2.42	0.54
1:F:744:SER:O	1:F:746:ILE:N	2.40	0.54
2:H:110:ILE:HD11	2:H:117:ALA:C	2.28	0.54
2:H:174:HIS:HE1	2:H:215:HIS:HB3	1.72	0.54
2:H:97:ILE:HD11	2:H:450:VAL:CB	2.37	0.54
1:F:1114:PRO:HG3	2:I:109:VAL:O	2.06	0.54
2:I:110:ILE:HG13	2:I:117:ALA:CA	2.35	0.54

Continued on next page...

Continued from previous page...

Atom-1	Atom-2	Interatomic distance (Å)	Clash overlap (Å)
2:I:96:ARG:HH21	2:I:199:VAL:CG2	2.19	0.54
2:J:110:ILE:HD11	2:J:117:ALA:C	2.28	0.54
2:J:458:ARG:CZ	2:J:458:ARG:HB3	2.37	0.54
2:J:96:ARG:HH21	2:J:199:VAL:CG2	2.19	0.54
2:K:350:PRO:CG	2:K:380:PRO:HA	2.36	0.54
2:L:195:LEU:HD12	2:L:195:LEU:C	2.27	0.54
1:A:1438:ARG:HG3	2:L:376:GLY:HA2	0.58	0.54
1:A:561:TYR:CD1	1:A:561:TYR:O	2.61	0.54
1:A:447:LEU:CD2	1:A:674:ALA:HA	2.30	0.54
1:B:1114:PRO:HG3	2:G:109:VAL:O	2.07	0.54
1:B:731:SER:HB2	1:B:747:SER:HB2	1.89	0.54
1:B:776:GLY:O	1:B:782:ARG:HD2	2.07	0.54
1:B:938:PRO:HG2	1:B:1041:ALA:HB1	1.88	0.54
1:C:1093:GLY:O	1:C:1096:SER:N	2.41	0.54
1:C:1302:GLY:HA2	1:C:1334:GLY:N	2.23	0.54
1:C:531:ASN:C	1:C:533:LEU:N	2.57	0.54
1:D:746:ILE:CG2	1:D:1182:ASP:HB3	2.22	0.54
1:D:1326:THR:HG22	1:D:1329:TYR:HB2	1.88	0.54
1:D:1396:ASP:OD1	1:D:1396:ASP:C	2.45	0.54
1:D:148:LEU:HD22	1:D:172:LEU:HG	1.87	0.54
1:D:162:GLU:HB3	1:D:164:ILE:HD12	1.88	0.54
1:D:826:ARG:CG	1:D:826:ARG:HH11	2.07	0.54
1:E:313:HIS:CD2	1:E:313:HIS:H	2.24	0.54
1:E:643:ASN:ND2	1:E:665:THR:HB	2.23	0.54
1:F:116:ILE:HD13	1:F:190:THR:HG22	1.88	0.54
1:F:481:ASP:C	1:F:481:ASP:OD1	2.43	0.54
1:F:62:ILE:O	1:F:62:ILE:HG22	2.08	0.54
1:F:675:ILE:O	1:F:678:ARG:HB2	2.07	0.54
1:F:824:GLN:CA	1:F:824:GLN:HE21	2.20	0.54
1:F:857:GLY:O	4:F:2474:FMN:C10	2.56	0.54
2:G:181:ARG:HD2	2:G:181:ARG:C	2.28	0.54
1:D:1114:PRO:HG3	2:H:109:VAL:O	2.07	0.54
2:I:360:THR:HG22	2:I:365:VAL:HG11	1.88	0.54
2:I:469:LYS:NZ	2:I:476:VAL:HA	2.22	0.54
2:J:162:ALA:CB	2:J:237:LEU:HD12	2.37	0.54
1:A:1304:THR:HG23	1:A:1335:LYS:HB2	1.90	0.54
1:A:1316:GLU:O	1:A:1317:THR:C	2.45	0.54
1:B:1075:THR:HG23	1:B:1145:GLU:OE2	2.06	0.54
1:B:295:LYS:CE	1:B:299:VAL:HG12	2.37	0.54
1:B:403:ASP:C	1:B:403:ASP:OD1	2.46	0.54
1:B:529:LEU:HB3	1:B:638:THR:OG1	2.08	0.54

Continued on next page...

Continued from previous page...

Atom-1	Atom-2	Interatomic distance (Å)	Clash overlap (Å)
1:B:917:VAL:HG13	1:B:922:LEU:HD21	1.90	0.54
1:C:1316:GLU:O	1:C:1317:THR:C	2.45	0.54
1:D:481:ASP:C	1:D:481:ASP:OD1	2.44	0.54
1:D:235:ASN:HB3	1:D:508:ASN:ND2	2.22	0.54
1:D:575:VAL:HG23	1:D:614:ALA:O	2.08	0.54
1:D:891:PRO:HA	1:D:894:PHE:CD2	2.43	0.54
1:E:1302:GLY:HA2	1:E:1334:GLY:N	2.23	0.54
1:E:1435:THR:HG23	1:E:1437:SER:N	2.23	0.54
1:E:481:ASP:HB2	1:E:1038:ILE:O	2.08	0.54
1:F:1401:LEU:O	1:F:1401:LEU:CD1	2.38	0.54
1:F:1442:GLU:OE2	2:G:375:THR:HA	2.08	0.54
1:F:1470:VAL:O	1:F:1470:VAL:CG1	2.56	0.54
1:F:249:THR:OG1	1:F:635:ASN:HB3	2.08	0.54
1:F:897:ASP:OD1	1:F:897:ASP:C	2.45	0.54
2:G:99:PRO:CD	2:G:449:LEU:HD13	2.36	0.54
2:H:350:PRO:CG	2:H:380:PRO:HA	2.36	0.54
2:H:429:THR:HG21	2:H:431:MET:HE2	1.88	0.54
2:I:97:ILE:HD11	2:I:450:VAL:CB	2.37	0.54
2:I:458:ARG:CZ	2:I:458:ARG:HB3	2.37	0.54
2:J:250:ALA:CB	2:J:251:PRO:HD2	2.35	0.54
2:K:477:ALA:C	2:K:478:VAL:HG22	2.27	0.54
1:A:1438:ARG:CB	2:L:376:GLY:HA2	2.13	0.54
2:L:450:VAL:O	2:L:454:ILE:HG22	2.06	0.54
1:A:1077:ARG:O	1:A:1078:ASP:C	2.44	0.54
1:A:67:PRO:HG3	1:A:105:TYR:OH	2.08	0.54
1:B:1396:ASP:OD1	1:B:1396:ASP:C	2.45	0.54
1:B:1442:GLU:OE2	2:H:375:THR:HA	2.08	0.54
1:B:875:MET:HE2	1:B:1139:PHE:HE2	1.73	0.54
1:B:891:PRO:HA	1:B:894:PHE:CD2	2.43	0.54
1:C:1369:THR:C	1:C:1389:GLY:O	2.46	0.54
1:C:1376:LEU:CB	1:C:1439:PHE:HE1	2.19	0.54
1:C:528:ASN:HB2	1:C:542:LEU:HD22	1.90	0.54
1:C:560:ASP:O	1:C:561:TYR:C	2.46	0.54
1:C:561:TYR:O	1:C:561:TYR:CD1	2.61	0.54
1:C:565:THR:HG22	1:C:602:THR:HB	1.89	0.54
1:C:937:LYS:HB2	1:C:940:GLU:HG3	1.89	0.54
1:C:937:LYS:HE3	1:C:1033:SER:CB	2.34	0.54
1:E:1077:ARG:O	1:E:1078:ASP:C	2.44	0.54
1:E:230:HIS:CE1	1:E:234:ILE:HG13	2.35	0.54
1:E:345:MET:CG	1:E:346:ASP:N	2.55	0.54
1:E:664:THR:HA	1:E:720:ARG:NE	2.22	0.54

Continued on next page...

Continued from previous page...

Atom-1	Atom-2	Interatomic distance (Å)	Clash overlap (Å)
1:E:804:ASN:O	1:E:805:ASP:HB3	2.08	0.54
1:E:976:SER:O	1:E:979:ASP:HB2	2.08	0.54
1:F:1051:GLU:O	1:F:1052:VAL:C	2.46	0.54
1:F:1093:GLY:O	1:F:1094:THR:C	2.45	0.54
1:F:447:LEU:HD11	1:F:451:GLN:NE2	2.23	0.54
1:F:917:VAL:HG13	1:F:922:LEU:HD21	1.90	0.54
2:G:162:ALA:HB3	2:G:237:LEU:HD12	1.89	0.54
2:H:181:ARG:C	2:H:181:ARG:HD2	2.28	0.54
2:H:162:ALA:CB	2:H:237:LEU:HD12	2.37	0.54
2:H:320:TYR:CE2	2:H:344:PHE:HD2	2.25	0.54
2:I:110:ILE:HD11	2:I:117:ALA:C	2.28	0.54
2:I:153:ILE:HG21	2:I:238:VAL:HG12	1.90	0.54
2:I:162:ALA:CB	2:I:237:LEU:HD12	2.38	0.54
2:I:320:TYR:CE2	2:I:344:PHE:HD2	2.25	0.54
2:J:181:ARG:HD2	2:J:181:ARG:C	2.28	0.54
2:J:97:ILE:CG1	2:J:450:VAL:HG11	2.38	0.54
2:J:97:ILE:HD11	2:J:450:VAL:CB	2.37	0.54
2:K:230:ARG:NH2	2:K:434:MET:HE1	2.23	0.54
2:K:97:ILE:HD11	2:K:450:VAL:CB	2.37	0.54
2:L:32:TYR:HE2	2:L:194:LYS:CB	2.20	0.54
1:A:266:VAL:O	1:A:279:THR:HG23	2.08	0.54
1:A:452:GLN:NE2	1:A:764:THR:HG21	2.21	0.54
1:B:1077:ARG:O	1:B:1078:ASP:C	2.45	0.54
1:B:256:PHE:O	1:B:259:HIS:HB2	2.08	0.54
1:C:1304:THR:HG23	1:C:1335:LYS:HB2	1.90	0.54
1:C:1307:VAL:HG12	1:C:1322:ILE:HD13	1.89	0.54
1:C:1427:LEU:O	1:C:1430:GLU:N	2.41	0.54
1:C:1438:ARG:O	1:C:1439:PHE:C	2.45	0.54
1:C:481:ASP:HB2	1:C:1038:ILE:O	2.08	0.54
1:C:481:ASP:C	1:C:481:ASP:OD1	2.44	0.54
1:C:664:THR:HA	1:C:720:ARG:NE	2.22	0.54
1:C:823:MET:C	1:C:824:GLN:HE21	2.10	0.54
1:D:1131:THR:O	1:D:1134:LYS:N	2.41	0.54
1:D:1318:ASN:ND2	1:D:1318:ASN:H	2.01	0.54
1:D:743:VAL:CG1	1:D:745:ARG:HG3	2.38	0.54
1:D:746:ILE:HG12	1:D:1182:ASP:O	2.08	0.54
1:E:369:THR:HG22	1:E:1293:ASN:ND2	2.23	0.54
1:E:1316:GLU:O	1:E:1317:THR:C	2.45	0.54
1:E:302:ALA:HA	1:E:347:ARG:NH1	2.23	0.54
1:F:1438:ARG:O	1:F:1439:PHE:C	2.45	0.54
1:F:513:SER:CB	1:F:520:MET:CE	2.79	0.54

Continued on next page...

Continued from previous page...

Atom-1	Atom-2	Interatomic distance (Å)	Clash overlap (Å)
1:F:621:ILE:HG13	1:F:658:LEU:CD1	2.38	0.54
1:F:953:ILE:HG22	1:F:954:ALA:N	2.22	0.54
1:F:978:GLU:HG3	1:F:979:ASP:H	1.73	0.54
2:G:238:VAL:HG23	2:G:439:ALA:CA	2.38	0.54
2:G:317:LYS:CE	2:G:345:ILE:HG21	2.38	0.54
2:G:317:LYS:NZ	2:G:345:ILE:HG21	2.23	0.54
2:H:230:ARG:NH2	2:H:434:MET:HE1	2.23	0.54
2:J:153:ILE:HG21	2:J:238:VAL:HG12	1.90	0.54
2:J:238:VAL:HG23	2:J:439:ALA:CA	2.38	0.54
2:J:317:LYS:NZ	2:J:345:ILE:HG21	2.23	0.54
2:K:32:TYR:HE2	2:K:194:LYS:CB	2.20	0.54
2:K:418:THR:CB	2:K:424:LEU:HD11	2.23	0.54
2:L:317:LYS:NZ	2:L:345:ILE:HG21	2.23	0.54
1:A:244:MET:O	1:A:245:LYS:C	2.44	0.53
1:A:708:MET:O	1:A:710:LYS:N	2.41	0.53
1:B:978:GLU:HG3	1:B:979:ASP:H	1.73	0.53
1:C:269:VAL:HG23	1:C:270:GLY:N	2.22	0.53
1:C:61:VAL:O	1:C:61:VAL:HG12	2.07	0.53
1:C:976:SER:O	1:C:979:ASP:HB2	2.08	0.53
1:D:1177:HIS:H	1:D:1177:HIS:CD2	2.25	0.53
1:D:256:PHE:O	1:D:259:HIS:HB2	2.08	0.53
1:E:1320:ASN:C	1:E:1341:GLN:HG3	2.28	0.53
1:E:1369:THR:C	1:E:1389:GLY:O	2.46	0.53
1:E:18:VAL:O	1:E:19:GLU:C	2.42	0.53
1:E:67:PRO:HG3	1:E:105:TYR:OH	2.08	0.53
1:E:75:GLN:C	1:E:76:VAL:HG12	2.27	0.53
1:F:746:ILE:HG12	1:F:1182:ASP:O	2.08	0.53
1:F:387:PRO:CD	1:F:1344:GLU:OE2	2.47	0.53
1:F:1432:VAL:O	1:F:1433:THR:C	2.45	0.53
1:F:1470:VAL:O	1:F:1470:VAL:HG13	2.08	0.53
1:F:575:VAL:HG23	1:F:614:ALA:O	2.08	0.53
1:F:720:ARG:C	1:F:722:GLY:H	2.11	0.53
2:H:97:ILE:CG1	2:H:450:VAL:HG11	2.38	0.53
2:H:94:CYS:HB3	2:H:98:CYS:SG	2.48	0.53
2:I:97:ILE:CG1	2:I:450:VAL:HG11	2.38	0.53
2:J:320:TYR:CE2	2:J:344:PHE:HD2	2.25	0.53
2:J:418:THR:N	2:J:424:LEU:HD22	2.23	0.53
2:J:418:THR:CB	2:J:424:LEU:HD11	2.23	0.53
2:K:132:TRP:HA	2:K:202:ARG:CZ	2.39	0.53
2:K:145:GLU:OE2	2:K:171:TYR:HE1	1.91	0.53
2:K:186:LEU:HD21	2:K:195:LEU:HD11	1.91	0.53

Continued on next page...

Continued from previous page...

Atom-1	Atom-2	Interatomic distance (Å)	Clash overlap (Å)
2:L:110:ILE:HD11	2:L:117:ALA:C	2.28	0.53
1:A:631:LEU:HD13	1:A:636:LEU:HB3	1.90	0.53
1:B:443:ASP:O	1:B:445:ALA:N	2.41	0.53
1:B:824:GLN:CA	1:B:824:GLN:HE21	2.20	0.53
1:C:119:GLU:O	1:C:120:LYS:C	2.47	0.53
1:C:1316:GLU:O	1:C:1318:ASN:N	2.42	0.53
1:C:518:ARG:NH2	1:C:1382:ASN:HD22	2.06	0.53
1:C:804:ASN:O	1:C:805:ASP:HB3	2.08	0.53
1:C:853:PHE:CE1	1:C:1079:ILE:HD13	2.42	0.53
1:C:92:ILE:O	1:C:93:VAL:C	2.45	0.53
1:D:1438:ARG:O	1:D:1439:PHE:C	2.45	0.53
1:D:838:VAL:HG13	1:D:839:PRO:CD	2.31	0.53
1:E:1400:SER:O	1:E:1403:LEU:N	2.27	0.53
1:E:561:TYR:CD1	1:E:561:TYR:O	2.61	0.53
1:F:1233:TYR:O	1:F:1268:LEU:HA	2.09	0.53
1:F:40:THR:CG2	1:F:40:THR:O	2.57	0.53
2:G:174:HIS:HE1	2:G:215:HIS:HB3	1.72	0.53
2:G:132:TRP:HA	2:G:202:ARG:CZ	2.39	0.53
2:G:465:HIS:NE2	2:G:469:LYS:HE3	2.24	0.53
2:H:132:TRP:HA	2:H:202:ARG:CZ	2.39	0.53
2:H:372:ALA:HB1	2:H:381:GLN:O	2.08	0.53
2:H:244:LYS:HG3	2:H:402:GLU:O	2.09	0.53
2:H:238:VAL:HG23	2:H:439:ALA:CA	2.38	0.53
2:I:181:ARG:HD2	2:I:181:ARG:C	2.28	0.53
1:D:1438:ARG:CD	2:I:377:ARG:N	2.41	0.53
2:I:366:ARG:NE	2:I:391:GLN:HG2	2.14	0.53
2:J:249:LYS:HE2	2:J:258:ILE:HD11	1.90	0.53
2:J:321:ARG:HD3	2:J:322:ARG:CB	2.37	0.53
2:J:322:ARG:HD2	2:J:349:ALA:CB	2.38	0.53
2:J:372:ALA:HB1	2:J:381:GLN:O	2.08	0.53
2:J:469:LYS:NZ	2:J:476:VAL:HA	2.22	0.53
2:K:327:MET:HB2	2:K:346:TRP:HZ2	1.65	0.53
2:K:94:CYS:HB3	2:K:98:CYS:SG	2.49	0.53
1:A:1307:VAL:HG12	1:A:1322:ILE:HD13	1.89	0.53
1:B:1438:ARG:CZ	2:H:376:GLY:O	2.57	0.53
1:B:575:VAL:HG23	1:B:614:ALA:O	2.08	0.53
1:B:746:ILE:HG12	1:B:1182:ASP:O	2.08	0.53
1:B:744:SER:O	1:B:746:ILE:N	2.40	0.53
1:C:1310:THR:O	1:C:1313:SER:N	2.33	0.53
1:D:978:GLU:HG3	1:D:979:ASP:H	1.73	0.53
1:E:1300:LEU:HD12	1:E:1301:SER:N	2.22	0.53

Continued on next page...

Continued from previous page...

Atom-1	Atom-2	Interatomic distance (Å)	Clash overlap (Å)
1:E:1420:TYR:OH	1:E:1466:LEU:HD22	2.09	0.53
1:E:149:TYR:HE1	1:E:282:GLU:OE1	1.91	0.53
1:F:1054:GLN:O	1:F:1057:THR:HB	2.08	0.53
1:F:256:PHE:O	1:F:259:HIS:HB2	2.08	0.53
2:G:473:GLU:HG2	2:G:473:GLU:O	2.08	0.53
2:H:153:ILE:HG21	2:H:238:VAL:HG12	1.90	0.53
2:I:162:ALA:HB3	2:I:237:LEU:HD12	1.89	0.53
2:I:243:TYR:CE1	2:I:405:ASP:HB3	2.43	0.53
2:I:317:LYS:NZ	2:I:345:ILE:HG21	2.24	0.53
2:I:429:THR:HG21	2:I:431:MET:HE2	1.90	0.53
2:J:243:TYR:CE1	2:J:405:ASP:HB3	2.43	0.53
2:J:449:LEU:CD2	2:J:451:VAL:HG13	2.27	0.53
2:K:415:LEU:CG	2:K:432:THR:HG23	2.34	0.53
2:L:122:SER:HA	2:L:125:LYS:CE	2.36	0.53
2:L:132:TRP:HA	2:L:202:ARG:CZ	2.39	0.53
2:L:162:ALA:HB3	2:L:237:LEU:HD12	1.89	0.53
2:L:322:ARG:HG3	2:L:326:ASN:OD1	2.09	0.53
2:L:317:LYS:CE	2:L:345:ILE:HG21	2.38	0.53
2:L:97:ILE:CG1	2:L:450:VAL:HG11	2.38	0.53
2:L:94:CYS:HB3	2:L:98:CYS:SG	2.48	0.53
1:A:1121:ASP:OD1	1:A:1122:ASP:N	2.42	0.53
1:A:149:TYR:HE1	1:A:282:GLU:OE1	1.91	0.53
1:A:250:ARG:O	1:A:531:ASN:ND2	2.42	0.53
1:B:60:LYS:O	1:B:63:GLY:N	2.38	0.53
1:B:743:VAL:CG1	1:B:745:ARG:HG3	2.38	0.53
1:C:1435:THR:HG23	1:C:1437:SER:N	2.23	0.53
1:C:631:LEU:HD13	1:C:636:LEU:HB3	1.90	0.53
1:D:1131:THR:CG2	1:D:1133:GLU:N	2.72	0.53
1:D:1388:THR:HG23	1:D:1388:THR:O	2.06	0.53
1:D:555:PHE:CD1	1:D:556:ARG:N	2.77	0.53
1:D:61:VAL:O	1:D:61:VAL:HG12	2.08	0.53
1:E:1057:THR:HG22	1:E:1190:VAL:HG11	1.91	0.53
1:E:1220:ARG:N	1:E:1221:PRO:CD	2.71	0.53
1:E:1290:GLY:O	1:E:1291:ASP:CB	2.53	0.53
1:E:1304:THR:HG23	1:E:1335:LYS:HB2	1.89	0.53
1:E:1401:LEU:CD1	1:E:1401:LEU:C	2.73	0.53
1:E:481:ASP:OD1	1:E:481:ASP:C	2.44	0.53
1:E:708:MET:O	1:E:710:LYS:N	2.41	0.53
1:F:1121:ASP:O	1:F:1125:ARG:HG3	2.08	0.53
1:F:602:THR:O	1:F:640:THR:CG2	2.56	0.53
2:G:322:ARG:HG3	2:G:326:ASN:OD1	2.09	0.53

Continued on next page...

Continued from previous page...

Atom-1	Atom-2	Interatomic distance (Å)	Clash overlap (Å)
2:G:372:ALA:HB1	2:G:381:GLN:O	2.08	0.53
2:H:243:TYR:CE1	2:H:405:ASP:HB3	2.43	0.53
2:H:429:THR:CB	2:H:431:MET:HE2	2.39	0.53
2:H:449:LEU:CD2	2:H:451:VAL:HG13	2.27	0.53
2:H:469:LYS:HZ3	2:H:476:VAL:CA	2.22	0.53
2:I:249:LYS:HE2	2:I:258:ILE:HD11	1.90	0.53
2:I:295:LEU:CD1	2:I:319:LEU:HD13	2.39	0.53
2:J:132:TRP:HA	2:J:202:ARG:CZ	2.39	0.53
2:K:440:ALA:HB1	2:K:456:ASP:HB2	1.85	0.53
2:K:473:GLU:O	2:K:473:GLU:HG2	2.09	0.53
1:A:105:TYR:H	1:A:105:TYR:HD1	1.57	0.53
1:A:1093:GLY:O	1:A:1096:SER:N	2.41	0.53
1:A:1207:VAL:HG13	1:A:1208:PRO:CD	2.39	0.53
1:A:1320:ASN:C	1:A:1341:GLN:HG3	2.28	0.53
1:A:1374:VAL:C	1:A:1375:ILE:HG13	2.28	0.53
1:A:1420:TYR:OH	1:A:1466:LEU:HD22	2.09	0.53
1:A:572:THR:CG2	1:A:615:ARG:NE	2.72	0.53
1:A:522:LEU:CG	1:A:705:LEU:HD21	2.38	0.53
1:A:902:ASN:CB	1:C:1227:GLU:OE2	2.53	0.53
1:B:349:GLY:HA3	1:B:387:PRO:HG3	1.90	0.53
1:B:602:THR:O	1:B:640:THR:CG2	2.56	0.53
1:C:826:ARG:HG2	1:C:1046:GLU:OE2	2.07	0.53
1:C:1057:THR:HG22	1:C:1190:VAL:HG11	1.91	0.53
1:C:105:TYR:H	1:C:105:TYR:HD1	1.57	0.53
1:C:1121:ASP:OD1	1:C:1122:ASP:N	2.42	0.53
1:C:149:TYR:HE1	1:C:282:GLU:OE1	1.91	0.53
1:C:18:VAL:O	1:C:19:GLU:C	2.42	0.53
1:C:253:HIS:ND1	1:C:254:PRO:CG	2.71	0.53
1:C:317:ILE:CG2	1:C:321:ASN:HD21	2.19	0.53
1:C:250:ARG:O	1:C:531:ASN:ND2	2.42	0.53
1:C:571:ALA:HB2	1:C:606:LEU:CD2	2.39	0.53
1:C:587:ARG:O	1:C:590:ARG:HB2	2.09	0.53
1:D:1077:ARG:O	1:D:1078:ASP:C	2.45	0.53
1:D:1233:TYR:O	1:D:1268:LEU:HA	2.09	0.53
1:D:302:ALA:CA	1:D:347:ARG:NH1	2.72	0.53
1:D:526:LEU:CD1	1:D:526:LEU:N	2.64	0.53
1:D:629:THR:O	1:D:632:ILE:N	2.42	0.53
1:E:105:TYR:H	1:E:105:TYR:HD1	1.57	0.53
1:E:518:ARG:NH2	1:E:1382:ASN:HD22	2.06	0.53
1:E:249:THR:OG1	1:E:635:ASN:HB3	2.07	0.53
1:E:496:HIS:O	1:E:653:HIS:CE1	2.61	0.53

Continued on next page...

Continued from previous page...

Atom-1	Atom-2	Interatomic distance (Å)	Clash overlap (Å)
1:E:973:ASP:OD2	1:E:1298:LYS:CE	2.54	0.53
1:F:1468:VAL:O	1:F:1468:VAL:HG12	2.07	0.53
1:F:182:MET:HE2	1:F:217:PRO:CB	1.93	0.53
1:F:763:ALA:O	1:F:765:ALA:N	2.42	0.53
2:G:166:LEU:HD23	2:G:461:ALA:CB	2.36	0.53
2:G:145:GLU:OE2	2:G:171:TYR:HE1	1.91	0.53
2:G:97:ILE:CG1	2:G:450:VAL:HG11	2.38	0.53
2:H:317:LYS:NZ	2:H:345:ILE:HG21	2.23	0.53
2:H:465:HIS:NE2	2:H:469:LYS:HE3	2.24	0.53
2:H:469:LYS:NZ	2:H:476:VAL:HA	2.22	0.53
2:I:132:TRP:HA	2:I:202:ARG:CZ	2.39	0.53
2:I:322:ARG:HG3	2:I:326:ASN:OD1	2.09	0.53
2:I:238:VAL:HG23	2:I:439:ALA:CA	2.38	0.53
2:J:197:LYS:NZ	2:J:275:ASP:HB3	2.24	0.53
2:K:246:ARG:HD3	2:K:399:LEU:CB	2.33	0.53
2:K:97:ILE:CG1	2:K:450:VAL:HG11	2.38	0.53
2:L:372:ALA:HB1	2:L:381:GLN:O	2.08	0.53
2:L:418:THR:N	2:L:424:LEU:HD22	2.23	0.53
2:L:469:LYS:NZ	2:L:476:VAL:HA	2.22	0.53
2:L:49:GLN:HE22	2:L:69:LEU:CG	2.22	0.53
1:A:1143:ALA:O	1:A:1144:GLU:C	2.45	0.53
1:A:1310:THR:O	1:A:1313:SER:N	2.33	0.53
1:A:369:THR:HG22	1:A:1293:ASN:ND2	2.23	0.53
1:A:572:THR:HG23	1:A:615:ARG:HB3	1.90	0.53
1:A:643:ASN:ND2	1:A:665:THR:HB	2.22	0.53
1:A:659:ILE:HA	1:A:663:ALA:HB3	1.91	0.53
1:A:468:MET:HG2	1:A:699:ALA:CB	2.38	0.53
1:A:782:ARG:C	1:A:784:SER:H	2.12	0.53
1:A:976:SER:O	1:A:979:ASP:HB2	2.08	0.53
1:B:1047:MET:HE2	1:B:1186:ARG:NH2	2.03	0.53
1:B:223:GLN:HB3	1:B:224:PRO:CA	2.37	0.53
1:B:447:LEU:HD11	1:B:451:GLN:NE2	2.23	0.53
1:C:1220:ARG:N	1:C:1221:PRO:CD	2.71	0.53
1:C:369:THR:HG22	1:C:1293:ASN:ND2	2.23	0.53
1:C:1400:SER:O	1:C:1401:LEU:C	2.44	0.53
1:C:608:ASP:OD2	1:C:646:THR:HA	2.09	0.53
1:C:838:VAL:HG12	1:C:839:PRO:CD	2.32	0.53
1:D:1470:VAL:O	1:D:1470:VAL:CG1	2.56	0.53
1:D:443:ASP:O	1:D:445:ALA:N	2.41	0.53
1:E:1219:ALA:O	1:E:1220:ARG:C	2.47	0.53
1:E:269:VAL:HG23	1:E:270:GLY:N	2.22	0.53

Continued on next page...

Continued from previous page...

Atom-1	Atom-2	Interatomic distance (Å)	Clash overlap (Å)
1:F:574:PRO:HD3	1:F:615:ARG:HH12	1.74	0.53
1:F:615:ARG:HG2	1:F:615:ARG:HH11	1.73	0.53
1:D:1229:MET:CA	1:F:877:ARG:CG	2.78	0.53
2:G:269:ASN:ND2	2:G:273:LEU:HD23	2.24	0.53
2:G:94:CYS:HB3	2:G:98:CYS:SG	2.49	0.53
2:H:434:MET:HB2	2:H:437:VAL:HG11	1.87	0.53
2:I:317:LYS:HZ2	2:I:345:ILE:HG21	1.73	0.53
1:D:1438:ARG:CZ	2:I:376:GLY:O	2.57	0.53
1:F:1104:MET:C	2:I:54:PHE:CZ	2.81	0.53
2:J:174:HIS:CE1	2:J:215:HIS:HB3	2.44	0.53
2:J:295:LEU:CD1	2:J:319:LEU:HD13	2.39	0.53
2:J:49:GLN:HE22	2:J:69:LEU:CG	2.22	0.53
2:J:94:CYS:HB3	2:J:98:CYS:SG	2.49	0.53
2:K:249:LYS:HE2	2:K:258:ILE:HD11	1.90	0.53
2:K:322:ARG:HD2	2:K:349:ALA:CB	2.38	0.53
2:K:372:ALA:HB1	2:K:381:GLN:O	2.08	0.53
2:K:49:GLN:HE22	2:K:69:LEU:CG	2.22	0.53
2:L:238:VAL:HG23	2:L:439:ALA:CA	2.38	0.53
2:L:249:LYS:HE2	2:L:258:ILE:HD11	1.90	0.53
2:L:250:ALA:HB1	2:L:251:PRO:CD	2.33	0.53
2:L:269:ASN:ND2	2:L:273:LEU:HD23	2.24	0.53
2:L:432:THR:HG22	2:L:434:MET:N	2.15	0.53
2:L:97:ILE:HD11	2:L:450:VAL:CB	2.37	0.53
1:A:253:HIS:CE1	1:A:254:PRO:HG2	2.44	0.53
1:A:518:ARG:NH2	1:A:1382:ASN:HD22	2.06	0.53
1:A:587:ARG:O	1:A:590:ARG:HB2	2.09	0.53
1:B:1093:GLY:O	1:B:1094:THR:C	2.45	0.53
1:B:628:HIS:O	1:B:629:THR:C	2.47	0.53
1:B:734:LEU:HD11	1:B:738:HIS:HD2	1.51	0.53
1:A:899:ASN:O	1:C:1263:HIS:CE1	2.62	0.53
1:C:1375:ILE:O	1:C:1377:GLY:N	2.39	0.53
1:C:253:HIS:CE1	1:C:254:PRO:HG2	2.44	0.53
1:C:302:ALA:HA	1:C:347:ARG:NH1	2.23	0.53
1:C:443:ASP:O	1:C:446:GLU:N	2.28	0.53
1:C:73:VAL:O	1:C:172:LEU:HA	2.09	0.53
1:E:1016:ALA:O	1:E:1017:ASN:HB2	2.08	0.53
1:E:1093:GLY:O	1:E:1096:SER:N	2.41	0.53
1:E:1289:MET:HE2	1:E:1289:MET:H	1.73	0.53
1:F:1050:SER:O	1:F:1051:GLU:C	2.46	0.53
1:F:505:GLN:NE2	1:F:1001:VAL:N	2.55	0.53
2:G:418:THR:N	2:G:424:LEU:HD22	2.23	0.53

Continued on next page...

Continued from previous page...

Atom-1	Atom-2	Interatomic distance (Å)	Clash overlap (Å)
2:G:60:PRO:HB2	2:G:451:VAL:HG22	1.90	0.53
2:G:454:ILE:HD13	2:G:458:ARG:HG2	1.91	0.53
2:H:269:ASN:ND2	2:H:273:LEU:HD23	2.24	0.53
2:H:371:VAL:HG21	2:H:386:SER:CB	2.39	0.53
2:I:416:LYS:NZ	2:I:416:LYS:HB2	2.24	0.53
2:J:45:ASN:N	2:J:45:ASN:HD21	2.04	0.53
2:J:54:PHE:HB3	2:J:107:ASN:CB	2.36	0.53
2:K:181:ARG:C	2:K:181:ARG:HD2	2.28	0.53
2:L:174:HIS:CE1	2:L:215:HIS:HB3	2.44	0.53
2:L:276:THR:HG22	2:L:277:VAL:HG23	1.91	0.53
2:L:406:LEU:CD2	2:L:406:LEU:H	2.21	0.53
2:L:416:LYS:HB2	2:L:416:LYS:HZ2	1.73	0.53
1:A:119:GLU:O	1:A:120:LYS:C	2.47	0.53
1:A:1398:ASP:O	1:A:1399:ASP:C	2.47	0.53
1:A:1391:MET:HE1	1:A:1458:VAL:CG2	2.37	0.53
1:A:729:GLY:C	1:A:748:GLY:HA3	2.29	0.53
1:B:1289:MET:CE	1:B:1289:MET:CB	2.87	0.53
1:B:1388:THR:O	1:B:1388:THR:HG23	2.06	0.53
1:C:67:PRO:HG3	1:C:105:TYR:OH	2.08	0.53
1:C:1112:THR:O	2:K:112:GLN:NE2	2.40	0.53
1:C:392:ALA:O	1:C:400:LEU:CD1	2.53	0.53
1:C:782:ARG:C	1:C:784:SER:H	2.12	0.53
1:D:615:ARG:HH11	1:D:615:ARG:HG2	1.73	0.53
1:D:602:THR:O	1:D:640:THR:CG2	2.56	0.53
1:E:1121:ASP:OD1	1:E:1122:ASP:N	2.42	0.53
1:E:1375:ILE:O	1:E:1377:GLY:N	2.39	0.53
1:E:253:HIS:ND1	1:E:254:PRO:CG	2.71	0.53
1:E:753:GLY:O	1:E:754:ILE:C	2.46	0.53
1:A:1263:HIS:CE1	1:E:899:ASN:O	2.62	0.53
1:F:1068:ARG:NE	1:F:1089:GLU:OE1	2.38	0.53
1:F:443:ASP:O	1:F:445:ALA:N	2.41	0.53
2:G:174:HIS:CE1	2:G:215:HIS:HB3	2.44	0.53
2:G:207:LEU:HG	2:G:214:TYR:OH	2.07	0.53
2:G:416:LYS:HB2	2:G:416:LYS:NZ	2.24	0.53
2:H:145:GLU:OE2	2:H:171:TYR:HE1	1.91	0.53
2:H:404:GLU:O	2:H:404:GLU:HG3	2.09	0.53
2:H:443:ILE:HD12	2:H:444:VAL:CA	2.39	0.53
2:I:350:PRO:HG2	2:I:373:ASP:O	2.09	0.53
2:I:372:ALA:HB1	2:I:381:GLN:O	2.08	0.53
2:J:322:ARG:HG3	2:J:326:ASN:OD1	2.09	0.53
2:J:371:VAL:HG21	2:J:386:SER:CB	2.39	0.53

Continued on next page...

Continued from previous page...

Atom-1	Atom-2	Interatomic distance (Å)	Clash overlap (Å)
2:J:60:PRO:HB2	2:J:451:VAL:HG22	1.90	0.53
2:K:162:ALA:CB	2:K:237:LEU:HD12	2.38	0.53
2:K:243:TYR:CE1	2:K:405:ASP:HB3	2.43	0.53
2:K:238:VAL:HG23	2:K:439:ALA:CA	2.38	0.53
2:K:60:PRO:HB2	2:K:451:VAL:HG22	1.90	0.53
2:L:321:ARG:HD3	2:L:322:ARG:CB	2.37	0.53
2:L:454:ILE:HD13	2:L:458:ARG:HG2	1.91	0.53
1:A:1349:ARG:CG	1:A:1349:ARG:HH11	2.22	0.53
1:A:1400:SER:O	1:A:1403:LEU:N	2.27	0.53
1:A:317:ILE:CG2	1:A:321:ASN:HD21	2.19	0.53
1:A:496:HIS:O	1:A:653:HIS:CE1	2.61	0.53
1:A:92:ILE:O	1:A:93:VAL:C	2.45	0.53
1:B:1233:TYR:O	1:B:1268:LEU:HA	2.09	0.53
1:C:1016:ALA:O	1:C:1017:ASN:HB2	2.08	0.53
1:C:1375:ILE:HB	1:C:1394:VAL:HG22	1.91	0.53
1:C:708:MET:O	1:C:710:LYS:N	2.41	0.53
1:C:932:VAL:O	1:C:933:ALA:CB	2.45	0.53
1:D:1161:VAL:CG1	1:D:1161:VAL:O	2.57	0.53
1:D:1432:VAL:O	1:D:1433:THR:C	2.45	0.53
1:E:1155:PHE:N	1:E:1155:PHE:CD1	2.77	0.53
1:E:1207:VAL:HG13	1:E:1208:PRO:CD	2.39	0.53
1:E:1221:PRO:CB	1:E:1229:MET:CE	2.73	0.53
1:E:1316:GLU:O	1:E:1318:ASN:N	2.42	0.53
1:E:175:ARG:NH2	1:E:203:ASP:OD2	2.42	0.53
1:E:571:ALA:HB2	1:E:606:LEU:CD2	2.39	0.53
1:F:1131:THR:CG2	1:F:1133:GLU:N	2.72	0.53
1:F:131:ILE:HG23	1:F:131:ILE:O	2.09	0.53
1:F:240:ASN:ND2	1:F:327:TRP:CD2	2.77	0.53
2:G:244:LYS:HG3	2:G:402:GLU:O	2.08	0.53
2:H:197:LYS:NZ	2:H:275:ASP:HB3	2.24	0.53
2:H:350:PRO:HG2	2:H:373:ASP:O	2.09	0.53
2:I:322:ARG:HD2	2:I:349:ALA:CB	2.38	0.53
2:I:406:LEU:CD2	2:I:406:LEU:H	2.21	0.53
2:I:60:PRO:HB2	2:I:451:VAL:HG22	1.90	0.53
2:J:244:LYS:HG3	2:J:402:GLU:O	2.08	0.53
2:J:317:LYS:CE	2:J:345:ILE:HG21	2.38	0.53
2:K:292:VAL:HG22	2:K:394:LEU:CD1	2.30	0.53
2:K:317:LYS:CE	2:K:345:ILE:HG21	2.38	0.53
2:L:353:PHE:CE1	2:L:382:VAL:HG12	2.44	0.53
1:A:1316:GLU:O	1:A:1318:ASN:N	2.42	0.53
1:A:269:VAL:HG23	1:A:270:GLY:N	2.22	0.53

Continued on next page...

Continued from previous page...

Atom-1	Atom-2	Interatomic distance (Å)	Clash overlap (Å)
1:B:1058:LEU:CD2	1:B:1058:LEU:O	2.57	0.53
1:B:302:ALA:CA	1:B:347:ARG:NH1	2.72	0.53
1:B:615:ARG:HH11	1:B:615:ARG:HG2	1.73	0.53
1:B:62:ILE:HG22	1:B:62:ILE:O	2.08	0.53
1:B:763:ALA:O	1:B:765:ALA:N	2.42	0.53
1:C:1061:LEU:O	1:C:1064:ARG:HB2	2.08	0.53
1:C:1077:ARG:O	1:C:1078:ASP:C	2.44	0.53
1:C:753:GLY:O	1:C:754:ILE:C	2.46	0.53
1:D:447:LEU:HD11	1:D:451:GLN:NE2	2.23	0.53
1:D:549:VAL:O	1:D:697:LYS:HE3	2.09	0.53
1:D:62:ILE:O	1:D:62:ILE:HG22	2.08	0.53
1:D:529:LEU:HB3	1:D:638:THR:OG1	2.08	0.53
1:D:763:ALA:O	1:D:765:ALA:N	2.42	0.53
1:D:855:THR:O	1:D:855:THR:HG22	2.09	0.53
1:E:1374:VAL:C	1:E:1375:ILE:HG13	2.28	0.53
1:E:1398:ASP:O	1:E:1399:ASP:C	2.47	0.53
1:E:1391:MET:HE1	1:E:1458:VAL:HG21	1.90	0.53
1:E:31:ARG:NH1	1:E:368:GLU:OE2	2.42	0.53
1:F:1047:MET:CE	1:F:1186:ARG:NH2	2.44	0.53
1:F:528:ASN:HB3	1:F:542:LEU:HD22	1.91	0.53
2:G:243:TYR:CE1	2:G:405:ASP:HB3	2.43	0.53
2:G:97:ILE:HD11	2:G:450:VAL:CB	2.37	0.53
2:H:271:VAL:HG11	2:H:284:SER:O	2.09	0.53
2:H:345:ILE:N	2:H:345:ILE:HD13	2.17	0.53
2:H:317:LYS:CE	2:H:345:ILE:HG21	2.38	0.53
2:H:350:PRO:HD2	2:H:374:ALA:CA	2.39	0.53
2:I:197:LYS:NZ	2:I:275:ASP:HB3	2.24	0.53
2:I:317:LYS:CE	2:I:345:ILE:HG21	2.38	0.53
2:I:350:PRO:HD2	2:I:374:ALA:CA	2.40	0.53
2:I:454:ILE:HD13	2:I:458:ARG:HG2	1.91	0.53
2:I:71:LEU:HD13	2:I:72:THR:N	2.24	0.53
2:I:94:CYS:HB3	2:I:98:CYS:SG	2.49	0.53
2:J:415:LEU:CG	2:J:432:THR:HG23	2.34	0.53
2:J:465:HIS:NE2	2:J:469:LYS:HE3	2.24	0.53
2:J:71:LEU:HD13	2:J:72:THR:N	2.24	0.53
2:K:197:LYS:NZ	2:K:275:ASP:HB3	2.24	0.53
2:K:454:ILE:HD13	2:K:458:ARG:HG2	1.91	0.53
2:L:110:ILE:HG13	2:L:117:ALA:CA	2.35	0.53
2:L:77:LEU:CA	2:L:127:ILE:HD11	2.39	0.53
2:L:145:GLU:OE2	2:L:171:TYR:HE1	1.91	0.53
2:L:181:ARG:HD2	2:L:181:ARG:C	2.28	0.53

Continued on next page...

Continued from previous page...

Atom-1	Atom-2	Interatomic distance (Å)	Clash overlap (Å)
2:L:186:LEU:HD21	2:L:195:LEU:HD11	1.91	0.53
2:L:295:LEU:CD1	2:L:319:LEU:HD13	2.39	0.53
2:L:473:GLU:O	2:L:473:GLU:HG2	2.08	0.53
2:L:71:LEU:HD13	2:L:72:THR:N	2.24	0.53
1:A:1122:ASP:O	1:A:1126:GLN:HG3	2.09	0.52
1:A:218:THR:HG22	1:A:218:THR:O	2.08	0.52
1:A:753:GLY:O	1:A:754:ILE:C	2.46	0.52
1:B:574:PRO:HD3	1:B:615:ARG:HH12	1.74	0.52
1:C:1122:ASP:O	1:C:1126:GLN:HG3	2.09	0.52
1:C:1219:ALA:O	1:C:1220:ARG:C	2.47	0.52
1:C:175:ARG:NH2	1:C:203:ASP:OD2	2.42	0.52
1:D:672:GLN:HG3	1:D:693:MET:SD	2.49	0.52
1:D:500:ARG:HD2	1:D:728:ILE:CG2	2.39	0.52
1:B:1227:GLU:OE2	1:D:876:ASN:ND2	2.43	0.52
1:E:1212:ASP:OD1	1:E:1243:GLY:N	2.24	0.52
1:E:1438:ARG:CB	2:K:376:GLY:H	1.95	0.52
1:E:266:VAL:O	1:E:279:THR:HG23	2.08	0.52
1:E:631:LEU:HD13	1:E:636:LEU:HB3	1.90	0.52
1:F:484:PRO:HG3	1:F:823:MET:CG	2.39	0.52
1:F:830:GLU:HG2	1:F:831:LEU:N	2.24	0.52
2:G:249:LYS:HE2	2:G:258:ILE:HD11	1.90	0.52
2:G:350:PRO:HG2	2:G:373:ASP:O	2.09	0.52
2:G:445:ARG:O	2:G:445:ARG:HG2	2.09	0.52
2:H:295:LEU:CD1	2:H:319:LEU:HD13	2.39	0.52
2:H:97:ILE:CD1	2:H:450:VAL:HG11	2.39	0.52
2:I:174:HIS:CE1	2:I:215:HIS:HB3	2.44	0.52
2:I:207:LEU:HG	2:I:214:TYR:OH	2.07	0.52
2:J:144:ARG:HH11	2:J:169:LYS:HA	1.74	0.52
2:J:181:ARG:O	2:J:182:MET:HE3	2.09	0.52
2:J:269:ASN:ND2	2:J:273:LEU:HD23	2.24	0.52
2:J:404:GLU:O	2:J:404:GLU:HG3	2.09	0.52
2:J:443:ILE:HD12	2:J:444:VAL:CA	2.39	0.52
2:J:473:GLU:HG2	2:J:473:GLU:O	2.08	0.52
2:K:271:VAL:HG11	2:K:284:SER:O	2.09	0.52
2:K:465:HIS:NE2	2:K:469:LYS:HE3	2.24	0.52
2:K:81:TYR:CZ	2:K:85:GLN:HG3	2.44	0.52
1:A:227:MET:HE3	1:A:282:GLU:CG	2.38	0.52
1:B:1003:ARG:HG3	1:B:1004:SER:N	2.24	0.52
1:B:100:PHE:O	1:B:137:LYS:CE	2.46	0.52
1:B:1323:ILE:HD12	1:B:1327:VAL:HG21	1.91	0.52
1:B:281:PHE:O	1:B:285:VAL:HG23	2.09	0.52

Continued on next page...

Continued from previous page...

Atom-1	Atom-2	Interatomic distance (Å)	Clash overlap (Å)
1:B:40:THR:O	1:B:40:THR:CG2	2.57	0.52
1:B:672:GLN:HG3	1:B:693:MET:SD	2.49	0.52
1:B:500:ARG:HD2	1:B:728:ILE:CG2	2.39	0.52
1:C:1317:THR:CG2	1:C:1318:ASN:N	2.63	0.52
1:C:430:VAL:HG11	1:C:554:GLU:HB2	1.88	0.52
1:C:660:GLY:HA2	1:C:721:GLY:H	1.74	0.52
1:C:729:GLY:C	1:C:748:GLY:HA3	2.29	0.52
1:D:1058:LEU:O	1:D:1058:LEU:CD2	2.57	0.52
1:D:602:THR:O	1:D:640:THR:HA	2.09	0.52
1:D:830:GLU:HG2	1:D:831:LEU:N	2.24	0.52
1:D:917:VAL:HG13	1:D:922:LEU:HD21	1.90	0.52
1:E:1007:GLY:N	1:E:1051:GLU:OE2	2.41	0.52
1:E:1375:ILE:HB	1:E:1394:VAL:HG22	1.91	0.52
1:E:1427:LEU:O	1:E:1430:GLU:N	2.42	0.52
1:E:389:GLU:HA	1:E:403:ASP:OD2	2.09	0.52
1:E:608:ASP:OD2	1:E:646:THR:HA	2.09	0.52
1:F:1008:THR:HG22	1:F:1009:ILE:H	1.70	0.52
1:F:281:PHE:O	1:F:285:VAL:HG23	2.09	0.52
1:F:302:ALA:CA	1:F:347:ARG:NH1	2.72	0.52
1:F:349:GLY:HA3	1:F:387:PRO:HG3	1.90	0.52
1:F:672:GLN:HG3	1:F:693:MET:SD	2.49	0.52
2:G:276:THR:HG22	2:G:277:VAL:HG23	1.91	0.52
2:G:322:ARG:HD3	2:G:349:ALA:CA	2.39	0.52
2:G:97:ILE:CD1	2:G:450:VAL:HG11	2.39	0.52
2:H:174:HIS:CE1	2:H:215:HIS:HB3	2.44	0.52
2:H:240:THR:HG1	8:H:484:FAD:C5A	2.23	0.52
2:H:322:ARG:HD2	2:H:349:ALA:CB	2.38	0.52
2:I:249:LYS:HE2	2:I:258:ILE:HD13	1.91	0.52
2:I:321:ARG:HD3	2:I:322:ARG:CB	2.37	0.52
1:F:781:PHE:O	2:I:52:VAL:HB	1.92	0.52
2:K:322:ARG:HG3	2:K:326:ASN:OD1	2.09	0.52
2:K:443:ILE:HD12	2:K:444:VAL:CA	2.39	0.52
2:K:89:ASN:C	2:K:91:PRO:HD3	2.30	0.52
2:L:244:LYS:HG3	2:L:402:GLU:O	2.09	0.52
2:L:249:LYS:HE2	2:L:258:ILE:HD13	1.91	0.52
2:L:469:LYS:CD	2:L:476:VAL:HB	2.38	0.52
1:A:1135:VAL:O	1:A:1136:VAL:C	2.44	0.52
1:A:608:ASP:OD2	1:A:646:THR:HA	2.09	0.52
1:B:1470:VAL:O	1:B:1470:VAL:HG13	2.08	0.52
1:B:240:ASN:ND2	1:B:327:TRP:CD2	2.77	0.52
1:C:1385:ALA:HB2	1:C:1406:ASN:HD22	1.74	0.52

Continued on next page...

Continued from previous page...

Atom-1	Atom-2	Interatomic distance (Å)	Clash overlap (Å)
1:C:845:SER:O	1:C:848:ALA:HB3	2.10	0.52
1:E:119:GLU:O	1:E:120:LYS:C	2.47	0.52
1:E:572:THR:CG2	1:E:615:ARG:NE	2.72	0.52
1:F:621:ILE:HG12	1:F:657:VAL:CG1	2.40	0.52
1:F:676:ALA:O	1:F:677:GLU:C	2.45	0.52
2:G:197:LYS:NZ	2:G:275:ASP:HB3	2.24	0.52
2:G:295:LEU:CD1	2:G:319:LEU:HD13	2.39	0.52
2:G:469:LYS:CD	2:G:476:VAL:HB	2.38	0.52
2:G:89:ASN:C	2:G:91:PRO:HD3	2.30	0.52
2:H:276:THR:HG22	2:H:277:VAL:HG23	1.91	0.52
2:H:473:GLU:O	2:H:473:GLU:HG2	2.08	0.52
2:H:81:TYR:CZ	2:H:85:GLN:HG3	2.44	0.52
2:I:215:HIS:CD2	2:I:218:PHE:CD1	2.98	0.52
2:I:249:LYS:HG3	2:I:258:ILE:CD1	2.39	0.52
1:D:1442:GLU:OE2	2:I:375:THR:HA	2.08	0.52
2:K:153:ILE:HG21	2:K:238:VAL:HG12	1.90	0.52
2:K:174:HIS:CE1	2:K:215:HIS:HB3	2.44	0.52
2:K:317:LYS:NZ	2:K:345:ILE:HG21	2.24	0.52
2:K:244:LYS:HG3	2:K:402:GLU:O	2.08	0.52
2:L:153:ILE:HG21	2:L:238:VAL:HG12	1.90	0.52
2:L:349:ALA:HB3	2:L:350:PRO:CD	2.39	0.52
2:L:45:ASN:HD21	2:L:45:ASN:H	1.57	0.52
2:L:469:LYS:HD2	2:L:476:VAL:CB	2.39	0.52
2:L:89:ASN:C	2:L:91:PRO:HD3	2.30	0.52
1:A:1290:GLY:O	1:A:1291:ASP:CB	2.53	0.52
1:A:1427:LEU:O	1:A:1430:GLU:N	2.42	0.52
1:A:302:ALA:HA	1:A:347:ARG:NH1	2.23	0.52
1:A:481:ASP:C	1:A:481:ASP:OD1	2.44	0.52
1:B:1216:VAL:HG11	1:B:1249:MET:HE1	1.90	0.52
1:B:1452:THR:HG22	1:B:1453:LYS:HG3	1.91	0.52
1:B:549:VAL:O	1:B:697:LYS:HE3	2.10	0.52
1:B:830:GLU:HG2	1:B:831:LEU:N	2.24	0.52
1:C:1011:ALA:O	1:C:1014:ALA:HB3	2.09	0.52
1:C:1207:VAL:HG13	1:C:1208:PRO:CD	2.39	0.52
1:C:594:GLU:O	1:C:595:ASP:C	2.48	0.52
1:C:659:ILE:HA	1:C:663:ALA:HB3	1.91	0.52
1:D:1326:THR:O	1:D:1326:THR:HG22	2.10	0.52
1:D:342:VAL:HG12	1:D:343:GLY:N	2.24	0.52
1:D:446:GLU:O	1:D:449:ARG:N	2.43	0.52
1:E:587:ARG:O	1:E:590:ARG:HB2	2.09	0.52
1:E:843:VAL:HG12	1:E:844:GLU:H	1.70	0.52

Continued on next page...

Continued from previous page...

Atom-1	Atom-2	Interatomic distance (Å)	Clash overlap (Å)
1:F:1406:ASN:OD1	1:F:1406:ASN:C	2.48	0.52
1:F:419:TRP:O	1:F:540:THR:CB	2.58	0.52
1:F:549:VAL:O	1:F:697:LYS:HE3	2.10	0.52
2:G:153:ILE:HG21	2:G:238:VAL:HG12	1.90	0.52
2:G:249:LYS:HE2	2:G:258:ILE:HD13	1.91	0.52
2:G:322:ARG:HD2	2:G:349:ALA:CB	2.38	0.52
2:H:322:ARG:HD3	2:H:349:ALA:CA	2.39	0.52
2:H:415:LEU:CG	2:H:432:THR:HG23	2.34	0.52
2:I:269:ASN:ND2	2:I:273:LEU:HD23	2.24	0.52
2:I:473:GLU:O	2:I:473:GLU:HG2	2.09	0.52
2:I:469:LYS:CD	2:I:476:VAL:HB	2.38	0.52
2:J:145:GLU:OE2	2:J:171:TYR:HE1	1.91	0.52
2:K:97:ILE:CD1	2:K:450:VAL:HG11	2.39	0.52
2:L:350:PRO:HG2	2:L:373:ASP:O	2.09	0.52
1:A:1155:PHE:N	1:A:1155:PHE:CD1	2.77	0.52
1:A:414:LYS:CB	1:A:415:PRO:CD	2.87	0.52
1:A:657:VAL:O	1:A:658:LEU:C	2.48	0.52
1:A:826:ARG:HG2	1:A:1046:GLU:OE2	2.07	0.52
1:B:1326:THR:HG22	1:B:1326:THR:O	2.10	0.52
1:B:1406:ASN:C	1:B:1406:ASN:OD1	2.48	0.52
1:B:1420:TYR:O	1:B:1421:GLU:C	2.46	0.52
1:B:419:TRP:O	1:B:540:THR:CB	2.58	0.52
1:B:536:ASP:O	1:B:536:ASP:OD1	2.28	0.52
1:B:602:THR:O	1:B:640:THR:HA	2.09	0.52
1:C:389:GLU:HA	1:C:403:ASP:OD2	2.09	0.52
1:C:782:ARG:HG2	2:K:53:PRO:HD2	0.55	0.52
1:C:843:VAL:HG12	1:C:844:GLU:H	1.70	0.52
1:D:1222:LEU:HD12	1:D:1222:LEU:C	2.24	0.52
1:D:485:ILE:O	1:D:488:LEU:N	2.43	0.52
1:D:60:LYS:O	1:D:63:GLY:N	2.38	0.52
1:D:846:ILE:O	1:D:847:THR:C	2.48	0.52
1:E:1401:LEU:CD1	1:E:1401:LEU:O	2.53	0.52
1:E:253:HIS:CE1	1:E:254:PRO:HG2	2.44	0.52
1:E:414:LYS:CB	1:E:415:PRO:CD	2.87	0.52
1:E:572:THR:HG23	1:E:615:ARG:HB3	1.90	0.52
1:F:223:GLN:HB3	1:F:224:PRO:CA	2.37	0.52
2:G:215:HIS:CD2	2:G:218:PHE:CD1	2.98	0.52
2:G:249:LYS:HG3	2:G:258:ILE:CD1	2.39	0.52
2:G:49:GLN:HE22	2:G:69:LEU:CG	2.22	0.52
2:H:186:LEU:HD21	2:H:195:LEU:HD11	1.91	0.52
2:I:145:GLU:OE2	2:I:171:TYR:HE1	1.91	0.52

Continued on next page...

Continued from previous page...

Atom-1	Atom-2	Interatomic distance (Å)	Clash overlap (Å)
2:I:244:LYS:HG3	2:I:402:GLU:O	2.08	0.52
2:I:443:ILE:HD12	2:I:444:VAL:CA	2.39	0.52
2:I:469:LYS:HD2	2:I:476:VAL:CB	2.39	0.52
2:J:249:LYS:HG3	2:J:258:ILE:CD1	2.39	0.52
2:J:454:ILE:HD13	2:J:458:ARG:HG2	1.91	0.52
2:K:144:ARG:HH11	2:K:169:LYS:HA	1.74	0.52
2:K:215:HIS:CD2	2:K:218:PHE:CD1	2.98	0.52
2:K:350:PRO:HD2	2:K:374:ALA:CA	2.40	0.52
2:K:350:PRO:HG2	2:K:373:ASP:O	2.09	0.52
2:K:68:TRP:HB2	2:K:80:ALA:HB1	1.91	0.52
2:L:243:TYR:CE1	2:L:405:ASP:HB3	2.43	0.52
1:A:1057:THR:HG22	1:A:1190:VAL:HG11	1.91	0.52
1:A:1250:VAL:HG13	1:A:1254:PHE:HD2	1.75	0.52
1:A:660:GLY:HA2	1:A:721:GLY:H	1.74	0.52
1:A:731:SER:CA	1:A:747:SER:HB2	2.40	0.52
1:B:1051:GLU:O	1:B:1052:VAL:C	2.46	0.52
1:B:1075:THR:CG2	1:B:1076:GLY:N	2.73	0.52
1:B:1219:ALA:HA	1:B:1229:MET:HE1	1.90	0.52
1:B:520:MET:HE3	1:B:705:LEU:HB3	1.91	0.52
1:B:710:LYS:HG2	1:B:939:GLY:CA	2.18	0.52
1:B:855:THR:O	1:B:855:THR:HG22	2.09	0.52
1:C:1155:PHE:N	1:C:1155:PHE:CD1	2.77	0.52
1:C:1438:ARG:O	1:C:1440:ALA:N	2.42	0.52
1:C:1420:TYR:OH	1:C:1466:LEU:HD22	2.09	0.52
1:C:230:HIS:CE1	1:C:234:ILE:HG13	2.35	0.52
1:D:1316:GLU:O	1:D:1317:THR:C	2.46	0.52
1:D:1323:ILE:HD12	1:D:1327:VAL:HG21	1.91	0.52
1:D:136:ASN:N	1:D:136:ASN:OD1	2.38	0.52
1:D:1420:TYR:O	1:D:1421:GLU:C	2.46	0.52
1:D:443:ASP:O	1:D:446:GLU:N	2.40	0.52
1:D:484:PRO:HG3	1:D:823:MET:CG	2.39	0.52
1:D:574:PRO:HD3	1:D:615:ARG:HH12	1.74	0.52
1:D:693:MET:O	1:D:694:ALA:C	2.45	0.52
1:E:729:GLY:C	1:E:748:GLY:HA3	2.29	0.52
1:F:1338:ALA:O	1:F:1340:GLY:N	2.43	0.52
1:F:1394:VAL:HG11	1:F:1401:LEU:CD2	2.40	0.52
1:F:1438:ARG:CZ	2:G:376:GLY:O	2.57	0.52
1:F:260:MET:O	1:F:263:LEU:CB	2.55	0.52
1:F:602:THR:O	1:F:640:THR:HA	2.09	0.52
1:D:1227:GLU:OE2	1:F:876:ASN:ND2	2.43	0.52
2:G:353:PHE:CE1	2:G:382:VAL:HG12	2.44	0.52

Continued on next page...

Continued from previous page...

Atom-1	Atom-2	Interatomic distance (Å)	Clash overlap (Å)
2:H:454:ILE:HD13	2:H:458:ARG:HG2	1.91	0.52
2:I:186:LEU:HD21	2:I:195:LEU:HD11	1.91	0.52
2:I:353:PHE:CE1	2:I:382:VAL:HG12	2.44	0.52
2:I:465:HIS:NE2	2:I:469:LYS:HE3	2.24	0.52
2:I:49:GLN:HE22	2:I:69:LEU:CG	2.22	0.52
2:I:97:ILE:HD11	2:I:450:VAL:HB	1.92	0.52
2:J:186:LEU:HD21	2:J:195:LEU:HD11	1.91	0.52
2:J:276:THR:HG22	2:J:277:VAL:HG23	1.91	0.52
2:J:449:LEU:HD11	2:J:451:VAL:CG1	2.31	0.52
2:J:90:PHE:HB3	2:J:93:ILE:HG22	1.86	0.52
2:K:102:ARG:C	2:K:103:LEU:HD23	2.30	0.52
2:K:295:LEU:CD1	2:K:319:LEU:HD13	2.39	0.52
2:L:215:HIS:CD2	2:L:218:PHE:CD1	2.98	0.52
2:L:445:ARG:O	2:L:445:ARG:HG2	2.10	0.52
2:L:97:ILE:CD1	2:L:450:VAL:HG11	2.39	0.52
2:L:60:PRO:HB2	2:L:451:VAL:HG22	1.90	0.52
1:A:31:ARG:NH1	1:A:368:GLU:OE2	2.42	0.52
1:A:571:ALA:HB2	1:A:606:LEU:CD2	2.39	0.52
1:B:1376:LEU:HB3	1:B:1439:PHE:HE2	1.75	0.52
1:B:1470:VAL:O	1:B:1470:VAL:CG1	2.56	0.52
1:B:342:VAL:HG12	1:B:343:GLY:N	2.24	0.52
1:C:414:LYS:CB	1:C:415:PRO:CD	2.87	0.52
1:C:572:THR:CG2	1:C:615:ARG:NE	2.72	0.52
1:D:1438:ARG:O	1:D:1441:ALA:N	2.43	0.52
1:D:1452:THR:HG22	1:D:1453:LYS:HG3	1.91	0.52
1:D:349:GLY:HA3	1:D:387:PRO:HG3	1.90	0.52
1:D:875:MET:O	1:D:876:ASN:C	2.47	0.52
1:E:1122:ASP:O	1:E:1126:GLN:HG3	2.09	0.52
1:E:250:ARG:O	1:E:531:ASN:ND2	2.42	0.52
1:E:572:THR:CG2	1:E:573:PHE:N	2.73	0.52
1:E:73:VAL:O	1:E:172:LEU:HA	2.09	0.52
1:E:731:SER:HA	1:E:747:SER:CA	2.40	0.52
1:E:731:SER:CA	1:E:747:SER:HB2	2.40	0.52
1:E:782:ARG:C	1:E:784:SER:H	2.12	0.52
1:F:1401:LEU:HB3	1:F:1402:PRO:HD3	1.91	0.52
1:F:1447:TRP:CD2	1:F:1451:VAL:HG22	2.45	0.52
1:F:500:ARG:HD2	1:F:728:ILE:CG2	2.39	0.52
1:F:918:THR:O	1:F:919:ALA:C	2.42	0.52
2:G:144:ARG:HH11	2:G:169:LYS:HA	1.74	0.52
2:G:406:LEU:H	2:G:406:LEU:CD2	2.21	0.52
2:G:417:VAL:CG1	2:G:421:GLY:HA2	2.40	0.52

Continued on next page...

Continued from previous page...

Atom-1	Atom-2	Interatomic distance (Å)	Clash overlap (Å)
2:G:443:ILE:HD12	2:G:444:VAL:CA	2.39	0.52
2:G:45:ASN:HD21	2:G:45:ASN:H	1.57	0.52
2:G:54:PHE:HB3	2:G:107:ASN:CB	2.36	0.52
2:H:77:LEU:CA	2:H:127:ILE:HD11	2.39	0.52
2:H:249:LYS:HE2	2:H:258:ILE:HD11	1.90	0.52
2:H:320:TYR:CD2	2:H:346:TRP:CG	2.98	0.52
2:H:416:LYS:HB2	2:H:416:LYS:HZ2	1.75	0.52
2:H:417:VAL:CG1	2:H:421:GLY:HA2	2.40	0.52
2:H:60:PRO:HB2	2:H:451:VAL:HG22	1.90	0.52
2:H:71:LEU:HD13	2:H:72:THR:N	2.24	0.52
2:I:276:THR:HG22	2:I:277:VAL:HG23	1.91	0.52
2:I:404:GLU:HG3	2:I:404:GLU:O	2.09	0.52
2:I:445:ARG:HG2	2:I:445:ARG:O	2.09	0.52
2:I:77:LEU:CA	2:I:127:ILE:HD11	2.40	0.52
2:I:81:TYR:CZ	2:I:85:GLN:HG3	2.44	0.52
2:J:416:LYS:NZ	2:J:416:LYS:HB2	2.24	0.52
2:K:322:ARG:HD3	2:K:349:ALA:CA	2.39	0.52
2:K:416:LYS:NZ	2:K:416:LYS:HB2	2.24	0.52
2:L:278:GLU:H	2:L:278:GLU:CD	2.13	0.52
2:L:271:VAL:HG11	2:L:284:SER:O	2.09	0.52
2:L:320:TYR:CD2	2:L:346:TRP:CG	2.98	0.52
2:L:322:ARG:HD3	2:L:349:ALA:CA	2.39	0.52
2:L:465:HIS:NE2	2:L:469:LYS:HE3	2.24	0.52
1:A:1011:ALA:O	1:A:1014:ALA:HB3	2.09	0.52
1:A:1113:CYS:O	1:A:1115:VAL:N	2.42	0.52
1:A:1438:ARG:O	1:A:1440:ALA:N	2.42	0.52
1:A:430:VAL:HG11	1:A:554:GLU:HB2	1.88	0.52
1:A:855:THR:O	1:A:855:THR:HG22	2.10	0.52
1:A:85:ALA:O	1:A:86:GLN:C	2.48	0.52
1:B:484:PRO:HG3	1:B:823:MET:CG	2.39	0.52
1:C:1398:ASP:O	1:C:1399:ASP:C	2.47	0.52
1:C:143:GLN:NE2	1:C:143:GLN:O	2.41	0.52
1:C:266:VAL:CG1	1:C:279:THR:HG23	2.33	0.52
1:D:1470:VAL:HG13	1:D:1470:VAL:O	2.08	0.52
1:D:710:LYS:HG2	1:D:939:GLY:CA	2.18	0.52
1:E:1354:THR:HA	1:E:1372:THR:O	2.10	0.52
1:E:855:THR:O	1:E:855:THR:HG22	2.10	0.52
1:E:92:ILE:O	1:E:93:VAL:C	2.45	0.52
1:F:1420:TYR:O	1:F:1421:GLU:C	2.46	0.52
1:F:1428:ILE:O	1:F:1428:ILE:HG22	2.10	0.52
1:F:175:ARG:NH1	1:F:175:ARG:HG3	2.23	0.52

Continued on next page...

Continued from previous page...

Atom-1	Atom-2	Interatomic distance (Å)	Clash overlap (Å)
1:F:537:GLU:HG3	1:F:538:THR:N	2.08	0.52
2:H:144:ARG:HH11	2:H:169:LYS:HA	1.74	0.52
2:H:353:PHE:CE1	2:H:382:VAL:HG12	2.44	0.52
2:H:406:LEU:H	2:H:406:LEU:CD2	2.21	0.52
2:H:416:LYS:HZ2	2:H:433:ASN:HB2	1.75	0.52
2:H:49:GLN:HE22	2:H:69:LEU:CG	2.22	0.52
2:J:320:TYR:CD2	2:J:346:TRP:CG	2.98	0.52
2:J:367:ILE:HD13	2:J:368:HIS:O	2.10	0.52
2:J:406:LEU:CD2	2:J:406:LEU:H	2.21	0.52
2:J:97:ILE:CD1	2:J:450:VAL:HG11	2.39	0.52
2:K:269:ASN:ND2	2:K:273:LEU:HD23	2.24	0.52
2:L:249:LYS:HG3	2:L:258:ILE:CD1	2.39	0.52
2:L:404:GLU:HG3	2:L:404:GLU:O	2.09	0.52
2:L:81:TYR:CZ	2:L:85:GLN:HG3	2.44	0.52
1:A:227:MET:CE	1:A:282:GLU:CG	2.88	0.52
1:A:432:THR:O	1:A:434:SER:N	2.43	0.52
1:B:1394:VAL:HG11	1:B:1401:LEU:CD2	2.40	0.52
1:B:528:ASN:HB3	1:B:542:LEU:HD22	1.91	0.52
1:C:94:GLU:HG2	1:C:104:ILE:HD13	1.92	0.52
1:C:1349:ARG:HH11	1:C:1349:ARG:CG	2.22	0.52
1:C:1401:LEU:CD1	1:C:1401:LEU:O	2.53	0.52
1:C:432:THR:O	1:C:434:SER:N	2.43	0.52
1:C:731:SER:CA	1:C:747:SER:HB2	2.40	0.52
1:D:131:ILE:HG23	1:D:131:ILE:O	2.09	0.52
1:D:1428:ILE:O	1:D:1428:ILE:HG22	2.10	0.52
1:D:240:ASN:ND2	1:D:327:TRP:CD2	2.77	0.52
1:D:781:PHE:CD2	2:H:57:VAL:HG21	2.45	0.52
1:E:1143:ALA:O	1:E:1144:GLU:C	2.45	0.52
1:E:392:ALA:O	1:E:400:LEU:CD1	2.53	0.52
1:E:432:THR:O	1:E:434:SER:N	2.43	0.52
1:E:560:ASP:O	1:E:561:TYR:C	2.46	0.52
1:F:1146:VAL:O	1:F:1147:ARG:C	2.46	0.52
1:F:1161:VAL:CG1	1:F:1161:VAL:O	2.57	0.52
1:F:253:HIS:CE1	1:F:254:PRO:CD	2.88	0.52
1:F:342:VAL:HG12	1:F:343:GLY:N	2.24	0.52
2:G:144:ARG:HG2	2:G:145:GLU:N	2.25	0.52
2:G:181:ARG:C	2:G:182:MET:HE3	2.30	0.52
2:G:81:TYR:CZ	2:G:85:GLN:HG3	2.44	0.52
2:H:215:HIS:CD2	2:H:218:PHE:CD1	2.98	0.52
2:I:102:ARG:C	2:I:103:LEU:HD23	2.30	0.52
2:I:271:VAL:HG11	2:I:284:SER:O	2.09	0.52

Continued on next page...

Continued from previous page...

Atom-1	Atom-2	Interatomic distance (Å)	Clash overlap (Å)
2:I:278:GLU:CD	2:I:278:GLU:H	2.13	0.52
2:I:320:TYR:CD2	2:I:346:TRP:CG	2.98	0.52
2:J:144:ARG:HG2	2:J:145:GLU:N	2.25	0.52
2:J:215:HIS:CD2	2:J:218:PHE:CD1	2.98	0.52
2:J:350:PRO:HG2	2:J:373:ASP:O	2.09	0.52
2:J:97:ILE:HD11	2:J:450:VAL:HB	1.92	0.52
2:J:68:TRP:CZ3	2:J:84:SER:CB	2.93	0.52
2:L:197:LYS:NZ	2:L:275:ASP:HB3	2.24	0.52
1:A:1274:GLN:HE21	1:A:1293:ASN:HB3	1.74	0.52
1:A:1375:ILE:HB	1:A:1394:VAL:HG22	1.91	0.52
1:A:175:ARG:NH2	1:A:203:ASP:OD2	2.42	0.52
1:A:244:MET:HA	1:A:247:HIS:HB2	1.92	0.52
1:A:560:ASP:O	1:A:561:TYR:C	2.46	0.52
1:B:505:GLN:NE2	1:B:1001:VAL:N	2.55	0.52
1:C:1354:THR:HA	1:C:1372:THR:O	2.10	0.52
1:C:1424:LEU:O	1:C:1425:LYS:C	2.48	0.52
1:C:197:ASP:OD1	1:C:199:ARG:N	2.38	0.52
1:C:248:GLU:C	1:C:250:ARG:H	2.13	0.52
1:C:296:MET:O	1:C:297:MET:C	2.40	0.52
1:D:1050:SER:O	1:D:1051:GLU:C	2.46	0.52
1:E:1113:CYS:O	1:E:1115:VAL:N	2.42	0.52
1:E:1438:ARG:O	1:E:1440:ALA:N	2.42	0.52
1:E:295:LYS:HE2	1:E:299:VAL:HG12	1.90	0.52
1:E:594:GLU:O	1:E:595:ASP:C	2.48	0.52
1:F:985:TYR:CE1	1:F:1207:VAL:HG11	2.45	0.52
1:F:1245:ARG:HG3	1:F:1245:ARG:O	2.10	0.52
1:F:1289:MET:CB	1:F:1289:MET:CE	2.87	0.52
1:F:670:LEU:HD22	1:F:670:LEU:C	2.31	0.52
2:G:186:LEU:HD21	2:G:195:LEU:HD11	1.91	0.52
2:G:320:TYR:CD2	2:G:346:TRP:CE2	2.98	0.52
2:H:278:GLU:H	2:H:278:GLU:CD	2.13	0.52
2:H:320:TYR:CD2	2:H:346:TRP:CE2	2.98	0.52
2:H:416:LYS:HB2	2:H:416:LYS:NZ	2.24	0.52
2:H:68:TRP:HB2	2:H:80:ALA:HB1	1.91	0.52
2:H:89:ASN:C	2:H:91:PRO:HD3	2.30	0.52
2:I:144:ARG:HH11	2:I:169:LYS:HA	1.74	0.52
2:I:322:ARG:HD3	2:I:349:ALA:CA	2.39	0.52
2:I:68:TRP:CZ3	2:I:84:SER:CB	2.93	0.52
2:J:45:ASN:H	2:J:45:ASN:HD21	1.57	0.52
2:J:89:ASN:C	2:J:91:PRO:HD3	2.30	0.52
2:K:278:GLU:H	2:K:278:GLU:CD	2.13	0.52

Continued on next page...

Continued from previous page...

Atom-1	Atom-2	Interatomic distance (Å)	Clash overlap (Å)
2:K:371:VAL:HG21	2:K:386:SER:CB	2.39	0.52
2:K:96:ARG:NE	2:K:199:VAL:HG21	2.25	0.52
2:L:317:LYS:HE3	2:L:345:ILE:CB	2.40	0.52
2:L:350:PRO:HD2	2:L:374:ALA:CA	2.39	0.52
2:L:443:ILE:HD12	2:L:444:VAL:CA	2.39	0.52
1:A:1016:ALA:O	1:A:1017:ASN:HB2	2.08	0.51
1:A:1061:LEU:O	1:A:1063:HIS:N	2.43	0.51
1:A:845:SER:O	1:A:848:ALA:HB3	2.10	0.51
1:B:1092:ILE:HG22	1:B:1092:ILE:O	2.10	0.51
1:B:485:ILE:O	1:B:486:ALA:C	2.48	0.51
1:C:1394:VAL:O	1:C:1394:VAL:CG1	2.55	0.51
1:C:235:ASN:ND2	1:C:235:ASN:C	2.52	0.51
1:C:31:ARG:NH1	1:C:368:GLU:OE2	2.43	0.51
1:D:281:PHE:O	1:D:285:VAL:HG23	2.09	0.51
1:D:419:TRP:O	1:D:540:THR:CB	2.58	0.51
1:D:679:HIS:NE2	1:D:687:MET:O	2.42	0.51
1:D:763:ALA:O	1:D:764:THR:C	2.48	0.51
1:D:828:LEU:HD22	1:D:1172:SER:CA	2.31	0.51
1:E:1135:VAL:O	1:E:1136:VAL:C	2.44	0.51
1:E:1417:VAL:CG1	1:E:1418:GLY:N	2.73	0.51
1:E:394:ASP:OD1	1:E:396:GLN:N	2.43	0.51
1:E:528:ASN:HB2	1:E:542:LEU:HD22	1.90	0.51
1:E:707:ILE:HA	1:E:710:LYS:HD2	1.92	0.51
1:E:826:ARG:NH1	1:E:826:ARG:CG	2.57	0.51
1:F:1222:LEU:C	1:F:1222:LEU:HD12	2.24	0.51
1:F:1376:LEU:HB3	1:F:1439:PHE:HE2	1.75	0.51
1:F:302:ALA:CB	1:F:347:ARG:NH1	2.73	0.51
1:F:485:ILE:O	1:F:486:ALA:C	2.48	0.51
1:F:61:VAL:CG1	1:F:61:VAL:O	2.58	0.51
1:F:629:THR:O	1:F:632:ILE:N	2.42	0.51
1:F:74:GLY:HA2	1:F:172:LEU:HD13	1.92	0.51
1:F:855:THR:O	1:F:855:THR:HG22	2.09	0.51
1:F:875:MET:O	1:F:876:ASN:C	2.47	0.51
2:G:317:LYS:HE3	2:G:345:ILE:CB	2.40	0.51
2:G:320:TYR:CD2	2:G:346:TRP:CG	2.98	0.51
2:H:377:ARG:O	2:H:378:GLN:HB3	2.10	0.51
2:H:96:ARG:NE	2:H:199:VAL:HG21	2.25	0.51
2:I:147:GLY:HA2	2:I:171:TYR:HD1	1.75	0.51
2:I:429:THR:CB	2:I:431:MET:HE2	2.40	0.51
2:I:89:ASN:C	2:I:91:PRO:HD3	2.30	0.51
2:J:350:PRO:HD2	2:J:374:ALA:CA	2.39	0.51

Continued on next page...

Continued from previous page...

Atom-1	Atom-2	Interatomic distance (Å)	Clash overlap (Å)
2:J:469:LYS:HD2	2:J:476:VAL:CB	2.39	0.51
2:J:71:LEU:CD2	2:J:79:GLU:HB2	2.40	0.51
2:J:81:TYR:CZ	2:J:85:GLN:HG3	2.44	0.51
2:K:249:LYS:HG3	2:K:258:ILE:CD1	2.39	0.51
2:K:353:PHE:CE1	2:K:382:VAL:HG12	2.44	0.51
1:A:24:ALA:O	1:A:27:ALA:N	2.27	0.51
1:A:294:VAL:O	1:A:295:LYS:C	2.47	0.51
1:A:731:SER:HA	1:A:747:SER:CA	2.40	0.51
1:A:896:PRO:HG2	1:C:1226:GLY:CA	2.26	0.51
1:A:94:GLU:HG2	1:A:104:ILE:HD13	1.92	0.51
1:B:136:ASN:OD1	1:B:136:ASN:N	2.38	0.51
1:B:1438:ARG:O	1:B:1441:ALA:N	2.43	0.51
1:B:621:ILE:HG12	1:B:657:VAL:CG1	2.40	0.51
1:C:1113:CYS:O	1:C:1115:VAL:N	2.42	0.51
1:C:312:ASN:HB2	1:C:411:ALA:CB	2.41	0.51
1:C:449:ARG:O	1:C:450:ARG:O	2.28	0.51
1:C:572:THR:CG2	1:C:573:PHE:N	2.73	0.51
1:C:707:ILE:HA	1:C:710:LYS:HD2	1.92	0.51
1:D:1075:THR:CG2	1:D:1076:GLY:N	2.73	0.51
1:D:1338:ALA:O	1:D:1340:GLY:N	2.43	0.51
1:D:1447:TRP:CD2	1:D:1451:VAL:HG22	2.45	0.51
1:D:621:ILE:HG12	1:D:657:VAL:CG1	2.40	0.51
1:E:1011:ALA:O	1:E:1014:ALA:HB3	2.09	0.51
1:E:244:MET:HA	1:E:247:HIS:HB2	1.92	0.51
1:E:248:GLU:C	1:E:250:ARG:H	2.13	0.51
1:E:447:LEU:CD2	1:E:674:ALA:HA	2.30	0.51
1:F:1432:VAL:O	1:F:1436:GLN:N	2.40	0.51
1:F:1438:ARG:O	1:F:1441:ALA:N	2.43	0.51
1:F:295:LYS:HE2	1:F:299:VAL:HG12	1.92	0.51
1:F:447:LEU:O	1:F:451:GLN:HG3	2.10	0.51
2:G:114:THR:HG23	2:G:115:HIS:N	2.26	0.51
2:G:174:HIS:HD2	2:G:176:TYR:CE1	2.29	0.51
2:G:350:PRO:HD2	2:G:374:ALA:CA	2.39	0.51
2:G:68:TRP:HB2	2:G:80:ALA:HB1	1.91	0.51
2:I:153:ILE:CG1	2:I:220:VAL:HG13	2.40	0.51
2:I:317:LYS:HE3	2:I:345:ILE:CB	2.40	0.51
2:I:349:ALA:HB3	2:I:350:PRO:CD	2.39	0.51
2:I:371:VAL:HG21	2:I:386:SER:CB	2.39	0.51
2:I:45:ASN:HD21	2:I:45:ASN:H	1.57	0.51
2:I:97:ILE:CD1	2:I:450:VAL:HG11	2.39	0.51
2:J:102:ARG:C	2:J:103:LEU:HD23	2.30	0.51

Continued on next page...

Continued from previous page...

Atom-1	Atom-2	Interatomic distance (Å)	Clash overlap (Å)
2:J:271:VAL:HG11	2:J:284:SER:O	2.09	0.51
2:J:317:LYS:HZ2	2:J:345:ILE:HG21	1.76	0.51
2:J:220:VAL:CG2	8:J:484:FAD:N6A	2.55	0.51
2:K:249:LYS:HE2	2:K:258:ILE:HD13	1.91	0.51
2:K:320:TYR:CD2	2:K:346:TRP:CG	2.98	0.51
2:L:114:THR:HG23	2:L:115:HIS:N	2.26	0.51
2:L:416:LYS:HB2	2:L:416:LYS:NZ	2.24	0.51
2:L:449:LEU:CD2	2:L:452:TRP:CD2	2.93	0.51
1:A:1354:THR:HA	1:A:1372:THR:O	2.10	0.51
1:B:1161:VAL:CG1	1:B:1161:VAL:O	2.57	0.51
1:C:1417:VAL:CG1	1:C:1418:GLY:N	2.73	0.51
1:C:281:PHE:O	1:C:285:VAL:HG23	2.11	0.51
1:C:657:VAL:O	1:C:658:LEU:C	2.48	0.51
1:C:896:PRO:HB2	1:E:1226:GLY:HA3	1.93	0.51
1:D:40:THR:CG2	1:D:40:THR:O	2.57	0.51
1:D:496:HIS:O	1:D:653:HIS:HE1	1.94	0.51
1:D:61:VAL:CG1	1:D:61:VAL:O	2.58	0.51
1:B:1229:MET:CA	1:D:877:ARG:CG	2.78	0.51
1:E:209:GLN:HG3	1:E:210:ARG:H	1.76	0.51
1:A:1226:GLY:HA3	1:E:896:PRO:HB2	1.93	0.51
1:E:893:ARG:HG2	1:E:903:TRP:CB	2.40	0.51
2:G:96:ARG:NE	2:G:199:VAL:HG21	2.25	0.51
2:G:71:LEU:HD13	2:G:72:THR:N	2.24	0.51
2:H:322:ARG:HG3	2:H:326:ASN:OD1	2.09	0.51
2:H:45:ASN:HD21	2:H:45:ASN:H	1.57	0.51
2:I:114:THR:HG23	2:I:115:HIS:N	2.26	0.51
2:I:144:ARG:HG2	2:I:145:GLU:N	2.25	0.51
2:I:28:PHE:CZ	2:I:285:LEU:HD21	2.46	0.51
2:I:449:LEU:CD2	2:I:451:VAL:HG13	2.27	0.51
2:J:147:GLY:HA2	2:J:171:TYR:HD1	1.75	0.51
2:J:174:HIS:HD2	2:J:176:TYR:CE1	2.29	0.51
2:J:278:GLU:H	2:J:278:GLU:CD	2.13	0.51
2:K:144:ARG:HG2	2:K:145:GLU:N	2.25	0.51
2:K:166:LEU:HD23	2:K:461:ALA:CB	2.36	0.51
2:K:28:PHE:CZ	2:K:285:LEU:HD21	2.46	0.51
2:K:320:TYR:CD2	2:K:346:TRP:CE2	2.98	0.51
2:K:32:TYR:CE2	2:K:194:LYS:HB3	2.46	0.51
2:K:71:LEU:CD2	2:K:79:GLU:HB2	2.40	0.51
2:L:144:ARG:HH11	2:L:169:LYS:HA	1.74	0.51
2:L:174:HIS:HD2	2:L:176:TYR:CE1	2.29	0.51
2:L:290:LYS:HB3	2:L:393:ASP:OD2	2.11	0.51

Continued on next page...

Continued from previous page...

Atom-1	Atom-2	Interatomic distance (Å)	Clash overlap (Å)
2:L:377:ARG:O	2:L:378:GLN:HB3	2.10	0.51
2:L:97:ILE:HD11	2:L:450:VAL:HB	1.92	0.51
1:A:1401:LEU:N	1:A:1402:PRO:HD2	2.26	0.51
1:A:389:GLU:HA	1:A:403:ASP:OD2	2.09	0.51
1:A:404:ARG:CB	1:A:405:GLU:OE1	2.51	0.51
1:A:449:ARG:O	1:A:450:ARG:O	2.28	0.51
1:A:707:ILE:HA	1:A:710:LYS:HD2	1.92	0.51
1:A:73:VAL:O	1:A:172:LEU:HA	2.09	0.51
1:A:776:GLY:O	1:A:782:ARG:HD2	2.10	0.51
1:B:1447:TRP:CD2	1:B:1451:VAL:HG22	2.45	0.51
1:B:496:HIS:O	1:B:653:HIS:HE1	1.94	0.51
1:B:781:PHE:CD2	2:G:57:VAL:HG21	2.45	0.51
1:C:1274:GLN:HE21	1:C:1293:ASN:HB3	1.74	0.51
1:C:556:ARG:O	1:C:557:ALA:C	2.44	0.51
1:C:763:ALA:O	1:C:767:ASN:HB2	2.11	0.51
1:C:776:GLY:O	1:C:782:ARG:HD2	2.11	0.51
1:D:1406:ASN:C	1:D:1406:ASN:OD1	2.48	0.51
1:D:528:ASN:HB3	1:D:542:LEU:HD22	1.91	0.51
1:D:628:HIS:O	1:D:629:THR:C	2.47	0.51
1:D:985:TYR:CE1	1:D:1207:VAL:HG11	2.44	0.51
1:C:899:ASN:O	1:E:1263:HIS:CE1	2.62	0.51
1:E:317:ILE:CG2	1:E:321:ASN:HD21	2.19	0.51
1:E:393:VAL:HG12	1:E:394:ASP:N	2.23	0.51
1:F:1075:THR:CG2	1:F:1076:GLY:N	2.73	0.51
1:F:1452:THR:HG22	1:F:1453:LYS:HG3	1.91	0.51
1:F:628:HIS:O	1:F:629:THR:C	2.47	0.51
2:G:317:LYS:HZ2	2:G:345:ILE:HG21	1.74	0.51
2:G:91:PRO:HD2	2:G:203:ARG:HH22	1.76	0.51
2:H:28:PHE:CZ	2:H:285:LEU:HD21	2.46	0.51
2:H:350:PRO:HD2	2:H:374:ALA:HB2	1.93	0.51
2:H:54:PHE:HB3	2:H:107:ASN:CB	2.36	0.51
2:I:174:HIS:HD2	2:I:176:TYR:CE1	2.29	0.51
2:I:417:VAL:CG1	2:I:421:GLY:HA2	2.40	0.51
2:J:114:THR:HG23	2:J:115:HIS:N	2.26	0.51
2:J:138:LYS:NZ	2:J:206:LEU:HB3	2.26	0.51
2:J:320:TYR:CD2	2:J:346:TRP:CE2	2.98	0.51
2:K:174:HIS:HD2	2:K:176:TYR:CE1	2.29	0.51
2:K:350:PRO:HD2	2:K:374:ALA:HB2	1.92	0.51
2:K:445:ARG:HG2	2:K:445:ARG:O	2.09	0.51
2:K:77:LEU:CA	2:K:127:ILE:HD11	2.40	0.51
2:L:174:HIS:CD2	2:L:176:TYR:CE1	2.99	0.51

Continued on next page...

Continued from previous page...

Atom-1	Atom-2	Interatomic distance (Å)	Clash overlap (Å)
2:L:28:PHE:CZ	2:L:285:LEU:HD21	2.46	0.51
2:L:350:PRO:HD2	2:L:374:ALA:HB2	1.93	0.51
2:L:71:LEU:CD2	2:L:79:GLU:HB2	2.40	0.51
1:A:394:ASP:OD1	1:A:396:GLN:N	2.43	0.51
1:A:594:GLU:O	1:A:595:ASP:C	2.48	0.51
1:B:1002:SER:HB2	1:B:1048:GLY:HA3	1.93	0.51
1:B:269:VAL:HG23	1:B:270:GLY:N	2.21	0.51
1:B:485:ILE:O	1:B:488:LEU:N	2.43	0.51
1:B:5:PHE:CE2	1:B:365:GLY:HA3	2.45	0.51
1:B:696:TYR:CZ	1:B:700:ILE:CD1	2.94	0.51
1:C:1061:LEU:O	1:C:1063:HIS:N	2.43	0.51
1:C:1220:ARG:HG3	1:C:1224:GLU:CG	2.38	0.51
1:C:369:THR:O	1:C:371:MET:N	2.43	0.51
1:C:394:ASP:OD1	1:C:396:GLN:N	2.43	0.51
1:C:855:THR:HG22	1:C:855:THR:O	2.10	0.51
1:D:494:GLY:O	1:D:495:LEU:C	2.48	0.51
1:D:5:PHE:CE2	1:D:365:GLY:HA3	2.45	0.51
1:E:1112:THR:O	2:L:112:GLN:NE2	2.40	0.51
1:E:1274:GLN:HE21	1:E:1293:ASN:HB3	1.74	0.51
1:E:353:MET:HE3	1:E:366:GLY:O	2.07	0.51
1:E:404:ARG:CB	1:E:405:GLU:OE1	2.51	0.51
1:E:659:ILE:HA	1:E:663:ALA:HB3	1.91	0.51
1:E:660:GLY:HA2	1:E:721:GLY:H	1.74	0.51
1:E:776:GLY:O	1:E:782:ARG:HD2	2.11	0.51
1:F:1092:ILE:O	1:F:1092:ILE:HG22	2.10	0.51
1:B:876:ASN:ND2	1:F:1227:GLU:OE2	2.43	0.51
1:F:496:HIS:O	1:F:653:HIS:HE1	1.94	0.51
1:F:679:HIS:NE2	1:F:687:MET:O	2.42	0.51
2:G:102:ARG:C	2:G:103:LEU:HD23	2.30	0.51
2:G:197:LYS:HZ3	2:G:275:ASP:HB3	1.76	0.51
2:G:271:VAL:HG11	2:G:284:SER:O	2.09	0.51
2:G:469:LYS:HD2	2:G:476:VAL:CB	2.39	0.51
1:B:782:ARG:CB	2:G:56:GLN:NE2	2.41	0.51
2:H:32:TYR:CE2	2:H:194:LYS:HB3	2.46	0.51
2:H:68:TRP:CZ3	2:H:84:SER:CB	2.93	0.51
2:I:449:LEU:CD2	2:I:452:TRP:CD2	2.93	0.51
2:I:71:LEU:CD2	2:I:79:GLU:HB2	2.40	0.51
2:J:197:LYS:HZ3	2:J:275:ASP:HB3	1.73	0.51
2:J:445:ARG:HG2	2:J:445:ARG:O	2.09	0.51
2:J:469:LYS:CD	2:J:476:VAL:HB	2.38	0.51
2:K:190:ILE:HG22	2:K:195:LEU:HB3	1.93	0.51

Continued on next page...

Continued from previous page...

Atom-1	Atom-2	Interatomic distance (Å)	Clash overlap (Å)
2:K:45:ASN:HD21	2:K:45:ASN:H	1.57	0.51
2:L:190:ILE:HG22	2:L:195:LEU:HB3	1.93	0.51
2:L:68:TRP:HB2	2:L:80:ALA:HB1	1.91	0.51
1:A:236:THR:HG22	1:A:328:ASP:N	2.26	0.51
1:A:248:GLU:C	1:A:250:ARG:H	2.13	0.51
1:A:572:THR:CG2	1:A:573:PHE:N	2.73	0.51
1:B:1401:LEU:HB3	1:B:1402:PRO:HD3	1.91	0.51
1:B:763:ALA:O	1:B:764:THR:C	2.48	0.51
1:C:1401:LEU:N	1:C:1402:PRO:HD2	2.26	0.51
1:C:670:LEU:O	1:C:670:LEU:CD2	2.53	0.51
1:D:1146:VAL:O	1:D:1147:ARG:C	2.46	0.51
1:D:1376:LEU:HB3	1:D:1439:PHE:HE2	1.75	0.51
1:D:302:ALA:CB	1:D:347:ARG:NH1	2.73	0.51
1:D:419:TRP:O	1:D:540:THR:CG2	2.59	0.51
1:E:1385:ALA:HB2	1:E:1406:ASN:HD22	1.74	0.51
1:E:227:MET:CE	1:E:282:GLU:CG	2.88	0.51
1:F:1058:LEU:O	1:F:1058:LEU:CD2	2.57	0.51
1:F:1316:GLU:O	1:F:1317:THR:C	2.46	0.51
1:F:781:PHE:CD2	2:I:57:VAL:HG21	2.45	0.51
2:G:201:GLU:O	2:G:204:VAL:HG13	2.11	0.51
2:G:230:ARG:NH2	2:G:434:MET:HE1	2.26	0.51
2:G:278:GLU:H	2:G:278:GLU:CD	2.13	0.51
2:G:71:LEU:CD2	2:G:79:GLU:HB2	2.40	0.51
2:H:250:ALA:CB	2:H:251:PRO:HD2	2.35	0.51
2:H:302:MET:HG3	2:H:333:GLU:OE2	2.11	0.51
2:H:445:ARG:HG2	2:H:445:ARG:O	2.10	0.51
2:I:32:TYR:CE2	2:I:194:LYS:CB	2.94	0.51
2:I:138:LYS:NZ	2:I:206:LEU:HB3	2.26	0.51
2:J:28:PHE:CZ	2:J:285:LEU:HD21	2.46	0.51
2:J:302:MET:HG3	2:J:333:GLU:OE2	2.11	0.51
2:K:276:THR:HG22	2:K:277:VAL:HG23	1.91	0.51
2:K:317:LYS:HE3	2:K:345:ILE:CB	2.40	0.51
2:K:367:ILE:HD13	2:K:368:HIS:O	2.10	0.51
2:K:417:VAL:CG1	2:K:421:GLY:HA2	2.40	0.51
2:L:102:ARG:C	2:L:103:LEU:HD23	2.30	0.51
2:L:150:VAL:HG12	2:L:172:GLU:O	2.11	0.51
2:L:181:ARG:HH11	2:L:181:ARG:C	2.14	0.51
2:L:320:TYR:CD2	2:L:346:TRP:CE2	2.98	0.51
2:L:416:LYS:HZ2	2:L:433:ASN:HB2	1.76	0.51
2:L:96:ARG:NE	2:L:199:VAL:HG21	2.25	0.51
1:A:139:VAL:CG1	1:A:140:SER:N	2.54	0.51

Continued on next page...

Continued from previous page...

Atom-1	Atom-2	Interatomic distance (Å)	Clash overlap (Å)
1:A:754:ILE:O	1:A:755:GLN:C	2.48	0.51
1:A:896:PRO:HB2	1:C:1226:GLY:HA3	1.93	0.51
1:B:1077:ARG:HG2	1:B:1078:ASP:N	2.26	0.51
1:B:1338:ALA:O	1:B:1340:GLY:N	2.43	0.51
1:B:254:PRO:O	1:B:257:GLY:N	2.37	0.51
1:B:295:LYS:HE2	1:B:299:VAL:HG12	1.92	0.51
1:B:679:HIS:NE2	1:B:687:MET:O	2.42	0.51
1:B:704:LEU:C	1:B:706:LYS:H	2.14	0.51
1:B:351:ARG:HH12	1:B:978:GLU:CD	2.14	0.51
1:C:1289:MET:HE2	1:C:1289:MET:N	2.26	0.51
1:C:236:THR:HG22	1:C:328:ASP:N	2.26	0.51
1:C:345:MET:CG	1:C:346:ASP:N	2.55	0.51
1:C:791:GLU:O	1:C:795:ILE:HG13	2.11	0.51
1:C:893:ARG:HG2	1:C:903:TRP:CB	2.40	0.51
1:C:973:ASP:OD2	1:C:1298:LYS:CE	2.54	0.51
1:D:1018:ALA:O	1:D:1065:VAL:HG23	2.11	0.51
1:D:1183:LEU:O	1:D:1187:LEU:HG	2.11	0.51
1:D:1245:ARG:O	1:D:1245:ARG:HG3	2.10	0.51
1:D:485:ILE:O	1:D:486:ALA:C	2.48	0.51
1:D:621:ILE:HG13	1:D:658:LEU:HD12	1.93	0.51
1:D:696:TYR:CZ	1:D:700:ILE:CD1	2.94	0.51
1:E:133:VAL:CG1	1:E:134:GLY:N	2.74	0.51
1:F:1045:TRP:O	1:F:1046:GLU:C	2.44	0.51
1:F:1326:THR:HG22	1:F:1326:THR:O	2.10	0.51
1:F:1323:ILE:HD12	1:F:1327:VAL:HG21	1.91	0.51
1:F:446:GLU:O	1:F:449:ARG:N	2.43	0.51
1:F:494:GLY:O	1:F:495:LEU:C	2.48	0.51
2:G:138:LYS:NZ	2:G:206:LEU:HB3	2.26	0.51
2:G:290:LYS:HB3	2:G:393:ASP:OD2	2.11	0.51
2:G:404:GLU:HG3	2:G:404:GLU:O	2.09	0.51
2:H:144:ARG:HG2	2:H:145:GLU:N	2.25	0.51
2:H:138:LYS:NZ	2:H:206:LEU:HB3	2.26	0.51
2:H:249:LYS:HG3	2:H:258:ILE:CD1	2.39	0.51
2:I:174:HIS:CD2	2:I:176:TYR:CE1	2.99	0.51
2:I:388:PHE:CE2	2:I:390:VAL:HG13	2.46	0.51
2:I:96:ARG:NE	2:I:199:VAL:HG21	2.25	0.51
2:J:317:LYS:HE3	2:J:345:ILE:CB	2.40	0.51
2:J:350:PRO:HD2	2:J:374:ALA:HB2	1.92	0.51
2:J:388:PHE:CE2	2:J:390:VAL:HG13	2.46	0.51
2:K:150:VAL:HG13	2:K:173:VAL:CA	2.38	0.51
2:L:32:TYR:CE2	2:L:194:LYS:CB	2.94	0.51

Continued on next page...

Continued from previous page...

Atom-1	Atom-2	Interatomic distance (Å)	Clash overlap (Å)
2:L:153:ILE:CG1	2:L:220:VAL:HG13	2.40	0.51
2:L:302:MET:HG3	2:L:333:GLU:OE2	2.11	0.51
2:L:322:ARG:HD2	2:L:349:ALA:CB	2.38	0.51
2:L:416:LYS:HE3	2:L:433:ASN:CB	2.41	0.51
2:L:68:TRP:CZ3	2:L:84:SER:CB	2.93	0.51
1:A:1219:ALA:O	1:A:1220:ARG:C	2.47	0.51
1:A:175:ARG:HH22	1:A:203:ASP:CG	2.14	0.51
1:A:359:THR:HG23	1:A:378:GLN:CB	2.41	0.51
1:A:957:ARG:HD2	1:A:965:LEU:CD1	2.41	0.51
1:B:494:GLY:O	1:B:495:LEU:C	2.48	0.51
1:B:629:THR:O	1:B:632:ILE:N	2.42	0.51
1:C:1391:MET:HE1	1:C:1458:VAL:HG21	1.91	0.51
1:C:175:ARG:HH22	1:C:203:ASP:CG	2.14	0.51
1:C:496:HIS:O	1:C:653:HIS:CE1	2.61	0.51
1:C:731:SER:HA	1:C:747:SER:CA	2.40	0.51
1:C:754:ILE:O	1:C:755:GLN:C	2.48	0.51
1:C:957:ARG:HD2	1:C:965:LEU:CD1	2.41	0.51
1:D:1003:ARG:HG3	1:D:1004:SER:N	2.24	0.51
1:D:1051:GLU:O	1:D:1052:VAL:C	2.46	0.51
1:D:447:LEU:O	1:D:451:GLN:HG3	2.10	0.51
1:E:1061:LEU:O	1:E:1063:HIS:N	2.43	0.51
1:E:159:VAL:HG21	1:E:167:PHE:CD2	2.46	0.51
1:E:705:LEU:N	1:E:705:LEU:HD23	2.26	0.51
1:E:452:GLN:NE2	1:E:764:THR:HG21	2.21	0.51
1:F:1018:ALA:O	1:F:1065:VAL:HG23	2.11	0.51
1:F:1184:ASN:CB	1:F:1185:PRO:CD	2.80	0.51
1:F:260:MET:O	1:F:261:GLN:C	2.48	0.51
1:F:569:ILE:HG22	1:F:589:ILE:HG22	1.93	0.51
2:G:181:ARG:HH11	2:G:181:ARG:C	2.14	0.51
2:G:190:ILE:HG22	2:G:195:LEU:HB3	1.93	0.51
2:G:377:ARG:O	2:G:378:GLN:HB3	2.10	0.51
2:H:181:ARG:C	2:H:182:MET:HE3	2.31	0.51
2:I:320:TYR:CD2	2:I:346:TRP:CE2	2.98	0.51
2:I:350:PRO:HD2	2:I:374:ALA:HB2	1.92	0.51
2:I:418:THR:CB	2:I:424:LEU:HD11	2.23	0.51
2:J:96:ARG:NE	2:J:199:VAL:HG21	2.25	0.51
2:J:377:ARG:O	2:J:378:GLN:HB3	2.10	0.51
2:J:353:PHE:CE1	2:J:382:VAL:HG12	2.44	0.51
2:K:146:LEU:N	2:K:146:LEU:HD22	2.26	0.51
2:K:147:GLY:HA2	2:K:171:TYR:HD1	1.75	0.51
2:K:404:GLU:HG3	2:K:404:GLU:O	2.09	0.51

Continued on next page...

Continued from previous page...

Atom-1	Atom-2	Interatomic distance (Å)	Clash overlap (Å)
2:K:416:LYS:HE3	2:K:433:ASN:CB	2.41	0.51
2:K:97:ILE:HD11	2:K:450:VAL:HB	1.92	0.51
2:L:415:LEU:CD2	2:L:432:THR:HG23	2.41	0.51
1:A:133:VAL:CG1	1:A:134:GLY:N	2.74	0.51
1:A:1385:ALA:HB2	1:A:1406:ASN:HD22	1.74	0.51
1:A:1424:LEU:O	1:A:1425:LYS:C	2.48	0.51
1:A:159:VAL:HG21	1:A:167:PHE:CD2	2.46	0.51
1:A:248:GLU:C	1:A:250:ARG:N	2.65	0.51
1:A:295:LYS:HE2	1:A:299:VAL:HG12	1.90	0.51
1:B:131:ILE:O	1:B:131:ILE:HG23	2.09	0.51
1:B:236:THR:HG22	1:B:328:ASP:N	2.24	0.51
1:B:437:GLY:O	1:B:438:GLU:C	2.48	0.51
1:D:1077:ARG:HG2	1:D:1078:ASP:N	2.26	0.51
1:D:1092:ILE:O	1:D:1092:ILE:HG22	2.10	0.51
1:D:1207:VAL:HG13	1:D:1208:PRO:HD2	1.93	0.51
1:D:1401:LEU:HB3	1:D:1402:PRO:HD3	1.91	0.51
1:D:295:LYS:HE2	1:D:299:VAL:HG12	1.92	0.51
1:E:621:ILE:HG12	1:E:657:VAL:HG12	1.93	0.51
1:A:1227:GLU:OE2	1:E:902:ASN:CB	2.53	0.51
1:F:746:ILE:CG2	1:F:1182:ASP:HB3	2.22	0.51
1:F:24:ALA:C	1:F:26:LYS:N	2.65	0.51
1:F:337:ASP:OD1	1:F:337:ASP:C	2.49	0.51
2:G:134:GLN:CB	2:G:136:TRP:CD1	2.94	0.51
2:G:146:LEU:N	2:G:146:LEU:HD22	2.26	0.51
2:G:174:HIS:CD2	2:G:176:TYR:CE1	2.99	0.51
2:H:102:ARG:C	2:H:103:LEU:HD23	2.30	0.51
2:H:146:LEU:HD22	2:H:146:LEU:N	2.26	0.51
2:H:201:GLU:O	2:H:204:VAL:HG13	2.11	0.51
2:H:415:LEU:CD2	2:H:432:THR:HG23	2.41	0.51
2:H:43:GLN:NE2	2:H:123:VAL:HG13	2.26	0.51
2:H:449:LEU:CD2	2:H:452:TRP:CD2	2.93	0.51
2:H:71:LEU:CD2	2:H:79:GLU:HB2	2.40	0.51
2:I:367:ILE:HD13	2:I:368:HIS:O	2.10	0.51
2:I:415:LEU:CD2	2:I:432:THR:HG23	2.41	0.51
2:J:77:LEU:CA	2:J:127:ILE:HD11	2.39	0.51
2:J:181:ARG:C	2:J:181:ARG:HH11	2.14	0.51
2:J:31:ILE:HD12	2:J:31:ILE:C	2.31	0.51
2:J:90:PHE:CZ	2:J:160:LEU:CB	2.94	0.51
2:K:150:VAL:HG12	2:K:172:GLU:O	2.11	0.51
2:K:32:TYR:CE2	2:K:194:LYS:CB	2.94	0.51
2:K:377:ARG:O	2:K:378:GLN:HB3	2.10	0.51

Continued on next page...

Continued from previous page...

Atom-1	Atom-2	Interatomic distance (Å)	Clash overlap (Å)
2:K:469:LYS:CD	2:K:476:VAL:HB	2.38	0.51
2:K:77:LEU:HD21	2:K:126:TYR:CD2	2.46	0.51
2:L:138:LYS:NZ	2:L:206:LEU:HB3	2.26	0.51
1:A:1438:ARG:CZ	2:L:376:GLY:C	2.80	0.51
2:L:417:VAL:CG1	2:L:421:GLY:HA2	2.40	0.51
1:E:780:ARG:HB3	2:L:51:GLY:O	2.11	0.51
2:L:90:PHE:CZ	2:L:160:LEU:CB	2.94	0.51
2:L:91:PRO:HD2	2:L:203:ARG:HH22	1.76	0.51
1:A:1:CYS:HB3	3:A:2473:OMT:CE	2.41	0.51
1:A:1:CYS:HB3	3:A:2473:OMT:HE3	1.93	0.51
1:B:1183:LEU:O	1:B:1187:LEU:HG	2.11	0.51
1:B:197:ASP:OD1	1:B:199:ARG:HB2	2.12	0.51
1:B:911:ALA:O	1:B:912:SER:C	2.50	0.51
1:C:159:VAL:HG21	1:C:167:PHE:CD2	2.46	0.51
1:C:207:TYR:N	1:C:207:TYR:HD1	2.08	0.51
1:C:244:MET:C	1:C:246:ALA:N	2.65	0.51
1:C:342:VAL:HG11	1:C:390:MET:CE	2.37	0.51
1:C:780:ARG:HB3	2:K:52:VAL:N	2.26	0.51
1:D:1460:LYS:O	1:D:1462:MET:N	2.44	0.51
1:D:505:GLN:NE2	1:D:1000:LEU:CB	2.59	0.51
1:D:536:ASP:OD1	1:D:536:ASP:O	2.28	0.51
1:D:451:GLN:OE1	1:D:773:LEU:HD11	2.11	0.51
1:E:1250:VAL:HG13	1:E:1254:PHE:HD2	1.75	0.51
1:E:1253:LYS:O	1:E:1253:LYS:HG3	2.11	0.51
1:E:1401:LEU:N	1:E:1402:PRO:HD2	2.26	0.51
1:E:1424:LEU:O	1:E:1425:LYS:C	2.49	0.51
1:E:175:ARG:HH22	1:E:203:ASP:CG	2.14	0.51
1:E:281:PHE:O	1:E:285:VAL:HG23	2.10	0.51
1:E:657:VAL:O	1:E:658:LEU:C	2.48	0.51
1:E:845:SER:O	1:E:848:ALA:HB3	2.10	0.51
1:F:5:PHE:CE2	1:F:365:GLY:HA3	2.46	0.51
1:F:536:ASP:O	1:F:536:ASP:OD1	2.28	0.51
2:G:77:LEU:HD21	2:G:126:TYR:CD2	2.46	0.51
2:G:32:TYR:CE2	2:G:194:LYS:HB3	2.46	0.51
2:G:28:PHE:CZ	2:G:285:LEU:HD21	2.46	0.51
2:G:416:LYS:HE3	2:G:433:ASN:CB	2.41	0.51
2:H:77:LEU:HD21	2:H:126:TYR:CD2	2.46	0.51
2:H:153:ILE:CG1	2:H:220:VAL:HG13	2.40	0.51
2:H:174:HIS:HD2	2:H:176:TYR:CE1	2.29	0.51
2:H:249:LYS:HE2	2:H:258:ILE:HD13	1.91	0.51
2:H:32:TYR:CE2	2:H:194:LYS:CB	2.94	0.51

Continued on next page...

Continued from previous page...

Atom-1	Atom-2	Interatomic distance (Å)	Clash overlap (Å)
2:H:90:PHE:CZ	2:H:160:LEU:CB	2.94	0.51
1:F:782:ARG:HH22	2:I:51:GLY:CA	1.16	0.51
2:J:150:VAL:HG12	2:J:172:GLU:O	2.11	0.51
2:J:417:VAL:CG1	2:J:421:GLY:HA2	2.40	0.51
2:K:32:TYR:CD1	2:K:34:ARG:CD	2.94	0.51
2:K:331:GLN:HA	2:K:334:VAL:HG22	1.93	0.51
2:K:302:MET:HG3	2:K:333:GLU:OE2	2.11	0.51
1:E:1438:ARG:CZ	2:K:376:GLY:C	2.80	0.51
2:K:406:LEU:H	2:K:406:LEU:CD2	2.21	0.51
2:K:71:LEU:HD13	2:K:72:THR:N	2.24	0.51
2:L:134:GLN:CB	2:L:136:TRP:CD1	2.94	0.51
2:L:166:LEU:HD23	2:L:461:ALA:CB	2.36	0.51
2:L:201:GLU:O	2:L:204:VAL:HG13	2.11	0.51
2:L:367:ILE:HD13	2:L:368:HIS:O	2.10	0.51
2:L:77:LEU:HD21	2:L:126:TYR:CD2	2.46	0.51
1:A:893:ARG:HG2	1:A:903:TRP:CB	2.40	0.50
1:A:997:THR:CG2	1:A:998:VAL:N	2.73	0.50
1:B:1131:THR:CG2	1:B:1133:GLU:N	2.72	0.50
1:B:211:TYR:HD1	1:B:212:SER:N	2.08	0.50
1:B:838:VAL:HG12	1:B:839:PRO:CD	2.40	0.50
1:C:1054:GLN:O	1:C:1055:VAL:C	2.49	0.50
1:C:359:THR:HG23	1:C:378:GLN:CB	2.41	0.50
1:C:339:ARG:HG3	1:C:396:GLN:HG3	1.93	0.50
1:C:526:LEU:H	1:C:526:LEU:CD1	2.17	0.50
1:D:1407:ASP:O	1:D:1408:GLU:C	2.50	0.50
1:D:511:ILE:CG2	1:D:512:ASP:N	2.74	0.50
1:D:556:ARG:O	1:D:557:ALA:C	2.48	0.50
1:E:1349:ARG:HH11	1:E:1349:ARG:CG	2.22	0.50
1:E:30:HIS:ND1	1:E:1238:THR:HA	2.26	0.50
1:E:369:THR:O	1:E:371:MET:N	2.43	0.50
1:E:521:SER:OG	1:E:522:LEU:N	2.45	0.50
1:F:1003:ARG:HG3	1:F:1004:SER:N	2.24	0.50
1:F:1088:GLU:HG2	1:F:1162:ILE:HD13	1.92	0.50
1:F:485:ILE:O	1:F:488:LEU:N	2.43	0.50
1:F:864:SER:HG	1:F:867:ALA:H	1.59	0.50
2:G:147:GLY:HA2	2:G:171:TYR:HD1	1.75	0.50
2:G:153:ILE:CG1	2:G:220:VAL:HG13	2.40	0.50
2:G:367:ILE:HD13	2:G:368:HIS:O	2.10	0.50
2:H:32:TYR:CD1	2:H:34:ARG:CD	2.94	0.50
2:H:367:ILE:HD13	2:H:368:HIS:O	2.10	0.50
2:H:97:ILE:HD11	2:H:450:VAL:HB	1.92	0.50

Continued on next page...

Continued from previous page...

Atom-1	Atom-2	Interatomic distance (Å)	Clash overlap (Å)
2:I:302:MET:HG3	2:I:333:GLU:OE2	2.11	0.50
2:J:201:GLU:O	2:J:204:VAL:HG13	2.11	0.50
2:J:322:ARG:HD3	2:J:349:ALA:CA	2.39	0.50
2:J:431:MET:CG	2:J:438:PHE:CE2	2.94	0.50
2:K:415:LEU:CD2	2:K:432:THR:HG23	2.41	0.50
2:L:429:THR:HG21	2:L:431:MET:HE2	1.93	0.50
1:A:1220:ARG:HG3	1:A:1224:GLU:CG	2.38	0.50
1:A:143:GLN:NE2	1:A:143:GLN:O	2.41	0.50
1:A:339:ARG:HG3	1:A:396:GLN:HG3	1.93	0.50
1:A:509:PRO:HB3	1:A:975:TYR:HD1	1.77	0.50
1:B:1088:GLU:HG2	1:B:1162:ILE:HD13	1.92	0.50
1:B:175:ARG:NH1	1:B:175:ARG:HG3	2.23	0.50
1:B:302:ALA:CB	1:B:347:ARG:NH1	2.73	0.50
1:C:1440:ALA:O	1:C:1443:ILE:N	2.42	0.50
1:C:1:CYS:HB3	3:C:2473:OMT:CE	2.41	0.50
1:C:244:MET:HA	1:C:247:HIS:HB2	1.92	0.50
1:D:1216:VAL:HG11	1:D:1249:MET:HE1	1.93	0.50
1:D:1102:CYS:SG	6:D:2476:F3S:S1	3.06	0.50
1:D:850:ARG:HD2	1:D:878:ILE:HD12	1.93	0.50
1:E:94:GLU:HG2	1:E:104:ILE:HD13	1.92	0.50
1:E:1415:ILE:CG2	1:E:1421:GLU:HB2	2.41	0.50
1:E:243:TRP:CE3	1:E:243:TRP:HA	2.47	0.50
1:E:1:CYS:HB3	3:E:2473:OMT:HE3	1.93	0.50
1:E:492:TYR:CG	1:E:761:GLN:HG2	2.47	0.50
1:F:1077:ARG:HG2	1:F:1078:ASP:N	2.26	0.50
1:F:846:ILE:O	1:F:847:THR:C	2.48	0.50
2:G:31:ILE:C	2:G:31:ILE:HD12	2.31	0.50
2:G:449:LEU:CD2	2:G:452:TRP:CD2	2.93	0.50
2:G:90:PHE:CZ	2:G:160:LEU:CB	2.94	0.50
2:H:174:HIS:CD2	2:H:176:TYR:CE1	2.99	0.50
2:H:388:PHE:CE2	2:H:390:VAL:HG13	2.46	0.50
2:I:90:PHE:CZ	2:I:160:LEU:CB	2.94	0.50
2:I:190:ILE:HG22	2:I:195:LEU:HB3	1.93	0.50
2:I:230:ARG:NH2	2:I:434:MET:HE1	2.26	0.50
2:I:77:LEU:HD21	2:I:126:TYR:CD2	2.46	0.50
2:J:32:TYR:CD1	2:J:34:ARG:CD	2.94	0.50
2:K:153:ILE:CG1	2:K:220:VAL:HG13	2.40	0.50
2:K:138:LYS:NZ	2:K:206:LEU:HB3	2.26	0.50
2:K:31:ILE:HD12	2:K:31:ILE:C	2.31	0.50
2:K:426:ASP:HB3	2:K:429:THR:OG1	2.12	0.50
1:A:1110:SER:C	1:A:1112:THR:HG23	2.32	0.50

Continued on next page...

Continued from previous page...

Atom-1	Atom-2	Interatomic distance (Å)	Clash overlap (Å)
1:A:1212:ASP:OD1	1:A:1243:GLY:N	2.24	0.50
1:A:142:GLU:N	1:A:142:GLU:CD	2.58	0.50
1:A:312:ASN:HB2	1:A:411:ALA:CB	2.41	0.50
1:A:621:ILE:HG12	1:A:657:VAL:HG12	1.93	0.50
1:B:236:THR:OG1	1:B:718:SER:HB3	2.12	0.50
1:B:37:ASP:OD1	1:B:39:LYS:N	2.34	0.50
1:B:61:VAL:O	1:B:61:VAL:CG1	2.58	0.50
1:B:985:TYR:CE1	1:B:1207:VAL:HG11	2.45	0.50
1:C:1184:ASN:O	1:C:1187:LEU:N	2.44	0.50
1:C:235:ASN:ND2	1:C:236:THR:HB	2.27	0.50
1:C:562:MET:HE3	1:C:566:ALA:HB2	1.92	0.50
1:D:337:ASP:OD1	1:D:337:ASP:C	2.49	0.50
1:D:782:ARG:HH22	2:H:51:GLY:CA	1.16	0.50
1:E:248:GLU:C	1:E:250:ARG:N	2.65	0.50
1:E:312:ASN:HB2	1:E:411:ALA:CB	2.41	0.50
1:E:61:VAL:HG12	1:E:61:VAL:O	2.07	0.50
1:E:791:GLU:O	1:E:795:ILE:HG13	2.11	0.50
1:F:1002:SER:HB2	1:F:1048:GLY:HA3	1.93	0.50
1:F:1460:LYS:O	1:F:1462:MET:N	2.44	0.50
1:F:911:ALA:O	1:F:912:SER:C	2.50	0.50
2:G:350:PRO:HD2	2:G:374:ALA:HB2	1.92	0.50
2:H:181:ARG:C	2:H:181:ARG:HH11	2.14	0.50
2:H:190:ILE:HG22	2:H:195:LEU:HB3	1.93	0.50
2:H:331:GLN:HA	2:H:334:VAL:HG22	1.93	0.50
2:I:181:ARG:C	2:I:181:ARG:HH11	2.14	0.50
2:I:290:LYS:HB3	2:I:393:ASP:OD2	2.11	0.50
2:I:286:ASN:HB2	2:I:311:GLN:NE2	2.26	0.50
2:I:426:ASP:HB3	2:I:429:THR:OG1	2.12	0.50
2:J:77:LEU:HD21	2:J:126:TYR:CD2	2.46	0.50
2:J:134:GLN:CB	2:J:136:TRP:CD1	2.94	0.50
2:J:153:ILE:CG1	2:J:220:VAL:HG13	2.40	0.50
2:J:249:LYS:HE2	2:J:258:ILE:HD13	1.91	0.50
2:K:114:THR:HG23	2:K:115:HIS:N	2.26	0.50
2:K:90:PHE:CZ	2:K:160:LEU:CB	2.94	0.50
2:L:144:ARG:HG2	2:L:145:GLU:N	2.25	0.50
2:L:388:PHE:CE2	2:L:390:VAL:HG13	2.46	0.50
2:L:426:ASP:HB3	2:L:429:THR:OG1	2.12	0.50
1:A:1054:GLN:O	1:A:1055:VAL:C	2.49	0.50
1:A:805:ASP:O	1:A:805:ASP:CG	2.49	0.50
1:A:896:PRO:HG2	1:C:1226:GLY:HA3	1.94	0.50
1:B:1018:ALA:O	1:B:1065:VAL:HG23	2.11	0.50

Continued on next page...

Continued from previous page...

Atom-1	Atom-2	Interatomic distance (Å)	Clash overlap (Å)
1:B:1222:LEU:HD12	1:B:1222:LEU:C	2.24	0.50
1:B:515:ARG:HD3	1:B:1367:TYR:CE1	2.40	0.50
1:B:1432:VAL:O	1:B:1436:GLN:N	2.40	0.50
1:B:243:TRP:CD1	1:B:325:GLU:OE1	2.65	0.50
1:B:355:TYR:CD1	1:B:355:TYR:O	2.65	0.50
1:B:446:GLU:O	1:B:449:ARG:N	2.43	0.50
1:C:105:TYR:N	1:C:105:TYR:CD1	2.80	0.50
1:C:1110:SER:C	1:C:1112:THR:HG23	2.32	0.50
1:C:652:THR:HG21	1:C:703:GLY:CA	2.41	0.50
1:C:731:SER:HB2	1:C:747:SER:HB2	1.94	0.50
1:D:1289:MET:CE	1:D:1289:MET:CB	2.87	0.50
1:D:1432:VAL:O	1:D:1436:GLN:N	2.40	0.50
1:D:175:ARG:HG3	1:D:175:ARG:NH1	2.23	0.50
1:E:294:VAL:O	1:E:295:LYS:C	2.47	0.50
1:E:309:THR:CG2	1:E:314:LYS:HG3	2.42	0.50
1:E:547:SER:OG	1:E:549:VAL:HB	2.11	0.50
1:E:706:LYS:NZ	1:E:940:GLU:OE1	2.40	0.50
1:E:957:ARG:HD2	1:E:965:LEU:CD1	2.41	0.50
1:F:503:PHE:CD1	1:F:503:PHE:N	2.79	0.50
1:F:696:TYR:CZ	1:F:700:ILE:CD1	2.94	0.50
1:F:763:ALA:O	1:F:764:THR:C	2.48	0.50
2:G:150:VAL:HG12	2:G:172:GLU:O	2.11	0.50
2:G:150:VAL:HG13	2:G:173:VAL:CA	2.38	0.50
2:G:175:VAL:HG11	2:G:214:TYR:CG	2.47	0.50
2:G:32:TYR:CE2	2:G:194:LYS:CB	2.94	0.50
2:G:32:TYR:CD1	2:G:34:ARG:CD	2.94	0.50
2:G:426:ASP:HB3	2:G:429:THR:OG1	2.12	0.50
2:G:449:LEU:HD11	2:G:451:VAL:CG1	2.31	0.50
2:H:150:VAL:HG12	2:H:172:GLU:O	2.11	0.50
2:H:286:ASN:HB2	2:H:311:GLN:NE2	2.26	0.50
2:H:317:LYS:HE3	2:H:345:ILE:CB	2.40	0.50
2:H:77:LEU:HD22	2:H:130:THR:CG2	2.42	0.50
2:I:150:VAL:HG12	2:I:172:GLU:O	2.11	0.50
2:J:174:HIS:CD2	2:J:176:TYR:CE1	2.99	0.50
2:J:43:GLN:NE2	2:J:123:VAL:HG13	2.26	0.50
2:J:468:ALA:O	2:J:471:LYS:HB2	2.12	0.50
2:J:77:LEU:HD22	2:J:130:THR:CG2	2.42	0.50
2:L:249:LYS:O	2:L:250:ALA:HB3	2.11	0.50
2:L:77:LEU:HD22	2:L:130:THR:CG2	2.42	0.50
1:A:1149:ILE:CG2	1:A:1149:ILE:O	2.59	0.50
1:A:1421:GLU:HG3	1:A:1451:VAL:HG11	1.94	0.50

Continued on next page...

Continued from previous page...

Atom-1	Atom-2	Interatomic distance (Å)	Clash overlap (Å)
1:A:47:HIS:HE1	1:A:176:SER:CB	2.25	0.50
1:B:1058:LEU:C	1:B:1059:ASN:HD22	2.14	0.50
1:B:1245:ARG:O	1:B:1245:ARG:HG3	2.10	0.50
1:B:569:ILE:HG22	1:B:589:ILE:HG22	1.93	0.50
1:B:452:GLN:HG3	1:B:764:THR:HG22	1.94	0.50
1:B:777:GLY:CA	2:G:52:VAL:HG11	2.37	0.50
1:C:1143:ALA:O	1:C:1144:GLU:C	2.45	0.50
1:C:1400:SER:O	1:C:1403:LEU:N	2.27	0.50
1:C:1415:ILE:CG2	1:C:1421:GLU:HB2	2.41	0.50
1:C:209:GLN:HG3	1:C:210:ARG:H	1.76	0.50
1:C:30:HIS:ND1	1:C:1238:THR:HA	2.26	0.50
1:C:309:THR:CG2	1:C:314:LYS:HG3	2.42	0.50
1:C:353:MET:HG3	1:C:353:MET:O	2.11	0.50
1:C:509:PRO:HB3	1:C:975:TYR:HD1	1.77	0.50
1:C:798:LEU:O	1:C:802:VAL:HG22	2.12	0.50
1:C:706:LYS:NZ	1:C:940:GLU:OE1	2.40	0.50
1:D:1058:LEU:C	1:D:1059:ASN:HD22	2.14	0.50
1:D:503:PHE:N	1:D:503:PHE:CD1	2.79	0.50
1:E:1317:THR:CG2	1:E:1318:ASN:N	2.63	0.50
1:E:1458:VAL:HG13	1:E:1459:PRO:CD	2.42	0.50
1:E:1:CYS:SG	1:E:211:TYR:HD2	2.35	0.50
1:E:442:MET:CE	1:E:447:LEU:HA	2.41	0.50
1:E:652:THR:HG21	1:E:703:GLY:CA	2.41	0.50
1:F:211:TYR:O	1:F:212:SER:CB	2.58	0.50
1:F:1102:CYS:SG	6:F:2476:F3S:S1	3.06	0.50
1:F:820:ARG:HB3	1:F:821:PRO:HD3	1.94	0.50
2:G:249:LYS:CE	2:G:258:ILE:HD13	2.42	0.50
2:G:97:ILE:HD11	2:G:450:VAL:HB	1.92	0.50
2:G:468:ALA:O	2:G:471:LYS:HB2	2.12	0.50
2:H:134:GLN:CB	2:H:136:TRP:CD1	2.94	0.50
2:H:150:VAL:HG13	2:H:173:VAL:CA	2.38	0.50
2:H:31:ILE:HD12	2:H:31:ILE:C	2.31	0.50
2:H:388:PHE:CE2	2:H:390:VAL:CG1	2.95	0.50
2:H:431:MET:CG	2:H:438:PHE:CE2	2.94	0.50
2:H:468:ALA:O	2:H:471:LYS:HB2	2.12	0.50
2:I:377:ARG:O	2:I:378:GLN:HB3	2.10	0.50
2:I:55:CYS:SG	2:I:65:ILE:HD12	2.52	0.50
2:J:449:LEU:CD2	2:J:452:TRP:CD2	2.93	0.50
2:J:68:TRP:HB2	2:J:80:ALA:HB1	1.91	0.50
2:L:331:GLN:HA	2:L:334:VAL:HG22	1.93	0.50
1:A:1230:GLN:HE21	1:A:1267:ARG:HD3	1.76	0.50

Continued on next page...

Continued from previous page...

Atom-1	Atom-2	Interatomic distance (Å)	Clash overlap (Å)
1:A:521:SER:OG	1:A:522:LEU:N	2.45	0.50
1:A:528:ASN:HB2	1:A:542:LEU:HD22	1.90	0.50
1:A:672:GLN:HG3	1:A:693:MET:HE1	1.89	0.50
1:A:676:ALA:O	1:A:679:HIS:N	2.45	0.50
1:A:731:SER:HA	1:A:747:SER:CB	2.42	0.50
1:A:492:TYR:CG	1:A:761:GLN:HG2	2.47	0.50
1:B:1428:ILE:HG22	1:B:1428:ILE:O	2.10	0.50
1:B:1102:CYS:SG	6:B:2476:F3S:S1	3.06	0.50
1:B:24:ALA:C	1:B:26:LYS:N	2.65	0.50
1:B:651:ASP:OD1	1:B:651:ASP:N	2.38	0.50
1:B:621:ILE:HG13	1:B:658:LEU:HD12	1.93	0.50
1:B:74:GLY:HA2	1:B:172:LEU:HD13	1.92	0.50
1:B:515:ARG:NH2	1:B:966:ILE:HB	2.16	0.50
1:C:1135:VAL:O	1:C:1136:VAL:C	2.44	0.50
1:C:1253:LYS:O	1:C:1253:LYS:HG3	2.11	0.50
1:C:24:ALA:C	1:C:26:LYS:N	2.65	0.50
1:C:228:LEU:HD22	1:C:278:ASP:HA	1.94	0.50
1:D:1088:GLU:HG2	1:D:1162:ILE:HD13	1.92	0.50
1:D:74:GLY:HA2	1:D:172:LEU:HD13	1.92	0.50
1:B:1227:GLU:OE2	1:D:902:ASN:CG	2.42	0.50
1:E:1220:ARG:HG3	1:E:1224:GLU:CG	2.38	0.50
1:C:901:ASP:CG	1:E:1228:LYS:HD3	2.32	0.50
1:E:235:ASN:ND2	1:E:236:THR:HB	2.27	0.50
1:E:449:ARG:O	1:E:450:ARG:O	2.28	0.50
1:F:1113:CYS:O	1:F:1114:PRO:C	2.48	0.50
1:F:1236:ARG:C	1:F:1238:THR:H	2.15	0.50
1:F:452:GLN:HG3	1:F:764:THR:HG22	1.94	0.50
2:G:415:LEU:CD2	2:G:432:THR:HG23	2.41	0.50
2:H:114:THR:HG23	2:H:115:HIS:N	2.26	0.50
2:H:249:LYS:CE	2:H:258:ILE:HD13	2.42	0.50
2:I:43:GLN:NE2	2:I:123:VAL:HG13	2.26	0.50
2:I:169:LYS:HZ3	2:I:461:ALA:HB1	1.77	0.50
2:J:32:TYR:CE2	2:J:194:LYS:HB3	2.46	0.50
2:J:190:ILE:HG22	2:J:195:LEU:HB3	1.93	0.50
2:J:200:VAL:O	2:J:204:VAL:HG12	2.12	0.50
2:J:367:ILE:HD12	2:J:369:LEU:HD11	1.93	0.50
2:J:416:LYS:HE3	2:J:433:ASN:CB	2.41	0.50
2:K:249:LYS:CE	2:K:258:ILE:HD13	2.42	0.50
2:K:449:LEU:CD2	2:K:452:TRP:CD2	2.93	0.50
2:K:68:TRP:CZ3	2:K:84:SER:CB	2.93	0.50
2:L:147:GLY:HA2	2:L:171:TYR:HD1	1.75	0.50

Continued on next page...

Continued from previous page...

Atom-1	Atom-2	Interatomic distance (Å)	Clash overlap (Å)
2:L:371:VAL:HG21	2:L:386:SER:CB	2.39	0.50
2:L:388:PHE:CE2	2:L:390:VAL:CG1	2.95	0.50
1:A:1184:ASN:O	1:A:1187:LEU:N	2.44	0.50
1:A:1401:LEU:CD1	1:A:1401:LEU:O	2.53	0.50
1:A:281:PHE:O	1:A:285:VAL:HG23	2.11	0.50
1:A:970:PRO:O	1:A:970:PRO:CG	2.60	0.50
1:B:211:TYR:O	1:B:212:SER:CB	2.58	0.50
1:B:850:ARG:HD2	1:B:878:ILE:HD12	1.93	0.50
1:C:1250:VAL:HG13	1:C:1254:PHE:HD2	1.75	0.50
1:C:1318:ASN:H	1:C:1318:ASN:HD22	1.60	0.50
1:C:133:VAL:CG1	1:C:134:GLY:N	2.74	0.50
1:C:1417:VAL:HG12	1:C:1418:GLY:N	2.27	0.50
1:C:1421:GLU:HG3	1:C:1451:VAL:HG11	1.94	0.50
1:D:1002:SER:HB2	1:D:1048:GLY:HA3	1.93	0.50
1:D:269:VAL:HG23	1:D:270:GLY:N	2.21	0.50
1:D:797:THR:HG23	1:D:812:LYS:HE2	1.94	0.50
1:D:949:VAL:C	1:D:950:THR:O	2.48	0.50
1:E:24:ALA:C	1:E:26:LYS:N	2.65	0.50
1:E:339:ARG:HG3	1:E:396:GLN:HG3	1.93	0.50
1:A:1226:GLY:HA3	1:E:896:PRO:HG2	1.94	0.50
1:F:355:TYR:CD1	1:F:355:TYR:O	2.65	0.50
2:G:292:VAL:HG22	2:G:394:LEU:CD1	2.30	0.50
2:G:68:TRP:CZ3	2:G:84:SER:CB	2.93	0.50
2:H:147:GLY:HA2	2:H:171:TYR:HD1	1.75	0.50
2:H:132:TRP:HD1	2:H:202:ARG:CB	2.24	0.50
2:I:91:PRO:HD2	2:I:203:ARG:HH22	1.76	0.50
2:I:200:VAL:O	2:I:204:VAL:HG12	2.12	0.50
2:I:31:ILE:C	2:I:31:ILE:HD12	2.31	0.50
2:J:32:TYR:CE2	2:J:194:LYS:CB	2.94	0.50
2:K:290:LYS:HB3	2:K:393:ASP:OD2	2.11	0.50
2:K:388:PHE:CE2	2:K:390:VAL:CG1	2.95	0.50
2:K:434:MET:CB	2:K:437:VAL:HG12	2.42	0.50
2:K:468:ALA:O	2:K:471:LYS:HB2	2.12	0.50
2:K:240:THR:HG1	8:K:484:FAD:C5A	2.24	0.50
2:L:43:GLN:NE2	2:L:123:VAL:HG13	2.26	0.50
2:L:146:LEU:HD22	2:L:146:LEU:N	2.26	0.50
2:L:32:TYR:CE2	2:L:194:LYS:HB3	2.46	0.50
1:A:1253:LYS:HG3	1:A:1253:LYS:O	2.11	0.50
1:A:1:CYS:SG	1:A:211:TYR:HD2	2.35	0.50
1:A:30:HIS:ND1	1:A:1238:THR:HA	2.26	0.50
1:A:547:SER:OG	1:A:549:VAL:HB	2.11	0.50

Continued on next page...

Continued from previous page...

Atom-1	Atom-2	Interatomic distance (Å)	Clash overlap (Å)
1:A:763:ALA:O	1:A:767:ASN:HB2	2.11	0.50
1:A:782:ARG:HG2	2:J:53:PRO:HD2	0.55	0.50
1:A:798:LEU:O	1:A:802:VAL:HG22	2.12	0.50
1:A:847:THR:HG21	1:C:1218:ASP:OD2	2.12	0.50
1:B:290:THR:CG2	1:B:291:ALA:N	2.75	0.50
1:B:782:ARG:HH22	2:G:51:GLY:CA	1.16	0.50
1:B:877:ARG:CG	1:F:1229:MET:CA	2.78	0.50
1:B:949:VAL:C	1:B:950:THR:O	2.48	0.50
1:C:1054:GLN:O	1:C:1057:THR:HB	2.12	0.50
1:C:1442:GLU:OE2	2:J:374:ALA:C	2.50	0.50
1:C:243:TRP:HA	1:C:243:TRP:CE3	2.47	0.50
1:C:1:CYS:HB3	3:C:2473:OMT:HE3	1.93	0.50
1:C:547:SER:OG	1:C:549:VAL:HB	2.11	0.50
1:C:689:LEU:HG	1:C:689:LEU:O	2.11	0.50
1:C:969:PRO:HD2	1:C:970:PRO:CD	2.42	0.50
1:D:243:TRP:CD1	1:D:325:GLU:OE1	2.65	0.50
1:D:704:LEU:C	1:D:706:LYS:H	2.14	0.50
1:D:875:MET:CE	1:D:1139:PHE:HE2	2.25	0.50
1:E:969:PRO:HD2	1:E:970:PRO:CD	2.42	0.50
1:F:1204:ARG:O	1:F:1206:GLU:N	2.45	0.50
1:F:243:TRP:CD1	1:F:325:GLU:OE1	2.65	0.50
1:F:838:VAL:HG12	1:F:839:PRO:CD	2.40	0.50
1:F:351:ARG:HH12	1:F:978:GLU:CD	2.14	0.50
2:G:366:ARG:HE	2:G:391:GLN:CD	2.15	0.50
2:G:371:VAL:HG21	2:G:386:SER:CB	2.39	0.50
2:H:290:LYS:HB3	2:H:393:ASP:OD2	2.11	0.50
2:H:479:ALA:O	2:H:480:ALA:HB3	2.12	0.50
1:D:1104:MET:C	2:H:54:PHE:CZ	2.81	0.50
2:K:132:TRP:HD1	2:K:202:ARG:CB	2.24	0.50
2:K:174:HIS:CD2	2:K:176:TYR:CE1	2.99	0.50
2:K:201:GLU:O	2:K:204:VAL:HG13	2.11	0.50
2:K:77:LEU:HD22	2:K:130:THR:CG2	2.41	0.50
2:L:286:ASN:HB2	2:L:311:GLN:NE2	2.26	0.50
1:A:209:GLN:HG3	1:A:210:ARG:H	1.76	0.50
1:A:901:ASP:CG	1:C:1228:LYS:HD3	2.32	0.50
1:B:111:PRO:C	1:B:112:ILE:HG23	2.33	0.50
1:B:1204:ARG:O	1:B:1206:GLU:N	2.45	0.50
1:B:1278:ALA:O	1:B:1279:PHE:HB2	2.12	0.50
1:B:447:LEU:O	1:B:451:GLN:HG3	2.10	0.50
1:B:503:PHE:CD1	1:B:503:PHE:N	2.79	0.50
1:B:556:ARG:O	1:B:557:ALA:C	2.48	0.50

Continued on next page...

Continued from previous page...

Atom-1	Atom-2	Interatomic distance (Å)	Clash overlap (Å)
1:B:670:LEU:C	1:B:670:LEU:HD22	2.31	0.50
1:B:451:GLN:OE1	1:B:773:LEU:HD11	2.11	0.50
1:B:979:ASP:O	1:B:980:LEU:C	2.49	0.50
1:C:1396:ASP:O	1:C:1396:ASP:OD1	2.30	0.50
1:C:1:CYS:SG	1:C:211:TYR:HD2	2.35	0.50
1:C:359:THR:CG2	1:C:378:GLN:HA	2.42	0.50
1:C:359:THR:HG23	1:C:378:GLN:C	2.32	0.50
1:D:111:PRO:C	1:D:112:ILE:HG23	2.33	0.50
1:D:720:ARG:O	1:D:722:GLY:N	2.45	0.50
1:D:824:GLN:O	1:D:827:ASP:CB	2.58	0.50
1:D:351:ARG:HH12	1:D:978:GLU:CD	2.14	0.50
1:E:1:CYS:HB3	3:E:2473:OMT:CE	2.41	0.50
1:E:484:PRO:HG3	1:E:823:MET:HG3	1.94	0.50
1:E:997:THR:CG2	1:E:998:VAL:N	2.73	0.50
1:F:1183:LEU:O	1:F:1187:LEU:HG	2.11	0.50
1:F:1435:THR:HG23	1:F:1437:SER:CB	2.42	0.50
1:F:630:HIS:O	1:F:631:LEU:C	2.49	0.50
2:G:388:PHE:CE2	2:G:390:VAL:CG1	2.95	0.50
2:G:43:GLN:NE2	2:G:123:VAL:HG13	2.26	0.50
2:G:479:ALA:O	2:G:480:ALA:HB3	2.12	0.50
2:H:134:GLN:HB3	2:H:136:TRP:NE1	2.26	0.50
2:H:249:LYS:O	2:H:250:ALA:HB3	2.11	0.50
2:H:317:LYS:HZ2	2:H:345:ILE:HG21	1.76	0.50
2:H:434:MET:CB	2:H:437:VAL:HG12	2.42	0.50
2:H:93:ILE:HD12	2:H:96:ARG:HD2	1.94	0.50
2:I:345:ILE:HD13	2:I:345:ILE:N	2.17	0.50
2:I:68:TRP:HB2	2:I:80:ALA:HB1	1.91	0.50
2:J:43:GLN:OE1	2:J:119:THR:HG23	2.12	0.50
2:J:132:TRP:HD1	2:J:202:ARG:CB	2.24	0.50
2:J:479:ALA:O	2:J:480:ALA:HB3	2.12	0.50
2:K:250:ALA:CB	2:K:251:PRO:HD2	2.35	0.50
2:K:286:ASN:HB2	2:K:311:GLN:NE2	2.26	0.50
2:K:317:LYS:HZ2	2:K:345:ILE:HG21	1.77	0.50
2:K:93:ILE:HD12	2:K:96:ARG:HD2	1.94	0.50
2:L:366:ARG:HE	2:L:391:GLN:CD	2.15	0.50
1:A:105:TYR:CD1	1:A:105:TYR:N	2.80	0.49
1:A:1359:GLY:O	1:A:1360:CYS:CB	2.58	0.49
1:A:664:THR:HA	1:A:720:ARG:HE	1.77	0.49
1:B:1316:GLU:O	1:B:1317:THR:C	2.46	0.49
1:B:1401:LEU:HD11	1:B:1405:ILE:HB	1.94	0.49
1:B:720:ARG:O	1:B:722:GLY:N	2.45	0.49

Continued on next page...

Continued from previous page...

Atom-1	Atom-2	Interatomic distance (Å)	Clash overlap (Å)
1:B:953:ILE:O	1:B:954:ALA:C	2.50	0.49
1:C:442:MET:CE	1:C:447:LEU:HA	2.41	0.49
1:C:621:ILE:HG12	1:C:657:VAL:HG12	1.93	0.49
1:C:62:ILE:CG2	1:C:62:ILE:O	2.60	0.49
1:C:676:ALA:O	1:C:679:HIS:N	2.45	0.49
1:C:705:LEU:N	1:C:705:LEU:HD23	2.26	0.49
1:C:731:SER:HA	1:C:747:SER:CB	2.42	0.49
1:D:479:MET:HG3	1:D:1104:MET:SD	2.52	0.49
1:D:1394:VAL:HG11	1:D:1401:LEU:CD2	2.40	0.49
1:D:236:THR:HG22	1:D:328:ASP:N	2.24	0.49
1:D:290:THR:O	1:D:294:VAL:HG23	2.12	0.49
1:D:452:GLN:HG3	1:D:764:THR:HG22	1.94	0.49
1:D:569:ILE:HG22	1:D:589:ILE:HG22	1.93	0.49
1:E:105:TYR:CD1	1:E:105:TYR:N	2.80	0.49
1:E:235:ASN:ND2	1:E:236:THR:N	2.38	0.49
1:E:353:MET:O	1:E:353:MET:HG3	2.11	0.49
1:E:454:PHE:CD2	1:E:648:GLU:HA	2.47	0.49
1:E:676:ALA:O	1:E:679:HIS:N	2.45	0.49
1:E:731:SER:HA	1:E:747:SER:CB	2.42	0.49
1:F:515:ARG:NE	1:F:1367:TYR:HE1	2.09	0.49
1:F:197:ASP:OD1	1:F:199:ARG:HB2	2.12	0.49
1:F:290:THR:CG2	1:F:291:ALA:N	2.75	0.49
1:F:430:VAL:HG22	1:F:557:ALA:HB3	1.94	0.49
1:F:720:ARG:O	1:F:722:GLY:N	2.45	0.49
1:F:451:GLN:OE1	1:F:773:LEU:HD11	2.11	0.49
2:G:55:CYS:SG	2:G:65:ILE:HD12	2.52	0.49
2:G:77:LEU:CA	2:G:127:ILE:HD11	2.39	0.49
2:H:166:LEU:HD23	2:H:461:ALA:CB	2.36	0.49
2:H:366:ARG:HE	2:H:391:GLN:CD	2.15	0.49
2:H:416:LYS:HE3	2:H:433:ASN:CB	2.41	0.49
2:I:132:TRP:HD1	2:I:202:ARG:CB	2.24	0.49
1:F:780:ARG:NH2	2:I:54:PHE:CD1	2.78	0.49
2:J:230:ARG:NH2	2:J:434:MET:HE1	2.27	0.49
2:J:388:PHE:CE2	2:J:390:VAL:CG1	2.95	0.49
2:J:415:LEU:HD22	2:J:416:LYS:N	2.27	0.49
2:K:43:GLN:NE2	2:K:123:VAL:HG13	2.26	0.49
2:K:181:ARG:C	2:K:181:ARG:HH11	2.14	0.49
2:K:349:ALA:HB3	2:K:350:PRO:CD	2.39	0.49
2:L:31:ILE:HD12	2:L:31:ILE:C	2.31	0.49
2:L:161:ALA:CB	2:L:454:ILE:HG12	2.40	0.49
1:A:116:ILE:HD13	1:A:190:THR:HG21	1.94	0.49

Continued on next page...

Continued from previous page...

Atom-1	Atom-2	Interatomic distance (Å)	Clash overlap (Å)
1:A:21:GLY:O	1:A:22:ILE:C	2.49	0.49
1:A:510:PRO:HD2	1:A:970:PRO:CB	2.34	0.49
1:B:1057:THR:HG22	1:B:1058:LEU:N	2.22	0.49
1:B:1211:LEU:HG	1:B:1215:ILE:HD11	1.94	0.49
1:C:1023:ILE:HD12	1:C:1023:ILE:N	2.27	0.49
1:C:825:LEU:HD12	1:C:1186:ARG:NH1	2.13	0.49
1:C:1359:GLY:O	1:C:1360:CYS:HB3	2.12	0.49
1:C:1458:VAL:HG13	1:C:1459:PRO:CD	2.42	0.49
1:C:454:PHE:CD2	1:C:648:GLU:HA	2.47	0.49
1:C:847:THR:HG21	1:E:1218:ASP:OD2	2.12	0.49
1:C:896:PRO:HG2	1:E:1226:GLY:HA3	1.94	0.49
1:C:997:THR:CG2	1:C:998:VAL:N	2.73	0.49
1:E:1023:ILE:HD12	1:E:1023:ILE:N	2.27	0.49
1:E:509:PRO:HB3	1:E:975:TYR:HD1	1.77	0.49
1:E:62:ILE:O	1:E:62:ILE:CG2	2.60	0.49
1:E:763:ALA:O	1:E:767:ASN:HB2	2.11	0.49
1:F:1058:LEU:C	1:F:1059:ASN:HD22	2.14	0.49
1:F:236:THR:OG1	1:F:718:SER:HB3	2.12	0.49
1:F:515:ARG:NH2	1:F:966:ILE:HB	2.16	0.49
2:G:302:MET:HG3	2:G:333:GLU:OE2	2.11	0.49
2:G:415:LEU:HD23	2:G:432:THR:HG23	1.94	0.49
2:G:430:LYS:HG2	2:G:459:ASP:OD1	2.13	0.49
1:B:1104:MET:C	2:G:54:PHE:CZ	2.81	0.49
2:G:77:LEU:HD22	2:G:130:THR:CG2	2.42	0.49
2:G:93:ILE:HD12	2:G:96:ARG:HD2	1.94	0.49
2:H:43:GLN:OE1	2:H:119:THR:HG23	2.12	0.49
2:H:415:LEU:HD22	2:H:416:LYS:N	2.27	0.49
2:H:426:ASP:HB3	2:H:429:THR:OG1	2.12	0.49
2:I:77:LEU:HD22	2:I:130:THR:CG2	2.41	0.49
2:I:134:GLN:CB	2:I:136:TRP:CD1	2.94	0.49
2:I:201:GLU:O	2:I:204:VAL:HG13	2.11	0.49
2:I:259:VAL:O	2:I:396:ILE:HA	2.12	0.49
2:I:32:TYR:CD1	2:I:34:ARG:CD	2.94	0.49
2:I:415:LEU:HD22	2:I:416:LYS:N	2.27	0.49
2:J:434:MET:CB	2:J:437:VAL:HG12	2.42	0.49
2:J:93:ILE:HD12	2:J:96:ARG:HD2	1.94	0.49
2:K:134:GLN:CB	2:K:136:TRP:CD1	2.94	0.49
2:K:479:ALA:O	2:K:480:ALA:HB3	2.12	0.49
2:L:259:VAL:O	2:L:396:ILE:HA	2.12	0.49
2:L:292:VAL:HG22	2:L:394:LEU:CD1	2.30	0.49
2:L:32:TYR:CD1	2:L:34:ARG:CD	2.94	0.49

Continued on next page...

Continued from previous page...

Atom-1	Atom-2	Interatomic distance (Å)	Clash overlap (Å)
2:L:468:ALA:O	2:L:471:LYS:HB2	2.12	0.49
1:A:1417:VAL:HG12	1:A:1418:GLY:N	2.27	0.49
1:A:207:TYR:HD1	1:A:207:TYR:N	2.08	0.49
1:A:243:TRP:HA	1:A:243:TRP:CE3	2.47	0.49
1:A:359:THR:HG23	1:A:378:GLN:C	2.32	0.49
1:A:369:THR:O	1:A:371:MET:N	2.43	0.49
1:A:492:TYR:C	1:A:492:TYR:CD1	2.86	0.49
1:B:290:THR:O	1:B:294:VAL:HG23	2.12	0.49
1:B:337:ASP:C	1:B:337:ASP:OD1	2.49	0.49
1:C:1149:ILE:O	1:C:1149:ILE:CG2	2.59	0.49
1:C:1368:MET:HB3	1:C:1387:MET:HG3	1.93	0.49
1:D:1204:ARG:O	1:D:1206:GLU:N	2.45	0.49
1:D:197:ASP:OD1	1:D:199:ARG:HB2	2.12	0.49
1:D:670:LEU:HD22	1:D:670:LEU:C	2.31	0.49
1:D:690:GLU:CD	1:D:690:GLU:H	2.15	0.49
1:D:911:ALA:O	1:D:912:SER:C	2.50	0.49
1:E:1243:GLY:O	1:E:1244:THR:C	2.49	0.49
1:E:227:MET:HE3	1:E:282:GLU:CG	2.42	0.49
1:E:53:LYS:O	1:E:54:PHE:C	2.50	0.49
1:E:689:LEU:HG	1:E:689:LEU:O	2.11	0.49
1:E:731:SER:HB2	1:E:747:SER:HB2	1.94	0.49
1:E:824:GLN:HE21	1:E:824:GLN:HA	1.65	0.49
1:F:1278:ALA:O	1:F:1279:PHE:HB2	2.12	0.49
1:F:249:THR:CG2	1:F:249:THR:O	2.55	0.49
1:F:295:LYS:CB	1:F:390:MET:HE1	2.41	0.49
1:F:302:ALA:HB2	1:F:347:ARG:HH11	1.76	0.49
1:F:310:PRO:CG	1:F:404:ARG:NH2	2.66	0.49
2:G:109:VAL:O	2:G:112:GLN:HG2	2.09	0.49
2:G:169:LYS:HZ3	2:G:461:ALA:HB1	1.77	0.49
2:G:266:THR:HG23	2:G:270:LYS:HZ2	1.76	0.49
2:G:431:MET:CG	2:G:438:PHE:CE2	2.94	0.49
2:G:65:ILE:N	2:G:66:PRO:HD2	2.28	0.49
2:H:174:HIS:HD2	2:H:176:TYR:CD1	2.30	0.49
2:H:212:VAL:CG2	2:H:214:TYR:CE1	2.95	0.49
2:H:259:VAL:O	2:H:396:ILE:HA	2.12	0.49
2:H:349:ALA:HB3	2:H:350:PRO:CD	2.39	0.49
2:I:226:LEU:N	2:I:227:PRO:HD2	2.28	0.49
2:I:249:LYS:O	2:I:250:ALA:HB3	2.11	0.49
2:I:93:ILE:HD12	2:I:96:ARG:HD2	1.94	0.49
2:J:174:HIS:HD2	2:J:176:TYR:CD1	2.30	0.49
2:J:249:LYS:O	2:J:250:ALA:HB3	2.11	0.49

Continued on next page...

Continued from previous page...

Atom-1	Atom-2	Interatomic distance (Å)	Clash overlap (Å)
2:J:249:LYS:CE	2:J:258:ILE:HD13	2.42	0.49
2:J:286:ASN:HB2	2:J:311:GLN:NE2	2.26	0.49
2:K:134:GLN:HB3	2:K:136:TRP:NE1	2.27	0.49
2:K:366:ARG:HE	2:K:391:GLN:CD	2.15	0.49
2:K:388:PHE:CE2	2:K:390:VAL:HG13	2.46	0.49
2:K:415:LEU:HD22	2:K:416:LYS:N	2.27	0.49
2:L:431:MET:CG	2:L:438:PHE:CE2	2.94	0.49
1:A:1023:ILE:N	1:A:1023:ILE:HD12	2.27	0.49
1:A:1228:LYS:HD3	1:E:901:ASP:CG	2.32	0.49
1:A:1368:MET:HB3	1:A:1387:MET:HG3	1.94	0.49
1:A:1415:ILE:CG2	1:A:1421:GLU:HB2	2.41	0.49
1:A:1417:VAL:CG1	1:A:1418:GLY:N	2.73	0.49
1:A:225:PHE:HB3	1:A:278:ASP:OD2	2.12	0.49
1:A:342:VAL:HG11	1:A:390:MET:CE	2.37	0.49
1:A:393:VAL:HG12	1:A:394:ASP:N	2.23	0.49
1:A:791:GLU:O	1:A:795:ILE:HG13	2.11	0.49
1:A:710:LYS:CG	1:A:939:GLY:HA3	2.34	0.49
1:A:960:THR:CG2	1:A:963:VAL:HG21	2.42	0.49
1:B:1207:VAL:HG13	1:B:1208:PRO:HD2	1.93	0.49
1:B:1407:ASP:O	1:B:1408:GLU:C	2.50	0.49
1:B:260:MET:O	1:B:261:GLN:C	2.48	0.49
1:B:353:MET:CE	1:B:366:GLY:O	2.60	0.49
1:B:572:THR:CG2	1:B:615:ARG:HB3	2.42	0.49
1:B:820:ARG:CB	1:B:821:PRO:HD2	2.37	0.49
1:A:877:ARG:CG	1:C:1229:MET:CA	2.80	0.49
1:D:1184:ASN:O	1:D:1186:ARG:N	2.46	0.49
1:D:1227:GLU:OE2	1:F:902:ASN:CG	2.42	0.49
1:D:30:HIS:HD2	1:D:31:ARG:N	2.10	0.49
1:D:608:ASP:OD2	1:D:647:ALA:N	2.42	0.49
1:E:1054:GLN:O	1:E:1057:THR:HB	2.12	0.49
1:E:1289:MET:HE2	1:E:1289:MET:N	2.28	0.49
1:E:228:LEU:HD22	1:E:278:ASP:HA	1.94	0.49
1:E:345:MET:HE2	1:E:385:LEU:HB2	1.93	0.49
1:E:359:THR:HG23	1:E:378:GLN:CB	2.41	0.49
1:E:359:THR:HG23	1:E:378:GLN:C	2.32	0.49
1:E:636:LEU:O	1:E:637:ARG:C	2.50	0.49
1:E:780:ARG:HB3	2:L:52:VAL:N	2.26	0.49
1:F:111:PRO:C	1:F:112:ILE:HG23	2.33	0.49
1:F:1407:ASP:O	1:F:1408:GLU:C	2.50	0.49
1:F:402:ARG:O	1:F:403:ASP:C	2.51	0.49
1:F:556:ARG:O	1:F:557:ALA:C	2.48	0.49

Continued on next page...

Continued from previous page...

Atom-1	Atom-2	Interatomic distance (Å)	Clash overlap (Å)
1:F:777:GLY:O	1:F:788:HIS:CE1	2.51	0.49
1:F:868:HIS:O	1:F:869:GLY:C	2.50	0.49
2:G:43:GLN:OE1	2:G:119:THR:HG23	2.12	0.49
2:G:134:GLN:HB3	2:G:136:TRP:NE1	2.26	0.49
2:G:132:TRP:HD1	2:G:202:ARG:CB	2.24	0.49
2:G:200:VAL:O	2:G:204:VAL:HG12	2.12	0.49
2:G:286:ASN:HB2	2:G:311:GLN:NE2	2.26	0.49
2:G:388:PHE:CE2	2:G:390:VAL:HG13	2.46	0.49
2:H:257:ASN:O	2:H:394:LEU:HD23	2.12	0.49
2:H:469:LYS:CD	2:H:476:VAL:HB	2.38	0.49
2:I:249:LYS:CE	2:I:258:ILE:HD13	2.42	0.49
2:I:366:ARG:HE	2:I:391:GLN:CD	2.15	0.49
2:I:434:MET:CB	2:I:437:VAL:HG12	2.42	0.49
2:J:134:GLN:HB3	2:J:136:TRP:NE1	2.26	0.49
2:J:290:LYS:HB3	2:J:393:ASP:OD2	2.11	0.49
2:J:415:LEU:CD2	2:J:432:THR:HG23	2.41	0.49
2:J:430:LYS:HG2	2:J:459:ASP:OD1	2.13	0.49
2:K:418:THR:HG1	2:K:420:TRP:HD1	1.58	0.49
1:A:1442:GLU:OE2	2:L:374:ALA:C	2.50	0.49
2:L:93:ILE:HD12	2:L:96:ARG:HD2	1.94	0.49
1:A:1359:GLY:O	1:A:1360:CYS:HB3	2.12	0.49
1:A:51:PRO:HG3	1:A:200:PHE:CD2	2.48	0.49
1:A:203:ASP:OD1	1:A:203:ASP:N	2.44	0.49
1:A:689:LEU:O	1:A:689:LEU:HG	2.11	0.49
1:A:969:PRO:HD2	1:A:970:PRO:CD	2.42	0.49
1:B:1146:VAL:O	1:B:1147:ARG:C	2.46	0.49
1:B:1184:ASN:O	1:B:1186:ARG:N	2.46	0.49
1:B:526:LEU:CD1	1:B:526:LEU:N	2.64	0.49
1:B:594:GLU:O	1:B:597:VAL:N	2.45	0.49
1:B:690:GLU:CD	1:B:690:GLU:H	2.15	0.49
1:B:797:THR:HG23	1:B:812:LYS:HE2	1.94	0.49
1:C:90:ARG:HB3	1:C:107:TRP:CH2	2.48	0.49
1:C:47:HIS:HE1	1:C:176:SER:CB	2.25	0.49
1:C:492:TYR:CG	1:C:761:GLN:HG2	2.47	0.49
1:C:53:LYS:O	1:C:54:PHE:C	2.50	0.49
1:D:355:TYR:O	1:D:355:TYR:CD1	2.65	0.49
1:D:430:VAL:HG22	1:D:557:ALA:HB3	1.94	0.49
1:D:589:ILE:O	1:D:593:THR:OG1	2.28	0.49
1:D:236:THR:OG1	1:D:718:SER:HB3	2.12	0.49
1:D:838:VAL:HG12	1:D:839:PRO:CD	2.39	0.49
1:D:991:ASN:C	1:D:991:ASN:OD1	2.50	0.49

Continued on next page...

Continued from previous page...

Atom-1	Atom-2	Interatomic distance (Å)	Clash overlap (Å)
1:E:90:ARG:HB3	1:E:107:TRP:CH2	2.48	0.49
1:C:877:ARG:CG	1:E:1229:MET:CA	2.80	0.49
1:E:1421:GLU:HG3	1:E:1451:VAL:HG11	1.94	0.49
1:E:21:GLY:O	1:E:22:ILE:C	2.49	0.49
1:E:754:ILE:O	1:E:755:GLN:C	2.48	0.49
1:E:798:LEU:O	1:E:802:VAL:HG22	2.12	0.49
1:A:1218:ASP:OD2	1:E:847:THR:HG21	2.12	0.49
1:F:1427:LEU:O	1:F:1430:GLU:N	2.46	0.49
1:F:242:ASN:HA	1:F:245:LYS:HG3	1.95	0.49
1:F:290:THR:O	1:F:294:VAL:HG23	2.12	0.49
1:F:353:MET:CE	1:F:366:GLY:O	2.60	0.49
1:F:704:LEU:C	1:F:706:LYS:H	2.14	0.49
1:F:810:PHE:O	1:F:813:TYR:HB3	2.13	0.49
1:F:978:GLU:O	1:F:981:ALA:HB3	2.13	0.49
2:G:302:MET:SD	2:G:333:GLU:HG3	2.53	0.49
2:G:415:LEU:HD22	2:G:416:LYS:N	2.27	0.49
2:G:418:THR:HG1	2:G:420:TRP:HD1	1.60	0.49
1:B:780:ARG:NH2	2:G:54:PHE:CD1	2.78	0.49
2:I:388:PHE:CE2	2:I:390:VAL:CG1	2.95	0.49
2:I:416:LYS:HE3	2:I:433:ASN:CB	2.41	0.49
2:I:431:MET:CG	2:I:438:PHE:CE2	2.94	0.49
2:I:454:ILE:HD13	2:I:454:ILE:C	2.33	0.49
2:I:479:ALA:O	2:I:480:ALA:HB3	2.12	0.49
2:I:65:ILE:N	2:I:66:PRO:HD2	2.28	0.49
2:J:302:MET:SD	2:J:333:GLU:HG3	2.53	0.49
1:A:780:ARG:HB3	2:J:51:GLY:O	2.11	0.49
2:K:259:VAL:O	2:K:396:ILE:HA	2.12	0.49
2:K:432:THR:HB	2:K:437:VAL:HG13	1.95	0.49
2:K:431:MET:CG	2:K:438:PHE:CE2	2.94	0.49
2:K:55:CYS:SG	2:K:65:ILE:HD12	2.52	0.49
2:L:132:TRP:HD1	2:L:202:ARG:CB	2.24	0.49
2:L:415:LEU:HD22	2:L:416:LYS:N	2.27	0.49
2:L:92:GLU:HG3	2:L:203:ARG:HH12	1.78	0.49
1:A:1075:THR:O	1:A:1076:GLY:C	2.50	0.49
1:A:442:MET:CE	1:A:447:LEU:HA	2.41	0.49
1:A:652:THR:HG21	1:A:703:GLY:CA	2.41	0.49
1:B:1417:VAL:HG12	1:B:1419:HIS:N	2.26	0.49
1:B:1460:LYS:O	1:B:1462:MET:N	2.44	0.49
1:B:211:TYR:CD1	1:B:212:SER:N	2.80	0.49
1:C:1441:ALA:O	1:C:1444:LEU:HB2	2.13	0.49
1:C:643:ASN:HB3	1:C:665:THR:HG21	1.93	0.49

Continued on next page...

Continued from previous page...

Atom-1	Atom-2	Interatomic distance (Å)	Clash overlap (Å)
1:C:83:LEU:O	1:C:84:ASP:C	2.50	0.49
1:D:1401:LEU:HD11	1:D:1405:ILE:HB	1.94	0.49
1:D:253:HIS:CE1	1:D:254:PRO:CD	2.88	0.49
1:D:260:MET:O	1:D:263:LEU:CB	2.55	0.49
1:D:864:SER:HG	1:D:867:ALA:H	1.60	0.49
1:D:979:ASP:O	1:D:980:LEU:C	2.49	0.49
1:E:1075:THR:O	1:E:1076:GLY:C	2.50	0.49
1:E:116:ILE:HD13	1:E:190:THR:HG21	1.94	0.49
1:E:359:THR:CG2	1:E:378:GLN:HA	2.42	0.49
1:E:970:PRO:CG	1:E:970:PRO:O	2.60	0.49
1:F:594:GLU:O	1:F:597:VAL:N	2.45	0.49
2:G:71:LEU:HA	2:G:74:GLU:HG2	1.95	0.49
2:G:92:GLU:HG3	2:G:203:ARG:HH12	1.78	0.49
2:H:302:MET:SD	2:H:333:GLU:HG3	2.53	0.49
2:H:320:TYR:HD2	2:H:346:TRP:CG	2.31	0.49
2:H:430:LYS:HG2	2:H:459:ASP:OD1	2.12	0.49
2:H:55:CYS:SG	2:H:65:ILE:HD12	2.52	0.49
2:I:212:VAL:CG2	2:I:214:TYR:CE1	2.95	0.49
2:J:257:ASN:O	2:J:394:LEU:HD23	2.12	0.49
2:J:426:ASP:HB3	2:J:429:THR:OG1	2.12	0.49
2:J:65:ILE:N	2:J:66:PRO:HD2	2.28	0.49
2:K:43:GLN:OE1	2:K:119:THR:HG23	2.12	0.49
2:L:479:ALA:O	2:L:480:ALA:HB3	2.12	0.49
1:A:228:LEU:HD22	1:A:278:ASP:HA	1.94	0.49
1:A:359:THR:CG2	1:A:378:GLN:HA	2.42	0.49
1:B:479:MET:HG3	1:B:1104:MET:SD	2.52	0.49
1:B:260:MET:HE2	1:B:260:MET:HB2	1.75	0.49
1:B:868:HIS:O	1:B:869:GLY:C	2.50	0.49
1:B:875:MET:O	1:B:876:ASN:C	2.47	0.49
1:C:110:VAL:O	1:C:112:ILE:HG23	2.13	0.49
1:C:484:PRO:HG3	1:C:823:MET:HG3	1.94	0.49
1:D:505:GLN:NE2	1:D:1001:VAL:N	2.55	0.49
1:D:417:ASP:HA	1:D:420:VAL:HG12	1.94	0.49
1:B:1228:LYS:HB2	1:D:900:GLY:C	2.33	0.49
1:D:953:ILE:O	1:D:954:ALA:C	2.50	0.49
1:E:1068:ARG:NE	1:E:1089:GLU:OE1	2.39	0.49
1:E:1318:ASN:H	1:E:1318:ASN:HD22	1.60	0.49
1:E:1368:MET:HB3	1:E:1387:MET:HG3	1.94	0.49
1:E:1441:ALA:O	1:E:1444:LEU:HB2	2.13	0.49
1:E:191:PHE:CE1	1:E:192:TYR:CE1	3.01	0.49
1:E:345:MET:HE2	1:E:385:LEU:CB	2.42	0.49

Continued on next page...

Continued from previous page...

Atom-1	Atom-2	Interatomic distance (Å)	Clash overlap (Å)
1:E:508:ASN:HB2	1:E:509:PRO:HD2	1.95	0.49
1:E:782:ARG:HG2	2:L:53:PRO:HD2	0.55	0.49
1:F:1163:GLY:O	1:F:1165:THR:N	2.45	0.49
1:F:430:VAL:HG13	1:F:554:GLU:CA	2.37	0.49
1:F:437:GLY:O	1:F:438:GLU:C	2.48	0.49
1:F:850:ARG:HD2	1:F:878:ILE:HD12	1.93	0.49
2:G:212:VAL:CG2	2:G:214:TYR:CE1	2.95	0.49
2:G:259:VAL:O	2:G:396:ILE:HA	2.12	0.49
2:H:226:LEU:N	2:H:227:PRO:HD2	2.28	0.49
2:H:68:TRP:CD1	2:H:69:LEU:N	2.80	0.49
2:I:43:GLN:OE1	2:I:119:THR:HG23	2.12	0.49
2:I:257:ASN:O	2:I:394:LEU:HD23	2.12	0.49
2:J:331:GLN:HA	2:J:334:VAL:HG22	1.93	0.49
2:K:302:MET:SD	2:K:333:GLU:HG3	2.53	0.49
2:K:161:ALA:CB	2:K:454:ILE:HG12	2.40	0.49
2:L:134:GLN:HB3	2:L:136:TRP:NE1	2.26	0.49
2:L:181:ARG:HD3	2:L:182:MET:O	2.13	0.49
2:L:200:VAL:O	2:L:204:VAL:HG12	2.12	0.49
2:L:226:LEU:N	2:L:227:PRO:HD2	2.28	0.49
2:L:415:LEU:HD23	2:L:432:THR:HG23	1.94	0.49
2:L:43:GLN:OE1	2:L:119:THR:HG23	2.12	0.49
1:A:90:ARG:HB3	1:A:107:TRP:CH2	2.48	0.49
1:A:1440:ALA:O	1:A:1443:ILE:N	2.42	0.49
1:A:182:MET:HE1	1:A:217:PRO:C	2.30	0.49
1:A:508:ASN:HB2	1:A:509:PRO:HD2	1.94	0.49
1:A:484:PRO:HG3	1:A:823:MET:HG3	1.94	0.49
1:B:1236:ARG:C	1:B:1238:THR:H	2.15	0.49
1:B:1435:THR:HG23	1:B:1437:SER:CB	2.42	0.49
1:B:417:ASP:HA	1:B:420:VAL:HG12	1.95	0.49
1:C:1221:PRO:CG	1:C:1229:MET:HE2	2.34	0.49
1:C:499:PHE:HE2	1:C:742:MET:CE	2.26	0.49
1:C:521:SER:OG	1:C:522:LEU:N	2.45	0.49
1:D:476:ILE:HA	1:D:1034:PRO:HA	1.94	0.49
1:D:175:ARG:HH11	1:D:175:ARG:CG	2.19	0.49
1:D:810:PHE:O	1:D:813:TYR:HB3	2.13	0.49
1:E:110:VAL:HG12	1:E:111:PRO:N	2.28	0.49
1:E:1111:ASN:OD1	1:E:1119:VAL:CG2	2.37	0.49
1:E:15:ARG:HG3	1:E:19:GLU:HG3	1.94	0.49
1:F:1184:ASN:O	1:F:1186:ARG:N	2.46	0.49
1:F:419:TRP:O	1:F:540:THR:CG2	2.59	0.49
2:G:277:VAL:CG1	2:G:279:ALA:H	2.26	0.49

Continued on next page...

Continued from previous page...

Atom-1	Atom-2	Interatomic distance (Å)	Clash overlap (Å)
2:G:434:MET:CB	2:G:437:VAL:HG12	2.42	0.49
2:H:200:VAL:O	2:H:204:VAL:HG12	2.12	0.49
1:D:782:ARG:CB	2:H:56:GLN:NE2	2.41	0.49
2:I:174:HIS:HD2	2:I:176:TYR:CD1	2.30	0.49
2:I:302:MET:SD	2:I:333:GLU:HG3	2.53	0.49
2:I:320:TYR:HD2	2:I:346:TRP:CG	2.31	0.49
2:I:353:PHE:CE1	2:I:370:GLY:CA	2.96	0.49
2:I:92:GLU:HG3	2:I:203:ARG:HH12	1.78	0.49
2:J:226:LEU:N	2:J:227:PRO:HD2	2.28	0.49
1:C:1438:ARG:CZ	2:J:376:GLY:C	2.80	0.49
2:J:454:ILE:C	2:J:454:ILE:HD13	2.33	0.49
2:J:68:TRP:CD1	2:J:69:LEU:N	2.80	0.49
2:K:181:ARG:HD3	2:K:182:MET:O	2.13	0.49
2:K:200:VAL:O	2:K:204:VAL:HG12	2.12	0.49
2:K:212:VAL:CG2	2:K:214:TYR:CE1	2.95	0.49
2:K:249:LYS:O	2:K:250:ALA:HB3	2.11	0.49
2:K:345:ILE:HG12	2:K:345:ILE:O	2.13	0.49
2:K:353:PHE:CE1	2:K:370:GLY:CA	2.96	0.49
2:K:257:ASN:O	2:K:394:LEU:HD23	2.12	0.49
2:K:415:LEU:HD23	2:K:432:THR:HG23	1.94	0.49
2:K:449:LEU:CD2	2:K:452:TRP:CG	2.93	0.49
2:K:469:LYS:HD2	2:K:476:VAL:CB	2.39	0.49
2:L:324:ARG:HA	2:L:346:TRP:CZ2	2.46	0.49
2:L:449:LEU:CD2	2:L:451:VAL:HG13	2.27	0.49
2:L:55:CYS:SG	2:L:65:ILE:HD12	2.52	0.49
1:A:110:VAL:O	1:A:112:ILE:HG23	2.13	0.49
1:A:1366:GLU:HG2	1:A:1367:TYR:CE2	2.47	0.49
1:A:454:PHE:CD2	1:A:648:GLU:HA	2.47	0.49
1:A:466:HIS:HB3	1:A:467:PRO:HD3	1.94	0.49
1:A:661:VAL:CG1	1:A:661:VAL:O	2.61	0.49
1:A:917:VAL:HG13	1:A:922:LEU:HD21	1.95	0.49
1:B:1113:CYS:O	1:B:1114:PRO:C	2.48	0.49
1:C:1075:THR:O	1:C:1076:GLY:C	2.50	0.49
1:C:1395:TYR:CD2	1:C:1443:ILE:HD13	2.48	0.49
1:C:1447:TRP:CE3	1:C:1447:TRP:HA	2.48	0.49
1:C:218:THR:HG22	1:C:218:THR:O	2.08	0.49
1:C:294:VAL:O	1:C:295:LYS:C	2.47	0.49
1:C:68:ASP:N	1:C:68:ASP:OD1	2.44	0.49
1:C:80:ARG:HG3	1:C:80:ARG:O	2.12	0.49
1:D:1211:LEU:HG	1:D:1215:ILE:HD11	1.94	0.49
1:D:1236:ARG:C	1:D:1238:THR:H	2.15	0.49

Continued on next page...

Continued from previous page...

Atom-1	Atom-2	Interatomic distance (Å)	Clash overlap (Å)
1:D:1427:LEU:O	1:D:1430:GLU:N	2.46	0.49
1:E:110:VAL:O	1:E:112:ILE:HG23	2.13	0.49
1:E:1184:ASN:O	1:E:1187:LEU:N	2.44	0.49
1:E:1219:ALA:C	1:E:1221:PRO:HD2	2.34	0.49
1:E:1396:ASP:OD1	1:E:1396:ASP:O	2.30	0.49
1:E:1442:GLU:OE2	2:K:374:ALA:C	2.50	0.49
1:E:213:THR:O	1:E:214:ASN:ND2	2.43	0.49
1:E:550:LEU:HD13	1:E:555:PHE:HA	1.95	0.49
1:E:965:LEU:HA	1:E:965:LEU:HD23	1.33	0.49
1:F:1057:THR:HG22	1:F:1058:LEU:N	2.22	0.49
1:B:901:ASP:OD2	1:F:1228:LYS:HD3	2.13	0.49
1:F:831:LEU:HD13	1:F:1084:MET:HE3	1.94	0.49
2:G:250:ALA:CB	2:G:251:PRO:HD2	2.35	0.49
2:G:432:THR:HB	2:G:437:VAL:HG13	1.95	0.49
2:H:174:HIS:CD2	2:H:176:TYR:CZ	3.01	0.49
2:H:277:VAL:CG1	2:H:279:ALA:H	2.26	0.49
2:H:367:ILE:HD12	2:H:369:LEU:HD11	1.93	0.49
2:H:353:PHE:CE1	2:H:370:GLY:CA	2.96	0.49
2:I:468:ALA:O	2:I:471:LYS:HB2	2.12	0.49
2:J:174:HIS:CD2	2:J:176:TYR:CZ	3.01	0.49
2:J:259:VAL:O	2:J:396:ILE:HA	2.12	0.49
2:J:345:ILE:HG12	2:J:345:ILE:O	2.13	0.49
2:J:55:CYS:SG	2:J:65:ILE:HD12	2.52	0.49
1:C:780:ARG:HB3	2:K:51:GLY:O	2.11	0.49
2:L:418:THR:CB	2:L:424:LEU:HD11	2.23	0.49
2:L:71:LEU:HA	2:L:74:GLU:HG2	1.95	0.49
2:L:93:ILE:HD11	2:L:195:LEU:CD2	2.30	0.49
1:A:1054:GLN:O	1:A:1057:THR:HB	2.12	0.49
1:A:1458:VAL:HG13	1:A:1459:PRO:CD	2.42	0.49
1:A:235:ASN:ND2	1:A:236:THR:HB	2.27	0.49
1:A:244:MET:C	1:A:246:ALA:N	2.65	0.49
1:A:353:MET:O	1:A:353:MET:HG3	2.11	0.49
1:A:62:ILE:CG2	1:A:62:ILE:O	2.60	0.49
1:A:780:ARG:HB3	2:J:52:VAL:N	2.26	0.49
1:B:537:GLU:HG3	1:B:538:THR:N	2.08	0.49
1:B:978:GLU:O	1:B:981:ALA:HB3	2.13	0.49
1:C:225:PHE:HB3	1:C:278:ASP:OD2	2.12	0.49
1:C:491:LYS:HZ2	1:C:785:GLY:HA3	1.77	0.49
1:C:250:ARG:NH2	1:C:639:PHE:CE1	2.79	0.49
1:C:918:THR:O	1:C:919:ALA:C	2.51	0.49
1:D:211:TYR:HD1	1:D:212:SER:N	2.08	0.49

Continued on next page...

Continued from previous page...

Atom-1	Atom-2	Interatomic distance (Å)	Clash overlap (Å)
1:D:342:VAL:HG11	1:D:390:MET:HE2	1.95	0.49
1:D:452:GLN:CG	1:D:764:THR:HG22	2.43	0.49
1:E:1230:GLN:HE21	1:E:1267:ARG:HD3	1.76	0.49
1:E:463:LEU:HA	1:E:463:LEU:HD23	1.48	0.49
1:E:51:PRO:HG3	1:E:200:PHE:CD2	2.48	0.49
1:E:83:LEU:O	1:E:84:ASP:C	2.50	0.49
1:E:960:THR:CG2	1:E:963:VAL:HG21	2.42	0.49
1:F:110:VAL:CG2	1:F:130:GLN:HG3	2.43	0.49
1:F:1159:ASN:C	1:F:1161:VAL:N	2.66	0.49
1:F:269:VAL:HG23	1:F:270:GLY:N	2.21	0.49
1:F:389:GLU:CA	1:F:403:ASP:OD2	2.61	0.49
1:F:582:LEU:CB	1:F:755:GLN:HE21	2.26	0.49
1:F:991:ASN:C	1:F:991:ASN:OD1	2.50	0.49
2:G:450:VAL:HG13	2:G:451:VAL:N	2.28	0.49
2:H:345:ILE:HG12	2:H:345:ILE:O	2.13	0.49
2:H:432:THR:HB	2:H:437:VAL:HG13	1.95	0.49
2:I:134:GLN:HB3	2:I:136:TRP:NE1	2.27	0.49
2:I:197:LYS:HG2	2:I:273:LEU:CD1	2.43	0.49
2:I:32:TYR:CE2	2:I:194:LYS:HB3	2.46	0.49
2:I:449:LEU:HD11	2:I:451:VAL:CG1	2.31	0.49
2:I:68:TRP:CD1	2:I:69:LEU:N	2.80	0.49
2:J:212:VAL:CG2	2:J:214:TYR:CE1	2.95	0.49
2:J:320:TYR:HD2	2:J:346:TRP:CG	2.31	0.49
2:J:349:ALA:HB3	2:J:350:PRO:CD	2.39	0.49
2:K:174:HIS:HD2	2:K:176:TYR:CD1	2.30	0.49
2:K:174:HIS:CD2	2:K:176:TYR:CZ	3.01	0.49
2:K:197:LYS:HG2	2:K:273:LEU:CD1	2.43	0.49
2:L:249:LYS:CE	2:L:258:ILE:HD13	2.42	0.49
2:L:320:TYR:HD2	2:L:346:TRP:CG	2.31	0.49
2:L:430:LYS:HG2	2:L:459:ASP:OD1	2.12	0.49
2:L:454:ILE:C	2:L:454:ILE:HD13	2.33	0.49
1:A:1369:THR:O	1:A:1369:THR:HG22	2.13	0.48
1:A:482:ASP:OD1	1:A:788:HIS:HB3	2.13	0.48
1:A:53:LYS:O	1:A:54:PHE:C	2.50	0.48
1:A:731:SER:HB2	1:A:747:SER:HB2	1.94	0.48
1:A:452:GLN:NE2	1:A:764:THR:HG23	1.99	0.48
1:A:909:GLN:NE2	1:A:929:GLU:OE1	2.46	0.48
1:B:110:VAL:CG2	1:B:130:GLN:HG3	2.43	0.48
1:B:1159:ASN:C	1:B:1161:VAL:N	2.66	0.48
1:B:1163:GLY:O	1:B:1165:THR:N	2.45	0.48
1:B:227:MET:HE3	1:B:282:GLU:CA	2.27	0.48

Continued on next page...

Continued from previous page...

Atom-1	Atom-2	Interatomic distance (Å)	Clash overlap (Å)
1:C:244:MET:O	1:C:245:LYS:C	2.44	0.48
1:C:561:TYR:C	1:C:561:TYR:CD1	2.86	0.48
1:C:636:LEU:O	1:C:637:ARG:C	2.50	0.48
1:D:1228:LYS:HD3	1:F:901:ASP:OD2	2.13	0.48
1:D:1435:THR:HG23	1:D:1437:SER:CB	2.42	0.48
1:D:24:ALA:C	1:D:26:LYS:N	2.65	0.48
1:E:1054:GLN:O	1:E:1055:VAL:C	2.49	0.48
1:E:746:ILE:HG23	1:E:1182:ASP:N	2.21	0.48
1:E:1359:GLY:O	1:E:1360:CYS:CB	2.58	0.48
1:E:207:TYR:HD1	1:E:207:TYR:N	2.08	0.48
1:E:244:MET:C	1:E:246:ALA:N	2.65	0.48
1:E:466:HIS:HB3	1:E:467:PRO:HD3	1.94	0.48
1:E:513:SER:HB2	1:E:520:MET:CE	2.43	0.48
1:E:909:GLN:NE2	1:E:929:GLU:OE1	2.46	0.48
1:F:1207:VAL:HG13	1:F:1208:PRO:HD2	1.93	0.48
1:F:30:HIS:HD2	1:F:31:ARG:N	2.10	0.48
1:F:629:THR:O	1:F:630:HIS:C	2.50	0.48
1:F:979:ASP:O	1:F:980:LEU:C	2.49	0.48
2:G:174:HIS:CD2	2:G:176:TYR:CZ	3.01	0.48
2:G:226:LEU:N	2:G:227:PRO:HD2	2.28	0.48
2:K:430:LYS:HG2	2:K:459:ASP:OD1	2.13	0.48
2:L:429:THR:CB	2:L:431:MET:HE2	2.42	0.48
1:A:1091:GLY:C	1:A:1092:ILE:HG13	2.34	0.48
1:A:1281:VAL:HA	1:A:1301:SER:O	2.13	0.48
1:A:1396:ASP:OD1	1:A:1396:ASP:O	2.30	0.48
1:A:537:GLU:C	1:A:539:GLN:H	2.15	0.48
1:A:430:VAL:HG22	1:A:557:ALA:HB3	1.95	0.48
1:A:705:LEU:N	1:A:705:LEU:HD23	2.26	0.48
1:A:491:LYS:HZ1	1:A:785:GLY:HA3	1.76	0.48
1:A:83:LEU:O	1:A:84:ASP:C	2.50	0.48
1:A:900:GLY:C	1:C:1228:LYS:CB	2.82	0.48
1:B:728:ILE:CD1	1:B:1047:MET:CE	2.74	0.48
1:B:1310:THR:HG22	1:B:1311:THR:HG22	1.95	0.48
1:B:430:VAL:HG22	1:B:557:ALA:HB3	1.94	0.48
1:B:810:PHE:O	1:B:813:TYR:HB3	2.13	0.48
1:C:1070:ASP:C	1:C:1070:ASP:OD1	2.52	0.48
1:C:482:ASP:OD1	1:C:788:HIS:HB3	2.13	0.48
1:C:676:ALA:O	1:C:677:GLU:C	2.50	0.48
1:D:1059:ASN:O	1:D:1060:ARG:HB2	2.12	0.48
1:D:1159:ASN:C	1:D:1161:VAL:N	2.66	0.48
1:D:254:PRO:O	1:D:257:GLY:N	2.37	0.48

Continued on next page...

Continued from previous page...

Atom-1	Atom-2	Interatomic distance (Å)	Clash overlap (Å)
1:E:1030:THR:HG21	1:E:1033:SER:HB3	1.95	0.48
1:E:1236:ARG:C	1:E:1238:THR:H	2.17	0.48
1:E:97:ILE:HD13	1:E:133:VAL:HG21	1.95	0.48
1:E:1108:CYS:SG	6:E:2476:F3S:S4	2.94	0.48
1:E:225:PHE:HB3	1:E:278:ASP:OD2	2.12	0.48
1:E:342:VAL:HG11	1:E:390:MET:CE	2.37	0.48
1:E:510:PRO:HD2	1:E:970:PRO:CB	2.34	0.48
1:E:537:GLU:C	1:E:539:GLN:H	2.15	0.48
1:E:672:GLN:CG	1:E:693:MET:CE	2.79	0.48
1:F:1216:VAL:HG11	1:F:1249:MET:HE1	1.94	0.48
1:F:354:ARG:NH2	1:F:1292:ALA:O	2.46	0.48
1:F:211:TYR:HD1	1:F:212:SER:N	2.08	0.48
1:F:953:ILE:O	1:F:954:ALA:C	2.50	0.48
2:G:141:THR:HB	2:G:142:PRO:CD	2.40	0.48
2:G:181:ARG:HD3	2:G:182:MET:O	2.13	0.48
2:G:418:THR:CB	2:G:424:LEU:HD11	2.23	0.48
2:I:181:ARG:HD3	2:I:182:MET:O	2.13	0.48
2:I:450:VAL:HG13	2:I:451:VAL:N	2.28	0.48
2:J:324:ARG:NH1	2:J:324:ARG:HB3	2.28	0.48
2:K:320:TYR:HD2	2:K:346:TRP:CG	2.31	0.48
2:K:323:ASP:HB2	2:K:348:ALA:C	2.34	0.48
2:K:450:VAL:HG13	2:K:451:VAL:N	2.28	0.48
1:A:1007:GLY:N	1:A:1051:GLU:OE2	2.41	0.48
1:A:1057:THR:HG22	1:A:1058:LEU:N	2.28	0.48
1:A:1112:THR:O	2:J:112:GLN:NE2	2.40	0.48
1:A:1184:ASN:O	1:A:1186:ARG:N	2.46	0.48
1:A:1219:ALA:C	1:A:1221:PRO:HD2	2.34	0.48
1:A:1236:ARG:C	1:A:1238:THR:H	2.17	0.48
1:A:1318:ASN:H	1:A:1318:ASN:HD22	1.60	0.48
1:A:1441:ALA:O	1:A:1444:LEU:HB2	2.13	0.48
1:A:309:THR:CG2	1:A:314:LYS:HG3	2.42	0.48
1:A:734:LEU:HD12	1:A:738:HIS:CD2	2.41	0.48
1:A:918:THR:O	1:A:919:ALA:C	2.51	0.48
1:B:389:GLU:CA	1:B:403:ASP:OD2	2.61	0.48
1:B:419:TRP:O	1:B:540:THR:OG1	2.27	0.48
1:B:630:HIS:O	1:B:631:LEU:C	2.49	0.48
1:B:846:ILE:O	1:B:847:THR:C	2.48	0.48
1:C:1236:ARG:C	1:C:1238:THR:N	2.67	0.48
1:C:1230:GLN:HE21	1:C:1267:ARG:HD3	1.76	0.48
1:C:1396:ASP:OD1	1:C:1399:ASP:N	2.47	0.48
1:C:538:THR:HG23	1:C:538:THR:O	2.13	0.48

Continued on next page...

Continued from previous page...

Atom-1	Atom-2	Interatomic distance (Å)	Clash overlap (Å)
1:C:633:ARG:NH2	1:C:737:GLU:O	2.39	0.48
1:C:858:MET:HA	4:C:2474:FMN:N5	2.29	0.48
1:C:949:VAL:C	1:C:950:THR:O	2.50	0.48
1:D:1278:ALA:O	1:D:1279:PHE:HB2	2.12	0.48
1:D:868:HIS:O	1:D:869:GLY:C	2.50	0.48
1:F:479:MET:HG3	1:F:1104:MET:SD	2.52	0.48
1:F:1211:LEU:HG	1:F:1215:ILE:HD11	1.94	0.48
1:F:1407:ASP:O	1:F:1409:SER:N	2.47	0.48
1:F:419:TRP:O	1:F:540:THR:OG1	2.27	0.48
1:F:452:GLN:CG	1:F:764:THR:HG22	2.43	0.48
1:F:797:THR:HG23	1:F:812:LYS:HE2	1.94	0.48
1:F:949:VAL:C	1:F:950:THR:O	2.48	0.48
2:G:174:HIS:HD2	2:G:176:TYR:CD1	2.30	0.48
2:G:249:LYS:O	2:G:250:ALA:HB3	2.11	0.48
2:G:257:ASN:O	2:G:394:LEU:HD23	2.12	0.48
2:G:454:ILE:C	2:G:454:ILE:HD13	2.33	0.48
2:G:240:THR:HG1	8:G:484:FAD:C5A	2.26	0.48
2:H:181:ARG:HD3	2:H:182:MET:O	2.13	0.48
2:H:432:THR:HB	2:H:437:VAL:O	2.13	0.48
2:H:449:LEU:CD2	2:H:452:TRP:CG	2.93	0.48
2:H:65:ILE:N	2:H:66:PRO:HD2	2.28	0.48
2:I:146:LEU:N	2:I:146:LEU:HD22	2.26	0.48
2:I:415:LEU:HD23	2:I:432:THR:HG23	1.94	0.48
2:I:430:LYS:HG2	2:I:459:ASP:OD1	2.13	0.48
2:J:366:ARG:HE	2:J:391:GLN:CD	2.15	0.48
2:J:450:VAL:HG13	2:J:451:VAL:N	2.28	0.48
2:K:226:LEU:N	2:K:227:PRO:HD2	2.28	0.48
2:L:174:HIS:HD2	2:L:176:TYR:CD1	2.30	0.48
2:L:181:ARG:C	2:L:182:MET:HE3	2.34	0.48
2:L:257:ASN:O	2:L:394:LEU:HD23	2.12	0.48
2:L:277:VAL:CG1	2:L:279:ALA:H	2.26	0.48
1:A:1326:THR:HG22	1:A:1329:TYR:HB2	1.95	0.48
1:A:1395:TYR:CD2	1:A:1443:ILE:HD13	2.48	0.48
1:A:24:ALA:C	1:A:26:LYS:N	2.65	0.48
1:A:87:GLU:O	1:A:90:ARG:N	2.47	0.48
1:B:1008:THR:O	1:B:1011:ALA:HB3	2.14	0.48
1:B:1059:ASN:O	1:B:1060:ARG:HB2	2.12	0.48
1:B:1075:THR:O	1:B:1076:GLY:C	2.50	0.48
1:B:30:HIS:HD2	1:B:31:ARG:N	2.10	0.48
1:B:443:ASP:O	1:B:446:GLU:N	2.40	0.48
1:B:465:LEU:HD21	1:B:675:ILE:HG13	1.95	0.48

Continued on next page...

Continued from previous page...

Atom-1	Atom-2	Interatomic distance (Å)	Clash overlap (Å)
1:B:582:LEU:CB	1:B:755:GLN:HE21	2.26	0.48
1:B:900:GLY:C	1:F:1228:LYS:HB2	2.33	0.48
1:C:1091:GLY:C	1:C:1092:ILE:HG13	2.34	0.48
1:C:1281:VAL:HA	1:C:1301:SER:O	2.13	0.48
1:D:1131:THR:CG2	1:D:1133:GLU:H	2.27	0.48
1:D:354:ARG:NH2	1:D:1292:ALA:O	2.46	0.48
1:D:582:LEU:CB	1:D:755:GLN:HE21	2.26	0.48
1:D:594:GLU:O	1:D:597:VAL:N	2.45	0.48
1:D:731:SER:HA	1:D:747:SER:CB	2.43	0.48
1:E:1038:ILE:O	1:E:1038:ILE:CG2	2.61	0.48
1:E:1281:VAL:HA	1:E:1301:SER:O	2.13	0.48
1:E:1326:THR:HG22	1:E:1329:TYR:HB2	1.95	0.48
1:E:1359:GLY:O	1:E:1360:CYS:HB3	2.12	0.48
1:E:492:TYR:C	1:E:492:TYR:CD1	2.86	0.48
1:E:54:PHE:HA	1:E:199:ARG:HD2	1.94	0.48
1:E:552:THR:O	1:E:552:THR:HG22	2.14	0.48
1:E:430:VAL:HG22	1:E:557:ALA:HB3	1.95	0.48
1:E:643:ASN:HB3	1:E:665:THR:HG21	1.93	0.48
1:E:633:ARG:NH2	1:E:737:GLU:O	2.38	0.48
1:E:858:MET:HA	4:E:2474:FMN:N5	2.29	0.48
1:F:1310:THR:HG22	1:F:1311:THR:HG22	1.95	0.48
2:G:186:LEU:HD23	2:G:195:LEU:CG	2.43	0.48
2:G:323:ASP:HB2	2:G:348:ALA:C	2.34	0.48
2:I:240:THR:HG1	8:I:484:FAD:C5A	2.27	0.48
2:J:327:MET:HG2	2:J:334:VAL:HG11	1.96	0.48
2:J:345:ILE:N	2:J:345:ILE:HD13	2.17	0.48
2:J:469:LYS:HZ3	2:J:476:VAL:CA	2.24	0.48
2:K:54:PHE:CB	2:K:107:ASN:HB3	2.39	0.48
2:K:327:MET:HG2	2:K:334:VAL:HG11	1.96	0.48
2:K:469:LYS:HZ3	2:K:476:VAL:CA	2.26	0.48
2:L:432:THR:HB	2:L:437:VAL:HG13	1.95	0.48
1:A:1374:VAL:C	1:A:1375:ILE:CG1	2.82	0.48
1:A:1447:TRP:CE3	1:A:1447:TRP:HA	2.48	0.48
1:A:54:PHE:HA	1:A:199:ARG:HD2	1.94	0.48
1:A:550:LEU:HD13	1:A:555:PHE:HA	1.95	0.48
1:A:631:LEU:N	1:A:631:LEU:HD23	2.29	0.48
1:A:80:ARG:HG3	1:A:80:ARG:O	2.12	0.48
1:B:354:ARG:NH2	1:B:1292:ALA:O	2.46	0.48
1:B:856:PRO:HB3	4:B:2474:FMN:H3'	1.95	0.48
1:B:290:THR:HG22	1:B:293:MET:H	1.78	0.48
1:B:347:ARG:HH11	1:B:347:ARG:HB2	1.79	0.48

Continued on next page...

Continued from previous page...

Atom-1	Atom-2	Interatomic distance (Å)	Clash overlap (Å)
1:B:820:ARG:HB3	1:B:821:PRO:HD3	1.94	0.48
1:C:1349:ARG:NH1	1:C:1349:ARG:CG	2.75	0.48
1:C:537:GLU:C	1:C:539:GLN:H	2.15	0.48
1:C:54:PHE:HA	1:C:199:ARG:HD2	1.94	0.48
1:C:805:ASP:CG	1:C:805:ASP:O	2.49	0.48
1:D:242:ASN:HA	1:D:245:LYS:HG3	1.95	0.48
1:D:260:MET:O	1:D:261:GLN:C	2.48	0.48
1:D:353:MET:CE	1:D:366:GLY:O	2.60	0.48
1:D:402:ARG:O	1:D:403:ASP:C	2.51	0.48
1:D:634:SER:O	1:D:635:ASN:C	2.52	0.48
1:D:978:GLU:O	1:D:981:ALA:HB3	2.13	0.48
1:E:1052:VAL:O	1:E:1053:HIS:C	2.51	0.48
1:E:1110:SER:C	1:E:1112:THR:HG23	2.32	0.48
1:E:1395:TYR:CD2	1:E:1443:ILE:HD13	2.48	0.48
1:E:522:LEU:CG	1:E:705:LEU:HD21	2.38	0.48
1:F:746:ILE:CG2	1:F:1182:ASP:CB	2.86	0.48
1:F:1401:LEU:HD11	1:F:1405:ILE:HB	1.94	0.48
1:F:196:LEU:HD23	1:F:196:LEU:HA	1.55	0.48
1:F:290:THR:HG22	1:F:293:MET:H	1.78	0.48
2:G:124:GLU:O	2:G:127:ILE:HG23	2.14	0.48
2:G:331:GLN:HA	2:G:334:VAL:HG22	1.93	0.48
2:G:320:TYR:HD2	2:G:346:TRP:CG	2.31	0.48
2:H:324:ARG:HB3	2:H:324:ARG:NH1	2.28	0.48
2:I:264:TYR:HD2	2:I:265:LEU:HD23	1.79	0.48
2:J:415:LEU:HD23	2:J:432:THR:HG23	1.94	0.48
2:K:186:LEU:HD23	2:K:195:LEU:CG	2.43	0.48
2:K:92:GLU:HG3	2:K:203:ARG:HH12	1.78	0.48
2:K:277:VAL:CG1	2:K:279:ALA:H	2.26	0.48
2:K:65:ILE:N	2:K:66:PRO:HD2	2.28	0.48
2:K:68:TRP:CD1	2:K:69:LEU:N	2.80	0.48
2:L:212:VAL:CG2	2:L:214:TYR:CE1	2.95	0.48
2:L:264:TYR:HD2	2:L:265:LEU:HD23	1.79	0.48
2:L:345:ILE:HG12	2:L:345:ILE:O	2.13	0.48
2:L:353:PHE:CE1	2:L:370:GLY:CA	2.96	0.48
2:L:434:MET:CB	2:L:437:VAL:HG12	2.42	0.48
2:L:65:ILE:N	2:L:66:PRO:HD2	2.28	0.48
2:L:91:PRO:HD2	2:L:203:ARG:HH21	1.79	0.48
1:A:345:MET:HE2	1:A:385:LEU:CB	2.43	0.48
1:A:858:MET:HA	4:A:2474:FMN:N5	2.29	0.48
1:A:876:ASN:CG	1:C:1227:GLU:OE2	2.52	0.48
1:B:1131:THR:CG2	1:B:1133:GLU:H	2.27	0.48

Continued on next page...

Continued from previous page...

Atom-1	Atom-2	Interatomic distance (Å)	Clash overlap (Å)
1:B:295:LYS:CB	1:B:390:MET:HE1	2.44	0.48
1:B:698:LYS:O	1:B:698:LYS:HG2	2.13	0.48
1:C:191:PHE:CE1	1:C:192:TYR:CE1	3.01	0.48
1:C:213:THR:O	1:C:214:ASN:ND2	2.43	0.48
1:C:466:HIS:HB3	1:C:467:PRO:HD3	1.94	0.48
1:C:87:GLU:O	1:C:90:ARG:N	2.47	0.48
1:C:917:VAL:HG13	1:C:922:LEU:HD21	1.95	0.48
1:C:960:THR:CG2	1:C:963:VAL:HG21	2.42	0.48
1:D:107:TRP:HD1	1:D:107:TRP:H	1.60	0.48
1:D:1163:GLY:O	1:D:1165:THR:N	2.45	0.48
1:D:290:THR:HG22	1:D:293:MET:H	1.78	0.48
1:D:550:LEU:HB3	1:D:554:GLU:HG3	1.96	0.48
1:E:1396:ASP:OD1	1:E:1399:ASP:N	2.47	0.48
1:E:1417:VAL:HG12	1:E:1418:GLY:N	2.27	0.48
1:E:266:VAL:CG1	1:E:279:THR:HG23	2.33	0.48
1:E:538:THR:O	1:E:538:THR:HG23	2.13	0.48
1:E:52:GLN:NE2	1:E:71:LEU:HB2	2.27	0.48
1:F:1059:ASN:O	1:F:1060:ARG:HB2	2.12	0.48
1:F:465:LEU:HD21	1:F:675:ILE:HG13	1.95	0.48
1:F:727:ALA:HB3	1:F:744:SER:HB2	1.95	0.48
2:G:257:ASN:HD21	2:G:394:LEU:CA	2.27	0.48
2:G:367:ILE:HD13	2:G:368:HIS:C	2.34	0.48
2:G:432:THR:HB	2:G:437:VAL:O	2.13	0.48
2:G:85:GLN:CD	2:G:91:PRO:HG3	2.34	0.48
2:H:323:ASP:HB2	2:H:348:ALA:C	2.34	0.48
2:H:454:ILE:HD13	2:H:454:ILE:C	2.33	0.48
2:I:124:GLU:O	2:I:127:ILE:HG23	2.14	0.48
2:I:327:MET:HG2	2:I:334:VAL:HG11	1.96	0.48
2:J:146:LEU:N	2:J:146:LEU:HD22	2.26	0.48
2:J:175:VAL:HG11	2:J:214:TYR:CG	2.47	0.48
2:K:153:ILE:HG12	2:K:220:VAL:HG22	1.96	0.48
2:K:330:SER:O	2:K:334:VAL:HG22	2.14	0.48
2:K:454:ILE:C	2:K:454:ILE:HD13	2.33	0.48
2:L:150:VAL:HG13	2:L:173:VAL:CA	2.38	0.48
2:L:323:ASP:HB2	2:L:348:ALA:C	2.34	0.48
2:L:302:MET:SD	2:L:333:GLU:HG3	2.53	0.48
1:A:1038:ILE:O	1:A:1038:ILE:CG2	2.61	0.48
1:A:1425:LYS:CE	1:A:1447:TRP:CD1	2.97	0.48
1:A:1447:TRP:O	1:A:1451:VAL:HG23	2.14	0.48
1:A:15:ARG:HG3	1:A:19:GLU:HG3	1.94	0.48
1:A:74:GLY:HA2	1:A:172:LEU:HD13	1.96	0.48

Continued on next page...

Continued from previous page...

Atom-1	Atom-2	Interatomic distance (Å)	Clash overlap (Å)
1:A:509:PRO:O	1:A:509:PRO:HG2	2.14	0.48
1:A:538:THR:HG23	1:A:538:THR:O	2.13	0.48
1:A:636:LEU:O	1:A:637:ARG:C	2.50	0.48
1:B:1407:ASP:O	1:B:1409:SER:N	2.47	0.48
1:B:595:ASP:O	1:B:596:ALA:C	2.51	0.48
1:B:794:VAL:CG1	1:B:795:ILE:N	2.74	0.48
1:B:875:MET:HE3	1:B:880:ALA:HB3	1.95	0.48
1:B:953:ILE:O	1:B:955:ARG:N	2.47	0.48
1:C:1038:ILE:CG2	1:C:1038:ILE:O	2.61	0.48
1:C:1243:GLY:O	1:C:1246:LEU:N	2.47	0.48
1:C:3:VAL:HG22	1:C:231:ASN:HB2	1.96	0.48
1:C:345:MET:HG2	1:C:349:GLY:HA2	1.95	0.48
1:D:515:ARG:NE	1:D:1367:TYR:HE1	2.09	0.48
1:D:302:ALA:HB2	1:D:347:ARG:HH11	1.76	0.48
1:D:389:GLU:CA	1:D:403:ASP:OD2	2.61	0.48
1:D:428:GLU:O	1:D:429:LEU:C	2.51	0.48
1:D:727:ALA:HB3	1:D:744:SER:HB2	1.95	0.48
1:D:582:LEU:HB2	1:D:755:GLN:HE21	1.79	0.48
1:E:1212:ASP:HB3	1:E:1245:ARG:HB3	1.96	0.48
1:C:876:ASN:CG	1:E:1227:GLU:OE2	2.52	0.48
1:C:900:GLY:C	1:E:1228:LYS:CB	2.82	0.48
1:E:561:TYR:CD1	1:E:561:TYR:C	2.86	0.48
1:E:68:ASP:N	1:E:68:ASP:OD1	2.44	0.48
1:A:1228:LYS:CB	1:E:900:GLY:C	2.82	0.48
1:F:476:ILE:HA	1:F:1034:PRO:HA	1.94	0.48
1:F:1131:THR:CG2	1:F:1133:GLU:H	2.27	0.48
1:F:621:ILE:HG13	1:F:658:LEU:HD12	1.93	0.48
1:F:868:HIS:HB3	1:F:869:GLY:H	1.57	0.48
1:F:953:ILE:O	1:F:955:ARG:N	2.47	0.48
2:G:91:PRO:HD2	2:G:203:ARG:HH21	1.79	0.48
2:H:145:GLU:O	2:H:145:GLU:HG2	2.12	0.48
2:H:175:VAL:HG11	2:H:214:TYR:CG	2.47	0.48
2:I:174:HIS:CD2	2:I:176:TYR:CZ	3.01	0.48
2:I:277:VAL:CG1	2:I:279:ALA:H	2.26	0.48
2:J:240:THR:HG1	8:J:484:FAD:C5A	2.26	0.48
2:J:353:PHE:CE1	2:J:370:GLY:CA	2.96	0.48
2:J:432:THR:HB	2:J:437:VAL:O	2.13	0.48
2:J:92:GLU:HG3	2:J:203:ARG:HH12	1.78	0.48
2:L:124:GLU:O	2:L:127:ILE:HG23	2.14	0.48
2:L:250:ALA:CB	2:L:251:PRO:HD2	2.35	0.48
2:L:257:ASN:HD21	2:L:394:LEU:CA	2.27	0.48

Continued on next page...

Continued from previous page...

Atom-1	Atom-2	Interatomic distance (Å)	Clash overlap (Å)
2:L:330:SER:O	2:L:334:VAL:HG22	2.14	0.48
1:A:191:PHE:CE1	1:A:192:TYR:CE1	3.01	0.48
1:A:369:THR:CG2	1:A:370:GLY:N	2.76	0.48
1:A:345:MET:HE1	1:A:385:LEU:HB2	1.96	0.48
1:A:479:MET:HG3	1:A:1104:MET:HE1	1.94	0.48
1:A:653:HIS:O	1:A:654:TYR:C	2.51	0.48
1:A:676:ALA:O	1:A:677:GLU:C	2.50	0.48
1:A:633:ARG:NH2	1:A:737:GLU:O	2.38	0.48
1:A:97:ILE:HD13	1:A:133:VAL:HG21	1.95	0.48
1:B:1153:LEU:HD23	1:B:1153:LEU:HA	1.42	0.48
1:B:1325:ASN:O	1:B:1326:THR:HB	2.14	0.48
1:B:1427:LEU:O	1:B:1430:GLU:N	2.46	0.48
1:B:731:SER:HA	1:B:747:SER:CB	2.43	0.48
1:B:823:MET:C	1:B:824:GLN:HE21	2.17	0.48
1:C:1184:ASN:O	1:C:1186:ARG:N	2.46	0.48
1:C:1359:GLY:O	1:C:1360:CYS:CB	2.58	0.48
1:C:1369:THR:O	1:C:1369:THR:HG22	2.14	0.48
1:C:1425:LYS:CE	1:C:1447:TRP:CD1	2.97	0.48
1:C:173:SER:HG	1:C:176:SER:H	1.61	0.48
1:C:248:GLU:C	1:C:250:ARG:N	2.65	0.48
1:C:227:MET:CE	1:C:282:GLU:CG	2.88	0.48
1:C:492:TYR:CD1	1:C:492:TYR:C	2.86	0.48
1:C:664:THR:HA	1:C:720:ARG:HE	1.77	0.48
1:D:1057:THR:HG22	1:D:1058:LEU:N	2.22	0.48
1:D:1204:ARG:O	1:D:1205:ASN:C	2.51	0.48
1:D:110:VAL:CG2	1:D:130:GLN:HG3	2.43	0.48
1:E:1091:GLY:C	1:E:1092:ILE:HG13	2.34	0.48
1:E:1425:LYS:CE	1:E:1447:TRP:CD1	2.97	0.48
1:E:182:MET:CE	1:E:217:PRO:O	2.62	0.48
1:E:345:MET:HG2	1:E:349:GLY:HA2	1.95	0.48
1:E:80:ARG:HG3	1:E:80:ARG:O	2.12	0.48
1:F:105:TYR:CD1	1:F:105:TYR:N	2.81	0.48
1:F:1075:THR:O	1:F:1076:GLY:C	2.50	0.48
1:F:1325:ASN:O	1:F:1326:THR:HB	2.14	0.48
1:F:1396:ASP:O	1:F:1396:ASP:OD1	2.32	0.48
1:F:472:GLY:O	1:F:473:LYS:HG3	2.14	0.48
1:F:823:MET:C	1:F:824:GLN:HE21	2.16	0.48
2:G:110:ILE:HG13	2:G:117:ALA:CA	2.35	0.48
2:G:153:ILE:HG12	2:G:220:VAL:HG22	1.96	0.48
2:G:324:ARG:HA	2:G:346:TRP:CZ2	2.46	0.48
2:G:327:MET:HG2	2:G:334:VAL:HG11	1.96	0.48

Continued on next page...

Continued from previous page...

Atom-1	Atom-2	Interatomic distance (Å)	Clash overlap (Å)
2:G:455:ARG:O	2:G:458:ARG:HB2	2.14	0.48
2:H:71:LEU:HA	2:H:74:GLU:HG2	1.95	0.48
2:I:257:ASN:HD21	2:I:394:LEU:CA	2.27	0.48
2:I:324:ARG:HB3	2:I:324:ARG:NH1	2.28	0.48
2:J:150:VAL:HG13	2:J:173:VAL:CA	2.38	0.48
2:J:153:ILE:HG12	2:J:220:VAL:HG22	1.96	0.48
2:J:197:LYS:HG2	2:J:273:LEU:CD1	2.43	0.48
2:J:264:TYR:HD2	2:J:265:LEU:HD23	1.79	0.48
2:J:71:LEU:HA	2:J:74:GLU:HG2	1.95	0.48
2:K:85:GLN:CD	2:K:91:PRO:HG3	2.34	0.48
2:L:77:LEU:HD23	2:L:127:ILE:HD12	1.96	0.48
1:A:1212:ASP:HB3	1:A:1245:ARG:HB3	1.96	0.48
1:A:345:MET:HG2	1:A:349:GLY:HA2	1.95	0.48
1:B:474:GLU:O	1:B:475:ALA:C	2.52	0.48
1:B:452:GLN:CG	1:B:764:THR:HG22	2.43	0.48
1:C:110:VAL:HG12	1:C:111:PRO:N	2.28	0.48
1:C:1447:TRP:O	1:C:1451:VAL:HG23	2.14	0.48
1:C:15:ARG:HG3	1:C:19:GLU:HG3	1.94	0.48
1:C:369:THR:CG2	1:C:370:GLY:N	2.76	0.48
1:C:653:HIS:O	1:C:654:TYR:C	2.51	0.48
1:C:970:PRO:CG	1:C:970:PRO:O	2.60	0.48
1:D:1105:VAL:HG22	1:D:1105:VAL:O	2.14	0.48
1:D:780:ARG:NH2	2:H:54:PHE:CD1	2.78	0.48
1:D:856:PRO:HB3	4:D:2474:FMN:H3'	1.95	0.48
1:E:1184:ASN:O	1:E:1186:ARG:N	2.46	0.48
1:E:236:THR:HG22	1:E:328:ASP:N	2.26	0.48
1:E:485:ILE:HG12	1:E:488:LEU:HD12	1.95	0.48
1:E:509:PRO:HG2	1:E:509:PRO:O	2.14	0.48
1:E:917:VAL:HG13	1:E:922:LEU:HD21	1.95	0.48
1:F:515:ARG:HD3	1:F:1367:TYR:CE1	2.40	0.48
1:F:651:ASP:N	1:F:651:ASP:OD1	2.38	0.48
1:F:690:GLU:CD	1:F:690:GLU:H	2.15	0.48
2:G:241:GLY:CA	2:G:443:ILE:HG23	2.44	0.48
2:G:345:ILE:HG12	2:G:345:ILE:O	2.13	0.48
2:H:186:LEU:HD23	2:H:195:LEU:CG	2.43	0.48
2:H:327:MET:HG2	2:H:334:VAL:HG11	1.96	0.48
2:H:455:ARG:O	2:H:458:ARG:HB2	2.14	0.48
2:H:469:LYS:HD2	2:H:476:VAL:CB	2.39	0.48
2:I:460:ALA:O	2:I:464:ILE:HD12	2.14	0.48
2:J:110:ILE:HG13	2:J:117:ALA:CA	2.35	0.48
2:J:77:LEU:HD23	2:J:127:ILE:HD12	1.96	0.48

Continued on next page...

Continued from previous page...

Atom-1	Atom-2	Interatomic distance (Å)	Clash overlap (Å)
2:J:145:GLU:HG2	2:J:145:GLU:O	2.12	0.48
2:J:181:ARG:HD2	2:J:182:MET:N	2.29	0.48
2:J:164:GLU:HB2	2:J:207:LEU:HD13	1.96	0.48
2:J:323:ASP:HB2	2:J:348:ALA:C	2.34	0.48
2:J:91:PRO:HD2	2:J:203:ARG:HH22	1.76	0.48
2:K:367:ILE:HD12	2:K:369:LEU:HD11	1.93	0.48
2:K:432:THR:HB	2:K:437:VAL:O	2.13	0.48
2:L:148:LEU:CB	2:L:234:VAL:HG23	2.44	0.48
2:L:367:ILE:HD13	2:L:368:HIS:C	2.34	0.48
1:A:353:MET:CE	1:A:366:GLY:C	2.82	0.48
1:A:485:ILE:HG12	1:A:488:LEU:HD12	1.95	0.48
1:A:513:SER:HB2	1:A:520:MET:CE	2.43	0.48
1:A:561:TYR:CD1	1:A:561:TYR:C	2.86	0.48
1:A:746:ILE:HG23	1:A:1182:ASP:N	2.21	0.48
1:B:476:ILE:HA	1:B:1034:PRO:HA	1.94	0.48
1:B:746:ILE:CG2	1:B:1182:ASP:CB	2.86	0.48
1:B:1228:LYS:HD3	1:D:901:ASP:OD2	2.13	0.48
1:B:242:ASN:HA	1:B:245:LYS:HG3	1.95	0.48
1:B:472:GLY:O	1:B:473:LYS:HG3	2.14	0.48
1:C:1243:GLY:O	1:C:1244:THR:C	2.49	0.48
1:C:97:ILE:HD13	1:C:133:VAL:HG21	1.95	0.48
1:C:442:MET:CE	1:C:447:LEU:CA	2.92	0.48
1:C:508:ASN:HB2	1:C:509:PRO:HD2	1.94	0.48
1:C:51:PRO:HG3	1:C:200:PHE:CD2	2.48	0.48
1:C:780:ARG:HH21	2:K:54:PHE:HD1	1.60	0.48
1:C:965:LEU:HA	1:C:965:LEU:HD23	1.33	0.48
1:D:1310:THR:HG22	1:D:1311:THR:HG22	1.95	0.48
1:D:295:LYS:HB3	1:D:390:MET:HE1	1.96	0.48
1:D:452:GLN:HE21	1:D:764:THR:HG23	1.65	0.48
1:D:963:VAL:CG1	1:D:964:MET:H	2.25	0.48
1:E:1243:GLY:O	1:E:1246:LEU:N	2.47	0.48
1:E:1374:VAL:C	1:E:1375:ILE:CG1	2.82	0.48
1:E:218:THR:CG2	1:E:221:LEU:H	2.27	0.48
1:E:353:MET:CE	1:E:366:GLY:C	2.82	0.48
1:E:369:THR:CG2	1:E:370:GLY:N	2.76	0.48
1:E:429:LEU:O	1:E:429:LEU:HG	2.14	0.48
1:E:482:ASP:OD1	1:E:788:HIS:HB3	2.13	0.48
1:E:499:PHE:HE2	1:E:742:MET:CE	2.26	0.48
1:E:664:THR:HA	1:E:720:ARG:HE	1.77	0.48
1:E:918:THR:HG22	1:E:920:GLU:N	2.26	0.48
1:F:1195:ASN:H	1:F:1195:ASN:HD22	1.62	0.48

Continued on next page...

Continued from previous page...

Atom-1	Atom-2	Interatomic distance (Å)	Clash overlap (Å)
1:F:417:ASP:HA	1:F:420:VAL:HG12	1.95	0.48
1:F:572:THR:CG2	1:F:615:ARG:HB3	2.42	0.48
1:F:582:LEU:HB2	1:F:755:GLN:HE21	1.79	0.48
1:F:826:ARG:HD2	1:F:1078:ASP:OD1	2.14	0.48
2:G:145:GLU:O	2:G:145:GLU:HG2	2.12	0.48
2:G:68:TRP:CD1	2:G:69:LEU:N	2.80	0.48
2:H:174:HIS:NE2	2:H:176:TYR:CD2	2.82	0.48
2:H:153:ILE:HG12	2:H:220:VAL:HG22	1.96	0.48
2:H:264:TYR:HD2	2:H:265:LEU:HD23	1.79	0.48
2:H:321:ARG:HH11	2:H:322:ARG:CZ	2.27	0.48
2:I:330:SER:O	2:I:334:VAL:HG22	2.14	0.48
1:A:780:ARG:NH2	2:J:109:VAL:HG11	2.29	0.48
2:K:257:ASN:HD21	2:K:394:LEU:CA	2.27	0.48
2:K:71:LEU:HA	2:K:74:GLU:HG2	1.95	0.48
2:L:174:HIS:CD2	2:L:176:TYR:CZ	3.01	0.48
2:L:164:GLU:HB2	2:L:207:LEU:HD13	1.96	0.48
2:L:327:MET:HG2	2:L:334:VAL:HG11	1.96	0.48
1:A:1243:GLY:O	1:A:1246:LEU:N	2.47	0.47
1:A:182:MET:CE	1:A:217:PRO:O	2.62	0.47
1:A:286:ARG:HD3	1:A:286:ARG:HA	1.60	0.47
1:A:877:ARG:HD3	1:C:1230:GLN:CB	2.34	0.47
1:A:9:ILE:O	1:A:398:GLY:HA2	2.14	0.47
1:B:1401:LEU:O	1:B:1401:LEU:CD1	2.38	0.47
1:B:216:PHE:HA	1:B:217:PRO:HD3	1.76	0.47
1:B:235:ASN:HB3	1:B:508:ASN:HD21	1.79	0.47
1:B:582:LEU:HB2	1:B:755:GLN:HE21	1.79	0.47
1:B:766:TYR:C	1:B:768:GLU:H	2.18	0.47
1:C:1117:VAL:HG12	1:C:1118:CYS:N	2.29	0.47
1:C:1219:ALA:C	1:C:1221:PRO:HD2	2.33	0.47
1:C:1414:ARG:NH2	1:C:1455:TRP:CZ2	2.82	0.47
1:C:522:LEU:CG	1:C:705:LEU:HD21	2.38	0.47
1:D:1075:THR:O	1:D:1076:GLY:C	2.50	0.47
1:D:1396:ASP:O	1:D:1396:ASP:OD1	2.32	0.47
1:D:211:TYR:O	1:D:212:SER:CB	2.58	0.47
1:D:465:LEU:HD21	1:D:675:ILE:HG13	1.95	0.47
1:D:704:LEU:O	1:D:707:ILE:N	2.47	0.47
1:D:953:ILE:O	1:D:955:ARG:N	2.47	0.47
1:E:218:THR:O	1:E:218:THR:HG22	2.08	0.47
1:E:498:PHE:N	1:E:498:PHE:CD1	2.82	0.47
1:E:661:VAL:CG1	1:E:661:VAL:O	2.61	0.47
1:E:990:ILE:HG23	1:E:991:ASN:N	2.29	0.47

Continued on next page...

Continued from previous page...

Atom-1	Atom-2	Interatomic distance (Å)	Clash overlap (Å)
1:E:9:ILE:O	1:E:398:GLY:HA2	2.14	0.47
1:F:1068:ARG:NH2	1:F:1089:GLU:OE1	2.46	0.47
1:F:1105:VAL:HG22	1:F:1105:VAL:O	2.14	0.47
1:F:428:GLU:O	1:F:429:LEU:C	2.51	0.47
1:F:856:PRO:HB3	4:F:2474:FMN:H3'	1.95	0.47
2:G:324:ARG:NH1	2:G:324:ARG:HB3	2.28	0.47
2:G:330:SER:O	2:G:334:VAL:HG22	2.14	0.47
2:G:353:PHE:CE1	2:G:370:GLY:CA	2.96	0.47
2:H:181:ARG:HD2	2:H:182:MET:N	2.29	0.47
2:H:330:SER:O	2:H:334:VAL:HG22	2.14	0.47
2:H:423:LEU:H	2:H:423:LEU:CD2	2.25	0.47
2:I:150:VAL:HG13	2:I:173:VAL:CA	2.38	0.47
2:I:153:ILE:HG12	2:I:220:VAL:HG22	1.96	0.47
2:I:175:VAL:HG11	2:I:214:TYR:CG	2.47	0.47
2:I:148:LEU:CB	2:I:234:VAL:HG23	2.44	0.47
2:I:241:GLY:CA	2:I:443:ILE:HG23	2.44	0.47
2:I:71:LEU:HA	2:I:74:GLU:HG2	1.95	0.47
2:J:144:ARG:HH11	2:J:169:LYS:CA	2.27	0.47
2:J:423:LEU:CD2	2:J:423:LEU:H	2.25	0.47
2:K:141:THR:HB	2:K:142:PRO:CD	2.40	0.47
2:K:174:HIS:NE2	2:K:176:TYR:CD2	2.82	0.47
2:L:450:VAL:HG13	2:L:451:VAL:N	2.28	0.47
2:L:460:ALA:O	2:L:464:ILE:HD12	2.14	0.47
1:A:1030:THR:HG21	1:A:1033:SER:HB3	1.95	0.47
1:A:1227:GLU:OE2	1:E:876:ASN:CG	2.52	0.47
1:A:1326:THR:HG22	1:A:1326:THR:O	2.15	0.47
1:A:1414:ARG:NH2	1:A:1455:TRP:CZ2	2.82	0.47
1:A:214:ASN:O	1:A:1015:LYS:CE	2.53	0.47
1:A:429:LEU:HG	1:A:429:LEU:O	2.14	0.47
1:A:498:PHE:N	1:A:498:PHE:CD1	2.82	0.47
1:B:1170:GLN:HB2	1:B:1183:LEU:HD12	1.96	0.47
1:B:1195:ASN:H	1:B:1195:ASN:HD22	1.62	0.47
1:B:1201:LEU:H	1:B:1201:LEU:HD22	1.79	0.47
1:B:162:GLU:CB	1:B:164:ILE:HD12	2.44	0.47
1:B:381:GLU:CD	1:B:402:ARG:NH1	2.67	0.47
1:B:814:SER:O	1:B:818:ASN:N	2.47	0.47
1:B:908:LYS:HB3	1:B:921:TYR:CZ	2.49	0.47
1:B:991:ASN:C	1:B:991:ASN:OD1	2.50	0.47
1:C:1214:ARG:O	1:C:1215:ILE:C	2.52	0.47
1:C:1326:THR:HG22	1:C:1329:TYR:HB2	1.95	0.47
1:C:429:LEU:O	1:C:429:LEU:HG	2.14	0.47

Continued on next page...

Continued from previous page...

Atom-1	Atom-2	Interatomic distance (Å)	Clash overlap (Å)
1:C:485:ILE:HG12	1:C:488:LEU:HD12	1.95	0.47
1:C:552:THR:HG22	1:C:552:THR:O	2.14	0.47
1:C:909:GLN:NE2	1:C:929:GLU:OE1	2.46	0.47
1:D:1407:ASP:O	1:D:1409:SER:N	2.47	0.47
1:D:189:THR:HG23	1:D:189:THR:O	2.15	0.47
1:D:474:GLU:O	1:D:475:ALA:C	2.52	0.47
1:E:231:ASN:HB3	1:E:332:ALA:HB3	1.96	0.47
1:E:871:LEU:O	1:E:872:ASN:C	2.52	0.47
1:E:87:GLU:O	1:E:90:ARG:N	2.47	0.47
1:F:1008:THR:O	1:F:1011:ALA:HB3	2.14	0.47
1:F:698:LYS:O	1:F:698:LYS:HG2	2.13	0.47
1:D:1228:LYS:HB2	1:F:900:GLY:C	2.33	0.47
1:F:912:SER:CB	1:F:968:PRO:O	2.63	0.47
2:G:77:LEU:HD23	2:G:127:ILE:HD12	1.96	0.47
2:G:243:TYR:CZ	2:G:405:ASP:HB3	2.49	0.47
2:G:348:ALA:HB1	2:G:373:ASP:HA	1.97	0.47
2:H:92:GLU:HG3	2:H:203:ARG:HH12	1.78	0.47
2:H:153:ILE:HG12	2:H:220:VAL:HG11	1.97	0.47
2:H:415:LEU:HD23	2:H:432:THR:HG23	1.94	0.47
2:H:450:VAL:HG13	2:H:451:VAL:N	2.28	0.47
2:H:161:ALA:CB	2:H:454:ILE:HG12	2.40	0.47
2:H:77:LEU:HD23	2:H:127:ILE:HD12	1.96	0.47
2:H:91:PRO:HD2	2:H:203:ARG:HH22	1.76	0.47
2:I:164:GLU:HB2	2:I:207:LEU:HD13	1.96	0.47
2:I:181:ARG:HD2	2:I:182:MET:N	2.29	0.47
2:I:323:ASP:HB2	2:I:348:ALA:C	2.34	0.47
2:I:345:ILE:HG12	2:I:345:ILE:O	2.13	0.47
2:I:416:LYS:HZ2	2:I:433:ASN:HB2	1.78	0.47
2:I:85:GLN:CD	2:I:91:PRO:HG3	2.34	0.47
2:J:124:GLU:O	2:J:127:ILE:HG23	2.14	0.47
2:J:243:TYR:CZ	2:J:405:ASP:HB3	2.49	0.47
2:J:321:ARG:HH11	2:J:322:ARG:CZ	2.27	0.47
2:K:243:TYR:CZ	2:K:405:ASP:HB3	2.49	0.47
2:K:321:ARG:HH11	2:K:322:ARG:CZ	2.27	0.47
2:K:367:ILE:HD13	2:K:368:HIS:C	2.34	0.47
2:K:241:GLY:CA	2:K:443:ILE:HG23	2.44	0.47
2:L:197:LYS:HG2	2:L:273:LEU:CD1	2.43	0.47
2:L:324:ARG:NH1	2:L:324:ARG:HB3	2.28	0.47
2:L:68:TRP:CD1	2:L:69:LEU:N	2.80	0.47
1:A:1243:GLY:O	1:A:1244:THR:C	2.49	0.47
1:A:136:ASN:OD1	1:A:136:ASN:N	2.47	0.47

Continued on next page...

Continued from previous page...

Atom-1	Atom-2	Interatomic distance (Å)	Clash overlap (Å)
1:A:218:THR:CG2	1:A:221:LEU:H	2.27	0.47
1:A:442:MET:CE	1:A:447:LEU:CA	2.92	0.47
1:B:1105:VAL:HG22	1:B:1105:VAL:O	2.14	0.47
1:B:1396:ASP:OD1	1:B:1396:ASP:O	2.32	0.47
1:B:533:LEU:HA	1:B:533:LEU:HD23	1.42	0.47
1:B:419:TRP:O	1:B:540:THR:CG2	2.59	0.47
1:B:629:THR:O	1:B:630:HIS:C	2.50	0.47
1:B:792:GLY:O	1:B:793:GLY:C	2.51	0.47
1:C:1030:THR:HG21	1:C:1033:SER:HB3	1.95	0.47
1:C:1057:THR:HG22	1:C:1058:LEU:N	2.28	0.47
1:A:877:ARG:CD	1:C:1230:GLN:HB2	2.33	0.47
1:C:87:GLU:O	1:C:88:ALA:C	2.53	0.47
1:C:9:ILE:O	1:C:398:GLY:HA2	2.14	0.47
1:D:1184:ASN:N	1:D:1185:PRO:HD2	2.30	0.47
1:D:985:TYR:OH	1:D:1208:PRO:O	2.26	0.47
1:D:235:ASN:HB3	1:D:508:ASN:HD21	1.79	0.47
1:D:426:LEU:HD23	1:D:543:LEU:HB3	1.93	0.47
1:D:823:MET:C	1:D:824:GLN:HE21	2.17	0.47
1:D:826:ARG:HD2	1:D:1078:ASP:OD1	2.14	0.47
1:D:908:LYS:HB3	1:D:921:TYR:CZ	2.49	0.47
1:E:370:GLY:CA	1:E:1237:ASN:HB3	2.45	0.47
1:E:1326:THR:HG22	1:E:1326:THR:O	2.15	0.47
1:E:74:GLY:HA2	1:E:172:LEU:HD13	1.96	0.47
1:E:47:HIS:HE1	1:E:176:SER:CB	2.25	0.47
1:E:47:HIS:HB3	1:E:206:ILE:HB	1.96	0.47
1:E:85:ALA:O	1:E:86:GLN:C	2.48	0.47
1:E:918:THR:O	1:E:919:ALA:C	2.51	0.47
1:F:235:ASN:HB3	1:F:508:ASN:HD21	1.79	0.47
1:F:589:ILE:O	1:F:593:THR:OG1	2.28	0.47
1:F:731:SER:HA	1:F:747:SER:CB	2.43	0.47
2:G:365:VAL:HG22	2:G:366:ARG:CG	2.40	0.47
2:G:394:LEU:HD22	2:G:395:VAL:N	2.30	0.47
2:H:144:ARG:HH11	2:H:169:LYS:CA	2.27	0.47
2:H:365:VAL:HG22	2:H:366:ARG:CG	2.40	0.47
2:I:174:HIS:NE2	2:I:176:TYR:CD2	2.82	0.47
2:I:331:GLN:OE1	2:I:332:ARG:HD3	2.15	0.47
2:I:432:THR:HB	2:I:437:VAL:HG13	1.95	0.47
2:J:181:ARG:HD3	2:J:182:MET:O	2.13	0.47
2:J:257:ASN:HD21	2:J:394:LEU:CA	2.27	0.47
2:J:91:PRO:HD2	2:J:203:ARG:HH21	1.79	0.47
2:K:416:LYS:NZ	2:K:433:ASN:HB2	2.29	0.47

Continued on next page...

Continued from previous page...

Atom-1	Atom-2	Interatomic distance (Å)	Clash overlap (Å)
2:L:141:THR:HB	2:L:142:PRO:CD	2.40	0.47
1:A:110:VAL:HG12	1:A:111:PRO:N	2.28	0.47
1:A:1412:PHE:HD2	1:A:1455:TRP:CZ3	2.33	0.47
1:A:251:MET:HB2	1:A:533:LEU:CD1	2.44	0.47
1:A:31:ARG:HD2	1:A:368:GLU:OE2	2.15	0.47
1:A:552:THR:HG22	1:A:552:THR:O	2.14	0.47
1:A:826:ARG:NH1	1:A:826:ARG:CG	2.57	0.47
1:A:871:LEU:O	1:A:872:ASN:C	2.52	0.47
1:B:107:TRP:H	1:B:107:TRP:HD1	1.60	0.47
1:B:1424:LEU:HD23	1:B:1428:ILE:HG13	1.96	0.47
1:B:727:ALA:HB3	1:B:744:SER:HB2	1.95	0.47
1:B:912:SER:CB	1:B:968:PRO:O	2.62	0.47
1:C:1428:ILE:HG22	1:C:1428:ILE:O	2.14	0.47
1:C:316:LEU:O	1:C:317:ILE:C	2.53	0.47
1:C:9:ILE:HG13	1:C:361:GLY:C	2.35	0.47
1:C:513:SER:HB2	1:C:520:MET:CE	2.43	0.47
1:C:550:LEU:HD13	1:C:555:PHE:HA	1.95	0.47
1:C:896:PRO:CB	1:E:1226:GLY:CA	2.92	0.47
1:D:1047:MET:O	1:D:1048:GLY:C	2.53	0.47
1:D:878:ILE:HG21	1:D:1136:VAL:HG13	1.97	0.47
1:D:1184:ASN:CB	1:D:1185:PRO:HD3	2.30	0.47
1:D:1210:THR:CG2	1:D:1211:LEU:H	2.07	0.47
1:D:1325:ASN:O	1:D:1326:THR:HB	2.14	0.47
1:D:615:ARG:HG2	1:D:615:ARG:NH1	2.30	0.47
1:D:698:LYS:O	1:D:698:LYS:HG2	2.13	0.47
1:E:1214:ARG:O	1:E:1215:ILE:C	2.52	0.47
1:E:78:LEU:HD12	1:E:129:GLU:HG3	1.97	0.47
1:E:1369:THR:O	1:E:1369:THR:HG22	2.13	0.47
1:E:1447:TRP:HA	1:E:1447:TRP:CE3	2.48	0.47
1:E:1414:ARG:NH2	1:E:1455:TRP:CZ2	2.82	0.47
1:E:160:LYS:O	1:E:161:GLY:C	2.50	0.47
1:E:454:PHE:CD2	1:E:648:GLU:CA	2.97	0.47
1:F:117:ILE:HG23	1:F:117:ILE:HD13	1.35	0.47
1:F:1170:GLN:HB2	1:F:1183:LEU:HD12	1.95	0.47
1:F:634:SER:O	1:F:635:ASN:C	2.52	0.47
2:G:316:VAL:CG1	2:G:342:VAL:HG22	2.45	0.47
2:G:321:ARG:HH11	2:G:322:ARG:CZ	2.27	0.47
2:H:164:GLU:HB2	2:H:207:LEU:HD13	1.96	0.47
2:H:243:TYR:CZ	2:H:405:ASP:HB3	2.49	0.47
2:H:350:PRO:CB	2:H:372:ALA:HB1	2.45	0.47
2:I:186:LEU:HD23	2:I:195:LEU:CG	2.43	0.47

Continued on next page...

Continued from previous page...

Atom-1	Atom-2	Interatomic distance (Å)	Clash overlap (Å)
2:J:277:VAL:CG1	2:J:279:ALA:H	2.26	0.47
2:J:432:THR:HB	2:J:437:VAL:HG13	1.95	0.47
2:J:241:GLY:CA	2:J:443:ILE:HG23	2.44	0.47
2:J:85:GLN:CD	2:J:91:PRO:HG3	2.34	0.47
2:K:264:TYR:HD2	2:K:265:LEU:HD23	1.79	0.47
2:K:394:LEU:HD22	2:K:395:VAL:N	2.30	0.47
2:L:394:LEU:HD22	2:L:395:VAL:N	2.30	0.47
1:E:782:ARG:CB	2:L:52:VAL:HA	2.26	0.47
1:A:1369:THR:CG2	1:A:1369:THR:O	2.63	0.47
1:A:1396:ASP:OD1	1:A:1399:ASP:N	2.47	0.47
1:A:160:LYS:O	1:A:161:GLY:C	2.50	0.47
1:A:1029:GLY:HA3	4:A:2474:FMN:HM81	1.97	0.47
1:A:227:MET:HE3	1:A:282:GLU:HG2	1.96	0.47
1:A:526:LEU:CD1	1:A:526:LEU:H	2.17	0.47
1:A:526:LEU:HB3	1:A:641:SER:HB3	1.97	0.47
1:A:78:LEU:HD12	1:A:129:GLU:HG3	1.97	0.47
1:A:938:PRO:O	1:A:939:GLY:C	2.53	0.47
1:B:525:ARG:HG3	1:B:544:GLN:HG3	1.97	0.47
1:B:878:ILE:HD13	1:B:878:ILE:HG21	1.66	0.47
1:C:1412:PHE:HD2	1:C:1455:TRP:CZ3	2.33	0.47
1:C:182:MET:CE	1:C:217:PRO:O	2.62	0.47
1:C:510:PRO:HD2	1:C:970:PRO:CB	2.34	0.47
1:C:454:PHE:CD2	1:C:648:GLU:CA	2.98	0.47
1:C:918:THR:HG22	1:C:920:GLU:N	2.26	0.47
1:D:1008:THR:HG22	1:D:1009:ILE:H	1.70	0.47
1:D:1008:THR:O	1:D:1011:ALA:HB3	2.14	0.47
1:D:1077:ARG:CG	1:D:1078:ASP:N	2.77	0.47
1:D:1170:GLN:HB2	1:D:1183:LEU:HD12	1.95	0.47
1:D:1195:ASN:HD22	1:D:1195:ASN:H	1.62	0.47
1:D:1417:VAL:HG12	1:D:1419:HIS:N	2.26	0.47
1:D:211:TYR:CD1	1:D:212:SER:N	2.80	0.47
1:D:37:ASP:OD1	1:D:39:LYS:N	2.34	0.47
1:D:59:VAL:HG22	1:D:105:TYR:HD2	1.78	0.47
1:E:526:LEU:HB3	1:E:641:SER:HB3	1.97	0.47
1:E:736:ALA:O	1:E:737:GLU:C	2.53	0.47
1:F:728:ILE:CD1	1:F:1047:MET:CE	2.74	0.47
1:F:1216:VAL:HG11	1:F:1249:MET:CE	2.45	0.47
1:F:189:THR:O	1:F:189:THR:HG23	2.14	0.47
1:F:227:MET:HE2	1:F:282:GLU:HG3	1.96	0.47
1:F:908:LYS:HB3	1:F:921:TYR:CZ	2.49	0.47
2:G:148:LEU:CB	2:G:234:VAL:HG23	2.44	0.47

Continued on next page...

Continued from previous page...

Atom-1	Atom-2	Interatomic distance (Å)	Clash overlap (Å)
2:G:264:TYR:HD2	2:G:265:LEU:HD23	1.79	0.47
2:G:349:ALA:HB3	2:G:350:PRO:CD	2.39	0.47
2:H:297:GLY:HA2	2:H:320:TYR:HE1	1.80	0.47
2:H:257:ASN:HD21	2:H:394:LEU:CA	2.27	0.47
2:I:144:ARG:HH11	2:I:169:LYS:CA	2.27	0.47
2:I:181:ARG:O	2:I:182:MET:HE3	2.14	0.47
2:I:182:MET:HE2	2:I:216:PRO:CG	2.28	0.47
2:I:394:LEU:HD22	2:I:395:VAL:N	2.30	0.47
2:J:174:HIS:NE2	2:J:176:TYR:CD2	2.82	0.47
2:J:297:GLY:HA2	2:J:320:TYR:HE1	1.80	0.47
2:K:324:ARG:HB3	2:K:324:ARG:NH1	2.28	0.47
2:L:153:ILE:HG12	2:L:220:VAL:HG22	1.96	0.47
2:L:166:LEU:O	2:L:169:LYS:HB2	2.15	0.47
2:L:416:LYS:NZ	2:L:433:ASN:HB2	2.29	0.47
2:L:63:ASN:HD21	2:L:83:VAL:HG12	1.79	0.47
1:A:1424:LEU:HD21	1:A:1428:ILE:HD11	1.97	0.47
1:A:266:VAL:CG1	1:A:279:THR:HG23	2.33	0.47
1:A:348:ASN:HB2	1:A:350:LEU:HG	1.96	0.47
1:A:643:ASN:HB3	1:A:665:THR:HG21	1.93	0.47
1:A:68:ASP:OD1	1:A:68:ASP:N	2.44	0.47
1:A:468:MET:HG2	1:A:699:ALA:HB1	1.97	0.47
1:A:990:ILE:HG23	1:A:991:ASN:N	2.29	0.47
1:B:1128:PHE:CZ	1:B:1130:GLY:CA	2.93	0.47
1:B:150:ILE:HG21	1:B:259:HIS:CG	2.50	0.47
1:B:615:ARG:NH1	1:B:615:ARG:HG2	2.30	0.47
1:C:1158:LEU:HA	1:C:1158:LEU:HD12	1.62	0.47
1:C:1366:GLU:HG2	1:C:1367:TYR:CE2	2.47	0.47
1:C:218:THR:CG2	1:C:221:LEU:H	2.27	0.47
1:C:295:LYS:CD	1:C:295:LYS:C	2.83	0.47
1:C:456:LEU:HA	1:C:456:LEU:HD23	1.65	0.47
1:C:583:ARG:CZ	1:C:587:ARG:HH12	2.28	0.47
1:C:935:GLY:HA3	1:C:1025:GLY:O	2.15	0.47
1:D:1424:LEU:HD23	1:D:1428:ILE:HG13	1.96	0.47
1:D:629:THR:O	1:D:630:HIS:C	2.51	0.47
1:D:820:ARG:HB3	1:D:821:PRO:HD3	1.94	0.47
1:E:316:LEU:O	1:E:317:ILE:C	2.53	0.47
1:E:31:ARG:HD2	1:E:368:GLU:OE2	2.15	0.47
1:E:446:GLU:O	1:E:449:ARG:N	2.48	0.47
1:E:636:LEU:C	1:E:638:THR:N	2.68	0.47
1:F:1010:ALA:HB2	1:F:1052:VAL:HG22	1.97	0.47
1:F:139:VAL:HG12	1:F:143:GLN:HB2	1.97	0.47

Continued on next page...

Continued from previous page...

Atom-1	Atom-2	Interatomic distance (Å)	Clash overlap (Å)
1:F:162:GLU:CB	1:F:164:ILE:HD12	2.44	0.47
1:F:447:LEU:CD1	1:F:451:GLN:CD	2.83	0.47
2:G:174:HIS:NE2	2:G:176:TYR:CD2	2.82	0.47
2:G:164:GLU:HB2	2:G:207:LEU:HD13	1.96	0.47
2:G:480:ALA:O	2:G:481:GLU:HB3	2.14	0.47
2:H:197:LYS:HG2	2:H:273:LEU:CD1	2.43	0.47
2:H:85:GLN:CD	2:H:91:PRO:HG3	2.34	0.47
2:I:243:TYR:CZ	2:I:405:ASP:HB3	2.49	0.47
2:I:455:ARG:O	2:I:458:ARG:HB2	2.14	0.47
2:J:153:ILE:HG12	2:J:220:VAL:HG11	1.97	0.47
2:J:186:LEU:HD23	2:J:195:LEU:CG	2.43	0.47
2:J:367:ILE:HD13	2:J:368:HIS:C	2.34	0.47
2:J:348:ALA:HB1	2:J:373:ASP:HA	1.97	0.47
2:J:455:ARG:O	2:J:458:ARG:HB2	2.14	0.47
2:K:480:ALA:O	2:K:481:GLU:HB3	2.14	0.47
2:K:54:PHE:HB3	2:K:107:ASN:CB	2.36	0.47
2:L:241:GLY:CA	2:L:443:ILE:HG23	2.44	0.47
2:L:348:ALA:HB1	2:L:373:ASP:HA	1.96	0.47
1:A:1149:ILE:O	1:A:1149:ILE:HG22	2.12	0.47
1:A:1391:MET:HE1	1:A:1458:VAL:HG21	1.97	0.47
1:A:1428:ILE:HG22	1:A:1428:ILE:O	2.14	0.47
1:A:454:PHE:CD2	1:A:648:GLU:CA	2.98	0.47
1:A:841:ASP:OD1	1:A:841:ASP:N	2.44	0.47
1:B:1047:MET:O	1:B:1048:GLY:C	2.53	0.47
1:B:1077:ARG:CG	1:B:1078:ASP:N	2.77	0.47
1:B:477:GLY:O	1:B:478:SER:HB3	2.15	0.47
1:B:621:ILE:HG12	1:B:657:VAL:HG11	1.97	0.47
1:B:878:ILE:HG21	1:B:1136:VAL:HG13	1.96	0.47
1:C:1369:THR:CG2	1:C:1369:THR:O	2.63	0.47
1:C:1412:PHE:HD2	1:C:1455:TRP:CE3	2.33	0.47
1:C:317:ILE:C	1:C:321:ASN:HD22	2.18	0.47
1:C:335:MET:HE3	1:C:342:VAL:HB	1.96	0.47
1:C:281:PHE:CZ	1:C:335:MET:HG2	2.50	0.47
1:C:348:ASN:HB2	1:C:350:LEU:HG	1.96	0.47
1:C:602:THR:C	1:C:640:THR:CG2	2.83	0.47
1:C:631:LEU:HD23	1:C:631:LEU:N	2.29	0.47
1:C:52:GLN:NE2	1:C:71:LEU:CB	2.78	0.47
1:C:85:ALA:O	1:C:86:GLN:C	2.48	0.47
1:C:990:ILE:HG23	1:C:991:ASN:N	2.29	0.47
1:D:1047:MET:HE2	1:D:1186:ARG:NH2	1.99	0.47
1:D:1424:LEU:O	1:D:1425:LYS:C	2.53	0.47

Continued on next page...

Continued from previous page...

Atom-1	Atom-2	Interatomic distance (Å)	Clash overlap (Å)
1:D:814:SER:O	1:D:818:ASN:N	2.47	0.47
1:E:1149:ILE:CG2	1:E:1149:ILE:O	2.59	0.47
1:E:1349:ARG:NH1	1:E:1349:ARG:CG	2.75	0.47
1:E:1029:GLY:HA3	4:E:2474:FMN:HM81	1.97	0.47
1:E:281:PHE:CZ	1:E:335:MET:HG2	2.50	0.47
1:E:528:ASN:C	1:E:529:LEU:HD23	2.35	0.47
1:E:805:ASP:CG	1:E:805:ASP:O	2.49	0.47
1:F:227:MET:CE	1:F:282:GLU:CG	2.93	0.47
1:F:389:GLU:HA	1:F:403:ASP:OD2	2.15	0.47
1:F:443:ASP:O	1:F:446:GLU:N	2.40	0.47
1:F:474:GLU:O	1:F:475:ALA:C	2.52	0.47
1:F:486:ALA:O	1:F:487:VAL:C	2.51	0.47
1:F:704:LEU:O	1:F:707:ILE:N	2.47	0.47
2:G:166:LEU:O	2:G:169:LYS:HB2	2.15	0.47
2:H:90:PHE:CE1	2:H:160:LEU:HB2	2.50	0.47
2:H:316:VAL:CG1	2:H:342:VAL:HG22	2.45	0.47
2:I:416:LYS:NZ	2:I:433:ASN:HB2	2.29	0.47
2:J:330:SER:O	2:J:334:VAL:HG22	2.14	0.47
2:J:331:GLN:OE1	2:J:332:ARG:HD3	2.15	0.47
2:J:350:PRO:CB	2:J:372:ALA:HB1	2.45	0.47
2:K:316:VAL:CG1	2:K:342:VAL:HG22	2.45	0.47
2:K:430:LYS:CE	2:K:456:ASP:HB3	2.43	0.47
2:K:455:ARG:O	2:K:458:ARG:HB2	2.14	0.47
2:L:108:CYS:SG	2:L:118:VAL:CG2	3.03	0.47
2:L:316:VAL:CG1	2:L:342:VAL:HG22	2.45	0.47
2:L:331:GLN:OE1	2:L:332:ARG:HD3	2.15	0.47
2:L:350:PRO:CB	2:L:372:ALA:HB1	2.45	0.47
2:L:432:THR:HB	2:L:437:VAL:O	2.13	0.47
1:A:1412:PHE:HD2	1:A:1455:TRP:CE3	2.33	0.47
1:A:295:LYS:C	1:A:295:LYS:CD	2.83	0.47
1:A:386:GLY:N	1:A:389:GLU:OE2	2.48	0.47
1:A:446:GLU:O	1:A:449:ARG:N	2.48	0.47
1:A:559:ARG:NH1	1:A:568:GLU:OE2	2.48	0.47
1:A:602:THR:C	1:A:640:THR:CG2	2.83	0.47
1:B:1068:ARG:NH2	1:B:1089:GLU:OE1	2.46	0.47
1:B:1216:VAL:HG11	1:B:1249:MET:CE	2.45	0.47
1:B:189:THR:HG23	1:B:189:THR:O	2.15	0.47
1:B:402:ARG:O	1:B:403:ASP:C	2.51	0.47
1:B:486:ALA:O	1:B:487:VAL:C	2.51	0.47
1:B:632:ILE:HD12	1:B:632:ILE:HG23	1.66	0.47
1:B:689:LEU:HA	1:B:689:LEU:HD12	0.98	0.47

Continued on next page...

Continued from previous page...

Atom-1	Atom-2	Interatomic distance (Å)	Clash overlap (Å)
1:B:900:GLY:HA2	1:F:1226:GLY:O	2.15	0.47
1:C:1212:ASP:HB3	1:C:1245:ARG:HB3	1.96	0.47
1:C:1326:THR:O	1:C:1326:THR:HG22	2.15	0.47
1:C:446:GLU:O	1:C:449:ARG:N	2.48	0.47
1:C:463:LEU:HD23	1:C:463:LEU:HA	1.48	0.47
1:C:531:ASN:C	1:C:533:LEU:H	2.18	0.47
1:D:515:ARG:HD3	1:D:1367:TYR:CE1	2.40	0.47
1:D:520:MET:HA	1:D:714:SER:O	2.15	0.47
1:D:630:HIS:O	1:D:631:LEU:C	2.49	0.47
1:E:242:ASN:H	1:E:242:ASN:HD22	1.61	0.47
1:E:442:MET:CE	1:E:447:LEU:CA	2.92	0.47
1:E:515:ARG:HG3	1:E:515:ARG:H	1.52	0.47
1:E:572:THR:HG22	1:E:615:ARG:NE	2.30	0.47
1:E:468:MET:HG2	1:E:699:ALA:HB1	1.97	0.47
1:E:805:ASP:OD1	1:E:805:ASP:O	2.33	0.47
1:E:826:ARG:CG	1:E:826:ARG:HH11	1.97	0.47
1:F:175:ARG:CG	1:F:175:ARG:HH11	2.20	0.47
2:G:90:PHE:CZ	2:G:160:LEU:HB2	2.50	0.47
2:G:229:LEU:HD22	2:G:236:VAL:CG1	2.45	0.47
2:G:350:PRO:HB3	2:G:372:ALA:HB1	1.97	0.47
2:G:416:LYS:NZ	2:G:433:ASN:HB2	2.29	0.47
2:H:367:ILE:HD13	2:H:368:HIS:C	2.34	0.47
2:I:350:PRO:HB3	2:I:372:ALA:HB1	1.97	0.47
2:I:432:THR:HB	2:I:437:VAL:O	2.13	0.47
2:I:49:GLN:HE22	2:I:69:LEU:CB	2.28	0.47
2:J:316:VAL:CG1	2:J:342:VAL:HG22	2.45	0.47
2:J:90:PHE:CZ	2:J:160:LEU:HB2	2.50	0.47
2:K:124:GLU:O	2:K:127:ILE:HG23	2.14	0.47
2:K:144:ARG:HH11	2:K:169:LYS:CA	2.27	0.47
2:K:90:PHE:CE1	2:K:160:LEU:HB2	2.50	0.47
2:K:181:ARG:HD2	2:K:182:MET:N	2.29	0.47
2:L:230:ARG:NH2	2:L:434:MET:HE1	2.29	0.47
2:L:416:LYS:CE	2:L:433:ASN:HB2	2.45	0.47
1:A:1230:GLN:HB2	1:E:877:ARG:CD	2.33	0.47
1:A:1458:VAL:HA	1:A:1459:PRO:HD3	1.65	0.47
1:A:736:ALA:O	1:A:737:GLU:C	2.53	0.47
1:A:87:GLU:O	1:A:88:ALA:C	2.53	0.47
1:B:826:ARG:HD2	1:B:1078:ASP:OD1	2.14	0.47
1:B:1114:PRO:HB2	1:B:1115:VAL:HG23	1.97	0.47
1:B:209:GLN:HG3	1:B:210:ARG:H	1.80	0.47
1:B:227:MET:CE	1:B:282:GLU:CG	2.93	0.47

Continued on next page...

Continued from previous page...

Atom-1	Atom-2	Interatomic distance (Å)	Clash overlap (Å)
1:B:511:ILE:CG2	1:B:512:ASP:N	2.74	0.47
1:B:572:THR:HG23	1:B:616:ALA:O	2.15	0.47
1:C:1007:GLY:N	1:C:1051:GLU:OE2	2.41	0.47
1:C:160:LYS:O	1:C:161:GLY:C	2.50	0.47
1:C:116:ILE:HD13	1:C:190:THR:HG21	1.94	0.47
1:C:1029:GLY:HA3	4:C:2474:FMN:HM81	1.96	0.47
1:C:509:PRO:O	1:C:509:PRO:HG2	2.14	0.47
1:C:430:VAL:HG22	1:C:557:ALA:HB3	1.95	0.47
1:C:526:LEU:HB3	1:C:641:SER:HB3	1.97	0.47
1:C:74:GLY:HA2	1:C:172:LEU:HD13	1.96	0.47
1:C:710:LYS:CG	1:C:939:GLY:HA3	2.34	0.47
1:D:1113:CYS:O	1:D:1114:PRO:C	2.48	0.47
1:D:1216:VAL:HG11	1:D:1249:MET:CE	2.45	0.47
1:D:347:ARG:HB2	1:D:347:ARG:HH11	1.79	0.47
1:D:447:LEU:CD1	1:D:451:GLN:CD	2.83	0.47
1:E:1424:LEU:HD21	1:E:1428:ILE:HD11	1.97	0.47
1:E:1432:VAL:O	1:E:1433:THR:C	2.53	0.47
1:E:335:MET:HE3	1:E:342:VAL:HB	1.97	0.47
1:E:583:ARG:CZ	1:E:587:ARG:HH12	2.28	0.47
1:E:602:THR:C	1:E:640:THR:CG2	2.83	0.47
1:E:603:HIS:N	1:E:640:THR:HG22	2.30	0.47
1:A:1226:GLY:CA	1:E:896:PRO:CB	2.92	0.47
1:F:1077:ARG:CG	1:F:1078:ASP:N	2.77	0.47
1:F:393:VAL:HG12	1:F:394:ASP:N	2.29	0.47
1:F:608:ASP:OD2	1:F:647:ALA:N	2.41	0.47
2:G:460:ALA:O	2:G:464:ILE:HD12	2.14	0.47
2:G:63:ASN:HD21	2:G:83:VAL:HG12	1.79	0.47
2:I:54:PHE:CB	2:I:107:ASN:HB3	2.39	0.47
2:I:197:LYS:HZ3	2:I:275:ASP:HB3	1.79	0.47
2:I:77:LEU:HD23	2:I:127:ILE:HD12	1.96	0.47
1:C:780:ARG:NH2	2:K:109:VAL:HG11	2.29	0.47
2:K:148:LEU:CB	2:K:234:VAL:HG23	2.44	0.47
2:K:365:VAL:HG22	2:K:366:ARG:CG	2.40	0.47
2:K:348:ALA:HB1	2:K:373:ASP:HA	1.97	0.47
1:C:780:ARG:NH2	2:K:54:PHE:CD1	2.80	0.47
2:L:197:LYS:HZ3	2:L:275:ASP:HB3	1.78	0.47
2:L:243:TYR:CZ	2:L:405:ASP:HB3	2.49	0.47
2:L:49:GLN:HE22	2:L:69:LEU:CB	2.28	0.47
1:A:1229:MET:CA	1:E:877:ARG:CG	2.80	0.47
1:A:572:THR:HG21	1:A:615:ARG:NE	2.30	0.47
1:A:606:LEU:C	1:A:607:THR:CG2	2.83	0.47

Continued on next page...

Continued from previous page...

Atom-1	Atom-2	Interatomic distance (Å)	Clash overlap (Å)
1:B:634:SER:O	1:B:635:ASN:C	2.52	0.47
1:B:773:LEU:H	1:B:773:LEU:HG	1.47	0.47
1:C:1424:LEU:HD21	1:C:1428:ILE:HD11	1.97	0.47
1:C:203:ASP:N	1:C:203:ASP:OD1	2.44	0.47
1:C:31:ARG:HD2	1:C:368:GLU:OE2	2.15	0.47
1:C:5:PHE:CE2	1:C:365:GLY:HA3	2.50	0.47
1:C:386:GLY:N	1:C:389:GLU:OE2	2.48	0.47
1:C:393:VAL:HG12	1:C:394:ASP:N	2.23	0.47
1:C:528:ASN:C	1:C:529:LEU:HD23	2.35	0.47
1:C:572:THR:HG21	1:C:615:ARG:NE	2.30	0.47
1:C:805:ASP:O	1:C:805:ASP:OD1	2.33	0.47
1:D:105:TYR:N	1:D:105:TYR:CD1	2.81	0.47
1:D:1212:ASP:OD2	1:D:1243:GLY:CA	2.63	0.47
1:D:25:LEU:HD21	1:D:207:TYR:HB2	1.97	0.47
1:D:235:ASN:C	1:D:235:ASN:HD22	2.18	0.47
1:D:150:ILE:HG21	1:D:259:HIS:CG	2.50	0.47
1:D:389:GLU:HA	1:D:403:ASP:OD2	2.15	0.47
1:D:419:TRP:O	1:D:540:THR:OG1	2.27	0.47
1:D:472:GLY:O	1:D:473:LYS:HG3	2.14	0.47
1:D:477:GLY:O	1:D:478:SER:HB3	2.15	0.47
1:D:860:MET:HE2	1:D:860:MET:HB2	1.82	0.47
1:E:1412:PHE:HD2	1:E:1455:TRP:CE3	2.33	0.47
1:E:348:ASN:HB2	1:E:350:LEU:HG	1.96	0.47
1:E:653:HIS:O	1:E:654:TYR:C	2.51	0.47
1:E:787:ARG:NH1	1:E:821:PRO:HB2	2.24	0.47
1:E:894:PHE:HD1	1:E:904:ASN:ND2	2.13	0.47
1:F:1424:LEU:HD22	1:F:1447:TRP:HH2	1.80	0.47
1:F:182:MET:HE1	1:F:217:PRO:C	2.35	0.47
1:F:236:THR:HG22	1:F:328:ASP:N	2.24	0.47
1:F:30:HIS:CE1	1:F:368:GLU:OE2	2.68	0.47
1:F:525:ARG:HG3	1:F:544:GLN:HG3	1.97	0.47
1:F:792:GLY:O	1:F:793:GLY:C	2.51	0.47
2:G:153:ILE:HG12	2:G:220:VAL:HG11	1.97	0.47
2:G:416:LYS:CE	2:G:433:ASN:HB2	2.45	0.47
2:G:449:LEU:CD2	2:G:452:TRP:CG	2.93	0.47
2:H:124:GLU:O	2:H:127:ILE:HG23	2.14	0.47
2:H:394:LEU:HD22	2:H:395:VAL:N	2.30	0.47
2:H:432:THR:CG2	2:H:433:ASN:N	2.78	0.47
2:H:241:GLY:CA	2:H:443:ILE:HG23	2.44	0.47
2:I:108:CYS:SG	2:I:118:VAL:CG2	3.03	0.47
2:I:229:LEU:HD22	2:I:236:VAL:CG1	2.45	0.47

Continued on next page...

Continued from previous page...

Atom-1	Atom-2	Interatomic distance (Å)	Clash overlap (Å)
2:I:423:LEU:N	2:I:423:LEU:HD22	2.28	0.47
2:I:423:LEU:H	2:I:423:LEU:CD2	2.25	0.47
2:J:148:LEU:CB	2:J:234:VAL:HG23	2.44	0.47
2:K:266:THR:HG23	2:K:270:LYS:HZ2	1.79	0.47
2:K:297:GLY:HA2	2:K:320:TYR:HE1	1.80	0.47
2:L:90:PHE:CZ	2:L:160:LEU:HB2	2.50	0.47
2:L:174:HIS:NE2	2:L:176:TYR:CD2	2.82	0.47
2:L:229:LEU:HD22	2:L:236:VAL:CG1	2.45	0.47
2:L:432:THR:CG2	2:L:433:ASN:N	2.78	0.47
2:L:85:GLN:CD	2:L:91:PRO:HG3	2.34	0.47
1:A:1397:LEU:HD22	1:A:1453:LYS:HD2	1.98	0.47
1:A:191:PHE:HE1	1:A:192:TYR:CE1	2.33	0.47
1:A:3:VAL:HG22	1:A:231:ASN:HB2	1.96	0.47
1:A:47:HIS:HB3	1:A:206:ILE:HB	1.96	0.47
1:A:657:VAL:HG12	1:A:658:LEU:N	2.30	0.47
1:A:850:ARG:O	1:A:853:PHE:HB2	2.15	0.47
1:A:918:THR:HG22	1:A:920:GLU:N	2.26	0.47
1:A:935:GLY:HA3	1:A:1025:GLY:O	2.15	0.47
1:B:1219:ALA:HA	1:B:1229:MET:CE	2.45	0.47
1:B:1357:VAL:CG1	1:B:1359:GLY:O	2.63	0.47
1:B:1424:LEU:HD22	1:B:1447:TRP:HH2	1.80	0.47
1:B:496:HIS:CD2	1:B:497:HIS:HD2	2.33	0.47
1:B:550:LEU:HB3	1:B:554:GLU:HG3	1.96	0.47
1:B:704:LEU:O	1:B:707:ILE:N	2.47	0.47
1:B:824:GLN:HA	1:B:824:GLN:NE2	2.30	0.47
1:B:833:SER:OG	1:B:834:THR:N	2.48	0.47
1:C:191:PHE:HE1	1:C:192:TYR:CE1	2.33	0.47
1:C:559:ARG:NH1	1:C:568:GLU:OE2	2.48	0.47
1:D:1077:ARG:O	1:D:1079:ILE:N	2.48	0.47
1:D:777:GLY:CA	2:H:52:VAL:HG11	2.37	0.47
1:E:1070:ASP:C	1:E:1070:ASP:OD1	2.52	0.47
1:E:143:GLN:O	1:E:143:GLN:NE2	2.41	0.47
1:E:1447:TRP:O	1:E:1451:VAL:HG23	2.14	0.47
1:E:5:PHE:CE2	1:E:365:GLY:HA3	2.50	0.47
1:E:631:LEU:HD23	1:E:631:LEU:N	2.29	0.47
1:E:940:GLU:O	1:E:969:PRO:HA	2.15	0.47
1:E:81:ILE:HD13	1:F:216:PHE:CE1	2.50	0.47
1:F:30:HIS:CE1	1:F:1237:ASN:O	2.68	0.47
2:G:108:CYS:SG	2:G:118:VAL:CG2	3.03	0.47
2:G:358:VAL:CG1	2:G:366:ARG:HB2	2.44	0.47
2:G:432:THR:CG2	2:G:433:ASN:N	2.78	0.47

Continued on next page...

Continued from previous page...

Atom-1	Atom-2	Interatomic distance (Å)	Clash overlap (Å)
2:H:148:LEU:CB	2:H:234:VAL:HG23	2.44	0.47
2:H:362:VAL:HG12	2:H:362:VAL:O	2.15	0.47
2:H:418:THR:HG1	2:H:420:TRP:HD1	1.59	0.47
2:I:90:PHE:CZ	2:I:160:LEU:HB2	2.50	0.47
2:I:166:LEU:O	2:I:169:LYS:HB2	2.15	0.47
2:I:153:ILE:HG12	2:I:220:VAL:HG11	1.96	0.47
2:I:292:VAL:HG22	2:I:394:LEU:CD1	2.30	0.47
2:I:297:GLY:HA2	2:I:320:TYR:HE1	1.80	0.47
2:J:108:CYS:SG	2:J:118:VAL:CG2	3.03	0.47
2:J:207:LEU:O	2:J:212:VAL:HG12	2.15	0.47
2:J:350:PRO:HB3	2:J:372:ALA:HB1	1.97	0.47
2:J:460:ALA:O	2:J:464:ILE:HD12	2.14	0.47
2:K:197:LYS:HZ3	2:K:275:ASP:HB3	1.80	0.47
2:K:153:ILE:HG12	2:K:220:VAL:HG11	1.96	0.47
2:K:229:LEU:HD22	2:K:236:VAL:CG1	2.45	0.47
2:K:432:THR:CG2	2:K:433:ASN:N	2.78	0.47
2:L:153:ILE:HG12	2:L:220:VAL:HG11	1.97	0.47
2:L:181:ARG:HD2	2:L:182:MET:N	2.29	0.47
2:L:186:LEU:HD23	2:L:195:LEU:CG	2.43	0.47
2:L:405:ASP:OD1	2:L:407:PRO:HG2	2.15	0.47
2:L:449:LEU:CD2	2:L:452:TRP:CG	2.93	0.47
2:L:455:ARG:O	2:L:458:ARG:HB2	2.14	0.47
1:A:1070:ASP:C	1:A:1070:ASP:OD1	2.52	0.46
1:A:603:HIS:N	1:A:640:THR:HG22	2.30	0.46
1:A:672:GLN:O	1:A:673:GLU:C	2.52	0.46
1:B:1424:LEU:O	1:B:1425:LYS:C	2.53	0.46
1:B:447:LEU:CD1	1:B:451:GLN:CD	2.83	0.46
1:B:520:MET:HA	1:B:714:SER:O	2.15	0.46
1:B:787:ARG:HG3	1:B:787:ARG:H	1.23	0.46
1:B:824:GLN:NE2	1:B:824:GLN:CA	2.78	0.46
1:B:871:LEU:O	1:B:872:ASN:C	2.53	0.46
1:A:899:ASN:O	1:C:1228:LYS:HB2	2.16	0.46
1:C:231:ASN:HB3	1:C:332:ALA:HB3	1.96	0.46
1:C:472:GLY:O	1:C:473:LYS:HG3	2.16	0.46
1:C:489:SER:OG	1:C:490:ASP:N	2.48	0.46
1:C:498:PHE:N	1:C:498:PHE:CD1	2.82	0.46
1:C:565:THR:HG22	1:C:565:THR:O	2.15	0.46
1:C:842:GLU:HG2	1:C:1156:ARG:HH11	1.80	0.46
1:C:953:ILE:O	1:C:956:LEU:HB2	2.15	0.46
1:D:1401:LEU:CD1	1:D:1401:LEU:O	2.38	0.46
1:D:209:GLN:HG3	1:D:210:ARG:H	1.80	0.46

Continued on next page...

Continued from previous page...

Atom-1	Atom-2	Interatomic distance (Å)	Clash overlap (Å)
1:D:496:HIS:CD2	1:D:497:HIS:HD2	2.33	0.46
1:D:85:ALA:O	1:D:86:GLN:C	2.53	0.46
1:B:1226:GLY:O	1:D:900:GLY:HA2	2.15	0.46
1:D:912:SER:CB	1:D:968:PRO:O	2.63	0.46
1:E:1149:ILE:HG22	1:E:1149:ILE:O	2.11	0.46
1:E:1156:ARG:O	1:E:1157:SER:CB	2.62	0.46
1:E:1236:ARG:C	1:E:1238:THR:N	2.67	0.46
1:E:1369:THR:O	1:E:1369:THR:CG2	2.63	0.46
1:E:1415:ILE:HG21	1:E:1421:GLU:CB	2.44	0.46
1:E:353:MET:HG2	1:E:385:LEU:HD23	1.97	0.46
1:E:345:MET:CE	1:E:385:LEU:HB3	2.45	0.46
1:E:52:GLN:O	1:E:56:LYS:HB2	2.16	0.46
1:E:657:VAL:HG12	1:E:658:LEU:N	2.30	0.46
1:F:1047:MET:O	1:F:1048:GLY:C	2.53	0.46
1:F:833:SER:OG	1:F:834:THR:N	2.48	0.46
1:F:842:GLU:HB3	1:F:1156:ARG:CD	2.43	0.46
2:G:207:LEU:O	2:G:212:VAL:HG12	2.15	0.46
2:G:416:LYS:HB2	2:G:416:LYS:HZ2	1.80	0.46
2:H:218:PHE:HD2	2:H:223:ASP:OD2	1.98	0.46
2:H:331:GLN:OE1	2:H:332:ARG:HD3	2.15	0.46
2:H:405:ASP:OD1	2:H:407:PRO:HG2	2.15	0.46
2:H:416:LYS:NZ	2:H:433:ASN:HB2	2.29	0.46
2:I:207:LEU:O	2:I:212:VAL:HG12	2.15	0.46
2:I:316:VAL:CG1	2:I:342:VAL:HG22	2.45	0.46
2:I:321:ARG:HH11	2:I:322:ARG:CZ	2.27	0.46
2:I:358:VAL:CG1	2:I:366:ARG:HB2	2.44	0.46
2:J:166:LEU:HD23	2:J:461:ALA:CB	2.36	0.46
2:J:394:LEU:HD22	2:J:395:VAL:N	2.30	0.46
2:J:77:LEU:CA	2:J:127:ILE:CD1	2.93	0.46
2:K:166:LEU:O	2:K:169:LYS:HB2	2.15	0.46
2:K:164:GLU:HB2	2:K:207:LEU:HD13	1.96	0.46
2:K:358:VAL:CG1	2:K:366:ARG:HB2	2.44	0.46
2:K:362:VAL:HG12	2:K:362:VAL:O	2.15	0.46
1:E:780:ARG:NH2	2:L:109:VAL:HG11	2.29	0.46
2:L:77:LEU:CA	2:L:127:ILE:CD1	2.93	0.46
2:L:207:LEU:O	2:L:212:VAL:HG12	2.15	0.46
2:L:358:VAL:CG1	2:L:366:ARG:HB2	2.44	0.46
1:A:1117:VAL:HG12	1:A:1118:CYS:N	2.29	0.46
1:A:1201:LEU:N	1:A:1201:LEU:HD12	2.31	0.46
1:A:1236:ARG:C	1:A:1238:THR:N	2.67	0.46
1:A:335:MET:HE3	1:A:342:VAL:HB	1.97	0.46

Continued on next page...

Continued from previous page...

Atom-1	Atom-2	Interatomic distance (Å)	Clash overlap (Å)
1:A:353:MET:HG2	1:A:385:LEU:HD23	1.97	0.46
1:A:528:ASN:C	1:A:529:LEU:HD23	2.35	0.46
1:A:464:ILE:CD1	1:A:779:TYR:CZ	2.94	0.46
1:A:787:ARG:NH1	1:A:821:PRO:HB2	2.24	0.46
1:A:894:PHE:HD1	1:A:904:ASN:ND2	2.13	0.46
1:A:351:ARG:HH12	1:A:978:GLU:CD	2.19	0.46
1:B:30:HIS:CE1	1:B:1237:ASN:O	2.68	0.46
1:B:393:VAL:HG12	1:B:394:ASP:N	2.29	0.46
1:B:677:GLU:OE1	1:B:677:GLU:C	2.54	0.46
1:C:1044:PRO:HG2	1:C:1047:MET:HE3	1.97	0.46
1:C:15:ARG:O	1:C:16:SER:C	2.53	0.46
1:C:345:MET:HE2	1:C:385:LEU:CB	2.45	0.46
1:C:404:ARG:CB	1:C:405:GLU:OE1	2.51	0.46
1:C:572:THR:HG22	1:C:615:ARG:NE	2.30	0.46
1:C:956:LEU:HA	1:C:956:LEU:HD23	1.70	0.46
1:D:1357:VAL:CG1	1:D:1359:GLY:O	2.63	0.46
1:D:304:THR:CG2	1:D:518:ARG:HD2	2.46	0.46
1:D:572:THR:CG2	1:D:615:ARG:HB3	2.42	0.46
1:D:743:VAL:HG12	1:D:744:SER:N	2.30	0.46
1:D:842:GLU:HB3	1:D:1156:ARG:CD	2.43	0.46
1:E:228:LEU:HA	1:E:228:LEU:HD12	1.29	0.46
1:E:3:VAL:HG22	1:E:231:ASN:HB2	1.96	0.46
1:E:316:LEU:HD12	1:E:316:LEU:C	2.36	0.46
1:E:489:SER:OG	1:E:490:ASP:N	2.48	0.46
1:E:603:HIS:N	1:E:640:THR:CG2	2.78	0.46
1:E:683:LEU:HD23	1:E:683:LEU:HA	1.56	0.46
1:E:52:GLN:NE2	1:E:71:LEU:CB	2.78	0.46
1:E:87:GLU:O	1:E:88:ALA:C	2.53	0.46
1:E:949:VAL:C	1:E:950:THR:O	2.50	0.46
1:F:1077:ARG:O	1:F:1079:ILE:N	2.48	0.46
1:F:1357:VAL:CG1	1:F:1359:GLY:O	2.63	0.46
1:F:211:TYR:CD1	1:F:212:SER:N	2.80	0.46
1:F:550:LEU:HB3	1:F:554:GLU:HG3	1.96	0.46
1:F:520:MET:HA	1:F:714:SER:O	2.15	0.46
1:D:1229:MET:HB3	1:F:877:ARG:O	2.15	0.46
1:F:878:ILE:HG21	1:F:1136:VAL:HG13	1.96	0.46
1:D:1226:GLY:O	1:F:900:GLY:HA2	2.15	0.46
2:G:181:ARG:HD2	2:G:182:MET:N	2.29	0.46
2:G:218:PHE:HD2	2:G:223:ASP:OD2	1.98	0.46
2:G:89:ASN:H	2:G:89:ASN:HD22	1.64	0.46
2:H:109:VAL:O	2:H:112:GLN:HG2	2.09	0.46

Continued on next page...

Continued from previous page...

Atom-1	Atom-2	Interatomic distance (Å)	Clash overlap (Å)
2:H:358:VAL:CG1	2:H:366:ARG:HB2	2.44	0.46
2:H:430:LYS:CE	2:H:456:ASP:HB3	2.43	0.46
2:I:405:ASP:OD1	2:I:407:PRO:HG2	2.16	0.46
2:I:472:ALA:O	2:I:473:GLU:HB3	2.15	0.46
2:J:229:LEU:HD22	2:J:236:VAL:CG1	2.45	0.46
2:J:49:GLN:HE22	2:J:69:LEU:CB	2.28	0.46
2:K:460:ALA:O	2:K:464:ILE:HD12	2.14	0.46
2:L:175:VAL:HG11	2:L:214:TYR:CG	2.47	0.46
1:A:1075:THR:HG22	1:A:1077:ARG:N	2.30	0.46
1:A:1214:ARG:O	1:A:1215:ILE:C	2.52	0.46
1:A:12:LYS:HA	1:A:13:PRO:HD3	1.72	0.46
1:A:248:GLU:OE2	1:A:266:VAL:N	2.44	0.46
1:A:231:ASN:HB3	1:A:332:ALA:HB3	1.96	0.46
1:A:489:SER:OG	1:A:490:ASP:N	2.48	0.46
1:A:572:THR:HG22	1:A:615:ARG:NE	2.30	0.46
1:B:227:MET:CE	1:B:282:GLU:HG2	2.44	0.46
1:B:302:ALA:HB2	1:B:347:ARG:HH11	1.76	0.46
1:B:417:ASP:HA	1:B:420:VAL:CG1	2.46	0.46
1:C:1068:ARG:NE	1:C:1089:GLU:OE1	2.39	0.46
1:C:1290:GLY:O	1:C:1291:ASP:CB	2.53	0.46
1:C:136:ASN:N	1:C:136:ASN:OD1	2.47	0.46
1:C:1383:PHE:O	1:C:1384:ALA:HB3	2.15	0.46
1:C:12:LYS:HA	1:C:13:PRO:HD3	1.72	0.46
1:C:242:ASN:H	1:C:242:ASN:HD22	1.61	0.46
1:C:746:ILE:HG23	1:C:1182:ASP:N	2.21	0.46
1:C:871:LEU:O	1:C:872:ASN:C	2.52	0.46
1:C:899:ASN:O	1:E:1228:LYS:HB2	2.16	0.46
1:D:1143:ALA:O	1:D:1146:VAL:N	2.47	0.46
1:D:162:GLU:CB	1:D:164:ILE:HD12	2.44	0.46
1:D:227:MET:CE	1:D:282:GLU:CG	2.93	0.46
1:D:30:HIS:CE1	1:D:1237:ASN:O	2.68	0.46
1:D:30:HIS:CE1	1:D:368:GLU:OE2	2.68	0.46
1:D:447:LEU:C	1:D:447:LEU:CD1	2.84	0.46
1:E:1383:PHE:O	1:E:1384:ALA:HB3	2.15	0.46
1:E:183:PHE:HE1	1:E:188:LEU:HA	1.79	0.46
4:E:2474:FMN:H1'2	4:E:2474:FMN:H9	1.70	0.46
1:E:386:GLY:N	1:E:389:GLU:OE2	2.48	0.46
1:E:606:LEU:C	1:E:607:THR:CG2	2.83	0.46
1:F:1201:LEU:HD22	1:F:1201:LEU:H	1.79	0.46
1:B:877:ARG:O	1:F:1229:MET:HB3	2.15	0.46
1:F:1424:LEU:HD23	1:F:1428:ILE:HG13	1.96	0.46

Continued on next page...

Continued from previous page...

Atom-1	Atom-2	Interatomic distance (Å)	Clash overlap (Å)
1:F:227:MET:CE	1:F:282:GLU:HG2	2.44	0.46
1:F:286:ARG:HD3	1:F:286:ARG:HA	1.55	0.46
1:F:347:ARG:HH11	1:F:347:ARG:HB2	1.79	0.46
1:F:417:ASP:HA	1:F:420:VAL:CG1	2.46	0.46
1:F:457:THR:O	1:F:461:MET:HG2	2.15	0.46
1:F:629:THR:O	1:F:632:ILE:HB	2.16	0.46
1:F:677:GLU:C	1:F:677:GLU:OE1	2.54	0.46
2:G:246:ARG:O	2:G:397:LYS:HE3	2.16	0.46
2:G:331:GLN:OE1	2:G:332:ARG:HD3	2.15	0.46
2:G:405:ASP:OD1	2:G:407:PRO:HG2	2.15	0.46
1:B:777:GLY:C	2:G:52:VAL:CG1	2.83	0.46
2:G:64:ASN:OD1	2:G:66:PRO:HD2	2.15	0.46
2:G:49:GLN:HE22	2:G:69:LEU:CB	2.28	0.46
2:H:90:PHE:CZ	2:H:160:LEU:HB2	2.50	0.46
2:H:348:ALA:HB1	2:H:373:ASP:HA	1.96	0.46
2:H:472:ALA:O	2:H:473:GLU:HB3	2.15	0.46
2:H:49:GLN:HE22	2:H:69:LEU:CB	2.28	0.46
2:H:64:ASN:OD1	2:H:66:PRO:HD2	2.15	0.46
2:I:109:VAL:O	2:I:112:GLN:HG2	2.09	0.46
2:I:207:LEU:CD1	2:I:212:VAL:CG1	2.94	0.46
2:I:208:ALA:HA	2:I:212:VAL:HG13	1.98	0.46
2:I:189:GLY:HA2	2:I:265:LEU:HB3	1.98	0.46
2:I:375:THR:CG2	2:I:376:GLY:N	2.79	0.46
2:I:432:THR:CG2	2:I:433:ASN:N	2.78	0.46
2:I:480:ALA:O	2:I:481:GLU:HB3	2.14	0.46
2:J:166:LEU:O	2:J:169:LYS:HB2	2.15	0.46
2:J:30:GLU:OE2	2:J:32:TYR:HB2	2.16	0.46
2:J:405:ASP:OD1	2:J:407:PRO:HG2	2.15	0.46
2:K:175:VAL:HG11	2:K:214:TYR:CG	2.47	0.46
2:K:218:PHE:HD2	2:K:223:ASP:OD2	1.98	0.46
2:K:350:PRO:CB	2:K:372:ALA:HB1	2.45	0.46
2:K:89:ASN:H	2:K:89:ASN:HD22	1.64	0.46
2:L:144:ARG:HH11	2:L:169:LYS:CA	2.27	0.46
2:L:218:PHE:HD2	2:L:223:ASP:OD2	1.98	0.46
2:L:90:PHE:O	2:L:93:ILE:HG23	2.16	0.46
1:A:1132:PRO:O	1:A:1133:GLU:C	2.52	0.46
1:A:1274:GLN:NE2	1:A:1293:ASN:HB3	2.30	0.46
1:A:143:GLN:NE2	1:A:143:GLN:CA	2.78	0.46
1:A:316:LEU:HD12	1:A:316:LEU:C	2.36	0.46
1:A:673:GLU:O	1:A:674:ALA:C	2.53	0.46
1:A:896:PRO:CB	1:C:1226:GLY:CA	2.92	0.46

Continued on next page...

Continued from previous page...

Atom-1	Atom-2	Interatomic distance (Å)	Clash overlap (Å)
1:A:940:GLU:O	1:A:969:PRO:HA	2.15	0.46
1:B:1061:LEU:O	1:B:1064:ARG:HB2	2.15	0.46
1:B:1440:ALA:O	1:B:1441:ALA:C	2.53	0.46
1:B:313:HIS:CD2	1:B:313:HIS:H	2.34	0.46
1:B:389:GLU:HA	1:B:403:ASP:OD2	2.15	0.46
1:B:608:ASP:OD2	1:B:647:ALA:N	2.42	0.46
1:B:839:PRO:HG2	1:B:842:GLU:OE1	2.15	0.46
1:C:1005:GLY:O	1:C:1009:ILE:HD12	2.16	0.46
1:C:1049:LEU:HD21	1:C:1087:ALA:HB2	1.98	0.46
1:C:1075:THR:HG22	1:C:1077:ARG:N	2.30	0.46
1:C:1156:ARG:O	1:C:1157:SER:CB	2.62	0.46
1:C:1231:LEU:O	1:C:1266:ILE:HA	2.16	0.46
1:C:1427:LEU:HD23	1:C:1427:LEU:HA	1.79	0.46
1:C:47:HIS:HB3	1:C:206:ILE:HB	1.96	0.46
1:C:353:MET:HG2	1:C:385:LEU:HD23	1.97	0.46
1:C:672:GLN:O	1:C:673:GLU:C	2.52	0.46
1:C:81:ILE:HD13	1:D:216:PHE:CE1	2.50	0.46
1:D:1201:LEU:HD22	1:D:1201:LEU:H	1.79	0.46
1:D:1424:LEU:HD22	1:D:1447:TRP:HH2	1.80	0.46
1:D:173:SER:HG	1:D:176:SER:H	1.63	0.46
1:D:89:CYS:O	1:D:93:VAL:HG23	2.16	0.46
1:E:1044:PRO:HG2	1:E:1047:MET:HE3	1.98	0.46
1:E:1075:THR:HG22	1:E:1077:ARG:N	2.30	0.46
1:E:1428:ILE:HG22	1:E:1428:ILE:O	2.14	0.46
1:E:1463:LEU:HA	1:E:1463:LEU:HD23	1.66	0.46
1:E:572:THR:HG21	1:E:615:ARG:NE	2.30	0.46
1:F:1184:ASN:N	1:F:1185:PRO:HD2	2.30	0.46
1:F:1204:ARG:O	1:F:1205:ASN:C	2.51	0.46
1:F:1212:ASP:OD2	1:F:1243:GLY:CA	2.63	0.46
1:F:147:ASP:O	1:F:151:ILE:HG13	2.15	0.46
1:F:615:ARG:NH1	1:F:615:ARG:HG2	2.30	0.46
1:F:572:THR:HG23	1:F:616:ALA:O	2.15	0.46
1:F:673:GLU:O	1:F:674:ALA:C	2.54	0.46
1:F:89:CYS:O	1:F:93:VAL:HG23	2.16	0.46
2:G:208:ALA:HA	2:G:212:VAL:HG13	1.98	0.46
2:G:90:PHE:CE1	2:G:160:LEU:HB2	2.50	0.46
2:H:108:CYS:SG	2:H:118:VAL:CG2	3.03	0.46
2:H:207:LEU:O	2:H:212:VAL:HG12	2.15	0.46
2:H:229:LEU:HD22	2:H:236:VAL:CG1	2.45	0.46
2:H:416:LYS:CE	2:H:433:ASN:HB2	2.45	0.46
2:H:91:PRO:HD2	2:H:203:ARG:HH21	1.79	0.46

Continued on next page...

Continued from previous page...

Atom-1	Atom-2	Interatomic distance (Å)	Clash overlap (Å)
2:I:64:ASN:OD1	2:I:66:PRO:HD2	2.15	0.46
2:J:358:VAL:CG1	2:J:366:ARG:HB2	2.44	0.46
2:J:375:THR:CG2	2:J:376:GLY:N	2.79	0.46
2:J:480:ALA:O	2:J:481:GLU:HB3	2.14	0.46
2:J:63:ASN:HD21	2:J:83:VAL:HG12	1.79	0.46
2:J:90:PHE:CE1	2:J:160:LEU:HB2	2.50	0.46
2:K:77:LEU:CA	2:K:127:ILE:CD1	2.93	0.46
2:K:207:LEU:O	2:K:212:VAL:HG12	2.15	0.46
2:K:246:ARG:O	2:K:397:LYS:HE3	2.16	0.46
2:K:416:LYS:HZ2	2:K:416:LYS:HB2	1.80	0.46
2:L:54:PHE:CB	2:L:107:ASN:HB3	2.39	0.46
2:L:297:GLY:HA2	2:L:320:TYR:HE1	1.80	0.46
2:L:321:ARG:HH11	2:L:322:ARG:CZ	2.27	0.46
2:L:375:THR:CG2	2:L:376:GLY:N	2.79	0.46
1:A:833:SER:HB3	1:A:1153:LEU:HD22	1.98	0.46
1:A:313:HIS:N	1:A:313:HIS:CD2	2.83	0.46
1:A:417:ASP:O	1:A:418:LYS:C	2.52	0.46
1:A:536:ASP:OD1	1:A:538:THR:N	2.49	0.46
1:A:805:ASP:O	1:A:805:ASP:OD1	2.33	0.46
1:A:944:LEU:HD12	1:A:944:LEU:HA	1.72	0.46
1:B:105:TYR:N	1:B:105:TYR:CD1	2.81	0.46
1:C:500:ARG:NH2	1:C:1041:ALA:O	2.48	0.46
1:C:606:LEU:C	1:C:607:THR:CG2	2.83	0.46
1:C:672:GLN:CG	1:C:693:MET:CE	2.79	0.46
1:C:468:MET:HG2	1:C:699:ALA:HB1	1.97	0.46
1:C:78:LEU:HD12	1:C:129:GLU:HG3	1.97	0.46
1:D:746:ILE:CG2	1:D:1182:ASP:CB	2.86	0.46
1:D:393:VAL:HG12	1:D:394:ASP:N	2.29	0.46
1:D:677:GLU:C	1:D:677:GLU:OE1	2.54	0.46
1:D:720:ARG:C	1:D:722:GLY:N	2.69	0.46
1:D:824:GLN:CA	1:D:824:GLN:NE2	2.78	0.46
1:D:839:PRO:HG2	1:D:842:GLU:OE1	2.15	0.46
1:E:1231:LEU:O	1:E:1266:ILE:HA	2.16	0.46
1:E:251:MET:HB2	1:E:533:LEU:CD1	2.44	0.46
1:E:454:PHE:N	1:E:454:PHE:CD1	2.81	0.46
1:E:472:GLY:O	1:E:473:LYS:HG3	2.16	0.46
1:E:828:LEU:HD22	1:E:1172:SER:CB	2.38	0.46
1:E:935:GLY:HA3	1:E:1025:GLY:O	2.15	0.46
1:F:1061:LEU:O	1:F:1064:ARG:HB2	2.16	0.46
1:F:107:TRP:H	1:F:107:TRP:HD1	1.60	0.46
1:F:1143:ALA:O	1:F:1146:VAL:N	2.47	0.46

Continued on next page...

Continued from previous page...

Atom-1	Atom-2	Interatomic distance (Å)	Clash overlap (Å)
1:F:1417:VAL:HG12	1:F:1419:HIS:N	2.26	0.46
1:F:210:ARG:HA	3:F:2473:OMT:HE2	1.97	0.46
1:F:254:PRO:O	1:F:257:GLY:N	2.37	0.46
1:F:150:ILE:HG21	1:F:259:HIS:CG	2.50	0.46
1:F:24:ALA:C	1:F:26:LYS:H	2.19	0.46
1:F:290:THR:HG22	1:F:292:PRO:N	2.31	0.46
1:F:304:THR:CG2	1:F:518:ARG:HD2	2.46	0.46
1:F:511:ILE:HG22	1:F:512:ASP:H	1.79	0.46
1:F:824:GLN:O	1:F:827:ASP:CB	2.58	0.46
2:G:297:GLY:HA2	2:G:320:TYR:HE1	1.80	0.46
2:H:54:PHE:CB	2:H:107:ASN:HB3	2.39	0.46
2:H:166:LEU:O	2:H:169:LYS:HB2	2.15	0.46
2:H:189:GLY:HA2	2:H:265:LEU:HB3	1.98	0.46
1:D:777:GLY:C	2:H:52:VAL:CG1	2.83	0.46
2:H:81:TYR:HD1	2:H:128:ASN:HA	1.81	0.46
2:H:63:ASN:HD21	2:H:83:VAL:HG12	1.79	0.46
2:I:81:TYR:HD1	2:I:128:ASN:HA	1.81	0.46
2:I:367:ILE:HD13	2:I:368:HIS:C	2.34	0.46
1:F:782:ARG:CA	2:I:52:VAL:C	2.84	0.46
2:J:416:LYS:NZ	2:J:433:ASN:HB2	2.29	0.46
2:J:51:GLY:O	2:J:52:VAL:HG23	2.16	0.46
2:K:108:CYS:SG	2:K:118:VAL:CG2	3.03	0.46
2:K:90:PHE:CZ	2:K:160:LEU:HB2	2.50	0.46
2:K:318:CYS:SG	2:K:320:TYR:CZ	3.06	0.46
2:K:324:ARG:HA	2:K:346:TRP:CZ2	2.46	0.46
2:K:93:ILE:HD11	2:K:195:LEU:CD2	2.30	0.46
2:L:208:ALA:HA	2:L:212:VAL:HG13	1.98	0.46
2:L:189:GLY:HA2	2:L:265:LEU:HB3	1.98	0.46
2:L:472:ALA:O	2:L:473:GLU:HB3	2.15	0.46
2:L:89:ASN:H	2:L:89:ASN:HD22	1.64	0.46
2:L:90:PHE:CE1	2:L:160:LEU:HB2	2.50	0.46
1:A:1383:PHE:O	1:A:1384:ALA:HB3	2.15	0.46
1:A:15:ARG:O	1:A:16:SER:C	2.53	0.46
1:B:1010:ALA:HB2	1:B:1052:VAL:HG22	1.97	0.46
1:B:1076:GLY:N	1:B:1145:GLU:OE2	2.49	0.46
1:B:125:ARG:HG3	1:B:219:TRP:CZ2	2.51	0.46
1:B:304:THR:CG2	1:B:518:ARG:HD2	2.46	0.46
1:B:430:VAL:HG13	1:B:554:GLU:CA	2.37	0.46
1:B:447:LEU:CD1	1:B:447:LEU:C	2.84	0.46
1:B:457:THR:O	1:B:461:MET:HG2	2.15	0.46
1:B:487:VAL:HG13	1:B:498:PHE:HE2	1.81	0.46

Continued on next page...

Continued from previous page...

Atom-1	Atom-2	Interatomic distance (Å)	Clash overlap (Å)
1:B:743:VAL:HG12	1:B:744:SER:N	2.30	0.46
1:B:842:GLU:HB3	1:B:1156:ARG:CD	2.43	0.46
1:B:848:ALA:O	1:B:849:ILE:C	2.54	0.46
1:B:963:VAL:CG1	1:B:964:MET:H	2.25	0.46
1:C:1195:ASN:HD21	1:C:1197:ARG:CZ	2.29	0.46
1:C:1401:LEU:N	1:C:1402:PRO:CD	2.79	0.46
1:C:1438:ARG:O	1:C:1441:ALA:N	2.49	0.46
1:C:1468:VAL:O	1:C:1468:VAL:HG12	2.15	0.46
1:C:393:VAL:CG1	1:C:394:ASP:N	2.77	0.46
1:C:52:GLN:NE2	1:C:71:LEU:HB2	2.27	0.46
1:C:894:PHE:HD1	1:C:904:ASN:ND2	2.13	0.46
1:D:1207:VAL:HG13	1:D:1208:PRO:CD	2.46	0.46
1:D:147:ASP:O	1:D:151:ILE:HG13	2.15	0.46
1:D:196:LEU:HA	1:D:196:LEU:HD23	1.55	0.46
1:D:125:ARG:HG3	1:D:219:TRP:CZ2	2.51	0.46
1:D:227:MET:CE	1:D:282:GLU:HG2	2.44	0.46
1:D:263:LEU:N	1:D:263:LEU:CD1	2.73	0.46
1:D:313:HIS:CD2	1:D:313:HIS:H	2.34	0.46
1:D:437:GLY:O	1:D:438:GLU:C	2.48	0.46
1:D:871:LEU:O	1:D:872:ASN:C	2.53	0.46
1:D:878:ILE:HD13	1:D:878:ILE:HG21	1.66	0.46
1:E:1274:GLN:HG2	1:E:1274:GLN:H	1.35	0.46
1:E:1274:GLN:NE2	1:E:1293:ASN:HB3	2.30	0.46
1:E:136:ASN:N	1:E:136:ASN:OD1	2.47	0.46
1:E:1412:PHE:HD2	1:E:1455:TRP:CZ3	2.33	0.46
1:E:9:ILE:HG13	1:E:361:GLY:C	2.35	0.46
1:E:393:VAL:CG1	1:E:394:ASP:N	2.77	0.46
1:E:672:GLN:O	1:E:673:GLU:C	2.52	0.46
1:E:850:ARG:O	1:E:853:PHE:HB2	2.15	0.46
1:E:969:PRO:CD	1:E:970:PRO:HD2	2.46	0.46
1:F:839:PRO:HG2	1:F:842:GLU:OE1	2.15	0.46
2:G:228:GLU:O	2:G:231:ARG:HB3	2.16	0.46
2:G:375:THR:CG2	2:G:376:GLY:N	2.79	0.46
2:G:449:LEU:CD2	2:G:451:VAL:HG13	2.27	0.46
2:G:161:ALA:CB	2:G:454:ILE:HG12	2.40	0.46
2:H:88:ASN:OD1	2:H:91:PRO:HA	2.16	0.46
2:I:30:GLU:OE2	2:I:32:TYR:HB2	2.16	0.46
2:I:350:PRO:HG2	2:I:380:PRO:HA	1.98	0.46
2:I:367:ILE:HD13	2:I:367:ILE:C	2.36	0.46
2:I:348:ALA:HB1	2:I:373:ASP:HA	1.97	0.46
2:I:416:LYS:CE	2:I:433:ASN:HB2	2.45	0.46

Continued on next page...

Continued from previous page...

Atom-1	Atom-2	Interatomic distance (Å)	Clash overlap (Å)
2:J:228:GLU:O	2:J:231:ARG:HB3	2.16	0.46
2:J:362:VAL:HG12	2:J:362:VAL:O	2.15	0.46
2:J:394:LEU:CD2	2:J:395:VAL:N	2.79	0.46
2:J:432:THR:CG2	2:J:433:ASN:N	2.78	0.46
2:J:81:TYR:HD1	2:J:128:ASN:HA	1.81	0.46
2:K:228:GLU:O	2:K:231:ARG:HB3	2.16	0.46
2:K:423:LEU:CD2	2:K:423:LEU:H	2.25	0.46
2:K:77:LEU:HD23	2:K:127:ILE:HD12	1.96	0.46
2:L:350:PRO:HG2	2:L:380:PRO:HA	1.98	0.46
2:L:64:ASN:OD1	2:L:66:PRO:HD2	2.15	0.46
1:A:1231:LEU:O	1:A:1266:ILE:HA	2.16	0.46
1:A:472:GLY:O	1:A:473:LYS:HG3	2.16	0.46
1:A:57:ASP:O	1:A:60:LYS:HB2	2.15	0.46
1:A:583:ARG:CZ	1:A:587:ARG:HH12	2.27	0.46
1:A:603:HIS:N	1:A:640:THR:CG2	2.79	0.46
1:A:52:GLN:NE2	1:A:71:LEU:CB	2.78	0.46
1:A:949:VAL:C	1:A:950:THR:O	2.50	0.46
1:A:969:PRO:CD	1:A:970:PRO:HD2	2.46	0.46
1:B:1131:THR:HG22	1:B:1133:GLU:CA	2.46	0.46
1:B:1212:ASP:OD2	1:B:1243:GLY:CA	2.63	0.46
1:B:1424:LEU:CD2	1:B:1428:ILE:HD11	2.46	0.46
1:B:139:VAL:HG12	1:B:143:GLN:HB2	1.97	0.46
1:B:263:LEU:HD12	1:B:263:LEU:HA	1.11	0.46
1:B:30:HIS:CE1	1:B:368:GLU:OE2	2.68	0.46
1:B:413:LEU:O	1:B:414:LYS:HD2	2.16	0.46
1:B:787:ARG:O	1:B:788:HIS:ND1	2.49	0.46
1:A:896:PRO:HB3	1:C:1226:GLY:C	2.36	0.46
1:C:21:GLY:O	1:C:22:ILE:C	2.49	0.46
1:C:603:HIS:N	1:C:640:THR:HG22	2.30	0.46
1:C:98:LEU:HD23	1:C:98:LEU:HA	1.82	0.46
1:D:1141:PHE:O	1:D:1142:LEU:C	2.54	0.46
1:D:290:THR:CG2	1:D:291:ALA:N	2.75	0.46
1:D:290:THR:HG22	1:D:292:PRO:N	2.31	0.46
1:D:416:TRP:O	1:D:419:TRP:HB2	2.16	0.46
1:D:798:LEU:O	1:D:801:ALA:HB3	2.16	0.46
1:D:824:GLN:NE2	1:D:824:GLN:HA	2.30	0.46
1:B:1229:MET:HB3	1:D:877:ARG:O	2.15	0.46
1:E:505:GLN:HE21	1:E:1001:VAL:N	2.01	0.46
1:E:1049:LEU:HD21	1:E:1087:ALA:HB2	1.98	0.46
1:E:143:GLN:CA	1:E:143:GLN:NE2	2.78	0.46
1:E:191:PHE:HE1	1:E:192:TYR:CE1	2.33	0.46

Continued on next page...

Continued from previous page...

Atom-1	Atom-2	Interatomic distance (Å)	Clash overlap (Å)
1:E:842:GLU:HG2	1:E:1156:ARG:HH11	1.80	0.46
1:E:989:GLN:O	1:E:1245:ARG:HD3	2.16	0.46
1:F:1113:CYS:C	1:F:1115:VAL:N	2.69	0.46
1:F:1128:PHE:CZ	1:F:1130:GLY:CA	2.93	0.46
1:F:1207:VAL:HG13	1:F:1208:PRO:CD	2.46	0.46
1:F:1420:TYR:C	1:F:1422:SER:N	2.69	0.46
1:F:25:LEU:HD21	1:F:207:TYR:HB2	1.97	0.46
1:F:416:TRP:O	1:F:419:TRP:HB2	2.16	0.46
1:F:477:GLY:O	1:F:478:SER:HB3	2.15	0.46
1:F:59:VAL:HG22	1:F:105:TYR:HD2	1.78	0.46
1:F:720:ARG:C	1:F:722:GLY:N	2.69	0.46
1:F:766:TYR:C	1:F:768:GLU:H	2.18	0.46
2:G:144:ARG:HH11	2:G:169:LYS:CA	2.27	0.46
2:G:203:ARG:NH2	2:G:203:ARG:HB3	2.31	0.46
2:G:257:ASN:HD22	2:G:364:ALA:CB	2.29	0.46
2:H:110:ILE:HG13	2:H:117:ALA:CA	2.35	0.46
2:H:110:ILE:HB	2:H:115:HIS:HE1	1.81	0.46
2:I:145:GLU:HG2	2:I:145:GLU:O	2.12	0.46
2:I:218:PHE:HD2	2:I:223:ASP:OD2	1.98	0.46
2:I:230:ARG:CZ	2:I:434:MET:HE1	2.46	0.46
2:I:350:PRO:CB	2:I:372:ALA:HB1	2.45	0.46
1:F:782:ARG:HH22	2:I:51:GLY:HA2	0.97	0.46
2:J:218:PHE:HD2	2:J:223:ASP:OD2	1.98	0.46
2:J:350:PRO:HG2	2:J:380:PRO:HA	1.98	0.46
2:K:257:ASN:HD22	2:K:364:ALA:CB	2.29	0.46
1:C:782:ARG:HD3	2:K:53:PRO:HD2	1.79	0.46
2:L:350:PRO:HB3	2:L:372:ALA:HB1	1.97	0.46
2:L:480:ALA:O	2:L:481:GLU:HB3	2.15	0.46
1:A:1049:LEU:HD21	1:A:1087:ALA:HB2	1.98	0.46
1:A:370:GLY:CA	1:A:1237:ASN:HB3	2.45	0.46
1:A:295:LYS:HE2	1:A:299:VAL:HG11	1.98	0.46
1:A:565:THR:HG22	1:A:565:THR:O	2.15	0.46
1:B:1184:ASN:N	1:B:1185:PRO:HD2	2.30	0.46
1:B:1207:VAL:HG13	1:B:1208:PRO:CD	2.46	0.46
1:B:266:VAL:HG12	1:B:266:VAL:O	2.15	0.46
1:B:89:CYS:O	1:B:93:VAL:HG23	2.16	0.46
1:B:918:THR:HG23	1:B:1256:MET:SD	2.56	0.46
1:C:1201:LEU:N	1:C:1201:LEU:HD12	2.31	0.46
1:C:260:MET:HA	1:C:263:LEU:HB2	1.98	0.46
1:C:350:LEU:HD23	1:C:350:LEU:HA	1.55	0.46
1:D:1153:LEU:HA	1:D:1153:LEU:HD23	1.42	0.46

Continued on next page...

Continued from previous page...

Atom-1	Atom-2	Interatomic distance (Å)	Clash overlap (Å)
1:D:1401:LEU:C	1:D:1401:LEU:CD1	2.55	0.46
1:D:139:VAL:HG12	1:D:143:GLN:HB2	1.97	0.46
1:D:286:ARG:HD3	1:D:286:ARG:HA	1.55	0.46
1:D:359:THR:HG23	1:D:378:GLN:O	2.16	0.46
1:D:457:THR:O	1:D:461:MET:HG2	2.15	0.46
1:D:595:ASP:O	1:D:596:ALA:C	2.51	0.46
1:D:621:ILE:HG12	1:D:657:VAL:HG11	1.97	0.46
1:D:643:ASN:HB3	1:D:665:THR:HG22	1.98	0.46
1:D:757:LYS:O	1:D:758:VAL:C	2.53	0.46
1:D:766:TYR:C	1:D:768:GLU:H	2.18	0.46
1:E:1244:THR:O	1:E:1245:ARG:C	2.51	0.46
1:E:1276:LEU:HD12	1:E:1276:LEU:C	2.36	0.46
1:E:1393:TYR:C	1:E:1394:VAL:HG23	2.34	0.46
1:E:1397:LEU:HD22	1:E:1453:LYS:HD2	1.98	0.46
1:E:1438:ARG:O	1:E:1441:ALA:N	2.49	0.46
1:E:863:LEU:HB3	1:E:1118:CYS:HB3	1.97	0.46
1:F:313:HIS:H	1:F:313:HIS:CD2	2.34	0.46
1:F:501:GLN:OE1	1:F:710:LYS:NZ	2.43	0.46
2:G:189:GLY:HA2	2:G:265:LEU:HB3	1.98	0.46
2:G:350:PRO:CB	2:G:372:ALA:HB1	2.45	0.46
1:B:777:GLY:CA	2:G:52:VAL:HG13	2.12	0.46
2:G:90:PHE:O	2:G:93:ILE:HG23	2.16	0.46
2:H:228:GLU:O	2:H:231:ARG:HB3	2.16	0.46
2:H:89:ASN:H	2:H:89:ASN:HD22	1.64	0.46
2:I:90:PHE:CE1	2:I:160:LEU:HB2	2.50	0.46
2:I:331:GLN:HA	2:I:334:VAL:HG22	1.93	0.46
2:I:430:LYS:CE	2:I:456:ASP:HB3	2.43	0.46
2:I:88:ASN:OD1	2:I:91:PRO:HA	2.16	0.46
2:J:257:ASN:HD22	2:J:364:ALA:CB	2.29	0.46
2:J:365:VAL:HG22	2:J:366:ARG:CG	2.40	0.46
2:J:472:ALA:O	2:J:473:GLU:HB3	2.15	0.46
1:A:780:ARG:CB	2:J:51:GLY:O	2.64	0.46
2:J:64:ASN:OD1	2:J:66:PRO:HD2	2.15	0.46
2:K:110:ILE:HG13	2:K:117:ALA:CA	2.35	0.46
2:K:203:ARG:NH2	2:K:203:ARG:HB3	2.31	0.46
2:K:208:ALA:HA	2:K:212:VAL:HG13	1.98	0.46
2:K:230:ARG:CZ	2:K:434:MET:HE1	2.46	0.46
2:K:189:GLY:HA2	2:K:265:LEU:HB3	1.98	0.46
2:K:367:ILE:C	2:K:367:ILE:HD13	2.36	0.46
2:K:394:LEU:CD2	2:K:395:VAL:N	2.79	0.46
2:L:81:TYR:HD1	2:L:128:ASN:HA	1.81	0.46

Continued on next page...

Continued from previous page...

Atom-1	Atom-2	Interatomic distance (Å)	Clash overlap (Å)
2:L:145:GLU:HG2	2:L:145:GLU:O	2.12	0.46
2:L:207:LEU:CD1	2:L:212:VAL:CG1	2.94	0.46
2:L:228:GLU:O	2:L:231:ARG:HB3	2.16	0.46
1:A:1195:ASN:HD21	1:A:1197:ARG:CZ	2.29	0.46
1:A:1228:LYS:HB2	1:E:899:ASN:O	2.16	0.46
1:A:376:GLU:O	1:A:378:GLN:N	2.49	0.46
1:A:562:MET:CE	1:A:566:ALA:HB2	2.46	0.46
1:A:9:ILE:HG13	1:A:361:GLY:C	2.35	0.46
1:B:1141:PHE:O	1:B:1142:LEU:C	2.54	0.46
1:B:25:LEU:HD21	1:B:207:TYR:HB2	1.97	0.46
1:C:1132:PRO:O	1:C:1133:GLU:C	2.52	0.46
1:C:1432:VAL:O	1:C:1433:THR:C	2.53	0.46
1:C:52:GLN:O	1:C:56:LYS:HB2	2.16	0.46
1:C:57:ASP:O	1:C:60:LYS:HB2	2.15	0.46
1:C:863:LEU:HB3	1:C:1118:CYS:HB3	1.97	0.46
1:D:100:PHE:O	1:D:137:LYS:CE	2.46	0.46
1:D:1076:GLY:N	1:D:1145:GLU:OE2	2.49	0.46
1:D:1347:ALA:O	1:D:1348:VAL:C	2.54	0.46
1:D:525:ARG:HG3	1:D:544:GLN:HG3	1.97	0.46
1:E:1057:THR:HG22	1:E:1058:LEU:N	2.28	0.46
1:E:1117:VAL:HG12	1:E:1118:CYS:N	2.29	0.46
1:E:266:VAL:HG12	1:E:266:VAL:O	2.16	0.46
1:E:536:ASP:OD1	1:E:538:THR:N	2.49	0.46
1:E:938:PRO:O	1:E:939:GLY:C	2.53	0.46
1:F:228:LEU:HD22	1:F:278:ASP:HA	1.98	0.46
1:F:284:MET:HE2	1:F:294:VAL:HG13	1.98	0.46
1:F:496:HIS:CD2	1:F:497:HIS:HD2	2.33	0.46
1:F:838:VAL:HG13	1:F:839:PRO:CD	2.32	0.46
2:G:165:GLU:HB3	2:G:169:LYS:HZ2	1.79	0.46
2:G:179:TYR:HB3	2:G:181:ARG:HH12	1.81	0.46
2:G:272:SER:O	2:G:273:LEU:HD13	2.16	0.46
2:G:367:ILE:HD13	2:G:367:ILE:C	2.36	0.46
2:H:207:LEU:CD1	2:H:212:VAL:CG1	2.94	0.46
2:H:208:ALA:HA	2:H:212:VAL:HG13	1.98	0.46
2:H:257:ASN:HD22	2:H:364:ALA:CB	2.29	0.46
2:H:276:THR:HG22	2:H:277:VAL:N	2.31	0.46
2:H:290:LYS:CG	2:H:291:HIS:N	2.79	0.46
2:H:371:VAL:CG2	2:H:386:SER:CB	2.94	0.46
2:H:394:LEU:CD2	2:H:395:VAL:N	2.79	0.46
2:H:460:ALA:O	2:H:464:ILE:HD12	2.14	0.46
2:I:246:ARG:O	2:I:397:LYS:HE3	2.16	0.46

Continued on next page...

Continued from previous page...

Atom-1	Atom-2	Interatomic distance (Å)	Clash overlap (Å)
2:I:276:THR:HG22	2:I:277:VAL:N	2.31	0.46
2:J:54:PHE:CB	2:J:107:ASN:HB3	2.39	0.46
2:J:189:GLY:HA2	2:J:265:LEU:HB3	1.98	0.46
2:J:371:VAL:CG2	2:J:386:SER:CB	2.94	0.46
2:J:449:LEU:CG	2:J:451:VAL:HG12	2.46	0.46
2:J:80:ALA:HB3	2:J:127:ILE:HD11	1.96	0.46
2:K:28:PHE:N	2:K:28:PHE:CD1	2.84	0.46
2:K:416:LYS:CE	2:K:433:ASN:HB2	2.45	0.46
2:K:472:ALA:O	2:K:473:GLU:HB3	2.15	0.46
2:L:30:GLU:OE2	2:L:32:TYR:HB2	2.16	0.46
2:L:365:VAL:HG22	2:L:366:ARG:CG	2.40	0.46
2:L:394:LEU:CD2	2:L:395:VAL:N	2.79	0.46
1:A:863:LEU:HB3	1:A:1118:CYS:HB3	1.97	0.46
1:A:213:THR:O	1:A:214:ASN:ND2	2.43	0.46
1:A:281:PHE:CZ	1:A:335:MET:HG2	2.50	0.46
1:A:298:LEU:HD23	1:A:324:MET:CG	2.44	0.46
1:B:102:TYR:HA	1:B:136:ASN:OD1	2.16	0.46
4:B:2474:FMN:H1'2	4:B:2474:FMN:H9	1.57	0.46
1:B:700:ILE:O	1:B:703:GLY:N	2.49	0.46
1:C:1274:GLN:NE2	1:C:1293:ASN:HB3	2.30	0.46
1:C:214:ASN:O	1:C:1015:LYS:CE	2.53	0.46
1:C:357:ILE:HD11	1:C:400:LEU:HD21	1.98	0.46
1:C:661:VAL:O	1:C:661:VAL:CG1	2.61	0.46
1:C:452:GLN:NE2	1:C:764:THR:HG23	1.99	0.46
1:C:833:SER:OG	1:C:834:THR:N	2.49	0.46
1:C:850:ARG:O	1:C:853:PHE:HB2	2.16	0.46
1:D:728:ILE:CD1	1:D:1047:MET:CE	2.74	0.46
1:D:1219:ALA:HA	1:D:1229:MET:CE	2.45	0.46
1:D:102:TYR:HA	1:D:136:ASN:OD1	2.16	0.46
1:D:24:ALA:C	1:D:26:LYS:H	2.19	0.46
1:D:700:ILE:O	1:D:703:GLY:N	2.49	0.46
1:D:833:SER:OG	1:D:834:THR:N	2.48	0.46
1:E:1195:ASN:HD21	1:E:1197:ARG:CZ	2.29	0.46
1:E:260:MET:HA	1:E:263:LEU:HB2	1.98	0.46
1:E:357:ILE:HD11	1:E:400:LEU:HD21	1.98	0.46
1:E:509:PRO:HA	1:E:510:PRO:HD3	1.81	0.46
1:E:555:PHE:HD1	1:E:556:ARG:N	2.14	0.46
1:E:491:LYS:HZ1	1:E:785:GLY:HA3	1.81	0.46
1:E:953:ILE:O	1:E:956:LEU:HB2	2.15	0.46
1:F:1424:LEU:CD2	1:F:1428:ILE:HD11	2.46	0.46
1:F:1435:THR:HG23	1:F:1437:SER:HB2	1.98	0.46

Continued on next page...

Continued from previous page...

Atom-1	Atom-2	Interatomic distance (Å)	Clash overlap (Å)
1:F:375:ASP:OD2	1:F:377:THR:CB	2.61	0.46
1:F:447:LEU:CD1	1:F:447:LEU:C	2.84	0.46
1:F:558:MET:C	1:F:560:ASP:N	2.69	0.46
1:F:571:ALA:HB2	1:F:606:LEU:HD22	1.98	0.46
2:G:28:PHE:CD1	2:G:28:PHE:N	2.84	0.46
2:G:290:LYS:CG	2:G:291:HIS:N	2.79	0.46
2:G:394:LEU:CD2	2:G:395:VAL:N	2.79	0.46
2:H:203:ARG:NH2	2:H:203:ARG:HB3	2.31	0.46
2:H:28:PHE:CD1	2:H:28:PHE:N	2.84	0.46
2:H:71:LEU:HD21	2:H:76:ARG:CA	2.46	0.46
2:I:181:ARG:CD	2:I:187:VAL:CG1	2.94	0.46
2:I:228:GLU:O	2:I:231:ARG:HB3	2.16	0.46
2:I:449:LEU:CG	2:I:451:VAL:HG12	2.46	0.46
2:I:449:LEU:CD2	2:I:451:VAL:CG1	2.89	0.46
2:I:93:ILE:HD11	2:I:195:LEU:CD2	2.30	0.46
2:J:181:ARG:CD	2:J:187:VAL:CG1	2.94	0.46
2:J:208:ALA:HA	2:J:212:VAL:HG13	1.98	0.46
2:J:246:ARG:O	2:J:397:LYS:HE3	2.16	0.46
2:J:416:LYS:HZ2	2:J:433:ASN:HB2	1.79	0.46
2:K:331:GLN:OE1	2:K:332:ARG:HD3	2.15	0.46
2:K:375:THR:CG2	2:K:376:GLY:N	2.79	0.46
2:K:317:LYS:NZ	2:K:390:VAL:HG11	2.31	0.46
2:K:405:ASP:OD1	2:K:407:PRO:HG2	2.16	0.46
2:K:63:ASN:HD21	2:K:83:VAL:HG12	1.79	0.46
2:K:91:PRO:HD2	2:K:203:ARG:HH21	1.78	0.46
2:K:91:PRO:HD2	2:K:203:ARG:HH22	1.76	0.46
2:L:317:LYS:CE	2:L:345:ILE:CD1	2.94	0.46
2:L:394:LEU:CD2	2:L:396:ILE:CD1	2.94	0.46
2:L:246:ARG:O	2:L:397:LYS:HE3	2.16	0.46
2:L:81:TYR:CD1	2:L:131:ALA:CB	2.99	0.46
2:L:90:PHE:CE1	2:L:160:LEU:CB	2.99	0.46
1:A:1102:CYS:SG	1:A:1104:MET:N	2.89	0.45
1:A:1226:GLY:C	1:E:896:PRO:HB3	2.36	0.45
1:A:242:ASN:H	1:A:242:ASN:HD22	1.61	0.45
1:A:345:MET:CE	1:A:385:LEU:HB3	2.45	0.45
1:A:953:ILE:O	1:A:956:LEU:HB2	2.15	0.45
1:A:989:GLN:O	1:A:1245:ARG:HD3	2.16	0.45
1:B:1026:ASN:HB3	1:B:1043:LEU:N	2.32	0.45
1:B:1077:ARG:O	1:B:1079:ILE:N	2.48	0.45
1:B:1057:THR:HG22	1:B:1190:VAL:HG11	1.98	0.45
1:B:978:GLU:H	1:B:978:GLU:HG2	1.21	0.45

Continued on next page...

Continued from previous page...

Atom-1	Atom-2	Interatomic distance (Å)	Clash overlap (Å)
1:B:984:ILE:O	1:B:988:LYS:HG3	2.16	0.45
1:C:1244:THR:O	1:C:1245:ARG:C	2.51	0.45
1:C:1397:LEU:HD22	1:C:1453:LYS:HD2	1.98	0.45
1:C:351:ARG:HH12	1:C:978:GLU:CD	2.19	0.45
1:C:443:ASP:C	1:C:445:ALA:N	2.70	0.45
1:C:554:GLU:OE2	1:C:697:LYS:HE3	2.17	0.45
1:D:266:VAL:HG12	1:D:266:VAL:O	2.15	0.45
1:D:486:ALA:O	1:D:487:VAL:C	2.51	0.45
1:D:612:GLY:O	1:D:762:HIS:HE1	1.99	0.45
1:D:673:GLU:O	1:D:674:ALA:C	2.54	0.45
1:E:131:ILE:HG23	1:E:131:ILE:O	2.16	0.45
1:E:173:SER:HG	1:E:176:SER:H	1.62	0.45
1:E:676:ALA:O	1:E:677:GLU:C	2.50	0.45
1:E:746:ILE:CG2	1:E:747:SER:N	2.76	0.45
1:F:102:TYR:HA	1:F:136:ASN:OD1	2.16	0.45
1:F:235:ASN:HD22	1:F:235:ASN:C	2.18	0.45
1:F:381:GLU:CD	1:F:402:ARG:NH1	2.67	0.45
1:F:1438:ARG:CD	2:G:377:ARG:N	2.41	0.45
2:G:90:PHE:CE1	2:G:160:LEU:CB	2.99	0.45
2:H:197:LYS:HZ3	2:H:275:ASP:HB3	1.80	0.45
2:H:246:ARG:O	2:H:397:LYS:HE3	2.16	0.45
2:H:350:PRO:HG3	2:H:380:PRO:CA	2.47	0.45
2:H:375:THR:CG2	2:H:376:GLY:N	2.79	0.45
2:H:90:PHE:CE1	2:H:160:LEU:CB	2.99	0.45
2:I:141:THR:HB	2:I:142:PRO:CD	2.40	0.45
2:I:394:LEU:CD2	2:I:395:VAL:N	2.79	0.45
2:J:207:LEU:CD1	2:J:212:VAL:CG1	2.94	0.45
2:J:409:ALA:O	2:J:412:GLU:HB2	2.16	0.45
2:J:416:LYS:CE	2:J:433:ASN:HB2	2.45	0.45
2:J:449:LEU:CD2	2:J:452:TRP:CG	2.93	0.45
1:A:780:ARG:NH2	2:J:54:PHE:CD1	2.80	0.45
2:K:145:GLU:OE2	2:K:468:ALA:HB1	2.17	0.45
2:K:350:PRO:HB3	2:K:372:ALA:HB1	1.97	0.45
2:K:64:ASN:OD1	2:K:66:PRO:HD2	2.15	0.45
2:K:81:TYR:HD1	2:K:128:ASN:HA	1.81	0.45
2:K:90:PHE:O	2:K:93:ILE:HG23	2.16	0.45
2:L:109:VAL:O	2:L:112:GLN:HG2	2.09	0.45
2:L:203:ARG:NH2	2:L:203:ARG:HB3	2.31	0.45
2:L:230:ARG:CZ	2:L:434:MET:HE1	2.46	0.45
1:A:479:MET:HB3	1:A:1106:ARG:NH1	2.31	0.45
1:A:1349:ARG:CG	1:A:1349:ARG:NH1	2.75	0.45

Continued on next page...

Continued from previous page...

Atom-1	Atom-2	Interatomic distance (Å)	Clash overlap (Å)
1:A:545:LEU:HD23	1:A:545:LEU:HA	1.19	0.45
1:A:608:ASP:O	1:A:611:MET:N	2.44	0.45
1:A:857:GLY:N	1:A:883:ASP:HB3	2.31	0.45
1:B:1435:THR:HG23	1:B:1437:SER:HB2	1.98	0.45
1:B:147:ASP:O	1:B:151:ILE:HG13	2.15	0.45
1:A:81:ILE:HD13	1:B:216:PHE:CE1	2.50	0.45
1:B:447:LEU:HD11	1:B:451:GLN:CD	2.36	0.45
1:B:304:THR:HG21	1:B:518:ARG:HD2	1.98	0.45
1:B:831:LEU:HD13	1:B:1084:MET:HE3	1.98	0.45
1:C:1149:ILE:O	1:C:1149:ILE:HG22	2.12	0.45
1:C:1264:ILE:HG22	1:C:1284:ILE:HA	1.99	0.45
1:C:1416:GLU:OE1	1:C:1471:HIS:CD2	2.70	0.45
1:C:345:MET:CE	1:C:385:LEU:HB3	2.45	0.45
1:C:454:PHE:CD1	1:C:454:PHE:N	2.81	0.45
1:C:603:HIS:N	1:C:640:THR:CG2	2.79	0.45
1:D:1431:HIS:O	1:D:1432:VAL:C	2.54	0.45
1:D:696:TYR:CZ	1:D:700:ILE:HD11	2.52	0.45
1:D:885:GLY:C	1:D:887:GLY:N	2.68	0.45
1:D:918:THR:HG23	1:D:1256:MET:SD	2.56	0.45
1:E:1124:LEU:HA	1:E:1124:LEU:HD12	1.29	0.45
1:E:1201:LEU:N	1:E:1201:LEU:HD12	2.31	0.45
1:E:179:TYR:HD2	1:E:192:TYR:CD2	2.34	0.45
1:E:350:LEU:HA	1:E:350:LEU:HD23	1.56	0.45
1:E:353:MET:HE2	1:E:366:GLY:C	2.33	0.45
1:E:376:GLU:O	1:E:378:GLN:N	2.49	0.45
1:F:1026:ASN:HB3	1:F:1043:LEU:N	2.32	0.45
1:F:1114:PRO:HB2	1:F:1115:VAL:HG23	1.97	0.45
1:F:1219:ALA:HA	1:F:1229:MET:CE	2.45	0.45
1:F:186:GLU:H	1:F:186:GLU:HG3	1.05	0.45
1:F:235:ASN:HD22	1:F:236:THR:H	1.61	0.45
1:F:266:VAL:O	1:F:266:VAL:HG12	2.15	0.45
1:F:317:ILE:HG22	1:F:321:ASN:ND2	2.27	0.45
1:F:824:GLN:NE2	1:F:824:GLN:HA	2.30	0.45
1:F:885:GLY:C	1:F:887:GLY:N	2.68	0.45
2:G:317:LYS:CE	2:G:345:ILE:CD1	2.94	0.45
2:G:350:PRO:HG2	2:G:380:PRO:HA	1.98	0.45
2:H:141:THR:HB	2:H:142:PRO:CD	2.40	0.45
2:H:272:SER:O	2:H:273:LEU:HD13	2.16	0.45
2:H:317:LYS:NZ	2:H:390:VAL:HG11	2.31	0.45
2:H:324:ARG:HA	2:H:346:TRP:CZ2	2.46	0.45
2:H:350:PRO:HB3	2:H:372:ALA:HB1	1.97	0.45

Continued on next page...

Continued from previous page...

Atom-1	Atom-2	Interatomic distance (Å)	Clash overlap (Å)
2:H:419:ARG:C	2:H:419:ARG:HD3	2.37	0.45
2:I:362:VAL:O	2:I:362:VAL:HG12	2.15	0.45
2:J:317:LYS:CE	2:J:345:ILE:HG13	2.47	0.45
2:J:88:ASN:OD1	2:J:91:PRO:HA	2.16	0.45
2:K:145:GLU:O	2:K:145:GLU:HG2	2.12	0.45
2:K:272:SER:O	2:K:273:LEU:HD13	2.16	0.45
2:K:419:ARG:C	2:K:419:ARG:HD3	2.37	0.45
2:L:317:LYS:CE	2:L:345:ILE:HG13	2.47	0.45
2:L:362:VAL:HG12	2:L:362:VAL:O	2.15	0.45
2:L:317:LYS:NZ	2:L:390:VAL:HG11	2.31	0.45
2:L:423:LEU:H	2:L:423:LEU:CD2	2.25	0.45
1:A:778:PHE:HE2	1:A:1039:LYS:HD2	1.66	0.45
1:A:1044:PRO:HG2	1:A:1047:MET:HE3	1.97	0.45
1:A:1244:THR:O	1:A:1245:ARG:C	2.51	0.45
1:A:1394:VAL:HG11	1:A:1401:LEU:HD23	1.98	0.45
1:A:260:MET:HA	1:A:263:LEU:HB2	1.98	0.45
1:A:266:VAL:O	1:A:266:VAL:HG12	2.16	0.45
1:A:428:GLU:O	1:A:429:LEU:C	2.52	0.45
1:A:5:PHE:CE2	1:A:365:GLY:HA3	2.50	0.45
1:A:636:LEU:HD12	1:A:636:LEU:HA	1.61	0.45
1:A:974:ILE:O	1:A:974:ILE:HG22	2.16	0.45
1:B:1070:ASP:C	1:B:1070:ASP:OD1	2.55	0.45
1:B:1468:VAL:HG12	1:B:1469:PRO:O	2.17	0.45
1:B:24:ALA:C	1:B:26:LYS:H	2.19	0.45
1:B:426:LEU:HD23	1:B:543:LEU:HB3	1.93	0.45
1:C:985:TYR:CE1	1:C:1207:VAL:HG11	2.52	0.45
1:C:1236:ARG:C	1:C:1238:THR:H	2.17	0.45
1:C:536:ASP:OD1	1:C:538:THR:N	2.49	0.45
1:C:562:MET:CE	1:C:566:ALA:HB2	2.46	0.45
1:C:560:ASP:C	1:C:562:MET:N	2.70	0.45
1:C:787:ARG:NH1	1:C:821:PRO:HB2	2.24	0.45
1:D:1010:ALA:HB2	1:D:1052:VAL:HG22	1.97	0.45
1:D:790:TRP:CZ2	1:D:1074:LYS:HG2	2.51	0.45
1:D:1131:THR:HG22	1:D:1133:GLU:CA	2.46	0.45
1:D:443:ASP:O	1:D:444:LYS:C	2.54	0.45
1:D:487:VAL:HG13	1:D:498:PHE:HE2	1.81	0.45
1:D:501:GLN:OE1	1:D:710:LYS:NZ	2.43	0.45
1:D:572:THR:HG23	1:D:616:ALA:O	2.15	0.45
1:D:632:ILE:HD12	1:D:632:ILE:HG23	1.66	0.45
1:D:806:SER:OG	1:D:809:THR:CB	2.64	0.45
1:E:500:ARG:NH2	1:E:1041:ALA:O	2.48	0.45

Continued on next page...

Continued from previous page...

Atom-1	Atom-2	Interatomic distance (Å)	Clash overlap (Å)
1:E:197:ASP:OD1	1:E:199:ARG:N	2.38	0.45
1:E:359:THR:CG2	1:E:378:GLN:CA	2.95	0.45
1:E:459:GLU:O	1:E:463:LEU:CB	2.59	0.45
1:E:491:LYS:HZ2	1:E:785:GLY:HA3	1.80	0.45
1:F:1062:ARG:HH11	1:F:1062:ARG:HD3	1.40	0.45
1:F:1141:PHE:O	1:F:1142:LEU:C	2.54	0.45
1:F:1170:GLN:OE1	1:F:1183:LEU:HB2	2.16	0.45
1:F:495:LEU:HD12	1:F:495:LEU:HA	1.36	0.45
1:F:487:VAL:HG13	1:F:498:PHE:HE2	1.81	0.45
1:F:689:LEU:O	1:F:690:GLU:C	2.55	0.45
1:F:824:GLN:CA	1:F:824:GLN:NE2	2.78	0.45
1:F:984:ILE:O	1:F:988:LYS:HG3	2.16	0.45
2:G:207:LEU:CD1	2:G:212:VAL:CG1	2.94	0.45
2:G:362:VAL:O	2:G:362:VAL:HG12	2.15	0.45
2:G:409:ALA:O	2:G:412:GLU:HB2	2.16	0.45
2:G:472:ALA:O	2:G:473:GLU:HB3	2.15	0.45
1:B:782:ARG:CA	2:G:52:VAL:C	2.84	0.45
2:H:186:LEU:HD23	2:H:195:LEU:CD1	2.47	0.45
2:H:30:GLU:OE2	2:H:32:TYR:HB2	2.16	0.45
2:H:317:LYS:CE	2:H:345:ILE:HG13	2.47	0.45
2:H:350:PRO:HG2	2:H:380:PRO:HA	1.98	0.45
2:H:443:ILE:CD1	2:H:444:VAL:HG23	2.47	0.45
2:H:90:PHE:O	2:H:93:ILE:HG23	2.16	0.45
2:I:215:HIS:CD2	2:I:218:PHE:HD1	2.35	0.45
2:I:257:ASN:HD22	2:I:364:ALA:CB	2.29	0.45
2:I:430:LYS:HD2	2:I:459:ASP:OD1	2.17	0.45
2:I:240:THR:OG1	8:I:484:FAD:N7A	2.50	0.45
2:I:89:ASN:HD22	2:I:89:ASN:H	1.64	0.45
2:I:90:PHE:CE1	2:I:160:LEU:CB	3.00	0.45
2:J:169:LYS:HZ3	2:J:461:ALA:HB1	1.82	0.45
2:J:272:SER:O	2:J:273:LEU:HD13	2.16	0.45
2:J:145:GLU:OE2	2:J:468:ALA:HB1	2.17	0.45
2:J:71:LEU:HD21	2:J:76:ARG:CA	2.46	0.45
2:K:415:LEU:HD11	2:K:423:LEU:CB	2.47	0.45
2:K:88:ASN:OD1	2:K:91:PRO:HA	2.16	0.45
2:K:96:ARG:NH2	2:K:199:VAL:HG21	2.31	0.45
2:L:272:SER:O	2:L:273:LEU:HD13	2.16	0.45
2:L:367:ILE:HD13	2:L:367:ILE:C	2.36	0.45
2:L:88:ASN:OD1	2:L:91:PRO:HA	2.16	0.45
1:A:842:GLU:HG2	1:A:1156:ARG:HH11	1.80	0.45
1:A:1264:ILE:HG22	1:A:1284:ILE:HA	1.99	0.45

Continued on next page...

Continued from previous page...

Atom-1	Atom-2	Interatomic distance (Å)	Clash overlap (Å)
1:A:131:ILE:HG23	1:A:131:ILE:O	2.16	0.45
1:A:253:HIS:ND1	1:A:254:PRO:CG	2.71	0.45
1:A:316:LEU:O	1:A:317:ILE:C	2.53	0.45
1:A:357:ILE:HD11	1:A:400:LEU:HD21	1.98	0.45
1:A:52:GLN:NE2	1:A:71:LEU:HB2	2.27	0.45
1:A:59:VAL:HG12	1:A:60:LYS:N	2.32	0.45
1:A:985:TYR:CE1	1:A:1207:VAL:HG11	2.52	0.45
1:B:1016:ALA:O	1:B:1017:ASN:HB2	2.17	0.45
1:B:1058:LEU:HD23	1:B:1058:LEU:HA	1.63	0.45
1:B:290:THR:HG22	1:B:292:PRO:N	2.31	0.45
1:B:428:GLU:O	1:B:429:LEU:C	2.51	0.45
1:B:689:LEU:O	1:B:690:GLU:C	2.55	0.45
1:B:790:TRP:CZ2	1:B:1074:LYS:HG2	2.51	0.45
1:B:883:ASP:O	1:B:884:SER:C	2.55	0.45
1:C:657:VAL:HG12	1:C:658:LEU:N	2.30	0.45
1:C:56:LYS:HE2	1:C:67:PRO:O	2.17	0.45
1:C:582:LEU:CB	1:C:755:GLN:HE21	2.30	0.45
1:D:1026:ASN:HB3	1:D:1043:LEU:N	2.32	0.45
1:D:1061:LEU:O	1:D:1064:ARG:HB2	2.15	0.45
1:D:1057:THR:HG22	1:D:1190:VAL:HG11	1.98	0.45
1:D:228:LEU:HD22	1:D:278:ASP:HA	1.98	0.45
1:D:414:LYS:HB3	1:D:415:PRO:CD	2.47	0.45
1:D:417:ASP:HA	1:D:420:VAL:CG1	2.45	0.45
1:E:1005:GLY:O	1:E:1009:ILE:HD12	2.16	0.45
1:E:1084:MET:SD	1:E:1168:LEU:CD2	3.05	0.45
1:E:479:MET:HB3	1:E:1106:ARG:NH1	2.31	0.45
1:E:1264:ILE:HG22	1:E:1284:ILE:HA	1.98	0.45
1:E:203:ASP:OD1	1:E:203:ASP:N	2.45	0.45
1:E:313:HIS:CD2	1:E:313:HIS:N	2.83	0.45
1:E:351:ARG:HH12	1:E:978:GLU:CD	2.19	0.45
1:E:833:SER:OG	1:E:834:THR:N	2.49	0.45
1:F:1094:THR:O	1:F:1097:LEU:HB2	2.17	0.45
1:F:875:MET:CE	1:F:1139:PHE:HE2	2.25	0.45
1:F:918:THR:HG23	1:F:1256:MET:SD	2.56	0.45
1:F:582:LEU:O	1:F:585:ALA:HB3	2.17	0.45
1:F:631:LEU:HD22	1:F:631:LEU:HA	1.74	0.45
1:F:790:TRP:CZ2	1:F:1074:LYS:HG2	2.51	0.45
1:F:798:LEU:O	1:F:801:ALA:HB3	2.16	0.45
1:F:871:LEU:O	1:F:872:ASN:C	2.54	0.45
2:G:110:ILE:HB	2:G:115:HIS:HE1	1.81	0.45
1:F:1438:ARG:CZ	2:G:376:GLY:C	2.84	0.45

Continued on next page...

Continued from previous page...

Atom-1	Atom-2	Interatomic distance (Å)	Clash overlap (Å)
2:G:317:LYS:NZ	2:G:390:VAL:HG11	2.31	0.45
2:I:295:LEU:HD21	2:I:319:LEU:CD1	2.46	0.45
2:I:321:ARG:HH11	2:I:322:ARG:NH1	2.14	0.45
2:I:331:GLN:HA	2:I:334:VAL:HG21	1.97	0.45
2:I:406:LEU:N	2:I:407:PRO:HD2	2.32	0.45
2:I:90:PHE:O	2:I:93:ILE:HG23	2.16	0.45
2:J:28:PHE:CD1	2:J:28:PHE:N	2.84	0.45
2:J:367:ILE:C	2:J:367:ILE:HD13	2.36	0.45
2:J:394:LEU:CD2	2:J:396:ILE:CD1	2.94	0.45
2:J:415:LEU:HD11	2:J:423:LEU:CB	2.47	0.45
2:J:230:ARG:CZ	2:J:434:MET:HE1	2.46	0.45
2:K:207:LEU:CD1	2:K:212:VAL:CG1	2.94	0.45
2:K:215:HIS:CD2	2:K:218:PHE:HD1	2.35	0.45
2:K:295:LEU:HD21	2:K:319:LEU:CD1	2.46	0.45
2:K:449:LEU:CG	2:K:451:VAL:HG12	2.46	0.45
2:K:49:GLN:HE22	2:K:69:LEU:CB	2.28	0.45
2:L:169:LYS:HZ3	2:L:461:ALA:HB1	1.81	0.45
2:L:179:TYR:HB3	2:L:181:ARG:HH12	1.81	0.45
2:L:186:LEU:HD23	2:L:195:LEU:CD1	2.47	0.45
2:L:230:ARG:CZ	2:L:434:MET:CE	2.95	0.45
2:L:418:THR:CA	2:L:424:LEU:CD2	2.95	0.45
2:L:430:LYS:HD2	2:L:459:ASP:OD1	2.17	0.45
1:A:1084:MET:SD	1:A:1168:LEU:CD2	3.05	0.45
1:A:387:PRO:HD2	1:A:1344:GLU:OE2	2.14	0.45
1:A:353:MET:HE2	1:A:366:GLY:C	2.32	0.45
1:B:629:THR:O	1:B:632:ILE:HB	2.15	0.45
1:B:731:SER:HA	1:B:747:SER:HB2	1.99	0.45
1:C:1045:TRP:O	1:C:1046:GLU:C	2.54	0.45
1:C:833:SER:HB3	1:C:1153:LEU:HD22	1.98	0.45
1:C:1315:LEU:HB3	1:C:1320:ASN:ND2	2.31	0.45
1:C:179:TYR:HD2	1:C:192:TYR:CD2	2.34	0.45
1:C:357:ILE:HD11	1:C:400:LEU:CD2	2.47	0.45
1:C:376:GLU:O	1:C:378:GLN:N	2.49	0.45
1:C:940:GLU:O	1:C:969:PRO:HA	2.15	0.45
1:D:1212:ASP:OD1	1:D:1243:GLY:N	2.34	0.45
1:D:1432:VAL:HG12	1:D:1433:THR:N	2.31	0.45
1:D:1435:THR:HG23	1:D:1437:SER:HB2	1.98	0.45
1:D:227:MET:HE3	1:D:282:GLU:CA	2.28	0.45
1:D:375:ASP:OD2	1:D:377:THR:CB	2.61	0.45
1:D:312:ASN:HB2	1:D:411:ALA:CB	2.46	0.45
1:D:413:LEU:O	1:D:414:LYS:HD2	2.16	0.45

Continued on next page...

Continued from previous page...

Atom-1	Atom-2	Interatomic distance (Å)	Clash overlap (Å)
1:D:670:LEU:HA	1:D:670:LEU:HD23	1.48	0.45
1:D:831:LEU:HD13	1:D:1084:MET:HE3	1.97	0.45
1:D:883:ASP:O	1:D:884:SER:C	2.55	0.45
1:E:1102:CYS:SG	1:E:1104:MET:N	2.89	0.45
1:E:1435:THR:HG23	1:E:1437:SER:CB	2.47	0.45
1:E:295:LYS:CD	1:E:295:LYS:C	2.83	0.45
1:E:559:ARG:NH1	1:E:568:GLU:OE2	2.48	0.45
1:E:608:ASP:O	1:E:611:MET:N	2.44	0.45
1:E:57:ASP:O	1:E:60:LYS:HB2	2.15	0.45
1:E:673:GLU:O	1:E:674:ALA:C	2.53	0.45
1:E:974:ILE:HG22	1:E:974:ILE:O	2.16	0.45
1:E:979:ASP:O	1:E:980:LEU:C	2.55	0.45
1:F:125:ARG:HG3	1:F:219:TRP:CZ2	2.51	0.45
1:F:304:THR:HG21	1:F:518:ARG:HD2	1.99	0.45
1:F:355:TYR:HD1	1:F:355:TYR:C	2.20	0.45
1:F:414:LYS:HB3	1:F:415:PRO:CD	2.47	0.45
1:F:621:ILE:HG12	1:F:657:VAL:HG11	1.97	0.45
1:F:743:VAL:HG12	1:F:744:SER:N	2.30	0.45
2:G:418:THR:CA	2:G:424:LEU:CD2	2.95	0.45
2:G:423:LEU:CD2	2:G:423:LEU:N	2.80	0.45
2:G:423:LEU:CD2	2:G:423:LEU:H	2.25	0.45
2:H:145:GLU:OE2	2:H:468:ALA:HB1	2.17	0.45
2:H:449:LEU:CG	2:H:451:VAL:HG12	2.46	0.45
2:I:110:ILE:HB	2:I:115:HIS:HE1	1.81	0.45
2:I:81:TYR:CD1	2:I:131:ALA:CB	2.99	0.45
2:I:317:LYS:NZ	2:I:390:VAL:HG11	2.31	0.45
2:I:63:ASN:HD21	2:I:83:VAL:HG12	1.79	0.45
2:I:91:PRO:HD2	2:I:203:ARG:HH21	1.78	0.45
2:J:430:LYS:HD2	2:J:459:ASP:OD1	2.17	0.45
2:J:443:ILE:CD1	2:J:444:VAL:HG23	2.47	0.45
1:A:782:ARG:CB	2:J:52:VAL:HA	2.26	0.45
2:J:90:PHE:O	2:J:93:ILE:HG23	2.16	0.45
2:K:30:GLU:OE2	2:K:32:TYR:HB2	2.16	0.45
2:K:429:THR:CG2	2:K:431:MET:HE2	2.46	0.45
2:K:443:ILE:CD1	2:K:444:VAL:HG23	2.47	0.45
2:L:110:ILE:HB	2:L:115:HIS:HE1	1.81	0.45
2:L:322:ARG:CD	2:L:349:ALA:CB	2.94	0.45
2:L:443:ILE:CD1	2:L:444:VAL:HG23	2.47	0.45
2:L:240:THR:OG1	8:L:484:FAD:N7A	2.50	0.45
1:A:110:VAL:HG12	1:A:111:PRO:O	2.17	0.45
1:A:250:ARG:NH2	1:A:639:PHE:CE1	2.79	0.45

Continued on next page...

Continued from previous page...

Atom-1	Atom-2	Interatomic distance (Å)	Clash overlap (Å)
1:A:30:HIS:N	1:A:30:HIS:CD2	2.85	0.45
1:A:52:GLN:O	1:A:56:LYS:HB2	2.16	0.45
1:A:636:LEU:C	1:A:638:THR:N	2.68	0.45
1:B:1094:THR:O	1:B:1097:LEU:HB2	2.17	0.45
1:B:1420:TYR:C	1:B:1422:SER:N	2.69	0.45
1:B:1431:HIS:O	1:B:1432:VAL:C	2.54	0.45
1:B:1432:VAL:HG12	1:B:1433:THR:N	2.31	0.45
1:B:414:LYS:HB3	1:B:415:PRO:CD	2.47	0.45
1:B:643:ASN:HB3	1:B:665:THR:HG22	1.98	0.45
1:B:798:LEU:O	1:B:801:ALA:HB3	2.16	0.45
1:B:85:ALA:O	1:B:86:GLN:C	2.53	0.45
1:C:216:PHE:HA	1:C:217:PRO:HD3	1.73	0.45
1:C:295:LYS:HE2	1:C:299:VAL:HG11	1.98	0.45
1:C:295:LYS:HZ1	1:C:299:VAL:HG12	1.76	0.45
1:C:316:LEU:HD12	1:C:316:LEU:C	2.36	0.45
1:C:673:GLU:O	1:C:674:ALA:C	2.53	0.45
1:C:704:LEU:C	1:C:706:LYS:H	2.20	0.45
1:D:1075:THR:HG22	1:D:1076:GLY:N	2.31	0.45
1:D:1201:LEU:N	1:D:1201:LEU:HD22	2.32	0.45
1:D:1424:LEU:CD2	1:D:1428:ILE:HD11	2.46	0.45
1:D:582:LEU:O	1:D:585:ALA:HB3	2.17	0.45
1:D:787:ARG:H	1:D:787:ARG:HG3	1.23	0.45
1:E:992:PRO:HA	1:E:1204:ARG:NH2	2.32	0.45
1:E:449:ARG:HD3	1:E:765:ALA:O	2.17	0.45
1:E:531:ASN:C	1:E:533:LEU:H	2.18	0.45
1:E:687:MET:HA	1:E:688:PRO:HD3	1.83	0.45
1:F:230:HIS:HE1	1:F:234:ILE:HG13	1.82	0.45
1:F:413:LEU:O	1:F:414:LYS:HD2	2.16	0.45
1:F:787:ARG:O	1:F:788:HIS:ND1	2.49	0.45
2:G:81:TYR:CD1	2:G:131:ALA:CB	2.99	0.45
2:G:186:LEU:HD23	2:G:195:LEU:CD1	2.47	0.45
2:G:230:ARG:CZ	2:G:434:MET:CE	2.95	0.45
2:G:30:GLU:OE2	2:G:32:TYR:HB2	2.16	0.45
2:G:367:ILE:HD12	2:G:369:LEU:HD11	1.93	0.45
1:B:1438:ARG:CD	2:H:377:ARG:N	2.41	0.45
2:H:447:ALA:HB1	2:H:452:TRP:CD2	2.50	0.45
2:I:317:LYS:CE	2:I:345:ILE:HG13	2.47	0.45
2:J:249:LYS:CD	2:J:258:ILE:HD13	2.47	0.45
2:J:266:THR:HG23	2:J:270:LYS:HZ2	1.81	0.45
2:J:276:THR:HG22	2:J:277:VAL:N	2.31	0.45
2:J:447:ALA:HB1	2:J:452:TRP:CD2	2.50	0.45

Continued on next page...

Continued from previous page...

Atom-1	Atom-2	Interatomic distance (Å)	Clash overlap (Å)
2:J:161:ALA:CB	2:J:454:ILE:HG12	2.40	0.45
2:J:89:ASN:HD22	2:J:89:ASN:H	1.64	0.45
2:K:230:ARG:CZ	2:K:434:MET:CE	2.95	0.45
2:K:321:ARG:HH11	2:K:322:ARG:NH1	2.14	0.45
2:K:350:PRO:HG2	2:K:380:PRO:HA	1.98	0.45
2:K:409:ALA:O	2:K:412:GLU:HB2	2.16	0.45
2:K:423:LEU:N	2:K:423:LEU:CD2	2.80	0.45
2:L:257:ASN:HD22	2:L:364:ALA:CB	2.29	0.45
1:A:103:TYR:HD2	1:A:105:TYR:CE1	2.35	0.45
1:A:1170:GLN:O	1:A:1170:GLN:HG2	2.16	0.45
1:A:184:LEU:HB3	1:A:186:GLU:HG3	1.99	0.45
1:A:572:THR:HG21	1:A:615:ARG:HE	1.82	0.45
1:B:1236:ARG:C	1:B:1238:THR:N	2.70	0.45
1:B:12:LYS:HA	1:B:13:PRO:HD3	1.75	0.45
1:B:1417:VAL:CG1	1:B:1419:HIS:H	2.28	0.45
1:B:757:LYS:O	1:B:758:VAL:C	2.53	0.45
1:C:1052:VAL:O	1:C:1053:HIS:C	2.51	0.45
1:C:479:MET:HB3	1:C:1106:ARG:NH1	2.31	0.45
1:C:1084:MET:SD	1:C:1168:LEU:CD2	3.05	0.45
1:C:1415:ILE:HG21	1:C:1421:GLU:CB	2.44	0.45
1:C:184:LEU:HB3	1:C:186:GLU:HG3	1.99	0.45
1:C:248:GLU:OE2	1:C:266:VAL:N	2.44	0.45
1:C:253:HIS:CD2	1:C:254:PRO:HD2	2.40	0.45
1:C:495:LEU:HD12	1:C:495:LEU:HA	1.53	0.45
1:D:1068:ARG:NH2	1:D:1089:GLU:OE1	2.46	0.45
1:D:559:ARG:NE	1:D:559:ARG:O	2.46	0.45
1:D:629:THR:O	1:D:632:ILE:HB	2.15	0.45
1:D:689:LEU:O	1:D:690:GLU:C	2.55	0.45
1:D:826:ARG:CG	1:D:826:ARG:NH1	2.67	0.45
1:D:991:ASN:HA	1:D:992:PRO:HD2	1.83	0.45
1:E:1170:GLN:O	1:E:1170:GLN:HG2	2.16	0.45
1:E:1401:LEU:N	1:E:1402:PRO:CD	2.79	0.45
1:E:565:THR:HG22	1:E:565:THR:O	2.15	0.45
1:F:1080:VAL:O	1:F:1081:ILE:C	2.54	0.45
1:F:1432:VAL:HG12	1:F:1433:THR:N	2.31	0.45
1:F:447:LEU:HD11	1:F:451:GLN:CD	2.36	0.45
1:F:702:ASP:O	1:F:703:GLY:C	2.55	0.45
1:F:934:GLN:HE21	1:F:934:GLN:HB2	1.58	0.45
2:G:81:TYR:HD1	2:G:128:ASN:HA	1.81	0.45
2:G:269:ASN:HD22	2:G:273:LEU:CD2	2.30	0.45
2:G:295:LEU:HD21	2:G:319:LEU:CD1	2.46	0.45

Continued on next page...

Continued from previous page...

Atom-1	Atom-2	Interatomic distance (Å)	Clash overlap (Å)
2:G:406:LEU:N	2:G:407:PRO:HD2	2.32	0.45
2:G:443:ILE:CD1	2:G:444:VAL:HG23	2.47	0.45
2:G:449:LEU:CG	2:G:451:VAL:HG12	2.46	0.45
2:G:88:ASN:OD1	2:G:91:PRO:HA	2.16	0.45
2:H:249:LYS:CD	2:H:258:ILE:HD13	2.47	0.45
2:H:266:THR:HG23	2:H:270:LYS:HZ2	1.81	0.45
2:H:295:LEU:HD21	2:H:319:LEU:CD1	2.46	0.45
2:H:409:ALA:O	2:H:412:GLU:HB2	2.16	0.45
2:I:269:ASN:HD22	2:I:273:LEU:CD2	2.30	0.45
2:J:321:ARG:HH11	2:J:322:ARG:NH1	2.14	0.45
2:J:449:LEU:CD2	2:J:451:VAL:CG1	2.89	0.45
2:K:81:TYR:CD1	2:K:131:ALA:CB	2.99	0.45
2:K:317:LYS:CE	2:K:345:ILE:HG13	2.47	0.45
2:K:371:VAL:CG2	2:K:386:SER:CB	2.94	0.45
2:K:71:LEU:HD21	2:K:76:ARG:C	2.37	0.45
2:K:71:LEU:HD21	2:K:76:ARG:CA	2.46	0.45
2:K:90:PHE:CE1	2:K:160:LEU:CB	3.00	0.45
2:L:350:PRO:HG2	2:L:374:ALA:HA	1.99	0.45
2:L:350:PRO:HG3	2:L:380:PRO:HA	1.98	0.45
2:L:449:LEU:CG	2:L:451:VAL:HG12	2.46	0.45
1:A:1131:THR:HG22	1:A:1133:GLU:H	1.81	0.45
1:A:1141:PHE:O	1:A:1142:LEU:C	2.55	0.45
1:A:1415:ILE:HG21	1:A:1421:GLU:CB	2.44	0.45
1:A:1438:ARG:O	1:A:1441:ALA:N	2.49	0.45
1:A:244:MET:HB2	1:A:244:MET:HE3	1.50	0.45
1:A:500:ARG:NH2	1:A:1041:ALA:O	2.48	0.45
1:B:1075:THR:HG22	1:B:1076:GLY:N	2.31	0.45
1:B:875:MET:HE2	1:B:1139:PHE:CE2	2.48	0.45
1:B:1170:GLN:OE1	1:B:1183:LEU:HB2	2.17	0.45
1:B:1329:TYR:HD1	1:B:1348:VAL:HG13	1.82	0.45
1:B:1366:GLU:CG	1:B:1367:TYR:CE2	3.00	0.45
1:B:416:TRP:O	1:B:419:TRP:HB2	2.16	0.45
1:B:561:TYR:C	1:B:561:TYR:CD1	2.90	0.45
1:C:1170:GLN:O	1:C:1170:GLN:HG2	2.16	0.45
1:C:353:MET:CE	1:C:366:GLY:C	2.82	0.45
1:C:370:GLY:CA	1:C:1237:ASN:HB3	2.45	0.45
1:C:417:ASP:O	1:C:418:LYS:C	2.52	0.45
1:C:636:LEU:C	1:C:638:THR:N	2.68	0.45
1:C:974:ILE:HG22	1:C:974:ILE:O	2.16	0.45
1:D:1094:THR:O	1:D:1097:LEU:HB2	2.17	0.45
1:D:1114:PRO:HB2	1:D:1115:VAL:HG23	1.97	0.45

Continued on next page...

Continued from previous page...

Atom-1	Atom-2	Interatomic distance (Å)	Clash overlap (Å)
1:D:1219:ALA:HA	1:D:1229:MET:HE1	1.98	0.45
1:D:1452:THR:CG2	1:D:1452:THR:O	2.64	0.45
1:D:284:MET:HE2	1:D:294:VAL:HG13	1.99	0.45
1:D:447:LEU:HD11	1:D:451:GLN:CD	2.36	0.45
1:D:787:ARG:O	1:D:788:HIS:ND1	2.49	0.45
1:E:937:LYS:CE	1:E:1033:SER:HB2	2.41	0.45
1:E:428:GLU:O	1:E:429:LEU:C	2.52	0.45
1:E:56:LYS:HE2	1:E:67:PRO:O	2.17	0.45
1:E:784:SER:HB3	1:E:785:GLY:H	1.66	0.45
1:F:1201:LEU:N	1:F:1201:LEU:HD22	2.32	0.45
1:F:1452:THR:O	1:F:1452:THR:CG2	2.64	0.45
1:F:359:THR:HG23	1:F:378:GLN:O	2.16	0.45
1:F:595:ASP:O	1:F:596:ALA:C	2.51	0.45
1:F:696:TYR:CZ	1:F:700:ILE:HD11	2.52	0.45
1:F:701:ASP:C	1:F:703:GLY:N	2.69	0.45
1:F:777:GLY:CA	2:I:52:VAL:HG11	2.37	0.45
1:F:883:ASP:O	1:F:884:SER:C	2.55	0.45
2:G:271:VAL:CG1	2:G:281:GLU:CG	2.95	0.45
2:G:317:LYS:CE	2:G:345:ILE:HG13	2.47	0.45
2:G:350:PRO:HG3	2:G:380:PRO:CA	2.47	0.45
2:G:394:LEU:CD2	2:G:396:ILE:CD1	2.94	0.45
2:G:424:LEU:HA	2:G:424:LEU:HD13	1.75	0.45
2:G:430:LYS:HD2	2:G:459:ASP:OD1	2.17	0.45
2:G:447:ALA:HB1	2:G:452:TRP:CD2	2.50	0.45
2:H:191:PRO:HB2	2:H:193:PHE:CE2	2.52	0.45
2:H:383:ILE:C	2:H:383:ILE:HD13	2.37	0.45
2:H:415:LEU:HD22	2:H:415:LEU:C	2.37	0.45
2:H:480:ALA:O	2:H:481:GLU:HB3	2.15	0.45
2:I:179:TYR:HB3	2:I:181:ARG:HH12	1.81	0.45
2:I:102:ARG:HG3	2:I:330:SER:OG	2.17	0.45
2:I:409:ALA:O	2:I:412:GLU:HB2	2.16	0.45
2:I:415:LEU:C	2:I:415:LEU:HD22	2.37	0.45
2:J:148:LEU:HB3	2:J:234:VAL:HG23	1.98	0.45
2:J:269:ASN:HD22	2:J:273:LEU:CD2	2.30	0.45
2:J:383:ILE:HD13	2:J:383:ILE:C	2.37	0.45
2:J:90:PHE:CE1	2:J:160:LEU:CB	2.99	0.45
2:J:93:ILE:HD11	2:J:195:LEU:CD2	2.30	0.45
2:L:321:ARG:HH11	2:L:322:ARG:NH1	2.14	0.45
2:L:430:LYS:CE	2:L:456:ASP:HB3	2.43	0.45
1:E:780:ARG:CB	2:L:51:GLY:O	2.64	0.45
2:L:51:GLY:O	2:L:52:VAL:HG23	2.16	0.45

Continued on next page...

Continued from previous page...

Atom-1	Atom-2	Interatomic distance (Å)	Clash overlap (Å)
1:A:1432:VAL:O	1:A:1433:THR:C	2.53	0.45
1:A:443:ASP:C	1:A:445:ALA:N	2.70	0.45
1:A:531:ASN:C	1:A:533:LEU:H	2.18	0.45
1:A:833:SER:OG	1:A:834:THR:N	2.49	0.45
1:B:1080:VAL:O	1:B:1081:ILE:C	2.54	0.45
1:B:802:VAL:CG2	1:B:1137:ASN:HB2	2.46	0.45
1:C:1084:MET:SD	1:C:1168:LEU:HD21	2.57	0.45
1:C:131:ILE:O	1:C:131:ILE:HG23	2.16	0.45
1:C:1394:VAL:HG11	1:C:1401:LEU:HD23	1.98	0.45
1:C:1445:ASN:HB2	2:J:373:ASP:OD2	2.17	0.45
1:C:521:SER:C	1:C:522:LEU:HD23	2.38	0.45
1:C:608:ASP:O	1:C:611:MET:N	2.44	0.45
1:C:782:ARG:C	1:C:784:SER:N	2.70	0.45
1:C:897:ASP:OD1	1:C:899:ASN:N	2.50	0.45
1:D:1080:VAL:O	1:D:1081:ILE:C	2.54	0.45
1:D:1400:SER:O	1:D:1401:LEU:C	2.56	0.45
1:D:1420:TYR:C	1:D:1422:SER:N	2.69	0.45
1:D:528:ASN:O	1:D:529:LEU:HD23	2.17	0.45
1:D:558:MET:C	1:D:560:ASP:N	2.69	0.45
1:D:571:ALA:HB2	1:D:606:LEU:HD22	1.98	0.45
1:D:782:ARG:CA	2:H:52:VAL:C	2.84	0.45
1:E:852:ARG:NH1	1:E:1088:GLU:O	2.50	0.45
1:E:1366:GLU:HG2	1:E:1367:TYR:CE2	2.47	0.45
1:E:317:ILE:C	1:E:321:ASN:HD22	2.18	0.45
1:E:360:ASP:N	1:E:360:ASP:OD1	2.49	0.45
1:E:442:MET:HE3	1:E:447:LEU:N	2.32	0.45
1:F:1468:VAL:HG12	1:F:1469:PRO:O	2.17	0.45
1:F:700:ILE:O	1:F:703:GLY:N	2.49	0.45
1:F:787:ARG:H	1:F:787:ARG:HG3	1.23	0.45
1:F:848:ALA:O	1:F:849:ILE:C	2.54	0.45
1:F:85:ALA:O	1:F:86:GLN:C	2.53	0.45
1:F:878:ILE:HD13	1:F:878:ILE:HG21	1.66	0.45
1:F:991:ASN:HA	1:F:992:PRO:HD2	1.83	0.45
2:G:145:GLU:OE2	2:G:468:ALA:HB1	2.17	0.45
2:G:331:GLN:HA	2:G:334:VAL:HG21	1.98	0.45
2:H:230:ARG:CZ	2:H:434:MET:HE1	2.46	0.45
2:H:305:VAL:HG22	2:H:316:VAL:CG1	2.47	0.45
2:H:367:ILE:C	2:H:367:ILE:HD13	2.36	0.45
2:H:406:LEU:N	2:H:407:PRO:HD2	2.32	0.45
2:H:426:ASP:O	2:H:430:LYS:HA	2.17	0.45
2:H:71:LEU:HD21	2:H:76:ARG:C	2.37	0.45

Continued on next page...

Continued from previous page...

Atom-1	Atom-2	Interatomic distance (Å)	Clash overlap (Å)
2:I:77:LEU:CA	2:I:127:ILE:CD1	2.93	0.45
2:I:186:LEU:HD23	2:I:195:LEU:CD1	2.47	0.45
2:I:191:PRO:HB2	2:I:193:PHE:CE2	2.52	0.45
2:I:153:ILE:CG1	2:I:220:VAL:CG1	2.95	0.45
2:I:249:LYS:CD	2:I:258:ILE:HD13	2.47	0.45
2:I:34:ARG:HG3	2:I:125:LYS:CE	2.46	0.45
2:I:365:VAL:HG22	2:I:366:ARG:CG	2.40	0.45
2:I:415:LEU:HD11	2:I:423:LEU:CB	2.47	0.45
2:J:203:ARG:HB3	2:J:203:ARG:NH2	2.31	0.45
2:J:350:PRO:HG2	2:J:374:ALA:HA	1.99	0.45
2:J:350:PRO:HG3	2:J:380:PRO:HA	1.98	0.45
2:J:71:LEU:HD21	2:J:76:ARG:C	2.37	0.45
2:J:81:TYR:CD1	2:J:131:ALA:CB	2.99	0.45
2:K:191:PRO:HB2	2:K:193:PHE:CE2	2.52	0.45
1:C:780:ARG:CB	2:K:51:GLY:O	2.64	0.45
2:L:96:ARG:HE	2:L:199:VAL:HG21	1.82	0.45
2:L:276:THR:HG22	2:L:277:VAL:N	2.31	0.45
2:L:297:GLY:O	2:L:327:MET:HE3	2.17	0.45
2:L:351:GLU:CB	2:L:353:PHE:HB3	2.47	0.45
2:L:406:LEU:N	2:L:407:PRO:HD2	2.32	0.45
2:L:419:ARG:HD3	2:L:419:ARG:C	2.37	0.45
2:L:423:LEU:N	2:L:423:LEU:CD2	2.80	0.45
1:A:1005:GLY:O	1:A:1009:ILE:HD12	2.16	0.45
1:A:1289:MET:HE2	1:A:1289:MET:H	1.78	0.45
1:A:1395:TYR:HE1	1:A:1397:LEU:HG	1.82	0.45
1:A:521:SER:C	1:A:522:LEU:HD23	2.38	0.45
1:A:660:GLY:HA2	1:A:721:GLY:N	2.32	0.45
1:B:1164:ARG:HB3	1:B:1167:LEU:CD1	2.47	0.45
1:B:1204:ARG:O	1:B:1205:ASN:C	2.51	0.45
1:B:1420:TYR:OH	1:B:1466:LEU:CD2	2.65	0.45
1:B:286:ARG:HD3	1:B:286:ARG:HA	1.55	0.45
1:B:571:ALA:HB2	1:B:606:LEU:HD22	1.98	0.45
1:B:582:LEU:O	1:B:585:ALA:HB3	2.17	0.45
1:B:671:ALA:O	1:B:675:ILE:HD12	2.17	0.45
1:C:103:TYR:HD2	1:C:105:TYR:CE1	2.35	0.45
1:C:852:ARG:NH1	1:C:1088:GLU:O	2.50	0.45
1:C:992:PRO:HA	1:C:1204:ARG:NH2	2.32	0.45
1:C:369:THR:C	1:C:371:MET:H	2.20	0.45
1:C:251:MET:HB2	1:C:533:LEU:CD1	2.43	0.45
1:C:555:PHE:HD1	1:C:556:ARG:N	2.15	0.45
1:C:588:ARG:HH11	1:C:588:ARG:HD3	1.59	0.45

Continued on next page...

Continued from previous page...

Atom-1	Atom-2	Interatomic distance (Å)	Clash overlap (Å)
1:C:938:PRO:O	1:C:939:GLY:C	2.53	0.45
1:C:969:PRO:CD	1:C:970:PRO:HD2	2.46	0.45
1:D:1366:GLU:CG	1:D:1367:TYR:CE2	3.00	0.45
1:D:1440:ALA:O	1:D:1441:ALA:C	2.53	0.45
1:E:103:TYR:HD2	1:E:105:TYR:CE1	2.35	0.45
1:E:1139:PHE:N	1:E:1139:PHE:HD1	2.16	0.45
1:E:1159:ASN:O	1:E:1161:VAL:N	2.50	0.45
1:E:1395:TYR:HE1	1:E:1397:LEU:HG	1.82	0.45
1:E:142:GLU:N	1:E:142:GLU:CD	2.58	0.45
1:E:184:LEU:HB3	1:E:186:GLU:HG3	1.99	0.45
1:E:6:ILE:HD13	1:E:20:LYS:HB2	1.99	0.45
1:E:634:SER:O	1:E:635:ASN:HB2	2.16	0.45
1:E:704:LEU:C	1:E:706:LYS:H	2.20	0.45
1:E:98:LEU:HA	1:E:98:LEU:HD23	1.82	0.45
1:F:1076:GLY:N	1:F:1145:GLU:OE2	2.49	0.45
1:F:1376:LEU:HA	1:F:1376:LEU:HD23	1.63	0.45
1:F:1400:SER:O	1:F:1401:LEU:C	2.56	0.45
2:G:230:ARG:CZ	2:G:434:MET:HE1	2.46	0.45
2:G:350:PRO:HG3	2:G:380:PRO:HA	1.98	0.45
2:G:419:ARG:C	2:G:419:ARG:HD3	2.37	0.45
2:H:317:LYS:CE	2:H:345:ILE:CD1	2.94	0.45
2:I:443:ILE:CD1	2:I:444:VAL:HG23	2.47	0.45
1:F:777:GLY:C	2:I:52:VAL:CG1	2.83	0.45
2:I:71:LEU:HD21	2:I:76:ARG:CA	2.46	0.45
2:J:292:VAL:HG22	2:J:394:LEU:CD1	2.30	0.45
2:J:415:LEU:C	2:J:415:LEU:HD22	2.37	0.45
2:J:430:LYS:CE	2:J:456:ASP:HB3	2.43	0.45
2:K:34:ARG:HG3	2:K:125:LYS:CE	2.46	0.45
2:K:51:GLY:O	2:K:52:VAL:HG23	2.16	0.45
2:K:53:PRO:HD2	2:K:56:GLN:HE21	1.82	0.45
2:L:295:LEU:HD21	2:L:319:LEU:CD1	2.46	0.45
2:L:383:ILE:C	2:L:383:ILE:HD13	2.37	0.45
2:L:409:ALA:O	2:L:412:GLU:HB2	2.16	0.45
2:L:415:LEU:HD11	2:L:423:LEU:CB	2.47	0.45
2:L:458:ARG:NH2	2:L:458:ARG:HB3	2.32	0.45
2:L:71:LEU:HD21	2:L:76:ARG:CA	2.46	0.45
1:A:1159:ASN:O	1:A:1161:VAL:N	2.51	0.44
1:A:291:ALA:CB	1:A:292:PRO:HD3	2.31	0.44
1:A:293:MET:HB3	1:A:293:MET:HE3	1.93	0.44
1:A:555:PHE:HD1	1:A:556:ARG:N	2.14	0.44
1:A:565:THR:HG22	1:A:603:HIS:HD2	1.83	0.44

Continued on next page...

Continued from previous page...

Atom-1	Atom-2	Interatomic distance (Å)	Clash overlap (Å)
1:A:780:ARG:HH21	2:J:54:PHE:HD1	1.60	0.44
1:A:819:LYS:HD3	1:A:819:LYS:HA	1.73	0.44
1:A:896:PRO:HG3	1:C:1225:GLU:CB	2.45	0.44
1:B:1068:ARG:HA	1:B:1089:GLU:O	2.17	0.44
1:B:1452:THR:O	1:B:1452:THR:CG2	2.64	0.44
1:B:186:GLU:H	1:B:186:GLU:HG3	1.05	0.44
1:B:359:THR:HG23	1:B:378:GLN:O	2.16	0.44
1:B:443:ASP:O	1:B:444:LYS:C	2.54	0.44
1:B:513:SER:CB	1:B:520:MET:HE1	2.29	0.44
1:B:589:ILE:O	1:B:593:THR:OG1	2.28	0.44
1:B:806:SER:OG	1:B:809:THR:CB	2.64	0.44
1:B:869:GLY:O	1:B:870:THR:C	2.52	0.44
1:B:957:ARG:HD2	1:B:965:LEU:CD1	2.47	0.44
1:C:292:PRO:O	1:C:293:MET:C	2.55	0.44
1:C:353:MET:HE2	1:C:366:GLY:C	2.31	0.44
1:C:359:THR:CG2	1:C:378:GLN:CA	2.95	0.44
1:C:575:VAL:HG13	1:C:759:LEU:CD2	2.48	0.44
1:C:6:ILE:HD13	1:C:20:LYS:HB2	1.99	0.44
1:C:510:PRO:CD	1:C:970:PRO:HB3	2.37	0.44
1:D:1068:ARG:HA	1:D:1089:GLU:O	2.17	0.44
1:D:1124:LEU:HD12	1:D:1124:LEU:HA	1.30	0.44
1:D:1374:VAL:HG12	1:D:1375:ILE:N	2.32	0.44
1:D:1468:VAL:HG12	1:D:1469:PRO:O	2.17	0.44
1:D:957:ARG:NH2	5:D:2475:AKG:O4	2.40	0.44
1:D:30:HIS:HD2	1:D:31:ARG:H	1.65	0.44
1:D:561:TYR:C	1:D:561:TYR:CD1	2.90	0.44
1:D:984:ILE:O	1:D:988:LYS:HG3	2.16	0.44
1:E:110:VAL:HG12	1:E:111:PRO:O	2.17	0.44
1:C:900:GLY:HA2	1:E:1263:HIS:CE1	2.31	0.44
1:E:1445:ASN:HB2	2:K:373:ASP:OD2	2.17	0.44
1:E:1458:VAL:HA	1:E:1459:PRO:HD3	1.65	0.44
1:E:197:ASP:OD2	1:E:199:ARG:NH2	2.50	0.44
1:E:309:THR:HB	1:E:314:LYS:HE3	1.99	0.44
1:E:357:ILE:HD11	1:E:400:LEU:CD2	2.47	0.44
1:E:554:GLU:OE2	1:E:697:LYS:HE3	2.17	0.44
1:E:452:GLN:NE2	1:E:764:THR:HG23	1.99	0.44
1:E:961:PRO:C	1:E:963:VAL:H	2.20	0.44
1:F:1003:ARG:NH1	1:F:1004:SER:O	2.50	0.44
1:F:100:PHE:O	1:F:137:LYS:CE	2.46	0.44
1:F:1068:ARG:HA	1:F:1089:GLU:O	2.17	0.44
1:F:12:LYS:HA	1:F:13:PRO:HD3	1.75	0.44

Continued on next page...

Continued from previous page...

Atom-1	Atom-2	Interatomic distance (Å)	Clash overlap (Å)
1:F:508:ASN:HB2	1:F:509:PRO:CD	2.47	0.44
2:H:281:GLU:HG3	2:H:281:GLU:O	2.17	0.44
2:H:350:PRO:HG2	2:H:374:ALA:HA	1.99	0.44
2:H:394:LEU:CD2	2:H:396:ILE:CD1	2.94	0.44
2:I:166:LEU:HD23	2:I:461:ALA:CB	2.36	0.44
2:I:203:ARG:HB3	2:I:203:ARG:NH2	2.31	0.44
2:I:215:HIS:HD2	2:I:218:PHE:HD1	1.65	0.44
2:I:272:SER:O	2:I:273:LEU:HD13	2.16	0.44
2:I:418:THR:CA	2:I:424:LEU:CD2	2.95	0.44
2:I:419:ARG:C	2:I:419:ARG:HD3	2.37	0.44
2:J:102:ARG:HG3	2:J:330:SER:OG	2.17	0.44
2:J:191:PRO:HB2	2:J:193:PHE:CE2	2.52	0.44
2:J:186:LEU:HD23	2:J:195:LEU:CD1	2.47	0.44
2:K:166:LEU:HD22	2:K:169:LYS:HE2	2.00	0.44
2:K:249:LYS:CD	2:K:258:ILE:HD13	2.47	0.44
2:K:350:PRO:HG3	2:K:380:PRO:CA	2.47	0.44
2:K:394:LEU:CD2	2:K:396:ILE:CD1	2.95	0.44
2:K:415:LEU:C	2:K:415:LEU:HD22	2.37	0.44
2:L:215:HIS:HD2	2:L:218:PHE:HD1	1.65	0.44
2:L:426:ASP:O	2:L:430:LYS:HA	2.17	0.44
1:A:1001:VAL:O	1:A:1002:SER:C	2.55	0.44
1:A:1084:MET:SD	1:A:1168:LEU:HD21	2.57	0.44
1:A:183:PHE:HE1	1:A:188:LEU:HA	1.79	0.44
1:A:897:ASP:OD1	1:A:899:ASN:N	2.50	0.44
1:B:1374:VAL:HG12	1:B:1375:ILE:N	2.32	0.44
1:B:207:TYR:CD1	1:B:207:TYR:N	2.85	0.44
1:B:228:LEU:HD22	1:B:278:ASP:HA	1.98	0.44
1:B:985:TYR:O	1:B:988:LYS:N	2.50	0.44
1:C:110:VAL:HG12	1:C:111:PRO:O	2.17	0.44
1:C:1245:ARG:O	1:C:1246:LEU:C	2.55	0.44
1:C:1360:CYS:O	1:C:1361:GLY:O	2.35	0.44
1:C:989:GLN:O	1:C:1245:ARG:HD3	2.16	0.44
1:D:1006:ILE:HG23	1:D:1007:GLY:N	2.32	0.44
1:D:139:VAL:CG1	1:D:140:SER:N	2.35	0.44
1:D:207:TYR:CD1	1:D:207:TYR:N	2.85	0.44
1:D:289:ARG:NH1	1:D:535:GLU:HB2	2.32	0.44
1:D:520:MET:HE3	1:D:705:LEU:HB3	1.98	0.44
1:D:78:LEU:HB3	1:D:79:PRO:CD	2.48	0.44
1:E:1003:ARG:CG	1:E:1003:ARG:HH11	2.29	0.44
1:E:985:TYR:CE1	1:E:1207:VAL:HG11	2.52	0.44
1:E:420:VAL:O	1:E:422:ASN:N	2.50	0.44

Continued on next page...

Continued from previous page...

Atom-1	Atom-2	Interatomic distance (Å)	Clash overlap (Å)
1:E:443:ASP:C	1:E:445:ALA:N	2.70	0.44
1:E:857:GLY:N	1:E:883:ASP:HB3	2.31	0.44
1:E:987:LEU:HA	1:E:987:LEU:HD23	1.70	0.44
1:F:1006:ILE:HG23	1:F:1007:GLY:N	2.33	0.44
1:F:345:MET:HG3	1:F:346:ASP:N	2.32	0.44
2:G:429:THR:CB	2:G:431:MET:HE2	2.48	0.44
2:G:462:GLU:O	2:G:465:HIS:HB3	2.18	0.44
2:H:415:LEU:HD11	2:H:423:LEU:CB	2.47	0.44
2:H:430:LYS:HD2	2:H:459:ASP:OD1	2.17	0.44
2:I:165:GLU:HB3	2:I:169:LYS:HZ2	1.79	0.44
2:I:31:ILE:HD11	2:I:194:LYS:HG2	2.00	0.44
2:I:96:ARG:HE	2:I:199:VAL:HG21	1.82	0.44
2:I:230:ARG:CZ	2:I:434:MET:CE	2.95	0.44
2:I:28:PHE:CD1	2:I:28:PHE:N	2.84	0.44
2:I:305:VAL:HG22	2:I:316:VAL:CG1	2.47	0.44
2:I:383:ILE:C	2:I:383:ILE:HD13	2.37	0.44
2:I:458:ARG:NH2	2:I:458:ARG:HB3	2.32	0.44
2:J:179:TYR:HB3	2:J:181:ARG:HH12	1.81	0.44
2:J:271:VAL:CG1	2:J:281:GLU:CG	2.95	0.44
2:J:302:MET:CE	2:J:334:VAL:CA	2.95	0.44
2:J:305:VAL:HG22	2:J:316:VAL:CG1	2.47	0.44
2:J:317:LYS:NZ	2:J:390:VAL:HG11	2.31	0.44
2:J:295:LEU:HD21	2:J:319:LEU:CD1	2.46	0.44
2:K:186:LEU:HD23	2:K:195:LEU:CD1	2.47	0.44
2:K:102:ARG:HG3	2:K:330:SER:OG	2.17	0.44
2:K:383:ILE:C	2:K:383:ILE:HD13	2.37	0.44
2:K:405:ASP:OD1	2:K:407:PRO:HD2	2.18	0.44
2:K:418:THR:CA	2:K:424:LEU:CD2	2.95	0.44
2:L:118:VAL:H	2:L:118:VAL:HG22	1.08	0.44
2:L:96:ARG:NH2	2:L:199:VAL:HG21	2.31	0.44
2:L:443:ILE:HD12	2:L:444:VAL:HG23	1.99	0.44
1:E:780:ARG:NH2	2:L:54:PHE:CD1	2.80	0.44
1:A:1156:ARG:O	1:A:1157:SER:CB	2.62	0.44
1:A:1416:GLU:OE1	1:A:1471:HIS:CD2	2.70	0.44
1:A:197:ASP:OD2	1:A:199:ARG:NH2	2.50	0.44
1:A:357:ILE:HD11	1:A:400:LEU:CD2	2.47	0.44
1:A:393:VAL:CG1	1:A:394:ASP:N	2.77	0.44
1:A:672:GLN:CG	1:A:693:MET:CE	2.79	0.44
1:B:1006:ILE:HG23	1:B:1007:GLY:N	2.33	0.44
1:B:1210:THR:CG2	1:B:1211:LEU:H	2.07	0.44
1:B:1400:SER:O	1:B:1401:LEU:C	2.56	0.44

Continued on next page...

Continued from previous page...

Atom-1	Atom-2	Interatomic distance (Å)	Clash overlap (Å)
1:B:175:ARG:NH1	1:B:175:ARG:CG	2.79	0.44
1:B:303:LEU:O	1:B:303:LEU:HG	2.17	0.44
1:B:466:HIS:CE1	1:B:684:PHE:HE1	2.33	0.44
1:B:673:GLU:O	1:B:674:ALA:C	2.54	0.44
1:C:1161:VAL:HG13	1:C:1161:VAL:O	2.18	0.44
1:C:1315:LEU:HD23	1:C:1315:LEU:HA	1.62	0.44
1:C:1435:THR:HG23	1:C:1437:SER:CB	2.47	0.44
1:C:197:ASP:OD2	1:C:199:ARG:NH2	2.50	0.44
1:C:307:GLN:HB2	1:C:1403:LEU:HD22	1.99	0.44
1:C:353:MET:HA	1:C:366:GLY:O	2.18	0.44
1:C:449:ARG:HD3	1:C:765:ALA:O	2.17	0.44
1:C:857:GLY:N	1:C:883:ASP:HB3	2.31	0.44
1:D:1003:ARG:NH1	1:D:1004:SER:O	2.50	0.44
1:D:1016:ALA:O	1:D:1017:ASN:HB2	2.17	0.44
1:D:1190:VAL:C	1:D:1192:PRO:HD3	2.38	0.44
1:E:1132:PRO:O	1:E:1133:GLU:C	2.52	0.44
1:E:833:SER:HB3	1:E:1153:LEU:HD22	1.97	0.44
1:E:1416:GLU:OE1	1:E:1471:HIS:CD2	2.70	0.44
1:E:1440:ALA:O	1:E:1443:ILE:N	2.42	0.44
1:F:1131:THR:HG22	1:F:1133:GLU:CA	2.46	0.44
1:F:1424:LEU:O	1:F:1425:LYS:C	2.53	0.44
1:F:209:GLN:HG3	1:F:210:ARG:H	1.80	0.44
1:F:303:LEU:O	1:F:303:LEU:HG	2.17	0.44
1:F:443:ASP:O	1:F:444:LYS:C	2.54	0.44
1:F:289:ARG:NH1	1:F:535:GLU:HB2	2.33	0.44
1:F:643:ASN:HB3	1:F:665:THR:HG22	1.98	0.44
1:F:670:LEU:HA	1:F:670:LEU:HD23	1.48	0.44
1:F:671:ALA:O	1:F:675:ILE:HD12	2.17	0.44
1:F:705:LEU:HA	1:F:705:LEU:HD23	1.18	0.44
1:F:806:SER:OG	1:F:809:THR:CB	2.64	0.44
1:F:928:LEU:HD23	1:F:928:LEU:HA	1.65	0.44
2:G:54:PHE:CB	2:G:107:ASN:HB3	2.39	0.44
2:G:144:ARG:CG	2:G:145:GLU:N	2.81	0.44
2:G:146:LEU:CD2	2:G:146:LEU:N	2.81	0.44
2:G:175:VAL:HG13	2:G:175:VAL:O	2.18	0.44
2:G:153:ILE:CG1	2:G:220:VAL:CG1	2.95	0.44
2:G:322:ARG:CD	2:G:349:ALA:CB	2.94	0.44
2:G:321:ARG:HH11	2:G:322:ARG:NH1	2.14	0.44
2:G:415:LEU:HD11	2:G:423:LEU:CB	2.47	0.44
2:G:443:ILE:HD12	2:G:444:VAL:HG23	1.99	0.44
2:G:53:PRO:CG	2:G:56:GLN:HG2	2.13	0.44

Continued on next page...

Continued from previous page...

Atom-1	Atom-2	Interatomic distance (Å)	Clash overlap (Å)
2:G:71:LEU:HD21	2:G:76:ARG:C	2.37	0.44
2:G:93:ILE:HD11	2:G:195:LEU:CD2	2.30	0.44
2:H:146:LEU:CD2	2:H:146:LEU:N	2.81	0.44
2:H:175:VAL:HG13	2:H:175:VAL:O	2.18	0.44
2:H:197:LYS:CD	2:H:275:ASP:H	2.30	0.44
2:H:215:HIS:CD2	2:H:218:PHE:HD1	2.35	0.44
2:H:458:ARG:HB3	2:H:458:ARG:NH2	2.32	0.44
2:H:53:PRO:HD2	2:H:56:GLN:HE21	1.82	0.44
2:H:81:TYR:CD1	2:H:131:ALA:CB	2.99	0.44
2:J:141:THR:HB	2:J:142:PRO:CD	2.40	0.44
2:J:175:VAL:O	2:J:175:VAL:HG13	2.18	0.44
2:J:31:ILE:HD11	2:J:194:LYS:HG2	2.00	0.44
2:J:197:LYS:CD	2:J:275:ASP:H	2.30	0.44
2:J:230:ARG:CZ	2:J:434:MET:CE	2.95	0.44
2:J:406:LEU:N	2:J:407:PRO:HD2	2.32	0.44
2:J:454:ILE:CD1	2:J:458:ARG:HG2	2.48	0.44
2:K:426:ASP:O	2:K:430:LYS:HA	2.17	0.44
2:L:145:GLU:OE2	2:L:468:ALA:HB1	2.17	0.44
2:L:271:VAL:CG1	2:L:281:GLU:CG	2.95	0.44
1:A:1139:PHE:CD1	1:A:1139:PHE:N	2.86	0.44
1:A:992:PRO:HA	1:A:1204:ARG:NH2	2.32	0.44
1:A:1401:LEU:N	1:A:1402:PRO:CD	2.79	0.44
1:A:459:GLU:O	1:A:463:LEU:CB	2.59	0.44
1:A:560:ASP:C	1:A:562:MET:N	2.70	0.44
1:A:559:ARG:HD2	1:A:605:ILE:CD1	2.48	0.44
1:A:648:GLU:HG2	1:A:654:TYR:CE1	2.53	0.44
1:A:449:ARG:HD3	1:A:765:ALA:O	2.17	0.44
1:A:964:MET:O	1:A:965:LEU:HD23	2.18	0.44
1:B:1143:ALA:O	1:B:1146:VAL:N	2.47	0.44
1:B:1190:VAL:C	1:B:1192:PRO:HD3	2.38	0.44
1:B:1201:LEU:N	1:B:1201:LEU:HD22	2.32	0.44
1:B:1346:PHE:O	1:B:1347:ALA:HB3	2.17	0.44
1:B:196:LEU:HA	1:B:196:LEU:HD23	1.55	0.44
1:B:957:ARG:NH2	5:B:2475:AKG:O4	2.40	0.44
1:B:355:TYR:HD1	1:B:355:TYR:C	2.20	0.44
1:B:964:MET:O	1:B:965:LEU:HD23	2.18	0.44
1:C:309:THR:HG22	1:C:310:PRO:O	2.17	0.44
1:C:485:ILE:HG21	1:C:485:ILE:HD13	1.72	0.44
1:C:648:GLU:HG2	1:C:654:TYR:CE1	2.53	0.44
1:C:81:ILE:HD13	1:D:216:PHE:CZ	2.53	0.44
1:C:961:PRO:C	1:C:963:VAL:H	2.20	0.44

Continued on next page...

Continued from previous page...

Atom-1	Atom-2	Interatomic distance (Å)	Clash overlap (Å)
1:C:960:THR:CG2	1:C:963:VAL:HG23	2.21	0.44
1:D:1400:SER:C	1:D:1402:PRO:HD2	2.38	0.44
1:D:1420:TYR:OH	1:D:1466:LEU:CD2	2.65	0.44
1:D:1447:TRP:O	1:D:1450:GLU:N	2.51	0.44
1:D:165:ASN:O	1:D:166:ASP:HB2	2.18	0.44
1:D:304:THR:HG21	1:D:518:ARG:HD2	1.99	0.44
1:E:24:ALA:O	1:E:27:ALA:N	2.27	0.44
1:E:498:PHE:HD1	1:E:498:PHE:H	1.64	0.44
1:F:165:ASN:O	1:F:166:ASP:CB	2.65	0.44
1:F:165:ASN:O	1:F:166:ASP:HB2	2.18	0.44
1:F:500:ARG:NH2	1:F:1039:LYS:O	2.50	0.44
1:F:561:TYR:CD1	1:F:561:TYR:C	2.90	0.44
1:F:751:LEU:HA	1:F:751:LEU:HD23	1.49	0.44
1:F:985:TYR:O	1:F:988:LYS:N	2.50	0.44
2:G:148:LEU:HB3	2:G:234:VAL:HG23	1.98	0.44
2:G:96:ARG:HE	2:G:199:VAL:HG21	1.82	0.44
2:G:215:HIS:HD2	2:G:218:PHE:HD1	1.65	0.44
2:G:426:ASP:O	2:G:430:LYS:HA	2.17	0.44
2:G:458:ARG:HB3	2:G:458:ARG:NH2	2.33	0.44
2:H:321:ARG:HH11	2:H:322:ARG:NH1	2.14	0.44
2:H:230:ARG:CZ	2:H:434:MET:CE	2.95	0.44
2:H:454:ILE:CD1	2:H:458:ARG:HG2	2.48	0.44
2:I:144:ARG:CG	2:I:145:GLU:N	2.81	0.44
2:I:197:LYS:CD	2:I:275:ASP:H	2.30	0.44
2:I:350:PRO:HG3	2:I:380:PRO:HA	1.98	0.44
2:I:394:LEU:CD2	2:I:396:ILE:CD1	2.95	0.44
2:I:423:LEU:CD2	2:I:423:LEU:N	2.80	0.44
2:J:144:ARG:CG	2:J:145:GLU:N	2.81	0.44
2:J:350:PRO:HG3	2:J:380:PRO:CA	2.47	0.44
2:J:405:ASP:OD1	2:J:407:PRO:HD2	2.18	0.44
2:J:458:ARG:NH2	2:J:458:ARG:HB3	2.33	0.44
2:K:271:VAL:CG1	2:K:281:GLU:CG	2.95	0.44
2:L:290:LYS:HD3	2:L:393:ASP:CG	2.38	0.44
2:L:449:LEU:CD2	2:L:451:VAL:CG1	2.89	0.44
4:A:2474:FMN:H1'2	4:A:2474:FMN:H9	1.70	0.44
1:A:369:THR:C	1:A:371:MET:H	2.20	0.44
1:A:634:SER:O	1:A:635:ASN:HB2	2.16	0.44
1:A:636:LEU:O	1:A:638:THR:N	2.51	0.44
1:A:683:LEU:HA	1:A:683:LEU:HD23	1.56	0.44
1:B:1260:GLN:O	1:B:1261:PRO:C	2.56	0.44
1:B:345:MET:HG3	1:B:346:ASP:N	2.32	0.44

Continued on next page...

Continued from previous page...

Atom-1	Atom-2	Interatomic distance (Å)	Clash overlap (Å)
1:B:440:SER:O	1:B:441:ASP:OD1	2.36	0.44
1:B:580:GLU:O	1:B:581:ALA:C	2.56	0.44
1:C:114:VAL:HG11	1:C:125:ARG:NH1	2.33	0.44
1:C:1393:TYR:C	1:C:1394:VAL:HG23	2.35	0.44
1:C:428:GLU:O	1:C:429:LEU:C	2.52	0.44
1:C:839:PRO:HG2	1:C:842:GLU:HB2	2.00	0.44
1:D:1164:ARG:HH11	1:D:1166:ASP:CG	2.21	0.44
1:D:1236:ARG:C	1:D:1238:THR:N	2.70	0.44
1:D:266:VAL:HG12	1:D:279:THR:HG22	1.97	0.44
1:D:303:LEU:O	1:D:303:LEU:HG	2.17	0.44
1:D:508:ASN:HB2	1:D:509:PRO:CD	2.47	0.44
1:D:689:LEU:HD12	1:D:689:LEU:O	2.18	0.44
1:D:875:MET:HE3	1:D:880:ALA:HB3	1.99	0.44
1:E:286:ARG:HA	1:E:286:ARG:HD3	1.60	0.44
1:E:369:THR:C	1:E:371:MET:H	2.20	0.44
1:E:419:TRP:CE2	1:E:537:GLU:HB3	2.53	0.44
1:F:1016:ALA:O	1:F:1017:ASN:HB2	2.17	0.44
1:F:1070:ASP:OD1	1:F:1070:ASP:C	2.55	0.44
1:F:1164:ARG:HH11	1:F:1166:ASP:CG	2.21	0.44
1:B:877:ARG:CD	1:F:1230:GLN:HB2	2.48	0.44
1:F:207:TYR:CD1	1:F:207:TYR:N	2.85	0.44
1:F:452:GLN:NE2	1:F:764:THR:HG23	2.29	0.44
2:G:249:LYS:CD	2:G:258:ILE:HD13	2.47	0.44
2:G:415:LEU:C	2:G:415:LEU:HD22	2.37	0.44
2:G:53:PRO:HD2	2:G:56:GLN:HE21	1.83	0.44
2:G:59:CYS:SG	2:G:61:VAL:CG1	3.05	0.44
2:H:102:ARG:HG3	2:H:330:SER:OG	2.17	0.44
2:H:144:ARG:CG	2:H:145:GLU:N	2.81	0.44
2:H:166:LEU:HD22	2:H:169:LYS:HE2	2.00	0.44
2:H:163:ALA:HB3	2:H:207:LEU:HD21	2.00	0.44
2:H:405:ASP:OD1	2:H:407:PRO:HD2	2.18	0.44
2:H:59:CYS:SG	2:H:61:VAL:CG1	3.05	0.44
2:I:166:LEU:HD22	2:I:169:LYS:HE2	2.00	0.44
2:I:405:ASP:OD1	2:I:407:PRO:HD2	2.18	0.44
2:I:53:PRO:HD2	2:I:56:GLN:HE21	1.82	0.44
2:J:163:ALA:HB3	2:J:207:LEU:HD21	2.00	0.44
2:J:215:HIS:CD2	2:J:218:PHE:HD1	2.35	0.44
2:J:290:LYS:CG	2:J:291:HIS:N	2.79	0.44
2:J:59:CYS:SG	2:J:61:VAL:CG1	3.05	0.44
2:K:148:LEU:HB3	2:K:234:VAL:HG23	1.98	0.44
2:K:163:ALA:HB3	2:K:207:LEU:HD21	2.00	0.44

Continued on next page...

Continued from previous page...

Atom-1	Atom-2	Interatomic distance (Å)	Clash overlap (Å)
2:K:276:THR:HG22	2:K:277:VAL:N	2.31	0.44
2:K:406:LEU:N	2:K:407:PRO:HD2	2.32	0.44
2:K:430:LYS:HD2	2:K:459:ASP:OD1	2.17	0.44
2:L:305:VAL:HG22	2:L:316:VAL:CG1	2.47	0.44
2:L:317:LYS:CE	2:L:345:ILE:CG1	2.95	0.44
2:L:350:PRO:HG3	2:L:380:PRO:CA	2.47	0.44
2:L:60:PRO:O	2:L:455:ARG:HD3	2.18	0.44
1:A:1435:THR:HG23	1:A:1437:SER:CB	2.47	0.44
1:A:419:TRP:CE2	1:A:537:GLU:HB3	2.53	0.44
1:A:499:PHE:HE2	1:A:742:MET:CE	2.26	0.44
1:A:582:LEU:CB	1:A:755:GLN:HE21	2.30	0.44
1:A:820:ARG:CB	1:A:821:PRO:CD	2.96	0.44
1:B:1164:ARG:HH11	1:B:1166:ASP:CG	2.21	0.44
1:B:515:ARG:NE	1:B:1367:TYR:HE1	2.09	0.44
1:B:235:ASN:HD22	1:B:236:THR:H	1.61	0.44
1:B:289:ARG:NH1	1:B:535:GLU:HB2	2.33	0.44
1:B:705:LEU:HA	1:B:705:LEU:HD23	1.18	0.44
1:B:928:LEU:HA	1:B:928:LEU:HD23	1.65	0.44
1:C:1047:MET:O	1:C:1048:GLY:C	2.56	0.44
1:C:1315:LEU:HD13	1:C:1320:ASN:ND2	2.33	0.44
1:C:1395:TYR:CE2	1:C:1443:ILE:CD1	3.01	0.44
1:C:858:MET:HA	4:C:2474:FMN:C5A	2.48	0.44
1:C:266:VAL:HG12	1:C:266:VAL:O	2.16	0.44
1:C:660:GLY:HA2	1:C:721:GLY:N	2.32	0.44
1:D:1346:PHE:O	1:D:1347:ALA:HB3	2.17	0.44
1:D:1329:TYR:HD1	1:D:1348:VAL:HG13	1.82	0.44
1:D:230:HIS:HE1	1:D:234:ILE:HG13	1.82	0.44
1:D:8:ALA:HA	1:D:362:LEU:HD12	2.00	0.44
1:D:500:ARG:NH2	1:D:1039:LYS:O	2.50	0.44
1:D:651:ASP:OD1	1:D:651:ASP:N	2.38	0.44
1:D:671:ALA:O	1:D:675:ILE:HD12	2.17	0.44
1:D:731:SER:HA	1:D:747:SER:HB2	1.99	0.44
1:E:309:THR:HG22	1:E:310:PRO:O	2.17	0.44
1:E:400:LEU:HA	1:E:400:LEU:HD12	1.76	0.44
1:E:562:MET:CE	1:E:566:ALA:HB2	2.46	0.44
1:E:59:VAL:HG12	1:E:60:LYS:N	2.32	0.44
1:E:565:THR:HG22	1:E:603:HIS:HD2	1.83	0.44
1:E:572:THR:HG21	1:E:615:ARG:HE	1.82	0.44
1:E:648:GLU:HG2	1:E:654:TYR:CE1	2.53	0.44
1:E:780:ARG:HH21	2:L:54:PHE:HD1	1.60	0.44
1:F:920:GLU:CB	1:F:1256:MET:HE2	2.35	0.44

Continued on next page...

Continued from previous page...

Atom-1	Atom-2	Interatomic distance (Å)	Clash overlap (Å)
1:F:1315:LEU:HD23	1:F:1315:LEU:HA	1.69	0.44
1:F:1346:PHE:O	1:F:1347:ALA:HB3	2.17	0.44
1:F:1347:ALA:O	1:F:1348:VAL:C	2.54	0.44
1:F:266:VAL:HG12	1:F:279:THR:HG22	1.97	0.44
1:F:622:LEU:HD13	1:F:739:PHE:HZ	1.82	0.44
1:F:850:ARG:NH1	1:F:878:ILE:HB	2.33	0.44
1:F:9:ILE:HG21	1:F:9:ILE:HD13	1.59	0.44
2:G:350:PRO:HG2	2:G:374:ALA:HA	1.99	0.44
2:G:430:LYS:HE3	2:G:439:ALA:O	2.18	0.44
2:G:454:ILE:CD1	2:G:458:ARG:HG2	2.48	0.44
2:H:271:VAL:CG1	2:H:281:GLU:CG	2.95	0.44
2:H:290:LYS:HD3	2:H:393:ASP:CG	2.38	0.44
2:I:145:GLU:OE2	2:I:468:ALA:HB1	2.17	0.44
2:I:177:ASP:OD2	2:I:182:MET:HE3	2.18	0.44
2:I:271:VAL:CG1	2:I:281:GLU:CG	2.95	0.44
2:I:317:LYS:CE	2:I:345:ILE:CG1	2.95	0.44
2:I:350:PRO:HG3	2:I:380:PRO:CA	2.47	0.44
2:I:71:LEU:HD21	2:I:76:ARG:C	2.37	0.44
2:J:206:LEU:HA	2:J:206:LEU:HD22	1.91	0.44
2:J:281:GLU:O	2:J:281:GLU:HG3	2.17	0.44
2:J:295:LEU:HD21	2:J:319:LEU:HD13	1.99	0.44
2:J:32:TYR:CE2	2:J:194:LYS:HA	2.53	0.44
2:K:110:ILE:HB	2:K:115:HIS:HE1	1.81	0.44
2:K:181:ARG:CD	2:K:187:VAL:CG1	2.94	0.44
2:K:197:LYS:CD	2:K:275:ASP:H	2.30	0.44
2:K:215:HIS:HD2	2:K:218:PHE:HD1	1.65	0.44
2:K:302:MET:CE	2:K:334:VAL:CA	2.95	0.44
2:K:305:VAL:HG22	2:K:316:VAL:CG1	2.47	0.44
2:K:350:PRO:HG3	2:K:380:PRO:HA	1.98	0.44
2:L:32:TYR:HE2	2:L:194:LYS:CA	2.30	0.44
2:L:249:LYS:CD	2:L:258:ILE:HD13	2.47	0.44
2:L:462:GLU:O	2:L:465:HIS:HB3	2.18	0.44
2:L:53:PRO:HD2	2:L:56:GLN:HE21	1.82	0.44
1:A:307:GLN:HB2	1:A:1403:LEU:HD22	1.99	0.44
1:A:1445:ASN:HB2	2:L:373:ASP:OD2	2.17	0.44
1:A:179:TYR:HD2	1:A:192:TYR:CD2	2.35	0.44
1:A:309:THR:HG22	1:A:310:PRO:O	2.17	0.44
1:A:316:LEU:O	1:A:319:TYR:N	2.50	0.44
1:A:350:LEU:HD23	1:A:350:LEU:HA	1.55	0.44
1:A:442:MET:CE	1:A:447:LEU:N	2.81	0.44
1:A:554:GLU:OE2	1:A:697:LYS:HE3	2.17	0.44

Continued on next page...

Continued from previous page...

Atom-1	Atom-2	Interatomic distance (Å)	Clash overlap (Å)
1:A:839:PRO:HG2	1:A:842:GLU:HB2	2.00	0.44
1:A:706:LYS:NZ	1:A:940:GLU:OE1	2.40	0.44
1:B:1347:ALA:O	1:B:1348:VAL:C	2.54	0.44
1:B:293:MET:HG2	1:B:410:LEU:HD23	2.00	0.44
1:B:456:LEU:HD23	1:B:456:LEU:HA	1.11	0.44
1:B:495:LEU:HA	1:B:495:LEU:HD12	1.36	0.44
1:B:558:MET:O	1:B:560:ASP:N	2.51	0.44
1:B:696:TYR:CZ	1:B:700:ILE:HD11	2.52	0.44
1:B:850:ARG:NH1	1:B:878:ILE:HB	2.33	0.44
1:C:1053:HIS:ND1	1:C:1062:ARG:HD3	2.33	0.44
1:C:1113:CYS:C	1:C:1115:VAL:N	2.71	0.44
1:C:1156:ARG:HB2	1:C:1156:ARG:HE	1.72	0.44
1:C:313:HIS:N	1:C:313:HIS:CD2	2.83	0.44
1:C:442:MET:CE	1:C:447:LEU:N	2.81	0.44
1:C:442:MET:HE3	1:C:447:LEU:N	2.32	0.44
1:C:498:PHE:H	1:C:498:PHE:HD1	1.64	0.44
1:C:572:THR:HG21	1:C:615:ARG:HE	1.82	0.44
1:C:782:ARG:HG3	2:K:52:VAL:HA	0.89	0.44
1:C:964:MET:O	1:C:965:LEU:HD23	2.18	0.44
1:C:96:GLU:CA	1:C:96:GLU:OE1	2.54	0.44
1:D:1417:VAL:CG1	1:D:1419:HIS:H	2.28	0.44
1:D:558:MET:O	1:D:560:ASP:N	2.51	0.44
1:E:15:ARG:O	1:E:16:SER:C	2.53	0.44
1:E:16:SER:O	1:E:20:LYS:CG	2.66	0.44
1:E:250:ARG:NH2	1:E:639:PHE:CE1	2.79	0.44
1:E:575:VAL:HG13	1:E:759:LEU:CD2	2.47	0.44
1:E:452:GLN:CG	1:E:764:THR:HG22	2.48	0.44
1:E:831:LEU:HD13	1:E:1084:MET:HE3	1.98	0.44
1:F:1075:THR:HG22	1:F:1076:GLY:N	2.31	0.44
1:F:1057:THR:HG22	1:F:1190:VAL:HG11	1.98	0.44
1:F:1210:THR:CG2	1:F:1211:LEU:N	2.75	0.44
1:F:1366:GLU:CG	1:F:1367:TYR:CE2	3.00	0.44
1:F:254:PRO:CG	1:F:255:ALA:N	2.81	0.44
2:G:102:ARG:HG3	2:G:330:SER:OG	2.17	0.44
2:G:191:PRO:HB2	2:G:193:PHE:CE2	2.52	0.44
2:G:96:ARG:NH2	2:G:199:VAL:HG21	2.31	0.44
2:G:32:TYR:CE2	2:G:194:LYS:HA	2.53	0.44
2:G:71:LEU:HD21	2:G:76:ARG:CA	2.46	0.44
2:H:269:ASN:HD22	2:H:273:LEU:CD2	2.30	0.44
2:H:34:ARG:HG3	2:H:125:LYS:CE	2.46	0.44
2:I:443:ILE:HD12	2:I:444:VAL:HG23	1.99	0.44

Continued on next page...

Continued from previous page...

Atom-1	Atom-2	Interatomic distance (Å)	Clash overlap (Å)
2:J:317:LYS:CE	2:J:345:ILE:CD1	2.94	0.44
2:J:32:TYR:HE2	2:J:194:LYS:CA	2.30	0.44
2:J:423:LEU:N	2:J:423:LEU:HD22	2.28	0.44
2:J:443:ILE:HD12	2:J:444:VAL:HG23	1.99	0.44
2:J:96:ARG:HE	2:J:199:VAL:HG21	1.82	0.44
2:K:290:LYS:CG	2:K:291:HIS:N	2.79	0.44
2:K:462:GLU:O	2:K:465:HIS:HB3	2.18	0.44
2:L:102:ARG:HG3	2:L:330:SER:OG	2.17	0.44
2:L:31:ILE:HD11	2:L:194:LYS:HG2	2.00	0.44
2:L:269:ASN:HD22	2:L:273:LEU:CD2	2.30	0.44
1:A:1052:VAL:O	1:A:1053:HIS:C	2.51	0.44
1:A:1468:VAL:HG12	1:A:1468:VAL:O	2.15	0.44
1:A:16:SER:O	1:A:20:LYS:CG	2.66	0.44
1:A:353:MET:HA	1:A:366:GLY:O	2.18	0.44
1:A:588:ARG:HD3	1:A:588:ARG:HH11	1.59	0.44
1:A:704:LEU:C	1:A:706:LYS:H	2.20	0.44
1:A:81:ILE:HD13	1:B:216:PHE:CZ	2.53	0.44
1:B:165:ASN:O	1:B:166:ASP:HB2	2.18	0.44
1:B:739:PHE:O	1:B:740:PRO:C	2.55	0.44
1:B:782:ARG:HH22	2:G:51:GLY:N	1.97	0.44
1:C:1124:LEU:HD12	1:C:1124:LEU:HA	1.28	0.44
1:C:1139:PHE:N	1:C:1139:PHE:CD1	2.86	0.44
1:C:515:ARG:HH22	1:C:966:ILE:CB	2.23	0.44
1:C:869:GLY:O	1:C:870:THR:C	2.54	0.44
1:C:979:ASP:O	1:C:980:LEU:C	2.55	0.44
1:D:1097:LEU:HA	1:D:1097:LEU:HD23	1.69	0.44
1:D:117:ILE:HD13	1:D:117:ILE:HG23	1.35	0.44
1:D:1170:GLN:OE1	1:D:1183:LEU:HB2	2.17	0.44
1:D:219:TRP:N	1:D:220:PRO:CD	2.81	0.44
1:D:227:MET:HE2	1:D:282:GLU:HG3	1.99	0.44
1:D:235:ASN:HD22	1:D:236:THR:H	1.61	0.44
1:D:960:THR:CG2	1:D:963:VAL:HG23	2.47	0.44
1:E:1001:VAL:O	1:E:1002:SER:C	2.55	0.44
1:E:1141:PHE:O	1:E:1142:LEU:C	2.55	0.44
1:E:1156:ARG:O	1:E:1157:SER:HB3	2.17	0.44
1:E:1084:MET:SD	1:E:1168:LEU:HD21	2.57	0.44
1:E:102:TYR:HE2	1:E:144:PHE:CD1	2.34	0.44
1:E:1420:TYR:OH	1:E:1466:LEU:CD2	2.66	0.44
1:E:858:MET:HA	4:E:2474:FMN:C5A	2.48	0.44
1:E:298:LEU:HD23	1:E:324:MET:CG	2.44	0.44
1:E:660:GLY:HA2	1:E:721:GLY:N	2.32	0.44

Continued on next page...

Continued from previous page...

Atom-1	Atom-2	Interatomic distance (Å)	Clash overlap (Å)
1:E:871:LEU:HD23	1:E:871:LEU:HA	1.68	0.44
1:F:37:ASP:OD1	1:F:39:LYS:N	2.34	0.44
1:F:403:ASP:OD1	1:F:407:LYS:HG3	2.18	0.44
2:G:50:CYS:SG	2:G:109:VAL:HG21	2.58	0.44
2:H:179:TYR:HB3	2:H:181:ARG:HH12	1.81	0.44
2:H:32:TYR:HE2	2:H:194:LYS:CA	2.30	0.44
2:H:266:THR:HG23	2:H:270:LYS:NZ	2.33	0.44
2:H:302:MET:CE	2:H:334:VAL:CA	2.95	0.44
2:H:31:ILE:HD11	2:H:194:LYS:HG2	2.00	0.44
2:H:32:TYR:CE2	2:H:194:LYS:HA	2.53	0.44
2:H:424:LEU:HD13	2:H:424:LEU:HA	1.75	0.44
2:H:240:THR:OG1	8:H:484:FAD:N7A	2.50	0.44
2:I:32:TYR:HE2	2:I:194:LYS:CA	2.30	0.44
2:I:290:LYS:HD3	2:I:393:ASP:CG	2.38	0.44
2:I:350:PRO:HG2	2:I:374:ALA:HA	1.99	0.44
2:I:418:THR:HG1	2:I:420:TRP:HD1	1.61	0.44
2:I:161:ALA:CB	2:I:454:ILE:HG12	2.40	0.44
2:J:166:LEU:HD22	2:J:169:LYS:HE2	1.99	0.44
2:J:132:TRP:CG	2:J:202:ARG:HD2	2.52	0.44
2:J:290:LYS:HD3	2:J:393:ASP:CG	2.38	0.44
2:J:324:ARG:HA	2:J:346:TRP:CZ2	2.46	0.44
2:J:34:ARG:HG3	2:J:125:LYS:CE	2.46	0.44
2:J:351:GLU:CB	2:J:353:PHE:HB3	2.47	0.44
2:J:93:ILE:HG23	2:J:94:CYS:N	2.33	0.44
2:K:144:ARG:CG	2:K:145:GLU:N	2.81	0.44
2:K:32:TYR:HE2	2:K:194:LYS:CA	2.30	0.44
2:L:144:ARG:CG	2:L:145:GLU:N	2.81	0.44
2:L:415:LEU:C	2:L:415:LEU:HD22	2.37	0.44
2:L:469:LYS:HZ3	2:L:476:VAL:CA	2.29	0.44
1:A:120:LYS:O	1:A:123:ALA:HB3	2.18	0.44
1:A:1289:MET:HE2	1:A:1289:MET:N	2.32	0.44
1:A:359:THR:CG2	1:A:378:GLN:CA	2.95	0.44
1:A:836:ALA:HA	1:A:837:PRO:HD3	1.78	0.44
1:A:961:PRO:C	1:A:963:VAL:H	2.20	0.44
1:B:1184:ASN:CB	1:B:1185:PRO:CD	2.80	0.44
1:B:913:GLY:CA	1:B:1349:ARG:CD	2.94	0.44
1:B:254:PRO:CG	1:B:255:ALA:N	2.81	0.44
1:B:353:MET:HA	1:B:353:MET:HE2	2.00	0.44
1:B:375:ASP:OD2	1:B:377:THR:CB	2.61	0.44
1:B:558:MET:C	1:B:560:ASP:N	2.69	0.44
1:B:59:VAL:HG22	1:B:105:TYR:HD2	1.78	0.44

Continued on next page...

Continued from previous page...

Atom-1	Atom-2	Interatomic distance (Å)	Clash overlap (Å)
1:B:689:LEU:O	1:B:689:LEU:HD12	2.18	0.44
1:C:1001:VAL:O	1:C:1002:SER:C	2.55	0.44
1:C:1173:ARG:HH22	1:C:1178:LEU:HD23	1.83	0.44
1:C:261:GLN:HE21	1:C:264:LYS:HD2	1.83	0.44
1:C:302:ALA:CA	1:C:347:ARG:NH1	2.81	0.44
1:C:316:LEU:O	1:C:319:TYR:N	2.50	0.44
1:C:468:MET:O	1:C:472:GLY:N	2.51	0.44
1:C:59:VAL:HG12	1:C:60:LYS:N	2.32	0.44
1:C:908:LYS:HD2	1:C:921:TYR:CD2	2.53	0.44
1:C:918:THR:O	1:C:921:TYR:N	2.51	0.44
1:D:30:HIS:CD2	1:D:31:ARG:N	2.86	0.44
1:D:345:MET:HG3	1:D:346:ASP:N	2.32	0.44
1:D:454:PHE:CG	1:D:648:GLU:HB2	2.53	0.44
1:D:701:ASP:C	1:D:703:GLY:N	2.69	0.44
1:D:985:TYR:O	1:D:988:LYS:N	2.50	0.44
1:E:1053:HIS:ND1	1:E:1062:ARG:HD3	2.33	0.44
1:E:307:GLN:HB2	1:E:1403:LEU:HD22	1.99	0.44
1:E:337:ASP:O	1:E:338:GLY:C	2.56	0.44
1:E:602:THR:C	1:E:640:THR:HG22	2.38	0.44
1:E:731:SER:O	1:E:734:LEU:HB3	2.18	0.44
1:E:820:ARG:CB	1:E:821:PRO:CD	2.96	0.44
1:E:918:THR:HG21	1:E:1256:MET:HE2	1.99	0.44
1:E:964:MET:O	1:E:965:LEU:HD23	2.18	0.44
1:F:943:GLN:HE21	1:F:1033:SER:HA	1.83	0.44
1:F:1336:LEU:HD23	1:F:1355:VAL:CG1	2.48	0.44
1:F:1440:ALA:O	1:F:1441:ALA:C	2.53	0.44
1:F:1447:TRP:O	1:F:1450:GLU:N	2.51	0.44
1:F:30:HIS:CD2	1:F:31:ARG:N	2.86	0.44
1:F:442:MET:HB3	1:F:442:MET:HE3	1.78	0.44
1:F:528:ASN:O	1:F:529:LEU:HD23	2.17	0.44
1:F:757:LYS:O	1:F:758:VAL:C	2.53	0.44
1:F:764:THR:CG2	1:F:764:THR:O	2.63	0.44
1:F:826:ARG:CG	1:F:826:ARG:NH1	2.67	0.44
2:G:181:ARG:CD	2:G:187:VAL:CG1	2.94	0.44
2:G:290:LYS:HD3	2:G:393:ASP:CG	2.38	0.44
2:G:304:CYS:CA	2:G:307:THR:HG22	2.48	0.44
2:G:383:ILE:HD13	2:G:383:ILE:C	2.37	0.44
2:G:240:THR:OG1	8:G:484:FAD:N7A	2.50	0.44
2:H:96:ARG:NH2	2:H:199:VAL:HG21	2.31	0.44
2:H:350:PRO:HG3	2:H:380:PRO:HA	1.98	0.44
2:H:430:LYS:HE3	2:H:439:ALA:O	2.17	0.44

Continued on next page...

Continued from previous page...

Atom-1	Atom-2	Interatomic distance (Å)	Clash overlap (Å)
2:H:64:ASN:CG	2:H:67:ASP:HB2	2.39	0.44
2:H:96:ARG:HE	2:H:199:VAL:HG21	1.82	0.44
2:I:188:TYR:OH	2:I:262:LEU:HD23	2.18	0.44
2:I:281:GLU:O	2:I:281:GLU:HG3	2.17	0.44
2:I:426:ASP:O	2:I:430:LYS:HA	2.17	0.44
2:I:60:PRO:O	2:I:455:ARG:HD3	2.18	0.44
2:I:69:LEU:HA	2:I:72:THR:HG22	2.00	0.44
2:J:188:TYR:OH	2:J:262:LEU:HD23	2.18	0.44
2:J:215:HIS:HD2	2:J:218:PHE:HD1	1.65	0.44
2:J:266:THR:HG23	2:J:270:LYS:NZ	2.33	0.44
2:J:419:ARG:C	2:J:419:ARG:HD3	2.37	0.44
2:K:175:VAL:HG13	2:K:175:VAL:O	2.18	0.44
2:K:178:ARG:HH12	2:K:243:TYR:HB2	1.83	0.44
2:K:96:ARG:HE	2:K:199:VAL:HG21	1.82	0.44
2:K:32:TYR:CE2	2:K:194:LYS:HA	2.53	0.44
2:L:266:THR:HG23	2:L:270:LYS:NZ	2.33	0.44
2:L:32:TYR:CD1	2:L:34:ARG:HD3	2.53	0.44
2:L:371:VAL:CG2	2:L:386:SER:CB	2.94	0.44
1:A:114:VAL:HG11	1:A:125:ARG:NH1	2.33	0.43
1:A:1348:VAL:CG1	1:A:1348:VAL:O	2.65	0.43
1:A:1351:SER:OG	1:A:1369:THR:HB	2.18	0.43
1:A:197:ASP:OD1	1:A:199:ARG:N	2.38	0.43
1:A:125:ARG:HG3	1:A:219:TRP:CZ2	2.53	0.43
1:A:218:THR:CG2	1:A:221:LEU:HG	2.44	0.43
1:A:337:ASP:O	1:A:338:GLY:C	2.56	0.43
1:A:509:PRO:HA	1:A:510:PRO:HD3	1.81	0.43
1:A:573:PHE:CB	1:A:574:PRO:CD	2.96	0.43
1:A:6:ILE:HD13	1:A:20:LYS:HB2	1.99	0.43
1:A:828:LEU:HD22	1:A:1172:SER:CB	2.38	0.43
1:B:1336:LEU:HD23	1:B:1355:VAL:CG1	2.48	0.43
1:B:1467:GLU:O	1:B:1469:PRO:HD3	2.18	0.43
1:B:511:ILE:HG22	1:B:512:ASP:H	1.79	0.43
1:B:720:ARG:C	1:B:722:GLY:N	2.69	0.43
1:B:81:ILE:O	1:B:81:ILE:CG2	2.67	0.43
1:B:860:MET:HB2	1:B:860:MET:HE2	1.82	0.43
1:C:438:GLU:OE1	1:C:553:ALA:HB2	2.18	0.43
1:C:565:THR:HG22	1:C:603:HIS:HD2	1.83	0.43
1:C:634:SER:O	1:C:635:ASN:HB2	2.16	0.43
1:C:987:LEU:HD23	1:C:987:LEU:HA	1.70	0.43
1:D:1366:GLU:OE2	1:D:1367:TYR:CE2	2.71	0.43
1:D:403:ASP:OD1	1:D:407:LYS:HG3	2.18	0.43

Continued on next page...

Continued from previous page...

Atom-1	Atom-2	Interatomic distance (Å)	Clash overlap (Å)
1:D:643:ASN:HD22	1:D:665:THR:HG21	1.83	0.43
1:D:780:ARG:NH2	2:H:109:VAL:HG11	2.33	0.43
1:D:840:VAL:O	1:D:841:ASP:C	2.57	0.43
1:E:1228:LYS:C	1:E:1229:MET:HG2	2.39	0.43
1:E:1245:ARG:O	1:E:1246:LEU:C	2.55	0.43
1:E:1351:SER:OG	1:E:1369:THR:HB	2.18	0.43
1:E:1360:CYS:O	1:E:1361:GLY:O	2.35	0.43
1:E:216:PHE:HA	1:E:217:PRO:HD3	1.73	0.43
1:E:261:GLN:HE21	1:E:264:LYS:HD2	1.83	0.43
1:E:495:LEU:HD12	1:E:495:LEU:HA	1.53	0.43
1:E:521:SER:C	1:E:522:LEU:HD23	2.38	0.43
1:E:908:LYS:HD2	1:E:921:TYR:CD2	2.53	0.43
1:F:1463:LEU:HA	1:F:1463:LEU:HD23	1.71	0.43
1:F:308:THR:CG2	1:F:308:THR:O	2.66	0.43
1:F:312:ASN:HB2	1:F:411:ALA:CB	2.46	0.43
1:F:426:LEU:HD23	1:F:543:LEU:HB3	1.93	0.43
1:F:559:ARG:O	1:F:559:ARG:HG3	2.17	0.43
1:F:562:MET:HB2	1:F:563:GLY:H	1.54	0.43
1:F:743:VAL:HG11	1:F:745:ARG:HG3	2.00	0.43
2:G:181:ARG:NH2	2:G:188:TYR:CD1	2.86	0.43
2:G:277:VAL:CG1	2:G:278:GLU:N	2.81	0.43
2:G:34:ARG:HG3	2:G:125:LYS:CE	2.46	0.43
2:G:371:VAL:CG2	2:G:386:SER:CB	2.94	0.43
2:G:449:LEU:HD22	2:G:452:TRP:CE2	2.53	0.43
2:G:64:ASN:CG	2:G:67:ASP:HB2	2.38	0.43
2:H:188:TYR:OH	2:H:262:LEU:HD23	2.18	0.43
2:H:178:ARG:HH12	2:H:243:TYR:HB2	1.83	0.43
2:H:317:LYS:HE3	2:H:345:ILE:HG13	2.00	0.43
2:H:366:ARG:CG	2:H:391:GLN:HA	2.28	0.43
2:H:418:THR:CA	2:H:424:LEU:CD2	2.95	0.43
2:H:443:ILE:HD12	2:H:444:VAL:HG23	1.99	0.43
2:H:462:GLU:O	2:H:465:HIS:HB3	2.18	0.43
2:I:54:PHE:HB2	2:I:107:ASN:O	2.18	0.43
2:I:181:ARG:NH2	2:I:188:TYR:CD1	2.86	0.43
2:I:229:LEU:HD22	2:I:236:VAL:HG12	2.00	0.43
2:I:266:THR:HG23	2:I:270:LYS:NZ	2.33	0.43
2:I:302:MET:CE	2:I:334:VAL:CA	2.95	0.43
2:I:93:ILE:HG23	2:I:94:CYS:N	2.33	0.43
2:J:430:LYS:HE3	2:J:439:ALA:O	2.18	0.43
2:J:240:THR:OG1	8:J:484:FAD:N7A	2.50	0.43
2:K:322:ARG:CD	2:K:349:ALA:CB	2.94	0.43

Continued on next page...

Continued from previous page...

Atom-1	Atom-2	Interatomic distance (Å)	Clash overlap (Å)
2:K:345:ILE:HD13	2:K:345:ILE:N	2.17	0.43
2:K:430:LYS:HE3	2:K:439:ALA:O	2.18	0.43
2:K:449:LEU:HD22	2:K:452:TRP:CE2	2.53	0.43
2:K:454:ILE:CD1	2:K:458:ARG:HG2	2.48	0.43
2:K:458:ARG:NH2	2:K:458:ARG:HB3	2.32	0.43
2:K:64:ASN:CG	2:K:67:ASP:HB2	2.38	0.43
2:L:175:VAL:O	2:L:175:VAL:HG13	2.18	0.43
2:L:191:PRO:HB2	2:L:193:PHE:CE2	2.52	0.43
2:L:32:TYR:CE2	2:L:194:LYS:HA	2.53	0.43
2:L:71:LEU:HD21	2:L:76:ARG:C	2.37	0.43
1:A:1156:ARG:O	1:A:1157:SER:HB3	2.18	0.43
1:A:1468:VAL:HG12	1:A:1469:PRO:O	2.19	0.43
1:A:495:LEU:HD12	1:A:495:LEU:HA	1.53	0.43
1:A:515:ARG:HH22	1:A:966:ILE:CB	2.23	0.43
1:A:447:LEU:CD1	1:A:670:LEU:HD21	2.43	0.43
1:B:1003:ARG:NH1	1:B:1004:SER:O	2.50	0.43
1:B:1184:ASN:C	1:B:1186:ARG:N	2.71	0.43
1:B:1212:ASP:OD1	1:B:1243:GLY:N	2.34	0.43
1:B:30:HIS:HD2	1:B:31:ARG:H	1.65	0.43
1:B:442:MET:HE3	1:B:442:MET:HB3	1.76	0.43
1:B:454:PHE:CG	1:B:648:GLU:HB2	2.53	0.43
1:B:702:ASP:O	1:B:703:GLY:C	2.55	0.43
1:B:700:ILE:C	1:B:703:GLY:H	2.22	0.43
1:B:838:VAL:HG13	1:B:839:PRO:CD	2.32	0.43
1:B:9:ILE:HD13	1:B:9:ILE:HG21	1.59	0.43
1:C:125:ARG:HG3	1:C:219:TRP:CZ2	2.53	0.43
1:C:447:LEU:CD1	1:C:670:LEU:HD21	2.43	0.43
1:C:903:TRP:N	1:C:903:TRP:CD1	2.86	0.43
1:D:1032:ALA:O	1:D:1033:SER:HB2	2.19	0.43
1:D:1158:LEU:HA	1:D:1158:LEU:HD12	1.80	0.43
1:D:1260:GLN:O	1:D:1261:PRO:C	2.56	0.43
1:D:1467:GLU:O	1:D:1469:PRO:HD3	2.18	0.43
1:D:806:SER:HG	1:D:809:THR:CB	2.30	0.43
1:E:218:THR:CG2	1:E:221:LEU:HG	2.44	0.43
1:E:295:LYS:HE2	1:E:299:VAL:HG11	1.98	0.43
1:E:302:ALA:CA	1:E:347:ARG:NH1	2.81	0.43
1:E:515:ARG:HH22	1:E:966:ILE:CB	2.23	0.43
1:F:1236:ARG:C	1:F:1238:THR:N	2.70	0.43
1:F:1400:SER:C	1:F:1402:PRO:HD2	2.38	0.43
1:F:219:TRP:N	1:F:220:PRO:CD	2.81	0.43
1:F:442:MET:HB2	1:F:673:GLU:HG2	2.01	0.43

Continued on next page...

Continued from previous page...

Atom-1	Atom-2	Interatomic distance (Å)	Clash overlap (Å)
1:F:454:PHE:CG	1:F:648:GLU:HB2	2.53	0.43
1:F:612:GLY:O	1:F:762:HIS:HE1	1.99	0.43
1:F:689:LEU:O	1:F:689:LEU:HD12	2.18	0.43
1:F:731:SER:HA	1:F:747:SER:HB2	1.99	0.43
1:F:8:ALA:HA	1:F:362:LEU:HD12	2.00	0.43
1:F:957:ARG:HD2	1:F:965:LEU:CD1	2.48	0.43
2:G:195:LEU:HD12	2:G:196:GLU:O	2.19	0.43
2:G:295:LEU:HD21	2:G:319:LEU:HD13	1.99	0.43
2:G:297:GLY:O	2:G:327:MET:HE3	2.18	0.43
2:G:54:PHE:HB2	2:G:107:ASN:O	2.18	0.43
2:H:206:LEU:HD22	2:H:206:LEU:HA	1.91	0.43
2:H:69:LEU:HA	2:H:72:THR:HG22	2.00	0.43
2:I:237:LEU:C	2:I:237:LEU:HD22	2.39	0.43
2:I:32:TYR:CE2	2:I:194:LYS:HA	2.53	0.43
2:I:449:LEU:CD2	2:I:452:TRP:CG	2.93	0.43
2:I:80:ALA:HB3	2:I:127:ILE:HD11	1.96	0.43
2:J:32:TYR:CD1	2:J:34:ARG:HD3	2.53	0.43
2:J:418:THR:CA	2:J:424:LEU:CD2	2.95	0.43
2:J:54:PHE:HB2	2:J:107:ASN:O	2.18	0.43
2:J:64:ASN:CG	2:J:67:ASP:HB2	2.38	0.43
2:K:137:VAL:HG13	2:K:209:ASP:CG	2.39	0.43
2:K:237:LEU:C	2:K:237:LEU:HD22	2.39	0.43
2:K:297:GLY:O	2:K:327:MET:HE3	2.18	0.43
2:L:197:LYS:CD	2:L:275:ASP:H	2.30	0.43
2:L:290:LYS:CG	2:L:291:HIS:N	2.79	0.43
2:L:306:ARG:NH1	2:L:336:HIS:HB2	2.34	0.43
2:L:449:LEU:HD22	2:L:452:TRP:CE2	2.53	0.43
1:A:1022:LEU:HA	1:A:1068:ARG:O	2.19	0.43
1:A:1101:GLY:O	1:A:1102:CYS:C	2.57	0.43
1:A:1113:CYS:HB3	1:A:1119:VAL:CG1	2.49	0.43
1:A:1173:ARG:HH22	1:A:1178:LEU:HD23	1.83	0.43
1:A:1315:LEU:HD13	1:A:1320:ASN:ND2	2.33	0.43
1:A:438:GLU:OE1	1:A:553:ALA:HB2	2.18	0.43
1:B:1400:SER:C	1:B:1402:PRO:HD2	2.38	0.43
1:B:1447:TRP:O	1:B:1450:GLU:N	2.51	0.43
1:B:508:ASN:HB2	1:B:509:PRO:CD	2.47	0.43
1:B:511:ILE:HD13	1:B:511:ILE:HG21	1.76	0.43
1:B:528:ASN:O	1:B:529:LEU:HD23	2.17	0.43
1:B:420:VAL:HA	1:B:540:THR:HG21	2.00	0.43
1:B:622:LEU:HD13	1:B:739:PHE:HZ	1.82	0.43
1:C:778:PHE:HE2	1:C:1039:LYS:HD2	1.66	0.43

Continued on next page...

Continued from previous page...

Atom-1	Atom-2	Interatomic distance (Å)	Clash overlap (Å)
1:C:120:LYS:O	1:C:123:ALA:HB3	2.18	0.43
1:C:1395:TYR:HE1	1:C:1397:LEU:HG	1.82	0.43
1:C:191:PHE:O	1:C:191:PHE:CD1	2.71	0.43
1:C:246:ALA:C	1:C:248:GLU:N	2.70	0.43
1:C:309:THR:HB	1:C:314:LYS:HE3	1.99	0.43
1:C:337:ASP:O	1:C:338:GLY:C	2.56	0.43
1:C:420:VAL:O	1:C:422:ASN:N	2.50	0.43
1:C:736:ALA:O	1:C:737:GLU:C	2.53	0.43
1:D:1050:SER:O	1:D:1051:GLU:O	2.36	0.43
1:D:1070:ASP:C	1:D:1070:ASP:OD1	2.55	0.43
1:D:1085:LEU:HA	1:D:1085:LEU:HD23	1.65	0.43
1:D:208:HIS:C	1:D:208:HIS:CD2	2.92	0.43
4:D:2474:FMN:H1'2	4:D:2474:FMN:H9	1.57	0.43
1:D:547:SER:C	1:D:549:VAL:H	2.21	0.43
1:D:763:ALA:C	1:D:765:ALA:N	2.72	0.43
1:D:869:GLY:O	1:D:870:THR:C	2.52	0.43
1:D:964:MET:O	1:D:965:LEU:HD23	2.17	0.43
1:D:98:LEU:HD23	1:D:98:LEU:HA	1.62	0.43
1:E:1211:LEU:HA	1:E:1211:LEU:HD12	1.72	0.43
1:E:248:GLU:OE2	1:E:266:VAL:N	2.44	0.43
1:E:227:MET:HE3	1:E:282:GLU:HG2	2.00	0.43
1:E:353:MET:HA	1:E:366:GLY:O	2.18	0.43
1:E:621:ILE:HG12	1:E:657:VAL:HG11	2.00	0.43
1:F:1184:ASN:C	1:F:1186:ARG:N	2.71	0.43
1:F:580:GLU:O	1:F:581:ALA:C	2.56	0.43
2:G:163:ALA:HB3	2:G:207:LEU:HD21	2.00	0.43
2:G:31:ILE:HD11	2:G:194:LYS:HG2	2.00	0.43
2:G:237:LEU:C	2:G:237:LEU:HD22	2.39	0.43
2:G:197:LYS:CD	2:G:275:ASP:H	2.30	0.43
2:G:305:VAL:HG22	2:G:316:VAL:CG1	2.47	0.43
2:G:405:ASP:OD1	2:G:407:PRO:HD2	2.18	0.43
2:G:449:LEU:HD23	2:G:452:TRP:H	1.83	0.43
2:H:165:GLU:CB	2:H:169:LYS:HZ3	2.30	0.43
2:H:32:TYR:CD1	2:H:34:ARG:HD3	2.53	0.43
2:H:93:ILE:HG23	2:H:94:CYS:N	2.33	0.43
2:I:163:ALA:HB3	2:I:207:LEU:HD21	2.00	0.43
2:I:96:ARG:NH2	2:I:199:VAL:HG21	2.31	0.43
2:I:32:TYR:CD1	2:I:34:ARG:HD3	2.53	0.43
2:I:447:ALA:HB1	2:I:452:TRP:CD2	2.50	0.43
2:J:110:ILE:HD11	2:J:118:VAL:CA	2.48	0.43
2:J:423:LEU:CD2	2:J:423:LEU:N	2.80	0.43

Continued on next page...

Continued from previous page...

Atom-1	Atom-2	Interatomic distance (Å)	Clash overlap (Å)
2:J:426:ASP:O	2:J:430:LYS:HA	2.17	0.43
2:K:118:VAL:HG22	2:K:118:VAL:H	1.08	0.43
2:K:146:LEU:CD2	2:K:146:LEU:N	2.81	0.43
2:K:165:GLU:CB	2:K:169:LYS:HZ3	2.29	0.43
2:K:173:VAL:CG2	2:K:174:HIS:N	2.81	0.43
2:K:181:ARG:NH2	2:K:188:TYR:CD1	2.86	0.43
2:K:269:ASN:HD22	2:K:273:LEU:CD2	2.30	0.43
2:K:295:LEU:HD21	2:K:319:LEU:HD13	1.99	0.43
2:K:32:TYR:CD1	2:K:34:ARG:HD3	2.53	0.43
2:K:71:LEU:CD1	2:K:80:ALA:N	2.81	0.43
2:L:146:LEU:CD2	2:L:146:LEU:N	2.81	0.43
2:L:166:LEU:HD22	2:L:169:LYS:HE2	2.00	0.43
2:L:215:HIS:CD2	2:L:218:PHE:HD1	2.35	0.43
2:L:277:VAL:CG1	2:L:278:GLU:N	2.81	0.43
2:L:454:ILE:CD1	2:L:458:ARG:HG2	2.48	0.43
1:A:1053:HIS:ND1	1:A:1062:ARG:HD3	2.33	0.43
1:A:144:PHE:HA	1:A:144:PHE:HD1	1.68	0.43
1:A:191:PHE:CD1	1:A:191:PHE:O	2.72	0.43
1:A:330:PRO:HB3	1:A:350:LEU:HB3	2.01	0.43
1:A:420:VAL:O	1:A:422:ASN:N	2.50	0.43
1:A:562:MET:HE3	1:A:566:ALA:HB2	2.00	0.43
1:A:918:THR:O	1:A:921:TYR:N	2.51	0.43
1:B:1427:LEU:O	1:B:1428:ILE:C	2.56	0.43
1:B:230:HIS:HE1	1:B:234:ILE:HG13	1.82	0.43
1:B:308:THR:CG2	1:B:308:THR:O	2.66	0.43
1:B:500:ARG:NH2	1:B:1039:LYS:O	2.50	0.43
1:B:78:LEU:HB3	1:B:79:PRO:CD	2.48	0.43
1:C:30:HIS:CD2	1:C:30:HIS:N	2.85	0.43
1:C:509:PRO:HB3	1:C:975:TYR:CD1	2.53	0.43
1:C:803:THR:HG22	1:C:803:THR:O	2.08	0.43
1:C:911:ALA:O	1:C:912:SER:C	2.57	0.43
1:D:1424:LEU:C	1:D:1424:LEU:HD23	2.39	0.43
1:D:381:GLU:CD	1:D:402:ARG:NH1	2.67	0.43
1:D:430:VAL:HG13	1:D:554:GLU:CA	2.37	0.43
1:D:442:MET:HB3	1:D:442:MET:HE3	1.68	0.43
1:D:420:VAL:HA	1:D:540:THR:HG21	2.00	0.43
1:D:550:LEU:HA	1:D:554:GLU:OE2	2.19	0.43
1:D:580:GLU:O	1:D:581:ALA:C	2.56	0.43
1:D:660:GLY:HA2	1:D:721:GLY:N	2.33	0.43
1:D:970:PRO:O	1:D:970:PRO:HG2	2.19	0.43
1:E:1138:LEU:HA	1:E:1138:LEU:HD12	1.79	0.43

Continued on next page...

Continued from previous page...

Atom-1	Atom-2	Interatomic distance (Å)	Clash overlap (Å)
1:E:114:VAL:HG11	1:E:125:ARG:NH1	2.33	0.43
1:E:1425:LYS:CD	1:E:1447:TRP:CD1	3.02	0.43
1:E:210:ARG:HA	3:E:2473:OMT:HE1	2.01	0.43
1:E:468:MET:O	1:E:472:GLY:N	2.50	0.43
1:E:558:MET:C	1:E:560:ASP:N	2.72	0.43
1:E:636:LEU:O	1:E:639:PHE:N	2.38	0.43
1:E:78:LEU:HB3	1:E:79:PRO:HD2	2.00	0.43
1:E:918:THR:O	1:E:921:TYR:N	2.51	0.43
1:F:1190:VAL:C	1:F:1192:PRO:HD3	2.38	0.43
1:F:1244:THR:OG1	1:F:1278:ALA:HB3	2.18	0.43
1:F:1435:THR:HG23	1:F:1437:SER:N	2.34	0.43
1:F:558:MET:O	1:F:560:ASP:N	2.51	0.43
1:F:78:LEU:HB3	1:F:79:PRO:CD	2.48	0.43
1:F:806:SER:HG	1:F:809:THR:H	1.63	0.43
1:F:869:GLY:O	1:F:870:THR:C	2.52	0.43
2:G:197:LYS:HG2	2:G:273:LEU:CD1	2.43	0.43
2:G:306:ARG:NH1	2:G:336:HIS:HB2	2.34	0.43
2:G:32:TYR:CD1	2:G:34:ARG:HD3	2.53	0.43
2:G:60:PRO:O	2:G:455:ARG:HD3	2.18	0.43
2:H:77:LEU:CA	2:H:127:ILE:CD1	2.93	0.43
2:H:32:TYR:CE2	2:H:194:LYS:CA	3.02	0.43
2:H:54:PHE:HB2	2:H:107:ASN:O	2.18	0.43
2:H:92:GLU:HG3	2:H:203:ARG:NH1	2.34	0.43
2:I:153:ILE:CG1	2:I:220:VAL:HG22	2.49	0.43
1:F:777:GLY:C	2:I:52:VAL:HG11	2.39	0.43
2:J:68:TRP:CH2	2:J:124:GLU:OE1	2.72	0.43
2:J:137:VAL:HG13	2:J:209:ASP:CG	2.39	0.43
2:J:462:GLU:O	2:J:465:HIS:HB3	2.18	0.43
2:J:53:PRO:HD2	2:J:56:GLN:HE21	1.83	0.43
2:K:54:PHE:HB2	2:K:107:ASN:O	2.18	0.43
2:K:277:VAL:CG1	2:K:278:GLU:N	2.81	0.43
2:K:317:LYS:HE3	2:K:345:ILE:HG13	2.00	0.43
2:K:31:ILE:HG12	2:K:193:PHE:CD1	2.54	0.43
2:K:350:PRO:HG2	2:K:374:ALA:HA	1.99	0.43
2:K:93:ILE:HG23	2:K:94:CYS:N	2.33	0.43
2:L:188:TYR:OH	2:L:262:LEU:HD23	2.18	0.43
2:L:28:PHE:HZ	2:L:285:LEU:HD21	1.83	0.43
1:A:1068:ARG:NE	1:A:1089:GLU:OE1	2.39	0.43
1:A:1274:GLN:HG2	1:A:1274:GLN:H	1.35	0.43
1:A:1315:LEU:HB3	1:A:1320:ASN:ND2	2.31	0.43
1:A:1395:TYR:CE2	1:A:1443:ILE:CD1	3.01	0.43

Continued on next page...

Continued from previous page...

Atom-1	Atom-2	Interatomic distance (Å)	Clash overlap (Å)
1:A:858:MET:HA	4:A:2474:FMN:C5A	2.48	0.43
1:A:329:GLY:O	1:A:330:PRO:C	2.56	0.43
1:A:621:ILE:HG12	1:A:657:VAL:HG11	2.00	0.43
1:A:56:LYS:HE2	1:A:67:PRO:O	2.17	0.43
1:A:687:MET:HA	1:A:688:PRO:HD3	1.83	0.43
1:A:908:LYS:HD2	1:A:921:TYR:CD2	2.53	0.43
1:B:284:MET:HE2	1:B:294:VAL:HG13	2.00	0.43
1:B:8:ALA:HA	1:B:362:LEU:HD12	2.00	0.43
1:B:974:ILE:HD13	1:B:974:ILE:HG21	1.74	0.43
1:C:1458:VAL:CG1	1:C:1459:PRO:CD	2.97	0.43
1:D:364:ILE:HD12	1:D:374:ILE:HD11	2.00	0.43
1:D:440:SER:O	1:D:441:ASP:OD1	2.36	0.43
1:D:700:ILE:C	1:D:703:GLY:H	2.22	0.43
1:D:848:ALA:O	1:D:849:ILE:C	2.54	0.43
1:E:1022:LEU:HA	1:E:1068:ARG:O	2.19	0.43
1:E:1101:GLY:O	1:E:1102:CYS:C	2.57	0.43
1:E:1310:THR:O	1:E:1313:SER:N	2.33	0.43
1:E:1315:LEU:HB3	1:E:1320:ASN:ND2	2.31	0.43
1:E:1315:LEU:HD13	1:E:1320:ASN:ND2	2.33	0.43
1:E:1387:MET:CG	1:E:1387:MET:O	2.41	0.43
1:E:1425:LYS:HD2	1:E:1447:TRP:CD2	2.54	0.43
1:E:509:PRO:HB3	1:E:975:TYR:CD1	2.53	0.43
1:E:787:ARG:HH11	1:E:787:ARG:HD3	1.66	0.43
1:E:81:ILE:HD13	1:F:216:PHE:CZ	2.53	0.43
1:E:949:VAL:O	1:E:950:THR:O	2.37	0.43
1:E:978:GLU:HG2	1:E:978:GLU:H	1.19	0.43
1:F:1329:TYR:HD1	1:F:1348:VAL:HG13	1.82	0.43
1:F:144:PHE:HA	1:F:144:PHE:HD1	1.71	0.43
1:F:409:HIS:O	1:F:413:LEU:HD23	2.19	0.43
1:F:440:SER:O	1:F:441:ASP:OD1	2.36	0.43
1:F:251:MET:CE	1:F:533:LEU:HD11	2.49	0.43
1:F:643:ASN:HD22	1:F:665:THR:HG21	1.83	0.43
1:F:780:ARG:NH2	2:I:109:VAL:HG11	2.33	0.43
2:G:31:ILE:HG12	2:G:193:PHE:CD1	2.54	0.43
2:G:266:THR:HG23	2:G:270:LYS:NZ	2.33	0.43
2:G:32:TYR:HE2	2:G:194:LYS:CA	2.30	0.43
2:G:351:GLU:CB	2:G:353:PHE:HB3	2.47	0.43
2:G:77:LEU:CA	2:G:127:ILE:CD1	2.93	0.43
2:H:201:GLU:HA	2:H:204:VAL:CG1	2.49	0.43
2:H:237:LEU:HD22	2:H:237:LEU:C	2.39	0.43
2:I:148:LEU:HB3	2:I:234:VAL:HG23	1.98	0.43

Continued on next page...

Continued from previous page...

Atom-1	Atom-2	Interatomic distance (Å)	Clash overlap (Å)
2:I:137:VAL:HG13	2:I:209:ASP:CG	2.39	0.43
2:I:264:TYR:CE1	2:I:311:GLN:NE2	2.87	0.43
2:J:110:ILE:HB	2:J:115:HIS:HE1	1.81	0.43
2:J:153:ILE:CG1	2:J:220:VAL:HG22	2.49	0.43
2:J:32:TYR:CE2	2:J:194:LYS:CA	3.02	0.43
2:J:96:ARG:NH2	2:J:199:VAL:HG21	2.31	0.43
2:K:188:TYR:OH	2:K:262:LEU:HD23	2.18	0.43
2:K:266:THR:HG23	2:K:270:LYS:NZ	2.33	0.43
2:K:443:ILE:HD12	2:K:444:VAL:HG23	1.99	0.43
2:K:449:LEU:HD23	2:K:452:TRP:H	1.83	0.43
2:L:153:ILE:CG1	2:L:220:VAL:CG1	2.96	0.43
2:L:200:VAL:HA	2:L:203:ARG:HD2	1.97	0.43
2:L:201:GLU:HA	2:L:204:VAL:CG1	2.49	0.43
2:L:430:LYS:HE3	2:L:439:ALA:O	2.17	0.43
2:L:449:LEU:HD23	2:L:452:TRP:H	1.83	0.43
2:L:80:ALA:HB3	2:L:127:ILE:HD11	1.96	0.43
1:A:1161:VAL:O	1:A:1161:VAL:HG13	2.18	0.43
1:A:1465:ARG:HE	1:A:1465:ARG:HB3	1.62	0.43
1:A:420:VAL:CG1	1:A:421:GLN:N	2.81	0.43
1:A:498:PHE:H	1:A:498:PHE:HD1	1.64	0.43
1:A:515:ARG:HG3	1:A:515:ARG:H	1.52	0.43
1:A:572:THR:CG2	1:A:615:ARG:HE	2.32	0.43
1:B:1043:LEU:HD23	1:B:1047:MET:HE3	1.99	0.43
1:B:208:HIS:C	1:B:208:HIS:CD2	2.92	0.43
1:B:219:TRP:N	1:B:220:PRO:CD	2.81	0.43
1:B:290:THR:HG22	1:B:292:PRO:CD	2.48	0.43
1:B:312:ASN:HB2	1:B:411:ALA:CB	2.46	0.43
1:B:251:MET:CE	1:B:533:LEU:HD11	2.49	0.43
1:B:677:GLU:OE2	1:B:681:ARG:NH1	2.52	0.43
1:C:1026:ASN:ND2	1:C:1027:SER:N	2.66	0.43
1:C:1022:LEU:HA	1:C:1068:ARG:O	2.19	0.43
1:C:1349:ARG:NH1	1:C:1367:TYR:O	2.52	0.43
1:C:1425:LYS:HD2	1:C:1447:TRP:CD2	2.54	0.43
1:C:419:TRP:CE2	1:C:537:GLU:HB3	2.53	0.43
1:C:515:ARG:HG3	1:C:515:ARG:H	1.52	0.43
1:C:559:ARG:HD2	1:C:605:ILE:CD1	2.48	0.43
1:C:983:LEU:HD22	1:C:987:LEU:HG	2.01	0.43
1:D:293:MET:HG2	1:D:410:LEU:HD23	2.00	0.43
1:D:353:MET:HA	1:D:353:MET:HE2	2.00	0.43
1:D:622:LEU:HD13	1:D:739:PHE:HZ	1.82	0.43
1:D:739:PHE:O	1:D:740:PRO:C	2.55	0.43

Continued on next page...

Continued from previous page...

Atom-1	Atom-2	Interatomic distance (Å)	Clash overlap (Å)
1:D:783:LYS:HD3	2:H:57:VAL:HG13	0.93	0.43
1:D:957:ARG:HD2	1:D:965:LEU:CD1	2.48	0.43
1:E:1113:CYS:HB3	1:E:1119:VAL:CG1	2.49	0.43
1:E:1113:CYS:C	1:E:1115:VAL:N	2.71	0.43
1:E:1131:THR:HG22	1:E:1133:GLU:H	1.81	0.43
1:E:1354:THR:HG23	1:E:1372:THR:HB	2.01	0.43
1:E:1395:TYR:CE2	1:E:1443:ILE:CD1	3.01	0.43
1:E:246:ALA:C	1:E:248:GLU:N	2.70	0.43
1:E:316:LEU:O	1:E:319:TYR:N	2.50	0.43
1:F:120:LYS:HA	1:F:120:LYS:HE2	2.00	0.43
1:F:208:HIS:C	1:F:208:HIS:CD2	2.92	0.43
1:F:632:ILE:HD12	1:F:632:ILE:HG23	1.66	0.43
2:G:173:VAL:CG2	2:G:174:HIS:N	2.81	0.43
2:G:178:ARG:HH12	2:G:243:TYR:HB2	1.83	0.43
2:G:94:CYS:SG	2:G:450:VAL:HG22	2.59	0.43
2:G:51:GLY:O	2:G:52:VAL:HG23	2.16	0.43
2:H:215:HIS:HD2	2:H:218:PHE:HD1	1.65	0.43
2:H:60:PRO:O	2:H:455:ARG:HD3	2.18	0.43
2:H:94:CYS:SG	2:H:450:VAL:HG22	2.59	0.43
2:I:110:ILE:HD11	2:I:118:VAL:CA	2.48	0.43
2:I:175:VAL:HG13	2:I:175:VAL:O	2.18	0.43
2:J:178:ARG:HH12	2:J:243:TYR:HB2	1.83	0.43
2:J:229:LEU:HD22	2:J:236:VAL:HG12	2.00	0.43
2:J:264:TYR:CE1	2:J:311:GLN:NE2	2.87	0.43
2:J:28:PHE:HZ	2:J:285:LEU:HD21	1.84	0.43
2:J:306:ARG:NH1	2:J:336:HIS:HB2	2.34	0.43
2:J:297:GLY:O	2:J:327:MET:HE3	2.18	0.43
2:J:240:THR:HG23	2:J:443:ILE:HG21	2.01	0.43
2:J:94:CYS:SG	2:J:450:VAL:HG22	2.59	0.43
2:K:60:PRO:O	2:K:455:ARG:HD3	2.18	0.43
2:L:165:GLU:HB3	2:L:169:LYS:HZ2	1.82	0.43
2:L:240:THR:HG23	2:L:443:ILE:HG21	2.01	0.43
2:L:28:PHE:N	2:L:28:PHE:CD1	2.84	0.43
2:L:304:CYS:CA	2:L:307:THR:HG22	2.48	0.43
1:A:1226:GLY:CA	1:E:896:PRO:HB2	2.49	0.43
1:A:1267:ARG:HG2	1:A:1267:ARG:H	1.71	0.43
1:A:1315:LEU:HA	1:A:1315:LEU:HD23	1.62	0.43
1:A:1394:VAL:CG1	1:A:1401:LEU:HD23	2.49	0.43
1:A:216:PHE:HA	1:A:217:PRO:HD3	1.73	0.43
1:A:345:MET:HE2	1:A:385:LEU:HB2	1.96	0.43
1:A:463:LEU:HA	1:A:463:LEU:HD23	1.48	0.43

Continued on next page...

Continued from previous page...

Atom-1	Atom-2	Interatomic distance (Å)	Clash overlap (Å)
1:A:575:VAL:HG13	1:A:759:LEU:CD2	2.48	0.43
1:A:896:PRO:HB2	1:C:1226:GLY:CA	2.49	0.43
1:B:1105:VAL:HG23	2:G:54:PHE:CD1	2.54	0.43
1:B:1244:THR:OG1	1:B:1278:ALA:HB3	2.18	0.43
1:B:403:ASP:OD1	1:B:407:LYS:HG3	2.18	0.43
1:B:409:HIS:O	1:B:413:LEU:HD23	2.18	0.43
1:B:606:LEU:HD23	1:B:606:LEU:HA	1.78	0.43
1:B:643:ASN:HD22	1:B:665:THR:HG21	1.83	0.43
1:C:143:GLN:NE2	1:C:143:GLN:CA	2.78	0.43
1:C:16:SER:O	1:C:20:LYS:CG	2.66	0.43
1:C:218:THR:CG2	1:C:221:LEU:HG	2.44	0.43
1:C:256:PHE:O	1:C:257:GLY:C	2.56	0.43
1:C:56:LYS:CG	1:C:71:LEU:HD22	2.49	0.43
1:D:1058:LEU:HD23	1:D:1058:LEU:HA	1.63	0.43
1:D:1427:LEU:O	1:D:1428:ILE:C	2.56	0.43
1:D:409:HIS:O	1:D:413:LEU:HD23	2.18	0.43
1:D:511:ILE:HG22	1:D:512:ASP:H	1.79	0.43
1:D:552:THR:HG22	1:D:552:THR:O	2.19	0.43
1:D:677:GLU:OE2	1:D:681:ARG:NH1	2.52	0.43
1:D:764:THR:O	1:D:764:THR:CG2	2.63	0.43
1:C:896:PRO:HB2	1:E:1226:GLY:C	2.39	0.43
1:E:248:GLU:CA	1:E:251:MET:HG2	2.31	0.43
1:E:303:LEU:HD11	1:E:314:LYS:HG2	2.01	0.43
1:E:358:THR:CB	1:E:360:ASP:OD1	2.65	0.43
1:E:442:MET:CE	1:E:447:LEU:N	2.81	0.43
1:E:46:ILE:HG12	1:E:48:VAL:HG13	2.01	0.43
1:E:56:LYS:CG	1:E:71:LEU:HD22	2.49	0.43
1:E:780:ARG:NH2	2:L:54:PHE:HD1	2.17	0.43
1:E:911:ALA:O	1:E:912:SER:C	2.57	0.43
1:E:983:LEU:HD22	1:E:987:LEU:HG	2.01	0.43
1:E:990:ILE:O	1:E:990:ILE:HG13	2.19	0.43
1:F:1222:LEU:N	1:F:1229:MET:HE2	2.33	0.43
1:F:1374:VAL:HG12	1:F:1375:ILE:N	2.32	0.43
1:F:1458:VAL:HA	1:F:1459:PRO:HD3	1.90	0.43
1:F:364:ILE:HD12	1:F:374:ILE:HD11	2.00	0.43
1:F:511:ILE:CG2	1:F:512:ASP:N	2.74	0.43
1:F:420:VAL:HA	1:F:540:THR:HG21	2.00	0.43
1:F:550:LEU:HD13	1:F:555:PHE:HA	2.01	0.43
1:F:677:GLU:OE2	1:F:681:ARG:NH1	2.52	0.43
1:F:739:PHE:O	1:F:740:PRO:C	2.55	0.43
2:G:229:LEU:HD22	2:G:236:VAL:HG12	2.00	0.43

Continued on next page...

Continued from previous page...

Atom-1	Atom-2	Interatomic distance (Å)	Clash overlap (Å)
2:G:197:LYS:CB	2:G:273:LEU:HG	2.48	0.43
2:G:93:ILE:HG23	2:G:94:CYS:N	2.33	0.43
2:H:68:TRP:CH2	2:H:124:GLU:OE1	2.72	0.43
2:H:137:VAL:CG1	2:H:138:LYS:N	2.82	0.43
2:H:306:ARG:NH1	2:H:336:HIS:HB2	2.34	0.43
2:H:295:LEU:HD21	2:H:319:LEU:HD13	1.99	0.43
2:H:31:ILE:HG12	2:H:193:PHE:CD1	2.54	0.43
2:H:324:ARG:HH11	2:H:324:ARG:CB	2.32	0.43
2:H:449:LEU:HD23	2:H:452:TRP:H	1.83	0.43
2:I:162:ALA:HB3	2:I:237:LEU:CD1	2.49	0.43
2:I:29:ALA:O	2:I:193:PHE:HB2	2.19	0.43
2:I:350:PRO:HD2	2:I:374:ALA:CB	2.49	0.43
2:I:430:LYS:HE3	2:I:439:ALA:O	2.18	0.43
2:I:64:ASN:CG	2:I:67:ASP:HB2	2.38	0.43
2:J:137:VAL:CG1	2:J:138:LYS:N	2.82	0.43
2:J:146:LEU:CD2	2:J:146:LEU:N	2.81	0.43
2:J:181:ARG:NH2	2:J:188:TYR:CD1	2.86	0.43
2:J:201:GLU:HA	2:J:204:VAL:CG1	2.49	0.43
2:J:29:ALA:O	2:J:193:PHE:HB2	2.19	0.43
2:J:317:LYS:CE	2:J:345:ILE:CG1	2.95	0.43
2:K:31:ILE:HD11	2:K:194:LYS:HG2	2.00	0.43
2:K:324:ARG:HH11	2:K:324:ARG:CB	2.32	0.43
2:K:92:GLU:HG3	2:K:203:ARG:NH1	2.34	0.43
2:L:181:ARG:NH2	2:L:188:TYR:CD1	2.86	0.43
2:L:29:ALA:O	2:L:193:PHE:HB2	2.19	0.43
2:L:207:LEU:HD12	2:L:212:VAL:CG1	2.49	0.43
2:L:137:VAL:HG13	2:L:209:ASP:CG	2.39	0.43
2:L:153:ILE:CG1	2:L:220:VAL:HG22	2.49	0.43
2:L:237:LEU:C	2:L:237:LEU:HD22	2.39	0.43
2:L:302:MET:CE	2:L:334:VAL:CA	2.95	0.43
2:L:388:PHE:CD2	2:L:390:VAL:CG1	2.95	0.43
2:L:94:CYS:SG	2:L:450:VAL:HG22	2.59	0.43
1:A:1228:LYS:C	1:A:1229:MET:HG2	2.39	0.43
1:A:1212:ASP:OD2	1:A:1243:GLY:CA	2.67	0.43
1:A:1349:ARG:NH1	1:A:1367:TYR:O	2.52	0.43
1:A:1420:TYR:OH	1:A:1466:LEU:CD2	2.66	0.43
1:A:228:LEU:HA	1:A:228:LEU:HD12	1.29	0.43
1:A:261:GLN:HE21	1:A:264:LYS:HD2	1.83	0.43
1:A:302:ALA:CA	1:A:347:ARG:NH1	2.81	0.43
1:A:309:THR:HB	1:A:314:LYS:HE3	2.00	0.43
1:A:708:MET:HE2	1:A:708:MET:HB2	1.74	0.43

Continued on next page...

Continued from previous page...

Atom-1	Atom-2	Interatomic distance (Å)	Clash overlap (Å)
1:A:56:LYS:CG	1:A:71:LEU:HD22	2.49	0.43
1:B:1011:ALA:O	1:B:1014:ALA:N	2.52	0.43
1:B:120:LYS:HE2	1:B:120:LYS:HA	2.00	0.43
1:B:1230:GLN:HB2	1:D:877:ARG:CD	2.48	0.43
1:B:552:THR:O	1:B:552:THR:HG22	2.19	0.43
1:B:562:MET:CE	1:B:605:ILE:HD11	2.49	0.43
1:B:943:GLN:HE21	1:B:1033:SER:HA	1.83	0.43
1:C:1011:ALA:O	1:C:1014:ALA:N	2.52	0.43
1:C:1159:ASN:O	1:C:1161:VAL:N	2.51	0.43
1:C:1264:ILE:HG22	1:C:1283:GLY:O	2.19	0.43
1:C:1351:SER:OG	1:C:1369:THR:HB	2.18	0.43
1:C:329:GLY:O	1:C:330:PRO:C	2.56	0.43
1:C:551:THR:H	1:C:554:GLU:CG	2.32	0.43
1:C:572:THR:CG2	1:C:615:ARG:HE	2.32	0.43
1:C:611:MET:HE3	1:C:611:MET:HB3	1.82	0.43
1:C:636:LEU:O	1:C:638:THR:N	2.51	0.43
1:C:949:VAL:O	1:C:950:THR:O	2.37	0.43
1:D:165:ASN:O	1:D:166:ASP:CB	2.65	0.43
1:D:850:ARG:NH1	1:D:878:ILE:HB	2.33	0.43
1:E:1011:ALA:O	1:E:1014:ALA:N	2.52	0.43
1:E:1139:PHE:N	1:E:1139:PHE:CD1	2.86	0.43
1:E:120:LYS:O	1:E:123:ALA:HB3	2.18	0.43
1:E:1348:VAL:O	1:E:1348:VAL:CG1	2.65	0.43
1:E:1349:ARG:NH1	1:E:1367:TYR:O	2.52	0.43
1:E:1444:LEU:HD23	1:E:1444:LEU:HA	1.77	0.43
1:E:345:MET:HE1	1:E:385:LEU:HB2	2.00	0.43
1:E:559:ARG:HD2	1:E:605:ILE:CD1	2.48	0.43
1:E:572:THR:CG2	1:E:615:ARG:HE	2.32	0.43
1:E:991:ASN:HA	1:E:992:PRO:HD2	1.84	0.43
1:F:1050:SER:O	1:F:1051:GLU:O	2.36	0.43
1:F:466:HIS:CE1	1:F:684:PHE:HE1	2.33	0.43
1:F:780:ARG:HH21	2:I:54:PHE:HE1	1.59	0.43
1:F:897:ASP:OD1	1:F:899:ASN:N	2.52	0.43
1:F:970:PRO:O	1:F:970:PRO:HG2	2.19	0.43
2:G:207:LEU:HD12	2:G:212:VAL:CG1	2.49	0.43
2:G:215:HIS:CD2	2:G:218:PHE:HD1	2.35	0.43
2:G:188:TYR:OH	2:G:262:LEU:HD23	2.18	0.43
2:G:281:GLU:HG3	2:G:281:GLU:O	2.17	0.43
2:G:324:ARG:CB	2:G:324:ARG:HH11	2.32	0.43
2:G:317:LYS:CE	2:G:345:ILE:CG1	2.95	0.43
2:G:89:ASN:N	2:G:89:ASN:HD22	2.17	0.43

Continued on next page...

Continued from previous page...

Atom-1	Atom-2	Interatomic distance (Å)	Clash overlap (Å)
2:H:50:CYS:SG	2:H:109:VAL:HG21	2.58	0.43
2:H:181:ARG:NH2	2:H:188:TYR:CD1	2.86	0.43
2:H:423:LEU:CD2	2:H:423:LEU:N	2.80	0.43
2:H:80:ALA:HB3	2:H:127:ILE:HD11	1.96	0.43
2:I:50:CYS:SG	2:I:109:VAL:HG21	2.58	0.43
2:I:178:ARG:HH12	2:I:243:TYR:HB2	1.83	0.43
2:I:371:VAL:CG2	2:I:386:SER:CB	2.94	0.43
2:I:462:GLU:O	2:I:465:HIS:HB3	2.18	0.43
2:J:92:GLU:HG3	2:J:203:ARG:NH1	2.34	0.43
2:J:50:CYS:SG	2:J:109:VAL:HG21	2.58	0.43
2:K:201:GLU:HA	2:K:204:VAL:CG1	2.49	0.43
2:K:132:TRP:CG	2:K:202:ARG:HD2	2.52	0.43
2:K:290:LYS:HD3	2:K:393:ASP:CG	2.38	0.43
2:L:163:ALA:HB3	2:L:207:LEU:HD21	2.00	0.43
2:L:54:PHE:HB2	2:L:107:ASN:O	2.18	0.43
1:A:1011:ALA:O	1:A:1014:ALA:N	2.52	0.43
1:A:1276:LEU:C	1:A:1276:LEU:HD12	2.36	0.43
1:A:1360:CYS:O	1:A:1361:GLY:O	2.35	0.43
1:A:1425:LYS:CD	1:A:1447:TRP:CD1	3.02	0.43
1:A:303:LEU:HD11	1:A:314:LYS:HG2	2.01	0.43
1:A:442:MET:HE1	1:A:447:LEU:CA	2.48	0.43
1:A:454:PHE:CD1	1:A:454:PHE:N	2.81	0.43
1:A:485:ILE:HG21	1:A:485:ILE:HD13	1.72	0.43
1:A:562:MET:HE1	1:A:605:ILE:HD11	2.01	0.43
1:A:784:SER:HB3	1:A:785:GLY:H	1.66	0.43
1:A:911:ALA:O	1:A:912:SER:C	2.57	0.43
1:A:979:ASP:O	1:A:980:LEU:C	2.55	0.43
1:B:1062:ARG:HH11	1:B:1062:ARG:HD3	1.40	0.43
1:B:1085:LEU:HD23	1:B:1085:LEU:HA	1.65	0.43
1:B:30:HIS:CD2	1:B:31:ARG:N	2.86	0.43
1:B:783:LYS:HD3	2:G:57:VAL:HG13	0.93	0.43
1:B:824:GLN:O	1:B:827:ASP:CB	2.58	0.43
1:B:986:ASP:O	1:B:987:LEU:C	2.56	0.43
1:C:1139:PHE:N	1:C:1139:PHE:HD1	2.15	0.43
1:A:896:PRO:HB2	1:C:1226:GLY:C	2.39	0.43
1:C:1212:ASP:OD2	1:C:1243:GLY:CA	2.67	0.43
1:C:1425:LYS:CD	1:C:1447:TRP:CD1	3.02	0.43
1:C:1108:CYS:SG	6:C:2476:F3S:S4	2.94	0.43
1:C:545:LEU:HD23	1:C:545:LEU:HA	1.19	0.43
1:C:746:ILE:CG2	1:C:747:SER:N	2.76	0.43
1:C:944:LEU:HA	1:C:944:LEU:HD12	1.72	0.43

Continued on next page...

Continued from previous page...

Atom-1	Atom-2	Interatomic distance (Å)	Clash overlap (Å)
1:D:390:MET:HG3	1:D:406:LEU:CD2	2.48	0.43
1:D:458:MET:O	1:D:461:MET:N	2.50	0.43
1:D:754:ILE:HG22	1:D:755:GLN:N	2.34	0.43
1:E:842:GLU:OE1	1:E:1156:ARG:NH1	2.52	0.43
1:E:1158:LEU:HD12	1:E:1158:LEU:HA	1.61	0.43
1:E:1173:ARG:HH22	1:E:1178:LEU:HD23	1.83	0.43
1:E:1264:ILE:HG22	1:E:1283:GLY:O	2.19	0.43
1:E:1468:VAL:HG12	1:E:1468:VAL:O	2.15	0.43
1:E:191:PHE:O	1:E:191:PHE:CD1	2.72	0.43
1:E:250:ARG:HH21	1:E:639:PHE:HE1	1.63	0.43
1:E:417:ASP:O	1:E:418:LYS:C	2.52	0.43
1:E:551:THR:H	1:E:554:GLU:CG	2.32	0.43
1:E:636:LEU:O	1:E:638:THR:N	2.51	0.43
1:E:819:LYS:HA	1:E:819:LYS:HD3	1.73	0.43
1:F:30:HIS:HD2	1:F:31:ARG:H	1.65	0.43
1:F:552:THR:HG22	1:F:552:THR:O	2.19	0.43
1:F:574:PRO:HG2	1:F:574:PRO:O	2.19	0.43
1:F:890:ASP:HA	1:F:891:PRO:HD3	1.65	0.43
2:G:109:VAL:HG22	2:G:109:VAL:H	1.50	0.43
2:G:29:ALA:O	2:G:193:PHE:HB2	2.19	0.43
2:G:241:GLY:O	2:G:443:ILE:HG22	2.19	0.43
2:H:264:TYR:CE1	2:H:311:GLN:NE2	2.87	0.43
2:H:197:LYS:CB	2:H:273:LEU:HG	2.48	0.43
2:H:71:LEU:HD22	2:H:74:GLU:HG3	2.01	0.43
2:I:137:VAL:CG1	2:I:138:LYS:N	2.82	0.43
2:I:146:LEU:CD2	2:I:146:LEU:N	2.81	0.43
2:I:306:ARG:NH1	2:I:336:HIS:HB2	2.34	0.43
2:I:449:LEU:HD22	2:I:452:TRP:CE2	2.53	0.43
2:J:237:LEU:C	2:J:237:LEU:HD22	2.39	0.43
2:J:322:ARG:CD	2:J:349:ALA:CB	2.94	0.43
2:J:69:LEU:HA	2:J:72:THR:HG22	2.00	0.43
2:K:50:CYS:SG	2:K:109:VAL:HG21	2.58	0.43
2:K:68:TRP:CH2	2:K:124:GLU:OE1	2.72	0.43
2:K:162:ALA:HB3	2:K:237:LEU:CD1	2.49	0.43
2:K:240:THR:OG1	8:K:484:FAD:N7A	2.50	0.43
2:L:281:GLU:HG3	2:L:281:GLU:O	2.17	0.43
2:L:324:ARG:CB	2:L:324:ARG:HH11	2.32	0.43
2:L:32:TYR:CE2	2:L:194:LYS:CA	3.02	0.43
2:L:93:ILE:HG23	2:L:94:CYS:N	2.33	0.43
1:A:831:LEU:HD13	1:A:1084:MET:HE3	2.00	0.43
1:A:1349:ARG:HG2	1:A:1349:ARG:NH1	2.31	0.43

Continued on next page...

Continued from previous page...

Atom-1	Atom-2	Interatomic distance (Å)	Clash overlap (Å)
1:A:78:LEU:HB3	1:A:79:PRO:HD2	2.00	0.43
1:A:842:GLU:OE1	1:A:1156:ARG:NH1	2.52	0.43
1:A:903:TRP:N	1:A:903:TRP:CD1	2.86	0.43
1:B:1366:GLU:OE2	1:B:1367:TYR:CE2	2.71	0.43
1:B:1424:LEU:HD23	1:B:1424:LEU:C	2.39	0.43
1:B:555:PHE:CD1	1:B:556:ARG:N	2.77	0.43
1:C:1141:PHE:O	1:C:1142:LEU:C	2.55	0.43
1:C:1156:ARG:O	1:C:1157:SER:HB3	2.18	0.43
1:C:1276:LEU:HD12	1:C:1276:LEU:C	2.36	0.43
1:C:244:MET:HE3	1:C:244:MET:HB2	1.56	0.43
1:C:491:LYS:HZ1	1:C:785:GLY:HA3	1.84	0.43
1:C:828:LEU:HD22	1:C:1172:SER:CB	2.38	0.43
1:D:1317:THR:HG22	1:D:1318:ASN:CA	2.46	0.43
1:D:1336:LEU:HD23	1:D:1355:VAL:CG1	2.48	0.43
1:D:402:ARG:HH11	1:D:402:ARG:HD3	1.69	0.43
1:D:562:MET:CE	1:D:605:ILE:HD11	2.49	0.43
1:D:702:ASP:O	1:D:703:GLY:C	2.55	0.43
1:D:743:VAL:HG11	1:D:745:ARG:HG3	2.00	0.43
1:D:978:GLU:H	1:D:978:GLU:HG2	1.21	0.43
1:E:214:ASN:O	1:E:1015:LYS:CE	2.53	0.43
1:E:420:VAL:CG1	1:E:421:GLN:N	2.81	0.43
1:E:560:ASP:C	1:E:562:MET:N	2.70	0.43
1:E:770:VAL:HG12	1:E:770:VAL:O	2.19	0.43
1:E:97:ILE:HA	1:E:151:ILE:HD13	2.01	0.43
1:F:843:VAL:HG11	1:F:1147:ARG:HB3	2.00	0.43
1:F:1155:PHE:CZ	1:F:1167:LEU:HD21	2.54	0.43
1:F:913:GLY:CA	1:F:1349:ARG:CD	2.94	0.43
1:F:244:MET:O	1:F:245:LYS:C	2.57	0.43
1:F:342:VAL:HG11	1:F:390:MET:HE2	2.01	0.43
1:F:390:MET:HG3	1:F:406:LEU:CD2	2.48	0.43
1:F:533:LEU:HD23	1:F:533:LEU:HA	1.43	0.43
1:F:81:ILE:O	1:F:81:ILE:CG2	2.67	0.43
1:F:963:VAL:CG1	1:F:964:MET:H	2.25	0.43
1:F:964:MET:O	1:F:965:LEU:HD23	2.18	0.43
2:G:166:LEU:HD22	2:G:169:LYS:HE2	1.99	0.43
2:G:32:TYR:CE2	2:G:194:LYS:CA	3.02	0.43
2:G:350:PRO:HD2	2:G:374:ALA:CB	2.49	0.43
2:G:240:THR:HG23	2:G:443:ILE:HG21	2.01	0.43
2:G:430:LYS:CE	2:G:456:ASP:HB3	2.43	0.43
2:G:469:LYS:HZ3	2:G:476:VAL:CA	2.27	0.43
2:H:32:TYR:HB3	2:H:34:ARG:HG2	2.01	0.43

Continued on next page...

Continued from previous page...

Atom-1	Atom-2	Interatomic distance (Å)	Clash overlap (Å)
2:H:350:PRO:HD2	2:H:374:ALA:CB	2.49	0.43
2:H:415:LEU:CD2	2:H:416:LYS:N	2.82	0.43
2:H:93:ILE:HD11	2:H:195:LEU:CD2	2.30	0.43
2:I:109:VAL:H	2:I:109:VAL:HG22	1.50	0.43
2:I:201:GLU:HA	2:I:204:VAL:CG1	2.49	0.43
2:I:132:TRP:CG	2:I:202:ARG:HD2	2.52	0.43
2:I:324:ARG:CB	2:I:324:ARG:HH11	2.32	0.43
2:J:181:ARG:C	2:J:182:MET:HE3	2.38	0.43
2:J:324:ARG:HH11	2:J:324:ARG:CB	2.32	0.43
2:K:207:LEU:HD12	2:K:212:VAL:CG1	2.49	0.43
2:K:241:GLY:O	2:K:443:ILE:HG22	2.19	0.43
2:K:317:LYS:CE	2:K:345:ILE:CD1	2.94	0.43
2:K:32:TYR:HB3	2:K:34:ARG:HG2	2.01	0.43
2:K:306:ARG:NH1	2:K:336:HIS:HB2	2.34	0.43
2:K:447:ALA:HB1	2:K:452:TRP:CD2	2.50	0.43
2:K:71:LEU:HD22	2:K:74:GLU:HG3	2.01	0.43
2:L:31:ILE:HG12	2:L:193:PHE:CD1	2.54	0.43
2:L:306:ARG:HD3	2:L:336:HIS:CB	2.45	0.43
2:L:264:TYR:CE1	2:L:311:GLN:NE2	2.87	0.43
2:L:406:LEU:CD2	2:L:406:LEU:N	2.82	0.43
2:L:405:ASP:OD1	2:L:407:PRO:HD2	2.18	0.43
2:L:64:ASN:CG	2:L:67:ASP:HB2	2.39	0.43
2:L:69:LEU:HA	2:L:72:THR:HG22	2.00	0.43
1:A:1139:PHE:N	1:A:1139:PHE:HD1	2.15	0.42
1:A:602:THR:C	1:A:640:THR:HG22	2.38	0.42
1:A:802:VAL:HG22	1:A:802:VAL:H	1.50	0.42
1:A:510:PRO:CD	1:A:970:PRO:HB3	2.37	0.42
1:A:509:PRO:HB3	1:A:975:TYR:CD1	2.53	0.42
1:B:1032:ALA:O	1:B:1033:SER:HB2	2.19	0.42
1:B:1050:SER:O	1:B:1051:GLU:O	2.36	0.42
1:B:165:ASN:O	1:B:166:ASP:CB	2.65	0.42
1:B:206:ILE:HD13	1:B:206:ILE:HG21	1.76	0.42
1:B:228:LEU:HD12	1:B:228:LEU:HA	1.88	0.42
1:B:558:MET:C	1:B:560:ASP:H	2.23	0.42
1:B:574:PRO:O	1:B:574:PRO:HG2	2.19	0.42
1:B:609:GLU:C	1:B:611:MET:H	2.22	0.42
1:B:612:GLY:O	1:B:762:HIS:HE1	1.99	0.42
1:B:763:ALA:C	1:B:765:ALA:N	2.72	0.42
1:B:885:GLY:O	1:B:887:GLY:N	2.52	0.42
1:C:1159:ASN:C	1:C:1161:VAL:H	2.23	0.42
1:C:121:ALA:C	1:C:123:ALA:N	2.73	0.42

Continued on next page...

Continued from previous page...

Atom-1	Atom-2	Interatomic distance (Å)	Clash overlap (Å)
1:C:1228:LYS:C	1:C:1229:MET:HG2	2.39	0.42
1:C:1394:VAL:CG1	1:C:1401:LEU:HD23	2.49	0.42
1:C:1468:VAL:HG12	1:C:1469:PRO:O	2.19	0.42
1:C:46:ILE:HG12	1:C:48:VAL:HG13	2.01	0.42
1:D:1132:PRO:O	1:D:1133:GLU:C	2.56	0.42
1:D:216:PHE:HA	1:D:217:PRO:HD3	1.76	0.42
1:D:244:MET:O	1:D:245:LYS:C	2.57	0.42
1:D:511:ILE:HG21	1:D:511:ILE:HD13	1.76	0.42
1:D:251:MET:CE	1:D:533:LEU:HD11	2.49	0.42
1:D:550:LEU:HD13	1:D:555:PHE:HA	2.01	0.42
1:D:81:ILE:CG2	1:D:81:ILE:O	2.67	0.42
1:D:897:ASP:OD1	1:D:899:ASN:N	2.52	0.42
1:E:1026:ASN:ND2	1:E:1027:SER:N	2.66	0.42
1:E:1109:HIS:ND1	1:E:1109:HIS:N	2.45	0.42
1:E:1339:ALA:HB2	1:E:1435:THR:OG1	2.19	0.42
1:E:1468:VAL:HG12	1:E:1469:PRO:O	2.19	0.42
1:E:438:GLU:OE1	1:E:553:ALA:HB2	2.18	0.42
1:E:591:GLN:O	1:E:594:GLU:N	2.52	0.42
1:E:869:GLY:O	1:E:870:THR:C	2.54	0.42
1:E:903:TRP:N	1:E:903:TRP:CD1	2.86	0.42
1:E:985:TYR:CD1	1:E:1207:VAL:HG11	2.54	0.42
1:F:1032:ALA:O	1:F:1033:SER:HB2	2.19	0.42
1:F:547:SER:C	1:F:549:VAL:H	2.21	0.42
1:F:666:VAL:HG13	1:F:667:ASN:N	2.34	0.42
1:F:700:ILE:C	1:F:703:GLY:H	2.22	0.42
2:G:200:VAL:HA	2:G:203:ARG:HD2	1.97	0.42
2:H:153:ILE:CG1	2:H:220:VAL:HG22	2.49	0.42
2:H:195:LEU:HD12	2:H:196:GLU:O	2.19	0.42
2:H:29:ALA:O	2:H:193:PHE:HB2	2.19	0.42
2:H:306:ARG:HD3	2:H:336:HIS:CB	2.45	0.42
1:D:777:GLY:C	2:H:52:VAL:HG11	2.39	0.42
2:H:71:LEU:CD1	2:H:80:ALA:N	2.81	0.42
2:I:32:TYR:CE2	2:I:194:LYS:CA	3.02	0.42
2:I:415:LEU:CD2	2:I:416:LYS:N	2.82	0.42
2:I:454:ILE:CD1	2:I:458:ARG:HG2	2.48	0.42
2:I:469:LYS:HZ2	2:I:476:VAL:HB	1.82	0.42
2:I:59:CYS:SG	2:I:61:VAL:CG1	3.05	0.42
2:I:68:TRP:CH2	2:I:124:GLU:OE1	2.72	0.42
2:J:32:TYR:HB3	2:J:34:ARG:HG2	2.01	0.42
2:J:367:ILE:O	2:J:390:VAL:HG23	2.20	0.42
2:K:29:ALA:O	2:K:193:PHE:HB2	2.19	0.42

Continued on next page...

Continued from previous page...

Atom-1	Atom-2	Interatomic distance (Å)	Clash overlap (Å)
2:K:322:ARG:CD	2:K:349:ALA:CA	2.98	0.42
2:K:32:TYR:CE2	2:K:194:LYS:CA	3.02	0.42
2:K:350:PRO:HD2	2:K:374:ALA:CB	2.49	0.42
2:K:292:VAL:HG21	2:K:394:LEU:HD13	1.97	0.42
2:K:94:CYS:SG	2:K:450:VAL:HG22	2.59	0.42
2:L:195:LEU:HD12	2:L:196:GLU:O	2.19	0.42
2:L:295:LEU:HD21	2:L:319:LEU:HD13	1.99	0.42
2:L:89:ASN:N	2:L:89:ASN:HD22	2.17	0.42
1:A:1245:ARG:O	1:A:1246:LEU:C	2.55	0.42
1:A:246:ALA:C	1:A:248:GLU:N	2.70	0.42
1:A:295:LYS:CE	1:A:299:VAL:CG1	2.89	0.42
1:A:629:THR:O	1:A:631:LEU:N	2.53	0.42
1:A:956:LEU:HA	1:A:956:LEU:HD23	1.70	0.42
1:B:1124:LEU:HA	1:B:1124:LEU:HD12	1.30	0.42
1:B:501:GLN:OE1	1:B:710:LYS:NZ	2.43	0.42
1:C:1354:THR:HG23	1:C:1372:THR:HB	2.01	0.42
1:C:1458:VAL:HA	1:C:1459:PRO:HD3	1.66	0.42
1:C:1420:TYR:OH	1:C:1466:LEU:CD2	2.66	0.42
1:C:330:PRO:HB3	1:C:350:LEU:HB3	2.01	0.42
1:C:605:ILE:HA	1:C:643:ASN:O	2.20	0.42
1:C:666:VAL:HG12	1:C:667:ASN:N	2.34	0.42
1:C:452:GLN:CG	1:C:764:THR:HG22	2.48	0.42
1:C:819:LYS:HA	1:C:819:LYS:HD3	1.73	0.42
1:C:990:ILE:HG13	1:C:990:ILE:O	2.19	0.42
1:D:843:VAL:HG11	1:D:1147:ARG:HB3	2.00	0.42
1:D:1244:THR:OG1	1:D:1278:ALA:HB3	2.18	0.42
1:D:1375:ILE:O	1:D:1377:GLY:N	2.52	0.42
1:D:12:LYS:HA	1:D:13:PRO:HD3	1.75	0.42
1:D:442:MET:HB2	1:D:673:GLU:HG2	2.01	0.42
1:E:992:PRO:HA	1:E:1204:ARG:HH22	1.84	0.42
1:E:194:ASP:HB3	1:E:200:PHE:CE1	2.54	0.42
1:E:125:ARG:HG3	1:E:219:TRP:CZ2	2.53	0.42
1:E:485:ILE:HG21	1:E:485:ILE:HD13	1.72	0.42
1:E:59:VAL:HG22	1:E:105:TYR:CD2	2.25	0.42
1:E:917:VAL:CG1	1:E:922:LEU:HD21	2.50	0.42
1:F:1105:VAL:HG23	2:I:54:PHE:CD1	2.54	0.42
1:F:1417:VAL:CG1	1:F:1419:HIS:H	2.28	0.42
1:F:1467:GLU:O	1:F:1469:PRO:HD3	2.18	0.42
1:F:485:ILE:HD13	1:F:485:ILE:HG21	1.68	0.42
1:F:756:LYS:O	1:F:757:LYS:C	2.58	0.42
2:G:153:ILE:CG1	2:G:220:VAL:HG22	2.49	0.42

Continued on next page...

Continued from previous page...

Atom-1	Atom-2	Interatomic distance (Å)	Clash overlap (Å)
2:G:201:GLU:HA	2:G:204:VAL:CG1	2.49	0.42
1:B:777:GLY:C	2:G:52:VAL:HG11	2.39	0.42
2:H:207:LEU:HD12	2:H:212:VAL:CG1	2.49	0.42
2:H:229:LEU:HD22	2:H:236:VAL:HG12	2.00	0.42
2:H:358:VAL:CG2	2:H:365:VAL:CG1	2.94	0.42
2:H:406:LEU:N	2:H:406:LEU:CD2	2.82	0.42
2:H:449:LEU:HD22	2:H:452:TRP:CE2	2.53	0.42
2:I:71:LEU:HD22	2:I:74:GLU:HG3	2.01	0.42
2:J:317:LYS:HE3	2:J:345:ILE:HG13	2.00	0.42
2:K:110:ILE:HD11	2:K:118:VAL:CA	2.48	0.42
2:K:229:LEU:HD22	2:K:236:VAL:HG12	2.00	0.42
2:K:264:TYR:CE1	2:K:311:GLN:NE2	2.87	0.42
2:K:367:ILE:O	2:K:390:VAL:HG23	2.19	0.42
2:K:406:LEU:CD2	2:K:406:LEU:N	2.82	0.42
2:K:415:LEU:CD2	2:K:416:LYS:N	2.82	0.42
2:K:64:ASN:C	2:K:66:PRO:HD2	2.40	0.42
2:L:50:CYS:SG	2:L:109:VAL:HG21	2.58	0.42
2:L:109:VAL:HG22	2:L:109:VAL:H	1.50	0.42
2:L:137:VAL:CG1	2:L:138:LYS:N	2.82	0.42
2:L:151:GLY:O	2:L:236:VAL:HA	2.20	0.42
2:L:264:TYR:CE2	2:L:307:THR:CG2	2.94	0.42
2:L:447:ALA:HB1	2:L:452:TRP:CD2	2.50	0.42
1:A:1047:MET:O	1:A:1048:GLY:C	2.56	0.42
1:A:1458:VAL:CG1	1:A:1459:PRO:CD	2.97	0.42
1:A:317:ILE:C	1:A:321:ASN:HD22	2.18	0.42
1:A:454:PHE:CD2	1:A:648:GLU:CB	3.00	0.42
1:A:551:THR:H	1:A:554:GLU:CG	2.32	0.42
1:A:522:LEU:HA	1:A:716:ILE:HG22	2.01	0.42
1:B:307:GLN:HE21	1:B:1403:LEU:CD2	2.32	0.42
1:B:248:GLU:C	1:B:250:ARG:N	2.73	0.42
1:B:485:ILE:HD13	1:B:485:ILE:HG21	1.68	0.42
1:B:560:ASP:O	1:B:561:TYR:C	2.58	0.42
1:B:62:ILE:CG2	1:B:62:ILE:O	2.68	0.42
1:B:637:ARG:HH11	1:B:637:ARG:HD3	1.69	0.42
1:B:743:VAL:HG11	1:B:745:ARG:HG3	2.00	0.42
1:B:754:ILE:HG22	1:B:755:GLN:N	2.34	0.42
1:B:770:VAL:CG1	1:B:770:VAL:O	2.67	0.42
1:B:868:HIS:HB3	1:B:869:GLY:H	1.57	0.42
1:C:1113:CYS:HB3	1:C:1119:VAL:CG1	2.49	0.42
1:C:280:VAL:O	1:C:281:PHE:C	2.58	0.42
1:C:400:LEU:HD12	1:C:400:LEU:HA	1.76	0.42

Continued on next page...

Continued from previous page...

Atom-1	Atom-2	Interatomic distance (Å)	Clash overlap (Å)
1:C:447:LEU:CD1	1:C:451:GLN:CG	2.96	0.42
1:C:731:SER:O	1:C:734:LEU:HB3	2.18	0.42
1:C:842:GLU:OE1	1:C:1156:ARG:NH1	2.52	0.42
1:C:896:PRO:HB3	1:E:1226:GLY:C	2.36	0.42
1:C:985:TYR:CD1	1:C:1207:VAL:HG11	2.54	0.42
1:D:505:GLN:HE22	1:D:1001:VAL:N	2.17	0.42
1:D:1184:ASN:C	1:D:1186:ARG:N	2.71	0.42
1:D:1281:VAL:HA	1:D:1301:SER:O	2.20	0.42
1:D:1435:THR:HG23	1:D:1437:SER:N	2.34	0.42
1:D:116:ILE:HD11	1:D:191:PHE:HB2	2.01	0.42
1:D:509:PRO:HA	1:D:510:PRO:HD3	1.77	0.42
1:D:574:PRO:HG2	1:D:574:PRO:O	2.19	0.42
1:E:1349:ARG:NH1	1:E:1349:ARG:HG2	2.31	0.42
1:E:1447:TRP:NE1	1:E:1451:VAL:HG21	2.35	0.42
1:E:1458:VAL:CG1	1:E:1459:PRO:CD	2.97	0.42
1:E:30:HIS:CD2	1:E:30:HIS:N	2.85	0.42
1:E:636:LEU:HD12	1:E:636:LEU:HA	1.61	0.42
1:F:1250:VAL:HG13	1:F:1259:LEU:HD12	2.01	0.42
1:F:1281:VAL:HA	1:F:1301:SER:O	2.20	0.42
1:F:1366:GLU:OE2	1:F:1367:TYR:CE2	2.71	0.42
1:F:307:GLN:HE21	1:F:1403:LEU:CD2	2.32	0.42
1:F:325:GLU:HA	1:F:326:PRO:HD3	1.92	0.42
1:F:51:PRO:HD2	1:F:55:PHE:HD2	1.84	0.42
2:G:68:TRP:CH2	2:G:124:GLU:OE1	2.72	0.42
2:G:151:GLY:O	2:G:236:VAL:HA	2.19	0.42
2:G:137:VAL:HG13	2:G:209:ASP:CG	2.39	0.42
2:G:302:MET:CE	2:G:334:VAL:CA	2.95	0.42
2:G:322:ARG:CD	2:G:349:ALA:CA	2.98	0.42
2:G:32:TYR:HB3	2:G:34:ARG:HG2	2.01	0.42
2:G:64:ASN:C	2:G:66:PRO:HD2	2.40	0.42
2:H:132:TRP:CG	2:H:202:ARG:HD2	2.52	0.42
2:H:137:VAL:HG13	2:H:209:ASP:CG	2.39	0.42
2:H:255:LEU:HA	2:H:255:LEU:HD22	1.92	0.42
2:H:367:ILE:O	2:H:390:VAL:HG23	2.20	0.42
2:H:465:HIS:NE2	2:H:469:LYS:CE	2.83	0.42
2:I:31:ILE:HG12	2:I:193:PHE:CD1	2.54	0.42
2:I:195:LEU:HD12	2:I:196:GLU:O	2.19	0.42
2:I:277:VAL:CG1	2:I:278:GLU:N	2.81	0.42
2:I:322:ARG:CD	2:I:349:ALA:CB	2.94	0.42
2:I:406:LEU:CD2	2:I:406:LEU:N	2.82	0.42
2:I:449:LEU:HD12	8:I:484:FAD:O2	2.20	0.42

Continued on next page...

Continued from previous page...

Atom-1	Atom-2	Interatomic distance (Å)	Clash overlap (Å)
2:J:331:GLN:HA	2:J:334:VAL:HG21	1.98	0.42
2:J:415:LEU:CD2	2:J:416:LYS:N	2.82	0.42
2:J:465:HIS:NE2	2:J:469:LYS:CE	2.83	0.42
2:J:60:PRO:O	2:J:455:ARG:HD3	2.18	0.42
2:K:281:GLU:HG3	2:K:281:GLU:O	2.17	0.42
2:K:264:TYR:CE2	2:K:307:THR:CG2	2.94	0.42
2:K:89:ASN:N	2:K:89:ASN:HD22	2.17	0.42
2:L:162:ALA:HB3	2:L:237:LEU:CD1	2.49	0.42
2:L:178:ARG:HH12	2:L:243:TYR:HB2	1.83	0.42
2:L:367:ILE:HD12	2:L:369:LEU:HD11	1.93	0.42
2:L:387:GLU:CG	2:L:388:PHE:N	2.82	0.42
2:L:71:LEU:CD1	2:L:80:ALA:N	2.81	0.42
1:A:1159:ASN:C	1:A:1161:VAL:H	2.23	0.42
1:A:133:VAL:HG12	1:A:134:GLY:N	2.34	0.42
1:A:1393:TYR:C	1:A:1394:VAL:HG23	2.34	0.42
1:A:358:THR:CB	1:A:360:ASP:OD1	2.65	0.42
1:A:468:MET:O	1:A:472:GLY:N	2.51	0.42
1:A:591:GLN:O	1:A:594:GLU:N	2.52	0.42
1:A:869:GLY:O	1:A:870:THR:C	2.54	0.42
1:A:983:LEU:HD22	1:A:987:LEU:HG	2.01	0.42
1:B:1131:THR:O	1:B:1132:PRO:C	2.58	0.42
1:B:1155:PHE:CZ	1:B:1167:LEU:HD21	2.54	0.42
1:B:1282:GLN:HA	1:B:1302:GLY:O	2.20	0.42
1:B:1375:ILE:O	1:B:1377:GLY:N	2.52	0.42
1:B:540:THR:O	1:B:542:LEU:HG	2.20	0.42
1:B:559:ARG:O	1:B:559:ARG:HG3	2.17	0.42
1:B:559:ARG:O	1:B:559:ARG:NE	2.46	0.42
1:B:647:ALA:HB2	1:B:669:TYR:OH	2.19	0.42
1:B:442:MET:HB2	1:B:673:GLU:HG2	2.00	0.42
1:B:695:ASN:O	1:B:696:TYR:C	2.57	0.42
1:C:352:PRO:HB2	1:C:367:SER:O	2.20	0.42
1:D:802:VAL:CG2	1:D:1137:ASN:HB2	2.46	0.42
1:D:1315:LEU:HD23	1:D:1315:LEU:HA	1.69	0.42
1:D:1471:HIS:O	1:D:1472:LEU:CB	2.58	0.42
1:D:242:ASN:C	1:D:244:MET:N	2.72	0.42
1:D:792:GLY:O	1:D:793:GLY:C	2.51	0.42
1:E:1045:TRP:O	1:E:1046:GLU:C	2.54	0.42
1:E:111:PRO:C	1:E:112:ILE:HG23	2.40	0.42
1:E:391:ILE:O	1:E:391:ILE:CG2	2.63	0.42
1:E:522:LEU:HA	1:E:716:ILE:HG22	2.01	0.42
1:E:666:VAL:HG12	1:E:667:ASN:N	2.34	0.42

Continued on next page...

Continued from previous page...

Atom-1	Atom-2	Interatomic distance (Å)	Clash overlap (Å)
1:E:839:PRO:HG2	1:E:842:GLU:HB2	2.00	0.42
1:F:1097:LEU:HA	1:F:1097:LEU:HD23	1.69	0.42
1:F:116:ILE:HD11	1:F:191:PHE:HB2	2.01	0.42
1:F:198:GLU:H	1:F:198:GLU:HG3	1.71	0.42
1:F:562:MET:CE	1:F:605:ILE:HD11	2.49	0.42
1:F:609:GLU:C	1:F:611:MET:H	2.22	0.42
1:F:56:LYS:CG	1:F:71:LEU:HD22	2.48	0.42
1:F:763:ALA:C	1:F:765:ALA:N	2.72	0.42
1:F:885:GLY:O	1:F:887:GLY:N	2.52	0.42
2:G:276:THR:HG22	2:G:277:VAL:N	2.31	0.42
2:G:264:TYR:CE1	2:G:311:GLN:NE2	2.87	0.42
2:H:181:ARG:CD	2:H:187:VAL:CG1	2.94	0.42
2:H:252:GLY:HA3	2:H:258:ILE:HG21	2.02	0.42
2:H:322:ARG:CD	2:H:349:ALA:CA	2.98	0.42
2:H:240:THR:HG23	2:H:443:ILE:HG21	2.01	0.42
2:I:151:GLY:O	2:I:236:VAL:HA	2.20	0.42
2:I:90:PHE:HZ	2:I:160:LEU:CB	2.33	0.42
2:I:207:LEU:HD12	2:I:212:VAL:CG1	2.49	0.42
2:I:465:HIS:NE2	2:I:469:LYS:CE	2.83	0.42
2:I:71:LEU:CD1	2:I:80:ALA:N	2.81	0.42
2:J:350:PRO:HD2	2:J:374:ALA:CB	2.49	0.42
1:A:780:ARG:NH2	2:J:54:PHE:HD1	2.16	0.42
2:K:269:ASN:HD22	2:K:273:LEU:HD23	1.85	0.42
2:K:378:GLN:HG2	2:K:378:GLN:O	2.20	0.42
2:K:430:LYS:HB2	2:K:430:LYS:HE3	1.80	0.42
2:K:449:LEU:CD2	2:K:451:VAL:HG13	2.27	0.42
2:L:229:LEU:HD22	2:L:236:VAL:HG12	2.00	0.42
2:L:322:ARG:CD	2:L:349:ALA:CA	2.98	0.42
2:L:32:TYR:HB3	2:L:34:ARG:HG2	2.01	0.42
2:L:378:GLN:HG2	2:L:378:GLN:O	2.20	0.42
2:L:241:GLY:O	2:L:443:ILE:HG22	2.19	0.42
2:L:465:HIS:NE2	2:L:469:LYS:CE	2.83	0.42
1:A:1026:ASN:ND2	1:A:1027:SER:N	2.66	0.42
1:A:1339:ALA:HB2	1:A:1435:THR:OG1	2.19	0.42
1:A:194:ASP:HB3	1:A:200:PHE:CE1	2.54	0.42
1:A:456:LEU:HA	1:A:456:LEU:HD23	1.65	0.42
1:A:46:ILE:HG12	1:A:48:VAL:HG13	2.01	0.42
1:A:452:GLN:CG	1:A:764:THR:HG22	2.48	0.42
1:A:928:LEU:HA	1:A:928:LEU:HD23	1.73	0.42
1:B:117:ILE:HG23	1:B:117:ILE:HD13	1.35	0.42
1:B:1222:LEU:O	1:B:1222:LEU:HD12	2.20	0.42

Continued on next page...

Continued from previous page...

Atom-1	Atom-2	Interatomic distance (Å)	Clash overlap (Å)
1:B:1435:THR:HG23	1:B:1437:SER:N	2.34	0.42
1:B:253:HIS:CE1	1:B:254:PRO:CG	3.03	0.42
1:B:885:GLY:C	1:B:887:GLY:N	2.68	0.42
1:C:1102:CYS:SG	1:C:1104:MET:N	2.89	0.42
1:C:216:PHE:CE1	1:D:81:ILE:HD13	2.54	0.42
1:C:248:GLU:O	1:C:249:THR:C	2.56	0.42
1:C:420:VAL:CG1	1:C:421:GLN:N	2.81	0.42
1:C:454:PHE:CD2	1:C:648:GLU:CB	3.00	0.42
1:C:602:THR:C	1:C:640:THR:HG22	2.38	0.42
1:C:871:LEU:HD23	1:C:871:LEU:HA	1.68	0.42
1:C:992:PRO:HA	1:C:1204:ARG:HH22	1.84	0.42
1:D:943:GLN:HE21	1:D:1033:SER:HA	1.83	0.42
1:D:1155:PHE:CZ	1:D:1167:LEU:HD21	2.54	0.42
1:D:248:GLU:C	1:D:250:ARG:N	2.73	0.42
1:D:307:GLN:HE21	1:D:1403:LEU:CD2	2.32	0.42
1:D:560:ASP:O	1:D:561:TYR:C	2.58	0.42
1:D:647:ALA:HB2	1:D:669:TYR:OH	2.19	0.42
1:D:756:LYS:O	1:D:757:LYS:C	2.58	0.42
1:D:794:VAL:CG2	1:D:817:VAL:HG23	2.49	0.42
1:D:875:MET:HE2	1:D:1139:PHE:HE2	1.84	0.42
1:D:934:GLN:HE21	1:D:934:GLN:HB2	1.58	0.42
1:D:957:ARG:HD2	1:D:965:LEU:HD12	2.02	0.42
1:E:1394:VAL:CG1	1:E:1401:LEU:HD23	2.49	0.42
1:E:227:MET:HE2	1:E:282:GLU:CG	2.49	0.42
1:E:248:GLU:O	1:E:249:THR:C	2.56	0.42
1:E:280:VAL:O	1:E:281:PHE:C	2.58	0.42
1:E:893:ARG:O	1:E:904:ASN:HB2	2.20	0.42
1:F:1058:LEU:HA	1:F:1058:LEU:HD23	1.64	0.42
1:F:1153:LEU:HA	1:F:1153:LEU:HD23	1.42	0.42
1:F:1164:ARG:HB3	1:F:1167:LEU:CD1	2.47	0.42
1:F:1260:GLN:O	1:F:1261:PRO:C	2.56	0.42
1:F:1420:TYR:OH	1:F:1466:LEU:CD2	2.65	0.42
1:F:242:ASN:C	1:F:244:MET:N	2.72	0.42
1:F:317:ILE:C	1:F:321:ASN:HD22	2.18	0.42
1:F:336:THR:C	1:F:337:ASP:O	2.50	0.42
1:F:293:MET:HG2	1:F:410:LEU:HD23	2.00	0.42
1:F:62:ILE:O	1:F:62:ILE:CG2	2.68	0.42
2:G:162:ALA:HB3	2:G:237:LEU:CD1	2.49	0.42
2:G:317:LYS:HE3	2:G:345:ILE:HG13	2.00	0.42
2:G:358:VAL:CG2	2:G:365:VAL:CG1	2.94	0.42
2:G:257:ASN:ND2	2:G:395:VAL:HG22	2.34	0.42

Continued on next page...

Continued from previous page...

Atom-1	Atom-2	Interatomic distance (Å)	Clash overlap (Å)
2:G:417:VAL:CG1	2:G:418:THR:N	2.83	0.42
2:G:69:LEU:HA	2:G:72:THR:HG22	2.00	0.42
2:H:319:LEU:CD2	2:H:320:TYR:N	2.83	0.42
2:H:378:GLN:O	2:H:378:GLN:HG2	2.20	0.42
2:I:120:ILE:O	2:I:120:ILE:HG22	2.20	0.42
2:I:190:ILE:CG2	2:I:191:PRO:HD2	2.49	0.42
2:I:319:LEU:C	2:I:319:LEU:HD22	2.40	0.42
2:I:429:THR:HB	2:I:431:MET:HG3	2.02	0.42
2:I:94:CYS:SG	2:I:450:VAL:HG22	2.59	0.42
2:J:90:PHE:HZ	2:J:160:LEU:CB	2.33	0.42
2:J:162:ALA:HB3	2:J:237:LEU:CD1	2.49	0.42
2:J:190:ILE:CG2	2:J:191:PRO:HD2	2.49	0.42
2:J:195:LEU:HD12	2:J:196:GLU:O	2.19	0.42
2:J:304:CYS:CA	2:J:307:THR:HG22	2.48	0.42
2:K:252:GLY:HA3	2:K:258:ILE:HG21	2.02	0.42
2:K:316:VAL:HG12	2:K:342:VAL:HG13	2.02	0.42
2:L:68:TRP:CH2	2:L:124:GLU:OE1	2.72	0.42
2:L:71:LEU:HD22	2:L:74:GLU:HG3	2.01	0.42
1:A:1045:TRP:O	1:A:1046:GLU:C	2.54	0.42
1:A:1147:ARG:HD3	1:A:1147:ARG:HH11	1.57	0.42
1:A:121:ALA:C	1:A:123:ALA:N	2.73	0.42
1:A:1430:GLU:O	1:A:1431:HIS:C	2.58	0.42
1:A:1447:TRP:CE2	1:A:1451:VAL:HG21	2.52	0.42
1:A:297:MET:HE1	1:A:323:VAL:HG11	2.02	0.42
1:A:558:MET:C	1:A:560:ASP:N	2.72	0.42
1:A:731:SER:O	1:A:734:LEU:HB3	2.18	0.42
1:A:871:LEU:HD23	1:A:871:LEU:HA	1.68	0.42
1:A:917:VAL:CG1	1:A:922:LEU:HD21	2.49	0.42
1:A:992:PRO:HA	1:A:1204:ARG:HH22	1.84	0.42
1:B:1113:CYS:C	1:B:1115:VAL:H	2.23	0.42
1:B:1274:GLN:NE2	1:B:1294:ASP:H	2.18	0.42
1:B:1281:VAL:HA	1:B:1301:SER:O	2.20	0.42
1:B:24:ALA:O	1:B:25:LEU:C	2.56	0.42
1:B:252:GLU:HA	1:B:260:MET:CE	2.50	0.42
1:B:999:LYS:CG	1:B:1022:LEU:CD2	2.64	0.42
1:C:90:ARG:HB3	1:C:107:TRP:CZ2	2.55	0.42
1:C:111:PRO:C	1:C:112:ILE:HG23	2.40	0.42
1:C:183:PHE:HE1	1:C:188:LEU:HA	1.79	0.42
1:C:194:ASP:HB3	1:C:200:PHE:CE1	2.54	0.42
1:C:210:ARG:HA	3:C:2473:OMT:HE1	2.02	0.42
1:C:562:MET:HE1	1:C:605:ILE:HD11	2.01	0.42

Continued on next page...

Continued from previous page...

Atom-1	Atom-2	Interatomic distance (Å)	Clash overlap (Å)
1:C:464:ILE:CD1	1:C:779:TYR:CZ	2.94	0.42
1:C:78:LEU:HB3	1:C:79:PRO:HD2	2.01	0.42
1:C:896:PRO:HB2	1:E:1226:GLY:CA	2.49	0.42
1:D:1011:ALA:O	1:D:1014:ALA:N	2.52	0.42
1:D:1376:LEU:HA	1:D:1376:LEU:HD23	1.63	0.42
1:D:24:ALA:O	1:D:25:LEU:C	2.57	0.42
1:D:558:MET:C	1:D:560:ASP:H	2.23	0.42
1:D:438:GLU:HG3	1:D:693:MET:CG	2.50	0.42
1:E:1156:ARG:HB2	1:E:1156:ARG:HE	1.72	0.42
1:E:133:VAL:HG12	1:E:134:GLY:N	2.34	0.42
1:E:386:GLY:H	1:E:389:GLU:CG	2.33	0.42
1:E:605:ILE:HA	1:E:643:ASN:O	2.20	0.42
1:F:105:TYR:HD1	1:F:105:TYR:H	1.68	0.42
1:F:353:MET:HE2	1:F:353:MET:HA	2.01	0.42
1:F:540:THR:O	1:F:542:LEU:HG	2.20	0.42
1:F:558:MET:C	1:F:560:ASP:H	2.23	0.42
2:G:92:GLU:HG3	2:G:203:ARG:NH1	2.34	0.42
2:G:249:LYS:HD2	2:G:258:ILE:HD13	2.02	0.42
2:G:28:PHE:HZ	2:G:285:LEU:HD21	1.84	0.42
2:G:316:VAL:HG12	2:G:342:VAL:HG13	2.02	0.42
2:G:465:HIS:NE2	2:G:469:LYS:CE	2.83	0.42
2:H:257:ASN:ND2	2:H:395:VAL:HG22	2.34	0.42
2:H:269:ASN:HD22	2:H:273:LEU:HD23	1.85	0.42
2:H:297:GLY:O	2:H:327:MET:HE3	2.19	0.42
2:H:429:THR:CG2	2:H:431:MET:HE2	2.48	0.42
2:I:324:ARG:HA	2:I:346:TRP:CZ2	2.46	0.42
2:I:342:VAL:CG1	2:I:343:GLU:N	2.83	0.42
2:I:367:ILE:O	2:I:390:VAL:HG23	2.19	0.42
2:J:120:ILE:O	2:J:120:ILE:HG22	2.20	0.42
2:J:264:TYR:CE2	2:J:307:THR:CG2	2.94	0.42
2:J:319:LEU:CD2	2:J:320:TYR:N	2.83	0.42
2:J:417:VAL:CG1	2:J:418:THR:N	2.83	0.42
2:J:449:LEU:HD22	2:J:452:TRP:CE2	2.53	0.42
2:K:206:LEU:HA	2:K:206:LEU:HD22	1.91	0.42
2:K:249:LYS:CE	2:K:258:ILE:CD1	2.95	0.42
2:K:319:LEU:CD2	2:K:320:TYR:N	2.83	0.42
2:K:465:HIS:NE2	2:K:469:LYS:CE	2.83	0.42
2:K:80:ALA:HB3	2:K:127:ILE:HD11	1.96	0.42
2:L:249:LYS:HD2	2:L:258:ILE:HD13	2.02	0.42
2:L:257:ASN:ND2	2:L:395:VAL:HG22	2.34	0.42
1:A:1424:LEU:HD23	1:A:1424:LEU:C	2.40	0.42

Continued on next page...

Continued from previous page...

Atom-1	Atom-2	Interatomic distance (Å)	Clash overlap (Å)
1:A:1425:LYS:HD2	1:A:1447:TRP:CD2	2.54	0.42
1:A:292:PRO:O	1:A:293:MET:C	2.55	0.42
1:A:353:MET:CG	1:A:353:MET:O	2.67	0.42
1:A:419:TRP:CE3	1:A:537:GLU:HA	2.55	0.42
1:A:691:LYS:HG3	1:A:691:LYS:O	2.20	0.42
1:A:770:VAL:HG12	1:A:770:VAL:O	2.19	0.42
1:B:1113:CYS:C	1:B:1115:VAL:N	2.69	0.42
1:B:1438:ARG:CZ	2:H:376:GLY:C	2.84	0.42
1:B:1449:ARG:CG	1:B:1449:ARG:NH1	2.69	0.42
1:B:488:LEU:HD23	1:B:488:LEU:HA	1.71	0.42
1:B:843:VAL:HG11	1:B:1147:ARG:HB3	2.00	0.42
1:B:970:PRO:HG2	1:B:970:PRO:O	2.19	0.42
1:C:362:LEU:HD12	1:C:362:LEU:HA	1.88	0.42
1:C:591:GLN:O	1:C:594:GLU:N	2.52	0.42
1:C:929:GLU:HA	1:C:997:THR:HB	2.01	0.42
1:D:1164:ARG:HB3	1:D:1167:LEU:CD1	2.47	0.42
1:D:317:ILE:HG22	1:D:321:ASN:ND2	2.28	0.42
1:D:466:HIS:CE1	1:D:684:PHE:HE1	2.33	0.42
1:D:52:GLN:HB3	1:D:52:GLN:HE21	1.74	0.42
1:D:62:ILE:O	1:D:62:ILE:CG2	2.68	0.42
1:D:807:TYR:O	1:D:810:PHE:HB3	2.20	0.42
1:D:944:LEU:HA	1:D:945:PRO:HD3	1.90	0.42
1:D:997:THR:CG2	1:D:998:VAL:N	2.83	0.42
1:E:505:GLN:NE2	1:E:1000:LEU:HB3	2.35	0.42
1:E:1131:THR:HG21	1:E:1133:GLU:HB2	2.01	0.42
1:E:1161:VAL:HG13	1:E:1161:VAL:O	2.18	0.42
1:C:877:ARG:CD	1:E:1230:GLN:HB2	2.33	0.42
1:E:1267:ARG:HG2	1:E:1267:ARG:H	1.71	0.42
1:E:293:MET:HE3	1:E:293:MET:HB3	1.98	0.42
1:E:330:PRO:HB3	1:E:350:LEU:HB3	2.01	0.42
1:F:1112:THR:O	2:I:112:GLN:CD	2.57	0.42
1:F:1158:LEU:HA	1:F:1158:LEU:HD12	1.80	0.42
1:F:1274:GLN:NE2	1:F:1294:ASP:H	2.18	0.42
1:F:1359:GLY:O	1:F:1360:CYS:HB3	2.20	0.42
1:F:1431:HIS:O	1:F:1432:VAL:C	2.54	0.42
1:F:203:ASP:N	1:F:203:ASP:OD1	2.48	0.42
1:F:267:ILE:HG12	1:F:279:THR:HG21	2.01	0.42
1:F:390:MET:HE2	1:F:390:MET:HB2	1.90	0.42
1:F:488:LEU:HA	1:F:488:LEU:HD23	1.71	0.42
1:B:780:ARG:NH2	2:G:109:VAL:HG11	2.33	0.42
2:G:137:VAL:CG1	2:G:138:LYS:N	2.82	0.42

Continued on next page...

Continued from previous page...

Atom-1	Atom-2	Interatomic distance (Å)	Clash overlap (Å)
2:G:132:TRP:CG	2:G:202:ARG:HD2	2.52	0.42
2:G:367:ILE:O	2:G:390:VAL:HG23	2.20	0.42
2:G:388:PHE:CD2	2:G:390:VAL:CG1	2.95	0.42
2:G:406:LEU:CD2	2:G:406:LEU:N	2.82	0.42
2:H:64:ASN:C	2:H:66:PRO:HD2	2.40	0.42
2:H:89:ASN:N	2:H:89:ASN:HD22	2.17	0.42
2:I:322:ARG:CD	2:I:349:ALA:CA	2.98	0.42
1:D:1438:ARG:CZ	2:I:376:GLY:C	2.85	0.42
2:I:387:GLU:CG	2:I:388:PHE:N	2.82	0.42
2:I:449:LEU:HD23	2:I:452:TRP:H	1.83	0.42
2:I:89:ASN:N	2:I:89:ASN:HD22	2.17	0.42
2:I:92:GLU:HG3	2:I:203:ARG:NH1	2.34	0.42
2:J:165:GLU:CB	2:J:169:LYS:HZ3	2.32	0.42
2:J:207:LEU:HD12	2:J:212:VAL:CG1	2.49	0.42
2:J:252:GLY:HA3	2:J:258:ILE:HG21	2.02	0.42
2:J:257:ASN:ND2	2:J:395:VAL:HG22	2.34	0.42
2:J:26:GLN:HG3	2:J:310:ARG:O	2.20	0.42
2:J:64:ASN:C	2:J:66:PRO:HD2	2.40	0.42
2:K:137:VAL:CG1	2:K:138:LYS:N	2.82	0.42
2:K:153:ILE:CG1	2:K:220:VAL:HG22	2.49	0.42
2:K:195:LEU:HD12	2:K:196:GLU:O	2.19	0.42
2:K:69:LEU:HA	2:K:72:THR:HG22	2.00	0.42
2:L:358:VAL:HG22	2:L:365:VAL:HG11	1.99	0.42
2:L:415:LEU:CD2	2:L:416:LYS:N	2.82	0.42
1:A:1003:ARG:CG	1:A:1003:ARG:HH11	2.29	0.42
1:A:1264:ILE:HG22	1:A:1283:GLY:O	2.19	0.42
1:A:165:ASN:O	1:A:166:ASP:HB2	2.20	0.42
1:A:185:ALA:O	1:A:186:GLU:C	2.57	0.42
1:A:352:PRO:HB2	1:A:367:SER:O	2.20	0.42
1:A:476:ILE:CG2	1:A:477:GLY:N	2.83	0.42
1:A:565:THR:CG2	1:A:603:HIS:HD2	2.33	0.42
1:A:969:PRO:N	1:A:970:PRO:HD2	2.35	0.42
1:B:550:LEU:HA	1:B:554:GLU:OE2	2.19	0.42
1:B:656:ALA:O	1:B:657:VAL:C	2.59	0.42
1:B:868:HIS:O	1:B:870:THR:N	2.53	0.42
1:B:875:MET:HE1	1:B:878:ILE:HD11	2.02	0.42
1:C:1363:ASN:HA	1:C:1363:ASN:HD22	1.61	0.42
1:C:1458:VAL:CG1	1:C:1459:PRO:HD2	2.47	0.42
1:C:303:LEU:HD11	1:C:314:LYS:HG2	2.01	0.42
1:C:442:MET:HE3	1:C:442:MET:HB3	1.81	0.42
1:C:522:LEU:HA	1:C:716:ILE:HG22	2.01	0.42

Continued on next page...

Continued from previous page...

Atom-1	Atom-2	Interatomic distance (Å)	Clash overlap (Å)
1:D:853:PHE:CZ	1:D:1079:ILE:HD13	2.55	0.42
1:D:30:HIS:CE1	1:D:1238:THR:HA	2.53	0.42
1:D:253:HIS:CE1	1:D:254:PRO:CG	3.03	0.42
1:D:308:THR:CG2	1:D:308:THR:O	2.66	0.42
1:D:404:ARG:HB3	1:D:405:GLU:OE1	2.20	0.42
1:D:586:LEU:HD23	1:D:586:LEU:HA	1.86	0.42
1:D:444:LYS:HE3	1:D:681:ARG:HH12	1.85	0.42
1:D:500:ARG:HD2	1:D:728:ILE:HG21	2.02	0.42
1:D:782:ARG:HH22	2:H:51:GLY:N	1.97	0.42
1:E:1212:ASP:OD2	1:E:1243:GLY:CA	2.67	0.42
1:E:309:THR:HG21	1:E:314:LYS:HG3	2.02	0.42
1:E:353:MET:O	1:E:353:MET:CG	2.67	0.42
1:E:565:THR:CG2	1:E:603:HIS:HD2	2.33	0.42
1:E:635:ASN:O	1:E:636:LEU:HD13	2.20	0.42
1:E:956:LEU:HD23	1:E:956:LEU:HA	1.70	0.42
1:F:53:LYS:O	1:F:54:PHE:C	2.58	0.42
1:F:560:ASP:O	1:F:561:TYR:C	2.58	0.42
1:F:608:ASP:OD2	1:F:646:THR:HA	2.20	0.42
1:E:216:PHE:CE1	1:F:81:ILE:HD13	2.54	0.42
1:F:957:ARG:HD2	1:F:965:LEU:HD12	2.02	0.42
2:H:169:LYS:HZ3	2:H:461:ALA:HB1	1.85	0.42
2:H:153:ILE:CG1	2:H:220:VAL:CG1	2.96	0.42
2:H:241:GLY:O	2:H:443:ILE:HG22	2.19	0.42
2:H:304:CYS:CA	2:H:307:THR:HG22	2.48	0.42
2:I:28:PHE:HZ	2:I:285:LEU:HD21	1.83	0.42
2:I:290:LYS:CG	2:I:291:HIS:N	2.79	0.42
2:I:64:ASN:C	2:I:66:PRO:HD2	2.40	0.42
2:J:449:LEU:HD23	2:J:452:TRP:H	1.83	0.42
2:J:71:LEU:HD22	2:J:74:GLU:HG3	2.01	0.42
2:K:151:GLY:O	2:K:236:VAL:HA	2.20	0.42
2:K:32:TYR:CD2	2:K:194:LYS:HA	2.55	0.42
2:K:417:VAL:CG1	2:K:418:THR:N	2.83	0.42
2:L:190:ILE:CG2	2:L:191:PRO:HD2	2.49	0.42
2:L:342:VAL:CG1	2:L:343:GLU:N	2.83	0.42
2:L:34:ARG:HG3	2:L:125:LYS:CE	2.46	0.42
1:A:852:ARG:NH1	1:A:1088:GLU:O	2.50	0.42
1:A:1236:ARG:O	1:A:1238:THR:N	2.53	0.42
1:A:1458:VAL:CG1	1:A:1459:PRO:HD2	2.47	0.42
1:A:37:ASP:OD1	1:A:38:GLY:N	2.53	0.42
1:A:763:ALA:O	1:A:764:THR:C	2.58	0.42
1:A:929:GLU:HA	1:A:997:THR:HB	2.01	0.42

Continued on next page...

Continued from previous page...

Atom-1	Atom-2	Interatomic distance (Å)	Clash overlap (Å)
1:B:357:ILE:HG21	1:B:357:ILE:HD13	1.65	0.42
1:B:547:SER:C	1:B:549:VAL:H	2.22	0.42
1:B:571:ALA:C	1:B:618:ILE:HD12	2.40	0.42
1:B:732:ARG:H	1:B:747:SER:HA	1.85	0.42
1:B:756:LYS:O	1:B:757:LYS:C	2.58	0.42
1:A:216:PHE:CE1	1:B:81:ILE:HD13	2.54	0.42
1:C:1246:LEU:O	1:C:1249:MET:HB2	2.20	0.42
1:C:1276:LEU:HD12	1:C:1277:GLY:H	1.85	0.42
1:C:1370:GLY:N	1:C:1389:GLY:O	2.53	0.42
1:C:189:THR:CG2	1:C:190:THR:N	2.63	0.42
1:C:420:VAL:C	1:C:422:ASN:H	2.23	0.42
1:C:621:ILE:HG12	1:C:657:VAL:HG11	2.00	0.42
1:C:683:LEU:HA	1:C:683:LEU:HD23	1.56	0.42
1:C:917:VAL:CG1	1:C:922:LEU:HD21	2.49	0.42
1:C:969:PRO:N	1:C:970:PRO:HD2	2.35	0.42
1:D:1111:ASN:OD1	1:D:1119:VAL:CG2	2.39	0.42
1:D:1129:VAL:O	1:D:1129:VAL:HG23	2.19	0.42
1:D:1250:VAL:HG13	1:D:1259:LEU:HD12	2.01	0.42
1:D:252:GLU:HA	1:D:260:MET:CE	2.50	0.42
1:D:267:ILE:HG12	1:D:279:THR:HG21	2.01	0.42
1:D:965:LEU:HD23	1:D:965:LEU:HA	1.69	0.42
1:E:90:ARG:HB3	1:E:107:TRP:CZ2	2.55	0.42
1:E:240:ASN:O	1:E:241:VAL:C	2.58	0.42
1:E:284:MET:CE	1:E:294:VAL:HG13	2.50	0.42
1:E:583:ARG:NE	1:E:587:ARG:NH1	2.68	0.42
1:E:611:MET:HB3	1:E:611:MET:HE3	1.80	0.42
1:F:1113:CYS:C	1:F:1115:VAL:H	2.23	0.42
1:F:218:THR:CG2	1:F:221:LEU:H	2.30	0.42
1:F:550:LEU:HA	1:F:554:GLU:OE2	2.19	0.42
1:F:860:MET:HE2	1:F:868:HIS:ND1	2.34	0.42
1:F:868:HIS:O	1:F:870:THR:N	2.53	0.42
2:G:319:LEU:HD22	2:G:319:LEU:C	2.40	0.42
2:G:469:LYS:O	2:G:472:ALA:HB3	2.20	0.42
2:H:316:VAL:HG12	2:H:342:VAL:HG13	2.02	0.42
2:I:240:THR:HG23	2:I:443:ILE:HG21	2.01	0.42
2:I:32:TYR:HB3	2:I:34:ARG:HG2	2.01	0.42
2:I:378:GLN:HG2	2:I:378:GLN:O	2.20	0.42
2:I:425:VAL:HG21	2:I:444:VAL:HG22	2.01	0.42
2:J:151:GLY:O	2:J:236:VAL:HA	2.19	0.42
2:J:31:ILE:HG12	2:J:193:PHE:CD1	2.54	0.42
2:J:197:LYS:CB	2:J:273:LEU:HG	2.48	0.42

Continued on next page...

Continued from previous page...

Atom-1	Atom-2	Interatomic distance (Å)	Clash overlap (Å)
2:J:322:ARG:CD	2:J:349:ALA:CA	2.98	0.42
2:J:378:GLN:HG2	2:J:378:GLN:O	2.20	0.42
2:J:63:ASN:CG	2:J:68:TRP:CZ3	2.94	0.42
2:J:64:ASN:OD1	2:J:66:PRO:HG2	2.20	0.42
2:K:179:TYR:HB3	2:K:181:ARG:HH12	1.81	0.42
2:K:319:LEU:HD22	2:K:319:LEU:C	2.40	0.42
2:K:359:VAL:HG13	2:K:359:VAL:O	2.20	0.42
2:L:110:ILE:HD11	2:L:118:VAL:CA	2.48	0.42
2:L:153:ILE:HG22	2:L:237:LEU:O	2.20	0.42
2:L:90:PHE:HZ	2:L:160:LEU:CB	2.33	0.42
2:L:173:VAL:CG2	2:L:174:HIS:N	2.81	0.42
2:L:350:PRO:HD2	2:L:374:ALA:CB	2.49	0.42
2:L:429:THR:HB	2:L:431:MET:HG3	2.02	0.42
1:A:102:TYR:HE2	1:A:144:PHE:CD1	2.34	0.42
1:A:1226:GLY:C	1:E:896:PRO:HB2	2.39	0.42
1:A:1354:THR:HG23	1:A:1372:THR:HB	2.01	0.42
1:A:420:VAL:HG12	1:A:421:GLN:N	2.35	0.42
1:A:894:PHE:CD1	1:A:904:ASN:ND2	2.88	0.42
1:B:1164:ARG:HH11	1:B:1164:ARG:HD2	1.60	0.42
1:B:701:ASP:C	1:B:703:GLY:N	2.69	0.42
1:B:864:SER:HG	1:B:867:ALA:H	1.61	0.42
1:C:1348:VAL:O	1:C:1348:VAL:CG1	2.65	0.42
1:C:1339:ALA:HB2	1:C:1435:THR:OG1	2.19	0.42
1:C:391:ILE:O	1:C:391:ILE:CG2	2.63	0.42
1:C:505:GLN:NE2	1:C:1000:LEU:HB3	2.35	0.42
1:C:583:ARG:NE	1:C:587:ARG:NH1	2.68	0.42
1:C:595:ASP:O	1:C:596:ALA:O	2.38	0.42
1:C:635:ASN:O	1:C:636:LEU:HD13	2.20	0.42
1:C:770:VAL:HG12	1:C:770:VAL:O	2.19	0.42
1:C:777:GLY:CA	2:K:52:VAL:HG11	2.42	0.42
1:D:1113:CYS:C	1:D:1115:VAL:H	2.23	0.42
1:D:1274:GLN:NE2	1:D:1294:ASP:H	2.18	0.42
1:D:1359:GLY:O	1:D:1360:CYS:HB3	2.20	0.42
1:D:1468:VAL:O	1:D:1469:PRO:C	2.57	0.42
1:D:175:ARG:NH1	1:D:175:ARG:CG	2.79	0.42
1:D:51:PRO:HD2	1:D:55:PHE:HD2	1.84	0.42
1:D:734:LEU:HD11	1:D:738:HIS:HD2	1.51	0.42
1:D:745:ARG:C	1:D:746:ILE:HG13	2.40	0.42
1:E:1159:ASN:C	1:E:1161:VAL:H	2.22	0.42
1:E:1460:LYS:O	1:E:1461:GLU:C	2.55	0.42
1:E:256:PHE:O	1:E:257:GLY:C	2.56	0.42

Continued on next page...

Continued from previous page...

Atom-1	Atom-2	Interatomic distance (Å)	Clash overlap (Å)
1:E:37:ASP:OD1	1:E:38:GLY:N	2.53	0.42
1:E:653:HIS:O	1:E:655:PHE:N	2.53	0.42
1:E:695:ASN:O	1:E:698:LYS:N	2.53	0.42
1:E:745:ARG:C	1:E:746:ILE:HG13	2.40	0.42
1:E:897:ASP:OD1	1:E:899:ASN:N	2.50	0.42
1:F:1131:THR:O	1:F:1132:PRO:C	2.58	0.42
1:F:1143:ALA:O	1:F:1147:ARG:HG3	2.20	0.42
1:F:919:ALA:CB	1:F:1281:VAL:CG1	2.98	0.42
1:F:1424:LEU:C	1:F:1424:LEU:HD23	2.39	0.42
1:F:438:GLU:OE2	1:F:553:ALA:HB3	2.20	0.42
1:F:491:LYS:HE2	1:F:785:GLY:HA3	2.02	0.42
1:F:438:GLU:HG3	1:F:693:MET:CG	2.50	0.42
1:F:732:ARG:O	1:F:733:ALA:C	2.58	0.42
1:F:948:LYS:C	1:F:950:THR:H	2.24	0.42
2:G:110:ILE:HD11	2:G:118:VAL:CA	2.48	0.42
2:G:269:ASN:HD22	2:G:273:LEU:HD23	1.85	0.42
2:G:387:GLU:CG	2:G:388:PHE:N	2.82	0.42
2:G:449:LEU:HD12	8:G:484:FAD:O2	2.20	0.42
2:G:71:LEU:HD22	2:G:74:GLU:HG3	2.01	0.42
2:H:32:TYR:CD2	2:H:194:LYS:HA	2.55	0.42
2:H:359:VAL:HG13	2:H:359:VAL:O	2.20	0.42
2:H:418:THR:CB	2:H:424:LEU:CD1	2.93	0.42
2:I:113:SER:HB3	2:I:115:HIS:CD2	2.55	0.42
2:I:46:ARG:NH2	2:I:118:VAL:HA	2.35	0.42
2:I:118:VAL:HG22	2:I:118:VAL:H	1.08	0.42
2:I:26:GLN:HG3	2:I:310:ARG:O	2.20	0.42
2:I:358:VAL:HG22	2:I:365:VAL:HG11	1.99	0.42
2:I:63:ASN:CG	2:I:68:TRP:CZ3	2.94	0.42
2:I:64:ASN:OD1	2:I:66:PRO:HG2	2.20	0.42
2:J:174:HIS:CD2	2:J:176:TYR:CD1	3.08	0.42
2:J:319:LEU:HD22	2:J:319:LEU:C	2.40	0.42
2:K:26:GLN:HG3	2:K:310:ARG:O	2.20	0.42
2:L:237:LEU:HD22	2:L:238:VAL:N	2.35	0.42
2:L:319:LEU:HD22	2:L:319:LEU:C	2.40	0.42
2:L:425:VAL:HG21	2:L:444:VAL:HG22	2.01	0.42
1:A:111:PRO:C	1:A:112:ILE:HG23	2.40	0.41
1:A:195:LEU:HA	1:A:195:LEU:HD23	1.57	0.41
1:A:210:ARG:HA	3:A:2473:OMT:HE1	2.02	0.41
1:A:42:ASP:OD1	1:A:212:SER:OG	2.39	0.41
1:A:666:VAL:HG12	1:A:667:ASN:N	2.34	0.41
1:A:77:PHE:HB3	1:A:126:PRO:CB	2.50	0.41

Continued on next page...

Continued from previous page...

Atom-1	Atom-2	Interatomic distance (Å)	Clash overlap (Å)
1:A:782:ARG:C	1:A:784:SER:N	2.70	0.41
1:A:990:ILE:HG13	1:A:990:ILE:O	2.19	0.41
1:B:182:MET:CG	1:B:182:MET:O	2.66	0.41
1:B:42:ASP:HB2	1:B:210:ARG:O	2.20	0.41
1:B:479:MET:HG3	1:B:1104:MET:HE3	2.02	0.41
1:B:491:LYS:HE2	1:B:785:GLY:HA3	2.02	0.41
1:B:550:LEU:HD13	1:B:555:PHE:HA	2.01	0.41
1:C:103:TYR:OH	1:D:1178:LEU:HD13	2.20	0.41
1:C:1062:ARG:HD3	1:C:1062:ARG:HH11	1.53	0.41
1:C:1131:THR:HG21	1:C:1133:GLU:HB2	2.01	0.41
1:C:133:VAL:HG12	1:C:134:GLY:N	2.34	0.41
1:C:1447:TRP:NE1	1:C:1451:VAL:HG21	2.35	0.41
1:C:102:TYR:HE2	1:C:144:PHE:CD1	2.34	0.41
1:C:442:MET:HE1	1:C:447:LEU:CA	2.47	0.41
1:C:52:GLN:HE21	1:C:52:GLN:HB3	1.56	0.41
1:C:805:ASP:C	1:C:805:ASP:OD1	2.58	0.41
1:C:820:ARG:CB	1:C:821:PRO:CD	2.96	0.41
1:C:893:ARG:O	1:C:904:ASN:HB2	2.20	0.41
1:D:1222:LEU:HD12	1:D:1222:LEU:O	2.20	0.41
1:D:732:ARG:H	1:D:747:SER:HA	1.85	0.41
1:E:1236:ARG:O	1:E:1238:THR:N	2.53	0.41
1:E:1289:MET:CE	1:E:1289:MET:N	2.76	0.41
1:E:289:ARG:HD3	1:E:293:MET:HE2	2.02	0.41
1:E:390:MET:HG3	1:E:406:LEU:HD23	2.02	0.41
1:E:582:LEU:CB	1:E:755:GLN:HE21	2.30	0.41
1:E:778:PHE:CE2	1:E:1039:LYS:CD	2.75	0.41
1:E:894:PHE:CZ	1:E:924:GLN:HG3	2.55	0.41
1:E:969:PRO:N	1:E:970:PRO:HD2	2.35	0.41
1:F:1129:VAL:HG23	1:F:1129:VAL:O	2.19	0.41
1:F:232:GLY:HA3	1:F:330:PRO:O	2.20	0.41
1:F:252:GLU:HA	1:F:260:MET:CE	2.50	0.41
1:F:295:LYS:HB3	1:F:390:MET:HE1	2.02	0.41
1:F:404:ARG:HB3	1:F:405:GLU:OE1	2.20	0.41
1:F:42:ASP:HB2	1:F:210:ARG:O	2.20	0.41
1:F:571:ALA:C	1:F:618:ILE:HD12	2.40	0.41
2:G:144:ARG:HD2	2:G:169:LYS:CB	2.47	0.41
2:G:415:LEU:CD2	2:G:416:LYS:N	2.82	0.41
2:H:174:HIS:CD2	2:H:176:TYR:CD1	3.08	0.41
2:H:249:LYS:CE	2:H:258:ILE:CD1	2.95	0.41
2:H:288:ALA:CB	2:H:311:GLN:HG3	2.50	0.41
2:I:32:TYR:CD2	2:I:194:LYS:HA	2.55	0.41

Continued on next page...

Continued from previous page...

Atom-1	Atom-2	Interatomic distance (Å)	Clash overlap (Å)
2:I:359:VAL:HG13	2:I:359:VAL:O	2.20	0.41
2:I:417:VAL:CG1	2:I:418:THR:N	2.83	0.41
2:J:153:ILE:HG22	2:J:237:LEU:O	2.20	0.41
2:J:237:LEU:HD22	2:J:238:VAL:N	2.35	0.41
2:J:291:HIS:HD2	2:J:392:ALA:HB2	1.84	0.41
2:J:359:VAL:HG13	2:J:359:VAL:O	2.20	0.41
2:L:113:SER:HB3	2:L:115:HIS:CD2	2.55	0.41
2:L:181:ARG:CD	2:L:187:VAL:CG1	2.94	0.41
2:L:92:GLU:HG3	2:L:203:ARG:NH1	2.34	0.41
2:L:302:MET:CE	2:L:333:GLU:CG	2.95	0.41
2:L:331:GLN:HA	2:L:334:VAL:HG21	1.98	0.41
2:L:417:VAL:CG1	2:L:418:THR:N	2.83	0.41
2:L:418:THR:N	2:L:424:LEU:CD2	2.83	0.41
2:L:432:THR:CG2	2:L:437:VAL:HG13	2.50	0.41
2:L:64:ASN:C	2:L:66:PRO:HD2	2.40	0.41
1:A:1039:LYS:O	1:A:1040:PHE:CD1	2.73	0.41
1:A:112:ILE:HA	1:A:191:PHE:O	2.20	0.41
1:A:1246:LEU:O	1:A:1249:MET:HB2	2.20	0.41
1:A:376:GLU:HG3	1:A:1310:THR:OG1	2.20	0.41
1:A:1450:GLU:O	1:A:1451:VAL:C	2.57	0.41
1:A:280:VAL:O	1:A:281:PHE:C	2.58	0.41
1:A:304:THR:HG21	1:A:518:ARG:HD2	2.03	0.41
1:A:735:VAL:HG23	1:A:735:VAL:H	1.49	0.41
1:A:949:VAL:O	1:A:950:THR:O	2.37	0.41
1:B:105:TYR:HD1	1:B:105:TYR:H	1.68	0.41
1:B:919:ALA:CB	1:B:1281:VAL:CG1	2.98	0.41
1:B:267:ILE:HG12	1:B:279:THR:HG21	2.01	0.41
1:B:404:ARG:HB3	1:B:405:GLU:OE1	2.20	0.41
1:B:481:ASP:HB2	1:B:1038:ILE:HG22	2.03	0.41
1:B:51:PRO:HD2	1:B:55:PHE:HD2	1.84	0.41
1:B:444:LYS:HE3	1:B:681:ARG:HH12	1.85	0.41
1:B:960:THR:CG2	1:B:963:VAL:HG23	2.47	0.41
1:C:1059:ASN:N	1:C:1059:ASN:HD22	2.19	0.41
1:C:1356:VAL:CG1	1:C:1431:HIS:CG	3.03	0.41
1:C:309:THR:HG21	1:C:314:LYS:HG3	2.02	0.41
1:C:787:ARG:HD3	1:C:787:ARG:HH11	1.66	0.41
1:C:831:LEU:HD13	1:C:1084:MET:HE3	2.02	0.41
1:C:862:ALA:O	1:C:1118:CYS:HB3	2.18	0.41
1:C:991:ASN:HA	1:C:992:PRO:HD2	1.84	0.41
1:D:1131:THR:O	1:D:1132:PRO:C	2.58	0.41
1:D:1143:ALA:O	1:D:1147:ARG:HG3	2.20	0.41

Continued on next page...

Continued from previous page...

Atom-1	Atom-2	Interatomic distance (Å)	Clash overlap (Å)
1:D:232:GLY:HA3	1:D:330:PRO:O	2.20	0.41
1:D:666:VAL:HG13	1:D:667:ASN:N	2.34	0.41
1:D:856:PRO:HG2	1:D:1093:GLY:HA3	2.02	0.41
1:D:919:ALA:CB	1:D:1281:VAL:CG1	2.98	0.41
1:D:942:GLY:HA2	5:D:2475:AKG:O5	2.20	0.41
1:E:1407:ASP:O	1:E:1409:SER:N	2.53	0.41
1:E:1424:LEU:C	1:E:1424:LEU:HD23	2.40	0.41
1:E:165:ASN:O	1:E:166:ASP:HB2	2.20	0.41
1:E:149:TYR:HE2	1:E:263:LEU:HD21	1.86	0.41
1:E:329:GLY:O	1:E:330:PRO:C	2.56	0.41
1:E:52:GLN:NE2	1:E:71:LEU:N	2.44	0.41
1:E:629:THR:O	1:E:631:LEU:N	2.53	0.41
1:F:853:PHE:CZ	1:F:1079:ILE:HD13	2.55	0.41
1:F:1438:ARG:NH2	2:G:377:ARG:O	2.47	0.41
1:F:253:HIS:CE1	1:F:254:PRO:CG	3.03	0.41
1:F:263:LEU:N	1:F:263:LEU:CD1	2.73	0.41
1:F:481:ASP:HB2	1:F:1038:ILE:HG22	2.02	0.41
1:F:500:ARG:HD2	1:F:728:ILE:HG21	2.02	0.41
1:F:694:ALA:O	1:F:695:ASN:C	2.58	0.41
1:F:794:VAL:CG2	1:F:817:VAL:HG23	2.49	0.41
1:F:942:GLY:HA2	5:F:2475:AKG:O5	2.20	0.41
2:G:190:ILE:CG2	2:G:191:PRO:HD2	2.49	0.41
2:G:32:TYR:CD2	2:G:194:LYS:HA	2.55	0.41
2:G:345:ILE:HD13	2:G:345:ILE:N	2.17	0.41
2:G:447:ALA:CB	2:G:452:TRP:CE3	2.92	0.41
1:B:1104:MET:C	2:G:54:PHE:HZ	2.03	0.41
2:G:80:ALA:HB3	2:G:127:ILE:HD11	1.96	0.41
2:H:46:ARG:NH2	2:H:118:VAL:HA	2.35	0.41
2:H:151:GLY:O	2:H:236:VAL:HA	2.20	0.41
2:H:153:ILE:HG22	2:H:237:LEU:O	2.20	0.41
2:I:241:GLY:O	2:I:443:ILE:HG22	2.19	0.41
2:I:269:ASN:HD22	2:I:273:LEU:HD23	1.85	0.41
2:I:319:LEU:CD2	2:I:320:TYR:N	2.83	0.41
2:I:317:LYS:CE	2:I:345:ILE:CD1	2.94	0.41
2:J:46:ARG:NH2	2:J:118:VAL:HA	2.35	0.41
2:J:181:ARG:CG	2:J:182:MET:N	2.83	0.41
2:J:153:ILE:CG1	2:J:220:VAL:CG1	2.95	0.41
2:J:429:THR:HB	2:J:431:MET:HG3	2.02	0.41
2:J:241:GLY:O	2:J:443:ILE:HG22	2.19	0.41
2:J:89:ASN:HD22	2:J:89:ASN:N	2.17	0.41
2:K:46:ARG:NH2	2:K:118:VAL:HA	2.35	0.41

Continued on next page...

Continued from previous page...

Atom-1	Atom-2	Interatomic distance (Å)	Clash overlap (Å)
2:K:342:VAL:CG1	2:K:343:GLU:N	2.83	0.41
2:K:432:THR:CG2	2:K:437:VAL:HG13	2.50	0.41
2:K:449:LEU:CD2	2:K:451:VAL:CG1	2.89	0.41
2:L:132:TRP:CG	2:L:202:ARG:HD2	2.52	0.41
2:L:318:CYS:SG	2:L:320:TYR:CZ	3.06	0.41
2:L:358:VAL:CG2	2:L:365:VAL:CG1	2.94	0.41
2:L:418:THR:CB	2:L:424:LEU:CD1	2.93	0.41
2:L:64:ASN:OD1	2:L:66:PRO:HG2	2.20	0.41
1:A:10:ASP:OD1	1:A:10:ASP:C	2.59	0.41
1:A:1057:THR:CG2	1:A:1190:VAL:HG11	2.50	0.41
1:A:653:HIS:O	1:A:655:PHE:N	2.53	0.41
1:A:856:PRO:C	1:A:883:ASP:HB3	2.41	0.41
1:A:893:ARG:O	1:A:904:ASN:HB2	2.20	0.41
1:B:853:PHE:CZ	1:B:1079:ILE:HD13	2.55	0.41
1:B:1359:GLY:O	1:B:1360:CYS:HB3	2.20	0.41
1:B:175:ARG:NH2	1:B:203:ASP:OD2	2.53	0.41
1:B:942:GLY:HA2	5:B:2475:AKG:O5	2.20	0.41
1:B:266:VAL:HG12	1:B:279:THR:HG22	1.97	0.41
1:B:745:ARG:C	1:B:746:ILE:HG13	2.40	0.41
1:B:806:SER:HG	1:B:809:THR:HB	1.85	0.41
1:B:897:ASP:OD1	1:B:899:ASN:N	2.52	0.41
1:C:1235:ALA:HA	1:C:1239:GLN:OE1	2.20	0.41
1:C:1384:ALA:O	1:C:1385:ALA:C	2.57	0.41
1:C:24:ALA:O	1:C:27:ALA:N	2.27	0.41
1:C:37:ASP:OD1	1:C:38:GLY:N	2.53	0.41
1:C:476:ILE:CG2	1:C:477:GLY:N	2.83	0.41
1:C:500:ARG:HG2	1:C:500:ARG:H	1.71	0.41
1:D:117:ILE:HG21	1:D:117:ILE:HD12	1.49	0.41
1:D:1282:GLN:HA	1:D:1302:GLY:O	2.20	0.41
1:D:244:MET:HA	1:D:244:MET:HE2	2.01	0.41
1:D:485:ILE:HG21	1:D:485:ILE:HD13	1.68	0.41
1:D:495:LEU:HD12	1:D:495:LEU:HA	1.36	0.41
1:D:561:TYR:O	1:D:561:TYR:CD1	2.74	0.41
1:D:598:ARG:HD3	1:D:598:ARG:HH11	1.70	0.41
1:D:571:ALA:C	1:D:618:ILE:HD12	2.40	0.41
1:D:695:ASN:O	1:D:696:TYR:C	2.57	0.41
1:D:780:ARG:NH2	2:H:54:PHE:HD1	2.18	0.41
1:E:1427:LEU:HD23	1:E:1427:LEU:HA	1.79	0.41
1:E:1430:GLU:O	1:E:1431:HIS:C	2.58	0.41
1:E:420:VAL:C	1:E:422:ASN:H	2.23	0.41
1:E:454:PHE:CD2	1:E:648:GLU:CB	3.00	0.41

Continued on next page...

Continued from previous page...

Atom-1	Atom-2	Interatomic distance (Å)	Clash overlap (Å)
1:E:526:LEU:CD1	1:E:526:LEU:H	2.17	0.41
1:E:856:PRO:C	1:E:883:ASP:HB3	2.41	0.41
1:E:914:ARG:HH22	1:E:973:ASP:CG	2.23	0.41
1:E:982:GLN:HE22	1:E:1240:ARG:CD	2.25	0.41
1:F:1011:ALA:O	1:F:1014:ALA:N	2.52	0.41
1:F:175:ARG:NH2	1:F:203:ASP:OD2	2.53	0.41
1:F:444:LYS:HE3	1:F:681:ARG:HH12	1.85	0.41
1:F:997:THR:CG2	1:F:998:VAL:N	2.83	0.41
2:G:26:GLN:HG3	2:G:310:ARG:O	2.20	0.41
2:G:342:VAL:CG1	2:G:343:GLU:N	2.83	0.41
2:G:432:THR:CG2	2:G:437:VAL:HG13	2.50	0.41
2:H:181:ARG:CG	2:H:182:MET:N	2.83	0.41
2:H:190:ILE:HB	2:H:195:LEU:HD23	2.03	0.41
2:I:174:HIS:CD2	2:I:176:TYR:CD1	3.08	0.41
2:I:237:LEU:HD22	2:I:238:VAL:N	2.35	0.41
2:I:257:ASN:ND2	2:I:395:VAL:HG22	2.34	0.41
2:I:418:THR:N	2:I:424:LEU:CD2	2.83	0.41
2:J:113:SER:HB3	2:J:115:HIS:CD2	2.55	0.41
2:J:449:LEU:HD12	8:J:484:FAD:O2	2.20	0.41
2:K:174:HIS:CD2	2:K:176:TYR:CD1	3.08	0.41
2:K:237:LEU:HD22	2:K:238:VAL:N	2.35	0.41
2:K:306:ARG:HD3	2:K:336:HIS:CB	2.45	0.41
2:K:351:GLU:CB	2:K:353:PHE:HB3	2.47	0.41
2:K:429:THR:HB	2:K:431:MET:HG3	2.02	0.41
2:L:100:GLN:CB	2:L:105:GLU:CG	2.93	0.41
2:L:46:ARG:NH2	2:L:118:VAL:HA	2.35	0.41
1:A:113:ASN:ND2	1:A:115:ASP:N	2.42	0.41
1:A:1230:GLN:C	1:A:1231:LEU:HD23	2.41	0.41
1:A:1375:ILE:HG21	1:A:1375:ILE:HD13	1.75	0.41
1:A:1407:ASP:O	1:A:1409:SER:N	2.53	0.41
1:A:253:HIS:N	1:A:260:MET:HE1	2.31	0.41
1:A:406:LEU:O	1:A:409:HIS:HB3	2.21	0.41
1:A:606:LEU:O	1:A:607:THR:HG22	2.21	0.41
1:A:960:THR:HA	1:A:961:PRO:HD3	1.92	0.41
1:B:856:PRO:HG2	1:B:1093:GLY:HA3	2.02	0.41
1:B:1250:VAL:HG13	1:B:1259:LEU:HD12	2.01	0.41
1:B:342:VAL:HG11	1:B:390:MET:HE2	2.03	0.41
1:B:364:ILE:HD12	1:B:374:ILE:HD11	2.00	0.41
1:B:588:ARG:HH11	1:B:588:ARG:HD3	1.68	0.41
1:B:608:ASP:OD2	1:B:646:THR:HA	2.20	0.41
1:B:661:VAL:O	1:B:661:VAL:HG12	2.21	0.41

Continued on next page...

Continued from previous page...

Atom-1	Atom-2	Interatomic distance (Å)	Clash overlap (Å)
1:B:438:GLU:HG3	1:B:693:MET:CG	2.50	0.41
1:B:991:ASN:HA	1:B:992:PRO:HD2	1.83	0.41
1:C:1039:LYS:O	1:C:1040:PHE:CD1	2.73	0.41
1:C:1147:ARG:HD3	1:C:1147:ARG:HH11	1.57	0.41
1:C:77:PHE:HB3	1:C:126:PRO:CB	2.50	0.41
1:C:1424:LEU:C	1:C:1424:LEU:HD23	2.40	0.41
1:C:420:VAL:HG12	1:C:421:GLN:N	2.35	0.41
1:C:461:MET:HE3	1:C:461:MET:HA	2.02	0.41
1:C:537:GLU:C	1:C:539:GLN:N	2.74	0.41
1:C:629:THR:O	1:C:631:LEU:N	2.53	0.41
1:C:653:HIS:O	1:C:655:PHE:N	2.53	0.41
1:C:696:TYR:CZ	1:C:700:ILE:HD11	2.55	0.41
1:C:784:SER:HB3	1:C:785:GLY:H	1.66	0.41
1:C:890:ASP:HA	1:C:891:PRO:HD3	1.85	0.41
1:D:481:ASP:HB2	1:D:1038:ILE:HG22	2.03	0.41
1:D:1230:GLN:HB2	1:F:877:ARG:CD	2.48	0.41
1:D:1458:VAL:HA	1:D:1459:PRO:HD3	1.90	0.41
1:D:1461:GLU:H	1:D:1461:GLU:HG2	1.64	0.41
1:D:410:LEU:HD12	1:D:410:LEU:N	2.36	0.41
1:D:536:ASP:OD1	1:D:538:THR:N	2.54	0.41
1:D:913:GLY:CA	1:D:1349:ARG:CD	2.94	0.41
1:D:948:LYS:C	1:D:950:THR:H	2.23	0.41
1:E:263:LEU:HD12	1:E:263:LEU:HA	1.01	0.41
1:E:352:PRO:HB2	1:E:367:SER:O	2.20	0.41
1:E:447:LEU:CD1	1:E:451:GLN:CG	2.96	0.41
1:E:545:LEU:HA	1:E:545:LEU:HD23	1.19	0.41
1:E:734:LEU:HD12	1:E:738:HIS:CD2	2.41	0.41
1:F:520:MET:HE3	1:F:705:LEU:HB3	2.01	0.41
1:F:754:ILE:HG22	1:F:755:GLN:N	2.34	0.41
2:G:113:SER:HB3	2:G:115:HIS:CD2	2.55	0.41
2:G:46:ARG:NH2	2:G:118:VAL:HA	2.35	0.41
2:G:119:THR:OG1	2:G:122:SER:HB3	2.21	0.41
2:G:153:ILE:HG22	2:G:237:LEU:O	2.20	0.41
2:H:110:ILE:HD11	2:H:118:VAL:CA	2.48	0.41
2:I:181:ARG:CG	2:I:182:MET:N	2.83	0.41
2:I:353:PHE:CD1	2:I:382:VAL:CG1	3.01	0.41
2:I:351:GLU:CB	2:I:353:PHE:HB3	2.47	0.41
2:I:358:VAL:CG2	2:I:365:VAL:CG1	2.94	0.41
2:J:152:VAL:CG2	2:J:153:ILE:N	2.82	0.41
2:J:316:VAL:HG12	2:J:342:VAL:HG13	2.02	0.41
2:J:353:PHE:N	2:J:369:LEU:HD23	2.36	0.41

Continued on next page...

Continued from previous page...

Atom-1	Atom-2	Interatomic distance (Å)	Clash overlap (Å)
2:J:429:THR:CB	2:J:431:MET:HE2	2.50	0.41
2:K:469:LYS:O	2:K:472:ALA:HB3	2.20	0.41
2:L:181:ARG:CG	2:L:182:MET:N	2.83	0.41
2:L:212:VAL:HG12	2:L:212:VAL:H	1.49	0.41
2:L:359:VAL:O	2:L:359:VAL:HG13	2.20	0.41
2:L:469:LYS:O	2:L:472:ALA:HB3	2.20	0.41
1:A:833:SER:HB2	1:A:1167:LEU:HD22	2.03	0.41
1:A:1356:VAL:CG1	1:A:1431:HIS:CG	3.03	0.41
1:A:1447:TRP:NE1	1:A:1451:VAL:HG21	2.35	0.41
1:A:1466:LEU:O	1:A:1468:VAL:N	2.53	0.41
1:A:149:TYR:HE2	1:A:263:LEU:HD21	1.86	0.41
1:A:24:ALA:C	1:A:26:LYS:H	2.23	0.41
1:A:273:ASP:N	1:A:273:ASP:OD1	2.54	0.41
1:A:289:ARG:HD3	1:A:293:MET:HE2	2.02	0.41
1:A:605:ILE:HA	1:A:643:ASN:O	2.19	0.41
1:A:914:ARG:HH22	1:A:973:ASP:CG	2.23	0.41
1:B:1066:ARG:NH1	1:B:1089:GLU:OE2	2.53	0.41
1:B:1158:LEU:HA	1:B:1158:LEU:HD12	1.80	0.41
1:B:232:GLY:HA3	1:B:330:PRO:O	2.20	0.41
1:B:244:MET:O	1:B:245:LYS:C	2.57	0.41
1:B:227:MET:HE2	1:B:282:GLU:HG3	2.01	0.41
1:B:30:HIS:HE2	1:B:31:ARG:HD2	1.86	0.41
1:B:330:PRO:HA	1:B:350:LEU:HB2	2.03	0.41
1:B:410:LEU:N	1:B:410:LEU:HD12	2.36	0.41
1:B:505:GLN:HE22	1:B:1001:VAL:N	2.17	0.41
1:B:53:LYS:O	1:B:54:PHE:C	2.58	0.41
1:B:561:TYR:O	1:B:561:TYR:CD1	2.74	0.41
1:B:807:TYR:O	1:B:810:PHE:HB3	2.20	0.41
1:B:843:VAL:CG1	1:B:844:GLU:H	2.32	0.41
1:B:970:PRO:O	1:B:970:PRO:CG	2.68	0.41
1:C:112:ILE:HA	1:C:191:PHE:O	2.20	0.41
1:C:1236:ARG:O	1:C:1238:THR:N	2.53	0.41
1:C:165:ASN:O	1:C:166:ASP:HB2	2.20	0.41
1:C:230:HIS:C	1:C:230:HIS:CD2	2.94	0.41
1:C:284:MET:CE	1:C:294:VAL:HG13	2.50	0.41
1:C:348:ASN:O	1:C:349:GLY:C	2.58	0.41
1:C:419:TRP:CE3	1:C:537:GLU:HA	2.55	0.41
1:C:555:PHE:CD1	1:C:556:ARG:N	2.89	0.41
1:C:565:THR:CG2	1:C:603:HIS:HD2	2.33	0.41
1:D:175:ARG:NH2	1:D:203:ASP:OD2	2.54	0.41
1:D:230:HIS:CE1	1:D:234:ILE:HG13	2.55	0.41

Continued on next page...

Continued from previous page...

Atom-1	Atom-2	Interatomic distance (Å)	Clash overlap (Å)
1:D:290:THR:HG22	1:D:292:PRO:CD	2.48	0.41
1:D:42:ASP:HB2	1:D:210:ARG:O	2.20	0.41
1:D:492:TYR:C	1:D:492:TYR:CD1	2.94	0.41
1:D:504:SER:HB2	1:D:508:ASN:OD1	2.21	0.41
1:D:609:GLU:C	1:D:611:MET:H	2.22	0.41
1:E:1059:ASN:HD22	1:E:1059:ASN:N	2.19	0.41
1:E:1062:ARG:HD3	1:E:1062:ARG:HH11	1.53	0.41
1:E:10:ASP:OD1	1:E:10:ASP:C	2.59	0.41
1:E:121:ALA:C	1:E:123:ALA:N	2.73	0.41
1:E:1356:VAL:CG1	1:E:1431:HIS:CG	3.03	0.41
1:E:24:ALA:C	1:E:26:LYS:H	2.23	0.41
1:E:419:TRP:CE3	1:E:537:GLU:HA	2.55	0.41
1:E:420:VAL:HG12	1:E:421:GLN:N	2.35	0.41
1:E:479:MET:HG3	1:E:1104:MET:HE1	1.97	0.41
1:E:304:THR:HG21	1:E:518:ARG:HD2	2.03	0.41
1:E:520:MET:O	1:E:521:SER:CB	2.69	0.41
1:E:763:ALA:O	1:E:764:THR:C	2.58	0.41
1:E:930:ILE:CD1	1:E:983:LEU:HD13	2.43	0.41
1:F:505:GLN:HE22	1:F:1001:VAL:N	2.17	0.41
1:F:1219:ALA:HA	1:F:1229:MET:HE1	2.01	0.41
1:F:555:PHE:CD1	1:F:556:ARG:N	2.77	0.41
1:F:732:ARG:H	1:F:747:SER:HA	1.85	0.41
1:F:780:ARG:NH2	2:I:54:PHE:HD1	2.18	0.41
1:F:807:TYR:O	1:F:810:PHE:HB3	2.20	0.41
1:F:937:LYS:N	1:F:938:PRO:HD3	2.35	0.41
2:G:319:LEU:CD2	2:G:320:TYR:N	2.83	0.41
2:G:449:LEU:CD2	2:G:451:VAL:CG1	2.89	0.41
2:H:365:VAL:H	2:H:365:VAL:HG12	1.52	0.41
2:H:51:GLY:O	2:H:52:VAL:HG23	2.16	0.41
2:H:63:ASN:CG	2:H:68:TRP:CZ3	2.94	0.41
2:I:181:ARG:CZ	2:I:181:ARG:HB3	2.51	0.41
2:I:249:LYS:HD2	2:I:258:ILE:HD13	2.02	0.41
2:I:197:LYS:CB	2:I:273:LEU:HG	2.48	0.41
2:I:304:CYS:CA	2:I:307:THR:HG22	2.48	0.41
2:I:31:ILE:CG1	2:I:193:PHE:HD1	2.34	0.41
2:I:427:HIS:ND1	2:I:428:ARG:HG3	2.36	0.41
2:J:181:ARG:HB3	2:J:181:ARG:CZ	2.51	0.41
2:J:190:ILE:HB	2:J:195:LEU:HD23	2.03	0.41
2:J:197:LYS:CD	2:J:274:GLY:N	2.83	0.41
2:J:32:TYR:CD2	2:J:194:LYS:HA	2.55	0.41
2:J:427:HIS:ND1	2:J:428:ARG:HG3	2.36	0.41

Continued on next page...

Continued from previous page...

Atom-1	Atom-2	Interatomic distance (Å)	Clash overlap (Å)
2:J:447:ALA:CB	2:J:452:TRP:CE3	2.92	0.41
2:K:181:ARG:CG	2:K:182:MET:N	2.83	0.41
2:K:449:LEU:HD12	8:K:484:FAD:O2	2.20	0.41
2:L:119:THR:OG1	2:L:122:SER:HB3	2.21	0.41
2:L:31:ILE:CG1	2:L:193:PHE:HD1	2.33	0.41
2:L:449:LEU:HD12	8:L:484:FAD:O2	2.20	0.41
1:A:1056:LEU:HD23	1:A:1056:LEU:HA	1.87	0.41
1:A:1131:THR:HG21	1:A:1133:GLU:HB2	2.01	0.41
1:A:985:TYR:CD1	1:A:1207:VAL:HG11	2.54	0.41
1:A:1210:THR:CG2	1:A:1211:LEU:N	2.47	0.41
1:A:1226:GLY:O	1:A:1227:GLU:C	2.59	0.41
1:A:1235:ALA:HA	1:A:1239:GLN:OE1	2.21	0.41
1:A:189:THR:HG23	1:A:189:THR:O	2.20	0.41
1:A:832:ARG:HD2	1:A:832:ARG:HH11	1.73	0.41
1:A:843:VAL:CG1	1:A:844:GLU:H	2.30	0.41
1:A:894:PHE:CZ	1:A:924:GLN:HG3	2.55	0.41
1:A:90:ARG:HB3	1:A:107:TRP:CZ2	2.55	0.41
1:A:97:ILE:HA	1:A:151:ILE:HD13	2.01	0.41
1:B:1354:THR:HA	1:B:1372:THR:O	2.21	0.41
1:B:1354:THR:HG21	1:B:1427:LEU:HD21	2.03	0.41
1:B:242:ASN:C	1:B:244:MET:N	2.72	0.41
1:B:5:PHE:CZ	1:B:365:GLY:HA3	2.55	0.41
1:B:764:THR:CG2	1:B:764:THR:O	2.63	0.41
1:B:457:THR:HA	1:B:773:LEU:HB3	2.02	0.41
1:B:997:THR:CG2	1:B:998:VAL:N	2.83	0.41
1:C:1111:ASN:OD1	1:C:1119:VAL:CG2	2.37	0.41
1:C:864:SER:HB3	1:C:1116:GLY:O	2.21	0.41
1:C:1057:THR:CG2	1:C:1190:VAL:HG11	2.50	0.41
1:C:1230:GLN:C	1:C:1231:LEU:HD23	2.41	0.41
1:C:1394:VAL:CG1	1:C:1401:LEU:CD2	2.95	0.41
1:C:195:LEU:HD23	1:C:195:LEU:HA	1.57	0.41
1:C:520:MET:O	1:C:521:SER:CB	2.69	0.41
1:C:606:LEU:O	1:C:607:THR:HG22	2.21	0.41
1:C:622:LEU:HD13	1:C:739:PHE:HZ	1.85	0.41
1:C:706:LYS:NZ	1:C:1034:PRO:HG2	2.36	0.41
1:D:1435:THR:CG2	1:D:1437:SER:CB	2.99	0.41
1:D:30:HIS:HE2	1:D:31:ARG:HD2	1.86	0.41
1:D:540:THR:O	1:D:542:LEU:HG	2.20	0.41
1:D:570:ASP:C	1:D:570:ASP:OD1	2.59	0.41
1:D:868:HIS:O	1:D:870:THR:N	2.53	0.41
1:E:1235:ALA:HA	1:E:1239:GLN:OE1	2.21	0.41

Continued on next page...

Continued from previous page...

Atom-1	Atom-2	Interatomic distance (Å)	Clash overlap (Å)
1:E:1394:VAL:CG1	1:E:1401:LEU:CD2	2.95	0.41
1:E:339:ARG:O	1:E:395:LEU:HB2	2.21	0.41
1:E:555:PHE:CD1	1:E:556:ARG:N	2.89	0.41
1:E:631:LEU:HA	1:E:631:LEU:HD22	1.39	0.41
1:E:932:VAL:O	1:E:933:ALA:CB	2.45	0.41
1:F:1105:VAL:HG13	1:F:1107:GLN:CG	2.48	0.41
1:F:802:VAL:CG2	1:F:1137:ASN:HB2	2.46	0.41
1:F:458:MET:O	1:F:461:MET:N	2.50	0.41
1:F:559:ARG:NE	1:F:559:ARG:O	2.46	0.41
1:F:802:VAL:CG2	1:F:1134:LYS:O	2.69	0.41
1:F:98:LEU:HD23	1:F:98:LEU:HA	1.62	0.41
2:G:237:LEU:HD22	2:G:238:VAL:N	2.35	0.41
2:G:252:GLY:HA3	2:G:258:ILE:HG21	2.02	0.41
2:G:359:VAL:HG13	2:G:359:VAL:O	2.20	0.41
2:G:366:ARG:HG2	2:G:391:GLN:CA	2.29	0.41
2:G:378:GLN:HG2	2:G:378:GLN:O	2.20	0.41
2:G:64:ASN:OD1	2:G:66:PRO:HG2	2.20	0.41
2:H:249:LYS:HD2	2:H:258:ILE:HD13	2.02	0.41
2:H:26:GLN:HG3	2:H:310:ARG:O	2.20	0.41
2:H:291:HIS:HD2	2:H:392:ALA:HB2	1.84	0.41
2:H:264:TYR:CE2	2:H:307:THR:CG2	2.94	0.41
2:H:322:ARG:CD	2:H:349:ALA:CB	2.94	0.41
2:H:418:THR:N	2:H:424:LEU:CD2	2.83	0.41
2:H:425:VAL:HG21	2:H:444:VAL:HG22	2.01	0.41
2:H:469:LYS:O	2:H:472:ALA:HB3	2.20	0.41
2:I:148:LEU:CB	2:I:234:VAL:CG2	2.97	0.41
2:I:255:LEU:HA	2:I:255:LEU:HD22	1.92	0.41
2:I:252:GLY:HA3	2:I:258:ILE:HG21	2.02	0.41
2:I:353:PHE:N	2:I:369:LEU:HD23	2.36	0.41
2:I:429:THR:CG2	2:I:431:MET:HE2	2.51	0.41
2:J:100:GLN:HB3	2:J:105:GLU:CD	2.41	0.41
2:J:137:VAL:HG12	2:J:139:PRO:HD3	2.03	0.41
2:J:31:ILE:CG1	2:J:193:PHE:HD1	2.34	0.41
2:J:306:ARG:HD3	2:J:336:HIS:CB	2.45	0.41
2:J:469:LYS:O	2:J:472:ALA:HB3	2.20	0.41
2:K:137:VAL:HG12	2:K:139:PRO:HD3	2.03	0.41
2:K:153:ILE:HG22	2:K:237:LEU:O	2.20	0.41
2:K:190:ILE:CG2	2:K:191:PRO:HD2	2.49	0.41
2:K:153:ILE:CG1	2:K:220:VAL:CG1	2.95	0.41
2:K:257:ASN:ND2	2:K:395:VAL:HG22	2.34	0.41
2:K:59:CYS:SG	2:K:61:VAL:CG1	3.05	0.41

Continued on next page...

Continued from previous page...

Atom-1	Atom-2	Interatomic distance (Å)	Clash overlap (Å)
2:L:32:TYR:CD2	2:L:194:LYS:HA	2.55	0.41
2:L:319:LEU:CD2	2:L:320:TYR:N	2.83	0.41
2:L:63:ASN:CG	2:L:68:TRP:CZ3	2.94	0.41
2:L:63:ASN:OD1	2:L:68:TRP:CH2	2.74	0.41
1:A:1124:LEU:HA	1:A:1124:LEU:HD12	1.28	0.41
1:A:355:TYR:CZ	1:A:383:GLY:HA3	2.56	0.41
1:A:391:ILE:CG2	1:A:391:ILE:O	2.63	0.41
1:A:635:ASN:O	1:A:636:LEU:HD13	2.20	0.41
1:A:732:ARG:O	1:A:733:ALA:C	2.59	0.41
1:B:1230:GLN:O	1:B:1231:LEU:HD23	2.21	0.41
1:B:116:ILE:HD11	1:B:191:PHE:HB2	2.01	0.41
1:B:463:LEU:HA	1:B:463:LEU:HD23	1.20	0.41
1:B:500:ARG:HD2	1:B:728:ILE:HG21	2.02	0.41
1:B:570:ASP:C	1:B:570:ASP:OD1	2.59	0.41
1:B:660:GLY:HA2	1:B:721:GLY:N	2.33	0.41
1:B:756:LYS:HE2	1:B:1177:HIS:CD2	2.56	0.41
1:B:969:PRO:N	1:B:970:PRO:CD	2.84	0.41
1:B:987:LEU:HA	1:B:987:LEU:HD23	1.80	0.41
1:C:1009:ILE:O	1:C:1010:ALA:C	2.59	0.41
1:C:1075:THR:HG23	1:C:1076:GLY:N	2.36	0.41
1:A:900:GLY:HA2	1:C:1263:HIS:CE1	2.31	0.41
1:C:228:LEU:HD12	1:C:228:LEU:HA	1.29	0.41
1:C:273:ASP:N	1:C:273:ASP:OD1	2.54	0.41
1:C:290:THR:HG21	1:C:292:PRO:HD2	1.81	0.41
1:C:573:PHE:CB	1:C:574:PRO:CD	2.96	0.41
1:C:80:ARG:CG	1:C:80:ARG:O	2.69	0.41
1:D:1043:LEU:O	1:D:1044:PRO:C	2.58	0.41
1:D:105:TYR:HD1	1:D:105:TYR:H	1.68	0.41
1:D:1222:LEU:N	1:D:1229:MET:HE2	2.34	0.41
1:D:1463:LEU:HD23	1:D:1463:LEU:HA	1.71	0.41
1:D:438:GLU:OE2	1:D:553:ALA:HB3	2.20	0.41
1:D:622:LEU:HA	1:D:622:LEU:HD12	1.59	0.41
1:D:739:PHE:HB3	1:D:740:PRO:HD2	2.03	0.41
1:D:770:VAL:CG1	1:D:770:VAL:O	2.67	0.41
1:E:1047:MET:O	1:E:1048:GLY:C	2.56	0.41
1:E:1425:LYS:HD3	1:E:1447:TRP:CD1	2.56	0.41
1:E:701:ASP:C	1:E:703:GLY:N	2.71	0.41
1:E:464:ILE:CD1	1:E:779:TYR:CZ	2.94	0.41
1:E:803:THR:CG2	1:E:803:THR:O	2.62	0.41
1:A:1218:ASP:OD1	1:E:851:LYS:NZ	2.54	0.41
1:A:1229:MET:C	1:E:877:ARG:CG	2.89	0.41

Continued on next page...

Continued from previous page...

Atom-1	Atom-2	Interatomic distance (Å)	Clash overlap (Å)
1:E:978:GLU:HG3	1:E:979:ASP:H	1.85	0.41
1:F:1150:LEU:O	1:F:1153:LEU:N	2.54	0.41
1:F:1212:ASP:OD1	1:F:1243:GLY:N	2.34	0.41
1:F:1222:LEU:O	1:F:1222:LEU:HD12	2.20	0.41
1:F:1221:PRO:CD	1:F:1229:MET:HE1	2.32	0.41
1:F:1354:THR:HG21	1:F:1427:LEU:HD21	2.03	0.41
1:F:1462:MET:O	1:F:1466:LEU:HB2	2.21	0.41
1:F:410:LEU:N	1:F:410:LEU:HD12	2.36	0.41
1:F:622:LEU:HA	1:F:622:LEU:HD12	1.59	0.41
1:F:647:ALA:HB2	1:F:669:TYR:OH	2.19	0.41
1:F:856:PRO:HG2	1:F:1093:GLY:HA3	2.02	0.41
1:D:1226:GLY:HA3	1:F:896:PRO:HG3	2.03	0.41
2:G:120:ILE:O	2:G:120:ILE:HG22	2.20	0.41
2:G:144:ARG:HD3	2:G:465:HIS:ND1	2.36	0.41
2:G:93:ILE:O	2:G:96:ARG:HG2	2.21	0.41
2:H:319:LEU:HD22	2:H:319:LEU:C	2.40	0.41
2:I:119:THR:O	2:I:123:VAL:HG22	2.21	0.41
2:I:432:THR:CG2	2:I:437:VAL:HG13	2.50	0.41
2:I:69:LEU:HA	2:I:72:THR:CG2	2.51	0.41
2:J:288:ALA:CB	2:J:311:GLN:HG3	2.50	0.41
2:K:113:SER:HB3	2:K:115:HIS:CD2	2.55	0.41
2:K:119:THR:O	2:K:123:VAL:HG22	2.21	0.41
2:K:181:ARG:HB3	2:K:181:ARG:HH11	1.85	0.41
2:K:69:LEU:HA	2:K:72:THR:CG2	2.51	0.41
2:L:150:VAL:CG2	2:L:151:GLY:N	2.82	0.41
2:L:316:VAL:HG12	2:L:342:VAL:HG13	2.02	0.41
2:L:353:PHE:CD1	2:L:382:VAL:CG1	3.01	0.41
1:E:1105:VAL:HG23	2:L:54:PHE:CE1	2.56	0.41
1:A:309:THR:HG21	1:A:314:LYS:HG3	2.02	0.41
1:A:339:ARG:O	1:A:395:LEU:HB2	2.21	0.41
1:A:696:TYR:CZ	1:A:700:ILE:HD11	2.55	0.41
1:A:842:GLU:O	1:A:1156:ARG:HG2	2.21	0.41
1:B:1135:VAL:O	1:B:1138:LEU:N	2.54	0.41
1:B:117:ILE:HD12	1:B:117:ILE:HG21	1.49	0.41
1:B:218:THR:CG2	1:B:221:LEU:H	2.30	0.41
1:B:864:SER:OG	1:B:864:SER:O	2.37	0.41
1:B:948:LYS:C	1:B:950:THR:H	2.23	0.41
1:C:1131:THR:HG22	1:C:1133:GLU:H	1.81	0.41
1:C:1401:LEU:HD11	1:C:1405:ILE:CD1	2.50	0.41
1:C:309:THR:HB	1:C:314:LYS:CE	2.51	0.41
1:C:691:LYS:HG3	1:C:691:LYS:O	2.20	0.41

Continued on next page...

Continued from previous page...

Atom-1	Atom-2	Interatomic distance (Å)	Clash overlap (Å)
1:C:735:VAL:HG23	1:C:735:VAL:H	1.49	0.41
1:C:894:PHE:CD1	1:C:904:ASN:ND2	2.88	0.41
1:C:978:GLU:HG3	1:C:979:ASP:H	1.85	0.41
1:D:1113:CYS:C	1:D:1115:VAL:N	2.69	0.41
1:D:1138:LEU:HD12	1:D:1138:LEU:HA	1.66	0.41
1:D:875:MET:SD	1:D:1139:PHE:CE2	3.14	0.41
1:D:120:LYS:HE2	1:D:120:LYS:HA	2.00	0.41
1:D:608:ASP:OD2	1:D:646:THR:HA	2.20	0.41
1:D:56:LYS:CG	1:D:71:LEU:HD22	2.49	0.41
1:D:999:LYS:CG	1:D:1022:LEU:CD2	2.64	0.41
1:E:1170:GLN:HB2	1:E:1183:LEU:HD12	2.02	0.41
1:E:1395:TYR:HD2	1:E:1454:PHE:CE1	2.39	0.41
1:E:1465:ARG:HE	1:E:1465:ARG:HB3	1.62	0.41
1:E:273:ASP:OD1	1:E:273:ASP:N	2.54	0.41
1:E:376:GLU:HG3	1:E:1310:THR:OG1	2.20	0.41
1:E:558:MET:C	1:E:560:ASP:H	2.24	0.41
1:E:598:ARG:HD3	1:E:598:ARG:HH11	1.72	0.41
1:E:691:LYS:HG3	1:E:691:LYS:O	2.20	0.41
1:E:706:LYS:NZ	1:E:1034:PRO:HG2	2.36	0.41
1:E:732:ARG:O	1:E:733:ALA:C	2.59	0.41
1:E:622:LEU:HD13	1:E:739:PHE:HZ	1.85	0.41
1:F:1047:MET:HB2	1:F:1048:GLY:H	1.77	0.41
1:F:117:ILE:HG21	1:F:117:ILE:HD12	1.49	0.41
1:F:1427:LEU:O	1:F:1428:ILE:C	2.56	0.41
1:F:230:HIS:CE1	1:F:234:ILE:HG13	2.55	0.41
1:F:248:GLU:C	1:F:250:ARG:N	2.73	0.41
1:F:457:THR:HA	1:F:773:LEU:HB3	2.02	0.41
1:F:561:TYR:CD1	1:F:561:TYR:O	2.74	0.41
1:F:661:VAL:HG12	1:F:661:VAL:O	2.21	0.41
1:F:875:MET:SD	1:F:1139:PHE:CE2	3.14	0.41
1:D:1228:LYS:CB	1:F:901:ASP:OD1	2.59	0.41
2:G:145:GLU:O	2:G:171:TYR:CE1	2.74	0.41
2:G:31:ILE:CG1	2:G:193:PHE:HD1	2.34	0.41
2:H:113:SER:HB3	2:H:115:HIS:CD2	2.55	0.41
2:H:120:ILE:HG22	2:H:120:ILE:O	2.20	0.41
2:H:137:VAL:HG12	2:H:139:PRO:HD3	2.03	0.41
2:H:181:ARG:HE	2:H:187:VAL:CG1	2.34	0.41
2:H:197:LYS:CD	2:H:274:GLY:N	2.83	0.41
2:H:353:PHE:N	2:H:369:LEU:HD23	2.36	0.41
2:H:432:THR:CG2	2:H:437:VAL:HG13	2.50	0.41
2:H:449:LEU:HD12	8:H:484:FAD:O2	2.20	0.41

Continued on next page...

Continued from previous page...

Atom-1	Atom-2	Interatomic distance (Å)	Clash overlap (Å)
2:H:64:ASN:OD1	2:H:66:PRO:HG2	2.20	0.41
2:H:69:LEU:HA	2:H:72:THR:CG2	2.51	0.41
2:H:93:ILE:O	2:H:96:ARG:HG2	2.21	0.41
2:I:119:THR:OG1	2:I:122:SER:HB3	2.21	0.41
2:I:173:VAL:CG2	2:I:174:HIS:N	2.81	0.41
2:I:418:THR:CB	2:I:424:LEU:CD1	2.93	0.41
2:J:249:LYS:HD2	2:J:258:ILE:HD13	2.02	0.41
2:J:277:VAL:CG1	2:J:278:GLU:N	2.81	0.41
2:J:71:LEU:CD1	2:J:80:ALA:N	2.81	0.41
2:K:120:ILE:HG22	2:K:120:ILE:O	2.20	0.41
2:K:181:ARG:HB3	2:K:181:ARG:CZ	2.51	0.41
2:K:190:ILE:HB	2:K:195:LEU:HD23	2.03	0.41
2:K:28:PHE:HZ	2:K:285:LEU:HD21	1.83	0.41
2:K:240:THR:HG23	2:K:443:ILE:HG21	2.01	0.41
1:C:780:ARG:NH2	2:K:54:PHE:HD1	2.16	0.41
2:K:63:ASN:CG	2:K:68:TRP:CZ3	2.94	0.41
2:L:119:THR:O	2:L:123:VAL:HG22	2.21	0.41
2:L:469:LYS:HZ2	2:L:476:VAL:HB	1.85	0.41
1:A:1059:ASN:HD22	1:A:1059:ASN:N	2.19	0.41
1:A:1085:LEU:HD23	1:A:1085:LEU:N	2.36	0.41
1:A:1158:LEU:HD12	1:A:1158:LEU:HA	1.62	0.41
1:A:1302:GLY:H	1:A:1333:ALA:C	2.24	0.41
1:A:1374:VAL:HG12	1:A:1375:ILE:H	1.86	0.41
1:A:348:ASN:O	1:A:349:GLY:C	2.58	0.41
1:A:420:VAL:C	1:A:422:ASN:H	2.23	0.41
1:A:622:LEU:HD13	1:A:739:PHE:HZ	1.85	0.41
1:A:745:ARG:C	1:A:746:ILE:HG13	2.40	0.41
1:A:978:GLU:HG3	1:A:979:ASP:H	1.85	0.41
1:A:98:LEU:HD23	1:A:98:LEU:HA	1.82	0.41
1:B:1129:VAL:O	1:B:1129:VAL:HG23	2.19	0.41
1:B:317:ILE:C	1:B:321:ASN:HD22	2.18	0.41
1:B:458:MET:O	1:B:461:MET:N	2.50	0.41
1:B:732:ARG:O	1:B:733:ALA:C	2.58	0.41
1:B:957:ARG:HD2	1:B:965:LEU:HD12	2.02	0.41
1:C:1374:VAL:HG12	1:C:1375:ILE:H	1.86	0.41
1:C:1407:ASP:O	1:C:1409:SER:N	2.53	0.41
1:C:24:ALA:C	1:C:26:LYS:H	2.23	0.41
1:C:320:CYS:O	1:C:322:SER:N	2.54	0.41
1:C:443:ASP:OD2	1:C:445:ALA:HB3	2.21	0.41
1:C:636:LEU:HD12	1:C:636:LEU:HA	1.61	0.41
1:C:763:ALA:O	1:C:764:THR:C	2.58	0.41

Continued on next page...

Continued from previous page...

Atom-1	Atom-2	Interatomic distance (Å)	Clash overlap (Å)
1:D:1354:THR:HG21	1:D:1427:LEU:HD21	2.03	0.41
1:D:491:LYS:HE2	1:D:785:GLY:HA3	2.02	0.41
1:D:839:PRO:CG	1:D:842:GLU:OE1	2.69	0.41
1:D:937:LYS:N	1:D:938:PRO:HD3	2.35	0.41
1:E:1039:LYS:O	1:E:1040:PHE:CD1	2.73	0.41
1:E:1370:GLY:N	1:E:1389:GLY:O	2.53	0.41
1:E:195:LEU:HD23	1:E:195:LEU:HA	1.57	0.41
1:E:355:TYR:CZ	1:E:383:GLY:HA3	2.56	0.41
1:E:476:ILE:CG2	1:E:477:GLY:N	2.83	0.41
1:E:486:ALA:O	1:E:487:VAL:C	2.58	0.41
1:E:562:MET:HE1	1:E:605:ILE:HD11	2.01	0.41
1:E:894:PHE:CD1	1:E:904:ASN:ND2	2.88	0.41
1:F:1066:ARG:NH1	1:F:1089:GLU:OE2	2.53	0.41
1:F:1427:LEU:HA	1:F:1427:LEU:HD23	1.94	0.41
1:F:143:GLN:C	1:F:143:GLN:HE21	2.24	0.41
1:F:504:SER:HB2	1:F:508:ASN:OD1	2.21	0.41
1:F:695:ASN:O	1:F:696:TYR:C	2.57	0.41
1:F:806:SER:HG	1:F:809:THR:HB	1.86	0.41
1:F:843:VAL:CG1	1:F:844:GLU:H	2.32	0.41
1:F:87:GLU:O	1:F:90:ARG:N	2.54	0.41
2:G:137:VAL:HG12	2:G:139:PRO:HD3	2.03	0.41
2:G:358:VAL:HG22	2:G:365:VAL:HG11	1.99	0.41
2:G:425:VAL:HG21	2:G:444:VAL:HG22	2.01	0.41
2:H:90:PHE:HZ	2:H:160:LEU:CB	2.33	0.41
2:H:181:ARG:HB3	2:H:181:ARG:CZ	2.51	0.41
2:H:31:ILE:CG1	2:H:193:PHE:HD1	2.33	0.41
2:H:212:VAL:HG12	2:H:212:VAL:H	1.49	0.41
2:H:342:VAL:CG1	2:H:343:GLU:N	2.83	0.41
2:H:351:GLU:CB	2:H:353:PHE:HB3	2.47	0.41
2:I:153:ILE:HG22	2:I:237:LEU:O	2.20	0.41
2:I:316:VAL:HG12	2:I:342:VAL:HG13	2.02	0.41
2:I:63:ASN:OD1	2:I:68:TRP:CH2	2.74	0.41
2:J:212:VAL:H	2:J:212:VAL:HG12	1.49	0.41
2:J:406:LEU:CD2	2:J:406:LEU:N	2.82	0.41
2:K:249:LYS:HD2	2:K:258:ILE:HD13	2.02	0.41
2:K:418:THR:N	2:K:424:LEU:CD2	2.83	0.41
2:L:367:ILE:O	2:L:390:VAL:HG23	2.20	0.41
2:L:427:HIS:ND1	2:L:428:ARG:HG3	2.36	0.41
1:A:1009:ILE:O	1:A:1010:ALA:C	2.59	0.41
1:A:1113:CYS:C	1:A:1115:VAL:N	2.71	0.41
1:A:1170:GLN:HB2	1:A:1183:LEU:HD12	2.02	0.41

Continued on next page...

Continued from previous page...

Atom-1	Atom-2	Interatomic distance (Å)	Clash overlap (Å)
1:A:1370:GLY:N	1:A:1389:GLY:O	2.53	0.41
1:A:237:VAL:C	1:A:239:GLY:N	2.73	0.41
1:A:256:PHE:O	1:A:257:GLY:C	2.56	0.41
1:A:333:LEU:HA	1:A:333:LEU:HD23	1.85	0.41
1:A:386:GLY:H	1:A:389:GLU:CG	2.33	0.41
1:A:583:ARG:NE	1:A:587:ARG:NH1	2.68	0.41
1:B:1132:PRO:O	1:B:1133:GLU:C	2.56	0.41
1:B:1143:ALA:O	1:B:1144:GLU:C	2.58	0.41
1:B:1295:TYR:N	1:B:1295:TYR:CD1	2.87	0.41
1:B:1412:PHE:N	1:B:1412:PHE:CD1	2.88	0.41
1:B:1435:THR:CG2	1:B:1437:SER:CB	2.99	0.41
1:B:240:ASN:HB3	1:B:327:TRP:CH2	2.56	0.41
1:B:515:ARG:HG3	1:B:515:ARG:H	1.63	0.41
1:B:648:GLU:HG2	1:B:648:GLU:O	2.21	0.41
1:C:1450:GLU:O	1:C:1451:VAL:C	2.57	0.41
1:C:651:ASP:N	1:C:651:ASP:OD1	2.43	0.41
1:C:781:PHE:CE2	2:K:57:VAL:CG1	3.04	0.41
1:C:803:THR:O	1:C:803:THR:CG2	2.62	0.41
1:C:833:SER:HB2	1:C:1167:LEU:HD22	2.03	0.41
1:C:864:SER:HB3	1:C:1117:VAL:O	2.21	0.41
1:C:894:PHE:CZ	1:C:924:GLN:HG3	2.55	0.41
1:C:976:SER:O	1:C:979:ASP:N	2.54	0.41
1:C:97:ILE:HA	1:C:151:ILE:HD13	2.01	0.41
1:D:1047:MET:HB2	1:D:1048:GLY:H	1.77	0.41
1:D:1066:ARG:NH1	1:D:1089:GLU:OE2	2.53	0.41
1:D:1135:VAL:O	1:D:1138:LEU:N	2.54	0.41
1:D:1412:PHE:CD1	1:D:1412:PHE:N	2.88	0.41
1:D:559:ARG:HG3	1:D:559:ARG:O	2.17	0.41
1:D:970:PRO:CG	1:D:970:PRO:O	2.68	0.41
1:E:1057:THR:CG2	1:E:1190:VAL:HG11	2.50	0.41
1:E:1230:GLN:C	1:E:1231:LEU:HD23	2.41	0.41
1:E:1246:LEU:O	1:E:1249:MET:HB2	2.20	0.41
1:E:42:ASP:OD1	1:E:212:SER:OG	2.39	0.41
1:E:292:PRO:O	1:E:293:MET:C	2.55	0.41
1:E:426:LEU:CD2	1:E:543:LEU:CB	2.93	0.41
1:E:782:ARG:C	1:E:784:SER:N	2.70	0.41
1:E:864:SER:HB3	1:E:1117:VAL:O	2.21	0.41
1:B:896:PRO:HG3	1:F:1226:GLY:HA3	2.03	0.41
1:F:1282:GLN:HA	1:F:1302:GLY:O	2.20	0.41
1:F:1461:GLU:H	1:F:1461:GLU:HG2	1.64	0.41
1:F:1468:VAL:O	1:F:1469:PRO:C	2.57	0.41

Continued on next page...

Continued from previous page...

Atom-1	Atom-2	Interatomic distance (Å)	Clash overlap (Å)
1:F:30:HIS:HE2	1:F:31:ARG:HD2	1.86	0.41
1:F:569:ILE:N	1:F:569:ILE:CD1	2.77	0.41
1:F:841:ASP:OD1	1:F:841:ASP:N	2.51	0.41
1:F:918:THR:HG23	1:F:1256:MET:HE2	2.03	0.41
2:G:186:LEU:HD21	2:G:200:VAL:CB	2.47	0.41
2:G:353:PHE:N	2:G:369:LEU:HD23	2.36	0.41
2:G:427:HIS:ND1	2:G:428:ARG:HG3	2.36	0.41
2:G:63:ASN:CG	2:G:68:TRP:CZ3	2.94	0.41
2:G:69:LEU:HA	2:G:72:THR:CG2	2.51	0.41
2:H:292:VAL:HG22	2:H:394:LEU:CD1	2.30	0.41
2:H:429:THR:HB	2:H:431:MET:HG3	2.02	0.41
2:H:476:VAL:CG2	2:H:477:ALA:N	2.83	0.41
1:D:783:LYS:H	2:H:56:GLN:HG3	1.86	0.41
2:I:100:GLN:HB3	2:I:105:GLU:CD	2.41	0.41
2:I:200:VAL:HA	2:I:203:ARG:HD2	1.97	0.41
2:I:291:HIS:HD2	2:I:392:ALA:HB2	1.84	0.41
2:I:51:GLY:O	2:I:52:VAL:HG23	2.16	0.41
2:J:387:GLU:CG	2:J:388:PHE:N	2.82	0.41
2:J:69:LEU:HA	2:J:72:THR:CG2	2.51	0.41
2:K:144:ARG:HD3	2:K:465:HIS:ND1	2.36	0.41
2:K:212:VAL:H	2:K:212:VAL:HG12	1.49	0.41
2:K:291:HIS:HD2	2:K:392:ALA:HB2	1.84	0.41
2:K:427:HIS:ND1	2:K:428:ARG:HG3	2.36	0.41
2:K:425:VAL:HG21	2:K:444:VAL:HG22	2.01	0.41
2:L:174:HIS:CD2	2:L:176:TYR:CD1	3.08	0.41
2:L:252:GLY:HA3	2:L:258:ILE:HG21	2.02	0.41
2:L:322:ARG:O	2:L:346:TRP:CD1	2.74	0.41
1:A:505:GLN:NE2	1:A:1000:LEU:HB3	2.35	0.41
1:A:1021:ILE:HD13	1:A:1021:ILE:HG21	1.81	0.41
1:A:1463:LEU:HD23	1:A:1463:LEU:HA	1.66	0.41
1:A:240:ASN:O	1:A:241:VAL:C	2.58	0.41
1:A:443:ASP:OD2	1:A:445:ALA:HB3	2.21	0.41
1:A:706:LYS:NZ	1:A:1034:PRO:HG2	2.36	0.41
1:A:746:ILE:CG2	1:A:747:SER:N	2.76	0.41
1:A:969:PRO:CD	1:A:970:PRO:CD	2.99	0.41
1:B:875:MET:SD	1:B:1139:PHE:CE2	3.14	0.41
1:B:1468:VAL:O	1:B:1469:PRO:C	2.57	0.41
1:B:240:ASN:HB3	1:B:327:TRP:CZ2	2.56	0.41
1:B:390:MET:HG3	1:B:406:LEU:CD2	2.48	0.41
1:B:438:GLU:OE2	1:B:553:ALA:HB3	2.20	0.41
1:B:551:THR:OG1	1:B:554:GLU:CG	2.65	0.41

Continued on next page...

Continued from previous page...

Atom-1	Atom-2	Interatomic distance (Å)	Clash overlap (Å)
1:B:739:PHE:HB3	1:B:740:PRO:HD2	2.03	0.41
1:B:787:ARG:HH11	1:B:787:ARG:HD3	1.73	0.41
1:B:839:PRO:CG	1:B:842:GLU:OE1	2.69	0.41
1:C:1170:GLN:HB2	1:C:1183:LEU:HD12	2.02	0.41
1:C:1466:LEU:O	1:C:1468:VAL:N	2.53	0.41
1:C:360:ASP:OD1	1:C:360:ASP:N	2.49	0.41
1:C:402:ARG:HD3	1:C:402:ARG:HH11	1.68	0.41
1:C:479:MET:HG3	1:C:1104:MET:HE1	1.99	0.41
1:C:558:MET:C	1:C:560:ASP:N	2.72	0.41
1:C:851:LYS:NZ	1:E:1218:ASP:OD1	2.54	0.41
1:C:896:PRO:HG2	1:E:1226:GLY:CA	2.26	0.41
1:D:1318:ASN:HD22	1:D:1318:ASN:N	2.08	0.41
1:D:143:GLN:C	1:D:143:GLN:HE21	2.24	0.41
1:D:240:ASN:HB3	1:D:327:TRP:CZ2	2.56	0.41
1:D:756:LYS:HE2	1:D:1177:HIS:CD2	2.56	0.41
1:D:860:MET:HE2	1:D:868:HIS:ND1	2.36	0.41
1:D:928:LEU:HD23	1:D:928:LEU:HA	1.65	0.41
1:E:1075:THR:HG23	1:E:1076:GLY:N	2.36	0.41
1:E:1366:GLU:CG	1:E:1367:TYR:CD2	2.92	0.41
1:E:320:CYS:O	1:E:322:SER:N	2.54	0.41
1:E:362:LEU:HD12	1:E:362:LEU:HA	1.88	0.41
1:E:503:PHE:CE2	1:E:938:PRO:HB3	2.56	0.41
1:E:864:SER:HB3	1:E:1116:GLY:O	2.21	0.41
1:F:1190:VAL:HG12	1:F:1191:ASP:N	2.36	0.41
1:F:226:ARG:N	1:F:278:ASP:OD2	2.53	0.41
1:F:492:TYR:C	1:F:492:TYR:CD1	2.94	0.41
1:F:575:VAL:HG13	1:F:759:LEU:HD22	2.03	0.41
1:F:745:ARG:C	1:F:746:ILE:HG13	2.40	0.41
1:F:969:PRO:N	1:F:970:PRO:CD	2.84	0.41
2:G:305:VAL:HG12	2:G:306:ARG:N	2.33	0.41
2:G:71:LEU:CD1	2:G:80:ALA:N	2.81	0.41
2:H:110:ILE:HG13	2:H:116:GLY:O	2.21	0.41
2:H:63:ASN:OD1	2:H:68:TRP:CH2	2.74	0.41
2:H:71:LEU:HD12	2:H:80:ALA:CA	2.49	0.41
2:I:110:ILE:HG13	2:I:116:GLY:O	2.21	0.41
2:I:137:VAL:HG12	2:I:139:PRO:HD3	2.03	0.41
2:I:181:ARG:CB	2:I:181:ARG:HH11	2.34	0.41
2:I:190:ILE:HB	2:I:195:LEU:HD23	2.03	0.41
2:I:322:ARG:O	2:I:346:TRP:CD1	2.74	0.41
2:I:409:ALA:O	2:I:413:PRO:HD3	2.21	0.41
2:I:443:ILE:C	2:I:443:ILE:HD12	2.41	0.41

Continued on next page...

Continued from previous page...

Atom-1	Atom-2	Interatomic distance (Å)	Clash overlap (Å)
2:K:31:ILE:CG1	2:K:193:PHE:HD1	2.34	0.41
2:K:476:VAL:CG2	2:K:477:ALA:N	2.83	0.41
2:K:93:ILE:O	2:K:96:ARG:HG2	2.21	0.41
2:L:353:PHE:N	2:L:369:LEU:HD23	2.36	0.41
2:L:409:ALA:O	2:L:413:PRO:HD3	2.21	0.41
1:A:864:SER:HB3	1:A:1117:VAL:O	2.21	0.40
1:A:1131:THR:CG2	1:A:1133:GLU:HB2	2.52	0.40
1:A:227:MET:HE3	1:A:282:GLU:CA	2.41	0.40
1:A:1108:CYS:SG	6:A:2476:F3S:S2	3.20	0.40
1:A:309:THR:HB	1:A:314:LYS:CE	2.51	0.40
1:A:775:VAL:H	1:A:775:VAL:HG23	1.67	0.40
1:A:836:ALA:HB1	1:A:837:PRO:CD	2.52	0.40
1:A:877:ARG:CG	1:C:1229:MET:C	2.89	0.40
1:B:143:GLN:C	1:B:143:GLN:HE21	2.24	0.40
1:B:230:HIS:CE1	1:B:234:ILE:HG13	2.55	0.40
1:B:504:SER:HB2	1:B:508:ASN:OD1	2.21	0.40
1:B:666:VAL:HG13	1:B:667:ASN:N	2.34	0.40
1:B:68:ASP:N	1:B:68:ASP:OD1	2.54	0.40
1:B:780:ARG:HH21	2:G:54:PHE:HE1	1.59	0.40
1:B:825:LEU:O	1:B:826:ARG:C	2.59	0.40
1:B:875:MET:O	1:B:877:ARG:N	2.54	0.40
1:C:10:ASP:C	1:C:10:ASP:OD1	2.59	0.40
1:C:240:ASN:O	1:C:241:VAL:C	2.58	0.40
1:C:304:THR:HG21	1:C:518:ARG:HD2	2.03	0.40
1:C:233:GLU:O	1:C:329:GLY:HA3	2.21	0.40
1:C:30:HIS:CE1	1:C:368:GLU:OE1	2.68	0.40
1:C:397:SER:O	1:C:398:GLY:C	2.58	0.40
1:C:856:PRO:C	1:C:883:ASP:HB3	2.41	0.40
1:C:914:ARG:HH22	1:C:973:ASP:CG	2.23	0.40
1:D:1077:ARG:HG2	1:D:1078:ASP:H	1.86	0.40
1:D:1383:PHE:O	1:D:1384:ALA:CB	2.64	0.40
1:D:447:LEU:HD21	1:D:674:ALA:N	2.36	0.40
1:D:606:LEU:HD23	1:D:606:LEU:HA	1.77	0.40
1:D:914:ARG:NH2	1:D:973:ASP:OD1	2.54	0.40
1:E:77:PHE:HB3	1:E:126:PRO:CB	2.50	0.40
1:E:1440:ALA:O	1:E:1441:ALA:C	2.59	0.40
1:E:144:PHE:HA	1:E:144:PHE:HD1	1.68	0.40
1:E:1450:GLU:O	1:E:1451:VAL:C	2.57	0.40
1:E:189:THR:HG23	1:E:189:THR:O	2.20	0.40
1:E:112:ILE:HA	1:E:191:PHE:O	2.20	0.40
1:E:461:MET:HA	1:E:461:MET:CE	2.51	0.40

Continued on next page...

Continued from previous page...

Atom-1	Atom-2	Interatomic distance (Å)	Clash overlap (Å)
1:E:537:GLU:C	1:E:539:GLN:N	2.74	0.40
1:E:606:LEU:O	1:E:607:THR:HG22	2.21	0.40
1:F:1077:ARG:HG2	1:F:1078:ASP:H	1.86	0.40
1:F:1077:ARG:C	1:F:1079:ILE:N	2.75	0.40
1:F:829:LEU:CD1	1:F:1168:LEU:HD13	2.46	0.40
1:E:103:TYR:OH	1:F:1178:LEU:HD13	2.20	0.40
1:F:263:LEU:HA	1:F:263:LEU:HD12	1.11	0.40
1:F:515:ARG:H	1:F:515:ARG:HG3	1.63	0.40
1:F:756:LYS:HE2	1:F:1177:HIS:CD2	2.56	0.40
1:F:770:VAL:CG1	1:F:770:VAL:O	2.67	0.40
1:F:829:LEU:HD21	1:F:1183:LEU:HD13	2.04	0.40
2:G:100:GLN:HB3	2:G:105:GLU:CD	2.41	0.40
2:G:90:PHE:HZ	2:G:160:LEU:CB	2.33	0.40
2:G:197:LYS:CD	2:G:274:GLY:N	2.83	0.40
2:G:418:THR:N	2:G:424:LEU:CD2	2.83	0.40
2:G:429:THR:HG21	2:G:431:MET:HE2	1.99	0.40
2:H:137:VAL:O	2:H:139:PRO:HD3	2.21	0.40
2:H:97:ILE:CD1	2:H:450:VAL:CG1	2.95	0.40
1:D:782:ARG:NE	2:H:53:PRO:CD	2.81	0.40
2:I:46:ARG:NH1	2:I:110:ILE:HD12	2.36	0.40
2:I:96:ARG:CA	2:I:125:LYS:HD2	2.49	0.40
2:I:469:LYS:O	2:I:472:ALA:HB3	2.20	0.40
1:F:783:LYS:H	2:I:56:GLN:HG3	1.86	0.40
2:J:96:ARG:CA	2:J:125:LYS:HD2	2.49	0.40
2:J:269:ASN:HD22	2:J:273:LEU:HD23	1.85	0.40
2:J:425:VAL:HG21	2:J:444:VAL:HG22	2.01	0.40
2:K:119:THR:OG1	2:K:122:SER:HB3	2.21	0.40
2:K:353:PHE:N	2:K:369:LEU:HD23	2.36	0.40
2:K:417:VAL:HG13	2:K:422:THR:N	2.37	0.40
1:C:782:ARG:CZ	2:K:53:PRO:HD3	2.52	0.40
2:L:181:ARG:HH11	2:L:181:ARG:HB3	1.85	0.40
2:L:181:ARG:HE	2:L:187:VAL:CG1	2.34	0.40
2:L:165:GLU:OE2	2:L:458:ARG:HD2	2.22	0.40
2:L:59:CYS:SG	2:L:61:VAL:CG1	3.05	0.40
1:A:1112:THR:O	2:J:112:GLN:CD	2.60	0.40
1:A:503:PHE:CE2	1:A:938:PRO:HB3	2.56	0.40
1:A:528:ASN:O	1:A:529:LEU:HD23	2.22	0.40
1:A:595:ASP:O	1:A:596:ALA:O	2.38	0.40
1:B:1375:ILE:HD13	1:B:1375:ILE:HG21	1.63	0.40
1:B:144:PHE:HD1	1:B:144:PHE:HA	1.71	0.40
1:B:317:ILE:HG22	1:B:321:ASN:ND2	2.27	0.40

Continued on next page...

Continued from previous page...

Atom-1	Atom-2	Interatomic distance (Å)	Clash overlap (Å)
1:B:406:LEU:O	1:B:409:HIS:HB3	2.22	0.40
1:B:525:ARG:HG2	1:B:542:LEU:CD1	2.47	0.40
1:B:783:LYS:H	2:G:56:GLN:HG3	1.86	0.40
1:B:80:ARG:O	1:B:80:ARG:HG3	2.21	0.40
1:B:87:GLU:O	1:B:90:ARG:N	2.54	0.40
1:B:969:PRO:HD2	1:B:970:PRO:CD	2.52	0.40
1:C:842:GLU:O	1:C:1156:ARG:HG2	2.21	0.40
1:C:1413:GLN:OE1	1:C:1470:VAL:HG13	2.22	0.40
1:C:1440:ALA:O	1:C:1441:ALA:C	2.59	0.40
1:C:1460:LYS:O	1:C:1461:GLU:C	2.55	0.40
1:C:286:ARG:HA	1:C:286:ARG:HD3	1.60	0.40
1:C:355:TYR:CZ	1:C:383:GLY:HA3	2.56	0.40
1:C:528:ASN:O	1:C:529:LEU:HD23	2.21	0.40
1:C:6:ILE:HB	1:C:205:ALA:HB3	2.03	0.40
1:C:804:ASN:O	1:C:805:ASP:CB	2.69	0.40
1:C:877:ARG:CG	1:E:1229:MET:C	2.89	0.40
1:C:877:ARG:HD3	1:E:1230:GLN:CB	2.34	0.40
1:C:930:ILE:CD1	1:C:983:LEU:HD13	2.43	0.40
1:D:1116:GLY:HA3	1:D:1128:PHE:HB2	2.04	0.40
1:D:116:ILE:HG21	1:D:190:THR:HG21	2.03	0.40
1:D:829:LEU:HD21	1:D:1183:LEU:HD13	2.03	0.40
1:D:25:LEU:HA	1:D:25:LEU:HD23	1.85	0.40
1:D:588:ARG:HD3	1:D:588:ARG:HH11	1.68	0.40
1:D:732:ARG:O	1:D:733:ALA:C	2.59	0.40
1:D:732:ARG:N	1:D:747:SER:HA	2.37	0.40
1:D:819:LYS:HA	1:D:819:LYS:HD3	1.60	0.40
1:E:842:GLU:HG2	1:E:1156:ARG:HD3	2.04	0.40
1:E:1184:ASN:CB	1:E:1185:PRO:CD	2.82	0.40
1:E:1226:GLY:O	1:E:1227:GLU:C	2.59	0.40
1:E:290:THR:HG21	1:E:292:PRO:HD2	1.81	0.40
1:E:482:ASP:OD2	1:E:790:TRP:N	2.47	0.40
1:E:55:PHE:O	1:E:58:HIS:HB3	2.22	0.40
1:E:696:TYR:CZ	1:E:700:ILE:HD11	2.55	0.40
1:E:855:THR:CG2	1:E:855:THR:O	2.69	0.40
1:E:510:PRO:CD	1:E:970:PRO:HB3	2.37	0.40
1:F:1062:ARG:NH2	1:F:1088:GLU:OE2	2.54	0.40
1:F:1135:VAL:O	1:F:1138:LEU:N	2.54	0.40
1:F:1139:PHE:O	1:F:1140:THR:C	2.59	0.40
1:F:1335:LYS:HA	1:F:1354:THR:O	2.21	0.40
1:F:206:ILE:HG21	1:F:206:ILE:HD13	1.76	0.40
1:F:345:MET:HB2	1:F:345:MET:HE2	1.71	0.40

Continued on next page...

Continued from previous page...

Atom-1	Atom-2	Interatomic distance (Å)	Clash overlap (Å)
1:F:354:ARG:HD2	1:F:354:ARG:HH11	1.68	0.40
1:F:5:PHE:CZ	1:F:365:GLY:HA3	2.56	0.40
1:F:825:LEU:O	1:F:826:ARG:C	2.59	0.40
1:F:875:MET:O	1:F:877:ARG:N	2.54	0.40
2:G:119:THR:O	2:G:123:VAL:HG22	2.21	0.40
2:G:322:ARG:O	2:G:346:TRP:CD1	2.74	0.40
2:G:429:THR:HB	2:G:431:MET:HG3	2.02	0.40
2:H:162:ALA:HB3	2:H:237:LEU:CD1	2.49	0.40
2:H:322:ARG:CG	2:H:323:ASP:H	2.21	0.40
2:I:93:ILE:O	2:I:96:ARG:HG2	2.21	0.40
2:J:292:VAL:HG21	2:J:394:LEU:HD13	1.97	0.40
2:K:197:LYS:CB	2:K:273:LEU:HG	2.48	0.40
2:K:317:LYS:CE	2:K:345:ILE:CG1	2.95	0.40
2:K:257:ASN:HD21	2:K:394:LEU:HA	1.85	0.40
2:L:137:VAL:HG12	2:L:139:PRO:HD3	2.03	0.40
2:L:181:ARG:HB3	2:L:181:ARG:CZ	2.51	0.40
2:L:26:GLN:HG3	2:L:310:ARG:O	2.20	0.40
2:L:69:LEU:HA	2:L:72:THR:CG2	2.51	0.40
1:A:103:TYR:OH	1:B:1178:LEU:HD13	2.20	0.40
1:A:1153:LEU:HA	1:A:1153:LEU:HD23	1.85	0.40
1:A:1210:THR:O	1:A:1211:LEU:C	2.60	0.40
1:A:1289:MET:CE	1:A:1289:MET:N	2.76	0.40
1:A:184:LEU:HA	1:A:184:LEU:HD12	1.91	0.40
1:A:248:GLU:O	1:A:249:THR:C	2.56	0.40
1:A:284:MET:CE	1:A:294:VAL:HG13	2.50	0.40
1:A:320:CYS:O	1:A:322:SER:N	2.54	0.40
1:A:442:MET:HE3	1:A:442:MET:HB3	1.67	0.40
1:A:461:MET:HA	1:A:461:MET:CE	2.51	0.40
1:A:555:PHE:CD1	1:A:556:ARG:N	2.89	0.40
1:A:855:THR:CG2	1:A:855:THR:O	2.69	0.40
1:B:1190:VAL:HG12	1:B:1191:ASP:N	2.36	0.40
1:B:56:LYS:CG	1:B:71:LEU:HD22	2.49	0.40
1:B:937:LYS:N	1:B:938:PRO:HD3	2.35	0.40
1:B:965:LEU:HD23	1:B:965:LEU:HA	1.69	0.40
1:C:1430:GLU:O	1:C:1431:HIS:C	2.58	0.40
1:C:149:TYR:HE2	1:C:263:LEU:HD21	1.86	0.40
1:C:376:GLU:HG3	1:C:1310:THR:OG1	2.21	0.40
1:C:55:PHE:O	1:C:58:HIS:HB3	2.22	0.40
1:C:969:PRO:CD	1:C:970:PRO:CD	2.99	0.40
1:D:313:HIS:N	1:D:313:HIS:CD2	2.89	0.40
1:D:330:PRO:HA	1:D:350:LEU:HB2	2.03	0.40

Continued on next page...

Continued from previous page...

Atom-1	Atom-2	Interatomic distance (Å)	Clash overlap (Å)
1:D:87:GLU:O	1:D:90:ARG:N	2.54	0.40
1:D:918:THR:HG23	1:D:1256:MET:HE2	2.02	0.40
1:D:92:ILE:O	1:D:93:VAL:C	2.59	0.40
1:D:969:PRO:HD2	1:D:970:PRO:CD	2.52	0.40
1:D:9:ILE:HG21	1:D:9:ILE:HD13	1.59	0.40
1:E:78:LEU:CD1	1:E:129:GLU:HG3	2.52	0.40
1:E:1302:GLY:H	1:E:1333:ALA:C	2.24	0.40
1:E:1374:VAL:HG12	1:E:1375:ILE:H	1.86	0.40
1:E:225:PHE:HB3	1:E:278:ASP:CG	2.42	0.40
1:E:347:ARG:CB	1:E:347:ARG:HH11	2.34	0.40
1:E:705:LEU:HD22	1:E:705:LEU:HA	1.90	0.40
1:E:731:SER:HA	1:E:747:SER:HA	2.04	0.40
1:E:803:THR:O	1:E:803:THR:HG22	2.08	0.40
1:E:80:ARG:CG	1:E:80:ARG:O	2.69	0.40
1:E:969:PRO:CD	1:E:970:PRO:CD	2.99	0.40
1:E:976:SER:O	1:E:979:ASP:N	2.54	0.40
1:E:929:GLU:HA	1:E:997:THR:HB	2.01	0.40
1:F:1043:LEU:O	1:F:1044:PRO:C	2.58	0.40
1:F:89:CYS:SG	1:F:164:ILE:HG21	2.62	0.40
1:F:313:HIS:N	1:F:313:HIS:CD2	2.89	0.40
1:F:660:GLY:HA2	1:F:721:GLY:N	2.33	0.40
1:F:80:ARG:O	1:F:80:ARG:HG3	2.21	0.40
1:F:864:SER:O	1:F:864:SER:OG	2.37	0.40
2:G:132:TRP:HA	2:G:202:ARG:HH11	1.82	0.40
2:G:190:ILE:HB	2:G:195:LEU:HD23	2.03	0.40
2:G:306:ARG:HD3	2:G:336:HIS:CB	2.45	0.40
2:G:319:LEU:HD22	2:G:320:TYR:N	2.36	0.40
2:G:46:ARG:NH1	2:G:110:ILE:HD12	2.36	0.40
2:H:181:ARG:CB	2:H:181:ARG:HH11	2.34	0.40
2:H:28:PHE:HZ	2:H:285:LEU:HD21	1.83	0.40
2:H:317:LYS:CE	2:H:345:ILE:CG1	2.95	0.40
2:H:417:VAL:CG1	2:H:418:THR:N	2.83	0.40
2:H:427:HIS:ND1	2:H:428:ARG:HG3	2.36	0.40
2:I:145:GLU:O	2:I:171:TYR:CE1	2.74	0.40
2:I:150:VAL:CG2	2:I:151:GLY:N	2.82	0.40
2:I:152:VAL:CG2	2:I:153:ILE:N	2.82	0.40
2:I:181:ARG:HE	2:I:187:VAL:CG1	2.34	0.40
2:I:175:VAL:CG1	2:I:214:TYR:CD2	2.94	0.40
2:I:295:LEU:HD21	2:I:319:LEU:HD13	1.99	0.40
2:I:351:GLU:OE1	2:I:353:PHE:HB3	2.22	0.40
2:I:292:VAL:HG21	2:I:394:LEU:HD13	1.97	0.40

Continued on next page...

Continued from previous page...

Atom-1	Atom-2	Interatomic distance (Å)	Clash overlap (Å)
2:J:46:ARG:NH1	2:J:110:ILE:HD12	2.36	0.40
2:J:119:THR:O	2:J:123:VAL:HG22	2.21	0.40
2:J:319:LEU:HD22	2:J:320:TYR:N	2.36	0.40
2:J:418:THR:N	2:J:424:LEU:CD2	2.83	0.40
2:K:137:VAL:O	2:K:139:PRO:HD3	2.21	0.40
2:K:145:GLU:O	2:K:171:TYR:CE1	2.74	0.40
2:K:169:LYS:HZ3	2:K:461:ALA:HB1	1.86	0.40
2:K:46:ARG:NH1	2:K:110:ILE:HD12	2.36	0.40
2:K:71:LEU:HD11	2:K:76:ARG:C	2.41	0.40
2:L:190:ILE:HB	2:L:195:LEU:HD23	2.03	0.40
2:L:288:ALA:HB1	2:L:394:LEU:HD12	2.04	0.40
2:L:71:LEU:HD12	2:L:80:ALA:CA	2.49	0.40
1:A:1301:SER:O	1:A:1301:SER:OG	2.37	0.40
1:A:1440:ALA:O	1:A:1441:ALA:C	2.59	0.40
1:A:347:ARG:CB	1:A:347:ARG:HH11	2.34	0.40
1:A:813:TYR:CG	1:A:814:SER:N	2.90	0.40
1:B:1143:ALA:O	1:B:1147:ARG:HG3	2.20	0.40
1:B:116:ILE:HG21	1:B:190:THR:HG21	2.03	0.40
1:B:263:LEU:CD1	1:B:263:LEU:N	2.73	0.40
1:B:325:GLU:HA	1:B:326:PRO:HD3	1.92	0.40
1:B:787:ARG:HH12	1:B:821:PRO:CB	2.34	0.40
1:B:898:LYS:HD3	1:B:898:LYS:H	1.86	0.40
1:B:931:LYS:HG2	1:B:931:LYS:O	2.21	0.40
1:B:98:LEU:HD23	1:B:98:LEU:HA	1.62	0.40
1:C:1101:GLY:O	1:C:1102:CYS:C	2.57	0.40
1:C:1210:THR:O	1:C:1211:LEU:C	2.60	0.40
1:C:1211:LEU:HG	1:C:1215:ILE:HD11	2.04	0.40
1:C:1285:LYS:HG3	1:C:1304:THR:HB	2.04	0.40
1:C:1282:GLN:CB	1:C:1302:GLY:O	2.70	0.40
1:C:1421:GLU:HG2	1:C:1421:GLU:O	2.21	0.40
1:C:1395:TYR:HD2	1:C:1454:PHE:CE1	2.39	0.40
1:C:225:PHE:HB3	1:C:278:ASP:CG	2.42	0.40
1:C:318:GLN:O	1:C:322:SER:OG	2.39	0.40
1:C:347:ARG:HH11	1:C:347:ARG:CB	2.34	0.40
1:C:390:MET:HG3	1:C:406:LEU:HD23	2.02	0.40
1:C:442:MET:HB2	1:C:673:GLU:OE2	2.22	0.40
1:C:492:TYR:CD2	1:C:761:GLN:HG2	2.56	0.40
1:C:503:PHE:CE2	1:C:938:PRO:HB3	2.56	0.40
1:C:559:ARG:HD2	1:C:605:ILE:HD13	2.03	0.40
1:C:695:ASN:O	1:C:698:LYS:N	2.53	0.40
1:C:842:GLU:HG2	1:C:1156:ARG:HD3	2.04	0.40

Continued on next page...

Continued from previous page...

Atom-1	Atom-2	Interatomic distance (Å)	Clash overlap (Å)
1:C:843:VAL:CG1	1:C:844:GLU:H	2.30	0.40
1:D:1260:GLN:CD	1:F:899:ASN:HA	2.42	0.40
1:D:240:ASN:HB3	1:D:327:TRP:CH2	2.56	0.40
1:D:249:THR:O	1:D:249:THR:CG2	2.55	0.40
1:D:406:LEU:O	1:D:409:HIS:HB3	2.21	0.40
1:D:53:LYS:O	1:D:54:PHE:C	2.58	0.40
1:D:551:THR:OG1	1:D:554:GLU:CG	2.65	0.40
1:D:68:ASP:N	1:D:68:ASP:OD1	2.54	0.40
1:D:898:LYS:H	1:D:898:LYS:HD3	1.86	0.40
1:E:1009:ILE:O	1:E:1010:ALA:C	2.59	0.40
1:E:1108:CYS:SG	6:E:2476:F3S:S2	3.20	0.40
1:E:1113:CYS:SG	6:E:2476:F3S:S1	3.19	0.40
1:E:233:GLU:O	1:E:329:GLY:HA3	2.21	0.40
1:E:587:ARG:O	1:E:590:ARG:CB	2.70	0.40
1:F:1164:ARG:CB	1:F:1167:LEU:HD12	2.51	0.40
1:F:152:ARG:HH11	1:F:152:ARG:HD3	1.71	0.40
1:F:240:ASN:HB3	1:F:327:TRP:CZ2	2.56	0.40
1:F:49:ALA:O	1:F:50:VAL:C	2.58	0.40
1:F:935:GLY:HA3	1:F:1025:GLY:O	2.22	0.40
2:G:288:ALA:HB1	2:G:394:LEU:HD12	2.04	0.40
2:G:291:HIS:HD2	2:G:392:ALA:HB2	1.84	0.40
2:G:165:GLU:OE2	2:G:458:ARG:HD2	2.22	0.40
2:G:63:ASN:OD1	2:G:68:TRP:CH2	2.74	0.40
2:H:100:GLN:HB3	2:H:105:GLU:CD	2.41	0.40
2:H:119:THR:OG1	2:H:122:SER:HB3	2.21	0.40
2:H:319:LEU:HD22	2:H:320:TYR:N	2.36	0.40
2:I:447:ALA:CB	2:I:452:TRP:CE3	2.92	0.40
2:J:165:GLU:OE2	2:J:458:ARG:HD2	2.22	0.40
2:J:177:ASP:OD2	2:J:182:MET:HE3	2.21	0.40
2:J:181:ARG:HE	2:J:187:VAL:CG1	2.34	0.40
2:J:342:VAL:CG1	2:J:343:GLU:N	2.83	0.40
2:J:351:GLU:OE1	2:J:353:PHE:HB3	2.22	0.40
1:A:1105:VAL:HG23	2:J:54:PHE:CE1	2.56	0.40
2:K:152:VAL:CG2	2:K:153:ILE:N	2.82	0.40
2:K:181:ARG:HE	2:K:187:VAL:CG1	2.34	0.40
2:K:306:ARG:HG2	2:K:340:GLU:HG3	2.04	0.40
2:K:387:GLU:CG	2:K:388:PHE:N	2.82	0.40
2:L:137:VAL:O	2:L:139:PRO:HD3	2.21	0.40
2:L:145:GLU:O	2:L:171:TYR:CE1	2.74	0.40
2:L:291:HIS:HD2	2:L:392:ALA:HB2	1.84	0.40
2:L:417:VAL:HG13	2:L:422:THR:N	2.37	0.40

Continued on next page...

Continued from previous page...

Atom-1	Atom-2	Interatomic distance (Å)	Clash overlap (Å)
1:A:864:SER:HB3	1:A:1116:GLY:O	2.21	0.40
1:A:1321:THR:HA	1:A:1341:GLN:HB2	2.04	0.40
1:A:1413:GLN:OE1	1:A:1470:VAL:HG13	2.22	0.40
1:A:225:PHE:HB3	1:A:278:ASP:CG	2.42	0.40
1:A:250:ARG:HH21	1:A:639:PHE:HE1	1.63	0.40
1:A:492:TYR:CD2	1:A:761:GLN:HG2	2.56	0.40
1:A:537:GLU:C	1:A:539:GLN:N	2.74	0.40
1:A:842:GLU:HG2	1:A:1156:ARG:HD3	2.04	0.40
1:A:860:MET:HE2	1:A:893:ARG:HH12	1.87	0.40
1:A:902:ASN:OD1	1:A:902:ASN:C	2.60	0.40
1:B:1047:MET:HB2	1:B:1048:GLY:H	1.77	0.40
1:B:1062:ARG:NH2	1:B:1088:GLU:OE2	2.54	0.40
1:B:1116:GLY:HA3	1:B:1128:PHE:HB2	2.04	0.40
1:B:148:LEU:HD23	1:B:148:LEU:HA	1.91	0.40
1:B:611:MET:HE3	1:B:611:MET:HB3	1.64	0.40
1:B:621:ILE:HG12	1:B:657:VAL:HG12	2.04	0.40
1:C:1105:VAL:HG23	2:K:54:PHE:CE1	2.56	0.40
1:C:1252:ARG:HH11	1:C:1252:ARG:HD3	1.66	0.40
1:C:144:PHE:HA	1:C:144:PHE:HD1	1.68	0.40
1:C:289:ARG:HD3	1:C:293:MET:HE2	2.04	0.40
1:C:485:ILE:O	1:C:486:ALA:C	2.60	0.40
1:C:558:MET:C	1:C:560:ASP:H	2.24	0.40
1:D:1143:ALA:O	1:D:1144:GLU:C	2.58	0.40
1:D:829:LEU:CD1	1:D:1168:LEU:HD13	2.46	0.40
1:D:918:THR:CG2	1:D:1256:MET:HE2	2.51	0.40
1:D:1335:LYS:HA	1:D:1354:THR:O	2.21	0.40
1:D:325:GLU:HA	1:D:326:PRO:HD3	1.92	0.40
1:D:5:PHE:CZ	1:D:365:GLY:HA3	2.55	0.40
1:D:736:ALA:O	1:D:737:GLU:C	2.58	0.40
1:E:1458:VAL:CG1	1:E:1459:PRO:HD2	2.47	0.40
1:E:198:GLU:H	1:E:198:GLU:HG3	1.72	0.40
1:E:443:ASP:OD2	1:E:445:ALA:HB3	2.21	0.40
1:E:485:ILE:O	1:E:486:ALA:C	2.60	0.40
1:E:492:TYR:CD2	1:E:761:GLN:HG2	2.57	0.40
1:E:501:GLN:OE1	1:E:710:LYS:NZ	2.47	0.40
1:E:447:LEU:CD1	1:E:670:LEU:HD21	2.43	0.40
1:E:836:ALA:HB1	1:E:837:PRO:CD	2.52	0.40
1:F:1143:ALA:O	1:F:1144:GLU:C	2.58	0.40
1:F:1161:VAL:O	1:F:1161:VAL:HG12	2.21	0.40
1:F:1354:THR:HA	1:F:1372:THR:O	2.21	0.40
1:F:412:THR:O	1:F:412:THR:CG2	2.68	0.40

Continued on next page...

Continued from previous page...

Atom-1	Atom-2	Interatomic distance (Å)	Clash overlap (Å)
1:F:570:ASP:OD1	1:F:570:ASP:C	2.59	0.40
1:F:588:ARG:HH11	1:F:588:ARG:HD3	1.68	0.40
1:F:621:ILE:HG12	1:F:657:VAL:HG12	2.03	0.40
1:F:656:ALA:O	1:F:657:VAL:C	2.59	0.40
1:F:739:PHE:HB3	1:F:740:PRO:HD2	2.03	0.40
1:F:875:MET:HE3	1:F:880:ALA:HB3	2.03	0.40
2:G:218:PHE:CD2	2:G:223:ASP:OD2	2.74	0.40
2:G:322:ARG:O	2:G:346:TRP:HD1	2.05	0.40
2:G:450:VAL:HG13	2:G:451:VAL:H	1.87	0.40
2:H:181:ARG:HB3	2:H:181:ARG:HH11	1.85	0.40
2:H:277:VAL:CG1	2:H:278:GLU:N	2.81	0.40
2:H:292:VAL:HG21	2:H:394:LEU:HD13	1.97	0.40
2:I:110:ILE:HD11	2:I:118:VAL:HG13	2.00	0.40
2:I:165:GLU:OE2	2:I:458:ARG:HD2	2.22	0.40
2:J:119:THR:OG1	2:J:122:SER:HB3	2.21	0.40
2:J:145:GLU:O	2:J:171:TYR:CE1	2.74	0.40
2:J:306:ARG:HG2	2:J:340:GLU:HG3	2.04	0.40
2:J:353:PHE:CE1	2:J:370:GLY:C	2.95	0.40
2:J:432:THR:CG2	2:J:437:VAL:HG13	2.50	0.40
2:J:63:ASN:OD1	2:J:68:TRP:CH2	2.74	0.40
2:K:181:ARG:CB	2:K:181:ARG:HH11	2.34	0.40
2:K:256:GLY:O	2:K:257:ASN:CB	2.67	0.40
2:L:319:LEU:HD22	2:L:320:TYR:N	2.36	0.40
1:E:782:ARG:N	2:L:52:VAL:CB	2.84	0.40
2:L:93:ILE:O	2:L:96:ARG:HG2	2.21	0.40

There are no symmetry-related clashes.

5.3 Torsion angles [i](#)

5.3.1 Protein backbone [i](#)

In the following table, the Percentiles column shows the percent Ramachandran outliers of the chain as a percentile score with respect to all PDB entries followed by that with respect to all EM entries.

The Analysed column shows the number of residues for which the backbone conformation was analysed, and the total number of residues.

Mol	Chain	Analysed	Favoured	Allowed	Outliers	Percentiles
1	A	1470/1472 (100%)	1174 (80%)	231 (16%)	65 (4%)	3 29

Continued on next page...

Continued from previous page...

Mol	Chain	Analysed	Favoured	Allowed	Outliers	Percentiles	
1	B	1470/1472 (100%)	1191 (81%)	215 (15%)	64 (4%)	3	29
1	C	1470/1472 (100%)	1175 (80%)	230 (16%)	65 (4%)	3	29
1	D	1470/1472 (100%)	1191 (81%)	215 (15%)	64 (4%)	3	29
1	E	1470/1472 (100%)	1174 (80%)	231 (16%)	65 (4%)	3	29
1	F	1470/1472 (100%)	1192 (81%)	214 (15%)	64 (4%)	3	29
2	G	454/456 (100%)	419 (92%)	25 (6%)	10 (2%)	8	44
2	H	454/456 (100%)	420 (92%)	24 (5%)	10 (2%)	8	44
2	I	454/456 (100%)	420 (92%)	24 (5%)	10 (2%)	8	44
2	J	454/456 (100%)	419 (92%)	25 (6%)	10 (2%)	8	44
2	K	454/456 (100%)	420 (92%)	24 (5%)	10 (2%)	8	44
2	L	454/456 (100%)	420 (92%)	24 (5%)	10 (2%)	8	44
All	All	11544/11568 (100%)	9615 (83%)	1482 (13%)	447 (4%)	6	31

All (447) Ramachandran outliers are listed below:

Mol	Chain	Res	Type
1	A	25	LEU
1	A	444	LYS
1	A	451	GLN
1	A	705	LEU
1	A	712	GLY
1	A	950	THR
1	A	1062	ARG
1	A	1227	GLU
1	A	1339	ALA
1	A	1375	ILE
1	A	1388	THR
1	A	1394	VAL
1	A	1408	GLU
1	A	1461	GLU
1	A	1467	GLU
1	B	249	THR
1	B	255	ALA
1	B	418	LYS
1	B	561	TYR
1	B	705	LEU
1	B	740	PRO
1	B	950	THR

Continued on next page...

Continued from previous page...

Mol	Chain	Res	Type
1	B	1164	ARG
1	B	1467	GLU
1	C	25	LEU
1	C	444	LYS
1	C	451	GLN
1	C	705	LEU
1	C	712	GLY
1	C	950	THR
1	C	1062	ARG
1	C	1227	GLU
1	C	1339	ALA
1	C	1375	ILE
1	C	1388	THR
1	C	1394	VAL
1	C	1408	GLU
1	C	1461	GLU
1	C	1467	GLU
1	D	249	THR
1	D	255	ALA
1	D	418	LYS
1	D	561	TYR
1	D	705	LEU
1	D	740	PRO
1	D	950	THR
1	D	1164	ARG
1	D	1467	GLU
1	E	25	LEU
1	E	444	LYS
1	E	451	GLN
1	E	705	LEU
1	E	712	GLY
1	E	950	THR
1	E	1062	ARG
1	E	1227	GLU
1	E	1339	ALA
1	E	1375	ILE
1	E	1388	THR
1	E	1394	VAL
1	E	1408	GLU
1	E	1461	GLU
1	E	1467	GLU
1	F	249	THR

Continued on next page...

Continued from previous page...

Mol	Chain	Res	Type
1	F	255	ALA
1	F	418	LYS
1	F	561	TYR
1	F	705	LEU
1	F	740	PRO
1	F	950	THR
1	F	1164	ARG
1	F	1467	GLU
2	G	27	ASP
2	G	232	LYS
2	G	257	ASN
2	G	478	VAL
2	H	27	ASP
2	H	232	LYS
2	H	257	ASN
2	H	478	VAL
2	I	27	ASP
2	I	232	LYS
2	I	257	ASN
2	I	478	VAL
2	J	27	ASP
2	J	232	LYS
2	J	257	ASN
2	J	478	VAL
2	K	27	ASP
2	K	232	LYS
2	K	257	ASN
2	K	478	VAL
2	L	27	ASP
2	L	232	LYS
2	L	257	ASN
2	L	478	VAL
1	A	53	LYS
1	A	249	THR
1	A	370	GLY
1	A	561	TYR
1	A	599	GLY
1	A	663	ALA
1	A	709	SER
1	A	745	ARG
1	A	939	GLY
1	A	1042	GLY

Continued on next page...

Continued from previous page...

Mol	Chain	Res	Type
1	A	1160	GLU
1	A	1164	ARG
1	A	1317	THR
1	A	1376	LEU
1	A	1439	PHE
1	A	1454	PHE
1	A	1460	LYS
1	B	25	LEU
1	B	421	GLN
1	B	444	LYS
1	B	451	GLN
1	B	562	MET
1	B	577	GLY
1	B	610	ALA
1	B	747	SER
1	B	764	THR
1	B	868	HIS
1	B	884	SER
1	B	886	GLU
1	B	1160	GLU
1	B	1381	ASP
1	B	1408	GLU
1	B	1421	GLU
1	B	1432	VAL
1	B	1433	THR
1	B	1452	THR
1	B	1461	GLU
1	C	53	LYS
1	C	249	THR
1	C	370	GLY
1	C	561	TYR
1	C	599	GLY
1	C	663	ALA
1	C	709	SER
1	C	745	ARG
1	C	939	GLY
1	C	1042	GLY
1	C	1160	GLU
1	C	1164	ARG
1	C	1317	THR
1	C	1376	LEU
1	C	1439	PHE

Continued on next page...

Continued from previous page...

Mol	Chain	Res	Type
1	C	1454	PHE
1	C	1460	LYS
1	D	25	LEU
1	D	421	GLN
1	D	444	LYS
1	D	451	GLN
1	D	562	MET
1	D	577	GLY
1	D	610	ALA
1	D	747	SER
1	D	764	THR
1	D	868	HIS
1	D	884	SER
1	D	886	GLU
1	D	1160	GLU
1	D	1381	ASP
1	D	1408	GLU
1	D	1421	GLU
1	D	1432	VAL
1	D	1433	THR
1	D	1452	THR
1	D	1461	GLU
1	E	53	LYS
1	E	249	THR
1	E	370	GLY
1	E	561	TYR
1	E	599	GLY
1	E	663	ALA
1	E	709	SER
1	E	745	ARG
1	E	939	GLY
1	E	1042	GLY
1	E	1160	GLU
1	E	1164	ARG
1	E	1317	THR
1	E	1376	LEU
1	E	1439	PHE
1	E	1454	PHE
1	E	1460	LYS
1	F	25	LEU
1	F	421	GLN
1	F	444	LYS

Continued on next page...

Continued from previous page...

Mol	Chain	Res	Type
1	F	451	GLN
1	F	562	MET
1	F	577	GLY
1	F	610	ALA
1	F	747	SER
1	F	764	THR
1	F	868	HIS
1	F	884	SER
1	F	886	GLU
1	F	1160	GLU
1	F	1381	ASP
1	F	1408	GLU
1	F	1421	GLU
1	F	1432	VAL
1	F	1433	THR
1	F	1452	THR
1	F	1461	GLU
2	G	284	SER
2	H	284	SER
2	I	284	SER
2	J	284	SER
2	K	284	SER
2	L	284	SER
1	A	24	ALA
1	A	54	PHE
1	A	245	LYS
1	A	377	THR
1	A	432	THR
1	A	433	ALA
1	A	629	THR
1	A	740	PRO
1	A	974	ILE
1	A	1361	GLY
1	A	1381	ASP
1	A	1407	ASP
1	A	1438	ARG
1	B	663	ALA
1	B	721	GLY
1	B	745	ARG
1	B	869	GLY
1	B	1062	ARG
1	B	1071	GLY

Continued on next page...

Continued from previous page...

Mol	Chain	Res	Type
1	B	1114	PRO
1	B	1142	LEU
1	B	1172	SER
1	B	1339	ALA
1	B	1438	ARG
1	B	1439	PHE
1	C	24	ALA
1	C	54	PHE
1	C	245	LYS
1	C	377	THR
1	C	432	THR
1	C	433	ALA
1	C	629	THR
1	C	740	PRO
1	C	974	ILE
1	C	1361	GLY
1	C	1381	ASP
1	C	1407	ASP
1	C	1438	ARG
1	D	663	ALA
1	D	721	GLY
1	D	745	ARG
1	D	869	GLY
1	D	1062	ARG
1	D	1071	GLY
1	D	1114	PRO
1	D	1142	LEU
1	D	1172	SER
1	D	1339	ALA
1	D	1438	ARG
1	D	1439	PHE
1	E	24	ALA
1	E	54	PHE
1	E	245	LYS
1	E	377	THR
1	E	432	THR
1	E	433	ALA
1	E	629	THR
1	E	740	PRO
1	E	974	ILE
1	E	1361	GLY
1	E	1381	ASP

Continued on next page...

Continued from previous page...

Mol	Chain	Res	Type
1	E	1407	ASP
1	E	1438	ARG
1	F	663	ALA
1	F	721	GLY
1	F	745	ARG
1	F	869	GLY
1	F	1062	ARG
1	F	1071	GLY
1	F	1114	PRO
1	F	1142	LEU
1	F	1172	SER
1	F	1339	ALA
1	F	1438	ARG
1	F	1439	PHE
2	G	290	LYS
2	H	290	LYS
2	I	290	LYS
2	J	290	LYS
2	K	290	LYS
2	L	290	LYS
1	A	208	HIS
1	A	421	GLN
1	A	450	ARG
1	A	492	TYR
1	A	553	ALA
1	A	844	GLU
1	A	915	PHE
1	B	326	PRO
1	B	475	ALA
1	B	496	HIS
1	B	856	PRO
1	B	974	ILE
1	B	1376	LEU
1	B	1407	ASP
1	B	1424	LEU
1	C	208	HIS
1	C	421	GLN
1	C	450	ARG
1	C	492	TYR
1	C	553	ALA
1	C	844	GLU
1	C	915	PHE

Continued on next page...

Continued from previous page...

Mol	Chain	Res	Type
1	D	326	PRO
1	D	475	ALA
1	D	496	HIS
1	D	856	PRO
1	D	974	ILE
1	D	1376	LEU
1	D	1407	ASP
1	D	1424	LEU
1	E	208	HIS
1	E	421	GLN
1	E	450	ARG
1	E	492	TYR
1	E	553	ALA
1	E	844	GLU
1	E	915	PHE
1	F	326	PRO
1	F	475	ALA
1	F	496	HIS
1	F	856	PRO
1	F	974	ILE
1	F	1376	LEU
1	F	1407	ASP
1	F	1424	LEU
2	G	348	ALA
2	G	446	GLY
2	H	348	ALA
2	H	446	GLY
2	I	348	ALA
2	I	446	GLY
2	J	348	ALA
2	J	446	GLY
2	K	348	ALA
2	K	446	GLY
2	L	348	ALA
2	L	446	GLY
1	A	69	ASN
1	A	521	SER
1	A	654	TYR
1	A	962	GLY
1	A	1395	TYR
1	B	254	PRO
1	B	388	GLY

Continued on next page...

Continued from previous page...

Mol	Chain	Res	Type
1	B	450	ARG
1	B	559	ARG
1	C	69	ASN
1	C	521	SER
1	C	654	TYR
1	C	962	GLY
1	C	1395	TYR
1	D	254	PRO
1	D	388	GLY
1	D	450	ARG
1	D	559	ARG
1	E	69	ASN
1	E	521	SER
1	E	654	TYR
1	E	962	GLY
1	E	1395	TYR
1	F	254	PRO
1	F	388	GLY
1	F	450	ARG
1	F	559	ARG
1	A	217	PRO
1	B	290	THR
1	B	619	PRO
1	B	780	ARG
1	B	1078	ASP
1	C	217	PRO
1	D	290	THR
1	D	619	PRO
1	D	780	ARG
1	D	1078	ASP
1	E	217	PRO
1	F	290	THR
1	F	619	PRO
1	F	780	ARG
1	F	1078	ASP
2	G	362	VAL
2	H	362	VAL
2	I	362	VAL
2	J	362	VAL
2	K	362	VAL
2	L	362	VAL
1	A	707	ILE

Continued on next page...

Continued from previous page...

Mol	Chain	Res	Type
1	A	1185	PRO
1	B	61	VAL
1	C	707	ILE
1	C	1185	PRO
1	D	61	VAL
1	E	707	ILE
1	E	1185	PRO
1	F	61	VAL
2	G	250	ALA
2	H	250	ALA
2	I	250	ALA
2	J	250	ALA
2	K	250	ALA
2	L	250	ALA
1	A	619	PRO
1	A	1071	GLY
1	A	1261	PRO
1	A	1389	GLY
1	B	116	ILE
1	B	455	GLY
1	C	619	PRO
1	C	1071	GLY
1	C	1261	PRO
1	C	1389	GLY
1	D	116	ILE
1	D	455	GLY
1	E	619	PRO
1	E	1071	GLY
1	E	1261	PRO
1	E	1389	GLY
1	F	116	ILE
1	F	455	GLY
1	A	372	VAL
1	B	1394	VAL
1	C	372	VAL
1	D	1394	VAL
1	E	372	VAL
1	F	1394	VAL
1	B	774	PRO
1	B	953	ILE
1	D	774	PRO
1	D	953	ILE

Continued on next page...

Continued from previous page...

Mol	Chain	Res	Type
1	F	774	PRO
1	F	953	ILE
1	B	657	VAL
1	D	657	VAL
1	F	657	VAL

5.3.2 Protein sidechains ⓘ

In the following table, the Percentiles column shows the percent sidechain outliers of the chain as a percentile score with respect to all PDB entries followed by that with respect to all EM entries.

The Analysed column shows the number of residues for which the sidechain conformation was analysed, and the total number of residues.

Mol	Chain	Analysed	Rotameric	Outliers	Percentiles	
1	A	1201/1201 (100%)	985 (82%)	216 (18%)	2	13
1	B	1201/1201 (100%)	981 (82%)	220 (18%)	2	12
1	C	1201/1201 (100%)	985 (82%)	216 (18%)	2	13
1	D	1201/1201 (100%)	981 (82%)	220 (18%)	2	12
1	E	1201/1201 (100%)	985 (82%)	216 (18%)	2	13
1	F	1201/1201 (100%)	981 (82%)	220 (18%)	2	12
2	G	358/358 (100%)	257 (72%)	101 (28%)	0	3
2	H	358/358 (100%)	257 (72%)	101 (28%)	0	3
2	I	358/358 (100%)	257 (72%)	101 (28%)	0	3
2	J	358/358 (100%)	257 (72%)	101 (28%)	0	3
2	K	358/358 (100%)	257 (72%)	101 (28%)	0	3
2	L	358/358 (100%)	257 (72%)	101 (28%)	0	3
All	All	9354/9354 (100%)	7440 (80%)	1914 (20%)	4	8

All (1914) residues with a non-rotameric sidechain are listed below:

Mol	Chain	Res	Type
1	A	3	VAL
1	A	30	HIS
1	A	34	VAL
1	A	35	ASP
1	A	37	ASP

Continued on next page...

Continued from previous page...

Mol	Chain	Res	Type
1	A	39	LYS
1	A	40	THR
1	A	47	HIS
1	A	52	GLN
1	A	59	VAL
1	A	68	ASP
1	A	69	ASN
1	A	76	VAL
1	A	78	LEU
1	A	80	ARG
1	A	81	ILE
1	A	109	GLN
1	A	113	ASN
1	A	117	ILE
1	A	120	LYS
1	A	143	GLN
1	A	144	PHE
1	A	146	LEU
1	A	156	GLU
1	A	162	GLU
1	A	175	ARG
1	A	177	ILE
1	A	184	LEU
1	A	186	GLU
1	A	188	LEU
1	A	189	THR
1	A	196	LEU
1	A	198	GLU
1	A	207	TYR
1	A	209	GLN
1	A	210	ARG
1	A	215	THR
1	A	218	THR
1	A	228	LEU
1	A	235	ASN
1	A	242	ASN
1	A	244	MET
1	A	249	THR
1	A	254	PRO
1	A	258	THR
1	A	261	GLN
1	A	267	ILE

Continued on next page...

Continued from previous page...

Mol	Chain	Res	Type
1	A	269	VAL
1	A	279	THR
1	A	286	ARG
1	A	312	ASN
1	A	316	LEU
1	A	322	SER
1	A	335	MET
1	A	336	THR
1	A	342	VAL
1	A	347	ARG
1	A	351	ARG
1	A	353	MET
1	A	355	TYR
1	A	362	LEU
1	A	367	SER
1	A	368	GLU
1	A	377	THR
1	A	380	ILE
1	A	390	MET
1	A	397	SER
1	A	405	GLU
1	A	413	LEU
1	A	417	ASP
1	A	420	VAL
1	A	429	LEU
1	A	439	PRO
1	A	440	SER
1	A	441	ASP
1	A	447	LEU
1	A	461	MET
1	A	463	LEU
1	A	465	LEU
1	A	479	MET
1	A	483	SER
1	A	487	VAL
1	A	495	LEU
1	A	509	PRO
1	A	519	VAL
1	A	520	MET
1	A	526	LEU
1	A	534	ASP
1	A	537	GLU

Continued on next page...

Continued from previous page...

Mol	Chain	Res	Type
1	A	547	SER
1	A	559	ARG
1	A	564	ASP
1	A	572	THR
1	A	584	ASP
1	A	598	ARG
1	A	606	LEU
1	A	607	THR
1	A	611	MET
1	A	631	LEU
1	A	634	SER
1	A	636	LEU
1	A	637	ARG
1	A	640	THR
1	A	642	LEU
1	A	650	LEU
1	A	658	LEU
1	A	665	THR
1	A	670	LEU
1	A	673	GLU
1	A	678	ARG
1	A	704	LEU
1	A	705	LEU
1	A	724	ASN
1	A	731	SER
1	A	734	LEU
1	A	764	THR
1	A	768	GLU
1	A	786	ASP
1	A	787	ARG
1	A	794	VAL
1	A	795	ILE
1	A	806	SER
1	A	812	LYS
1	A	813	TYR
1	A	820	ARG
1	A	824	GLN
1	A	826	ARG
1	A	833	SER
1	A	841	ASP
1	A	842	GLU
1	A	850	ARG

Continued on next page...

Continued from previous page...

Mol	Chain	Res	Type
1	A	851	LYS
1	A	855	THR
1	A	863	LEU
1	A	875	MET
1	A	884	SER
1	A	889	GLU
1	A	912	SER
1	A	934	GLN
1	A	937	LYS
1	A	952	MET
1	A	953	ILE
1	A	958	HIS
1	A	960	THR
1	A	970	PRO
1	A	978	GLU
1	A	982	GLN
1	A	983	LEU
1	A	1003	ARG
1	A	1008	THR
1	A	1015	LYS
1	A	1036	THR
1	A	1043	LEU
1	A	1057	THR
1	A	1058	LEU
1	A	1062	ARG
1	A	1064	ARG
1	A	1065	VAL
1	A	1066	ARG
1	A	1090	PHE
1	A	1109	HIS
1	A	1121	ASP
1	A	1122	ASP
1	A	1124	LEU
1	A	1142	LEU
1	A	1145	GLU
1	A	1157	SER
1	A	1159	ASN
1	A	1170	GLN
1	A	1173	ARG
1	A	1206	GLU
1	A	1207	VAL
1	A	1220	ARG

Continued on next page...

Continued from previous page...

Mol	Chain	Res	Type
1	A	1225	GLU
1	A	1245	ARG
1	A	1246	LEU
1	A	1253	LYS
1	A	1261	PRO
1	A	1264	ILE
1	A	1267	ARG
1	A	1269	ARG
1	A	1274	GLN
1	A	1289	MET
1	A	1291	ASP
1	A	1301	SER
1	A	1304	THR
1	A	1308	ARG
1	A	1310	THR
1	A	1314	PRO
1	A	1317	THR
1	A	1318	ASN
1	A	1349	ARG
1	A	1355	VAL
1	A	1357	VAL
1	A	1360	CYS
1	A	1379	VAL
1	A	1381	ASP
1	A	1398	ASP
1	A	1401	LEU
1	A	1402	PRO
1	A	1408	GLU
1	A	1410	VAL
1	A	1413	GLN
1	A	1419	HIS
1	A	1421	GLU
1	A	1422	SER
1	A	1424	LEU
1	A	1425	LYS
1	A	1449	ARG
1	A	1452	THR
1	A	1461	GLU
1	A	1465	ARG
1	A	1466	LEU
1	A	1470	VAL
1	A	1471	HIS

Continued on next page...

Continued from previous page...

Mol	Chain	Res	Type
1	A	1472	LEU
1	B	3	VAL
1	B	30	HIS
1	B	34	VAL
1	B	35	ASP
1	B	37	ASP
1	B	40	THR
1	B	47	HIS
1	B	59	VAL
1	B	68	ASP
1	B	76	VAL
1	B	80	ARG
1	B	81	ILE
1	B	109	GLN
1	B	113	ASN
1	B	117	ILE
1	B	120	LYS
1	B	143	GLN
1	B	144	PHE
1	B	146	LEU
1	B	173	SER
1	B	175	ARG
1	B	184	LEU
1	B	186	GLU
1	B	188	LEU
1	B	189	THR
1	B	198	GLU
1	B	209	GLN
1	B	210	ARG
1	B	215	THR
1	B	217	PRO
1	B	218	THR
1	B	235	ASN
1	B	242	ASN
1	B	249	THR
1	B	254	PRO
1	B	258	THR
1	B	260	MET
1	B	261	GLN
1	B	263	LEU
1	B	269	VAL
1	B	274	SER

Continued on next page...

Continued from previous page...

Mol	Chain	Res	Type
1	B	279	THR
1	B	286	ARG
1	B	290	THR
1	B	296	MET
1	B	297	MET
1	B	308	THR
1	B	312	ASN
1	B	316	LEU
1	B	322	SER
1	B	325	GLU
1	B	347	ARG
1	B	351	ARG
1	B	353	MET
1	B	355	TYR
1	B	362	LEU
1	B	367	SER
1	B	377	THR
1	B	380	ILE
1	B	385	LEU
1	B	389	GLU
1	B	397	SER
1	B	402	ARG
1	B	413	LEU
1	B	417	ASP
1	B	420	VAL
1	B	422	ASN
1	B	423	THR
1	B	426	LEU
1	B	429	LEU
1	B	439	PRO
1	B	447	LEU
1	B	461	MET
1	B	462	GLU
1	B	481	ASP
1	B	483	SER
1	B	487	VAL
1	B	490	ASP
1	B	492	TYR
1	B	495	LEU
1	B	496	HIS
1	B	500	ARG
1	B	501	GLN

Continued on next page...

Continued from previous page...

Mol	Chain	Res	Type
1	B	519	VAL
1	B	520	MET
1	B	522	LEU
1	B	526	LEU
1	B	531	ASN
1	B	534	ASP
1	B	537	GLU
1	B	538	THR
1	B	542	LEU
1	B	555	PHE
1	B	559	ARG
1	B	562	MET
1	B	564	ASP
1	B	572	THR
1	B	576	ASP
1	B	584	ASP
1	B	593	THR
1	B	606	LEU
1	B	607	THR
1	B	608	ASP
1	B	631	LEU
1	B	636	LEU
1	B	637	ARG
1	B	640	THR
1	B	642	LEU
1	B	643	ASN
1	B	658	LEU
1	B	665	THR
1	B	670	LEU
1	B	673	GLU
1	B	681	ARG
1	B	704	LEU
1	B	714	SER
1	B	717	SER
1	B	731	SER
1	B	746	ILE
1	B	751	LEU
1	B	764	THR
1	B	770	VAL
1	B	786	ASP
1	B	787	ARG
1	B	805	ASP

Continued on next page...

Continued from previous page...

Mol	Chain	Res	Type
1	B	813	TYR
1	B	820	ARG
1	B	823	MET
1	B	824	GLN
1	B	826	ARG
1	B	833	SER
1	B	841	ASP
1	B	850	ARG
1	B	855	THR
1	B	859	SER
1	B	884	SER
1	B	889	GLU
1	B	898	LYS
1	B	912	SER
1	B	918	THR
1	B	934	GLN
1	B	937	LYS
1	B	950	THR
1	B	952	MET
1	B	958	HIS
1	B	960	THR
1	B	978	GLU
1	B	983	LEU
1	B	1002	SER
1	B	1003	ARG
1	B	1008	THR
1	B	1015	LYS
1	B	1030	THR
1	B	1043	LEU
1	B	1057	THR
1	B	1058	LEU
1	B	1059	ASN
1	B	1062	ARG
1	B	1064	ARG
1	B	1065	VAL
1	B	1077	ARG
1	B	1090	PHE
1	B	1104	MET
1	B	1105	VAL
1	B	1109	HIS
1	B	1114	PRO
1	B	1121	ASP

Continued on next page...

Continued from previous page...

Mol	Chain	Res	Type
1	B	1122	ASP
1	B	1124	LEU
1	B	1131	THR
1	B	1142	LEU
1	B	1145	GLU
1	B	1147	ARG
1	B	1157	SER
1	B	1159	ASN
1	B	1167	LEU
1	B	1169	HIS
1	B	1170	GLN
1	B	1186	ARG
1	B	1195	ASN
1	B	1204	ARG
1	B	1212	ASP
1	B	1229	MET
1	B	1230	GLN
1	B	1237	ASN
1	B	1238	THR
1	B	1245	ARG
1	B	1246	LEU
1	B	1247	SER
1	B	1253	LYS
1	B	1261	PRO
1	B	1264	ILE
1	B	1269	ARG
1	B	1289	MET
1	B	1298	LYS
1	B	1308	ARG
1	B	1317	THR
1	B	1318	ASN
1	B	1344	GLU
1	B	1349	ARG
1	B	1355	VAL
1	B	1360	CYS
1	B	1379	VAL
1	B	1381	ASP
1	B	1388	THR
1	B	1398	ASP
1	B	1400	SER
1	B	1401	LEU
1	B	1408	GLU

Continued on next page...

Continued from previous page...

Mol	Chain	Res	Type
1	B	1409	SER
1	B	1410	VAL
1	B	1421	GLU
1	B	1422	SER
1	B	1435	THR
1	B	1449	ARG
1	B	1452	THR
1	B	1465	ARG
1	B	1466	LEU
1	B	1470	VAL
1	B	1471	HIS
1	C	3	VAL
1	C	30	HIS
1	C	34	VAL
1	C	35	ASP
1	C	37	ASP
1	C	39	LYS
1	C	40	THR
1	C	47	HIS
1	C	52	GLN
1	C	59	VAL
1	C	68	ASP
1	C	69	ASN
1	C	76	VAL
1	C	78	LEU
1	C	80	ARG
1	C	81	ILE
1	C	109	GLN
1	C	113	ASN
1	C	117	ILE
1	C	120	LYS
1	C	143	GLN
1	C	144	PHE
1	C	146	LEU
1	C	156	GLU
1	C	162	GLU
1	C	175	ARG
1	C	177	ILE
1	C	184	LEU
1	C	186	GLU
1	C	188	LEU
1	C	189	THR

Continued on next page...

Continued from previous page...

Mol	Chain	Res	Type
1	C	196	LEU
1	C	198	GLU
1	C	207	TYR
1	C	209	GLN
1	C	210	ARG
1	C	215	THR
1	C	218	THR
1	C	228	LEU
1	C	235	ASN
1	C	242	ASN
1	C	244	MET
1	C	249	THR
1	C	254	PRO
1	C	258	THR
1	C	261	GLN
1	C	267	ILE
1	C	269	VAL
1	C	279	THR
1	C	286	ARG
1	C	312	ASN
1	C	316	LEU
1	C	322	SER
1	C	335	MET
1	C	336	THR
1	C	342	VAL
1	C	347	ARG
1	C	351	ARG
1	C	353	MET
1	C	355	TYR
1	C	362	LEU
1	C	367	SER
1	C	368	GLU
1	C	377	THR
1	C	380	ILE
1	C	390	MET
1	C	397	SER
1	C	405	GLU
1	C	413	LEU
1	C	417	ASP
1	C	420	VAL
1	C	429	LEU
1	C	439	PRO

Continued on next page...

Continued from previous page...

Mol	Chain	Res	Type
1	C	440	SER
1	C	441	ASP
1	C	447	LEU
1	C	461	MET
1	C	463	LEU
1	C	465	LEU
1	C	479	MET
1	C	483	SER
1	C	487	VAL
1	C	495	LEU
1	C	509	PRO
1	C	519	VAL
1	C	520	MET
1	C	526	LEU
1	C	534	ASP
1	C	537	GLU
1	C	547	SER
1	C	559	ARG
1	C	564	ASP
1	C	572	THR
1	C	584	ASP
1	C	598	ARG
1	C	606	LEU
1	C	607	THR
1	C	611	MET
1	C	631	LEU
1	C	634	SER
1	C	636	LEU
1	C	637	ARG
1	C	640	THR
1	C	642	LEU
1	C	650	LEU
1	C	658	LEU
1	C	665	THR
1	C	670	LEU
1	C	673	GLU
1	C	678	ARG
1	C	704	LEU
1	C	705	LEU
1	C	724	ASN
1	C	731	SER
1	C	734	LEU

Continued on next page...

Continued from previous page...

Mol	Chain	Res	Type
1	C	764	THR
1	C	768	GLU
1	C	786	ASP
1	C	787	ARG
1	C	794	VAL
1	C	795	ILE
1	C	806	SER
1	C	812	LYS
1	C	813	TYR
1	C	820	ARG
1	C	824	GLN
1	C	826	ARG
1	C	833	SER
1	C	841	ASP
1	C	842	GLU
1	C	850	ARG
1	C	851	LYS
1	C	855	THR
1	C	863	LEU
1	C	875	MET
1	C	884	SER
1	C	889	GLU
1	C	912	SER
1	C	934	GLN
1	C	937	LYS
1	C	952	MET
1	C	953	ILE
1	C	958	HIS
1	C	960	THR
1	C	970	PRO
1	C	978	GLU
1	C	982	GLN
1	C	983	LEU
1	C	1003	ARG
1	C	1008	THR
1	C	1015	LYS
1	C	1036	THR
1	C	1043	LEU
1	C	1057	THR
1	C	1058	LEU
1	C	1062	ARG
1	C	1064	ARG

Continued on next page...

Continued from previous page...

Mol	Chain	Res	Type
1	C	1065	VAL
1	C	1066	ARG
1	C	1090	PHE
1	C	1109	HIS
1	C	1121	ASP
1	C	1122	ASP
1	C	1124	LEU
1	C	1142	LEU
1	C	1145	GLU
1	C	1157	SER
1	C	1159	ASN
1	C	1170	GLN
1	C	1173	ARG
1	C	1206	GLU
1	C	1207	VAL
1	C	1220	ARG
1	C	1225	GLU
1	C	1245	ARG
1	C	1246	LEU
1	C	1253	LYS
1	C	1261	PRO
1	C	1264	ILE
1	C	1267	ARG
1	C	1269	ARG
1	C	1274	GLN
1	C	1289	MET
1	C	1291	ASP
1	C	1301	SER
1	C	1304	THR
1	C	1308	ARG
1	C	1310	THR
1	C	1314	PRO
1	C	1317	THR
1	C	1318	ASN
1	C	1349	ARG
1	C	1355	VAL
1	C	1357	VAL
1	C	1360	CYS
1	C	1379	VAL
1	C	1381	ASP
1	C	1398	ASP
1	C	1401	LEU

Continued on next page...

Continued from previous page...

Mol	Chain	Res	Type
1	C	1402	PRO
1	C	1408	GLU
1	C	1410	VAL
1	C	1413	GLN
1	C	1419	HIS
1	C	1421	GLU
1	C	1422	SER
1	C	1424	LEU
1	C	1425	LYS
1	C	1449	ARG
1	C	1452	THR
1	C	1461	GLU
1	C	1465	ARG
1	C	1466	LEU
1	C	1470	VAL
1	C	1471	HIS
1	C	1472	LEU
1	D	3	VAL
1	D	30	HIS
1	D	34	VAL
1	D	35	ASP
1	D	37	ASP
1	D	40	THR
1	D	47	HIS
1	D	59	VAL
1	D	68	ASP
1	D	76	VAL
1	D	80	ARG
1	D	81	ILE
1	D	109	GLN
1	D	113	ASN
1	D	117	ILE
1	D	120	LYS
1	D	143	GLN
1	D	144	PHE
1	D	146	LEU
1	D	173	SER
1	D	175	ARG
1	D	184	LEU
1	D	186	GLU
1	D	188	LEU
1	D	189	THR

Continued on next page...

Continued from previous page...

Mol	Chain	Res	Type
1	D	198	GLU
1	D	209	GLN
1	D	210	ARG
1	D	215	THR
1	D	217	PRO
1	D	218	THR
1	D	235	ASN
1	D	242	ASN
1	D	249	THR
1	D	254	PRO
1	D	258	THR
1	D	260	MET
1	D	261	GLN
1	D	263	LEU
1	D	269	VAL
1	D	274	SER
1	D	279	THR
1	D	286	ARG
1	D	290	THR
1	D	296	MET
1	D	297	MET
1	D	308	THR
1	D	312	ASN
1	D	316	LEU
1	D	322	SER
1	D	325	GLU
1	D	347	ARG
1	D	351	ARG
1	D	353	MET
1	D	355	TYR
1	D	362	LEU
1	D	367	SER
1	D	377	THR
1	D	380	ILE
1	D	385	LEU
1	D	389	GLU
1	D	397	SER
1	D	402	ARG
1	D	413	LEU
1	D	417	ASP
1	D	420	VAL
1	D	422	ASN

Continued on next page...

Continued from previous page...

Mol	Chain	Res	Type
1	D	423	THR
1	D	426	LEU
1	D	429	LEU
1	D	439	PRO
1	D	447	LEU
1	D	461	MET
1	D	462	GLU
1	D	481	ASP
1	D	483	SER
1	D	487	VAL
1	D	490	ASP
1	D	492	TYR
1	D	495	LEU
1	D	496	HIS
1	D	500	ARG
1	D	501	GLN
1	D	519	VAL
1	D	520	MET
1	D	522	LEU
1	D	526	LEU
1	D	531	ASN
1	D	534	ASP
1	D	537	GLU
1	D	538	THR
1	D	542	LEU
1	D	555	PHE
1	D	559	ARG
1	D	562	MET
1	D	564	ASP
1	D	572	THR
1	D	576	ASP
1	D	584	ASP
1	D	593	THR
1	D	606	LEU
1	D	607	THR
1	D	608	ASP
1	D	631	LEU
1	D	636	LEU
1	D	637	ARG
1	D	640	THR
1	D	642	LEU
1	D	643	ASN

Continued on next page...

Continued from previous page...

Mol	Chain	Res	Type
1	D	658	LEU
1	D	665	THR
1	D	670	LEU
1	D	673	GLU
1	D	681	ARG
1	D	704	LEU
1	D	714	SER
1	D	717	SER
1	D	731	SER
1	D	746	ILE
1	D	751	LEU
1	D	764	THR
1	D	770	VAL
1	D	786	ASP
1	D	787	ARG
1	D	805	ASP
1	D	813	TYR
1	D	820	ARG
1	D	823	MET
1	D	824	GLN
1	D	826	ARG
1	D	833	SER
1	D	841	ASP
1	D	850	ARG
1	D	855	THR
1	D	859	SER
1	D	884	SER
1	D	889	GLU
1	D	898	LYS
1	D	912	SER
1	D	918	THR
1	D	934	GLN
1	D	937	LYS
1	D	950	THR
1	D	952	MET
1	D	958	HIS
1	D	960	THR
1	D	978	GLU
1	D	983	LEU
1	D	1002	SER
1	D	1003	ARG
1	D	1008	THR

Continued on next page...

Continued from previous page...

Mol	Chain	Res	Type
1	D	1015	LYS
1	D	1030	THR
1	D	1043	LEU
1	D	1057	THR
1	D	1058	LEU
1	D	1059	ASN
1	D	1062	ARG
1	D	1064	ARG
1	D	1065	VAL
1	D	1077	ARG
1	D	1090	PHE
1	D	1104	MET
1	D	1105	VAL
1	D	1109	HIS
1	D	1114	PRO
1	D	1121	ASP
1	D	1122	ASP
1	D	1124	LEU
1	D	1131	THR
1	D	1142	LEU
1	D	1145	GLU
1	D	1147	ARG
1	D	1157	SER
1	D	1159	ASN
1	D	1167	LEU
1	D	1169	HIS
1	D	1170	GLN
1	D	1186	ARG
1	D	1195	ASN
1	D	1204	ARG
1	D	1212	ASP
1	D	1229	MET
1	D	1230	GLN
1	D	1237	ASN
1	D	1238	THR
1	D	1245	ARG
1	D	1246	LEU
1	D	1247	SER
1	D	1253	LYS
1	D	1261	PRO
1	D	1264	ILE
1	D	1269	ARG

Continued on next page...

Continued from previous page...

Mol	Chain	Res	Type
1	D	1289	MET
1	D	1298	LYS
1	D	1308	ARG
1	D	1317	THR
1	D	1318	ASN
1	D	1344	GLU
1	D	1349	ARG
1	D	1355	VAL
1	D	1360	CYS
1	D	1379	VAL
1	D	1381	ASP
1	D	1388	THR
1	D	1398	ASP
1	D	1400	SER
1	D	1401	LEU
1	D	1408	GLU
1	D	1409	SER
1	D	1410	VAL
1	D	1421	GLU
1	D	1422	SER
1	D	1435	THR
1	D	1449	ARG
1	D	1452	THR
1	D	1465	ARG
1	D	1466	LEU
1	D	1470	VAL
1	D	1471	HIS
1	E	3	VAL
1	E	30	HIS
1	E	34	VAL
1	E	35	ASP
1	E	37	ASP
1	E	39	LYS
1	E	40	THR
1	E	47	HIS
1	E	52	GLN
1	E	59	VAL
1	E	68	ASP
1	E	69	ASN
1	E	76	VAL
1	E	78	LEU
1	E	80	ARG

Continued on next page...

Continued from previous page...

Mol	Chain	Res	Type
1	E	81	ILE
1	E	109	GLN
1	E	113	ASN
1	E	117	ILE
1	E	120	LYS
1	E	143	GLN
1	E	144	PHE
1	E	146	LEU
1	E	156	GLU
1	E	162	GLU
1	E	175	ARG
1	E	177	ILE
1	E	184	LEU
1	E	186	GLU
1	E	188	LEU
1	E	189	THR
1	E	196	LEU
1	E	198	GLU
1	E	207	TYR
1	E	209	GLN
1	E	210	ARG
1	E	215	THR
1	E	218	THR
1	E	228	LEU
1	E	235	ASN
1	E	242	ASN
1	E	244	MET
1	E	249	THR
1	E	254	PRO
1	E	258	THR
1	E	261	GLN
1	E	267	ILE
1	E	269	VAL
1	E	279	THR
1	E	286	ARG
1	E	312	ASN
1	E	316	LEU
1	E	322	SER
1	E	335	MET
1	E	336	THR
1	E	342	VAL
1	E	347	ARG

Continued on next page...

Continued from previous page...

Mol	Chain	Res	Type
1	E	351	ARG
1	E	353	MET
1	E	355	TYR
1	E	362	LEU
1	E	367	SER
1	E	368	GLU
1	E	377	THR
1	E	380	ILE
1	E	390	MET
1	E	397	SER
1	E	405	GLU
1	E	413	LEU
1	E	417	ASP
1	E	420	VAL
1	E	429	LEU
1	E	439	PRO
1	E	440	SER
1	E	441	ASP
1	E	447	LEU
1	E	461	MET
1	E	463	LEU
1	E	465	LEU
1	E	479	MET
1	E	483	SER
1	E	487	VAL
1	E	495	LEU
1	E	509	PRO
1	E	519	VAL
1	E	520	MET
1	E	526	LEU
1	E	534	ASP
1	E	537	GLU
1	E	547	SER
1	E	559	ARG
1	E	564	ASP
1	E	572	THR
1	E	584	ASP
1	E	598	ARG
1	E	606	LEU
1	E	607	THR
1	E	611	MET
1	E	631	LEU

Continued on next page...

Continued from previous page...

Mol	Chain	Res	Type
1	E	634	SER
1	E	636	LEU
1	E	637	ARG
1	E	640	THR
1	E	642	LEU
1	E	650	LEU
1	E	658	LEU
1	E	665	THR
1	E	670	LEU
1	E	673	GLU
1	E	678	ARG
1	E	704	LEU
1	E	705	LEU
1	E	724	ASN
1	E	731	SER
1	E	734	LEU
1	E	764	THR
1	E	768	GLU
1	E	786	ASP
1	E	787	ARG
1	E	794	VAL
1	E	795	ILE
1	E	806	SER
1	E	812	LYS
1	E	813	TYR
1	E	820	ARG
1	E	824	GLN
1	E	826	ARG
1	E	833	SER
1	E	841	ASP
1	E	842	GLU
1	E	850	ARG
1	E	851	LYS
1	E	855	THR
1	E	863	LEU
1	E	875	MET
1	E	884	SER
1	E	889	GLU
1	E	912	SER
1	E	934	GLN
1	E	937	LYS
1	E	952	MET

Continued on next page...

Continued from previous page...

Mol	Chain	Res	Type
1	E	953	ILE
1	E	958	HIS
1	E	960	THR
1	E	970	PRO
1	E	978	GLU
1	E	982	GLN
1	E	983	LEU
1	E	1003	ARG
1	E	1008	THR
1	E	1015	LYS
1	E	1036	THR
1	E	1043	LEU
1	E	1057	THR
1	E	1058	LEU
1	E	1062	ARG
1	E	1064	ARG
1	E	1065	VAL
1	E	1066	ARG
1	E	1090	PHE
1	E	1109	HIS
1	E	1121	ASP
1	E	1122	ASP
1	E	1124	LEU
1	E	1142	LEU
1	E	1145	GLU
1	E	1157	SER
1	E	1159	ASN
1	E	1170	GLN
1	E	1173	ARG
1	E	1206	GLU
1	E	1207	VAL
1	E	1220	ARG
1	E	1225	GLU
1	E	1245	ARG
1	E	1246	LEU
1	E	1253	LYS
1	E	1261	PRO
1	E	1264	ILE
1	E	1267	ARG
1	E	1269	ARG
1	E	1274	GLN
1	E	1289	MET

Continued on next page...

Continued from previous page...

Mol	Chain	Res	Type
1	E	1291	ASP
1	E	1301	SER
1	E	1304	THR
1	E	1308	ARG
1	E	1310	THR
1	E	1314	PRO
1	E	1317	THR
1	E	1318	ASN
1	E	1349	ARG
1	E	1355	VAL
1	E	1357	VAL
1	E	1360	CYS
1	E	1379	VAL
1	E	1381	ASP
1	E	1398	ASP
1	E	1401	LEU
1	E	1402	PRO
1	E	1408	GLU
1	E	1410	VAL
1	E	1413	GLN
1	E	1419	HIS
1	E	1421	GLU
1	E	1422	SER
1	E	1424	LEU
1	E	1425	LYS
1	E	1449	ARG
1	E	1452	THR
1	E	1461	GLU
1	E	1465	ARG
1	E	1466	LEU
1	E	1470	VAL
1	E	1471	HIS
1	E	1472	LEU
1	F	3	VAL
1	F	30	HIS
1	F	34	VAL
1	F	35	ASP
1	F	37	ASP
1	F	40	THR
1	F	47	HIS
1	F	59	VAL
1	F	68	ASP

Continued on next page...

Continued from previous page...

Mol	Chain	Res	Type
1	F	76	VAL
1	F	80	ARG
1	F	81	ILE
1	F	109	GLN
1	F	113	ASN
1	F	117	ILE
1	F	120	LYS
1	F	143	GLN
1	F	144	PHE
1	F	146	LEU
1	F	173	SER
1	F	175	ARG
1	F	184	LEU
1	F	186	GLU
1	F	188	LEU
1	F	189	THR
1	F	198	GLU
1	F	209	GLN
1	F	210	ARG
1	F	215	THR
1	F	217	PRO
1	F	218	THR
1	F	235	ASN
1	F	242	ASN
1	F	249	THR
1	F	254	PRO
1	F	258	THR
1	F	260	MET
1	F	261	GLN
1	F	263	LEU
1	F	269	VAL
1	F	274	SER
1	F	279	THR
1	F	286	ARG
1	F	290	THR
1	F	296	MET
1	F	297	MET
1	F	308	THR
1	F	312	ASN
1	F	316	LEU
1	F	322	SER
1	F	325	GLU

Continued on next page...

Continued from previous page...

Mol	Chain	Res	Type
1	F	347	ARG
1	F	351	ARG
1	F	353	MET
1	F	355	TYR
1	F	362	LEU
1	F	367	SER
1	F	377	THR
1	F	380	ILE
1	F	385	LEU
1	F	389	GLU
1	F	397	SER
1	F	402	ARG
1	F	413	LEU
1	F	417	ASP
1	F	420	VAL
1	F	422	ASN
1	F	423	THR
1	F	426	LEU
1	F	429	LEU
1	F	439	PRO
1	F	447	LEU
1	F	461	MET
1	F	462	GLU
1	F	481	ASP
1	F	483	SER
1	F	487	VAL
1	F	490	ASP
1	F	492	TYR
1	F	495	LEU
1	F	496	HIS
1	F	500	ARG
1	F	501	GLN
1	F	519	VAL
1	F	520	MET
1	F	522	LEU
1	F	526	LEU
1	F	531	ASN
1	F	534	ASP
1	F	537	GLU
1	F	538	THR
1	F	542	LEU
1	F	555	PHE

Continued on next page...

Continued from previous page...

Mol	Chain	Res	Type
1	F	559	ARG
1	F	562	MET
1	F	564	ASP
1	F	572	THR
1	F	576	ASP
1	F	584	ASP
1	F	593	THR
1	F	606	LEU
1	F	607	THR
1	F	608	ASP
1	F	631	LEU
1	F	636	LEU
1	F	637	ARG
1	F	640	THR
1	F	642	LEU
1	F	643	ASN
1	F	658	LEU
1	F	665	THR
1	F	670	LEU
1	F	673	GLU
1	F	681	ARG
1	F	704	LEU
1	F	714	SER
1	F	717	SER
1	F	731	SER
1	F	746	ILE
1	F	751	LEU
1	F	764	THR
1	F	770	VAL
1	F	786	ASP
1	F	787	ARG
1	F	805	ASP
1	F	813	TYR
1	F	820	ARG
1	F	823	MET
1	F	824	GLN
1	F	826	ARG
1	F	833	SER
1	F	841	ASP
1	F	850	ARG
1	F	855	THR
1	F	859	SER

Continued on next page...

Continued from previous page...

Mol	Chain	Res	Type
1	F	884	SER
1	F	889	GLU
1	F	898	LYS
1	F	912	SER
1	F	918	THR
1	F	934	GLN
1	F	937	LYS
1	F	950	THR
1	F	952	MET
1	F	958	HIS
1	F	960	THR
1	F	978	GLU
1	F	983	LEU
1	F	1002	SER
1	F	1003	ARG
1	F	1008	THR
1	F	1015	LYS
1	F	1030	THR
1	F	1043	LEU
1	F	1057	THR
1	F	1058	LEU
1	F	1059	ASN
1	F	1062	ARG
1	F	1064	ARG
1	F	1065	VAL
1	F	1077	ARG
1	F	1090	PHE
1	F	1104	MET
1	F	1105	VAL
1	F	1109	HIS
1	F	1114	PRO
1	F	1121	ASP
1	F	1122	ASP
1	F	1124	LEU
1	F	1131	THR
1	F	1142	LEU
1	F	1145	GLU
1	F	1147	ARG
1	F	1157	SER
1	F	1159	ASN
1	F	1167	LEU
1	F	1169	HIS

Continued on next page...

Continued from previous page...

Mol	Chain	Res	Type
1	F	1170	GLN
1	F	1186	ARG
1	F	1195	ASN
1	F	1204	ARG
1	F	1212	ASP
1	F	1229	MET
1	F	1230	GLN
1	F	1237	ASN
1	F	1238	THR
1	F	1245	ARG
1	F	1246	LEU
1	F	1247	SER
1	F	1253	LYS
1	F	1261	PRO
1	F	1264	ILE
1	F	1269	ARG
1	F	1289	MET
1	F	1298	LYS
1	F	1308	ARG
1	F	1317	THR
1	F	1318	ASN
1	F	1344	GLU
1	F	1349	ARG
1	F	1355	VAL
1	F	1360	CYS
1	F	1379	VAL
1	F	1381	ASP
1	F	1388	THR
1	F	1398	ASP
1	F	1400	SER
1	F	1401	LEU
1	F	1408	GLU
1	F	1409	SER
1	F	1410	VAL
1	F	1421	GLU
1	F	1422	SER
1	F	1435	THR
1	F	1449	ARG
1	F	1452	THR
1	F	1465	ARG
1	F	1466	LEU
1	F	1470	VAL

Continued on next page...

Continued from previous page...

Mol	Chain	Res	Type
1	F	1471	HIS
2	G	37	ASP
2	G	52	VAL
2	G	61	VAL
2	G	68	TRP
2	G	69	LEU
2	G	72	THR
2	G	97	ILE
2	G	109	VAL
2	G	111	GLU
2	G	114	THR
2	G	118	VAL
2	G	119	THR
2	G	123	VAL
2	G	125	LYS
2	G	139	PRO
2	G	141	THR
2	G	146	LEU
2	G	148	LEU
2	G	150	VAL
2	G	152	VAL
2	G	166	LEU
2	G	169	LYS
2	G	173	VAL
2	G	175	VAL
2	G	181	ARG
2	G	182	MET
2	G	186	LEU
2	G	195	LEU
2	G	196	GLU
2	G	197	LYS
2	G	200	VAL
2	G	203	ARG
2	G	204	VAL
2	G	206	LEU
2	G	207	LEU
2	G	212	VAL
2	G	220	VAL
2	G	226	LEU
2	G	236	VAL
2	G	237	LEU
2	G	238	VAL

Continued on next page...

Continued from previous page...

Mol	Chain	Res	Type
2	G	240	THR
2	G	242	VAL
2	G	244	LYS
2	G	255	LEU
2	G	259	VAL
2	G	262	LEU
2	G	263	ASP
2	G	265	LEU
2	G	267	THR
2	G	271	VAL
2	G	273	LEU
2	G	295	LEU
2	G	307	THR
2	G	319	LEU
2	G	321	ARG
2	G	322	ARG
2	G	328	PRO
2	G	331	GLN
2	G	334	VAL
2	G	345	ILE
2	G	347	GLN
2	G	350	PRO
2	G	354	THR
2	G	356	ASP
2	G	358	VAL
2	G	359	VAL
2	G	360	THR
2	G	365	VAL
2	G	367	ILE
2	G	371	VAL
2	G	373	ASP
2	G	380	PRO
2	G	382	VAL
2	G	383	ILE
2	G	389	THR
2	G	390	VAL
2	G	394	LEU
2	G	395	VAL
2	G	399	LEU
2	G	405	ASP
2	G	406	LEU
2	G	408	ASN

Continued on next page...

Continued from previous page...

Mol	Chain	Res	Type
2	G	411	ASP
2	G	413	PRO
2	G	415	LEU
2	G	418	THR
2	G	419	ARG
2	G	422	THR
2	G	423	LEU
2	G	424	LEU
2	G	425	VAL
2	G	430	LYS
2	G	437	VAL
2	G	449	LEU
2	G	450	VAL
2	G	454	ILE
2	G	462	GLU
2	G	475	PRO
2	G	476	VAL
2	G	478	VAL
2	H	37	ASP
2	H	52	VAL
2	H	61	VAL
2	H	68	TRP
2	H	69	LEU
2	H	72	THR
2	H	97	ILE
2	H	109	VAL
2	H	111	GLU
2	H	114	THR
2	H	118	VAL
2	H	119	THR
2	H	123	VAL
2	H	125	LYS
2	H	139	PRO
2	H	141	THR
2	H	146	LEU
2	H	148	LEU
2	H	150	VAL
2	H	152	VAL
2	H	166	LEU
2	H	169	LYS
2	H	173	VAL
2	H	175	VAL

Continued on next page...

Continued from previous page...

Mol	Chain	Res	Type
2	H	181	ARG
2	H	182	MET
2	H	186	LEU
2	H	195	LEU
2	H	196	GLU
2	H	197	LYS
2	H	200	VAL
2	H	203	ARG
2	H	204	VAL
2	H	206	LEU
2	H	207	LEU
2	H	212	VAL
2	H	220	VAL
2	H	226	LEU
2	H	236	VAL
2	H	237	LEU
2	H	238	VAL
2	H	240	THR
2	H	242	VAL
2	H	244	LYS
2	H	255	LEU
2	H	259	VAL
2	H	262	LEU
2	H	263	ASP
2	H	265	LEU
2	H	267	THR
2	H	271	VAL
2	H	273	LEU
2	H	295	LEU
2	H	307	THR
2	H	319	LEU
2	H	321	ARG
2	H	322	ARG
2	H	328	PRO
2	H	331	GLN
2	H	334	VAL
2	H	345	ILE
2	H	347	GLN
2	H	350	PRO
2	H	354	THR
2	H	356	ASP
2	H	358	VAL

Continued on next page...

Continued from previous page...

Mol	Chain	Res	Type
2	H	359	VAL
2	H	360	THR
2	H	365	VAL
2	H	367	ILE
2	H	371	VAL
2	H	373	ASP
2	H	380	PRO
2	H	382	VAL
2	H	383	ILE
2	H	389	THR
2	H	390	VAL
2	H	394	LEU
2	H	395	VAL
2	H	399	LEU
2	H	405	ASP
2	H	406	LEU
2	H	408	ASN
2	H	411	ASP
2	H	413	PRO
2	H	415	LEU
2	H	418	THR
2	H	419	ARG
2	H	422	THR
2	H	423	LEU
2	H	424	LEU
2	H	425	VAL
2	H	430	LYS
2	H	437	VAL
2	H	449	LEU
2	H	450	VAL
2	H	454	ILE
2	H	462	GLU
2	H	475	PRO
2	H	476	VAL
2	H	478	VAL
2	I	37	ASP
2	I	52	VAL
2	I	61	VAL
2	I	68	TRP
2	I	69	LEU
2	I	72	THR
2	I	97	ILE

Continued on next page...

Continued from previous page...

Mol	Chain	Res	Type
2	I	109	VAL
2	I	111	GLU
2	I	114	THR
2	I	118	VAL
2	I	119	THR
2	I	123	VAL
2	I	125	LYS
2	I	139	PRO
2	I	141	THR
2	I	146	LEU
2	I	148	LEU
2	I	150	VAL
2	I	152	VAL
2	I	166	LEU
2	I	169	LYS
2	I	173	VAL
2	I	175	VAL
2	I	181	ARG
2	I	182	MET
2	I	186	LEU
2	I	195	LEU
2	I	196	GLU
2	I	197	LYS
2	I	200	VAL
2	I	203	ARG
2	I	204	VAL
2	I	206	LEU
2	I	207	LEU
2	I	212	VAL
2	I	220	VAL
2	I	226	LEU
2	I	236	VAL
2	I	237	LEU
2	I	238	VAL
2	I	240	THR
2	I	242	VAL
2	I	244	LYS
2	I	255	LEU
2	I	259	VAL
2	I	262	LEU
2	I	263	ASP
2	I	265	LEU

Continued on next page...

Continued from previous page...

Mol	Chain	Res	Type
2	I	267	THR
2	I	271	VAL
2	I	273	LEU
2	I	295	LEU
2	I	307	THR
2	I	319	LEU
2	I	321	ARG
2	I	322	ARG
2	I	328	PRO
2	I	331	GLN
2	I	334	VAL
2	I	345	ILE
2	I	347	GLN
2	I	350	PRO
2	I	354	THR
2	I	356	ASP
2	I	358	VAL
2	I	359	VAL
2	I	360	THR
2	I	365	VAL
2	I	367	ILE
2	I	371	VAL
2	I	373	ASP
2	I	380	PRO
2	I	382	VAL
2	I	383	ILE
2	I	389	THR
2	I	390	VAL
2	I	394	LEU
2	I	395	VAL
2	I	399	LEU
2	I	405	ASP
2	I	406	LEU
2	I	408	ASN
2	I	411	ASP
2	I	413	PRO
2	I	415	LEU
2	I	418	THR
2	I	419	ARG
2	I	422	THR
2	I	423	LEU
2	I	424	LEU

Continued on next page...

Continued from previous page...

Mol	Chain	Res	Type
2	I	425	VAL
2	I	430	LYS
2	I	437	VAL
2	I	449	LEU
2	I	450	VAL
2	I	454	ILE
2	I	462	GLU
2	I	475	PRO
2	I	476	VAL
2	I	478	VAL
2	J	37	ASP
2	J	52	VAL
2	J	61	VAL
2	J	68	TRP
2	J	69	LEU
2	J	72	THR
2	J	97	ILE
2	J	109	VAL
2	J	111	GLU
2	J	114	THR
2	J	118	VAL
2	J	119	THR
2	J	123	VAL
2	J	125	LYS
2	J	139	PRO
2	J	141	THR
2	J	146	LEU
2	J	148	LEU
2	J	150	VAL
2	J	152	VAL
2	J	166	LEU
2	J	169	LYS
2	J	173	VAL
2	J	175	VAL
2	J	181	ARG
2	J	182	MET
2	J	186	LEU
2	J	195	LEU
2	J	196	GLU
2	J	197	LYS
2	J	200	VAL
2	J	203	ARG

Continued on next page...

Continued from previous page...

Mol	Chain	Res	Type
2	J	204	VAL
2	J	206	LEU
2	J	207	LEU
2	J	212	VAL
2	J	220	VAL
2	J	226	LEU
2	J	236	VAL
2	J	237	LEU
2	J	238	VAL
2	J	240	THR
2	J	242	VAL
2	J	244	LYS
2	J	255	LEU
2	J	259	VAL
2	J	262	LEU
2	J	263	ASP
2	J	265	LEU
2	J	267	THR
2	J	271	VAL
2	J	273	LEU
2	J	295	LEU
2	J	307	THR
2	J	319	LEU
2	J	321	ARG
2	J	322	ARG
2	J	328	PRO
2	J	331	GLN
2	J	334	VAL
2	J	345	ILE
2	J	347	GLN
2	J	350	PRO
2	J	354	THR
2	J	356	ASP
2	J	358	VAL
2	J	359	VAL
2	J	360	THR
2	J	365	VAL
2	J	367	ILE
2	J	371	VAL
2	J	373	ASP
2	J	380	PRO
2	J	382	VAL

Continued on next page...

Continued from previous page...

Mol	Chain	Res	Type
2	J	383	ILE
2	J	389	THR
2	J	390	VAL
2	J	394	LEU
2	J	395	VAL
2	J	399	LEU
2	J	405	ASP
2	J	406	LEU
2	J	408	ASN
2	J	411	ASP
2	J	413	PRO
2	J	415	LEU
2	J	418	THR
2	J	419	ARG
2	J	422	THR
2	J	423	LEU
2	J	424	LEU
2	J	425	VAL
2	J	430	LYS
2	J	437	VAL
2	J	449	LEU
2	J	450	VAL
2	J	454	ILE
2	J	462	GLU
2	J	475	PRO
2	J	476	VAL
2	J	478	VAL
2	K	37	ASP
2	K	52	VAL
2	K	61	VAL
2	K	68	TRP
2	K	69	LEU
2	K	72	THR
2	K	97	ILE
2	K	109	VAL
2	K	111	GLU
2	K	114	THR
2	K	118	VAL
2	K	119	THR
2	K	123	VAL
2	K	125	LYS
2	K	139	PRO

Continued on next page...

Continued from previous page...

Mol	Chain	Res	Type
2	K	141	THR
2	K	146	LEU
2	K	148	LEU
2	K	150	VAL
2	K	152	VAL
2	K	166	LEU
2	K	169	LYS
2	K	173	VAL
2	K	175	VAL
2	K	181	ARG
2	K	182	MET
2	K	186	LEU
2	K	195	LEU
2	K	196	GLU
2	K	197	LYS
2	K	200	VAL
2	K	203	ARG
2	K	204	VAL
2	K	206	LEU
2	K	207	LEU
2	K	212	VAL
2	K	220	VAL
2	K	226	LEU
2	K	236	VAL
2	K	237	LEU
2	K	238	VAL
2	K	240	THR
2	K	242	VAL
2	K	244	LYS
2	K	255	LEU
2	K	259	VAL
2	K	262	LEU
2	K	263	ASP
2	K	265	LEU
2	K	267	THR
2	K	271	VAL
2	K	273	LEU
2	K	295	LEU
2	K	307	THR
2	K	319	LEU
2	K	321	ARG
2	K	322	ARG

Continued on next page...

Continued from previous page...

Mol	Chain	Res	Type
2	K	328	PRO
2	K	331	GLN
2	K	334	VAL
2	K	345	ILE
2	K	347	GLN
2	K	350	PRO
2	K	354	THR
2	K	356	ASP
2	K	358	VAL
2	K	359	VAL
2	K	360	THR
2	K	365	VAL
2	K	367	ILE
2	K	371	VAL
2	K	373	ASP
2	K	380	PRO
2	K	382	VAL
2	K	383	ILE
2	K	389	THR
2	K	390	VAL
2	K	394	LEU
2	K	395	VAL
2	K	399	LEU
2	K	405	ASP
2	K	406	LEU
2	K	408	ASN
2	K	411	ASP
2	K	413	PRO
2	K	415	LEU
2	K	418	THR
2	K	419	ARG
2	K	422	THR
2	K	423	LEU
2	K	424	LEU
2	K	425	VAL
2	K	430	LYS
2	K	437	VAL
2	K	449	LEU
2	K	450	VAL
2	K	454	ILE
2	K	462	GLU
2	K	475	PRO

Continued on next page...

Continued from previous page...

Mol	Chain	Res	Type
2	K	476	VAL
2	K	478	VAL
2	L	37	ASP
2	L	52	VAL
2	L	61	VAL
2	L	68	TRP
2	L	69	LEU
2	L	72	THR
2	L	97	ILE
2	L	109	VAL
2	L	111	GLU
2	L	114	THR
2	L	118	VAL
2	L	119	THR
2	L	123	VAL
2	L	125	LYS
2	L	139	PRO
2	L	141	THR
2	L	146	LEU
2	L	148	LEU
2	L	150	VAL
2	L	152	VAL
2	L	166	LEU
2	L	169	LYS
2	L	173	VAL
2	L	175	VAL
2	L	181	ARG
2	L	182	MET
2	L	186	LEU
2	L	195	LEU
2	L	196	GLU
2	L	197	LYS
2	L	200	VAL
2	L	203	ARG
2	L	204	VAL
2	L	206	LEU
2	L	207	LEU
2	L	212	VAL
2	L	220	VAL
2	L	226	LEU
2	L	236	VAL
2	L	237	LEU

Continued on next page...

Continued from previous page...

Mol	Chain	Res	Type
2	L	238	VAL
2	L	240	THR
2	L	242	VAL
2	L	244	LYS
2	L	255	LEU
2	L	259	VAL
2	L	262	LEU
2	L	263	ASP
2	L	265	LEU
2	L	267	THR
2	L	271	VAL
2	L	273	LEU
2	L	295	LEU
2	L	307	THR
2	L	319	LEU
2	L	321	ARG
2	L	322	ARG
2	L	328	PRO
2	L	331	GLN
2	L	334	VAL
2	L	345	ILE
2	L	347	GLN
2	L	350	PRO
2	L	354	THR
2	L	356	ASP
2	L	358	VAL
2	L	359	VAL
2	L	360	THR
2	L	365	VAL
2	L	367	ILE
2	L	371	VAL
2	L	373	ASP
2	L	380	PRO
2	L	382	VAL
2	L	383	ILE
2	L	389	THR
2	L	390	VAL
2	L	394	LEU
2	L	395	VAL
2	L	399	LEU
2	L	405	ASP
2	L	406	LEU

Continued on next page...

Continued from previous page...

Mol	Chain	Res	Type
2	L	408	ASN
2	L	411	ASP
2	L	413	PRO
2	L	415	LEU
2	L	418	THR
2	L	419	ARG
2	L	422	THR
2	L	423	LEU
2	L	424	LEU
2	L	425	VAL
2	L	430	LYS
2	L	437	VAL
2	L	449	LEU
2	L	450	VAL
2	L	454	ILE
2	L	462	GLU
2	L	475	PRO
2	L	476	VAL
2	L	478	VAL

Some sidechains can be flipped to improve hydrogen bonding and reduce clashes. All (277) such sidechains are listed below:

Mol	Chain	Res	Type
1	A	30	HIS
1	A	47	HIS
1	A	52	GLN
1	A	64	HIS
1	A	113	ASN
1	A	143	GLN
1	A	163	GLN
1	A	208	HIS
1	A	214	ASN
1	A	230	HIS
1	A	235	ASN
1	A	240	ASN
1	A	261	GLN
1	A	313	HIS
1	A	321	ASN
1	A	452	GLN
1	A	505	GLN
1	A	635	ASN
1	A	643	ASN

Continued on next page...

Continued from previous page...

Mol	Chain	Res	Type
1	A	653	HIS
1	A	724	ASN
1	A	738	HIS
1	A	755	GLN
1	A	788	HIS
1	A	824	GLN
1	A	943	GLN
1	A	982	GLN
1	A	1059	ASN
1	A	1205	ASN
1	A	1230	GLN
1	A	1274	GLN
1	A	1318	ASN
1	A	1320	ASN
1	A	1363	ASN
1	A	1382	ASN
1	A	1419	HIS
1	A	1471	HIS
1	B	30	HIS
1	B	47	HIS
1	B	52	GLN
1	B	113	ASN
1	B	143	GLN
1	B	208	HIS
1	B	214	ASN
1	B	231	ASN
1	B	235	ASN
1	B	240	ASN
1	B	242	ASN
1	B	247	HIS
1	B	259	HIS
1	B	301	GLN
1	B	307	GLN
1	B	321	ASN
1	B	452	GLN
1	B	497	HIS
1	B	505	GLN
1	B	643	ASN
1	B	653	HIS
1	B	738	HIS
1	B	755	GLN
1	B	762	HIS

Continued on next page...

Continued from previous page...

Mol	Chain	Res	Type
1	B	788	HIS
1	B	816	GLN
1	B	824	GLN
1	B	943	GLN
1	B	982	GLN
1	B	1059	ASN
1	B	1137	ASN
1	B	1195	ASN
1	B	1205	ASN
1	B	1263	HIS
1	B	1274	GLN
1	B	1318	ASN
1	B	1363	ASN
1	B	1382	ASN
1	B	1419	HIS
1	B	1471	HIS
1	C	30	HIS
1	C	47	HIS
1	C	52	GLN
1	C	64	HIS
1	C	113	ASN
1	C	143	GLN
1	C	163	GLN
1	C	208	HIS
1	C	214	ASN
1	C	230	HIS
1	C	235	ASN
1	C	240	ASN
1	C	261	GLN
1	C	313	HIS
1	C	321	ASN
1	C	452	GLN
1	C	505	GLN
1	C	635	ASN
1	C	643	ASN
1	C	653	HIS
1	C	724	ASN
1	C	738	HIS
1	C	755	GLN
1	C	788	HIS
1	C	824	GLN
1	C	943	GLN

Continued on next page...

Continued from previous page...

Mol	Chain	Res	Type
1	C	982	GLN
1	C	1059	ASN
1	C	1205	ASN
1	C	1230	GLN
1	C	1274	GLN
1	C	1318	ASN
1	C	1320	ASN
1	C	1363	ASN
1	C	1382	ASN
1	C	1419	HIS
1	C	1471	HIS
1	D	30	HIS
1	D	47	HIS
1	D	52	GLN
1	D	113	ASN
1	D	143	GLN
1	D	208	HIS
1	D	214	ASN
1	D	231	ASN
1	D	235	ASN
1	D	240	ASN
1	D	242	ASN
1	D	247	HIS
1	D	301	GLN
1	D	307	GLN
1	D	321	ASN
1	D	452	GLN
1	D	497	HIS
1	D	505	GLN
1	D	643	ASN
1	D	653	HIS
1	D	738	HIS
1	D	755	GLN
1	D	762	HIS
1	D	788	HIS
1	D	816	GLN
1	D	824	GLN
1	D	943	GLN
1	D	982	GLN
1	D	1059	ASN
1	D	1137	ASN
1	D	1195	ASN

Continued on next page...

Continued from previous page...

Mol	Chain	Res	Type
1	D	1205	ASN
1	D	1263	HIS
1	D	1274	GLN
1	D	1318	ASN
1	D	1363	ASN
1	D	1382	ASN
1	D	1419	HIS
1	D	1471	HIS
1	E	30	HIS
1	E	47	HIS
1	E	52	GLN
1	E	64	HIS
1	E	113	ASN
1	E	143	GLN
1	E	163	GLN
1	E	208	HIS
1	E	214	ASN
1	E	230	HIS
1	E	235	ASN
1	E	240	ASN
1	E	261	GLN
1	E	313	HIS
1	E	321	ASN
1	E	452	GLN
1	E	505	GLN
1	E	635	ASN
1	E	643	ASN
1	E	653	HIS
1	E	724	ASN
1	E	738	HIS
1	E	755	GLN
1	E	788	HIS
1	E	824	GLN
1	E	943	GLN
1	E	982	GLN
1	E	1059	ASN
1	E	1205	ASN
1	E	1230	GLN
1	E	1274	GLN
1	E	1293	ASN
1	E	1318	ASN
1	E	1320	ASN

Continued on next page...

Continued from previous page...

Mol	Chain	Res	Type
1	E	1363	ASN
1	E	1382	ASN
1	E	1419	HIS
1	E	1471	HIS
1	F	30	HIS
1	F	47	HIS
1	F	52	GLN
1	F	113	ASN
1	F	143	GLN
1	F	208	HIS
1	F	214	ASN
1	F	231	ASN
1	F	235	ASN
1	F	240	ASN
1	F	242	ASN
1	F	247	HIS
1	F	259	HIS
1	F	301	GLN
1	F	307	GLN
1	F	321	ASN
1	F	452	GLN
1	F	497	HIS
1	F	505	GLN
1	F	643	ASN
1	F	653	HIS
1	F	738	HIS
1	F	755	GLN
1	F	762	HIS
1	F	788	HIS
1	F	816	GLN
1	F	824	GLN
1	F	943	GLN
1	F	982	GLN
1	F	1059	ASN
1	F	1137	ASN
1	F	1195	ASN
1	F	1205	ASN
1	F	1263	HIS
1	F	1274	GLN
1	F	1318	ASN
1	F	1363	ASN
1	F	1382	ASN

Continued on next page...

Continued from previous page...

Mol	Chain	Res	Type
1	F	1419	HIS
1	F	1471	HIS
2	G	45	ASN
2	G	56	GLN
2	G	100	GLN
2	G	174	HIS
2	G	269	ASN
2	G	291	HIS
2	G	408	ASN
2	G	433	ASN
2	H	45	ASN
2	H	56	GLN
2	H	100	GLN
2	H	174	HIS
2	H	269	ASN
2	H	291	HIS
2	H	408	ASN
2	H	433	ASN
2	I	45	ASN
2	I	56	GLN
2	I	100	GLN
2	I	174	HIS
2	I	269	ASN
2	I	291	HIS
2	I	408	ASN
2	I	433	ASN
2	J	45	ASN
2	J	56	GLN
2	J	100	GLN
2	J	174	HIS
2	J	269	ASN
2	J	291	HIS
2	J	408	ASN
2	J	433	ASN
2	K	45	ASN
2	K	56	GLN
2	K	174	HIS
2	K	269	ASN
2	K	291	HIS
2	K	408	ASN
2	K	433	ASN
2	L	45	ASN

Continued on next page...

Continued from previous page...

Mol	Chain	Res	Type
2	L	56	GLN
2	L	174	HIS
2	L	269	ASN
2	L	291	HIS
2	L	408	ASN
2	L	433	ASN

5.3.3 RNA ⓘ

There are no RNA molecules in this entry.

5.4 Non-standard residues in protein, DNA, RNA chains ⓘ

There are no non-standard protein/DNA/RNA residues in this entry.

5.5 Carbohydrates ⓘ

There are no carbohydrates in this entry.

5.6 Ligand geometry ⓘ

42 ligands are modelled in this entry.

In the following table, the Counts columns list the number of bonds (or angles) for which Mogul statistics could be retrieved, the number of bonds (or angles) that are observed in the model and the number of bonds (or angles) that are defined in the chemical component dictionary. The Link column lists molecule types, if any, to which the group is linked. The Z score for a bond length (or angle) is the number of standard deviations the observed value is removed from the expected value. A bond length (or angle) with $|Z| > 2$ is considered an outlier worth inspection. RMSZ is the root-mean-square of all Z scores of the bond lengths (or angles).

Mol	Type	Chain	Res	Link	Bond lengths			Bond angles		
					Counts	RMSZ	$\# Z > 2$	Counts	RMSZ	$\# Z > 2$
3	OMT	A	2473	-	5,10,10	5.09	4 (80%)	6,14,14	5.64	5 (83%)
4	FMN	A	2474	-	31,33,33	1.53	5 (16%)	38,50,50	3.14	19 (50%)
5	AKG	A	2475	-	3,9,9	4.64	2 (66%)	4,11,11	3.24	2 (50%)
6	F3S	A	2476	1	0,9,9	0.00	-	0,15,15	0.00	-
3	OMT	B	2473	-	5,10,10	5.01	4 (80%)	6,14,14	7.70	4 (66%)
4	FMN	B	2474	-	31,33,33	1.46	4 (12%)	38,50,50	3.05	18 (47%)

Mol	Type	Chain	Res	Link	Bond lengths			Bond angles		
					Counts	RMSZ	# Z > 2	Counts	RMSZ	# Z > 2
5	AKG	B	2475	-	3,9,9	4.98	2 (66%)	4,11,11	3.84	2 (50%)
6	F3S	B	2476	1	0,9,9	0.00	-	0,15,15	0.00	-
3	OMT	C	2473	-	5,10,10	5.10	4 (80%)	6,14,14	5.65	5 (83%)
4	FMN	C	2474	-	31,33,33	1.53	5 (16%)	38,50,50	3.14	19 (50%)
5	AKG	C	2475	-	3,9,9	4.63	2 (66%)	4,11,11	3.24	2 (50%)
6	F3S	C	2476	1	0,9,9	0.00	-	0,15,15	0.00	-
3	OMT	D	2473	-	5,10,10	5.00	4 (80%)	6,14,14	7.71	4 (66%)
4	FMN	D	2474	-	31,33,33	1.46	4 (12%)	38,50,50	3.05	18 (47%)
5	AKG	D	2475	-	3,9,9	5.00	2 (66%)	4,11,11	3.83	2 (50%)
6	F3S	D	2476	1	0,9,9	0.00	-	0,15,15	0.00	-
3	OMT	E	2473	-	5,10,10	5.08	4 (80%)	6,14,14	5.64	5 (83%)
4	FMN	E	2474	-	31,33,33	1.53	5 (16%)	38,50,50	3.14	19 (50%)
5	AKG	E	2475	-	3,9,9	4.63	2 (66%)	4,11,11	3.24	2 (50%)
6	F3S	E	2476	1	0,9,9	0.00	-	0,15,15	0.00	-
3	OMT	F	2473	-	5,10,10	5.01	4 (80%)	6,14,14	7.71	4 (66%)
4	FMN	F	2474	-	31,33,33	1.46	4 (12%)	38,50,50	3.05	18 (47%)
5	AKG	F	2475	-	3,9,9	5.00	2 (66%)	4,11,11	3.84	2 (50%)
6	F3S	F	2476	1	0,9,9	0.00	-	0,15,15	0.00	-
7	SF4	G	482	2	0,12,12	0.00	-	0,24,24	0.00	-
7	SF4	G	483	2	0,12,12	0.00	-	0,24,24	0.00	-
8	FAD	G	484	-	51,58,58	2.18	20 (39%)	54,89,89	1.76	9 (16%)
7	SF4	H	482	2	0,12,12	0.00	-	0,24,24	0.00	-
7	SF4	H	483	2	0,12,12	0.00	-	0,24,24	0.00	-
8	FAD	H	484	-	51,58,58	2.18	20 (39%)	54,89,89	1.76	9 (16%)
7	SF4	I	482	2	0,12,12	0.00	-	0,24,24	0.00	-
7	SF4	I	483	2	0,12,12	0.00	-	0,24,24	0.00	-
8	FAD	I	484	-	51,58,58	2.18	20 (39%)	54,89,89	1.76	9 (16%)
7	SF4	J	482	2	0,12,12	0.00	-	0,24,24	0.00	-
7	SF4	J	483	2	0,12,12	0.00	-	0,24,24	0.00	-
8	FAD	J	484	-	51,58,58	2.18	20 (39%)	54,89,89	1.76	9 (16%)
7	SF4	K	482	2	0,12,12	0.00	-	0,24,24	0.00	-
7	SF4	K	483	2	0,12,12	0.00	-	0,24,24	0.00	-
8	FAD	K	484	-	51,58,58	2.18	20 (39%)	54,89,89	1.76	9 (16%)
7	SF4	L	482	2	0,12,12	0.00	-	0,24,24	0.00	-
7	SF4	L	483	2	0,12,12	0.00	-	0,24,24	0.00	-
8	FAD	L	484	-	51,58,58	2.18	20 (39%)	54,89,89	1.76	9 (16%)

In the following table, the Chirals column lists the number of chiral outliers, the number of chiral

centers analysed, the number of these observed in the model and the number defined in the chemical component dictionary. Similar counts are reported in the Torsion and Rings columns. '-' means no outliers of that kind were identified.

Mol	Type	Chain	Res	Link	Chirals	Torsions	Rings
3	OMT	A	2473	-	-	0/6/10/10	0/0/0/0
4	FMN	A	2474	-	-	0/16/18/18	0/3/3/3
5	AKG	A	2475	-	-	0/3/9/9	0/0/0/0
6	F3S	A	2476	1	-	0/0/24/24	0/0/3/3
3	OMT	B	2473	-	-	0/6/10/10	0/0/0/0
4	FMN	B	2474	-	-	0/16/18/18	0/3/3/3
5	AKG	B	2475	-	-	0/3/9/9	0/0/0/0
6	F3S	B	2476	1	-	0/0/24/24	0/0/3/3
3	OMT	C	2473	-	-	0/6/10/10	0/0/0/0
4	FMN	C	2474	-	-	0/16/18/18	0/3/3/3
5	AKG	C	2475	-	-	0/3/9/9	0/0/0/0
6	F3S	C	2476	1	-	0/0/24/24	0/0/3/3
3	OMT	D	2473	-	-	0/6/10/10	0/0/0/0
4	FMN	D	2474	-	-	0/16/18/18	0/3/3/3
5	AKG	D	2475	-	-	0/3/9/9	0/0/0/0
6	F3S	D	2476	1	-	0/0/24/24	0/0/3/3
3	OMT	E	2473	-	-	0/6/10/10	0/0/0/0
4	FMN	E	2474	-	-	0/16/18/18	0/3/3/3
5	AKG	E	2475	-	-	0/3/9/9	0/0/0/0
6	F3S	E	2476	1	-	0/0/24/24	0/0/3/3
3	OMT	F	2473	-	-	0/6/10/10	0/0/0/0
4	FMN	F	2474	-	-	0/16/18/18	0/3/3/3
5	AKG	F	2475	-	-	0/3/9/9	0/0/0/0
6	F3S	F	2476	1	-	0/0/24/24	0/0/3/3
7	SF4	G	482	2	-	0/0/48/48	0/6/5/5
7	SF4	G	483	2	-	0/0/48/48	0/6/5/5
8	FAD	G	484	-	-	0/28/50/50	0/6/6/6
7	SF4	H	482	2	-	0/0/48/48	0/6/5/5
7	SF4	H	483	2	-	0/0/48/48	0/6/5/5
8	FAD	H	484	-	-	0/28/50/50	0/6/6/6
7	SF4	I	482	2	-	0/0/48/48	0/6/5/5
7	SF4	I	483	2	-	0/0/48/48	0/6/5/5
8	FAD	I	484	-	-	0/28/50/50	0/6/6/6
7	SF4	J	482	2	-	0/0/48/48	0/6/5/5
7	SF4	J	483	2	-	0/0/48/48	0/6/5/5
8	FAD	J	484	-	-	0/28/50/50	0/6/6/6
7	SF4	K	482	2	-	0/0/48/48	0/6/5/5
7	SF4	K	483	2	-	0/0/48/48	0/6/5/5
8	FAD	K	484	-	-	0/28/50/50	0/6/6/6
7	SF4	L	482	2	-	0/0/48/48	0/6/5/5

Continued on next page...

Continued from previous page...

Mol	Type	Chain	Res	Link	Chirals	Torsions	Rings
7	SF4	L	483	2	-	0/0/48/48	0/6/5/5
8	FAD	L	484	-	-	0/28/50/50	0/6/6/6

All (183) bond length outliers are listed below:

Mol	Chain	Res	Type	Atoms	Z	Observed(Å)	Ideal(Å)
3	C	2473	OMT	CB-CG	-6.89	1.45	1.52
3	A	2473	OMT	CB-CG	-6.85	1.45	1.52
3	E	2473	OMT	CB-CG	-6.81	1.45	1.52
3	B	2473	OMT	CG-SD	-6.67	1.69	1.78
3	F	2473	OMT	CG-SD	-6.66	1.69	1.78
3	D	2473	OMT	CG-SD	-6.64	1.69	1.78
3	E	2473	OMT	CG-SD	-6.48	1.69	1.78
3	A	2473	OMT	CG-SD	-6.44	1.69	1.78
3	C	2473	OMT	CG-SD	-6.44	1.69	1.78
3	B	2473	OMT	CB-CG	-5.87	1.46	1.52
3	F	2473	OMT	CB-CG	-5.87	1.46	1.52
3	D	2473	OMT	CB-CG	-5.86	1.46	1.52
8	I	484	FAD	PA-O2A	-3.74	1.36	1.55
8	K	484	FAD	PA-O2A	-3.74	1.36	1.55
8	J	484	FAD	PA-O2A	-3.74	1.36	1.55
8	G	484	FAD	PA-O2A	-3.74	1.36	1.55
8	H	484	FAD	PA-O2A	-3.73	1.36	1.55
8	L	484	FAD	PA-O2A	-3.73	1.36	1.55
8	I	484	FAD	P-O2P	-3.12	1.39	1.55
8	K	484	FAD	P-O2P	-3.12	1.39	1.55
8	J	484	FAD	P-O2P	-3.12	1.39	1.55
8	G	484	FAD	P-O2P	-3.12	1.39	1.55
8	H	484	FAD	P-O2P	-3.11	1.39	1.55
8	L	484	FAD	P-O2P	-3.11	1.39	1.55
4	A	2474	FMN	C9A-C5A	-2.91	1.36	1.42
4	C	2474	FMN	C9A-C5A	-2.91	1.36	1.42
4	E	2474	FMN	C9A-C5A	-2.91	1.36	1.42
8	I	484	FAD	C2B-C1B	-2.65	1.49	1.53
8	K	484	FAD	C2B-C1B	-2.65	1.49	1.53
8	H	484	FAD	C2B-C1B	-2.63	1.49	1.53
8	L	484	FAD	C2B-C1B	-2.63	1.49	1.53
8	J	484	FAD	C2B-C1B	-2.63	1.49	1.53
8	G	484	FAD	C2B-C1B	-2.63	1.49	1.53
4	F	2474	FMN	C9A-C5A	-2.62	1.37	1.42
4	D	2474	FMN	C9A-C5A	-2.62	1.37	1.42
4	B	2474	FMN	C9A-C5A	-2.62	1.37	1.42

Continued on next page...

Continued from previous page...

Mol	Chain	Res	Type	Atoms	Z	Observed(Å)	Ideal(Å)
4	C	2474	FMN	O4'-C4'	-2.44	1.38	1.43
4	A	2474	FMN	O4'-C4'	-2.44	1.38	1.43
4	E	2474	FMN	O4'-C4'	-2.44	1.38	1.43
8	I	484	FAD	C2-N1	-2.23	1.33	1.38
8	K	484	FAD	C2-N1	-2.23	1.33	1.38
8	H	484	FAD	C2-N1	-2.23	1.33	1.38
8	L	484	FAD	C2-N1	-2.23	1.33	1.38
8	J	484	FAD	C2-N1	-2.21	1.33	1.38
8	G	484	FAD	C2-N1	-2.21	1.33	1.38
4	F	2474	FMN	C9A-N10	-2.20	1.35	1.38
4	D	2474	FMN	C9A-N10	-2.19	1.35	1.38
4	B	2474	FMN	C9A-N10	-2.17	1.35	1.38
8	I	484	FAD	C3B-C4B	2.01	1.58	1.53
8	K	484	FAD	C3B-C4B	2.01	1.58	1.53
8	H	484	FAD	C3B-C4B	2.02	1.58	1.53
8	L	484	FAD	C3B-C4B	2.02	1.58	1.53
8	J	484	FAD	C3B-C4B	2.02	1.58	1.53
8	G	484	FAD	C3B-C4B	2.02	1.58	1.53
8	I	484	FAD	C2A-N1A	2.07	1.37	1.33
8	K	484	FAD	C2A-N1A	2.07	1.37	1.33
8	J	484	FAD	C2A-N1A	2.07	1.37	1.33
8	G	484	FAD	C2A-N1A	2.07	1.37	1.33
8	H	484	FAD	C2A-N1A	2.07	1.37	1.33
8	L	484	FAD	C2A-N1A	2.07	1.37	1.33
4	B	2474	FMN	C4-N3	2.07	1.36	1.33
4	D	2474	FMN	C4-N3	2.07	1.36	1.33
4	F	2474	FMN	C4-N3	2.10	1.36	1.33
8	I	484	FAD	C2A-N3A	2.17	1.35	1.32
8	K	484	FAD	C2A-N3A	2.17	1.35	1.32
8	J	484	FAD	C2A-N3A	2.19	1.35	1.32
8	G	484	FAD	C2A-N3A	2.19	1.35	1.32
8	H	484	FAD	C2A-N3A	2.20	1.35	1.32
8	L	484	FAD	C2A-N3A	2.20	1.35	1.32
5	A	2475	AKG	C3-C2	2.20	1.54	1.51
4	E	2474	FMN	C4-N3	2.21	1.37	1.33
4	A	2474	FMN	C4-N3	2.21	1.37	1.33
5	E	2475	AKG	C3-C2	2.22	1.54	1.51
4	C	2474	FMN	C4-N3	2.22	1.37	1.33
8	J	484	FAD	O4B-C4B	2.22	1.50	1.45
8	G	484	FAD	O4B-C4B	2.22	1.50	1.45
5	C	2475	AKG	C3-C2	2.22	1.54	1.51
8	I	484	FAD	O4B-C4B	2.24	1.50	1.45

Continued on next page...

Continued from previous page...

Mol	Chain	Res	Type	Atoms	Z	Observed(Å)	Ideal(Å)
8	K	484	FAD	O4B-C4B	2.24	1.50	1.45
8	H	484	FAD	O4B-C4B	2.25	1.50	1.45
8	L	484	FAD	O4B-C4B	2.25	1.50	1.45
5	B	2475	AKG	C3-C2	2.40	1.54	1.51
5	D	2475	AKG	C3-C2	2.41	1.54	1.51
4	C	2474	FMN	C4A-N5	2.43	1.36	1.33
5	F	2475	AKG	C3-C2	2.43	1.54	1.51
4	A	2474	FMN	C4A-N5	2.44	1.36	1.33
4	E	2474	FMN	C4A-N5	2.44	1.36	1.33
8	J	484	FAD	C4A-N3A	2.45	1.39	1.35
8	G	484	FAD	C4A-N3A	2.45	1.39	1.35
8	I	484	FAD	C4A-N3A	2.45	1.39	1.35
8	K	484	FAD	C4A-N3A	2.45	1.39	1.35
8	H	484	FAD	C4A-N3A	2.48	1.39	1.35
8	L	484	FAD	C4A-N3A	2.48	1.39	1.35
8	J	484	FAD	C5X-N5	2.59	1.39	1.35
8	G	484	FAD	C5X-N5	2.59	1.39	1.35
8	I	484	FAD	C5X-N5	2.61	1.39	1.35
8	K	484	FAD	C5X-N5	2.61	1.39	1.35
8	H	484	FAD	C5X-N5	2.61	1.39	1.35
8	L	484	FAD	C5X-N5	2.61	1.39	1.35
8	I	484	FAD	C2-N3	2.69	1.43	1.38
8	K	484	FAD	C2-N3	2.69	1.43	1.38
8	H	484	FAD	O5'-C5'	2.69	1.55	1.44
8	L	484	FAD	O5'-C5'	2.69	1.55	1.44
8	J	484	FAD	C2-N3	2.69	1.43	1.38
8	G	484	FAD	C2-N3	2.69	1.43	1.38
8	H	484	FAD	C2-N3	2.69	1.43	1.38
8	L	484	FAD	C2-N3	2.69	1.43	1.38
8	I	484	FAD	O5'-C5'	2.70	1.55	1.44
8	K	484	FAD	O5'-C5'	2.70	1.55	1.44
8	J	484	FAD	O5'-C5'	2.70	1.55	1.44
8	G	484	FAD	O5'-C5'	2.70	1.55	1.44
8	J	484	FAD	C4-C4X	2.87	1.46	1.41
8	G	484	FAD	C4-C4X	2.87	1.46	1.41
8	I	484	FAD	C4-C4X	2.88	1.46	1.41
8	K	484	FAD	C4-C4X	2.88	1.46	1.41
8	J	484	FAD	C8-C7	2.88	1.48	1.41
8	G	484	FAD	C8-C7	2.88	1.48	1.41
8	I	484	FAD	C8-C7	2.88	1.48	1.41
8	K	484	FAD	C8-C7	2.88	1.48	1.41
8	H	484	FAD	C4-C4X	2.89	1.46	1.41

Continued on next page...

Continued from previous page...

Mol	Chain	Res	Type	Atoms	Z	Observed(Å)	Ideal(Å)
8	L	484	FAD	C4-C4X	2.89	1.46	1.41
8	H	484	FAD	C8-C7	2.89	1.48	1.41
8	L	484	FAD	C8-C7	2.89	1.48	1.41
8	H	484	FAD	C4X-N5	3.35	1.38	1.33
8	L	484	FAD	C4X-N5	3.35	1.38	1.33
8	J	484	FAD	C4X-N5	3.36	1.38	1.33
8	G	484	FAD	C4X-N5	3.36	1.38	1.33
8	I	484	FAD	C4X-N5	3.39	1.38	1.33
8	K	484	FAD	C4X-N5	3.39	1.38	1.33
8	I	484	FAD	C10-N1	3.40	1.38	1.33
8	K	484	FAD	C10-N1	3.40	1.38	1.33
8	H	484	FAD	C10-N1	3.41	1.38	1.33
8	L	484	FAD	C10-N1	3.41	1.38	1.33
8	J	484	FAD	C10-N1	3.42	1.38	1.33
8	G	484	FAD	C10-N1	3.42	1.38	1.33
8	H	484	FAD	O4B-C1B	3.84	1.46	1.41
8	L	484	FAD	O4B-C1B	3.84	1.46	1.41
8	I	484	FAD	O4B-C1B	3.85	1.46	1.41
8	K	484	FAD	O4B-C1B	3.85	1.46	1.41
8	J	484	FAD	O4B-C1B	3.88	1.46	1.41
8	G	484	FAD	O4B-C1B	3.88	1.46	1.41
4	A	2474	FMN	C10-N1	3.92	1.38	1.33
4	C	2474	FMN	C10-N1	3.93	1.38	1.33
4	E	2474	FMN	C10-N1	3.94	1.38	1.33
8	H	484	FAD	C4-N3	3.97	1.40	1.33
8	L	484	FAD	C4-N3	3.97	1.40	1.33
8	I	484	FAD	C4-N3	3.99	1.40	1.33
8	K	484	FAD	C4-N3	3.99	1.40	1.33
8	J	484	FAD	C4-N3	3.99	1.40	1.33
8	G	484	FAD	C4-N3	3.99	1.40	1.33
3	A	2473	OMT	OD1-SD	4.09	1.54	1.44
3	C	2473	OMT	OD1-SD	4.09	1.54	1.44
3	E	2473	OMT	OD1-SD	4.10	1.54	1.44
3	D	2473	OMT	OD2-SD	4.26	1.54	1.44
3	B	2473	OMT	OD2-SD	4.27	1.54	1.44
3	F	2473	OMT	OD2-SD	4.29	1.55	1.44
8	I	484	FAD	C4X-C10	4.35	1.48	1.41
8	K	484	FAD	C4X-C10	4.35	1.48	1.41
8	H	484	FAD	C4X-C10	4.35	1.48	1.41
8	L	484	FAD	C4X-C10	4.35	1.48	1.41
8	J	484	FAD	C4X-C10	4.35	1.48	1.41
8	G	484	FAD	C4X-C10	4.35	1.48	1.41

Continued on next page...

Continued from previous page...

Mol	Chain	Res	Type	Atoms	Z	Observed(Å)	Ideal(Å)
3	E	2473	OMT	OD2-SD	4.77	1.56	1.44
4	D	2474	FMN	C10-N1	4.78	1.40	1.33
4	F	2474	FMN	C10-N1	4.78	1.40	1.33
3	C	2473	OMT	OD2-SD	4.78	1.56	1.44
4	B	2474	FMN	C10-N1	4.79	1.40	1.33
3	A	2473	OMT	OD2-SD	4.80	1.56	1.44
3	F	2473	OMT	OD1-SD	5.27	1.57	1.44
3	B	2473	OMT	OD1-SD	5.27	1.57	1.44
3	D	2473	OMT	OD1-SD	5.29	1.57	1.44
8	I	484	FAD	C9A-N10	6.27	1.47	1.38
8	K	484	FAD	C9A-N10	6.27	1.47	1.38
8	J	484	FAD	C9A-N10	6.29	1.47	1.38
8	G	484	FAD	C9A-N10	6.29	1.47	1.38
8	H	484	FAD	C9A-N10	6.30	1.47	1.38
8	L	484	FAD	C9A-N10	6.30	1.47	1.38
5	C	2475	AKG	O5-C2	7.70	1.35	1.22
5	E	2475	AKG	O5-C2	7.71	1.35	1.22
5	A	2475	AKG	O5-C2	7.72	1.35	1.22
5	B	2475	AKG	O5-C2	8.27	1.36	1.22
5	F	2475	AKG	O5-C2	8.29	1.36	1.22
5	D	2475	AKG	O5-C2	8.30	1.36	1.22

All (204) bond angle outliers are listed below:

Mol	Chain	Res	Type	Atoms	Z	Observed(°)	Ideal(°)
3	D	2473	OMT	OD2-SD-CG	-16.80	96.68	108.36
3	F	2473	OMT	OD2-SD-CG	-16.77	96.69	108.36
3	B	2473	OMT	OD2-SD-CG	-16.76	96.70	108.36
3	C	2473	OMT	OD2-SD-CE	-11.07	97.22	108.93
3	A	2473	OMT	OD2-SD-CE	-11.05	97.24	108.93
3	E	2473	OMT	OD2-SD-CE	-11.03	97.26	108.93
4	C	2474	FMN	O5'-P-O1P	-7.86	84.42	106.47
4	A	2474	FMN	O5'-P-O1P	-7.86	84.44	106.47
4	E	2474	FMN	O5'-P-O1P	-7.85	84.46	106.47
4	D	2474	FMN	C4'-C3'-C2'	-6.84	98.68	113.41
4	B	2474	FMN	C4'-C3'-C2'	-6.84	98.69	113.41
4	F	2474	FMN	C4'-C3'-C2'	-6.83	98.70	113.41
4	B	2474	FMN	C1'-N10-C9A	-6.63	112.27	118.35
4	D	2474	FMN	C1'-N10-C9A	-6.60	112.30	118.35
4	F	2474	FMN	C1'-N10-C9A	-6.58	112.31	118.35
4	E	2474	FMN	O4'-C4'-C5'	-6.34	95.87	110.00
4	C	2474	FMN	O4'-C4'-C5'	-6.34	95.87	110.00

Continued on next page...

Continued from previous page...

Mol	Chain	Res	Type	Atoms	Z	Observed(°)	Ideal(°)
4	A	2474	FMN	O4'-C4'-C5'	-6.34	95.87	110.00
4	F	2474	FMN	O4'-C4'-C3'	-6.34	93.36	109.09
4	D	2474	FMN	O4'-C4'-C3'	-6.34	93.37	109.09
4	B	2474	FMN	O4'-C4'-C3'	-6.33	93.37	109.09
5	F	2475	AKG	C4-C3-C2	-6.26	98.58	113.04
5	B	2475	AKG	C4-C3-C2	-6.25	98.59	113.04
5	D	2475	AKG	C4-C3-C2	-6.25	98.61	113.04
3	F	2473	OMT	OD1-SD-CE	-6.11	102.46	108.93
3	B	2473	OMT	OD1-SD-CE	-6.11	102.47	108.93
3	D	2473	OMT	OD1-SD-CE	-6.09	102.49	108.93
5	A	2475	AKG	C4-C3-C2	-5.92	99.36	113.04
5	C	2475	AKG	C4-C3-C2	-5.92	99.36	113.04
5	E	2475	AKG	C4-C3-C2	-5.92	99.37	113.04
4	A	2474	FMN	O4'-C4'-C3'	-5.53	95.37	109.09
4	C	2474	FMN	O4'-C4'-C3'	-5.53	95.38	109.09
4	E	2474	FMN	O4'-C4'-C3'	-5.53	95.38	109.09
4	F	2474	FMN	C4A-C10-N10	-4.31	117.53	120.52
4	B	2474	FMN	C4A-C10-N10	-4.29	117.54	120.52
4	D	2474	FMN	C4A-C10-N10	-4.28	117.55	120.52
8	I	484	FAD	C4X-C4-N3	-4.26	117.42	123.48
8	K	484	FAD	C4X-C4-N3	-4.26	117.42	123.48
8	H	484	FAD	C4X-C4-N3	-4.26	117.42	123.48
8	L	484	FAD	C4X-C4-N3	-4.26	117.42	123.48
3	A	2473	OMT	OD2-SD-CG	-4.24	105.41	108.36
8	J	484	FAD	C4X-C4-N3	-4.24	117.44	123.48
8	G	484	FAD	C4X-C4-N3	-4.24	117.44	123.48
3	E	2473	OMT	OD2-SD-CG	-4.23	105.42	108.36
3	C	2473	OMT	OD2-SD-CG	-4.20	105.44	108.36
4	E	2474	FMN	C4A-C10-N10	-4.19	117.61	120.52
4	C	2474	FMN	C4A-C10-N10	-4.19	117.61	120.52
4	A	2474	FMN	C4A-C10-N10	-4.17	117.62	120.52
4	E	2474	FMN	C4A-C4-N3	-3.89	117.94	123.48
4	A	2474	FMN	C4A-C4-N3	-3.89	117.94	123.48
4	C	2474	FMN	C4A-C4-N3	-3.88	117.95	123.48
4	E	2474	FMN	O3P-P-O1P	-3.72	95.93	110.50
4	A	2474	FMN	O3P-P-O1P	-3.72	95.96	110.50
4	C	2474	FMN	O3P-P-O1P	-3.71	95.97	110.50
4	C	2474	FMN	C4'-C3'-C2'	-3.65	105.54	113.41
4	E	2474	FMN	C4'-C3'-C2'	-3.65	105.54	113.41
4	A	2474	FMN	C4'-C3'-C2'	-3.65	105.56	113.41
4	D	2474	FMN	C4A-C4-N3	-3.53	118.46	123.48
4	B	2474	FMN	C4A-C4-N3	-3.53	118.46	123.48

Continued on next page...

Continued from previous page...

Mol	Chain	Res	Type	Atoms	Z	Observed(°)	Ideal(°)
4	F	2474	FMN	C4A-C4-N3	-3.51	118.49	123.48
8	J	484	FAD	N3A-C2A-N1A	-3.50	125.81	128.86
8	G	484	FAD	N3A-C2A-N1A	-3.50	125.81	128.86
8	I	484	FAD	N3A-C2A-N1A	-3.47	125.83	128.86
8	K	484	FAD	N3A-C2A-N1A	-3.47	125.83	128.86
8	H	484	FAD	N3A-C2A-N1A	-3.47	125.84	128.86
8	L	484	FAD	N3A-C2A-N1A	-3.47	125.84	128.86
4	D	2474	FMN	O3P-P-O2P	-3.37	94.00	107.61
4	B	2474	FMN	O3P-P-O2P	-3.37	94.00	107.61
4	F	2474	FMN	O3P-P-O2P	-3.37	94.00	107.61
4	F	2474	FMN	O2'-C2'-C1'	-3.37	102.00	109.79
4	B	2474	FMN	O2'-C2'-C1'	-3.36	102.03	109.79
4	D	2474	FMN	O2'-C2'-C1'	-3.34	102.05	109.79
4	E	2474	FMN	C1'-N10-C9A	-3.22	115.39	118.35
4	C	2474	FMN	C1'-N10-C9A	-3.21	115.40	118.35
4	D	2474	FMN	C8M-C8-C7	-3.21	113.97	120.72
4	F	2474	FMN	C8M-C8-C7	-3.21	113.98	120.72
4	B	2474	FMN	C8M-C8-C7	-3.21	113.98	120.72
4	A	2474	FMN	C1'-N10-C9A	-3.20	115.41	118.35
8	H	484	FAD	C4-C4X-C10	-3.16	117.40	119.96
8	L	484	FAD	C4-C4X-C10	-3.16	117.40	119.96
8	I	484	FAD	C4-C4X-C10	-3.15	117.41	119.96
8	K	484	FAD	C4-C4X-C10	-3.15	117.41	119.96
8	J	484	FAD	C4-C4X-C10	-3.14	117.42	119.96
8	G	484	FAD	C4-C4X-C10	-3.14	117.42	119.96
3	E	2473	OMT	OD1-SD-CE	-3.07	105.69	108.93
3	C	2473	OMT	OD1-SD-CE	-3.06	105.69	108.93
3	A	2473	OMT	OD1-SD-CE	-3.06	105.70	108.93
4	E	2474	FMN	C9A-C5A-N5	-2.80	118.07	122.24
3	E	2473	OMT	OD2-SD-OD1	-2.79	110.18	116.93
3	A	2473	OMT	OD2-SD-OD1	-2.79	110.18	116.93
3	C	2473	OMT	OD2-SD-OD1	-2.79	110.19	116.93
4	A	2474	FMN	C9A-C5A-N5	-2.79	118.09	122.24
4	C	2474	FMN	C9A-C5A-N5	-2.77	118.11	122.24
4	F	2474	FMN	C4-C4A-N5	-2.43	116.02	118.68
4	B	2474	FMN	C4-C4A-N5	-2.41	116.03	118.68
4	D	2474	FMN	C4-C4A-N5	-2.39	116.06	118.68
8	H	484	FAD	C5X-C9A-N10	-2.38	115.89	117.66
8	L	484	FAD	C5X-C9A-N10	-2.38	115.89	117.66
8	J	484	FAD	C5X-C9A-N10	-2.38	115.89	117.66
8	G	484	FAD	C5X-C9A-N10	-2.38	115.89	117.66
8	I	484	FAD	C5X-C9A-N10	-2.36	115.91	117.66

Continued on next page...

Continued from previous page...

Mol	Chain	Res	Type	Atoms	Z	Observed(°)	Ideal(°)
8	K	484	FAD	C5X-C9A-N10	-2.36	115.91	117.66
4	C	2474	FMN	O2'-C2'-C1'	-2.31	104.44	109.79
4	A	2474	FMN	O2'-C2'-C1'	-2.31	104.45	109.79
4	E	2474	FMN	O2'-C2'-C1'	-2.31	104.45	109.79
8	I	484	FAD	C4X-C10-N10	-2.25	118.96	120.52
8	K	484	FAD	C4X-C10-N10	-2.25	118.96	120.52
8	H	484	FAD	C4X-C10-N10	-2.24	118.96	120.52
8	L	484	FAD	C4X-C10-N10	-2.24	118.96	120.52
8	J	484	FAD	C4X-C10-N10	-2.21	118.98	120.52
8	G	484	FAD	C4X-C10-N10	-2.21	118.98	120.52
4	D	2474	FMN	O2'-C2'-C3'	2.04	114.15	109.09
4	B	2474	FMN	O2'-C2'-C3'	2.05	114.17	109.09
4	F	2474	FMN	O2'-C2'-C3'	2.05	114.18	109.09
4	C	2474	FMN	O3P-P-O2P	2.10	116.08	107.61
4	E	2474	FMN	O3P-P-O2P	2.10	116.10	107.61
4	A	2474	FMN	O3P-P-O2P	2.11	116.11	107.61
4	C	2474	FMN	C6-C5A-N5	2.14	121.48	118.97
4	A	2474	FMN	C6-C5A-N5	2.15	121.48	118.97
4	E	2474	FMN	C6-C5A-N5	2.16	121.50	118.97
8	H	484	FAD	C4A-C5A-N7A	2.29	111.62	109.41
8	J	484	FAD	C4A-C5A-N7A	2.29	111.62	109.41
8	G	484	FAD	C4A-C5A-N7A	2.29	111.62	109.41
8	L	484	FAD	C4A-C5A-N7A	2.29	111.62	109.41
8	I	484	FAD	C4A-C5A-N7A	2.34	111.67	109.41
8	K	484	FAD	C4A-C5A-N7A	2.34	111.67	109.41
5	E	2475	AKG	C3-C4-C5	2.38	116.73	112.66
5	C	2475	AKG	C3-C4-C5	2.39	116.74	112.66
5	A	2475	AKG	C3-C4-C5	2.39	116.75	112.66
4	F	2474	FMN	C8M-C8-C9	2.42	126.41	120.34
4	B	2474	FMN	C8M-C8-C9	2.42	126.41	120.34
4	D	2474	FMN	C8M-C8-C9	2.42	126.41	120.34
4	B	2474	FMN	C5A-C9A-N10	2.43	119.46	117.66
4	D	2474	FMN	C5A-C9A-N10	2.46	119.48	117.66
4	F	2474	FMN	C5A-C9A-N10	2.47	119.49	117.66
8	J	484	FAD	C2A-N1A-C6A	2.47	123.09	118.77
8	G	484	FAD	C2A-N1A-C6A	2.47	123.09	118.77
8	H	484	FAD	C2A-N1A-C6A	2.47	123.09	118.77
8	L	484	FAD	C2A-N1A-C6A	2.47	123.09	118.77
8	I	484	FAD	C2A-N1A-C6A	2.47	123.10	118.77
8	K	484	FAD	C2A-N1A-C6A	2.47	123.10	118.77
4	B	2474	FMN	O2P-P-O5'	2.93	114.52	106.73
4	F	2474	FMN	O2P-P-O5'	2.93	114.52	106.73

Continued on next page...

Continued from previous page...

Mol	Chain	Res	Type	Atoms	Z	Observed(°)	Ideal(°)
4	D	2474	FMN	O2P-P-O5'	2.94	114.55	106.73
4	B	2474	FMN	O3P-P-O5'	2.98	114.66	106.73
4	F	2474	FMN	O3P-P-O5'	2.98	114.66	106.73
4	D	2474	FMN	O3P-P-O5'	2.98	114.67	106.73
4	E	2474	FMN	C4-C4A-C10	3.19	122.55	119.96
4	C	2474	FMN	C4-C4A-C10	3.20	122.55	119.96
3	B	2473	OMT	CE-SD-CG	3.21	118.06	105.28
3	D	2473	OMT	CE-SD-CG	3.21	118.07	105.28
4	A	2474	FMN	C4-C4A-C10	3.22	122.56	119.96
3	F	2473	OMT	CE-SD-CG	3.22	118.08	105.28
8	J	484	FAD	O2A-PA-O1A	3.37	129.72	112.28
8	G	484	FAD	O2A-PA-O1A	3.37	129.72	112.28
8	I	484	FAD	O2A-PA-O1A	3.37	129.73	112.28
8	K	484	FAD	O2A-PA-O1A	3.37	129.73	112.28
8	H	484	FAD	O2A-PA-O1A	3.37	129.73	112.28
8	L	484	FAD	O2A-PA-O1A	3.37	129.73	112.28
4	A	2474	FMN	C1'-N10-C10	3.54	122.13	118.50
4	C	2474	FMN	C1'-N10-C10	3.55	122.14	118.50
4	F	2474	FMN	C4-N3-C2	3.55	118.26	115.16
4	E	2474	FMN	C1'-N10-C10	3.56	122.15	118.50
4	B	2474	FMN	C4-N3-C2	3.59	118.30	115.16
4	D	2474	FMN	C4-N3-C2	3.60	118.31	115.16
4	F	2474	FMN	C4A-N5-C5A	3.91	120.89	116.76
4	B	2474	FMN	C4A-N5-C5A	3.92	120.90	116.76
4	C	2474	FMN	C4-N3-C2	3.93	118.60	115.16
4	E	2474	FMN	C4-N3-C2	3.95	118.61	115.16
4	A	2474	FMN	C4-N3-C2	3.95	118.61	115.16
4	D	2474	FMN	C4A-N5-C5A	3.95	120.93	116.76
4	E	2474	FMN	C5A-C9A-N10	4.28	120.84	117.66
4	C	2474	FMN	C5A-C9A-N10	4.29	120.84	117.66
4	A	2474	FMN	C5A-C9A-N10	4.29	120.84	117.66
5	F	2475	AKG	C3-C4-C5	4.42	120.21	112.66
5	D	2475	AKG	C3-C4-C5	4.42	120.21	112.66
5	B	2475	AKG	C3-C4-C5	4.42	120.22	112.66
4	F	2474	FMN	C4-C4A-C10	4.45	123.57	119.96
4	B	2474	FMN	C4-C4A-C10	4.47	123.58	119.96
4	D	2474	FMN	C4-C4A-C10	4.48	123.59	119.96
4	C	2474	FMN	C4A-N5-C5A	4.82	121.86	116.76
4	A	2474	FMN	C4A-N5-C5A	4.83	121.86	116.76
4	E	2474	FMN	C4A-N5-C5A	4.84	121.87	116.76
3	D	2473	OMT	OD1-SD-CG	5.04	111.87	108.36
4	A	2474	FMN	O2P-P-O5'	5.08	120.24	106.73

Continued on next page...

Continued from previous page...

Mol	Chain	Res	Type	Atoms	Z	Observed(°)	Ideal(°)
4	C	2474	FMN	O2P-P-O5'	5.08	120.25	106.73
3	B	2473	OMT	OD1-SD-CG	5.09	111.90	108.36
4	E	2474	FMN	O2P-P-O5'	5.09	120.27	106.73
3	F	2473	OMT	OD1-SD-CG	5.11	111.91	108.36
4	E	2474	FMN	O3P-P-O5'	5.45	121.24	106.73
4	A	2474	FMN	O3P-P-O5'	5.46	121.26	106.73
4	C	2474	FMN	O3P-P-O5'	5.47	121.29	106.73
3	E	2473	OMT	CE-SD-CG	5.64	127.70	105.28
3	A	2473	OMT	CE-SD-CG	5.64	127.72	105.28
3	C	2473	OMT	CE-SD-CG	5.64	127.72	105.28
4	F	2474	FMN	C1'-N10-C10	6.98	125.66	118.50
4	D	2474	FMN	C1'-N10-C10	6.99	125.67	118.50
4	B	2474	FMN	C1'-N10-C10	7.00	125.68	118.50
8	I	484	FAD	C4-N3-C2	7.48	121.70	115.16
8	K	484	FAD	C4-N3-C2	7.48	121.70	115.16
8	J	484	FAD	C4-N3-C2	7.49	121.71	115.16
8	G	484	FAD	C4-N3-C2	7.49	121.71	115.16
8	H	484	FAD	C4-N3-C2	7.52	121.73	115.16
8	L	484	FAD	C4-N3-C2	7.52	121.73	115.16

There are no chirality outliers.

There are no torsion outliers.

There are no ring outliers.

31 monomers are involved in 180 short contacts:

Mol	Chain	Res	Type	Clashes	Symm-Clashes
3	A	2473	OMT	3	0
4	A	2474	FMN	4	0
6	A	2476	F3S	1	0
4	B	2474	FMN	7	0
5	B	2475	AKG	2	0
6	B	2476	F3S	3	0
3	C	2473	OMT	3	0
4	C	2474	FMN	3	0
6	C	2476	F3S	1	0
4	D	2474	FMN	7	0
5	D	2475	AKG	2	0
6	D	2476	F3S	3	0
3	E	2473	OMT	3	0
4	E	2474	FMN	4	0
6	E	2476	F3S	4	0

Continued on next page...

Continued from previous page...

Mol	Chain	Res	Type	Clashes	Symm-Clashes
3	F	2473	OMT	1	0
4	F	2474	FMN	6	0
5	F	2475	AKG	1	0
6	F	2476	F3S	3	0
7	G	483	SF4	2	0
8	G	484	FAD	18	0
7	H	483	SF4	2	0
8	H	484	FAD	18	0
7	I	483	SF4	2	0
8	I	484	FAD	18	0
7	J	483	SF4	2	0
8	J	484	FAD	18	0
7	K	483	SF4	2	0
8	K	484	FAD	18	0
7	L	483	SF4	2	0
8	L	484	FAD	17	0

5.7 Other polymers [i](#)

There are no such residues in this entry.

5.8 Polymer linkage issues [i](#)

There are no chain breaks in this entry.