



# Full wwPDB X-ray Structure Validation Report ⓘ

Feb 15, 2017 – 06:13 am GMT

PDB ID : 3VD9  
Title : E. coli (lacZ) beta-galactosidase (N460S) in complex with IPTG  
Authors : Wheatley, R.W.; Kappelhoff, J.C.; Hahn, J.N.; Dugdale, M.L.; Dutkoski, M.J.;  
Tamman, S.D.; Fraser, M.E.; Huber, R.E.  
Deposited on : 2012-01-04  
Resolution : 2.05 Å(reported)

This is a Full wwPDB X-ray Structure Validation Report for a publicly released PDB entry.

We welcome your comments at [validation@mail.wwpdb.org](mailto:validation@mail.wwpdb.org)

A user guide is available at

<http://wwpdb.org/validation/2016/XrayValidationReportHelp>

with specific help available everywhere you see the ⓘ symbol.

---

The following versions of software and data (see [references ⓘ](#)) were used in the production of this report:

MolProbity : 4.02b-467  
Mogul : 1.7.2 (RC1), CSD as538be (2017)  
Xtriage (Phenix) : 1.9-1692  
EDS : trunk28620  
Percentile statistics : 20161228.v01 (using entries in the PDB archive December 28th 2016)  
Refmac : 5.8.0135  
CCP4 : 6.5.0  
Ideal geometry (proteins) : Engh & Huber (2001)  
Ideal geometry (DNA, RNA) : Parkinson et al. (1996)  
Validation Pipeline (wwPDB-VP) : recalc28949

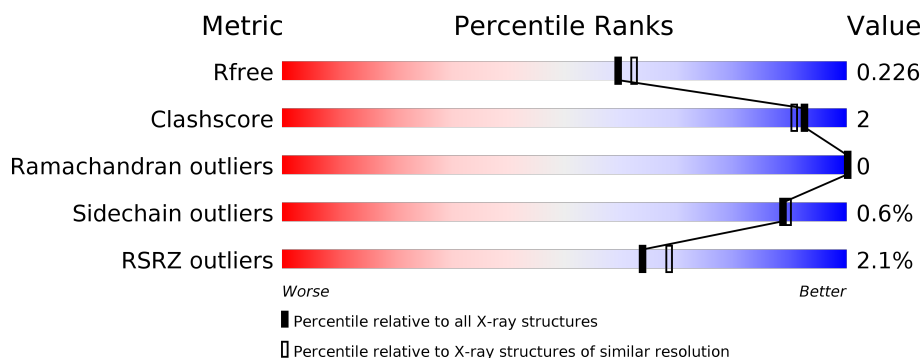
# 1 Overall quality at a glance

The following experimental techniques were used to determine the structure:

*X-RAY DIFFRACTION*

The reported resolution of this entry is 2.05 Å.

Percentile scores (ranging between 0-100) for global validation metrics of the entry are shown in the following graphic. The table shows the number of entries on which the scores are based.



Metric	Whole archive (#Entries)	Similar resolution (#Entries, resolution range(Å))
$R_{free}$	100719	1316 (2.04-2.04)
Clashscore	112137	1394 (2.04-2.04)
Ramachandran outliers	110173	1383 (2.04-2.04)
Sidechain outliers	110143	1383 (2.04-2.04)
RSRZ outliers	101464	1319 (2.04-2.04)

The table below summarises the geometric issues observed across the polymeric chains and their fit to the electron density. The red, orange, yellow and green segments on the lower bar indicate the fraction of residues that contain outliers for  $\geq 3$ , 2, 1 and 0 types of geometric quality criteria. A grey segment represents the fraction of residues that are not modelled. The numeric value for each fraction is indicated below the corresponding segment, with a dot representing fractions  $\leq 5\%$ . The upper red bar (where present) indicates the fraction of residues that have poor fit to the electron density. The numeric value is given above the bar.

Mol	Chain	Length	Quality of chain
1	A	1052	<div> <div>3%</div> <div> <div></div> <div>90%</div> <div>7%</div> <div></div> </div> <div></div> </div>
1	B	1052	<div> <div>2%</div> <div> <div></div> <div>92%</div> <div></div> <div></div> </div> <div></div> </div>
1	C	1052	<div> <div>%</div> <div> <div></div> <div>92%</div> <div></div> <div></div> </div> <div></div> </div>
1	D	1052	<div> <div>2%</div> <div> <div></div> <div>92%</div> <div>5%</div> <div></div> </div> <div></div> </div>

The following table lists non-polymeric compounds, carbohydrate monomers and non-standard residues in protein, DNA, RNA chains that are outliers for geometric or electron-density-fit crite-

ria:

Mol	Type	Chain	Res	Chirality	Geometry	Clashes	Electron density
2	MG	B	3002	-	-	-	X
2	MG	C	3002	-	-	-	X
3	NA	B	3104	-	-	-	X
5	DMS	A	8001	-	-	-	X
5	DMS	A	8002	-	-	-	X
5	DMS	A	8003	-	-	-	X
5	DMS	A	8004	-	-	-	X
5	DMS	A	8006	-	-	-	X
5	DMS	A	8008	-	-	-	X
5	DMS	A	8010	-	-	-	X
5	DMS	A	8011	-	-	-	X
5	DMS	A	8012	-	-	-	X
5	DMS	B	8003	-	-	-	X
5	DMS	B	8004	-	-	-	X
5	DMS	B	8005	-	-	-	X
5	DMS	B	8006	-	-	-	X
5	DMS	B	8007	-	-	-	X
5	DMS	B	8012	-	-	-	X
5	DMS	B	8013	-	-	-	X
5	DMS	B	8014	-	-	-	X
5	DMS	B	8015	-	-	-	X
5	DMS	B	8016	-	-	-	X
5	DMS	B	8017	-	-	-	X
5	DMS	B	8020	-	-	-	X
5	DMS	C	8002	-	-	-	X
5	DMS	C	8003	-	-	-	X
5	DMS	C	8004	-	-	-	X
5	DMS	C	8006	-	-	-	X
5	DMS	C	8007	-	-	-	X
5	DMS	C	8008	-	-	-	X
5	DMS	C	8010	-	-	-	X
5	DMS	C	8012	-	-	-	X
5	DMS	C	8015	-	-	-	X
5	DMS	C	8016	-	-	-	X
5	DMS	C	8017	-	-	-	X
5	DMS	D	8001	-	-	-	X
5	DMS	D	8002	-	-	-	X
5	DMS	D	8003	-	-	-	X
5	DMS	D	8004	-	-	-	X
5	DMS	D	8005	-	-	-	X
5	DMS	D	8006	-	-	-	X
5	DMS	D	8007	-	-	-	X

*Continued on next page...*

*Continued from previous page...*

Mol	Type	Chain	Res	Chirality	Geometry	Clashes	Electron density
5	DMS	D	8009	-	-	-	X
5	DMS	D	8010	-	-	-	X
5	DMS	D	8013	-	-	-	X

## 2 Entry composition

There are 6 unique types of molecules in this entry. The entry contains 36969 atoms, of which 0 are hydrogens and 0 are deuteriums.

In the tables below, the ZeroOcc column contains the number of atoms modelled with zero occupancy, the AltConf column contains the number of residues with at least one atom in alternate conformation and the Trace column contains the number of residues modelled with at most 2 atoms.

- Molecule 1 is a protein called Beta-galactosidase.

Mol	Chain	Residues	Atoms					ZeroOcc	AltConf	Trace
1	A	1015	Total	C	N	O	S	0	0	0
			8155	5158	1444	1515	38			
1	B	1016	Total	C	N	O	S	0	0	0
			8162	5163	1445	1516	38			
1	C	1015	Total	C	N	O	S	0	0	0
			8155	5158	1444	1515	38			
1	D	1015	Total	C	N	O	S	0	0	0
			8155	5158	1444	1515	38			

There are 152 discrepancies between the modelled and reference sequences:

Chain	Residue	Modelled	Actual	Comment	Reference
A	-28	MET	-	EXPRESSION TAG	UNP P00722
A	-27	GLY	-	EXPRESSION TAG	UNP P00722
A	-26	GLY	-	EXPRESSION TAG	UNP P00722
A	-25	SER	-	EXPRESSION TAG	UNP P00722
A	-24	HIS	-	EXPRESSION TAG	UNP P00722
A	-23	HIS	-	EXPRESSION TAG	UNP P00722
A	-22	HIS	-	EXPRESSION TAG	UNP P00722
A	-21	HIS	-	EXPRESSION TAG	UNP P00722
A	-20	HIS	-	EXPRESSION TAG	UNP P00722
A	-19	HIS	-	EXPRESSION TAG	UNP P00722
A	-18	GLY	-	EXPRESSION TAG	UNP P00722
A	-17	MET	-	EXPRESSION TAG	UNP P00722
A	-16	ALA	-	EXPRESSION TAG	UNP P00722
A	-15	SER	-	EXPRESSION TAG	UNP P00722
A	-14	MET	-	EXPRESSION TAG	UNP P00722
A	-13	THR	-	EXPRESSION TAG	UNP P00722
A	-12	GLY	-	EXPRESSION TAG	UNP P00722
A	-11	GLY	-	EXPRESSION TAG	UNP P00722
A	-10	GLN	-	EXPRESSION TAG	UNP P00722
A	-9	GLN	-	EXPRESSION TAG	UNP P00722
A	-8	MET	-	EXPRESSION TAG	UNP P00722

*Continued on next page...*

*Continued from previous page...*

Chain	Residue	Modelled	Actual	Comment	Reference
A	-7	GLY	-	EXPRESSION TAG	UNP P00722
A	-6	ARG	-	EXPRESSION TAG	UNP P00722
A	-5	ASP	-	EXPRESSION TAG	UNP P00722
A	-4	LEU	-	EXPRESSION TAG	UNP P00722
A	-3	TYR	-	EXPRESSION TAG	UNP P00722
A	-2	ASP	-	EXPRESSION TAG	UNP P00722
A	-1	ASP	-	EXPRESSION TAG	UNP P00722
A	0	ASP	-	EXPRESSION TAG	UNP P00722
A	1	ASP	-	EXPRESSION TAG	UNP P00722
A	2	LYS	-	EXPRESSION TAG	UNP P00722
A	3	ASP	-	EXPRESSION TAG	UNP P00722
A	4	PRO	-	EXPRESSION TAG	UNP P00722
A	5	MET	-	EXPRESSION TAG	UNP P00722
A	6	ILE	-	EXPRESSION TAG	UNP P00722
A	7	ASP	-	EXPRESSION TAG	UNP P00722
A	8	PRO	-	EXPRESSION TAG	UNP P00722
A	460	SER	ASN	ENGINEERED MUTATION	UNP P00722
B	-28	MET	-	EXPRESSION TAG	UNP P00722
B	-27	GLY	-	EXPRESSION TAG	UNP P00722
B	-26	GLY	-	EXPRESSION TAG	UNP P00722
B	-25	SER	-	EXPRESSION TAG	UNP P00722
B	-24	HIS	-	EXPRESSION TAG	UNP P00722
B	-23	HIS	-	EXPRESSION TAG	UNP P00722
B	-22	HIS	-	EXPRESSION TAG	UNP P00722
B	-21	HIS	-	EXPRESSION TAG	UNP P00722
B	-20	HIS	-	EXPRESSION TAG	UNP P00722
B	-19	HIS	-	EXPRESSION TAG	UNP P00722
B	-18	GLY	-	EXPRESSION TAG	UNP P00722
B	-17	MET	-	EXPRESSION TAG	UNP P00722
B	-16	ALA	-	EXPRESSION TAG	UNP P00722
B	-15	SER	-	EXPRESSION TAG	UNP P00722
B	-14	MET	-	EXPRESSION TAG	UNP P00722
B	-13	THR	-	EXPRESSION TAG	UNP P00722
B	-12	GLY	-	EXPRESSION TAG	UNP P00722
B	-11	GLY	-	EXPRESSION TAG	UNP P00722
B	-10	GLN	-	EXPRESSION TAG	UNP P00722
B	-9	GLN	-	EXPRESSION TAG	UNP P00722
B	-8	MET	-	EXPRESSION TAG	UNP P00722
B	-7	GLY	-	EXPRESSION TAG	UNP P00722
B	-6	ARG	-	EXPRESSION TAG	UNP P00722
B	-5	ASP	-	EXPRESSION TAG	UNP P00722
B	-4	LEU	-	EXPRESSION TAG	UNP P00722

*Continued on next page...*

*Continued from previous page...*

Chain	Residue	Modelled	Actual	Comment	Reference
B	-3	TYR	-	EXPRESSION TAG	UNP P00722
B	-2	ASP	-	EXPRESSION TAG	UNP P00722
B	-1	ASP	-	EXPRESSION TAG	UNP P00722
B	0	ASP	-	EXPRESSION TAG	UNP P00722
B	1	ASP	-	EXPRESSION TAG	UNP P00722
B	2	LYS	-	EXPRESSION TAG	UNP P00722
B	3	ASP	-	EXPRESSION TAG	UNP P00722
B	4	PRO	-	EXPRESSION TAG	UNP P00722
B	5	MET	-	EXPRESSION TAG	UNP P00722
B	6	ILE	-	EXPRESSION TAG	UNP P00722
B	7	ASP	-	EXPRESSION TAG	UNP P00722
B	8	PRO	-	EXPRESSION TAG	UNP P00722
B	460	SER	ASN	ENGINEERED MUTATION	UNP P00722
C	-28	MET	-	EXPRESSION TAG	UNP P00722
C	-27	GLY	-	EXPRESSION TAG	UNP P00722
C	-26	GLY	-	EXPRESSION TAG	UNP P00722
C	-25	SER	-	EXPRESSION TAG	UNP P00722
C	-24	HIS	-	EXPRESSION TAG	UNP P00722
C	-23	HIS	-	EXPRESSION TAG	UNP P00722
C	-22	HIS	-	EXPRESSION TAG	UNP P00722
C	-21	HIS	-	EXPRESSION TAG	UNP P00722
C	-20	HIS	-	EXPRESSION TAG	UNP P00722
C	-19	HIS	-	EXPRESSION TAG	UNP P00722
C	-18	GLY	-	EXPRESSION TAG	UNP P00722
C	-17	MET	-	EXPRESSION TAG	UNP P00722
C	-16	ALA	-	EXPRESSION TAG	UNP P00722
C	-15	SER	-	EXPRESSION TAG	UNP P00722
C	-14	MET	-	EXPRESSION TAG	UNP P00722
C	-13	THR	-	EXPRESSION TAG	UNP P00722
C	-12	GLY	-	EXPRESSION TAG	UNP P00722
C	-11	GLY	-	EXPRESSION TAG	UNP P00722
C	-10	GLN	-	EXPRESSION TAG	UNP P00722
C	-9	GLN	-	EXPRESSION TAG	UNP P00722
C	-8	MET	-	EXPRESSION TAG	UNP P00722
C	-7	GLY	-	EXPRESSION TAG	UNP P00722
C	-6	ARG	-	EXPRESSION TAG	UNP P00722
C	-5	ASP	-	EXPRESSION TAG	UNP P00722
C	-4	LEU	-	EXPRESSION TAG	UNP P00722
C	-3	TYR	-	EXPRESSION TAG	UNP P00722
C	-2	ASP	-	EXPRESSION TAG	UNP P00722
C	-1	ASP	-	EXPRESSION TAG	UNP P00722
C	0	ASP	-	EXPRESSION TAG	UNP P00722

*Continued on next page...*

*Continued from previous page...*

Chain	Residue	Modelled	Actual	Comment	Reference
C	1	ASP	-	EXPRESSION TAG	UNP P00722
C	2	LYS	-	EXPRESSION TAG	UNP P00722
C	3	ASP	-	EXPRESSION TAG	UNP P00722
C	4	PRO	-	EXPRESSION TAG	UNP P00722
C	5	MET	-	EXPRESSION TAG	UNP P00722
C	6	ILE	-	EXPRESSION TAG	UNP P00722
C	7	ASP	-	EXPRESSION TAG	UNP P00722
C	8	PRO	-	EXPRESSION TAG	UNP P00722
C	460	SER	ASN	ENGINEERED MUTATION	UNP P00722
D	-28	MET	-	EXPRESSION TAG	UNP P00722
D	-27	GLY	-	EXPRESSION TAG	UNP P00722
D	-26	GLY	-	EXPRESSION TAG	UNP P00722
D	-25	SER	-	EXPRESSION TAG	UNP P00722
D	-24	HIS	-	EXPRESSION TAG	UNP P00722
D	-23	HIS	-	EXPRESSION TAG	UNP P00722
D	-22	HIS	-	EXPRESSION TAG	UNP P00722
D	-21	HIS	-	EXPRESSION TAG	UNP P00722
D	-20	HIS	-	EXPRESSION TAG	UNP P00722
D	-19	HIS	-	EXPRESSION TAG	UNP P00722
D	-18	GLY	-	EXPRESSION TAG	UNP P00722
D	-17	MET	-	EXPRESSION TAG	UNP P00722
D	-16	ALA	-	EXPRESSION TAG	UNP P00722
D	-15	SER	-	EXPRESSION TAG	UNP P00722
D	-14	MET	-	EXPRESSION TAG	UNP P00722
D	-13	THR	-	EXPRESSION TAG	UNP P00722
D	-12	GLY	-	EXPRESSION TAG	UNP P00722
D	-11	GLY	-	EXPRESSION TAG	UNP P00722
D	-10	GLN	-	EXPRESSION TAG	UNP P00722
D	-9	GLN	-	EXPRESSION TAG	UNP P00722
D	-8	MET	-	EXPRESSION TAG	UNP P00722
D	-7	GLY	-	EXPRESSION TAG	UNP P00722
D	-6	ARG	-	EXPRESSION TAG	UNP P00722
D	-5	ASP	-	EXPRESSION TAG	UNP P00722
D	-4	LEU	-	EXPRESSION TAG	UNP P00722
D	-3	TYR	-	EXPRESSION TAG	UNP P00722
D	-2	ASP	-	EXPRESSION TAG	UNP P00722
D	-1	ASP	-	EXPRESSION TAG	UNP P00722
D	0	ASP	-	EXPRESSION TAG	UNP P00722
D	1	ASP	-	EXPRESSION TAG	UNP P00722
D	2	LYS	-	EXPRESSION TAG	UNP P00722
D	3	ASP	-	EXPRESSION TAG	UNP P00722
D	4	PRO	-	EXPRESSION TAG	UNP P00722

*Continued on next page...*



*Continued from previous page...*

Chain	Residue	Modelled	Actual	Comment	Reference
D	5	MET	-	EXPRESSION TAG	UNP P00722
D	6	ILE	-	EXPRESSION TAG	UNP P00722
D	7	ASP	-	EXPRESSION TAG	UNP P00722
D	8	PRO	-	EXPRESSION TAG	UNP P00722
D	460	SER	ASN	ENGINEERED MUTATION	UNP P00722

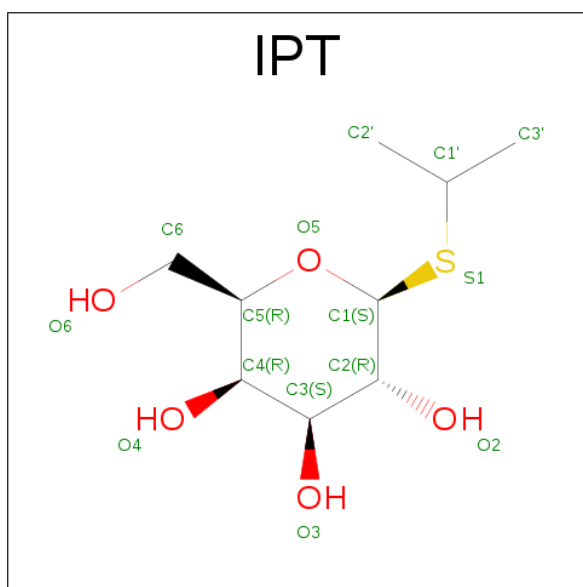
- Molecule 2 is MAGNESIUM ION (three-letter code: MG) (formula: Mg).

Mol	Chain	Residues	Atoms		ZeroOcc	AltConf
2	B	3	Total	Mg	0	0
			3	3		
2	A	2	Total	Mg	0	0
			2	2		
2	D	2	Total	Mg	0	0
			2	2		
2	C	2	Total	Mg	0	0
			2	2		

- Molecule 3 is SODIUM ION (three-letter code: NA) (formula: Na).

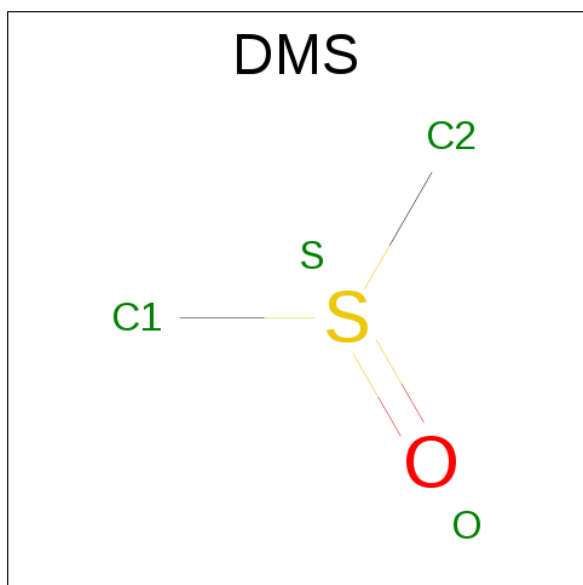
Mol	Chain	Residues	Atoms		ZeroOcc	AltConf
3	B	5	Total	Na	0	0
			5	5		
3	A	4	Total	Na	0	0
			4	4		
3	D	3	Total	Na	0	0
			3	3		
3	C	4	Total	Na	0	0
			4	4		

- Molecule 4 is ISOPROPYL-1-BETA-D-THIOGALACTOSIDE (three-letter code: IPT) (formula: C<sub>9</sub>H<sub>18</sub>O<sub>5</sub>S).



Mol	Chain	Residues	Atoms				ZeroOcc	AltConf
4	A	1	Total	C	O	S	0	0
			15	9	5	1		
4	B	1	Total	C	O	S	0	0
			15	9	5	1		
4	C	1	Total	C	O	S	0	0
			15	9	5	1		
4	D	1	Total	C	O	S	0	0
			15	9	5	1		

- Molecule 5 is DIMETHYL SULFOXIDE (three-letter code: DMS) (formula:  $C_2H_6OS$ ).



Mol	Chain	Residues	Atoms				ZeroOcc	AltConf
5	A	1	Total 4	C 2	O 1	S 1	0	0
5	A	1	Total 4	C 2	O 1	S 1	0	0
5	A	1	Total 4	C 2	O 1	S 1	0	0
5	A	1	Total 4	C 2	O 1	S 1	0	0
5	A	1	Total 4	C 2	O 1	S 1	0	0
5	A	1	Total 4	C 2	O 1	S 1	0	0
5	A	1	Total 4	C 2	O 1	S 1	0	0
5	A	1	Total 4	C 2	O 1	S 1	0	0
5	A	1	Total 4	C 2	O 1	S 1	0	0
5	A	1	Total 4	C 2	O 1	S 1	0	0
5	A	1	Total 4	C 2	O 1	S 1	0	0
5	A	1	Total 4	C 2	O 1	S 1	0	0
5	A	1	Total 4	C 2	O 1	S 1	0	0
5	B	1	Total 4	C 2	O 1	S 1	0	0
5	B	1	Total 4	C 2	O 1	S 1	0	0
5	B	1	Total 4	C 2	O 1	S 1	0	0
5	B	1	Total 4	C 2	O 1	S 1	0	0
5	B	1	Total 4	C 2	O 1	S 1	0	0
5	B	1	Total 4	C 2	O 1	S 1	0	0
5	B	1	Total 4	C 2	O 1	S 1	0	0
5	B	1	Total 4	C 2	O 1	S 1	0	0
5	B	1	Total 4	C 2	O 1	S 1	0	0

Continued on next page...

*Continued from previous page...*

Mol	Chain	Residues	Atoms				ZeroOcc	AltConf
5	B	1	Total 4	C 2	O 1	S 1	0	0
5	B	1	Total 4	C 2	O 1	S 1	0	0
5	B	1	Total 4	C 2	O 1	S 1	0	0
5	B	1	Total 4	C 2	O 1	S 1	0	0
5	B	1	Total 4	C 2	O 1	S 1	0	0
5	B	1	Total 4	C 2	O 1	S 1	0	0
5	B	1	Total 4	C 2	O 1	S 1	0	0
5	B	1	Total 4	C 2	O 1	S 1	0	0
5	B	1	Total 4	C 2	O 1	S 1	0	0
5	B	1	Total 4	C 2	O 1	S 1	0	0
5	B	1	Total 4	C 2	O 1	S 1	0	0
5	C	1	Total 4	C 2	O 1	S 1	0	0
5	C	1	Total 4	C 2	O 1	S 1	0	0
5	C	1	Total 4	C 2	O 1	S 1	0	0
5	C	1	Total 4	C 2	O 1	S 1	0	0
5	C	1	Total 4	C 2	O 1	S 1	0	0
5	C	1	Total 4	C 2	O 1	S 1	0	0
5	C	1	Total 4	C 2	O 1	S 1	0	0
5	C	1	Total 4	C 2	O 1	S 1	0	0
5	C	1	Total 4	C 2	O 1	S 1	0	0
5	C	1	Total 4	C 2	O 1	S 1	0	0

*Continued on next page...*

*Continued from previous page...*

Mol	Chain	Residues	Atoms				ZeroOcc	AltConf
5	C	1	Total 4	C 2	O 1	S 1	0	0
5	C	1	Total 4	C 2	O 1	S 1	0	0
5	C	1	Total 4	C 2	O 1	S 1	0	0
5	C	1	Total 4	C 2	O 1	S 1	0	0
5	C	1	Total 4	C 2	O 1	S 1	0	0
5	C	1	Total 4	C 2	O 1	S 1	0	0
5	C	1	Total 4	C 2	O 1	S 1	0	0
5	D	1	Total 4	C 2	O 1	S 1	0	0
5	D	1	Total 4	C 2	O 1	S 1	0	0
5	D	1	Total 4	C 2	O 1	S 1	0	0
5	D	1	Total 4	C 2	O 1	S 1	0	0
5	D	1	Total 4	C 2	O 1	S 1	0	0
5	D	1	Total 4	C 2	O 1	S 1	0	0
5	D	1	Total 4	C 2	O 1	S 1	0	0
5	D	1	Total 4	C 2	O 1	S 1	0	0
5	D	1	Total 4	C 2	O 1	S 1	0	0
5	D	1	Total 4	C 2	O 1	S 1	0	0
5	D	1	Total 4	C 2	O 1	S 1	0	0
5	D	1	Total 4	C 2	O 1	S 1	0	0
5	D	1	Total 4	C 2	O 1	S 1	0	0
5	D	1	Total 4	C 2	O 1	S 1	0	0

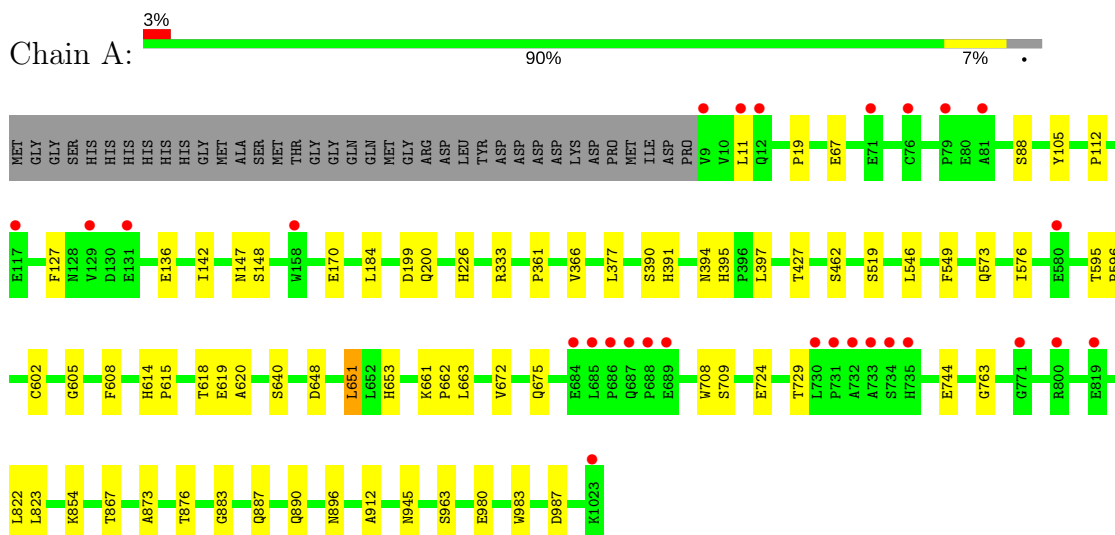
- Molecule 6 is water.

Mol	Chain	Residues	Atoms		ZeroOcc	AltConf
6	A	918	Total 918	O 918	0	0
6	B	1063	Total 1063	O 1063	0	0
6	C	1099	Total 1099	O 1099	0	0
6	D	921	Total 921	O 921	0	0

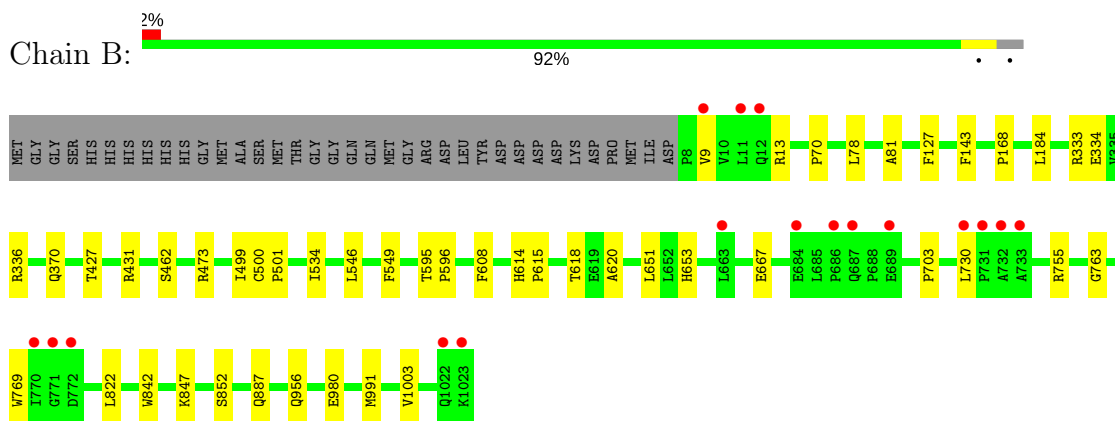
### 3 Residue-property plots [i](#)

These plots are drawn for all protein, RNA and DNA chains in the entry. The first graphic for a chain summarises the proportions of the various outlier classes displayed in the second graphic. The second graphic shows the sequence view annotated by issues in geometry and electron density. Residues are color-coded according to the number of geometric quality criteria for which they contain at least one outlier: green = 0, yellow = 1, orange = 2 and red = 3 or more. A red dot above a residue indicates a poor fit to the electron density ( $RSRZ > 2$ ). Stretches of 2 or more consecutive residues without any outlier are shown as a green connector. Residues present in the sample, but not in the model, are shown in grey.

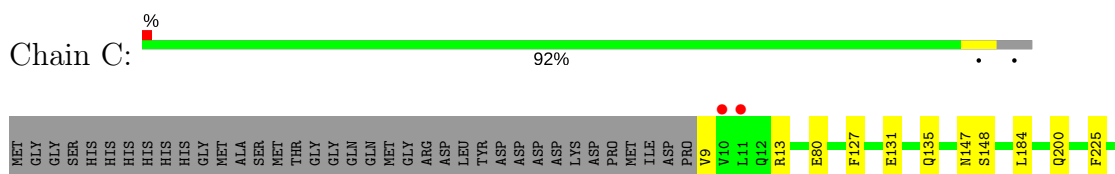
#### • Molecule 1: Beta-galactosidase

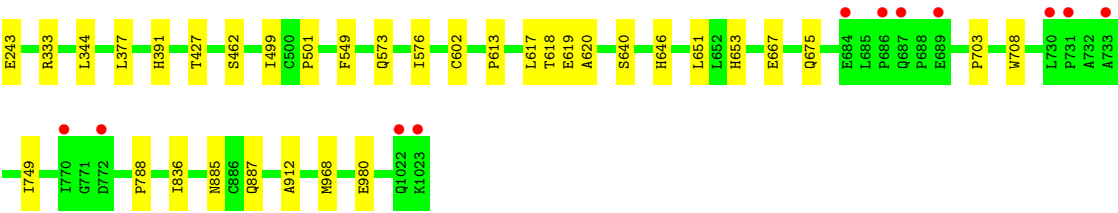


#### • Molecule 1: Beta-galactosidase

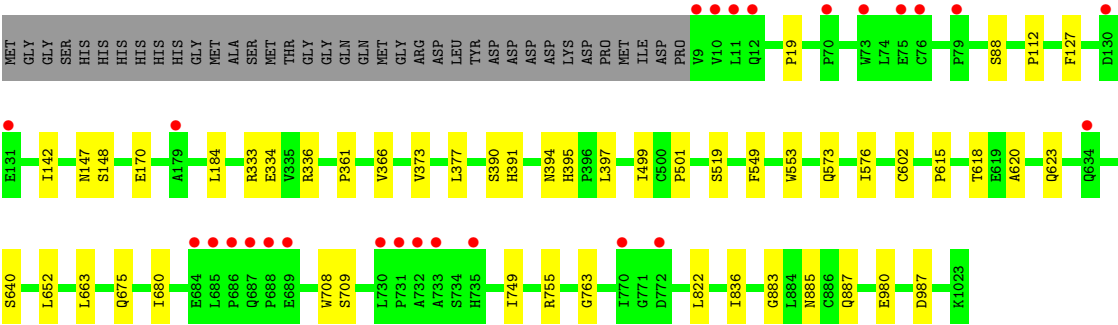
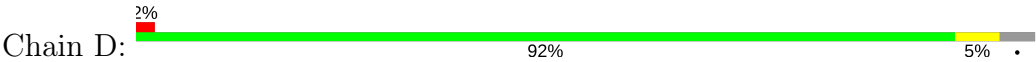


#### • Molecule 1: Beta-galactosidase





● Molecule 1: Beta-galactosidase





## 4 Data and refinement statistics

Property	Value	Source
Space group	P 21 21 21	Depositor
Cell constants a, b, c, $\alpha$ , $\beta$ , $\gamma$	151.54Å 162.55Å 203.44Å 90.00° 90.00° 90.00°	Depositor
Resolution (Å)	86.23 – 2.05 86.23 – 2.05	Depositor EDS
% Data completeness (in resolution range)	100.0 (86.23-2.05) 88.1 (86.23-2.05)	Depositor EDS
$R_{merge}$	0.06	Depositor
$R_{sym}$	(Not available)	Depositor
$\langle I/\sigma(I) \rangle$ <sup>1</sup>	2.22 (at 2.05Å)	Xtriage
Refinement program	REFMAC 5.5.0109	Depositor
R, $R_{free}$	0.169 , 0.223 0.174 , 0.226	Depositor DCC
$R_{free}$ test set	3916 reflections (1.44%)	DCC
Wilson B-factor (Å <sup>2</sup> )	17.0	Xtriage
Anisotropy	0.073	Xtriage
Bulk solvent $k_{sol}$ (e/Å <sup>3</sup> ), $B_{sol}$ (Å <sup>2</sup> )	0.33 , 50.8	EDS
L-test for twinning <sup>2</sup>	$\langle  L  \rangle = 0.50$ , $\langle L^2 \rangle = 0.33$	Xtriage
Estimated twinning fraction	No twinning to report.	Xtriage
$F_o, F_c$ correlation	0.96	EDS
Total number of atoms	36969	wwPDB-VP
Average B, all atoms (Å <sup>2</sup> )	27.0	wwPDB-VP

Xtriage's analysis on translational NCS is as follows: *The analyses of the Patterson function reveals a significant off-origin peak that is 39.66 % of the origin peak, indicating pseudo translational symmetry. The chance of finding a peak of this or larger height randomly in a structure without pseudo translational symmetry is equal to 3.0702e-04. The detected translational NCS is most likely also responsible for the elevated intensity ratio.*

<sup>1</sup>Intensities estimated from amplitudes.

<sup>2</sup>Theoretical values of  $\langle |L| \rangle$ ,  $\langle L^2 \rangle$  for acentric reflections are 0.5, 0.333 respectively for untwinned datasets, and 0.375, 0.2 for perfectly twinned datasets.

## 5 Model quality [i](#)

### 5.1 Standard geometry [i](#)

Bond lengths and bond angles in the following residue types are not validated in this section: NA, MG, DMS, IPT

The Z score for a bond length (or angle) is the number of standard deviations the observed value is removed from the expected value. A bond length (or angle) with  $|Z| > 5$  is considered an outlier worth inspection. RMSZ is the root-mean-square of all Z scores of the bond lengths (or angles).

Mol	Chain	Bond lengths		Bond angles	
		RMSZ	$\# Z  > 5$	RMSZ	$\# Z  > 5$
1	A	0.38	0/8397	0.54	0/11455
1	B	0.40	0/8405	0.54	0/11466
1	C	0.41	0/8397	0.54	0/11455
1	D	0.38	0/8397	0.53	1/11455 (0.0%)
All	All	0.39	0/33596	0.53	1/45831 (0.0%)

There are no bond length outliers.

All (1) bond angle outliers are listed below:

Mol	Chain	Res	Type	Atoms	Z	Observed(°)	Ideal(°)
1	D	553	TRP	CA-CB-CG	-5.01	104.18	113.70

There are no chirality outliers.

There are no planarity outliers.

### 5.2 Too-close contacts [i](#)

In the following table, the Non-H and H(model) columns list the number of non-hydrogen atoms and hydrogen atoms in the chain respectively. The H(added) column lists the number of hydrogen atoms added and optimized by MolProbity. The Clashes column lists the number of clashes within the asymmetric unit, whereas Symm-Clashes lists symmetry related clashes.

Mol	Chain	Non-H	H(model)	H(added)	Clashes	Symm-Clashes
1	A	8155	0	7752	40	0
1	B	8162	0	7760	28	0
1	C	8155	0	7752	25	0
1	D	8155	0	7752	26	0
2	A	2	0	0	0	0
2	B	3	0	0	0	0

*Continued on next page...*

*Continued from previous page...*

Mol	Chain	Non-H	H(model)	H(added)	Clashes	Symm-Clashes
2	C	2	0	0	0	0
2	D	2	0	0	0	0
3	A	4	0	0	0	0
3	B	5	0	0	0	0
3	C	4	0	0	0	0
3	D	3	0	0	0	0
4	A	15	0	17	0	0
4	B	15	0	17	0	0
4	C	15	0	17	0	0
4	D	15	0	17	0	0
5	A	52	0	78	0	0
5	B	80	0	120	1	0
5	C	68	0	102	1	0
5	D	56	0	84	1	0
6	A	918	0	0	4	0
6	B	1063	0	0	2	0
6	C	1099	0	0	3	0
6	D	921	0	0	0	0
All	All	36969	0	31468	115	0

The all-atom clashscore is defined as the number of clashes found per 1000 atoms (including hydrogen atoms). The all-atom clashscore for this structure is 2.

All (115) close contacts within the same asymmetric unit are listed below, sorted by their clash magnitude.

Atom-1	Atom-2	Interatomic distance (Å)	Clash overlap (Å)
1:D:395:HIS:HD2	1:D:397:LEU:H	1.24	0.81
1:C:80:GLU:HG3	6:C:4543:HOH:O	1.84	0.77
1:C:618:THR:HG21	6:C:4337:HOH:O	1.87	0.74
1:A:142:ILE:HG12	1:A:170:GLU:HG2	1.73	0.70
1:D:887:GLN:NE2	1:D:980:GLU:O	2.25	0.67
1:D:395:HIS:CD2	1:D:397:LEU:H	2.11	0.67
1:C:651:LEU:HD23	1:C:703:PRO:HG3	1.79	0.65
1:C:887:GLN:NE2	1:C:980:GLU:O	2.31	0.63
1:A:127:PHE:HE1	1:A:184:LEU:HG	1.64	0.63
1:B:127:PHE:CE1	1:B:184:LEU:HG	2.35	0.62
1:A:651:LEU:HD11	1:A:653:HIS:CE1	2.37	0.60
1:A:127:PHE:CE1	1:A:184:LEU:HG	2.37	0.60
1:D:142:ILE:HG12	1:D:170:GLU:HG2	1.84	0.59
1:B:127:PHE:HE1	1:B:184:LEU:HG	1.66	0.59
1:C:377:LEU:HD22	1:C:708:TRP:HA	1.83	0.59

*Continued on next page...*

*Continued from previous page...*

Atom-1	Atom-2	Interatomic distance (Å)	Clash overlap (Å)
1:A:887:GLN:NE2	1:A:980:GLU:O	2.35	0.58
1:B:431:ARG:HG3	6:B:4813:HOH:O	2.03	0.57
1:D:127:PHE:CE1	1:D:184:LEU:HG	2.38	0.57
1:A:226:HIS:HD2	6:A:4847:HOH:O	1.88	0.56
1:C:127:PHE:CE1	1:C:184:LEU:HG	2.42	0.55
1:B:653:HIS:CE1	1:B:667:GLU:HG2	2.41	0.54
1:A:648:ASP:HB3	6:A:4612:HOH:O	2.07	0.53
1:A:377:LEU:HD22	1:A:708:TRP:HA	1.90	0.53
1:B:615:PRO:O	1:B:618:THR:HG22	2.09	0.53
1:D:127:PHE:HE1	1:D:184:LEU:HG	1.74	0.53
1:C:200:GLN:HG2	1:C:391:HIS:HB2	1.90	0.53
1:D:623:GLN:HA	5:D:8002:DMS:O	2.09	0.52
1:D:499:ILE:HG22	1:D:501:PRO:HD3	1.91	0.52
1:D:19:PRO:HD3	1:D:112:PRO:HB3	1.91	0.51
1:C:576:ILE:HD11	6:C:4243:HOH:O	2.10	0.50
1:A:395:HIS:HD2	1:A:397:LEU:H	1.59	0.50
1:D:373:VAL:O	1:D:377:LEU:HG	2.12	0.50
1:B:887:GLN:NE2	1:B:980:GLU:O	2.44	0.50
1:D:361:PRO:HB2	1:D:576:ILE:HG12	1.93	0.49
1:C:549:PHE:CE2	1:C:620:ALA:HA	2.47	0.49
1:D:615:PRO:O	1:D:618:THR:HG22	2.12	0.49
1:B:499:ILE:HG22	1:B:501:PRO:HD3	1.96	0.48
1:A:763:GLY:HA3	1:A:822:LEU:HD13	1.95	0.48
1:A:708:TRP:CE3	1:A:709:SER:HB3	2.48	0.48
1:C:499:ILE:HG22	1:C:501:PRO:HD3	1.95	0.48
1:D:763:GLY:HA3	1:D:822:LEU:HD13	1.96	0.48
1:A:19:PRO:HD3	1:A:112:PRO:HB3	1.95	0.48
1:A:88:SER:HA	1:A:366:VAL:HG21	1.95	0.47
1:A:136:GLU:HB2	6:A:4656:HOH:O	2.14	0.47
1:D:147:ASN:HA	1:D:148:SER:HA	1.70	0.47
1:A:147:ASN:HA	1:A:148:SER:HA	1.66	0.47
1:C:640:SER:O	1:C:675:GLN:HA	2.15	0.47
1:D:708:TRP:CE3	1:D:709:SER:HB3	2.50	0.47
1:A:549:PHE:CE2	1:A:620:ALA:HA	2.51	0.46
1:D:573:GLN:HB2	1:D:602:CYS:O	2.16	0.45
1:A:573:GLN:HB2	1:A:602:CYS:O	2.16	0.45
1:A:11:LEU:HD11	1:A:67:GLU:HG3	1.98	0.45
1:A:873:ALA:O	1:A:876:THR:HG22	2.17	0.45
1:A:619:GLU:HA	1:A:912:ALA:HB2	1.99	0.45
1:A:615:PRO:O	1:A:618:THR:HG22	2.17	0.45
1:B:549:PHE:CE2	1:B:620:ALA:HA	2.51	0.45

*Continued on next page...*

*Continued from previous page...*

Atom-1	Atom-2	Interatomic distance (Å)	Clash overlap (Å)
1:A:640:SER:O	1:A:675:GLN:HA	2.17	0.45
1:A:651:LEU:HD12	1:A:651:LEU:C	2.37	0.45
1:A:823:LEU:HB3	1:B:730:LEU:HD11	1.99	0.45
1:C:131:GLU:O	1:C:135:GLN:HG3	2.16	0.45
1:C:613:PRO:HB3	1:C:617:LEU:HD23	1.99	0.45
1:D:749:ILE:HD11	1:D:836:ILE:HD11	1.98	0.45
1:D:377:LEU:HD22	1:D:708:TRP:HA	1.98	0.44
1:D:334:GLU:OE1	1:D:336:ARG:NH1	2.46	0.44
1:D:390:SER:HA	1:D:391:HIS:HA	1.80	0.44
1:A:427:THR:HG21	1:A:462:SER:HB3	1.98	0.44
1:C:147:ASN:HA	1:C:148:SER:HA	1.72	0.44
1:A:896:ASN:HB3	1:A:945:ASN:HB2	1.99	0.44
1:D:640:SER:O	1:D:675:GLN:HA	2.18	0.44
1:B:370:GLN:HB2	6:B:4798:HOH:O	2.17	0.43
1:B:427:THR:HG21	1:B:462:SER:HB3	2.00	0.43
1:B:755:ARG:HB3	1:B:769:TRP:HB2	1.99	0.43
1:B:9:VAL:HG22	1:C:9:VAL:HG22	1.99	0.43
1:B:334:GLU:OE1	1:B:336:ARG:NH1	2.45	0.43
1:B:842:TRP:HZ3	1:B:852:SER:HB3	1.82	0.43
1:D:88:SER:HA	1:D:366:VAL:HG21	2.00	0.43
1:A:200:GLN:HG2	1:A:391:HIS:HB2	1.99	0.43
1:B:143:PHE:O	1:B:168:PRO:HA	2.18	0.43
1:D:652:LEU:HD22	1:D:680:ILE:HD13	2.01	0.43
1:A:724:GLU:O	1:B:847:LYS:NZ	2.52	0.43
1:B:763:GLY:HA3	1:B:822:LEU:HD13	2.01	0.43
1:C:225:PHE:HA	1:C:243:GLU:O	2.19	0.43
1:B:81:ALA:HA	5:B:8016:DMS:H11	2.01	0.42
1:A:605:GLY:O	1:A:614:HIS:ND1	2.52	0.42
1:A:661:LYS:HA	1:A:662:PRO:HD3	1.92	0.42
1:B:651:LEU:HD23	1:B:703:PRO:HG3	2.01	0.42
1:C:749:ILE:HD11	1:C:836:ILE:HD11	2.01	0.42
1:C:788:PRO:HD2	1:C:968:MET:HB2	2.01	0.42
1:C:576:ILE:HG12	5:C:8011:DMS:C2	2.50	0.42
1:C:573:GLN:HB2	1:C:602:CYS:O	2.20	0.42
1:D:883:GLY:HA3	1:D:987:ASP:HA	2.02	0.42
1:A:651:LEU:HD11	1:A:653:HIS:ND1	2.35	0.41
1:B:13:ARG:HG3	1:C:13:ARG:CZ	2.50	0.41
1:D:19:PRO:HD3	1:D:112:PRO:CB	2.49	0.41
1:C:619:GLU:HA	1:C:912:ALA:HB2	2.02	0.41
1:A:595:THR:HA	1:A:596:PRO:C	2.41	0.41
1:C:427:THR:HG21	1:C:462:SER:HB3	2.03	0.41

*Continued on next page...*

Continued from previous page...

Atom-1	Atom-2	Interatomic distance (Å)	Clash overlap (Å)
1:A:390:SER:HA	1:A:391:HIS:HA	1.81	0.41
1:B:991:MET:HE2	1:B:1003:VAL:HG21	2.02	0.41
1:B:70:PRO:HG2	1:B:78:LEU:HD21	2.02	0.41
1:B:651:LEU:HD11	1:B:653:HIS:NE2	2.36	0.41
1:A:854:LYS:HA	1:A:867:THR:O	2.20	0.41
1:A:883:GLY:HA3	1:A:987:ASP:HA	2.03	0.41
1:B:500:CYS:HA	1:B:534:ILE:O	2.21	0.41
1:C:653:HIS:CE1	1:C:667:GLU:HG2	2.56	0.41
1:A:105:TYR:CE1	1:A:199:ASP:HB2	2.56	0.40
1:B:473:ARG:HD2	1:B:473:ARG:HA	1.93	0.40
1:C:127:PHE:HE1	1:C:184:LEU:HG	1.85	0.40
1:A:361:PRO:HB2	1:A:576:ILE:HG12	2.03	0.40
1:A:890:GLN:HB2	6:A:4728:HOH:O	2.21	0.40
1:B:595:THR:HA	1:B:596:PRO:C	2.42	0.40
1:B:608:PHE:CE2	1:B:614:HIS:HD2	2.40	0.40
1:D:549:PHE:CE2	1:D:620:ALA:HA	2.57	0.40
1:A:608:PHE:CE2	1:A:614:HIS:HD2	2.39	0.40
1:A:963:SER:HB3	1:A:983:TRP:CE2	2.56	0.40

There are no symmetry-related clashes.

## 5.3 Torsion angles

### 5.3.1 Protein backbone

In the following table, the Percentiles column shows the percent Ramachandran outliers of the chain as a percentile score with respect to all X-ray entries followed by that with respect to entries of similar resolution.

The Analysed column shows the number of residues for which the backbone conformation was analysed, and the total number of residues.

Mol	Chain	Analysed	Favoured	Allowed	Outliers	Percentiles	
1	A	1013/1052 (96%)	978 (96%)	35 (4%)	0	100	100
1	B	1014/1052 (96%)	982 (97%)	32 (3%)	0	100	100
1	C	1013/1052 (96%)	980 (97%)	33 (3%)	0	100	100
1	D	1013/1052 (96%)	982 (97%)	31 (3%)	0	100	100
All	All	4053/4208 (96%)	3922 (97%)	131 (3%)	0	100	100

There are no Ramachandran outliers to report.

### 5.3.2 Protein sidechains ⓘ

In the following table, the Percentiles column shows the percent sidechain outliers of the chain as a percentile score with respect to all X-ray entries followed by that with respect to entries of similar resolution.

The Analysed column shows the number of residues for which the sidechain conformation was analysed, and the total number of residues.

Mol	Chain	Analysed	Rotameric	Outliers	Percentiles	
1	A	868/898 (97%)	859 (99%)	9 (1%)	80	79
1	B	869/898 (97%)	866 (100%)	3 (0%)	94	94
1	C	868/898 (97%)	864 (100%)	4 (0%)	91	91
1	D	868/898 (97%)	862 (99%)	6 (1%)	87	87
All	All	3473/3592 (97%)	3451 (99%)	22 (1%)	89	89

All (22) residues with a non-rotameric sidechain are listed below:

Mol	Chain	Res	Type
1	A	333	ARG
1	A	394	ASN
1	A	519	SER
1	A	546	LEU
1	A	651	LEU
1	A	663	LEU
1	A	672	VAL
1	A	729	THR
1	A	744	GLU
1	B	333	ARG
1	B	546	LEU
1	B	956	GLN
1	C	333	ARG
1	C	344	LEU
1	C	646	HIS
1	C	885	ASN
1	D	333	ARG
1	D	394	ASN
1	D	519	SER
1	D	663	LEU
1	D	755	ARG
1	D	885	ASN

Some sidechains can be flipped to improve hydrogen bonding and reduce clashes. All (4) such sidechains are listed below:

Mol	Chain	Res	Type
1	A	395	HIS
1	B	266	GLN
1	C	510	GLN
1	D	395	HIS

### 5.3.3 RNA [i](#)

There are no RNA molecules in this entry.

## 5.4 Non-standard residues in protein, DNA, RNA chains [i](#)

There are no non-standard protein/DNA/RNA residues in this entry.

## 5.5 Carbohydrates [i](#)

There are no carbohydrates in this entry.

## 5.6 Ligand geometry [i](#)

Of 93 ligands modelled in this entry, 25 are monoatomic - leaving 68 for Mogul analysis.

In the following table, the Counts columns list the number of bonds (or angles) for which Mogul statistics could be retrieved, the number of bonds (or angles) that are observed in the model and the number of bonds (or angles) that are defined in the chemical component dictionary. The Link column lists molecule types, if any, to which the group is linked. The Z score for a bond length (or angle) is the number of standard deviations the observed value is removed from the expected value. A bond length (or angle) with  $|Z| > 2$  is considered an outlier worth inspection. RMSZ is the root-mean-square of all Z scores of the bond lengths (or angles).

Mol	Type	Chain	Res	Link	Bond lengths			Bond angles		
					Counts	RMSZ	# Z  > 2	Counts	RMSZ	# Z  > 2
4	IPT	A	2001	3	15,15,15	0.73	1 (6%)	19,21,21	0.62	0
5	DMS	A	8001	-	3,3,3	1.93	1 (33%)	3,3,3	0.56	0
5	DMS	A	8002	-	3,3,3	2.57	1 (33%)	3,3,3	0.48	0
5	DMS	A	8003	-	3,3,3	1.96	1 (33%)	3,3,3	0.48	0
5	DMS	A	8004	-	3,3,3	2.60	1 (33%)	3,3,3	0.51	0
5	DMS	A	8005	-	3,3,3	2.55	1 (33%)	3,3,3	0.38	0
5	DMS	A	8006	-	3,3,3	2.63	1 (33%)	3,3,3	0.63	0
5	DMS	A	8007	-	3,3,3	2.65	1 (33%)	3,3,3	0.61	0
5	DMS	A	8008	-	3,3,3	2.59	1 (33%)	3,3,3	0.48	0



Mol	Type	Chain	Res	Link	Bond lengths			Bond angles		
					Counts	RMSZ	# Z  > 2	Counts	RMSZ	# Z  > 2
5	DMS	A	8009	-	3,3,3	2.61	1 (33%)	3,3,3	0.42	0
5	DMS	A	8010	-	3,3,3	2.63	1 (33%)	3,3,3	0.53	0
5	DMS	A	8011	-	3,3,3	2.64	1 (33%)	3,3,3	0.52	0
5	DMS	A	8012	-	3,3,3	2.65	1 (33%)	3,3,3	0.74	0
5	DMS	A	8013	-	3,3,3	2.64	1 (33%)	3,3,3	0.52	0
4	IPT	B	2001	3	15,15,15	0.76	0	19,21,21	0.75	0
5	DMS	B	8001	-	3,3,3	2.54	1 (33%)	3,3,3	0.48	0
5	DMS	B	8002	-	3,3,3	2.53	1 (33%)	3,3,3	0.48	0
5	DMS	B	8003	-	3,3,3	1.88	1 (33%)	3,3,3	0.52	0
5	DMS	B	8004	-	3,3,3	2.55	1 (33%)	3,3,3	0.60	0
5	DMS	B	8005	-	3,3,3	2.58	1 (33%)	3,3,3	0.35	0
5	DMS	B	8006	-	3,3,3	2.64	1 (33%)	3,3,3	0.66	0
5	DMS	B	8007	-	3,3,3	2.64	1 (33%)	3,3,3	0.49	0
5	DMS	B	8008	-	3,3,3	2.64	1 (33%)	3,3,3	0.53	0
5	DMS	B	8009	-	3,3,3	2.68	1 (33%)	3,3,3	0.54	0
5	DMS	B	8010	-	3,3,3	2.56	1 (33%)	3,3,3	0.38	0
5	DMS	B	8011	-	3,3,3	1.94	1 (33%)	3,3,3	0.39	0
5	DMS	B	8012	-	3,3,3	2.61	1 (33%)	3,3,3	0.56	0
5	DMS	B	8013	-	3,3,3	2.57	1 (33%)	3,3,3	0.46	0
5	DMS	B	8014	-	3,3,3	2.63	1 (33%)	3,3,3	0.68	0
5	DMS	B	8015	-	3,3,3	2.59	1 (33%)	3,3,3	0.47	0
5	DMS	B	8016	-	3,3,3	2.56	1 (33%)	3,3,3	0.55	0
5	DMS	B	8017	-	3,3,3	2.65	1 (33%)	3,3,3	0.53	0
5	DMS	B	8018	-	3,3,3	2.63	1 (33%)	3,3,3	0.52	0
5	DMS	B	8019	-	3,3,3	2.66	1 (33%)	3,3,3	0.35	0
5	DMS	B	8020	-	3,3,3	2.62	1 (33%)	3,3,3	0.31	0
4	IPT	C	2001	3	15,15,15	0.70	0	19,21,21	0.69	0
5	DMS	C	8001	-	3,3,3	2.58	1 (33%)	3,3,3	0.59	0
5	DMS	C	8002	-	3,3,3	2.59	1 (33%)	3,3,3	0.57	0
5	DMS	C	8003	-	3,3,3	1.93	1 (33%)	3,3,3	0.41	0
5	DMS	C	8004	-	3,3,3	2.60	1 (33%)	3,3,3	0.54	0
5	DMS	C	8005	-	3,3,3	1.86	1 (33%)	3,3,3	0.27	0
5	DMS	C	8006	-	3,3,3	2.60	1 (33%)	3,3,3	0.50	0
5	DMS	C	8007	-	3,3,3	2.62	1 (33%)	3,3,3	0.47	0
5	DMS	C	8008	-	3,3,3	2.63	1 (33%)	3,3,3	0.64	0

Mol	Type	Chain	Res	Link	Bond lengths			Bond angles		
					Counts	RMSZ	# Z  > 2	Counts	RMSZ	# Z  > 2
5	DMS	C	8009	-	3,3,3	2.59	1 (33%)	3,3,3	0.55	0
5	DMS	C	8010	-	3,3,3	2.69	1 (33%)	3,3,3	0.56	0
5	DMS	C	8011	-	3,3,3	2.55	1 (33%)	3,3,3	0.33	0
5	DMS	C	8012	-	3,3,3	2.63	1 (33%)	3,3,3	0.62	0
5	DMS	C	8013	-	3,3,3	2.60	1 (33%)	3,3,3	0.62	0
5	DMS	C	8014	-	3,3,3	2.64	1 (33%)	3,3,3	0.53	0
5	DMS	C	8015	-	3,3,3	2.63	1 (33%)	3,3,3	0.56	0
5	DMS	C	8016	-	3,3,3	2.69	1 (33%)	3,3,3	0.57	0
5	DMS	C	8017	-	3,3,3	2.59	1 (33%)	3,3,3	0.51	0
4	IPT	D	2001	3	15,15,15	0.74	1 (6%)	19,21,21	0.72	0
5	DMS	D	8001	-	3,3,3	2.59	1 (33%)	3,3,3	0.79	0
5	DMS	D	8002	-	3,3,3	2.51	1 (33%)	3,3,3	0.31	0
5	DMS	D	8003	-	3,3,3	1.97	1 (33%)	3,3,3	0.37	0
5	DMS	D	8004	-	3,3,3	2.57	1 (33%)	3,3,3	0.42	0
5	DMS	D	8005	-	3,3,3	2.56	1 (33%)	3,3,3	0.28	0
5	DMS	D	8006	-	3,3,3	2.63	1 (33%)	3,3,3	0.49	0
5	DMS	D	8007	-	3,3,3	2.64	1 (33%)	3,3,3	0.64	0
5	DMS	D	8008	-	3,3,3	2.04	1 (33%)	3,3,3	0.42	0
5	DMS	D	8009	-	3,3,3	2.68	1 (33%)	3,3,3	0.46	0
5	DMS	D	8010	-	3,3,3	2.55	1 (33%)	3,3,3	0.66	0
5	DMS	D	8011	-	3,3,3	2.61	1 (33%)	3,3,3	0.47	0
5	DMS	D	8012	-	3,3,3	2.65	1 (33%)	3,3,3	0.52	0
5	DMS	D	8013	-	3,3,3	2.64	1 (33%)	3,3,3	0.58	0
5	DMS	D	8014	-	3,3,3	2.64	1 (33%)	3,3,3	0.50	0

In the following table, the Chirals column lists the number of chiral outliers, the number of chiral centers analysed, the number of these observed in the model and the number defined in the chemical component dictionary. Similar counts are reported in the Torsion and Rings columns. '-' means no outliers of that kind were identified.

Mol	Type	Chain	Res	Link	Chirals	Torsions	Rings
4	IPT	A	2001	3	-	0/6/26/26	0/1/1/1
5	DMS	A	8001	-	-	0/0/0/0	0/0/0/0
5	DMS	A	8002	-	-	0/0/0/0	0/0/0/0
5	DMS	A	8003	-	-	0/0/0/0	0/0/0/0
5	DMS	A	8004	-	-	0/0/0/0	0/0/0/0
5	DMS	A	8005	-	-	0/0/0/0	0/0/0/0

*Continued on next page...*

*Continued from previous page...*

Mol	Type	Chain	Res	Link	Chirals	Torsions	Rings
5	DMS	A	8006	-	-	0/0/0/0	0/0/0/0
5	DMS	A	8007	-	-	0/0/0/0	0/0/0/0
5	DMS	A	8008	-	-	0/0/0/0	0/0/0/0
5	DMS	A	8009	-	-	0/0/0/0	0/0/0/0
5	DMS	A	8010	-	-	0/0/0/0	0/0/0/0
5	DMS	A	8011	-	-	0/0/0/0	0/0/0/0
5	DMS	A	8012	-	-	0/0/0/0	0/0/0/0
5	DMS	A	8013	-	-	0/0/0/0	0/0/0/0
4	IPT	B	2001	3	-	0/6/26/26	0/1/1/1
5	DMS	B	8001	-	-	0/0/0/0	0/0/0/0
5	DMS	B	8002	-	-	0/0/0/0	0/0/0/0
5	DMS	B	8003	-	-	0/0/0/0	0/0/0/0
5	DMS	B	8004	-	-	0/0/0/0	0/0/0/0
5	DMS	B	8005	-	-	0/0/0/0	0/0/0/0
5	DMS	B	8006	-	-	0/0/0/0	0/0/0/0
5	DMS	B	8007	-	-	0/0/0/0	0/0/0/0
5	DMS	B	8008	-	-	0/0/0/0	0/0/0/0
5	DMS	B	8009	-	-	0/0/0/0	0/0/0/0
5	DMS	B	8010	-	-	0/0/0/0	0/0/0/0
5	DMS	B	8011	-	-	0/0/0/0	0/0/0/0
5	DMS	B	8012	-	-	0/0/0/0	0/0/0/0
5	DMS	B	8013	-	-	0/0/0/0	0/0/0/0
5	DMS	B	8014	-	-	0/0/0/0	0/0/0/0
5	DMS	B	8015	-	-	0/0/0/0	0/0/0/0
5	DMS	B	8016	-	-	0/0/0/0	0/0/0/0
5	DMS	B	8017	-	-	0/0/0/0	0/0/0/0
5	DMS	B	8018	-	-	0/0/0/0	0/0/0/0
5	DMS	B	8019	-	-	0/0/0/0	0/0/0/0
5	DMS	B	8020	-	-	0/0/0/0	0/0/0/0
4	IPT	C	2001	3	-	0/6/26/26	0/1/1/1
5	DMS	C	8001	-	-	0/0/0/0	0/0/0/0
5	DMS	C	8002	-	-	0/0/0/0	0/0/0/0
5	DMS	C	8003	-	-	0/0/0/0	0/0/0/0
5	DMS	C	8004	-	-	0/0/0/0	0/0/0/0
5	DMS	C	8005	-	-	0/0/0/0	0/0/0/0
5	DMS	C	8006	-	-	0/0/0/0	0/0/0/0
5	DMS	C	8007	-	-	0/0/0/0	0/0/0/0
5	DMS	C	8008	-	-	0/0/0/0	0/0/0/0
5	DMS	C	8009	-	-	0/0/0/0	0/0/0/0
5	DMS	C	8010	-	-	0/0/0/0	0/0/0/0
5	DMS	C	8011	-	-	0/0/0/0	0/0/0/0
5	DMS	C	8012	-	-	0/0/0/0	0/0/0/0

*Continued on next page...*

*Continued from previous page...*

Mol	Type	Chain	Res	Link	Chirals	Torsions	Rings
5	DMS	C	8013	-	-	0/0/0/0	0/0/0/0
5	DMS	C	8014	-	-	0/0/0/0	0/0/0/0
5	DMS	C	8015	-	-	0/0/0/0	0/0/0/0
5	DMS	C	8016	-	-	0/0/0/0	0/0/0/0
5	DMS	C	8017	-	-	0/0/0/0	0/0/0/0
4	IPT	D	2001	3	-	0/6/26/26	0/1/1/1
5	DMS	D	8001	-	-	0/0/0/0	0/0/0/0
5	DMS	D	8002	-	-	0/0/0/0	0/0/0/0
5	DMS	D	8003	-	-	0/0/0/0	0/0/0/0
5	DMS	D	8004	-	-	0/0/0/0	0/0/0/0
5	DMS	D	8005	-	-	0/0/0/0	0/0/0/0
5	DMS	D	8006	-	-	0/0/0/0	0/0/0/0
5	DMS	D	8007	-	-	0/0/0/0	0/0/0/0
5	DMS	D	8008	-	-	0/0/0/0	0/0/0/0
5	DMS	D	8009	-	-	0/0/0/0	0/0/0/0
5	DMS	D	8010	-	-	0/0/0/0	0/0/0/0
5	DMS	D	8011	-	-	0/0/0/0	0/0/0/0
5	DMS	D	8012	-	-	0/0/0/0	0/0/0/0
5	DMS	D	8013	-	-	0/0/0/0	0/0/0/0
5	DMS	D	8014	-	-	0/0/0/0	0/0/0/0

All (66) bond length outliers are listed below:

Mol	Chain	Res	Type	Atoms	Z	Observed(Å)	Ideal(Å)
4	A	2001	IPT	C1-S1	-2.17	1.77	1.81
4	D	2001	IPT	C1-S1	-2.04	1.77	1.81
5	C	8005	DMS	O-S	3.15	1.71	1.50
5	B	8003	DMS	O-S	3.19	1.71	1.50
5	A	8001	DMS	O-S	3.27	1.72	1.50
5	C	8003	DMS	O-S	3.28	1.72	1.50
5	B	8011	DMS	O-S	3.30	1.72	1.50
5	A	8003	DMS	O-S	3.32	1.72	1.50
5	D	8003	DMS	O-S	3.35	1.72	1.50
5	D	8008	DMS	O-S	3.46	1.73	1.50
5	D	8002	DMS	O-S	4.22	1.78	1.50
5	B	8002	DMS	O-S	4.25	1.79	1.50
5	D	8010	DMS	O-S	4.26	1.79	1.50
5	B	8001	DMS	O-S	4.26	1.79	1.50
5	A	8005	DMS	O-S	4.27	1.79	1.50
5	B	8004	DMS	O-S	4.28	1.79	1.50
5	C	8011	DMS	O-S	4.29	1.79	1.50
5	D	8005	DMS	O-S	4.30	1.79	1.50

*Continued on next page...*

*Continued from previous page...*

Mol	Chain	Res	Type	Atoms	Z	Observed(Å)	Ideal(Å)
5	B	8016	DMS	O-S	4.31	1.79	1.50
5	B	8010	DMS	O-S	4.31	1.79	1.50
5	B	8005	DMS	O-S	4.32	1.79	1.50
5	A	8002	DMS	O-S	4.32	1.79	1.50
5	C	8001	DMS	O-S	4.33	1.79	1.50
5	D	8004	DMS	O-S	4.33	1.79	1.50
5	C	8009	DMS	O-S	4.33	1.79	1.50
5	B	8013	DMS	O-S	4.33	1.79	1.50
5	D	8001	DMS	O-S	4.34	1.79	1.50
5	C	8017	DMS	O-S	4.34	1.79	1.50
5	A	8008	DMS	O-S	4.34	1.79	1.50
5	C	8002	DMS	O-S	4.34	1.79	1.50
5	C	8013	DMS	O-S	4.36	1.79	1.50
5	B	8015	DMS	O-S	4.36	1.79	1.50
5	C	8006	DMS	O-S	4.37	1.79	1.50
5	A	8009	DMS	O-S	4.37	1.79	1.50
5	A	8004	DMS	O-S	4.38	1.79	1.50
5	D	8011	DMS	O-S	4.38	1.79	1.50
5	C	8004	DMS	O-S	4.38	1.80	1.50
5	B	8012	DMS	O-S	4.38	1.80	1.50
5	D	8006	DMS	O-S	4.39	1.80	1.50
5	C	8007	DMS	O-S	4.39	1.80	1.50
5	B	8014	DMS	O-S	4.40	1.80	1.50
5	B	8007	DMS	O-S	4.41	1.80	1.50
5	C	8015	DMS	O-S	4.41	1.80	1.50
5	D	8007	DMS	O-S	4.41	1.80	1.50
5	A	8006	DMS	O-S	4.41	1.80	1.50
5	A	8010	DMS	O-S	4.42	1.80	1.50
5	C	8008	DMS	O-S	4.42	1.80	1.50
5	B	8018	DMS	O-S	4.42	1.80	1.50
5	C	8014	DMS	O-S	4.42	1.80	1.50
5	C	8012	DMS	O-S	4.42	1.80	1.50
5	D	8014	DMS	O-S	4.43	1.80	1.50
5	A	8012	DMS	O-S	4.43	1.80	1.50
5	D	8012	DMS	O-S	4.43	1.80	1.50
5	A	8011	DMS	O-S	4.43	1.80	1.50
5	B	8008	DMS	O-S	4.43	1.80	1.50
5	B	8006	DMS	O-S	4.44	1.80	1.50
5	A	8013	DMS	O-S	4.44	1.80	1.50
5	B	8020	DMS	O-S	4.44	1.80	1.50
5	D	8013	DMS	O-S	4.45	1.80	1.50
5	B	8017	DMS	O-S	4.45	1.80	1.50

*Continued on next page...*

*Continued from previous page...*

Mol	Chain	Res	Type	Atoms	Z	Observed(Å)	Ideal(Å)
5	A	8007	DMS	O-S	4.46	1.80	1.50
5	B	8019	DMS	O-S	4.47	1.80	1.50
5	D	8009	DMS	O-S	4.47	1.80	1.50
5	B	8009	DMS	O-S	4.50	1.80	1.50
5	C	8010	DMS	O-S	4.50	1.80	1.50
5	C	8016	DMS	O-S	4.50	1.80	1.50

There are no bond angle outliers.

There are no chirality outliers.

There are no torsion outliers.

There are no ring outliers.

3 monomers are involved in 3 short contacts:

Mol	Chain	Res	Type	Clashes	Symm-Clashes
5	B	8016	DMS	1	0
5	C	8011	DMS	1	0
5	D	8002	DMS	1	0

## 5.7 Other polymers [i](#)

There are no such residues in this entry.

## 5.8 Polymer linkage issues [i](#)

There are no chain breaks in this entry.

## 6 Fit of model and data

### 6.1 Protein, DNA and RNA chains

In the following table, the column labelled ‘#RSRZ > 2’ contains the number (and percentage) of RSRZ outliers, followed by percent RSRZ outliers for the chain as percentile scores relative to all X-ray entries and entries of similar resolution. The OWAB column contains the minimum, median, 95<sup>th</sup> percentile and maximum values of the occupancy-weighted average B-factor per residue. The column labelled ‘Q < 0.9’ lists the number of (and percentage) of residues with an average occupancy less than 0.9.

Mol	Chain	Analysed	<RSRZ>	#RSRZ>2	OWAB(Å <sup>2</sup> )	Q<0.9
1	A	1015/1052 (96%)	-0.10	28 (2%) 53 59	14, 26, 48, 78	0
1	B	1016/1052 (96%)	-0.21	17 (1%) 70 74	12, 21, 46, 80	0
1	C	1015/1052 (96%)	-0.25	13 (1%) 77 80	11, 21, 43, 75	0
1	D	1015/1052 (96%)	-0.06	26 (2%) 56 62	15, 26, 47, 82	0
All	All	4061/4208 (96%)	-0.16	84 (2%) 64 68	11, 24, 47, 82	0

All (84) RSRZ outliers are listed below:

Mol	Chain	Res	Type	RSRZ
1	B	731	PRO	5.8
1	D	689	GLU	5.7
1	A	686	PRO	5.4
1	A	735	HIS	5.4
1	D	735	HIS	5.0
1	B	770	ILE	4.9
1	A	9	VAL	4.8
1	B	732	ALA	4.7
1	D	11	LEU	4.7
1	B	686	PRO	4.7
1	A	689	GLU	4.5
1	D	687	GLN	4.4
1	A	733	ALA	4.1
1	B	689	GLU	4.1
1	C	1023	LYS	3.9
1	D	731	PRO	3.9
1	B	11	LEU	3.7
1	D	10	VAL	3.6
1	A	687	GLN	3.6
1	A	731	PRO	3.6
1	C	731	PRO	3.6

*Continued on next page...*

*Continued from previous page...*

Mol	Chain	Res	Type	RSRZ
1	D	686	PRO	3.6
1	A	1023	LYS	3.6
1	A	12	GLN	3.5
1	A	11	LEU	3.5
1	B	733	ALA	3.5
1	B	9	VAL	3.4
1	D	730	LEU	3.3
1	A	732	ALA	3.3
1	D	733	ALA	3.2
1	B	730	LEU	3.2
1	B	1023	LYS	3.1
1	A	131	GLU	3.1
1	A	685	LEU	3.0
1	D	76	CYS	3.0
1	C	10	VAL	3.0
1	D	130	ASP	3.0
1	A	71	GLU	3.0
1	C	686	PRO	3.0
1	B	771	GLY	3.0
1	D	79	PRO	2.9
1	D	12	GLN	2.9
1	B	663	LEU	2.9
1	C	11	LEU	2.9
1	B	772	ASP	2.9
1	C	730	LEU	2.8
1	D	684	GLU	2.8
1	B	12	GLN	2.7
1	C	689	GLU	2.7
1	A	730	LEU	2.7
1	C	1022	GLN	2.7
1	D	732	ALA	2.7
1	A	79	PRO	2.6
1	B	684	GLU	2.6
1	D	772	ASP	2.6
1	A	76	CYS	2.6
1	D	75	GLU	2.6
1	D	131	GLU	2.6
1	C	770	ILE	2.6
1	D	179	ALA	2.5
1	A	81	ALA	2.5
1	C	772	ASP	2.5
1	A	684	GLU	2.4

*Continued on next page...*



*Continued from previous page...*

Mol	Chain	Res	Type	RSRZ
1	B	1022	GLN	2.4
1	A	129	VAL	2.4
1	D	9	VAL	2.4
1	A	771	GLY	2.4
1	D	70	PRO	2.3
1	D	688	PRO	2.3
1	A	117	GLU	2.3
1	A	580	GLU	2.3
1	C	687	GLN	2.3
1	D	73	TRP	2.2
1	C	733	ALA	2.2
1	A	158	TRP	2.2
1	B	687	GLN	2.2
1	D	634	GLN	2.1
1	D	770	ILE	2.1
1	A	819	GLU	2.1
1	C	684	GLU	2.1
1	D	685	LEU	2.1
1	A	688	PRO	2.0
1	A	800	ARG	2.0
1	A	734	SER	2.0

## 6.2 Non-standard residues in protein, DNA, RNA chains [i](#)

There are no non-standard protein/DNA/RNA residues in this entry.

## 6.3 Carbohydrates [i](#)

There are no carbohydrates in this entry.

## 6.4 Ligands [i](#)

In the following table, the Atoms column lists the number of modelled atoms in the group and the number defined in the chemical component dictionary. LLDF column lists the quality of electron density of the group with respect to its neighbouring residues in protein, DNA or RNA chains. The B-factors column lists the minimum, median, 95<sup>th</sup> percentile and maximum values of B factors of atoms in the group. The column labelled 'Q< 0.9' lists the number of atoms with occupancy less than 0.9.

Mol	Type	Chain	Res	Atoms	RSCC	RSR	LLDF	B-factors( $\text{\AA}^2$ )	Q<0.9
5	DMS	B	8020	4/4	0.91	0.24	17.16	54,55,56,56	0

*Continued on next page...*

*Continued from previous page...*

Mol	Type	Chain	Res	Atoms	RSCC	RSR	LLDF	B-factors( $\text{\AA}^2$ )	Q<0.9
5	DMS	C	8004	4/4	0.89	0.20	15.60	48,48,50,56	0
5	DMS	C	8010	4/4	0.90	0.21	15.32	50,52,53,54	0
5	DMS	D	8004	4/4	0.93	0.24	15.27	42,45,49,50	0
5	DMS	D	8013	4/4	0.81	0.23	13.41	54,60,60,60	0
5	DMS	A	8011	4/4	0.88	0.24	12.95	58,60,61,63	0
5	DMS	B	8007	4/4	0.84	0.20	12.69	47,49,52,53	0
5	DMS	B	8012	4/4	0.89	0.27	12.68	54,56,58,61	0
5	DMS	C	8016	4/4	0.95	0.17	12.02	56,56,57,58	0
5	DMS	D	8001	4/4	0.92	0.22	11.56	38,42,47,49	0
5	DMS	B	8003	4/4	0.97	0.18	11.43	35,38,38,39	0
5	DMS	D	8002	4/4	0.92	0.23	11.12	38,41,42,48	0
5	DMS	B	8004	4/4	0.91	0.19	9.90	31,34,41,42	0
5	DMS	A	8004	4/4	0.93	0.20	9.67	45,47,51,51	0
5	DMS	B	8005	4/4	0.95	0.20	8.70	40,41,43,44	0
5	DMS	B	8017	4/4	0.90	0.21	8.25	58,58,59,62	0
5	DMS	C	8015	4/4	0.92	0.21	7.97	54,55,55,59	0
5	DMS	C	8017	4/4	0.96	0.14	7.46	28,35,36,36	0
5	DMS	A	8010	4/4	0.90	0.21	7.20	61,64,64,65	0
5	DMS	B	8013	4/4	0.97	0.15	7.07	30,32,35,37	0
5	DMS	D	8007	4/4	0.90	0.24	6.59	61,61,62,62	0
5	DMS	A	8003	4/4	0.95	0.14	6.38	40,43,43,45	0
5	DMS	D	8003	4/4	0.97	0.15	6.29	42,43,43,44	0
5	DMS	C	8008	4/4	0.96	0.18	6.27	42,48,49,51	0
5	DMS	A	8008	4/4	0.97	0.18	5.92	42,45,46,47	0
5	DMS	D	8006	4/4	0.86	0.17	5.28	50,53,53,58	0
5	DMS	B	8014	4/4	0.89	0.18	5.02	42,48,48,53	0
5	DMS	A	8006	4/4	0.89	0.27	4.36	63,63,63,67	0
5	DMS	C	8003	4/4	0.98	0.14	4.09	38,40,40,40	0
5	DMS	B	8015	4/4	0.96	0.16	3.97	44,45,47,49	0
2	MG	C	3002	1/1	0.96	0.14	3.90	18,18,18,18	0
5	DMS	A	8012	4/4	0.87	0.30	3.86	51,54,56,59	0
5	DMS	B	8006	4/4	0.91	0.19	3.75	46,50,52,52	0
5	DMS	C	8012	4/4	0.98	0.17	3.73	37,39,39,43	0
5	DMS	D	8010	4/4	0.94	0.22	3.49	48,52,53,53	0
5	DMS	C	8007	4/4	0.90	0.17	3.31	51,52,52,55	0
5	DMS	A	8002	4/4	0.98	0.15	3.21	33,36,36,38	0
2	MG	B	3002	1/1	0.98	0.13	3.06	19,19,19,19	0
5	DMS	C	8006	4/4	0.96	0.21	3.03	49,50,50,52	0
5	DMS	D	8009	4/4	0.87	0.24	2.91	71,72,73,74	0
5	DMS	A	8001	4/4	0.99	0.14	2.63	30,36,37,37	0
5	DMS	D	8005	4/4	0.98	0.14	2.57	34,34,37,39	0

*Continued on next page...*

*Continued from previous page...*

Mol	Type	Chain	Res	Atoms	RSCC	RSR	LLDF	B-factors( $\text{\AA}^2$ )	Q<0.9
5	DMS	C	8002	4/4	0.97	0.12	2.24	20,31,33,35	0
5	DMS	B	8016	4/4	0.90	0.22	2.07	47,47,49,55	0
3	NA	B	3104	1/1	0.91	0.13	2.03	39,39,39,39	0
5	DMS	D	8014	4/4	0.94	0.17	1.97	67,68,68,68	0
4	IPT	A	2001	15/15	0.96	0.12	1.94	17,23,29,32	0
5	DMS	A	8009	4/4	0.95	0.18	1.94	41,47,47,48	0
4	IPT	C	2001	15/15	0.95	0.11	1.87	20,26,32,35	0
5	DMS	C	8011	4/4	0.98	0.12	1.82	26,28,28,29	0
5	DMS	C	8005	4/4	0.97	0.12	1.68	31,33,34,36	0
5	DMS	A	8013	4/4	0.91	0.20	1.68	66,66,68,69	0
2	MG	D	3002	1/1	0.93	0.14	1.47	25,25,25,25	0
5	DMS	B	8011	4/4	0.97	0.14	1.28	46,47,47,49	0
5	DMS	B	8008	4/4	0.97	0.13	1.16	44,46,46,49	0
5	DMS	C	8001	4/4	0.98	0.12	1.08	22,23,28,29	0
3	NA	C	3104	1/1	0.93	0.14	1.04	35,35,35,35	0
5	DMS	B	8010	4/4	0.99	0.16	0.95	32,38,38,38	0
4	IPT	B	2001	15/15	0.95	0.11	0.94	16,25,30,32	0
5	DMS	B	8001	4/4	0.98	0.11	0.78	23,26,27,30	0
4	IPT	D	2001	15/15	0.94	0.11	0.73	26,28,33,34	0
5	DMS	A	8005	4/4	0.98	0.11	0.54	30,32,34,35	0
5	DMS	B	8002	4/4	0.97	0.11	0.37	22,30,30,31	0
5	DMS	D	8011	4/4	0.97	0.13	0.15	31,36,41,42	0
3	NA	C	3103	1/1	0.98	0.09	-0.58	33,33,33,33	0
3	NA	B	3101	1/1	0.99	0.09	-0.61	18,18,18,18	0
3	NA	A	3103	1/1	0.95	0.10	-0.73	39,39,39,39	0
3	NA	C	3102	1/1	0.97	0.10	-1.61	20,20,20,20	0
2	MG	A	3002	1/1	0.94	0.09	-1.61	27,27,27,27	0
3	NA	A	3102	1/1	0.98	0.10	-1.63	18,18,18,18	0
3	NA	D	3103	1/1	0.97	0.10	-1.68	32,32,32,32	0
3	NA	D	3101	1/1	0.98	0.07	-1.87	26,26,26,26	0
3	NA	B	3102	1/1	0.97	0.09	-2.45	22,22,22,22	0
3	NA	B	3103	1/1	0.96	0.08	-2.72	29,29,29,29	0
3	NA	A	3101	1/1	0.99	0.07	-3.11	23,23,23,23	0
2	MG	D	3001	1/1	0.97	0.06	-3.34	23,23,23,23	0
3	NA	D	3102	1/1	0.96	0.08	-3.76	22,22,22,22	0
3	NA	C	3101	1/1	0.99	0.08	-4.15	15,15,15,15	0
2	MG	B	3001	1/1	0.99	0.06	-4.34	16,16,16,16	0
2	MG	C	3001	1/1	0.99	0.05	-4.38	17,17,17,17	0
2	MG	A	3001	1/1	0.99	0.05	-4.90	21,21,21,21	0
2	MG	B	3007	1/1	0.96	0.11	-	47,47,47,47	0
5	DMS	D	8008	4/4	0.97	0.14	-	51,52,52,53	0
5	DMS	B	8019	4/4	0.98	0.09	-	43,44,46,47	0

*Continued on next page...*

*Continued from previous page...*

Mol	Type	Chain	Res	Atoms	RSCC	RSR	LLDF	B-factors( $\text{\AA}^2$ )	Q<0.9
5	DMS	C	8013	4/4	0.92	0.24	-	56,57,57,58	0
5	DMS	D	8012	4/4	0.92	0.17	-	38,44,47,53	0
5	DMS	C	8009	4/4	0.92	0.24	-	54,55,57,57	0
5	DMS	B	8018	4/4	0.95	0.14	-	47,48,49,50	0
5	DMS	C	8014	4/4	0.89	0.21	-	63,64,65,68	0
3	NA	B	3105	1/1	0.91	0.18	-	27,27,27,27	1
3	NA	A	3105	1/1	0.85	0.10	-	30,30,30,30	1
5	DMS	B	8009	4/4	0.97	0.14	-	39,39,41,41	0
5	DMS	A	8007	4/4	0.91	0.21	-	57,58,58,59	0

## 6.5 Other polymers [i](#)

There are no such residues in this entry.