



# wwPDB X-ray Structure Validation Summary Report ⓘ

Jul 6, 2017 – 03:53 PM EDT

PDB ID : 1VQM  
Title : The structure of the transition state analogue "DAN" bound to the large ribosomal subunit of haloarcula marismortui  
Authors : Schmeing, T.M.; Steitz, T.A.  
Deposited on : unknown  
Resolution : 2.30 Å(reported)

This is a wwPDB X-ray Structure Validation Summary Report for a publicly released PDB entry.

We welcome your comments at [validation@mail.wwpdb.org](mailto:validation@mail.wwpdb.org)

A user guide is available at

<http://wwpdb.org/validation/2016/XrayValidationReportHelp>

with specific help available everywhere you see the ⓘ symbol.

---

The following versions of software and data (see [references ⓘ](#)) were used in the production of this report:

MolProbity	:	4.02b-467
Mogul	:	1.7.2 (RC1), CSD as538be (2017)
Xtriage (Phenix)	:	1.9-1692
EDS	:	rb-20029824
Percentile statistics	:	20161228.v01 (using entries in the PDB archive December 28th 2016)
Refmac	:	5.8.0135
CCP4	:	6.5.0
Ideal geometry (proteins)	:	Engh & Huber (2001)
Ideal geometry (DNA, RNA)	:	Parkinson et al. (1996)
Validation Pipeline (wwPDB-VP)	:	rb-20029824

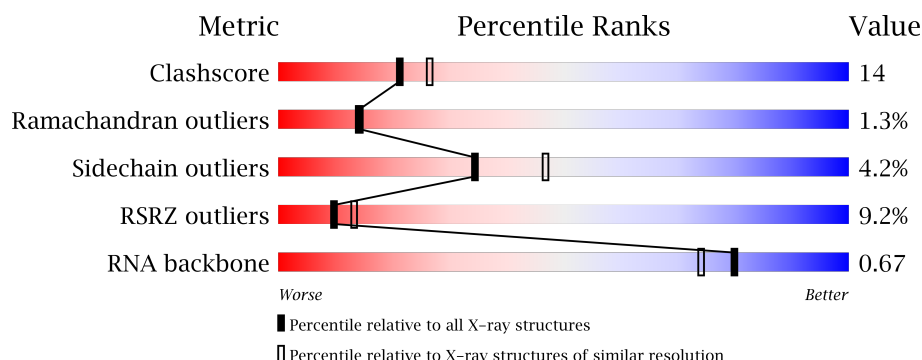
# 1 Overall quality at a glance

The following experimental techniques were used to determine the structure:

*X-RAY DIFFRACTION*

The reported resolution of this entry is 2.30 Å.

Percentile scores (ranging between 0-100) for global validation metrics of the entry are shown in the following graphic. The table shows the number of entries on which the scores are based.



Metric	Whole archive (#Entries)	Similar resolution (#Entries, resolution range(Å))
Clashscore	112137	4751 (2.30-2.30)
Ramachandran outliers	110173	4705 (2.30-2.30)
Sidechain outliers	110143	4704 (2.30-2.30)
RSRZ outliers	101464	4156 (2.30-2.30)
RNA backbone	2435	1106 (2.80-1.80)

The table below summarises the geometric issues observed across the polymeric chains and their fit to the electron density. The red, orange, yellow and green segments on the lower bar indicate the fraction of residues that contain outliers for  $\geq 3$ , 2, 1 and 0 types of geometric quality criteria. A grey segment represents the fraction of residues that are not modelled. The numeric value for each fraction is indicated below the corresponding segment, with a dot representing fractions  $\leq 5\%$ . The upper red bar (where present) indicates the fraction of residues that have poor fit to the electron density. The numeric value is given above the bar.

Mol	Chain	Length	Quality of chain
1	0	2922	<div> <div>3%</div> <div>64%</div> <div>25%</div> <div>5%</div> <div>6%</div> </div>
2	9	122	<div> <div>5%</div> <div>61%</div> <div>29%</div> <div>10%</div> <div>.</div> </div>
3	4	7	<div> <div>57%</div> <div>43%</div> </div>
4	A	240	<div> <div>8%</div> <div>59%</div> <div>36%</div> <div>..</div> </div>
5	B	338	<div> <div>4%</div> <div>56%</div> <div>41%</div> <div>.</div> </div>

*Continued on next page...*

Continued from previous page...

Mol	Chain	Length	Quality of chain
6	C	246	
7	D	177	
8	E	178	
9	F	120	
10	G	348	
11	H	171	
12	J	145	
13	K	132	
14	L	165	
15	M	195	
16	N	187	
17	O	116	
18	P	149	
19	Q	96	
20	R	155	
21	S	85	
22	T	120	
23	U	66	
24	V	71	
25	W	154	
26	X	92	
27	Y	241	
28	Z	83	
29	1	57	
30	2	50	

Continued on next page...

*Continued from previous page...*

Mol	Chain	Length	Quality of chain
31	3	92	
32	I	162	

The following table lists non-polymeric compounds, carbohydrate monomers and non-standard residues in protein, DNA, RNA chains that are outliers for geometric or electron-density-fit criteria:

Mol	Type	Chain	Res	Chirality	Geometry	Clashes	Electron density
33	MG	0	8001	-	-	-	X
33	MG	0	8008	-	-	-	X
33	MG	0	8012	-	-	-	X
33	MG	0	8013	-	-	-	X
33	MG	0	8014	-	-	-	X
33	MG	0	8020	-	-	-	X
33	MG	0	8021	-	-	-	X
33	MG	0	8022	-	-	-	X
33	MG	0	8027	-	-	-	X
33	MG	0	8038	-	-	-	X
33	MG	0	8054	-	-	-	X
33	MG	0	8057	-	-	-	X
33	MG	0	8060	-	-	-	X
33	MG	0	8065	-	-	-	X
33	MG	0	8080	-	-	-	X
33	MG	0	8097	-	-	-	X
34	K	0	9001	-	-	-	X
35	NA	0	9115	-	-	-	X
35	NA	0	9120	-	-	-	X
35	NA	0	9125	-	-	-	X
35	NA	0	9127	-	-	-	X
35	NA	0	9131	-	-	-	X
35	NA	0	9135	-	-	-	X
35	NA	0	9150	-	-	-	X
35	NA	0	9156	-	-	-	X
35	NA	0	9159	-	-	-	X
35	NA	0	9161	-	-	-	X
35	NA	0	9162	-	-	-	X
35	NA	0	9165	-	-	-	X
35	NA	0	9167	-	-	-	X
35	NA	0	9168	-	-	-	X
35	NA	0	9171	-	-	-	X
35	NA	0	9172	-	-	-	X

*Continued on next page...*

*Continued from previous page...*

Mol	Type	Chain	Res	Chirality	Geometry	Clashes	Electron density
35	NA	0	9173	-	-	-	X
35	NA	0	9174	-	-	-	X
35	NA	0	9178	-	-	-	X
35	NA	0	9185	-	-	-	X
35	NA	R	9186	-	-	-	X
36	CL	0	9316	-	-	-	X
36	CL	B	9319	-	-	-	X
37	SR	0	9406	-	-	-	X
37	SR	0	9407	-	-	-	X
37	SR	0	9482	-	-	-	X
37	SR	B	9521	-	-	-	X

## 2 Entry composition

There are 39 unique types of molecules in this entry. The entry contains 99045 atoms, of which 0 are hydrogens and 0 are deuteriums.

In the tables below, the ZeroOcc column contains the number of atoms modelled with zero occupancy, the AltConf column contains the number of residues with at least one atom in alternate conformation and the Trace column contains the number of residues modelled with at most 2 atoms.

- Molecule 1 is a RNA chain called 23S ribosomal rna.

Mol	Chain	Residues	Atoms					ZeroOcc	AltConf	Trace
1	0	2754	Total	C	N	O	P	0	0	0
			59021	26350	10878	19048	2745			

There are 5 discrepancies between the modelled and reference sequences:

Chain	Residue	Modelled	Actual	Comment	Reference
0	628	1MA	A	MODIFIED RESIDUE	GB 3377779
0	2587	OMU	U	MODIFIED RESIDUE	GB 3377779
0	2588	OMG	G	MODIFIED RESIDUE	GB 3377779
0	2619	UR3	U	MODIFIED RESIDUE	GB 3377779
0	2621	PSU	U	MODIFIED RESIDUE	GB 3377779

- Molecule 2 is a RNA chain called 5S ribosomal RNA.

Mol	Chain	Residues	Atoms					ZeroOcc	AltConf	Trace
2	9	122	Total	C	N	O	P	0	0	0
			2600	1160	472	847	121			

- Molecule 3 is a RNA chain called 5'-R(\*CP\*CP\*(PPU)P\*(PO2)P\*(DA)P\*C\*C)-3').

Mol	Chain	Residues	Atoms					ZeroOcc	AltConf	Trace
3	4	7	Total	C	N	O	P	0	0	0
			135	68	24	38	5			

- Molecule 4 is a protein called 50S ribosomal protein L2P.

Mol	Chain	Residues	Atoms					ZeroOcc	AltConf	Trace
4	A	237	Total	C	N	O	S	0	0	0
			1753	1072	352	324	5			

- Molecule 5 is a protein called 50S ribosomal protein L3P.

Mol	Chain	Residues	Atoms					ZeroOcc	AltConf	Trace
5	B	337	Total	C	N	O	S	0	0	0
			2625	1616	493	511	5			

- Molecule 6 is a protein called 50S ribosomal protein L4E.

Mol	Chain	Residues	Atoms					ZeroOcc	AltConf	Trace
6	C	246	Total	C	N	O	S	0	0	0
			1859	1131	344	383	1			

- Molecule 7 is a protein called 50S ribosomal protein L5P.

Mol	Chain	Residues	Atoms					ZeroOcc	AltConf	Trace
7	D	140	Total	C	N	O	S	0	0	0
			1094	685	195	210	4			

- Molecule 8 is a protein called 50S ribosomal protein L6P.

Mol	Chain	Residues	Atoms					ZeroOcc	AltConf	Trace
8	E	172	Total	C	N	O	S	0	0	0
			1357	840	224	289	4			

- Molecule 9 is a protein called 50S ribosomal protein L7AE.

Mol	Chain	Residues	Atoms					ZeroOcc	AltConf	Trace
9	F	119	Total	C	N	O	S	0	0	0
			890	551	141	197	1			

- Molecule 10 is a protein called ACIDIC RIBOSOMAL PROTEIN P0 HOMOLOG.

Mol	Chain	Residues	Atoms					ZeroOcc	AltConf	Trace
10	G	29	Total	C	N	O	S	0	0	0
			240	149	39	51	1			

- Molecule 11 is a protein called 50S RIBOSOMAL PROTEIN L10E.

Mol	Chain	Residues	Atoms					ZeroOcc	AltConf	Trace
11	H	160	Total	C	N	O	S	0	0	0
			1266	785	237	238	6			

- Molecule 12 is a protein called 50S ribosomal protein L13P.

Mol	Chain	Residues	Atoms					ZeroOcc	AltConf	Trace
12	J	142	Total	C	N	O	S	0	0	0
			1120	696	199	222	3			

- Molecule 13 is a protein called 50S ribosomal protein L14P.

Mol	Chain	Residues	Atoms					ZeroOcc	AltConf	Trace
13	K	132	Total	C	N	O	S	0	0	0
			992	609	187	192	4			

There is a discrepancy between the modelled and reference sequences:

Chain	Residue	Modelled	Actual	Comment	Reference
K	44	LEU	HIS	CONFLICT	UNP P22450

- Molecule 14 is a protein called 50S ribosomal protein L15P.

Mol	Chain	Residues	Atoms					ZeroOcc	AltConf	Trace
14	L	145	Total	C	N	O	S	0	0	0
			1118	670	222	226				

- Molecule 15 is a protein called 50S Ribosomal Protein L15E.

Mol	Chain	Residues	Atoms					ZeroOcc	AltConf	Trace
15	M	194	Total	C	N	O	S	0	0	0
			1560	943	332	284	1			

There are 2 discrepancies between the modelled and reference sequences:

Chain	Residue	Modelled	Actual	Comment	Reference
M	13	GLU	LYS	CONFLICT	GB 55231501
M	194	ALA	GLY	CONFLICT	GB 55231501

- Molecule 16 is a protein called 50S ribosomal protein L18P.

Mol	Chain	Residues	Atoms					ZeroOcc	AltConf	Trace
16	N	186	Total	C	N	O	S	0	0	0
			1445	895	262	286	2			

- Molecule 17 is a protein called 50S ribosomal protein L18e.

Mol	Chain	Residues	Atoms				ZeroOcc	AltConf	Trace
17	O	115	Total	C	N	O	0	0	0
			865	529	161	175			

- Molecule 18 is a protein called 50S ribosomal protein L19E.

Mol	Chain	Residues	Atoms				ZeroOcc	AltConf	Trace
18	P	143	Total	C	N	O	0	0	0
			1136	683	229	224			

- Molecule 19 is a protein called 50S ribosomal protein L21e.

Mol	Chain	Residues	Atoms				ZeroOcc	AltConf	Trace
19	Q	95	Total	C	N	O	0	0	0
			735	450	141	144			

- Molecule 20 is a protein called 50S ribosomal protein L22P.

Mol	Chain	Residues	Atoms					ZeroOcc	AltConf	Trace
20	R	150	Total	C	N	O	S	0	0	0
			1149	713	209	223	4			

- Molecule 21 is a protein called 50S ribosomal protein L23P.

Mol	Chain	Residues	Atoms					ZeroOcc	AltConf	Trace
21	S	81	Total	C	N	O	S	0	0	0
			641	389	111	138	3			

- Molecule 22 is a protein called 50S ribosomal protein L24P.

Mol	Chain	Residues	Atoms				ZeroOcc	AltConf	Trace
22	T	119	Total	C	N	O	0	0	0
			950	568	180	202			

- Molecule 23 is a protein called 50S ribosomal protein L24E.

Mol	Chain	Residues	Atoms					ZeroOcc	AltConf	Trace
23	U	53	Total	C	N	O	S	0	0	0
			410	244	75	86	5			

- Molecule 24 is a protein called 50S ribosomal protein L29P.

Mol	Chain	Residues	Atoms					ZeroOcc	AltConf	Trace
24	V	65	Total	C	N	O	S	0	0	0
			499	304	94	100	1			

- Molecule 25 is a protein called 50S ribosomal protein L30P.

Mol	Chain	Residues	Atoms					ZeroOcc	AltConf	Trace
25	W	154	Total	C	N	O	S	0	0	0
			1196	737	209	244	6			

- Molecule 26 is a protein called 50S ribosomal protein L31e.

Mol	Chain	Residues	Atoms					ZeroOcc	AltConf	Trace
26	X	82	Total	C	N	O	S	0	0	0
			654	402	129	122	1			

- Molecule 27 is a protein called 50S ribosomal protein L32E.

Mol	Chain	Residues	Atoms					ZeroOcc	AltConf	Trace
27	Y	142	Total	C	N	O	S	0	0	0
			1130	686	228	216				

- Molecule 28 is a protein called 50S ribosomal protein L37Ae.

Mol	Chain	Residues	Atoms					ZeroOcc	AltConf	Trace
28	Z	73	Total	C	N	O	S	0	0	0
			578	346	116	111	5			

There is a discrepancy between the modelled and reference sequences:

Chain	Residue	Modelled	Actual	Comment	Reference
Z	10	ARG	SER	CONFLICT	GB 55231162

- Molecule 29 is a protein called 50S ribosomal protein L37e.

Mol	Chain	Residues	Atoms					ZeroOcc	AltConf	Trace
29	1	56	Total	C	N	O	S	0	0	0
			431	258	86	83	4			

- Molecule 30 is a protein called 50S ribosomal protein L39e.

Mol	Chain	Residues	Atoms					ZeroOcc	AltConf	Trace
30	2	46	Total	C	N	O	S	0	0	0
			396	239	89	67	1			

- Molecule 31 is a protein called 50S ribosomal protein L44E.

Mol	Chain	Residues	Atoms					ZeroOcc	AltConf	Trace
31	3	92	Total	C	N	O	S	0	0	0
			755	458	153	137	7			

- Molecule 32 is a protein called 50S RIBOSOMAL PROTEIN L11P.

Mol	Chain	Residues	Atoms					ZeroOcc	AltConf	Trace
32	I	70	Total	C	N	O	S	0	0	0
			519	323	81	114	1			

- Molecule 33 is MAGNESIUM ION (three-letter code: MG) (formula: Mg).

Mol	Chain	Residues	Atoms		ZeroOcc	AltConf
33	0	87	Total	Mg	0	0
			87	87		
33	Y	1	Total	Mg	0	0
			1	1		
33	K	1	Total	Mg	0	0
			1	1		
33	B	1	Total	Mg	0	0
			1	1		
33	A	1	Total	Mg	0	0
			1	1		
33	T	1	Total	Mg	0	0
			1	1		
33	2	1	Total	Mg	0	0
			1	1		
33	9	1	Total	Mg	0	0
			1	1		

- Molecule 34 is POTASSIUM ION (three-letter code: K) (formula: K).

Mol	Chain	Residues	Atoms		ZeroOcc	AltConf
34	0	2	Total	K	0	0
			2	2		

- Molecule 35 is SODIUM ION (three-letter code: NA) (formula: Na).

Mol	Chain	Residues	Atoms	ZeroOcc	AltConf
35	0	62	Total Na 62 62	0	0
35	J	1	Total Na 1 1	0	0
35	Q	1	Total Na 1 1	0	0
35	H	1	Total Na 1 1	0	0
35	C	1	Total Na 1 1	0	0
35	3	1	Total Na 1 1	0	0
35	R	3	Total Na 3 3	0	0
35	9	3	Total Na 3 3	0	0
35	S	1	Total Na 1 1	0	0
35	M	1	Total Na 1 1	0	0

- Molecule 36 is CHLORIDE ION (three-letter code: CL) (formula: Cl).

Mol	Chain	Residues	Atoms	ZeroOcc	AltConf
36	0	10	Total Cl 10 10	0	0
36	J	3	Total Cl 3 3	0	0
36	B	1	Total Cl 1 1	0	0
36	A	1	Total Cl 1 1	0	0
36	N	1	Total Cl 1 1	0	0
36	O	1	Total Cl 1 1	0	0
36	R	1	Total Cl 1 1	0	0
36	Y	1	Total Cl 1 1	0	0
36	L	1	Total Cl 1 1	0	0
36	3	1	Total Cl 1 1	0	0

*Continued on next page...*

*Continued from previous page...*

Mol	Chain	Residues	Atoms		ZeroOcc	AltConf
36	M	1	Total	Cl	0	0
			1	1		

- Molecule 37 is STRONTIUM ION (three-letter code: SR) (formula: Sr).

Mol	Chain	Residues	Atoms		ZeroOcc	AltConf
37	0	98	Total	Sr	0	0
			98	98		
37	1	2	Total	Sr	0	0
			2	2		
37	H	1	Total	Sr	0	0
			1	1		
37	B	2	Total	Sr	0	0
			2	2		
37	3	1	Total	Sr	0	0
			1	1		
37	A	3	Total	Sr	0	0
			3	3		
37	R	1	Total	Sr	0	0
			1	1		
37	9	3	Total	Sr	0	0
			3	3		
37	L	1	Total	Sr	0	0
			1	1		
37	S	1	Total	Sr	0	0
			1	1		
37	F	1	Total	Sr	0	0
			1	1		

- Molecule 38 is CADMIUM ION (three-letter code: CD) (formula: Cd).

Mol	Chain	Residues	Atoms		ZeroOcc	AltConf
38	O	1	Total	Cd	0	0
			1	1		
38	Z	1	Total	Cd	0	0
			1	1		
38	1	1	Total	Cd	0	0
			1	1		
38	3	1	Total	Cd	0	0
			1	1		
38	U	1	Total	Cd	0	0
			1	1		

- Molecule 39 is water.

Mol	Chain	Residues	Atoms	ZeroOcc	AltConf
39	0	5739	Total O 5739 5739	0	0
39	9	132	Total O 132 132	0	0
39	4	8	Total O 8 8	0	0
39	A	123	Total O 123 123	0	0
39	B	139	Total O 139 139	0	0
39	C	177	Total O 177 177	0	0
39	D	50	Total O 50 50	0	0
39	E	43	Total O 43 43	0	0
39	F	28	Total O 28 28	0	0
39	G	16	Total O 16 16	0	0
39	H	71	Total O 71 71	0	0
39	J	53	Total O 53 53	0	0
39	K	57	Total O 57 57	0	0
39	L	82	Total O 82 82	0	0
39	M	125	Total O 125 125	0	0
39	N	59	Total O 59 59	0	0
39	O	35	Total O 35 35	0	0
39	P	59	Total O 59 59	0	0
39	Q	48	Total O 48 48	0	0
39	R	86	Total O 86 86	0	0
39	S	31	Total O 31 31	0	0

*Continued on next page...*

*Continued from previous page...*

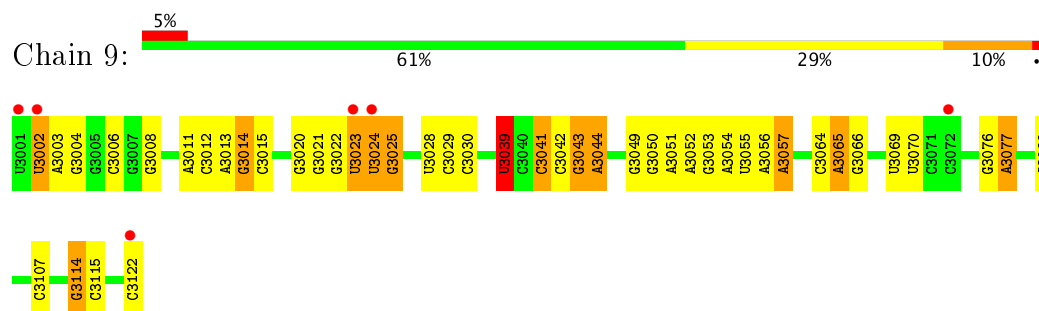
Mol	Chain	Residues	Atoms		ZeroOcc	AltConf
39	T	36	Total 36	O 36	0	0
39	U	26	Total 26	O 26	0	0
39	V	11	Total 11	O 11	0	0
39	W	68	Total 68	O 68	0	0
39	X	23	Total 23	O 23	0	0
39	Y	93	Total 93	O 93	0	0
39	Z	28	Total 28	O 28	0	0
39	1	51	Total 51	O 51	0	0
39	2	41	Total 41	O 41	0	0
39	3	67	Total 67	O 67	0	0
39	I	9	Total 9	O 9	0	0



A2812	A2813	A2814	A2815	C2819	A2820	C2821	C2716	C2717	C2824	C2825	C2826	A2827	C2828	C2831	C2832	C2837	C2838	C2839	C2840	A2841	C2842	C2851	A2852	A2856	C2857	C2858	C2866	C2867	C2876	C2877	C2878	C2879	A2883	C2884	C2885	C2886	C2887	A2890	C2894	C2895	A2896	C2897	C2898	C2903	U2904	A2905	A2906	C2907	A2908	C2909	A2910																																																																																																																																																																																																																																																																																																																																																																																																																																																																																																																																																																																																																																																																																																																																																																																																																																																																																																																																																																																																																																																																																																																				
G2698	G2699	G2700	G2712	G2716	G2717	G2718	G2719	G2720	G2721	G2722	G2723	G2724	G2725	G2726	G2727	G2747	G2748	G2749	G2750	G2760	A2761	C2762	C2765	A2766	C2767	A2768	C2769	C2770	C2779	C2780	U2781	C2782	C2783	A2784	C2785	C2786	C2787	C2790	U2791	A2792	C2795	U2796	A2800	A2801	C2802	U2803	U2804	U2805	U2806	U2807	U2808	U2809	A2811																																																																																																																																																																																																																																																																																																																																																																																																																																																																																																																																																																																																																																																																																																																																																																																																																																																																																																																																																																																																																																																																																																																		
U2586	U2587	U2588	U2590	U2591	U2592	U2597	U2598	U2599	U2600	U2601	U2602	U2607	U2608	U2609	U2610	U2611	U2612	U2613	U2614	U2615	U2616	U2617	U2618	U2619	U2620	U2621	U2622	U2623	U2624	U2625	U2626	U2627	U2628	U2629	U2630	U2631	U2632	U2633	U2634	U2635	U2636	U2637	U2638	U2639	U2640	U2641	U2642	U2643	U2644	U2645	U2646	U2647	U2648	U2649	U2650	U2651	U2652	U2653	U2654	U2655	U2656	U2657	U2658	U2659	U2660	U2661	U2662	U2663	U2664	U2665	U2666	U2667	U2668	U2669	U2670	U2671	U2672	U2673	U2674	U2675	U2676	U2677	U2678	U2679	U2680	U2681	U2682	U2683	U2684	U2685	U2686	U2687	U2688	U2689	U2690	U2691	U2692	U2693	U2694	U2695	U2696	U2697	U2698	U2699	U2700	U2701	U2702	U2703	U2704	U2705	U2706	U2707	U2708	U2709	U2710	U2711	U2712	U2713	U2714	U2715	U2716	U2717	U2718	U2719	U2720	U2721	U2722	U2723	U2724	U2725	U2726	U2727	U2728	U2729	U2730	U2731	U2732	U2733	U2734	U2735	U2736	U2737	U2738	U2739	U2740	U2741	U2742	U2743	U2744	U2745	U2746	U2747	U2748	U2749	U2750	U2751	U2752	U2753	U2754	U2755	U2756	U2757	U2758	U2759	U2760	U2761	U2762	U2763	U2764	U2765	U2766	U2767	U2768	U2769	U2770	U2771	U2772	U2773	U2774	U2775	U2776	U2777	U2778	U2779	U2780	U2781	U2782	U2783	U2784	U2785	U2786	U2787	U2788	U2789	U2790	U2791	U2792	U2793	U2794	U2795	U2796	U2797	U2798	U2799	U2800	U2801	U2802	U2803	U2804	U2805	U2806	U2807	U2808	U2809	U2810	U2811	U2812	U2813	U2814	U2815	U2816	U2817	U2818	U2819	U2820	U2821	U2822	U2823	U2824	U2825	U2826	U2827	U2828	U2829	U2830	U2831	U2832	U2833	U2834	U2835	U2836	U2837	U2838	U2839	U2840	U2841	U2842	U2843	U2844	U2845	U2846	U2847	U2848	U2849	U2850	U2851	U2852	U2853	U2854	U2855	U2856	U2857	U2858	U2859	U2860	U2861	U2862	U2863	U2864	U2865	U2866	U2867	U2868	U2869	U2870	U2871	U2872	U2873	U2874	U2875	U2876	U2877	U2878	U2879	U2880	U2881	U2882	U2883	U2884	U2885	U2886	U2887	U2888	U2889	U2890	U2891	U2892	U2893	U2894	U2895	U2896	U2897	U2898	U2899	U2900	U2901	U2902	U2903	U2904	U2905	U2906	U2907	U2908	U2909	U2910	U2911	U2912	U2913	U2914	U2915	U2916	U2917	U2918	U2919	U2920	U2921	U2922	U2923	U2924	U2925	U2926	U2927	U2928	U2929	U2930	U2931	U2932	U2933	U2934	U2935	U2936	U2937	U2938	U2939	U2940	U2941	U2942	U2943	U2944	U2945	U2946	U2947	U2948	U2949	U2950	U2951	U2952	U2953	U2954	U2955	U2956	U2957	U2958	U2959	U2960	U2961	U2962	U2963	U2964	U2965	U2966	U2967	U2968	U2969	U2970	U2971	U2972	U2973	U2974	U2975	U2976	U2977	U2978	U2979	U2980	U2981	U2982	U2983	U2984	U2985	U2986	U2987	U2988	U2989	U2990	U2991	U2992	U2993	U2994	U2995	U2996	U2997	U2998	U2999	U3000	U3001	U3002	U3003	U3004	U3005	U3006	U3007	U3008	U3009	U3010	U3011	U3012	U3013	U3014	U3015	U3016	U3017	U3018	U3019	U3020	U3021	U3022	U3023	U3024	U3025	U3026	U3027	U3028	U3029	U3030	U3031	U3032	U3033	U3034	U3035	U3036	U3037	U3038	U3039	U3040	U3041	U3042	U3043	U3044	U3045	U3046	U3047	U3048	U3049	U3050	U3051	U3052	U3053	U3054	U3055	U3056	U3057	U3058	U3059	U3060	U3061	U3062	U3063	U3064	U3065	U3066	U3067	U3068	U3069	U3070	U3071	U3072	U3073	U3074	U3075	U3076	U3077	U3078	U3079	U3080	U3081	U3082	U3083	U3084	U3085	U3086	U3087	U3088	U3089	U3090	U3091	U3092	U3093	U3094	U3095	U3096	U3097	U3098	U3099	U3100	U3101	U3102	U3103	U3104	U3105	U3106	U3107	U3108	U3109	U3110	U3111	U3112	U3113	U3114	U3115	U3116	U3117	U3118	U3119	U3120	U3121	U3122	U3123	U3124	U3125	U3126	U3127	U3128	U3129	U3130	U3131	U3132	U3133	U3134	U3135	U3136	U3137	U3138	U3139	U3140	U3141	U3142	U3143	U3144	U3145	U3146	U3147	U3148	U3149	U3150	U3151	U3152	U3153	U3154	U3155	U3156	U3157	U3158	U3159	U3160	U3161	U3162	U3163	U3164	U3165	U3166	U3167	U3168	U3169	U3170	U3171	U3172	U3173	U3174	U3175	U3176	U3177	U3178	U3179	U3180	U3181	U3182	U3183	U3184	U3185	U3186	U3187	U3188	U3189	U3190	U3191	U3192	U3193	U3194	U3195	U3196	U3197	U3198	U3199	U3200	U3201	U3202	U3203	U3204	U3205	U3206	U3207	U3208	U3209	U3210	U3211	U3212	U3213	U3214	U3215	U3216	U3217	U3218	U3219	U3220	U3221	U3222	U3223	U3224	U3225	U3226	U3227	U3228	U3229	U3230	U3231	U3232	U3233	U3234	U3235	U3236	U3237	U3238	U3239	U3240	U3241	U3242	U3243	U3244	U3245	U3246	U3247	U3248	U3249	U3250	U3251	U3252	U3253	U3254	U3255	U3256	U3257	U3258	U3259	U3260	U3261	U3262	U3263	U3264	U3265	U3266	U3267	U3268	U3269	U3270	U3271	U3272	U3273	U3274	U3275	U3276	U3277	U3278	U3279	U3280	U3281	U3282	U3283	U3284	U3285	U3286	U3287	U3288	U3289	U3290	U3291	U3292	U3293	U3294	U3295	U3296	U3297	U3298	U3299	U3300	U3301	U3302	U3303	U3304	U3305	U3306	U3307	U3308	U3309	U3310	U3311	U3312	U3313	U3314	U3315	U3316	U3317	U3318	U3319	U3320	U3321	U3322	U3323	U3324	U3325	U3326	U3327	U3328	U3329	U3330	U3331	U3332	U3333	U3334	U3335	U3336	U3337	U3338	U3339	U3340	U3341	U3342	U3343	U3344	U3345	U3346	U3347	U3348	U3349	U3350	U3351	U3352	U3353	U3354	U3355	U3356	U3357	U3358	U3359	U3360	U3361	U3362	U3363	U3364	U3365	U3366	U3367	U3368	U3369	U3370	U3371	U3372	U3373	U3374	U3375	U3376	U3377	U3378	U3379	U3380	U3381	U3382	U3383	U3384	U3385	U3386	U3387	U3388	U3389	U3390	U3391	U3392	U3393	U3394	U3395	U3396	U3397	U3398	U3399	U3400	U3401	U3402	U3403	U3404	U3405	U3406	U3407	U3408	U3409	U3410	U3411	U3412	U3413	U3414	U3415	U3416	U3417	U3418	U3419	U3420	U3421	U3422	U3423	U3424	U3425	U3426	U3427	U3428	U3429	U3430	U3431	U3432	U3433	U3434	U3435	U3436	U3437	U3438	U3439	U3440	U3441	U3442	U3443	U3444	U3445	U3446	U3447	U3448	U3449	U3450	U3451	U3452	U3453	U3454	U3455	U3456	U3457	U3458	U3459	U3460	U3461	U3462	U3463	U3464	U3465	U3466	U3467	U3468	U3469	U3470	U3471	U3472	U3473	U3474	U3475	U3476	U3477	U3478	U3479	U3480	U3481	U3482	U3483	U3484	U3485	U3486	U3487	U3488	U3489	U3490	U3491	U3492	U3493	U3494	U3495	U3496	U3497	U3498	U3499	U3500	U3501	U3502	U3503	U3504	U3505	U3506	U3507	U3508	U3509	U3510	U3511	U3512	U3513	U3514	U3515	U3516	U3517	U3518	U3519	U3520	U3521	U3522	U3523	U3524	U3525	U3526	U3527	U3528	U3529	U3530	U3531	U3532	U3533	U3534	U3535	U3536	U3537	U3538	U3539	U3540	U3541	U3542	U3543	U3544	U3545	U3546	U3547	U3548	U3549	U3550	U3551	U3552	U3553	U3554	U3555	U3556	U3557	U3558	U3559	U3560	U3561	U3562	U3563	U3564	U3565	U3566	U3567	U3568	U3569	U3570	U3571	U3572	U3573	U3574	U3575	U3576	U3577	U3578	U3579	U3580	U3581	U3582	U3583	U3584	U3585	U3586	U3587	U3588	U3589	U3590	U3591	U3592	U3593	U3594	U3595	U3596	U3597	U3598	U3599	U3600	U3601	U3602	U3603	U3604	U3605	U3606	U3607	U3608	U3609	U3610	U3611	U3612	U3613	U3614	U3615	U3616	U3617	U3618	U3619	U3620	U3621	U3622	U3623	U3624	U3625	U3626	U3627	U3628	U3629	U3630	U3631	U3632	U3633	U3634	U3635	U3636	U3637	U3638	U3639	U3640	U3641	U3642	U3643	U3644	U3645	U3646	U3647	U3648	U3649	U3650	U3651	U3652	U3653	U3654	U3655	U3656	U3657	U3658	U3659	U3660	U3661	U3662	U3663	U3664	U3665	U3666	U3667	U3668	U3669	U3670	U3671	U3672	U3673	U3674	U3675	U3676	U3677	U3678	U3679	U3680	U3681	U3682	U3683	U3684	U3685	U3686	U3687	U3688	U3689	U3690	U3691	U3692	U3693	U3694	U3695	U3696	U3697	U3698	U3699	U3700	U3701	U3702	U3703	U3704	U3705	U3706	U3707	U3708	U3709	U3710	U3711	U3712	U3713	U3714	U3715	U3716	U3717	U3718	U3719	U3720	U3721	U3722



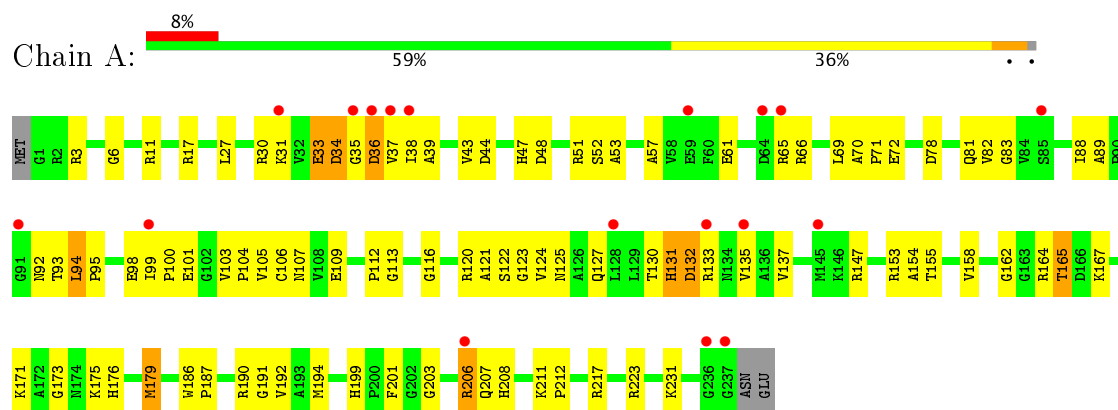
• Molecule 2: 5S ribosomal RNA



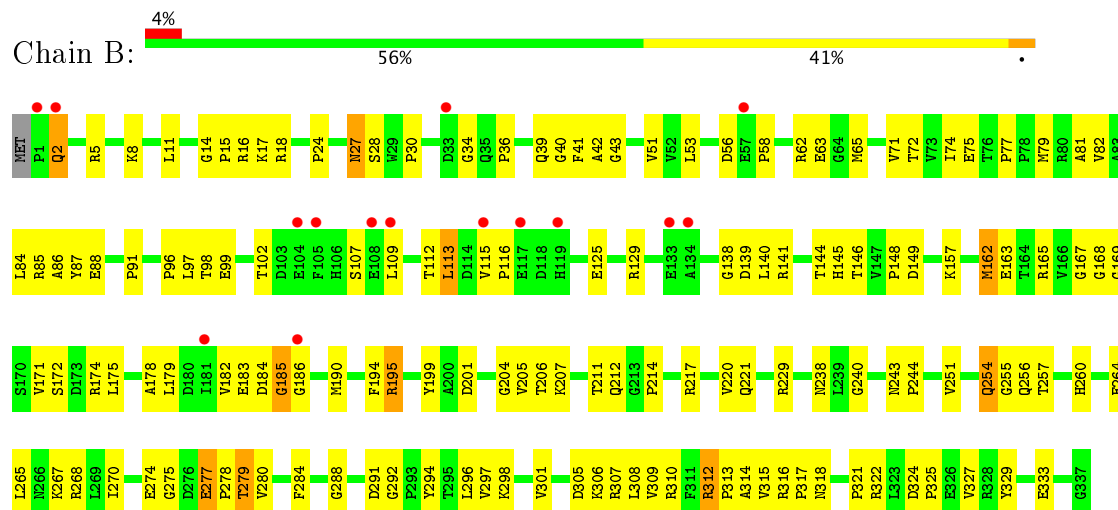
• Molecule 3: 5'-R(\*CP\*CP\*(PPU)P\*(PO2)P\*(DA)P\*C\*C)-3'



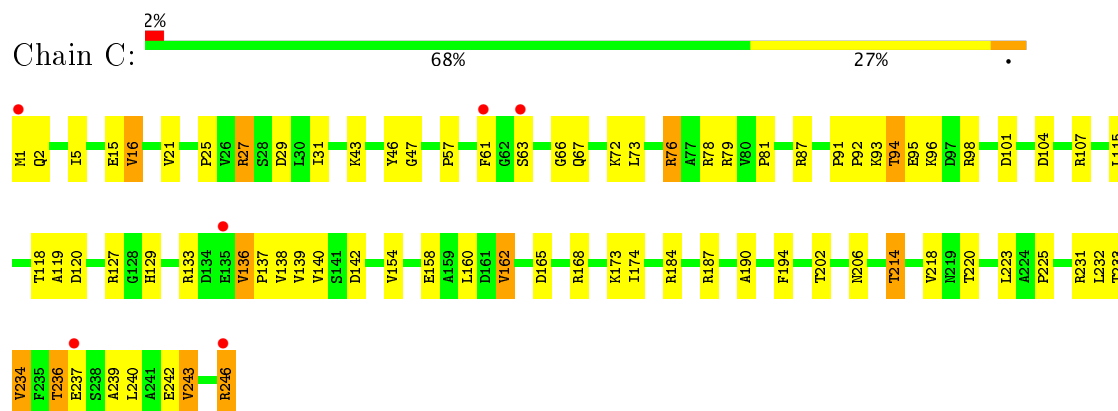
• Molecule 4: 50S ribosomal protein L2P



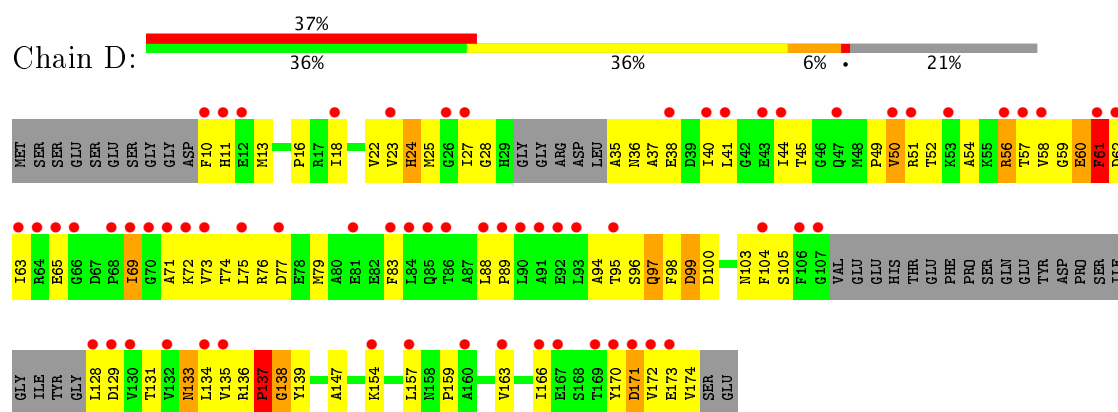
• Molecule 5: 50S ribosomal protein L3P



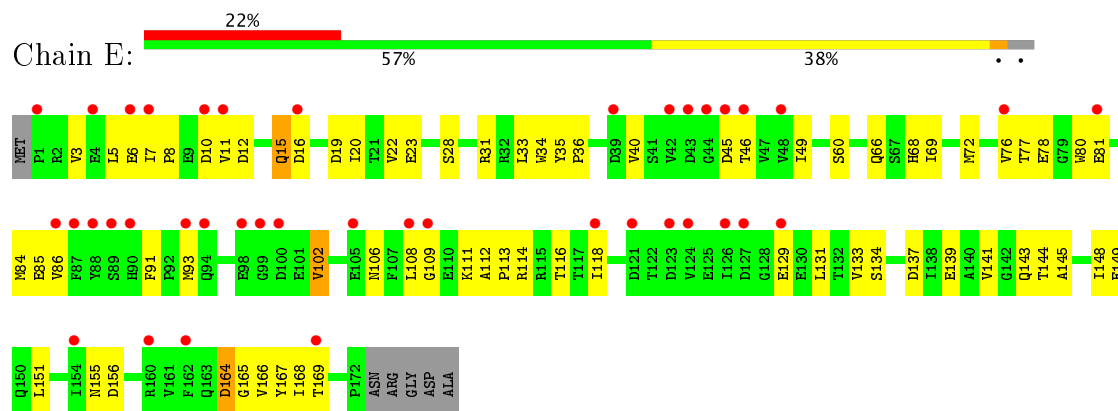
- Molecule 6: 50S ribosomal protein L4E



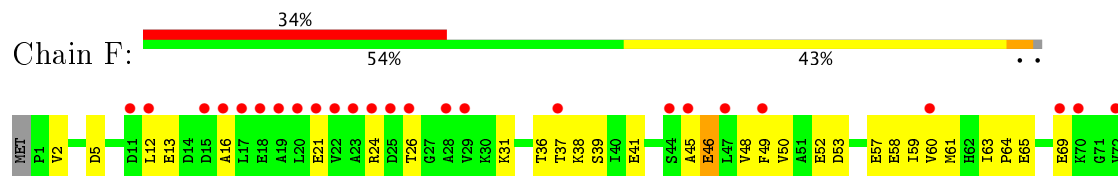
- Molecule 7: 50S ribosomal protein L5P

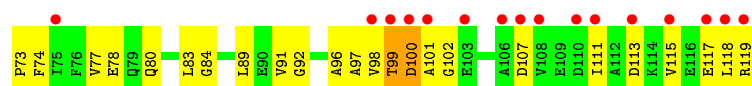


- Molecule 8: 50S ribosomal protein L6P




- Molecule 9: 50S ribosomal protein L7AE

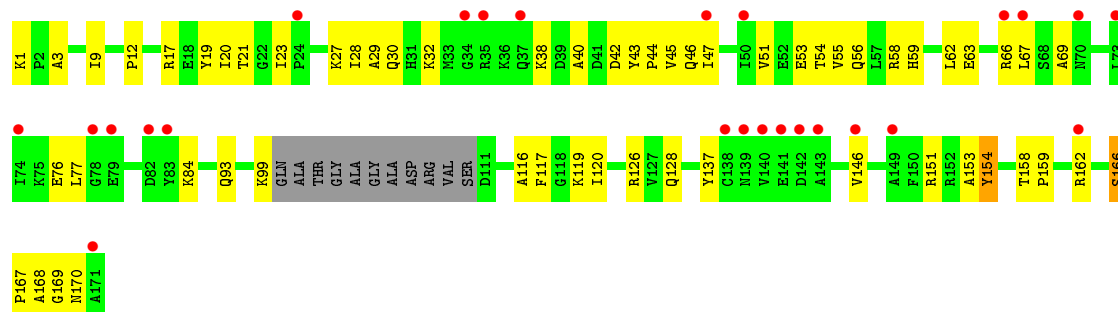




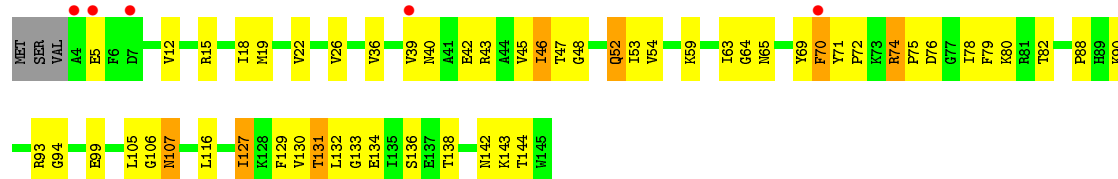
• Molecule 10: ACIDIC RIBOSOMAL PROTEIN P0 HOMOLOG



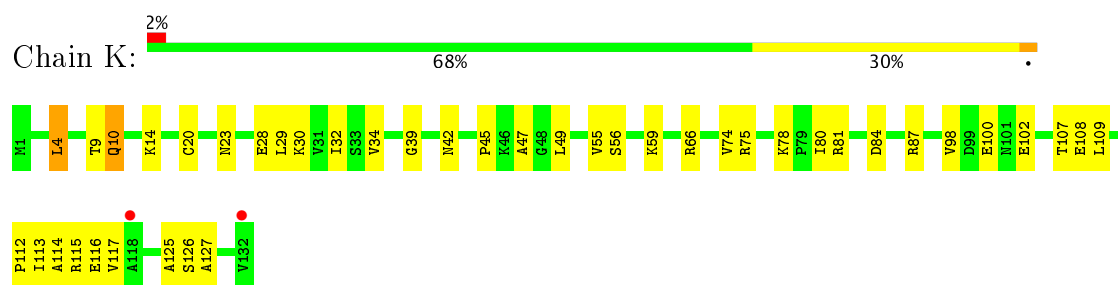
• Molecule 11: 50S RIBOSOMAL PROTEIN L10E



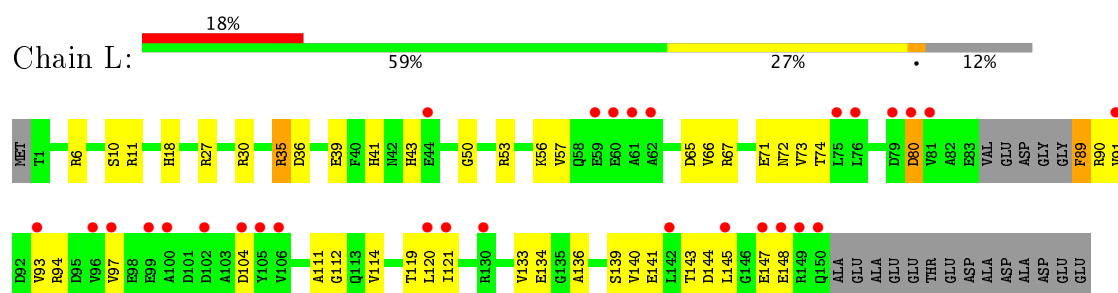
• Molecule 12: 50S ribosomal protein L13P



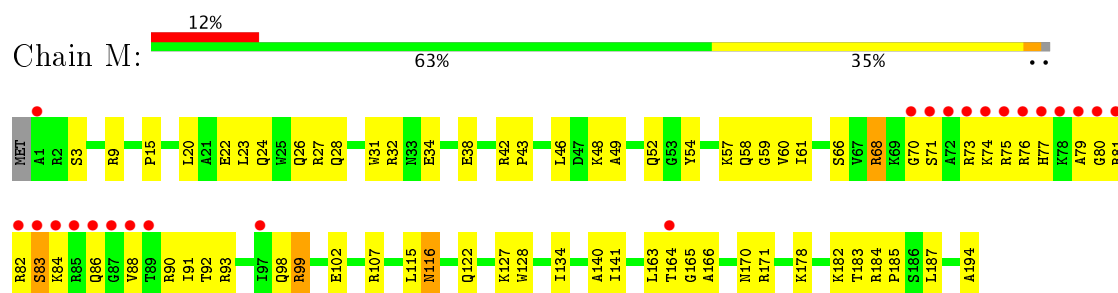
• Molecule 13: 50S ribosomal protein L14P



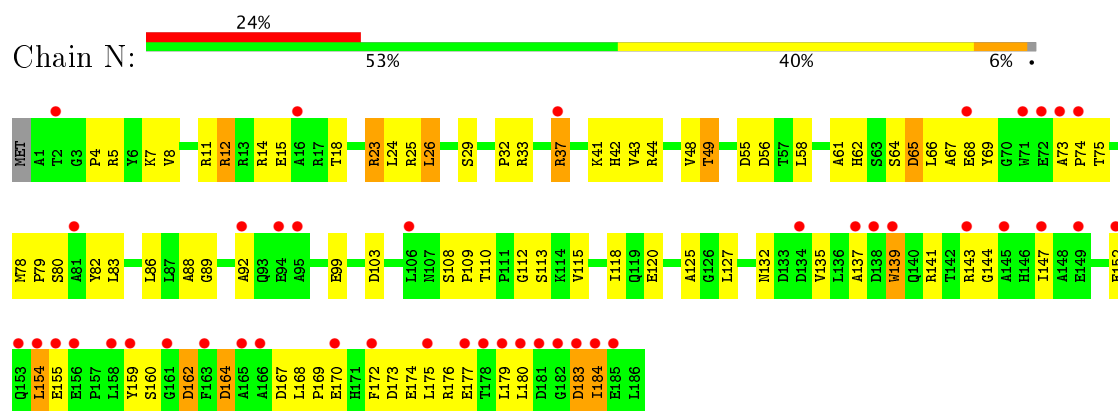
• Molecule 14: 50S ribosomal protein L15P



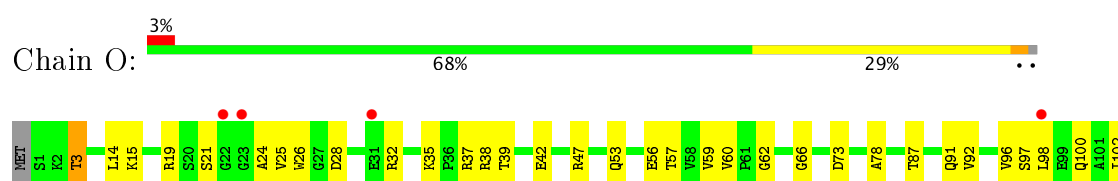
• Molecule 15: 50S Ribosomal Protein L15E



• Molecule 16: 50S ribosomal protein L18P



• Molecule 17: 50S ribosomal protein L18e

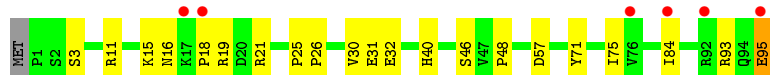
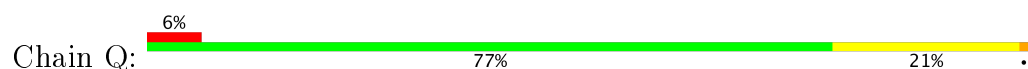





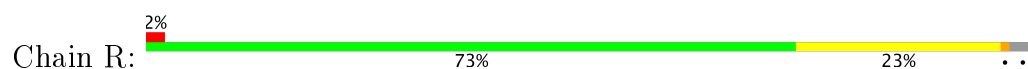
- Molecule 18: 50S ribosomal protein L19E



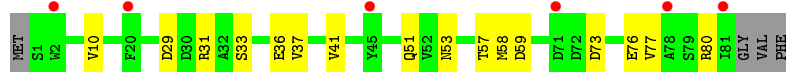
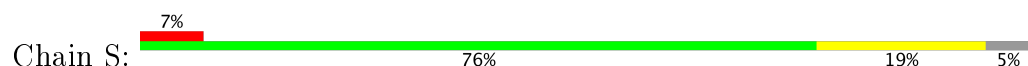
- Molecule 19: 50S ribosomal protein L21e



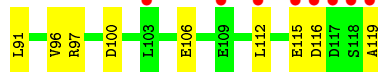
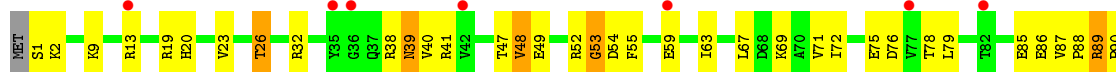
- Molecule 20: 50S ribosomal protein L22P



- Molecule 21: 50S ribosomal protein L23P



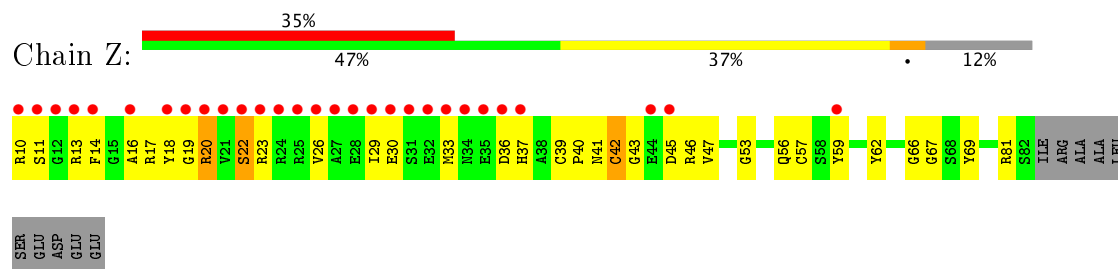
- Molecule 22: 50S ribosomal protein L24P



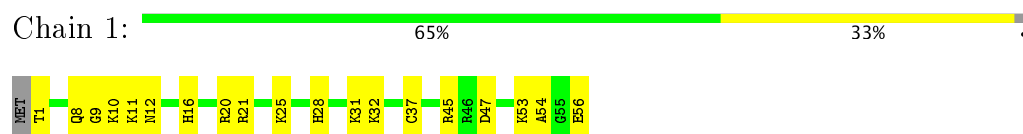
- Molecule 23: 50S ribosomal protein L24E



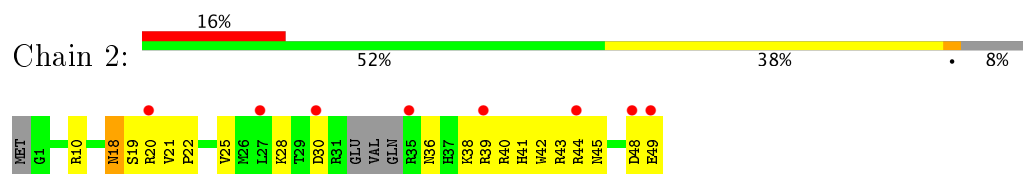
## ● Molecule 28: 50S ribosomal protein L37Ae



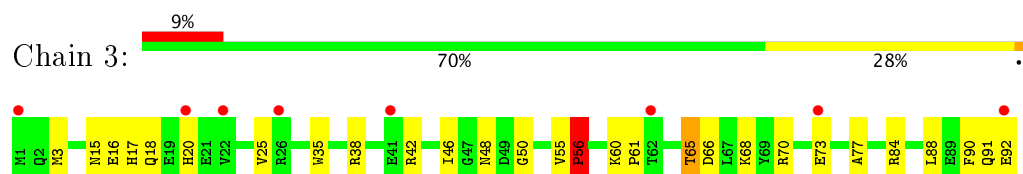
## ● Molecule 29: 50S ribosomal protein L37e



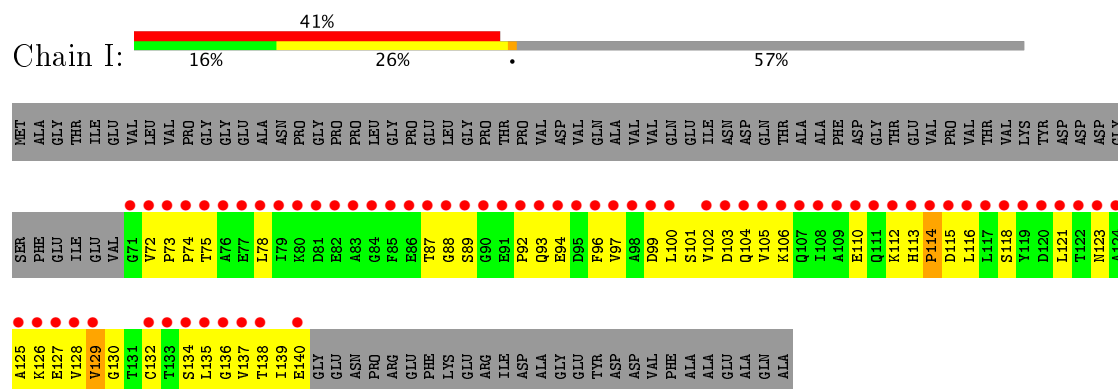
## ● Molecule 30: 50S ribosomal protein L39e



## ● Molecule 31: 50S ribosomal protein L44E



## ● Molecule 32: 50S RIBOSOMAL PROTEIN L11P



## 4 Data and refinement statistics

Property	Value	Source
Space group	C 2 2 21	Depositor
Cell constants a, b, c, $\alpha$ , $\beta$ , $\gamma$	211.44Å 298.56Å 574.49Å 90.00° 90.00° 90.00°	Depositor
Resolution (Å)	50.00 – 2.30 49.61 – 2.30	Depositor EDS
% Data completeness (in resolution range)	99.3 (50.00-2.30) 89.8 (49.61-2.30)	Depositor EDS
$R_{merge}$	(Not available)	Depositor
$R_{sym}$	(Not available)	Depositor
$\langle I/\sigma(I) \rangle$ <sup>1</sup>	1.86 (at 2.29Å)	Xtriage
Refinement program	CNS	Depositor
R, $R_{free}$	0.214 , 0.247 0.208 , (Not available)	Depositor DCC
$R_{free}$ test set	No test flags present.	DCC
Wilson B-factor (Å <sup>2</sup> )	47.9	Xtriage
Anisotropy	0.187	Xtriage
Bulk solvent $k_{sol}$ (e/Å <sup>3</sup> ), $B_{sol}$ (Å <sup>2</sup> )	0.32 , 61.6	EDS
L-test for twinning <sup>2</sup>	$\langle  L  \rangle = 0.48$ , $\langle L^2 \rangle = 0.31$	Xtriage
Estimated twinning fraction	No twinning to report.	Xtriage
$F_o, F_c$ correlation	0.95	EDS
Total number of atoms	99045	wwPDB-VP
Average B, all atoms (Å <sup>2</sup> )	58.0	wwPDB-VP

Xtriage's analysis on translational NCS is as follows: *The largest off-origin peak in the Patterson function is 1.41% of the height of the origin peak. No significant pseudotranslation is detected.*

<sup>1</sup>Intensities estimated from amplitudes.

<sup>2</sup>Theoretical values of  $\langle |L| \rangle$ ,  $\langle L^2 \rangle$  for acentric reflections are 0.5, 0.333 respectively for untwinned datasets, and 0.375, 0.2 for perfectly twinned datasets.

## 5 Model quality [i](#)

### 5.1 Standard geometry [i](#)

Bond lengths and bond angles in the following residue types are not validated in this section: MG, OMG, PPU, CL, SR, NA, K, PO2, CD, OMU, UR3, 1MA, PSU

The Z score for a bond length (or angle) is the number of standard deviations the observed value is removed from the expected value. A bond length (or angle) with  $|Z| > 5$  is considered an outlier worth inspection. RMSZ is the root-mean-square of all Z scores of the bond lengths (or angles).

Mol	Chain	Bond lengths		Bond angles	
		RMSZ	# Z  >5	RMSZ	# Z  >5
1	0	0.38	0/65959	0.70	24/102870 (0.0%)
2	9	0.32	0/2905	0.70	1/4528 (0.0%)
3	4	0.48	0/102	0.75	0/149
4	A	0.33	0/1786	0.65	0/2408
5	B	0.32	0/2690	0.64	0/3652
6	C	0.37	0/1884	0.65	0/2551
7	D	0.29	0/1111	0.53	0/1498
8	E	0.31	0/1382	0.56	0/1880
9	F	0.30	0/901	0.53	0/1224
10	G	0.27	0/241	0.46	0/324
11	H	0.33	0/1287	0.64	0/1725
12	J	0.34	0/1136	0.60	0/1530
13	K	0.35	0/1001	0.66	0/1347
14	L	0.32	0/1130	0.63	0/1509
15	M	0.35	0/1584	0.60	0/2119
16	N	0.28	0/1474	0.60	0/1999
17	O	0.32	0/874	0.58	1/1181 (0.1%)
18	P	0.34	0/1147	0.55	0/1528
19	Q	0.35	0/749	0.68	0/1005
20	R	0.35	0/1172	0.66	1/1578 (0.1%)
21	S	0.32	0/648	0.58	0/875
22	T	0.30	0/958	0.62	0/1289
23	U	0.34	0/417	0.56	0/562
24	V	0.26	0/502	0.50	0/675
25	W	0.33	0/1219	0.59	0/1655
26	X	0.32	0/664	0.59	0/895
27	Y	0.35	0/1146	0.65	0/1536
28	Z	0.33	0/589	0.59	0/787
29	1	0.44	0/438	0.66	0/578
30	2	0.34	0/401	0.58	0/529
31	3	0.35	0/771	0.58	0/1024
32	I	0.28	0/526	0.50	0/716

Mol	Chain	Bond lengths		Bond angles	
		RMSZ	# Z  >5	RMSZ	# Z  >5
All	All	0.36	0/98794	0.67	27/147726 (0.0%)

Chiral center outliers are detected by calculating the chiral volume of a chiral center and verifying if the center is modelled as a planar moiety or with the opposite hand. A planarity outlier is detected by checking planarity of atoms in a peptide group, atoms in a mainchain group or atoms of a sidechain that are expected to be planar.

Mol	Chain	#Chirality outliers	#Planarity outliers
1	0	0	44
2	9	0	1
All	All	0	45

There are no bond length outliers.

The worst 5 of 27 bond angle outliers are listed below:

Mol	Chain	Res	Type	Atoms	Z	Observed(°)	Ideal(°)
1	0	1819	G	C5'-C4'-C3'	7.74	128.38	116.00
1	0	871	G	C5'-C4'-O4'	-7.70	99.86	109.10
1	0	1942	A	C5'-C4'-C3'	7.40	127.83	116.00
2	9	3039	U	N1-C1'-C2'	6.97	123.06	114.00
1	0	1979	G	C2'-C3'-O3'	6.95	124.81	113.70

There are no chirality outliers.

5 of 45 planarity outliers are listed below:

Mol	Chain	Res	Type	Group
1	0	182	G	Sidechain
1	0	396	U	Sidechain
1	0	460	A	Sidechain
1	0	469	G	Sidechain
1	0	470	U	Sidechain

## 5.2 Too-close contacts

In the following table, the Non-H and H(model) columns list the number of non-hydrogen atoms and hydrogen atoms in the chain respectively. The H(added) column lists the number of hydrogen atoms added and optimized by MolProbity. The Clashes column lists the number of clashes within the asymmetric unit, whereas Symm-Clashes lists symmetry related clashes.

Mol	Chain	Non-H	H(model)	H(added)	Clashes	Symm-Clashes
1	0	59021	0	29813	714	0
2	9	2600	0	1326	52	0
3	4	135	0	83	3	0
4	A	1753	0	1766	108	0
5	B	2625	0	2532	133	0
6	C	1859	0	1816	89	0
7	D	1094	0	1085	77	0
8	E	1357	0	1266	55	0
9	F	890	0	843	47	0
10	G	240	0	231	14	0
11	H	1266	0	1268	57	0
12	J	1120	0	1098	78	0
13	K	992	0	1031	46	0
14	L	1118	0	1076	50	0
15	M	1560	0	1568	72	0
16	N	1445	0	1401	86	0
17	O	865	0	873	37	0
18	P	1136	0	1123	38	0
19	Q	735	0	729	17	0
20	R	1149	0	1122	36	0
21	S	641	0	605	16	0
22	T	950	0	924	49	0
23	U	410	0	364	21	0
24	V	499	0	511	31	0
25	W	1196	0	1137	91	0
26	X	654	0	653	38	0
27	Y	1130	0	1133	61	0
28	Z	578	0	539	39	0
29	1	431	0	426	26	0
30	2	396	0	413	28	0
31	3	755	0	728	28	0
32	I	519	0	500	50	0
33	0	87	0	0	0	0
33	2	1	0	0	0	0
33	9	1	0	0	0	0
33	A	1	0	0	0	0
33	B	1	0	0	0	0
33	K	1	0	0	0	0
33	T	1	0	0	0	0
33	Y	1	0	0	0	0
34	0	2	0	0	0	0
35	0	62	0	0	0	0
35	3	1	0	0	0	0

*Continued on next page...*

*Continued from previous page...*

Mol	Chain	Non-H	H(model)	H(added)	Clashes	Symm-Clashes
35	9	3	0	0	0	0
35	C	1	0	0	0	0
35	H	1	0	0	0	0
35	J	1	0	0	0	0
35	M	1	0	0	0	0
35	Q	1	0	0	0	0
35	R	3	0	0	0	0
35	S	1	0	0	0	0
36	0	10	0	0	0	0
36	3	1	0	0	0	0
36	A	1	0	0	0	0
36	B	1	0	0	0	0
36	J	3	0	0	1	0
36	L	1	0	0	0	0
36	M	1	0	0	0	0
36	N	1	0	0	1	0
36	O	1	0	0	0	0
36	R	1	0	0	0	0
36	Y	1	0	0	0	0
37	0	98	0	0	0	0
37	1	2	0	0	0	0
37	3	1	0	0	0	0
37	9	3	0	0	0	0
37	A	3	0	0	0	0
37	B	2	0	0	0	0
37	F	1	0	0	0	0
37	H	1	0	0	0	0
37	L	1	0	0	0	0
37	R	1	0	0	0	0
37	S	1	0	0	0	0
38	1	1	0	0	0	0
38	3	1	0	0	0	0
38	O	1	0	0	0	0
38	U	1	0	0	0	0
38	Z	1	0	0	0	0
39	0	5739	0	0	94	0
39	1	51	0	0	1	0
39	2	41	0	0	1	0
39	3	67	0	0	3	0
39	4	8	0	0	0	0
39	9	132	0	0	8	0
39	A	123	0	0	14	0

*Continued on next page...*

*Continued from previous page...*

Mol	Chain	Non-H	H(model)	H(added)	Clashes	Symm-Clashes
39	B	139	0	0	19	0
39	C	177	0	0	16	0
39	D	50	0	0	5	0
39	E	43	0	0	2	0
39	F	28	0	0	2	0
39	G	16	0	0	2	0
39	H	71	0	0	8	0
39	I	9	0	0	1	0
39	J	53	0	0	3	0
39	K	57	0	0	4	0
39	L	82	0	0	11	0
39	M	125	0	0	7	0
39	N	59	0	0	7	0
39	O	35	0	0	3	0
39	P	59	0	0	0	0
39	Q	48	0	0	5	0
39	R	86	0	0	2	0
39	S	31	0	0	1	0
39	T	36	0	0	1	0
39	U	26	0	0	1	0
39	V	11	0	0	1	0
39	W	68	0	0	3	0
39	X	23	0	0	3	0
39	Y	93	0	0	9	0
39	Z	28	0	0	3	0
All	All	99045	0	59983	2061	0

The all-atom clashscore is defined as the number of clashes found per 1000 atoms (including hydrogen atoms). The all-atom clashscore for this structure is 14.

The worst 5 of 2061 close contacts within the same asymmetric unit are listed below, sorted by their clash magnitude.

Atom-1	Atom-2	Interatomic distance (Å)	Clash overlap (Å)
25:W:21:LEU:HD21	25:W:48:VAL:HG11	1.23	1.17
26:X:37:LEU:HD13	26:X:85:VAL:HG21	1.31	1.10
2:9:3076:G:H3'	2:9:3077:A:H5''	1.35	1.08
6:C:236:THR:HG22	6:C:239:ALA:H	1.14	1.06
1:0:133:U:H2'	1:0:134:U:H5''	1.37	1.02

There are no symmetry-related clashes.

## 5.3 Torsion angles

### 5.3.1 Protein backbone

In the following table, the Percentiles column shows the percent Ramachandran outliers of the chain as a percentile score with respect to all X-ray entries followed by that with respect to entries of similar resolution.

The Analysed column shows the number of residues for which the backbone conformation was analysed, and the total number of residues.

Mol	Chain	Analysed	Favoured	Allowed	Outliers	Percentiles	
4	A	235/240 (98%)	213 (91%)	17 (7%)	5 (2%)	8	6
5	B	335/338 (99%)	312 (93%)	18 (5%)	5 (2%)	12	11
6	C	244/246 (99%)	226 (93%)	18 (7%)	0	100	100
7	D	134/177 (76%)	104 (78%)	18 (13%)	12 (9%)	1	0
8	E	170/178 (96%)	164 (96%)	6 (4%)	0	100	100
9	F	117/120 (98%)	104 (89%)	11 (9%)	2 (2%)	11	9
10	G	25/348 (7%)	24 (96%)	1 (4%)	0	100	100
11	H	156/171 (91%)	141 (90%)	13 (8%)	2 (1%)	14	14
12	J	140/145 (97%)	132 (94%)	5 (4%)	3 (2%)	8	6
13	K	130/132 (98%)	121 (93%)	8 (6%)	1 (1%)	22	26
14	L	141/165 (86%)	120 (85%)	20 (14%)	1 (1%)	25	30
15	M	192/195 (98%)	180 (94%)	11 (6%)	1 (0%)	32	39
16	N	184/187 (98%)	162 (88%)	15 (8%)	7 (4%)	4	2
17	O	113/116 (97%)	107 (95%)	6 (5%)	0	100	100
18	P	141/149 (95%)	137 (97%)	4 (3%)	0	100	100
19	Q	93/96 (97%)	88 (95%)	5 (5%)	0	100	100
20	R	148/155 (96%)	142 (96%)	6 (4%)	0	100	100
21	S	79/85 (93%)	74 (94%)	5 (6%)	0	100	100
22	T	117/120 (98%)	108 (92%)	8 (7%)	1 (1%)	20	23
23	U	51/66 (77%)	47 (92%)	4 (8%)	0	100	100
24	V	63/71 (89%)	55 (87%)	7 (11%)	1 (2%)	11	10
25	W	152/154 (99%)	149 (98%)	3 (2%)	0	100	100
26	X	80/92 (87%)	71 (89%)	9 (11%)	0	100	100
27	Y	140/241 (58%)	139 (99%)	1 (1%)	0	100	100
28	Z	71/83 (86%)	58 (82%)	10 (14%)	3 (4%)	3	1

*Continued on next page...*

*Continued from previous page...*

Mol	Chain	Analysed	Favoured	Allowed	Outliers	Percentiles	
29	1	54/57 (95%)	52 (96%)	2 (4%)	0	100	100
30	2	42/50 (84%)	40 (95%)	2 (5%)	0	100	100
31	3	90/92 (98%)	87 (97%)	2 (2%)	1 (1%)	17	18
32	I	68/162 (42%)	52 (76%)	14 (21%)	2 (3%)	5	3
All	All	3705/4431 (84%)	3409 (92%)	249 (7%)	47 (1%)	14	14

5 of 47 Ramachandran outliers are listed below:

Mol	Chain	Res	Type
4	A	37	VAL
7	D	137	PRO
9	F	101	ALA
11	H	166	SER
12	J	143	LYS

### 5.3.2 Protein sidechains ⓘ

In the following table, the Percentiles column shows the percent sidechain outliers of the chain as a percentile score with respect to all X-ray entries followed by that with respect to entries of similar resolution.

The Analysed column shows the number of residues for which the sidechain conformation was analysed, and the total number of residues.

Mol	Chain	Analysed	Rotameric	Outliers	Percentiles	
4	A	179/182 (98%)	169 (94%)	10 (6%)	25	33
5	B	282/283 (100%)	268 (95%)	14 (5%)	28	39
6	C	193/193 (100%)	174 (90%)	19 (10%)	9	11
7	D	117/148 (79%)	110 (94%)	7 (6%)	22	30
8	E	152/156 (97%)	145 (95%)	7 (5%)	31	42
9	F	93/94 (99%)	90 (97%)	3 (3%)	44	60
10	G	27/283 (10%)	27 (100%)	0	100	100
11	H	132/138 (96%)	130 (98%)	2 (2%)	70	83
12	J	118/121 (98%)	110 (93%)	8 (7%)	18	24
13	K	106/106 (100%)	102 (96%)	4 (4%)	38	52
14	L	113/127 (89%)	109 (96%)	4 (4%)	41	56
15	M	158/159 (99%)	153 (97%)	5 (3%)	44	60

*Continued on next page...*

*Continued from previous page...*

Mol	Chain	Analysed	Rotameric	Outliers	Percentiles	
16	N	149/150 (99%)	142 (95%)	7 (5%)	30	41
17	O	93/94 (99%)	91 (98%)	2 (2%)	57	74
18	P	113/117 (97%)	110 (97%)	3 (3%)	50	67
19	Q	79/80 (99%)	75 (95%)	4 (5%)	28	37
20	R	117/122 (96%)	117 (100%)	0	100	100
21	S	71/74 (96%)	71 (100%)	0	100	100
22	T	105/106 (99%)	101 (96%)	4 (4%)	38	52
23	U	44/52 (85%)	43 (98%)	1 (2%)	56	73
24	V	51/57 (90%)	50 (98%)	1 (2%)	60	77
25	W	130/130 (100%)	126 (97%)	4 (3%)	45	61
26	X	66/74 (89%)	62 (94%)	4 (6%)	22	29
27	Y	120/196 (61%)	109 (91%)	11 (9%)	11	12
28	Z	60/68 (88%)	59 (98%)	1 (2%)	66	81
29	1	46/47 (98%)	45 (98%)	1 (2%)	57	74
30	2	42/46 (91%)	41 (98%)	1 (2%)	54	72
31	3	79/79 (100%)	77 (98%)	2 (2%)	53	70
32	I	58/130 (45%)	58 (100%)	0	100	100
All	All	3093/3612 (86%)	2964 (96%)	129 (4%)	34	47

5 of 129 residues with a non-rotameric sidechain are listed below:

Mol	Chain	Res	Type
9	F	46	GLU
13	K	84	ASP
27	Y	189	ASN
11	H	84	LYS
12	J	74	ARG

Some sidechains can be flipped to improve hydrogen bonding and reduce clashes. 5 of 82 such sidechains are listed below:

Mol	Chain	Res	Type
16	N	93	GLN
18	P	88	GLN
30	2	16	ASN
16	N	107	ASN

*Continued on next page...*

*Continued from previous page...*

Mol	Chain	Res	Type
17	O	100	GLN

### 5.3.3 RNA ⓘ

Mol	Chain	Analysed	Backbone Outliers	Pucker Outliers
1	0	2745/2922 (93%)	235 (8%)	36 (1%)
2	9	121/122 (99%)	14 (11%)	1 (0%)
3	4	1/7 (14%)	0	0
All	All	2867/3051 (93%)	249 (8%)	37 (1%)

5 of 249 RNA backbone outliers are listed below:

Mol	Chain	Res	Type
1	0	31	C
1	0	67	A
1	0	69	A
1	0	70	A
1	0	71	G

5 of 37 RNA pucker outliers are listed below:

Mol	Chain	Res	Type
1	0	1506	U
1	0	1730	G
1	0	2791	U
1	0	1684	A
1	0	1685	A

## 5.4 Non-standard residues in protein, DNA, RNA chains ⓘ

6 non-standard protein/DNA/RNA residues are modelled in this entry.

In the following table, the Counts columns list the number of bonds (or angles) for which Mogul statistics could be retrieved, the number of bonds (or angles) that are observed in the model and the number of bonds (or angles) that are defined in the chemical component dictionary. The Link column lists molecule types, if any, to which the group is linked. The Z score for a bond length (or angle) is the number of standard deviations the observed value is removed from the expected value. A bond length (or angle) with  $|Z| > 2$  is considered an outlier worth inspection. RMSZ is the root-mean-square of all Z scores of the bond lengths (or angles).

Mol	Type	Chain	Res	Link	Bond lengths			Bond angles		
					Counts	RMSZ	# Z  > 2	Counts	RMSZ	# Z  > 2
1	OMU	0	2587	1	14,22,23	0.96	1 (7%)	18,31,34	3.65	2 (11%)
1	OMG	0	2588	1,3	18,26,27	1.01	1 (5%)	22,38,41	2.48	5 (22%)
1	UR3	0	2619	1	14,22,23	0.86	1 (7%)	16,32,35	0.71	0
1	PSU	0	2621	1	16,21,22	1.70	3 (18%)	20,30,33	6.09	4 (20%)
1	1MA	0	628	1	16,25,26	1.00	1 (6%)	13,37,40	1.18	1 (7%)
3	PPU	4	76	1,3	31,40,41	1.17	1 (3%)	34,57,60	0.98	3 (8%)

In the following table, the Chirals column lists the number of chiral outliers, the number of chiral centers analysed, the number of these observed in the model and the number defined in the chemical component dictionary. Similar counts are reported in the Torsion and Rings columns. '-' means no outliers of that kind were identified.

Mol	Type	Chain	Res	Link	Chirals	Torsions	Rings
1	OMU	0	2587	1	-	0/5/27/28	0/2/2/2
1	OMG	0	2588	1,3	-	0/5/27/28	0/3/3/3
1	UR3	0	2619	1	-	0/3/25/26	0/2/2/2
1	PSU	0	2621	1	-	0/7/25/26	0/2/2/2
1	1MA	0	628	1	-	0/3/25/26	0/3/3/3
3	PPU	4	76	1,3	-	0/21/43/44	0/4/4/4

The worst 5 of 8 bond length outliers are listed below:

Mol	Chain	Res	Type	Atoms	Z	Observed(Å)	Ideal(Å)
3	4	76	PPU	OC-CM	-5.53	1.26	1.42
1	0	2621	PSU	C5-C1'	-4.88	1.48	1.52
1	0	2619	UR3	C6-C5	-2.20	1.33	1.38
1	0	2587	OMU	C4-N3	2.51	1.37	1.33
1	0	2621	PSU	C2-N1	2.79	1.43	1.38

The worst 5 of 15 bond angle outliers are listed below:

Mol	Chain	Res	Type	Atoms	Z	Observed(°)	Ideal(°)
1	0	2621	PSU	N1-C2-N3	-19.01	114.72	128.40
1	0	2621	PSU	C5-C4-N3	-13.00	114.76	125.43
1	0	2588	OMG	C5-C6-N1	-8.31	111.65	123.48
1	0	628	1MA	C2-N3-C4	-3.66	110.79	116.41
1	0	2587	OMU	C5-C4-N3	-3.47	114.84	123.12

There are no chirality outliers.

There are no torsion outliers.

There are no ring outliers.

2 monomers are involved in 3 short contacts:

Mol	Chain	Res	Type	Clashes	Symm-Clashes
1	0	2587	OMU	2	0
3	4	76	PPU	1	0

## 5.5 Carbohydrates [i](#)

There are no carbohydrates in this entry.

## 5.6 Ligand geometry [i](#)

Of 312 ligands modelled in this entry, 312 are monoatomic - leaving 0 for Mogul analysis.

There are no bond length outliers.

There are no bond angle outliers.

There are no chirality outliers.

There are no torsion outliers.

There are no ring outliers.

No monomer is involved in short contacts.

## 5.7 Other polymers [i](#)

There are no such residues in this entry.

## 5.8 Polymer linkage issues [i](#)

The following chains have linkage breaks:

Mol	Chain	Number of breaks
3	4	1

All chain breaks are listed below:

Model	Chain	Residue-1	Atom-1	Residue-2	Atom-2	Distance (Å)
1	4	176:DA	O3'	175:C	P	8.63

## 6 Fit of model and data ⓘ

### 6.1 Protein, DNA and RNA chains ⓘ

In the following table, the column labelled ‘#RSRZ> 2’ contains the number (and percentage) of RSRZ outliers, followed by percent RSRZ outliers for the chain as percentile scores relative to all X-ray entries and entries of similar resolution. The OWAB column contains the minimum, median, 95<sup>th</sup> percentile and maximum values of the occupancy-weighted average B-factor per residue. The column labelled ‘Q< 0.9’ lists the number of (and percentage) of residues with an average occupancy less than 0.9.

Mol	Chain	Analysed	<RSRZ>	#RSRZ>2	OWAB(Å <sup>2</sup> )	Q<0.9
1	0	2749/2922 (94%)	-0.12	75 (2%) 55 62	26, 50, 94, 154	0
2	9	122/122 (100%)	0.13	6 (4%) 30 37	45, 70, 97, 154	0
3	4	5/7 (71%)	-0.63	0 100 100	46, 48, 54, 54	0
4	A	237/240 (98%)	0.54	18 (7%) 15 20	31, 55, 88, 108	0
5	B	337/338 (99%)	0.41	15 (4%) 34 41	32, 57, 83, 94	0
6	C	246/246 (100%)	0.19	6 (2%) 59 66	29, 51, 76, 90	0
7	D	140/177 (79%)	2.40	65 (46%) 0 0	64, 100, 128, 135	0
8	E	172/178 (96%)	1.14	40 (23%) 1 1	47, 71, 89, 96	0
9	F	119/120 (99%)	1.46	41 (34%) 0 0	51, 77, 106, 112	0
10	G	29/348 (8%)	2.78	19 (65%) 0 0	75, 97, 105, 106	0
11	H	160/171 (93%)	0.89	25 (15%) 2 3	49, 66, 97, 105	0
12	J	142/145 (97%)	0.28	5 (3%) 44 51	40, 55, 76, 95	0
13	K	132/132 (100%)	0.07	2 (1%) 74 78	36, 52, 74, 83	0
14	L	145/165 (87%)	1.00	29 (20%) 1 1	29, 70, 114, 125	0
15	M	194/195 (99%)	0.99	23 (11%) 5 7	36, 49, 90, 98	0
16	N	186/187 (99%)	1.27	44 (23%) 1 1	48, 70, 117, 121	0
17	O	115/116 (99%)	0.38	4 (3%) 44 51	42, 60, 75, 81	0
18	P	143/149 (95%)	0.30	4 (2%) 53 61	41, 56, 69, 81	0
19	Q	95/96 (98%)	0.38	6 (6%) 21 27	42, 54, 70, 78	0
20	R	150/155 (96%)	0.11	3 (2%) 65 72	33, 49, 69, 77	0
21	S	81/85 (95%)	0.44	6 (7%) 15 21	42, 60, 81, 98	0
22	T	119/120 (99%)	0.90	15 (12%) 4 6	46, 59, 89, 113	0
23	U	53/66 (80%)	0.38	3 (5%) 24 31	46, 57, 77, 84	0
24	V	65/71 (91%)	1.83	17 (26%) 1 1	55, 80, 116, 121	0

*Continued on next page...*

Continued from previous page...

Mol	Chain	Analysed	<RSRZ>	#RSRZ>2	OWAB(Å <sup>2</sup> )	Q<0.9
25	W	154/154 (100%)	0.34	4 (2%) 56 63	42, 56, 79, 88	0
26	X	82/92 (89%)	0.91	11 (13%) 4 5	46, 60, 88, 105	0
27	Y	142/241 (58%)	0.40	12 (8%) 11 16	32, 49, 70, 90	0
28	Z	73/83 (87%)	2.19	29 (39%) 0 0	51, 83, 99, 106	0
29	1	56/57 (98%)	-0.28	0 100 100	30, 36, 45, 54	0
30	2	46/50 (92%)	1.06	8 (17%) 2 2	39, 63, 88, 100	0
31	3	92/92 (100%)	0.61	8 (8%) 11 15	39, 61, 76, 90	0
32	I	70/162 (43%)	6.04	66 (94%) 0 0	114, 127, 144, 146	0
All	All	6651/7482 (88%)	0.43	609 (9%) 10 13	26, 56, 102, 154	0

The worst 5 of 609 RSRZ outliers are listed below:

Mol	Chain	Res	Type	RSRZ
32	I	71	GLY	20.9
24	V	1	THR	16.0
7	D	63	ILE	14.8
15	M	70	GLY	14.0
32	I	133	THR	13.5

## 6.2 Non-standard residues in protein, DNA, RNA chains ⓘ

In the following table, the Atoms column lists the number of modelled atoms in the group and the number defined in the chemical component dictionary. LLDF column lists the quality of electron density of the group with respect to its neighbouring residues in protein, DNA or RNA chains. The B-factors column lists the minimum, median, 95<sup>th</sup> percentile and maximum values of B factors of atoms in the group. The column labelled 'Q< 0.9' lists the number of atoms with occupancy less than 0.9.

Mol	Type	Chain	Res	Atoms	RSCC	RSR	LLDF	B-factors(Å <sup>2</sup> )	Q<0.9
1	PSU	0	2621	20/21	0.98	0.13	-	35,39,43,44	0
3	PPU	4	76	37/38	0.98	0.12	-	38,43,49,54	0
1	UR3	0	2619	21/22	0.98	0.14	-	39,40,43,47	0
1	OMG	0	2588	24/25	0.97	0.12	-	34,37,42,43	0
1	1MA	0	628	23/24	0.98	0.15	-	35,37,40,44	0
1	OMU	0	2587	21/22	0.98	0.12	-	35,40,43,43	0

## 6.3 Carbohydrates ⓘ

There are no carbohydrates in this entry.

## 6.4 Ligands ⓘ

In the following table, the Atoms column lists the number of modelled atoms in the group and the number defined in the chemical component dictionary. LLDF column lists the quality of electron density of the group with respect to its neighbouring residues in protein, DNA or RNA chains. The B-factors column lists the minimum, median, 95<sup>th</sup> percentile and maximum values of B factors of atoms in the group. The column labelled 'Q< 0.9' lists the number of atoms with occupancy less than 0.9.

Mol	Type	Chain	Res	Atoms	RSCC	RSR	LLDF	B-factors(Å <sup>2</sup> )	Q<0.9
33	MG	0	8022	1/1	0.76	1.05	46.55	123,123,123,123	0
35	NA	0	9174	1/1	0.83	0.52	43.26	71,71,71,71	0
33	MG	0	8014	1/1	0.77	0.84	40.08	94,94,94,94	0
35	NA	0	9125	1/1	0.85	0.56	32.83	87,87,87,87	0
34	K	0	9001	1/1	0.88	0.73	32.52	92,92,92,92	0
33	MG	0	8001	1/1	0.99	0.24	22.70	19,19,19,19	0
35	NA	0	9173	1/1	0.89	0.38	18.89	69,69,69,69	0
35	NA	0	9156	1/1	0.89	0.34	18.76	59,59,59,59	0
35	NA	0	9185	1/1	0.67	0.47	15.26	62,62,62,62	0
35	NA	0	9120	1/1	0.96	0.26	15.22	61,61,61,61	0
37	SR	0	9482	1/1	0.97	0.26	12.49	122,122,122,122	0
33	MG	0	8013	1/1	0.96	0.37	12.31	24,24,24,24	0
35	NA	0	9172	1/1	0.88	0.36	10.50	78,78,78,78	0
35	NA	0	9171	1/1	0.81	0.25	8.76	66,66,66,66	0
33	MG	0	8008	1/1	0.98	0.19	8.60	22,22,22,22	0
33	MG	0	8038	1/1	0.99	0.26	8.47	27,27,27,27	0
33	MG	0	8065	1/1	0.74	0.48	8.43	90,90,90,90	0
37	SR	B	9521	1/1	0.89	0.41	8.34	184,184,184,184	0
33	MG	0	8097	1/1	0.94	0.23	8.22	63,63,63,63	0
35	NA	0	9161	1/1	0.88	0.20	7.93	61,61,61,61	0
35	NA	0	9131	1/1	0.91	0.21	7.63	52,52,52,52	0
35	NA	0	9167	1/1	0.91	0.16	7.27	57,57,57,57	0
33	MG	0	8027	1/1	0.95	0.25	6.06	40,40,40,40	0
35	NA	0	9178	1/1	0.75	0.26	6.02	57,57,57,57	0
33	MG	0	8080	1/1	0.93	0.20	5.51	58,58,58,58	0
36	CL	B	9319	1/1	0.91	0.22	5.13	62,62,62,62	0
33	MG	0	8012	1/1	0.96	0.22	5.04	46,46,46,46	0
35	NA	0	9168	1/1	0.83	0.15	4.98	68,68,68,68	0
37	SR	0	9406	1/1	1.00	0.17	4.93	36,36,36,36	0

*Continued on next page...*

*Continued from previous page...*

Mol	Type	Chain	Res	Atoms	RSCC	RSR	LLDF	B-factors( $\text{\AA}^2$ )	Q<0.9
37	SR	0	9407	1/1	0.99	0.15	4.70	46,46,46,46	0
35	NA	0	9162	1/1	0.95	0.19	4.61	50,50,50,50	0
33	MG	0	8021	1/1	0.92	0.19	4.39	58,58,58,58	0
33	MG	0	8057	1/1	0.95	0.35	4.37	68,68,68,68	0
35	NA	0	9135	1/1	0.97	0.18	3.91	54,54,54,54	0
35	NA	0	9115	1/1	0.97	0.16	3.76	47,47,47,47	0
35	NA	0	9159	1/1	0.94	0.20	3.50	54,54,54,54	0
35	NA	0	9127	1/1	0.94	0.18	3.25	71,71,71,71	0
36	CL	0	9316	1/1	0.78	0.23	2.74	86,86,86,86	0
35	NA	R	9186	1/1	0.96	0.19	2.56	71,71,71,71	0
35	NA	0	9150	1/1	0.96	0.17	2.44	52,52,52,52	0
35	NA	0	9165	1/1	0.96	0.22	2.29	46,46,46,46	0
33	MG	0	8020	1/1	0.98	0.19	2.26	38,38,38,38	0
33	MG	0	8060	1/1	0.94	0.17	2.16	97,97,97,97	0
33	MG	0	8054	1/1	0.85	0.14	2.15	60,60,60,60	0
37	SR	0	9515	1/1	0.96	0.15	1.49	94,94,94,94	0
37	SR	H	9486	1/1	0.97	0.21	1.49	114,114,114,114	0
33	MG	0	8101	1/1	0.85	0.15	1.42	68,68,68,68	0
37	SR	0	9534	1/1	0.96	0.17	1.40	108,108,108,108	0
35	NA	0	9110	1/1	0.90	0.15	1.26	49,49,49,49	0
35	NA	0	9132	1/1	0.94	0.15	1.18	57,57,57,57	0
35	NA	M	9147	1/1	0.96	0.18	1.06	45,45,45,45	0
33	MG	0	8118	1/1	0.98	0.15	1.03	30,30,30,30	0
33	MG	0	8074	1/1	0.96	0.20	0.90	32,32,32,32	0
35	NA	0	9182	1/1	0.83	0.14	0.63	81,81,81,81	0
33	MG	0	8056	1/1	0.98	0.18	0.61	47,47,47,47	0
33	MG	0	8017	1/1	0.98	0.12	0.47	30,30,30,30	0
36	CL	M	9318	1/1	0.99	0.18	0.44	43,43,43,43	0
33	MG	0	8107	1/1	0.82	0.16	0.41	67,67,67,67	0
37	SR	0	9475	1/1	0.95	0.12	0.09	84,84,84,84	0
37	SR	L	9409	1/1	1.00	0.13	-0.01	44,44,44,44	0
35	NA	0	9124	1/1	0.94	0.12	-0.24	54,54,54,54	0
38	CD	Z	9203	1/1	0.48	0.19	-0.25	93,93,93,93	0
33	MG	0	8004	1/1	0.99	0.11	-0.28	36,36,36,36	0
35	NA	9	9183	1/1	0.87	0.14	-0.29	80,80,80,80	0
37	SR	F	9595	1/1	0.96	0.15	-0.40	104,104,104,104	0
35	NA	0	9114	1/1	0.97	0.13	-0.47	46,46,46,46	0
37	SR	0	9451	1/1	1.00	0.11	-0.47	60,60,60,60	0
36	CL	J	9321	1/1	0.95	0.13	-0.52	68,68,68,68	0
34	K	0	9002	1/1	0.88	0.12	-0.52	90,90,90,90	0
37	SR	1	9419	1/1	0.99	0.11	-0.60	42,42,42,42	0
33	MG	0	8096	1/1	0.94	0.12	-0.62	51,51,51,51	0

*Continued on next page...*

*Continued from previous page...*

Mol	Type	Chain	Res	Atoms	RSCC	RSR	LLDF	B-factors( $\text{\AA}^2$ )	Q<0.9
35	NA	R	9138	1/1	0.96	0.11	-0.68	76,76,76,76	0
37	SR	0	9504	1/1	0.87	0.12	-0.72	107,107,107,107	0
33	MG	0	8003	1/1	0.98	0.16	-0.75	38,38,38,38	0
33	MG	A	8066	1/1	0.96	0.13	-0.78	53,53,53,53	0
36	CL	0	9315	1/1	0.95	0.11	-0.82	59,59,59,59	0
35	NA	J	9146	1/1	0.94	0.12	-0.87	58,58,58,58	0
37	SR	0	9509	1/1	0.97	0.12	-0.91	91,91,91,91	0
35	NA	0	9139	1/1	0.96	0.08	-0.99	50,50,50,50	0
35	NA	0	9117	1/1	0.97	0.12	-1.16	44,44,44,44	0
35	NA	R	9137	1/1	0.89	0.11	-1.23	43,43,43,43	0
38	CD	U	9201	1/1	0.99	0.09	-1.27	60,60,60,60	0
35	NA	C	9104	1/1	0.93	0.11	-1.30	33,33,33,33	0
37	SR	0	9590	1/1	0.94	0.10	-1.32	98,98,98,98	0
37	SR	0	9457	1/1	0.99	0.10	-1.33	54,54,54,54	0
35	NA	Q	9148	1/1	0.95	0.12	-1.35	48,48,48,48	0
37	SR	0	9545	1/1	0.99	0.05	-1.46	79,79,79,79	0
37	SR	0	9490	1/1	0.98	0.09	-1.50	108,108,108,108	0
36	CL	0	9312	1/1	0.99	0.09	-1.56	60,60,60,60	0
33	MG	T	8073	1/1	0.93	0.12	-1.60	52,52,52,52	0
35	NA	0	9166	1/1	0.96	0.08	-1.62	68,68,68,68	0
33	MG	Y	8109	1/1	0.94	0.12	-1.65	47,47,47,47	0
36	CL	O	9308	1/1	0.98	0.08	-1.67	66,66,66,66	0
33	MG	0	8015	1/1	0.95	0.10	-1.79	33,33,33,33	0
38	CD	3	9204	1/1	0.99	0.05	-1.80	63,63,63,63	0
37	SR	0	9450	1/1	0.98	0.07	-1.81	76,76,76,76	0
33	MG	0	8002	1/1	0.95	0.10	-1.97	37,37,37,37	0
37	SR	0	9424	1/1	1.00	0.14	-2.11	47,47,47,47	0
37	SR	A	9436	1/1	0.99	0.07	-2.13	57,57,57,57	0
35	NA	0	9143	1/1	0.98	0.08	-2.28	46,46,46,46	0
37	SR	3	9439	1/1	0.99	0.03	-2.33	74,74,74,74	0
33	MG	0	8067	1/1	0.96	0.10	-2.51	44,44,44,44	0
35	NA	0	9105	1/1	0.98	0.10	-2.54	45,45,45,45	0
38	CD	1	9202	1/1	1.00	0.05	-2.60	55,55,55,55	0
33	MG	0	8032	1/1	0.78	0.10	-2.61	47,47,47,47	0
33	MG	0	8039	1/1	0.93	0.09	-2.67	66,66,66,66	0
37	SR	0	9456	1/1	0.99	0.09	-2.69	64,64,64,64	0
37	SR	0	9428	1/1	1.00	0.07	-2.72	55,55,55,55	0
33	MG	0	8112	1/1	0.99	0.07	-2.74	43,43,43,43	0
37	SR	0	9455	1/1	0.97	0.07	-2.85	77,77,77,77	0
37	SR	0	9483	1/1	0.98	0.07	-2.86	80,80,80,80	0
33	MG	0	8044	1/1	0.98	0.06	-2.87	44,44,44,44	0
36	CL	3	9304	1/1	0.99	0.10	-3.14	65,65,65,65	0

*Continued on next page...*

*Continued from previous page...*

Mol	Type	Chain	Res	Atoms	RSCC	RSR	LLDF	B-factors( $\text{\AA}^2$ )	Q<0.9
37	SR	0	9416	1/1	0.99	0.10	-3.15	47,47,47,47	0
37	SR	0	9444	1/1	1.00	0.09	-3.17	56,56,56,56	0
37	SR	0	9468	1/1	0.95	0.03	-3.41	120,120,120,120	0
37	SR	0	9532	1/1	0.93	0.05	-3.59	127,127,127,127	0
33	MG	0	8110	1/1	0.99	0.10	-3.74	46,46,46,46	0
37	SR	0	9442	1/1	0.97	0.11	-3.94	65,65,65,65	0
37	SR	0	9498	1/1	0.99	0.05	-4.04	66,66,66,66	0
36	CL	0	9305	1/1	0.98	0.07	-4.20	58,58,58,58	0
37	SR	0	9453	1/1	0.99	0.07	-4.29	71,71,71,71	0
37	SR	0	9410	1/1	0.99	0.12	-4.66	41,41,41,41	0
37	SR	0	9506	1/1	0.99	0.04	-4.66	71,71,71,71	0
35	NA	0	9123	1/1	0.98	0.09	-5.74	42,42,42,42	0
33	MG	0	8091	1/1	0.78	0.08	-6.14	58,58,58,58	0
33	MG	0	8019	1/1	0.96	0.05	-6.27	51,51,51,51	0
37	SR	0	9473	1/1	0.97	0.02	-12.35	79,79,79,79	0
33	MG	0	8024	1/1	0.90	0.42	-	76,76,76,76	0
35	NA	9	9151	1/1	0.71	0.23	-	83,83,83,83	0
35	NA	0	9118	1/1	0.88	0.31	-	71,71,71,71	0
37	SR	0	9601	1/1	0.99	0.04	-	95,95,95,95	0
37	SR	0	9432	1/1	0.99	0.13	-	67,67,67,67	0
36	CL	0	9303	1/1	0.99	0.10	-	50,50,50,50	0
37	SR	0	9522	1/1	0.96	0.07	-	118,118,118,118	0
37	SR	0	9426	1/1	0.98	0.08	-	72,72,72,72	0
35	NA	0	9106	1/1	0.97	0.39	-	44,44,44,44	0
37	SR	0	9539	1/1	0.93	0.50	-	162,162,162,162	0
33	MG	0	8070	1/1	0.98	0.16	-	28,28,28,28	0
33	MG	0	8090	1/1	0.89	0.18	-	67,67,67,67	0
37	SR	0	9469	1/1	0.97	0.03	-	91,91,91,91	0
33	MG	0	8102	1/1	0.44	0.16	-	76,76,76,76	0
35	NA	0	9149	1/1	0.91	0.21	-	52,52,52,52	0
33	MG	0	8030	1/1	0.97	0.05	-	37,37,37,37	0
33	MG	0	8094	1/1	0.50	0.70	-	93,93,93,93	0
35	NA	0	9140	1/1	0.80	0.55	-	67,67,67,67	0
35	NA	0	9116	1/1	0.95	0.44	-	55,55,55,55	0
33	MG	0	8079	1/1	0.91	0.14	-	33,33,33,33	0
35	NA	0	9184	1/1	0.55	0.22	-	83,83,83,83	0
35	NA	0	9179	1/1	0.70	1.23	-	96,96,96,96	0
37	SR	9	9481	1/1	1.00	0.07	-	88,88,88,88	0
33	MG	0	8031	1/1	0.97	0.10	-	55,55,55,55	0
37	SR	0	9411	1/1	0.99	0.18	-	46,46,46,46	0
33	MG	0	8088	1/1	0.95	0.08	-	39,39,39,39	0
36	CL	0	9322	1/1	0.93	0.20	-	58,58,58,58	0

*Continued on next page...*

*Continued from previous page...*

Mol	Type	Chain	Res	Atoms	RSCC	RSR	LLDF	B-factors( $\text{\AA}^2$ )	Q<0.9
36	CL	L	9310	1/1	0.97	0.09	-	58,58,58,58	0
33	MG	0	8028	1/1	0.96	0.12	-	37,37,37,37	0
35	NA	0	9158	1/1	0.84	0.24	-	62,62,62,62	0
37	SR	0	9566	1/1	0.97	0.07	-	80,80,80,80	0
37	SR	0	9441	1/1	0.99	0.07	-	68,68,68,68	0
33	MG	0	8084	1/1	0.83	0.33	-	84,84,84,84	0
37	SR	0	9560	1/1	0.95	0.07	-	98,98,98,98	0
37	SR	0	9454	1/1	0.99	0.07	-	83,83,83,83	0
37	SR	0	9448	1/1	0.99	0.06	-	63,63,63,63	0
35	NA	0	9129	1/1	0.30	0.31	-	82,82,82,82	0
37	SR	0	9488	1/1	0.98	0.12	-	84,84,84,84	0
36	CL	A	9309	1/1	0.96	0.11	-	60,60,60,60	0
37	SR	1	9460	1/1	0.99	0.11	-	53,53,53,53	0
33	MG	B	8055	1/1	0.91	0.27	-	94,94,94,94	0
33	MG	0	8072	1/1	0.79	0.33	-	78,78,78,78	0
37	SR	S	9470	1/1	0.98	0.13	-	99,99,99,99	0
37	SR	A	9497	1/1	0.99	0.10	-	91,91,91,91	0
37	SR	0	9415	1/1	0.99	0.11	-	58,58,58,58	0
35	NA	3	9169	1/1	0.89	0.40	-	98,98,98,98	0
37	SR	0	9408	1/1	1.00	0.16	-	41,41,41,41	0
35	NA	0	9128	1/1	0.95	0.08	-	48,48,48,48	0
33	MG	0	8075	1/1	0.93	0.05	-	41,41,41,41	0
35	NA	0	9108	1/1	0.98	0.15	-	35,35,35,35	0
35	NA	0	9113	1/1	0.91	0.11	-	74,74,74,74	0
35	NA	0	9154	1/1	0.92	0.27	-	57,57,57,57	0
37	SR	A	9437	1/1	0.97	0.12	-	73,73,73,73	0
33	MG	0	8099	1/1	0.84	0.19	-	74,74,74,74	0
33	MG	0	8043	1/1	0.93	0.06	-	57,57,57,57	0
33	MG	0	8009	1/1	0.99	0.13	-	26,26,26,26	0
35	NA	H	9122	1/1	0.81	0.18	-	78,78,78,78	0
37	SR	0	9440	1/1	0.99	0.04	-	73,73,73,73	0
37	SR	0	9427	1/1	0.98	0.13	-	58,58,58,58	0
33	MG	0	8061	1/1	0.97	0.12	-	81,81,81,81	0
37	SR	0	9412	1/1	0.99	0.12	-	46,46,46,46	0
36	CL	Y	9320	1/1	0.97	0.10	-	49,49,49,49	0
37	SR	0	9629	1/1	0.97	0.08	-	77,77,77,77	0
37	SR	0	9465	1/1	0.96	0.09	-	101,101,101,101	0
37	SR	0	9423	1/1	0.99	0.09	-	58,58,58,58	0
33	MG	0	8052	1/1	0.76	0.40	-	87,87,87,87	0
33	MG	9	8095	1/1	0.91	0.26	-	61,61,61,61	0
33	MG	0	8115	1/1	0.92	0.17	-	61,61,61,61	0
37	SR	0	9435	1/1	0.98	0.08	-	75,75,75,75	0

*Continued on next page...*

*Continued from previous page...*

Mol	Type	Chain	Res	Atoms	RSCC	RSR	LLDF	B-factors( $\text{\AA}^2$ )	Q<0.9
35	NA	0	9107	1/1	0.89	0.26	-	59,59,59,59	0
33	MG	0	8036	1/1	0.98	0.10	-	60,60,60,60	0
33	MG	0	8082	1/1	0.92	0.41	-	89,89,89,89	0
37	SR	0	9466	1/1	0.98	0.04	-	101,101,101,101	0
33	MG	0	8108	1/1	0.47	0.13	-	107,107,107,107	0
33	MG	0	8063	1/1	0.89	0.11	-	67,67,67,67	0
33	MG	2	8076	1/1	0.94	0.20	-	64,64,64,64	0
36	CL	0	9313	1/1	0.99	0.07	-	57,57,57,57	0
35	NA	0	9101	1/1	0.99	0.17	-	50,50,50,50	0
37	SR	0	9443	1/1	0.99	0.09	-	59,59,59,59	0
36	CL	N	9307	1/1	0.95	0.14	-	65,65,65,65	0
33	MG	K	8069	1/1	0.98	0.19	-	26,26,26,26	0
33	MG	0	8103	1/1	0.93	0.20	-	74,74,74,74	0
33	MG	0	8045	1/1	0.90	0.33	-	82,82,82,82	0
33	MG	0	8040	1/1	0.79	0.44	-	100,100,100,100	0
37	SR	0	9474	1/1	0.99	0.11	-	61,61,61,61	0
35	NA	0	9130	1/1	0.90	0.14	-	53,53,53,53	0
37	SR	0	9422	1/1	0.99	0.12	-	59,59,59,59	0
33	MG	0	8068	1/1	0.95	0.13	-	55,55,55,55	0
35	NA	0	9175	1/1	0.91	0.19	-	55,55,55,55	0
36	CL	0	9311	1/1	0.96	0.10	-	64,64,64,64	0
37	SR	0	9585	1/1	0.96	0.10	-	94,94,94,94	0
37	SR	0	9452	1/1	0.96	0.11	-	107,107,107,107	0
33	MG	0	8047	1/1	0.17	1.14	-	111,111,111,111	0
37	SR	0	9581	1/1	0.94	0.10	-	136,136,136,136	0
37	SR	0	9430	1/1	1.00	0.10	-	50,50,50,50	0
33	MG	0	8116	1/1	0.84	0.08	-	59,59,59,59	0
37	SR	0	9420	1/1	0.98	0.15	-	73,73,73,73	0
37	SR	0	9530	1/1	0.97	0.14	-	73,73,73,73	0
37	SR	0	9413	1/1	0.99	0.12	-	50,50,50,50	0
37	SR	9	9588	1/1	0.78	0.14	-	141,141,141,141	0
37	SR	0	9447	1/1	0.98	0.11	-	69,69,69,69	0
37	SR	0	9517	1/1	0.92	0.04	-	117,117,117,117	0
37	SR	0	9478	1/1	1.00	0.06	-	76,76,76,76	0
37	SR	0	9570	1/1	0.98	0.04	-	105,105,105,105	0
33	MG	0	8083	1/1	0.94	0.08	-	59,59,59,59	0
33	MG	0	8104	1/1	0.95	0.10	-	59,59,59,59	0
33	MG	0	8029	1/1	0.98	0.31	-	37,37,37,37	0
37	SR	0	9484	1/1	0.76	0.08	-	139,139,139,139	0
33	MG	0	8025	1/1	0.98	0.40	-	33,33,33,33	0
33	MG	0	8042	1/1	0.76	0.09	-	58,58,58,58	0
37	SR	0	9626	1/1	0.88	0.39	-	147,147,147,147	0

*Continued on next page...*

*Continued from previous page...*

Mol	Type	Chain	Res	Atoms	RSCC	RSR	LLDF	B-factors( $\text{\AA}^2$ )	Q<0.9
37	SR	0	9508	1/1	0.97	0.07	-	91,91,91,91	0
37	SR	0	9417	1/1	0.97	0.13	-	61,61,61,61	0
33	MG	0	8098	1/1	0.96	0.07	-	47,47,47,47	0
37	SR	0	9405	1/1	0.98	0.15	-	59,59,59,59	0
33	MG	0	8059	1/1	0.73	0.39	-	71,71,71,71	0
37	SR	0	9434	1/1	0.99	0.13	-	68,68,68,68	0
37	SR	0	9467	1/1	0.92	0.10	-	91,91,91,91	0
35	NA	9	9152	1/1	0.87	0.49	-	76,76,76,76	0
33	MG	0	8005	1/1	0.99	0.11	-	34,34,34,34	0
33	MG	0	8093	1/1	0.86	0.17	-	52,52,52,52	0
33	MG	0	8058	1/1	0.95	0.56	-	92,92,92,92	0
33	MG	0	8114	1/1	0.86	0.40	-	79,79,79,79	0
36	CL	0	9314	1/1	0.97	0.09	-	55,55,55,55	0
37	SR	0	9449	1/1	0.98	0.07	-	66,66,66,66	0
33	MG	0	8085	1/1	0.94	0.32	-	68,68,68,68	0
37	SR	0	9429	1/1	0.97	0.11	-	71,71,71,71	0
35	NA	S	9112	1/1	0.73	0.30	-	85,85,85,85	0
37	SR	0	9431	1/1	0.98	0.15	-	66,66,66,66	0
33	MG	0	8089	1/1	0.81	0.23	-	64,64,64,64	0
37	SR	0	9537	1/1	0.12	0.21	-	159,159,159,159	0
37	SR	0	9480	1/1	0.99	0.05	-	95,95,95,95	0
35	NA	0	9141	1/1	0.94	0.09	-	64,64,64,64	0
37	SR	0	9461	1/1	0.99	0.04	-	80,80,80,80	0
37	SR	0	9489	1/1	0.96	0.08	-	92,92,92,92	0
35	NA	0	9136	1/1	0.97	0.14	-	38,38,38,38	0
33	MG	0	8050	1/1	0.72	0.18	-	86,86,86,86	0
37	SR	0	9477	1/1	0.97	0.07	-	83,83,83,83	0
35	NA	0	9134	1/1	0.95	0.06	-	52,52,52,52	0
37	SR	0	9433	1/1	0.98	0.13	-	75,75,75,75	0
37	SR	0	9547	1/1	0.38	0.28	-	184,184,184,184	0
35	NA	0	9160	1/1	0.95	0.16	-	45,45,45,45	0
35	NA	0	9102	1/1	0.82	0.24	-	64,64,64,64	0
33	MG	0	8026	1/1	0.98	0.18	-	35,35,35,35	0
37	SR	0	9505	1/1	0.95	0.08	-	91,91,91,91	0
35	NA	0	9177	1/1	0.93	0.35	-	78,78,78,78	0
33	MG	0	8041	1/1	0.85	0.12	-	56,56,56,56	0
37	SR	0	9529	1/1	0.92	0.09	-	120,120,120,120	0
33	MG	0	8051	1/1	0.91	0.29	-	33,33,33,33	0
33	MG	0	8092	1/1	0.84	0.49	-	79,79,79,79	0
37	SR	0	9446	1/1	0.98	0.10	-	93,93,93,93	0
35	NA	0	9111	1/1	0.67	0.26	-	70,70,70,70	0
36	CL	J	9302	1/1	0.95	0.08	-	63,63,63,63	0

*Continued on next page...*

*Continued from previous page...*

Mol	Type	Chain	Res	Atoms	RSCC	RSR	LLDF	B-factors( $\text{\AA}^2$ )	Q<0.9
36	CL	0	9317	1/1	0.96	0.07	-	57,57,57,57	0
35	NA	0	9170	1/1	0.84	0.38	-	87,87,87,87	0
36	CL	R	9306	1/1	0.99	0.07	-	48,48,48,48	0
38	CD	O	9205	1/1	0.90	0.04	-	138,138,138,138	0
37	SR	0	9421	1/1	1.00	0.11	-	74,74,74,74	0
37	SR	0	9438	1/1	0.99	0.10	-	68,68,68,68	0
37	SR	0	9568	1/1	0.98	0.07	-	77,77,77,77	0
33	MG	0	8113	1/1	0.87	0.13	-	49,49,49,49	0
36	CL	J	9301	1/1	0.96	0.10	-	59,59,59,59	0
35	NA	0	9157	1/1	0.86	0.17	-	52,52,52,52	0
37	SR	0	9501	1/1	0.99	0.11	-	76,76,76,76	0
37	SR	B	9458	1/1	0.98	0.08	-	83,83,83,83	0
35	NA	0	9155	1/1	0.92	0.30	-	62,62,62,62	0
37	SR	0	9445	1/1	0.99	0.10	-	59,59,59,59	0
37	SR	0	9425	1/1	0.99	0.12	-	59,59,59,59	0
37	SR	0	9464	1/1	0.97	0.05	-	83,83,83,83	0
37	SR	0	9500	1/1	0.79	1.26	-	200,200,200,200	0
33	MG	0	8046	1/1	0.90	0.10	-	47,47,47,47	0
37	SR	9	9503	1/1	0.96	0.04	-	116,116,116,116	0
35	NA	0	9126	1/1	0.91	0.11	-	64,64,64,64	0
35	NA	0	9163	1/1	0.83	0.18	-	65,65,65,65	0
37	SR	0	9414	1/1	0.98	0.11	-	58,58,58,58	0
37	SR	R	9418	1/1	0.99	0.14	-	59,59,59,59	0
35	NA	0	9181	1/1	0.94	0.20	-	55,55,55,55	0
33	MG	0	8117	1/1	0.89	0.15	-	48,48,48,48	0
37	SR	0	9495	1/1	0.98	0.10	-	102,102,102,102	0
37	SR	0	9459	1/1	0.91	0.07	-	107,107,107,107	0
35	NA	0	9164	1/1	0.85	0.34	-	62,62,62,62	0
33	MG	0	8106	1/1	0.93	0.09	-	50,50,50,50	0
33	MG	0	8037	1/1	0.98	0.07	-	42,42,42,42	0
37	SR	0	9462	1/1	0.99	0.12	-	73,73,73,73	0

## 6.5 Other polymers [i](#)

There are no such residues in this entry.