



Full wwPDB X-ray Structure Validation Report ⓘ

Feb 15, 2017 – 05:15 am GMT

PDB ID : 2VUU
Title : CRYSTAL STRUCTURE OF NADP-BOUND NMRA-AREA ZINC FINGER COMPLEX
Authors : Kotaka, M.; Johnson, C.; Lamb, H.K.; Hawkins, A.R.; Ren, J.; Stammers, D.K.
Deposited on : 2008-05-30
Resolution : 2.80 Å(reported)

This is a Full wwPDB X-ray Structure Validation Report for a publicly released PDB entry.

We welcome your comments at validation@mail.wwpdb.org

A user guide is available at

<http://wwpdb.org/validation/2016/XrayValidationReportHelp>

with specific help available everywhere you see the ⓘ symbol.

The following versions of software and data (see [references ⓘ](#)) were used in the production of this report:

MolProbity	:	4.02b-467
Mogul	:	1.7.2 (RC1), CSD as538be (2017)
Xtriage (Phenix)	:	1.9-1692
EDS	:	trunk28620
Percentile statistics	:	20161228.v01 (using entries in the PDB archive December 28th 2016)
Refmac	:	5.8.0135
CCP4	:	6.5.0
Ideal geometry (proteins)	:	Engh & Huber (2001)
Ideal geometry (DNA, RNA)	:	Parkinson et al. (1996)
Validation Pipeline (wwPDB-VP)	:	recalc28949

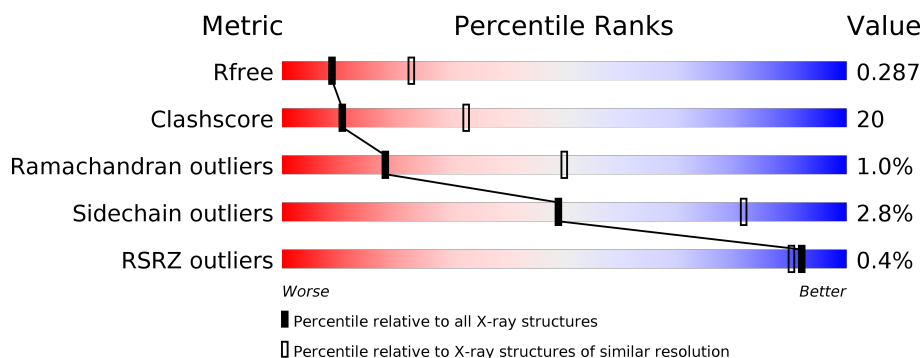
1 Overall quality at a glance

The following experimental techniques were used to determine the structure:

X-RAY DIFFRACTION

The reported resolution of this entry is 2.80 Å.

Percentile scores (ranging between 0-100) for global validation metrics of the entry are shown in the following graphic. The table shows the number of entries on which the scores are based.



Metric	Whole archive (#Entries)	Similar resolution (#Entries, resolution range(Å))
R_{free}	100719	2583 (2.80-2.80)
Clashscore	112137	3033 (2.80-2.80)
Ramachandran outliers	110173	2983 (2.80-2.80)
Sidechain outliers	110143	2985 (2.80-2.80)
RSRZ outliers	101464	2610 (2.80-2.80)

The table below summarises the geometric issues observed across the polymeric chains and their fit to the electron density. The red, orange, yellow and green segments on the lower bar indicate the fraction of residues that contain outliers for ≥ 3 , 2, 1 and 0 types of geometric quality criteria. A grey segment represents the fraction of residues that are not modelled. The numeric value for each fraction is indicated below the corresponding segment, with a dot representing fractions $\leq 5\%$. The upper red bar (where present) indicates the fraction of residues that have poor fit to the electron density. The numeric value is given above the bar.

Mol	Chain	Length	Quality of chain
1	A	352	
1	B	352	
1	C	352	
1	D	352	
1	E	352	
1	F	352	

Continued on next page...

Continued from previous page...

Mol	Chain	Length	Quality of chain
1	G	352	<div><div></div><div>58%31%9%</div></div>
1	H	352	<div><div></div><div>52%38%9%</div></div>
2	I	43	<div><div></div><div>60%35%. .</div></div>
2	J	43	<div><div>5%</div><div></div><div>65%30%. .</div></div>
2	K	43	<div><div>2%</div><div></div><div>44%47%7%. .</div></div>
2	L	43	<div><div>5%</div><div></div><div>33%53%12%. .</div></div>
2	M	43	<div><div>5%</div><div></div><div>72%19%7%. .</div></div>
2	N	43	<div><div>5%</div><div></div><div>58%40%. .</div></div>
2	O	43	<div><div>5%</div><div></div><div>60%30%5%5%. .</div></div>
2	P	43	<div><div>2%</div><div></div><div>53%44%. .</div></div>

2 Entry composition

There are 5 unique types of molecules in this entry. The entry contains 23588 atoms, of which 0 are hydrogens and 0 are deuteriums.

In the tables below, the ZeroOcc column contains the number of atoms modelled with zero occupancy, the AltConf column contains the number of residues with at least one atom in alternate conformation and the Trace column contains the number of residues modelled with at most 2 atoms.

- Molecule 1 is a protein called NITROGEN METABOLITE REPRESSION REGULATOR NMRA.

Mol	Chain	Residues	Atoms					ZeroOcc	AltConf	Trace
1	A	318	Total	C	N	O	S	0	0	0
			2530	1637	428	457	8			
1	B	319	Total	C	N	O	S	0	0	0
			2541	1643	432	458	8			
1	C	318	Total	C	N	O	S	0	0	0
			2530	1637	428	457	8			
1	D	319	Total	C	N	O	S	0	0	0
			2541	1643	432	458	8			
1	E	318	Total	C	N	O	S	0	0	0
			2530	1637	428	457	8			
1	F	318	Total	C	N	O	S	0	0	0
			2530	1637	428	457	8			
1	G	319	Total	C	N	O	S	0	0	0
			2541	1643	432	458	8			
1	H	319	Total	C	N	O	S	0	0	0
			2539	1642	430	459	8			

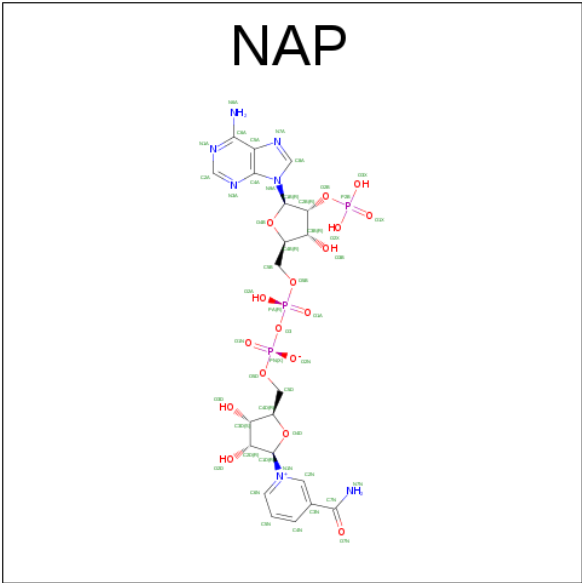
There are 8 discrepancies between the modelled and reference sequences:

Chain	Residue	Modelled	Actual	Comment	Reference
A	238	ARG	LEU	CONFLICT	UNP O59919
B	238	ARG	LEU	CONFLICT	UNP O59919
C	238	ARG	LEU	CONFLICT	UNP O59919
D	238	ARG	LEU	CONFLICT	UNP O59919
E	238	ARG	LEU	CONFLICT	UNP O59919
F	238	ARG	LEU	CONFLICT	UNP O59919
G	238	ARG	LEU	CONFLICT	UNP O59919
H	238	ARG	LEU	CONFLICT	UNP O59919

- Molecule 2 is a protein called NITROGEN REGULATORY PROTEIN AREA.

Mol	Chain	Residues	Atoms					ZeroOcc	AltConf	Trace
2	I	42	Total	C	N	O	S	0	0	0
			326	206	60	56	4			
2	J	42	Total	C	N	O	S	0	0	0
			326	206	60	56	4			
2	K	42	Total	C	N	O	S	0	0	0
			326	206	60	56	4			
2	L	42	Total	C	N	O	S	0	0	0
			326	206	60	56	4			
2	M	42	Total	C	N	O	S	0	0	0
			326	206	60	56	4			
2	N	42	Total	C	N	O	S	0	0	0
			326	206	60	56	4			
2	O	41	Total	C	N	O	S	0	0	0
			318	200	59	55	4			
2	P	42	Total	C	N	O	S	0	0	0
			326	206	60	56	4			

- Molecule 3 is NADP NICOTINAMIDE-ADENINE-DINUCLEOTIDE PHOSPHATE (three-letter code: NAP) (formula: C₂₁H₂₈N₇O₁₇P₃).



Mol	Chain	Residues	Atoms					ZeroOcc	AltConf
3	A	1	Total	C	N	O	P	0	0
			48	21	7	17	3		
3	B	1	Total	C	N	O	P	0	0
			48	21	7	17	3		
3	C	1	Total	C	N	O	P	0	0
			48	21	7	17	3		

Continued on next page...

Continued from previous page...

Mol	Chain	Residues	Atoms					ZeroOcc	AltConf
3	D	1	Total	C	N	O	P	0	0
			48	21	7	17	3		
3	E	1	Total	C	N	O	P	0	0
			48	21	7	17	3		
3	F	1	Total	C	N	O	P	0	0
			48	21	7	17	3		
3	G	1	Total	C	N	O	P	0	0
			48	21	7	17	3		
3	H	1	Total	C	N	O	P	0	0
			48	21	7	17	3		

- Molecule 4 is ZINC ION (three-letter code: ZN) (formula: Zn).

Mol	Chain	Residues	Atoms		ZeroOcc	AltConf
4	P	1	Total	Zn	0	0
			1	1		
4	J	1	Total	Zn	0	0
			1	1		
4	K	1	Total	Zn	0	0
			1	1		
4	I	1	Total	Zn	0	0
			1	1		
4	N	1	Total	Zn	0	0
			1	1		
4	O	1	Total	Zn	0	0
			1	1		
4	L	1	Total	Zn	0	0
			1	1		
4	M	1	Total	Zn	0	0
			1	1		

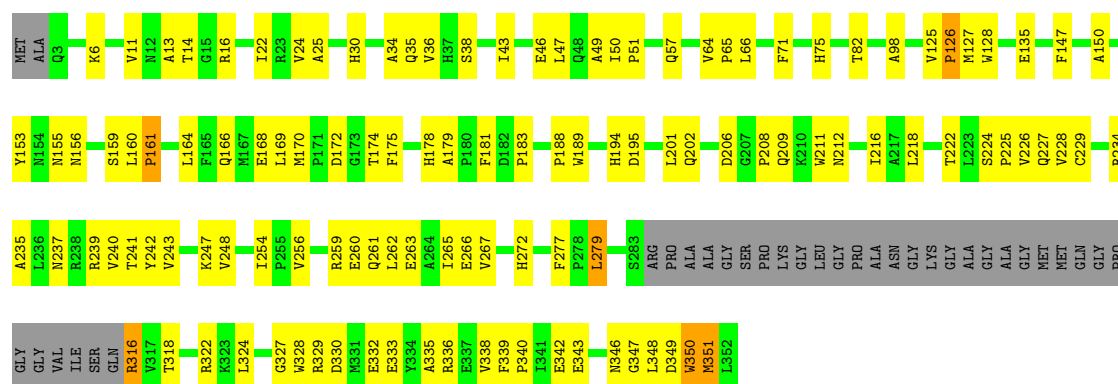
- Molecule 5 is water.

Mol	Chain	Residues	Atoms		ZeroOcc	AltConf
5	A	32	Total	O	0	0
			32	32		
5	B	26	Total	O	0	0
			26	26		
5	C	39	Total	O	0	0
			39	39		
5	D	36	Total	O	0	0
			36	36		

Continued on next page...

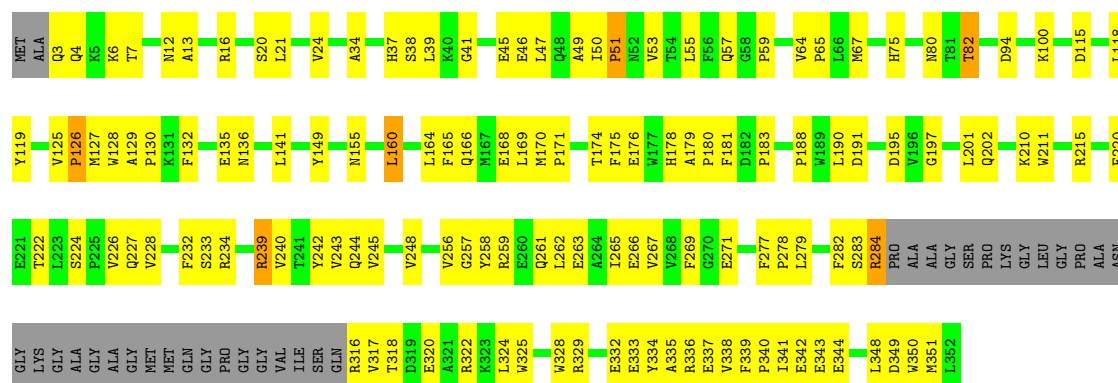
Continued from previous page...

Mol	Chain	Residues	Atoms		ZeroOcc	AltConf
5	E	42	Total 42	O 42	0	0
5	F	33	Total 33	O 33	0	0
5	G	41	Total 41	O 41	0	0
5	H	33	Total 33	O 33	0	0
5	I	4	Total 4	O 4	0	0
5	J	3	Total 3	O 3	0	0
5	K	4	Total 4	O 4	0	0
5	L	4	Total 4	O 4	0	0
5	M	5	Total 5	O 5	0	0
5	N	3	Total 3	O 3	0	0
5	O	6	Total 6	O 6	0	0
5	P	3	Total 3	O 3	0	0



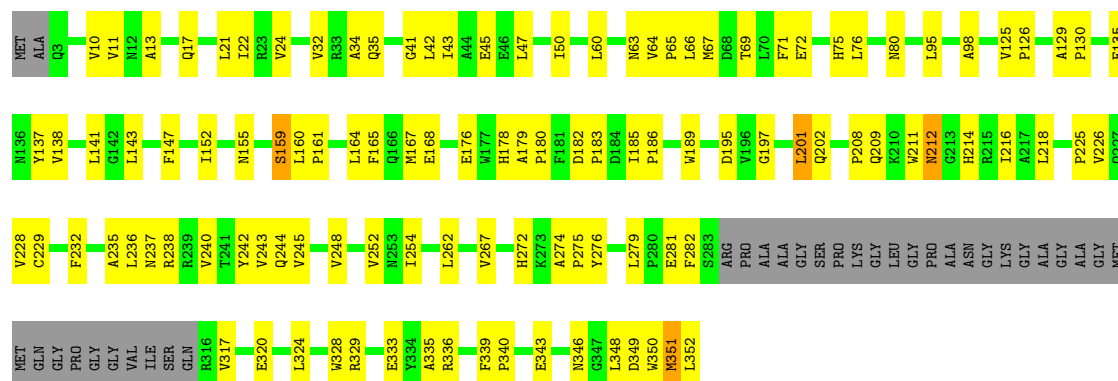
• Molecule 1: NITROGEN METABOLITE REPRESSION REGULATOR NMRA

Chain D: 53% 36% 9%



• Molecule 1: NITROGEN METABOLITE REPRESSION REGULATOR NMRA

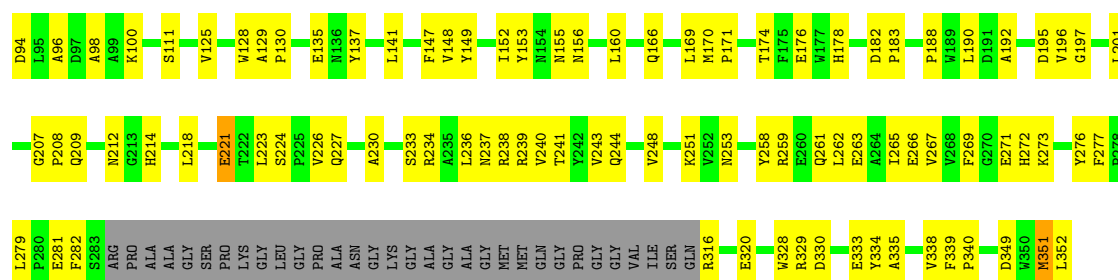
Chain E: 59% 31% 10%



• Molecule 1: NITROGEN METABOLITE REPRESSION REGULATOR NMRA

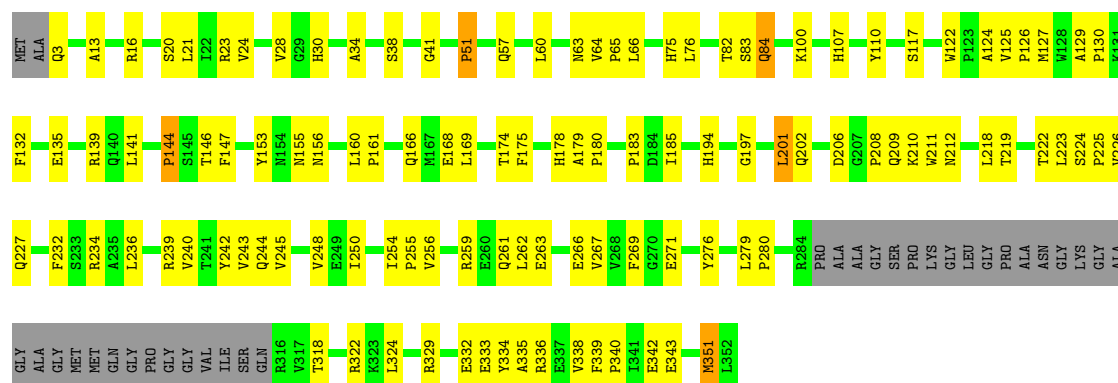
Chain F: 54% 35% 10%





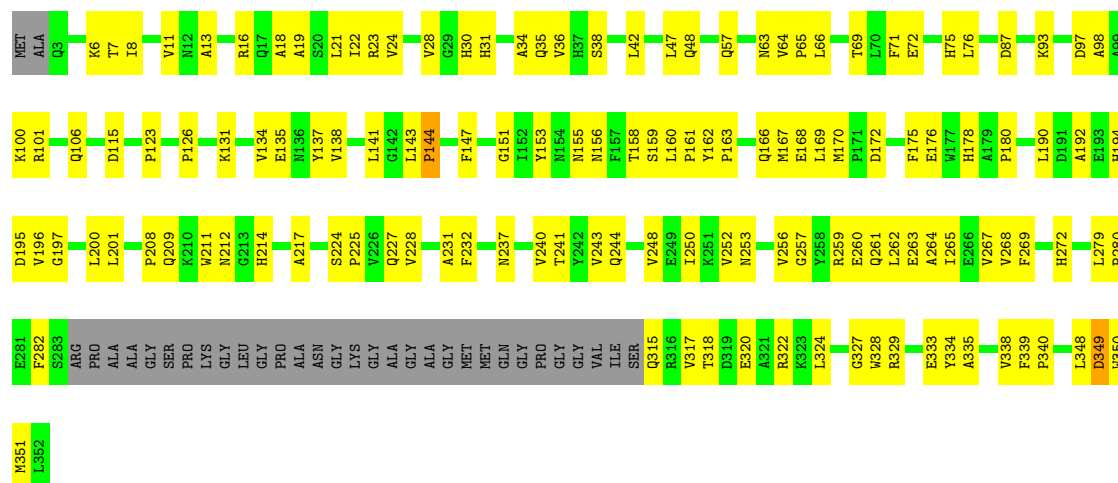
• Molecule 1: NITROGEN METABOLITE REPRESSION REGULATOR NMRA

Chain G: 58% 31% 9%



• Molecule 1: NITROGEN METABOLITE REPRESSION REGULATOR NMRA

Chain H: 52% 38% 9%

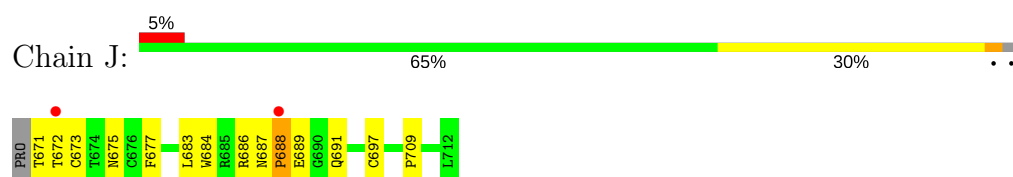


• Molecule 2: NITROGEN REGULATORY PROTEIN AREA

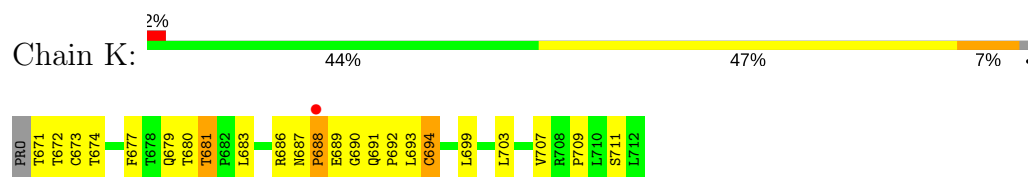
Chain I: 60% 35% 5%



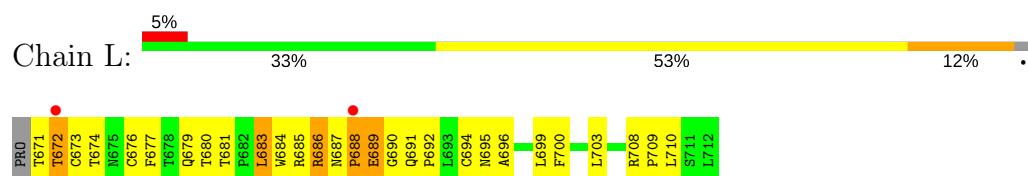
• Molecule 2: NITROGEN REGULATORY PROTEIN AREA



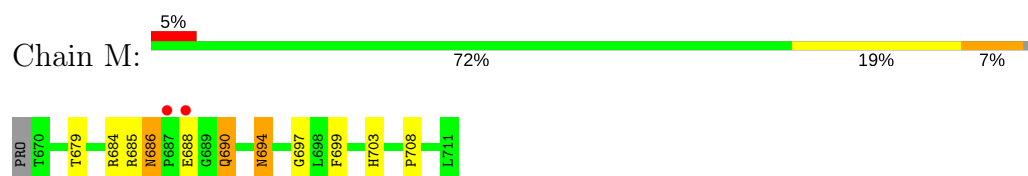
• Molecule 2: NITROGEN REGULATORY PROTEIN AREA



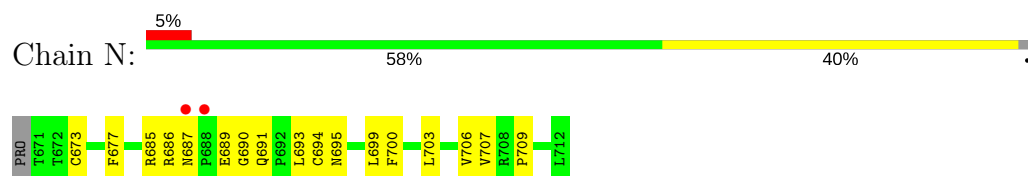
• Molecule 2: NITROGEN REGULATORY PROTEIN AREA



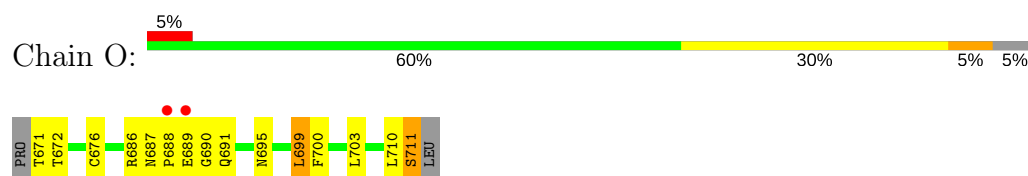
• Molecule 2: NITROGEN REGULATORY PROTEIN AREA



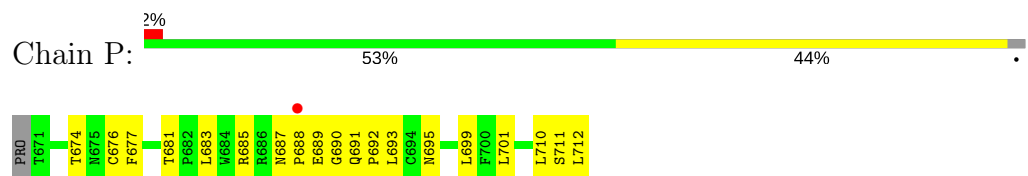
• Molecule 2: NITROGEN REGULATORY PROTEIN AREA



• Molecule 2: NITROGEN REGULATORY PROTEIN AREA



• Molecule 2: NITROGEN REGULATORY PROTEIN AREA



4 Data and refinement statistics

Property	Value	Source
Space group	H 3	Depositor
Cell constants a, b, c, α , β , γ	231.73Å 231.73Å 223.45Å 90.00° 90.00° 120.00°	Depositor
Resolution (Å)	29.86 – 2.80 29.86 – 2.80	Depositor EDS
% Data completeness (in resolution range)	99.9 (29.86-2.80) 100.0 (29.86-2.80)	Depositor EDS
R_{merge}	0.14	Depositor
R_{sym}	(Not available)	Depositor
$\langle I/\sigma(I) \rangle$ ¹	1.60 (at 2.80Å)	Xtriage
Refinement program	CNS 1.1	Depositor
R, R_{free}	0.232 , 0.287 0.232 , 0.287	Depositor DCC
R_{free} test set	5547 reflections (5.04%)	DCC
Wilson B-factor (Å ²)	50.8	Xtriage
Anisotropy	0.101	Xtriage
Bulk solvent k_{sol} (e/Å ³), B_{sol} (Å ²)	0.33 , 32.4	EDS
L-test for twinning ²	$\langle L \rangle = 0.47$, $\langle L^2 \rangle = 0.29$	Xtriage
Estimated twinning fraction	0.459 for h,-h-k,-l	Xtriage
F_o, F_c correlation	0.95	EDS
Total number of atoms	23588	wwPDB-VP
Average B, all atoms (Å ²)	49.0	wwPDB-VP

Xtriage's analysis on translational NCS is as follows: *The analyses of the Patterson function reveals a significant off-origin peak that is 21.37 % of the origin peak, indicating pseudo translational symmetry. The chance of finding a peak of this or larger height randomly in a structure without pseudo translational symmetry is equal to 7.1182e-03. The detected translational NCS is most likely also responsible for the elevated intensity ratio.*

¹Intensities estimated from amplitudes.

²Theoretical values of $\langle |L| \rangle$, $\langle L^2 \rangle$ for acentric reflections are 0.5, 0.333 respectively for untwinned datasets, and 0.375, 0.2 for perfectly twinned datasets.

5 Model quality

5.1 Standard geometry

Bond lengths and bond angles in the following residue types are not validated in this section: ZN, NAP

The Z score for a bond length (or angle) is the number of standard deviations the observed value is removed from the expected value. A bond length (or angle) with $|Z| > 5$ is considered an outlier worth inspection. RMSZ is the root-mean-square of all Z scores of the bond lengths (or angles).

Mol	Chain	Bond lengths		Bond angles	
		RMSZ	# Z >5	RMSZ	# Z >5
1	A	0.43	0/2606	0.68	1/3557 (0.0%)
1	B	0.42	0/2617	0.68	0/3571
1	C	0.42	0/2606	0.66	0/3557
1	D	0.44	0/2617	0.71	2/3571 (0.1%)
1	E	0.43	0/2606	0.68	1/3557 (0.0%)
1	F	0.45	0/2606	0.69	0/3557
1	G	0.43	0/2617	0.68	0/3571
1	H	0.42	0/2615	0.67	0/3569
2	I	0.42	0/334	0.65	0/456
2	J	0.41	0/334	0.65	0/456
2	K	0.44	0/334	0.63	0/456
2	L	0.49	0/334	0.77	0/456
2	M	0.44	0/334	0.64	0/456
2	N	0.38	0/334	0.64	0/456
2	O	0.40	0/326	0.64	0/445
2	P	0.39	0/334	0.64	0/456
All	All	0.43	0/23554	0.68	4/32147 (0.0%)

There are no bond length outliers.

All (4) bond angle outliers are listed below:

Mol	Chain	Res	Type	Atoms	Z	Observed(°)	Ideal(°)
1	D	284	ARG	NE-CZ-NH1	6.51	123.56	120.30
1	D	284	ARG	NE-CZ-NH2	-5.58	117.51	120.30
1	E	167	MET	N-CA-C	-5.12	97.19	111.00
1	A	167	MET	N-CA-C	-5.08	97.29	111.00

There are no chirality outliers.

There are no planarity outliers.

5.2 Too-close contacts

In the following table, the Non-H and H(model) columns list the number of non-hydrogen atoms and hydrogen atoms in the chain respectively. The H(added) column lists the number of hydrogen atoms added and optimized by MolProbity. The Clashes column lists the number of clashes within the asymmetric unit, whereas Symm-Clashes lists symmetry related clashes.

Mol	Chain	Non-H	H(model)	H(added)	Clashes	Symm-Clashes
1	A	2530	0	2476	98	0
1	B	2541	0	2489	107	0
1	C	2530	0	2476	108	0
1	D	2541	0	2489	106	0
1	E	2530	0	2476	83	0
1	F	2530	0	2476	98	0
1	G	2541	0	2489	101	0
1	H	2539	0	2484	113	0
2	I	326	0	326	20	0
2	J	326	0	326	12	0
2	K	326	0	327	19	0
2	L	326	0	326	30	0
2	M	326	0	326	21	0
2	N	326	0	326	14	0
2	O	318	0	315	17	0
2	P	326	0	326	19	0
3	A	48	0	25	2	0
3	B	48	0	25	1	0
3	C	48	0	25	1	0
3	D	48	0	25	2	0
3	E	48	0	25	0	0
3	F	48	0	25	1	0
3	G	48	0	25	0	0
3	H	48	0	25	2	0
4	I	1	0	0	0	0
4	J	1	0	0	0	0
4	K	1	0	0	0	0
4	L	1	0	0	0	0
4	M	1	0	0	0	0
4	N	1	0	0	0	0
4	O	1	0	0	0	0
4	P	1	0	0	0	0
5	A	32	0	0	0	0
5	B	26	0	0	0	0
5	C	39	0	0	3	0
5	D	36	0	0	3	0
5	E	42	0	0	4	0

Continued on next page...

Continued from previous page...

Mol	Chain	Non-H	H(model)	H(added)	Clashes	Symm-Clashes
5	F	33	0	0	1	0
5	G	41	0	0	4	0
5	H	33	0	0	4	0
5	I	4	0	0	1	0
5	J	3	0	0	0	0
5	K	4	0	0	2	0
5	L	4	0	0	0	0
5	M	5	0	0	0	0
5	N	3	0	0	0	0
5	O	6	0	0	0	0
5	P	3	0	0	0	0
All	All	23588	0	22653	939	0

The all-atom clashscore is defined as the number of clashes found per 1000 atoms (including hydrogen atoms). The all-atom clashscore for this structure is 20.

All (939) close contacts within the same asymmetric unit are listed below, sorted by their clash magnitude.

Atom-1	Atom-2	Interatomic distance (Å)	Clash overlap (Å)
2:M:686:ASN:HB2	2:M:690:GLN:HB2	1.20	1.11
1:D:239:ARG:HB3	1:D:239:ARG:HH11	1.20	1.06
1:F:82:THR:HG22	3:F:1353:NAP:H51N	1.36	1.03
1:C:82:THR:HG22	3:C:1353:NAP:H51N	1.40	1.02
1:C:166:GLN:HE21	1:C:168:GLU:HB2	1.22	1.01
1:E:349:ASP:HB2	1:E:352:LEU:HD12	1.44	0.99
1:B:82:THR:HG22	3:B:1353:NAP:H51N	1.45	0.98
1:B:239:ARG:HB3	1:B:239:ARG:NH1	1.79	0.98
1:B:38:SER:HA	1:B:57:GLN:HE21	1.31	0.96
1:D:239:ARG:HB3	1:D:239:ARG:NH1	1.80	0.94
1:B:239:ARG:HB3	1:B:239:ARG:HH11	1.31	0.93
1:F:178:HIS:ND1	1:F:243:VAL:HB	1.84	0.93
1:E:343:GLU:OE1	1:E:348:LEU:HD12	1.71	0.91
1:H:248:VAL:HG11	1:H:262:LEU:HD22	1.55	0.89
1:H:97:ASP:HB3	1:H:101:ARG:HH12	1.37	0.89
1:C:316:ARG:HA	1:C:316:ARG:CZ	2.03	0.88
1:H:208:PRO:O	1:H:212:ASN:HB2	1.74	0.87
1:G:161:PRO:HA	1:G:166:GLN:OE1	1.75	0.86
1:A:178:HIS:CD2	1:A:243:VAL:HB	2.10	0.86
1:A:41:GLY:O	1:A:45:GLU:HG2	1.73	0.86
1:B:188:PRO:HB2	1:B:219:THR:HG21	1.57	0.86
1:C:256:VAL:O	1:C:260:GLU:HG3	1.75	0.85

Continued on next page...

Continued from previous page...

Atom-1	Atom-2	Interatomic distance (Å)	Clash overlap (Å)
1:C:16:ARG:HH11	1:C:155:ASN:ND2	1.75	0.84
1:F:84:GLN:HE21	1:F:84:GLN:H	1.25	0.84
1:D:180:PRO:HA	1:D:244:GLN:HE21	1.43	0.82
2:I:687:ASN:HD21	2:I:691:GLN:H	1.27	0.82
1:G:174:THR:HG23	1:G:239:ARG:O	1.80	0.82
1:G:259:ARG:O	1:G:263:GLU:HG3	1.80	0.81
2:P:674:THR:HG22	2:P:692:PRO:O	1.80	0.81
1:G:166:GLN:HE21	1:G:168:GLU:HB2	1.44	0.81
1:C:259:ARG:O	1:C:263:GLU:HG3	1.80	0.81
1:D:234:ARG:HD3	1:H:237:ASN:HA	1.63	0.81
1:H:169:LEU:HD13	1:H:175:PHE:CZ	2.15	0.81
1:A:38:SER:HA	1:A:57:GLN:HE21	1.46	0.80
1:H:259:ARG:O	1:H:263:GLU:HG3	1.81	0.80
2:M:686:ASN:CB	2:M:690:GLN:HB2	2.08	0.80
1:B:254:ILE:HB	1:B:255:PRO:HD2	1.63	0.80
1:F:160:LEU:O	1:F:166:GLN:HG3	1.82	0.80
1:A:82:THR:HG22	3:A:1353:NAP:H51N	1.62	0.79
1:H:335:ALA:O	1:H:340:PRO:HD3	1.82	0.79
1:A:316:ARG:HA	1:A:316:ARG:HE	1.48	0.79
1:B:256:VAL:O	1:B:260:GLU:HG3	1.82	0.78
1:B:235:ALA:HB1	1:B:336:ARG:HB2	1.65	0.78
1:C:161:PRO:HA	1:C:166:GLN:OE1	1.83	0.78
1:G:339:PHE:HB3	1:G:340:PRO:HD3	1.65	0.78
1:D:38:SER:HA	1:D:57:GLN:HE21	1.45	0.78
2:J:671:THR:HG22	2:J:672:THR:H	1.49	0.78
1:E:10:VAL:HG21	1:E:22:ILE:HD11	1.63	0.78
2:L:671:THR:HG22	2:L:672:THR:HG22	1.65	0.78
1:A:261:GLN:HE21	1:A:265:ILE:HD11	1.48	0.77
1:A:343:GLU:HG3	1:A:350:TRP:HZ2	1.49	0.77
1:B:135:GLU:HG3	1:B:147:PHE:CE1	2.19	0.77
2:P:687:ASN:HD22	2:P:689:GLU:HB2	1.48	0.77
1:D:24:VAL:HG12	1:D:201:LEU:HD22	1.66	0.76
2:K:671:THR:HG21	5:K:2002:HOH:O	1.85	0.76
2:M:686:ASN:HB2	2:M:690:GLN:CB	2.09	0.76
1:A:339:PHE:HB3	1:A:340:PRO:HD3	1.68	0.75
1:G:335:ALA:O	1:G:340:PRO:HD3	1.86	0.75
2:P:681:THR:HG21	2:P:695:ASN:H	1.51	0.75
1:A:235:ALA:HB1	1:A:336:ARG:HB2	1.68	0.75
2:L:686:ARG:HE	2:L:690:GLY:HA2	1.51	0.75
1:D:318:THR:O	1:D:322:ARG:HG3	1.86	0.75
1:F:7:THR:H	1:F:75:HIS:HD2	1.35	0.75

Continued on next page...

Continued from previous page...

Atom-1	Atom-2	Interatomic distance (Å)	Clash overlap (Å)
1:F:259:ARG:O	1:F:263:GLU:HG3	1.87	0.74
1:E:248:VAL:HG11	1:E:262:LEU:HD13	1.70	0.74
1:D:325:TRP:HZ3	2:L:699:LEU:HD22	1.51	0.74
1:E:339:PHE:HB3	1:E:340:PRO:HD3	1.68	0.73
1:A:175:PHE:HB2	1:A:240:VAL:HG22	1.68	0.73
2:L:687:ASN:CG	2:L:688:PRO:HD2	2.09	0.73
1:G:208:PRO:O	1:G:212:ASN:HB2	1.89	0.73
1:D:239:ARG:CB	1:D:239:ARG:HH11	2.01	0.73
1:E:235:ALA:HB1	1:E:336:ARG:HB2	1.71	0.73
1:E:335:ALA:O	1:E:340:PRO:HD3	1.89	0.72
1:F:221:GLU:OE1	1:F:223:LEU:HD11	1.89	0.72
2:L:686:ARG:HB3	2:L:691:GLN:H	1.54	0.72
1:D:82:THR:HG23	3:D:1353:NAP:H51N	1.71	0.72
2:L:673:CYS:O	2:L:677:PHE:HA	1.89	0.72
2:M:690:GLN:HE21	2:M:690:GLN:HA	1.54	0.72
1:C:256:VAL:HA	1:C:259:ARG:HD2	1.70	0.72
1:C:16:ARG:HD3	1:C:155:ASN:HD21	1.55	0.72
1:D:259:ARG:O	1:D:263:GLU:HG3	1.90	0.71
1:G:206:ASP:HB2	1:G:211:TRP:HE1	1.55	0.71
1:C:248:VAL:HG23	1:C:266:GLU:HG2	1.73	0.71
1:C:175:PHE:HB2	1:C:240:VAL:HG22	1.72	0.71
1:H:339:PHE:HB3	1:H:340:PRO:HD3	1.71	0.71
1:H:6:LYS:HB3	1:H:75:HIS:HD2	1.55	0.71
1:F:230:ALA:O	1:F:234:ARG:HG3	1.91	0.70
1:B:277:PHE:HB3	1:B:282:PHE:HB3	1.74	0.70
2:O:687:ASN:ND2	2:O:691:GLN:HB2	2.06	0.70
1:B:38:SER:HA	1:B:57:GLN:NE2	2.04	0.70
1:C:153:TYR:HB2	1:C:156:ASN:ND2	2.06	0.70
1:B:261:GLN:O	1:B:265:ILE:HG13	1.92	0.69
1:F:84:GLN:NE2	1:F:84:GLN:H	1.89	0.69
1:H:64:VAL:HG22	5:H:2009:HOH:O	1.91	0.69
1:E:64:VAL:HG23	1:E:65:PRO:HD3	1.73	0.69
1:H:6:LYS:HB3	1:H:75:HIS:CD2	2.27	0.69
2:O:671:THR:HG22	2:O:672:THR:H	1.57	0.69
2:L:687:ASN:ND2	2:L:688:PRO:HD2	2.08	0.69
1:C:178:HIS:ND1	1:C:243:VAL:HB	2.08	0.69
1:C:343:GLU:OE1	1:C:348:LEU:HD13	1.93	0.69
1:H:159:SER:OG	1:H:348:LEU:HD11	1.93	0.69
1:H:38:SER:HA	1:H:57:GLN:HE21	1.57	0.69
1:D:333:GLU:HG3	2:L:680:THR:HB	1.73	0.68
1:A:335:ALA:O	1:A:340:PRO:HD3	1.94	0.68

Continued on next page...

Continued from previous page...

Atom-1	Atom-2	Interatomic distance (Å)	Clash overlap (Å)
1:D:13:ALA:HB2	1:D:34:ALA:HB1	1.76	0.68
2:K:687:ASN:ND2	2:K:688:PRO:HD2	2.08	0.68
1:A:38:SER:HA	1:A:57:GLN:NE2	2.09	0.68
1:E:22:ILE:HG12	1:E:32:VAL:HG11	1.74	0.68
1:H:279:LEU:H	1:H:279:LEU:HD12	1.57	0.68
1:H:38:SER:HA	1:H:57:GLN:NE2	2.09	0.67
2:N:687:ASN:C	2:N:689:GLU:H	1.94	0.67
1:H:167:MET:CE	1:H:240:VAL:HG11	2.24	0.67
5:C:2035:HOH:O	2:K:680:THR:HG22	1.93	0.67
1:E:178:HIS:ND1	1:E:243:VAL:HB	2.08	0.67
1:H:268:VAL:HG23	1:H:269:PHE:CD1	2.30	0.67
1:F:24:VAL:HG12	1:F:201:LEU:CD1	2.23	0.67
1:H:264:ALA:O	1:H:268:VAL:HG22	1.93	0.67
1:B:318:THR:HB	1:B:322:ARG:HE	1.60	0.67
1:C:335:ALA:O	1:C:340:PRO:HD3	1.95	0.67
1:D:335:ALA:O	1:D:340:PRO:HD3	1.95	0.67
2:L:674:THR:HG22	2:L:692:PRO:O	1.93	0.67
1:B:161:PRO:HA	1:B:166:GLN:OE1	1.94	0.66
1:F:75:HIS:O	1:F:76:LEU:HD23	1.96	0.66
1:H:250:ILE:HG22	1:H:250:ILE:O	1.95	0.66
1:H:7:THR:H	1:H:75:HIS:HD2	1.42	0.66
1:D:183:PRO:O	1:D:226:VAL:HG23	1.95	0.66
2:O:695:ASN:O	2:O:699:LEU:HB2	1.95	0.65
1:D:336:ARG:HD2	1:D:337:GLU:OE2	1.96	0.65
1:F:335:ALA:O	1:F:340:PRO:HD3	1.96	0.65
1:B:135:GLU:HG3	1:B:147:PHE:CD1	2.30	0.65
1:F:339:PHE:HB3	1:F:340:PRO:HD3	1.78	0.65
1:F:24:VAL:HG12	1:F:201:LEU:HD11	1.79	0.65
1:D:180:PRO:HA	1:D:244:GLN:NE2	2.11	0.65
1:A:152:ILE:HG23	1:A:276:TYR:CE2	2.31	0.65
1:C:332:GLU:HG2	1:C:336:ARG:HH12	1.61	0.65
1:F:13:ALA:HB2	1:F:34:ALA:HB1	1.79	0.65
1:G:166:GLN:NE2	1:G:168:GLU:HB2	2.11	0.65
1:H:13:ALA:HB2	1:H:34:ALA:HB1	1.79	0.65
1:A:160:LEU:O	1:A:166:GLN:HG3	1.97	0.65
1:B:178:HIS:ND1	1:B:243:VAL:HB	2.12	0.65
1:C:338:VAL:HG12	1:C:342:GLU:HG3	1.79	0.65
1:H:7:THR:H	1:H:75:HIS:CD2	2.15	0.65
1:A:248:VAL:HG11	1:A:262:LEU:HD22	1.79	0.64
1:C:24:VAL:HG12	1:C:201:LEU:HD22	1.78	0.64
2:P:681:THR:HG22	2:P:683:LEU:H	1.61	0.64

Continued on next page...

Continued from previous page...

Atom-1	Atom-2	Interatomic distance (Å)	Clash overlap (Å)
1:G:13:ALA:HB2	1:G:34:ALA:HB1	1.79	0.64
1:A:182:ASP:HB3	1:A:185:ILE:HB	1.78	0.64
1:D:169:LEU:HD13	1:D:175:PHE:CZ	2.33	0.64
1:F:170:MET:HG3	1:F:176:GLU:OE2	1.97	0.64
1:H:69:THR:HA	1:H:72:GLU:OE2	1.98	0.63
1:A:13:ALA:HB2	1:A:34:ALA:HB1	1.78	0.63
1:B:13:ALA:HB2	1:B:34:ALA:HB1	1.79	0.63
1:B:8:ILE:HG12	1:B:76:LEU:HD12	1.81	0.63
1:C:254:ILE:H	1:F:253:ASN:HD21	1.47	0.63
1:F:10:VAL:HG21	1:F:22:ILE:HD11	1.78	0.63
1:F:248:VAL:HG11	1:F:262:LEU:HD22	1.79	0.63
2:I:712:LEU:HD12	5:I:2004:HOH:O	1.97	0.63
2:K:687:ASN:HB3	2:K:691:GLN:HG3	1.81	0.63
2:M:684:ARG:HE	2:M:694:ASN:ND2	1.96	0.63
1:B:208:PRO:O	1:B:212:ASN:HB2	1.98	0.63
1:H:167:MET:HE1	1:H:240:VAL:HG11	1.81	0.63
2:J:671:THR:HG22	2:J:672:THR:N	2.13	0.63
1:B:7:THR:H	1:B:75:HIS:HD2	1.45	0.63
1:C:318:THR:O	1:C:322:ARG:HG3	1.99	0.63
1:G:248:VAL:HG11	1:G:262:LEU:HD22	1.81	0.63
1:F:125:VAL:HG21	1:F:128:TRP:HE3	1.63	0.62
1:H:143:LEU:HD23	1:H:144:PRO:HD2	1.79	0.62
1:C:349:ASP:C	1:C:351:MET:H	2.03	0.62
1:F:111:SER:HA	1:F:148:VAL:HG23	1.81	0.62
1:A:316:ARG:HA	1:A:316:ARG:NE	2.15	0.62
2:I:687:ASN:HD21	2:I:691:GLN:N	1.98	0.62
1:A:349:ASP:HA	1:A:351:MET:SD	2.39	0.62
1:G:211:TRP:CZ2	1:G:324:LEU:HD21	2.34	0.62
1:H:195:ASP:OD1	1:H:328:TRP:HA	1.98	0.62
1:A:259:ARG:O	1:A:263:GLU:HG3	1.98	0.62
2:J:687:ASN:OD1	2:J:691:GLN:HB2	2.00	0.62
1:D:47:LEU:HA	1:D:50:ILE:HD12	1.81	0.62
1:E:348:LEU:O	1:E:351:MET:HE1	1.99	0.62
2:I:673:CYS:O	2:I:677:PHE:HA	2.00	0.62
1:E:13:ALA:HB2	1:E:34:ALA:HB1	1.81	0.61
1:F:125:VAL:HG23	1:F:128:TRP:HB2	1.82	0.61
1:G:38:SER:HA	1:G:57:GLN:HE21	1.64	0.61
1:C:168:GLU:HG2	1:C:170:MET:SD	2.40	0.61
1:G:206:ASP:CB	1:G:211:TRP:HE1	2.13	0.61
1:B:259:ARG:O	1:B:263:GLU:HG3	2.00	0.61
1:H:248:VAL:O	1:H:250:ILE:HD12	2.00	0.61

Continued on next page...

Continued from previous page...

Atom-1	Atom-2	Interatomic distance (Å)	Clash overlap (Å)
1:C:343:GLU:HG3	1:C:350:TRP:HZ2	1.65	0.61
1:D:339:PHE:HB3	1:D:340:PRO:HD3	1.81	0.61
1:G:169:LEU:HB2	1:G:175:PHE:CE1	2.35	0.61
1:E:214:HIS:CD2	1:F:214:HIS:HE1	2.19	0.61
1:C:316:ARG:NH1	1:C:316:ARG:HA	2.15	0.61
1:D:39:LEU:H	1:D:57:GLN:NE2	1.99	0.61
1:C:166:GLN:NE2	1:C:168:GLU:HB2	2.05	0.61
1:C:262:LEU:O	1:C:266:GLU:HG3	2.00	0.61
1:F:69:THR:HA	1:F:72:GLU:OE2	2.00	0.61
1:G:127:MET:SD	1:G:261:GLN:HG2	2.41	0.61
1:A:183:PRO:HG3	1:A:242:TYR:HE2	1.65	0.60
1:D:24:VAL:CG1	1:D:201:LEU:HD22	2.31	0.60
1:C:170:MET:HB2	1:C:174:THR:HG22	1.83	0.60
2:P:681:THR:CG2	2:P:695:ASN:H	2.12	0.60
1:C:208:PRO:O	1:C:212:ASN:HB2	2.00	0.60
1:F:195:ASP:OD1	1:F:328:TRP:HA	2.02	0.60
2:M:684:ARG:HE	2:M:694:ASN:HD22	1.50	0.60
1:E:320:GLU:HG3	5:E:2034:HOH:O	2.01	0.60
1:A:8:ILE:HG12	1:A:76:LEU:HD12	1.82	0.60
1:B:41:GLY:O	1:B:45:GLU:HG2	2.02	0.60
1:C:13:ALA:HB3	1:C:36:VAL:HG12	1.84	0.60
1:H:160:LEU:O	1:H:166:GLN:HG3	2.00	0.60
1:E:195:ASP:OD1	1:E:328:TRP:HA	2.01	0.60
1:C:194:HIS:ND1	1:C:195:ASP:OD1	2.31	0.60
1:D:53:VAL:HG12	1:D:55:LEU:CD1	2.32	0.60
1:G:183:PRO:O	1:G:226:VAL:HG23	2.01	0.60
1:G:24:VAL:HG12	1:G:201:LEU:HD12	1.81	0.60
1:F:40:LYS:HD3	5:F:2005:HOH:O	2.00	0.60
2:O:699:LEU:O	2:O:703:LEU:HG	2.03	0.59
1:C:16:ARG:CD	1:C:155:ASN:HD21	2.15	0.59
2:N:687:ASN:C	2:N:689:GLU:N	2.55	0.59
1:A:343:GLU:HG3	1:A:350:TRP:CZ2	2.34	0.59
1:D:279:LEU:HD12	1:D:282:PHE:CE1	2.38	0.59
1:D:336:ARG:HH12	2:L:679:GLN:NE2	2.00	0.59
1:G:262:LEU:O	1:G:266:GLU:HG3	2.02	0.59
1:C:135:GLU:HG3	1:C:147:PHE:CD1	2.38	0.59
1:F:125:VAL:HG21	1:F:128:TRP:CE3	2.37	0.59
1:B:192:ALA:HA	1:B:196:VAL:HG23	1.84	0.59
2:P:701:LEU:O	2:P:701:LEU:HD12	2.03	0.59
1:A:174:THR:HG22	1:A:239:ARG:HB3	1.85	0.59
1:B:236:LEU:O	1:B:238:ARG:HG3	2.02	0.59

Continued on next page...

Continued from previous page...

Atom-1	Atom-2	Interatomic distance (Å)	Clash overlap (Å)
1:C:127:MET:O	1:C:128:TRP:HD1	1.85	0.59
1:B:16:ARG:HD3	1:B:155:ASN:HD21	1.68	0.59
1:B:318:THR:O	1:B:322:ARG:HG3	2.03	0.59
1:D:337:GLU:O	1:D:341:ILE:HD12	2.02	0.59
1:A:265:ILE:O	1:A:269:PHE:HD1	1.86	0.59
1:G:129:ALA:HB3	1:G:130:PRO:HD3	1.85	0.59
1:D:7:THR:H	1:D:75:HIS:HD2	1.49	0.58
1:B:178:HIS:CE1	1:B:243:VAL:HB	2.39	0.58
1:A:13:ALA:HB3	1:A:36:VAL:HG12	1.84	0.58
1:B:263:GLU:O	1:B:267:VAL:HG23	2.04	0.58
1:C:208:PRO:HD2	1:C:209:GLN:OE1	2.03	0.58
1:D:119:TYR:CZ	1:D:279:LEU:HD23	2.38	0.58
1:E:42:LEU:HD22	1:E:43:ILE:HD13	1.85	0.58
1:A:160:LEU:HB3	1:A:161:PRO:HD2	1.86	0.58
1:C:14:THR:HG22	1:C:43:ILE:HG22	1.86	0.58
1:F:183:PRO:O	1:F:226:VAL:HG12	2.03	0.58
1:F:137:TYR:HE1	1:F:141:LEU:HD11	1.68	0.57
1:C:172:ASP:OD2	1:C:174:THR:HG22	2.05	0.57
1:C:66:LEU:HD23	1:C:66:LEU:C	2.24	0.57
1:D:336:ARG:HH12	2:L:679:GLN:HE22	1.52	0.57
1:F:208:PRO:HD2	1:F:209:GLN:OE1	2.03	0.57
1:A:183:PRO:HG3	1:A:242:TYR:CE2	2.38	0.57
1:B:239:ARG:HH11	1:B:239:ARG:CB	2.09	0.57
1:H:31:HIS:HD2	5:H:2002:HOH:O	1.88	0.57
1:E:237:ASN:O	1:E:238:ARG:HG2	2.04	0.57
1:F:63:ASN:ND2	1:F:66:LEU:HB2	2.19	0.57
1:H:279:LEU:H	1:H:279:LEU:CD1	2.17	0.57
1:A:42:LEU:O	1:A:45:GLU:HG3	2.05	0.57
1:G:60:LEU:N	1:G:60:LEU:HD12	2.19	0.57
1:E:64:VAL:HA	1:E:67:MET:HG3	1.86	0.57
1:C:13:ALA:HB2	1:C:34:ALA:HB1	1.86	0.56
1:C:38:SER:HA	1:C:57:GLN:OE1	2.04	0.56
1:D:100:LYS:HD2	1:D:141:LEU:HD13	1.87	0.56
2:O:671:THR:HG22	2:O:672:THR:N	2.20	0.56
2:P:687:ASN:ND2	2:P:689:GLU:HB2	2.20	0.56
1:B:253:ASN:OD1	1:D:259:ARG:NH2	2.36	0.56
1:F:208:PRO:HB2	1:F:212:ASN:HB2	1.88	0.56
2:J:687:ASN:ND2	2:J:689:GLU:HG2	2.20	0.56
2:O:676:CYS:HA	2:O:710:LEU:HD11	1.88	0.56
1:B:349:ASP:HB2	1:B:352:LEU:HD12	1.88	0.56
1:E:349:ASP:CB	1:E:352:LEU:HD12	2.29	0.56

Continued on next page...

Continued from previous page...

Atom-1	Atom-2	Interatomic distance (Å)	Clash overlap (Å)
1:F:137:TYR:CE1	1:F:141:LEU:HD11	2.40	0.56
1:F:182:ASP:HB2	1:F:273:LYS:NZ	2.20	0.56
1:H:256:VAL:O	1:H:260:GLU:HG3	2.06	0.56
1:C:64:VAL:N	1:C:65:PRO:CD	2.68	0.56
1:F:66:LEU:HD23	1:F:66:LEU:C	2.26	0.56
2:O:699:LEU:HD22	2:O:703:LEU:HD11	1.88	0.56
1:B:164:LEU:HD11	1:B:181:PHE:CE2	2.41	0.56
1:F:24:VAL:CG1	1:F:201:LEU:HD12	2.35	0.56
1:A:24:VAL:HA	2:I:709:PRO:HG3	1.87	0.56
1:B:7:THR:H	1:B:75:HIS:CD2	2.24	0.56
1:C:178:HIS:HA	1:C:243:VAL:O	2.06	0.56
1:C:66:LEU:O	1:C:66:LEU:HD23	2.06	0.55
1:E:208:PRO:O	1:E:212:ASN:HB2	2.07	0.55
1:G:174:THR:HG22	1:G:175:PHE:O	2.06	0.55
2:M:685:ARG:HA	2:M:690:GLN:O	2.06	0.55
1:A:318:THR:O	1:A:322:ARG:HG3	2.07	0.55
1:B:190:LEU:HD22	1:B:218:LEU:O	2.06	0.55
1:G:64:VAL:N	1:G:65:PRO:CD	2.69	0.55
1:A:182:ASP:HA	1:A:244:GLN:HE21	1.71	0.55
1:A:194:HIS:ND1	1:A:195:ASP:OD1	2.36	0.55
1:C:160:LEU:HB3	1:C:161:PRO:HD2	1.88	0.55
1:G:232:PHE:HB3	1:G:240:VAL:HG21	1.88	0.55
1:E:24:VAL:HG13	2:M:699:PHE:CZ	2.41	0.55
1:F:129:ALA:HB3	1:F:130:PRO:HD3	1.86	0.55
1:A:97:ASP:O	1:A:101:ARG:HG3	2.07	0.55
1:D:80:ASN:HA	5:D:2015:HOH:O	2.07	0.55
1:G:174:THR:HG22	1:G:175:PHE:N	2.22	0.55
2:I:675:ASN:HB3	2:I:697:CYS:SG	2.47	0.55
2:N:686:ARG:HE	2:N:690:GLY:HA2	1.71	0.55
1:C:164:LEU:HD11	1:C:181:PHE:CE2	2.42	0.55
1:F:34:ALA:HB3	1:F:55:LEU:HD23	1.88	0.55
1:E:66:LEU:HD23	1:E:66:LEU:C	2.26	0.55
1:H:137:TYR:HE1	1:H:141:LEU:HD11	1.72	0.55
1:E:71:PHE:CE2	1:E:98:ALA:HB3	2.42	0.54
1:F:349:ASP:CB	1:F:352:LEU:HD12	2.37	0.54
1:F:67:MET:SD	1:F:94:ASP:HB3	2.47	0.54
1:H:160:LEU:HB3	1:H:161:PRO:HD2	1.89	0.54
1:H:8:ILE:HG12	1:H:76:LEU:HD12	1.90	0.54
2:I:687:ASN:HD22	2:I:687:ASN:N	2.05	0.54
1:A:66:LEU:HD12	1:A:66:LEU:O	2.08	0.54
1:B:46:GLU:O	1:B:49:ALA:HB3	2.07	0.54

Continued on next page...

Continued from previous page...

Atom-1	Atom-2	Interatomic distance (Å)	Clash overlap (Å)
1:C:16:ARG:HH11	1:C:155:ASN:HD21	1.52	0.54
1:E:35:GLN:HG3	1:E:60:LEU:HD21	1.88	0.54
1:H:75:HIS:HB3	1:H:106:GLN:NE2	2.22	0.54
1:A:256:VAL:O	1:A:259:ARG:N	2.39	0.54
1:B:160:LEU:HB3	1:B:161:PRO:HD2	1.89	0.54
1:B:169:LEU:HB2	1:B:175:PHE:CE1	2.42	0.54
1:B:169:LEU:HD13	1:B:175:PHE:CZ	2.42	0.54
1:H:175:PHE:O	1:H:240:VAL:HA	2.07	0.54
1:H:64:VAL:N	1:H:65:PRO:CD	2.69	0.54
1:C:194:HIS:HE1	1:C:327:GLY:O	1.91	0.54
2:I:687:ASN:ND2	2:I:691:GLN:H	2.00	0.54
1:C:179:ALA:HB3	1:C:242:TYR:OH	2.07	0.54
1:C:254:ILE:HG13	1:C:259:ARG:HG2	1.88	0.54
1:C:256:VAL:HA	1:C:259:ARG:CD	2.38	0.54
1:E:66:LEU:HD23	1:E:66:LEU:O	2.07	0.54
2:L:699:LEU:HD23	2:L:699:LEU:O	2.07	0.54
1:C:135:GLU:HG3	1:C:147:PHE:CE1	2.43	0.54
2:K:674:THR:HG21	2:K:691:GLN:NE2	2.22	0.54
2:L:685:ARG:C	2:L:686:ARG:HG3	2.27	0.54
1:F:71:PHE:CE2	1:F:98:ALA:HB3	2.43	0.54
1:H:318:THR:O	1:H:322:ARG:HG3	2.08	0.54
2:I:689:GLU:O	2:I:689:GLU:HG2	2.08	0.54
2:K:681:THR:HG23	2:K:683:LEU:H	1.73	0.54
1:A:159:SER:HA	1:A:167:MET:O	2.07	0.53
1:B:119:TYR:CE1	1:B:279:LEU:HD23	2.43	0.53
1:C:339:PHE:HB3	1:C:340:PRO:HD3	1.89	0.53
1:C:247:LYS:HA	1:C:266:GLU:OE1	2.08	0.53
1:H:123:PRO:HD2	1:H:268:VAL:HG12	1.89	0.53
1:E:349:ASP:HA	1:E:351:MET:HE1	1.89	0.53
1:C:6:LYS:H	1:C:30:HIS:CE1	2.27	0.53
1:E:335:ALA:O	1:E:339:PHE:HB3	2.09	0.53
1:B:151:GLY:HA3	1:B:219:THR:HG22	1.91	0.53
1:E:182:ASP:HA	1:E:244:GLN:OE1	2.08	0.53
2:P:676:CYS:HA	2:P:710:LEU:HD11	1.89	0.53
1:A:343:GLU:OE2	1:A:348:LEU:HD12	2.07	0.53
2:O:691:GLN:OE1	2:O:691:GLN:HA	2.09	0.53
1:G:267:VAL:O	1:G:271:GLU:HB3	2.08	0.53
2:P:711:SER:O	2:P:712:LEU:HB2	2.08	0.53
1:A:183:PRO:HA	1:A:225:PRO:HB2	1.91	0.53
1:C:195:ASP:OD1	1:C:328:TRP:HA	2.09	0.53
1:D:244:GLN:NE2	1:D:245:VAL:O	2.42	0.53

Continued on next page...

Continued from previous page...

Atom-1	Atom-2	Interatomic distance (Å)	Clash overlap (Å)
1:D:343:GLU:HG3	1:D:350:TRP:HZ2	1.74	0.53
1:C:225:PRO:HB3	1:C:242:TYR:CE1	2.44	0.53
1:F:174:THR:HB	1:F:239:ARG:O	2.09	0.53
1:F:248:VAL:HG23	1:F:266:GLU:HG2	1.90	0.53
2:K:687:ASN:O	2:K:689:GLU:N	2.41	0.53
1:A:135:GLU:HG3	1:A:147:PHE:CE1	2.44	0.53
1:B:279:LEU:O	1:B:283:SER:N	2.40	0.53
1:C:211:TRP:CZ2	1:C:324:LEU:HD21	2.43	0.53
1:E:64:VAL:CG2	1:E:65:PRO:HD3	2.37	0.53
1:H:158:THR:OG1	1:H:160:LEU:HG	2.08	0.53
1:G:248:VAL:HG23	1:G:266:GLU:HG2	1.90	0.52
1:D:160:LEU:O	1:D:166:GLN:HG3	2.08	0.52
1:D:233:SER:HB2	1:D:240:VAL:HB	1.91	0.52
1:C:349:ASP:O	1:C:351:MET:N	2.42	0.52
1:G:202:GLN:HG2	1:G:324:LEU:O	2.09	0.52
1:D:332:GLU:O	1:D:336:ARG:HB2	2.09	0.52
1:F:351:MET:O	1:F:351:MET:HG2	2.10	0.52
2:K:707:VAL:HG22	5:K:2003:HOH:O	2.09	0.52
1:B:116:HIS:NE2	1:B:278:PRO:HD3	2.24	0.52
1:E:236:LEU:O	1:E:237:ASN:HB3	2.10	0.52
1:A:338:VAL:HG12	1:A:342:GLU:HG3	1.91	0.52
1:C:224:SER:OG	1:C:227:GLN:HG3	2.10	0.52
1:D:16:ARG:HD3	3:D:1353:NAP:O2A	2.09	0.52
1:G:3:GLN:HA	5:G:2010:HOH:O	2.09	0.52
1:H:178:HIS:CD2	1:H:243:VAL:HB	2.45	0.52
1:B:20:SER:OG	1:B:197:GLY:N	2.39	0.52
1:A:182:ASP:O	1:A:225:PRO:HG2	2.09	0.52
1:B:153:TYR:HB2	1:B:156:ASN:ND2	2.25	0.52
1:D:338:VAL:HG12	1:D:342:GLU:HG3	1.92	0.52
2:N:700:PHE:HE1	2:N:706:VAL:HG23	1.75	0.52
1:A:224:SER:OG	1:A:227:GLN:HG3	2.09	0.52
1:E:225:PRO:HB3	1:E:242:TYR:CE1	2.45	0.52
1:B:22:ILE:HG12	1:B:32:VAL:HG11	1.91	0.51
1:B:229:CYS:O	1:B:233:SER:HB2	2.10	0.51
1:B:235:ALA:CB	1:B:336:ARG:HB2	2.36	0.51
1:E:343:GLU:HG3	1:E:350:TRP:HZ2	1.74	0.51
2:L:694:CYS:SG	2:L:696:ALA:HB3	2.49	0.51
1:E:333:GLU:HG3	2:M:679:THR:HB	1.92	0.51
1:B:235:ALA:HB1	1:B:336:ARG:CB	2.38	0.51
1:G:66:LEU:HD23	1:G:66:LEU:C	2.30	0.51
1:B:168:GLU:O	1:B:175:PHE:HA	2.09	0.51

Continued on next page...

Continued from previous page...

Atom-1	Atom-2	Interatomic distance (Å)	Clash overlap (Å)
1:B:338:VAL:HG12	1:B:342:GLU:HG3	1.92	0.51
1:G:180:PRO:O	1:G:244:GLN:NE2	2.43	0.51
1:E:24:VAL:HG13	2:M:699:PHE:CE2	2.45	0.51
1:D:128:TRP:C	1:D:130:PRO:HD2	2.31	0.51
1:D:170:MET:HB3	1:D:171:PRO:CD	2.39	0.51
1:E:180:PRO:HA	1:E:245:VAL:O	2.10	0.51
1:H:329:ARG:HD2	1:H:333:GLU:HG2	1.92	0.51
1:E:63:ASN:ND2	1:E:66:LEU:HB2	2.26	0.51
1:G:222:THR:O	1:G:223:LEU:HD23	2.10	0.51
1:H:100:LYS:HD2	1:H:141:LEU:HB3	1.92	0.51
1:D:256:VAL:HG13	1:D:257:GLY:H	1.74	0.51
1:C:336:ARG:HD2	2:K:680:THR:OG1	2.11	0.51
2:O:687:ASN:CG	2:O:691:GLN:HB2	2.31	0.51
1:A:202:GLN:HG2	1:A:324:LEU:O	2.11	0.51
1:D:261:GLN:O	1:D:265:ILE:HG13	2.11	0.51
1:F:265:ILE:HG23	1:F:269:PHE:CD1	2.45	0.51
1:G:224:SER:OG	1:G:227:GLN:HG3	2.11	0.51
1:H:167:MET:HE2	1:H:232:PHE:CD2	2.45	0.51
1:A:64:VAL:N	1:A:65:PRO:CD	2.74	0.51
2:L:699:LEU:HD23	2:L:699:LEU:C	2.32	0.51
1:D:160:LEU:CD2	1:D:348:LEU:HD11	2.41	0.51
1:D:220:PHE:O	1:D:322:ARG:NH2	2.44	0.51
1:E:201:LEU:CD2	5:E:2001:HOH:O	2.58	0.51
1:H:334:TYR:CD2	1:H:338:VAL:HB	2.46	0.51
1:B:194:HIS:HB2	1:B:329:ARG:NH2	2.26	0.50
1:D:6:LYS:HB3	1:D:75:HIS:CD2	2.46	0.50
1:E:267:VAL:HG12	1:E:272:HIS:HD2	1.76	0.50
2:I:671:THR:HG22	2:I:672:THR:H	1.76	0.50
2:M:688:GLU:HG3	2:M:690:GLN:HG2	1.93	0.50
1:A:248:VAL:HG23	1:A:266:GLU:HG2	1.94	0.50
1:H:24:VAL:HG12	1:H:201:LEU:HD22	1.93	0.50
1:A:116:HIS:NE2	1:A:278:PRO:HD3	2.26	0.50
1:G:339:PHE:O	1:G:343:GLU:HG2	2.12	0.50
1:H:170:MET:SD	1:H:176:GLU:HG2	2.50	0.50
2:P:685:ARG:HH12	2:P:699:LEU:HA	1.77	0.50
1:B:149:TYR:O	1:B:218:LEU:N	2.38	0.50
1:B:185:ILE:O	1:B:224:SER:HA	2.12	0.50
1:D:248:VAL:HG23	1:D:266:GLU:HG2	1.93	0.50
1:D:127:MET:HE3	1:D:258:TYR:HA	1.94	0.50
1:H:252:VAL:HG22	1:H:253:ASN:N	2.27	0.50
1:H:63:ASN:ND2	1:H:66:LEU:HB2	2.26	0.50

Continued on next page...

Continued from previous page...

Atom-1	Atom-2	Interatomic distance (Å)	Clash overlap (Å)
1:D:202:GLN:HG3	1:D:324:LEU:HD23	1.93	0.50
1:E:41:GLY:O	1:E:45:GLU:HG3	2.10	0.50
1:G:124:ALA:HB1	1:G:129:ALA:HB2	1.94	0.50
1:B:20:SER:O	1:B:24:VAL:HG22	2.11	0.50
1:C:202:GLN:HG2	1:C:324:LEU:O	2.12	0.50
1:D:129:ALA:N	1:D:130:PRO:HD2	2.27	0.50
1:G:329:ARG:CZ	1:G:338:VAL:HG21	2.41	0.50
1:G:60:LEU:HD12	1:G:60:LEU:H	1.75	0.50
2:L:686:ARG:HB3	2:L:691:GLN:N	2.25	0.50
1:D:67:MET:SD	1:D:94:ASP:HB3	2.52	0.50
1:B:129:ALA:N	1:B:130:PRO:HD2	2.27	0.50
1:C:211:TRP:CE3	1:C:216:ILE:HD11	2.47	0.50
1:C:6:LYS:HB3	1:C:75:HIS:HD2	1.77	0.50
1:D:210:LYS:HE2	1:D:211:TRP:CZ2	2.47	0.50
1:H:137:TYR:CE1	1:H:141:LEU:HD11	2.47	0.50
1:C:343:GLU:O	1:C:346:ASN:HB2	2.12	0.49
1:H:320:GLU:HB2	5:H:2029:HOH:O	2.12	0.49
2:K:699:LEU:O	2:K:703:LEU:HG	2.12	0.49
1:D:320:GLU:HA	1:D:320:GLU:OE1	2.11	0.49
1:H:279:LEU:HD12	1:H:279:LEU:N	2.24	0.49
1:D:179:ALA:O	1:D:244:GLN:HA	2.12	0.49
1:H:64:VAL:HG22	1:H:65:PRO:HD3	1.93	0.49
1:B:100:LYS:HD2	1:B:141:LEU:HB3	1.94	0.49
1:B:254:ILE:HB	1:B:255:PRO:CD	2.37	0.49
1:G:234:ARG:HH11	1:G:234:ARG:HG2	1.76	0.49
1:F:24:VAL:HG13	2:N:700:PHE:CE2	2.47	0.49
1:A:31:HIS:CE1	1:A:52:ASN:HD22	2.31	0.49
2:J:687:ASN:HB2	2:J:688:PRO:HD2	1.95	0.49
2:O:687:ASN:OD1	2:O:691:GLN:N	2.46	0.49
1:B:224:SER:N	1:B:227:GLN:OE1	2.39	0.49
1:G:206:ASP:HB2	1:G:211:TRP:NE1	2.24	0.49
2:J:675:ASN:HB3	2:J:697:CYS:SG	2.52	0.49
1:B:64:VAL:N	1:B:65:PRO:CD	2.76	0.49
1:D:190:LEU:HD12	1:D:191:ASP:N	2.27	0.49
2:J:687:ASN:HD21	2:J:689:GLU:HG2	1.77	0.49
1:B:119:TYR:OH	1:B:279:LEU:HD21	2.13	0.49
1:C:168:GLU:O	1:C:175:PHE:HA	2.13	0.49
1:C:24:VAL:CG1	1:C:201:LEU:HD22	2.41	0.49
1:G:100:LYS:HD2	1:G:141:LEU:HB3	1.95	0.49
1:A:63:ASN:O	1:A:67:MET:HG3	2.13	0.49
1:C:229:CYS:HB3	1:C:240:VAL:HG12	1.94	0.49

Continued on next page...

Continued from previous page...

Atom-1	Atom-2	Interatomic distance (Å)	Clash overlap (Å)
1:D:64:VAL:N	1:D:65:PRO:CD	2.75	0.49
1:G:335:ALA:O	1:G:339:PHE:HB3	2.13	0.49
2:I:687:ASN:ND2	2:I:691:GLN:N	2.58	0.49
2:K:673:CYS:SG	2:K:694:CYS:SG	3.10	0.49
1:A:267:VAL:O	1:A:271:GLU:HB3	2.12	0.48
1:A:344:GLU:HB2	1:A:351:MET:HE2	1.95	0.48
1:G:185:ILE:O	1:G:224:SER:HA	2.13	0.48
1:B:277:PHE:HB3	1:B:282:PHE:CB	2.43	0.48
1:E:189:TRP:CZ2	1:E:228:VAL:HG21	2.48	0.48
1:G:160:LEU:HB3	1:G:161:PRO:HD2	1.94	0.48
1:G:179:ALA:O	1:G:244:GLN:HA	2.13	0.48
1:H:267:VAL:HG12	1:H:272:HIS:CD2	2.48	0.48
1:D:164:LEU:HD11	1:D:181:PHE:CE2	2.48	0.48
1:C:125:VAL:HG12	1:C:261:GLN:OE1	2.13	0.48
1:H:175:PHE:HB2	1:H:240:VAL:HG22	1.95	0.48
1:C:159:SER:OG	1:C:348:LEU:CD2	2.61	0.48
1:F:19:ALA:O	1:F:23:ARG:HG3	2.14	0.48
1:H:211:TRP:O	1:H:214:HIS:HB2	2.14	0.48
1:H:24:VAL:CG1	1:H:201:LEU:HD22	2.43	0.48
1:A:20:SER:OG	1:A:197:GLY:N	2.44	0.48
1:G:24:VAL:CG1	1:G:201:LEU:HD12	2.44	0.48
1:G:64:VAL:N	1:G:65:PRO:HD3	2.29	0.48
1:A:169:LEU:HD13	1:A:175:PHE:CZ	2.49	0.48
1:A:265:ILE:HG23	1:A:269:PHE:CD1	2.48	0.48
1:B:183:PRO:O	1:B:226:VAL:HG23	2.12	0.48
1:D:336:ARG:NH1	2:L:679:GLN:NE2	2.60	0.48
1:A:22:ILE:HG21	1:A:47:LEU:HD22	1.94	0.48
1:D:6:LYS:HB3	1:D:75:HIS:HD2	1.76	0.48
1:E:252:VAL:O	1:E:254:ILE:HG23	2.13	0.48
1:D:132:PHE:O	1:D:135:GLU:HB3	2.14	0.48
1:F:31:HIS:NE2	1:F:52:ASN:ND2	2.62	0.48
1:G:269:PHE:CZ	1:G:276:TYR:HA	2.49	0.48
1:G:334:TYR:CD2	1:G:338:VAL:HB	2.48	0.48
1:E:152:ILE:HG12	1:E:276:TYR:CE2	2.48	0.48
1:F:329:ARG:HD2	1:F:333:GLU:HG2	1.96	0.48
1:F:349:ASP:HB2	1:F:352:LEU:HD12	1.96	0.48
1:G:126:PRO:HG2	1:G:261:GLN:HA	1.96	0.48
1:G:329:ARG:HD2	1:G:333:GLU:HG2	1.96	0.48
1:H:217:ALA:HB2	1:H:282:PHE:CE2	2.49	0.48
2:K:673:CYS:O	2:K:677:PHE:HA	2.14	0.48
1:A:113:MET:HE1	1:A:276:TYR:CE1	2.49	0.47

Continued on next page...

Continued from previous page...

Atom-1	Atom-2	Interatomic distance (Å)	Clash overlap (Å)
1:B:339:PHE:N	1:B:340:PRO:HD2	2.29	0.47
1:C:126:PRO:HG2	1:C:261:GLN:HA	1.95	0.47
1:C:349:ASP:C	1:C:351:MET:N	2.68	0.47
1:D:132:PHE:HE1	1:D:215:ARG:NH2	2.12	0.47
1:E:24:VAL:CG1	1:E:201:LEU:HD12	2.44	0.47
1:G:144:PRO:HA	1:G:212:ASN:HD21	1.78	0.47
2:N:695:ASN:O	2:N:699:LEU:HB2	2.14	0.47
1:B:135:GLU:HG3	1:B:147:PHE:CZ	2.49	0.47
1:C:170:MET:HE1	5:C:2025:HOH:O	2.13	0.47
1:F:45:GLU:O	1:F:48:GLN:HB3	2.14	0.47
1:G:318:THR:O	1:G:322:ARG:HG3	2.14	0.47
1:H:224:SER:OG	1:H:227:GLN:HG3	2.15	0.47
1:C:237:ASN:ND2	1:C:237:ASN:O	2.46	0.47
1:C:330:ASP:C	1:C:330:ASP:OD1	2.52	0.47
1:D:46:GLU:O	1:D:49:ALA:HB3	2.14	0.47
1:D:7:THR:H	1:D:75:HIS:CD2	2.31	0.47
1:G:243:VAL:HA	5:G:2034:HOH:O	2.14	0.47
2:M:684:ARG:HH11	2:M:684:ARG:HG2	1.79	0.47
1:C:206:ASP:CB	1:C:211:TRP:HE1	2.28	0.47
1:D:178:HIS:CD2	1:D:243:VAL:HB	2.49	0.47
1:E:135:GLU:HG3	1:E:147:PHE:CD1	2.49	0.47
1:F:279:LEU:HD22	1:F:282:PHE:CE1	2.49	0.47
1:H:153:TYR:HA	1:H:190:LEU:O	2.15	0.47
1:H:180:PRO:O	1:H:244:GLN:NE2	2.48	0.47
2:N:686:ARG:HA	2:N:691:GLN:O	2.14	0.47
2:P:674:THR:HG22	2:P:693:LEU:HD23	1.96	0.47
1:B:24:VAL:O	1:B:28:VAL:HG13	2.14	0.47
1:D:256:VAL:HG13	1:D:257:GLY:N	2.30	0.47
1:G:174:THR:CG2	1:G:175:PHE:N	2.78	0.47
1:H:211:TRP:CZ2	1:H:324:LEU:HD21	2.49	0.47
2:M:686:ASN:HD22	2:M:690:GLN:HB2	1.78	0.47
2:N:699:LEU:HG	2:N:703:LEU:HD11	1.96	0.47
2:P:711:SER:O	2:P:712:LEU:CB	2.62	0.47
1:D:265:ILE:HG23	1:D:269:PHE:CD1	2.50	0.47
1:G:224:SER:N	1:G:227:GLN:OE1	2.39	0.47
1:A:343:GLU:OE2	1:A:343:GLU:HA	2.15	0.47
1:D:349:ASP:HA	1:D:351:MET:SD	2.55	0.47
1:D:3:GLN:HG3	1:D:4:GLN:OE1	2.14	0.47
2:I:687:ASN:C	2:I:689:GLU:H	2.17	0.47
2:M:690:GLN:NE2	2:M:690:GLN:HA	2.27	0.47
1:F:63:ASN:HD21	1:F:66:LEU:HB2	1.79	0.47

Continued on next page...

Continued from previous page...

Atom-1	Atom-2	Interatomic distance (Å)	Clash overlap (Å)
1:A:164:LEU:HD11	1:A:181:PHE:CE2	2.49	0.47
1:A:194:HIS:HE1	1:A:327:GLY:O	1.97	0.47
1:F:221:GLU:OE2	1:F:330:ASP:HB2	2.15	0.47
1:E:201:LEU:HD13	2:M:703:HIS:CE1	2.49	0.47
1:F:153:TYR:HA	1:F:190:LEU:O	2.15	0.47
1:F:166:GLN:HE22	1:F:251:LYS:NZ	2.13	0.47
2:O:710:LEU:O	2:O:711:SER:HB2	2.15	0.47
1:D:195:ASP:OD1	1:D:328:TRP:HA	2.15	0.46
1:E:137:TYR:HE1	1:E:141:LEU:HD11	1.80	0.46
1:C:348:LEU:HB3	1:C:350:TRP:CD1	2.51	0.46
1:E:137:TYR:CE1	1:E:141:LEU:HD11	2.50	0.46
2:O:687:ASN:HD21	2:O:691:GLN:HB2	1.77	0.46
1:A:261:GLN:NE2	1:A:265:ILE:HD11	2.23	0.46
1:E:164:LEU:HG	1:E:165:PHE:CE2	2.51	0.46
1:A:33:ARG:NH1	1:A:33:ARG:HG2	2.31	0.46
1:E:229:CYS:HB3	1:E:240:VAL:HG12	1.96	0.46
2:I:675:ASN:ND2	2:I:697:CYS:SG	2.79	0.46
1:D:179:ALA:HB3	1:D:242:TYR:OH	2.15	0.46
1:E:211:TRP:CE3	1:E:216:ILE:HD11	2.50	0.46
1:A:192:ALA:HA	1:A:196:VAL:HG23	1.97	0.46
1:A:235:ALA:CB	1:A:336:ARG:HB2	2.40	0.46
1:B:115:ASP:HB3	1:B:118:LEU:HD12	1.96	0.46
1:B:6:LYS:HB3	1:B:75:HIS:HD2	1.80	0.46
1:G:139:ARG:NH1	1:G:147:PHE:CD2	2.84	0.46
1:A:152:ILE:H	1:A:152:ILE:HG12	1.47	0.46
1:A:201:LEU:HD13	2:I:704:HIS:CE1	2.50	0.46
1:D:119:TYR:HD2	1:D:278:PRO:HB2	1.81	0.46
1:E:329:ARG:HG3	1:E:333:GLU:HB3	1.98	0.46
1:F:31:HIS:CD2	1:F:52:ASN:HD22	2.34	0.46
1:F:71:PHE:HE2	1:F:98:ALA:HB3	1.81	0.46
1:A:166:GLN:HE22	1:A:251:LYS:NZ	2.13	0.46
1:C:159:SER:OG	1:C:348:LEU:HD21	2.16	0.46
1:E:69:THR:HA	1:E:72:GLU:OE2	2.16	0.46
2:L:681:THR:HG22	2:L:684:TRP:CE2	2.50	0.46
1:E:202:GLN:HG2	1:E:324:LEU:O	2.16	0.46
1:F:349:ASP:C	1:F:351:MET:N	2.69	0.46
1:A:175:PHE:O	1:A:240:VAL:HA	2.16	0.46
1:A:225:PRO:HB3	1:A:242:TYR:CE1	2.51	0.46
1:A:119:TYR:CE2	1:A:279:LEU:HD23	2.51	0.46
1:C:178:HIS:CD2	5:C:2024:HOH:O	2.68	0.46
1:D:149:TYR:HB3	1:D:277:PHE:HE1	1.81	0.46

Continued on next page...

Continued from previous page...

Atom-1	Atom-2	Interatomic distance (Å)	Clash overlap (Å)
1:F:24:VAL:HA	2:N:709:PRO:HG3	1.98	0.46
2:L:687:ASN:CG	2:L:688:PRO:CD	2.81	0.46
1:B:162:TYR:HA	1:B:163:PRO:HD3	1.76	0.45
1:D:228:VAL:O	1:D:232:PHE:HD1	1.99	0.45
1:A:281:GLU:H	1:A:281:GLU:HG2	1.61	0.45
1:C:22:ILE:HG21	1:C:47:LEU:HD22	1.97	0.45
1:C:235:ALA:HB1	1:C:336:ARG:HB2	1.99	0.45
1:E:159:SER:HB3	1:E:348:LEU:CD1	2.46	0.45
1:E:317:VAL:O	1:E:317:VAL:HG22	2.16	0.45
1:F:237:ASN:O	1:F:238:ARG:HG3	2.15	0.45
1:F:267:VAL:O	1:F:271:GLU:HB3	2.16	0.45
1:G:250:ILE:HD12	1:G:254:ILE:HD11	1.98	0.45
1:G:127:MET:HG3	1:G:261:GLN:OE1	2.16	0.45
1:G:194:HIS:CE1	1:G:329:ARG:HB2	2.51	0.45
1:C:239:ARG:NH1	1:C:241:THR:OG1	2.50	0.45
1:C:14:THR:HG22	1:C:43:ILE:CG2	2.46	0.45
1:H:265:ILE:HG23	1:H:269:PHE:CD1	2.51	0.45
1:B:81:THR:OG1	1:B:88:GLU:HG2	2.16	0.45
1:C:348:LEU:O	1:C:351:MET:HE1	2.17	0.45
1:F:135:GLU:HG3	1:F:147:PHE:CD1	2.52	0.45
1:H:168:GLU:HG3	5:H:2018:HOH:O	2.15	0.45
1:H:28:VAL:CG2	1:H:30:HIS:CD2	2.99	0.45
2:M:684:ARG:HD3	2:M:697:GLY:HA3	1.97	0.45
1:B:6:LYS:HB3	1:B:75:HIS:CD2	2.50	0.45
1:C:125:VAL:HA	1:C:126:PRO:HD2	1.69	0.45
1:G:24:VAL:HG13	2:O:700:PHE:CE2	2.52	0.45
2:P:687:ASN:N	2:P:691:GLN:O	2.44	0.45
1:B:153:TYR:HA	1:B:190:LEU:O	2.16	0.45
1:F:152:ILE:HG22	1:F:156:ASN:ND2	2.32	0.45
1:G:125:VAL:HG12	1:G:261:GLN:NE2	2.32	0.45
1:G:82:THR:HG22	1:G:84:GLN:H	1.82	0.45
2:M:684:ARG:NH1	2:M:684:ARG:HG2	2.31	0.45
1:A:329:ARG:HD2	1:A:333:GLU:HG2	1.97	0.45
1:B:256:VAL:HG13	1:B:257:GLY:N	2.32	0.45
1:C:183:PRO:O	1:C:226:VAL:HG23	2.17	0.45
1:D:160:LEU:N	1:D:160:LEU:HD23	2.31	0.45
1:E:179:ALA:O	1:E:244:GLN:HA	2.17	0.45
1:G:340:PRO:O	1:G:351:MET:HE2	2.17	0.45
1:H:151:GLY:O	3:H:1353:NAP:H4N	2.17	0.45
1:B:78:PHE:CZ	1:B:200:LEU:HD11	2.52	0.45
1:B:248:VAL:HG11	1:B:262:LEU:HD22	1.98	0.45

Continued on next page...

Continued from previous page...

Atom-1	Atom-2	Interatomic distance (Å)	Clash overlap (Å)
1:C:126:PRO:HG2	1:C:261:GLN:OE1	2.17	0.45
1:D:224:SER:OG	1:D:227:GLN:HG3	2.17	0.45
1:F:18:ALA:O	1:F:22:ILE:HG13	2.17	0.45
1:G:236:LEU:HD21	1:G:339:PHE:HD2	1.81	0.45
1:A:208:PRO:HB2	1:A:212:ASN:HB2	1.99	0.45
1:A:33:ARG:HH11	1:A:33:ARG:HG2	1.81	0.45
1:B:12:ASN:OD1	1:B:82:THR:HG23	2.16	0.45
1:C:169:LEU:HD13	1:C:175:PHE:CZ	2.52	0.45
1:C:11:VAL:HA	1:C:35:GLN:HB3	1.99	0.45
1:E:24:VAL:HA	2:M:708:PRO:HG3	1.99	0.45
1:F:170:MET:HB3	1:F:171:PRO:HD2	1.98	0.45
1:F:63:ASN:ND2	1:F:66:LEU:CB	2.80	0.45
1:F:68:ASP:O	1:F:72:GLU:HG3	2.17	0.45
1:G:63:ASN:OD1	1:G:65:PRO:HD2	2.17	0.45
1:H:144:PRO:HA	1:H:212:ASN:OD1	2.17	0.45
1:B:24:VAL:HA	2:J:709:PRO:HG3	1.99	0.45
2:L:700:PHE:CD1	2:L:708:ARG:HA	2.52	0.45
1:B:223:LEU:HA	1:B:227:GLN:OE1	2.17	0.45
1:B:11:VAL:HA	1:B:35:GLN:HB3	1.99	0.45
1:C:188:PRO:HA	1:C:222:THR:HG22	1.99	0.45
1:C:328:TRP:HZ3	1:C:330:ASP:HB3	1.82	0.45
1:D:168:GLU:HB3	1:D:176:GLU:O	2.17	0.45
1:F:24:VAL:HG13	2:N:700:PHE:HE2	1.81	0.45
1:F:188:PRO:HG3	1:F:276:TYR:CD1	2.52	0.45
2:I:687:ASN:ND2	2:I:689:GLU:H	2.15	0.45
2:O:686:ARG:HH11	2:O:686:ARG:HG3	1.82	0.45
1:B:211:TRP:CE3	1:B:216:ILE:HD11	2.52	0.44
1:G:132:PHE:O	1:G:135:GLU:HB3	2.16	0.44
1:G:23:ARG:HD2	5:G:2027:HOH:O	2.16	0.44
1:A:120:GLY:C	1:A:122:TRP:H	2.21	0.44
1:A:335:ALA:O	1:A:339:PHE:HB3	2.17	0.44
1:B:124:ALA:HB1	1:B:129:ALA:HB2	1.98	0.44
1:F:349:ASP:C	1:F:351:MET:H	2.21	0.44
1:H:194:HIS:HE1	1:H:327:GLY:O	1.99	0.44
1:H:317:VAL:HG22	1:H:317:VAL:O	2.16	0.44
2:K:687:ASN:C	2:K:689:GLU:H	2.20	0.44
1:A:152:ILE:HA	3:A:1353:NAP:O7N	2.17	0.44
2:J:671:THR:CG2	2:J:672:THR:H	2.24	0.44
1:A:66:LEU:HD12	1:A:66:LEU:C	2.38	0.44
1:G:107:HIS:HE1	1:G:146:THR:OG1	2.01	0.44
2:I:684:TRP:O	2:I:685:ARG:HD3	2.18	0.44

Continued on next page...

Continued from previous page...

Atom-1	Atom-2	Interatomic distance (Å)	Clash overlap (Å)
2:J:686:ARG:HH11	2:J:686:ARG:HG3	1.83	0.44
2:M:684:ARG:HD2	2:M:694:ASN:HA	1.99	0.44
1:F:7:THR:H	1:F:75:HIS:CD2	2.25	0.44
1:G:125:VAL:CG1	1:G:261:GLN:HE22	2.30	0.44
1:G:218:LEU:HA	1:G:218:LEU:HD23	1.86	0.44
1:H:167:MET:HE3	1:H:240:VAL:HG11	1.99	0.44
2:P:687:ASN:OD1	2:P:688:PRO:HD2	2.17	0.44
1:D:160:LEU:HD23	1:D:160:LEU:H	1.83	0.44
1:F:334:TYR:CD2	1:F:338:VAL:HB	2.53	0.44
1:G:183:PRO:HG3	1:G:242:TYR:CE2	2.53	0.44
1:G:225:PRO:HB3	1:G:242:TYR:CE1	2.53	0.44
1:A:235:ALA:HB1	1:A:336:ARG:CB	2.43	0.44
1:A:31:HIS:CE1	1:A:52:ASN:ND2	2.86	0.44
1:B:185:ILE:HA	1:B:186:PRO:HD3	1.87	0.44
1:E:350:TRP:CZ3	1:E:351:MET:HB3	2.53	0.44
1:G:75:HIS:O	1:G:76:LEU:HD23	2.18	0.44
1:H:170:MET:HB2	1:H:172:ASP:OD1	2.18	0.44
1:D:125:VAL:HA	1:D:126:PRO:HD3	1.84	0.44
1:G:139:ARG:NH1	1:G:147:PHE:CE2	2.86	0.44
1:G:166:GLN:HG2	1:G:168:GLU:HB2	2.00	0.44
1:D:190:LEU:HD12	1:D:191:ASP:H	1.82	0.44
1:E:64:VAL:N	1:E:65:PRO:CD	2.80	0.44
1:G:28:VAL:HG23	1:G:30:HIS:HD2	1.83	0.44
1:B:217:ALA:HB2	1:B:282:PHE:CE2	2.53	0.43
1:E:17:GLN:NE2	1:E:80:ASN:ND2	2.66	0.43
1:E:237:ASN:HB2	1:G:234:ARG:HE	1.83	0.43
1:D:160:LEU:N	1:D:160:LEU:CD2	2.80	0.43
1:D:41:GLY:O	1:D:45:GLU:HG3	2.18	0.43
1:E:75:HIS:O	1:E:76:LEU:HD23	2.17	0.43
1:H:126:PRO:HG2	1:H:261:GLN:HA	1.99	0.43
2:N:687:ASN:OD1	2:N:693:LEU:HG	2.17	0.43
1:C:262:LEU:HA	1:C:265:ILE:HD12	1.99	0.43
1:D:115:ASP:HB3	1:D:118:LEU:HD12	2.00	0.43
1:D:136:ASN:ND2	5:D:2017:HOH:O	2.51	0.43
1:E:160:LEU:HD11	1:E:346:ASN:HB3	2.00	0.43
1:D:325:TRP:CZ3	2:L:699:LEU:HD22	2.40	0.43
2:N:689:GLU:O	2:N:689:GLU:HG2	2.18	0.43
2:P:687:ASN:O	2:P:690:GLY:N	2.38	0.43
1:C:25:ALA:O	1:C:30:HIS:HB2	2.19	0.43
1:C:277:PHE:C	1:C:279:LEU:H	2.22	0.43
1:D:20:SER:OG	1:D:197:GLY:N	2.47	0.43

Continued on next page...

Continued from previous page...

Atom-1	Atom-2	Interatomic distance (Å)	Clash overlap (Å)
1:D:21:LEU:HA	1:D:197:GLY:HA2	2.01	0.43
1:G:224:SER:O	1:G:225:PRO:C	2.56	0.43
1:G:256:VAL:O	1:G:259:ARG:HB3	2.18	0.43
1:H:71:PHE:CE2	1:H:98:ALA:HB3	2.54	0.43
1:B:239:ARG:HH22	1:B:241:THR:HG21	1.83	0.43
1:D:170:MET:HB2	1:D:174:THR:O	2.18	0.43
1:F:224:SER:OG	1:F:227:GLN:HG3	2.18	0.43
1:F:244:GLN:OE1	1:F:244:GLN:C	2.56	0.43
1:H:131:LYS:NZ	3:H:1353:NAP:H1D	2.34	0.43
1:H:153:TYR:HB2	1:H:156:ASN:ND2	2.34	0.43
1:H:349:ASP:C	1:H:351:MET:H	2.22	0.43
1:H:64:VAL:CG2	1:H:65:PRO:HD3	2.48	0.43
1:A:64:VAL:HG13	1:A:101:ARG:HH22	1.84	0.43
1:B:145:SER:O	1:B:212:ASN:HA	2.18	0.43
1:C:267:VAL:HG12	1:C:272:HIS:HD2	1.83	0.43
1:D:234:ARG:HD2	1:H:237:ASN:OD1	2.19	0.43
1:D:283:SER:O	1:D:284:ARG:C	2.57	0.43
1:E:168:GLU:HB3	1:E:176:GLU:O	2.18	0.43
1:E:42:LEU:HD23	1:E:42:LEU:C	2.39	0.43
1:H:135:GLU:HG3	1:H:147:PHE:CD1	2.53	0.43
1:H:93:LYS:NZ	1:H:137:TYR:CD2	2.79	0.43
1:A:149:TYR:HB3	1:A:277:PHE:CE1	2.54	0.43
1:B:194:HIS:HE1	1:B:327:GLY:O	2.01	0.43
1:F:192:ALA:HA	1:F:196:VAL:HG23	2.00	0.43
1:H:250:ILE:CG2	1:H:250:ILE:O	2.66	0.43
2:L:685:ARG:O	2:L:686:ARG:HG3	2.19	0.43
1:B:229:CYS:HB3	1:B:240:VAL:HG12	2.01	0.43
1:E:138:VAL:HG13	1:E:143:LEU:HD12	2.00	0.43
1:D:320:GLU:HG3	5:D:2027:HOH:O	2.19	0.43
1:E:279:LEU:HB3	1:E:281:GLU:OE2	2.19	0.43
1:H:162:TYR:HA	1:H:163:PRO:HD3	1.78	0.43
1:H:256:VAL:HG13	1:H:257:GLY:N	2.34	0.43
1:C:189:TRP:CZ2	1:C:228:VAL:HG21	2.54	0.43
1:G:259:ARG:HG3	1:G:259:ARG:HH11	1.83	0.43
1:H:159:SER:OG	1:H:348:LEU:CD1	2.63	0.43
1:B:161:PRO:O	1:B:252:VAL:HG13	2.19	0.42
1:B:47:LEU:HD23	1:B:50:ILE:HD12	2.00	0.42
1:B:64:VAL:HB	1:B:65:PRO:HD3	1.99	0.42
1:G:21:LEU:HA	1:G:197:GLY:HA2	2.01	0.42
1:G:20:SER:O	1:G:24:VAL:HG23	2.19	0.42
1:H:22:ILE:HG21	1:H:47:LEU:HD22	2.01	0.42

Continued on next page...

Continued from previous page...

Atom-1	Atom-2	Interatomic distance (Å)	Clash overlap (Å)
1:A:182:ASP:HA	1:A:183:PRO:HD3	1.82	0.42
1:A:228:VAL:O	1:A:231:ALA:HB3	2.19	0.42
1:C:170:MET:HB2	1:C:174:THR:CG2	2.48	0.42
1:C:47:LEU:HA	1:C:50:ILE:HD12	2.01	0.42
1:E:24:VAL:HG11	1:E:201:LEU:HD12	2.01	0.42
1:F:272:HIS:O	1:F:273:LYS:C	2.56	0.42
1:G:125:VAL:HG12	1:G:261:GLN:HE22	1.84	0.42
2:P:685:ARG:NH1	2:P:699:LEU:HA	2.33	0.42
1:F:96:ALA:HB1	1:F:141:LEU:HD12	2.00	0.42
1:H:166:GLN:HE21	1:H:166:GLN:HB3	1.66	0.42
1:H:18:ALA:O	1:H:22:ILE:HG13	2.18	0.42
1:H:36:VAL:O	1:H:57:GLN:HA	2.19	0.42
2:J:673:CYS:O	2:J:677:PHE:HA	2.20	0.42
1:A:128:TRP:CZ3	1:A:269:PHE:HZ	2.38	0.42
1:A:153:TYR:HA	1:A:190:LEU:O	2.19	0.42
1:C:6:LYS:HB3	1:C:75:HIS:CD2	2.54	0.42
1:C:71:PHE:CE2	1:C:98:ALA:HB3	2.54	0.42
1:F:281:GLU:HG2	1:F:281:GLU:H	1.51	0.42
1:H:115:ASP:OD1	1:H:115:ASP:C	2.56	0.42
1:H:279:LEU:HA	1:H:280:PRO:HD3	1.93	0.42
1:A:171:PRO:C	1:A:173:GLY:H	2.23	0.42
1:C:206:ASP:HB2	1:C:211:TRP:HE1	1.84	0.42
1:F:125:VAL:CG2	1:F:128:TRP:HB2	2.48	0.42
1:F:262:LEU:O	1:F:266:GLU:HG3	2.19	0.42
1:F:277:PHE:HB3	1:F:282:PHE:CD1	2.54	0.42
1:G:259:ARG:NH1	1:G:259:ARG:HG3	2.35	0.42
1:G:41:GLY:HA3	5:G:2006:HOH:O	2.20	0.42
1:H:134:VAL:O	1:H:138:VAL:HG23	2.18	0.42
2:J:683:LEU:HD12	2:J:684:TRP:N	2.34	0.42
2:O:687:ASN:C	2:O:687:ASN:OD1	2.57	0.42
1:A:21:LEU:HA	1:A:197:GLY:HA2	2.02	0.42
1:D:279:LEU:HD12	1:D:282:PHE:CD1	2.55	0.42
1:F:190:LEU:HD22	1:F:218:LEU:O	2.19	0.42
1:F:258:TYR:O	1:F:261:GLN:HB3	2.19	0.42
2:K:686:ARG:HA	2:K:692:PRO:HA	2.02	0.42
2:L:687:ASN:O	2:L:689:GLU:N	2.52	0.42
2:L:699:LEU:HD21	2:L:703:LEU:HD11	2.01	0.42
2:N:673:CYS:O	2:N:677:PHE:HA	2.20	0.42
1:A:218:LEU:HD23	1:A:218:LEU:HA	1.86	0.42
1:B:159:SER:HA	1:B:167:MET:O	2.20	0.42
1:D:329:ARG:CZ	1:D:338:VAL:HG21	2.49	0.42

Continued on next page...

Continued from previous page...

Atom-1	Atom-2	Interatomic distance (Å)	Clash overlap (Å)
1:F:13:ALA:HB3	1:F:36:VAL:CG1	2.49	0.42
1:F:169:LEU:HD12	1:F:174:THR:O	2.20	0.42
1:F:218:LEU:HA	1:F:218:LEU:HD23	1.83	0.42
1:G:110:TYR:HB3	1:G:147:PHE:CD1	2.55	0.42
1:G:125:VAL:CG1	1:G:261:GLN:NE2	2.83	0.42
2:I:687:ASN:N	2:I:687:ASN:ND2	2.66	0.42
1:B:245:VAL:HG23	1:B:247:LYS:O	2.20	0.42
1:G:254:ILE:HB	1:G:255:PRO:HD2	2.00	0.42
1:H:192:ALA:HA	1:H:196:VAL:HG23	2.01	0.42
1:H:252:VAL:CG2	1:H:253:ASN:N	2.82	0.42
1:H:126:PRO:CG	1:H:261:GLN:HA	2.50	0.42
1:H:261:GLN:O	1:H:265:ILE:HG12	2.19	0.42
1:B:119:TYR:OH	1:B:279:LEU:CD2	2.68	0.42
1:E:47:LEU:HA	1:E:50:ILE:HD12	2.02	0.42
1:G:269:PHE:HZ	1:G:276:TYR:HA	1.84	0.42
1:G:332:GLU:HG2	1:G:336:ARG:HH12	1.85	0.42
1:H:265:ILE:HD13	1:H:269:PHE:HE1	1.84	0.42
1:C:24:VAL:HA	2:K:709:PRO:HG3	2.02	0.42
1:E:125:VAL:HA	1:E:126:PRO:HD3	1.73	0.42
1:E:183:PRO:O	1:E:226:VAL:HG23	2.20	0.42
1:B:336:ARG:O	1:B:340:PRO:HG3	2.19	0.41
1:F:178:HIS:HA	1:F:243:VAL:O	2.20	0.41
1:F:233:SER:HA	1:F:240:VAL:HG23	2.02	0.41
1:H:228:VAL:O	1:H:231:ALA:HB3	2.20	0.41
2:M:686:ASN:C	2:M:688:GLU:N	2.72	0.41
1:C:201:LEU:HA	1:C:201:LEU:HD12	1.84	0.41
1:D:164:LEU:HG	1:D:165:PHE:CE2	2.56	0.41
1:D:180:PRO:HA	1:D:245:VAL:O	2.20	0.41
1:E:11:VAL:HB	1:E:60:LEU:HD11	2.02	0.41
1:F:36:VAL:O	1:F:57:GLN:HA	2.21	0.41
1:H:16:ARG:CZ	1:H:153:TYR:HD2	2.33	0.41
1:H:16:ARG:HD3	1:H:155:ASN:HD21	1.86	0.41
1:H:260:GLU:HA	1:H:263:GLU:OE1	2.19	0.41
1:B:335:ALA:O	1:B:340:PRO:HD3	2.21	0.41
1:C:168:GLU:O	1:C:175:PHE:HD1	2.04	0.41
1:C:263:GLU:HA	1:C:266:GLU:OE2	2.19	0.41
1:C:329:ARG:HD2	1:C:333:GLU:HG2	2.01	0.41
1:C:346:ASN:HA	1:C:346:ASN:HD22	1.66	0.41
1:D:188:PRO:HA	1:D:222:THR:HG22	2.01	0.41
1:E:129:ALA:HB3	1:E:130:PRO:HD3	2.01	0.41
1:E:41:GLY:HA3	5:E:2002:HOH:O	2.21	0.41

Continued on next page...

Continued from previous page...

Atom-1	Atom-2	Interatomic distance (Å)	Clash overlap (Å)
1:G:153:TYR:HB2	1:G:156:ASN:ND2	2.35	0.41
1:G:180:PRO:HA	1:G:245:VAL:O	2.21	0.41
1:H:101:ARG:HG3	1:H:101:ARG:HH11	1.85	0.41
1:A:14:THR:HA	1:A:43:ILE:HG21	2.02	0.41
1:A:262:LEU:O	1:A:266:GLU:HG3	2.21	0.41
1:B:149:TYR:HB3	1:B:277:PHE:HE1	1.85	0.41
1:D:262:LEU:O	1:D:266:GLU:HG3	2.20	0.41
1:D:334:TYR:CD1	1:D:334:TYR:C	2.94	0.41
1:E:185:ILE:HA	1:E:186:PRO:HD3	1.91	0.41
1:F:100:LYS:HD2	1:F:141:LEU:HB3	2.03	0.41
1:F:149:TYR:O	1:F:218:LEU:N	2.46	0.41
1:H:21:LEU:HA	1:H:197:GLY:HA2	2.02	0.41
2:O:688:PRO:C	2:O:690:GLY:H	2.23	0.41
1:C:150:ALA:HA	1:C:218:LEU:HB3	2.02	0.41
1:D:344:GLU:HB2	1:D:351:MET:CE	2.51	0.41
1:E:237:ASN:ND2	5:E:2029:HOH:O	2.53	0.41
1:E:267:VAL:HG12	1:E:272:HIS:CD2	2.54	0.41
1:D:24:VAL:HA	2:L:709:PRO:HG3	2.02	0.41
2:N:685:ARG:HE	2:N:695:ASN:HA	1.85	0.41
1:A:152:ILE:HG12	1:A:188:PRO:O	2.21	0.41
1:B:229:CYS:SG	1:B:242:TYR:HB2	2.60	0.41
1:F:207:GLY:HA3	1:F:209:GLN:OE1	2.20	0.41
1:F:349:ASP:O	1:F:351:MET:N	2.54	0.41
1:G:219:THR:HG23	1:G:219:THR:O	2.21	0.41
1:G:340:PRO:O	1:G:343:GLU:HB2	2.21	0.41
1:H:263:GLU:O	1:H:267:VAL:HG23	2.20	0.41
2:I:689:GLU:C	2:I:691:GLN:H	2.24	0.41
2:M:690:GLN:HE21	2:M:690:GLN:CA	2.22	0.41
2:O:687:ASN:HB2	2:O:688:PRO:HD2	2.03	0.41
2:P:676:CYS:O	2:P:677:PHE:HB2	2.20	0.41
1:A:41:GLY:O	1:A:45:GLU:CG	2.57	0.41
1:B:54:THR:O	1:B:54:THR:HG23	2.20	0.41
1:B:67:MET:SD	1:B:94:ASP:HB3	2.60	0.41
1:C:339:PHE:O	1:C:343:GLU:HG2	2.21	0.41
1:E:21:LEU:HA	1:E:197:GLY:HA2	2.02	0.41
1:G:206:ASP:HB3	1:G:210:LYS:HD3	2.02	0.41
2:L:683:LEU:HD12	2:L:684:TRP:O	2.21	0.41
1:A:152:ILE:HG23	1:A:276:TYR:HE2	1.83	0.41
1:A:64:VAL:HG13	1:A:101:ARG:NH2	2.36	0.41
1:B:188:PRO:HB2	1:B:219:THR:CG2	2.40	0.41
1:B:201:LEU:HA	1:B:201:LEU:HD23	1.80	0.41

Continued on next page...

Continued from previous page...

Atom-1	Atom-2	Interatomic distance (Å)	Clash overlap (Å)
1:D:149:TYR:HB3	1:D:277:PHE:CE1	2.55	0.41
1:H:167:MET:HE3	1:H:240:VAL:CG1	2.51	0.41
1:H:349:ASP:C	1:H:351:MET:N	2.73	0.41
1:G:16:ARG:HD3	1:G:155:ASN:HD21	1.86	0.41
1:H:200:LEU:HD23	1:H:200:LEU:HA	1.91	0.41
1:B:195:ASP:OD1	1:B:328:TRP:HA	2.20	0.41
1:C:46:GLU:O	1:C:49:ALA:HB3	2.21	0.41
1:D:267:VAL:O	1:D:271:GLU:HB3	2.21	0.41
1:E:232:PHE:HB3	1:E:240:VAL:HG21	2.03	0.41
1:E:279:LEU:HD22	1:E:282:PHE:CE1	2.56	0.41
1:F:21:LEU:HA	1:F:197:GLY:HA2	2.02	0.41
1:F:43:ILE:O	1:F:46:GLU:HB3	2.21	0.41
2:L:688:PRO:O	2:L:689:GLU:HB2	2.20	0.41
2:L:695:ASN:O	2:L:699:LEU:HB2	2.21	0.41
1:B:13:ALA:HB3	1:B:36:VAL:CG1	2.51	0.41
1:D:316:ARG:HG2	1:D:317:VAL:H	1.86	0.41
1:F:64:VAL:N	1:F:65:PRO:CD	2.84	0.41
1:H:11:VAL:HA	1:H:35:GLN:HB3	2.03	0.41
1:H:42:LEU:HD23	1:H:42:LEU:C	2.40	0.41
2:L:679:GLN:HE21	2:L:679:GLN:HB2	1.56	0.41
1:B:119:TYR:CZ	1:B:279:LEU:HD23	2.55	0.40
1:D:127:MET:O	1:D:128:TRP:HD1	2.03	0.40
1:D:155:ASN:HD22	1:D:155:ASN:H	1.70	0.40
1:D:170:MET:HB3	1:D:171:PRO:HD2	2.02	0.40
1:D:168:GLU:O	1:D:175:PHE:HA	2.22	0.40
1:G:82:THR:HG22	1:G:83:SER:N	2.36	0.40
1:H:224:SER:O	1:H:225:PRO:C	2.59	0.40
2:K:687:ASN:HB3	2:K:691:GLN:CG	2.49	0.40
2:K:692:PRO:O	2:K:693:LEU:HD23	2.21	0.40
2:P:685:ARG:HH12	2:P:699:LEU:HD13	1.86	0.40
1:A:135:GLU:HG3	1:A:147:PHE:CD1	2.56	0.40
1:A:84:GLN:HB2	1:A:84:GLN:HE21	1.65	0.40
1:B:21:LEU:HA	1:B:197:GLY:HA2	2.02	0.40
1:B:33:ARG:HG2	1:B:33:ARG:HH11	1.86	0.40
1:G:169:LEU:HB2	1:G:175:PHE:CZ	2.55	0.40
1:H:335:ALA:O	1:H:339:PHE:HB3	2.20	0.40
2:K:687:ASN:C	2:K:689:GLU:N	2.74	0.40
2:L:676:CYS:HA	2:L:710:LEU:HD13	2.02	0.40
2:P:692:PRO:O	2:P:693:LEU:HD23	2.21	0.40
1:F:6:LYS:HB3	1:F:75:HIS:CD2	2.56	0.40
1:H:176:GLU:HA	1:H:241:THR:O	2.21	0.40

Continued on next page...

Continued from previous page...

Atom-1	Atom-2	Interatomic distance (Å)	Clash overlap (Å)
2:I:687:ASN:C	2:I:689:GLU:N	2.75	0.40
2:I:687:ASN:O	2:I:689:GLU:N	2.55	0.40
1:A:164:LEU:HG	1:A:165:PHE:CE1	2.57	0.40
1:B:247:LYS:HG3	1:B:266:GLU:OE1	2.22	0.40
1:B:149:TYR:HB3	1:B:277:PHE:CE1	2.56	0.40
1:E:218:LEU:HD23	1:E:218:LEU:HA	1.92	0.40
1:E:274:ALA:HB1	1:E:275:PRO:CD	2.51	0.40
1:G:178:HIS:CD2	1:G:243:VAL:HB	2.56	0.40
1:G:279:LEU:HA	1:G:280:PRO:HD3	1.93	0.40
1:H:135:GLU:HG3	1:H:147:PHE:CE1	2.57	0.40
2:K:672:THR:HG22	2:K:679:GLN:HG2	2.04	0.40
1:A:162:TYR:HA	1:A:163:PRO:HD3	1.77	0.40
1:E:67:MET:HE1	1:E:95:LEU:HG	2.02	0.40
1:G:224:SER:O	1:G:227:GLN:N	2.54	0.40
1:H:19:ALA:O	1:H:23:ARG:HG3	2.21	0.40

There are no symmetry-related clashes.

5.3 Torsion angles

5.3.1 Protein backbone

In the following table, the Percentiles column shows the percent Ramachandran outliers of the chain as a percentile score with respect to all X-ray entries followed by that with respect to entries of similar resolution.

The Analysed column shows the number of residues for which the backbone conformation was analysed, and the total number of residues.

Mol	Chain	Analysed	Favoured	Allowed	Outliers	Percentiles	
1	A	314/352 (89%)	288 (92%)	23 (7%)	3 (1%)	18	50
1	B	315/352 (90%)	296 (94%)	18 (6%)	1 (0%)	44	77
1	C	314/352 (89%)	286 (91%)	23 (7%)	5 (2%)	11	36
1	D	315/352 (90%)	286 (91%)	27 (9%)	2 (1%)	28	62
1	E	314/352 (89%)	288 (92%)	25 (8%)	1 (0%)	44	77
1	F	314/352 (89%)	286 (91%)	27 (9%)	1 (0%)	44	77
1	G	315/352 (90%)	284 (90%)	29 (9%)	2 (1%)	28	62
1	H	315/352 (90%)	288 (91%)	23 (7%)	4 (1%)	14	41

Continued on next page...

Continued from previous page...

Mol	Chain	Analysed	Favoured	Allowed	Outliers	Percentiles	
2	I	40/43 (93%)	36 (90%)	3 (8%)	1 (2%)	6	22
2	J	40/43 (93%)	35 (88%)	5 (12%)	0	100	100
2	K	40/43 (93%)	34 (85%)	3 (8%)	3 (8%)	1	2
2	L	40/43 (93%)	34 (85%)	4 (10%)	2 (5%)	2	7
2	M	40/43 (93%)	37 (92%)	3 (8%)	0	100	100
2	N	40/43 (93%)	33 (82%)	6 (15%)	1 (2%)	6	22
2	O	39/43 (91%)	33 (85%)	5 (13%)	1 (3%)	6	21
2	P	40/43 (93%)	37 (92%)	3 (8%)	0	100	100
All	All	2835/3160 (90%)	2581 (91%)	227 (8%)	27 (1%)	18	50

All (27) Ramachandran outliers are listed below:

Mol	Chain	Res	Type
1	C	350	TRP
2	I	711	SER
2	L	689	GLU
1	A	87	ASP
1	A	256	VAL
1	B	87	ASP
2	K	711	SER
2	L	688	PRO
1	C	347	GLY
1	H	87	ASP
2	K	688	PRO
2	K	690	GLY
1	H	349	ASP
1	F	87	ASP
1	H	144	PRO
2	O	689	GLU
1	C	126	PRO
1	C	161	PRO
1	H	350	TRP
2	N	694	CYS
1	C	51	PRO
1	D	51	PRO
1	G	51	PRO
1	A	51	PRO
1	E	161	PRO
1	D	126	PRO

Continued on next page...

Continued from previous page...

Mol	Chain	Res	Type
1	G	144	PRO

5.3.2 Protein sidechains ⓘ

In the following table, the Percentiles column shows the percent sidechain outliers of the chain as a percentile score with respect to all X-ray entries followed by that with respect to entries of similar resolution.

The Analysed column shows the number of residues for which the sidechain conformation was analysed, and the total number of residues.

Mol	Chain	Analysed	Rotameric	Outliers	Percentiles	
1	A	266/284 (94%)	254 (96%)	12 (4%)	32	66
1	B	267/284 (94%)	260 (97%)	7 (3%)	51	83
1	C	266/284 (94%)	262 (98%)	4 (2%)	70	92
1	D	267/284 (94%)	260 (97%)	7 (3%)	51	83
1	E	266/284 (94%)	260 (98%)	6 (2%)	56	86
1	F	266/284 (94%)	258 (97%)	8 (3%)	46	80
1	G	267/284 (94%)	259 (97%)	8 (3%)	46	80
1	H	267/284 (94%)	264 (99%)	3 (1%)	78	94
2	I	38/39 (97%)	36 (95%)	2 (5%)	26	59
2	J	38/39 (97%)	37 (97%)	1 (3%)	51	83
2	K	38/39 (97%)	36 (95%)	2 (5%)	26	59
2	L	38/39 (97%)	35 (92%)	3 (8%)	14	38
2	M	38/39 (97%)	35 (92%)	3 (8%)	14	38
2	N	38/39 (97%)	37 (97%)	1 (3%)	51	83
2	O	37/39 (95%)	35 (95%)	2 (5%)	26	58
2	P	38/39 (97%)	38 (100%)	0	100	100
All	All	2435/2584 (94%)	2366 (97%)	69 (3%)	49	82

All (69) residues with a non-rotameric sidechain are listed below:

Mol	Chain	Res	Type
1	A	6	LYS
1	A	37	HIS
1	A	45	GLU

Continued on next page...

Continued from previous page...

Mol	Chain	Res	Type
1	A	66	LEU
1	A	84	GLN
1	A	152	ILE
1	A	155	ASN
1	A	184	ASP
1	A	201	LEU
1	A	316	ARG
1	A	326	SER
1	A	351	MET
1	B	31	HIS
1	B	37	HIS
1	B	84	GLN
1	B	148	VAL
1	B	167	MET
1	B	209	GLN
1	B	212	ASN
1	C	234	ARG
1	C	279	LEU
1	C	316	ARG
1	C	351	MET
1	D	12	ASN
1	D	37	HIS
1	D	51	PRO
1	D	59	PRO
1	D	82	THR
1	D	160	LEU
1	D	239	ARG
1	E	155	ASN
1	E	159	SER
1	E	201	LEU
1	E	209	GLN
1	E	212	ASN
1	E	351	MET
1	F	84	GLN
1	F	155	ASN
1	F	221	GLU
1	F	236	LEU
1	F	241	THR
1	F	316	ARG
1	F	320	GLU
1	F	351	MET
1	G	51	PRO

Continued on next page...

Continued from previous page...

Mol	Chain	Res	Type
1	G	84	GLN
1	G	117	SER
1	G	122	TRP
1	G	201	LEU
1	G	209	GLN
1	G	342	GLU
1	G	351	MET
1	H	48	GLN
1	H	209	GLN
1	H	315	GLN
2	I	687	ASN
2	I	707	VAL
2	J	688	PRO
2	K	681	THR
2	K	694	CYS
2	L	672	THR
2	L	683	LEU
2	L	686	ARG
2	M	686	ASN
2	M	690	GLN
2	M	694	ASN
2	N	707	VAL
2	O	699	LEU
2	O	711	SER

Some sidechains can be flipped to improve hydrogen bonding and reduce clashes. All (95) such sidechains are listed below:

Mol	Chain	Res	Type
1	A	12	ASN
1	A	31	HIS
1	A	52	ASN
1	A	57	GLN
1	A	75	HIS
1	A	84	GLN
1	A	166	GLN
1	A	214	HIS
1	A	244	GLN
1	B	17	GLN
1	B	48	GLN
1	B	57	GLN
1	B	75	HIS
1	B	84	GLN

Continued on next page...

Continued from previous page...

Mol	Chain	Res	Type
1	B	212	ASN
1	B	214	HIS
1	B	272	HIS
1	C	12	ASN
1	C	75	HIS
1	C	136	ASN
1	C	155	ASN
1	C	166	GLN
1	C	237	ASN
1	C	244	GLN
1	C	346	ASN
1	D	12	ASN
1	D	57	GLN
1	D	62	ASN
1	D	75	HIS
1	D	136	ASN
1	D	166	GLN
1	D	244	GLN
1	E	62	ASN
1	E	75	HIS
1	E	80	ASN
1	E	136	ASN
1	E	166	GLN
1	E	202	GLN
1	E	214	HIS
1	E	272	HIS
1	F	12	ASN
1	F	17	GLN
1	F	48	GLN
1	F	52	ASN
1	F	62	ASN
1	F	63	ASN
1	F	75	HIS
1	F	84	GLN
1	F	166	GLN
1	F	214	HIS
1	F	237	ASN
1	F	253	ASN
1	G	52	ASN
1	G	57	GLN
1	G	62	ASN
1	G	84	GLN

Continued on next page...

Continued from previous page...

Mol	Chain	Res	Type
1	G	107	HIS
1	G	136	ASN
1	G	166	GLN
1	G	214	HIS
1	G	272	HIS
1	H	12	ASN
1	H	31	HIS
1	H	57	GLN
1	H	62	ASN
1	H	63	ASN
1	H	75	HIS
1	H	84	GLN
1	H	106	GLN
1	H	136	ASN
1	H	155	ASN
1	H	166	GLN
1	H	202	GLN
1	H	272	HIS
1	H	315	GLN
1	H	346	ASN
2	I	687	ASN
2	I	691	GLN
2	J	675	ASN
2	K	675	ASN
2	K	691	GLN
2	K	704	HIS
2	L	675	ASN
2	L	679	GLN
2	L	704	HIS
2	M	678	GLN
2	M	690	GLN
2	M	694	ASN
2	M	703	HIS
2	N	675	ASN
2	N	704	HIS
2	O	675	ASN
2	P	675	ASN
2	P	687	ASN
2	P	691	GLN

5.3.3 RNA ⓘ

There are no RNA molecules in this entry.

5.4 Non-standard residues in protein, DNA, RNA chains ⓘ

There are no non-standard protein/DNA/RNA residues in this entry.

5.5 Carbohydrates ⓘ

There are no carbohydrates in this entry.

5.6 Ligand geometry ⓘ

Of 16 ligands modelled in this entry, 8 are monoatomic - leaving 8 for Mogul analysis.

In the following table, the Counts columns list the number of bonds (or angles) for which Mogul statistics could be retrieved, the number of bonds (or angles) that are observed in the model and the number of bonds (or angles) that are defined in the chemical component dictionary. The Link column lists molecule types, if any, to which the group is linked. The Z score for a bond length (or angle) is the number of standard deviations the observed value is removed from the expected value. A bond length (or angle) with $|Z| > 2$ is considered an outlier worth inspection. RMSZ is the root-mean-square of all Z scores of the bond lengths (or angles).

Mol	Type	Chain	Res	Link	Bond lengths			Bond angles		
					Counts	RMSZ	$\# Z > 2$	Counts	RMSZ	$\# Z > 2$
3	NAP	A	1353	-	44,52,52	1.69	9 (20%)	51,80,80	1.44	5 (9%)
3	NAP	B	1353	-	44,52,52	1.68	10 (22%)	51,80,80	1.47	6 (11%)
3	NAP	C	1353	-	44,52,52	1.65	9 (20%)	51,80,80	1.48	6 (11%)
3	NAP	D	1353	-	44,52,52	1.65	8 (18%)	51,80,80	1.47	6 (11%)
3	NAP	E	1353	-	44,52,52	1.67	11 (25%)	51,80,80	1.49	5 (9%)
3	NAP	F	1353	-	44,52,52	1.67	9 (20%)	51,80,80	1.50	6 (11%)
3	NAP	G	1353	-	44,52,52	1.75	13 (29%)	51,80,80	1.45	7 (13%)
3	NAP	H	1353	-	44,52,52	1.79	9 (20%)	51,80,80	1.39	6 (11%)

In the following table, the Chirals column lists the number of chiral outliers, the number of chiral centers analysed, the number of these observed in the model and the number defined in the chemical component dictionary. Similar counts are reported in the Torsion and Rings columns. '-' means no outliers of that kind were identified.

Mol	Type	Chain	Res	Link	Chirals	Torsions	Rings
3	NAP	A	1353	-	-	0/27/67/67	0/5/5/5
3	NAP	B	1353	-	-	0/27/67/67	0/5/5/5
3	NAP	C	1353	-	-	0/27/67/67	0/5/5/5
3	NAP	D	1353	-	-	0/27/67/67	0/5/5/5
3	NAP	E	1353	-	-	0/27/67/67	0/5/5/5
3	NAP	F	1353	-	-	0/27/67/67	0/5/5/5
3	NAP	G	1353	-	-	0/27/67/67	0/5/5/5
3	NAP	H	1353	-	-	0/27/67/67	0/5/5/5

All (78) bond length outliers are listed below:

Mol	Chain	Res	Type	Atoms	Z	Observed(Å)	Ideal(Å)
3	G	1353	NAP	C2D-C1D	-2.95	1.49	1.53
3	F	1353	NAP	C2D-C1D	-2.57	1.49	1.53
3	E	1353	NAP	O7N-C7N	-2.21	1.19	1.24
3	G	1353	NAP	C8A-N7A	-2.20	1.30	1.34
3	A	1353	NAP	O7N-C7N	-2.15	1.19	1.24
3	G	1353	NAP	C5A-C4A	-2.13	1.35	1.40
3	F	1353	NAP	C8A-N7A	-2.12	1.30	1.34
3	B	1353	NAP	C2D-C1D	-2.12	1.50	1.53
3	G	1353	NAP	O7N-C7N	-2.11	1.19	1.24
3	B	1353	NAP	C8A-N7A	-2.09	1.30	1.34
3	G	1353	NAP	PA-O2A	-2.08	1.44	1.55
3	H	1353	NAP	C8A-N7A	-2.07	1.30	1.34
3	H	1353	NAP	C2D-C1D	-2.07	1.50	1.53
3	E	1353	NAP	C8A-N7A	-2.05	1.30	1.34
3	C	1353	NAP	C2D-C1D	-2.03	1.50	1.53
3	E	1353	NAP	C5B-C4B	2.01	1.58	1.51
3	G	1353	NAP	C4A-N3A	2.05	1.38	1.35
3	F	1353	NAP	C5B-C4B	2.08	1.58	1.51
3	B	1353	NAP	C4A-N3A	2.08	1.38	1.35
3	A	1353	NAP	C4A-N3A	2.13	1.38	1.35
3	C	1353	NAP	C5B-C4B	2.15	1.58	1.51
3	B	1353	NAP	C5B-C4B	2.18	1.58	1.51
3	A	1353	NAP	C5B-C4B	2.23	1.58	1.51
3	E	1353	NAP	C4A-N3A	2.24	1.38	1.35
3	E	1353	NAP	O4D-C1D	2.24	1.44	1.41
3	D	1353	NAP	C5B-C4B	2.26	1.58	1.51
3	G	1353	NAP	C5B-C4B	2.30	1.58	1.51
3	C	1353	NAP	C6N-C5N	2.33	1.43	1.38
3	C	1353	NAP	C4A-N3A	2.35	1.39	1.35
3	D	1353	NAP	C4A-N3A	2.36	1.39	1.35
3	H	1353	NAP	C4A-N3A	2.40	1.39	1.35

Continued on next page...

Continued from previous page...

Mol	Chain	Res	Type	Atoms	Z	Observed(Å)	Ideal(Å)
3	E	1353	NAP	C6N-C5N	2.42	1.43	1.38
3	A	1353	NAP	C6N-C5N	2.43	1.44	1.38
3	E	1353	NAP	C7N-N7N	2.46	1.37	1.33
3	G	1353	NAP	C6N-C5N	2.49	1.44	1.38
3	H	1353	NAP	C6N-C5N	2.49	1.44	1.38
3	C	1353	NAP	C5N-C4N	2.51	1.43	1.38
3	B	1353	NAP	C6N-C5N	2.51	1.44	1.38
3	H	1353	NAP	C5N-C4N	2.53	1.43	1.38
3	F	1353	NAP	C7N-N7N	2.53	1.37	1.33
3	D	1353	NAP	C6N-C5N	2.54	1.44	1.38
3	F	1353	NAP	C6N-C5N	2.56	1.44	1.38
3	F	1353	NAP	C5N-C4N	2.61	1.43	1.38
3	E	1353	NAP	C5N-C4N	2.61	1.43	1.38
3	G	1353	NAP	C7N-N7N	2.62	1.38	1.33
3	B	1353	NAP	C5N-C4N	2.64	1.43	1.38
3	A	1353	NAP	C7N-N7N	2.66	1.38	1.33
3	G	1353	NAP	C5N-C4N	2.68	1.44	1.38
3	A	1353	NAP	C5N-C4N	2.72	1.44	1.38
3	D	1353	NAP	C5N-C4N	2.73	1.44	1.38
3	D	1353	NAP	C7N-N7N	2.91	1.38	1.33
3	C	1353	NAP	C7N-N7N	2.99	1.38	1.33
3	C	1353	NAP	C4N-C3N	3.46	1.45	1.39
3	B	1353	NAP	C4N-C3N	3.55	1.45	1.39
3	D	1353	NAP	C4N-C3N	3.60	1.45	1.39
3	B	1353	NAP	C7N-N7N	3.64	1.40	1.33
3	G	1353	NAP	C4N-C3N	3.68	1.45	1.39
3	E	1353	NAP	C2N-C3N	3.70	1.44	1.39
3	F	1353	NAP	C4N-C3N	3.77	1.45	1.39
3	H	1353	NAP	C2N-C3N	3.87	1.44	1.39
3	A	1353	NAP	C2N-C3N	3.89	1.44	1.39
3	C	1353	NAP	C2N-C3N	3.90	1.44	1.39
3	D	1353	NAP	C2N-C3N	3.93	1.44	1.39
3	F	1353	NAP	C2N-C3N	3.94	1.45	1.39
3	E	1353	NAP	C4N-C3N	3.95	1.45	1.39
3	A	1353	NAP	C4N-C3N	4.07	1.46	1.39
3	G	1353	NAP	C2N-C3N	4.09	1.45	1.39
3	H	1353	NAP	C4N-C3N	4.11	1.46	1.39
3	B	1353	NAP	C2N-C3N	4.11	1.45	1.39
3	F	1353	NAP	C6N-N1N	4.13	1.46	1.35
3	D	1353	NAP	C6N-N1N	4.14	1.46	1.35
3	G	1353	NAP	C6N-N1N	4.26	1.46	1.35
3	B	1353	NAP	C6N-N1N	4.29	1.46	1.35

Continued on next page...

Continued from previous page...

Mol	Chain	Res	Type	Atoms	Z	Observed(Å)	Ideal(Å)
3	E	1353	NAP	C6N-N1N	4.31	1.46	1.35
3	C	1353	NAP	C6N-N1N	4.32	1.46	1.35
3	H	1353	NAP	C6N-N1N	4.52	1.47	1.35
3	A	1353	NAP	C6N-N1N	4.55	1.47	1.35
3	H	1353	NAP	C7N-N7N	4.88	1.42	1.33

All (47) bond angle outliers are listed below:

Mol	Chain	Res	Type	Atoms	Z	Observed(°)	Ideal(°)
3	B	1353	NAP	N3A-C2A-N1A	-4.90	124.59	128.86
3	C	1353	NAP	N3A-C2A-N1A	-4.59	124.86	128.86
3	E	1353	NAP	N3A-C2A-N1A	-4.57	124.88	128.86
3	F	1353	NAP	N3A-C2A-N1A	-4.40	125.02	128.86
3	D	1353	NAP	N3A-C2A-N1A	-4.30	125.12	128.86
3	A	1353	NAP	N3A-C2A-N1A	-4.24	125.17	128.86
3	G	1353	NAP	N3A-C2A-N1A	-4.01	125.37	128.86
3	H	1353	NAP	N3A-C2A-N1A	-3.81	125.54	128.86
3	E	1353	NAP	C4D-O4D-C1D	-2.95	106.63	109.77
3	D	1353	NAP	C4D-O4D-C1D	-2.93	106.65	109.77
3	C	1353	NAP	C4D-O4D-C1D	-2.75	106.85	109.77
3	H	1353	NAP	C3N-C7N-N7N	-2.72	114.67	117.77
3	A	1353	NAP	C4D-O4D-C1D	-2.69	106.90	109.77
3	F	1353	NAP	C4D-O4D-C1D	-2.52	107.09	109.77
3	H	1353	NAP	C4D-O4D-C1D	-2.49	107.12	109.77
3	G	1353	NAP	C4D-O4D-C1D	-2.36	107.26	109.77
3	B	1353	NAP	C4D-O4D-C1D	-2.25	107.38	109.77
3	F	1353	NAP	C3N-C7N-N7N	-2.12	115.35	117.77
3	G	1353	NAP	C3N-C7N-N7N	-2.03	115.46	117.77
3	D	1353	NAP	C4A-C5A-N7A	2.00	111.34	109.41
3	C	1353	NAP	C4A-C5A-N7A	2.00	111.35	109.41
3	B	1353	NAP	C4A-C5A-N7A	2.03	111.37	109.41
3	G	1353	NAP	C2D-C3D-C4D	2.04	106.59	102.62
3	A	1353	NAP	C2D-C3D-C4D	2.05	106.61	102.62
3	G	1353	NAP	C4A-C5A-N7A	2.06	111.41	109.41
3	B	1353	NAP	C2D-C3D-C4D	2.08	106.66	102.62
3	D	1353	NAP	C2D-C3D-C4D	2.09	106.69	102.62
3	C	1353	NAP	C2D-C3D-C4D	2.18	106.86	102.62
3	E	1353	NAP	C2D-C3D-C4D	2.21	106.92	102.62
3	F	1353	NAP	C2D-C3D-C4D	2.29	107.08	102.62
3	H	1353	NAP	C2D-C3D-C4D	2.29	107.09	102.62
3	H	1353	NAP	O7N-C7N-C3N	2.91	123.03	119.62
3	B	1353	NAP	O7N-C7N-C3N	3.13	123.28	119.62

Continued on next page...

Continued from previous page...

Mol	Chain	Res	Type	Atoms	Z	Observed(°)	Ideal(°)
3	C	1353	NAP	O7N-C7N-C3N	3.72	123.97	119.62
3	A	1353	NAP	O7N-C7N-C3N	3.76	124.03	119.62
3	D	1353	NAP	O7N-C7N-C3N	3.87	124.15	119.62
3	E	1353	NAP	O7N-C7N-C3N	3.91	124.19	119.62
3	G	1353	NAP	O7N-C7N-C3N	3.94	124.23	119.62
3	F	1353	NAP	O7N-C7N-C3N	4.20	124.54	119.62
3	C	1353	NAP	O4B-C4B-C5B	5.08	126.55	109.40
3	D	1353	NAP	O4B-C4B-C5B	5.08	126.56	109.40
3	E	1353	NAP	O4B-C4B-C5B	5.10	126.61	109.40
3	A	1353	NAP	O4B-C4B-C5B	5.13	126.73	109.40
3	B	1353	NAP	O4B-C4B-C5B	5.23	127.05	109.40
3	F	1353	NAP	O4B-C4B-C5B	5.25	127.11	109.40
3	H	1353	NAP	O4B-C4B-C5B	5.27	127.20	109.40
3	G	1353	NAP	O4B-C4B-C5B	5.38	127.55	109.40

There are no chirality outliers.

There are no torsion outliers.

There are no ring outliers.

6 monomers are involved in 9 short contacts:

Mol	Chain	Res	Type	Clashes	Symm-Clashes
3	A	1353	NAP	2	0
3	B	1353	NAP	1	0
3	C	1353	NAP	1	0
3	D	1353	NAP	2	0
3	F	1353	NAP	1	0
3	H	1353	NAP	2	0

5.7 Other polymers [i](#)

There are no such residues in this entry.

5.8 Polymer linkage issues [i](#)

There are no chain breaks in this entry.

6 Fit of model and data

6.1 Protein, DNA and RNA chains

In the following table, the column labelled ‘#RSRZ> 2’ contains the number (and percentage) of RSRZ outliers, followed by percent RSRZ outliers for the chain as percentile scores relative to all X-ray entries and entries of similar resolution. The OWAB column contains the minimum, median, 95th percentile and maximum values of the occupancy-weighted average B-factor per residue. The column labelled ‘Q< 0.9’ lists the number of (and percentage) of residues with an average occupancy less than 0.9.

Mol	Chain	Analysed	<RSRZ>	#RSRZ>2	OWAB(Å ²)	Q<0.9
1	A	318/352 (90%)	-0.32	0 100 100	22, 47, 74, 91	0
1	B	319/352 (90%)	-0.19	0 100 100	21, 49, 78, 99	0
1	C	318/352 (90%)	-0.29	0 100 100	23, 45, 73, 90	0
1	D	319/352 (90%)	-0.28	0 100 100	20, 46, 74, 91	0
1	E	318/352 (90%)	-0.29	0 100 100	18, 43, 71, 83	0
1	F	318/352 (90%)	-0.31	0 100 100	23, 43, 69, 81	0
1	G	319/352 (90%)	-0.25	0 100 100	25, 44, 71, 99	0
1	H	319/352 (90%)	-0.32	0 100 100	21, 43, 73, 85	0
2	I	42/43 (97%)	0.16	0 100 100	30, 60, 121, 126	0
2	J	42/43 (97%)	0.30	2 (4%) 31 21	35, 60, 110, 121	0
2	K	42/43 (97%)	0.18	1 (2%) 59 49	35, 62, 121, 130	0
2	L	42/43 (97%)	0.11	2 (4%) 31 21	29, 57, 114, 139	0
2	M	42/43 (97%)	0.28	2 (4%) 31 21	22, 53, 111, 134	0
2	N	42/43 (97%)	0.10	2 (4%) 31 21	30, 57, 116, 130	0
2	O	41/43 (95%)	0.22	2 (4%) 30 20	36, 54, 108, 124	0
2	P	42/43 (97%)	0.26	1 (2%) 59 49	33, 55, 111, 125	0
All	All	2883/3160 (91%)	-0.22	12 (0%) 92 90	18, 46, 78, 139	0

All (12) RSRZ outliers are listed below:

Mol	Chain	Res	Type	RSRZ
2	M	687	PRO	4.6
2	M	688	GLU	3.7
2	O	688	PRO	3.6
2	J	688	PRO	3.1
2	P	688	PRO	3.1

Continued on next page...

Continued from previous page...

Mol	Chain	Res	Type	RSRZ
2	N	687	ASN	2.9
2	K	688	PRO	2.8
2	O	689	GLU	2.7
2	N	688	PRO	2.6
2	L	688	PRO	2.3
2	L	672	THR	2.1
2	J	672	THR	2.0

6.2 Non-standard residues in protein, DNA, RNA chains [i](#)

There are no non-standard protein/DNA/RNA residues in this entry.

6.3 Carbohydrates [i](#)

There are no carbohydrates in this entry.

6.4 Ligands [i](#)

In the following table, the Atoms column lists the number of modelled atoms in the group and the number defined in the chemical component dictionary. LLDF column lists the quality of electron density of the group with respect to its neighbouring residues in protein, DNA or RNA chains. The B-factors column lists the minimum, median, 95th percentile and maximum values of B factors of atoms in the group. The column labelled 'Q < 0.9' lists the number of atoms with occupancy less than 0.9.

Mol	Type	Chain	Res	Atoms	RSCC	RSR	LLDF	B-factors(Å ²)	Q<0.9
3	NAP	H	1353	48/48	0.97	0.19	0.34	22,61,106,110	0
3	NAP	D	1353	48/48	0.97	0.18	0.06	25,53,74,85	0
3	NAP	A	1353	48/48	0.97	0.18	0.03	36,54,98,105	0
3	NAP	F	1353	48/48	0.97	0.17	-0.02	25,49,80,87	0
3	NAP	E	1353	48/48	0.98	0.17	-0.12	20,48,80,87	0
3	NAP	G	1353	48/48	0.97	0.18	-0.13	27,51,78,99	0
3	NAP	C	1353	48/48	0.97	0.17	-0.16	31,57,96,101	0
3	NAP	B	1353	48/48	0.97	0.16	-0.39	25,55,87,91	0
4	ZN	P	1713	1/1	0.99	0.15	-0.45	47,47,47,47	0
4	ZN	M	1712	1/1	1.00	0.15	-0.62	48,48,48,48	0
4	ZN	N	1713	1/1	0.99	0.14	-0.95	53,53,53,53	0
4	ZN	I	1713	1/1	0.99	0.13	-1.03	58,58,58,58	0
4	ZN	O	1712	1/1	0.99	0.14	-1.06	52,52,52,52	0
4	ZN	J	1713	1/1	0.98	0.14	-1.12	57,57,57,57	0

Continued on next page...

Continued from previous page...

Mol	Type	Chain	Res	Atoms	RSCC	RSR	LLDF	B-factors(\AA^2)	Q<0.9
4	ZN	K	1713	1/1	0.99	0.11	-1.22	66,66,66,66	0
4	ZN	L	1713	1/1	0.99	0.13	-1.27	58,58,58,58	0

6.5 Other polymers [i](#)

There are no such residues in this entry.