



Full wwPDB X-ray Structure Validation Report ⓘ

Feb 15, 2017 – 09:06 am GMT

PDB ID : 4W2H
Title : Crystal structure of the *Thermus thermophilus* 70S ribosome in complex with pactamycin (co-crystallized), mRNA and deacylated tRNA in the P site
Authors : Polikanov, Y.S.; Osterman, I.A.; Szal, T.; Tashlitsky, V.N.; Serebryakova, M.V.; Kusochev, P.; Bulkley, D.; Malanicheva, I.A.; Efimenko, T.A.; Efremenkova, O.V.; Konevega, A.L.; Shaw, K.J.; Bogdanov, A.A.; Rodnina, M.V.; Dontsova, O.A.; Mankin, A.S.; Steitz, T.A.; Sergiev, P.V.
Deposited on : 2014-09-12
Resolution : 2.70 Å(reported)

This is a Full wwPDB X-ray Structure Validation Report for a publicly released PDB entry.

We welcome your comments at validation@mail.wwpdb.org
A user guide is available at
<http://wwpdb.org/validation/2016/XrayValidationReportHelp>
with specific help available everywhere you see the ⓘ symbol.

The following versions of software and data (see [references ⓘ](#)) were used in the production of this report:

MolProbity : 4.02b-467
Mogul : 1.7.2 (RC1), CSD as538be (2017)
Xtriage (Phenix) : 1.9-1692
EDS : trunk28620
Percentile statistics : 20161228.v01 (using entries in the PDB archive December 28th 2016)
Refmac : 5.8.0135
CCP4 : 6.5.0
Ideal geometry (proteins) : Engh & Huber (2001)
Ideal geometry (DNA, RNA) : Parkinson et al. (1996)
Validation Pipeline (wwPDB-VP) : recalc28972

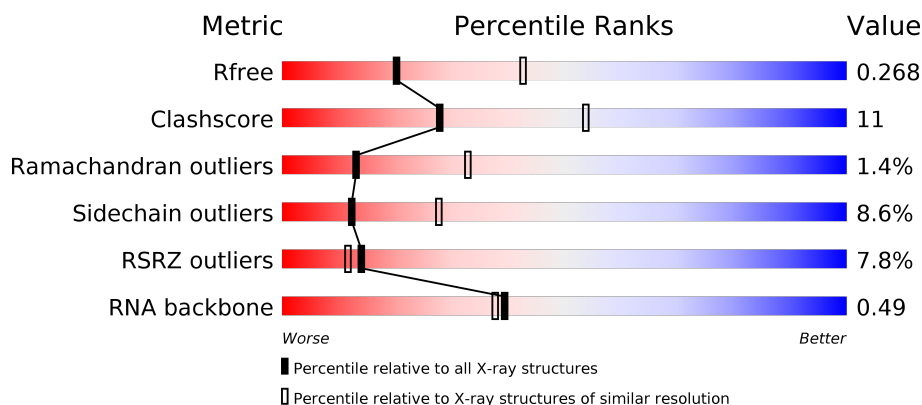
1 Overall quality at a glance

The following experimental techniques were used to determine the structure:

X-RAY DIFFRACTION

The reported resolution of this entry is 2.70 Å.

Percentile scores (ranging between 0-100) for global validation metrics of the entry are shown in the following graphic. The table shows the number of entries on which the scores are based.



Metric	Whole archive (#Entries)	Similar resolution (#Entries, resolution range(Å))
R_{free}	100719	2259 (2.70-2.70)
Clashscore	112137	2590 (2.70-2.70)
Ramachandran outliers	110173	2550 (2.70-2.70)
Sidechain outliers	110143	2550 (2.70-2.70)
RSRZ outliers	101464	2275 (2.70-2.70)
RNA backbone	2435	1011 (3.06-2.34)

The table below summarises the geometric issues observed across the polymeric chains and their fit to the electron density. The red, orange, yellow and green segments on the lower bar indicate the fraction of residues that contain outliers for ≥ 3 , 2, 1 and 0 types of geometric quality criteria. A grey segment represents the fraction of residues that are not modelled. The numeric value for each fraction is indicated below the corresponding segment, with a dot representing fractions $\leq 5\%$. The upper red bar (where present) indicates the fraction of residues that have poor fit to the electron density. The numeric value is given above the bar.

Mol	Chain	Length	Quality of chain
1	AA	1521	<div> <div>46%</div> <div>39%</div> <div>12%</div> <div>..</div> </div>
1	CA	1521	<div> <div>2%</div> <div>44%</div> <div>40%</div> <div>14%</div> <div>..</div> </div>
2	AB	256	<div> <div>4%</div> <div>43%</div> <div>36%</div> <div>12%</div> <div>10%</div> </div>
2	CB	256	<div> <div>23%</div> <div>43%</div> <div>39%</div> <div>8%</div> <div>10%</div> </div>

Continued on next page...

Continued from previous page...

Mol	Chain	Length	Quality of chain
3	AC	239	
3	CC	239	
4	AD	209	
4	CD	209	
5	AE	162	
5	CE	162	
6	AF	101	
6	CF	101	
7	AG	156	
7	CG	156	
8	AH	138	
8	CH	138	
9	AI	128	
9	CI	128	
10	AJ	105	
10	CJ	105	
11	AK	129	
11	CK	129	
12	AL	132	
12	CL	132	
13	AM	126	
13	CM	126	
14	AN	61	
14	CN	61	
15	AO	89	




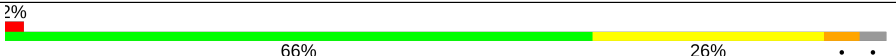
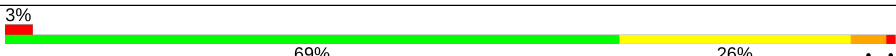

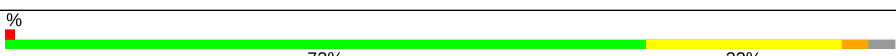
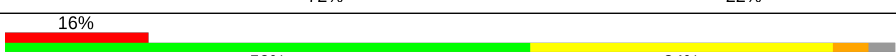
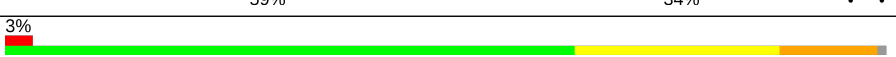

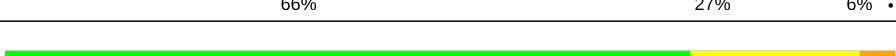
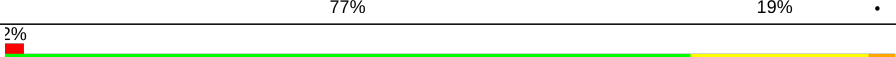







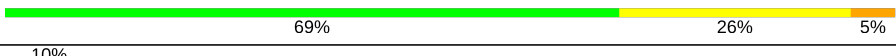

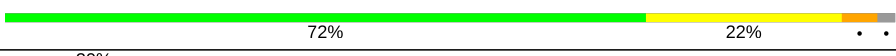



Continued on next page...

Continued from previous page...

Mol	Chain	Length	Quality of chain
15	CO	89	
16	AP	88	
16	CP	88	
17	AQ	105	
17	CQ	105	
18	AR	88	
18	CR	88	
19	AS	93	
19	CS	93	
20	AT	106	
20	CT	106	
21	AU	27	
21	CU	27	
22	AV	24	
22	CV	24	
23	AX	77	
23	CX	77	
24	AY	76	
24	CY	76	
25	BA	2915	
25	DA	2915	
26	BB	121	
26	DB	121	
27	BD	276	
27	DD	276	

Continued on next page...

Continued from previous page...

Mol	Chain	Length	Quality of chain
28	BE	206	
28	DE	206	
29	BF	210	
29	DF	210	
30	BG	182	
30	DG	182	
31	BH	180	
31	DH	180	
32	BI	148	
32	DI	148	
33	BN	140	
33	DN	140	
34	BO	122	
34	DO	122	
35	BP	150	
35	DP	150	
36	BQ	141	
36	DQ	141	
37	BR	118	
37	DR	118	
38	BS	112	
38	DS	112	
39	BT	146	
39	DT	146	
40	BU	118	

Continued on next page...

Continued from previous page...

Mol	Chain	Length	Quality of chain
40	DU	118	
41	BV	101	
41	DV	101	
42	BW	113	
42	DW	113	
43	BX	96	
43	DX	96	
44	BY	110	
44	DY	110	
45	BZ	206	
45	DZ	206	
46	B0	85	
46	D0	85	
47	B1	98	
47	D1	98	
48	B2	72	
48	D2	72	
49	B3	60	
49	D3	60	
50	B4	71	
50	D4	71	
51	B5	60	
51	D5	60	
52	B6	54	
52	D6	54	

Continued on next page...

Continued from previous page...

Mol	Chain	Length	Quality of chain
53	B7	49	
53	D7	49	
54	B8	65	
54	D8	65	
55	B9	37	
55	D9	37	

The following table lists non-polymeric compounds, carbohydrate monomers and non-standard residues in protein, DNA, RNA chains that are outliers for geometric or electron-density-fit criteria:

Mol	Type	Chain	Res	Chirality	Geometry	Clashes	Electron density
56	MG	AA	3006	-	-	-	X
56	MG	AA	3092	-	-	-	X
56	MG	AA	3141	-	-	-	X
56	MG	AE	203	-	-	-	X
56	MG	B5	101	-	-	-	X
56	MG	B5	102	-	-	-	X
56	MG	BA	3012	-	-	-	X
56	MG	BA	3024	-	-	-	X
56	MG	BA	3033	-	-	-	X
56	MG	BA	3035	-	-	-	X
56	MG	BA	3037	-	-	-	X
56	MG	BA	3038	-	-	-	X
56	MG	BA	3048	-	-	-	X
56	MG	BA	3060	-	-	-	X
56	MG	BA	3076	-	-	-	X
56	MG	BA	3085	-	-	-	X
56	MG	BA	3102	-	-	-	X
56	MG	BA	3104	-	-	-	X
56	MG	BA	3113	-	-	-	X
56	MG	BA	3118	-	-	-	X
56	MG	BA	3121	-	-	-	X
56	MG	BA	3126	-	-	-	X
56	MG	BA	3127	-	-	-	X
56	MG	BA	3130	-	-	-	X
56	MG	BA	3137	-	-	-	X
56	MG	BA	3138	-	-	-	X
56	MG	BA	3154	-	-	-	X

Continued on next page...

Continued from previous page...

Mol	Type	Chain	Res	Chirality	Geometry	Clashes	Electron density
56	MG	BA	3157	-	-	-	X
56	MG	BA	3167	-	-	-	X
56	MG	BA	3173	-	-	-	X
56	MG	BA	3175	-	-	-	X
56	MG	BA	3178	-	-	-	X
56	MG	BA	3184	-	-	-	X
56	MG	BA	3190	-	-	-	X
56	MG	BA	3201	-	-	-	X
56	MG	BA	3203	-	-	-	X
56	MG	BA	3205	-	-	-	X
56	MG	BA	3210	-	-	-	X
56	MG	BA	3226	-	-	-	X
56	MG	BA	3230	-	-	-	X
56	MG	BA	3270	-	-	-	X
56	MG	BA	3273	-	-	-	X
56	MG	BA	3278	-	-	-	X
56	MG	BA	3300	-	-	-	X
56	MG	BA	3364	-	-	-	X
56	MG	BA	3411	-	-	-	X
56	MG	BA	3427	-	-	-	X
56	MG	BA	3476	-	-	-	X
56	MG	BA	3521	-	-	-	X
56	MG	BA	3528	-	-	-	X
56	MG	BA	3531	-	-	-	X
56	MG	BA	3532	-	-	-	X
56	MG	BA	3570	-	-	-	X
56	MG	BA	3595	-	-	-	X
56	MG	BA	3678	-	-	-	X
56	MG	BA	3705	-	-	-	X
56	MG	BA	3709	-	-	-	X
56	MG	BA	3711	-	-	-	X
56	MG	BA	3716	-	-	-	X
56	MG	BA	3747	-	-	-	X
56	MG	BA	3789	-	-	-	X
56	MG	BA	3793	-	-	-	X
56	MG	BA	3795	-	-	-	X
56	MG	BA	3796	-	-	-	X
56	MG	BA	3799	-	-	-	X
56	MG	BA	3801	-	-	-	X
56	MG	BA	3802	-	-	-	X
56	MG	BA	3806	-	-	-	X
56	MG	BA	3812	-	-	-	X

Continued on next page...

Continued from previous page...

Mol	Type	Chain	Res	Chirality	Geometry	Clashes	Electron density
56	MG	BA	3814	-	-	-	X
56	MG	BD	3301	-	-	-	X
56	MG	BD	3302	-	-	-	X
56	MG	BD	3305	-	-	-	X
56	MG	BD	3306	-	-	-	X
56	MG	BD	3307	-	-	-	X
56	MG	BD	3308	-	-	-	X
56	MG	BE	303	-	-	-	X
56	MG	BF	301	-	-	-	X
56	MG	BF	303	-	-	-	X
56	MG	BF	306	-	-	-	X
56	MG	BF	307	-	-	-	X
56	MG	BN	3001	-	-	-	X
56	MG	BN	3004	-	-	-	X
56	MG	BN	3006	-	-	-	X
56	MG	BP	201	-	-	-	X
56	MG	BR	203	-	-	-	X
56	MG	BU	205	-	-	-	X
56	MG	BU	206	-	-	-	X
56	MG	BU	207	-	-	-	X
56	MG	BU	209	-	-	-	X
56	MG	BV	201	-	-	-	X
56	MG	BV	202	-	-	-	X
56	MG	BV	203	-	-	-	X
56	MG	BW	203	-	-	-	X
56	MG	CA	3082	-	-	-	X
56	MG	D3	3001	-	-	-	X
56	MG	DA	3015	-	-	-	X
56	MG	DA	3021	-	-	-	X
56	MG	DA	3028	-	-	-	X
56	MG	DA	3029	-	-	-	X
56	MG	DA	3033	-	-	-	X
56	MG	DA	3040	-	-	-	X
56	MG	DA	3053	-	-	-	X
56	MG	DA	3076	-	-	-	X
56	MG	DA	3102	-	-	-	X
56	MG	DA	3108	-	-	-	X
56	MG	DA	3117	-	-	-	X
56	MG	DA	3143	-	-	-	X
56	MG	DA	3149	-	-	-	X
56	MG	DA	3153	-	-	-	X
56	MG	DA	3176	-	-	-	X

Continued on next page...

Continued from previous page...

Mol	Type	Chain	Res	Chirality	Geometry	Clashes	Electron density
56	MG	DA	3180	-	-	-	X
56	MG	DA	3196	-	-	-	X
56	MG	DA	3205	-	-	-	X
56	MG	DA	3231	-	-	-	X
56	MG	DA	3257	-	-	-	X
56	MG	DA	3261	-	-	-	X
56	MG	DA	3264	-	-	-	X
56	MG	DA	3270	-	-	-	X
56	MG	DA	3309	-	-	-	X
56	MG	DA	3319	-	-	-	X
56	MG	DA	3325	-	-	-	X
56	MG	DA	3345	-	-	-	X
56	MG	DA	3476	-	-	-	X
56	MG	DA	3486	-	-	-	X
56	MG	DA	3496	-	-	-	X
56	MG	DA	3514	-	-	-	X
56	MG	DA	3521	-	-	-	X
56	MG	DA	3526	-	-	-	X
56	MG	DA	3621	-	-	-	X
56	MG	DA	3624	-	-	-	X
56	MG	DA	3626	-	-	-	X
56	MG	DA	3664	-	-	-	X
56	MG	DA	3665	-	-	-	X
56	MG	DA	3666	-	-	-	X
56	MG	DA	3672	-	-	-	X
56	MG	DA	3673	-	-	-	X
56	MG	DD	301	-	-	-	X
56	MG	DD	303	-	-	-	X
56	MG	DD	305	-	-	-	X
56	MG	DD	306	-	-	-	X
56	MG	DD	307	-	-	-	X
56	MG	DF	304	-	-	-	X
56	MG	DF	305	-	-	-	X
56	MG	DQ	3003	-	-	-	X
56	MG	DU	3001	-	-	-	X
56	MG	DU	3003	-	-	-	X
56	MG	DV	3002	-	-	-	X
57	PCY	AA	3191	-	-	-	X
57	PCY	CA	3176	-	-	-	X

2 Entry composition

There are 61 unique types of molecules in this entry. The entry contains 290807 atoms, of which 0 are hydrogens and 0 are deuteriums.

In the tables below, the ZeroOcc column contains the number of atoms modelled with zero occupancy, the AltConf column contains the number of residues with at least one atom in alternate conformation and the Trace column contains the number of residues modelled with at most 2 atoms.

- Molecule 1 is a RNA chain called 16S Ribosomal RNA.

Mol	Chain	Residues	Atoms					ZeroOcc	AltConf	Trace
1	AA	1497	Total	C	N	O	P	0	0	0
			32183	14323	5965	10398	1497			
1	CA	1503	Total	C	N	O	P	0	0	0
			32312	14381	5990	10438	1503			

- Molecule 2 is a protein called 30S Ribosomal Protein S2.

Mol	Chain	Residues	Atoms					ZeroOcc	AltConf	Trace
2	AB	231	Total	C	N	O	S	0	0	0
			1846	1179	331	331	5			
2	CB	231	Total	C	N	O	S	0	0	0
			1825	1167	326	327	5			

- Molecule 3 is a protein called 30S Ribosomal Protein S3.

Mol	Chain	Residues	Atoms					ZeroOcc	AltConf	Trace
3	AC	206	Total	C	N	O	S	0	0	0
			1552	976	302	273	1			
3	CC	206	Total	C	N	O	S	0	0	0
			1542	968	300	273	1			

- Molecule 4 is a protein called 30S Ribosomal Protein S4.

Mol	Chain	Residues	Atoms					ZeroOcc	AltConf	Trace
4	AD	208	Total	C	N	O	S	0	0	0
			1659	1040	326	286	7			
4	CD	208	Total	C	N	O	S	0	0	0
			1674	1050	333	284	7			

- Molecule 5 is a protein called 30S Ribosomal Protein S5.

Mol	Chain	Residues	Atoms					ZeroOcc	AltConf	Trace
5	AE	148	Total	C	N	O	S	0	0	0
			1129	714	213	198	4			
5	CE	148	Total	C	N	O	S	0	0	0
			1133	716	214	199	4			

- Molecule 6 is a protein called 30S Ribosomal Protein S6.

Mol	Chain	Residues	Atoms					ZeroOcc	AltConf	Trace
6	AF	100	Total	C	N	O	S	0	0	0
			806	511	143	149	3			
6	CF	100	Total	C	N	O	S	0	0	0
			816	516	146	151	3			

- Molecule 7 is a protein called 30S Ribosomal Protein S7.

Mol	Chain	Residues	Atoms					ZeroOcc	AltConf	Trace
7	AG	155	Total	C	N	O	S	0	0	0
			1231	766	243	216	6			
7	CG	155	Total	C	N	O	S	0	0	0
			1235	769	244	216	6			

- Molecule 8 is a protein called 30S Ribosomal Protein S8.

Mol	Chain	Residues	Atoms					ZeroOcc	AltConf	Trace
8	AH	137	Total	C	N	O	S	0	0	0
			1088	689	206	191	2			
8	CH	137	Total	C	N	O	S	0	0	0
			1088	689	206	191	2			

- Molecule 9 is a protein called 30S Ribosomal Protein S9.

Mol	Chain	Residues	Atoms				ZeroOcc	AltConf	Trace
9	AI	127	Total	C	N	O	0	0	0
			983	623	193	167			
9	CI	127	Total	C	N	O	0	0	0
			978	619	190	169			

- Molecule 10 is a protein called 30S Ribosomal Protein S10.

Mol	Chain	Residues	Atoms				ZeroOcc	AltConf	Trace
10	AJ	97	Total	C	N	O	0	0	0
			709	440	138	131			

Continued on next page...

Continued from previous page...

Mol	Chain	Residues	Atoms				ZeroOcc	AltConf	Trace
10	CJ	96	Total	C	N	O			
			714	445	138	131	0	0	0

- Molecule 11 is a protein called 30S Ribosomal Protein S11.

Mol	Chain	Residues	Atoms				ZeroOcc	AltConf	Trace
11	AK	114	Total	C	N	O	S		
			829	516	155	155	3	0	0
11	CK	114	Total	C	N	O	S		
			833	519	156	155	3	0	0

- Molecule 12 is a protein called 30S Ribosomal Protein S12.

Mol	Chain	Residues	Atoms				ZeroOcc	AltConf	Trace
12	AL	122	Total	C	N	O	S		
			930	585	185	159	1	0	0
12	CL	122	Total	C	N	O	S		
			930	585	185	159	1	0	0

- Molecule 13 is a protein called 30S Ribosomal Protein S13.

Mol	Chain	Residues	Atoms				ZeroOcc	AltConf	Trace
13	AM	120	Total	C	N	O	S		
			937	578	194	163	2	0	0
13	CM	118	Total	C	N	O	S		
			920	566	191	161	2	0	0

- Molecule 14 is a protein called 30S Ribosomal Protein S14.

Mol	Chain	Residues	Atoms				ZeroOcc	AltConf	Trace
14	AN	60	Total	C	N	O	S		
			492	312	104	72	4	0	0
14	CN	60	Total	C	N	O	S		
			492	312	104	72	4	0	0

- Molecule 15 is a protein called 30S Ribosomal Protein S15.

Mol	Chain	Residues	Atoms				ZeroOcc	AltConf	Trace
15	AO	88	Total	C	N	O	S		
			728	456	144	126	2	0	0
15	CO	88	Total	C	N	O	S		
			728	456	144	126	2	0	0

- Molecule 16 is a protein called 30S Ribosomal Protein S16.

Mol	Chain	Residues	Atoms					ZeroOcc	AltConf	Trace
16	AP	82	Total	C	N	O	S	0	0	0
			681	433	134	113	1			
16	CP	82	Total	C	N	O	S	0	0	0
			677	430	133	113	1			

- Molecule 17 is a protein called 30S Ribosomal Protein S17.

Mol	Chain	Residues	Atoms					ZeroOcc	AltConf	Trace
17	AQ	99	Total	C	N	O	S	0	0	0
			823	528	151	142	2			
17	CQ	99	Total	C	N	O	S	0	0	0
			823	528	151	142	2			

- Molecule 18 is a protein called 30S Ribosomal Protein S18.

Mol	Chain	Residues	Atoms				ZeroOcc	AltConf	Trace
18	AR	68	Total	C	N	O	0	0	0
			555	355	108	92			
18	CR	68	Total	C	N	O	0	0	0
			555	355	108	92			

- Molecule 19 is a protein called 30S Ribosomal Protein S19.

Mol	Chain	Residues	Atoms					ZeroOcc	AltConf	Trace
19	AS	83	Total	C	N	O	S	0	0	0
			652	417	120	113	2			
19	CS	83	Total	C	N	O	S	0	0	0
			646	412	119	113	2			

- Molecule 20 is a protein called 30S Ribosomal Protein S20.

Mol	Chain	Residues	Atoms					ZeroOcc	AltConf	Trace
20	AT	96	Total	C	N	O	S	0	0	0
			728	446	156	124	2			
20	CT	96	Total	C	N	O	S	0	0	0
			727	446	155	124	2			

- Molecule 21 is a protein called 30S Ribosomal Protein THX.

Mol	Chain	Residues	Atoms				ZeroOcc	AltConf	Trace
21	AU	23	Total	C	N	O	0	0	0
			199	122	48	29			
21	CU	23	Total	C	N	O	0	0	0
			199	122	48	29			

- Molecule 22 is a RNA chain called mRNA.

Mol	Chain	Residues	Atoms					ZeroOcc	AltConf	Trace
22	AV	8	Total	C	N	O	P	0	0	0
			169	76	29	56	8			
22	CV	5	Total	C	N	O	P	0	0	0
			109	49	22	33	5			

- Molecule 23 is a RNA chain called P-site tRNA.

Mol	Chain	Residues	Atoms						ZeroOcc	AltConf	Trace
23	AX	76	Total	C	N	O	P	S	0	0	0
			1625	725	294	529	76	1			
23	CX	76	Total	C	N	O	P	S	0	0	0
			1625	725	294	529	76	1			

- Molecule 24 is a RNA chain called E-site tRNA Acceptor Stem.

Mol	Chain	Residues	Atoms					ZeroOcc	AltConf	Trace
24	AY	18	Total	C	N	O	P	0	0	0
			385	171	71	125	18			
24	CY	5	Total	C	N	O	P	0	0	0
			104	47	19	33	5			

- Molecule 25 is a RNA chain called 23S Ribosomal RNA.

Mol	Chain	Residues	Atoms					ZeroOcc	AltConf	Trace
25	BA	2822	Total	C	N	O	P	0	0	0
			60792	27054	11380	19537	2821			
25	DA	2800	Total	C	N	O	P	0	0	0
			60311	26840	11284	19388	2799			

- Molecule 26 is a RNA chain called 5S Ribosomal RNA.

Mol	Chain	Residues	Atoms					ZeroOcc	AltConf	Trace
26	BB	120	Total	C	N	O	P	0	0	0
			2573	1146	476	832	119			

Continued on next page...

Continued from previous page...

Mol	Chain	Residues	Atoms					ZeroOcc	AltConf	Trace
26	DB	120	Total	C	N	O	P	0	0	0
			2573	1146	476	832	119			

- Molecule 27 is a protein called 50S Ribosomal Protein L2.

Mol	Chain	Residues	Atoms					ZeroOcc	AltConf	Trace
27	BD	275	Total	C	N	O	S	0	0	0
			2136	1349	423	361	3			
27	DD	275	Total	C	N	O	S	0	0	0
			2136	1349	423	361	3			

- Molecule 28 is a protein called 50S Ribosomal Protein L3.

Mol	Chain	Residues	Atoms					ZeroOcc	AltConf	Trace
28	BE	204	Total	C	N	O	S	0	0	0
			1559	985	298	270	6			
28	DE	204	Total	C	N	O	S	0	0	0
			1559	985	298	270	6			

- Molecule 29 is a protein called 50S Ribosomal Protein L4.

Mol	Chain	Residues	Atoms					ZeroOcc	AltConf	Trace
29	BF	203	Total	C	N	O	S	0	0	1
			1584	1009	298	275	2			
29	DF	203	Total	C	N	O	S	0	0	1
			1580	1007	297	274	2			

- Molecule 30 is a protein called 50S Ribosomal Protein L5.

Mol	Chain	Residues	Atoms					ZeroOcc	AltConf	Trace
30	BG	181	Total	C	N	O	S	0	0	0
			1425	914	256	251	4			
30	DG	181	Total	C	N	O	S	0	0	0
			1424	911	258	251	4			

- Molecule 31 is a protein called 50S Ribosomal Protein L6.

Mol	Chain	Residues	Atoms					ZeroOcc	AltConf	Trace
31	BH	174	Total	C	N	O	S	0	0	0
			1330	845	248	236	1			
31	DH	174	Total	C	N	O	S	0	0	0
			1330	845	248	236	1			

- Molecule 32 is a protein called 50S Ribosomal Protein L9.

Mol	Chain	Residues	Atoms					ZeroOcc	AltConf	Trace
32	BI	146	Total	C	N	O	S	0	0	0
			1085	693	189	202	1			
32	DI	146	Total	C	N	O	S	0	0	0
			1061	680	186	194	1			

- Molecule 33 is a protein called 50S Ribosomal Protein L13.

Mol	Chain	Residues	Atoms					ZeroOcc	AltConf	Trace
33	BN	140	Total	C	N	O	S	0	0	0
			1117	719	207	187	4			
33	DN	140	Total	C	N	O	S	0	0	0
			1117	719	207	187	4			

- Molecule 34 is a protein called 50S Ribosomal Protein L14.

Mol	Chain	Residues	Atoms					ZeroOcc	AltConf	Trace
34	BO	122	Total	C	N	O	S	0	0	0
			933	588	171	170	4			
34	DO	122	Total	C	N	O	S	0	0	0
			933	588	171	170	4			

- Molecule 35 is a protein called 50S Ribosomal Protein L15.

Mol	Chain	Residues	Atoms					ZeroOcc	AltConf	Trace
35	BP	149	Total	C	N	O	S	0	0	0
			1135	706	230	196	3			
35	DP	149	Total	C	N	O	S	0	0	0
			1135	706	230	196	3			

- Molecule 36 is a protein called 50S Ribosomal Protein L16.

Mol	Chain	Residues	Atoms					ZeroOcc	AltConf	Trace
36	BQ	141	Total	C	N	O	S	0	0	0
			1122	715	212	188	7			
36	DQ	141	Total	C	N	O	S	0	0	0
			1122	715	212	188	7			

- Molecule 37 is a protein called 50S Ribosomal Protein L17.

Mol	Chain	Residues	Atoms					ZeroOcc	AltConf	Trace
37	BR	118	Total	C	N	O	S	0	0	0
			968	604	203	160	1			
37	DR	118	Total	C	N	O	S	0	0	0
			968	604	203	160	1			

- Molecule 38 is a protein called 50S Ribosomal Protein L18.

Mol	Chain	Residues	Atoms					ZeroOcc	AltConf	Trace
38	BS	110	Total	C	N	O		0	0	0
			877	553	175	149				
38	DS	110	Total	C	N	O		0	0	0
			870	549	173	148				

- Molecule 39 is a protein called 50S Ribosomal Protein L19.

Mol	Chain	Residues	Atoms					ZeroOcc	AltConf	Trace
39	BT	131	Total	C	N	O	S	0	0	0
			1091	680	225	185	1			
39	DT	131	Total	C	N	O	S	0	0	0
			1083	675	224	183	1			

- Molecule 40 is a protein called 50S Ribosomal Protein L20.

Mol	Chain	Residues	Atoms					ZeroOcc	AltConf	Trace
40	BU	116	Total	C	N	O	S	0	0	0
			959	608	201	149	1			
40	DU	116	Total	C	N	O	S	0	0	0
			959	608	201	149	1			

- Molecule 41 is a protein called 50S Ribosomal Protein L21.

Mol	Chain	Residues	Atoms					ZeroOcc	AltConf	Trace
41	BV	101	Total	C	N	O	S	0	0	0
			771	495	140	135	1			
41	DV	101	Total	C	N	O	S	0	0	0
			771	495	140	135	1			

- Molecule 42 is a protein called 50S Ribosomal Protein L22.

Mol	Chain	Residues	Atoms					ZeroOcc	AltConf	Trace
42	BW	112	Total	C	N	O	S	0	0	0
			886	557	174	153	2			

Continued on next page...

Continued from previous page...

Mol	Chain	Residues	Atoms					ZeroOcc	AltConf	Trace
42	DW	112	Total	C	N	O	S	0	0	0
			886	557	174	153	2			

- Molecule 43 is a protein called 50S Ribosomal Protein L23.

Mol	Chain	Residues	Atoms					ZeroOcc	AltConf	Trace
43	BX	95	Total	C	N	O	S	0	0	0
			750	488	135	126	1			
43	DX	95	Total	C	N	O	S	0	0	0
			750	488	135	126	1			

- Molecule 44 is a protein called 50S Ribosomal Protein L24.

Mol	Chain	Residues	Atoms					ZeroOcc	AltConf	Trace
44	BY	107	Total	C	N	O	S	0	0	0
			806	517	152	131	6			
44	DY	107	Total	C	N	O	S	0	0	0
			806	517	152	131	6			

- Molecule 45 is a protein called 50S Ribosomal Protein L25.

Mol	Chain	Residues	Atoms					ZeroOcc	AltConf	Trace
45	BZ	171	Total	C	N	O	S	0	0	0
			1349	862	243	242	2			
45	DZ	174	Total	C	N	O	S	0	0	0
			1360	870	243	245	2			

- Molecule 46 is a protein called 50S Ribosomal Protein L27.

Mol	Chain	Residues	Atoms					ZeroOcc	AltConf	Trace
46	B0	83	Total	C	N	O	S	0	0	0
			653	404	139	109	1			
46	D0	83	Total	C	N	O	S	0	0	0
			653	404	139	109	1			

- Molecule 47 is a protein called 50S Ribosomal Protein L28.

Mol	Chain	Residues	Atoms					ZeroOcc	AltConf	Trace
47	B1	97	Total	C	N	O	S	0	0	0
			755	475	148	131	1			
47	D1	97	Total	C	N	O	S	0	0	0
			755	475	148	131	1			

- Molecule 48 is a protein called 50S Ribosomal Protein L29.

Mol	Chain	Residues	Atoms					ZeroOcc	AltConf	Trace
48	B2	70	Total	C	N	O	S	0	0	0
			588	365	118	103	2			
48	D2	70	Total	C	N	O	S	0	0	0
			588	365	118	103	2			

- Molecule 49 is a protein called 50S Ribosomal Protein L30.

Mol	Chain	Residues	Atoms				ZeroOcc	AltConf	Trace
49	B3	59	Total	C	N	O	0	0	0
			469	298	90	81			
49	D3	59	Total	C	N	O	0	0	0
			464	296	90	78			

- Molecule 50 is a protein called 50S Ribosomal Protein L31.

Mol	Chain	Residues	Atoms					ZeroOcc	AltConf	Trace
50	B4	69	Total	C	N	O	S	0	0	0
			558	352	102	99	5			
50	D4	69	Total	C	N	O	S	0	0	0
			532	339	97	91	5			

- Molecule 51 is a protein called 50S Ribosomal Protein L32.

Mol	Chain	Residues	Atoms					ZeroOcc	AltConf	Trace
51	B5	59	Total	C	N	O	S	0	0	0
			455	285	89	76	5			
51	D5	59	Total	C	N	O	S	0	0	0
			455	285	89	76	5			

- Molecule 52 is a protein called 50S Ribosomal Protein L33.

Mol	Chain	Residues	Atoms					ZeroOcc	AltConf	Trace
52	B6	53	Total	C	N	O	S	0	0	0
			453	281	91	77	4			
52	D6	53	Total	C	N	O	S	0	0	0
			449	279	91	75	4			

- Molecule 53 is a protein called 50S Ribosomal Protein L34.

Mol	Chain	Residues	Atoms					ZeroOcc	AltConf	Trace
53	B7	48	Total	C	N	O	S	0	0	0
			418	257	104	55	2			
53	D7	48	Total	C	N	O	S	0	0	0
			418	257	104	55	2			

- Molecule 54 is a protein called 50S Ribosomal Protein L35.

Mol	Chain	Residues	Atoms					ZeroOcc	AltConf	Trace
54	B8	64	Total	C	N	O	S	0	0	0
			511	328	99	82	2			
54	D8	64	Total	C	N	O	S	0	0	0
			517	331	102	82	2			

- Molecule 55 is a protein called 50S Ribosomal Protein L36.

Mol	Chain	Residues	Atoms					ZeroOcc	AltConf	Trace
55	B9	37	Total	C	N	O	S	0	0	0
			307	188	68	47	4			
55	D9	37	Total	C	N	O	S	0	0	0
			307	188	68	47	4			

- Molecule 56 is MAGNESIUM ION (three-letter code: MG) (formula: Mg).

Mol	Chain	Residues	Atoms		ZeroOcc	AltConf
56	B4	1	Total	Mg	0	0
			1	1		
56	BA	814	Total	Mg	0	0
			814	814		
56	CA	175	Total	Mg	0	0
			175	175		
56	DQ	3	Total	Mg	0	0
			3	3		
56	D3	1	Total	Mg	0	0
			1	1		
56	DF	5	Total	Mg	0	0
			5	5		
56	B8	2	Total	Mg	0	0
			2	2		
56	BE	7	Total	Mg	0	0
			7	7		
56	DU	4	Total	Mg	0	0
			4	4		

Continued on next page...

Continued from previous page...

Mol	Chain	Residues	Atoms		ZeroOcc	AltConf
56	AN	1	Total 1	Mg 1	0	0
56	BP	4	Total 4	Mg 4	0	0
56	AX	9	Total 9	Mg 9	0	0
56	DN	1	Total 1	Mg 1	0	0
56	DD	8	Total 8	Mg 8	0	0
56	B5	4	Total 4	Mg 4	0	0
56	BB	22	Total 22	Mg 22	0	0
56	D8	1	Total 1	Mg 1	0	0
56	AE	3	Total 3	Mg 3	0	0
56	DG	1	Total 1	Mg 1	0	0
56	B9	1	Total 1	Mg 1	0	0
56	BF	9	Total 9	Mg 9	0	0
56	BX	2	Total 2	Mg 2	0	0
56	B2	1	Total 1	Mg 1	0	0
56	AA	190	Total 190	Mg 190	0	0
56	BQ	4	Total 4	Mg 4	0	0
56	CX	2	Total 2	Mg 2	0	0
56	DV	3	Total 3	Mg 3	0	0
56	B6	2	Total 2	Mg 2	0	0
56	AM	1	Total 1	Mg 1	0	0
56	BU	9	Total 9	Mg 9	0	0

Continued on next page...

Continued from previous page...

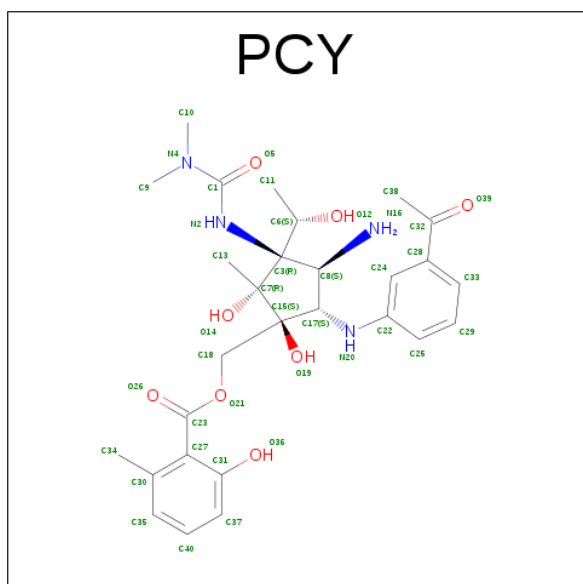
Mol	Chain	Residues	Atoms		ZeroOcc	AltConf
56	DR	1	Total 1	Mg 1	0	0
56	AD	1	Total 1	Mg 1	0	0
56	BN	7	Total 7	Mg 7	0	0
56	CT	1	Total 1	Mg 1	0	0
56	D0	2	Total 2	Mg 2	0	0
56	BG	2	Total 2	Mg 2	0	0
56	BY	3	Total 3	Mg 3	0	0
56	DE	5	Total 5	Mg 5	0	0
56	B3	1	Total 1	Mg 1	0	0
56	CJ	1	Total 1	Mg 1	0	0
56	BR	3	Total 3	Mg 3	0	0
56	DA	674	Total 674	Mg 674	0	0
56	DP	2	Total 2	Mg 2	0	0
56	DW	2	Total 2	Mg 2	0	0
56	B7	5	Total 5	Mg 5	0	0
56	CF	1	Total 1	Mg 1	0	0
56	BV	4	Total 4	Mg 4	0	0
56	DO	1	Total 1	Mg 1	0	0
56	BO	1	Total 1	Mg 1	0	0
56	AQ	1	Total 1	Mg 1	0	0
56	D1	1	Total 1	Mg 1	0	0

Continued on next page...

Continued from previous page...

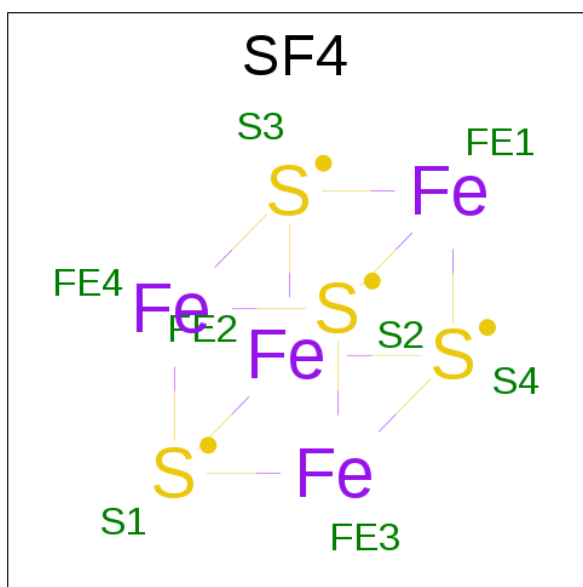
Mol	Chain	Residues	Atoms		ZeroOcc	AltConf
56	BZ	2	Total	Mg	0	0
			2	2		
56	DY	1	Total	Mg	0	0
			1	1		
56	BD	9	Total	Mg	0	0
			9	9		
56	B0	5	Total	Mg	0	0
			5	5		
56	CE	2	Total	Mg	0	0
			2	2		
56	BW	4	Total	Mg	0	0
			4	4		
56	AF	1	Total	Mg	0	0
			1	1		
56	DB	10	Total	Mg	0	0
			10	10		

- Molecule 57 is Pactamycin (three-letter code: PCY) (formula: $C_{28}H_{38}N_4O_8$).



Mol	Chain	Residues	Atoms				ZeroOcc	AltConf
57	AA	1	Total	C	N	O	0	0
			40	28	4	8		
57	CA	1	Total	C	N	O	0	0
			40	28	4	8		

- Molecule 58 is IRON/SULFUR CLUSTER (three-letter code: SF4) (formula: Fe_4S_4).



Mol	Chain	Residues	Atoms			ZeroOcc	AltConf
58	AD	1	Total	Fe	S	0	0
			8	4	4		
58	CD	1	Total	Fe	S	0	0
			8	4	4		

- Molecule 59 is ZINC ION (three-letter code: ZN) (formula: Zn).

Mol	Chain	Residues	Atoms		ZeroOcc	AltConf
59	B5	1	Total	Zn	0	0
			1	1		
59	B4	1	Total	Zn	0	0
			1	1		
59	CN	1	Total	Zn	0	0
			1	1		
59	BY	1	Total	Zn	0	0
			1	1		
59	B9	1	Total	Zn	0	0
			1	1		
59	DY	1	Total	Zn	0	0
			1	1		
59	D5	1	Total	Zn	0	0
			1	1		
59	D4	1	Total	Zn	0	0
			1	1		
59	AN	1	Total	Zn	0	0
			1	1		
59	D6	1	Total	Zn	0	0
			1	1		

Continued on next page...

Continued from previous page...

Mol	Chain	Residues	Atoms		ZeroOcc	AltConf
59	D9	1	Total 1	Zn 1	0	0
59	B6	1	Total 1	Zn 1	0	0

- Molecule 60 is POTASSIUM ION (three-letter code: K) (formula: K).

Mol	Chain	Residues	Atoms		ZeroOcc	AltConf
60	AX	1	Total 1	K 1	0	0
60	CX	1	Total 1	K 1	0	0

- Molecule 61 is water.

Mol	Chain	Residues	Atoms		ZeroOcc	AltConf
61	AA	175	Total 175	O 175	0	0
61	AJ	2	Total 2	O 2	0	0
61	AL	1	Total 1	O 1	0	0
61	AM	1	Total 1	O 1	0	0
61	AO	1	Total 1	O 1	0	0
61	AV	1	Total 1	O 1	0	0
61	AX	8	Total 8	O 8	0	0
61	BA	1294	Total 1294	O 1294	0	0
61	BB	34	Total 34	O 34	0	0
61	BD	16	Total 16	O 16	0	0
61	BE	12	Total 12	O 12	0	0
61	BF	7	Total 7	O 7	0	0
61	BG	3	Total 3	O 3	0	0

Continued on next page...

Continued from previous page...

Mol	Chain	Residues	Atoms		ZeroOcc	AltConf
61	BI	1	Total 1	O 1	0	0
61	BN	1	Total 1	O 1	0	0
61	BO	4	Total 4	O 4	0	0
61	BP	15	Total 15	O 15	0	0
61	BQ	5	Total 5	O 5	0	0
61	BR	1	Total 1	O 1	0	0
61	BU	2	Total 2	O 2	0	0
61	BV	2	Total 2	O 2	0	0
61	BW	3	Total 3	O 3	0	0
61	BX	5	Total 5	O 5	0	0
61	B0	4	Total 4	O 4	0	0
61	B1	1	Total 1	O 1	0	0
61	B3	1	Total 1	O 1	0	0
61	B5	4	Total 4	O 4	0	0
61	B6	1	Total 1	O 1	0	0
61	B7	1	Total 1	O 1	0	0
61	B8	10	Total 10	O 10	0	0
61	CA	137	Total 137	O 137	0	0
61	CD	1	Total 1	O 1	0	0
61	CJ	2	Total 2	O 2	0	0
61	CL	1	Total 1	O 1	0	0

Continued on next page...

Continued from previous page...

Mol	Chain	Residues	Atoms		ZeroOcc	AltConf
61	CN	1	Total 1	O 1	0	0
61	CT	1	Total 1	O 1	0	0
61	CX	2	Total 2	O 2	0	0
61	DA	924	Total 924	O 924	0	0
61	DB	8	Total 8	O 8	0	0
61	DD	18	Total 18	O 18	0	0
61	DE	9	Total 9	O 9	0	0
61	DF	5	Total 5	O 5	0	0
61	DN	1	Total 1	O 1	0	0
61	DO	1	Total 1	O 1	0	0
61	DP	14	Total 14	O 14	0	0
61	DR	1	Total 1	O 1	0	0
61	DT	1	Total 1	O 1	0	0
61	DU	3	Total 3	O 3	0	0
61	DV	1	Total 1	O 1	0	0
61	DW	1	Total 1	O 1	0	0
61	DX	1	Total 1	O 1	0	0
61	DY	1	Total 1	O 1	0	0
61	D0	7	Total 7	O 7	0	0
61	D1	1	Total 1	O 1	0	0
61	D3	1	Total 1	O 1	0	0

Continued on next page...

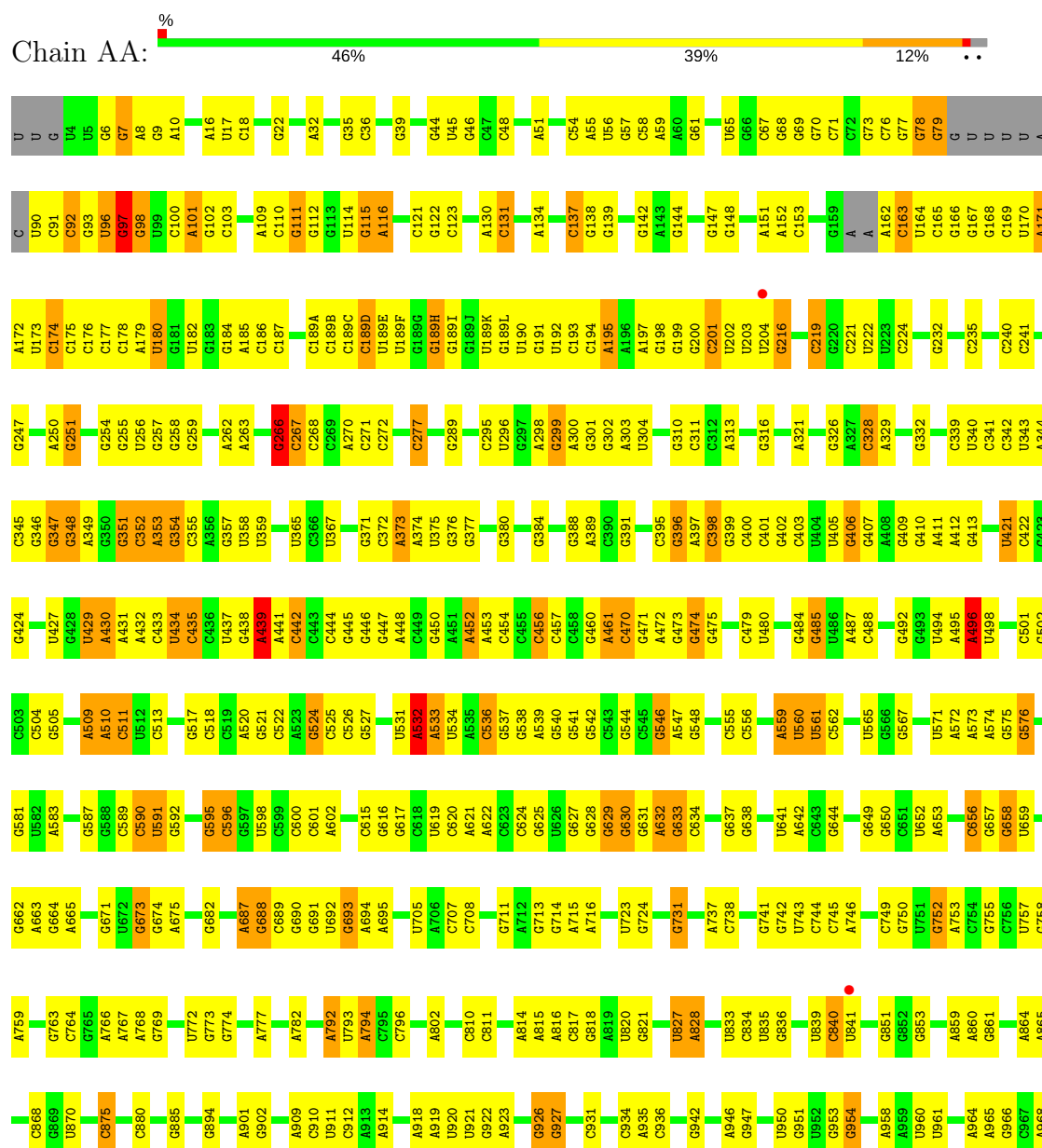
Continued from previous page...

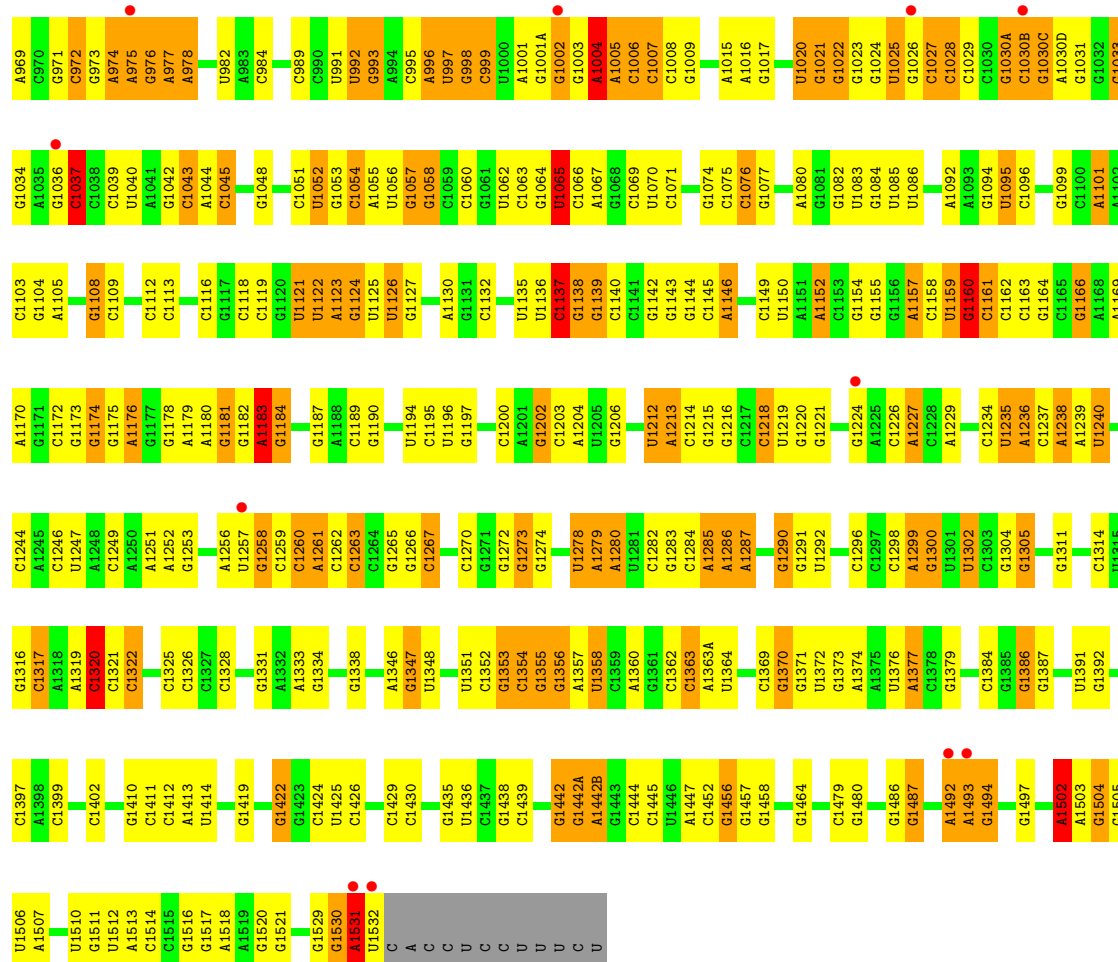
Mol	Chain	Residues	Atoms		ZeroOcc	AltConf
61	D8	4	Total	O	0	0
			4	4		

3 Residue-property plots

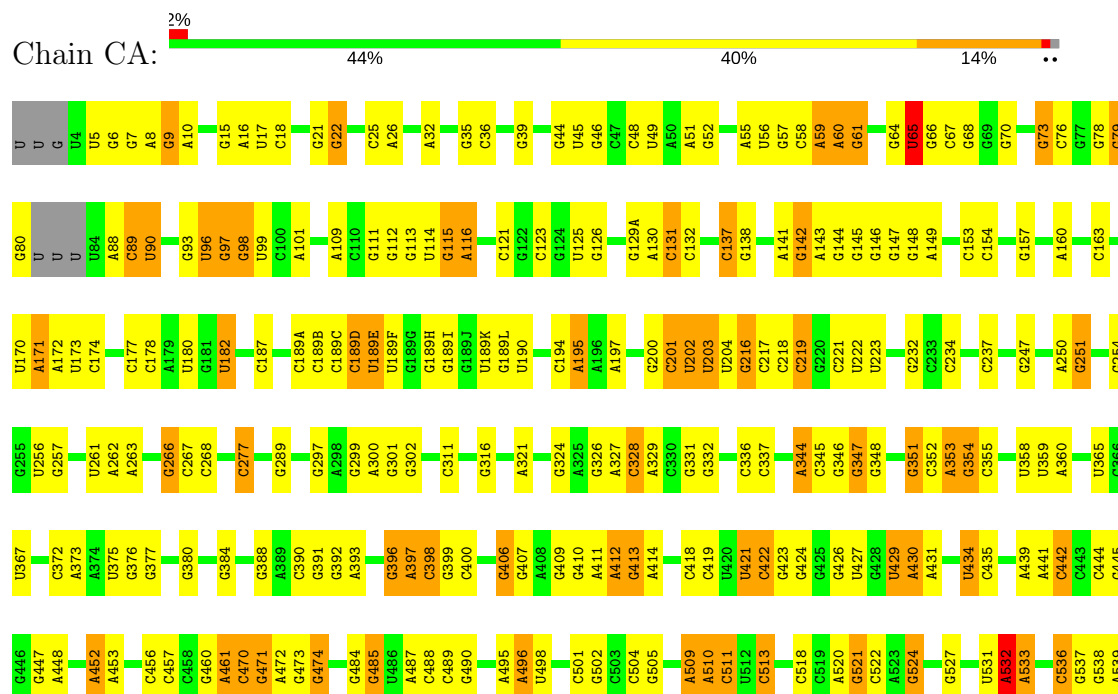
These plots are drawn for all protein, RNA and DNA chains in the entry. The first graphic for a chain summarises the proportions of the various outlier classes displayed in the second graphic. The second graphic shows the sequence view annotated by issues in geometry and electron density. Residues are color-coded according to the number of geometric quality criteria for which they contain at least one outlier: green = 0, yellow = 1, orange = 2 and red = 3 or more. A red dot above a residue indicates a poor fit to the electron density ($RSRZ > 2$). Stretches of 2 or more consecutive residues without any outlier are shown as a green connector. Residues present in the sample, but not in the model, are shown in grey.

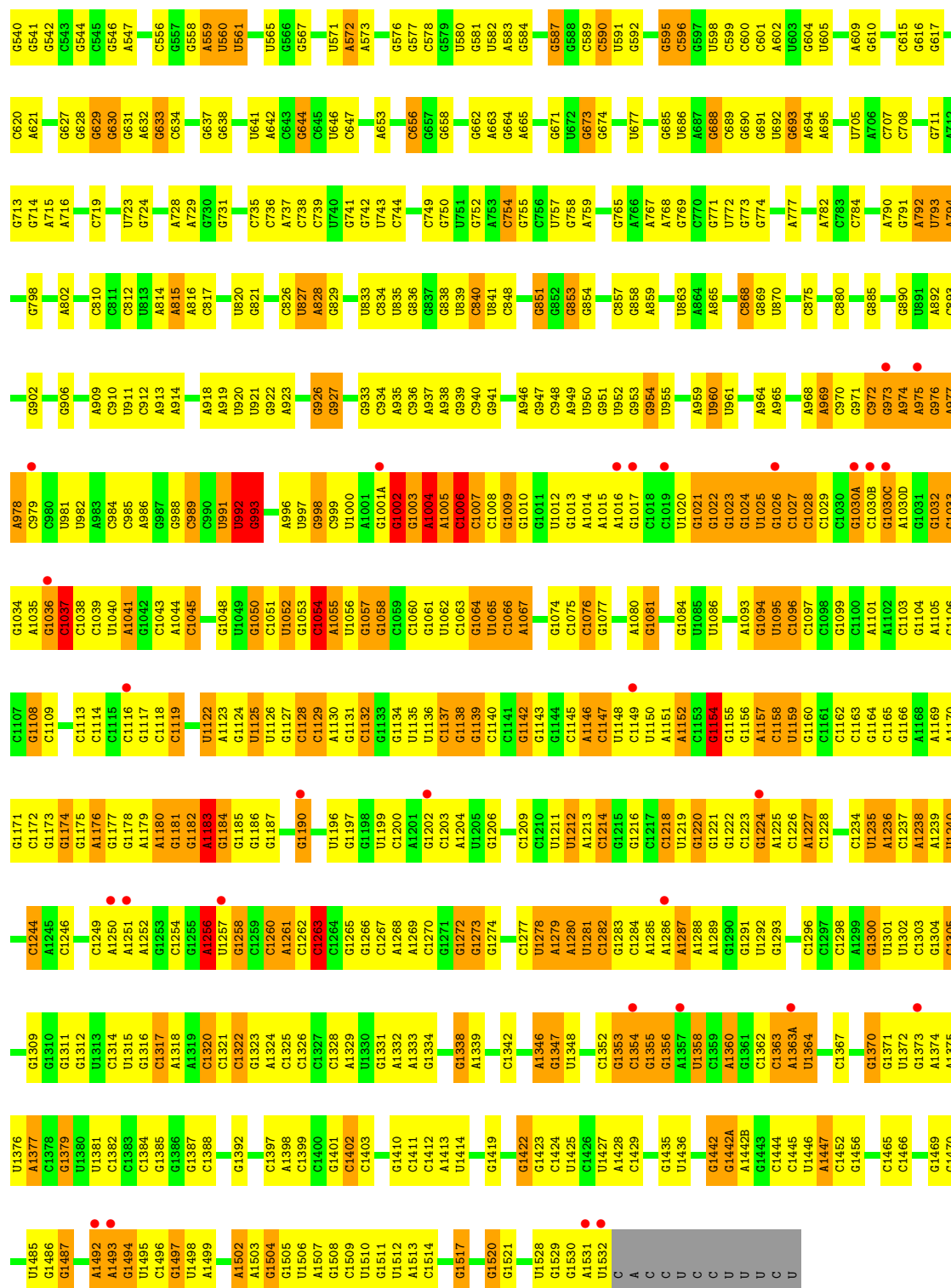
• Molecule 1: 16S Ribosomal RNA



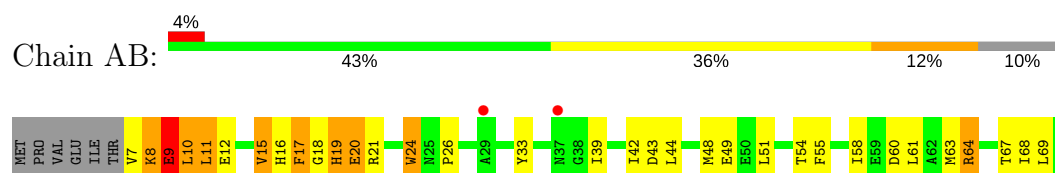


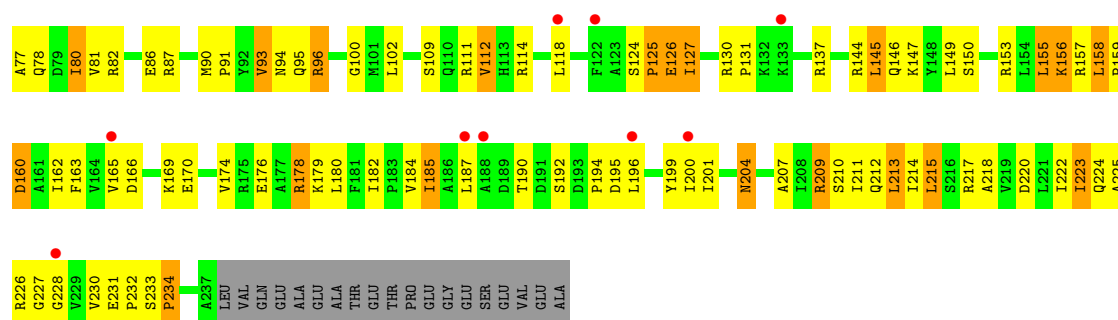
• Molecule 1: 16S Ribosomal RNA



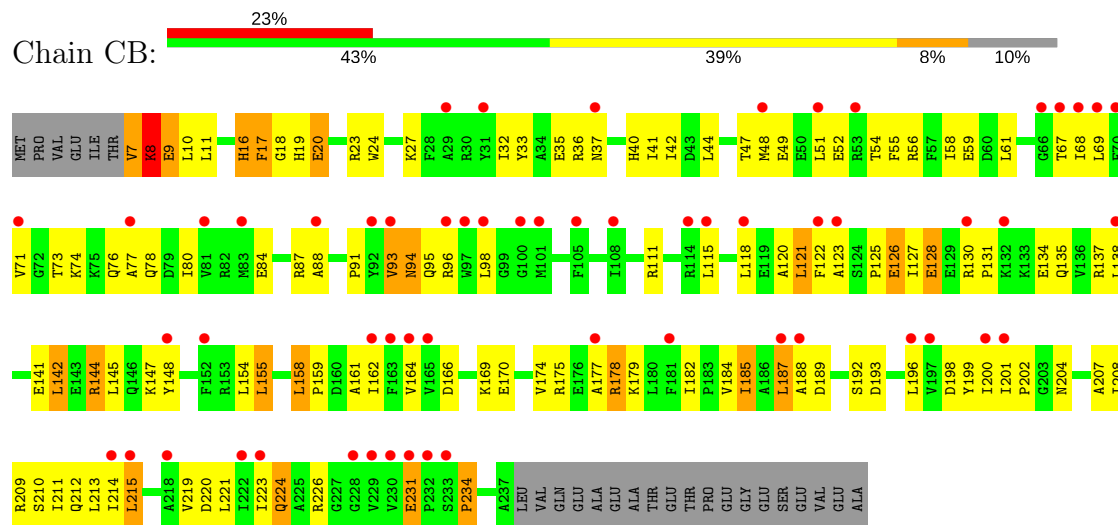


• Molecule 2: 30S Ribosomal Protein S2

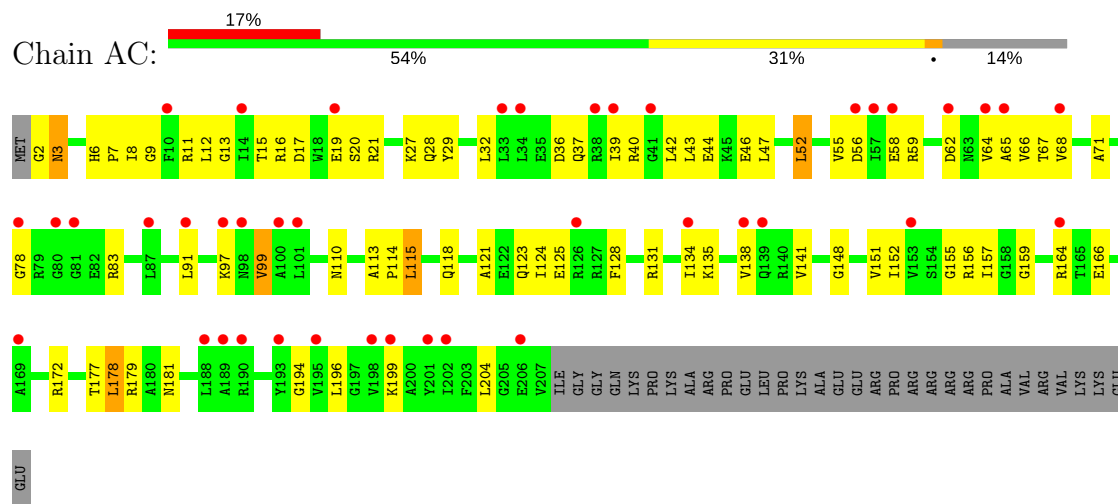




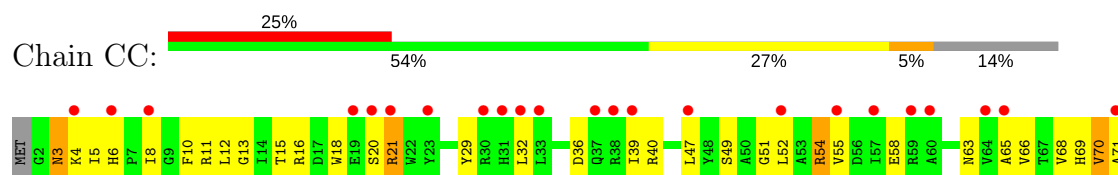
• Molecule 2: 30S Ribosomal Protein S2

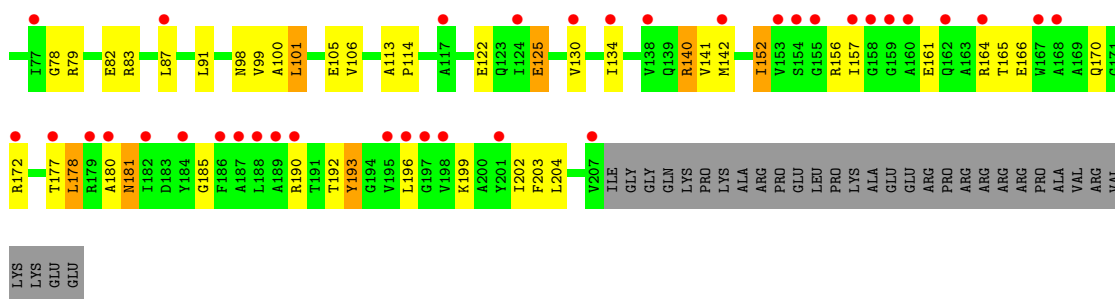


• Molecule 3: 30S Ribosomal Protein S3

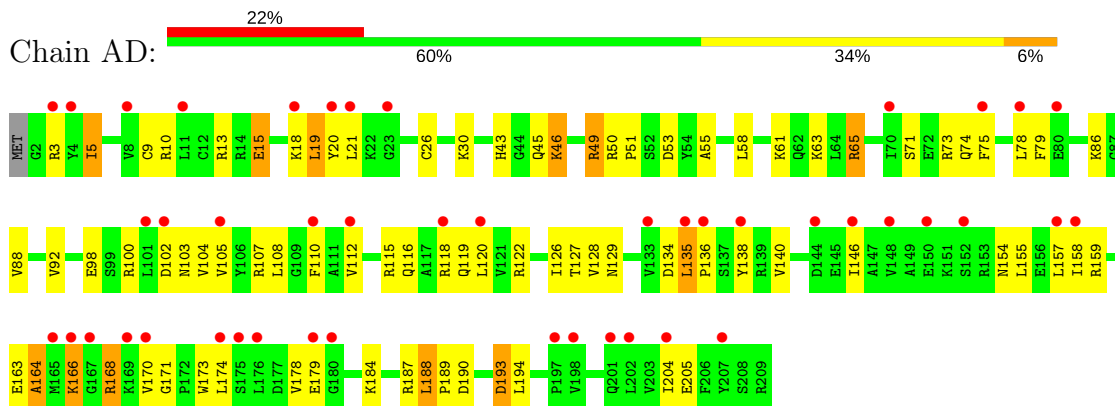


• Molecule 3: 30S Ribosomal Protein S3

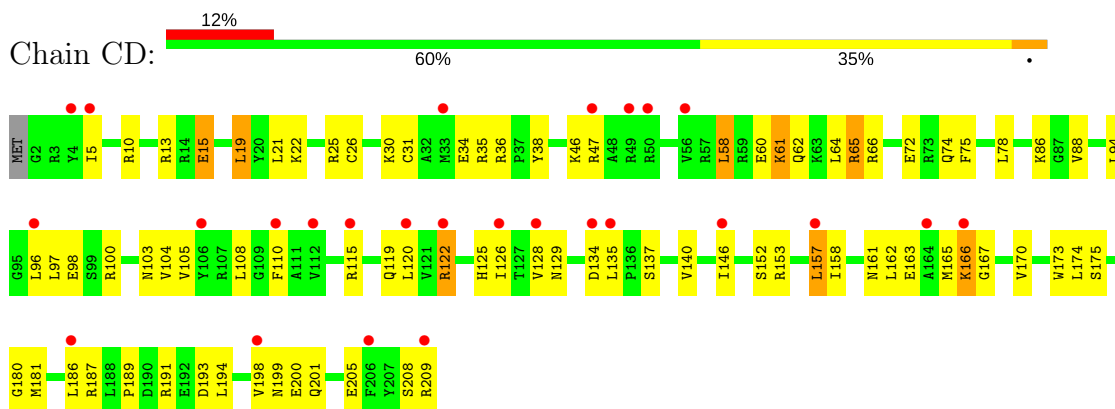




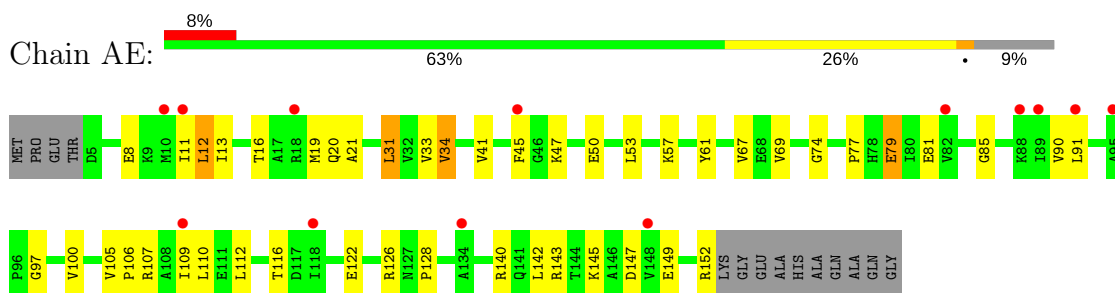
• Molecule 4: 30S Ribosomal Protein S4



• Molecule 4: 30S Ribosomal Protein S4

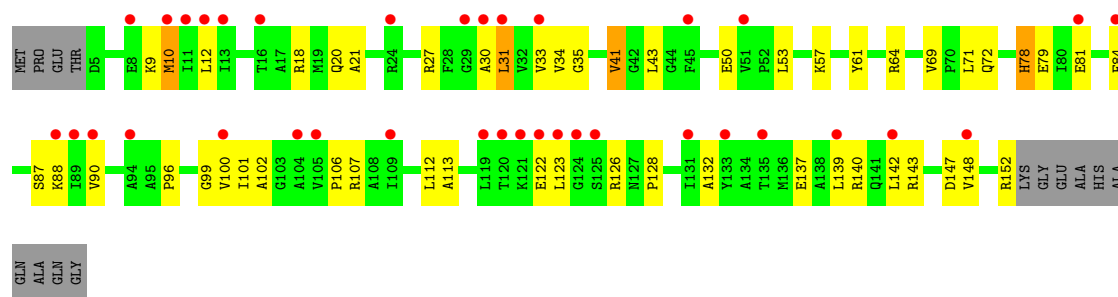


• Molecule 5: 30S Ribosomal Protein S5

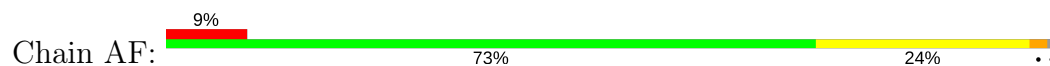


• Molecule 5: 30S Ribosomal Protein S5

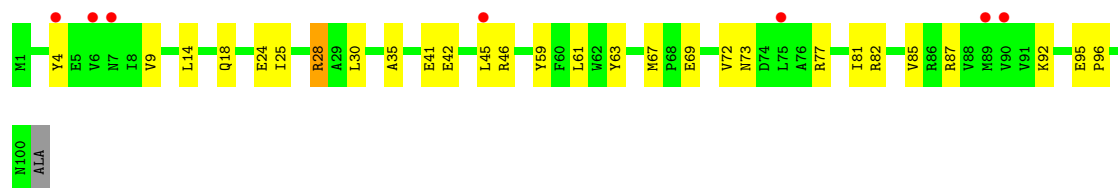
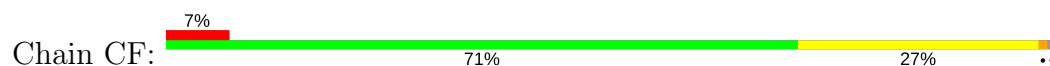




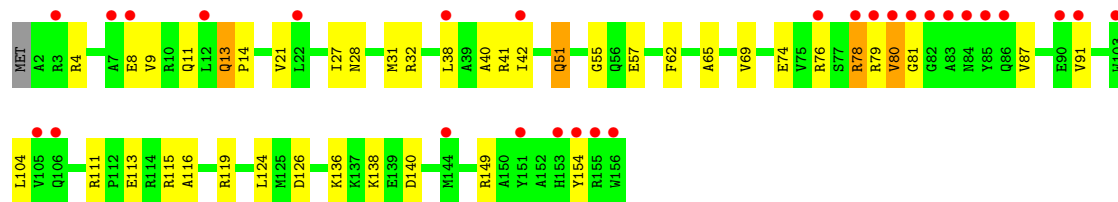
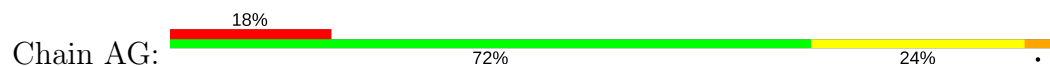
• Molecule 6: 30S Ribosomal Protein S6



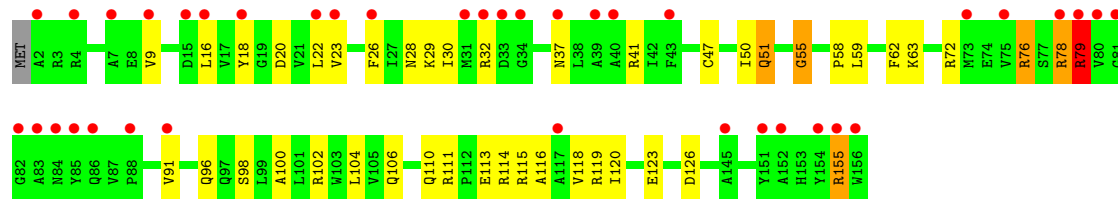
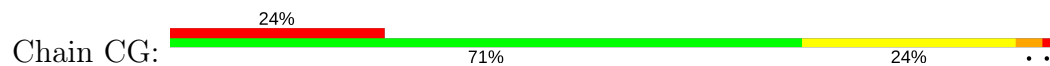
• Molecule 6: 30S Ribosomal Protein S6



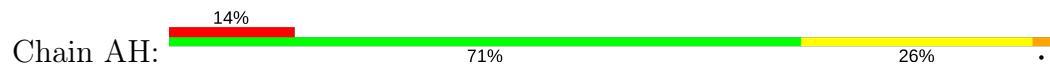
• Molecule 7: 30S Ribosomal Protein S7

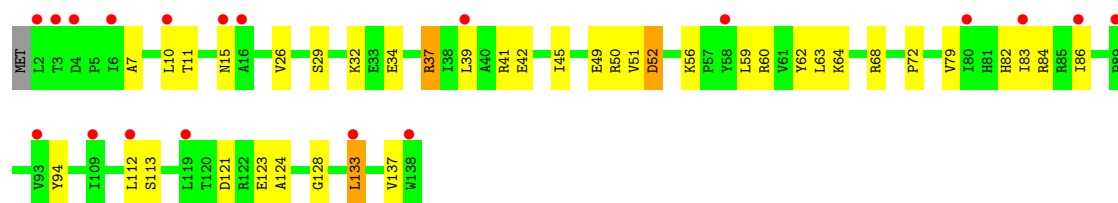


• Molecule 7: 30S Ribosomal Protein S7

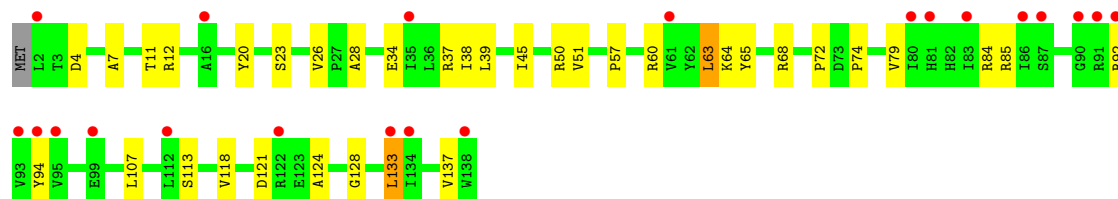
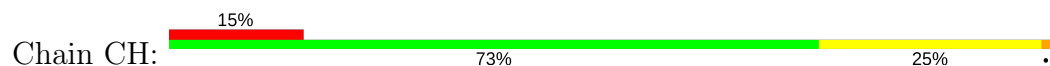


• Molecule 8: 30S Ribosomal Protein S8

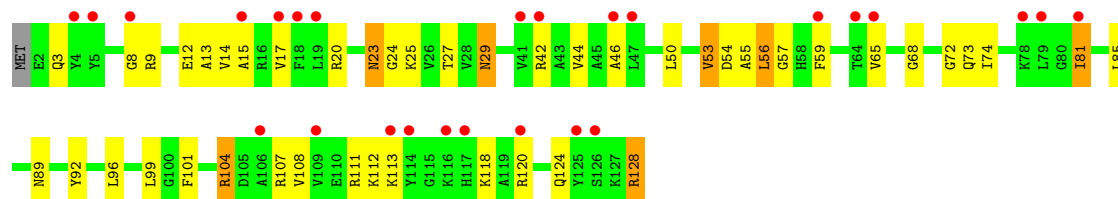




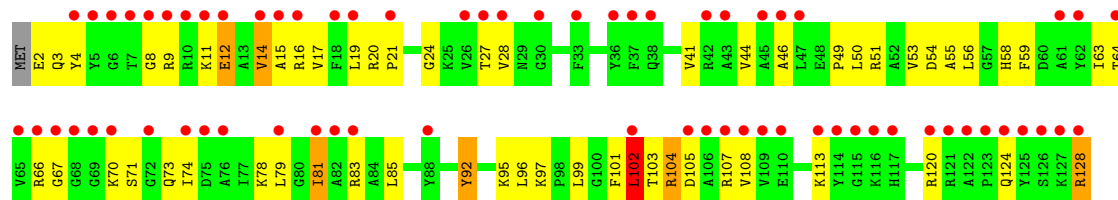
• Molecule 8: 30S Ribosomal Protein S8



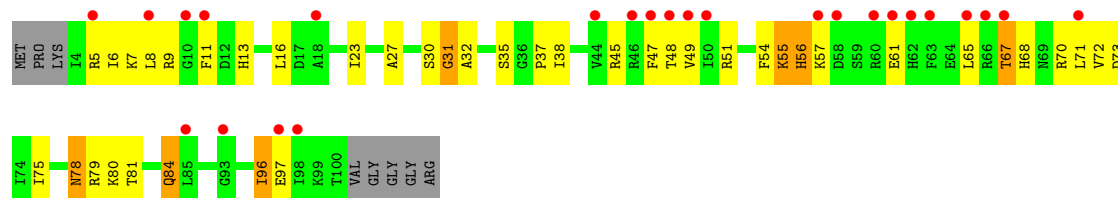
• Molecule 9: 30S Ribosomal Protein S9



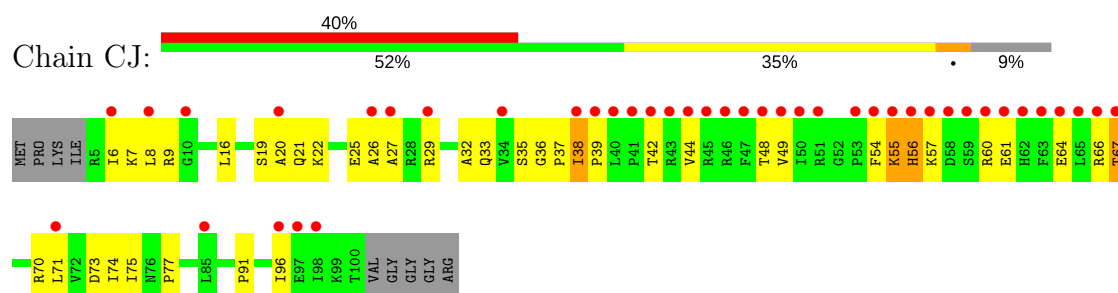
• Molecule 9: 30S Ribosomal Protein S9



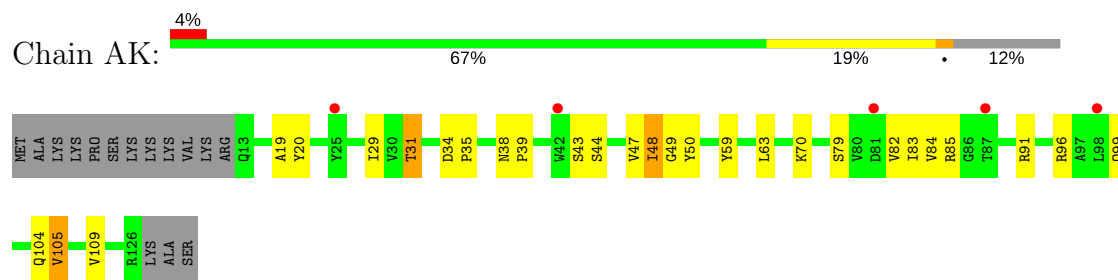
• Molecule 10: 30S Ribosomal Protein S10



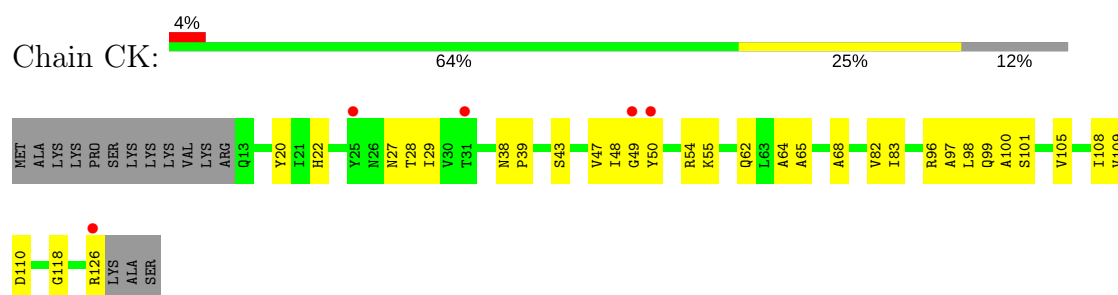
• Molecule 10: 30S Ribosomal Protein S10



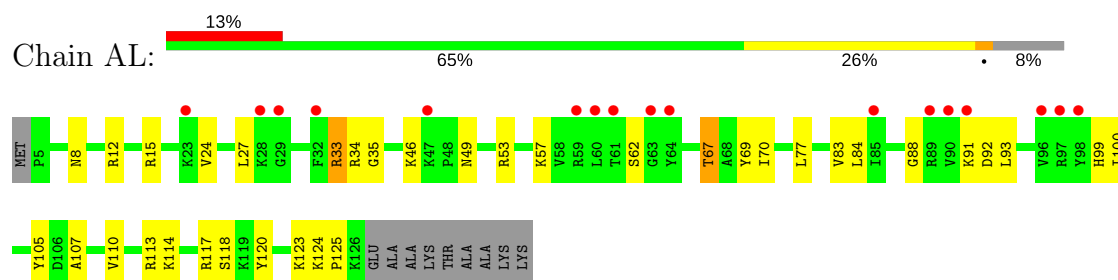
• Molecule 11: 30S Ribosomal Protein S11



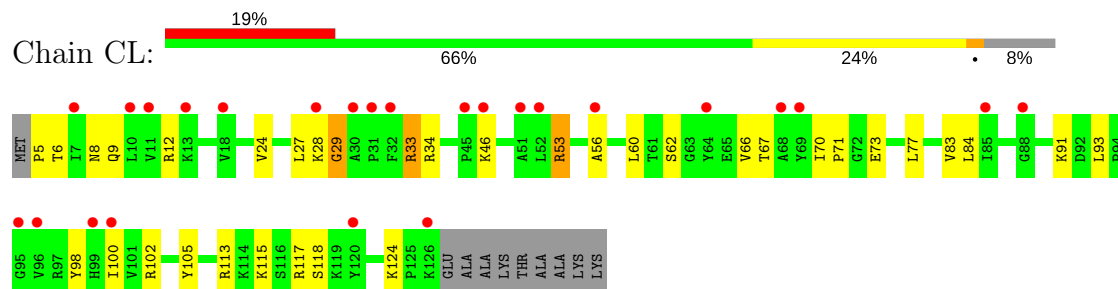
• Molecule 11: 30S Ribosomal Protein S11



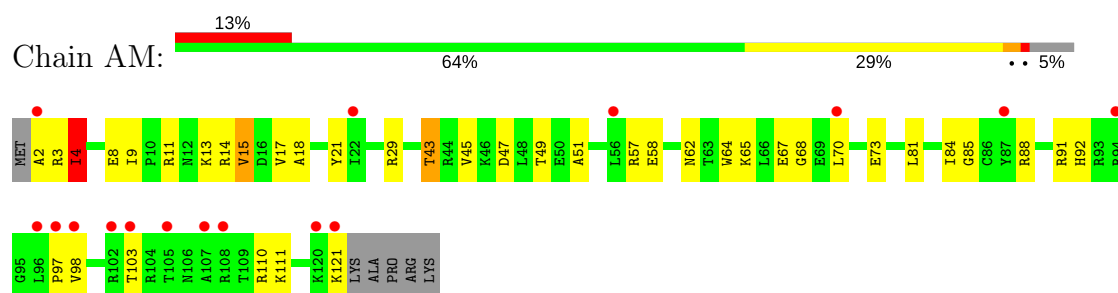
• Molecule 12: 30S Ribosomal Protein S12



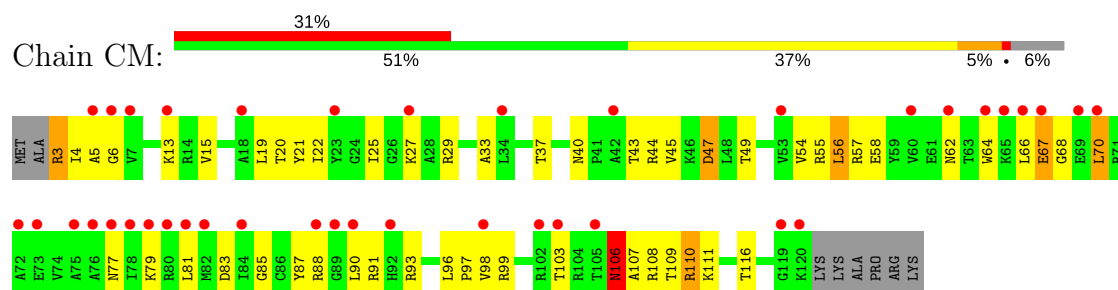
• Molecule 12: 30S Ribosomal Protein S12



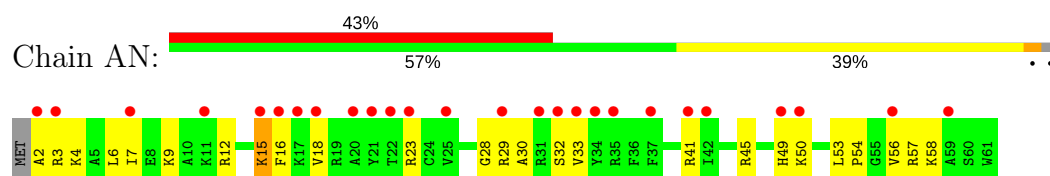
• Molecule 13: 30S Ribosomal Protein S13



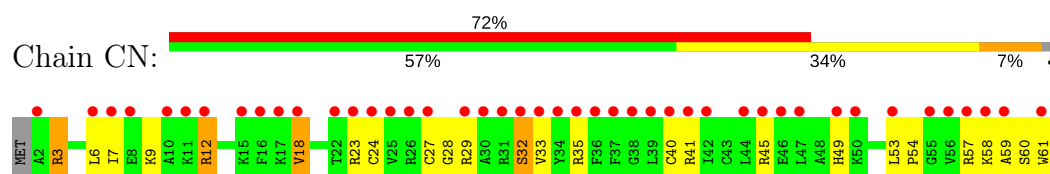
• Molecule 13: 30S Ribosomal Protein S13



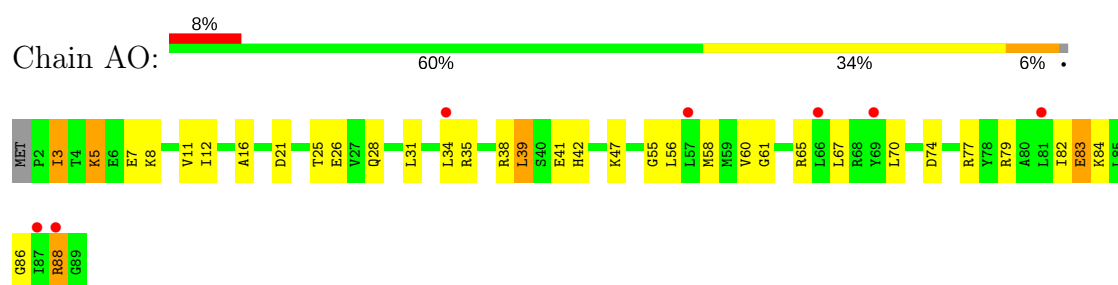
• Molecule 14: 30S Ribosomal Protein S14



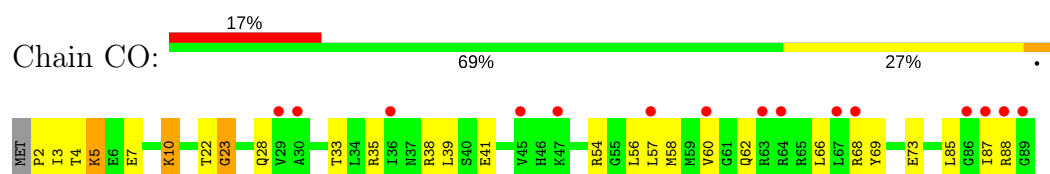
• Molecule 14: 30S Ribosomal Protein S14



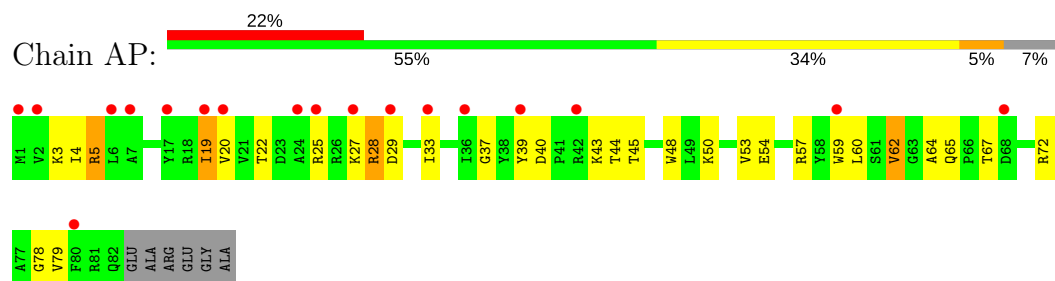
• Molecule 15: 30S Ribosomal Protein S15



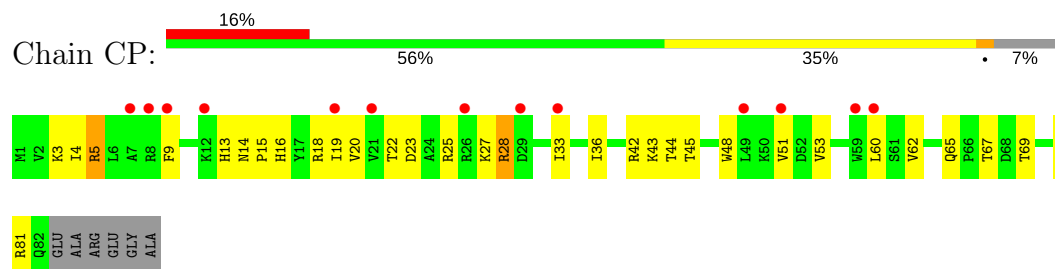
• Molecule 15: 30S Ribosomal Protein S15



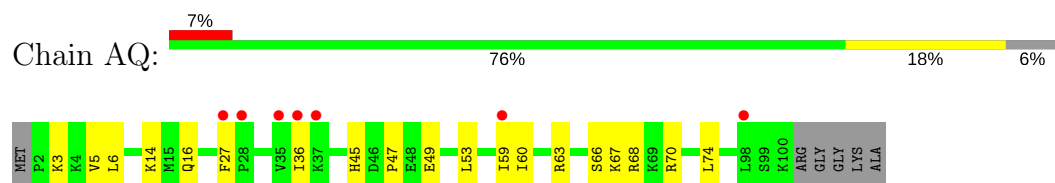
- Molecule 16: 30S Ribosomal Protein S16



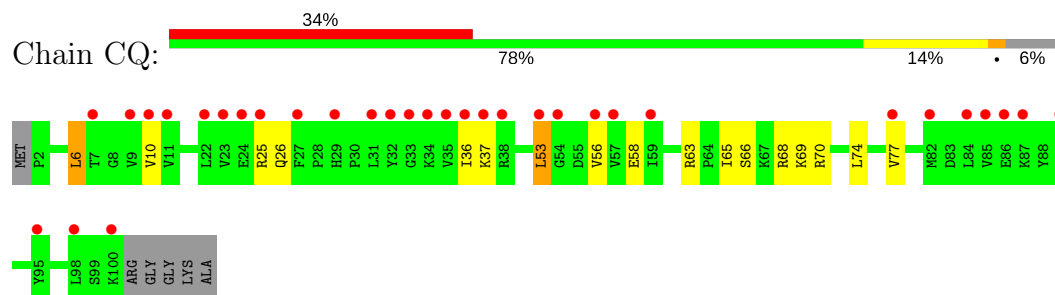
- Molecule 16: 30S Ribosomal Protein S16



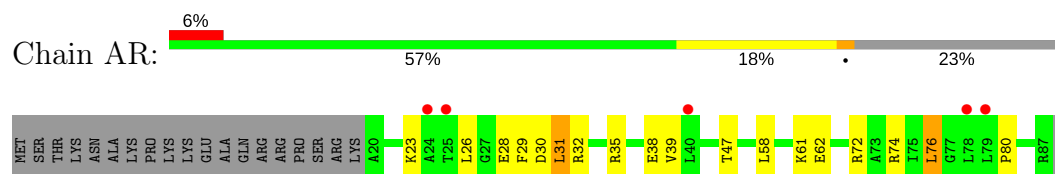
- Molecule 17: 30S Ribosomal Protein S17



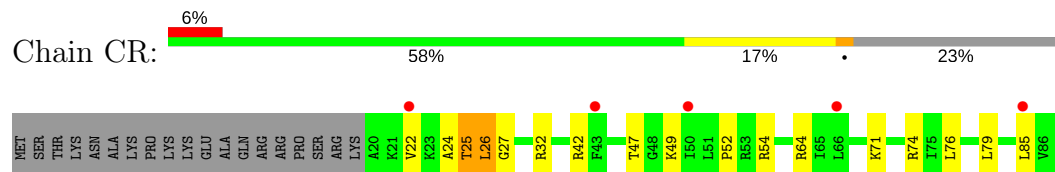
- Molecule 17: 30S Ribosomal Protein S17



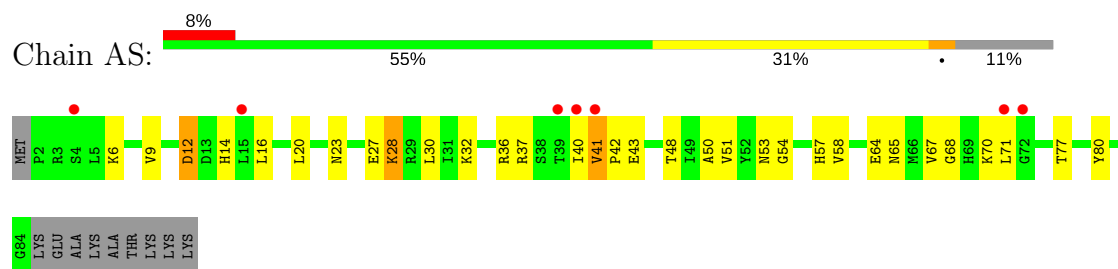
- Molecule 18: 30S Ribosomal Protein S18



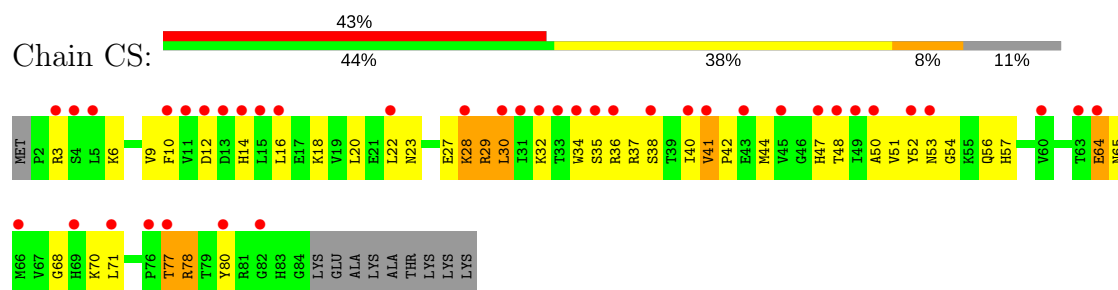
- Molecule 18: 30S Ribosomal Protein S18



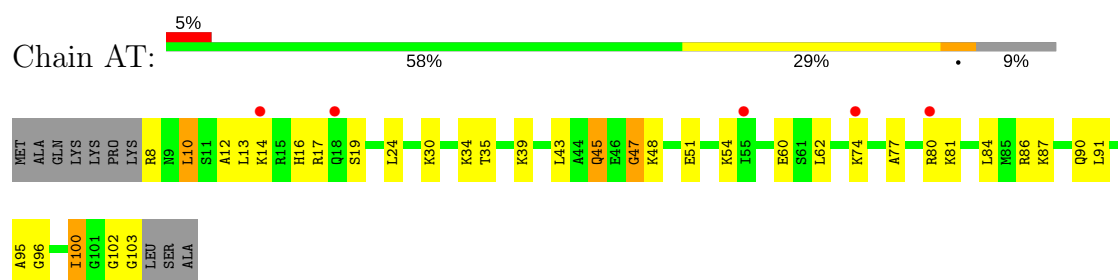
- Molecule 19: 30S Ribosomal Protein S19



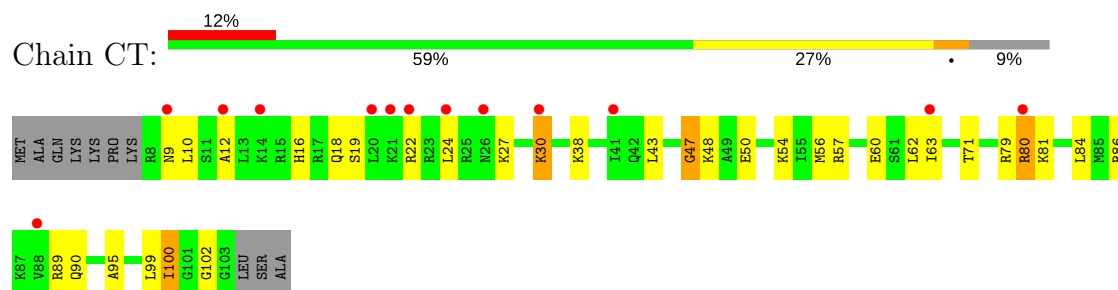
- Molecule 19: 30S Ribosomal Protein S19



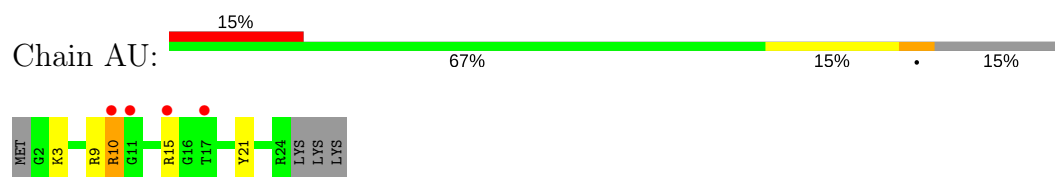
- Molecule 20: 30S Ribosomal Protein S20



- Molecule 20: 30S Ribosomal Protein S20

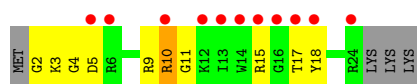


- Molecule 21: 30S Ribosomal Protein THX



- Molecule 21: 30S Ribosomal Protein THX





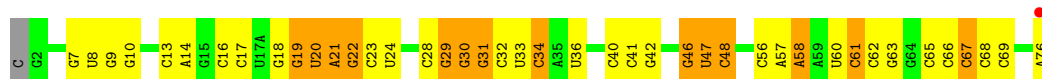
- Molecule 22: mRNA




- Molecule 22: mRNA



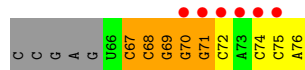
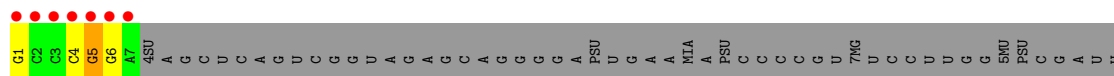
- Molecule 23: P-site tRNA



- Molecule 23: P-site tRNA



- Molecule 24: E-site tRNA Acceptor Stem

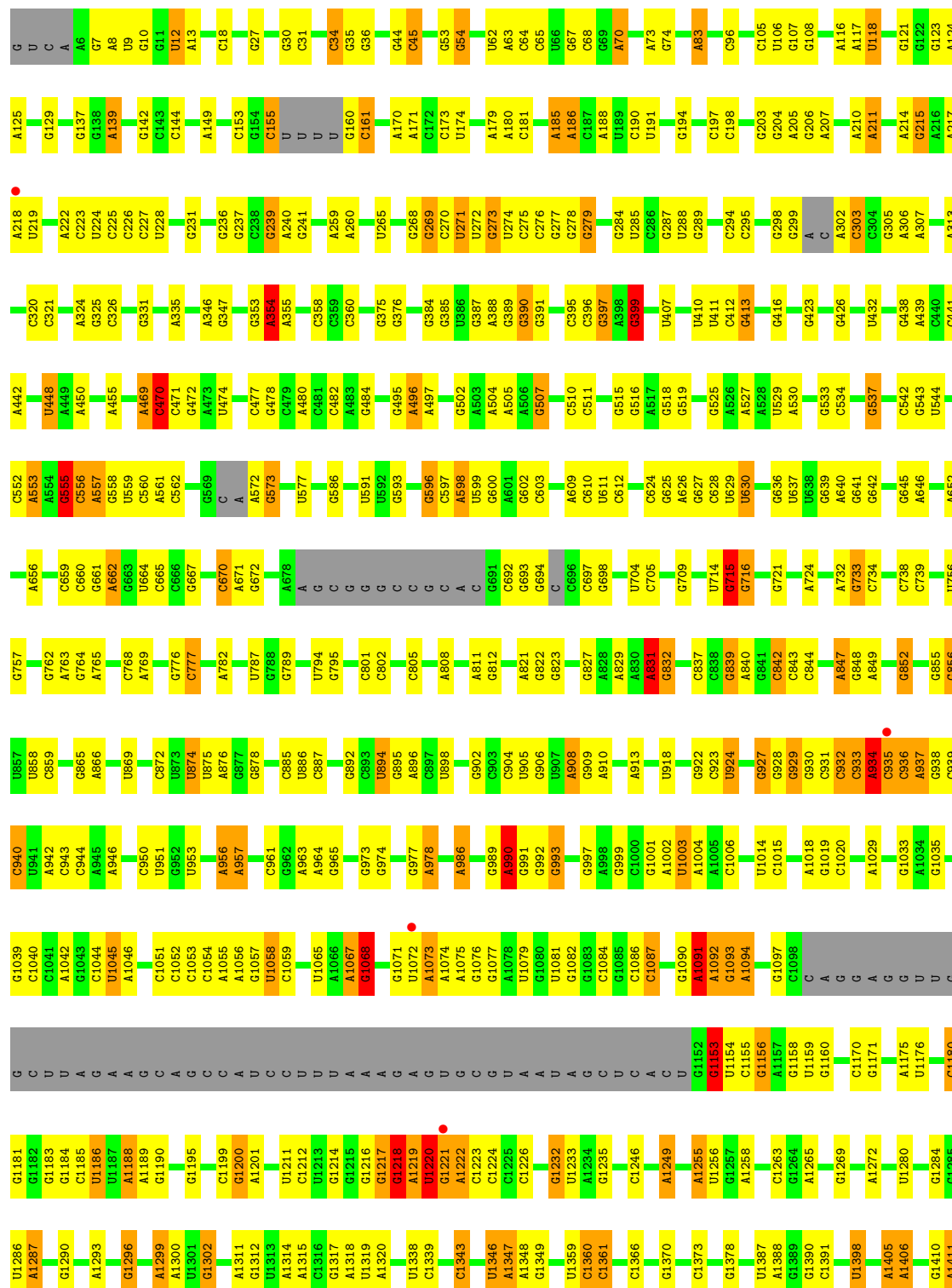


- Molecule 24: E-site tRNA Acceptor Stem





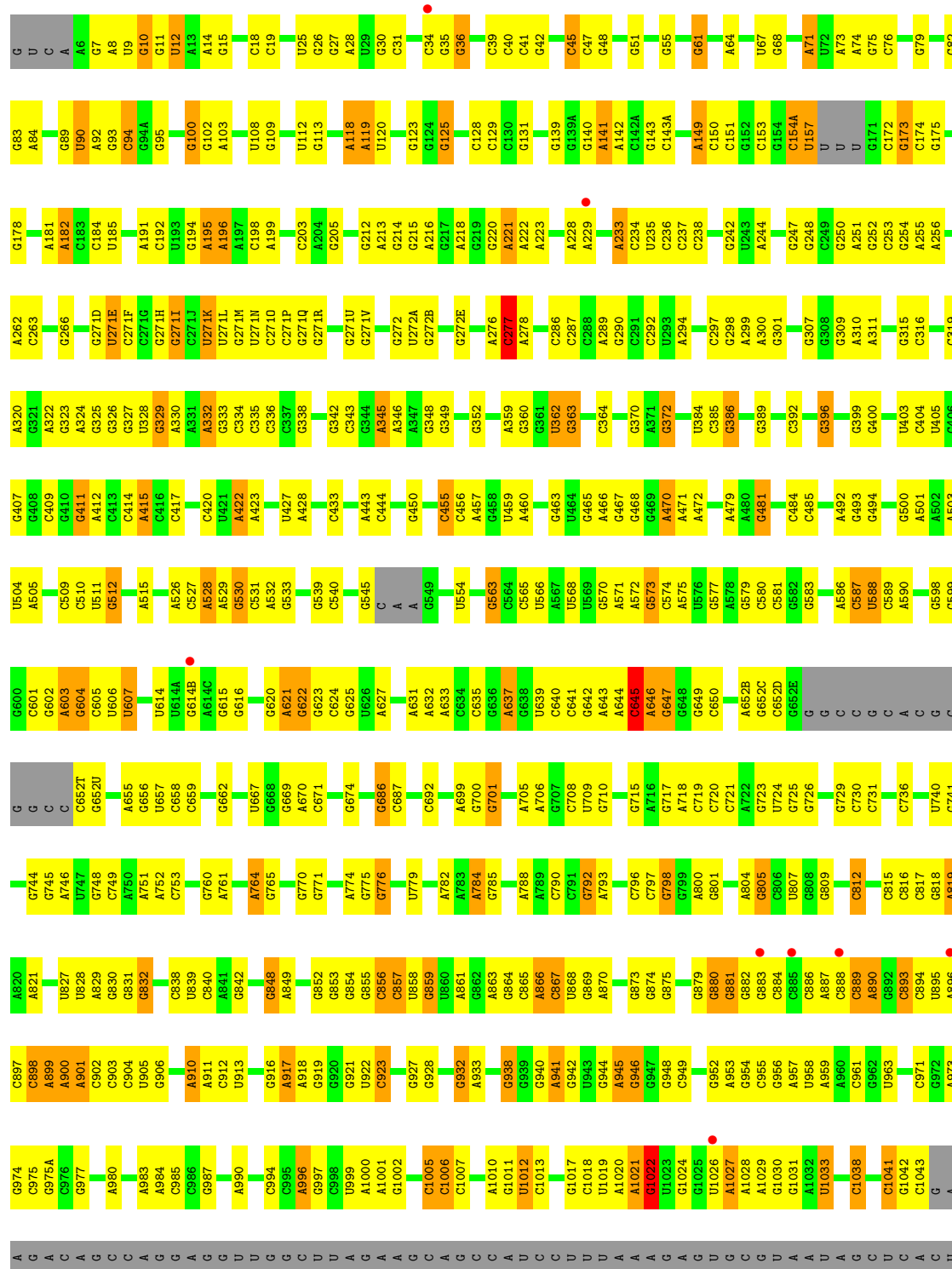
Molecule 25: 23S Ribosomal RNA



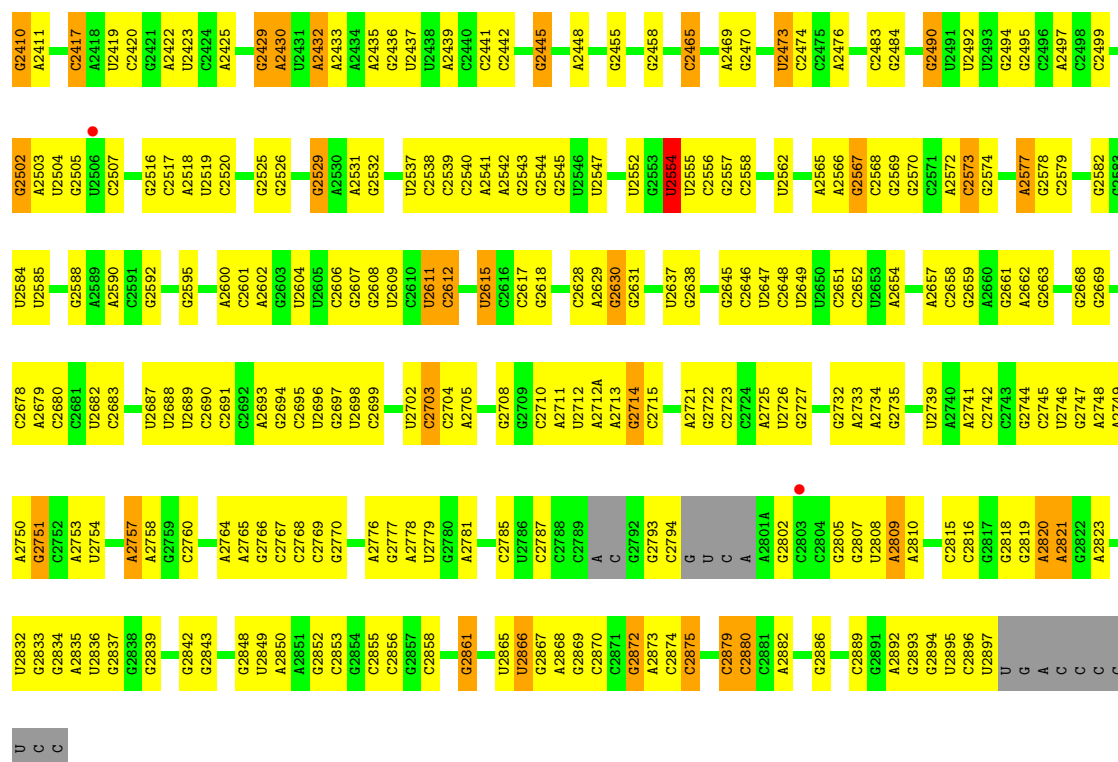
C2801	C2802	A2803	C2804	G2805	G2806	C2807	G	U	C	A	G2812	G2813	U2818	A2819	A2820	C2825	C2826	G2827	G2828	G2829	A2830	A2831	G2832	G2844	A2845	U2846	G2849	G2856	U2857	G2858	G2859	A2860	A2870	U2876	G2877	G2878	G2879	C2880	C2881	G2882	A2883	C2884	C2885	C2890	U2897	G2898	C2899	G2900	A2901	G2902								
U2708	G2709	U2710	C2711	G2712	C2713	U2714	C2715	U	G2720	G2721	G2722	A2723	U2724	A2725	A2726	G2727	C2736	U2739	G2740	G2741	G2742	G2743	G2744	G2745	A2746	A2754	G2760	A2761	C2768	U2769	A2770	A2771	C2772	G2773	G2774	G2775	G2776	A2777	A2778	G2779	C2784	C2785	C2786	C2787	A2788	A2791	U2792	G2793	A2794	G2795	G2796	C2797	U2798	U2799	C2800			
U2597	C2598	A2601	U2605	C2606	A2614	G2615	U2616	U2617	G2619	G2620	U2621	C2622	U2623	C2624	U2627	G2628	G2629	G2630	G2631	G2632	G2633	G2634	G2635	G2636	G2637	G2638	G2639	U2648	U2649	G2650	G2653	C2658	U2659	C2660	U2661	A2666	A2669	A2672	G2673	C2695	U2696	G2698	U2699	U2700	U2701	C2702	C2703	U2704	C2705	C2706	C2707	U2708						
C2495	G2496	G2497	G2498	G2499	G2500	G2501	G2502	U	G2507	G2508	A2509	C2510	G2514	A2515	U2516	G2517	U2518	A2530	G2541	G2542	A2543	G2544	A2545	A2546	G2556	G2557	G2561	U2564	C2565	U2566	U2567	C2568	C2569	A2576	A2577	A2578	C2579	C2580	A2584	C2585	A2589	C2590	C2591	U2592	C2593	G2594	G2595	U2596										
G2384	G2387	G2391	C2392	C2393	C2394	G2395	G2396	G2397	C2398	U2399	U2402	A2405	C2416	U2417	U2418	G2422	G2426	A2430	U2431	A2434	A2437	G2441	A2442	A2447	G2448	U2449	U2450	A2451	C2452	C2453	C2454	C2455	A2460	A2465	G2470	G2480	A2481	G2482	A2488	C2489	A2490																	
C2297	C2298	A2299	G2299	G2300	G2301	G2302	U2303	C2304	C2305	U2306	U2308	C2309	A2310	G2311	U2312	U2313	U2314	U2315	U2316	U2317	U2318	U2319	U2320	U2321	U2322	U2323	U2324	U2325	U2326	U2327	U2328	U2329	U2330	U2331	U2332	U2333	U2334	U2335	U2336	U2337																		
A2139	U2140	C2141	C2142	C2143	U2144	C2145	C2146	C2147	A2148	A2149	C2150	C2151	U2152	U2153	U2154	C2155	A2156	A2157	C2158	C2159	C2160	C2161	C2162	C2163	C2164	U2165	U2166	U2167	U2168	U2169	C2170	U2171	U2172	C2173	G2174	G2177	C2178	U2179	U2180	C2181	C2182	C2183	G2184	C2185	C2186	G2187	U2188	U2189	A2190	A2191	A2192	U2193	U2194	U2195	C2196	C2197	A2198	C2199
G2064	A2065	C2061	C2062	A2064	C2065	G2071	C2072	A2073	G2074	C2077	G2078	A2082	A2083	A2084	C2085	C2086	C2087	C2088	G2091	A2099	C2100	U2101	C2102	U2108	U2109	U2113	U2114	G2115	G2116	C2117	U2118	C2119	U2120	U2121	G2122	G2123	U2124	C2125	G2126	C2127	G2128	C2129	U2130	U2131	U2132	U2133	C2134	U2135	A2136	C2137	G2138							
G1955	A1959	A1960	C1961	U1962	A1974	A1975	U1977	C1980	G1981	U1985	G1986	C1989	G1990	A1991	A1992	A1993	A1994	A2003	C2004	C2005	A2008	U2013	G2014	U2015	C2018	G2019	G2020	C2021	G2022	A2023	G2024	A2027	G2032	U2033	G2034	A2035	A2036	A2042	C2043	U2044	G2045	U2050	G2051	A2052	A2053													
A1841	G1842	G1845	U1846	G1847	G1848	G1857	G1858	G1859	C1874	A1878	A1879	G1880	G1881	U1882	A1890	G1891	G1892	G1893	G1894	A1899	G1900	C1903	C1904	G1905	A1906	A1907	A1911	G1918	G1921	A1922	G1925	G1928	A1935	C1936	U1937	A1940	A1941	C1942	C1946	G1951	G1952	U1953	A1954															
U1756	C1757	C1758	C1759	U1760	U1765	U1766	C1767	U1768	G1776	G1781	C1785	A1786	G1787	U1788	G1789	A1790	A1793	G1794	C1795	C1796	U1797	C1798	U1799	G1800	A1804	G1807	U1808	U1810	A1811	C1812	A1813	A1814	A1815	U1816	A1817	A1820	C1821	A1822	G1823	U1827	C1828	U1829	G1830	G1831	G1832	A1834												
C1629	A1630	C1631	A1632	A1633	C1634	C1635	C1639	G1640	C1653	A1654	A1655	A1656	A1660	G1676	C1677	C1685	U1686	C1687	A1688	C1689	G1694	U1697	C1698	A1699	G1700	A1701	A1711	G1714	A1715	C1716	C1717	G1721	C1722	A1723	U1735	A1736	C1804	A1805	U1740	G1741	G1742	G1743	U1744	G1745	A1747	U1748	G1749	G1750										
U1535	A1536	C1539	A1540	A1541	A1542	U1549	C1550	C1551	C1552	A1553	A1554	A1555	A1556	G1563	C1564	G1565	U1566	G1567	G1568	G1576	C1577	C1578	C1579	G1580	U1581	A	C1583	G1584	G1585	U1587	G1588	A1589	C1593	C1594	C1595	C1596	C1597	A1601	C1604	A1605	A1613	A1614	G1615	A1616	A1617	U1625	A1626	A1627	G1628									
C1416	G1417	U1418	A1425	G1426	A1430	G1431	C1432	C1433	U1440	A1441	A1442	U1443	C1444	U1451	U1452	C1453	C1454	G1462	C1463	U1466	G1467	G1468	C1474	G1475	C1476	A1480	A1491	G1495	A1496	G1497	A1500	U1501	G1502	G1503	A1507	G1513	C1514	G1517	A1518	G1525	G1529																	



• Molecule 25: 23S Ribosomal RNA

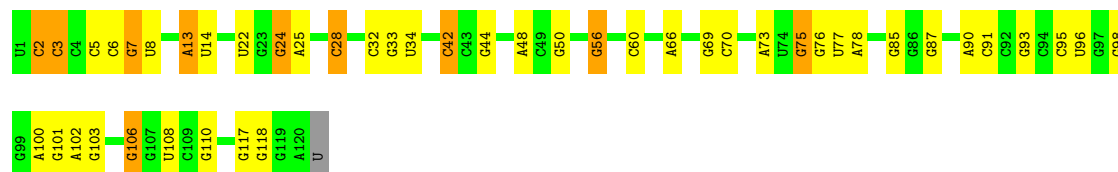


A2327	G2255	G2161	G2100	A2020	A1815	G1705	A1610	C1530	G1417	G1368	A1272	G1193	G
A2328	G2256	G2162	G2101	C2021	G1816	C1705	A1614	C1531	G1448	G1369	U1273	C1196	G
G2329	U2257	C2163	U2102	G2022	G1822	C1711	A1615	C1532	G1449	G1370	A1278	U1197	U
G2330	C2258	G2164	G2103	G2023	G1823	C1711	A1616	G1533	G1450	G1371	G1279	U1198	C
G2331	G2165	G2165	G2104	G2024	G1826	G1721	A1617	A	A1452	U1372			G
U2332	C2261	G2166	C2105	G2025	G1827	A1722	A1618	C1536	U1453	A1373	U1282	C1201	A
	U2262	U2167	G2106	C2026	G1828	U1739		G1537	G1455		G1283		G1112
A2335	A2267	G2168	C2107	G2029	G1829	A1739	G1626	G1538	C1376		U1288	A1204	G1113
A2336	A2169	A2170	U2109	A2030	G1835	A1740	G1627	G1539	G1459		U1289	U1205	G1114
G2337	A2171	A2172	G2110	A2031	G1836	G1742	U1628	U1540	A1460		C1290	U1209	G1115
G2338	A2269	A1938	G1938	G2032	C1837	C1743	U1629	G1541	G1461		C1291	A1210	G1116
		U1939	U1939	G2033	G1837			A1542	G1462		U1292	U1211	G1117
C2343	A2273	A2173	C2112	A2034		G1746	G1633	C1543			C1293		C1118
U2344	A2274	C2174	U2113	U2034	G1842				G1465				C1124
	C2275	C2175	G2114	G2035				C1546	G1466				G1125
C2347	G2276	A2176	G2115	C2036	G1846	C1751	C1636	C1547	G1467			A1214	A1126
U2348	G2277	C2177	G2116	G2037	A1847	G1756	A1637	C1548					
G2349	A2278	C2178	A2117	G2038	A1848		U1639	C1549	A1471			G1219	U1130
G2350	G2279	G2179	U2118	C2039	A1849	A1759	C1640	C1550	A1472			U1220	G1131
G2351	G2280	U2180	A2119	C2040	G1850			C1551					
A2352		G2181	G2120	A2041	U1851	A1762	G1647	A1554	A1477			C1221	C1135
	C2283	G2182	G2121	A2042	C1852	G1763	G1648		G1478			C1222	G1136
C2355	C2284	C2183	C2043	A2043		G1764							G1137
C2356	C2285	G2184	G2122	C2044	A1859		G1651	C1557	G1482			G1227	G1138
U2357	C2286	C2185	G2123	C2045	G1865	G1772	A1652	A1566				G1228	G1139
	A2287	G2186	A2126	G2046		A1773	G1653	G1569	A1486			G1229	U1141
A2360	A2288	G2187	C2127		G1866	A1774	A1654		G1487			G1230	C1317
C2364		C2188	G2128	A2051				A1566				G1231	U1142
G2365	U2291	U2189	C2129	A2054	A1877	U1778	C1658	A1569	G1492			G1232	A1142A
G2372	C2292		U2130	C2055	G1878	U1779	U1659		C1493			C1233	A1143
	G2293	G2192	U2131	G2056	C1879	A1780	C1660		U1405			U1234	G1144
A2369	C2294		U2132	A2057	G1883				G1410			G1235	
G2370	G2295	A2198	G2133	C2057		A1783	A1664	U1578	C1411			A1241	C1153
G2371	U2296	G2206	A2134	A2058	A1889	A1784	G1665	A1579	G1418				G1154
G2372	C2297	G2207	A2135	A2059	A1890	A1785	G1666	A1580	U1420			G1250	G1164
	A2298	C2208	C2136	G2060	A1891	A1786	G1667	C1581	G1251			G1252	U1165
		U2218	C2137	A2062	A1892		A1668	C1582	A1507			A1254	C1166
	G2302	G2219	C2138		G1894			A1583	U1341			U1255	
G2303	G2303	G2224	C2139	C2063	G1895	U1796	G1686	C1588	A1342			G1256	G1171
A2305	A2305	A2225	C2140	G2064	G1896	C1797	G1687	U1590	G1343			C1257	G
	G2308	C2226	C2141	C2065	G1897	U1798	U1688	C1591	G1344			C1258	U
C2309	A2309	G2227	C2142	C2066	G1898	G1799	A1689	G1592	G1423				A
A2310	A2310	G2228	C2143		G1899	G1800		G1593	G1424				G
U2312	U2312	C2229	U2144	G2069	A1900	G1800	U1692	G1594	A1427				A
C2314	C2314	G2234	G2145	G2070	A1906	U1796	G1686	G1595	C1428			G1260	C1178
G2315	G2315	G2235	C2146	C2071	G1906	C1797	G1687	A1596	G1429			C1261	
		G2236	G2147	U2075	G1907	U1798	U1688	A1597	C1430			U1263	G1184
		G2237	G2148	C2078	C1908	G1800	A1802	C1598	U1431			G1264	C1185
	G2318	G2238	U2150	G2079	A1912	A1803	U1693	A1599				A1265	G1186
G2319	G2319	G2239	G2151	G2080	C1913	A1804	G1696	C1599	A1434			U1266	G1187
A2320	A2320	C2240	C2152	C2081	C1914	U1805	G1697	G1599	A1354			A1268	U1188
G2321	G2321	A2241	G2153	G2086	U1915	A1809	G1699	G1601	G1355			A1269	A1189
C2402	A2322		G2154	U2087	U1916	A1810	G1700	U1602	G1356			C1363	G1190
		G2248	G2155	G2088	U1917	G1811	A1701	G1602	G1357			C1270	G1191
U2406	G2323		G2156	A2014	A1919	G1812	G1702	C1607	A1445			A1271	G1192
G2407	G2324		G2157	A2014	A1919	G1813	G1703	A1608	C1445A				
U2408	G2325		G2158	G2094	G1922	G1813	G1704	C1528A	C1446				
G2409	G2326		G2160	U2099	U1923	G1814		A1609					



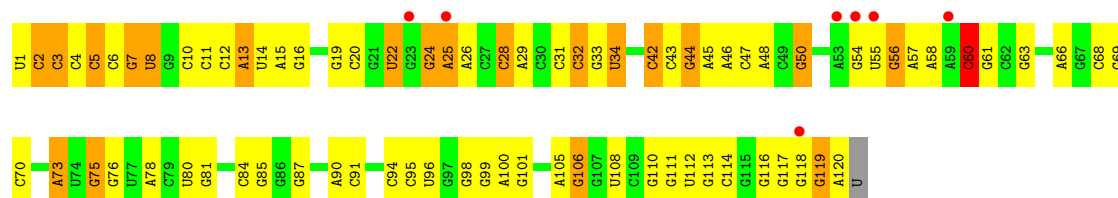
• Molecule 26: 5S Ribosomal RNA

Chain BB:



• Molecule 26: 5S Ribosomal RNA

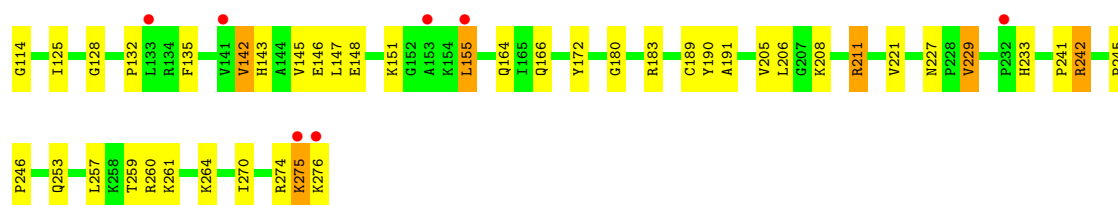
Chain DB:



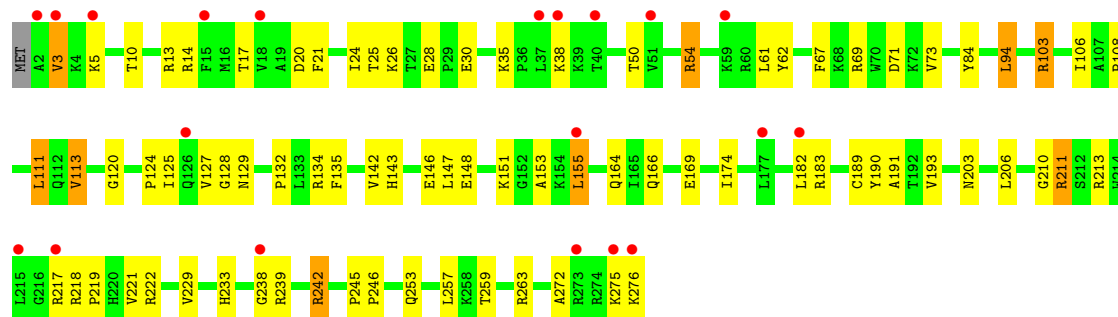
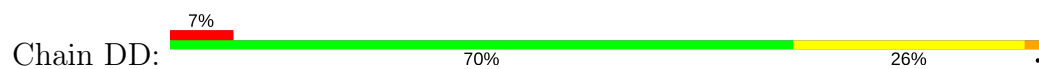
• Molecule 27: 50S Ribosomal Protein L2

Chain BD:

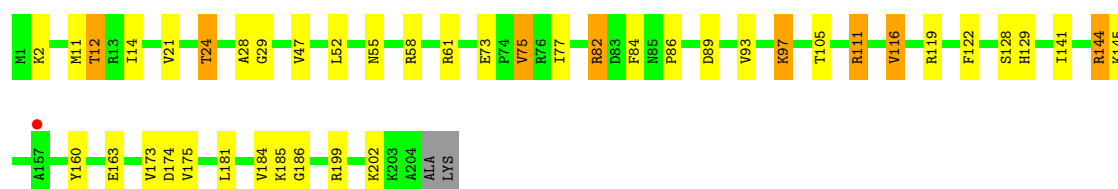
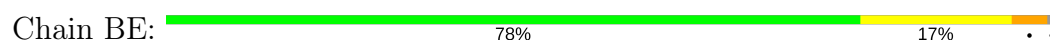




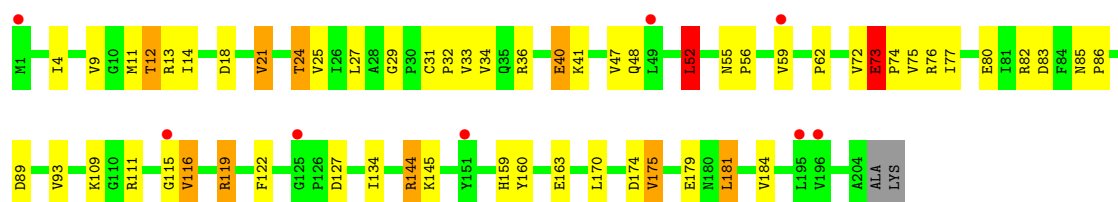
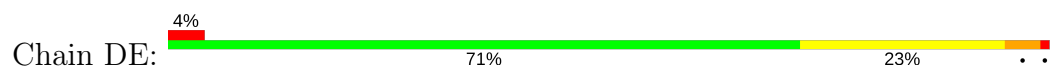
• Molecule 27: 50S Ribosomal Protein L2



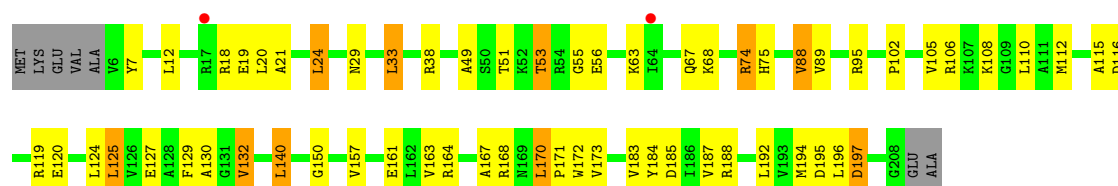
• Molecule 28: 50S Ribosomal Protein L3



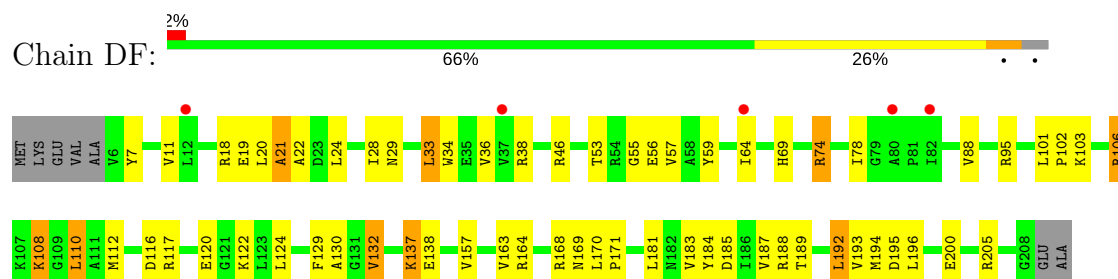
• Molecule 28: 50S Ribosomal Protein L3



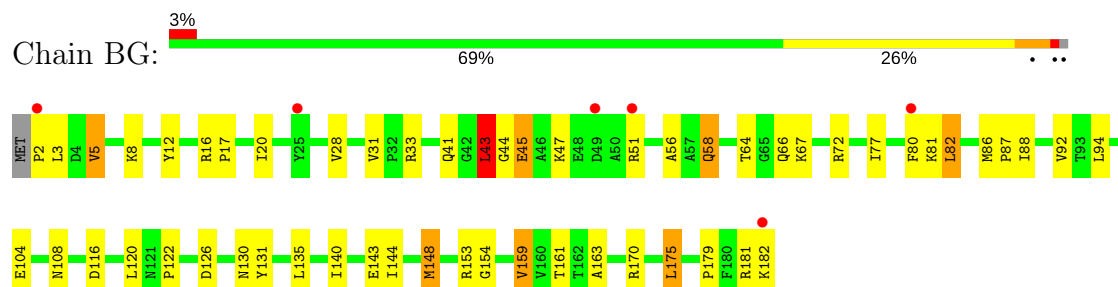
• Molecule 29: 50S Ribosomal Protein L4



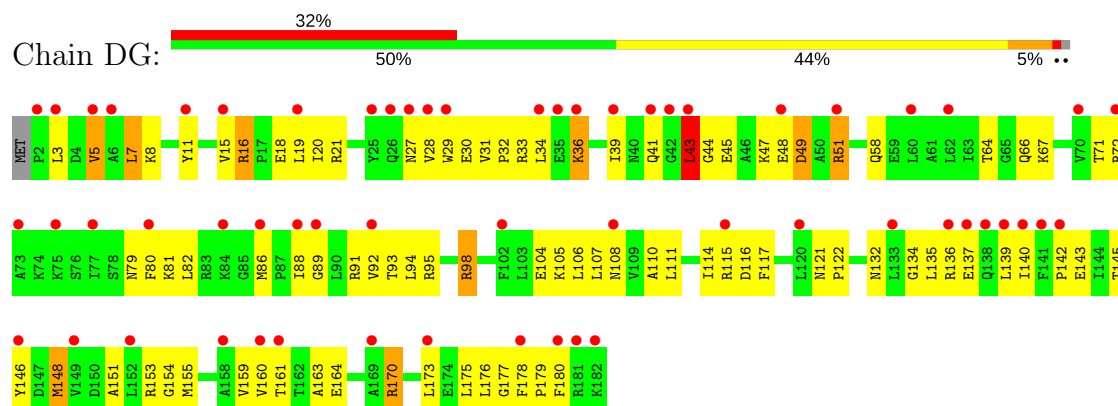
- Molecule 29: 50S Ribosomal Protein L4



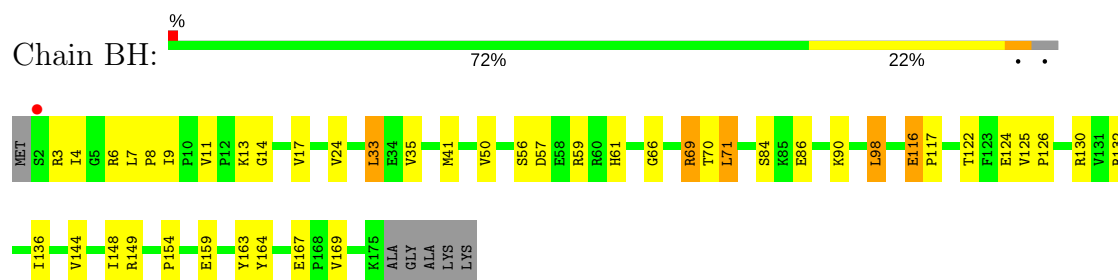
- Molecule 30: 50S Ribosomal Protein L5



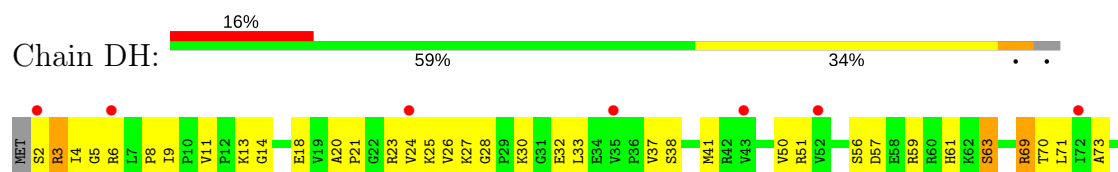
- Molecule 30: 50S Ribosomal Protein L5

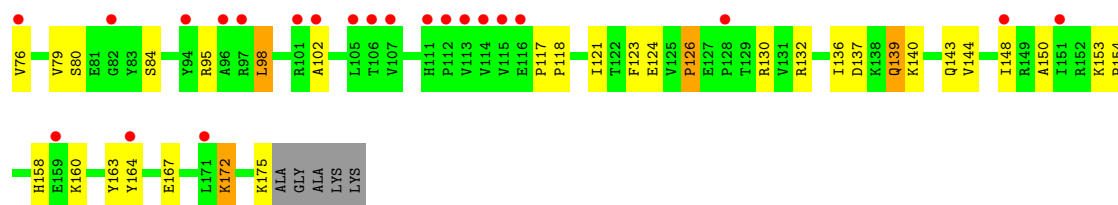


- Molecule 31: 50S Ribosomal Protein L6

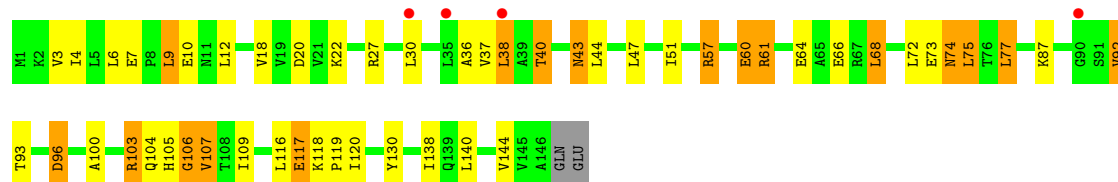


- Molecule 31: 50S Ribosomal Protein L6

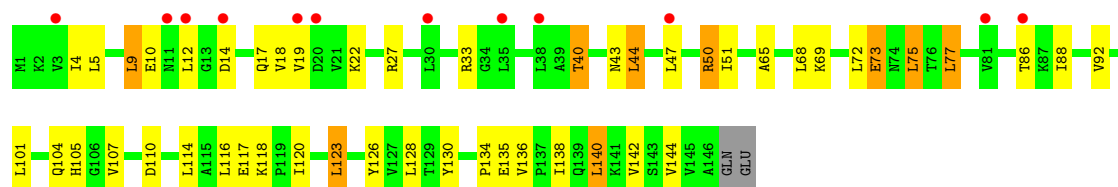




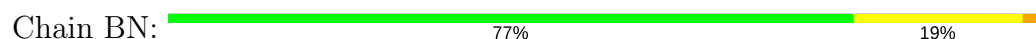
• Molecule 32: 50S Ribosomal Protein L9



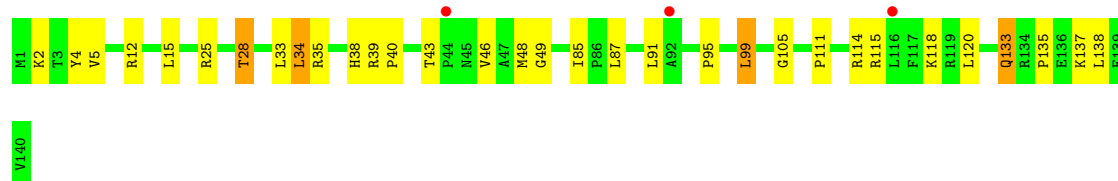
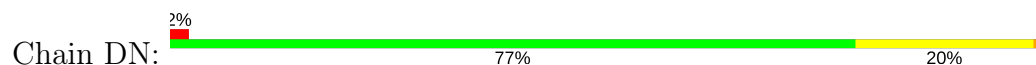
• Molecule 32: 50S Ribosomal Protein L9



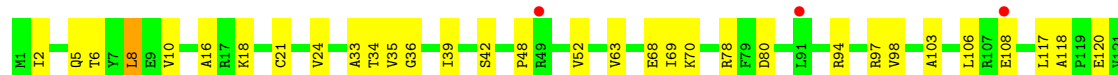
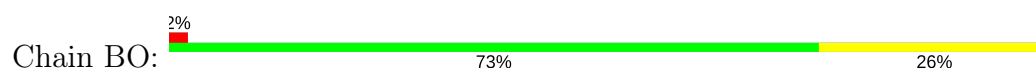
• Molecule 33: 50S Ribosomal Protein L13



• Molecule 33: 50S Ribosomal Protein L13

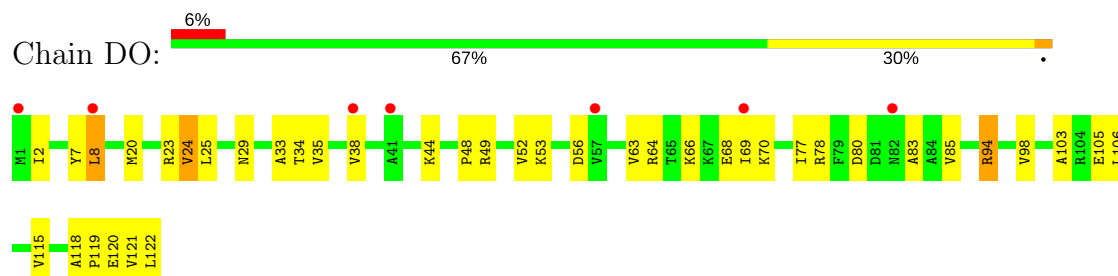


• Molecule 34: 50S Ribosomal Protein L14

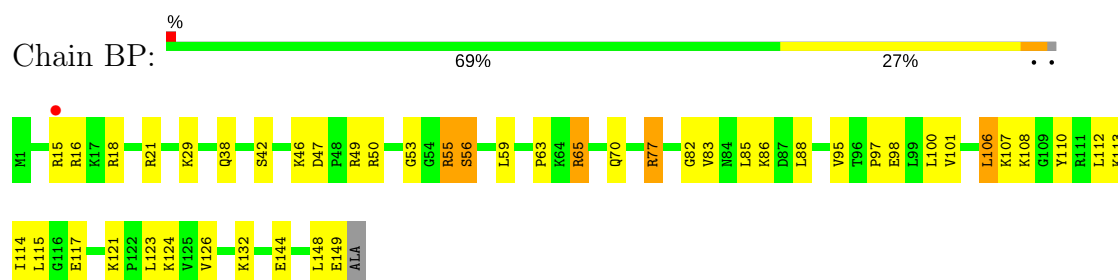


L122

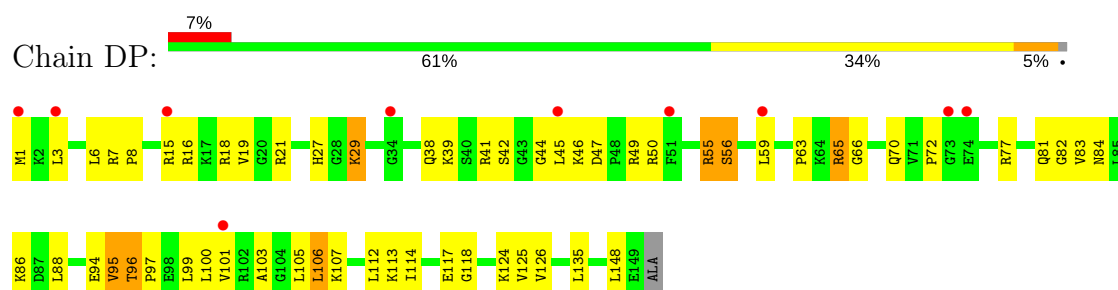
- Molecule 34: 50S Ribosomal Protein L14



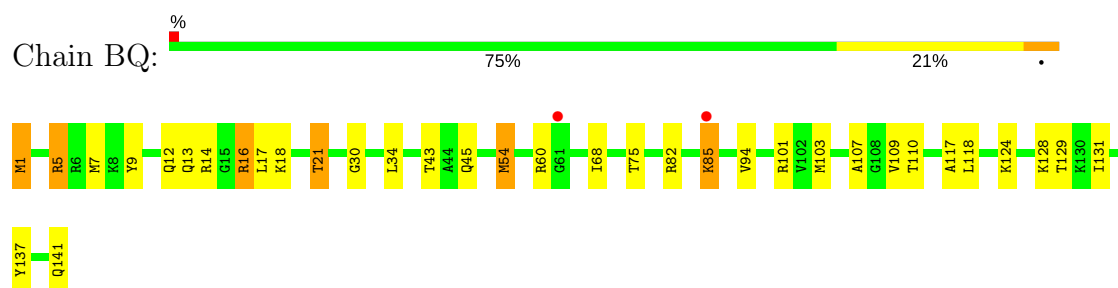
- Molecule 35: 50S Ribosomal Protein L15



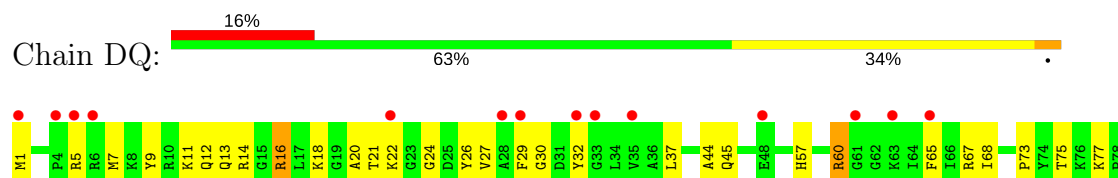
- Molecule 35: 50S Ribosomal Protein L15



- Molecule 36: 50S Ribosomal Protein L16



- Molecule 36: 50S Ribosomal Protein L16





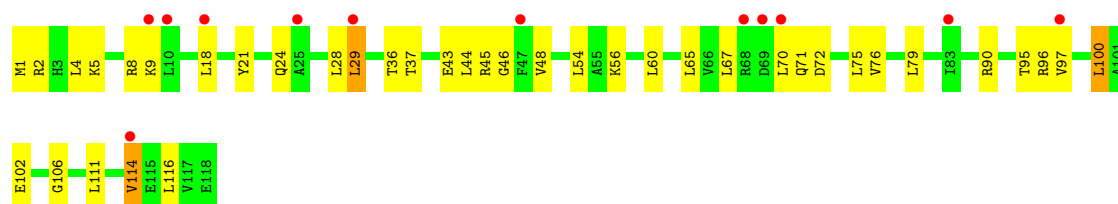
• Molecule 37: 50S Ribosomal Protein L17

Chain BR: 69% 26% 5%



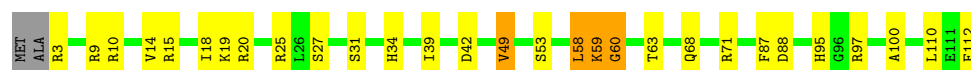
• Molecule 37: 50S Ribosomal Protein L17

Chain DR: 10% 67% 31%



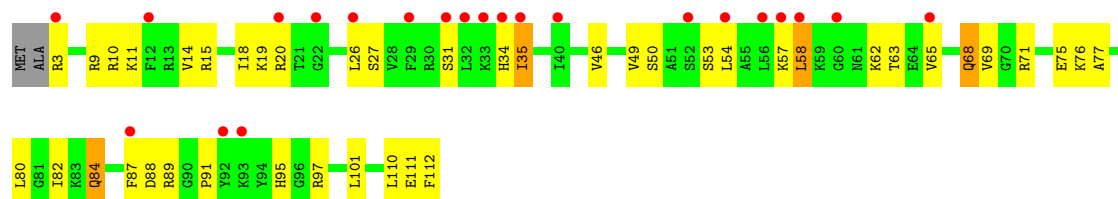
• Molecule 38: 50S Ribosomal Protein L18

Chain BS: 72% 22%



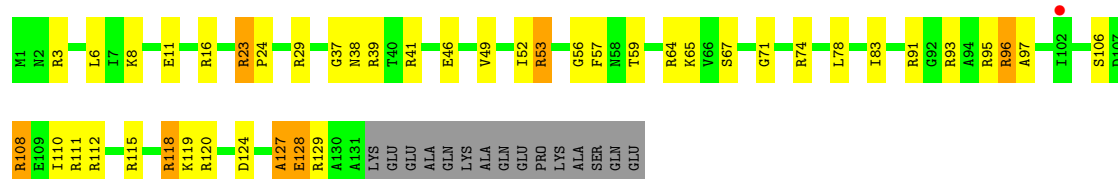
• Molecule 38: 50S Ribosomal Protein L18

Chain DS: 20% 60% 35%

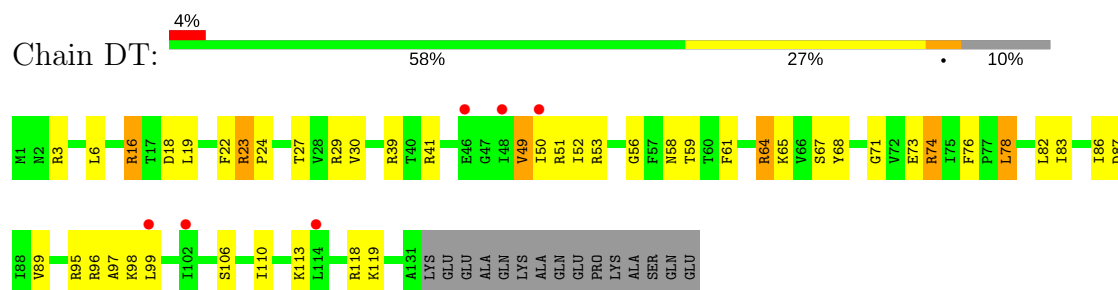


• Molecule 39: 50S Ribosomal Protein L19

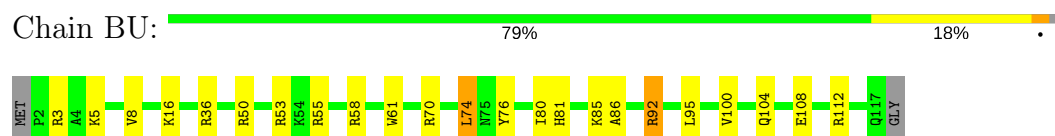
Chain BT: % 60% 25% 5% 10%



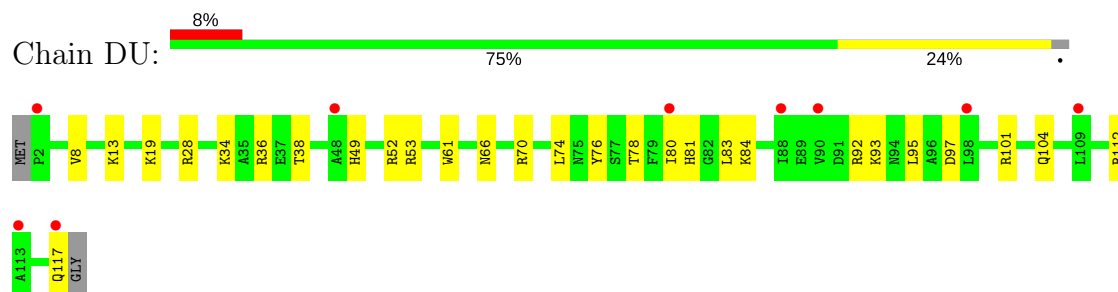
- Molecule 39: 50S Ribosomal Protein L19



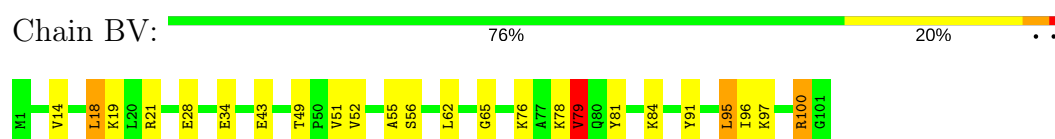
- Molecule 40: 50S Ribosomal Protein L20



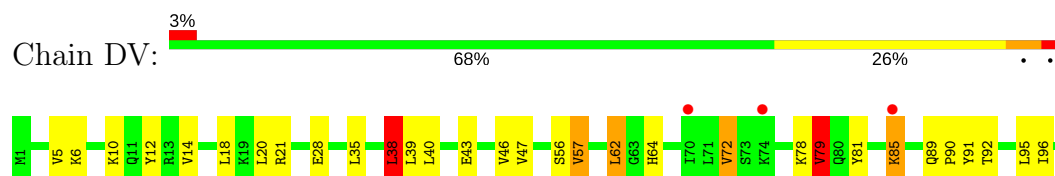
- Molecule 40: 50S Ribosomal Protein L20



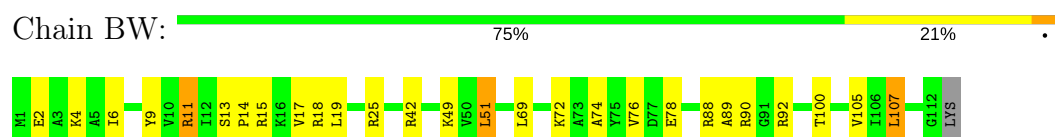
- Molecule 41: 50S Ribosomal Protein L21



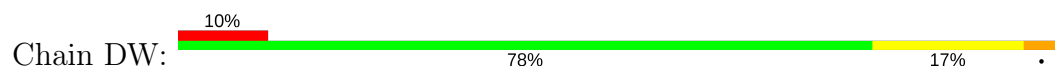
- Molecule 41: 50S Ribosomal Protein L21



- Molecule 42: 50S Ribosomal Protein L22



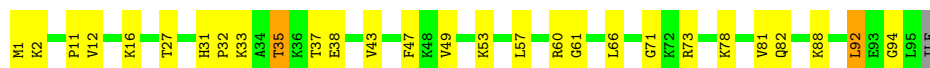
- Molecule 42: 50S Ribosomal Protein L22





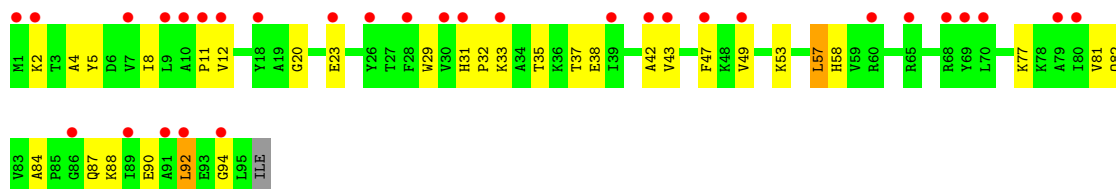
• Molecule 43: 50S Ribosomal Protein L23

Chain BX: 70% 27% ..



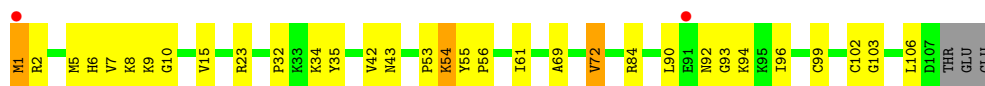
• Molecule 43: 50S Ribosomal Protein L23

Chain DX: 32% 67% 30% ..



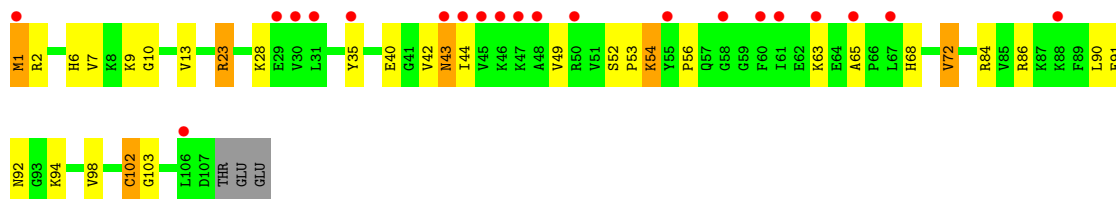
• Molecule 44: 50S Ribosomal Protein L24

Chain BY: 2% 68% 26% ..



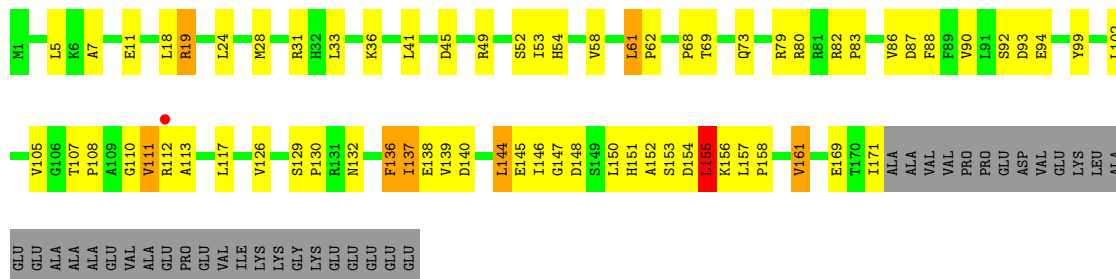
• Molecule 44: 50S Ribosomal Protein L24

Chain DY: 19% 68% 24% 5% .

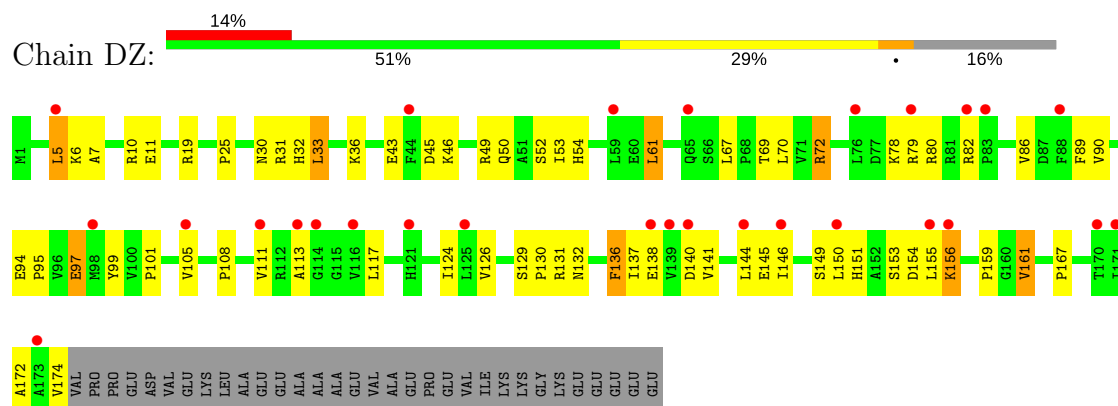


• Molecule 45: 50S Ribosomal Protein L25

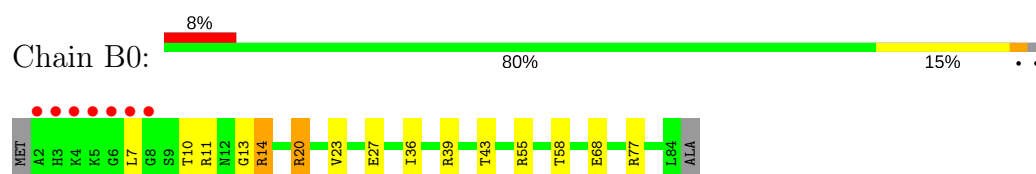
Chain BZ: 50% 30% 17%



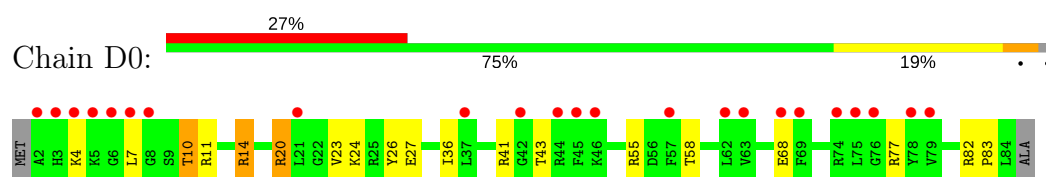
- Molecule 45: 50S Ribosomal Protein L25



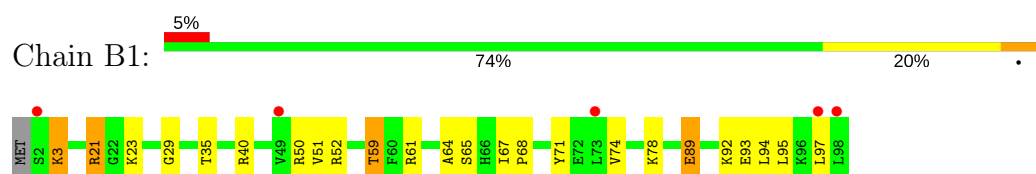
- Molecule 46: 50S Ribosomal Protein L27



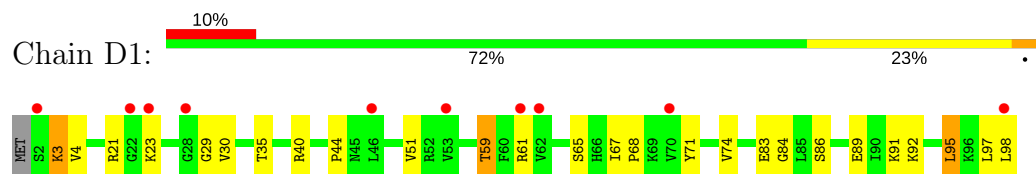
- Molecule 46: 50S Ribosomal Protein L27



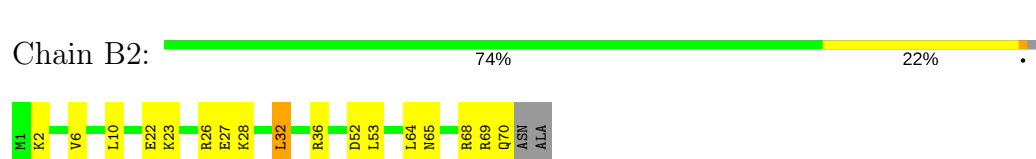
- Molecule 47: 50S Ribosomal Protein L28



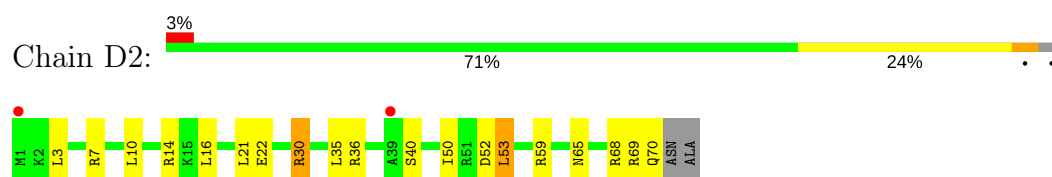
- Molecule 47: 50S Ribosomal Protein L28



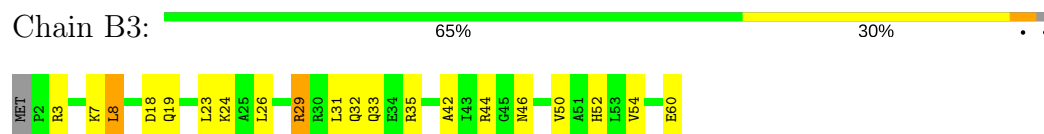
- Molecule 48: 50S Ribosomal Protein L29



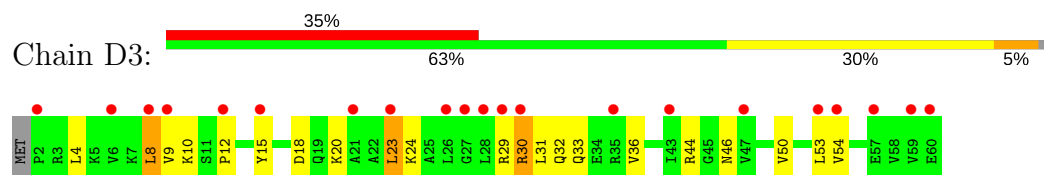
- Molecule 48: 50S Ribosomal Protein L29



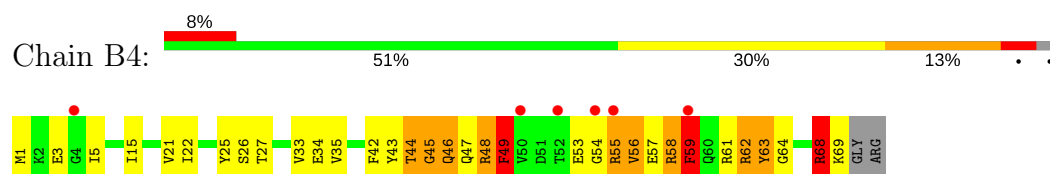
- Molecule 49: 50S Ribosomal Protein L30



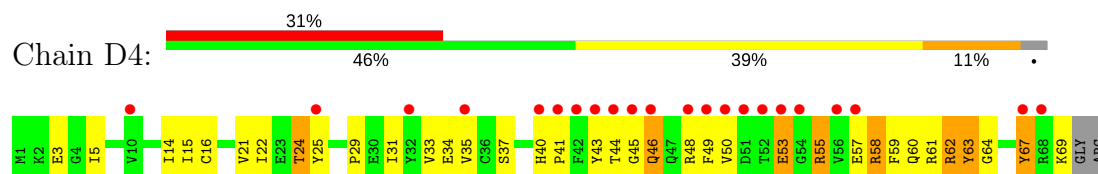
- Molecule 49: 50S Ribosomal Protein L30



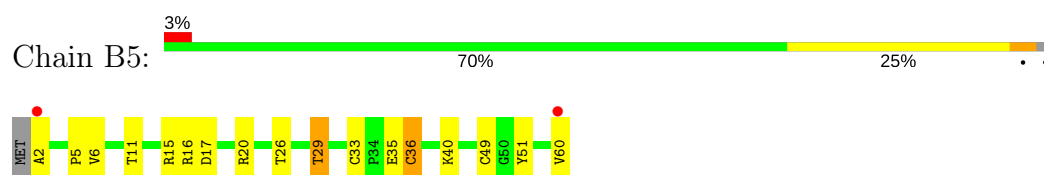
- Molecule 50: 50S Ribosomal Protein L31



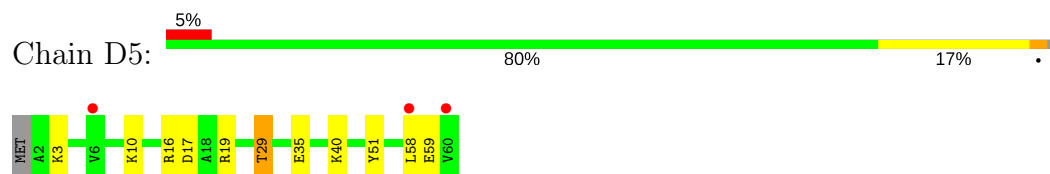
- Molecule 50: 50S Ribosomal Protein L31



- Molecule 51: 50S Ribosomal Protein L32



- Molecule 51: 50S Ribosomal Protein L32



- Molecule 52: 50S Ribosomal Protein L33

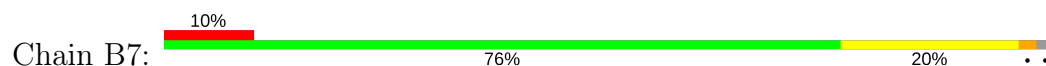




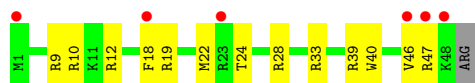
• Molecule 52: 50S Ribosomal Protein L33



• Molecule 53: 50S Ribosomal Protein L34



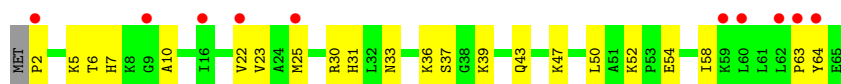
• Molecule 53: 50S Ribosomal Protein L34



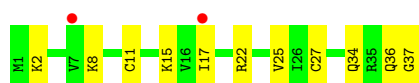
• Molecule 54: 50S Ribosomal Protein L35



• Molecule 54: 50S Ribosomal Protein L35

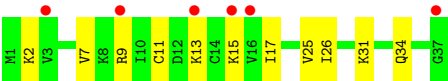


• Molecule 55: 50S Ribosomal Protein L36



• Molecule 55: 50S Ribosomal Protein L36





4 Data and refinement statistics

Property	Value	Source
Space group	P 21 21 21	Depositor
Cell constants a, b, c, α , β , γ	208.93Å 446.95Å 619.78Å 90.00° 90.00° 90.00°	Depositor
Resolution (Å)	144.86 – 2.70 254.67 – 2.70	Depositor EDS
% Data completeness (in resolution range)	99.6 (144.86-2.70) 99.6 (254.67-2.70)	Depositor EDS
R_{merge}	0.18	Depositor
R_{sym}	(Not available)	Depositor
$\langle I/\sigma(I) \rangle$ ¹	1.32 (at 2.69Å)	Xtriage
Refinement program	PHENIX (phenix.refine: 1.8.2_1309)	Depositor
R, R_{free}	0.215 , 0.262 0.224 , 0.268	Depositor DCC
R_{free} test set	78302 reflections (5.29%)	DCC
Wilson B-factor (Å ²)	53.5	Xtriage
Anisotropy	0.258	Xtriage
Bulk solvent k_{sol} (e/Å ³), B_{sol} (Å ²)	0.29 , 59.9	EDS
L-test for twinning ²	$\langle L \rangle = 0.41$, $\langle L^2 \rangle = 0.23$	Xtriage
Estimated twinning fraction	No twinning to report.	Xtriage
F_o, F_c correlation	0.91	EDS
Total number of atoms	290807	wwPDB-VP
Average B, all atoms (Å ²)	59.0	wwPDB-VP

Xtriage's analysis on translational NCS is as follows: *The largest off-origin peak in the Patterson function is 1.51% of the height of the origin peak. No significant pseudotranslation is detected.*

¹Intensities estimated from amplitudes.

²Theoretical values of $\langle |L| \rangle$, $\langle L^2 \rangle$ for acentric reflections are 0.5, 0.333 respectively for untwinned datasets, and 0.375, 0.2 for perfectly twinned datasets.

5 Model quality ⓘ

5.1 Standard geometry ⓘ

Bond lengths and bond angles in the following residue types are not validated in this section: 5MU, MG, PCY, K, ZN, 5MC, 4SU, SF4, PSU

The Z score for a bond length (or angle) is the number of standard deviations the observed value is removed from the expected value. A bond length (or angle) with $|Z| > 5$ is considered an outlier worth inspection. RMSZ is the root-mean-square of all Z scores of the bond lengths (or angles).

Mol	Chain	Bond lengths		Bond angles	
		RMSZ	$\# Z > 5$	RMSZ	$\# Z > 5$
1	AA	1.31	15/36024 (0.0%)	1.16	60/56222 (0.1%)
1	CA	0.43	0/36170	0.97	61/56452 (0.1%)
2	AB	0.34	0/1881	0.62	1/2542 (0.0%)
2	CB	0.35	0/1860	0.62	1/2518 (0.0%)
3	AC	0.30	0/1576	0.51	0/2130
3	CC	0.33	0/1566	0.59	1/2119 (0.0%)
4	AD	0.31	0/1689	0.55	0/2267
4	CD	0.31	0/1704	0.55	0/2284
5	AE	0.31	0/1145	0.53	0/1543
5	CE	0.33	0/1149	0.57	0/1548
6	AF	0.30	0/819	0.52	0/1111
6	CF	0.32	0/829	0.54	0/1123
7	AG	0.29	0/1250	0.50	0/1679
7	CG	0.31	0/1254	0.53	0/1683
8	AH	0.30	0/1108	0.52	0/1494
8	CH	0.29	0/1108	0.52	0/1494
9	AI	0.29	0/1002	0.55	0/1346
9	CI	0.33	0/997	0.58	1/1343 (0.1%)
10	AJ	0.29	0/722	0.54	0/982
10	CJ	0.34	0/727	0.59	0/988
11	AK	0.32	0/844	0.51	0/1145
11	CK	0.30	0/848	0.53	0/1149
12	AL	0.33	0/946	0.51	0/1274
12	CL	0.33	0/946	0.60	1/1274 (0.1%)
13	AM	0.29	0/947	0.58	0/1272
13	CM	0.31	0/930	0.55	0/1250
14	AN	0.31	0/501	0.54	0/664
14	CN	0.34	0/501	0.52	0/664
15	AO	0.31	0/739	0.53	0/985
15	CO	0.32	0/739	0.53	0/985
16	AP	0.31	0/697	0.53	0/939
16	CP	0.32	0/693	0.51	0/935

Mol	Chain	Bond lengths		Bond angles	
		RMSZ	# Z >5	RMSZ	# Z >5
17	AQ	0.32	0/836	0.52	0/1117
17	CQ	0.31	0/836	0.48	0/1117
18	AR	0.32	0/560	0.53	0/746
18	CR	0.30	0/560	0.51	0/746
19	AS	0.31	0/667	0.53	0/900
19	CS	0.33	0/661	0.65	1/893 (0.1%)
20	AT	0.31	0/730	0.56	0/965
20	CT	0.29	0/729	0.53	0/965
21	AU	0.29	0/203	0.51	0/266
21	CU	0.35	0/203	0.55	0/266
22	AV	0.56	0/188	1.13	0/290
22	CV	0.62	0/122	1.18	0/188
23	AX	0.56	2/1725 (0.1%)	1.16	18/2689 (0.7%)
23	CX	0.55	1/1725 (0.1%)	1.20	18/2689 (0.7%)
24	AY	0.72	1/428 (0.2%)	0.91	0/661
24	CY	0.48	0/115	1.02	0/176
25	BA	0.67	6/68083 (0.0%)	1.04	144/106274 (0.1%)
25	DA	0.51	3/67542 (0.0%)	1.00	78/105428 (0.1%)
26	BB	0.51	0/2878	0.91	0/4490
26	DB	0.57	0/2878	1.01	2/4490 (0.0%)
27	BD	0.44	0/2186	0.60	0/2944
27	DD	0.39	0/2186	0.59	0/2944
28	BE	0.45	0/1592	0.60	0/2149
28	DE	0.38	0/1592	0.62	0/2149
29	BF	0.43	0/1619	0.58	0/2193
29	DF	0.36	0/1615	0.59	0/2188
30	BG	0.33	0/1450	0.55	1/1959 (0.1%)
30	DG	0.36	0/1449	0.57	0/1958
31	BH	0.36	0/1356	0.54	0/1834
31	DH	0.34	0/1356	0.54	0/1834
32	BI	0.32	0/1100	0.58	0/1501
32	DI	0.32	0/1076	0.57	0/1471
33	BN	0.39	0/1144	0.54	0/1543
33	DN	0.36	0/1144	0.57	0/1543
34	BO	0.45	0/943	0.59	1/1269 (0.1%)
34	DO	0.37	0/943	0.60	1/1269 (0.1%)
35	BP	0.42	0/1152	0.60	0/1533
35	DP	0.38	0/1152	0.64	1/1533 (0.1%)
36	BQ	0.44	0/1143	0.58	0/1527
36	DQ	0.36	0/1143	0.57	0/1527
37	BR	0.44	0/982	0.66	0/1312
37	DR	0.33	0/982	0.57	0/1312
38	BS	0.39	0/887	0.62	0/1180

Mol	Chain	Bond lengths		Bond angles	
		RMSZ	# Z >5	RMSZ	# Z >5
38	DS	0.33	0/880	0.55	0/1172
39	BT	0.38	0/1105	0.60	0/1477
39	DT	0.35	0/1097	0.57	1/1468 (0.1%)
40	BU	0.48	0/977	0.61	0/1301
40	DU	0.33	0/977	0.53	0/1301
41	BV	0.44	0/782	0.64	0/1049
41	DV	0.34	0/782	0.55	1/1049 (0.1%)
42	BW	0.50	0/897	0.62	0/1205
42	DW	0.34	0/897	0.53	0/1205
43	BX	0.45	0/764	0.58	0/1025
43	DX	0.34	0/764	0.54	1/1025 (0.1%)
44	BY	0.40	0/819	0.62	0/1095
44	DY	0.33	0/819	0.57	0/1095
45	BZ	0.35	0/1379	0.62	0/1873
45	DZ	0.31	0/1390	0.54	0/1890
46	B0	0.45	0/662	0.65	0/881
46	D0	0.33	0/662	0.55	0/881
47	B1	0.40	0/762	0.55	0/1014
47	D1	0.36	0/762	0.56	0/1014
48	B2	0.39	0/590	0.59	0/781
48	D2	0.29	0/590	0.50	0/781
49	B3	0.41	0/474	0.59	0/635
49	D3	0.30	0/469	0.53	0/630
50	B4	0.36	0/571	0.68	0/768
50	D4	0.34	0/545	0.62	0/737
51	B5	0.50	1/469 (0.2%)	0.77	0/635
51	D5	0.35	0/469	0.59	1/635 (0.2%)
52	B6	0.60	1/460 (0.2%)	0.67	1/613 (0.2%)
52	D6	0.36	0/456	0.52	0/608
53	B7	0.48	0/426	0.62	0/561
53	D7	0.37	0/426	0.57	0/561
54	B8	0.44	0/519	0.61	0/684
54	D8	0.36	0/525	0.54	0/691
55	B9	0.50	0/310	0.65	1/407 (0.2%)
55	D9	0.38	0/310	0.62	0/407
All	All	0.65	30/310558 (0.0%)	0.94	397/464586 (0.1%)

Chiral center outliers are detected by calculating the chiral volume of a chiral center and verifying if the center is modelled as a planar moiety or with the opposite hand. A planarity outlier is detected by checking planarity of atoms in a peptide group, atoms in a mainchain group or atoms of a sidechain that are expected to be planar.

Mol	Chain	#Chirality outliers	#Planarity outliers
1	AA	0	1
7	CG	0	2
38	BS	0	1
50	B4	0	1
50	D4	0	1
All	All	0	6

All (30) bond length outliers are listed below:

Mol	Chain	Res	Type	Atoms	Z	Observed(Å)	Ideal(Å)
1	AA	439	A	C5-C4	145.31	2.40	1.38
1	AA	496	A	C6-N1	114.63	2.15	1.35
1	AA	439	A	N3-C4	59.27	1.70	1.34
1	AA	496	A	C2-N3	54.84	1.82	1.33
1	AA	439	A	C6-N1	53.24	1.72	1.35
1	AA	439	A	N9-C4	44.55	1.64	1.37
1	AA	439	A	C5-C6	42.20	1.79	1.41
1	AA	439	A	N7-C5	41.35	1.64	1.39
1	AA	439	A	N1-C2	40.66	1.71	1.34
1	AA	439	A	C2-N3	38.98	1.68	1.33
1	AA	439	A	C8-N7	32.92	1.54	1.31
1	AA	439	A	N9-C8	32.75	1.64	1.37
1	AA	496	A	N3-C4	19.92	1.46	1.34
1	AA	496	A	C5-C4	-14.32	1.28	1.38
1	AA	496	A	N1-C2	11.06	1.44	1.34
24	AY	1	G	OP3-P	-10.29	1.48	1.61
25	BA	1188	A	N9-C4	-9.37	1.32	1.37
25	BA	354	A	N9-C4	-6.52	1.33	1.37
25	BA	553	A	N9-C4	-6.46	1.33	1.37
25	BA	1067	A	N9-C4	-6.36	1.34	1.37
23	CX	22	G	N7-C5	6.34	1.43	1.39
23	AX	22	G	N7-C5	6.23	1.43	1.39
25	BA	2299	A	N9-C4	-6.16	1.34	1.37
52	B6	43	CYS	CB-SG	6.08	1.92	1.82
25	DA	528	A	N9-C4	-5.97	1.34	1.37
25	DA	2287	A	N9-C4	-5.93	1.34	1.37
51	B5	36	CYS	CB-SG	5.47	1.91	1.82
23	AX	14	A	N7-C5	-5.44	1.35	1.39
25	BA	990	A	N9-C4	-5.24	1.34	1.37
25	DA	1142(A)	A	N9-C4	-5.09	1.34	1.37

All (397) bond angle outliers are listed below:

Mol	Chain	Res	Type	Atoms	Z	Observed(°)	Ideal(°)
1	AA	496	A	C2-N3-C4	97.04	159.12	110.60
1	AA	496	A	N1-C2-N3	-89.99	84.31	129.30
1	AA	496	A	C5-C6-N6	-36.75	94.30	123.70
1	AA	496	A	C5-C6-N1	31.98	133.69	117.70
1	AA	496	A	C4-C5-C6	-28.65	102.68	117.00
1	AA	439	A	N3-C4-N9	27.30	149.24	127.40
1	AA	439	A	C4-C5-N7	-26.92	97.24	110.70
1	AA	439	A	C6-C5-N7	26.20	150.64	132.30
1	AA	439	A	N9-C4-C5	-25.41	95.64	105.80
1	AA	439	A	C2-N3-C4	25.16	123.18	110.60
1	AA	496	A	N1-C6-N6	22.35	132.01	118.60
1	AA	439	A	C5-N7-C8	18.86	113.33	103.90
1	AA	439	A	C6-N1-C2	18.43	129.66	118.60
1	AA	439	A	N3-C4-C5	-18.40	113.92	126.80
1	AA	439	A	C8-N9-C4	17.01	112.60	105.80
1	AA	439	A	N7-C8-N9	14.77	121.19	113.80
1	CA	1119	C	C2-N3-C4	14.01	126.91	119.90
1	CA	1154	G	C5-C6-O6	13.13	136.48	128.60
1	AA	496	A	C6-C5-N7	12.69	141.18	132.30
1	AA	439	A	C4-C5-C6	-11.90	111.05	117.00
1	AA	439	A	N1-C2-N3	-11.72	123.44	129.30
25	BA	1686	U	O5'-P-OP2	-11.30	95.53	105.70
25	BA	2083	G	O5'-P-OP2	-11.14	95.67	105.70
1	AA	496	A	C4-C5-N7	10.89	116.14	110.70
25	DA	2061	G	O5'-P-OP2	-10.55	96.20	105.70
25	BA	840	A	O5'-P-OP2	-10.40	96.34	105.70
1	CA	1119	C	N1-C2-O2	10.32	125.09	118.90
25	BA	139	A	N7-C8-N9	10.30	118.95	113.80
25	BA	553	A	C2-N3-C4	-10.10	105.55	110.60
1	AA	496	A	N3-C4-N9	9.95	135.36	127.40
25	BA	354	A	C2-N3-C4	-9.87	105.66	110.60
25	BA	990	A	N1-C6-N6	9.81	124.48	118.60
25	BA	1067	A	C2-N3-C4	-9.77	105.71	110.60
23	CX	46	G	C6-N1-C2	-9.77	119.24	125.10
23	AX	14	A	C4-C5-C6	9.68	121.84	117.00
25	BA	31	C	O5'-P-OP1	-9.51	97.14	105.70
25	DA	2155	G	N3-C4-N9	9.44	131.67	126.00
1	CA	1119	C	N3-C4-C5	-9.39	118.14	121.90
1	CA	1154	G	N1-C6-O6	-9.38	114.27	119.90
1	AA	496	A	N3-C4-C5	-9.27	120.31	126.80
25	BA	139	A	C5-N7-C8	-9.25	99.27	103.90
25	BA	2162	C	N1-C2-O2	9.14	124.39	118.90
1	AA	1161	C	N1-C2-O2	9.11	124.36	118.90

Continued on next page...

Continued from previous page...

Mol	Chain	Res	Type	Atoms	Z	Observed(°)	Ideal(°)
23	AX	14	A	C5-N7-C8	9.10	108.45	103.90
25	BA	1807	G	O5'-P-OP2	-9.09	97.52	105.70
25	DA	528	A	C2-N3-C4	-8.98	106.11	110.60
25	BA	1188	A	C2-N3-C4	-8.97	106.12	110.60
25	BA	855	G	O5'-P-OP2	-8.89	97.69	105.70
1	AA	1030(B)	C	N1-C2-O2	8.82	124.19	118.90
25	BA	990	A	C2-N3-C4	-8.75	106.23	110.60
1	AA	1030(B)	C	C2-N1-C1'	8.73	128.41	118.80
23	CX	20	U	N1-C2-O2	8.63	128.84	122.80
1	CA	1119	C	C5-C4-N4	8.54	126.18	120.20
1	AA	1161	C	N3-C2-O2	-8.51	115.94	121.90
25	BA	537	G	O4'-C1'-N9	8.49	114.99	108.20
25	BA	139	A	C8-N9-C4	-8.33	102.47	105.80
23	AX	46	G	C6-N1-C2	-8.30	120.12	125.10
25	BA	1188	A	N3-C4-N9	-8.15	120.88	127.40
25	DA	2577	A	O5'-P-OP1	-8.11	98.40	105.70
25	BA	553	A	N3-C4-N9	-8.10	120.92	127.40
23	CX	14	A	C4-C5-C6	8.04	121.02	117.00
23	CX	20	U	N3-C2-O2	-8.02	116.59	122.20
25	BA	2162	C	C2-N1-C1'	7.94	127.53	118.80
25	DA	645	C	C2-N1-C1'	7.92	127.51	118.80
25	BA	1188	A	N3-C4-C5	7.84	132.29	126.80
23	AX	22	G	C4-C5-C6	-7.82	114.11	118.80
1	CA	1023	G	N3-C4-N9	7.80	130.68	126.00
23	AX	22	G	N1-C6-O6	-7.79	115.23	119.90
1	AA	1160	G	N7-C8-N9	7.71	116.95	113.10
25	BA	354	A	N1-C2-N3	7.70	133.15	129.30
25	BA	553	A	N3-C4-C5	7.64	132.15	126.80
1	AA	496	A	C5-N7-C8	-7.64	100.08	103.90
25	BA	2299	A	C2-N3-C4	-7.64	106.78	110.60
23	CX	46	G	C5-C6-O6	-7.62	124.03	128.60
25	DA	1204	A	O4'-C1'-N9	7.55	114.24	108.20
25	BA	215	G	O4'-C1'-N9	7.48	114.19	108.20
25	BA	990	A	C5-N7-C8	-7.43	100.18	103.90
25	BA	990	A	C4-C5-N7	7.41	114.40	110.70
25	BA	2162	C	N3-C2-O2	-7.39	116.73	121.90
1	CA	1037	C	C6-N1-C2	-7.35	117.36	120.30
23	AX	22	G	N3-C4-N9	-7.31	121.61	126.00
1	AA	254	G	O5'-P-OP1	-7.26	99.16	105.70
25	BA	1581	U	N3-C2-O2	-7.21	117.15	122.20
1	CA	1003	G	N7-C8-N9	7.19	116.70	113.10
25	DA	2276	G	O5'-P-OP1	-7.16	99.25	105.70

Continued on next page...

Continued from previous page...

Mol	Chain	Res	Type	Atoms	Z	Observed(°)	Ideal(°)
1	AA	1030(B)	C	N3-C2-O2	-7.15	116.90	121.90
23	CX	22	G	C4-C5-C6	-7.13	114.52	118.80
25	DA	2155	G	N3-C4-C5	-7.11	125.05	128.60
25	DA	1774	C	O5'-P-OP1	-7.07	99.33	105.70
25	BA	2122	G	C5-C6-O6	-7.07	124.36	128.60
25	BA	848	G	O5'-P-OP2	-7.06	99.34	105.70
1	CA	1003	G	C8-N9-C4	-6.97	103.61	106.40
1	CA	1263	C	C2-N3-C4	6.94	123.37	119.90
25	DA	2155	G	C6-C5-N7	-6.94	126.24	130.40
25	DA	645	C	N1-C2-O2	6.93	123.06	118.90
25	DA	512	G	O4'-C1'-N9	6.92	113.73	108.20
23	CX	14	A	C5-N7-C8	6.92	107.36	103.90
25	BA	1361	C	O5'-P-OP2	-6.89	99.50	105.70
23	AX	14	A	C5-C6-N1	-6.89	114.26	117.70
25	DA	2167	U	N1-C2-O2	6.88	127.62	122.80
1	CA	1158	C	N1-C2-O2	6.86	123.01	118.90
25	BA	1067	A	N1-C2-N3	6.85	132.73	129.30
25	BA	2091	G	O5'-P-OP2	-6.84	99.55	105.70
25	DA	2167	U	N3-C2-O2	-6.82	117.42	122.20
1	AA	1285	A	P-O3'-C3'	6.81	127.87	119.70
25	BA	2858	G	O4'-C1'-N9	6.81	113.65	108.20
25	BA	1068	G	N3-C4-N9	-6.80	121.92	126.00
23	AX	22	G	C6-C5-N7	6.79	134.47	130.40
25	DA	2155	G	N3-C2-N2	6.78	124.64	119.90
1	CA	1003	G	C4-N9-C1'	6.71	135.22	126.50
25	BA	990	A	C6-C5-N7	-6.71	127.61	132.30
23	CX	22	G	C5-N7-C8	-6.70	100.95	104.30
23	AX	22	G	C8-N9-C1'	6.70	135.71	127.00
25	BA	993	G	O5'-P-OP1	-6.69	99.68	105.70
25	BA	986	A	O5'-P-OP1	-6.67	99.69	105.70
25	BA	1068	G	N3-C2-N2	-6.67	115.23	119.90
1	CA	1023	G	C4-N9-C1'	6.62	135.11	126.50
23	CX	22	G	N1-C6-O6	-6.62	115.93	119.90
25	DA	2139	C	C2-N1-C1'	6.60	126.06	118.80
1	CA	1002	G	N3-C2-N2	-6.60	115.28	119.90
25	BA	1311	A	O5'-P-OP2	-6.59	99.77	105.70
1	CA	1158	C	C2-N1-C1'	6.58	126.04	118.80
1	AA	1030(B)	C	C6-N1-C2	-6.57	117.67	120.30
23	CX	20	U	C2-N1-C1'	6.54	125.54	117.70
25	BA	1810	U	O5'-P-OP1	-6.53	99.82	105.70
1	CA	754	C	C2-N1-C1'	6.51	125.96	118.80
25	DA	2155	G	N1-C2-N2	-6.50	110.35	116.20

Continued on next page...

Continued from previous page...

Mol	Chain	Res	Type	Atoms	Z	Observed(°)	Ideal(°)
43	DX	57	LEU	CA-CB-CG	6.44	130.11	115.30
25	BA	12	U	C2-N1-C1'	6.43	125.42	117.70
25	DA	2287	A	C2-N3-C4	-6.42	107.39	110.60
1	CA	1119	C	C6-N1-C2	-6.42	117.73	120.30
1	CA	1003	G	N3-C4-C5	-6.42	125.39	128.60
23	CX	22	G	C5-C6-N1	6.41	114.70	111.50
23	CX	46	G	C5-C6-N1	6.41	114.70	111.50
25	DA	1828	G	O5'-P-OP1	-6.39	99.94	105.70
25	BA	874	U	O5'-P-OP2	-6.37	99.97	105.70
25	DA	2155	G	C4-N9-C1'	6.36	134.77	126.50
25	BA	2566	U	O5'-P-OP1	-6.34	100.00	105.70
25	BA	2348	A	N9-C4-C5	-6.33	103.27	105.80
1	AA	1160	G	C8-N9-C4	-6.32	103.87	106.40
25	BA	1232	G	N1-C6-O6	-6.31	116.11	119.90
1	CA	1225	A	C5-C6-N6	6.31	128.75	123.70
12	CL	29	GLY	N-CA-C	-6.25	97.47	113.10
25	BA	733	G	N9-C4-C5	-6.23	102.91	105.40
1	AA	1161	C	C4-C5-C6	6.22	120.51	117.40
25	BA	978	A	C5-N7-C8	-6.22	100.79	103.90
25	BA	2260	C	O5'-P-OP2	-6.21	100.11	105.70
25	BA	2627	U	O5'-P-OP1	-6.19	100.13	105.70
25	DA	2473	U	N1-C2-O2	6.17	127.12	122.80
25	BA	139	A	C6-C5-N7	-6.17	127.98	132.30
1	CA	1220	G	N3-C2-N2	-6.17	115.58	119.90
1	CA	1119	C	C5-C6-N1	6.16	124.08	121.00
34	BO	8	LEU	CA-CB-CG	6.15	129.44	115.30
25	DA	277	C	N1-C2-O2	6.14	122.59	118.90
1	CA	1023	G	C6-C5-N7	-6.13	126.72	130.40
25	BA	856	G	N1-C6-O6	-6.12	116.23	119.90
25	BA	978	A	N7-C8-N9	6.09	116.85	113.80
25	BA	2122	G	N1-C6-O6	6.09	123.55	119.90
23	AX	22	G	C5-N7-C8	-6.08	101.26	104.30
25	DA	1021	A	C2-N3-C4	-6.08	107.56	110.60
25	DA	949	C	N1-C2-O2	-6.07	115.26	118.90
25	BA	593	G	C5-C6-N1	6.07	114.54	111.50
25	DA	2473	U	N3-C2-O2	-6.07	117.95	122.20
23	AX	22	G	C4-N9-C1'	-6.06	118.62	126.50
1	CA	1158	C	N3-C2-O2	-6.05	117.66	121.90
1	CA	960	U	C2-N1-C1'	6.05	124.96	117.70
1	AA	1285	A	OP2-P-O3'	6.03	118.47	105.20
25	BA	1067	A	C8-N9-C4	-6.03	103.39	105.80
34	DO	8	LEU	CA-CB-CG	6.01	129.13	115.30

Continued on next page...

Continued from previous page...

Mol	Chain	Res	Type	Atoms	Z	Observed(°)	Ideal(°)
1	CA	1154	G	C6-N1-C2	6.00	128.70	125.10
1	CA	1220	G	N3-C4-N9	-5.98	122.41	126.00
25	DA	2889	C	N1-C2-O2	5.98	122.49	118.90
25	BA	1745	A	C2-N3-C4	-5.97	107.61	110.60
25	DA	2136	C	N1-C2-O2	5.96	122.48	118.90
25	BA	139	A	O4'-C1'-N9	5.96	112.97	108.20
25	BA	2162	C	C6-N1-C2	-5.96	117.92	120.30
25	BA	555	G	N3-C4-C5	5.96	131.58	128.60
25	BA	179	A	O5'-P-OP2	-5.95	100.34	105.70
25	BA	1249	A	O4'-C1'-N9	5.92	112.93	108.20
25	DA	2473	U	C2-N1-C1'	5.91	124.79	117.70
25	DA	2138	C	N1-C2-O2	5.90	122.44	118.90
25	DA	645	C	C6-N1-C1'	-5.89	113.73	120.80
25	DA	1142(A)	A	C2-N3-C4	-5.87	107.67	110.60
1	AA	1030(B)	C	C6-N1-C1'	-5.86	113.77	120.80
25	BA	1067	A	C5-N7-C8	-5.86	100.97	103.90
25	DA	945	A	O4'-C1'-N9	5.86	112.88	108.20
1	CA	1225	A	N1-C6-N6	-5.85	115.09	118.60
1	CA	1023	G	C8-N9-C1'	-5.85	119.39	127.00
1	CA	1263	C	C5-C6-N1	5.83	123.92	121.00
25	BA	990	A	C5-C6-N6	-5.83	119.04	123.70
1	AA	1502	A	N1-C2-N3	5.83	132.21	129.30
25	BA	1067	A	N3-C4-N9	-5.82	122.75	127.40
1	AA	1025	U	N1-C2-O2	5.80	126.86	122.80
25	DA	141	A	N7-C8-N9	5.79	116.70	113.80
1	AA	1160	G	C4-N9-C1'	5.79	134.03	126.50
25	BA	934	A	O4'-C1'-N9	5.79	112.83	108.20
1	CA	1119	C	N3-C2-O2	-5.79	117.84	121.90
25	BA	1745	A	O4'-C1'-N9	5.79	112.83	108.20
25	BA	1067	A	N7-C8-N9	5.79	116.69	113.80
25	BA	831	A	O4'-C1'-N9	5.78	112.83	108.20
25	BA	2014	G	P-O3'-C3'	5.78	126.64	119.70
25	DA	1314	C	C2-N1-C1'	5.77	125.14	118.80
25	DA	2153	G	C5-C6-O6	-5.74	125.15	128.60
25	BA	1858	C	N3-C2-O2	-5.73	117.89	121.90
25	DA	2155	G	C8-N9-C1'	-5.73	119.56	127.00
25	BA	2348	A	N1-C6-N6	5.72	122.03	118.60
25	BA	2605	U	N3-C4-O4	-5.72	115.39	119.40
1	CA	79	G	C5-C6-O6	5.71	132.03	128.60
25	DA	277	C	N3-C2-O2	-5.71	117.91	121.90
25	DA	2108	C	C2-N3-C4	5.71	122.75	119.90
23	AX	22	G	N3-C4-C5	5.70	131.45	128.60

Continued on next page...

Continued from previous page...

Mol	Chain	Res	Type	Atoms	Z	Observed(°)	Ideal(°)
25	BA	2054	G	C4-C5-N7	-5.70	108.52	110.80
1	CA	1190	G	N9-C1'-C2'	-5.70	105.73	112.00
25	BA	1985	U	C2-N1-C1'	5.70	124.54	117.70
9	CI	102	LEU	CA-CB-CG	5.69	128.39	115.30
25	DA	1313	U	C2-N1-C1'	5.68	124.52	117.70
1	CA	1003	G	N3-C4-N9	5.68	129.41	126.00
25	BA	139	A	C4-C5-N7	5.67	113.53	110.70
25	BA	2210	C	C6-N1-C2	-5.66	118.03	120.30
25	DA	856	C	C6-N1-C2	-5.66	118.03	120.30
25	BA	354	A	N3-C4-N9	-5.66	122.88	127.40
25	DA	528	A	N1-C2-N3	5.65	132.13	129.30
30	BG	82	LEU	CA-CB-CG	5.64	128.28	115.30
25	DA	748	G	C4-N9-C1'	-5.63	119.17	126.50
25	DA	1653	G	P-O3'-C3'	5.62	126.45	119.70
25	BA	2441	G	OP1-P-OP2	-5.62	111.18	119.60
25	BA	2299	A	N3-C4-C5	5.61	130.73	126.80
3	CC	101	LEU	CA-CB-CG	5.61	128.19	115.30
25	BA	637	U	N3-C2-O2	-5.59	118.29	122.20
25	BA	892	G	O4'-C1'-N9	5.59	112.67	108.20
25	BA	1418	U	N3-C4-O4	5.59	123.31	119.40
41	DV	38	LEU	CA-CB-CG	5.58	128.13	115.30
25	DA	2160	G	N3-C4-N9	5.58	129.35	126.00
23	AX	14	A	C8-N9-C1'	-5.56	117.69	127.70
25	BA	1343	C	OP1-P-O3'	5.56	117.44	105.20
25	DA	1022	G	C4-C5-N7	-5.55	108.58	110.80
25	BA	470	C	O5'-P-OP1	5.54	117.35	110.70
25	BA	2211	U	N1-C2-O2	5.54	126.68	122.80
26	DB	1	U	C2-N1-C1'	5.54	124.35	117.70
1	AA	997	U	C5-C4-O4	5.53	129.22	125.90
23	AX	10	G	N3-C2-N2	-5.53	116.03	119.90
25	BA	139	A	N1-C6-N6	5.53	121.92	118.60
1	AA	1160	G	N3-C4-C5	-5.53	125.84	128.60
25	DA	614	U	N3-C2-O2	-5.52	118.33	122.20
1	AA	1183	A	P-O3'-C3'	5.52	126.32	119.70
25	DA	2287	A	N3-C4-C5	5.52	130.66	126.80
1	AA	1137	C	C6-N1-C2	-5.51	118.09	120.30
25	DA	1022	G	N3-C4-N9	-5.51	122.69	126.00
1	CA	1004	A	N7-C8-N9	-5.51	111.05	113.80
23	CX	17	C	C2-N1-C1'	5.51	124.86	118.80
19	CS	16	LEU	CA-CB-CG	5.50	127.96	115.30
1	CA	1220	G	N9-C4-C5	5.49	107.60	105.40
1	CA	1030(B)	C	C6-N1-C2	-5.49	118.10	120.30

Continued on next page...

Continued from previous page...

Mol	Chain	Res	Type	Atoms	Z	Observed(°)	Ideal(°)
1	CA	1256	A	N1-C6-N6	5.47	121.88	118.60
25	BA	1660	A	O5'-P-OP1	-5.47	100.78	105.70
23	CX	14	A	C4-N9-C1'	5.47	136.15	126.30
51	D5	58	LEU	CA-CB-CG	5.47	127.88	115.30
25	DA	195	A	P-O3'-C3'	5.46	126.26	119.70
26	DB	60	C	C5-C6-N1	5.46	123.73	121.00
1	AA	365	U	C2-N1-C1'	-5.45	111.17	117.70
25	DA	2153	G	N1-C6-O6	5.45	123.17	119.90
1	AA	1042	G	O4'-C1'-N9	5.43	112.54	108.20
25	BA	1153	G	N3-C4-C5	-5.42	125.89	128.60
25	BA	1091	A	C2-N3-C4	5.42	113.31	110.60
23	CX	22	G	C6-C5-N7	5.42	133.65	130.40
25	BA	2045	G	O5'-P-OP1	-5.41	100.83	105.70
25	DA	2167	U	C2-N1-C1'	5.41	124.19	117.70
52	B6	13	CYS	CA-CB-SG	5.39	123.71	114.00
25	DA	2725	A	N1-C6-N6	5.39	121.84	118.60
23	CX	14	A	C8-N9-C1'	-5.39	118.00	127.70
25	BA	2250	G	OP1-P-OP2	5.39	127.68	119.60
25	BA	555	G	C4-C5-N7	5.38	112.95	110.80
23	AX	14	A	C4-N9-C1'	5.38	135.98	126.30
1	CA	992	U	P-O3'-C3'	5.38	126.15	119.70
25	BA	1431	G	O4'-C1'-N9	5.38	112.50	108.20
1	CA	955	U	C2-N3-C4	5.37	130.22	127.00
25	BA	2713	C	C6-N1-C2	-5.36	118.16	120.30
25	BA	1343	C	OP2-P-O3'	-5.36	93.40	105.20
25	BA	1745	A	N1-C2-N3	5.36	131.98	129.30
25	BA	1249	A	C5-N7-C8	-5.36	101.22	103.90
1	CA	1006	C	N1-C2-O2	5.36	122.11	118.90
25	DA	2252	G	N3-C4-N9	-5.35	122.79	126.00
1	AA	532	A	OP1-P-O3'	5.35	116.97	105.20
25	BA	1359	U	C2-N1-C1'	5.35	124.12	117.70
25	BA	827	G	O5'-P-OP2	-5.34	100.89	105.70
25	BA	36	G	O5'-P-OP2	-5.33	100.90	105.70
1	CA	1183	A	P-O3'-C3'	5.33	126.10	119.70
1	CA	1023	G	N3-C4-C5	-5.33	125.94	128.60
25	DA	528	A	N3-C4-N9	-5.32	123.14	127.40
25	BA	1768	U	C2-N1-C1'	5.32	124.08	117.70
25	BA	869	U	N3-C2-O2	-5.29	118.49	122.20
25	DA	801	G	O5'-P-OP2	-5.29	100.93	105.70
25	BA	894	U	C5-C6-N1	-5.29	120.06	122.70
25	BA	978	A	O4'-C1'-N9	5.29	112.43	108.20
25	BA	2054	G	N9-C4-C5	5.29	107.51	105.40

Continued on next page...

Continued from previous page...

Mol	Chain	Res	Type	Atoms	Z	Observed(°)	Ideal(°)
25	BA	2072	C	N1-C2-O2	-5.28	115.73	118.90
25	BA	1200	G	OP2-P-O3'	5.28	116.81	105.20
25	DA	2155	G	N9-C4-C5	-5.28	103.29	105.40
25	BA	2162	C	C6-N1-C1'	-5.28	114.47	120.80
25	BA	1188	A	C5-C6-N1	-5.27	115.06	117.70
1	CA	65	U	P-O3'-C3'	5.27	126.03	119.70
25	BA	715	G	OP2-P-O3'	5.27	116.80	105.20
25	BA	2077	C	OP1-P-O3'	5.27	116.79	105.20
25	DA	1558	A	P-O3'-C3'	5.26	126.02	119.70
25	DA	2139	C	C6-N1-C1'	-5.26	114.48	120.80
25	BA	1220	U	P-O3'-C3'	5.26	126.01	119.70
25	DA	2207	G	N1-C6-O6	5.26	123.06	119.90
25	BA	2701	U	C5-C6-N1	5.26	125.33	122.70
25	BA	1235	G	C5-N7-C8	5.24	106.92	104.30
23	CX	67	C	C5-C6-N1	5.24	123.62	121.00
25	BA	2024	G	N3-C2-N2	-5.24	116.23	119.90
25	DA	528	A	N3-C4-C5	5.24	130.47	126.80
1	AA	97	G	N3-C4-N9	5.24	129.14	126.00
1	AA	421	U	N1-C2-O2	5.24	126.47	122.80
1	CA	532	A	OP1-P-O3'	5.23	116.71	105.20
25	DA	2139	C	N1-C2-O2	5.23	122.04	118.90
25	BA	1581	U	N1-C2-O2	5.23	126.46	122.80
25	DA	141	A	N1-C2-N3	5.22	131.91	129.30
1	AA	266	G	P-O3'-C3'	5.22	125.96	119.70
25	BA	847	A	OP1-P-OP2	5.22	127.43	119.60
1	AA	299	G	C5-C6-O6	-5.21	125.47	128.60
35	DP	44	GLY	C-N-CA	5.21	134.73	121.70
1	CA	1064	G	P-O3'-C3'	5.21	125.95	119.70
23	AX	46	G	N1-C2-N3	5.20	127.02	123.90
25	BA	354	A	N3-C4-C5	5.20	130.44	126.80
25	BA	2627	U	OP1-P-OP2	5.20	127.41	119.60
25	BA	2211	U	C2-N1-C1'	5.19	123.93	117.70
25	DA	1210	A	P-O3'-C3'	5.19	125.93	119.70
1	AA	1030(B)	C	C5-C6-N1	5.19	123.60	121.00
25	BA	399	G	O4'-C1'-N9	5.19	112.35	108.20
25	DA	2267	A	OP1-P-OP2	5.18	127.37	119.60
25	BA	410	U	C2-N1-C1'	-5.18	111.49	117.70
25	BA	2601	A	C8-N9-C4	5.17	107.87	105.80
25	BA	2209	G	P-O3'-C3'	5.17	125.90	119.70
25	BA	733	G	C4-C5-N7	5.17	112.87	110.80
25	BA	1249	A	C2-N3-C4	-5.17	108.02	110.60
25	DA	1530	C	P-O3'-C3'	5.16	125.89	119.70

Continued on next page...

Continued from previous page...

Mol	Chain	Res	Type	Atoms	Z	Observed(°)	Ideal(°)
25	BA	1768	U	N1-C2-O2	5.16	126.41	122.80
2	AB	9	GLU	N-CA-C	5.15	124.92	111.00
25	BA	2883	A	O4'-C1'-N9	5.15	112.32	108.20
1	CA	1002	G	N1-C2-N2	5.15	120.84	116.20
1	CA	1054	C	C2-N1-C1'	5.15	124.46	118.80
1	CA	913	A	P-O3'-C3'	5.14	125.87	119.70
2	CB	231	GLU	C-N-CD	5.14	139.19	128.40
1	CA	1154	G	N3-C2-N2	5.14	123.50	119.90
1	AA	1004	A	C8-N9-C4	-5.13	103.75	105.80
25	DA	2166	G	P-O3'-C3'	5.13	125.86	119.70
25	BA	2250	G	N3-C4-N9	5.12	129.07	126.00
1	AA	1183	A	O4'-C1'-N9	-5.12	104.10	108.20
1	CA	60	A	P-O3'-C3'	5.12	125.85	119.70
1	CA	1263	C	C6-N1-C2	-5.12	118.25	120.30
25	BA	1700	G	P-O3'-C3'	5.12	125.84	119.70
23	AX	22	G	C5-C6-N1	5.12	114.06	111.50
1	CA	1023	G	C4-C5-N7	5.12	112.85	110.80
55	B9	11	CYS	CA-CB-SG	-5.12	104.79	114.00
25	BA	2189	U	C2-N1-C1'	5.11	123.83	117.70
25	DA	2149	G	N3-C4-N9	5.11	129.06	126.00
25	BA	2168	C	C2-N1-C1'	5.11	124.42	118.80
25	DA	2108	C	N1-C2-O2	5.11	121.96	118.90
39	DT	78	LEU	CA-CB-CG	5.11	127.04	115.30
23	CX	46	G	N1-C2-N3	5.10	126.96	123.90
25	DA	141	A	C5-N7-C8	-5.10	101.35	103.90
25	BA	842	C	N1-C2-O2	5.10	121.96	118.90
25	BA	2515	A	N1-C2-N3	-5.09	126.76	129.30
25	DA	1783	A	C8-N9-C4	5.08	107.83	105.80
25	BA	1218	G	O4'-C1'-N9	5.08	112.26	108.20
1	CA	1128	C	P-O3'-C3'	5.08	125.80	119.70
25	BA	555	G	C5-N7-C8	-5.08	101.76	104.30
1	AA	1160	G	N3-C4-N9	5.08	129.05	126.00
1	AA	1037	C	N1-C2-O2	5.07	121.94	118.90
25	BA	2027	A	OP1-P-O3'	5.07	116.35	105.20
1	AA	1531	A	O4'-C1'-N9	-5.06	104.15	108.20
25	BA	1874	C	C6-N1-C2	5.06	122.33	120.30
25	DA	751	A	O5'-P-OP1	-5.06	101.14	105.70
25	DA	2139	C	C5-C6-N1	5.06	123.53	121.00
1	CA	1023	G	N9-C4-C5	-5.06	103.38	105.40
1	CA	1272	G	C6-N1-C2	5.05	128.13	125.10
25	DA	2554	U	O5'-P-OP1	-5.05	101.15	105.70
1	CA	993	G	N3-C4-C5	-5.05	126.08	128.60

Continued on next page...

Continued from previous page...

Mol	Chain	Res	Type	Atoms	Z	Observed(°)	Ideal(°)
1	CA	1263	C	N3-C4-C5	-5.05	119.88	121.90
25	DA	141	A	O4'-C1'-N9	5.05	112.24	108.20
1	AA	615	C	C6-N1-C2	-5.04	118.28	120.30
25	BA	598	A	O5'-P-OP1	-5.03	101.17	105.70
25	BA	1068	G	N3-C4-C5	5.03	131.12	128.60
25	DA	2152	G	C5-C6-O6	-5.03	125.58	128.60
25	DA	2318	G	N3-C4-C5	-5.03	126.08	128.60
25	BA	2449	U	C5-C6-N1	-5.03	120.19	122.70
1	CA	1004	A	C4-N9-C1'	-5.02	117.26	126.30
23	AX	14	A	C4-C5-N7	-5.02	108.19	110.70
1	CA	1256	A	N9-C4-C5	-5.01	103.79	105.80
25	DA	1022	G	N9-C4-C5	5.01	107.41	105.40
1	AA	1320	C	C5-C6-N1	5.01	123.50	121.00
25	DA	798	G	N3-C4-N9	-5.01	123.00	126.00
1	AA	1065	U	P-O3'-C3'	5.00	125.71	119.70
1	AA	782	A	O5'-P-OP1	-5.00	101.20	105.70
25	BA	2078	G	O4'-C1'-N9	-5.00	104.20	108.20
1	CA	1183	A	OP1-P-O3'	5.00	116.21	105.20

There are no chirality outliers.

All (6) planarity outliers are listed below:

Mol	Chain	Res	Type	Group
1	AA	439	A	Sidechain
50	B4	59	PHE	Peptide
38	BS	58	LEU	Peptide
7	CG	78	ARG	Peptide
7	CG	79	ARG	Peptide
50	D4	67	TYR	Peptide

5.2 Too-close contacts ⓘ

In the following table, the Non-H and H(model) columns list the number of non-hydrogen atoms and hydrogen atoms in the chain respectively. The H(added) column lists the number of hydrogen atoms added and optimized by MolProbity. The Clashes column lists the number of clashes within the asymmetric unit, whereas Symm-Clashes lists symmetry related clashes.

Mol	Chain	Non-H	H(model)	H(added)	Clashes	Symm-Clashes
1	AA	32183	0	16244	640	0
1	CA	32312	0	16308	675	0
2	AB	1846	0	1867	88	0

Continued on next page...

Continued from previous page...

Mol	Chain	Non-H	H(model)	H(added)	Clashes	Symm-Clashes
2	CB	1825	0	1828	91	0
3	AC	1552	0	1546	53	0
3	CC	1542	0	1517	52	0
4	AD	1659	0	1676	71	0
4	CD	1674	0	1714	52	0
5	AE	1129	0	1185	32	0
5	CE	1133	0	1191	37	0
6	AF	806	0	793	19	0
6	CF	816	0	808	16	0
7	AG	1231	0	1238	22	0
7	CG	1235	0	1249	37	0
8	AH	1088	0	1126	28	0
8	CH	1088	0	1126	26	0
9	AI	983	0	986	30	0
9	CI	978	0	966	47	0
10	AJ	709	0	650	34	0
10	CJ	714	0	672	34	0
11	AK	829	0	825	20	0
11	CK	833	0	836	16	0
12	AL	930	0	980	25	0
12	CL	930	0	980	28	0
13	AM	937	0	977	27	0
13	CM	920	0	950	37	0
14	AN	492	0	529	21	0
14	CN	492	0	529	25	0
15	AO	728	0	760	22	0
15	CO	728	0	760	24	0
16	AP	681	0	697	23	0
16	CP	677	0	686	17	0
17	AQ	823	0	891	11	0
17	CQ	823	0	891	10	0
18	AR	555	0	618	13	0
18	CR	555	0	618	12	0
19	AS	652	0	662	25	0
19	CS	646	0	644	39	0
20	AT	728	0	798	21	0
20	CT	727	0	796	16	0
21	AU	199	0	208	4	0
21	CU	199	0	208	9	0
22	AV	169	0	86	4	0
22	CV	109	0	55	5	0
23	AX	1625	0	828	21	0

Continued on next page...

Continued from previous page...

Mol	Chain	Non-H	H(model)	H(added)	Clashes	Symm-Clashes
23	CX	1625	0	829	27	0
24	AY	385	0	199	11	0
24	CY	104	0	56	6	0
25	BA	60792	0	30653	698	0
25	DA	60311	0	30414	981	0
26	BB	2573	0	1306	23	0
26	DB	2573	0	1306	73	0
27	BD	2136	0	2218	60	0
27	DD	2136	0	2218	66	0
28	BE	1559	0	1618	27	0
28	DE	1559	0	1618	41	0
29	BF	1584	0	1625	45	0
29	DF	1580	0	1619	51	0
30	BG	1425	0	1443	43	0
30	DG	1424	0	1434	67	0
31	BH	1330	0	1407	24	0
31	DH	1330	0	1407	49	0
32	BI	1085	0	1114	35	0
32	DI	1061	0	1080	30	0
33	BN	1117	0	1183	19	0
33	DN	1117	0	1184	17	0
34	BO	933	0	996	23	0
34	DO	933	0	996	29	0
35	BP	1135	0	1212	34	0
35	DP	1135	0	1212	53	0
36	BQ	1122	0	1179	26	0
36	DQ	1122	0	1179	37	0
37	BR	968	0	1033	20	0
37	DR	968	0	1033	25	0
38	BS	877	0	938	26	0
38	DS	870	0	923	29	0
39	BT	1091	0	1151	38	0
39	DT	1083	0	1136	36	0
40	BU	959	0	1019	18	0
40	DU	959	0	1019	18	0
41	BV	771	0	830	13	0
41	DV	771	0	830	20	0
42	BW	886	0	940	18	0
42	DW	886	0	940	16	0
43	BX	750	0	814	22	0
43	DX	750	0	814	18	0
44	BY	806	0	881	21	0

Continued on next page...

Continued from previous page...

Mol	Chain	Non-H	H(model)	H(added)	Clashes	Symm-Clashes
44	DY	806	0	881	21	0
45	BZ	1349	0	1355	45	0
45	DZ	1360	0	1363	44	0
46	B0	653	0	674	15	0
46	D0	653	0	674	22	0
47	B1	755	0	826	21	0
47	D1	755	0	826	19	0
48	B2	588	0	643	10	0
48	D2	588	0	643	12	0
49	B3	469	0	518	10	0
49	D3	464	0	514	12	0
50	B4	558	0	544	36	0
50	D4	532	0	503	27	0
51	B5	455	0	465	9	0
51	D5	455	0	465	9	0
52	B6	453	0	473	10	0
52	D6	449	0	469	10	0
53	B7	418	0	467	7	0
53	D7	418	0	467	9	0
54	B8	511	0	571	22	0
54	D8	517	0	582	16	0
55	B9	307	0	335	8	0
55	D9	307	0	335	7	0
56	AA	190	0	0	0	0
56	AD	1	0	0	0	0
56	AE	3	0	0	0	0
56	AF	1	0	0	0	0
56	AM	1	0	0	0	0
56	AN	1	0	0	0	0
56	AQ	1	0	0	0	0
56	AX	9	0	0	0	0
56	B0	5	0	0	0	0
56	B2	1	0	0	0	0
56	B3	1	0	0	0	0
56	B4	1	0	0	0	0
56	B5	4	0	0	0	0
56	B6	2	0	0	0	0
56	B7	5	0	0	0	0
56	B8	2	0	0	0	0
56	B9	1	0	0	0	0
56	BA	814	0	0	0	0
56	BB	22	0	0	0	0

Continued on next page...

Continued from previous page...

Mol	Chain	Non-H	H(model)	H(added)	Clashes	Symm-Clashes
56	BD	9	0	0	0	0
56	BE	7	0	0	0	0
56	BF	9	0	0	0	0
56	BG	2	0	0	0	0
56	BN	7	0	0	0	0
56	BO	1	0	0	0	0
56	BP	4	0	0	0	0
56	BQ	4	0	0	0	0
56	BR	3	0	0	0	0
56	BU	9	0	0	0	0
56	BV	4	0	0	0	0
56	BW	4	0	0	0	0
56	BX	2	0	0	0	0
56	BY	3	0	0	0	0
56	BZ	2	0	0	0	0
56	CA	175	0	0	0	0
56	CE	2	0	0	0	0
56	CF	1	0	0	0	0
56	CJ	1	0	0	0	0
56	CT	1	0	0	0	0
56	CX	2	0	0	0	0
56	D0	2	0	0	0	0
56	D1	1	0	0	0	0
56	D3	1	0	0	0	0
56	D8	1	0	0	0	0
56	DA	674	0	0	0	0
56	DB	10	0	0	0	0
56	DD	8	0	0	0	0
56	DE	5	0	0	0	0
56	DF	5	0	0	0	0
56	DG	1	0	0	0	0
56	DN	1	0	0	0	0
56	DO	1	0	0	0	0
56	DP	2	0	0	0	0
56	DQ	3	0	0	0	0
56	DR	1	0	0	0	0
56	DU	4	0	0	0	0
56	DV	3	0	0	0	0
56	DW	2	0	0	0	0
56	DY	1	0	0	0	0
57	AA	40	0	38	6	0
57	CA	40	0	38	4	0

Continued on next page...

Continued from previous page...

Mol	Chain	Non-H	H(model)	H(added)	Clashes	Symm-Clashes
58	AD	8	0	0	1	0
58	CD	8	0	0	0	0
59	AN	1	0	0	0	0
59	B4	1	0	0	0	0
59	B5	1	0	0	0	0
59	B6	1	0	0	0	0
59	B9	1	0	0	0	0
59	BY	1	0	0	0	0
59	CN	1	0	0	0	0
59	D4	1	0	0	0	0
59	D5	1	0	0	0	0
59	D6	1	0	0	0	0
59	D9	1	0	0	0	0
59	DY	1	0	0	0	0
60	AX	1	0	0	0	0
60	CX	1	0	0	0	0
61	AA	175	0	0	13	0
61	AJ	2	0	0	0	0
61	AL	1	0	0	0	0
61	AM	1	0	0	0	0
61	AO	1	0	0	0	0
61	AV	1	0	0	0	0
61	AX	8	0	0	0	0
61	B0	4	0	0	0	0
61	B1	1	0	0	0	0
61	B3	1	0	0	0	0
61	B5	4	0	0	1	0
61	B6	1	0	0	0	0
61	B7	1	0	0	0	0
61	B8	10	0	0	1	0
61	BA	1294	0	0	49	0
61	BB	34	0	0	1	0
61	BD	16	0	0	1	0
61	BE	12	0	0	1	0
61	BF	7	0	0	1	0
61	BG	3	0	0	0	0
61	BI	1	0	0	0	0
61	BN	1	0	0	0	0
61	BO	4	0	0	0	0
61	BP	15	0	0	1	0
61	BQ	5	0	0	0	0
61	BR	1	0	0	0	0

Continued on next page...

Continued from previous page...

Mol	Chain	Non-H	H(model)	H(added)	Clashes	Symm-Clashes
61	BU	2	0	0	0	0
61	BV	2	0	0	0	0
61	BW	3	0	0	0	0
61	BX	5	0	0	0	0
61	CA	137	0	0	12	0
61	CD	1	0	0	0	0
61	CJ	2	0	0	0	0
61	CL	1	0	0	1	0
61	CN	1	0	0	0	0
61	CT	1	0	0	0	0
61	CX	2	0	0	0	0
61	D0	7	0	0	0	0
61	D1	1	0	0	0	0
61	D3	1	0	0	0	0
61	D8	4	0	0	0	0
61	DA	924	0	0	75	0
61	DB	8	0	0	0	0
61	DD	18	0	0	3	0
61	DE	9	0	0	1	0
61	DF	5	0	0	0	0
61	DN	1	0	0	0	0
61	DO	1	0	0	0	0
61	DP	14	0	0	1	0
61	DR	1	0	0	0	0
61	DT	1	0	0	0	0
61	DU	3	0	0	0	0
61	DV	1	0	0	0	0
61	DW	1	0	0	0	0
61	DX	1	0	0	0	0
61	DY	1	0	0	0	0
All	All	290807	0	193177	5129	0

The all-atom clashscore is defined as the number of clashes found per 1000 atoms (including hydrogen atoms). The all-atom clashscore for this structure is 11.

All (5129) close contacts within the same asymmetric unit are listed below, sorted by their clash magnitude.

Atom-1	Atom-2	Interatomic distance (Å)	Clash overlap (Å)
1:AA:439:A:N3	1:AA:439:A:C2	1.68	1.62
1:AA:439:A:C5	1:AA:439:A:C6	1.79	1.62
1:AA:439:A:N3	1:AA:439:A:C4	1.70	1.56

Continued on next page...

Continued from previous page...

Atom-1	Atom-2	Interatomic distance (Å)	Clash overlap (Å)
1:AA:439:A:N1	1:AA:439:A:C6	1.72	1.55
1:AA:439:A:N1	1:AA:439:A:C2	1.70	1.54
1:AA:439:A:C4	1:AA:496:A:C6	1.95	1.53
1:AA:439:A:C5	1:AA:496:A:C6	1.97	1.50
1:AA:496:A:C2	1:AA:496:A:N3	1.82	1.47
1:AA:439:A:C2	1:AA:496:A:N3	1.92	1.35
1:AA:439:A:C5	1:AA:496:A:N3	1.94	1.35
1:AA:439:A:C4	1:AA:496:A:N3	1.93	1.35
1:AA:439:A:C6	1:AA:496:A:N3	1.95	1.34
1:AA:439:A:N1	1:AA:496:A:N3	1.82	1.25
1:AA:439:A:C8	1:AA:496:A:C6	2.30	1.19
1:AA:439:A:C6	1:AA:496:A:C2	2.31	1.18
1:AA:496:A:C6	1:AA:496:A:N1	2.15	1.14
1:AA:439:A:N3	1:AA:496:A:N3	1.98	1.11
1:CA:1162:C:N4	1:CA:1174:G:H1	1.49	1.08
1:AA:439:A:N9	1:AA:496:A:C6	2.21	1.07
1:AA:439:A:N7	1:AA:496:A:C6	2.25	1.03
1:AA:439:A:N3	1:AA:496:A:C2	2.28	1.00
1:AA:439:A:C2	1:AA:496:A:C2	2.49	1.00
25:DA:2138:C:N4	25:DA:2153:G:H1	1.61	0.99
2:CB:16:HIS:HB2	2:CB:204:ASN:HB3	1.44	0.97
25:DA:2104:G:H1	25:DA:2185:C:H42	1.12	0.97
25:BA:1065:U:HO2'	25:BA:1067:A:H2	1.01	0.96
1:CA:998:G:H1	1:CA:1043:C:H42	0.98	0.95
1:CA:1029:C:N4	1:CA:1032:G:H1	1.62	0.95
22:CV:16:A:H61	23:CX:36:U:H3	1.05	0.95
1:AA:1161:C:N4	1:AA:1175:G:H1	1.64	0.94
1:CA:1262:C:H42	1:CA:1273:G:H1	1.14	0.94
2:AB:16:HIS:HB3	2:AB:210:SER:HB2	1.50	0.94
25:DA:1359:A:N1	25:DA:1372:U:N3	2.16	0.93
1:AA:997:U:H3	1:AA:1044:A:H61	1.04	0.93
1:AA:1161:C:H42	1:AA:1175:G:H1	1.04	0.92
1:AA:1162:C:H42	1:AA:1174:G:H1	1.07	0.91
1:AA:439:A:C8	1:AA:496:A:N6	2.39	0.91
1:CA:1025:U:H3	1:CA:1036:G:H1	1.11	0.91
1:AA:78:G:H1	1:AA:91:C:H42	1.17	0.91
1:CA:1162:C:N3	1:CA:1174:G:N2	2.19	0.90
1:AA:984:C:H42	1:AA:1221:G:H1	1.18	0.90
2:AB:185:ILE:HG22	2:AB:199:TYR:HB2	1.51	0.90
25:BA:927:G:N2	25:BA:944:C:N3	2.21	0.89
22:CV:16:A:N6	23:CX:36:U:H3	1.69	0.89

Continued on next page...

Continued from previous page...

Atom-1	Atom-2	Interatomic distance (Å)	Clash overlap (Å)
25:DA:620:G:H4'	25:DA:621:A:H5'	1.53	0.89
25:DA:2138:C:H42	25:DA:2153:G:H1	0.92	0.89
1:CA:1029:C:N3	1:CA:1032:G:N2	2.21	0.89
1:AA:496:A:N3	1:AA:496:A:N1	2.21	0.88
2:AB:16:HIS:HB2	2:AB:204:ASN:HB3	1.54	0.88
35:BP:126:VAL:HG12	35:BP:148:LEU:HD22	1.55	0.88
35:DP:126:VAL:HG12	35:DP:148:LEU:HD22	1.56	0.88
1:CA:975:A:H4'	1:CA:976:G:H5''	1.56	0.88
1:CA:998:G:H1	1:CA:1043:C:N4	1.71	0.88
1:CA:1162:C:H42	1:CA:1174:G:H1	0.91	0.87
25:DA:2046:G:H5'	51:D5:19:ARG:HA	1.54	0.87
25:DA:2166:G:H3'	25:DA:2167:U:H5''	1.54	0.87
1:AA:1502:A:H2	1:AA:1505:G:H1	1.21	0.87
1:AA:439:A:C5	1:AA:496:A:C4	2.61	0.87
1:AA:1162:C:N4	1:AA:1174:G:H1	1.73	0.87
2:CB:16:HIS:HB3	2:CB:210:SER:HB2	1.57	0.86
25:BA:2118:U:H3	25:BA:2215:G:H1	1.20	0.86
4:AD:107:ARG:HH22	4:AD:194:LEU:HD22	1.36	0.86
1:AA:439:A:N1	1:AA:496:A:C2	2.44	0.86
1:AA:439:A:C4	1:AA:496:A:C4	2.63	0.85
1:CA:1000:U:H3	1:CA:1041:A:H61	1.19	0.85
1:CA:656:C:O2'	15:CO:28:GLN:NE2	2.09	0.85
25:DA:880:G:N1	25:DA:898:C:O2	2.09	0.85
7:CG:113:GLU:HG2	7:CG:119:ARG:HG2	1.57	0.85
2:AB:16:HIS:CD2	2:AB:17:PHE:H	1.94	0.84
25:BA:656:A:OP1	35:BP:65:ARG:NH1	2.10	0.84
1:AA:1030(C):G:H2'	1:AA:1030(D):A:H8	1.43	0.84
25:DA:2401:U:H5'	52:D6:18:ARG:HH12	1.41	0.84
46:B0:11:ARG:O	46:B0:14:ARG:NH2	2.10	0.84
25:BA:1360:C:OP1	61:BA:4706:HOH:O	1.95	0.83
25:BA:839:G:O6	61:BA:4691:HOH:O	1.95	0.83
10:CJ:8:LEU:HB2	10:CJ:70:ARG:HB2	1.60	0.83
1:AA:201:C:H42	1:AA:216:G:H1	1.27	0.82
25:BA:2163:G:O6	25:BA:2172:U:O2	1.95	0.82
1:CA:1154:G:H2'	1:CA:1155:G:H8	1.44	0.82
25:DA:1798:U:H5'	27:DD:259:THR:HG22	1.59	0.82
1:AA:1027:C:C2	1:AA:1034:G:N1	2.46	0.82
1:AA:406:G:H5'	4:AD:5:ILE:HD11	1.58	0.82
1:CA:1128:C:H1'	1:CA:1147:C:H42	1.42	0.82
25:DA:740:U:OP2	61:DA:4497:HOH:O	1.96	0.82
33:DN:15:LEU:HB2	33:DN:135:PRO:HB2	1.62	0.82

Continued on next page...

Continued from previous page...

Atom-1	Atom-2	Interatomic distance (Å)	Clash overlap (Å)
2:CB:185:ILE:HG22	2:CB:199:TYR:HB2	1.62	0.81
1:AA:997:U:H3	1:AA:1044:A:N6	1.77	0.81
25:DA:2807:G:N1	25:DA:2893:G:O6	2.10	0.81
43:DX:53:LYS:HB3	43:DX:82:GLN:HB3	1.61	0.81
1:AA:559:A:OP1	5:AE:126:ARG:NH2	2.14	0.81
25:DA:1271:G:OP2	61:DA:4489:HOH:O	1.98	0.81
10:AJ:35:SER:HB3	10:AJ:73:ASP:HB2	1.61	0.81
1:CA:1007:C:N3	1:CA:1022:G:O6	2.14	0.81
26:DB:2:C:O2	26:DB:119:G:N2	2.13	0.81
25:DA:1153:C:OP2	61:DA:4453:HOH:O	2.00	0.80
25:DA:1721:G:H8	25:DA:1741:A:H62	1.26	0.80
32:BI:92:VAL:HG13	32:BI:120:ILE:HB	1.63	0.80
25:DA:1602:U:O4	61:DA:4187:HOH:O	2.00	0.80
31:DH:24:VAL:HG13	31:DH:37:VAL:HG21	1.63	0.80
1:AA:1033:G:H2'	1:AA:1034:G:H8	1.46	0.80
12:AL:49:ASN:ND2	12:AL:92:ASP:OD2	2.14	0.80
1:CA:1279:A:O2'	1:CA:1281:U:OP2	2.00	0.80
1:AA:1158:C:C4	1:AA:1160:G:H8	1.99	0.80
25:BA:388:A:H2'	25:BA:389:G:H8	1.47	0.80
1:AA:427:U:OP1	4:AD:13:ARG:NH2	2.15	0.80
25:DA:1204:A:H2	25:DA:1241:A:H62	1.27	0.79
4:CD:122:ARG:NH1	4:CD:134:ASP:O	2.16	0.79
25:DA:1332:G:OP1	61:DA:4448:HOH:O	1.99	0.79
2:AB:127:ILE:HD12	2:AB:130:ARG:HD3	1.63	0.79
29:DF:53:THR:HG23	29:DF:55:GLY:H	1.47	0.79
3:CC:78:GLY:HA3	3:CC:83:ARG:H	1.48	0.79
19:CS:28:LYS:HB2	19:CS:29:ARG:HA	1.64	0.79
53:B7:24:THR:HG22	53:B7:27:GLY:H	1.48	0.79
25:DA:1022:G:H22	25:DA:1142(A):A:H2	1.27	0.79
37:DR:97:VAL:HG22	37:DR:114:VAL:HG13	1.65	0.79
1:AA:1183:A:O2'	1:AA:1184:G:OP1	2.00	0.79
25:DA:2502:G:N7	61:DA:4677:HOH:O	2.14	0.79
25:BA:932:C:H3'	25:BA:933:C:H5''	1.65	0.79
1:CA:1422:G:H5'	34:DO:48:PRO:HB3	1.65	0.79
1:AA:642:A:N3	8:AH:113:SER:OG	2.15	0.78
1:CA:1119:C:H42	1:CA:1154:G:H1	1.31	0.78
1:CA:953:G:H5'	1:CA:965:A:H61	1.48	0.78
25:DA:631:A:OP1	35:DP:65:ARG:NH1	2.16	0.78
1:AA:894:G:N7	61:AA:4102:HOH:O	2.15	0.78
2:CB:18:GLY:HA2	2:CB:42:ILE:HG13	1.65	0.78
2:AB:63:MET:HB3	2:AB:225:ALA:HB1	1.66	0.78

Continued on next page...

Continued from previous page...

Atom-1	Atom-2	Interatomic distance (Å)	Clash overlap (Å)
25:DA:191:A:N1	61:DA:4501:HOH:O	2.15	0.78
1:AA:1422:G:H5'	34:BO:48:PRO:HB3	1.65	0.78
1:CA:1028:C:N3	1:CA:1033:G:C6	2.51	0.78
25:DA:2104:G:H1	25:DA:2185:C:N4	1.81	0.78
25:DA:994:C:OP1	40:DU:53:ARG:NH2	2.17	0.78
2:AB:69:LEU:HB3	2:AB:162:ILE:HG22	1.63	0.78
1:AA:76:C:H42	1:AA:93:G:H1	1.30	0.78
1:AA:975:A:H4'	1:AA:976:G:H5''	1.65	0.78
1:CA:596:C:O2	1:CA:644:G:N2	2.13	0.78
25:BA:2831:A:OP2	61:BA:5266:HOH:O	2.02	0.78
22:AV:16:A:H61	23:AX:36:U:H3	1.31	0.78
1:AA:78:G:N2	1:AA:91:C:N3	2.33	0.77
2:AB:231:GLU:HB3	2:AB:232:PRO:HD2	1.64	0.77
1:AA:78:G:H1	1:AA:91:C:N4	1.81	0.77
25:DA:602:G:O2'	25:DA:655:A:N6	2.16	0.77
27:DD:238:GLY:O	61:DD:407:HOH:O	2.02	0.77
25:BA:2163:G:H1	25:BA:2171:G:H22	1.29	0.77
25:BA:1829:U:H5'	27:BD:259:THR:HG22	1.66	0.77
1:AA:266:G:H5''	1:AA:268:C:H41	1.48	0.77
1:AA:1007:C:N3	1:AA:1022:G:O6	2.17	0.77
1:CA:664:G:H22	1:CA:741:G:H1	1.31	0.77
1:AA:953:G:H5'	1:AA:965:A:H61	1.48	0.77
25:BA:2251:G:OP2	61:BA:4424:HOH:O	2.02	0.77
27:BD:71:ASP:HB3	27:BD:103:ARG:HH22	1.49	0.77
25:DA:1689:A:H62	25:DA:1698:A:H2	1.31	0.77
1:CA:1026:G:H5'	1:CA:1027:C:O5'	1.83	0.77
29:BF:185:ASP:HA	29:BF:188:ARG:HD3	1.67	0.76
25:BA:1577:C:O2'	25:BA:1578:C:O5'	2.03	0.76
25:BA:2832:G:OP2	61:BA:5266:HOH:O	2.03	0.76
1:CA:771:G:N7	61:CA:4031:HOH:O	2.18	0.76
25:DA:1250:G:N7	35:DP:18:ARG:NH2	2.34	0.76
25:DA:1030:G:OP2	36:DQ:128:LYS:NZ	2.18	0.76
25:DA:2114:A:N6	25:DA:2119:A:N7	2.34	0.76
25:BA:894:U:OP2	61:BA:4495:HOH:O	2.02	0.76
50:D4:24:THR:OG1	50:D4:25:TYR:N	2.16	0.76
4:AD:108:LEU:HD13	4:AD:174:LEU:HD13	1.67	0.76
25:BA:2299:A:H62	25:BA:2356:U:H3	1.33	0.76
1:CA:1209:C:O2'	1:CA:1214:C:N4	2.18	0.76
1:CA:504:C:OP1	61:CA:4008:HOH:O	2.04	0.76
1:AA:627:G:H2'	1:AA:628:G:H8	1.51	0.75
5:AE:12:LEU:HB3	5:AE:31:LEU:HB2	1.66	0.75

Continued on next page...

Continued from previous page...

Atom-1	Atom-2	Interatomic distance (Å)	Clash overlap (Å)
25:DA:563:G:OP2	61:DA:4452:HOH:O	2.05	0.75
25:BA:1981:G:N7	61:BA:4103:HOH:O	2.20	0.75
25:BA:478:G:OP2	61:BA:5249:HOH:O	2.04	0.75
1:CA:1165:C:H42	1:CA:1171:G:H1	1.35	0.75
1:CA:1221:G:OP1	1:CA:1320:C:N4	2.19	0.75
3:CC:152:ILE:HG23	3:CC:199:LYS:HB2	1.69	0.75
13:CM:22:ILE:HG23	13:CM:67:GLU:HG2	1.69	0.75
25:DA:2126:A:N6	25:DA:2162:G:O2'	2.19	0.75
25:BA:591:U:O4	61:BA:4249:HOH:O	2.05	0.75
45:BZ:129:SER:HB2	45:BZ:132:ASN:HB2	1.69	0.75
4:CD:98:GLU:OE1	4:CD:103:ASN:ND2	2.20	0.75
25:DA:1140:C:O3'	33:DN:25:ARG:NH1	2.20	0.75
25:DA:2268:A:OP1	61:DA:4414:HOH:O	2.05	0.75
25:DA:2312:U:H5'	30:DG:88:ILE:HD11	1.69	0.75
25:DA:2430:A:OP2	61:DA:4569:HOH:O	2.05	0.74
10:AJ:7:LYS:HE2	10:AJ:9:ARG:HH12	1.52	0.74
25:BA:1378:G:OP1	61:BA:4706:HOH:O	2.06	0.74
1:CA:1183:A:O2'	1:CA:1184:G:OP1	2.04	0.74
25:BA:1480:A:H61	25:BA:1605:A:H62	1.33	0.74
15:CO:22:THR:OG1	15:CO:23:GLY:N	2.20	0.74
25:DA:587:C:OP2	35:DP:21:ARG:NH2	2.20	0.74
1:AA:439:A:C6	1:AA:496:A:C4	2.76	0.74
44:BY:92:ASN:HB3	44:BY:94:LYS:H	1.52	0.74
25:DA:1783:A:OP1	61:DA:4497:HOH:O	2.04	0.74
25:BA:2015:U:OP2	61:BA:5270:HOH:O	2.05	0.74
1:CA:522:C:H41	12:CL:53:ARG:HH22	1.35	0.74
9:CI:53:VAL:O	9:CI:55:ALA:N	2.20	0.74
25:DA:64:A:N6	25:DA:90:U:O4	2.19	0.74
25:DA:971:C:OP2	61:DA:4841:HOH:O	2.06	0.74
25:BA:1462:G:N2	25:BA:1629:C:O2	2.17	0.74
25:DA:2308:G:O6	25:DA:2311:A:N6	2.16	0.74
1:AA:652:U:O4	1:AA:752:G:O2'	2.05	0.74
2:CB:123:ALA:H	2:CB:127:ILE:HD12	1.53	0.74
1:CA:1114:C:O2'	14:CN:60:SER:O	2.05	0.74
1:AA:574:A:OP2	61:AA:4007:HOH:O	2.04	0.74
4:AD:104:VAL:HG11	4:AD:146:ILE:HD13	1.68	0.74
25:DA:568:U:O4	61:DA:4154:HOH:O	2.06	0.74
1:AA:1158:C:H5	1:AA:1181:G:H1	1.36	0.73
25:BA:2877:G:OP2	39:BT:119:LYS:NZ	2.21	0.73
1:AA:1166:G:N2	1:AA:1170:A:OP2	2.18	0.73
11:CK:48:ILE:O	11:CK:50:TYR:N	2.17	0.73

Continued on next page...

Continued from previous page...

Atom-1	Atom-2	Interatomic distance (Å)	Clash overlap (Å)
25:DA:1019:U:H3	25:DA:1142(A):A:H62	1.36	0.73
25:DA:2638:G:P	28:DE:82:ARG:HH22	2.11	0.73
1:AA:972:C:OP1	61:AA:4128:HOH:O	2.07	0.73
1:CA:1507:A:N6	1:CA:1528:U:O4	2.16	0.73
35:BP:42:SER:O	61:BP:305:HOH:O	2.06	0.73
1:CA:76:C:H42	1:CA:93:G:H1	1.36	0.73
30:DG:80:PHE:O	30:DG:82:LEU:N	2.21	0.73
1:AA:316:G:OP2	1:AA:351:G:O2'	2.05	0.73
5:CE:122:GLU:O	5:CE:126:ARG:NH1	2.22	0.73
25:DA:2867:G:OP2	39:DT:119:LYS:NZ	2.20	0.73
25:DA:573:G:OP2	41:DV:78:LYS:NZ	2.21	0.73
3:AC:8:ILE:HG23	3:AC:16:ARG:HG2	1.70	0.73
9:AI:17:VAL:HG21	9:AI:81:ILE:HG22	1.70	0.73
51:D5:16:ARG:NH1	51:D5:17:ASP:OD1	2.21	0.73
26:DB:22:U:H3	26:DB:61:G:H1	1.34	0.73
1:AA:400:C:H5''	4:AD:73:ARG:HH22	1.53	0.73
39:BT:16:ARG:NH2	39:BT:83:ILE:O	2.21	0.73
1:AA:78:G:N1	1:AA:91:C:N4	2.36	0.73
1:CA:419:C:OP1	1:CA:513:C:O2'	2.05	0.73
19:AS:20:LEU:HD23	19:AS:23:ASN:HD22	1.52	0.73
25:BA:2324:U:H5'	30:BG:88:ILE:HD11	1.71	0.73
2:CB:87:ARG:HD3	2:CB:234:PRO:HD2	1.70	0.73
30:DG:7:LEU:HD13	30:DG:104:GLU:HA	1.70	0.73
25:DA:1327:C:OP2	61:DA:4194:HOH:O	2.06	0.72
25:DA:792:G:O6	61:DA:4438:HOH:O	2.06	0.72
1:AA:439:A:C5	1:AA:496:A:C5	2.75	0.72
25:DA:2285:C:OP2	52:D6:6:ARG:NH1	2.22	0.72
1:CA:1004:A:N6	1:CA:1037:C:N3	2.37	0.72
27:DD:148:GLU:HB2	27:DD:151:LYS:HD2	1.72	0.72
29:DF:21:ALA:HB3	29:DF:22:ALA:HA	1.70	0.72
35:DP:42:SER:O	61:DP:303:HOH:O	2.06	0.72
39:DT:16:ARG:NH1	39:DT:18:ASP:OD1	2.21	0.72
40:DU:78:THR:O	40:DU:117:GLN:NE2	2.22	0.72
25:BA:1094:A:OP2	25:BA:1155:C:N4	2.15	0.72
1:CA:1048:G:OP1	14:CN:3:ARG:NH2	2.22	0.72
25:DA:2183:C:H2'	25:DA:2184:G:H8	1.54	0.72
1:AA:567:G:N3	61:AA:4097:HOH:O	2.22	0.72
19:AS:68:GLY:H	50:B4:58:ARG:HD3	1.54	0.72
28:BE:105:THR:OG1	28:BE:199:ARG:NH2	2.22	0.72
1:CA:1183:A:O2'	1:CA:1185:G:OP2	2.08	0.72
19:CS:50:ALA:HB1	19:CS:57:HIS:HB3	1.71	0.72

Continued on next page...

Continued from previous page...

Atom-1	Atom-2	Interatomic distance (Å)	Clash overlap (Å)
25:DA:1315:C:OP2	61:DA:4448:HOH:O	2.06	0.72
25:DA:1530:C:O2'	25:DA:1531:C:O5'	2.07	0.72
27:BD:108:PRO:HB3	27:BD:143:HIS:CE1	2.25	0.72
51:D5:16:ARG:HG2	51:D5:16:ARG:HH11	1.54	0.72
1:CA:1360:A:OP2	14:CN:35:ARG:NH2	2.22	0.72
25:DA:2595:G:N7	61:DA:4581:HOH:O	2.22	0.72
2:AB:201:ILE:HG21	2:AB:214:ILE:HG21	1.72	0.72
52:B6:35:GLU:OE2	52:B6:50:ARG:NH1	2.23	0.71
27:BD:17:THR:O	27:BD:211:ARG:NH2	2.23	0.71
1:CA:1123:A:H4'	10:CJ:36:GLY:HA3	1.72	0.71
1:AA:1353:G:OP1	21:AU:10:ARG:NH1	2.23	0.71
16:AP:22:THR:HA	16:AP:33:ILE:HG12	1.73	0.71
1:CA:1442:G:O2'	1:CA:1442(A):G:OP1	2.08	0.71
1:AA:664:G:H22	1:AA:741:G:H1	1.35	0.71
6:AF:18:GLN:HA	6:AF:21:LEU:HD12	1.72	0.71
12:AL:70:ILE:HG12	12:AL:100:ILE:HD12	1.72	0.71
25:BA:2162:C:C2	25:BA:2173:G:N1	2.57	0.71
25:DA:131:G:OP1	61:DA:4106:HOH:O	2.07	0.71
49:B3:8:LEU:HD13	49:B3:31:LEU:HD23	1.71	0.71
25:BA:973:G:N7	61:BA:4494:HOH:O	2.24	0.71
45:BZ:111:VAL:HG12	45:BZ:112:ARG:H	1.55	0.71
1:AA:339:C:OP2	34:BO:97:ARG:NH1	2.23	0.71
25:BA:2125:C:H42	25:BA:2208:G:H1	1.39	0.71
26:BB:48:A:H4'	38:BS:95:HIS:HD2	1.55	0.71
3:CC:12:LEU:HD23	3:CC:16:ARG:HB3	1.72	0.71
1:CA:1187:G:H5'	9:CI:113:LYS:HE2	1.71	0.71
25:DA:1010:A:OP2	61:DA:4463:HOH:O	2.09	0.71
1:AA:1027:C:O2'	1:AA:1034:G:N2	2.24	0.71
57:AA:3191:PCY:O21	57:AA:3191:PCY:O14	2.08	0.71
25:BA:2343:G:O2'	25:BA:2348:A:N1	2.19	0.71
38:BS:25:ARG:NH1	38:BS:42:ASP:OD1	2.23	0.71
1:CA:798:G:N7	61:CA:4027:HOH:O	2.24	0.71
7:CG:16:LEU:HD23	9:CI:41:VAL:HG12	1.73	0.71
3:AC:3:ASN:N	3:AC:3:ASN:OD1	2.23	0.71
25:BA:1370:G:O6	61:BA:4308:HOH:O	2.09	0.71
44:BY:54:LYS:HA	44:BY:56:PRO:HD3	1.72	0.71
25:BA:2340:A:H2'	25:BA:2341:G:C8	2.26	0.71
20:CT:50:GLU:HG3	20:CT:100:ILE:HD13	1.71	0.71
25:DA:2584:U:H2'	25:DA:2585:U:H2'	1.71	0.71
1:CA:1029:C:H42	1:CA:1032:G:H1	0.80	0.70
1:CA:1118:C:OP1	9:CI:104:ARG:NH1	2.23	0.70

Continued on next page...

Continued from previous page...

Atom-1	Atom-2	Interatomic distance (Å)	Clash overlap (Å)
9:CI:95:LYS:HA	9:CI:99:LEU:HD13	1.72	0.70
25:DA:1114:G:H2'	25:DA:1115:G:H8	1.56	0.70
25:DA:11:G:H2'	25:DA:12:U:H5''	1.73	0.70
25:DA:2849:U:O4	39:DT:23:ARG:NH2	2.24	0.70
1:AA:1086:U:H3	1:AA:1099:G:H22	1.38	0.70
25:BA:426:G:OP2	61:BA:5008:HOH:O	2.09	0.70
27:BD:69:ARG:NH2	27:BD:128:GLY:O	2.24	0.70
47:D1:59:THR:O	47:D1:91:LYS:NZ	2.23	0.70
32:DI:27:ARG:HD2	47:D1:71:TYR:CE1	2.26	0.70
1:AA:1183:A:H8	1:AA:1183:A:H5''	1.55	0.70
25:DA:89:G:H3'	25:DA:90:U:H5''	1.73	0.70
25:BA:2138:G:N2	25:BA:2184:G:OP1	2.24	0.70
25:BA:1740:U:O2'	27:BD:14:ARG:NH2	2.25	0.70
25:BA:1296:G:N7	35:BP:18:ARG:NH2	2.39	0.70
39:BT:95:ARG:HH11	39:BT:95:ARG:HG2	1.54	0.70
3:CC:164:ARG:NH1	3:CC:166:GLU:OE1	2.24	0.70
46:D0:11:ARG:O	46:D0:14:ARG:NH2	2.23	0.70
29:DF:185:ASP:HA	29:DF:188:ARG:HD3	1.72	0.70
43:DX:11:PRO:HB3	43:DX:92:LEU:HD11	1.73	0.70
55:D9:25:VAL:HB	55:D9:34:GLN:HB2	1.73	0.70
25:DA:2042:A:OP1	61:DA:4176:HOH:O	2.10	0.70
25:DA:71:A:H5''	25:DA:73:A:C8	2.26	0.70
26:DB:20:C:H42	26:DB:63:G:H1	1.39	0.70
25:DA:2748:A:H5'	31:DH:4:ILE:HD12	1.74	0.70
34:BO:35:VAL:HG11	34:BO:103:ALA:HB3	1.72	0.70
1:CA:201:C:H42	1:CA:216:G:H1	1.38	0.70
10:CJ:35:SER:HB3	10:CJ:73:ASP:HB2	1.72	0.70
14:CN:9:LYS:HG3	14:CN:12:ARG:HH11	1.55	0.70
25:BA:2339:A:H2'	25:BA:2340:A:C8	2.26	0.70
35:BP:50:ARG:HD3	54:B8:7:HIS:CD2	2.26	0.70
1:CA:1000:U:H3	1:CA:1041:A:N6	1.90	0.70
25:BA:2802:C:O2	25:BA:2903:G:N2	2.21	0.70
1:CA:427:U:OP1	4:CD:13:ARG:NH2	2.25	0.70
25:DA:2682:U:OP2	61:DA:4144:HOH:O	2.10	0.70
25:DA:954:G:H5''	36:DQ:13:GLN:HB3	1.74	0.70
2:AB:16:HIS:CG	2:AB:17:PHE:H	2.09	0.70
1:CA:1237:C:HO2'	1:CA:1300:G:H1	1.37	0.70
1:CA:346:G:OP1	39:DT:41:ARG:NH2	2.22	0.70
10:CJ:61:GLU:OE1	14:CN:58:LYS:NZ	2.24	0.70
25:BA:932:C:N3	25:BA:937:A:N6	2.40	0.70
43:BX:53:LYS:HB3	43:BX:82:GLN:HB3	1.72	0.70

Continued on next page...

Continued from previous page...

Atom-1	Atom-2	Interatomic distance (Å)	Clash overlap (Å)
45:BZ:139:VAL:HG22	45:BZ:155:LEU:HD11	1.74	0.70
1:CA:1262:C:N4	1:CA:1273:G:H1	1.87	0.70
1:AA:46:G:O6	61:AA:4149:HOH:O	2.07	0.69
1:AA:596:C:OP2	61:AA:4065:HOH:O	2.10	0.69
25:BA:832:G:OP2	61:BA:4267:HOH:O	2.10	0.69
1:CA:673:G:H2'	1:CA:674:G:C8	2.28	0.69
12:AL:33:ARG:HD3	12:AL:62:SER:HB3	1.73	0.69
25:DA:123:G:N7	61:DA:4069:HOH:O	2.24	0.69
25:BA:1249:A:H2	25:BA:1287:A:H62	1.40	0.69
31:BH:98:LEU:HD13	31:BH:125:VAL:HG23	1.74	0.69
34:BO:63:VAL:HG12	34:BO:106:LEU:HD11	1.73	0.69
1:CA:1086:U:H3	1:CA:1099:G:H22	1.40	0.69
25:DA:2183:C:H2'	25:DA:2184:G:C8	2.27	0.69
25:DA:2198:A:OP1	32:DI:33:ARG:NH2	2.24	0.69
25:BA:2145:G:H1	25:BA:2197:C:H42	1.40	0.69
3:CC:58:GLU:HB2	3:CC:65:ALA:HB3	1.75	0.69
1:AA:1457:G:OP1	20:AT:39:LYS:NZ	2.24	0.69
13:AM:3:ARG:HD2	13:AM:9:ILE:HG12	1.75	0.69
25:BA:1199:C:OP1	40:BU:92:ARG:NH1	2.24	0.69
25:BA:2695:C:O2	34:BO:70:LYS:NZ	2.20	0.69
43:BX:57:LEU:HD11	43:BX:78:LYS:HE2	1.74	0.69
9:CI:9:ARG:HG2	9:CI:14:VAL:HG12	1.75	0.69
25:DA:2504:U:OP2	61:DA:4445:HOH:O	2.09	0.69
1:AA:439:A:C4	1:AA:496:A:C5	2.76	0.69
25:BA:1170:C:OP1	61:BA:4957:HOH:O	2.09	0.69
25:BA:709:G:OP1	61:BA:4721:HOH:O	2.10	0.69
1:CA:1154:G:H2'	1:CA:1155:G:C8	2.27	0.69
1:AA:984:C:N4	1:AA:1221:G:H1	1.88	0.69
25:BA:1018:A:OP2	61:BA:4249:HOH:O	2.11	0.69
2:CB:78:GLN:NE2	2:CB:95:GLN:OE1	2.26	0.69
25:DA:731:C:OP1	61:DA:4606:HOH:O	2.10	0.69
34:DO:35:VAL:HG11	34:DO:103:ALA:HB3	1.74	0.69
11:AK:79:SER:HA	11:AK:104:GLN:HB2	1.73	0.69
25:BA:153:C:OP2	47:B1:92:LYS:NZ	2.26	0.69
35:BP:100:LEU:HD12	35:BP:112:LEU:HD11	1.73	0.69
1:CA:1132:C:H42	1:CA:1142:G:H1	1.38	0.69
2:CB:162:ILE:HD11	2:CB:184:VAL:HG22	1.73	0.69
5:AE:100:VAL:O	5:AE:107:ARG:NH2	2.26	0.68
25:DA:2206:G:H3'	25:DA:2207:G:N7	2.07	0.68
1:AA:532:A:O2'	1:AA:533:A:OP1	2.11	0.68
25:BA:96:C:OP1	48:B2:2:LYS:NZ	2.25	0.68

Continued on next page...

Continued from previous page...

Atom-1	Atom-2	Interatomic distance (Å)	Clash overlap (Å)
1:CA:1317:C:N3	19:CS:37:ARG:NH2	2.41	0.68
25:DA:2820:A:OP2	37:DR:2:ARG:NH2	2.26	0.68
9:AI:53:VAL:O	9:AI:55:ALA:N	2.25	0.68
25:BA:1067:A:H62	25:BA:1186:U:H3	1.41	0.68
25:BA:542:C:OP1	51:B5:16:ARG:NH2	2.26	0.68
2:CB:120:ALA:O	2:CB:122:PHE:N	2.26	0.68
9:CI:17:VAL:HG21	9:CI:81:ILE:HG22	1.74	0.68
1:AA:839:U:O2'	1:AA:840:C:OP1	2.09	0.68
8:AH:64:LYS:HG2	8:AH:79:VAL:HG21	1.75	0.68
54:D8:33:ASN:HA	54:D8:36:LYS:HD2	1.76	0.68
25:BA:2162:C:O2	25:BA:2173:G:N1	2.26	0.68
20:CT:60:GLU:HG3	20:CT:81:LYS:HD2	1.75	0.68
1:CA:1493:A:H2'	25:DA:1913:A:H61	1.59	0.68
25:DA:2121:G:H1	25:DA:2177:C:H42	1.41	0.68
25:BA:1218:G:O2'	25:BA:1219:A:O4'	2.10	0.68
1:CA:728:A:H2'	1:CA:729:A:C8	2.29	0.68
24:AY:76:A:N6	25:BA:2434:A:O4'	2.26	0.68
25:BA:2465:A:OP1	61:BA:4680:HOH:O	2.10	0.68
25:BA:303:C:H42	25:BA:385:G:H1	1.41	0.68
1:CA:976:G:H5'	1:CA:1358:U:O2'	1.94	0.68
25:DA:2805:G:H2'	25:DA:2807:G:C8	2.28	0.68
25:BA:129:G:OP1	61:BA:4179:HOH:O	2.12	0.68
31:BH:86:GLU:OE2	31:BH:132:ARG:NH2	2.27	0.68
35:BP:86:LYS:HE3	35:BP:117:GLU:HB3	1.74	0.68
25:DA:2574:G:OP1	61:DA:4879:HOH:O	2.11	0.68
28:DE:36:ARG:HD3	28:DE:85:ASN:HD21	1.59	0.68
29:DF:184:TYR:CE2	29:DF:188:ARG:HD2	2.29	0.68
25:BA:1827:U:H2'	25:BA:1828:C:C6	2.28	0.68
1:CA:768:A:OP2	61:CA:4016:HOH:O	2.10	0.68
16:CP:9:PHE:CE1	16:CP:18:ARG:HD2	2.28	0.68
25:DA:2693:A:H2'	25:DA:2694:G:H8	1.57	0.68
28:DE:72:VAL:HA	28:DE:73:GLU:HB3	1.76	0.68
1:AA:1069:C:OP2	61:AA:4170:HOH:O	2.10	0.68
1:AA:517:G:N2	1:AA:533:A:OP2	2.25	0.68
1:CA:1007:C:O2	1:CA:1022:G:N1	2.22	0.68
20:CT:10:LEU:HD23	20:CT:12:ALA:HB2	1.75	0.68
31:DH:3:ARG:HH12	31:DH:5:GLY:N	1.91	0.68
2:AB:87:ARG:NH2	2:AB:220:ASP:OD1	2.24	0.67
1:CA:1502:A:H2	1:CA:1505:G:H1	1.42	0.67
25:DA:2138:C:N3	25:DA:2153:G:N2	2.38	0.67
1:AA:1030(A):G:O2'	1:AA:1030(C):G:N7	2.27	0.67

Continued on next page...

Continued from previous page...

Atom-1	Atom-2	Interatomic distance (Å)	Clash overlap (Å)
1:AA:67:C:H2'	1:AA:68:G:C8	2.29	0.67
1:CA:974:A:OP2	14:CN:41:ARG:NH1	2.27	0.67
25:DA:1658:C:OP1	61:DA:4482:HOH:O	2.11	0.67
25:BA:388:A:H2'	25:BA:389:G:C8	2.28	0.67
40:BU:76:TYR:OH	40:BU:92:ARG:NH1	2.27	0.67
3:AC:11:ARG:HB3	3:AC:15:THR:HB	1.74	0.67
1:CA:521:G:H4'	12:CL:73:GLU:HG2	1.77	0.67
25:DA:2010:G:N7	61:DA:4368:HOH:O	2.26	0.67
1:AA:79:G:C2	1:AA:90:U:O2	2.48	0.67
35:BP:65:ARG:HG3	54:B8:25:MET:HG3	1.77	0.67
2:AB:212:GLN:NE2	2:AB:234:PRO:O	2.27	0.67
2:AB:195:ASP:O	8:AH:68:ARG:NH2	2.27	0.67
12:AL:70:ILE:HD13	12:AL:77:LEU:HD12	1.75	0.67
25:BA:2367:C:H1'	46:B0:39:ARG:HH21	1.59	0.67
4:CD:187:ARG:NH2	4:CD:193:ASP:OD2	2.27	0.67
1:AA:1172:C:H2'	1:AA:1173:G:H8	1.60	0.67
25:BA:1491:A:N7	61:BA:4087:HOH:O	2.26	0.67
5:CE:148:VAL:HG21	8:CH:107:LEU:HD13	1.75	0.67
25:DA:987:G:O2'	25:DA:1000:A:N3	2.25	0.67
25:DA:1114:G:H2'	25:DA:1115:G:C8	2.29	0.67
39:DT:59:THR:HG23	39:DT:78:LEU:HB3	1.77	0.67
25:BA:206:G:OP2	61:BA:5041:HOH:O	2.13	0.67
1:CA:1273:G:H3'	1:CA:1274:G:H8	1.59	0.67
25:DA:2206:G:H3'	25:DA:2207:G:C8	2.29	0.67
25:DA:880:G:H22	25:DA:898:C:H1'	1.59	0.67
30:DG:11:TYR:HB2	30:DG:176:LEU:HD21	1.76	0.67
1:AA:1221:G:OP1	1:AA:1320:C:N4	2.22	0.67
1:CA:922:G:H4'	5:CE:20:GLN:HA	1.77	0.67
25:DA:320:A:OP2	29:DF:137:LYS:NZ	2.25	0.67
4:AD:122:ARG:NH2	4:AD:134:ASP:OD1	2.28	0.67
9:AI:9:ARG:HG2	9:AI:14:VAL:HG13	1.77	0.67
26:BB:106:G:H5'	45:BZ:31:ARG:HG2	1.77	0.67
25:DA:956:G:H5''	36:DQ:77:LYS:HD2	1.77	0.67
13:CM:107:ALA:HB3	13:CM:111:LYS:HD2	1.74	0.66
6:AF:69:GLU:O	6:AF:72:VAL:HG12	1.95	0.66
1:CA:1005:A:O2'	1:CA:1037:C:O2'	2.12	0.66
25:DA:2062:A:OP1	61:DA:4140:HOH:O	2.11	0.66
1:AA:452:A:H4'	16:AP:72:ARG:NH1	2.10	0.66
25:BA:1431:G:O2'	25:BA:1442:U:O2	2.09	0.66
35:BP:88:LEU:HD11	35:BP:114:ILE:HD12	1.76	0.66
1:CA:532:A:O2'	1:CA:533:A:OP1	2.12	0.66

Continued on next page...

Continued from previous page...

Atom-1	Atom-2	Interatomic distance (Å)	Clash overlap (Å)
1:CA:974:A:OP2	14:CN:29:ARG:NH2	2.28	0.66
9:CI:17:VAL:HG23	9:CI:63:ILE:HG12	1.77	0.66
25:DA:2176:A:H2'	25:DA:2177:C:C6	2.31	0.66
25:DA:2323:G:O6	25:DA:2332:U:N3	2.18	0.66
26:DB:106:G:H5'	45:DZ:31:ARG:HG2	1.76	0.66
1:AA:991:U:O2'	1:AA:992:U:OP2	2.13	0.66
11:AK:48:ILE:HG21	11:AK:63:LEU:HB3	1.78	0.66
29:BF:53:THR:HG22	29:BF:55:GLY:H	1.60	0.66
1:CA:35:G:O2'	12:CL:118:SER:O	2.07	0.66
25:DA:2126:A:H62	25:DA:2172:U:H5'	1.61	0.66
25:DA:574:C:OP1	61:DA:4132:HOH:O	2.12	0.66
25:DA:2748:A:O2'	31:DH:63:SER:O	2.10	0.66
36:DQ:85:LYS:HG2	46:D0:7:LEU:HB3	1.76	0.66
7:AG:9:VAL:O	7:AG:11:GLN:NE2	2.28	0.66
1:CA:782:A:OP1	61:CA:4023:HOH:O	2.12	0.66
1:CA:794:A:OP2	61:CA:4023:HOH:O	2.14	0.66
25:DA:1189:A:OP2	61:DA:4459:HOH:O	2.14	0.66
25:DA:2162:G:H4'	25:DA:2172:U:H2'	1.75	0.66
25:DA:1693:U:O2'	27:DD:14:ARG:NH2	2.28	0.66
1:AA:742:G:OP2	15:AO:35:ARG:NH2	2.29	0.66
3:AC:114:PRO:O	3:AC:118:GLN:NE2	2.29	0.66
1:AA:974:A:OP2	14:AN:41:ARG:NH1	2.28	0.66
3:AC:40:ARG:NH2	3:AC:55:VAL:O	2.28	0.66
46:B0:27:GLU:HG3	46:B0:68:GLU:HA	1.77	0.66
25:DA:1648:C:OP1	61:DA:4489:HOH:O	2.14	0.66
26:DB:84:C:OP1	49:D3:15:TYR:OH	2.12	0.66
1:AA:1027:C:C4	1:AA:1034:G:O6	2.49	0.66
28:BE:47:VAL:HG21	28:BE:86:PRO:HD2	1.78	0.66
38:BS:39:ILE:HB	38:BS:49:VAL:HG13	1.78	0.66
1:CA:316:G:OP2	1:CA:351:G:O2'	2.13	0.66
25:DA:2113:U:H3	25:DA:2170:A:H61	1.43	0.66
38:DS:49:VAL:HG23	38:DS:80:LEU:HD22	1.77	0.66
25:DA:1371:G:H2'	25:DA:1372:U:H5	1.60	0.66
28:DE:73:GLU:HG3	28:DE:73:GLU:O	1.95	0.66
34:DO:115:VAL:HG13	34:DO:121:VAL:HG21	1.76	0.66
30:BG:56:ALA:HA	30:BG:153:ARG:HH21	1.61	0.66
1:CA:1347:G:H5''	9:CI:107:ARG:HB3	1.78	0.66
48:D2:22:GLU:OE2	48:D2:68:ARG:NH2	2.29	0.66
43:DX:8:ILE:O	48:D2:36:ARG:NH2	2.28	0.66
45:DZ:72:ARG:NH2	45:DZ:97:GLU:O	2.25	0.66
2:CB:221:LEU:HD23	2:CB:224:GLN:HE22	1.59	0.65

Continued on next page...

Continued from previous page...

Atom-1	Atom-2	Interatomic distance (Å)	Clash overlap (Å)
4:CD:162:LEU:HD13	4:CD:181:MET:HG2	1.79	0.65
25:DA:2296:U:OP2	38:DS:9:ARG:NH2	2.28	0.65
39:DT:65:LYS:HE2	39:DT:67:SER:HB2	1.77	0.65
1:AA:1442:G:O2'	1:AA:1442(A):G:OP1	2.09	0.65
1:CA:815:A:N7	1:CA:1509:C:O2'	2.27	0.65
1:AA:1003:G:N2	1:AA:1004:A:N3	2.44	0.65
3:AC:11:ARG:NH2	3:AC:177:THR:O	2.29	0.65
25:DA:1418:G:OP2	61:DA:4396:HOH:O	2.13	0.65
3:AC:39:ILE:HG23	3:AC:91:LEU:HD11	1.78	0.65
25:BA:118:U:OP2	61:BA:4118:HOH:O	2.14	0.65
1:CA:1125:U:O2'	1:CA:1126:U:H2'	1.96	0.65
2:CB:201:ILE:HG21	2:CB:214:ILE:HG21	1.79	0.65
25:DA:2127:G:O6	25:DA:2161:C:N3	2.28	0.65
2:AB:87:ARG:CZ	2:AB:233:SER:HB3	2.27	0.65
3:AC:12:LEU:HD23	3:AC:16:ARG:HB3	1.77	0.65
25:BA:2122:G:H1	25:BA:2211:U:H3	0.73	0.65
25:DA:2638:G:OP2	28:DE:82:ARG:NH2	2.26	0.65
1:AA:1530:G:H2'	1:AA:1531:A:O4'	1.97	0.65
29:BF:51:THR:HB	29:BF:88:VAL:HG11	1.77	0.65
1:CA:1320:C:H5''	19:CS:70:LYS:HG3	1.78	0.65
2:AB:126:GLU:HG2	2:AB:127:ILE:HG12	1.78	0.65
16:AP:74:LEU:HG	16:AP:79:VAL:HG21	1.78	0.65
38:BS:15:ARG:O	38:BS:19:LYS:HG2	1.97	0.65
43:BX:35:THR:HG22	43:BX:38:GLU:H	1.61	0.65
41:DV:35:LEU:HB2	41:DV:57:VAL:HG23	1.79	0.65
25:BA:2495:C:N3	36:BQ:124:LYS:NZ	2.44	0.65
32:BI:3:VAL:HG12	32:BI:38:LEU:HA	1.79	0.65
25:BA:872:C:O2	35:BP:55:ARG:NH2	2.25	0.65
1:CA:1256:A:N6	1:CA:1278:U:H1'	2.11	0.65
1:CA:142:G:H2'	1:CA:143:A:C8	2.31	0.65
29:DF:103:LYS:HA	29:DF:106:ARG:HG3	1.78	0.65
25:BA:1299:A:OP1	61:BA:4949:HOH:O	2.14	0.65
6:CF:81:ILE:HD11	27:DD:125:ILE:HB	1.77	0.65
10:CJ:49:VAL:HG23	14:CN:41:ARG:HB2	1.77	0.65
25:DA:1237:A:OP1	61:DA:4740:HOH:O	2.14	0.65
35:DP:95:VAL:HA	35:DP:99:LEU:HD21	1.77	0.65
25:DA:770:G:OP2	61:DA:4536:HOH:O	2.13	0.65
31:DH:9:ILE:HB	31:DH:50:VAL:HB	1.78	0.65
1:AA:1240:U:OP2	7:AG:116:ALA:N	2.27	0.64
57:AA:3191:PCY:H162	57:AA:3191:PCY:H25	1.62	0.64
25:BA:1815:A:OP2	61:BA:4761:HOH:O	2.15	0.64

Continued on next page...

Continued from previous page...

Atom-1	Atom-2	Interatomic distance (Å)	Clash overlap (Å)
25:BA:2122:G:O6	25:BA:2211:U:O4	2.15	0.64
50:B4:15:ILE:HG23	50:B4:21:VAL:HG22	1.79	0.64
2:CB:179:LYS:HA	8:CH:72:PRO:HG3	1.79	0.64
39:DT:95:ARG:HG2	39:DT:95:ARG:HH11	1.60	0.64
1:CA:1022:G:H2'	1:CA:1023:G:C8	2.32	0.64
2:CB:212:GLN:NE2	2:CB:234:PRO:O	2.30	0.64
5:CE:10:MET:N	5:CE:10:MET:SD	2.71	0.64
25:DA:2163:C:OP1	25:DA:2165:G:N2	2.30	0.64
45:DZ:153:SER:HB3	45:DZ:167:PRO:HB3	1.80	0.64
1:AA:1352:C:OP1	21:AU:3:LYS:NZ	2.24	0.64
4:AD:166:LYS:HA	4:AD:178:VAL:HG21	1.79	0.64
10:AJ:38:ILE:HD11	10:AJ:71:LEU:HD23	1.80	0.64
37:BR:104:ARG:HG3	37:BR:111:LEU:HD21	1.78	0.64
3:CC:142:MET:HG3	3:CC:170:GLN:HB3	1.79	0.64
25:DA:994:C:O2'	25:DA:996:A:OP1	2.10	0.64
1:AA:79:G:C2	1:AA:90:U:C2	2.85	0.64
25:BA:2239:A:N7	61:BA:4799:HOH:O	2.29	0.64
25:BA:2658:C:OP2	25:BA:2745:G:O2'	2.12	0.64
41:BV:95:LEU:HD13	41:BV:97:LYS:HD3	1.79	0.64
29:DF:29:ASN:H	29:DF:112:MET:HE1	1.63	0.64
25:BA:139:A:H8	25:BA:1454:C:HO2'	1.45	0.64
25:BA:30:G:OP2	40:BU:5:LYS:NZ	2.30	0.64
1:CA:1023:G:H3'	1:CA:1024:G:H8	1.63	0.64
26:DB:76:G:N2	26:DB:101:G:O6	2.28	0.64
39:DT:16:ARG:NH2	39:DT:83:ILE:O	2.30	0.64
41:DV:40:LEU:HB2	41:DV:46:VAL:HG13	1.80	0.64
1:AA:1158:C:C4	1:AA:1160:G:C8	2.85	0.64
1:AA:310:G:OP2	16:AP:27:LYS:NZ	2.24	0.64
4:AD:187:ARG:NH1	4:AD:190:ASP:OD1	2.31	0.64
25:BA:610:C:OP2	35:BP:21:ARG:NH2	2.30	0.64
13:CM:37:THR:O	13:CM:55:ARG:NH1	2.28	0.64
25:DA:2125:G:H22	25:DA:2172:U:H5'	1.62	0.64
25:DA:1278:A:OP1	37:DR:36:THR:HG23	1.97	0.64
39:DT:50:ILE:HA	39:DT:99:LEU:HD12	1.79	0.64
4:AD:98:GLU:HG2	4:AD:189:PRO:HG2	1.78	0.64
25:BA:2442:A:N3	25:BA:2442:A:H2'	2.12	0.64
30:BG:41:GLN:HE22	30:BG:153:ARG:HB3	1.63	0.64
1:CA:1492:A:H2'	1:CA:1493:A:C5	2.33	0.64
25:DA:997:G:OP1	40:DU:92:ARG:HG2	1.98	0.64
25:DA:1814:G:O3'	27:DD:54:ARG:NH2	2.31	0.64
28:DE:59:VAL:HG21	28:DE:74:PRO:HB3	1.80	0.64

Continued on next page...

Continued from previous page...

Atom-1	Atom-2	Interatomic distance (Å)	Clash overlap (Å)
45:DZ:52:SER:OG	45:DZ:53:ILE:N	2.31	0.64
25:BA:1201:A:OP1	40:BU:55:ARG:HD3	1.98	0.64
26:DB:10:C:O2	26:DB:111:G:N2	2.19	0.64
27:DD:3:VAL:HG21	27:DD:203:ASN:HB2	1.80	0.64
1:CA:578:C:OP1	61:CA:4043:HOH:O	2.14	0.64
25:DA:2122:U:O4	25:DA:2176:A:N1	2.31	0.64
31:DH:59:ARG:O	31:DH:63:SER:OG	2.16	0.64
25:BA:1221:G:H1'	25:BA:1222:A:H5'	1.79	0.63
2:CB:19:HIS:HB2	2:CB:204:ASN:HB2	1.79	0.63
24:CY:76:A:O5'	61:DA:4895:HOH:O	2.14	0.63
25:BA:2113:U:O4	61:BA:4797:HOH:O	2.14	0.63
25:BA:2130:C:H42	25:BA:2203:G:H1	1.44	0.63
1:CA:532:A:H61	3:CC:193:TYR:HB3	1.62	0.63
2:CB:80:ILE:HD13	2:CB:211:ILE:HB	1.80	0.63
25:DA:2364:C:OP1	46:D0:55:ARG:NH1	2.31	0.63
14:CN:3:ARG:HB3	14:CN:3:ARG:HH21	1.63	0.63
25:DA:143:G:H4'	43:DX:35:THR:HG21	1.80	0.63
1:AA:1004:A:N6	1:AA:1036:G:N7	2.46	0.63
13:CM:96:LEU:O	13:CM:110:ARG:NH1	2.31	0.63
2:AB:16:HIS:HB3	2:AB:210:SER:CB	2.28	0.63
13:AM:65:LYS:NZ	50:B4:53:GLU:OE1	2.25	0.63
25:DA:2287:A:H62	25:DA:2344:U:H3	1.46	0.63
25:BA:611:U:H2'	25:BA:612:C:C6	2.34	0.63
20:CT:43:LEU:O	20:CT:47:GLY:N	2.25	0.63
25:BA:902:G:O2'	46:B0:27:GLU:OE2	2.13	0.63
25:BA:1890:A:N6	25:BA:1905:G:O2'	2.32	0.63
25:DA:1889:A:H2'	25:DA:1890:A:C8	2.34	0.63
2:AB:95:GLN:HG3	2:AB:147:LYS:HD3	1.81	0.63
1:CA:1062:U:H2'	1:CA:1063:C:C6	2.34	0.63
1:CA:1218:C:OP2	14:CN:9:LYS:NZ	2.26	0.63
1:CA:444:C:H2'	1:CA:445:G:H8	1.62	0.63
1:CA:839:U:O2'	1:CA:840:C:OP1	2.16	0.63
28:DE:47:VAL:HG11	28:DE:86:PRO:HD2	1.80	0.63
32:DI:12:LEU:HD22	32:DI:19:VAL:HG21	1.81	0.63
37:DR:36:THR:HG22	37:DR:37:THR:H	1.63	0.63
2:AB:17:PHE:HD2	2:AB:44:LEU:HD21	1.64	0.63
22:AV:16:A:N6	23:AX:36:U:H3	1.96	0.63
25:BA:630:U:OP1	29:BF:102:PRO:HA	1.98	0.63
32:BI:92:VAL:HG11	32:BI:144:VAL:HG11	1.81	0.63
42:BW:4:LYS:HD3	42:BW:6:ILE:HD11	1.80	0.63
42:BW:14:PRO:HG2	42:BW:78:GLU:HG2	1.79	0.63

Continued on next page...

Continued from previous page...

Atom-1	Atom-2	Interatomic distance (Å)	Clash overlap (Å)
45:BZ:11:GLU:O	45:BZ:36:LYS:NZ	2.20	0.63
1:CA:142:G:H2'	1:CA:143:A:H8	1.63	0.63
38:BS:27:SER:HA	38:BS:88:ASP:HB3	1.80	0.62
1:CA:1279:A:O2'	1:CA:1282:C:N4	2.32	0.62
4:CD:61:LYS:NZ	4:CD:72:GLU:OE2	2.22	0.62
26:DB:45:A:O4'	30:DG:95:ARG:NH1	2.32	0.62
36:DQ:109:VAL:HG13	36:DQ:113:GLN:HB3	1.80	0.62
25:BA:2162:C:N3	25:BA:2173:G:O6	2.32	0.62
25:BA:591:U:O2'	61:BA:5137:HOH:O	2.15	0.62
36:BQ:54:MET:HG3	36:BQ:117:ALA:HB1	1.79	0.62
45:BZ:136:PHE:O	45:BZ:137:ILE:HG13	1.99	0.62
25:DA:1266:G:O5'	42:DW:15:ARG:NH2	2.32	0.62
40:BU:81:HIS:CE1	40:BU:85:LYS:HD2	2.33	0.62
1:CA:390:C:O3'	16:CP:28:ARG:NH2	2.32	0.62
16:CP:51:VAL:HG12	16:CP:53:VAL:H	1.63	0.62
28:DE:72:VAL:HG13	28:DE:73:GLU:O	1.98	0.62
3:AC:152:ILE:HB	3:AC:199:LYS:HB2	1.80	0.62
25:BA:2297:C:OP2	52:B6:6:ARG:NH1	2.33	0.62
45:BZ:117:LEU:HD11	45:BZ:144:LEU:HD23	1.81	0.62
45:BZ:52:SER:OG	45:BZ:53:ILE:N	2.32	0.62
1:CA:1023:G:H3'	1:CA:1024:G:C8	2.35	0.62
1:CA:1029:C:N4	1:CA:1032:G:N1	2.33	0.62
1:CA:1127:G:H5'	1:CA:1280:A:O2'	2.00	0.62
5:CE:100:VAL:O	5:CE:107:ARG:NH2	2.32	0.62
12:CL:70:ILE:HG12	12:CL:100:ILE:HD12	1.79	0.62
25:DA:2070:G:OP2	61:DA:4726:HOH:O	2.16	0.62
25:DA:322:A:OP2	29:DF:169:ASN:HB2	1.98	0.62
35:DP:86:LYS:HB3	35:DP:118:GLY:HA3	1.81	0.62
1:AA:1145:C:H4'	1:AA:1146:A:H5'	1.80	0.62
1:AA:1521:G:N3	61:AA:4051:HOH:O	2.31	0.62
25:BA:1185:C:O3'	33:BN:25:ARG:NH1	2.32	0.62
32:BI:93:THR:HG22	32:BI:119:PRO:HB3	1.82	0.62
39:BT:53:ARG:NH1	39:BT:53:ARG:HB3	2.14	0.62
1:CA:998:G:N2	1:CA:1043:C:N3	2.43	0.62
1:CA:1157:A:H4'	1:CA:1158:C:O5'	1.99	0.62
1:CA:1321:C:H5''	1:CA:1322:C:H2'	1.80	0.62
2:CB:128:GLU:OE1	2:CB:135:GLN:NE2	2.33	0.62
1:CA:1179:A:H4'	9:CI:103:THR:HA	1.81	0.62
30:DG:41:GLN:HE22	30:DG:153:ARG:HB3	1.64	0.62
41:DV:5:VAL:HG11	41:DV:57:VAL:HG21	1.81	0.62
1:AA:221:C:H2'	1:AA:222:U:H6	1.63	0.62

Continued on next page...

Continued from previous page...

Atom-1	Atom-2	Interatomic distance (Å)	Clash overlap (Å)
15:AO:5:LYS:HE2	15:AO:5:LYS:H	1.63	0.62
25:BA:2579:G:H2'	25:BA:2580:C:C6	2.34	0.62
25:BA:602:G:H2'	25:BA:603:C:C6	2.34	0.62
1:CA:1063:C:OP2	1:CA:1064:G:O2'	2.18	0.62
26:DB:14:U:OP2	26:DB:70:C:O2'	2.15	0.62
1:AA:277:C:H5''	17:AQ:68:ARG:NH2	2.14	0.62
25:BA:1093:G:H2'	25:BA:1156:G:H1	1.65	0.62
30:BG:41:GLN:NE2	30:BG:154:GLY:O	2.33	0.62
1:CA:1392:G:H21	1:CA:1502:A:H8	1.48	0.62
10:CJ:38:ILE:HD11	10:CJ:71:LEU:HD23	1.82	0.62
30:DG:108:ASN:HD22	50:D4:22:ILE:HG12	1.64	0.62
25:DA:1557:C:OP2	25:DA:1558:A:O2'	2.17	0.62
25:DA:1653:G:H3'	37:DR:2:ARG:HD3	1.81	0.62
25:DA:2483:C:N3	36:DQ:124:LYS:NZ	2.47	0.62
29:DF:157:VAL:HB	29:DF:194:MET:HG2	1.81	0.62
40:DU:76:TYR:OH	40:DU:92:ARG:NH1	2.32	0.62
1:AA:1118:C:OP1	9:AI:104:ARG:NH1	2.32	0.62
1:AA:972:C:O2'	10:AJ:55:LYS:O	2.16	0.62
52:B6:6:ARG:NH1	52:B6:26:ASN:HB2	2.15	0.62
25:BA:2369:U:OP1	46:B0:20:ARG:NH1	2.32	0.62
34:BO:2:ILE:HD12	34:BO:6:THR:HG21	1.79	0.62
1:AA:79:G:C6	1:AA:90:U:N3	2.68	0.62
25:BA:2374:G:OP1	54:B8:44:LYS:NZ	2.28	0.62
25:BA:271:U:O2'	25:BA:273:G:N2	2.32	0.62
25:DA:1300:U:H4'	25:DA:1301:A:H5''	1.82	0.62
25:DA:2273:A:H2'	25:DA:2274:A:C8	2.35	0.62
1:AA:1314:C:OP1	19:AS:6:LYS:NZ	2.24	0.62
25:BA:1714:G:O2'	25:BA:2013:U:O4	2.14	0.62
1:CA:1003:G:H2'	1:CA:1004:A:O4'	2.00	0.62
1:CA:977:A:O2'	1:CA:981:U:N3	2.32	0.62
8:CH:4:ASP:OD2	8:CH:85:ARG:NH1	2.32	0.62
49:D3:8:LEU:HD13	49:D3:31:LEU:HD23	1.82	0.62
25:DA:2356:C:OP1	46:D0:24:LYS:NZ	2.28	0.62
32:DI:114:LEU:HD11	32:DI:128:LEU:HD13	1.82	0.62
1:AA:1158:C:N4	1:AA:1160:G:H8	1.97	0.61
5:AE:20:GLN:NE2	5:AE:21:ALA:O	2.33	0.61
1:AA:656:C:O2'	15:AO:28:GLN:NE2	2.33	0.61
49:B3:3:ARG:NH1	49:B3:60:GLU:OE2	2.33	0.61
25:BA:2145:G:H2'	25:BA:2146:G:H8	1.65	0.61
25:BA:354:A:H2	25:BA:1255:A:HO2'	1.47	0.61
31:BH:149:ARG:NH1	31:BH:167:GLU:OE2	2.32	0.61

Continued on next page...

Continued from previous page...

Atom-1	Atom-2	Interatomic distance (Å)	Clash overlap (Å)
3:CC:18:TRP:O	3:CC:21:ARG:NH1	2.31	0.61
19:CS:27:GLU:HG2	19:CS:47:HIS:NE2	2.15	0.61
25:DA:848:G:H2'	25:DA:849:A:C8	2.35	0.61
1:AA:79:G:N1	1:AA:90:U:C2	2.69	0.61
9:AI:3:GLN:HG2	9:AI:20:ARG:HE	1.65	0.61
2:CB:48:MET:HA	2:CB:51:LEU:HD12	1.82	0.61
9:CI:16:ARG:HB2	9:CI:64:THR:HB	1.82	0.61
25:DA:1033:U:OP1	55:D9:9:ARG:NH2	2.33	0.61
44:DY:23:ARG:HG2	44:DY:42:VAL:HG22	1.81	0.61
1:AA:1174:G:H2'	1:AA:1175:G:H8	1.63	0.61
25:BA:1211:U:H2'	25:BA:1212:C:C6	2.35	0.61
25:BA:671:A:H2'	25:BA:672:G:O4'	2.01	0.61
25:BA:83:A:H5''	44:BY:8:LYS:HE3	1.82	0.61
1:CA:1157:A:H5'	1:CA:1158:C:C6	2.36	0.61
25:DA:2166:G:N7	25:DA:2168:G:N2	2.45	0.61
25:DA:2314:C:H2'	25:DA:2315:G:C8	2.36	0.61
1:AA:1226:C:O2'	13:AM:111:LYS:NZ	2.32	0.61
11:AK:48:ILE:H	11:AK:48:ILE:HD13	1.65	0.61
25:BA:2754:A:OP1	55:B9:22:ARG:NH2	2.21	0.61
3:CC:13:GLY:HA3	14:CN:57:ARG:HH21	1.63	0.61
25:DA:2167:U:O2'	25:DA:2168:G:N3	2.34	0.61
37:DR:21:TYR:CZ	37:DR:43:GLU:HG2	2.35	0.61
1:AA:1203:C:H2'	1:AA:1204:A:H8	1.65	0.61
1:AA:439:A:C2	1:AA:496:A:C4	2.86	0.61
50:B4:48:ARG:NH1	50:B4:48:ARG:HA	2.16	0.61
1:CA:1166:G:N2	1:CA:1170:A:OP2	2.33	0.61
2:CB:125:PRO:O	2:CB:127:ILE:N	2.33	0.61
13:CM:54:VAL:HA	13:CM:57:ARG:HB3	1.82	0.61
18:CR:52:PRO:HB2	18:CR:54:ARG:HG2	1.81	0.61
25:DA:1762:A:N1	61:DA:4564:HOH:O	2.30	0.61
25:DA:2074:U:H2'	25:DA:2075:U:C6	2.35	0.61
25:DA:2114:A:N1	25:DA:2117:A:N6	2.49	0.61
1:AA:946:A:H2'	1:AA:947:G:C8	2.35	0.61
3:AC:62:ASP:HA	3:AC:97:LYS:HD3	1.81	0.61
25:BA:1040:C:OP1	40:BU:53:ARG:NH2	2.34	0.61
25:BA:2348:A:H61	46:B0:43:THR:CG2	2.13	0.61
25:DA:2147:G:C2	25:DA:2148:G:H1'	2.36	0.61
25:DA:2753:A:N3	55:D9:15:LYS:NZ	2.46	0.61
13:CM:13:LYS:NZ	13:CM:21:TYR:OH	2.34	0.61
25:DA:2646:C:OP2	25:DA:2732:G:O2'	2.18	0.61
25:BA:929:G:H22	25:BA:940:C:H42	1.48	0.61

Continued on next page...

Continued from previous page...

Atom-1	Atom-2	Interatomic distance (Å)	Clash overlap (Å)
1:CA:1051:C:H2'	1:CA:1052:U:C6	2.36	0.61
1:CA:56:U:H2'	1:CA:57:G:C8	2.36	0.61
25:DA:1231:G:H2'	25:DA:1232:G:H8	1.65	0.61
25:DA:1778:U:H2'	25:DA:1784:A:N6	2.15	0.61
27:DD:108:PRO:HB3	27:DD:143:HIS:CE1	2.35	0.61
42:DW:71:VAL:HA	42:DW:107:LEU:HD12	1.83	0.61
8:AH:112:LEU:HB3	8:AH:133:LEU:HA	1.81	0.61
25:BA:1076:G:OP2	36:BQ:128:LYS:NZ	2.33	0.61
25:BA:2255:U:H2'	25:BA:2256:U:C6	2.36	0.61
25:BA:965:G:N2	25:BA:2281:A:OP2	2.34	0.61
25:BA:934:A:O2'	25:BA:935:C:OP2	2.18	0.61
27:BD:132:PRO:HD3	27:BD:190:TYR:CZ	2.35	0.61
29:BF:20:LEU:HD22	29:BF:21:ALA:H	1.66	0.61
1:CA:410:G:OP1	4:CD:30:LYS:NZ	2.20	0.61
13:CM:33:ALA:O	13:CM:37:THR:OG1	2.15	0.61
31:DH:144:VAL:O	31:DH:148:ILE:HG12	2.00	0.61
25:BA:646:A:OP2	35:BP:108:LYS:NZ	2.33	0.61
13:CM:47:ASP:N	13:CM:47:ASP:OD2	2.34	0.61
25:DA:2661:G:H2'	25:DA:2662:A:C8	2.36	0.61
6:AF:97:PHE:N	18:AR:30:ASP:OD1	2.33	0.60
47:B1:50:ARG:HG2	47:B1:59:THR:HB	1.83	0.60
25:BA:1312:G:O5'	42:BW:15:ARG:NH2	2.34	0.60
25:BA:397:G:H5''	25:BA:450:A:N6	2.16	0.60
25:BA:70:A:N7	43:BX:31:HIS:HE1	1.99	0.60
1:CA:1235:U:O2'	1:CA:1305:G:OP1	2.16	0.60
11:CK:82:VAL:HB	11:CK:108:ILE:HG12	1.83	0.60
25:DA:1371:G:H2'	25:DA:1372:U:C5	2.36	0.60
27:DD:108:PRO:HG2	27:DD:111:LEU:HG	1.83	0.60
45:DZ:45:ASP:OD1	45:DZ:49:ARG:NH1	2.34	0.60
1:AA:1161:C:N3	1:AA:1175:G:N2	2.36	0.60
2:AB:163:PHE:HA	2:AB:185:ILE:HG13	1.83	0.60
45:BZ:145:GLU:O	45:BZ:148:ASP:N	2.26	0.60
3:CC:52:LEU:HD21	3:CC:55:VAL:HG23	1.82	0.60
29:DF:101:LEU:O	29:DF:106:ARG:NH1	2.30	0.60
1:AA:1103:C:OP1	2:AB:96:ARG:NH2	2.34	0.60
25:BA:1338:U:H2'	25:BA:1339:C:C6	2.37	0.60
1:CA:1381:U:H1'	7:CG:79:ARG:HD3	1.83	0.60
25:DA:1292:U:H2'	25:DA:1293:C:C6	2.36	0.60
25:DA:479:A:N3	25:DA:481:G:H5''	2.15	0.60
25:DA:588:U:H2'	25:DA:589:C:C6	2.35	0.60
25:DA:958:U:OP2	36:DQ:14:ARG:NH1	2.35	0.60

Continued on next page...

Continued from previous page...

Atom-1	Atom-2	Interatomic distance (Å)	Clash overlap (Å)
45:DZ:108:PRO:HG2	45:DZ:117:LEU:HD13	1.83	0.60
1:AA:1002:G:H3'	1:AA:1003:G:C8	2.36	0.60
5:CE:20:GLN:NE2	5:CE:21:ALA:O	2.35	0.60
19:CS:28:LYS:HB2	19:CS:29:ARG:CA	2.31	0.60
7:CG:18:TYR:HB3	7:CG:59:LEU:HD13	1.83	0.60
7:CG:50:ILE:HD11	7:CG:58:PRO:HA	1.82	0.60
8:CH:34:GLU:OE1	8:CH:37:ARG:NH1	2.35	0.60
25:DA:2061:G:H5''	25:DA:2503:A:C2	2.36	0.60
25:DA:2125:G:N1	25:DA:2172:U:O5'	2.35	0.60
1:AA:954:G:H21	1:AA:1227:A:H62	1.49	0.60
25:BA:1405:A:H2'	25:BA:1406:A:H5'	1.83	0.60
25:BA:1846:A:N1	61:BA:4015:HOH:O	2.30	0.60
1:AA:1020:U:H2'	1:AA:1021:G:H8	1.65	0.60
1:AA:1502:A:H2	1:AA:1505:G:N1	1.96	0.60
8:AH:10:LEU:HD22	8:AH:83:ILE:HD11	1.83	0.60
25:BA:997:G:OP1	36:BQ:16:ARG:NH2	2.35	0.60
31:BH:56:SER:OG	31:BH:57:ASP:N	2.35	0.60
5:CE:102:ALA:O	5:CE:107:ARG:NH1	2.35	0.60
1:AA:1052:U:H2'	1:AA:1055:A:OP2	2.01	0.60
1:AA:97:G:O2'	1:AA:98:G:H5''	2.01	0.60
23:AX:8:4SU:H6	23:AX:8:4SU:O5'	2.01	0.60
25:BA:1899:A:H5'	25:BA:1900:G:OP2	2.02	0.60
30:BG:77:ILE:HG22	30:BG:80:PHE:H	1.65	0.60
31:BH:159:GLU:HG3	31:BH:169:VAL:HG11	1.84	0.60
32:BI:130:TYR:HB3	32:BI:138:ILE:HB	1.84	0.60
1:CA:977:A:HO2'	1:CA:981:U:H3	1.49	0.60
12:CL:70:ILE:HD13	12:CL:77:LEU:HD12	1.83	0.60
17:CQ:66:SER:O	17:CQ:70:ARG:NH1	2.34	0.60
25:DA:2109:U:H4'	25:DA:2149:G:H21	1.67	0.60
31:DH:38:SER:HB3	31:DH:41:MET:HG2	1.84	0.60
1:AA:1356:G:H2'	1:AA:1357:A:C8	2.37	0.60
1:AA:1435:G:H2'	1:AA:1436:U:C6	2.37	0.60
5:AE:57:LYS:HD3	5:AE:61:TYR:HE2	1.66	0.60
29:BF:157:VAL:HB	29:BF:194:MET:HG2	1.84	0.60
45:BZ:80:ARG:HB3	45:BZ:82:ARG:HG3	1.84	0.60
1:CA:757:U:H2'	1:CA:758:G:O4'	2.02	0.60
1:CA:1348:U:H4'	9:CI:120:ARG:HD2	1.84	0.60
25:DA:153:C:OP2	47:D1:92:LYS:NZ	2.34	0.60
25:DA:807:U:OP2	35:DP:41:ARG:NH2	2.35	0.60
25:DA:2723:C:OP2	28:DE:109:LYS:NZ	2.35	0.60
25:DA:1041:C:OP1	45:DZ:46:LYS:NZ	2.35	0.60

Continued on next page...

Continued from previous page...

Atom-1	Atom-2	Interatomic distance (Å)	Clash overlap (Å)
1:AA:922:G:H4'	5:AE:20:GLN:HA	1.83	0.60
18:AR:26:LEU:HD21	18:AR:39:VAL:HG13	1.83	0.60
25:BA:1410:G:OP2	47:B1:3:LYS:HG3	2.02	0.60
27:BD:12:SER:HB3	27:BD:208:LYS:HB3	1.84	0.60
26:BB:103:G:O2'	45:BZ:73:GLN:NE2	2.35	0.60
1:CA:677:U:H3	1:CA:713:G:H22	1.50	0.60
3:CC:130:VAL:O	3:CC:134:ILE:HG12	2.02	0.60
25:DA:1028:A:N6	25:DA:1125:G:H2'	2.16	0.60
30:DG:41:GLN:NE2	30:DG:154:GLY:O	2.35	0.60
1:AA:1064:G:H4'	1:AA:1065:U:OP1	2.01	0.59
32:BI:103:ARG:HG2	32:BI:104:GLN:N	2.17	0.59
45:BZ:58:VAL:HG12	45:BZ:68:PRO:HA	1.82	0.59
1:CA:123:C:OP1	1:CA:311:C:O2'	2.17	0.59
1:CA:693:G:O6	57:CA:3176:PCY:N16	2.34	0.59
1:CA:396:G:O2'	1:CA:398:C:OP1	2.16	0.59
25:DA:2630:G:H2'	25:DA:2631:G:C8	2.37	0.59
12:AL:24:VAL:HG11	12:AL:27:LEU:HD22	1.85	0.59
1:CA:627:G:H2'	1:CA:628:G:H8	1.66	0.59
25:DA:307:G:N1	25:DA:310:A:OP2	2.35	0.59
25:DA:792:G:OP2	61:DA:4161:HOH:O	2.16	0.59
36:DQ:32:TYR:OH	36:DQ:111:GLU:OE1	2.19	0.59
25:BA:173:C:H2'	25:BA:174:U:C6	2.37	0.59
1:CA:694:A:H62	57:CA:3176:PCY:H93	1.67	0.59
1:CA:692:U:O2'	1:CA:694:A:N7	2.33	0.59
2:CB:61:LEU:HD23	2:CB:68:ILE:HD11	1.83	0.59
25:DA:125:G:H5''	53:D7:19:ARG:HD3	1.83	0.59
25:DA:2134:A:H62	25:DA:2157:G:H4'	1.67	0.59
25:DA:2291:U:H2'	25:DA:2292:C:C6	2.37	0.59
25:DA:2648:C:H2'	25:DA:2649:U:C6	2.38	0.59
28:DE:111:ARG:HG3	28:DE:160:TYR:CD2	2.36	0.59
1:AA:629:G:H2'	1:AA:630:G:O4'	2.03	0.59
7:AG:62:PHE:HA	7:AG:124:LEU:HD22	1.84	0.59
10:AJ:27:ALA:HA	10:AJ:81:THR:HG21	1.85	0.59
19:AS:67:VAL:HB	50:B4:58:ARG:HB3	1.83	0.59
25:BA:1793:A:H2'	61:BA:5153:HOH:O	2.03	0.59
42:BW:69:LEU:HD13	42:BW:107:LEU:HD23	1.84	0.59
1:CA:448:A:P	1:CA:485:G:H22	2.26	0.59
1:CA:67:C:H2'	1:CA:68:G:C8	2.37	0.59
5:CE:12:LEU:HB3	5:CE:31:LEU:HB2	1.83	0.59
10:CJ:55:LYS:O	10:CJ:57:LYS:N	2.34	0.59
25:DA:1991:U:H2'	25:DA:1992:G:H5''	1.84	0.59

Continued on next page...

Continued from previous page...

Atom-1	Atom-2	Interatomic distance (Å)	Clash overlap (Å)
27:DD:242:ARG:N	27:DD:242:ARG:HD3	2.17	0.59
42:DW:34:ASN:OD1	42:DW:37:ARG:NH2	2.35	0.59
1:AA:411:A:OP1	4:AD:30:LYS:NZ	2.35	0.59
19:AS:9:VAL:HG21	50:B4:61:ARG:HH12	1.67	0.59
25:BA:1221:G:H1'	25:BA:1222:A:C5'	2.32	0.59
1:CA:1256:A:H61	1:CA:1278:U:H1'	1.66	0.59
1:CA:1376:U:H2'	1:CA:1377:A:C8	2.37	0.59
2:CB:71:VAL:HA	2:CB:93:VAL:HG23	1.85	0.59
23:CX:8:4SU:O5'	23:CX:8:4SU:H6	2.02	0.59
25:DA:2127:G:N1	25:DA:2161:C:O2	2.28	0.59
43:DX:4:ALA:HB1	43:DX:42:ALA:HA	1.85	0.59
45:DZ:80:ARG:HB3	45:DZ:82:ARG:HG3	1.85	0.59
7:AG:113:GLU:HG2	7:AG:119:ARG:HG2	1.84	0.59
1:AA:1347:G:H5''	9:AI:107:ARG:HB3	1.84	0.59
10:AJ:30:SER:OG	10:AJ:84:GLN:NE2	2.36	0.59
19:AS:50:ALA:HB1	19:AS:57:HIS:HB3	1.84	0.59
25:BA:53:G:O2'	53:B7:35:ARG:HD3	2.03	0.59
25:BA:1219:A:H4'	25:BA:1220:U:OP1	2.01	0.59
25:BA:1700:G:H3'	37:BR:2:ARG:HD3	1.83	0.59
6:CF:30:LEU:O	6:CF:35:ALA:HB3	2.03	0.59
25:DA:1803:A:O2'	27:DD:259:THR:HG21	2.02	0.59
26:DB:5:C:H42	26:DB:116:G:H1	1.50	0.59
26:DB:90:A:C5	26:DB:91:C:H1'	2.37	0.59
29:DF:110:LEU:HD21	29:DF:181:LEU:HG	1.84	0.59
1:AA:1414:U:H3	1:AA:1486:G:H1	1.50	0.59
20:AT:60:GLU:HG3	20:AT:81:LYS:HD2	1.83	0.59
25:BA:1613:A:OP1	27:BD:211:ARG:NH1	2.36	0.59
19:CS:53:ASN:HB2	19:CS:77:THR:HA	1.84	0.59
25:DA:2357:U:OP1	46:D0:20:ARG:NH1	2.36	0.59
25:DA:1600:C:OP1	43:DX:58:HIS:NE2	2.26	0.59
25:DA:2532:G:O2'	25:DA:2657:A:N1	2.35	0.59
25:DA:796:C:H2'	25:DA:797:C:C6	2.38	0.59
45:DZ:69:THR:HG22	45:DZ:90:VAL:HA	1.84	0.59
1:AA:1320:C:H5''	19:AS:70:LYS:HG3	1.84	0.59
25:BA:2163:G:C6	25:BA:2172:U:O2	2.56	0.59
25:BA:667:G:H21	25:BA:671:A:H2	1.50	0.59
1:CA:1015:A:N3	1:CA:1218:C:O2'	2.30	0.59
7:CG:22:LEU:HG	7:CG:62:PHE:CE2	2.38	0.59
25:DA:1021:A:H62	25:DA:1141:U:H3	1.50	0.59
25:DA:322:A:OP1	29:DF:168:ARG:HD2	2.02	0.59
34:DO:77:ILE:HB	39:DT:74:ARG:HD3	1.85	0.59

Continued on next page...

Continued from previous page...

Atom-1	Atom-2	Interatomic distance (Å)	Clash overlap (Å)
1:AA:1001:A:N1	1:AA:1040:U:O4	2.36	0.59
1:AA:1005:A:H5''	1:AA:1006:C:OP2	2.03	0.59
3:AC:20:SER:HB2	3:AC:40:ARG:HH12	1.67	0.59
1:AA:671:G:H5'	6:AF:77:ARG:HH22	1.68	0.59
25:BA:1074:A:N6	25:BA:1171:G:H2'	2.18	0.59
40:BU:3:ARG:HH12	40:BU:5:LYS:HD3	1.67	0.59
25:DA:1405:U:H2'	25:DA:1406:U:C6	2.37	0.59
25:DA:1971:A:OP2	27:DD:242:ARG:NH2	2.33	0.59
1:AA:1075:C:OP1	2:AB:179:LYS:NZ	2.28	0.59
1:AA:144:G:H1	1:AA:178:C:H42	1.50	0.59
2:AB:137:ARG:CZ	2:AB:137:ARG:HB3	2.32	0.59
4:AD:178:VAL:HG12	4:AD:179:GLU:H	1.68	0.59
8:AH:41:ARG:NH2	8:AH:123:GLU:OE2	2.29	0.59
48:B2:65:ASN:OD1	48:B2:69:ARG:NH1	2.35	0.59
25:DA:299:A:N1	25:DA:322:A:O2'	2.32	0.59
25:DA:529:A:H62	25:DA:2041:U:H3	1.49	0.59
25:DA:607:U:OP1	29:DF:102:PRO:HA	2.03	0.59
29:DF:64:ILE:HG21	29:DF:78:ILE:HG23	1.85	0.59
25:BA:1785:C:OP1	39:BT:96:ARG:NH1	2.35	0.58
25:BA:2416:C:O3'	35:BP:77:ARG:NH2	2.36	0.58
25:BA:918:U:OP1	36:BQ:5:ARG:HD3	2.02	0.58
1:CA:26:A:N6	1:CA:558:G:O2'	2.35	0.58
1:CA:947:G:O3'	13:CM:109:THR:OG1	2.20	0.58
4:CD:104:VAL:HG11	4:CD:146:ILE:HD13	1.84	0.58
25:DA:2693:A:H2'	25:DA:2694:G:C8	2.37	0.58
37:DR:67:LEU:HD22	37:DR:76:VAL:HG21	1.85	0.58
10:AJ:78:ASN:O	10:AJ:80:LYS:N	2.36	0.58
25:BA:121:G:OP2	61:BA:4119:HOH:O	2.16	0.58
25:BA:2490:A:OP2	55:B9:2:LYS:NZ	2.35	0.58
26:BB:77:U:OP1	45:BZ:19:ARG:NH2	2.36	0.58
35:DP:63:PRO:HG2	54:D8:25:MET:HB2	1.85	0.58
25:DA:1316:U:H2'	25:DA:1317:A:C8	2.38	0.58
31:DH:8:PRO:O	31:DH:69:ARG:NH1	2.36	0.58
1:AA:376:G:H4'	16:AP:5:ARG:HE	1.67	0.58
2:AB:15:VAL:O	2:AB:16:HIS:ND1	2.37	0.58
31:BH:11:VAL:HG21	31:BH:50:VAL:HG23	1.85	0.58
12:CL:33:ARG:HD3	12:CL:62:SER:HB3	1.83	0.58
25:DA:1038:C:H42	25:DA:1117:G:H1	1.50	0.58
25:DA:577:G:O2'	25:DA:1254:A:OP1	2.19	0.58
28:DE:174:ASP:OD1	28:DE:175:VAL:N	2.36	0.58
1:CA:974:A:P	14:CN:29:ARG:HH21	2.27	0.58

Continued on next page...

Continued from previous page...

Atom-1	Atom-2	Interatomic distance (Å)	Clash overlap (Å)
9:CI:49:PRO:HD2	9:CI:81:ILE:HD11	1.85	0.58
9:CI:85:LEU:HB3	9:CI:92:TYR:CD2	2.39	0.58
13:CM:85:GLY:HA2	13:CM:93:ARG:HH22	1.67	0.58
25:DA:1446:C:H42	25:DA:1465:G:H1	1.51	0.58
25:DA:2126:A:N6	25:DA:2162:G:HO2'	2.02	0.58
25:DA:2104:G:N2	25:DA:2185:C:N3	2.42	0.58
32:DI:40:THR:O	32:DI:44:LEU:HB2	2.02	0.58
34:DO:63:VAL:HG12	34:DO:106:LEU:HD11	1.85	0.58
45:DZ:129:SER:HB3	45:DZ:132:ASN:HB2	1.86	0.58
1:AA:139:G:N2	1:AA:224:C:O2	2.30	0.58
1:AA:501:C:OP1	12:AL:117:ARG:NH2	2.24	0.58
47:B1:3:LYS:HB2	47:B1:61:ARG:HH12	1.68	0.58
25:BA:1153:G:N2	25:BA:1154:U:O4	2.37	0.58
25:BA:989:G:O3'	61:BA:4867:HOH:O	2.17	0.58
32:BI:27:ARG:HD2	47:B1:71:TYR:CE1	2.38	0.58
41:BV:14:VAL:HB	41:BV:96:ILE:HG13	1.84	0.58
1:CA:1172:C:H2'	1:CA:1173:G:C8	2.38	0.58
1:CA:148:G:H2'	1:CA:149:A:H8	1.68	0.58
25:DA:1800:C:OP2	27:DD:183:ARG:NH2	2.33	0.58
27:DD:206:LEU:HD22	27:DD:211:ARG:HG2	1.85	0.58
32:DI:117:GLU:HG3	32:DI:118:LYS:H	1.69	0.58
42:DW:14:PRO:HG2	42:DW:78:GLU:HG2	1.84	0.58
1:AA:693:G:C6	57:AA:3191:PCY:H25	2.39	0.58
18:AR:31:LEU:H	18:AR:31:LEU:HD23	1.69	0.58
25:BA:1249:A:H61	25:BA:1286:U:H2'	1.69	0.58
25:DA:247:G:H4'	25:DA:386:G:C5	2.38	0.58
25:DA:539:G:H2'	25:DA:540:C:C6	2.39	0.58
1:AA:1202:G:O4'	14:AN:29:ARG:NH1	2.36	0.58
1:AA:262:A:H2'	1:AA:263:A:C8	2.37	0.58
10:AJ:65:LEU:HD13	14:AN:56:VAL:HG22	1.84	0.58
25:BA:1346:U:H4'	25:BA:1347:A:H5''	1.84	0.58
25:BA:313:A:N6	25:BA:375:G:O2'	2.37	0.58
30:BG:16:ARG:NE	30:BG:31:VAL:HG11	2.18	0.58
1:CA:45:U:H2'	1:CA:46:G:C8	2.39	0.58
3:CC:71:ALA:HA	3:CC:106:VAL:HB	1.86	0.58
25:DA:2327:A:H2'	25:DA:2328:A:C8	2.39	0.58
34:DO:120:GLU:HG2	34:DO:122:LEU:HG	1.84	0.58
1:AA:1346:A:N1	1:AA:1374:A:H5''	2.19	0.58
2:AB:18:GLY:HA2	2:AB:42:ILE:HG13	1.85	0.58
12:AL:57:LYS:HD3	12:AL:67:THR:HG23	1.85	0.58
25:BA:139:A:H8	25:BA:1454:C:O2'	1.86	0.58

Continued on next page...

Continued from previous page...

Atom-1	Atom-2	Interatomic distance (Å)	Clash overlap (Å)
25:BA:904:C:OP1	46:B0:77:ARG:NH2	2.36	0.58
2:CB:95:GLN:HG3	2:CB:147:LYS:HD3	1.85	0.58
2:CB:155:LEU:HD21	2:CB:159:PRO:HG3	1.84	0.58
1:CA:598:U:H4'	8:CH:94:TYR:CD2	2.39	0.58
16:CP:23:ASP:OD2	16:CP:25:ARG:NH1	2.36	0.58
30:DG:151:ALA:HB3	30:DG:153:ARG:HH11	1.68	0.58
1:AA:1160:G:C5	1:AA:1161:C:H5	2.21	0.58
1:AA:1316:G:N1	1:AA:1319:A:OP2	2.35	0.58
25:BA:2745:G:H3'	25:BA:2746:A:O4'	2.04	0.58
32:BI:106:GLY:HA2	32:BI:107:VAL:O	2.03	0.58
1:CA:1169:A:H2'	1:CA:1170:A:C8	2.38	0.58
1:CA:457:C:H42	1:CA:474:G:H1	1.51	0.58
1:CA:975:A:H5''	1:CA:1363(A):A:N6	2.19	0.58
2:CB:74:LYS:HG3	2:CB:77:ALA:HB3	1.84	0.58
25:DA:854:G:H2'	25:DA:855:G:C8	2.39	0.58
30:DG:3:LEU:HD13	50:D4:25:TYR:CZ	2.39	0.58
1:AA:589:C:C2'	1:AA:590:C:H5'	2.34	0.58
9:AI:85:LEU:HB3	9:AI:92:TYR:HD2	1.69	0.58
25:BA:1154:U:O2'	25:BA:1155:C:O4'	2.22	0.58
25:BA:325:G:OP2	44:BY:84:ARG:NH2	2.37	0.58
1:CA:997:U:H3	1:CA:1044:A:H61	1.52	0.58
3:CC:20:SER:HB2	3:CC:40:ARG:HH12	1.67	0.58
25:DA:1325:G:OP1	25:DA:1647:G:O2'	2.11	0.58
25:DA:492:A:H2'	25:DA:493:G:O4'	2.04	0.58
25:DA:2303:G:O2'	30:DG:132:ASN:HB2	2.04	0.58
2:AB:187:LEU:HA	2:AB:201:ILE:HB	1.85	0.57
2:AB:8:LYS:HG2	2:AB:9:GLU:H	1.68	0.57
11:AK:99:GLN:HG2	11:AK:105:VAL:HG21	1.86	0.57
25:BA:1053:C:OP1	33:BN:37:LYS:NZ	2.37	0.57
25:BA:469:A:H1'	25:BA:1246:C:O4'	2.04	0.57
27:BD:148:GLU:HB2	27:BD:151:LYS:HD2	1.86	0.57
25:BA:346:A:OP1	29:BF:168:ARG:HD2	2.04	0.57
32:BI:68:LEU:HD11	32:BI:109:ILE:HD11	1.86	0.57
1:CA:36:C:O2'	12:CL:117:ARG:NH2	2.37	0.57
4:AD:49:ARG:HE	4:AD:49:ARG:H	1.50	0.57
5:AE:81:GLU:HG2	5:AE:90:VAL:HG13	1.86	0.57
28:BE:14:ILE:HD11	28:BE:173:VAL:HG11	1.86	0.57
25:DA:1342:A:O2'	25:DA:1344:G:OP2	2.15	0.57
25:DA:2570:G:O6	61:DA:4792:HOH:O	2.17	0.57
28:DE:127:ASP:OD2	61:DE:409:HOH:O	2.17	0.57
25:DA:637:A:H8	35:DP:117:GLU:HG3	1.69	0.57

Continued on next page...

Continued from previous page...

Atom-1	Atom-2	Interatomic distance (Å)	Clash overlap (Å)
36:DQ:22:LYS:O	45:DZ:78:LYS:NZ	2.29	0.57
25:DA:2880:C:O3'	37:DR:90:ARG:NH1	2.37	0.57
1:AA:123:C:OP1	1:AA:311:C:O2'	2.19	0.57
1:AA:964:A:OP1	61:AA:4146:HOH:O	2.17	0.57
4:CD:88:VAL:HG22	5:CE:96:PRO:HB2	1.85	0.57
19:CS:52:TYR:HB2	19:CS:57:HIS:CE1	2.39	0.57
1:AA:1020:U:H2'	1:AA:1021:G:C8	2.39	0.57
1:AA:1173:G:C2'	1:AA:1174:G:H5'	2.34	0.57
1:AA:1262:C:H2'	1:AA:1263:C:C6	2.40	0.57
1:AA:1239:A:H62	1:AA:1299:A:N6	2.02	0.57
1:AA:649:G:H2'	1:AA:650:G:H8	1.68	0.57
6:AF:99:ALA:HB1	18:AR:23:LYS:HE2	1.86	0.57
9:AI:23:ASN:ND2	9:AI:25:LYS:HG2	2.19	0.57
25:BA:1736:A:H62	25:BA:1745:A:H2	1.51	0.57
25:BA:2701:U:H4'	25:BA:2702:C:H5'	1.85	0.57
26:BB:33:G:H5'	30:BG:2:PRO:HD3	1.86	0.57
5:CE:31:LEU:HD22	5:CE:43:LEU:HD11	1.86	0.57
23:CX:23:C:H2'	23:CX:24:U:C6	2.39	0.57
25:DA:566:U:H5''	35:DP:29:LYS:HE3	1.86	0.57
27:DD:142:VAL:HG22	27:DD:193:VAL:HA	1.85	0.57
38:DS:84:GLN:H	38:DS:111:GLU:HB2	1.68	0.57
1:AA:76:C:N4	1:AA:93:G:H1	1.98	0.57
16:AP:53:VAL:HG13	16:AP:79:VAL:HG22	1.85	0.57
25:BA:2594:G:OP2	61:BA:4493:HOH:O	2.17	0.57
25:BA:572:A:O2'	25:BA:573:G:OP1	2.23	0.57
26:BB:102:A:N7	61:BB:315:HOH:O	2.32	0.57
2:CB:178:ARG:NH1	2:CB:196:LEU:O	2.38	0.57
2:CB:187:LEU:HA	2:CB:201:ILE:HB	1.86	0.57
25:DA:2879:C:OP2	61:DA:4411:HOH:O	2.17	0.57
25:DA:41:C:H2'	25:DA:42:G:H8	1.69	0.57
25:DA:852:G:H2'	25:DA:853:G:C8	2.39	0.57
1:AA:1060:C:C5	3:AC:2:GLY:HA3	2.39	0.57
1:AA:1239:A:H62	1:AA:1299:A:H62	1.52	0.57
15:AO:25:THR:HG21	15:AO:70:LEU:HB2	1.85	0.57
1:CA:1150:U:O4	1:CA:1151:A:N6	2.37	0.57
4:CD:30:LYS:HA	4:CD:35:ARG:HD2	1.85	0.57
9:CI:85:LEU:HB3	9:CI:92:TYR:HD2	1.69	0.57
11:CK:22:HIS:HB3	11:CK:29:ILE:HB	1.87	0.57
25:DA:1588:C:H2'	25:DA:1589:C:C6	2.39	0.57
25:DA:643:A:N1	25:DA:2369:A:O2'	2.37	0.57
25:DA:1012:U:H5	33:DN:28:THR:HG21	1.70	0.57

Continued on next page...

Continued from previous page...

Atom-1	Atom-2	Interatomic distance (Å)	Clash overlap (Å)
1:AA:682:G:H1	1:AA:708:C:H42	1.53	0.57
2:AB:18:GLY:O	2:AB:19:HIS:HB3	2.04	0.57
9:AI:13:ALA:HB2	9:AI:68:GLY:HA3	1.86	0.57
47:B1:23:LYS:HB3	47:B1:29:GLY:HA3	1.86	0.57
3:CC:180:ALA:HB1	3:CC:203:PHE:HE1	1.69	0.57
25:DA:2113:U:H3	25:DA:2170:A:N6	2.02	0.57
24:CY:76:A:N3	25:DA:2394:C:N4	2.52	0.57
25:DA:2557:G:H2'	25:DA:2558:C:C6	2.39	0.57
25:DA:323:G:O2'	25:DA:1205:U:N3	2.35	0.57
25:DA:842:G:N7	61:DA:4699:HOH:O	2.32	0.57
26:DB:44:G:OP1	30:DG:98:ARG:NH2	2.36	0.57
28:DE:36:ARG:HG2	28:DE:47:VAL:HG12	1.86	0.57
13:CM:68:GLY:HA3	30:DG:116:ASP:OD1	2.04	0.57
2:AB:10:LEU:O	2:AB:12:GLU:N	2.36	0.57
23:AX:23:C:H2'	23:AX:24:U:C6	2.39	0.57
32:BI:93:THR:OG1	32:BI:96:ASP:OD1	2.17	0.57
1:CA:737:A:H1'	6:CF:73:ASN:HD21	1.69	0.57
22:CV:16:A:N1	23:CX:36:U:O2	2.38	0.57
25:DA:2537:U:H2'	25:DA:2538:C:C6	2.40	0.57
15:AO:11:VAL:HG21	15:AO:34:LEU:HD22	1.85	0.57
44:BY:5:MET:HE1	44:BY:32:PRO:HA	1.86	0.57
1:CA:1239:A:H4'	1:CA:1240:U:H5''	1.86	0.57
1:CA:76:C:N4	1:CA:93:G:H1	2.03	0.57
7:CG:22:LEU:HG	7:CG:62:PHE:HE2	1.69	0.57
9:CI:21:PRO:HA	9:CI:59:PHE:HA	1.86	0.57
9:CI:28:VAL:HG22	9:CI:63:ILE:HB	1.87	0.57
19:CS:28:LYS:HB3	19:CS:28:LYS:HZ2	1.69	0.57
25:DA:2079:U:O3'	47:D1:35:THR:OG1	2.23	0.57
52:D6:10:LEU:HD23	52:D6:22:ALA:HB2	1.87	0.57
25:DA:2721:A:OP1	61:DA:4144:HOH:O	2.16	0.57
25:DA:889:C:H2'	25:DA:890:A:O4'	2.04	0.57
27:DD:10:THR:OG1	27:DD:13:ARG:HG2	2.05	0.57
1:AA:1162:C:N3	1:AA:1174:G:N2	2.43	0.57
1:AA:992:U:O2	1:AA:1043:C:N4	2.38	0.57
8:AH:39:LEU:HB3	8:AH:45:ILE:HG12	1.87	0.57
25:BA:2825:C:H5'	51:B5:29:THR:HG21	1.87	0.57
28:BE:174:ASP:OD1	28:BE:175:VAL:N	2.38	0.57
33:BN:94:HIS:HB3	33:BN:97:ARG:HD3	1.87	0.57
1:CA:1051:C:H2'	1:CA:1052:U:H6	1.70	0.57
1:CA:583:A:N6	1:CA:758:G:O2'	2.38	0.57
2:CB:161:ALA:HB1	2:CB:185:ILE:HD11	1.86	0.57

Continued on next page...

Continued from previous page...

Atom-1	Atom-2	Interatomic distance (Å)	Clash overlap (Å)
6:CF:24:GLU:HG3	6:CF:28:ARG:NH1	2.19	0.57
50:D4:62:ARG:O	50:D4:64:GLY:N	2.38	0.57
25:DA:2139:C:H42	25:DA:2152:G:H1	1.51	0.57
25:DA:2543:G:H2'	25:DA:2544:G:C8	2.40	0.57
43:DX:32:PRO:HA	43:DX:77:LYS:HD2	1.87	0.57
1:AA:1305:G:N2	1:AA:1331:G:H1'	2.19	0.56
10:AJ:55:LYS:O	10:AJ:57:LYS:N	2.37	0.56
45:BZ:111:VAL:C	45:BZ:113:ALA:H	2.07	0.56
45:BZ:41:LEU:HD21	45:BZ:83:PRO:HG2	1.85	0.56
1:CA:145:G:H1	1:CA:177:C:H42	1.52	0.56
1:CA:524:G:O5'	1:CA:524:G:H8	1.87	0.56
1:CA:826:C:H2'	1:CA:827:U:C6	2.40	0.56
29:DF:11:VAL:HB	29:DF:18:ARG:HB3	1.85	0.56
13:AM:92:HIS:CE1	13:AM:98:VAL:HG11	2.40	0.56
51:B5:16:ARG:HG2	51:B5:16:ARG:HH11	1.69	0.56
25:BA:1071:G:C4	25:BA:1180:C:H1'	2.40	0.56
25:BA:1091:A:OP1	25:BA:1091:A:H4'	2.06	0.56
25:BA:1503:G:OP2	61:BA:4135:HOH:O	2.16	0.56
25:BA:2163:G:H1	25:BA:2171:G:N2	2.02	0.56
25:BA:2545:A:H2'	25:BA:2546:A:O4'	2.06	0.56
25:BA:9:U:H3	25:BA:2641:A:H2	1.52	0.56
1:CA:572:A:OP1	61:CA:4039:HOH:O	2.17	0.56
1:CA:559:A:OP1	5:CE:126:ARG:NH2	2.37	0.56
49:D3:46:ASN:O	49:D3:50:VAL:HG22	2.05	0.56
25:DA:1588:C:H2'	25:DA:1589:C:H6	1.70	0.56
25:DA:2331:G:O2'	25:DA:2336:A:N1	2.28	0.56
31:DH:3:ARG:HB3	31:DH:3:ARG:HH11	1.71	0.56
37:DR:21:TYR:OH	37:DR:43:GLU:HG2	2.05	0.56
1:AA:1238:A:OP2	61:AA:4121:HOH:O	2.18	0.56
9:AI:3:GLN:OE1	9:AI:20:ARG:NH2	2.37	0.56
51:B5:16:ARG:HD2	51:B5:20:ARG:NH1	2.20	0.56
25:BA:1033:G:O2'	25:BA:1046:A:N3	2.36	0.56
25:BA:2023:A:H2'	25:BA:2024:G:C8	2.40	0.56
30:BG:3:LEU:HD12	30:BG:5:VAL:HG12	1.87	0.56
1:CA:1179:A:H2'	1:CA:1180:A:O4'	2.06	0.56
25:DA:647:G:H8	25:DA:647:G:O5'	1.88	0.56
1:AA:1033:G:H2'	1:AA:1034:G:C8	2.35	0.56
1:AA:1053:G:N2	61:AA:4025:HOH:O	2.39	0.56
1:AA:1183:A:H5''	1:AA:1183:A:C8	2.39	0.56
1:AA:167:G:H2'	1:AA:168:G:H8	1.69	0.56
6:AF:60:PHE:HE2	18:AR:76:LEU:HD12	1.70	0.56

Continued on next page...

Continued from previous page...

Atom-1	Atom-2	Interatomic distance (Å)	Clash overlap (Å)
1:AA:707:C:OP1	11:AK:85:ARG:NH1	2.39	0.56
17:AQ:66:SER:O	17:AQ:70:ARG:NH1	2.38	0.56
31:BH:56:SER:HB3	31:BH:61:HIS:ND1	2.20	0.56
1:CA:664:G:N2	1:CA:741:G:H1	2.02	0.56
28:DE:116:VAL:HG13	28:DE:122:PHE:HB2	1.86	0.56
30:DG:16:ARG:O	30:DG:20:ILE:HG13	2.04	0.56
25:DA:2744:G:N2	31:DH:143:GLN:OE1	2.39	0.56
32:DI:130:TYR:HB3	32:DI:138:ILE:HB	1.87	0.56
35:DP:82:GLY:HA2	35:DP:113:LYS:O	2.05	0.56
1:CA:345:C:OP2	39:DT:39:ARG:NH2	2.36	0.56
29:BF:53:THR:CG2	29:BF:55:GLY:H	2.18	0.56
36:BQ:16:ARG:HG3	36:BQ:17:LEU:H	1.71	0.56
37:BR:21:TYR:OH	37:BR:43:GLU:HG2	2.05	0.56
45:BZ:111:VAL:O	45:BZ:113:ALA:N	2.35	0.56
2:CB:8:LYS:HD2	2:CB:9:GLU:H	1.71	0.56
5:CE:140:ARG:O	5:CE:143:ARG:NH2	2.38	0.56
7:CG:111:ARG:HD2	7:CG:123:GLU:HB2	1.88	0.56
25:DA:1946:U:H2'	25:DA:1947:C:C6	2.40	0.56
25:DA:572:A:H5''	25:DA:573:G:OP2	2.05	0.56
35:DP:50:ARG:HD3	54:D8:7:HIS:CD2	2.39	0.56
39:DT:27:THR:HB	39:DT:89:VAL:HG22	1.88	0.56
43:DX:31:HIS:CD2	43:DX:33:LYS:HB2	2.40	0.56
1:AA:445:G:H2'	1:AA:446:G:C8	2.40	0.56
2:AB:80:ILE:HD11	2:AB:212:GLN:HA	1.88	0.56
4:AD:188:LEU:H	4:AD:188:LEU:HD23	1.70	0.56
20:AT:86:ARG:O	20:AT:90:GLN:NE2	2.39	0.56
27:BD:132:PRO:HG2	27:BD:135:PHE:CD2	2.41	0.56
1:CA:839:U:H3'	1:CA:840:C:C5	2.41	0.56
13:CM:91:ARG:HB2	13:CM:98:VAL:HG13	1.86	0.56
25:DA:500:G:N1	25:DA:503:A:OP2	2.37	0.56
26:DB:13:A:N1	26:DB:69:G:O2'	2.31	0.56
32:DI:72:LEU:HD21	32:DI:107:VAL:HG11	1.86	0.56
1:AA:814:A:H2'	1:AA:816:A:H5''	1.87	0.56
25:BA:139:A:C8	25:BA:1454:C:O2'	2.59	0.56
25:BA:287:G:H4'	25:BA:288:U:H5''	1.87	0.56
29:BF:116:ASP:OD1	29:BF:119:ARG:NH2	2.39	0.56
45:BZ:45:ASP:OD2	45:BZ:49:ARG:NH1	2.38	0.56
1:CA:1028:C:C2	1:CA:1033:G:N1	2.74	0.56
1:CA:589:C:C2'	1:CA:590:C:H5'	2.36	0.56
9:CI:97:LYS:HA	9:CI:102:LEU:HG	1.87	0.56
25:DA:1639:U:H2'	25:DA:1640:C:H5''	1.88	0.56

Continued on next page...

Continued from previous page...

Atom-1	Atom-2	Interatomic distance (Å)	Clash overlap (Å)
25:DA:2429:G:OP2	61:DA:4569:HOH:O	2.18	0.56
25:DA:2708:G:H1'	37:DR:71:GLN:HE22	1.70	0.56
26:DB:48:A:H4'	38:DS:95:HIS:HD2	1.71	0.56
35:DP:100:LEU:HD12	35:DP:112:LEU:HD11	1.87	0.56
40:DU:97:ASP:OD1	40:DU:101:ARG:HD2	2.05	0.56
1:AA:56:U:H2'	1:AA:57:G:C8	2.41	0.56
25:BA:1827:U:H2'	25:BA:1828:C:H6	1.70	0.56
25:BA:1834:A:O2'	27:BD:259:THR:HG21	2.05	0.56
25:BA:354:A:H2	25:BA:1255:A:O2'	1.89	0.56
25:BA:934:A:H4'	25:BA:935:C:H5	1.71	0.56
1:CA:1318:A:OP1	19:CS:3:ARG:NH1	2.39	0.56
1:CA:426:G:OP1	4:CD:38:TYR:OH	2.12	0.56
1:AA:1292:U:P	7:AG:41:ARG:HH22	2.29	0.56
1:AA:193:C:H2'	1:AA:194:C:H6	1.71	0.56
50:B4:44:THR:O	50:B4:46:GLN:N	2.39	0.56
25:BA:1466:U:O2'	25:BA:1467:G:OP1	2.24	0.56
1:CA:1367:C:H4'	10:CJ:48:THR:HG21	1.86	0.56
1:CA:1346:A:N1	1:CA:1374:A:H5''	2.21	0.56
25:DA:1316:U:H2'	25:DA:1317:A:H8	1.69	0.56
25:DA:299:A:H5''	44:DY:86:ARG:HH21	1.69	0.56
26:DB:29:A:O2'	26:DB:58:A:N1	2.32	0.56
25:DA:301:G:OP2	44:DY:84:ARG:NH2	2.39	0.56
43:BX:57:LEU:CD1	43:BX:78:LYS:HG2	2.36	0.56
23:CX:40:C:H2'	23:CX:41:C:H6	1.69	0.56
47:D1:23:LYS:HB3	47:D1:29:GLY:HA3	1.87	0.56
25:DA:635:C:O2'	25:DA:639:U:OP1	2.22	0.56
29:DF:192:LEU:HD22	29:DF:194:MET:HG3	1.87	0.56
1:AA:1027:C:N3	1:AA:1034:G:O6	2.38	0.56
25:BA:1500:A:OP2	61:BA:4134:HOH:O	2.18	0.56
25:BA:2331:G:H22	38:BS:3:ARG:NE	2.04	0.56
40:BU:76:TYR:CZ	40:BU:80:ILE:HG13	2.40	0.56
1:CA:160:A:H61	1:CA:347:G:H1'	1.70	0.56
1:CA:489:C:H2'	1:CA:490:G:H8	1.71	0.56
11:CK:110:ASP:HB3	18:CR:85:LEU:HB3	1.88	0.56
1:CA:719:C:O2'	18:CR:49:LYS:HB3	2.05	0.56
20:CT:16:HIS:O	20:CT:19:SER:OG	2.20	0.56
23:CX:23:C:H2'	23:CX:24:U:H6	1.71	0.56
25:DA:2165:G:N2	25:DA:2172:U:O4	2.38	0.56
25:DA:816:C:O2'	25:DA:932:G:O6	2.19	0.56
25:DA:952:G:OP1	36:DQ:16:ARG:NH2	2.39	0.56
44:DY:43:ASN:CG	44:DY:65:ALA:HB3	2.26	0.56

Continued on next page...

Continued from previous page...

Atom-1	Atom-2	Interatomic distance (Å)	Clash overlap (Å)
10:AJ:61:GLU:OE1	14:AN:58:LYS:NZ	2.34	0.55
25:BA:1541:A:H2'	25:BA:1542:A:C8	2.42	0.55
25:BA:191:U:OP1	61:BA:4909:HOH:O	2.18	0.55
25:BA:2188:G:N7	25:BA:2190:G:N2	2.54	0.55
30:BG:131:TYR:HB3	30:BG:159:VAL:HG13	1.88	0.55
32:BI:104:GLN:O	32:BI:106:GLY:N	2.34	0.55
1:CA:1305:G:O2'	1:CA:1331:G:N2	2.38	0.55
3:CC:157:ILE:HD12	3:CC:164:ARG:HB3	1.87	0.55
25:DA:1913:A:H4'	25:DA:1914:C:C5'	2.36	0.55
1:AA:757:U:H2'	1:AA:758:G:O4'	2.06	0.55
2:AB:178:ARG:HG2	8:AH:72:PRO:HA	1.88	0.55
4:AD:65:ARG:HG2	4:AD:75:PHE:CD2	2.40	0.55
25:BA:1451:U:H2'	25:BA:1452:U:C6	2.42	0.55
25:BA:2858:G:C8	39:BT:97:ALA:HB2	2.40	0.55
27:BD:147:LEU:HD13	27:BD:155:LEU:HD21	1.87	0.55
1:CA:1063:C:H3'	1:CA:1064:G:H2'	1.87	0.55
1:CA:646:U:H2'	1:CA:647:C:C6	2.42	0.55
12:CL:33:ARG:HG2	12:CL:60:LEU:HD12	1.89	0.55
18:CR:26:LEU:HD12	18:CR:27:GLY:H	1.71	0.55
29:DF:53:THR:HG22	29:DF:56:GLU:HG3	1.88	0.55
1:AA:134:A:H61	16:AP:25:ARG:HH12	1.54	0.55
1:AA:439:A:C2	1:AA:496:A:H1'	2.41	0.55
2:AB:213:LEU:HD22	2:AB:214:ILE:HD13	1.88	0.55
25:BA:553:A:C2	25:BA:2065:C:H4'	2.42	0.55
1:CA:1173:G:H2'	1:CA:1174:G:C8	2.41	0.55
2:CB:55:PHE:HA	2:CB:58:ILE:HB	1.88	0.55
13:CM:58:GLU:O	13:CM:62:ASN:ND2	2.38	0.55
21:CU:5:ASP:O	21:CU:11:GLY:HA3	2.06	0.55
46:D0:27:GLU:HG3	46:D0:68:GLU:HA	1.89	0.55
25:DA:1796:U:H2'	25:DA:1797:C:C6	2.41	0.55
34:DO:68:GLU:OE2	34:DO:78:ARG:NH1	2.39	0.55
1:AA:1442:G:HO2'	1:AA:1442(A):G:P	2.29	0.55
25:BA:1735:U:O2	25:BA:1747:A:H5'	2.07	0.55
35:BP:63:PRO:HD3	54:B8:27:THR:HG22	1.88	0.55
25:BA:956:A:H62	36:BQ:12:GLN:HA	1.72	0.55
43:BX:11:PRO:HB3	43:BX:92:LEU:HD11	1.88	0.55
1:CA:1286:A:C8	1:CA:1287:A:H4'	2.41	0.55
17:CQ:26:GLN:HG2	17:CQ:37:LYS:HG2	1.87	0.55
25:DA:194:G:H2'	25:DA:195:A:O4'	2.06	0.55
25:DA:764:A:H5'	27:DD:210:GLY:HA2	1.87	0.55
1:AA:114:U:H1'	1:AA:353:A:H1'	1.89	0.55

Continued on next page...

Continued from previous page...

Atom-1	Atom-2	Interatomic distance (Å)	Clash overlap (Å)
3:AC:6:HIS:HD2	3:AC:8:ILE:H	1.53	0.55
28:BE:11:MET:HG2	28:BE:24:THR:HB	1.89	0.55
25:BA:878:G:N2	35:BP:53:GLY:O	2.39	0.55
35:BP:59:LEU:HD23	54:B8:58:ILE:HD13	1.88	0.55
44:BY:7:VAL:HG21	44:BY:72:VAL:HG12	1.89	0.55
1:CA:1093:A:H2'	1:CA:1095:U:H5'	1.87	0.55
1:CA:596:C:N3	1:CA:644:G:N1	2.43	0.55
1:CA:833:U:H2'	1:CA:834:C:C6	2.41	0.55
1:CA:1074:G:OP1	5:CE:64:ARG:NH2	2.40	0.55
15:CO:54:ARG:O	15:CO:58:MET:HG3	2.07	0.55
25:DA:2369:A:H2'	25:DA:2370:G:H8	1.71	0.55
25:DA:41:C:H2'	25:DA:42:G:C8	2.41	0.55
30:DG:170:ARG:HH21	30:DG:180:PHE:HB2	1.71	0.55
31:DH:3:ARG:HH12	31:DH:5:GLY:H	1.51	0.55
9:AI:24:GLY:HA2	9:AI:59:PHE:O	2.06	0.55
13:AM:49:THR:HG22	13:AM:51:ALA:H	1.70	0.55
28:BE:29:GLY:HA3	61:BE:405:HOH:O	2.06	0.55
25:BA:709:G:H5''	35:BP:16:ARG:HG2	1.89	0.55
51:D5:16:ARG:HG2	51:D5:16:ARG:NH1	2.22	0.55
27:DD:108:PRO:HB3	27:DD:143:HIS:HE1	1.70	0.55
31:DH:56:SER:OG	31:DH:57:ASP:N	2.38	0.55
1:AA:1399:C:C2	1:AA:1502:A:N6	2.74	0.55
1:AA:627:G:H2'	1:AA:628:G:C8	2.36	0.55
3:AC:56:ASP:HB2	3:AC:67:THR:HB	1.88	0.55
4:AD:18:LYS:HG2	58:AD:501:SF4:S1	2.47	0.55
25:BA:1219:A:H1'	25:BA:1220:U:H5''	1.88	0.55
25:BA:2212:G:H2'	25:BA:2213:G:O4'	2.07	0.55
25:BA:2804:C:H2'	25:BA:2805:G:H8	1.70	0.55
39:BT:127:ALA:O	39:BT:129:ARG:N	2.40	0.55
1:CA:1134:G:H1	1:CA:1140:C:H42	1.55	0.55
1:CA:959:A:HO2'	1:CA:984:C:HO2'	1.49	0.55
52:D6:13:CYS:SG	52:D6:47:THR:HG21	2.47	0.55
25:DA:1614:A:H8	25:DA:1614:A:P	2.30	0.55
25:DA:2126:A:H2	25:DA:2127:G:N3	2.05	0.55
25:DA:2184:G:H2'	25:DA:2185:C:H5'	1.88	0.55
25:DA:39:C:O2	29:DF:46:ARG:NH2	2.39	0.55
31:DH:154:PRO:HB3	31:DH:163:TYR:CZ	2.42	0.55
1:AA:1030(D):A:H62	1:AA:1031:G:H21	1.54	0.55
1:AA:1258:G:H2'	1:AA:1259:C:C6	2.42	0.55
1:AA:201:C:N4	1:AA:216:G:H1	1.99	0.55
1:AA:621:A:H2'	1:AA:622:A:C8	2.41	0.55

Continued on next page...

Continued from previous page...

Atom-1	Atom-2	Interatomic distance (Å)	Clash overlap (Å)
17:AQ:27:PHE:CZ	17:AQ:36:ILE:HD11	2.42	0.55
25:BA:1269:G:N2	25:BA:1272:A:OP2	2.37	0.55
25:BA:1634:C:H2'	25:BA:1635:C:C6	2.41	0.55
41:BV:21:ARG:HG2	41:BV:91:TYR:CD1	2.41	0.55
1:CA:1323:G:H2'	1:CA:1324:A:C8	2.42	0.55
1:CA:489:C:H2'	1:CA:490:G:C8	2.42	0.55
1:CA:798:G:O6	61:CA:4029:HOH:O	2.17	0.55
29:DF:120:GLU:HB2	29:DF:122:LYS:HG2	1.89	0.55
1:AA:1492:A:O2'	1:AA:1493:A:O5'	2.20	0.55
1:AA:673:G:H2'	1:AA:674:G:C8	2.41	0.55
45:BZ:108:PRO:HB2	45:BZ:111:VAL:HG23	1.89	0.55
1:CA:1190:G:OP1	3:CC:5:ILE:N	2.39	0.55
1:CA:972:C:OP1	61:CA:4116:HOH:O	2.18	0.55
25:DA:1357:U:H2'	25:DA:1358:G:O4'	2.07	0.55
25:DA:220:G:O2'	25:DA:233:A:N3	2.38	0.55
25:DA:289:A:H2'	25:DA:290:G:O4'	2.05	0.55
31:DH:69:ARG:HG3	31:DH:70:THR:N	2.22	0.55
1:AA:1039:C:H2'	1:AA:1040:U:C6	2.41	0.55
1:AA:448:A:O5'	1:AA:485:G:N2	2.24	0.55
1:AA:78:G:C2	1:AA:91:C:N3	2.75	0.55
1:AA:1372:U:OP1	9:AI:72:GLY:N	2.40	0.55
13:AM:88:ARG:HG3	13:AM:98:VAL:HG12	1.89	0.55
15:AO:79:ARG:O	15:AO:83:GLU:HB2	2.07	0.55
1:AA:376:G:H5''	16:AP:5:ARG:HB2	1.88	0.55
25:BA:1588:G:H3'	25:BA:1589:A:H2'	1.89	0.55
25:BA:1961:U:OP1	25:BA:2616:U:O2'	2.23	0.55
25:BA:2303:U:H2'	25:BA:2304:C:C6	2.42	0.55
25:BA:1874:C:H5'	27:BD:253:GLN:NE2	2.22	0.55
31:BH:164:TYR:HB2	31:BH:167:GLU:HB2	1.89	0.55
34:BO:2:ILE:HB	34:BO:33:ALA:HB3	1.89	0.55
1:CA:472:A:H2'	1:CA:473:G:O4'	2.06	0.55
25:DA:48:G:O6	61:DA:4033:HOH:O	2.15	0.55
1:AA:1051:C:H2'	1:AA:1052:U:C6	2.42	0.54
1:AA:537:G:H2'	1:AA:538:G:H8	1.71	0.54
4:AD:19:LEU:HB3	4:AD:21:LEU:HD21	1.88	0.54
25:BA:878:G:O2'	35:BP:38:GLN:NE2	2.39	0.54
1:CA:1131:G:H2'	1:CA:1132:C:C6	2.42	0.54
3:CC:40:ARG:NH2	3:CC:55:VAL:O	2.39	0.54
4:CD:19:LEU:HB3	4:CD:21:LEU:HD21	1.89	0.54
1:CA:986:A:H1'	19:CS:54:GLY:O	2.07	0.54
25:DA:1376:C:OP2	61:DA:4086:HOH:O	2.18	0.54

Continued on next page...

Continued from previous page...

Atom-1	Atom-2	Interatomic distance (Å)	Clash overlap (Å)
34:DO:2:ILE:HB	34:DO:33:ALA:HB3	1.90	0.54
1:AA:1007:C:O2	1:AA:1022:G:N1	2.25	0.54
1:AA:1095:U:P	1:AA:1108:G:H1	2.30	0.54
1:AA:976:G:N2	1:AA:1363:C:OP2	2.35	0.54
25:BA:1627:A:OP2	25:BA:1627:A:H8	1.90	0.54
25:BA:1829:U:OP2	27:BD:274:ARG:NH2	2.39	0.54
33:BN:67:LEU:HD12	33:BN:87:LEU:HD13	1.89	0.54
1:CA:56:U:H2'	1:CA:57:G:H8	1.71	0.54
25:DA:1012:U:C5	33:DN:28:THR:HG21	2.41	0.54
43:DX:31:HIS:CD2	43:DX:33:LYS:H	2.25	0.54
1:AA:406:G:N3	4:AD:119:GLN:NE2	2.54	0.54
10:AJ:49:VAL:HG23	14:AN:41:ARG:HB2	1.88	0.54
23:AX:23:C:H2'	23:AX:24:U:H6	1.73	0.54
25:BA:939:C:H2'	25:BA:940:C:C6	2.42	0.54
32:BI:61:ARG:HA	32:BI:61:ARG:HH11	1.72	0.54
1:CA:1065:U:OP2	1:CA:1190:G:N2	2.40	0.54
1:CA:1510:U:H2'	1:CA:1511:G:C8	2.41	0.54
2:CB:76:GLN:HB2	2:CB:208:ILE:HG12	1.89	0.54
25:DA:571:A:H5'	25:DA:2030:A:N7	2.21	0.54
26:DB:114:C:H4'	38:DS:46:VAL:HG22	1.89	0.54
1:AA:166:G:H2'	1:AA:167:G:H8	1.72	0.54
1:AA:598:U:O4	61:AA:4065:HOH:O	2.17	0.54
50:B4:47:GLN:HG2	50:B4:49:PHE:H	1.72	0.54
26:BB:6:C:H2'	26:BB:7:G:H5''	1.89	0.54
19:CS:44:MET:O	19:CS:47:HIS:HB2	2.08	0.54
25:DA:1010:A:H1'	25:DA:1153:C:H1'	1.90	0.54
25:DA:2180:U:H2'	25:DA:2181:G:O4'	2.08	0.54
25:DA:2747:G:H1	25:DA:2754:U:H2'	1.72	0.54
31:DH:18:GLU:HB3	31:DH:25:LYS:HB2	1.90	0.54
1:AA:1183:A:HO2'	1:AA:1184:G:P	2.27	0.54
1:AA:1278:U:H5'	1:AA:1279:A:O4'	2.08	0.54
2:AB:55:PHE:HA	2:AB:58:ILE:HB	1.90	0.54
13:AM:58:GLU:O	13:AM:62:ASN:ND2	2.28	0.54
24:AY:71:G:H4'	25:BA:1882:U:H4'	1.88	0.54
27:BD:145:VAL:HG12	27:BD:146:GLU:O	2.08	0.54
1:CA:1028:C:N3	1:CA:1033:G:O6	2.39	0.54
1:CA:1220:G:H5'	19:CS:34:TRP:O	2.06	0.54
7:CG:106:GLN:O	7:CG:110:GLN:HG3	2.08	0.54
1:CA:975:A:N1	10:CJ:48:THR:HB	2.21	0.54
25:DA:1011:G:OP2	40:DU:66:ASN:ND2	2.39	0.54
25:DA:1410:G:H2'	25:DA:1411:C:C6	2.42	0.54

Continued on next page...

Continued from previous page...

Atom-1	Atom-2	Interatomic distance (Å)	Clash overlap (Å)
25:DA:2820:A:C5	37:DR:4:LEU:HD11	2.43	0.54
25:DA:459:U:H5''	53:D7:40:TRP:CD2	2.43	0.54
25:DA:622:G:H2'	25:DA:623:G:H8	1.72	0.54
25:DA:740:U:H2'	25:DA:741:G:C8	2.43	0.54
26:DB:95:C:H2'	26:DB:96:U:C6	2.42	0.54
34:DO:77:ILE:HG13	39:DT:74:ARG:HG2	1.88	0.54
45:DZ:19:ARG:HG3	45:DZ:25:PRO:HD3	1.88	0.54
1:AA:1157:A:H4'	1:AA:1158:C:O5'	2.07	0.54
1:AA:1376:U:H2'	1:AA:1377:A:C8	2.42	0.54
3:AC:36:ASP:O	3:AC:40:ARG:HG3	2.08	0.54
11:AK:29:ILE:HG23	11:AK:44:SER:HB3	1.90	0.54
1:AA:958:A:N6	19:AS:77:THR:O	2.41	0.54
25:BA:2135:U:N3	25:BA:2136:A:N7	2.56	0.54
25:BA:34:C:H5''	25:BA:35:G:OP2	2.07	0.54
40:BU:3:ARG:NH1	40:BU:5:LYS:HD3	2.22	0.54
25:DA:1005:C:H2'	25:DA:1006:C:C6	2.42	0.54
25:DA:603:A:H4'	25:DA:604:G:H5'	1.89	0.54
25:DA:1188:U:H4'	41:DV:79:VAL:HG22	1.89	0.54
1:AA:1118:C:H2'	1:AA:1119:C:C6	2.43	0.54
1:AA:1272:G:H2'	1:AA:1273:G:O4'	2.07	0.54
25:BA:1014:U:H2'	25:BA:1015:C:C6	2.42	0.54
25:BA:2044:U:O2'	25:BA:2629:C:H5'	2.08	0.54
38:BS:34:HIS:ND1	38:BS:53:SER:OG	2.38	0.54
1:CA:1155:G:N2	1:CA:1156:G:H1'	2.23	0.54
1:CA:89:C:H2'	1:CA:90:U:O4'	2.07	0.54
50:D4:53:GLU:HG2	50:D4:55:ARG:H	1.72	0.54
25:DA:14:A:N1	25:DA:2044:C:O2'	2.34	0.54
25:DA:857:C:H1'	46:D0:26:TYR:HE1	1.71	0.54
26:DB:6:C:H2'	26:DB:7:G:H5''	1.89	0.54
39:DT:30:VAL:HG22	39:DT:86:ILE:HG12	1.88	0.54
1:AA:1320:C:H5'	1:AA:1320:C:H6	1.73	0.54
1:AA:688:G:H2'	1:AA:689:C:H6	1.72	0.54
25:BA:1249:A:N6	25:BA:1286:U:H2'	2.23	0.54
25:BA:1003:U:H5''	36:BQ:14:ARG:HD3	1.90	0.54
36:BQ:43:THR:HG22	36:BQ:94:VAL:HG12	1.90	0.54
3:CC:15:THR:HG21	3:CC:181:ASN:HA	1.89	0.54
3:CC:180:ALA:HB1	3:CC:203:PHE:CE1	2.42	0.54
9:CI:3:GLN:HG2	9:CI:20:ARG:HE	1.72	0.54
19:CS:32:LYS:HE3	19:CS:57:HIS:CD2	2.43	0.54
25:DA:1341:U:OP1	25:DA:1397:U:N3	2.38	0.54
25:DA:2126:A:N6	25:DA:2172:U:H5'	2.22	0.54

Continued on next page...

Continued from previous page...

Atom-1	Atom-2	Interatomic distance (Å)	Clash overlap (Å)
25:DA:2552:U:H2'	25:DA:2554:U:H5''	1.90	0.54
25:DA:1842:G:O2'	27:DD:253:GLN:NE2	2.41	0.54
45:DZ:99:TYR:HA	45:DZ:124:ILE:O	2.08	0.54
45:DZ:70:LEU:O	45:DZ:89:PHE:N	2.37	0.54
1:AA:931:C:H42	1:AA:1386:G:H1	1.54	0.54
25:BA:2340:A:H2'	25:BA:2341:G:H8	1.72	0.54
25:BA:2879:G:H2'	25:BA:2880:C:O4'	2.07	0.54
25:BA:331:G:H21	25:BA:354:A:H62	1.55	0.54
1:CA:452:A:O2'	1:CA:453:A:OP2	2.23	0.54
1:CA:1495:U:O2'	25:DA:1919:A:N1	2.32	0.54
25:DA:863:A:H2'	25:DA:864:G:C8	2.43	0.54
35:DP:94:GLU:HG3	35:DP:124:LYS:HD3	1.90	0.54
1:AA:1510:U:H2'	1:AA:1511:G:C8	2.42	0.54
1:AA:479:C:N4	1:AA:480:U:O4	2.41	0.54
2:AB:231:GLU:HB3	2:AB:232:PRO:CD	2.33	0.54
9:AI:8:GLY:O	9:AI:15:ALA:N	2.41	0.54
1:AA:1456:G:N2	20:AT:43:LEU:HD11	2.22	0.54
48:B2:22:GLU:OE2	48:B2:68:ARG:NH2	2.41	0.54
32:BI:75:LEU:HD22	32:BI:105:HIS:CG	2.43	0.54
39:BT:59:THR:HG23	39:BT:78:LEU:HB3	1.90	0.54
1:CA:1269:A:H2	1:CA:1312:G:N3	2.06	0.54
25:DA:1827:C:OP2	27:DD:222:ARG:NH1	2.38	0.54
25:DA:2022:U:O2'	25:DA:2617:C:H5'	2.07	0.54
26:DB:50:G:OP1	38:DS:63:THR:N	2.40	0.54
1:AA:976:G:H5'	1:AA:1358:U:O2'	2.07	0.53
10:AJ:54:PHE:O	10:AJ:56:HIS:N	2.36	0.53
25:BA:1425:A:H4'	25:BA:1426:G:OP2	2.08	0.53
1:CA:1173:G:H2'	1:CA:1174:G:H8	1.72	0.53
1:CA:922:G:N3	1:CA:1398:A:H2	2.05	0.53
2:CB:16:HIS:CG	2:CB:17:PHE:H	2.26	0.53
25:DA:2305:A:H5''	30:DG:134:GLY:HA3	1.91	0.53
38:DS:35:ILE:HD12	38:DS:101:LEU:HD12	1.89	0.53
44:DY:1:MET:HG2	44:DY:2:ARG:H	1.73	0.53
1:AA:1493:A:H5''	1:AA:1494:G:OP2	2.08	0.53
1:AA:56:U:H2'	1:AA:57:G:H8	1.72	0.53
3:AC:71:ALA:HB2	3:AC:115:LEU:HD21	1.90	0.53
10:AJ:5:ARG:HD3	10:AJ:71:LEU:HD11	1.90	0.53
1:AA:1456:G:H22	20:AT:43:LEU:HD11	1.73	0.53
24:AY:67:C:H2'	24:AY:68:C:C6	2.42	0.53
27:BD:9:TYR:CZ	27:BD:13:ARG:HG2	2.44	0.53
29:BF:197:ASP:OD1	29:BF:197:ASP:N	2.41	0.53

Continued on next page...

Continued from previous page...

Atom-1	Atom-2	Interatomic distance (Å)	Clash overlap (Å)
44:BY:6:HIS:H	44:BY:6:HIS:CD2	2.26	0.53
45:BZ:7:ALA:HB3	45:BZ:61:LEU:HD12	1.90	0.53
1:CA:1324:A:O4'	1:CA:1362:C:H4'	2.09	0.53
1:CA:153:C:H2'	1:CA:154:C:C6	2.43	0.53
1:CA:937:A:H1'	1:CA:1379:G:N2	2.23	0.53
2:CB:223:ILE:HA	2:CB:226:ARG:HG2	1.89	0.53
2:CB:73:THR:HB	2:CB:95:GLN:O	2.08	0.53
1:CA:1338:G:H21	23:CX:41:C:H1'	1.73	0.53
25:DA:18:C:H2'	25:DA:19:C:C6	2.44	0.53
25:DA:692:C:O2'	27:DD:38:LYS:NZ	2.41	0.53
25:DA:903:C:H2'	25:DA:904:C:C6	2.43	0.53
31:DH:56:SER:HB3	31:DH:61:HIS:ND1	2.23	0.53
1:AA:1006:C:H42	1:AA:1023:G:H1	1.57	0.53
25:BA:270:C:H4'	25:BA:271:U:OP1	2.08	0.53
45:BZ:92:SER:O	45:BZ:130:PRO:HG2	2.08	0.53
1:CA:1292:U:OP2	7:CG:41:ARG:NH2	2.42	0.53
1:CA:920:U:H2'	1:CA:921:U:C6	2.44	0.53
7:CG:113:GLU:HG3	7:CG:118:VAL:HG12	1.89	0.53
25:DA:203:C:OP1	61:DA:4577:HOH:O	2.19	0.53
28:DE:82:ARG:HG2	28:DE:83:ASP:N	2.23	0.53
30:DG:114:ILE:HB	30:DG:117:PHE:HB2	1.90	0.53
31:DH:3:ARG:HB3	31:DH:6:ARG:HG2	1.90	0.53
32:DI:104:GLN:O	32:DI:105:HIS:ND1	2.42	0.53
1:AA:1095:U:H5''	1:AA:1109:C:O2	2.08	0.53
1:AA:96:U:O2'	1:AA:97:G:H5'	2.09	0.53
2:AB:77:ALA:HB2	2:AB:165:VAL:HG11	1.90	0.53
25:BA:2130:C:N4	25:BA:2203:G:H1	2.06	0.53
25:BA:2187:G:H1	25:BA:2194:U:H5	1.56	0.53
2:CB:189:ASP:HB3	2:CB:204:ASN:HA	1.90	0.53
23:CX:21:A:H3'	23:CX:46:G:O6	2.08	0.53
25:DA:2184:G:C2'	25:DA:2185:C:H5'	2.39	0.53
25:DA:2364:C:H2'	25:DA:2365:G:O4'	2.07	0.53
38:DS:34:HIS:O	38:DS:97:ARG:NH2	2.41	0.53
1:AA:1137:C:H4'	1:AA:1138:G:C2	2.42	0.53
1:AA:950:U:H2'	1:AA:951:G:H8	1.73	0.53
25:BA:1361:C:OP2	61:BA:4706:HOH:O	2.19	0.53
25:BA:2776:G:OP2	61:BA:4759:HOH:O	2.17	0.53
44:BY:102:CYS:SG	44:BY:103:GLY:N	2.81	0.53
52:D6:9:LEU:HA	52:D6:54:ILE:HB	1.91	0.53
25:DA:154(A):C:H2'	25:DA:157:U:H5'	1.91	0.53
25:DA:493:G:H2'	25:DA:494:G:O4'	2.08	0.53

Continued on next page...

Continued from previous page...

Atom-1	Atom-2	Interatomic distance (Å)	Clash overlap (Å)
1:AA:1062:U:H2'	1:AA:1063:C:C6	2.43	0.53
1:AA:17:U:H2'	1:AA:18:C:C6	2.43	0.53
2:AB:145:LEU:HD12	2:AB:149:LEU:HD12	1.91	0.53
2:AB:71:VAL:HA	2:AB:93:VAL:HG23	1.90	0.53
5:AE:122:GLU:O	5:AE:126:ARG:NH1	2.41	0.53
19:AS:40:ILE:HD11	19:AS:71:LEU:HD23	1.90	0.53
25:BA:1834:A:H4'	27:BD:259:THR:HG23	1.89	0.53
25:BA:2101:U:O3'	47:B1:35:THR:OG1	2.27	0.53
1:CA:1095:U:P	1:CA:1108:G:H1	2.32	0.53
1:CA:221:C:H2'	1:CA:222:U:H6	1.73	0.53
1:CA:324:G:N7	61:CA:4062:HOH:O	2.33	0.53
1:CA:97:G:O2'	1:CA:98:G:H5''	2.08	0.53
13:CM:88:ARG:HG3	13:CM:98:VAL:HG12	1.90	0.53
19:CS:20:LEU:HD23	19:CS:23:ASN:HD22	1.73	0.53
25:DA:1688:U:O2	25:DA:1700:A:H5'	2.08	0.53
25:DA:1721:G:H2'	25:DA:1740:G:O6	2.09	0.53
25:DA:1816:G:O6	27:DD:35:LYS:NZ	2.22	0.53
25:DA:191:A:H2'	25:DA:192:C:C6	2.42	0.53
25:DA:644:A:H4'	25:DA:645:C:C5	2.44	0.53
25:DA:646:A:H2'	25:DA:647:G:O4'	2.08	0.53
25:DA:2751:G:H5'	31:DH:2:SER:HA	1.90	0.53
45:DZ:108:PRO:HG3	45:DZ:141:VAL:HB	1.90	0.53
1:AA:1203:C:H2'	1:AA:1204:A:C8	2.43	0.53
19:AS:41:VAL:HG13	19:AS:43:GLU:H	1.74	0.53
27:BD:146:GLU:HB2	27:BD:189:CYS:HB3	1.90	0.53
34:BO:16:ALA:HB2	34:BO:52:VAL:HG21	1.89	0.53
1:CA:1272:G:H2'	1:CA:1273:G:O4'	2.08	0.53
1:CA:1376:U:H2'	1:CA:1377:A:H8	1.71	0.53
1:CA:328:C:H4'	1:CA:329:A:H5'	1.91	0.53
1:CA:532:A:N6	3:CC:193:TYR:HB3	2.24	0.53
2:CB:68:ILE:HG12	2:CB:161:ALA:HB3	1.90	0.53
25:DA:667:U:O2	54:D8:2:PRO:HD2	2.08	0.53
25:DA:1996:C:H4'	25:DA:1997:G:OP1	2.09	0.53
25:DA:2283:C:H2'	25:DA:2284:C:O4'	2.09	0.53
25:DA:400:G:N7	61:DA:4657:HOH:O	2.33	0.53
25:DA:902:C:H2'	25:DA:903:C:H6	1.74	0.53
35:DP:59:LEU:HD23	54:D8:58:ILE:HD13	1.90	0.53
1:AA:347:G:H2'	1:AA:348:G:O4'	2.09	0.53
3:AC:44:GLU:HA	3:AC:52:LEU:HD12	1.91	0.53
7:AG:111:ARG:HB3	7:AG:113:GLU:OE2	2.09	0.53
1:AA:617:G:H4'	16:AP:44:THR:O	2.08	0.53

Continued on next page...

Continued from previous page...

Atom-1	Atom-2	Interatomic distance (Å)	Clash overlap (Å)
20:AT:16:HIS:O	20:AT:19:SER:OG	2.24	0.53
35:BP:63:PRO:HG2	54:B8:25:MET:HB2	1.91	0.53
54:B8:42:ARG:HD2	61:B8:206:HOH:O	2.07	0.53
25:BA:1067:A:H3'	25:BA:1067:A:C8	2.44	0.53
25:BA:1513:G:O2'	25:BA:1593:C:O2'	2.26	0.53
39:BT:65:LYS:HE2	39:BT:67:SER:HB2	1.91	0.53
1:CA:991:U:C4	1:CA:1212:U:H1'	2.44	0.53
2:CB:71:VAL:HB	2:CB:164:VAL:HG13	1.89	0.53
50:D4:60:GLN:HA	50:D4:62:ARG:HG2	1.90	0.53
25:DA:27:G:O2'	25:DA:28:A:OP2	2.25	0.53
25:DA:465:G:OP1	53:D7:12:ARG:NH2	2.35	0.53
25:DA:910:A:H62	36:DQ:12:GLN:HA	1.74	0.53
26:DB:20:C:N4	26:DB:63:G:H1	2.05	0.53
28:DE:14:ILE:HG13	28:DE:21:VAL:HG13	1.90	0.53
33:DN:43:THR:N	33:DN:48:MET:SD	2.80	0.53
5:AE:33:VAL:HG21	5:AE:109:ILE:HA	1.91	0.53
3:AC:13:GLY:HA3	14:AN:57:ARG:HH21	1.74	0.53
47:B1:51:VAL:HG11	47:B1:74:VAL:HG21	1.91	0.53
1:CA:1352:C:H2'	1:CA:1353:G:C8	2.44	0.53
1:CA:452:A:OP1	16:CP:43:LYS:NZ	2.37	0.53
2:CB:84:GLU:HB3	2:CB:219:VAL:HG21	1.91	0.53
50:D4:15:ILE:HG23	50:D4:21:VAL:HG22	1.90	0.53
25:DA:1423:G:H2'	25:DA:1424:G:H8	1.74	0.53
25:DA:1802:A:N1	25:DA:1822:G:H1'	2.24	0.53
27:DD:132:PRO:HD3	27:DD:190:TYR:CZ	2.43	0.53
1:AA:1298:C:H4'	1:AA:1299:A:O4'	2.08	0.53
1:AA:997:U:H2'	1:AA:998:G:H8	1.74	0.53
4:AD:173:TRP:CE3	4:AD:174:LEU:HG	2.43	0.53
9:AI:50:LEU:HD13	9:AI:56:LEU:HA	1.90	0.53
25:BA:714:U:O2	54:B8:2:PRO:HD2	2.09	0.53
25:BA:211:A:H5''	25:BA:448:U:OP1	2.09	0.53
25:BA:922:G:H2'	25:BA:923:C:O4'	2.09	0.53
25:BA:1742:G:N7	27:BD:14:ARG:NH2	2.56	0.53
38:BS:14:VAL:O	38:BS:18:ILE:HG12	2.09	0.53
44:BY:92:ASN:N	44:BY:93:GLY:HA2	2.24	0.53
1:CA:1129:C:H2'	1:CA:1139:G:N7	2.23	0.53
1:CA:1288:A:N3	1:CA:1352:C:O2'	2.40	0.53
2:CB:142:LEU:HA	2:CB:145:LEU:HD12	1.91	0.53
4:CD:165:MET:O	4:CD:167:GLY:N	2.42	0.53
7:CG:51:GLN:O	7:CG:55:GLY:HA2	2.09	0.53
25:DA:2227:A:OP2	61:DA:4521:HOH:O	2.19	0.53

Continued on next page...

Continued from previous page...

Atom-1	Atom-2	Interatomic distance (Å)	Clash overlap (Å)
25:DA:2556:C:H2'	25:DA:2557:G:O4'	2.09	0.53
25:DA:342:G:O6	61:DA:4680:HOH:O	2.15	0.53
25:DA:999:U:OP2	61:DA:4453:HOH:O	2.19	0.53
28:DE:9:VAL:HG13	28:DE:25:VAL:O	2.08	0.53
31:DH:98:LEU:HD12	31:DH:102:ALA:O	2.09	0.53
29:DF:34:TRP:CE2	35:DP:8:PRO:HG3	2.44	0.53
35:DP:97:PRO:HD3	35:DP:126:VAL:O	2.09	0.53
1:AA:1392:G:N2	1:AA:1502:A:H8	2.06	0.52
1:AA:193:C:H2'	1:AA:194:C:C6	2.43	0.52
1:AA:232:G:H1'	1:AA:262:A:N1	2.25	0.52
25:BA:1781:G:O2'	25:BA:2870:A:N1	2.34	0.52
1:CA:1028:C:C4	1:CA:1033:G:O6	2.62	0.52
1:CA:1054:C:H4'	1:CA:1055:A:OP1	2.08	0.52
8:CH:7:ALA:O	8:CH:11:THR:OG1	2.22	0.52
48:D2:65:ASN:OD1	48:D2:69:ARG:NH1	2.41	0.52
25:DA:2704:C:H2'	25:DA:2705:A:O4'	2.09	0.52
25:DA:527:C:H3'	61:DA:4467:HOH:O	2.08	0.52
25:DA:852:G:H2'	25:DA:853:G:H8	1.72	0.52
28:DE:48:GLN:HA	28:DE:80:GLU:HA	1.91	0.52
30:DG:19:LEU:HD22	30:DG:32:PRO:HG2	1.91	0.52
32:DI:120:ILE:HG21	32:DI:126:TYR:CE2	2.44	0.52
32:DI:128:LEU:O	32:DI:140:LEU:N	2.36	0.52
43:DX:12:VAL:HG22	43:DX:29:TRP:CE2	2.45	0.52
1:AA:405:U:O2'	1:AA:496:A:O2'	2.25	0.52
8:AH:51:VAL:HG11	8:AH:60:ARG:HH12	1.74	0.52
10:AJ:16:LEU:HD21	10:AJ:70:ARG:HG2	1.91	0.52
23:AX:7:G:H1	23:AX:66:C:H42	1.57	0.52
25:BA:2145:G:H1	25:BA:2197:C:N4	2.06	0.52
25:BA:2784:C:H2'	25:BA:2785:C:C6	2.44	0.52
25:BA:801:C:H2'	25:BA:802:C:H6	1.74	0.52
25:BA:1993:A:OP2	27:BD:242:ARG:NH2	2.42	0.52
7:CG:111:ARG:NH1	7:CG:113:GLU:OE2	2.40	0.52
7:CG:20:ASP:HB3	7:CG:23:VAL:HB	1.91	0.52
9:CI:55:ALA:HA	9:CI:58:HIS:CD2	2.44	0.52
25:DA:2815:C:C5'	51:D5:29:THR:HG21	2.39	0.52
25:DA:1467:C:C5	25:DA:1546:C:H2'	2.45	0.52
25:DA:1593:G:H2'	25:DA:1594:G:C8	2.44	0.52
25:DA:1664:A:OP1	61:DA:4762:HOH:O	2.19	0.52
25:DA:2131:G:N7	25:DA:2133:G:N2	2.58	0.52
25:DA:403:U:H4'	25:DA:404:C:H5'	1.91	0.52
41:DV:43:GLU:OE2	41:DV:43:GLU:N	2.43	0.52

Continued on next page...

Continued from previous page...

Atom-1	Atom-2	Interatomic distance (Å)	Clash overlap (Å)
1:AA:396:G:O2'	1:AA:398:C:OP1	2.16	0.52
25:BA:2740:G:O2'	34:BO:70:LYS:NZ	2.40	0.52
25:BA:236:G:H4'	25:BA:413:G:C5	2.44	0.52
1:CA:1012:U:H2'	1:CA:1013:G:C8	2.45	0.52
1:CA:1174:G:H2'	1:CA:1175:G:H8	1.74	0.52
1:CA:1284:C:H5	1:CA:1285:A:HO2'	1.56	0.52
1:CA:17:U:H2'	1:CA:18:C:C6	2.45	0.52
1:CA:460:G:N2	1:CA:471:G:OP2	2.28	0.52
2:CB:138:LEU:HA	2:CB:141:GLU:HB3	1.92	0.52
9:CI:8:GLY:O	9:CI:15:ALA:N	2.39	0.52
25:DA:2206:G:H5'	25:DA:2207:G:N7	2.23	0.52
25:DA:223:A:O2'	25:DA:420:C:O2	2.27	0.52
28:DE:170:LEU:HB3	28:DE:184:VAL:HG22	1.92	0.52
30:DG:5:VAL:HG22	30:DG:8:LYS:H	1.74	0.52
1:AA:192:U:H2'	1:AA:193:C:C6	2.44	0.52
16:AP:3:LYS:HG2	16:AP:65:GLN:HB2	1.92	0.52
25:BA:1848:G:OP1	27:BD:88:ARG:NH2	2.40	0.52
37:BR:100:LEU:HD11	37:BR:113:LEU:HD23	1.92	0.52
5:CE:78:HIS:CE1	5:CE:143:ARG:H	2.27	0.52
25:DA:2309:A:H61	30:DG:79:ASN:ND2	2.08	0.52
31:DH:137:ASP:HB3	31:DH:140:LYS:HB3	1.92	0.52
1:AA:270:A:H2'	1:AA:271:C:C6	2.44	0.52
1:AA:576:G:O6	1:AA:880:C:O2'	2.25	0.52
1:AA:57:G:H2'	1:AA:58:C:C6	2.45	0.52
4:AD:105:VAL:HG13	4:AD:110:PHE:HB2	1.90	0.52
8:AH:51:VAL:HG11	8:AH:60:ARG:NH1	2.24	0.52
9:AI:53:VAL:HG11	9:AI:92:TYR:CE1	2.44	0.52
25:BA:1001:G:OP2	36:BQ:14:ARG:NH2	2.36	0.52
25:BA:2584:A:N7	28:BE:144:ARG:HD2	2.24	0.52
1:CA:1399:C:C2	1:CA:1502:A:N6	2.77	0.52
1:CA:954:G:H21	1:CA:1227:A:H62	1.56	0.52
1:CA:959:A:O2'	1:CA:984:C:O2'	2.21	0.52
48:D2:10:LEU:HD13	48:D2:14:ARG:HH12	1.74	0.52
50:D4:16:CYS:HA	50:D4:33:VAL:HB	1.91	0.52
25:DA:2473:U:O2	25:DA:2473:U:H2'	2.09	0.52
28:DE:72:VAL:HA	28:DE:73:GLU:CB	2.38	0.52
45:DZ:108:PRO:HB2	45:DZ:111:VAL:HG23	1.90	0.52
4:AD:168:ARG:H	4:AD:168:ARG:CD	2.23	0.52
5:AE:74:GLY:HA3	5:AE:116:THR:HG22	1.92	0.52
8:AH:49:GLU:HG2	8:AH:62:TYR:HE1	1.74	0.52
25:BA:2053:A:C6	25:BA:2510:C:H1'	2.43	0.52

Continued on next page...

Continued from previous page...

Atom-1	Atom-2	Interatomic distance (Å)	Clash overlap (Å)
30:BG:5:VAL:HG23	30:BG:104:GLU:OE2	2.09	0.52
39:BT:96:ARG:CZ	39:BT:96:ARG:HB3	2.38	0.52
1:CA:1002:G:H2'	1:CA:1003:G:H8	1.73	0.52
25:DA:2134:A:H2'	25:DA:2135:A:O4'	2.10	0.52
25:DA:212:G:H2'	25:DA:213:A:O4'	2.10	0.52
25:DA:236:C:H2'	25:DA:237:C:C6	2.45	0.52
30:DG:33:ARG:O	30:DG:34:LEU:HD23	2.10	0.52
28:DE:18:ASP:HB3	39:DT:82:LEU:HD21	1.91	0.52
1:AA:1051:C:H2'	1:AA:1052:U:H6	1.74	0.52
25:BA:1594:C:H2'	25:BA:1595:C:C6	2.44	0.52
25:BA:2108:U:H2'	25:BA:2109:G:C8	2.45	0.52
25:BA:2235:G:OP1	27:BD:172:TYR:OH	2.22	0.52
25:BA:934:A:H4'	25:BA:935:C:C5	2.44	0.52
32:BI:72:LEU:C	32:BI:74:ASN:H	2.13	0.52
25:BA:1233:U:H4'	41:BV:79:VAL:HG22	1.92	0.52
45:BZ:24:LEU:HB2	45:BZ:41:LEU:HD23	1.92	0.52
1:CA:1238:A:OP2	61:CA:4060:HOH:O	2.19	0.52
1:CA:975:A:C4'	1:CA:976:G:H5''	2.35	0.52
13:CM:3:ARG:HA	50:D4:34:GLU:HG2	1.92	0.52
25:DA:1636:C:H2'	25:DA:1637:A:C8	2.45	0.52
25:DA:2371:G:O6	61:DA:4325:HOH:O	2.17	0.52
13:CM:6:GLY:O	30:DG:115:ARG:NH2	2.42	0.52
1:AA:1124:G:N7	1:AA:1145:C:O2'	2.35	0.52
1:AA:1256:A:N6	1:AA:1278:U:O4'	2.40	0.52
1:AA:520:A:N1	1:AA:536:C:H1'	2.25	0.52
2:AB:16:HIS:CG	2:AB:17:PHE:N	2.74	0.52
25:BA:1814:A:H5'	25:BA:2620:G:H4'	1.92	0.52
1:CA:629:G:H2'	1:CA:630:G:O4'	2.10	0.52
8:CH:28:ALA:HB3	8:CH:57:PRO:HB2	1.91	0.52
46:D0:68:GLU:HB2	46:D0:82:ARG:HH11	1.75	0.52
25:DA:128:C:H2'	25:DA:129:C:H6	1.74	0.52
25:DA:857:C:OP2	46:D0:77:ARG:NH2	2.43	0.52
25:DA:902:C:H2'	25:DA:903:C:C6	2.44	0.52
1:AA:1003:G:H2'	1:AA:1004:A:H4'	1.92	0.52
1:AA:501:C:H2'	1:AA:502:G:C8	2.45	0.52
25:BA:2123:G:H2'	25:BA:2124:U:C6	2.45	0.52
32:BI:4:ILE:HG12	32:BI:18:VAL:HG22	1.91	0.52
39:BT:112:ARG:HG3	39:BT:115:ARG:HH21	1.74	0.52
1:CA:1376:U:OP1	7:CG:98:SER:OG	2.19	0.52
1:CA:422:C:H4'	1:CA:423:G:C4	2.43	0.52
1:CA:688:G:H2'	1:CA:689:C:H6	1.74	0.52

Continued on next page...

Continued from previous page...

Atom-1	Atom-2	Interatomic distance (Å)	Clash overlap (Å)
1:CA:719:C:N4	18:CR:71:LYS:HE2	2.25	0.52
1:CA:735:C:H2'	1:CA:736:C:H6	1.75	0.52
1:CA:827:U:H5''	1:CA:828:A:OP2	2.10	0.52
1:CA:922:G:H2'	1:CA:923:A:C8	2.45	0.52
1:CA:96:U:O2'	1:CA:97:G:H5'	2.09	0.52
8:CH:20:TYR:HA	8:CH:65:TYR:CZ	2.45	0.52
19:CS:14:HIS:O	19:CS:18:LYS:HG3	2.10	0.52
47:D1:3:LYS:HB2	47:D1:61:ARG:HH12	1.74	0.52
25:DA:1530:C:HO2'	25:DA:1531:C:P	2.33	0.52
25:DA:27:G:N2	25:DA:512:G:H1'	2.24	0.52
25:DA:637:A:H5''	35:DP:117:GLU:HG2	1.92	0.52
25:DA:652(T):C:H2'	25:DA:652(U):G:C8	2.45	0.52
31:DH:20:ALA:HB1	31:DH:21:PRO:HD2	1.90	0.52
1:AA:439:A:C8	1:AA:439:A:H3'	2.45	0.52
1:AA:600:C:H2'	1:AA:601:C:C6	2.45	0.52
9:AI:23:ASN:HD22	9:AI:25:LYS:HG2	1.75	0.52
10:AJ:61:GLU:OE2	14:AN:45:ARG:NE	2.33	0.52
30:BG:66:GLN:NE2	30:BG:94:LEU:HD23	2.25	0.52
43:BX:57:LEU:HD11	43:BX:78:LYS:HG2	1.92	0.52
2:CB:158:LEU:HD23	2:CB:182:ILE:HD11	1.92	0.52
1:CA:261:U:OP2	20:CT:79:ARG:NH2	2.43	0.52
25:DA:1430:C:H2'	25:DA:1431:U:C6	2.44	0.52
25:DA:1264:G:H2'	25:DA:2014:A:N6	2.25	0.52
25:DA:526:A:N3	25:DA:2044:C:H1'	2.25	0.52
25:DA:2110:G:C2	25:DA:2120:G:H1'	2.44	0.52
39:DT:16:ARG:HH12	39:DT:19:LEU:HG	1.75	0.52
1:AA:1030(D):A:N6	1:AA:1031:G:H21	2.08	0.51
2:AB:17:PHE:HB2	2:AB:44:LEU:HD11	1.93	0.51
11:AK:99:GLN:HG3	11:AK:105:VAL:HG11	1.91	0.51
1:AA:235:C:H5'	17:AQ:70:ARG:HG2	1.92	0.51
45:BZ:110:GLY:N	45:BZ:144:LEU:O	2.42	0.51
45:BZ:45:ASP:O	45:BZ:49:ARG:HG3	2.09	0.51
1:CA:1165:C:N4	1:CA:1171:G:H1	2.04	0.51
1:CA:336:C:H2'	1:CA:337:C:C6	2.45	0.51
1:CA:421:U:O2'	1:CA:423:G:N7	2.43	0.51
4:CD:157:LEU:O	4:CD:161:ASN:ND2	2.44	0.51
8:CH:34:GLU:HB3	8:CH:118:VAL:HG21	1.92	0.51
30:DG:64:THR:HB	30:DG:94:LEU:HD21	1.91	0.51
25:DA:2839:G:H5'	37:DR:46:GLY:HA2	1.90	0.51
1:AA:1063:C:H3'	1:AA:1064:G:H2'	1.93	0.51
27:BD:26:LYS:HE2	27:BD:28:GLU:O	2.10	0.51

Continued on next page...

Continued from previous page...

Atom-1	Atom-2	Interatomic distance (Å)	Clash overlap (Å)
28:BE:21:VAL:HG23	28:BE:185:LYS:HD2	1.93	0.51
42:BW:18:ARG:NH1	42:BW:76:VAL:O	2.43	0.51
1:CA:992:U:H4'	1:CA:993:G:O5'	2.10	0.51
2:CB:221:LEU:HD23	2:CB:224:GLN:NE2	2.24	0.51
3:CC:32:LEU:O	3:CC:36:ASP:HB2	2.10	0.51
5:CE:81:GLU:HG2	5:CE:90:VAL:HG13	1.92	0.51
8:CH:64:LYS:HG2	8:CH:79:VAL:HG21	1.92	0.51
25:DA:857:C:H4'	46:D0:23:VAL:HG21	1.92	0.51
25:DA:1449:A:O2'	25:DA:1529:G:N2	2.21	0.51
25:DA:2075:U:OP2	25:DA:2238:G:O2'	2.26	0.51
25:DA:686:G:N2	25:DA:788:A:H61	2.08	0.51
26:DB:3:C:H2'	26:DB:4:C:H6	1.75	0.51
30:DG:137:GLU:HB3	30:DG:139:LEU:HG	1.91	0.51
31:DH:20:ALA:HB3	31:DH:23:ARG:HG3	1.92	0.51
25:DA:2849:U:P	39:DT:95:ARG:HH12	2.34	0.51
1:AA:1003:G:C2	1:AA:1004:A:N3	2.79	0.51
1:AA:1260:C:O5'	1:AA:1284:C:H4'	2.11	0.51
1:AA:1328:C:OP1	21:AU:21:TYR:OH	2.13	0.51
1:AA:192:U:H2'	1:AA:193:C:H6	1.76	0.51
14:AN:23:ARG:HD2	14:AN:28:GLY:O	2.10	0.51
20:AT:87:LYS:O	20:AT:91:LEU:HG	2.10	0.51
25:BA:1639:G:H2'	25:BA:1640:G:C8	2.46	0.51
25:BA:174:U:H4'	25:BA:207:A:H4'	1.93	0.51
25:BA:395:C:OP2	61:BA:4985:HOH:O	2.19	0.51
25:BA:27:G:N2	25:BA:537:G:H1'	2.26	0.51
32:BI:27:ARG:HD2	47:B1:71:TYR:CZ	2.44	0.51
34:BO:98:VAL:HG13	34:BO:117:LEU:HB3	1.92	0.51
36:BQ:85:LYS:HD3	46:B0:7:LEU:HG	1.92	0.51
1:CA:834:C:H2'	1:CA:835:U:C6	2.45	0.51
8:CH:4:ASP:OD1	8:CH:7:ALA:N	2.27	0.51
19:CS:40:ILE:HD12	19:CS:71:LEU:HD12	1.91	0.51
25:DA:1231:G:H2'	25:DA:1232:G:C8	2.46	0.51
25:DA:1751:C:HO2'	25:DA:2861:G:HO2'	1.56	0.51
25:DA:2552:U:C2	25:DA:2554:U:H5'	2.46	0.51
25:DA:309:G:N3	25:DA:329:G:O2'	2.41	0.51
25:DA:839:U:H1'	25:DA:1191:G:H1'	1.92	0.51
25:DA:859:G:O2'	25:DA:916:G:O6	2.23	0.51
25:DA:323:G:C8	29:DF:171:PRO:HG3	2.45	0.51
1:AA:353:A:H5'	1:AA:353:A:H8	1.75	0.51
1:AA:1249:C:O2'	9:AI:73:GLN:NE2	2.43	0.51
10:AJ:16:LEU:HD22	10:AJ:68:HIS:HB2	1.93	0.51

Continued on next page...

Continued from previous page...

Atom-1	Atom-2	Interatomic distance (Å)	Clash overlap (Å)
11:AK:48:ILE:O	11:AK:50:TYR:N	2.36	0.51
47:B1:3:LYS:HB2	47:B1:61:ARG:NH1	2.25	0.51
25:BA:957:A:H2'	36:BQ:9:TYR:OH	2.09	0.51
36:BQ:30:GLY:HA2	36:BQ:107:ALA:HB2	1.92	0.51
1:CA:148:G:H2'	1:CA:149:A:C8	2.45	0.51
1:CA:992:U:H6	1:CA:992:U:H5'	1.76	0.51
2:CB:184:VAL:N	2:CB:198:ASP:OD2	2.28	0.51
2:CB:19:HIS:CG	2:CB:20:GLU:H	2.28	0.51
1:CA:671:G:H5'	6:CF:77:ARG:HH22	1.76	0.51
12:CL:56:ALA:HB2	12:CL:70:ILE:HD11	1.92	0.51
25:DA:1187:G:H5'	41:DV:81:TYR:CE1	2.45	0.51
25:DA:2286:A:H4'	25:DA:2287:A:O4'	2.11	0.51
25:DA:571:A:N6	25:DA:2499:C:O3'	2.43	0.51
25:DA:2657:A:O3'	31:DH:160:LYS:NZ	2.42	0.51
38:DS:77:ALA:HB1	38:DS:82:ILE:HB	1.93	0.51
33:DN:4:TYR:HB2	40:DU:101:ARG:NH1	2.26	0.51
41:DV:72:VAL:HG22	41:DV:85:LYS:HB3	1.93	0.51
1:AA:1052:U:H5''	1:AA:1053:G:OP2	2.11	0.51
25:BA:1410:G:P	47:B1:3:LYS:HG3	2.50	0.51
25:BA:185:A:H2'	25:BA:185:A:N3	2.26	0.51
1:CA:1226:C:H4'	19:CS:80:TYR:CZ	2.46	0.51
5:CE:137:GLU:HA	5:CE:140:ARG:HB3	1.93	0.51
12:CL:24:VAL:HG12	12:CL:27:LEU:HB2	1.92	0.51
47:D1:95:LEU:HD12	47:D1:98:LEU:HD12	1.93	0.51
25:DA:1499:C:H2'	25:DA:1500:G:H8	1.76	0.51
25:DA:2646:C:H2'	25:DA:2647:U:O4'	2.11	0.51
25:DA:2823:A:OP1	28:DE:159:HIS:NE2	2.40	0.51
42:DW:12:ILE:O	42:DW:101:SER:OG	2.25	0.51
1:AA:1125:U:H1'	1:AA:1126:U:H6	1.74	0.51
1:AA:1161:C:O2'	1:AA:1162:C:H5'	2.11	0.51
1:AA:395:C:N4	61:AA:4042:HOH:O	2.43	0.51
1:AA:456:C:H2'	1:AA:457:C:C6	2.46	0.51
1:AA:984:C:N3	1:AA:1221:G:N2	2.50	0.51
1:AA:997:U:H2'	1:AA:998:G:C8	2.45	0.51
17:AQ:67:LYS:HA	17:AQ:70:ARG:HH12	1.76	0.51
44:BY:1:MET:HE3	44:BY:2:ARG:H	1.76	0.51
1:CA:991:U:H2'	1:CA:1212:U:C4	2.45	0.51
1:CA:997:U:C2'	1:CA:998:G:H5'	2.40	0.51
9:CI:24:GLY:HA2	9:CI:59:PHE:O	2.11	0.51
10:CJ:54:PHE:O	10:CJ:56:HIS:N	2.37	0.51
18:CR:26:LEU:HD22	18:CR:42:ARG:HE	1.76	0.51

Continued on next page...

Continued from previous page...

Atom-1	Atom-2	Interatomic distance (Å)	Clash overlap (Å)
25:DA:839:U:H2'	25:DA:840:C:C6	2.45	0.51
32:DI:92:VAL:HG23	32:DI:120:ILE:HB	1.91	0.51
26:DB:75:G:O2'	45:DZ:10:ARG:NH2	2.44	0.51
1:AA:1004:A:N6	1:AA:1036:G:C5	2.77	0.51
1:AA:403:C:O2'	4:AD:122:ARG:NH1	2.43	0.51
1:AA:447:G:O6	1:AA:485:G:O2'	2.23	0.51
2:AB:102:LEU:HB3	2:AB:180:LEU:HD12	1.93	0.51
3:AC:64:VAL:HG13	3:AC:99:VAL:HA	1.92	0.51
50:B4:63:TYR:N	50:B4:64:GLY:HA2	2.25	0.51
55:B9:15:LYS:HE2	55:B9:17:ILE:HD13	1.92	0.51
25:BA:1091:A:H1'	25:BA:1093:G:N3	2.26	0.51
25:BA:260:A:N3	25:BA:395:C:O2'	2.38	0.51
28:BE:47:VAL:HG23	28:BE:84:PHE:O	2.10	0.51
30:BG:16:ARG:HB2	30:BG:17:PRO:HD3	1.92	0.51
32:BI:4:ILE:HD11	32:BI:44:LEU:HD12	1.93	0.51
1:CA:1128:C:H1'	1:CA:1147:C:N4	2.19	0.51
1:CA:954:G:H21	1:CA:1227:A:N6	2.09	0.51
1:CA:1402:C:H2'	1:CA:1403:C:O4'	2.11	0.51
20:CT:10:LEU:HB3	20:CT:12:ALA:H	1.76	0.51
25:DA:1288:U:C2	25:DA:1327:C:O2	2.64	0.51
25:DA:30:G:H2'	25:DA:31:C:C6	2.46	0.51
35:DP:59:LEU:HD21	54:D8:10:ALA:HA	1.91	0.51
38:DS:14:VAL:O	38:DS:18:ILE:HG12	2.11	0.51
44:DY:102:CYS:SG	44:DY:103:GLY:N	2.83	0.51
1:AA:946:A:O2'	1:AA:1333:A:N3	2.36	0.51
4:AD:3:ARG:HE	4:AD:118:ARG:HD3	1.76	0.51
8:AH:86:ILE:HG13	8:AH:133:LEU:HD22	1.92	0.51
50:B4:43:TYR:O	50:B4:45:GLY:N	2.44	0.51
25:BA:2402:U:P	54:B8:35:GLN:HE22	2.34	0.51
25:BA:2157:A:N6	25:BA:2178:G:O2'	2.36	0.51
25:BA:2021:C:H5''	25:BA:2736:C:O2'	2.11	0.51
1:CA:447:G:O6	1:CA:485:G:O2'	2.19	0.51
5:CE:57:LYS:HD3	5:CE:61:TYR:HE2	1.75	0.51
25:DA:2135:A:N7	25:DA:2136:C:N4	2.58	0.51
25:DA:2142:C:H2'	25:DA:2143:C:O4'	2.11	0.51
25:DA:221:A:C4	25:DA:266:G:N7	2.79	0.51
30:DG:170:ARG:HH21	30:DG:180:PHE:CB	2.23	0.51
42:DW:88:ARG:NH1	42:DW:94:ASP:OD2	2.43	0.51
1:AA:1530:G:H4'	1:AA:1530:G:OP1	2.10	0.51
1:AA:77:G:H2'	1:AA:78:G:H5'	1.93	0.51
1:AA:864:A:H2'	1:AA:865:A:C8	2.46	0.51

Continued on next page...

Continued from previous page...

Atom-1	Atom-2	Interatomic distance (Å)	Clash overlap (Å)
1:AA:918:A:H2'	1:AA:919:A:C8	2.46	0.51
12:AL:77:LEU:HD21	12:AL:107:ALA:HB2	1.92	0.51
13:AM:2:ALA:N	13:AM:8:GLU:OE1	2.44	0.51
25:BA:1831:C:OP1	27:BD:264:LYS:NZ	2.38	0.51
25:BA:1921:G:H2'	25:BA:1921:G:N3	2.25	0.51
25:BA:2203:G:O2'	25:BA:2204:G:OP1	2.28	0.51
25:BA:2125:C:N4	25:BA:2208:G:H1	2.06	0.51
25:BA:2576:A:C2	25:BA:2659:U:H4'	2.45	0.51
25:BA:441:C:H2'	25:BA:442:A:C8	2.46	0.51
25:BA:596:G:OP2	41:BV:78:LYS:NZ	2.39	0.51
25:BA:624:C:OP1	29:BF:108:LYS:HE3	2.11	0.51
30:BG:33:ARG:O	30:BG:161:THR:HG23	2.11	0.51
45:BZ:69:THR:HG22	45:BZ:90:VAL:HA	1.92	0.51
1:CA:1003:G:N2	1:CA:1025:U:O4	2.43	0.51
1:CA:1262:C:N3	1:CA:1273:G:N2	2.54	0.51
1:CA:972:C:O2'	10:CJ:55:LYS:O	2.29	0.51
25:DA:2849:U:OP2	39:DT:95:ARG:NH1	2.44	0.51
32:DI:5:LEU:HD12	32:DI:9:LEU:HD23	1.93	0.51
1:AA:267:C:OP1	17:AQ:67:LYS:HD2	2.11	0.51
1:CA:663:A:O3'	18:CR:64:ARG:NH2	2.38	0.51
10:CJ:25:GLU:O	10:CJ:29:ARG:HG2	2.11	0.51
1:CA:664:G:P	18:CR:64:ARG:HH21	2.34	0.51
52:D6:10:LEU:HG	52:D6:54:ILE:HG13	1.93	0.51
25:DA:2141:G:O6	25:DA:2150:U:O2	2.29	0.51
25:DA:2808:U:C2'	25:DA:2809:A:H5'	2.41	0.51
25:DA:392:C:H5''	25:DA:409:C:H5''	1.93	0.51
25:DA:484:C:H2'	25:DA:485:C:C6	2.47	0.51
25:DA:623:G:H2'	25:DA:624:C:C6	2.46	0.51
1:AA:184:G:H2'	1:AA:185:A:H8	1.76	0.50
8:AH:121:ASP:OD2	8:AH:121:ASP:N	2.44	0.50
10:AJ:37:PRO:HA	10:AJ:72:VAL:HG12	1.91	0.50
1:AA:191:G:H21	20:AT:103:GLY:HA2	1.76	0.50
51:B5:16:ARG:NH1	51:B5:17:ASP:OD1	2.44	0.50
25:BA:505:A:N3	25:BA:507:G:H5''	2.25	0.50
43:BX:1:MET:HE1	48:B2:26:ARG:HH21	1.76	0.50
44:BY:35:TYR:CE2	44:BY:69:ALA:HB3	2.46	0.50
1:CA:58:C:O2'	1:CA:388:G:N7	2.35	0.50
1:CA:735:C:H2'	1:CA:736:C:C6	2.45	0.50
1:CA:376:G:H5''	16:CP:5:ARG:HB2	1.93	0.50
24:CY:72:C:H4'	25:DA:1852:C:H5''	1.93	0.50
25:DA:1899:G:N3	25:DA:1899:G:H2'	2.26	0.50

Continued on next page...

Continued from previous page...

Atom-1	Atom-2	Interatomic distance (Å)	Clash overlap (Å)
25:BA:2348:A:H61	46:B0:43:THR:HG21	1.74	0.50
25:BA:1073:A:C2	25:BA:2500:A:H5'	2.47	0.50
25:BA:1320:A:N3	25:BA:1343:C:H1'	2.26	0.50
25:BA:1634:C:H2'	25:BA:1635:C:H6	1.77	0.50
25:BA:1817:A:H1'	25:BA:1960:A:N6	2.27	0.50
25:BA:2724:U:O2'	25:BA:2726:A:H5'	2.10	0.50
25:BA:956:A:N3	25:BA:2276:C:O2'	2.39	0.50
1:CA:1305:G:N2	1:CA:1331:G:H1'	2.26	0.50
3:CC:66:VAL:HB	3:CC:101:LEU:HA	1.94	0.50
13:CM:19:LEU:HD21	13:CM:56:LEU:HD11	1.93	0.50
25:DA:1477:A:H2'	25:DA:1478:G:O4'	2.11	0.50
25:DA:195:A:H61	25:DA:198:C:H3'	1.74	0.50
25:DA:539:G:H2'	25:DA:540:C:H6	1.76	0.50
36:DQ:65:PHE:HB2	36:DQ:105:GLU:HB2	1.92	0.50
36:DQ:20:ALA:HA	36:DQ:99:PRO:HD2	1.92	0.50
1:AA:1226:C:P	13:AM:91:ARG:HH12	2.34	0.50
2:AB:19:HIS:NE2	2:AB:20:GLU:OE2	2.45	0.50
5:AE:152:ARG:HD3	8:AH:42:GLU:O	2.12	0.50
16:AP:57:ARG:NH2	16:AP:79:VAL:O	2.43	0.50
25:BA:2073:A:H4'	28:BE:141:ILE:HG12	1.94	0.50
25:BA:298:G:H2'	25:BA:299:G:H8	1.77	0.50
25:BA:876:A:N7	25:BA:2259:A:O2'	2.42	0.50
27:BD:145:VAL:HB	27:BD:155:LEU:HB2	1.92	0.50
27:BD:180:GLY:HA3	27:BD:275:LYS:HG3	1.92	0.50
30:BG:161:THR:HG22	30:BG:163:ALA:H	1.75	0.50
35:BP:97:PRO:HD3	35:BP:126:VAL:O	2.11	0.50
25:DA:2750:A:H8	25:DA:2750:A:OP1	1.94	0.50
33:DN:34:LEU:O	33:DN:49:GLY:HA3	2.10	0.50
1:AA:1060:C:OP1	14:AN:45:ARG:NH2	2.40	0.50
1:AA:1174:G:H2'	1:AA:1175:G:C8	2.46	0.50
2:AB:218:ALA:O	2:AB:222:ILE:HG13	2.10	0.50
52:B6:11:LEU:HB3	52:B6:49:HIS:HB3	1.93	0.50
25:BA:1952:G:O2'	25:BA:1990:G:O6	2.20	0.50
25:BA:2132:G:C2	25:BA:2142:G:H1'	2.46	0.50
25:BA:2230:U:O4'	47:B1:52:ARG:NH2	2.45	0.50
25:BA:2807:C:N4	25:BA:2813:G:H1	2.09	0.50
27:BD:242:ARG:HD3	27:BD:242:ARG:N	2.26	0.50
1:CA:1119:C:OP1	9:CI:83:ARG:NH1	2.44	0.50
1:CA:1244:C:H42	1:CA:1293:G:H1	1.59	0.50
1:CA:1338:G:H2'	1:CA:1339:A:C8	2.47	0.50
1:CA:222:U:H2'	1:CA:223:U:C6	2.46	0.50

Continued on next page...

Continued from previous page...

Atom-1	Atom-2	Interatomic distance (Å)	Clash overlap (Å)
1:CA:427:U:OP2	4:CD:36:ARG:NH2	2.45	0.50
4:CD:173:TRP:CZ3	4:CD:193:ASP:HB3	2.46	0.50
25:DA:2336:A:H61	46:D0:43:THR:HG22	1.77	0.50
32:DI:110:ASP:N	32:DI:130:TYR:OH	2.24	0.50
39:DT:106:SER:O	39:DT:110:ILE:HG13	2.12	0.50
40:DU:81:HIS:HD2	40:DU:84:LYS:HD3	1.77	0.50
25:DA:2012:G:OP1	42:DW:11:ARG:NH2	2.43	0.50
42:DW:60:ASN:HD22	42:DW:60:ASN:N	2.10	0.50
1:AA:1144:G:N2	1:AA:1146:A:H62	2.09	0.50
1:AA:540:G:H2'	1:AA:541:G:O4'	2.12	0.50
1:AA:664:G:N2	1:AA:741:G:H1	2.06	0.50
3:AC:124:ILE:HD12	3:AC:196:LEU:HD12	1.94	0.50
39:BT:29:ARG:HG3	39:BT:46:GLU:HB2	1.93	0.50
1:CA:1002:G:N1	1:CA:1038:C:O2	2.41	0.50
2:CB:174:VAL:O	2:CB:178:ARG:HB3	2.10	0.50
9:CI:96:LEU:HD22	9:CI:101:PHE:HB2	1.94	0.50
25:DA:2001:A:H2'	25:DA:2002:G:C8	2.46	0.50
25:DA:601:C:O2	25:DA:605:C:H4'	2.12	0.50
26:DB:8:U:H3	26:DB:113:G:H1	1.60	0.50
26:DB:31:C:H4'	30:DG:29:TRP:CZ2	2.47	0.50
32:DI:4:ILE:HG12	32:DI:18:VAL:HG22	1.93	0.50
1:AA:950:U:H2'	1:AA:951:G:C8	2.46	0.50
9:AI:29:ASN:OD1	9:AI:65:VAL:N	2.32	0.50
1:AA:1189:C:P	10:AJ:51:ARG:HH22	2.34	0.50
13:AM:84:ILE:HG13	13:AM:85:GLY:HA2	1.92	0.50
25:BA:1698:G:N7	37:BR:11:ASN:ND2	2.60	0.50
25:BA:2166:U:H2'	25:BA:2168:C:H5	1.77	0.50
25:BA:2177:G:H2'	25:BA:2178:G:O4'	2.12	0.50
25:BA:241:G:OP1	35:BP:50:ARG:NH1	2.45	0.50
25:BA:1002:A:N1	25:BA:2470:G:H4'	2.27	0.50
1:CA:1362:C:C2'	1:CA:1363:C:H5''	2.42	0.50
1:CA:769:G:H4'	1:CA:1513:A:H4'	1.93	0.50
1:CA:716:A:N3	11:CK:118:GLY:HA2	2.25	0.50
3:CC:113:ALA:HB2	3:CC:202:ILE:HG13	1.94	0.50
15:CO:54:ARG:HG2	15:CO:58:MET:HE2	1.93	0.50
21:CU:15:ARG:HB2	21:CU:15:ARG:HH11	1.77	0.50
25:DA:2169:A:H2'	25:DA:2170:A:C8	2.47	0.50
25:DA:422:A:H2'	25:DA:423:A:C8	2.46	0.50
25:DA:455:C:N3	25:DA:472:A:H2'	2.26	0.50
25:DA:821:A:H2'	25:DA:946:G:H5''	1.92	0.50
26:DB:15:A:OP2	26:DB:69:G:N2	2.43	0.50

Continued on next page...

Continued from previous page...

Atom-1	Atom-2	Interatomic distance (Å)	Clash overlap (Å)
40:DU:49:HIS:HA	40:DU:52:ARG:HB3	1.94	0.50
50:B4:59:PHE:N	50:B4:59:PHE:CD1	2.80	0.50
25:BA:2162:C:O2	25:BA:2162:C:H2'	2.10	0.50
25:BA:795:G:O6	42:BW:90:ARG:NH1	2.45	0.50
1:CA:1132:C:N4	1:CA:1142:G:H1	2.07	0.50
10:CJ:8:LEU:HD23	10:CJ:96:ILE:HG23	1.93	0.50
16:CP:22:THR:HA	16:CP:33:ILE:HG13	1.94	0.50
25:DA:1354:A:H2'	25:DA:1355:G:O4'	2.11	0.50
25:DA:2869:G:H2'	25:DA:2870:C:O4'	2.12	0.50
25:DA:921:G:C6	25:DA:922:U:C4	3.00	0.50
1:AA:473:G:C2'	1:AA:474:G:H5'	2.40	0.50
1:AA:504:C:H2'	1:AA:511:C:H5	1.77	0.50
1:AA:1348:U:H4'	9:AI:120:ARG:HD2	1.94	0.50
24:AY:75:C:H5''	24:AY:76:A:H5'	1.94	0.50
50:B4:63:TYR:CD1	50:B4:63:TYR:N	2.80	0.50
51:B5:11:THR:HG23	51:B5:15:ARG:HB3	1.93	0.50
25:BA:2018:C:H4'	25:BA:2019:G:OP1	2.12	0.50
25:BA:2398:C:H2'	25:BA:2399:U:C6	2.47	0.50
29:BF:18:ARG:HG2	29:BF:19:GLU:H	1.75	0.50
1:CA:1353:G:OP1	21:CU:10:ARG:NH1	2.44	0.50
1:CA:707:C:H2'	1:CA:708:C:C6	2.47	0.50
25:DA:2059:A:O2'	29:DF:69:HIS:HD2	1.95	0.50
25:DA:253:C:OP2	54:D8:5:LYS:NZ	2.30	0.50
25:DA:586:A:N1	25:DA:809:G:O2'	2.34	0.50
30:DG:28:VAL:O	30:DG:31:VAL:HG12	2.12	0.50
1:AA:461:A:O2'	1:AA:470:C:H5'	2.12	0.50
2:AB:61:LEU:HD23	2:AB:68:ILE:HD11	1.94	0.50
6:AF:89:MET:HE1	18:AR:72:ARG:HB3	1.94	0.50
55:B9:25:VAL:HB	55:B9:34:GLN:HB2	1.92	0.50
25:BA:1809:U:H2'	25:BA:1815:A:N6	2.27	0.50
25:BA:2169:G:H2'	25:BA:2170:G:O4'	2.12	0.50
25:BA:559:U:H2'	25:BA:560:C:C6	2.47	0.50
39:BT:108:ARG:HH22	39:BT:112:ARG:NH1	2.09	0.50
1:CA:1119:C:N4	1:CA:1154:G:H1	2.05	0.50
1:CA:1103:C:OP1	2:CB:96:ARG:NH2	2.45	0.50
5:CE:102:ALA:HB1	5:CE:106:PRO:HG2	1.94	0.50
11:CK:62:GLN:HG3	11:CK:97:ALA:HB2	1.92	0.50
23:CX:48:C:C2	23:CX:59:A:H1'	2.47	0.50
25:DA:61:G:H5'	48:D2:50:ILE:HG21	1.94	0.50
25:DA:1184:G:OP1	49:D3:30:ARG:HD2	2.11	0.50
25:DA:1528(A):A:H2'	25:DA:1529:G:O4'	2.11	0.50

Continued on next page...

Continued from previous page...

Atom-1	Atom-2	Interatomic distance (Å)	Clash overlap (Å)
25:DA:1590:U:H2'	25:DA:1591:G:H8	1.77	0.50
25:DA:817:C:H2'	25:DA:818:G:O4'	2.12	0.50
26:DB:3:C:H2'	26:DB:4:C:C6	2.47	0.50
29:DF:129:PHE:CD2	29:DF:163:VAL:HG21	2.47	0.50
1:AA:598:U:H4'	8:AH:94:TYR:CD2	2.47	0.49
1:CA:1037:C:H6	1:CA:1037:C:O5'	1.95	0.49
1:CA:429:U:H1'	1:CA:430:A:H5''	1.93	0.49
1:CA:620:C:H2'	1:CA:621:A:O4'	2.12	0.49
1:CA:953:G:H5'	1:CA:965:A:N6	2.23	0.49
7:CG:91:VAL:HB	7:CG:96:GLN:HG2	1.93	0.49
23:CX:61:C:H2'	23:CX:62:C:H6	1.76	0.49
47:D1:3:LYS:HB2	47:D1:61:ARG:NH1	2.26	0.49
25:DA:100:G:O2'	48:D2:7:ARG:NH2	2.43	0.49
25:DA:528:A:C2	25:DA:2042:A:H2'	2.47	0.49
30:DG:173:LEU:HB3	30:DG:178:PHE:CD1	2.47	0.49
31:DH:30:LYS:HG3	31:DH:80:SER:O	2.12	0.49
39:DT:22:PHE:CE2	39:DT:52:ILE:HD11	2.47	0.49
1:AA:1213:A:O2'	1:AA:1215:G:N7	2.34	0.49
4:AD:102:ASP:OD2	4:AD:118:ARG:NH1	2.44	0.49
4:AD:107:ARG:NH2	4:AD:194:LEU:HD22	2.17	0.49
25:BA:2549:U:H2'	25:BA:2550:C:C6	2.48	0.49
1:CA:297:G:N2	1:CA:300:A:OP2	2.43	0.49
1:CA:64:G:H4'	1:CA:65:U:H3'	1.94	0.49
1:CA:839:U:H3'	1:CA:840:C:C6	2.46	0.49
6:CF:4:TYR:HD1	6:CF:92:LYS:HA	1.77	0.49
25:DA:1772:G:OP1	61:DA:4511:HOH:O	2.19	0.49
25:DA:1667:G:O2'	25:DA:1991:U:O4	2.24	0.49
25:DA:2166:G:H5'	25:DA:2167:U:OP2	2.12	0.49
25:DA:2355:C:O3'	46:D0:24:LYS:HD2	2.11	0.49
45:DZ:54:HIS:CG	45:DZ:101:PRO:HG3	2.46	0.49
1:AA:769:G:H4'	1:AA:1513:A:H4'	1.94	0.49
1:AA:662:G:H2'	1:AA:663:A:C8	2.47	0.49
11:AK:84:VAL:HG11	11:AK:91:ARG:HD2	1.93	0.49
1:AA:191:G:N2	20:AT:103:GLY:HA2	2.27	0.49
25:BA:768:C:H2'	25:BA:769:A:C8	2.47	0.49
1:CA:1118:C:H2'	1:CA:1119:C:C6	2.48	0.49
1:CA:1258:G:H21	1:CA:1279:A:H62	1.60	0.49
25:DA:1197:G:H2'	25:DA:1198:U:H6	1.77	0.49
25:DA:1581:G:H2'	25:DA:1582:C:O4'	2.12	0.49
25:DA:1363:C:O2'	25:DA:1809:A:N3	2.43	0.49
25:DA:2637:U:H5''	28:DE:82:ARG:NH2	2.27	0.49

Continued on next page...

Continued from previous page...

Atom-1	Atom-2	Interatomic distance (Å)	Clash overlap (Å)
32:DI:130:TYR:HD2	32:DI:138:ILE:HD12	1.77	0.49
36:DQ:75:THR:HG21	36:DQ:87:LYS:NZ	2.27	0.49
1:AA:1075:C:H2'	1:AA:1076:C:H5'	1.93	0.49
1:AA:16:A:O2'	5:AE:16:THR:HB	2.13	0.49
24:AY:71:G:H2'	24:AY:72:C:C6	2.48	0.49
25:BA:2152:U:H2'	25:BA:2153:G:N2	2.27	0.49
25:BA:18:C:O2'	25:BA:577:U:OP1	2.26	0.49
31:BH:144:VAL:O	31:BH:148:ILE:HG13	2.13	0.49
1:CA:1029:C:N3	1:CA:1032:G:C2	2.81	0.49
1:CA:1052:U:H5''	1:CA:1053:G:OP2	2.13	0.49
1:CA:937:A:H1'	1:CA:1379:G:H22	1.78	0.49
1:CA:532:A:H61	3:CC:193:TYR:CB	2.24	0.49
1:CA:863:U:O2'	1:CA:865:A:N7	2.39	0.49
2:CB:95:GLN:HB2	2:CB:148:TYR:HD1	1.77	0.49
2:CB:55:PHE:O	2:CB:59:GLU:N	2.35	0.49
13:CM:106:ASN:N	13:CM:106:ASN:OD1	2.44	0.49
25:DA:2394:C:OP2	54:D8:30:ARG:NH1	2.45	0.49
25:DA:39:C:H2'	25:DA:40:C:C6	2.47	0.49
27:DD:28:GLU:OE1	61:DD:413:HOH:O	2.19	0.49
36:DQ:37:LEU:HD11	36:DQ:130:LYS:HB2	1.94	0.49
1:AA:1027:C:O2	1:AA:1034:G:N1	2.45	0.49
1:AA:1077:G:N2	1:AA:1080:A:OP2	2.34	0.49
1:AA:713:G:H2'	1:AA:714:G:C8	2.47	0.49
19:AS:41:VAL:HG22	19:AS:42:PRO:HD2	1.95	0.49
25:BA:904:C:N4	25:BA:905:U:O4	2.46	0.49
1:CA:1028:C:O2	1:CA:1033:G:N1	2.45	0.49
1:CA:1118:C:H1'	1:CA:1179:A:C5	2.47	0.49
13:CM:79:LYS:NZ	13:CM:83:ASP:OD2	2.39	0.49
25:DA:82:G:N1	25:DA:103:A:OP2	2.42	0.49
25:DA:2035:G:OP1	61:DA:4476:HOH:O	2.19	0.49
25:DA:606:U:H4'	25:DA:658:C:H4'	1.95	0.49
25:DA:709:U:H2'	25:DA:710:G:C8	2.47	0.49
26:DB:33:G:C6	26:DB:34:U:C4	3.01	0.49
29:DF:184:TYR:CE1	35:DP:3:LEU:HD21	2.48	0.49
36:DQ:57:HIS:NE2	36:DQ:116:GLU:HB3	2.28	0.49
37:DR:72:ASP:OD2	37:DR:75:LEU:HB2	2.11	0.49
1:AA:741:G:H2'	1:AA:742:G:O4'	2.13	0.49
1:AA:743:U:H2'	1:AA:744:C:C6	2.48	0.49
2:AB:20:GLU:HB3	2:AB:190:THR:OG1	2.12	0.49
3:AC:148:GLY:HA3	3:AC:172:ARG:O	2.13	0.49
5:AE:140:ARG:O	5:AE:143:ARG:NH2	2.42	0.49

Continued on next page...

Continued from previous page...

Atom-1	Atom-2	Interatomic distance (Å)	Clash overlap (Å)
25:BA:1153:G:H2'	25:BA:1153:G:N3	2.28	0.49
25:BA:2157:A:H61	25:BA:2178:G:C2'	2.26	0.49
25:BA:2285:A:H2'	25:BA:2286:A:C8	2.47	0.49
25:BA:2045:G:H5'	25:BA:2629:C:H4'	1.95	0.49
25:BA:305:G:H1'	25:BA:384:G:N2	2.27	0.49
44:BY:1:MET:HE2	44:BY:1:MET:H3	1.78	0.49
1:CA:950:U:H2'	1:CA:951:G:H8	1.78	0.49
10:CJ:38:ILE:HG12	10:CJ:71:LEU:O	2.13	0.49
23:CX:76:A:H3'	25:DA:2585:U:C5	2.47	0.49
25:DA:2787:C:H1'	28:DE:62:PRO:HG3	1.93	0.49
25:DA:745:G:O6	61:DA:4342:HOH:O	2.19	0.49
35:DP:88:LEU:HD11	35:DP:114:ILE:HD12	1.93	0.49
1:AA:45:U:H2'	1:AA:46:G:C8	2.47	0.49
1:AA:589:C:H2'	1:AA:590:C:H5'	1.95	0.49
1:AA:839:U:H3'	1:AA:840:C:C5	2.47	0.49
1:AA:839:U:HO2'	1:AA:840:C:P	2.32	0.49
3:AC:42:LEU:O	3:AC:46:GLU:HG2	2.13	0.49
49:B3:29:ARG:N	49:B3:33:GLN:OE1	2.43	0.49
50:B4:46:GLN:N	50:B4:46:GLN:HE21	2.10	0.49
25:BA:2008:A:OP1	61:BA:4484:HOH:O	2.20	0.49
25:BA:2202:U:H2'	25:BA:2203:G:O4'	2.12	0.49
25:BA:225:C:H2'	25:BA:226:C:C6	2.48	0.49
25:BA:2624:C:OP2	51:B5:2:ALA:N	2.46	0.49
29:BF:29:ASN:H	29:BF:112:MET:CE	2.24	0.49
44:BY:15:VAL:HG21	44:BY:42:VAL:HG11	1.93	0.49
1:CA:189(K):U:H2'	1:CA:189(L):G:C8	2.47	0.49
1:CA:820:U:H4'	1:CA:821:G:OP2	2.13	0.49
2:CB:88:ALA:HB2	2:CB:219:VAL:HG13	1.95	0.49
3:CC:125:GLU:HG3	3:CC:190:ARG:O	2.12	0.49
1:CA:1106:G:H5''	3:CC:172:ARG:HG2	1.94	0.49
6:CF:69:GLU:O	6:CF:72:VAL:HG12	2.12	0.49
25:DA:2329:G:N2	46:D0:41:ARG:HB3	2.28	0.49
25:DA:112:U:H2'	25:DA:113:G:O4'	2.13	0.49
25:DA:1759:A:H4'	25:DA:2715:C:O4'	2.13	0.49
25:DA:297:C:H2'	25:DA:298:G:O4'	2.12	0.49
25:DA:800:A:OP1	25:DA:800:A:H8	1.95	0.49
31:DH:118:PRO:HG2	31:DH:121:ILE:HG13	1.95	0.49
33:DN:111:PRO:HA	33:DN:114:ARG:NH1	2.27	0.49
1:AA:1262:C:H2'	1:AA:1263:C:H6	1.78	0.49
1:AA:258:G:H2'	1:AA:259:G:H8	1.78	0.49
7:AG:111:ARG:NH2	7:AG:126:ASP:OD2	2.45	0.49

Continued on next page...

Continued from previous page...

Atom-1	Atom-2	Interatomic distance (Å)	Clash overlap (Å)
1:AA:454:C:OP1	16:AP:75:ARG:NH2	2.45	0.49
49:B3:18:ASP:N	49:B3:18:ASP:OD1	2.46	0.49
25:BA:1219:A:H1'	25:BA:1220:U:C5'	2.43	0.49
25:BA:1232:G:H5''	41:BV:81:TYR:CE1	2.48	0.49
25:BA:1553:A:O2'	25:BA:1554:A:O4'	2.31	0.49
25:BA:2860:A:OP2	25:BA:2876:U:H5	1.96	0.49
30:BG:44:GLY:N	30:BG:88:ILE:O	2.45	0.49
36:BQ:118:LEU:HB2	36:BQ:131:ILE:HD13	1.95	0.49
1:CA:1122:U:H2'	1:CA:1123:A:C8	2.48	0.49
1:CA:1119:C:N3	1:CA:1154:G:N2	2.61	0.49
1:CA:1410:G:H2'	1:CA:1411:C:C6	2.48	0.49
1:CA:441:A:H3'	1:CA:442:C:C6	2.48	0.49
1:CA:627:G:H2'	1:CA:628:G:C8	2.46	0.49
3:CC:98:ASN:O	3:CC:100:ALA:N	2.46	0.49
10:CJ:20:ALA:HB1	10:CJ:37:PRO:HB3	1.94	0.49
53:D7:24:THR:O	53:D7:28:ARG:HG3	2.12	0.49
25:DA:1359:A:N1	25:DA:1372:U:C4	2.80	0.49
25:DA:2351:G:HO2'	25:DA:2352:A:H8	1.59	0.49
25:DA:2417:C:OP1	35:DP:65:ARG:NH2	2.44	0.49
32:DI:14:ASP:N	32:DI:17:GLN:OE1	2.43	0.49
41:DV:21:ARG:HG2	41:DV:91:TYR:CD2	2.47	0.49
1:AA:792:A:O2'	1:AA:794:A:N7	2.42	0.49
2:AB:24:TRP:CZ3	2:AB:26:PRO:HA	2.48	0.49
6:AF:81:ILE:HD11	27:BD:125:ILE:HB	1.94	0.49
23:AX:47:U:H5'	23:AX:48:C:H5'	1.95	0.49
25:BA:1039:G:OP1	40:BU:50:ARG:NH2	2.45	0.49
25:BA:1874:C:H5'	27:BD:253:GLN:HE22	1.76	0.49
1:CA:1427:U:H2'	1:CA:1428:A:C8	2.48	0.49
1:CA:218:C:C2'	1:CA:219:C:H5'	2.43	0.49
1:CA:35:G:H2'	1:CA:36:C:C6	2.47	0.49
1:CA:537:G:H2'	1:CA:538:G:C8	2.47	0.49
2:CB:94:ASN:HB3	2:CB:95:GLN:NE2	2.27	0.49
3:CC:54:ARG:HG3	3:CC:69:HIS:HB2	1.95	0.49
4:CD:98:GLU:HG2	4:CD:189:PRO:HG2	1.94	0.49
8:CH:121:ASP:OD1	8:CH:121:ASP:N	2.43	0.49
10:CJ:8:LEU:HB3	10:CJ:16:LEU:HD22	1.95	0.49
9:CI:128:ARG:NH2	23:CX:33:U:OP2	2.46	0.49
47:D1:91:LYS:HG2	47:D1:95:LEU:HD22	1.95	0.49
25:DA:143:G:H2'	25:DA:143(A):C:C6	2.48	0.49
25:DA:1508:A:H5'	25:DA:1509(A):A:N7	2.28	0.49
25:DA:1608:A:H1'	25:DA:1610:A:OP2	2.12	0.49

Continued on next page...

Continued from previous page...

Atom-1	Atom-2	Interatomic distance (Å)	Clash overlap (Å)
25:DA:1889:A:N1	25:DA:2234:G:H1'	2.28	0.49
25:DA:468:G:N7	53:D7:39:ARG:NH2	2.56	0.49
1:AA:1095:U:OP1	1:AA:1108:G:N2	2.45	0.49
1:AA:562:C:H1'	12:AL:15:ARG:HB3	1.95	0.49
1:AA:1048:G:OP1	14:AN:3:ARG:HB3	2.13	0.49
20:AT:14:LYS:HG3	20:AT:17:ARG:NH2	2.27	0.49
45:BZ:151:HIS:C	45:BZ:153:SER:H	2.17	0.49
1:CA:1176:A:H2'	1:CA:1177:G:C8	2.48	0.49
1:CA:194:C:H2'	1:CA:195:A:H5''	1.94	0.49
1:CA:520:A:N1	1:CA:536:C:H1'	2.28	0.49
1:CA:742:G:OP1	15:CO:35:ARG:NH2	2.46	0.49
1:CA:838:G:H1	1:CA:848:C:H42	1.60	0.49
9:CI:9:ARG:H	9:CI:79:LEU:HD23	1.78	0.49
20:CT:18:GLN:O	20:CT:22:ARG:HG3	2.13	0.49
25:DA:1865:G:N2	25:DA:1877:A:OP2	2.43	0.49
25:DA:2103:C:H2'	25:DA:2104:G:O4'	2.12	0.49
28:DE:179:GLU:HB3	28:DE:181:LEU:HD22	1.94	0.49
31:DH:73:ALA:O	31:DH:76:VAL:HG12	2.13	0.49
32:DI:88:ILE:HG12	32:DI:123:LEU:HD13	1.94	0.49
25:DA:2094:G:OP1	32:DI:22:LYS:HD2	2.13	0.49
1:AA:1172:C:H2'	1:AA:1173:G:C8	2.44	0.48
1:AA:1260:C:OP1	1:AA:1284:C:O2'	2.31	0.48
1:AA:1369:C:H2'	1:AA:1370:G:C8	2.48	0.48
1:AA:501:C:H2'	1:AA:502:G:H8	1.78	0.48
1:AA:539:A:H2'	1:AA:540:G:C8	2.47	0.48
1:AA:715:A:H2'	1:AA:716:A:C8	2.47	0.48
2:AB:78:GLN:O	2:AB:94:ASN:ND2	2.46	0.48
14:AN:4:LYS:C	14:AN:6:LEU:H	2.15	0.48
24:AY:4:C:H5'	25:BA:1907:A:H5''	1.95	0.48
25:BA:2377:G:O6	54:B8:39:LYS:HE3	2.13	0.48
25:BA:1444:C:OP1	43:BX:53:LYS:NZ	2.40	0.48
25:BA:2772:G:N7	61:BA:4232:HOH:O	2.35	0.48
25:BA:553:A:N1	25:BA:2064:A:H2'	2.28	0.48
28:BE:144:ARG:HB3	28:BE:145:LYS:H	1.43	0.48
32:BI:100:ALA:HA	32:BI:103:ARG:HD2	1.95	0.48
25:BA:1272:A:OP1	41:BV:84:LYS:HE2	2.13	0.48
1:CA:427:U:O2'	1:CA:541:G:OP1	2.27	0.48
2:CB:91:PRO:HG2	2:CB:155:LEU:HD23	1.95	0.48
25:DA:2121:G:H1	25:DA:2177:C:N4	2.08	0.48
25:DA:880:G:H2'	25:DA:881:G:H5'	1.95	0.48
3:AC:43:LEU:HD21	3:AC:91:LEU:HD13	1.95	0.48

Continued on next page...

Continued from previous page...

Atom-1	Atom-2	Interatomic distance (Å)	Clash overlap (Å)
4:AD:79:PHE:HE1	4:AD:204:ILE:HD13	1.78	0.48
12:AL:84:LEU:HB2	12:AL:105:TYR:CE2	2.48	0.48
50:B4:57:GLU:HB3	50:B4:58:ARG:HA	1.95	0.48
51:B5:5:PRO:O	61:B5:4001:HOH:O	2.20	0.48
25:BA:1223:C:H2'	25:BA:1224:C:H6	1.78	0.48
25:BA:1879:A:H2'	25:BA:1880:G:H8	1.78	0.48
25:BA:909:G:H2'	25:BA:910:A:O4'	2.13	0.48
27:BD:108:PRO:HG2	27:BD:111:LEU:HG	1.94	0.48
1:CA:444:C:H2'	1:CA:445:G:C8	2.47	0.48
25:DA:1591:G:H2'	25:DA:1592:C:C6	2.47	0.48
25:DA:1798:U:H5'	27:DD:259:THR:CG2	2.38	0.48
25:DA:2695:C:H2'	25:DA:2696:U:C6	2.48	0.48
26:DB:73:A:C4	26:DB:105:A:C2	3.00	0.48
29:DF:20:LEU:HA	29:DF:20:LEU:HD23	1.67	0.48
32:DI:77:LEU:HD12	32:DI:140:LEU:HD11	1.94	0.48
38:DS:10:ARG:HH21	38:DS:91:PRO:HB2	1.78	0.48
1:AA:1039:C:H2'	1:AA:1040:U:H6	1.78	0.48
1:AA:1304:G:C6	1:AA:1305:G:N1	2.81	0.48
16:AP:19:ILE:HG23	16:AP:37:GLY:C	2.33	0.48
25:BA:1475:G:H2'	25:BA:1476:C:C6	2.47	0.48
25:BA:2509:A:H5''	61:BA:4109:HOH:O	2.12	0.48
25:BA:886:U:H2'	25:BA:887:C:C6	2.49	0.48
31:BH:24:VAL:HG22	31:BH:35:VAL:HB	1.94	0.48
1:CA:359:U:H2'	1:CA:360:A:C8	2.48	0.48
1:CA:628:G:C2'	1:CA:629:G:H5'	2.42	0.48
3:CC:39:ILE:HG23	3:CC:91:LEU:HD11	1.94	0.48
25:DA:1495:A:H2'	25:DA:1496:A:C8	2.48	0.48
25:DA:1462:C:H4'	25:DA:2703:C:H5'	1.95	0.48
35:DP:38:GLN:O	35:DP:39:LYS:HB3	2.14	0.48
1:AA:1121:U:C2'	1:AA:1122:U:H5'	2.44	0.48
1:AA:166:G:H2'	1:AA:167:G:C8	2.48	0.48
1:AA:977:A:H1'	1:AA:982:U:O4	2.14	0.48
4:AD:154:ASN:HA	4:AD:159:ARG:HH21	1.78	0.48
13:AM:29:ARG:HD3	13:AM:64:TRP:CD2	2.49	0.48
25:BA:1091:A:OP1	25:BA:1092:A:H3'	2.14	0.48
25:BA:186:A:N6	25:BA:2442:A:O2'	2.46	0.48
25:BA:2658:C:H2'	25:BA:2659:U:O4'	2.14	0.48
25:BA:721:G:O2'	29:BF:74:ARG:HD3	2.14	0.48
25:BA:895:G:O6	25:BA:974:G:H2'	2.14	0.48
25:BA:895:G:N3	25:BA:978:A:H1'	2.28	0.48
29:BF:29:ASN:H	29:BF:112:MET:HE1	1.79	0.48

Continued on next page...

Continued from previous page...

Atom-1	Atom-2	Interatomic distance (Å)	Clash overlap (Å)
45:BZ:105:VAL:O	45:BZ:140:ASP:HA	2.14	0.48
1:CA:1262:C:O2'	1:CA:1263:C:H5'	2.13	0.48
1:CA:73:G:C6	1:CA:97:G:C6	3.02	0.48
3:CC:47:LEU:HD12	3:CC:68:VAL:HG11	1.95	0.48
4:CD:78:LEU:HD22	4:CD:96:LEU:HB3	1.96	0.48
25:DA:1364:G:OP2	47:D1:3:LYS:HG3	2.13	0.48
54:D8:22:VAL:HG12	54:D8:50:LEU:HD12	1.94	0.48
25:DA:2006:C:O5'	25:DA:2006:C:H6	1.95	0.48
25:DA:2276:G:H5'	36:DQ:86:GLY:HA2	1.96	0.48
25:DA:625:G:N7	35:DP:107:LYS:NZ	2.51	0.48
25:DA:994:C:H1'	41:DV:10:LYS:HE3	1.94	0.48
25:DA:863:A:OP1	36:DQ:22:LYS:HG3	2.13	0.48
37:DR:2:ARG:NH1	37:DR:5:LYS:O	2.44	0.48
44:DY:9:LYS:HA	44:DY:10:GLY:HA2	1.51	0.48
1:AA:909:A:H2'	1:AA:910:C:O4'	2.14	0.48
3:AC:164:ARG:HD2	3:AC:166:GLU:HG2	1.95	0.48
15:AO:82:ILE:HD11	15:AO:88:ARG:HH11	1.77	0.48
50:B4:61:ARG:HG3	50:B4:62:ARG:N	2.27	0.48
25:BA:1411:A:OP2	47:B1:3:LYS:HG2	2.13	0.48
25:BA:1800:G:O2'	25:BA:1980:C:OP1	2.26	0.48
25:BA:2087:C:H2'	25:BA:2088:C:C6	2.48	0.48
25:BA:2376:C:H2'	25:BA:2377:G:O4'	2.13	0.48
1:CA:1226:C:H4'	19:CS:80:TYR:OH	2.14	0.48
1:CA:1362:C:H2'	1:CA:1363:C:H5''	1.95	0.48
2:CB:27:LYS:HD3	2:CB:193:ASP:OD1	2.14	0.48
25:DA:2161:C:H2'	25:DA:2162:G:C8	2.47	0.48
25:DA:2369:A:H2'	25:DA:2370:G:C8	2.48	0.48
25:DA:2557:G:H2'	25:DA:2558:C:H6	1.79	0.48
25:DA:271(P):C:H2'	25:DA:271(Q):G:O4'	2.13	0.48
25:DA:570:G:H5''	61:DA:4155:HOH:O	2.13	0.48
25:DA:705:A:H2'	25:DA:706:A:O4'	2.14	0.48
29:DF:117:ARG:NH2	29:DF:189:THR:O	2.46	0.48
30:DG:106:LEU:HA	30:DG:110:ALA:HB3	1.96	0.48
30:DG:105:LYS:NZ	30:DG:143:GLU:OE2	2.47	0.48
34:DO:63:VAL:HG11	34:DO:85:VAL:HG23	1.96	0.48
36:DQ:26:TYR:O	36:DQ:67:ARG:NH1	2.46	0.48
36:DQ:68:ILE:HG23	36:DQ:103:MET:HA	1.95	0.48
1:AA:1070:U:H2'	1:AA:1071:C:H6	1.79	0.48
1:AA:1305:G:H22	1:AA:1331:G:H1'	1.79	0.48
1:AA:429:U:H1'	1:AA:430:A:H5''	1.96	0.48
2:AB:33:TYR:HB2	2:AB:43:ASP:HB2	1.95	0.48

Continued on next page...

Continued from previous page...

Atom-1	Atom-2	Interatomic distance (Å)	Clash overlap (Å)
5:AE:11:ILE:HB	5:AE:31:LEU:HB3	1.96	0.48
25:BA:287:G:N7	25:BA:448:U:H2'	2.29	0.48
25:BA:354:A:HO2'	25:BA:355:A:H8	1.59	0.48
25:BA:390:G:H2'	25:BA:391:G:C8	2.49	0.48
27:BD:10:THR:OG1	27:BD:13:ARG:HB2	2.14	0.48
25:BA:2650:G:OP1	28:BE:82:ARG:NH2	2.46	0.48
31:BH:124:GLU:HB2	31:BH:132:ARG:HB3	1.95	0.48
25:BA:2858:G:H8	39:BT:97:ALA:HB2	1.78	0.48
1:CA:299:G:H2'	1:CA:300:A:C8	2.49	0.48
1:CA:434:U:H2'	1:CA:435:C:C6	2.49	0.48
7:CG:47:CYS:HA	7:CG:50:ILE:HG12	1.95	0.48
19:CS:20:LEU:HA	19:CS:23:ASN:HB2	1.95	0.48
53:D7:9:ARG:HE	53:D7:47:ARG:HG3	1.78	0.48
25:DA:1378:A:OP1	53:D7:10:ARG:NH2	2.47	0.48
25:DA:1429:G:H2'	25:DA:1430:C:C6	2.48	0.48
25:DA:1939:U:OP1	25:DA:2604:U:O2'	2.32	0.48
25:DA:857:C:H1'	46:D0:26:TYR:CE1	2.49	0.48
25:DA:8:A:H2'	25:DA:9:U:H6	1.78	0.48
27:DD:17:THR:O	27:DD:211:ARG:NH2	2.47	0.48
31:DH:27:LYS:NZ	31:DH:32:GLU:OE2	2.41	0.48
1:AA:1001(A):G:C6	1:AA:1002:G:C5	3.02	0.48
1:AA:1118:C:H1'	1:AA:1179:A:C5	2.49	0.48
1:AA:1179:A:H2'	1:AA:1180:A:O4'	2.13	0.48
1:AA:1376:U:H2'	1:AA:1377:A:H8	1.77	0.48
1:AA:175:C:H2'	1:AA:176:C:H6	1.79	0.48
1:AA:389:A:N3	1:AA:389:A:H2'	2.29	0.48
1:AA:688:G:H2'	1:AA:689:C:C6	2.49	0.48
1:AA:97:G:O2'	1:AA:98:G:H8	1.96	0.48
2:AB:60:ASP:O	2:AB:64:ARG:HB2	2.13	0.48
14:AN:23:ARG:NH1	14:AN:30:ALA:HB2	2.28	0.48
20:AT:47:GLY:HA2	20:AT:48:LYS:C	2.34	0.48
23:AX:21:A:H5'	23:AX:22:G:OP1	2.13	0.48
50:B4:56:VAL:HG23	50:B4:57:GLU:HG3	1.95	0.48
25:BA:1495:G:H4'	25:BA:1589:A:OP1	2.13	0.48
25:BA:2186:C:H5	25:BA:2187:G:N3	2.12	0.48
25:BA:223:C:H2'	25:BA:224:U:H6	1.79	0.48
25:BA:2760:G:O6	25:BA:2768:C:H5''	2.12	0.48
25:BA:927:G:H2'	25:BA:928:G:H8	1.79	0.48
29:BF:164:ARG:O	29:BF:168:ARG:HB2	2.13	0.48
32:BI:43:ASN:HD22	32:BI:43:ASN:C	2.17	0.48
45:BZ:150:LEU:O	45:BZ:171:ILE:HG13	2.13	0.48

Continued on next page...

Continued from previous page...

Atom-1	Atom-2	Interatomic distance (Å)	Clash overlap (Å)
1:CA:129(A):G:C6	1:CA:189(E):U:H4'	2.48	0.48
57:CA:3176:PCY:H8	57:CA:3176:PCY:H181	1.55	0.48
1:CA:406:G:H5'	4:CD:5:ILE:HD11	1.96	0.48
3:CC:125:GLU:OE2	3:CC:125:GLU:N	2.46	0.48
25:DA:938:G:OP1	54:D8:52:LYS:HD2	2.14	0.48
25:DA:1637:A:H4'	25:DA:2711:A:O2'	2.14	0.48
1:CA:1494:G:N2	25:DA:1912:A:N3	2.61	0.48
1:CA:1493:A:H8	25:DA:1913:A:N1	2.12	0.48
25:DA:2776:A:H4'	25:DA:2777:G:H5''	1.95	0.48
25:DA:2809:A:H2'	25:DA:2810:A:C8	2.49	0.48
27:DD:3:VAL:HG13	27:DD:17:THR:HB	1.94	0.48
27:DD:182:LEU:HB2	27:DD:272:ALA:HB3	1.95	0.48
31:DH:9:ILE:HG12	31:DH:69:ARG:HD2	1.96	0.48
25:DA:1288:U:O4	37:DR:106:GLY:HA3	2.14	0.48
1:AA:153:C:H42	1:AA:169:C:N4	2.12	0.48
1:AA:495:A:N3	1:AA:496:A:C8	2.82	0.48
2:AB:81:VAL:HG12	2:AB:215:LEU:HD11	1.95	0.48
7:AG:149:ARG:HD2	11:AK:59:TYR:CE1	2.49	0.48
25:BA:155:C:H6	25:BA:155:C:OP2	1.97	0.48
25:BA:715:G:H5'	25:BA:716:G:OP2	2.13	0.48
25:BA:999:G:H5''	36:BQ:13:GLN:HB3	1.95	0.48
30:BG:144:ILE:HA	30:BG:148:MET:HE1	1.95	0.48
37:BR:55:ALA:HB2	37:BR:79:LEU:HD13	1.96	0.48
26:BB:28:C:H5''	38:BS:31:SER:HB3	1.95	0.48
42:BW:51:LEU:HD23	42:BW:105:VAL:HG11	1.95	0.48
1:CA:1036:G:H3'	1:CA:1037:C:C6	2.49	0.48
1:CA:302:G:N3	1:CA:556:C:H4'	2.29	0.48
1:CA:918:A:H2'	1:CA:919:A:C8	2.49	0.48
2:CB:166:ASP:HB3	2:CB:169:LYS:HB3	1.94	0.48
4:CD:74:GLN:NE2	4:CD:137:SER:OG	2.47	0.48
25:DA:2815:C:H2'	25:DA:2816:C:C6	2.49	0.48
25:DA:530:G:N1	61:DA:4457:HOH:O	2.17	0.48
27:DD:73:VAL:HG13	27:DD:120:GLY:HA3	1.96	0.48
28:DE:11:MET:HG2	28:DE:24:THR:HB	1.95	0.48
1:AA:921:U:O2	5:AE:19:MET:HB2	2.12	0.48
13:AM:9:ILE:HB	13:AM:18:ALA:HB1	1.96	0.48
30:BG:66:GLN:HG3	50:B4:1:MET:CE	2.44	0.48
54:B8:6:THR:HG22	54:B8:63:PRO:HD2	1.95	0.48
25:BA:1954:A:H2'	25:BA:1955:G:O4'	2.13	0.48
25:BA:275:C:H2'	25:BA:276:C:C6	2.48	0.48
25:BA:2818:U:H5''	25:BA:2900:G:O6	2.14	0.48

Continued on next page...

Continued from previous page...

Atom-1	Atom-2	Interatomic distance (Å)	Clash overlap (Å)
35:BP:107:LYS:O	35:BP:110:TYR:HB2	2.13	0.48
36:BQ:1:MET:SD	36:BQ:1:MET:N	2.82	0.48
37:BR:22:ARG:NE	37:BR:69:ASP:OD1	2.41	0.48
1:CA:1057:G:C2'	1:CA:1058:G:H5'	2.44	0.48
1:CA:1095:U:H5''	1:CA:1109:C:O2	2.14	0.48
1:CA:1122:U:C4	1:CA:1123:A:N7	2.81	0.48
1:CA:539:A:H2'	1:CA:540:G:C8	2.48	0.48
3:CC:181:ASN:HD21	3:CC:204:LEU:HD12	1.77	0.48
25:DA:1796:U:H2'	25:DA:1797:C:H6	1.78	0.48
25:DA:2745:C:C4	25:DA:2746:U:C4	3.02	0.48
25:DA:642:G:H21	25:DA:646:A:H2	1.60	0.48
1:AA:1273:G:H3'	1:AA:1274:G:H8	1.79	0.48
2:AB:10:LEU:C	2:AB:12:GLU:H	2.17	0.48
3:AC:157:ILE:HD12	3:AC:164:ARG:HB3	1.96	0.48
5:AE:77:PRO:HD2	5:AE:142:LEU:HD22	1.95	0.48
25:BA:2101:U:OP1	47:B1:21:ARG:NH2	2.47	0.48
48:B2:32:LEU:HD13	48:B2:36:ARG:NH1	2.29	0.48
25:BA:197:C:H2'	25:BA:198:C:C6	2.49	0.48
25:BA:482:C:H4'	61:BA:4029:HOH:O	2.14	0.48
25:BA:661:G:OP1	35:BP:132:LYS:HE2	2.13	0.48
1:CA:600:C:H2'	1:CA:601:C:C6	2.49	0.48
1:CA:911:U:H2'	1:CA:912:C:C6	2.49	0.48
4:CD:15:GLU:OE2	4:CD:66:ARG:NH1	2.40	0.48
19:CS:3:ARG:HH22	19:CS:10:PHE:HD2	1.61	0.48
25:DA:1290:C:H2'	25:DA:1291:C:H6	1.79	0.48
25:DA:1899:G:O2'	25:DA:1900:A:OP2	2.29	0.48
25:DA:2647:U:H2'	25:DA:2648:C:C6	2.49	0.48
25:DA:2680:C:OP2	28:DE:111:ARG:NH2	2.47	0.48
25:DA:911:A:H2'	36:DQ:9:TYR:OH	2.13	0.48
28:DE:12:THR:HG22	39:DT:58:ASN:OD1	2.14	0.48
30:DG:3:LEU:HD12	30:DG:5:VAL:HG12	1.95	0.48
45:DZ:7:ALA:HB3	45:DZ:61:LEU:HD12	1.96	0.48
1:AA:911:U:H2'	1:AA:912:C:C6	2.49	0.47
12:AL:88:GLY:O	12:AL:99:HIS:HD2	1.96	0.47
19:AS:9:VAL:HG11	50:B4:61:ARG:NH2	2.29	0.47
30:BG:108:ASN:HD22	50:B4:22:ILE:HG21	1.79	0.47
54:B8:23:VAL:HG11	54:B8:47:LYS:HD3	1.94	0.47
25:BA:1629:C:O2'	25:BA:1632:A:N3	2.39	0.47
25:BA:207:A:C2	25:BA:224:U:H4'	2.49	0.47
25:BA:2162:C:N3	25:BA:2173:G:C6	2.82	0.47
43:BX:61:GLY:HA3	43:BX:73:ARG:O	2.14	0.47

Continued on next page...

Continued from previous page...

Atom-1	Atom-2	Interatomic distance (Å)	Clash overlap (Å)
25:BA:83:A:H5'	44:BY:8:LYS:HG2	1.95	0.47
1:CA:1028:C:C2	1:CA:1033:G:C6	3.02	0.47
1:CA:1097:C:H1'	1:CA:1170:A:H1'	1.95	0.47
1:CA:880:C:OP1	12:CL:8:ASN:ND2	2.45	0.47
1:CA:984:C:H2'	1:CA:985:C:H6	1.78	0.47
1:CA:407:G:O4'	4:CD:119:GLN:NE2	2.47	0.47
1:CA:10:A:OP2	5:CE:126:ARG:HD2	2.14	0.47
25:DA:467:G:OP1	53:D7:33:ARG:HD2	2.13	0.47
25:DA:2114:A:N6	25:DA:2115:G:H21	2.12	0.47
25:DA:2131:G:C8	25:DA:2133:G:C2	3.02	0.47
25:DA:2734:A:H2'	25:DA:2735:G:O4'	2.13	0.47
25:DA:818:G:O2'	25:DA:838:C:O2'	2.23	0.47
26:DB:31:C:C2'	26:DB:32:C:H5'	2.44	0.47
30:DG:7:LEU:HD11	30:DG:107:LEU:HD12	1.95	0.47
32:DI:47:LEU:O	32:DI:51:ILE:HG13	2.14	0.47
42:DW:51:LEU:HD23	42:DW:105:VAL:HG11	1.96	0.47
1:AA:1392:G:H21	1:AA:1502:A:H8	1.59	0.47
25:BA:215:G:H21	25:BA:217:A:H62	1.61	0.47
25:BA:2798:C:H2'	25:BA:2799:U:O4'	2.14	0.47
25:BA:2804:C:H2'	25:BA:2805:G:C8	2.48	0.47
25:BA:842:C:H2'	25:BA:843:C:C6	2.49	0.47
25:BA:923:C:H2'	25:BA:924:U:O4'	2.14	0.47
44:BY:9:LYS:HA	44:BY:10:GLY:HA2	1.67	0.47
1:CA:814:A:N7	1:CA:816:A:C4	2.82	0.47
1:CA:938:A:C6	1:CA:939:G:C5	3.02	0.47
1:CA:739:C:OP1	15:CO:2:PRO:HD3	2.14	0.47
16:CP:3:LYS:HG2	16:CP:65:GLN:HB2	1.95	0.47
26:DB:2:C:H2'	26:DB:3:C:C6	2.49	0.47
45:DZ:5:LEU:HD13	45:DZ:6:LYS:O	2.14	0.47
1:AA:1149:C:H2'	1:AA:1150:U:C6	2.49	0.47
1:AA:1237:C:O2'	1:AA:1300:G:N2	2.33	0.47
1:AA:1513:A:H2'	1:AA:1514:C:C6	2.49	0.47
1:AA:538:G:H5''	12:AL:114:LYS:HB2	1.96	0.47
1:AA:833:U:H2'	1:AA:834:C:C6	2.49	0.47
1:AA:96:U:H2'	1:AA:97:G:C8	2.50	0.47
1:AA:991:U:HO2'	1:AA:992:U:P	2.34	0.47
15:AO:8:LYS:O	15:AO:12:ILE:HG13	2.15	0.47
25:BA:1218:G:O2'	25:BA:1219:A:O5'	2.32	0.47
25:BA:2183:C:O2'	25:BA:2195:A:H4'	2.14	0.47
25:BA:2331:G:N2	38:BS:3:ARG:HA	2.30	0.47
25:BA:2596:U:H2'	25:BA:2597:U:H2'	1.95	0.47

Continued on next page...

Continued from previous page...

Atom-1	Atom-2	Interatomic distance (Å)	Clash overlap (Å)
25:BA:2885:C:OP1	39:BT:3:ARG:NH1	2.43	0.47
1:CA:1151:A:O2'	1:CA:1152:A:H8	1.98	0.47
1:CA:1238:A:C2	1:CA:1303:C:H4'	2.50	0.47
1:CA:1309:G:O2'	13:CM:77:ASN:ND2	2.47	0.47
1:CA:59:A:H3'	1:CA:331:G:H22	1.79	0.47
1:CA:750:G:H1'	15:CO:22:THR:HG1	1.78	0.47
50:D4:59:PHE:HA	50:D4:60:GLN:C	2.34	0.47
25:DA:1186:G:C2	25:DA:1187:G:H1'	2.49	0.47
25:DA:898:C:H2'	25:DA:899:A:O4'	2.14	0.47
26:DB:32:C:H2'	26:DB:33:G:O4'	2.15	0.47
30:DG:43:LEU:C	30:DG:45:GLU:H	2.17	0.47
34:DO:119:PRO:HB2	39:DT:68:TYR:CE2	2.48	0.47
25:DA:2683:C:P	39:DT:53:ARG:HH22	2.36	0.47
45:DZ:31:ARG:HD2	45:DZ:94:GLU:OE2	2.13	0.47
1:AA:1005:A:N3	1:AA:1036:G:N2	2.56	0.47
1:AA:1057:G:C2'	1:AA:1058:G:H5'	2.44	0.47
1:AA:1251:A:H2'	1:AA:1252:A:C8	2.49	0.47
1:AA:144:G:H1	1:AA:178:C:N4	2.11	0.47
1:AA:649:G:H2'	1:AA:650:G:C8	2.47	0.47
3:AC:9:GLY:N	14:AN:49:HIS:O	2.46	0.47
25:BA:2623:U:H6	25:BA:2623:U:H5'	1.79	0.47
25:BA:302:A:H4'	25:BA:303:C:OP1	2.14	0.47
25:BA:662:A:H8	35:BP:117:GLU:HG3	1.79	0.47
1:AA:1464:G:OP2	39:BT:111:ARG:NH2	2.48	0.47
41:BV:34:GLU:HB3	41:BV:56:SER:HB2	1.97	0.47
1:CA:1057:G:H2'	1:CA:1058:G:H5'	1.95	0.47
1:CA:1165:C:N3	1:CA:1171:G:N2	2.63	0.47
1:CA:1411:C:H2'	1:CA:1412:C:C6	2.49	0.47
1:CA:1465:C:H2'	1:CA:1466:C:O4'	2.15	0.47
1:CA:1493:A:H5''	1:CA:1494:G:OP2	2.14	0.47
2:CB:123:ALA:N	2:CB:127:ILE:HD12	2.27	0.47
25:DA:1131:G:C8	25:DA:2025:C:H4'	2.49	0.47
25:DA:2144:U:H1'	25:DA:2148:G:N2	2.29	0.47
25:DA:875:G:O2'	45:DZ:151:HIS:HE1	1.97	0.47
29:DF:137:LYS:HB3	29:DF:137:LYS:NZ	2.29	0.47
31:DH:118:PRO:HD2	31:DH:121:ILE:HG21	1.96	0.47
35:DP:39:LYS:HD2	35:DP:45:LEU:HD11	1.95	0.47
38:DS:50:SER:O	38:DS:76:LYS:NZ	2.45	0.47
41:DV:6:LYS:HB2	41:DV:38:LEU:HD21	1.95	0.47
45:DZ:50:GLN:OE1	45:DZ:50:GLN:N	2.47	0.47
1:AA:1239:A:H4'	1:AA:1240:U:H5''	1.95	0.47

Continued on next page...

Continued from previous page...

Atom-1	Atom-2	Interatomic distance (Å)	Clash overlap (Å)
1:AA:542:G:OP1	4:AD:10:ARG:NH2	2.37	0.47
1:AA:630:G:O2'	1:AA:631:G:H5'	2.14	0.47
1:AA:818:G:HO2'	1:AA:820:U:H6	1.62	0.47
10:AJ:13:HIS:HA	10:AJ:16:LEU:HB3	1.97	0.47
1:AA:391:G:P	16:AP:28:ARG:HH12	2.37	0.47
26:BB:24:G:N7	26:BB:56:G:H2'	2.29	0.47
38:BS:59:LYS:HB2	38:BS:60:GLY:H	1.51	0.47
40:BU:86:ALA:O	41:BV:49:THR:HG23	2.15	0.47
1:CA:1009:G:N2	1:CA:1021:G:H1'	2.29	0.47
1:CA:1342:C:H1'	9:CI:124:GLN:NE2	2.30	0.47
1:CA:1412:C:H2'	1:CA:1413:A:C8	2.50	0.47
1:CA:728:A:H2'	1:CA:729:A:H8	1.76	0.47
1:CA:976:G:P	14:CN:32:SER:H	2.38	0.47
13:CM:81:LEU:HD22	13:CM:88:ARG:HB3	1.96	0.47
14:CN:24:CYS:O	14:CN:28:GLY:N	2.43	0.47
47:D1:83:GLU:HA	47:D1:84:GLY:HA2	1.66	0.47
19:CS:64:GLU:HB2	50:D4:59:PHE:CE1	2.49	0.47
25:DA:1149:G:H2'	25:DA:1150:C:C6	2.49	0.47
25:DA:1209:G:O2'	25:DA:1237:A:N1	2.38	0.47
25:DA:1486:A:O2'	25:DA:1487:G:H5'	2.14	0.47
25:DA:1505:C:H2'	25:DA:1506:C:C6	2.50	0.47
25:DA:1448:G:H4'	25:DA:1542:A:OP1	2.14	0.47
25:DA:2106:G:H2'	25:DA:2107:C:O4'	2.15	0.47
25:DA:2137:C:H2'	25:DA:2138:C:C5	2.49	0.47
25:DA:2483:C:H2'	25:DA:2484:G:O4'	2.15	0.47
25:DA:2615:U:OP1	61:DA:4295:HOH:O	2.20	0.47
25:DA:307:G:N2	25:DA:310:A:O5'	2.39	0.47
25:DA:484:C:H2'	25:DA:485:C:H6	1.80	0.47
43:DX:43:VAL:HG21	43:DX:81:VAL:HG11	1.95	0.47
44:DY:28:LYS:HD2	44:DY:40:GLU:HG3	1.95	0.47
1:AA:407:G:OP1	4:AD:115:ARG:HD3	2.15	0.47
1:AA:620:C:H2'	1:AA:621:A:O4'	2.13	0.47
4:AD:166:LYS:HD3	4:AD:178:VAL:HG11	1.96	0.47
4:AD:61:LYS:O	4:AD:65:ARG:HB2	2.15	0.47
8:AH:26:VAL:HG22	8:AH:59:LEU:HB2	1.97	0.47
24:AY:69:G:C2	24:AY:70:G:H1'	2.50	0.47
49:B3:26:LEU:O	49:B3:35:ARG:NE	2.46	0.47
25:BA:1189:A:OP1	33:BN:25:ARG:NH2	2.48	0.47
25:BA:777:C:H3'	61:BA:4849:HOH:O	2.15	0.47
25:BA:895:G:N9	25:BA:978:A:H8	2.12	0.47
45:BZ:138:GLU:N	45:BZ:156:LYS:HD3	2.28	0.47

Continued on next page...

Continued from previous page...

Atom-1	Atom-2	Interatomic distance (Å)	Clash overlap (Å)
1:CA:359:U:H2'	1:CA:360:A:H8	1.78	0.47
1:CA:642:A:N3	8:CH:113:SER:OG	2.45	0.47
10:CJ:42:THR:HG21	10:CJ:66:ARG:HB3	1.96	0.47
14:CN:27:CYS:SG	14:CN:29:ARG:HB2	2.54	0.47
25:DA:1131:G:H8	25:DA:2025:C:H4'	1.78	0.47
25:DA:2320:A:N3	25:DA:2320:A:H2'	2.30	0.47
25:DA:2579:C:H4'	28:DE:134:ILE:HG12	1.97	0.47
25:DA:797:C:H2'	25:DA:798:G:O4'	2.15	0.47
29:DF:29:ASN:H	29:DF:112:MET:CE	2.26	0.47
29:DF:164:ARG:O	29:DF:168:ARG:HB2	2.13	0.47
25:DA:2562:U:H1'	34:DO:23:ARG:HH11	1.80	0.47
38:DS:62:LYS:HA	38:DS:65:VAL:HB	1.96	0.47
1:AA:1442(B):A:C4	39:BT:118:ARG:NH2	2.83	0.47
1:AA:373:A:H2'	1:AA:374:A:H8	1.79	0.47
1:AA:439:A:N3	1:AA:496:A:C4	2.82	0.47
1:AA:472:A:H2'	1:AA:473:G:O4'	2.15	0.47
1:AA:745:C:H2'	1:AA:746:A:C8	2.49	0.47
2:AB:170:GLU:O	2:AB:174:VAL:HG23	2.15	0.47
10:AJ:31:GLY:HA2	10:AJ:32:ALA:HA	1.47	0.47
20:AT:48:LYS:HD3	20:AT:48:LYS:HA	1.70	0.47
25:BA:1604:C:OP2	25:BA:1605:A:O2'	2.21	0.47
25:BA:2204:G:H2'	25:BA:2205:C:C6	2.49	0.47
25:BA:2639:G:O2'	25:BA:2794:A:N1	2.37	0.47
25:BA:831:A:C6	27:BD:229:VAL:HG11	2.50	0.47
30:BG:16:ARG:CZ	30:BG:31:VAL:HG11	2.44	0.47
1:CA:662:G:H2'	1:CA:663:A:C8	2.49	0.47
1:CA:1104:G:H4'	2:CB:111:ARG:NH1	2.29	0.47
3:CC:164:ARG:HG2	3:CC:165:THR:H	1.79	0.47
5:CE:137:GLU:HG2	5:CE:140:ARG:HH11	1.78	0.47
7:CG:111:ARG:NH2	7:CG:126:ASP:OD2	2.46	0.47
1:CA:1118:C:OP1	9:CI:9:ARG:HD2	2.15	0.47
1:CA:750:G:H1'	15:CO:22:THR:OG1	2.14	0.47
47:D1:51:VAL:HG11	47:D1:74:VAL:HG21	1.95	0.47
25:DA:10:G:H2'	25:DA:11:G:C8	2.50	0.47
25:DA:1342:A:H2	25:DA:1396:U:HO2'	1.62	0.47
25:DA:1509(B):A:H2'	25:DA:1510:G:H8	1.79	0.47
1:CA:1493:A:H3'	25:DA:1913:A:N1	2.29	0.47
25:DA:2617:C:H2'	25:DA:2618:G:O4'	2.15	0.47
25:DA:948:G:H21	25:DA:985:C:P	2.37	0.47
26:DB:31:C:H2'	26:DB:32:C:H5'	1.95	0.47
30:DG:106:LEU:O	30:DG:111:LEU:HG	2.15	0.47

Continued on next page...

Continued from previous page...

Atom-1	Atom-2	Interatomic distance (Å)	Clash overlap (Å)
34:DO:68:GLU:HB3	34:DO:78:ARG:HB2	1.96	0.47
36:DQ:75:THR:HG21	36:DQ:87:LYS:HZ2	1.79	0.47
36:DQ:11:LYS:NZ	36:DQ:88:GLY:O	2.33	0.47
38:DS:11:LYS:HD3	38:DS:91:PRO:HD3	1.95	0.47
1:AA:221:C:H2'	1:AA:222:U:C6	2.48	0.47
1:AA:811:C:O2'	1:AA:901:A:N1	2.43	0.47
25:BA:1974:A:C6	25:BA:1975:A:N1	2.83	0.47
25:BA:2156:A:HO2'	25:BA:2157:A:P	2.38	0.47
25:BA:484:G:C8	53:B7:37:LYS:HG2	2.49	0.47
25:BA:762:G:H2'	25:BA:763:A:O4'	2.15	0.47
1:CA:1411:C:H2'	1:CA:1412:C:H6	1.80	0.47
1:CA:300:A:H1'	1:CA:565:U:O2	2.15	0.47
57:CA:3176:PCY:N20	57:CA:3176:PCY:O21	2.48	0.47
1:CA:390:C:H2'	1:CA:391:G:C8	2.50	0.47
1:CA:509:A:O2'	1:CA:510:A:OP1	2.26	0.47
1:CA:1375:A:O2'	7:CG:29:LYS:NZ	2.44	0.47
13:CM:91:ARG:NE	13:CM:97:PRO:O	2.48	0.47
15:CO:62:GLN:HE21	15:CO:66:LEU:HD13	1.79	0.47
16:CP:43:LYS:HA	16:CP:48:TRP:HB3	1.96	0.47
23:CX:4:G:H1	23:CX:69:C:H42	1.62	0.47
47:D1:67:ILE:N	47:D1:68:PRO:HD2	2.30	0.47
49:D3:29:ARG:N	49:D3:33:GLN:OE1	2.36	0.47
25:DA:1639:U:C2'	25:DA:1640:C:H5''	2.44	0.47
25:DA:1697:G:OP2	25:DA:1698:A:O2'	2.21	0.47
25:DA:2019:A:H4'	40:DU:34:LYS:HD2	1.97	0.47
25:DA:2261:C:O2'	25:DA:2262:U:H5'	2.15	0.47
25:DA:325:G:H2'	25:DA:326:G:O4'	2.15	0.47
25:DA:864:G:N2	25:DA:913:U:C2	2.83	0.47
1:AA:1112:C:H1'	3:AC:179:ARG:HG2	1.95	0.47
1:AA:240:C:H2'	1:AA:241:C:C6	2.50	0.47
1:AA:250:A:H4'	1:AA:251:G:O5'	2.15	0.47
4:AD:170:VAL:HG12	4:AD:171:GLY:H	1.80	0.47
6:AF:62:TRP:CD1	18:AR:35:ARG:HD2	2.50	0.47
6:AF:76:ALA:O	6:AF:80:ARG:HG3	2.14	0.47
10:AJ:5:ARG:HB3	10:AJ:73:ASP:OD1	2.14	0.47
11:AK:20:TYR:HB2	11:AK:31:THR:HG23	1.96	0.47
12:AL:24:VAL:HG12	12:AL:27:LEU:HB2	1.95	0.47
25:BA:1552:C:H2'	25:BA:1553:A:H8	1.79	0.47
25:BA:756:U:H2'	25:BA:757:G:C8	2.50	0.47
25:BA:801:C:H2'	25:BA:802:C:C6	2.50	0.47
26:BB:87:G:N2	26:BB:90:A:OP2	2.32	0.47

Continued on next page...

Continued from previous page...

Atom-1	Atom-2	Interatomic distance (Å)	Clash overlap (Å)
29:BF:51:THR:HB	29:BF:88:VAL:CG1	2.45	0.47
1:CA:232:G:H1'	1:CA:262:A:N1	2.29	0.47
1:CA:690:G:C6	1:CA:691:G:C6	3.03	0.47
2:CB:207:ALA:O	2:CB:210:SER:HB3	2.15	0.47
4:CD:128:VAL:HG12	4:CD:129:ASN:ND2	2.29	0.47
4:CD:65:ARG:HG2	4:CD:75:PHE:CD1	2.50	0.47
25:DA:1686:C:H2'	25:DA:1687:G:O4'	2.14	0.47
25:DA:172:C:H2'	25:DA:173:G:C8	2.50	0.47
25:DA:1786:A:H1'	25:DA:1938:A:N6	2.29	0.47
25:DA:528:A:C2'	25:DA:529:A:H5''	2.44	0.47
25:DA:579:G:H2'	25:DA:580:C:C6	2.50	0.47
25:DA:761:A:OP2	61:DA:4073:HOH:O	2.20	0.47
26:DB:119:G:H2'	26:DB:120:A:C8	2.50	0.47
27:DD:124:PRO:HG2	27:DD:129:ASN:HD21	1.79	0.47
25:DA:2590:A:OP2	27:DD:238:GLY:HA2	2.14	0.47
32:DI:86:THR:O	32:DI:123:LEU:HD22	2.14	0.47
34:DO:34:THR:OG1	34:DO:35:VAL:N	2.47	0.47
38:DS:34:HIS:ND1	38:DS:53:SER:OG	2.41	0.47
44:DY:44:ILE:HA	44:DY:63:LYS:O	2.13	0.47
45:DZ:145:GLU:HG3	45:DZ:146:ILE:H	1.79	0.47
1:AA:1169:A:H2'	1:AA:1170:A:C8	2.50	0.47
7:AG:27:ILE:HD12	7:AG:40:ALA:HA	1.97	0.47
8:AH:11:THR:HG22	8:AH:15:ASN:ND2	2.30	0.47
48:B2:23:LYS:O	48:B2:27:GLU:HG3	2.14	0.47
25:BA:895:G:C4	25:BA:978:A:H8	2.33	0.47
25:BA:1857:G:H4'	27:BD:242:ARG:CZ	2.45	0.47
31:BH:17:VAL:HG21	31:BH:50:VAL:HG21	1.97	0.47
37:BR:29:LEU:HD12	37:BR:116:LEU:HD11	1.97	0.47
1:CA:1016:A:H2'	1:CA:1017:G:O4'	2.14	0.47
4:CD:100:ARG:NH1	4:CD:137:SER:OG	2.48	0.47
20:CT:47:GLY:HA2	20:CT:48:LYS:C	2.36	0.47
1:CA:1326:C:H5''	21:CU:18:TYR:O	2.15	0.47
25:DA:579:G:O2'	25:DA:2019:A:OP1	2.28	0.47
25:DA:67:U:H2'	25:DA:68:G:H8	1.80	0.47
26:DB:11:C:OP2	26:DB:12:C:N4	2.36	0.47
29:DF:29:ASN:N	29:DF:112:MET:HE1	2.30	0.47
1:AA:1070:U:H2'	1:AA:1071:C:C6	2.50	0.47
1:AA:1160:G:C6	1:AA:1161:C:C5	3.03	0.47
1:AA:189(K):U:H2'	1:AA:189(L):G:C8	2.50	0.47
2:AB:223:ILE:HA	2:AB:226:ARG:HG2	1.97	0.47
3:AC:131:ARG:NH1	3:AC:135:LYS:HE3	2.30	0.47

Continued on next page...

Continued from previous page...

Atom-1	Atom-2	Interatomic distance (Å)	Clash overlap (Å)
5:AE:105:VAL:HG21	5:AE:128:PRO:HB3	1.97	0.47
9:AI:99:LEU:HB3	9:AI:101:PHE:CE1	2.50	0.47
13:AM:4:ILE:HG13	13:AM:57:ARG:HA	1.97	0.47
50:B4:68:ARG:HD2	50:B4:68:ARG:HA	1.62	0.47
25:BA:1074:A:H61	25:BA:1171:G:H2'	1.80	0.47
25:BA:555:G:C5	25:BA:2044:U:H5''	2.50	0.47
26:BB:48:A:H4'	38:BS:95:HIS:CD2	2.43	0.47
1:CA:1064:G:H4'	1:CA:1065:U:O5'	2.15	0.47
1:CA:1075:C:H2'	1:CA:1076:C:H5'	1.96	0.47
1:CA:114:U:H2'	1:CA:115:G:C8	2.50	0.47
1:CA:1159:U:O4'	1:CA:1182:G:N2	2.47	0.47
1:CA:266:G:H5''	1:CA:268:C:H41	1.79	0.47
1:CA:609:A:C5	1:CA:610:G:C8	3.03	0.47
1:CA:838:G:H1	1:CA:848:C:N4	2.13	0.47
1:CA:1279:A:OP2	10:CJ:9:ARG:NH1	2.48	0.47
25:DA:1266:G:O4'	42:DW:15:ARG:NH2	2.46	0.47
25:DA:1593:G:H2'	25:DA:1594:G:H8	1.79	0.47
25:DA:2065:C:H2'	25:DA:2066:C:C6	2.50	0.47
25:DA:2408:U:H2'	25:DA:2409:G:C8	2.49	0.47
25:DA:2687:U:H2'	25:DA:2688:U:O4'	2.14	0.47
25:DA:784:A:C8	25:DA:792:G:C5	3.02	0.47
29:DF:18:ARG:HG2	29:DF:19:GLU:H	1.80	0.47
30:DG:72:ARG:HA	30:DG:86:MET:O	2.15	0.47
32:DI:14:ASP:O	32:DI:17:GLN:HB3	2.15	0.47
38:DS:84:GLN:HA	38:DS:111:GLU:O	2.14	0.47
45:DZ:31:ARG:HB2	45:DZ:32:HIS:CD2	2.49	0.47
1:AA:1412:C:H2'	1:AA:1413:A:C8	2.50	0.46
18:AR:58:LEU:HB3	18:AR:62:GLU:HG3	1.97	0.46
25:BA:1217:G:H3'	25:BA:1218:G:H5'	1.98	0.46
25:BA:600:G:O2'	25:BA:1300:A:OP1	2.30	0.46
25:BA:2298:A:H4'	25:BA:2299:A:O5'	2.15	0.46
25:BA:2348:A:H61	46:B0:43:THR:HG22	1.77	0.46
25:BA:2707:C:H2'	25:BA:2708:U:C6	2.50	0.46
25:BA:561:A:H2'	25:BA:562:C:C6	2.50	0.46
43:BX:47:PHE:O	43:BX:49:VAL:HG13	2.15	0.46
1:CA:25:C:H5'	1:CA:524:G:H1'	1.97	0.46
1:CA:838:G:H3'	1:CA:840:C:H41	1.78	0.46
1:CA:948:C:H2'	1:CA:949:A:H8	1.80	0.46
25:DA:128:C:H2'	25:DA:129:C:C6	2.50	0.46
25:DA:2171:A:H1'	25:DA:2172:U:C6	2.50	0.46
25:DA:71:A:H5''	25:DA:73:A:N9	2.31	0.46

Continued on next page...

Continued from previous page...

Atom-1	Atom-2	Interatomic distance (Å)	Clash overlap (Å)
25:DA:774:A:H2'	25:DA:774:A:N3	2.30	0.46
37:DR:56:LYS:NZ	37:DR:90:ARG:O	2.47	0.46
45:DZ:61:LEU:HD22	45:DZ:67:LEU:HG	1.97	0.46
45:DZ:95:PRO:HA	45:DZ:130:PRO:HD3	1.97	0.46
1:AA:1003:G:N2	1:AA:1004:A:H1'	2.31	0.46
1:AA:1016:A:H2'	1:AA:1017:G:O4'	2.16	0.46
1:AA:165:C:H2'	1:AA:166:G:C8	2.50	0.46
1:AA:67:C:O2'	1:AA:171:A:N3	2.34	0.46
1:AA:429:U:H3'	4:AD:9:CYS:SG	2.55	0.46
1:AA:452:A:O2'	1:AA:453:A:OP2	2.26	0.46
1:AA:546:G:O2'	1:AA:548:G:O2'	2.27	0.46
2:AB:146:GLN:O	2:AB:150:SER:HB3	2.15	0.46
3:AC:78:GLY:HA3	3:AC:83:ARG:H	1.81	0.46
1:AA:407:G:OP1	4:AD:115:ARG:NH2	2.48	0.46
1:AA:8:A:N6	4:AD:205:GLU:O	2.48	0.46
6:AF:100:ASN:HB2	18:AR:28:GLU:HA	1.96	0.46
10:AJ:11:PHE:HE1	10:AJ:67:THR:HG22	1.80	0.46
25:BA:1171:G:H5'	55:B9:37:GLY:HA2	1.97	0.46
25:BA:142:G:H1'	43:BX:37:THR:HG21	1.97	0.46
25:BA:1577:C:HO2'	25:BA:1578:C:P	2.37	0.46
25:BA:2158:C:H42	25:BA:2177:G:H1	1.63	0.46
25:BA:231:G:C8	54:B8:5:LYS:HG2	2.50	0.46
29:BF:129:PHE:CD2	29:BF:163:VAL:HG21	2.50	0.46
1:CA:1173:G:C2'	1:CA:1174:G:H5'	2.44	0.46
1:CA:234:C:H5''	17:CQ:70:ARG:HH21	1.81	0.46
2:CB:52:GLU:HG2	2:CB:56:ARG:NH2	2.31	0.46
23:CX:20:U:O2	23:CX:20:U:H2'	2.16	0.46
25:DA:1499:C:H2'	25:DA:1500:G:C8	2.50	0.46
25:DA:2147:G:H2'	25:DA:2148:G:H4'	1.96	0.46
25:DA:2322:A:H2'	25:DA:2323:G:O4'	2.16	0.46
25:DA:262:A:H2'	25:DA:263:C:O4'	2.14	0.46
25:DA:2848:G:C8	39:DT:97:ALA:HB2	2.51	0.46
25:DA:873:G:N2	25:DA:905:U:C2	2.82	0.46
25:DA:90:U:H1'	25:DA:92:A:C8	2.51	0.46
27:DD:71:ASP:HB3	27:DD:103:ARG:NH2	2.30	0.46
42:DW:45:TYR:CZ	42:DW:49:LYS:HE3	2.50	0.46
1:AA:1030(C):G:H2'	1:AA:1030(D):A:C8	2.34	0.46
1:AA:1362:C:H2'	1:AA:1363:C:H5''	1.97	0.46
1:AA:328:C:H4'	1:AA:329:A:H5'	1.97	0.46
1:AA:300:A:H1'	1:AA:565:U:O2	2.15	0.46
7:AG:136:LYS:O	7:AG:140:ASP:HB2	2.15	0.46

Continued on next page...

Continued from previous page...

Atom-1	Atom-2	Interatomic distance (Å)	Clash overlap (Å)
13:AM:97:PRO:HG2	13:AM:103:THR:HG22	1.97	0.46
25:BA:105:C:H2'	25:BA:106:U:H6	1.79	0.46
25:BA:2482:G:O6	25:BA:2488:A:O2'	2.25	0.46
25:BA:843:C:H2'	25:BA:844:C:C6	2.51	0.46
25:BA:932:C:H3'	25:BA:933:C:C5'	2.42	0.46
26:BB:76:G:N2	26:BB:101:G:O6	2.45	0.46
28:BE:116:VAL:HG13	28:BE:122:PHE:HB2	1.97	0.46
34:BO:35:VAL:HG11	34:BO:103:ALA:CB	2.41	0.46
25:BA:956:A:C5	36:BQ:13:GLN:HG3	2.51	0.46
1:CA:853:G:H2'	1:CA:854:G:H8	1.80	0.46
4:CD:105:VAL:HG13	4:CD:110:PHE:HB2	1.98	0.46
9:CI:20:ARG:HA	9:CI:21:PRO:HD3	1.82	0.46
25:DA:1710:C:H2'	25:DA:1711:C:C6	2.50	0.46
25:DA:2110:G:OP1	25:DA:2118:U:N3	2.40	0.46
28:DE:13:ARG:HG2	39:DT:58:ASN:HD21	1.81	0.46
31:DH:164:TYR:HB2	31:DH:167:GLU:HB2	1.97	0.46
1:AA:342:C:C2	1:AA:348:G:N2	2.83	0.46
1:AA:926:G:C6	1:AA:1505:G:C6	3.03	0.46
4:AD:164:ALA:O	4:AD:168:ARG:HD3	2.15	0.46
1:AA:975:A:N1	10:AJ:48:THR:HB	2.30	0.46
1:AA:1302:U:H5	13:AM:17:VAL:HG21	1.81	0.46
1:AA:103:C:P	20:AT:17:ARG:HH21	2.37	0.46
25:BA:1452:U:H2'	25:BA:1453:C:C6	2.51	0.46
25:BA:1715:A:H4'	25:BA:1716:A:O5'	2.16	0.46
25:BA:1841:A:H2'	25:BA:1842:G:O4'	2.15	0.46
25:BA:2308:U:OP2	38:BS:9:ARG:NH2	2.45	0.46
27:BD:61:LEU:O	27:BD:63:ARG:NH1	2.48	0.46
29:BF:33:LEU:HD13	29:BF:112:MET:HE2	1.96	0.46
38:BS:10:ARG:O	38:BS:14:VAL:HG13	2.16	0.46
1:CA:1005:A:OP2	1:CA:1006:C:N4	2.49	0.46
1:CA:1286:A:H2	21:CU:18:TYR:OH	1.99	0.46
11:CK:99:GLN:O	11:CK:101:SER:N	2.37	0.46
15:CO:5:LYS:NZ	15:CO:5:LYS:H	2.14	0.46
25:DA:1916:A:H2'	25:DA:1917:U:O4'	2.15	0.46
25:DA:18:C:H2'	25:DA:19:C:H6	1.79	0.46
25:DA:861:A:C2	25:DA:917:A:C4	3.03	0.46
30:DG:148:MET:HG3	30:DG:148:MET:H	1.47	0.46
30:DG:15:VAL:HG13	30:DG:175:LEU:HD23	1.97	0.46
1:AA:1429:C:H2'	1:AA:1430:C:C6	2.50	0.46
1:AA:79:G:N1	1:AA:90:U:N3	2.63	0.46
2:AB:207:ALA:O	2:AB:210:SER:HB3	2.16	0.46

Continued on next page...

Continued from previous page...

Atom-1	Atom-2	Interatomic distance (Å)	Clash overlap (Å)
25:BA:217:A:H2'	25:BA:219:U:O4'	2.16	0.46
25:BA:2372:A:H2'	25:BA:2373:A:O4'	2.15	0.46
25:BA:2859:U:H4'	25:BA:2878:A:C2	2.50	0.46
25:BA:287:G:O2'	25:BA:448:U:OP2	2.23	0.46
25:BA:664:U:H2'	25:BA:665:C:C6	2.51	0.46
25:BA:904:C:H4'	46:B0:23:VAL:HG21	1.97	0.46
28:BE:12:THR:HG21	39:BT:11:GLU:HG2	1.98	0.46
30:BG:126:ASP:OD2	30:BG:130:ASN:ND2	2.48	0.46
32:BI:75:LEU:HD22	32:BI:105:HIS:ND1	2.30	0.46
1:CA:1203:C:H2'	1:CA:1204:A:O4'	2.15	0.46
1:CA:984:C:O5'	1:CA:984:C:H6	1.98	0.46
2:CB:127:ILE:O	2:CB:128:GLU:HB2	2.14	0.46
19:CS:30:LEU:HD11	19:CS:32:LYS:HG3	1.98	0.46
25:DA:570:G:H2'	25:DA:2030:A:C5	2.50	0.46
25:DA:2727:G:O2'	34:DO:70:LYS:NZ	2.48	0.46
25:DA:784:A:OP1	25:DA:2588:G:H5''	2.15	0.46
25:DA:912:C:N4	25:DA:913:U:O4	2.48	0.46
30:DG:173:LEU:HB3	30:DG:178:PHE:CG	2.51	0.46
35:DP:135:LEU:HD23	35:DP:135:LEU:HA	1.73	0.46
1:AA:189(C):C:H2'	1:AA:189(D):C:O4'	2.15	0.46
1:AA:401:C:H2'	1:AA:402:G:C8	2.50	0.46
1:AA:433:C:C2'	1:AA:434:U:H5'	2.46	0.46
2:AB:156:LYS:HB3	2:AB:156:LYS:HE2	1.72	0.46
1:AA:619:U:C2	4:AD:135:LEU:HD22	2.50	0.46
10:AJ:5:ARG:HE	10:AJ:5:ARG:HB3	1.53	0.46
20:AT:45:GLN:HB3	20:AT:45:GLN:HE21	1.59	0.46
25:BA:1055:A:OP2	33:BN:37:LYS:NZ	2.44	0.46
25:BA:1067:A:H3'	25:BA:1067:A:H8	1.81	0.46
25:BA:1081:U:H2'	25:BA:1082:G:C8	2.50	0.46
25:BA:2332:A:H2'	25:BA:2332:A:N3	2.31	0.46
1:CA:1227:A:H3'	1:CA:1227:A:C8	2.51	0.46
1:CA:1401:G:C2	1:CA:1402:C:H1'	2.51	0.46
1:CA:397:A:H3'	1:CA:397:A:N3	2.29	0.46
1:CA:615:C:H2'	1:CA:616:G:O4'	2.16	0.46
1:CA:784:C:H4'	25:DA:1837:C:OP1	2.16	0.46
1:CA:814:A:H2'	1:CA:816:A:H5''	1.97	0.46
5:CE:88:LYS:HB3	5:CE:123:LEU:HB2	1.97	0.46
6:CF:45:LEU:HD12	6:CF:59:TYR:HD2	1.81	0.46
7:CG:111:ARG:HB3	7:CG:113:GLU:OE2	2.16	0.46
7:CG:116:ALA:O	7:CG:120:ILE:HG13	2.15	0.46
25:DA:1131:G:O6	25:DA:2040:C:H1'	2.15	0.46

Continued on next page...

Continued from previous page...

Atom-1	Atom-2	Interatomic distance (Å)	Clash overlap (Å)
25:DA:1638:C:H4'	25:DA:2710:C:O2	2.16	0.46
25:DA:2308:G:H5''	25:DA:2310:A:OP2	2.15	0.46
25:DA:2395:C:O2'	47:D1:30:VAL:HG13	2.15	0.46
25:DA:2577:A:OP2	51:D5:3:LYS:NZ	2.43	0.46
25:DA:271(K):U:O2	32:DI:50:ARG:NE	2.49	0.46
38:DS:27:SER:HA	38:DS:88:ASP:HB3	1.98	0.46
1:AA:109:A:H2'	1:AA:326:G:N2	2.31	0.46
17:AQ:5:VAL:HA	17:AQ:59:ILE:O	2.15	0.46
49:B3:19:GLN:OE1	49:B3:52:HIS:NE2	2.40	0.46
50:B4:46:GLN:O	50:B4:46:GLN:HG2	2.16	0.46
52:B6:50:ARG:HB2	52:B6:50:ARG:HE	1.53	0.46
25:BA:239:G:OP2	54:B8:13:ARG:NH2	2.48	0.46
25:BA:1093:G:H2'	25:BA:1156:G:H22	1.81	0.46
25:BA:1790:A:H1'	25:BA:2723:A:C2	2.51	0.46
25:BA:2786:C:H2'	25:BA:2787:C:H6	1.80	0.46
25:BA:2856:G:H2'	25:BA:2857:U:O4'	2.16	0.46
32:BI:6:LEU:HD11	32:BI:37:VAL:HG23	1.98	0.46
33:BN:12:ARG:HH12	33:BN:38:HIS:HE2	1.64	0.46
33:BN:138:LEU:HA	33:BN:138:LEU:HD23	1.72	0.46
1:CA:1256:A:N6	1:CA:1278:U:O2'	2.48	0.46
1:CA:1273:G:H3'	1:CA:1274:G:C8	2.46	0.46
1:CA:1298:C:H2'	7:CG:114:ARG:HH12	1.81	0.46
1:CA:421:U:H6	1:CA:421:U:H5'	1.81	0.46
1:CA:688:G:H2'	1:CA:689:C:C6	2.49	0.46
1:CA:951:G:N3	1:CA:970:C:O2'	2.39	0.46
2:CB:16:HIS:CB	2:CB:210:SER:HB2	2.37	0.46
8:CH:38:ILE:HD12	8:CH:118:VAL:HG12	1.98	0.46
25:DA:1651:G:H2'	25:DA:1652:A:O4'	2.15	0.46
25:DA:658:C:H2'	25:DA:659:C:C6	2.50	0.46
25:DA:662:G:H5''	35:DP:16:ARG:HG2	1.96	0.46
26:DB:19:G:H2'	26:DB:20:C:O4'	2.16	0.46
1:AA:1479:C:H2'	1:AA:1480:G:H8	1.80	0.46
1:AA:820:U:H4'	1:AA:821:G:OP2	2.16	0.46
2:AB:162:ILE:HD11	2:AB:184:VAL:HG22	1.97	0.46
9:AI:24:GLY:HA3	9:AI:57:GLY:HA2	1.97	0.46
25:BA:1159:U:H2'	25:BA:1160:G:C8	2.50	0.46
25:BA:1417:G:H2'	25:BA:1418:U:H5	1.79	0.46
25:BA:794:U:O2	25:BA:2036:A:H1'	2.15	0.46
25:BA:223:C:H2'	25:BA:224:U:C6	2.51	0.46
25:BA:555:G:O4'	25:BA:555:G:N3	2.46	0.46
25:BA:831:A:O4'	27:BD:227:ASN:ND2	2.49	0.46

Continued on next page...

Continued from previous page...

Atom-1	Atom-2	Interatomic distance (Å)	Clash overlap (Å)
34:BO:120:GLU:HG2	34:BO:122:LEU:HG	1.98	0.46
36:BQ:68:ILE:HG23	36:BQ:103:MET:HA	1.98	0.46
1:CA:1151:A:N3	10:CJ:39:PRO:HG3	2.31	0.46
1:CA:1301:U:O2'	1:CA:1302:U:H5'	2.16	0.46
1:CA:978:A:O2'	1:CA:1321:C:N4	2.49	0.46
1:CA:1374:A:O2'	7:CG:28:ASN:HB3	2.16	0.46
1:CA:171:A:H2'	1:CA:172:A:C8	2.51	0.46
5:CE:33:VAL:HG13	5:CE:112:LEU:HD12	1.98	0.46
53:D7:18:PHE:CE1	53:D7:22:MET:HG3	2.51	0.46
25:DA:656:G:H2'	25:DA:657:U:O4'	2.14	0.46
31:DH:118:PRO:O	31:DH:121:ILE:HB	2.16	0.46
33:DN:99:LEU:HD23	33:DN:99:LEU:HA	1.82	0.46
37:DR:95:THR:HG22	37:DR:116:LEU:HD23	1.98	0.46
26:DB:28:C:H5''	38:DS:31:SER:HB3	1.97	0.46
39:DT:51:ARG:HG3	39:DT:98:LYS:HD2	1.98	0.46
1:AA:1125:U:H1'	1:AA:1126:U:C6	2.50	0.46
1:AA:130:A:O2'	1:AA:131:C:O5'	2.31	0.46
1:AA:148:G:H1	1:AA:174:C:N4	2.14	0.46
1:AA:189(D):C:O2	1:AA:189(H):G:C6	2.69	0.46
1:AA:833:U:H2'	1:AA:834:C:H6	1.80	0.46
1:AA:542:G:P	4:AD:10:ARG:HH22	2.39	0.46
48:B2:32:LEU:HD13	48:B2:36:ARG:HH11	1.81	0.46
50:B4:33:VAL:HG12	50:B4:35:VAL:H	1.81	0.46
25:BA:1223:C:H2'	25:BA:1224:C:C6	2.51	0.46
25:BA:1633:A:H2'	25:BA:1634:C:C6	2.51	0.46
25:BA:1904:C:H2'	25:BA:1905:G:O4'	2.16	0.46
25:BA:2165:C:H2'	25:BA:2166:U:O4'	2.16	0.46
25:BA:2177:G:C2	25:BA:2178:G:H1'	2.51	0.46
25:BA:2236:G:H4'	25:BA:2238:C:C2	2.51	0.46
25:BA:553:A:OP2	33:BN:114:ARG:NH1	2.49	0.46
25:BA:624:C:O2'	25:BA:628:C:OP1	2.29	0.46
25:BA:936:C:H2'	25:BA:936:C:OP2	2.15	0.46
25:BA:1823:G:H5'	27:BD:205:VAL:HG13	1.98	0.46
34:BO:68:GLU:HB3	34:BO:78:ARG:HB2	1.97	0.46
35:BP:55:ARG:HG2	35:BP:56:SER:N	2.30	0.46
1:CA:1289:A:OP1	21:CU:9:ARG:NH2	2.48	0.46
1:CA:1236:A:O2'	1:CA:1304:G:H4'	2.15	0.46
1:CA:1509:C:H2'	1:CA:1510:U:O4'	2.15	0.46
1:CA:947:G:H2'	1:CA:948:C:O4'	2.16	0.46
5:CE:35:GLY:HA3	5:CE:112:LEU:HB3	1.98	0.46
7:CG:100:ALA:O	7:CG:104:LEU:HD13	2.15	0.46

Continued on next page...

Continued from previous page...

Atom-1	Atom-2	Interatomic distance (Å)	Clash overlap (Å)
9:CI:51:ARG:HG2	9:CI:56:LEU:HD21	1.98	0.46
49:D3:24:LYS:HE3	49:D3:24:LYS:HB2	1.63	0.46
25:DA:195:A:H2'	25:DA:198:C:N4	2.30	0.46
25:DA:2156:G:H3'	25:DA:2157:G:C5	2.51	0.46
26:DB:16:G:N2	26:DB:68:C:O2	2.49	0.46
26:DB:46:A:C5	26:DB:47:C:C4	3.04	0.46
34:DO:23:ARG:HG3	34:DO:24:VAL:N	2.31	0.46
35:DP:96:THR:HG23	35:DP:99:LEU:HD23	1.98	0.46
1:AA:262:A:C6	1:AA:263:A:C6	3.03	0.46
6:AF:68:PRO:HB2	6:AF:71:ARG:HG3	1.97	0.46
9:AI:92:TYR:O	9:AI:96:LEU:HB2	2.16	0.46
25:BA:211:A:H3'	25:BA:448:U:H5'	1.98	0.46
25:BA:2186:C:H5	25:BA:2187:G:C4	2.34	0.46
31:BH:90:LYS:HD3	31:BH:159:GLU:HG2	1.97	0.46
33:BN:73:THR:OG1	33:BN:82:LEU:HD11	2.16	0.46
39:BT:8:LYS:HD3	39:BT:8:LYS:HA	1.77	0.46
1:CA:1220:G:O3'	19:CS:36:ARG:HD3	2.15	0.46
1:CA:202:U:H3'	1:CA:203:U:C6	2.51	0.46
7:CG:22:LEU:HD23	7:CG:63:LYS:HG2	1.98	0.46
1:CA:502:G:OP1	12:CL:118:SER:HB3	2.16	0.46
20:CT:54:LYS:HA	20:CT:57:ARG:NH2	2.31	0.46
23:CX:10:G:N2	23:CX:26:G:H1'	2.31	0.46
30:DG:108:ASN:HA	50:D4:37:SER:HB2	1.96	0.46
25:DA:1547:C:H2'	25:DA:1548:C:H6	1.81	0.46
25:DA:2712:U:OP1	25:DA:2714:G:H4'	2.16	0.46
30:DG:151:ALA:O	30:DG:153:ARG:HD3	2.16	0.46
30:DG:71:THR:N	30:DG:89:GLY:O	2.42	0.46
25:DA:832:G:H5'	35:DP:45:LEU:HD21	1.97	0.46
1:AA:1236:A:H4'	1:AA:1304:G:H4'	1.98	0.45
1:AA:1320:C:H2'	1:AA:1321:C:O4'	2.16	0.45
1:AA:1492:A:H2'	1:AA:1493:A:C8	2.50	0.45
1:AA:153:C:H42	1:AA:169:C:H42	1.63	0.45
1:AA:7:G:H5''	1:AA:298:A:O4'	2.16	0.45
57:AA:3191:PCY:C1	57:AA:3191:PCY:H112	2.46	0.45
1:AA:524:G:H2'	1:AA:525:C:C6	2.52	0.45
2:AB:192:SER:O	2:AB:194:PRO:HD3	2.16	0.45
2:AB:82:ARG:NH1	2:AB:86:GLU:OE2	2.49	0.45
50:B4:26:SER:OG	50:B4:27:THR:N	2.49	0.45
25:BA:1501:U:O2'	25:BA:1502:G:N7	2.41	0.45
25:BA:1759:C:H2'	25:BA:1760:U:O4'	2.16	0.45
25:BA:2301:G:OP1	61:BA:4230:HOH:O	2.21	0.45

Continued on next page...

Continued from previous page...

Atom-1	Atom-2	Interatomic distance (Å)	Clash overlap (Å)
25:BA:2418:U:H2'	25:BA:2418:U:OP2	2.16	0.45
25:BA:2541:G:H5''	25:BA:2542:A:H5''	1.98	0.45
25:BA:670:C:H5''	25:BA:671:A:OP2	2.16	0.45
33:BN:4:TYR:CD2	40:BU:100:VAL:HG11	2.51	0.45
25:BA:2331:G:H22	38:BS:3:ARG:CZ	2.27	0.45
1:CA:324:G:N1	1:CA:327:A:OP2	2.48	0.45
1:CA:461:A:O2'	1:CA:470:C:H5'	2.15	0.45
1:CA:909:A:H2'	1:CA:910:C:O4'	2.17	0.45
1:CA:9:G:H2'	1:CA:10:A:H8	1.81	0.45
25:DA:1789:A:H2'	25:DA:1790:C:C6	2.51	0.45
25:DA:1913:A:H4'	25:DA:1914:C:O5'	2.15	0.45
25:DA:2238:G:N3	25:DA:2238:G:H2'	2.31	0.45
25:DA:2432:A:H5''	25:DA:2433:A:OP2	2.15	0.45
25:DA:2850:A:N7	25:DA:2868:A:O2'	2.31	0.45
25:DA:2865:U:C4	25:DA:2866:U:C4	3.04	0.45
30:DG:105:LYS:HB3	30:DG:142:PRO:HG3	1.99	0.45
30:DG:44:GLY:N	30:DG:88:ILE:O	2.48	0.45
25:DA:637:A:H2'	35:DP:117:GLU:OE2	2.16	0.45
1:AA:175:C:H2'	1:AA:176:C:C6	2.51	0.45
1:AA:437:U:OP1	4:AD:155:LEU:HD21	2.16	0.45
18:AR:26:LEU:HD23	18:AR:29:PHE:CD2	2.50	0.45
25:BA:1580:G:H3'	25:BA:1581:U:O2	2.15	0.45
25:BA:2556:G:H1'	25:BA:2658:C:H4'	1.98	0.45
25:BA:636:G:O2'	25:BA:640:A:N1	2.45	0.45
33:BN:62:VAL:CG1	33:BN:66:LYS:HB2	2.46	0.45
39:BT:37:GLY:HA2	39:BT:38:ASN:HA	1.64	0.45
40:BU:112:ARG:H	40:BU:112:ARG:HG2	1.57	0.45
45:BZ:158:PRO:HG2	45:BZ:161:VAL:HG11	1.98	0.45
1:CA:1030(C):G:H2'	1:CA:1030(D):A:C8	2.51	0.45
1:CA:1353:G:H2'	1:CA:1354:C:C6	2.51	0.45
1:CA:137:C:H2'	1:CA:138:G:H8	1.82	0.45
1:CA:392:G:H2'	1:CA:393:A:C8	2.51	0.45
1:CA:637:G:H2'	1:CA:638:G:C8	2.51	0.45
3:CC:10:PHE:O	3:CC:178:LEU:HD11	2.16	0.45
3:CC:8:ILE:HG23	3:CC:16:ARG:HG2	1.97	0.45
4:CD:60:GLU:OE1	4:CD:199:ASN:N	2.34	0.45
50:D4:62:ARG:HD3	50:D4:62:ARG:H	1.81	0.45
25:DA:108:U:H2'	25:DA:109:G:C8	2.51	0.45
25:DA:1547:C:H2'	25:DA:1548:C:C6	2.52	0.45
25:DA:1970:A:OP1	61:DA:4253:HOH:O	2.21	0.45
25:DA:854:G:H2'	25:DA:855:G:H8	1.78	0.45

Continued on next page...

Continued from previous page...

Atom-1	Atom-2	Interatomic distance (Å)	Clash overlap (Å)
32:DI:72:LEU:HA	32:DI:75:LEU:HD22	1.96	0.45
1:AA:1054:C:H4'	1:AA:1055:A:OP1	2.16	0.45
1:AA:1516:G:H2'	1:AA:1518:A:OP2	2.16	0.45
5:AE:79:GLU:H	5:AE:79:GLU:HG3	1.47	0.45
9:AI:46:ALA:HB2	9:AI:74:ILE:HG23	1.98	0.45
15:AO:39:LEU:HD13	15:AO:56:LEU:HB2	1.96	0.45
50:B4:68:ARG:HB3	50:B4:69:LYS:H	1.51	0.45
25:BA:1985:U:H4'	25:BA:1986:G:OP1	2.16	0.45
25:BA:2820:A:N6	25:BA:2900:G:O2'	2.44	0.45
25:BA:552:C:C5	25:BA:2792:U:H2'	2.51	0.45
30:BG:58:GLN:HE21	30:BG:58:GLN:HA	1.81	0.45
1:CA:1353:G:H2'	1:CA:1354:C:H6	1.80	0.45
1:CA:580:U:H2'	1:CA:581:G:O4'	2.16	0.45
4:CD:22:LYS:HB2	4:CD:26:CYS:SG	2.56	0.45
5:CE:43:LEU:HD21	5:CE:132:ALA:HB1	1.98	0.45
7:CG:113:GLU:CG	7:CG:119:ARG:HG2	2.39	0.45
11:CK:27:ASN:OD1	11:CK:28:THR:N	2.44	0.45
16:CP:19:ILE:HG22	16:CP:36:ILE:HG13	1.98	0.45
18:CR:22:VAL:HA	18:CR:25:THR:HG22	1.98	0.45
25:DA:973:A:C8	25:DA:1188:U:C2	3.04	0.45
25:DA:1214:A:N6	25:DA:1235:G:H1'	2.32	0.45
25:DA:1268:A:OP1	61:DA:4293:HOH:O	2.21	0.45
25:DA:1592:C:H2'	25:DA:1593:G:H8	1.82	0.45
25:DA:234:C:H2'	25:DA:235:U:C6	2.51	0.45
25:DA:2722:G:H2'	25:DA:2723:C:C6	2.51	0.45
25:DA:2645:G:N2	25:DA:2767:C:OP2	2.48	0.45
25:DA:286:C:H2'	25:DA:287:C:H6	1.81	0.45
25:DA:315:G:H2'	25:DA:316:C:C6	2.52	0.45
25:DA:362:U:O2'	25:DA:363:G:H5'	2.16	0.45
25:DA:729:G:OP2	27:DD:13:ARG:HD3	2.17	0.45
25:DA:819:A:C4	25:DA:1189:A:C2	3.05	0.45
25:DA:923:C:O5'	25:DA:923:C:H6	1.99	0.45
25:DA:1816:G:H3'	27:DD:62:TYR:CE1	2.51	0.45
1:AA:1285:A:O2'	1:AA:1286:A:OP2	2.34	0.45
1:AA:441:A:H3'	1:AA:442:C:C6	2.51	0.45
1:AA:509:A:H5''	4:AD:55:ALA:HB2	1.99	0.45
1:AA:691:G:H2'	1:AA:692:U:C6	2.52	0.45
1:AA:834:C:H2'	1:AA:835:U:C6	2.52	0.45
5:AE:105:VAL:O	5:AE:109:ILE:HD12	2.17	0.45
7:AG:78:ARG:NE	7:AG:154:TYR:O	2.48	0.45
46:B0:36:ILE:HD13	46:B0:58:THR:HG21	1.98	0.45

Continued on next page...

Continued from previous page...

Atom-1	Atom-2	Interatomic distance (Å)	Clash overlap (Å)
52:B6:12:GLU:OE2	52:B6:52:VAL:HG21	2.15	0.45
25:BA:734:C:H5'	53:B7:2:LYS:HE2	1.98	0.45
25:BA:1087:C:H42	25:BA:1160:G:H1	1.63	0.45
25:BA:397:G:H8	25:BA:397:G:OP2	1.98	0.45
26:BB:13:A:N1	26:BB:69:G:O2'	2.42	0.45
27:BD:111:LEU:HA	27:BD:111:LEU:HD23	1.86	0.45
27:BD:275:LYS:HB3	27:BD:276:LYS:H	1.41	0.45
30:BG:64:THR:HB	30:BG:94:LEU:HD21	1.99	0.45
32:BI:40:THR:O	32:BI:44:LEU:HB2	2.17	0.45
32:BI:57:ARG:HA	32:BI:60:GLU:HB3	1.97	0.45
1:CA:1222:G:H5'	19:CS:77:THR:HG21	1.99	0.45
2:CB:121:LEU:H	2:CB:125:PRO:HG2	1.80	0.45
3:CC:122:GLU:HA	3:CC:125:GLU:OE1	2.15	0.45
4:CD:108:LEU:HD13	4:CD:174:LEU:HD13	1.98	0.45
1:CA:8:A:N6	4:CD:205:GLU:O	2.47	0.45
5:CE:84:PHE:N	5:CE:87:SER:O	2.48	0.45
25:DA:1509(A):A:H3'	25:DA:1509(B):A:H8	1.82	0.45
25:DA:271(D):G:H2'	25:DA:271(E):U:C6	2.51	0.45
25:DA:2785:C:OP1	28:DE:41:LYS:NZ	2.47	0.45
25:DA:300:A:OP1	44:DY:86:ARG:NH2	2.40	0.45
25:DA:307:G:H2'	25:DA:309:G:OP2	2.17	0.45
25:DA:687:C:N3	25:DA:788:A:H5'	2.31	0.45
25:DA:900:A:O2'	25:DA:901:A:OP1	2.30	0.45
26:DB:16:G:H1	26:DB:68:C:H42	1.63	0.45
26:DB:87:G:N2	26:DB:90:A:OP2	2.45	0.45
1:AA:1371:G:C6	1:AA:1372:U:C4	3.05	0.45
1:AA:162:A:H3'	1:AA:163:C:O4'	2.17	0.45
1:AA:171:A:H2'	1:AA:172:A:C8	2.51	0.45
1:AA:345:C:OP2	39:BT:39:ARG:NH2	2.46	0.45
1:AA:473:G:O2'	1:AA:474:G:H5'	2.17	0.45
1:AA:693:G:H2'	1:AA:694:A:C8	2.51	0.45
2:AB:55:PHE:HD1	2:AB:58:ILE:HD12	1.80	0.45
4:AD:116:GLN:NE2	4:AD:157:LEU:HD11	2.32	0.45
4:AD:88:VAL:O	4:AD:92:VAL:HG23	2.16	0.45
9:AI:55:ALA:HB1	9:AI:59:PHE:CD2	2.52	0.45
11:AK:38:ASN:HA	11:AK:39:PRO:HD3	1.84	0.45
11:AK:70:LYS:HB2	11:AK:70:LYS:HE2	1.71	0.45
48:B2:10:LEU:HD23	48:B2:10:LEU:HA	1.86	0.45
25:BA:1057:G:OP2	40:BU:70:ARG:NH2	2.49	0.45
25:BA:354:A:H2	25:BA:1255:A:C2'	2.29	0.45
25:BA:1387:U:OP2	25:BA:1440:U:O2'	2.21	0.45

Continued on next page...

Continued from previous page...

Atom-1	Atom-2	Interatomic distance (Å)	Clash overlap (Å)
25:BA:1688:A:H2'	25:BA:1689:G:O4'	2.17	0.45
25:BA:1845:G:H4'	27:BD:51:VAL:HG21	1.97	0.45
25:BA:2357:G:N3	25:BA:2393:C:H2'	2.32	0.45
25:BA:2564:U:C2	25:BA:2566:U:H5'	2.51	0.45
38:BS:87:PHE:HB2	38:BS:112:PHE:CE2	2.52	0.45
1:CA:1005:A:H3'	1:CA:1006:C:H5''	1.98	0.45
1:CA:21:G:H2'	1:CA:22:G:C8	2.51	0.45
1:CA:587:G:N2	1:CA:754:C:OP2	2.48	0.45
3:CC:79:ARG:H	3:CC:82:GLU:HB3	1.81	0.45
5:CE:12:LEU:O	5:CE:30:ALA:HA	2.17	0.45
25:DA:1999:C:H4'	25:DA:2723:C:O2	2.17	0.45
25:DA:2436:G:C6	25:DA:2437:U:C4	3.05	0.45
25:DA:2497:A:H5''	61:DA:4062:HOH:O	2.16	0.45
25:DA:2836:U:H2'	25:DA:2837:G:C8	2.51	0.45
26:DB:42:C:O2	30:DG:93:THR:N	2.27	0.45
36:DQ:118:LEU:HB2	36:DQ:131:ILE:HD13	1.99	0.45
1:AA:1149:C:H2'	1:AA:1150:U:H6	1.81	0.45
1:AA:1218:C:OP2	14:AN:9:LYS:NZ	2.33	0.45
1:AA:1486:G:H2'	1:AA:1487:G:O4'	2.16	0.45
1:AA:444:C:H2'	1:AA:445:G:C8	2.52	0.45
1:AA:537:G:H2'	1:AA:538:G:C8	2.49	0.45
12:AL:124:LYS:HA	12:AL:125:PRO:HD3	1.79	0.45
1:AA:581:G:OP1	15:AO:65:ARG:NH2	2.49	0.45
25:BA:2507:G:H5''	36:BQ:82:ARG:HG2	1.98	0.45
25:BA:776:G:OP2	27:BD:13:ARG:NH1	2.49	0.45
28:BE:24:THR:HG23	28:BE:184:VAL:HG12	1.98	0.45
37:BR:56:LYS:NZ	37:BR:90:ARG:O	2.50	0.45
1:CA:1005:A:HO2'	1:CA:1006:C:P	2.40	0.45
1:CA:1142:G:H3'	1:CA:1143:G:H8	1.81	0.45
1:CA:187:C:O2'	20:CT:89:ARG:NH2	2.49	0.45
1:CA:539:A:OP2	12:CL:115:LYS:NZ	2.50	0.45
1:CA:693:G:H2'	1:CA:694:A:C8	2.52	0.45
1:CA:70:G:H1	1:CA:99:U:H3	1.65	0.45
2:CB:169:LYS:HD3	2:CB:169:LYS:O	2.17	0.45
2:CB:161:ALA:HB1	2:CB:185:ILE:CD1	2.47	0.45
1:CA:537:G:H5''	12:CL:113:ARG:NH1	2.32	0.45
21:CU:2:GLY:O	21:CU:4:GLY:N	2.49	0.45
50:D4:40:HIS:O	50:D4:44:THR:N	2.43	0.45
25:DA:1197:G:H2'	25:DA:1198:U:C6	2.52	0.45
25:DA:443:A:H1'	25:DA:1201:C:O4'	2.17	0.45
25:DA:1266:G:O2'	25:DA:2012:G:O6	2.23	0.45

Continued on next page...

Continued from previous page...

Atom-1	Atom-2	Interatomic distance (Å)	Clash overlap (Å)
25:DA:1638:C:H5''	25:DA:2710:C:O2'	2.15	0.45
25:DA:414:C:H2'	25:DA:415:A:C8	2.52	0.45
31:DH:126:PRO:HD2	31:DH:130:ARG:O	2.17	0.45
31:DH:175:LYS:HB2	31:DH:175:LYS:HE3	1.76	0.45
25:BA:2132:G:O2'	25:BA:2142:G:OP2	2.35	0.45
25:BA:2240:G:OP1	27:BD:261:LYS:NZ	2.34	0.45
25:BA:240:A:C5	25:BA:241:G:H1'	2.51	0.45
25:BA:2902:G:H4'	25:BA:2903:G:O5'	2.17	0.45
1:CA:1125:U:C2	10:CJ:38:ILE:HD12	2.52	0.45
1:CA:1174:G:H2'	1:CA:1175:G:C8	2.51	0.45
2:CB:33:TYR:N	2:CB:41:ILE:O	2.41	0.45
12:CL:24:VAL:HG11	12:CL:27:LEU:HD22	1.98	0.45
19:CS:23:ASN:HA	19:CS:27:GLU:CD	2.37	0.45
25:DA:1262:A:H2	51:D5:10:LYS:HD2	1.80	0.45
25:DA:1002:G:H22	25:DA:1154:G:H1'	1.82	0.45
25:DA:1452:A:O2'	25:DA:1453:U:H2'	2.17	0.45
25:DA:1688:U:H2'	25:DA:1698:A:N6	2.32	0.45
25:DA:1779:U:H2'	61:DA:4760:HOH:O	2.15	0.45
25:DA:2114:A:C2	25:DA:2115:G:H1'	2.52	0.45
25:DA:2224:G:H4'	25:DA:2226:C:C2	2.51	0.45
25:DA:2741:A:H2'	25:DA:2742:C:O4'	2.16	0.45
25:DA:906:G:O2'	36:DQ:67:ARG:NH2	2.39	0.45
26:DB:42:C:O2'	30:DG:66:GLN:HG2	2.16	0.45
30:DG:15:VAL:HG12	30:DG:19:LEU:HD12	1.98	0.45
32:DI:65:ALA:O	32:DI:69:LYS:N	2.49	0.45
34:DO:29:ASN:OD1	34:DO:29:ASN:N	2.49	0.45
37:DR:28:LEU:HD12	37:DR:48:VAL:HG11	1.99	0.45
1:AA:1221:G:H4'	19:AS:53:ASN:O	2.16	0.45
1:AA:303:A:H2'	1:AA:304:U:O4'	2.17	0.45
1:AA:116:A:H61	1:AA:313:A:H1'	1.81	0.45
1:AA:624:C:H2'	1:AA:625:G:H8	1.82	0.45
2:AB:109:SER:HA	2:AB:112:VAL:HG13	1.97	0.45
5:AE:12:LEU:HD22	5:AE:13:ILE:N	2.32	0.45
13:AM:3:ARG:HD2	13:AM:9:ILE:CG1	2.46	0.45
25:BA:1388:A:O2'	25:BA:1390:G:OP2	2.26	0.45
25:BA:1405:A:N1	25:BA:1418:U:C4	2.85	0.45
25:BA:144:C:H5'	43:BX:2:LYS:HE2	1.99	0.45
25:BA:2660:C:H2'	25:BA:2661:U:C6	2.52	0.45
25:BA:537:G:OP1	25:BA:1280:U:O2'	2.30	0.45
34:BO:34:THR:OG1	34:BO:35:VAL:N	2.50	0.45
25:BA:950:C:H4'	45:BZ:169:GLU:OE2	2.17	0.45

Continued on next page...

Continued from previous page...

Atom-1	Atom-2	Interatomic distance (Å)	Clash overlap (Å)
1:CA:1142:G:C2	1:CA:1143:G:H1'	2.52	0.45
1:CA:1228:C:P	13:CM:108:ARG:HH12	2.39	0.45
1:CA:1268:A:N3	1:CA:1326:C:O2'	2.47	0.45
1:CA:1353:G:O2'	1:CA:1354:C:H5'	2.15	0.45
1:CA:113:G:O4'	1:CA:354:G:H4'	2.16	0.45
1:CA:501:C:H2'	1:CA:502:G:C8	2.51	0.45
1:CA:637:G:H2'	1:CA:638:G:H8	1.82	0.45
1:CA:792:A:H4'	1:CA:793:U:H5''	1.99	0.45
1:CA:993:G:H1	1:CA:1045:C:H42	1.64	0.45
3:CC:3:ASN:N	3:CC:3:ASN:OD1	2.49	0.45
9:CI:46:ALA:HB2	9:CI:74:ILE:HG23	1.98	0.45
10:CJ:22:LYS:O	10:CJ:26:ALA:N	2.50	0.45
12:CL:24:VAL:HG13	12:CL:98:TYR:HE1	1.82	0.45
13:CM:97:PRO:HG2	13:CM:103:THR:HG22	1.99	0.45
25:DA:1399:C:C2'	25:DA:1400:G:H5'	2.47	0.45
25:DA:1913:A:H4'	25:DA:1914:C:H5''	1.99	0.45
25:DA:345:A:OP2	25:DA:345:A:H8	1.99	0.45
25:DA:528:A:H2'	25:DA:529:A:H5''	1.98	0.45
25:DA:631:A:H1'	35:DP:66:GLY:HA2	1.99	0.45
26:DB:60:C:H6	26:DB:60:C:O5'	2.00	0.45
26:DB:98:G:H2'	26:DB:99:G:O4'	2.17	0.45
35:DP:38:GLN:HG2	35:DP:45:LEU:H	1.81	0.45
41:DV:89:GLN:HA	41:DV:90:PRO:HD3	1.85	0.45
1:AA:1178:G:N2	1:AA:1181:G:OP2	2.47	0.45
1:AA:942:G:H21	9:AI:124:GLN:NE2	2.15	0.45
2:AB:220:ASP:O	2:AB:223:ILE:HG12	2.17	0.45
4:AD:140:VAL:HG11	4:AD:146:ILE:HD11	1.99	0.45
5:AE:45:PHE:CE2	5:AE:47:LYS:HE3	2.52	0.45
18:AR:74:ARG:HG2	18:AR:80:PRO:O	2.16	0.45
22:AV:16:A:H2'	22:AV:17:U:O4'	2.17	0.45
25:BA:933:C:N3	25:BA:934:A:H8	2.15	0.45
26:BB:66:A:H61	26:BB:108:U:H2'	1.82	0.45
31:BH:3:ARG:HH22	31:BH:66:GLY:HA3	1.82	0.45
39:BT:112:ARG:HG3	39:BT:115:ARG:NH2	2.31	0.45
1:CA:1492:A:H4'	1:CA:1493:A:OP1	2.17	0.45
1:CA:848:C:O5'	1:CA:848:C:H6	2.00	0.45
1:CA:953:G:C2	1:CA:954:G:H1'	2.52	0.45
2:CB:44:LEU:H	2:CB:44:LEU:HD22	1.81	0.45
3:CC:140:ARG:HH22	3:CC:141:VAL:HG23	1.82	0.45
5:CE:78:HIS:CD2	5:CE:142:LEU:HD23	2.52	0.45
11:CK:20:TYR:CZ	11:CK:83:ILE:HD12	2.52	0.45

Continued on next page...

Continued from previous page...

Atom-1	Atom-2	Interatomic distance (Å)	Clash overlap (Å)
50:D4:48:ARG:O	50:D4:50:VAL:N	2.50	0.45
25:DA:1846:G:H1	25:DA:1894:C:H42	1.65	0.45
25:DA:2135:A:H61	25:DA:2157:G:H21	1.65	0.45
25:DA:2155:G:C5	25:DA:2156:G:H1'	2.52	0.45
25:DA:2207:G:H3'	25:DA:2208:A:H5''	1.98	0.45
25:DA:510:C:H2'	25:DA:511:U:O4'	2.17	0.45
25:DA:565:C:H2'	25:DA:566:U:O4'	2.17	0.45
25:DA:515:A:H1'	25:DA:581:C:H1'	1.99	0.45
26:DB:112:U:H2'	26:DB:113:G:H8	1.81	0.45
26:DB:24:G:H5''	26:DB:25:A:N7	2.32	0.45
35:DP:101:VAL:HA	35:DP:106:LEU:O	2.17	0.45
39:DT:16:ARG:HH11	39:DT:16:ARG:HB3	1.81	0.45
1:AA:1084:G:C5	1:AA:1085:U:C4	3.05	0.45
1:AA:110:C:H2'	1:AA:111:G:O4'	2.16	0.45
1:AA:1267:C:H6	1:AA:1267:C:O5'	1.99	0.45
1:AA:70:G:H2'	1:AA:71:C:C6	2.52	0.45
10:AJ:6:ILE:HA	10:AJ:97:GLU:O	2.17	0.45
16:AP:28:ARG:HG2	16:AP:29:ASP:OD1	2.16	0.45
25:BA:1077:G:H21	55:B9:36:GLN:HE22	1.65	0.45
27:BD:233:HIS:HA	61:BD:3406:HOH:O	2.17	0.45
25:BA:1846:A:P	27:BD:54:ARG:HH22	2.39	0.45
29:BF:125:LEU:HD12	29:BF:194:MET:HB2	1.99	0.45
29:BF:7:TYR:CD2	29:BF:24:LEU:HB2	2.52	0.45
32:BI:9:LEU:HB3	32:BI:12:LEU:HB2	1.99	0.45
1:CA:1002:G:O6	1:CA:1038:C:N3	2.50	0.45
1:CA:130:A:O2'	1:CA:131:C:O5'	2.26	0.45
1:CA:250:A:H4'	1:CA:251:G:O5'	2.16	0.45
1:CA:302:G:O2'	1:CA:556:C:H5''	2.17	0.45
1:CA:375:U:C4	1:CA:376:G:N7	2.85	0.45
1:CA:411:A:H2'	1:CA:412:A:H4'	1.99	0.45
6:CF:82:ARG:HB2	6:CF:85:VAL:HG23	1.99	0.45
12:CL:113:ARG:NH2	61:CL:201:HOH:O	2.50	0.45
19:CS:41:VAL:HG22	19:CS:42:PRO:HD2	1.99	0.45
23:CX:40:C:H2'	23:CX:41:C:C6	2.51	0.45
54:D8:54:GLU:O	54:D8:58:ILE:HG13	2.17	0.45
25:DA:1539:G:H2'	25:DA:1540:U:O4'	2.17	0.45
25:DA:1922:G:H2'	25:DA:1923:U:O4'	2.17	0.45
25:DA:2332:U:O2'	25:DA:2335:A:N3	2.40	0.45
25:DA:2529:G:OP1	31:DH:172:LYS:HE2	2.17	0.45
25:DA:25:U:C4	25:DA:26:G:C6	3.05	0.45
25:DA:940:G:H2'	25:DA:941:A:O4'	2.17	0.45

Continued on next page...

Continued from previous page...

Atom-1	Atom-2	Interatomic distance (Å)	Clash overlap (Å)
28:DE:144:ARG:HB3	28:DE:145:LYS:H	1.41	0.45
29:DF:7:TYR:O	29:DF:22:ALA:N	2.50	0.45
37:DR:29:LEU:HD23	37:DR:70:LEU:HD11	1.98	0.45
1:AA:1074:G:O2'	1:AA:1101:A:N1	2.43	0.44
1:AA:137:C:H2'	1:AA:138:G:C8	2.52	0.44
1:AA:54:C:H2'	1:AA:352:C:H41	1.81	0.44
1:AA:538:G:H2'	1:AA:539:A:H8	1.82	0.44
2:AB:102:LEU:HD23	2:AB:182:ILE:HD12	1.99	0.44
2:AB:224:GLN:HA	2:AB:228:GLY:O	2.17	0.44
16:AP:5:ARG:HH11	16:AP:22:THR:HG23	1.82	0.44
25:BA:1577:C:O2'	25:BA:1578:C:P	2.75	0.44
25:BA:1480:A:N6	25:BA:1605:A:H62	2.09	0.44
25:BA:2163:G:O6	25:BA:2172:U:C2	2.67	0.44
29:BF:161:GLU:HG2	29:BF:164:ARG:NH2	2.32	0.44
35:BP:82:GLY:HA2	35:BP:113:LYS:O	2.18	0.44
34:BO:80:ASP:OD2	39:BT:71:GLY:HA3	2.17	0.44
1:CA:1050:G:H1'	1:CA:1214:C:O2	2.17	0.44
1:CA:1347:G:O2'	1:CA:1348:U:OP2	2.33	0.44
1:CA:495:A:H4'	1:CA:496:A:OP1	2.16	0.44
1:CA:964:A:N3	1:CA:969:A:O2'	2.44	0.44
3:CC:63:ASN:HB3	3:CC:98:ASN:HD22	1.82	0.44
8:CH:51:VAL:HG21	8:CH:60:ARG:HH11	1.81	0.44
15:CO:39:LEU:HD13	15:CO:56:LEU:HB2	1.98	0.44
25:DA:2001:A:OP1	37:DR:9:LYS:NZ	2.45	0.44
25:DA:2064:C:H2'	25:DA:2065:C:C6	2.51	0.44
25:DA:2569:G:C2	25:DA:2570:G:C8	3.05	0.44
25:DA:530:G:O4'	25:DA:530:G:N3	2.48	0.44
34:DO:53:LYS:HG2	34:DO:56:ASP:OD1	2.16	0.44
25:DA:2318:G:H22	38:DS:3:ARG:NH1	2.15	0.44
38:DS:84:GLN:HG3	38:DS:111:GLU:OE2	2.17	0.44
1:AA:358:U:H2'	1:AA:359:U:C6	2.52	0.44
1:AA:111:G:HO2'	1:AA:389:A:HO2'	1.63	0.44
1:AA:445:G:H2'	1:AA:446:G:H8	1.82	0.44
1:AA:600:C:O2'	1:AA:601:C:H5'	2.17	0.44
3:AC:123:GLN:HG2	3:AC:128:PHE:CD2	2.53	0.44
5:AE:8:GLU:HG3	5:AE:34:VAL:HG23	1.99	0.44
12:AL:53:ARG:HB3	12:AL:93:LEU:HD11	1.98	0.44
54:B8:61:LEU:O	54:B8:63:PRO:HD3	2.17	0.44
25:BA:1555:C:H4'	25:BA:1556:A:OP2	2.17	0.44
25:BA:227:C:H2'	25:BA:228:U:O4'	2.18	0.44
25:BA:44:G:H5''	25:BA:45:C:OP1	2.17	0.44

Continued on next page...

Continued from previous page...

Atom-1	Atom-2	Interatomic distance (Å)	Clash overlap (Å)
27:BD:142:VAL:HG13	27:BD:191:ALA:HB1	1.98	0.44
1:CA:1066:C:H2'	1:CA:1067:A:C8	2.52	0.44
1:CA:1151:A:O4'	10:CJ:39:PRO:HB2	2.17	0.44
1:CA:1260:C:O5'	1:CA:1284:C:H4'	2.17	0.44
1:CA:1333:A:H2'	1:CA:1334:G:O4'	2.16	0.44
1:CA:1347:G:N2	1:CA:1373:G:H2'	2.33	0.44
1:CA:595:G:H1'	1:CA:596:C:H5	1.82	0.44
1:CA:691:G:H2'	1:CA:692:U:C6	2.52	0.44
1:CA:1206:G:H4'	3:CC:192:THR:O	2.18	0.44
7:CG:18:TYR:CD1	7:CG:59:LEU:HB2	2.52	0.44
12:CL:60:LEU:HD21	12:CL:66:VAL:HG22	1.99	0.44
14:CN:29:ARG:HD3	14:CN:40:CYS:HB2	1.99	0.44
23:CX:21:A:H5'	23:CX:22:G:OP1	2.17	0.44
25:DA:1038:C:N4	25:DA:1117:G:H1	2.14	0.44
25:DA:1411:C:H2'	25:DA:1412:A:C8	2.52	0.44
25:DA:1592:C:H2'	25:DA:1593:G:C8	2.53	0.44
25:DA:1983:C:H4'	25:DA:2606:C:H4'	1.99	0.44
25:DA:2126:A:N3	25:DA:2127:G:H1'	2.32	0.44
25:DA:2134:A:H3'	25:DA:2135:A:C8	2.52	0.44
25:DA:2144:U:H1'	25:DA:2148:G:H22	1.81	0.44
25:DA:641:C:O2'	25:DA:2350:C:OP1	2.22	0.44
25:DA:26:G:C6	25:DA:27:G:N1	2.86	0.44
25:DA:821:A:N1	61:DA:4375:HOH:O	2.36	0.44
25:DA:866:A:H2'	25:DA:866:A:N3	2.32	0.44
1:AA:1479:C:H2'	1:AA:1480:G:C8	2.52	0.44
57:AA:3191:PCY:N16	57:AA:3191:PCY:O5	2.48	0.44
1:AA:442:C:H42	1:AA:492:G:H1	1.64	0.44
4:AD:168:ARG:H	4:AD:168:ARG:HD2	1.80	0.44
10:AJ:78:ASN:C	10:AJ:80:LYS:H	2.20	0.44
11:AK:19:ALA:HB3	11:AK:82:VAL:HA	1.99	0.44
25:BA:1398:U:OP1	61:BA:4203:HOH:O	2.21	0.44
25:BA:1517:G:N2	25:BA:1568:G:OP2	2.30	0.44
1:AA:1494:G:H4'	25:BA:1935:A:C8	2.52	0.44
25:BA:609:A:N1	25:BA:856:G:O2'	2.44	0.44
27:BD:75:ILE:HD13	27:BD:99:ASP:OD2	2.17	0.44
30:BG:45:GLU:HG2	30:BG:45:GLU:H	1.52	0.44
40:BU:74:LEU:H	40:BU:74:LEU:HD12	1.81	0.44
1:CA:1157:A:C6	1:CA:1180:A:C5	3.05	0.44
1:CA:1058:G:H1	1:CA:1199:U:H3	1.65	0.44
1:CA:520:A:C2	1:CA:536:C:H1'	2.52	0.44
1:CA:743:U:H2'	1:CA:744:C:C6	2.52	0.44

Continued on next page...

Continued from previous page...

Atom-1	Atom-2	Interatomic distance (Å)	Clash overlap (Å)
3:CC:20:SER:HB2	3:CC:40:ARG:NH1	2.32	0.44
3:CC:83:ARG:O	3:CC:87:LEU:HG	2.18	0.44
1:CA:1309:G:N7	13:CM:99:ARG:NH2	2.65	0.44
14:CN:32:SER:OG	14:CN:32:SER:O	2.33	0.44
23:CX:61:C:H2'	23:CX:62:C:C6	2.52	0.44
25:DA:1165:U:H2'	25:DA:1166:C:C6	2.53	0.44
25:DA:1221(A):C:C2	25:DA:1229:G:C2	3.05	0.44
25:DA:1288:U:O2'	25:DA:1647:G:N2	2.50	0.44
25:DA:2332:U:H5'	25:DA:2336:A:N6	2.32	0.44
25:DA:2526:G:H5'	25:DA:2742:C:O2'	2.16	0.44
25:DA:271(E):U:H2'	25:DA:271(F):C:C6	2.53	0.44
25:DA:2832:U:OP2	61:DA:4417:HOH:O	2.20	0.44
25:DA:526:A:OP1	61:DA:4468:HOH:O	2.21	0.44
29:DF:116:ASP:O	29:DF:120:GLU:HG3	2.17	0.44
34:DO:80:ASP:OD2	39:DT:71:GLY:HA3	2.18	0.44
41:DV:85:LYS:HB2	41:DV:85:LYS:HE3	1.72	0.44
44:DY:1:MET:HG2	44:DY:2:ARG:N	2.32	0.44
45:DZ:150:LEU:HD12	45:DZ:150:LEU:HA	1.79	0.44
1:AA:997:U:O2	1:AA:1044:A:N1	2.51	0.44
1:AA:993:G:H1	1:AA:1045:C:H42	1.65	0.44
1:AA:1063:C:OP2	1:AA:1064:G:O2'	2.28	0.44
1:AA:1159:U:O2	1:AA:1160:G:N1	2.50	0.44
1:AA:1325:C:O2'	1:AA:1326:C:H5'	2.17	0.44
1:AA:346:G:OP1	39:BT:41:ARG:NH1	2.49	0.44
1:AA:495:A:N3	1:AA:496:A:H8	2.16	0.44
5:AE:50:GLU:HB2	5:AE:53:LEU:HD13	1.99	0.44
8:AH:51:VAL:HG12	8:AH:52:ASP:N	2.33	0.44
13:AM:84:ILE:HG13	13:AM:85:GLY:CA	2.48	0.44
1:AA:450:G:OP1	16:AP:43:LYS:NZ	2.51	0.44
1:AA:1220:G:N2	19:AS:54:GLY:O	2.41	0.44
25:BA:1314:A:H2'	25:BA:1315:A:O4'	2.17	0.44
25:BA:1911:A:N1	25:BA:2246:G:H1'	2.33	0.44
25:BA:510:C:H2'	25:BA:511:C:C6	2.53	0.44
25:BA:659:C:H2'	25:BA:660:C:C6	2.53	0.44
29:BF:89:VAL:O	61:BF:403:HOH:O	2.21	0.44
1:CA:1157:A:H5'	1:CA:1158:C:N1	2.31	0.44
1:CA:1227:A:H8	1:CA:1227:A:H3'	1.83	0.44
1:CA:501:C:H2'	1:CA:502:G:H8	1.81	0.44
1:CA:600:C:O2'	1:CA:601:C:H5'	2.17	0.44
1:CA:926:G:H5''	1:CA:927:G:O5'	2.17	0.44
2:CB:32:ILE:HD13	2:CB:40:HIS:CD2	2.52	0.44

Continued on next page...

Continued from previous page...

Atom-1	Atom-2	Interatomic distance (Å)	Clash overlap (Å)
15:CO:33:THR:HG21	15:CO:85:LEU:HD22	1.98	0.44
54:D8:6:THR:HG22	54:D8:63:PRO:HD2	1.99	0.44
25:DA:1270:C:O2'	25:DA:1325:G:H2'	2.17	0.44
25:DA:1815:A:H8	25:DA:1815:A:OP1	2.01	0.44
23:CX:12:G:H4'	25:DA:1908:C:O2	2.17	0.44
25:DA:2126:A:N1	25:DA:2162:G:H1'	2.33	0.44
25:DA:2154:G:N3	25:DA:2154:G:H2'	2.33	0.44
25:DA:2274:A:C5	25:DA:2276:G:C8	3.05	0.44
25:DA:2023:G:H5'	25:DA:2617:C:H4'	1.98	0.44
25:DA:792:G:H5''	25:DA:793:A:H5'	2.00	0.44
39:DT:24:PRO:HA	39:DT:49:VAL:HG22	1.98	0.44
40:DU:28:ARG:NH1	40:DU:38:THR:OG1	2.49	0.44
1:AA:194:C:H2'	1:AA:195:A:H5''	2.00	0.44
1:AA:58:C:O2'	1:AA:388:G:N7	2.39	0.44
5:AE:152:ARG:HA	8:AH:64:LYS:HE2	1.99	0.44
19:AS:28:LYS:HE3	19:AS:28:LYS:HB3	1.82	0.44
47:B1:94:LEU:O	47:B1:97:LEU:HB2	2.18	0.44
50:B4:54:GLY:O	50:B4:56:VAL:HA	2.18	0.44
25:BA:2707:C:H2'	25:BA:2708:U:H6	1.83	0.44
25:BA:331:G:N7	61:BA:4427:HOH:O	2.36	0.44
25:BA:347:G:C8	29:BF:171:PRO:HG3	2.53	0.44
25:BA:471:C:O2'	25:BA:472:G:H5'	2.17	0.44
25:BA:611:U:H2'	25:BA:612:C:H6	1.82	0.44
25:BA:185:A:O2'	25:BA:852:G:O6	2.29	0.44
26:BB:14:U:OP2	26:BB:70:C:O2'	2.32	0.44
27:BD:206:LEU:HD22	27:BD:211:ARG:HG2	1.98	0.44
34:BO:36:GLY:HA2	34:BO:106:LEU:HD23	2.00	0.44
35:BP:47:ASP:OD2	35:BP:49:ARG:NH2	2.50	0.44
41:BV:76:LYS:HB2	41:BV:81:TYR:HB3	1.98	0.44
1:CA:1027:C:O2'	1:CA:1034:G:N2	2.51	0.44
2:CB:118:LEU:O	2:CB:122:PHE:HB3	2.17	0.44
4:CD:13:ARG:NH1	4:CD:38:TYR:O	2.50	0.44
5:CE:139:LEU:HA	5:CE:142:LEU:HD12	1.99	0.44
6:CF:25:ILE:HD13	6:CF:82:ARG:HE	1.83	0.44
6:CF:95:GLU:HA	6:CF:96:PRO:HD3	1.89	0.44
24:CY:76:A:H3'	61:DA:4895:HOH:O	2.17	0.44
50:D4:33:VAL:HG12	50:D4:35:VAL:H	1.83	0.44
25:DA:1029:A:N1	25:DA:2465:C:O2'	2.47	0.44
25:DA:2313:C:H2'	25:DA:2314:C:C6	2.52	0.44
26:DB:55:U:O3'	30:DG:27:ASN:ND2	2.51	0.44
39:DT:29:ARG:HB3	39:DT:87:ASP:HB2	1.99	0.44

Continued on next page...

Continued from previous page...

Atom-1	Atom-2	Interatomic distance (Å)	Clash overlap (Å)
45:DZ:138:GLU:H	45:DZ:156:LYS:HZ1	1.64	0.44
1:AA:352:C:H4'	1:AA:354:G:OP1	2.18	0.44
1:AA:431:A:H2'	1:AA:432:A:O4'	2.18	0.44
2:AB:114:ARG:O	2:AB:118:LEU:HG	2.18	0.44
3:AC:134:ILE:O	3:AC:138:VAL:HG23	2.17	0.44
14:AN:9:LYS:HG3	14:AN:12:ARG:HH12	1.83	0.44
15:AO:55:GLY:HA2	15:AO:58:MET:CE	2.48	0.44
15:AO:61:GLY:O	15:AO:65:ARG:HG3	2.18	0.44
25:BA:1893:G:H2'	25:BA:1894:G:H8	1.81	0.44
25:BA:2129:C:H2'	25:BA:2130:C:C6	2.53	0.44
25:BA:2162:C:C4	25:BA:2173:G:O6	2.71	0.44
25:BA:416:G:N1	35:BP:70:GLN:HG3	2.33	0.44
25:BA:27:G:C2	25:BA:537:G:N3	2.86	0.44
25:BA:821:A:N3	25:BA:821:A:H2'	2.33	0.44
25:BA:776:G:C6	27:BD:208:LYS:HB2	2.52	0.44
36:BQ:85:LYS:HG2	46:B0:7:LEU:HB3	1.97	0.44
39:BT:106:SER:O	39:BT:110:ILE:HG13	2.17	0.44
43:BX:31:HIS:HA	43:BX:32:PRO:HD3	1.87	0.44
44:BY:1:MET:CE	44:BY:1:MET:H3	2.30	0.44
1:CA:1137:C:O2'	1:CA:1138:G:N2	2.51	0.44
1:CA:1304:G:N2	1:CA:1332:A:OP2	2.41	0.44
1:CA:946:A:H2'	1:CA:947:G:C8	2.53	0.44
4:CD:140:VAL:HG11	4:CD:146:ILE:HD11	1.99	0.44
61:DA:4920:HOH:O	46:D0:4:LYS:NZ	2.50	0.44
49:D3:18:ASP:N	49:D3:18:ASP:OD1	2.51	0.44
25:DA:1927:A:H2'	25:DA:1928:A:C8	2.52	0.44
25:DA:2058:A:N7	61:DA:4182:HOH:O	2.36	0.44
25:DA:2697:G:H2'	25:DA:2698:U:O4'	2.18	0.44
25:DA:602:G:H4'	25:DA:604:G:H4'	2.00	0.44
25:DA:941:A:H2'	25:DA:942:G:O4'	2.18	0.44
26:DB:7:G:H3'	26:DB:8:U:H5''	2.00	0.44
27:DD:169:GLU:OE2	27:DD:174:ILE:HD11	2.18	0.44
30:DG:177:GLY:O	30:DG:179:PRO:HD3	2.18	0.44
31:DH:71:LEU:HA	31:DH:71:LEU:HD12	1.85	0.44
45:DZ:136:PHE:O	45:DZ:137:ILE:HG13	2.17	0.44
1:AA:1030(A):G:H2'	1:AA:1030(C):G:OP2	2.17	0.44
1:AA:1082:G:H2'	1:AA:1083:U:O4'	2.18	0.44
1:AA:1160:G:C5	1:AA:1161:C:C5	3.05	0.44
1:AA:1166:G:N2	1:AA:1169:A:H3'	2.33	0.44
1:AA:1391:U:H2'	1:AA:1392:G:C8	2.53	0.44
1:AA:1410:G:H2'	1:AA:1411:C:C6	2.53	0.44

Continued on next page...

Continued from previous page...

Atom-1	Atom-2	Interatomic distance (Å)	Clash overlap (Å)
1:AA:44:G:H2'	1:AA:45:U:O4'	2.18	0.44
1:AA:714:G:H2'	1:AA:715:A:C8	2.53	0.44
1:AA:745:C:H2'	1:AA:746:A:H8	1.83	0.44
2:AB:17:PHE:CD2	2:AB:44:LEU:HD21	2.49	0.44
1:AA:406:G:H21	4:AD:119:GLN:HE22	1.64	0.44
4:AD:50:ARG:HA	4:AD:51:PRO:HD3	1.86	0.44
1:AA:1187:G:H5'	9:AI:113:LYS:HE2	1.98	0.44
13:AM:3:ARG:NH2	13:AM:11:ARG:HH21	2.16	0.44
52:B6:14:THR:HG21	52:B6:48:VAL:HG22	1.99	0.44
25:BA:1052:C:O2'	33:BN:106:MET:HB3	2.18	0.44
25:BA:2145:G:H2'	25:BA:2146:G:C8	2.49	0.44
25:BA:2228:G:H2'	25:BA:2229:A:C2	2.53	0.44
25:BA:950:C:H2'	25:BA:951:U:C6	2.53	0.44
25:BA:1925:G:OP1	27:BD:241:PRO:HB2	2.17	0.44
28:BE:55:ASN:HB3	28:BE:58:ARG:HG3	2.00	0.44
29:BF:184:TYR:CE2	29:BF:188:ARG:HD2	2.53	0.44
38:BS:15:ARG:NE	38:BS:88:ASP:OD2	2.50	0.44
1:CA:1034:G:H5''	1:CA:1035:A:OP2	2.18	0.44
1:CA:1381:U:C2'	1:CA:1382:C:H5'	2.48	0.44
2:CB:121:LEU:N	2:CB:125:PRO:HG2	2.33	0.44
15:CO:54:ARG:HH11	15:CO:58:MET:HE1	1.82	0.44
16:CP:51:VAL:HG12	16:CP:53:VAL:N	2.31	0.44
25:DA:1314:C:OP1	61:DA:4448:HOH:O	2.20	0.44
25:DA:2207:G:H8	25:DA:2207:G:P	2.41	0.44
25:DA:2356:C:H2'	25:DA:2357:U:O4'	2.18	0.44
25:DA:2607:G:H2'	25:DA:2608:G:O4'	2.18	0.44
25:DA:67:U:H2'	25:DA:68:G:C8	2.53	0.44
25:DA:815:C:C2	25:DA:1193:G:C2	3.05	0.44
29:DF:183:VAL:O	29:DF:187:VAL:HG23	2.17	0.44
29:DF:36:VAL:HG11	29:DF:183:VAL:HG11	1.99	0.44
35:DP:19:VAL:HG12	35:DP:27:HIS:HB3	1.99	0.44
41:DV:56:SER:OG	41:DV:100:ARG:HD2	2.17	0.44
44:DY:94:LYS:HD3	44:DY:94:LYS:HA	1.81	0.44
45:DZ:131:ARG:HD2	45:DZ:131:ARG:H	1.83	0.44
1:AA:346:G:H3'	1:AA:346:G:N3	2.33	0.44
1:AA:926:G:H5''	1:AA:927:G:O5'	2.18	0.44
2:AB:54:THR:HG21	2:AB:201:ILE:HD11	1.99	0.44
3:AC:155:GLY:HA3	3:AC:196:LEU:HD22	1.99	0.44
3:AC:58:GLU:HB2	3:AC:65:ALA:HB3	1.99	0.44
53:B7:24:THR:O	53:B7:28:ARG:HG3	2.18	0.44
25:BA:1594:C:H2'	25:BA:1595:C:H6	1.83	0.44

Continued on next page...

Continued from previous page...

Atom-1	Atom-2	Interatomic distance (Å)	Clash overlap (Å)
25:BA:2156:A:O2'	25:BA:2157:A:OP1	2.29	0.44
25:BA:2316:G:H22	25:BA:2324:U:H3	1.65	0.44
25:BA:502:G:H4'	25:BA:527:A:N1	2.33	0.44
25:BA:596:G:O2'	25:BA:597:C:H3'	2.18	0.44
27:BD:79:VAL:O	27:BD:114:GLY:N	2.45	0.44
28:BE:24:THR:HG22	28:BE:186:GLY:O	2.18	0.44
13:AM:68:GLY:HA3	30:BG:116:ASP:OD1	2.17	0.44
30:BG:67:LYS:HD3	50:B4:5:ILE:HB	1.99	0.44
36:BQ:16:ARG:HG2	36:BQ:18:LYS:HG3	2.00	0.44
38:BS:3:ARG:HA	38:BS:3:ARG:HE	1.82	0.44
45:BZ:73:GLN:HB3	45:BZ:87:ASP:HB2	2.00	0.44
1:CA:1134:G:H1	1:CA:1140:C:N4	2.15	0.44
1:CA:1392:G:N2	1:CA:1502:A:H8	2.13	0.44
1:CA:542:G:P	4:CD:10:ARG:HH22	2.40	0.44
25:DA:1344:G:O2'	25:DA:1385:G:H2'	2.17	0.44
25:DA:1531:C:H42	25:DA:1538:G:H1	1.66	0.44
25:DA:807:U:O2'	25:DA:2060:A:N1	2.42	0.44
25:DA:2280:G:N7	61:DA:4535:HOH:O	2.36	0.44
25:DA:2525:G:C2	25:DA:2539:C:C2	3.06	0.44
26:DB:2:C:OP2	26:DB:2:C:H3'	2.18	0.44
26:DB:45:A:C6	26:DB:46:A:C5	3.05	0.44
26:DB:57:A:O4'	30:DG:30:GLU:HG3	2.18	0.44
34:DO:64:ARG:HB2	34:DO:83:ALA:HB3	1.99	0.44
1:AA:1127:G:H5'	1:AA:1280:A:O2'	2.17	0.44
1:AA:1511:G:H2'	1:AA:1512:U:O4'	2.18	0.44
4:AD:15:GLU:HG3	4:AD:63:LYS:HE2	1.99	0.44
4:AD:71:SER:OG	4:AD:74:GLN:HB2	2.18	0.44
11:AK:84:VAL:HG11	11:AK:91:ARG:HH11	1.83	0.44
13:AM:14:ARG:H	13:AM:14:ARG:HG3	1.62	0.44
14:AN:53:LEU:HA	14:AN:54:PRO:HD2	1.88	0.44
15:AO:56:LEU:O	15:AO:60:VAL:HG23	2.18	0.44
15:AO:74:ASP:HB3	15:AO:77:ARG:HB2	2.00	0.44
19:AS:51:VAL:HG22	19:AS:71:LEU:HD22	1.99	0.44
19:AS:71:LEU:HA	19:AS:71:LEU:HD23	1.89	0.44
25:BA:1405:A:C2	25:BA:1418:U:O4	2.71	0.44
25:BA:2163:G:C6	25:BA:2164:C:C2	3.05	0.44
25:BA:2710:U:H2'	25:BA:2711:C:C6	2.53	0.44
25:BA:2784:C:H2'	25:BA:2785:C:H6	1.82	0.44
25:BA:2880:C:H2'	25:BA:2881:C:O4'	2.18	0.44
31:BH:7:LEU:HA	31:BH:8:PRO:HD3	1.83	0.44
25:BA:2859:U:OP2	39:BT:95:ARG:NH1	2.50	0.44

Continued on next page...

Continued from previous page...

Atom-1	Atom-2	Interatomic distance (Å)	Clash overlap (Å)
1:CA:1023:G:C4	1:CA:1024:G:C8	3.05	0.44
1:CA:1254:C:O4'	1:CA:1356:G:H5''	2.18	0.44
1:CA:1435:G:H2'	1:CA:1436:U:C6	2.52	0.44
1:CA:344:A:H4'	1:CA:345:C:OP2	2.18	0.44
1:CA:589:C:H2'	1:CA:590:C:H5'	1.99	0.44
1:CA:714:G:H2'	1:CA:715:A:C8	2.52	0.44
4:CD:201:GLN:HE22	5:CE:99:GLY:HA2	1.83	0.44
9:CI:81:ILE:O	9:CI:85:LEU:HG	2.18	0.44
10:CJ:67:THR:O	10:CJ:67:THR:OG1	2.33	0.44
19:CS:22:LEU:HB3	19:CS:27:GLU:HG3	1.99	0.44
25:DA:2029:G:H2'	25:DA:2031:A:OP1	2.18	0.44
25:DA:570:G:H2'	25:DA:2030:A:N7	2.33	0.44
25:DA:2080:G:O2'	25:DA:2081:C:H5'	2.17	0.44
25:DA:2117:A:O2'	25:DA:2118:U:H5''	2.18	0.44
25:DA:2236:C:H2'	25:DA:2237:G:O4'	2.18	0.44
25:DA:918:A:H5''	26:DB:98:G:O2'	2.17	0.44
35:DP:7:ARG:HA	35:DP:8:PRO:HD3	1.90	0.44
36:DQ:29:PHE:HB2	36:DQ:105:GLU:OE2	2.18	0.44
25:DA:2376:A:N1	38:DS:87:PHE:HB3	2.33	0.44
1:AA:67:C:H2'	1:AA:68:G:H8	1.78	0.43
1:AA:767:A:H2'	1:AA:768:A:O4'	2.18	0.43
2:AB:51:LEU:HD21	2:AB:201:ILE:HG23	1.99	0.43
3:AC:156:ARG:NH2	3:AC:159:GLY:O	2.51	0.43
11:AK:44:SER:O	11:AK:48:ILE:HD13	2.18	0.43
13:AM:15:VAL:HG22	13:AM:43:THR:O	2.18	0.43
30:BG:66:GLN:HG3	50:B4:1:MET:HE1	2.00	0.43
25:BA:1056:A:N3	25:BA:1199:C:H1'	2.32	0.43
25:BA:1067:A:H8	25:BA:1068:G:H5''	1.82	0.43
25:BA:1338:U:H2'	25:BA:1339:C:H6	1.83	0.43
25:BA:320:C:H2'	25:BA:321:C:H6	1.81	0.43
25:BA:515:G:H2'	25:BA:516:G:O4'	2.18	0.43
25:BA:898:U:O2'	49:B3:42:ALA:O	2.36	0.43
26:BB:2:C:H2'	26:BB:3:C:C6	2.53	0.43
29:BF:18:ARG:NH2	29:BF:127:GLU:OE1	2.50	0.43
31:BH:154:PRO:HB3	31:BH:163:TYR:CZ	2.53	0.43
25:BA:63:A:O3'	43:BX:71:GLY:HA3	2.18	0.43
1:CA:1177:G:H3'	1:CA:1178:G:H8	1.83	0.43
1:CA:1234:C:H1'	1:CA:1364:U:O2	2.18	0.43
1:CA:254:G:OP1	17:CQ:66:SER:OG	2.21	0.43
1:CA:353:A:H8	1:CA:353:A:H5'	1.82	0.43
1:CA:741:G:H2'	1:CA:742:G:O4'	2.18	0.43

Continued on next page...

Continued from previous page...

Atom-1	Atom-2	Interatomic distance (Å)	Clash overlap (Å)
8:CH:39:LEU:HB3	8:CH:45:ILE:HG12	1.99	0.43
12:CL:71:PRO:O	12:CL:102:ARG:HD2	2.18	0.43
18:CR:74:ARG:HG3	18:CR:79:LEU:HB2	2.00	0.43
49:D3:4:LEU:O	49:D3:36:VAL:HA	2.17	0.43
25:DA:2815:C:H5'	51:D5:29:THR:HG21	2.00	0.43
25:DA:1021:A:H3'	25:DA:1021:A:H8	1.83	0.43
25:DA:1550:C:H2'	25:DA:1551:C:C6	2.53	0.43
25:DA:18:C:O2'	25:DA:554:U:OP1	2.36	0.43
25:DA:2469:A:H2'	25:DA:2470:G:O4'	2.18	0.43
25:DA:2678:C:H2'	25:DA:2679:A:O4'	2.18	0.43
25:DA:411:G:C5	35:DP:72:PRO:HB3	2.53	0.43
25:DA:471:A:H2'	25:DA:472:A:O4'	2.17	0.43
26:DB:105:A:OP1	45:DZ:72:ARG:NH1	2.51	0.43
26:DB:54:G:H21	30:DG:29:TRP:HE1	1.66	0.43
25:DA:2760:C:H1'	31:DH:139:GLN:HE22	1.83	0.43
31:DH:5:GLY:HA2	31:DH:69:ARG:HB3	2.00	0.43
44:DY:6:HIS:CD2	44:DY:6:HIS:H	2.36	0.43
45:DZ:33:LEU:HD21	45:DZ:90:VAL:HG21	1.99	0.43
1:AA:537:G:OP1	12:AL:113:ARG:NH2	2.37	0.43
1:AA:657:G:C2	1:AA:750:G:C5	3.06	0.43
1:AA:860:A:H2'	1:AA:861:G:O4'	2.18	0.43
2:AB:100:GLY:N	2:AB:176:GLU:OE2	2.46	0.43
1:AA:1152:A:H5'	10:AJ:13:HIS:CG	2.54	0.43
50:B4:49:PHE:HA	50:B4:49:PHE:HD1	1.69	0.43
25:BA:1810:U:H2'	61:BA:5050:HOH:O	2.18	0.43
28:BE:173:VAL:CG2	28:BE:185:LYS:HB2	2.47	0.43
28:BE:28:ALA:HB3	28:BE:93:VAL:HG12	1.99	0.43
30:BG:17:PRO:HA	30:BG:20:ILE:HD12	2.01	0.43
37:BR:16:HIS:O	37:BR:16:HIS:HD2	2.00	0.43
1:CA:1256:A:H61	1:CA:1278:U:C1'	2.31	0.43
1:CA:1304:G:C6	1:CA:1305:G:N1	2.85	0.43
1:CA:1513:A:H2'	1:CA:1514:C:C6	2.52	0.43
1:CA:685:G:C2	1:CA:686:U:C4	3.06	0.43
1:CA:940:C:H2'	1:CA:941:G:C8	2.53	0.43
1:CA:977:A:H1'	1:CA:982:U:O4	2.18	0.43
1:CA:8:A:H5'	5:CE:101:ILE:HG22	2.01	0.43
13:CM:64:TRP:HB2	13:CM:66:LEU:HD21	1.99	0.43
23:CX:31:G:C5	23:CX:32:5MC:HM52	2.53	0.43
50:D4:40:HIS:HB3	50:D4:43:TYR:HB2	2.00	0.43
25:DA:1021:A:C8	25:DA:1021:A:H3'	2.53	0.43
25:DA:1190:G:O2'	25:DA:1191:G:H5'	2.18	0.43

Continued on next page...

Continued from previous page...

Atom-1	Atom-2	Interatomic distance (Å)	Clash overlap (Å)
25:DA:1214:A:H61	25:DA:1235:G:H1'	1.83	0.43
25:DA:2128:C:H2'	25:DA:2129:C:O4'	2.17	0.43
25:DA:332:A:O2'	25:DA:334:C:OP2	2.28	0.43
25:DA:601:C:O2'	25:DA:605:C:H5''	2.18	0.43
30:DG:98:ARG:H	30:DG:98:ARG:HG2	1.40	0.43
31:DH:11:VAL:HG21	31:DH:50:VAL:HG23	2.00	0.43
33:DN:115:ARG:HA	33:DN:118:LYS:HE3	1.99	0.43
25:DA:2882:A:OP1	37:DR:96:ARG:NE	2.51	0.43
45:DZ:10:ARG:NH1	45:DZ:36:LYS:HD2	2.33	0.43
1:AA:1030(B):C:H2'	1:AA:1030(B):C:O2	2.16	0.43
1:AA:1247:U:H3	1:AA:1290:G:H1	1.65	0.43
1:AA:1355:G:H2'	1:AA:1356:G:C8	2.53	0.43
1:AA:628:G:C2'	1:AA:629:G:H5'	2.48	0.43
2:AB:174:VAL:O	2:AB:178:ARG:HB2	2.18	0.43
3:AC:15:THR:HG23	3:AC:181:ASN:HD22	1.84	0.43
4:AD:18:LYS:NZ	4:AD:26:CYS:O	2.32	0.43
4:AD:43:HIS:HA	4:AD:46:LYS:HD3	1.99	0.43
7:AG:51:GLN:O	7:AG:55:GLY:HA2	2.18	0.43
16:AP:75:ARG:O	16:AP:78:GLY:N	2.46	0.43
1:AA:1229:A:O2'	23:AX:30:G:OP1	2.36	0.43
48:B2:28:LYS:HG3	48:B2:53:LEU:HD21	1.99	0.43
52:B6:15:GLU:HG3	52:B6:47:THR:HG23	1.99	0.43
25:BA:1199:C:H2'	25:BA:1200:G:O4'	2.19	0.43
25:BA:1451:U:H2'	25:BA:1452:U:H6	1.83	0.43
25:BA:1576:G:C2'	25:BA:1577:C:H5'	2.48	0.43
25:BA:1576:G:O2'	25:BA:1577:C:H5'	2.17	0.43
25:BA:1756:U:H2'	25:BA:1757:C:C6	2.53	0.43
25:BA:2005:C:H4'	25:BA:2618:C:H4'	1.99	0.43
28:BE:111:ARG:HG3	28:BE:160:TYR:CD2	2.54	0.43
28:BE:75:VAL:HG13	28:BE:77:ILE:H	1.83	0.43
30:BG:122:PRO:HG3	30:BG:182:LYS:H	1.83	0.43
31:BH:154:PRO:HB3	31:BH:163:TYR:CE2	2.53	0.43
33:BN:30:ILE:HG22	33:BN:34:LEU:HD22	1.99	0.43
1:AA:1422:G:C5'	34:BO:48:PRO:HB3	2.43	0.43
35:BP:85:LEU:HG	35:BP:115:LEU:O	2.18	0.43
26:BB:8:U:O3'	38:BS:25:ARG:NH2	2.52	0.43
25:BA:2331:G:C2	38:BS:3:ARG:HA	2.53	0.43
45:BZ:137:ILE:HA	45:BZ:156:LYS:NZ	2.34	0.43
1:CA:1138:G:C5	1:CA:1140:C:H1'	2.53	0.43
1:CA:1178:G:N2	1:CA:1181:G:OP2	2.47	0.43
1:CA:1485:U:H2'	1:CA:1486:G:C8	2.53	0.43

Continued on next page...

Continued from previous page...

Atom-1	Atom-2	Interatomic distance (Å)	Clash overlap (Å)
1:CA:560:U:H4'	1:CA:561:U:O5'	2.18	0.43
1:CA:833:U:H2'	1:CA:834:C:H6	1.82	0.43
6:CF:42:GLU:OE1	6:CF:59:TYR:OH	2.33	0.43
23:CX:65:C:H2'	23:CX:66:C:C6	2.54	0.43
24:CY:76:A:H5'	47:D1:30:VAL:HG21	1.99	0.43
49:D3:10:LYS:HB3	49:D3:53:LEU:HA	2.00	0.43
25:DA:1027:A:C6	25:DA:1126:A:C4	3.06	0.43
25:DA:1260:G:C6	25:DA:1261:C:C4	3.07	0.43
25:DA:1530:C:H1'	25:DA:1531:C:OP1	2.18	0.43
25:DA:1654:A:H1'	25:DA:2823:A:H5'	2.00	0.43
25:DA:2136:C:N3	25:DA:2155:G:O6	2.52	0.43
25:DA:27:G:HO2'	25:DA:28:A:P	2.40	0.43
25:DA:632:A:H2'	25:DA:633:A:C8	2.53	0.43
25:DA:674:G:O2'	29:DF:74:ARG:HD3	2.19	0.43
25:DA:746:A:H2'	25:DA:2612:C:H5''	2.00	0.43
27:DD:164:GLN:NE2	27:DD:166:GLN:OE1	2.47	0.43
29:DF:116:ASP:OD2	35:DP:1:MET:N	2.44	0.43
35:DP:95:VAL:HG13	35:DP:125:VAL:HA	2.00	0.43
39:DT:64:ARG:HB2	39:DT:73:GLU:HG2	2.01	0.43
1:AA:1057:G:H2'	1:AA:1058:G:H5'	1.99	0.43
4:AD:187:ARG:NH2	4:AD:193:ASP:OD1	2.46	0.43
7:AG:78:ARG:NH1	7:AG:79:ARG:HD2	2.33	0.43
20:AT:77:ALA:O	20:AT:81:LYS:HG3	2.19	0.43
22:AV:14:A:H2'	22:AV:15:A:H8	1.82	0.43
47:B1:64:ALA:HA	47:B1:67:ILE:HG13	2.00	0.43
49:B3:7:LYS:HE3	49:B3:32:GLN:HE21	1.83	0.43
50:B4:58:ARG:O	50:B4:61:ARG:HB3	2.18	0.43
54:B8:62:LEU:HB3	54:B8:65:GLU:CG	2.48	0.43
25:BA:1314:A:C2	25:BA:2035:A:C4	3.07	0.43
30:BG:16:ARG:O	30:BG:20:ILE:HG13	2.18	0.43
39:BT:23:ARG:HG3	39:BT:120:ARG:NH1	2.33	0.43
44:BY:99:CYS:HB2	44:BY:106:LEU:HD21	2.00	0.43
45:BZ:7:ALA:O	45:BZ:62:PRO:HD3	2.19	0.43
1:CA:1145:C:H4'	1:CA:1146:A:H5'	2.01	0.43
1:CA:1314:C:OP1	19:CS:6:LYS:NZ	2.30	0.43
1:CA:141:A:H1'	1:CA:182:U:O2	2.19	0.43
1:CA:189(C):C:H2'	1:CA:189(D):C:O4'	2.19	0.43
1:CA:950:U:H2'	1:CA:951:G:C8	2.54	0.43
2:CB:144:ARG:NH2	2:CB:148:TYR:OH	2.49	0.43
3:CC:11:ARG:HB3	3:CC:15:THR:HB	2.00	0.43
10:CJ:64:GLU:OE2	10:CJ:66:ARG:NH1	2.51	0.43

Continued on next page...

Continued from previous page...

Atom-1	Atom-2	Interatomic distance (Å)	Clash overlap (Å)
12:CL:46:LYS:NZ	12:CL:91:LYS:O	2.42	0.43
25:DA:1220:A:OP2	40:DU:19:LYS:NZ	2.35	0.43
25:DA:1257:C:H2'	25:DA:1258:C:C6	2.53	0.43
25:DA:2349:G:OP1	61:DA:4097:HOH:O	2.21	0.43
25:DA:2695:C:H2'	25:DA:2696:U:H6	1.83	0.43
25:DA:320:A:H4'	25:DA:322:A:C8	2.52	0.43
25:DA:720:C:H2'	25:DA:721:C:C6	2.54	0.43
30:DG:121:ASN:HA	30:DG:122:PRO:HD3	1.80	0.43
36:DQ:111:GLU:O	36:DQ:115:MET:HG2	2.18	0.43
38:DS:58:LEU:HD11	38:DS:65:VAL:HG13	2.00	0.43
40:DU:61:TRP:CH2	40:DU:93:LYS:HB2	2.54	0.43
25:DA:1614:A:C2	42:DW:93:ALA:HB2	2.53	0.43
45:DZ:5:LEU:HD21	45:DZ:43:GLU:HB3	1.99	0.43
1:AA:1333:A:H2'	1:AA:1334:G:O4'	2.17	0.43
1:AA:522:C:H41	12:AL:53:ARG:NH2	2.16	0.43
1:AA:737:A:H2'	1:AA:738:C:C6	2.53	0.43
5:AE:145:LYS:O	5:AE:149:GLU:HG2	2.18	0.43
1:AA:526:C:OP2	12:AL:91:LYS:HE3	2.19	0.43
13:AM:11:ARG:HA	13:AM:45:VAL:HB	2.01	0.43
25:BA:1373:C:O2'	37:BR:105:ARG:NH1	2.43	0.43
25:BA:1553:A:O2'	25:BA:1554:A:O5'	2.25	0.43
25:BA:1686:U:O2'	25:BA:1687:C:H5'	2.19	0.43
25:BA:599:U:H2'	25:BA:600:G:C8	2.54	0.43
25:BA:847:A:H8	25:BA:847:A:OP1	2.00	0.43
25:BA:964:A:H5''	26:BB:98:G:O2'	2.18	0.43
25:BA:2761:A:H5'	31:BH:4:ILE:HD12	2.01	0.43
45:BZ:54:HIS:HD2	45:BZ:99:TYR:O	2.01	0.43
1:CA:1492:A:H2'	1:CA:1493:A:C4	2.53	0.43
1:CA:598:U:H2'	1:CA:599:C:C6	2.52	0.43
5:CE:50:GLU:HB2	5:CE:53:LEU:HD13	2.00	0.43
13:CM:13:LYS:O	13:CM:45:VAL:HG23	2.19	0.43
14:CN:59:ALA:HB1	14:CN:61:TRP:HZ3	1.82	0.43
1:CA:1305:G:H5'	21:CU:4:GLY:HA3	2.01	0.43
49:D3:9:VAL:HG12	49:D3:32:GLN:HE22	1.83	0.43
25:DA:1041:C:H42	25:DA:1114:G:H1	1.66	0.43
25:DA:1153:C:H2'	25:DA:1154:G:O4'	2.19	0.43
25:DA:1292:U:H2'	25:DA:1293:C:H6	1.83	0.43
25:DA:149:A:H2'	25:DA:150:C:O4'	2.19	0.43
25:DA:1932:A:H2'	25:DA:1933:G:O4'	2.18	0.43
25:DA:234:C:H2'	25:DA:235:U:H6	1.84	0.43
25:DA:417:C:H1'	25:DA:2407:G:N2	2.33	0.43

Continued on next page...

Continued from previous page...

Atom-1	Atom-2	Interatomic distance (Å)	Clash overlap (Å)
25:DA:2516:G:C6	25:DA:2517:C:C4	3.07	0.43
25:DA:2051:A:H5'	25:DA:2578:G:O4'	2.19	0.43
25:DA:298:G:H5''	25:DA:299:A:OP1	2.18	0.43
25:DA:1803:A:H4'	27:DD:259:THR:HG23	1.99	0.43
25:DA:2572:A:N7	28:DE:145:LYS:HB2	2.34	0.43
35:DP:38:GLN:HG2	35:DP:45:LEU:N	2.33	0.43
42:DW:18:ARG:HG2	42:DW:76:VAL:HB	2.01	0.43
43:DX:20:GLY:HA2	43:DX:23:GLU:OE2	2.19	0.43
1:AA:1015:A:O3'	14:AN:15:LYS:NZ	2.52	0.43
1:AA:100:C:H2'	1:AA:101:A:C8	2.54	0.43
1:AA:1317:C:N3	19:AS:37:ARG:NH2	2.56	0.43
1:AA:162:A:H5''	1:AA:163:C:OP2	2.18	0.43
1:AA:796:C:H1'	57:AA:3191:PCY:H92	2.00	0.43
1:AA:430:A:OP1	4:AD:9:CYS:N	2.41	0.43
1:AA:534:U:H6	1:AA:534:U:O5'	2.02	0.43
1:AA:560:U:H4'	1:AA:561:U:O5'	2.18	0.43
24:AY:5:G:N2	24:AY:6:G:H1'	2.33	0.43
25:BA:1302:G:O2'	29:BF:75:HIS:HE1	2.02	0.43
25:BA:160:G:O2'	25:BA:161:C:H5'	2.18	0.43
25:BA:197:C:H2'	25:BA:198:C:H6	1.84	0.43
25:BA:1685:C:H5''	25:BA:2722:C:O2'	2.19	0.43
25:BA:2827:G:OP1	37:BR:99:LYS:HE2	2.19	0.43
25:BA:504:A:N1	25:BA:525:G:H4'	2.33	0.43
26:BB:75:G:H8	26:BB:75:G:H5''	1.82	0.43
27:BD:71:ASP:HB3	27:BD:103:ARG:NH2	2.27	0.43
30:BG:72:ARG:NH1	30:BG:87:PRO:HG3	2.33	0.43
38:BS:59:LYS:HE3	38:BS:59:LYS:HB2	1.83	0.43
45:BZ:93:ASP:OD1	45:BZ:94:GLU:N	2.51	0.43
1:CA:1002:G:H3'	1:CA:1003:G:C8	2.53	0.43
1:CA:1371:G:C6	1:CA:1372:U:C4	3.06	0.43
1:CA:1446:U:H4'	1:CA:1447:A:C5	2.52	0.43
1:CA:1496:C:H2'	1:CA:1497:G:O4'	2.19	0.43
1:CA:473:G:C2'	1:CA:474:G:H5'	2.48	0.43
2:CB:87:ARG:NH2	2:CB:220:ASP:OD1	2.48	0.43
1:CA:1055:A:N3	3:CC:156:ARG:HD2	2.34	0.43
11:CK:43:SER:HB3	11:CK:68:ALA:HB2	2.01	0.43
14:CN:24:CYS:HB3	14:CN:29:ARG:H	1.83	0.43
19:CS:20:LEU:HA	19:CS:23:ASN:HD22	1.83	0.43
47:D1:86:SER:OG	47:D1:89:GLU:OE2	2.27	0.43
25:DA:1415:U:O2'	25:DA:1417:C:OP1	2.37	0.43
25:DA:2086:U:H2'	25:DA:2087:G:C8	2.53	0.43

Continued on next page...

Continued from previous page...

Atom-1	Atom-2	Interatomic distance (Å)	Clash overlap (Å)
25:DA:2135:A:H61	25:DA:2157:G:N2	2.17	0.43
25:DA:2545:G:N3	25:DA:2565:A:H2	2.16	0.43
25:DA:2819:G:H2'	25:DA:2821:A:N7	2.34	0.43
25:DA:649:G:H2'	25:DA:650:C:O4'	2.18	0.43
25:DA:893:C:H5'	25:DA:894:C:OP2	2.19	0.43
25:DA:93:G:H2'	25:DA:94:C:C6	2.54	0.43
26:DB:26:A:O5'	26:DB:26:A:H8	2.02	0.43
26:DB:33:G:C2	26:DB:50:G:C2	3.07	0.43
34:DO:98:VAL:HG22	34:DO:118:ALA:HA	2.00	0.43
35:DP:99:LEU:O	35:DP:103:ALA:N	2.50	0.43
36:DQ:24:GLY:HA2	36:DQ:67:ARG:NH2	2.34	0.43
1:AA:1028:C:H2'	1:AA:1029:C:H4'	2.00	0.43
1:AA:1504:G:OP1	1:AA:1507:A:H4'	2.19	0.43
1:AA:164:U:H2'	1:AA:165:C:C6	2.54	0.43
1:AA:479:C:C4	1:AA:480:U:C4	3.06	0.43
1:AA:68:G:C2	1:AA:69:G:H1'	2.54	0.43
1:AA:1104:G:H4'	2:AB:111:ARG:NH1	2.34	0.43
2:AB:71:VAL:HG12	2:AB:170:GLU:HG3	2.01	0.43
2:AB:76:GLN:H	2:AB:76:GLN:CD	2.22	0.43
4:AD:128:VAL:HG12	4:AD:129:ASN:ND2	2.33	0.43
4:AD:166:LYS:HB2	4:AD:168:ARG:NH1	2.33	0.43
6:AF:2:ARG:NE	6:AF:69:GLU:HG2	2.34	0.43
19:AS:23:ASN:HA	19:AS:27:GLU:CD	2.39	0.43
30:BG:179:PRO:HG3	50:B4:43:TYR:OH	2.18	0.43
25:BA:1093:G:O2'	25:BA:1094:A:H8	2.01	0.43
25:BA:553:A:C2	25:BA:2064:A:H2'	2.53	0.43
26:BB:78:A:C2	26:BB:100:A:C4	3.06	0.43
29:BF:132:VAL:HG22	29:BF:163:VAL:HG22	2.01	0.43
36:BQ:21:THR:HG21	36:BQ:101:ARG:HD3	2.00	0.43
42:BW:88:ARG:HG3	42:BW:92:ARG:HH21	1.83	0.43
1:CA:1030(A):G:N2	1:CA:1030(D):A:OP2	2.52	0.43
1:CA:1228:C:H4'	13:CM:116:THR:HA	2.01	0.43
1:CA:399:G:H2'	1:CA:400:C:C6	2.53	0.43
2:CB:178:ARG:NH2	8:CH:68:ARG:HH12	2.16	0.43
6:CF:61:LEU:HD23	6:CF:63:TYR:HE1	1.84	0.43
9:CI:67:GLY:O	9:CI:73:GLN:NE2	2.43	0.43
9:CI:99:LEU:HB3	9:CI:101:PHE:HE2	1.83	0.43
11:CK:38:ASN:HA	11:CK:39:PRO:HD3	1.87	0.43
13:CM:13:LYS:HA	13:CM:44:ARG:HH11	1.83	0.43
24:CY:73:A:H2'	24:CY:74:C:O4'	2.18	0.43
50:D4:57:GLU:HA	50:D4:58:ARG:HA	1.82	0.43

Continued on next page...

Continued from previous page...

Atom-1	Atom-2	Interatomic distance (Å)	Clash overlap (Å)
54:D8:63:PRO:HG2	54:D8:64:TYR:CD2	2.54	0.43
25:DA:1579:A:H2'	25:DA:1580:A:C8	2.54	0.43
25:DA:2025:C:H2'	25:DA:2026:C:C6	2.54	0.43
25:DA:2031:A:N3	25:DA:2455:G:O2'	2.35	0.43
25:DA:2037:G:O2'	25:DA:2038:G:H5'	2.18	0.43
25:DA:2628:C:H1'	25:DA:2781:A:H2'	2.00	0.43
26:DB:13:A:O2'	26:DB:14:U:H3'	2.19	0.43
27:DD:218:ARG:HB3	27:DD:219:PRO:HD2	2.01	0.43
29:DF:34:TRP:CZ2	35:DP:8:PRO:HG3	2.53	0.43
39:DT:56:GLY:O	39:DT:59:THR:HG22	2.18	0.43
1:AA:1092:A:O5'	1:AA:1092:A:H8	2.01	0.43
1:AA:922:G:H2'	1:AA:923:A:C8	2.54	0.43
1:AA:993:G:H2'	1:AA:995:C:H41	1.82	0.43
2:AB:178:ARG:HH22	8:AH:68:ARG:HH12	1.65	0.43
2:AB:196:LEU:HD12	2:AB:196:LEU:HA	1.90	0.43
2:AB:211:ILE:O	2:AB:215:LEU:HB2	2.19	0.43
3:AC:113:ALA:HB3	3:AC:114:PRO:HD3	2.01	0.43
4:AD:98:GLU:OE1	4:AD:103:ASN:ND2	2.48	0.43
5:AE:90:VAL:O	5:AE:91:LEU:HD13	2.19	0.43
1:AA:1351:U:O4	9:AI:118:LYS:NZ	2.51	0.43
12:AL:34:ARG:HG2	12:AL:35:GLY:N	2.34	0.43
14:AN:3:ARG:HA	14:AN:3:ARG:HD2	1.58	0.43
16:AP:4:ILE:N	16:AP:65:GLN:O	2.30	0.43
20:AT:43:LEU:O	20:AT:47:GLY:N	2.44	0.43
25:BA:1440:U:H2'	25:BA:1441:A:O4'	2.19	0.43
25:BA:1587:U:H2'	25:BA:1588:G:O4'	2.18	0.43
25:BA:1797:U:H2'	25:BA:1798:C:H6	1.84	0.43
25:BA:2166:U:H2'	25:BA:2168:C:C5	2.53	0.43
25:BA:2897:U:H2'	25:BA:2898:C:C6	2.52	0.43
29:BF:183:VAL:O	29:BF:187:VAL:HG23	2.19	0.43
32:BI:6:LEU:HG	32:BI:36:ALA:HA	2.01	0.43
42:BW:14:PRO:HG2	42:BW:78:GLU:CG	2.48	0.43
1:CA:1039:C:H2'	1:CA:1040:U:C6	2.54	0.43
1:CA:790:A:N6	1:CA:1498:U:OP1	2.52	0.43
1:CA:406:G:H4'	4:CD:5:ILE:HD11	2.00	0.43
1:CA:582:U:OP1	15:CO:68:ARG:NH1	2.51	0.43
1:CA:617:G:H4'	16:CP:44:THR:O	2.17	0.43
2:CB:187:LEU:HD23	2:CB:201:ILE:HB	2.00	0.43
3:CC:51:GLY:O	3:CC:70:VAL:HA	2.19	0.43
9:CI:99:LEU:HB3	9:CI:101:PHE:CE2	2.54	0.43
11:CK:48:ILE:HD11	11:CK:64:ALA:HA	2.01	0.43

Continued on next page...

Continued from previous page...

Atom-1	Atom-2	Interatomic distance (Å)	Clash overlap (Å)
15:CO:69:TYR:O	15:CO:73:GLU:HG2	2.18	0.43
17:CQ:56:VAL:O	17:CQ:77:VAL:HB	2.19	0.43
20:CT:86:ARG:O	20:CT:90:GLN:NE2	2.49	0.43
25:DA:1508:A:H4'	25:DA:1509(A):A:C4	2.54	0.43
25:DA:151:C:H42	25:DA:175:G:H1	1.67	0.43
25:DA:1301:A:H2	25:DA:1626:G:N3	2.17	0.43
25:DA:237:C:H2'	25:DA:238:C:C6	2.53	0.43
25:DA:2872:G:O2'	25:DA:2873:A:H5'	2.19	0.43
25:DA:28:A:O2'	25:DA:583:G:H5'	2.18	0.43
25:DA:764:A:H5'	27:DD:210:GLY:CA	2.49	0.43
25:DA:864:G:C6	25:DA:865:C:N4	2.86	0.43
28:DE:52:LEU:O	28:DE:76:ARG:N	2.34	0.43
36:DQ:20:ALA:HB2	45:DZ:79:ARG:HG2	1.99	0.43
38:DS:68:GLN:HE21	38:DS:68:GLN:HA	1.83	0.43
45:DZ:144:LEU:HD23	45:DZ:144:LEU:HA	1.76	0.43
1:AA:1290:G:C4	1:AA:1291:G:C8	3.06	0.43
1:AA:931:C:N4	1:AA:1386:G:H1	2.16	0.43
1:AA:590:C:H2'	1:AA:591:U:C6	2.54	0.43
1:AA:575:G:O2'	1:AA:821:G:OP2	2.28	0.43
10:AJ:8:LEU:HD23	10:AJ:96:ILE:HA	2.01	0.43
19:AS:30:LEU:HD21	19:AS:32:LYS:HG3	2.01	0.43
54:B8:33:ASN:HA	54:B8:36:LYS:HD2	2.01	0.43
25:BA:354:A:H2	25:BA:1255:A:H2'	1.83	0.43
27:BD:5:LYS:HE3	27:BD:5:LYS:HB3	1.57	0.43
30:BG:5:VAL:HG22	30:BG:8:LYS:H	1.84	0.43
40:BU:58:ARG:HA	40:BU:61:TRP:CE3	2.54	0.43
45:BZ:137:ILE:HA	45:BZ:156:LYS:HZ1	1.84	0.43
1:CA:1009:G:C2	1:CA:1010:G:C4	3.07	0.43
1:CA:153:C:H2'	1:CA:154:C:H6	1.83	0.43
1:CA:418:C:H2'	1:CA:419:C:C6	2.53	0.43
1:CA:9:G:H2'	1:CA:10:A:C8	2.54	0.43
12:CL:8:ASN:O	12:CL:12:ARG:HG3	2.19	0.43
13:CM:90:LEU:HD23	13:CM:93:ARG:HE	1.84	0.43
25:DA:1505:C:H2'	25:DA:1506:C:H6	1.84	0.43
1:CA:1493:A:C8	25:DA:1913:A:N1	2.86	0.43
25:DA:2257:U:O2'	25:DA:2258:C:H5'	2.18	0.43
25:DA:2815:C:H2'	25:DA:2816:C:H6	1.82	0.43
25:DA:1188:U:C4'	41:DV:79:VAL:HG22	2.49	0.43
43:DX:35:THR:HB	43:DX:38:GLU:HB2	2.01	0.43
1:AA:271:C:H2'	1:AA:272:C:C6	2.54	0.43
1:AA:299:G:C6	1:AA:300:A:C6	3.07	0.43

Continued on next page...

Continued from previous page...

Atom-1	Atom-2	Interatomic distance (Å)	Clash overlap (Å)
1:AA:444:C:H2'	1:AA:445:G:H8	1.84	0.43
1:AA:920:U:H2'	1:AA:921:U:C6	2.54	0.43
3:AC:138:VAL:HG22	3:AC:151:VAL:HG23	2.00	0.43
4:AD:184:LYS:HB3	4:AD:184:LYS:HE2	1.80	0.43
8:AH:29:SER:HB2	8:AH:32:LYS:HG3	2.01	0.43
20:AT:51:GLU:HG3	20:AT:54:LYS:NZ	2.34	0.43
23:AX:61:C:H2'	23:AX:62:C:H6	1.84	0.43
46:B0:43:THR:HG23	46:B0:43:THR:O	2.19	0.43
51:B5:35:GLU:HG3	51:B5:51:TYR:CD2	2.53	0.43
25:BA:2021:C:H4'	25:BA:2736:C:O2	2.18	0.43
25:BA:2172:U:N3	25:BA:2173:G:N7	2.66	0.43
25:BA:2193:A:H1'	25:BA:2194:U:C6	2.54	0.43
25:BA:411:U:H2'	25:BA:412:C:H6	1.83	0.43
25:BA:543:G:H2'	25:BA:544:U:C6	2.54	0.43
30:BG:41:GLN:C	30:BG:43:LEU:H	2.22	0.43
32:BI:12:LEU:HD23	32:BI:12:LEU:HA	1.71	0.43
25:BA:2116:G:OP1	32:BI:22:LYS:HD2	2.19	0.43
32:BI:72:LEU:O	32:BI:74:ASN:N	2.52	0.43
37:BR:44:LEU:HD22	37:BR:48:VAL:HG23	2.00	0.43
39:BT:24:PRO:HD3	39:BT:52:ILE:HD12	2.00	0.43
1:CA:1008:C:H42	1:CA:1021:G:H1	1.67	0.43
6:CF:9:VAL:HB	6:CF:87:ARG:HB2	1.99	0.43
8:CH:51:VAL:HG11	8:CH:60:ARG:HH12	1.84	0.43
10:CJ:6:ILE:O	10:CJ:71:LEU:HD12	2.18	0.43
20:CT:57:ARG:HH22	20:CT:100:ILE:HD12	1.84	0.43
25:DA:1022:G:C6	25:DA:1140:C:C4	3.06	0.43
25:DA:1185:C:H5''	25:DA:1186:G:OP1	2.18	0.43
25:DA:749:C:O2	25:DA:1618:A:H2'	2.19	0.43
25:DA:1791:A:H3'	25:DA:1792:G:H8	1.84	0.43
25:DA:1790:C:H5''	25:DA:1791:A:OP1	2.19	0.43
25:DA:829:A:N7	25:DA:2248:C:H5'	2.33	0.43
25:DA:2377:A:H2'	25:DA:2378:A:C8	2.54	0.43
32:DI:77:LEU:HD11	32:DI:101:LEU:HB2	2.00	0.43
45:DZ:146:ILE:H	45:DZ:146:ILE:HG13	1.62	0.43
45:DZ:53:ILE:HG13	45:DZ:53:ILE:H	1.73	0.43
1:AA:240:C:H2'	1:AA:241:C:H6	1.84	0.42
1:AA:371:G:O2'	1:AA:373:A:N7	2.46	0.42
1:AA:302:G:O2'	1:AA:556:C:H5''	2.19	0.42
1:AA:996:A:H2'	1:AA:997:U:O4'	2.19	0.42
11:AK:20:TYR:CZ	11:AK:83:ILE:HD12	2.54	0.42
49:B3:46:ASN:O	49:B3:50:VAL:HG22	2.19	0.42

Continued on next page...

Continued from previous page...

Atom-1	Atom-2	Interatomic distance (Å)	Clash overlap (Å)
54:B8:54:GLU:O	54:B8:58:ILE:HG13	2.19	0.42
25:BA:1653:C:H4'	25:BA:1654:A:O5'	2.19	0.42
25:BA:2258:G:H2'	25:BA:2259:A:C8	2.54	0.42
25:BA:284:G:C2	25:BA:285:U:O4	2.72	0.42
25:BA:399:G:H8	47:B1:65:SER:O	2.02	0.42
30:BG:43:LEU:HD11	30:BG:153:ARG:HG2	2.01	0.42
39:BT:11:GLU:OE1	39:BT:57:PHE:HB3	2.19	0.42
1:CA:1118:C:H1'	1:CA:1179:A:C6	2.54	0.42
1:CA:630:G:O2'	1:CA:631:G:H5'	2.19	0.42
2:CB:170:GLU:O	2:CB:174:VAL:HG23	2.19	0.42
4:CD:153:ARG:NH2	4:CD:180:GLY:O	2.51	0.42
1:CA:1240:U:O2	7:CG:32:ARG:HB2	2.19	0.42
1:CA:742:G:P	15:CO:35:ARG:HH21	2.42	0.42
50:D4:14:ILE:HG23	50:D4:31:ILE:HB	2.01	0.42
52:D6:11:LEU:HB2	52:D6:21:TYR:HB2	2.00	0.42
25:DA:977:G:N3	25:DA:1001:A:H2	2.16	0.42
25:DA:980:A:C4	25:DA:1136:G:O4'	2.72	0.42
25:DA:1227:G:OP1	40:DU:13:LYS:HG2	2.19	0.42
25:DA:1721:G:N3	25:DA:1721:G:H5''	2.34	0.42
25:DA:1878:G:H2'	25:DA:1879:C:C6	2.54	0.42
25:DA:2128:C:H5'	25:DA:2173:A:C2	2.54	0.42
25:DA:2330:G:H2'	25:DA:2331:G:O4'	2.18	0.42
25:DA:2261:C:H1'	25:DA:2388:A:N3	2.34	0.42
25:DA:272(E):G:C2	25:DA:364:C:C2	3.07	0.42
25:DA:699:A:C2	25:DA:1633:G:N3	2.87	0.42
25:DA:818:G:H4'	25:DA:838:C:O3'	2.19	0.42
25:DA:956:G:OP2	36:DQ:14:ARG:NH2	2.50	0.42
26:DB:16:G:C6	26:DB:69:G:C2	3.07	0.42
27:DD:276:LYS:H	27:DD:276:LYS:HG2	1.63	0.42
29:DF:132:VAL:HA	29:DF:138:GLU:HB3	2.00	0.42
32:DI:69:LYS:O	32:DI:73:GLU:HB2	2.19	0.42
34:DO:52:VAL:HG12	34:DO:94:ARG:HH22	1.84	0.42
41:DV:64:HIS:CE1	41:DV:92:THR:HG1	2.36	0.42
1:AA:1027:C:H2'	1:AA:1028:C:C5	2.55	0.42
1:AA:1252:A:H2'	1:AA:1253:G:O4'	2.19	0.42
1:AA:198:G:O6	1:AA:219:C:N4	2.52	0.42
1:AA:410:G:OP1	4:AD:30:LYS:NZ	2.34	0.42
1:AA:690:G:C6	1:AA:691:G:C6	3.07	0.42
2:AB:209:ARG:HH11	2:AB:209:ARG:HB2	1.84	0.42
7:AG:13:GLN:HA	7:AG:14:PRO:HD3	1.90	0.42
10:AJ:27:ALA:HA	10:AJ:81:THR:CG2	2.49	0.42

Continued on next page...

Continued from previous page...

Atom-1	Atom-2	Interatomic distance (Å)	Clash overlap (Å)
12:AL:110:VAL:HG23	12:AL:120:TYR:HB3	2.01	0.42
1:AA:35:G:O2'	12:AL:118:SER:O	2.32	0.42
50:B4:62:ARG:HB2	50:B4:63:TYR:CD1	2.54	0.42
25:BA:1903:C:H2'	25:BA:1904:C:H6	1.83	0.42
25:BA:2320:G:O2'	25:BA:2322:A:N7	2.51	0.42
25:BA:2339:A:H2'	25:BA:2340:A:H8	1.82	0.42
29:BF:53:THR:HB	29:BF:56:GLU:OE2	2.19	0.42
30:BG:120:LEU:HD23	30:BG:120:LEU:HA	1.88	0.42
34:BO:98:VAL:HG22	34:BO:118:ALA:HA	2.01	0.42
35:BP:121:LYS:O	35:BP:123:LEU:N	2.52	0.42
37:BR:72:ASP:O	37:BR:76:VAL:HG23	2.19	0.42
41:BV:18:LEU:HD22	41:BV:19:LYS:N	2.34	0.42
1:CA:1142:G:H2'	1:CA:1143:G:O4'	2.19	0.42
1:CA:1183:A:H3'	1:CA:1184:G:H5''	2.01	0.42
1:CA:1355:G:C2'	1:CA:1356:G:H5'	2.48	0.42
1:CA:411:A:C6	1:CA:429:U:C4	3.07	0.42
1:CA:857:C:H2'	1:CA:858:G:O4'	2.18	0.42
1:CA:982:U:N3	1:CA:1223:C:N3	2.67	0.42
2:CB:16:HIS:HB2	2:CB:204:ASN:CB	2.33	0.42
7:CG:16:LEU:H	7:CG:16:LEU:HD22	1.84	0.42
9:CI:4:TYR:HB2	9:CI:19:LEU:HB2	2.01	0.42
10:CJ:44:VAL:HG13	10:CJ:66:ARG:HG2	2.01	0.42
15:CO:10:LYS:HE2	15:CO:10:LYS:HB2	1.72	0.42
48:D2:10:LEU:HB3	48:D2:14:ARG:NH1	2.34	0.42
55:D9:17:ILE:HD12	55:D9:17:ILE:HA	1.82	0.42
25:DA:1007:C:OP1	33:DN:35:ARG:NH1	2.49	0.42
25:DA:1337:G:H2'	25:DA:1338:G:O4'	2.19	0.42
25:DA:2335:A:O2'	25:DA:2336:A:H5''	2.20	0.42
25:DA:2647:U:O2'	25:DA:2648:C:H5'	2.19	0.42
25:DA:271(U):G:H2'	25:DA:271(V):G:H8	1.82	0.42
25:DA:2768:C:C4	25:DA:2769:C:C5	3.07	0.42
26:DB:80:U:H2'	26:DB:81:G:C8	2.54	0.42
28:DE:4:ILE:HD11	28:DE:29:GLY:HA2	2.02	0.42
31:DH:28:GLY:HA3	31:DH:79:VAL:HB	2.00	0.42
33:DN:91:LEU:HA	33:DN:95:PRO:HA	2.00	0.42
34:DO:7:TYR:HE1	34:DO:20:MET:HE3	1.83	0.42
35:DP:84:ASN:HB3	35:DP:117:GLU:O	2.19	0.42
42:DW:80:PRO:O	42:DW:100:THR:HB	2.19	0.42
1:AA:657:G:C2	1:AA:658:G:C8	3.07	0.42
10:AJ:45:ARG:HG2	10:AJ:47:PHE:CZ	2.54	0.42
50:B4:54:GLY:O	50:B4:55:ARG:HB2	2.19	0.42

Continued on next page...

Continued from previous page...

Atom-1	Atom-2	Interatomic distance (Å)	Clash overlap (Å)
25:BA:805:C:O2'	25:BA:2003:A:N3	2.38	0.42
25:BA:2034:G:OP1	42:BW:11:ARG:NH2	2.44	0.42
25:BA:2023:A:H5''	25:BA:2701:U:H2'	2.00	0.42
25:BA:298:G:H2'	25:BA:299:G:C8	2.54	0.42
25:BA:518:G:H2'	25:BA:519:G:O4'	2.19	0.42
25:BA:895:G:H2'	25:BA:896:A:C8	2.54	0.42
25:BA:1615:G:H5'	27:BD:60:ARG:HA	2.01	0.42
29:BF:116:ASP:O	29:BF:120:GLU:HG3	2.18	0.42
31:BH:9:ILE:HG12	31:BH:69:ARG:HH11	1.82	0.42
28:BE:111:ARG:HA	37:BR:1:MET:SD	2.59	0.42
37:BR:97:VAL:HG22	37:BR:114:VAL:HG13	2.00	0.42
44:BY:55:TYR:CE1	44:BY:61:ILE:HG21	2.55	0.42
45:BZ:79:ARG:HB3	45:BZ:80:ARG:NH1	2.34	0.42
1:CA:1003:G:H2'	1:CA:1004:A:C1'	2.49	0.42
1:CA:392:G:H2'	1:CA:393:A:H8	1.83	0.42
1:CA:487:A:H2'	1:CA:488:C:O4'	2.19	0.42
2:CB:147:LYS:HD2	2:CB:148:TYR:CE1	2.54	0.42
2:CB:213:LEU:HD22	2:CB:214:ILE:HD13	2.02	0.42
3:CC:11:ARG:NH2	3:CC:177:THR:O	2.52	0.42
6:CF:14:LEU:HD22	6:CF:18:GLN:HB3	2.02	0.42
9:CI:46:ALA:HA	9:CI:78:LYS:HB2	2.01	0.42
11:CK:65:ALA:HB1	11:CK:98:LEU:HD23	2.02	0.42
12:CL:6:THR:HG23	12:CL:9:GLN:OE1	2.20	0.42
1:CA:1204:A:P	14:CN:3:ARG:HH11	2.42	0.42
14:CN:6:LEU:HA	14:CN:6:LEU:HD12	1.90	0.42
25:DA:1272:A:H3'	25:DA:1273:U:H5''	2.00	0.42
25:DA:1896:G:H2'	25:DA:1897:G:H8	1.84	0.42
25:DA:185:U:H4'	25:DA:218:A:H4'	2.00	0.42
25:DA:2651:C:H2'	25:DA:2652:C:C6	2.54	0.42
27:DD:24:ILE:HD13	27:DD:84:TYR:HB2	2.01	0.42
31:DH:13:LYS:HA	31:DH:14:GLY:HA2	1.76	0.42
35:DP:46:LYS:HE3	35:DP:46:LYS:HB3	1.76	0.42
35:DP:55:ARG:HG2	35:DP:56:SER:O	2.19	0.42
43:DX:35:THR:HG22	43:DX:37:THR:N	2.34	0.42
44:DY:54:LYS:O	44:DY:56:PRO:HD3	2.19	0.42
1:AA:110:C:C2'	1:AA:111:G:H5'	2.48	0.42
1:AA:978:A:O2'	1:AA:1322:C:N3	2.41	0.42
1:AA:102:G:O2'	1:AA:151:A:N3	2.42	0.42
1:AA:348:G:C2'	1:AA:349:A:H5'	2.49	0.42
1:AA:460:G:H21	1:AA:472:A:H62	1.68	0.42
1:AA:595:G:H1'	1:AA:596:C:H5	1.84	0.42

Continued on next page...

Continued from previous page...

Atom-1	Atom-2	Interatomic distance (Å)	Clash overlap (Å)
2:AB:166:ASP:OD2	2:AB:169:LYS:HB2	2.19	0.42
3:AC:110:ASN:O	3:AC:141:VAL:HG22	2.19	0.42
3:AC:118:GLN:HG2	3:AC:118:GLN:H	1.62	0.42
3:AC:6:HIS:CD2	3:AC:8:ILE:H	2.34	0.42
4:AD:138:TYR:CE1	4:AD:140:VAL:HA	2.54	0.42
4:AD:188:LEU:H	4:AD:188:LEU:CD2	2.31	0.42
13:AM:3:ARG:HG2	13:AM:8:GLU:HA	2.00	0.42
25:BA:2032:G:H5''	42:BW:42:ARG:HB2	2.00	0.42
25:BA:2589:A:H5''	25:BA:2590:G:H5'	2.01	0.42
25:BA:515:G:N7	42:BW:49:LYS:NZ	2.64	0.42
25:BA:704:U:H2'	25:BA:705:C:C6	2.54	0.42
25:BA:990:A:C4	25:BA:2460:A:C2	3.07	0.42
25:BA:992:G:H2'	25:BA:993:G:C8	2.54	0.42
33:BN:75:TYR:CE2	33:BN:77:GLY:HA2	2.55	0.42
1:CA:1005:A:O2'	1:CA:1006:C:OP1	2.35	0.42
1:CA:1138:G:C6	1:CA:1140:C:H1'	2.54	0.42
1:CA:1261:A:C5	1:CA:1262:C:C4	3.06	0.42
1:CA:143:A:O3'	1:CA:144:G:H8	2.02	0.42
1:CA:1442:G:HO2'	1:CA:1442(A):G:P	2.38	0.42
1:CA:15:G:C4	1:CA:16:A:C8	3.07	0.42
1:CA:532:A:H5'	3:CC:161:GLU:OE2	2.20	0.42
1:CA:767:A:H2'	1:CA:768:A:O4'	2.19	0.42
8:CH:23:SER:HA	8:CH:63:LEU:HD22	2.00	0.42
14:CN:53:LEU:HA	14:CN:54:PRO:HD2	1.92	0.42
16:CP:14:ASN:OD1	16:CP:42:ARG:NH2	2.53	0.42
25:DA:372:G:H8	47:D1:65:SER:O	2.02	0.42
25:DA:1524:G:N2	25:DA:1525:G:H1'	2.34	0.42
25:DA:2376:A:H3'	25:DA:2377:A:H8	1.84	0.42
25:DA:251:A:C5	25:DA:252:G:H1'	2.54	0.42
25:DA:348:G:H2'	25:DA:349:G:C8	2.54	0.42
25:DA:652(D):C:H42	25:DA:652(U):G:H1	1.66	0.42
25:DA:921:G:H4'	25:DA:2269:A:C5	2.54	0.42
25:DA:954:G:C5	25:DA:955:C:C5	3.07	0.42
25:DA:984:A:H5''	25:DA:985:C:H5	1.85	0.42
27:DD:147:LEU:HD13	27:DD:155:LEU:HD21	2.01	0.42
28:DE:115:GLY:O	28:DE:119:ARG:HB2	2.20	0.42
29:DF:196:LEU:HA	29:DF:196:LEU:HD23	1.79	0.42
36:DQ:18:LYS:HE3	36:DQ:18:LYS:HB2	1.75	0.42
45:DZ:117:LEU:HD12	45:DZ:174:VAL:HG22	2.00	0.42
1:AA:1353:G:O2'	1:AA:1354:C:H5'	2.20	0.42
1:AA:1362:C:C2'	1:AA:1363:C:H5''	2.49	0.42

Continued on next page...

Continued from previous page...

Atom-1	Atom-2	Interatomic distance (Å)	Clash overlap (Å)
1:AA:439:A:N1	1:AA:496:A:C4	2.78	0.42
1:AA:406:G:N2	4:AD:119:GLN:HE22	2.18	0.42
8:AH:11:THR:HG22	8:AH:15:ASN:HD21	1.83	0.42
47:B1:89:GLU:HG2	47:B1:89:GLU:H	1.47	0.42
54:B8:61:LEU:C	54:B8:63:PRO:HD3	2.40	0.42
25:BA:1077:G:H5''	55:B9:8:LYS:HE3	2.01	0.42
25:BA:1576:G:C6	25:BA:1577:C:N4	2.88	0.42
25:BA:2247:G:H2'	25:BA:2248:C:C6	2.54	0.42
25:BA:2556:G:H2'	25:BA:2557:G:O4'	2.19	0.42
25:BA:2849:G:H5'	37:BR:46:GLY:HA2	2.01	0.42
25:BA:324:A:H2'	25:BA:358:C:H1'	2.02	0.42
25:BA:496:A:H2'	25:BA:497:A:O4'	2.20	0.42
25:BA:672:G:H8	25:BA:672:G:O5'	2.03	0.42
31:BH:69:ARG:HG3	31:BH:70:THR:N	2.33	0.42
39:BT:108:ARG:HH22	39:BT:112:ARG:HH11	1.67	0.42
39:BT:53:ARG:O	39:BT:59:THR:HA	2.20	0.42
43:BX:31:HIS:CD2	43:BX:33:LYS:H	2.37	0.42
1:CA:1095:U:C4	1:CA:1096:C:C4	3.07	0.42
1:CA:407:G:OP1	4:CD:115:ARG:HD3	2.19	0.42
2:CB:158:LEU:HA	2:CB:159:PRO:HD3	1.85	0.42
8:CH:124:ALA:O	8:CH:128:GLY:N	2.51	0.42
1:CA:1124:G:H5''	10:CJ:35:SER:OG	2.20	0.42
10:CJ:70:ARG:HA	10:CJ:70:ARG:HD3	1.91	0.42
13:CM:57:ARG:NH1	50:D4:34:GLU:HA	2.34	0.42
46:D0:82:ARG:HA	46:D0:83:PRO:HD3	1.79	0.42
25:DA:271(R):G:H5''	47:D1:97:LEU:HD21	2.00	0.42
43:DX:5:TYR:CE1	48:D2:30:ARG:HB2	2.55	0.42
19:CS:68:GLY:H	50:D4:58:ARG:NH1	2.18	0.42
30:DG:67:LYS:HE2	50:D4:5:ILE:HD12	2.01	0.42
25:DA:2365:G:O6	54:D8:39:LYS:HE3	2.19	0.42
55:D9:7:VAL:HG12	55:D9:34:GLN:HB3	2.02	0.42
25:DA:1212:G:C2	25:DA:1236:G:C4	3.07	0.42
25:DA:1262:A:C5	25:DA:1263:U:C5	3.07	0.42
25:DA:1514:U:H2'	25:DA:1515:G:C8	2.55	0.42
25:DA:2365:G:O6	54:D8:43:GLN:NE2	2.52	0.42
25:DA:236:C:H2'	25:DA:237:C:H6	1.85	0.42
25:DA:2531:A:N3	25:DA:2658:C:O2'	2.43	0.42
25:DA:463:G:N2	25:DA:466:A:OP2	2.38	0.42
28:DE:181:LEU:HD12	28:DE:181:LEU:HA	1.86	0.42
36:DQ:110:THR:HG23	36:DQ:113:GLN:OE1	2.20	0.42
42:DW:13:SER:HA	42:DW:14:PRO:HD3	1.91	0.42

Continued on next page...

Continued from previous page...

Atom-1	Atom-2	Interatomic distance (Å)	Clash overlap (Å)
1:AA:176:C:H2'	1:AA:177:C:C6	2.54	0.42
1:AA:186:C:H2'	1:AA:187:C:C6	2.54	0.42
1:AA:555:C:H2'	1:AA:556:C:C6	2.55	0.42
1:AA:687:A:N3	1:AA:688:G:H1'	2.34	0.42
2:AB:77:ALA:CB	2:AB:165:VAL:HG11	2.50	0.42
4:AD:134:ASP:O	4:AD:136:PRO:HD3	2.19	0.42
8:AH:82:HIS:CE1	8:AH:84:ARG:HD2	2.55	0.42
54:B8:6:THR:HG23	54:B8:64:TYR:HD2	1.84	0.42
25:BA:1220:U:O3'	25:BA:1221:G:H4'	2.19	0.42
25:BA:180:A:H2'	25:BA:181:C:C6	2.55	0.42
25:BA:1940:A:O2'	25:BA:1942:C:N4	2.53	0.42
25:BA:2170:G:OP2	25:BA:2170:G:H8	2.02	0.42
25:BA:876:A:N7	25:BA:2260:C:H5'	2.35	0.42
25:BA:2787:C:H2'	25:BA:2788:A:O4'	2.20	0.42
25:BA:278:G:H2'	25:BA:279:G:H5''	2.02	0.42
29:BF:140:LEU:HD21	29:BF:170:LEU:HD11	2.01	0.42
31:BH:116:GLU:HA	31:BH:117:PRO:HD3	1.95	0.42
39:BT:124:ASP:O	39:BT:128:GLU:HG3	2.19	0.42
42:BW:2:GLU:OE2	42:BW:72:LYS:NZ	2.36	0.42
1:CA:1032:G:H2'	1:CA:1033:G:C8	2.55	0.42
1:CA:1149:C:O2'	1:CA:1280:A:N1	2.37	0.42
1:CA:988:G:C2	1:CA:989:C:H1'	2.55	0.42
4:CD:173:TRP:CD1	4:CD:174:LEU:HG	2.55	0.42
1:CA:26:A:O2'	4:CD:209:ARG:NH2	2.52	0.42
9:CI:50:LEU:HD21	9:CI:81:ILE:HD12	2.01	0.42
54:D8:23:VAL:HG11	54:D8:47:LYS:HD3	2.00	0.42
25:DA:1005:C:H2'	25:DA:1006:C:H6	1.84	0.42
25:DA:1810:A:H2'	25:DA:1811:G:O4'	2.19	0.42
25:DA:2114:A:O2'	25:DA:2167:U:H1'	2.20	0.42
25:DA:858:U:H1'	25:DA:2268:A:H2'	2.01	0.42
27:DD:142:VAL:CG1	27:DD:191:ALA:HB1	2.49	0.42
31:DH:8:PRO:HB3	31:DH:51:ARG:HG2	2.02	0.42
25:DA:2820:A:C6	37:DR:4:LEU:HD11	2.55	0.42
25:DA:2294:C:P	38:DS:89:ARG:HH22	2.43	0.42
44:DY:90:LEU:HB2	44:DY:92:ASN:HB3	2.01	0.42
1:AA:10:A:OP2	5:AE:126:ARG:HD2	2.20	0.42
1:AA:1125:U:H5''	10:AJ:5:ARG:HH22	1.85	0.42
1:AA:590:C:H2'	1:AA:591:U:H6	1.85	0.42
2:AB:55:PHE:CD1	2:AB:58:ILE:HD12	2.55	0.42
7:AG:28:ASN:HA	7:AG:31:MET:HE2	2.01	0.42
14:AN:2:ALA:HB1	14:AN:6:LEU:HD22	2.01	0.42

Continued on next page...

Continued from previous page...

Atom-1	Atom-2	Interatomic distance (Å)	Clash overlap (Å)
15:AO:82:ILE:O	15:AO:86:GLY:N	2.51	0.42
16:AP:39:TYR:CG	16:AP:73:LEU:HD13	2.54	0.42
47:B1:89:GLU:O	47:B1:93:GLU:HG2	2.20	0.42
48:B2:2:LYS:O	48:B2:6:VAL:HG23	2.18	0.42
25:BA:1583:C:H2'	25:BA:1584:G:O4'	2.19	0.42
25:BA:1597:C:OP1	25:BA:1765:U:O2'	2.23	0.42
25:BA:2050:U:H2'	25:BA:2051:G:O4'	2.19	0.42
25:BA:2127:C:H2'	25:BA:2128:G:C8	2.54	0.42
25:BA:2430:A:H2'	25:BA:2431:U:C6	2.54	0.42
25:BA:2736:C:H4'	37:BR:1:MET:HG3	2.02	0.42
25:BA:2648:U:H1'	25:BA:2796:G:N2	2.34	0.42
25:BA:484:G:O2'	25:BA:495:G:O6	2.28	0.42
25:BA:764:G:H2'	25:BA:765:A:O4'	2.20	0.42
29:BF:150:GLY:HA2	29:BF:172:TRP:CD2	2.55	0.42
38:BS:63:THR:HG23	38:BS:100:ALA:HB2	2.01	0.42
44:BY:7:VAL:HG21	44:BY:72:VAL:CG1	2.50	0.42
1:CA:1502:A:H2	1:CA:1505:G:N1	2.13	0.42
7:CG:26:PHE:O	7:CG:30:ILE:HG13	2.19	0.42
2:CB:179:LYS:HG3	8:CH:72:PRO:HG3	2.02	0.42
22:CV:16:A:N1	23:CX:36:U:C2	2.88	0.42
23:CX:65:C:H2'	23:CX:66:C:H6	1.84	0.42
51:D5:35:GLU:HG3	51:D5:51:TYR:CD2	2.54	0.42
52:D6:40:CYS:HA	52:D6:41:PRO:HD3	1.82	0.42
25:DA:1124:C:H2'	25:DA:1125:G:O4'	2.19	0.42
25:DA:1628:G:H2'	25:DA:1629:U:C6	2.55	0.42
25:DA:2137:C:C2	25:DA:2138:C:H5	2.38	0.42
25:DA:2567:G:H2'	25:DA:2568:C:C6	2.54	0.42
25:DA:805:G:H5''	35:DP:38:GLN:HG3	2.02	0.42
26:DB:94:C:H2'	26:DB:95:C:C6	2.55	0.42
27:DD:146:GLU:HB2	27:DD:189:CYS:HB3	2.02	0.42
27:DD:25:THR:HG21	27:DD:113:VAL:HG11	2.01	0.42
36:DQ:73:PRO:HA	36:DQ:93:TYR:CD1	2.54	0.42
41:DV:39:LEU:HD12	41:DV:47:VAL:HA	2.02	0.42
1:AA:1438:G:H2'	1:AA:1439:C:C6	2.55	0.42
1:AA:179:A:H2'	1:AA:180:U:C6	2.54	0.42
1:AA:91:C:H2'	1:AA:92:C:C6	2.54	0.42
24:AY:5:G:C2	24:AY:69:G:C4	3.07	0.42
49:B3:24:LYS:HE2	49:B3:24:LYS:HB2	1.83	0.42
53:B7:18:PHE:CE2	53:B7:22:MET:HG3	2.55	0.42
25:BA:1432:C:H2'	25:BA:1433:C:C6	2.54	0.42
25:BA:1566:U:H2'	25:BA:1567:G:O4'	2.19	0.42

Continued on next page...

Continued from previous page...

Atom-1	Atom-2	Interatomic distance (Å)	Clash overlap (Å)
25:BA:2284:U:H5''	25:BA:2285:A:OP1	2.20	0.42
25:BA:2699:U:H2'	25:BA:2700:U:O4'	2.19	0.42
29:BF:24:LEU:HB3	29:BF:115:ALA:HB2	2.00	0.42
34:BO:21:CYS:HB2	34:BO:39:ILE:HD12	2.02	0.42
25:BA:1387:U:O4'	43:BX:57:LEU:HD23	2.19	0.42
43:BX:43:VAL:HG21	43:BX:81:VAL:HG11	2.02	0.42
1:CA:868:C:H2'	1:CA:869:G:O4'	2.20	0.42
1:CA:890:G:O2'	1:CA:906:G:O6	2.28	0.42
4:CD:125:HIS:HD2	4:CD:152:SER:OG	2.03	0.42
13:CM:20:THR:HA	13:CM:25:ILE:HG22	2.01	0.42
17:CQ:6:LEU:O	17:CQ:58:GLU:HA	2.19	0.42
19:CS:51:VAL:O	19:CS:57:HIS:HA	2.20	0.42
22:CV:14:A:H3'	22:CV:15:A:H8	1.85	0.42
50:D4:40:HIS:HA	50:D4:41:PRO:HD2	1.82	0.42
25:DA:1138:G:O2'	33:DN:105:GLY:HA3	2.19	0.42
25:DA:1978:A:H2'	25:DA:1979:C:O4'	2.20	0.42
25:DA:2298:A:N6	25:DA:2318:G:C8	2.88	0.42
25:DA:2852:G:H2'	25:DA:2853:C:O4'	2.20	0.42
25:DA:300:A:N3	25:DA:319:C:H1'	2.34	0.42
25:DA:266:G:N2	25:DA:427:U:H1'	2.34	0.42
25:DA:7:G:H2'	25:DA:8:A:H8	1.85	0.42
25:DA:927:G:H2'	25:DA:928:G:O4'	2.20	0.42
26:DB:78:A:C2	26:DB:100:A:C4	3.08	0.42
29:DF:124:LEU:HB3	29:DF:193:VAL:HG22	2.02	0.42
36:DQ:1:MET:HG3	36:DQ:44:ALA:HB1	2.02	0.42
41:DV:62:LEU:HD21	41:DV:95:LEU:HB2	2.01	0.42
43:DX:31:HIS:HA	43:DX:32:PRO:HD3	1.85	0.42
1:AA:1118:C:H1'	1:AA:1179:A:C4	2.55	0.42
1:AA:122:G:H2'	1:AA:123:C:O4'	2.20	0.42
1:AA:1234:C:C2'	1:AA:1235:U:H5'	2.50	0.42
1:AA:763:G:H2'	1:AA:764:C:C6	2.55	0.42
1:AA:92:C:H2'	1:AA:93:G:C8	2.55	0.42
1:AA:997:U:C2'	1:AA:998:G:H5'	2.49	0.42
2:AB:124:SER:HA	2:AB:125:PRO:HA	1.77	0.42
3:AC:32:LEU:HD13	3:AC:59:ARG:HD3	2.01	0.42
6:AF:19:LEU:HD11	6:AF:59:TYR:CE2	2.54	0.42
6:AF:72:VAL:HG23	6:AF:90:VAL:HG11	2.02	0.42
25:BA:2161:C:O5'	25:BA:2161:C:H6	2.02	0.42
25:BA:2800:C:H2'	25:BA:2801:C:C6	2.55	0.42
27:BD:79:VAL:HG12	27:BD:113:VAL:HA	2.01	0.42
31:BH:33:LEU:HD23	31:BH:136:ILE:HG13	2.02	0.42

Continued on next page...

Continued from previous page...

Atom-1	Atom-2	Interatomic distance (Å)	Clash overlap (Å)
26:BB:91:C:OP1	36:BQ:16:ARG:HG3	2.20	0.42
43:BX:12:VAL:HG21	43:BX:27:THR:HG22	2.02	0.42
43:BX:60:ARG:NH1	53:B7:47:ARG:HH22	2.17	0.42
1:CA:1080:A:H5''	1:CA:1081:G:OP2	2.20	0.42
1:CA:115:G:H1'	1:CA:116:A:N7	2.34	0.42
1:CA:131:C:H2'	1:CA:132:C:C6	2.54	0.42
1:CA:1328:C:H2'	1:CA:1329:A:O4'	2.19	0.42
1:CA:411:A:C4	1:CA:413:G:O4'	2.72	0.42
1:CA:765:G:N1	1:CA:812:C:O2'	2.40	0.42
1:CA:933:G:C6	1:CA:1385:G:C6	3.08	0.42
1:CA:93:G:O2'	1:CA:96:U:H5'	2.20	0.42
2:CB:177:ALA:HB1	2:CB:182:ILE:HB	2.01	0.42
6:CF:35:ALA:HB2	6:CF:67:MET:HB3	2.01	0.42
8:CH:12:ARG:HD2	8:CH:26:VAL:HG12	2.01	0.42
12:CL:117:ARG:NH2	12:CL:124:LYS:HB2	2.35	0.42
13:CM:25:ILE:HD12	13:CM:66:LEU:HD22	2.02	0.42
18:CR:24:ALA:C	18:CR:26:LEU:H	2.23	0.42
48:D2:16:LEU:HB2	48:D2:21:LEU:HD22	2.02	0.42
25:DA:1359:A:C2	25:DA:1372:U:O4	2.72	0.42
25:DA:1434:A:H61	25:DA:1558:A:H62	1.66	0.42
25:DA:1607:C:H4'	25:DA:1608:A:O5'	2.19	0.42
25:DA:172:C:H2'	25:DA:173:G:H8	1.84	0.42
25:DA:1849:G:H2'	25:DA:1850:G:H8	1.85	0.42
25:DA:2386:C:H2'	25:DA:2387:U:C6	2.54	0.42
25:DA:2410:G:C2	25:DA:2411:A:H1'	2.54	0.42
25:DA:271(H):G:N3	25:DA:271(I):G:C8	2.88	0.42
25:DA:2849:U:H4'	25:DA:2868:A:C2	2.54	0.42
25:DA:601:C:OP1	29:DF:108:LYS:NZ	2.38	0.42
25:DA:900:A:H2'	25:DA:901:A:C8	2.54	0.42
25:DA:1823:G:OP1	27:DD:54:ARG:NH1	2.53	0.42
27:DD:5:LYS:HE3	27:DD:5:LYS:HB3	1.55	0.42
30:DG:164:GLU:N	30:DG:164:GLU:OE2	2.53	0.42
36:DQ:30:GLY:O	36:DQ:134:ARG:HD3	2.19	0.42
1:AA:1160:G:C6	1:AA:1161:C:H5	2.37	0.42
1:AA:1261:A:H5''	1:AA:1262:C:OP2	2.20	0.42
1:AA:1458:G:OP1	20:AT:35:THR:OG1	2.26	0.42
1:AA:16:A:N1	1:AA:919:A:H2	2.16	0.42
6:AF:94:GLN:HE21	6:AF:94:GLN:HB2	1.62	0.42
7:AG:78:ARG:HB3	7:AG:87:VAL:HG21	2.02	0.42
25:BA:1249:A:H2	25:BA:1287:A:N6	2.12	0.42
25:BA:2149:G:H2'	25:BA:2150:C:O4'	2.20	0.42

Continued on next page...

Continued from previous page...

Atom-1	Atom-2	Interatomic distance (Å)	Clash overlap (Å)
25:BA:2605:U:H2'	25:BA:2606:C:C6	2.55	0.42
25:BA:276:C:H2'	25:BA:277:G:O4'	2.20	0.42
25:BA:629:U:H4'	25:BA:705:C:H4'	2.01	0.42
29:BF:167:ALA:HB1	29:BF:173:VAL:HG11	2.02	0.42
29:BF:63:LYS:HE2	29:BF:67:GLN:HB2	2.02	0.42
32:BI:6:LEU:C	32:BI:7:GLU:HG2	2.40	0.42
1:CA:1074:G:C6	1:CA:1075:C:C4	3.08	0.42
1:CA:1492:A:O2'	1:CA:1493:A:O5'	2.32	0.42
1:CA:262:A:H2'	1:CA:263:A:C8	2.55	0.42
1:CA:977:A:O2'	1:CA:979:C:OP2	2.38	0.42
2:CB:69:LEU:HB3	2:CB:162:ILE:HG22	2.02	0.42
4:CD:163:GLU:O	4:CD:166:LYS:HG2	2.20	0.42
5:CE:9:LYS:HB2	5:CE:112:LEU:HD11	2.02	0.42
11:CK:43:SER:HA	11:CK:47:VAL:HG21	2.02	0.42
17:CQ:10:VAL:O	17:CQ:53:LEU:HD12	2.19	0.42
48:D2:35:LEU:HD12	48:D2:53:LEU:HD12	2.01	0.42
25:DA:1410:G:H2'	25:DA:1411:C:H6	1.84	0.42
25:DA:1514:U:H2'	25:DA:1515:G:H8	1.85	0.42
25:DA:2133:G:N2	25:DA:2157:G:H1'	2.35	0.42
25:DA:2337:G:C2	25:DA:2338:G:C8	3.08	0.42
25:DA:2355:C:H1'	46:D0:36:ILE:HD12	2.02	0.42
25:DA:2683:C:OP1	39:DT:53:ARG:NH2	2.34	0.42
25:DA:622:G:H2'	25:DA:623:G:C8	2.52	0.42
25:DA:700:G:H2'	25:DA:701:G:O4'	2.20	0.42
25:DA:736:C:O5'	25:DA:736:C:H6	2.03	0.42
25:DA:2227:A:OP1	27:DD:263:ARG:HD2	2.20	0.42
27:DD:275:LYS:HD3	27:DD:275:LYS:HA	1.65	0.42
29:DF:29:ASN:O	29:DF:33:LEU:HD22	2.20	0.42
1:AA:1137:C:H4'	1:AA:1138:G:N3	2.35	0.41
1:AA:1187:G:H4'	9:AI:111:ARG:HH11	1.85	0.41
1:AA:374:A:C6	1:AA:375:U:C4	3.08	0.41
3:AC:6:HIS:HA	3:AC:7:PRO:HD3	1.87	0.41
6:AF:60:PHE:CE2	18:AR:76:LEU:HD12	2.52	0.41
19:AS:64:GLU:O	19:AS:67:VAL:HG23	2.19	0.41
23:AX:13:C:O2'	25:BA:1946:C:H4'	2.20	0.41
25:BA:1549:U:H2'	25:BA:1550:C:C6	2.55	0.41
25:BA:1821:C:H5''	25:BA:1822:A:OP1	2.20	0.41
25:BA:2255:U:H2'	25:BA:2256:U:H6	1.83	0.41
25:BA:390:G:H2'	25:BA:391:G:H8	1.84	0.41
25:BA:1075:A:H5''	36:BQ:128:LYS:HZ3	1.85	0.41
39:BT:91:ARG:HD2	39:BT:120:ARG:NH1	2.35	0.41

Continued on next page...

Continued from previous page...

Atom-1	Atom-2	Interatomic distance (Å)	Clash overlap (Å)
1:CA:1007:C:N3	1:CA:1022:G:C6	2.85	0.41
1:CA:1023:G:C3'	1:CA:1024:G:H8	2.31	0.41
1:CA:1224:G:O2'	1:CA:1322:C:OP1	2.30	0.41
1:CA:510:A:H5''	1:CA:511:C:P	2.59	0.41
1:CA:690:G:H8	1:CA:690:G:O5'	2.03	0.41
1:CA:707:C:H2'	1:CA:708:C:H6	1.83	0.41
1:CA:736:C:H2'	1:CA:737:A:C8	2.55	0.41
12:CL:28:LYS:N	12:CL:29:GLY:HA2	2.34	0.41
18:CR:26:LEU:HD13	18:CR:42:ARG:HH11	1.84	0.41
20:CT:63:ILE:HD13	20:CT:80:ARG:HB3	2.02	0.41
25:DA:1297:C:H5''	61:DA:4283:HOH:O	2.19	0.41
25:DA:2114:A:H2'	25:DA:2114:A:N3	2.35	0.41
25:DA:2494:G:C4	25:DA:2495:G:C8	3.08	0.41
25:DA:2611:U:OP2	25:DA:2611:U:H3'	2.20	0.41
25:DA:774:A:N6	61:DA:4022:HOH:O	2.52	0.41
30:DG:145:THR:OG1	30:DG:146:TYR:N	2.52	0.41
30:DG:41:GLN:C	30:DG:43:LEU:H	2.22	0.41
31:DH:124:GLU:HB2	31:DH:132:ARG:HB3	2.02	0.41
25:DA:2659:G:P	31:DH:158:HIS:HE2	2.43	0.41
31:DH:26:VAL:HG12	31:DH:79:VAL:HG11	2.00	0.41
41:DV:14:VAL:HB	41:DV:96:ILE:HG13	2.02	0.41
43:DX:84:ALA:HB3	43:DX:87:GLN:NE2	2.35	0.41
45:DZ:105:VAL:O	45:DZ:140:ASP:HA	2.20	0.41
1:AA:1075:C:C2'	1:AA:1076:C:H5'	2.50	0.41
1:AA:1424:C:H2'	1:AA:1425:U:O4'	2.20	0.41
1:AA:1492:A:H4'	1:AA:1493:A:OP1	2.20	0.41
1:AA:255:G:H1'	17:AQ:16:GLN:NE2	2.35	0.41
1:AA:399:G:H2'	1:AA:400:C:C6	2.55	0.41
3:AC:121:ALA:O	3:AC:125:GLU:HG3	2.20	0.41
7:AG:51:GLN:HB3	7:AG:51:GLN:HE21	1.69	0.41
1:AA:875:C:H1'	8:AH:15:ASN:OD1	2.19	0.41
11:AK:34:ASP:HB2	11:AK:35:PRO:HD2	2.02	0.41
13:AM:81:LEU:HD22	13:AM:88:ARG:HB3	2.02	0.41
1:AA:1226:C:H4'	19:AS:80:TYR:OH	2.21	0.41
23:AX:28:C:C2'	23:AX:29:G:H5'	2.50	0.41
23:AX:47:U:H5'	23:AX:48:C:C5'	2.50	0.41
50:B4:59:PHE:HD1	50:B4:59:PHE:H	1.64	0.41
52:B6:25:LYS:NZ	52:B6:51:GLU:OE2	2.42	0.41
25:BA:1343:C:O2'	25:BA:1348:A:N1	2.48	0.41
25:BA:1563:G:H2'	25:BA:1564:C:C6	2.55	0.41
25:BA:2149:G:N2	25:BA:2195:A:H1'	2.35	0.41

Continued on next page...

Continued from previous page...

Atom-1	Atom-2	Interatomic distance (Å)	Clash overlap (Å)
25:BA:2245:U:H2'	25:BA:2246:G:C8	2.55	0.41
25:BA:2342:G:H2'	25:BA:2343:G:O4'	2.20	0.41
25:BA:738:C:H2'	25:BA:739:C:C6	2.55	0.41
28:BE:2:LYS:HG2	28:BE:2:LYS:H	1.61	0.41
29:BF:170:LEU:HA	29:BF:171:PRO:HD3	1.91	0.41
30:BG:66:GLN:HE21	30:BG:92:VAL:CG2	2.33	0.41
35:BP:124:LYS:HA	35:BP:144:GLU:HB3	2.01	0.41
39:BT:56:GLY:O	39:BT:59:THR:HG22	2.20	0.41
1:CA:644:G:H4'	8:CH:92:ARG:NH2	2.35	0.41
1:CA:952:U:H2'	1:CA:953:G:H8	1.84	0.41
2:CB:162:ILE:O	2:CB:185:ILE:HG12	2.20	0.41
3:CC:114:PRO:HA	3:CC:185:GLY:HA3	2.01	0.41
1:CA:8:A:C6	4:CD:209:ARG:HG3	2.55	0.41
10:CJ:35:SER:CB	10:CJ:73:ASP:HB2	2.45	0.41
15:CO:56:LEU:O	15:CO:60:VAL:HG23	2.20	0.41
19:CS:9:VAL:HG11	50:D4:61:ARG:HH21	1.84	0.41
52:D6:23:THR:OG1	52:D6:24:GLU:N	2.52	0.41
25:DA:1278:A:H2'	25:DA:1279:G:C8	2.55	0.41
25:DA:1319:G:C6	25:DA:1320:C:N4	2.88	0.41
25:DA:1389:G:C2	25:DA:1390:U:C2	3.08	0.41
25:DA:1704:G:H2'	25:DA:1705:G:O4'	2.21	0.41
25:DA:1791:A:H5'	25:DA:1792:G:OP2	2.20	0.41
25:DA:2065:C:H2'	25:DA:2066:C:H6	1.84	0.41
25:DA:2139:C:N4	25:DA:2152:G:H1	2.16	0.41
25:DA:2370:G:H2'	25:DA:2371:G:C8	2.55	0.41
25:DA:255:A:C6	25:DA:256:A:C5	3.08	0.41
25:DA:598:G:H2'	25:DA:599:G:O4'	2.20	0.41
25:DA:855:G:C6	25:DA:856:C:N4	2.89	0.41
25:DA:7:G:H2'	25:DA:8:A:C8	2.56	0.41
25:DA:616:G:H5'	29:DF:205:ARG:HD2	2.01	0.41
34:DO:103:ALA:HB1	34:DO:105:GLU:OE1	2.19	0.41
25:DA:2019:A:C4'	40:DU:34:LYS:HD2	2.51	0.41
1:AA:1139:G:N2	1:AA:1143:G:C6	2.89	0.41
1:AA:1347:G:N2	1:AA:1373:G:H2'	2.35	0.41
1:AA:152:A:N6	1:AA:170:U:C2	2.88	0.41
1:AA:266:G:H5'	1:AA:266:G:C8	2.56	0.41
1:AA:616:G:O2'	1:AA:617:G:H5'	2.19	0.41
1:AA:658:G:H2'	1:AA:659:U:H6	1.85	0.41
1:AA:954:G:H21	1:AA:1227:A:N6	2.17	0.41
1:AA:993:G:C2'	1:AA:995:C:H41	2.33	0.41
3:AC:178:LEU:HA	3:AC:178:LEU:HD12	1.82	0.41

Continued on next page...

Continued from previous page...

Atom-1	Atom-2	Interatomic distance (Å)	Clash overlap (Å)
9:AI:96:LEU:HA	9:AI:96:LEU:HD23	1.94	0.41
15:AO:39:LEU:O	15:AO:42:HIS:N	2.54	0.41
25:BA:1044:C:H2'	25:BA:1045:U:O4'	2.20	0.41
25:BA:2697:G:H5'	34:BO:68:GLU:OE1	2.21	0.41
25:BA:2800:C:H2'	25:BA:2801:C:H6	1.85	0.41
25:BA:67:G:H2'	25:BA:68:C:O4'	2.19	0.41
31:BH:13:LYS:HA	31:BH:14:GLY:HA2	1.80	0.41
32:BI:30:LEU:HD23	32:BI:30:LEU:HA	1.80	0.41
45:BZ:150:LEU:HA	45:BZ:150:LEU:HD12	1.88	0.41
45:BZ:28:MET:HA	45:BZ:88:PHE:O	2.20	0.41
1:CA:1155:G:H2'	1:CA:1156:G:O4'	2.21	0.41
1:CA:1428:A:H2'	1:CA:1429:C:O4'	2.20	0.41
1:CA:1446:U:O2'	1:CA:1447:A:O5'	2.22	0.41
1:CA:1517:G:H1'	25:DA:1919:A:O3'	2.20	0.41
1:CA:582:U:OP1	15:CO:68:ARG:NH2	2.51	0.41
1:CA:922:G:C6	1:CA:923:A:C6	3.09	0.41
2:CB:16:HIS:CG	2:CB:17:PHE:N	2.87	0.41
2:CB:211:ILE:O	2:CB:215:LEU:HB2	2.20	0.41
7:CG:115:ARG:O	7:CG:119:ARG:HG3	2.20	0.41
7:CG:155:ARG:CZ	7:CG:155:ARG:HB3	2.48	0.41
9:CI:104:ARG:HG2	9:CI:105:ASP:N	2.35	0.41
15:CO:57:LEU:HA	15:CO:57:LEU:HD23	1.86	0.41
50:D4:46:GLN:HG3	50:D4:48:ARG:CZ	2.50	0.41
25:DA:1142(A):A:C4	25:DA:1144:G:C8	3.07	0.41
25:DA:1420:U:O2'	25:DA:1421:G:OP1	2.34	0.41
25:DA:2054:A:OP1	25:DA:2055:C:O2'	2.24	0.41
25:DA:242:G:N2	25:DA:254:G:H2'	2.35	0.41
25:DA:276:A:H5''	25:DA:277:C:H5'	2.02	0.41
25:DA:396:G:O3'	47:D1:44:PRO:HA	2.20	0.41
25:DA:776:G:N7	25:DA:793:A:O2'	2.49	0.41
26:DB:5:C:N4	26:DB:116:G:H1	2.16	0.41
26:DB:11:C:H3'	26:DB:12:C:C6	2.56	0.41
26:DB:47:C:C4	26:DB:48:A:N7	2.88	0.41
30:DG:18:GLU:OE2	30:DG:21:ARG:NH1	2.53	0.41
25:DA:2547:U:O2	34:DO:23:ARG:NH2	2.53	0.41
39:DT:19:LEU:HD22	39:DT:86:ILE:HG13	2.03	0.41
1:AA:1122:U:H2'	1:AA:1123:A:O4'	2.21	0.41
1:AA:1425:U:H2'	1:AA:1426:C:C6	2.55	0.41
1:AA:376:G:O2'	1:AA:377:G:H5'	2.19	0.41
1:AA:624:C:H2'	1:AA:625:G:C8	2.56	0.41
4:AD:45:GLN:HB3	4:AD:45:GLN:HE21	1.63	0.41

Continued on next page...

Continued from previous page...

Atom-1	Atom-2	Interatomic distance (Å)	Clash overlap (Å)
6:AF:45:LEU:HD12	6:AF:59:TYR:HD2	1.85	0.41
8:AH:34:GLU:OE1	8:AH:37:ARG:NH2	2.53	0.41
23:AX:66:C:H2'	23:AX:67:C:O4'	2.21	0.41
54:B8:62:LEU:HB3	54:B8:65:GLU:HG3	2.01	0.41
25:BA:54:G:O2'	25:BA:125:A:N1	2.41	0.41
25:BA:2405:A:O2'	54:B8:13:ARG:NH1	2.51	0.41
25:BA:738:C:H2'	25:BA:739:C:H6	1.86	0.41
25:BA:782:A:N7	25:BA:808:A:H2	2.19	0.41
26:BB:42:C:O2'	30:BG:66:GLN:HG2	2.21	0.41
32:BI:96:ASP:OD1	32:BI:96:ASP:N	2.53	0.41
39:BT:118:ARG:HD2	39:BT:118:ARG:HA	1.57	0.41
39:BT:6:LEU:HD13	39:BT:6:LEU:HA	1.86	0.41
44:BY:90:LEU:HD21	44:BY:96:ILE:HG12	2.02	0.41
1:CA:1077:G:N1	1:CA:1081:G:C6	2.88	0.41
1:CA:1277:C:O2'	1:CA:1279:A:C8	2.69	0.41
1:CA:1314:C:H2'	1:CA:1315:U:C6	2.55	0.41
1:CA:1342:C:O2'	9:CI:124:GLN:HG3	2.21	0.41
1:CA:202:U:H3'	1:CA:203:U:C5	2.56	0.41
1:CA:580:U:H5''	15:CO:58:MET:HG2	2.02	0.41
1:CA:836:G:C6	1:CA:851:G:C6	3.09	0.41
3:CC:181:ASN:ND2	3:CC:204:LEU:HD12	2.34	0.41
5:CE:12:LEU:HD12	5:CE:128:PRO:HB2	2.02	0.41
9:CI:96:LEU:HD23	9:CI:96:LEU:HA	1.98	0.41
10:CJ:57:LYS:HE2	10:CJ:60:ARG:NH2	2.35	0.41
13:CM:29:ARG:HD3	13:CM:64:TRP:CE2	2.56	0.41
1:CA:1316:G:H4'	14:CN:18:VAL:HG13	2.02	0.41
25:DA:76:C:O3'	48:D2:59:ARG:HG3	2.20	0.41
25:DA:118:A:H1'	25:DA:178:G:O4'	2.20	0.41
25:DA:1282:U:H2'	25:DA:1283:G:O4'	2.21	0.41
25:DA:1652:A:OP1	37:DR:8:ARG:NH1	2.49	0.41
25:DA:2153:G:H3'	25:DA:2154:G:H8	1.85	0.41
25:DA:2134:A:H4'	25:DA:2159:G:H21	1.84	0.41
25:DA:2350:C:H2'	25:DA:2351:G:O4'	2.20	0.41
25:DA:2721:A:O2'	25:DA:2874:C:H5'	2.20	0.41
25:DA:335:C:H2'	25:DA:336:C:H6	1.84	0.41
27:DD:67:PHE:CD1	27:DD:153:ALA:HB3	2.55	0.41
28:DE:40:GLU:H	28:DE:40:GLU:HG2	1.46	0.41
28:DE:33:VAL:HG13	28:DE:89:ASP:HA	2.02	0.41
33:DN:138:LEU:HA	33:DN:138:LEU:HD23	1.74	0.41
39:DT:61:PHE:CE1	39:DT:76:PHE:HB2	2.55	0.41
40:DU:76:TYR:CZ	40:DU:80:ILE:HG13	2.56	0.41

Continued on next page...

Continued from previous page...

Atom-1	Atom-2	Interatomic distance (Å)	Clash overlap (Å)
1:AA:1218:C:H2'	1:AA:1219:U:C6	2.55	0.41
1:AA:1279:A:O2'	1:AA:1282:C:N4	2.53	0.41
1:AA:1353:G:H2'	1:AA:1354:C:H6	1.84	0.41
1:AA:633:G:H2'	1:AA:634:C:C6	2.56	0.41
1:AA:637:G:H2'	1:AA:638:G:H8	1.85	0.41
1:AA:923:A:OP1	5:AE:21:ALA:HB2	2.20	0.41
2:AB:91:PRO:HG2	2:AB:155:LEU:HD23	2.01	0.41
2:AB:158:LEU:HA	2:AB:159:PRO:HD3	1.85	0.41
4:AD:120:LEU:HB3	4:AD:126:ILE:HD11	2.03	0.41
7:AG:74:GLU:HG2	7:AG:91:VAL:HG22	2.02	0.41
8:AH:56:LYS:HD3	8:AH:56:LYS:HA	1.89	0.41
11:AK:43:SER:HA	11:AK:47:VAL:HG21	2.02	0.41
1:AA:537:G:H5''	12:AL:113:ARG:NH1	2.35	0.41
16:AP:40:ASP:O	16:AP:48:TRP:HB2	2.20	0.41
19:AS:36:ARG:NH1	19:AS:53:ASN:HA	2.35	0.41
20:AT:100:ILE:HG12	20:AT:100:ILE:H	1.69	0.41
25:BA:1765:U:H2'	25:BA:1766:G:O4'	2.21	0.41
26:BB:95:C:H2'	26:BB:96:U:C6	2.54	0.41
29:BF:7:TYR:O	29:BF:21:ALA:HA	2.20	0.41
30:BG:12:TYR:HA	30:BG:16:ARG:HG2	2.02	0.41
31:BH:71:LEU:HA	31:BH:71:LEU:HD12	1.82	0.41
32:BI:77:LEU:HA	32:BI:77:LEU:HD23	1.68	0.41
33:BN:34:LEU:HD12	33:BN:34:LEU:HA	1.94	0.41
37:BR:52:ILE:HD11	37:BR:116:LEU:HD22	2.00	0.41
39:BT:95:ARG:HH11	39:BT:95:ARG:CG	2.28	0.41
42:BW:9:TYR:HA	42:BW:100:THR:CG2	2.51	0.41
45:BZ:157:LEU:HA	45:BZ:158:PRO:HD2	1.85	0.41
1:CA:44:G:H2'	1:CA:45:U:O4'	2.20	0.41
4:CD:58:LEU:HD22	4:CD:62:GLN:HG2	2.02	0.41
4:CD:94:LEU:HD23	4:CD:97:LEU:HD12	2.01	0.41
5:CE:78:HIS:ND1	8:CH:107:LEU:HD12	2.35	0.41
9:CI:16:ARG:HD3	9:CI:64:THR:HG21	2.00	0.41
10:CJ:27:ALA:HB1	10:CJ:74:ILE:HD13	2.02	0.41
25:DA:1230:C:H2'	25:DA:1231:G:C8	2.54	0.41
25:DA:2118:U:C2	25:DA:2149:G:H1'	2.55	0.41
25:DA:1710:C:H4'	25:DA:2858:C:O2	2.20	0.41
25:DA:328:U:H4'	44:DY:68:HIS:CG	2.55	0.41
25:DA:460:A:C2	25:DA:470:A:C4	3.09	0.41
25:DA:804:A:H5''	25:DA:805:G:OP1	2.20	0.41
27:DD:124:PRO:HG2	27:DD:129:ASN:ND2	2.35	0.41
37:DR:100:LEU:HA	37:DR:100:LEU:HD12	1.86	0.41

Continued on next page...

Continued from previous page...

Atom-1	Atom-2	Interatomic distance (Å)	Clash overlap (Å)
38:DS:15:ARG:O	38:DS:19:LYS:HG2	2.21	0.41
1:AA:339:C:H2'	1:AA:340:U:C6	2.56	0.41
7:AG:111:ARG:NH1	7:AG:113:GLU:OE2	2.42	0.41
17:AQ:45:HIS:NE2	17:AQ:47:PRO:HG3	2.36	0.41
25:BA:1188:A:C4	25:BA:1190:G:C8	3.09	0.41
25:BA:2191:A:H2'	25:BA:2191:A:N3	2.36	0.41
25:BA:2568:C:H2'	25:BA:2569:G:O4'	2.21	0.41
25:BA:2592:U:C5	25:BA:2593:G:C6	3.09	0.41
25:BA:2544:G:O2'	25:BA:2669:A:N1	2.49	0.41
27:BD:35:LYS:HB2	27:BD:36:PRO:HD2	2.02	0.41
28:BE:97:LYS:NZ	28:BE:97:LYS:HB3	2.36	0.41
30:BG:3:LEU:HD13	50:B4:25:TYR:CZ	2.55	0.41
40:BU:108:GLU:O	40:BU:112:ARG:HG2	2.21	0.41
40:BU:16:LYS:HE2	40:BU:16:LYS:HB3	1.89	0.41
1:CA:1424:C:H2'	1:CA:1425:U:O4'	2.20	0.41
1:CA:542:G:OP1	4:CD:10:ARG:NH2	2.48	0.41
1:CA:93:G:H2'	1:CA:96:U:O4'	2.20	0.41
1:CA:991:U:O2'	1:CA:992:U:P	2.79	0.41
2:CB:16:HIS:O	2:CB:18:GLY:N	2.53	0.41
4:CD:191:ARG:NE	4:CD:200:GLU:OE2	2.52	0.41
13:CM:40:ASN:HB3	13:CM:43:THR:HG23	2.02	0.41
19:CS:38:SER:HB2	19:CS:71:LEU:HD13	2.03	0.41
49:D3:12:PRO:HB2	49:D3:20:LYS:HG2	2.03	0.41
30:DG:105:LYS:NZ	50:D4:25:TYR:O	2.46	0.41
25:DA:2360:A:H8	25:DA:2360:A:O5'	2.04	0.41
25:DA:2519:U:C6	25:DA:2542:A:N6	2.89	0.41
25:DA:2698:U:H2'	25:DA:2699:C:C6	2.56	0.41
25:DA:984:A:H5''	25:DA:985:C:C5	2.56	0.41
26:DB:45:A:C4	26:DB:46:A:C8	3.09	0.41
26:DB:66:A:H61	26:DB:108:U:H3'	1.86	0.41
27:DD:127:VAL:HA	27:DD:193:VAL:HG22	2.03	0.41
32:DI:134:PRO:C	32:DI:136:VAL:H	2.24	0.41
35:DP:47:ASP:OD2	35:DP:49:ARG:NH2	2.53	0.41
25:DA:389:G:N1	35:DP:70:GLN:HG3	2.36	0.41
1:AA:115:G:H4'	1:AA:116:A:O5'	2.21	0.41
1:AA:266:G:O3'	17:AQ:67:LYS:HB2	2.20	0.41
1:AA:583:A:N6	1:AA:758:G:O2'	2.53	0.41
2:AB:16:HIS:CD2	2:AB:17:PHE:N	2.77	0.41
3:AC:19:GLU:HB3	3:AC:40:ARG:NH2	2.35	0.41
8:AH:7:ALA:O	8:AH:11:THR:OG1	2.28	0.41
23:AX:19:G:H4'	23:AX:20:U:OP2	2.20	0.41

Continued on next page...

Continued from previous page...

Atom-1	Atom-2	Interatomic distance (Å)	Clash overlap (Å)
25:BA:1293:A:OP1	29:BF:95:ARG:NH2	2.50	0.41
25:BA:1467:G:C2	25:BA:1468:G:C8	3.09	0.41
25:BA:645:G:H5'	25:BA:645:G:N3	2.35	0.41
25:BA:7:G:H2'	25:BA:8:A:O4'	2.21	0.41
27:BD:245:PRO:HA	27:BD:246:PRO:HD3	1.90	0.41
29:BF:102:PRO:HB2	29:BF:105:VAL:HG23	2.02	0.41
30:BG:41:GLN:NE2	30:BG:153:ARG:HB3	2.32	0.41
42:BW:25:ARG:NH2	42:BW:74:ALA:O	2.47	0.41
1:CA:1060:C:H2'	1:CA:1061:G:H8	1.85	0.41
1:CA:1186:G:H21	14:CN:61:TRP:C	2.23	0.41
1:CA:1486:G:H2'	1:CA:1487:G:O4'	2.20	0.41
1:CA:170:U:O2'	1:CA:171:A:H5'	2.21	0.41
1:CA:144:G:H1	1:CA:178:C:H42	1.68	0.41
1:CA:952:U:H2'	1:CA:953:G:C8	2.56	0.41
7:CG:114:ARG:O	7:CG:119:ARG:NH1	2.54	0.41
15:CO:4:THR:HG1	15:CO:7:GLU:HG3	1.86	0.41
25:DA:1297:C:H2'	25:DA:1298:C:C6	2.55	0.41
25:DA:173:G:C2	25:DA:174:C:C2	3.09	0.41
25:DA:1859:A:N6	25:DA:1883:G:O2'	2.54	0.41
25:DA:2167:U:H2'	25:DA:2168:G:H21	1.85	0.41
25:DA:2371:G:C2	25:DA:2372:G:C8	3.09	0.41
25:DA:2769:C:H2'	25:DA:2770:G:O4'	2.21	0.41
25:DA:724:U:H2'	25:DA:725:G:O4'	2.21	0.41
29:DF:59:TYR:CD2	29:DF:78:ILE:HG13	2.56	0.41
30:DG:39:ILE:HB	30:DG:92:VAL:HG13	2.03	0.41
36:DQ:32:TYR:HB2	36:DQ:106:VAL:HG23	2.02	0.41
42:DW:18:ARG:NH1	42:DW:76:VAL:O	2.52	0.41
43:DX:47:PHE:O	43:DX:49:VAL:HG13	2.21	0.41
1:AA:1064:G:N2	1:AA:1190:G:O2'	2.54	0.41
1:AA:1302:U:OP1	13:AM:13:LYS:HE3	2.20	0.41
1:AA:357:G:O2'	1:AA:358:U:H5'	2.21	0.41
1:AA:400:C:H5''	4:AD:73:ARG:NH2	2.30	0.41
1:AA:632:A:C3'	1:AA:633:G:H5'	2.51	0.41
1:AA:731:G:OP1	1:AA:766:A:H1'	2.20	0.41
1:AA:1206:G:O4'	3:AC:194:GLY:HA2	2.21	0.41
3:AC:181:ASN:OD1	3:AC:204:LEU:HB2	2.21	0.41
5:AE:106:PRO:O	5:AE:110:LEU:HG	2.20	0.41
7:AG:38:LEU:O	7:AG:42:ILE:HG13	2.20	0.41
7:AG:65:ALA:O	7:AG:69:VAL:HG23	2.20	0.41
8:AH:124:ALA:O	8:AH:128:GLY:N	2.51	0.41
12:AL:8:ASN:O	12:AL:12:ARG:HG3	2.21	0.41

Continued on next page...

Continued from previous page...

Atom-1	Atom-2	Interatomic distance (Å)	Clash overlap (Å)
13:AM:29:ARG:HD3	13:AM:64:TRP:CE2	2.56	0.41
14:AN:15:LYS:HD2	14:AN:16:PHE:CZ	2.56	0.41
15:AO:7:GLU:H	15:AO:7:GLU:HG3	1.70	0.41
24:AY:4:C:N3	24:AY:70:G:N2	2.69	0.41
55:B9:17:ILE:HD12	55:B9:17:ILE:HA	1.91	0.41
25:BA:1219:A:N3	25:BA:1220:U:H5''	2.35	0.41
25:BA:2184:G:H4'	25:BA:2194:U:H3'	2.02	0.41
25:BA:2227:G:H5'	25:BA:2228:G:N7	2.36	0.41
25:BA:2326:C:H2'	25:BA:2327:G:C8	2.56	0.41
25:BA:2724:U:H1'	25:BA:2725:A:C8	2.56	0.41
25:BA:354:A:O2'	25:BA:355:A:H8	2.03	0.41
25:BA:181:C:O2'	25:BA:849:A:N3	2.46	0.41
25:BA:865:G:H4'	25:BA:885:C:O3'	2.20	0.41
32:BI:117:GLU:HG3	32:BI:117:GLU:H	1.55	0.41
33:BN:99:LEU:HA	33:BN:99:LEU:HD23	1.84	0.41
1:CA:1002:G:N2	1:CA:1039:C:C2	2.89	0.41
1:CA:567:G:O6	12:CL:5:PRO:HD3	2.21	0.41
1:CA:633:G:H2'	1:CA:634:C:C6	2.55	0.41
1:CA:690:G:H2'	1:CA:691:G:O4'	2.20	0.41
1:CA:737:A:H2'	1:CA:738:C:C6	2.56	0.41
2:CB:134:GLU:O	2:CB:137:ARG:HB2	2.21	0.41
2:CB:47:THR:HA	2:CB:202:PRO:HG2	2.02	0.41
4:CD:120:LEU:HB3	4:CD:126:ILE:HD11	2.02	0.41
7:CG:102:ARG:O	7:CG:106:GLN:HG3	2.20	0.41
7:CG:76:ARG:HH11	7:CG:76:ARG:HB2	1.86	0.41
12:CL:53:ARG:HB3	12:CL:93:LEU:HD11	2.03	0.41
13:CM:70:LEU:HD23	13:CM:70:LEU:HA	1.83	0.41
15:CO:39:LEU:HD23	15:CO:39:LEU:HA	1.83	0.41
25:DA:2280:G:O6	46:D0:14:ARG:HD2	2.21	0.41
55:D9:11:CYS:SG	55:D9:13:LYS:HB2	2.60	0.41
25:DA:1472:A:N6	25:DA:1519:G:H1'	2.36	0.41
25:DA:1526:G:H2'	25:DA:1527:G:O4'	2.21	0.41
25:DA:1659:U:C4	25:DA:1660:C:C5	3.09	0.41
25:DA:1805:U:O2	27:DD:50:THR:HB	2.20	0.41
25:DA:1957:C:H2'	25:DA:1958:C:C6	2.56	0.41
25:DA:2055:C:OP1	25:DA:2056:G:H4'	2.20	0.41
25:DA:2277:G:OP2	46:D0:10:THR:HG21	2.21	0.41
25:DA:2855:C:H2'	25:DA:2856:C:C6	2.56	0.41
25:DA:359:A:H2'	25:DA:360:G:O4'	2.20	0.41
25:DA:590:A:OP1	29:DF:95:ARG:NH1	2.53	0.41
25:DA:718:A:H3'	25:DA:719:C:H6	1.86	0.41

Continued on next page...

Continued from previous page...

Atom-1	Atom-2	Interatomic distance (Å)	Clash overlap (Å)
27:DD:26:LYS:NZ	27:DD:30:GLU:OE1	2.53	0.41
29:DF:184:TYR:HE1	35:DP:3:LEU:HD21	1.84	0.41
25:DA:2751:G:H8	31:DH:2:SER:N	2.19	0.41
34:DO:20:MET:HE3	34:DO:44:LYS:HE3	2.03	0.41
34:DO:25:LEU:HD12	34:DO:38:VAL:HG12	2.02	0.41
35:DP:3:LEU:HD12	35:DP:3:LEU:HA	1.88	0.41
44:DY:13:VAL:HB	44:DY:72:VAL:HG13	2.03	0.41
44:DY:7:VAL:HG21	44:DY:72:VAL:HG12	2.03	0.41
45:DZ:30:ASN:HA	45:DZ:89:PHE:HE1	1.85	0.41
1:AA:1161:C:N4	1:AA:1176:A:C6	2.88	0.41
1:AA:1429:C:H2'	1:AA:1430:C:H6	1.85	0.41
1:AA:341:C:H2'	1:AA:342:C:C6	2.56	0.41
1:AA:991:U:C4	1:AA:1212:U:H1'	2.55	0.41
1:AA:991:U:O2'	1:AA:992:U:P	2.78	0.41
3:AC:181:ASN:OD1	3:AC:204:LEU:HD12	2.21	0.41
4:AD:20:TYR:HA	4:AD:26:CYS:SG	2.60	0.41
23:AX:57:A:H2'	23:AX:58:A:H5'	2.02	0.41
25:BA:1387:U:O4	43:BX:16:LYS:HE2	2.19	0.41
25:BA:789:G:H4'	25:BA:1723:A:H5'	2.03	0.41
25:BA:2086:C:H2'	25:BA:2087:C:C6	2.56	0.41
25:BA:2172:U:C2	25:BA:2173:G:N7	2.89	0.41
25:BA:905:U:O2	25:BA:2280:A:H2'	2.20	0.41
27:BD:25:THR:HG21	27:BD:113:VAL:HG11	2.02	0.41
33:BN:58:ASP:OD1	33:BN:58:ASP:N	2.42	0.41
35:BP:148:LEU:H	35:BP:148:LEU:HD23	1.85	0.41
38:BS:34:HIS:O	38:BS:97:ARG:NH2	2.54	0.41
42:BW:9:TYR:HA	42:BW:100:THR:HG23	2.03	0.41
45:BZ:144:LEU:HG	45:BZ:148:ASP:HB2	2.03	0.41
1:CA:1028:C:O2	1:CA:1033:G:C2	2.73	0.41
1:CA:1057:G:C4	1:CA:1204:A:C2	3.08	0.41
1:CA:1067:A:H3'	1:CA:1094:G:OP1	2.21	0.41
1:CA:1423:G:OP1	34:DO:49:ARG:NH2	2.50	0.41
1:CA:1469:G:H2'	1:CA:1470:G:C8	2.56	0.41
1:CA:1511:G:H2'	1:CA:1512:U:O4'	2.21	0.41
1:CA:358:U:H2'	1:CA:359:U:C6	2.56	0.41
1:CA:604:G:H2'	1:CA:605:U:O4'	2.21	0.41
5:CE:57:LYS:HD3	5:CE:61:TYR:CE2	2.55	0.41
1:CA:1123:A:C2	10:CJ:39:PRO:HD2	2.55	0.41
11:CK:27:ASN:ND2	11:CK:55:LYS:HD2	2.35	0.41
23:CX:53:G:C5	23:CX:54:5MU:H72	2.56	0.41
25:DA:1668:A:N3	25:DA:1670:C:C4	2.88	0.41

Continued on next page...

Continued from previous page...

Atom-1	Atom-2	Interatomic distance (Å)	Clash overlap (Å)
25:DA:2165:G:H2'	25:DA:2166:G:C8	2.56	0.41
25:DA:2540:C:H2'	25:DA:2541:A:O4'	2.21	0.41
25:DA:2658:C:H2'	25:DA:2659:G:O4'	2.20	0.41
25:DA:2747:G:H1'	25:DA:2757:A:H61	1.84	0.41
25:DA:2875:C:OP1	39:DT:3:ARG:NH1	2.52	0.41
25:DA:336:C:O2'	44:DY:35:TYR:OH	2.36	0.41
25:DA:624:C:O2'	25:DA:657:U:H5''	2.20	0.41
25:DA:900:A:H2'	25:DA:901:A:H8	1.85	0.41
25:DA:975(A):G:C2	25:DA:990:A:C8	3.08	0.41
26:DB:33:G:C6	26:DB:34:U:N3	2.89	0.41
27:DD:69:ARG:NH2	27:DD:128:GLY:O	2.53	0.41
29:DF:21:ALA:CB	29:DF:22:ALA:HA	2.44	0.41
30:DG:179:PRO:HG3	50:D4:43:TYR:OH	2.20	0.41
30:DG:48:GLU:O	30:DG:51:ARG:HG3	2.21	0.41
35:DP:6:LEU:HA	35:DP:6:LEU:HD23	1.83	0.41
38:DS:57:LYS:HB2	38:DS:57:LYS:HE2	1.89	0.41
1:AA:1002:G:C6	1:AA:1003:G:C2	3.09	0.41
1:AA:1112:C:O2	3:AC:179:ARG:N	2.51	0.41
1:AA:674:G:O2'	1:AA:675:A:H5'	2.21	0.41
1:AA:827:U:H5''	1:AA:828:A:OP2	2.20	0.41
1:AA:972:C:O2'	10:AJ:57:LYS:HB2	2.20	0.41
5:AE:50:GLU:HB2	5:AE:53:LEU:CD1	2.51	0.41
1:AA:836:G:P	18:AR:61:LYS:HZ2	2.44	0.41
23:AX:31:G:N7	23:AX:32:5MC:HM52	2.36	0.41
47:B1:67:ILE:N	47:B1:68:PRO:HD2	2.35	0.41
25:BA:1086:C:H2'	25:BA:1087:C:O4'	2.21	0.41
25:BA:1616:A:H2'	25:BA:1617:A:O4'	2.21	0.41
25:BA:1797:U:H2'	25:BA:1798:C:C6	2.56	0.41
25:BA:1820:A:H2'	25:BA:1821:C:O4'	2.21	0.41
25:BA:2134:G:N2	25:BA:2135:U:H1'	2.36	0.41
25:BA:2148:A:H4'	25:BA:2149:G:OP1	2.21	0.41
25:BA:2162:C:H2'	25:BA:2173:G:H22	1.85	0.41
25:BA:259:A:N1	25:BA:396:C:H4'	2.36	0.41
25:BA:64:C:H2'	25:BA:65:C:H6	1.86	0.41
39:BT:127:ALA:C	39:BT:129:ARG:N	2.74	0.41
45:BZ:111:VAL:C	45:BZ:113:ALA:N	2.72	0.41
1:CA:1076:C:H6	1:CA:1076:C:H5'	1.85	0.41
1:CA:1014:A:N3	1:CA:1219:U:H1'	2.36	0.41
1:CA:1221:G:O3'	19:CS:77:THR:HG21	2.20	0.41
1:CA:1372:U:H2'	1:CA:1373:G:O4'	2.21	0.41
1:CA:1414:U:H3	1:CA:1486:G:H1	1.69	0.41

Continued on next page...

Continued from previous page...

Atom-1	Atom-2	Interatomic distance (Å)	Clash overlap (Å)
1:CA:1508:G:H2'	1:CA:1509:C:O4'	2.20	0.41
1:CA:237:C:H5''	17:CQ:25:ARG:NE	2.36	0.41
1:CA:892:A:H2'	1:CA:893:C:C6	2.56	0.41
3:CC:140:ARG:H	3:CC:140:ARG:HG3	1.47	0.41
3:CC:5:ILE:HG12	3:CC:6:HIS:N	2.36	0.41
5:CE:78:HIS:HE2	5:CE:142:LEU:HA	1.85	0.41
1:CA:1291:G:OP1	7:CG:37:ASN:ND2	2.53	0.41
11:CK:22:HIS:O	11:CK:29:ILE:N	2.33	0.41
16:CP:74:LEU:HG	16:CP:79:VAL:HG21	2.02	0.41
55:D9:2:LYS:HE2	55:D9:31:LYS:O	2.20	0.41
25:DA:1002:G:N2	25:DA:1154:G:H1'	2.36	0.41
25:DA:1596:A:H2'	25:DA:1597:A:O4'	2.21	0.41
25:DA:1894:C:H2'	25:DA:1895:C:H6	1.85	0.41
25:DA:1991:U:C2'	25:DA:1992:G:H5''	2.50	0.41
25:DA:2490:G:H8	25:DA:2490:G:OP2	2.03	0.41
25:DA:2808:U:O2'	25:DA:2809:A:H5'	2.21	0.41
25:DA:36:G:N3	25:DA:450:G:O2'	2.53	0.41
25:DA:45:C:H2'	25:DA:47:C:C6	2.56	0.41
25:DA:708:C:H42	25:DA:723:G:H1	1.69	0.41
26:DB:68:C:H2'	26:DB:69:G:H8	1.86	0.41
30:DG:161:THR:HG22	30:DG:163:ALA:H	1.86	0.41
35:DP:84:ASN:OD1	35:DP:117:GLU:HB2	2.21	0.41
37:DR:36:THR:HG22	37:DR:37:THR:N	2.31	0.41
38:DS:26:LEU:HD22	38:DS:87:PHE:CE1	2.56	0.41
40:DU:112:ARG:H	40:DU:112:ARG:HG2	1.65	0.41
41:DV:12:TYR:CG	41:DV:20:LEU:HD21	2.56	0.41
44:DY:52:SER:HB2	44:DY:53:PRO:HD2	2.02	0.41
45:DZ:159:PRO:HA	45:DZ:161:VAL:N	2.36	0.41
1:AA:35:G:H2'	1:AA:36:C:C6	2.56	0.41
1:AA:434:U:H2'	1:AA:435:C:C6	2.56	0.41
1:AA:438:G:O2'	1:AA:494:U:O4	2.29	0.41
1:AA:509:A:O2'	1:AA:510:A:OP1	2.23	0.41
1:AA:658:G:H5''	15:AO:31:LEU:HD11	2.03	0.41
1:AA:93:G:O2'	1:AA:96:U:H5'	2.21	0.41
10:AJ:23:ILE:HA	10:AJ:23:ILE:HD12	1.78	0.41
15:AO:74:ASP:CG	15:AO:77:ARG:HG3	2.41	0.41
20:AT:30:LYS:O	20:AT:34:LYS:HG3	2.21	0.41
25:BA:1067:A:C3'	25:BA:1067:A:C8	3.04	0.41
25:BA:1214:G:H1	25:BA:1226:C:H42	1.69	0.41
25:BA:1468:G:H1'	25:BA:1542:A:N1	2.35	0.41
25:BA:2387:G:O6	61:BA:4806:HOH:O	2.22	0.41

Continued on next page...

Continued from previous page...

Atom-1	Atom-2	Interatomic distance (Å)	Clash overlap (Å)
25:BA:732:A:C8	25:BA:821:A:C6	3.09	0.41
28:BE:128:SER:OG	28:BE:129:HIS:N	2.54	0.41
29:BF:12:LEU:HB2	29:BF:124:LEU:HD11	2.03	0.41
30:BG:175:LEU:HD12	30:BG:175:LEU:HA	1.96	0.41
34:BO:35:VAL:HG21	34:BO:69:ILE:HD13	2.02	0.41
41:BV:52:VAL:HG22	41:BV:55:ALA:HB3	2.03	0.41
1:CA:1249:C:O4'	9:CI:70:LYS:HE2	2.20	0.41
1:CA:125:U:H2'	1:CA:126:G:C8	2.56	0.41
1:CA:1387:G:H2'	1:CA:1388:C:C6	2.56	0.41
1:CA:49:U:O4	1:CA:365:U:H5	2.04	0.41
8:CH:51:VAL:HG11	8:CH:60:ARG:NH1	2.36	0.41
15:CO:87:ILE:HG22	15:CO:88:ARG:N	2.36	0.41
1:CA:1222:G:H5''	19:CS:78:ARG:NH2	2.36	0.41
20:CT:9:ASN:O	20:CT:10:LEU:HB2	2.21	0.41
25:DA:1196:C:C4	25:DA:1197:G:N7	2.89	0.41
25:DA:140:G:N3	25:DA:142:A:N6	2.63	0.41
25:DA:1826:G:H4'	27:DD:242:ARG:NH1	2.36	0.41
25:DA:184:C:H2'	25:DA:185:U:C6	2.56	0.41
25:DA:2078:C:C4	25:DA:2079:U:C4	3.08	0.41
25:DA:2134:A:C8	25:DA:2158:A:N3	2.89	0.41
25:DA:2365:G:P	46:D0:55:ARG:HG2	2.61	0.41
25:DA:342:G:H2'	25:DA:343:C:H6	1.86	0.41
25:DA:603:A:N1	25:DA:625:G:O2'	2.44	0.41
25:DA:760:G:H2'	25:DA:761:A:O4'	2.20	0.41
25:DA:869:G:C4	25:DA:870:A:C8	3.10	0.41
25:DA:918:A:C5	25:DA:919:G:H1'	2.56	0.41
27:DD:132:PRO:HG2	27:DD:135:PHE:CD2	2.56	0.41
29:DF:195:ASP:OD1	29:DF:196:LEU:N	2.54	0.41
30:DG:36:LYS:HG2	30:DG:160:VAL:HB	2.02	0.41
31:DH:117:PRO:HG3	31:DH:123:PHE:CD2	2.56	0.41
31:DH:150:ALA:HA	31:DH:153:LYS:HG3	2.03	0.41
32:DI:101:LEU:O	32:DI:105:HIS:HB2	2.21	0.41
38:DS:54:LEU:O	38:DS:57:LYS:HD3	2.20	0.41
1:AA:1015:A:C6	1:AA:1016:A:C6	3.09	0.40
1:AA:251:G:C6	1:AA:266:G:C6	3.09	0.40
1:AA:353:A:C8	1:AA:353:A:H5'	2.53	0.40
1:AA:526:C:P	12:AL:91:LYS:HE3	2.61	0.40
2:AB:160:ASP:N	2:AB:160:ASP:OD2	2.52	0.40
2:AB:169:LYS:O	2:AB:169:LYS:HD3	2.21	0.40
7:AG:79:ARG:HB3	7:AG:80:VAL:H	1.59	0.40
15:AO:3:ILE:H	15:AO:3:ILE:HD13	1.86	0.40

Continued on next page...

Continued from previous page...

Atom-1	Atom-2	Interatomic distance (Å)	Clash overlap (Å)
19:AS:12:ASP:HB3	19:AS:14:HIS:CD2	2.56	0.40
23:AX:20:U:H5''	23:AX:21:A:OP2	2.21	0.40
24:AY:70:G:C2'	24:AY:71:G:H5'	2.51	0.40
25:BA:160:G:C2'	25:BA:161:C:H5'	2.50	0.40
25:BA:1974:A:OP1	34:BO:42:SER:OG	2.34	0.40
25:BA:2713:C:H2'	25:BA:2714:U:H2'	2.03	0.40
25:BA:2801:C:OP1	28:BE:61:ARG:NH2	2.37	0.40
25:BA:2803:A:N3	25:BA:2803:A:H2'	2.36	0.40
25:BA:556:C:H4'	25:BA:557:A:H5''	2.01	0.40
29:BF:196:LEU:HA	29:BF:196:LEU:HD23	1.90	0.40
36:BQ:34:LEU:HD11	36:BQ:129:THR:HB	2.02	0.40
36:BQ:137:TYR:O	36:BQ:141:GLN:HG2	2.20	0.40
25:BA:795:G:C8	42:BW:89:ALA:HB1	2.56	0.40
44:BY:34:LYS:HG2	44:BY:34:LYS:O	2.21	0.40
45:BZ:129:SER:O	45:BZ:132:ASN:N	2.51	0.40
1:CA:1237:C:O2'	1:CA:1300:G:N1	2.34	0.40
1:CA:397:A:H5'	1:CA:398:C:OP1	2.21	0.40
1:CA:448:A:O5'	1:CA:485:G:N2	2.50	0.40
1:CA:60:A:H4'	1:CA:61:G:O5'	2.20	0.40
1:CA:991:U:O2'	1:CA:992:U:OP2	2.36	0.40
2:CB:188:ALA:HB1	2:CB:192:SER:OG	2.21	0.40
2:CB:54:THR:HG21	2:CB:201:ILE:HD11	2.04	0.40
4:CD:158:ILE:HG22	4:CD:162:LEU:HD12	2.02	0.40
5:CE:41:VAL:HG22	5:CE:113:ALA:HA	2.02	0.40
2:CB:178:ARG:NE	8:CH:74:PRO:HG3	2.36	0.40
16:CP:15:PRO:O	16:CP:16:HIS:ND1	2.54	0.40
16:CP:4:ILE:HA	16:CP:20:VAL:O	2.21	0.40
1:CA:1222:G:H5''	19:CS:78:ARG:HH21	1.85	0.40
20:CT:27:LYS:HA	20:CT:30:LYS:HE2	2.03	0.40
23:CX:3:C:H5'	25:DA:2255:G:O2'	2.21	0.40
46:D0:36:ILE:HD13	46:D0:58:THR:HG21	2.02	0.40
52:D6:16:CYS:SG	52:D6:18:ARG:HD2	2.61	0.40
25:DA:1164:G:H2'	25:DA:1165:U:C6	2.56	0.40
25:DA:940:G:N3	25:DA:1191:G:H4'	2.35	0.40
25:DA:2038:G:H2'	25:DA:2039:C:O4'	2.20	0.40
25:DA:2135:A:C5	25:DA:2136:C:N4	2.88	0.40
25:DA:2302:G:C2	25:DA:2303:G:C8	3.09	0.40
25:DA:2507:C:H5''	25:DA:2573:C:N4	2.36	0.40
25:DA:1654:A:C1'	25:DA:2823:A:H5'	2.50	0.40
25:DA:182:A:H2	25:DA:433:C:O2	2.05	0.40
25:DA:830:G:H4'	25:DA:831:G:OP2	2.21	0.40

Continued on next page...

Continued from previous page...

Atom-1	Atom-2	Interatomic distance (Å)	Clash overlap (Å)
27:DD:206:LEU:HD23	27:DD:206:LEU:HA	1.83	0.40
27:DD:26:LYS:HE2	27:DD:28:GLU:O	2.21	0.40
28:DE:31:CYS:HA	28:DE:32:PRO:HD2	1.80	0.40
30:DG:49:ASP:N	30:DG:49:ASP:OD1	2.54	0.40
31:DH:98:LEU:HA	31:DH:98:LEU:HD12	1.93	0.40
33:DN:133:GLN:H	33:DN:133:GLN:HG2	1.64	0.40
25:DA:1666:G:OP1	34:DO:66:LYS:HD3	2.20	0.40
40:DU:66:ASN:HD21	40:DU:70:ARG:HH21	1.68	0.40
1:AA:1104:G:H2'	1:AA:1105:A:O4'	2.21	0.40
1:AA:1194:U:H2'	1:AA:1195:C:C6	2.56	0.40
1:AA:432:A:H3'	1:AA:433:C:H6	1.86	0.40
2:AB:166:ASP:HB3	2:AB:169:LYS:HB3	2.03	0.40
2:AB:16:HIS:CE1	2:AB:214:ILE:HD11	2.56	0.40
2:AB:90:MET:HA	2:AB:91:PRO:HD3	1.96	0.40
3:AC:118:GLN:HA	3:AC:121:ALA:HB3	2.04	0.40
3:AC:37:GLN:HE21	3:AC:40:ARG:HD2	1.85	0.40
4:AD:100:ARG:HH22	4:AD:118:ARG:HH22	1.69	0.40
4:AD:159:ARG:O	4:AD:163:GLU:HG3	2.21	0.40
5:AE:33:VAL:HG13	5:AE:112:LEU:HD12	2.03	0.40
12:AL:53:ARG:HG2	12:AL:69:TYR:HE1	1.87	0.40
15:AO:67:LEU:HA	15:AO:67:LEU:HD23	1.88	0.40
16:AP:59:TRP:HA	16:AP:62:VAL:HG12	2.02	0.40
19:AS:50:ALA:HA	19:AS:58:VAL:O	2.22	0.40
21:AU:15:ARG:HH11	21:AU:15:ARG:HB2	1.86	0.40
25:BA:1676:G:H2'	25:BA:1677:C:C6	2.57	0.40
25:BA:1699:A:C2'	25:BA:1700:G:H5'	2.51	0.40
25:BA:2199:C:H2'	25:BA:2200:C:O4'	2.21	0.40
25:BA:2455:C:OP1	29:BF:68:LYS:HD3	2.21	0.40
25:BA:2672:A:H2'	25:BA:2673:G:O4'	2.20	0.40
29:BF:33:LEU:HD12	29:BF:33:LEU:HA	1.89	0.40
41:BV:65:GLY:HA3	41:BV:91:TYR:CZ	2.56	0.40
1:CA:1125:U:HO2'	1:CA:1126:U:H2'	1.82	0.40
1:CA:1125:U:H5''	1:CA:1127:G:O6	2.21	0.40
1:CA:1172:C:H2'	1:CA:1173:G:H8	1.86	0.40
1:CA:1499:A:H1'	1:CA:1520:G:H5'	2.03	0.40
1:CA:414:A:C5	1:CA:431:A:C2	3.09	0.40
1:CA:583:A:H2'	1:CA:584:G:O4'	2.21	0.40
1:CA:791:G:C6	1:CA:792:A:N7	2.88	0.40
7:CG:115:ARG:HG2	7:CG:118:VAL:HG23	2.03	0.40
1:CA:393:A:OP1	16:CP:13:HIS:HE1	2.04	0.40
1:CA:277:C:H5''	17:CQ:68:ARG:NH2	2.37	0.40

Continued on next page...

Continued from previous page...

Atom-1	Atom-2	Interatomic distance (Å)	Clash overlap (Å)
17:CQ:65:ILE:HB	17:CQ:69:LYS:HB3	2.02	0.40
19:CS:22:LEU:HB3	19:CS:27:GLU:CG	2.51	0.40
25:DA:1270:C:H5''	25:DA:1271:G:O5'	2.22	0.40
25:DA:1692:U:O2'	25:DA:1693:U:H2'	2.21	0.40
25:DA:2328:A:H2'	25:DA:2329:G:C8	2.55	0.40
25:DA:2397:G:N2	25:DA:2420:C:H1'	2.36	0.40
25:DA:244:A:C2	25:DA:255:A:C4	3.09	0.40
25:DA:2600:A:C6	25:DA:2601:C:N4	2.89	0.40
25:DA:527:C:C4	25:DA:2779:U:H2'	2.56	0.40
25:DA:645:C:O2	25:DA:645:C:H2'	2.21	0.40
25:DA:901:A:H2'	25:DA:902:C:O4'	2.21	0.40
26:DB:94:C:H2'	26:DB:95:C:H6	1.85	0.40
33:DN:38:HIS:CE1	33:DN:39:ARG:HG3	2.56	0.40
38:DS:87:PHE:HB2	38:DS:112:PHE:CE2	2.56	0.40
1:AA:1004:A:C5	1:AA:1037:C:N3	2.89	0.40
1:AA:148:G:H1	1:AA:174:C:H42	1.68	0.40
1:AA:194:C:C2'	1:AA:195:A:H5''	2.52	0.40
1:AA:487:A:H2'	1:AA:488:C:O4'	2.22	0.40
1:AA:998:G:H2'	1:AA:999:C:O4'	2.22	0.40
2:AB:48:MET:HA	2:AB:51:LEU:HD12	2.03	0.40
4:AD:108:LEU:HD12	4:AD:108:LEU:HA	1.64	0.40
10:AJ:49:VAL:HG21	14:AN:41:ARG:O	2.22	0.40
17:AQ:3:LYS:HD2	17:AQ:60:ILE:HD11	2.03	0.40
20:AT:10:LEU:HD13	20:AT:12:ALA:HB2	2.03	0.40
1:AA:966:G:C2	23:AX:34:C:H5'	2.56	0.40
30:BG:179:PRO:HB2	50:B4:42:PHE:HE2	1.86	0.40
25:BA:1540:A:H2'	25:BA:1541:A:C8	2.56	0.40
25:BA:1787:G:H4'	25:BA:1789:G:O4'	2.21	0.40
25:BA:2598:C:OP2	25:BA:2620:G:N1	2.49	0.40
25:BA:2720:G:H1'	37:BR:71:GLN:HE22	1.87	0.40
25:BA:325:G:H1'	25:BA:326:C:C6	2.56	0.40
25:BA:908:A:C2	25:BA:963:A:C4	3.10	0.40
27:BD:183:ARG:HG3	27:BD:270:ILE:HG12	2.03	0.40
35:BP:46:LYS:HE3	35:BP:46:LYS:HB3	1.76	0.40
1:CA:1004:A:N7	1:CA:1037:C:O2	2.54	0.40
1:CA:1148:U:H1'	9:CI:66:ARG:HH12	1.86	0.40
1:CA:1250:A:H2	1:CA:1370:G:H1'	1.87	0.40
1:CA:794:A:H4'	1:CA:1521:G:O2'	2.21	0.40
1:CA:109:A:C6	1:CA:326:G:C6	3.10	0.40
1:CA:376:G:O2'	1:CA:377:G:H5'	2.21	0.40
1:CA:577:G:C8	1:CA:816:A:C6	3.10	0.40

Continued on next page...

Continued from previous page...

Atom-1	Atom-2	Interatomic distance (Å)	Clash overlap (Å)
1:CA:16:A:N1	1:CA:919:A:H2	2.20	0.40
2:CB:130:ARG:HA	2:CB:131:PRO:HD3	1.91	0.40
4:CD:175:SER:HB3	4:CD:186:LEU:HD11	2.03	0.40
4:CD:173:TRP:CD1	4:CD:189:PRO:HG3	2.57	0.40
9:CI:2:GLU:O	9:CI:20:ARG:HG2	2.21	0.40
9:CI:71:SER:HA	9:CI:74:ILE:HD12	2.04	0.40
12:CL:34:ARG:HB3	12:CL:34:ARG:HE	1.64	0.40
14:CN:45:ARG:O	14:CN:49:HIS:HD2	2.04	0.40
49:D3:23:LEU:HD13	49:D3:50:VAL:HG11	2.02	0.40
25:DA:1222:C:N3	25:DA:1228:G:C2	2.90	0.40
25:DA:2228:G:C5	25:DA:2229:C:C4	3.09	0.40
25:DA:2445:G:OP1	29:DF:74:ARG:NH2	2.47	0.40
25:DA:2842:G:H2'	25:DA:2843:G:O4'	2.22	0.40
25:DA:589:C:H2'	25:DA:590:A:C8	2.56	0.40
25:DA:670:A:H4'	25:DA:671:C:O5'	2.20	0.40
25:DA:839:U:H2'	25:DA:840:C:H6	1.87	0.40
25:DA:956:G:H2'	25:DA:957:A:H2'	2.03	0.40
26:DB:33:G:N3	26:DB:50:G:N2	2.69	0.40
27:DD:20:ASP:OD1	27:DD:21:PHE:N	2.55	0.40
28:DE:55:ASN:HA	28:DE:56:PRO:HD3	1.88	0.40
44:DY:86:ARG:HB2	44:DY:98:VAL:CG2	2.51	0.40
45:DZ:149:SER:HB2	45:DZ:172:ALA:O	2.22	0.40
1:AA:1286:A:C8	1:AA:1287:A:H4'	2.56	0.40
1:AA:1302:U:OP2	13:AM:21:TYR:OH	2.29	0.40
3:AC:47:LEU:HD12	3:AC:68:VAL:HG11	2.02	0.40
4:AD:78:LEU:HA	4:AD:78:LEU:HD23	1.86	0.40
15:AO:16:ALA:HB1	15:AO:21:ASP:HB3	2.02	0.40
9:AI:128:ARG:NH2	23:AX:33:U:OP2	2.54	0.40
25:BA:2289:G:P	46:B0:10:THR:HG21	2.62	0.40
52:B6:10:LEU:HG	52:B6:54:ILE:HG13	2.02	0.40
25:BA:1258:A:N3	25:BA:1284:G:O2'	2.46	0.40
25:BA:2304:C:H2'	25:BA:2305:C:C6	2.56	0.40
25:BA:268:G:HO2'	25:BA:269:G:H8	1.65	0.40
25:BA:922:G:O3'	45:BZ:151:HIS:HE1	2.05	0.40
27:BD:164:GLN:NE2	27:BD:166:GLN:OE1	2.53	0.40
27:BD:68:LYS:HD3	27:BD:70:TRP:CZ2	2.57	0.40
30:BG:122:PRO:HD3	30:BG:181:ARG:HG2	2.02	0.40
32:BI:118:LYS:HA	32:BI:119:PRO:HD3	1.93	0.40
32:BI:47:LEU:O	32:BI:51:ILE:HG13	2.22	0.40
34:BO:10:VAL:HG21	34:BO:16:ALA:HB3	2.03	0.40
38:BS:58:LEU:HD23	38:BS:58:LEU:HA	1.81	0.40

Continued on next page...

Continued from previous page...

Atom-1	Atom-2	Interatomic distance (Å)	Clash overlap (Å)
43:BX:57:LEU:HD12	43:BX:78:LYS:HG2	2.03	0.40
45:BZ:146:ILE:HA	45:BZ:147:GLY:HA2	1.61	0.40
1:CA:1105:A:H2'	1:CA:1106:G:H8	1.87	0.40
1:CA:1320:C:H5'	1:CA:1320:C:H6	1.85	0.40
1:CA:1325:C:C2'	1:CA:1326:C:H5'	2.51	0.40
1:CA:1288:A:N1	1:CA:1371:G:H1'	2.36	0.40
1:CA:790:A:C6	1:CA:791:G:C6	3.10	0.40
2:CB:36:ARG:O	2:CB:37:ASN:HB2	2.21	0.40
4:CD:25:ARG:NH1	4:CD:30:LYS:HB3	2.36	0.40
4:CD:64:LEU:HB2	4:CD:198:VAL:HG11	2.04	0.40
1:CA:1251:A:H5''	9:CI:12:GLU:OE1	2.22	0.40
10:CJ:32:ALA:HB1	10:CJ:33:GLN:HG2	2.01	0.40
13:CM:87:TYR:HA	13:CM:90:LEU:HD12	2.04	0.40
19:CS:35:SER:O	19:CS:71:LEU:HD22	2.21	0.40
23:CX:43:A:H2'	23:CX:44:A:C8	2.56	0.40
25:DA:1005:C:C2	25:DA:1143:A:C5	3.10	0.40
25:DA:1291:C:O2'	25:DA:1292:U:H5'	2.21	0.40
25:DA:196:A:N3	25:DA:196:A:H2'	2.37	0.40
25:DA:2080:G:N2	25:DA:2241:A:C4	2.89	0.40
25:DA:2182:G:H2'	25:DA:2183:C:C6	2.56	0.40
25:DA:2748:A:C4	25:DA:2749:A:C8	3.10	0.40
25:DA:384:U:H2'	25:DA:385:C:H6	1.85	0.40
25:DA:528:A:C2	25:DA:2043:C:H4'	2.57	0.40
25:DA:639:U:H2'	25:DA:640:C:C6	2.57	0.40
26:DB:43:C:C4	26:DB:45:A:C6	3.10	0.40
25:DA:764:A:O4'	27:DD:213:ARG:HG3	2.22	0.40
27:DD:245:PRO:HA	27:DD:246:PRO:HD3	1.94	0.40
27:DD:38:LYS:HA	27:DD:38:LYS:HD2	1.99	0.40
27:DD:94:LEU:HD23	27:DD:94:LEU:HA	1.95	0.40
25:DA:2494:G:O2'	36:DQ:80:GLU:HA	2.22	0.40
1:AA:1286:A:H2'	1:AA:1287:A:H4'	2.02	0.40
1:AA:295:C:H2'	1:AA:296:U:O4'	2.21	0.40
3:AC:15:THR:CG2	3:AC:181:ASN:HA	2.51	0.40
4:AD:18:LYS:HE2	4:AD:20:TYR:CZ	2.56	0.40
4:AD:88:VAL:HA	5:AE:97:GLY:HA2	2.03	0.40
6:AF:26:ILE:O	6:AF:30:LEU:HG	2.22	0.40
11:AK:19:ALA:HB3	11:AK:82:VAL:HG22	2.04	0.40
16:AP:59:TRP:HB3	16:AP:64:ALA:HB2	2.03	0.40
23:AX:40:C:H2'	23:AX:41:C:H6	1.87	0.40
50:B4:55:ARG:HB3	50:B4:56:VAL:O	2.22	0.40
25:BA:1058:U:C5	33:BN:28:THR:HG21	2.56	0.40

Continued on next page...

Continued from previous page...

Atom-1	Atom-2	Interatomic distance (Å)	Clash overlap (Å)
25:BA:107:G:H2'	25:BA:108:G:O4'	2.22	0.40
25:BA:1052:C:C2	25:BA:1183:G:N2	2.89	0.40
25:BA:1535:U:HO2'	25:BA:1536:A:H8	1.66	0.40
25:BA:1717:C:O2	28:BE:129:HIS:NE2	2.52	0.40
25:BA:2102:G:OP1	47:B1:35:THR:HG21	2.20	0.40
25:BA:470:C:H4'	29:BF:49:ALA:HB2	2.03	0.40
35:BP:101:VAL:HG22	35:BP:106:LEU:O	2.21	0.40
38:BS:3:ARG:HE	38:BS:3:ARG:CA	2.34	0.40
38:BS:68:GLN:HG2	38:BS:71:ARG:HH12	1.86	0.40
42:BW:13:SER:HA	42:BW:14:PRO:HD3	1.94	0.40
1:CA:1262:C:O2'	1:CA:1263:C:C5'	2.69	0.40
1:CA:1325:C:H4'	21:CU:17:THR:HG21	2.02	0.40
1:CA:1502:A:H5''	1:CA:1504:G:N7	2.37	0.40
1:CA:973:G:H3'	1:CA:974:A:H5''	2.03	0.40
2:CB:74:LYS:HG2	2:CB:74:LYS:H	1.52	0.40
2:CB:7:VAL:HB	2:CB:8:LYS:H	1.66	0.40
2:CB:96:ARG:CZ	2:CB:98:LEU:HD13	2.52	0.40
10:CJ:16:LEU:HD23	10:CJ:16:LEU:HA	1.93	0.40
12:CL:84:LEU:HB2	12:CL:105:TYR:CD2	2.56	0.40
48:D2:3:LEU:HD23	48:D2:3:LEU:HA	1.88	0.40
25:DA:1024:G:H21	25:DA:1144:G:C4'	2.35	0.40
25:DA:118:A:OP2	25:DA:119:A:H2'	2.21	0.40
25:DA:1252:G:C2	25:DA:1253:A:C2	3.09	0.40
25:DA:1297:C:H2'	25:DA:1298:C:H6	1.87	0.40
25:DA:1423:G:H2'	25:DA:1424:G:C8	2.56	0.40
25:DA:1448:G:H21	25:DA:1528(A):A:H2	1.69	0.40
25:DA:1999:C:O2	25:DA:2687:U:O2'	2.32	0.40
25:DA:2023:G:H4'	25:DA:2617:C:O3'	2.22	0.40
25:DA:2240:C:O2'	25:DA:2241:A:H5'	2.21	0.40
25:DA:2648:C:H2'	25:DA:2649:U:H6	1.85	0.40
25:DA:71:A:OP2	25:DA:71:A:H3'	2.21	0.40
25:DA:812:C:H5''	25:DA:1250:G:O2'	2.22	0.40
25:DA:867:C:H2'	25:DA:868:U:H6	1.86	0.40
26:DB:56:G:OP1	30:DG:27:ASN:ND2	2.54	0.40
26:DB:57:A:N3	30:DG:29:TRP:HB3	2.36	0.40
27:DD:71:ASP:HB3	27:DD:103:ARG:HH22	1.87	0.40
27:DD:233:HIS:HA	61:DD:406:HOH:O	2.20	0.40
29:DF:36:VAL:HG11	29:DF:183:VAL:CG1	2.51	0.40
30:DG:135:LEU:HB2	30:DG:155:MET:HG2	2.03	0.40
33:DN:39:ARG:HA	33:DN:40:PRO:HD3	1.90	0.40
35:DP:81:GLN:NE2	35:DP:105:LEU:O	2.55	0.40

There are no symmetry-related clashes.

5.3 Torsion angles [i](#)

5.3.1 Protein backbone [i](#)

In the following table, the Percentiles column shows the percent Ramachandran outliers of the chain as a percentile score with respect to all X-ray entries followed by that with respect to entries of similar resolution.

The Analysed column shows the number of residues for which the backbone conformation was analysed, and the total number of residues.

Mol	Chain	Analysed	Favoured	Allowed	Outliers	Percentiles	
2	AB	229/256 (90%)	194 (85%)	24 (10%)	11 (5%)	2	5
2	CB	229/256 (90%)	195 (85%)	24 (10%)	10 (4%)	3	6
3	AC	204/239 (85%)	179 (88%)	23 (11%)	2 (1%)	18	43
3	CC	204/239 (85%)	178 (87%)	23 (11%)	3 (2%)	12	30
4	AD	206/209 (99%)	189 (92%)	15 (7%)	2 (1%)	18	43
4	CD	206/209 (99%)	190 (92%)	14 (7%)	2 (1%)	18	43
5	AE	146/162 (90%)	139 (95%)	5 (3%)	2 (1%)	13	33
5	CE	146/162 (90%)	136 (93%)	8 (6%)	2 (1%)	13	33
6	AF	98/101 (97%)	88 (90%)	10 (10%)	0	100	100
6	CF	98/101 (97%)	91 (93%)	7 (7%)	0	100	100
7	AG	153/156 (98%)	139 (91%)	11 (7%)	3 (2%)	9	22
7	CG	153/156 (98%)	137 (90%)	15 (10%)	1 (1%)	25	53
8	AH	135/138 (98%)	130 (96%)	5 (4%)	0	100	100
8	CH	135/138 (98%)	129 (96%)	5 (4%)	1 (1%)	25	53
9	AI	125/128 (98%)	107 (86%)	14 (11%)	4 (3%)	5	11
9	CI	125/128 (98%)	109 (87%)	12 (10%)	4 (3%)	5	11
10	AJ	95/105 (90%)	80 (84%)	9 (10%)	6 (6%)	1	2
10	CJ	94/105 (90%)	83 (88%)	6 (6%)	5 (5%)	2	4
11	AK	112/129 (87%)	103 (92%)	7 (6%)	2 (2%)	10	25
11	CK	112/129 (87%)	101 (90%)	8 (7%)	3 (3%)	6	15
12	AL	120/132 (91%)	111 (92%)	9 (8%)	0	100	100
12	CL	120/132 (91%)	113 (94%)	7 (6%)	0	100	100

Continued on next page...

Continued from previous page...

Mol	Chain	Analysed	Favoured	Allowed	Outliers	Percentiles	
13	AM	118/126 (94%)	103 (87%)	13 (11%)	2 (2%)	11	27
13	CM	116/126 (92%)	101 (87%)	11 (10%)	4 (3%)	4	10
14	AN	58/61 (95%)	55 (95%)	3 (5%)	0	100	100
14	CN	58/61 (95%)	55 (95%)	3 (5%)	0	100	100
15	AO	86/89 (97%)	80 (93%)	6 (7%)	0	100	100
15	CO	86/89 (97%)	78 (91%)	7 (8%)	1 (1%)	15	37
16	AP	80/88 (91%)	73 (91%)	7 (9%)	0	100	100
16	CP	80/88 (91%)	74 (92%)	5 (6%)	1 (1%)	14	35
17	AQ	97/105 (92%)	92 (95%)	5 (5%)	0	100	100
17	CQ	97/105 (92%)	90 (93%)	7 (7%)	0	100	100
18	AR	66/88 (75%)	63 (96%)	3 (4%)	0	100	100
18	CR	66/88 (75%)	64 (97%)	1 (2%)	1 (2%)	12	30
19	AS	81/93 (87%)	70 (86%)	11 (14%)	0	100	100
19	CS	81/93 (87%)	68 (84%)	11 (14%)	2 (2%)	6	17
20	AT	94/106 (89%)	82 (87%)	6 (6%)	6 (6%)	1	2
20	CT	94/106 (89%)	84 (89%)	5 (5%)	5 (5%)	2	4
21	AU	21/27 (78%)	17 (81%)	4 (19%)	0	100	100
21	CU	21/27 (78%)	16 (76%)	4 (19%)	1 (5%)	2	5
27	BD	273/276 (99%)	258 (94%)	14 (5%)	1 (0%)	38	66
27	DD	273/276 (99%)	257 (94%)	14 (5%)	2 (1%)	25	53
28	BE	202/206 (98%)	194 (96%)	7 (4%)	1 (0%)	32	60
28	DE	202/206 (98%)	193 (96%)	7 (4%)	2 (1%)	18	43
29	BF	201/210 (96%)	196 (98%)	4 (2%)	1 (0%)	32	60
29	DF	201/210 (96%)	195 (97%)	4 (2%)	2 (1%)	18	43
30	BG	179/182 (98%)	165 (92%)	11 (6%)	3 (2%)	11	27
30	DG	179/182 (98%)	161 (90%)	14 (8%)	4 (2%)	8	20
31	BH	172/180 (96%)	161 (94%)	10 (6%)	1 (1%)	28	56
31	DH	172/180 (96%)	160 (93%)	11 (6%)	1 (1%)	28	56
32	BI	144/148 (97%)	129 (90%)	12 (8%)	3 (2%)	8	21
32	DI	144/148 (97%)	130 (90%)	12 (8%)	2 (1%)	13	33
33	BN	138/140 (99%)	135 (98%)	3 (2%)	0	100	100

Continued on next page...

Continued from previous page...

Mol	Chain	Analysed	Favoured	Allowed	Outliers	Percentiles	
33	DN	138/140 (99%)	133 (96%)	4 (3%)	1 (1%)	25	53
34	BO	120/122 (98%)	114 (95%)	5 (4%)	1 (1%)	22	49
34	DO	120/122 (98%)	115 (96%)	5 (4%)	0	100	100
35	BP	147/150 (98%)	140 (95%)	6 (4%)	1 (1%)	25	53
35	DP	147/150 (98%)	137 (93%)	9 (6%)	1 (1%)	25	53
36	BQ	139/141 (99%)	132 (95%)	6 (4%)	1 (1%)	25	53
36	DQ	139/141 (99%)	132 (95%)	5 (4%)	2 (1%)	13	33
37	BR	116/118 (98%)	109 (94%)	7 (6%)	0	100	100
37	DR	116/118 (98%)	110 (95%)	5 (4%)	1 (1%)	20	46
38	BS	108/112 (96%)	98 (91%)	9 (8%)	1 (1%)	20	46
38	DS	108/112 (96%)	98 (91%)	9 (8%)	1 (1%)	20	46
39	BT	129/146 (88%)	122 (95%)	5 (4%)	2 (2%)	11	28
39	DT	129/146 (88%)	125 (97%)	4 (3%)	0	100	100
40	BU	114/118 (97%)	113 (99%)	1 (1%)	0	100	100
40	DU	114/118 (97%)	112 (98%)	2 (2%)	0	100	100
41	BV	99/101 (98%)	92 (93%)	5 (5%)	2 (2%)	9	22
41	DV	99/101 (98%)	94 (95%)	4 (4%)	1 (1%)	18	43
42	BW	110/113 (97%)	109 (99%)	1 (1%)	0	100	100
42	DW	110/113 (97%)	109 (99%)	1 (1%)	0	100	100
43	BX	93/96 (97%)	88 (95%)	4 (4%)	1 (1%)	17	40
43	DX	93/96 (97%)	88 (95%)	3 (3%)	2 (2%)	8	20
44	BY	105/110 (96%)	97 (92%)	6 (6%)	2 (2%)	9	23
44	DY	105/110 (96%)	99 (94%)	5 (5%)	1 (1%)	18	43
45	BZ	169/206 (82%)	147 (87%)	18 (11%)	4 (2%)	7	17
45	DZ	172/206 (84%)	154 (90%)	17 (10%)	1 (1%)	28	56
46	B0	81/85 (95%)	76 (94%)	4 (5%)	1 (1%)	15	37
46	D0	81/85 (95%)	76 (94%)	5 (6%)	0	100	100
47	B1	95/98 (97%)	92 (97%)	2 (2%)	1 (1%)	17	40
47	D1	95/98 (97%)	92 (97%)	2 (2%)	1 (1%)	17	40
48	B2	68/72 (94%)	68 (100%)	0	0	100	100
48	D2	68/72 (94%)	68 (100%)	0	0	100	100

Continued on next page...

Continued from previous page...

Mol	Chain	Analysed	Favoured	Allowed	Outliers	Percentiles	
49	B3	57/60 (95%)	55 (96%)	2 (4%)	0	100	100
49	D3	57/60 (95%)	54 (95%)	3 (5%)	0	100	100
50	B4	67/71 (94%)	50 (75%)	10 (15%)	7 (10%)	0	0
50	D4	67/71 (94%)	53 (79%)	7 (10%)	7 (10%)	0	0
51	B5	57/60 (95%)	56 (98%)	1 (2%)	0	100	100
51	D5	57/60 (95%)	56 (98%)	1 (2%)	0	100	100
52	B6	51/54 (94%)	49 (96%)	1 (2%)	1 (2%)	9	22
52	D6	51/54 (94%)	48 (94%)	3 (6%)	0	100	100
53	B7	46/49 (94%)	45 (98%)	1 (2%)	0	100	100
53	D7	46/49 (94%)	45 (98%)	0	1 (2%)	8	20
54	B8	62/65 (95%)	62 (100%)	0	0	100	100
54	D8	62/65 (95%)	62 (100%)	0	0	100	100
55	B9	35/37 (95%)	34 (97%)	1 (3%)	0	100	100
55	D9	35/37 (95%)	33 (94%)	2 (6%)	0	100	100
All	All	11402/12128 (94%)	10561 (93%)	687 (6%)	154 (1%)	13	33

All (154) Ramachandran outliers are listed below:

Mol	Chain	Res	Type
2	AB	9	GLU
2	AB	10	LEU
2	AB	125	PRO
4	AD	166	LYS
7	AG	80	VAL
9	AI	44	VAL
9	AI	54	ASP
10	AJ	56	HIS
10	AJ	79	ARG
27	BD	275	LYS
29	BF	130	ALA
30	BG	43	LEU
31	BH	126	PRO
32	BI	107	VAL
39	BT	127	ALA
39	BT	128	GLU
47	B1	3	LYS
50	B4	44	THR

Continued on next page...

Continued from previous page...

Mol	Chain	Res	Type
50	B4	45	GLY
50	B4	68	ARG
2	CB	16	HIS
2	CB	17	PHE
2	CB	126	GLU
2	CB	231	GLU
3	CC	99	VAL
4	CD	46	LYS
4	CD	166	LYS
9	CI	44	VAL
9	CI	54	ASP
10	CJ	55	LYS
10	CJ	56	HIS
13	CM	67	GLU
13	CM	106	ASN
20	CT	95	ALA
20	CT	99	LEU
29	DF	130	ALA
30	DG	43	LEU
30	DG	47	LYS
30	DG	81	LYS
31	DH	126	PRO
32	DI	10	GLU
36	DQ	60	ARG
41	DV	79	VAL
50	D4	45	GLY
50	D4	49	PHE
50	D4	62	ARG
50	D4	63	TYR
53	D7	46	VAL
2	AB	11	LEU
2	AB	19	HIS
5	AE	85	GLY
7	AG	81	GLY
10	AJ	31	GLY
10	AJ	55	LYS
11	AK	49	GLY
13	AM	67	GLU
20	AT	47	GLY
30	BG	47	LYS
30	BG	51	ARG
32	BI	106	GLY

Continued on next page...

Continued from previous page...

Mol	Chain	Res	Type
36	BQ	60	ARG
41	BV	79	VAL
41	BV	100	ARG
43	BX	94	GLY
45	BZ	137	ILE
46	B0	13	GLY
50	B4	49	PHE
52	B6	13	CYS
2	CB	8	LYS
2	CB	10	LEU
2	CB	20	GLU
2	CB	121	LEU
3	CC	4	LYS
3	CC	181	ASN
7	CG	55	GLY
8	CH	133	LEU
10	CJ	75	ILE
10	CJ	77	PRO
11	CK	49	GLY
11	CK	100	ALA
19	CS	30	LEU
20	CT	47	GLY
21	CU	3	LYS
27	DD	239	ARG
29	DF	21	ALA
36	DQ	27	VAL
43	DX	94	GLY
2	AB	126	GLU
10	AJ	75	ILE
10	AJ	78	ASN
20	AT	96	GLY
20	AT	100	ILE
20	AT	102	GLY
28	BE	52	LEU
45	BZ	155	LEU
50	B4	55	ARG
50	B4	62	ARG
2	CB	9	GLU
2	CB	234	PRO
10	CJ	91	PRO
13	CM	5	ALA
18	CR	25	THR

Continued on next page...

Continued from previous page...

Mol	Chain	Res	Type
28	DE	52	LEU
38	DS	84	GLN
50	D4	46	GLN
2	AB	131	PRO
4	AD	164	ALA
9	AI	12	GLU
20	AT	10	LEU
20	AT	95	ALA
32	BI	73	GLU
34	BO	5	GLN
44	BY	54	LYS
45	BZ	152	ALA
50	B4	56	VAL
9	CI	11	LYS
13	CM	4	ILE
19	CS	29	ARG
30	DG	51	ARG
32	DI	135	GLU
35	DP	29	LYS
44	DY	54	LYS
47	D1	3	LYS
2	AB	20	GLU
2	AB	213	LEU
2	AB	227	GLY
2	AB	234	PRO
9	AI	29	ASN
13	AM	4	ILE
35	BP	29	LYS
5	CE	27	ARG
9	CI	12	GLU
20	CT	102	GLY
27	DD	3	VAL
33	DN	2	LYS
37	DR	45	ARG
43	DX	2	LYS
45	DZ	113	ALA
50	D4	55	ARG
3	AC	99	VAL
7	AG	4	ARG
16	CP	81	ARG
20	CT	100	ILE
38	BS	60	GLY

Continued on next page...

Continued from previous page...

Mol	Chain	Res	Type
15	CO	23	GLY
28	DE	73	GLU
3	AC	66	VAL
44	BY	53	PRO
45	BZ	111	VAL
5	AE	69	VAL
11	AK	105	VAL
50	D4	29	PRO
5	CE	69	VAL
11	CK	105	VAL

5.3.2 Protein sidechains ⓘ

In the following table, the Percentiles column shows the percent sidechain outliers of the chain as a percentile score with respect to all X-ray entries followed by that with respect to entries of similar resolution.

The Analysed column shows the number of residues for which the sidechain conformation was analysed, and the total number of residues.

Mol	Chain	Analysed	Rotameric	Outliers	Percentiles	
2	AB	192/220 (87%)	158 (82%)	34 (18%)	2	5
2	CB	187/220 (85%)	161 (86%)	26 (14%)	4	10
3	AC	143/188 (76%)	134 (94%)	9 (6%)	21	46
3	CC	140/188 (74%)	127 (91%)	13 (9%)	10	24
4	AD	170/181 (94%)	154 (91%)	16 (9%)	10	23
4	CD	173/181 (96%)	158 (91%)	15 (9%)	12	27
5	AE	113/123 (92%)	106 (94%)	7 (6%)	21	46
5	CE	114/123 (93%)	103 (90%)	11 (10%)	10	22
6	AF	83/90 (92%)	79 (95%)	4 (5%)	30	59
6	CF	85/90 (94%)	82 (96%)	3 (4%)	41	72
7	AG	119/127 (94%)	108 (91%)	11 (9%)	11	24
7	CG	120/127 (94%)	113 (94%)	7 (6%)	23	50
8	AH	114/119 (96%)	108 (95%)	6 (5%)	26	54
8	CH	114/119 (96%)	109 (96%)	5 (4%)	33	63
9	AI	90/99 (91%)	79 (88%)	11 (12%)	6	13
9	CI	89/99 (90%)	81 (91%)	8 (9%)	11	25

Continued on next page...

Continued from previous page...

Mol	Chain	Analysed	Rotameric	Outliers	Percentiles	
10	AJ	66/92 (72%)	63 (96%)	3 (4%)	32	62
10	CJ	69/92 (75%)	64 (93%)	5 (7%)	17	39
11	AK	82/99 (83%)	78 (95%)	4 (5%)	29	58
11	CK	83/99 (84%)	79 (95%)	4 (5%)	30	59
12	AL	97/109 (89%)	92 (95%)	5 (5%)	27	55
12	CL	97/109 (89%)	93 (96%)	4 (4%)	35	66
13	AM	91/101 (90%)	83 (91%)	8 (9%)	12	27
13	CM	89/101 (88%)	80 (90%)	9 (10%)	9	20
14	AN	49/50 (98%)	43 (88%)	6 (12%)	6	13
14	CN	49/50 (98%)	42 (86%)	7 (14%)	4	9
15	AO	78/80 (98%)	68 (87%)	10 (13%)	5	12
15	CO	78/80 (98%)	73 (94%)	5 (6%)	20	45
16	AP	69/74 (93%)	59 (86%)	10 (14%)	4	9
16	CP	68/74 (92%)	60 (88%)	8 (12%)	6	14
17	AQ	94/97 (97%)	88 (94%)	6 (6%)	20	45
17	CQ	94/97 (97%)	89 (95%)	5 (5%)	26	54
18	AR	59/77 (77%)	54 (92%)	5 (8%)	12	28
18	CR	59/77 (77%)	55 (93%)	4 (7%)	18	41
19	AS	69/80 (86%)	63 (91%)	6 (9%)	12	27
19	CS	67/80 (84%)	58 (87%)	9 (13%)	4	11
20	AT	70/82 (85%)	62 (89%)	8 (11%)	7	15
20	CT	70/82 (85%)	62 (89%)	8 (11%)	7	15
21	AU	18/22 (82%)	16 (89%)	2 (11%)	7	16
21	CU	18/22 (82%)	17 (94%)	1 (6%)	25	51
27	BD	215/218 (99%)	200 (93%)	15 (7%)	18	40
27	DD	215/218 (99%)	200 (93%)	15 (7%)	18	40
28	BE	164/166 (99%)	150 (92%)	14 (8%)	12	28
28	DE	164/166 (99%)	147 (90%)	17 (10%)	8	18
29	BF	160/166 (96%)	145 (91%)	15 (9%)	10	23
29	DF	159/166 (96%)	144 (91%)	15 (9%)	10	23
30	BG	143/156 (92%)	128 (90%)	15 (10%)	8	18

Continued on next page...

Continued from previous page...

Mol	Chain	Analysed	Rotameric	Outliers	Percentiles	
30	DG	142/156 (91%)	128 (90%)	14 (10%)	9	21
31	BH	144/148 (97%)	133 (92%)	11 (8%)	15	35
31	DH	144/148 (97%)	134 (93%)	10 (7%)	18	41
32	BI	110/124 (89%)	88 (80%)	22 (20%)	1	4
32	DI	104/124 (84%)	90 (86%)	14 (14%)	4	10
33	BN	118/119 (99%)	103 (87%)	15 (13%)	5	12
33	DN	118/119 (99%)	106 (90%)	12 (10%)	8	20
34	BO	100/100 (100%)	95 (95%)	5 (5%)	28	57
34	DO	100/100 (100%)	96 (96%)	4 (4%)	36	67
35	BP	115/116 (99%)	105 (91%)	10 (9%)	12	27
35	DP	115/116 (99%)	106 (92%)	9 (8%)	15	33
36	BQ	111/111 (100%)	100 (90%)	11 (10%)	9	21
36	DQ	111/111 (100%)	103 (93%)	8 (7%)	17	39
37	BR	101/101 (100%)	87 (86%)	14 (14%)	4	10
37	DR	101/101 (100%)	88 (87%)	13 (13%)	5	12
38	BS	87/88 (99%)	83 (95%)	4 (5%)	31	61
38	DS	85/88 (97%)	77 (91%)	8 (9%)	10	23
39	BT	115/127 (91%)	106 (92%)	9 (8%)	15	33
39	DT	113/127 (89%)	104 (92%)	9 (8%)	14	32
40	BU	93/94 (99%)	87 (94%)	6 (6%)	20	44
40	DU	93/94 (99%)	87 (94%)	6 (6%)	20	44
41	BV	80/82 (98%)	72 (90%)	8 (10%)	9	21
41	DV	80/82 (98%)	72 (90%)	8 (10%)	9	21
42	BW	90/92 (98%)	85 (94%)	5 (6%)	25	51
42	DW	90/92 (98%)	84 (93%)	6 (7%)	19	42
43	BX	77/78 (99%)	73 (95%)	4 (5%)	27	55
43	DX	77/78 (99%)	73 (95%)	4 (5%)	27	55
44	BY	85/91 (93%)	81 (95%)	4 (5%)	30	60
44	DY	85/91 (93%)	78 (92%)	7 (8%)	13	30
45	BZ	145/179 (81%)	131 (90%)	14 (10%)	9	22
45	DZ	145/179 (81%)	132 (91%)	13 (9%)	11	25

Continued on next page...

Continued from previous page...

Mol	Chain	Analysed	Rotameric	Outliers	Percentiles	
46	B0	65/67 (97%)	62 (95%)	3 (5%)	31	61
46	D0	65/67 (97%)	62 (95%)	3 (5%)	31	61
47	B1	80/83 (96%)	74 (92%)	6 (8%)	16	36
47	D1	80/83 (96%)	75 (94%)	5 (6%)	21	46
48	B2	65/67 (97%)	61 (94%)	4 (6%)	21	46
48	D2	65/67 (97%)	60 (92%)	5 (8%)	15	34
49	B3	51/52 (98%)	46 (90%)	5 (10%)	9	21
49	D3	50/52 (96%)	45 (90%)	5 (10%)	9	21
50	B4	60/63 (95%)	51 (85%)	9 (15%)	3	8
50	D4	53/63 (84%)	46 (87%)	7 (13%)	5	11
51	B5	50/52 (96%)	42 (84%)	8 (16%)	3	7
51	D5	50/52 (96%)	47 (94%)	3 (6%)	22	48
52	B6	51/52 (98%)	45 (88%)	6 (12%)	6	14
52	D6	50/52 (96%)	49 (98%)	1 (2%)	60	86
53	B7	41/42 (98%)	38 (93%)	3 (7%)	16	38
53	D7	41/42 (98%)	41 (100%)	0	100	100
54	B8	53/55 (96%)	49 (92%)	4 (8%)	16	36
54	D8	54/55 (98%)	52 (96%)	2 (4%)	39	70
55	B9	34/34 (100%)	33 (97%)	1 (3%)	48	77
55	D9	34/34 (100%)	33 (97%)	1 (3%)	48	77
All	All	9315/10066 (92%)	8513 (91%)	802 (9%)	12	28

All (802) residues with a non-rotameric sidechain are listed below:

Mol	Chain	Res	Type
2	AB	7	VAL
2	AB	8	LYS
2	AB	11	LEU
2	AB	15	VAL
2	AB	17	PHE
2	AB	21	ARG
2	AB	24	TRP
2	AB	39	ILE
2	AB	49	GLU
2	AB	64	ARG

Continued on next page...

Continued from previous page...

Mol	Chain	Res	Type
2	AB	67	THR
2	AB	76	GLN
2	AB	80	ILE
2	AB	93	VAL
2	AB	96	ARG
2	AB	112	VAL
2	AB	127	ILE
2	AB	144	ARG
2	AB	145	LEU
2	AB	153	ARG
2	AB	155	LEU
2	AB	156	LYS
2	AB	157	ARG
2	AB	158	LEU
2	AB	160	ASP
2	AB	178	ARG
2	AB	185	ILE
2	AB	200	ILE
2	AB	204	ASN
2	AB	209	ARG
2	AB	215	LEU
2	AB	217	ARG
2	AB	223	ILE
2	AB	230	VAL
3	AC	3	ASN
3	AC	17	ASP
3	AC	21	ARG
3	AC	27	LYS
3	AC	28	GLN
3	AC	29	TYR
3	AC	52	LEU
3	AC	115	LEU
3	AC	178	LEU
4	AD	5	ILE
4	AD	15	GLU
4	AD	19	LEU
4	AD	46	LYS
4	AD	49	ARG
4	AD	53	ASP
4	AD	58	LEU
4	AD	65	ARG
4	AD	86	LYS

Continued on next page...

Continued from previous page...

Mol	Chain	Res	Type
4	AD	112	VAL
4	AD	127	THR
4	AD	135	LEU
4	AD	158	ILE
4	AD	168	ARG
4	AD	188	LEU
4	AD	193	ASP
5	AE	12	LEU
5	AE	31	LEU
5	AE	34	VAL
5	AE	41	VAL
5	AE	67	VAL
5	AE	79	GLU
5	AE	147	ASP
6	AF	55	ASP
6	AF	69	GLU
6	AF	82	ARG
6	AF	94	GLN
7	AG	8	GLU
7	AG	13	GLN
7	AG	21	VAL
7	AG	32	ARG
7	AG	51	GLN
7	AG	57	GLU
7	AG	76	ARG
7	AG	78	ARG
7	AG	104	LEU
7	AG	115	ARG
7	AG	138	LYS
8	AH	37	ARG
8	AH	50	ARG
8	AH	52	ASP
8	AH	63	LEU
8	AH	133	LEU
8	AH	137	VAL
9	AI	23	ASN
9	AI	27	THR
9	AI	42	ARG
9	AI	53	VAL
9	AI	56	LEU
9	AI	81	ILE
9	AI	89	ASN

Continued on next page...

Continued from previous page...

Mol	Chain	Res	Type
9	AI	104	ARG
9	AI	108	VAL
9	AI	112	LYS
9	AI	128	ARG
10	AJ	67	THR
10	AJ	84	GLN
10	AJ	96	ILE
11	AK	31	THR
11	AK	48	ILE
11	AK	96	ARG
11	AK	109	VAL
12	AL	33	ARG
12	AL	46	LYS
12	AL	67	THR
12	AL	83	VAL
12	AL	123	LYS
13	AM	4	ILE
13	AM	15	VAL
13	AM	43	THR
13	AM	47	ASP
13	AM	70	LEU
13	AM	73	GLU
13	AM	110	ARG
13	AM	121	LYS
14	AN	7	ILE
14	AN	15	LYS
14	AN	18	VAL
14	AN	32	SER
14	AN	33	VAL
14	AN	50	LYS
15	AO	3	ILE
15	AO	5	LYS
15	AO	26	GLU
15	AO	38	ARG
15	AO	39	LEU
15	AO	41	GLU
15	AO	47	LYS
15	AO	83	GLU
15	AO	84	LYS
15	AO	88	ARG
16	AP	5	ARG
16	AP	19	ILE

Continued on next page...

Continued from previous page...

Mol	Chain	Res	Type
16	AP	20	VAL
16	AP	28	ARG
16	AP	45	THR
16	AP	50	LYS
16	AP	54	GLU
16	AP	60	LEU
16	AP	62	VAL
16	AP	67	THR
17	AQ	6	LEU
17	AQ	14	LYS
17	AQ	49	GLU
17	AQ	53	LEU
17	AQ	63	ARG
17	AQ	74	LEU
18	AR	31	LEU
18	AR	32	ARG
18	AR	38	GLU
18	AR	47	THR
18	AR	76	LEU
19	AS	12	ASP
19	AS	16	LEU
19	AS	28	LYS
19	AS	41	VAL
19	AS	48	THR
19	AS	65	ASN
20	AT	8	ARG
20	AT	13	LEU
20	AT	24	LEU
20	AT	45	GLN
20	AT	62	LEU
20	AT	74	LYS
20	AT	80	ARG
20	AT	84	LEU
21	AU	9	ARG
21	AU	10	ARG
27	BD	3	VAL
27	BD	13	ARG
27	BD	61	LEU
27	BD	94	LEU
27	BD	103	ARG
27	BD	111	LEU
27	BD	113	VAL

Continued on next page...

Continued from previous page...

Mol	Chain	Res	Type
27	BD	142	VAL
27	BD	155	LEU
27	BD	211	ARG
27	BD	221	VAL
27	BD	229	VAL
27	BD	242	ARG
27	BD	257	LEU
27	BD	260	ARG
28	BE	12	THR
28	BE	24	THR
28	BE	73	GLU
28	BE	75	VAL
28	BE	82	ARG
28	BE	89	ASP
28	BE	97	LYS
28	BE	111	ARG
28	BE	116	VAL
28	BE	119	ARG
28	BE	144	ARG
28	BE	163	GLU
28	BE	181	LEU
28	BE	202	LYS
29	BF	24	LEU
29	BF	33	LEU
29	BF	38	ARG
29	BF	53	THR
29	BF	74	ARG
29	BF	88	VAL
29	BF	106	ARG
29	BF	110	LEU
29	BF	125	LEU
29	BF	132	VAL
29	BF	140	LEU
29	BF	170	LEU
29	BF	192	LEU
29	BF	195	ASP
29	BF	197	ASP
30	BG	5	VAL
30	BG	28	VAL
30	BG	43	LEU
30	BG	45	GLU
30	BG	58	GLN

Continued on next page...

Continued from previous page...

Mol	Chain	Res	Type
30	BG	81	LYS
30	BG	82	LEU
30	BG	86	MET
30	BG	135	LEU
30	BG	140	ILE
30	BG	143	GLU
30	BG	148	MET
30	BG	159	VAL
30	BG	170	ARG
30	BG	175	LEU
31	BH	6	ARG
31	BH	33	LEU
31	BH	41	MET
31	BH	59	ARG
31	BH	69	ARG
31	BH	71	LEU
31	BH	84	SER
31	BH	98	LEU
31	BH	116	GLU
31	BH	122	THR
31	BH	130	ARG
32	BI	9	LEU
32	BI	10	GLU
32	BI	20	ASP
32	BI	38	LEU
32	BI	40	THR
32	BI	43	ASN
32	BI	57	ARG
32	BI	60	GLU
32	BI	61	ARG
32	BI	64	GLU
32	BI	66	GLU
32	BI	68	LEU
32	BI	74	ASN
32	BI	75	LEU
32	BI	77	LEU
32	BI	87	LYS
32	BI	92	VAL
32	BI	96	ASP
32	BI	103	ARG
32	BI	116	LEU
32	BI	117	GLU

Continued on next page...

Continued from previous page...

Mol	Chain	Res	Type
32	BI	140	LEU
33	BN	5	VAL
33	BN	28	THR
33	BN	33	LEU
33	BN	34	LEU
33	BN	46	VAL
33	BN	48	MET
33	BN	61	ARG
33	BN	62	VAL
33	BN	67	LEU
33	BN	68	GLU
33	BN	83	LYS
33	BN	87	LEU
33	BN	99	LEU
33	BN	120	LEU
33	BN	133	GLN
34	BO	8	LEU
34	BO	18	LYS
34	BO	24	VAL
34	BO	94	ARG
34	BO	108	GLU
35	BP	15	ARG
35	BP	55	ARG
35	BP	56	SER
35	BP	65	ARG
35	BP	77	ARG
35	BP	83	VAL
35	BP	95	VAL
35	BP	98	GLU
35	BP	106	LEU
35	BP	149	GLU
36	BQ	1	MET
36	BQ	5	ARG
36	BQ	7	MET
36	BQ	16	ARG
36	BQ	21	THR
36	BQ	45	GLN
36	BQ	54	MET
36	BQ	75	THR
36	BQ	85	LYS
36	BQ	109	VAL
36	BQ	110	THR

Continued on next page...

Continued from previous page...

Mol	Chain	Res	Type
37	BR	1	MET
37	BR	6	SER
37	BR	18	LEU
37	BR	24	GLN
37	BR	29	LEU
37	BR	36	THR
37	BR	44	LEU
37	BR	54	LEU
37	BR	60	LEU
37	BR	65	LEU
37	BR	79	LEU
37	BR	102	GLU
37	BR	111	LEU
37	BR	114	VAL
38	BS	20	ARG
38	BS	49	VAL
38	BS	59	LYS
38	BS	110	LEU
39	BT	23	ARG
39	BT	49	VAL
39	BT	53	ARG
39	BT	64	ARG
39	BT	74	ARG
39	BT	93	ARG
39	BT	96	ARG
39	BT	108	ARG
39	BT	118	ARG
40	BU	8	VAL
40	BU	36	ARG
40	BU	74	LEU
40	BU	92	ARG
40	BU	95	LEU
40	BU	104	GLN
41	BV	18	LEU
41	BV	28	GLU
41	BV	43	GLU
41	BV	51	VAL
41	BV	62	LEU
41	BV	79	VAL
41	BV	95	LEU
41	BV	100	ARG
42	BW	11	ARG

Continued on next page...

Continued from previous page...

Mol	Chain	Res	Type
42	BW	17	VAL
42	BW	19	LEU
42	BW	51	LEU
42	BW	107	LEU
43	BX	35	THR
43	BX	66	LEU
43	BX	88	LYS
43	BX	92	LEU
44	BY	1	MET
44	BY	23	ARG
44	BY	43	ASN
44	BY	72	VAL
45	BZ	5	LEU
45	BZ	18	LEU
45	BZ	19	ARG
45	BZ	33	LEU
45	BZ	61	LEU
45	BZ	86	VAL
45	BZ	102	LEU
45	BZ	107	THR
45	BZ	126	VAL
45	BZ	136	PHE
45	BZ	144	LEU
45	BZ	154	ASP
45	BZ	155	LEU
45	BZ	161	VAL
46	B0	14	ARG
46	B0	20	ARG
46	B0	55	ARG
47	B1	21	ARG
47	B1	40	ARG
47	B1	59	THR
47	B1	78	LYS
47	B1	89	GLU
47	B1	95	LEU
48	B2	32	LEU
48	B2	52	ASP
48	B2	64	LEU
48	B2	70	GLN
49	B3	8	LEU
49	B3	23	LEU
49	B3	29	ARG

Continued on next page...

Continued from previous page...

Mol	Chain	Res	Type
49	B3	44	ARG
49	B3	54	VAL
50	B4	3	GLU
50	B4	34	GLU
50	B4	46	GLN
50	B4	48	ARG
50	B4	49	PHE
50	B4	58	ARG
50	B4	59	PHE
50	B4	63	TYR
50	B4	68	ARG
51	B5	6	VAL
51	B5	26	THR
51	B5	29	THR
51	B5	33	CYS
51	B5	36	CYS
51	B5	40	LYS
51	B5	49	CYS
51	B5	60	VAL
52	B6	4	GLU
52	B6	6	ARG
52	B6	18	ARG
52	B6	28	ARG
52	B6	40	CYS
52	B6	48	VAL
53	B7	1	MET
53	B7	24	THR
53	B7	43	THR
54	B8	14	VAL
54	B8	30	ARG
54	B8	31	HIS
54	B8	37	SER
55	B9	27	CYS
2	CB	7	VAL
2	CB	8	LYS
2	CB	11	LEU
2	CB	23	ARG
2	CB	24	TRP
2	CB	35	GLU
2	CB	49	GLU
2	CB	67	THR
2	CB	93	VAL

Continued on next page...

Continued from previous page...

Mol	Chain	Res	Type
2	CB	94	ASN
2	CB	115	LEU
2	CB	126	GLU
2	CB	128	GLU
2	CB	142	LEU
2	CB	144	ARG
2	CB	154	LEU
2	CB	155	LEU
2	CB	158	LEU
2	CB	175	ARG
2	CB	178	ARG
2	CB	185	ILE
2	CB	187	LEU
2	CB	200	ILE
2	CB	209	ARG
2	CB	215	LEU
2	CB	224	GLN
3	CC	3	ASN
3	CC	21	ARG
3	CC	29	TYR
3	CC	49	SER
3	CC	54	ARG
3	CC	70	VAL
3	CC	105	GLU
3	CC	125	GLU
3	CC	140	ARG
3	CC	152	ILE
3	CC	178	LEU
3	CC	193	TYR
3	CC	196	LEU
4	CD	15	GLU
4	CD	19	LEU
4	CD	31	CYS
4	CD	34	GLU
4	CD	47	ARG
4	CD	58	LEU
4	CD	61	LYS
4	CD	65	ARG
4	CD	86	LYS
4	CD	122	ARG
4	CD	135	LEU
4	CD	157	LEU

Continued on next page...

Continued from previous page...

Mol	Chain	Res	Type
4	CD	170	VAL
4	CD	194	LEU
4	CD	208	SER
5	CE	10	MET
5	CE	18	ARG
5	CE	31	LEU
5	CE	34	VAL
5	CE	41	VAL
5	CE	71	LEU
5	CE	72	GLN
5	CE	78	HIS
5	CE	79	GLU
5	CE	147	ASP
5	CE	152	ARG
6	CF	28	ARG
6	CF	41	GLU
6	CF	46	ARG
7	CG	9	VAL
7	CG	51	GLN
7	CG	72	ARG
7	CG	76	ARG
7	CG	78	ARG
7	CG	79	ARG
7	CG	155	ARG
8	CH	50	ARG
8	CH	63	LEU
8	CH	84	ARG
8	CH	133	LEU
8	CH	137	VAL
9	CI	14	VAL
9	CI	27	THR
9	CI	81	ILE
9	CI	92	TYR
9	CI	102	LEU
9	CI	104	ARG
9	CI	108	VAL
9	CI	128	ARG
10	CJ	7	LYS
10	CJ	19	SER
10	CJ	21	GLN
10	CJ	38	ILE
10	CJ	67	THR

Continued on next page...

Continued from previous page...

Mol	Chain	Res	Type
11	CK	54	ARG
11	CK	96	ARG
11	CK	109	VAL
11	CK	126	ARG
12	CL	33	ARG
12	CL	53	ARG
12	CL	67	THR
12	CL	83	VAL
13	CM	3	ARG
13	CM	15	VAL
13	CM	27	LYS
13	CM	47	ASP
13	CM	49	THR
13	CM	56	LEU
13	CM	70	LEU
13	CM	106	ASN
13	CM	110	ARG
14	CN	3	ARG
14	CN	7	ILE
14	CN	12	ARG
14	CN	18	VAL
14	CN	23	ARG
14	CN	32	SER
14	CN	33	VAL
15	CO	3	ILE
15	CO	5	LYS
15	CO	10	LYS
15	CO	38	ARG
15	CO	41	GLU
16	CP	5	ARG
16	CP	27	LYS
16	CP	28	ARG
16	CP	45	THR
16	CP	60	LEU
16	CP	62	VAL
16	CP	67	THR
16	CP	69	THR
17	CQ	6	LEU
17	CQ	36	ILE
17	CQ	53	LEU
17	CQ	63	ARG
17	CQ	74	LEU

Continued on next page...

Continued from previous page...

Mol	Chain	Res	Type
18	CR	26	LEU
18	CR	32	ARG
18	CR	47	THR
18	CR	76	LEU
19	CS	12	ASP
19	CS	28	LYS
19	CS	41	VAL
19	CS	48	THR
19	CS	56	GLN
19	CS	64	GLU
19	CS	65	ASN
19	CS	77	THR
19	CS	78	ARG
20	CT	24	LEU
20	CT	30	LYS
20	CT	38	LYS
20	CT	56	MET
20	CT	62	LEU
20	CT	71	THR
20	CT	80	ARG
20	CT	84	LEU
21	CU	10	ARG
27	DD	54	ARG
27	DD	61	LEU
27	DD	94	LEU
27	DD	103	ARG
27	DD	106	ILE
27	DD	111	LEU
27	DD	113	VAL
27	DD	134	ARG
27	DD	155	LEU
27	DD	211	ARG
27	DD	217	ARG
27	DD	221	VAL
27	DD	229	VAL
27	DD	242	ARG
27	DD	257	LEU
28	DE	12	THR
28	DE	21	VAL
28	DE	24	THR
28	DE	27	LEU
28	DE	34	VAL

Continued on next page...

Continued from previous page...

Mol	Chain	Res	Type
28	DE	40	GLU
28	DE	52	LEU
28	DE	73	GLU
28	DE	75	VAL
28	DE	77	ILE
28	DE	93	VAL
28	DE	116	VAL
28	DE	119	ARG
28	DE	144	ARG
28	DE	163	GLU
28	DE	175	VAL
28	DE	181	LEU
29	DF	24	LEU
29	DF	28	ILE
29	DF	33	LEU
29	DF	38	ARG
29	DF	57	VAL
29	DF	74	ARG
29	DF	88	VAL
29	DF	106	ARG
29	DF	108	LYS
29	DF	110	LEU
29	DF	132	VAL
29	DF	137	LYS
29	DF	170	LEU
29	DF	192	LEU
29	DF	200	GLU
30	DG	5	VAL
30	DG	7	LEU
30	DG	16	ARG
30	DG	36	LYS
30	DG	43	LEU
30	DG	49	ASP
30	DG	58	GLN
30	DG	91	ARG
30	DG	98	ARG
30	DG	136	ARG
30	DG	140	ILE
30	DG	148	MET
30	DG	159	VAL
30	DG	170	ARG
31	DH	3	ARG

Continued on next page...

Continued from previous page...

Mol	Chain	Res	Type
31	DH	33	LEU
31	DH	63	SER
31	DH	69	ARG
31	DH	84	SER
31	DH	95	ARG
31	DH	98	LEU
31	DH	136	ILE
31	DH	139	GLN
31	DH	172	LYS
32	DI	9	LEU
32	DI	40	THR
32	DI	43	ASN
32	DI	44	LEU
32	DI	50	ARG
32	DI	68	LEU
32	DI	73	GLU
32	DI	75	LEU
32	DI	77	LEU
32	DI	116	LEU
32	DI	123	LEU
32	DI	140	LEU
32	DI	142	VAL
32	DI	144	VAL
33	DN	5	VAL
33	DN	12	ARG
33	DN	28	THR
33	DN	33	LEU
33	DN	34	LEU
33	DN	46	VAL
33	DN	85	ILE
33	DN	87	LEU
33	DN	99	LEU
33	DN	120	LEU
33	DN	133	GLN
33	DN	137	LYS
34	DO	8	LEU
34	DO	24	VAL
34	DO	69	ILE
34	DO	94	ARG
35	DP	15	ARG
35	DP	55	ARG
35	DP	56	SER

Continued on next page...

Continued from previous page...

Mol	Chain	Res	Type
35	DP	65	ARG
35	DP	77	ARG
35	DP	83	VAL
35	DP	95	VAL
35	DP	96	THR
35	DP	106	LEU
36	DQ	5	ARG
36	DQ	7	MET
36	DQ	16	ARG
36	DQ	21	THR
36	DQ	45	GLN
36	DQ	60	ARG
36	DQ	85	LYS
36	DQ	109	VAL
37	DR	1	MET
37	DR	18	LEU
37	DR	24	GLN
37	DR	29	LEU
37	DR	44	LEU
37	DR	54	LEU
37	DR	60	LEU
37	DR	65	LEU
37	DR	79	LEU
37	DR	100	LEU
37	DR	102	GLU
37	DR	111	LEU
37	DR	114	VAL
38	DS	20	ARG
38	DS	35	ILE
38	DS	58	LEU
38	DS	68	GLN
38	DS	69	VAL
38	DS	71	ARG
38	DS	75	GLU
38	DS	110	LEU
39	DT	6	LEU
39	DT	16	ARG
39	DT	23	ARG
39	DT	49	VAL
39	DT	64	ARG
39	DT	74	ARG
39	DT	96	ARG

Continued on next page...

Continued from previous page...

Mol	Chain	Res	Type
39	DT	113	LYS
39	DT	118	ARG
40	DU	8	VAL
40	DU	36	ARG
40	DU	74	LEU
40	DU	83	LEU
40	DU	95	LEU
40	DU	104	GLN
41	DV	18	LEU
41	DV	28	GLU
41	DV	38	LEU
41	DV	57	VAL
41	DV	62	LEU
41	DV	72	VAL
41	DV	79	VAL
41	DV	85	LYS
42	DW	11	ARG
42	DW	15	ARG
42	DW	17	VAL
42	DW	51	LEU
42	DW	60	ASN
42	DW	107	LEU
43	DX	57	LEU
43	DX	88	LYS
43	DX	90	GLU
43	DX	92	LEU
44	DY	1	MET
44	DY	23	ARG
44	DY	43	ASN
44	DY	49	VAL
44	DY	72	VAL
44	DY	91	GLU
44	DY	102	CYS
45	DZ	5	LEU
45	DZ	11	GLU
45	DZ	33	LEU
45	DZ	61	LEU
45	DZ	72	ARG
45	DZ	86	VAL
45	DZ	97	GLU
45	DZ	126	VAL
45	DZ	136	PHE

Continued on next page...

Continued from previous page...

Mol	Chain	Res	Type
45	DZ	154	ASP
45	DZ	155	LEU
45	DZ	156	LYS
45	DZ	161	VAL
46	D0	10	THR
46	D0	14	ARG
46	D0	20	ARG
47	D1	4	VAL
47	D1	21	ARG
47	D1	40	ARG
47	D1	59	THR
47	D1	95	LEU
48	D2	30	ARG
48	D2	40	SER
48	D2	52	ASP
48	D2	53	LEU
48	D2	70	GLN
49	D3	8	LEU
49	D3	23	LEU
49	D3	30	ARG
49	D3	44	ARG
49	D3	54	VAL
50	D4	3	GLU
50	D4	24	THR
50	D4	53	GLU
50	D4	58	ARG
50	D4	63	TYR
50	D4	67	TYR
50	D4	69	LYS
51	D5	29	THR
51	D5	40	LYS
51	D5	59	GLU
52	D6	6	ARG
54	D8	31	HIS
54	D8	37	SER
55	D9	26	ILE

Some sidechains can be flipped to improve hydrogen bonding and reduce clashes. All (147) such sidechains are listed below:

Mol	Chain	Res	Type
2	AB	16	HIS
2	AB	94	ASN

Continued on next page...

Continued from previous page...

Mol	Chain	Res	Type
3	AC	6	HIS
3	AC	28	GLN
3	AC	37	GLN
3	AC	102	ASN
3	AC	104	GLN
3	AC	136	GLN
4	AD	42	GLN
4	AD	45	GLN
4	AD	77	ASN
4	AD	123	HIS
4	AD	125	HIS
5	AE	20	GLN
5	AE	38	GLN
5	AE	56	GLN
5	AE	73	ASN
5	AE	141	GLN
6	AF	94	GLN
6	AF	100	ASN
7	AG	28	ASN
7	AG	51	GLN
7	AG	97	GLN
7	AG	148	ASN
9	AI	23	ASN
9	AI	31	GLN
9	AI	58	HIS
9	AI	73	GLN
9	AI	89	ASN
9	AI	124	GLN
10	AJ	56	HIS
10	AJ	84	GLN
11	AK	93	GLN
11	AK	104	GLN
12	AL	78	GLN
12	AL	99	HIS
14	AN	52	GLN
15	AO	28	GLN
15	AO	46	HIS
16	AP	13	HIS
17	AQ	16	GLN
19	AS	23	ASN
19	AS	47	HIS
19	AS	65	ASN

Continued on next page...

Continued from previous page...

Mol	Chain	Res	Type
19	AS	83	HIS
20	AT	45	GLN
27	BD	87	ASN
27	BD	253	GLN
29	BF	69	HIS
29	BF	169	ASN
29	BF	203	GLN
30	BG	40	ASN
30	BG	41	GLN
30	BG	58	GLN
30	BG	108	ASN
32	BI	43	ASN
32	BI	54	GLN
35	BP	38	GLN
39	BT	123	GLN
40	BU	81	HIS
40	BU	104	GLN
43	BX	31	HIS
45	BZ	55	HIS
45	BZ	73	GLN
45	BZ	151	HIS
48	B2	70	GLN
49	B3	32	GLN
50	B4	46	GLN
52	B6	20	ASN
55	B9	36	GLN
2	CB	40	HIS
2	CB	76	GLN
2	CB	146	GLN
2	CB	224	GLN
3	CC	28	GLN
3	CC	98	ASN
3	CC	102	ASN
3	CC	104	GLN
3	CC	118	GLN
3	CC	136	GLN
4	CD	74	GLN
4	CD	77	ASN
4	CD	123	HIS
4	CD	125	HIS
4	CD	129	ASN
4	CD	161	ASN

Continued on next page...

Continued from previous page...

Mol	Chain	Res	Type
4	CD	201	GLN
5	CE	20	GLN
5	CE	38	GLN
5	CE	56	GLN
5	CE	78	HIS
5	CE	141	GLN
7	CG	28	ASN
7	CG	51	GLN
7	CG	86	GLN
7	CG	97	GLN
7	CG	109	ASN
7	CG	148	ASN
8	CH	82	HIS
9	CI	58	HIS
9	CI	89	ASN
9	CI	117	HIS
9	CI	124	GLN
10	CJ	13	HIS
11	CK	22	HIS
11	CK	93	GLN
12	CL	78	GLN
12	CL	99	HIS
13	CM	77	ASN
15	CO	9	GLN
15	CO	28	GLN
15	CO	62	GLN
16	CP	13	HIS
17	CQ	16	GLN
19	CS	23	ASN
19	CS	47	HIS
19	CS	57	HIS
19	CS	83	HIS
27	DD	87	ASN
27	DD	164	GLN
27	DD	166	GLN
27	DD	253	GLN
28	DE	85	ASN
29	DF	69	HIS
29	DF	169	ASN
29	DF	203	GLN
30	DG	40	ASN
30	DG	41	GLN

Continued on next page...

Continued from previous page...

Mol	Chain	Res	Type
30	DG	79	ASN
30	DG	108	ASN
31	DH	139	GLN
35	DP	38	GLN
37	DR	71	GLN
38	DS	68	GLN
40	DU	117	GLN
41	DV	80	GLN
42	DW	60	ASN
43	DX	31	HIS
43	DX	82	GLN
44	DY	43	ASN
45	DZ	32	HIS
45	DZ	34	ASN
45	DZ	55	HIS
45	DZ	151	HIS
48	D2	56	GLN
49	D3	32	GLN
55	D9	36	GLN

5.3.3 RNA ⓘ

Mol	Chain	Analysed	Backbone Outliers	Pucker Outliers
1	AA	1494/1521 (98%)	363 (24%)	0
1	CA	1501/1521 (98%)	372 (24%)	0
22	AV	7/24 (29%)	0	0
22	CV	4/24 (16%)	1 (25%)	0
23	AX	75/77 (97%)	25 (33%)	0
23	CX	75/77 (97%)	23 (30%)	0
24	AY	16/76 (21%)	7 (43%)	0
24	CY	4/76 (5%)	0	0
25	BA	2813/2915 (96%)	473 (16%)	0
25	DA	2791/2915 (95%)	523 (18%)	0
26	BB	119/121 (98%)	24 (20%)	0
26	DB	119/121 (98%)	25 (21%)	0
All	All	9018/9468 (95%)	1836 (20%)	0

All (1836) RNA backbone outliers are listed below:

Mol	Chain	Res	Type
1	AA	6	G

Continued on next page...

Continued from previous page...

Mol	Chain	Res	Type
1	AA	7	G
1	AA	9	G
1	AA	22	G
1	AA	32	A
1	AA	39	G
1	AA	48	C
1	AA	51	A
1	AA	55	A
1	AA	59	A
1	AA	61	G
1	AA	65	U
1	AA	73	G
1	AA	78	G
1	AA	79	G
1	AA	92	C
1	AA	96	U
1	AA	97	G
1	AA	98	G
1	AA	101	A
1	AA	111	G
1	AA	112	G
1	AA	115	G
1	AA	116	A
1	AA	121	C
1	AA	131	C
1	AA	137	C
1	AA	142	G
1	AA	147	G
1	AA	163	C
1	AA	171	A
1	AA	173	U
1	AA	174	C
1	AA	180	U
1	AA	182	U
1	AA	189(A)	C
1	AA	189(B)	C
1	AA	189(D)	C
1	AA	189(E)	U
1	AA	189(F)	U
1	AA	189(H)	G
1	AA	189(I)	G
1	AA	190	U

Continued on next page...

Continued from previous page...

Mol	Chain	Res	Type
1	AA	195	A
1	AA	197	A
1	AA	199	G
1	AA	200	G
1	AA	201	C
1	AA	202	U
1	AA	203	U
1	AA	204	U
1	AA	216	G
1	AA	219	C
1	AA	247	G
1	AA	251	G
1	AA	256	U
1	AA	257	G
1	AA	266	G
1	AA	267	C
1	AA	277	C
1	AA	289	G
1	AA	301	G
1	AA	321	A
1	AA	328	C
1	AA	332	G
1	AA	343	U
1	AA	344	A
1	AA	347	G
1	AA	348	G
1	AA	351	G
1	AA	352	C
1	AA	353	A
1	AA	354	G
1	AA	355	C
1	AA	367	U
1	AA	372	C
1	AA	373	A
1	AA	380	G
1	AA	384	G
1	AA	396	G
1	AA	397	A
1	AA	398	C
1	AA	406	G
1	AA	409	G
1	AA	412	A

Continued on next page...

Continued from previous page...

Mol	Chain	Res	Type
1	AA	413	G
1	AA	421	U
1	AA	422	C
1	AA	424	G
1	AA	429	U
1	AA	430	A
1	AA	434	U
1	AA	435	C
1	AA	439	A
1	AA	442	C
1	AA	452	A
1	AA	456	C
1	AA	461	A
1	AA	470	C
1	AA	471	G
1	AA	474	G
1	AA	475	G
1	AA	484	G
1	AA	485	G
1	AA	496	A
1	AA	498	U
1	AA	505	G
1	AA	509	A
1	AA	510	A
1	AA	511	C
1	AA	513	C
1	AA	518	C
1	AA	521	G
1	AA	524	G
1	AA	527	G
1	AA	531	U
1	AA	532	A
1	AA	533	A
1	AA	536	C
1	AA	544	G
1	AA	546	G
1	AA	547	A
1	AA	559	A
1	AA	560	U
1	AA	561	U
1	AA	571	U
1	AA	572	A

Continued on next page...

Continued from previous page...

Mol	Chain	Res	Type
1	AA	573	A
1	AA	576	G
1	AA	587	G
1	AA	590	C
1	AA	591	U
1	AA	592	G
1	AA	595	G
1	AA	596	C
1	AA	602	A
1	AA	629	G
1	AA	630	G
1	AA	632	A
1	AA	633	G
1	AA	641	U
1	AA	644	G
1	AA	653	A
1	AA	656	C
1	AA	658	G
1	AA	665	A
1	AA	673	G
1	AA	687	A
1	AA	688	G
1	AA	693	G
1	AA	695	A
1	AA	705	U
1	AA	711	G
1	AA	723	U
1	AA	724	G
1	AA	731	G
1	AA	749	C
1	AA	752	G
1	AA	753	A
1	AA	755	G
1	AA	759	A
1	AA	772	U
1	AA	773	G
1	AA	774	G
1	AA	777	A
1	AA	792	A
1	AA	793	U
1	AA	794	A
1	AA	802	A

Continued on next page...

Continued from previous page...

Mol	Chain	Res	Type
1	AA	810	C
1	AA	815	A
1	AA	817	C
1	AA	827	U
1	AA	828	A
1	AA	840	C
1	AA	841	U
1	AA	851	G
1	AA	853	G
1	AA	859	A
1	AA	868	C
1	AA	870	U
1	AA	875	C
1	AA	885	G
1	AA	902	G
1	AA	914	A
1	AA	926	G
1	AA	927	G
1	AA	934	C
1	AA	935	A
1	AA	936	C
1	AA	954	G
1	AA	960	U
1	AA	961	U
1	AA	968	A
1	AA	969	A
1	AA	971	G
1	AA	972	C
1	AA	973	G
1	AA	974	A
1	AA	975	A
1	AA	976	G
1	AA	977	A
1	AA	978	A
1	AA	989	C
1	AA	992	U
1	AA	993	G
1	AA	996	A
1	AA	998	G
1	AA	999	C
1	AA	1002	G
1	AA	1004	A

Continued on next page...

Continued from previous page...

Mol	Chain	Res	Type
1	AA	1005	A
1	AA	1006	C
1	AA	1007	C
1	AA	1008	C
1	AA	1009	G
1	AA	1020	U
1	AA	1021	G
1	AA	1022	G
1	AA	1024	G
1	AA	1025	U
1	AA	1026	G
1	AA	1027	C
1	AA	1028	C
1	AA	1030(A)	G
1	AA	1030(C)	G
1	AA	1033	G
1	AA	1037	C
1	AA	1043	C
1	AA	1045	C
1	AA	1052	U
1	AA	1054	C
1	AA	1056	U
1	AA	1057	G
1	AA	1058	G
1	AA	1065	U
1	AA	1066	C
1	AA	1067	A
1	AA	1076	C
1	AA	1094	G
1	AA	1095	U
1	AA	1096	C
1	AA	1101	A
1	AA	1108	G
1	AA	1113	C
1	AA	1116	C
1	AA	1121	U
1	AA	1122	U
1	AA	1123	A
1	AA	1124	G
1	AA	1126	U
1	AA	1130	A
1	AA	1132	C

Continued on next page...

Continued from previous page...

Mol	Chain	Res	Type
1	AA	1135	U
1	AA	1136	U
1	AA	1137	C
1	AA	1138	G
1	AA	1139	G
1	AA	1140	C
1	AA	1142	G
1	AA	1146	A
1	AA	1152	A
1	AA	1154	G
1	AA	1155	G
1	AA	1157	A
1	AA	1159	U
1	AA	1160	G
1	AA	1163	C
1	AA	1164	G
1	AA	1166	G
1	AA	1174	G
1	AA	1176	A
1	AA	1181	G
1	AA	1182	G
1	AA	1183	A
1	AA	1184	G
1	AA	1196	U
1	AA	1197	G
1	AA	1200	C
1	AA	1202	G
1	AA	1212	U
1	AA	1213	A
1	AA	1214	C
1	AA	1216	G
1	AA	1218	C
1	AA	1224	G
1	AA	1227	A
1	AA	1235	U
1	AA	1236	A
1	AA	1238	A
1	AA	1240	U
1	AA	1244	C
1	AA	1246	C
1	AA	1257	U
1	AA	1258	G

Continued on next page...

Continued from previous page...

Mol	Chain	Res	Type
1	AA	1260	C
1	AA	1261	A
1	AA	1263	C
1	AA	1265	G
1	AA	1266	G
1	AA	1267	C
1	AA	1270	C
1	AA	1273	G
1	AA	1278	U
1	AA	1279	A
1	AA	1280	A
1	AA	1283	G
1	AA	1286	A
1	AA	1287	A
1	AA	1290	G
1	AA	1296	C
1	AA	1299	A
1	AA	1300	G
1	AA	1302	U
1	AA	1305	G
1	AA	1311	G
1	AA	1317	C
1	AA	1320	C
1	AA	1322	C
1	AA	1338	G
1	AA	1347	G
1	AA	1353	G
1	AA	1354	C
1	AA	1355	G
1	AA	1356	G
1	AA	1358	U
1	AA	1360	A
1	AA	1363	C
1	AA	1363(A)	A
1	AA	1364	U
1	AA	1370	G
1	AA	1377	A
1	AA	1379	G
1	AA	1384	C
1	AA	1386	G
1	AA	1387	G
1	AA	1397	C

Continued on next page...

Continued from previous page...

Mol	Chain	Res	Type
1	AA	1402	C
1	AA	1419	G
1	AA	1422	G
1	AA	1442	G
1	AA	1442(A)	G
1	AA	1442(B)	A
1	AA	1444	C
1	AA	1445	C
1	AA	1447	A
1	AA	1452	C
1	AA	1456	G
1	AA	1487	G
1	AA	1492	A
1	AA	1493	A
1	AA	1494	G
1	AA	1497	G
1	AA	1502	A
1	AA	1503	A
1	AA	1504	G
1	AA	1506	U
1	AA	1517	G
1	AA	1520	G
1	AA	1529	G
1	AA	1530	G
1	AA	1531	A
1	AA	1532	U
23	AX	9	G
23	AX	16	C
23	AX	17	C
23	AX	18	G
23	AX	19	G
23	AX	20	U
23	AX	21	A
23	AX	29	G
23	AX	30	G
23	AX	31	G
23	AX	34	C
23	AX	42	G
23	AX	46	G
23	AX	47	U
23	AX	48	C
23	AX	56	C

Continued on next page...

Continued from previous page...

Mol	Chain	Res	Type
23	AX	58	A
23	AX	60	U
23	AX	61	C
23	AX	63	G
23	AX	65	C
23	AX	67	C
23	AX	68	C
23	AX	69	C
23	AX	76	A
24	AY	5	G
24	AY	67	C
24	AY	68	C
24	AY	69	G
24	AY	70	G
24	AY	71	G
24	AY	74	C
25	BA	10	G
25	BA	12	U
25	BA	13	A
25	BA	34	C
25	BA	45	C
25	BA	54	G
25	BA	62	U
25	BA	70	A
25	BA	73	A
25	BA	74	G
25	BA	83	A
25	BA	116	A
25	BA	117	A
25	BA	118	U
25	BA	123	G
25	BA	124	A
25	BA	137	G
25	BA	149	A
25	BA	155	C
25	BA	161	C
25	BA	170	A
25	BA	171	A
25	BA	185	A
25	BA	186	A
25	BA	188	A
25	BA	190	C

Continued on next page...

Continued from previous page...

Mol	Chain	Res	Type
25	BA	194	G
25	BA	203	G
25	BA	204	G
25	BA	205	A
25	BA	210	A
25	BA	211	A
25	BA	214	A
25	BA	218	A
25	BA	222	A
25	BA	237	G
25	BA	239	G
25	BA	265	U
25	BA	269	G
25	BA	271	U
25	BA	272	U
25	BA	273	G
25	BA	274	U
25	BA	279	G
25	BA	289	G
25	BA	294	C
25	BA	295	C
25	BA	303	C
25	BA	306	A
25	BA	307	A
25	BA	335	A
25	BA	353	G
25	BA	354	A
25	BA	360	C
25	BA	376	G
25	BA	387	G
25	BA	390	G
25	BA	397	G
25	BA	399	G
25	BA	407	U
25	BA	413	G
25	BA	423	G
25	BA	432	U
25	BA	438	G
25	BA	439	A
25	BA	448	U
25	BA	455	A
25	BA	469	A

Continued on next page...

Continued from previous page...

Mol	Chain	Res	Type
25	BA	470	C
25	BA	474	U
25	BA	477	C
25	BA	480	A
25	BA	496	A
25	BA	507	G
25	BA	529	U
25	BA	530	A
25	BA	533	G
25	BA	534	C
25	BA	555	G
25	BA	556	C
25	BA	557	A
25	BA	558	G
25	BA	573	G
25	BA	586	G
25	BA	596	G
25	BA	598	A
25	BA	625	G
25	BA	626	A
25	BA	627	G
25	BA	630	U
25	BA	639	G
25	BA	641	G
25	BA	642	G
25	BA	652	A
25	BA	662	A
25	BA	670	C
25	BA	692	C
25	BA	693	G
25	BA	694	G
25	BA	697	C
25	BA	698	G
25	BA	715	G
25	BA	716	G
25	BA	724	A
25	BA	733	G
25	BA	777	C
25	BA	787	U
25	BA	811	A
25	BA	812	G
25	BA	822	G

Continued on next page...

Continued from previous page...

Mol	Chain	Res	Type
25	BA	823	G
25	BA	829	A
25	BA	831	A
25	BA	832	G
25	BA	837	C
25	BA	839	G
25	BA	852	G
25	BA	858	U
25	BA	859	C
25	BA	866	A
25	BA	874	U
25	BA	875	U
25	BA	906	G
25	BA	908	A
25	BA	913	A
25	BA	924	U
25	BA	927	G
25	BA	929	G
25	BA	930	G
25	BA	931	C
25	BA	932	C
25	BA	933	C
25	BA	934	A
25	BA	935	C
25	BA	936	C
25	BA	937	A
25	BA	938	G
25	BA	940	C
25	BA	942	A
25	BA	943	C
25	BA	946	A
25	BA	953	U
25	BA	956	A
25	BA	957	A
25	BA	961	C
25	BA	977	G
25	BA	986	A
25	BA	990	A
25	BA	991	G
25	BA	1003	U
25	BA	1004	A
25	BA	1006	C

Continued on next page...

Continued from previous page...

Mol	Chain	Res	Type
25	BA	1019	G
25	BA	1020	C
25	BA	1029	A
25	BA	1035	G
25	BA	1042	A
25	BA	1045	U
25	BA	1051	C
25	BA	1054	C
25	BA	1058	U
25	BA	1059	C
25	BA	1068	G
25	BA	1072	U
25	BA	1073	A
25	BA	1079	U
25	BA	1084	C
25	BA	1087	C
25	BA	1090	G
25	BA	1091	A
25	BA	1092	A
25	BA	1093	G
25	BA	1094	A
25	BA	1097	G
25	BA	1153	G
25	BA	1156	G
25	BA	1158	G
25	BA	1175	A
25	BA	1176	U
25	BA	1180	C
25	BA	1181	G
25	BA	1184	G
25	BA	1186	U
25	BA	1195	G
25	BA	1216	G
25	BA	1217	G
25	BA	1218	G
25	BA	1219	A
25	BA	1220	U
25	BA	1221	G
25	BA	1222	A
25	BA	1255	A
25	BA	1256	U
25	BA	1263	C

Continued on next page...

Continued from previous page...

Mol	Chain	Res	Type
25	BA	1265	A
25	BA	1287	A
25	BA	1290	G
25	BA	1296	G
25	BA	1299	A
25	BA	1302	G
25	BA	1317	G
25	BA	1318	A
25	BA	1319	U
25	BA	1346	U
25	BA	1347	A
25	BA	1349	G
25	BA	1360	C
25	BA	1366	C
25	BA	1391	C
25	BA	1398	U
25	BA	1405	A
25	BA	1406	A
25	BA	1411	A
25	BA	1416	C
25	BA	1426	G
25	BA	1430	A
25	BA	1431	G
25	BA	1462	G
25	BA	1463	C
25	BA	1466	U
25	BA	1467	G
25	BA	1474	C
25	BA	1491	A
25	BA	1497	G
25	BA	1501	U
25	BA	1502	G
25	BA	1507	A
25	BA	1514	C
25	BA	1518	A
25	BA	1525	G
25	BA	1529	G
25	BA	1539	C
25	BA	1554	A
25	BA	1555	C
25	BA	1556	A
25	BA	1577	C

Continued on next page...

Continued from previous page...

Mol	Chain	Res	Type
25	BA	1578	C
25	BA	1580	G
25	BA	1581	U
25	BA	1586	G
25	BA	1589	A
25	BA	1601	A
25	BA	1605	A
25	BA	1613	A
25	BA	1616	A
25	BA	1625	U
25	BA	1627	A
25	BA	1628	G
25	BA	1631	C
25	BA	1632	A
25	BA	1654	A
25	BA	1655	A
25	BA	1656	A
25	BA	1694	G
25	BA	1695	C
25	BA	1701	A
25	BA	1711	A
25	BA	1721	G
25	BA	1742	G
25	BA	1743	G
25	BA	1747	A
25	BA	1748	A
25	BA	1750	G
25	BA	1767	A
25	BA	1768	U
25	BA	1776	G
25	BA	1787	G
25	BA	1794	G
25	BA	1795	G
25	BA	1804	A
25	BA	1811	A
25	BA	1813	C
25	BA	1822	A
25	BA	1831	C
25	BA	1832	G
25	BA	1847	G
25	BA	1848	G
25	BA	1859	G

Continued on next page...

Continued from previous page...

Mol	Chain	Res	Type
25	BA	1878	A
25	BA	1879	A
25	BA	1892	G
25	BA	1899	A
25	BA	1900	G
25	BA	1911	A
25	BA	1918	G
25	BA	1922	A
25	BA	1928	G
25	BA	1935	A
25	BA	1936	C
25	BA	1937	U
25	BA	1941	A
25	BA	1951	G
25	BA	1952	G
25	BA	1959	A
25	BA	1960	A
25	BA	1962	U
25	BA	1977	U
25	BA	1985	U
25	BA	1989	C
25	BA	1992	A
25	BA	1993	A
25	BA	1994	A
25	BA	2005	C
25	BA	2014	G
25	BA	2015	U
25	BA	2019	G
25	BA	2023	A
25	BA	2042	A
25	BA	2045	G
25	BA	2053	A
25	BA	2054	G
25	BA	2055	A
25	BA	2061	C
25	BA	2065	C
25	BA	2071	G
25	BA	2074	G
25	BA	2077	C
25	BA	2078	G
25	BA	2082	A
25	BA	2083	G

Continued on next page...

Continued from previous page...

Mol	Chain	Res	Type
25	BA	2084	A
25	BA	2091	G
25	BA	2099	A
25	BA	2115	G
25	BA	2120	U
25	BA	2132	G
25	BA	2133	C
25	BA	2135	U
25	BA	2136	A
25	BA	2137	G
25	BA	2138	G
25	BA	2139	A
25	BA	2141	A
25	BA	2143	G
25	BA	2149	G
25	BA	2152	U
25	BA	2153	G
25	BA	2154	U
25	BA	2155	G
25	BA	2156	A
25	BA	2157	A
25	BA	2158	C
25	BA	2161	C
25	BA	2162	C
25	BA	2163	G
25	BA	2164	C
25	BA	2165	C
25	BA	2167	C
25	BA	2168	C
25	BA	2169	G
25	BA	2174	G
25	BA	2178	G
25	BA	2179	G
25	BA	2180	A
25	BA	2185	C
25	BA	2188	G
25	BA	2189	U
25	BA	2190	G
25	BA	2191	A
25	BA	2194	U
25	BA	2196	C
25	BA	2197	C

Continued on next page...

Continued from previous page...

Mol	Chain	Res	Type
25	BA	2203	G
25	BA	2204	G
25	BA	2206	G
25	BA	2207	C
25	BA	2209	G
25	BA	2210	C
25	BA	2211	U
25	BA	2212	G
25	BA	2213	G
25	BA	2214	G
25	BA	2220	A
25	BA	2227	G
25	BA	2228	G
25	BA	2229	A
25	BA	2230	U
25	BA	2237	A
25	BA	2250	G
25	BA	2251	G
25	BA	2280	A
25	BA	2281	A
25	BA	2285	A
25	BA	2290	A
25	BA	2295	C
25	BA	2299	A
25	BA	2301	G
25	BA	2310	A
25	BA	2317	A
25	BA	2332	A
25	BA	2333	G
25	BA	2337	G
25	BA	2346	G
25	BA	2347	A
25	BA	2348	A
25	BA	2355	C
25	BA	2359	C
25	BA	2362	C
25	BA	2373	A
25	BA	2384	G
25	BA	2391	G
25	BA	2395	G
25	BA	2397	C
25	BA	2418	U

Continued on next page...

Continued from previous page...

Mol	Chain	Res	Type
25	BA	2422	G
25	BA	2426	G
25	BA	2437	A
25	BA	2441	G
25	BA	2442	A
25	BA	2447	A
25	BA	2451	A
25	BA	2453	C
25	BA	2460	A
25	BA	2480	G
25	BA	2481	A
25	BA	2488	A
25	BA	2490	A
25	BA	2499	G
25	BA	2502	G
25	BA	2514	G
25	BA	2517	G
25	BA	2518	U
25	BA	2530	A
25	BA	2541	G
25	BA	2561	G
25	BA	2566	U
25	BA	2576	A
25	BA	2578	A
25	BA	2579	G
25	BA	2585	C
25	BA	2594	G
25	BA	2614	A
25	BA	2621	U
25	BA	2623	U
25	BA	2624	C
25	BA	2641	A
25	BA	2642	G
25	BA	2644	A
25	BA	2653	G
25	BA	2666	A
25	BA	2701	U
25	BA	2702	C
25	BA	2703	C
25	BA	2714	U
25	BA	2715	C
25	BA	2725	A

Continued on next page...

Continued from previous page...

Mol	Chain	Res	Type
25	BA	2726	A
25	BA	2727	G
25	BA	2739	U
25	BA	2746	A
25	BA	2770	A
25	BA	2771	A
25	BA	2774	G
25	BA	2777	A
25	BA	2778	A
25	BA	2779	G
25	BA	2791	A
25	BA	2803	A
25	BA	2804	C
25	BA	2807	C
25	BA	2813	G
25	BA	2818	U
25	BA	2828	G
25	BA	2830	A
25	BA	2831	A
25	BA	2844	G
25	BA	2845	A
25	BA	2846	U
25	BA	2882	G
25	BA	2890	C
25	BA	2901	A
25	BA	2902	G
25	BA	2903	G
26	BB	2	C
26	BB	3	C
26	BB	5	C
26	BB	7	G
26	BB	13	A
26	BB	22	U
26	BB	24	G
26	BB	25	A
26	BB	28	C
26	BB	32	C
26	BB	34	U
26	BB	42	C
26	BB	44	G
26	BB	50	G
26	BB	56	G

Continued on next page...

Continued from previous page...

Mol	Chain	Res	Type
26	BB	60	C
26	BB	73	A
26	BB	75	G
26	BB	85	G
26	BB	93	G
26	BB	106	G
26	BB	110	G
26	BB	117	G
26	BB	118	G
1	CA	5	U
1	CA	6	G
1	CA	7	G
1	CA	9	G
1	CA	22	G
1	CA	32	A
1	CA	39	G
1	CA	48	C
1	CA	51	A
1	CA	52	G
1	CA	55	A
1	CA	59	A
1	CA	61	G
1	CA	65	U
1	CA	66	G
1	CA	73	G
1	CA	78	G
1	CA	79	G
1	CA	80	G
1	CA	88	A
1	CA	89	C
1	CA	90	U
1	CA	96	U
1	CA	97	G
1	CA	98	G
1	CA	101	A
1	CA	111	G
1	CA	112	G
1	CA	115	G
1	CA	116	A
1	CA	121	C
1	CA	131	C
1	CA	137	C

Continued on next page...

Continued from previous page...

Mol	Chain	Res	Type
1	CA	142	G
1	CA	146	G
1	CA	147	G
1	CA	157	G
1	CA	163	C
1	CA	171	A
1	CA	173	U
1	CA	174	C
1	CA	180	U
1	CA	182	U
1	CA	189(A)	C
1	CA	189(B)	C
1	CA	189(D)	C
1	CA	189(E)	U
1	CA	189(F)	U
1	CA	189(H)	G
1	CA	189(I)	G
1	CA	190	U
1	CA	195	A
1	CA	197	A
1	CA	200	G
1	CA	201	C
1	CA	202	U
1	CA	203	U
1	CA	204	U
1	CA	216	G
1	CA	217	C
1	CA	219	C
1	CA	247	G
1	CA	251	G
1	CA	256	U
1	CA	257	G
1	CA	266	G
1	CA	267	C
1	CA	277	C
1	CA	289	G
1	CA	301	G
1	CA	321	A
1	CA	328	C
1	CA	332	G
1	CA	344	A
1	CA	347	G

Continued on next page...

Continued from previous page...

Mol	Chain	Res	Type
1	CA	348	G
1	CA	351	G
1	CA	352	C
1	CA	353	A
1	CA	354	G
1	CA	355	C
1	CA	367	U
1	CA	372	C
1	CA	373	A
1	CA	380	G
1	CA	384	G
1	CA	396	G
1	CA	397	A
1	CA	398	C
1	CA	406	G
1	CA	409	G
1	CA	412	A
1	CA	413	G
1	CA	421	U
1	CA	422	C
1	CA	424	G
1	CA	429	U
1	CA	430	A
1	CA	434	U
1	CA	439	A
1	CA	442	C
1	CA	452	A
1	CA	456	C
1	CA	461	A
1	CA	470	C
1	CA	471	G
1	CA	474	G
1	CA	484	G
1	CA	485	G
1	CA	496	A
1	CA	498	U
1	CA	505	G
1	CA	509	A
1	CA	510	A
1	CA	511	C
1	CA	513	C
1	CA	518	C

Continued on next page...

Continued from previous page...

Mol	Chain	Res	Type
1	CA	521	G
1	CA	524	G
1	CA	527	G
1	CA	531	U
1	CA	532	A
1	CA	533	A
1	CA	536	C
1	CA	544	G
1	CA	546	G
1	CA	547	A
1	CA	559	A
1	CA	560	U
1	CA	561	U
1	CA	571	U
1	CA	572	A
1	CA	573	A
1	CA	576	G
1	CA	587	G
1	CA	590	C
1	CA	591	U
1	CA	592	G
1	CA	595	G
1	CA	596	C
1	CA	602	A
1	CA	629	G
1	CA	630	G
1	CA	632	A
1	CA	633	G
1	CA	641	U
1	CA	644	G
1	CA	653	A
1	CA	656	C
1	CA	658	G
1	CA	665	A
1	CA	673	G
1	CA	688	G
1	CA	693	G
1	CA	695	A
1	CA	705	U
1	CA	711	G
1	CA	723	U
1	CA	724	G

Continued on next page...

Continued from previous page...

Mol	Chain	Res	Type
1	CA	731	G
1	CA	749	C
1	CA	752	G
1	CA	755	G
1	CA	759	A
1	CA	772	U
1	CA	773	G
1	CA	774	G
1	CA	777	A
1	CA	792	A
1	CA	793	U
1	CA	794	A
1	CA	802	A
1	CA	810	C
1	CA	815	A
1	CA	817	C
1	CA	827	U
1	CA	828	A
1	CA	829	G
1	CA	840	C
1	CA	841	U
1	CA	851	G
1	CA	853	G
1	CA	859	A
1	CA	868	C
1	CA	870	U
1	CA	875	C
1	CA	885	G
1	CA	902	G
1	CA	914	A
1	CA	926	G
1	CA	927	G
1	CA	934	C
1	CA	935	A
1	CA	936	C
1	CA	954	G
1	CA	960	U
1	CA	961	U
1	CA	968	A
1	CA	969	A
1	CA	971	G
1	CA	972	C

Continued on next page...

Continued from previous page...

Mol	Chain	Res	Type
1	CA	973	G
1	CA	974	A
1	CA	975	A
1	CA	976	G
1	CA	977	A
1	CA	978	A
1	CA	989	C
1	CA	991	U
1	CA	992	U
1	CA	993	G
1	CA	996	A
1	CA	998	G
1	CA	999	C
1	CA	1001(A)	G
1	CA	1002	G
1	CA	1004	A
1	CA	1005	A
1	CA	1006	C
1	CA	1007	C
1	CA	1009	G
1	CA	1020	U
1	CA	1021	G
1	CA	1022	G
1	CA	1024	G
1	CA	1025	U
1	CA	1026	G
1	CA	1027	C
1	CA	1028	C
1	CA	1030(A)	G
1	CA	1030(C)	G
1	CA	1032	G
1	CA	1033	G
1	CA	1036	G
1	CA	1037	C
1	CA	1041	A
1	CA	1045	C
1	CA	1050	G
1	CA	1052	U
1	CA	1054	C
1	CA	1055	A
1	CA	1056	U
1	CA	1057	G

Continued on next page...

Continued from previous page...

Mol	Chain	Res	Type
1	CA	1058	G
1	CA	1065	U
1	CA	1066	C
1	CA	1067	A
1	CA	1076	C
1	CA	1081	G
1	CA	1084	G
1	CA	1094	G
1	CA	1095	U
1	CA	1096	C
1	CA	1101	A
1	CA	1108	G
1	CA	1113	C
1	CA	1116	C
1	CA	1117	G
1	CA	1122	U
1	CA	1125	U
1	CA	1129	C
1	CA	1130	A
1	CA	1132	C
1	CA	1135	U
1	CA	1136	U
1	CA	1137	C
1	CA	1138	G
1	CA	1139	G
1	CA	1142	G
1	CA	1146	A
1	CA	1147	C
1	CA	1152	A
1	CA	1154	G
1	CA	1157	A
1	CA	1159	U
1	CA	1160	G
1	CA	1163	C
1	CA	1164	G
1	CA	1174	G
1	CA	1176	A
1	CA	1180	A
1	CA	1181	G
1	CA	1182	G
1	CA	1183	A
1	CA	1184	G

Continued on next page...

Continued from previous page...

Mol	Chain	Res	Type
1	CA	1196	U
1	CA	1197	G
1	CA	1200	C
1	CA	1202	G
1	CA	1211	U
1	CA	1212	U
1	CA	1213	A
1	CA	1214	C
1	CA	1216	G
1	CA	1218	C
1	CA	1224	G
1	CA	1227	A
1	CA	1235	U
1	CA	1236	A
1	CA	1238	A
1	CA	1240	U
1	CA	1244	C
1	CA	1246	C
1	CA	1252	A
1	CA	1256	A
1	CA	1257	U
1	CA	1258	G
1	CA	1260	C
1	CA	1261	A
1	CA	1263	C
1	CA	1265	G
1	CA	1266	G
1	CA	1267	C
1	CA	1270	C
1	CA	1273	G
1	CA	1278	U
1	CA	1279	A
1	CA	1280	A
1	CA	1281	U
1	CA	1282	C
1	CA	1283	G
1	CA	1287	A
1	CA	1296	C
1	CA	1300	G
1	CA	1305	G
1	CA	1311	G
1	CA	1317	C

Continued on next page...

Continued from previous page...

Mol	Chain	Res	Type
1	CA	1320	C
1	CA	1322	C
1	CA	1338	G
1	CA	1346	A
1	CA	1347	G
1	CA	1353	G
1	CA	1354	C
1	CA	1355	G
1	CA	1356	G
1	CA	1358	U
1	CA	1360	A
1	CA	1363	C
1	CA	1363(A)	A
1	CA	1364	U
1	CA	1370	G
1	CA	1377	A
1	CA	1379	G
1	CA	1384	C
1	CA	1397	C
1	CA	1402	C
1	CA	1419	G
1	CA	1422	G
1	CA	1442	G
1	CA	1442(A)	G
1	CA	1442(B)	A
1	CA	1444	C
1	CA	1445	C
1	CA	1447	A
1	CA	1452	C
1	CA	1456	G
1	CA	1487	G
1	CA	1492	A
1	CA	1493	A
1	CA	1494	G
1	CA	1497	G
1	CA	1502	A
1	CA	1503	A
1	CA	1504	G
1	CA	1506	U
1	CA	1517	G
1	CA	1520	G
1	CA	1529	G

Continued on next page...

Continued from previous page...

Mol	Chain	Res	Type
1	CA	1530	G
1	CA	1531	A
1	CA	1532	U
22	CV	16	A
23	CX	9	G
23	CX	16	C
23	CX	17	C
23	CX	18	G
23	CX	19	G
23	CX	20	U
23	CX	21	A
23	CX	29	G
23	CX	30	G
23	CX	31	G
23	CX	34	C
23	CX	42	G
23	CX	46	G
23	CX	47	U
23	CX	48	C
23	CX	56	C
23	CX	58	A
23	CX	60	U
23	CX	61	C
23	CX	65	C
23	CX	67	C
23	CX	68	C
23	CX	76	A
25	DA	10	G
25	DA	12	U
25	DA	15	G
25	DA	34	C
25	DA	35	G
25	DA	36	G
25	DA	45	C
25	DA	51	G
25	DA	55	G
25	DA	61	G
25	DA	71	A
25	DA	74	A
25	DA	75	G
25	DA	79	G
25	DA	83	G

Continued on next page...

Continued from previous page...

Mol	Chain	Res	Type
25	DA	84	A
25	DA	90	U
25	DA	94	C
25	DA	95	G
25	DA	100	G
25	DA	102	G
25	DA	118	A
25	DA	119	A
25	DA	120	U
25	DA	125	G
25	DA	139	G
25	DA	141	A
25	DA	149	A
25	DA	154(A)	C
25	DA	157	U
25	DA	173	G
25	DA	181	A
25	DA	182	A
25	DA	196	A
25	DA	199	A
25	DA	205	G
25	DA	214	G
25	DA	215	G
25	DA	216	A
25	DA	221	A
25	DA	222	A
25	DA	228	A
25	DA	229	A
25	DA	233	A
25	DA	248	G
25	DA	250	G
25	DA	271(E)	U
25	DA	271(I)	G
25	DA	271(K)	U
25	DA	271(L)	U
25	DA	271(M)	G
25	DA	271(N)	U
25	DA	271(O)	C
25	DA	272	G
25	DA	272(A)	U
25	DA	272(B)	G
25	DA	277	C

Continued on next page...

Continued from previous page...

Mol	Chain	Res	Type
25	DA	278	A
25	DA	292	C
25	DA	294	A
25	DA	311	A
25	DA	324	A
25	DA	327	G
25	DA	329	G
25	DA	330	A
25	DA	332	A
25	DA	333	G
25	DA	338	G
25	DA	345	A
25	DA	346	A
25	DA	352	G
25	DA	362	U
25	DA	363	G
25	DA	370	G
25	DA	372	G
25	DA	386	G
25	DA	396	G
25	DA	399	G
25	DA	405	U
25	DA	407	G
25	DA	411	G
25	DA	412	A
25	DA	415	A
25	DA	422	A
25	DA	428	A
25	DA	444	C
25	DA	455	C
25	DA	456	C
25	DA	457	A
25	DA	470	A
25	DA	481	G
25	DA	501	A
25	DA	504	U
25	DA	505	A
25	DA	509	C
25	DA	530	G
25	DA	531	C
25	DA	532	A
25	DA	533	G

Continued on next page...

Continued from previous page...

Mol	Chain	Res	Type
25	DA	545	G
25	DA	563	G
25	DA	573	G
25	DA	575	A
25	DA	587	C
25	DA	588	U
25	DA	603	A
25	DA	604	G
25	DA	607	U
25	DA	614(B)	G
25	DA	615	G
25	DA	621	A
25	DA	622	G
25	DA	627	A
25	DA	637	A
25	DA	645	C
25	DA	646	A
25	DA	647	G
25	DA	652(B)	A
25	DA	652(C)	G
25	DA	669	G
25	DA	686	G
25	DA	701	G
25	DA	715	G
25	DA	717	G
25	DA	726	G
25	DA	730	C
25	DA	744	G
25	DA	752	A
25	DA	753	C
25	DA	764	A
25	DA	765	G
25	DA	771	G
25	DA	775	G
25	DA	776	G
25	DA	779	U
25	DA	782	A
25	DA	784	A
25	DA	785	G
25	DA	790	C
25	DA	792	G
25	DA	805	G

Continued on next page...

Continued from previous page...

Mol	Chain	Res	Type
25	DA	812	C
25	DA	819	A
25	DA	827	U
25	DA	828	U
25	DA	832	G
25	DA	848	G
25	DA	857	C
25	DA	859	G
25	DA	866	A
25	DA	867	C
25	DA	874	G
25	DA	879	G
25	DA	880	G
25	DA	881	G
25	DA	882	G
25	DA	883	G
25	DA	884	C
25	DA	886	C
25	DA	887	A
25	DA	888	C
25	DA	889	C
25	DA	890	A
25	DA	893	C
25	DA	895	U
25	DA	896	A
25	DA	897	C
25	DA	898	C
25	DA	899	A
25	DA	900	A
25	DA	901	A
25	DA	910	A
25	DA	917	A
25	DA	923	C
25	DA	932	G
25	DA	933	A
25	DA	938	G
25	DA	941	A
25	DA	944	G
25	DA	945	A
25	DA	946	G
25	DA	953	A
25	DA	959	A

Continued on next page...

Continued from previous page...

Mol	Chain	Res	Type
25	DA	961	C
25	DA	963	U
25	DA	974	G
25	DA	975	C
25	DA	983	A
25	DA	996	A
25	DA	1005	C
25	DA	1006	C
25	DA	1012	U
25	DA	1013	C
25	DA	1017	G
25	DA	1018	C
25	DA	1020	A
25	DA	1022	G
25	DA	1026	U
25	DA	1027	A
25	DA	1031	G
25	DA	1033	U
25	DA	1038	C
25	DA	1041	C
25	DA	1042	G
25	DA	1043	C
25	DA	1118	C
25	DA	1130	U
25	DA	1135	C
25	DA	1136	G
25	DA	1139	G
25	DA	1166	C
25	DA	1171	G
25	DA	1205	U
25	DA	1210	A
25	DA	1211	U
25	DA	1212	G
25	DA	1219	G
25	DA	1229	G
25	DA	1233	C
25	DA	1253	A
25	DA	1256	G
25	DA	1271	G
25	DA	1272	A
25	DA	1273	U
25	DA	1300	U

Continued on next page...

Continued from previous page...

Mol	Chain	Res	Type
25	DA	1301	A
25	DA	1312	U
25	DA	1314	C
25	DA	1321	A
25	DA	1352	U
25	DA	1359	A
25	DA	1360	A
25	DA	1365	A
25	DA	1368	G
25	DA	1370	C
25	DA	1373	A
25	DA	1379	A
25	DA	1384	A
25	DA	1385	G
25	DA	1391	U
25	DA	1393	A
25	DA	1400	G
25	DA	1416	G
25	DA	1417	C
25	DA	1419	A
25	DA	1420	U
25	DA	1421	G
25	DA	1427	A
25	DA	1428	C
25	DA	1435	G
25	DA	1437	C
25	DA	1445	A
25	DA	1449	A
25	DA	1450	G
25	DA	1455	G
25	DA	1459	G
25	DA	1460	A
25	DA	1467	C
25	DA	1471	A
25	DA	1478	G
25	DA	1482	G
25	DA	1492	G
25	DA	1493	C
25	DA	1494	A
25	DA	1496	A
25	DA	1497	U
25	DA	1508	A

Continued on next page...

Continued from previous page...

Mol	Chain	Res	Type
25	DA	1509	C
25	DA	1509(A)	A
25	DA	1524	G
25	DA	1528(A)	A
25	DA	1531	C
25	DA	1541	G
25	DA	1542	A
25	DA	1543	C
25	DA	1547	C
25	DA	1554	A
25	DA	1558	A
25	DA	1559	G
25	DA	1566	A
25	DA	1569	A
25	DA	1578	U
25	DA	1583	A
25	DA	1584	C
25	DA	1586	A
25	DA	1598	C
25	DA	1608	A
25	DA	1609	A
25	DA	1610	A
25	DA	1616	A
25	DA	1640	C
25	DA	1648	C
25	DA	1654	A
25	DA	1669	A
25	DA	1674	G
25	DA	1696	G
25	DA	1700	A
25	DA	1701	A
25	DA	1703	G
25	DA	1721	G
25	DA	1722	A
25	DA	1743	C
25	DA	1746	G
25	DA	1756	G
25	DA	1762	A
25	DA	1763	G
25	DA	1764	G
25	DA	1773	A
25	DA	1780	A

Continued on next page...

Continued from previous page...

Mol	Chain	Res	Type
25	DA	1791	A
25	DA	1800	C
25	DA	1801	G
25	DA	1812	A
25	DA	1816	G
25	DA	1828	G
25	DA	1835	G
25	DA	1847	A
25	DA	1848	A
25	DA	1852	C
25	DA	1877	A
25	DA	1900	A
25	DA	1906	G
25	DA	1913	A
25	DA	1914	C
25	DA	1929	G
25	DA	1930	G
25	DA	1936	A
25	DA	1938	A
25	DA	1955	U
25	DA	1963	U
25	DA	1964	G
25	DA	1967	C
25	DA	1970	A
25	DA	1971	A
25	DA	1972	A
25	DA	1981	A
25	DA	1984	G
25	DA	1993	U
25	DA	1997	G
25	DA	2020	A
25	DA	2023	G
25	DA	2031	A
25	DA	2033	A
25	DA	2043	C
25	DA	2046	G
25	DA	2055	C
25	DA	2056	G
25	DA	2060	A
25	DA	2061	G
25	DA	2062	A
25	DA	2069	G

Continued on next page...

Continued from previous page...

Mol	Chain	Res	Type
25	DA	2099	U
25	DA	2102	U
25	DA	2105	C
25	DA	2108	C
25	DA	2109	U
25	DA	2110	G
25	DA	2111	C
25	DA	2112	G
25	DA	2115	G
25	DA	2116	G
25	DA	2119	A
25	DA	2122	U
25	DA	2125	G
25	DA	2126	A
25	DA	2127	G
25	DA	2129	C
25	DA	2131	G
25	DA	2132	U
25	DA	2133	G
25	DA	2135	A
25	DA	2136	C
25	DA	2137	C
25	DA	2138	C
25	DA	2140	C
25	DA	2142	C
25	DA	2146	C
25	DA	2148	G
25	DA	2150	U
25	DA	2151	G
25	DA	2153	G
25	DA	2154	G
25	DA	2155	G
25	DA	2157	G
25	DA	2158	A
25	DA	2159	G
25	DA	2163	C
25	DA	2164	C
25	DA	2165	G
25	DA	2166	G
25	DA	2167	U
25	DA	2168	G
25	DA	2169	A

Continued on next page...

Continued from previous page...

Mol	Chain	Res	Type
25	DA	2170	A
25	DA	2172	U
25	DA	2173	A
25	DA	2176	A
25	DA	2178	C
25	DA	2181	G
25	DA	2182	G
25	DA	2185	C
25	DA	2186	G
25	DA	2188	C
25	DA	2189	U
25	DA	2192	G
25	DA	2198	A
25	DA	2206	G
25	DA	2207	G
25	DA	2208	A
25	DA	2218	U
25	DA	2219	G
25	DA	2225	A
25	DA	2238	G
25	DA	2239	G
25	DA	2268	A
25	DA	2275	C
25	DA	2279	G
25	DA	2283	C
25	DA	2287	A
25	DA	2288	A
25	DA	2305	A
25	DA	2308	G
25	DA	2309	A
25	DA	2312	U
25	DA	2319	G
25	DA	2320	A
25	DA	2325	G
25	DA	2328	A
25	DA	2336	A
25	DA	2343	C
25	DA	2347	C
25	DA	2350	C
25	DA	2376	A
25	DA	2383	G
25	DA	2385	C

Continued on next page...

Continued from previous page...

Mol	Chain	Res	Type
25	DA	2388	A
25	DA	2400	G
25	DA	2402	C
25	DA	2406	U
25	DA	2410	G
25	DA	2417	C
25	DA	2419	U
25	DA	2422	A
25	DA	2423	U
25	DA	2425	A
25	DA	2429	G
25	DA	2430	A
25	DA	2432	A
25	DA	2435	A
25	DA	2439	A
25	DA	2441	C
25	DA	2442	C
25	DA	2445	G
25	DA	2448	A
25	DA	2458	G
25	DA	2465	C
25	DA	2474	C
25	DA	2476	A
25	DA	2490	G
25	DA	2492	U
25	DA	2502	G
25	DA	2505	G
25	DA	2518	A
25	DA	2520	C
25	DA	2529	G
25	DA	2554	U
25	DA	2555	U
25	DA	2566	A
25	DA	2567	G
25	DA	2573	C
25	DA	2582	G
25	DA	2592	G
25	DA	2602	A
25	DA	2609	U
25	DA	2611	U
25	DA	2612	C
25	DA	2615	U

Continued on next page...

Continued from previous page...

Mol	Chain	Res	Type
25	DA	2629	A
25	DA	2630	G
25	DA	2654	A
25	DA	2663	G
25	DA	2668	G
25	DA	2669	G
25	DA	2689	U
25	DA	2690	C
25	DA	2691	C
25	DA	2702	U
25	DA	2703	C
25	DA	2712(A)	A
25	DA	2713	A
25	DA	2714	G
25	DA	2726	U
25	DA	2733	A
25	DA	2739	U
25	DA	2751	G
25	DA	2757	A
25	DA	2758	A
25	DA	2764	A
25	DA	2765	A
25	DA	2766	G
25	DA	2778	A
25	DA	2793	G
25	DA	2794	C
25	DA	2802	G
25	DA	2809	A
25	DA	2818	G
25	DA	2820	A
25	DA	2821	A
25	DA	2833	G
25	DA	2834	G
25	DA	2835	A
25	DA	2861	G
25	DA	2866	U
25	DA	2872	G
25	DA	2875	C
25	DA	2879	C
25	DA	2880	C
25	DA	2886	G
25	DA	2892	A

Continued on next page...

Continued from previous page...

Mol	Chain	Res	Type
25	DA	2894	G
25	DA	2895	U
25	DA	2896	C
25	DA	2897	U
26	DB	2	C
26	DB	3	C
26	DB	5	C
26	DB	7	G
26	DB	8	U
26	DB	13	A
26	DB	22	U
26	DB	24	G
26	DB	25	A
26	DB	28	C
26	DB	32	C
26	DB	34	U
26	DB	42	C
26	DB	44	G
26	DB	50	G
26	DB	56	G
26	DB	60	C
26	DB	73	A
26	DB	75	G
26	DB	85	G
26	DB	106	G
26	DB	110	G
26	DB	117	G
26	DB	118	G
26	DB	119	G

There are no RNA pucker outliers to report.

5.4 Non-standard residues in protein, DNA, RNA chains [i](#)

8 non-standard protein/DNA/RNA residues are modelled in this entry.

In the following table, the Counts columns list the number of bonds (or angles) for which Mogul statistics could be retrieved, the number of bonds (or angles) that are observed in the model and the number of bonds (or angles) that are defined in the chemical component dictionary. The Link column lists molecule types, if any, to which the group is linked. The Z score for a bond length (or angle) is the number of standard deviations the observed value is removed from the expected value. A bond length (or angle) with $|Z| > 2$ is considered an outlier worth inspection. RMSZ is the root-mean-square of all Z scores of the bond lengths (or angles).

Mol	Type	Chain	Res	Link	Bond lengths			Bond angles		
					Counts	RMSZ	# Z > 2	Counts	RMSZ	# Z > 2
23	5MC	AX	32	23	15,22,23	1.49	1 (6%)	17,32,35	1.39	3 (17%)
23	5MU	AX	54	23	14,22,23	0.82	1 (7%)	16,32,35	2.79	3 (18%)
23	PSU	AX	55	23	16,21,22	1.62	2 (12%)	20,30,33	3.71	7 (35%)
23	4SU	AX	8	23	14,21,22	1.48	2 (14%)	15,30,33	2.75	2 (13%)
23	5MC	CX	32	23	15,22,23	1.34	1 (6%)	17,32,35	1.14	2 (11%)
23	5MU	CX	54	23	14,22,23	0.76	1 (7%)	16,32,35	2.44	3 (18%)
23	PSU	CX	55	23	16,21,22	1.36	1 (6%)	20,30,33	3.62	6 (30%)
23	4SU	CX	8	23	14,21,22	1.18	2 (14%)	15,30,33	2.78	3 (20%)

In the following table, the Chirals column lists the number of chiral outliers, the number of chiral centers analysed, the number of these observed in the model and the number defined in the chemical component dictionary. Similar counts are reported in the Torsion and Rings columns. '-' means no outliers of that kind were identified.

Mol	Type	Chain	Res	Link	Chirals	Torsions	Rings
23	5MC	AX	32	23	-	0/3/25/26	0/2/2/2
23	5MU	AX	54	23	-	0/3/25/26	0/2/2/2
23	PSU	AX	55	23	-	0/7/25/26	0/2/2/2
23	4SU	AX	8	23	-	0/3/25/26	0/2/2/2
23	5MC	CX	32	23	-	0/3/25/26	0/2/2/2
23	5MU	CX	54	23	-	0/3/25/26	0/2/2/2
23	PSU	CX	55	23	-	0/7/25/26	0/2/2/2
23	4SU	CX	8	23	-	0/3/25/26	0/2/2/2

All (11) bond length outliers are listed below:

Mol	Chain	Res	Type	Atoms	Z	Observed(Å)	Ideal(Å)
23	AX	55	PSU	C5-C1'	-5.12	1.47	1.52
23	CX	55	PSU	C5-C1'	-4.06	1.48	1.52
23	AX	8	4SU	C4-S4	-3.96	1.59	1.67
23	AX	8	4SU	C2-N3	-3.39	1.31	1.38
23	CX	8	4SU	C4-S4	-3.21	1.61	1.67
23	CX	8	4SU	C2-N3	-2.34	1.33	1.38
23	AX	54	5MU	C2-N3	-2.31	1.33	1.38
23	CX	54	5MU	C2-N3	-2.15	1.33	1.38
23	AX	55	PSU	O4'-C1'	-2.04	1.41	1.44
23	CX	32	5MC	C5-C4	4.67	1.48	1.41
23	AX	32	5MC	C5-C4	5.17	1.49	1.41

All (29) bond angle outliers are listed below:

Mol	Chain	Res	Type	Atoms	Z	Observed(°)	Ideal(°)
23	CX	55	PSU	N1-C2-N3	-9.41	121.63	128.40
23	AX	55	PSU	N1-C2-N3	-9.34	121.68	128.40
23	AX	55	PSU	C5-C4-N3	-9.07	117.99	125.43
23	CX	55	PSU	C5-C4-N3	-8.54	118.42	125.43
23	AX	54	5MU	C5-C4-N3	-6.31	118.28	125.24
23	CX	54	5MU	C5-C4-N3	-5.94	118.69	125.24
23	CX	8	4SU	C5-C4-N3	-5.35	116.97	123.73
23	AX	8	4SU	C5-C4-N3	-4.37	118.22	123.73
23	CX	55	PSU	C5-C6-N1	-4.22	118.92	124.39
23	AX	55	PSU	C5-C1'-C2'	-4.15	108.39	115.55
23	AX	55	PSU	C5-C6-N1	-4.05	119.14	124.39
23	AX	32	5MC	C5-C6-N1	-3.16	118.72	122.15
23	CX	55	PSU	C5-C1'-C2'	-3.13	110.15	115.55
23	CX	54	5MU	C5-C6-N1	-2.51	119.43	122.15
23	AX	32	5MC	CM5-C5-C4	-2.34	119.24	121.65
23	CX	32	5MC	C5-C6-N1	-2.33	119.63	122.15
23	AX	54	5MU	C5-C6-N1	-2.28	119.69	122.15
23	CX	8	4SU	C6-N1-C2	-2.05	117.96	121.28
23	AX	55	PSU	O4'-C1'-C2'	2.03	107.71	104.45
23	AX	32	5MC	N4-C4-N3	2.11	120.11	117.00
23	CX	32	5MC	N4-C4-N3	2.85	121.22	117.00
23	AX	55	PSU	C6-N1-C2	4.18	122.04	115.36
23	CX	55	PSU	C6-N1-C2	4.21	122.09	115.36
23	AX	55	PSU	C4-N3-C2	6.55	120.89	115.16
23	CX	55	PSU	C4-N3-C2	6.59	120.93	115.16
23	CX	54	5MU	C4-N3-C2	6.99	121.27	115.16
23	AX	54	5MU	C4-N3-C2	8.67	122.74	115.16
23	CX	8	4SU	C2-N3-C4	8.87	128.20	115.11
23	AX	8	4SU	C2-N3-C4	9.47	129.08	115.11

There are no chirality outliers.

There are no torsion outliers.

There are no ring outliers.

5 monomers are involved in 5 short contacts:

Mol	Chain	Res	Type	Clashes	Symm-Clashes
23	AX	32	5MC	1	0
23	AX	8	4SU	1	0
23	CX	32	5MC	1	0
23	CX	54	5MU	1	0
23	CX	8	4SU	1	0

5.5 Carbohydrates [i](#)

There are no carbohydrates in this entry.

5.6 Ligand geometry [i](#)

Of 2061 ligands modelled in this entry, 2057 are monoatomic - leaving 4 for Mogul analysis.

In the following table, the Counts columns list the number of bonds (or angles) for which Mogul statistics could be retrieved, the number of bonds (or angles) that are observed in the model and the number of bonds (or angles) that are defined in the chemical component dictionary. The Link column lists molecule types, if any, to which the group is linked. The Z score for a bond length (or angle) is the number of standard deviations the observed value is removed from the expected value. A bond length (or angle) with $|Z| > 2$ is considered an outlier worth inspection. RMSZ is the root-mean-square of all Z scores of the bond lengths (or angles).

Mol	Type	Chain	Res	Link	Bond lengths			Bond angles		
					Counts	RMSZ	# $ Z > 2$	Counts	RMSZ	# $ Z > 2$
57	PCY	AA	3191	-	37,42,42	1.83	5 (13%)	40,65,65	1.50	8 (20%)
58	SF4	AD	501	4	0,12,12	0.00	-	0,24,24	0.00	-
57	PCY	CA	3176	-	37,42,42	1.66	5 (13%)	40,65,65	0.92	3 (7%)
58	SF4	CD	501	4	0,12,12	0.00	-	0,24,24	0.00	-

In the following table, the Chirals column lists the number of chiral outliers, the number of chiral centers analysed, the number of these observed in the model and the number defined in the chemical component dictionary. Similar counts are reported in the Torsion and Rings columns. '-' means no outliers of that kind were identified.

Mol	Type	Chain	Res	Link	Chirals	Torsions	Rings
57	PCY	AA	3191	-	-	0/33/67/67	0/3/3/3
58	SF4	AD	501	4	-	0/0/48/48	0/6/5/5
57	PCY	CA	3176	-	-	0/33/67/67	0/3/3/3
58	SF4	CD	501	4	-	0/0/48/48	0/6/5/5

All (10) bond length outliers are listed below:

Mol	Chain	Res	Type	Atoms	Z	Observed(Å)	Ideal(Å)
57	AA	3191	PCY	C34-C30	-5.76	1.39	1.51
57	AA	3191	PCY	C28-C32	-5.72	1.39	1.49
57	CA	3176	PCY	C34-C30	-5.46	1.40	1.51
57	CA	3176	PCY	C28-C32	-5.04	1.40	1.49
57	CA	3176	PCY	C27-C23	-4.38	1.39	1.50
57	AA	3191	PCY	C27-C23	-3.97	1.40	1.50
57	CA	3176	PCY	C22-N20	-2.74	1.34	1.39

Continued on next page...

Continued from previous page...

Mol	Chain	Res	Type	Atoms	Z	Observed(Å)	Ideal(Å)
57	AA	3191	PCY	C22-N20	-2.69	1.34	1.39
57	CA	3176	PCY	C17-N20	2.71	1.48	1.45
57	AA	3191	PCY	C17-N20	4.62	1.51	1.45

All (11) bond angle outliers are listed below:

Mol	Chain	Res	Type	Atoms	Z	Observed(°)	Ideal(°)
57	AA	3191	PCY	C18-O21-C23	-2.68	110.93	116.52
57	AA	3191	PCY	O36-C31-C27	-2.23	116.88	121.14
57	CA	3176	PCY	C18-O21-C23	-2.22	111.90	116.52
57	CA	3176	PCY	O36-C31-C27	-2.16	117.01	121.14
57	AA	3191	PCY	C34-C30-C35	-2.00	116.38	120.33
57	AA	3191	PCY	C22-N20-C17	2.34	128.18	123.18
57	AA	3191	PCY	C30-C27-C23	2.43	127.43	120.36
57	AA	3191	PCY	C10-N4-C9	2.49	123.27	115.73
57	CA	3176	PCY	C10-N4-C9	2.52	123.39	115.73
57	AA	3191	PCY	O21-C18-C15	3.91	115.29	107.76
57	AA	3191	PCY	O21-C23-C27	4.03	121.35	112.31

There are no chirality outliers.

There are no torsion outliers.

There are no ring outliers.

3 monomers are involved in 11 short contacts:

Mol	Chain	Res	Type	Clashes	Symm-Clashes
57	AA	3191	PCY	6	0
58	AD	501	SF4	1	0
57	CA	3176	PCY	4	0

5.7 Other polymers [i](#)

There are no such residues in this entry.

5.8 Polymer linkage issues [i](#)

There are no chain breaks in this entry.

6 Fit of model and data ⓘ

6.1 Protein, DNA and RNA chains ⓘ

In the following table, the column labelled ‘#RSRZ> 2’ contains the number (and percentage) of RSRZ outliers, followed by percent RSRZ outliers for the chain as percentile scores relative to all X-ray entries and entries of similar resolution. The OWAB column contains the minimum, median, 95th percentile and maximum values of the occupancy-weighted average B-factor per residue. The column labelled ‘Q< 0.9’ lists the number of (and percentage) of residues with an average occupancy less than 0.9.

Mol	Chain	Analysed	<RSRZ>	#RSRZ>2	OWAB(Å ²)	Q<0.9
1	AA	1497/1521 (98%)	0.04	13 (0%) 84 85	40, 76, 97, 113	0
1	CA	1503/1521 (98%)	0.02	29 (1%) 67 68	42, 77, 97, 113	0
2	AB	231/256 (90%)	0.31	11 (4%) 31 29	71, 85, 93, 98	0
2	CB	231/256 (90%)	1.19	58 (25%) 1 0	71, 86, 94, 98	0
3	AC	206/239 (86%)	1.03	41 (19%) 1 1	69, 83, 91, 95	0
3	CC	206/239 (86%)	1.33	59 (28%) 1 0	69, 84, 92, 96	0
4	AD	208/209 (99%)	1.18	46 (22%) 1 1	60, 76, 86, 91	0
4	CD	208/209 (99%)	0.97	26 (12%) 4 3	60, 76, 84, 89	0
5	AE	148/162 (91%)	0.92	13 (8%) 11 8	56, 72, 81, 88	0
5	CE	148/162 (91%)	1.23	36 (24%) 1 1	58, 74, 83, 89	0
6	AF	100/101 (99%)	0.65	9 (9%) 10 8	61, 74, 82, 85	0
6	CF	100/101 (99%)	0.47	7 (7%) 17 15	62, 75, 83, 86	0
7	AG	155/156 (99%)	1.09	28 (18%) 1 1	69, 79, 89, 98	0
7	CG	155/156 (99%)	1.32	38 (24%) 1 1	70, 80, 90, 99	0
8	AH	137/138 (99%)	0.86	19 (13%) 3 2	61, 74, 81, 85	0
8	CH	137/138 (99%)	0.93	21 (15%) 2 2	63, 75, 83, 88	0
9	AI	127/128 (99%)	1.12	26 (20%) 1 1	63, 85, 91, 94	0
9	CI	127/128 (99%)	2.27	67 (52%) 0 0	70, 86, 92, 96	0
10	AJ	97/105 (92%)	1.20	25 (25%) 1 0	73, 87, 94, 97	0
10	CJ	96/105 (91%)	1.99	42 (43%) 0 0	76, 89, 95, 96	0
11	AK	114/129 (88%)	0.57	5 (4%) 35 33	52, 72, 84, 87	0
11	CK	114/129 (88%)	0.39	5 (4%) 35 33	54, 74, 84, 87	0
12	AL	122/132 (92%)	0.65	17 (13%) 3 2	52, 67, 77, 81	0
12	CL	122/132 (92%)	1.20	25 (20%) 1 1	53, 67, 76, 81	0

Continued on next page...

Continued from previous page...

Mol	Chain	Analysed	<RSRZ>	#RSRZ>2			OWAB(Å ²)	Q<0.9
13	AM	120/126 (95%)	0.87	16 (13%)	4	3	53, 75, 85, 93	0
13	CM	118/126 (93%)	1.62	39 (33%)	0	0	71, 88, 94, 98	0
14	AN	60/61 (98%)	1.84	26 (43%)	0	0	74, 80, 88, 90	0
14	CN	60/61 (98%)	3.52	44 (73%)	0	0	75, 83, 88, 92	0
15	AO	88/89 (98%)	0.77	7 (7%)	13	10	55, 69, 81, 85	0
15	CO	88/89 (98%)	1.08	15 (17%)	2	1	58, 71, 82, 86	0
16	AP	82/88 (93%)	1.27	19 (23%)	1	1	64, 75, 84, 91	0
16	CP	82/88 (93%)	1.08	14 (17%)	2	1	63, 73, 83, 89	0
17	AQ	99/105 (94%)	0.76	7 (7%)	17	14	55, 70, 79, 81	0
17	CQ	99/105 (94%)	1.59	36 (36%)	0	0	58, 71, 80, 84	0
18	AR	68/88 (77%)	0.59	5 (7%)	15	13	62, 74, 84, 89	0
18	CR	68/88 (77%)	0.63	5 (7%)	15	13	64, 74, 84, 91	0
19	AS	83/93 (89%)	0.87	7 (8%)	12	9	75, 85, 93, 94	0
19	CS	83/93 (89%)	1.97	40 (48%)	0	0	78, 87, 93, 96	0
20	AT	96/106 (90%)	0.60	5 (5%)	28	26	63, 72, 82, 87	0
20	CT	96/106 (90%)	0.68	13 (13%)	3	2	61, 73, 82, 87	0
21	AU	23/27 (85%)	1.11	4 (17%)	2	1	71, 77, 79, 81	0
21	CU	23/27 (85%)	2.24	11 (47%)	0	0	72, 79, 81, 83	0
22	AV	8/24 (33%)	3.56	5 (62%)	0	0	62, 89, 94, 97	0
22	CV	5/24 (20%)	2.62	3 (60%)	0	0	65, 73, 91, 96	0
23	AX	72/77 (93%)	0.18	1 (1%)	75	76	40, 71, 88, 98	0
23	CX	72/77 (93%)	0.11	3 (4%)	37	35	43, 74, 90, 97	0
24	AY	18/76 (23%)	3.71	13 (72%)	0	0	62, 104, 109, 109	0
24	CY	5/76 (6%)	5.79	5 (100%)	0	0	74, 101, 102, 106	0
25	BA	2822/2915 (96%)	0.54	51 (1%)	69	70	18, 41, 91, 109	0
25	DA	2800/2915 (96%)	-0.04	52 (1%)	67	68	22, 45, 91, 112	0
26	BB	120/121 (99%)	0.36	0	100	100	31, 63, 75, 88	0
26	DB	120/121 (99%)	-0.03	7 (5%)	24	22	38, 69, 81, 91	0
27	BD	275/276 (99%)	0.74	10 (3%)	43	42	20, 39, 58, 77	0
27	DD	275/276 (99%)	0.71	20 (7%)	16	13	22, 42, 60, 78	0
28	BE	204/206 (99%)	0.63	1 (0%)	90	92	19, 44, 64, 86	0

Continued on next page...

Continued from previous page...

Mol	Chain	Analysed	<RSRZ>	#RSRZ>2	OWAB(Å ²)	Q<0.9
28	DE	204/206 (99%)	0.52	8 (3%) 40 39	22, 48, 66, 86	0
29	BF	203/210 (96%)	0.61	2 (0%) 82 82	21, 50, 74, 91	0
29	DF	203/210 (96%)	0.45	5 (2%) 58 58	24, 55, 77, 90	0
30	BG	181/182 (99%)	0.59	6 (3%) 47 46	55, 71, 83, 96	0
30	DG	181/182 (99%)	1.48	58 (32%) 0 0	60, 75, 84, 95	0
31	BH	174/180 (96%)	0.52	1 (0%) 89 90	45, 64, 75, 84	0
31	DH	174/180 (96%)	0.85	29 (16%) 2 1	53, 68, 79, 86	0
32	BI	146/148 (98%)	0.33	4 (2%) 55 55	48, 75, 84, 88	0
32	DI	146/148 (98%)	0.34	12 (8%) 12 10	51, 75, 84, 88	0
33	BN	140/140 (100%)	0.68	0 100 100	28, 45, 69, 79	0
33	DN	140/140 (100%)	0.51	3 (2%) 64 65	33, 49, 71, 81	0
34	BO	122/122 (100%)	0.64	3 (2%) 58 58	31, 45, 63, 70	0
34	DO	122/122 (100%)	0.56	7 (5%) 24 23	34, 48, 64, 70	0
35	BP	149/150 (99%)	0.62	1 (0%) 87 88	18, 53, 74, 82	0
35	DP	149/150 (99%)	0.61	10 (6%) 19 16	20, 56, 76, 84	0
36	BQ	141/141 (100%)	0.70	2 (1%) 75 76	29, 48, 65, 77	0
36	DQ	141/141 (100%)	1.07	22 (15%) 2 2	32, 52, 69, 78	0
37	BR	118/118 (100%)	0.46	0 100 100	19, 32, 49, 62	0
37	DR	118/118 (100%)	0.96	12 (10%) 7 5	35, 53, 66, 78	0
38	BS	110/112 (98%)	0.33	0 100 100	30, 47, 65, 70	0
38	DS	110/112 (98%)	1.21	22 (20%) 1 1	63, 77, 88, 93	0
39	BT	131/146 (89%)	0.34	1 (0%) 86 86	30, 43, 71, 85	0
39	DT	131/146 (89%)	0.51	6 (4%) 33 31	43, 59, 78, 88	0
40	BU	116/118 (98%)	0.38	0 100 100	15, 27, 48, 62	0
40	DU	116/118 (98%)	0.82	9 (7%) 14 12	38, 59, 76, 87	0
41	BV	101/101 (100%)	0.22	0 100 100	14, 35, 57, 76	0
41	DV	101/101 (100%)	0.44	3 (2%) 51 50	43, 71, 84, 90	0
42	BW	112/113 (99%)	0.35	0 100 100	17, 28, 50, 75	0
42	DW	112/113 (99%)	0.90	11 (9%) 8 6	34, 50, 68, 92	0
43	BX	95/96 (98%)	0.36	0 100 100	17, 35, 65, 78	0
43	DX	95/96 (98%)	1.61	31 (32%) 0 0	44, 62, 77, 90	0

Continued on next page...

Continued from previous page...

Mol	Chain	Analysed	<RSRZ>	#RSRZ>2	OWAB(Å ²)	Q<0.9
44	BY	107/110 (97%)	0.39	2 (1%) 67 68	28, 47, 67, 85	0
44	DY	107/110 (97%)	1.26	21 (19%) 1 1	51, 72, 83, 88	0
45	BZ	171/206 (83%)	0.25	1 (0%) 89 90	36, 62, 81, 90	0
45	DZ	174/206 (84%)	1.08	28 (16%) 2 1	66, 83, 93, 96	0
46	B0	83/85 (97%)	0.73	7 (8%) 12 9	12, 33, 66, 84	0
46	D0	83/85 (97%)	1.80	23 (27%) 1 0	34, 64, 78, 91	0
47	B1	97/98 (98%)	0.68	5 (5%) 28 26	19, 43, 69, 72	0
47	D1	97/98 (98%)	0.90	10 (10%) 7 5	37, 57, 78, 82	0
48	B2	70/72 (97%)	0.33	0 100 100	30, 46, 63, 77	0
48	D2	70/72 (97%)	0.54	2 (2%) 52 52	56, 71, 80, 85	0
49	B3	59/60 (98%)	0.28	0 100 100	20, 31, 56, 83	0
49	D3	59/60 (98%)	1.66	21 (35%) 0 0	47, 62, 77, 91	0
50	B4	69/71 (97%)	0.74	6 (8%) 11 8	55, 77, 92, 99	0
50	D4	69/71 (97%)	1.53	22 (31%) 0 0	77, 91, 99, 105	0
51	B5	59/60 (98%)	0.47	2 (3%) 46 45	11, 28, 53, 67	0
51	D5	59/60 (98%)	0.50	3 (5%) 29 27	27, 52, 68, 81	0
52	B6	53/54 (98%)	0.26	0 100 100	27, 39, 56, 67	0
52	D6	53/54 (98%)	0.34	2 (3%) 41 39	45, 62, 73, 79	0
53	B7	48/49 (97%)	0.78	5 (10%) 7 5	16, 23, 52, 68	0
53	D7	48/49 (97%)	1.03	6 (12%) 4 3	29, 40, 64, 77	0
54	B8	64/65 (98%)	0.65	1 (1%) 72 73	24, 31, 43, 61	0
54	D8	64/65 (98%)	1.15	10 (15%) 2 2	44, 53, 63, 72	0
55	B9	37/37 (100%)	0.70	2 (5%) 26 25	28, 45, 67, 72	0
55	D9	37/37 (100%)	1.10	6 (16%) 2 1	44, 55, 68, 75	0
All	All	20640/21596 (95%)	0.56	1603 (7%) 14 12	11, 64, 91, 113	0

All (1603) RSRZ outliers are listed below:

Mol	Chain	Res	Type	RSRZ
7	CG	82	GLY	12.9
2	CB	165	VAL	10.6
13	AM	2	ALA	9.8
10	CJ	47	PHE	9.8
1	CA	1030(B)	C	9.8

Continued on next page...

Continued from previous page...

Mol	Chain	Res	Type	RSRZ
14	CN	25	VAL	9.4
43	DX	92	LEU	9.4
24	AY	1	G	8.6
46	B0	7	LEU	8.2
7	AG	85	TYR	8.1
22	AV	21	C	7.8
14	CN	2	ALA	7.8
7	AG	82	GLY	7.7
7	CG	79	ARG	7.6
24	CY	73	A	7.4
14	CN	29	ARG	7.3
30	DG	139	LEU	7.3
14	CN	39	LEU	7.2
24	CY	74	C	7.2
14	CN	34	TYR	7.2
46	D0	2	ALA	7.2
14	CN	35	ARG	7.1
7	CG	154	TYR	7.1
7	AG	79	ARG	7.1
10	CJ	63	PHE	7.0
10	CJ	65	LEU	6.9
46	B0	4	LYS	6.9
13	CM	78	ILE	6.9
47	D1	2	SER	6.8
24	CY	75	C	6.8
7	CG	84	ASN	6.8
22	AV	20	U	6.7
14	CN	30	ALA	6.7
24	AY	6	G	6.7
46	B0	3	HIS	6.7
9	AI	19	LEU	6.6
19	CS	49	ILE	6.6
10	CJ	49	VAL	6.6
25	DA	2160	G	6.5
13	CM	120	LYS	6.5
25	DA	2144	U	6.5
46	B0	5	LYS	6.5
10	AJ	8	LEU	6.4
46	D0	5	LYS	6.4
7	CG	16	LEU	6.3
14	CN	18	VAL	6.3
9	CI	15	ALA	6.3

Continued on next page...

Continued from previous page...

Mol	Chain	Res	Type	RSRZ
9	CI	6	GLY	6.3
9	CI	9	ARG	6.2
46	D0	7	LEU	6.2
13	CM	7	VAL	6.2
7	AG	78	ARG	6.1
19	CS	31	ILE	6.1
25	DA	2111	C	6.1
25	DA	2147	G	6.0
3	CC	57	ILE	5.9
31	DH	115	VAL	5.9
9	CI	36	TYR	5.9
7	AG	156	TRP	5.9
9	CI	115	GLY	5.9
25	BA	2200	C	5.9
46	D0	4	LYS	5.9
7	CG	83	ALA	5.9
9	CI	76	ALA	5.8
14	CN	38	GLY	5.8
25	BA	2154	U	5.8
21	CU	14	TRP	5.8
49	D3	60	GLU	5.8
46	D0	6	GLY	5.7
9	CI	123	PRO	5.7
9	AI	47	LEU	5.7
7	CG	156	TRP	5.7
20	CT	9	ASN	5.7
46	D0	75	LEU	5.7
24	AY	71	G	5.7
7	CG	78	ARG	5.6
50	D4	45	GLY	5.6
10	CJ	46	ARG	5.6
10	CJ	67	THR	5.6
21	CU	6	ARG	5.6
46	B0	6	GLY	5.6
27	BD	276	LYS	5.5
9	CI	37	PHE	5.5
13	CM	102	ARG	5.5
25	DA	2145	C	5.5
22	CV	14	A	5.5
10	CJ	50	ILE	5.5
45	DZ	146	ILE	5.5
3	CC	189	ALA	5.5

Continued on next page...

Continued from previous page...

Mol	Chain	Res	Type	RSRZ
9	CI	106	ALA	5.5
24	AY	75	C	5.4
25	BA	2168	C	5.4
19	CS	30	LEU	5.4
10	CJ	64	GLU	5.4
30	DG	169	ALA	5.4
46	D0	3	HIS	5.4
9	CI	114	TYR	5.4
50	D4	49	PHE	5.4
17	CQ	36	ILE	5.4
13	AM	121	LYS	5.4
9	CI	125	TYR	5.4
2	CB	70	PHE	5.4
2	CB	232	PRO	5.4
1	AA	1257	U	5.3
9	CI	66	ARG	5.3
44	DY	1	MET	5.3
14	CN	36	PHE	5.3
10	AJ	47	PHE	5.3
10	CJ	48	THR	5.3
19	AS	71	LEU	5.3
24	AY	2	C	5.2
7	AG	83	ALA	5.2
43	DX	91	ALA	5.2
50	D4	44	THR	5.2
2	CB	200	ILE	5.2
9	CI	7	THR	5.2
50	D4	40	HIS	5.2
1	AA	1036	G	5.2
1	CA	1257	U	5.1
3	CC	159	GLY	5.1
43	DX	69	TYR	5.1
13	AM	120	LYS	5.1
13	CM	66	LEU	5.1
1	CA	1492	A	5.1
4	AD	3	ARG	5.1
14	AN	7	ILE	5.1
45	DZ	144	LEU	5.0
50	D4	56	VAL	5.0
19	CS	33	THR	5.0
14	CN	31	ARG	5.0
25	DA	2146	C	5.0

Continued on next page...

Continued from previous page...

Mol	Chain	Res	Type	RSRZ
7	AG	154	TYR	5.0
24	AY	5	G	5.0
14	CN	58	LYS	5.0
30	DG	2	PRO	5.0
4	AD	157	LEU	4.9
25	DA	2159	G	4.9
14	CN	6	LEU	4.9
5	CE	94	ALA	4.9
9	CI	33	PHE	4.9
25	BA	2182	G	4.9
43	DX	68	ARG	4.8
25	BA	2165	C	4.8
44	DY	35	TYR	4.8
5	CE	12	LEU	4.8
13	CM	80	ARG	4.8
9	CI	109	VAL	4.8
7	CG	85	TYR	4.8
31	DH	112	PRO	4.7
25	BA	2164	C	4.7
7	CG	80	VAL	4.7
3	AC	201	TYR	4.7
2	CB	92	TYR	4.7
9	CI	5	TYR	4.7
5	CE	13	ILE	4.7
22	AV	14	A	4.7
9	CI	68	GLY	4.6
50	D4	50	VAL	4.6
2	CB	152	PHE	4.6
25	BA	2131	U	4.6
2	CB	83	MET	4.6
43	DX	28	PHE	4.6
8	AH	2	LEU	4.6
25	BA	2167	C	4.6
10	AJ	63	PHE	4.6
27	DD	38	LYS	4.6
31	DH	111	HIS	4.6
3	AC	193	TYR	4.6
2	CB	69	LEU	4.6
2	AB	165	VAL	4.6
10	CJ	66	ARG	4.6
14	CN	23	ARG	4.6
5	CE	31	LEU	4.6

Continued on next page...

Continued from previous page...

Mol	Chain	Res	Type	RSRZ
53	D7	48	LYS	4.6
9	CI	65	VAL	4.6
14	CN	53	LEU	4.5
30	DG	28	VAL	4.5
22	AV	15	A	4.5
49	D3	29	ARG	4.5
2	CB	201	ILE	4.5
13	CM	64	TRP	4.5
14	CN	32	SER	4.5
9	CI	110	GLU	4.5
14	CN	41	ARG	4.5
4	AD	180	GLY	4.5
30	DG	137	GLU	4.5
30	DG	39	ILE	4.5
1	AA	1030(B)	C	4.5
13	CM	92	HIS	4.5
53	D7	46	VAL	4.5
7	CG	2	ALA	4.4
9	CI	67	GLY	4.4
14	CN	50	LYS	4.4
7	AG	80	VAL	4.4
25	BA	2143	G	4.4
4	AD	23	GLY	4.4
3	CC	21	ARG	4.4
16	AP	68	ASP	4.4
30	DG	102	PHE	4.4
10	AJ	10	GLY	4.4
3	CC	186	PHE	4.4
14	CN	59	ALA	4.4
19	CS	13	ASP	4.4
14	CN	47	LEU	4.4
30	DG	3	LEU	4.4
2	CB	214	ILE	4.4
4	CD	47	ARG	4.3
9	CI	10	ARG	4.3
25	BA	935	C	4.3
1	CA	1202	G	4.3
30	DG	29	TRP	4.3
4	CD	120	LEU	4.3
9	CI	79	LEU	4.3
43	DX	9	LEU	4.3
14	CN	26	ARG	4.3

Continued on next page...

Continued from previous page...

Mol	Chain	Res	Type	RSRZ
1	CA	1036	G	4.3
55	D9	37	GLY	4.3
14	AN	33	VAL	4.3
14	CN	56	VAL	4.3
36	DQ	104	PHE	4.3
38	DS	29	PHE	4.3
45	DZ	114	GLY	4.3
9	CI	83	ARG	4.3
25	BA	2151	C	4.3
30	DG	48	GLU	4.3
3	CC	184	TYR	4.3
4	AD	70	ILE	4.3
9	CI	128	ARG	4.3
5	CE	90	VAL	4.3
17	CQ	37	LYS	4.3
2	CB	163	PHE	4.3
30	DG	142	PRO	4.2
25	BA	1555	C	4.2
50	D4	51	ASP	4.2
47	D1	61	ARG	4.2
42	DW	112	GLY	4.2
50	D4	54	GLY	4.2
14	CN	37	PHE	4.2
1	CA	1493	A	4.2
9	CI	127	LYS	4.2
24	AY	3	C	4.2
43	DX	86	GLY	4.2
36	DQ	22	LYS	4.2
37	DR	68	ARG	4.2
25	DA	2135	A	4.2
1	CA	1030(C)	G	4.2
43	DX	89	ILE	4.2
12	CL	69	TYR	4.2
27	DD	2	ALA	4.2
50	B4	52	THR	4.2
38	DS	58	LEU	4.1
30	DG	27	ASN	4.1
46	D0	45	PHE	4.1
24	AY	74	C	4.1
30	DG	19	LEU	4.1
7	AG	91	VAL	4.1
30	DG	41	GLN	4.1

Continued on next page...

Continued from previous page...

Mol	Chain	Res	Type	RSRZ
50	D4	43	TYR	4.1
4	AD	112	VAL	4.1
1	CA	1030(A)	G	4.1
47	B1	98	LEU	4.1
5	CE	29	GLY	4.1
10	CJ	54	PHE	4.1
14	CN	44	LEU	4.1
14	AN	34	TYR	4.1
13	CM	6	GLY	4.1
3	CC	39	ILE	4.1
19	CS	35	SER	4.1
2	CB	118	LEU	4.0
50	D4	32	TYR	4.0
19	CS	71	LEU	4.0
7	CG	86	GLN	4.0
10	AJ	50	ILE	4.0
50	D4	52	THR	4.0
4	AD	174	LEU	4.0
5	AE	89	ILE	4.0
10	AJ	66	ARG	4.0
13	CM	5	ALA	4.0
10	CJ	71	LEU	4.0
12	CL	32	PHE	4.0
7	CG	33	ASP	4.0
2	CB	81	VAL	4.0
10	CJ	40	LEU	4.0
11	CK	31	THR	4.0
24	AY	7	A	4.0
28	DE	1	MET	4.0
16	CP	19	ILE	4.0
2	CB	188	ALA	4.0
10	CJ	60	ARG	3.9
53	D7	1	MET	3.9
54	D8	2	PRO	3.9
24	CY	72	C	3.9
8	CH	93	VAL	3.9
30	DG	136	ARG	3.9
44	DY	55	TYR	3.9
21	CU	13	ILE	3.9
8	AH	4	ASP	3.9
45	DZ	125	LEU	3.9
48	D2	1	MET	3.9

Continued on next page...

Continued from previous page...

Mol	Chain	Res	Type	RSRZ
3	CC	167	TRP	3.9
25	BA	2132	G	3.9
10	CJ	62	HIS	3.9
19	CS	52	TYR	3.9
3	CC	155	GLY	3.9
7	AG	76	ARG	3.9
36	DQ	5	ARG	3.9
8	CH	94	TYR	3.9
12	CL	64	TYR	3.9
46	D0	76	GLY	3.9
50	B4	54	GLY	3.9
42	DW	81	ALA	3.9
9	AI	126	SER	3.9
38	DS	32	LEU	3.9
49	D3	26	LEU	3.9
14	CN	22	THR	3.9
19	AS	39	THR	3.9
2	CB	228	GLY	3.9
14	CN	8	GLU	3.9
15	CO	87	ILE	3.9
25	BA	2201	C	3.9
7	AG	153	HIS	3.8
44	DY	45	VAL	3.8
21	CU	16	GLY	3.8
2	CB	123	ALA	3.8
14	AN	59	ALA	3.8
25	DA	896	A	3.8
1	CA	1532	U	3.8
2	CB	101	MET	3.8
9	AI	114	TYR	3.8
19	AS	40	ILE	3.8
32	DI	35	LEU	3.8
7	CG	81	GLY	3.8
30	BG	49	ASP	3.8
42	DW	92	ARG	3.8
25	BA	2152	U	3.8
37	DR	47	PHE	3.8
9	AI	81	ILE	3.8
9	CI	42	ARG	3.8
13	AM	97	PRO	3.8
7	AG	84	ASN	3.8
7	CG	40	ALA	3.8

Continued on next page...

Continued from previous page...

Mol	Chain	Res	Type	RSRZ
4	AD	118	ARG	3.8
17	CQ	87	LYS	3.8
9	CI	126	SER	3.8
19	CS	40	ILE	3.8
45	DZ	155	LEU	3.8
10	CJ	41	PRO	3.8
27	DD	276	LYS	3.8
19	CS	38	SER	3.8
46	D0	8	GLY	3.8
44	DY	61	ILE	3.7
31	DH	105	LEU	3.7
2	CB	177	ALA	3.7
3	CC	198	VAL	3.7
7	CG	4	ARG	3.7
2	CB	187	LEU	3.7
49	D3	15	TYR	3.7
13	AM	96	LEU	3.7
30	DG	62	LEU	3.7
38	DS	35	ILE	3.7
14	AN	32	SER	3.7
1	CA	1026	G	3.7
9	CI	4	TYR	3.7
22	CV	15	A	3.7
17	CQ	32	TYR	3.7
25	BA	2155	G	3.7
7	CG	34	GLY	3.7
31	DH	159	GLU	3.7
37	DR	70	LEU	3.7
9	CI	28	VAL	3.7
50	D4	35	VAL	3.7
9	CI	64	THR	3.7
16	AP	17	TYR	3.6
4	AD	120	LEU	3.6
7	AG	12	LEU	3.6
49	D3	53	LEU	3.6
25	BA	2153	G	3.6
25	DA	229	A	3.6
4	AD	179	GLU	3.6
12	CL	18	VAL	3.6
13	CM	105	THR	3.6
10	CJ	55	LYS	3.6
19	CS	14	HIS	3.6

Continued on next page...

Continued from previous page...

Mol	Chain	Res	Type	RSRZ
19	CS	34	TRP	3.6
25	DA	2104	G	3.6
1	AA	1492	A	3.6
38	DS	34	HIS	3.6
25	DA	2128	C	3.6
3	CC	162	GLN	3.6
12	CL	46	LYS	3.6
14	CN	17	LYS	3.6
2	AB	118	LEU	3.6
8	CH	133	LEU	3.6
24	CY	76	A	3.6
3	AC	126	ARG	3.6
53	D7	47	ARG	3.6
10	AJ	98	ILE	3.6
14	AN	17	LYS	3.6
27	BD	275	LYS	3.6
40	DU	2	PRO	3.6
2	CB	122	PHE	3.6
8	CH	2	LEU	3.6
16	AP	6	LEU	3.6
17	CQ	98	LEU	3.6
18	CR	43	PHE	3.6
16	AP	42	ARG	3.6
14	CN	42	ILE	3.6
31	DH	107	VAL	3.6
44	DY	44	ILE	3.6
46	B0	8	GLY	3.6
25	BA	2181	G	3.6
25	DA	2140	C	3.6
10	CJ	44	VAL	3.5
14	CN	33	VAL	3.5
12	AL	64	TYR	3.5
30	DG	86	MET	3.5
3	CC	187	ALA	3.5
36	DQ	136	ALA	3.5
13	AM	87	TYR	3.5
14	AN	15	LYS	3.5
20	AT	74	LYS	3.5
14	CN	10	ALA	3.5
19	CS	41	VAL	3.5
21	CU	15	ARG	3.5
24	AY	70	G	3.5

Continued on next page...

Continued from previous page...

Mol	Chain	Res	Type	RSRZ
25	DA	2156	G	3.5
8	AH	80	ILE	3.5
9	CI	14	VAL	3.5
16	CP	12	LYS	3.5
4	AD	11	LEU	3.5
17	CQ	95	TYR	3.5
45	DZ	113	ALA	3.5
5	CE	121	LYS	3.5
4	AD	204	ILE	3.5
9	CI	124	GLN	3.5
44	DY	47	LYS	3.5
50	B4	50	VAL	3.5
4	AD	176	LEU	3.5
17	CQ	84	LEU	3.5
9	CI	45	ALA	3.5
13	CM	73	GLU	3.5
14	CN	11	LYS	3.5
17	CQ	9	VAL	3.5
2	AB	200	ILE	3.5
4	CD	49	ARG	3.5
32	DI	12	LEU	3.5
25	BA	2150	C	3.4
10	AJ	46	ARG	3.4
53	B7	46	VAL	3.4
10	CJ	6	ILE	3.4
13	AM	56	LEU	3.4
30	DG	120	LEU	3.4
12	AL	89	ARG	3.4
16	AP	29	ASP	3.4
13	CM	67	GLU	3.4
36	DQ	79	LEU	3.4
45	DZ	76	LEU	3.4
46	D0	68	GLU	3.4
43	DX	60	ARG	3.4
25	DA	2129	C	3.4
3	CC	182	ILE	3.4
5	CE	11	ILE	3.4
12	AL	91	LYS	3.4
50	B4	55	ARG	3.4
3	CC	188	LEU	3.4
17	CQ	10	VAL	3.4
43	DX	43	VAL	3.4

Continued on next page...

Continued from previous page...

Mol	Chain	Res	Type	RSRZ
17	CQ	100	LYS	3.4
9	CI	18	PHE	3.4
25	BA	2163	G	3.4
3	AC	33	LEU	3.4
5	CE	119	LEU	3.4
14	AN	56	VAL	3.4
49	D3	6	VAL	3.4
15	CO	68	ARG	3.4
45	DZ	82	ARG	3.4
13	CM	75	ALA	3.4
21	CU	5	ASP	3.4
52	D6	2	ALA	3.4
7	CG	22	LEU	3.4
25	BA	2137	G	3.4
27	DD	37	LEU	3.4
5	CE	109	ILE	3.4
25	BA	2166	U	3.4
36	DQ	65	PHE	3.4
4	AD	102	ASP	3.4
37	DR	69	ASP	3.4
3	CC	71	ALA	3.4
13	CM	42	ALA	3.4
13	CM	72	ALA	3.4
2	AB	196	LEU	3.4
3	CC	195	VAL	3.4
4	AD	8	VAL	3.4
16	CP	51	VAL	3.4
19	CS	4	SER	3.3
18	CR	22	VAL	3.3
4	AD	158	ILE	3.3
25	BA	2157	A	3.3
10	CJ	10	GLY	3.3
3	AC	188	LEU	3.3
17	CQ	23	VAL	3.3
32	DI	14	ASP	3.3
14	CN	55	GLY	3.3
20	AT	80	ARG	3.3
9	CI	102	LEU	3.3
30	DG	34	LEU	3.3
51	D5	60	VAL	3.3
16	AP	1	MET	3.3
9	CI	117	HIS	3.3

Continued on next page...

Continued from previous page...

Mol	Chain	Res	Type	RSRZ
13	CM	84	ILE	3.3
44	DY	46	LYS	3.3
35	DP	15	ARG	3.3
46	D0	74	ARG	3.3
2	CB	115	LEU	3.3
1	AA	1493	A	3.3
13	AM	105	THR	3.3
38	DS	31	SER	3.3
44	DY	30	VAL	3.3
45	DZ	139	VAL	3.3
30	DG	51	ARG	3.3
16	AP	19	ILE	3.3
44	DY	58	GLY	3.3
53	B7	1	MET	3.3
36	DQ	32	TYR	3.3
43	DX	49	VAL	3.3
16	CP	59	TRP	3.3
7	CG	73	MET	3.3
25	BA	2134	G	3.3
12	CL	120	TYR	3.2
14	AN	16	PHE	3.2
4	CD	146	ILE	3.2
4	AD	101	LEU	3.2
9	CI	19	LEU	3.2
19	CS	12	ASP	3.2
32	DI	11	ASN	3.2
4	AD	167	GLY	3.2
3	CC	19	GLU	3.2
50	D4	57	GLU	3.2
43	DX	80	ILE	3.2
3	AC	100	ALA	3.2
14	CN	57	ARG	3.2
10	CJ	56	HIS	3.2
30	DG	152	LEU	3.2
19	CS	43	GLU	3.2
7	CG	155	ARG	3.2
25	DA	2138	C	3.2
25	DA	2142	C	3.2
19	CS	36	ARG	3.2
19	CS	60	VAL	3.2
30	DG	5	VAL	3.2
10	CJ	38	ILE	3.2

Continued on next page...

Continued from previous page...

Mol	Chain	Res	Type	RSRZ
17	CQ	90	ILE	3.2
31	DH	102	ALA	3.2
53	B7	48	LYS	3.2
5	CE	105	VAL	3.2
2	CB	77	ALA	3.2
9	AI	120	ARG	3.2
1	CA	1116	C	3.2
7	CG	91	VAL	3.2
17	AQ	35	VAL	3.2
3	CC	65	ALA	3.2
31	DH	96	ALA	3.2
53	B7	45	ALA	3.2
4	AD	202	LEU	3.2
9	CI	47	LEU	3.2
13	CM	13	LYS	3.2
35	DP	45	LEU	3.2
10	AJ	11	PHE	3.1
36	DQ	61	GLY	3.1
5	CE	125	SER	3.1
23	CX	70	G	3.1
25	BA	2135	U	3.1
5	AE	95	ALA	3.1
10	AJ	60	ARG	3.1
25	DA	2179	C	3.1
50	B4	59	PHE	3.1
2	CB	162	ILE	3.1
4	AD	138	TYR	3.1
10	AJ	71	LEU	3.1
37	DR	83	ILE	3.1
40	DU	48	ALA	3.1
46	B0	2	ALA	3.1
52	D6	54	ILE	3.1
2	CB	132	LYS	3.1
29	BF	17	ARG	3.1
17	CQ	86	GLU	3.1
26	DB	118	G	3.1
15	CO	36	ILE	3.1
25	DA	2118	U	3.1
31	BH	2	SER	3.1
25	BA	1935	A	3.1
25	DA	2134	A	3.1
45	DZ	170	THR	3.1

Continued on next page...

Continued from previous page...

Mol	Chain	Res	Type	RSRZ
3	CC	157	ILE	3.1
25	DA	2133	G	3.1
1	CA	1286	A	3.1
5	AE	45	PHE	3.1
9	CI	70	LYS	3.1
21	CU	17	THR	3.1
18	AR	78	LEU	3.1
19	CS	16	LEU	3.1
3	AC	57	ILE	3.1
3	CC	201	TYR	3.1
4	AD	4	TYR	3.1
30	DG	181	ARG	3.1
17	CQ	24	GLU	3.1
25	BA	2142	G	3.1
2	CB	197	VAL	3.1
19	CS	11	VAL	3.1
12	CL	56	ALA	3.1
12	CL	68	ALA	3.1
8	CH	83	ILE	3.1
49	D3	2	PRO	3.1
7	AG	8	GLU	3.1
43	DX	33	LYS	3.1
50	D4	68	ARG	3.1
5	AE	82	VAL	3.0
55	D9	16	VAL	3.0
3	CC	60	ALA	3.0
3	CC	117	ALA	3.0
18	CR	85	LEU	3.0
21	CU	10	ARG	3.0
8	CH	86	ILE	3.0
42	DW	95	ILE	3.0
3	AC	80	GLY	3.0
15	CO	86	GLY	3.0
2	CB	181	PHE	3.0
4	AD	165	MET	3.0
9	AI	64	THR	3.0
14	CN	61	TRP	3.0
8	CH	99	GLU	3.0
10	CJ	43	ARG	3.0
20	AT	55	ILE	3.0
25	DA	888	C	3.0
3	CC	23	TYR	3.0

Continued on next page...

Continued from previous page...

Mol	Chain	Res	Type	RSRZ
7	AG	151	TYR	3.0
14	AN	21	TYR	3.0
31	DH	164	TYR	3.0
8	AH	133	LEU	3.0
18	CR	66	LEU	3.0
20	CT	41	ILE	3.0
1	AA	1026	G	3.0
25	DA	2155	G	3.0
43	DX	18	TYR	3.0
1	CA	1354	C	3.0
7	CG	37	ASN	3.0
25	BA	2196	C	3.0
25	DA	1509	C	3.0
40	DU	117	GLN	3.0
43	DX	1	MET	3.0
47	B1	2	SER	3.0
1	AA	204	U	3.0
6	CF	45	LEU	3.0
30	DG	43	LEU	3.0
10	CJ	20	ALA	3.0
7	AG	81	GLY	3.0
15	CO	88	ARG	3.0
9	AI	59	PHE	3.0
5	CE	123	LEU	3.0
30	DG	149	VAL	3.0
14	AN	20	ALA	3.0
1	CA	1357	A	3.0
25	DA	2158	A	3.0
4	CD	4	TYR	3.0
4	CD	206	PHE	3.0
30	DG	178	PHE	3.0
50	D4	42	PHE	3.0
5	CE	16	THR	3.0
13	CM	79	LYS	3.0
30	DG	84	LYS	3.0
13	CM	60	VAL	3.0
13	CM	98	VAL	3.0
16	AP	7	ALA	3.0
3	CC	134	ILE	3.0
4	CD	209	ARG	3.0
17	CQ	91	ARG	3.0
29	DF	82	ILE	3.0

Continued on next page...

Continued from previous page...

Mol	Chain	Res	Type	RSRZ
31	DH	106	THR	3.0
9	AI	109	VAL	3.0
29	DF	12	LEU	3.0
45	DZ	171	ILE	2.9
36	DQ	48	GLU	2.9
8	CH	95	VAL	2.9
15	CO	67	LEU	2.9
16	CP	60	LEU	2.9
17	CQ	54	GLY	2.9
38	DS	26	LEU	2.9
14	AN	35	ARG	2.9
12	CL	30	ALA	2.9
25	DA	2139	C	2.9
1	CA	973	G	2.9
2	CB	196	LEU	2.9
6	AF	61	LEU	2.9
13	CM	23	TYR	2.9
17	AQ	98	LEU	2.9
31	DH	97	ARG	2.9
19	CS	45	VAL	2.9
27	DD	275	LYS	2.9
41	DV	74	LYS	2.9
7	CG	152	ALA	2.9
3	AC	39	ILE	2.9
30	DG	108	ASN	2.9
44	DY	60	PHE	2.9
2	CB	66	GLY	2.9
2	CB	31	TYR	2.9
3	AC	64	VAL	2.9
3	CC	142	MET	2.9
21	CU	18	TYR	2.9
45	DZ	5	LEU	2.9
7	AG	105	VAL	2.9
45	DZ	79	ARG	2.9
21	AU	11	GLY	2.9
46	D0	57	PHE	2.9
13	CM	70	LEU	2.9
4	AD	20	TYR	2.9
7	CG	151	TYR	2.9
36	DQ	1	MET	2.9
2	CB	97	TRP	2.9
19	CS	32	LYS	2.9

Continued on next page...

Continued from previous page...

Mol	Chain	Res	Type	RSRZ
7	AG	42	ILE	2.9
53	B7	47	ARG	2.9
10	CJ	59	SER	2.9
16	CP	9	PHE	2.9
28	DE	125	GLY	2.9
35	DP	51	PHE	2.9
4	AD	166	LYS	2.9
14	CN	49	HIS	2.9
30	DG	141	PHE	2.9
25	BA	2203	G	2.9
25	DA	2115	G	2.9
50	D4	53	GLU	2.9
10	AJ	57	LYS	2.9
17	CQ	56	VAL	2.9
43	DX	7	VAL	2.9
2	CB	68	ILE	2.9
16	CP	33	ILE	2.9
17	CQ	59	ILE	2.9
4	AD	80	GLU	2.9
2	CB	71	VAL	2.9
2	CB	96	ARG	2.9
7	CG	32	ARG	2.9
8	AH	93	VAL	2.9
15	AO	69	TYR	2.9
16	AP	24	ALA	2.9
2	AB	228	GLY	2.8
39	DT	48	ILE	2.8
25	DA	2143	C	2.8
46	D0	69	PHE	2.8
3	CC	196	LEU	2.8
4	CD	157	LEU	2.8
3	AC	78	GLY	2.8
12	CL	95	GLY	2.8
10	AJ	62	HIS	2.8
3	CC	154	SER	2.8
22	AV	19	U	2.8
38	DS	40	ILE	2.8
17	CQ	38	ARG	2.8
39	DT	99	LEU	2.8
24	AY	72	C	2.8
44	DY	48	ALA	2.8
47	B1	49	VAL	2.8

Continued on next page...

Continued from previous page...

Mol	Chain	Res	Type	RSRZ
55	D9	13	LYS	2.8
15	CO	89	GLY	2.8
14	CN	40	CYS	2.8
4	AD	152	SER	2.8
30	DG	88	ILE	2.8
7	AG	38	LEU	2.8
13	CM	90	LEU	2.8
25	DA	2166	G	2.8
13	CM	65	LYS	2.8
20	CT	14	LYS	2.8
9	AI	46	ALA	2.8
12	CL	96	VAL	2.8
30	DG	89	GLY	2.8
47	D1	28	GLY	2.8
13	AM	94	ARG	2.8
13	CM	34	LEU	2.8
30	DG	75	LYS	2.8
2	CB	37	ASN	2.8
25	DA	883	G	2.8
30	DG	15	VAL	2.8
36	DQ	28	ALA	2.8
55	D9	3	VAL	2.8
3	CC	31	HIS	2.8
9	CI	120	ARG	2.8
38	DS	60	GLY	2.8
2	CB	48	MET	2.8
4	AD	170	VAL	2.8
9	AI	17	VAL	2.8
10	AJ	44	VAL	2.8
15	CO	60	VAL	2.8
20	CT	88	VAL	2.8
25	BA	2192	A	2.8
30	DG	26	GLN	2.8
17	CQ	31	LEU	2.8
37	DR	29	LEU	2.8
32	BI	90	GLY	2.8
12	CL	13	LYS	2.8
37	DR	9	LYS	2.8
15	CO	45	VAL	2.8
9	CI	62	TYR	2.8
1	AA	1002	G	2.8
6	AF	48	LEU	2.8

Continued on next page...

Continued from previous page...

Mol	Chain	Res	Type	RSRZ
8	AH	86	ILE	2.8
12	CL	7	ILE	2.8
15	AO	66	LEU	2.8
25	DA	2110	G	2.8
25	DA	2114	A	2.8
31	DH	72	ILE	2.8
30	DG	35	GLU	2.7
36	DQ	102	VAL	2.7
7	CG	18	TYR	2.7
19	CS	15	LEU	2.7
30	DG	173	LEU	2.7
1	AA	1531	A	2.7
1	CA	1363(A)	A	2.7
25	BA	2133	C	2.7
3	AC	189	ALA	2.7
10	CJ	34	VAL	2.7
31	DH	76	VAL	2.7
44	BY	1	MET	2.7
9	CI	116	LYS	2.7
10	CJ	58	ASP	2.7
46	D0	44	ARG	2.7
49	D3	27	GLY	2.7
5	CE	81	GLU	2.7
10	CJ	98	ILE	2.7
8	CH	87	SER	2.7
9	CI	46	ALA	2.7
12	CL	28	LYS	2.7
16	AP	27	LYS	2.7
26	DB	25	A	2.7
3	AC	34	LEU	2.7
3	CC	190	ARG	2.7
5	CE	24	ARG	2.7
9	CI	121	ARG	2.7
19	AS	72	GLY	2.7
14	CN	16	PHE	2.7
20	CT	24	LEU	2.7
50	D4	46	GLN	2.7
2	AB	29	ALA	2.7
37	DR	25	ALA	2.7
9	CI	107	ARG	2.7
10	CJ	45	ARG	2.7
13	AM	108	ARG	2.7

Continued on next page...

Continued from previous page...

Mol	Chain	Res	Type	RSRZ
14	AN	29	ARG	2.7
44	DY	50	ARG	2.7
1	CA	1531	A	2.7
47	D1	22	GLY	2.7
50	B4	4	GLY	2.7
13	CM	77	ASN	2.7
38	DS	54	LEU	2.7
15	AO	87	ILE	2.7
17	CQ	11	VAL	2.7
31	DH	52	VAL	2.7
9	CI	69	GLY	2.7
4	AD	135	LEU	2.7
15	AO	34	LEU	2.7
16	AP	80	PHE	2.7
16	AP	39	TYR	2.7
26	DB	55	U	2.7
10	AJ	48	THR	2.7
4	CD	115	ARG	2.7
14	AN	3	ARG	2.7
14	AN	31	ARG	2.7
2	CB	230	VAL	2.7
4	AD	148	VAL	2.7
47	D1	70	VAL	2.7
49	D3	54	VAL	2.7
38	DS	12	PHE	2.7
46	D0	21	LEU	2.7
9	CI	81	ILE	2.7
3	AC	58	GLU	2.7
13	CM	88	ARG	2.7
15	AO	88	ARG	2.7
7	CG	23	VAL	2.7
17	CQ	85	VAL	2.7
38	DS	22	GLY	2.7
25	DA	2148	G	2.7
32	BI	35	LEU	2.7
47	D1	98	LEU	2.7
2	CB	105	PHE	2.7
45	DZ	88	PHE	2.7
6	CF	4	TYR	2.7
10	AJ	97	GLU	2.7
14	AN	23	ARG	2.7
36	BQ	85	LYS	2.7

Continued on next page...

Continued from previous page...

Mol	Chain	Res	Type	RSRZ
40	DU	88	ILE	2.7
8	CH	90	GLY	2.6
20	AT	18	GLN	2.6
25	DA	2132	U	2.6
17	CQ	77	VAL	2.6
1	CA	1250	A	2.6
26	DB	59	A	2.6
10	AJ	65	LEU	2.6
13	CM	81	LEU	2.6
5	CE	122	GLU	2.6
30	DG	80	PHE	2.6
3	CC	4	LYS	2.6
38	DS	57	LYS	2.6
8	CH	138	TRP	2.6
43	DX	11	PRO	2.6
19	CS	47	HIS	2.6
5	AE	88	LYS	2.6
17	CQ	53	LEU	2.6
4	AD	110	PHE	2.6
9	CI	75	ASP	2.6
17	CQ	33	GLY	2.6
25	DA	2120	G	2.6
19	CS	50	ALA	2.6
50	D4	41	PRO	2.6
3	CC	6	HIS	2.6
3	CC	207	VAL	2.6
38	DS	65	VAL	2.6
46	D0	79	VAL	2.6
49	D3	59	VAL	2.6
5	CE	142	LEU	2.6
44	DY	106	LEU	2.6
2	CB	223	ILE	2.6
5	CE	89	ILE	2.6
11	CK	25	TYR	2.6
30	DG	140	ILE	2.6
4	AD	169	LYS	2.6
9	CI	11	LYS	2.6
19	CS	64	GLU	2.6
14	CN	24	CYS	2.6
19	CS	3	ARG	2.6
40	DU	90	VAL	2.6
10	CJ	85	LEU	2.6

Continued on next page...

Continued from previous page...

Mol	Chain	Res	Type	RSRZ
32	DI	30	LEU	2.6
33	DN	116	LEU	2.6
11	CK	49	GLY	2.6
19	CS	28	LYS	2.6
36	DQ	33	GLY	2.6
9	CI	74	ILE	2.6
8	AH	16	ALA	2.6
16	AP	2	VAL	2.6
17	CQ	35	VAL	2.6
4	AD	21	LEU	2.6
9	CI	38	GLN	2.6
54	D8	25	MET	2.6
25	BA	1221	G	2.6
25	DA	2113	U	2.6
3	CC	38	ARG	2.6
4	AD	146	ILE	2.6
9	AI	15	ALA	2.6
14	AN	2	ALA	2.6
10	AJ	49	VAL	2.6
3	AC	97	LYS	2.6
25	BA	2191	A	2.6
38	DS	87	PHE	2.6
3	CC	59	ARG	2.6
8	CH	122	ARG	2.6
25	DA	2109	U	2.6
30	DG	72	ARG	2.6
19	CS	48	THR	2.6
30	DG	25	TYR	2.6
30	DG	36	LYS	2.6
30	DG	182	LYS	2.6
9	CI	26	VAL	2.6
7	AG	22	LEU	2.6
12	CL	52	LEU	2.6
7	CG	43	PHE	2.6
9	CI	8	GLY	2.6
12	CL	88	GLY	2.6
27	DD	238	GLY	2.6
4	CD	122	ARG	2.6
6	AF	8	ILE	2.5
12	CL	100	ILE	2.5
7	AG	7	ALA	2.5
44	DY	65	ALA	2.5

Continued on next page...

Continued from previous page...

Mol	Chain	Res	Type	RSRZ
3	AC	19	GLU	2.5
2	CB	51	LEU	2.5
4	AD	198	VAL	2.5
31	DH	114	VAL	2.5
42	DW	94	ASP	2.5
11	AK	98	LEU	2.5
3	AC	81	GLY	2.5
13	CM	82	MET	2.5
25	BA	2160	C	2.5
2	AB	133	LYS	2.5
44	DY	63	LYS	2.5
30	DG	138	GLN	2.5
1	CA	1251	A	2.5
7	CG	145	ALA	2.5
24	AY	73	A	2.5
29	BF	64	ILE	2.5
44	BY	91	GLU	2.5
54	D8	16	ILE	2.5
25	BA	2518	U	2.5
50	D4	67	TYR	2.5
54	D8	64	TYR	2.5
2	CB	215	LEU	2.5
14	AN	25	VAL	2.5
35	DP	59	LEU	2.5
10	CJ	51	ARG	2.5
14	AN	41	ARG	2.5
34	BO	49	ARG	2.5
25	BA	2183	C	2.5
44	DY	29	GLU	2.5
44	DY	43	ASN	2.5
3	CC	124	ILE	2.5
3	CC	168	ALA	2.5
4	AD	105	VAL	2.5
12	AL	63	GLY	2.5
19	CS	80	TYR	2.5
45	DZ	98	MET	2.5
14	CN	46	GLU	2.5
3	AC	169	ALA	2.5
14	CN	27	CYS	2.5
17	CQ	7	THR	2.5
45	DZ	83	PRO	2.5
28	BE	157	ALA	2.5

Continued on next page...

Continued from previous page...

Mol	Chain	Res	Type	RSRZ
14	CN	45	ARG	2.5
2	CB	93	VAL	2.5
5	AE	148	VAL	2.5
7	CG	9	VAL	2.5
30	DG	92	VAL	2.5
32	DI	81	VAL	2.5
38	DS	56	LEU	2.5
40	DU	109	LEU	2.5
49	D3	47	VAL	2.5
25	BA	1072	U	2.5
25	BA	2144	U	2.5
7	CG	26	PHE	2.5
19	CS	66	MET	2.5
9	CI	105	ASP	2.5
45	DZ	156	LYS	2.5
2	CB	53	ARG	2.5
7	AG	155	ARG	2.5
17	CQ	92	ARG	2.5
38	DS	20	ARG	2.5
25	BA	2190	G	2.5
49	D3	28	LEU	2.5
3	CC	55	VAL	2.5
6	AF	88	VAL	2.5
43	DX	23	GLU	2.5
5	AE	10	MET	2.5
23	AX	76	A	2.5
12	AL	61	THR	2.5
30	DG	161	THR	2.5
5	CE	131	ILE	2.5
8	AH	83	ILE	2.5
43	DX	31	HIS	2.5
3	AC	139	GLN	2.5
12	CL	10	LEU	2.5
32	DI	38	LEU	2.5
1	CA	1149	C	2.5
2	CB	164	VAL	2.5
3	AC	195	VAL	2.5
3	CC	130	VAL	2.5
4	CD	198	VAL	2.5
5	CE	148	VAL	2.5
1	CA	1190	G	2.5
3	AC	199	LYS	2.5

Continued on next page...

Continued from previous page...

Mol	Chain	Res	Type	RSRZ
14	AN	37	PHE	2.5
17	AQ	27	PHE	2.5
2	CB	114	ARG	2.5
8	CH	92	ARG	2.5
15	CO	64	ARG	2.5
19	CS	53	ASN	2.5
53	D7	23	ARG	2.5
49	D3	12	PRO	2.5
3	CC	160	ALA	2.5
6	AF	57	GLN	2.5
9	AI	117	HIS	2.5
4	AD	78	LEU	2.5
5	AE	91	LEU	2.5
18	AR	79	LEU	2.5
25	BA	218	A	2.5
32	BI	30	LEU	2.5
24	AY	4	C	2.5
2	CB	231	GLU	2.4
7	AG	86	GLN	2.4
12	CL	45	PRO	2.4
4	AD	18	LYS	2.4
4	CD	164	ALA	2.4
5	CE	88	LYS	2.4
8	CH	81	HIS	2.4
13	AM	103	THR	2.4
3	AC	101	LEU	2.4
17	AQ	59	ILE	2.4
25	BA	2156	A	2.4
31	DH	2	SER	2.4
45	BZ	112	ARG	2.4
3	AC	56	ASP	2.4
8	AH	15	ASN	2.4
43	DX	26	TYR	2.4
9	AI	8	GLY	2.4
54	D8	9	GLY	2.4
17	AQ	37	LYS	2.4
2	CB	29	ALA	2.4
2	CB	218	ALA	2.4
25	DA	2154	G	2.4
3	CC	8	ILE	2.4
14	AN	42	ILE	2.4
14	CN	12	ARG	2.4

Continued on next page...

Continued from previous page...

Mol	Chain	Res	Type	RSRZ
45	DZ	105	VAL	2.4
50	D4	48	ARG	2.4
53	D7	18	PHE	2.4
11	AK	25	TYR	2.4
26	DB	53	A	2.4
35	DP	34	GLY	2.4
3	CC	47	LEU	2.4
8	AH	112	LEU	2.4
10	CJ	96	ILE	2.4
14	CN	7	ILE	2.4
27	DD	215	LEU	2.4
34	DO	8	LEU	2.4
36	DQ	118	LEU	2.4
2	CB	229	VAL	2.4
8	AH	138	TRP	2.4
10	CJ	61	GLU	2.4
38	DS	52	SER	2.4
19	AS	41	VAL	2.4
22	CV	18	G	2.4
31	DH	35	VAL	2.4
46	D0	46	LYS	2.4
9	AI	4	TYR	2.4
3	CC	164	ARG	2.4
10	CJ	26	ALA	2.4
12	AL	59	ARG	2.4
43	DX	10	ALA	2.4
9	CI	12	GLU	2.4
9	CI	113	LYS	2.4
14	AN	50	LYS	2.4
36	DQ	63	LYS	2.4
39	DT	102	ILE	2.4
3	CC	153	VAL	2.4
4	CD	56	VAL	2.4
6	CF	6	VAL	2.4
11	AK	81	ASP	2.4
25	DA	1026	U	2.4
13	CM	119	GLY	2.4
4	AD	197	PRO	2.4
45	DZ	121	HIS	2.4
7	CG	117	ALA	2.4
8	CH	112	LEU	2.4
25	BA	2141	A	2.4

Continued on next page...

Continued from previous page...

Mol	Chain	Res	Type	RSRZ
30	DG	180	PHE	2.4
42	DW	85	VAL	2.4
3	CC	30	ARG	2.4
5	AE	18	ARG	2.4
27	DD	273	ARG	2.4
41	DV	85	LYS	2.4
3	AC	87	LEU	2.4
13	CM	76	ALA	2.4
16	CP	7	ALA	2.4
25	BA	2169	G	2.4
30	DG	6	ALA	2.4
43	DX	79	ALA	2.4
44	DY	31	LEU	2.4
3	AC	134	ILE	2.4
29	DF	64	ILE	2.4
7	CG	75	VAL	2.4
54	D8	22	VAL	2.4
12	CL	126	LYS	2.4
25	BA	2180	A	2.4
1	CA	979	C	2.4
25	BA	2210	C	2.4
25	DA	2506	U	2.4
2	CB	148	TYR	2.4
4	AD	207	TYR	2.4
36	DQ	4	PRO	2.4
10	CJ	8	LEU	2.4
27	BD	155	LEU	2.4
40	DU	113	ALA	2.4
10	CJ	57	LYS	2.4
54	D8	59	LYS	2.4
3	AC	198	VAL	2.4
13	AM	98	VAL	2.4
16	CP	26	ARG	2.4
29	DF	37	VAL	2.4
30	DG	115	ARG	2.4
31	DH	43	VAL	2.4
3	CC	37	GLN	2.3
11	CK	50	TYR	2.3
8	AH	39	LEU	2.3
8	CH	16	ALA	2.3
10	AJ	67	THR	2.3
13	CM	103	THR	2.3

Continued on next page...

Continued from previous page...

Mol	Chain	Res	Type	RSRZ
19	CS	77	THR	2.3
29	DF	80	ALA	2.3
45	DZ	59	LEU	2.3
45	DZ	140	ASP	2.3
49	D3	23	LEU	2.3
30	BG	182	LYS	2.3
35	DP	73	GLY	2.3
8	AH	109	ILE	2.3
3	AC	68	VAL	2.3
4	CD	128	VAL	2.3
9	AI	18	PHE	2.3
45	DZ	116	VAL	2.3
1	CA	1224	G	2.3
1	CA	1373	G	2.3
1	AA	841	U	2.3
1	AA	1532	U	2.3
17	CQ	29	HIS	2.3
42	DW	9	TYR	2.3
32	DI	47	LEU	2.3
3	CC	177	THR	2.3
8	AH	3	THR	2.3
10	AJ	93	GLY	2.3
19	CS	82	GLY	2.3
28	DE	115	GLY	2.3
15	CO	63	ARG	2.3
21	AU	10	ARG	2.3
34	DO	82	ASN	2.3
4	CD	5	ILE	2.3
8	CH	80	ILE	2.3
4	CD	112	VAL	2.3
15	CO	29	VAL	2.3
16	CP	21	VAL	2.3
16	AP	59	TRP	2.3
10	AJ	58	ASP	2.3
3	AC	190	ARG	2.3
3	CC	20	SER	2.3
4	AD	175	SER	2.3
7	AG	3	ARG	2.3
8	AH	10	LEU	2.3
12	CL	51	ALA	2.3
15	AO	57	LEU	2.3
17	CQ	22	LEU	2.3

Continued on next page...

Continued from previous page...

Mol	Chain	Res	Type	RSRZ
30	DG	11	TYR	2.3
31	DH	101	ARG	2.3
40	DU	98	LEU	2.3
46	D0	78	TYR	2.3
21	AU	17	THR	2.3
8	CH	35	ILE	2.3
25	DA	2161	C	2.3
17	CQ	27	PHE	2.3
23	CX	76	A	2.3
34	DO	69	ILE	2.3
4	AD	75	PHE	2.3
14	AN	18	VAL	2.3
32	DI	20	ASP	2.3
2	CB	98	LEU	2.3
2	CB	88	ALA	2.3
10	AJ	18	ALA	2.3
14	AN	11	LYS	2.3
2	AB	122	PHE	2.3
19	CS	10	PHE	2.3
39	DT	50	ILE	2.3
13	CM	53	VAL	2.3
25	DA	2174	C	2.3
25	DA	2178	C	2.3
21	AU	15	ARG	2.3
12	CL	99	HIS	2.3
30	DG	133	LEU	2.3
28	DE	151	TYR	2.3
30	DG	73	ALA	2.3
38	DS	93	LYS	2.3
4	CD	126	ILE	2.3
41	DV	70	ILE	2.3
31	DH	24	VAL	2.3
3	CC	172	ARG	2.3
8	AH	89	PRO	2.3
3	AC	91	LEU	2.3
2	AB	188	ALA	2.3
9	AI	125	TYR	2.3
18	AR	24	ALA	2.3
27	DD	40	THR	2.3
31	DH	94	TYR	2.3
13	CM	69	GLU	2.3
2	CB	108	ILE	2.3

Continued on next page...

Continued from previous page...

Mol	Chain	Res	Type	RSRZ
5	CE	45	PHE	2.3
17	AQ	36	ILE	2.3
6	AF	90	VAL	2.3
9	AI	65	VAL	2.3
12	AL	29	GLY	2.3
13	CM	27	LYS	2.3
38	DS	33	LYS	2.3
4	CD	135	LEU	2.3
7	CG	88	PRO	2.3
9	CI	21	PRO	2.3
42	DW	82	LEU	2.3
45	DZ	65	GLN	2.3
5	CE	8	GLU	2.3
19	CS	63	THR	2.3
30	DG	146	TYR	2.3
9	AI	42	ARG	2.3
3	AC	202	ILE	2.3
3	AC	153	VAL	2.3
43	DX	12	VAL	2.3
5	CE	124	GLY	2.2
15	AO	81	LEU	2.2
15	CO	57	LEU	2.2
17	AQ	28	PRO	2.2
35	DP	3	LEU	2.2
54	D8	62	LEU	2.2
9	CI	27	THR	2.2
8	AH	58	TYR	2.2
9	AI	5	TYR	2.2
9	AI	116	LYS	2.2
25	DA	2121	G	2.2
9	CI	30	GLY	2.2
36	BQ	61	GLY	2.2
3	AC	98	ASN	2.2
4	AD	150	GLU	2.2
3	CC	87	LEU	2.2
27	DD	155	LEU	2.2
33	DN	44	PRO	2.2
34	BO	91	LEU	2.2
3	AC	65	ALA	2.2
7	CG	31	MET	2.2
16	CP	8	ARG	2.2
31	DH	6	ARG	2.2

Continued on next page...

Continued from previous page...

Mol	Chain	Res	Type	RSRZ
8	CH	134	ILE	2.2
16	AP	36	ILE	2.2
20	CT	63	ILE	2.2
26	DB	54	G	2.2
27	BD	49	ILE	2.2
27	DD	126	GLN	2.2
31	DH	148	ILE	2.2
34	DO	38	VAL	2.2
36	DQ	97	VAL	2.2
37	DR	97	VAL	2.2
4	AD	136	PRO	2.2
12	AL	47	LYS	2.2
13	CM	62	ASN	2.2
18	AR	40	LEU	2.2
30	BG	2	PRO	2.2
30	DG	60	LEU	2.2
46	D0	62	LEU	2.2
47	B1	73	LEU	2.2
30	BG	51	ARG	2.2
7	CG	39	ALA	2.2
10	CJ	27	ALA	2.2
27	BD	153	ALA	2.2
7	CG	15	ASP	2.2
3	AC	41	GLY	2.2
4	AD	201	GLN	2.2
3	AC	206	GLU	2.2
5	CE	84	PHE	2.2
5	CE	33	VAL	2.2
6	AF	6	VAL	2.2
8	CH	61	VAL	2.2
9	AI	41	VAL	2.2
14	CN	15	LYS	2.2
16	AP	20	VAL	2.2
16	CP	79	VAL	2.2
27	BD	141	VAL	2.2
27	DD	59	LYS	2.2
25	DA	34	C	2.2
2	CB	138	LEU	2.2
25	DA	2100	G	2.2
27	DD	217	ARG	2.2
49	D3	8	LEU	2.2
5	AE	134	ALA	2.2

Continued on next page...

Continued from previous page...

Mol	Chain	Res	Type	RSRZ
5	CE	30	ALA	2.2
5	CE	120	THR	2.2
43	DX	2	LYS	2.2
43	DX	47	PHE	2.2
50	D4	25	TYR	2.2
40	DU	80	ILE	2.2
51	B5	60	VAL	2.2
10	CJ	53	PRO	2.2
12	CL	31	PRO	2.2
19	CS	69	HIS	2.2
28	DE	195	LEU	2.2
32	BI	38	LEU	2.2
25	BA	2130	C	2.2
9	AI	106	ALA	2.2
34	DO	1	MET	2.2
49	D3	21	ALA	2.2
2	CB	67	THR	2.2
17	CQ	34	LYS	2.2
20	CT	30	LYS	2.2
25	BA	2145	G	2.2
25	BA	2189	U	2.2
25	DA	614(B)	G	2.2
25	DA	2181	G	2.2
31	DH	116	GLU	2.2
4	CD	110	PHE	2.2
38	DS	92	TYR	2.2
5	AE	109	ILE	2.2
9	CI	16	ARG	2.2
3	CC	32	LEU	2.2
9	AI	79	LEU	2.2
28	DE	49	LEU	2.2
7	AG	103	TRP	2.2
7	AG	106	GLN	2.2
15	CO	47	LYS	2.2
45	DZ	138	GLU	2.2
5	CE	10	MET	2.2
7	AG	144	MET	2.2
25	BA	2199	C	2.2
34	DO	41	ALA	2.2
46	D0	42	GLY	2.2
3	AC	164	ARG	2.2
4	CD	50	ARG	2.2

Continued on next page...

Continued from previous page...

Mol	Chain	Res	Type	RSRZ
2	AB	37	ASN	2.2
25	BA	2177	G	2.2
25	DA	2112	G	2.2
4	AD	133	VAL	2.2
12	AL	90	VAL	2.2
27	BD	65	ILE	2.2
27	DD	51	VAL	2.2
35	DP	101	VAL	2.2
49	D3	43	ILE	2.2
3	CC	33	LEU	2.2
9	AI	78	LYS	2.2
9	AI	113	LYS	2.2
12	AL	23	LYS	2.2
16	CP	49	LEU	2.2
31	DH	128	PRO	2.2
9	CI	72	GLY	2.2
36	DQ	29	PHE	2.2
5	CE	133	TYR	2.1
12	AL	98	TYR	2.1
5	CE	100	VAL	2.1
10	AJ	61	GLU	2.1
12	AL	96	VAL	2.1
16	AP	33	ILE	2.1
18	CR	50	ILE	2.1
19	AS	4	SER	2.1
27	DD	3	VAL	2.1
32	DI	3	VAL	2.1
47	D1	53	VAL	2.1
51	D5	6	VAL	2.1
8	AH	119	LEU	2.1
1	CA	1001(A)	G	2.1
1	CA	1017	G	2.1
14	AN	49	HIS	2.1
13	CM	89	GLY	2.1
7	CG	7	ALA	2.1
6	CF	89	MET	2.1
11	AK	42	TRP	2.1
13	AM	102	ARG	2.1
16	AP	25	ARG	2.1
47	D1	23	LYS	2.1
55	D9	15	LYS	2.1
6	CF	7	ASN	2.1

Continued on next page...

Continued from previous page...

Mol	Chain	Res	Type	RSRZ
12	AL	32	PHE	2.1
3	AC	138	VAL	2.1
5	CE	51	VAL	2.1
31	DH	151	ILE	2.1
36	DQ	35	VAL	2.1
43	DX	30	VAL	2.1
31	DH	171	LEU	2.1
37	DR	18	LEU	2.1
54	D8	60	LEU	2.1
3	CC	158	GLY	2.1
4	AD	144	ASP	2.1
45	DZ	173	ALA	2.1
1	CA	975	A	2.1
14	AN	22	THR	2.1
17	CQ	82	MET	2.1
18	AR	25	THR	2.1
25	BA	2178	G	2.1
20	CT	26	ASN	2.1
45	DZ	44	PHE	2.1
2	CB	233	SER	2.1
4	CD	106	TYR	2.1
6	AF	63	TYR	2.1
12	CL	85	ILE	2.1
37	DR	114	VAL	2.1
37	DR	10	LEU	2.1
39	DT	114	LEU	2.1
46	D0	37	LEU	2.1
55	B9	17	ILE	2.1
4	CD	134	ASP	2.1
23	CX	65	C	2.1
27	BD	38	LYS	2.1
44	DY	88	LYS	2.1
9	CI	43	ALA	2.1
9	CI	122	ALA	2.1
30	BG	80	PHE	2.1
3	CC	64	VAL	2.1
5	AE	118	ILE	2.1
5	CE	139	LEU	2.1
12	AL	28	LYS	2.1
12	AL	60	LEU	2.1
27	DD	18	VAL	2.1
30	DG	42	GLY	2.1

Continued on next page...

Continued from previous page...

Mol	Chain	Res	Type	RSRZ
30	DG	70	VAL	2.1
31	DH	113	VAL	2.1
10	CJ	39	PRO	2.1
11	CK	126	ARG	2.1
21	CU	24	ARG	2.1
38	DS	3	ARG	2.1
5	AE	11	ILE	2.1
19	CS	22	LEU	2.1
20	CT	20	LEU	2.1
30	DG	77	ILE	2.1
43	DX	70	LEU	2.1
45	DZ	111	VAL	2.1
55	B9	7	VAL	2.1
1	AA	975	A	2.1
34	BO	108	GLU	2.1
9	CI	82	ALA	2.1
33	DN	92	ALA	2.1
4	CD	33	MET	2.1
10	CJ	42	THR	2.1
35	DP	1	MET	2.1
3	CC	179	ARG	2.1
10	AJ	5	ARG	2.1
20	CT	22	ARG	2.1
3	CC	52	LEU	2.1
6	CF	75	LEU	2.1
17	CQ	89	LEU	2.1
49	D3	57	GLU	2.1
3	CC	77	ILE	2.1
8	AH	6	ILE	2.1
12	AL	85	ILE	2.1
30	DG	160	VAL	2.1
16	AP	76	GLN	2.1
1	AA	1224	G	2.1
1	CA	1016	A	2.1
20	CT	12	ALA	2.1
21	CU	12	LYS	2.1
10	CJ	29	ARG	2.1
49	D3	30	ARG	2.1
1	CA	1019	C	2.1
3	AC	62	ASP	2.1
25	DA	885	C	2.1
39	DT	46	GLU	2.1

Continued on next page...

Continued from previous page...

Mol	Chain	Res	Type	RSRZ
2	AB	187	LEU	2.1
27	DD	177	LEU	2.1
27	DD	182	LEU	2.1
2	CB	222	ILE	2.1
42	DW	96	ILE	2.1
49	D3	9	VAL	2.1
27	BD	232	PRO	2.1
30	BG	25	TYR	2.1
3	CC	180	ALA	2.1
5	CE	104	ALA	2.1
13	AM	107	ALA	2.1
13	CM	18	ALA	2.1
2	CB	130	ARG	2.1
20	CT	80	ARG	2.1
10	CJ	97	GLU	2.1
3	CC	197	GLY	2.1
26	DB	23	G	2.0
31	DH	82	GLY	2.1
10	AJ	85	LEU	2.0
19	CS	5	LEU	2.0
20	AT	14	LYS	2.0
20	CT	21	LYS	2.0
25	DA	2175	C	2.0
27	DD	5	LYS	2.0
51	D5	58	LEU	2.0
9	CI	108	VAL	2.0
28	DE	196	VAL	2.0
3	AC	14	ILE	2.0
13	AM	22	ILE	2.0
15	CO	30	ALA	2.0
35	BP	15	ARG	2.0
36	DQ	6	ARG	2.0
43	DX	42	ALA	2.0
2	CB	100	GLY	2.0
5	CE	135	THR	2.0
16	CP	29	ASP	2.0
43	DX	94	GLY	2.0
6	AF	54	LYS	2.0
4	CD	96	LEU	2.0
13	AM	70	LEU	2.0
42	DW	51	LEU	2.0
44	DY	67	LEU	2.0

Continued on next page...

Continued from previous page...

Mol	Chain	Res	Type	RSRZ
17	CQ	57	VAL	2.0
19	CS	76	PRO	2.0
32	DI	19	VAL	2.0
46	D0	63	VAL	2.0
54	D8	63	PRO	2.0
36	DQ	137	TYR	2.0
54	B8	65	GLU	2.0
30	DG	158	ALA	2.0
51	B5	2	ALA	2.0
4	CD	166	LYS	2.0
11	AK	87	THR	2.0
3	AC	10	PHE	2.0
27	BD	133	LEU	2.0
45	DZ	150	LEU	2.0
47	B1	97	LEU	2.0
3	AC	38	ARG	2.0
3	CC	138	VAL	2.0
6	CF	90	VAL	2.0
12	AL	97	ARG	2.0
12	CL	11	VAL	2.0
28	DE	59	VAL	2.0
35	DP	74	GLU	2.0
42	DW	105	VAL	2.0
43	DX	65	ARG	2.0
47	D1	62	VAL	2.0
49	D3	35	ARG	2.0
39	BT	102	ILE	2.0
43	DX	39	ILE	2.0
9	CI	61	ALA	2.0
9	CI	88	TYR	2.0
25	DA	2803	C	2.0
36	DQ	121	ALA	2.0
48	D2	39	ALA	2.0
32	DI	86	THR	2.0
27	DD	15	PHE	2.0
4	CD	186	LEU	2.0
7	AG	90	GLU	2.0
8	CH	91	ARG	2.0
17	CQ	25	ARG	2.0
19	AS	15	LEU	2.0
47	D1	46	LEU	2.0
55	D9	9	ARG	2.0

Continued on next page...

Continued from previous page...

Mol	Chain	Res	Type	RSRZ
34	DO	57	VAL	2.0
50	D4	10	VAL	2.0

6.2 Non-standard residues in protein, DNA, RNA chains [i](#)

In the following table, the Atoms column lists the number of modelled atoms in the group and the number defined in the chemical component dictionary. LLDF column lists the quality of electron density of the group with respect to its neighbouring residues in protein, DNA or RNA chains. The B-factors column lists the minimum, median, 95th percentile and maximum values of B factors of atoms in the group. The column labelled 'Q< 0.9' lists the number of atoms with occupancy less than 0.9.

Mol	Type	Chain	Res	Atoms	RSCC	RSR	LLDF	B-factors(Å ²)	Q<0.9
23	PSU	AX	55	20/21	0.95	0.17	-	56,70,78,80	0
23	5MU	AX	54	21/22	0.94	0.16	-	60,72,80,91	0
23	PSU	CX	55	20/21	0.91	0.12	-	56,73,80,86	0
23	5MC	AX	32	21/22	0.96	0.23	-	38,59,69,83	0
23	4SU	CX	8	20/21	0.90	0.15	-	73,81,98,100	0
23	5MU	CX	54	21/22	0.93	0.18	-	69,80,93,106	0
23	5MC	CX	32	21/22	0.95	0.21	-	66,75,83,86	0
23	4SU	AX	8	20/21	0.96	0.18	-	47,67,77,84	0

6.3 Carbohydrates [i](#)

There are no carbohydrates in this entry.

6.4 Ligands [i](#)

In the following table, the Atoms column lists the number of modelled atoms in the group and the number defined in the chemical component dictionary. LLDF column lists the quality of electron density of the group with respect to its neighbouring residues in protein, DNA or RNA chains. The B-factors column lists the minimum, median, 95th percentile and maximum values of B factors of atoms in the group. The column labelled 'Q< 0.9' lists the number of atoms with occupancy less than 0.9.

Mol	Type	Chain	Res	Atoms	RSCC	RSR	LLDF	B-factors(Å ²)	Q<0.9
56	MG	BA	3178	1/1	0.93	0.65	54.82	42,42,42,42	0
56	MG	DA	3149	1/1	0.91	0.62	39.62	37,37,37,37	0
56	MG	BA	3157	1/1	0.91	0.83	39.52	36,36,36,36	0
56	MG	BA	3595	1/1	0.93	0.62	36.51	43,43,43,43	0

Continued on next page...

Continued from previous page...

Mol	Type	Chain	Res	Atoms	RSCC	RSR	LLDF	B-factors(\AA^2)	Q<0.9
56	MG	AE	203	1/1	0.86	0.76	33.40	73,73,73,73	0
56	MG	BN	3004	1/1	0.98	0.59	33.38	61,61,61,61	0
56	MG	BD	3307	1/1	0.95	1.03	32.63	56,56,56,56	0
56	MG	DA	3040	1/1	0.97	0.58	29.36	58,58,58,58	0
56	MG	BU	206	1/1	0.80	1.07	25.73	61,61,61,61	0
56	MG	BA	3806	1/1	0.87	0.71	25.58	33,33,33,33	0
56	MG	BA	3118	1/1	0.97	0.55	25.37	37,37,37,37	0
56	MG	DA	3021	1/1	0.97	0.45	21.97	40,40,40,40	0
56	MG	BA	3033	1/1	0.92	0.60	21.84	42,42,42,42	0
56	MG	DA	3196	1/1	0.96	0.49	21.48	45,45,45,45	0
56	MG	BA	3678	1/1	0.88	0.47	21.41	35,35,35,35	0
56	MG	DD	306	1/1	0.96	0.85	20.74	48,48,48,48	0
56	MG	B5	102	1/1	0.90	0.38	19.97	45,45,45,45	0
56	MG	BE	303	1/1	0.98	0.58	19.09	32,32,32,32	0
56	MG	BF	307	1/1	0.97	0.64	18.16	40,40,40,40	0
56	MG	BA	3793	1/1	0.89	0.40	17.85	52,52,52,52	0
56	MG	BA	3230	1/1	0.96	0.51	16.80	36,36,36,36	0
56	MG	DA	3180	1/1	0.83	0.76	16.67	58,58,58,58	0
56	MG	BA	3205	1/1	0.95	0.39	16.20	40,40,40,40	0
56	MG	BA	3716	1/1	0.95	0.37	15.98	39,39,39,39	0
56	MG	DD	305	1/1	0.97	0.92	15.54	39,39,39,39	0
56	MG	DA	3666	1/1	0.92	0.59	15.42	47,47,47,47	0
56	MG	DA	3143	1/1	0.93	0.61	15.36	36,36,36,36	0
56	MG	BA	3113	1/1	0.96	0.45	15.33	39,39,39,39	0
56	MG	BN	3001	1/1	0.98	0.72	14.54	52,52,52,52	0
56	MG	BA	3035	1/1	0.98	0.49	14.49	42,42,42,42	0
56	MG	BA	3273	1/1	0.96	0.32	14.41	41,41,41,41	0
56	MG	DA	3486	1/1	0.94	0.35	14.13	50,50,50,50	0
56	MG	BA	3037	1/1	0.99	0.54	13.25	29,29,29,29	0
56	MG	DD	307	1/1	0.92	0.41	12.36	50,50,50,50	0
56	MG	DA	3664	1/1	0.95	0.86	12.28	50,50,50,50	0
56	MG	DA	3673	1/1	0.84	0.52	12.19	68,68,68,68	0
56	MG	BV	203	1/1	0.95	0.48	11.74	31,31,31,31	0
56	MG	DA	3521	1/1	0.90	0.45	11.65	55,55,55,55	0
56	MG	BF	301	1/1	0.97	0.49	11.63	32,32,32,32	0
56	MG	DU	3001	1/1	0.98	0.57	11.62	55,55,55,55	0
56	MG	BA	3138	1/1	0.93	0.45	11.53	40,40,40,40	0
56	MG	BA	3048	1/1	0.77	0.43	11.29	47,47,47,47	0
56	MG	BA	3137	1/1	0.87	0.42	11.19	40,40,40,40	0
56	MG	BP	201	1/1	0.97	0.38	11.01	28,28,28,28	0
56	MG	BA	3814	1/1	0.95	0.27	10.82	42,42,42,42	0

Continued on next page...

Continued from previous page...

Mol	Type	Chain	Res	Atoms	RSCC	RSR	LLDF	B-factors(\AA^2)	Q<0.9
56	MG	DA	3117	1/1	0.98	0.35	10.76	42,42,42,42	0
56	MG	BF	306	1/1	0.92	0.52	10.74	30,30,30,30	0
56	MG	DA	3053	1/1	0.87	0.51	10.68	37,37,37,37	0
56	MG	DA	3526	1/1	0.99	0.30	10.64	28,28,28,28	0
56	MG	BA	3121	1/1	0.94	0.43	10.62	45,45,45,45	0
56	MG	BA	3038	1/1	0.97	0.39	10.47	40,40,40,40	0
56	MG	BA	3201	1/1	0.97	0.39	10.30	41,41,41,41	0
56	MG	BA	3167	1/1	0.98	0.33	10.17	43,43,43,43	0
56	MG	BU	209	1/1	0.98	0.38	10.15	27,27,27,27	0
56	MG	BA	3476	1/1	0.96	0.36	10.09	48,48,48,48	0
56	MG	BA	3076	1/1	0.87	0.34	9.90	34,34,34,34	0
56	MG	DA	3514	1/1	0.96	0.27	9.77	45,45,45,45	0
56	MG	BA	3711	1/1	0.80	0.41	9.09	51,51,51,51	0
56	MG	BA	3300	1/1	0.97	0.30	8.90	28,28,28,28	0
56	MG	BA	3795	1/1	0.93	0.27	8.81	43,43,43,43	0
56	MG	DF	304	1/1	0.97	0.88	8.68	40,40,40,40	0
56	MG	DA	3319	1/1	0.93	0.26	8.59	52,52,52,52	0
56	MG	BA	3173	1/1	0.97	0.54	8.46	41,41,41,41	0
56	MG	BV	201	1/1	0.97	0.41	8.29	27,27,27,27	0
56	MG	DA	3231	1/1	0.97	0.27	8.25	38,38,38,38	0
56	MG	BA	3024	1/1	0.98	0.41	8.20	45,45,45,45	0
56	MG	DA	3102	1/1	0.91	0.26	7.99	49,49,49,49	0
56	MG	BA	3203	1/1	0.95	0.50	7.94	38,38,38,38	0
56	MG	BN	3006	1/1	0.96	0.54	7.84	47,47,47,47	0
56	MG	BD	3308	1/1	0.93	0.63	7.66	60,60,60,60	0
56	MG	BA	3130	1/1	0.94	0.57	7.56	41,41,41,41	0
56	MG	DV	3002	1/1	0.93	0.65	7.36	48,48,48,48	0
56	MG	BA	3270	1/1	0.95	0.29	7.14	40,40,40,40	0
56	MG	AA	3092	1/1	0.96	0.31	7.13	54,54,54,54	0
56	MG	BA	3709	1/1	0.96	0.29	7.07	28,28,28,28	0
56	MG	DA	3176	1/1	0.94	0.35	7.06	44,44,44,44	0
56	MG	DA	3626	1/1	0.89	0.28	6.54	56,56,56,56	0
56	MG	AA	3141	1/1	0.90	0.24	6.51	50,50,50,50	0
56	MG	BU	207	1/1	0.98	0.43	6.46	29,29,29,29	0
56	MG	BA	3532	1/1	0.91	0.29	6.33	30,30,30,30	0
56	MG	BA	3226	1/1	0.97	0.27	6.28	25,25,25,25	0
56	MG	DA	3028	1/1	0.96	0.54	6.26	45,45,45,45	0
56	MG	DA	3309	1/1	0.93	0.32	6.09	46,46,46,46	0
56	MG	BA	3278	1/1	0.98	0.37	5.93	30,30,30,30	0
56	MG	DA	3496	1/1	0.96	0.42	5.86	35,35,35,35	0
56	MG	BA	3364	1/1	0.97	0.25	5.72	29,29,29,29	0

Continued on next page...

Continued from previous page...

Mol	Type	Chain	Res	Atoms	RSCC	RSR	LLDF	B-factors(\AA^2)	Q<0.9
56	MG	DA	3015	1/1	0.94	0.54	5.72	48,48,48,48	0
56	MG	DA	3270	1/1	0.91	0.25	5.64	56,56,56,56	0
56	MG	DD	303	1/1	0.95	0.57	5.59	51,51,51,51	0
56	MG	AA	3006	1/1	0.87	0.30	5.51	71,71,71,71	0
56	MG	DA	3076	1/1	0.89	0.35	5.45	39,39,39,39	0
56	MG	BA	3427	1/1	0.88	0.27	5.37	52,52,52,52	0
56	MG	DU	3003	1/1	0.91	0.46	5.31	53,53,53,53	0
56	MG	BA	3060	1/1	0.93	0.27	5.07	26,26,26,26	0
56	MG	BA	3085	1/1	0.98	0.27	5.03	23,23,23,23	0
56	MG	BA	3747	1/1	0.90	0.33	4.75	33,33,33,33	0
56	MG	BA	3127	1/1	0.97	0.28	4.68	36,36,36,36	0
56	MG	BD	3302	1/1	0.99	0.41	4.63	46,46,46,46	0
56	MG	BA	3802	1/1	0.98	0.27	4.50	23,23,23,23	0
56	MG	B5	101	1/1	0.92	0.42	4.49	39,39,39,39	0
56	MG	BA	3126	1/1	0.89	0.26	4.48	47,47,47,47	0
56	MG	BA	3528	1/1	0.97	0.29	4.38	46,46,46,46	0
56	MG	BD	3306	1/1	0.95	0.44	4.25	38,38,38,38	0
56	MG	BA	3799	1/1	0.94	0.56	4.20	50,50,50,50	0
56	MG	BA	3175	1/1	0.84	0.29	4.18	57,57,57,57	0
56	MG	BW	203	1/1	0.97	0.30	4.14	37,37,37,37	0
56	MG	BA	3411	1/1	0.94	0.26	4.14	30,30,30,30	0
56	MG	BD	3301	1/1	0.94	0.27	4.07	37,37,37,37	0
56	MG	DA	3029	1/1	0.97	0.26	3.97	36,36,36,36	0
56	MG	BV	202	1/1	0.97	0.33	3.84	33,33,33,33	0
56	MG	BF	303	1/1	0.93	0.30	3.83	43,43,43,43	0
56	MG	BA	3104	1/1	0.96	0.25	3.82	23,23,23,23	0
56	MG	BA	3796	1/1	0.95	0.29	3.78	47,47,47,47	0
56	MG	DA	3345	1/1	0.92	0.23	3.77	38,38,38,38	0
56	MG	DA	3033	1/1	0.83	0.56	3.54	54,54,54,54	0
56	MG	DQ	3003	1/1	0.94	0.50	3.48	52,52,52,52	0
56	MG	BD	3305	1/1	0.99	0.27	3.42	31,31,31,31	0
56	MG	DA	3325	1/1	0.94	0.24	3.38	37,37,37,37	0
56	MG	DF	305	1/1	0.94	0.45	3.38	44,44,44,44	0
56	MG	DA	3672	1/1	0.96	0.27	3.27	59,59,59,59	0
56	MG	BA	3801	1/1	0.88	0.27	3.25	39,39,39,39	0
56	MG	BA	3531	1/1	0.92	0.28	3.19	43,43,43,43	0
56	MG	DA	3621	1/1	0.95	0.25	3.19	50,50,50,50	0
56	MG	DA	3108	1/1	0.96	0.21	3.19	46,46,46,46	0
56	MG	BA	3521	1/1	0.80	0.29	3.18	29,29,29,29	0
56	MG	BU	205	1/1	0.92	0.27	3.16	43,43,43,43	0
56	MG	BA	3570	1/1	0.95	0.23	3.10	35,35,35,35	0

Continued on next page...

Continued from previous page...

Mol	Type	Chain	Res	Atoms	RSCC	RSR	LLDF	B-factors(\AA^2)	Q<0.9
56	MG	DA	3257	1/1	0.95	0.22	3.04	57,57,57,57	0
56	MG	BA	3210	1/1	0.94	0.24	3.00	43,43,43,43	0
56	MG	DD	301	1/1	0.86	0.24	2.96	43,43,43,43	0
56	MG	DA	3624	1/1	0.87	0.49	2.93	46,46,46,46	0
56	MG	BR	203	1/1	0.98	0.30	2.92	34,34,34,34	0
56	MG	DA	3261	1/1	0.97	0.21	2.85	36,36,36,36	0
56	MG	BA	3102	1/1	0.91	0.22	2.80	61,61,61,61	0
56	MG	BA	3184	1/1	0.98	0.23	2.72	37,37,37,37	0
56	MG	CA	3082	1/1	0.74	0.23	2.71	73,73,73,73	0
56	MG	BA	3812	1/1	0.97	0.27	2.51	31,31,31,31	0
56	MG	DA	3205	1/1	0.98	0.21	2.50	34,34,34,34	0
56	MG	DA	3476	1/1	0.98	0.24	2.47	53,53,53,53	0
56	MG	DA	3153	1/1	0.92	0.17	2.46	38,38,38,38	0
56	MG	DA	3665	1/1	0.93	0.41	2.39	48,48,48,48	0
56	MG	BA	3789	1/1	0.94	0.29	2.34	37,37,37,37	0
56	MG	BA	3154	1/1	0.89	0.32	2.33	37,37,37,37	0
56	MG	BA	3190	1/1	0.94	0.24	2.25	50,50,50,50	0
56	MG	DA	3264	1/1	0.85	0.18	2.21	50,50,50,50	0
56	MG	BA	3705	1/1	0.95	0.25	2.19	28,28,28,28	0
56	MG	BA	3012	1/1	0.94	0.34	2.18	33,33,33,33	0
56	MG	AA	3073	1/1	0.88	0.22	2.00	71,71,71,71	0
56	MG	BA	3177	1/1	0.96	0.29	1.84	44,44,44,44	0
56	MG	BA	3675	1/1	1.00	0.23	1.84	29,29,29,29	0
56	MG	BA	3523	1/1	0.93	0.25	1.77	47,47,47,47	0
56	MG	DA	3120	1/1	0.99	0.15	1.73	34,34,34,34	0
56	MG	DA	3387	1/1	0.94	0.23	1.59	39,39,39,39	0
56	MG	BA	3786	1/1	0.85	0.18	1.56	58,58,58,58	0
56	MG	BA	3810	1/1	0.96	0.23	1.55	43,43,43,43	0
56	MG	BQ	203	1/1	0.98	0.32	1.53	36,36,36,36	0
56	MG	BA	3695	1/1	0.94	0.28	1.51	37,37,37,37	0
56	MG	BX	101	1/1	0.90	0.24	1.41	36,36,36,36	0
56	MG	BA	3041	1/1	0.92	0.25	1.40	35,35,35,35	0
59	ZN	D5	501	1/1	1.00	0.20	1.34	52,52,52,52	0
56	MG	D3	3001	1/1	0.96	0.42	1.28	60,60,60,60	0
56	MG	DA	3669	1/1	0.97	0.38	1.28	38,38,38,38	0
56	MG	DA	3092	1/1	0.97	0.36	1.21	48,48,48,48	0
56	MG	CA	3053	1/1	0.76	0.18	1.19	55,55,55,55	0
56	MG	BA	3068	1/1	0.91	0.24	1.12	46,46,46,46	0
56	MG	BA	3179	1/1	0.91	0.23	1.09	41,41,41,41	0
56	MG	BA	3194	1/1	0.90	0.17	1.08	62,62,62,62	0
56	MG	DA	3522	1/1	0.93	0.27	1.07	53,53,53,53	0

Continued on next page...

Continued from previous page...

Mol	Type	Chain	Res	Atoms	RSCC	RSR	LLDF	B-factors(\AA^2)	Q<0.9
56	MG	AA	3077	1/1	0.99	0.22	1.05	54,54,54,54	0
56	MG	AA	3185	1/1	0.80	0.19	1.04	61,61,61,61	0
56	MG	BA	3140	1/1	0.97	0.25	1.00	34,34,34,34	0
57	PCY	AA	3191	40/40	0.83	0.43	0.94	59,86,97,99	0
56	MG	DA	3377	1/1	0.90	0.15	0.87	62,62,62,62	0
56	MG	BA	3388	1/1	0.96	0.22	0.79	27,27,27,27	0
56	MG	BU	201	1/1	0.89	0.24	0.76	36,36,36,36	0
56	MG	CA	3090	1/1	0.94	0.21	0.73	67,67,67,67	0
56	MG	DA	3128	1/1	0.95	0.35	0.67	57,57,57,57	0
56	MG	BQ	201	1/1	0.91	0.23	0.66	35,35,35,35	0
56	MG	DA	3155	1/1	0.97	0.21	0.64	38,38,38,38	0
59	ZN	D6	501	1/1	0.99	0.19	0.63	66,66,66,66	0
56	MG	DA	3341	1/1	0.92	0.23	0.62	67,67,67,67	0
56	MG	BA	3335	1/1	0.95	0.20	0.61	42,42,42,42	0
56	MG	AX	3002	1/1	0.78	0.19	0.60	69,69,69,69	0
57	PCY	CA	3176	40/40	0.80	0.43	0.60	72,89,98,102	0
59	ZN	DY	501	1/1	0.93	0.16	0.60	97,97,97,97	0
56	MG	CA	3124	1/1	0.78	0.20	0.57	75,75,75,75	0
59	ZN	B5	104	1/1	0.98	0.20	0.50	82,82,82,82	0
56	MG	BR	201	1/1	0.91	0.26	0.49	40,40,40,40	0
56	MG	BA	3404	1/1	0.88	0.23	0.43	23,23,23,23	0
56	MG	BA	3181	1/1	0.97	0.20	0.41	26,26,26,26	0
56	MG	BA	3362	1/1	0.97	0.19	0.39	40,40,40,40	0
56	MG	BA	3069	1/1	0.98	0.20	0.38	39,39,39,39	0
56	MG	B7	101	1/1	0.96	0.24	0.37	47,47,47,47	0
56	MG	DB	3005	1/1	0.91	0.14	0.36	48,48,48,48	0
56	MG	AA	3059	1/1	0.80	0.15	0.29	64,64,64,64	0
56	MG	BU	208	1/1	0.92	0.23	0.28	28,28,28,28	0
56	MG	DA	3388	1/1	0.92	0.14	0.27	52,52,52,52	0
56	MG	B6	101	1/1	0.95	0.20	0.26	47,47,47,47	0
56	MG	DA	3158	1/1	0.94	0.19	0.26	30,30,30,30	0
56	MG	BY	201	1/1	0.91	0.23	0.24	52,52,52,52	0
56	MG	DA	3453	1/1	0.91	0.21	0.22	56,56,56,56	0
56	MG	BA	3119	1/1	0.94	0.22	0.21	29,29,29,29	0
56	MG	BA	3332	1/1	0.97	0.20	0.19	36,36,36,36	0
56	MG	BA	3668	1/1	0.96	0.21	0.17	48,48,48,48	0
56	MG	AA	3161	1/1	0.90	0.20	0.15	59,59,59,59	0
56	MG	DE	301	1/1	0.98	0.26	0.15	35,35,35,35	0
59	ZN	BY	203	1/1	0.98	0.19	0.14	54,54,54,54	0
56	MG	DA	3611	1/1	0.94	0.20	0.12	45,45,45,45	0
56	MG	B7	102	1/1	0.98	0.23	0.12	28,28,28,28	0
56	MG	BA	3115	1/1	0.97	0.25	0.11	33,33,33,33	0

Continued on next page...

Continued from previous page...

Mol	Type	Chain	Res	Atoms	RSCC	RSR	LLDF	B-factors(\AA^2)	Q<0.9
56	MG	DA	3479	1/1	0.88	0.19	0.10	35,35,35,35	0
56	MG	DA	3234	1/1	0.97	0.18	0.09	56,56,56,56	0
56	MG	DA	3005	1/1	0.99	0.20	0.09	26,26,26,26	0
56	MG	BA	3536	1/1	0.96	0.23	0.04	36,36,36,36	0
56	MG	BA	3790	1/1	0.92	0.23	0.02	29,29,29,29	0
56	MG	AA	3019	1/1	0.93	0.20	0.00	66,66,66,66	0
56	MG	DA	3445	1/1	0.94	0.16	-0.03	50,50,50,50	0
56	MG	BA	3525	1/1	0.83	0.23	-0.03	23,23,23,23	0
56	MG	AA	3126	1/1	0.96	0.17	-0.05	57,57,57,57	0
56	MG	DA	3060	1/1	0.87	0.15	-0.12	48,48,48,48	0
56	MG	BA	3580	1/1	0.85	0.21	-0.12	48,48,48,48	0
56	MG	DB	3004	1/1	0.92	0.14	-0.12	53,53,53,53	0
56	MG	BA	3269	1/1	0.95	0.21	-0.14	42,42,42,42	0
56	MG	CA	3175	1/1	0.97	0.20	-0.16	46,46,46,46	0
56	MG	BA	3350	1/1	0.92	0.21	-0.18	28,28,28,28	0
56	MG	BA	3568	1/1	0.96	0.23	-0.19	26,26,26,26	0
56	MG	BA	3198	1/1	0.87	0.22	-0.20	28,28,28,28	0
56	MG	DA	3439	1/1	0.95	0.20	-0.21	46,46,46,46	0
56	MG	BA	3500	1/1	0.96	0.22	-0.23	32,32,32,32	0
56	MG	DA	3324	1/1	0.89	0.21	-0.32	32,32,32,32	0
56	MG	BA	3392	1/1	0.84	0.21	-0.33	41,41,41,41	0
56	MG	CA	3037	1/1	0.98	0.19	-0.35	46,46,46,46	0
56	MG	DA	3131	1/1	0.91	0.20	-0.35	52,52,52,52	0
56	MG	DA	3509	1/1	0.96	0.13	-0.37	55,55,55,55	0
56	MG	DU	3004	1/1	0.91	0.19	-0.37	59,59,59,59	0
56	MG	BA	3112	1/1	0.88	0.21	-0.41	42,42,42,42	0
56	MG	B0	103	1/1	0.90	0.20	-0.41	38,38,38,38	0
56	MG	AA	3127	1/1	0.92	0.13	-0.41	79,79,79,79	0
56	MG	DA	3160	1/1	0.96	0.20	-0.42	38,38,38,38	0
56	MG	BA	3530	1/1	0.98	0.20	-0.43	25,25,25,25	0
56	MG	B3	3001	1/1	0.97	0.20	-0.44	38,38,38,38	0
56	MG	AQ	3001	1/1	0.89	0.19	-0.44	52,52,52,52	0
56	MG	CA	3138	1/1	0.85	0.16	-0.45	65,65,65,65	0
56	MG	BA	3023	1/1	0.96	0.22	-0.47	35,35,35,35	0
56	MG	B7	103	1/1	0.91	0.20	-0.48	35,35,35,35	0
56	MG	DA	3533	1/1	0.74	0.14	-0.48	52,52,52,52	0
56	MG	AA	3136	1/1	0.99	0.20	-0.49	62,62,62,62	0
56	MG	DA	3670	1/1	0.90	0.18	-0.51	49,49,49,49	0
56	MG	CA	3055	1/1	0.95	0.20	-0.51	55,55,55,55	0
56	MG	DA	3243	1/1	0.96	0.15	-0.54	47,47,47,47	0
56	MG	DA	3344	1/1	0.96	0.18	-0.57	46,46,46,46	0
56	MG	CE	201	1/1	0.79	0.20	-0.57	73,73,73,73	0

Continued on next page...

Continued from previous page...

Mol	Type	Chain	Res	Atoms	RSCC	RSR	LLDF	B-factors(\AA^2)	Q<0.9
58	SF4	AD	501	8/8	0.98	0.18	-0.64	62,74,91,95	0
56	MG	BB	202	1/1	0.92	0.20	-0.64	45,45,45,45	0
56	MG	DA	3278	1/1	0.95	0.14	-0.70	37,37,37,37	0
56	MG	DF	301	1/1	0.95	0.16	-0.74	47,47,47,47	0
56	MG	DA	3465	1/1	0.93	0.16	-0.75	49,49,49,49	0
59	ZN	D9	501	1/1	0.97	0.14	-0.78	65,65,65,65	0
56	MG	DA	3485	1/1	0.87	0.16	-0.79	43,43,43,43	0
56	MG	AA	3001	1/1	0.88	0.17	-0.79	77,77,77,77	0
56	MG	CA	3121	1/1	0.93	0.16	-0.79	81,81,81,81	0
56	MG	BA	3640	1/1	0.96	0.21	-0.79	42,42,42,42	0
56	MG	BA	3368	1/1	0.91	0.21	-0.80	35,35,35,35	0
59	ZN	B9	501	1/1	0.98	0.18	-0.81	49,49,49,49	0
56	MG	DA	3284	1/1	0.94	0.18	-0.82	37,37,37,37	0
56	MG	BA	3409	1/1	0.97	0.21	-0.85	21,21,21,21	0
56	MG	DA	3547	1/1	0.91	0.14	-0.85	45,45,45,45	0
56	MG	AA	3187	1/1	0.87	0.12	-0.85	54,54,54,54	0
56	MG	BG	3001	1/1	0.86	0.21	-0.88	51,51,51,51	0
56	MG	AA	3039	1/1	0.91	0.16	-0.89	46,46,46,46	0
56	MG	DV	3001	1/1	0.94	0.17	-0.90	61,61,61,61	0
56	MG	AA	3097	1/1	0.92	0.18	-0.90	71,71,71,71	0
56	MG	DA	3591	1/1	0.90	0.11	-0.92	59,59,59,59	0
56	MG	B9	502	1/1	0.87	0.21	-0.93	47,47,47,47	0
56	MG	BA	3448	1/1	0.97	0.22	-0.96	23,23,23,23	0
56	MG	DA	3230	1/1	0.88	0.13	-1.00	52,52,52,52	0
56	MG	BA	3398	1/1	0.96	0.12	-1.00	51,51,51,51	0
59	ZN	AN	501	1/1	0.94	0.15	-1.02	86,86,86,86	0
56	MG	AA	3003	1/1	0.96	0.15	-1.07	63,63,63,63	0
56	MG	BA	3266	1/1	0.90	0.21	-1.10	27,27,27,27	0
56	MG	BU	203	1/1	0.98	0.21	-1.11	27,27,27,27	0
56	MG	DA	3653	1/1	0.80	0.18	-1.13	32,32,32,32	0
56	MG	DA	3104	1/1	0.93	0.16	-1.13	39,39,39,39	0
56	MG	AA	3107	1/1	0.88	0.13	-1.15	63,63,63,63	0
56	MG	DA	3203	1/1	0.84	0.11	-1.18	50,50,50,50	0
56	MG	DA	3081	1/1	0.98	0.17	-1.20	48,48,48,48	0
56	MG	CA	3150	1/1	0.95	0.12	-1.23	47,47,47,47	0
58	SF4	CD	501	8/8	0.98	0.16	-1.24	64,77,89,111	0
56	MG	DA	3072	1/1	0.94	0.13	-1.25	52,52,52,52	0
59	ZN	D4	501	1/1	0.73	0.07	-1.25	151,151,151,151	0
56	MG	CA	3074	1/1	0.95	0.11	-1.26	57,57,57,57	0
56	MG	BA	3499	1/1	0.88	0.21	-1.26	19,19,19,19	0
56	MG	BA	3701	1/1	0.95	0.20	-1.27	20,20,20,20	0
56	MG	DA	3191	1/1	0.93	0.16	-1.28	46,46,46,46	0

Continued on next page...

Continued from previous page...

Mol	Type	Chain	Res	Atoms	RSCC	RSR	LLDF	B-factors(\AA^2)	Q<0.9
56	MG	CA	3059	1/1	0.92	0.12	-1.28	75,75,75,75	0
59	ZN	B4	501	1/1	0.93	0.12	-1.33	99,99,99,99	0
56	MG	BA	3321	1/1	0.96	0.19	-1.36	21,21,21,21	0
59	ZN	CN	501	1/1	0.86	0.10	-1.39	103,103,103,103	0
56	MG	BA	3690	1/1	0.86	0.18	-1.41	52,52,52,52	0
56	MG	DA	3177	1/1	0.93	0.12	-1.41	46,46,46,46	0
56	MG	BA	3331	1/1	0.97	0.16	-1.42	38,38,38,38	0
56	MG	BA	3590	1/1	0.93	0.15	-1.42	60,60,60,60	0
56	MG	DA	3115	1/1	0.83	0.13	-1.44	46,46,46,46	0
56	MG	DA	3038	1/1	0.94	0.15	-1.46	28,28,28,28	0
56	MG	DA	3368	1/1	0.97	0.14	-1.46	24,24,24,24	0
56	MG	AA	3117	1/1	0.96	0.19	-1.47	34,34,34,34	0
56	MG	DA	3003	1/1	0.95	0.12	-1.48	48,48,48,48	0
56	MG	DA	3548	1/1	0.96	0.16	-1.48	55,55,55,55	0
56	MG	DA	3444	1/1	0.96	0.12	-1.50	46,46,46,46	0
56	MG	CA	3048	1/1	0.95	0.12	-1.51	77,77,77,77	0
56	MG	CA	3032	1/1	0.83	0.10	-1.53	57,57,57,57	0
56	MG	D8	5001	1/1	0.92	0.19	-1.54	52,52,52,52	0
56	MG	DA	3127	1/1	0.98	0.16	-1.55	36,36,36,36	0
56	MG	BA	3213	1/1	0.92	0.20	-1.57	35,35,35,35	0
56	MG	DA	3100	1/1	0.85	0.13	-1.57	66,66,66,66	0
56	MG	DA	3384	1/1	0.97	0.17	-1.58	39,39,39,39	0
56	MG	BA	3734	1/1	0.98	0.16	-1.61	18,18,18,18	0
56	MG	CE	202	1/1	0.97	0.07	-1.63	74,74,74,74	0
56	MG	AA	3190	1/1	0.96	0.13	-1.66	48,48,48,48	0
56	MG	AN	502	1/1	0.90	0.17	-1.67	56,56,56,56	0
56	MG	AA	3098	1/1	0.38	0.14	-1.67	71,71,71,71	0
56	MG	BD	3303	1/1	0.96	0.17	-1.70	33,33,33,33	0
56	MG	AX	3006	1/1	0.90	0.11	-1.71	71,71,71,71	0
56	MG	CA	3042	1/1	0.91	0.13	-1.72	70,70,70,70	0
56	MG	DA	3014	1/1	0.90	0.15	-1.76	43,43,43,43	0
56	MG	BA	3426	1/1	0.93	0.18	-1.77	20,20,20,20	0
56	MG	AA	3134	1/1	0.84	0.14	-1.78	65,65,65,65	0
56	MG	BA	3791	1/1	0.96	0.18	-1.80	18,18,18,18	0
56	MG	DA	3437	1/1	0.89	0.16	-1.81	36,36,36,36	0
56	MG	DA	3349	1/1	0.97	0.15	-1.82	31,31,31,31	0
56	MG	BA	3052	1/1	0.99	0.20	-1.84	23,23,23,23	0
56	MG	BN	3003	1/1	0.94	0.19	-1.85	44,44,44,44	0
56	MG	DA	3271	1/1	0.97	0.12	-1.85	51,51,51,51	0
56	MG	DA	3337	1/1	0.94	0.13	-1.88	44,44,44,44	0
56	MG	BA	3051	1/1	0.97	0.19	-1.89	18,18,18,18	0
56	MG	BA	3803	1/1	0.96	0.17	-1.90	33,33,33,33	0

Continued on next page...

Continued from previous page...

Mol	Type	Chain	Res	Atoms	RSCC	RSR	LLDF	B-factors(\AA^2)	Q<0.9
56	MG	D1	101	1/1	0.90	0.10	-1.91	50,50,50,50	0
56	MG	DE	304	1/1	0.85	0.14	-1.92	40,40,40,40	0
56	MG	DB	3002	1/1	0.86	0.15	-1.94	58,58,58,58	0
56	MG	AA	3186	1/1	0.99	0.13	-1.94	42,42,42,42	0
56	MG	BA	3405	1/1	0.95	0.19	-1.95	22,22,22,22	0
59	ZN	B6	103	1/1	0.99	0.16	-1.95	62,62,62,62	0
56	MG	BA	3255	1/1	0.96	0.16	-1.96	41,41,41,41	0
56	MG	CX	3003	1/1	0.94	0.16	-1.97	58,58,58,58	0
56	MG	DA	3282	1/1	0.89	0.16	-2.00	42,42,42,42	0
56	MG	DA	3545	1/1	0.92	0.09	-2.04	51,51,51,51	0
56	MG	BA	3204	1/1	0.92	0.15	-2.05	55,55,55,55	0
56	MG	DA	3304	1/1	0.94	0.14	-2.08	40,40,40,40	0
56	MG	DA	3667	1/1	0.96	0.14	-2.08	66,66,66,66	0
56	MG	BA	3399	1/1	0.93	0.16	-2.12	61,61,61,61	0
56	MG	AA	3112	1/1	0.95	0.14	-2.14	60,60,60,60	0
56	MG	CA	3148	1/1	0.76	0.11	-2.15	88,88,88,88	0
56	MG	BA	3419	1/1	0.91	0.17	-2.17	25,25,25,25	0
56	MG	DA	3346	1/1	0.98	0.12	-2.18	48,48,48,48	0
56	MG	BA	3352	1/1	0.97	0.17	-2.20	45,45,45,45	0
56	MG	CA	3127	1/1	0.93	0.17	-2.20	65,65,65,65	0
56	MG	BA	3574	1/1	0.95	0.17	-2.21	28,28,28,28	0
56	MG	CA	3035	1/1	0.99	0.13	-2.24	52,52,52,52	0
56	MG	BA	3488	1/1	0.99	0.19	-2.25	16,16,16,16	0
56	MG	BA	3384	1/1	0.90	0.18	-2.26	63,63,63,63	0
56	MG	DA	3067	1/1	0.94	0.12	-2.28	45,45,45,45	0
56	MG	CA	3113	1/1	0.92	0.16	-2.28	49,49,49,49	0
56	MG	AX	3008	1/1	0.95	0.19	-2.31	37,37,37,37	0
56	MG	BA	3808	1/1	0.92	0.10	-2.33	40,40,40,40	0
56	MG	BA	3471	1/1	0.89	0.19	-2.35	27,27,27,27	0
56	MG	BD	3309	1/1	0.97	0.14	-2.36	40,40,40,40	0
56	MG	BA	3395	1/1	0.91	0.21	-2.37	36,36,36,36	0
56	MG	AA	3188	1/1	0.93	0.12	-2.41	49,49,49,49	0
56	MG	DA	3302	1/1	0.96	0.12	-2.42	32,32,32,32	0
56	MG	BA	3386	1/1	0.96	0.15	-2.43	47,47,47,47	0
56	MG	CA	3140	1/1	0.97	0.10	-2.43	75,75,75,75	0
56	MG	DA	3112	1/1	0.99	0.15	-2.43	37,37,37,37	0
56	MG	DA	3473	1/1	0.95	0.09	-2.43	30,30,30,30	0
56	MG	BA	3042	1/1	0.98	0.15	-2.44	41,41,41,41	0
56	MG	AA	3119	1/1	0.94	0.04	-2.44	65,65,65,65	0
56	MG	DA	3614	1/1	0.96	0.16	-2.45	61,61,61,61	0
56	MG	AA	3109	1/1	0.92	0.13	-2.46	67,67,67,67	0
56	MG	DA	3017	1/1	0.88	0.12	-2.46	56,56,56,56	0

Continued on next page...

Continued from previous page...

Mol	Type	Chain	Res	Atoms	RSCC	RSR	LLDF	B-factors(\AA^2)	Q<0.9
56	MG	AA	3128	1/1	0.92	0.12	-2.49	67,67,67,67	0
56	MG	DA	3481	1/1	0.95	0.12	-2.49	24,24,24,24	0
56	MG	DA	3299	1/1	0.92	0.13	-2.50	40,40,40,40	0
56	MG	BA	3620	1/1	0.98	0.19	-2.52	62,62,62,62	0
56	MG	BA	3423	1/1	0.96	0.12	-2.52	31,31,31,31	0
56	MG	BA	3324	1/1	0.91	0.19	-2.56	42,42,42,42	0
56	MG	CA	3065	1/1	0.95	0.17	-2.56	64,64,64,64	0
56	MG	BA	3036	1/1	0.99	0.18	-2.57	19,19,19,19	0
56	MG	BA	3418	1/1	0.94	0.16	-2.58	34,34,34,34	0
56	MG	DA	3371	1/1	0.96	0.16	-2.62	22,22,22,22	0
56	MG	BA	3457	1/1	0.85	0.17	-2.63	47,47,47,47	0
56	MG	DA	3305	1/1	0.93	0.12	-2.64	45,45,45,45	0
56	MG	BA	3034	1/1	0.91	0.17	-2.64	34,34,34,34	0
56	MG	DA	3663	1/1	0.90	0.12	-2.64	37,37,37,37	0
56	MG	BA	3676	1/1	0.97	0.17	-2.65	37,37,37,37	0
56	MG	BA	3334	1/1	0.97	0.17	-2.66	26,26,26,26	0
56	MG	CA	3023	1/1	0.93	0.12	-2.67	39,39,39,39	0
56	MG	DA	3182	1/1	0.91	0.08	-2.68	43,43,43,43	0
56	MG	BA	3416	1/1	0.91	0.17	-2.69	36,36,36,36	0
56	MG	DA	3107	1/1	0.87	0.12	-2.69	43,43,43,43	0
56	MG	BA	3354	1/1	0.97	0.17	-2.70	20,20,20,20	0
56	MG	CA	3012	1/1	0.95	0.12	-2.72	51,51,51,51	0
56	MG	CA	3058	1/1	0.92	0.06	-2.73	59,59,59,59	0
56	MG	DA	3300	1/1	0.92	0.10	-2.74	41,41,41,41	0
56	MG	DA	3620	1/1	0.96	0.17	-2.75	59,59,59,59	0
56	MG	DA	3416	1/1	0.90	0.13	-2.76	22,22,22,22	0
56	MG	DA	3482	1/1	0.87	0.13	-2.78	42,42,42,42	0
56	MG	BA	3208	1/1	0.97	0.17	-2.80	19,19,19,19	0
56	MG	BA	3784	1/1	0.98	0.17	-2.80	23,23,23,23	0
56	MG	DA	3552	1/1	0.98	0.12	-2.80	36,36,36,36	0
56	MG	CA	3103	1/1	0.92	0.11	-2.81	79,79,79,79	0
56	MG	DA	3267	1/1	0.89	0.15	-2.81	41,41,41,41	0
56	MG	BA	3713	1/1	0.93	0.18	-2.83	26,26,26,26	0
56	MG	BA	3573	1/1	0.98	0.17	-2.83	24,24,24,24	0
56	MG	DA	3103	1/1	0.88	0.08	-2.87	71,71,71,71	0
56	MG	DA	3440	1/1	0.91	0.12	-2.87	51,51,51,51	0
56	MG	DA	3139	1/1	0.98	0.12	-2.88	41,41,41,41	0
56	MG	DA	3351	1/1	0.98	0.12	-2.89	32,32,32,32	0
56	MG	DA	3303	1/1	0.95	0.15	-2.91	55,55,55,55	0
56	MG	DA	3246	1/1	0.99	0.13	-2.92	31,31,31,31	0
56	MG	AM	201	1/1	0.90	0.06	-2.95	59,59,59,59	0
56	MG	BA	3338	1/1	0.96	0.20	-2.98	43,43,43,43	0

Continued on next page...

Continued from previous page...

Mol	Type	Chain	Res	Atoms	RSCC	RSR	LLDF	B-factors(\AA^2)	Q<0.9
56	MG	BU	202	1/1	0.97	0.14	-3.01	29,29,29,29	0
56	MG	DA	3467	1/1	0.85	0.14	-3.01	48,48,48,48	0
56	MG	AA	3047	1/1	0.85	0.17	-3.02	63,63,63,63	0
56	MG	BA	3008	1/1	0.96	0.15	-3.03	26,26,26,26	0
56	MG	DQ	3001	1/1	0.96	0.07	-3.03	45,45,45,45	0
56	MG	BA	3046	1/1	0.98	0.16	-3.04	34,34,34,34	0
56	MG	CA	3029	1/1	0.86	0.09	-3.05	58,58,58,58	0
56	MG	BA	3589	1/1	0.95	0.18	-3.06	42,42,42,42	0
56	MG	DA	3353	1/1	0.98	0.14	-3.09	42,42,42,42	0
56	MG	BE	301	1/1	0.89	0.19	-3.09	27,27,27,27	0
56	MG	BA	3520	1/1	0.93	0.17	-3.09	50,50,50,50	0
56	MG	BA	3707	1/1	0.94	0.10	-3.12	43,43,43,43	0
56	MG	BA	3020	1/1	0.91	0.13	-3.17	36,36,36,36	0
56	MG	AA	3170	1/1	0.77	0.12	-3.17	73,73,73,73	0
56	MG	BX	102	1/1	0.96	0.15	-3.17	36,36,36,36	0
56	MG	DF	303	1/1	0.93	0.08	-3.18	52,52,52,52	0
56	MG	BA	3393	1/1	0.95	0.17	-3.18	22,22,22,22	0
56	MG	BA	3463	1/1	0.98	0.13	-3.18	10,10,10,10	0
56	MG	DA	3369	1/1	0.92	0.10	-3.19	37,37,37,37	0
56	MG	DA	3457	1/1	0.93	0.16	-3.20	43,43,43,43	0
56	MG	BA	3522	1/1	0.89	0.19	-3.21	16,16,16,16	0
56	MG	CA	3165	1/1	0.92	0.13	-3.22	60,60,60,60	0
56	MG	DA	3020	1/1	0.92	0.17	-3.23	32,32,32,32	0
56	MG	DA	3375	1/1	0.91	0.13	-3.23	37,37,37,37	0
56	MG	BA	3567	1/1	0.89	0.17	-3.27	45,45,45,45	0
56	MG	BA	3074	1/1	0.97	0.16	-3.27	31,31,31,31	0
56	MG	CA	3057	1/1	0.94	0.13	-3.27	52,52,52,52	0
56	MG	BA	3474	1/1	0.95	0.18	-3.28	20,20,20,20	0
56	MG	CA	3102	1/1	0.96	0.12	-3.32	49,49,49,49	0
56	MG	DA	3004	1/1	0.98	0.12	-3.33	25,25,25,25	0
56	MG	DA	3317	1/1	0.96	0.14	-3.33	38,38,38,38	0
56	MG	AA	3069	1/1	0.92	0.15	-3.34	52,52,52,52	0
56	MG	DA	3315	1/1	0.96	0.12	-3.35	44,44,44,44	0
56	MG	DA	3167	1/1	0.98	0.14	-3.39	38,38,38,38	0
56	MG	BA	3433	1/1	0.94	0.17	-3.39	31,31,31,31	0
56	MG	DA	3074	1/1	0.79	0.11	-3.41	56,56,56,56	0
56	MG	CF	3001	1/1	0.92	0.10	-3.42	55,55,55,55	0
56	MG	DA	3564	1/1	0.93	0.10	-3.43	50,50,50,50	0
56	MG	BA	3009	1/1	0.97	0.16	-3.43	25,25,25,25	0
56	MG	DA	3449	1/1	0.95	0.10	-3.44	33,33,33,33	0
56	MG	DA	3366	1/1	0.88	0.11	-3.44	38,38,38,38	0
56	MG	DA	3631	1/1	0.94	0.10	-3.45	57,57,57,57	0

Continued on next page...

Continued from previous page...

Mol	Type	Chain	Res	Atoms	RSCC	RSR	LLDF	B-factors(\AA^2)	Q<0.9
56	MG	DA	3442	1/1	0.93	0.09	-3.47	37,37,37,37	0
56	MG	BA	3527	1/1	0.96	0.19	-3.47	27,27,27,27	0
56	MG	BA	3134	1/1	0.96	0.17	-3.48	36,36,36,36	0
56	MG	CA	3122	1/1	0.96	0.10	-3.49	65,65,65,65	0
56	MG	CA	3060	1/1	0.97	0.09	-3.54	47,47,47,47	0
56	MG	AA	3058	1/1	0.94	0.12	-3.54	61,61,61,61	0
56	MG	BA	3610	1/1	0.90	0.18	-3.55	39,39,39,39	0
56	MG	DG	3001	1/1	0.88	0.07	-3.56	57,57,57,57	0
56	MG	BA	3550	1/1	0.95	0.14	-3.59	25,25,25,25	0
56	MG	BA	3612	1/1	0.93	0.16	-3.60	58,58,58,58	0
56	MG	AA	3078	1/1	0.95	0.07	-3.60	72,72,72,72	0
56	MG	CA	3172	1/1	0.98	0.07	-3.62	50,50,50,50	0
56	MG	CA	3153	1/1	0.96	0.11	-3.69	52,52,52,52	0
56	MG	DA	3539	1/1	0.94	0.09	-3.71	38,38,38,38	0
56	MG	DA	3501	1/1	0.95	0.08	-3.72	46,46,46,46	0
56	MG	BA	3721	1/1	0.88	0.17	-3.72	9,9,9,9	0
56	MG	BA	3572	1/1	0.96	0.15	-3.72	52,52,52,52	0
56	MG	BA	3304	1/1	0.96	0.13	-3.77	37,37,37,37	0
56	MG	AA	3121	1/1	0.89	0.13	-3.79	33,33,33,33	0
56	MG	CA	3080	1/1	0.92	0.10	-3.81	56,56,56,56	0
56	MG	AA	3180	1/1	0.87	0.14	-3.81	49,49,49,49	0
56	MG	DD	304	1/1	0.96	0.08	-3.81	33,33,33,33	0
56	MG	BF	305	1/1	0.91	0.12	-3.85	45,45,45,45	0
56	MG	BA	3435	1/1	0.89	0.19	-3.89	26,26,26,26	0
56	MG	DA	3452	1/1	0.92	0.10	-3.91	37,37,37,37	0
56	MG	DA	3054	1/1	0.87	0.10	-3.91	39,39,39,39	0
56	MG	DA	3206	1/1	0.94	0.09	-3.91	46,46,46,46	0
56	MG	DA	3395	1/1	0.90	0.10	-3.91	33,33,33,33	0
56	MG	DA	3660	1/1	0.84	0.08	-3.92	28,28,28,28	0
56	MG	BA	3769	1/1	0.97	0.10	-3.98	24,24,24,24	0
56	MG	AA	3021	1/1	0.87	0.13	-4.01	62,62,62,62	0
56	MG	BA	3552	1/1	0.98	0.16	-4.02	46,46,46,46	0
56	MG	DA	3088	1/1	0.97	0.10	-4.04	30,30,30,30	0
56	MG	BA	3805	1/1	0.97	0.15	-4.04	30,30,30,30	0
56	MG	DA	3151	1/1	0.94	0.09	-4.05	33,33,33,33	0
56	MG	BA	3655	1/1	0.96	0.14	-4.10	54,54,54,54	0
56	MG	DA	3012	1/1	0.93	0.10	-4.12	39,39,39,39	0
56	MG	BA	3357	1/1	0.95	0.19	-4.14	46,46,46,46	0
56	MG	AA	3063	1/1	0.98	0.09	-4.17	42,42,42,42	0
56	MG	DA	3089	1/1	0.92	0.12	-4.18	47,47,47,47	0
56	MG	CA	3018	1/1	0.93	0.09	-4.20	52,52,52,52	0
56	MG	BA	3797	1/1	0.95	0.16	-4.20	19,19,19,19	0

Continued on next page...

Continued from previous page...

Mol	Type	Chain	Res	Atoms	RSCC	RSR	LLDF	B-factors(\AA^2)	Q<0.9
56	MG	DA	3464	1/1	0.97	0.10	-4.21	24,24,24,24	0
56	MG	DA	3424	1/1	0.90	0.08	-4.22	41,41,41,41	0
56	MG	BA	3537	1/1	0.94	0.19	-4.26	21,21,21,21	0
56	MG	BA	3740	1/1	0.92	0.15	-4.27	35,35,35,35	0
56	MG	AA	3140	1/1	0.90	0.17	-4.28	36,36,36,36	0
56	MG	DA	3161	1/1	0.93	0.13	-4.30	37,37,37,37	0
56	MG	BE	307	1/1	0.97	0.12	-4.31	31,31,31,31	0
56	MG	BA	3408	1/1	0.93	0.14	-4.38	21,21,21,21	0
56	MG	CA	3126	1/1	0.94	0.09	-4.41	57,57,57,57	0
56	MG	CA	3170	1/1	0.96	0.10	-4.42	53,53,53,53	0
56	MG	DO	5001	1/1	0.93	0.12	-4.44	55,55,55,55	0
56	MG	DA	3297	1/1	0.95	0.12	-4.46	24,24,24,24	0
56	MG	DA	3434	1/1	0.94	0.12	-4.47	27,27,27,27	0
56	MG	CA	3016	1/1	0.80	0.15	-4.51	53,53,53,53	0
56	MG	BA	3043	1/1	0.97	0.15	-4.51	35,35,35,35	0
56	MG	BA	3650	1/1	0.92	0.13	-4.55	48,48,48,48	0
56	MG	DA	3007	1/1	0.95	0.08	-4.55	43,43,43,43	0
56	MG	AA	3124	1/1	0.79	0.10	-4.56	71,71,71,71	0
56	MG	DA	3433	1/1	0.86	0.13	-4.58	34,34,34,34	0
56	MG	DA	3090	1/1	0.85	0.11	-4.62	48,48,48,48	0
56	MG	BA	3196	1/1	0.93	0.16	-4.65	40,40,40,40	0
56	MG	BA	3347	1/1	0.93	0.16	-4.69	37,37,37,37	0
56	MG	BA	3360	1/1	0.92	0.14	-4.70	21,21,21,21	0
56	MG	BA	3602	1/1	0.96	0.17	-4.70	32,32,32,32	0
56	MG	BA	3591	1/1	0.96	0.13	-4.71	48,48,48,48	0
56	MG	DA	3172	1/1	0.95	0.11	-4.72	31,31,31,31	0
56	MG	BA	3400	1/1	0.98	0.12	-4.76	34,34,34,34	0
56	MG	BA	3071	1/1	0.94	0.16	-4.76	40,40,40,40	0
56	MG	DA	3593	1/1	0.84	0.11	-4.81	50,50,50,50	0
56	MG	DA	3450	1/1	0.97	0.08	-4.83	41,41,41,41	0
56	MG	BA	3551	1/1	0.89	0.15	-4.86	49,49,49,49	0
56	MG	BA	3391	1/1	0.98	0.17	-4.91	26,26,26,26	0
56	MG	AA	3030	1/1	0.94	0.12	-4.91	63,63,63,63	0
56	MG	DA	3361	1/1	0.94	0.11	-4.92	25,25,25,25	0
56	MG	DA	3362	1/1	0.97	0.09	-4.93	59,59,59,59	0
56	MG	DA	3592	1/1	0.89	0.11	-4.96	40,40,40,40	0
56	MG	DA	3571	1/1	0.93	0.12	-4.98	51,51,51,51	0
56	MG	DE	302	1/1	0.94	0.12	-5.02	33,33,33,33	0
56	MG	BA	3553	1/1	0.88	0.14	-5.07	53,53,53,53	0
56	MG	BA	3608	1/1	0.97	0.15	-5.07	34,34,34,34	0
56	MG	BA	3763	1/1	0.94	0.11	-5.09	39,39,39,39	0
56	MG	BA	3545	1/1	0.84	0.14	-5.10	36,36,36,36	0

Continued on next page...

Continued from previous page...

Mol	Type	Chain	Res	Atoms	RSCC	RSR	LLDF	B-factors(\AA^2)	Q<0.9
56	MG	BA	3788	1/1	0.97	0.13	-5.12	10,10,10,10	0
56	MG	DA	3525	1/1	0.96	0.12	-5.16	44,44,44,44	0
56	MG	DA	3047	1/1	0.97	0.09	-5.17	39,39,39,39	0
56	MG	AA	3053	1/1	0.98	0.11	-5.19	46,46,46,46	0
56	MG	BA	3429	1/1	0.95	0.16	-5.21	23,23,23,23	0
56	MG	BA	3571	1/1	0.90	0.13	-5.21	46,46,46,46	0
56	MG	BA	3688	1/1	0.97	0.12	-5.22	16,16,16,16	0
56	MG	BA	3015	1/1	0.95	0.14	-5.22	50,50,50,50	0
56	MG	BA	3549	1/1	0.96	0.15	-5.26	36,36,36,36	0
56	MG	AA	3060	1/1	0.99	0.10	-5.28	52,52,52,52	0
56	MG	BA	3291	1/1	0.97	0.11	-5.32	50,50,50,50	0
56	MG	BA	3413	1/1	0.98	0.16	-5.33	27,27,27,27	0
56	MG	CA	3044	1/1	0.90	0.10	-5.33	44,44,44,44	0
56	MG	CA	3028	1/1	0.98	0.11	-5.38	55,55,55,55	0
56	MG	AA	3071	1/1	0.94	0.15	-5.43	51,51,51,51	0
56	MG	BA	3325	1/1	0.73	0.15	-5.43	51,51,51,51	0
56	MG	DA	3477	1/1	0.98	0.08	-5.44	30,30,30,30	0
56	MG	DA	3274	1/1	0.91	0.07	-5.46	54,54,54,54	0
56	MG	AA	3132	1/1	0.98	0.14	-5.46	36,36,36,36	0
56	MG	DA	3458	1/1	0.93	0.07	-5.46	57,57,57,57	0
56	MG	AA	3143	1/1	0.93	0.09	-5.51	57,57,57,57	0
56	MG	DA	3352	1/1	0.96	0.11	-5.51	27,27,27,27	0
56	MG	BA	3001	1/1	0.97	0.14	-5.55	31,31,31,31	0
56	MG	BA	3330	1/1	0.93	0.13	-5.58	52,52,52,52	0
56	MG	BA	3556	1/1	0.95	0.11	-5.62	48,48,48,48	0
56	MG	DA	3035	1/1	0.89	0.08	-5.64	40,40,40,40	0
56	MG	DA	3022	1/1	0.97	0.10	-5.66	29,29,29,29	0
56	MG	CA	3056	1/1	0.96	0.11	-5.68	60,60,60,60	0
56	MG	BA	3380	1/1	0.92	0.11	-5.86	36,36,36,36	0
56	MG	BA	3770	1/1	0.92	0.14	-5.86	47,47,47,47	0
56	MG	DA	3348	1/1	0.97	0.11	-5.92	32,32,32,32	0
56	MG	BA	3502	1/1	0.96	0.11	-5.95	20,20,20,20	0
56	MG	BA	3011	1/1	0.98	0.10	-5.96	33,33,33,33	0
56	MG	AA	3072	1/1	0.93	0.14	-5.98	45,45,45,45	0
56	MG	BA	3146	1/1	0.95	0.13	-6.00	19,19,19,19	0
56	MG	DA	3185	1/1	0.89	0.07	-6.06	55,55,55,55	0
56	MG	BB	204	1/1	0.94	0.14	-6.09	42,42,42,42	0
56	MG	CA	3033	1/1	0.89	0.15	-6.15	60,60,60,60	0
56	MG	BA	3319	1/1	0.85	0.17	-6.20	39,39,39,39	0
56	MG	DA	3219	1/1	0.94	0.11	-6.21	36,36,36,36	0
56	MG	BA	3271	1/1	0.96	0.14	-6.31	38,38,38,38	0
56	MG	DA	3472	1/1	0.89	0.11	-6.35	60,60,60,60	0

Continued on next page...

Continued from previous page...

Mol	Type	Chain	Res	Atoms	RSCC	RSR	LLDF	B-factors(\AA^2)	Q<0.9
56	MG	BA	3176	1/1	0.95	0.10	-6.36	44,44,44,44	0
56	MG	BA	3622	1/1	0.91	0.14	-6.41	29,29,29,29	0
56	MG	DA	3334	1/1	0.98	0.10	-6.41	45,45,45,45	0
56	MG	BA	3021	1/1	0.94	0.17	-6.44	22,22,22,22	0
56	MG	BA	3221	1/1	0.75	0.13	-6.45	39,39,39,39	0
56	MG	BA	3313	1/1	0.96	0.16	-6.51	34,34,34,34	0
56	MG	DA	3546	1/1	0.98	0.07	-6.53	47,47,47,47	0
56	MG	AA	3035	1/1	0.96	0.14	-6.54	26,26,26,26	0
56	MG	DA	3520	1/1	0.95	0.06	-6.56	44,44,44,44	0
56	MG	BA	3753	1/1	0.96	0.12	-6.64	27,27,27,27	0
56	MG	DA	3390	1/1	0.97	0.11	-6.64	19,19,19,19	0
56	MG	DA	3378	1/1	0.96	0.10	-6.66	34,34,34,34	0
56	MG	BA	3723	1/1	0.93	0.15	-6.76	25,25,25,25	0
56	MG	DA	3340	1/1	0.95	0.10	-6.77	30,30,30,30	0
56	MG	DA	3355	1/1	0.97	0.12	-6.80	35,35,35,35	0
56	MG	BA	3022	1/1	0.96	0.14	-6.85	25,25,25,25	0
56	MG	DA	3581	1/1	0.94	0.10	-6.98	35,35,35,35	0
56	MG	DA	3359	1/1	0.97	0.12	-7.16	39,39,39,39	0
56	MG	BA	3627	1/1	0.92	0.13	-7.18	57,57,57,57	0
56	MG	CA	3111	1/1	0.96	0.10	-7.19	56,56,56,56	0
56	MG	BB	208	1/1	0.95	0.11	-7.32	36,36,36,36	0
56	MG	DA	3645	1/1	0.96	0.08	-7.41	38,38,38,38	0
56	MG	DA	3374	1/1	0.93	0.07	-7.58	31,31,31,31	0
56	MG	BA	3376	1/1	0.96	0.12	-7.79	43,43,43,43	0
56	MG	DA	3314	1/1	0.89	0.08	-7.81	45,45,45,45	0
56	MG	BA	3272	1/1	0.93	0.14	-7.86	22,22,22,22	0
56	MG	BA	3403	1/1	0.96	0.13	-7.87	22,22,22,22	0
56	MG	AA	3015	1/1	0.86	0.12	-7.92	65,65,65,65	0
56	MG	BA	3774	1/1	0.92	0.09	-7.92	37,37,37,37	0
56	MG	DA	3331	1/1	0.87	0.08	-8.00	49,49,49,49	0
56	MG	BA	3366	1/1	0.94	0.11	-8.04	42,42,42,42	0
56	MG	BA	3759	1/1	0.91	0.07	-8.04	36,36,36,36	0
56	MG	BA	3381	1/1	0.86	0.13	-8.05	45,45,45,45	0
56	MG	BA	3583	1/1	0.89	0.14	-8.11	56,56,56,56	0
56	MG	BA	3216	1/1	0.97	0.10	-8.13	62,62,62,62	0
56	MG	BA	3374	1/1	0.99	0.13	-8.16	21,21,21,21	0
56	MG	DA	3492	1/1	0.97	0.07	-8.18	44,44,44,44	0
56	MG	DA	3595	1/1	0.98	0.07	-8.19	39,39,39,39	0
56	MG	BA	3792	1/1	0.98	0.13	-8.25	52,52,52,52	0
56	MG	BA	3081	1/1	0.93	0.14	-8.31	33,33,33,33	0
56	MG	BA	3341	1/1	0.98	0.11	-8.32	43,43,43,43	0
56	MG	BA	3450	1/1	0.96	0.15	-8.35	10,10,10,10	0

Continued on next page...

Continued from previous page...

Mol	Type	Chain	Res	Atoms	RSCC	RSR	LLDF	B-factors(\AA^2)	Q<0.9
56	MG	AA	3013	1/1	0.95	0.07	-8.38	57,57,57,57	0
56	MG	DA	3606	1/1	0.89	0.09	-8.45	48,48,48,48	0
56	MG	B0	101	1/1	0.92	0.09	-8.49	55,55,55,55	0
56	MG	BA	3301	1/1	0.96	0.10	-8.51	48,48,48,48	0
56	MG	BA	3735	1/1	0.94	0.15	-8.68	20,20,20,20	0
56	MG	BA	3623	1/1	0.97	0.10	-8.69	33,33,33,33	0
56	MG	BA	3240	1/1	0.94	0.10	-8.75	30,30,30,30	0
56	MG	DA	3513	1/1	0.95	0.09	-8.90	30,30,30,30	0
56	MG	BA	3736	1/1	0.96	0.08	-8.92	42,42,42,42	0
56	MG	BA	3333	1/1	0.98	0.11	-8.98	23,23,23,23	0
56	MG	DA	3573	1/1	0.97	0.10	-9.00	27,27,27,27	0
56	MG	DA	3013	1/1	0.97	0.06	-9.06	32,32,32,32	0
56	MG	BA	3049	1/1	0.94	0.13	-9.10	34,34,34,34	0
56	MG	D0	102	1/1	0.96	0.11	-9.11	51,51,51,51	0
56	MG	BB	218	1/1	0.90	0.16	-9.32	31,31,31,31	0
56	MG	BB	219	1/1	0.94	0.10	-9.39	74,74,74,74	0
56	MG	BD	3304	1/1	0.96	0.09	-9.58	25,25,25,25	0
56	MG	BA	3058	1/1	0.96	0.13	-9.85	27,27,27,27	0
56	MG	DA	3380	1/1	0.97	0.06	-9.85	35,35,35,35	0
56	MG	BA	3455	1/1	0.84	0.14	-9.94	32,32,32,32	0
56	MG	BA	3752	1/1	0.95	0.08	-10.23	32,32,32,32	0
56	MG	BA	3508	1/1	0.97	0.09	-10.27	34,34,34,34	0
56	MG	BA	3775	1/1	0.96	0.07	-10.41	34,34,34,34	0
56	MG	BA	3397	1/1	0.92	0.14	-10.41	25,25,25,25	0
56	MG	DA	3463	1/1	0.94	0.06	-10.49	32,32,32,32	0
56	MG	BA	3007	1/1	0.95	0.10	-10.69	35,35,35,35	0
56	MG	BA	3019	1/1	0.85	0.14	-10.92	39,39,39,39	0
56	MG	BB	216	1/1	0.93	0.11	-11.00	63,63,63,63	0
56	MG	BA	3669	1/1	0.95	0.11	-11.02	36,36,36,36	0
56	MG	DA	3174	1/1	0.98	0.07	-11.81	50,50,50,50	0
56	MG	AA	3009	1/1	0.94	0.11	-11.86	24,24,24,24	0
56	MG	BA	3323	1/1	0.94	0.15	-11.88	43,43,43,43	0
56	MG	BA	3628	1/1	0.95	0.11	-12.26	34,34,34,34	0
56	MG	DA	3407	1/1	0.98	0.07	-12.37	28,28,28,28	0
56	MG	BA	3691	1/1	0.89	0.10	-12.94	68,68,68,68	0
56	MG	BA	3557	1/1	0.99	0.11	-12.95	37,37,37,37	0
56	MG	DA	3318	1/1	0.92	0.07	-13.13	33,33,33,33	0
56	MG	DA	3342	1/1	0.85	0.06	-13.54	46,46,46,46	0
56	MG	BA	3402	1/1	0.94	0.14	-14.82	25,25,25,25	0
56	MG	DA	3397	1/1	0.96	0.09	-15.38	30,30,30,30	0
56	MG	BA	3513	1/1	0.99	0.10	-15.55	43,43,43,43	0
56	MG	DA	3312	1/1	0.95	0.09	-16.80	41,41,41,41	0

Continued on next page...

Continued from previous page...

Mol	Type	Chain	Res	Atoms	RSCC	RSR	LLDF	B-factors(\AA^2)	Q<0.9
56	MG	DA	3289	1/1	0.98	0.07	-17.84	39,39,39,39	0
56	MG	BA	3625	1/1	0.98	0.08	-18.36	31,31,31,31	0
56	MG	BA	3101	1/1	0.89	0.10	-28.23	39,39,39,39	0
56	MG	AA	3175	1/1	0.95	0.10	-	66,66,66,66	0
56	MG	BA	3577	1/1	0.92	0.24	-	18,18,18,18	0
56	MG	DA	3360	1/1	0.90	0.13	-	37,37,37,37	0
56	MG	BA	3764	1/1	0.94	0.21	-	44,44,44,44	0
56	MG	BA	3050	1/1	0.81	0.17	-	46,46,46,46	0
56	MG	DP	202	1/1	0.89	0.38	-	55,55,55,55	0
56	MG	BA	3670	1/1	0.95	0.14	-	47,47,47,47	0
56	MG	DA	3190	1/1	0.95	0.14	-	41,41,41,41	0
56	MG	DA	3073	1/1	0.91	0.08	-	55,55,55,55	0
56	MG	AF	3001	1/1	0.81	0.15	-	56,56,56,56	0
56	MG	BA	3044	1/1	0.68	0.30	-	61,61,61,61	0
56	MG	BA	3776	1/1	0.92	0.10	-	48,48,48,48	0
56	MG	AX	3005	1/1	0.97	0.10	-	64,64,64,64	0
56	MG	DA	3207	1/1	0.97	0.22	-	36,36,36,36	0
56	MG	AA	3080	1/1	0.88	0.24	-	71,71,71,71	0
56	MG	CA	3162	1/1	0.98	0.09	-	42,42,42,42	0
56	MG	AA	3011	1/1	0.90	0.21	-	56,56,56,56	0
56	MG	BA	3028	1/1	0.79	0.24	-	52,52,52,52	0
56	MG	BA	3227	1/1	0.93	0.18	-	34,34,34,34	0
56	MG	DA	3478	1/1	0.96	0.15	-	67,67,67,67	0
56	MG	AA	3032	1/1	0.96	0.19	-	59,59,59,59	0
56	MG	CA	3094	1/1	0.98	0.20	-	68,68,68,68	0
56	MG	BA	3447	1/1	0.79	0.15	-	59,59,59,59	0
56	MG	DA	3048	1/1	0.98	0.17	-	51,51,51,51	0
56	MG	BA	3237	1/1	0.63	0.32	-	63,63,63,63	0
56	MG	DA	3414	1/1	0.97	0.07	-	38,38,38,38	0
56	MG	BA	3505	1/1	0.86	0.24	-	33,33,33,33	0
56	MG	DA	3532	1/1	0.98	0.12	-	61,61,61,61	0
56	MG	DA	3221	1/1	0.88	0.12	-	52,52,52,52	0
56	MG	CA	3168	1/1	0.84	0.15	-	60,60,60,60	0
56	MG	AA	3026	1/1	0.87	0.09	-	71,71,71,71	0
56	MG	BA	3606	1/1	0.93	0.08	-	67,67,67,67	0
56	MG	BA	3377	1/1	0.91	0.11	-	48,48,48,48	0
56	MG	BA	3040	1/1	0.82	0.20	-	52,52,52,52	0
56	MG	AA	3113	1/1	0.95	0.07	-	67,67,67,67	0
56	MG	DA	3609	1/1	0.90	0.11	-	61,61,61,61	0
56	MG	BA	3727	1/1	0.98	0.19	-	34,34,34,34	0
56	MG	DA	3650	1/1	0.95	0.16	-	46,46,46,46	0
56	MG	DA	3399	1/1	0.95	0.11	-	55,55,55,55	0

Continued on next page...

Continued from previous page...

Mol	Type	Chain	Res	Atoms	RSCC	RSR	LLDF	B-factors(\AA^2)	Q<0.9
56	MG	BA	3139	1/1	0.75	0.33	-	53,53,53,53	0
56	MG	BA	3245	1/1	0.98	0.15	-	61,61,61,61	0
56	MG	DA	3083	1/1	0.81	0.20	-	63,63,63,63	0
60	K	AX	3001	1/1	0.96	0.15	-	65,65,65,65	0
56	MG	BA	3683	1/1	0.94	0.15	-	43,43,43,43	0
56	MG	DA	3308	1/1	0.94	0.10	-	49,49,49,49	0
56	MG	CA	3136	1/1	0.91	0.08	-	55,55,55,55	0
56	MG	DA	3152	1/1	0.86	0.24	-	62,62,62,62	0
56	MG	DA	3233	1/1	0.96	0.13	-	40,40,40,40	0
56	MG	AE	201	1/1	0.85	0.20	-	64,64,64,64	0
56	MG	AA	3048	1/1	0.82	0.22	-	59,59,59,59	0
56	MG	BA	3686	1/1	0.95	0.13	-	41,41,41,41	0
56	MG	BA	3744	1/1	0.89	0.16	-	61,61,61,61	0
56	MG	DA	3540	1/1	0.96	0.08	-	56,56,56,56	0
56	MG	BA	3293	1/1	0.96	0.17	-	40,40,40,40	0
56	MG	BB	211	1/1	0.73	0.17	-	81,81,81,81	0
60	K	CX	3001	1/1	0.95	0.31	-	77,77,77,77	0
56	MG	DA	3396	1/1	0.93	0.15	-	47,47,47,47	0
56	MG	DA	3062	1/1	0.83	0.16	-	51,51,51,51	0
56	MG	DA	3058	1/1	0.93	0.37	-	50,50,50,50	0
56	MG	BA	3481	1/1	0.99	0.18	-	44,44,44,44	0
56	MG	DA	3484	1/1	0.65	0.16	-	32,32,32,32	0
56	MG	BA	3110	1/1	0.92	0.17	-	46,46,46,46	0
56	MG	DA	3163	1/1	0.88	0.13	-	54,54,54,54	0
56	MG	DA	3232	1/1	0.98	0.08	-	45,45,45,45	0
56	MG	DA	3135	1/1	0.90	0.14	-	46,46,46,46	0
56	MG	BA	3642	1/1	0.95	0.15	-	36,36,36,36	0
56	MG	BA	3186	1/1	0.92	0.14	-	47,47,47,47	0
56	MG	AA	3054	1/1	0.94	0.07	-	62,62,62,62	0
56	MG	DA	3034	1/1	0.84	0.13	-	45,45,45,45	0
56	MG	DA	3338	1/1	0.88	0.19	-	43,43,43,43	0
56	MG	BA	3633	1/1	0.93	0.25	-	59,59,59,59	0
56	MG	DA	3469	1/1	0.80	0.10	-	53,53,53,53	0
56	MG	BA	3766	1/1	0.92	0.17	-	59,59,59,59	0
56	MG	BA	3506	1/1	0.89	0.14	-	31,31,31,31	0
56	MG	BA	3760	1/1	0.91	0.17	-	43,43,43,43	0
56	MG	BA	3598	1/1	0.84	0.29	-	53,53,53,53	0
56	MG	BA	3268	1/1	0.95	0.31	-	57,57,57,57	0
56	MG	BA	3501	1/1	0.94	0.13	-	43,43,43,43	0
56	MG	DA	3446	1/1	0.95	0.17	-	44,44,44,44	0
56	MG	DA	3326	1/1	0.95	0.17	-	47,47,47,47	0
56	MG	BA	3582	1/1	0.93	0.20	-	19,19,19,19	0

Continued on next page...

Continued from previous page...

Mol	Type	Chain	Res	Atoms	RSCC	RSR	LLDF	B-factors(\AA^2)	Q<0.9
56	MG	BA	3454	1/1	0.94	0.12	-	29,29,29,29	0
56	MG	BA	3777	1/1	0.94	0.15	-	44,44,44,44	0
56	MG	BA	3065	1/1	0.93	0.20	-	41,41,41,41	0
56	MG	DA	3518	1/1	0.95	0.13	-	58,58,58,58	0
56	MG	DA	3640	1/1	0.74	0.43	-	64,64,64,64	0
56	MG	BA	3027	1/1	0.86	0.12	-	45,45,45,45	0
56	MG	CT	3001	1/1	0.79	0.14	-	59,59,59,59	0
56	MG	AA	3167	1/1	0.86	0.15	-	61,61,61,61	0
56	MG	CA	3045	1/1	0.70	0.26	-	68,68,68,68	0
56	MG	DA	3098	1/1	0.94	0.10	-	57,57,57,57	0
56	MG	BA	3307	1/1	0.94	0.30	-	50,50,50,50	0
56	MG	DE	305	1/1	0.93	0.14	-	38,38,38,38	0
56	MG	BA	3383	1/1	0.96	0.19	-	20,20,20,20	0
56	MG	DA	3493	1/1	0.87	0.15	-	63,63,63,63	0
56	MG	DA	3211	1/1	0.91	0.09	-	53,53,53,53	0
56	MG	AA	3108	1/1	0.97	0.15	-	58,58,58,58	0
56	MG	DA	3078	1/1	0.96	0.19	-	35,35,35,35	0
56	MG	DN	5001	1/1	0.94	0.10	-	54,54,54,54	0
56	MG	BA	3314	1/1	0.93	0.12	-	44,44,44,44	0
56	MG	BA	3361	1/1	0.96	0.16	-	61,61,61,61	0
56	MG	BA	3407	1/1	0.99	0.17	-	40,40,40,40	0
56	MG	BA	3564	1/1	0.96	0.18	-	50,50,50,50	0
56	MG	AA	3173	1/1	0.91	0.21	-	60,60,60,60	0
56	MG	CA	3133	1/1	0.97	0.11	-	45,45,45,45	0
56	MG	CA	3002	1/1	0.84	0.09	-	62,62,62,62	0
56	MG	DA	3420	1/1	0.85	0.13	-	40,40,40,40	0
56	MG	BA	3444	1/1	0.96	0.23	-	43,43,43,43	0
56	MG	DA	3587	1/1	0.96	0.12	-	52,52,52,52	0
56	MG	BA	3519	1/1	0.97	0.25	-	53,53,53,53	0
56	MG	DA	3632	1/1	0.95	0.12	-	50,50,50,50	0
56	MG	CA	3051	1/1	0.96	0.15	-	55,55,55,55	0
56	MG	AA	3102	1/1	0.91	0.24	-	64,64,64,64	0
56	MG	BA	3229	1/1	0.94	0.32	-	44,44,44,44	0
56	MG	DA	3065	1/1	0.97	0.08	-	41,41,41,41	0
56	MG	BA	3077	1/1	0.98	0.37	-	29,29,29,29	0
56	MG	BA	3207	1/1	0.92	0.32	-	44,44,44,44	0
56	MG	BA	3187	1/1	0.97	0.22	-	48,48,48,48	0
56	MG	B7	105	1/1	0.96	0.27	-	46,46,46,46	0
56	MG	BA	3656	1/1	0.96	0.10	-	64,64,64,64	0
56	MG	AA	3174	1/1	0.93	0.06	-	54,54,54,54	0
56	MG	DA	3071	1/1	0.93	0.09	-	48,48,48,48	0
56	MG	AA	3046	1/1	0.95	0.15	-	56,56,56,56	0

Continued on next page...

Continued from previous page...

Mol	Type	Chain	Res	Atoms	RSCC	RSR	LLDF	B-factors(\AA^2)	Q<0.9
56	MG	DA	3051	1/1	0.94	0.08	-	45,45,45,45	0
56	MG	DA	3579	1/1	0.94	0.15	-	52,52,52,52	0
56	MG	DA	3553	1/1	0.91	0.06	-	46,46,46,46	0
56	MG	BA	3581	1/1	0.98	0.09	-	37,37,37,37	0
56	MG	BB	205	1/1	0.56	0.18	-	76,76,76,76	0
56	MG	BA	3465	1/1	0.96	0.22	-	47,47,47,47	0
56	MG	BA	3761	1/1	0.95	0.21	-	53,53,53,53	0
56	MG	AA	3014	1/1	0.90	0.09	-	62,62,62,62	0
56	MG	BA	3486	1/1	0.97	0.13	-	22,22,22,22	0
56	MG	BA	3010	1/1	0.91	0.15	-	41,41,41,41	0
56	MG	BA	3123	1/1	0.95	0.23	-	28,28,28,28	0
56	MG	DA	3495	1/1	0.92	0.15	-	39,39,39,39	0
56	MG	CA	3010	1/1	0.97	0.12	-	57,57,57,57	0
56	MG	DA	3238	1/1	0.88	0.13	-	54,54,54,54	0
56	MG	DA	3290	1/1	0.95	0.10	-	46,46,46,46	0
56	MG	BA	3477	1/1	0.92	0.12	-	59,59,59,59	0
56	MG	BA	3282	1/1	0.96	0.20	-	41,41,41,41	0
56	MG	BA	3232	1/1	0.88	0.18	-	51,51,51,51	0
56	MG	CA	3046	1/1	0.98	0.10	-	50,50,50,50	0
56	MG	DA	3408	1/1	0.96	0.29	-	51,51,51,51	0
56	MG	CA	3109	1/1	0.96	0.17	-	41,41,41,41	0
56	MG	BA	3406	1/1	0.95	0.09	-	32,32,32,32	0
56	MG	BA	3094	1/1	0.95	0.17	-	44,44,44,44	0
56	MG	AA	3089	1/1	0.89	0.14	-	57,57,57,57	0
56	MG	CA	3070	1/1	0.96	0.07	-	49,49,49,49	0
56	MG	BA	3263	1/1	0.92	0.25	-	56,56,56,56	0
56	MG	BA	3215	1/1	0.96	0.22	-	47,47,47,47	0
56	MG	AA	3038	1/1	0.67	0.20	-	61,61,61,61	0
56	MG	CA	3076	1/1	0.97	0.17	-	35,35,35,35	0
56	MG	DA	3641	1/1	0.97	0.14	-	49,49,49,49	0
56	MG	DA	3063	1/1	0.91	0.08	-	54,54,54,54	0
56	MG	DA	3313	1/1	0.91	0.05	-	46,46,46,46	0
56	MG	BA	3746	1/1	0.91	0.16	-	55,55,55,55	0
56	MG	BA	3430	1/1	0.87	0.15	-	31,31,31,31	0
56	MG	DA	3515	1/1	0.97	0.09	-	39,39,39,39	0
56	MG	DA	3064	1/1	0.89	0.28	-	56,56,56,56	0
56	MG	BA	3681	1/1	0.96	0.16	-	50,50,50,50	0
56	MG	AA	3133	1/1	0.93	0.24	-	66,66,66,66	0
56	MG	BA	3296	1/1	0.81	0.21	-	47,47,47,47	0
56	MG	DA	3251	1/1	0.93	0.12	-	46,46,46,46	0
56	MG	DA	3622	1/1	0.93	0.14	-	35,35,35,35	0
56	MG	BA	3645	1/1	0.98	0.07	-	50,50,50,50	0

Continued on next page...

Continued from previous page...

Mol	Type	Chain	Res	Atoms	RSCC	RSR	LLDF	B-factors(\AA^2)	Q<0.9
56	MG	BA	3680	1/1	0.99	0.07	-	53,53,53,53	0
56	MG	BA	3767	1/1	0.90	0.23	-	57,57,57,57	0
56	MG	BA	3487	1/1	0.97	0.21	-	23,23,23,23	0
56	MG	BA	3684	1/1	0.95	0.18	-	51,51,51,51	0
56	MG	BA	3599	1/1	0.93	0.11	-	45,45,45,45	0
56	MG	BA	3258	1/1	0.91	0.27	-	61,61,61,61	0
56	MG	DA	3096	1/1	0.92	0.83	-	48,48,48,48	0
56	MG	DA	3561	1/1	0.98	0.40	-	58,58,58,58	0
56	MG	BA	3592	1/1	0.91	0.10	-	64,64,64,64	0
56	MG	BA	3161	1/1	0.90	0.48	-	46,46,46,46	0
56	MG	AA	3162	1/1	0.94	0.15	-	59,59,59,59	0
56	MG	BA	3646	1/1	0.92	0.20	-	57,57,57,57	0
56	MG	BA	3493	1/1	0.95	0.11	-	49,49,49,49	0
56	MG	BA	3303	1/1	0.96	0.32	-	37,37,37,37	0
56	MG	DA	3567	1/1	0.90	0.06	-	57,57,57,57	0
56	MG	BA	3804	1/1	0.89	0.13	-	35,35,35,35	0
56	MG	BA	3514	1/1	0.74	0.15	-	45,45,45,45	0
56	MG	CA	3062	1/1	0.96	0.18	-	67,67,67,67	0
56	MG	DA	3347	1/1	0.85	0.13	-	46,46,46,46	0
56	MG	DA	3122	1/1	0.88	0.08	-	53,53,53,53	0
56	MG	BR	202	1/1	0.93	0.22	-	42,42,42,42	0
56	MG	DA	3210	1/1	0.78	0.20	-	53,53,53,53	0
56	MG	BA	3373	1/1	0.95	0.09	-	42,42,42,42	0
56	MG	DA	3391	1/1	0.91	0.10	-	44,44,44,44	0
56	MG	DA	3250	1/1	0.98	0.21	-	40,40,40,40	0
56	MG	AA	3045	1/1	0.87	0.32	-	54,54,54,54	0
56	MG	BA	3421	1/1	0.97	0.19	-	48,48,48,48	0
56	MG	DA	3157	1/1	0.98	0.09	-	42,42,42,42	0
56	MG	BA	3292	1/1	0.78	0.27	-	40,40,40,40	0
56	MG	DA	3296	1/1	0.96	0.12	-	35,35,35,35	0
56	MG	BA	3372	1/1	0.97	0.15	-	56,56,56,56	0
56	MG	AA	3155	1/1	0.94	0.10	-	49,49,49,49	0
56	MG	BA	3472	1/1	0.97	0.17	-	38,38,38,38	0
56	MG	DA	3332	1/1	0.90	0.22	-	50,50,50,50	0
56	MG	BA	3584	1/1	0.95	0.22	-	34,34,34,34	0
56	MG	BA	3236	1/1	0.95	0.35	-	34,34,34,34	0
56	MG	AA	3176	1/1	0.89	0.31	-	57,57,57,57	0
56	MG	DB	3001	1/1	0.81	0.17	-	77,77,77,77	0
56	MG	BA	3225	1/1	0.90	0.19	-	31,31,31,31	0
56	MG	BA	3722	1/1	0.93	0.19	-	17,17,17,17	0
56	MG	DA	3066	1/1	0.97	0.17	-	47,47,47,47	0
56	MG	DA	3508	1/1	0.91	0.08	-	41,41,41,41	0

Continued on next page...

Continued from previous page...

Mol	Type	Chain	Res	Atoms	RSCC	RSR	LLDF	B-factors(\AA^2)	Q<0.9
56	MG	BA	3106	1/1	0.95	0.17	-	44,44,44,44	0
56	MG	DA	3260	1/1	0.91	0.11	-	55,55,55,55	0
56	MG	D0	101	1/1	0.95	0.16	-	50,50,50,50	0
56	MG	DA	3356	1/1	0.96	0.17	-	37,37,37,37	0
56	MG	BA	3781	1/1	0.96	0.24	-	47,47,47,47	0
56	MG	AA	3116	1/1	0.96	0.12	-	32,32,32,32	0
56	MG	DA	3276	1/1	0.88	0.15	-	54,54,54,54	0
56	MG	BA	3163	1/1	0.93	0.33	-	34,34,34,34	0
56	MG	BA	3257	1/1	0.95	0.20	-	54,54,54,54	0
56	MG	BA	3193	1/1	0.90	0.34	-	62,62,62,62	0
56	MG	BA	3367	1/1	0.92	0.15	-	34,34,34,34	0
56	MG	CA	3132	1/1	0.91	0.21	-	55,55,55,55	0
56	MG	BA	3671	1/1	0.90	0.19	-	59,59,59,59	0
56	MG	BA	3616	1/1	0.84	0.15	-	51,51,51,51	0
56	MG	BA	3235	1/1	0.96	0.22	-	26,26,26,26	0
56	MG	DA	3024	1/1	0.81	0.61	-	37,37,37,37	0
56	MG	BA	3247	1/1	0.91	0.17	-	50,50,50,50	0
56	MG	DA	3364	1/1	0.88	0.21	-	57,57,57,57	0
56	MG	AA	3189	1/1	0.91	0.24	-	62,62,62,62	0
56	MG	DA	3119	1/1	0.96	0.09	-	40,40,40,40	0
56	MG	BA	3129	1/1	0.94	0.56	-	38,38,38,38	0
56	MG	DA	3144	1/1	0.96	0.16	-	39,39,39,39	0
56	MG	DA	3608	1/1	0.90	0.20	-	47,47,47,47	0
56	MG	BA	3607	1/1	0.81	0.17	-	51,51,51,51	0
56	MG	DA	3617	1/1	0.93	0.10	-	45,45,45,45	0
56	MG	BA	3452	1/1	0.90	0.29	-	55,55,55,55	0
56	MG	BA	3446	1/1	0.95	0.20	-	31,31,31,31	0
56	MG	BA	3133	1/1	0.93	0.16	-	48,48,48,48	0
56	MG	BA	3135	1/1	0.84	0.12	-	61,61,61,61	0
56	MG	BA	3243	1/1	0.95	0.30	-	56,56,56,56	0
56	MG	CA	3067	1/1	0.82	0.18	-	72,72,72,72	0
56	MG	BA	3083	1/1	0.86	0.20	-	51,51,51,51	0
56	MG	BA	3251	1/1	0.93	0.38	-	52,52,52,52	0
56	MG	DA	3162	1/1	0.87	0.22	-	37,37,37,37	0
56	MG	CA	3039	1/1	0.96	0.15	-	55,55,55,55	0
56	MG	DA	3503	1/1	0.93	0.09	-	31,31,31,31	0
56	MG	CA	3105	1/1	0.86	0.12	-	51,51,51,51	0
56	MG	DA	3197	1/1	0.92	0.82	-	55,55,55,55	0
56	MG	DA	3489	1/1	0.93	0.14	-	45,45,45,45	0
56	MG	DA	3534	1/1	0.93	0.15	-	67,67,67,67	0
56	MG	CA	3156	1/1	0.95	0.16	-	41,41,41,41	0
56	MG	BA	3387	1/1	0.87	0.14	-	45,45,45,45	0

Continued on next page...

Continued from previous page...

Mol	Type	Chain	Res	Atoms	RSCC	RSR	LLDF	B-factors(\AA^2)	Q<0.9
56	MG	DA	3241	1/1	0.84	0.12	-	48,48,48,48	0
56	MG	DA	3475	1/1	0.96	0.14	-	38,38,38,38	0
56	MG	AA	3004	1/1	0.90	0.19	-	66,66,66,66	0
56	MG	BA	3336	1/1	0.98	0.16	-	50,50,50,50	0
56	MG	BA	3597	1/1	0.93	0.11	-	40,40,40,40	0
56	MG	BA	3637	1/1	0.94	0.10	-	54,54,54,54	0
56	MG	CA	3100	1/1	0.86	0.08	-	69,69,69,69	0
56	MG	BE	306	1/1	0.74	0.72	-	93,93,93,93	0
56	MG	DA	3339	1/1	0.96	0.12	-	60,60,60,60	0
56	MG	DA	3544	1/1	0.92	0.21	-	39,39,39,39	0
56	MG	BA	3755	1/1	0.88	0.16	-	52,52,52,52	0
56	MG	DA	3383	1/1	0.93	0.11	-	31,31,31,31	0
56	MG	BA	3535	1/1	0.99	0.21	-	31,31,31,31	0
56	MG	BA	3086	1/1	0.91	0.55	-	49,49,49,49	0
56	MG	DA	3044	1/1	0.85	0.15	-	49,49,49,49	0
56	MG	BA	3438	1/1	0.96	0.14	-	21,21,21,21	0
56	MG	DA	3277	1/1	0.87	0.18	-	54,54,54,54	0
56	MG	DA	3249	1/1	0.88	0.22	-	65,65,65,65	0
56	MG	CA	3119	1/1	0.97	0.13	-	51,51,51,51	0
56	MG	CA	3149	1/1	0.90	0.24	-	74,74,74,74	0
56	MG	BA	3224	1/1	0.93	0.44	-	50,50,50,50	0
56	MG	BA	3706	1/1	0.87	0.11	-	63,63,63,63	0
56	MG	BA	3396	1/1	0.90	0.12	-	41,41,41,41	0
56	MG	DA	3658	1/1	0.95	0.33	-	55,55,55,55	0
56	MG	DA	3655	1/1	0.40	1.88	-	74,74,74,74	0
56	MG	DA	3517	1/1	0.96	0.08	-	57,57,57,57	0
56	MG	BA	3004	1/1	0.98	0.15	-	26,26,26,26	0
56	MG	BA	3462	1/1	0.91	0.18	-	49,49,49,49	0
56	MG	DA	3394	1/1	0.97	0.15	-	40,40,40,40	0
56	MG	DA	3111	1/1	0.89	0.25	-	53,53,53,53	0
56	MG	CA	3099	1/1	0.93	0.09	-	58,58,58,58	0
56	MG	BV	204	1/1	0.88	0.22	-	47,47,47,47	0
56	MG	DA	3145	1/1	0.97	0.09	-	38,38,38,38	0
56	MG	CA	3098	1/1	0.95	0.15	-	44,44,44,44	0
56	MG	DV	3003	1/1	0.82	0.10	-	55,55,55,55	0
56	MG	BA	3322	1/1	0.92	0.27	-	48,48,48,48	0
56	MG	DA	3370	1/1	0.87	0.10	-	50,50,50,50	0
56	MG	CA	3077	1/1	0.85	0.18	-	61,61,61,61	0
56	MG	AA	3088	1/1	0.96	0.10	-	42,42,42,42	0
56	MG	DA	3329	1/1	0.98	0.12	-	47,47,47,47	0
56	MG	DA	3240	1/1	0.94	0.09	-	42,42,42,42	0
56	MG	BA	3169	1/1	0.92	0.41	-	50,50,50,50	0

Continued on next page...

Continued from previous page...

Mol	Type	Chain	Res	Atoms	RSCC	RSR	LLDF	B-factors(\AA^2)	Q<0.9
56	MG	CA	3160	1/1	0.93	0.17	-	61,61,61,61	0
56	MG	DA	3335	1/1	0.93	0.11	-	43,43,43,43	0
56	MG	DA	3607	1/1	0.83	0.18	-	63,63,63,63	0
56	MG	BA	3495	1/1	0.91	0.15	-	58,58,58,58	0
56	MG	BA	3057	1/1	0.89	0.10	-	53,53,53,53	0
56	MG	DA	3168	1/1	0.88	0.07	-	47,47,47,47	0
56	MG	DA	3668	1/1	0.90	1.78	-	51,51,51,51	0
56	MG	BA	3062	1/1	0.88	0.17	-	48,48,48,48	0
56	MG	BA	3370	1/1	0.96	0.13	-	27,27,27,27	0
56	MG	DA	3499	1/1	0.91	0.06	-	61,61,61,61	0
56	MG	DA	3328	1/1	0.97	0.16	-	41,41,41,41	0
56	MG	BA	3611	1/1	0.95	0.11	-	45,45,45,45	0
56	MG	CA	3014	1/1	0.87	0.13	-	57,57,57,57	0
56	MG	BA	3378	1/1	0.95	0.13	-	47,47,47,47	0
56	MG	AA	3056	1/1	0.94	0.26	-	54,54,54,54	0
56	MG	DA	3275	1/1	0.94	0.09	-	58,58,58,58	0
56	MG	DA	3114	1/1	0.88	0.11	-	55,55,55,55	0
56	MG	BA	3248	1/1	0.91	0.20	-	52,52,52,52	0
56	MG	DA	3043	1/1	0.82	0.11	-	52,52,52,52	0
56	MG	BN	3005	1/1	0.95	0.21	-	35,35,35,35	0
56	MG	DA	3376	1/1	0.92	0.15	-	51,51,51,51	0
56	MG	BA	3439	1/1	0.92	0.14	-	71,71,71,71	0
56	MG	DA	3343	1/1	0.87	0.17	-	42,42,42,42	0
56	MG	AA	3138	1/1	0.90	0.09	-	73,73,73,73	0
56	MG	BA	3631	1/1	0.97	0.17	-	49,49,49,49	0
56	MG	BA	3729	1/1	0.99	0.12	-	27,27,27,27	0
56	MG	CA	3038	1/1	0.98	0.09	-	63,63,63,63	0
56	MG	DA	3150	1/1	0.91	0.18	-	52,52,52,52	0
56	MG	BA	3440	1/1	0.88	0.24	-	29,29,29,29	0
56	MG	DQ	3002	1/1	0.97	0.12	-	41,41,41,41	0
56	MG	DA	3316	1/1	0.91	0.09	-	34,34,34,34	0
56	MG	DA	3657	1/1	0.80	0.19	-	56,56,56,56	0
56	MG	CA	3171	1/1	0.77	0.18	-	65,65,65,65	0
56	MG	DA	3129	1/1	0.88	0.20	-	42,42,42,42	0
56	MG	BA	3504	1/1	0.92	0.13	-	40,40,40,40	0
56	MG	BA	3613	1/1	0.93	0.18	-	55,55,55,55	0
56	MG	AA	3031	1/1	0.93	0.12	-	54,54,54,54	0
56	MG	DA	3113	1/1	0.90	0.13	-	50,50,50,50	0
56	MG	DA	3623	1/1	0.88	0.41	-	66,66,66,66	0
56	MG	DA	3381	1/1	0.96	0.19	-	34,34,34,34	0
56	MG	BA	3749	1/1	0.97	0.11	-	29,29,29,29	0
56	MG	CA	3093	1/1	0.94	0.18	-	65,65,65,65	0

Continued on next page...

Continued from previous page...

Mol	Type	Chain	Res	Atoms	RSCC	RSR	LLDF	B-factors(\AA^2)	Q<0.9
56	MG	DA	3292	1/1	0.89	0.18	-	40,40,40,40	0
56	MG	CA	3024	1/1	0.88	0.11	-	58,58,58,58	0
56	MG	BA	3503	1/1	0.89	0.25	-	64,64,64,64	0
56	MG	BZ	301	1/1	0.78	0.23	-	58,58,58,58	0
56	MG	BA	3468	1/1	0.86	0.15	-	45,45,45,45	0
56	MG	BA	3013	1/1	0.93	0.17	-	26,26,26,26	0
56	MG	BA	3498	1/1	0.79	0.20	-	43,43,43,43	0
56	MG	BE	302	1/1	0.95	0.29	-	40,40,40,40	0
56	MG	BA	3737	1/1	0.91	0.10	-	70,70,70,70	0
56	MG	BA	3517	1/1	0.94	0.11	-	49,49,49,49	0
56	MG	DA	3406	1/1	0.96	0.12	-	33,33,33,33	0
56	MG	BA	3708	1/1	0.97	0.23	-	36,36,36,36	0
56	MG	DA	3541	1/1	0.87	0.12	-	40,40,40,40	0
56	MG	B8	101	1/1	0.96	0.15	-	36,36,36,36	0
56	MG	DA	3642	1/1	0.95	0.09	-	48,48,48,48	0
56	MG	BA	3632	1/1	0.97	0.24	-	43,43,43,43	0
56	MG	BA	3142	1/1	0.98	0.32	-	29,29,29,29	0
56	MG	BA	3621	1/1	0.91	0.15	-	39,39,39,39	0
56	MG	BA	3305	1/1	0.91	0.13	-	46,46,46,46	0
56	MG	BA	3658	1/1	0.96	0.16	-	51,51,51,51	0
56	MG	DA	3389	1/1	0.81	0.10	-	50,50,50,50	0
56	MG	AA	3076	1/1	0.83	0.16	-	56,56,56,56	0
56	MG	CA	3141	1/1	0.97	0.17	-	53,53,53,53	0
56	MG	BA	3660	1/1	0.96	0.17	-	51,51,51,51	0
56	MG	BB	221	1/1	0.91	0.12	-	43,43,43,43	0
56	MG	DA	3032	1/1	0.80	0.17	-	47,47,47,47	0
56	MG	BA	3644	1/1	0.98	0.24	-	50,50,50,50	0
56	MG	DA	3429	1/1	0.94	0.13	-	45,45,45,45	0
56	MG	BA	3443	1/1	0.93	0.17	-	27,27,27,27	0
56	MG	DA	3535	1/1	0.94	0.07	-	59,59,59,59	0
56	MG	DA	3164	1/1	0.83	0.20	-	47,47,47,47	0
56	MG	BA	3288	1/1	0.82	0.11	-	44,44,44,44	0
56	MG	BA	3497	1/1	0.95	0.13	-	44,44,44,44	0
56	MG	BA	3601	1/1	0.99	0.14	-	49,49,49,49	0
56	MG	BN	3007	1/1	0.87	0.20	-	50,50,50,50	0
56	MG	BA	3228	1/1	0.87	0.21	-	56,56,56,56	0
56	MG	AA	3150	1/1	0.89	0.13	-	66,66,66,66	0
56	MG	AA	3099	1/1	0.95	0.21	-	47,47,47,47	0
56	MG	AA	3067	1/1	0.78	0.19	-	72,72,72,72	0
56	MG	BA	3030	1/1	0.81	0.15	-	40,40,40,40	0
56	MG	BA	3199	1/1	0.81	0.45	-	51,51,51,51	0
56	MG	DA	3436	1/1	0.93	0.11	-	70,70,70,70	0

Continued on next page...

Continued from previous page...

Mol	Type	Chain	Res	Atoms	RSCC	RSR	LLDF	B-factors(\AA^2)	Q<0.9
56	MG	DA	3209	1/1	0.92	0.28	-	46,46,46,46	0
56	MG	BA	3192	1/1	0.92	0.21	-	53,53,53,53	0
56	MG	BA	3294	1/1	0.80	0.36	-	67,67,67,67	0
56	MG	BB	212	1/1	0.98	0.19	-	42,42,42,42	0
56	MG	BA	3496	1/1	0.97	0.06	-	59,59,59,59	0
56	MG	DA	3527	1/1	0.86	0.20	-	61,61,61,61	0
56	MG	DA	3543	1/1	0.95	0.14	-	52,52,52,52	0
56	MG	DA	3142	1/1	0.89	0.10	-	50,50,50,50	0
56	MG	BA	3652	1/1	0.93	0.13	-	61,61,61,61	0
56	MG	DA	3183	1/1	0.94	0.13	-	40,40,40,40	0
56	MG	BA	3202	1/1	0.95	0.29	-	38,38,38,38	0
56	MG	DB	3003	1/1	0.85	0.18	-	56,56,56,56	0
56	MG	DA	3652	1/1	0.87	0.13	-	53,53,53,53	0
56	MG	BA	3507	1/1	0.98	0.22	-	35,35,35,35	0
56	MG	BA	3233	1/1	0.86	0.18	-	61,61,61,61	0
56	MG	BA	3267	1/1	0.95	0.14	-	45,45,45,45	0
56	MG	DA	3293	1/1	0.96	0.14	-	57,57,57,57	0
56	MG	AA	3169	1/1	0.78	0.26	-	73,73,73,73	0
56	MG	BA	3422	1/1	0.91	0.16	-	53,53,53,53	0
56	MG	BA	3348	1/1	0.95	0.19	-	24,24,24,24	0
56	MG	AA	3018	1/1	0.96	0.15	-	50,50,50,50	0
56	MG	DA	3610	1/1	0.92	0.17	-	49,49,49,49	0
56	MG	BA	3617	1/1	0.86	0.26	-	44,44,44,44	0
56	MG	DA	3218	1/1	0.90	0.27	-	30,30,30,30	0
56	MG	BA	3059	1/1	0.74	0.14	-	49,49,49,49	0
56	MG	AA	3036	1/1	0.94	0.19	-	69,69,69,69	0
56	MG	BA	3264	1/1	0.90	0.34	-	45,45,45,45	0
56	MG	BQ	204	1/1	0.89	0.19	-	43,43,43,43	0
56	MG	DA	3531	1/1	0.96	0.17	-	62,62,62,62	0
56	MG	DA	3087	1/1	0.83	0.33	-	50,50,50,50	0
56	MG	DA	3671	1/1	0.97	0.25	-	37,37,37,37	0
56	MG	DA	3536	1/1	0.74	0.10	-	44,44,44,44	0
56	MG	BA	3615	1/1	0.96	0.08	-	60,60,60,60	0
56	MG	DA	3079	1/1	0.86	0.12	-	32,32,32,32	0
56	MG	CA	3020	1/1	0.87	0.12	-	46,46,46,46	0
56	MG	DA	3169	1/1	0.96	0.18	-	44,44,44,44	0
56	MG	BA	3783	1/1	0.93	0.15	-	43,43,43,43	0
56	MG	CA	3143	1/1	0.88	0.13	-	77,77,77,77	0
56	MG	BP	202	1/1	0.98	0.13	-	27,27,27,27	0
56	MG	CA	3081	1/1	0.62	0.16	-	58,58,58,58	0
56	MG	BN	3002	1/1	0.86	0.24	-	57,57,57,57	0
56	MG	BA	3365	1/1	0.96	0.28	-	37,37,37,37	0

Continued on next page...

Continued from previous page...

Mol	Type	Chain	Res	Atoms	RSCC	RSR	LLDF	B-factors(\AA^2)	Q<0.9
56	MG	AE	202	1/1	0.88	0.07	-	74,74,74,74	0
56	MG	BA	3256	1/1	0.82	0.24	-	54,54,54,54	0
56	MG	DA	3204	1/1	0.96	0.37	-	50,50,50,50	0
56	MG	DA	3367	1/1	0.96	0.15	-	55,55,55,55	0
56	MG	DA	3229	1/1	0.86	0.10	-	64,64,64,64	0
56	MG	BA	3080	1/1	0.94	0.27	-	51,51,51,51	0
56	MG	DA	3198	1/1	0.95	0.30	-	49,49,49,49	0
56	MG	DA	3045	1/1	0.96	0.10	-	60,60,60,60	0
56	MG	BA	3188	1/1	0.95	0.20	-	46,46,46,46	0
56	MG	CA	3101	1/1	0.98	0.11	-	54,54,54,54	0
56	MG	DA	3629	1/1	0.96	0.04	-	61,61,61,61	0
56	MG	DA	3656	1/1	0.96	0.07	-	57,57,57,57	0
56	MG	DA	3178	1/1	0.94	0.28	-	53,53,53,53	0
56	MG	AA	3068	1/1	0.89	0.24	-	62,62,62,62	0
56	MG	BA	3717	1/1	0.92	0.14	-	54,54,54,54	0
56	MG	BA	3772	1/1	0.93	0.18	-	56,56,56,56	0
56	MG	DA	3262	1/1	0.94	0.07	-	46,46,46,46	0
56	MG	DA	3212	1/1	0.89	0.07	-	54,54,54,54	0
56	MG	AA	3115	1/1	0.98	0.24	-	45,45,45,45	0
56	MG	DA	3084	1/1	0.98	0.31	-	47,47,47,47	0
56	MG	BA	3490	1/1	0.87	0.12	-	60,60,60,60	0
56	MG	DA	3435	1/1	0.94	0.15	-	55,55,55,55	0
56	MG	BA	3122	1/1	0.92	0.42	-	46,46,46,46	0
56	MG	BA	3262	1/1	0.92	0.27	-	54,54,54,54	0
56	MG	DA	3401	1/1	0.95	0.08	-	43,43,43,43	0
56	MG	CA	3071	1/1	0.87	0.10	-	57,57,57,57	0
56	MG	DA	3175	1/1	0.89	0.44	-	51,51,51,51	0
56	MG	BA	3124	1/1	0.94	0.20	-	35,35,35,35	0
56	MG	CA	3129	1/1	0.81	0.10	-	69,69,69,69	0
56	MG	BA	3002	1/1	0.87	0.17	-	57,57,57,57	0
56	MG	BB	213	1/1	0.96	0.23	-	30,30,30,30	0
56	MG	DA	3237	1/1	0.94	0.18	-	43,43,43,43	0
56	MG	BA	3159	1/1	0.93	0.25	-	40,40,40,40	0
56	MG	BA	3417	1/1	0.93	0.17	-	32,32,32,32	0
56	MG	AA	3123	1/1	0.96	0.18	-	51,51,51,51	0
56	MG	BA	3424	1/1	0.97	0.16	-	55,55,55,55	0
56	MG	DA	3333	1/1	0.91	0.09	-	51,51,51,51	0
56	MG	AA	3086	1/1	0.94	0.10	-	48,48,48,48	0
56	MG	AA	3057	1/1	0.94	0.20	-	66,66,66,66	0
56	MG	CA	3166	1/1	0.95	0.16	-	52,52,52,52	0
56	MG	DA	3019	1/1	0.79	0.14	-	48,48,48,48	0
56	MG	BB	206	1/1	0.83	0.32	-	58,58,58,58	0

Continued on next page...

Continued from previous page...

Mol	Type	Chain	Res	Atoms	RSCC	RSR	LLDF	B-factors(\AA^2)	Q<0.9
56	MG	BA	3543	1/1	0.98	0.23	-	23,23,23,23	0
56	MG	BA	3311	1/1	0.96	0.17	-	23,23,23,23	0
56	MG	BA	3238	1/1	0.87	0.32	-	41,41,41,41	0
56	MG	DA	3455	1/1	0.81	0.20	-	46,46,46,46	0
56	MG	DA	3505	1/1	0.97	0.12	-	45,45,45,45	0
56	MG	DF	302	1/1	0.83	0.28	-	44,44,44,44	0
56	MG	AA	3082	1/1	0.96	0.34	-	51,51,51,51	0
56	MG	BA	3541	1/1	0.95	0.18	-	55,55,55,55	0
56	MG	BA	3259	1/1	0.88	0.22	-	59,59,59,59	0
56	MG	DA	3095	1/1	0.93	0.11	-	43,43,43,43	0
56	MG	DA	3010	1/1	0.90	0.14	-	45,45,45,45	0
56	MG	BA	3099	1/1	0.78	0.22	-	67,67,67,67	0
56	MG	DA	3537	1/1	0.87	0.14	-	58,58,58,58	0
56	MG	CA	3069	1/1	0.91	0.06	-	59,59,59,59	0
56	MG	BA	3739	1/1	0.90	0.27	-	46,46,46,46	0
56	MG	DA	3166	1/1	0.96	0.19	-	35,35,35,35	0
56	MG	DA	3147	1/1	0.92	0.12	-	53,53,53,53	0
56	MG	DA	3644	1/1	0.81	0.12	-	40,40,40,40	0
56	MG	DA	3601	1/1	0.99	0.10	-	26,26,26,26	0
56	MG	BU	204	1/1	0.91	0.31	-	43,43,43,43	0
56	MG	BA	3456	1/1	0.94	0.12	-	32,32,32,32	0
56	MG	DA	3627	1/1	0.75	0.18	-	64,64,64,64	0
56	MG	DA	3184	1/1	0.92	0.09	-	49,49,49,49	0
56	MG	AA	3002	1/1	0.90	0.08	-	63,63,63,63	0
56	MG	BA	3149	1/1	0.92	0.39	-	36,36,36,36	0
56	MG	CA	3005	1/1	0.88	0.10	-	73,73,73,73	0
56	MG	AA	3165	1/1	0.95	0.08	-	49,49,49,49	0
56	MG	DA	3086	1/1	0.91	0.45	-	36,36,36,36	0
56	MG	CA	3075	1/1	0.95	0.21	-	67,67,67,67	0
56	MG	AA	3050	1/1	0.91	0.22	-	77,77,77,77	0
56	MG	AA	3106	1/1	0.96	0.09	-	61,61,61,61	0
56	MG	BA	3554	1/1	0.90	0.15	-	24,24,24,24	0
56	MG	DA	3272	1/1	0.92	0.10	-	45,45,45,45	0
56	MG	BA	3141	1/1	0.95	0.13	-	42,42,42,42	0
56	MG	DA	3215	1/1	0.97	0.06	-	49,49,49,49	0
56	MG	BA	3667	1/1	0.92	0.19	-	39,39,39,39	0
56	MG	AA	3079	1/1	0.86	0.21	-	55,55,55,55	0
56	MG	AA	3085	1/1	0.98	0.16	-	66,66,66,66	0
56	MG	BA	3748	1/1	0.94	0.10	-	69,69,69,69	0
56	MG	BA	3345	1/1	0.96	0.11	-	28,28,28,28	0
56	MG	BA	3437	1/1	0.83	0.24	-	61,61,61,61	0
56	MG	DA	3336	1/1	0.99	0.09	-	39,39,39,39	0

Continued on next page...

Continued from previous page...

Mol	Type	Chain	Res	Atoms	RSCC	RSR	LLDF	B-factors(\AA^2)	Q<0.9
56	MG	BB	210	1/1	0.86	0.24	-	55,55,55,55	0
56	MG	BA	3039	1/1	0.92	0.25	-	58,58,58,58	0
56	MG	BA	3475	1/1	0.82	0.12	-	45,45,45,45	0
56	MG	DA	3217	1/1	0.97	0.22	-	34,34,34,34	0
56	MG	AA	3023	1/1	0.95	0.18	-	48,48,48,48	0
56	MG	DA	3279	1/1	0.93	0.11	-	54,54,54,54	0
56	MG	DA	3124	1/1	0.90	0.09	-	50,50,50,50	0
56	MG	BA	3261	1/1	0.94	0.10	-	46,46,46,46	0
56	MG	BA	3343	1/1	0.96	0.16	-	30,30,30,30	0
56	MG	DA	3165	1/1	0.90	0.12	-	42,42,42,42	0
56	MG	DA	3633	1/1	0.95	0.06	-	56,56,56,56	0
56	MG	DA	3057	1/1	0.90	0.32	-	55,55,55,55	0
56	MG	DA	3373	1/1	0.98	0.09	-	39,39,39,39	0
56	MG	BB	201	1/1	0.96	0.12	-	65,65,65,65	0
56	MG	DA	3594	1/1	0.94	0.18	-	54,54,54,54	0
56	MG	BA	3206	1/1	0.95	0.22	-	37,37,37,37	0
56	MG	CA	3174	1/1	0.80	0.57	-	80,80,80,80	0
56	MG	AA	3163	1/1	0.84	0.17	-	58,58,58,58	0
56	MG	AA	3152	1/1	0.95	0.08	-	48,48,48,48	0
56	MG	AA	3033	1/1	0.97	0.23	-	58,58,58,58	0
56	MG	DA	3179	1/1	0.90	0.20	-	57,57,57,57	0
56	MG	BA	3277	1/1	0.87	0.27	-	54,54,54,54	0
56	MG	DA	3094	1/1	0.97	0.15	-	52,52,52,52	0
56	MG	DA	3549	1/1	0.92	0.14	-	32,32,32,32	0
56	MG	BE	304	1/1	0.96	0.50	-	43,43,43,43	0
56	MG	CA	3084	1/1	0.66	0.14	-	71,71,71,71	0
56	MG	BA	3491	1/1	0.98	0.18	-	45,45,45,45	0
56	MG	AA	3105	1/1	0.94	0.14	-	71,71,71,71	0
56	MG	AA	3042	1/1	0.93	0.10	-	55,55,55,55	0
56	MG	DA	3422	1/1	0.92	0.11	-	51,51,51,51	0
56	MG	DA	3462	1/1	0.98	0.09	-	31,31,31,31	0
56	MG	DA	3227	1/1	0.92	0.40	-	49,49,49,49	0
56	MG	AA	3168	1/1	0.89	0.11	-	57,57,57,57	0
56	MG	CA	3097	1/1	0.81	0.22	-	64,64,64,64	0
56	MG	BA	3153	1/1	0.94	0.14	-	50,50,50,50	0
56	MG	BA	3107	1/1	0.95	0.18	-	50,50,50,50	0
56	MG	BA	3478	1/1	0.91	0.14	-	59,59,59,59	0
56	MG	BA	3096	1/1	0.93	0.30	-	61,61,61,61	0
56	MG	DD	302	1/1	0.89	0.44	-	73,73,73,73	0
56	MG	BA	3355	1/1	0.96	0.26	-	28,28,28,28	0
56	MG	CA	3161	1/1	0.99	0.05	-	51,51,51,51	0
56	MG	BA	3412	1/1	0.95	0.27	-	19,19,19,19	0

Continued on next page...

Continued from previous page...

Mol	Type	Chain	Res	Atoms	RSCC	RSR	LLDF	B-factors(\AA^2)	Q<0.9
56	MG	CA	3036	1/1	0.84	0.18	-	72,72,72,72	0
56	MG	BA	3569	1/1	0.96	0.16	-	56,56,56,56	0
56	MG	BA	3480	1/1	0.84	0.12	-	50,50,50,50	0
56	MG	BA	3451	1/1	0.98	0.15	-	31,31,31,31	0
56	MG	BA	3682	1/1	0.89	0.30	-	39,39,39,39	0
56	MG	BA	3442	1/1	0.96	0.13	-	36,36,36,36	0
56	MG	BA	3358	1/1	0.92	0.12	-	40,40,40,40	0
56	MG	DA	3189	1/1	0.92	0.13	-	41,41,41,41	0
56	MG	DA	3110	1/1	0.75	0.16	-	64,64,64,64	0
56	MG	DA	3443	1/1	0.94	0.11	-	38,38,38,38	0
56	MG	DA	3585	1/1	0.95	0.21	-	43,43,43,43	0
56	MG	AA	3182	1/1	0.94	0.14	-	64,64,64,64	0
56	MG	BA	3120	1/1	0.86	0.20	-	50,50,50,50	0
56	MG	BA	3643	1/1	0.92	0.15	-	58,58,58,58	0
56	MG	BA	3647	1/1	0.91	0.20	-	49,49,49,49	0
56	MG	DA	3075	1/1	0.84	0.30	-	43,43,43,43	0
56	MG	BA	3458	1/1	0.97	0.14	-	66,66,66,66	0
56	MG	DA	3602	1/1	0.95	0.17	-	51,51,51,51	0
56	MG	AA	3146	1/1	0.96	0.13	-	53,53,53,53	0
56	MG	BA	3542	1/1	0.97	0.17	-	20,20,20,20	0
56	MG	BA	3594	1/1	0.90	0.17	-	33,33,33,33	0
56	MG	DA	3134	1/1	0.93	0.07	-	48,48,48,48	0
56	MG	CA	3155	1/1	0.91	0.08	-	76,76,76,76	0
56	MG	CA	3017	1/1	0.92	0.14	-	76,76,76,76	0
56	MG	BA	3170	1/1	0.98	0.18	-	52,52,52,52	0
56	MG	DA	3637	1/1	0.98	0.11	-	70,70,70,70	0
56	MG	CA	3114	1/1	0.97	0.09	-	52,52,52,52	0
56	MG	BA	3596	1/1	0.96	0.08	-	68,68,68,68	0
56	MG	AA	3010	1/1	0.95	0.12	-	63,63,63,63	0
56	MG	AA	3037	1/1	0.91	0.19	-	46,46,46,46	0
56	MG	BA	3162	1/1	0.92	0.33	-	53,53,53,53	0
56	MG	DA	3265	1/1	0.96	0.18	-	37,37,37,37	0
56	MG	BA	3329	1/1	0.98	0.19	-	24,24,24,24	0
56	MG	DA	3105	1/1	0.96	0.10	-	41,41,41,41	0
56	MG	DA	3635	1/1	0.97	0.18	-	47,47,47,47	0
56	MG	DA	3576	1/1	0.92	0.09	-	50,50,50,50	0
56	MG	DA	3049	1/1	0.90	0.13	-	53,53,53,53	0
56	MG	BA	3143	1/1	0.93	0.27	-	39,39,39,39	0
56	MG	BA	3730	1/1	0.98	0.20	-	13,13,13,13	0
56	MG	BA	3098	1/1	0.99	0.26	-	38,38,38,38	0
56	MG	BA	3055	1/1	0.88	0.21	-	55,55,55,55	0
56	MG	BA	3785	1/1	0.92	0.13	-	81,81,81,81	0

Continued on next page...

Continued from previous page...

Mol	Type	Chain	Res	Atoms	RSCC	RSR	LLDF	B-factors(\AA^2)	Q<0.9
56	MG	BA	3732	1/1	0.94	0.17	-	41,41,41,41	0
56	MG	BA	3326	1/1	0.89	0.14	-	22,22,22,22	0
56	MG	BA	3298	1/1	0.97	0.20	-	49,49,49,49	0
56	MG	BA	3624	1/1	0.87	0.13	-	37,37,37,37	0
56	MG	DA	3254	1/1	0.97	0.20	-	35,35,35,35	0
56	MG	DA	3613	1/1	0.90	0.07	-	55,55,55,55	0
56	MG	BA	3787	1/1	0.92	0.16	-	57,57,57,57	0
56	MG	BA	3165	1/1	0.89	0.17	-	50,50,50,50	0
56	MG	AA	3151	1/1	0.92	0.12	-	56,56,56,56	0
56	MG	DA	3136	1/1	0.99	0.18	-	43,43,43,43	0
56	MG	BA	3638	1/1	0.92	0.11	-	56,56,56,56	0
56	MG	BY	204	1/1	0.96	0.31	-	52,52,52,52	0
56	MG	AA	3093	1/1	0.97	0.14	-	51,51,51,51	0
56	MG	DA	3037	1/1	0.83	0.16	-	34,34,34,34	0
56	MG	BA	3327	1/1	0.84	0.18	-	37,37,37,37	0
56	MG	DA	3470	1/1	0.98	0.15	-	31,31,31,31	0
56	MG	BA	3369	1/1	0.91	0.20	-	40,40,40,40	0
56	MG	BA	3105	1/1	0.89	0.17	-	39,39,39,39	0
56	MG	DA	3572	1/1	0.85	0.06	-	68,68,68,68	0
56	MG	DA	3026	1/1	0.78	0.22	-	52,52,52,52	0
56	MG	CA	3087	1/1	0.83	0.12	-	62,62,62,62	0
56	MG	CA	3167	1/1	0.96	0.06	-	47,47,47,47	0
56	MG	BA	3390	1/1	0.97	0.21	-	25,25,25,25	0
56	MG	DA	3252	1/1	0.94	0.10	-	38,38,38,38	0
56	MG	BA	3066	1/1	0.88	0.16	-	52,52,52,52	0
56	MG	BA	3054	1/1	0.88	0.23	-	43,43,43,43	0
56	MG	BA	3214	1/1	0.93	0.29	-	44,44,44,44	0
56	MG	DA	3248	1/1	0.86	0.14	-	49,49,49,49	0
56	MG	DA	3423	1/1	0.78	0.15	-	56,56,56,56	0
56	MG	DA	3245	1/1	0.86	0.15	-	47,47,47,47	0
56	MG	DA	3474	1/1	0.98	0.06	-	30,30,30,30	0
56	MG	BA	3718	1/1	0.96	0.14	-	53,53,53,53	0
56	MG	BP	203	1/1	0.88	0.14	-	49,49,49,49	0
56	MG	BA	3600	1/1	0.94	0.18	-	50,50,50,50	0
56	MG	AA	3052	1/1	0.94	0.15	-	49,49,49,49	0
56	MG	AA	3101	1/1	0.97	0.17	-	49,49,49,49	0
56	MG	BA	3665	1/1	0.97	0.20	-	40,40,40,40	0
56	MG	DA	3281	1/1	0.87	0.16	-	49,49,49,49	0
56	MG	BB	207	1/1	0.93	0.18	-	39,39,39,39	0
56	MG	DA	3082	1/1	0.90	0.17	-	40,40,40,40	0
56	MG	AA	3184	1/1	0.74	0.12	-	66,66,66,66	0
56	MG	BA	3699	1/1	0.90	0.12	-	48,48,48,48	0

Continued on next page...

Continued from previous page...

Mol	Type	Chain	Res	Atoms	RSCC	RSR	LLDF	B-factors(\AA^2)	Q<0.9
56	MG	DA	3551	1/1	0.94	0.07	-	47,47,47,47	0
56	MG	DA	3148	1/1	0.95	0.42	-	43,43,43,43	0
56	MG	BA	3428	1/1	0.97	0.26	-	36,36,36,36	0
56	MG	BA	3218	1/1	0.87	0.20	-	34,34,34,34	0
56	MG	BA	3558	1/1	0.86	0.21	-	57,57,57,57	0
56	MG	BA	3585	1/1	0.85	0.08	-	58,58,58,58	0
56	MG	CA	3011	1/1	0.81	0.13	-	69,69,69,69	0
56	MG	DA	3542	1/1	0.98	0.10	-	58,58,58,58	0
56	MG	BA	3494	1/1	0.94	0.13	-	47,47,47,47	0
56	MG	DA	3557	1/1	0.95	0.17	-	44,44,44,44	0
56	MG	BY	202	1/1	0.97	0.17	-	48,48,48,48	0
56	MG	CA	3021	1/1	0.85	0.21	-	65,65,65,65	0
56	MG	BA	3045	1/1	0.93	0.17	-	38,38,38,38	0
56	MG	BB	215	1/1	0.95	0.20	-	35,35,35,35	0
56	MG	AA	3153	1/1	0.85	0.12	-	81,81,81,81	0
56	MG	BA	3414	1/1	0.95	0.22	-	33,33,33,33	0
56	MG	DA	3487	1/1	0.97	0.16	-	37,37,37,37	0
56	MG	CA	3095	1/1	0.99	0.04	-	56,56,56,56	0
56	MG	DA	3619	1/1	0.87	0.23	-	54,54,54,54	0
56	MG	DA	3560	1/1	0.94	0.07	-	47,47,47,47	0
56	MG	DA	3350	1/1	0.94	0.07	-	53,53,53,53	0
56	MG	AX	3009	1/1	0.84	0.15	-	74,74,74,74	0
56	MG	DA	3428	1/1	0.95	0.05	-	26,26,26,26	0
56	MG	CA	3001	1/1	0.74	0.09	-	59,59,59,59	0
56	MG	BA	3618	1/1	0.91	0.17	-	56,56,56,56	0
56	MG	CA	3079	1/1	0.72	0.16	-	67,67,67,67	0
56	MG	DB	3006	1/1	0.87	0.10	-	60,60,60,60	0
56	MG	DA	3498	1/1	0.98	0.08	-	44,44,44,44	0
56	MG	BA	3131	1/1	0.88	0.35	-	39,39,39,39	0
56	MG	DA	3569	1/1	0.94	0.23	-	59,59,59,59	0
56	MG	AA	3005	1/1	0.88	0.22	-	77,77,77,77	0
56	MG	CA	3152	1/1	0.84	0.22	-	54,54,54,54	0
56	MG	CA	3130	1/1	0.98	0.16	-	51,51,51,51	0
56	MG	BA	3209	1/1	0.98	0.17	-	35,35,35,35	0
56	MG	AA	3074	1/1	0.89	0.12	-	51,51,51,51	0
56	MG	DB	3010	1/1	0.93	0.20	-	53,53,53,53	0
56	MG	DA	3041	1/1	0.91	0.10	-	56,56,56,56	0
56	MG	AA	3066	1/1	0.89	0.13	-	58,58,58,58	0
56	MG	BA	3561	1/1	0.94	0.18	-	55,55,55,55	0
56	MG	DA	3575	1/1	0.93	0.14	-	51,51,51,51	0
56	MG	DA	3280	1/1	0.90	0.07	-	62,62,62,62	0
56	MG	DA	3628	1/1	0.92	0.08	-	47,47,47,47	0

Continued on next page...

Continued from previous page...

Mol	Type	Chain	Res	Atoms	RSCC	RSR	LLDF	B-factors(\AA^2)	Q<0.9
56	MG	BA	3026	1/1	0.85	0.27	-	49,49,49,49	0
56	MG	BA	3302	1/1	0.93	0.20	-	24,24,24,24	0
56	MG	BA	3183	1/1	0.97	0.17	-	35,35,35,35	0
56	MG	BA	3239	1/1	0.94	0.17	-	40,40,40,40	0
56	MG	BF	308	1/1	0.86	0.38	-	45,45,45,45	0
56	MG	DA	3636	1/1	0.98	0.11	-	52,52,52,52	0
56	MG	DA	3480	1/1	0.95	0.14	-	38,38,38,38	0
56	MG	DA	3461	1/1	0.98	0.22	-	57,57,57,57	0
56	MG	DA	3647	1/1	0.73	0.46	-	53,53,53,53	0
56	MG	AA	3131	1/1	0.95	0.14	-	29,29,29,29	0
56	MG	BA	3100	1/1	0.93	0.26	-	53,53,53,53	0
56	MG	DA	3500	1/1	0.85	0.11	-	51,51,51,51	0
56	MG	DA	3301	1/1	0.96	0.11	-	51,51,51,51	0
56	MG	BA	3754	1/1	0.96	0.10	-	60,60,60,60	0
56	MG	BA	3172	1/1	0.79	0.25	-	52,52,52,52	0
56	MG	CA	3026	1/1	0.93	0.12	-	55,55,55,55	0
56	MG	BA	3280	1/1	0.97	0.14	-	32,32,32,32	0
56	MG	BA	3692	1/1	0.80	0.12	-	51,51,51,51	0
56	MG	DA	3235	1/1	0.95	0.15	-	35,35,35,35	0
56	MG	BA	3778	1/1	0.94	0.11	-	41,41,41,41	0
56	MG	DA	3137	1/1	0.98	0.23	-	43,43,43,43	0
56	MG	BB	217	1/1	0.96	0.16	-	41,41,41,41	0
56	MG	DA	3186	1/1	0.95	0.15	-	54,54,54,54	0
56	MG	BA	3714	1/1	0.93	0.36	-	41,41,41,41	0
56	MG	AA	3020	1/1	0.72	0.14	-	71,71,71,71	0
56	MG	BA	3375	1/1	0.80	0.13	-	38,38,38,38	0
56	MG	DA	3030	1/1	0.94	0.09	-	46,46,46,46	0
56	MG	BA	3441	1/1	0.99	0.17	-	32,32,32,32	0
56	MG	BA	3195	1/1	0.98	0.33	-	52,52,52,52	0
56	MG	BA	3250	1/1	0.92	0.28	-	42,42,42,42	0
56	MG	DA	3042	1/1	0.86	0.11	-	46,46,46,46	0
56	MG	B8	102	1/1	0.92	0.15	-	41,41,41,41	0
56	MG	DA	3002	1/1	0.89	0.27	-	55,55,55,55	0
56	MG	CA	3154	1/1	0.94	0.19	-	54,54,54,54	0
56	MG	AA	3094	1/1	0.81	0.12	-	66,66,66,66	0
56	MG	BA	3109	1/1	0.82	0.21	-	56,56,56,56	0
56	MG	BA	3559	1/1	0.93	0.04	-	59,59,59,59	0
56	MG	BA	3382	1/1	0.94	0.13	-	41,41,41,41	0
56	MG	DA	3273	1/1	0.94	0.10	-	39,39,39,39	0
56	MG	DA	3173	1/1	0.93	0.20	-	51,51,51,51	0
56	MG	AA	3096	1/1	0.89	0.23	-	60,60,60,60	0
56	MG	CA	3063	1/1	0.89	0.10	-	70,70,70,70	0

Continued on next page...

Continued from previous page...

Mol	Type	Chain	Res	Atoms	RSCC	RSR	LLDF	B-factors(\AA^2)	Q<0.9
56	MG	DA	3431	1/1	0.92	0.09	-	64,64,64,64	0
56	MG	BA	3587	1/1	0.94	0.09	-	54,54,54,54	0
56	MG	DA	3322	1/1	0.92	0.12	-	53,53,53,53	0
56	MG	DA	3392	1/1	0.89	0.10	-	50,50,50,50	0
56	MG	DA	3638	1/1	0.91	0.12	-	42,42,42,42	0
56	MG	AA	3024	1/1	0.95	0.20	-	55,55,55,55	0
56	MG	BA	3389	1/1	0.84	0.18	-	56,56,56,56	0
56	MG	AA	3044	1/1	0.91	0.24	-	55,55,55,55	0
56	MG	DA	3563	1/1	0.93	0.14	-	61,61,61,61	0
56	MG	BP	204	1/1	0.95	0.16	-	54,54,54,54	0
56	MG	AA	3049	1/1	0.81	0.27	-	64,64,64,64	0
56	MG	DB	3008	1/1	0.92	0.13	-	64,64,64,64	0
56	MG	DA	3357	1/1	0.92	0.09	-	38,38,38,38	0
56	MG	CA	3106	1/1	0.92	0.08	-	58,58,58,58	0
56	MG	DA	3502	1/1	0.84	0.09	-	48,48,48,48	0
56	MG	DA	3294	1/1	0.85	0.08	-	36,36,36,36	0
56	MG	BA	3609	1/1	0.86	0.14	-	54,54,54,54	0
56	MG	BA	3128	1/1	0.91	0.14	-	44,44,44,44	0
56	MG	BQ	202	1/1	0.95	0.26	-	37,37,37,37	0
56	MG	BA	3663	1/1	0.90	0.23	-	65,65,65,65	0
56	MG	BA	3032	1/1	0.97	0.42	-	42,42,42,42	0
56	MG	BA	3148	1/1	0.92	0.08	-	49,49,49,49	0
56	MG	DA	3413	1/1	0.93	0.08	-	34,34,34,34	0
56	MG	CA	3108	1/1	0.97	0.07	-	52,52,52,52	0
56	MG	BA	3064	1/1	0.91	0.17	-	33,33,33,33	0
56	MG	BA	3061	1/1	0.93	0.30	-	49,49,49,49	0
56	MG	BA	3731	1/1	0.91	0.14	-	26,26,26,26	0
56	MG	BA	3285	1/1	0.97	0.13	-	54,54,54,54	0
56	MG	BA	3565	1/1	0.95	0.09	-	43,43,43,43	0
56	MG	AA	3008	1/1	0.94	0.14	-	56,56,56,56	0
56	MG	CA	3117	1/1	0.87	0.11	-	58,58,58,58	0
56	MG	BA	3244	1/1	0.95	0.52	-	39,39,39,39	0
56	MG	BA	3649	1/1	0.89	0.10	-	44,44,44,44	0
56	MG	CA	3107	1/1	0.77	0.18	-	77,77,77,77	0
56	MG	BW	204	1/1	0.98	0.39	-	31,31,31,31	0
56	MG	DA	3225	1/1	0.87	0.11	-	49,49,49,49	0
56	MG	DA	3597	1/1	0.91	0.09	-	49,49,49,49	0
56	MG	DA	3055	1/1	0.97	0.07	-	54,54,54,54	0
56	MG	CA	3085	1/1	0.91	0.21	-	73,73,73,73	0
56	MG	BA	3720	1/1	0.88	0.11	-	45,45,45,45	0
56	MG	BA	3724	1/1	0.93	0.17	-	25,25,25,25	0
56	MG	DA	3404	1/1	0.95	0.09	-	40,40,40,40	0

Continued on next page...

Continued from previous page...

Mol	Type	Chain	Res	Atoms	RSCC	RSR	LLDF	B-factors(\AA^2)	Q<0.9
56	MG	BA	3685	1/1	0.97	0.14	-	51,51,51,51	0
56	MG	BA	3079	1/1	0.85	0.33	-	49,49,49,49	0
56	MG	DA	3454	1/1	0.91	0.09	-	56,56,56,56	0
56	MG	AA	3177	1/1	0.86	0.10	-	80,80,80,80	0
56	MG	DU	3002	1/1	0.94	0.44	-	52,52,52,52	0
56	MG	DA	3202	1/1	0.91	0.43	-	52,52,52,52	0
56	MG	AX	3004	1/1	0.95	0.12	-	53,53,53,53	0
56	MG	BA	3219	1/1	0.90	0.14	-	62,62,62,62	0
56	MG	DA	3320	1/1	0.97	0.15	-	34,34,34,34	0
56	MG	BA	3544	1/1	0.96	0.31	-	45,45,45,45	0
56	MG	BA	3677	1/1	0.87	0.17	-	56,56,56,56	0
56	MG	BA	3253	1/1	0.92	0.19	-	47,47,47,47	0
56	MG	AA	3144	1/1	0.96	0.10	-	59,59,59,59	0
56	MG	AA	3083	1/1	0.91	0.13	-	53,53,53,53	0
56	MG	BA	3664	1/1	0.96	0.19	-	17,17,17,17	0
56	MG	BA	3794	1/1	0.99	0.14	-	29,29,29,29	0
56	MG	AA	3166	1/1	0.73	0.49	-	74,74,74,74	0
56	MG	BA	3515	1/1	0.96	0.17	-	35,35,35,35	0
56	MG	BA	3295	1/1	0.89	0.23	-	49,49,49,49	0
56	MG	B5	103	1/1	0.91	0.16	-	41,41,41,41	0
56	MG	CA	3006	1/1	0.73	0.18	-	59,59,59,59	0
56	MG	BA	3687	1/1	0.90	0.22	-	53,53,53,53	0
56	MG	DA	3415	1/1	0.91	0.14	-	59,59,59,59	0
56	MG	CA	3142	1/1	0.86	0.13	-	81,81,81,81	0
56	MG	CA	3089	1/1	0.83	0.09	-	67,67,67,67	0
56	MG	BA	3693	1/1	0.87	0.14	-	74,74,74,74	0
56	MG	BA	3779	1/1	0.92	0.15	-	45,45,45,45	0
56	MG	AA	3159	1/1	0.98	0.07	-	59,59,59,59	0
56	MG	DW	201	1/1	0.71	0.28	-	67,67,67,67	0
56	MG	BA	3290	1/1	0.80	0.34	-	50,50,50,50	0
56	MG	DA	3615	1/1	0.94	0.09	-	50,50,50,50	0
56	MG	CA	3118	1/1	0.97	0.09	-	60,60,60,60	0
56	MG	DA	3258	1/1	0.89	0.17	-	51,51,51,51	0
56	MG	CA	3139	1/1	0.89	0.15	-	69,69,69,69	0
56	MG	DB	3007	1/1	0.97	0.17	-	42,42,42,42	0
56	MG	CA	3019	1/1	0.88	0.06	-	62,62,62,62	0
56	MG	BA	3025	1/1	0.91	0.11	-	48,48,48,48	0
56	MG	BA	3751	1/1	0.91	0.36	-	55,55,55,55	0
56	MG	DA	3268	1/1	0.93	0.13	-	56,56,56,56	0
56	MG	CA	3025	1/1	0.91	0.20	-	61,61,61,61	0
56	MG	BA	3093	1/1	0.85	0.16	-	48,48,48,48	0
56	MG	BA	3529	1/1	0.91	0.20	-	25,25,25,25	0

Continued on next page...

Continued from previous page...

Mol	Type	Chain	Res	Atoms	RSCC	RSR	LLDF	B-factors(\AA^2)	Q<0.9
56	MG	BA	3482	1/1	0.96	0.14	-	42,42,42,42	0
56	MG	DA	3200	1/1	0.91	0.11	-	57,57,57,57	0
56	MG	BA	3538	1/1	0.93	0.18	-	26,26,26,26	0
56	MG	AA	3158	1/1	0.94	0.09	-	71,71,71,71	0
56	MG	BA	3339	1/1	0.96	0.19	-	23,23,23,23	0
56	MG	BA	3017	1/1	0.86	0.17	-	52,52,52,52	0
56	MG	BA	3719	1/1	0.94	0.16	-	36,36,36,36	0
56	MG	DA	3409	1/1	0.85	0.14	-	55,55,55,55	0
56	MG	BA	3145	1/1	0.98	0.25	-	41,41,41,41	0
56	MG	CA	3066	1/1	0.96	0.11	-	47,47,47,47	0
56	MG	DA	3438	1/1	0.91	0.15	-	55,55,55,55	0
56	MG	BA	3088	1/1	0.84	0.54	-	49,49,49,49	0
56	MG	DA	3523	1/1	0.97	0.28	-	52,52,52,52	0
56	MG	AA	3154	1/1	0.93	0.09	-	50,50,50,50	0
56	MG	DA	3403	1/1	0.98	0.15	-	56,56,56,56	0
56	MG	BA	3464	1/1	0.91	0.16	-	46,46,46,46	0
56	MG	DB	3009	1/1	0.93	0.12	-	58,58,58,58	0
56	MG	DA	3097	1/1	0.79	0.27	-	57,57,57,57	0
56	MG	BA	3299	1/1	0.93	0.16	-	44,44,44,44	0
56	MG	CA	3146	1/1	0.96	0.20	-	65,65,65,65	0
56	MG	DA	3101	1/1	0.84	0.27	-	55,55,55,55	0
56	MG	BA	3222	1/1	0.91	0.11	-	48,48,48,48	0
56	MG	CA	3159	1/1	0.84	0.12	-	71,71,71,71	0
56	MG	BA	3087	1/1	0.97	0.57	-	40,40,40,40	0
56	MG	CA	3068	1/1	0.90	0.23	-	64,64,64,64	0
56	MG	DA	3363	1/1	0.90	0.15	-	49,49,49,49	0
56	MG	DA	3512	1/1	0.97	0.11	-	48,48,48,48	0
56	MG	BA	3492	1/1	0.93	0.15	-	47,47,47,47	0
56	MG	BA	3526	1/1	0.98	0.20	-	35,35,35,35	0
56	MG	DP	201	1/1	0.91	0.14	-	58,58,58,58	0
56	MG	DA	3584	1/1	0.93	0.14	-	31,31,31,31	0
56	MG	DA	3025	1/1	0.94	0.14	-	52,52,52,52	0
56	MG	CA	3061	1/1	0.91	0.25	-	64,64,64,64	0
56	MG	BA	3231	1/1	0.89	0.16	-	51,51,51,51	0
56	MG	DA	3648	1/1	0.93	0.18	-	31,31,31,31	0
56	MG	BA	3275	1/1	0.95	0.16	-	34,34,34,34	0
56	MG	DA	3214	1/1	0.96	0.11	-	51,51,51,51	0
56	MG	DA	3616	1/1	0.95	0.25	-	43,43,43,43	0
56	MG	AA	3171	1/1	0.82	0.17	-	67,67,67,67	0
56	MG	BA	3014	1/1	0.91	0.25	-	38,38,38,38	0
56	MG	BE	305	1/1	0.96	0.21	-	19,19,19,19	0
56	MG	BA	3449	1/1	0.94	0.19	-	32,32,32,32	0

Continued on next page...

Continued from previous page...

Mol	Type	Chain	Res	Atoms	RSCC	RSR	LLDF	B-factors(\AA^2)	Q<0.9
56	MG	BA	3340	1/1	0.90	0.11	-	40,40,40,40	0
56	MG	DA	3410	1/1	0.94	0.10	-	46,46,46,46	0
56	MG	CA	3135	1/1	0.96	0.14	-	63,63,63,63	0
56	MG	CA	3163	1/1	0.96	0.10	-	78,78,78,78	0
56	MG	BA	3516	1/1	0.99	0.19	-	28,28,28,28	0
56	MG	BA	3152	1/1	0.96	0.30	-	42,42,42,42	0
56	MG	BF	302	1/1	0.91	0.25	-	56,56,56,56	0
56	MG	BA	3756	1/1	0.96	0.06	-	56,56,56,56	0
56	MG	CA	3004	1/1	0.94	0.09	-	67,67,67,67	0
56	MG	BA	3548	1/1	0.90	0.13	-	40,40,40,40	0
56	MG	DA	3516	1/1	0.94	0.28	-	52,52,52,52	0
56	MG	CA	3125	1/1	0.85	0.10	-	63,63,63,63	0
56	MG	BA	3562	1/1	0.91	0.27	-	44,44,44,44	0
56	MG	BA	3191	1/1	0.98	0.12	-	43,43,43,43	0
56	MG	BA	3728	1/1	0.92	0.30	-	60,60,60,60	0
56	MG	BA	3560	1/1	0.99	0.21	-	38,38,38,38	0
56	MG	BA	3626	1/1	0.88	0.13	-	43,43,43,43	0
56	MG	AA	3179	1/1	0.88	0.27	-	61,61,61,61	0
56	MG	CA	3047	1/1	0.86	0.12	-	59,59,59,59	0
56	MG	CA	3128	1/1	0.95	0.14	-	68,68,68,68	0
56	MG	DA	3365	1/1	0.94	0.08	-	56,56,56,56	0
56	MG	BA	3466	1/1	0.94	0.19	-	44,44,44,44	0
56	MG	BA	3726	1/1	0.97	0.09	-	65,65,65,65	0
56	MG	BA	3197	1/1	0.95	0.82	-	51,51,51,51	0
56	MG	CA	3008	1/1	0.90	0.26	-	60,60,60,60	0
56	MG	BA	3534	1/1	0.89	0.16	-	44,44,44,44	0
56	MG	DA	3188	1/1	0.97	0.07	-	26,26,26,26	0
56	MG	DA	3589	1/1	0.90	0.06	-	53,53,53,53	0
56	MG	AA	3016	1/1	0.94	0.14	-	55,55,55,55	0
56	MG	AA	3090	1/1	0.96	0.23	-	41,41,41,41	0
56	MG	BA	3566	1/1	0.93	0.19	-	50,50,50,50	0
56	MG	DA	3138	1/1	0.86	0.22	-	63,63,63,63	0
56	MG	BA	3078	1/1	0.97	0.17	-	15,15,15,15	0
56	MG	AA	3145	1/1	0.93	0.12	-	65,65,65,65	0
56	MG	BA	3308	1/1	0.94	0.12	-	49,49,49,49	0
56	MG	DA	3242	1/1	0.65	0.16	-	68,68,68,68	0
56	MG	AA	3084	1/1	0.81	0.11	-	62,62,62,62	0
56	MG	AA	3095	1/1	0.94	0.12	-	50,50,50,50	0
56	MG	CX	3002	1/1	0.61	0.16	-	81,81,81,81	0
56	MG	BA	3712	1/1	0.97	0.34	-	29,29,29,29	0
56	MG	B7	104	1/1	0.75	0.19	-	64,64,64,64	0
56	MG	BA	3614	1/1	0.90	0.21	-	59,59,59,59	0

Continued on next page...

Continued from previous page...

Mol	Type	Chain	Res	Atoms	RSCC	RSR	LLDF	B-factors(\AA^2)	Q<0.9
56	MG	BA	3782	1/1	0.98	0.42	-	30,30,30,30	0
56	MG	BA	3510	1/1	0.94	0.11	-	42,42,42,42	0
56	MG	BA	3103	1/1	0.85	0.17	-	44,44,44,44	0
56	MG	DA	3504	1/1	0.91	0.09	-	41,41,41,41	0
56	MG	BA	3710	1/1	0.96	0.27	-	28,28,28,28	0
56	MG	DA	3154	1/1	0.98	0.20	-	52,52,52,52	0
56	MG	DA	3285	1/1	0.84	0.15	-	52,52,52,52	0
56	MG	BA	3018	1/1	0.85	0.23	-	63,63,63,63	0
56	MG	CA	3031	1/1	0.98	0.10	-	59,59,59,59	0
56	MG	DA	3430	1/1	0.94	0.11	-	52,52,52,52	0
56	MG	DA	3583	1/1	0.89	0.09	-	56,56,56,56	0
56	MG	BA	3211	1/1	0.91	0.28	-	41,41,41,41	0
56	MG	DA	3471	1/1	0.99	0.18	-	54,54,54,54	0
56	MG	BA	3031	1/1	0.95	0.23	-	28,28,28,28	0
56	MG	DA	3291	1/1	0.86	0.13	-	41,41,41,41	0
56	MG	BA	3234	1/1	0.98	0.31	-	32,32,32,32	0
56	MG	BA	3385	1/1	0.97	0.23	-	41,41,41,41	0
56	MG	CA	3034	1/1	0.98	0.13	-	51,51,51,51	0
56	MG	CA	3134	1/1	0.93	0.13	-	65,65,65,65	0
56	MG	DA	3426	1/1	0.88	0.10	-	39,39,39,39	0
56	MG	DA	3223	1/1	0.97	0.20	-	41,41,41,41	0
56	MG	BA	3320	1/1	0.97	0.17	-	55,55,55,55	0
56	MG	BA	3359	1/1	0.89	0.23	-	40,40,40,40	0
56	MG	DA	3068	1/1	0.95	0.33	-	47,47,47,47	0
56	MG	BA	3185	1/1	0.85	0.18	-	52,52,52,52	0
56	MG	DA	3354	1/1	0.92	0.05	-	48,48,48,48	0
56	MG	BA	3742	1/1	0.98	0.28	-	21,21,21,21	0
56	MG	AA	3087	1/1	0.92	0.26	-	53,53,53,53	0
56	MG	BA	3151	1/1	0.92	0.26	-	37,37,37,37	0
56	MG	DA	3116	1/1	0.91	0.10	-	48,48,48,48	0
56	MG	BA	3704	1/1	0.87	0.34	-	36,36,36,36	0
56	MG	DA	3099	1/1	0.91	0.17	-	45,45,45,45	0
56	MG	BA	3082	1/1	0.90	0.26	-	55,55,55,55	0
56	MG	DA	3599	1/1	0.90	0.07	-	47,47,47,47	0
56	MG	BA	3249	1/1	0.86	0.28	-	40,40,40,40	0
56	MG	DA	3421	1/1	0.96	0.07	-	31,31,31,31	0
56	MG	DA	3556	1/1	0.85	0.16	-	55,55,55,55	0
56	MG	CA	3137	1/1	0.98	0.15	-	50,50,50,50	0
56	MG	BA	3306	1/1	0.98	0.21	-	18,18,18,18	0
56	MG	AA	3081	1/1	0.96	0.23	-	51,51,51,51	0
56	MG	BA	3483	1/1	0.96	0.20	-	41,41,41,41	0
56	MG	DA	3323	1/1	0.98	0.15	-	29,29,29,29	0

Continued on next page...

Continued from previous page...

Mol	Type	Chain	Res	Atoms	RSCC	RSR	LLDF	B-factors(\AA^2)	Q<0.9
56	MG	DA	3554	1/1	0.93	0.09	-	47,47,47,47	0
56	MG	AA	3070	1/1	0.92	0.12	-	65,65,65,65	0
56	MG	BA	3342	1/1	0.91	0.10	-	33,33,33,33	0
56	MG	BA	3593	1/1	0.94	0.18	-	47,47,47,47	0
56	MG	BA	3484	1/1	0.94	0.16	-	51,51,51,51	0
56	MG	BA	3509	1/1	0.90	0.12	-	39,39,39,39	0
56	MG	BA	3212	1/1	0.89	0.17	-	26,26,26,26	0
56	MG	AA	3148	1/1	0.96	0.09	-	58,58,58,58	0
56	MG	BA	3344	1/1	0.95	0.21	-	55,55,55,55	0
56	MG	DA	3639	1/1	0.93	0.06	-	52,52,52,52	0
56	MG	CA	3112	1/1	0.94	0.10	-	56,56,56,56	0
56	MG	DA	3070	1/1	0.88	0.11	-	51,51,51,51	0
56	MG	AA	3172	1/1	0.93	0.22	-	55,55,55,55	0
56	MG	BA	3147	1/1	0.98	0.12	-	41,41,41,41	0
56	MG	DA	3494	1/1	0.84	0.31	-	57,57,57,57	0
56	MG	BA	3698	1/1	0.87	0.17	-	50,50,50,50	0
56	MG	BA	3217	1/1	0.92	0.20	-	47,47,47,47	0
56	MG	BA	3180	1/1	0.97	0.32	-	46,46,46,46	0
56	MG	DA	3059	1/1	0.93	0.16	-	40,40,40,40	0
56	MG	BW	202	1/1	0.93	0.20	-	41,41,41,41	0
56	MG	BA	3586	1/1	0.91	0.11	-	60,60,60,60	0
56	MG	CA	3052	1/1	0.88	0.13	-	69,69,69,69	0
56	MG	BA	3200	1/1	0.90	0.18	-	41,41,41,41	0
56	MG	DA	3468	1/1	0.86	0.15	-	37,37,37,37	0
56	MG	BA	3420	1/1	0.93	0.30	-	46,46,46,46	0
56	MG	AX	3010	1/1	0.95	0.09	-	59,59,59,59	0
56	MG	BA	3171	1/1	0.96	0.19	-	54,54,54,54	0
56	MG	BA	3636	1/1	0.85	0.21	-	52,52,52,52	0
56	MG	DA	3039	1/1	0.92	0.12	-	44,44,44,44	0
56	MG	DA	3447	1/1	0.94	0.15	-	41,41,41,41	0
56	MG	BA	3619	1/1	0.98	0.12	-	33,33,33,33	0
56	MG	DA	3400	1/1	0.89	0.21	-	56,56,56,56	0
56	MG	BA	3485	1/1	0.97	0.14	-	55,55,55,55	0
56	MG	DA	3524	1/1	0.89	0.20	-	59,59,59,59	0
56	MG	BA	3168	1/1	0.83	0.23	-	39,39,39,39	0
56	MG	BA	3461	1/1	0.90	0.09	-	62,62,62,62	0
56	MG	DA	3220	1/1	0.94	0.07	-	50,50,50,50	0
56	MG	DA	3195	1/1	0.91	0.23	-	58,58,58,58	0
56	MG	CA	3131	1/1	0.82	0.14	-	81,81,81,81	0
56	MG	AA	3103	1/1	0.95	0.17	-	48,48,48,48	0
56	MG	BA	3512	1/1	0.80	0.32	-	47,47,47,47	0
56	MG	BA	3780	1/1	0.93	0.22	-	54,54,54,54	0

Continued on next page...

Continued from previous page...

Mol	Type	Chain	Res	Atoms	RSCC	RSR	LLDF	B-factors(\AA^2)	Q<0.9
56	MG	BA	3097	1/1	0.84	0.18	-	52,52,52,52	0
56	MG	BA	3328	1/1	0.98	0.15	-	11,11,11,11	0
56	MG	DA	3310	1/1	0.92	0.21	-	49,49,49,49	0
56	MG	DA	3193	1/1	0.92	0.08	-	46,46,46,46	0
56	MG	DA	3510	1/1	0.90	0.18	-	55,55,55,55	0
56	MG	BA	3579	1/1	0.94	0.26	-	43,43,43,43	0
56	MG	AA	3029	1/1	0.90	0.18	-	43,43,43,43	0
56	MG	DA	3192	1/1	0.69	0.16	-	57,57,57,57	0
56	MG	DA	3588	1/1	0.86	0.10	-	65,65,65,65	0
56	MG	BA	3160	1/1	0.90	0.42	-	40,40,40,40	0
56	MG	AA	3142	1/1	0.93	0.09	-	46,46,46,46	0
56	MG	BA	3029	1/1	0.95	0.18	-	30,30,30,30	0
56	MG	AA	3120	1/1	0.91	0.12	-	49,49,49,49	0
56	MG	CA	3027	1/1	0.94	0.18	-	61,61,61,61	0
56	MG	BA	3353	1/1	0.96	0.21	-	49,49,49,49	0
56	MG	BA	3459	1/1	0.92	0.21	-	47,47,47,47	0
56	MG	CA	3088	1/1	0.94	0.15	-	66,66,66,66	0
56	MG	BA	3016	1/1	0.85	0.12	-	37,37,37,37	0
56	MG	BA	3089	1/1	0.91	0.30	-	42,42,42,42	0
56	MG	BA	3316	1/1	0.96	0.23	-	25,25,25,25	0
56	MG	B0	104	1/1	0.96	0.18	-	41,41,41,41	0
56	MG	DA	3295	1/1	0.92	0.10	-	30,30,30,30	0
56	MG	AX	3003	1/1	0.83	0.23	-	66,66,66,66	0
56	MG	DA	3327	1/1	0.97	0.11	-	47,47,47,47	0
56	MG	BA	3310	1/1	0.94	0.17	-	42,42,42,42	0
56	MG	DA	3194	1/1	0.85	0.12	-	54,54,54,54	0
56	MG	DA	3255	1/1	0.79	0.12	-	62,62,62,62	0
56	MG	DA	3125	1/1	0.86	0.19	-	40,40,40,40	0
56	MG	BA	3696	1/1	0.85	0.10	-	45,45,45,45	0
56	MG	CA	3147	1/1	0.96	0.13	-	70,70,70,70	0
56	MG	DA	3140	1/1	0.93	0.35	-	44,44,44,44	0
56	MG	BA	3073	1/1	0.94	0.20	-	45,45,45,45	0
56	MG	DA	3559	1/1	0.90	0.16	-	61,61,61,61	0
56	MG	DA	3562	1/1	0.88	0.22	-	72,72,72,72	0
56	MG	B5	105	1/1	0.94	0.14	-	66,66,66,66	0
56	MG	AA	3114	1/1	0.96	0.17	-	45,45,45,45	0
56	MG	BA	3431	1/1	0.91	0.13	-	63,63,63,63	0
56	MG	BA	3733	1/1	0.96	0.09	-	46,46,46,46	0
56	MG	AA	3055	1/1	0.92	0.19	-	69,69,69,69	0
56	MG	BA	3460	1/1	0.86	0.15	-	58,58,58,58	0
56	MG	DA	3027	1/1	0.98	0.47	-	42,42,42,42	0
56	MG	BA	3673	1/1	0.85	0.15	-	28,28,28,28	0

Continued on next page...

Continued from previous page...

Mol	Type	Chain	Res	Atoms	RSCC	RSR	LLDF	B-factors(\AA^2)	Q<0.9
56	MG	BA	3588	1/1	0.89	0.12	-	29,29,29,29	0
56	MG	DA	3483	1/1	0.97	0.11	-	32,32,32,32	0
56	MG	BA	3220	1/1	0.94	0.32	-	40,40,40,40	0
56	MG	BA	3604	1/1	0.83	0.25	-	46,46,46,46	0
56	MG	DA	3393	1/1	0.92	0.20	-	48,48,48,48	0
56	MG	DA	3578	1/1	0.92	0.06	-	40,40,40,40	0
56	MG	B2	3001	1/1	0.79	0.20	-	49,49,49,49	0
56	MG	DA	3106	1/1	0.96	0.06	-	52,52,52,52	0
56	MG	DA	3222	1/1	0.73	0.14	-	46,46,46,46	0
56	MG	BA	3252	1/1	0.92	0.15	-	44,44,44,44	0
56	MG	DA	3466	1/1	0.85	0.28	-	66,66,66,66	0
56	MG	BA	3286	1/1	0.97	0.33	-	41,41,41,41	0
56	MG	DA	3379	1/1	0.94	0.09	-	50,50,50,50	0
56	MG	DA	3651	1/1	0.90	0.12	-	40,40,40,40	0
56	MG	AA	3137	1/1	0.96	0.11	-	42,42,42,42	0
56	MG	DA	3208	1/1	0.84	0.19	-	44,44,44,44	0
56	MG	DA	3036	1/1	0.84	0.10	-	46,46,46,46	0
56	MG	DA	3306	1/1	0.97	0.28	-	35,35,35,35	0
56	MG	BA	3702	1/1	0.94	0.23	-	53,53,53,53	0
56	MG	BA	3174	1/1	0.93	0.16	-	50,50,50,50	0
56	MG	DA	3093	1/1	0.94	0.39	-	54,54,54,54	0
56	MG	BA	3410	1/1	0.94	0.26	-	31,31,31,31	0
56	MG	DA	3385	1/1	0.92	0.10	-	32,32,32,32	0
56	MG	DA	3570	1/1	0.85	0.19	-	59,59,59,59	0
56	MG	BA	3813	1/1	0.73	0.09	-	58,58,58,58	0
56	MG	AA	3149	1/1	0.91	0.12	-	68,68,68,68	0
56	MG	AA	3034	1/1	0.68	0.19	-	70,70,70,70	0
56	MG	DA	3643	1/1	0.83	0.18	-	49,49,49,49	0
56	MG	DA	3491	1/1	0.84	0.12	-	42,42,42,42	0
56	MG	DA	3582	1/1	0.94	0.14	-	64,64,64,64	0
56	MG	DA	3618	1/1	0.96	0.16	-	64,64,64,64	0
56	MG	DA	3121	1/1	0.96	0.15	-	40,40,40,40	0
56	MG	CA	3157	1/1	0.97	0.09	-	61,61,61,61	0
56	MG	AA	3061	1/1	0.96	0.23	-	54,54,54,54	0
56	MG	AA	3075	1/1	0.96	0.23	-	49,49,49,49	0
56	MG	DA	3566	1/1	0.95	0.09	-	62,62,62,62	0
56	MG	AA	3040	1/1	0.80	0.13	-	72,72,72,72	0
56	MG	DA	3418	1/1	0.93	0.11	-	44,44,44,44	0
56	MG	BA	3605	1/1	0.77	0.17	-	44,44,44,44	0
56	MG	AA	3157	1/1	0.83	0.19	-	84,84,84,84	0
56	MG	BA	3694	1/1	0.93	0.14	-	54,54,54,54	0
56	MG	DA	3550	1/1	0.99	0.15	-	22,22,22,22	0

Continued on next page...

Continued from previous page...

Mol	Type	Chain	Res	Atoms	RSCC	RSR	LLDF	B-factors(\AA^2)	Q<0.9
56	MG	DA	3077	1/1	0.97	0.16	-	47,47,47,47	0
56	MG	BA	3158	1/1	0.94	0.30	-	40,40,40,40	0
56	MG	BA	3425	1/1	0.93	0.14	-	48,48,48,48	0
56	MG	BA	3116	1/1	0.94	0.11	-	35,35,35,35	0
56	MG	BA	3111	1/1	0.82	0.09	-	57,57,57,57	0
56	MG	DA	3538	1/1	0.91	0.14	-	44,44,44,44	0
56	MG	BA	3394	1/1	0.90	0.20	-	20,20,20,20	0
56	MG	DA	3405	1/1	0.90	0.12	-	41,41,41,41	0
56	MG	BA	3603	1/1	0.96	0.20	-	42,42,42,42	0
56	MG	AA	3164	1/1	0.92	0.24	-	51,51,51,51	0
56	MG	DA	3529	1/1	0.96	0.11	-	57,57,57,57	0
56	MG	CA	3009	1/1	0.81	0.27	-	66,66,66,66	0
56	MG	BA	3703	1/1	0.52	0.21	-	57,57,57,57	0
56	MG	BG	3002	1/1	0.88	0.08	-	50,50,50,50	0
56	MG	BA	3539	1/1	0.89	0.27	-	29,29,29,29	0
56	MG	AX	3007	1/1	0.84	0.13	-	69,69,69,69	0
56	MG	BA	3741	1/1	0.86	0.14	-	50,50,50,50	0
56	MG	AA	3135	1/1	0.98	0.08	-	60,60,60,60	0
56	MG	DA	3321	1/1	0.96	0.10	-	30,30,30,30	0
56	MG	DA	3247	1/1	0.91	0.19	-	34,34,34,34	0
56	MG	BF	304	1/1	0.89	0.13	-	35,35,35,35	0
56	MG	BA	3674	1/1	0.91	0.17	-	55,55,55,55	0
56	MG	DA	3259	1/1	0.94	0.15	-	53,53,53,53	0
56	MG	CA	3003	1/1	0.93	0.12	-	51,51,51,51	0
56	MG	BA	3807	1/1	0.87	0.71	-	66,66,66,66	0
56	MG	BA	3555	1/1	0.86	0.15	-	61,61,61,61	0
56	MG	CA	3013	1/1	0.90	0.10	-	54,54,54,54	0
56	MG	DA	3646	1/1	0.98	0.11	-	54,54,54,54	0
56	MG	BA	3132	1/1	0.95	0.22	-	49,49,49,49	0
56	MG	BA	3072	1/1	0.94	0.15	-	58,58,58,58	0
56	MG	BA	3379	1/1	0.96	0.18	-	39,39,39,39	0
56	MG	BA	3479	1/1	0.91	0.13	-	53,53,53,53	0
56	MG	B0	105	1/1	0.95	0.07	-	64,64,64,64	0
56	MG	AD	502	1/1	0.93	0.18	-	56,56,56,56	0
56	MG	BA	3651	1/1	0.90	0.34	-	52,52,52,52	0
56	MG	DA	3050	1/1	0.95	0.10	-	37,37,37,37	0
56	MG	CA	3104	1/1	0.91	0.09	-	60,60,60,60	0
56	MG	DA	3604	1/1	0.94	0.14	-	47,47,47,47	0
56	MG	B6	102	1/1	0.91	0.19	-	51,51,51,51	0
56	MG	DA	3456	1/1	0.97	0.16	-	54,54,54,54	0
56	MG	BA	3337	1/1	0.93	0.25	-	46,46,46,46	0
56	MG	DA	3091	1/1	0.94	0.11	-	46,46,46,46	0

Continued on next page...

Continued from previous page...

Mol	Type	Chain	Res	Atoms	RSCC	RSR	LLDF	B-factors(\AA^2)	Q<0.9
56	MG	BA	3351	1/1	0.88	0.19	-	59,59,59,59	0
56	MG	DA	3052	1/1	0.96	0.20	-	26,26,26,26	0
56	MG	AA	3065	1/1	0.96	0.08	-	55,55,55,55	0
56	MG	AA	3111	1/1	0.98	0.14	-	61,61,61,61	0
56	MG	DA	3199	1/1	0.90	0.10	-	55,55,55,55	0
56	MG	BA	3798	1/1	0.94	0.09	-	51,51,51,51	0
56	MG	BA	3768	1/1	0.89	0.10	-	61,61,61,61	0
56	MG	AA	3028	1/1	0.98	0.17	-	49,49,49,49	0
56	MG	DA	3577	1/1	0.97	0.16	-	49,49,49,49	0
56	MG	CA	3086	1/1	0.95	0.13	-	76,76,76,76	0
56	MG	DA	3008	1/1	0.94	0.14	-	40,40,40,40	0
56	MG	DA	3001	1/1	0.87	0.24	-	40,40,40,40	0
56	MG	DA	3649	1/1	0.71	0.23	-	53,53,53,53	0
56	MG	DA	3625	1/1	0.94	0.18	-	56,56,56,56	0
56	MG	DA	3283	1/1	0.92	0.14	-	43,43,43,43	0
56	MG	DA	3046	1/1	0.89	0.12	-	56,56,56,56	0
56	MG	BA	3679	1/1	0.91	0.22	-	56,56,56,56	0
56	MG	DA	3506	1/1	0.98	0.11	-	40,40,40,40	0
56	MG	BA	3274	1/1	0.95	0.20	-	51,51,51,51	0
56	MG	BA	3005	1/1	0.97	0.18	-	33,33,33,33	0
56	MG	DA	3612	1/1	0.82	0.16	-	58,58,58,58	0
56	MG	BA	3469	1/1	0.96	0.13	-	41,41,41,41	0
56	MG	DA	3123	1/1	0.90	0.14	-	52,52,52,52	0
56	MG	BA	3432	1/1	0.96	0.12	-	35,35,35,35	0
56	MG	DA	3213	1/1	0.90	0.42	-	46,46,46,46	0
56	MG	BA	3489	1/1	0.95	0.32	-	44,44,44,44	0
56	MG	B4	502	1/1	0.84	0.10	-	77,77,77,77	0
56	MG	DA	3398	1/1	0.94	0.14	-	52,52,52,52	0
56	MG	AA	3007	1/1	0.90	0.12	-	54,54,54,54	0
56	MG	BA	3092	1/1	0.78	0.22	-	53,53,53,53	0
56	MG	BA	3639	1/1	0.94	0.15	-	54,54,54,54	0
56	MG	DR	5001	1/1	0.91	0.12	-	51,51,51,51	0
56	MG	DA	3170	1/1	0.95	0.22	-	46,46,46,46	0
56	MG	BA	3260	1/1	0.94	0.10	-	42,42,42,42	0
56	MG	DA	3528	1/1	0.93	0.08	-	39,39,39,39	0
56	MG	BA	3576	1/1	0.91	0.17	-	36,36,36,36	0
56	MG	DA	3451	1/1	0.96	0.15	-	20,20,20,20	0
56	MG	AA	3043	1/1	0.88	0.12	-	76,76,76,76	0
56	MG	DA	3239	1/1	0.96	0.07	-	51,51,51,51	0
56	MG	DA	3659	1/1	0.94	0.48	-	39,39,39,39	0
56	MG	DA	3605	1/1	0.90	0.16	-	54,54,54,54	0
56	MG	BA	3738	1/1	0.92	0.26	-	60,60,60,60	0

Continued on next page...

Continued from previous page...

Mol	Type	Chain	Res	Atoms	RSCC	RSR	LLDF	B-factors(\AA^2)	Q<0.9
56	MG	DA	3372	1/1	0.86	0.13	-	24,24,24,24	0
56	MG	AA	3017	1/1	0.94	0.13	-	69,69,69,69	0
56	MG	DA	3171	1/1	0.95	0.14	-	53,53,53,53	0
56	MG	AA	3147	1/1	0.69	0.14	-	72,72,72,72	0
56	MG	BA	3800	1/1	0.97	0.09	-	41,41,41,41	0
56	MG	AA	3027	1/1	0.97	0.11	-	46,46,46,46	0
56	MG	BA	3653	1/1	0.97	0.15	-	39,39,39,39	0
56	MG	CA	3169	1/1	0.92	0.10	-	52,52,52,52	0
56	MG	DA	3630	1/1	0.88	0.10	-	51,51,51,51	0
56	MG	BA	3283	1/1	0.90	0.16	-	30,30,30,30	0
56	MG	BA	3284	1/1	0.89	0.27	-	33,33,33,33	0
56	MG	BA	3287	1/1	0.96	0.27	-	28,28,28,28	0
56	MG	BA	3371	1/1	0.98	0.10	-	40,40,40,40	0
56	MG	BA	3540	1/1	0.94	0.11	-	57,57,57,57	0
56	MG	DA	3130	1/1	0.88	0.19	-	54,54,54,54	0
56	MG	BA	3725	1/1	0.91	0.20	-	44,44,44,44	0
56	MG	CA	3073	1/1	0.89	0.10	-	55,55,55,55	0
56	MG	DA	3448	1/1	0.97	0.18	-	45,45,45,45	0
56	MG	DA	3358	1/1	0.90	0.14	-	28,28,28,28	0
56	MG	DA	3490	1/1	0.93	0.12	-	43,43,43,43	0
56	MG	DA	3507	1/1	0.88	0.30	-	57,57,57,57	0
56	MG	BA	3809	1/1	0.95	0.12	-	41,41,41,41	0
56	MG	CA	3164	1/1	0.94	0.07	-	73,73,73,73	0
56	MG	DA	3590	1/1	0.93	0.09	-	66,66,66,66	0
56	MG	DA	3411	1/1	0.95	0.25	-	46,46,46,46	0
56	MG	CA	3151	1/1	0.90	0.20	-	60,60,60,60	0
56	MG	DA	3558	1/1	0.97	0.04	-	43,43,43,43	0
56	MG	BA	3166	1/1	0.94	0.16	-	46,46,46,46	0
56	MG	BA	3750	1/1	0.95	0.25	-	42,42,42,42	0
56	MG	BA	3108	1/1	0.92	0.24	-	64,64,64,64	0
56	MG	DA	3118	1/1	0.91	0.14	-	43,43,43,43	0
56	MG	DA	3141	1/1	0.93	0.12	-	46,46,46,46	0
56	MG	AA	3091	1/1	0.95	0.16	-	40,40,40,40	0
56	MG	BA	3700	1/1	0.85	0.13	-	53,53,53,53	0
56	MG	BA	3246	1/1	0.96	0.12	-	47,47,47,47	0
56	MG	DA	3311	1/1	0.96	0.12	-	19,19,19,19	0
56	MG	BA	3075	1/1	0.94	0.18	-	21,21,21,21	0
56	MG	CA	3054	1/1	0.92	0.12	-	70,70,70,70	0
56	MG	BA	3114	1/1	0.88	0.15	-	34,34,34,34	0
56	MG	BA	3155	1/1	0.99	0.45	-	30,30,30,30	0
56	MG	BA	3363	1/1	0.95	0.09	-	66,66,66,66	0
56	MG	BA	3003	1/1	0.97	0.13	-	30,30,30,30	0

Continued on next page...

Continued from previous page...

Mol	Type	Chain	Res	Atoms	RSCC	RSR	LLDF	B-factors(\AA^2)	Q<0.9
56	MG	BA	3279	1/1	0.92	0.24	-	45,45,45,45	0
56	MG	BA	3312	1/1	0.94	0.18	-	35,35,35,35	0
56	MG	DA	3080	1/1	0.76	0.15	-	49,49,49,49	0
56	MG	BA	3056	1/1	0.94	0.23	-	50,50,50,50	0
56	MG	DA	3224	1/1	0.89	0.43	-	47,47,47,47	0
56	MG	BA	3309	1/1	0.98	0.06	-	50,50,50,50	0
56	MG	BA	3156	1/1	0.93	0.20	-	32,32,32,32	0
56	MG	BA	3630	1/1	0.98	0.20	-	43,43,43,43	0
56	MG	BA	3743	1/1	0.95	0.15	-	43,43,43,43	0
56	MG	BA	3657	1/1	0.78	0.15	-	52,52,52,52	0
56	MG	DA	3586	1/1	0.82	0.12	-	39,39,39,39	0
56	MG	BA	3136	1/1	0.96	0.30	-	42,42,42,42	0
56	MG	DA	3236	1/1	0.86	0.11	-	42,42,42,42	0
56	MG	AA	3100	1/1	0.83	0.13	-	66,66,66,66	0
56	MG	DA	3519	1/1	0.98	0.14	-	32,32,32,32	0
56	MG	BA	3436	1/1	0.97	0.20	-	17,17,17,17	0
56	MG	DA	3511	1/1	0.94	0.14	-	54,54,54,54	0
56	MG	BA	3715	1/1	0.94	0.25	-	51,51,51,51	0
56	MG	DA	3298	1/1	0.93	0.12	-	55,55,55,55	0
56	MG	DA	3459	1/1	0.88	0.11	-	44,44,44,44	0
56	MG	BA	3470	1/1	0.99	0.17	-	37,37,37,37	0
56	MG	BA	3773	1/1	0.92	0.13	-	38,38,38,38	0
56	MG	CA	3110	1/1	0.98	0.13	-	48,48,48,48	0
56	MG	CA	3144	1/1	0.87	0.06	-	68,68,68,68	0
56	MG	DA	3266	1/1	0.90	0.18	-	56,56,56,56	0
56	MG	DE	303	1/1	0.74	0.40	-	62,62,62,62	0
56	MG	DA	3427	1/1	0.94	0.07	-	45,45,45,45	0
56	MG	BA	3629	1/1	0.93	0.16	-	57,57,57,57	0
56	MG	DA	3286	1/1	0.82	0.15	-	54,54,54,54	0
56	MG	DA	3146	1/1	0.87	0.19	-	49,49,49,49	0
56	MG	BA	3641	1/1	0.95	0.08	-	54,54,54,54	0
56	MG	BA	3164	1/1	0.98	0.44	-	35,35,35,35	0
56	MG	DA	3133	1/1	0.97	0.12	-	52,52,52,52	0
56	MG	DA	3555	1/1	0.93	0.08	-	56,56,56,56	0
56	MG	AA	3156	1/1	0.88	0.12	-	67,67,67,67	0
56	MG	CA	3043	1/1	0.59	0.14	-	67,67,67,67	0
56	MG	BA	3150	1/1	0.94	0.19	-	56,56,56,56	0
56	MG	BA	3518	1/1	0.91	0.17	-	65,65,65,65	0
56	MG	DA	3056	1/1	0.92	0.14	-	60,60,60,60	0
56	MG	AA	3130	1/1	0.95	0.06	-	56,56,56,56	0
56	MG	DA	3661	1/1	0.95	0.22	-	54,54,54,54	0
56	MG	BA	3144	1/1	0.91	0.32	-	43,43,43,43	0

Continued on next page...

Continued from previous page...

Mol	Type	Chain	Res	Atoms	RSCC	RSR	LLDF	B-factors(\AA^2)	Q<0.9
56	MG	DA	3109	1/1	0.84	0.11	-	68,68,68,68	0
56	MG	BA	3349	1/1	0.98	0.21	-	49,49,49,49	0
56	MG	AA	3129	1/1	0.97	0.14	-	70,70,70,70	0
56	MG	AA	3118	1/1	0.97	0.08	-	39,39,39,39	0
56	MG	CA	3030	1/1	0.87	0.18	-	56,56,56,56	0
56	MG	BA	3315	1/1	0.90	0.23	-	59,59,59,59	0
56	MG	BA	3811	1/1	0.97	0.49	-	41,41,41,41	0
56	MG	BA	3053	1/1	0.96	0.22	-	23,23,23,23	0
56	MG	AA	3022	1/1	0.90	0.10	-	54,54,54,54	0
56	MG	BB	203	1/1	0.98	0.26	-	44,44,44,44	0
56	MG	BA	3289	1/1	0.97	0.42	-	35,35,35,35	0
56	MG	BA	3117	1/1	0.94	0.34	-	35,35,35,35	0
56	MG	DA	3402	1/1	0.80	0.11	-	56,56,56,56	0
56	MG	DA	3598	1/1	0.97	0.26	-	30,30,30,30	0
56	MG	BB	222	1/1	0.96	0.19	-	50,50,50,50	0
56	MG	DA	3497	1/1	0.92	0.13	-	36,36,36,36	0
56	MG	BZ	302	1/1	0.80	0.26	-	56,56,56,56	0
56	MG	BA	3095	1/1	0.98	0.14	-	30,30,30,30	0
56	MG	CA	3091	1/1	0.93	0.20	-	70,70,70,70	0
56	MG	BA	3672	1/1	0.85	0.11	-	62,62,62,62	0
56	MG	BA	3241	1/1	0.73	0.13	-	45,45,45,45	0
56	MG	BA	3189	1/1	0.95	0.23	-	46,46,46,46	0
56	MG	DA	3159	1/1	0.90	0.10	-	42,42,42,42	0
56	MG	DA	3600	1/1	0.96	0.14	-	43,43,43,43	0
56	MG	DA	3244	1/1	0.86	0.26	-	59,59,59,59	0
56	MG	BA	3666	1/1	0.90	0.13	-	47,47,47,47	0
56	MG	AA	3139	1/1	0.88	0.16	-	72,72,72,72	0
56	MG	BA	3434	1/1	0.87	0.26	-	40,40,40,40	0
56	MG	CA	3083	1/1	0.78	0.17	-	72,72,72,72	0
56	MG	AA	3051	1/1	0.98	0.17	-	60,60,60,60	0
56	MG	CA	3015	1/1	0.89	0.10	-	58,58,58,58	0
56	MG	DA	3330	1/1	0.97	0.14	-	54,54,54,54	0
56	MG	AA	3064	1/1	0.90	0.21	-	54,54,54,54	0
56	MG	DA	3009	1/1	0.98	0.15	-	29,29,29,29	0
56	MG	AA	3104	1/1	0.95	0.25	-	70,70,70,70	0
56	MG	AA	3181	1/1	0.97	0.14	-	63,63,63,63	0
56	MG	DA	3307	1/1	0.95	0.13	-	27,27,27,27	0
56	MG	CA	3116	1/1	0.94	0.08	-	54,54,54,54	0
56	MG	CA	3040	1/1	0.94	0.14	-	45,45,45,45	0
56	MG	DY	502	1/1	0.96	0.14	-	58,58,58,58	0
56	MG	CA	3072	1/1	0.92	0.21	-	62,62,62,62	0
56	MG	DA	3568	1/1	0.93	0.12	-	66,66,66,66	0

Continued on next page...

Continued from previous page...

Mol	Type	Chain	Res	Atoms	RSCC	RSR	LLDF	B-factors(\AA^2)	Q<0.9
56	MG	BA	3757	1/1	0.94	0.18	-	45,45,45,45	0
56	MG	BA	3318	1/1	0.93	0.16	-	25,25,25,25	0
56	MG	BA	3276	1/1	0.84	0.15	-	42,42,42,42	0
56	MG	DA	3256	1/1	0.87	0.12	-	46,46,46,46	0
56	MG	BA	3090	1/1	0.95	0.22	-	27,27,27,27	0
56	MG	AA	3012	1/1	0.92	0.14	-	50,50,50,50	0
56	MG	BA	3356	1/1	0.99	0.25	-	52,52,52,52	0
56	MG	DA	3596	1/1	0.94	0.07	-	65,65,65,65	0
56	MG	BA	3070	1/1	0.98	0.21	-	39,39,39,39	0
56	MG	DA	3565	1/1	0.92	0.09	-	45,45,45,45	0
56	MG	DA	3085	1/1	0.89	0.11	-	38,38,38,38	0
56	MG	DA	3253	1/1	0.93	0.11	-	47,47,47,47	0
56	MG	DA	3187	1/1	0.89	0.22	-	51,51,51,51	0
56	MG	DA	3016	1/1	0.88	0.32	-	42,42,42,42	0
56	MG	DA	3441	1/1	0.90	0.06	-	30,30,30,30	0
56	MG	DW	202	1/1	0.92	0.44	-	46,46,46,46	0
56	MG	DA	3201	1/1	0.94	0.20	-	64,64,64,64	0
56	MG	AA	3110	1/1	0.98	0.14	-	46,46,46,46	0
56	MG	DA	3412	1/1	0.91	0.11	-	56,56,56,56	0
56	MG	BA	3533	1/1	0.96	0.18	-	38,38,38,38	0
56	MG	DA	3156	1/1	0.94	0.13	-	50,50,50,50	0
56	MG	BA	3091	1/1	0.93	0.20	-	40,40,40,40	0
56	MG	DA	3425	1/1	0.94	0.12	-	52,52,52,52	0
56	MG	CA	3041	1/1	0.86	0.17	-	62,62,62,62	0
56	MG	DA	3288	1/1	0.94	0.10	-	48,48,48,48	0
56	MG	BW	201	1/1	0.94	0.25	-	45,45,45,45	0
56	MG	BA	3223	1/1	0.97	0.08	-	39,39,39,39	0
56	MG	DA	3226	1/1	0.89	0.17	-	57,57,57,57	0
56	MG	DA	3018	1/1	0.88	0.22	-	51,51,51,51	0
56	MG	DA	3263	1/1	0.97	0.27	-	44,44,44,44	0
56	MG	BA	3453	1/1	0.95	0.19	-	52,52,52,52	0
56	MG	DA	3603	1/1	0.80	0.20	-	55,55,55,55	0
56	MG	DA	3674	1/1	0.96	0.80	-	43,43,43,43	0
56	MG	DA	3181	1/1	0.83	0.18	-	54,54,54,54	0
56	MG	DA	3654	1/1	0.98	0.06	-	50,50,50,50	0
56	MG	BA	3511	1/1	0.97	0.22	-	43,43,43,43	0
56	MG	DA	3031	1/1	0.85	0.11	-	44,44,44,44	0
56	MG	BA	3765	1/1	0.95	0.09	-	53,53,53,53	0
56	MG	DA	3023	1/1	0.94	0.19	-	44,44,44,44	0
56	MG	BA	3006	1/1	0.88	0.25	-	52,52,52,52	0
56	MG	BA	3473	1/1	0.98	0.14	-	52,52,52,52	0
56	MG	BA	3689	1/1	0.91	0.11	-	53,53,53,53	0

Continued on next page...

Continued from previous page...

Mol	Type	Chain	Res	Atoms	RSCC	RSR	LLDF	B-factors(\AA^2)	Q<0.9
56	MG	BA	3648	1/1	0.92	0.26	-	65,65,65,65	0
56	MG	DA	3417	1/1	0.96	0.14	-	62,62,62,62	0
56	MG	BA	3182	1/1	0.94	0.19	-	21,21,21,21	0
56	MG	CA	3049	1/1	0.86	0.17	-	71,71,71,71	0
56	MG	AA	3160	1/1	0.93	0.14	-	54,54,54,54	0
56	MG	B0	102	1/1	0.92	0.17	-	50,50,50,50	0
56	MG	DA	3011	1/1	0.96	0.53	-	51,51,51,51	0
56	MG	AA	3025	1/1	0.89	0.24	-	69,69,69,69	0
56	MG	BB	220	1/1	0.92	0.10	-	51,51,51,51	0
56	MG	CA	3022	1/1	0.83	0.19	-	60,60,60,60	0
56	MG	CA	3173	1/1	0.93	0.10	-	58,58,58,58	0
56	MG	BA	3346	1/1	0.92	0.15	-	29,29,29,29	0
56	MG	BA	3445	1/1	0.96	0.26	-	48,48,48,48	0
56	MG	BA	3415	1/1	0.97	0.18	-	34,34,34,34	0
56	MG	BA	3758	1/1	0.97	0.15	-	44,44,44,44	0
56	MG	BA	3635	1/1	0.96	0.08	-	51,51,51,51	0
56	MG	CA	3050	1/1	0.85	0.17	-	52,52,52,52	0
56	MG	BA	3242	1/1	0.94	0.10	-	47,47,47,47	0
56	MG	CA	3158	1/1	0.66	0.14	-	75,75,75,75	0
56	MG	BA	3281	1/1	0.94	0.14	-	56,56,56,56	0
56	MG	DA	3488	1/1	0.75	0.19	-	51,51,51,51	0
56	MG	BA	3524	1/1	0.94	0.16	-	53,53,53,53	0
56	MG	BA	3265	1/1	0.93	0.09	-	49,49,49,49	0
56	MG	DD	308	1/1	0.84	0.81	-	72,72,72,72	0
56	MG	DA	3216	1/1	0.97	0.11	-	41,41,41,41	0
56	MG	BA	3547	1/1	0.68	0.14	-	64,64,64,64	0
56	MG	BA	3697	1/1	0.91	0.12	-	46,46,46,46	0
56	MG	DA	3580	1/1	0.95	0.08	-	46,46,46,46	0
56	MG	CA	3120	1/1	0.88	0.10	-	65,65,65,65	0
56	MG	BA	3762	1/1	0.96	0.16	-	53,53,53,53	0
56	MG	CA	3078	1/1	0.72	0.15	-	64,64,64,64	0
56	MG	BA	3401	1/1	0.90	0.20	-	34,34,34,34	0
56	MG	BA	3546	1/1	0.97	0.14	-	38,38,38,38	0
56	MG	AA	3041	1/1	0.94	0.08	-	64,64,64,64	0
56	MG	BA	3654	1/1	0.96	0.12	-	49,49,49,49	0
56	MG	BF	309	1/1	0.94	0.10	-	45,45,45,45	0
56	MG	DA	3460	1/1	0.93	0.10	-	42,42,42,42	0
56	MG	DA	3530	1/1	0.98	0.19	-	47,47,47,47	0
56	MG	DA	3061	1/1	0.93	0.20	-	41,41,41,41	0
56	MG	CA	3096	1/1	0.91	0.15	-	65,65,65,65	0
56	MG	BA	3563	1/1	0.93	0.09	-	44,44,44,44	0
56	MG	DA	3386	1/1	0.94	0.08	-	23,23,23,23	0

Continued on next page...

Continued from previous page...

Mol	Type	Chain	Res	Atoms	RSCC	RSR	LLDF	B-factors(\AA^2)	Q<0.9
56	MG	CA	3115	1/1	0.90	0.09	-	60,60,60,60	0
56	MG	DA	3006	1/1	0.92	0.19	-	58,58,58,58	0
56	MG	AA	3178	1/1	0.96	0.12	-	59,59,59,59	0
56	MG	BA	3662	1/1	0.95	0.17	-	52,52,52,52	0
56	MG	BA	3661	1/1	0.97	0.11	-	48,48,48,48	0
56	MG	BA	3634	1/1	0.94	0.20	-	47,47,47,47	0
56	MG	BA	3084	1/1	0.99	0.25	-	33,33,33,33	0
56	MG	BA	3254	1/1	0.93	0.15	-	55,55,55,55	0
56	MG	DA	3419	1/1	0.92	0.12	-	45,45,45,45	0
56	MG	BA	3297	1/1	0.95	0.15	-	46,46,46,46	0
56	MG	DA	3132	1/1	0.88	0.15	-	54,54,54,54	0
56	MG	CA	3064	1/1	0.89	0.07	-	59,59,59,59	0
56	MG	BA	3125	1/1	0.88	0.48	-	49,49,49,49	0
56	MG	BA	3467	1/1	0.91	0.18	-	49,49,49,49	0
56	MG	BB	214	1/1	0.99	0.20	-	53,53,53,53	0
56	MG	CA	3092	1/1	0.80	0.25	-	61,61,61,61	0
56	MG	DA	3069	1/1	0.82	0.13	-	55,55,55,55	0
56	MG	DA	3126	1/1	0.84	0.21	-	46,46,46,46	0
56	MG	CA	3145	1/1	0.89	0.09	-	68,68,68,68	0
56	MG	BA	3317	1/1	0.94	0.21	-	41,41,41,41	0
56	MG	DA	3228	1/1	0.88	0.10	-	46,46,46,46	0
56	MG	AA	3062	1/1	0.79	0.20	-	67,67,67,67	0
56	MG	AA	3125	1/1	0.68	0.35	-	72,72,72,72	0
56	MG	BB	209	1/1	0.68	0.19	-	69,69,69,69	0
56	MG	DA	3574	1/1	0.91	0.09	-	55,55,55,55	0
56	MG	BA	3575	1/1	0.92	0.18	-	27,27,27,27	0
56	MG	DA	3382	1/1	0.95	0.14	-	31,31,31,31	0
56	MG	BA	3047	1/1	0.95	0.12	-	43,43,43,43	0
56	MG	DA	3287	1/1	0.92	0.07	-	39,39,39,39	0
56	MG	BA	3067	1/1	0.94	0.20	-	49,49,49,49	0
56	MG	DA	3432	1/1	0.98	0.10	-	37,37,37,37	0
56	MG	CA	3123	1/1	0.94	0.16	-	67,67,67,67	0
56	MG	CJ	5001	1/1	0.77	0.11	-	94,94,94,94	0
56	MG	BA	3745	1/1	0.86	0.24	-	58,58,58,58	0
56	MG	BO	5001	1/1	0.95	0.11	-	55,55,55,55	0
56	MG	BA	3578	1/1	0.91	0.20	-	20,20,20,20	0
56	MG	DA	3269	1/1	0.86	0.15	-	54,54,54,54	0
56	MG	BA	3659	1/1	0.89	0.16	-	67,67,67,67	0
56	MG	DA	3634	1/1	0.92	0.28	-	61,61,61,61	0
56	MG	AA	3183	1/1	0.98	0.08	-	73,73,73,73	0
56	MG	DA	3662	1/1	0.95	0.14	-	38,38,38,38	0
56	MG	BA	3771	1/1	0.91	0.20	-	52,52,52,52	0

Continued on next page...

Continued from previous page...

Mol	Type	Chain	Res	Atoms	RSCC	RSR	LLDF	B-factors(\AA^2)	Q<0.9
56	MG	CA	3007	1/1	0.95	0.20	-	42,42,42,42	0
56	MG	AA	3122	1/1	0.88	0.22	-	80,80,80,80	0
56	MG	BA	3063	1/1	0.88	0.26	-	54,54,54,54	0

6.5 Other polymers [i](#)

There are no such residues in this entry.