



Full wwPDB/EMDatabank EM Map/Model Validation Report ⓘ

Nov 1, 2017 – 05:37 PM EDT

PDB ID : 5W5Y
EMDB ID: : EMD-8771
Title : RNA polymerase I Initial Transcribing Complex
Authors : Han, Y.; He, Y.
Deposited on : unknown
Resolution : 3.80 Å(reported)

This is a Full wwPDB/EMDatabank EM Map/Model Validation Report
for a publicly released PDB/EMDB entry.

We welcome your comments at validation@mail.wwpdb.org
A user guide is available at
<http://wwpdb.org/validation/2016/EMValidationReportHelp>
with specific help available everywhere you see the ⓘ symbol.

MolProbity : 4.02b-467
Percentile statistics : 20161228.v01 (using entries in the PDB archive December 28th 2016)
Ideal geometry (proteins) : Engh & Huber (2001)
Ideal geometry (DNA, RNA) : Parkinson et. al. (1996)
Validation Pipeline (wwPDB-VP) : rb-20030345

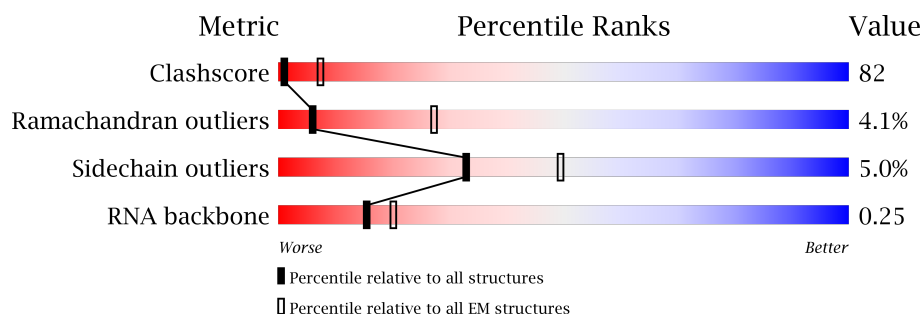
1 Overall quality at a glance

The following experimental techniques were used to determine the structure:

ELECTRON MICROSCOPY

The reported resolution of this entry is 3.80 Å.

Percentile scores (ranging between 0-100) for global validation metrics of the entry are shown in the following graphic. The table shows the number of entries on which the scores are based.




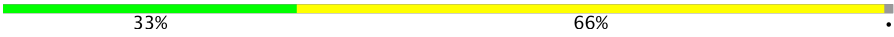







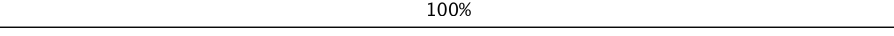


Metric	Whole archive (#Entries)	EM structures (#Entries)
Clashscore	125131	1336
Ramachandran outliers	121729	1120
Sidechain outliers	121581	1026
RNA backbone	3398	335

The table below summarises the geometric issues observed across the polymeric chains. The red, orange, yellow and green segments on the bar indicate the fraction of residues that contain outliers for ≥ 3 , 2, 1 and 0 types of geometric quality criteria. A grey segment represents the fraction of residues that are not modelled. The numeric value for each fraction is indicated below the corresponding segment, with a dot representing fractions $\leq 5\%$.

Mol	Chain	Length	Quality of chain
1	A	1664	46% 40% 12%
2	B	1203	45% 50% . .
3	C	335	44% 45% . 9%
4	D	137	21% 22% 57%
5	E	215	45% 54% .
6	F	155	32% 21% 46%
7	G	326	16% 44% . 38%
8	H	146	46% 45% 9%

Continued on next page...

Continued from previous page...

Mol	Chain	Length	Quality of chain
9	I	125	
10	J	70	
11	K	142	
12	L	70	
13	M	415	
14	N	233	
15	O	894	
16	P	514	
17	Q	507	
18	R	6	
19	S	54	
20	T	54	

The following table lists non-polymeric compounds, carbohydrate monomers and non-standard residues in protein, DNA, RNA chains that are outliers for geometric or electron-density-fit criteria:

Mol	Type	Chain	Res	Chirality	Geometry	Clashes	Electron density
21	ZN	A	1701	-	-	X	-

2 Entry composition

There are 21 unique types of molecules in this entry. The entry contains 46572 atoms, of which 0 are hydrogens and 0 are deuteriums.

In the tables below, the AltConf column contains the number of residues with at least one atom in alternate conformation and the Trace column contains the number of residues modelled with at most 2 atoms.

- Molecule 1 is a protein called DNA-directed RNA polymerase I subunit RPA190.

Mol	Chain	Residues	Atoms					AltConf	Trace
1	A	1461	Total	C	N	O	S	0	0
			11542	7292	2004	2184	62		

- Molecule 2 is a protein called DNA-directed RNA polymerase I subunit RPA135.

Mol	Chain	Residues	Atoms					AltConf	Trace
2	B	1178	Total	C	N	O	S	0	0
			9351	5911	1639	1750	51		

- Molecule 3 is a protein called DNA-directed RNA polymerases I and III subunit RPAC1.

Mol	Chain	Residues	Atoms					AltConf	Trace
3	C	306	Total	C	N	O	S	0	0
			2432	1544	417	463	8		

- Molecule 4 is a protein called DNA-directed RNA polymerase I subunit RPA14.

Mol	Chain	Residues	Atoms				AltConf	Trace
4	D	59	Total	C	N	O	0	0
			467	293	80	94		

- Molecule 5 is a protein called DNA-directed RNA polymerases I, II, and III subunit RPABC1.

Mol	Chain	Residues	Atoms					AltConf	Trace
5	E	215	Total	C	N	O	S	0	0
			1760	1116	310	322	12		

- Molecule 6 is a protein called DNA-directed RNA polymerases I, II, and III subunit RPABC2.

Mol	Chain	Residues	Atoms					AltConf	Trace
6	F	83	Total	C	N	O	S	0	0
			670	428	114	125	3		

- Molecule 7 is a protein called DNA-directed RNA polymerase I subunit RPA43.

Mol	Chain	Residues	Atoms					AltConf	Trace
7	G	201	Total	C	N	O	S	0	0
			1592	1022	275	290	5		

- Molecule 8 is a protein called DNA-directed RNA polymerases I, II, and III subunit RPABC3.

Mol	Chain	Residues	Atoms					AltConf	Trace
8	H	133	Total	C	N	O	S	0	0
			1071	676	181	210	4		

- Molecule 9 is a protein called DNA-directed RNA polymerase I subunit RPA12.

Mol	Chain	Residues	Atoms					AltConf	Trace
9	I	65	Total	C	N	O	S	0	0
			479	300	79	96	4		

- Molecule 10 is a protein called DNA-directed RNA polymerases I, II, and III subunit RPABC5.

Mol	Chain	Residues	Atoms					AltConf	Trace
10	J	69	Total	C	N	O	S	0	0
			569	362	101	100	6		

- Molecule 11 is a protein called DNA-directed RNA polymerases I and III subunit RPAC2.

Mol	Chain	Residues	Atoms					AltConf	Trace
11	K	103	Total	C	N	O	S	0	0
			811	506	132	168	5		

- Molecule 12 is a protein called DNA-directed RNA polymerases I, II, and III subunit RPABC4.

Mol	Chain	Residues	Atoms					AltConf	Trace
12	L	45	Total	C	N	O	S	0	0
			359	221	71	63	4		

- Molecule 13 is a protein called DNA-directed RNA polymerase I subunit RPA49.

Mol	Chain	Residues	Atoms					AltConf	Trace
13	M	106	Total	C	N	O		0	0
			841	534	139	168			

- Molecule 14 is a protein called DNA-directed RNA polymerase I subunit RPA34.

Mol	Chain	Residues	Atoms					AltConf	Trace
14	N	158	Total	C	N	O	S	0	0
			1254	799	205	246	4		

- Molecule 15 is a protein called RNA polymerase I-specific transcription initiation factor RRN6.

Mol	Chain	Residues	Atoms					AltConf	Trace
15	O	640	Total	C	N	O	S	0	0
			5063	3218	872	964	9		

There are 52 discrepancies between the modelled and reference sequences:

Chain	Residue	Modelled	Actual	Comment	Reference
O	4	UNK	GLU	SEE REMARK 999	UNP P32786
O	5	UNK	ASP	SEE REMARK 999	UNP P32786
O	6	UNK	ALA	SEE REMARK 999	UNP P32786
O	7	UNK	LEU	SEE REMARK 999	UNP P32786
O	8	UNK	ASP	SEE REMARK 999	UNP P32786
O	9	UNK	LEU	SEE REMARK 999	UNP P32786
O	10	UNK	HIS	SEE REMARK 999	UNP P32786
O	11	UNK	ILE	SEE REMARK 999	UNP P32786
O	12	UNK	VAL	SEE REMARK 999	UNP P32786
O	13	UNK	VAL	SEE REMARK 999	UNP P32786
O	14	UNK	LYS	SEE REMARK 999	UNP P32786
O	15	UNK	SER	SEE REMARK 999	UNP P32786
O	16	UNK	LEU	SEE REMARK 999	UNP P32786
O	17	UNK	LEU	SEE REMARK 999	UNP P32786
O	18	UNK	CYS	SEE REMARK 999	UNP P32786
O	19	UNK	ASP	SEE REMARK 999	UNP P32786
O	20	UNK	THR	SEE REMARK 999	UNP P32786
O	21	UNK	ALA	SEE REMARK 999	UNP P32786
O	22	UNK	ILE	SEE REMARK 999	UNP P32786
O	23	UNK	ARG	SEE REMARK 999	UNP P32786
O	24	UNK	TYR	SEE REMARK 999	UNP P32786
O	25	UNK	ILE	SEE REMARK 999	UNP P32786
O	26	UNK	SER	SEE REMARK 999	UNP P32786
O	27	UNK	ASP	SEE REMARK 999	UNP P32786
O	28	UNK	ASP	SEE REMARK 999	UNP P32786
O	41	UNK	TYR	SEE REMARK 999	UNP P32786
O	42	UNK	ILE	SEE REMARK 999	UNP P32786
O	43	UNK	PRO	SEE REMARK 999	UNP P32786
O	44	UNK	SER	SEE REMARK 999	UNP P32786
O	45	UNK	ASP	SEE REMARK 999	UNP P32786

Continued on next page...

Continued from previous page...

Chain	Residue	Modelled	Actual	Comment	Reference
O	46	UNK	LEU	SEE REMARK 999	UNP P32786
O	47	UNK	LEU	SEE REMARK 999	UNP P32786
O	48	UNK	ARG	SEE REMARK 999	UNP P32786
O	49	UNK	ASN	SEE REMARK 999	UNP P32786
O	50	UNK	LEU	SEE REMARK 999	UNP P32786
O	51	UNK	ASP	SEE REMARK 999	UNP P32786
O	52	UNK	ASP	SEE REMARK 999	UNP P32786
O	53	UNK	THR	SEE REMARK 999	UNP P32786
O	54	UNK	LEU	SEE REMARK 999	UNP P32786
O	55	UNK	GLN	SEE REMARK 999	UNP P32786
O	56	UNK	GLU	SEE REMARK 999	UNP P32786
O	57	UNK	SER	SEE REMARK 999	UNP P32786
O	58	UNK	THR	SEE REMARK 999	UNP P32786
O	59	UNK	ASN	SEE REMARK 999	UNP P32786
O	60	UNK	SER	SEE REMARK 999	UNP P32786
O	61	UNK	SER	SEE REMARK 999	UNP P32786
O	62	UNK	ARG	SEE REMARK 999	UNP P32786
O	63	UNK	PRO	SEE REMARK 999	UNP P32786
O	64	UNK	MET	SEE REMARK 999	UNP P32786
O	65	UNK	GLN	SEE REMARK 999	UNP P32786
O	66	UNK	ASP	SEE REMARK 999	UNP P32786
O	67	UNK	ALA	SEE REMARK 999	UNP P32786

- Molecule 16 is a protein called RNA polymerase I-specific transcription initiation factor RRN7.

Mol	Chain	Residues	Atoms					AltConf	Trace
16	P	387	Total	C	N	O	S	0	0
			3238	2105	540	576	17		

- Molecule 17 is a protein called RNA polymerase I-specific transcription initiation factor RRN11.

Mol	Chain	Residues	Atoms					AltConf	Trace
17	Q	349	Total	C	N	O	S	0	0
			2923	1881	513	518	11		

- Molecule 18 is a RNA chain called RNA.

Mol	Chain	Residues	Atoms					AltConf	Trace
18	R	6	Total	C	N	O	P	0	0
			127	58	25	39	5		

- Molecule 19 is a DNA chain called non-template strand DNA.

Mol	Chain	Residues	Atoms					AltConf	Trace
19	S	45	Total	C	N	O	P	0	0
			935	447	174	270	44		

- Molecule 20 is a DNA chain called template strand DNA.

Mol	Chain	Residues	Atoms					AltConf	Trace
20	T	54	Total	C	N	O	P	0	0
			1082	522	177	330	53		

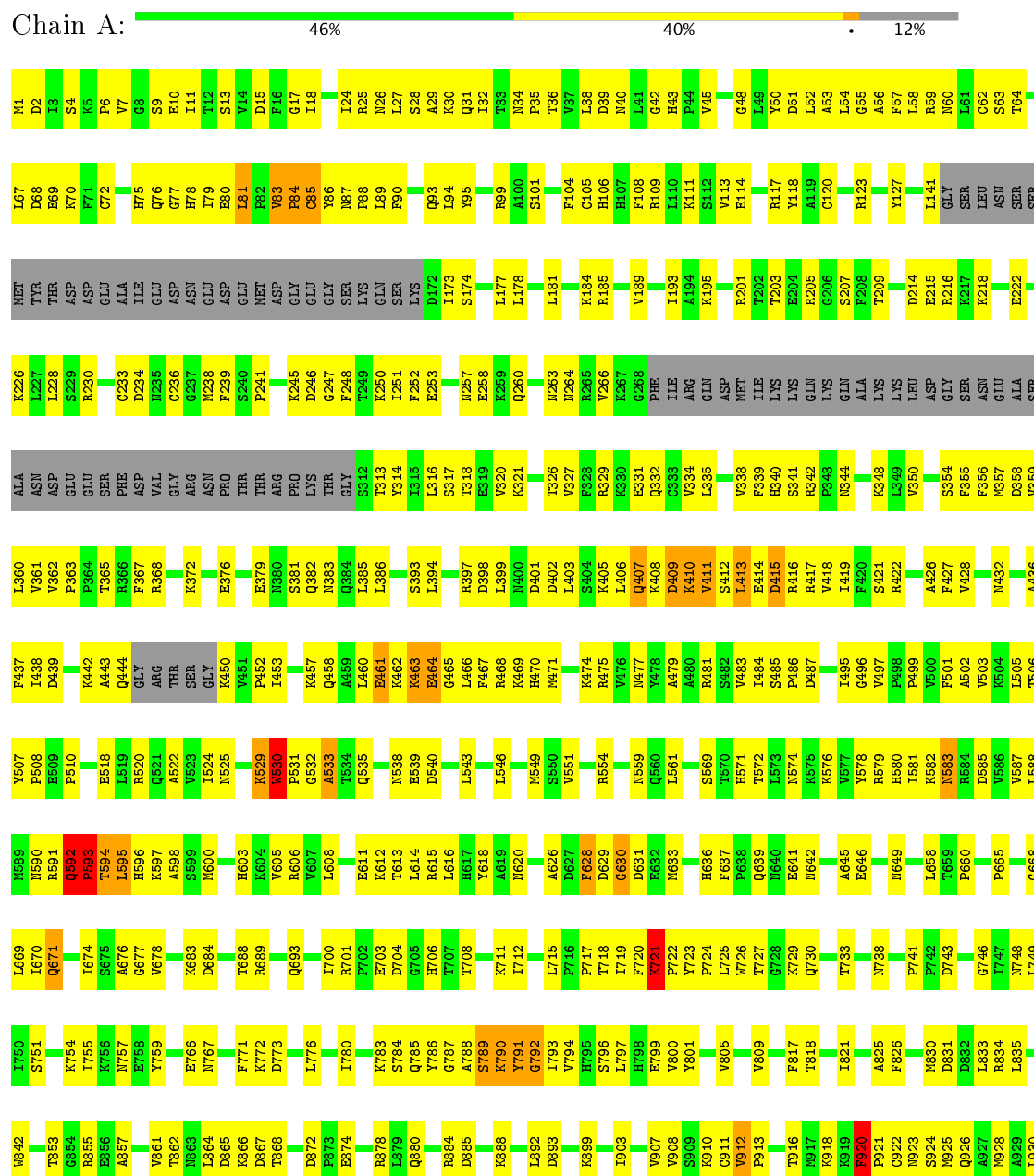
- Molecule 21 is ZINC ION (three-letter code: ZN) (formula: Zn).

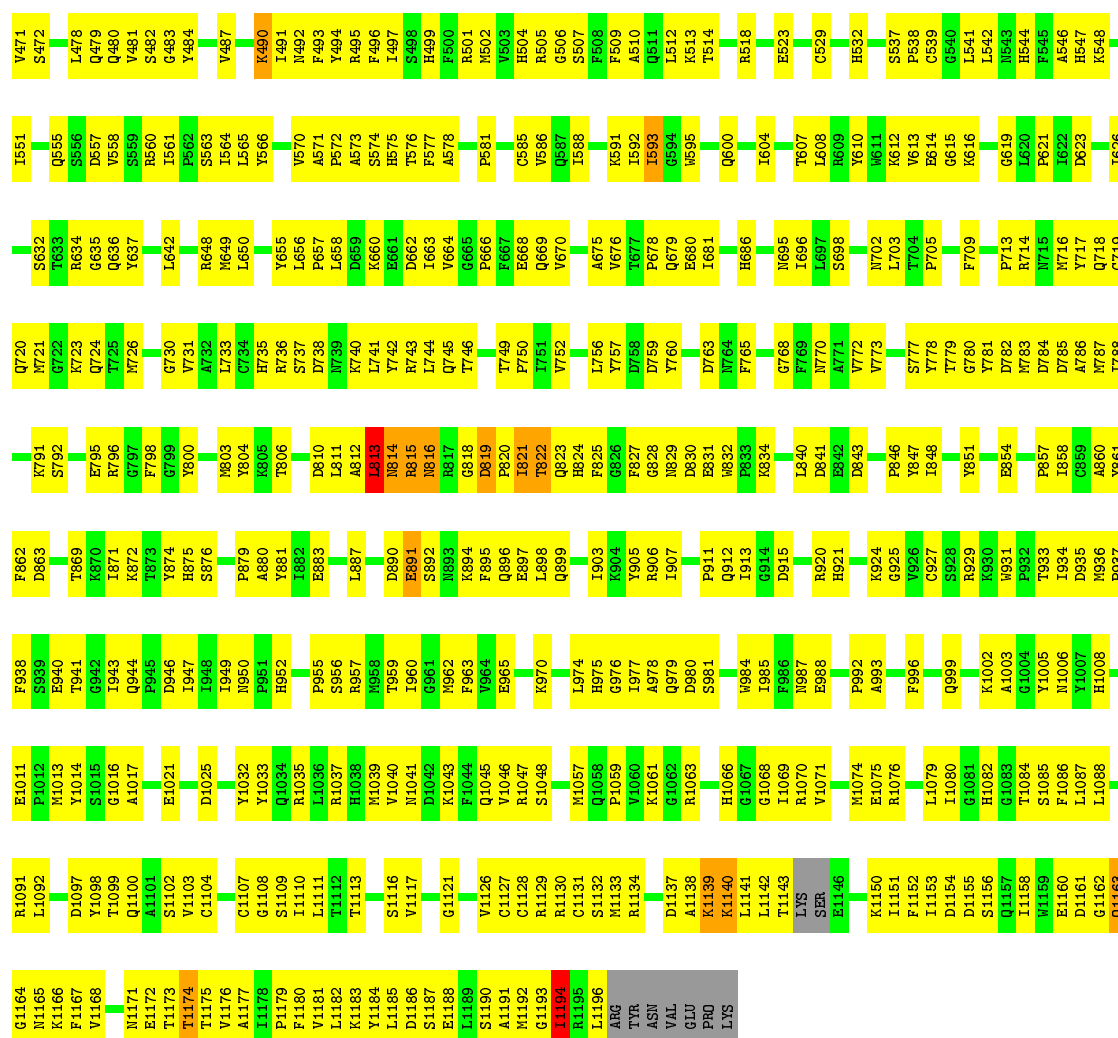
Mol	Chain	Residues	Atoms		AltConf
21	B	1	Total	Zn	0
			1	1	
21	A	2	Total	Zn	0
			2	2	
21	L	1	Total	Zn	0
			1	1	
21	J	1	Total	Zn	0
			1	1	
21	I	1	Total	Zn	0
			1	1	

3 Residue-property plots

These plots are drawn for all protein, RNA and DNA chains in the entry. The first graphic for a chain summarises the proportions of the various outlier classes displayed in the second graphic. The second graphic shows the sequence view annotated by issues in geometry. Residues are color-coded according to the number of geometric quality criteria for which they contain at least one outlier: green = 0, yellow = 1, orange = 2 and red = 3 or more. Stretches of 2 or more consecutive residues without any outlier are shown as a green connector. Residues present in the sample, but not in the model, are shown in grey.

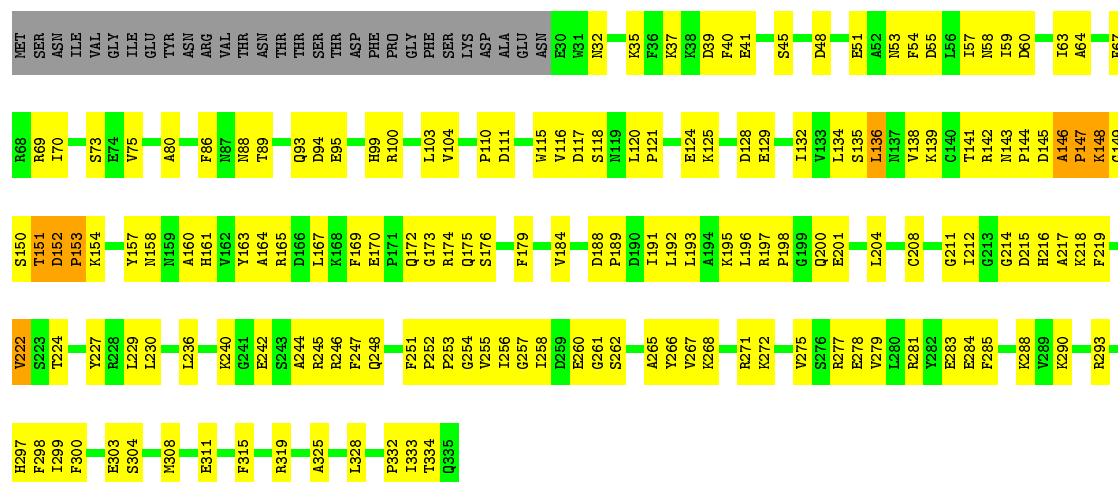
- Molecule 1: DNA-directed RNA polymerase I subunit RPA190



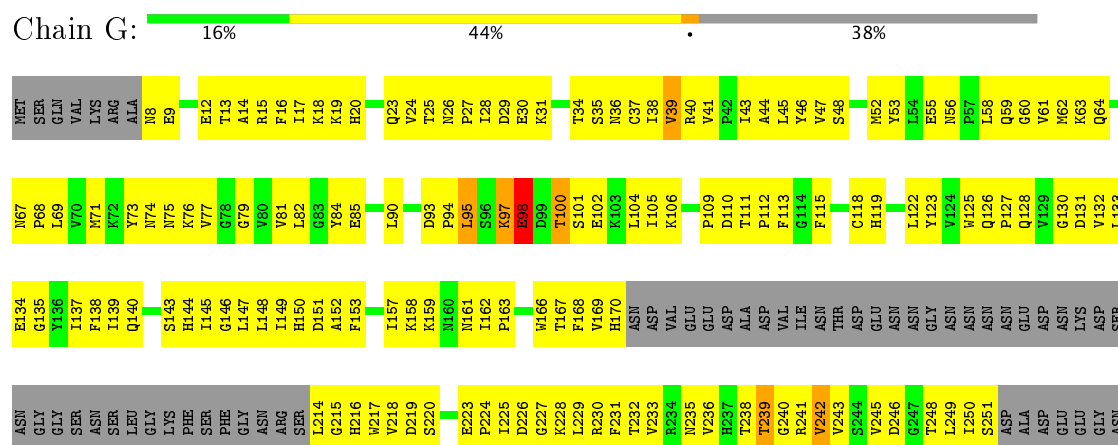


• Molecule 3: DNA-directed RNA polymerases I and III subunit RPAC1

Chain C: 44% 45% 9%



• Molecule 4: DNA-directed RNA polymerase I subunit RPA14



GLY TYR ASN SER ARG SER GLN ALA GLU SER LEU PRO ILE VAL SER ASN LYS ILE VAL PHE ASP ASP GLU VAL SER ILE GLU ASN LYS GLU HIS LYS GLU LEU ASP LEU PRO VAL LYS ASP ASP GLY SER GLU ILE VAL TYR GLU GLU ASN THR SER GLU ASN

ASP
GLY
SER
SER
ASP
SER
ASP

- Molecule 8: DNA-directed RNA polymerases I, II, and III subunit RPABC3

Chain H: 

MET SER N3 T4 L5 F10 E14 V15 R19 Y20 N21 K22 I26 E27 S30 C36 K37 L38 T39 L40 N43 V44 E45 L46 F47 P48 V49 A50 T56 S62 L65 GLU ASP THR PRO ALA ASN ASP SER SER ALA THR R77 R80 Q83 Y93 D94

Y95 Y96 Y97 Y98 A101 Y102 K103 F104 V107 S108 D110 L111 L112 A113 V114 Y115 Y116 S117 F118 G119 G120 L121 L122 M123 R124 L125 E126 G127 M128 M131 L132 M133 M134 L135 K136 M139 A140 Y141 L142 L143 I144 R145 R146

- Molecule 9: DNA-directed RNA polymerase I subunit RPA12

Chain I: 

MET S2 V3 L7 I8 F9 G10 L11 L16 L17 L18 M19 P20 V23 V27 V28 E29 C30 C33 K34 A35 I36 Y37 P38 K39 S40 Q41 F42 S43 V47 V48 T49 T50 D53 D54 A55 F56 L60 R61 V66 VAL LYS THR SER LEU LYS ASN GLU LEU LYS

ASP GLY ALA THR ILE LYS GLU LYS CYS PRQ GLN CYS GLY GLY ASN GLU GLU MET ASN TYR HIS THR LEU GLN LEU ARG SER ALA ASP ALA GLU GLY K39 S40 Q41 F42 S43 V47 V48 T49 T50 D53 D54 A55 F56 L60 R61 V66 VAL LYS THR SER LEU LYS ASN GLU LEU LYS

- Molecule 10: DNA-directed RNA polymerases I, II, and III subunit RPABC5

Chain J: 

M1 I2 V3 R6 C7 F8 S9 C10 G11 K12 V13 V14 K17 M18 E19 S20 Y21 L22 M23 L24 L25 Q26 E27 L30 D31 E32 G33 T34 A35 L36 L39 Q40 L41 K42 Y44 C45 C46 R47 R48 M49 L50 L51 T52 E58 K59 F60 L61 L66 E67 K68 R69 ASP

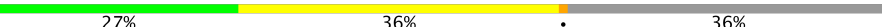
- Molecule 11: DNA-directed RNA polymerases I and III subunit RPAC2

Chain K: 

MET THR GLU ASP ILE GLU GLN LYS THR THR GLU VAL THR THR PRQ GLN GLU HIS ILE GLN GLU GLU GLU GLU GLN E40 E41 P42 D43 R44 E45 K46 I47 K48 L49 A53 T54 S60 F63 Q64 L65 E68

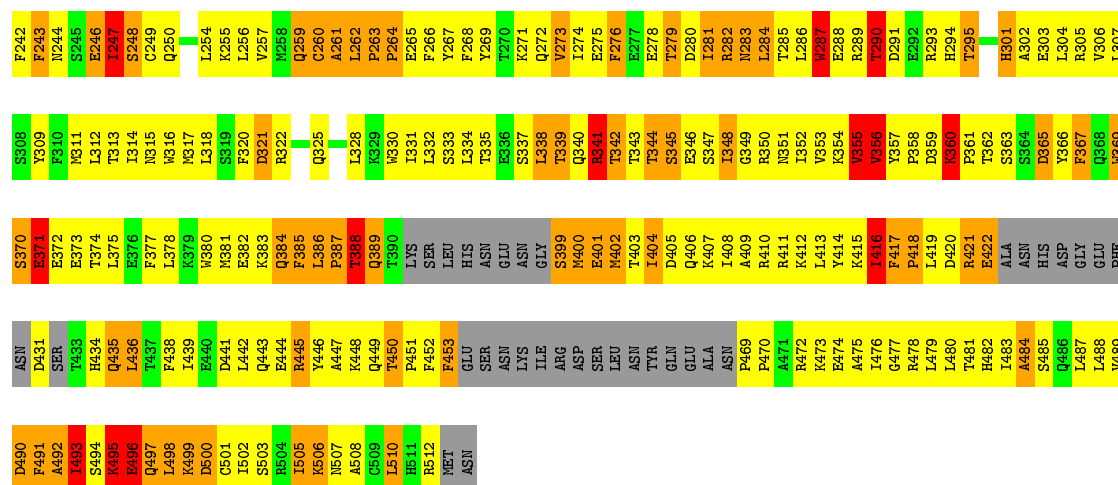
D69 H70 T71 L72 G73 N74 A75 L76 R77 I80 N83 V86 E87 F88 F89 G90 Y91 S92 I93 P94 R95 H96 S97 E98 N99 L100 L101 L102 M103 R104 I105 Q106 T107 Y108 T111 T112 A113 V114 L121 M125 V130 W131 E132 S133 K134 F135 T136 K140 S141 M142

- Molecule 12: DNA-directed RNA polymerases I, II, and III subunit RPABC4

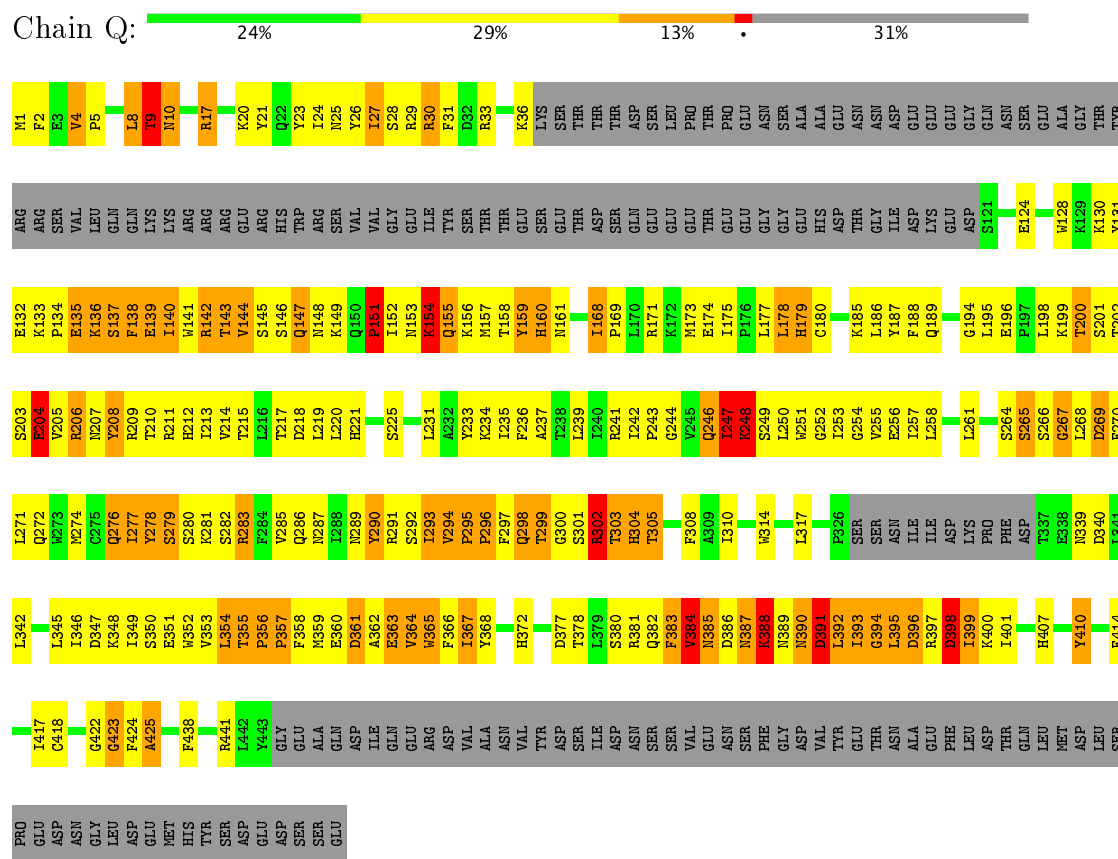
Chain L: 

MET SER ARG GLU GLY PHE GLN ILE THR THR ASN ASP ALA ALA ALA ALA GLY THR SER GLN ARG THR T26 T27 K28 Y29 I30 C31 A32 E33 C34 S35 S36 K37 L38 S39 S41 R42 A45 V46 R47 C48 K49 D50 C51 G52 H53 L56 R60 T61 K62 R63 L64

F67 E68 A69 R70



• Molecule 17: RNA polymerase I-specific transcription initiation factor RRN11



• Molecule 18: RNA



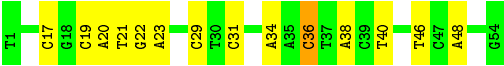
There are no outlier residues recorded for this chain.

• Molecule 19: non-template strand DNA





● Molecule 20: template strand DNA



4 Experimental information

Property	Value	Source
Reconstruction method	SINGLE PARTICLE	Depositor
Imposed symmetry	POINT, C1	Depositor
Number of particles used	124112	Depositor
Resolution determination method	FSC 0.143 CUT-OFF	Depositor
CTF correction method	PHASE FLIPPING ONLY; CTF amplitude correction was performed following 3D auto refinement in relion.	Depositor
Microscope	FEI TITAN KRIOS	Depositor
Voltage (kV)	300	Depositor
Electron dose ($e^-/\text{\AA}^2$)	56.8	Depositor
Minimum defocus (nm)	1500	Depositor
Maximum defocus (nm)	4500	Depositor
Magnification	22500	Depositor
Image detector	GATAN K2 SUMMIT (4k x 4k)	Depositor

5 Model quality ⓘ

5.1 Standard geometry ⓘ

Bond lengths and bond angles in the following residue types are not validated in this section: ZN

The Z score for a bond length (or angle) is the number of standard deviations the observed value is removed from the expected value. A bond length (or angle) with $|Z| > 5$ is considered an outlier worth inspection. RMSZ is the root-mean-square of all Z scores of the bond lengths (or angles).

Mol	Chain	Bond lengths		Bond angles	
		RMSZ	# Z >2	RMSZ	# Z >2
1	A	0.29	1/11752 (0.0%)	0.53	1/15870 (0.0%)
10	J	0.32	0/578	0.58	0/775
11	K	0.28	0/822	0.51	0/1108
12	L	0.26	0/361	0.53	0/478
13	M	0.29	0/857	0.65	2/1151 (0.2%)
14	N	0.27	0/1279	0.58	0/1724
15	O	0.56	2/4906 (0.0%)	1.00	31/6645 (0.5%)
16	P	0.39	0/3316	1.08	30/4477 (0.7%)
17	Q	0.60	0/2990	1.03	13/4030 (0.3%)
18	R	0.34	0/142	0.99	0/220
19	S	0.75	0/1050	1.20	7/1621 (0.4%)
2	B	0.31	0/9556	0.54	5/12916 (0.0%)
20	T	0.73	0/1206	1.26	9/1855 (0.5%)
3	C	0.30	0/2484	0.54	1/3366 (0.0%)
4	D	0.25	0/473	0.46	0/641
5	E	0.28	0/1796	0.52	0/2416
6	F	0.27	0/682	0.49	0/922
7	G	0.26	0/1630	0.50	0/2216
8	H	0.30	0/1089	0.54	0/1474
9	I	0.27	0/485	0.67	0/657
All	All	0.39	3/47454 (0.0%)	0.74	99/64562 (0.2%)

All (3) bond length outliers are listed below:

Mol	Chain	Res	Type	Atoms	Z	Observed(Å)	Ideal(Å)
15	O	750	PRO	N-CD	7.11	1.57	1.47
1	A	593	PRO	N-CD	5.30	1.55	1.47
15	O	353	ASP	CA-C	5.23	1.66	1.52

All (99) bond angle outliers are listed below:

Mol	Chain	Res	Type	Atoms	Z	Observed(°)	Ideal(°)
16	P	199	LEU	N-CA-C	-9.72	84.76	111.00
20	T	22	DG	P-O3'-C3'	9.27	130.83	119.70
16	P	290	THR	N-CA-CB	8.88	127.17	110.30
19	S	19	DG	O4'-C1'-N9	-8.64	101.95	108.00
15	O	301	GLN	N-CA-C	-7.88	89.72	111.00
16	P	416	ILE	N-CA-C	7.87	132.26	111.00
15	O	749	LYS	N-CA-C	7.79	132.03	111.00
16	P	321	ASP	N-CA-C	-7.71	90.19	111.00
15	O	316	ALA	N-CA-CB	-7.45	99.67	110.10
16	P	338	LEU	CB-CA-C	-7.44	96.07	110.20
15	O	705	HIS	N-CA-C	-7.40	91.02	111.00
16	P	356	VAL	N-CA-C	-7.32	91.23	111.00
16	P	100	ALA	N-CA-CB	7.26	120.27	110.10
15	O	657	SER	N-CA-C	6.94	129.75	111.00
16	P	202	SER	N-CA-CB	-6.86	100.21	110.50
13	M	109	ARG	NE-CZ-NH2	-6.70	116.95	120.30
16	P	500	ASP	N-CA-CB	6.59	122.46	110.60
16	P	246	GLU	N-CA-C	6.56	128.71	111.00
19	S	21	DT	C1'-O4'-C4'	-6.56	103.54	110.10
15	O	486	ALA	N-CA-C	-6.50	93.45	111.00
15	O	209	LYS	N-CA-C	-6.48	93.52	111.00
15	O	298	ASP	N-CA-CB	-6.44	99.00	110.60
16	P	201	LYS	N-CA-CB	6.39	122.11	110.60
15	O	694	ILE	N-CA-C	6.36	128.16	111.00
16	P	484	ALA	N-CA-CB	6.35	118.99	110.10
15	O	210	THR	N-CA-C	-6.28	94.05	111.00
17	Q	302	ARG	N-CA-C	-6.24	94.15	111.00
15	O	747	LEU	N-CA-C	6.16	127.62	111.00
3	C	142	ARG	C-N-CA	-6.14	106.34	121.70
2	B	93	ASN	N-CA-C	6.13	127.55	111.00
20	T	22	DG	C4'-C3'-O3'	-6.12	94.39	109.70
15	O	581	ALA	N-CA-CB	6.10	118.63	110.10
2	B	77	LYS	C-N-CD	6.06	141.13	128.40
15	O	580	ASN	N-CA-CB	6.05	121.49	110.60
15	O	196	TYR	N-CA-C	6.00	127.20	111.00
15	O	606	ARG	NE-CZ-NH1	5.99	123.30	120.30
17	Q	151	PRO	CA-N-CD	5.98	120.07	111.70
20	T	21	DT	C1'-O4'-C4'	-5.96	104.14	110.10
15	O	314	GLN	CB-CA-C	-5.95	98.50	110.40
16	P	506	LYS	N-CA-CB	5.94	121.30	110.60
15	O	736	ILE	CB-CA-C	-5.94	99.72	111.60
17	Q	136	LYS	N-CA-C	5.94	127.03	111.00
16	P	135	ILE	CB-CA-C	-5.92	99.75	111.60

Continued on next page...

Continued from previous page...

Mol	Chain	Res	Type	Atoms	Z	Observed(°)	Ideal(°)
19	S	6	DG	O4'-C1'-N9	-5.92	103.86	108.00
20	T	19	DC	O4'-C1'-N1	-5.91	103.86	108.00
2	B	409	TYR	CB-CG-CD2	-5.91	117.45	121.00
15	O	584	ARG	N-CA-C	5.89	126.90	111.00
16	P	124	ARG	N-CA-CB	-5.88	100.02	110.60
17	Q	441	ARG	NE-CZ-NH1	5.87	123.24	120.30
15	O	350	THR	N-CA-C	5.80	126.66	111.00
17	Q	302	ARG	N-CA-CB	5.78	121.01	110.60
16	P	493	ILE	N-CA-C	5.78	126.59	111.00
16	P	110	PHE	N-CA-C	5.77	126.58	111.00
16	P	499	LYS	CB-CA-C	-5.76	98.88	110.40
17	Q	425	ALA	N-CA-CB	-5.76	102.04	110.10
2	B	76	GLY	N-CA-C	-5.75	98.73	113.10
15	O	656	HIS	N-CA-C	5.75	126.52	111.00
16	P	200	PRO	N-CA-C	5.73	126.99	112.10
15	O	670	ALA	N-CA-C	-5.72	95.55	111.00
20	T	36	DC	O4'-C1'-N1	-5.67	104.03	108.00
1	A	408	LYS	N-CA-C	-5.65	95.75	111.00
16	P	505	ILE	CB-CA-C	-5.62	100.35	111.60
15	O	657	SER	N-CA-CB	-5.62	102.07	110.50
16	P	237	ILE	N-CA-C	5.55	125.99	111.00
15	O	349	GLY	N-CA-C	-5.54	99.25	113.10
20	T	20	DA	O4'-C1'-N9	-5.52	104.14	108.00
15	O	739	ASP	CB-CG-OD2	-5.49	113.36	118.30
16	P	500	ASP	N-CA-C	-5.49	96.19	111.00
16	P	103	LEU	CB-CA-C	-5.48	99.79	110.20
15	O	429	SER	N-CA-CB	-5.44	102.34	110.50
19	S	25	DT	C1'-O4'-C4'	-5.43	104.67	110.10
17	Q	30	ARG	NE-CZ-NH2	5.39	123.00	120.30
16	P	247	ILE	N-CA-C	-5.39	96.45	111.00
16	P	498	LEU	N-CA-CB	5.39	121.17	110.40
16	P	104	PHE	N-CA-C	-5.37	96.49	111.00
20	T	23	DA	O4'-C1'-N9	-5.36	104.25	108.00
20	T	17	DC	C1'-O4'-C4'	-5.35	104.75	110.10
15	O	356	GLU	N-CA-C	5.32	125.37	111.00
19	S	24	DG	C1'-O4'-C4'	-5.28	104.82	110.10
15	O	416	LEU	CA-CB-CG	-5.28	103.16	115.30
15	O	653	SER	N-CA-C	5.23	125.11	111.00
16	P	500	ASP	CB-CG-OD2	5.22	123.00	118.30
17	Q	361	ASP	CB-CG-OD2	5.20	122.98	118.30
2	B	409	TYR	CB-CG-CD1	5.18	124.11	121.00
17	Q	171	ARG	NE-CZ-NH1	5.18	122.89	120.30

Continued on next page...

Continued from previous page...

Mol	Chain	Res	Type	Atoms	Z	Observed(°)	Ideal(°)
17	Q	398	ASP	N-CA-C	-5.17	97.04	111.00
20	T	29	DC	C1'-O4'-C4'	-5.16	104.94	110.10
17	Q	151	PRO	N-CD-CG	-5.15	95.47	103.20
16	P	510	LEU	CB-CA-C	-5.13	100.45	110.20
13	M	49	ASP	N-CA-C	5.11	124.80	111.00
15	O	356	GLU	N-CA-CB	-5.11	101.41	110.60
19	S	11	DG	C1'-O4'-C4'	-5.10	105.00	110.10
19	S	5	DT	O4'-C1'-N1	-5.10	104.43	108.00
16	P	295	THR	N-CA-CB	-5.07	100.67	110.30
17	Q	143	THR	O-C-N	5.06	130.80	122.70
17	Q	293	ILE	CB-CA-C	5.02	121.64	111.60
15	O	655	SER	N-CA-C	-5.01	97.47	111.00
15	O	694	ILE	CB-CA-C	-5.01	101.58	111.60
16	P	384	GLN	CB-CA-C	-5.00	100.39	110.40

There are no chirality outliers.

There are no planarity outliers.

5.2 Too-close contacts [i](#)

In the following table, the Non-H and H(model) columns list the number of non-hydrogen atoms and hydrogen atoms in the chain respectively. The H(added) column lists the number of hydrogen atoms added and optimized by MolProbity. The Clashes column lists the number of clashes within the asymmetric unit, whereas Symm-Clashes lists symmetry related clashes.

Mol	Chain	Non-H	H(model)	H(added)	Clashes	Symm-Clashes
1	A	11542	0	11625	1110	0
2	B	9351	0	9242	861	0
3	C	2432	0	2418	228	0
4	D	467	0	468	48	0
5	E	1760	0	1788	167	0
6	F	670	0	690	35	0
7	G	1592	0	1600	233	0
8	H	1071	0	1045	105	0
9	I	479	0	478	84	0
10	J	569	0	585	57	0
11	K	811	0	801	63	0
12	L	359	0	381	41	0
13	M	841	0	833	187	0
14	N	1254	0	1265	231	0
15	O	5063	0	4796	2307	0

Continued on next page...

Continued from previous page...

Mol	Chain	Non-H	H(model)	H(added)	Clashes	Symm-Clashes
16	P	3238	0	3263	1670	0
17	Q	2923	0	2969	1018	0
18	R	127	0	67	0	0
19	S	935	0	513	7	0
20	T	1082	0	615	21	0
21	A	2	0	0	2	0
21	B	1	0	0	0	0
21	I	1	0	0	0	0
21	J	1	0	0	0	0
21	L	1	0	0	0	0
All	All	46572	0	45442	7198	0

The all-atom clashscore is defined as the number of clashes found per 1000 atoms (including hydrogen atoms). The all-atom clashscore for this structure is 82.

All (7198) close contacts within the same asymmetric unit are listed below, sorted by their clash magnitude.

Atom-1	Atom-2	Interatomic distance (Å)	Clash overlap (Å)
16:P:419:LEU:HB3	17:Q:233:TYR:CZ	1.24	1.70
15:O:389:TRP:HZ3	17:Q:148:ASN:CA	1.05	1.68
16:P:104:PHE:CD1	16:P:211:TYR:HB2	1.22	1.67
2:B:155:VAL:HG21	17:Q:359:MET:SD	1.29	1.67
15:O:702:LEU:HD23	16:P:125:PHE:CZ	1.13	1.65
15:O:214:LEU:HB2	15:O:236:ILE:CG2	1.20	1.65
15:O:375:PHE:CD2	15:O:380:MET:HG3	1.26	1.64
16:P:211:TYR:CD1	16:P:212:VAL:HG23	1.23	1.64
15:O:214:LEU:CB	15:O:236:ILE:HG21	1.17	1.64
15:O:581:ALA:CB	15:O:585:GLU:HB3	1.21	1.64
16:P:198:ILE:HB	16:P:200:PRO:CG	1.25	1.64
15:O:433:VAL:HG21	17:Q:144:VAL:CG1	1.16	1.63
17:Q:356:PRO:CG	17:Q:357:PRO:HD3	1.21	1.63
15:O:669:PHE:CE1	15:O:738:LYS:HE2	1.28	1.63
16:P:284:LEU:HD13	16:P:302:ALA:CB	1.27	1.63
16:P:419:LEU:CD2	17:Q:237:ALA:HB2	1.25	1.63
16:P:247:ILE:CD1	16:P:286:LEU:HA	1.15	1.61
16:P:366:TYR:CE1	17:Q:215:THR:HA	1.17	1.61
15:O:436:ILE:HG21	17:Q:141:TRP:CZ3	1.15	1.61
15:O:650:LEU:HB2	16:P:242:PHE:CE2	1.28	1.61
16:P:235:GLY:CA	16:P:289:ARG:HB2	1.30	1.60
15:O:389:TRP:CZ3	17:Q:148:ASN:CA	1.79	1.60
17:Q:381:ARG:HA	17:Q:384:VAL:CG2	1.25	1.59

Continued on next page...

Continued from previous page...

Atom-1	Atom-2	Interatomic distance (Å)	Clash overlap (Å)
16:P:247:ILE:HD12	16:P:286:LEU:CA	1.16	1.59
16:P:207:LEU:CG	16:P:208:PRO:HD2	1.25	1.59
15:O:389:TRP:CZ3	17:Q:148:ASN:HA	1.36	1.59
15:O:581:ALA:HB1	15:O:585:GLU:CB	1.20	1.58
16:P:118:TRP:HH2	16:P:189:LYS:CD	1.12	1.58
16:P:118:TRP:CH2	16:P:189:LYS:HD3	1.34	1.58
16:P:320:PHE:CE1	16:P:322:ARG:NE	1.70	1.58
13:M:43:LYS:CB	14:N:29:PHE:CD1	1.87	1.58
2:B:155:VAL:CG2	17:Q:359:MET:HE1	1.22	1.57
14:N:95:ILE:CD1	14:N:96:GLU:HG2	1.19	1.57
17:Q:356:PRO:HG2	17:Q:357:PRO:CD	1.28	1.57
16:P:284:LEU:HD13	16:P:302:ALA:CA	1.34	1.56
14:N:25:ILE:HB	14:N:26:PRO:CD	1.21	1.56
15:O:615:ASN:CB	15:O:617:HIS:CE1	1.82	1.56
15:O:623:LEU:CA	15:O:626:LEU:HD21	1.30	1.56
16:P:207:LEU:CG	16:P:208:PRO:CD	1.74	1.55
16:P:419:LEU:HD21	17:Q:237:ALA:CB	1.16	1.55
16:P:123:MET:HB3	16:P:125:PHE:CE2	1.36	1.55
15:O:436:ILE:HG21	17:Q:141:TRP:CE3	1.40	1.55
15:O:472:ARG:CZ	17:Q:200:THR:CG2	1.80	1.55
14:N:95:ILE:HD12	14:N:96:GLU:CG	1.32	1.55
1:A:530:TRP:HB3	1:A:531:PRO:CD	1.36	1.55
17:Q:355:THR:C	17:Q:359:MET:HG3	1.18	1.54
16:P:417:PHE:CZ	17:Q:270:PHE:CD2	1.95	1.54
17:Q:247:ILE:HG13	17:Q:298:GLN:CG	1.08	1.54
17:Q:354:LEU:HG	17:Q:359:MET:CA	1.26	1.54
16:P:198:ILE:CB	16:P:200:PRO:HD3	1.16	1.54
16:P:247:ILE:HG21	16:P:302:ALA:CB	1.20	1.54
1:A:81:LEU:CD2	1:A:359:VAL:HA	1.36	1.53
2:B:155:VAL:CG2	17:Q:359:MET:CE	1.86	1.53
13:M:43:LYS:CB	14:N:29:PHE:HD1	1.19	1.53
16:P:417:PHE:CE2	17:Q:270:PHE:CD2	1.97	1.53
1:A:1104:TYR:CE2	1:A:1119:LYS:CD	1.90	1.52
16:P:234:CYS:SG	16:P:289:ARG:HA	1.49	1.52
16:P:414:TYR:CB	17:Q:241:ARG:NH1	1.69	1.52
17:Q:354:LEU:CD1	17:Q:359:MET:HA	1.33	1.52
16:P:207:LEU:CD1	16:P:208:PRO:HD3	1.35	1.52
15:O:472:ARG:CZ	17:Q:200:THR:HG23	1.08	1.52
16:P:414:TYR:CG	17:Q:241:ARG:NH1	1.77	1.52
15:O:215:ASN:HD21	15:O:233:VAL:CG1	1.18	1.51
15:O:14:UNK:CB	15:O:438:TRP:HB2	1.37	1.51

Continued on next page...

Continued from previous page...

Atom-1	Atom-2	Interatomic distance (Å)	Clash overlap (Å)
15:O:616:SER:HB2	15:O:620:ASP:CB	1.38	1.51
15:O:702:LEU:CD2	16:P:125:PHE:CZ	1.93	1.51
15:O:194:ARG:CA	15:O:197:ARG:NH2	1.70	1.51
15:O:578:PHE:CB	16:P:315:ASN:ND2	1.73	1.50
17:Q:283:ARG:HA	17:Q:302:ARG:CB	1.06	1.50
17:Q:283:ARG:CA	17:Q:302:ARG:HB2	1.39	1.50
17:Q:354:LEU:CG	17:Q:359:MET:HA	1.37	1.50
1:A:721:LYS:HB3	1:A:722:PRO:CD	1.20	1.50
15:O:389:TRP:CZ3	17:Q:148:ASN:CB	1.93	1.50
1:A:81:LEU:CD2	1:A:359:VAL:CA	1.86	1.49
13:M:44:LYS:HE2	14:N:30:LYS:CD	1.17	1.49
1:A:1276:THR:CG2	1:A:1288:ARG:HA	1.43	1.48
17:Q:247:ILE:CD1	17:Q:248:LYS:H	1.21	1.48
5:E:127:ILE:C	5:E:129:PRO:CD	1.77	1.48
16:P:235:GLY:HA2	16:P:289:ARG:CB	1.39	1.48
15:O:672:ILE:HG12	15:O:715:TYR:CE2	1.44	1.48
17:Q:247:ILE:CG1	17:Q:298:GLN:CG	1.88	1.47
16:P:222:PHE:CE2	16:P:223:ASN:ND2	1.80	1.47
15:O:421:ILE:HD11	17:Q:138:PHE:CE2	1.46	1.47
15:O:656:HIS:CB	15:O:747:LEU:C	1.83	1.47
15:O:655:SER:CB	16:P:244:ASN:HB2	1.40	1.47
15:O:369:PHE:CZ	15:O:431:ASP:HA	1.47	1.47
13:M:44:LYS:CE	14:N:30:LYS:CD	1.86	1.47
16:P:284:LEU:CD1	16:P:302:ALA:HA	1.41	1.47
15:O:571:HIS:CE1	16:P:495:LYS:HE3	1.49	1.47
16:P:207:LEU:HG	16:P:208:PRO:CD	0.99	1.47
14:N:25:ILE:CB	14:N:26:PRO:HD2	1.38	1.47
15:O:658:LYS:C	15:O:659:LEU:HD13	1.22	1.47
15:O:421:ILE:HD11	17:Q:138:PHE:CD2	1.50	1.46
15:O:216:ILE:CD1	15:O:236:ILE:HD11	1.41	1.46
15:O:574:TRP:CZ2	16:P:484:ALA:HB3	1.48	1.46
15:O:221:ARG:HG3	15:O:227:LEU:CD2	1.01	1.46
15:O:188:GLN:HB2	15:O:199:GLY:CA	1.43	1.46
15:O:375:PHE:CB	15:O:380:MET:HA	0.99	1.46
16:P:366:TYR:HE1	17:Q:215:THR:CA	1.26	1.46
15:O:433:VAL:CG2	17:Q:144:VAL:HG11	1.00	1.46
15:O:221:ARG:CG	15:O:227:LEU:CD2	1.93	1.45
15:O:615:ASN:HB3	15:O:617:HIS:CE1	0.93	1.45
15:O:433:VAL:CB	17:Q:144:VAL:HG21	1.01	1.45
1:A:721:LYS:HE2	8:H:94:ASP:C	1.37	1.45
15:O:260:LEU:HD13	15:O:261:VAL:N	1.25	1.45

Continued on next page...

Continued from previous page...

Atom-1	Atom-2	Interatomic distance (Å)	Clash overlap (Å)
15:O:436:ILE:CG2	17:Q:141:TRP:CZ3	2.00	1.45
1:A:461:GLU:CD	1:A:1618:THR:HB	1.29	1.45
1:A:1104:TYR:CE2	1:A:1119:LYS:HD2	0.94	1.45
15:O:215:ASN:ND2	15:O:233:VAL:CG1	1.79	1.44
15:O:375:PHE:CD2	15:O:380:MET:CG	2.01	1.44
15:O:623:LEU:HA	15:O:626:LEU:CD2	1.46	1.44
17:Q:29:ARG:HH11	17:Q:30:ARG:CB	1.30	1.44
16:P:416:ILE:C	16:P:418:PRO:HD2	1.31	1.44
16:P:247:ILE:CG2	16:P:302:ALA:HB3	1.47	1.44
16:P:354:LYS:HG2	16:P:362:THR:CG2	1.46	1.44
16:P:199:LEU:H	16:P:200:PRO:CD	1.06	1.44
17:Q:354:LEU:HG	17:Q:359:MET:N	1.16	1.44
15:O:771:ILE:CG2	16:P:109:GLN:HE22	1.24	1.44
15:O:366:PHE:HD2	15:O:432:PRO:CB	1.29	1.43
13:M:43:LYS:HB2	14:N:29:PHE:CD1	0.93	1.43
15:O:656:HIS:HB2	15:O:747:LEU:CA	1.48	1.43
16:P:280:ASP:C	16:P:281:ILE:HD13	1.36	1.43
15:O:18:UNK:CB	17:Q:256:GLU:OE1	1.66	1.43
16:P:151:GLU:OE2	16:P:154:LEU:CD1	1.67	1.43
15:O:722:TRP:CE3	16:P:264:PRO:HG3	1.52	1.43
17:Q:355:THR:C	17:Q:359:MET:CG	1.83	1.43
15:O:638:LEU:HD21	15:O:642:GLN:NE2	1.23	1.42
16:P:118:TRP:CH2	16:P:189:LYS:CG	2.01	1.42
2:B:75:ASP:CB	2:B:93:ASN:HD21	1.31	1.42
1:A:721:LYS:CE	8:H:94:ASP:O	1.66	1.42
15:O:771:ILE:CG2	16:P:109:GLN:NE2	1.78	1.42
15:O:656:HIS:HB2	15:O:747:LEU:C	1.08	1.41
15:O:702:LEU:CD2	16:P:125:PHE:CE1	2.01	1.41
15:O:375:PHE:CB	15:O:380:MET:CA	1.96	1.41
16:P:417:PHE:CE2	17:Q:270:PHE:CE2	2.05	1.41
1:A:81:LEU:HD21	1:A:359:VAL:C	1.34	1.41
16:P:366:TYR:CZ	17:Q:215:THR:HA	1.53	1.41
1:A:1119:LYS:CE	1:A:1120:TYR:N	1.82	1.41
16:P:198:ILE:CA	16:P:200:PRO:HD3	1.47	1.41
16:P:118:TRP:CH2	16:P:189:LYS:CD	1.92	1.40
16:P:385:PHE:HZ	17:Q:212:HIS:CD2	1.39	1.40
1:A:665:PRO:CD	1:A:789:SER:O	1.64	1.40
15:O:310:TRP:CE3	15:O:370:GLN:NE2	1.88	1.40
16:P:354:LYS:CG	16:P:362:THR:HG21	1.52	1.40
15:O:472:ARG:NH2	17:Q:200:THR:HG23	1.17	1.40
1:A:81:LEU:HD21	1:A:359:VAL:CA	0.93	1.40

Continued on next page...

Continued from previous page...

Atom-1	Atom-2	Interatomic distance (Å)	Clash overlap (Å)
15:O:433:VAL:HB	17:Q:144:VAL:CG2	0.93	1.40
15:O:421:ILE:CD1	17:Q:138:PHE:CD2	2.03	1.40
17:Q:381:ARG:CA	17:Q:384:VAL:HG21	1.48	1.40
1:A:461:GLU:OE2	1:A:1618:THR:CB	1.66	1.40
15:O:571:HIS:NE2	16:P:495:LYS:HE3	1.33	1.40
16:P:320:PHE:CZ	16:P:322:ARG:HG3	1.57	1.39
16:P:338:LEU:HD21	16:P:482:HIS:CE1	1.54	1.39
16:P:294:HIS:CD2	20:T:48:DA:N6	1.91	1.39
17:Q:26:TYR:O	17:Q:29:ARG:CD	1.67	1.39
16:P:341:ARG:NH1	16:P:445:ARG:HH21	0.95	1.39
17:Q:354:LEU:CG	17:Q:359:MET:CA	1.90	1.38
1:A:912:VAL:HB	1:A:913:PRO:CD	1.48	1.38
17:Q:355:THR:CA	17:Q:359:MET:CG	2.01	1.38
1:A:920:PHE:HB3	1:A:921:PRO:CD	1.50	1.38
1:A:920:PHE:CB	1:A:921:PRO:HD2	1.45	1.38
16:P:209:ASN:O	16:P:211:TYR:CD2	1.74	1.38
16:P:263:PRO:HB2	16:P:266:PHE:CD2	1.59	1.38
17:Q:354:LEU:CG	17:Q:359:MET:N	1.84	1.38
16:P:198:ILE:CB	16:P:200:PRO:CD	1.74	1.37
15:O:389:TRP:CZ3	17:Q:148:ASN:HB3	1.54	1.37
15:O:768:TYR:CE2	16:P:145:ASN:OD1	1.75	1.37
16:P:366:TYR:CE1	17:Q:215:THR:CA	2.00	1.37
16:P:104:PHE:CE2	16:P:155:GLN:HG3	1.56	1.37
16:P:469:PRO:HB2	16:P:470:PRO:CD	1.52	1.37
2:B:72:VAL:CB	2:B:343:ASP:OD2	1.72	1.37
16:P:385:PHE:CZ	17:Q:212:HIS:CD2	2.12	1.37
15:O:353:ASP:HB2	17:Q:28:SER:CA	1.53	1.36
17:Q:381:ARG:CA	17:Q:384:VAL:CG2	1.98	1.36
16:P:198:ILE:HB	16:P:200:PRO:CD	0.90	1.36
15:O:578:PHE:HB2	16:P:315:ASN:ND2	1.24	1.36
16:P:104:PHE:CE1	16:P:215:LEU:CD2	2.07	1.36
16:P:416:ILE:C	16:P:418:PRO:CD	1.93	1.36
15:O:210:THR:O	15:O:212:SER:N	1.56	1.36
15:O:18:UNK:CB	17:Q:253:ILE:HD13	1.55	1.36
15:O:571:HIS:NE2	16:P:495:LYS:CE	1.88	1.36
16:P:494:SER:OG	16:P:497:GLN:CB	1.74	1.36
1:A:522:ALA:HB1	1:A:532:GLY:O	1.18	1.35
15:O:724:LEU:N	16:P:446:TYR:HE2	1.23	1.35
16:P:171:HIS:NE2	16:P:239:PHE:CE2	1.91	1.35
15:O:573:GLU:HG2	16:P:496:GLU:OE1	1.25	1.35
15:O:771:ILE:HG21	16:P:109:GLN:NE2	1.07	1.35

Continued on next page...

Continued from previous page...

Atom-1	Atom-2	Interatomic distance (Å)	Clash overlap (Å)
15:O:581:ALA:CB	15:O:585:GLU:CB	1.82	1.35
15:O:650:LEU:CB	16:P:242:PHE:CE2	2.07	1.35
17:Q:355:THR:CB	17:Q:356:PRO:HD3	1.51	1.35
1:A:721:LYS:CB	1:A:722:PRO:HD2	1.40	1.35
2:B:91:LEU:CD1	2:B:93:ASN:HB3	1.54	1.35
16:P:419:LEU:CB	17:Q:233:TYR:OH	1.74	1.35
5:E:127:ILE:O	5:E:129:PRO:HD2	1.19	1.35
15:O:722:TRP:CZ3	16:P:264:PRO:HD3	1.62	1.34
16:P:419:LEU:CB	17:Q:233:TYR:CZ	2.09	1.34
17:Q:355:THR:CA	17:Q:359:MET:HG2	1.57	1.34
15:O:724:LEU:O	16:P:446:TYR:CE2	1.79	1.34
1:A:721:LYS:CG	8:H:95:TYR:HA	1.55	1.34
16:P:284:LEU:CG	16:P:305:ARG:HH11	1.38	1.34
16:P:211:TYR:CE1	16:P:212:VAL:HG23	1.61	1.34
1:A:918:LYS:HE2	1:A:922:CYS:O	1.16	1.34
15:O:353:ASP:HB2	17:Q:28:SER:C	1.47	1.34
16:P:104:PHE:CD2	16:P:155:GLN:HG3	1.63	1.34
15:O:573:GLU:CD	16:P:495:LYS:O	1.64	1.34
16:P:280:ASP:O	16:P:281:ILE:HD13	1.25	1.34
1:A:1119:LYS:HE3	1:A:1120:TYR:N	1.39	1.34
15:O:353:ASP:OD1	15:O:354:PRO:HD3	1.18	1.34
15:O:431:ASP:HB2	15:O:432:PRO:CD	1.55	1.34
16:P:414:TYR:HB3	17:Q:241:ARG:NH1	1.18	1.33
16:P:341:ARG:NH1	16:P:445:ARG:NH2	1.73	1.33
16:P:287:TRP:HZ3	16:P:290:THR:CG2	1.41	1.33
16:P:198:ILE:CG1	16:P:200:PRO:HG3	1.57	1.33
16:P:239:PHE:CE1	16:P:246:GLU:HG2	1.61	1.33
15:O:573:GLU:OE1	16:P:495:LYS:HG2	1.20	1.33
16:P:416:ILE:O	16:P:418:PRO:HD2	1.23	1.33
15:O:638:LEU:CD2	15:O:642:GLN:NE2	1.92	1.33
15:O:188:GLN:CB	15:O:199:GLY:HA2	1.58	1.33
16:P:354:LYS:NZ	16:P:362:THR:HG22	1.41	1.33
16:P:118:TRP:CZ3	16:P:189:LYS:HB3	1.62	1.33
16:P:224:GLY:O	16:P:226:LEU:N	1.60	1.32
16:P:287:TRP:CZ3	16:P:290:THR:HG22	1.63	1.32
15:O:298:ASP:CG	17:Q:158:THR:HA	1.48	1.32
15:O:724:LEU:HB2	16:P:446:TYR:CD2	1.62	1.32
16:P:294:HIS:CG	20:T:48:DA:N6	1.97	1.32
16:P:187:THR:OG1	16:P:189:LYS:HG3	1.29	1.32
17:Q:354:LEU:CD1	17:Q:359:MET:CA	2.07	1.32
15:O:188:GLN:N	15:O:199:GLY:HA3	1.42	1.32

Continued on next page...

Continued from previous page...

Atom-1	Atom-2	Interatomic distance (Å)	Clash overlap (Å)
15:O:672:ILE:HD12	15:O:734:LYS:NZ	1.42	1.32
15:O:237:GLU:OE2	15:O:239:HIS:CE1	1.81	1.32
13:M:48:LYS:HE3	13:M:49:ASP:OD1	1.18	1.32
15:O:571:HIS:ND1	15:O:572:PRO:HD2	1.40	1.32
15:O:653:SER:O	15:O:748:GLU:CB	1.75	1.32
17:Q:352:TRP:CE3	17:Q:357:PRO:HG2	1.63	1.31
16:P:151:GLU:OE2	16:P:154:LEU:HD13	1.17	1.31
2:B:75:ASP:HB3	2:B:93:ASN:ND2	1.39	1.31
15:O:422:ILE:O	15:O:439:LYS:HB2	1.20	1.31
15:O:314:GLN:CB	15:O:329:ILE:H	1.42	1.31
15:O:573:GLU:HB2	16:P:495:LYS:NZ	1.42	1.31
17:Q:355:THR:N	17:Q:359:MET:CG	1.92	1.31
16:P:104:PHE:CE1	16:P:215:LEU:HD21	1.65	1.31
17:Q:283:ARG:CA	17:Q:302:ARG:CB	2.01	1.31
16:P:104:PHE:CE2	16:P:155:GLN:CG	2.11	1.30
15:O:768:TYR:CZ	16:P:145:ASN:OD1	1.83	1.30
15:O:24:UNK:HA	17:Q:314:TRP:CH2	1.63	1.30
16:P:284:LEU:CD1	16:P:302:ALA:CA	2.02	1.30
16:P:330:TRP:CH2	16:P:334:LEU:HD11	1.66	1.30
15:O:353:ASP:CA	17:Q:28:SER:HA	1.59	1.30
16:P:496:GLU:OE2	16:P:499:LYS:HB3	1.17	1.30
15:O:390:GLN:CB	17:Q:151:PRO:HG3	1.62	1.30
15:O:771:ILE:HG23	16:P:109:GLN:OE1	1.25	1.29
16:P:211:TYR:CD1	16:P:212:VAL:CG2	2.14	1.29
15:O:740:ILE:O	15:O:744:LEU:CD1	1.79	1.29
16:P:147:GLN:O	16:P:151:GLU:HB3	1.32	1.29
15:O:11:UNK:O	15:O:436:ILE:HG12	1.32	1.29
17:Q:246:GLN:O	17:Q:247:ILE:HD13	1.23	1.29
15:O:358:SER:OG	17:Q:194:GLY:CA	1.79	1.28
15:O:475:ARG:HG3	15:O:497:VAL:O	1.17	1.28
2:B:75:ASP:HB2	2:B:440:PHE:CZ	1.68	1.28
15:O:353:ASP:CB	17:Q:28:SER:HA	1.60	1.28
15:O:573:GLU:CG	16:P:496:GLU:OE1	1.79	1.28
15:O:18:UNK:O	17:Q:256:GLU:HB2	1.31	1.28
15:O:653:SER:OG	15:O:656:HIS:HB3	1.26	1.28
15:O:768:TYR:CD2	16:P:145:ASN:OD1	1.85	1.28
13:M:43:LYS:HB2	14:N:29:PHE:CE1	1.66	1.28
16:P:184:TRP:NE1	16:P:190:MET:HB2	1.47	1.28
16:P:344:THR:HG22	16:P:436:LEU:C	1.44	1.28
15:O:423:ILE:HG21	17:Q:141:TRP:CH2	1.66	1.28
16:P:344:THR:HG22	16:P:436:LEU:O	1.22	1.28

Continued on next page...

Continued from previous page...

Atom-1	Atom-2	Interatomic distance (Å)	Clash overlap (Å)
17:Q:266:SER:O	17:Q:268:LEU:N	1.66	1.28
15:O:308:ASN:HD21	15:O:315:PHE:CB	1.46	1.28
15:O:375:PHE:CG	15:O:380:MET:HA	1.68	1.28
15:O:260:LEU:CD1	15:O:261:VAL:H	1.45	1.27
17:Q:355:THR:N	17:Q:359:MET:HG2	0.96	1.27
15:O:194:ARG:HG2	15:O:197:ARG:NH1	1.47	1.27
15:O:569:VAL:CG2	16:P:478:ARG:HA	1.65	1.27
16:P:362:THR:C	16:P:365:ASP:OD1	1.73	1.27
16:P:419:LEU:CB	17:Q:233:TYR:CE2	2.17	1.27
15:O:12:UNK:CB	15:O:439:LYS:NZ	1.98	1.27
17:Q:158:THR:O	17:Q:160:HIS:N	1.67	1.27
17:Q:29:ARG:NH1	17:Q:30:ARG:HB2	1.46	1.27
16:P:369:TRP:HH2	16:P:377:PHE:CD1	1.51	1.27
16:P:419:LEU:HB2	17:Q:233:TYR:CE2	1.70	1.27
15:O:366:PHE:CD2	15:O:432:PRO:CB	2.18	1.27
15:O:390:GLN:HB3	17:Q:151:PRO:CG	1.65	1.27
16:P:104:PHE:CD1	16:P:211:TYR:CB	2.16	1.27
17:Q:149:LYS:O	17:Q:151:PRO:HD3	1.21	1.27
17:Q:247:ILE:HD13	17:Q:248:LYS:N	1.46	1.27
15:O:176:PRO:CD	17:Q:196:GLU:O	1.81	1.26
15:O:658:LYS:O	15:O:659:LEU:HD13	1.16	1.26
17:Q:355:THR:O	17:Q:359:MET:HG3	1.13	1.26
15:O:275:GLU:HB3	15:O:285:MET:O	1.29	1.26
16:P:320:PHE:CE1	16:P:322:ARG:CG	2.19	1.26
15:O:350:THR:HG21	17:Q:155:GLN:O	1.20	1.26
15:O:616:SER:CB	15:O:620:ASP:HB3	1.66	1.26
15:O:638:LEU:HD21	15:O:642:GLN:CD	1.55	1.26
15:O:475:ARG:NH2	15:O:496:THR:HG23	1.48	1.25
15:O:727:PRO:CG	16:P:265:GLU:OE2	1.85	1.25
16:P:262:LEU:HD11	16:P:446:TYR:CD1	1.71	1.25
16:P:362:THR:O	16:P:365:ASP:OD1	1.54	1.25
16:P:211:TYR:CE1	16:P:212:VAL:CG2	2.20	1.25
13:M:48:LYS:CE	13:M:49:ASP:OD1	1.84	1.25
15:O:221:ARG:CG	15:O:227:LEU:HD23	1.58	1.25
15:O:583:GLU:OE1	15:O:584:ARG:HG2	1.17	1.25
15:O:596:ILE:CG2	16:P:317:MET:HE1	1.66	1.25
15:O:578:PHE:CB	16:P:315:ASN:HD21	1.37	1.25
15:O:260:LEU:CD2	15:O:273:ARG:CA	2.13	1.25
16:P:262:LEU:O	16:P:262:LEU:HD12	1.31	1.25
15:O:702:LEU:O	15:O:704:LEU:HG	1.08	1.25
16:P:108:PHE:CE2	16:P:156:LEU:HD23	1.70	1.25

Continued on next page...

Continued from previous page...

Atom-1	Atom-2	Interatomic distance (Å)	Clash overlap (Å)
15:O:346:ASN:O	15:O:347:LEU:HG	1.22	1.25
17:Q:247:ILE:CG1	17:Q:298:GLN:HG2	1.42	1.25
1:A:665:PRO:HD2	1:A:789:SER:C	1.56	1.24
15:O:309:PRO:O	15:O:368:HIS:CD2	1.89	1.24
15:O:724:LEU:N	16:P:446:TYR:CE2	2.06	1.24
17:Q:137:SER:O	17:Q:296:PRO:HG3	1.31	1.24
15:O:18:UNK:CA	17:Q:256:GLU:OE1	1.83	1.24
17:Q:380:SER:O	17:Q:384:VAL:HG13	1.14	1.24
2:B:112:GLY:O	2:B:113:VAL:CG2	1.85	1.24
16:P:223:ASN:HA	16:P:492:ALA:O	1.36	1.24
16:P:449:GLN:C	16:P:451:PRO:HD2	1.57	1.24
2:B:1137:ASP:O	2:B:1140:LYS:HG2	1.35	1.24
16:P:222:PHE:O	16:P:225:GLN:HB2	1.37	1.24
15:O:358:SER:CB	17:Q:194:GLY:HA2	1.68	1.24
17:Q:355:THR:HB	17:Q:356:PRO:CD	1.67	1.24
1:A:460:LEU:O	1:A:465:GLY:HA2	1.35	1.23
15:O:702:LEU:O	15:O:704:LEU:CG	1.86	1.23
16:P:146:ASP:C	16:P:148:PRO:HD3	1.58	1.23
17:Q:298:GLN:O	17:Q:299:THR:HG22	1.32	1.23
16:P:294:HIS:CD2	20:T:48:DA:C6	2.25	1.23
1:A:81:LEU:HD11	1:A:358:ASP:C	1.56	1.23
15:O:375:PHE:HB2	15:O:379:LYS:O	1.34	1.23
15:O:298:ASP:OD2	17:Q:158:THR:HA	1.11	1.23
15:O:692:THR:O	15:O:746:ARG:O	1.57	1.23
17:Q:294:VAL:HG23	17:Q:295:PRO:CD	1.69	1.23
17:Q:353:VAL:CA	17:Q:358:PHE:CD1	1.85	1.23
16:P:199:LEU:N	16:P:200:PRO:CD	1.86	1.23
16:P:96:ILE:HA	16:P:209:ASN:OD1	1.34	1.23
5:E:127:ILE:C	5:E:129:PRO:HD2	0.85	1.23
15:O:347:LEU:HD22	17:Q:151:PRO:O	1.34	1.23
15:O:650:LEU:CB	16:P:242:PHE:HE2	1.44	1.23
15:O:375:PHE:HB3	15:O:380:MET:CA	1.57	1.23
16:P:123:MET:HB3	16:P:125:PHE:CD2	1.73	1.23
15:O:740:ILE:O	15:O:744:LEU:HD11	1.30	1.22
16:P:494:SER:CB	16:P:497:GLN:HB3	1.68	1.22
2:B:72:VAL:HB	2:B:343:ASP:OD2	1.11	1.22
15:O:214:LEU:C	15:O:236:ILE:CG1	2.06	1.22
15:O:727:PRO:HG2	16:P:265:GLU:OE2	1.07	1.22
15:O:345:ASP:OD1	17:Q:154:LYS:NZ	1.71	1.22
17:Q:380:SER:C	17:Q:384:VAL:HG13	1.57	1.22
16:P:415:LYS:O	16:P:418:PRO:HG3	1.35	1.22

Continued on next page...

Continued from previous page...

Atom-1	Atom-2	Interatomic distance (Å)	Clash overlap (Å)
15:O:672:ILE:HD11	15:O:715:TYR:CE1	1.74	1.22
15:O:603:ARG:NH1	16:P:268:PHE:CE1	2.06	1.22
16:P:247:ILE:CG2	16:P:302:ALA:CB	2.11	1.22
15:O:23:UNK:O	17:Q:314:TRP:CZ3	1.93	1.22
15:O:214:LEU:O	15:O:236:ILE:HB	1.38	1.21
2:B:155:VAL:CG2	17:Q:359:MET:SD	2.22	1.21
15:O:389:TRP:HZ3	17:Q:148:ASN:CB	1.36	1.21
15:O:309:PRO:HG3	15:O:365:TRP:CD1	1.75	1.21
13:M:43:LYS:HG3	14:N:28:GLY:O	1.07	1.21
15:O:215:ASN:ND2	15:O:233:VAL:HG11	1.43	1.21
15:O:384:ASP:HB3	15:O:389:TRP:HB3	1.21	1.21
15:O:389:TRP:CE3	17:Q:148:ASN:CB	2.23	1.21
14:N:95:ILE:CD1	14:N:96:GLU:CG	2.01	1.21
16:P:494:SER:HB3	16:P:497:GLN:OE1	1.39	1.21
15:O:577:LEU:HD21	16:P:499:LYS:CG	1.69	1.21
16:P:119:LEU:HD11	16:P:165:LEU:CD1	1.69	1.21
16:P:366:TYR:HE1	17:Q:215:THR:CB	1.53	1.21
13:M:56:GLU:OE2	14:N:23:PHE:HE2	1.20	1.21
15:O:672:ILE:HG12	15:O:715:TYR:CZ	1.74	1.21
16:P:419:LEU:CD2	17:Q:237:ALA:CB	1.93	1.21
2:B:112:GLY:O	2:B:113:VAL:HG22	1.05	1.20
15:O:724:LEU:O	16:P:446:TYR:CZ	1.94	1.20
15:O:655:SER:OG	16:P:244:ASN:HB2	1.38	1.20
15:O:353:ASP:HB2	17:Q:28:SER:O	1.37	1.20
15:O:747:LEU:O	15:O:748:GLU:HG2	1.07	1.20
15:O:569:VAL:HG21	16:P:478:ARG:N	1.56	1.20
1:A:403:LEU:HD21	1:A:407:GLN:NE2	1.56	1.20
14:N:25:ILE:CB	14:N:26:PRO:CD	2.00	1.20
15:O:298:ASP:OD2	17:Q:158:THR:CA	1.89	1.20
1:A:81:LEU:HD11	1:A:359:VAL:N	1.53	1.20
15:O:669:PHE:CE1	15:O:738:LYS:CE	2.23	1.20
13:M:44:LYS:CE	14:N:30:LYS:HD3	1.54	1.20
15:O:706:GLU:HG3	16:P:438:PHE:CB	1.71	1.20
15:O:357:LEU:HD23	15:O:358:SER:N	1.55	1.20
15:O:350:THR:CG2	17:Q:155:GLN:O	1.87	1.20
16:P:494:SER:O	16:P:496:GLU:N	1.74	1.20
15:O:260:LEU:HD23	15:O:273:ARG:CA	1.72	1.20
16:P:366:TYR:OH	17:Q:214:VAL:O	1.60	1.20
15:O:665:ASN:O	15:O:667:ASP:N	1.74	1.20
16:P:209:ASN:O	16:P:211:TYR:HD2	0.85	1.19
17:Q:354:LEU:HD12	17:Q:358:PHE:O	1.41	1.19

Continued on next page...

Continued from previous page...

Atom-1	Atom-2	Interatomic distance (Å)	Clash overlap (Å)
15:O:653:SER:O	15:O:748:GLU:HB2	1.25	1.19
15:O:369:PHE:CE2	15:O:431:ASP:HA	1.76	1.19
15:O:369:PHE:CD2	15:O:432:PRO:HD3	1.76	1.19
15:O:655:SER:HB3	16:P:244:ASN:CB	1.71	1.19
1:A:81:LEU:CD1	1:A:358:ASP:C	2.11	1.19
16:P:363:SER:O	16:P:366:TYR:HB3	1.37	1.19
15:O:353:ASP:OD1	15:O:354:PRO:CD	1.90	1.19
15:O:722:TRP:CZ3	16:P:264:PRO:HG3	1.78	1.19
15:O:724:LEU:HD13	16:P:447:ALA:HB2	1.23	1.19
17:Q:383:PHE:CZ	17:Q:398:ASP:OD2	1.95	1.19
1:A:81:LEU:HG	1:A:358:ASP:O	1.34	1.18
16:P:417:PHE:CZ	17:Q:270:PHE:CE2	2.26	1.18
1:A:721:LYS:HE3	8:H:94:ASP:O	1.43	1.18
15:O:421:ILE:CD1	17:Q:138:PHE:CE2	2.19	1.18
17:Q:380:SER:O	17:Q:384:VAL:CG1	1.90	1.18
16:P:287:TRP:CZ3	16:P:290:THR:CG2	2.24	1.18
16:P:369:TRP:CH2	16:P:377:PHE:CD1	2.29	1.18
17:Q:29:ARG:NH1	17:Q:30:ARG:CB	2.01	1.18
16:P:147:GLN:O	16:P:151:GLU:CB	1.89	1.18
16:P:205:ILE:C	16:P:207:LEU:H	1.38	1.18
15:O:176:PRO:HD2	17:Q:196:GLU:O	1.04	1.18
17:Q:279:SER:O	17:Q:301:SER:HB2	1.03	1.18
1:A:1104:TYR:CD2	1:A:1119:LYS:HD2	1.79	1.18
2:B:812:ALA:O	2:B:814:ASN:N	1.75	1.18
15:O:771:ILE:CG2	16:P:109:GLN:CD	2.10	1.18
1:A:461:GLU:OE2	1:A:1618:THR:HB	1.02	1.18
16:P:419:LEU:HD12	16:P:420:ASP:N	1.58	1.18
2:B:816:ASN:O	2:B:820:PRO:HG2	1.42	1.17
17:Q:26:TYR:O	17:Q:29:ARG:NE	1.76	1.17
15:O:641:TRP:HB2	15:O:654:LEU:HD23	1.22	1.17
16:P:208:PRO:O	16:P:211:TYR:CD2	1.97	1.17
16:P:338:LEU:CD2	16:P:482:HIS:CE1	2.28	1.17
16:P:492:ALA:C	16:P:493:ILE:HD12	1.65	1.17
12:L:47:ARG:NE	16:P:403:THR:CG2	2.08	1.17
15:O:657:SER:CB	15:O:746:ARG:HD2	1.74	1.17
15:O:768:TYR:CD2	16:P:145:ASN:CG	2.16	1.17
16:P:178:THR:OG1	16:P:490:ASP:HB3	1.42	1.17
16:P:320:PHE:CZ	16:P:322:ARG:CG	2.26	1.17
17:Q:361:ASP:OD1	17:Q:362:ALA:N	1.75	1.17
14:N:96:GLU:OE1	14:N:105:SER:HB2	1.45	1.17
15:O:722:TRP:CZ3	16:P:264:PRO:CD	2.26	1.17

Continued on next page...

Continued from previous page...

Atom-1	Atom-2	Interatomic distance (Å)	Clash overlap (Å)
16:P:119:LEU:CD1	16:P:165:LEU:HD12	1.74	1.17
15:O:358:SER:OG	17:Q:194:GLY:O	1.58	1.17
1:A:81:LEU:CD2	1:A:359:VAL:C	2.01	1.17
17:Q:246:GLN:O	17:Q:248:LYS:N	1.78	1.17
1:A:1114:TYR:CE2	5:E:146:HIS:HA	1.79	1.16
14:N:26:PRO:O	14:N:28:GLY:N	1.78	1.16
16:P:171:HIS:CG	16:P:243:PHE:CG	2.30	1.16
15:O:19:UNK:CB	17:Q:255:VAL:HG23	1.74	1.16
15:O:421:ILE:CD1	17:Q:138:PHE:HD2	1.49	1.16
16:P:146:ASP:C	16:P:148:PRO:CD	2.14	1.16
16:P:147:GLN:N	16:P:148:PRO:HD3	1.41	1.16
3:C:152:ASP:HB2	3:C:153:PRO:CD	1.76	1.16
15:O:650:LEU:HB3	16:P:242:PHE:CD2	1.81	1.16
15:O:658:LYS:O	15:O:659:LEU:CD1	1.93	1.16
15:O:704:LEU:HD11	16:P:123:MET:CE	1.76	1.16
13:M:43:LYS:HD2	14:N:29:PHE:CE1	1.81	1.16
16:P:320:PHE:HE1	16:P:322:ARG:NE	1.14	1.16
1:A:721:LYS:HG2	8:H:95:TYR:HA	1.23	1.16
15:O:309:PRO:HD3	15:O:365:TRP:CD1	1.80	1.16
15:O:574:TRP:CZ2	16:P:484:ALA:CB	2.27	1.16
15:O:358:SER:HB2	17:Q:194:GLY:HA2	1.21	1.16
16:P:378:LEU:HD11	17:Q:234:LYS:C	1.64	1.16
2:B:341:SER:HB3	2:B:342:PRO:CD	1.74	1.16
15:O:702:LEU:HD23	16:P:125:PHE:CE1	1.67	1.16
5:E:127:ILE:O	5:E:129:PRO:CD	1.83	1.15
12:L:47:ARG:NE	16:P:403:THR:HG21	1.59	1.15
15:O:314:GLN:O	15:O:328:ARG:CA	1.93	1.15
15:O:653:SER:O	15:O:654:LEU:HG	1.44	1.15
1:A:83:VAL:HB	1:A:84:PRO:CD	1.73	1.15
15:O:310:TRP:CD2	15:O:370:GLN:HG3	1.81	1.15
15:O:583:GLU:OE1	15:O:584:ARG:CG	1.93	1.15
15:O:422:ILE:HB	15:O:440:HIS:CE1	1.81	1.15
15:O:323:ASN:OD1	17:Q:155:GLN:HG3	1.46	1.15
2:B:816:ASN:C	2:B:820:PRO:HG2	1.67	1.15
3:C:120:LEU:HD13	3:C:124:GLU:HB2	1.21	1.15
15:O:658:LYS:C	15:O:659:LEU:CD1	2.15	1.15
16:P:320:PHE:CE1	16:P:322:ARG:CD	2.29	1.15
16:P:414:TYR:HB3	17:Q:241:ARG:CZ	1.75	1.15
1:A:403:LEU:CD2	1:A:407:GLN:HE22	1.58	1.15
13:M:43:LYS:CB	14:N:29:PHE:CE1	2.27	1.15
15:O:14:UNK:O	15:O:439:LYS:O	1.64	1.15

Continued on next page...

Continued from previous page...

Atom-1	Atom-2	Interatomic distance (Å)	Clash overlap (Å)
1:A:721:LYS:HG2	8:H:96:VAL:N	1.61	1.14
15:O:672:ILE:CG1	15:O:715:TYR:CZ	2.30	1.14
15:O:214:LEU:O	15:O:236:ILE:CB	1.95	1.14
15:O:433:VAL:CG2	17:Q:144:VAL:CG1	1.89	1.14
15:O:309:PRO:HD3	15:O:365:TRP:CG	1.81	1.14
15:O:669:PHE:HA	15:O:674:GLU:OE1	1.45	1.14
16:P:341:ARG:HG2	16:P:341:ARG:HH11	0.99	1.14
16:P:344:THR:CG2	16:P:436:LEU:O	1.96	1.14
15:O:347:LEU:CB	17:Q:152:ILE:HA	1.77	1.14
9:I:23:VAL:CG1	9:I:28:VAL:HB	1.76	1.14
1:A:1476:LEU:HB3	1:A:1480:THR:HG21	1.25	1.14
15:O:12:UNK:HA	15:O:436:ILE:HD11	1.23	1.14
15:O:638:LEU:CD2	15:O:642:GLN:CD	2.11	1.14
16:P:284:LEU:HD11	16:P:302:ALA:HA	1.16	1.14
16:P:353:VAL:O	16:P:356:VAL:HG22	1.48	1.14
15:O:694:ILE:HD11	15:O:698:LYS:HD2	1.15	1.14
16:P:118:TRP:CH2	16:P:189:LYS:CB	2.30	1.14
15:O:654:LEU:CD1	15:O:748:GLU:HG3	1.76	1.14
16:P:118:TRP:CH2	16:P:189:LYS:HB3	1.82	1.14
14:N:122:ALA:C	14:N:131:LEU:HD11	1.67	1.14
16:P:198:ILE:HG21	16:P:200:PRO:HB3	1.28	1.14
15:O:314:GLN:O	15:O:328:ARG:HA	0.99	1.13
1:A:918:LYS:CE	1:A:922:CYS:O	1.95	1.13
15:O:7:UNK:C	17:Q:424:PHE:O	1.95	1.13
16:P:198:ILE:CB	16:P:200:PRO:CG	2.03	1.13
15:O:578:PHE:HB3	16:P:315:ASN:ND2	1.55	1.13
17:Q:248:LYS:HD2	17:Q:298:GLN:HE22	1.03	1.13
17:Q:247:ILE:CD1	17:Q:248:LYS:N	2.04	1.13
15:O:357:LEU:HD23	15:O:358:SER:H	0.96	1.13
16:P:106:LYS:HE2	16:P:203:TRP:CH2	1.82	1.13
15:O:317:ILE:HD12	15:O:326:ILE:HG22	1.21	1.13
15:O:585:GLU:CD	16:P:512:ARG:HH12	1.52	1.13
13:M:43:LYS:CG	14:N:28:GLY:O	1.96	1.13
15:O:194:ARG:O	15:O:196:TYR:HD2	1.31	1.13
15:O:353:ASP:HB3	17:Q:31:PHE:CB	1.79	1.13
15:O:574:TRP:HZ2	16:P:484:ALA:CB	1.59	1.13
16:P:415:LYS:O	16:P:418:PRO:CG	1.96	1.13
16:P:417:PHE:HE2	17:Q:270:PHE:CE2	1.50	1.13
16:P:104:PHE:CG	16:P:211:TYR:HB2	1.82	1.13
17:Q:356:PRO:CG	17:Q:357:PRO:CD	1.98	1.13
15:O:768:TYR:CE1	16:P:145:ASN:OD1	2.01	1.13

Continued on next page...

Continued from previous page...

Atom-1	Atom-2	Interatomic distance (Å)	Clash overlap (Å)
1:A:406:LEU:CD2	1:A:416:ARG:HG3	1.78	1.13
15:O:366:PHE:CD2	15:O:432:PRO:CA	2.30	1.13
15:O:442:LEU:HD13	15:O:444:PRO:HD2	1.28	1.13
15:O:221:ARG:CG	15:O:227:LEU:HD22	1.66	1.12
15:O:221:ARG:HG3	15:O:227:LEU:HD22	1.15	1.12
16:P:284:LEU:HD13	16:P:302:ALA:HB1	1.24	1.12
16:P:238:HIS:CE1	16:P:289:ARG:CZ	2.32	1.12
16:P:108:PHE:CZ	16:P:156:LEU:HD23	1.82	1.12
16:P:172:LEU:HD23	16:P:173:SER:N	1.63	1.12
15:O:214:LEU:C	15:O:236:ILE:HG13	1.64	1.12
15:O:581:ALA:CB	15:O:585:GLU:HB2	1.73	1.12
15:O:768:TYR:CD2	16:P:145:ASN:ND2	2.18	1.12
16:P:119:LEU:CD1	16:P:165:LEU:CD1	2.27	1.12
16:P:183:LYS:HD3	16:P:189:LYS:HZ2	0.97	1.12
15:O:194:ARG:O	15:O:196:TYR:CD2	2.02	1.12
15:O:663:LEU:HG	15:O:666:SER:HB3	1.31	1.12
17:Q:285:VAL:HG22	17:Q:302:ARG:NE	1.64	1.12
15:O:705:HIS:NE2	15:O:707:ASP:HB2	1.62	1.12
2:B:74:PHE:HB3	2:B:91:LEU:HD12	1.16	1.12
15:O:15:UNK:O	15:O:20:UNK:CB	1.97	1.12
15:O:294:PHE:CB	15:O:300:LEU:HD13	1.80	1.12
15:O:308:ASN:ND2	15:O:315:PHE:HB3	1.64	1.12
15:O:390:GLN:OE1	17:Q:151:PRO:CG	1.98	1.12
16:P:123:MET:CB	16:P:125:PHE:CE2	2.32	1.12
15:O:596:ILE:CG2	16:P:317:MET:CE	2.28	1.12
17:Q:356:PRO:CD	17:Q:357:PRO:CD	2.28	1.12
1:A:81:LEU:CD1	1:A:357:MET:O	1.97	1.12
15:O:436:ILE:HG21	17:Q:141:TRP:CH2	1.84	1.12
15:O:655:SER:HB3	16:P:244:ASN:HB2	1.23	1.12
1:A:15:ASP:HB2	2:B:1190:SER:HB2	1.25	1.11
15:O:216:ILE:HD11	15:O:236:ILE:CD1	1.79	1.11
15:O:273:ARG:HG3	15:O:274:ILE:H	1.01	1.11
15:O:431:ASP:HB2	15:O:432:PRO:HD2	1.21	1.11
15:O:669:PHE:O	15:O:738:LYS:NZ	1.80	1.11
17:Q:279:SER:O	17:Q:301:SER:CB	1.96	1.11
15:O:573:GLU:CG	16:P:495:LYS:O	1.97	1.11
15:O:663:LEU:CD1	15:O:742:TRP:HH2	1.63	1.11
16:P:337:SER:O	16:P:341:ARG:NH2	1.82	1.11
16:P:494:SER:HB3	16:P:497:GLN:CD	1.68	1.11
17:Q:29:ARG:CD	17:Q:30:ARG:H	1.62	1.11
1:A:721:LYS:HG3	8:H:95:TYR:HA	1.28	1.11

Continued on next page...

Continued from previous page...

Atom-1	Atom-2	Interatomic distance (Å)	Clash overlap (Å)
15:O:18:UNK:O	17:Q:256:GLU:CB	1.96	1.11
3:C:148:LYS:HG3	3:C:149:GLY:H	1.04	1.11
1:A:1118:VAL:HG21	5:E:154:ILE:HD11	1.21	1.11
15:O:306:ALA:O	15:O:317:ILE:HG22	1.45	1.11
15:O:358:SER:OG	17:Q:194:GLY:C	1.88	1.11
16:P:205:ILE:O	16:P:207:LEU:N	1.82	1.11
15:O:309:PRO:CD	15:O:365:TRP:CD1	2.34	1.11
16:P:234:CYS:SG	16:P:288:GLU:O	2.08	1.11
16:P:234:CYS:SG	16:P:289:ARG:CA	2.37	1.11
9:I:23:VAL:HG11	9:I:28:VAL:CB	1.81	1.11
15:O:347:LEU:O	15:O:347:LEU:HD12	1.47	1.11
15:O:768:TYR:CG	16:P:145:ASN:OD1	2.03	1.11
17:Q:398:ASP:O	17:Q:400:LYS:N	1.83	1.11
1:A:530:TRP:CB	1:A:531:PRO:CD	2.25	1.11
16:P:147:GLN:N	16:P:148:PRO:CD	2.14	1.11
15:O:353:ASP:CB	17:Q:31:PHE:HB3	1.79	1.11
15:O:326:ILE:HG13	15:O:344:ILE:HG21	1.25	1.11
1:A:461:GLU:OE2	1:A:1618:THR:CA	1.99	1.10
15:O:399:TRP:O	15:O:419:ARG:NH2	1.84	1.10
15:O:657:SER:HB2	15:O:746:ARG:HD2	1.19	1.10
17:Q:29:ARG:HD2	17:Q:30:ARG:H	1.04	1.10
1:A:1119:LYS:HE3	1:A:1120:TYR:CA	1.60	1.10
15:O:314:GLN:HB2	15:O:329:ILE:N	1.64	1.10
15:O:672:ILE:CG1	15:O:715:TYR:CE2	2.34	1.10
7:G:45:LEU:HD13	7:G:47:VAL:HG13	1.27	1.10
16:P:183:LYS:HD3	16:P:189:LYS:NZ	1.66	1.10
17:Q:381:ARG:C	17:Q:384:VAL:HG22	1.71	1.10
15:O:663:LEU:HD12	15:O:742:TRP:HH2	1.08	1.10
15:O:747:LEU:O	15:O:748:GLU:CG	1.98	1.10
17:Q:158:THR:CG2	17:Q:161:ASN:HB2	1.82	1.10
1:A:912:VAL:HB	1:A:913:PRO:HD2	1.14	1.10
15:O:569:VAL:HG21	16:P:478:ARG:CA	1.80	1.10
15:O:650:LEU:CD1	15:O:756:ILE:HG21	1.82	1.10
15:O:353:ASP:CB	17:Q:28:SER:O	1.99	1.10
1:A:530:TRP:HB3	1:A:531:PRO:HD3	1.30	1.10
13:M:43:LYS:CD	14:N:29:PHE:CE1	2.35	1.10
13:M:15:VAL:HG22	13:M:90:LEU:HD12	1.33	1.10
15:O:699:LEU:HA	15:O:702:LEU:HD11	1.34	1.10
1:A:406:LEU:HB2	1:A:416:ARG:NH1	1.66	1.10
3:C:150:SER:O	3:C:152:ASP:N	1.82	1.10
15:O:260:LEU:CD1	15:O:261:VAL:N	2.10	1.10

Continued on next page...

Continued from previous page...

Atom-1	Atom-2	Interatomic distance (Å)	Clash overlap (Å)
16:P:386:LEU:O	16:P:388:THR:N	1.85	1.10
15:O:366:PHE:HD2	15:O:432:PRO:HB2	1.05	1.09
15:O:415:LEU:HD13	15:O:453:VAL:HG11	1.30	1.09
17:Q:248:LYS:H	17:Q:298:GLN:NE2	1.49	1.09
17:Q:294:VAL:H	17:Q:295:PRO:HD2	1.09	1.09
15:O:275:GLU:O	15:O:284:VAL:HG13	1.52	1.09
16:P:246:GLU:O	16:P:285:THR:HA	1.51	1.09
16:P:383:LYS:O	16:P:386:LEU:HD23	1.51	1.09
1:A:403:LEU:HG	1:A:407:GLN:CD	1.72	1.09
15:O:273:ARG:NH1	15:O:274:ILE:HG23	1.68	1.09
15:O:704:LEU:HD11	16:P:123:MET:HE1	1.20	1.09
15:O:422:ILE:CG2	15:O:440:HIS:CE1	2.34	1.09
15:O:638:LEU:CD2	15:O:642:GLN:OE1	2.00	1.09
16:P:419:LEU:HD22	17:Q:237:ALA:HB2	1.28	1.09
17:Q:124:GLU:CD	17:Q:289:ASN:HD21	1.56	1.09
1:A:1118:VAL:HG21	5:E:154:ILE:CD1	1.81	1.09
15:O:583:GLU:OE1	15:O:584:ARG:N	1.82	1.09
16:P:419:LEU:HD12	16:P:420:ASP:OD1	1.51	1.09
15:O:475:ARG:HH21	15:O:496:THR:HG23	0.93	1.09
16:P:284:LEU:CD1	16:P:302:ALA:CB	2.23	1.09
1:A:1298:ASP:HB3	1:A:1301:GLU:HG3	1.32	1.09
16:P:419:LEU:CD1	16:P:420:ASP:OD1	1.98	1.09
15:O:706:GLU:HG3	16:P:438:PHE:HB2	1.18	1.09
15:O:423:ILE:CG2	17:Q:141:TRP:HH2	1.65	1.09
1:A:83:VAL:HG11	1:A:427:PHE:CE2	1.87	1.09
15:O:357:LEU:CD2	15:O:358:SER:H	1.66	1.09
15:O:422:ILE:CB	15:O:440:HIS:CE1	2.34	1.09
17:Q:350:SER:O	17:Q:353:VAL:HG23	1.51	1.09
1:A:1114:TYR:CE2	5:E:146:HIS:HD2	1.70	1.09
16:P:284:LEU:CG	16:P:305:ARG:NH1	2.16	1.09
15:O:422:ILE:HG21	15:O:440:HIS:CE1	1.88	1.08
15:O:577:LEU:CD2	16:P:499:LYS:HG3	1.83	1.08
16:P:108:PHE:HE2	16:P:137:TRP:CZ3	1.70	1.08
16:P:494:SER:OG	16:P:497:GLN:HB3	1.42	1.08
15:O:633:ALA:HB3	15:O:662:LEU:HD13	1.34	1.08
16:P:399:SER:N	16:P:410:ARG:NH1	2.00	1.08
15:O:440:HIS:ND1	15:O:481:PHE:HZ	1.49	1.08
15:O:771:ILE:CG2	16:P:109:GLN:OE1	1.98	1.08
16:P:207:LEU:HD12	16:P:208:PRO:HD3	1.13	1.08
16:P:227:TYR:O	16:P:229:LYS:N	1.84	1.08
1:A:1276:THR:CG2	1:A:1288:ARG:CA	2.32	1.08

Continued on next page...

Continued from previous page...

Atom-1	Atom-2	Interatomic distance (Å)	Clash overlap (Å)
15:O:194:ARG:HA	15:O:197:ARG:NH2	0.76	1.08
16:P:419:LEU:HD21	17:Q:237:ALA:HB1	1.12	1.08
5:E:127:ILE:CA	5:E:129:PRO:HD2	1.82	1.08
15:O:309:PRO:CG	15:O:365:TRP:CD1	2.36	1.08
17:Q:283:ARG:HA	17:Q:302:ARG:HB3	1.08	1.08
15:O:722:TRP:CZ3	16:P:264:PRO:CG	2.35	1.08
16:P:197:GLU:O	16:P:200:PRO:HD2	1.53	1.08
15:O:11:UNK:O	15:O:436:ILE:CG1	2.01	1.08
15:O:275:GLU:CB	15:O:285:MET:O	2.01	1.08
16:P:177:TYR:CE1	16:P:226:LEU:HD21	1.68	1.08
17:Q:26:TYR:O	17:Q:29:ARG:HD2	1.48	1.08
17:Q:381:ARG:CA	17:Q:384:VAL:HG22	1.81	1.08
15:O:654:LEU:HD11	15:O:748:GLU:HG3	1.36	1.08
1:A:721:LYS:HG2	8:H:95:TYR:CA	1.84	1.08
15:O:592:LEU:CD1	16:P:512:ARG:HH21	1.67	1.08
16:P:247:ILE:HD11	16:P:286:LEU:HD12	1.14	1.08
15:O:221:ARG:HH11	15:O:221:ARG:HA	1.02	1.07
15:O:616:SER:CB	15:O:620:ASP:CB	2.25	1.07
15:O:655:SER:CB	16:P:244:ASN:CB	2.26	1.07
15:O:356:GLU:HB2	17:Q:24:ILE:HD11	1.34	1.07
9:I:27:ASN:HB2	9:I:39:LYS:CB	1.84	1.07
15:O:188:GLN:CB	15:O:199:GLY:CA	2.20	1.07
1:A:403:LEU:HG	1:A:407:GLN:OE1	1.54	1.07
15:O:422:ILE:O	15:O:439:LYS:CB	2.00	1.07
15:O:366:PHE:CE2	15:O:432:PRO:HA	1.89	1.07
15:O:14:UNK:CB	15:O:438:TRP:CB	2.32	1.07
15:O:573:GLU:CB	16:P:495:LYS:NZ	2.17	1.07
15:O:260:LEU:HD23	15:O:273:ARG:HA	1.15	1.07
15:O:641:TRP:CE2	15:O:653:SER:HA	1.89	1.07
17:Q:29:ARG:HH11	17:Q:30:ARG:HB3	1.19	1.07
15:O:583:GLU:CG	15:O:584:ARG:H	1.63	1.07
2:B:91:LEU:HD13	2:B:93:ASN:HB3	1.13	1.06
16:P:122:GLU:OE1	16:P:123:MET:HG2	1.55	1.06
15:O:696:PHE:HB3	15:O:711:LEU:HD12	1.34	1.06
17:Q:310:ILE:HG21	17:Q:363:GLU:OE1	1.55	1.06
17:Q:388:LYS:HD2	17:Q:393:ILE:HB	1.36	1.06
13:M:56:GLU:OE2	14:N:23:PHE:CE2	2.06	1.06
15:O:569:VAL:HG22	16:P:478:ARG:HA	1.36	1.06
15:O:622:TYR:O	15:O:626:LEU:HD23	1.54	1.06
15:O:650:LEU:CB	16:P:242:PHE:CD2	2.36	1.06
15:O:352:PHE:C	15:O:354:PRO:HD2	1.75	1.06

Continued on next page...

Continued from previous page...

Atom-1	Atom-2	Interatomic distance (Å)	Clash overlap (Å)
15:O:366:PHE:CD2	15:O:432:PRO:HB2	1.84	1.06
17:Q:355:THR:CA	17:Q:359:MET:HG3	1.77	1.06
15:O:214:LEU:O	15:O:236:ILE:CG1	2.03	1.06
15:O:475:ARG:CG	15:O:497:VAL:O	2.02	1.06
16:P:419:LEU:HB3	17:Q:233:TYR:OH	0.89	1.06
15:O:725:VAL:HB	16:P:450:THR:HA	1.37	1.06
15:O:273:ARG:HB2	15:O:287:SER:OG	1.56	1.06
15:O:704:LEU:C	15:O:706:GLU:H	1.46	1.06
16:P:209:ASN:C	16:P:211:TYR:HD2	1.53	1.06
15:O:433:VAL:HG23	17:Q:144:VAL:HG11	1.26	1.06
17:Q:354:LEU:HD11	17:Q:359:MET:HA	1.17	1.06
1:A:416:ARG:HD2	1:A:419:ILE:HG12	1.31	1.06
16:P:106:LYS:HE2	16:P:203:TRP:HH2	0.93	1.06
15:O:366:PHE:HD2	15:O:432:PRO:CA	1.65	1.06
15:O:421:ILE:HG21	15:O:439:LYS:HG3	1.35	1.06
15:O:422:ILE:HD11	15:O:442:LEU:HD23	1.37	1.06
16:P:184:TRP:CD1	16:P:190:MET:HB2	1.90	1.06
16:P:284:LEU:HG	16:P:305:ARG:NH1	1.71	1.06
15:O:698:LYS:HE2	16:P:126:PRO:CD	1.86	1.06
2:B:155:VAL:HG21	17:Q:359:MET:CE	1.64	1.06
16:P:372:GLU:O	16:P:375:LEU:N	1.88	1.06
2:B:155:VAL:CB	17:Q:359:MET:CE	2.33	1.06
1:A:403:LEU:CG	1:A:407:GLN:OE1	2.04	1.05
15:O:202:ILE:H	15:O:202:ILE:HD12	1.21	1.05
1:A:403:LEU:O	1:A:407:GLN:OE1	1.71	1.05
15:O:596:ILE:HG23	16:P:317:MET:CE	1.84	1.05
2:B:74:PHE:HB3	2:B:91:LEU:CD1	1.84	1.05
16:P:419:LEU:CD1	16:P:420:ASP:H	1.68	1.05
16:P:496:GLU:OE2	16:P:499:LYS:CB	2.05	1.05
15:O:722:TRP:HZ3	16:P:264:PRO:CD	1.62	1.05
15:O:394:VAL:HA	17:Q:141:TRP:CD1	1.90	1.05
15:O:655:SER:HB3	16:P:244:ASN:CG	1.74	1.05
15:O:656:HIS:CB	15:O:747:LEU:O	2.03	1.05
2:B:818:GLY:O	2:B:821:ILE:HD12	1.57	1.05
15:O:421:ILE:HD12	17:Q:138:PHE:CD2	1.88	1.05
15:O:623:LEU:HD12	15:O:668:SER:HB2	1.33	1.05
16:P:118:TRP:CZ3	16:P:189:LYS:HD3	1.92	1.05
16:P:386:LEU:C	16:P:388:THR:H	1.56	1.05
14:N:96:GLU:OE1	14:N:105:SER:CB	2.04	1.05
15:O:440:HIS:ND1	15:O:481:PHE:CZ	2.25	1.05
16:P:239:PHE:HE1	16:P:246:GLU:CG	1.70	1.05

Continued on next page...

Continued from previous page...

Atom-1	Atom-2	Interatomic distance (Å)	Clash overlap (Å)
16:P:343:THR:HB	16:P:347:SER:H	1.22	1.05
15:O:569:VAL:CG2	16:P:478:ARG:CA	2.34	1.05
1:A:591:ARG:O	1:A:593:PRO:HD2	1.56	1.05
15:O:12:UNK:CB	15:O:439:LYS:HZ3	1.63	1.05
12:L:47:ARG:HE	16:P:403:THR:CG2	1.67	1.05
15:O:202:ILE:HG22	15:O:216:ILE:CG2	1.87	1.05
1:A:1104:TYR:CZ	1:A:1119:LYS:HD2	1.92	1.04
16:P:171:HIS:CD2	16:P:243:PHE:CG	2.43	1.04
1:A:912:VAL:CB	1:A:913:PRO:CD	2.33	1.04
9:I:35:ALA:CB	9:I:37:TYR:HE1	1.69	1.04
15:O:205:TYR:CZ	15:O:229:ARG:NH1	2.24	1.04
15:O:581:ALA:HB2	15:O:585:GLU:CB	1.79	1.04
15:O:693:PHE:CB	15:O:746:ARG:O	2.05	1.04
15:O:19:UNK:CB	17:Q:255:VAL:CG2	2.35	1.04
1:A:1116:GLN:OE1	1:A:1118:VAL:HG12	1.55	1.04
1:A:487:ASP:HB2	1:A:615:ARG:HD2	1.35	1.04
15:O:358:SER:CB	17:Q:194:GLY:CA	2.31	1.04
15:O:353:ASP:CB	17:Q:28:SER:CA	2.28	1.04
1:A:522:ALA:CB	1:A:532:GLY:O	2.04	1.04
16:P:203:TRP:HA	16:P:206:GLN:HG2	1.39	1.04
16:P:263:PRO:CB	16:P:266:PHE:CD2	2.38	1.04
15:O:375:PHE:HB2	15:O:380:MET:HA	1.18	1.04
15:O:592:LEU:HD12	16:P:512:ARG:HH21	1.21	1.04
15:O:604:ILE:HG12	15:O:732:LEU:CD2	1.87	1.04
1:A:385:LEU:HG	1:A:453:ILE:HD11	1.37	1.04
2:B:341:SER:HB3	2:B:342:PRO:HD2	1.04	1.04
16:P:330:TRP:CZ2	16:P:334:LEU:HD11	1.93	1.04
15:O:622:TYR:O	15:O:626:LEU:CD2	2.04	1.04
15:O:768:TYR:CD1	16:P:145:ASN:OD1	2.10	1.04
16:P:369:TRP:CH2	16:P:377:PHE:CG	2.45	1.04
17:Q:264:SER:O	17:Q:265:SER:OG	1.76	1.04
17:Q:294:VAL:N	17:Q:295:PRO:HD2	1.58	1.04
17:Q:302:ARG:CG	17:Q:303:THR:H	1.71	1.04
17:Q:380:SER:C	17:Q:384:VAL:CG1	2.24	1.04
15:O:18:UNK:HA	17:Q:256:GLU:OE1	1.52	1.04
15:O:316:ALA:O	15:O:340:LYS:NZ	1.89	1.04
15:O:780:ILE:C	16:P:199:LEU:CD2	2.26	1.04
14:N:122:ALA:C	14:N:131:LEU:CD1	2.27	1.03
17:Q:29:ARG:HH11	17:Q:30:ARG:HB2	0.94	1.03
17:Q:247:ILE:CG1	17:Q:248:LYS:H	1.71	1.03
15:O:472:ARG:NE	17:Q:200:THR:HG21	1.71	1.03

Continued on next page...

Continued from previous page...

Atom-1	Atom-2	Interatomic distance (Å)	Clash overlap (Å)
16:P:344:THR:CG2	16:P:436:LEU:C	2.26	1.03
17:Q:294:VAL:CG2	17:Q:295:PRO:HD3	1.87	1.03
1:A:721:LYS:HD3	8:H:96:VAL:HG23	1.34	1.03
15:O:220:THR:O	15:O:221:ARG:HD2	1.58	1.03
15:O:571:HIS:NE2	16:P:495:LYS:HE2	1.72	1.03
15:O:298:ASP:OD2	17:Q:157:MET:O	1.74	1.03
17:Q:247:ILE:HD13	17:Q:248:LYS:H	0.87	1.03
1:A:530:TRP:HB3	1:A:531:PRO:HD2	1.08	1.03
3:C:153:PRO:HD2	3:C:154:LYS:H	1.19	1.03
15:O:215:ASN:N	15:O:236:ILE:HG13	1.71	1.03
15:O:314:GLN:CB	15:O:329:ILE:N	2.18	1.03
15:O:327:GLY:HA3	15:O:340:LYS:HD2	1.40	1.03
15:O:375:PHE:CD2	15:O:380:MET:CB	2.40	1.03
15:O:736:ILE:HD11	16:P:271:LYS:HE2	1.37	1.03
16:P:370:SER:OG	16:P:373:GLU:CD	1.97	1.03
15:O:654:LEU:CG	15:O:748:GLU:HG3	1.88	1.03
1:A:920:PHE:CG	1:A:921:PRO:CD	2.41	1.03
16:P:104:PHE:CE1	16:P:215:LEU:HD22	1.91	1.03
15:O:326:ILE:HG13	15:O:344:ILE:CG2	1.86	1.03
15:O:347:LEU:HB3	17:Q:152:ILE:HA	1.34	1.03
16:P:284:LEU:CD2	16:P:305:ARG:NH1	2.21	1.03
15:O:395:GLN:HG2	15:O:397:LYS:N	1.73	1.03
16:P:494:SER:OG	16:P:497:GLN:CG	2.07	1.03
17:Q:298:GLN:O	17:Q:299:THR:CG2	2.06	1.03
15:O:184:SER:N	15:O:509:GLU:OE2	1.90	1.03
15:O:693:PHE:HB2	15:O:746:ARG:O	1.59	1.03
1:A:912:VAL:HB	1:A:913:PRO:HD3	1.41	1.02
15:O:356:GLU:HB3	17:Q:24:ILE:HD12	1.41	1.02
16:P:108:PHE:CE2	16:P:137:TRP:CH2	2.47	1.02
16:P:222:PHE:HB2	17:Q:206:ARG:NH2	1.73	1.02
2:B:341:SER:CB	2:B:342:PRO:HD2	1.88	1.02
1:A:721:LYS:HG3	8:H:94:ASP:O	1.59	1.02
16:P:384:GLN:C	16:P:387:PRO:HD2	1.78	1.02
16:P:419:LEU:HB3	17:Q:233:TYR:CE2	1.87	1.02
15:O:214:LEU:C	15:O:236:ILE:CB	2.27	1.02
15:O:623:LEU:CD1	15:O:668:SER:C	2.27	1.02
16:P:354:LYS:HZ2	16:P:362:THR:HG22	0.88	1.02
15:O:395:GLN:HG2	15:O:397:LYS:H	0.88	1.02
16:P:341:ARG:HH11	16:P:341:ARG:CG	1.71	1.02
16:P:178:THR:OG1	16:P:490:ASP:CB	2.07	1.02
17:Q:274:MET:HA	17:Q:277:ILE:HG22	1.42	1.02

Continued on next page...

Continued from previous page...

Atom-1	Atom-2	Interatomic distance (Å)	Clash overlap (Å)
15:O:178:VAL:HG22	15:O:360:TRP:HB3	1.38	1.02
15:O:380:MET:HB3	15:O:394:VAL:HG21	1.38	1.02
15:O:436:ILE:CG2	17:Q:141:TRP:CE3	2.28	1.02
15:O:472:ARG:NE	17:Q:200:THR:CG2	2.19	1.02
15:O:724:LEU:CA	16:P:446:TYR:CE2	2.43	1.02
17:Q:248:LYS:HD2	17:Q:298:GLN:NE2	1.73	1.02
1:A:463:LYS:HD2	1:A:468:ARG:HH12	1.18	1.02
1:A:721:LYS:CE	8:H:94:ASP:C	2.20	1.02
2:B:1002:LYS:HG2	14:N:166:LEU:HD12	1.37	1.02
15:O:12:UNK:HA	15:O:436:ILE:CD1	1.88	1.02
15:O:308:ASN:ND2	15:O:315:PHE:CB	2.17	1.02
15:O:573:GLU:HB3	16:P:495:LYS:HE2	1.37	1.02
17:Q:29:ARG:NH2	17:Q:169:PRO:HG3	1.75	1.02
2:B:816:ASN:O	2:B:820:PRO:CG	2.08	1.02
15:O:216:ILE:HD12	15:O:236:ILE:HD11	1.37	1.02
17:Q:277:ILE:HG23	17:Q:278:TYR:CD2	1.94	1.02
17:Q:383:PHE:CE2	17:Q:388:LYS:HG2	1.94	1.02
15:O:12:UNK:CB	15:O:439:LYS:HZ2	1.65	1.02
16:P:166:TYR:O	16:P:170:THR:HG23	1.58	1.02
16:P:187:THR:OG1	16:P:189:LYS:CG	2.06	1.02
15:O:780:ILE:C	16:P:199:LEU:HD21	1.78	1.02
15:O:10:UNK:O	17:Q:141:TRP:CB	2.08	1.02
15:O:316:ALA:HB3	15:O:340:LYS:HD3	1.38	1.02
15:O:369:PHE:CZ	15:O:431:ASP:CA	2.43	1.02
16:P:366:TYR:OH	17:Q:218:ASP:HB2	1.60	1.02
16:P:469:PRO:CB	16:P:470:PRO:CD	2.37	1.02
1:A:406:LEU:HD22	1:A:416:ARG:CG	1.88	1.01
1:A:406:LEU:HD23	1:A:416:ARG:HG3	1.41	1.01
1:A:436:ALA:HB2	1:A:443:ALA:HB2	1.40	1.01
15:O:216:ILE:CD1	15:O:236:ILE:CD1	2.36	1.01
7:G:169:VAL:HG23	7:G:216:HIS:HB3	1.42	1.01
2:B:415:GLU:HG2	2:B:472:SER:HB2	1.36	1.01
15:O:10:UNK:O	17:Q:141:TRP:HB3	1.60	1.01
15:O:260:LEU:CD2	15:O:273:ARG:C	2.28	1.01
16:P:118:TRP:CH2	16:P:189:LYS:HG2	1.92	1.01
15:O:421:ILE:CG2	15:O:439:LYS:CG	2.38	1.01
15:O:669:PHE:CD1	15:O:738:LYS:HE2	1.95	1.01
16:P:280:ASP:C	16:P:281:ILE:CD1	2.28	1.01
15:O:724:LEU:C	16:P:446:TYR:CE2	2.33	1.01
15:O:356:GLU:CB	17:Q:24:ILE:CD1	2.38	1.01
3:C:152:ASP:HB2	3:C:153:PRO:HD3	1.02	1.01

Continued on next page...

Continued from previous page...

Atom-1	Atom-2	Interatomic distance (Å)	Clash overlap (Å)
15:O:214:LEU:C	15:O:236:ILE:HB	1.81	1.01
16:P:118:TRP:CZ3	16:P:189:LYS:CB	2.43	1.01
16:P:284:LEU:HG	16:P:305:ARG:HH11	1.19	1.01
16:P:284:LEU:HD21	16:P:305:ARG:NH1	1.74	1.01
15:O:7:UNK:O	17:Q:424:PHE:O	1.78	1.01
9:I:27:ASN:HB2	9:I:39:LYS:HB2	1.06	1.01
15:O:310:TRP:CZ3	15:O:370:GLN:NE2	2.19	1.01
15:O:422:ILE:HG13	15:O:440:HIS:NE2	1.75	1.01
15:O:577:LEU:HD13	16:P:502:ILE:HG21	1.42	1.01
15:O:436:ILE:CG2	17:Q:141:TRP:CH2	2.41	1.01
1:A:403:LEU:CD2	1:A:407:GLN:NE2	2.19	1.01
2:B:1121:GLY:O	7:G:240:GLY:HA2	1.60	1.01
15:O:724:LEU:CB	16:P:446:TYR:CD2	2.43	1.01
17:Q:302:ARG:HG3	17:Q:303:THR:H	1.23	1.01
16:P:118:TRP:CZ2	16:P:189:LYS:HG2	1.96	1.00
1:A:1276:THR:HG23	1:A:1288:ARG:HA	1.05	1.00
16:P:198:ILE:C	16:P:200:PRO:HD3	1.80	1.00
16:P:104:PHE:CE2	16:P:155:GLN:CB	2.44	1.00
16:P:247:ILE:HD11	16:P:286:LEU:CD1	1.91	1.00
16:P:330:TRP:CH2	16:P:334:LEU:CD1	2.44	1.00
17:Q:21:TYR:CE2	17:Q:124:GLU:HG3	1.95	1.00
1:A:1114:TYR:CE2	5:E:146:HIS:CD2	2.48	1.00
15:O:194:ARG:HA	15:O:197:ARG:CZ	1.89	1.00
15:O:201:GLU:HG3	15:O:219:LEU:HB2	1.42	1.00
15:O:366:PHE:O	15:O:432:PRO:HB3	1.59	1.00
16:P:104:PHE:HB2	16:P:211:TYR:CD1	1.96	1.00
15:O:414:ILE:HD12	15:O:425:GLY:HA3	1.44	1.00
15:O:475:ARG:HH21	15:O:496:THR:CG2	1.75	1.00
15:O:577:LEU:HD21	16:P:499:LYS:HG3	1.02	1.00
15:O:375:PHE:HE1	15:O:402:ILE:HG21	1.23	1.00
15:O:616:SER:HA	15:O:620:ASP:H	1.23	1.00
16:P:415:LYS:O	16:P:418:PRO:CD	2.09	1.00
1:A:1119:LYS:CE	1:A:1120:TYR:H	1.53	1.00
1:A:721:LYS:CG	8:H:95:TYR:CA	2.36	1.00
15:O:656:HIS:HB2	15:O:747:LEU:O	1.61	1.00
16:P:362:THR:HA	16:P:365:ASP:OD2	1.60	1.00
16:P:494:SER:C	16:P:496:GLU:H	1.65	1.00
1:A:920:PHE:CG	1:A:921:PRO:HD3	1.96	1.00
7:G:74:ASN:HB3	7:G:77:VAL:HG22	1.41	1.00
16:P:184:TRP:CZ2	16:P:192:TYR:HD2	1.79	1.00
16:P:354:LYS:NZ	16:P:362:THR:CG2	2.24	1.00

Continued on next page...

Continued from previous page...

Atom-1	Atom-2	Interatomic distance (Å)	Clash overlap (Å)
16:P:417:PHE:CE2	17:Q:270:PHE:HE2	1.76	1.00
2:B:341:SER:CB	2:B:342:PRO:CD	2.39	1.00
15:O:431:ASP:CB	15:O:432:PRO:CD	2.36	1.00
15:O:472:ARG:NH2	17:Q:200:THR:CG2	1.98	1.00
15:O:650:LEU:HB3	16:P:242:PHE:HD2	1.21	1.00
16:P:385:PHE:HZ	17:Q:212:HIS:CG	1.80	1.00
15:O:394:VAL:HA	17:Q:141:TRP:HD1	1.21	1.00
17:Q:356:PRO:HD2	17:Q:357:PRO:CD	1.87	1.00
15:O:375:PHE:CG	15:O:380:MET:CB	2.44	0.99
16:P:431:ASP:C	16:P:434:HIS:HA	1.81	0.99
17:Q:356:PRO:HD2	17:Q:357:PRO:HD2	1.41	0.99
15:O:10:UNK:CB	17:Q:142:ARG:HA	1.93	0.99
15:O:260:LEU:CD2	15:O:273:ARG:O	2.10	0.99
15:O:369:PHE:CE2	15:O:431:ASP:CA	2.45	0.99
15:O:694:ILE:HG13	15:O:695:GLY:H	1.23	0.99
15:O:194:ARG:CG	15:O:197:ARG:NH1	2.25	0.99
15:O:260:LEU:HD11	15:O:272:PHE:H	1.26	0.99
15:O:772:ILE:HD13	16:P:138:LEU:HD21	1.42	0.99
17:Q:247:ILE:CG1	17:Q:248:LYS:N	2.21	0.99
17:Q:5:PRO:HB2	17:Q:244:GLY:O	1.60	0.99
1:A:403:LEU:HD21	1:A:407:GLN:HE22	0.83	0.99
15:O:308:ASN:HD21	15:O:315:PHE:HB3	0.84	0.99
15:O:431:ASP:CB	15:O:432:PRO:HD2	1.92	0.99
16:P:199:LEU:H	16:P:200:PRO:HD2	1.25	0.99
4:D:12:THR:HG23	4:D:17:ASN:HB2	1.44	0.99
15:O:317:ILE:CD1	15:O:326:ILE:HG22	1.92	0.99
15:O:366:PHE:CD2	15:O:432:PRO:O	2.16	0.99
16:P:469:PRO:HB2	16:P:470:PRO:HD3	1.02	0.99
2:B:155:VAL:CB	17:Q:359:MET:HE1	1.92	0.99
15:O:499:GLU:HG3	15:O:500:ILE:H	1.24	0.99
15:O:722:TRP:CE3	16:P:264:PRO:CG	2.45	0.99
2:B:155:VAL:HG23	17:Q:359:MET:CE	1.70	0.99
15:O:216:ILE:HD11	15:O:236:ILE:HD11	1.03	0.99
15:O:641:TRP:NE1	15:O:748:GLU:O	1.95	0.99
16:P:158:MET:O	16:P:192:TYR:HE1	1.46	0.99
16:P:198:ILE:CB	16:P:200:PRO:HG3	1.80	0.99
16:P:337:SER:HA	16:P:448:LYS:HE2	1.43	0.99
16:P:95:LEU:HD22	16:P:96:ILE:N	1.77	0.99
15:O:347:LEU:CD2	17:Q:152:ILE:HA	1.93	0.99
1:A:403:LEU:C	1:A:407:GLN:OE1	2.00	0.98
15:O:390:GLN:CB	17:Q:151:PRO:CG	2.28	0.98

Continued on next page...

Continued from previous page...

Atom-1	Atom-2	Interatomic distance (Å)	Clash overlap (Å)
15:O:672:ILE:CD1	15:O:734:LYS:NZ	2.26	0.98
16:P:415:LYS:O	16:P:418:PRO:HD3	1.62	0.98
15:O:421:ILE:HG21	15:O:439:LYS:CG	1.93	0.98
15:O:596:ILE:HG23	16:P:317:MET:HE1	0.99	0.98
1:A:920:PHE:CB	1:A:921:PRO:CD	2.13	0.98
2:B:307:GLU:HB2	9:I:7:LEU:HD11	1.43	0.98
15:O:702:LEU:CD2	16:P:125:PHE:HE1	1.69	0.98
15:O:704:LEU:CD1	16:P:123:MET:HE1	1.93	0.98
16:P:284:LEU:CD2	16:P:305:ARG:HH11	1.74	0.98
15:O:18:UNK:CB	17:Q:253:ILE:CD1	2.41	0.98
1:A:791:TYR:O	1:A:792:GLY:O	1.80	0.98
15:O:472:ARG:CZ	17:Q:200:THR:HG21	1.89	0.98
1:A:1114:TYR:OH	5:E:146:HIS:CD2	2.17	0.98
3:C:146:ALA:HB1	3:C:147:PRO:CD	1.92	0.98
14:N:123:SER:CA	14:N:131:LEU:HD11	1.93	0.98
15:O:669:PHE:C	15:O:671:SER:H	1.62	0.98
16:P:344:THR:OG1	16:P:438:PHE:N	1.93	0.98
15:O:215:ASN:HD21	15:O:233:VAL:HG11	0.82	0.98
15:O:247:ILE:HG12	15:O:261:VAL:HG22	1.44	0.98
16:P:280:ASP:O	16:P:281:ILE:CD1	2.11	0.98
13:M:66:THR:HB	13:M:71:GLN:HG3	1.46	0.98
15:O:294:PHE:HB3	15:O:300:LEU:HD13	1.45	0.98
15:O:663:LEU:HD12	15:O:742:TRP:CH2	1.99	0.98
16:P:198:ILE:CG1	16:P:200:PRO:CG	2.39	0.98
1:A:406:LEU:CD2	1:A:416:ARG:CG	2.41	0.98
1:A:406:LEU:HD11	1:A:413:LEU:HD11	1.43	0.98
2:B:91:LEU:HD11	2:B:93:ASN:HB3	1.46	0.98
15:O:650:LEU:CD1	15:O:756:ILE:CG2	2.42	0.98
15:O:760:ILE:HG21	16:P:138:LEU:HD13	1.42	0.98
3:C:152:ASP:CB	3:C:153:PRO:HD3	1.90	0.98
17:Q:422:GLY:O	17:Q:423:GLY:O	1.78	0.98
1:A:403:LEU:CD2	1:A:407:GLN:OE1	2.12	0.98
1:A:461:GLU:CD	1:A:1618:THR:CB	2.19	0.98
16:P:123:MET:CB	16:P:125:PHE:CD2	2.46	0.98
13:M:10:ILE:HD12	14:N:72:VAL:HG23	1.45	0.97
15:O:586:LYS:NZ	15:O:590:GLY:N	2.12	0.97
16:P:417:PHE:N	16:P:418:PRO:CD	2.17	0.97
13:M:43:LYS:HG3	14:N:28:GLY:C	1.84	0.97
15:O:472:ARG:NH2	17:Q:200:THR:H	1.61	0.97
15:O:653:SER:OG	15:O:656:HIS:CB	2.13	0.97
15:O:704:LEU:C	15:O:706:GLU:N	2.16	0.97

Continued on next page...

Continued from previous page...

Atom-1	Atom-2	Interatomic distance (Å)	Clash overlap (Å)
15:O:771:ILE:HD13	16:P:105:LEU:HD22	1.45	0.97
15:O:615:ASN:HB3	15:O:617:HIS:NE2	1.78	0.97
1:A:81:LEU:HD23	1:A:81:LEU:H	1.30	0.97
15:O:275:GLU:O	15:O:284:VAL:CG1	2.12	0.97
15:O:573:GLU:HB2	16:P:495:LYS:HZ3	0.93	0.97
16:P:119:LEU:CD2	16:P:165:LEU:HD11	1.94	0.97
16:P:199:LEU:N	16:P:200:PRO:HD3	1.62	0.97
15:O:436:ILE:CB	17:Q:141:TRP:CZ3	2.48	0.97
17:Q:246:GLN:C	17:Q:247:ILE:HD13	1.84	0.97
16:P:239:PHE:HE1	16:P:246:GLU:HG2	0.83	0.97
15:O:273:ARG:HH12	15:O:274:ILE:HG23	1.30	0.97
15:O:431:ASP:HB2	15:O:432:PRO:HD3	1.43	0.97
15:O:433:VAL:HB	17:Q:144:VAL:CB	1.93	0.97
16:P:399:SER:OG	16:P:410:ARG:NH2	1.96	0.97
15:O:423:ILE:HD13	17:Q:141:TRP:CH2	2.00	0.97
15:O:423:ILE:HG21	17:Q:141:TRP:HH2	0.81	0.97
17:Q:310:ILE:CG2	17:Q:363:GLU:OE1	2.13	0.97
17:Q:381:ARG:C	17:Q:384:VAL:CG2	2.32	0.97
15:O:421:ILE:CG2	15:O:439:LYS:HG3	1.94	0.97
16:P:375:LEU:HD12	17:Q:231:LEU:HD21	1.46	0.97
14:N:25:ILE:CG2	14:N:26:PRO:HD3	1.94	0.97
15:O:433:VAL:HG21	17:Q:144:VAL:HG13	1.43	0.97
15:O:14:UNK:CB	15:O:439:LYS:H	1.76	0.97
1:A:721:LYS:HG2	8:H:96:VAL:H	1.14	0.97
15:O:421:ILE:HD12	17:Q:138:PHE:HD2	1.25	0.97
17:Q:352:TRP:HB2	17:Q:358:PHE:CZ	1.78	0.97
1:A:1119:LYS:CD	1:A:1120:TYR:H	1.78	0.96
15:O:582:ASP:O	15:O:586:LYS:HB2	1.65	0.96
15:O:722:TRP:HZ3	16:P:264:PRO:HD3	0.80	0.96
16:P:116:ILE:HA	16:P:119:LEU:HD12	1.45	0.96
15:O:623:LEU:O	15:O:626:LEU:HG	1.66	0.96
3:C:153:PRO:CD	3:C:154:LYS:H	1.77	0.96
15:O:205:TYR:N	15:O:215:ASN:O	1.98	0.96
15:O:347:LEU:HB3	17:Q:152:ILE:CA	1.95	0.96
16:P:403:THR:O	16:P:405:ASP:N	1.98	0.96
16:P:469:PRO:CB	16:P:470:PRO:HD3	1.95	0.96
2:B:818:GLY:O	2:B:821:ILE:CD1	2.13	0.96
15:O:375:PHE:CG	15:O:380:MET:CA	2.38	0.96
15:O:760:ILE:HG12	16:P:138:LEU:HB3	1.44	0.96
16:P:416:ILE:C	16:P:418:PRO:HD3	1.82	0.96
16:P:497:GLN:HG2	16:P:498:LEU:N	1.81	0.96

Continued on next page...

Continued from previous page...

Atom-1	Atom-2	Interatomic distance (Å)	Clash overlap (Å)
15:O:433:VAL:CB	17:Q:144:VAL:CG2	1.84	0.96
15:O:660:LYS:HA	15:O:663:LEU:HB2	1.46	0.96
15:O:581:ALA:HB1	15:O:585:GLU:HB2	1.36	0.96
15:O:725:VAL:CG1	16:P:450:THR:HA	1.94	0.96
2:B:155:VAL:HB	17:Q:359:MET:CE	1.95	0.96
9:I:27:ASN:CB	9:I:39:LYS:HB2	1.95	0.96
14:N:123:SER:N	14:N:131:LEU:HD11	1.78	0.96
15:O:291:PRO:O	15:O:292:LEU:HD23	1.65	0.96
16:P:289:ARG:O	16:P:291:ASP:OD1	1.84	0.96
15:O:390:GLN:OE1	17:Q:151:PRO:HG2	1.63	0.96
17:Q:27:ILE:HD13	17:Q:27:ILE:H	1.26	0.96
1:A:908:VAL:O	1:A:912:VAL:HG23	1.64	0.96
15:O:353:ASP:N	15:O:354:PRO:CD	2.28	0.96
15:O:638:LEU:CD2	15:O:642:GLN:HE22	1.62	0.96
16:P:262:LEU:HD11	16:P:446:TYR:HD1	1.23	0.96
15:O:260:LEU:HD11	15:O:272:PHE:N	1.81	0.96
16:P:343:THR:CB	16:P:347:SER:H	1.79	0.96
15:O:389:TRP:HZ3	17:Q:148:ASN:N	1.63	0.96
17:Q:29:ARG:CZ	17:Q:169:PRO:HG3	1.95	0.96
15:O:346:ASN:O	15:O:347:LEU:CG	2.13	0.95
15:O:354:PRO:HG3	17:Q:131:TYR:OH	1.65	0.95
16:P:198:ILE:HG13	16:P:200:PRO:HG3	1.48	0.95
16:P:207:LEU:CD1	16:P:208:PRO:CD	2.14	0.95
9:I:28:VAL:HG12	9:I:38:PRO:HD3	1.43	0.95
15:O:615:ASN:CB	15:O:617:HIS:NE2	2.27	0.95
16:P:385:PHE:CZ	17:Q:212:HIS:HD2	1.77	0.95
15:O:358:SER:OG	17:Q:194:GLY:HA3	1.64	0.95
17:Q:285:VAL:CG2	17:Q:302:ARG:NE	2.28	0.95
15:O:440:HIS:CE1	15:O:481:PHE:CE1	2.55	0.95
16:P:183:LYS:CD	16:P:189:LYS:HZ2	1.78	0.95
5:E:143:ASN:HB3	5:E:146:HIS:CE1	2.00	0.95
16:P:366:TYR:CD1	17:Q:215:THR:HG23	2.00	0.95
15:O:390:GLN:OE1	17:Q:151:PRO:HB2	1.65	0.95
2:B:574:SER:HB2	13:M:97:VAL:HG21	1.45	0.95
15:O:205:TYR:HB2	15:O:215:ASN:HB3	1.46	0.95
15:O:214:LEU:HD13	15:O:263:ILE:HD13	1.48	0.95
16:P:341:ARG:HH12	16:P:445:ARG:NH2	1.49	0.95
5:E:128:PRO:N	5:E:129:PRO:HD2	1.80	0.95
15:O:662:LEU:H	15:O:662:LEU:HD23	1.27	0.95
16:P:106:LYS:CE	16:P:203:TRP:HH2	1.78	0.95
15:O:649:ILE:HG22	16:P:242:PHE:CZ	2.00	0.95

Continued on next page...

Continued from previous page...

Atom-1	Atom-2	Interatomic distance (Å)	Clash overlap (Å)
17:Q:295:PRO:O	17:Q:297:PHE:N	1.99	0.95
17:Q:362:ALA:O	17:Q:364:VAL:N	2.00	0.95
1:A:1288:ARG:N	1:A:1476:LEU:O	1.99	0.95
5:E:100:ILE:HG23	5:E:105:PHE:HD2	1.30	0.95
7:G:167:THR:O	7:G:218:VAL:N	2.00	0.95
16:P:231:ALA:O	16:P:234:CYS:SG	2.23	0.95
17:Q:158:THR:HG23	17:Q:161:ASN:H	1.29	0.95
17:Q:29:ARG:CD	17:Q:30:ARG:N	2.29	0.95
2:B:1137:ASP:O	2:B:1140:LYS:CG	2.14	0.95
2:B:72:VAL:CG2	2:B:343:ASP:OD2	2.13	0.95
15:O:215:ASN:ND2	15:O:233:VAL:HG13	1.81	0.95
15:O:375:PHE:CE1	15:O:402:ILE:HG21	2.01	0.95
15:O:390:GLN:OE1	17:Q:151:PRO:CB	2.13	0.95
15:O:432:PRO:O	15:O:433:VAL:O	1.83	0.95
15:O:440:HIS:CE1	15:O:481:PHE:CZ	2.55	0.95
15:O:719:LEU:O	15:O:723:VAL:HG23	1.67	0.95
16:P:212:VAL:O	16:P:215:LEU:HG	1.66	0.95
9:I:35:ALA:HB1	9:I:37:TYR:HE1	1.31	0.94
15:O:215:ASN:HD21	15:O:233:VAL:HG12	1.31	0.94
15:O:315:PHE:HA	15:O:327:GLY:O	1.67	0.94
15:O:724:LEU:HB2	16:P:446:TYR:HD2	0.94	0.94
17:Q:29:ARG:NH2	17:Q:168:ILE:HD13	1.80	0.94
17:Q:282:SER:N	17:Q:301:SER:O	1.99	0.94
5:E:128:PRO:N	5:E:129:PRO:CD	2.29	0.94
11:K:86:VAL:HA	11:K:107:THR:HG22	1.49	0.94
14:N:123:SER:HA	14:N:131:LEU:HD11	1.48	0.94
15:O:194:ARG:HG2	15:O:197:ARG:HH12	1.01	0.94
15:O:203:ILE:O	15:O:216:ILE:HA	1.66	0.94
16:P:494:SER:OG	16:P:497:GLN:CA	2.15	0.94
1:A:594:THR:O	1:A:596:HIS:N	1.99	0.94
1:A:83:VAL:HB	1:A:84:PRO:HD2	1.47	0.94
15:O:366:PHE:CE2	15:O:432:PRO:O	2.20	0.94
15:O:421:ILE:HA	15:O:441:ASP:HA	1.49	0.94
1:A:1114:TYR:HD2	5:E:145:THR:O	1.48	0.94
17:Q:352:TRP:CZ3	17:Q:357:PRO:HG2	2.02	0.94
15:O:194:ARG:CG	15:O:197:ARG:HH12	1.77	0.94
1:A:81:LEU:HD12	1:A:357:MET:O	1.65	0.94
15:O:356:GLU:CB	17:Q:24:ILE:HD12	1.98	0.94
16:P:385:PHE:CE1	17:Q:212:HIS:CD2	2.54	0.94
15:O:599:LYS:HD3	16:P:272:GLN:NE2	1.82	0.94
14:N:123:SER:C	14:N:131:LEU:HD21	1.87	0.94

Continued on next page...

Continued from previous page...

Atom-1	Atom-2	Interatomic distance (Å)	Clash overlap (Å)
15:O:592:LEU:HD12	16:P:512:ARG:NH2	1.82	0.94
15:O:693:PHE:CD2	15:O:746:ARG:N	2.34	0.94
16:P:366:TYR:CE1	17:Q:215:THR:HG23	2.03	0.94
16:P:419:LEU:HB2	17:Q:233:TYR:HE2	1.19	0.94
17:Q:285:VAL:CG2	17:Q:302:ARG:HE	1.81	0.94
15:O:471:MET:SD	15:O:542:ARG:NH1	2.41	0.94
16:P:171:HIS:CD2	16:P:243:PHE:CB	2.50	0.94
16:P:371:GLU:O	16:P:374:THR:HB	1.68	0.94
15:O:389:TRP:CE3	17:Q:148:ASN:HA	2.02	0.94
17:Q:383:PHE:HZ	17:Q:398:ASP:OD2	1.38	0.94
1:A:81:LEU:HD23	1:A:359:VAL:HA	1.50	0.94
2:B:913:ILE:O	2:B:1041:ASN:ND2	1.99	0.94
15:O:214:LEU:CD1	15:O:263:ILE:HD13	1.98	0.94
15:O:347:LEU:CB	17:Q:152:ILE:O	2.15	0.94
15:O:604:ILE:HA	15:O:732:LEU:HD22	1.48	0.94
15:O:593:VAL:HG11	16:P:320:PHE:O	1.68	0.94
1:A:1119:LYS:CD	1:A:1120:TYR:N	2.31	0.94
1:A:81:LEU:CG	1:A:358:ASP:O	2.17	0.94
1:A:864:LEU:HD11	1:A:878:ARG:HD2	1.50	0.94
7:G:218:VAL:HA	7:G:224:PRO:HA	1.48	0.94
15:O:352:PHE:HB3	15:O:354:PRO:HD2	1.46	0.94
15:O:18:UNK:O	17:Q:256:GLU:CG	2.15	0.94
17:Q:372:HIS:CE1	17:Q:407:HIS:CD2	2.56	0.94
1:A:591:ARG:C	1:A:593:PRO:HD2	1.88	0.93
1:A:1114:TYR:CD2	5:E:145:THR:O	2.21	0.93
13:M:10:ILE:HG13	14:N:73:ASP:HB2	1.46	0.93
15:O:314:GLN:HB2	15:O:329:ILE:H	0.78	0.93
15:O:571:HIS:HD1	15:O:572:PRO:HD2	1.24	0.93
15:O:623:LEU:CA	15:O:626:LEU:CD2	2.21	0.93
15:O:663:LEU:CD1	15:O:742:TRP:CH2	2.50	0.93
16:P:184:TRP:CD1	16:P:190:MET:CB	2.51	0.93
16:P:363:SER:O	16:P:366:TYR:CB	2.15	0.93
15:O:433:VAL:CA	17:Q:144:VAL:HG21	1.97	0.93
1:A:474:LYS:NZ	2:B:1172:GLU:OE1	2.02	0.93
9:I:8:ILE:HG23	9:I:17:LEU:HD11	1.50	0.93
15:O:24:UNK:HA	17:Q:314:TRP:HH2	1.22	0.93
15:O:446:ASP:OD1	15:O:447:THR:N	2.01	0.93
17:Q:153:ASN:HB2	17:Q:156:LYS:HE3	1.50	0.93
15:O:356:GLU:HB2	17:Q:24:ILE:CD1	1.95	0.93
15:O:273:ARG:HB3	15:O:287:SER:H	1.32	0.93
16:P:262:LEU:HD21	16:P:446:TYR:HB2	1.50	0.93

Continued on next page...

Continued from previous page...

Atom-1	Atom-2	Interatomic distance (Å)	Clash overlap (Å)
16:P:419:LEU:HB3	17:Q:233:TYR:HH	1.30	0.93
2:B:155:VAL:HB	17:Q:359:MET:HE2	1.49	0.93
13:M:44:LYS:HE2	14:N:30:LYS:HD3	1.10	0.93
15:O:366:PHE:CE1	15:O:414:ILE:HG13	2.04	0.93
15:O:440:HIS:HD1	15:O:481:PHE:HZ	0.94	0.93
15:O:757:GLN:O	15:O:760:ILE:HG23	1.68	0.93
16:P:123:MET:CB	16:P:125:PHE:HE2	1.73	0.93
17:Q:153:ASN:O	17:Q:156:LYS:HG3	1.69	0.93
2:B:821:ILE:O	2:B:822:THR:HG23	1.67	0.93
15:O:693:PHE:HD2	15:O:746:ARG:N	1.65	0.93
15:O:604:ILE:HG12	15:O:732:LEU:HD21	1.51	0.93
16:P:263:PRO:HB2	16:P:266:PHE:HD2	1.00	0.93
1:A:1655:ASP:OD2	7:G:106:LYS:NZ	2.00	0.93
15:O:421:ILE:HD11	17:Q:138:PHE:HE2	1.34	0.93
16:P:184:TRP:HE1	16:P:190:MET:HB2	1.24	0.93
15:O:324:TRP:NE1	15:O:348:HIS:HA	1.84	0.93
15:O:725:VAL:CB	16:P:450:THR:HA	1.98	0.93
1:A:1276:THR:HG23	1:A:1288:ARG:CA	1.95	0.93
15:O:638:LEU:HD21	15:O:642:GLN:OE1	1.62	0.93
16:P:136:ILE:HD12	16:P:168:ALA:HB2	1.51	0.93
16:P:183:LYS:CD	16:P:189:LYS:NZ	2.32	0.93
16:P:104:PHE:HE1	16:P:215:LEU:CD2	1.60	0.93
2:B:155:VAL:HG21	17:Q:354:LEU:HD21	1.48	0.93
16:P:108:PHE:CE2	16:P:137:TRP:CZ3	2.56	0.93
16:P:212:VAL:HA	16:P:215:LEU:HD11	1.50	0.93
17:Q:352:TRP:HE3	17:Q:357:PRO:HG2	1.04	0.93
15:O:10:UNK:CB	17:Q:141:TRP:C	2.36	0.93
15:O:393:VAL:O	15:O:394:VAL:HG22	1.67	0.93
15:O:641:TRP:HH2	15:O:651:SER:OG	1.52	0.93
1:A:406:LEU:HD22	1:A:416:ARG:HG2	1.51	0.92
15:O:583:GLU:CD	15:O:584:ARG:H	1.72	0.92
16:P:211:TYR:HD1	16:P:212:VAL:HG23	1.26	0.92
1:A:1640:ARG:HG2	1:A:1645:LYS:HB2	1.51	0.92
2:B:895:PHE:CZ	2:B:899:GLN:HB2	2.05	0.92
17:Q:29:ARG:HH22	17:Q:168:ILE:HD13	1.34	0.92
15:O:7:UNK:CA	17:Q:424:PHE:O	2.16	0.92
1:A:460:LEU:O	1:A:465:GLY:CA	2.18	0.92
15:O:657:SER:HB3	15:O:746:ARG:HH11	1.30	0.92
16:P:193:PHE:O	16:P:217:GLY:HA3	1.70	0.92
15:O:389:TRP:CE3	17:Q:148:ASN:HB3	1.94	0.92
17:Q:283:ARG:CB	17:Q:302:ARG:HB2	1.98	0.92

Continued on next page...

Continued from previous page...

Atom-1	Atom-2	Interatomic distance (Å)	Clash overlap (Å)
17:Q:294:VAL:HG23	17:Q:295:PRO:HD3	0.93	0.92
15:O:366:PHE:HE1	15:O:414:ILE:HG13	1.31	0.92
15:O:596:ILE:HG21	16:P:317:MET:CE	1.97	0.92
15:O:475:ARG:HD3	16:P:367:PHE:CZ	2.04	0.92
17:Q:353:VAL:HA	17:Q:358:PHE:CD1	1.18	0.92
15:O:433:VAL:CG1	17:Q:144:VAL:CG2	2.47	0.92
15:O:586:LYS:NZ	15:O:590:GLY:H	1.67	0.92
15:O:768:TYR:CG	16:P:145:ASN:ND2	2.37	0.92
16:P:494:SER:OG	16:P:497:GLN:N	2.03	0.92
17:Q:26:TYR:O	17:Q:29:ARG:CG	2.16	0.92
17:Q:302:ARG:HG3	17:Q:303:THR:N	1.82	0.92
3:C:152:ASP:CB	3:C:153:PRO:CD	2.45	0.92
15:O:205:TYR:CE2	15:O:229:ARG:NH1	2.38	0.92
15:O:749:LYS:HG2	15:O:749:LYS:O	1.66	0.92
16:P:340:GLN:O	16:P:341:ARG:HB2	1.69	0.92
17:Q:294:VAL:CG2	17:Q:295:PRO:CD	2.47	0.92
1:A:81:LEU:CD2	1:A:360:LEU:N	2.31	0.92
1:A:9:SER:HA	2:B:1194:ILE:HD11	1.50	0.92
15:O:347:LEU:CD2	17:Q:151:PRO:O	2.16	0.92
15:O:724:LEU:HD13	16:P:447:ALA:CB	1.98	0.92
16:P:166:TYR:O	16:P:170:THR:CG2	2.17	0.92
16:P:354:LYS:CG	16:P:362:THR:CG2	2.28	0.92
17:Q:354:LEU:CB	17:Q:359:MET:N	2.33	0.92
1:A:1119:LYS:CE	1:A:1120:TYR:CA	2.17	0.92
1:A:1116:GLN:H	1:A:1116:GLN:NE2	1.68	0.92
15:O:568:ILE:CG2	15:O:570:ASP:HB2	2.00	0.92
15:O:702:LEU:HD22	16:P:125:PHE:CE1	2.03	0.92
15:O:672:ILE:HD12	15:O:734:LYS:HZ1	0.97	0.92
17:Q:381:ARG:O	17:Q:384:VAL:CG2	2.18	0.92
1:A:461:GLU:OE1	1:A:1618:THR:HB	1.68	0.91
1:A:83:VAL:HG11	1:A:427:PHE:HE2	1.32	0.91
1:A:9:SER:HA	2:B:1194:ILE:CD1	2.00	0.91
16:P:263:PRO:HB2	16:P:266:PHE:CE2	2.04	0.91
16:P:369:TRP:HH2	16:P:377:PHE:CE1	1.87	0.91
16:P:449:GLN:C	16:P:451:PRO:CD	2.37	0.91
15:O:472:ARG:NH1	17:Q:200:THR:HG23	1.84	0.91
1:A:463:LYS:HD2	1:A:468:ARG:NH1	1.85	0.91
2:B:369:ASP:OD2	2:B:591:LYS:NZ	2.04	0.91
15:O:702:LEU:CD2	16:P:125:PHE:HZ	1.53	0.91
13:M:44:LYS:HE2	14:N:30:LYS:HD2	0.93	0.91
14:N:122:ALA:O	14:N:131:LEU:HD11	1.69	0.91

Continued on next page...

Continued from previous page...

Atom-1	Atom-2	Interatomic distance (Å)	Clash overlap (Å)
15:O:431:ASP:OD1	15:O:433:VAL:HG13	1.70	0.91
16:P:171:HIS:CD2	16:P:239:PHE:CE2	2.58	0.91
16:P:408:ILE:CG2	16:P:409:ALA:N	2.34	0.91
15:O:217:ALA:HB3	15:O:229:ARG:NH1	1.85	0.91
15:O:511:ILE:HG22	15:O:513:THR:H	1.32	0.91
15:O:672:ILE:CD1	15:O:715:TYR:CZ	2.53	0.91
16:P:263:PRO:CB	16:P:266:PHE:HD2	1.79	0.91
17:Q:279:SER:C	17:Q:301:SER:HB2	1.91	0.91
17:Q:383:PHE:CZ	17:Q:388:LYS:HG2	2.04	0.91
15:O:215:ASN:HA	15:O:236:ILE:HG12	1.51	0.91
16:P:183:LYS:HG3	16:P:189:LYS:HZ1	1.35	0.91
16:P:184:TRP:CZ2	16:P:192:TYR:CD2	2.59	0.91
15:O:571:HIS:CE1	16:P:495:LYS:CE	2.40	0.91
15:O:401:ASN:H	15:O:419:ARG:HG2	1.35	0.91
15:O:696:PHE:HB3	15:O:711:LEU:CD1	1.99	0.91
16:P:246:GLU:O	16:P:285:THR:CA	2.18	0.91
1:A:461:GLU:OE2	1:A:1618:THR:N	2.03	0.91
3:C:148:LYS:HG3	3:C:149:GLY:N	1.86	0.91
16:P:198:ILE:CG2	16:P:200:PRO:CD	2.49	0.91
1:A:721:LYS:HE2	8:H:94:ASP:O	1.41	0.91
3:C:32:ASN:OD1	3:C:35:LYS:N	2.04	0.91
15:O:390:GLN:HB3	17:Q:151:PRO:HG3	0.92	0.91
15:O:583:GLU:HG2	15:O:584:ARG:H	1.32	0.91
15:O:573:GLU:HG3	16:P:495:LYS:O	1.67	0.90
16:P:187:THR:HG1	16:P:189:LYS:HG3	1.35	0.90
16:P:234:CYS:SG	16:P:288:GLU:C	2.48	0.90
15:O:206:ALA:HA	15:O:214:LEU:HD23	1.53	0.90
15:O:656:HIS:HB3	15:O:747:LEU:C	1.91	0.90
15:O:573:GLU:CB	16:P:495:LYS:HZ3	1.79	0.90
1:A:81:LEU:HD21	1:A:359:VAL:N	1.86	0.90
15:O:216:ILE:N	15:O:234:THR:OG1	2.03	0.90
15:O:702:LEU:HD21	16:P:125:PHE:HE1	1.34	0.90
16:P:148:PRO:O	16:P:151:GLU:N	2.05	0.90
16:P:367:PHE:CZ	17:Q:1:MET:SD	2.65	0.90
16:P:222:PHE:HB2	17:Q:206:ARG:HH21	1.34	0.90
15:O:353:ASP:O	17:Q:28:SER:HB3	1.71	0.90
7:G:135:GLY:O	7:G:228:LYS:HA	1.71	0.90
15:O:24:UNK:CA	17:Q:314:TRP:CH2	2.54	0.90
15:O:269:PHE:CZ	15:O:292:LEU:HD11	2.05	0.90
15:O:273:ARG:HG3	15:O:274:ILE:N	1.84	0.90
15:O:310:TRP:CD2	15:O:370:GLN:CG	2.53	0.90

Continued on next page...

Continued from previous page...

Atom-1	Atom-2	Interatomic distance (Å)	Clash overlap (Å)
15:O:596:ILE:HA	16:P:272:GLN:NE2	1.86	0.90
15:O:615:ASN:HB3	15:O:617:HIS:ND1	1.85	0.90
15:O:702:LEU:HD21	16:P:125:PHE:CE1	2.07	0.90
16:P:284:LEU:CD1	16:P:305:ARG:HH11	1.84	0.90
17:Q:21:TYR:CE2	17:Q:124:GLU:CG	2.54	0.90
17:Q:354:LEU:HG	17:Q:359:MET:H	1.31	0.90
3:C:150:SER:O	3:C:151:THR:C	2.10	0.90
15:O:298:ASP:OD2	17:Q:157:MET:C	2.09	0.90
15:O:588:SER:HB3	16:P:512:ARG:NH1	1.86	0.90
1:A:1119:LYS:N	1:A:1119:LYS:HD3	1.85	0.90
2:B:1131:CYS:O	2:B:1163:GLN:N	2.05	0.90
3:C:230:LEU:HB2	3:C:297:HIS:HD2	1.33	0.90
15:O:375:PHE:HB2	15:O:379:LYS:C	1.90	0.90
15:O:700:LEU:HD11	15:O:711:LEU:HA	1.51	0.90
16:P:113:LYS:O	16:P:116:ILE:HG13	1.71	0.90
1:A:590:ASN:ND2	2:B:1075:GLU:OE2	2.05	0.90
15:O:326:ILE:CG1	15:O:344:ILE:CG2	2.50	0.90
15:O:326:ILE:HG12	15:O:344:ILE:HB	1.51	0.90
15:O:620:ASP:CG	15:O:674:GLU:HG2	1.91	0.90
15:O:659:LEU:HB2	15:O:742:TRP:CZ2	2.06	0.90
15:O:656:HIS:CB	15:O:747:LEU:CA	2.39	0.90
16:P:341:ARG:HG2	16:P:341:ARG:NH1	1.81	0.90
15:O:724:LEU:CD1	16:P:447:ALA:HB2	2.01	0.90
15:O:574:TRP:HE1	16:P:484:ALA:HB2	1.37	0.90
15:O:389:TRP:CE3	17:Q:148:ASN:HB2	2.05	0.90
1:A:1229:ALA:HB3	1:A:1597:ALA:HB2	1.54	0.90
14:N:95:ILE:HD11	14:N:96:GLU:CG	2.01	0.90
15:O:581:ALA:HB3	15:O:585:GLU:HB3	1.51	0.90
16:P:211:TYR:CE1	16:P:212:VAL:HG21	2.06	0.90
16:P:378:LEU:HD12	17:Q:235:ILE:HD13	1.52	0.90
1:A:1119:LYS:NZ	1:A:1120:TYR:N	2.14	0.90
7:G:162:ILE:HG12	7:G:249:LEU:HD12	1.54	0.90
17:Q:277:ILE:O	17:Q:278:TYR:CD2	2.25	0.90
2:B:311:ARG:HH12	9:I:18:GLU:HA	1.34	0.89
15:O:308:ASN:ND2	15:O:315:PHE:CG	2.40	0.89
16:P:151:GLU:OE2	16:P:154:LEU:HD12	1.72	0.89
1:A:1039:ARG:HD2	6:F:139:PRO:HG2	1.51	0.89
1:A:83:VAL:HB	1:A:84:PRO:HD3	1.53	0.89
15:O:399:TRP:CD1	17:Q:134:PRO:HG3	2.07	0.89
15:O:740:ILE:O	15:O:744:LEU:HD13	1.69	0.89
15:O:301:GLN:O	15:O:320:ILE:CG1	2.20	0.89

Continued on next page...

Continued from previous page...

Atom-1	Atom-2	Interatomic distance (Å)	Clash overlap (Å)
15:O:637:LEU:H	15:O:637:LEU:HD22	1.37	0.89
15:O:653:SER:C	15:O:748:GLU:HB2	1.92	0.89
15:O:366:PHE:CE2	15:O:432:PRO:CA	2.53	0.89
15:O:586:LYS:HZ1	15:O:590:GLY:CA	1.85	0.89
15:O:694:ILE:HG13	15:O:695:GLY:N	1.88	0.89
15:O:574:TRP:CZ3	16:P:481:THR:HG23	2.08	0.89
16:P:338:LEU:HD21	16:P:482:HIS:HE1	1.27	0.89
17:Q:246:GLN:O	17:Q:247:ILE:CD1	2.18	0.89
15:O:353:ASP:C	17:Q:28:SER:HA	1.91	0.89
1:A:403:LEU:CG	1:A:407:GLN:CD	2.41	0.89
8:H:112:ILE:HG21	8:H:131:ASN:ND2	1.87	0.89
15:O:568:ILE:CG2	15:O:570:ASP:CB	2.50	0.89
15:O:618:ASP:C	15:O:622:TYR:HD2	1.76	0.89
15:O:672:ILE:HD11	15:O:715:TYR:CZ	2.07	0.89
16:P:247:ILE:HG21	16:P:302:ALA:HB2	1.55	0.89
16:P:294:HIS:CB	20:T:48:DA:H61	1.86	0.89
15:O:573:GLU:CD	16:P:495:LYS:C	2.32	0.89
16:P:414:TYR:CD1	17:Q:241:ARG:NH1	2.41	0.89
17:Q:280:SER:O	17:Q:301:SER:O	1.85	0.89
5:E:143:ASN:HB3	5:E:146:HIS:ND1	1.87	0.89
15:O:422:ILE:HG21	15:O:440:HIS:HE1	1.35	0.89
15:O:657:SER:HB3	15:O:746:ARG:NH1	1.87	0.89
15:O:623:LEU:HD12	15:O:668:SER:CB	2.01	0.89
15:O:181:ARG:O	15:O:182:LEU:HG	1.73	0.89
15:O:221:ARG:NH1	15:O:221:ARG:HA	1.86	0.89
15:O:315:PHE:CE2	15:O:317:ILE:HD12	2.08	0.89
15:O:599:LYS:HB3	16:P:272:GLN:HE22	1.38	0.89
16:P:320:PHE:CE1	16:P:322:ARG:HG2	2.06	0.89
17:Q:21:TYR:HE2	17:Q:124:GLU:CD	1.76	0.89
1:A:406:LEU:CD1	1:A:413:LEU:HD11	2.02	0.89
13:M:54:HIS:NE2	13:M:61:GLU:OE2	2.06	0.89
15:O:616:SER:HB2	15:O:620:ASP:HB2	1.53	0.89
15:O:638:LEU:CG	15:O:642:GLN:NE2	2.35	0.89
16:P:200:PRO:HB3	16:P:203:TRP:HB2	1.52	0.89
2:B:91:LEU:HD13	2:B:93:ASN:CB	2.00	0.89
15:O:326:ILE:CG1	15:O:344:ILE:HG21	2.03	0.89
15:O:378:SER:HB3	15:O:397:LYS:HG2	1.54	0.89
2:B:146:ASN:ND2	2:B:149:GLU:OE1	2.06	0.89
15:O:10:UNK:CB	17:Q:142:ARG:CA	2.51	0.89
16:P:198:ILE:HG12	16:P:200:PRO:HG3	1.55	0.89
17:Q:149:LYS:O	17:Q:151:PRO:CD	2.17	0.89

Continued on next page...

Continued from previous page...

Atom-1	Atom-2	Interatomic distance (Å)	Clash overlap (Å)
2:B:155:VAL:HG21	17:Q:354:LEU:CD2	2.02	0.88
17:Q:158:THR:HG22	17:Q:161:ASN:HB2	1.55	0.88
17:Q:348:LYS:O	17:Q:352:TRP:NE1	2.06	0.88
1:A:1276:THR:HG22	1:A:1288:ARG:HA	1.50	0.88
1:A:81:LEU:CG	1:A:358:ASP:C	2.41	0.88
15:O:756:ILE:O	15:O:760:ILE:HG22	1.73	0.88
16:P:101:LYS:HD2	16:P:154:LEU:HD21	1.55	0.88
16:P:431:ASP:O	16:P:434:HIS:O	1.91	0.88
17:Q:220:LEU:HD12	17:Q:221:HIS:N	1.87	0.88
16:P:115:GLN:HG3	16:P:190:MET:SD	2.13	0.88
16:P:485:SER:O	16:P:489:VAL:HG23	1.74	0.88
15:O:194:ARG:HA	15:O:197:ARG:HH21	1.34	0.88
15:O:442:LEU:CD1	15:O:444:PRO:HD2	2.04	0.88
15:O:592:LEU:CD1	16:P:512:ARG:NH2	2.36	0.88
16:P:362:THR:CA	16:P:365:ASP:OD1	2.21	0.88
13:M:12:ILE:HG23	13:M:88:ILE:HD11	1.54	0.88
15:O:771:ILE:HG21	16:P:109:GLN:CD	1.86	0.88
15:O:724:LEU:CB	16:P:446:TYR:HD2	1.81	0.88
17:Q:137:SER:O	17:Q:296:PRO:CG	2.19	0.88
15:O:358:SER:HB2	17:Q:194:GLY:CA	2.00	0.88
17:Q:201:SER:O	17:Q:204:GLU:OE1	1.92	0.88
15:O:262:GLY:O	15:O:263:ILE:HG13	1.74	0.88
15:O:599:LYS:HZ3	16:P:275:GLU:CD	1.75	0.88
15:O:775:TRP:NE1	16:P:113:LYS:HB2	1.89	0.88
15:O:585:GLU:CD	16:P:512:ARG:NH1	2.26	0.88
2:B:202:LEU:HD21	2:B:499:HIS:HB3	1.53	0.88
15:O:260:LEU:CD2	15:O:273:ARG:HA	1.89	0.88
15:O:315:PHE:CZ	15:O:326:ILE:HG21	2.09	0.88
15:O:422:ILE:HB	15:O:440:HIS:ND1	1.89	0.88
15:O:638:LEU:HD23	15:O:642:GLN:CD	1.94	0.88
15:O:702:LEU:HD22	16:P:125:PHE:CZ	2.08	0.88
16:P:146:ASP:C	16:P:148:PRO:HD2	1.93	0.88
16:P:262:LEU:O	16:P:262:LEU:CD1	2.19	0.88
16:P:421:ARG:C	16:P:422:GLU:OE1	2.12	0.88
2:B:114:SER:O	2:B:116:ALA:N	2.06	0.88
4:D:30:HIS:HB3	7:G:36:ASN:HD22	1.39	0.88
15:O:375:PHE:HB3	15:O:380:MET:HA	0.88	0.88
16:P:343:THR:O	16:P:345:SER:N	2.07	0.88
16:P:492:ALA:O	16:P:493:ILE:HD12	1.71	0.88
17:Q:153:ASN:HB2	17:Q:156:LYS:CE	2.03	0.88
15:O:604:ILE:HA	15:O:732:LEU:CD2	2.04	0.88

Continued on next page...

Continued from previous page...

Atom-1	Atom-2	Interatomic distance (Å)	Clash overlap (Å)
16:P:246:GLU:O	16:P:286:LEU:N	2.06	0.88
1:A:964:LYS:NZ	1:A:969:PHE:O	2.05	0.88
15:O:298:ASP:OD1	17:Q:159:TYR:N	2.07	0.88
15:O:415:LEU:HD21	15:O:451:ILE:HD13	1.56	0.88
15:O:725:VAL:HB	16:P:450:THR:CA	2.04	0.88
16:P:119:LEU:HD11	16:P:165:LEU:HD12	0.90	0.88
17:Q:248:LYS:N	17:Q:298:GLN:NE2	2.19	0.88
15:O:577:LEU:HD22	16:P:502:ILE:CG2	2.03	0.87
15:O:586:LYS:HZ2	15:O:590:GLY:H	1.21	0.87
16:P:184:TRP:CD1	16:P:190:MET:CG	2.57	0.87
16:P:416:ILE:O	16:P:418:PRO:CD	2.13	0.87
2:B:251:HIS:CE1	2:B:261:ARG:HD3	2.09	0.87
14:N:78:THR:OG1	14:N:89:ILE:O	1.92	0.87
17:Q:133:LYS:HG3	17:Q:286:GLN:CG	2.04	0.87
1:A:123:ARG:HD3	1:A:189:VAL:HG11	1.55	0.87
1:A:912:VAL:O	1:A:916:THR:HG23	1.75	0.87
13:M:54:HIS:CE1	14:N:23:PHE:CD2	2.62	0.87
15:O:768:TYR:CB	16:P:145:ASN:HD21	1.87	0.87
16:P:94:LYS:HA	16:P:207:LEU:CB	2.03	0.87
16:P:104:PHE:HD1	16:P:211:TYR:HB2	1.28	0.87
16:P:421:ARG:O	16:P:422:GLU:C	2.13	0.87
17:Q:29:ARG:HD2	17:Q:30:ARG:N	1.89	0.87
17:Q:393:ILE:O	17:Q:395:LEU:CG	2.22	0.87
1:A:721:LYS:HG2	8:H:95:TYR:C	1.94	0.87
2:B:906:ARG:NH1	3:C:93:GLN:HG3	1.88	0.87
15:O:400:SER:HA	15:O:419:ARG:HD3	1.54	0.87
15:O:508:ILE:HG12	15:O:539:VAL:HG12	1.53	0.87
15:O:586:LYS:O	15:O:586:LYS:NZ	2.08	0.87
15:O:592:LEU:HD11	16:P:512:ARG:HE	1.38	0.87
15:O:599:LYS:NZ	16:P:275:GLU:CD	2.27	0.87
16:P:207:LEU:CG	16:P:208:PRO:HD3	1.64	0.87
1:A:403:LEU:HD23	1:A:407:GLN:OE1	1.71	0.87
2:B:225:ARG:NH1	2:B:268:GLU:OE1	2.08	0.87
15:O:202:ILE:CG2	15:O:216:ILE:CG2	2.53	0.87
15:O:273:ARG:CG	15:O:274:ILE:H	1.86	0.87
16:P:153:LYS:O	16:P:153:LYS:NZ	2.07	0.87
15:O:596:ILE:HG21	16:P:317:MET:HE2	1.57	0.87
16:P:95:LEU:O	16:P:209:ASN:HB2	1.73	0.87
15:O:438:TRP:HE1	15:O:489:PHE:HB3	1.39	0.87
15:O:672:ILE:CD1	15:O:715:TYR:CE1	2.58	0.87
16:P:104:PHE:CD1	16:P:215:LEU:HD21	2.08	0.87

Continued on next page...

Continued from previous page...

Atom-1	Atom-2	Interatomic distance (Å)	Clash overlap (Å)
16:P:222:PHE:HE2	16:P:223:ASN:ND2	1.72	0.87
15:O:298:ASP:OD1	17:Q:158:THR:HA	1.75	0.87
17:Q:348:LYS:O	17:Q:352:TRP:CD1	2.27	0.87
15:O:187:ILE:C	15:O:199:GLY:HA3	1.94	0.87
16:P:198:ILE:HG21	16:P:200:PRO:CB	2.03	0.87
3:C:128:ASP:OD1	3:C:174:ARG:NH2	2.07	0.87
2:B:795:GLU:OE1	3:C:217:ALA:N	2.06	0.87
15:O:472:ARG:HH22	17:Q:200:THR:H	1.18	0.87
16:P:122:GLU:OE1	16:P:123:MET:CE	2.23	0.87
15:O:736:ILE:CD1	16:P:271:LYS:HE2	2.04	0.87
15:O:14:UNK:CB	15:O:439:LYS:N	2.37	0.87
16:P:116:ILE:O	16:P:119:LEU:HB2	1.75	0.87
15:O:589:ILE:HG23	16:P:316:TRP:HE3	1.38	0.87
16:P:366:TYR:CE1	17:Q:215:THR:CG2	2.58	0.87
17:Q:295:PRO:C	17:Q:297:PHE:H	1.78	0.87
16:P:294:HIS:CG	20:T:48:DA:H61	1.90	0.87
3:C:93:GLN:NE2	3:C:95:GLU:OE1	2.08	0.86
14:N:70:LEU:HG	14:N:72:VAL:HG13	1.57	0.86
15:O:314:GLN:NE2	15:O:330:PRO:O	2.08	0.86
15:O:366:PHE:HZ	15:O:426:ALA:C	1.78	0.86
15:O:654:LEU:HG	15:O:748:GLU:HG3	1.56	0.86
16:P:104:PHE:HE2	16:P:155:GLN:CB	1.88	0.86
17:Q:280:SER:HG	17:Q:300:GLY:C	1.78	0.86
15:O:221:ARG:NH1	15:O:222:GLN:OE1	2.07	0.86
16:P:287:TRP:HZ3	16:P:290:THR:HG22	0.71	0.86
1:A:381:SER:HB3	1:A:453:ILE:HB	1.56	0.86
9:I:23:VAL:HG11	9:I:28:VAL:HB	0.90	0.86
15:O:571:HIS:ND1	15:O:572:PRO:CD	2.33	0.86
15:O:573:GLU:HB3	16:P:495:LYS:CE	2.04	0.86
15:O:616:SER:CB	15:O:620:ASP:HB2	2.04	0.86
15:O:615:ASN:CG	15:O:617:HIS:CE1	2.48	0.86
15:O:723:VAL:HG12	15:O:723:VAL:O	1.74	0.86
15:O:724:LEU:HD12	16:P:443:GLN:O	1.74	0.86
15:O:653:SER:O	15:O:748:GLU:CG	2.22	0.86
1:A:920:PHE:CG	1:A:921:PRO:HD2	2.07	0.86
2:B:814:ASN:O	2:B:814:ASN:ND2	2.08	0.86
15:O:273:ARG:NH1	15:O:274:ILE:CG2	2.38	0.86
15:O:500:ILE:HG23	15:O:501:PRO:HD2	1.57	0.86
16:P:95:LEU:O	16:P:100:ALA:HB2	1.75	0.86
17:Q:281:LYS:C	17:Q:301:SER:O	2.14	0.86
1:A:786:TYR:O	1:A:786:TYR:CD1	2.28	0.86

Continued on next page...

Continued from previous page...

Atom-1	Atom-2	Interatomic distance (Å)	Clash overlap (Å)
1:A:81:LEU:HD21	1:A:359:VAL:HA	0.91	0.86
2:B:1132:SER:HB3	2:B:1163:GLN:HB3	1.56	0.86
2:B:251:HIS:HE1	2:B:261:ARG:HD3	1.38	0.86
2:B:296:ASP:OD2	2:B:379:ARG:NH2	2.09	0.86
8:H:111:LEU:HD23	8:H:128:ASN:HB3	1.57	0.86
15:O:188:GLN:CA	15:O:199:GLY:HA3	2.05	0.86
15:O:216:ILE:O	15:O:234:THR:OG1	1.92	0.86
15:O:347:LEU:CB	17:Q:152:ILE:CA	2.51	0.86
15:O:573:GLU:OE1	16:P:495:LYS:CG	2.16	0.86
15:O:583:GLU:CG	15:O:584:ARG:N	2.37	0.86
16:P:171:HIS:CD2	16:P:243:PHE:CD2	2.62	0.86
15:O:706:GLU:CG	16:P:438:PHE:CB	2.54	0.86
4:D:23:HIS:O	7:G:44:ALA:N	2.09	0.86
15:O:17:UNK:C	15:O:19:UNK:H	1.89	0.86
15:O:583:GLU:CD	15:O:584:ARG:N	2.27	0.86
16:P:417:PHE:HZ	17:Q:270:PHE:CD2	1.64	0.86
16:P:422:GLU:N	16:P:422:GLU:OE1	2.08	0.86
15:O:389:TRP:CZ3	17:Q:148:ASN:N	2.40	0.86
1:A:721:LYS:CB	1:A:722:PRO:CD	2.07	0.86
15:O:438:TRP:HH2	15:O:491:SER:HB2	1.41	0.86
15:O:573:GLU:HG3	16:P:496:GLU:OE1	1.73	0.86
16:P:274:ILE:O	16:P:278:GLU:HB3	1.74	0.86
15:O:475:ARG:CD	16:P:367:PHE:CE2	2.59	0.86
16:P:494:SER:HB2	16:P:497:GLN:HB3	1.55	0.86
1:A:1628:ASP:HB2	1:A:1630:GLU:HG2	1.56	0.86
2:B:75:ASP:CA	2:B:93:ASN:ND2	2.38	0.86
5:E:3:GLN:O	5:E:7:ARG:HB2	1.75	0.86
17:Q:354:LEU:HA	17:Q:359:MET:H	1.40	0.86
16:P:294:HIS:CB	20:T:48:DA:N6	2.39	0.86
15:O:214:LEU:O	15:O:236:ILE:HG12	1.75	0.86
16:P:494:SER:CB	16:P:497:GLN:OE1	2.24	0.86
17:Q:380:SER:O	17:Q:384:VAL:HG22	1.75	0.86
1:A:1315:ASN:OD1	1:A:1319:ASN:ND2	2.09	0.86
2:B:112:GLY:C	2:B:113:VAL:HG22	1.95	0.86
2:B:819:ASP:CG	2:B:820:PRO:CD	2.44	0.86
13:M:37:THR:O	13:M:62:TYR:OH	1.94	0.86
13:M:43:LYS:CG	14:N:29:PHE:CD1	2.58	0.86
16:P:184:TRP:HD1	16:P:190:MET:H	1.18	0.86
1:A:1114:TYR:CZ	5:E:146:HIS:CD2	2.63	0.85
15:O:10:UNK:CB	17:Q:141:TRP:O	2.24	0.85
15:O:324:TRP:CD1	15:O:348:HIS:HA	2.11	0.85

Continued on next page...

Continued from previous page...

Atom-1	Atom-2	Interatomic distance (Å)	Clash overlap (Å)
15:O:705:HIS:O	15:O:706:GLU:HB2	1.75	0.85
15:O:604:ILE:HG12	15:O:732:LEU:HD23	1.57	0.85
16:P:239:PHE:CE1	16:P:246:GLU:CG	2.50	0.85
16:P:366:TYR:CE1	17:Q:215:THR:CB	2.43	0.85
17:Q:388:LYS:NZ	17:Q:392:LEU:O	2.07	0.85
1:A:1040:ASP:OD1	1:A:1041:ALA:N	2.09	0.85
15:O:375:PHE:CG	15:O:380:MET:HB2	2.10	0.85
15:O:736:ILE:CG1	16:P:267:TYR:HE1	1.89	0.85
15:O:675:PHE:CE2	15:O:679:LEU:HD11	2.12	0.85
16:P:366:TYR:CZ	17:Q:218:ASP:HB2	2.12	0.85
17:Q:355:THR:O	17:Q:359:MET:CG	2.05	0.85
1:A:403:LEU:CD2	1:A:407:GLN:CD	2.45	0.85
15:O:395:GLN:CG	15:O:397:LYS:H	1.82	0.85
15:O:693:PHE:HB3	15:O:746:ARG:O	1.77	0.85
15:O:7:UNK:HA	17:Q:424:PHE:O	1.74	0.85
16:P:366:TYR:OH	17:Q:215:THR:HA	1.74	0.85
16:P:212:VAL:HA	16:P:215:LEU:CD1	2.06	0.85
16:P:227:TYR:C	16:P:229:LYS:H	1.72	0.85
16:P:289:ARG:HG3	16:P:291:ASP:OD1	1.75	0.85
15:O:18:UNK:C	17:Q:256:GLU:HB2	2.05	0.85
14:N:122:ALA:O	14:N:131:LEU:CD1	2.24	0.85
15:O:301:GLN:HB3	15:O:321:LYS:HZ3	1.40	0.85
15:O:546:GLU:OE1	15:O:548:TYR:OH	1.93	0.85
15:O:655:SER:OG	16:P:244:ASN:CB	2.20	0.85
16:P:207:LEU:CD2	16:P:208:PRO:HD2	2.06	0.85
16:P:367:PHE:HZ	17:Q:1:MET:SD	2.00	0.85
16:P:341:ARG:CB	16:P:445:ARG:HH22	1.89	0.85
17:Q:248:LYS:CE	17:Q:248:LYS:HA	2.03	0.85
15:O:702:LEU:HA	15:O:704:LEU:HD21	1.58	0.85
16:P:212:VAL:HA	16:P:215:LEU:CG	2.07	0.85
1:A:406:LEU:HB2	1:A:416:ARG:CZ	2.05	0.85
2:B:1151:ILE:HA	2:B:1160:GLU:O	1.77	0.85
15:O:405:TYR:CE2	15:O:414:ILE:HG23	2.11	0.85
15:O:698:LYS:HA	15:O:701:HIS:ND1	1.92	0.85
15:O:7:UNK:HA	17:Q:424:PHE:C	1.97	0.85
16:P:106:LYS:O	16:P:109:GLN:HB2	1.77	0.85
15:O:727:PRO:CG	16:P:265:GLU:CD	2.44	0.85
16:P:247:ILE:CD1	16:P:286:LEU:HD12	2.04	0.85
17:Q:354:LEU:HD12	17:Q:358:PHE:C	1.97	0.85
1:A:721:LYS:CG	8:H:96:VAL:H	1.89	0.85
3:C:247:PHE:HB2	3:C:285:PHE:CE1	2.11	0.85

Continued on next page...

Continued from previous page...

Atom-1	Atom-2	Interatomic distance (Å)	Clash overlap (Å)
15:O:394:VAL:O	15:O:395:GLN:HB2	1.74	0.85
16:P:200:PRO:CB	16:P:203:TRP:HB2	2.07	0.85
1:A:518:GLU:OE2	1:A:582:LYS:NZ	2.09	0.84
2:B:726:MET:HG3	2:B:742:TYR:HB3	1.59	0.84
9:I:42:PHE:O	9:I:43:SER:HB2	1.75	0.84
15:O:328:ARG:O	15:O:340:LYS:HA	1.76	0.84
16:P:203:TRP:HA	16:P:206:GLN:CG	2.07	0.84
16:P:289:ARG:O	16:P:291:ASP:N	2.10	0.84
1:A:665:PRO:HD2	1:A:789:SER:O	0.68	0.84
1:A:729:LYS:CE	8:H:120:GLY:HA3	2.07	0.84
15:O:698:LYS:HE2	16:P:126:PRO:CG	2.06	0.84
15:O:260:LEU:HD22	15:O:273:ARG:O	1.76	0.84
16:P:247:ILE:O	16:P:284:LEU:O	1.94	0.84
16:P:344:THR:CB	16:P:436:LEU:O	2.25	0.84
17:Q:247:ILE:HG12	17:Q:248:LYS:N	1.90	0.84
14:N:25:ILE:CG2	14:N:26:PRO:CD	2.53	0.84
16:P:169:SER:O	16:P:173:SER:N	2.09	0.84
16:P:207:LEU:HG	16:P:208:PRO:N	1.92	0.84
16:P:294:HIS:CA	20:T:48:DA:N6	2.40	0.84
16:P:366:TYR:CZ	17:Q:215:THR:CA	2.47	0.84
5:E:9:ILE:HG21	5:E:43:LYS:HG2	1.59	0.84
15:O:421:ILE:CG2	15:O:439:LYS:HG2	2.03	0.84
1:A:759:TYR:HB3	1:A:920:PHE:CE2	2.12	0.84
15:O:205:TYR:OH	15:O:229:ARG:NH1	2.10	0.84
15:O:626:LEU:H	15:O:626:LEU:HD23	1.43	0.84
16:P:158:MET:HB2	16:P:192:TYR:OH	1.76	0.84
16:P:110:PHE:HE2	16:P:203:TRP:CZ2	1.95	0.84
16:P:205:ILE:C	16:P:207:LEU:N	2.13	0.84
16:P:386:LEU:HG	16:P:387:PRO:HD3	1.59	0.84
16:P:294:HIS:CG	20:T:48:DA:H62	1.90	0.84
2:B:749:THR:OG1	2:B:763:ASP:OD1	1.95	0.84
3:C:153:PRO:HG2	3:C:161:HIS:HE1	1.43	0.84
4:D:24:ALA:HA	7:G:43:ILE:HA	1.60	0.84
15:O:581:ALA:HB1	15:O:585:GLU:CA	2.07	0.84
16:P:165:LEU:HD13	16:P:190:MET:HE1	1.58	0.84
16:P:268:PHE:CD1	16:P:271:LYS:HE3	2.13	0.84
16:P:372:GLU:O	16:P:373:GLU:C	2.16	0.84
17:Q:398:ASP:OD2	17:Q:401:ILE:HG13	1.78	0.84
15:O:571:HIS:CE1	15:O:572:PRO:HD2	2.12	0.84
15:O:586:LYS:HE2	16:P:322:ARG:HH21	1.43	0.84
16:P:494:SER:CB	16:P:497:GLN:CD	2.46	0.84

Continued on next page...

Continued from previous page...

Atom-1	Atom-2	Interatomic distance (Å)	Clash overlap (Å)
3:C:147:PRO:HD2	3:C:151:THR:HG21	1.59	0.84
15:O:472:ARG:NH1	17:Q:203:SER:CB	2.40	0.84
15:O:627:GLY:HA2	15:O:630:LEU:HD21	1.60	0.84
16:P:118:TRP:CE3	16:P:189:LYS:HB3	2.12	0.84
16:P:320:PHE:CD1	16:P:322:ARG:NE	2.15	0.84
17:Q:360:GLU:O	17:Q:361:ASP:HB3	1.76	0.84
17:Q:266:SER:C	17:Q:268:LEU:N	2.31	0.84
3:C:146:ALA:HB1	3:C:147:PRO:HD3	1.59	0.83
16:P:147:GLN:H	16:P:147:GLN:NE2	1.75	0.83
2:B:1103:VAL:HB	2:B:1110:ILE:HG22	1.60	0.83
15:O:329:ILE:HD12	15:O:330:PRO:O	1.77	0.83
15:O:353:ASP:CG	15:O:354:PRO:HD3	1.98	0.83
16:P:399:SER:N	16:P:410:ARG:HH12	1.75	0.83
15:O:356:GLU:CB	17:Q:24:ILE:HD11	2.02	0.83
17:Q:277:ILE:HG23	17:Q:278:TYR:HD2	1.38	0.83
15:O:375:PHE:CE2	15:O:380:MET:CG	2.61	0.83
17:Q:158:THR:HG23	17:Q:161:ASN:N	1.93	0.83
1:A:1104:TYR:CD2	1:A:1119:LYS:HE2	2.14	0.83
1:A:1119:LYS:HE3	1:A:1120:TYR:H	1.05	0.83
2:B:676:VAL:HB	2:B:680:GLU:OE2	1.79	0.83
3:C:244:ALA:HB1	3:C:265:ALA:HB2	1.58	0.83
5:E:143:ASN:ND2	5:E:146:HIS:NE2	2.26	0.83
14:N:124:THR:HG23	14:N:131:LEU:HD23	1.60	0.83
15:O:366:PHE:HZ	15:O:426:ALA:O	1.61	0.83
15:O:611:ILE:CG2	15:O:731:LEU:HD23	2.09	0.83
15:O:618:ASP:CG	15:O:622:TYR:HE2	1.81	0.83
15:O:702:LEU:CA	15:O:704:LEU:HD21	2.07	0.83
16:P:104:PHE:CD2	16:P:155:GLN:CG	2.51	0.83
9:I:7:LEU:HB3	9:I:16:LEU:HD11	1.60	0.83
15:O:375:PHE:CE2	15:O:380:MET:HG3	2.12	0.83
16:P:274:ILE:HA	16:P:278:GLU:HB2	1.60	0.83
16:P:332:LEU:O	16:P:335:THR:OG1	1.95	0.83
1:A:403:LEU:CG	1:A:407:GLN:NE2	2.42	0.83
1:A:463:LYS:CD	1:A:468:ARG:HH12	1.91	0.83
15:O:573:GLU:HB2	16:P:495:LYS:HZ1	1.44	0.83
15:O:779:ASP:C	16:P:199:LEU:HD21	1.98	0.83
16:P:176:VAL:CG1	16:P:179:CYS:HB3	2.09	0.83
16:P:362:THR:HA	16:P:365:ASP:CG	1.97	0.83
16:P:419:LEU:HD11	16:P:420:ASP:OD1	1.77	0.83
16:P:447:ALA:O	16:P:450:THR:N	2.10	0.83
16:P:487:LEU:HD11	16:P:498:LEU:HD11	1.60	0.83

Continued on next page...

Continued from previous page...

Atom-1	Atom-2	Interatomic distance (Å)	Clash overlap (Å)
17:Q:158:THR:O	17:Q:159:TYR:C	2.11	0.83
3:C:148:LYS:HG2	3:C:151:THR:CG2	2.09	0.83
15:O:422:ILE:C	15:O:439:LYS:HB2	1.99	0.83
15:O:585:GLU:OE2	16:P:512:ARG:NH1	2.12	0.83
15:O:696:PHE:CB	15:O:711:LEU:CD1	2.32	0.83
16:P:343:THR:OG1	16:P:348:ILE:N	2.11	0.83
16:P:351:ASN:O	16:P:355:VAL:HG22	1.79	0.83
16:P:362:THR:O	16:P:365:ASP:CG	2.17	0.83
15:O:421:ILE:CD1	17:Q:138:PHE:HE2	1.84	0.83
15:O:23:UNK:C	17:Q:314:TRP:CZ3	2.60	0.83
1:A:530:TRP:CB	1:A:531:PRO:HD2	1.99	0.83
2:B:563:SER:HA	13:M:73:SER:HB3	1.59	0.83
15:O:214:LEU:H	15:O:236:ILE:HB	1.42	0.83
15:O:352:PHE:C	15:O:354:PRO:CD	2.46	0.83
17:Q:362:ALA:O	17:Q:365:TRP:N	2.12	0.83
16:P:104:PHE:HD1	16:P:212:VAL:N	1.75	0.83
15:O:574:TRP:CE2	16:P:484:ALA:HB3	2.13	0.83
17:Q:266:SER:OG	17:Q:268:LEU:HB2	1.79	0.83
2:B:335:ARG:NH1	2:B:346:ASP:OD1	2.11	0.83
1:A:1118:VAL:CG2	5:E:154:ILE:HD11	2.07	0.83
8:H:104:PHE:HE1	8:H:114:VAL:HG13	1.43	0.83
13:M:43:LYS:HA	14:N:29:PHE:HA	1.57	0.83
15:O:269:PHE:HE1	15:O:339:ARG:HD2	1.44	0.83
15:O:768:TYR:CE2	16:P:145:ASN:CG	2.45	0.83
15:O:768:TYR:CG	16:P:145:ASN:CG	2.50	0.83
16:P:490:ASP:HB3	16:P:491:PHE:CE1	2.13	0.83
1:A:416:ARG:CD	1:A:419:ILE:HG12	2.08	0.82
2:B:816:ASN:O	2:B:820:PRO:CD	2.26	0.82
3:C:150:SER:O	3:C:152:ASP:CA	2.27	0.82
15:O:18:UNK:HA	17:Q:256:GLU:CD	1.99	0.82
15:O:312:LEU:HD13	15:O:312:LEU:O	1.79	0.82
15:O:702:LEU:O	15:O:703:PHE:C	2.17	0.82
16:P:268:PHE:HA	16:P:271:LYS:HB3	1.60	0.82
15:O:299:ASP:HB3	17:Q:159:TYR:HB2	1.58	0.82
17:Q:298:GLN:C	17:Q:299:THR:HG22	1.98	0.82
15:O:384:ASP:OD2	15:O:387:ASN:HB2	1.79	0.82
15:O:436:ILE:HG21	17:Q:141:TRP:CD2	2.13	0.82
1:A:81:LEU:HD11	1:A:358:ASP:CA	2.10	0.82
9:I:23:VAL:HG12	9:I:28:VAL:CG2	2.08	0.82
9:I:35:ALA:CB	9:I:37:TYR:CE1	2.60	0.82
15:O:294:PHE:HB2	15:O:300:LEU:HD13	1.61	0.82

Continued on next page...

Continued from previous page...

Atom-1	Atom-2	Interatomic distance (Å)	Clash overlap (Å)
15:O:358:SER:CB	17:Q:194:GLY:C	2.48	0.82
16:P:108:PHE:CE1	16:P:156:LEU:HB2	2.13	0.82
1:A:250:LYS:HD3	1:A:428:VAL:HG21	1.60	0.82
1:A:645:ALA:O	1:A:649:ASN:ND2	2.11	0.82
14:N:79:THR:HG22	14:N:88:LYS:HG2	1.59	0.82
15:O:17:UNK:O	15:O:19:UNK:N	2.12	0.82
15:O:5:UNK:CB	15:O:24:UNK:CB	2.58	0.82
15:O:375:PHE:CE2	15:O:380:MET:SD	2.73	0.82
15:O:623:LEU:N	15:O:626:LEU:HD21	1.94	0.82
15:O:669:PHE:C	15:O:671:SER:N	2.28	0.82
17:Q:139:GLU:O	17:Q:141:TRP:N	2.12	0.82
15:O:433:VAL:CG1	17:Q:144:VAL:HG22	2.09	0.82
15:O:472:ARG:NH1	17:Q:203:SER:OG	2.11	0.82
16:P:369:TRP:CZ3	17:Q:219:LEU:HD11	2.14	0.82
16:P:294:HIS:HA	20:T:48:DA:N6	1.95	0.82
1:A:379:GLU:OE2	1:A:383:ASN:ND2	2.12	0.82
15:O:317:ILE:HD12	15:O:326:ILE:CG2	2.08	0.82
15:O:692:THR:O	15:O:693:PHE:CB	2.28	0.82
16:P:171:HIS:CG	16:P:243:PHE:CD1	2.66	0.82
16:P:186:CYS:SG	16:P:349:GLY:HA2	2.19	0.82
4:D:41:GLU:OE1	4:D:93:GLN:NE2	2.12	0.82
15:O:310:TRP:HE3	15:O:370:GLN:NE2	1.70	0.82
15:O:456:VAL:HB	15:O:463:LEU:CD1	2.09	0.82
16:P:354:LYS:HZ2	16:P:362:THR:CG2	1.84	0.82
17:Q:248:LYS:CD	17:Q:298:GLN:HE22	1.88	0.82
1:A:721:LYS:HE2	8:H:94:ASP:CA	2.10	0.82
13:M:88:ILE:HD12	13:M:90:LEU:HD21	1.62	0.82
15:O:302:VAL:HA	15:O:320:ILE:CG1	2.09	0.82
16:P:100:ALA:HB1	16:P:211:TYR:CE2	2.13	0.82
16:P:151:GLU:CD	16:P:154:LEU:CD1	2.48	0.82
16:P:183:LYS:CG	16:P:189:LYS:HZ1	1.91	0.82
16:P:198:ILE:CG2	16:P:200:PRO:HB3	2.09	0.82
16:P:274:ILE:HA	16:P:278:GLU:CB	2.10	0.82
16:P:320:PHE:HE1	16:P:322:ARG:CZ	1.93	0.82
15:O:573:GLU:OE1	16:P:495:LYS:O	1.97	0.82
1:A:416:ARG:O	1:A:419:ILE:HG13	1.79	0.82
13:M:59:ARG:O	13:M:103:LYS:HG2	1.78	0.82
15:O:659:LEU:HD22	15:O:659:LEU:N	1.95	0.82
17:Q:154:LYS:O	17:Q:155:GLN:CB	2.27	0.82
2:B:1045:GLN:HB3	2:B:1063:ARG:HG3	1.60	0.82
3:C:148:LYS:CG	3:C:149:GLY:H	1.87	0.82

Continued on next page...

Continued from previous page...

Atom-1	Atom-2	Interatomic distance (Å)	Clash overlap (Å)
15:O:474:LYS:HA	15:O:505:PRO:HD3	1.62	0.82
15:O:653:SER:O	15:O:654:LEU:CG	2.27	0.82
16:P:119:LEU:CD1	16:P:165:LEU:HD11	2.07	0.82
16:P:417:PHE:CE2	17:Q:270:PHE:HD2	1.59	0.82
16:P:158:MET:O	16:P:192:TYR:CE1	2.32	0.82
17:Q:354:LEU:HD11	17:Q:359:MET:CA	1.94	0.82
15:O:656:HIS:CB	15:O:748:GLU:N	2.43	0.81
16:P:104:PHE:HE1	16:P:215:LEU:HD21	1.23	0.81
16:P:414:TYR:HB3	17:Q:241:ARG:NH2	1.94	0.81
16:P:491:PHE:O	16:P:493:ILE:N	2.10	0.81
17:Q:133:LYS:HG3	17:Q:286:GLN:HG2	1.60	0.81
17:Q:29:ARG:NH2	17:Q:168:ILE:CD1	2.42	0.81
17:Q:354:LEU:CB	17:Q:358:PHE:C	2.48	0.81
1:A:721:LYS:CG	8:H:94:ASP:O	2.28	0.81
15:O:214:LEU:HG	15:O:242:ILE:HD13	1.60	0.81
16:P:320:PHE:CE1	16:P:322:ARG:HG3	2.00	0.81
1:A:1260:LYS:HE3	1:A:1262:LEU:HD21	1.61	0.81
1:A:1640:ARG:HD3	1:A:1646:LEU:O	1.79	0.81
2:B:91:LEU:CD1	2:B:93:ASN:CB	2.50	0.81
7:G:138:PHE:N	7:G:146:GLY:O	2.13	0.81
8:H:56:THR:HB	8:H:145:ARG:HB3	1.63	0.81
15:O:623:LEU:HD12	15:O:668:SER:C	1.98	0.81
15:O:638:LEU:HD21	15:O:642:GLN:HE22	0.90	0.81
15:O:650:LEU:HD11	15:O:756:ILE:CG2	2.10	0.81
15:O:669:PHE:HB2	15:O:674:GLU:HB2	1.62	0.81
15:O:706:GLU:HG3	16:P:438:PHE:HB3	1.62	0.81
15:O:603:ARG:NH2	16:P:268:PHE:CG	2.47	0.81
16:P:378:LEU:CD2	17:Q:234:LYS:HB3	2.10	0.81
1:A:1104:TYR:CZ	1:A:1119:LYS:HG3	2.14	0.81
15:O:618:ASP:CB	15:O:622:TYR:HE2	1.94	0.81
15:O:656:HIS:CA	15:O:747:LEU:O	2.29	0.81
1:A:68:ASP:OD2	1:A:70:LYS:NZ	2.13	0.81
15:O:176:PRO:HD2	17:Q:196:GLU:C	2.00	0.81
15:O:214:LEU:N	15:O:236:ILE:HB	1.96	0.81
15:O:294:PHE:O	15:O:295:VAL:C	2.17	0.81
15:O:475:ARG:HD3	16:P:367:PHE:CE2	2.14	0.81
15:O:641:TRP:CZ2	15:O:653:SER:HA	2.16	0.81
15:O:694:ILE:CG1	15:O:695:GLY:H	1.92	0.81
15:O:780:ILE:C	16:P:199:LEU:HD22	1.98	0.81
16:P:366:TYR:OH	17:Q:215:THR:CA	2.29	0.81
16:P:406:GLN:O	16:P:410:ARG:HG3	1.80	0.81

Continued on next page...

Continued from previous page...

Atom-1	Atom-2	Interatomic distance (Å)	Clash overlap (Å)
17:Q:388:LYS:CD	17:Q:393:ILE:HB	2.09	0.81
1:A:81:LEU:CD1	1:A:359:VAL:N	2.33	0.81
1:A:783:LYS:O	1:A:788:ALA:HB2	1.79	0.81
15:O:316:ALA:CB	15:O:340:LYS:HD3	2.11	0.81
15:O:347:LEU:O	15:O:347:LEU:CD1	2.27	0.81
16:P:259:GLN:O	16:P:259:GLN:NE2	2.13	0.81
16:P:408:ILE:HG22	16:P:409:ALA:H	1.45	0.81
17:Q:269:ASP:N	17:Q:269:ASP:OD1	2.11	0.81
1:A:1179:ILE:HD11	1:A:1183:GLU:HG2	1.62	0.81
3:C:152:ASP:OD2	3:C:153:PRO:HD2	1.78	0.81
1:A:1114:TYR:HE2	5:E:146:HIS:HA	1.43	0.81
2:B:731:VAL:HA	10:J:60:PHE:HE1	1.46	0.81
15:O:202:ILE:HD12	15:O:202:ILE:N	1.94	0.81
15:O:446:ASP:OD2	15:O:448:THR:HG22	1.81	0.81
16:P:95:LEU:O	16:P:209:ASN:CG	2.19	0.81
16:P:386:LEU:HG	16:P:387:PRO:CD	2.10	0.81
16:P:496:GLU:O	16:P:500:ASP:N	2.13	0.81
17:Q:294:VAL:N	17:Q:295:PRO:CD	2.42	0.81
2:B:581:PRO:HG3	2:B:637:TYR:HE1	1.46	0.81
15:O:768:TYR:HB2	16:P:145:ASN:HD21	1.45	0.81
1:A:83:VAL:CB	1:A:84:PRO:CD	2.55	0.81
15:O:352:PHE:CB	15:O:354:PRO:HD2	2.11	0.81
16:P:494:SER:CB	16:P:497:GLN:CB	2.46	0.81
1:A:81:LEU:HD22	1:A:359:VAL:C	2.01	0.81
15:O:422:ILE:CD1	15:O:442:LEU:HD23	2.11	0.81
16:P:198:ILE:CG2	16:P:200:PRO:N	2.44	0.81
17:Q:29:ARG:HD3	17:Q:30:ARG:N	1.95	0.81
1:A:1243:TRP:HB2	1:A:1246:VAL:HG23	1.62	0.80
1:A:326:THR:HG23	1:A:329:ARG:HH22	1.45	0.80
2:B:1002:LYS:HG2	14:N:166:LEU:CD1	2.10	0.80
14:N:95:ILE:HD11	14:N:96:GLU:HG2	1.54	0.80
16:P:148:PRO:O	16:P:150:GLU:N	2.14	0.80
16:P:337:SER:HA	16:P:448:LYS:CE	2.10	0.80
16:P:386:LEU:C	16:P:388:THR:N	2.26	0.80
13:M:31:ARG:NH2	14:N:128:ASN:O	2.14	0.80
15:O:214:LEU:CA	15:O:236:ILE:HB	2.11	0.80
15:O:273:ARG:HB3	15:O:287:SER:N	1.97	0.80
15:O:571:HIS:HD1	15:O:572:PRO:CD	1.94	0.80
15:O:641:TRP:CH2	15:O:651:SER:OG	2.34	0.80
15:O:692:THR:O	15:O:747:LEU:HB3	1.80	0.80
16:P:412:LYS:O	16:P:415:LYS:HB3	1.81	0.80

Continued on next page...

Continued from previous page...

Atom-1	Atom-2	Interatomic distance (Å)	Clash overlap (Å)
15:O:398:ALA:HA	17:Q:128:TRP:CH2	2.16	0.80
17:Q:264:SER:O	17:Q:265:SER:CB	2.27	0.80
1:A:487:ASP:HB2	1:A:615:ARG:CD	2.10	0.80
16:P:184:TRP:HZ2	16:P:192:TYR:HD2	1.24	0.80
16:P:362:THR:CA	16:P:365:ASP:OD2	2.28	0.80
15:O:353:ASP:C	17:Q:28:SER:HB3	2.01	0.80
17:Q:350:SER:O	17:Q:353:VAL:CG2	2.28	0.80
15:O:582:ASP:O	15:O:586:LYS:CB	2.29	0.80
15:O:747:LEU:HD12	15:O:747:LEU:O	1.82	0.80
2:B:415:GLU:HG2	2:B:472:SER:CB	2.12	0.80
3:C:236:LEU:HD21	3:C:290:LYS:HD2	1.63	0.80
5:E:83:CYS:SG	5:E:88:VAL:HG22	2.21	0.80
15:O:298:ASP:CG	17:Q:158:THR:CA	2.42	0.80
15:O:727:PRO:HG3	16:P:265:GLU:CD	2.01	0.80
16:P:343:THR:CB	16:P:347:SER:N	2.41	0.80
1:A:530:TRP:CB	1:A:531:PRO:HD3	2.01	0.80
1:A:676:ALA:HB2	1:A:821:ILE:HD11	1.63	0.80
2:B:894:LYS:HG3	2:B:896:GLN:HE21	1.47	0.80
7:G:45:LEU:HD13	7:G:47:VAL:CG1	2.11	0.80
16:P:183:LYS:CG	16:P:189:LYS:NZ	2.45	0.80
17:Q:266:SER:C	17:Q:268:LEU:H	1.84	0.80
17:Q:283:ARG:HA	17:Q:302:ARG:CA	2.11	0.80
1:A:81:LEU:CD1	1:A:357:MET:C	2.50	0.80
1:A:439:ASP:OD1	1:A:458:GLN:NE2	2.10	0.80
3:C:57:ILE:HG12	3:C:297:HIS:ND1	1.95	0.80
15:O:293:TYR:HD1	15:O:295:VAL:HG23	1.45	0.80
15:O:654:LEU:HD11	15:O:748:GLU:CG	2.11	0.80
16:P:105:LEU:CD2	16:P:109:GLN:NE2	2.45	0.80
16:P:197:GLU:O	16:P:200:PRO:CD	2.29	0.80
3:C:88:ASN:ND2	3:C:94:ASP:OD1	2.13	0.80
1:A:1114:TYR:HE2	5:E:146:HIS:HD2	1.24	0.80
15:O:180:ASN:O	15:O:244:SER:HA	1.82	0.80
15:O:310:TRP:CE3	15:O:370:GLN:CD	2.55	0.80
15:O:433:VAL:CG2	17:Q:144:VAL:CB	2.59	0.80
1:A:63:SER:O	2:B:1155:ASP:HB3	1.81	0.80
1:A:629:ASP:HB3	2:B:785:ASP:OD2	1.80	0.80
15:O:463:LEU:HD12	15:O:463:LEU:O	1.82	0.80
1:A:665:PRO:O	1:A:789:SER:CB	2.30	0.80
2:B:505:ARG:HG3	2:B:509:PHE:HD2	1.47	0.80
3:C:118:SER:HA	3:C:125:LYS:NZ	1.97	0.80
14:N:95:ILE:O	14:N:96:GLU:CD	2.20	0.80

Continued on next page...

Continued from previous page...

Atom-1	Atom-2	Interatomic distance (Å)	Clash overlap (Å)
15:O:183:ASP:HB3	15:O:247:ILE:HD12	1.64	0.80
15:O:592:LEU:HD11	16:P:512:ARG:NE	1.97	0.80
15:O:615:ASN:HB3	15:O:617:HIS:HE1	0.97	0.80
16:P:184:TRP:CD1	16:P:190:MET:HG2	2.15	0.80
16:P:415:LYS:C	16:P:418:PRO:HD3	2.02	0.80
17:Q:266:SER:O	17:Q:267:GLY:C	2.20	0.80
1:A:1112:PRO:HG2	1:A:1115:LYS:HB3	1.62	0.79
1:A:729:LYS:HE2	8:H:120:GLY:HA3	1.64	0.79
14:N:25:ILE:HG22	14:N:26:PRO:HD3	1.61	0.79
15:O:275:GLU:HB3	15:O:285:MET:HG3	1.63	0.79
15:O:568:ILE:HG22	15:O:570:ASP:CB	2.12	0.79
15:O:574:TRP:CE2	16:P:484:ALA:CB	2.65	0.79
15:O:721:CYS:HA	16:P:443:GLN:HG3	1.62	0.79
16:P:104:PHE:HE2	16:P:155:GLN:HA	1.48	0.79
15:O:578:PHE:HB2	16:P:315:ASN:HD21	0.63	0.79
15:O:472:ARG:HH12	17:Q:203:SER:CB	1.94	0.79
1:A:1241:PRO:HA	1:A:1518:VAL:HG12	1.63	0.79
1:A:406:LEU:HG	1:A:407:GLN:H	1.47	0.79
1:A:81:LEU:HG	1:A:358:ASP:C	2.01	0.79
2:B:576:THR:HG21	2:B:595:TRP:HB2	1.64	0.79
15:O:196:TYR:CD1	15:O:197:ARG:N	2.50	0.79
15:O:399:TRP:CH2	17:Q:294:VAL:O	2.20	0.79
15:O:366:PHE:O	15:O:432:PRO:CB	2.29	0.79
16:P:171:HIS:NE2	16:P:239:PHE:HE2	1.73	0.79
16:P:220:SER:OG	17:Q:211:ARG:NH2	2.11	0.79
16:P:498:LEU:O	16:P:502:ILE:HG12	1.82	0.79
15:O:353:ASP:HA	17:Q:28:SER:HA	1.65	0.79
1:A:908:VAL:CG1	1:A:912:VAL:HG21	2.12	0.79
2:B:75:ASP:H	2:B:93:ASN:CG	1.84	0.79
3:C:117:ASP:O	3:C:125:LYS:NZ	2.16	0.79
13:M:9:GLU:HA	14:N:73:ASP:HB3	1.64	0.79
15:O:306:ALA:HB3	15:O:317:ILE:CG2	2.12	0.79
15:O:568:ILE:HG22	15:O:570:ASP:H	1.47	0.79
16:P:176:VAL:HG13	16:P:179:CYS:HB3	1.63	0.79
16:P:344:THR:O	16:P:345:SER:CB	2.30	0.79
17:Q:8:LEU:O	17:Q:9:THR:C	2.20	0.79
3:C:164:ALA:HA	3:C:193:LEU:HD11	1.64	0.79
15:O:326:ILE:HG12	15:O:344:ILE:CB	2.11	0.79
15:O:618:ASP:C	15:O:622:TYR:CD2	2.56	0.79
15:O:627:GLY:HA2	15:O:630:LEU:CD2	2.12	0.79
15:O:750:PRO:O	15:O:752:LEU:N	2.14	0.79

Continued on next page...

Continued from previous page...

Atom-1	Atom-2	Interatomic distance (Å)	Clash overlap (Å)
16:P:262:LEU:O	16:P:264:PRO:HD3	1.82	0.79
12:L:47:ARG:HE	16:P:403:THR:HG23	1.46	0.79
15:O:389:TRP:CE3	17:Q:148:ASN:CA	2.53	0.79
17:Q:363:GLU:HA	17:Q:366:PHE:HB3	1.62	0.79
1:A:1047:GLN:NE2	1:A:1587:ASP:OD2	2.14	0.79
2:B:75:ASP:CA	2:B:93:ASN:HD21	1.96	0.79
14:N:109:LEU:HD23	14:N:122:ALA:HB2	1.65	0.79
15:O:315:PHE:CZ	15:O:326:ILE:CG2	2.66	0.79
15:O:366:PHE:HE2	15:O:432:PRO:HA	1.39	0.79
15:O:54:UNK:HA	15:O:554:ASN:OD1	1.82	0.79
15:O:653:SER:C	15:O:748:GLU:CB	2.48	0.79
15:O:247:ILE:HG12	15:O:261:VAL:CG2	2.12	0.79
15:O:389:TRP:HE3	17:Q:148:ASN:HB2	1.44	0.79
16:P:384:GLN:C	16:P:387:PRO:CD	2.50	0.79
16:P:469:PRO:HB2	16:P:470:PRO:HD2	1.61	0.79
17:Q:349:ILE:HD11	17:Q:368:TYR:CE1	2.17	0.79
9:I:37:TYR:H	9:I:38:PRO:HD2	1.44	0.79
15:O:750:PRO:C	15:O:752:LEU:H	1.85	0.79
15:O:358:SER:CB	17:Q:194:GLY:O	2.30	0.79
17:Q:380:SER:O	17:Q:384:VAL:CB	2.30	0.79
1:A:522:ALA:O	1:A:532:GLY:CA	2.31	0.79
15:O:380:MET:HB3	15:O:394:VAL:CG2	2.12	0.79
15:O:578:PHE:HB2	16:P:315:ASN:CG	2.03	0.79
16:P:235:GLY:CA	16:P:289:ARG:CB	2.23	0.79
16:P:417:PHE:HE2	17:Q:270:PHE:CD2	1.67	0.79
2:B:737:SER:HB3	2:B:806:THR:HG21	1.61	0.79
15:O:366:PHE:CE1	15:O:414:ILE:CG1	2.65	0.79
15:O:375:PHE:HB2	15:O:380:MET:CA	1.88	0.79
15:O:574:TRP:HZ2	16:P:484:ALA:HB3	0.77	0.79
15:O:650:LEU:HD12	15:O:756:ILE:HG21	1.64	0.79
17:Q:380:SER:O	17:Q:384:VAL:CG2	2.31	0.79
1:A:460:LEU:C	1:A:465:GLY:HA2	2.03	0.79
15:O:293:TYR:CD1	15:O:295:VAL:HG23	2.18	0.79
15:O:615:ASN:CG	15:O:617:HIS:HE1	1.83	0.79
1:A:1447:GLN:HE21	1:A:1459:LYS:HA	1.46	0.78
1:A:79:ILE:N	1:A:360:LEU:O	2.12	0.78
2:B:812:ALA:C	2:B:814:ASN:H	1.87	0.78
15:O:310:TRP:CE2	15:O:370:GLN:HG3	2.17	0.78
15:O:369:PHE:CD2	15:O:432:PRO:CD	2.62	0.78
15:O:499:GLU:HG3	15:O:500:ILE:HD12	1.64	0.78
16:P:208:PRO:O	16:P:211:TYR:CG	2.37	0.78

Continued on next page...

Continued from previous page...

Atom-1	Atom-2	Interatomic distance (Å)	Clash overlap (Å)
17:Q:354:LEU:CD2	17:Q:359:MET:HA	2.13	0.78
2:B:117:VAL:HG23	17:Q:276:GLN:CG	2.14	0.78
4:D:22:ILE:HG23	7:G:43:ILE:HD12	1.65	0.78
14:N:111:VAL:O	14:N:120:LYS:N	2.17	0.78
14:N:95:ILE:CD1	14:N:96:GLU:HG3	2.12	0.78
14:N:94:ASP:O	14:N:96:GLU:N	2.16	0.78
15:O:264:ILE:HG13	15:O:305:PHE:CE2	2.18	0.78
15:O:573:GLU:CB	16:P:495:LYS:CE	2.61	0.78
15:O:611:ILE:HG21	15:O:731:LEU:HD23	1.65	0.78
16:P:150:GLU:O	16:P:152:LEU:CD2	2.31	0.78
17:Q:21:TYR:HD2	17:Q:124:GLU:HB2	1.48	0.78
17:Q:280:SER:OG	17:Q:300:GLY:C	2.21	0.78
17:Q:354:LEU:HA	17:Q:359:MET:N	1.97	0.78
15:O:260:LEU:CD1	15:O:272:PHE:H	1.95	0.78
15:O:298:ASP:OD2	17:Q:158:THR:N	2.17	0.78
15:O:736:ILE:HG12	16:P:267:TYR:HE1	1.48	0.78
16:P:488:LEU:O	16:P:493:ILE:HG23	1.83	0.78
1:A:1114:TYR:CE2	5:E:146:HIS:CA	2.64	0.78
2:B:812:ALA:C	2:B:814:ASN:N	2.32	0.78
2:B:709:PHE:HE2	2:B:992:PRO:HG3	1.47	0.78
2:B:1016:GLY:O	3:C:69:ARG:NH2	2.17	0.78
11:K:89:CYS:SG	11:K:105:ILE:HG13	2.22	0.78
13:M:80:LEU:HD12	14:N:52:GLN:O	1.83	0.78
15:O:324:TRP:O	15:O:325:SER:OG	2.02	0.78
15:O:577:LEU:HG	16:P:499:LYS:HE2	1.65	0.78
16:P:408:ILE:HG23	16:P:409:ALA:N	1.96	0.78
17:Q:133:LYS:HE3	17:Q:286:GLN:HA	1.65	0.78
15:O:396:ALA:CB	17:Q:140:ILE:HD12	2.14	0.78
1:A:1326:GLU:OE2	1:A:1455:ARG:HG2	1.83	0.78
15:O:353:ASP:N	15:O:354:PRO:HD2	1.96	0.78
15:O:384:ASP:HB3	15:O:389:TRP:CB	2.09	0.78
15:O:433:VAL:HG23	15:O:434:ARG:N	1.97	0.78
15:O:616:SER:HA	15:O:620:ASP:N	1.97	0.78
16:P:104:PHE:HD1	16:P:212:VAL:H	1.29	0.78
16:P:487:LEU:HD12	16:P:488:LEU:N	1.97	0.78
17:Q:266:SER:O	17:Q:269:ASP:OD1	2.00	0.78
1:A:1119:LYS:HD3	1:A:1120:TYR:H	1.49	0.78
1:A:385:LEU:HD13	1:A:437:PHE:HA	1.66	0.78
1:A:486:PRO:HB3	1:A:628:PHE:CE2	2.19	0.78
2:B:832:TRP:CZ3	2:B:834:LYS:HA	2.18	0.78
7:G:163:PRO:HG3	7:G:250:ILE:HG22	1.66	0.78

Continued on next page...

Continued from previous page...

Atom-1	Atom-2	Interatomic distance (Å)	Clash overlap (Å)
15:O:309:PRO:HG3	15:O:365:TRP:NE1	1.98	0.78
15:O:590:GLY:HA2	16:P:320:PHE:CD2	2.19	0.78
15:O:669:PHE:CA	15:O:674:GLU:OE1	2.29	0.78
17:Q:201:SER:O	17:Q:204:GLU:CD	2.20	0.78
17:Q:349:ILE:O	17:Q:358:PHE:CZ	2.37	0.78
14:N:172:ALA:HB3	14:N:175:TYR:HD2	1.47	0.78
15:O:638:LEU:HD23	15:O:642:GLN:OE1	1.79	0.78
16:P:499:LYS:HA	16:P:502:ILE:CG1	2.13	0.78
17:Q:274:MET:HA	17:Q:277:ILE:CG2	2.13	0.78
17:Q:356:PRO:CB	17:Q:357:PRO:HD3	2.14	0.78
15:O:218:VAL:O	15:O:229:ARG:HG2	1.84	0.78
15:O:747:LEU:C	15:O:748:GLU:HG2	2.04	0.78
16:P:383:LYS:O	16:P:386:LEU:CD2	2.29	0.78
17:Q:154:LYS:O	17:Q:155:GLN:NE2	2.16	0.78
17:Q:158:THR:HG23	17:Q:161:ASN:HB2	1.63	0.78
2:B:614:GLU:OE2	2:B:616:LYS:HE3	1.83	0.78
2:B:816:ASN:CA	2:B:820:PRO:HG2	2.13	0.78
15:O:414:ILE:N	15:O:425:GLY:O	2.16	0.78
16:P:332:LEU:HD12	16:P:333:SER:N	1.98	0.78
2:B:75:ASP:CB	2:B:440:PHE:CZ	2.61	0.78
15:O:375:PHE:HB3	15:O:380:MET:C	2.03	0.78
15:O:667:ASP:OD1	15:O:667:ASP:N	2.13	0.78
15:O:623:LEU:CD1	15:O:668:SER:HB2	2.14	0.78
15:O:699:LEU:HA	15:O:702:LEU:CD1	2.13	0.78
15:O:769:GLN:O	15:O:772:ILE:HG23	1.83	0.78
16:P:362:THR:CA	16:P:365:ASP:CG	2.52	0.78
16:P:431:ASP:O	16:P:431:ASP:OD1	2.01	0.78
17:Q:352:TRP:HE3	17:Q:357:PRO:CG	1.91	0.78
1:A:469:LYS:HE3	1:A:470:HIS:NE2	1.99	0.77
15:O:214:LEU:CA	15:O:236:ILE:CB	2.62	0.77
15:O:586:LYS:HZ1	15:O:590:GLY:HA3	1.45	0.77
16:P:378:LEU:CD1	17:Q:234:LYS:HB3	2.14	0.77
1:A:908:VAL:HG13	1:A:912:VAL:HG21	1.66	0.77
2:B:726:MET:HG3	2:B:742:TYR:CB	2.14	0.77
4:D:95:ASP:CG	7:G:150:HIS:HA	2.05	0.77
8:H:104:PHE:CE1	8:H:114:VAL:HG13	2.18	0.77
15:O:221:ARG:HG2	15:O:227:LEU:HD22	1.66	0.77
15:O:214:LEU:CA	15:O:236:ILE:HG21	2.11	0.77
16:P:95:LEU:O	16:P:209:ASN:CB	2.31	0.77
17:Q:246:GLN:O	17:Q:247:ILE:C	2.16	0.77
17:Q:283:ARG:HA	17:Q:302:ARG:HB2	0.78	0.77

Continued on next page...

Continued from previous page...

Atom-1	Atom-2	Interatomic distance (Å)	Clash overlap (Å)
17:Q:352:TRP:CE3	17:Q:357:PRO:CG	2.58	0.77
17:Q:354:LEU:CG	17:Q:358:PHE:C	2.53	0.77
17:Q:381:ARG:O	17:Q:384:VAL:HG22	1.79	0.77
1:A:458:GLN:N	1:A:458:GLN:OE1	2.18	0.77
1:A:665:PRO:CD	1:A:789:SER:C	2.30	0.77
1:A:801:TYR:HB3	1:A:805:VAL:HG21	1.66	0.77
14:N:122:ALA:CB	14:N:131:LEU:HD13	2.13	0.77
15:O:353:ASP:C	17:Q:28:SER:CB	2.53	0.77
15:O:12:UNK:CA	15:O:436:ILE:HD11	2.11	0.77
15:O:585:GLU:OE1	16:P:512:ARG:NH1	2.16	0.77
16:P:172:LEU:CD2	16:P:174:LEU:H	1.97	0.77
16:P:198:ILE:HG22	16:P:200:PRO:N	1.99	0.77
16:P:198:ILE:CG2	16:P:200:PRO:HD3	2.10	0.77
16:P:284:LEU:CD1	16:P:302:ALA:HB1	2.00	0.77
12:L:47:ARG:CZ	16:P:403:THR:HG21	2.14	0.77
12:L:47:ARG:HD2	16:P:403:THR:HG22	1.66	0.77
16:P:416:ILE:CA	16:P:418:PRO:HD3	2.15	0.77
15:O:353:ASP:C	17:Q:28:SER:CA	2.52	0.77
1:A:463:LYS:HE3	1:A:468:ARG:CZ	2.13	0.77
2:B:816:ASN:O	2:B:820:PRO:HD2	1.84	0.77
5:E:127:ILE:HB	5:E:129:PRO:CG	2.14	0.77
15:O:205:TYR:HB2	15:O:215:ASN:CB	2.13	0.77
15:O:221:ARG:HH11	15:O:221:ARG:CA	1.92	0.77
15:O:260:LEU:HD11	15:O:272:PHE:CA	2.04	0.77
16:P:158:MET:HB2	16:P:192:TYR:CZ	2.19	0.77
17:Q:133:LYS:HG3	17:Q:286:GLN:CD	2.04	0.77
17:Q:204:GLU:CD	17:Q:205:VAL:N	2.37	0.77
17:Q:277:ILE:O	17:Q:278:TYR:CG	2.37	0.77
5:E:94:LYS:HB2	5:E:123:LEU:CD1	2.14	0.77
10:J:10:CYS:HB3	10:J:45:CYS:SG	2.24	0.77
14:N:124:THR:HG23	14:N:131:LEU:CD2	2.14	0.77
15:O:309:PRO:HG3	15:O:365:TRP:HD1	1.49	0.77
15:O:369:PHE:CE2	15:O:431:ASP:C	2.57	0.77
15:O:702:LEU:CA	15:O:704:LEU:CD2	2.63	0.77
15:O:760:ILE:CG1	16:P:138:LEU:HB3	2.14	0.77
2:B:155:VAL:HG23	17:Q:359:MET:HE1	0.78	0.77
15:O:672:ILE:HD12	15:O:734:LYS:HZ3	1.46	0.77
17:Q:17:ARG:NE	17:Q:124:GLU:OE2	2.16	0.77
17:Q:246:GLN:C	17:Q:247:ILE:CD1	2.53	0.77
17:Q:410:TYR:CE2	17:Q:414:PHE:HZ	2.02	0.77
1:A:591:ARG:O	1:A:593:PRO:CD	2.32	0.77

Continued on next page...

Continued from previous page...

Atom-1	Atom-2	Interatomic distance (Å)	Clash overlap (Å)
9:I:35:ALA:HB3	9:I:37:TYR:HE1	1.48	0.77
1:A:1114:TYR:HE2	5:E:146:HIS:CD2	1.94	0.77
15:O:300:LEU:HD21	15:O:302:VAL:HG23	1.67	0.77
16:P:330:TRP:CE3	16:P:331:ILE:HD13	2.20	0.77
16:P:344:THR:O	16:P:345:SER:HB2	1.84	0.77
16:P:385:PHE:N	16:P:387:PRO:HD2	1.99	0.77
2:B:349:VAL:O	2:B:353:VAL:HG23	1.84	0.77
2:B:76:GLY:C	2:B:91:LEU:HD21	2.04	0.77
15:O:214:LEU:HG	15:O:242:ILE:CD1	2.15	0.77
15:O:603:ARG:NH1	16:P:268:PHE:CZ	2.52	0.77
16:P:385:PHE:O	16:P:388:THR:HB	1.84	0.77
1:A:410:LYS:O	1:A:413:LEU:HG	1.83	0.77
2:B:21:ARG:HD3	2:B:763:ASP:OD2	1.84	0.77
2:B:921:HIS:NE2	2:B:965:GLU:OE1	2.17	0.77
7:G:24:VAL:O	7:G:128:GLN:NE2	2.17	0.77
9:I:11:LEU:HD21	13:M:31:ARG:HD3	1.67	0.77
15:O:308:ASN:ND2	15:O:315:PHE:CD2	2.53	0.77
15:O:422:ILE:CG2	15:O:440:HIS:HE1	1.90	0.77
16:P:171:HIS:CD2	16:P:243:PHE:HB3	2.18	0.77
16:P:263:PRO:CG	16:P:266:PHE:CD2	2.68	0.77
16:P:378:LEU:CD1	17:Q:234:LYS:CB	2.62	0.77
16:P:431:ASP:C	16:P:434:HIS:CA	2.53	0.77
16:P:94:LYS:HA	16:P:207:LEU:HB2	1.66	0.77
15:O:10:UNK:O	17:Q:141:TRP:HB2	1.84	0.77
17:Q:302:ARG:NH1	17:Q:304:HIS:CB	2.48	0.77
1:A:1336:GLN:NE2	1:A:1480:THR:O	2.17	0.76
1:A:469:LYS:HA	2:B:1070:ARG:HH22	1.50	0.76
7:G:229:LEU:HD21	7:G:249:LEU:HD11	1.65	0.76
10:J:41:LEU:HD22	10:J:46:CYS:HB3	1.66	0.76
13:M:44:LYS:CE	14:N:30:LYS:HD2	1.80	0.76
15:O:422:ILE:CG1	15:O:440:HIS:NE2	2.47	0.76
16:P:171:HIS:CD2	16:P:239:PHE:CZ	2.73	0.76
16:P:222:PHE:O	16:P:225:GLN:CB	2.28	0.76
16:P:369:TRP:CZ3	16:P:377:PHE:CG	2.73	0.76
16:P:419:LEU:CA	17:Q:233:TYR:OH	2.33	0.76
17:Q:302:ARG:CG	17:Q:303:THR:N	2.39	0.76
1:A:402:ASP:HA	1:A:405:LYS:HB3	1.66	0.76
8:H:40:LEU:HD13	8:H:123:MET:HB2	1.68	0.76
9:I:33:CYS:HB2	13:M:59:ARG:HE	1.48	0.76
15:O:366:PHE:CD2	15:O:432:PRO:HA	2.11	0.76
15:O:624:GLN:HA	15:O:678:LEU:HD21	1.66	0.76

Continued on next page...

Continued from previous page...

Atom-1	Atom-2	Interatomic distance (Å)	Clash overlap (Å)
16:P:104:PHE:HE2	16:P:155:GLN:CA	1.96	0.76
16:P:247:ILE:HG21	16:P:302:ALA:HB1	1.58	0.76
15:O:736:ILE:CG1	16:P:267:TYR:CE1	2.67	0.76
16:P:284:LEU:HD11	16:P:305:ARG:HE	1.50	0.76
1:A:360:LEU:HG	2:B:1184:TYR:HE1	1.50	0.76
1:A:522:ALA:O	1:A:532:GLY:HA2	1.85	0.76
1:A:508:PRO:HB3	1:A:578:TYR:HE1	1.50	0.76
2:B:813:LEU:O	2:B:813:LEU:HD22	1.84	0.76
15:O:736:ILE:HG12	16:P:267:TYR:CE1	2.20	0.76
16:P:268:PHE:HD1	16:P:271:LYS:HE3	1.48	0.76
17:Q:356:PRO:CD	17:Q:357:PRO:HD2	2.03	0.76
1:A:1163:GLU:O	1:A:1167:ARG:HB3	1.86	0.76
1:A:81:LEU:CG	1:A:359:VAL:HA	2.15	0.76
3:C:45:SER:OG	3:C:271:ARG:NH1	2.19	0.76
7:G:25:THR:HA	7:G:128:GLN:OE1	1.85	0.76
7:G:47:VAL:HG21	7:G:61:VAL:HG13	1.66	0.76
13:M:15:VAL:CG2	13:M:90:LEU:HD12	2.15	0.76
15:O:354:PRO:CG	17:Q:131:TYR:OH	2.33	0.76
15:O:638:LEU:HD13	15:O:689:GLN:HB3	1.65	0.76
15:O:641:TRP:NE1	15:O:653:SER:HA	2.00	0.76
19:S:9:DA:N6	20:T:46:DT:O4	2.13	0.76
1:A:104:PHE:HB2	1:A:238:MET:HG3	1.66	0.76
1:A:721:LYS:CG	8:H:96:VAL:N	2.45	0.76
2:B:187:SER:OG	10:J:59:LYS:NZ	2.19	0.76
16:P:154:LEU:O	16:P:155:GLN:C	2.22	0.76
15:O:599:LYS:NZ	16:P:275:GLU:OE1	2.19	0.76
1:A:1104:TYR:HE2	1:A:1119:LYS:HD2	0.93	0.76
1:A:1440:ASN:OD1	1:A:1443:GLN:N	2.13	0.76
1:A:81:LEU:CD1	1:A:358:ASP:CA	2.63	0.76
2:B:74:PHE:CB	2:B:91:LEU:HD12	2.08	0.76
9:I:35:ALA:HB3	9:I:37:TYR:CE1	2.21	0.76
10:J:9:SER:HB2	10:J:45:CYS:HB2	1.68	0.76
15:O:440:HIS:CE1	15:O:481:PHE:HE1	2.01	0.76
15:O:615:ASN:CB	15:O:617:HIS:HE1	1.55	0.76
15:O:663:LEU:HG	15:O:666:SER:CB	2.14	0.76
16:P:381:MET:O	16:P:385:PHE:HB2	1.84	0.76
17:Q:142:ARG:HH11	17:Q:142:ARG:HG3	1.47	0.76
16:P:378:LEU:CD1	17:Q:234:LYS:C	2.51	0.76
1:A:1200:MET:HG2	1:A:1573:TYR:CD2	2.21	0.76
2:B:819:ASP:CG	2:B:820:PRO:HD2	2.05	0.76
8:H:48:PRO:O	8:H:146:ARG:NH1	2.19	0.76

Continued on next page...

Continued from previous page...

Atom-1	Atom-2	Interatomic distance (Å)	Clash overlap (Å)
15:O:220:THR:OG1	15:O:228:ASN:O	2.03	0.76
15:O:724:LEU:CA	16:P:446:TYR:CD2	2.68	0.76
1:A:497:VAL:HG21	1:A:605:VAL:HG13	1.66	0.76
2:B:1104:CYS:HB3	2:B:1107:CYS:SG	2.25	0.76
2:B:1107:CYS:SG	2:B:1130:ARG:NH2	2.53	0.76
15:O:390:GLN:CG	17:Q:151:PRO:HG3	2.15	0.76
16:P:101:LYS:HB2	16:P:210:TYR:OH	1.85	0.76
17:Q:283:ARG:CA	17:Q:302:ARG:HB3	1.93	0.76
17:Q:393:ILE:O	17:Q:395:LEU:HG	1.85	0.76
7:G:15:ARG:CG	7:G:19:LYS:HD2	2.16	0.76
9:I:2:SER:O	9:I:9:PHE:N	2.18	0.76
13:M:10:ILE:HD12	14:N:72:VAL:CG2	2.16	0.76
15:O:366:PHE:CD2	15:O:432:PRO:C	2.58	0.76
15:O:623:LEU:CD1	15:O:668:SER:O	2.33	0.76
1:A:9:SER:CA	2:B:1194:ILE:HD11	2.14	0.76
2:B:894:LYS:HG2	2:B:896:GLN:HG2	1.68	0.76
3:C:229:LEU:HB2	3:C:293:ARG:HD3	1.68	0.76
15:O:583:GLU:OE1	15:O:584:ARG:CB	2.33	0.76
16:P:198:ILE:CG2	16:P:200:PRO:CB	2.64	0.76
16:P:104:PHE:CD1	16:P:212:VAL:N	2.54	0.76
17:Q:410:TYR:CE2	17:Q:414:PHE:CZ	2.74	0.76
1:A:1241:PRO:HB3	1:A:1516:LYS:HE3	1.68	0.75
2:B:129:ARG:HD3	2:B:890:ASP:OD2	1.86	0.75
6:F:97:ARG:HB2	6:F:132:LEU:HD11	1.65	0.75
15:O:398:ALA:HA	17:Q:128:TRP:HH2	1.50	0.75
17:Q:154:LYS:O	17:Q:155:GLN:HB3	1.86	0.75
19:S:21:DT:O4	20:T:34:DA:N6	2.16	0.75
2:B:547:HIS:CE1	2:B:548:LYS:HD3	2.21	0.75
15:O:10:UNK:CB	17:Q:142:ARG:N	2.49	0.75
15:O:380:MET:CB	15:O:394:VAL:HG21	2.15	0.75
15:O:491:SER:C	15:O:492:LEU:HD12	2.07	0.75
15:O:757:GLN:O	15:O:760:ILE:CG2	2.35	0.75
15:O:768:TYR:HA	15:O:771:ILE:HD12	1.67	0.75
16:P:238:HIS:CE1	16:P:289:ARG:NH2	2.54	0.75
16:P:354:LYS:HB3	16:P:362:THR:HB	1.67	0.75
6:F:73:ALA:HB2	7:G:94:PRO:HG2	1.68	0.75
15:O:772:ILE:CD1	16:P:138:LEU:HD21	2.16	0.75
16:P:222:PHE:CZ	16:P:223:ASN:ND2	2.33	0.75
15:O:724:LEU:CD1	16:P:443:GLN:O	2.34	0.75
17:Q:204:GLU:CD	17:Q:205:VAL:H	1.90	0.75
17:Q:25:ASN:O	17:Q:29:ARG:HG3	1.87	0.75

Continued on next page...

Continued from previous page...

Atom-1	Atom-2	Interatomic distance (Å)	Clash overlap (Å)
17:Q:124:GLU:CD	17:Q:289:ASN:ND2	2.37	0.75
1:A:215:GLU:OE2	1:A:218:LYS:NZ	2.15	0.75
1:A:469:LYS:HA	2:B:1070:ARG:NH2	2.00	0.75
7:G:97:LYS:HA	7:G:97:LYS:HZ2	1.51	0.75
15:O:404:ASP:OD1	15:O:405:TYR:N	2.18	0.75
15:O:442:LEU:HD13	15:O:444:PRO:CD	2.13	0.75
15:O:499:GLU:OE1	15:O:499:GLU:HA	1.86	0.75
16:P:234:CYS:SG	16:P:289:ARG:N	2.59	0.75
16:P:408:ILE:CG2	16:P:409:ALA:H	1.98	0.75
17:Q:29:ARG:NH1	17:Q:30:ARG:HB3	1.86	0.75
1:A:114:GLU:OE2	1:A:117:ARG:NH2	2.16	0.75
1:A:1299:ASN:HA	1:A:1302:TYR:CE2	2.21	0.75
2:B:1126:VAL:HB	2:B:1166:LYS:HE3	1.68	0.75
5:E:88:VAL:HG21	5:E:110:PHE:HE2	1.52	0.75
14:N:35:LEU:HD12	14:N:114:GLU:O	1.86	0.75
1:A:436:ALA:HB2	1:A:443:ALA:CB	2.15	0.75
3:C:153:PRO:CD	3:C:154:LYS:N	2.46	0.75
13:M:43:LYS:CA	14:N:29:PHE:HD1	2.00	0.75
15:O:375:PHE:HB3	15:O:381:ILE:N	2.02	0.75
15:O:578:PHE:HB3	16:P:315:ASN:HD22	1.50	0.75
15:O:659:LEU:HB2	15:O:742:TRP:HZ2	1.51	0.75
16:P:152:LEU:N	16:P:152:LEU:HD22	2.02	0.75
16:P:185:ILE:HD12	17:Q:208:TYR:OH	1.87	0.75
1:A:1447:GLN:NE2	1:A:1459:LYS:HA	2.02	0.75
4:D:91:ARG:HG2	4:D:94:ARG:HH21	1.52	0.75
7:G:97:LYS:HA	7:G:97:LYS:NZ	2.01	0.75
15:O:241:PRO:HG2	15:O:266:GLU:OE1	1.87	0.75
15:O:310:TRP:CG	15:O:370:GLN:HG3	2.22	0.75
15:O:409:ASP:O	15:O:411:LYS:N	2.20	0.75
15:O:662:LEU:N	15:O:662:LEU:HD23	2.02	0.75
15:O:669:PHE:O	15:O:669:PHE:CD1	2.40	0.75
1:A:464:GLU:O	1:A:468:ARG:HB2	1.87	0.75
2:B:773:VAL:HG21	2:B:1033:TYR:CE2	2.22	0.75
14:N:93:THR:O	14:N:97:SER:OG	2.02	0.75
15:O:211:GLY:O	15:O:242:ILE:HD12	1.85	0.75
15:O:694:ILE:HD11	15:O:698:LYS:CD	2.08	0.75
15:O:669:PHE:HE1	15:O:738:LYS:HE2	0.94	0.75
16:P:103:LEU:HG	16:P:203:TRP:CZ3	2.21	0.75
16:P:236:MET:CE	16:P:236:MET:HA	2.16	0.75
16:P:260:CYS:O	16:P:262:LEU:N	2.20	0.75
16:P:419:LEU:CD1	16:P:420:ASP:N	2.31	0.75

Continued on next page...

Continued from previous page...

Atom-1	Atom-2	Interatomic distance (Å)	Clash overlap (Å)
1:A:385:LEU:HG	1:A:453:ILE:CD1	2.16	0.75
2:B:819:ASP:CG	2:B:820:PRO:HD3	2.06	0.75
15:O:301:GLN:O	15:O:320:ILE:HG13	1.85	0.75
16:P:366:TYR:HE1	17:Q:215:THR:CG2	1.99	0.75
17:Q:395:LEU:O	17:Q:396:ASP:O	2.04	0.75
17:Q:398:ASP:O	17:Q:399:ILE:C	2.22	0.75
3:C:251:PHE:HE1	3:C:279:VAL:HB	1.52	0.74
14:N:123:SER:CA	14:N:131:LEU:HD21	2.16	0.74
15:O:326:ILE:O	15:O:342:GLN:HG3	1.86	0.74
16:P:209:ASN:C	16:P:211:TYR:CD2	2.38	0.74
1:A:592:GLN:HA	1:A:592:GLN:NE2	2.01	0.74
13:M:12:ILE:HG12	13:M:88:ILE:HD11	1.69	0.74
15:O:744:LEU:N	15:O:744:LEU:HD13	2.02	0.74
16:P:222:PHE:CE2	16:P:223:ASN:CG	2.61	0.74
16:P:320:PHE:HD1	16:P:322:ARG:HE	1.24	0.74
16:P:449:GLN:O	16:P:451:PRO:HD2	1.87	0.74
17:Q:393:ILE:O	17:Q:395:LEU:HD23	1.87	0.74
7:G:137:ILE:HA	7:G:147:LEU:HD23	1.69	0.74
7:G:95:LEU:N	7:G:95:LEU:HD13	2.01	0.74
13:M:48:LYS:HE3	13:M:49:ASP:H	1.52	0.74
13:M:43:LYS:CD	14:N:29:PHE:HE1	1.94	0.74
15:O:328:ARG:N	15:O:340:LYS:HB2	2.01	0.74
15:O:499:GLU:CG	15:O:500:ILE:H	2.00	0.74
15:O:653:SER:C	15:O:654:LEU:HG	2.08	0.74
15:O:663:LEU:CG	15:O:666:SER:HB3	2.15	0.74
16:P:220:SER:CB	17:Q:211:ARG:HH22	1.99	0.74
17:Q:21:TYR:CE2	17:Q:124:GLU:CD	2.59	0.74
15:O:347:LEU:HD22	17:Q:152:ILE:HA	1.69	0.74
9:I:23:VAL:CG1	9:I:28:VAL:CB	2.52	0.74
15:O:375:PHE:CB	15:O:379:LYS:O	2.27	0.74
12:L:47:ARG:CD	16:P:403:THR:CG2	2.65	0.74
1:A:18:ILE:HD12	1:A:354:SER:HB3	1.69	0.74
1:A:665:PRO:O	1:A:789:SER:OG	2.04	0.74
2:B:93:ASN:OD1	2:B:93:ASN:O	2.06	0.74
15:O:202:ILE:CG2	15:O:216:ILE:HG21	2.16	0.74
16:P:431:ASP:OD1	16:P:434:HIS:O	2.05	0.74
17:Q:395:LEU:HD23	17:Q:395:LEU:N	2.01	0.74
16:P:116:ILE:HA	16:P:119:LEU:CD1	2.15	0.74
16:P:154:LEU:HD13	16:P:154:LEU:H	1.52	0.74
16:P:118:TRP:CZ2	16:P:189:LYS:CG	2.58	0.74
16:P:200:PRO:HA	16:P:203:TRP:HD1	1.50	0.74

Continued on next page...

Continued from previous page...

Atom-1	Atom-2	Interatomic distance (Å)	Clash overlap (Å)
16:P:352:ILE:O	16:P:355:VAL:HG23	1.87	0.74
15:O:573:GLU:CG	16:P:496:GLU:CD	2.55	0.74
16:P:96:ILE:HA	16:P:209:ASN:CG	2.08	0.74
17:Q:355:THR:H	17:Q:359:MET:HG2	0.93	0.74
1:A:76:GLN:HG3	1:A:362:VAL:O	1.88	0.74
4:D:27:LEU:CD1	7:G:23:GLN:HB3	2.17	0.74
15:O:217:ALA:HB3	15:O:229:ARG:CZ	2.16	0.74
15:O:241:PRO:HG2	15:O:266:GLU:CD	2.08	0.74
15:O:475:ARG:HD2	16:P:367:PHE:CE2	2.22	0.74
16:P:108:PHE:CE2	16:P:156:LEU:CD2	2.63	0.74
16:P:341:ARG:HH11	16:P:445:ARG:NH2	1.79	0.74
15:O:725:VAL:CG2	16:P:452:PHE:HB2	2.17	0.74
2:B:843:ASP:OD2	12:L:29:TYR:OH	2.04	0.74
9:I:23:VAL:CG1	9:I:28:VAL:CG2	2.65	0.74
15:O:324:TRP:HE1	15:O:348:HIS:HA	1.51	0.74
15:O:623:LEU:C	15:O:626:LEU:CD2	2.56	0.74
16:P:122:GLU:OE2	16:P:123:MET:CE	2.35	0.74
16:P:115:GLN:OE1	16:P:161:THR:CG2	2.36	0.74
15:O:596:ILE:HA	16:P:272:GLN:HE22	1.51	0.74
16:P:354:LYS:HZ3	16:P:362:THR:HG22	1.52	0.74
15:O:580:ASN:CB	16:P:506:LYS:NZ	2.51	0.74
17:Q:133:LYS:HE3	17:Q:286:GLN:HB3	1.69	0.74
17:Q:302:ARG:HG3	17:Q:303:THR:HG22	1.69	0.74
1:A:9:SER:CB	2:B:1194:ILE:HD11	2.17	0.74
2:B:1150:LYS:O	2:B:1161:ASP:HA	1.88	0.74
2:B:819:ASP:N	2:B:819:ASP:OD1	2.20	0.74
3:C:115:TRP:HZ3	3:C:211:GLY:HA2	1.53	0.74
7:G:166:TRP:HZ3	7:G:225:ILE:HG21	1.52	0.74
15:O:414:ILE:HB	15:O:425:GLY:CA	2.17	0.74
16:P:108:PHE:CD2	16:P:137:TRP:CH2	2.75	0.74
16:P:483:ILE:HG22	16:P:487:LEU:HD23	1.70	0.74
17:Q:393:ILE:HD11	17:Q:395:LEU:O	1.88	0.74
14:N:131:LEU:N	14:N:131:LEU:HD12	2.02	0.74
15:O:193:LEU:O	15:O:194:ARG:O	2.05	0.74
15:O:381:ILE:HG21	15:O:390:GLN:HE21	1.53	0.74
16:P:150:GLU:O	16:P:152:LEU:HD22	1.86	0.74
16:P:203:TRP:CA	16:P:206:GLN:HG2	2.14	0.74
17:Q:247:ILE:HG22	17:Q:278:TYR:CE2	2.23	0.74
17:Q:388:LYS:HD2	17:Q:393:ILE:CB	2.18	0.74
1:A:1568:ASN:O	1:A:1572:ARG:HG2	1.88	0.73
15:O:657:SER:O	15:O:658:LYS:HG2	1.88	0.73

Continued on next page...

Continued from previous page...

Atom-1	Atom-2	Interatomic distance (Å)	Clash overlap (Å)
16:P:115:GLN:CG	16:P:190:MET:SD	2.76	0.73
16:P:151:GLU:CD	16:P:154:LEU:HD13	2.05	0.73
16:P:201:LYS:HG3	16:P:202:SER:N	2.03	0.73
16:P:246:GLU:N	16:P:246:GLU:OE1	2.19	0.73
16:P:262:LEU:O	16:P:264:PRO:CD	2.35	0.73
16:P:354:LYS:HZ3	16:P:362:THR:CG2	2.00	0.73
16:P:402:MET:HG3	16:P:406:GLN:HB2	1.70	0.73
5:E:127:ILE:HB	5:E:129:PRO:HG2	1.68	0.73
4:D:27:LEU:HD11	7:G:23:GLN:HB3	1.70	0.73
2:B:322:ASN:HD22	13:M:105:SER:HA	1.54	0.73
13:M:55:GLY:O	13:M:61:GLU:HG3	1.88	0.73
16:P:341:ARG:HB3	16:P:445:ARG:HH22	1.51	0.73
15:O:577:LEU:HD22	16:P:502:ILE:HG22	1.67	0.73
17:Q:296:PRO:HB3	17:Q:304:HIS:CE1	2.23	0.73
1:A:245:LYS:HB3	1:A:251:ILE:HD13	1.69	0.73
9:I:35:ALA:HB1	9:I:37:TYR:CE1	2.18	0.73
15:O:315:PHE:O	15:O:316:ALA:C	2.25	0.73
15:O:323:ASN:OD1	17:Q:155:GLN:CG	2.34	0.73
15:O:653:SER:O	15:O:748:GLU:HB3	1.84	0.73
16:P:334:LEU:CD2	16:P:449:GLN:OE1	2.36	0.73
16:P:378:LEU:CD1	17:Q:235:ILE:N	2.51	0.73
17:Q:200:THR:O	17:Q:203:SER:OG	2.05	0.73
3:C:134:LEU:HD23	3:C:169:PHE:HA	1.69	0.73
5:E:10:SER:HA	5:E:39:LEU:HD11	1.70	0.73
16:P:284:LEU:HB3	16:P:302:ALA:HB1	1.70	0.73
2:B:117:VAL:HG23	17:Q:276:GLN:HG2	1.70	0.73
1:A:1229:ALA:CB	1:A:1597:ALA:HB2	2.18	0.73
5:E:94:LYS:O	5:E:98:ILE:HG22	1.88	0.73
6:F:93:ILE:CG1	6:F:134:ILE:HD11	2.19	0.73
15:O:275:GLU:CG	15:O:285:MET:CG	2.67	0.73
15:O:314:GLN:HB3	15:O:329:ILE:N	2.02	0.73
15:O:347:LEU:HD22	17:Q:151:PRO:C	2.06	0.73
15:O:420:GLU:O	15:O:421:ILE:HG13	1.88	0.73
15:O:623:LEU:O	15:O:626:LEU:CG	2.36	0.73
15:O:672:ILE:CD1	15:O:734:LYS:CE	2.67	0.73
15:O:771:ILE:HG22	16:P:109:GLN:NE2	1.95	0.73
1:A:591:ARG:NH1	1:A:593:PRO:HG2	2.03	0.73
15:O:322:GLY:HA3	17:Q:157:MET:HG3	1.69	0.73
15:O:356:GLU:HB3	17:Q:24:ILE:CD1	2.12	0.73
16:P:184:TRP:NE1	16:P:190:MET:CB	2.40	0.73
16:P:386:LEU:N	16:P:387:PRO:CD	2.51	0.73

Continued on next page...

Continued from previous page...

Atom-1	Atom-2	Interatomic distance (Å)	Clash overlap (Å)
17:Q:142:ARG:NH1	17:Q:142:ARG:HG3	2.00	0.73
2:B:791:LYS:NZ	2:B:795:GLU:OE2	2.21	0.73
3:C:251:PHE:CE1	3:C:279:VAL:HB	2.23	0.73
15:O:221:ARG:HG3	15:O:227:LEU:HD23	0.73	0.73
15:O:279:SER:O	15:O:282:CYS:N	2.21	0.73
15:O:414:ILE:HB	15:O:425:GLY:C	2.08	0.73
16:P:103:LEU:HG	16:P:203:TRP:HZ3	1.54	0.73
16:P:158:MET:SD	16:P:219:ILE:O	2.47	0.73
16:P:193:PHE:O	16:P:217:GLY:CA	2.36	0.73
1:A:39:ASP:N	1:A:43:HIS:O	2.18	0.73
1:A:81:LEU:HD13	1:A:357:MET:O	1.89	0.73
2:B:937:PRO:HG2	2:B:1013:MET:HE1	1.71	0.73
15:O:623:LEU:HD11	15:O:669:PHE:N	2.03	0.73
1:A:174:SER:HB3	1:A:177:LEU:HD13	1.70	0.73
1:A:592:GLN:CB	1:A:593:PRO:HD3	2.18	0.73
2:B:495:ARG:NH1	2:B:723:LYS:HE2	2.04	0.73
3:C:153:PRO:HG2	3:C:161:HIS:CE1	2.23	0.73
15:O:604:ILE:CG1	15:O:732:LEU:CD2	2.66	0.73
15:O:647:GLU:O	15:O:649:ILE:HD13	1.89	0.73
16:P:403:THR:C	16:P:405:ASP:H	1.91	0.73
15:O:580:ASN:HB3	16:P:506:LYS:NZ	2.04	0.73
17:Q:124:GLU:OE2	17:Q:289:ASN:ND2	2.21	0.73
17:Q:274:MET:CA	17:Q:277:ILE:HG22	2.17	0.73
2:B:93:ASN:OD1	2:B:440:PHE:CE2	2.41	0.73
14:N:54:TRP:HZ3	14:N:72:VAL:HG21	1.54	0.73
15:O:53:UNK:O	15:O:554:ASN:ND2	2.22	0.73
16:P:282:ARG:CZ	16:P:282:ARG:HB3	2.18	0.73
16:P:498:LEU:O	16:P:501:CYS:HB2	1.88	0.73
15:O:353:ASP:HB3	17:Q:31:PHE:HB3	0.86	0.73
17:Q:354:LEU:HB2	17:Q:358:PHE:C	2.04	0.73
1:A:594:THR:HG21	2:B:1074:MET:C	2.09	0.72
2:B:746:THR:HG21	10:J:8:PHE:HZ	1.53	0.72
3:C:40:PHE:HD2	11:K:134:LYS:HD2	1.53	0.72
14:N:131:LEU:H	14:N:131:LEU:HD12	1.53	0.72
15:O:428:GLU:OE1	15:O:433:VAL:HG22	1.88	0.72
15:O:456:VAL:HB	15:O:463:LEU:HD11	1.70	0.72
15:O:569:VAL:HG21	16:P:477:GLY:C	2.09	0.72
15:O:23:UNK:O	17:Q:314:TRP:CE3	2.40	0.72
1:A:1634:LEU:HD21	1:A:1645:LYS:HG3	1.71	0.72
2:B:127:ARG:NH2	2:B:193:TYR:OH	2.21	0.72
2:B:613:VAL:HB	2:B:658:LEU:HD12	1.71	0.72

Continued on next page...

Continued from previous page...

Atom-1	Atom-2	Interatomic distance (Å)	Clash overlap (Å)
3:C:153:PRO:CG	3:C:161:HIS:HE1	2.00	0.72
5:E:127:ILE:O	5:E:129:PRO:N	2.21	0.72
1:A:1114:TYR:HE2	5:E:146:HIS:CA	2.02	0.72
7:G:169:VAL:HG22	7:G:218:VAL:HG23	1.71	0.72
8:H:104:PHE:CE2	8:H:136:LYS:HB3	2.24	0.72
15:O:194:ARG:C	15:O:197:ARG:NH2	2.43	0.72
15:O:352:PHE:HB3	15:O:354:PRO:CD	2.19	0.72
15:O:725:VAL:HB	16:P:450:THR:O	1.90	0.72
16:P:343:THR:C	16:P:345:SER:H	1.92	0.72
17:Q:354:LEU:HD12	17:Q:359:MET:CA	2.16	0.72
2:B:815:ARG:HG3	2:B:820:PRO:CB	2.20	0.72
4:D:22:ILE:CG2	7:G:43:ILE:HD12	2.19	0.72
13:M:38:PHE:HB2	14:N:119:LEU:HB2	1.71	0.72
15:O:297:ILE:HG22	15:O:297:ILE:O	1.88	0.72
15:O:704:LEU:HD23	15:O:704:LEU:N	2.03	0.72
16:P:385:PHE:CE1	17:Q:212:HIS:HD2	1.98	0.72
16:P:487:LEU:CD1	16:P:498:LEU:HD11	2.20	0.72
1:A:596:HIS:HD2	1:A:598:ALA:HB3	1.53	0.72
5:E:100:ILE:HG23	5:E:105:PHE:CD2	2.21	0.72
15:O:216:ILE:N	15:O:216:ILE:HD12	2.04	0.72
15:O:300:LEU:HD21	15:O:302:VAL:CG2	2.20	0.72
16:P:105:LEU:O	16:P:109:GLN:HG3	1.89	0.72
16:P:278:GLU:HA	16:P:309:TYR:OH	1.89	0.72
16:P:385:PHE:O	16:P:388:THR:CB	2.37	0.72
16:P:412:LYS:O	16:P:416:ILE:HG12	1.89	0.72
15:O:569:VAL:HG11	16:P:477:GLY:C	2.09	0.72
15:O:433:VAL:CB	17:Q:144:VAL:CG1	2.66	0.72
17:Q:247:ILE:CB	17:Q:298:GLN:HG2	2.20	0.72
17:Q:355:THR:H	17:Q:359:MET:CG	1.76	0.72
1:A:1119:LYS:H	1:A:1119:LYS:HD3	1.51	0.72
2:B:987:ASN:OD1	2:B:988:GLU:N	2.23	0.72
1:A:712:ILE:HB	11:K:106:GLN:NE2	2.04	0.72
15:O:215:ASN:HA	15:O:236:ILE:CG1	2.20	0.72
15:O:260:LEU:HD21	15:O:273:ARG:O	1.89	0.72
15:O:583:GLU:OE1	15:O:584:ARG:CA	2.37	0.72
15:O:599:LYS:HB3	16:P:272:GLN:NE2	2.03	0.72
16:P:378:LEU:HD11	17:Q:235:ILE:N	2.04	0.72
2:B:977:ILE:HD12	2:B:978:ALA:O	1.89	0.72
3:C:272:LYS:HA	14:N:175:TYR:CE2	2.25	0.72
14:N:93:THR:O	14:N:94:ASP:O	2.07	0.72
16:P:119:LEU:HD22	16:P:165:LEU:HD11	1.71	0.72

Continued on next page...

Continued from previous page...

Atom-1	Atom-2	Interatomic distance (Å)	Clash overlap (Å)
17:Q:303:THR:HG23	17:Q:304:HIS:H	1.54	0.72
2:B:858:ILE:CG1	2:B:874:TYR:HB2	2.19	0.72
15:O:242:ILE:HA	15:O:265:THR:HG22	1.71	0.72
15:O:352:PHE:HB2	15:O:355:GLU:HB3	1.70	0.72
15:O:437:SER:HB2	15:O:489:PHE:CD2	2.24	0.72
16:P:105:LEU:HD23	16:P:109:GLN:NE2	2.05	0.72
16:P:186:CYS:SG	16:P:349:GLY:CA	2.77	0.72
16:P:238:HIS:NE2	16:P:289:ARG:NE	2.38	0.72
17:Q:5:PRO:CB	17:Q:244:GLY:O	2.38	0.72
17:Q:247:ILE:O	17:Q:250:LEU:HB2	1.89	0.72
1:A:755:ILE:HG21	1:A:920:PHE:HZ	1.54	0.72
1:A:908:VAL:O	1:A:912:VAL:CG2	2.36	0.72
2:B:1139:LYS:O	2:B:1142:LEU:N	2.22	0.72
7:G:166:TRP:HZ3	7:G:225:ILE:CG2	2.02	0.72
15:O:658:LYS:CA	15:O:659:LEU:HD13	2.18	0.72
16:P:227:TYR:C	16:P:229:LYS:N	2.38	0.72
16:P:447:ALA:O	16:P:450:THR:HG22	1.90	0.72
17:Q:21:TYR:CD2	17:Q:124:GLU:HB2	2.25	0.72
17:Q:27:ILE:HD13	17:Q:27:ILE:N	2.05	0.72
1:A:572:THR:HG21	7:G:64:GLN:HE21	1.54	0.72
2:B:75:ASP:HB3	2:B:93:ASN:HD21	0.56	0.72
15:O:616:SER:HB2	15:O:620:ASP:HB3	0.73	0.72
17:Q:158:THR:O	17:Q:161:ASN:N	2.23	0.72
16:P:356:VAL:O	17:Q:211:ARG:HD2	1.88	0.72
17:Q:258:LEU:HD22	17:Q:265:SER:HB2	1.72	0.72
17:Q:280:SER:HG	17:Q:301:SER:HB3	1.54	0.72
1:A:335:LEU:HA	1:A:338:VAL:HB	1.71	0.72
1:A:759:TYR:HB3	1:A:920:PHE:CD2	2.24	0.72
2:B:1069:ILE:HD12	2:B:1069:ILE:O	1.90	0.72
9:I:8:ILE:CG2	9:I:17:LEU:HD11	2.20	0.72
15:O:11:UNK:O	15:O:436:ILE:CD1	2.38	0.72
15:O:22:UNK:O	17:Q:314:TRP:CD2	2.42	0.72
15:O:438:TRP:HE1	15:O:489:PHE:CB	2.03	0.72
16:P:123:MET:CB	16:P:125:PHE:HD2	2.03	0.72
16:P:386:LEU:HG	16:P:387:PRO:N	2.05	0.72
16:P:389:GLN:HA	16:P:389:GLN:OE1	1.89	0.72
17:Q:136:LYS:HE2	17:Q:360:GLU:OE2	1.89	0.72
1:A:81:LEU:CG	1:A:359:VAL:CA	2.68	0.71
1:A:569:SER:HG	4:D:12:THR:N	1.86	0.71
1:A:591:ARG:HD2	1:A:626:ALA:HB2	1.72	0.71
3:C:240:LYS:HB2	3:C:261:GLY:O	1.90	0.71

Continued on next page...

Continued from previous page...

Atom-1	Atom-2	Interatomic distance (Å)	Clash overlap (Å)
15:O:641:TRP:HH2	15:O:651:SER:HG	1.32	0.71
16:P:137:TRP:HH2	16:P:156:LEU:CD2	2.02	0.71
16:P:104:PHE:CE1	16:P:211:TYR:HB2	2.14	0.71
15:O:423:ILE:HD13	17:Q:141:TRP:CZ2	2.25	0.71
1:A:790:LYS:HA	1:A:790:LYS:CE	2.20	0.71
2:B:1152:PHE:HB2	2:B:1163:GLN:NE2	2.04	0.71
2:B:529:CYS:HB2	2:B:698:SER:HB3	1.71	0.71
15:O:474:LYS:HD2	15:O:499:GLU:H	1.54	0.71
15:O:699:LEU:CA	15:O:702:LEU:HD11	2.18	0.71
16:P:179:CYS:HB2	16:P:255:LYS:HD3	1.72	0.71
16:P:118:TRP:CZ3	16:P:189:LYS:CD	2.64	0.71
17:Q:356:PRO:CD	17:Q:357:PRO:N	2.49	0.71
1:A:1646:LEU:HD22	7:G:109:PRO:HB2	1.72	0.71
1:A:759:TYR:CB	1:A:920:PHE:CE2	2.72	0.71
3:C:39:ASP:OD2	3:C:58:ASN:HB3	1.90	0.71
13:M:26:PHE:CE1	13:M:98:SER:HB2	2.25	0.71
15:O:461:HIS:CB	15:O:484:ARG:HG2	2.19	0.71
16:P:119:LEU:HD13	16:P:165:LEU:CD1	2.20	0.71
16:P:294:HIS:HD2	20:T:48:DA:C6	1.99	0.71
15:O:347:LEU:HA	17:Q:152:ILE:O	1.91	0.71
1:A:413:LEU:O	1:A:413:LEU:HD12	1.89	0.71
1:A:642:ASN:O	1:A:646:GLU:HG3	1.89	0.71
15:O:269:PHE:HE1	15:O:339:ARG:CD	2.03	0.71
15:O:267:ASN:HA	15:O:294:PHE:HE2	1.56	0.71
15:O:347:LEU:HB3	17:Q:152:ILE:O	1.91	0.71
15:O:310:TRP:CE3	15:O:370:GLN:CG	2.72	0.71
15:O:364:GLU:OE2	15:O:407:ARG:HD2	1.89	0.71
15:O:369:PHE:CE1	15:O:431:ASP:HA	2.19	0.71
15:O:634:THR:HA	15:O:637:LEU:HD23	1.72	0.71
15:O:659:LEU:O	15:O:742:TRP:HZ2	1.72	0.71
16:P:211:TYR:HE1	16:P:212:VAL:HG21	1.56	0.71
16:P:227:TYR:O	16:P:230:ILE:N	2.23	0.71
16:P:97:GLY:O	16:P:210:TYR:OH	2.06	0.71
1:A:1163:GLU:O	1:A:1167:ARG:CB	2.38	0.71
2:B:613:VAL:HG12	2:B:660:LYS:HE3	1.71	0.71
3:C:148:LYS:HG2	3:C:151:THR:HG22	1.72	0.71
8:H:48:PRO:HG2	8:H:146:ARG:HH12	1.56	0.71
1:A:721:LYS:CD	8:H:94:ASP:O	2.37	0.71
13:M:80:LEU:HD23	13:M:89:GLN:NE2	2.05	0.71
14:N:150:TYR:O	14:N:154:ARG:HG2	1.89	0.71
15:O:17:UNK:C	15:O:19:UNK:N	2.45	0.71

Continued on next page...

Continued from previous page...

Atom-1	Atom-2	Interatomic distance (Å)	Clash overlap (Å)
15:O:201:GLU:CG	15:O:219:LEU:HB2	2.19	0.71
15:O:273:ARG:HB2	15:O:287:SER:HG	1.56	0.71
15:O:475:ARG:CZ	15:O:496:THR:HG23	2.20	0.71
15:O:573:GLU:HG3	16:P:496:GLU:CD	2.10	0.71
15:O:780:ILE:N	16:P:199:LEU:HD21	2.04	0.71
17:Q:354:LEU:CA	17:Q:359:MET:H	2.03	0.71
1:A:1136:VAL:HG12	1:A:1174:TYR:CD2	2.26	0.71
1:A:1242:ILE:HD11	1:A:1517:ARG:HB3	1.73	0.71
1:A:58:LEU:N	1:A:69:GLU:OE2	2.24	0.71
2:B:73:ILE:HB	2:B:425:ILE:HD12	1.72	0.71
3:C:242:GLU:OE2	3:C:245:ARG:NH2	2.23	0.71
1:A:1118:VAL:CG2	5:E:154:ILE:CD1	2.64	0.71
5:E:46:TYR:O	5:E:53:PRO:HA	1.90	0.71
13:M:43:LYS:HB3	13:M:50:GLU:OE1	1.91	0.71
14:N:52:GLN:HG2	14:N:134:ASP:OD2	1.91	0.71
15:O:382:GLU:O	15:O:390:GLN:HG3	1.90	0.71
15:O:499:GLU:HG2	15:O:550:TYR:OH	1.90	0.71
15:O:568:ILE:HG22	15:O:570:ASP:HB3	1.73	0.71
15:O:604:ILE:CG1	15:O:732:LEU:HD21	2.20	0.71
15:O:671:SER:OG	15:O:674:GLU:HG3	1.90	0.71
15:O:698:LYS:O	15:O:702:LEU:CD2	2.38	0.71
16:P:344:THR:HA	16:P:436:LEU:O	1.90	0.71
1:A:326:THR:HA	1:A:329:ARG:NH1	2.05	0.71
2:B:1071:VAL:HA	2:B:1075:GLU:OE1	1.90	0.71
2:B:194:PHE:CD2	2:B:465:LEU:HD21	2.25	0.71
15:O:353:ASP:N	15:O:354:PRO:HD3	2.04	0.71
15:O:424:VAL:HG23	15:O:437:SER:OG	1.90	0.71
15:O:529:GLU:HG2	15:O:530:ASN:N	2.05	0.71
16:P:106:LYS:HA	16:P:109:GLN:OE1	1.91	0.71
16:P:115:GLN:O	16:P:119:LEU:HG	1.90	0.71
16:P:218:SER:O	16:P:219:ILE:HG13	1.91	0.71
15:O:347:LEU:HB3	17:Q:152:ILE:C	2.11	0.71
13:M:39:ASP:HB2	13:M:54:HIS:O	1.91	0.71
15:O:412:ASN:HA	15:O:427:SER:OG	1.90	0.71
16:P:198:ILE:CB	16:P:200:PRO:CB	2.68	0.71
16:P:223:ASN:HA	16:P:492:ALA:C	2.10	0.71
16:P:499:LYS:HA	16:P:502:ILE:HG12	1.73	0.71
17:Q:29:ARG:HH22	17:Q:168:ILE:CD1	2.01	0.71
2:B:111:ASP:C	2:B:113:VAL:H	1.94	0.71
2:B:821:ILE:O	2:B:822:THR:CG2	2.36	0.71
3:C:153:PRO:HD2	3:C:154:LYS:N	2.02	0.71

Continued on next page...

Continued from previous page...

Atom-1	Atom-2	Interatomic distance (Å)	Clash overlap (Å)
13:M:48:LYS:NZ	13:M:49:ASP:OD1	2.22	0.71
14:N:54:TRP:CZ3	14:N:72:VAL:HG21	2.25	0.71
15:O:585:GLU:HA	15:O:588:SER:HB2	1.73	0.71
15:O:669:PHE:O	15:O:671:SER:N	2.24	0.71
15:O:703:PHE:CZ	16:P:254:LEU:HD21	2.26	0.71
16:P:354:LYS:CD	16:P:362:THR:CG2	2.68	0.71
17:Q:381:ARG:O	17:Q:384:VAL:HG23	1.91	0.71
5:E:86:PRO:HA	5:E:113:GLN:HB2	1.72	0.71
15:O:275:GLU:CA	15:O:285:MET:O	2.38	0.71
15:O:294:PHE:HB2	15:O:300:LEU:CD1	2.20	0.71
15:O:589:ILE:CG2	16:P:316:TRP:HE3	2.02	0.71
15:O:672:ILE:HD12	15:O:734:LYS:CE	2.20	0.71
15:O:620:ASP:OD1	15:O:674:GLU:HG2	1.91	0.71
16:P:137:TRP:CH2	16:P:156:LEU:HD21	2.26	0.71
16:P:137:TRP:HH2	16:P:156:LEU:HD21	1.56	0.71
16:P:198:ILE:CA	16:P:200:PRO:CD	2.42	0.71
17:Q:133:LYS:HE3	17:Q:286:GLN:CA	2.21	0.71
17:Q:393:ILE:CD1	17:Q:397:ARG:O	2.39	0.71
1:A:460:LEU:HD11	1:A:467:PHE:CE2	2.25	0.70
2:B:812:ALA:O	2:B:813:LEU:C	2.28	0.70
5:E:94:LYS:HB2	5:E:123:LEU:HD13	1.73	0.70
15:O:214:LEU:CG	15:O:242:ILE:HD13	2.20	0.70
15:O:264:ILE:HG21	15:O:302:VAL:HB	1.71	0.70
15:O:315:PHE:CD2	15:O:317:ILE:HB	2.26	0.70
15:O:656:HIS:HB3	15:O:748:GLU:N	2.04	0.70
15:O:706:GLU:CG	16:P:438:PHE:HB3	2.20	0.70
16:P:114:ARG:NH1	16:P:197:GLU:OE2	2.24	0.70
16:P:247:ILE:CG2	16:P:302:ALA:HB1	2.19	0.70
15:O:345:ASP:OD1	17:Q:152:ILE:CG2	2.38	0.70
17:Q:247:ILE:HD11	17:Q:248:LYS:HD2	1.73	0.70
16:P:289:ARG:O	16:P:290:THR:C	2.29	0.70
4:D:30:HIS:HB3	7:G:36:ASN:ND2	2.05	0.70
7:G:15:ARG:HG3	7:G:19:LYS:HD2	1.72	0.70
7:G:74:ASN:HB3	7:G:77:VAL:CG2	2.19	0.70
13:M:59:ARG:HB2	13:M:60:LEU:HD12	1.72	0.70
15:O:702:LEU:C	15:O:704:LEU:CD2	2.59	0.70
17:Q:356:PRO:HD2	17:Q:357:PRO:N	2.05	0.70
17:Q:380:SER:O	17:Q:383:PHE:C	2.29	0.70
1:A:497:VAL:CG2	1:A:605:VAL:HG13	2.20	0.70
15:O:534:VAL:HA	15:O:552:LEU:O	1.91	0.70
15:O:586:LYS:NZ	15:O:590:GLY:CA	2.53	0.70

Continued on next page...

Continued from previous page...

Atom-1	Atom-2	Interatomic distance (Å)	Clash overlap (Å)
15:O:618:ASP:O	15:O:622:TYR:CD2	2.44	0.70
15:O:672:ILE:HG12	15:O:715:TYR:HE2	1.49	0.70
1:A:1104:TYR:CD2	1:A:1119:LYS:CE	2.75	0.70
1:A:56:ALA:HB2	1:A:67:LEU:O	1.91	0.70
3:C:146:ALA:CB	3:C:147:PRO:CD	2.65	0.70
5:E:21:GLU:OE1	5:E:146:HIS:CE1	2.44	0.70
7:G:157:ILE:HD13	7:G:249:LEU:HG	1.73	0.70
15:O:317:ILE:HG13	15:O:325:SER:O	1.91	0.70
15:O:357:LEU:CD2	15:O:358:SER:N	2.39	0.70
15:O:454:GLN:OE1	15:O:535:VAL:HG23	1.91	0.70
15:O:672:ILE:HD11	15:O:715:TYR:CD1	2.25	0.70
16:P:146:ASP:CA	16:P:148:PRO:HD3	2.21	0.70
2:B:557:ASP:HB2	2:B:621:PRO:HD3	1.73	0.70
2:B:75:ASP:CB	2:B:93:ASN:ND2	2.14	0.70
2:B:906:ARG:HH11	3:C:93:GLN:HG3	1.56	0.70
15:O:362:ARG:NH1	15:O:364:GLU:OE1	2.20	0.70
16:P:235:GLY:N	16:P:289:ARG:HB2	2.04	0.70
1:A:532:GLY:O	1:A:533:ALA:HB2	1.91	0.70
1:A:668:GLY:HA3	1:A:787:GLY:HA2	1.74	0.70
2:B:372:ARG:NH2	2:B:574:SER:HB3	2.05	0.70
14:N:56:ILE:HA	14:N:137:PHE:O	1.92	0.70
15:O:188:GLN:N	15:O:199:GLY:CA	2.37	0.70
15:O:378:SER:HB3	15:O:397:LYS:CG	2.21	0.70
16:P:122:GLU:OE1	16:P:123:MET:HE2	1.92	0.70
17:Q:358:PHE:HD1	17:Q:365:TRP:CH2	2.09	0.70
1:A:522:ALA:HA	1:A:532:GLY:HA2	1.72	0.70
1:A:755:ILE:CG2	1:A:920:PHE:HZ	2.05	0.70
3:C:227:TYR:HB3	3:C:300:PHE:CE1	2.25	0.70
15:O:214:LEU:CA	15:O:236:ILE:CG2	2.67	0.70
15:O:641:TRP:HB2	15:O:654:LEU:CD2	2.13	0.70
15:O:714:PHE:CZ	15:O:718:LEU:HD22	2.27	0.70
16:P:338:LEU:O	16:P:339:THR:C	2.30	0.70
16:P:479:LEU:O	16:P:479:LEU:HD23	1.92	0.70
1:A:422:ARG:O	1:A:426:ALA:HB3	1.92	0.70
2:B:16:PHE:CE1	2:B:978:ALA:HB2	2.27	0.70
2:B:827:PHE:HD2	2:B:869:THR:HG21	1.56	0.70
12:L:47:ARG:CD	16:P:403:THR:HG22	2.21	0.70
15:O:529:GLU:N	15:O:529:GLU:OE1	2.24	0.70
15:O:638:LEU:CD1	15:O:689:GLN:HB3	2.21	0.70
15:O:698:LYS:CE	16:P:126:PRO:CD	2.67	0.70
16:P:198:ILE:O	16:P:199:LEU:HB2	1.90	0.70

Continued on next page...

Continued from previous page...

Atom-1	Atom-2	Interatomic distance (Å)	Clash overlap (Å)
16:P:365:ASP:N	16:P:365:ASP:OD1	2.17	0.70
15:O:6:UNK:O	17:Q:424:PHE:O	2.09	0.70
15:O:301:GLN:O	15:O:320:ILE:HG12	1.91	0.70
15:O:408:ILE:CD1	15:O:464:LEU:HD13	2.21	0.70
15:O:464:LEU:N	15:O:481:PHE:O	2.22	0.70
15:O:9:UNK:C	15:O:11:UNK:N	2.53	0.70
16:P:118:TRP:HH2	16:P:189:LYS:HD3	0.72	0.70
16:P:122:GLU:CD	16:P:123:MET:CE	2.61	0.70
16:P:484:ALA:O	16:P:488:LEU:HB3	1.92	0.70
17:Q:295:PRO:C	17:Q:297:PHE:N	2.40	0.70
7:G:85:GLU:OE1	7:G:123:TYR:OH	2.09	0.69
15:O:266:GLU:N	15:O:266:GLU:OE1	2.24	0.69
15:O:649:ILE:HD13	15:O:649:ILE:N	2.07	0.69
15:O:347:LEU:CA	17:Q:152:ILE:O	2.39	0.69
17:Q:355:THR:HB	17:Q:356:PRO:HD3	0.74	0.69
1:A:591:ARG:HH11	1:A:593:PRO:HG2	1.57	0.69
2:B:915:ASP:OD2	2:B:1035:ARG:NE	2.26	0.69
3:C:118:SER:HA	3:C:125:LYS:HZ2	1.57	0.69
3:C:48:ASP:HB3	3:C:51:GLU:HG2	1.73	0.69
13:M:109:ARG:HG2	13:M:110:GLY:N	2.07	0.69
13:M:12:ILE:HG23	13:M:88:ILE:CD1	2.22	0.69
15:O:260:LEU:HD12	15:O:271:ILE:HG23	1.72	0.69
15:O:262:GLY:HA2	15:O:271:ILE:HA	1.74	0.69
15:O:380:MET:HE1	15:O:394:VAL:HG11	1.73	0.69
15:O:618:ASP:CA	15:O:622:TYR:CE2	2.75	0.69
15:O:622:TYR:C	15:O:626:LEU:CD2	2.59	0.69
17:Q:247:ILE:HG13	17:Q:298:GLN:CB	2.15	0.69
17:Q:360:GLU:O	17:Q:361:ASP:CB	2.40	0.69
1:A:1497:ILE:O	1:A:1497:ILE:HD12	1.93	0.69
1:A:594:THR:O	1:A:595:LEU:C	2.29	0.69
1:A:784:SER:HA	1:A:788:ALA:HB2	1.74	0.69
15:O:415:LEU:HD21	15:O:451:ILE:CD1	2.21	0.69
15:O:775:TRP:CE2	16:P:113:LYS:HB2	2.26	0.69
16:P:320:PHE:CD1	16:P:322:ARG:HG2	2.27	0.69
16:P:359:ASP:C	16:P:361:PRO:HD3	2.12	0.69
15:O:574:TRP:NE1	16:P:484:ALA:HB2	2.07	0.69
2:B:455:GLU:N	2:B:455:GLU:OE1	2.23	0.69
3:C:146:ALA:HB1	3:C:147:PRO:HD2	1.73	0.69
15:O:216:ILE:C	15:O:234:THR:HG1	1.95	0.69
15:O:294:PHE:CB	15:O:300:LEU:CD1	2.67	0.69
15:O:298:ASP:OD1	17:Q:158:THR:CA	2.38	0.69

Continued on next page...

Continued from previous page...

Atom-1	Atom-2	Interatomic distance (Å)	Clash overlap (Å)
16:P:330:TRP:HE3	16:P:331:ILE:HD13	1.57	0.69
16:P:479:LEU:C	16:P:479:LEU:HD23	2.12	0.69
1:A:464:GLU:HB3	1:A:469:LYS:HD3	1.73	0.69
2:B:495:ARG:HH11	2:B:723:LYS:HE2	1.57	0.69
2:B:65:VAL:HG11	2:B:102:VAL:HG21	1.75	0.69
5:E:143:ASN:CB	5:E:146:HIS:CE1	2.74	0.69
15:O:188:GLN:CA	15:O:199:GLY:CA	2.67	0.69
15:O:659:LEU:O	15:O:742:TRP:CZ2	2.46	0.69
16:P:246:GLU:O	16:P:285:THR:C	2.31	0.69
16:P:330:TRP:CZ3	16:P:334:LEU:CD1	2.75	0.69
17:Q:154:LYS:O	17:Q:155:GLN:CD	2.31	0.69
1:A:1270:VAL:HG11	1:A:1489:VAL:HG11	1.75	0.69
1:A:665:PRO:CG	1:A:789:SER:C	2.53	0.69
2:B:72:VAL:CG1	2:B:343:ASP:OD2	2.39	0.69
3:C:191:ILE:HD11	10:J:13:VAL:HG21	1.75	0.69
12:L:31:CYS:HB3	12:L:34:CYS:SG	2.32	0.69
13:M:109:ARG:HG2	13:M:110:GLY:H	1.57	0.69
15:O:656:HIS:CD2	15:O:747:LEU:N	2.60	0.69
16:P:320:PHE:CZ	16:P:322:ARG:HG2	2.26	0.69
16:P:386:LEU:CA	16:P:388:THR:HG22	2.22	0.69
1:A:39:ASP:OD1	1:A:40:ASN:N	2.25	0.69
1:A:507:TYR:OH	1:A:641:GLU:OE2	2.10	0.69
2:B:362:LEU:HD12	2:B:370:LYS:HA	1.74	0.69
11:K:83:ASN:HB3	11:K:86:VAL:HG23	1.73	0.69
9:I:11:LEU:HD11	13:M:31:ARG:CD	2.23	0.69
14:N:103:ASN:HD21	14:N:130:PRO:HG2	1.56	0.69
15:O:435:ARG:O	15:O:435:ARG:HG3	1.93	0.69
15:O:438:TRP:NE1	15:O:489:PHE:HB3	2.07	0.69
16:P:150:GLU:N	16:P:150:GLU:OE1	2.26	0.69
16:P:246:GLU:O	16:P:247:ILE:HB	1.91	0.69
17:Q:140:ILE:HG22	17:Q:142:ARG:CD	2.23	0.69
15:O:18:UNK:CA	17:Q:256:GLU:CD	2.61	0.69
17:Q:26:TYR:O	17:Q:29:ARG:HG3	1.93	0.69
2:B:929:ARG:NH1	11:K:97:SER:OG	2.25	0.69
7:G:235:ASN:O	7:G:246:ASP:N	2.23	0.69
9:I:28:VAL:HG22	9:I:29:GLU:H	1.58	0.69
15:O:178:VAL:O	15:O:243:LYS:HE2	1.93	0.69
15:O:366:PHE:CE2	15:O:432:PRO:C	2.67	0.69
15:O:623:LEU:CD1	15:O:669:PHE:N	2.55	0.69
15:O:623:LEU:C	15:O:626:LEU:HD21	2.11	0.69
16:P:119:LEU:HD21	16:P:165:LEU:CD1	2.23	0.69

Continued on next page...

Continued from previous page...

Atom-1	Atom-2	Interatomic distance (Å)	Clash overlap (Å)
16:P:224:GLY:C	16:P:226:LEU:N	2.44	0.69
16:P:95:LEU:O	16:P:100:ALA:CB	2.41	0.69
17:Q:133:LYS:HB3	17:Q:134:PRO:HD2	1.74	0.69
16:P:378:LEU:HD13	17:Q:234:LYS:CB	2.21	0.69
1:A:1299:ASN:HA	1:A:1302:TYR:CZ	2.28	0.69
1:A:1504:ILE:HD11	1:A:1525:ASN:HB3	1.75	0.69
1:A:718:THR:HG22	1:A:719:ILE:HG13	1.74	0.69
1:A:588:LEU:HD22	2:B:1087:LEU:HD21	1.75	0.69
4:D:85:SER:HB3	7:G:71:MET:HG3	1.75	0.69
15:O:341:LEU:O	15:O:341:LEU:HD12	1.91	0.69
16:P:344:THR:OG1	16:P:438:PHE:CA	2.40	0.69
16:P:94:LYS:HA	16:P:207:LEU:HB3	1.73	0.69
17:Q:355:THR:C	17:Q:359:MET:CB	2.62	0.69
17:Q:388:LYS:CE	17:Q:392:LEU:O	2.41	0.69
1:A:704:ASP:OD2	1:A:706:HIS:NE2	2.26	0.69
2:B:815:ARG:HG3	2:B:820:PRO:HB2	1.75	0.69
7:G:218:VAL:HG22	7:G:224:PRO:HB3	1.75	0.69
8:H:15:VAL:HG13	8:H:26:ILE:HD11	1.75	0.69
15:O:215:ASN:N	15:O:236:ILE:CG1	2.44	0.69
15:O:580:ASN:CB	16:P:506:LYS:HZ3	2.05	0.69
15:O:653:SER:OG	15:O:748:GLU:HB2	1.69	0.69
16:P:104:PHE:CE2	16:P:155:GLN:HG2	2.23	0.69
16:P:154:LEU:O	16:P:156:LEU:HD13	1.92	0.69
16:P:183:LYS:HD2	16:P:189:LYS:HD2	1.75	0.69
15:O:736:ILE:HG13	16:P:267:TYR:CE1	2.28	0.69
17:Q:354:LEU:CD1	17:Q:358:PHE:C	2.61	0.69
1:A:855:ARG:NH2	1:A:867:ASP:OD1	2.25	0.69
1:A:951:ALA:C	1:A:952:LEU:HD12	2.13	0.69
7:G:170:HIS:HA	7:G:215:GLY:HA3	1.73	0.69
7:G:134:GLU:HA	7:G:229:LEU:O	1.93	0.69
15:O:275:GLU:HB3	15:O:285:MET:CG	2.22	0.69
15:O:390:GLN:CB	17:Q:151:PRO:HG2	2.22	0.69
15:O:366:PHE:CZ	15:O:426:ALA:O	2.44	0.69
17:Q:251:TRP:CD1	17:Q:298:GLN:OE1	2.46	0.69
17:Q:361:ASP:O	17:Q:364:VAL:CG2	2.40	0.69
1:A:18:ILE:CD1	1:A:354:SER:HB3	2.22	0.68
8:H:56:THR:HG21	8:H:145:ARG:NH2	2.07	0.68
14:N:96:GLU:OE1	14:N:105:SER:CA	2.42	0.68
15:O:293:TYR:O	15:O:294:PHE:CG	2.46	0.68
15:O:299:ASP:O	15:O:300:LEU:HB2	1.93	0.68
15:O:656:HIS:HD2	15:O:746:ARG:C	1.96	0.68

Continued on next page...

Continued from previous page...

Atom-1	Atom-2	Interatomic distance (Å)	Clash overlap (Å)
15:O:704:LEU:HD11	16:P:123:MET:HE3	1.72	0.68
15:O:347:LEU:CG	17:Q:152:ILE:HA	2.22	0.68
17:Q:251:TRP:CE3	17:Q:308:PHE:HB3	2.28	0.68
17:Q:298:GLN:O	17:Q:299:THR:CB	2.42	0.68
19:S:16:DG:O6	20:T:38:DA:N6	2.27	0.68
1:A:596:HIS:CD2	1:A:598:ALA:HB3	2.28	0.68
1:A:729:LYS:HE3	8:H:120:GLY:HA3	1.74	0.68
1:A:757:ASN:OD1	1:A:766:GLU:N	2.23	0.68
7:G:63:LYS:HA	7:G:67:ASN:ND2	2.08	0.68
14:N:123:SER:HA	14:N:131:LEU:CD1	2.23	0.68
15:O:470:SER:O	15:O:504:THR:HG22	1.93	0.68
16:P:119:LEU:CD2	16:P:165:LEU:CD1	2.70	0.68
16:P:115:GLN:NE2	16:P:190:MET:SD	2.67	0.68
17:Q:199:LYS:HG3	17:Q:199:LYS:O	1.93	0.68
15:O:472:ARG:NH1	17:Q:200:THR:CG2	2.52	0.68
17:Q:5:PRO:HD3	17:Q:217:THR:HG21	1.75	0.68
17:Q:302:ARG:HG3	17:Q:303:THR:CG2	2.23	0.68
17:Q:354:LEU:CD1	17:Q:359:MET:C	2.62	0.68
17:Q:393:ILE:O	17:Q:395:LEU:CD2	2.40	0.68
1:A:1104:TYR:CE2	1:A:1117:SER:O	2.46	0.68
1:A:84:PRO:O	1:A:357:MET:O	2.10	0.68
1:A:530:TRP:CG	1:A:531:PRO:HD3	2.28	0.68
2:B:253:LEU:HD12	2:B:257:GLN:HB3	1.74	0.68
3:C:150:SER:O	3:C:152:ASP:O	2.11	0.68
5:E:27:GLY:O	5:E:65:THR:HG23	1.94	0.68
16:P:223:ASN:CA	16:P:492:ALA:O	2.30	0.68
2:B:815:ARG:CG	2:B:816:ASN:H	2.05	0.68
15:O:659:LEU:HD13	15:O:659:LEU:N	2.06	0.68
15:O:702:LEU:O	15:O:704:LEU:N	2.26	0.68
16:P:450:THR:N	16:P:451:PRO:CD	2.56	0.68
17:Q:133:LYS:HE3	17:Q:286:GLN:CB	2.22	0.68
2:B:390:SER:OG	2:B:634:ARG:O	2.08	0.68
15:O:202:ILE:H	15:O:202:ILE:CD1	1.94	0.68
15:O:414:ILE:HD12	15:O:425:GLY:CA	2.20	0.68
15:O:615:ASN:OD1	15:O:617:HIS:CE1	2.46	0.68
15:O:623:LEU:O	15:O:626:LEU:CD2	2.42	0.68
16:P:219:ILE:CG2	16:P:220:SER:N	2.57	0.68
16:P:378:LEU:HD13	17:Q:234:LYS:HB2	1.73	0.68
16:P:493:ILE:N	16:P:493:ILE:HD12	2.07	0.68
17:Q:349:ILE:CD1	17:Q:368:TYR:CD1	2.76	0.68
17:Q:385:ASN:O	17:Q:389:ASN:O	2.10	0.68

Continued on next page...

Continued from previous page...

Atom-1	Atom-2	Interatomic distance (Å)	Clash overlap (Å)
1:A:721:LYS:CB	1:A:722:PRO:HD3	2.19	0.68
2:B:122:TYR:HE2	2:B:175:MET:HE1	1.57	0.68
2:B:815:ARG:CG	2:B:816:ASN:N	2.55	0.68
11:K:54:THR:HA	11:K:60:SER:O	1.94	0.68
15:O:275:GLU:N	15:O:285:MET:O	2.26	0.68
15:O:352:PHE:CA	15:O:354:PRO:HD2	2.24	0.68
15:O:574:TRP:NE1	16:P:484:ALA:CB	2.57	0.68
15:O:697:GLU:O	15:O:701:HIS:CD2	2.46	0.68
16:P:115:GLN:OE1	16:P:161:THR:HG21	1.93	0.68
17:Q:158:THR:CG2	17:Q:161:ASN:CB	2.67	0.68
1:A:1104:TYR:CD2	1:A:1119:LYS:CD	2.56	0.68
1:A:1610:PHE:HB2	1:A:1639:ALA:HB2	1.74	0.68
1:A:406:LEU:CD1	1:A:413:LEU:CD1	2.70	0.68
1:A:912:VAL:CB	1:A:913:PRO:HD3	2.10	0.68
2:B:1126:VAL:HB	2:B:1166:LYS:CE	2.23	0.68
15:O:574:TRP:CE2	16:P:481:THR:HA	2.28	0.68
15:O:618:ASP:O	15:O:622:TYR:HD2	1.76	0.68
15:O:702:LEU:O	15:O:704:LEU:CD2	2.42	0.68
16:P:294:HIS:O	16:P:295:THR:OG1	2.11	0.68
16:P:344:THR:CA	16:P:436:LEU:O	2.42	0.68
16:P:222:PHE:CD1	17:Q:206:ARG:NH2	2.61	0.68
1:A:1104:TYR:CE2	1:A:1119:LYS:CG	2.76	0.68
1:A:912:VAL:CB	1:A:913:PRO:HD2	2.07	0.68
9:I:42:PHE:O	9:I:43:SER:CB	2.39	0.68
15:O:293:TYR:O	15:O:294:PHE:CD2	2.47	0.68
15:O:400:SER:HA	15:O:419:ARG:HH21	1.57	0.68
15:O:623:LEU:HA	15:O:626:LEU:CG	2.22	0.68
15:O:663:LEU:HD11	15:O:742:TRP:CH2	2.28	0.68
16:P:157:HIS:CE1	16:P:158:MET:HG2	2.29	0.68
16:P:203:TRP:O	16:P:206:GLN:HB2	1.93	0.68
16:P:338:LEU:HD23	16:P:482:HIS:CE1	2.27	0.68
16:P:494:SER:HG	16:P:498:LEU:H	1.40	0.68
17:Q:296:PRO:HB3	17:Q:304:HIS:HE1	1.58	0.68
1:A:463:LYS:HE3	1:A:468:ARG:NH2	2.09	0.68
2:B:812:ALA:HA	2:B:815:ARG:HB2	1.75	0.68
3:C:120:LEU:HD13	3:C:124:GLU:CB	2.13	0.68
14:N:46:LYS:NZ	14:N:124:THR:O	2.23	0.68
15:O:722:TRP:CZ3	16:P:262:LEU:HD13	2.29	0.68
17:Q:21:TYR:CD2	17:Q:124:GLU:CB	2.77	0.68
17:Q:349:ILE:HD13	17:Q:368:TYR:CD1	2.29	0.68
1:A:246:ASP:OD1	1:A:247:GLY:N	2.27	0.68

Continued on next page...

Continued from previous page...

Atom-1	Atom-2	Interatomic distance (Å)	Clash overlap (Å)
1:A:475:ARG:NH2	2:B:1061:LYS:HG3	2.09	0.68
2:B:108:MET:SD	2:B:120:LYS:HA	2.33	0.68
2:B:851:TYR:CE1	2:B:879:PRO:HB2	2.28	0.68
10:J:21:TYR:HB2	10:J:39:LEU:HD11	1.73	0.68
15:O:326:ILE:CG1	15:O:344:ILE:HB	2.22	0.68
15:O:375:PHE:HE1	15:O:402:ILE:CG2	2.05	0.68
15:O:415:LEU:CD2	15:O:451:ILE:HD13	2.23	0.68
16:P:104:PHE:CE2	16:P:155:GLN:HB3	2.27	0.68
16:P:222:PHE:CD2	16:P:223:ASN:ND2	2.58	0.68
2:B:501:ARG:NH2	2:B:546:ALA:O	2.27	0.67
7:G:26:ASN:OD1	7:G:37:CYS:HA	1.94	0.67
7:G:69:LEU:HG	7:G:81:VAL:HG21	1.76	0.67
8:H:103:LYS:HE3	8:H:115:TYR:CE1	2.29	0.67
2:B:731:VAL:HA	10:J:60:PHE:CE1	2.29	0.67
15:O:326:ILE:CG1	15:O:344:ILE:CB	2.72	0.67
15:O:355:GLU:HG3	15:O:379:LYS:NZ	2.10	0.67
15:O:578:PHE:CB	16:P:315:ASN:CG	2.60	0.67
16:P:320:PHE:CE1	16:P:322:ARG:CZ	2.71	0.67
1:A:1299:ASN:O	1:A:1303:SER:OG	2.02	0.67
2:B:1162:GLY:O	2:B:1164:GLY:N	2.28	0.67
2:B:823:GLN:HA	2:B:862:PHE:O	1.93	0.67
5:E:83:CYS:HB3	5:E:112:TYR:HA	1.76	0.67
5:E:5:ASN:HD21	5:E:51:GLY:HA3	1.58	0.67
15:O:339:ARG:HG3	15:O:340:LYS:N	2.09	0.67
15:O:390:GLN:HB2	17:Q:151:PRO:CG	2.22	0.67
15:O:438:TRP:CH2	15:O:491:SER:HB2	2.25	0.67
15:O:705:HIS:NE2	15:O:707:ASP:CB	2.50	0.67
16:P:165:LEU:C	16:P:165:LEU:HD23	2.14	0.67
16:P:344:THR:HG1	16:P:438:PHE:N	1.91	0.67
16:P:359:ASP:CG	16:P:361:PRO:HD3	2.13	0.67
8:H:110:ASP:OD2	8:H:128:ASN:HB2	1.95	0.67
15:O:23:UNK:O	17:Q:314:TRP:HZ3	1.68	0.67
15:O:345:ASP:CG	17:Q:154:LYS:NZ	2.46	0.67
15:O:568:ILE:HG21	15:O:570:ASP:HB2	1.76	0.67
15:O:724:LEU:O	16:P:446:TYR:CD2	2.46	0.67
16:P:491:PHE:C	16:P:493:ILE:H	1.98	0.67
16:P:378:LEU:HD12	17:Q:235:ILE:CD1	2.22	0.67
1:A:326:THR:HA	1:A:329:ARG:HH12	1.58	0.67
2:B:1165:ASN:HD21	2:B:1196:LEU:HD21	1.60	0.67
2:B:72:VAL:HG21	2:B:343:ASP:OD2	1.94	0.67
14:N:103:ASN:ND2	14:N:130:PRO:HG2	2.09	0.67

Continued on next page...

Continued from previous page...

Atom-1	Atom-2	Interatomic distance (Å)	Clash overlap (Å)
15:O:618:ASP:HA	15:O:622:TYR:CE2	2.30	0.67
7:G:38:ILE:HG23	7:G:82:LEU:HD12	1.77	0.67
7:G:59:GLN:HE21	7:G:63:LYS:HE3	1.59	0.67
13:M:15:VAL:HA	13:M:90:LEU:HB2	1.76	0.67
13:M:43:LYS:CG	14:N:29:PHE:CE1	2.76	0.67
15:O:222:GLN:CD	15:O:222:GLN:H	1.98	0.67
15:O:232:ASN:HD21	15:O:283:ASP:HA	1.58	0.67
15:O:656:HIS:HB2	15:O:747:LEU:N	2.10	0.67
15:O:669:PHE:HE1	15:O:738:LYS:CE	1.81	0.67
16:P:123:MET:HB3	16:P:125:PHE:HE2	0.91	0.67
16:P:366:TYR:CE2	17:Q:218:ASP:HB2	2.29	0.67
17:Q:267:GLY:O	17:Q:271:LEU:N	2.25	0.67
17:Q:349:ILE:O	17:Q:358:PHE:HZ	1.77	0.67
1:A:81:LEU:HD11	1:A:357:MET:C	2.14	0.67
9:I:41:GLN:OE1	9:I:42:PHE:N	2.28	0.67
16:P:284:LEU:HD13	16:P:302:ALA:HB2	1.63	0.67
16:P:328:LEU:HD13	16:P:472:ARG:HB3	1.77	0.67
15:O:573:GLU:CB	16:P:495:LYS:HE2	2.19	0.67
1:A:934:LYS:HG2	2:B:952:HIS:O	1.95	0.67
7:G:169:VAL:O	7:G:216:HIS:N	2.27	0.67
15:O:310:TRP:O	15:O:311:ASP:CB	2.42	0.67
15:O:290:GLU:HB3	15:O:338:LYS:O	1.93	0.67
15:O:323:ASN:CA	15:O:348:HIS:HB2	2.25	0.67
16:P:144:ILE:C	16:P:147:GLN:NE2	2.48	0.67
16:P:494:SER:OG	16:P:497:GLN:HG2	1.92	0.67
15:O:421:ILE:CG1	17:Q:138:PHE:HE2	2.08	0.67
17:Q:388:LYS:HE3	17:Q:393:ILE:HA	1.76	0.67
1:A:591:ARG:NH1	1:A:593:PRO:CG	2.58	0.67
1:A:786:TYR:HB2	1:A:794:VAL:HG21	1.76	0.67
1:A:81:LEU:HD22	1:A:360:LEU:N	2.10	0.67
2:B:72:VAL:HG11	2:B:343:ASP:OD1	1.95	0.67
13:M:42:LYS:HE3	13:M:49:ASP:OD2	1.95	0.67
15:O:568:ILE:CG2	15:O:570:ASP:HB3	2.24	0.67
16:P:294:HIS:CD2	20:T:48:DA:H61	2.03	0.67
17:Q:248:LYS:CA	17:Q:298:GLN:HE22	2.08	0.67
1:A:484:ILE:HG21	1:A:633:MET:SD	2.34	0.67
2:B:12:ARG:HA	2:B:15:ASP:OD1	1.94	0.67
2:B:815:ARG:NE	2:B:821:ILE:HG22	2.10	0.67
7:G:229:LEU:HD21	7:G:249:LEU:HD21	1.77	0.67
15:O:189:THR:HG21	15:O:259:ASN:ND2	2.09	0.67
15:O:344:ILE:HD12	15:O:346:ASN:N	2.10	0.67

Continued on next page...

Continued from previous page...

Atom-1	Atom-2	Interatomic distance (Å)	Clash overlap (Å)
15:O:769:GLN:O	15:O:772:ILE:CG2	2.43	0.67
16:P:119:LEU:HD21	16:P:165:LEU:HD11	1.75	0.67
16:P:494:SER:HG	16:P:497:GLN:N	1.91	0.67
17:Q:136:LYS:HB2	17:Q:304:HIS:CD2	2.29	0.67
1:A:535:GLN:HB2	1:A:578:TYR:HD2	1.60	0.67
2:B:146:ASN:HB3	2:B:149:GLU:CB	2.24	0.67
5:E:10:SER:HA	5:E:39:LEU:CD1	2.25	0.67
8:H:14:GLU:HB2	8:H:27:GLU:HB2	1.75	0.67
15:O:328:ARG:H	15:O:340:LYS:HB2	1.57	0.67
16:P:146:ASP:O	16:P:148:PRO:HD2	1.94	0.67
16:P:207:LEU:HD11	16:P:208:PRO:HD3	1.64	0.67
1:A:99:ARG:HE	1:A:228:LEU:HD22	1.58	0.66
14:N:109:LEU:HD23	14:N:122:ALA:CB	2.25	0.66
15:O:260:LEU:HD23	15:O:273:ARG:C	2.08	0.66
16:P:169:SER:OG	16:P:175:PRO:CD	2.43	0.66
13:M:12:ILE:CG2	13:M:88:ILE:HD11	2.25	0.66
15:O:237:GLU:OE2	15:O:239:HIS:HE1	1.66	0.66
15:O:381:ILE:HG23	15:O:391:THR:O	1.95	0.66
15:O:538:LEU:HD12	15:O:538:LEU:O	1.94	0.66
16:P:341:ARG:HH12	16:P:445:ARG:HH21	0.67	0.66
16:P:95:LEU:HD13	16:P:95:LEU:O	1.95	0.66
17:Q:365:TRP:CE3	17:Q:365:TRP:HA	2.29	0.66
17:Q:393:ILE:HG13	17:Q:400:LYS:NZ	2.10	0.66
1:A:360:LEU:HD21	2:B:1184:TYR:OH	1.95	0.66
1:A:248:PHE:CE2	1:A:442:LYS:HE3	2.30	0.66
15:O:15:UNK:C	15:O:20:UNK:CB	2.74	0.66
15:O:214:LEU:HD12	15:O:238:LEU:HD12	1.78	0.66
15:O:300:LEU:HD23	15:O:301:GLN:N	2.11	0.66
15:O:529:GLU:HG2	15:O:530:ASN:H	1.61	0.66
15:O:635:ASN:ND2	15:O:685:TYR:CE1	2.62	0.66
16:P:137:TRP:CH2	16:P:156:LEU:CD2	2.78	0.66
16:P:158:MET:CB	16:P:192:TYR:OH	2.43	0.66
16:P:369:TRP:CE3	17:Q:219:LEU:HD11	2.29	0.66
15:O:725:VAL:HB	16:P:450:THR:C	2.15	0.66
17:Q:248:LYS:HA	17:Q:298:GLN:HE22	1.58	0.66
1:A:1104:TYR:CZ	1:A:1119:LYS:CG	2.79	0.66
1:A:1276:THR:HG21	1:A:1288:ARG:CB	2.26	0.66
3:C:37:LYS:HG3	11:K:130:VAL:HG13	1.78	0.66
15:O:419:ARG:NH1	15:O:420:GLU:OE1	2.28	0.66
15:O:772:ILE:HD13	16:P:138:LEU:CD2	2.22	0.66
16:P:122:GLU:OE1	16:P:123:MET:HE3	1.95	0.66

Continued on next page...

Continued from previous page...

Atom-1	Atom-2	Interatomic distance (Å)	Clash overlap (Å)
16:P:371:GLU:O	16:P:374:THR:CB	2.42	0.66
16:P:386:LEU:HA	16:P:388:THR:HG22	1.77	0.66
17:Q:354:LEU:CA	17:Q:359:MET:N	2.51	0.66
1:A:1039:ARG:HD2	6:F:139:PRO:CG	2.26	0.66
1:A:1296:PHE:N	1:A:1468:LYS:O	2.22	0.66
1:A:1632:GLU:HG3	1:A:1634:LEU:H	1.59	0.66
2:B:416:LYS:HG3	2:B:461:MET:CE	2.25	0.66
7:G:14:ALA:O	7:G:18:LYS:HB2	1.96	0.66
9:I:36:ILE:O	9:I:36:ILE:HD12	1.96	0.66
15:O:375:PHE:CD2	15:O:380:MET:HB2	2.21	0.66
15:O:442:LEU:C	15:O:442:LEU:HD12	2.15	0.66
15:O:654:LEU:HG	15:O:748:GLU:CG	2.25	0.66
15:O:698:LYS:O	15:O:701:HIS:HB2	1.95	0.66
15:O:725:VAL:HG11	16:P:449:GLN:C	2.16	0.66
17:Q:29:ARG:NH2	17:Q:169:PRO:CG	2.54	0.66
17:Q:386:ASP:O	17:Q:390:ASN:HA	1.95	0.66
1:A:1241:PRO:HB3	1:A:1516:LYS:CE	2.26	0.66
1:A:81:LEU:HD23	1:A:81:LEU:N	2.07	0.66
7:G:163:PRO:HD2	7:G:166:TRP:NE1	2.10	0.66
9:I:8:ILE:HG23	9:I:17:LEU:CD1	2.25	0.66
15:O:186:TYR:HA	15:O:201:GLU:HB3	1.78	0.66
15:O:275:GLU:O	15:O:285:MET:N	2.29	0.66
15:O:395:GLN:NE2	15:O:397:LYS:HA	2.10	0.66
15:O:482:SER:OG	15:O:490:GLN:HB2	1.95	0.66
16:P:330:TRP:NE1	16:P:452:PHE:HD1	1.93	0.66
2:B:600:GLN:O	2:B:604:ILE:HG13	1.96	0.66
1:A:934:LYS:HE3	2:B:956:SER:HB3	1.78	0.66
7:G:15:ARG:O	7:G:19:LYS:HB2	1.95	0.66
14:N:111:VAL:N	14:N:120:LYS:O	2.21	0.66
15:O:410:ASP:O	15:O:411:LYS:HB2	1.96	0.66
15:O:414:ILE:CD1	15:O:425:GLY:HA3	2.24	0.66
15:O:451:ILE:HG13	15:O:467:PHE:O	1.95	0.66
15:O:618:ASP:CG	15:O:622:TYR:CE2	2.68	0.66
15:O:638:LEU:C	15:O:638:LEU:HD23	2.16	0.66
15:O:657:SER:HB2	15:O:746:ARG:CD	2.12	0.66
16:P:360:LYS:N	16:P:361:PRO:CD	2.58	0.66
15:O:725:VAL:HG22	16:P:452:PHE:HB2	1.76	0.66
1:A:1105:ARG:HD2	1:A:1138:GLU:CD	2.16	0.66
1:A:646:GLU:CD	2:B:1086:PHE:HB2	2.15	0.66
2:B:815:ARG:O	2:B:816:ASN:OD1	2.12	0.66
3:C:188:ASP:OD2	10:J:13:VAL:HG11	1.96	0.66

Continued on next page...

Continued from previous page...

Atom-1	Atom-2	Interatomic distance (Å)	Clash overlap (Å)
7:G:232:THR:OG1	7:G:251:SER:O	2.10	0.66
15:O:273:ARG:CB	15:O:287:SER:OG	2.37	0.66
15:O:344:ILE:HD12	15:O:346:ASN:H	1.60	0.66
15:O:399:TRP:HD1	17:Q:134:PRO:HG3	1.61	0.66
15:O:428:GLU:HB2	15:O:435:ARG:HG2	1.76	0.66
16:P:104:PHE:CZ	16:P:215:LEU:HD22	2.30	0.66
16:P:354:LYS:HG2	16:P:362:THR:CB	2.24	0.66
16:P:354:LYS:CE	16:P:362:THR:HG22	2.26	0.66
16:P:401:GLU:HG2	16:P:402:MET:H	1.60	0.66
17:Q:248:LYS:CB	17:Q:248:LYS:HZ2	2.08	0.66
17:Q:280:SER:OG	17:Q:301:SER:HB3	1.79	0.66
1:A:1104:TYR:HE2	1:A:1119:LYS:CD	1.66	0.66
2:B:574:SER:HB2	13:M:97:VAL:CG2	2.25	0.66
7:G:162:ILE:CD1	7:G:217:TRP:HZ3	2.09	0.66
14:N:26:PRO:C	14:N:28:GLY:N	2.49	0.66
15:O:372:ILE:O	15:O:373:LEU:HD23	1.95	0.66
15:O:653:SER:O	15:O:748:GLU:HG3	1.95	0.66
16:P:236:MET:HE2	16:P:236:MET:HA	1.77	0.66
16:P:378:LEU:HD11	17:Q:234:LYS:CB	2.26	0.66
17:Q:140:ILE:HG22	17:Q:142:ARG:HD3	1.78	0.66
1:A:1312:GLU:O	1:A:1316:VAL:HG12	1.96	0.66
3:C:63:ILE:HG22	3:C:67:PHE:CE2	2.31	0.66
15:O:499:GLU:HG3	15:O:500:ILE:N	2.07	0.66
16:P:224:GLY:O	16:P:225:GLN:C	2.34	0.66
17:Q:365:TRP:CD1	17:Q:417:ILE:HG13	2.31	0.66
1:A:508:PRO:HB3	1:A:578:TYR:CE1	2.31	0.65
2:B:161:LEU:HG	2:B:409:TYR:OH	1.96	0.65
2:B:577:PHE:HE2	13:M:28:LYS:HZ2	1.44	0.65
3:C:272:LYS:NZ	14:N:179:ASP:OD2	2.27	0.65
15:O:315:PHE:HE2	15:O:317:ILE:CD1	2.08	0.65
15:O:396:ALA:HB3	17:Q:140:ILE:HD12	1.78	0.65
15:O:408:ILE:O	15:O:409:ASP:HB2	1.95	0.65
16:P:208:PRO:O	16:P:211:TYR:CE2	2.49	0.65
16:P:413:LEU:O	16:P:416:ILE:HB	1.95	0.65
16:P:158:MET:C	16:P:192:TYR:HE1	1.99	0.65
17:Q:178:LEU:HD23	17:Q:179:HIS:N	2.11	0.65
17:Q:204:GLU:OE1	17:Q:204:GLU:N	2.28	0.65
17:Q:246:GLN:HG2	17:Q:248:LYS:HG2	1.78	0.65
1:A:592:GLN:HB3	1:A:593:PRO:HD3	1.78	0.65
1:A:842:TRP:CD2	1:A:910:LYS:HE3	2.31	0.65
2:B:854:GLU:HG3	2:B:876:SER:H	1.60	0.65

Continued on next page...

Continued from previous page...

Atom-1	Atom-2	Interatomic distance (Å)	Clash overlap (Å)
12:L:31:CYS:HA	12:L:56:LEU:HD23	1.78	0.65
15:O:194:ARG:HB3	15:O:194:ARG:CZ	2.25	0.65
15:O:275:GLU:CB	15:O:285:MET:HG3	2.25	0.65
15:O:624:GLN:CA	15:O:678:LEU:HD21	2.26	0.65
15:O:650:LEU:HD13	15:O:756:ILE:CG2	2.25	0.65
16:P:247:ILE:CD1	16:P:286:LEU:CD1	2.70	0.65
16:P:447:ALA:O	16:P:450:THR:CB	2.44	0.65
17:Q:247:ILE:CG2	17:Q:278:TYR:CE2	2.78	0.65
5:E:61:GLN:NE2	5:E:77:SER:OG	2.22	0.65
15:O:220:THR:N	15:O:228:ASN:O	2.26	0.65
16:P:102:LEU:O	16:P:105:LEU:HB3	1.95	0.65
1:A:1118:VAL:HG21	5:E:154:ILE:HD13	1.76	0.65
1:A:326:THR:HG23	1:A:329:ARG:NH2	2.09	0.65
2:B:733:LEU:HD12	2:B:743:ARG:NE	2.12	0.65
14:N:78:THR:O	14:N:89:ILE:HG13	1.95	0.65
15:O:178:VAL:HG22	15:O:360:TRP:CB	2.22	0.65
15:O:296:GLU:N	15:O:296:GLU:OE1	2.21	0.65
15:O:367:SER:O	15:O:368:HIS:HB3	1.95	0.65
16:P:212:VAL:C	16:P:215:LEU:HG	2.15	0.65
16:P:362:THR:HA	16:P:365:ASP:OD1	1.91	0.65
16:P:417:PHE:N	16:P:418:PRO:HD3	2.07	0.65
16:P:494:SER:CB	16:P:497:GLN:CG	2.71	0.65
16:P:414:TYR:CD2	17:Q:241:ARG:NH1	2.60	0.65
17:Q:26:TYR:C	17:Q:29:ARG:HG3	2.17	0.65
1:A:83:VAL:CG1	1:A:427:PHE:HE2	2.08	0.65
1:A:786:TYR:CB	1:A:794:VAL:CG2	2.75	0.65
1:A:912:VAL:CG1	1:A:913:PRO:HD3	2.27	0.65
2:B:289:PHE:CD1	2:B:306:LEU:HD23	2.31	0.65
3:C:227:TYR:HB3	3:C:300:PHE:CD1	2.31	0.65
4:D:12:THR:HG23	4:D:17:ASN:CB	2.24	0.65
1:A:1114:TYR:OH	5:E:146:HIS:CG	2.49	0.65
7:G:143:SER:O	7:G:159:LYS:N	2.28	0.65
9:I:23:VAL:HG12	9:I:28:VAL:HG23	1.78	0.65
14:N:123:SER:N	14:N:131:LEU:CD1	2.56	0.65
15:O:264:ILE:CG2	15:O:302:VAL:HB	2.27	0.65
15:O:302:VAL:O	15:O:303:VAL:HB	1.96	0.65
15:O:353:ASP:OD1	15:O:354:PRO:CG	2.44	0.65
15:O:603:ARG:NH1	16:P:268:PHE:CD1	2.50	0.65
15:O:638:LEU:CG	15:O:642:GLN:HE22	2.04	0.65
16:P:122:GLU:OE2	16:P:123:MET:HE2	1.96	0.65
17:Q:266:SER:CB	17:Q:268:LEU:HD12	2.27	0.65

Continued on next page...

Continued from previous page...

Atom-1	Atom-2	Interatomic distance (Å)	Clash overlap (Å)
1:A:1640:ARG:HD2	1:A:1647:ASN:HA	1.79	0.65
7:G:138:PHE:CD2	7:G:139:ILE:HG23	2.32	0.65
15:O:315:PHE:CA	15:O:327:GLY:O	2.43	0.65
15:O:375:PHE:HB2	15:O:380:MET:N	2.10	0.65
15:O:366:PHE:C	15:O:432:PRO:HB3	2.16	0.65
15:O:456:VAL:HB	15:O:463:LEU:HD12	1.77	0.65
15:O:580:ASN:HB2	16:P:506:LYS:HZ3	1.61	0.65
15:O:672:ILE:N	15:O:673:PRO:CD	2.59	0.65
16:P:226:LEU:C	16:P:226:LEU:HD23	2.17	0.65
16:P:263:PRO:HG2	16:P:266:PHE:CD2	2.32	0.65
17:Q:398:ASP:C	17:Q:400:LYS:N	2.50	0.65
1:A:1288:ARG:HD3	1:A:1290:TYR:OH	1.97	0.65
2:B:743:ARG:HD2	2:B:745:GLN:OE1	1.97	0.65
2:B:91:LEU:CD2	2:B:93:ASN:HB2	2.27	0.65
7:G:169:VAL:CG2	7:G:218:VAL:HG23	2.27	0.65
15:O:367:SER:HB2	15:O:432:PRO:HB3	1.79	0.65
15:O:396:ALA:O	15:O:397:LYS:HB2	1.96	0.65
15:O:437:SER:HB2	15:O:489:PHE:CE2	2.32	0.65
16:P:247:ILE:HD12	16:P:286:LEU:N	2.08	0.65
15:O:577:LEU:CD1	16:P:502:ILE:HG21	2.23	0.65
2:B:1084:THR:HG23	2:B:1084:THR:O	1.97	0.65
3:C:222:VAL:HG22	3:C:303:GLU:O	1.97	0.65
15:O:302:VAL:HA	15:O:320:ILE:HG13	1.79	0.65
15:O:747:LEU:CD1	15:O:748:GLU:OE2	2.45	0.65
15:O:704:LEU:CD1	16:P:123:MET:CE	2.63	0.65
16:P:154:LEU:HD22	16:P:154:LEU:N	2.11	0.65
16:P:218:SER:C	16:P:219:ILE:HD12	2.18	0.65
16:P:225:GLN:OE1	16:P:228:ASN:ND2	2.24	0.65
1:A:113:VAL:HG11	1:A:178:LEU:HD22	1.77	0.65
1:A:422:ARG:O	1:A:426:ALA:CB	2.45	0.65
2:B:773:VAL:HG21	2:B:1033:TYR:HE2	1.57	0.65
2:B:460:LYS:O	2:B:464:PHE:HD2	1.79	0.65
7:G:169:VAL:HG23	7:G:216:HIS:CB	2.24	0.65
15:O:202:ILE:HG22	15:O:216:ILE:HG22	1.75	0.65
15:O:221:ARG:HG3	15:O:227:LEU:CG	2.03	0.65
15:O:264:ILE:HG13	15:O:305:PHE:HE2	1.62	0.65
15:O:361:LYS:HE3	15:O:376:ASP:HB3	1.77	0.65
15:O:421:ILE:HG22	15:O:439:LYS:CG	2.24	0.65
16:P:147:GLN:O	16:P:151:GLU:CG	2.45	0.65
16:P:281:ILE:HD13	16:P:281:ILE:N	2.10	0.65
16:P:366:TYR:OH	17:Q:214:VAL:C	2.34	0.65

Continued on next page...

Continued from previous page...

Atom-1	Atom-2	Interatomic distance (Å)	Clash overlap (Å)
1:A:52:LEU:O	1:A:63:SER:N	2.28	0.64
7:G:167:THR:N	7:G:218:VAL:O	2.29	0.64
7:G:95:LEU:H	7:G:95:LEU:HD13	1.62	0.64
15:O:274:ILE:O	15:O:274:ILE:HG23	1.97	0.64
15:O:302:VAL:O	15:O:320:ILE:HG13	1.96	0.64
15:O:339:ARG:HG3	15:O:340:LYS:H	1.62	0.64
15:O:420:GLU:HA	15:O:442:LEU:HD11	1.79	0.64
16:P:256:LEU:O	16:P:259:GLN:HB3	1.97	0.64
17:Q:302:ARG:CZ	17:Q:304:HIS:HB3	2.27	0.64
1:A:1641:ILE:HD13	2:B:1076:ARG:HD2	1.79	0.64
1:A:755:ILE:HD13	1:A:780:ILE:HD11	1.79	0.64
2:B:555:GLN:HE21	2:B:558:VAL:HG11	1.60	0.64
14:N:41:ASN:OD1	14:N:44:ASN:HB3	1.97	0.64
15:O:254:ILE:HG22	15:O:255:GLY:N	2.12	0.64
15:O:375:PHE:HD2	15:O:380:MET:CG	1.72	0.64
15:O:474:LYS:HE2	15:O:498:LEU:HG	1.79	0.64
16:P:122:GLU:CD	16:P:123:MET:HE2	2.17	0.64
16:P:337:SER:CB	16:P:448:LYS:HD3	2.27	0.64
17:Q:217:THR:O	17:Q:221:HIS:CD2	2.51	0.64
1:A:1105:ARG:HD2	1:A:1138:GLU:OE2	1.97	0.64
1:A:522:ALA:CA	1:A:532:GLY:HA2	2.27	0.64
5:E:53:PRO:HB2	5:E:58:MET:SD	2.37	0.64
15:O:315:PHE:CE2	15:O:317:ILE:CD1	2.80	0.64
15:O:380:MET:H	15:O:394:VAL:CG2	2.10	0.64
15:O:707:ASP:C	15:O:709:PRO:HD3	2.17	0.64
15:O:738:LYS:HG2	15:O:739:ASP:N	2.10	0.64
16:P:111:ILE:HG12	16:P:216:GLU:OE2	1.97	0.64
16:P:490:ASP:C	16:P:491:PHE:CD1	2.71	0.64
15:O:390:GLN:CD	17:Q:151:PRO:CG	2.65	0.64
17:Q:155:GLN:HG2	17:Q:156:LYS:N	2.13	0.64
2:B:75:ASP:HB2	2:B:440:PHE:CE1	2.31	0.64
4:D:14:THR:H	4:D:17:ASN:HD21	1.44	0.64
7:G:140:GLN:OE1	7:G:216:HIS:ND1	2.31	0.64
13:M:43:LYS:O	13:M:45:LYS:N	2.29	0.64
15:O:244:SER:OG	15:O:264:ILE:HD12	1.98	0.64
16:P:104:PHE:CB	16:P:211:TYR:CD1	2.79	0.64
15:O:347:LEU:HB2	17:Q:152:ILE:O	1.95	0.64
17:Q:372:HIS:CE1	17:Q:407:HIS:NE2	2.65	0.64
1:A:11:ILE:HA	2:B:1192:MET:O	1.98	0.64
2:B:214:PRO:O	2:B:380:LYS:NZ	2.29	0.64
2:B:52:LEU:HD11	2:B:406:GLY:O	1.97	0.64

Continued on next page...

Continued from previous page...

Atom-1	Atom-2	Interatomic distance (Å)	Clash overlap (Å)
3:C:325:ALA:CB	11:K:125:MET:HG3	2.27	0.64
7:G:168:PHE:HD1	7:G:217:TRP:CD1	2.15	0.64
7:G:37:CYS:SG	7:G:127:PRO:HA	2.37	0.64
2:B:746:THR:HG21	10:J:8:PHE:CZ	2.31	0.64
14:N:163:VAL:O	14:N:166:LEU:HD23	1.97	0.64
15:O:592:LEU:HD11	16:P:512:ARG:NH2	2.12	0.64
16:P:247:ILE:HD12	16:P:286:LEU:CB	2.19	0.64
16:P:366:TYR:CE2	17:Q:218:ASP:CB	2.81	0.64
17:Q:158:THR:HG23	17:Q:161:ASN:CB	2.27	0.64
15:O:472:ARG:CD	17:Q:200:THR:CG2	2.75	0.64
1:A:39:ASP:O	1:A:43:HIS:N	2.28	0.64
1:A:790:LYS:HA	1:A:790:LYS:NZ	2.12	0.64
2:B:164:MET:HB2	2:B:194:PHE:HE1	1.63	0.64
5:E:13:TRP:CE3	5:E:39:LEU:HB2	2.32	0.64
13:M:43:LYS:HD2	14:N:29:PHE:CD1	2.32	0.64
15:O:396:ALA:HB2	17:Q:140:ILE:HD12	1.79	0.64
15:O:511:ILE:O	15:O:512:LEU:HB3	1.98	0.64
15:O:698:LYS:CD	16:P:124:ARG:O	2.46	0.64
16:P:156:LEU:HB3	16:P:160:SER:HB3	1.79	0.64
16:P:338:LEU:O	16:P:340:GLN:N	2.30	0.64
16:P:343:THR:OG1	16:P:347:SER:N	2.30	0.64
17:Q:217:THR:O	17:Q:221:HIS:HD2	1.81	0.64
15:O:6:UNK:N	17:Q:425:ALA:HB1	2.11	0.64
1:A:1070:LEU:HD23	1:A:1154:LEU:HD21	1.78	0.64
1:A:216:ARG:NE	1:A:341:SER:HA	2.13	0.64
1:A:616:LEU:HD11	1:A:620:ASN:HD22	1.62	0.64
2:B:1152:PHE:HB2	2:B:1163:GLN:HE21	1.62	0.64
8:H:101:ALA:HB2	8:H:116:TYR:CE1	2.33	0.64
9:I:3:VAL:HA	9:I:8:ILE:HA	1.78	0.64
15:O:237:GLU:O	15:O:238:LEU:HD23	1.98	0.64
15:O:271:ILE:HB	15:O:289:SER:OG	1.97	0.64
15:O:315:PHE:O	15:O:317:ILE:N	2.30	0.64
15:O:391:THR:CG2	15:O:393:VAL:HG13	2.27	0.64
15:O:698:LYS:HD3	16:P:124:ARG:O	1.97	0.64
16:P:119:LEU:HD21	16:P:190:MET:CE	2.28	0.64
16:P:334:LEU:CD2	16:P:449:GLN:CD	2.66	0.64
17:Q:302:ARG:NH1	17:Q:304:HIS:HB3	2.12	0.64
16:P:294:HIS:CA	20:T:48:DA:H61	2.05	0.64
2:B:565:LEU:HD13	2:B:593:ILE:HD11	1.80	0.64
8:H:107:VAL:HB	8:H:111:LEU:HB3	1.79	0.64
15:O:210:THR:C	15:O:212:SER:N	2.39	0.64

Continued on next page...

Continued from previous page...

Atom-1	Atom-2	Interatomic distance (Å)	Clash overlap (Å)
15:O:352:PHE:HB2	15:O:355:GLU:CB	2.26	0.64
15:O:178:VAL:CG2	15:O:360:TRP:HB3	2.22	0.64
15:O:454:GLN:O	15:O:465:VAL:HG22	1.98	0.64
15:O:227:LEU:HD12	15:O:549:TYR:CE1	2.32	0.64
15:O:580:ASN:HB2	16:P:506:LYS:NZ	2.13	0.64
15:O:724:LEU:HB3	16:P:447:ALA:HA	1.79	0.64
15:O:740:ILE:C	15:O:744:LEU:HD11	2.16	0.64
15:O:746:ARG:HH22	16:P:244:ASN:HB3	1.63	0.64
15:O:656:HIS:CD2	15:O:747:LEU:HA	2.33	0.64
16:P:184:TRP:CH2	16:P:192:TYR:CD2	2.86	0.64
17:Q:10:ASN:ND2	17:Q:10:ASN:O	2.30	0.64
15:O:390:GLN:HB2	17:Q:151:PRO:HG2	1.77	0.64
17:Q:296:PRO:CB	17:Q:304:HIS:CE1	2.81	0.64
17:Q:302:ARG:NH1	17:Q:304:HIS:HB2	2.13	0.64
1:A:1200:MET:HG2	1:A:1573:TYR:CE2	2.33	0.64
1:A:502:ALA:O	1:A:580:HIS:HB3	1.98	0.64
1:A:62:CYS:HB2	1:A:72:CYS:SG	2.36	0.64
8:H:112:ILE:HG21	8:H:131:ASN:HD22	1.61	0.64
15:O:350:THR:O	15:O:352:PHE:CE1	2.51	0.64
15:O:412:ASN:O	15:O:426:ALA:HB1	1.97	0.64
15:O:577:LEU:HD21	16:P:499:LYS:HG2	1.74	0.64
15:O:655:SER:CA	16:P:244:ASN:HB2	2.26	0.64
1:A:579:ARG:NH2	1:A:585:ASP:OD1	2.23	0.64
2:B:1014:TYR:HD1	2:B:1021:GLU:HA	1.61	0.64
2:B:42:VAL:HG21	2:B:190:ILE:HB	1.78	0.64
7:G:125:TRP:CZ3	7:G:127:PRO:HG3	2.33	0.64
15:O:202:ILE:CG2	15:O:216:ILE:HG22	2.27	0.64
15:O:212:SER:O	15:O:242:ILE:HD11	1.98	0.64
15:O:301:GLN:HG2	15:O:321:LYS:NZ	2.12	0.64
15:O:314:GLN:HE21	15:O:329:ILE:CD1	2.11	0.64
15:O:422:ILE:HG13	15:O:440:HIS:CD2	2.33	0.64
16:P:247:ILE:HG21	16:P:302:ALA:HB3	0.65	0.64
15:O:725:VAL:CG1	16:P:450:THR:CA	2.74	0.64
15:O:725:VAL:CG2	16:P:450:THR:O	2.46	0.64
1:A:1463:ASP:OD2	1:A:1466:SER:OG	2.15	0.63
1:A:1294:MET:O	1:A:1469:TRP:HA	1.98	0.63
7:G:157:ILE:HG22	7:G:162:ILE:HG13	1.79	0.63
10:J:41:LEU:CD2	10:J:46:CYS:HB3	2.28	0.63
11:K:88:PHE:HB3	11:K:106:GLN:HG2	1.79	0.63
15:O:377:ARG:HG3	15:O:378:SER:N	2.13	0.63
15:O:568:ILE:HG22	15:O:570:ASP:N	2.11	0.63

Continued on next page...

Continued from previous page...

Atom-1	Atom-2	Interatomic distance (Å)	Clash overlap (Å)
15:O:627:GLY:O	15:O:630:LEU:HG	1.98	0.63
16:P:360:LYS:HG3	16:P:363:SER:HB3	1.79	0.63
17:Q:133:LYS:HB3	17:Q:134:PRO:CD	2.27	0.63
17:Q:29:ARG:HH12	17:Q:30:ARG:HD2	1.63	0.63
1:A:36:THR:HB	1:A:45:VAL:HG21	1.80	0.63
2:B:581:PRO:HG3	2:B:637:TYR:CE1	2.33	0.63
2:B:840:LEU:HD11	2:B:857:PRO:HB2	1.81	0.63
2:B:709:PHE:CE2	2:B:992:PRO:HG3	2.32	0.63
3:C:86:PHE:HE1	12:L:64:LEU:HD13	1.63	0.63
8:H:62:SER:HA	8:H:141:TYR:CE1	2.32	0.63
15:O:321:LYS:O	15:O:348:HIS:NE2	2.31	0.63
15:O:692:THR:O	15:O:693:PHE:HB3	1.98	0.63
16:P:235:GLY:N	16:P:289:ARG:CB	2.59	0.63
16:P:359:ASP:OD1	16:P:361:PRO:HD3	1.98	0.63
16:P:341:ARG:HB2	16:P:445:ARG:HH22	1.64	0.63
15:O:569:VAL:HG11	16:P:477:GLY:CA	2.28	0.63
17:Q:283:ARG:C	17:Q:302:ARG:HB2	2.17	0.63
1:A:1144:LEU:O	1:A:1148:LEU:HG	1.99	0.63
1:A:1288:ARG:NH2	1:A:1481:GLU:O	2.30	0.63
1:A:618:TYR:CE1	1:A:628:PHE:HE2	2.17	0.63
2:B:423:ASN:HB3	2:B:453:VAL:HG21	1.80	0.63
7:G:37:CYS:O	7:G:126:GLN:HG2	1.98	0.63
7:G:82:LEU:N	7:G:123:TYR:O	2.27	0.63
15:O:303:VAL:HG12	15:O:361:LYS:O	1.99	0.63
17:Q:173:MET:HA	17:Q:173:MET:CE	2.29	0.63
17:Q:21:TYR:HE2	17:Q:124:GLU:CG	2.04	0.63
2:B:572:PRO:HG2	2:B:575:HIS:HD2	1.64	0.63
3:C:148:LYS:HG2	3:C:151:THR:HG23	1.81	0.63
13:M:42:LYS:HD3	13:M:49:ASP:HB2	1.80	0.63
15:O:214:LEU:CB	15:O:236:ILE:CB	2.77	0.63
16:P:219:ILE:HG22	16:P:220:SER:N	2.13	0.63
16:P:248:SER:O	16:P:249:CYS:HB2	1.98	0.63
1:A:406:LEU:HD11	1:A:413:LEU:CD1	2.23	0.63
1:A:665:PRO:O	1:A:789:SER:HB2	1.97	0.63
3:C:325:ALA:HB3	11:K:125:MET:HG3	1.80	0.63
13:M:26:PHE:HE1	13:M:98:SER:HB2	1.62	0.63
14:N:26:PRO:C	14:N:28:GLY:H	2.00	0.63
15:O:276:SER:HA	15:O:284:VAL:HA	1.81	0.63
15:O:650:LEU:HD11	15:O:756:ILE:HG21	1.71	0.63
15:O:574:TRP:CH2	16:P:481:THR:HG23	2.33	0.63
17:Q:24:ILE:O	17:Q:28:SER:OG	2.15	0.63

Continued on next page...

Continued from previous page...

Atom-1	Atom-2	Interatomic distance (Å)	Clash overlap (Å)
17:Q:355:THR:CG2	17:Q:356:PRO:HD3	2.24	0.63
1:A:1090:ASP:HB3	1:A:1132:TYR:CD1	2.34	0.63
1:A:81:LEU:CG	1:A:359:VAL:N	2.61	0.63
1:A:581:ILE:HD11	1:A:605:VAL:HG21	1.80	0.63
2:B:129:ARG:HD2	2:B:891:GLU:HG3	1.79	0.63
2:B:29:PRO:HB2	2:B:177:PRO:HG2	1.79	0.63
1:A:830:MET:HE2	2:B:963:PHE:HB3	1.80	0.63
15:O:323:ASN:C	15:O:348:HIS:HB2	2.19	0.63
15:O:353:ASP:O	17:Q:28:SER:CB	2.43	0.63
16:P:332:LEU:C	16:P:332:LEU:HD12	2.18	0.63
16:P:95:LEU:HD22	16:P:95:LEU:C	2.18	0.63
16:P:222:PHE:CB	17:Q:206:ARG:NH2	2.55	0.63
17:Q:296:PRO:CB	17:Q:304:HIS:HE1	2.12	0.63
1:A:1298:ASP:OD1	1:A:1299:ASN:N	2.32	0.63
1:A:263:ASN:HA	1:A:266:VAL:HG22	1.81	0.63
1:A:406:LEU:HG	1:A:407:GLN:N	2.13	0.63
1:A:502:ALA:HA	1:A:581:ILE:CG2	2.29	0.63
1:A:611:GLU:HG3	1:A:613:THR:H	1.63	0.63
1:A:878:ARG:NH1	9:I:66:VAL:O	2.32	0.63
1:A:957:VAL:HG12	1:A:958:PRO:O	1.99	0.63
5:E:3:GLN:O	5:E:7:ARG:CB	2.47	0.63
5:E:9:ILE:CG2	5:E:43:LYS:HG2	2.28	0.63
13:M:43:LYS:HB3	14:N:29:PHE:CE1	2.30	0.63
15:O:202:ILE:HG22	15:O:216:ILE:HG21	1.77	0.63
15:O:261:VAL:HG12	15:O:262:GLY:N	2.14	0.63
15:O:489:PHE:O	15:O:490:GLN:HG2	1.98	0.63
15:O:581:ALA:HB2	15:O:585:GLU:HB2	1.58	0.63
15:O:698:LYS:HE2	16:P:126:PRO:HD3	1.76	0.63
16:P:330:TRP:CZ3	16:P:334:LEU:HD12	2.33	0.63
17:Q:363:GLU:O	17:Q:367:ILE:N	2.24	0.63
1:A:402:ASP:O	1:A:406:LEU:N	2.27	0.63
4:D:19:PRO:HB3	7:G:47:VAL:HG12	1.80	0.63
1:A:729:LYS:HE2	8:H:119:GLY:O	1.99	0.63
13:M:43:LYS:HD3	14:N:29:PHE:HE1	1.63	0.63
15:O:194:ARG:CG	15:O:197:ARG:CZ	2.76	0.63
15:O:270:GLN:OE1	15:O:291:PRO:HB3	1.99	0.63
15:O:405:TYR:HE2	15:O:414:ILE:HG23	1.61	0.63
15:O:499:GLU:CG	15:O:500:ILE:HD12	2.29	0.63
15:O:714:PHE:CE2	15:O:718:LEU:HD22	2.33	0.63
15:O:775:TRP:HZ3	16:P:134:LYS:HE2	1.64	0.63
16:P:118:TRP:HH2	16:P:189:LYS:CE	2.03	0.63

Continued on next page...

Continued from previous page...

Atom-1	Atom-2	Interatomic distance (Å)	Clash overlap (Å)
16:P:354:LYS:CG	16:P:362:THR:CB	2.77	0.63
15:O:24:UNK:CB	17:Q:366:PHE:HE2	2.11	0.63
1:A:335:LEU:HD22	1:A:339:PHE:CE2	2.34	0.63
1:A:94:LEU:HD22	1:A:356:PHE:HE1	1.63	0.63
1:A:588:LEU:HD21	2:B:1079:LEU:HD21	1.80	0.63
2:B:815:ARG:CG	2:B:820:PRO:HB2	2.29	0.63
10:J:21:TYR:HB2	10:J:39:LEU:CD1	2.28	0.63
13:M:54:HIS:HE1	14:N:23:PHE:CD2	2.12	0.63
13:M:43:LYS:CA	14:N:29:PHE:HA	2.29	0.63
15:O:291:PRO:HA	15:O:339:ARG:HH21	1.64	0.63
15:O:618:ASP:CA	15:O:622:TYR:HE2	2.11	0.63
16:P:137:TRP:NE1	16:P:141:LEU:HD21	2.14	0.63
16:P:354:LYS:HB3	16:P:362:THR:CB	2.28	0.63
16:P:372:GLU:O	16:P:374:THR:N	2.32	0.63
15:O:382:GLU:OE1	17:Q:144:VAL:HG23	1.98	0.63
17:Q:355:THR:HA	17:Q:359:MET:CG	2.19	0.63
17:Q:393:ILE:HG12	17:Q:395:LEU:HB2	1.80	0.63
1:A:1640:ARG:CG	1:A:1645:LYS:HB2	2.26	0.62
1:A:26:ASN:O	2:B:1134:ARG:NH2	2.19	0.62
1:A:908:VAL:HG13	1:A:912:VAL:CG2	2.29	0.62
1:A:920:PHE:CD1	1:A:921:PRO:HD3	2.33	0.62
2:B:1130:ARG:NH1	2:B:1188:GLU:OE2	2.30	0.62
2:B:280:LEU:HD23	2:B:354:LEU:HD23	1.81	0.62
1:A:618:TYR:CE1	2:B:783:MET:HB2	2.34	0.62
2:B:912:GLN:HB2	2:B:1039:MET:HE1	1.81	0.62
8:H:10:PHE:HE1	8:H:30:SER:HB2	1.64	0.62
15:O:222:GLN:OE1	15:O:222:GLN:N	2.31	0.62
15:O:600:GLU:OE1	16:P:269:TYR:CE1	2.51	0.62
15:O:604:ILE:HG23	15:O:732:LEU:CD2	2.29	0.62
15:O:656:HIS:HD2	15:O:747:LEU:N	1.97	0.62
16:P:108:PHE:CZ	16:P:156:LEU:CD2	2.72	0.62
16:P:147:GLN:H	16:P:147:GLN:CD	1.98	0.62
15:O:736:ILE:HG13	16:P:267:TYR:HE1	1.64	0.62
16:P:417:PHE:CZ	17:Q:270:PHE:CG	2.83	0.62
1:A:363:PRO:HB3	2:B:1180:PHE:CD2	2.35	0.62
1:A:855:ARG:HH12	1:A:867:ASP:HA	1.63	0.62
7:G:137:ILE:CA	7:G:147:LEU:HD23	2.28	0.62
7:G:34:THR:HB	7:G:133:LEU:CD2	2.29	0.62
10:J:30:LEU:HD23	10:J:35:ALA:CA	2.29	0.62
14:N:95:ILE:O	14:N:96:GLU:CG	2.47	0.62
15:O:239:HIS:O	15:O:240:SER:OG	2.11	0.62

Continued on next page...

Continued from previous page...

Atom-1	Atom-2	Interatomic distance (Å)	Clash overlap (Å)
15:O:273:ARG:HH11	15:O:274:ILE:CG2	2.08	0.62
15:O:315:PHE:HZ	15:O:326:ILE:HG21	1.64	0.62
15:O:461:HIS:HB3	15:O:484:ARG:HG2	1.81	0.62
15:O:574:TRP:CE3	16:P:481:THR:HG23	2.34	0.62
2:B:1047:ARG:NH1	2:B:1059:PRO:HB3	2.15	0.62
2:B:479:GLN:N	2:B:479:GLN:OE1	2.29	0.62
2:B:91:LEU:HD22	2:B:93:ASN:HB2	1.79	0.62
2:B:75:ASP:N	2:B:93:ASN:ND2	2.47	0.62
7:G:26:ASN:OD1	7:G:126:GLN:HG3	1.99	0.62
7:G:90:LEU:HD13	7:G:119:HIS:CE1	2.35	0.62
14:N:111:VAL:HG23	14:N:120:LYS:HB2	1.79	0.62
14:N:95:ILE:HD12	14:N:96:GLU:CD	2.15	0.62
15:O:194:ARG:HB3	15:O:194:ARG:NH1	2.14	0.62
15:O:573:GLU:HG2	16:P:496:GLU:CD	2.14	0.62
15:O:665:ASN:O	15:O:666:SER:C	2.36	0.62
16:P:147:GLN:O	16:P:151:GLU:HB2	1.95	0.62
16:P:172:LEU:C	16:P:172:LEU:HD23	2.19	0.62
16:P:367:PHE:CE1	17:Q:1:MET:SD	2.92	0.62
17:Q:248:LYS:N	17:Q:298:GLN:HE22	1.97	0.62
1:A:339:PHE:O	1:A:1629:ASN:ND2	2.27	0.62
1:A:592:GLN:O	1:A:594:THR:OG1	2.15	0.62
1:A:920:PHE:CE1	1:A:930:LEU:HD23	2.34	0.62
2:B:733:LEU:HD22	2:B:741:LEU:HD13	1.81	0.62
2:B:813:LEU:C	2:B:813:LEU:HD13	2.20	0.62
4:D:44:ILE:HD11	4:D:89:LEU:HG	1.80	0.62
6:F:93:ILE:HG13	6:F:134:ILE:HD11	1.81	0.62
11:K:88:PHE:HB3	11:K:106:GLN:CG	2.30	0.62
13:M:43:LYS:CD	14:N:29:PHE:CD1	2.82	0.62
15:O:176:PRO:HD3	17:Q:196:GLU:O	1.90	0.62
1:A:1116:GLN:H	1:A:1116:GLN:CD	2.01	0.62
15:O:356:GLU:HG3	15:O:377:ARG:HH21	1.64	0.62
15:O:390:GLN:HB3	17:Q:151:PRO:CD	2.28	0.62
15:O:436:ILE:CG1	17:Q:141:TRP:CZ3	2.81	0.62
16:P:113:LYS:HA	16:P:116:ILE:HG12	1.81	0.62
16:P:113:LYS:O	16:P:116:ILE:CG1	2.47	0.62
16:P:211:TYR:HD1	16:P:212:VAL:CG2	1.90	0.62
17:Q:354:LEU:C	17:Q:359:MET:HG2	2.06	0.62
17:Q:384:VAL:N	17:Q:388:LYS:O	2.32	0.62
17:Q:394:GLY:O	17:Q:396:ASP:N	2.33	0.62
1:A:104:PHE:CB	1:A:238:MET:HG3	2.29	0.62
1:A:109:ARG:O	1:A:230:ARG:HG3	1.99	0.62

Continued on next page...

Continued from previous page...

Atom-1	Atom-2	Interatomic distance (Å)	Clash overlap (Å)
1:A:1104:TYR:OH	1:A:1117:SER:O	2.17	0.62
1:A:783:LYS:O	1:A:788:ALA:CB	2.48	0.62
2:B:1079:LEU:O	2:B:1084:THR:HG22	1.99	0.62
2:B:464:PHE:HE1	2:B:471:VAL:HG22	1.63	0.62
2:B:566:TYR:HD2	13:M:73:SER:HB2	1.64	0.62
3:C:275:VAL:HG11	3:C:293:ARG:NH2	2.14	0.62
3:C:57:ILE:HG12	3:C:297:HIS:CE1	2.35	0.62
5:E:127:ILE:HD11	5:E:132:ILE:HD11	1.81	0.62
1:A:1120:TYR:O	5:E:207:ARG:NH2	2.31	0.62
8:H:116:TYR:OH	8:H:134:ASN:OD1	2.18	0.62
15:O:214:LEU:CB	15:O:236:ILE:CG2	2.11	0.62
15:O:247:ILE:O	15:O:247:ILE:HG22	1.99	0.62
15:O:314:GLN:C	15:O:316:ALA:H	2.01	0.62
15:O:329:ILE:HG22	15:O:340:LYS:N	2.15	0.62
15:O:384:ASP:CB	15:O:389:TRP:HB3	2.13	0.62
15:O:656:HIS:HB3	15:O:748:GLU:HB2	1.80	0.62
16:P:104:PHE:CD1	16:P:211:TYR:CA	2.82	0.62
16:P:236:MET:HE2	16:P:236:MET:O	2.00	0.62
17:Q:410:TYR:CZ	17:Q:414:PHE:CZ	2.87	0.62
7:G:238:THR:HB	7:G:243:VAL:HG12	1.80	0.62
8:H:15:VAL:HG13	8:H:26:ILE:CD1	2.30	0.62
14:N:95:ILE:HD12	14:N:95:ILE:C	2.20	0.62
15:O:214:LEU:HD13	15:O:263:ILE:CD1	2.26	0.62
15:O:347:LEU:CB	17:Q:152:ILE:C	2.66	0.62
15:O:597:LYS:HE3	16:P:325:GLN:OE1	1.99	0.62
15:O:657:SER:O	15:O:658:LYS:CG	2.47	0.62
15:O:692:THR:O	15:O:693:PHE:HB2	1.97	0.62
15:O:702:LEU:HA	15:O:704:LEU:CD2	2.27	0.62
16:P:263:PRO:CB	16:P:266:PHE:CE2	2.76	0.62
17:Q:144:VAL:HG22	17:Q:144:VAL:O	2.00	0.62
17:Q:202:THR:HG22	17:Q:202:THR:O	2.00	0.62
1:A:402:ASP:OD2	1:A:419:ILE:HG21	1.99	0.62
2:B:146:ASN:HB3	2:B:149:GLU:HB3	1.81	0.62
4:D:95:ASP:OD2	7:G:150:HIS:HA	1.99	0.62
14:N:95:ILE:HD11	14:N:96:GLU:HG3	1.76	0.62
15:O:220:THR:C	15:O:221:ARG:HD2	2.19	0.62
15:O:274:ILE:CD1	15:O:284:VAL:HG11	2.30	0.62
15:O:309:PRO:O	15:O:368:HIS:CG	2.49	0.62
15:O:304:ASP:OD2	15:O:363:ILE:HG13	2.00	0.62
16:P:137:TRP:CD1	16:P:141:LEU:HD11	2.34	0.62
16:P:212:VAL:HA	16:P:215:LEU:HG	1.80	0.62

Continued on next page...

Continued from previous page...

Atom-1	Atom-2	Interatomic distance (Å)	Clash overlap (Å)
16:P:218:SER:O	16:P:219:ILE:CG1	2.47	0.62
15:O:578:PHE:CE2	16:P:480:LEU:HD12	2.35	0.62
15:O:347:LEU:HB2	17:Q:152:ILE:HA	1.79	0.62
1:A:1224:GLU:OE2	1:A:1233:ILE:HA	1.99	0.62
1:A:525:ASN:HB3	1:A:529:LYS:HB3	1.82	0.62
1:A:592:GLN:CB	1:A:593:PRO:CD	2.78	0.62
1:A:821:ILE:HG22	2:B:778:TYR:HA	1.81	0.62
14:N:45:LYS:HB2	14:N:48:ALA:HB3	1.82	0.62
15:O:693:PHE:CD2	15:O:746:ARG:HB2	2.35	0.62
15:O:599:LYS:CD	16:P:272:GLN:NE2	2.59	0.62
16:P:341:ARG:CB	16:P:445:ARG:NH2	2.62	0.62
15:O:347:LEU:HB2	17:Q:152:ILE:CA	2.30	0.62
17:Q:174:GLU:O	17:Q:177:LEU:N	2.33	0.62
1:A:1272:VAL:O	9:I:49:THR:OG1	2.14	0.62
1:A:141:LEU:HD21	1:A:184:LYS:NZ	2.15	0.62
1:A:57:PHE:HA	1:A:69:GLU:OE2	1.99	0.62
2:B:1097:ASP:OD2	2:B:1172:GLU:HB2	2.00	0.62
2:B:858:ILE:HG12	2:B:874:TYR:HB2	1.82	0.62
2:B:75:ASP:C	2:B:93:ASN:ND2	2.53	0.62
7:G:243:VAL:O	7:G:243:VAL:HG23	2.00	0.62
14:N:144:LYS:O	14:N:145:ILE:HG13	1.99	0.62
15:O:215:ASN:CA	15:O:236:ILE:CG1	2.78	0.62
15:O:506:THR:HG22	15:O:540:LYS:O	2.00	0.62
15:O:638:LEU:HG	15:O:642:GLN:NE2	2.13	0.62
15:O:702:LEU:C	15:O:704:LEU:HG	2.08	0.62
15:O:705:HIS:NE2	15:O:709:PRO:HD3	2.14	0.62
16:P:211:TYR:O	16:P:213:SER:N	2.32	0.62
16:P:287:TRP:CZ3	16:P:290:THR:HG23	2.31	0.62
16:P:328:LEU:CD1	16:P:472:ARG:HB3	2.29	0.62
16:P:483:ILE:O	16:P:487:LEU:HG	1.99	0.62
16:P:494:SER:OG	16:P:498:LEU:N	2.32	0.62
17:Q:246:GLN:O	17:Q:248:LYS:HB2	1.99	0.62
17:Q:274:MET:O	17:Q:277:ILE:HG22	1.98	0.62
17:Q:385:ASN:H	17:Q:385:ASN:HD22	1.48	0.62
1:A:57:PHE:O	1:A:60:ASN:N	2.32	0.61
2:B:1108:GLY:O	2:B:1190:SER:HA	1.98	0.61
2:B:261:ARG:NH1	2:B:268:GLU:OE1	2.23	0.61
2:B:816:ASN:CB	2:B:820:PRO:CG	2.78	0.61
2:B:75:ASP:N	2:B:93:ASN:CG	2.51	0.61
3:C:255:VAL:HG22	3:C:272:LYS:HB2	1.82	0.61
3:C:284:GLU:O	3:C:288:LYS:HE3	2.00	0.61

Continued on next page...

Continued from previous page...

Atom-1	Atom-2	Interatomic distance (Å)	Clash overlap (Å)
10:J:3:VAL:HG21	10:J:18:TRP:HB2	1.82	0.61
13:M:33:PRO:HD2	13:M:36:THR:HB	1.82	0.61
14:N:52:GLN:HA	14:N:134:ASP:OD2	2.00	0.61
15:O:215:ASN:CA	15:O:236:ILE:HG12	2.28	0.61
15:O:357:LEU:HD23	15:O:358:SER:CA	2.29	0.61
15:O:366:PHE:CD2	15:O:432:PRO:HB3	2.26	0.61
15:O:414:ILE:HB	15:O:425:GLY:O	1.99	0.61
16:P:103:LEU:HA	16:P:106:LYS:HB2	1.82	0.61
16:P:97:GLY:H	16:P:210:TYR:HE2	1.48	0.61
15:O:436:ILE:HG12	17:Q:141:TRP:CZ3	2.34	0.61
17:Q:358:PHE:HD1	17:Q:365:TRP:CZ3	2.18	0.61
17:Q:8:LEU:O	17:Q:10:ASN:N	2.33	0.61
1:A:321:LYS:HA	1:A:356:PHE:HE2	1.65	0.61
1:A:79:ILE:HD11	1:A:386:LEU:HD21	1.81	0.61
1:A:360:LEU:HD11	2:B:1184:TYR:CZ	2.35	0.61
2:B:815:ARG:O	2:B:816:ASN:CB	2.47	0.61
8:H:104:PHE:CZ	8:H:136:LYS:HB3	2.35	0.61
11:K:49:LEU:HD13	11:K:63:PHE:HE1	1.65	0.61
15:O:306:ALA:HB3	15:O:317:ILE:HG21	1.82	0.61
15:O:54:UNK:HA	15:O:554:ASN:CG	2.20	0.61
16:P:150:GLU:O	16:P:152:LEU:HD21	1.98	0.61
16:P:172:LEU:HD21	16:P:174:LEU:H	1.64	0.61
16:P:208:PRO:C	16:P:211:TYR:CE2	2.74	0.61
15:O:353:ASP:CB	17:Q:28:SER:C	2.42	0.61
1:A:111:LYS:HG2	1:A:234:ASP:OD2	2.00	0.61
2:B:114:SER:C	2:B:116:ALA:H	2.01	0.61
2:B:815:ARG:HG2	2:B:816:ASN:H	1.65	0.61
5:E:151:PRO:HB3	5:E:200:ARG:HA	1.82	0.61
7:G:26:ASN:HD21	7:G:126:GLN:HE21	1.46	0.61
15:O:440:HIS:HE1	15:O:481:PHE:CE1	2.15	0.61
16:P:218:SER:O	16:P:219:ILE:CD1	2.48	0.61
16:P:227:TYR:CD2	16:P:230:ILE:HD12	2.35	0.61
1:A:861:VAL:HG21	1:A:892:LEU:HA	1.81	0.61
1:A:990:ILE:O	2:B:984:TRP:NE1	2.32	0.61
2:B:416:LYS:HE3	2:B:461:MET:CE	2.30	0.61
2:B:702:ASN:HB3	2:B:756:LEU:HD12	1.82	0.61
2:B:770:ASN:OD1	10:J:52:THR:HG21	2.00	0.61
5:E:97:VAL:HG13	5:E:132:ILE:HD11	1.82	0.61
7:G:140:GLN:NE2	7:G:225:ILE:HG13	2.16	0.61
16:P:176:VAL:HG11	16:P:179:CYS:HB3	1.82	0.61
16:P:388:THR:HG23	16:P:389:GLN:H	1.66	0.61

Continued on next page...

Continued from previous page...

Atom-1	Atom-2	Interatomic distance (Å)	Clash overlap (Å)
17:Q:4:VAL:HG21	17:Q:214:VAL:HG22	1.82	0.61
16:P:378:LEU:HD21	17:Q:234:LYS:HB3	1.81	0.61
1:A:105:CYS:SG	21:A:1701:ZN:ZN	1.88	0.61
1:A:1628:ASP:CB	1:A:1630:GLU:HG2	2.30	0.61
1:A:68:ASP:OD1	1:A:69:GLU:N	2.34	0.61
2:B:733:LEU:HD12	2:B:743:ARG:HE	1.64	0.61
9:I:11:LEU:HD12	13:M:29:GLY:O	1.99	0.61
14:N:95:ILE:O	14:N:96:GLU:OE2	2.17	0.61
15:O:215:ASN:ND2	15:O:233:VAL:HG12	1.95	0.61
15:O:391:THR:HG22	15:O:392:GLU:N	2.15	0.61
15:O:14:UNK:CB	15:O:438:TRP:HE3	2.14	0.61
16:P:212:VAL:N	16:P:215:LEU:HD21	2.15	0.61
16:P:246:GLU:C	16:P:286:LEU:H	2.04	0.61
16:P:431:ASP:O	16:P:434:HIS:CA	2.49	0.61
7:G:27:PRO:O	7:G:35:SER:HA	2.01	0.61
1:A:720:PHE:HE2	8:H:141:TYR:HE2	1.48	0.61
15:O:180:ASN:OD1	15:O:181:ARG:N	2.34	0.61
15:O:427:SER:O	15:O:435:ARG:HD3	2.01	0.61
15:O:469:TYR:HB3	15:O:476:ILE:CD1	2.30	0.61
16:P:154:LEU:HD22	16:P:154:LEU:H	1.65	0.61
16:P:169:SER:OG	16:P:172:LEU:HD21	2.00	0.61
16:P:225:GLN:HA	16:P:225:GLN:OE1	1.99	0.61
16:P:94:LYS:CA	16:P:207:LEU:CB	2.78	0.61
16:P:357:TYR:HE2	17:Q:203:SER:HA	1.65	0.61
16:P:355:VAL:HG12	17:Q:215:THR:OG1	2.01	0.61
17:Q:21:TYR:CD2	17:Q:124:GLU:CG	2.83	0.61
1:A:1276:THR:HG21	1:A:1288:ARG:HG3	1.83	0.61
1:A:29:ALA:HA	2:B:1129:ARG:NH2	2.16	0.61
2:B:1180:PHE:HD1	2:B:1181:VAL:HG13	1.66	0.61
2:B:815:ARG:HE	2:B:821:ILE:HG22	1.65	0.61
3:C:230:LEU:HB2	3:C:297:HIS:CD2	2.25	0.61
7:G:37:CYS:HB3	7:G:126:GLN:C	2.21	0.61
15:O:299:ASP:OD1	15:O:300:LEU:N	2.33	0.61
15:O:757:GLN:HA	15:O:760:ILE:CG2	2.31	0.61
15:O:436:ILE:HG22	17:Q:141:TRP:CH2	2.34	0.61
17:Q:266:SER:OG	17:Q:268:LEU:HD12	2.01	0.61
1:A:1314:GLN:NE2	1:A:1460:TYR:OH	2.27	0.61
1:A:1486:VAL:HG11	9:I:50:THR:O	2.00	0.61
1:A:436:ALA:CB	1:A:443:ALA:HB2	2.24	0.61
2:B:897:GLU:CB	2:B:899:GLN:HE21	2.14	0.61
7:G:163:PRO:HD2	7:G:166:TRP:CD1	2.36	0.61

Continued on next page...

Continued from previous page...

Atom-1	Atom-2	Interatomic distance (Å)	Clash overlap (Å)
10:J:21:TYR:CE2	10:J:25:LEU:HD11	2.36	0.61
16:P:166:TYR:CD2	16:P:230:ILE:HD13	2.36	0.61
16:P:449:GLN:CA	16:P:451:PRO:HD2	2.30	0.61
16:P:94:LYS:CA	16:P:207:LEU:HB2	2.29	0.61
15:O:298:ASP:OD1	17:Q:158:THR:C	2.38	0.61
1:A:24:ILE:O	1:A:28:SER:HB2	2.01	0.61
1:A:35:PRO:HG3	1:A:394:LEU:HD12	1.82	0.61
1:A:81:LEU:HD11	1:A:358:ASP:N	2.16	0.61
2:B:632:SER:HB2	2:B:635:GLY:HA3	1.82	0.61
3:C:197:ARG:N	3:C:200:GLN:OE1	2.34	0.61
12:L:48:CYS:HB3	12:L:51:CYS:SG	2.40	0.61
13:M:11:GLU:HA	14:N:69:SER:HB2	1.83	0.61
13:M:42:LYS:HE2	13:M:49:ASP:HB3	1.83	0.61
15:O:541:LEU:HD12	15:O:541:LEU:N	2.16	0.61
15:O:702:LEU:C	15:O:704:LEU:HD23	2.19	0.61
16:P:151:GLU:OE1	16:P:153:LYS:N	2.29	0.61
15:O:780:ILE:CA	16:P:199:LEU:HD21	2.30	0.61
16:P:284:LEU:HD11	16:P:305:ARG:HH11	1.65	0.61
16:P:366:TYR:HE2	17:Q:218:ASP:OD2	1.84	0.61
16:P:95:LEU:C	16:P:100:ALA:HB2	2.21	0.61
17:Q:23:TYR:CD1	17:Q:27:ILE:HD12	2.36	0.61
17:Q:285:VAL:HG22	17:Q:302:ARG:CZ	2.28	0.61
17:Q:361:ASP:CG	17:Q:362:ALA:N	2.53	0.61
1:A:1301:GLU:HB3	9:I:60:LEU:HD21	1.82	0.61
1:A:1451:ILE:HD11	1:A:1458:THR:O	2.00	0.61
1:A:1610:PHE:HB2	1:A:1639:ALA:CB	2.30	0.61
2:B:73:ILE:CG2	2:B:95:LEU:HD23	2.31	0.61
3:C:328:LEU:CD1	11:K:72:LEU:HD21	2.31	0.61
15:O:214:LEU:H	15:O:236:ILE:CB	2.12	0.61
15:O:407:ARG:HH11	15:O:411:LYS:HG2	1.65	0.61
15:O:537:PHE:HE1	15:O:552:LEU:HD11	1.66	0.61
15:O:568:ILE:HG21	15:O:570:ASP:CB	2.29	0.61
16:P:353:VAL:O	16:P:356:VAL:CG2	2.37	0.61
17:Q:280:SER:OG	17:Q:301:SER:CB	2.47	0.61
1:A:1055:ILE:HD11	1:A:1174:TYR:CE1	2.36	0.60
2:B:232:TYR:HB3	2:B:384:LEU:HD23	1.83	0.60
2:B:75:ASP:HB2	2:B:440:PHE:HZ	1.56	0.60
2:B:860:ALA:HB2	2:B:871:ILE:HG22	1.82	0.60
3:C:148:LYS:NZ	3:C:151:THR:N	2.48	0.60
14:N:26:PRO:O	14:N:27:ASP:C	2.38	0.60
15:O:217:ALA:O	15:O:229:ARG:NH2	2.34	0.60

Continued on next page...

Continued from previous page...

Atom-1	Atom-2	Interatomic distance (Å)	Clash overlap (Å)
15:O:275:GLU:HG2	15:O:285:MET:CG	2.31	0.60
15:O:395:GLN:CD	15:O:397:LYS:HA	2.21	0.60
15:O:571:HIS:CG	15:O:572:PRO:HD2	2.29	0.60
15:O:656:HIS:CD2	15:O:746:ARG:HB3	2.36	0.60
16:P:488:LEU:O	16:P:491:PHE:O	2.19	0.60
1:A:1276:THR:CG2	1:A:1288:ARG:CB	2.79	0.60
1:A:342:ARG:NH1	1:A:1629:ASN:O	2.34	0.60
1:A:572:THR:HA	7:G:52:MET:SD	2.40	0.60
1:A:676:ALA:CB	1:A:821:ILE:HD11	2.32	0.60
1:A:835:LEU:HD23	1:A:916:THR:HA	1.83	0.60
2:B:576:THR:HG21	2:B:595:TRP:CB	2.30	0.60
3:C:147:PRO:CD	3:C:151:THR:HG21	2.30	0.60
3:C:328:LEU:HD11	11:K:72:LEU:HD21	1.83	0.60
13:M:43:LYS:CB	14:N:29:PHE:HE1	2.06	0.60
14:N:40:LEU:HD21	14:N:123:SER:O	2.01	0.60
15:O:309:PRO:CD	15:O:365:TRP:CG	2.64	0.60
15:O:637:LEU:HD22	15:O:637:LEU:N	2.11	0.60
15:O:637:LEU:H	15:O:637:LEU:CD2	2.14	0.60
16:P:369:TRP:CZ3	16:P:377:PHE:CD2	2.90	0.60
17:Q:372:HIS:ND1	17:Q:407:HIS:NE2	2.48	0.60
1:A:1262:LEU:HB2	1:A:1265:GLU:HG3	1.82	0.60
1:A:1297:PHE:CD2	9:I:60:LEU:HD23	2.36	0.60
1:A:360:LEU:HG	2:B:1184:TYR:CE1	2.35	0.60
1:A:522:ALA:HB1	1:A:532:GLY:C	2.15	0.60
1:A:52:LEU:HB2	1:A:63:SER:OG	2.01	0.60
2:B:937:PRO:HB2	2:B:1013:MET:HE2	1.83	0.60
2:B:186:GLU:O	2:B:188:ASP:N	2.34	0.60
2:B:388:GLU:CD	2:B:581:PRO:HG2	2.22	0.60
2:B:768:GLY:N	2:B:1032:TYR:OH	2.35	0.60
14:N:43:ASP:O	14:N:49:LYS:HG3	2.00	0.60
15:O:421:ILE:HG22	15:O:422:ILE:N	2.16	0.60
15:O:630:LEU:HD12	15:O:631:SER:N	2.16	0.60
16:P:417:PHE:HZ	17:Q:270:PHE:CG	2.18	0.60
1:A:1317:ILE:HG21	1:A:1470:CYS:SG	2.41	0.60
1:A:530:TRP:CE3	1:A:531:PRO:HD3	2.37	0.60
2:B:73:ILE:HD12	2:B:425:ILE:HG23	1.82	0.60
15:O:275:GLU:C	15:O:284:VAL:HG13	2.21	0.60
15:O:344:ILE:O	15:O:345:ASP:HB3	2.02	0.60
15:O:354:PRO:HG3	17:Q:131:TYR:HH	1.64	0.60
15:O:433:VAL:CB	17:Q:144:VAL:CB	2.62	0.60
15:O:468:VAL:HG22	15:O:477:TYR:HB3	1.83	0.60

Continued on next page...

Continued from previous page...

Atom-1	Atom-2	Interatomic distance (Å)	Clash overlap (Å)
15:O:690:ASP:CG	15:O:750:PRO:HG3	2.21	0.60
15:O:698:LYS:HA	15:O:701:HIS:CG	2.35	0.60
16:P:136:ILE:HD12	16:P:168:ALA:CB	2.29	0.60
16:P:157:HIS:HB3	16:P:229:LYS:HE2	1.83	0.60
16:P:497:GLN:HG2	16:P:498:LEU:H	1.65	0.60
16:P:419:LEU:CD2	17:Q:237:ALA:HB1	1.98	0.60
17:Q:354:LEU:HD11	17:Q:359:MET:C	2.20	0.60
1:A:10:GLU:HB2	1:A:1645:LYS:HZ2	1.67	0.60
2:B:658:LEU:HB3	2:B:660:LYS:HE2	1.84	0.60
3:C:157:TYR:HB2	3:C:160:ALA:HB2	1.83	0.60
15:O:275:GLU:CG	15:O:285:MET:HG3	2.31	0.60
15:O:374:VAL:O	15:O:381:ILE:HB	2.01	0.60
16:P:113:LYS:HA	16:P:116:ILE:CG1	2.30	0.60
16:P:122:GLU:CD	16:P:123:MET:HE3	2.22	0.60
16:P:208:PRO:C	16:P:211:TYR:CD2	2.75	0.60
15:O:578:PHE:CZ	16:P:477:GLY:HA2	2.36	0.60
1:A:1048:PHE:CZ	5:E:211:TYR:HB2	2.36	0.60
1:A:113:VAL:HG11	1:A:178:LEU:HB3	1.83	0.60
2:B:155:VAL:CB	17:Q:359:MET:SD	2.88	0.60
2:B:218:ILE:HG13	2:B:218:ILE:O	2.02	0.60
15:O:282:CYS:O	15:O:284:VAL:HG23	2.01	0.60
15:O:347:LEU:HD13	17:Q:151:PRO:O	2.01	0.60
15:O:408:ILE:HG22	15:O:413:GLY:O	2.01	0.60
16:P:209:ASN:O	16:P:211:TYR:N	2.34	0.60
1:A:1074:TYR:O	1:A:1078:LYS:HG2	2.00	0.60
1:A:1439:MET:O	1:A:1444:ARG:NE	2.35	0.60
1:A:9:SER:HA	2:B:1194:ILE:HD13	1.83	0.60
2:B:362:LEU:CD1	2:B:370:LYS:HA	2.31	0.60
2:B:572:PRO:HB2	2:B:575:HIS:CD2	2.36	0.60
2:B:733:LEU:HB2	2:B:743:ARG:HH21	1.66	0.60
14:N:166:LEU:HD12	14:N:166:LEU:O	2.02	0.60
15:O:454:GLN:H	15:O:465:VAL:HG23	1.67	0.60
1:A:506:THR:HA	1:A:579:ARG:O	2.01	0.60
5:E:83:CYS:O	5:E:113:GLN:HG3	2.01	0.60
15:O:200:THR:HB	15:O:218:VAL:HG13	1.82	0.60
15:O:214:LEU:CD1	15:O:242:ILE:HD13	2.31	0.60
15:O:356:GLU:HG3	15:O:377:ARG:NH2	2.17	0.60
15:O:391:THR:HG21	15:O:393:VAL:HG13	1.84	0.60
15:O:665:ASN:C	15:O:667:ASP:N	2.55	0.60
16:P:218:SER:O	16:P:219:ILE:HD12	2.02	0.60
16:P:372:GLU:C	16:P:374:THR:N	2.52	0.60

Continued on next page...

Continued from previous page...

Atom-1	Atom-2	Interatomic distance (Å)	Clash overlap (Å)
17:Q:158:THR:C	17:Q:160:HIS:N	2.54	0.60
17:Q:291:ARG:O	17:Q:291:ARG:HG2	2.02	0.60
1:A:368:ARG:HD2	1:A:383:ASN:OD1	2.02	0.60
2:B:613:VAL:HG21	2:B:655:TYR:CD2	2.36	0.60
5:E:143:ASN:ND2	5:E:146:HIS:CD2	2.70	0.60
7:G:140:GLN:HE22	7:G:225:ILE:HG13	1.67	0.60
15:O:275:GLU:CG	15:O:285:MET:HG2	2.32	0.60
15:O:294:PHE:CD1	15:O:300:LEU:HB3	2.36	0.60
15:O:378:SER:HB3	15:O:397:LYS:CD	2.32	0.60
15:O:589:ILE:CG2	16:P:316:TRP:CE3	2.85	0.60
15:O:698:LYS:HE2	16:P:126:PRO:HD2	1.79	0.60
16:P:170:THR:OG1	16:P:239:PHE:HZ	1.84	0.60
16:P:201:LYS:CG	16:P:202:SER:N	2.65	0.60
16:P:222:PHE:HD1	17:Q:206:ARG:HH22	1.49	0.60
17:Q:25:ASN:HA	17:Q:28:SER:OG	2.00	0.60
1:A:1127:TYR:HB3	1:A:1132:TYR:HD2	1.67	0.60
1:A:477:ASN:ND2	2:B:1048:SER:O	2.35	0.60
2:B:819:ASP:CB	2:B:820:PRO:CD	2.78	0.60
7:G:28:ILE:HB	7:G:31:LYS:HA	1.83	0.60
8:H:10:PHE:CE1	8:H:30:SER:HB2	2.37	0.60
2:B:307:GLU:HG3	9:I:7:LEU:HG	1.83	0.60
13:M:48:LYS:HE3	13:M:49:ASP:N	2.16	0.60
15:O:187:ILE:HG12	15:O:258:SER:OG	2.02	0.60
15:O:315:PHE:CE2	15:O:317:ILE:HB	2.37	0.60
15:O:380:MET:CE	15:O:394:VAL:HG11	2.32	0.60
15:O:424:VAL:HG23	15:O:437:SER:HG	1.67	0.60
15:O:428:GLU:O	15:O:428:GLU:OE1	2.20	0.60
16:P:360:LYS:HB2	16:P:360:LYS:NZ	2.16	0.60
16:P:441:ASP:O	16:P:445:ARG:HG2	2.02	0.60
1:A:865:ASP:OD1	1:A:866:LYS:N	2.35	0.59
1:A:944:MET:O	1:A:985:ARG:NH1	2.33	0.59
2:B:532:HIS:HB3	2:B:544:HIS:HB2	1.83	0.59
7:G:143:SER:O	7:G:158:LYS:HA	2.02	0.59
15:O:327:GLY:CA	15:O:340:LYS:HD2	2.25	0.59
15:O:355:GLU:HG3	15:O:379:LYS:HZ1	1.67	0.59
15:O:319:ASP:HB2	15:O:363:ILE:HG12	1.84	0.59
15:O:400:SER:OG	17:Q:139:GLU:OE1	2.19	0.59
15:O:615:ASN:HB2	15:O:617:HIS:NE2	2.15	0.59
15:O:669:PHE:CD1	15:O:738:LYS:CE	2.71	0.59
15:O:760:ILE:CD1	16:P:138:LEU:HB3	2.32	0.59
16:P:103:LEU:CG	16:P:203:TRP:HZ3	2.14	0.59

Continued on next page...

Continued from previous page...

Atom-1	Atom-2	Interatomic distance (Å)	Clash overlap (Å)
16:P:179:CYS:SG	16:P:255:LYS:NZ	2.70	0.59
16:P:238:HIS:HE1	16:P:289:ARG:NH2	2.00	0.59
16:P:384:GLN:O	16:P:387:PRO:HG2	2.01	0.59
1:A:406:LEU:CB	1:A:416:ARG:NH1	2.56	0.59
1:A:83:VAL:HG11	1:A:427:PHE:CD2	2.35	0.59
2:B:64:GLY:O	2:B:414:LYS:HE3	2.02	0.59
13:M:39:ASP:O	13:M:53:LEU:HD12	2.02	0.59
15:O:195:ASN:O	15:O:196:TYR:HB3	2.01	0.59
15:O:223:ASN:N	15:O:223:ASN:OD1	2.33	0.59
15:O:294:PHE:CD1	15:O:300:LEU:CB	2.85	0.59
15:O:431:ASP:OD1	15:O:433:VAL:CG1	2.48	0.59
15:O:475:ARG:CB	16:P:367:PHE:HE2	2.14	0.59
15:O:467:PHE:CD1	15:O:478:MET:HG2	2.37	0.59
15:O:705:HIS:CE1	15:O:707:ASP:OD2	2.55	0.59
16:P:165:LEU:HD23	16:P:165:LEU:O	2.02	0.59
15:O:592:LEU:HD11	16:P:512:ARG:HH21	1.61	0.59
1:A:464:GLU:CB	1:A:469:LYS:HD3	2.32	0.59
1:A:52:LEU:CD1	1:A:60:ASN:HB3	2.33	0.59
1:A:721:LYS:HB3	1:A:722:PRO:HD3	1.61	0.59
1:A:721:LYS:CG	1:A:722:PRO:CD	2.81	0.59
1:A:797:LEU:HD13	1:A:809:VAL:HG21	1.82	0.59
2:B:415:GLU:CG	2:B:472:SER:HB2	2.23	0.59
1:A:6:PRO:HG3	7:G:113:PHE:CD2	2.37	0.59
7:G:45:LEU:CD1	7:G:118:CYS:HB2	2.32	0.59
2:B:286:ARG:HD3	9:I:9:PHE:CE2	2.37	0.59
14:N:114:GLU:HG3	14:N:116:LYS:H	1.68	0.59
2:B:1002:LYS:CG	14:N:166:LEU:HD12	2.23	0.59
16:P:278:GLU:HG2	16:P:309:TYR:CE2	2.37	0.59
16:P:436:LEU:H	16:P:436:LEU:HD12	1.67	0.59
3:C:143:ASN:OD1	3:C:158:ASN:HB2	2.02	0.59
7:G:15:ARG:HG2	7:G:19:LYS:HD2	1.85	0.59
15:O:472:ARG:HH22	17:Q:200:THR:N	1.97	0.59
15:O:760:ILE:CG2	16:P:138:LEU:HD13	2.24	0.59
16:P:222:PHE:HD1	17:Q:206:ARG:NH2	2.00	0.59
17:Q:251:TRP:HD1	17:Q:298:GLN:OE1	1.84	0.59
1:A:486:PRO:O	1:A:615:ARG:HD2	2.02	0.59
1:A:64:THR:HB	1:A:75:HIS:CD2	2.37	0.59
1:A:677:GLY:HA2	1:A:817:PHE:CE1	2.38	0.59
1:A:757:ASN:OD1	1:A:767:ASN:N	2.36	0.59
1:A:790:LYS:HA	1:A:790:LYS:HZ2	1.66	0.59
1:A:830:MET:CE	2:B:963:PHE:HB3	2.33	0.59

Continued on next page...

Continued from previous page...

Atom-1	Atom-2	Interatomic distance (Å)	Clash overlap (Å)
2:B:607:THR:HG22	14:N:145:ILE:CG2	2.33	0.59
15:O:623:LEU:HD13	15:O:668:SER:O	2.01	0.59
17:Q:248:LYS:HA	17:Q:248:LYS:HE2	1.84	0.59
1:A:1063:MET:HE3	1:A:1174:TYR:CD1	2.38	0.59
2:B:129:ARG:HG2	2:B:131:THR:CG2	2.32	0.59
2:B:416:LYS:HG3	2:B:461:MET:HE3	1.84	0.59
4:D:85:SER:HB3	7:G:71:MET:CG	2.32	0.59
2:B:943:ILE:HD11	10:J:44:TYR:OH	2.01	0.59
15:O:195:ASN:N	15:O:197:ARG:HH12	2.01	0.59
15:O:301:GLN:O	15:O:320:ILE:HG23	2.03	0.59
15:O:354:PRO:O	15:O:355:GLU:C	2.40	0.59
15:O:472:ARG:NH1	17:Q:203:SER:HB3	2.15	0.59
15:O:657:SER:HB2	15:O:746:ARG:HA	1.84	0.59
16:P:182:ILE:HD11	16:P:350:ARG:N	2.17	0.59
16:P:284:LEU:HD22	16:P:302:ALA:HB2	1.83	0.59
16:P:431:ASP:O	16:P:434:HIS:C	2.39	0.59
15:O:725:VAL:CG2	16:P:452:PHE:CB	2.80	0.59
16:P:378:LEU:HD11	17:Q:234:LYS:HB3	1.84	0.59
17:Q:261:LEU:HD21	17:Q:264:SER:H	1.67	0.59
17:Q:354:LEU:HG	17:Q:359:MET:CB	2.02	0.59
17:Q:390:ASN:O	17:Q:392:LEU:N	2.36	0.59
1:A:222:GLU:OE2	1:A:226:LYS:HE2	2.02	0.59
1:A:241:PRO:HG3	1:A:253:GLU:OE2	2.03	0.59
1:A:403:LEU:O	1:A:406:LEU:O	2.21	0.59
1:A:530:TRP:CD2	1:A:531:PRO:HD3	2.38	0.59
1:A:717:PRO:HD2	1:A:720:PHE:HE1	1.66	0.59
2:B:338:PHE:CZ	2:B:353:VAL:HG13	2.37	0.59
4:D:91:ARG:HB3	7:G:151:ASP:OD2	2.03	0.59
7:G:24:VAL:HG21	7:G:126:GLN:HE22	1.66	0.59
10:J:36:LEU:HD22	10:J:41:LEU:HD12	1.83	0.59
10:J:43:ARG:O	10:J:47:ARG:HG2	2.02	0.59
13:M:52:VAL:HG21	14:N:29:PHE:CE2	2.38	0.59
15:O:194:ARG:CA	15:O:197:ARG:CZ	2.64	0.59
15:O:270:GLN:NE2	15:O:339:ARG:HH22	2.01	0.59
15:O:369:PHE:HD2	15:O:432:PRO:HD3	1.61	0.59
15:O:436:ILE:O	15:O:436:ILE:HD12	2.02	0.59
16:P:102:LEU:O	16:P:106:LYS:HG3	2.02	0.59
2:B:1139:LYS:O	2:B:1141:LEU:N	2.35	0.59
2:B:72:VAL:HG11	2:B:343:ASP:CG	2.22	0.59
6:F:93:ILE:HD11	6:F:134:ILE:HD11	1.84	0.59
7:G:110:ASP:CG	7:G:111:THR:HG23	2.23	0.59

Continued on next page...

Continued from previous page...

Atom-1	Atom-2	Interatomic distance (Å)	Clash overlap (Å)
9:I:37:TYR:N	9:I:38:PRO:HD2	2.15	0.59
15:O:394:VAL:HG12	17:Q:141:TRP:NE1	2.17	0.59
15:O:408:ILE:HD11	15:O:464:LEU:HD22	1.84	0.59
15:O:708:VAL:O	15:O:708:VAL:HG12	2.01	0.59
15:O:649:ILE:CG2	16:P:242:PHE:CZ	2.81	0.59
17:Q:174:GLU:HA	17:Q:177:LEU:HB2	1.85	0.59
1:A:414:GLU:OE1	1:A:417:ARG:NH1	2.36	0.59
1:A:908:VAL:HG12	1:A:912:VAL:HG21	1.85	0.59
2:B:142:LYS:HE2	2:B:144:SER:OG	2.03	0.59
2:B:816:ASN:CB	2:B:820:PRO:HG3	2.33	0.59
3:C:141:THR:OG1	3:C:158:ASN:HB3	2.03	0.59
5:E:94:LYS:HB2	5:E:123:LEU:HD11	1.83	0.59
7:G:167:THR:HG22	7:G:218:VAL:HB	1.84	0.59
7:G:45:LEU:CD1	7:G:47:VAL:HG13	2.19	0.59
14:N:96:GLU:OE1	14:N:105:SER:HA	2.03	0.59
15:O:248:PRO:HG2	15:O:307:PHE:CD2	2.38	0.59
15:O:263:ILE:HG22	15:O:264:ILE:N	2.18	0.59
15:O:511:ILE:HD13	15:O:536:ASP:CG	2.22	0.59
15:O:593:VAL:HG13	16:P:317:MET:SD	2.43	0.59
16:P:497:GLN:O	16:P:501:CYS:N	2.21	0.59
17:Q:304:HIS:O	17:Q:305:THR:O	2.19	0.59
1:A:1138:GLU:OE1	5:E:207:ARG:HD3	2.03	0.59
1:A:340:HIS:CD2	1:A:344:ASN:HB2	2.38	0.59
1:A:45:VAL:HG13	1:A:48:GLY:HA3	1.83	0.59
2:B:138:LEU:HD23	2:B:155:VAL:HG12	1.85	0.59
2:B:818:GLY:O	2:B:821:ILE:HD13	2.01	0.59
4:D:14:THR:H	4:D:17:ASN:ND2	2.01	0.59
4:D:21:VAL:HG12	7:G:46:TYR:CB	2.33	0.59
15:O:203:ILE:HG12	15:O:217:ALA:O	2.03	0.59
15:O:318:ILE:HD12	15:O:324:TRP:HA	1.83	0.59
15:O:318:ILE:O	15:O:324:TRP:HB2	2.03	0.59
15:O:577:LEU:CG	16:P:499:LYS:HG3	2.31	0.59
15:O:686:TYR:CD2	15:O:692:THR:HG21	2.38	0.59
16:P:198:ILE:HG22	16:P:199:LEU:N	2.16	0.59
16:P:356:VAL:HB	17:Q:211:ARG:NH1	2.18	0.59
16:P:447:ALA:O	16:P:450:THR:CG2	2.51	0.59
1:A:1610:PHE:CD2	1:A:1632:GLU:HG2	2.37	0.58
1:A:499:PRO:HD3	1:A:608:LEU:O	2.02	0.58
1:A:967:PRO:CG	2:B:669:GLN:HE21	2.16	0.58
2:B:782:ASP:O	2:B:950:ASN:ND2	2.35	0.58
5:E:112:TYR:OH	5:E:136:ASN:HB2	2.03	0.58

Continued on next page...

Continued from previous page...

Atom-1	Atom-2	Interatomic distance (Å)	Clash overlap (Å)
8:H:93:TYR:CD2	8:H:143:LEU:HB3	2.38	0.58
15:O:381:ILE:HG22	15:O:382:GLU:N	2.17	0.58
15:O:424:VAL:HG23	15:O:424:VAL:O	2.03	0.58
15:O:431:ASP:CG	15:O:432:PRO:HD2	2.22	0.58
15:O:512:LEU:O	15:O:512:LEU:HD23	2.03	0.58
15:O:611:ILE:HG12	15:O:731:LEU:CD2	2.33	0.58
16:P:157:HIS:NE2	16:P:158:MET:HE3	2.18	0.58
17:Q:393:ILE:HG12	17:Q:393:ILE:O	2.01	0.58
2:B:359:LEU:HB3	2:B:361:HIS:CE1	2.38	0.58
2:B:574:SER:CB	13:M:97:VAL:HG21	2.25	0.58
2:B:1003:ALA:O	14:N:168:LEU:HD12	2.03	0.58
15:O:375:PHE:HB3	15:O:381:ILE:H	1.68	0.58
15:O:581:ALA:HB1	15:O:585:GLU:HB3	0.75	0.58
16:P:176:VAL:HG22	16:P:177:TYR:N	2.17	0.58
16:P:284:LEU:HD11	16:P:305:ARG:NE	2.18	0.58
16:P:402:MET:O	16:P:405:ASP:HB3	2.04	0.58
15:O:347:LEU:HD22	17:Q:152:ILE:CA	2.33	0.58
17:Q:390:ASN:O	17:Q:391:ASP:C	2.39	0.58
1:A:76:GLN:HE21	1:A:361:VAL:HB	1.68	0.58
1:A:588:LEU:HD22	2:B:1087:LEU:CD2	2.33	0.58
3:C:39:ASP:O	3:C:58:ASN:ND2	2.31	0.58
4:D:91:ARG:HG2	4:D:94:ARG:NH2	2.17	0.58
7:G:163:PRO:CG	7:G:250:ILE:HG22	2.33	0.58
9:I:37:TYR:HA	9:I:40:SER:OG	2.02	0.58
15:O:329:ILE:HG23	15:O:340:LYS:HB3	1.84	0.58
15:O:392:GLU:O	15:O:392:GLU:HG2	2.03	0.58
15:O:414:ILE:HB	15:O:425:GLY:N	2.17	0.58
16:P:198:ILE:HG13	16:P:200:PRO:CG	2.22	0.58
16:P:362:THR:CB	16:P:365:ASP:OD2	2.50	0.58
16:P:185:ILE:CD1	17:Q:208:TYR:OH	2.50	0.58
17:Q:310:ILE:HG23	17:Q:363:GLU:OE1	2.03	0.58
1:A:403:LEU:HG	1:A:407:GLN:NE2	2.08	0.58
1:A:721:LYS:HG3	8:H:95:TYR:CA	2.14	0.58
2:B:291:GLY:HA3	2:B:375:LEU:HD13	1.84	0.58
2:B:819:ASP:OD2	2:B:820:PRO:HD3	2.04	0.58
7:G:217:TRP:HB2	7:G:225:ILE:HD11	1.84	0.58
9:I:9:PHE:CE1	9:I:16:LEU:HD13	2.39	0.58
9:I:2:SER:N	9:I:9:PHE:O	2.36	0.58
13:M:30:PHE:CZ	13:M:32:ALA:HB2	2.38	0.58
15:O:185:GLN:HB2	15:O:187:ILE:HD11	1.86	0.58
15:O:357:LEU:HD23	15:O:358:SER:CB	2.32	0.58

Continued on next page...

Continued from previous page...

Atom-1	Atom-2	Interatomic distance (Å)	Clash overlap (Å)
15:O:704:LEU:HD23	15:O:704:LEU:H	1.67	0.58
16:P:314:ILE:O	16:P:318:LEU:HB2	2.02	0.58
16:P:403:THR:HG22	16:P:403:THR:O	2.04	0.58
1:A:1476:LEU:CB	1:A:1480:THR:HG21	2.17	0.58
2:B:178:TYR:O	2:B:182:GLN:HG2	2.03	0.58
2:B:819:ASP:OD1	2:B:820:PRO:HD2	2.03	0.58
9:I:28:VAL:CG1	9:I:38:PRO:HD3	2.26	0.58
15:O:422:ILE:CB	15:O:440:HIS:NE2	2.65	0.58
15:O:366:PHE:HB3	15:O:432:PRO:HB2	1.84	0.58
15:O:592:LEU:HD11	16:P:512:ARG:CZ	2.32	0.58
15:O:702:LEU:C	15:O:704:LEU:N	2.53	0.58
16:P:104:PHE:CE1	16:P:211:TYR:CA	2.86	0.58
15:O:650:LEU:O	16:P:242:PHE:CD2	2.56	0.58
19:S:23:DG:O6	20:T:31:DC:N4	2.37	0.58
1:A:1097:TYR:O	1:A:1101:THR:HG23	2.04	0.58
1:A:1508:VAL:HG22	1:A:1520:VAL:O	2.03	0.58
1:A:712:ILE:HB	11:K:106:GLN:HE22	1.67	0.58
2:B:201:LYS:NZ	2:B:466:SER:O	2.37	0.58
2:B:73:ILE:HB	2:B:425:ILE:CD1	2.33	0.58
3:C:163:TYR:HD1	3:C:192:LEU:HA	1.69	0.58
7:G:166:TRP:CZ3	7:G:225:ILE:HG21	2.36	0.58
9:I:36:ILE:C	9:I:37:TYR:CD1	2.76	0.58
13:M:42:LYS:CE	13:M:49:ASP:CB	2.81	0.58
15:O:181:ARG:HD2	15:O:206:ALA:HB1	1.83	0.58
15:O:277:VAL:HG22	15:O:283:ASP:O	2.03	0.58
16:P:234:CYS:O	16:P:289:ARG:HB3	2.03	0.58
16:P:416:ILE:CA	16:P:418:PRO:CD	2.77	0.58
17:Q:388:LYS:CE	17:Q:393:ILE:HB	2.33	0.58
1:A:105:CYS:O	1:A:106:HIS:HB2	2.04	0.58
2:B:428:VAL:O	2:B:432:ILE:HG12	2.04	0.58
2:B:462:GLN:O	2:B:466:SER:HB2	2.04	0.58
13:M:43:LYS:HE3	14:N:28:GLY:HA3	1.84	0.58
15:O:221:ARG:CB	15:O:227:LEU:CD2	2.79	0.58
15:O:226:HIS:O	15:O:227:LEU:C	2.39	0.58
15:O:585:GLU:OE2	15:O:585:GLU:HA	2.01	0.58
15:O:669:PHE:CD1	15:O:675:PHE:HB2	2.38	0.58
16:P:414:TYR:HB3	17:Q:241:ARG:HH22	1.69	0.58
16:P:262:LEU:CD1	16:P:446:TYR:CD1	2.66	0.58
17:Q:290:TYR:HD1	17:Q:290:TYR:N	2.02	0.58
17:Q:352:TRP:CZ3	17:Q:357:PRO:CG	2.82	0.58
2:B:576:THR:HG21	2:B:595:TRP:CG	2.39	0.58

Continued on next page...

Continued from previous page...

Atom-1	Atom-2	Interatomic distance (Å)	Clash overlap (Å)
2:B:792:SER:HB2	2:B:933:THR:OG1	2.04	0.58
2:B:858:ILE:HG23	2:B:903:ILE:HD13	1.84	0.58
5:E:22:MET:HA	5:E:187:TYR:CZ	2.38	0.58
7:G:63:LYS:HA	7:G:67:ASN:HD22	1.67	0.58
15:O:314:GLN:HE21	15:O:329:ILE:HD12	1.69	0.58
15:O:420:GLU:O	15:O:421:ILE:CG1	2.51	0.58
15:O:581:ALA:HB2	15:O:585:GLU:CG	2.34	0.58
16:P:115:GLN:OE1	16:P:161:THR:HG22	2.04	0.58
16:P:200:PRO:HA	16:P:203:TRP:CD1	2.37	0.58
16:P:259:GLN:C	16:P:259:GLN:HE21	2.06	0.58
16:P:360:LYS:HG2	16:P:360:LYS:O	2.03	0.58
15:O:475:ARG:HB2	16:P:367:PHE:HE2	1.69	0.58
17:Q:355:THR:CB	17:Q:356:PRO:CD	2.37	0.58
1:A:587:VAL:HG22	1:A:636:HIS:O	2.04	0.58
1:A:481:ARG:HB2	2:B:1069:ILE:HG21	1.84	0.58
2:B:509:PHE:HA	2:B:512:LEU:HG	1.84	0.58
2:B:782:ASP:HA	2:B:786:ALA:O	2.03	0.58
2:B:957:ARG:HB3	2:B:959:THR:HG23	1.85	0.58
7:G:56:ASN:ND2	7:G:59:GLN:OE1	2.37	0.58
13:M:26:PHE:O	14:N:106:ASN:HB2	2.04	0.58
15:O:310:TRP:CE2	15:O:370:GLN:CG	2.83	0.58
15:O:422:ILE:HG12	15:O:440:HIS:O	2.04	0.58
15:O:491:SER:OG	15:O:492:LEU:N	2.37	0.58
15:O:672:ILE:CD1	15:O:734:LYS:HE2	2.34	0.58
16:P:120:ILE:O	16:P:124:ARG:N	2.35	0.58
16:P:281:ILE:HG12	16:P:281:ILE:O	2.02	0.58
2:B:117:VAL:CG2	17:Q:276:GLN:HG2	2.33	0.58
1:A:1223:ARG:HG3	1:A:1227:MET:SD	2.43	0.58
1:A:711:LYS:HE2	1:A:712:ILE:O	2.04	0.58
1:A:93:GLN:HG3	1:A:1627:LEU:CD1	2.34	0.58
5:E:101:GLN:OE1	5:E:129:PRO:CG	2.52	0.58
7:G:161:ASN:O	7:G:250:ILE:HG23	2.04	0.58
9:I:7:LEU:HB3	9:I:16:LEU:CD1	2.33	0.58
10:J:44:TYR:HA	10:J:47:ARG:HB2	1.85	0.58
12:L:31:CYS:HB2	12:L:48:CYS:SG	2.43	0.58
14:N:70:LEU:CG	14:N:72:VAL:HG13	2.31	0.58
15:O:202:ILE:N	15:O:202:ILE:CD1	2.61	0.58
15:O:323:ASN:O	15:O:348:HIS:HB2	2.04	0.58
15:O:613:HIS:CD2	15:O:619:GLU:OE1	2.57	0.58
16:P:209:ASN:O	16:P:210:TYR:C	2.42	0.58
17:Q:266:SER:HB2	17:Q:268:LEU:HD12	1.84	0.58

Continued on next page...

Continued from previous page...

Atom-1	Atom-2	Interatomic distance (Å)	Clash overlap (Å)
17:Q:354:LEU:CD1	17:Q:359:MET:N	2.45	0.58
17:Q:380:SER:OG	17:Q:384:VAL:CG1	2.52	0.58
1:A:842:TRP:CE3	1:A:910:LYS:HE3	2.38	0.57
1:A:89:LEU:HG	1:A:1623:THR:OG1	2.03	0.57
1:A:967:PRO:HG3	2:B:669:GLN:HE21	1.69	0.57
2:B:412:ILE:O	2:B:416:LYS:HG2	2.04	0.57
2:B:423:ASN:HB3	2:B:453:VAL:CG2	2.34	0.57
2:B:848:ILE:HD11	2:B:883:GLU:O	2.04	0.57
3:C:64:ALA:HB2	3:C:298:PHE:CD2	2.38	0.57
5:E:127:ILE:CA	5:E:129:PRO:CD	2.60	0.57
3:C:86:PHE:CE1	12:L:64:LEU:HD13	2.39	0.57
15:O:195:ASN:H	15:O:197:ARG:HH12	1.50	0.57
15:O:511:ILE:HD12	15:O:537:PHE:HA	1.85	0.57
16:P:356:VAL:C	17:Q:211:ARG:HD2	2.25	0.57
16:P:386:LEU:N	16:P:387:PRO:HD2	2.19	0.57
16:P:385:PHE:CD2	17:Q:242:ILE:HD11	2.39	0.57
17:Q:362:ALA:C	17:Q:364:VAL:H	2.08	0.57
1:A:104:PHE:CD1	1:A:238:MET:HB3	2.39	0.57
1:A:786:TYR:HB2	1:A:794:VAL:CG2	2.34	0.57
10:J:21:TYR:CZ	10:J:25:LEU:HD11	2.40	0.57
15:O:649:ILE:HG22	16:P:242:PHE:HZ	1.64	0.57
16:P:174:LEU:CB	16:P:175:PRO:HD3	2.32	0.57
16:P:273:VAL:O	16:P:276:PHE:HB3	2.03	0.57
2:B:576:THR:HG21	2:B:595:TRP:CD1	2.39	0.57
10:J:7:CYS:HB3	10:J:10:CYS:SG	2.44	0.57
15:O:672:ILE:CD1	15:O:715:TYR:CE2	2.83	0.57
15:O:747:LEU:HD13	15:O:748:GLU:OE2	2.03	0.57
16:P:104:PHE:CG	16:P:211:TYR:CB	2.70	0.57
16:P:262:LEU:HD23	16:P:442:LEU:CD1	2.35	0.57
16:P:450:THR:HG23	16:P:451:PRO:HD3	1.86	0.57
15:O:399:TRP:CD1	17:Q:134:PRO:CG	2.85	0.57
17:Q:142:ARG:HH11	17:Q:142:ARG:CG	2.14	0.57
17:Q:422:GLY:O	17:Q:423:GLY:C	2.43	0.57
1:A:916:THR:HG21	1:A:926:GLN:NE2	2.20	0.57
3:C:196:LEU:O	3:C:197:ARG:NH1	2.37	0.57
6:F:147:SER:N	6:F:150:GLU:OE2	2.24	0.57
15:O:273:ARG:NH1	15:O:274:ILE:O	2.38	0.57
15:O:536:ASP:HB2	15:O:549:TYR:CE1	2.40	0.57
15:O:705:HIS:O	15:O:706:GLU:CB	2.46	0.57
16:P:137:TRP:HE1	16:P:141:LEU:HD21	1.70	0.57
17:Q:264:SER:C	17:Q:265:SER:OG	2.36	0.57

Continued on next page...

Continued from previous page...

Atom-1	Atom-2	Interatomic distance (Å)	Clash overlap (Å)
2:B:1040:VAL:HA	2:B:1043:LYS:HG2	1.87	0.57
2:B:29:PRO:O	2:B:177:PRO:HB2	2.04	0.57
1:A:683:LYS:HD2	8:H:20:TYR:CE2	2.39	0.57
2:B:286:ARG:HD3	9:I:9:PHE:CD2	2.40	0.57
14:N:122:ALA:C	14:N:131:LEU:HD13	2.21	0.57
15:O:200:THR:CB	15:O:218:VAL:HG13	2.34	0.57
15:O:220:THR:O	15:O:221:ARG:CD	2.43	0.57
15:O:306:ALA:C	15:O:317:ILE:HG22	2.22	0.57
15:O:329:ILE:HB	15:O:330:PRO:HD2	1.85	0.57
15:O:329:ILE:CG2	15:O:340:LYS:HB3	2.34	0.57
15:O:375:PHE:HD2	15:O:380:MET:HG3	0.75	0.57
15:O:500:ILE:HG23	15:O:501:PRO:CD	2.32	0.57
17:Q:24:ILE:O	17:Q:28:SER:CB	2.53	0.57
2:B:874:TYR:CE2	2:B:876:SER:HB3	2.39	0.57
9:I:17:LEU:O	9:I:17:LEU:HD12	2.04	0.57
15:O:308:ASN:HB2	15:O:310:TRP:HD1	1.68	0.57
15:O:325:SER:HA	15:O:344:ILE:HD11	1.86	0.57
15:O:506:THR:CG2	15:O:540:LYS:HG2	2.34	0.57
15:O:696:PHE:CE1	15:O:711:LEU:HD21	2.20	0.57
16:P:283:ASN:N	16:P:283:ASN:OD1	2.32	0.57
16:P:370:SER:HG	16:P:373:GLU:CD	2.03	0.57
16:P:95:LEU:HD13	16:P:95:LEU:C	2.24	0.57
16:P:95:LEU:HD22	16:P:96:ILE:H	1.69	0.57
2:B:1175:THR:O	2:B:1179:PRO:CD	2.53	0.57
2:B:141:LEU:CD2	2:B:450:LEU:HD21	2.35	0.57
2:B:307:GLU:O	2:B:311:ARG:HB2	2.04	0.57
2:B:827:PHE:CD2	2:B:869:THR:HG21	2.39	0.57
3:C:118:SER:HA	3:C:125:LYS:HZ1	1.69	0.57
3:C:136:LEU:CD2	3:C:138:VAL:HG23	2.35	0.57
5:E:90:VAL:HA	5:E:120:ALA:HB2	1.85	0.57
7:G:132:VAL:HA	7:G:231:PHE:O	2.05	0.57
1:A:721:LYS:NZ	8:H:93:TYR:O	2.24	0.57
13:M:28:LYS:HE2	14:N:104:LEU:C	2.25	0.57
15:O:369:PHE:O	15:O:370:GLN:HB2	2.04	0.57
15:O:554:ASN:O	15:O:555:THR:HG23	2.04	0.57
15:O:623:LEU:HD12	15:O:668:SER:O	1.98	0.57
16:P:126:PRO:O	16:P:127:LYS:C	2.42	0.57
17:Q:153:ASN:CB	17:Q:156:LYS:HE3	2.32	0.57
17:Q:304:HIS:O	17:Q:305:THR:C	2.42	0.57
1:A:432:ASN:HD21	1:A:444:GLN:H	1.52	0.57
1:A:786:TYR:CB	1:A:794:VAL:HG23	2.34	0.57

Continued on next page...

Continued from previous page...

Atom-1	Atom-2	Interatomic distance (Å)	Clash overlap (Å)
5:E:45:LYS:HD2	5:E:46:TYR:CE2	2.40	0.57
10:J:7:CYS:HA	10:J:49:MET:HE3	1.85	0.57
2:B:566:TYR:CD2	13:M:73:SER:HB2	2.40	0.57
15:O:206:ALA:HA	15:O:214:LEU:CD2	2.31	0.57
15:O:22:UNK:O	17:Q:314:TRP:CE2	2.57	0.57
15:O:233:VAL:HG12	15:O:234:THR:N	2.18	0.57
15:O:474:LYS:HD2	15:O:499:GLU:O	2.05	0.57
15:O:607:VAL:HG21	15:O:735:GLU:OE1	2.05	0.57
15:O:704:LEU:HD21	16:P:123:MET:HE1	1.86	0.57
16:P:104:PHE:HB2	16:P:211:TYR:CG	2.37	0.57
16:P:215:LEU:N	16:P:215:LEU:HD23	2.20	0.57
16:P:370:SER:OG	16:P:373:GLU:OE1	2.22	0.57
17:Q:186:LEU:HD12	17:Q:187:TYR:N	2.20	0.57
1:A:105:CYS:SG	1:A:236:CYS:SG	3.03	0.57
1:A:141:LEU:HD21	1:A:184:LYS:HZ2	1.68	0.57
1:A:239:PHE:CD2	1:A:260:GLN:HB3	2.39	0.57
1:A:801:TYR:CB	1:A:805:VAL:HG21	2.34	0.57
1:A:15:ASP:CB	2:B:1190:SER:HB2	2.18	0.57
2:B:816:ASN:CB	2:B:820:PRO:HG2	2.35	0.57
2:B:892:SER:HB2	2:B:895:PHE:HB2	1.85	0.57
13:M:10:ILE:HD13	14:N:54:TRP:HH2	1.69	0.57
14:N:74:PHE:HB2	14:N:78:THR:HG22	1.86	0.57
15:O:301:GLN:HG2	15:O:321:LYS:HZ1	1.67	0.57
15:O:422:ILE:O	15:O:439:LYS:CA	2.52	0.57
15:O:540:LYS:C	15:O:541:LEU:HD12	2.25	0.57
15:O:611:ILE:HD13	15:O:731:LEU:HB3	1.87	0.57
15:O:714:PHE:CZ	15:O:741:ILE:HD11	2.40	0.57
16:P:127:LYS:HB3	16:P:131:HIS:CE1	2.39	0.57
16:P:96:ILE:CA	16:P:209:ASN:OD1	2.30	0.57
1:A:1439:MET:HG3	1:A:1444:ARG:CZ	2.35	0.57
1:A:94:LEU:HD22	1:A:356:PHE:CE1	2.40	0.57
1:A:496:GLY:HA3	1:A:615:ARG:HB3	1.87	0.57
1:A:532:GLY:O	1:A:533:ALA:CB	2.52	0.57
1:A:591:ARG:HH11	1:A:593:PRO:CG	2.17	0.57
1:A:26:ASN:OD1	2:B:1134:ARG:NH1	2.38	0.57
2:B:184:LYS:HB3	2:B:735:HIS:ND1	2.20	0.57
5:E:21:GLU:OE1	5:E:146:HIS:HE1	1.84	0.57
15:O:291:PRO:C	15:O:292:LEU:HD23	2.25	0.57
15:O:319:ASP:HA	15:O:324:TRP:HA	1.87	0.57
15:O:533:LEU:O	15:O:533:LEU:HD12	2.05	0.57
15:O:749:LYS:CG	15:O:749:LYS:O	2.42	0.57

Continued on next page...

Continued from previous page...

Atom-1	Atom-2	Interatomic distance (Å)	Clash overlap (Å)
17:Q:21:TYR:HE2	17:Q:124:GLU:OE2	1.86	0.57
1:A:611:GLU:OE1	1:A:615:ARG:NH2	2.35	0.56
1:A:783:LYS:O	1:A:788:ALA:N	2.38	0.56
1:A:920:PHE:HB3	1:A:921:PRO:HD2	0.64	0.56
1:A:925:MET:HA	1:A:928:MET:HE3	1.87	0.56
2:B:717:TYR:O	2:B:721:MET:HG2	2.05	0.56
10:J:10:CYS:SG	10:J:11:GLY:N	2.77	0.56
13:M:42:LYS:HD2	13:M:44:LYS:HG2	1.87	0.56
15:O:669:PHE:CZ	15:O:738:LYS:HG3	2.40	0.56
16:P:136:ILE:CD1	16:P:168:ALA:HB2	2.32	0.56
16:P:268:PHE:CE1	16:P:271:LYS:HE3	2.40	0.56
16:P:284:LEU:CD1	16:P:302:ALA:C	2.73	0.56
17:Q:362:ALA:C	17:Q:364:VAL:N	2.53	0.56
1:A:84:PRO:HG3	1:A:318:THR:HG22	1.85	0.56
1:A:460:LEU:HD11	1:A:467:PHE:CD2	2.40	0.56
13:M:38:PHE:O	14:N:118:SER:HB3	2.05	0.56
13:M:81:PHE:CE2	13:M:83:PRO:HA	2.39	0.56
15:O:197:ARG:O	15:O:199:GLY:N	2.38	0.56
15:O:214:LEU:N	15:O:236:ILE:CB	2.68	0.56
15:O:310:TRP:O	15:O:311:ASP:HB2	2.05	0.56
16:P:150:GLU:CG	16:P:150:GLU:O	2.53	0.56
16:P:246:GLU:O	16:P:247:ILE:O	2.23	0.56
15:O:423:ILE:CG2	17:Q:141:TRP:CH2	2.56	0.56
15:O:172:PHE:CZ	17:Q:186:LEU:HD22	2.41	0.56
1:A:10:GLU:HB2	1:A:1645:LYS:NZ	2.20	0.56
1:A:1657:LEU:HG	7:G:106:LYS:HA	1.87	0.56
1:A:1661:PRO:HG2	7:G:55:GLU:OE2	2.05	0.56
1:A:549:MET:O	1:A:554:ARG:NH1	2.37	0.56
2:B:1088:LEU:HD11	2:B:1092:LEU:HD12	1.85	0.56
2:B:518:ARG:NH1	2:B:539:CYS:O	2.38	0.56
13:M:51:PHE:N	13:M:51:PHE:CD1	2.73	0.56
15:O:369:PHE:CE1	15:O:430:ASN:O	2.58	0.56
15:O:529:GLU:HB2	15:O:531:PHE:HE2	1.68	0.56
15:O:659:LEU:HB2	15:O:742:TRP:CE2	2.40	0.56
15:O:725:VAL:HG12	16:P:450:THR:HA	1.83	0.56
1:A:250:LYS:HD3	1:A:428:VAL:CG2	2.31	0.56
1:A:893:ASP:OD2	1:A:955:ARG:HD3	2.05	0.56
2:B:495:ARG:HH11	2:B:723:LYS:CE	2.18	0.56
3:C:246:ARG:HG3	3:C:246:ARG:HH11	1.70	0.56
5:E:12:LEU:HD13	5:E:137:GLU:OE2	2.05	0.56
8:H:80:ARG:NH2	8:H:83:GLN:HE22	2.04	0.56

Continued on next page...

Continued from previous page...

Atom-1	Atom-2	Interatomic distance (Å)	Clash overlap (Å)
15:O:275:GLU:HG3	15:O:285:MET:HG2	1.88	0.56
15:O:573:GLU:CB	16:P:495:LYS:HZ1	2.07	0.56
15:O:705:HIS:CG	15:O:705:HIS:O	2.59	0.56
15:O:611:ILE:CD1	15:O:731:LEU:HG	2.35	0.56
17:Q:381:ARG:C	17:Q:383:PHE:H	2.07	0.56
1:A:439:ASP:OD2	1:A:457:LYS:NZ	2.30	0.56
1:A:857:ALA:HB2	1:A:899:LYS:HD3	1.86	0.56
3:C:240:LYS:CA	3:C:244:ALA:HB2	2.35	0.56
7:G:229:LEU:CD2	7:G:249:LEU:HD21	2.35	0.56
7:G:97:LYS:CE	7:G:97:LYS:HA	2.35	0.56
8:H:22:LYS:O	8:H:43:ASN:HA	2.06	0.56
15:O:200:THR:HB	15:O:218:VAL:CG1	2.36	0.56
15:O:359:SER:HA	15:O:361:LYS:NZ	2.21	0.56
15:O:362:ARG:NH1	15:O:364:GLU:HB2	2.20	0.56
15:O:368:HIS:O	15:O:368:HIS:ND1	2.38	0.56
15:O:469:TYR:HB3	15:O:476:ILE:HD12	1.88	0.56
15:O:718:LEU:HD21	15:O:737:VAL:HG11	1.86	0.56
15:O:693:PHE:HD2	15:O:746:ARG:H	0.80	0.56
15:O:399:TRP:NE1	17:Q:134:PRO:HG3	2.20	0.56
17:Q:200:THR:HG1	17:Q:203:SER:CB	2.15	0.56
17:Q:354:LEU:CD1	17:Q:358:PHE:O	2.34	0.56
1:A:1102:LEU:HB2	1:A:1105:ARG:HH21	1.69	0.56
1:A:499:PRO:O	1:A:503:VAL:HG22	2.06	0.56
1:A:52:LEU:HD11	1:A:60:ASN:HB3	1.87	0.56
2:B:1047:ARG:HD2	2:B:1066:HIS:O	2.05	0.56
2:B:738:ASP:OD2	2:B:741:LEU:HD21	2.05	0.56
2:B:887:LEU:HB3	2:B:898:LEU:HD11	1.88	0.56
6:F:130:ILE:CG2	6:F:132:LEU:HG	2.35	0.56
14:N:122:ALA:HB1	14:N:131:LEU:HD13	1.88	0.56
15:O:205:TYR:CB	15:O:215:ASN:HB3	2.28	0.56
15:O:267:ASN:HA	15:O:294:PHE:CE2	2.40	0.56
15:O:653:SER:OG	15:O:656:HIS:CG	2.58	0.56
15:O:691:VAL:HG23	15:O:750:PRO:HB3	1.86	0.56
16:P:400:MET:O	16:P:401:GLU:HG2	2.06	0.56
1:A:416:ARG:HD2	1:A:419:ILE:CG1	2.22	0.56
1:A:676:ALA:HB2	1:A:821:ILE:CD1	2.33	0.56
1:A:93:GLN:HG3	1:A:1627:LEU:HD11	1.88	0.56
2:B:664:VAL:HA	2:B:668:GLU:OE2	2.06	0.56
8:H:80:ARG:HH21	8:H:83:GLN:HE22	1.52	0.56
15:O:436:ILE:HB	17:Q:141:TRP:CZ3	2.40	0.56
17:Q:178:LEU:HD23	17:Q:179:HIS:H	1.69	0.56

Continued on next page...

Continued from previous page...

Atom-1	Atom-2	Interatomic distance (Å)	Clash overlap (Å)
1:A:1183:GLU:OE1	6:F:88:TYR:OH	2.21	0.56
1:A:214:ASP:HB2	1:A:1605:THR:HG23	1.88	0.56
1:A:1657:LEU:HD22	7:G:104:LEU:CD2	2.36	0.56
1:A:245:LYS:HB3	1:A:251:ILE:CD1	2.35	0.56
2:B:1150:LYS:HB3	2:B:1161:ASP:OD1	2.05	0.56
2:B:745:GLN:O	10:J:1:MET:N	2.26	0.56
2:B:811:LEU:HB2	2:B:899:GLN:HB3	1.88	0.56
3:C:285:PHE:HA	3:C:288:LYS:HG2	1.87	0.56
2:B:1133:MET:HE1	7:G:15:ARG:HH22	1.70	0.56
7:G:131:ASP:O	7:G:233:VAL:HG23	2.05	0.56
13:M:42:LYS:CE	13:M:49:ASP:HB3	2.36	0.56
14:N:95:ILE:O	14:N:95:ILE:HD12	2.05	0.56
15:O:371:LYS:HZ2	15:O:431:ASP:HB3	1.71	0.56
15:O:369:PHE:CG	15:O:432:PRO:HD3	2.37	0.56
16:P:149:GLN:HB2	16:P:150:GLU:OE1	2.06	0.56
16:P:136:ILE:HD11	16:P:171:HIS:CE1	2.41	0.56
16:P:200:PRO:CA	16:P:203:TRP:HD1	2.19	0.56
16:P:214:ILE:HG22	16:P:215:LEU:HD23	1.88	0.56
16:P:224:GLY:O	16:P:226:LEU:CA	2.49	0.56
16:P:337:SER:HB3	16:P:448:LYS:HD3	1.87	0.56
16:P:491:PHE:N	16:P:491:PHE:CD1	2.72	0.56
1:A:398:ASP:O	1:A:401:ASP:HB3	2.06	0.56
1:A:402:ASP:OD1	1:A:416:ARG:NE	2.38	0.56
2:B:146:ASN:HB3	2:B:149:GLU:HB2	1.86	0.56
2:B:127:ARG:HG3	2:B:195:ILE:HD13	1.87	0.56
2:B:218:ILE:HG22	2:B:232:TYR:CD1	2.40	0.56
13:M:55:GLY:HA3	13:M:62:TYR:CZ	2.40	0.56
14:N:41:ASN:HA	14:N:44:ASN:HB3	1.88	0.56
15:O:174:TRP:HA	17:Q:198:LEU:HD11	1.87	0.56
15:O:18:UNK:CB	17:Q:252:GLY:O	2.54	0.56
15:O:230:HIS:HB3	15:O:280:ARG:HH22	1.69	0.56
15:O:421:ILE:HG22	15:O:439:LYS:HG3	1.84	0.56
15:O:440:HIS:CD2	15:O:479:HIS:CD2	2.94	0.56
15:O:454:GLN:HE22	15:O:513:THR:HG22	1.71	0.56
15:O:603:ARG:NH2	16:P:268:PHE:CD1	2.69	0.56
16:P:169:SER:OG	16:P:175:PRO:HD2	2.06	0.56
15:O:724:LEU:HD22	16:P:447:ALA:HB2	1.88	0.56
16:P:488:LEU:HD23	16:P:488:LEU:C	2.25	0.56
1:A:1133:LEU:HD11	1:A:1172:LEU:HA	1.88	0.56
1:A:189:VAL:HG12	1:A:193:ILE:HD12	1.88	0.56
7:G:26:ASN:CG	7:G:37:CYS:HA	2.25	0.56

Continued on next page...

Continued from previous page...

Atom-1	Atom-2	Interatomic distance (Å)	Clash overlap (Å)
13:M:81:PHE:HB2	13:M:88:ILE:HG22	1.87	0.56
15:O:14:UNK:CB	15:O:438:TRP:CE3	2.89	0.56
15:O:254:ILE:O	15:O:256:ARG:N	2.39	0.56
15:O:400:SER:O	15:O:401:ASN:ND2	2.39	0.56
15:O:604:ILE:HG23	15:O:732:LEU:HD23	1.87	0.56
15:O:623:LEU:HD13	15:O:669:PHE:HA	1.88	0.56
16:P:123:MET:HB2	16:P:125:PHE:HD2	1.69	0.56
16:P:357:TYR:CE2	17:Q:203:SER:HA	2.41	0.56
1:A:35:PRO:HD3	1:A:394:LEU:HD11	1.88	0.56
1:A:522:ALA:CB	1:A:531:PRO:O	2.54	0.56
2:B:91:LEU:HD11	2:B:93:ASN:CB	2.29	0.56
9:I:36:ILE:C	9:I:37:TYR:HD1	2.10	0.56
13:M:76:TYR:OH	14:N:57:LYS:HE2	2.05	0.56
15:O:353:ASP:O	17:Q:28:SER:CA	2.54	0.56
15:O:303:VAL:CG1	15:O:361:LYS:H	2.19	0.56
15:O:614:GLU:HG2	15:O:619:GLU:HG2	1.85	0.56
15:O:653:SER:C	15:O:748:GLU:HB3	2.22	0.56
16:P:417:PHE:O	16:P:419:LEU:HG	2.06	0.56
17:Q:302:ARG:HG2	17:Q:303:THR:H	1.63	0.56
1:A:2:ASP:OD2	1:A:4:SER:HB2	2.07	0.55
1:A:956:ARG:HH11	1:A:979:GLY:HA3	1.70	0.55
2:B:152:LEU:HD23	2:B:446:MET:SD	2.47	0.55
5:E:13:TRP:HB2	5:E:42:PHE:CD2	2.40	0.55
1:A:1661:PRO:HG2	7:G:55:GLU:CD	2.26	0.55
14:N:95:ILE:C	14:N:96:GLU:HG2	2.26	0.55
15:O:172:PHE:HE2	17:Q:186:LEU:HB2	1.70	0.55
15:O:413:GLY:HA2	15:O:426:ALA:CB	2.36	0.55
15:O:618:ASP:CB	15:O:622:TYR:CE2	2.82	0.55
16:P:320:PHE:HE1	16:P:322:ARG:CD	1.91	0.55
16:P:402:MET:HG3	16:P:406:GLN:CB	2.36	0.55
2:B:404:LEU:HD21	2:B:551:ILE:HG21	1.88	0.55
2:B:565:LEU:HB3	2:B:570:VAL:HG21	1.88	0.55
3:C:116:VAL:HG22	3:C:125:LYS:HG3	1.88	0.55
3:C:120:LEU:CD1	3:C:124:GLU:HB2	2.15	0.55
3:C:110:PRO:HG3	3:C:308:MET:CE	2.36	0.55
2:B:563:SER:HA	13:M:73:SER:CB	2.32	0.55
15:O:301:GLN:CB	15:O:321:LYS:HZ3	2.15	0.55
15:O:415:LEU:CD1	15:O:453:VAL:HG11	2.20	0.55
15:O:653:SER:OG	15:O:748:GLU:N	2.37	0.55
15:O:722:TRP:O	16:P:446:TYR:OH	2.24	0.55
15:O:736:ILE:HA	15:O:739:ASP:OD2	2.07	0.55

Continued on next page...

Continued from previous page...

Atom-1	Atom-2	Interatomic distance (Å)	Clash overlap (Å)
16:P:137:TRP:HA	16:P:140:ILE:HD12	1.87	0.55
16:P:118:TRP:CZ2	16:P:189:LYS:CB	2.87	0.55
16:P:449:GLN:O	16:P:451:PRO:CD	2.51	0.55
16:P:488:LEU:C	16:P:493:ILE:HG23	2.25	0.55
16:P:499:LYS:HA	16:P:502:ILE:HB	1.88	0.55
17:Q:290:TYR:CD1	17:Q:290:TYR:N	2.73	0.55
17:Q:349:ILE:CD1	17:Q:368:TYR:CE1	2.88	0.55
1:A:1104:TYR:HE2	1:A:1117:SER:O	1.87	0.55
1:A:665:PRO:HG2	1:A:789:SER:C	2.01	0.55
2:B:1043:LYS:HA	2:B:1063:ARG:HH11	1.71	0.55
2:B:91:LEU:CD2	2:B:93:ASN:CB	2.84	0.55
5:E:55:ARG:HB3	5:E:82:PHE:O	2.06	0.55
1:A:689:ARG:NH2	11:K:87:GLU:O	2.38	0.55
13:M:109:ARG:CG	13:M:110:GLY:H	2.20	0.55
13:M:59:ARG:CB	13:M:60:LEU:HD12	2.37	0.55
14:N:59:PRO:O	14:N:62:VAL:HG22	2.05	0.55
15:O:174:TRP:C	17:Q:198:LEU:HG	2.27	0.55
15:O:275:GLU:O	15:O:284:VAL:HG12	2.03	0.55
15:O:438:TRP:CZ2	15:O:481:PHE:HD2	2.24	0.55
16:P:222:PHE:HB2	17:Q:206:ARG:HH22	1.68	0.55
16:P:318:LEU:HD13	16:P:476:ILE:CD1	2.36	0.55
17:Q:248:LYS:HA	17:Q:248:LYS:NZ	2.21	0.55
17:Q:388:LYS:HE3	17:Q:393:ILE:HB	1.89	0.55
1:A:485:SER:O	1:A:615:ARG:HD3	2.07	0.55
2:B:129:ARG:HG2	2:B:131:THR:HG23	1.86	0.55
15:O:463:LEU:HA	15:O:482:SER:HA	1.88	0.55
15:O:614:GLU:CG	15:O:619:GLU:HG2	2.37	0.55
15:O:698:LYS:O	15:O:702:LEU:HG	2.06	0.55
16:P:211:TYR:CG	16:P:212:VAL:N	2.74	0.55
16:P:378:LEU:HD11	17:Q:234:LYS:CA	2.36	0.55
2:B:480:GLN:O	2:B:484:TYR:OH	2.17	0.55
2:B:74:PHE:HA	2:B:93:ASN:O	2.06	0.55
3:C:315:PHE:HB3	3:C:319:ARG:NH2	2.21	0.55
13:M:12:ILE:HG13	14:N:69:SER:HA	1.87	0.55
14:N:54:TRP:CE2	14:N:135:LYS:HD3	2.42	0.55
15:O:9:UNK:O	15:O:11:UNK:N	2.39	0.55
15:O:248:PRO:CG	15:O:307:PHE:HD2	2.19	0.55
15:O:428:GLU:OE1	15:O:433:VAL:CG2	2.54	0.55
15:O:660:LYS:CA	15:O:663:LEU:HB2	2.28	0.55
15:O:705:HIS:CE1	15:O:707:ASP:HB2	2.39	0.55
16:P:238:HIS:CE1	16:P:289:ARG:NE	2.71	0.55

Continued on next page...

Continued from previous page...

Atom-1	Atom-2	Interatomic distance (Å)	Clash overlap (Å)
16:P:256:LEU:HD21	16:P:307:LEU:HD23	1.88	0.55
1:A:1102:LEU:HA	1:A:1105:ARG:HE	1.70	0.55
1:A:1104:TYR:CZ	1:A:1119:LYS:CD	2.67	0.55
1:A:460:LEU:HD21	1:A:467:PHE:HE2	1.72	0.55
2:B:1126:VAL:CA	2:B:1166:LYS:HE3	2.37	0.55
2:B:145:VAL:HB	2:B:150:GLU:HB3	1.88	0.55
2:B:72:VAL:CG1	2:B:343:ASP:CG	2.75	0.55
2:B:371:PHE:CZ	2:B:375:LEU:HD11	2.42	0.55
2:B:895:PHE:HZ	2:B:899:GLN:HB2	1.68	0.55
1:A:720:PHE:HE2	8:H:141:TYR:CE2	2.24	0.55
13:M:26:PHE:HE1	13:M:98:SER:CB	2.19	0.55
14:N:103:ASN:HD21	14:N:130:PRO:CG	2.20	0.55
14:N:74:PHE:HB2	14:N:78:THR:HA	1.89	0.55
15:O:188:GLN:HB2	15:O:199:GLY:HA2	0.62	0.55
15:O:316:ALA:HB3	15:O:340:LYS:CD	2.25	0.55
16:P:104:PHE:CZ	16:P:155:GLN:HB3	2.42	0.55
16:P:211:TYR:HE1	16:P:212:VAL:CG2	2.02	0.55
16:P:226:LEU:O	16:P:226:LEU:HD23	2.06	0.55
16:P:247:ILE:CD1	16:P:286:LEU:CB	2.82	0.55
16:P:238:HIS:NE2	16:P:289:ARG:CZ	2.67	0.55
16:P:332:LEU:HA	16:P:335:THR:OG1	2.07	0.55
16:P:418:PRO:O	16:P:419:LEU:HG	2.06	0.55
15:O:588:SER:CB	16:P:512:ARG:NH1	2.67	0.55
17:Q:177:LEU:O	17:Q:185:LYS:HE2	2.07	0.55
16:P:385:PHE:CZ	17:Q:212:HIS:CG	2.73	0.55
17:Q:285:VAL:HG21	17:Q:302:ARG:HE	1.68	0.55
2:B:165:LEU:HB3	2:B:166:GLN:OE1	2.07	0.55
2:B:204:ARG:HD2	2:B:504:HIS:HB2	1.89	0.55
2:B:577:PHE:HE2	13:M:28:LYS:NZ	2.04	0.55
2:B:821:ILE:HD13	2:B:821:ILE:O	2.07	0.55
5:E:47:CYS:HB3	5:E:51:GLY:HA2	1.88	0.55
5:E:71:LYS:HG3	5:E:72:PHE:CD2	2.41	0.55
7:G:137:ILE:N	7:G:147:LEU:HD23	2.21	0.55
7:G:226:ASP:OD1	7:G:227:GLY:N	2.39	0.55
13:M:13:GLU:CB	13:M:87:SER:HB2	2.36	0.55
15:O:18:UNK:O	17:Q:256:GLU:HG3	2.03	0.55
15:O:401:ASN:O	15:O:419:ARG:N	2.39	0.55
15:O:483:HIS:CG	15:O:489:PHE:HE1	2.25	0.55
15:O:657:SER:CB	15:O:746:ARG:CD	2.68	0.55
16:P:103:LEU:CG	16:P:203:TRP:CZ3	2.88	0.55
16:P:369:TRP:CH2	16:P:377:PHE:CE1	2.79	0.55

Continued on next page...

Continued from previous page...

Atom-1	Atom-2	Interatomic distance (Å)	Clash overlap (Å)
17:Q:220:LEU:HD11	17:Q:221:HIS:CD2	2.42	0.55
1:A:596:HIS:HA	1:A:1191:GLN:CD	2.27	0.55
1:A:508:PRO:HB2	1:A:576:LYS:HE3	1.89	0.55
2:B:518:ARG:NH1	2:B:537:SER:O	2.36	0.55
3:C:163:TYR:CE1	3:C:192:LEU:HD13	2.42	0.55
3:C:256:ILE:CD1	3:C:267:VAL:HG22	2.36	0.55
5:E:55:ARG:HB3	5:E:82:PHE:CB	2.36	0.55
9:I:11:LEU:HD11	13:M:31:ARG:HD2	1.89	0.55
3:C:334:THR:HG21	11:K:44:ARG:O	2.07	0.55
13:M:43:LYS:HD3	14:N:29:PHE:CE1	2.33	0.55
15:O:262:GLY:C	15:O:263:ILE:HG13	2.27	0.55
15:O:303:VAL:O	15:O:304:ASP:HB2	2.07	0.55
15:O:363:ILE:HD12	15:O:363:ILE:O	2.06	0.55
15:O:473:HIS:O	15:O:504:THR:HG23	2.07	0.55
15:O:513:THR:O	15:O:513:THR:HG23	2.07	0.55
15:O:574:TRP:CZ2	16:P:484:ALA:HB1	2.37	0.55
16:P:407:LYS:O	16:P:410:ARG:HB2	2.07	0.55
16:P:419:LEU:HD13	16:P:420:ASP:H	1.62	0.55
15:O:573:GLU:OE2	16:P:495:LYS:C	2.45	0.55
1:A:1504:ILE:CD1	1:A:1525:ASN:HB3	2.36	0.55
1:A:790:LYS:O	1:A:792:GLY:N	2.39	0.55
2:B:111:ASP:C	2:B:113:VAL:N	2.57	0.55
2:B:1177:ALA:O	2:B:1180:PHE:HB3	2.07	0.55
3:C:143:ASN:O	3:C:145:ASP:N	2.36	0.55
14:N:122:ALA:HB3	14:N:131:LEU:HD13	1.87	0.55
14:N:172:ALA:HB3	14:N:175:TYR:CD2	2.36	0.55
15:O:309:PRO:HD3	15:O:365:TRP:CD2	2.38	0.55
15:O:436:ILE:HG12	17:Q:141:TRP:CE3	2.42	0.55
17:Q:277:ILE:HG23	17:Q:278:TYR:CE2	2.40	0.55
17:Q:23:TYR:CG	17:Q:27:ILE:HD12	2.42	0.55
1:A:1332:GLU:O	1:A:1336:GLN:HG3	2.06	0.55
1:A:1288:ARG:HB3	1:A:1476:LEU:HB2	1.89	0.55
1:A:203:THR:HG23	1:A:205:ARG:H	1.70	0.55
1:A:385:LEU:HB2	1:A:437:PHE:HD1	1.72	0.55
2:B:164:MET:CB	2:B:194:PHE:HE1	2.20	0.55
2:B:436:MET:HG2	2:B:436:MET:O	2.07	0.55
2:B:513:LYS:HG3	2:B:514:THR:N	2.19	0.55
3:C:153:PRO:CG	3:C:154:LYS:N	2.70	0.55
3:C:245:ARG:CG	3:C:258:ILE:HD12	2.37	0.55
2:B:322:ASN:HB3	13:M:105:SER:HA	1.88	0.55
15:O:375:PHE:CD1	15:O:380:MET:HB2	2.41	0.55

Continued on next page...

Continued from previous page...

Atom-1	Atom-2	Interatomic distance (Å)	Clash overlap (Å)
15:O:583:GLU:HG2	15:O:584:ARG:N	2.11	0.55
15:O:599:LYS:HD3	16:P:272:GLN:HE21	1.71	0.55
16:P:113:LYS:C	16:P:116:ILE:HG13	2.27	0.55
16:P:137:TRP:CZ3	16:P:140:ILE:HG21	2.42	0.55
16:P:341:ARG:CG	16:P:341:ARG:NH1	2.42	0.55
17:Q:410:TYR:CZ	17:Q:414:PHE:HZ	2.23	0.55
1:A:402:ASP:OD1	1:A:416:ARG:NH1	2.40	0.54
1:A:618:TYR:HE1	1:A:628:PHE:HE2	1.55	0.54
2:B:897:GLU:HB3	2:B:899:GLN:HE21	1.71	0.54
3:C:315:PHE:HB3	3:C:319:ARG:CZ	2.37	0.54
6:F:93:ILE:CD1	6:F:134:ILE:HD11	2.36	0.54
7:G:218:VAL:HG22	7:G:224:PRO:CB	2.36	0.54
8:H:110:ASP:OD2	8:H:128:ASN:ND2	2.40	0.54
15:O:195:ASN:N	15:O:197:ARG:NH1	2.55	0.54
15:O:318:ILE:HG23	15:O:340:LYS:NZ	2.22	0.54
15:O:380:MET:HE1	15:O:434:ARG:CZ	2.38	0.54
15:O:775:TRP:HE1	16:P:113:LYS:HB2	1.71	0.54
16:P:137:TRP:NE1	16:P:141:LEU:HD11	2.21	0.54
16:P:110:PHE:CE2	16:P:203:TRP:CZ2	2.86	0.54
16:P:262:LEU:O	16:P:264:PRO:HD2	2.07	0.54
16:P:385:PHE:O	16:P:388:THR:HG22	2.07	0.54
17:Q:247:ILE:HG13	17:Q:298:GLN:HG2	0.55	0.54
16:P:294:HIS:CA	20:T:48:DA:H62	2.21	0.54
1:A:1147:PHE:HD2	1:A:1148:LEU:HD23	1.73	0.54
1:A:52:LEU:HD21	1:A:60:ASN:HB2	1.89	0.54
1:A:784:SER:HA	1:A:788:ALA:CB	2.37	0.54
2:B:829:ASN:C	2:B:831:GLU:H	2.11	0.54
1:A:878:ARG:HH12	9:I:66:VAL:HA	1.72	0.54
13:M:42:LYS:CD	13:M:49:ASP:HB2	2.36	0.54
14:N:43:ASP:HB3	14:N:51:GLN:NE2	2.22	0.54
15:O:275:GLU:HG2	15:O:285:MET:HG3	1.89	0.54
15:O:420:GLU:HA	15:O:442:LEU:CD1	2.37	0.54
15:O:568:ILE:C	15:O:570:ASP:H	2.10	0.54
15:O:641:TRP:NE1	15:O:653:SER:CA	2.69	0.54
15:O:672:ILE:CD1	15:O:734:LYS:HZ3	2.11	0.54
15:O:656:HIS:CG	15:O:747:LEU:CA	2.91	0.54
15:O:599:LYS:HZ1	16:P:275:GLU:CD	2.06	0.54
16:P:303:GLU:O	16:P:306:VAL:N	2.40	0.54
16:P:450:THR:CG2	16:P:451:PRO:HD3	2.37	0.54
1:A:1274:GLU:OE2	1:A:1288:ARG:NH1	2.40	0.54
1:A:109:ARG:HB3	1:A:233:CYS:HA	1.89	0.54

Continued on next page...

Continued from previous page...

Atom-1	Atom-2	Interatomic distance (Å)	Clash overlap (Å)
1:A:335:LEU:HD22	1:A:339:PHE:HE2	1.71	0.54
1:A:382:GLN:OE1	2:B:1180:PHE:HZ	1.90	0.54
1:A:411:VAL:HG13	1:A:412:SER:N	2.22	0.54
1:A:725:LEU:HD12	8:H:46:LEU:HD21	1.88	0.54
1:A:754:LYS:HG3	1:A:784:SER:HB3	1.88	0.54
2:B:1109:SER:HB2	2:B:1130:ARG:HH22	1.73	0.54
3:C:53:ASN:OD1	3:C:271:ARG:NH2	2.40	0.54
3:C:55:ASP:OD1	3:C:299:ILE:HA	2.07	0.54
5:E:54:GLN:HB2	5:E:57:MET:HB3	1.90	0.54
13:M:76:TYR:CE2	14:N:57:LYS:HE2	2.43	0.54
15:O:194:ARG:CB	15:O:194:ARG:CZ	2.86	0.54
15:O:314:GLN:NE2	15:O:329:ILE:CD1	2.70	0.54
15:O:373:LEU:CD2	15:O:382:GLU:HG3	2.37	0.54
15:O:423:ILE:HA	15:O:439:LYS:HB3	1.88	0.54
15:O:657:SER:O	15:O:658:LYS:CD	2.56	0.54
16:P:274:ILE:HG23	16:P:278:GLU:OE1	2.07	0.54
17:Q:158:THR:HG22	17:Q:161:ASN:CB	2.32	0.54
2:B:1143:THR:HG1	7:G:16:PHE:HE2	1.54	0.54
2:B:679:GLN:N	2:B:679:GLN:OE1	2.40	0.54
4:D:28:PRO:HB2	7:G:39:VAL:HG21	1.89	0.54
6:F:93:ILE:HD11	6:F:134:ILE:CG1	2.37	0.54
7:G:97:LYS:CE	7:G:97:LYS:CA	2.85	0.54
8:H:5:LEU:HB3	8:H:133:ASN:O	2.08	0.54
15:O:359:SER:O	15:O:360:TRP:CD1	2.61	0.54
16:P:123:MET:O	16:P:125:PHE:CE2	2.60	0.54
16:P:120:ILE:HD11	16:P:130:GLU:HB2	1.90	0.54
16:P:207:LEU:HD11	16:P:208:PRO:CD	2.28	0.54
15:O:10:UNK:C	17:Q:141:TRP:HB3	2.36	0.54
1:A:18:ILE:HG23	2:B:1186:ASP:O	2.08	0.54
1:A:332:GLN:HE22	1:A:350:VAL:H	1.55	0.54
1:A:406:LEU:HD21	1:A:413:LEU:HD11	1.89	0.54
2:B:1126:VAL:CB	2:B:1166:LYS:HE3	2.35	0.54
7:G:45:LEU:HD11	7:G:118:CYS:HB2	1.89	0.54
15:O:260:LEU:HD21	15:O:273:ARG:C	2.09	0.54
15:O:350:THR:O	15:O:352:PHE:CD1	2.60	0.54
15:O:511:ILE:O	15:O:512:LEU:CB	2.56	0.54
16:P:352:ILE:C	16:P:355:VAL:HG23	2.27	0.54
15:O:725:VAL:HG12	16:P:446:TYR:O	2.07	0.54
17:Q:144:VAL:HG13	17:Q:145:SER:OG	2.08	0.54
1:A:1217:LEU:HD21	1:A:1572:ARG:NH1	2.23	0.54
1:A:1643:VAL:O	1:A:1643:VAL:HG12	2.07	0.54

Continued on next page...

Continued from previous page...

Atom-1	Atom-2	Interatomic distance (Å)	Clash overlap (Å)
1:A:317:SER:HG	1:A:427:PHE:HZ	1.54	0.54
1:A:717:PRO:HG2	1:A:720:PHE:CD1	2.43	0.54
2:B:1175:THR:O	2:B:1179:PRO:HD2	2.08	0.54
2:B:37:LEU:HD12	2:B:37:LEU:H	1.71	0.54
10:J:7:CYS:HA	10:J:49:MET:CE	2.37	0.54
13:M:80:LEU:O	13:M:88:ILE:HA	2.07	0.54
14:N:74:PHE:HD2	14:N:78:THR:HA	1.72	0.54
15:O:324:TRP:CZ2	15:O:346:ASN:O	2.61	0.54
15:O:723:VAL:O	15:O:723:VAL:CG1	2.48	0.54
15:O:604:ILE:CA	15:O:732:LEU:CD2	2.83	0.54
15:O:650:LEU:HD13	15:O:756:ILE:HG23	1.88	0.54
16:P:233:THR:O	16:P:237:ILE:HG13	2.08	0.54
16:P:402:MET:CA	16:P:402:MET:CE	2.85	0.54
17:Q:174:GLU:O	17:Q:175:ILE:C	2.46	0.54
17:Q:282:SER:O	17:Q:302:ARG:HB3	2.07	0.54
1:A:1263:LEU:HB3	1:A:1496:SER:HB2	1.88	0.54
1:A:99:ARG:HE	1:A:228:LEU:CD2	2.21	0.54
1:A:55:GLY:HA2	1:A:62:CYS:SG	2.48	0.54
1:A:703:GLU:HB3	11:K:53:ALA:HB2	1.89	0.54
7:G:218:VAL:HG13	7:G:223:GLU:C	2.27	0.54
15:O:213:VAL:HG13	15:O:236:ILE:O	2.07	0.54
15:O:422:ILE:CG1	15:O:440:HIS:CD2	2.90	0.54
15:O:511:ILE:CD1	15:O:537:PHE:HA	2.38	0.54
15:O:656:HIS:HA	15:O:747:LEU:O	2.06	0.54
16:P:360:LYS:N	16:P:361:PRO:HD3	2.22	0.54
16:P:386:LEU:C	16:P:388:THR:HG22	2.28	0.54
15:O:725:VAL:HG11	16:P:450:THR:N	2.23	0.54
17:Q:266:SER:OG	17:Q:266:SER:O	2.26	0.54
1:A:1060:GLU:OE1	1:A:1580:ARG:NH1	2.32	0.54
1:A:1097:TYR:CE2	1:A:1123:VAL:HA	2.43	0.54
1:A:1612:LYS:HB3	1:A:1621:PHE:CG	2.42	0.54
1:A:77:GLY:CA	1:A:362:VAL:HB	2.38	0.54
2:B:1141:LEU:O	2:B:1141:LEU:HD12	2.07	0.54
5:E:106:GLN:O	5:E:130:ALA:HB1	2.07	0.54
7:G:217:TRP:O	7:G:225:ILE:HG12	2.08	0.54
7:G:98:GLU:HA	7:G:98:GLU:OE2	2.08	0.54
14:N:23:PHE:HB3	14:N:25:ILE:CD1	2.38	0.54
15:O:216:ILE:H	15:O:216:ILE:HD12	1.71	0.54
1:A:1032:VAL:HG22	1:A:1038:ILE:CD1	2.38	0.54
1:A:78:HIS:NE2	1:A:80:GLU:OE2	2.39	0.54
1:A:831:ASP:HB3	2:B:1008:HIS:CG	2.42	0.54

Continued on next page...

Continued from previous page...

Atom-1	Atom-2	Interatomic distance (Å)	Clash overlap (Å)
7:G:110:ASP:OD1	7:G:111:THR:HG23	2.07	0.54
15:O:327:GLY:HA2	15:O:342:GLN:HB3	1.90	0.54
15:O:390:GLN:CD	17:Q:151:PRO:HG3	2.28	0.54
15:O:419:ARG:CZ	15:O:420:GLU:OE1	2.55	0.54
15:O:6:UNK:H	17:Q:425:ALA:HB1	1.71	0.54
16:P:496:GLU:HA	16:P:496:GLU:OE2	2.02	0.54
15:O:577:LEU:HD22	16:P:502:ILE:HG21	1.87	0.54
1:A:700:ILE:HD13	1:A:738:ASN:HD22	1.73	0.54
1:A:790:LYS:CA	1:A:790:LYS:CE	2.85	0.54
3:C:315:PHE:HB3	3:C:319:ARG:NH1	2.23	0.54
3:C:89:THR:HB	10:J:66:LEU:HD11	1.90	0.54
15:O:12:UNK:HA	15:O:436:ILE:HD13	1.87	0.54
15:O:291:PRO:HA	15:O:339:ARG:NH2	2.23	0.54
15:O:477:TYR:OH	15:O:494:CYS:SG	2.66	0.54
15:O:721:CYS:O	16:P:446:TYR:CD2	2.60	0.54
15:O:724:LEU:HB3	16:P:447:ALA:CA	2.37	0.54
16:P:272:GLN:O	16:P:275:GLU:HB3	2.08	0.54
16:P:234:CYS:HG	16:P:289:ARG:HA	1.66	0.54
16:P:351:ASN:O	16:P:355:VAL:CG2	2.53	0.54
17:Q:377:ASP:HA	17:Q:438:PHE:CE1	2.42	0.54
1:A:1114:TYR:O	1:A:1114:TYR:CD1	2.61	0.53
1:A:257:ASN:OD1	1:A:258:GLU:N	2.41	0.53
1:A:510:PRO:HB2	1:A:574:ASN:HD21	1.71	0.53
1:A:918:LYS:HE3	1:A:922:CYS:O	2.03	0.53
3:C:224:THR:HB	3:C:303:GLU:OE2	2.08	0.53
3:C:304:SER:OG	3:C:308:MET:O	2.20	0.53
5:E:13:TRP:HB3	5:E:39:LEU:HD13	1.90	0.53
5:E:48:ASP:OD1	5:E:51:GLY:N	2.41	0.53
7:G:145:ILE:HD11	7:G:217:TRP:CE3	2.43	0.53
1:A:572:THR:HG22	7:G:53:TYR:HE2	1.73	0.53
15:O:315:PHE:HE2	15:O:317:ILE:HD12	1.59	0.53
15:O:599:LYS:HD3	16:P:272:GLN:CD	2.29	0.53
16:P:225:GLN:HA	16:P:228:ASN:HB2	1.89	0.53
17:Q:124:GLU:CG	17:Q:289:ASN:HD21	2.21	0.53
1:A:956:ARG:HH11	1:A:979:GLY:CA	2.22	0.53
2:B:1107:CYS:HB2	2:B:1130:ARG:NE	2.24	0.53
2:B:979:GLN:HE22	2:B:999:GLN:HE22	1.55	0.53
3:C:136:LEU:HD23	3:C:138:VAL:HG23	1.91	0.53
7:G:17:ILE:HG13	7:G:18:LYS:N	2.23	0.53
13:M:44:LYS:CD	14:N:30:LYS:HD3	2.32	0.53
15:O:270:GLN:NE2	15:O:289:SER:H	2.06	0.53

Continued on next page...

Continued from previous page...

Atom-1	Atom-2	Interatomic distance (Å)	Clash overlap (Å)
15:O:312:LEU:CD1	15:O:312:LEU:O	2.55	0.53
15:O:672:ILE:CG1	15:O:715:TYR:OH	2.55	0.53
16:P:158:MET:C	16:P:192:TYR:CE1	2.78	0.53
16:P:183:LYS:HG2	16:P:189:LYS:CE	2.39	0.53
16:P:236:MET:CA	16:P:236:MET:CE	2.86	0.53
17:Q:154:LYS:H	17:Q:154:LYS:CD	2.20	0.53
17:Q:283:ARG:C	17:Q:302:ARG:CB	2.74	0.53
1:A:1276:THR:CG2	1:A:1288:ARG:HG3	2.38	0.53
1:A:81:LEU:HD12	1:A:358:ASP:CA	2.38	0.53
1:A:546:LEU:HD22	1:A:554:ARG:HG2	1.91	0.53
1:A:592:GLN:HB3	1:A:593:PRO:CD	2.38	0.53
2:B:572:PRO:HB2	2:B:575:HIS:HD2	1.73	0.53
2:B:388:GLU:OE1	2:B:581:PRO:HG2	2.08	0.53
3:C:150:SER:O	3:C:152:ASP:C	2.46	0.53
3:C:169:PHE:CG	3:C:184:VAL:HB	2.44	0.53
7:G:145:ILE:HD11	7:G:217:TRP:HE3	1.72	0.53
9:I:37:TYR:H	9:I:38:PRO:CD	2.17	0.53
15:O:270:GLN:CD	15:O:339:ARG:HH22	2.11	0.53
15:O:314:GLN:NE2	15:O:329:ILE:HD12	2.23	0.53
16:P:183:LYS:CG	16:P:189:LYS:CE	2.86	0.53
16:P:184:TRP:CH2	16:P:192:TYR:HD2	2.23	0.53
16:P:219:ILE:HG13	17:Q:207:ASN:OD1	2.08	0.53
17:Q:158:THR:O	17:Q:160:HIS:CA	2.52	0.53
17:Q:398:ASP:C	17:Q:400:LYS:H	2.12	0.53
1:A:1254:PHE:HE1	1:A:1532:GLN:OE1	1.92	0.53
1:A:1533:GLU:OE1	5:E:14:ARG:NH1	2.41	0.53
1:A:67:LEU:HB2	1:A:72:CYS:HB2	1.90	0.53
1:A:77:GLY:O	1:A:362:VAL:N	2.36	0.53
2:B:933:THR:HG23	2:B:944:GLN:HG3	1.91	0.53
3:C:247:PHE:HB2	3:C:285:PHE:CZ	2.43	0.53
5:E:143:ASN:HB3	5:E:146:HIS:CG	2.43	0.53
15:O:181:ARG:HD2	15:O:206:ALA:CB	2.38	0.53
15:O:214:LEU:N	15:O:236:ILE:CG2	2.71	0.53
15:O:264:ILE:HG22	15:O:265:THR:N	2.22	0.53
15:O:455:LYS:O	15:O:455:LYS:HG3	2.08	0.53
16:P:129:PHE:O	16:P:129:PHE:HD1	1.92	0.53
16:P:334:LEU:HD21	16:P:449:GLN:CD	2.27	0.53
17:Q:247:ILE:CG2	17:Q:278:TYR:CZ	2.91	0.53
1:A:1089:LEU:HB2	1:A:1131:LYS:O	2.08	0.53
1:A:1559:ARG:HH22	1:A:1583:ASP:CG	2.12	0.53
2:B:167:SER:O	2:B:173:ASN:HB3	2.09	0.53

Continued on next page...

Continued from previous page...

Atom-1	Atom-2	Interatomic distance (Å)	Clash overlap (Å)
6:F:74:ILE:HD12	6:F:143:PHE:C	2.28	0.53
7:G:13:THR:O	7:G:17:ILE:HG12	2.08	0.53
8:H:112:ILE:HD13	8:H:131:ASN:HD22	1.73	0.53
13:M:15:VAL:HG22	13:M:90:LEU:CD1	2.22	0.53
14:N:71:PRO:HD2	14:N:80:MET:SD	2.49	0.53
15:O:186:TYR:CA	15:O:201:GLU:HB3	2.39	0.53
15:O:354:PRO:O	15:O:356:GLU:N	2.42	0.53
15:O:421:ILE:HG13	17:Q:138:PHE:HE2	1.74	0.53
15:O:409:ASP:OD2	15:O:455:LYS:NZ	2.40	0.53
15:O:604:ILE:HA	15:O:732:LEU:HD21	1.89	0.53
16:P:178:THR:HG23	16:P:179:CYS:N	2.24	0.53
15:O:590:GLY:HA2	16:P:320:PHE:CE2	2.43	0.53
16:P:359:ASP:OD2	16:P:361:PRO:HG3	2.08	0.53
16:P:385:PHE:O	16:P:388:THR:CG2	2.56	0.53
16:P:417:PHE:O	16:P:419:LEU:CG	2.57	0.53
16:P:330:TRP:NE1	16:P:452:PHE:CD1	2.75	0.53
17:Q:149:LYS:C	17:Q:151:PRO:HD3	2.18	0.53
1:A:1236:PRO:HB2	1:A:1524:VAL:HG23	1.89	0.53
1:A:406:LEU:CD2	1:A:413:LEU:HD11	2.38	0.53
1:A:594:THR:HG21	2:B:1074:MET:O	2.08	0.53
2:B:1127:CYS:N	2:B:1166:LYS:HE3	2.23	0.53
2:B:72:VAL:HB	2:B:343:ASP:CG	2.13	0.53
2:B:894:LYS:CG	2:B:896:GLN:HG2	2.38	0.53
1:A:209:THR:HG21	5:E:173:SER:OG	2.09	0.53
6:F:79:ARG:HA	6:F:144:GLU:OE2	2.09	0.53
4:D:21:VAL:HG12	7:G:46:TYR:HB3	1.89	0.53
7:G:75:ASN:OD1	7:G:76:LYS:N	2.40	0.53
11:K:64:GLN:NE2	11:K:100:LEU:HD13	2.23	0.53
13:M:12:ILE:H	14:N:69:SER:HA	1.72	0.53
15:O:408:ILE:HD11	15:O:464:LEU:HD13	1.90	0.53
15:O:623:LEU:HD11	15:O:668:SER:C	2.18	0.53
16:P:166:TYR:O	16:P:170:THR:HG22	2.07	0.53
15:O:347:LEU:HD23	17:Q:152:ILE:HG23	1.90	0.53
17:Q:246:GLN:NE2	17:Q:246:GLN:H	2.07	0.53
16:P:417:PHE:HZ	17:Q:270:PHE:CE2	1.94	0.53
1:A:1243:TRP:CZ2	1:A:1537:ASP:HA	2.44	0.53
1:A:406:LEU:HB2	1:A:416:ARG:HH11	1.69	0.53
1:A:79:ILE:O	1:A:81:LEU:HD23	2.09	0.53
2:B:1099:THR:HG22	2:B:1171:ASN:O	2.09	0.53
2:B:815:ARG:O	2:B:816:ASN:HB2	2.08	0.53
2:B:950:ASN:OD1	2:B:952:HIS:ND1	2.33	0.53

Continued on next page...

Continued from previous page...

Atom-1	Atom-2	Interatomic distance (Å)	Clash overlap (Å)
5:E:127:ILE:O	5:E:129:PRO:CG	2.55	0.53
7:G:45:LEU:HD12	7:G:45:LEU:C	2.29	0.53
13:M:109:ARG:CG	13:M:110:GLY:N	2.71	0.53
15:O:202:ILE:HG22	15:O:216:ILE:HG23	1.88	0.53
15:O:270:GLN:NE2	15:O:289:SER:HB2	2.24	0.53
15:O:611:ILE:HD11	15:O:731:LEU:HG	1.90	0.53
15:O:623:LEU:HA	15:O:626:LEU:HD21	0.56	0.53
15:O:675:PHE:CZ	15:O:679:LEU:HD11	2.44	0.53
15:O:672:ILE:CD1	15:O:715:TYR:CD1	2.90	0.53
17:Q:422:GLY:C	17:Q:423:GLY:O	2.47	0.53
1:A:1276:THR:HG21	1:A:1288:ARG:CG	2.39	0.53
1:A:700:ILE:HG21	1:A:738:ASN:ND2	2.24	0.53
2:B:211:ARG:CZ	2:B:239:VAL:HG21	2.39	0.53
5:E:22:MET:O	5:E:26:ARG:HG3	2.09	0.53
7:G:12:GLU:OE1	7:G:15:ARG:NH2	2.38	0.53
15:O:183:ASP:CB	15:O:247:ILE:HD12	2.38	0.53
16:P:274:ILE:CA	16:P:278:GLU:HB3	2.39	0.53
17:Q:26:TYR:O	17:Q:29:ARG:CZ	2.53	0.53
17:Q:398:ASP:O	17:Q:401:ILE:N	2.41	0.53
1:A:1152:SER:HA	1:A:1155:PHE:HB2	1.91	0.53
1:A:461:GLU:OE2	1:A:1619:CYS:N	2.42	0.53
1:A:381:SER:CB	1:A:453:ILE:HB	2.35	0.53
2:B:1117:VAL:HB	2:B:1153:ILE:O	2.08	0.53
2:B:35:PHE:N	2:B:36:PRO:HD3	2.24	0.53
2:B:202:LEU:CD2	2:B:499:HIS:HB3	2.32	0.53
2:B:733:LEU:HB2	2:B:743:ARG:NH2	2.23	0.53
2:B:854:GLU:HG3	2:B:875:HIS:HA	1.91	0.53
6:F:112:GLU:OE2	6:F:123:LYS:HD2	2.08	0.53
1:A:1659:LYS:HB3	7:G:102:GLU:OE1	2.08	0.53
1:A:7:VAL:O	7:G:115:PHE:HE2	1.91	0.53
8:H:115:TYR:CE2	8:H:124:ARG:HG3	2.44	0.53
9:I:2:SER:OG	9:I:9:PHE:HB2	2.08	0.53
15:O:175:ASP:HB3	17:Q:195:LEU:HB3	1.89	0.53
15:O:446:ASP:OD1	15:O:448:THR:N	2.34	0.53
15:O:693:PHE:CG	15:O:746:ARG:HB2	2.44	0.53
15:O:604:ILE:CB	15:O:732:LEU:CD2	2.87	0.53
16:P:112:LEU:HD13	16:P:161:THR:HG23	1.90	0.53
16:P:447:ALA:O	16:P:450:THR:HB	2.07	0.53
17:Q:133:LYS:CG	17:Q:286:GLN:OE1	2.57	0.53
1:A:1238:MET:HE1	1:A:1529:MET:HG2	1.91	0.53
1:A:1241:PRO:O	1:A:1536:ILE:HG23	2.09	0.53

Continued on next page...

Continued from previous page...

Atom-1	Atom-2	Interatomic distance (Å)	Clash overlap (Å)
1:A:113:VAL:CG1	1:A:178:LEU:HB3	2.38	0.53
2:B:1017:ALA:HA	3:C:69:ARG:NH2	2.24	0.53
7:G:148:LEU:HD12	7:G:153:PHE:O	2.08	0.53
9:I:33:CYS:HB2	13:M:59:ARG:NE	2.18	0.53
14:N:40:LEU:O	14:N:44:ASN:HB2	2.09	0.53
15:O:468:VAL:CG2	15:O:477:TYR:HB3	2.39	0.53
15:O:539:VAL:HG23	15:O:539:VAL:O	2.08	0.53
15:O:657:SER:O	15:O:658:LYS:HD3	2.09	0.53
15:O:659:LEU:HD22	15:O:659:LEU:H	1.71	0.53
16:P:239:PHE:CD1	16:P:239:PHE:C	2.83	0.53
16:P:384:GLN:O	16:P:387:PRO:HD2	2.09	0.53
17:Q:383:PHE:C	17:Q:388:LYS:HA	2.29	0.53
1:A:1610:PHE:HD2	1:A:1632:GLU:HG2	1.72	0.52
1:A:725:LEU:CD1	8:H:46:LEU:HD21	2.39	0.52
8:H:30:SER:HB3	8:H:36:CYS:HB3	1.91	0.52
8:H:95:TYR:CE2	8:H:97:MET:HG3	2.44	0.52
11:K:41:GLU:OE1	11:K:44:ARG:NH1	2.41	0.52
2:B:896:GLN:OE1	12:L:45:ALA:HA	2.08	0.52
13:M:38:PHE:CE2	14:N:110:LEU:HD22	2.45	0.52
3:C:253:PRO:HG3	14:N:180:PHE:HD1	1.74	0.52
14:N:80:MET:CE	14:N:82:ILE:HD11	2.38	0.52
15:O:408:ILE:HG12	15:O:408:ILE:O	2.08	0.52
15:O:366:PHE:CZ	15:O:426:ALA:C	2.70	0.52
15:O:380:MET:SD	15:O:434:ARG:NH2	2.82	0.52
16:P:104:PHE:CE2	16:P:155:GLN:HA	2.36	0.52
16:P:233:THR:HG22	16:P:237:ILE:CD1	2.39	0.52
16:P:294:HIS:C	16:P:295:THR:OG1	2.48	0.52
17:Q:380:SER:C	17:Q:384:VAL:HG11	2.24	0.52
1:A:344:ASN:HD21	1:A:348:LYS:N	2.07	0.52
1:A:363:PRO:HB3	2:B:1180:PHE:CE2	2.43	0.52
1:A:418:VAL:O	1:A:421:SER:OG	2.16	0.52
1:A:593:PRO:O	1:A:595:LEU:HG	2.10	0.52
2:B:1133:MET:CE	7:G:15:ARG:HH22	2.21	0.52
2:B:251:HIS:CE1	2:B:261:ARG:CD	2.89	0.52
4:D:44:ILE:HG13	4:D:89:LEU:HD23	1.91	0.52
5:E:37:LEU:HD11	5:E:41:ASP:HB3	1.91	0.52
7:G:90:LEU:HD13	7:G:119:HIS:HE1	1.72	0.52
7:G:162:ILE:HD12	7:G:217:TRP:HZ3	1.75	0.52
15:O:655:SER:OG	16:P:244:ASN:CA	2.57	0.52
15:O:744:LEU:HD22	15:O:744:LEU:H	1.73	0.52
15:O:698:LYS:HB3	16:P:125:PHE:CE1	2.45	0.52

Continued on next page...

Continued from previous page...

Atom-1	Atom-2	Interatomic distance (Å)	Clash overlap (Å)
16:P:154:LEU:HD13	16:P:154:LEU:N	2.22	0.52
15:O:779:ASP:O	16:P:199:LEU:HD21	2.10	0.52
15:O:727:PRO:HG3	16:P:265:GLU:OE1	2.08	0.52
16:P:238:HIS:CE1	16:P:289:ARG:NH1	2.76	0.52
16:P:311:MET:SD	16:P:487:LEU:HD21	2.49	0.52
16:P:369:TRP:HZ3	16:P:377:PHE:CD2	2.26	0.52
16:P:385:PHE:C	16:P:387:PRO:HD2	2.29	0.52
16:P:419:LEU:CB	17:Q:233:TYR:HH	2.00	0.52
17:Q:266:SER:O	17:Q:268:LEU:CA	2.53	0.52
1:A:18:ILE:HA	2:B:1186:ASP:O	2.09	0.52
3:C:116:VAL:HG23	3:C:125:LYS:O	2.09	0.52
7:G:229:LEU:HD21	7:G:249:LEU:CD1	2.38	0.52
13:M:60:LEU:N	13:M:60:LEU:HD12	2.25	0.52
13:M:12:ILE:CG1	13:M:88:ILE:HD11	2.35	0.52
15:O:260:LEU:HD12	15:O:271:ILE:CG2	2.39	0.52
15:O:274:ILE:HD11	15:O:284:VAL:HG11	1.91	0.52
15:O:360:TRP:C	15:O:361:LYS:HG3	2.30	0.52
15:O:369:PHE:CZ	15:O:430:ASN:O	2.62	0.52
15:O:428:GLU:HB3	15:O:433:VAL:HG22	1.92	0.52
15:O:472:ARG:HH11	17:Q:203:SER:HB3	1.73	0.52
15:O:634:THR:CA	15:O:637:LEU:HD23	2.39	0.52
15:O:656:HIS:HB2	15:O:747:LEU:HA	1.73	0.52
15:O:698:LYS:CE	16:P:126:PRO:HD3	2.38	0.52
16:P:414:TYR:CB	17:Q:241:ARG:CZ	2.56	0.52
16:P:499:LYS:HA	16:P:502:ILE:CB	2.39	0.52
17:Q:154:LYS:O	17:Q:155:GLN:CG	2.57	0.52
19:S:18:DA:C2	20:T:38:DA:C2	2.98	0.52
1:A:1101:THR:O	1:A:1105:ARG:HG3	2.09	0.52
1:A:83:VAL:CG1	1:A:427:PHE:CE2	2.77	0.52
1:A:646:GLU:OE2	2:B:1086:PHE:HB2	2.09	0.52
2:B:1165:ASN:HD21	2:B:1196:LEU:CD2	2.21	0.52
2:B:721:MET:SD	2:B:924:LYS:HD3	2.49	0.52
2:B:726:MET:HG3	2:B:742:TYR:HB2	1.91	0.52
2:B:858:ILE:HG21	2:B:905:TYR:OH	2.10	0.52
2:B:95:LEU:HB2	2:B:440:PHE:CD2	2.44	0.52
13:M:38:PHE:CD2	14:N:110:LEU:HD22	2.44	0.52
15:O:235:SER:O	15:O:236:ILE:HD13	2.09	0.52
15:O:294:PHE:CD1	15:O:300:LEU:HB2	2.44	0.52
15:O:307:PHE:O	15:O:308:ASN:CG	2.48	0.52
15:O:323:ASN:HA	15:O:348:HIS:HB2	1.91	0.52
15:O:506:THR:HG22	15:O:540:LYS:C	2.30	0.52

Continued on next page...

Continued from previous page...

Atom-1	Atom-2	Interatomic distance (Å)	Clash overlap (Å)
15:O:578:PHE:HZ	16:P:477:GLY:HA2	1.73	0.52
16:P:184:TRP:HD1	16:P:190:MET:N	1.98	0.52
16:P:494:SER:C	16:P:496:GLU:N	2.38	0.52
15:O:433:VAL:HG11	17:Q:144:VAL:HG22	1.86	0.52
15:O:472:ARG:HD2	17:Q:200:THR:CG2	2.38	0.52
17:Q:355:THR:H	17:Q:359:MET:H	1.57	0.52
1:A:1057:ILE:H	1:A:1057:ILE:HD12	1.74	0.52
1:A:1233:ILE:HG22	1:A:1235:THR:H	1.74	0.52
1:A:1262:LEU:CD2	1:A:1497:ILE:HG22	2.39	0.52
1:A:1657:LEU:HD22	7:G:104:LEU:HD23	1.90	0.52
1:A:120:CYS:SG	1:A:185:ARG:HB3	2.49	0.52
1:A:340:HIS:HB3	1:A:342:ARG:O	2.10	0.52
1:A:721:LYS:CG	1:A:722:PRO:HD3	2.39	0.52
2:B:65:VAL:HG11	2:B:102:VAL:CG2	2.37	0.52
2:B:1126:VAL:HB	2:B:1166:LYS:NZ	2.25	0.52
2:B:12:ARG:HG3	2:B:15:ASP:OD2	2.08	0.52
2:B:614:GLU:HG3	2:B:615:GLY:N	2.24	0.52
2:B:68:ILE:HG22	2:B:414:LYS:HE2	1.92	0.52
5:E:97:VAL:CG1	5:E:132:ILE:HD11	2.39	0.52
7:G:169:VAL:CG2	7:G:216:HIS:HB3	2.29	0.52
14:N:54:TRP:CZ2	14:N:135:LYS:HD3	2.44	0.52
15:O:275:GLU:CB	15:O:285:MET:CG	2.85	0.52
15:O:414:ILE:HG22	15:O:415:LEU:N	2.24	0.52
15:O:583:GLU:CD	15:O:584:ARG:HG2	2.16	0.52
16:P:356:VAL:O	16:P:357:TYR:C	2.46	0.52
16:P:354:LYS:CD	16:P:362:THR:HG22	2.37	0.52
15:O:578:PHE:HZ	16:P:477:GLY:CA	2.22	0.52
17:Q:130:LYS:HG2	17:Q:130:LYS:O	2.10	0.52
17:Q:29:ARG:HH22	17:Q:169:PRO:HD3	1.74	0.52
1:A:1297:PHE:O	1:A:1468:LYS:HD2	2.09	0.52
1:A:173:ILE:HG21	1:A:178:LEU:HD21	1.92	0.52
1:A:38:LEU:HD21	1:A:42:GLY:HA2	1.92	0.52
2:B:1071:VAL:HG21	2:B:1091:ARG:CG	2.40	0.52
2:B:22:GLU:OE2	10:J:58:GLU:HG3	2.10	0.52
14:N:111:VAL:HG22	14:N:120:LYS:O	2.10	0.52
15:O:499:GLU:CG	15:O:500:ILE:N	2.69	0.52
15:O:473:HIS:C	15:O:504:THR:HG23	2.30	0.52
15:O:736:ILE:HD11	16:P:271:LYS:CE	2.24	0.52
15:O:654:LEU:HG	15:O:748:GLU:CB	2.40	0.52
16:P:234:CYS:O	16:P:238:HIS:N	2.43	0.52
16:P:278:GLU:CG	16:P:309:TYR:CE2	2.93	0.52

Continued on next page...

Continued from previous page...

Atom-1	Atom-2	Interatomic distance (Å)	Clash overlap (Å)
17:Q:347:ASP:O	17:Q:351:GLU:HG3	2.09	0.52
1:A:1584:LEU:C	1:A:1584:LEU:HD23	2.30	0.52
1:A:833:LEU:HA	1:A:944:MET:HE3	1.91	0.52
2:B:253:LEU:HD12	2:B:257:GLN:CG	2.40	0.52
2:B:931:TRP:HB3	2:B:936:MET:SD	2.49	0.52
2:B:960:ILE:HA	2:B:963:PHE:HD2	1.75	0.52
3:C:120:LEU:HD12	3:C:120:LEU:C	2.29	0.52
3:C:328:LEU:HB3	11:K:121:LEU:HD11	1.91	0.52
4:D:44:ILE:HD11	4:D:89:LEU:CG	2.39	0.52
5:E:59:SER:OG	5:E:81:GLU:HA	2.10	0.52
15:O:276:SER:OG	15:O:277:VAL:N	2.43	0.52
15:O:436:ILE:C	15:O:436:ILE:HD12	2.29	0.52
15:O:474:LYS:HE2	15:O:498:LEU:CG	2.39	0.52
16:P:122:GLU:OE1	16:P:123:MET:CG	2.43	0.52
16:P:482:HIS:O	16:P:485:SER:HB2	2.10	0.52
15:O:172:PHE:CE2	17:Q:186:LEU:HB2	2.45	0.52
1:A:1226:VAL:HG13	1:A:1598:PHE:CD2	2.44	0.52
1:A:636:HIS:HB3	2:B:1091:ARG:CZ	2.40	0.52
2:B:480:GLN:N	2:B:480:GLN:OE1	2.42	0.52
2:B:825:PHE:HA	2:B:861:TYR:HA	1.91	0.52
3:C:236:LEU:HD11	3:C:290:LYS:HG3	1.90	0.52
3:C:195:LYS:NZ	10:J:58:GLU:OE2	2.26	0.52
15:O:322:GLY:O	15:O:350:THR:HG22	2.09	0.52
15:O:603:ARG:HH22	16:P:268:PHE:CB	2.22	0.52
16:P:301:HIS:HB2	16:P:304:LEU:HD13	1.92	0.52
16:P:182:ILE:HD11	16:P:350:ARG:CA	2.40	0.52
17:Q:248:LYS:NZ	17:Q:248:LYS:CA	2.73	0.52
17:Q:248:LYS:HA	17:Q:298:GLN:NE2	2.25	0.52
17:Q:356:PRO:CG	17:Q:357:PRO:HD2	2.19	0.52
1:A:248:PHE:HE2	1:A:442:LYS:HE3	1.73	0.52
1:A:50:TYR:OH	1:A:383:ASN:ND2	2.43	0.52
1:A:522:ALA:O	1:A:532:GLY:C	2.47	0.52
1:A:646:GLU:OE1	2:B:1086:PHE:HB2	2.10	0.52
1:A:951:ALA:O	1:A:952:LEU:HD12	2.09	0.52
2:B:301:PHE:HZ	2:B:385:VAL:HG12	1.75	0.52
10:J:30:LEU:HD23	10:J:35:ALA:HA	1.92	0.52
12:L:29:TYR:O	12:L:38:LEU:HG	2.10	0.52
15:O:194:ARG:O	15:O:196:TYR:CE2	2.60	0.52
15:O:273:ARG:HH11	15:O:274:ILE:HG22	1.75	0.52
15:O:376:ASP:N	15:O:376:ASP:OD1	2.33	0.52
15:O:428:GLU:HG2	15:O:435:ARG:HB3	1.92	0.52

Continued on next page...

Continued from previous page...

Atom-1	Atom-2	Interatomic distance (Å)	Clash overlap (Å)
15:O:669:PHE:CE1	15:O:675:PHE:HB2	2.45	0.52
15:O:656:HIS:HB3	15:O:748:GLU:CB	2.39	0.52
16:P:105:LEU:HD21	16:P:109:GLN:NE2	2.25	0.52
16:P:378:LEU:HD11	17:Q:234:LYS:O	2.09	0.52
16:P:369:TRP:HZ3	17:Q:219:LEU:HD11	1.69	0.52
17:Q:257:ILE:O	17:Q:261:LEU:HB2	2.10	0.52
1:A:1657:LEU:HB3	7:G:104:LEU:HG	1.92	0.52
1:A:27:LEU:O	2:B:1129:ARG:NE	2.37	0.52
1:A:701:ARG:NH2	11:K:93:ILE:O	2.43	0.52
2:B:812:ALA:HB2	2:B:815:ARG:NH1	2.25	0.52
7:G:75:ASN:OD1	7:G:76:LYS:HG2	2.09	0.52
15:O:299:ASP:HB3	17:Q:159:TYR:CB	2.36	0.52
15:O:306:ALA:HB1	15:O:365:TRP:HE3	1.74	0.52
15:O:381:ILE:HG22	15:O:382:GLU:O	2.10	0.52
15:O:529:GLU:CG	15:O:530:ASN:H	2.23	0.52
16:P:143:THR:OG1	16:P:236:MET:SD	2.64	0.52
12:L:49:LYS:O	16:P:404:ILE:HD13	2.08	0.52
16:P:414:TYR:CE1	17:Q:241:ARG:HD3	2.45	0.52
17:Q:310:ILE:HG21	17:Q:363:GLU:CD	2.28	0.52
1:A:1114:TYR:C	1:A:1114:TYR:CD1	2.83	0.51
1:A:1129:PRO:HA	1:A:1135:SER:HB3	1.91	0.51
1:A:246:ASP:CG	1:A:250:LYS:H	2.13	0.51
1:A:791:TYR:C	1:A:792:GLY:O	2.46	0.51
2:B:1138:ALA:C	2:B:1140:LYS:N	2.64	0.51
2:B:416:LYS:HG3	2:B:461:MET:HE2	1.91	0.51
4:D:99:LEU:HD12	4:D:100:PRO:HD2	1.92	0.51
7:G:97:LYS:NZ	7:G:97:LYS:CA	2.73	0.51
13:M:48:LYS:CE	13:M:49:ASP:H	2.21	0.51
14:N:123:SER:HA	14:N:131:LEU:HD21	1.92	0.51
15:O:302:VAL:CA	15:O:320:ILE:HG13	2.40	0.51
15:O:574:TRP:CZ2	16:P:481:THR:O	2.63	0.51
15:O:577:LEU:HD11	16:P:499:LYS:HG3	1.92	0.51
16:P:259:GLN:CA	16:P:259:GLN:NE2	2.73	0.51
16:P:337:SER:OG	16:P:448:LYS:CD	2.59	0.51
16:P:492:ALA:C	16:P:493:ILE:CD1	2.59	0.51
1:A:1148:LEU:HB3	1:A:1163:GLU:HG2	1.92	0.51
3:C:283:GLU:H	3:C:283:GLU:CD	2.12	0.51
7:G:144:HIS:HA	7:G:157:ILE:O	2.11	0.51
13:M:28:LYS:NZ	14:N:104:LEU:HD12	2.24	0.51
15:O:232:ASN:ND2	15:O:283:ASP:HA	2.23	0.51
15:O:248:PRO:HG2	15:O:307:PHE:HD2	1.76	0.51

Continued on next page...

Continued from previous page...

Atom-1	Atom-2	Interatomic distance (Å)	Clash overlap (Å)
16:P:212:VAL:HA	16:P:215:LEU:CD2	2.40	0.51
16:P:414:TYR:CD1	17:Q:241:ARG:HD3	2.45	0.51
17:Q:279:SER:OG	17:Q:281:LYS:HG3	2.10	0.51
1:A:416:ARG:CB	1:A:419:ILE:HG12	2.40	0.51
2:B:1103:VAL:CB	2:B:1110:ILE:HG22	2.37	0.51
2:B:812:ALA:O	2:B:814:ASN:CA	2.58	0.51
2:B:843:ASP:HB3	12:L:27:LEU:CD2	2.40	0.51
2:B:76:GLY:H	2:B:91:LEU:HD11	1.76	0.51
3:C:153:PRO:CG	3:C:154:LYS:H	2.22	0.51
5:E:55:ARG:CD	5:E:113:GLN:HE21	2.23	0.51
8:H:107:VAL:N	8:H:111:LEU:O	2.42	0.51
15:O:307:PHE:C	15:O:308:ASN:ND2	2.63	0.51
15:O:312:LEU:HD22	15:O:312:LEU:C	2.31	0.51
15:O:420:GLU:C	15:O:421:ILE:HG13	2.31	0.51
15:O:599:LYS:NZ	16:P:275:GLU:OE2	2.37	0.51
17:Q:155:GLN:HE21	17:Q:156:LYS:H	1.58	0.51
17:Q:285:VAL:CG2	17:Q:302:ARG:CD	2.89	0.51
17:Q:358:PHE:CD1	17:Q:365:TRP:CZ3	2.98	0.51
1:A:381:SER:O	1:A:453:ILE:HD12	2.10	0.51
1:A:569:SER:O	4:D:16:LEU:HD11	2.10	0.51
1:A:592:GLN:CA	1:A:592:GLN:NE2	2.73	0.51
1:A:721:LYS:HD3	8:H:96:VAL:CG2	2.24	0.51
1:A:920:PHE:O	1:A:923:ASN:N	2.40	0.51
2:B:111:ASP:O	2:B:113:VAL:N	2.44	0.51
2:B:1174:THR:O	2:B:1177:ALA:HB3	2.09	0.51
14:N:54:TRP:HA	14:N:135:LYS:O	2.11	0.51
15:O:188:GLN:O	15:O:196:TYR:CE1	2.64	0.51
15:O:271:ILE:HG22	15:O:272:PHE:N	2.25	0.51
15:O:433:VAL:HG23	15:O:434:ARG:H	1.75	0.51
15:O:620:ASP:HB2	15:O:674:GLU:OE2	2.10	0.51
16:P:259:GLN:NE2	16:P:259:GLN:HA	2.26	0.51
16:P:262:LEU:C	16:P:264:PRO:HD3	2.29	0.51
16:P:274:ILE:C	16:P:278:GLU:HB3	2.29	0.51
17:Q:154:LYS:N	17:Q:154:LYS:CD	2.73	0.51
17:Q:178:LEU:HD23	17:Q:179:HIS:CG	2.46	0.51
16:P:419:LEU:CD2	17:Q:233:TYR:CZ	2.93	0.51
17:Q:383:PHE:CD2	17:Q:388:LYS:HB3	2.45	0.51
1:A:332:GLN:NE2	1:A:350:VAL:H	2.08	0.51
1:A:360:LEU:HD11	2:B:1184:TYR:OH	2.10	0.51
1:A:406:LEU:CD2	1:A:416:ARG:HG2	2.24	0.51
1:A:786:TYR:HA	1:A:794:VAL:CG2	2.40	0.51

Continued on next page...

Continued from previous page...

Atom-1	Atom-2	Interatomic distance (Å)	Clash overlap (Å)
1:A:872:ASP:OD2	1:A:874:GLU:HB3	2.10	0.51
1:A:759:TYR:HB2	1:A:920:PHE:CE2	2.45	0.51
2:B:1045:GLN:CB	2:B:1063:ARG:HG3	2.37	0.51
2:B:1117:VAL:HB	2:B:1153:ILE:HG23	1.93	0.51
4:D:19:PRO:HB3	7:G:47:VAL:CG1	2.41	0.51
15:O:700:LEU:HD11	15:O:711:LEU:CA	2.34	0.51
16:P:104:PHE:CZ	16:P:155:GLN:CG	2.86	0.51
16:P:177:TYR:CE1	16:P:226:LEU:CD2	2.59	0.51
16:P:475:ALA:O	16:P:478:ARG:HB3	2.10	0.51
17:Q:282:SER:C	17:Q:301:SER:O	2.49	0.51
17:Q:385:ASN:HD22	17:Q:385:ASN:N	2.07	0.51
17:Q:387:ASN:ND2	17:Q:392:LEU:HA	2.26	0.51
2:B:154:GLU:HB2	2:B:446:MET:CE	2.40	0.51
3:C:165:ARG:HB2	3:C:189:PRO:HB3	1.93	0.51
3:C:260:GLU:HG2	3:C:262:SER:OG	2.10	0.51
5:E:81:GLU:HB2	5:E:96:PHE:CZ	2.45	0.51
7:G:162:ILE:HD13	7:G:217:TRP:HZ3	1.76	0.51
8:H:107:VAL:HB	8:H:111:LEU:CB	2.39	0.51
3:C:198:PRO:HB2	10:J:67:GLU:OE1	2.11	0.51
13:M:45:LYS:CB	13:M:45:LYS:NZ	2.73	0.51
14:N:43:ASP:O	14:N:49:LYS:HE2	2.11	0.51
15:O:309:PRO:O	15:O:368:HIS:NE2	2.39	0.51
15:O:344:ILE:O	15:O:345:ASP:CB	2.59	0.51
15:O:428:GLU:CG	15:O:435:ARG:HB3	2.41	0.51
15:O:533:LEU:HD12	15:O:533:LEU:C	2.30	0.51
15:O:713:ILE:CG2	15:O:717:LYS:HE2	2.40	0.51
15:O:611:ILE:HG23	15:O:731:LEU:HD23	1.91	0.51
16:P:157:HIS:CE1	16:P:158:MET:HE2	2.45	0.51
15:O:655:SER:OG	16:P:244:ASN:N	2.43	0.51
16:P:360:LYS:NZ	16:P:360:LYS:CB	2.73	0.51
15:O:433:VAL:CG1	17:Q:144:VAL:HG21	2.05	0.51
17:Q:246:GLN:O	17:Q:248:LYS:CB	2.59	0.51
17:Q:248:LYS:CA	17:Q:298:GLN:NE2	2.70	0.51
17:Q:29:ARG:HH22	17:Q:169:PRO:CD	2.24	0.51
1:A:460:LEU:HD21	1:A:467:PHE:CE2	2.45	0.51
1:A:591:ARG:C	1:A:593:PRO:CD	2.71	0.51
2:B:21:ARG:CD	2:B:763:ASP:OD2	2.56	0.51
5:E:32:GLN:HE21	5:E:36:GLU:HG3	1.75	0.51
13:M:89:GLN:HE22	14:N:39:PRO:HD2	1.76	0.51
13:M:9:GLU:CA	14:N:73:ASP:HB3	2.38	0.51
14:N:67:LEU:HD22	14:N:80:MET:HE1	1.91	0.51

Continued on next page...

Continued from previous page...

Atom-1	Atom-2	Interatomic distance (Å)	Clash overlap (Å)
15:O:214:LEU:CG	15:O:236:ILE:HG21	2.23	0.51
15:O:599:LYS:CB	16:P:272:GLN:HE22	2.17	0.51
1:A:1033:SER:OG	1:A:1039:ARG:NH1	2.44	0.51
1:A:1066:PHE:CE1	1:A:1144:LEU:HD13	2.46	0.51
1:A:253:GLU:N	1:A:313:THR:O	2.37	0.51
1:A:964:LYS:HD3	2:B:670:VAL:O	2.10	0.51
3:C:169:PHE:CD1	3:C:184:VAL:HB	2.46	0.51
5:E:200:ARG:HH21	5:E:208:TYR:HE2	1.57	0.51
5:E:88:VAL:HG12	5:E:93:MET:HB2	1.93	0.51
14:N:78:THR:HB	14:N:89:ILE:HB	1.92	0.51
15:O:269:PHE:CE1	15:O:339:ARG:HD2	2.35	0.51
15:O:355:GLU:CG	15:O:379:LYS:NZ	2.73	0.51
15:O:585:GLU:HA	15:O:588:SER:CB	2.39	0.51
15:O:656:HIS:CD2	15:O:747:LEU:CA	2.94	0.51
15:O:658:LYS:O	15:O:659:LEU:HD12	2.04	0.51
15:O:672:ILE:N	15:O:673:PRO:HD2	2.25	0.51
16:P:151:GLU:CD	16:P:153:LYS:H	2.11	0.51
17:Q:220:LEU:CD2	17:Q:239:LEU:HD22	2.41	0.51
17:Q:380:SER:O	17:Q:383:PHE:O	2.29	0.51
1:A:1104:TYR:CZ	1:A:1117:SER:HB2	2.45	0.51
1:A:591:ARG:CD	1:A:626:ALA:HB2	2.41	0.51
2:B:1057:MET:HG3	2:B:1173:THR:HG21	1.92	0.51
2:B:374:LEU:HD12	2:B:377:MET:HE2	1.92	0.51
2:B:406:GLY:O	2:B:409:TYR:HB3	2.11	0.51
3:C:135:SER:OG	3:C:170:GLU:OE1	2.29	0.51
7:G:40:ARG:HD3	7:G:123:TYR:CZ	2.46	0.51
8:H:48:PRO:CG	8:H:146:ARG:HH12	2.23	0.51
13:M:12:ILE:HD11	14:N:70:LEU:HB2	1.93	0.51
15:O:186:TYR:HA	15:O:201:GLU:CB	2.41	0.51
15:O:248:PRO:CG	15:O:307:PHE:CD2	2.94	0.51
15:O:253:SER:O	15:O:254:ILE:HG13	2.11	0.51
15:O:290:GLU:C	15:O:339:ARG:HH21	2.14	0.51
15:O:420:GLU:CA	15:O:442:LEU:HD11	2.41	0.51
15:O:662:LEU:CD2	15:O:662:LEU:N	2.73	0.51
16:P:108:PHE:CD2	16:P:156:LEU:HD23	2.39	0.51
16:P:419:LEU:HD11	17:Q:237:ALA:HB1	1.93	0.51
16:P:494:SER:HG	16:P:497:GLN:H	1.48	0.51
16:P:366:TYR:CE2	17:Q:218:ASP:OD2	2.62	0.51
17:Q:220:LEU:HD12	17:Q:220:LEU:C	2.31	0.51
17:Q:353:VAL:CG2	17:Q:358:PHE:CZ	2.93	0.51
17:Q:388:LYS:HE3	17:Q:393:ILE:CA	2.41	0.51

Continued on next page...

Continued from previous page...

Atom-1	Atom-2	Interatomic distance (Å)	Clash overlap (Å)
1:A:1262:LEU:HD23	1:A:1497:ILE:HG22	1.92	0.51
1:A:79:ILE:HB	1:A:360:LEU:HB3	1.92	0.51
1:A:463:LYS:CD	1:A:468:ARG:NH1	2.60	0.51
2:B:136:LYS:HD2	2:B:138:LEU:HD11	1.93	0.51
2:B:253:LEU:HD12	2:B:257:GLN:CB	2.41	0.51
2:B:289:PHE:CZ	2:B:293:ILE:HG21	2.46	0.51
2:B:232:TYR:HB3	2:B:384:LEU:CD2	2.40	0.51
3:C:148:LYS:CG	3:C:151:THR:HG23	2.41	0.51
3:C:173:GLY:O	3:C:176:SER:HB3	2.11	0.51
5:E:90:VAL:HB	5:E:119:SER:OG	2.11	0.51
5:E:85:GLU:O	5:E:113:GLN:HB2	2.11	0.51
8:H:37:LYS:HB2	8:H:126:GLU:HB3	1.92	0.51
15:O:271:ILE:H	15:O:289:SER:HB2	1.76	0.51
15:O:371:LYS:HB2	15:O:432:PRO:HG3	1.92	0.51
15:O:401:ASN:N	15:O:419:ARG:HG2	2.17	0.51
15:O:470:SER:O	15:O:504:THR:CG2	2.59	0.51
15:O:529:GLU:CG	15:O:530:ASN:N	2.73	0.51
15:O:641:TRP:CD1	15:O:748:GLU:HB3	2.46	0.51
15:O:730:GLU:HG2	15:O:733:THR:HB	1.93	0.51
15:O:750:PRO:C	15:O:752:LEU:N	2.52	0.51
16:P:334:LEU:HD23	16:P:449:GLN:OE1	2.10	0.51
1:A:101:SER:OG	1:A:327:VAL:HG11	2.12	0.50
1:A:920:PHE:HE1	1:A:930:LEU:HD23	1.75	0.50
2:B:1156:SER:OG	2:B:1158:ILE:HG12	2.11	0.50
2:B:815:ARG:HG3	2:B:820:PRO:HB3	1.93	0.50
3:C:197:ARG:CZ	10:J:61:LEU:HD13	2.42	0.50
13:M:17:ASP:O	13:M:17:ASP:OD1	2.29	0.50
14:N:33:LYS:O	14:N:115:SER:HB3	2.11	0.50
15:O:586:LYS:HE2	16:P:322:ARG:NH2	2.19	0.50
15:O:626:LEU:CD1	15:O:665:ASN:ND2	2.74	0.50
15:O:641:TRP:CD1	15:O:748:GLU:O	2.63	0.50
15:O:780:ILE:HG12	16:P:199:LEU:HD11	1.93	0.50
15:O:775:TRP:CZ3	16:P:134:LYS:HE2	2.45	0.50
16:P:151:GLU:HG3	16:P:151:GLU:O	2.11	0.50
1:A:1268:ASP:HB3	1:A:1295:ARG:O	2.11	0.50
1:A:411:VAL:CG1	1:A:412:SER:N	2.74	0.50
1:A:479:ALA:HB1	2:B:1069:ILE:HD11	1.94	0.50
1:A:669:LEU:HD12	1:A:786:TYR:CE1	2.46	0.50
2:B:529:CYS:CB	2:B:698:SER:HB3	2.40	0.50
5:E:198:ILE:HD11	5:E:212:ARG:HB2	1.92	0.50
15:O:290:GLU:HG2	15:O:338:LYS:HA	1.92	0.50

Continued on next page...

Continued from previous page...

Atom-1	Atom-2	Interatomic distance (Å)	Clash overlap (Å)
15:O:314:GLN:CD	15:O:329:ILE:O	2.49	0.50
15:O:318:ILE:HG23	15:O:340:LYS:HZ3	1.76	0.50
15:O:472:ARG:NH2	17:Q:200:THR:HG22	2.13	0.50
15:O:747:LEU:O	15:O:748:GLU:CB	2.58	0.50
16:P:154:LEU:CD1	16:P:154:LEU:H	2.17	0.50
16:P:274:ILE:HA	16:P:278:GLU:HB3	1.92	0.50
16:P:497:GLN:O	16:P:498:LEU:C	2.50	0.50
15:O:433:VAL:HG21	17:Q:144:VAL:HG11	0.51	0.50
17:Q:277:ILE:C	17:Q:278:TYR:CD2	2.85	0.50
1:A:665:PRO:C	1:A:789:SER:OG	2.47	0.50
2:B:1162:GLY:C	2:B:1164:GLY:H	2.13	0.50
2:B:505:ARG:HG3	2:B:509:PHE:CD2	2.36	0.50
2:B:730:GLY:HA2	2:B:765:PHE:HE1	1.77	0.50
2:B:938:PHE:CE2	2:B:1014:TYR:HD2	2.29	0.50
11:K:74:ASN:HA	11:K:77:ARG:HG2	1.93	0.50
15:O:410:ASP:O	15:O:411:LYS:CB	2.59	0.50
15:O:416:LEU:HD12	15:O:417:THR:N	2.26	0.50
15:O:458:LYS:HB3	15:O:459:PRO:HD2	1.92	0.50
15:O:585:GLU:O	15:O:589:ILE:N	2.40	0.50
15:O:699:LEU:O	15:O:702:LEU:CD1	2.59	0.50
15:O:704:LEU:CD2	16:P:123:MET:HE1	2.40	0.50
16:P:257:VAL:HG13	16:P:263:PRO:HD2	1.93	0.50
16:P:94:LYS:CA	16:P:207:LEU:HB3	2.40	0.50
17:Q:1:MET:N	17:Q:218:ASP:OD2	2.44	0.50
1:A:1290:TYR:CD1	1:A:1485:MET:HE2	2.46	0.50
1:A:403:LEU:CG	1:A:407:GLN:HE22	2.07	0.50
2:B:490:LYS:O	2:B:490:LYS:HG2	2.11	0.50
2:B:537:SER:OG	2:B:538:PRO:HD3	2.11	0.50
2:B:650:LEU:HB3	2:B:663:ILE:CG2	2.41	0.50
2:B:812:ALA:O	2:B:815:ARG:N	2.44	0.50
3:C:256:ILE:HD13	3:C:267:VAL:HG22	1.92	0.50
13:M:76:TYR:CZ	14:N:57:LYS:HE2	2.47	0.50
15:O:23:UNK:C	17:Q:314:TRP:CE3	2.94	0.50
15:O:262:GLY:O	15:O:263:ILE:CG1	2.54	0.50
15:O:307:PHE:O	15:O:308:ASN:O	2.29	0.50
15:O:694:ILE:CG1	15:O:695:GLY:N	2.56	0.50
15:O:747:LEU:HD12	15:O:748:GLU:HG2	1.93	0.50
16:P:284:LEU:HD11	16:P:305:ARG:NH1	2.26	0.50
17:Q:134:PRO:HA	17:Q:140:ILE:HD11	1.93	0.50
1:A:1263:LEU:O	1:A:1266:VAL:HG22	2.12	0.50
1:A:238:MET:SD	1:A:264:ASN:OD1	2.69	0.50

Continued on next page...

Continued from previous page...

Atom-1	Atom-2	Interatomic distance (Å)	Clash overlap (Å)
1:A:246:ASP:OD2	1:A:250:LYS:N	2.44	0.50
2:B:151:ASN:O	2:B:152:LEU:HD12	2.12	0.50
2:B:62:ASN:HA	2:B:65:VAL:HG22	1.93	0.50
2:B:186:GLU:CD	2:B:731:VAL:H	2.15	0.50
6:F:116:ASP:O	6:F:120:ILE:HG13	2.12	0.50
13:M:54:HIS:HD2	13:M:63:GLU:HG2	1.76	0.50
15:O:194:ARG:CB	15:O:197:ARG:HH12	2.23	0.50
15:O:382:GLU:HG2	15:O:383:ILE:N	2.26	0.50
15:O:438:TRP:HH2	15:O:491:SER:CB	2.20	0.50
15:O:471:MET:O	15:O:504:THR:HB	2.11	0.50
16:P:227:TYR:HD2	16:P:230:ILE:HD12	1.75	0.50
17:Q:362:ALA:O	17:Q:364:VAL:HG23	2.12	0.50
1:A:693:GLN:HB3	11:K:88:PHE:CE1	2.46	0.50
1:A:475:ARG:NH1	2:B:1068:GLY:O	2.36	0.50
2:B:93:ASN:OD1	2:B:440:PHE:HE2	1.93	0.50
2:B:560:ARG:HB2	2:B:619:GLY:HA3	1.93	0.50
3:C:129:GLU:HG3	3:C:174:ARG:NH2	2.26	0.50
3:C:148:LYS:HZ2	3:C:151:THR:N	2.10	0.50
3:C:245:ARG:HG3	3:C:258:ILE:HD12	1.92	0.50
5:E:101:GLN:OE1	5:E:129:PRO:HG3	2.11	0.50
7:G:16:PHE:O	7:G:20:HIS:HB2	2.12	0.50
8:H:5:LEU:HA	8:H:133:ASN:ND2	2.27	0.50
15:O:205:TYR:O	15:O:215:ASN:N	2.44	0.50
15:O:247:ILE:CG1	15:O:261:VAL:HG13	2.42	0.50
16:P:157:HIS:NE2	16:P:158:MET:CE	2.75	0.50
16:P:222:PHE:CD2	16:P:223:ASN:CG	2.85	0.50
16:P:278:GLU:O	16:P:278:GLU:OE1	2.30	0.50
16:P:284:LEU:CD2	16:P:305:ARG:HH12	2.20	0.50
16:P:343:THR:OG1	16:P:347:SER:CA	2.59	0.50
16:P:417:PHE:CD1	17:Q:236:PHE:HE2	2.29	0.50
16:P:419:LEU:HD21	17:Q:237:ALA:HB2	0.87	0.50
17:Q:380:SER:CA	17:Q:384:VAL:HG13	2.37	0.50
1:A:1097:TYR:HE2	1:A:1123:VAL:HA	1.75	0.50
1:A:361:VAL:CG2	2:B:1184:TYR:HD1	2.25	0.50
2:B:203:ILE:HG21	2:B:405:GLY:HA2	1.93	0.50
3:C:147:PRO:HD2	3:C:151:THR:CG2	2.38	0.50
3:C:148:LYS:HZ1	3:C:151:THR:N	2.09	0.50
3:C:227:TYR:HB3	3:C:300:PHE:HE1	1.73	0.50
5:E:47:CYS:HA	5:E:52:ARG:O	2.12	0.50
7:G:94:PRO:HB2	7:G:95:LEU:HD22	1.94	0.50
13:M:11:GLU:H	13:M:86:LYS:HE2	1.77	0.50

Continued on next page...

Continued from previous page...

Atom-1	Atom-2	Interatomic distance (Å)	Clash overlap (Å)
15:O:216:ILE:CA	15:O:234:THR:OG1	2.59	0.50
15:O:11:UNK:O	15:O:436:ILE:HD11	2.11	0.50
15:O:537:PHE:HE1	15:O:552:LEU:CD1	2.24	0.50
15:O:740:ILE:O	15:O:744:LEU:CD2	2.59	0.50
15:O:725:VAL:CB	16:P:450:THR:O	2.59	0.50
17:Q:204:GLU:OE1	17:Q:205:VAL:N	2.33	0.50
17:Q:380:SER:C	17:Q:384:VAL:HG22	2.32	0.50
1:A:101:SER:O	1:A:109:ARG:NH1	2.45	0.50
1:A:1272:VAL:HB	9:I:49:THR:OG1	2.12	0.50
1:A:1565:GLU:O	1:A:1569:VAL:HG23	2.11	0.50
2:B:887:LEU:HD23	2:B:898:LEU:CD2	2.41	0.50
15:O:298:ASP:O	15:O:299:ASP:OD1	2.29	0.50
15:O:302:VAL:HA	15:O:320:ILE:CD1	2.41	0.50
15:O:408:ILE:HD13	15:O:464:LEU:HD13	1.92	0.50
15:O:656:HIS:CG	15:O:747:LEU:HA	2.47	0.50
16:P:118:TRP:CZ2	16:P:189:LYS:HB3	2.42	0.50
16:P:343:THR:C	16:P:345:SER:N	2.57	0.50
17:Q:186:LEU:HA	17:Q:189:GLN:HB2	1.94	0.50
17:Q:250:LEU:O	17:Q:254:GLY:HA3	2.12	0.50
1:A:1163:GLU:O	1:A:1167:ARG:HB2	2.11	0.50
1:A:746:GLY:HA3	1:A:773:ASP:C	2.32	0.50
2:B:1138:ALA:C	2:B:1140:LYS:H	2.15	0.50
2:B:215:MET:HE3	2:B:394:PRO:HG3	1.93	0.50
2:B:576:THR:HG22	2:B:578:ALA:H	1.77	0.50
1:A:1273:THR:HA	9:I:47:VAL:O	2.12	0.50
11:K:49:LEU:HD13	11:K:63:PHE:CE1	2.45	0.50
15:O:305:PHE:HA	15:O:317:ILE:O	2.11	0.50
15:O:360:TRP:O	15:O:361:LYS:HG3	2.12	0.50
15:O:365:TRP:CZ2	15:O:407:ARG:CD	2.95	0.50
15:O:422:ILE:HB	15:O:440:HIS:CG	2.46	0.50
15:O:658:LYS:HD2	15:O:660:LYS:HD2	1.94	0.50
16:P:119:LEU:HD21	16:P:190:MET:HE1	1.94	0.50
16:P:183:LYS:HG2	16:P:189:LYS:HE3	1.94	0.50
16:P:209:ASN:C	16:P:211:TYR:N	2.64	0.50
16:P:354:LYS:CB	16:P:362:THR:CB	2.90	0.50
16:P:505:ILE:HG23	16:P:506:LYS:N	2.27	0.50
15:O:347:LEU:HD23	17:Q:152:ILE:HA	1.88	0.50
17:Q:390:ASN:ND2	17:Q:390:ASN:N	2.60	0.50
17:Q:393:ILE:HG12	17:Q:395:LEU:CB	2.41	0.50
16:P:294:HIS:HD2	20:T:48:DA:N1	2.09	0.50
1:A:1148:LEU:HD13	1:A:1163:GLU:HB3	1.93	0.49

Continued on next page...

Continued from previous page...

Atom-1	Atom-2	Interatomic distance (Å)	Clash overlap (Å)
1:A:1306:TYR:O	1:A:1308:VAL:HG13	2.12	0.49
1:A:594:THR:HG21	2:B:1075:GLU:N	2.27	0.49
2:B:24:ARG:HG3	2:B:29:PRO:HD3	1.93	0.49
2:B:451:MET:O	2:B:451:MET:HG2	2.12	0.49
2:B:713:PRO:HA	2:B:716:MET:CE	2.42	0.49
2:B:819:ASP:CB	2:B:820:PRO:HD3	2.40	0.49
6:F:117:PRO:HA	6:F:120:ILE:HD12	1.93	0.49
7:G:73:TYR:HA	7:G:79:GLY:O	2.13	0.49
3:C:328:LEU:HD11	11:K:72:LEU:CD2	2.42	0.49
13:M:44:LYS:CG	14:N:30:LYS:HD3	2.42	0.49
15:O:181:ARG:HB2	15:O:245:ILE:HD12	1.95	0.49
15:O:247:ILE:HG12	15:O:261:VAL:HG13	1.94	0.49
15:O:428:GLU:HA	15:O:435:ARG:CD	2.42	0.49
15:O:443:ASP:O	17:Q:2:PHE:HA	2.12	0.49
15:O:488:LEU:HD21	15:O:490:GLN:HG2	1.93	0.49
16:P:116:ILE:CA	16:P:119:LEU:HD12	2.31	0.49
16:P:222:PHE:CB	17:Q:206:ARG:HH22	2.25	0.49
16:P:260:CYS:SG	16:P:261:ALA:N	2.85	0.49
16:P:419:LEU:HD12	16:P:420:ASP:CA	2.41	0.49
17:Q:362:ALA:O	17:Q:363:GLU:C	2.48	0.49
1:A:1104:TYR:CZ	1:A:1117:SER:O	2.65	0.49
1:A:1296:PHE:CE2	1:A:1313:LEU:HD21	2.46	0.49
1:A:539:GLU:OE1	1:A:539:GLU:N	2.35	0.49
2:B:565:LEU:HD13	2:B:593:ILE:CD1	2.41	0.49
2:B:604:ILE:O	2:B:608:LEU:HB2	2.12	0.49
2:B:816:ASN:HB2	2:B:820:PRO:HG3	1.92	0.49
3:C:248:GLN:OE1	3:C:258:ILE:HG13	2.12	0.49
1:A:1654:PHE:CZ	6:F:89:GLU:HA	2.47	0.49
7:G:138:PHE:HD2	7:G:139:ILE:HG12	1.76	0.49
15:O:302:VAL:HA	15:O:320:ILE:HG12	1.92	0.49
15:O:617:HIS:ND1	15:O:617:HIS:N	2.60	0.49
16:P:115:GLN:HE21	16:P:190:MET:CE	2.25	0.49
16:P:386:LEU:CG	16:P:387:PRO:HD3	2.38	0.49
1:A:594:THR:C	1:A:596:HIS:N	2.64	0.49
2:B:456:ASN:ND2	2:B:459:SER:OG	2.44	0.49
2:B:664:VAL:HG13	2:B:668:GLU:CG	2.42	0.49
3:C:69:ARG:CD	11:K:71:THR:OG1	2.60	0.49
13:M:49:ASP:OD1	13:M:51:PHE:CZ	2.65	0.49
15:O:214:LEU:HD11	15:O:242:ILE:HD13	1.92	0.49
15:O:440:HIS:HE1	15:O:481:PHE:HE1	1.52	0.49
15:O:724:LEU:CG	16:P:447:ALA:HB2	2.42	0.49

Continued on next page...

Continued from previous page...

Atom-1	Atom-2	Interatomic distance (Å)	Clash overlap (Å)
16:P:104:PHE:CE1	16:P:211:TYR:C	2.86	0.49
16:P:201:LYS:HG3	16:P:202:SER:OG	2.13	0.49
16:P:171:HIS:ND1	16:P:243:PHE:CD1	2.80	0.49
16:P:402:MET:H	16:P:402:MET:HE1	1.77	0.49
16:P:485:SER:O	16:P:489:VAL:CG2	2.52	0.49
15:O:382:GLU:OE1	17:Q:144:VAL:CG2	2.60	0.49
17:Q:365:TRP:HE3	17:Q:365:TRP:HA	1.72	0.49
1:A:83:VAL:CB	1:A:84:PRO:HD3	2.32	0.49
2:B:262:PHE:CZ	2:B:269:TYR:HB2	2.48	0.49
2:B:332:ASP:HB2	2:B:346:ASP:OD2	2.12	0.49
2:B:975:HIS:CE1	2:B:999:GLN:HG2	2.47	0.49
14:N:43:ASP:HB3	14:N:51:GLN:HE22	1.77	0.49
15:O:321:LYS:O	15:O:348:HIS:CE1	2.66	0.49
15:O:408:ILE:O	15:O:409:ASP:CB	2.59	0.49
15:O:578:PHE:O	15:O:579:ASN:ND2	2.45	0.49
15:O:698:LYS:CE	16:P:126:PRO:HD2	2.40	0.49
16:P:156:LEU:HB3	16:P:160:SER:CB	2.40	0.49
16:P:103:LEU:CB	16:P:203:TRP:HZ3	2.26	0.49
16:P:386:LEU:O	16:P:388:THR:HG22	2.11	0.49
17:Q:143:THR:OG1	17:Q:144:VAL:N	2.40	0.49
17:Q:210:THR:O	17:Q:213:ILE:HB	2.13	0.49
16:P:366:TYR:HE2	17:Q:218:ASP:CB	2.23	0.49
1:A:720:PHE:HB2	8:H:96:VAL:CG1	2.42	0.49
1:A:727:THR:OG1	1:A:730:GLN:HG3	2.12	0.49
2:B:1071:VAL:HG21	2:B:1091:ARG:HG3	1.94	0.49
2:B:1084:THR:OG1	2:B:1087:LEU:HB2	2.12	0.49
2:B:1132:SER:HB3	2:B:1163:GLN:CB	2.35	0.49
2:B:311:ARG:HH22	9:I:19:ASN:H	1.60	0.49
2:B:841:ASP:HA	2:B:847:TYR:CZ	2.47	0.49
2:B:897:GLU:HB2	2:B:899:GLN:HE21	1.77	0.49
4:D:21:VAL:HG12	7:G:46:TYR:HB2	1.94	0.49
15:O:414:ILE:O	15:O:424:VAL:HB	2.12	0.49
15:O:474:LYS:CD	15:O:499:GLU:O	2.60	0.49
15:O:619:GLU:O	15:O:623:LEU:N	2.32	0.49
15:O:698:LYS:HE2	16:P:126:PRO:HG3	1.92	0.49
15:O:704:LEU:O	15:O:706:GLU:N	2.44	0.49
16:P:176:VAL:CG2	16:P:177:TYR:N	2.75	0.49
16:P:104:PHE:CE1	16:P:211:TYR:CB	2.85	0.49
16:P:362:THR:HG22	16:P:365:ASP:OD2	2.12	0.49
15:O:571:HIS:CD2	16:P:495:LYS:HE2	2.44	0.49
1:A:505:LEU:O	1:A:581:ILE:N	2.41	0.49

Continued on next page...

Continued from previous page...

Atom-1	Atom-2	Interatomic distance (Å)	Clash overlap (Å)
1:A:688:THR:HG22	1:A:723:TYR:HE2	1.78	0.49
2:B:634:ARG:HG2	2:B:634:ARG:O	2.12	0.49
2:B:752:VAL:HB	2:B:920:ARG:HH22	1.78	0.49
5:E:151:PRO:HB2	5:E:199:ILE:O	2.12	0.49
9:I:8:ILE:HG23	9:I:8:ILE:O	2.12	0.49
13:M:57:ASN:HD21	13:M:60:LEU:HB2	1.78	0.49
15:O:414:ILE:CG2	15:O:415:LEU:N	2.75	0.49
15:O:440:HIS:CE1	15:O:481:PHE:HZ	2.03	0.49
16:P:219:ILE:CG2	16:P:220:SER:H	2.24	0.49
15:O:472:ARG:CD	17:Q:200:THR:HG21	2.37	0.49
1:A:503:VAL:HG12	1:A:529:LYS:O	2.12	0.49
1:A:522:ALA:C	1:A:532:GLY:HA2	2.32	0.49
1:A:674:ILE:O	1:A:678:VAL:HG23	2.13	0.49
2:B:340:ALA:O	2:B:343:ASP:HB3	2.12	0.49
2:B:438:ILE:HD11	2:B:442:ASP:OD2	2.13	0.49
2:B:756:LEU:HD22	2:B:760:TYR:HE2	1.78	0.49
5:E:106:GLN:C	5:E:130:ALA:HB1	2.33	0.49
15:O:291:PRO:CA	15:O:339:ARG:HH21	2.25	0.49
15:O:760:ILE:HG12	16:P:138:LEU:CB	2.31	0.49
16:P:147:GLN:O	16:P:151:GLU:HG2	2.13	0.49
16:P:256:LEU:O	16:P:259:GLN:CB	2.60	0.49
15:O:597:LYS:CE	16:P:325:GLN:OE1	2.60	0.49
16:P:352:ILE:HA	16:P:355:VAL:CG2	2.43	0.49
15:O:357:LEU:HB2	17:Q:20:LYS:HE3	1.93	0.49
17:Q:266:SER:OG	17:Q:269:ASP:OD1	2.13	0.49
1:A:1637:PRO:O	1:A:1641:ILE:HG13	2.13	0.49
1:A:416:ARG:HB3	1:A:419:ILE:CG1	2.42	0.49
1:A:416:ARG:C	1:A:419:ILE:HG13	2.32	0.49
2:B:186:GLU:C	2:B:188:ASP:H	2.16	0.49
5:E:200:ARG:NH2	5:E:208:TYR:HE2	2.11	0.49
5:E:2:ASP:OD1	5:E:3:GLN:HG2	2.13	0.49
15:O:312:LEU:C	15:O:312:LEU:HD13	2.32	0.49
15:O:352:PHE:HB3	15:O:354:PRO:HG2	1.95	0.49
15:O:603:ARG:NH2	16:P:268:PHE:CD2	2.81	0.49
17:Q:204:GLU:OE1	17:Q:205:VAL:HG23	2.12	0.49
17:Q:29:ARG:CZ	17:Q:169:PRO:CG	2.82	0.49
2:B:1127:CYS:HB3	2:B:1163:GLN:CD	2.32	0.49
2:B:203:ILE:CG2	2:B:405:GLY:HA2	2.42	0.49
2:B:975:HIS:ND1	2:B:999:GLN:HG2	2.27	0.49
6:F:130:ILE:HG23	6:F:132:LEU:HG	1.95	0.49
7:G:130:GLY:HA2	7:G:232:THR:HG22	1.94	0.49

Continued on next page...

Continued from previous page...

Atom-1	Atom-2	Interatomic distance (Å)	Clash overlap (Å)
15:O:200:THR:OG1	15:O:218:VAL:HG13	2.13	0.49
15:O:221:ARG:CB	15:O:227:LEU:HD23	2.37	0.49
15:O:270:GLN:HE21	15:O:289:SER:HB2	1.77	0.49
15:O:306:ALA:HB1	15:O:365:TRP:CE3	2.48	0.49
15:O:472:ARG:HD2	17:Q:200:THR:HG22	1.95	0.49
15:O:506:THR:HG21	15:O:540:LYS:HG2	1.95	0.49
15:O:585:GLU:O	15:O:588:SER:HB2	2.12	0.49
15:O:714:PHE:CZ	15:O:718:LEU:CD2	2.95	0.49
16:P:152:LEU:H	16:P:152:LEU:HD22	1.77	0.49
16:P:263:PRO:O	16:P:266:PHE:HD2	1.94	0.49
16:P:337:SER:OG	16:P:448:LYS:HE3	2.13	0.49
16:P:378:LEU:O	16:P:378:LEU:HD23	2.13	0.49
16:P:330:TRP:HE1	16:P:452:PHE:HD1	1.61	0.49
15:O:569:VAL:HG11	16:P:477:GLY:HA3	1.94	0.49
17:Q:212:HIS:O	17:Q:215:THR:N	2.46	0.49
17:Q:393:ILE:HG21	17:Q:398:ASP:OD1	2.13	0.49
2:B:1121:GLY:O	7:G:239:THR:O	2.30	0.49
2:B:1175:THR:O	2:B:1179:PRO:HD3	2.13	0.49
2:B:71:LYS:HE3	2:B:418:ASP:O	2.13	0.49
2:B:513:LYS:CG	2:B:514:THR:N	2.75	0.49
2:B:547:HIS:NE2	2:B:548:LYS:HG2	2.28	0.49
2:B:621:PRO:HB2	2:B:623:ASP:OD1	2.12	0.49
2:B:702:ASN:CB	2:B:756:LEU:HD12	2.43	0.49
2:B:726:MET:CG	2:B:742:TYR:HB3	2.37	0.49
3:C:204:LEU:C	3:C:204:LEU:HD12	2.33	0.49
5:E:55:ARG:NE	5:E:113:GLN:HE21	2.10	0.49
5:E:86:PRO:O	5:E:114:ASN:N	2.42	0.49
1:A:684:ASP:OD1	8:H:22:LYS:HG2	2.13	0.49
10:J:3:VAL:O	10:J:3:VAL:HG13	2.11	0.49
10:J:68:LYS:HA	12:L:35:SER:OG	2.12	0.49
12:L:47:ARG:HD2	16:P:403:THR:CG2	2.32	0.49
13:M:12:ILE:HG13	14:N:69:SER:CA	2.43	0.49
15:O:194:ARG:CB	15:O:197:ARG:NH2	2.68	0.49
15:O:478:MET:HE2	15:O:497:VAL:HG22	1.95	0.49
15:O:618:ASP:CA	15:O:622:TYR:CD2	2.96	0.49
15:O:630:LEU:HD12	15:O:630:LEU:C	2.34	0.49
16:P:150:GLU:CD	16:P:150:GLU:C	2.70	0.49
16:P:154:LEU:HD23	16:P:155:GLN:H	1.78	0.49
16:P:154:LEU:O	16:P:156:LEU:N	2.46	0.49
17:Q:380:SER:C	17:Q:384:VAL:CG2	2.81	0.49
1:A:1104:TYR:OH	1:A:1117:SER:HB2	2.12	0.48

Continued on next page...

Continued from previous page...

Atom-1	Atom-2	Interatomic distance (Å)	Clash overlap (Å)
2:B:502:MET:SD	2:B:542:LEU:HD21	2.53	0.48
2:B:823:GLN:HG2	2:B:863:ASP:HB2	1.95	0.48
2:B:129:ARG:CD	2:B:891:GLU:HG3	2.41	0.48
3:C:293:ARG:HG3	3:C:293:ARG:HH11	1.77	0.48
3:C:89:THR:HB	10:J:66:LEU:CD1	2.43	0.48
5:E:99:HIS:O	5:E:102:GLU:HB3	2.12	0.48
1:A:6:PRO:HD3	7:G:113:PHE:CE2	2.47	0.48
7:G:236:VAL:HG22	7:G:245:VAL:HG22	1.95	0.48
10:J:36:LEU:HD22	10:J:41:LEU:CD1	2.43	0.48
15:O:214:LEU:HD12	15:O:238:LEU:CD1	2.43	0.48
15:O:214:LEU:CB	15:O:236:ILE:HG13	2.42	0.48
15:O:440:HIS:CG	15:O:479:HIS:CD2	3.01	0.48
15:O:483:HIS:HE1	15:O:487:ASN:HA	1.78	0.48
15:O:498:LEU:HD23	15:O:499:GLU:N	2.28	0.48
15:O:504:THR:O	15:O:542:ARG:HB2	2.13	0.48
15:O:573:GLU:HG3	16:P:496:GLU:CG	2.42	0.48
15:O:571:HIS:HD2	15:O:574:TRP:CE3	2.30	0.48
15:O:611:ILE:HG23	15:O:731:LEU:CD2	2.43	0.48
16:P:212:VAL:HA	16:P:215:LEU:HD21	1.95	0.48
15:O:725:VAL:HG11	16:P:450:THR:CA	2.42	0.48
17:Q:385:ASN:ND2	17:Q:385:ASN:N	2.60	0.48
1:A:1104:TYR:OH	1:A:1117:SER:CB	2.61	0.48
1:A:317:SER:OG	1:A:427:PHE:HZ	1.95	0.48
1:A:588:LEU:HD21	1:A:600:MET:HE2	1.93	0.48
1:A:708:THR:HG22	1:A:708:THR:O	2.13	0.48
2:B:1126:VAL:C	2:B:1166:LYS:HE3	2.33	0.48
2:B:123:PRO:HG2	2:B:172:LEU:HD11	1.95	0.48
2:B:538:PRO:HA	2:B:541:LEU:HD12	1.95	0.48
2:B:740:LYS:HA	2:B:804:TYR:O	2.14	0.48
3:C:139:LYS:NZ	3:C:201:GLU:OE1	2.24	0.48
3:C:73:SER:O	3:C:214:GLY:N	2.45	0.48
4:D:12:THR:HG22	4:D:18:THR:OG1	2.13	0.48
8:H:118:PHE:HD1	8:H:121:LEU:O	1.96	0.48
9:I:28:VAL:HG22	9:I:29:GLU:N	2.28	0.48
13:M:31:ARG:CZ	14:N:128:ASN:O	2.62	0.48
15:O:344:ILE:HD11	15:O:346:ASN:HB2	1.94	0.48
15:O:366:PHE:CG	15:O:432:PRO:HB2	2.44	0.48
15:O:726:SER:OG	15:O:727:PRO:HD2	2.13	0.48
17:Q:398:ASP:OD2	17:Q:401:ILE:CG1	2.56	0.48
1:A:1617:THR:HB	1:A:1620:GLN:HB2	1.95	0.48
1:A:439:ASP:HB3	1:A:442:LYS:HD2	1.95	0.48

Continued on next page...

Continued from previous page...

Atom-1	Atom-2	Interatomic distance (Å)	Clash overlap (Å)
1:A:461:GLU:OE1	1:A:1618:THR:CB	2.51	0.48
1:A:970:LYS:HE2	1:A:973:GLU:OE1	2.12	0.48
2:B:290:ASP:HB3	2:B:577:PHE:CE1	2.47	0.48
2:B:783:MET:HA	2:B:950:ASN:HD22	1.78	0.48
2:B:1017:ALA:HA	3:C:69:ARG:HH22	1.78	0.48
6:F:74:ILE:HG21	6:F:144:GLU:HG2	1.95	0.48
8:H:43:ASN:OD1	8:H:45:GLU:HB3	2.14	0.48
15:O:355:GLU:CG	15:O:379:LYS:HZ1	2.26	0.48
15:O:347:LEU:HD11	15:O:383:ILE:HD13	1.95	0.48
15:O:504:THR:H	15:O:542:ARG:HB3	1.77	0.48
15:O:669:PHE:CE1	15:O:738:LYS:CD	2.96	0.48
16:P:279:THR:OG1	16:P:279:THR:O	2.27	0.48
17:Q:173:MET:HG3	17:Q:188:PHE:CZ	2.48	0.48
15:O:175:ASP:HA	17:Q:196:GLU:O	2.13	0.48
16:P:378:LEU:HD22	17:Q:234:LYS:HB3	1.90	0.48
17:Q:280:SER:OG	17:Q:301:SER:N	2.46	0.48
17:Q:283:ARG:CA	17:Q:302:ARG:HA	2.44	0.48
1:A:1221:ARG:HH12	1:A:1233:ILE:HD12	1.78	0.48
1:A:461:GLU:HA	1:A:465:GLY:HA2	1.95	0.48
2:B:416:LYS:HE3	2:B:461:MET:HE1	1.95	0.48
3:C:242:GLU:O	3:C:246:ARG:HB2	2.12	0.48
5:E:19:VAL:CG2	5:E:140:LEU:HD13	2.44	0.48
6:F:127:GLU:HB3	6:F:129:LYS:HD3	1.95	0.48
7:G:82:LEU:HB2	7:G:123:TYR:O	2.13	0.48
3:C:334:THR:HG21	11:K:44:ARG:HA	1.96	0.48
15:O:438:TRP:CH2	15:O:481:PHE:CD2	3.01	0.48
15:O:702:LEU:O	15:O:704:LEU:CB	2.58	0.48
16:P:155:GLN:NE2	16:P:210:TYR:HE1	2.12	0.48
16:P:212:VAL:CA	16:P:215:LEU:HD21	2.44	0.48
16:P:237:ILE:HG22	16:P:239:PHE:CA	2.44	0.48
17:Q:8:LEU:H	17:Q:8:LEU:HD22	1.79	0.48
1:A:1326:GLU:OE2	1:A:1455:ARG:N	2.47	0.48
1:A:496:GLY:HA2	1:A:606:ARG:O	2.14	0.48
2:B:874:TYR:CZ	2:B:876:SER:HB3	2.48	0.48
3:C:152:ASP:OD2	3:C:153:PRO:CD	2.57	0.48
12:L:38:LEU:C	12:L:38:LEU:HD12	2.34	0.48
14:N:45:LYS:HB2	14:N:49:LYS:HG2	1.96	0.48
15:O:205:TYR:O	15:O:214:LEU:HA	2.14	0.48
15:O:302:VAL:HA	15:O:320:ILE:HD11	1.94	0.48
15:O:455:LYS:HA	15:O:464:LEU:HD23	1.95	0.48
15:O:475:ARG:CD	16:P:367:PHE:HE2	2.22	0.48

Continued on next page...

Continued from previous page...

Atom-1	Atom-2	Interatomic distance (Å)	Clash overlap (Å)
15:O:630:LEU:HB2	15:O:662:LEU:HG	1.56	0.48
2:B:937:PRO:CG	2:B:1013:MET:HE1	2.43	0.48
2:B:1025:ASP:OD1	3:C:277:ARG:NH1	2.46	0.48
2:B:495:ARG:NH1	2:B:723:LYS:CE	2.75	0.48
2:B:770:ASN:ND2	2:B:1032:TYR:HD1	2.11	0.48
3:C:240:LYS:HA	3:C:244:ALA:HB2	1.94	0.48
8:H:44:VAL:HA	8:H:47:PHE:O	2.13	0.48
15:O:348:HIS:O	15:O:350:THR:N	2.42	0.48
15:O:391:THR:HG22	15:O:393:VAL:H	1.78	0.48
15:O:438:TRP:NE1	15:O:489:PHE:CB	2.73	0.48
15:O:760:ILE:HG21	16:P:138:LEU:CD1	2.29	0.48
16:P:157:HIS:NE2	16:P:158:MET:HG2	2.28	0.48
16:P:219:ILE:HG23	16:P:220:SER:H	1.78	0.48
16:P:247:ILE:CD1	16:P:286:LEU:CA	2.10	0.48
16:P:417:PHE:O	16:P:419:LEU:HD23	2.13	0.48
1:A:57:PHE:CD2	1:A:58:LEU:HG	2.48	0.48
1:A:786:TYR:O	1:A:786:TYR:CG	2.66	0.48
1:A:1647:ASN:HB3	2:B:1085:SER:HB3	1.96	0.48
2:B:438:ILE:CG2	2:B:445:TYR:CD1	2.97	0.48
9:I:11:LEU:HD21	13:M:31:ARG:CD	2.41	0.48
11:K:77:ARG:HD2	11:K:91:TYR:HD1	1.78	0.48
13:M:38:PHE:CZ	14:N:121:ILE:HG13	2.49	0.48
15:O:405:TYR:HE2	15:O:414:ILE:CG2	2.24	0.48
15:O:366:PHE:CB	15:O:432:PRO:HB2	2.44	0.48
15:O:471:MET:C	15:O:504:THR:HG21	2.34	0.48
15:O:641:TRP:CE2	15:O:653:SER:CA	2.80	0.48
15:O:760:ILE:HD11	16:P:138:LEU:O	2.14	0.48
16:P:366:TYR:CE1	17:Q:215:THR:OG1	2.66	0.48
15:O:18:UNK:O	17:Q:256:GLU:CD	2.51	0.48
1:A:344:ASN:HD21	1:A:348:LYS:H	1.61	0.48
1:A:58:LEU:O	1:A:59:ARG:HB2	2.13	0.48
1:A:676:ALA:HB2	1:A:821:ILE:CG1	2.44	0.48
1:A:989:GLY:HA3	2:B:709:PHE:HE1	1.78	0.48
2:B:200:GLU:CD	2:B:736:ARG:HH22	2.17	0.48
3:C:283:GLU:N	3:C:283:GLU:OE1	2.34	0.48
5:E:121:MET:HA	5:E:124:VAL:HG23	1.96	0.48
5:E:178:ILE:CG2	5:E:214:CYS:HA	2.43	0.48
14:N:41:ASN:HA	14:N:44:ASN:CB	2.43	0.48
15:O:359:SER:O	15:O:360:TRP:O	2.31	0.48
15:O:469:TYR:CD2	15:O:508:ILE:HD12	2.49	0.48
15:O:580:ASN:CB	16:P:506:LYS:HZ1	2.24	0.48

Continued on next page...

Continued from previous page...

Atom-1	Atom-2	Interatomic distance (Å)	Clash overlap (Å)
15:O:722:TRP:CE3	16:P:262:LEU:HD13	2.48	0.48
15:O:725:VAL:CG1	16:P:446:TYR:O	2.62	0.48
15:O:775:TRP:CZ3	16:P:134:LYS:HG3	2.49	0.48
16:P:150:GLU:O	16:P:150:GLU:HG2	2.14	0.48
16:P:281:ILE:CD1	16:P:281:ILE:N	2.73	0.48
16:P:382:GLU:O	16:P:382:GLU:CD	2.52	0.48
16:P:402:MET:CE	16:P:402:MET:HA	2.43	0.48
1:A:1115:LYS:HG3	1:A:1115:LYS:O	2.14	0.48
1:A:320:VAL:HG12	1:A:356:PHE:HZ	1.79	0.48
1:A:363:PRO:O	1:A:368:ARG:NH1	2.43	0.48
1:A:367:PHE:HB2	2:B:1180:PHE:CD2	2.49	0.48
2:B:744:LEU:HD12	2:B:800:TYR:O	2.13	0.48
2:B:887:LEU:HB3	2:B:898:LEU:CD1	2.44	0.48
3:C:164:ALA:HA	3:C:193:LEU:CD1	2.39	0.48
5:E:127:ILE:CD1	5:E:132:ILE:HD11	2.43	0.48
7:G:133:LEU:HB2	7:G:231:PHE:CZ	2.49	0.48
3:C:334:THR:HG21	11:K:44:ARG:C	2.35	0.48
15:O:183:ASP:OD2	15:O:245:ILE:HG22	2.13	0.48
15:O:310:TRP:HA	15:O:368:HIS:CE1	2.49	0.48
15:O:508:ILE:HG12	15:O:539:VAL:CG1	2.36	0.48
15:O:56:UNK:HA	15:O:551:ALA:O	2.14	0.48
16:P:137:TRP:CD1	16:P:141:LEU:CD1	2.96	0.48
16:P:262:LEU:HD23	16:P:442:LEU:HD11	1.94	0.48
15:O:599:LYS:CB	16:P:272:GLN:NE2	2.75	0.48
17:Q:25:ASN:HA	17:Q:28:SER:HG	1.77	0.48
17:Q:282:SER:CA	17:Q:301:SER:O	2.62	0.48
1:A:1133:LEU:HD11	1:A:1171:GLN:C	2.34	0.48
1:A:1313:LEU:HD11	1:A:1317:ILE:HD11	1.95	0.48
1:A:463:LYS:HD2	1:A:463:LYS:HA	1.46	0.48
1:A:81:LEU:CD2	1:A:81:LEU:H	1.96	0.48
2:B:974:LEU:HD13	2:B:1005:TYR:CD2	2.49	0.48
1:A:597:LYS:O	2:B:1082:HIS:NE2	2.46	0.48
2:B:222:PHE:O	2:B:229:TYR:HB3	2.13	0.48
2:B:341:SER:C	2:B:343:ASP:N	2.67	0.48
2:B:656:LEU:HD21	2:B:681:ILE:HD13	1.96	0.48
2:B:792:SER:HB3	2:B:796:ARG:NH1	2.29	0.48
5:E:48:ASP:OD1	5:E:52:ARG:N	2.46	0.48
7:G:133:LEU:O	7:G:230:ARG:HA	2.14	0.48
4:D:47:LYS:NZ	7:G:84:TYR:OH	2.37	0.48
9:I:30:CYS:HB3	9:I:33:CYS:SG	2.54	0.48
9:I:9:PHE:CZ	9:I:16:LEU:HD13	2.49	0.48

Continued on next page...

Continued from previous page...

Atom-1	Atom-2	Interatomic distance (Å)	Clash overlap (Å)
13:M:27:PHE:CZ	13:M:30:PHE:HA	2.49	0.48
14:N:23:PHE:HB3	14:N:25:ILE:HD11	1.95	0.48
15:O:318:ILE:HD13	15:O:320:ILE:CD1	2.44	0.48
15:O:604:ILE:HG23	15:O:732:LEU:HD22	1.96	0.48
15:O:724:LEU:N	16:P:446:TYR:CD2	2.66	0.48
16:P:116:ILE:HA	16:P:119:LEU:CG	2.43	0.48
16:P:128:GLU:HA	16:P:128:GLU:OE1	2.14	0.48
16:P:151:GLU:CD	16:P:154:LEU:HD11	2.32	0.48
16:P:233:THR:HG22	16:P:237:ILE:HD12	1.96	0.48
16:P:341:ARG:CB	16:P:341:ARG:NH1	2.77	0.48
16:P:354:LYS:CB	16:P:362:THR:HB	2.40	0.48
16:P:497:GLN:HA	16:P:500:ASP:HB3	1.95	0.48
17:Q:135:GLU:OE2	17:Q:140:ILE:HG12	2.13	0.48
17:Q:285:VAL:HG23	17:Q:302:ARG:HD2	1.94	0.48
17:Q:356:PRO:N	17:Q:359:MET:HB2	2.29	0.48
17:Q:381:ARG:N	17:Q:384:VAL:CG2	2.70	0.48
1:A:1655:ASP:OD1	1:A:1656:VAL:N	2.47	0.47
1:A:365:THR:OG1	1:A:368:ARG:NH2	2.47	0.47
1:A:406:LEU:HD13	1:A:413:LEU:CD1	2.43	0.47
1:A:591:ARG:HH21	1:A:631:ASP:CG	2.17	0.47
2:B:108:MET:HA	2:B:121:VAL:HG23	1.96	0.47
2:B:464:PHE:CE1	2:B:471:VAL:HG22	2.48	0.47
3:C:218:LYS:NZ	12:L:69:ALA:HB3	2.29	0.47
2:B:1143:THR:OG1	7:G:16:PHE:HE2	1.97	0.47
7:G:93:ASP:HA	7:G:94:PRO:HD3	1.76	0.47
11:K:95:HIS:HB3	11:K:98:GLU:HG3	1.96	0.47
13:M:13:GLU:HB2	13:M:87:SER:HB2	1.96	0.47
14:N:74:PHE:CD2	14:N:78:THR:HA	2.49	0.47
15:O:352:PHE:HD2	15:O:355:GLU:HB2	1.77	0.47
15:O:580:ASN:HB3	16:P:506:LYS:HZ1	1.79	0.47
15:O:589:ILE:HG23	16:P:316:TRP:CE3	2.30	0.47
15:O:611:ILE:CD1	15:O:731:LEU:CG	2.92	0.47
15:O:638:LEU:CD1	15:O:642:GLN:HE22	2.27	0.47
15:O:669:PHE:CD1	15:O:738:LYS:NZ	2.82	0.47
15:O:693:PHE:CD1	15:O:693:PHE:C	2.87	0.47
15:O:697:GLU:O	15:O:701:HIS:CG	2.67	0.47
16:P:341:ARG:HH11	16:P:341:ARG:CB	2.26	0.47
16:P:490:ASP:CB	16:P:491:PHE:CE1	2.89	0.47
17:Q:158:THR:HG23	17:Q:158:THR:O	2.14	0.47
17:Q:280:SER:HG	17:Q:301:SER:CB	2.23	0.47
2:B:37:LEU:HD12	2:B:37:LEU:N	2.29	0.47

Continued on next page...

Continued from previous page...

Atom-1	Atom-2	Interatomic distance (Å)	Clash overlap (Å)
2:B:548:LYS:HG3	2:B:695:ASN:CG	2.35	0.47
5:E:78:LEU:HD23	5:E:79:TRP:N	2.30	0.47
7:G:73:TYR:HB2	7:G:243:VAL:HG11	1.96	0.47
15:O:233:VAL:CG1	15:O:234:THR:N	2.76	0.47
15:O:264:ILE:CG2	15:O:265:THR:N	2.76	0.47
15:O:273:ARG:HH12	15:O:274:ILE:CG2	2.12	0.47
15:O:347:LEU:CD1	17:Q:151:PRO:O	2.62	0.47
15:O:771:ILE:HG21	16:P:109:GLN:HE22	0.39	0.47
17:Q:133:LYS:HG3	17:Q:286:GLN:OE1	2.14	0.47
17:Q:352:TRP:CB	17:Q:358:PHE:CZ	2.46	0.47
1:A:123:ARG:CD	1:A:189:VAL:HG11	2.34	0.47
1:A:525:ASN:HB3	1:A:529:LYS:CB	2.44	0.47
1:A:58:LEU:HB2	1:A:60:ASN:ND2	2.29	0.47
1:A:748:ASN:OD1	1:A:773:ASP:N	2.39	0.47
2:B:259:THR:HB	2:B:270:LEU:HG	1.96	0.47
2:B:322:ASN:HD22	13:M:105:SER:CA	2.25	0.47
2:B:438:ILE:HG23	2:B:445:TYR:CD1	2.49	0.47
2:B:561:ILE:O	2:B:564:ILE:HG22	2.14	0.47
2:B:655:TYR:CZ	2:B:657:PRO:HG2	2.49	0.47
2:B:613:VAL:CB	2:B:658:LEU:HD12	2.41	0.47
3:C:172:GLN:H	3:C:175:GLN:HE21	1.62	0.47
4:D:91:ARG:HB3	7:G:151:ASP:CG	2.34	0.47
7:G:166:TRP:CE3	7:G:219:ASP:HA	2.48	0.47
15:O:347:LEU:CD2	17:Q:152:ILE:CA	2.78	0.47
15:O:367:SER:O	15:O:368:HIS:CB	2.60	0.47
16:P:183:LYS:CD	16:P:189:LYS:HD2	2.42	0.47
16:P:282:ARG:HG3	16:P:282:ARG:HH11	1.77	0.47
16:P:419:LEU:HD22	17:Q:237:ALA:CB	2.05	0.47
1:A:751:SER:HB3	1:A:785:GLN:HE22	1.80	0.47
1:A:669:LEU:HB2	1:A:786:TYR:CE1	2.49	0.47
1:A:817:PHE:O	1:A:821:ILE:HG12	2.14	0.47
1:A:1118:VAL:CG2	5:E:154:ILE:HD13	2.40	0.47
5:E:16:PHE:O	5:E:20:LYS:HG3	2.13	0.47
7:G:12:GLU:CD	7:G:15:ARG:HE	2.18	0.47
7:G:58:LEU:O	7:G:62:MET:HG3	2.14	0.47
9:I:36:ILE:HD12	9:I:40:SER:HG	1.79	0.47
15:O:189:THR:O	15:O:192:ASP:N	2.45	0.47
15:O:378:SER:O	15:O:397:LYS:HG2	2.15	0.47
15:O:391:THR:HG22	15:O:393:VAL:HG13	1.97	0.47
15:O:400:SER:HA	15:O:419:ARG:CD	2.34	0.47
15:O:663:LEU:HD11	15:O:742:TRP:CZ3	2.49	0.47

Continued on next page...

Continued from previous page...

Atom-1	Atom-2	Interatomic distance (Å)	Clash overlap (Å)
16:P:284:LEU:HD22	16:P:285:THR:O	2.14	0.47
16:P:309:TYR:O	16:P:313:THR:OG1	2.23	0.47
16:P:405:ASP:C	16:P:405:ASP:OD1	2.52	0.47
15:O:726:SER:O	16:P:453:PHE:CE1	2.68	0.47
1:A:1052:GLY:HA2	5:E:208:TYR:CE1	2.49	0.47
1:A:1288:ARG:CZ	1:A:1481:GLU:O	2.63	0.47
1:A:332:GLN:HE22	1:A:350:VAL:N	2.11	0.47
1:A:726:TRP:HA	1:A:730:GLN:OE1	2.15	0.47
1:A:985:ARG:O	1:A:989:GLY:N	2.47	0.47
2:B:21:ARG:O	2:B:24:ARG:N	2.47	0.47
2:B:572:PRO:CG	2:B:575:HIS:HD2	2.27	0.47
2:B:733:LEU:HD12	2:B:743:ARG:CZ	2.45	0.47
2:B:756:LEU:HA	2:B:759:ASP:HB2	1.95	0.47
2:B:756:LEU:HD22	2:B:760:TYR:CE2	2.50	0.47
1:A:818:THR:HG23	2:B:780:GLY:HA3	1.97	0.47
1:A:618:TYR:HH	2:B:781:TYR:HA	1.80	0.47
3:C:325:ALA:HB3	11:K:125:MET:CG	2.44	0.47
7:G:111:THR:HB	7:G:112:PRO:HD2	1.97	0.47
7:G:143:SER:HA	7:G:159:LYS:HB2	1.95	0.47
14:N:54:TRP:CD1	14:N:135:LYS:HB2	2.50	0.47
15:O:215:ASN:OD1	15:O:234:THR:O	2.31	0.47
15:O:370:GLN:O	15:O:385:PHE:CE1	2.67	0.47
15:O:585:GLU:CA	15:O:588:SER:HB2	2.41	0.47
15:O:659:LEU:CD2	15:O:659:LEU:N	2.61	0.47
15:O:714:PHE:CD1	15:O:714:PHE:C	2.85	0.47
15:O:753:PHE:CE1	16:P:131:HIS:HB2	2.48	0.47
16:P:235:GLY:HA2	16:P:289:ARG:CG	2.31	0.47
16:P:139:LYS:HD2	16:P:237:ILE:HG23	1.96	0.47
16:P:274:ILE:HG23	16:P:278:GLU:CD	2.35	0.47
16:P:332:LEU:C	16:P:335:THR:OG1	2.52	0.47
17:Q:147:GLN:H	17:Q:147:GLN:CD	2.16	0.47
17:Q:355:THR:N	17:Q:356:PRO:CD	2.77	0.47
1:A:1063:MET:HE3	1:A:1174:TYR:HD1	1.78	0.47
1:A:505:LEU:HD23	2:B:1048:SER:OG	2.15	0.47
1:A:629:ASP:OD1	1:A:630:GLY:N	2.48	0.47
1:A:786:TYR:CB	1:A:794:VAL:HG21	2.38	0.47
2:B:1138:ALA:O	2:B:1140:LYS:N	2.47	0.47
2:B:1193:GLY:O	2:B:1194:ILE:C	2.53	0.47
2:B:787:MET:O	2:B:927:CYS:HA	2.14	0.47
2:B:860:ALA:CB	2:B:871:ILE:HG22	2.43	0.47
2:B:940:GLU:HG2	2:B:1014:TYR:CE2	2.49	0.47

Continued on next page...

Continued from previous page...

Atom-1	Atom-2	Interatomic distance (Å)	Clash overlap (Å)
2:B:752:VAL:HG12	2:B:981:SER:HB3	1.96	0.47
5:E:1:MET:HB3	5:E:4:GLU:CB	2.45	0.47
2:B:770:ASN:O	10:J:48:ARG:NH1	2.48	0.47
15:O:391:THR:CG2	15:O:392:GLU:N	2.78	0.47
15:O:511:ILE:HD13	15:O:536:ASP:OD1	2.15	0.47
15:O:649:ILE:N	15:O:649:ILE:CD1	2.75	0.47
16:P:170:THR:OG1	16:P:171:HIS:N	2.47	0.47
16:P:211:TYR:CD1	16:P:212:VAL:N	2.74	0.47
16:P:246:GLU:HB3	16:P:286:LEU:HB3	1.97	0.47
16:P:337:SER:OG	16:P:448:LYS:HD3	2.15	0.47
16:P:484:ALA:O	16:P:488:LEU:CB	2.62	0.47
16:P:494:SER:O	16:P:497:GLN:N	2.48	0.47
17:Q:134:PRO:O	17:Q:135:GLU:CD	2.53	0.47
1:A:1114:TYR:CG	1:A:1114:TYR:O	2.67	0.47
1:A:1246:VAL:O	1:A:1517:ARG:NH2	2.47	0.47
1:A:1559:ARG:HH21	1:A:1587:ASP:CG	2.15	0.47
1:A:771:PHE:CZ	1:A:776:LEU:HD13	2.50	0.47
2:B:788:ILE:CG2	2:B:931:TRP:HB2	2.44	0.47
3:C:134:LEU:HD12	3:C:208:CYS:SG	2.54	0.47
5:E:143:ASN:O	5:E:146:HIS:HB2	2.15	0.47
8:H:36:CYS:HA	8:H:126:GLU:O	2.15	0.47
13:M:60:LEU:HG	13:M:102:SER:CB	2.45	0.47
15:O:294:PHE:CG	15:O:300:LEU:HD13	2.44	0.47
15:O:382:GLU:O	15:O:383:ILE:HG13	2.15	0.47
15:O:399:TRP:NE1	17:Q:134:PRO:CG	2.77	0.47
15:O:442:LEU:O	15:O:443:ASP:OD1	2.32	0.47
15:O:458:LYS:HD2	15:O:463:LEU:HD21	1.97	0.47
16:P:144:ILE:CA	16:P:147:GLN:NE2	2.77	0.47
16:P:171:HIS:NE2	16:P:239:PHE:CZ	2.67	0.47
16:P:236:MET:HE2	16:P:236:MET:CA	2.43	0.47
17:Q:133:LYS:CG	17:Q:286:GLN:CD	2.80	0.47
1:A:1463:ASP:HB2	1:A:1469:TRP:NE1	2.30	0.47
1:A:791:TYR:O	1:A:792:GLY:C	2.47	0.47
2:B:1139:LYS:C	2:B:1141:LEU:N	2.68	0.47
2:B:825:PHE:HA	2:B:860:ALA:O	2.15	0.47
2:B:843:ASP:HB3	12:L:27:LEU:HD22	1.97	0.47
13:M:26:PHE:CD1	13:M:98:SER:HB2	2.49	0.47
15:O:293:TYR:C	15:O:294:PHE:CD2	2.88	0.47
15:O:395:GLN:NE2	15:O:397:LYS:CA	2.77	0.47
15:O:596:ILE:HA	16:P:272:GLN:CD	2.32	0.47
16:P:111:ILE:HG23	16:P:112:LEU:N	2.29	0.47

Continued on next page...

Continued from previous page...

Atom-1	Atom-2	Interatomic distance (Å)	Clash overlap (Å)
16:P:163:SER:O	16:P:167:LEU:HG	2.15	0.47
16:P:301:HIS:ND1	16:P:304:LEU:HD22	2.29	0.47
16:P:375:LEU:C	16:P:375:LEU:HD23	2.34	0.47
17:Q:33:ARG:O	17:Q:36:LYS:N	2.46	0.47
17:Q:383:PHE:HZ	17:Q:398:ASP:CG	2.12	0.47
17:Q:385:ASN:O	17:Q:389:ASN:C	2.53	0.47
1:A:748:ASN:OD1	1:A:772:LYS:HA	2.15	0.47
1:A:25:ARG:NH2	1:A:80:GLU:OE1	2.39	0.47
2:B:1069:ILE:C	2:B:1069:ILE:HD12	2.35	0.47
2:B:1080:ILE:HG13	2:B:1088:LEU:HD22	1.96	0.47
2:B:650:LEU:HD22	2:B:663:ILE:HG22	1.96	0.47
2:B:792:SER:CB	2:B:933:THR:OG1	2.63	0.47
2:B:935:ASP:OD1	3:C:69:ARG:NH1	2.44	0.47
2:B:949:ILE:HD12	2:B:962:MET:HE1	1.95	0.47
5:E:161:LYS:HG3	5:E:195:VAL:CG2	2.45	0.47
5:E:96:PHE:O	5:E:100:ILE:HG12	2.15	0.47
7:G:24:VAL:HG21	7:G:126:GLN:NE2	2.27	0.47
7:G:35:SER:HB2	7:G:37:CYS:SG	2.55	0.47
11:K:73:GLY:O	11:K:77:ARG:HG2	2.14	0.47
11:K:77:ARG:HD2	11:K:91:TYR:CD1	2.50	0.47
15:O:393:VAL:O	15:O:394:VAL:CG2	2.53	0.47
15:O:725:VAL:HG23	16:P:450:THR:O	2.15	0.47
16:P:237:ILE:CG2	16:P:239:PHE:HB2	2.45	0.47
16:P:416:ILE:N	16:P:418:PRO:HD3	2.30	0.47
16:P:469:PRO:CB	16:P:470:PRO:HD2	2.32	0.47
17:Q:266:SER:OG	17:Q:268:LEU:CB	2.58	0.47
17:Q:381:ARG:HA	17:Q:384:VAL:HG21	0.52	0.47
1:A:1039:ARG:HH11	6:F:139:PRO:HG2	1.80	0.47
1:A:484:ILE:HA	1:A:614:LEU:O	2.15	0.47
1:A:784:SER:CA	1:A:788:ALA:HB2	2.43	0.47
2:B:295:ASN:O	2:B:295:ASN:OD1	2.32	0.47
2:B:478:LEU:HD13	2:B:484:TYR:CE1	2.50	0.47
2:B:91:LEU:HD22	2:B:93:ASN:CB	2.42	0.47
1:A:1114:TYR:CE2	5:E:145:THR:O	2.66	0.47
5:E:37:LEU:HD11	5:E:41:ASP:OD2	2.15	0.47
5:E:88:VAL:HG11	5:E:110:PHE:CE2	2.50	0.47
2:B:322:ASN:ND2	13:M:105:SER:HA	2.26	0.47
13:M:76:TYR:CE2	14:N:57:LYS:HG2	2.49	0.47
14:N:135:LYS:HE3	14:N:137:PHE:CZ	2.50	0.47
15:O:352:PHE:HB3	15:O:354:PRO:CG	2.45	0.47
15:O:44:UNK:O	15:O:45:UNK:O	2.33	0.47

Continued on next page...

Continued from previous page...

Atom-1	Atom-2	Interatomic distance (Å)	Clash overlap (Å)
15:O:55:UNK:O	15:O:552:LEU:HD22	2.15	0.47
15:O:653:SER:HG	15:O:656:HIS:CG	2.33	0.47
16:P:158:MET:CG	16:P:192:TYR:OH	2.63	0.47
16:P:183:LYS:HE2	16:P:183:LYS:HB3	1.78	0.47
16:P:198:ILE:HG13	16:P:200:PRO:CB	2.45	0.47
16:P:343:THR:HB	16:P:347:SER:N	2.04	0.47
16:P:496:GLU:OE2	16:P:499:LYS:CD	2.63	0.47
1:A:263:ASN:HA	1:A:266:VAL:CG2	2.43	0.47
1:A:38:LEU:HD12	1:A:43:HIS:O	2.15	0.47
1:A:464:GLU:OE1	1:A:464:GLU:HA	2.15	0.47
1:A:616:LEU:CD1	1:A:620:ASN:HD22	2.28	0.47
1:A:700:ILE:HG21	1:A:738:ASN:HD22	1.79	0.47
1:A:853:THR:HG23	1:A:899:LYS:HE3	1.97	0.47
2:B:655:TYR:CD1	2:B:657:PRO:HD2	2.50	0.47
2:B:821:ILE:C	2:B:822:THR:HG23	2.31	0.47
7:G:126:GLN:HG3	7:G:126:GLN:O	2.15	0.47
2:B:731:VAL:HG21	10:J:59:LYS:HE3	1.96	0.47
13:M:48:LYS:HE3	13:M:49:ASP:CG	2.18	0.47
15:O:314:GLN:C	15:O:316:ALA:N	2.66	0.47
15:O:319:ASP:HA	15:O:324:TRP:HB3	1.97	0.47
15:O:303:VAL:HB	15:O:319:ASP:O	2.15	0.47
15:O:442:LEU:O	15:O:442:LEU:HD12	2.14	0.47
15:O:702:LEU:HD23	16:P:125:PHE:HZ	0.69	0.47
15:O:725:VAL:O	16:P:453:PHE:HZ	1.97	0.47
16:P:505:ILE:HD12	16:P:508:ALA:HB3	1.97	0.47
17:Q:5:PRO:CD	17:Q:217:THR:HG21	2.45	0.47
17:Q:274:MET:C	17:Q:277:ILE:HG22	2.35	0.47
1:A:1116:GLN:N	1:A:1116:GLN:CD	2.64	0.46
1:A:1460:TYR:CE1	1:A:1462:PHE:HB2	2.49	0.46
1:A:1613:MET:CE	1:A:1622:LEU:HD13	2.45	0.46
2:B:123:PRO:HG2	2:B:172:LEU:CD1	2.45	0.46
2:B:244:THR:HG22	2:B:411:MET:HG2	1.97	0.46
2:B:547:HIS:CE1	2:B:548:LYS:CD	2.96	0.46
2:B:913:ILE:O	2:B:913:ILE:HG13	2.14	0.46
5:E:55:ARG:HB3	5:E:82:PHE:HB2	1.96	0.46
5:E:72:PHE:HE1	5:E:157:SER:HA	1.78	0.46
7:G:97:LYS:HE3	7:G:97:LYS:C	2.35	0.46
13:M:31:ARG:NH2	14:N:128:ASN:C	2.69	0.46
15:O:436:ILE:CB	17:Q:141:TRP:HZ3	2.21	0.46
15:O:446:ASP:C	15:O:446:ASP:OD1	2.54	0.46
15:O:475:ARG:NH2	15:O:496:THR:CG2	2.42	0.46

Continued on next page...

Continued from previous page...

Atom-1	Atom-2	Interatomic distance (Å)	Clash overlap (Å)
16:P:103:LEU:HD23	16:P:206:GLN:HG3	1.97	0.46
16:P:123:MET:O	16:P:125:PHE:CD2	2.67	0.46
16:P:144:ILE:HA	16:P:147:GLN:OE1	2.15	0.46
16:P:166:TYR:CE2	16:P:230:ILE:HD13	2.50	0.46
16:P:417:PHE:HE2	17:Q:270:PHE:HE2	1.15	0.46
17:Q:204:GLU:O	17:Q:205:VAL:C	2.51	0.46
17:Q:251:TRP:HE1	17:Q:297:PHE:HB3	1.81	0.46
17:Q:25:ASN:O	17:Q:29:ARG:CG	2.60	0.46
1:A:1041:ALA:O	1:A:1635:ASP:HB3	2.15	0.46
1:A:535:GLN:OE1	1:A:543:LEU:HD21	2.15	0.46
1:A:629:ASP:HA	2:B:785:ASP:HB3	1.96	0.46
2:B:277:LEU:HD11	2:B:378:ILE:CD1	2.45	0.46
3:C:172:GLN:OE1	3:C:175:GLN:NE2	2.48	0.46
3:C:54:PHE:CE2	3:C:300:PHE:HD2	2.33	0.46
6:F:78:GLN:O	6:F:78:GLN:HG3	2.15	0.46
15:O:261:VAL:O	15:O:307:PHE:CZ	2.67	0.46
15:O:315:PHE:CZ	15:O:317:ILE:HD12	2.49	0.46
15:O:475:ARG:HE	15:O:496:THR:CG2	2.28	0.46
16:P:178:THR:CG2	16:P:179:CYS:N	2.78	0.46
15:O:495:SER:HA	17:Q:225:SER:HB2	1.98	0.46
1:A:406:LEU:CG	1:A:407:GLN:H	2.23	0.46
1:A:437:PHE:CE2	2:B:1184:TYR:CE2	3.04	0.46
2:B:138:LEU:HD23	2:B:155:VAL:CG1	2.46	0.46
2:B:576:THR:CG2	2:B:595:TRP:HB2	2.41	0.46
2:B:705:PRO:HG3	2:B:920:ARG:CZ	2.45	0.46
2:B:733:LEU:HD22	2:B:741:LEU:CD1	2.44	0.46
2:B:843:ASP:O	12:L:42:ARG:NH2	2.47	0.46
3:C:153:PRO:CG	3:C:161:HIS:CE1	2.89	0.46
3:C:86:PHE:O	12:L:62:LYS:HA	2.16	0.46
5:E:94:LYS:CB	5:E:123:LEU:HD13	2.44	0.46
10:J:23:ASN:OD1	10:J:27:GLU:HB2	2.15	0.46
3:C:100:ARG:NH1	10:J:2:ILE:HG23	2.29	0.46
15:O:188:GLN:O	15:O:196:TYR:HE1	1.98	0.46
15:O:254:ILE:CG2	15:O:255:GLY:N	2.78	0.46
15:O:275:GLU:HB3	15:O:285:MET:C	2.21	0.46
15:O:692:THR:O	15:O:747:LEU:CB	2.56	0.46
16:P:183:LYS:NZ	16:P:183:LYS:CB	2.77	0.46
16:P:282:ARG:HH11	16:P:282:ARG:CG	2.28	0.46
16:P:284:LEU:CB	16:P:302:ALA:HB1	2.43	0.46
17:Q:133:LYS:HG2	17:Q:286:GLN:OE1	2.15	0.46
17:Q:310:ILE:CG2	17:Q:363:GLU:CD	2.82	0.46

Continued on next page...

Continued from previous page...

Atom-1	Atom-2	Interatomic distance (Å)	Clash overlap (Å)
1:A:670:ILE:HG23	1:A:671:GLN:OE1	2.15	0.46
1:A:99:ARG:HB2	1:A:99:ARG:NH1	2.30	0.46
2:B:293:ILE:HG13	2:B:296:ASP:HB3	1.97	0.46
2:B:523:GLU:N	2:B:523:GLU:OE1	2.47	0.46
2:B:372:ARG:NH1	2:B:573:ALA:HB3	2.30	0.46
2:B:548:LYS:HG3	2:B:695:ASN:OD1	2.15	0.46
2:B:772:VAL:O	2:B:946:ASP:N	2.46	0.46
2:B:912:GLN:HB2	2:B:1039:MET:CE	2.44	0.46
2:B:957:ARG:CB	2:B:959:THR:HG23	2.45	0.46
5:E:197:LYS:HA	5:E:211:TYR:HD1	1.79	0.46
8:H:21:ASN:OD1	8:H:21:ASN:O	2.33	0.46
12:L:31:CYS:CB	12:L:48:CYS:SG	3.03	0.46
9:I:11:LEU:CD2	13:M:31:ARG:HD3	2.43	0.46
13:M:12:ILE:CB	13:M:88:ILE:HD11	2.45	0.46
14:N:95:ILE:C	14:N:96:GLU:CG	2.83	0.46
15:O:183:ASP:OD2	15:O:246:LYS:HA	2.15	0.46
15:O:217:ALA:HB3	15:O:229:ARG:HH11	1.77	0.46
15:O:342:GLN:HB2	15:O:344:ILE:CG2	2.46	0.46
15:O:251:SER:HB3	15:O:411:LYS:HD3	1.98	0.46
15:O:421:ILE:HG23	15:O:439:LYS:HG2	1.94	0.46
15:O:554:ASN:C	15:O:555:THR:HG23	2.36	0.46
15:O:672:ILE:HG13	15:O:715:TYR:CZ	2.43	0.46
16:P:330:TRP:CZ3	16:P:331:ILE:HD13	2.50	0.46
16:P:409:ALA:O	16:P:413:LEU:HG	2.16	0.46
1:A:105:CYS:HG	21:A:1701:ZN:ZN	1.22	0.46
1:A:361:VAL:HG22	2:B:1184:TYR:HD1	1.79	0.46
1:A:483:VAL:O	1:A:613:THR:HB	2.14	0.46
1:A:720:PHE:HB2	8:H:96:VAL:HG12	1.97	0.46
2:B:73:ILE:O	2:B:95:LEU:HB3	2.15	0.46
8:H:101:ALA:HB2	8:H:116:TYR:HE1	1.76	0.46
15:O:215:ASN:CA	15:O:236:ILE:HG13	2.41	0.46
15:O:338:LYS:O	15:O:339:ARG:HB2	2.15	0.46
15:O:478:MET:CE	15:O:497:VAL:HG13	2.45	0.46
15:O:461:HIS:CG	15:O:484:ARG:HG2	2.50	0.46
15:O:613:HIS:NE2	15:O:619:GLU:OE1	2.47	0.46
16:P:208:PRO:CD	16:P:209:ASN:H	2.29	0.46
16:P:384:GLN:O	16:P:387:PRO:CG	2.63	0.46
17:Q:25:ASN:CA	17:Q:28:SER:HG	2.29	0.46
1:A:104:PHE:HE1	1:A:239:PHE:O	1.97	0.46
1:A:216:ARG:HE	1:A:341:SER:HA	1.81	0.46
1:A:406:LEU:CD2	1:A:413:LEU:CD1	2.93	0.46

Continued on next page...

Continued from previous page...

Atom-1	Atom-2	Interatomic distance (Å)	Clash overlap (Å)
1:A:40:ASN:C	1:A:42:GLY:H	2.18	0.46
2:B:251:HIS:O	2:B:258:VAL:HA	2.16	0.46
2:B:778:TYR:HD2	2:B:779:THR:HG23	1.81	0.46
3:C:120:LEU:HD11	3:C:125:LYS:N	2.31	0.46
3:C:244:ALA:C	3:C:258:ILE:HD11	2.36	0.46
3:C:257:GLY:N	3:C:266:TYR:O	2.49	0.46
3:C:53:ASN:HD22	14:N:174:GLY:CA	2.29	0.46
6:F:74:ILE:HB	6:F:143:PHE:O	2.15	0.46
9:I:53:ASP:OD1	9:I:61:ARG:NH1	2.46	0.46
10:J:31:ASP:OD1	10:J:34:THR:OG1	2.30	0.46
15:O:270:GLN:HE21	15:O:289:SER:H	1.64	0.46
15:O:314:GLN:OE1	15:O:329:ILE:O	2.33	0.46
15:O:442:LEU:HG	15:O:442:LEU:H	1.44	0.46
15:O:476:ILE:O	15:O:496:THR:OG1	2.28	0.46
15:O:615:ASN:O	15:O:616:SER:CB	2.61	0.46
15:O:713:ILE:CG2	15:O:717:LYS:CE	2.94	0.46
16:P:200:PRO:HB2	16:P:204:ARG:H	1.81	0.46
16:P:293:ARG:O	16:P:295:THR:HG23	2.15	0.46
16:P:334:LEU:HD22	16:P:449:GLN:OE1	2.16	0.46
1:A:1051:GLY:HA3	1:A:1580:ARG:HG2	1.98	0.46
1:A:245:LYS:CB	1:A:251:ILE:HD13	2.40	0.46
2:B:1127:CYS:HA	2:B:1163:GLN:O	2.15	0.46
2:B:1131:CYS:O	2:B:1163:GLN:CA	2.62	0.46
2:B:289:PHE:O	2:B:293:ILE:HG22	2.15	0.46
2:B:62:ASN:HA	2:B:65:VAL:CG2	2.46	0.46
2:B:494:TYR:CE1	2:B:703:LEU:HD13	2.50	0.46
3:C:63:ILE:HG22	3:C:67:PHE:CZ	2.51	0.46
4:D:18:THR:HG23	4:D:19:PRO:HD2	1.98	0.46
6:F:130:ILE:HG22	6:F:132:LEU:H	1.81	0.46
8:H:101:ALA:HA	8:H:116:TYR:HD1	1.80	0.46
11:K:46:LYS:O	11:K:65:ILE:HA	2.15	0.46
2:B:987:ASN:HD22	14:N:157:ARG:HD3	1.81	0.46
15:O:203:ILE:O	15:O:216:ILE:HG23	2.15	0.46
15:O:263:ILE:CG2	15:O:264:ILE:N	2.78	0.46
15:O:398:ALA:HA	17:Q:128:TRP:CZ3	2.51	0.46
15:O:499:GLU:OE2	15:O:500:ILE:HD12	2.16	0.46
15:O:692:THR:HG22	15:O:747:LEU:HD22	1.97	0.46
16:P:142:LYS:HD2	16:P:142:LYS:O	2.15	0.46
16:P:136:ILE:HD11	16:P:171:HIS:ND1	2.31	0.46
16:P:234:CYS:C	16:P:289:ARG:CB	2.84	0.46
16:P:342:THR:O	16:P:343:THR:CG2	2.64	0.46

Continued on next page...

Continued from previous page...

Atom-1	Atom-2	Interatomic distance (Å)	Clash overlap (Å)
15:O:724:LEU:CD2	16:P:447:ALA:HB2	2.45	0.46
16:P:449:GLN:O	16:P:451:PRO:N	2.48	0.46
17:Q:155:GLN:HE21	17:Q:156:LYS:N	2.14	0.46
2:B:1111:LEU:HD22	2:B:1179:PRO:HB2	1.96	0.46
2:B:71:LYS:HE2	2:B:421:LEU:HB2	1.98	0.46
2:B:650:LEU:HB3	2:B:663:ILE:HG23	1.98	0.46
2:B:61:LEU:O	2:B:65:VAL:HG22	2.14	0.46
3:C:115:TRP:CZ3	3:C:211:GLY:HA2	2.41	0.46
4:D:19:PRO:HG2	4:D:22:ILE:HD11	1.97	0.46
7:G:139:ILE:HG12	7:G:146:GLY:HA3	1.98	0.46
13:M:12:ILE:HA	13:M:88:ILE:HG12	1.97	0.46
15:O:306:ALA:HB3	15:O:317:ILE:HG23	1.96	0.46
15:O:394:VAL:HG12	17:Q:141:TRP:HE1	1.81	0.46
15:O:686:TYR:CG	15:O:692:THR:HG21	2.50	0.46
16:P:119:LEU:CG	16:P:165:LEU:HD11	2.43	0.46
16:P:202:SER:O	16:P:206:GLN:HG2	2.15	0.46
16:P:236:MET:SD	16:P:236:MET:C	2.94	0.46
17:Q:280:SER:HG	17:Q:301:SER:N	2.12	0.46
1:A:1060:GLU:HG3	1:A:1063:MET:SD	2.56	0.46
1:A:27:LEU:HD12	1:A:27:LEU:C	2.36	0.46
1:A:35:PRO:HD3	1:A:394:LEU:CD1	2.46	0.46
1:A:712:ILE:HG12	11:K:104:ARG:HE	1.81	0.46
1:A:786:TYR:O	1:A:786:TYR:HD1	1.93	0.46
2:B:738:ASP:O	2:B:806:THR:OG1	2.18	0.46
2:B:975:HIS:HE1	2:B:999:GLN:O	1.99	0.46
3:C:136:LEU:HD12	3:C:167:LEU:HD21	1.98	0.46
5:E:99:HIS:CE1	5:E:103:LYS:NZ	2.84	0.46
5:E:10:SER:HB2	5:E:39:LEU:HD21	1.98	0.46
8:H:38:LEU:HD11	8:H:123:MET:SD	2.56	0.46
12:L:31:CYS:CB	12:L:34:CYS:SG	3.01	0.46
13:M:10:ILE:CD1	14:N:54:TRP:HH2	2.27	0.46
15:O:201:GLU:HA	15:O:202:ILE:HD12	1.98	0.46
15:O:264:ILE:CG1	15:O:305:PHE:CE2	2.96	0.46
15:O:302:VAL:O	15:O:319:ASP:O	2.33	0.46
15:O:362:ARG:HH12	15:O:364:GLU:HB2	1.81	0.46
15:O:365:TRP:NE1	15:O:407:ARG:NE	2.64	0.46
16:P:246:GLU:HB3	16:P:286:LEU:CB	2.46	0.46
15:O:603:ARG:CZ	16:P:268:PHE:CD1	2.99	0.46
16:P:332:LEU:CA	16:P:335:THR:OG1	2.64	0.46
16:P:341:ARG:HB2	16:P:445:ARG:NH2	2.29	0.46
16:P:493:ILE:O	16:P:498:LEU:HB2	2.16	0.46

Continued on next page...

Continued from previous page...

Atom-1	Atom-2	Interatomic distance (Å)	Clash overlap (Å)
1:A:786:TYR:HA	1:A:794:VAL:HG23	1.98	0.46
2:B:1176:VAL:O	2:B:1179:PRO:HD2	2.16	0.46
2:B:468:GLY:O	2:B:482:SER:HA	2.15	0.46
1:A:612:LYS:H	2:B:913:ILE:HD11	1.81	0.46
2:B:987:ASN:HB2	14:N:157:ARG:CZ	2.46	0.46
4:D:44:ILE:CG1	4:D:89:LEU:HD23	2.47	0.46
1:A:1659:LYS:HE2	7:G:102:GLU:OE1	2.15	0.46
7:G:48:SER:HB3	7:G:115:PHE:HE1	1.80	0.46
7:G:149:ILE:HD11	7:G:231:PHE:HZ	1.81	0.46
7:G:43:ILE:HD13	7:G:122:LEU:HD11	1.98	0.46
13:M:32:ALA:CB	13:M:36:THR:HG21	2.46	0.46
15:O:194:ARG:C	15:O:196:TYR:CD2	2.86	0.46
15:O:347:LEU:CD2	17:Q:152:ILE:HG12	2.46	0.46
15:O:46:UNK:CB	15:O:491:SER:HB3	2.45	0.46
15:O:707:ASP:C	15:O:709:PRO:CD	2.83	0.46
15:O:713:ILE:H	15:O:713:ILE:HD12	1.81	0.46
15:O:725:VAL:CB	16:P:450:THR:CA	2.76	0.46
15:O:736:ILE:HG13	15:O:736:ILE:O	2.16	0.46
16:P:201:LYS:O	16:P:204:ARG:HB3	2.16	0.46
17:Q:365:TRP:CE3	17:Q:365:TRP:CA	2.98	0.46
1:A:486:PRO:HB2	1:A:618:TYR:CZ	2.50	0.45
1:A:864:LEU:HD21	1:A:878:ARG:NE	2.31	0.45
2:B:1116:SER:HB3	2:B:1127:CYS:SG	2.56	0.45
2:B:293:ILE:HD11	2:B:296:ASP:O	2.15	0.45
2:B:588:ILE:O	2:B:588:ILE:HG23	2.15	0.45
2:B:757:TYR:CE2	2:B:763:ASP:HB2	2.51	0.45
2:B:795:GLU:O	3:C:99:HIS:NE2	2.47	0.45
2:B:941:THR:O	2:B:941:THR:HG22	2.16	0.45
3:C:278:GLU:CD	3:C:281:ARG:HD3	2.36	0.45
5:E:88:VAL:HB	5:E:116:ILE:HG13	1.98	0.45
14:N:123:SER:HA	14:N:131:LEU:CG	2.46	0.45
15:O:214:LEU:HD12	15:O:263:ILE:HD13	1.91	0.45
15:O:344:ILE:HD12	15:O:346:ASN:CA	2.47	0.45
15:O:698:LYS:O	15:O:702:LEU:CG	2.64	0.45
16:P:169:SER:OG	16:P:175:PRO:HD3	2.12	0.45
16:P:186:CYS:O	16:P:380:TRP:NE1	2.49	0.45
16:P:284:LEU:CD1	16:P:305:ARG:HE	2.26	0.45
16:P:415:LYS:HB3	16:P:415:LYS:HE3	1.68	0.45
16:P:450:THR:N	16:P:451:PRO:HD2	2.14	0.45
1:A:1322:ILE:HG23	1:A:1454:HIS:NE2	2.31	0.45
1:A:479:ALA:CB	2:B:1069:ILE:HD11	2.46	0.45

Continued on next page...

Continued from previous page...

Atom-1	Atom-2	Interatomic distance (Å)	Clash overlap (Å)
2:B:1128:CYS:O	2:B:1163:GLN:HB3	2.17	0.45
2:B:938:PHE:CZ	2:B:1014:TYR:HB2	2.51	0.45
14:N:123:SER:CA	14:N:131:LEU:CD1	2.81	0.45
15:O:183:ASP:OD2	15:O:246:LYS:CA	2.64	0.45
15:O:273:ARG:CG	15:O:274:ILE:N	2.57	0.45
15:O:274:ILE:CD1	15:O:284:VAL:CG1	2.94	0.45
15:O:529:GLU:O	15:O:531:PHE:HD2	1.99	0.45
16:P:402:MET:H	16:P:402:MET:CE	2.30	0.45
17:Q:377:ASP:O	17:Q:380:SER:N	2.48	0.45
1:A:1089:LEU:HD12	1:A:1089:LEU:C	2.37	0.45
1:A:1260:LYS:HD3	1:A:1500:GLN:HG3	1.97	0.45
1:A:382:GLN:HE22	2:B:1180:PHE:HE1	1.64	0.45
1:A:683:LYS:HG2	8:H:20:TYR:CZ	2.51	0.45
2:B:750:PRO:HA	2:B:770:ASN:HD21	1.82	0.45
2:B:129:ARG:CZ	2:B:891:GLU:HG3	2.47	0.45
7:G:41:VAL:O	7:G:41:VAL:HG13	2.15	0.45
12:L:48:CYS:CB	12:L:51:CYS:SG	3.02	0.45
13:M:53:LEU:HB2	13:M:96:LEU:HD13	1.98	0.45
2:B:610:TYR:OH	14:N:144:LYS:HD2	2.16	0.45
15:O:319:ASP:HB2	15:O:363:ILE:HG21	1.98	0.45
15:O:351:ILE:O	15:O:352:PHE:HD1	1.99	0.45
15:O:366:PHE:HB2	15:O:373:LEU:CD1	2.46	0.45
15:O:424:VAL:CG2	15:O:437:SER:OG	2.63	0.45
15:O:535:VAL:O	15:O:552:LEU:N	2.45	0.45
15:O:596:ILE:CG2	16:P:317:MET:HE2	2.19	0.45
15:O:698:LYS:O	15:O:702:LEU:HD23	2.15	0.45
16:P:137:TRP:O	16:P:141:LEU:HG	2.16	0.45
16:P:246:GLU:C	16:P:286:LEU:N	2.64	0.45
16:P:257:VAL:HG12	16:P:262:LEU:HA	1.99	0.45
16:P:268:PHE:O	16:P:272:GLN:N	2.49	0.45
16:P:282:ARG:NH1	16:P:282:ARG:HB3	2.32	0.45
17:Q:140:ILE:HG22	17:Q:142:ARG:HD2	1.95	0.45
17:Q:220:LEU:HD23	17:Q:239:LEU:HD22	1.99	0.45
17:Q:280:SER:C	17:Q:282:SER:H	2.20	0.45
17:Q:383:PHE:CE1	17:Q:398:ASP:OD2	2.62	0.45
19:S:16:DG:N2	20:T:40:DT:C2	2.84	0.45
1:A:799:GLU:HG2	1:A:1062:HIS:CG	2.51	0.45
1:A:1217:LEU:HD21	1:A:1572:ARG:HH12	1.81	0.45
1:A:1591:ARG:CZ	1:A:1596:LEU:HD23	2.47	0.45
1:A:465:GLY:O	1:A:468:ARG:N	2.49	0.45
1:A:786:TYR:HB3	1:A:794:VAL:HG23	1.97	0.45

Continued on next page...

Continued from previous page...

Atom-1	Atom-2	Interatomic distance (Å)	Clash overlap (Å)
2:B:1006:ASN:OD1	2:B:1008:HIS:N	2.47	0.45
5:E:103:LYS:HD3	5:E:105:PHE:CZ	2.52	0.45
5:E:88:VAL:HG21	5:E:110:PHE:CE2	2.42	0.45
6:F:89:GLU:OE2	6:F:136:ARG:NE	2.49	0.45
7:G:137:ILE:HG13	7:G:227:GLY:O	2.17	0.45
9:I:17:LEU:HD12	9:I:17:LEU:C	2.37	0.45
10:J:23:ASN:O	10:J:27:GLU:N	2.49	0.45
3:C:319:ARG:HD3	11:K:132:GLU:OE2	2.15	0.45
11:K:80:ILE:HG21	11:K:89:CYS:SG	2.55	0.45
15:O:347:LEU:HA	17:Q:155:GLN:H	1.81	0.45
15:O:470:SER:OG	15:O:471:MET:N	2.49	0.45
15:O:698:LYS:HE3	16:P:124:ARG:O	2.16	0.45
15:O:753:PHE:HE1	16:P:131:HIS:HB2	1.81	0.45
15:O:698:LYS:HD3	16:P:125:PHE:HA	1.99	0.45
15:O:569:VAL:CG2	16:P:477:GLY:C	2.84	0.45
17:Q:26:TYR:C	17:Q:29:ARG:CG	2.79	0.45
1:A:596:HIS:ND1	1:A:1195:GLU:HG3	2.31	0.45
1:A:36:THR:C	1:A:45:VAL:HG11	2.37	0.45
1:A:590:ASN:HB2	1:A:600:MET:HG3	1.97	0.45
1:A:56:ALA:HB3	1:A:69:GLU:HA	1.97	0.45
1:A:725:LEU:HD12	8:H:46:LEU:CD2	2.46	0.45
1:A:793:ILE:HG23	1:A:794:VAL:N	2.31	0.45
2:B:172:LEU:HD23	2:B:175:MET:SD	2.57	0.45
2:B:612:LYS:HE3	2:B:662:ASP:OD1	2.17	0.45
7:G:148:LEU:HG	7:G:151:ASP:HA	1.99	0.45
8:H:116:TYR:HD2	8:H:123:MET:CE	2.28	0.45
8:H:95:TYR:HB3	8:H:144:ILE:HB	1.99	0.45
11:K:103:ILE:HG23	11:K:103:ILE:O	2.15	0.45
15:O:638:LEU:HD11	15:O:642:GLN:HE22	1.82	0.45
15:O:725:VAL:HG22	16:P:452:PHE:CB	2.43	0.45
15:O:611:ILE:HD13	15:O:731:LEU:HD23	1.99	0.45
15:O:656:HIS:CB	15:O:747:LEU:N	2.73	0.45
16:P:104:PHE:CZ	16:P:155:GLN:HG2	2.52	0.45
16:P:157:HIS:CE1	16:P:158:MET:CE	3.00	0.45
16:P:167:LEU:CD2	16:P:286:LEU:HD21	2.46	0.45
15:O:436:ILE:CG1	17:Q:141:TRP:HZ3	2.27	0.45
1:A:1133:LEU:HD11	1:A:1172:LEU:CA	2.47	0.45
1:A:393:SER:O	1:A:397:ARG:HG3	2.17	0.45
1:A:611:GLU:HG3	1:A:612:LYS:N	2.32	0.45
1:A:665:PRO:HG2	1:A:789:SER:HA	1.10	0.45
2:B:1104:CYS:HB2	2:B:1128:CYS:SG	2.57	0.45

Continued on next page...

Continued from previous page...

Atom-1	Atom-2	Interatomic distance (Å)	Clash overlap (Å)
2:B:259:THR:HB	2:B:270:LEU:CG	2.47	0.45
2:B:262:PHE:CE1	2:B:269:TYR:HB2	2.52	0.45
2:B:193:TYR:CE2	2:B:496:PHE:HZ	2.35	0.45
2:B:372:ARG:HH22	2:B:574:SER:HB3	1.82	0.45
2:B:714:ARG:NE	2:B:957:ARG:HG2	2.32	0.45
4:D:82:LEU:HD22	7:G:67:ASN:O	2.17	0.45
11:K:60:SER:OG	11:K:106:GLN:HB2	2.17	0.45
12:L:51:CYS:SG	12:L:52:GLY:N	2.90	0.45
14:N:93:THR:HA	14:N:97:SER:OG	2.16	0.45
15:O:294:PHE:O	15:O:295:VAL:O	2.33	0.45
15:O:301:GLN:O	15:O:320:ILE:CG2	2.64	0.45
15:O:381:ILE:CG2	15:O:382:GLU:N	2.79	0.45
15:O:418:SER:OG	15:O:419:ARG:O	2.24	0.45
15:O:568:ILE:HA	15:O:568:ILE:HD12	1.76	0.45
15:O:647:GLU:O	15:O:649:ILE:CD1	2.64	0.45
15:O:719:LEU:C	15:O:723:VAL:HG23	2.34	0.45
16:P:157:HIS:CG	16:P:158:MET:N	2.85	0.45
16:P:119:LEU:HD13	16:P:165:LEU:HD11	1.86	0.45
16:P:238:HIS:CD2	16:P:289:ARG:CD	3.00	0.45
16:P:234:CYS:C	16:P:289:ARG:HB3	2.36	0.45
16:P:469:PRO:HG2	16:P:470:PRO:HD2	1.98	0.45
16:P:490:ASP:HB3	16:P:491:PHE:CD1	2.51	0.45
16:P:367:PHE:HZ	17:Q:1:MET:CE	2.28	0.45
17:Q:294:VAL:CG2	17:Q:295:PRO:HD2	2.31	0.45
17:Q:352:TRP:CD1	17:Q:352:TRP:N	2.85	0.45
1:A:385:LEU:HB2	1:A:437:PHE:CD1	2.52	0.45
1:A:406:LEU:HD11	1:A:413:LEU:HD21	1.97	0.45
1:A:81:LEU:HD12	1:A:358:ASP:HA	1.99	0.45
1:A:880:GLN:O	1:A:884:ARG:HG2	2.17	0.45
2:B:815:ARG:O	2:B:816:ASN:CG	2.55	0.45
3:C:175:GLN:HB2	3:C:179:PHE:CE2	2.52	0.45
6:F:79:ARG:HB3	6:F:146:TRP:CZ2	2.52	0.45
7:G:229:LEU:HD21	7:G:249:LEU:CD2	2.47	0.45
9:I:20:PRO:O	9:I:23:VAL:HG22	2.17	0.45
13:M:12:ILE:N	14:N:69:SER:HA	2.30	0.45
2:B:368:GLN:OE1	13:M:65:TYR:OH	2.34	0.45
15:O:184:SER:O	15:O:185:GLN:HG3	2.17	0.45
15:O:355:GLU:OE2	15:O:376:ASP:OD2	2.34	0.45
15:O:371:LYS:NZ	15:O:431:ASP:HB3	2.31	0.45
15:O:436:ILE:CG2	17:Q:141:TRP:CD2	2.87	0.45
15:O:471:MET:CG	15:O:542:ARG:NH1	2.80	0.45

Continued on next page...

Continued from previous page...

Atom-1	Atom-2	Interatomic distance (Å)	Clash overlap (Å)
15:O:475:ARG:HE	15:O:496:THR:HG21	1.81	0.45
16:P:104:PHE:HE1	16:P:215:LEU:HD23	1.65	0.45
16:P:197:GLU:HG3	16:P:198:ILE:N	2.32	0.45
17:Q:209:ARG:HG3	17:Q:210:THR:N	2.32	0.45
2:B:122:TYR:CE2	2:B:175:MET:HE1	2.45	0.45
5:E:182:ASP:OD1	5:E:183:PRO:HD2	2.16	0.45
10:J:35:ALA:O	10:J:39:LEU:HG	2.17	0.45
13:M:12:ILE:HG12	13:M:88:ILE:CD1	2.43	0.45
14:N:58:PHE:CD2	14:N:64:ILE:HD12	2.52	0.45
14:N:72:VAL:HB	14:N:137:PHE:CZ	2.51	0.45
15:O:194:ARG:CG	15:O:197:ARG:NH2	2.80	0.45
15:O:232:ASN:O	15:O:233:VAL:HG23	2.17	0.45
15:O:271:ILE:HB	15:O:289:SER:CB	2.47	0.45
15:O:324:TRP:HD1	15:O:348:HIS:CD2	2.34	0.45
15:O:433:VAL:CG2	15:O:434:ARG:N	2.69	0.45
15:O:437:SER:O	15:O:438:TRP:HB3	2.17	0.45
15:O:771:ILE:HG22	16:P:109:GLN:CD	2.24	0.45
16:P:105:LEU:HD23	16:P:109:GLN:CD	2.36	0.45
16:P:113:LYS:O	16:P:116:ILE:CD1	2.64	0.45
16:P:104:PHE:CZ	16:P:215:LEU:CD2	2.87	0.45
16:P:287:TRP:CE3	16:P:290:THR:HG23	2.51	0.45
1:A:903:ILE:O	1:A:907:VAL:HG23	2.17	0.45
1:A:99:ARG:HB2	1:A:99:ARG:HH11	1.82	0.45
2:B:249:VAL:HB	2:B:261:ARG:HB2	1.99	0.45
2:B:733:LEU:HD12	2:B:743:ARG:NH2	2.32	0.45
5:E:72:PHE:CE1	5:E:157:SER:HA	2.52	0.45
5:E:169:ARG:HB3	6:F:140:ASP:OD2	2.17	0.45
8:H:96:VAL:HA	8:H:142:LEU:O	2.17	0.45
10:J:18:TRP:CZ2	10:J:22:LEU:HD11	2.52	0.45
13:M:60:LEU:HA	13:M:102:SER:HA	1.99	0.45
15:O:289:SER:O	15:O:290:GLU:HB3	2.17	0.45
15:O:366:PHE:HB2	15:O:373:LEU:HD12	1.99	0.45
15:O:458:LYS:HB3	15:O:459:PRO:CD	2.47	0.45
15:O:483:HIS:ND1	15:O:489:PHE:CE1	2.85	0.45
16:P:101:LYS:HG3	16:P:155:GLN:NE2	2.32	0.45
16:P:171:HIS:NE2	16:P:243:PHE:CB	2.80	0.45
16:P:344:THR:O	16:P:345:SER:OG	2.35	0.45
15:O:433:VAL:HG23	17:Q:144:VAL:CG1	2.06	0.45
17:Q:247:ILE:O	17:Q:250:LEU:CB	2.61	0.45
1:A:1455:ARG:HG3	1:A:1456:PHE:CD1	2.52	0.45
1:A:127:TYR:C	1:A:207:SER:HB2	2.37	0.45

Continued on next page...

Continued from previous page...

Atom-1	Atom-2	Interatomic distance (Å)	Clash overlap (Å)
1:A:579:ARG:NH1	1:A:582:LYS:HG2	2.32	0.45
2:B:38:LEU:CD1	2:B:497:ILE:HD12	2.47	0.45
2:B:416:LYS:CG	2:B:461:MET:HE3	2.47	0.45
2:B:858:ILE:HD11	2:B:874:TYR:HB2	2.00	0.45
3:C:293:ARG:NH1	3:C:293:ARG:HG3	2.32	0.45
5:E:54:GLN:O	5:E:58:MET:N	2.47	0.45
11:K:136:THR:O	11:K:140:LYS:HG3	2.17	0.45
13:M:41:TYR:CZ	14:N:24:SER:HA	2.52	0.45
15:O:270:GLN:OE1	15:O:291:PRO:CB	2.63	0.45
15:O:314:GLN:HB3	15:O:329:ILE:HG23	1.99	0.45
15:O:345:ASP:OD1	17:Q:152:ILE:HG21	2.15	0.45
15:O:437:SER:CB	15:O:489:PHE:CE2	3.00	0.45
15:O:530:ASN:O	15:O:531:PHE:CG	2.70	0.45
15:O:613:HIS:CD2	15:O:619:GLU:HB2	2.51	0.45
15:O:698:LYS:O	15:O:702:LEU:HD21	2.17	0.45
15:O:722:TRP:O	16:P:446:TYR:CZ	2.70	0.45
17:Q:26:TYR:CA	17:Q:29:ARG:HG3	2.47	0.45
1:A:1313:LEU:HA	1:A:1316:VAL:HG12	1.99	0.44
1:A:321:LYS:HG3	1:A:356:PHE:HD2	1.82	0.44
1:A:469:LYS:HG3	1:A:470:HIS:CD2	2.53	0.44
1:A:719:ILE:O	1:A:724:PRO:HA	2.17	0.44
2:B:141:LEU:HD22	2:B:450:LEU:HD21	1.99	0.44
2:B:572:PRO:CB	2:B:575:HIS:HD2	2.29	0.44
2:B:607:THR:CG2	14:N:143:ALA:HB3	2.47	0.44
3:C:311:GLU:OE1	3:C:311:GLU:N	2.45	0.44
7:G:216:HIS:NE2	7:G:224:PRO:HB2	2.31	0.44
9:I:23:VAL:CG1	9:I:28:VAL:HG21	2.47	0.44
9:I:40:SER:HB2	9:I:41:GLN:H	1.58	0.44
3:C:333:ILE:HG13	11:K:114:VAL:HG13	1.98	0.44
14:N:93:THR:C	14:N:94:ASP:O	2.56	0.44
15:O:216:ILE:HD12	15:O:236:ILE:CD1	2.26	0.44
15:O:300:LEU:HD21	15:O:302:VAL:HG22	1.97	0.44
15:O:675:PHE:CE2	15:O:679:LEU:CD1	2.93	0.44
15:O:672:ILE:HG13	15:O:715:TYR:OH	2.16	0.44
16:P:122:GLU:OE2	16:P:123:MET:HE3	2.11	0.44
16:P:212:VAL:CA	16:P:215:LEU:HG	2.46	0.44
16:P:263:PRO:HG2	16:P:266:PHE:HB2	1.99	0.44
16:P:385:PHE:CA	16:P:387:PRO:HD2	2.47	0.44
15:O:394:VAL:CA	17:Q:141:TRP:CD1	2.82	0.44
17:Q:355:THR:CA	17:Q:359:MET:SD	3.02	0.44
1:A:372:LYS:HA	1:A:376:GLU:O	2.17	0.44

Continued on next page...

Continued from previous page...

Atom-1	Atom-2	Interatomic distance (Å)	Clash overlap (Å)
1:A:399:LEU:HD11	1:A:422:ARG:HB3	1.99	0.44
1:A:469:LYS:HG3	1:A:470:HIS:CE1	2.52	0.44
1:A:487:ASP:HB2	1:A:615:ARG:CG	2.47	0.44
2:B:491:ILE:HD12	2:B:1037:ARG:HD3	1.99	0.44
2:B:1102:SER:HB3	2:B:1113:THR:HG21	1.98	0.44
2:B:1127:CYS:HB3	2:B:1163:GLN:HB2	1.98	0.44
2:B:1128:CYS:N	2:B:1163:GLN:HB2	2.33	0.44
2:B:741:LEU:HA	2:B:741:LEU:HD23	1.85	0.44
2:B:829:ASN:O	2:B:831:GLU:N	2.47	0.44
2:B:980:ASP:OD2	2:B:985:ILE:HD12	2.18	0.44
5:E:127:ILE:CB	5:E:129:PRO:HD2	2.45	0.44
5:E:161:LYS:HG3	5:E:195:VAL:HG21	1.99	0.44
6:F:93:ILE:HD11	6:F:134:ILE:CD1	2.46	0.44
9:I:56:PHE:O	9:I:61:ARG:NE	2.49	0.44
15:O:329:ILE:HB	15:O:330:PRO:CD	2.47	0.44
15:O:367:SER:HB2	15:O:369:PHE:CD2	2.53	0.44
15:O:475:ARG:HA	15:O:498:LEU:HA	1.99	0.44
15:O:582:ASP:O	15:O:586:LYS:HB3	2.15	0.44
16:P:402:MET:CG	16:P:406:GLN:CB	2.95	0.44
16:P:402:MET:CE	16:P:402:MET:N	2.81	0.44
15:O:573:GLU:CB	16:P:496:GLU:OE1	2.59	0.44
17:Q:383:PHE:CD1	17:Q:383:PHE:O	2.70	0.44
1:A:1118:VAL:O	1:A:1118:VAL:HG22	2.16	0.44
1:A:403:LEU:CA	1:A:407:GLN:OE1	2.63	0.44
1:A:89:LEU:HD23	1:A:90:PHE:CE1	2.53	0.44
1:A:363:PRO:CB	2:B:1180:PHE:CE2	3.00	0.44
2:B:880:ALA:HB2	2:B:907:ILE:HG13	1.98	0.44
2:B:91:LEU:CD2	2:B:91:LEU:C	2.86	0.44
2:B:944:GLN:N	2:B:944:GLN:OE1	2.51	0.44
5:E:13:TRP:CZ3	5:E:39:LEU:HB2	2.51	0.44
5:E:9:ILE:HG12	5:E:47:CYS:SG	2.57	0.44
7:G:130:GLY:HA2	7:G:232:THR:CG2	2.47	0.44
7:G:157:ILE:HG22	7:G:162:ILE:CG1	2.45	0.44
13:M:62:TYR:HB3	13:M:100:VAL:HG22	1.99	0.44
14:N:81:THR:HA	14:N:85:HIS:O	2.18	0.44
15:O:220:THR:HG1	15:O:228:ASN:C	2.17	0.44
15:O:230:HIS:CB	15:O:280:ARG:HH22	2.30	0.44
15:O:384:ASP:OD2	15:O:387:ASN:CB	2.57	0.44
15:O:393:VAL:C	15:O:394:VAL:HG13	2.38	0.44
15:O:251:SER:CB	15:O:411:LYS:HZ3	2.29	0.44
15:O:614:GLU:OE2	15:O:670:ALA:N	2.48	0.44

Continued on next page...

Continued from previous page...

Atom-1	Atom-2	Interatomic distance (Å)	Clash overlap (Å)
16:P:104:PHE:CD1	16:P:211:TYR:C	2.90	0.44
16:P:342:THR:C	16:P:343:THR:HG23	2.38	0.44
16:P:487:LEU:C	16:P:487:LEU:HD12	2.37	0.44
16:P:385:PHE:HE1	17:Q:212:HIS:CD2	2.29	0.44
1:A:1486:VAL:CG2	9:I:49:THR:HB	2.48	0.44
1:A:174:SER:CB	1:A:177:LEU:HD13	2.43	0.44
1:A:670:ILE:HG13	1:A:671:GLN:OE1	2.17	0.44
5:E:86:PRO:CA	5:E:113:GLN:HB2	2.45	0.44
5:E:178:ILE:HG23	5:E:214:CYS:HA	1.98	0.44
7:G:248:THR:OG1	7:G:250:ILE:HG12	2.17	0.44
7:G:56:ASN:O	7:G:60:GLY:N	2.40	0.44
8:H:111:LEU:HA	8:H:127:GLY:O	2.17	0.44
14:N:78:THR:CB	14:N:89:ILE:HB	2.47	0.44
15:O:232:ASN:HB2	15:O:281:SER:O	2.18	0.44
15:O:309:PRO:CG	15:O:365:TRP:HD1	2.09	0.44
15:O:289:SER:HB3	15:O:339:ARG:NH1	2.33	0.44
15:O:706:GLU:OE2	16:P:346:GLU:OE2	2.35	0.44
16:P:154:LEU:CD2	16:P:154:LEU:H	2.26	0.44
1:A:1657:LEU:HD23	7:G:105:ILE:C	2.38	0.44
1:A:409:ASP:O	1:A:410:LYS:C	2.54	0.44
1:A:538:ASN:HB2	1:A:540:ASP:OD1	2.17	0.44
1:A:669:LEU:HB2	1:A:786:TYR:HE1	1.82	0.44
1:A:796:SER:O	1:A:800:VAL:HG23	2.18	0.44
1:A:86:TYR:OH	1:A:317:SER:HA	2.18	0.44
2:B:1181:VAL:HG23	2:B:1182:LEU:N	2.32	0.44
2:B:217:ILE:HD11	2:B:222:PHE:HZ	1.81	0.44
2:B:782:ASP:O	2:B:950:ASN:HB2	2.16	0.44
2:B:824:HIS:O	2:B:861:TYR:HA	2.17	0.44
2:B:887:LEU:CB	2:B:898:LEU:HD11	2.48	0.44
8:H:27:GLU:OE2	8:H:39:THR:HG23	2.17	0.44
11:K:74:ASN:OD1	11:K:77:ARG:HD3	2.17	0.44
15:O:217:ALA:HB2	15:O:233:VAL:HA	1.99	0.44
15:O:473:HIS:ND1	15:O:473:HIS:O	2.50	0.44
15:O:604:ILE:CA	15:O:732:LEU:HD22	2.33	0.44
15:O:577:LEU:CD1	16:P:499:LYS:HG3	2.47	0.44
1:A:236:CYS:SG	1:A:238:MET:HG2	2.58	0.44
1:A:239:PHE:CG	1:A:260:GLN:HB3	2.52	0.44
1:A:381:SER:HB3	1:A:453:ILE:CB	2.36	0.44
1:A:721:LYS:HG3	8:H:94:ASP:C	2.35	0.44
1:A:715:LEU:HD11	1:A:733:THR:HG22	1.99	0.44
2:B:1014:TYR:HE1	2:B:1021:GLU:HB2	1.83	0.44

Continued on next page...

Continued from previous page...

Atom-1	Atom-2	Interatomic distance (Å)	Clash overlap (Å)
2:B:186:GLU:OE1	2:B:731:VAL:HG22	2.18	0.44
2:B:492:ASN:OD1	2:B:493:PHE:N	2.50	0.44
2:B:577:PHE:CD2	2:B:577:PHE:O	2.71	0.44
1:A:989:GLY:CA	2:B:709:PHE:CE1	3.01	0.44
2:B:892:SER:HB2	2:B:895:PHE:CB	2.46	0.44
3:C:116:VAL:CG2	3:C:125:LYS:HG3	2.48	0.44
5:E:71:LYS:HG3	5:E:72:PHE:CE2	2.53	0.44
16:P:112:LEU:O	16:P:112:LEU:HD12	2.18	0.44
16:P:119:LEU:HD21	16:P:190:MET:HE2	1.99	0.44
17:Q:346:ILE:O	17:Q:349:ILE:HG13	2.17	0.44
19:S:19:DG:H1	20:T:36:DC:H42	1.66	0.44
1:A:1490:GLU:HG2	9:I:55:ALA:CB	2.47	0.44
1:A:321:LYS:CA	1:A:356:PHE:HE2	2.29	0.44
1:A:416:ARG:CA	1:A:419:ILE:CG1	2.96	0.44
2:B:770:ASN:HD21	2:B:1032:TYR:HD1	1.65	0.44
2:B:299:ASP:HB3	2:B:302:LEU:HB3	2.00	0.44
2:B:937:PRO:HB2	2:B:1013:MET:CE	2.46	0.44
5:E:93:MET:HG2	5:E:116:ILE:HD11	1.99	0.44
7:G:67:ASN:N	7:G:68:PRO:HD2	2.33	0.44
7:G:8:ASN:OD1	7:G:9:GLU:N	2.51	0.44
9:I:23:VAL:HG12	9:I:28:VAL:HG21	1.95	0.44
14:N:45:LYS:CB	14:N:49:LYS:HG2	2.47	0.44
15:O:270:GLN:HG3	15:O:271:ILE:N	2.32	0.44
15:O:396:ALA:O	15:O:397:LYS:CB	2.65	0.44
15:O:578:PHE:CD1	15:O:578:PHE:O	2.70	0.44
15:O:640:SER:O	15:O:644:THR:OG1	2.30	0.44
15:O:665:ASN:O	15:O:667:ASP:CA	2.59	0.44
15:O:642:GLN:NE2	15:O:690:ASP:HB2	2.32	0.44
16:P:169:SER:HG	16:P:175:PRO:CD	2.28	0.44
15:O:18:UNK:C	17:Q:256:GLU:OE1	2.59	0.44
1:A:1325:LEU:CD1	1:A:1488:ILE:HG22	2.47	0.44
1:A:416:ARG:HA	1:A:419:ILE:HG12	1.99	0.44
1:A:741:PRO:HB2	1:A:743:ASP:OD1	2.18	0.44
1:A:885:ASP:OD2	1:A:888:LYS:HG3	2.17	0.44
2:B:1107:CYS:HB2	2:B:1130:ARG:HE	1.82	0.44
2:B:571:ALA:HB3	2:B:576:THR:OG1	2.18	0.44
2:B:815:ARG:HG3	2:B:816:ASN:N	2.30	0.44
3:C:104:VAL:HG21	3:C:193:LEU:HD21	2.00	0.44
4:D:92:ILE:CG1	7:G:152:ALA:HB2	2.48	0.44
7:G:140:GLN:O	7:G:214:LEU:HG	2.17	0.44
2:B:976:GLY:O	10:J:32:GLU:HG3	2.17	0.44

Continued on next page...

Continued from previous page...

Atom-1	Atom-2	Interatomic distance (Å)	Clash overlap (Å)
3:C:95:GLU:HG3	12:L:67:PHE:CE2	2.53	0.44
13:M:12:ILE:HG13	14:N:69:SER:C	2.38	0.44
15:O:264:ILE:CD1	15:O:302:VAL:CG1	2.96	0.44
15:O:327:GLY:HA3	15:O:340:LYS:CD	2.28	0.44
15:O:537:PHE:CE1	15:O:552:LEU:HD11	2.49	0.44
15:O:722:TRP:CZ3	16:P:262:LEU:CD1	2.99	0.44
16:P:104:PHE:CB	16:P:211:TYR:HD1	2.28	0.44
16:P:146:ASP:N	16:P:148:PRO:HD3	2.30	0.44
16:P:146:ASP:CA	16:P:148:PRO:CD	2.88	0.44
16:P:198:ILE:HG21	16:P:203:TRP:CD1	2.52	0.44
16:P:246:GLU:CB	16:P:286:LEU:HB3	2.48	0.44
16:P:256:LEU:HD21	16:P:307:LEU:CD2	2.48	0.44
16:P:321:ASP:N	16:P:321:ASP:OD1	2.51	0.44
16:P:490:ASP:C	16:P:491:PHE:HD1	2.16	0.44
16:P:367:PHE:CZ	17:Q:1:MET:CE	3.01	0.44
17:Q:247:ILE:CD1	17:Q:248:LYS:HD2	2.44	0.44
17:Q:286:GLN:O	17:Q:290:TYR:CE1	2.71	0.44
1:A:1048:PHE:O	1:A:1049:MET:HG3	2.18	0.44
1:A:252:PHE:CE1	1:A:314:TYR:HD1	2.35	0.44
1:A:464:GLU:CG	1:A:469:LYS:HD3	2.47	0.44
1:A:805:VAL:O	1:A:809:VAL:HG23	2.18	0.44
1:A:938:VAL:O	1:A:942:GLN:HG3	2.18	0.44
3:C:136:LEU:HD12	3:C:167:LEU:CD2	2.48	0.44
3:C:332:PRO:HD3	11:K:42:PRO:HB3	1.98	0.44
6:F:92:ARG:NH2	7:G:109:PRO:HA	2.33	0.44
7:G:231:PHE:HB2	7:G:248:THR:O	2.18	0.44
2:B:282:HIS:NE2	13:M:101:VAL:HG12	2.32	0.44
14:N:74:PHE:HB3	14:N:77:SER:C	2.39	0.44
15:O:539:VAL:HG21	15:O:550:TYR:CE2	2.53	0.44
15:O:665:ASN:C	15:O:667:ASP:H	2.16	0.44
16:P:148:PRO:HB2	16:P:149:GLN:H	1.62	0.44
16:P:171:HIS:NE2	16:P:243:PHE:HB2	2.32	0.44
16:P:198:ILE:HB	16:P:200:PRO:CB	2.23	0.44
16:P:207:LEU:CB	16:P:208:PRO:CD	2.72	0.44
16:P:337:SER:CA	16:P:448:LYS:CE	2.91	0.44
15:O:569:VAL:CG1	16:P:477:GLY:C	2.84	0.44
17:Q:248:LYS:N	17:Q:298:GLN:CD	2.70	0.44
1:A:30:LYS:HE3	1:A:51:ASP:OD2	2.18	0.43
1:A:402:ASP:CA	1:A:405:LYS:HB3	2.44	0.43
1:A:416:ARG:HA	1:A:419:ILE:CG1	2.48	0.43
1:A:790:LYS:C	1:A:792:GLY:H	2.20	0.43

Continued on next page...

Continued from previous page...

Atom-1	Atom-2	Interatomic distance (Å)	Clash overlap (Å)
2:B:1139:LYS:O	2:B:1140:LYS:C	2.54	0.43
2:B:1196:LEU:O	2:B:1196:LEU:HD12	2.18	0.43
2:B:328:GLN:HE22	13:M:108:LEU:HB2	1.83	0.43
2:B:572:PRO:HG2	2:B:575:HIS:CD2	2.50	0.43
2:B:664:VAL:HG13	2:B:668:GLU:OE2	2.18	0.43
1:A:834:ARG:NH2	2:B:993:ALA:HB1	2.33	0.43
3:C:240:LYS:HE3	3:C:262:SER:HA	2.00	0.43
3:C:254:GLY:O	3:C:268:LYS:HB3	2.18	0.43
13:M:64:GLY:HA2	13:M:98:SER:HA	2.00	0.43
14:N:74:PHE:CD2	14:N:77:SER:O	2.71	0.43
15:O:213:VAL:HG12	15:O:214:LEU:N	2.33	0.43
15:O:254:ILE:C	15:O:256:ARG:H	2.21	0.43
15:O:574:TRP:O	15:O:576:SER:N	2.51	0.43
15:O:615:ASN:OD1	15:O:617:HIS:HE1	1.91	0.43
15:O:620:ASP:O	15:O:623:LEU:N	2.51	0.43
16:P:158:MET:HG3	16:P:192:TYR:OH	2.17	0.43
16:P:378:LEU:HD22	17:Q:234:LYS:HD3	2.00	0.43
16:P:403:THR:C	16:P:405:ASP:N	2.57	0.43
16:P:499:LYS:O	16:P:503:SER:N	2.29	0.43
17:Q:247:ILE:O	17:Q:248:LYS:C	2.56	0.43
17:Q:251:TRP:CE3	17:Q:251:TRP:O	2.70	0.43
1:A:1063:MET:HG3	1:A:1064:THR:HG23	2.00	0.43
1:A:1162:ASN:OD1	1:A:1165:LYS:N	2.41	0.43
1:A:402:ASP:OD1	1:A:416:ARG:CZ	2.66	0.43
1:A:486:PRO:O	1:A:615:ARG:NH1	2.45	0.43
1:A:865:ASP:O	1:A:868:THR:OG1	2.16	0.43
2:B:211:ARG:NH2	2:B:243:GLN:OE1	2.45	0.43
2:B:338:PHE:CE2	2:B:353:VAL:HG22	2.54	0.43
2:B:388:GLU:OE2	2:B:581:PRO:HG2	2.19	0.43
2:B:398:GLN:NE2	2:B:636:GLN:HE22	2.15	0.43
3:C:120:LEU:HB2	3:C:121:PRO:HD2	1.99	0.43
3:C:229:LEU:HD23	3:C:298:PHE:CD1	2.53	0.43
3:C:59:ILE:HG12	3:C:60:ASP:H	1.83	0.43
7:G:37:CYS:HB3	7:G:126:GLN:O	2.18	0.43
7:G:97:LYS:CE	7:G:97:LYS:C	2.86	0.43
8:H:98:TYR:CE2	8:H:139:ASN:HB2	2.53	0.43
15:O:347:LEU:HD22	17:Q:152:ILE:HG12	2.00	0.43
15:O:396:ALA:HB3	17:Q:140:ILE:CD1	2.48	0.43
15:O:415:LEU:HD13	15:O:453:VAL:CG1	2.21	0.43
15:O:471:MET:HA	15:O:504:THR:HG22	1.99	0.43
15:O:56:UNK:CB	15:O:552:LEU:HD23	2.48	0.43

Continued on next page...

Continued from previous page...

Atom-1	Atom-2	Interatomic distance (Å)	Clash overlap (Å)
15:O:570:ASP:O	15:O:570:ASP:CG	2.56	0.43
15:O:607:VAL:HG21	15:O:735:GLU:CD	2.39	0.43
15:O:658:LYS:C	15:O:659:LEU:CG	2.79	0.43
15:O:713:ILE:O	15:O:714:PHE:C	2.56	0.43
15:O:725:VAL:HG11	16:P:449:GLN:O	2.19	0.43
15:O:753:PHE:CE1	16:P:131:HIS:CB	3.01	0.43
15:O:698:LYS:CE	16:P:124:ARG:O	2.66	0.43
17:Q:204:GLU:OE2	17:Q:205:VAL:N	2.52	0.43
17:Q:393:ILE:CG1	17:Q:395:LEU:HB2	2.47	0.43
1:A:113:VAL:HG11	1:A:178:LEU:CB	2.47	0.43
1:A:1276:THR:HG22	1:A:1288:ARG:CA	2.28	0.43
1:A:1263:LEU:CB	1:A:1496:SER:HB2	2.47	0.43
1:A:1567:ASN:O	1:A:1571:SER:OG	2.31	0.43
1:A:718:THR:OG1	1:A:730:GLN:NE2	2.51	0.43
1:A:86:TYR:CZ	1:A:317:SER:HB3	2.53	0.43
1:A:969:PHE:CE2	1:A:978:ALA:HA	2.54	0.43
2:B:154:GLU:HB2	2:B:446:MET:HE1	1.99	0.43
3:C:115:TRP:CH2	3:C:212:ILE:HG23	2.54	0.43
5:E:55:ARG:HD2	5:E:113:GLN:HE21	1.84	0.43
5:E:86:PRO:HA	5:E:113:GLN:CB	2.44	0.43
7:G:43:ILE:HD13	7:G:122:LEU:CD1	2.49	0.43
13:M:48:LYS:HD2	13:M:48:LYS:HA	1.70	0.43
13:M:78:VAL:HG22	14:N:55:LEU:HD13	2.00	0.43
15:O:183:ASP:HB3	15:O:247:ILE:CD1	2.41	0.43
15:O:193:LEU:O	15:O:194:ARG:C	2.57	0.43
15:O:221:ARG:CD	15:O:227:LEU:HD23	2.37	0.43
15:O:436:ILE:CD1	15:O:436:ILE:O	2.67	0.43
15:O:506:THR:HG21	15:O:540:LYS:NZ	2.33	0.43
16:P:103:LEU:HA	16:P:106:LYS:HD3	1.98	0.43
16:P:168:ALA:O	16:P:171:HIS:HB2	2.18	0.43
16:P:240:LYS:HG3	16:P:241:GLU:N	2.33	0.43
1:A:1241:PRO:HG3	1:A:1540:GLY:O	2.18	0.43
1:A:1654:PHE:HB2	6:F:135:ARG:O	2.18	0.43
1:A:393:SER:HB3	1:A:397:ARG:NH1	2.34	0.43
2:B:359:LEU:O	2:B:370:LYS:HE2	2.18	0.43
2:B:675:ALA:HB2	2:B:686:HIS:CG	2.54	0.43
2:B:952:HIS:C	2:B:955:PRO:HD2	2.39	0.43
8:H:93:TYR:HE1	8:H:145:ARG:NH1	2.16	0.43
8:H:19:ARG:O	8:H:19:ARG:HG3	2.18	0.43
3:C:88:ASN:HB3	12:L:60:ARG:NH1	2.33	0.43
13:M:45:LYS:HB2	13:M:45:LYS:NZ	2.33	0.43

Continued on next page...

Continued from previous page...

Atom-1	Atom-2	Interatomic distance (Å)	Clash overlap (Å)
13:M:47:GLU:CD	13:M:47:GLU:C	2.76	0.43
14:N:131:LEU:N	14:N:131:LEU:CD1	2.73	0.43
15:O:436:ILE:HG21	17:Q:141:TRP:CZ2	2.46	0.43
15:O:623:LEU:HD13	15:O:669:PHE:CA	2.48	0.43
15:O:699:LEU:O	15:O:702:LEU:HD12	2.18	0.43
15:O:707:ASP:O	15:O:709:PRO:HD3	2.18	0.43
16:P:108:PHE:CE1	16:P:156:LEU:CB	2.95	0.43
16:P:129:PHE:C	16:P:129:PHE:CD1	2.91	0.43
16:P:479:LEU:C	16:P:479:LEU:CD2	2.82	0.43
15:O:577:LEU:CG	16:P:499:LYS:HE2	2.42	0.43
17:Q:154:LYS:HD2	17:Q:154:LYS:N	2.33	0.43
15:O:173:PHE:O	17:Q:198:LEU:HD11	2.19	0.43
17:Q:26:TYR:HA	17:Q:29:ARG:CG	2.49	0.43
1:A:1274:GLU:HA	1:A:1289:SER:O	2.19	0.43
1:A:463:LYS:O	1:A:463:LYS:HE2	2.18	0.43
1:A:855:ARG:HH12	1:A:867:ASP:CA	2.31	0.43
1:A:86:TYR:O	1:A:88:PRO:HD3	2.18	0.43
2:B:1111:LEU:HG	2:B:1111:LEU:O	2.19	0.43
2:B:139:LEU:HD21	2:B:158:CYS:SG	2.58	0.43
2:B:626:ILE:HG23	2:B:642:LEU:CD2	2.49	0.43
2:B:792:SER:HB3	2:B:796:ARG:HH12	1.84	0.43
2:B:887:LEU:HD23	2:B:898:LEU:HD22	2.00	0.43
3:C:251:PHE:HB3	3:C:252:PRO:HD2	2.00	0.43
3:C:229:LEU:CD2	3:C:298:PHE:HE1	2.30	0.43
3:C:41:GLU:HB2	3:C:57:ILE:HB	2.00	0.43
8:H:111:LEU:HA	8:H:128:ASN:HA	1.99	0.43
3:C:95:GLU:HG3	12:L:67:PHE:HE2	1.83	0.43
13:M:17:ASP:OD1	13:M:92:LYS:NZ	2.34	0.43
13:M:22:ALA:HB3	14:N:119:LEU:HD13	2.00	0.43
15:O:705:HIS:C	15:O:705:HIS:CD2	2.89	0.43
16:P:274:ILE:CA	16:P:278:GLU:CB	2.85	0.43
16:P:380:TRP:CG	16:P:380:TRP:O	2.71	0.43
16:P:474:GLU:OE1	16:P:474:GLU:HA	2.18	0.43
17:Q:283:ARG:CA	17:Q:302:ARG:CA	2.85	0.43
17:Q:355:THR:HA	17:Q:359:MET:SD	2.58	0.43
1:A:1082:PRO:HA	1:A:1085:LEU:HG	2.00	0.43
1:A:1243:TRP:CZ3	1:A:1537:ASP:HB2	2.54	0.43
1:A:1313:LEU:HA	1:A:1316:VAL:CG1	2.48	0.43
1:A:1294:MET:CE	1:A:1321:PHE:CE2	3.01	0.43
1:A:520:ARG:CG	1:A:561:LEU:HD12	2.49	0.43
1:A:718:THR:OG1	1:A:727:THR:HG23	2.19	0.43

Continued on next page...

Continued from previous page...

Atom-1	Atom-2	Interatomic distance (Å)	Clash overlap (Å)
2:B:341:SER:CB	2:B:342:PRO:HD3	2.41	0.43
2:B:64:GLY:O	2:B:68:ILE:HG23	2.17	0.43
2:B:74:PHE:C	2:B:76:GLY:H	2.22	0.43
4:D:41:GLU:O	4:D:45:ASP:HB3	2.19	0.43
5:E:59:SER:HB3	5:E:80:VAL:O	2.19	0.43
7:G:34:THR:HG22	7:G:133:LEU:HA	2.01	0.43
7:G:29:ASP:C	7:G:31:LYS:H	2.22	0.43
7:G:97:LYS:HZ1	7:G:97:LYS:C	2.21	0.43
12:L:51:CYS:SG	12:L:53:HIS:HB2	2.59	0.43
14:N:124:THR:O	14:N:125:ALA:HB2	2.18	0.43
15:O:174:TRP:HA	17:Q:198:LEU:CD1	2.48	0.43
15:O:271:ILE:CG2	15:O:272:PHE:N	2.81	0.43
15:O:364:GLU:HG3	15:O:365:TRP:N	2.33	0.43
15:O:421:ILE:HG12	15:O:441:ASP:HB3	2.01	0.43
15:O:622:TYR:O	15:O:626:LEU:HD22	2.08	0.43
16:P:237:ILE:HG21	16:P:239:PHE:HB2	2.01	0.43
16:P:354:LYS:HD3	16:P:365:ASP:OD2	2.19	0.43
16:P:354:LYS:HG2	16:P:362:THR:HG21	0.58	0.43
16:P:94:LYS:N	16:P:207:LEU:CB	2.81	0.43
17:Q:177:LEU:HD23	17:Q:177:LEU:HA	1.80	0.43
17:Q:353:VAL:O	17:Q:353:VAL:HG12	2.19	0.43
17:Q:367:ILE:O	17:Q:367:ILE:HG13	2.17	0.43
1:A:105:CYS:O	1:A:106:HIS:CB	2.67	0.43
1:A:1139:ASN:OD1	1:A:1143:LYS:HE3	2.18	0.43
1:A:1321:PHE:CD1	1:A:1492:ILE:HG22	2.53	0.43
1:A:241:PRO:CG	1:A:253:GLU:HG3	2.49	0.43
1:A:34:ASN:ND2	1:A:45:VAL:HG21	2.33	0.43
1:A:637:PHE:HD2	1:A:639:GLN:NE2	2.17	0.43
1:A:966:LEU:HA	1:A:966:LEU:HD23	1.92	0.43
2:B:157:ASP:O	2:B:157:ASP:OD1	2.37	0.43
4:D:89:LEU:HD12	4:D:92:ILE:HD12	1.99	0.43
6:F:97:ARG:HB2	6:F:132:LEU:CD1	2.42	0.43
14:N:142:THR:HG22	14:N:143:ALA:N	2.33	0.43
15:O:194:ARG:HG3	15:O:197:ARG:CZ	2.49	0.43
15:O:216:ILE:N	15:O:216:ILE:CD1	2.73	0.43
15:O:318:ILE:C	15:O:318:ILE:HD12	2.39	0.43
15:O:367:SER:CB	15:O:432:PRO:HB3	2.48	0.43
15:O:474:LYS:CE	15:O:498:LEU:HD21	2.48	0.43
15:O:55:UNK:O	15:O:552:LEU:CD2	2.66	0.43
15:O:627:GLY:HA2	15:O:630:LEU:CG	2.49	0.43
15:O:699:LEU:HA	15:O:702:LEU:CG	2.47	0.43

Continued on next page...

Continued from previous page...

Atom-1	Atom-2	Interatomic distance (Å)	Clash overlap (Å)
17:Q:248:LYS:HB3	17:Q:249:SER:H	1.44	0.43
17:Q:354:LEU:HD12	17:Q:359:MET:C	2.37	0.43
1:A:334:VAL:HG13	1:A:335:LEU:N	2.34	0.43
1:A:463:LYS:HA	1:A:468:ARG:NH1	2.34	0.43
1:A:58:LEU:HB2	1:A:60:ASN:HD22	1.83	0.43
1:A:17:GLY:O	2:B:1187:SER:HA	2.19	0.43
2:B:180:LEU:HD23	2:B:187:SER:C	2.39	0.43
2:B:302:LEU:HD23	2:B:302:LEU:O	2.18	0.43
2:B:323:ARG:CZ	2:B:327:LEU:HD11	2.48	0.43
3:C:215:ASP:OD1	3:C:215:ASP:O	2.37	0.43
3:C:275:VAL:HG11	3:C:293:ARG:HH22	1.82	0.43
5:E:93:MET:HG2	5:E:120:ALA:HB1	2.01	0.43
9:I:37:TYR:N	9:I:38:PRO:CD	2.78	0.43
13:M:40:LEU:HB3	14:N:32:CYS:SG	2.58	0.43
15:O:247:ILE:HG12	15:O:261:VAL:CG1	2.48	0.43
15:O:272:PHE:CD1	15:O:288:SER:HA	2.54	0.43
15:O:365:TRP:CZ2	15:O:407:ARG:HD3	2.54	0.43
15:O:703:PHE:CZ	16:P:254:LEU:CD2	3.00	0.43
16:P:113:LYS:HE3	16:P:117:ARG:HH22	1.83	0.43
16:P:167:LEU:HA	16:P:170:THR:CG2	2.49	0.43
16:P:247:ILE:HG23	16:P:302:ALA:HB3	1.76	0.43
17:Q:356:PRO:CA	17:Q:359:MET:HB2	2.49	0.43
17:Q:380:SER:O	17:Q:384:VAL:N	2.51	0.43
17:Q:381:ARG:C	17:Q:383:PHE:N	2.72	0.43
1:A:1133:LEU:CD1	1:A:1172:LEU:HA	2.48	0.43
1:A:748:ASN:HA	1:A:771:PHE:O	2.19	0.43
1:A:438:ILE:HD11	2:B:1184:TYR:CE2	2.54	0.43
3:C:148:LYS:HZ2	3:C:151:THR:H	1.65	0.43
5:E:106:GLN:O	5:E:130:ALA:CB	2.67	0.43
12:L:34:CYS:SG	12:L:36:SER:OG	2.76	0.43
15:O:310:TRP:CD2	15:O:310:TRP:O	2.71	0.43
15:O:416:LEU:HD12	15:O:417:THR:H	1.84	0.43
15:O:600:GLU:OE1	16:P:269:TYR:HE1	1.99	0.43
16:P:332:LEU:C	16:P:332:LEU:CD1	2.87	0.43
16:P:340:GLN:O	16:P:341:ARG:CB	2.54	0.43
16:P:408:ILE:O	16:P:411:ARG:N	2.52	0.43
16:P:494:SER:HG	16:P:498:LEU:N	2.12	0.43
17:Q:199:LYS:CG	17:Q:199:LYS:O	2.63	0.43
17:Q:372:HIS:CG	17:Q:407:HIS:NE2	2.87	0.43
1:A:1057:ILE:N	1:A:1057:ILE:HD12	2.34	0.43
1:A:181:LEU:HG	1:A:185:ARG:NH1	2.33	0.43

Continued on next page...

Continued from previous page...

Atom-1	Atom-2	Interatomic distance (Å)	Clash overlap (Å)
1:A:40:ASN:HB3	1:A:43:HIS:HD2	1.84	0.43
1:A:64:THR:HG23	2:B:1154:ASP:OD2	2.19	0.43
1:A:77:GLY:C	1:A:362:VAL:HB	2.39	0.43
2:B:1108:GLY:O	2:B:1191:ALA:N	2.46	0.43
2:B:561:ILE:HG22	2:B:565:LEU:CD1	2.48	0.43
2:B:649:MET:O	2:B:666:PRO:HD3	2.19	0.43
3:C:150:SER:C	3:C:152:ASP:N	2.64	0.43
5:E:99:HIS:HE1	5:E:103:LYS:HZ2	1.65	0.43
5:E:30:ILE:HG22	5:E:35:VAL:HG23	2.00	0.43
2:B:307:GLU:HA	9:I:7:LEU:HD21	2.01	0.43
13:M:112:LYS:HE2	13:M:112:LYS:HB3	1.86	0.43
15:O:269:PHE:CE2	15:O:292:LEU:HD11	2.52	0.43
15:O:310:TRP:CG	15:O:310:TRP:O	2.70	0.43
15:O:314:GLN:HE21	15:O:329:ILE:HD11	1.82	0.43
15:O:314:GLN:NE2	15:O:330:PRO:C	2.71	0.43
15:O:324:TRP:CE3	15:O:325:SER:N	2.87	0.43
15:O:342:GLN:HB2	15:O:344:ILE:HG23	2.01	0.43
15:O:436:ILE:HG21	17:Q:141:TRP:CE2	2.54	0.43
15:O:469:TYR:O	15:O:469:TYR:CD1	2.72	0.43
15:O:473:HIS:H	15:O:504:THR:HG21	1.82	0.43
15:O:571:HIS:CD2	15:O:574:TRP:CE3	3.07	0.43
15:O:623:LEU:C	15:O:626:LEU:HD23	2.38	0.43
15:O:655:SER:HB3	16:P:244:ASN:ND2	2.30	0.43
15:O:693:PHE:CD2	15:O:746:ARG:CB	3.02	0.43
15:O:709:PRO:O	15:O:710:GLY:C	2.57	0.43
16:P:123:MET:SD	16:P:125:PHE:HE2	2.42	0.43
16:P:263:PRO:O	16:P:265:GLU:N	2.52	0.43
16:P:303:GLU:O	16:P:304:LEU:C	2.58	0.43
15:O:725:VAL:CB	16:P:450:THR:C	2.87	0.43
17:Q:388:LYS:HE3	17:Q:393:ILE:CB	2.49	0.43
1:A:54:LEU:HB2	1:A:365:THR:OG1	2.19	0.42
1:A:522:ALA:HB2	1:A:531:PRO:O	2.19	0.42
1:A:755:ILE:HG21	1:A:920:PHE:CZ	2.43	0.42
1:A:833:LEU:CD2	1:A:943:ILE:HG21	2.49	0.42
1:A:968:SER:CB	2:B:676:VAL:HG23	2.49	0.42
2:B:726:MET:CE	2:B:1035:ARG:HD3	2.48	0.42
2:B:1143:THR:HG21	7:G:16:PHE:HZ	1.84	0.42
2:B:469:ASN:HA	2:B:481:VAL:O	2.19	0.42
2:B:718:GLN:HG2	2:B:920:ARG:O	2.18	0.42
2:B:93:ASN:OD1	2:B:93:ASN:C	2.56	0.42
2:B:979:GLN:OE1	2:B:996:PHE:HE1	2.01	0.42

Continued on next page...

Continued from previous page...

Atom-1	Atom-2	Interatomic distance (Å)	Clash overlap (Å)
2:B:795:GLU:HB3	3:C:216:HIS:CE1	2.54	0.42
3:C:272:LYS:HA	14:N:175:TYR:HE2	1.77	0.42
5:E:147:HIS:CE1	5:E:149:LEU:HG	2.54	0.42
5:E:1:MET:HB3	5:E:4:GLU:HB3	1.99	0.42
7:G:163:PRO:HD2	7:G:166:TRP:HE1	1.83	0.42
8:H:95:TYR:CD2	8:H:144:ILE:HD12	2.54	0.42
14:N:109:LEU:HB3	14:N:122:ALA:CB	2.49	0.42
14:N:95:ILE:O	14:N:96:GLU:HG2	2.15	0.42
15:O:299:ASP:OD1	15:O:299:ASP:C	2.56	0.42
15:O:344:ILE:CD1	15:O:346:ASN:CA	2.96	0.42
15:O:479:HIS:CE1	15:O:491:SER:HG	2.37	0.42
15:O:638:LEU:C	15:O:638:LEU:CD2	2.87	0.42
16:P:158:MET:HB2	16:P:192:TYR:CE1	2.52	0.42
16:P:167:LEU:C	16:P:170:THR:HG23	2.39	0.42
16:P:143:THR:OG1	16:P:236:MET:HE1	2.19	0.42
16:P:268:PHE:HD1	16:P:271:LYS:CE	2.24	0.42
17:Q:354:LEU:C	17:Q:354:LEU:HD23	2.39	0.42
1:A:1114:TYR:HE2	5:E:146:HIS:N	2.16	0.42
1:A:1504:ILE:HG23	1:A:1521:THR:HG21	1.99	0.42
1:A:452:PRO:O	1:A:453:ILE:C	2.57	0.42
1:A:461:GLU:OE2	1:A:1618:THR:C	2.56	0.42
2:B:1128:CYS:O	2:B:1163:GLN:CB	2.67	0.42
2:B:121:VAL:HG13	2:B:125:GLU:OE1	2.19	0.42
2:B:76:GLY:N	2:B:91:LEU:HD11	2.33	0.42
3:C:80:ALA:HA	3:C:208:CYS:HA	2.00	0.42
7:G:125:TRP:CH2	7:G:127:PRO:HG3	2.53	0.42
7:G:12:GLU:O	7:G:15:ARG:HB3	2.19	0.42
8:H:101:ALA:HB2	8:H:116:TYR:CD1	2.54	0.42
15:O:319:ASP:HA	15:O:324:TRP:CB	2.50	0.42
15:O:411:LYS:HB2	15:O:411:LYS:HE3	1.65	0.42
15:O:700:LEU:CD1	15:O:711:LEU:HA	2.37	0.42
16:P:122:GLU:CD	16:P:122:GLU:C	2.78	0.42
16:P:206:GLN:C	16:P:207:LEU:O	2.54	0.42
15:O:740:ILE:HG12	16:P:250:GLN:C	2.38	0.42
16:P:338:LEU:CD2	16:P:482:HIS:ND1	2.76	0.42
16:P:365:ASP:O	16:P:366:TYR:C	2.57	0.42
16:P:439:ILE:HG13	16:P:439:ILE:H	1.62	0.42
1:A:502:ALA:HA	1:A:581:ILE:HG22	2.01	0.42
1:A:583:ASN:OD1	1:A:606:ARG:HA	2.19	0.42
1:A:717:PRO:HG2	1:A:720:PHE:CE1	2.55	0.42
2:B:240:ARG:HB2	2:B:242:ASP:OD1	2.19	0.42

Continued on next page...

Continued from previous page...

Atom-1	Atom-2	Interatomic distance (Å)	Clash overlap (Å)
2:B:235:GLN:HE21	2:B:247:THR:HG21	1.83	0.42
2:B:252:TYR:CG	2:B:385:VAL:HG21	2.54	0.42
2:B:317:TYR:HB3	2:B:320:LEU:HG	2.02	0.42
2:B:848:ILE:CG2	12:L:60:ARG:HA	2.49	0.42
7:G:168:PHE:CD1	7:G:217:TRP:CD1	3.02	0.42
3:C:88:ASN:H	12:L:60:ARG:NE	2.17	0.42
13:M:20:SER:O	14:N:112:PRO:HG3	2.19	0.42
15:O:186:TYR:C	15:O:187:ILE:HG13	2.39	0.42
15:O:319:ASP:HA	15:O:324:TRP:CA	2.49	0.42
15:O:393:VAL:HG23	15:O:394:VAL:HG13	2.00	0.42
16:P:137:TRP:NE1	16:P:141:LEU:CG	2.82	0.42
16:P:208:PRO:HD2	16:P:209:ASN:H	1.83	0.42
16:P:354:LYS:HD3	16:P:362:THR:HB	2.01	0.42
16:P:378:LEU:HD23	16:P:378:LEU:C	2.39	0.42
16:P:401:GLU:HG2	16:P:402:MET:N	2.31	0.42
1:A:1440:ASN:O	1:A:1444:ARG:HG3	2.19	0.42
1:A:1254:PHE:CE1	1:A:1532:GLN:OE1	2.72	0.42
1:A:594:THR:HG21	2:B:1075:GLU:HA	2.01	0.42
2:B:970:LYS:HZ3	2:B:1011:GLU:HG3	1.85	0.42
2:B:1084:THR:O	2:B:1087:LEU:N	2.52	0.42
2:B:1179:PRO:O	2:B:1183:LYS:CB	2.67	0.42
2:B:858:ILE:CD1	2:B:874:TYR:HB2	2.48	0.42
3:C:204:LEU:O	3:C:204:LEU:HD12	2.20	0.42
3:C:212:ILE:C	3:C:219:PHE:HB2	2.40	0.42
3:C:325:ALA:HB1	11:K:125:MET:HG3	1.98	0.42
7:G:97:LYS:HA	7:G:97:LYS:HD2	1.87	0.42
8:H:108:SER:C	8:H:110:ASP:H	2.22	0.42
8:H:98:TYR:OH	8:H:139:ASN:HB3	2.19	0.42
10:J:30:LEU:HD23	10:J:35:ALA:N	2.34	0.42
11:K:60:SER:HA	11:K:106:GLN:HA	2.02	0.42
11:K:68:GLU:HA	11:K:68:GLU:OE1	2.19	0.42
14:N:127:ASP:C	14:N:129:ALA:N	2.72	0.42
14:N:74:PHE:HB2	14:N:78:THR:CG2	2.49	0.42
15:O:205:TYR:CD2	15:O:215:ASN:HB3	2.54	0.42
15:O:207:SER:O	15:O:213:VAL:HB	2.19	0.42
15:O:324:TRP:CD2	15:O:346:ASN:OD1	2.72	0.42
15:O:436:ILE:CG2	17:Q:141:TRP:CZ2	2.99	0.42
15:O:578:PHE:CZ	16:P:477:GLY:CA	3.02	0.42
15:O:623:LEU:CD1	15:O:669:PHE:CA	2.97	0.42
16:P:129:PHE:C	16:P:129:PHE:HD1	2.22	0.42
16:P:269:TYR:CD1	16:P:317:MET:HE3	2.53	0.42

Continued on next page...

Continued from previous page...

Atom-1	Atom-2	Interatomic distance (Å)	Clash overlap (Å)
16:P:385:PHE:O	16:P:388:THR:N	2.53	0.42
17:Q:154:LYS:H	17:Q:154:LYS:HD2	1.83	0.42
17:Q:247:ILE:O	17:Q:250:LEU:N	2.50	0.42
17:Q:345:LEU:O	17:Q:349:ILE:HG23	2.19	0.42
17:Q:361:ASP:O	17:Q:362:ALA:HB3	2.20	0.42
1:A:87:ASN:N	1:A:355:PHE:O	2.38	0.42
1:A:437:PHE:CD2	2:B:1184:TYR:CE2	3.08	0.42
1:A:57:PHE:CE2	1:A:58:LEU:HG	2.55	0.42
1:A:629:ASP:N	2:B:785:ASP:HB2	2.34	0.42
1:A:712:ILE:HB	11:K:106:GLN:CD	2.40	0.42
1:A:786:TYR:CA	1:A:794:VAL:HG23	2.49	0.42
2:B:1043:LYS:HA	2:B:1063:ARG:NH1	2.33	0.42
2:B:23:SER:HA	2:B:26:ILE:HG22	2.02	0.42
2:B:840:LEU:HA	2:B:846:PRO:HA	2.02	0.42
2:B:897:GLU:N	2:B:897:GLU:OE1	2.42	0.42
2:B:773:VAL:HG22	2:B:947:ILE:HB	2.01	0.42
3:C:251:PHE:HD2	3:C:256:ILE:HG12	1.84	0.42
3:C:255:VAL:CG2	3:C:272:LYS:HB2	2.49	0.42
4:D:13:ALA:H	4:D:17:ASN:ND2	2.17	0.42
7:G:125:TRP:HH2	7:G:245:VAL:HG21	1.84	0.42
7:G:163:PRO:O	7:G:166:TRP:HD1	2.01	0.42
7:G:132:VAL:CG1	7:G:230:ARG:HG3	2.50	0.42
4:D:20:VAL:HB	7:G:46:TYR:HD2	1.84	0.42
8:H:39:THR:O	8:H:123:MET:HA	2.18	0.42
9:I:37:TYR:CD1	9:I:37:TYR:N	2.87	0.42
11:K:87:GLU:HG3	11:K:108:TYR:OH	2.20	0.42
2:B:335:ARG:NH2	13:M:113:ILE:HG22	2.34	0.42
15:O:311:ASP:OD1	15:O:313:GLN:HB2	2.19	0.42
15:O:328:ARG:O	15:O:340:LYS:CA	2.60	0.42
15:O:324:TRP:CH2	15:O:346:ASN:O	2.73	0.42
15:O:54:UNK:HA	15:O:554:ASN:ND2	2.35	0.42
15:O:5:UNK:O	15:O:6:UNK:CB	2.66	0.42
15:O:616:SER:CA	15:O:620:ASP:CB	2.94	0.42
16:P:104:PHE:CE1	16:P:211:TYR:HA	2.54	0.42
16:P:111:ILE:HD11	16:P:191:PRO:HB2	2.00	0.42
16:P:157:HIS:CG	16:P:158:MET:H	2.38	0.42
16:P:169:SER:HA	16:P:172:LEU:HD22	1.33	0.42
16:P:287:TRP:CE3	16:P:290:THR:CG2	2.93	0.42
16:P:354:LYS:CG	16:P:362:THR:HB	2.50	0.42
16:P:378:LEU:HD12	17:Q:235:ILE:CG1	2.49	0.42
16:P:505:ILE:CG2	16:P:506:LYS:N	2.82	0.42

Continued on next page...

Continued from previous page...

Atom-1	Atom-2	Interatomic distance (Å)	Clash overlap (Å)
17:Q:361:ASP:O	17:Q:364:VAL:HG22	2.18	0.42
17:Q:380:SER:HB3	17:Q:438:PHE:CE1	2.55	0.42
1:A:1478:ALA:C	1:A:1480:THR:H	2.23	0.42
1:A:367:PHE:HB2	2:B:1180:PHE:CE2	2.55	0.42
1:A:52:LEU:CD2	1:A:60:ASN:HB2	2.48	0.42
1:A:684:ASP:HB2	8:H:20:TYR:CD1	2.54	0.42
1:A:62:CYS:SG	1:A:75:HIS:HD2	2.42	0.42
1:A:786:TYR:CA	1:A:794:VAL:CG2	2.98	0.42
1:A:833:LEU:HD23	1:A:943:ILE:CG2	2.50	0.42
1:A:63:SER:C	2:B:1155:ASP:HB3	2.39	0.42
2:B:548:LYS:HD2	2:B:548:LYS:HA	1.87	0.42
2:B:792:SER:CB	2:B:796:ARG:HH12	2.32	0.42
2:B:773:VAL:HA	2:B:947:ILE:O	2.20	0.42
3:C:120:LEU:HD12	3:C:121:PRO:O	2.18	0.42
3:C:64:ALA:CB	3:C:298:PHE:CD2	3.01	0.42
4:D:16:LEU:HD12	4:D:16:LEU:C	2.39	0.42
4:D:23:HIS:N	7:G:44:ALA:O	2.36	0.42
8:H:10:PHE:CD2	8:H:38:LEU:HD22	2.54	0.42
9:I:27:ASN:HA	9:I:38:PRO:HG2	0.69	0.42
10:J:48:ARG:HG3	10:J:49:MET:N	2.35	0.42
11:K:74:ASN:O	11:K:77:ARG:HG3	2.19	0.42
15:O:301:GLN:CG	15:O:321:LYS:NZ	2.80	0.42
15:O:420:GLU:H	15:O:442:LEU:HD11	1.85	0.42
15:O:435:ARG:CG	15:O:435:ARG:O	2.65	0.42
15:O:474:LYS:HE3	15:O:498:LEU:HD21	2.02	0.42
15:O:541:LEU:N	15:O:541:LEU:CD1	2.82	0.42
16:P:171:HIS:NE2	16:P:239:PHE:CD2	2.50	0.42
16:P:175:PRO:HB2	16:P:176:VAL:H	1.61	0.42
16:P:143:THR:HG21	16:P:236:MET:CE	2.49	0.42
16:P:334:LEU:HD21	16:P:449:GLN:NE2	2.34	0.42
17:Q:283:ARG:HB2	17:Q:302:ARG:HB2	1.92	0.42
1:A:117:ARG:HD3	1:A:185:ARG:NH2	2.34	0.42
1:A:54:LEU:HD13	1:A:362:VAL:HG11	2.00	0.42
1:A:416:ARG:CA	1:A:419:ILE:HG13	2.49	0.42
1:A:989:GLY:HA3	2:B:709:PHE:CE1	2.54	0.42
1:A:438:ILE:CD1	2:B:1184:TYR:HE2	2.33	0.42
2:B:713:PRO:HA	2:B:716:MET:HE2	2.01	0.42
2:B:74:PHE:CE1	2:B:94:LYS:HA	2.54	0.42
5:E:16:PHE:CE2	5:E:20:LYS:HD3	2.55	0.42
6:F:101:ILE:HD13	6:F:120:ILE:HG22	2.01	0.42
8:H:93:TYR:HD1	8:H:145:ARG:HB2	1.84	0.42

Continued on next page...

Continued from previous page...

Atom-1	Atom-2	Interatomic distance (Å)	Clash overlap (Å)
13:M:32:ALA:HB1	13:M:36:THR:HG21	2.01	0.42
15:O:233:VAL:HG12	15:O:234:THR:O	2.20	0.42
15:O:428:GLU:CD	15:O:433:VAL:HG22	2.39	0.42
15:O:475:ARG:HG2	15:O:496:THR:OG1	2.20	0.42
15:O:616:SER:CA	15:O:620:ASP:HB3	2.44	0.42
15:O:757:GLN:HA	15:O:760:ILE:HG21	2.00	0.42
16:P:132:VAL:O	16:P:135:ILE:HG13	2.19	0.42
16:P:155:GLN:HE22	16:P:210:TYR:HE1	1.67	0.42
16:P:337:SER:OG	16:P:448:LYS:CE	2.68	0.42
16:P:366:TYR:HH	17:Q:214:VAL:C	2.07	0.42
16:P:447:ALA:O	16:P:450:THR:CA	2.67	0.42
17:Q:386:ASP:O	17:Q:390:ASN:CA	2.67	0.42
1:A:118:TYR:OH	1:A:226:LYS:HG3	2.20	0.42
1:A:1290:TYR:CE1	1:A:1485:MET:HE2	2.54	0.42
1:A:314:TYR:CE2	1:A:316:LEU:HD23	2.55	0.42
1:A:594:THR:HB	2:B:1074:MET:HB3	2.01	0.42
2:B:1167:PHE:CG	2:B:1168:VAL:N	2.86	0.42
2:B:547:HIS:CD2	2:B:548:LYS:HG2	2.55	0.42
5:E:90:VAL:HG21	5:E:119:SER:HB2	2.00	0.42
7:G:37:CYS:HG	7:G:127:PRO:HA	1.85	0.42
9:I:36:ILE:HD12	9:I:40:SER:OG	2.19	0.42
13:M:43:LYS:HG2	13:M:43:LYS:O	2.20	0.42
13:M:28:LYS:HZ1	14:N:104:LEU:HD12	1.85	0.42
15:O:221:ARG:NE	15:O:227:LEU:HD23	2.34	0.42
15:O:264:ILE:HD13	15:O:302:VAL:CG1	2.49	0.42
15:O:345:ASP:HA	17:Q:154:LYS:HZ2	1.85	0.42
15:O:359:SER:HA	15:O:361:LYS:HZ2	1.84	0.42
15:O:364:GLU:O	15:O:373:LEU:N	2.38	0.42
15:O:186:TYR:CE2	15:O:512:LEU:HD22	2.55	0.42
16:P:156:LEU:HD13	16:P:156:LEU:N	2.35	0.42
16:P:207:LEU:HG	16:P:208:PRO:HD2	0.42	0.42
16:P:235:GLY:CA	16:P:289:ARG:CA	2.95	0.42
16:P:380:TRP:CD2	16:P:380:TRP:O	2.73	0.42
17:Q:242:ILE:O	17:Q:244:GLY:N	2.41	0.42
17:Q:261:LEU:CD2	17:Q:264:SER:H	2.32	0.42
15:O:443:ASP:HB2	17:Q:2:PHE:HD2	1.84	0.42
17:Q:394:GLY:O	17:Q:395:LEU:C	2.58	0.42
1:A:1155:PHE:CE1	1:A:1163:GLU:HG3	2.55	0.42
1:A:1034:TYR:OH	1:A:1654:PHE:HB3	2.20	0.42
1:A:185:ARG:O	1:A:189:VAL:HG23	2.19	0.42
1:A:495:ILE:HD12	1:A:615:ARG:O	2.20	0.42

Continued on next page...

Continued from previous page...

Atom-1	Atom-2	Interatomic distance (Å)	Clash overlap (Å)
1:A:497:VAL:HG23	1:A:605:VAL:HG13	2.00	0.42
1:A:721:LYS:HB3	1:A:722:PRO:HD2	0.44	0.42
2:B:1040:VAL:HA	2:B:1043:LYS:CG	2.49	0.42
2:B:1079:LEU:HD22	2:B:1087:LEU:HD22	2.02	0.42
2:B:228:SER:O	2:B:253:LEU:HA	2.20	0.42
2:B:872:LYS:HD2	2:B:872:LYS:HA	1.87	0.42
3:C:272:LYS:HB3	3:C:272:LYS:HE3	1.73	0.42
5:E:19:VAL:HG11	5:E:80:VAL:HG11	2.01	0.42
5:E:31:THR:O	5:E:35:VAL:HG23	2.18	0.42
5:E:69:ILE:HD12	5:E:72:PHE:O	2.20	0.42
7:G:219:ASP:CG	7:G:220:SER:N	2.73	0.42
1:A:701:ARG:NH2	11:K:92:SER:OG	2.52	0.42
15:O:356:GLU:HB2	15:O:357:LEU:H	1.60	0.42
15:O:405:TYR:CE2	15:O:414:ILE:CG2	2.93	0.42
16:P:237:ILE:HG22	16:P:239:PHE:N	2.35	0.42
16:P:246:GLU:C	16:P:247:ILE:O	2.57	0.42
15:O:399:TRP:HE1	17:Q:134:PRO:CG	2.32	0.42
17:Q:355:THR:O	17:Q:359:MET:CB	2.65	0.42
1:A:1090:ASP:HB3	1:A:1132:TYR:HD1	1.81	0.42
1:A:1655:ASP:HB2	6:F:137:TYR:HE2	1.85	0.42
1:A:214:ASP:HB2	1:A:1605:THR:CG2	2.48	0.42
1:A:252:PHE:CD1	1:A:314:TYR:HD1	2.38	0.42
1:A:334:VAL:HG22	1:A:338:VAL:HG23	2.01	0.42
1:A:402:ASP:CG	1:A:416:ARG:HE	2.22	0.42
1:A:497:VAL:CG1	1:A:501:PHE:HB2	2.50	0.42
11:K:111:THR:HG22	11:K:112:THR:N	2.34	0.42
14:N:46:LYS:HZ3	14:N:125:ALA:HB2	1.84	0.42
2:B:985:ILE:HG12	14:N:160:VAL:CG1	2.49	0.42
13:M:16:GLN:HE21	14:N:36:LYS:CD	2.33	0.42
14:N:45:LYS:N	14:N:49:LYS:HG2	2.35	0.42
15:O:186:TYR:HA	15:O:201:GLU:CA	2.50	0.42
15:O:253:SER:C	15:O:254:ILE:HG13	2.39	0.42
15:O:300:LEU:HA	15:O:320:ILE:HG21	2.00	0.42
15:O:466:ALA:O	15:O:467:PHE:HD1	2.03	0.42
15:O:468:VAL:HG23	15:O:468:VAL:O	2.20	0.42
15:O:474:LYS:HG3	15:O:475:ARG:N	2.35	0.42
15:O:488:LEU:HD23	15:O:489:PHE:N	2.34	0.42
15:O:473:HIS:N	15:O:504:THR:HG21	2.35	0.42
15:O:506:THR:HG22	15:O:540:LYS:HG2	2.02	0.42
15:O:583:GLU:N	15:O:583:GLU:CD	2.73	0.42
15:O:679:LEU:HD22	15:O:683:PHE:HE2	1.85	0.42

Continued on next page...

Continued from previous page...

Atom-1	Atom-2	Interatomic distance (Å)	Clash overlap (Å)
15:O:705:HIS:CD2	15:O:709:PRO:HD3	2.55	0.42
15:O:775:TRP:HD1	16:P:109:GLN:C	2.22	0.42
16:P:197:GLU:C	16:P:200:PRO:CD	2.87	0.42
16:P:234:CYS:SG	16:P:235:GLY:N	2.93	0.42
16:P:291:ASP:OD1	16:P:291:ASP:N	2.52	0.42
16:P:366:TYR:OH	17:Q:215:THR:C	2.58	0.42
17:Q:138:PHE:CE1	17:Q:296:PRO:HD2	2.55	0.42
17:Q:29:ARG:HH12	17:Q:30:ARG:CD	2.31	0.42
1:A:1033:SER:CB	1:A:1039:ARG:HH11	2.33	0.41
1:A:1108:HIS:CE1	1:A:1117:SER:N	2.88	0.41
1:A:381:SER:HB3	1:A:453:ILE:HD12	2.02	0.41
1:A:467:PHE:O	1:A:471:MET:HB2	2.20	0.41
1:A:63:SER:HA	2:B:1155:ASP:OD2	2.20	0.41
2:B:278:LYS:HD2	2:B:313:PHE:CE2	2.55	0.41
2:B:585:CYS:HB2	2:B:595:TRP:CZ3	2.55	0.41
2:B:781:TYR:HB2	2:B:788:ILE:HD11	2.01	0.41
2:B:977:ILE:HD11	2:B:979:GLN:NE2	2.35	0.41
3:C:111:ASP:O	3:C:111:ASP:OD1	2.38	0.41
3:C:247:PHE:HE1	3:C:279:VAL:HG21	1.85	0.41
8:H:15:VAL:HA	8:H:26:ILE:CD1	2.49	0.41
11:K:49:LEU:HD11	11:K:54:THR:OG1	2.20	0.41
13:M:45:LYS:O	13:M:48:LYS:O	2.38	0.41
14:N:80:MET:HE1	14:N:82:ILE:HD11	2.02	0.41
14:N:83:ASP:C	14:N:85:HIS:H	2.23	0.41
15:O:214:LEU:HD11	15:O:263:ILE:HG21	2.02	0.41
15:O:353:ASP:HB2	17:Q:28:SER:HA	1.22	0.41
15:O:353:ASP:HB3	17:Q:31:PHE:CG	2.52	0.41
15:O:428:GLU:CB	15:O:435:ARG:HG2	2.45	0.41
15:O:735:GLU:HA	15:O:738:LYS:HD2	2.01	0.41
16:P:171:HIS:CD2	16:P:243:PHE:HB2	2.51	0.41
16:P:226:LEU:C	16:P:226:LEU:CD2	2.86	0.41
16:P:143:THR:CB	16:P:236:MET:SD	3.08	0.41
15:O:299:ASP:CB	17:Q:159:TYR:HB2	2.41	0.41
15:O:353:ASP:CG	17:Q:28:SER:O	2.56	0.41
17:Q:354:LEU:HD11	17:Q:359:MET:O	2.19	0.41
17:Q:388:LYS:HB2	17:Q:388:LYS:HE2	1.76	0.41
1:A:1151:ASN:HB3	1:A:1154:LEU:HB3	2.02	0.41
1:A:658:LEU:HD23	1:A:665:PRO:HA	2.01	0.41
1:A:670:ILE:CG1	1:A:671:GLN:OE1	2.68	0.41
1:A:67:LEU:HB2	1:A:72:CYS:CB	2.49	0.41
1:A:84:PRO:CD	1:A:85:CYS:H	2.33	0.41

Continued on next page...

Continued from previous page...

Atom-1	Atom-2	Interatomic distance (Å)	Clash overlap (Å)
1:A:86:TYR:CZ	1:A:317:SER:HA	2.55	0.41
2:B:129:ARG:HG2	2:B:131:THR:HG21	2.01	0.41
2:B:330:LEU:HD22	2:B:334:PHE:HE2	1.84	0.41
2:B:913:ILE:HA	2:B:927:CYS:O	2.19	0.41
3:C:115:TRP:HH2	3:C:212:ILE:CG2	2.33	0.41
4:D:91:ARG:HB3	7:G:151:ASP:HB3	2.02	0.41
5:E:165:LEU:HD11	5:E:172:GLU:HG2	2.03	0.41
5:E:4:GLU:O	5:E:8:ASN:ND2	2.51	0.41
1:A:721:LYS:CD	8:H:96:VAL:N	2.84	0.41
14:N:82:ILE:O	14:N:85:HIS:HB2	2.20	0.41
15:O:274:ILE:HD12	15:O:284:VAL:CG1	2.50	0.41
15:O:276:SER:CB	15:O:284:VAL:HG22	2.50	0.41
15:O:380:MET:HE2	15:O:393:VAL:HG23	2.01	0.41
15:O:611:ILE:CG1	15:O:731:LEU:HD23	2.51	0.41
15:O:389:TRP:CH2	17:Q:148:ASN:N	2.87	0.41
17:Q:365:TRP:HB3	17:Q:418:CYS:HB2	2.02	0.41
17:Q:384:VAL:C	17:Q:388:LYS:O	2.58	0.41
1:A:216:ARG:CZ	1:A:341:SER:HB3	2.50	0.41
1:A:406:LEU:CD1	1:A:413:LEU:HD21	2.50	0.41
1:A:503:VAL:O	1:A:580:HIS:CE1	2.73	0.41
2:B:1143:THR:HG21	7:G:16:PHE:CZ	2.55	0.41
2:B:232:TYR:CD1	2:B:384:LEU:HG	2.56	0.41
2:B:502:MET:SD	2:B:542:LEU:HD11	2.60	0.41
4:D:43:PHE:O	4:D:47:LYS:HG2	2.19	0.41
7:G:15:ARG:HG3	7:G:19:LYS:CD	2.45	0.41
7:G:167:THR:CG2	7:G:218:VAL:HB	2.49	0.41
11:K:94:PRO:O	11:K:95:HIS:HB2	2.20	0.41
15:O:205:TYR:HD2	15:O:215:ASN:HB3	1.85	0.41
15:O:267:ASN:O	15:O:293:TYR:HA	2.20	0.41
15:O:316:ALA:O	15:O:340:LYS:CD	2.68	0.41
15:O:368:HIS:C	15:O:370:GLN:H	2.23	0.41
15:O:407:ARG:NH1	15:O:411:LYS:HG2	2.34	0.41
15:O:489:PHE:C	15:O:490:GLN:HG2	2.39	0.41
15:O:570:ASP:O	15:O:570:ASP:OD1	2.38	0.41
15:O:586:LYS:HA	15:O:586:LYS:HD2	1.62	0.41
16:P:496:GLU:OE2	16:P:499:LYS:HD3	2.19	0.41
15:O:354:PRO:CB	17:Q:131:TYR:OH	2.68	0.41
1:A:1150:LYS:HG3	1:A:1150:LYS:O	2.20	0.41
1:A:1440:ASN:O	1:A:1444:ARG:N	2.43	0.41
1:A:1477:ALA:O	1:A:1480:THR:HG23	2.20	0.41
1:A:559:ASN:OD1	1:A:559:ASN:O	2.39	0.41

Continued on next page...

Continued from previous page...

Atom-1	Atom-2	Interatomic distance (Å)	Clash overlap (Å)
1:A:715:LEU:HD11	1:A:733:THR:CG2	2.50	0.41
2:B:731:VAL:HG12	10:J:60:PHE:CE1	2.56	0.41
10:J:44:TYR:O	10:J:48:ARG:HG2	2.20	0.41
15:O:214:LEU:H	15:O:236:ILE:CG2	2.31	0.41
15:O:323:ASN:N	15:O:348:HIS:CD2	2.88	0.41
15:O:344:ILE:CD1	15:O:346:ASN:HA	2.50	0.41
15:O:500:ILE:CG2	15:O:501:PRO:HD2	2.40	0.41
15:O:512:LEU:O	15:O:513:THR:C	2.59	0.41
15:O:703:PHE:HE2	15:O:714:PHE:HE2	1.68	0.41
15:O:779:ASP:HB3	16:P:199:LEU:HG	2.03	0.41
16:P:274:ILE:O	16:P:275:GLU:C	2.58	0.41
16:P:370:SER:OG	16:P:373:GLU:CG	2.68	0.41
16:P:496:GLU:OE2	16:P:499:LYS:CG	2.67	0.41
16:P:417:PHE:CE1	17:Q:258:LEU:HD11	2.55	0.41
15:O:353:ASP:HB3	17:Q:28:SER:O	2.08	0.41
17:Q:29:ARG:NH1	17:Q:30:ARG:CD	2.83	0.41
1:A:24:ILE:O	1:A:28:SER:N	2.53	0.41
1:A:32:ILE:HG12	1:A:362:VAL:HG21	2.01	0.41
1:A:53:ALA:N	1:A:63:SER:HB2	2.35	0.41
1:A:899:LYS:O	1:A:903:ILE:HG12	2.20	0.41
1:A:826:PHE:CZ	1:A:924:SER:HB3	2.55	0.41
1:A:956:ARG:HG3	1:A:979:GLY:O	2.21	0.41
2:B:299:ASP:OD1	2:B:301:PHE:HB3	2.21	0.41
2:B:331:GLY:O	2:B:335:ARG:HB2	2.20	0.41
2:B:341:SER:C	2:B:343:ASP:H	2.22	0.41
2:B:678:PRO:HA	2:B:681:ILE:HD11	2.03	0.41
2:B:740:LYS:HD3	2:B:803:MET:CE	2.50	0.41
3:C:247:PHE:CE1	3:C:279:VAL:HG21	2.55	0.41
5:E:12:LEU:CD2	5:E:53:PRO:HG3	2.50	0.41
5:E:78:LEU:HD23	5:E:78:LEU:C	2.41	0.41
10:J:32:GLU:CD	10:J:32:GLU:H	2.22	0.41
12:L:34:CYS:HB3	12:L:51:CYS:HB3	1.96	0.41
15:O:241:PRO:O	15:O:265:THR:HB	2.20	0.41
15:O:248:PRO:HG3	15:O:307:PHE:HD2	1.84	0.41
15:O:383:ILE:HG22	15:O:385:PHE:N	2.36	0.41
15:O:478:MET:HE1	15:O:497:VAL:CG1	2.51	0.41
15:O:535:VAL:CG1	15:O:552:LEU:HB2	2.51	0.41
16:P:170:THR:HG1	16:P:239:PHE:HZ	1.68	0.41
15:O:174:TRP:O	17:Q:198:LEU:HG	2.19	0.41
1:A:108:PHE:CE2	1:A:331:GLU:HG3	2.56	0.41
1:A:721:LYS:HD2	1:A:721:LYS:HA	1.34	0.41

Continued on next page...

Continued from previous page...

Atom-1	Atom-2	Interatomic distance (Å)	Clash overlap (Å)
1:A:636:HIS:HB3	2:B:1091:ARG:NH2	2.35	0.41
2:B:234:ILE:O	2:B:249:VAL:HA	2.21	0.41
2:B:810:ASP:CG	2:B:813:LEU:H	2.23	0.41
2:B:848:ILE:HG23	2:B:848:ILE:O	2.20	0.41
2:B:940:GLU:OE2	2:B:1014:TYR:OH	2.24	0.41
5:E:6:GLU:OE2	5:E:43:LYS:NZ	2.54	0.41
6:F:109:VAL:HG22	6:F:110:ASP:N	2.36	0.41
7:G:97:LYS:NZ	7:G:97:LYS:C	2.73	0.41
2:B:322:ASN:CB	13:M:105:SER:HA	2.50	0.41
13:M:55:GLY:HA3	13:M:62:TYR:CE2	2.55	0.41
2:B:368:GLN:NE2	13:M:65:TYR:OH	2.52	0.41
14:N:109:LEU:HB3	14:N:122:ALA:HB2	2.02	0.41
15:O:323:ASN:O	15:O:324:TRP:CD1	2.74	0.41
15:O:339:ARG:CG	15:O:340:LYS:N	2.79	0.41
15:O:369:PHE:CE2	15:O:432:PRO:N	2.89	0.41
15:O:421:ILE:CG2	15:O:422:ILE:N	2.84	0.41
15:O:583:GLU:H	15:O:583:GLU:CD	2.24	0.41
16:P:135:ILE:C	16:P:135:ILE:HD12	2.41	0.41
16:P:154:LEU:CD2	16:P:155:GLN:H	2.33	0.41
16:P:167:LEU:O	16:P:170:THR:HG23	2.20	0.41
16:P:172:LEU:HD23	16:P:174:LEU:H	1.83	0.41
16:P:401:GLU:CG	16:P:402:MET:H	2.29	0.41
16:P:419:LEU:HD12	16:P:420:ASP:CG	2.31	0.41
17:Q:17:ARG:HE	17:Q:124:GLU:CD	2.15	0.41
17:Q:246:GLN:CD	17:Q:246:GLN:N	2.73	0.41
17:Q:349:ILE:HD13	17:Q:368:TYR:CG	2.55	0.41
17:Q:377:ASP:HA	17:Q:438:PHE:CZ	2.55	0.41
1:A:1315:ASN:O	1:A:1319:ASN:ND2	2.44	0.41
1:A:464:GLU:CD	1:A:464:GLU:N	2.73	0.41
1:A:587:VAL:CG2	1:A:636:HIS:O	2.69	0.41
1:A:721:LYS:HD3	8:H:96:VAL:N	2.35	0.41
1:A:9:SER:OG	2:B:1194:ILE:HD11	2.20	0.41
2:B:16:PHE:CE2	10:J:51:LEU:HG	2.56	0.41
2:B:507:SER:O	2:B:510:ALA:HB3	2.20	0.41
2:B:719:CYS:O	2:B:723:LYS:CB	2.69	0.41
2:B:830:ASP:OD1	2:B:834:LYS:NZ	2.50	0.41
2:B:854:GLU:HA	2:B:874:TYR:HD2	1.85	0.41
2:B:881:TYR:CD1	3:C:95:GLU:OE2	2.73	0.41
3:C:37:LYS:O	11:K:134:LYS:HE3	2.21	0.41
9:I:36:ILE:CD1	9:I:36:ILE:O	2.67	0.41
14:N:86:ASP:O	14:N:142:THR:HB	2.21	0.41

Continued on next page...

Continued from previous page...

Atom-1	Atom-2	Interatomic distance (Å)	Clash overlap (Å)
15:O:454:GLN:H	15:O:465:VAL:CG2	2.32	0.41
15:O:744:LEU:CD1	15:O:744:LEU:N	2.72	0.41
15:O:757:GLN:NE2	16:P:134:LYS:HD2	2.36	0.41
16:P:137:TRP:CE2	16:P:141:LEU:HD21	2.55	0.41
16:P:184:TRP:CD1	16:P:190:MET:N	2.81	0.41
16:P:195:ALA:HA	16:P:216:GLU:HG3	0.80	0.41
16:P:167:LEU:HD13	16:P:237:ILE:HD12	2.03	0.41
16:P:332:LEU:HD12	16:P:333:SER:CA	2.51	0.41
17:Q:261:LEU:CD2	17:Q:264:SER:N	2.84	0.41
17:Q:29:ARG:NH2	17:Q:169:PRO:CD	2.82	0.41
17:Q:393:ILE:HG13	17:Q:400:LYS:HZ1	1.84	0.41
1:A:1288:ARG:HG2	1:A:1290:TYR:CE2	2.56	0.41
1:A:1299:ASN:ND2	1:A:1466:SER:O	2.54	0.41
1:A:253:GLU:O	1:A:313:THR:HB	2.20	0.41
1:A:334:VAL:HG22	1:A:338:VAL:CG2	2.50	0.41
1:A:956:ARG:CG	1:A:979:GLY:O	2.68	0.41
1:A:594:THR:CG2	2:B:1074:MET:O	2.69	0.41
2:B:228:SER:O	2:B:254:ASN:N	2.49	0.41
2:B:613:VAL:HG11	2:B:658:LEU:HB2	2.03	0.41
5:E:99:HIS:HE1	5:E:103:LYS:NZ	2.19	0.41
7:G:100:THR:OG1	7:G:101:SER:N	2.54	0.41
9:I:28:VAL:C	9:I:29:GLU:HG3	2.41	0.41
14:N:80:MET:HB2	14:N:89:ILE:HD11	2.02	0.41
15:O:302:VAL:C	15:O:320:ILE:HG13	2.41	0.41
15:O:339:ARG:CG	15:O:340:LYS:H	2.32	0.41
15:O:392:GLU:O	15:O:392:GLU:CG	2.68	0.41
16:P:179:CYS:HB2	16:P:255:LYS:CD	2.47	0.41
16:P:165:LEU:CD1	16:P:190:MET:HE1	2.40	0.41
16:P:200:PRO:HB2	16:P:203:TRP:HB2	1.97	0.41
16:P:211:TYR:C	16:P:215:LEU:HD21	2.41	0.41
16:P:237:ILE:HG22	16:P:239:PHE:HA	2.03	0.41
16:P:256:LEU:HA	16:P:259:GLN:HB2	2.02	0.41
17:Q:134:PRO:HA	17:Q:140:ILE:CG1	2.50	0.41
1:A:1119:LYS:HE2	1:A:1120:TYR:HB2	1.25	0.41
1:A:1:MET:HA	2:B:1098:TYR:CD2	2.56	0.41
1:A:257:ASN:O	1:A:260:GLN:N	2.54	0.41
2:B:1002:LYS:HG2	14:N:166:LEU:O	2.20	0.41
2:B:1047:ARG:HH12	2:B:1059:PRO:HA	1.86	0.41
2:B:1107:CYS:CB	2:B:1130:ARG:HE	2.34	0.41
2:B:1137:ASP:O	2:B:1140:LYS:CB	2.69	0.41
2:B:1185:LEU:O	2:B:1186:ASP:CB	2.66	0.41

Continued on next page...

Continued from previous page...

Atom-1	Atom-2	Interatomic distance (Å)	Clash overlap (Å)
2:B:155:VAL:HG11	17:Q:359:MET:SD	2.61	0.41
2:B:132:SER:OG	2:B:462:GLN:NE2	2.53	0.41
2:B:585:CYS:SG	2:B:592:ILE:HD12	2.61	0.41
3:C:70:ILE:O	3:C:75:VAL:HG23	2.19	0.41
5:E:122:LYS:O	5:E:125:PRO:HD2	2.21	0.41
1:A:1661:PRO:HA	7:G:102:GLU:HG2	2.03	0.41
10:J:14:VAL:HG21	10:J:49:MET:HG2	2.01	0.41
3:C:332:PRO:HG3	11:K:42:PRO:CB	2.50	0.41
15:O:264:ILE:HG12	15:O:302:VAL:HG11	2.03	0.41
15:O:293:TYR:CD1	15:O:295:VAL:CG2	2.98	0.41
15:O:314:GLN:CB	15:O:329:ILE:CA	2.93	0.41
15:O:483:HIS:ND1	15:O:489:PHE:HE1	2.19	0.41
15:O:573:GLU:OE1	16:P:495:LYS:HE2	2.20	0.41
15:O:757:GLN:CA	15:O:760:ILE:HG22	2.51	0.41
16:P:188:ALA:O	16:P:189:LYS:C	2.59	0.41
17:Q:153:ASN:HB2	17:Q:156:LYS:CD	2.51	0.41
17:Q:155:GLN:CG	17:Q:156:LYS:N	2.82	0.41
17:Q:24:ILE:HA	17:Q:27:ILE:CG1	2.51	0.41
17:Q:283:ARG:C	17:Q:302:ARG:HD2	2.40	0.41
17:Q:377:ASP:O	17:Q:378:THR:C	2.59	0.41
1:A:749:LEU:HD22	1:A:796:SER:OG	2.20	0.41
2:B:100:GLU:HG2	2:B:142:LYS:HB2	2.02	0.41
1:A:475:ARG:HD2	2:B:1059:PRO:O	2.21	0.41
2:B:204:ARG:NH2	2:B:483:GLY:O	2.54	0.41
2:B:49:PHE:HD2	2:B:167:SER:HB2	1.86	0.41
2:B:813:LEU:HD13	2:B:814:ASN:HB2	2.03	0.41
2:B:816:ASN:HB3	2:B:820:PRO:CG	2.51	0.41
2:B:890:ASP:C	2:B:892:SER:H	2.23	0.41
2:B:934:ILE:HB	3:C:69:ARG:HG3	2.03	0.41
2:B:938:PHE:HA	2:B:943:ILE:O	2.21	0.41
3:C:103:LEU:O	10:J:6:ARG:NH2	2.53	0.41
7:G:38:ILE:CG1	7:G:125:TRP:HD1	2.34	0.41
1:A:572:THR:CG2	7:G:53:TYR:HE2	2.33	0.41
3:C:161:HIS:CD2	10:J:19:GLU:OE2	2.74	0.41
2:B:898:LEU:HB2	12:L:46:VAL:HG21	2.03	0.41
13:M:42:LYS:CD	13:M:44:LYS:HG2	2.51	0.41
14:N:127:ASP:O	14:N:127:ASP:OD1	2.39	0.41
15:O:302:VAL:O	15:O:303:VAL:CB	2.63	0.41
15:O:438:TRP:CZ2	15:O:490:GLN:O	2.74	0.41
15:O:747:LEU:C	15:O:747:LEU:HD12	2.39	0.41
16:P:165:LEU:C	16:P:165:LEU:CD2	2.85	0.41

Continued on next page...

Continued from previous page...

Atom-1	Atom-2	Interatomic distance (Å)	Clash overlap (Å)
16:P:184:TRP:CE3	16:P:185:ILE:HG12	2.56	0.41
16:P:198:ILE:HG22	16:P:199:LEU:C	2.42	0.41
16:P:97:GLY:N	16:P:210:TYR:HE2	2.17	0.41
16:P:104:PHE:CD1	16:P:215:LEU:CD2	2.81	0.41
1:A:30:LYS:HG2	1:A:31:GLN:O	2.21	0.41
1:A:406:LEU:HD21	1:A:413:LEU:CD1	2.51	0.41
1:A:413:LEU:C	1:A:415:ASP:H	2.23	0.41
1:A:603:HIS:HE1	1:A:620:ASN:ND2	2.19	0.41
1:A:597:LYS:HE3	1:A:660:PRO:HG3	2.02	0.41
1:A:826:PHE:HB3	2:B:777:SER:OG	2.20	0.41
1:A:95:TYR:CE2	1:A:99:ARG:NH1	2.89	0.41
2:B:186:GLU:C	2:B:188:ASP:N	2.74	0.41
2:B:220:PRO:HA	2:B:231:HIS:ND1	2.35	0.41
2:B:504:HIS:HE1	2:B:541:LEU:HB3	1.86	0.41
3:C:229:LEU:CD2	3:C:298:PHE:CE1	3.04	0.41
1:A:572:THR:HG22	7:G:53:TYR:CE2	2.53	0.41
11:K:69:ASP:CA	11:K:101:LEU:HD12	2.51	0.41
11:K:70:HIS:ND1	11:K:91:TYR:OH	2.25	0.41
12:L:40:LEU:HG	12:L:41:SER:N	2.35	0.41
2:B:566:TYR:CE2	13:M:70:SER:HA	2.56	0.41
15:O:221:ARG:CB	15:O:227:LEU:HD22	2.41	0.41
15:O:183:ASP:OD2	15:O:247:ILE:N	2.54	0.41
15:O:313:GLN:NE2	15:O:313:GLN:HA	2.36	0.41
15:O:318:ILE:HD13	15:O:320:ILE:HD12	2.03	0.41
15:O:604:ILE:CG2	15:O:732:LEU:CD2	2.97	0.41
15:O:768:TYR:CB	16:P:145:ASN:ND2	2.68	0.41
16:P:167:LEU:HD21	16:P:230:ILE:HG23	2.02	0.41
16:P:496:GLU:CD	16:P:499:LYS:HD3	2.42	0.41
16:P:222:PHE:CG	17:Q:206:ARG:NH2	2.89	0.41
1:A:1032:VAL:HG12	1:A:1033:SER:O	2.20	0.40
1:A:1053:ASP:OD2	1:A:1580:ARG:NH2	2.43	0.40
1:A:1162:ASN:OD1	1:A:1164:LYS:N	2.53	0.40
1:A:1219:ILE:N	1:A:1220:PRO:CD	2.84	0.40
1:A:195:LYS:HG3	1:A:201:ARG:HH21	1.86	0.40
1:A:252:PHE:HA	1:A:313:THR:O	2.21	0.40
1:A:414:GLU:OE2	1:A:414:GLU:HA	2.21	0.40
1:A:467:PHE:HA	1:A:471:MET:SD	2.61	0.40
1:A:495:ILE:HD12	1:A:495:ILE:HA	1.95	0.40
1:A:821:ILE:O	1:A:825:ALA:HA	2.21	0.40
2:B:1100:GLN:HB3	2:B:1168:VAL:HG12	2.03	0.40
2:B:314:LYS:HE2	9:I:16:LEU:O	2.20	0.40

Continued on next page...

Continued from previous page...

Atom-1	Atom-2	Interatomic distance (Å)	Clash overlap (Å)
2:B:502:MET:HG3	2:B:542:LEU:HG	2.03	0.40
2:B:57:ASP:OD2	2:B:66:LYS:NZ	2.49	0.40
2:B:75:ASP:OD1	2:B:432:ILE:CG2	2.69	0.40
7:G:168:PHE:HD1	7:G:217:TRP:HD1	1.64	0.40
14:N:38:PHE:O	14:N:40:LEU:N	2.46	0.40
15:O:182:LEU:O	15:O:183:ASP:OD1	2.39	0.40
15:O:351:ILE:O	15:O:352:PHE:CD1	2.74	0.40
15:O:365:TRP:HA	15:O:372:ILE:HA	2.03	0.40
16:P:282:ARG:NH1	16:P:282:ARG:CG	2.84	0.40
16:P:469:PRO:CG	16:P:470:PRO:HD2	2.51	0.40
16:P:503:SER:O	16:P:507:ASN:ND2	2.54	0.40
15:O:350:THR:HG22	17:Q:157:MET:HG2	2.03	0.40
17:Q:220:LEU:CD1	17:Q:221:HIS:N	2.74	0.40
15:O:356:GLU:CA	17:Q:24:ILE:CD1	2.98	0.40
17:Q:24:ILE:O	17:Q:28:SER:HB3	2.21	0.40
17:Q:395:LEU:O	17:Q:396:ASP:C	2.59	0.40
1:A:1458:THR:OG1	1:A:1473:LYS:HB3	2.20	0.40
1:A:320:VAL:HG12	1:A:356:PHE:CZ	2.57	0.40
1:A:416:ARG:CB	1:A:419:ILE:CG1	2.99	0.40
1:A:416:ARG:CA	1:A:419:ILE:HG12	2.51	0.40
1:A:755:ILE:CG2	1:A:920:PHE:CZ	2.94	0.40
2:B:225:ARG:CZ	2:B:261:ARG:NH1	2.85	0.40
2:B:259:THR:HB	2:B:270:LEU:HD11	2.03	0.40
2:B:305:ARG:HA	2:B:308:LEU:HD12	2.02	0.40
2:B:429:ARG:HA	2:B:432:ILE:HD11	2.03	0.40
1:A:1531:ASP:CG	5:E:7:ARG:HH21	2.25	0.40
7:G:219:ASP:CG	7:G:220:SER:H	2.24	0.40
7:G:218:VAL:HG22	7:G:224:PRO:CA	2.52	0.40
11:K:87:GLU:HB2	11:K:108:TYR:CZ	2.56	0.40
12:L:33:GLU:O	12:L:33:GLU:HG3	2.21	0.40
13:M:42:LYS:HE3	13:M:49:ASP:CB	2.52	0.40
14:N:145:ILE:O	14:N:145:ILE:HG13	2.21	0.40
15:O:191:SER:O	15:O:192:ASP:HB2	2.21	0.40
15:O:291:PRO:C	15:O:292:LEU:CG	2.88	0.40
15:O:446:ASP:CG	15:O:448:THR:HG22	2.40	0.40
15:O:513:THR:O	15:O:514:LEU:HB3	2.21	0.40
15:O:538:LEU:HD12	15:O:538:LEU:C	2.41	0.40
16:P:148:PRO:O	16:P:151:GLU:HB3	2.21	0.40
16:P:211:TYR:O	16:P:214:ILE:N	2.43	0.40
17:Q:353:VAL:HG23	17:Q:358:PHE:CZ	2.55	0.40
17:Q:380:SER:HB2	17:Q:438:PHE:CZ	2.56	0.40

Continued on next page...

Continued from previous page...

Atom-1	Atom-2	Interatomic distance (Å)	Clash overlap (Å)
1:A:1121:ASP:OD1	5:E:197:LYS:NZ	2.43	0.40
1:A:1613:MET:HE2	1:A:1622:LEU:HA	2.03	0.40
1:A:252:PHE:CE1	1:A:314:TYR:CD1	3.09	0.40
1:A:592:GLN:O	1:A:594:THR:N	2.54	0.40
1:A:956:ARG:HD2	1:A:979:GLY:HA3	2.02	0.40
2:B:335:ARG:HH22	13:M:113:ILE:HG22	1.87	0.40
2:B:586:VAL:O	2:B:593:ILE:HG13	2.22	0.40
2:B:798:PHE:O	2:B:911:PRO:HG2	2.22	0.40
3:C:132:ILE:HG23	3:C:169:PHE:HE1	1.85	0.40
3:C:147:PRO:CG	3:C:151:THR:HG21	2.51	0.40
3:C:240:LYS:N	3:C:244:ALA:HB2	2.36	0.40
5:E:161:LYS:HE3	5:E:195:VAL:HG23	2.02	0.40
14:N:25:ILE:HG22	14:N:26:PRO:CD	2.34	0.40
15:O:448:THR:OG1	15:O:471:MET:SD	2.79	0.40
15:O:671:SER:O	15:O:674:GLU:HB2	2.22	0.40
15:O:711:LEU:HD23	15:O:711:LEU:C	2.42	0.40
15:O:711:LEU:O	15:O:711:LEU:HD23	2.21	0.40
16:P:187:THR:OG1	16:P:189:LYS:HG2	2.13	0.40
16:P:222:PHE:CZ	16:P:223:ASN:CG	2.92	0.40
16:P:167:LEU:HB3	16:P:239:PHE:CE2	2.56	0.40
16:P:417:PHE:CD1	17:Q:236:PHE:CE2	3.09	0.40
16:P:435:GLN:H	16:P:435:GLN:HG3	1.38	0.40
17:Q:350:SER:C	17:Q:352:TRP:N	2.73	0.40
1:A:1133:LEU:HD11	1:A:1172:LEU:N	2.36	0.40
1:A:1248:ASP:OD1	1:A:1509:HIS:NE2	2.43	0.40
1:A:13:SER:HB2	1:A:1632:GLU:O	2.21	0.40
1:A:1266:VAL:HG11	1:A:1498:ILE:HD11	2.04	0.40
1:A:263:ASN:CA	1:A:266:VAL:HG22	2.49	0.40
1:A:862:THR:HG23	1:A:878:ARG:HB3	2.04	0.40
2:B:504:HIS:CG	2:B:506:GLY:H	2.40	0.40
2:B:648:ARG:NH1	2:B:650:LEU:HD21	2.36	0.40
1:A:487:ASP:HA	2:B:781:TYR:CE2	2.55	0.40
2:B:887:LEU:CD2	2:B:898:LEU:HD21	2.51	0.40
2:B:785:ASP:O	2:B:925:GLY:HA2	2.21	0.40
3:C:215:ASP:OD1	3:C:215:ASP:C	2.60	0.40
7:G:143:SER:O	7:G:158:LYS:HG3	2.21	0.40
8:H:49:VAL:HG12	8:H:50:ALA:N	2.36	0.40
10:J:12:LYS:HE3	10:J:17:LYS:HE2	2.03	0.40
2:B:184:LYS:HD2	10:J:69:ARG:NH2	2.36	0.40
11:K:83:ASN:HB3	11:K:86:VAL:CG2	2.48	0.40
15:O:178:VAL:O	15:O:243:LYS:CE	2.67	0.40

Continued on next page...

Continued from previous page...

Atom-1	Atom-2	Interatomic distance (Å)	Clash overlap (Å)
15:O:215:ASN:OD1	15:O:234:THR:C	2.60	0.40
15:O:342:GLN:N	15:O:342:GLN:OE1	2.55	0.40
15:O:436:ILE:O	15:O:436:ILE:CG1	2.69	0.40
15:O:471:MET:HA	15:O:504:THR:CG2	2.52	0.40
15:O:713:ILE:HG21	15:O:717:LYS:HE2	2.03	0.40
16:P:104:PHE:HD1	16:P:211:TYR:CD1	2.39	0.40
16:P:360:LYS:HG3	16:P:363:SER:CB	2.48	0.40
17:Q:142:ARG:O	17:Q:142:ARG:CG	2.70	0.40
17:Q:393:ILE:HD13	17:Q:397:ARG:O	2.20	0.40
1:A:1440:ASN:ND2	1:A:1443:GLN:HG3	2.36	0.40
1:A:40:ASN:HB3	1:A:43:HIS:CD2	2.56	0.40
1:A:520:ARG:O	1:A:524:ILE:HG13	2.22	0.40
1:A:674:ILE:HA	1:A:786:TYR:OH	2.22	0.40
2:B:1002:LYS:HA	2:B:1002:LYS:HD2	1.92	0.40
2:B:656:LEU:N	2:B:657:PRO:CD	2.84	0.40
2:B:720:GLN:O	2:B:724:GLN:HG2	2.22	0.40
2:B:788:ILE:HG21	2:B:931:TRP:HB2	2.03	0.40
3:C:163:TYR:HE1	3:C:192:LEU:HD13	1.84	0.40
3:C:230:LEU:CB	3:C:297:HIS:HD2	2.18	0.40
7:G:236:VAL:HA	7:G:245:VAL:HA	2.03	0.40
7:G:35:SER:C	7:G:37:CYS:H	2.25	0.40
1:A:571:HIS:CD2	7:G:53:TYR:HH	2.38	0.40
11:K:48:LYS:HE2	11:K:48:LYS:HB2	1.95	0.40
11:K:76:LEU:O	11:K:80:ILE:HG13	2.21	0.40
13:M:23:VAL:O	13:M:95:VAL:HA	2.22	0.40
13:M:61:GLU:OE2	14:N:23:PHE:CZ	2.75	0.40
13:M:86:LYS:O	13:M:86:LYS:HG2	2.22	0.40
14:N:25:ILE:H	14:N:25:ILE:HG12	1.51	0.40
14:N:70:LEU:C	14:N:72:VAL:H	2.25	0.40
15:O:257:ARG:HB3	15:O:258:SER:H	1.59	0.40
15:O:417:THR:OG1	15:O:451:ILE:HD12	2.22	0.40
15:O:423:ILE:HG12	15:O:439:LYS:HB3	2.03	0.40
15:O:491:SER:O	15:O:492:LEU:HD12	2.21	0.40
15:O:499:GLU:HG2	15:O:550:TYR:HH	1.82	0.40
15:O:183:ASP:HA	15:O:509:GLU:OE1	2.22	0.40
15:O:663:LEU:CD2	15:O:666:SER:HB3	2.51	0.40
15:O:704:LEU:CA	15:O:706:GLU:H	2.27	0.40
16:P:171:HIS:CG	16:P:243:PHE:CE1	3.03	0.40
16:P:472:ARG:HG3	16:P:473:LYS:N	2.37	0.40
15:O:569:VAL:CG1	16:P:477:GLY:O	2.70	0.40
16:P:496:GLU:OE1	16:P:499:LYS:HD2	2.22	0.40

There are no symmetry-related clashes.

5.3 Torsion angles [i](#)

5.3.1 Protein backbone [i](#)

In the following table, the Percentiles column shows the percent Ramachandran outliers of the chain as a percentile score with respect to all PDB entries followed by that with respect to all EM entries.

The Analysed column shows the number of residues for which the backbone conformation was analysed, and the total number of residues.

Mol	Chain	Analysed	Favoured	Allowed	Outliers	Percentiles	
1	A	1445/1664 (87%)	1328 (92%)	92 (6%)	25 (2%)	11	51
2	B	1172/1203 (97%)	1081 (92%)	70 (6%)	21 (2%)	10	50
3	C	304/335 (91%)	283 (93%)	14 (5%)	7 (2%)	7	46
4	D	55/137 (40%)	52 (94%)	3 (6%)	0	100	100
5	E	213/215 (99%)	205 (96%)	7 (3%)	1 (0%)	32	73
6	F	81/155 (52%)	73 (90%)	7 (9%)	1 (1%)	15	58
7	G	197/326 (60%)	179 (91%)	15 (8%)	3 (2%)	12	53
8	H	129/146 (88%)	121 (94%)	8 (6%)	0	100	100
9	I	63/125 (50%)	52 (82%)	9 (14%)	2 (3%)	5	39
10	J	67/70 (96%)	60 (90%)	6 (9%)	1 (2%)	12	53
11	K	101/142 (71%)	94 (93%)	7 (7%)	0	100	100
12	L	43/70 (61%)	38 (88%)	4 (9%)	1 (2%)	7	46
13	M	104/415 (25%)	94 (90%)	8 (8%)	2 (2%)	9	50
14	N	156/233 (67%)	129 (83%)	21 (14%)	6 (4%)	4	36
15	O	581/894 (65%)	417 (72%)	108 (19%)	56 (10%)	1	13
16	P	378/514 (74%)	280 (74%)	46 (12%)	52 (14%)	0	5
17	Q	343/507 (68%)	236 (69%)	65 (19%)	42 (12%)	0	7
All	All	5432/7151 (76%)	4722 (87%)	490 (9%)	220 (4%)	6	34

All (220) Ramachandran outliers are listed below:

Mol	Chain	Res	Type
1	A	466	LEU
1	A	530	TRP

Continued on next page...

Continued from previous page...

Mol	Chain	Res	Type
1	A	533	ALA
1	A	592	GLN
1	A	594	THR
1	A	595	LEU
1	A	721	LYS
1	A	911	CYS
1	A	912	VAL
1	A	920	PHE
2	B	77	LYS
2	B	91	LEU
2	B	115	SER
2	B	341	SER
2	B	813	LEU
2	B	816	ASN
2	B	1163	GLN
3	C	151	THR
3	C	152	ASP
3	C	153	PRO
9	I	40	SER
13	M	44	LYS
14	N	25	ILE
14	N	26	PRO
14	N	27	ASP
14	N	94	ASP
14	N	95	ILE
15	O	194	ARG
15	O	198	ASP
15	O	211	GLY
15	O	273	ARG
15	O	274	ILE
15	O	295	VAL
15	O	303	VAL
15	O	308	ASN
15	O	311	ASP
15	O	316	ALA
15	O	350	THR
15	O	354	PRO
15	O	360	TRP
15	O	394	VAL
15	O	429	SER
15	O	431	ASP
15	O	433	VAL

Continued on next page...

Continued from previous page...

Mol	Chain	Res	Type
15	O	486	ALA
15	O	575	ALA
15	O	615	ASN
15	O	656	HIS
15	O	666	SER
15	O	689	GLN
15	O	693	PHE
15	O	707	ASP
15	O	748	GLU
15	O	751	SER
16	P	126	PRO
16	P	148	PRO
16	P	149	GLN
16	P	175	PRO
16	P	199	LEU
16	P	201	LYS
16	P	206	GLN
16	P	212	VAL
16	P	225	GLN
16	P	228	ASN
16	P	248	SER
16	P	261	ALA
16	P	262	LEU
16	P	276	PHE
16	P	290	THR
16	P	339	THR
16	P	341	ARG
16	P	344	THR
16	P	358	PRO
16	P	370	SER
16	P	404	ILE
16	P	418	PRO
16	P	492	ALA
16	P	493	ILE
16	P	495	LYS
17	Q	140	ILE
17	Q	144	VAL
17	Q	154	LYS
17	Q	159	TYR
17	Q	243	PRO
17	Q	247	ILE
17	Q	265	SER

Continued on next page...

Continued from previous page...

Mol	Chain	Res	Type
17	Q	267	GLY
17	Q	299	THR
17	Q	304	HIS
17	Q	305	THR
17	Q	355	THR
17	Q	356	PRO
17	Q	363	GLU
17	Q	394	GLY
17	Q	395	LEU
17	Q	396	ASP
17	Q	399	ILE
17	Q	423	GLY
1	A	84	PRO
1	A	411	VAL
1	A	671	GLN
1	A	791	TYR
1	A	792	GLY
1	A	1479	ASP
2	B	114	SER
2	B	822	THR
2	B	1139	LYS
2	B	1140	LYS
2	B	1194	ILE
3	C	146	ALA
3	C	147	PRO
5	E	128	PRO
14	N	125	ALA
15	O	196	TYR
15	O	325	SER
15	O	345	ASP
15	O	357	LEU
15	O	410	ASP
15	O	650	LEU
15	O	706	GLU
15	O	710	GLY
15	O	725	VAL
16	P	155	GLN
16	P	198	ILE
16	P	207	LEU
16	P	208	PRO
16	P	264	PRO
16	P	345	SER

Continued on next page...

Continued from previous page...

Mol	Chain	Res	Type
16	P	387	PRO
16	P	421	ARG
17	Q	9	THR
17	Q	137	SER
17	Q	278	TYR
17	Q	295	PRO
17	Q	302	ARG
17	Q	387	ASN
17	Q	391	ASP
17	Q	398	ASP
1	A	83	VAL
1	A	583	ASN
1	A	593	PRO
2	B	113	VAL
2	B	187	SER
2	B	435	GLY
2	B	784	ASP
2	B	815	ARG
2	B	828	GLY
2	B	891	GLU
15	O	291	PRO
15	O	298	ASP
15	O	703	PHE
15	O	726	SER
16	P	209	ASN
16	P	210	TYR
16	P	247	ILE
16	P	260	CYS
16	P	287	TRP
16	P	342	THR
16	P	355	VAL
16	P	371	GLU
17	Q	146	SER
17	Q	179	HIS
17	Q	339	ASN
1	A	410	LYS
1	A	1160	GLY
2	B	490	LYS
3	C	144	PRO
3	C	148	LYS
9	I	37	TYR
10	J	42	LYS

Continued on next page...

Continued from previous page...

Mol	Chain	Res	Type
12	L	69	ALA
15	O	197	ARG
15	O	258	SER
15	O	398	ALA
15	O	409	ASP
15	O	659	LEU
15	O	664	GLU
16	P	128	GLU
16	P	211	TYR
16	P	216	GLU
16	P	450	THR
16	P	496	GLU
17	Q	151	PRO
17	Q	204	GLU
17	Q	283	ARG
17	Q	354	LEU
17	Q	357	PRO
17	Q	388	LYS
1	A	409	ASP
1	A	628	PHE
1	A	630	GLY
1	A	1119	LYS
2	B	112	GLY
7	G	30	GLU
15	O	240	SER
15	O	301	GLN
15	O	569	VAL
15	O	583	GLU
16	P	147	GLN
16	P	388	THR
16	P	417	PHE
17	Q	248	LYS
17	Q	287	ASN
17	Q	296	PRO
17	Q	340	ASP
17	Q	383	PHE
7	G	98	GLU
15	O	300	LEU
15	O	359	SER
15	O	584	ARG
16	P	263	PRO
15	O	727	PRO

Continued on next page...

Continued from previous page...

Mol	Chain	Res	Type
17	Q	384	VAL
13	M	32	ALA
16	P	360	LYS
16	P	416	ILE
7	G	242	VAL
6	F	131	PRO
15	O	713	ILE
15	O	766	GLY

5.3.2 Protein sidechains ⓘ

In the following table, the Percentiles column shows the percent sidechain outliers of the chain as a percentile score with respect to all PDB entries followed by that with respect to all EM entries.

The Analysed column shows the number of residues for which the sidechain conformation was analysed, and the total number of residues.

Mol	Chain	Analysed	Rotameric	Outliers	Percentiles	
1	A	1292/1465 (88%)	1266 (98%)	26 (2%)	60	83
2	B	1030/1053 (98%)	1012 (98%)	18 (2%)	66	85
3	C	270/296 (91%)	268 (99%)	2 (1%)	87	94
4	D	56/116 (48%)	56 (100%)	0	100	100
5	E	197/197 (100%)	194 (98%)	3 (2%)	70	87
6	F	73/137 (53%)	73 (100%)	0	100	100
7	G	179/291 (62%)	171 (96%)	8 (4%)	32	67
8	H	117/128 (91%)	116 (99%)	1 (1%)	82	92
9	I	57/110 (52%)	54 (95%)	3 (5%)	26	64
10	J	64/65 (98%)	64 (100%)	0	100	100
11	K	93/130 (72%)	93 (100%)	0	100	100
12	L	40/57 (70%)	39 (98%)	1 (2%)	53	79
13	M	96/371 (26%)	86 (90%)	10 (10%)	8	38
14	N	146/220 (66%)	142 (97%)	4 (3%)	50	77
15	O	545/779 (70%)	483 (89%)	62 (11%)	7	34
16	P	362/476 (76%)	303 (84%)	59 (16%)	3	20
17	Q	331/474 (70%)	280 (85%)	51 (15%)	3	22

Continued on next page...

Continued from previous page...

Mol	Chain	Analysed	Rotameric	Outliers	Percentiles
All	All	4948/6365 (78%)	4700 (95%)	248 (5%)	33 65

All (248) residues with a non-rotameric sidechain are listed below:

Mol	Chain	Res	Type
1	A	81	LEU
1	A	85	CYS
1	A	407	GLN
1	A	413	LEU
1	A	415	ASP
1	A	450	LYS
1	A	461	GLU
1	A	462	LYS
1	A	463	LYS
1	A	464	GLU
1	A	529	LYS
1	A	530	TRP
1	A	551	VAL
1	A	592	GLN
1	A	721	LYS
1	A	789	SER
1	A	790	LYS
1	A	920	PHE
1	A	1013	THR
1	A	1089	LEU
1	A	1114	TYR
1	A	1116	GLN
1	A	1117	SER
1	A	1118	VAL
1	A	1119	LYS
1	A	1276	THR
2	B	77	LYS
2	B	90	TYR
2	B	91	LEU
2	B	111	ASP
2	B	114	SER
2	B	115	SER
2	B	300	SER
2	B	341	SER
2	B	487	VAL
2	B	593	ILE
2	B	696	ILE

Continued on next page...

Continued from previous page...

Mol	Chain	Res	Type
2	B	813	LEU
2	B	814	ASN
2	B	819	ASP
2	B	821	ILE
2	B	1046	VAL
2	B	1174	THR
2	B	1194	ILE
3	C	136	LEU
3	C	222	VAL
5	E	125	PRO
5	E	196	VAL
5	E	202	SER
7	G	39	VAL
7	G	95	LEU
7	G	97	LYS
7	G	98	GLU
7	G	100	THR
7	G	239	THR
7	G	241	ARG
7	G	242	VAL
8	H	65	LEU
9	I	27	ASN
9	I	40	SER
9	I	41	GLN
12	L	26	THR
13	M	42	LYS
13	M	44	LYS
13	M	45	LYS
13	M	46	SER
13	M	47	GLU
13	M	48	LYS
13	M	50	GLU
13	M	51	PHE
13	M	66	THR
13	M	113	ILE
14	N	25	ILE
14	N	95	ILE
14	N	128	ASN
14	N	131	LEU
15	O	194	ARG
15	O	197	ARG
15	O	200	THR

Continued on next page...

Continued from previous page...

Mol	Chain	Res	Type
15	O	202	ILE
15	O	203	ILE
15	O	209	LYS
15	O	210	THR
15	O	216	ILE
15	O	221	ARG
15	O	222	GLN
15	O	223	ASN
15	O	224	THR
15	O	234	THR
15	O	237	GLU
15	O	259	ASN
15	O	260	LEU
15	O	274	ILE
15	O	292	LEU
15	O	293	TYR
15	O	312	LEU
15	O	313	GLN
15	O	350	THR
15	O	374	VAL
15	O	430	ASN
15	O	433	VAL
15	O	439	LYS
15	O	485	LYS
15	O	568	ILE
15	O	574	TRP
15	O	583	GLU
15	O	585	GLU
15	O	586	LYS
15	O	615	ASN
15	O	616	SER
15	O	617	HIS
15	O	626	LEU
15	O	637	LEU
15	O	649	ILE
15	O	650	LEU
15	O	655	SER
15	O	659	LEU
15	O	661	ASN
15	O	662	LEU
15	O	665	ASN
15	O	666	SER

Continued on next page...

Continued from previous page...

Mol	Chain	Res	Type
15	O	667	ASP
15	O	671	SER
15	O	672	ILE
15	O	690	ASP
15	O	692	THR
15	O	702	LEU
15	O	703	PHE
15	O	705	HIS
15	O	712	ASP
15	O	714	PHE
15	O	726	SER
15	O	738	LYS
15	O	744	LEU
15	O	760	ILE
15	O	772	ILE
15	O	779	ASP
15	O	780	ILE
16	P	95	LEU
16	P	129	PHE
16	P	147	GLN
16	P	150	GLU
16	P	151	GLU
16	P	152	LEU
16	P	154	LEU
16	P	156	LEU
16	P	170	THR
16	P	172	LEU
16	P	179	CYS
16	P	180	ASP
16	P	183	LYS
16	P	193	PHE
16	P	199	LEU
16	P	215	LEU
16	P	225	GLN
16	P	236	MET
16	P	243	PHE
16	P	259	GLN
16	P	273	VAL
16	P	279	THR
16	P	281	ILE
16	P	282	ARG
16	P	283	ASN

Continued on next page...

Continued from previous page...

Mol	Chain	Res	Type
16	P	284	LEU
16	P	287	TRP
16	P	301	HIS
16	P	312	LEU
16	P	341	ARG
16	P	348	ILE
16	P	355	VAL
16	P	356	VAL
16	P	360	LYS
16	P	365	ASP
16	P	367	PHE
16	P	369	TRP
16	P	371	GLU
16	P	385	PHE
16	P	386	LEU
16	P	388	THR
16	P	389	GLN
16	P	399	SER
16	P	400	MET
16	P	401	GLU
16	P	402	MET
16	P	422	GLU
16	P	435	GLN
16	P	436	LEU
16	P	444	GLU
16	P	445	ARG
16	P	453	PHE
16	P	490	ASP
16	P	491	PHE
16	P	493	ILE
16	P	495	LYS
16	P	496	GLU
16	P	497	GLN
16	P	510	LEU
17	Q	4	VAL
17	Q	8	LEU
17	Q	9	THR
17	Q	10	ASN
17	Q	17	ARG
17	Q	27	ILE
17	Q	132	GLU
17	Q	135	GLU

Continued on next page...

Continued from previous page...

Mol	Chain	Res	Type
17	Q	138	PHE
17	Q	139	GLU
17	Q	142	ARG
17	Q	147	GLN
17	Q	154	LYS
17	Q	155	GLN
17	Q	160	HIS
17	Q	168	ILE
17	Q	178	LEU
17	Q	180	CYS
17	Q	200	THR
17	Q	204	GLU
17	Q	206	ARG
17	Q	208	TYR
17	Q	246	GLN
17	Q	247	ILE
17	Q	248	LYS
17	Q	269	ASP
17	Q	272	GLN
17	Q	276	GLN
17	Q	277	ILE
17	Q	279	SER
17	Q	290	TYR
17	Q	292	SER
17	Q	293	ILE
17	Q	294	VAL
17	Q	298	GLN
17	Q	303	THR
17	Q	317	LEU
17	Q	342	LEU
17	Q	364	VAL
17	Q	365	TRP
17	Q	367	ILE
17	Q	382	GLN
17	Q	384	VAL
17	Q	385	ASN
17	Q	388	LYS
17	Q	390	ASN
17	Q	391	ASP
17	Q	392	LEU
17	Q	393	ILE
17	Q	398	ASP

Continued on next page...

Continued from previous page...

Mol	Chain	Res	Type
17	Q	410	TYR

Some sidechains can be flipped to improve hydrogen bonding and reduce clashes. All (92) such sidechains are listed below:

Mol	Chain	Res	Type
1	A	43	HIS
1	A	60	ASN
1	A	76	GLN
1	A	224	HIS
1	A	336	GLN
1	A	344	ASN
1	A	580	HIS
1	A	592	GLN
1	A	596	HIS
1	A	620	ASN
1	A	636	HIS
1	A	639	GLN
1	A	730	GLN
1	A	738	ASN
1	A	785	GLN
1	A	926	GLN
1	A	1293	HIS
1	A	1314	GLN
1	A	1315	ASN
1	A	1319	ASN
1	A	1633	GLN
2	B	93	ASN
2	B	248	ASN
2	B	295	ASN
2	B	398	GLN
2	B	399	HIS
2	B	462	GLN
2	B	499	HIS
2	B	555	GLN
2	B	575	HIS
2	B	636	GLN
2	B	683	ASN
2	B	770	ASN
2	B	816	ASN
2	B	979	GLN
2	B	1163	GLN
3	C	161	HIS

Continued on next page...

Continued from previous page...

Mol	Chain	Res	Type
3	C	175	GLN
3	C	297	HIS
4	D	30	HIS
5	E	5	ASN
5	E	32	GLN
5	E	99	HIS
5	E	146	HIS
7	G	20	HIS
7	G	32	ASN
7	G	36	ASN
7	G	64	GLN
7	G	65	HIS
7	G	119	HIS
7	G	126	GLN
8	H	83	GLN
8	H	133	ASN
11	K	64	GLN
12	L	53	HIS
13	M	71	GLN
14	N	51	GLN
14	N	103	ASN
14	N	170	HIS
15	O	215	ASN
15	O	230	HIS
15	O	232	ASN
15	O	239	HIS
15	O	267	ASN
15	O	301	GLN
15	O	308	ASN
15	O	401	ASN
15	O	440	HIS
15	O	461	HIS
15	O	479	HIS
15	O	490	GLN
15	O	556	GLN
15	O	579	ASN
15	O	617	HIS
15	O	635	ASN
15	O	642	GLN
15	O	757	GLN
16	P	109	GLN
16	P	145	ASN

Continued on next page...

Continued from previous page...

Mol	Chain	Res	Type
16	P	272	GLN
16	P	294	HIS
16	P	315	ASN
16	P	482	HIS
16	P	486	GLN
17	Q	155	GLN
17	Q	212	HIS
17	Q	221	HIS
17	Q	289	ASN
17	Q	304	HIS
17	Q	385	ASN
17	Q	387	ASN
17	Q	390	ASN

5.3.3 RNA ⓘ

Mol	Chain	Analysed	Backbone Outliers	Pucker Outliers
18	R	5/6 (83%)	0	0

There are no RNA backbone outliers to report.

There are no RNA pucker outliers to report.

5.4 Non-standard residues in protein, DNA, RNA chains ⓘ

There are no non-standard protein/DNA/RNA residues in this entry.

5.5 Carbohydrates ⓘ

There are no carbohydrates in this entry.

5.6 Ligand geometry ⓘ

Of 6 ligands modelled in this entry, 6 are monoatomic - leaving 0 for Mogul analysis.

There are no bond length outliers.

There are no bond angle outliers.

There are no chirality outliers.

There are no torsion outliers.

There are no ring outliers.

No monomer is involved in short contacts.

5.7 Other polymers

There are no such residues in this entry.

5.8 Polymer linkage issues

The following chains have linkage breaks:

Mol	Chain	Number of breaks
15	O	1

All chain breaks are listed below:

Model	Chain	Residue-1	Atom-1	Residue-2	Atom-2	Distance (Å)
1	O	67:UNK	C	172:PHE	N	30.74