



Full wwPDB/EMDataBank EM Map/Model Validation Report ⓘ

Nov 2, 2017 – 06:01 AM EDT

PDB ID : 5W65
EMDB ID: : EMD-8775
Title : RNA polymerase I Initial Transcribing Complex State 2
Authors : Han, Y.; He, Y.
Deposited on : unknown
Resolution : 4.30 Å(reported)

This is a Full wwPDB/EMDataBank EM Map/Model Validation Report
for a publicly released PDB/EMDB entry.

We welcome your comments at validation@mail.wwpdb.org
A user guide is available at
<http://wwpdb.org/validation/2016/EMValidationReportHelp>
with specific help available everywhere you see the ⓘ symbol.

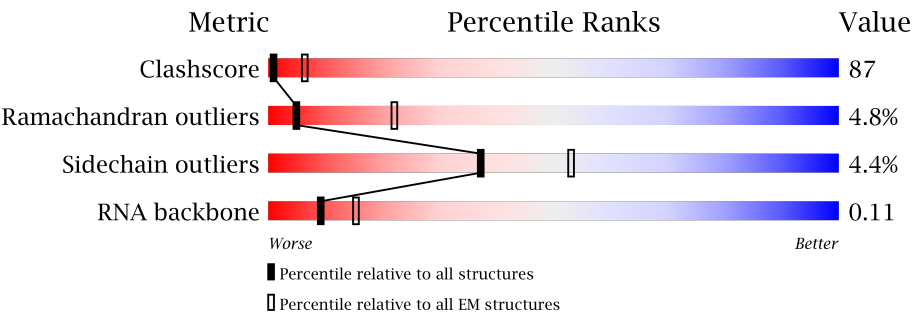
MolProbity : 4.02b-467
Percentile statistics : 20161228.v01 (using entries in the PDB archive December 28th 2016)
Ideal geometry (proteins) : Engh & Huber (2001)
Ideal geometry (DNA, RNA) : Parkinson et. al. (1996)
Validation Pipeline (wwPDB-VP) : rb-20030345

1 Overall quality at a glance i

The following experimental techniques were used to determine the structure:
ELECTRON MICROSCOPY

The reported resolution of this entry is 4.30 Å.

Percentile scores (ranging between 0-100) for global validation metrics of the entry are shown in the following graphic. The table shows the number of entries on which the scores are based.






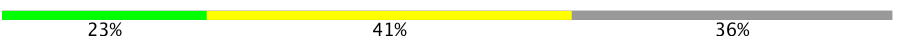


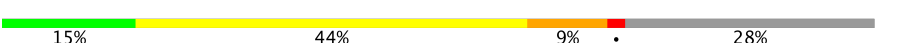
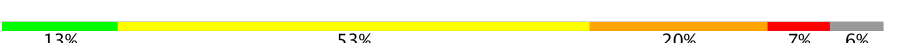




Metric	Whole archive (#Entries)	EM structures (#Entries)
Clashscore	125131	1336
Ramachandran outliers	121729	1120
Sidechain outliers	121581	1026
RNA backbone	3398	335

The table below summarises the geometric issues observed across the polymeric chains. The red, orange, yellow and green segments on the bar indicate the fraction of residues that contain outliers for ≥ 3 , 2, 1 and 0 types of geometric quality criteria. A grey segment represents the fraction of residues that are not modelled. The numeric value for each fraction is indicated below the corresponding segment, with a dot representing fractions $\leq 5\%$

Mol	Chain	Length	Quality of chain
1	A	1664	<div><div>37%</div><div>49%</div><div>•</div><div>12%</div></div>
2	B	1203	<div><div>41%</div><div>54%</div><div>•</div><div>•</div></div>
3	C	335	<div><div>40%</div><div>50%</div><div>•</div><div>9%</div></div>
4	D	137	<div><div>19%</div><div>24%</div><div>57%</div></div>
5	E	215	<div><div>35%</div><div>63%</div><div>•</div></div>
6	F	155	<div><div>20%</div><div>34%</div><div>46%</div></div>
7	G	326	<div><div>17%</div><div>44%</div><div>•</div><div>38%</div></div>
8	H	146	<div><div>29%</div><div>62%</div><div>9%</div></div>

Continued on next page...

Continued from previous page...

Mol	Chain	Length	Quality of chain
9	I	125	
10	J	70	
11	K	142	
12	L	70	
13	M	415	
14	N	233	
15	O	894	
16	P	514	
17	Q	507	
18	R	6	
19	S	54	
20	T	54	

The following table lists non-polymeric compounds, carbohydrate monomers and non-standard residues in protein, DNA, RNA chains that are outliers for geometric or electron-density-fit criteria:

Mol	Type	Chain	Res	Chirality	Geometry	Clashes	Electron density
21	ZN	A	1701	-	-	X	-

2 Entry composition

There are 21 unique types of molecules in this entry. The entry contains 47308 atoms, of which 0 are hydrogens and 0 are deuteriums.

In the tables below, the AltConf column contains the number of residues with at least one atom in alternate conformation and the Trace column contains the number of residues modelled with at most 2 atoms.

- Molecule 1 is a protein called DNA-directed RNA polymerase I subunit RPA190.

Mol	Chain	Residues	Atoms					AltConf	Trace
1	A	1461	Total	C	N	O	S	0	0
			11542	7292	2004	2184	62		

- Molecule 2 is a protein called DNA-directed RNA polymerase I subunit RPA135.

Mol	Chain	Residues	Atoms					AltConf	Trace
2	B	1178	Total	C	N	O	S	0	0
			9351	5911	1639	1750	51		

- Molecule 3 is a protein called DNA-directed RNA polymerases I and III subunit RPAC1.

Mol	Chain	Residues	Atoms					AltConf	Trace
3	C	306	Total	C	N	O	S	0	0
			2431	1544	417	462	8		

- Molecule 4 is a protein called DNA-directed RNA polymerase I subunit RPA14.

Mol	Chain	Residues	Atoms				AltConf	Trace
4	D	59	Total	C	N	O	0	0
			467	293	80	94		

- Molecule 5 is a protein called DNA-directed RNA polymerases I, II, and III subunit RPABC1.

Mol	Chain	Residues	Atoms					AltConf	Trace
5	E	215	Total	C	N	O	S	0	0
			1759	1116	310	321	12		

- Molecule 6 is a protein called DNA-directed RNA polymerases I, II, and III subunit RPABC2.

Mol	Chain	Residues	Atoms					AltConf	Trace
6	F	83	Total	C	N	O	S	0	0
			670	428	114	125	3		

- Molecule 7 is a protein called DNA-directed RNA polymerase I subunit RPA43.

Mol	Chain	Residues	Atoms					AltConf	Trace
7	G	201	Total	C	N	O	S	0	0
			1592	1022	275	290	5		

- Molecule 8 is a protein called DNA-directed RNA polymerases I, II, and III subunit RPABC3.

Mol	Chain	Residues	Atoms					AltConf	Trace
8	H	133	Total	C	N	O	S	0	0
			1070	676	181	209	4		

- Molecule 9 is a protein called DNA-directed RNA polymerase I subunit RPA12.

Mol	Chain	Residues	Atoms					AltConf	Trace
9	I	65	Total	C	N	O	S	0	0
			479	300	79	96	4		

- Molecule 10 is a protein called DNA-directed RNA polymerases I, II, and III subunit RPABC5.

Mol	Chain	Residues	Atoms					AltConf	Trace
10	J	69	Total	C	N	O	S	0	0
			569	362	101	100	6		

- Molecule 11 is a protein called DNA-directed RNA polymerases I and III subunit RPAC2.

Mol	Chain	Residues	Atoms					AltConf	Trace
11	K	103	Total	C	N	O	S	0	0
			810	506	132	167	5		

- Molecule 12 is a protein called DNA-directed RNA polymerases I, II, and III subunit RPABC4.

Mol	Chain	Residues	Atoms					AltConf	Trace
12	L	45	Total	C	N	O	S	0	0
			358	221	71	62	4		

- Molecule 13 is a protein called DNA-directed RNA polymerase I subunit RPA49.

Mol	Chain	Residues	Atoms					AltConf	Trace
13	M	106	Total	C	N	O		0	0
			841	534	139	168			

- Molecule 14 is a protein called DNA-directed RNA polymerase I subunit RPA34.

Mol	Chain	Residues	Atoms					AltConf	Trace
14	N	158	Total	C	N	O	S	0	0
			1254	799	205	246	4		

- Molecule 15 is a protein called RNA polymerase I-specific transcription initiation factor RRN6.

Mol	Chain	Residues	Atoms					AltConf	Trace
15	O	640	Total	C	N	O	S	0	0
			5063	3218	872	964	9		

There are 53 discrepancies between the modelled and reference sequences:

Chain	Residue	Modelled	Actual	Comment	Reference
O	3	UNK	HIS	SEE REMARK 999	UNP P32786
O	4	UNK	PHE	SEE REMARK 999	UNP P32786
O	5	UNK	PHE	SEE REMARK 999	UNP P32786
O	6	UNK	LYS	SEE REMARK 999	UNP P32786
O	7	UNK	LYS	SEE REMARK 999	UNP P32786
O	8	UNK	VAL	SEE REMARK 999	UNP P32786
O	9	UNK	ASP	SEE REMARK 999	UNP P32786
O	10	UNK	VAL	SEE REMARK 999	UNP P32786
O	11	UNK	GLY	SEE REMARK 999	UNP P32786
O	12	UNK	ASN	SEE REMARK 999	UNP P32786
O	13	UNK	ASP	SEE REMARK 999	UNP P32786
O	14	UNK	SER	SEE REMARK 999	UNP P32786
O	15	UNK	MET	SEE REMARK 999	UNP P32786
O	16	UNK	PHE	SEE REMARK 999	UNP P32786
O	17	UNK	GLY	SEE REMARK 999	UNP P32786
O	18	UNK	VAL	SEE REMARK 999	UNP P32786
O	19	UNK	ASN	SEE REMARK 999	UNP P32786
O	20	UNK	CYS	SEE REMARK 999	UNP P32786
O	21	UNK	ASP	SEE REMARK 999	UNP P32786
O	22	UNK	THR	SEE REMARK 999	UNP P32786
O	23	UNK	PRO	SEE REMARK 999	UNP P32786
O	24	UNK	VAL	SEE REMARK 999	UNP P32786
O	25	UNK	SER	SEE REMARK 999	UNP P32786
O	26	UNK	PHE	SEE REMARK 999	UNP P32786
O	27	UNK	GLN	SEE REMARK 999	UNP P32786
O	28	UNK	ASP	SEE REMARK 999	UNP P32786
O	41	UNK	TYR	SEE REMARK 999	UNP P32786
O	42	UNK	ILE	SEE REMARK 999	UNP P32786
O	43	UNK	PRO	SEE REMARK 999	UNP P32786
O	44	UNK	SER	SEE REMARK 999	UNP P32786

Continued on next page...

Continued from previous page...

Chain	Residue	Modelled	Actual	Comment	Reference
O	45	UNK	ASP	SEE REMARK 999	UNP P32786
O	46	UNK	LEU	SEE REMARK 999	UNP P32786
O	47	UNK	LEU	SEE REMARK 999	UNP P32786
O	48	UNK	ARG	SEE REMARK 999	UNP P32786
O	49	UNK	ASN	SEE REMARK 999	UNP P32786
O	50	UNK	LEU	SEE REMARK 999	UNP P32786
O	51	UNK	ASP	SEE REMARK 999	UNP P32786
O	52	UNK	ASP	SEE REMARK 999	UNP P32786
O	53	UNK	THR	SEE REMARK 999	UNP P32786
O	54	UNK	LEU	SEE REMARK 999	UNP P32786
O	55	UNK	GLN	SEE REMARK 999	UNP P32786
O	56	UNK	GLU	SEE REMARK 999	UNP P32786
O	57	UNK	SER	SEE REMARK 999	UNP P32786
O	58	UNK	THR	SEE REMARK 999	UNP P32786
O	59	UNK	ASN	SEE REMARK 999	UNP P32786
O	60	UNK	SER	SEE REMARK 999	UNP P32786
O	61	UNK	SER	SEE REMARK 999	UNP P32786
O	62	UNK	ARG	SEE REMARK 999	UNP P32786
O	63	UNK	PRO	SEE REMARK 999	UNP P32786
O	64	UNK	MET	SEE REMARK 999	UNP P32786
O	65	UNK	GLN	SEE REMARK 999	UNP P32786
O	66	UNK	ASP	SEE REMARK 999	UNP P32786
O	67	UNK	ALA	SEE REMARK 999	UNP P32786

- Molecule 16 is a protein called RNA polymerase I-specific transcription initiation factor RRN7.

Mol	Chain	Residues	Atoms					AltConf	Trace
16	P	481	Total	C	N	O	S	0	0
			3978	2553	681	722	22		

- Molecule 17 is a protein called RNA polymerase I-specific transcription initiation factor RRN11.

Mol	Chain	Residues	Atoms					AltConf	Trace
17	Q	349	Total	C	N	O	S	0	0
			2923	1881	513	518	11		

- Molecule 18 is a RNA chain called RNA.

Mol	Chain	Residues	Atoms					AltConf	Trace
18	R	6	Total	C	N	O	P	0	0
			127	58	25	39	5		

- Molecule 19 is a DNA chain called non-template strand DNA.

Mol	Chain	Residues	Atoms					AltConf	Trace
19	S	45	Total	C	N	O	P	0	0
			935	447	174	270	44		

- Molecule 20 is a DNA chain called template strand DNA.

Mol	Chain	Residues	Atoms					AltConf	Trace
20	T	54	Total	C	N	O	P	0	0
			1082	522	177	330	53		

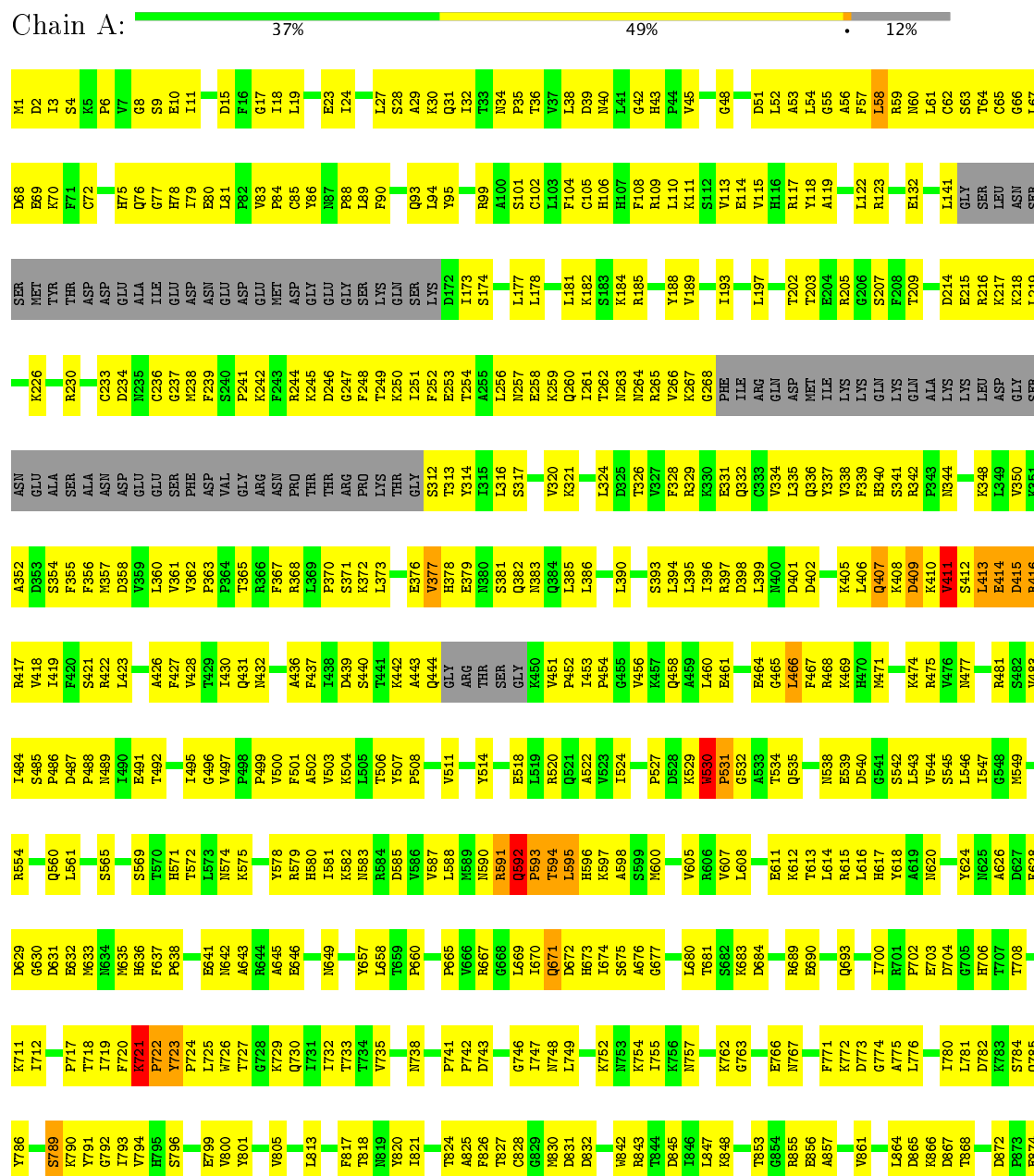
- Molecule 21 is ZINC ION (three-letter code: ZN) (formula: Zn).

Mol	Chain	Residues	Atoms		AltConf
21	P	1	Total	Zn	0
			1	1	
21	J	1	Total	Zn	0
			1	1	
21	B	1	Total	Zn	0
			1	1	
21	I	1	Total	Zn	0
			1	1	
21	A	2	Total	Zn	0
			2	2	
21	L	1	Total	Zn	0
			1	1	

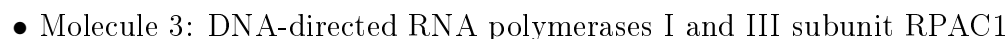
3 Residue-property plots

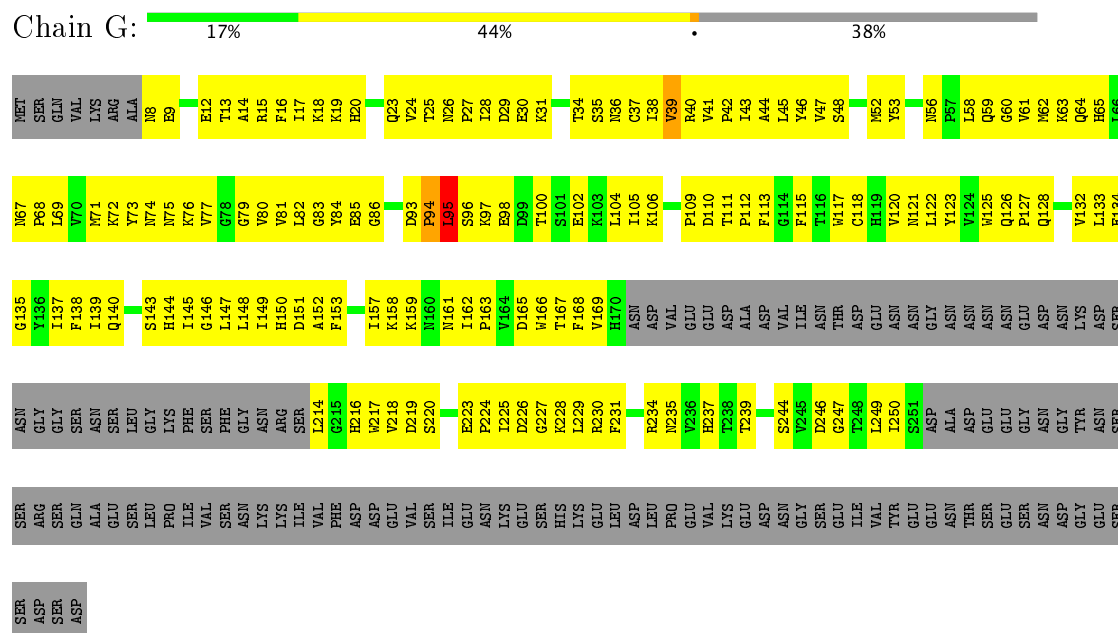
These plots are drawn for all protein, RNA and DNA chains in the entry. The first graphic for a chain summarises the proportions of the various outlier classes displayed in the second graphic. The second graphic shows the sequence view annotated by issues in geometry. Residues are color-coded according to the number of geometric quality criteria for which they contain at least one outlier: green = 0, yellow = 1, orange = 2 and red = 3 or more. Stretches of 2 or more consecutive residues without any outlier are shown as a green connector. Residues present in the sample, but not in the model, are shown in grey.

- Molecule 1: DNA-directed RNA polymerase I subunit RPA190

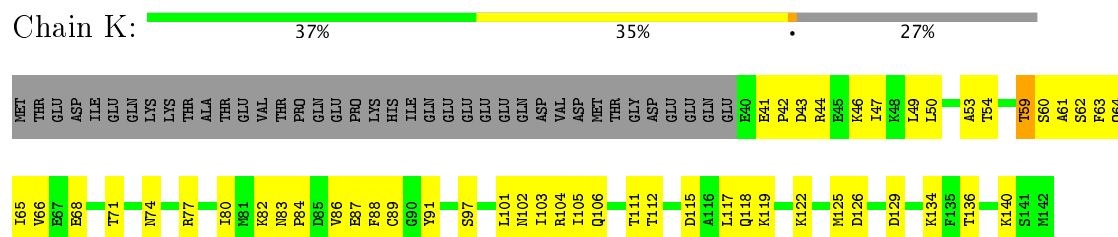


Y232	Y145	Y236	Y146	Y237	Y149	Y238	Y150	Y239	Y151	Y240	Y152	Y241	Y155	Y242	Y156	Y243	Y157	Y244	Y158	Y245	Y159	Y246	Y160	Y247	Y161	Y248	Y162	Y249	Y163	Y250	Y164	Y251	Y165	Y252	Y166	Y253	Y167	Y254	Y168	Y255	Y169	Y256	Y170	Y257	Y171	Y258	Y172	Y259	Y173	Y260	Y174	Y261	Y175	Y262	Y176	Y263	Y177	Y264	Y178	Y265	Y179	Y266	Y180	Y267	Y181	Y268	Y182	Y269	Y183	Y270	Y184	Y271	Y185	Y272	Y186	Y273	Y187	Y274	Y188	Y275	Y189	Y276	Y190	Y277	Y191	Y278	Y192	Y279	Y193	Y280	Y194	Y281	Y195	Y282	Y196	Y283	Y197	Y284	Y198	Y285	Y199	Y286	Y200	Y287	Y201	Y288	Y202	Y289	Y203	Y290	Y204	Y291	Y292	Y293	Y294	Y295	Y296	Y297	Y298	Y299	Y300	Y301	Y302	Y303	Y304	Y305	Y306	Y307	Y308	Y309	Y310	Y311	Y312	Y313	Y314	Y315	Y316	Y317	Y318	Y319	Y320	Y321	Y322	Y323	Y324	Y325	Y326	Y327	Y328	Y329	Y330	Y331	Y332	Y333	Y334	Y335	Y336	Y337	Y338	Y339	Y340	Y341	Y342	Y343	Y344	Y345	Y346	Y347	Y348	Y349	Y350	Y351	Y352	Y353	Y354	Y355	Y356	Y357	Y358	Y359	Y360	Y361	Y362	Y363	Y364	Y365	Y366	Y367	Y368	Y369	Y370	Y371	Y372	Y373	Y374	Y375	Y376	Y377	Y378	Y379	Y380	Y381	Y382	Y383	Y384	Y385	Y386	Y387	Y388	Y389	Y390	Y391	Y392	Y393	Y394	Y395	Y396	Y397	Y398	Y399	Y400	Y401	Y402	Y403	Y404	Y405	Y406	Y407	Y408	Y409	Y410	Y411	Y412	Y413	Y414	Y415	Y416	Y417	Y418	Y419	Y420	Y421	Y422	Y423	Y424	Y425	Y426	Y427	Y428	Y429	Y430	Y431	Y432	Y433	Y434	Y435	Y436	Y437	Y438	Y439	Y440	Y441	Y442	Y443	Y444	Y445	Y446	Y447	Y448	Y449	Y450	Y451	Y452	Y453	Y454	Y455	Y456	Y457	Y458	Y459	Y460	Y461	Y462	Y463	Y464	Y465	Y466	Y467	Y468	Y469	Y470	Y471	Y472	Y473	Y474	Y475	Y476	Y477	Y478	Y479	Y480	Y481	Y482	Y483	Y484	Y485	Y486	Y487	Y488	Y489	Y490	Y491	Y492	Y493	Y494	Y495	Y496	Y497	Y498	Y499	Y500	Y501	Y502	Y503	Y504	Y505	Y506	Y507	Y508	Y509	Y510	Y511	Y512	Y513	Y514	Y515	Y516	Y517	Y518	Y519	Y520	Y521	Y522	Y523	Y524	Y525	Y526	Y527	Y528	Y529	Y530	Y531	Y532	Y533	Y534	Y535	Y536	Y537	Y538	Y539	Y540	Y541	Y542	Y543	Y544	Y545	Y546	Y547	Y548	Y549	Y550	Y551	Y552	Y553	Y554	Y555	Y556	Y557	Y558	Y559	Y560	Y561	Y562	Y563	Y564	Y565	Y566	Y567	Y568	Y569	Y570	Y571	Y572	Y573	Y574	Y575	Y576	Y577	Y578	Y579	Y580	Y581	Y582	Y583	Y584	Y585	Y586	Y587	Y588	Y589	Y590	Y591	Y592	Y593	Y594	Y595	Y596	Y597	Y598	Y599	Y600	Y601	Y602	Y603	Y604	Y605	Y606	Y607	Y608	Y609	Y610	Y611	Y612	Y613	Y614	Y615	Y616	Y617	Y618	Y619	Y620	Y621	Y622	Y623	Y624	Y625	Y626	Y627	Y628	Y629	Y630	Y631	Y632	Y633	Y634	Y635	Y636	Y637	Y638	Y639	Y640	Y641	Y642	Y643	Y644	Y645	Y646	Y647	Y648	Y649	Y650	Y651	Y652	Y653	Y654	Y655	Y656	Y657	Y658	Y659	Y660	Y661	Y662	Y663	Y664	Y665	Y666	Y667	Y668	Y669	Y670	Y671	Y672	Y673	Y674	Y675	Y676	Y677	Y678	Y679	Y680	Y681	Y682	Y683	Y684	Y685	Y686	Y687	Y688	Y689	Y690	Y691	Y692	Y693	Y694	Y695	Y696	Y697	Y698	Y699	Y700	Y701	Y702	Y703	Y704	Y705	Y706	Y707	Y708	Y709	Y710	Y711	Y712	Y713	Y714	Y715	Y716	Y717	Y718	Y719	Y720	Y721	Y722	Y723	Y724	Y725	Y726	Y727	Y728	Y729	Y730	Y731	Y732	Y733	Y734	Y735	Y736	Y737	Y738	Y739	Y740	Y741	Y742	Y743	Y744	Y745	Y746	Y747	Y748	Y749	Y750	Y751	Y752	Y753	Y754	Y755	Y756	Y757	Y758	Y759	Y760	Y761	Y762	Y763	Y764	Y765	Y766	Y767	Y768	Y769	Y770	Y771	Y772	Y773	Y774	Y775	Y776	Y777	Y778	Y779	Y780	Y781	Y782	Y783	Y784	Y785	Y786	Y787	Y788	Y789	Y790	Y791	Y792	Y793	Y794	Y795	Y796	Y797	Y798	Y799	Y800	Y801	Y802	Y803	Y804	Y805	Y806	Y807	Y808	Y809	Y810	Y811	Y812	Y813	Y814	Y815	Y816	Y817	Y818	Y819	Y820	Y821	Y822	Y823	Y824	Y825	Y826	Y827	Y828	Y829	Y830	Y831	Y832	Y833	Y834	Y835	Y836	Y837	Y838	Y839	Y840	Y841	Y842	Y843	Y844	Y845	Y846	Y847	Y848	Y849	Y850	Y851	Y852	Y853	Y854	Y855	Y856	Y857	Y858	Y859	Y860	Y861	Y862	Y863	Y864	Y865	Y866	Y867	Y868	Y869	Y870	Y871	Y872	Y873	Y874	Y875	Y876	Y877	Y878	Y879	Y880	Y881	Y882	Y883	Y884	Y885	Y886	Y887	Y888	Y889	Y890	Y891	Y892	Y893	Y894	Y895	Y896	Y897	Y898	Y899	Y900	Y901	Y902	Y903	Y904	Y905	Y906	Y907	Y908	Y909	Y910	Y911	Y912	Y913	Y914	Y915	Y916	Y917	Y918	Y919	Y920	Y921	Y922	Y923	Y924	Y925	Y926	Y927	Y928	Y929	Y930	Y931	Y932	Y933	Y934	Y935	Y936	Y937	Y938	Y939	Y940	Y941	Y942	Y943	Y944	Y945	Y946	Y947	Y948	Y949	Y950	Y951	Y952	Y953	Y954	Y955	Y956	Y957	Y958	Y959	Y960	Y961	Y962	Y963	Y964	Y965	Y966	Y967	Y968	Y969	Y970	Y971	Y972	Y973	Y974	Y975	Y976	Y977	Y978	Y979	Y980	Y981	Y982	Y983	Y984	Y985	Y986	Y987	Y988	Y989	Y990	Y991	Y992	Y993	Y994	Y995	Y996	Y997	Y998	Y999	Y1000	Y1001	Y1002	Y1003	Y1004	Y1005	Y1006	Y1007	Y1008	Y1009	Y1010	Y1011	Y1012	Y1013	Y1014	Y1015	Y1016	Y1017	Y1018	Y1019	Y1020	Y1021	Y1022	Y1023	Y1024	Y1025	Y1026	Y1027	Y1028	Y1029	Y1030	Y1031	Y1032	Y1033	Y1034	Y1035	Y1036	Y1037	Y1038	Y1039	Y1040	Y1041	Y1042	Y1043	Y1044	Y1045	Y1046	Y1047	Y1048	Y1049	Y1050	Y1051	Y1052	Y1053	Y1054	Y1055	Y1056	Y1057	Y1058	Y1059	Y1060	Y1061	Y1062	Y1063	Y1064	Y1065	Y1066	Y1067	Y1068	Y1069	Y1070	Y1071	Y1072	Y1073	Y1074	Y1075	Y1076	Y1077	Y1078	Y1079	Y1080	Y1081	Y1082	Y1083	Y1084	Y1085	Y1086	Y1087	Y1088	Y1089	Y1090	Y1091	Y1092	Y1093	Y1094	Y1095	Y1096	Y1097	Y1098	Y1099	Y1100	Y1101	Y1102	Y1103	Y1104	Y1105	Y1106	Y1107	Y1108	Y1109	Y1110	Y1111	Y1112	Y1113	Y1114	Y1115	Y1116	Y1117	Y1118	Y1119	Y1120	Y1121	Y1122	Y1123	Y1124	Y1125	Y1126	Y1127	Y1128	Y1129	Y1130	Y1131	Y1132	Y1133	Y1134	Y1135	Y1136	Y1137	Y1138	Y1139	Y1140	Y1141	Y1142	Y1143	Y1144	Y1145	Y1146	Y1147	Y1148	Y1149	Y1150	Y1151	Y1152	Y1153	Y1154	Y1155	Y1156	Y1157	Y1158	Y1159	Y1160	Y1161	Y1162	Y1163	Y1164	Y1165	Y1166	Y1167	Y1168	Y1169	Y1170	Y1171	Y1172	Y1173	Y1174	Y1175	Y1176	Y1177	Y1178	Y1179	Y1180	Y1181	Y1182	Y1183	Y1184	Y1185	Y1186	Y1187	Y1188	Y1189	Y1190	Y1191	Y1192	Y1193	Y1194	Y1195	Y1196	Y1197	Y1198	Y1199	Y1200	Y1201	Y1202	Y1203	Y1204	Y1205	Y1206	Y1207	Y1208	Y1209	Y1210	Y1211	Y1212	Y1213	Y1214	Y1215	Y1216	Y1217	Y1218	Y1219	Y1220	Y1221	Y1222	Y1223	Y1224	Y1225	Y1226	Y1227	Y1228	Y1229	Y1230	Y1231	Y1232	Y1233	Y1234	Y1235	Y1236	Y1237	Y1238	Y1239	Y1240	Y1241	Y1242	Y1243	Y1244	Y1245	Y1246	Y1247	Y1248	Y1249	Y1250	Y1251	Y1252	Y1253	Y1254	Y1255	Y1256	Y1257	Y1258	Y1259	Y1260	Y1261	Y1262	Y1263	Y1264	Y1265	Y1266	Y1267	Y1268	Y1269	Y1270	Y1271	Y1272	Y1273	Y1274	Y1275	Y1276	Y1277	Y1278	Y1279	Y1280	Y1281	Y1282	Y1283	Y1284	Y1285	Y1286	Y1287	Y1288	Y1289	Y1290	Y1291	Y1292	Y1293	Y1294	Y1295	Y1296	Y1297	Y1298	Y1299	Y1300	Y1301	Y1302	Y1303	Y1304	Y1305	Y1306	Y1307	Y1308	Y1309	Y1310	Y1311	Y1312	Y1313	Y1314	Y1315	Y1316	Y1317	Y1318	Y1319	Y1320	Y1321	Y1322	Y1323	Y1324	Y1325	Y1326	Y1327	Y1328	Y1329	Y1330	Y1331	Y1332	Y1333	Y1334	Y1335	Y1336	Y1337	Y1338	Y1339	Y1340	Y1341	Y1342	Y1343	Y1344	Y1345	Y1346	Y1347	Y1348	Y1349	Y1350	Y1351	Y1352	Y1353	Y1354	Y1355	Y1356	Y1357	Y1358	Y1359	Y1360	Y1361	Y1362	Y1363	Y1364	Y1365	Y1366	Y1367	Y1368	Y1369	Y1370	Y1371	Y1372	Y1373	Y1374	Y1375	Y1376	Y1377	Y1378	Y1379	Y1380	Y1381	Y1382	Y1383	Y1384	Y1385	Y1386	Y1387	Y1388	Y1389	Y1390	Y1391	Y1392	Y1393	Y1394	Y1395	Y1396	Y1397	Y1398	Y1399	Y1400	Y1401	Y1402	Y1403	Y1404	Y1405	Y1406	Y1407	Y1408	Y1409	Y1410	Y1411	Y1412	Y1413	Y1414	Y1415	Y1416	Y1417	Y1418	Y1419	Y1420	Y1421	Y1422	Y1423	Y1424	Y1425	Y1426	Y1427	Y1428	Y1429	Y1430	Y1431	Y1432	Y1433	Y1434	Y1435	Y1436	Y1437	Y1438	Y1439	Y1440	Y1441	Y1442	Y1443	Y1444	Y1445	Y1446	Y1447	Y1448	Y1449	Y1450	Y1451	Y1452	Y1453	Y1454	Y1455	Y1456	Y1457	Y1458	Y1459	Y1460	Y1461	Y1462	Y1463	Y1464	Y1465	Y1466	Y1467	Y1468	Y1469	Y1470	Y1471	Y1472	Y1473	Y1474	Y1475	Y1476	Y1477	Y1478	Y1479	Y1480	Y1481	Y1482	Y1483	Y1484	Y1
------	------	------	------	------	------	------	------	------	------	------	------	------	------	------	------	------	------	------	------	------	------	------	------	------	------	------	------	------	------	------	------	------	------	------	------	------	------	------	------	------	------	------	------	------	------	------	------	------	------	------	------	------	------	------	------	------	------	------	------	------	------	------	------	------	------	------	------	------	------	------	------	------	------	------	------	------	------	------	------	------	------	------	------	------	------	------	------	------	------	------	------	------	------	------	------	------	------	------	------	------	------	------	------	------	------	------	------	------	------	------	------	------	------	------	------	------	------	------	------	------	------	------	------	------	------	------	------	------	------	------	------	------	------	------	------	------	------	------	------	------	------	------	------	------	------	------	------	------	------	------	------	------	------	------	------	------	------	------	------	------	------	------	------	------	------	------	------	------	------	------	------	------	------	------	------	------	------	------	------	------	------	------	------	------	------	------	------	------	------	------	------	------	------	------	------	------	------	------	------	------	------	------	------	------	------	------	------	------	------	------	------	------	------	------	------	------	------	------	------	------	------	------	------	------	------	------	------	------	------	------	------	------	------	------	------	------	------	------	------	------	------	------	------	------	------	------	------	------	------	------	------	------	------	------	------	------	------	------	------	------	------	------	------	------	------	------	------	------	------	------	------	------	------	------	------	------	------	------	------	------	------	------	------	------	------	------	------	------	------	------	------	------	------	------	------	------	------	------	------	------	------	------	------	------	------	------	------	------	------	------	------	------	------	------	------	------	------	------	------	------	------	------	------	------	------	------	------	------	------	------	------	------	------	------	------	------	------	------	------	------	------	------	------	------	------	------	------	------	------	------	------	------	------	------	------	------	------	------	------	------	------	------	------	------	------	------	------	------	------	------	------	------	------	------	------	------	------	------	------	------	------	------	------	------	------	------	------	------	------	------	------	------	------	------	------	------	------	------	------	------	------	------	------	------	------	------	------	------	------	------	------	------	------	------	------	------	------	------	------	------	------	------	------	------	------	------	------	------	------	------	------	------	------	------	------	------	------	------	------	------	------	------	------	------	------	------	------	------	------	------	------	------	------	------	------	------	------	------	------	------	------	------	------	------	------	------	------	------	------	------	------	------	------	------	------	------	------	------	------	------	------	------	------	------	------	------	------	------	------	------	------	------	------	------	------	------	------	------	------	------	------	------	------	------	------	------	------	------	------	------	------	------	------	------	------	------	------	------	------	------	------	------	------	------	------	------	------	------	------	------	------	------	------	------	------	------	------	------	------	------	------	------	------	------	------	------	------	------	------	------	------	------	------	------	------	------	------	------	------	------	------	------	------	------	------	------	------	------	------	------	------	------	------	------	------	------	------	------	------	------	------	------	------	------	------	------	------	------	------	------	------	------	------	------	------	------	------	------	------	------	------	------	------	------	------	------	------	------	------	------	------	------	------	------	------	------	------	------	------	------	------	------	------	------	------	------	------	------	------	------	------	------	------	------	------	------	------	------	------	------	------	------	------	------	------	------	------	------	------	------	------	------	------	------	------	------	------	------	------	------	------	------	------	------	------	------	------	------	------	------	------	------	------	------	------	------	------	------	------	------	------	------	------	------	------	------	------	------	------	------	------	------	------	------	------	------	------	------	------	------	------	------	------	------	------	------	------	------	------	------	------	------	------	------	------	------	------	------	------	------	------	------	------	------	------	------	------	------	------	------	------	------	------	------	------	------	------	------	------	------	------	------	------	------	------	------	------	------	------	------	------	------	------	------	------	------	------	------	------	------	------	------	------	------	------	------	------	------	------	------	------	------	------	------	------	------	------	------	------	------	------	------	------	------	------	------	------	------	------	------	------	------	------	------	------	------	------	------	------	------	------	------	------	------	------	------	------	------	------	------	------	------	------	------	------	------	------	------	------	------	-------	-------	-------	-------	-------	-------	-------	-------	-------	-------	-------	-------	-------	-------	-------	-------	-------	-------	-------	-------	-------	-------	-------	-------	-------	-------	-------	-------	-------	-------	-------	-------	-------	-------	-------	-------	-------	-------	-------	-------	-------	-------	-------	-------	-------	-------	-------	-------	-------	-------	-------	-------	-------	-------	-------	-------	-------	-------	-------	-------	-------	-------	-------	-------	-------	-------	-------	-------	-------	-------	-------	-------	-------	-------	-------	-------	-------	-------	-------	-------	-------	-------	-------	-------	-------	-------	-------	-------	-------	-------	-------	-------	-------	-------	-------	-------	-------	-------	-------	-------	-------	-------	-------	-------	-------	-------	-------	-------	-------	-------	-------	-------	-------	-------	-------	-------	-------	-------	-------	-------	-------	-------	-------	-------	-------	-------	-------	-------	-------	-------	-------	-------	-------	-------	-------	-------	-------	-------	-------	-------	-------	-------	-------	-------	-------	-------	-------	-------	-------	-------	-------	-------	-------	-------	-------	-------	-------	-------	-------	-------	-------	-------	-------	-------	-------	-------	-------	-------	-------	-------	-------	-------	-------	-------	-------	-------	-------	-------	-------	-------	-------	-------	-------	-------	-------	-------	-------	-------	-------	-------	-------	-------	-------	-------	-------	-------	-------	-------	-------	-------	-------	-------	-------	-------	-------	-------	-------	-------	-------	-------	-------	-------	-------	-------	-------	-------	-------	-------	-------	-------	-------	-------	-------	-------	-------	-------	-------	-------	-------	-------	-------	-------	-------	-------	-------	-------	-------	-------	-------	-------	-------	-------	-------	-------	-------	-------	-------	-------	-------	-------	-------	-------	-------	-------	-------	-------	-------	-------	-------	-------	-------	-------	-------	-------	-------	-------	-------	-------	-------	-------	-------	-------	-------	-------	-------	-------	-------	-------	-------	-------	-------	-------	-------	-------	-------	-------	-------	-------	-------	-------	-------	-------	-------	-------	-------	-------	-------	-------	-------	-------	-------	-------	-------	-------	-------	-------	-------	-------	-------	-------	-------	-------	-------	-------	-------	-------	-------	-------	-------	-------	-------	-------	-------	-------	-------	-------	-------	-------	-------	-------	-------	-------	-------	-------	-------	-------	-------	-------	-------	-------	-------	-------	-------	-------	-------	-------	-------	-------	-------	-------	-------	-------	-------	-------	-------	-------	-------	-------	-------	-------	-------	-------	-------	-------	-------	-------	-------	-------	-------	-------	-------	-------	-------	-------	-------	-------	-------	-------	-------	-------	-------	-------	-------	-------	-------	-------	-------	-------	-------	-------	-------	-------	-------	-------	-------	-------	-------	-------	-------	-------	-------	-------	-------	-------	-------	-------	-------	-------	-------	-------	-------	-------	-------	-------	-------	-------	-------	-------	-------	-------	-------	-------	-------	-------	-------	-------	-------	-------	-------	-------	-------	-------	-------	-------	-------	-------	-------	-------	-------	-------	-------	-------	-------	-------	-------	-------	-------	-------	-------	-------	-------	-------	-------	-------	-------	-------	-------	-------	-------	-------	-------	-------	-------	-------	-------	-------	-------	-------	-------	-------	-------	-------	-------	-------	-------	-------	-------	-------	-------	-------	-------	-------	-------	-------	-------	----

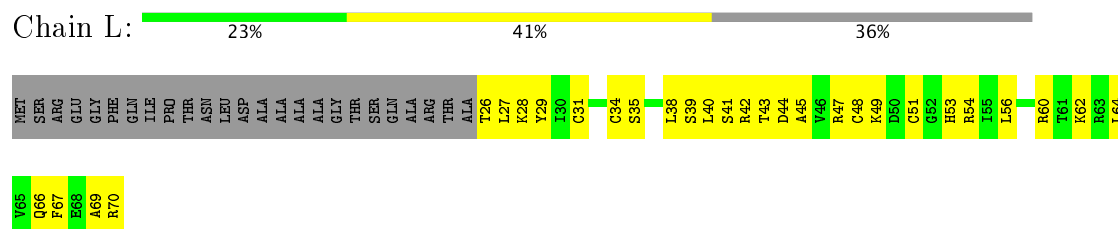




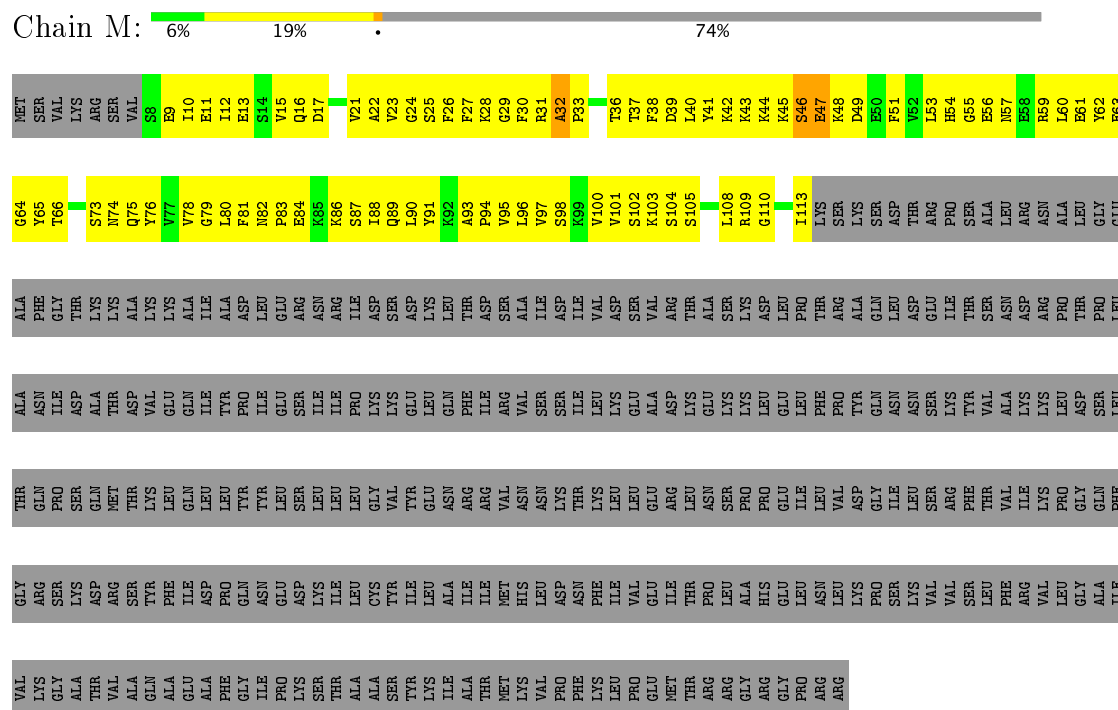
- Molecule 11: DNA-directed RNA polymerases I and III subunit RPAC2



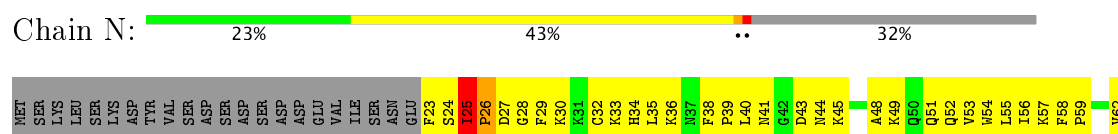
- Molecule 12: DNA-directed RNA polymerases I, II, and III subunit RPABC4



- Molecule 13: DNA-directed RNA polymerase I subunit RPA49

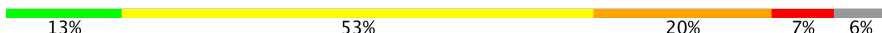



- Molecule 14: DNA-directed RNA polymerase I subunit RPA34



LYS	ALA	THR	PRO	LEU	SER	GLN	SER	THR	THR	GLN	ASN	LEU	SER	VAL	LEU	PRO	ASP	SER	MET	THR	PRO	ALA	PHE	THR	LEU	MET	GLN	PRO	PRO	GLN	ASP	ASN	VAL	SER	PHE	SER	THR	LEU	GLN	ARG	ASN	SER	GLN	LYS	ALA	LYS	LYS	LYS	LYS	ARG	ILE	ARG	GLY	PHE	GLY
-----	-----	-----	-----	-----	-----	-----	-----	-----	-----	-----	-----	-----	-----	-----	-----	-----	-----	-----	-----	-----	-----	-----	-----	-----	-----	-----	-----	-----	-----	-----	-----	-----	-----	-----	-----	-----	-----	-----	-----	-----	-----	-----	-----	-----	-----	-----	-----	-----	-----	-----	-----	-----	-----	-----	-----

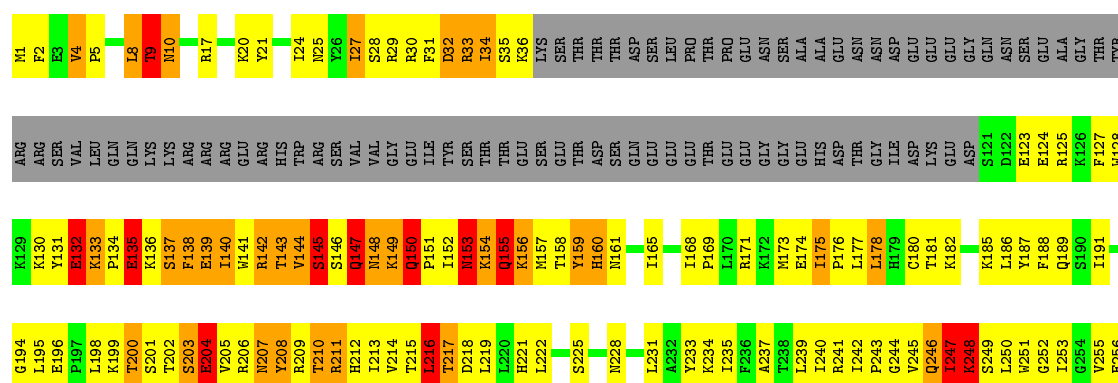
• Molecule 16: RNA polymerase I-specific transcription initiation factor RRN7

Chain P:  13% 53% 20% 7% 6%



• Molecule 17: RNA polymerase I-specific transcription initiation factor RRN11

Chain Q:  21% 30% 14% 31%





4 Experimental information

Property	Value	Source
Reconstruction method	SINGLE PARTICLE	Depositor
Imposed symmetry	POINT, C1	Depositor
Number of particles used	38340	Depositor
Resolution determination method	FSC 0.143 CUT-OFF	Depositor
CTF correction method	PHASE FLIPPING ONLY; CTF amplitude correction was performed following 3D auto refinement in relion.	Depositor
Microscope	FEI TITAN KRIOS	Depositor
Voltage (kV)	300	Depositor
Electron dose ($e^-/\text{\AA}^2$)	56.8	Depositor
Minimum defocus (nm)	1500	Depositor
Maximum defocus (nm)	4500	Depositor
Magnification	22500	Depositor
Image detector	GATAN K2 SUMMIT (4k x 4k)	Depositor

5 Model quality ⓘ

5.1 Standard geometry ⓘ

Bond lengths and bond angles in the following residue types are not validated in this section: ZN

The Z score for a bond length (or angle) is the number of standard deviations the observed value is removed from the expected value. A bond length (or angle) with $|Z| > 5$ is considered an outlier worth inspection. RMSZ is the root-mean-square of all Z scores of the bond lengths (or angles).

Mol	Chain	Bond lengths		Bond angles	
		RMSZ	# $ Z > 2$	RMSZ	# $ Z > 2$
1	A	0.43	0/11752	0.59	1/15870 (0.0%)
10	J	0.50	0/578	0.69	0/775
11	K	0.41	0/821	0.56	0/1108
12	L	0.38	0/360	0.58	0/478
13	M	0.33	0/857	0.60	1/1151 (0.1%)
14	N	0.33	0/1279	0.62	0/1724
15	O	0.57	2/4902 (0.0%)	1.07	42/6641 (0.6%)
16	P	0.45	3/4068 (0.1%)	1.17	54/5491 (1.0%)
17	Q	0.63	1/2990 (0.0%)	1.15	22/4030 (0.5%)
18	R	1.60	0/142	2.59	18/220 (8.2%)
19	S	1.78	1/1050 (0.1%)	2.62	101/1621 (6.2%)
2	B	0.52	1/9556 (0.0%)	0.66	4/12916 (0.0%)
20	T	1.69	2/1206 (0.2%)	2.42	101/1855 (5.4%)
3	C	0.43	0/2483	0.60	0/3366
4	D	0.32	0/473	0.51	0/641
5	E	0.37	0/1795	0.53	0/2416
6	F	0.42	0/682	0.60	0/922
7	G	0.34	0/1630	0.57	0/2216
8	H	0.41	0/1088	0.57	0/1474
9	I	0.37	0/485	0.72	2/657 (0.3%)
All	All	0.60	10/48197 (0.0%)	0.96	346/65572 (0.5%)

Chiral center outliers are detected by calculating the chiral volume of a chiral center and verifying if the center is modelled as a planar moiety or with the opposite hand. A planarity outlier is detected by checking planarity of atoms in a peptide group, atoms in a mainchain group or atoms of a sidechain that are expected to be planar.

Mol	Chain	#Chirality outliers	#Planarity outliers
1	A	0	1
18	R	0	2
19	S	0	21

Continued on next page...

Continued from previous page...

Mol	Chain	#Chirality outliers	#Planarity outliers
20	T	0	27
All	All	0	51

All (10) bond length outliers are listed below:

Mol	Chain	Res	Type	Atoms	Z	Observed(Å)	Ideal(Å)
2	B	78	PRO	N-CD	9.56	1.61	1.47
16	P	263	PRO	N-CD	6.45	1.56	1.47
20	T	1	DT	C4'-O4'	-6.03	1.39	1.45
16	P	199	LEU	CA-C	5.77	1.68	1.52
16	P	191	PRO	N-CD	5.61	1.55	1.47
15	O	354	PRO	N-CD	-5.54	1.40	1.47
17	Q	296	PRO	N-CD	-5.38	1.40	1.47
15	O	572	PRO	N-CD	-5.14	1.40	1.47
20	T	1	DT	C5-C7	5.12	1.53	1.50
19	S	26	DT	C5-C7	5.00	1.53	1.50

All (346) bond angle outliers are listed below:

Mol	Chain	Res	Type	Atoms	Z	Observed(°)	Ideal(°)
17	Q	145	SER	N-CA-CB	16.78	135.67	110.50
15	O	346	ASN	N-CA-CB	-15.27	83.11	110.60
2	B	77	LYS	C-N-CD	14.74	159.35	128.40
16	P	49	ASN	N-CA-C	-12.63	76.90	111.00
19	S	2	DA	N1-C6-N6	-11.27	111.84	118.60
15	O	354	PRO	N-CA-CB	-11.15	89.92	103.30
16	P	157	HIS	N-CA-CB	11.01	130.42	110.60
20	T	26	DT	N3-C2-O2	-10.06	116.27	122.30
18	R	1	A	N1-C6-N6	-9.79	112.72	118.60
15	O	581	ALA	N-CA-CB	9.69	123.67	110.10
20	T	25	DG	N1-C6-O6	-9.68	114.09	119.90
20	T	1	DT	N3-C2-O2	-9.67	116.50	122.30
16	P	56	ILE	CB-CA-C	9.55	130.70	111.60
20	T	27	DA	N1-C6-N6	-9.51	112.89	118.60
19	S	44	DA	N1-C6-N6	-9.48	112.91	118.60
20	T	15	DT	N3-C2-O2	-9.31	116.72	122.30
19	S	52	DA	N1-C6-N6	-9.29	113.03	118.60
15	O	617	HIS	N-CA-C	-9.29	85.93	111.00
19	S	3	DA	N1-C6-N6	-9.28	113.03	118.60
17	Q	358	PHE	CB-CA-C	-9.21	91.99	110.40
15	O	352	PHE	N-CA-C	9.13	135.66	111.00
16	P	248	SER	N-CA-C	-9.08	86.50	111.00

Continued on next page...

Continued from previous page...

Mol	Chain	Res	Type	Atoms	Z	Observed(°)	Ideal(°)
19	S	1	DC	N3-C2-O2	-8.93	115.65	121.90
20	T	26	DT	O4'-C1'-N1	8.91	114.24	108.00
16	P	290	THR	N-CA-CB	8.87	127.14	110.30
15	O	348	HIS	N-CA-CB	8.82	126.48	110.60
19	S	18	DA	N1-C6-N6	-8.73	113.36	118.60
15	O	346	ASN	CB-CA-C	8.49	127.38	110.40
18	R	4	C	O4'-C1'-N1	8.47	114.97	108.20
15	O	358	SER	N-CA-C	8.45	133.80	111.00
19	S	50	DA	N1-C6-N6	-8.44	113.54	118.60
19	S	2	DA	C5-C6-N1	8.43	121.92	117.70
20	T	38	DA	N1-C6-N6	-8.39	113.57	118.60
20	T	30	DT	C6-C5-C7	-8.36	117.88	122.90
19	S	9	DA	N1-C6-N6	-8.35	113.59	118.60
19	S	14	DA	N1-C6-N6	-8.33	113.60	118.60
19	S	28	DT	N3-C2-O2	-8.31	117.31	122.30
20	T	9	DA	N1-C6-N6	-8.26	113.64	118.60
20	T	53	DT	N3-C2-O2	-8.25	117.35	122.30
19	S	13	DA	N1-C6-N6	-8.23	113.66	118.60
19	S	49	DA	N1-C6-N6	-8.21	113.67	118.60
20	T	34	DA	N1-C6-N6	-8.12	113.72	118.60
16	P	32	GLY	N-CA-C	8.07	133.28	113.10
15	O	653	SER	N-CA-C	8.06	132.76	111.00
20	T	34	DA	C5-C6-N1	8.05	121.72	117.70
20	T	29	DC	O4'-C1'-N1	8.02	113.61	108.00
19	S	52	DA	C5-C6-N1	8.00	121.70	117.70
20	T	35	DA	N1-C6-N6	-7.94	113.84	118.60
19	S	18	DA	C5-C6-N1	7.93	121.67	117.70
19	S	15	DA	C5-C6-N1	7.92	121.66	117.70
20	T	8	DA	C5-C6-N1	7.92	121.66	117.70
20	T	9	DA	C5-C6-N1	7.91	121.65	117.70
19	S	40	DT	O4'-C1'-N1	7.88	113.51	108.00
19	S	9	DA	C5-C6-N1	7.87	121.64	117.70
19	S	49	DA	C5-C6-N1	7.87	121.63	117.70
20	T	48	DA	C5-C6-N1	7.87	121.63	117.70
20	T	27	DA	C5-C6-N1	7.85	121.63	117.70
20	T	8	DA	N1-C6-N6	-7.84	113.89	118.60
20	T	17	DC	N3-C2-O2	-7.84	116.41	121.90
19	S	50	DA	C5-C6-N1	7.81	121.61	117.70
18	R	1	A	C5-C6-N1	7.79	121.59	117.70
18	R	3	G	N1-C6-O6	-7.78	115.23	119.90
19	S	54	DA	N1-C6-N6	-7.76	113.94	118.60
20	T	38	DA	C5-C6-N1	7.75	121.58	117.70

Continued on next page...

Continued from previous page...

Mol	Chain	Res	Type	Atoms	Z	Observed(°)	Ideal(°)
19	S	51	DG	O4'-C1'-N9	7.74	113.42	108.00
20	T	48	DA	N1-C6-N6	-7.72	113.97	118.60
19	S	13	DA	C5-C6-N1	7.70	121.55	117.70
19	S	54	DA	C5-C6-N1	7.69	121.55	117.70
19	S	7	DT	C6-C5-C7	-7.63	118.32	122.90
20	T	50	DA	N1-C6-N6	-7.62	114.03	118.60
2	B	77	LYS	C-N-CA	-7.62	89.99	122.00
20	T	51	DC	N3-C2-O2	-7.62	116.57	121.90
20	T	37	DT	C6-C5-C7	-7.59	118.35	122.90
15	O	356	GLU	N-CA-C	7.53	131.33	111.00
19	S	19	DG	N1-C6-O6	-7.53	115.38	119.90
19	S	12	DA	N1-C6-N6	-7.52	114.09	118.60
19	S	14	DA	C5-C6-N1	7.51	121.46	117.70
16	P	321	ASP	N-CA-C	-7.50	90.74	111.00
19	S	3	DA	C5-C6-N1	7.49	121.45	117.70
19	S	42	DG	O4'-C1'-N9	7.49	113.24	108.00
19	S	28	DT	O4'-C1'-N1	7.47	113.23	108.00
20	T	49	DC	N3-C2-O2	-7.46	116.68	121.90
17	Q	304	HIS	N-CA-C	7.46	131.14	111.00
16	P	226	LEU	C-N-CA	-7.44	103.10	121.70
18	R	1	A	C4-C5-C6	-7.44	113.28	117.00
19	S	15	DA	N1-C6-N6	-7.43	114.14	118.60
15	O	358	SER	N-CA-CB	-7.41	99.38	110.50
15	O	705	HIS	N-CA-C	-7.40	91.01	111.00
17	Q	292	SER	CB-CA-C	-7.34	96.15	110.10
19	S	29	DT	C6-C5-C7	-7.34	118.50	122.90
19	S	46	DT	C6-C5-C7	-7.34	118.50	122.90
20	T	35	DA	C5-C6-N1	7.34	121.37	117.70
19	S	24	DG	O4'-C1'-N9	7.31	113.12	108.00
19	S	12	DA	C5-C6-N1	7.30	121.35	117.70
19	S	39	DT	C6-C5-C7	-7.28	118.53	122.90
19	S	44	DA	C4-C5-C6	-7.25	113.37	117.00
20	T	16	DT	N3-C2-O2	-7.24	117.96	122.30
16	P	128	GLU	N-CA-C	7.23	130.53	111.00
19	S	21	DT	C6-C5-C7	-7.22	118.57	122.90
19	S	11	DG	N1-C6-O6	-7.22	115.57	119.90
17	Q	353	VAL	N-CA-C	7.19	130.42	111.00
19	S	24	DG	N1-C6-O6	-7.15	115.61	119.90
20	T	53	DT	C6-C5-C7	-7.14	118.61	122.90
20	T	52	DT	N3-C2-O2	-7.12	118.03	122.30
20	T	54	DG	N1-C6-O6	-7.11	115.64	119.90
16	P	356	VAL	N-CA-C	-7.10	91.83	111.00

Continued on next page...

Continued from previous page...

Mol	Chain	Res	Type	Atoms	Z	Observed(°)	Ideal(°)
20	T	9	DA	C4-C5-C6	-7.08	113.46	117.00
19	S	49	DA	C4-C5-C6	-7.05	113.48	117.00
19	S	1	DC	N1-C2-O2	7.05	123.13	118.90
19	S	10	DG	N1-C6-O6	-7.04	115.67	119.90
20	T	50	DA	C4-C5-C6	-7.00	113.50	117.00
20	T	50	DA	C5-C6-N1	6.99	121.20	117.70
19	S	51	DG	N1-C6-O6	-6.96	115.72	119.90
15	O	657	SER	N-CA-C	6.96	129.78	111.00
19	S	52	DA	C4-C5-C6	-6.95	113.52	117.00
20	T	38	DA	C4-C5-C6	-6.95	113.53	117.00
19	S	54	DA	C4-C5-C6	-6.93	113.53	117.00
20	T	27	DA	C4-C5-C6	-6.93	113.53	117.00
20	T	39	DC	N3-C2-O2	-6.93	117.05	121.90
15	O	301	GLN	N-CA-C	-6.92	92.31	111.00
16	P	202	SER	N-CA-CB	-6.87	100.19	110.50
19	S	40	DT	N3-C2-O2	-6.86	118.18	122.30
20	T	42	DT	O4'-C4'-C3'	6.85	110.11	106.00
18	R	3	G	O4'-C1'-N9	6.84	113.67	108.20
16	P	422	GLU	CB-CA-C	6.78	123.96	110.40
20	T	19	DC	N3-C2-O2	-6.76	117.17	121.90
20	T	8	DA	C4-C5-C6	-6.74	113.63	117.00
19	S	9	DA	C4-C5-C6	-6.74	113.63	117.00
15	O	298	ASP	N-CA-CB	-6.73	98.49	110.60
20	T	14	DT	N3-C2-O2	-6.72	118.27	122.30
19	S	18	DA	O4'-C4'-C3'	6.72	110.03	106.00
18	R	5	G	N1-C6-O6	-6.71	115.88	119.90
19	S	18	DA	C4-C5-C6	-6.70	113.65	117.00
20	T	32	DC	N3-C2-O2	-6.69	117.22	121.90
20	T	25	DG	N3-C2-N2	-6.64	115.25	119.90
20	T	31	DC	N3-C2-O2	-6.64	117.25	121.90
19	S	14	DA	C4-C5-C6	-6.63	113.69	117.00
20	T	34	DA	C4-C5-C6	-6.62	113.69	117.00
19	S	40	DT	P-O3'-C3'	6.62	127.64	119.70
19	S	44	DA	C5-C6-N1	6.61	121.00	117.70
16	P	500	ASP	N-CA-CB	6.60	122.48	110.60
19	S	2	DA	C4-C5-C6	-6.60	113.70	117.00
15	O	656	HIS	N-CA-C	6.59	128.81	111.00
19	S	13	DA	C4-C5-C6	-6.57	113.71	117.00
18	R	5	G	C3'-C2'-C1'	6.57	106.75	101.50
19	S	41	DT	O4'-C1'-N1	6.56	112.59	108.00
19	S	20	DT	C6-C5-C7	-6.55	118.97	122.90
15	O	349	GLY	N-CA-C	-6.54	96.75	113.10

Continued on next page...

Continued from previous page...

Mol	Chain	Res	Type	Atoms	Z	Observed(°)	Ideal(°)
20	T	10	DC	N3-C2-O2	-6.53	117.33	121.90
9	I	39	LYS	N-CA-CB	6.53	122.35	110.60
20	T	33	DC	N3-C2-O2	-6.51	117.34	121.90
20	T	7	DC	N3-C2-O2	-6.51	117.35	121.90
15	O	486	ALA	N-CA-C	-6.50	93.45	111.00
16	P	222	PHE	N-CA-C	6.45	128.42	111.00
16	P	134	LYS	N-CA-C	6.44	128.40	111.00
16	P	193	PHE	N-CA-C	6.41	128.31	111.00
19	S	42	DG	P-O3'-C3'	6.40	127.38	119.70
19	S	15	DA	C4-C5-C6	-6.40	113.80	117.00
19	S	7	DT	N3-C2-O2	-6.38	118.47	122.30
20	T	48	DA	C4-C5-C6	-6.36	113.82	117.00
20	T	54	DG	O4'-C1'-N9	6.34	112.44	108.00
15	O	694	ILE	N-CA-C	6.34	128.12	111.00
15	O	210	THR	N-CA-C	-6.34	93.88	111.00
16	P	484	ALA	N-CA-CB	6.33	118.97	110.10
19	S	25	DT	C6-C5-C7	-6.33	119.10	122.90
19	S	42	DG	N1-C6-O6	-6.32	116.11	119.90
19	S	4	DG	N1-C6-O6	-6.31	116.11	119.90
19	S	23	DG	N1-C6-O6	-6.30	116.12	119.90
19	S	47	DT	O4'-C4'-C3'	6.29	109.78	106.00
19	S	3	DA	C4-C5-C6	-6.29	113.86	117.00
19	S	17	DT	C6-C5-C7	-6.29	119.13	122.90
18	R	2	U	O4'-C1'-N1	6.28	113.23	108.20
20	T	46	DT	C6-C5-C7	-6.25	119.15	122.90
19	S	40	DT	C6-C5-C7	-6.25	119.15	122.90
19	S	47	DT	C6-C5-C7	-6.24	119.15	122.90
15	O	427	SER	N-CA-C	-6.24	94.16	111.00
20	T	43	DT	C6-C5-C7	-6.23	119.16	122.90
17	Q	207	ASN	N-CA-CB	6.22	121.81	110.60
19	S	5	DT	C6-C5-C7	-6.18	119.19	122.90
19	S	8	DG	N1-C6-O6	-6.16	116.20	119.90
19	S	19	DG	O4'-C4'-C3'	6.16	109.69	106.00
20	T	40	DT	C6-C5-C7	-6.16	119.21	122.90
15	O	745	ALA	N-CA-CB	6.15	118.71	110.10
20	T	4	DC	N3-C2-O2	-6.12	117.61	121.90
15	O	354	PRO	N-CD-CG	-6.12	94.02	103.20
19	S	50	DA	C4-C5-C6	-6.11	113.94	117.00
20	T	42	DT	N3-C2-O2	-6.11	118.64	122.30
16	P	150	GLU	CB-CA-C	-6.09	98.23	110.40
17	Q	353	VAL	CB-CA-C	-6.08	99.85	111.40
19	S	39	DT	N3-C2-O2	-6.08	118.65	122.30

Continued on next page...

Continued from previous page...

Mol	Chain	Res	Type	Atoms	Z	Observed(°)	Ideal(°)
20	T	25	DG	C5-C6-O6	6.07	132.24	128.60
20	T	15	DT	O4'-C1'-N1	6.05	112.24	108.00
19	S	16	DG	N1-C6-O6	-6.04	116.28	119.90
18	R	2	U	C3'-C2'-C1'	6.04	106.33	101.50
19	S	3	DA	O4'-C4'-C3'	6.02	109.61	106.00
20	T	14	DT	C6-C5-C7	-6.02	119.29	122.90
18	R	3	G	C3'-C2'-C1'	6.02	106.31	101.50
15	O	196	TYR	N-CA-C	6.01	127.24	111.00
16	P	201	LYS	N-CA-CB	6.01	121.42	110.60
19	S	14	DA	O4'-C4'-C3'	6.00	109.60	106.00
20	T	47	DC	N3-C2-O2	-6.00	117.70	121.90
19	S	12	DA	C4-C5-C6	-5.99	114.00	117.00
16	P	404	ILE	N-CA-C	-5.97	94.87	111.00
16	P	301	HIS	N-CA-C	-5.97	94.88	111.00
20	T	35	DA	C4-C5-C6	-5.95	114.03	117.00
20	T	11	DT	C6-C5-C7	-5.95	119.33	122.90
17	Q	441	ARG	NE-CZ-NH1	5.94	123.27	120.30
19	S	27	DT	N3-C2-O2	-5.94	118.74	122.30
20	T	6	DT	C6-C5-C7	-5.94	119.34	122.90
16	P	110	PHE	N-CA-C	5.93	127.02	111.00
16	P	506	LYS	N-CA-CB	5.93	121.28	110.60
15	O	606	ARG	NE-CZ-NH1	5.93	123.27	120.30
17	Q	305	THR	N-CA-CB	5.92	121.55	110.30
16	P	135	ILE	CB-CA-C	-5.92	99.76	111.60
19	S	1	DC	N3-C4-C5	5.91	124.27	121.90
20	T	15	DT	C6-C5-C7	-5.91	119.35	122.90
20	T	3	DT	N3-C2-O2	-5.91	118.75	122.30
20	T	44	DC	N3-C2-O2	-5.89	117.77	121.90
20	T	52	DT	C6-C5-C7	-5.89	119.37	122.90
19	S	17	DT	N3-C2-O2	-5.89	118.77	122.30
16	P	124	ARG	N-CA-CB	-5.88	100.01	110.60
13	M	113	ILE	CG1-CB-CG2	5.86	124.29	111.40
16	P	199	LEU	C-N-CD	-5.84	107.74	120.60
19	S	5	DT	N3-C2-O2	-5.84	118.79	122.30
19	S	28	DT	C6-C5-C7	-5.83	119.40	122.90
19	S	22	DG	N1-C6-O6	-5.83	116.40	119.90
20	T	40	DT	N3-C2-O2	-5.82	118.81	122.30
18	R	6	A	C4-C5-C6	-5.82	114.09	117.00
20	T	32	DC	N1-C2-O2	5.81	122.39	118.90
20	T	41	DT	N3-C2-O2	-5.81	118.82	122.30
15	O	294	PHE	N-CA-CB	-5.80	100.17	110.60
17	Q	153	ASN	N-CA-CB	5.80	121.03	110.60

Continued on next page...

Continued from previous page...

Mol	Chain	Res	Type	Atoms	Z	Observed(°)	Ideal(°)
20	T	39	DC	N1-C2-O2	5.80	122.38	118.90
16	P	261	ALA	CB-CA-C	-5.79	101.41	110.10
16	P	200	PRO	C-N-CA	-5.79	107.22	121.70
16	P	493	ILE	N-CA-C	5.79	126.62	111.00
15	O	652	GLY	N-CA-C	5.77	127.53	113.10
20	T	17	DC	N1-C2-O2	5.76	122.36	118.90
18	R	5	G	O4'-C4'-C3'	5.75	110.70	106.10
17	Q	147	GLN	N-CA-C	5.75	126.53	111.00
20	T	1	DT	C6-C5-C7	-5.75	119.45	122.90
16	P	499	LYS	CB-CA-C	-5.74	98.92	110.40
15	O	670	ALA	N-CA-C	-5.72	95.55	111.00
18	R	6	A	C5'-C4'-O4'	5.72	115.97	109.10
15	O	747	LEU	N-CA-C	5.69	126.37	111.00
20	T	5	DT	C6-C5-C7	-5.68	119.49	122.90
20	T	52	DT	O4'-C1'-N1	5.67	111.97	108.00
17	Q	362	ALA	N-CA-C	5.66	126.29	111.00
17	Q	359	MET	N-CA-CB	5.64	120.75	110.60
15	O	657	SER	N-CA-CB	-5.63	102.05	110.50
15	O	570	ASP	CB-CA-C	-5.62	99.15	110.40
19	S	28	DT	C5-C4-O4	5.62	128.83	124.90
20	T	41	DT	C6-C5-C7	-5.61	119.53	122.90
16	P	505	ILE	CB-CA-C	-5.61	100.39	111.60
20	T	36	DC	O4'-C4'-C3'	5.59	109.36	106.00
20	T	18	DG	N1-C6-O6	-5.59	116.55	119.90
18	R	6	A	N1-C6-N6	-5.55	115.27	118.60
20	T	54	DG	N3-C2-N2	-5.55	116.02	119.90
19	S	28	DT	N3-C4-O4	-5.54	116.58	119.90
20	T	45	DC	N3-C2-O2	-5.54	118.03	121.90
16	P	447	ALA	N-CA-CB	5.53	117.84	110.10
17	Q	357	PRO	N-CA-C	5.51	126.43	112.10
15	O	739	ASP	CB-CG-OD2	-5.50	113.35	118.30
17	Q	143	THR	C-N-CA	5.49	135.43	121.70
20	T	6	DT	N3-C2-O2	-5.49	119.01	122.30
1	A	267	LYS	C-N-CA	5.49	133.82	122.30
16	P	500	ASP	N-CA-C	-5.48	96.21	111.00
17	Q	257	ILE	N-CA-CB	5.47	123.38	110.80
20	T	13	DC	N3-C2-O2	-5.46	118.08	121.90
17	Q	30	ARG	NE-CZ-NH2	5.46	123.03	120.30
20	T	33	DC	N3-C4-C5	5.45	124.08	121.90
20	T	42	DT	C6-C5-C7	-5.45	119.63	122.90
15	O	346	ASN	N-CA-C	5.43	125.67	111.00
15	O	642	GLN	N-CA-C	-5.43	96.34	111.00

Continued on next page...

Continued from previous page...

Mol	Chain	Res	Type	Atoms	Z	Observed(°)	Ideal(°)
15	O	358	SER	CB-CA-C	-5.42	99.80	110.10
20	T	16	DT	C5-C6-N1	-5.41	120.46	123.70
20	T	51	DC	N1-C2-O2	5.40	122.14	118.90
15	O	640	SER	N-CA-C	5.40	125.58	111.00
19	S	27	DT	C6-C5-C7	-5.40	119.66	122.90
16	P	498	LEU	N-CA-CB	5.39	121.19	110.40
20	T	46	DT	O4'-C4'-C3'	5.38	109.23	106.00
16	P	246	GLU	N-CA-C	5.37	125.51	111.00
16	P	192	TYR	N-CA-C	5.36	125.46	111.00
20	T	5	DT	N3-C2-O2	-5.36	119.09	122.30
19	S	48	DG	N1-C6-O6	-5.35	116.69	119.90
17	Q	17	ARG	NE-CZ-NH2	5.35	122.97	120.30
15	O	583	GLU	N-CA-CB	-5.35	100.98	110.60
16	P	198	ILE	CB-CA-C	-5.34	100.92	111.60
15	O	736	ILE	CB-CA-C	-5.33	100.93	111.60
16	P	216	GLU	N-CA-C	5.33	125.39	111.00
15	O	359	SER	N-CA-CB	5.33	118.49	110.50
20	T	26	DT	C6-C5-C7	-5.33	119.70	122.90
19	S	45	DG	N1-C6-O6	-5.32	116.71	119.90
16	P	191	PRO	N-CA-C	-5.32	98.27	112.10
19	S	39	DT	N3-C4-O4	-5.30	116.72	119.90
20	T	12	DG	N1-C6-O6	-5.28	116.73	119.90
9	I	28	VAL	N-CA-CB	5.27	123.09	111.50
17	Q	150	GLN	N-CA-C	5.27	125.22	111.00
20	T	47	DC	O4'-C4'-C3'	5.27	109.16	106.00
20	T	30	DT	P-O3'-C3'	5.26	126.01	119.70
19	S	21	DT	O4'-C1'-N1	5.25	111.68	108.00
15	O	416	LEU	CA-CB-CG	-5.25	103.24	115.30
19	S	26	DT	C6-C5-C7	-5.24	119.75	122.90
16	P	500	ASP	CB-CG-OD2	5.24	123.01	118.30
16	P	222	PHE	N-CA-CB	-5.24	101.17	110.60
18	R	4	C	C3'-C2'-C1'	5.24	105.69	101.50
17	Q	301	SER	C-N-CA	5.23	134.78	121.70
17	Q	361	ASP	CB-CG-OD2	5.22	123.00	118.30
19	S	25	DT	N3-C2-O2	-5.21	119.17	122.30
20	T	3	DT	C5-C6-N1	-5.21	120.58	123.70
18	R	6	A	C5-C6-N1	5.21	120.30	117.70
16	P	63	THR	N-CA-CB	5.20	120.18	110.30
16	P	365	ASP	N-CA-C	-5.19	96.99	111.00
20	T	11	DT	N3-C2-O2	-5.18	119.19	122.30
17	Q	171	ARG	NE-CZ-NH1	5.17	122.89	120.30
16	P	198	ILE	C-N-CA	5.17	134.62	121.70

Continued on next page...

Continued from previous page...

Mol	Chain	Res	Type	Atoms	Z	Observed(°)	Ideal(°)
19	S	53	DC	N3-C4-C5	5.17	123.97	121.90
16	P	104	PHE	N-CA-C	-5.17	97.05	111.00
19	S	41	DT	C6-C5-C7	-5.17	119.80	122.90
19	S	27	DT	C5-C6-N1	-5.16	120.61	123.70
16	P	43	ASP	N-CA-C	-5.16	97.08	111.00
16	P	320	PHE	N-CA-CB	5.15	119.87	110.60
20	T	44	DC	O4'-C1'-N1	5.14	111.60	108.00
16	P	510	LEU	CB-CA-C	-5.12	100.48	110.20
15	O	297	ILE	CB-CA-C	-5.11	101.37	111.60
16	P	61	ASN	CB-CA-C	-5.11	100.18	110.40
20	T	7	DC	N1-C2-O2	5.11	121.97	118.90
20	T	15	DT	C5-C6-N1	-5.10	120.64	123.70
20	T	3	DT	C6-C5-C7	-5.09	119.84	122.90
20	T	43	DT	O4'-C4'-C3'	5.09	109.05	106.00
16	P	319	SER	CB-CA-C	-5.09	100.44	110.10
19	S	53	DC	N3-C2-O2	-5.07	118.35	121.90
20	T	19	DC	N1-C2-O2	5.07	121.94	118.90
19	S	6	DG	N1-C6-O6	-5.05	116.87	119.90
18	R	1	A	C6-C5-N7	5.05	135.84	132.30
16	P	405	ASP	CB-CG-OD2	5.04	122.83	118.30
2	B	79	LEU	CB-CA-C	-5.04	100.63	110.20
16	P	62	LEU	CA-C-N	-5.04	106.12	117.20
16	P	205	ILE	N-CA-C	5.03	124.57	111.00
2	B	80	ASN	N-CA-CB	-5.02	101.57	110.60
20	T	12	DG	O4'-C4'-C3'	5.01	109.01	106.00
20	T	33	DC	N1-C2-O2	5.01	121.91	118.90
15	O	694	ILE	CB-CA-C	-5.01	101.59	111.60
19	S	21	DT	C4-C5-C6	5.01	121.00	118.00
19	S	29	DT	C5-C6-N1	-5.01	120.70	123.70
16	P	384	GLN	CB-CA-C	-5.00	100.39	110.40

There are no chirality outliers.

All (51) planarity outliers are listed below:

Mol	Chain	Res	Type	Group
1	A	58	LEU	Mainchain
18	R	1	A	Sidechain
18	R	6	A	Sidechain
19	S	10	DG	Sidechain
19	S	11	DG	Sidechain
19	S	13	DA	Sidechain
19	S	15	DA	Sidechain

Continued on next page...

Continued from previous page...

Mol	Chain	Res	Type	Group
19	S	16	DG	Sidechain
19	S	17	DT	Sidechain
19	S	2	DA	Sidechain
19	S	22	DG	Sidechain
19	S	23	DG	Sidechain
19	S	28	DT	Sidechain
19	S	29	DT	Sidechain
19	S	4	DG	Sidechain
19	S	40	DT	Sidechain
19	S	42	DG	Sidechain
19	S	49	DA	Sidechain
19	S	50	DA	Sidechain
19	S	52	DA	Sidechain
19	S	54	DA	Sidechain
19	S	6	DG	Sidechain
19	S	8	DG	Sidechain
19	S	9	DA	Sidechain
20	T	1	DT	Sidechain
20	T	11	DT	Sidechain
20	T	14	DT	Sidechain
20	T	15	DT	Sidechain
20	T	16	DT	Sidechain
20	T	2	DG	Sidechain
20	T	25	DG	Sidechain
20	T	27	DA	Sidechain
20	T	3	DT	Sidechain
20	T	31	DC	Sidechain
20	T	33	DC	Sidechain
20	T	36	DC	Sidechain
20	T	38	DA	Sidechain
20	T	39	DC	Sidechain
20	T	40	DT	Sidechain
20	T	41	DT	Sidechain
20	T	42	DT	Sidechain
20	T	46	DT	Sidechain
20	T	47	DC	Sidechain
20	T	5	DT	Sidechain
20	T	50	DA	Sidechain
20	T	51	DC	Sidechain
20	T	52	DT	Sidechain
20	T	53	DT	Sidechain
20	T	54	DG	Sidechain

Continued on next page...

Continued from previous page...

Mol	Chain	Res	Type	Group
20	T	6	DT	Sidechain
20	T	7	DC	Sidechain

5.2 Too-close contacts

In the following table, the Non-H and H(model) columns list the number of non-hydrogen atoms and hydrogen atoms in the chain respectively. The H(added) column lists the number of hydrogen atoms added and optimized by MolProbity. The Clashes column lists the number of clashes within the asymmetric unit, whereas Symm-Clashes lists symmetry related clashes.

Mol	Chain	Non-H	H(model)	H(added)	Clashes	Symm-Clashes
1	A	11542	0	11631	1305	0
2	B	9351	0	9242	1164	0
3	C	2431	0	2418	234	0
4	D	467	0	468	61	0
5	E	1759	0	1788	208	0
6	F	670	0	690	81	0
7	G	1592	0	1600	283	0
8	H	1070	0	1045	142	0
9	I	479	0	480	102	0
10	J	569	0	585	56	0
11	K	810	0	801	71	0
12	L	358	0	381	34	0
13	M	841	0	837	192	0
14	N	1254	0	1266	235	0
15	O	5063	0	4803	2158	0
16	P	3978	0	3983	2055	0
17	Q	2923	0	2968	1061	0
18	R	127	0	67	15	0
19	S	935	0	513	69	0
20	T	1082	0	613	78	0
21	A	2	0	0	2	0
21	B	1	0	0	0	0
21	I	1	0	0	0	0
21	J	1	0	0	0	0
21	L	1	0	0	0	0
21	P	1	0	0	1	0
All	All	47308	0	46179	8106	0

The all-atom clashscore is defined as the number of clashes found per 1000 atoms (including hydrogen atoms). The all-atom clashscore for this structure is 87.

All (8106) close contacts within the same asymmetric unit are listed below, sorted by their clash

magnitude.

Atom-1	Atom-2	Interatomic distance (Å)	Clash overlap (Å)
16:P:417:PHE:CZ	17:Q:270:PHE:CD2	1.76	1.70
17:Q:356:PRO:CG	17:Q:357:PRO:HD3	1.21	1.68
15:O:421:ILE:HD11	17:Q:138:PHE:CE2	1.29	1.67
15:O:702:LEU:HD21	16:P:125:PHE:CE2	1.14	1.66
15:O:369:PHE:CD2	15:O:432:PRO:HG3	1.32	1.65
15:O:669:PHE:CE1	15:O:738:LYS:HE2	1.28	1.64
15:O:436:ILE:HG21	17:Q:141:TRP:CE3	1.13	1.63
15:O:214:LEU:HB2	15:O:236:ILE:CG2	1.21	1.63
16:P:417:PHE:CE2	17:Q:270:PHE:CD2	1.87	1.62
17:Q:127:PHE:CE1	17:Q:131:TYR:CE2	1.83	1.61
16:P:287:TRP:CD1	16:P:300:ASN:HB2	1.34	1.61
16:P:118:TRP:CH2	16:P:189:LYS:HD3	1.34	1.60
15:O:214:LEU:CB	15:O:236:ILE:HG21	1.17	1.60
16:P:209:ASN:HB3	16:P:211:TYR:CE1	1.28	1.60
16:P:247:ILE:HG21	16:P:302:ALA:CB	1.20	1.60
15:O:653:SER:CB	15:O:656:HIS:HB3	1.27	1.60
17:Q:356:PRO:HG2	17:Q:357:PRO:CD	1.28	1.59
16:P:208:PRO:CB	16:P:212:VAL:HB	1.28	1.59
15:O:436:ILE:HG21	17:Q:141:TRP:CZ3	1.08	1.58
16:P:101:LYS:CD	16:P:152:LEU:HD12	1.23	1.58
16:P:381:MET:HE1	16:P:385:PHE:CE2	1.31	1.57
3:C:148:LYS:CE	3:C:151:THR:HG22	1.26	1.57
15:O:436:ILE:CG2	17:Q:141:TRP:CZ3	1.83	1.56
15:O:472:ARG:CZ	17:Q:200:THR:CG2	1.82	1.56
15:O:433:VAL:HB	17:Q:144:VAL:CG1	1.33	1.56
16:P:118:TRP:HH2	16:P:189:LYS:CD	1.12	1.56
16:P:381:MET:HE3	16:P:385:PHE:CD2	1.03	1.56
15:O:205:TYR:HB2	15:O:215:ASN:CB	1.36	1.55
15:O:18:UNK:CB	17:Q:253:ILE:HD13	1.11	1.55
17:Q:381:ARG:HA	17:Q:384:VAL:CG2	1.25	1.55
15:O:308:ASN:CB	15:O:365:TRP:CH2	1.79	1.55
15:O:389:TRP:HZ3	17:Q:148:ASN:CA	0.92	1.55
15:O:421:ILE:CD1	17:Q:138:PHE:CD2	1.86	1.54
16:P:381:MET:CE	16:P:385:PHE:CD2	1.75	1.54
15:O:205:TYR:CB	15:O:215:ASN:HB2	1.35	1.53
14:N:25:ILE:HB	14:N:26:PRO:CD	1.16	1.52
16:P:287:TRP:CH2	16:P:298:VAL:HG22	1.43	1.52
16:P:414:TYR:CB	17:Q:241:ARG:HH12	1.22	1.52
15:O:351:ILE:HB	17:Q:157:MET:CE	1.38	1.52
15:O:310:TRP:CD1	15:O:368:HIS:HE1	1.23	1.52
15:O:24:UNK:HA	17:Q:314:TRP:CH2	1.45	1.52

Continued on next page...

Continued from previous page...

Atom-1	Atom-2	Interatomic distance (Å)	Clash overlap (Å)
15:O:472:ARG:CZ	17:Q:200:THR:HG23	1.08	1.51
16:P:110:PHE:HE2	16:P:198:ILE:CA	1.08	1.51
16:P:93:LYS:CG	16:P:207:LEU:HB2	1.36	1.51
15:O:194:ARG:CA	15:O:197:ARG:NH2	1.70	1.50
17:Q:247:ILE:HG21	17:Q:278:TYR:CE2	1.41	1.50
15:O:421:ILE:HD11	17:Q:138:PHE:CD2	1.40	1.49
15:O:658:LYS:C	15:O:659:LEU:HD13	1.21	1.49
15:O:294:PHE:CE1	15:O:297:ILE:HG13	1.44	1.49
17:Q:247:ILE:CD1	17:Q:248:LYS:H	1.21	1.49
15:O:423:ILE:HG21	17:Q:141:TRP:CH2	1.47	1.49
16:P:381:MET:CE	16:P:385:PHE:CE2	1.84	1.48
16:P:417:PHE:CE2	17:Q:270:PHE:CE2	2.00	1.48
2:B:1105:ARG:HB3	2:B:1196:LEU:CD2	1.35	1.48
16:P:414:TYR:HB3	17:Q:241:ARG:NH1	1.28	1.48
16:P:235:GLY:HA2	16:P:289:ARG:CB	1.02	1.48
2:B:817:ARG:CG	19:S:26:DT:H5'	1.41	1.48
15:O:592:LEU:HD12	16:P:512:ARG:NH2	1.24	1.47
1:A:42:GLY:HA3	16:P:61:ASN:CB	1.41	1.47
15:O:583:GLU:CD	15:O:584:ARG:HG2	1.30	1.47
15:O:702:LEU:CD2	16:P:125:PHE:CE2	1.96	1.47
2:B:820:PRO:CG	16:P:81:LEU:HD21	1.43	1.46
14:N:96:GLU:CD	14:N:105:SER:HB2	1.23	1.46
16:P:103:LEU:HD11	16:P:211:TYR:CE2	1.46	1.46
15:O:310:TRP:CD1	15:O:368:HIS:CE1	1.98	1.45
16:P:100:ALA:HB1	16:P:211:TYR:CE1	1.48	1.45
15:O:299:ASP:CB	17:Q:159:TYR:HB2	1.45	1.45
15:O:656:HIS:CD2	15:O:747:LEU:H	1.32	1.45
2:B:513:LYS:NZ	19:S:42:DG:H4'	1.28	1.45
2:B:817:ARG:HG3	19:S:26:DT:C5'	1.47	1.45
2:B:1057:MET:SD	16:P:41:PHE:CZ	2.10	1.44
15:O:655:SER:HB3	16:P:244:ASN:CB	1.46	1.44
16:P:9:ILE:HA	16:P:18:ARG:NH2	1.16	1.44
16:P:118:TRP:CH2	16:P:189:LYS:CG	2.01	1.44
1:A:58:LEU:CD1	1:A:60:ASN:ND2	1.78	1.44
16:P:262:LEU:CB	16:P:446:TYR:OH	1.64	1.44
15:O:578:PHE:CZ	16:P:312:LEU:HD12	1.50	1.43
15:O:188:GLN:HB2	15:O:199:GLY:CA	1.43	1.43
15:O:583:GLU:CG	15:O:584:ARG:H	1.19	1.43
15:O:702:LEU:HG	16:P:125:PHE:CZ	1.50	1.43
1:A:721:LYS:HB3	1:A:722:PRO:CD	1.20	1.43
16:P:354:LYS:HG2	16:P:362:THR:CG2	1.46	1.42

Continued on next page...

Continued from previous page...

Atom-1	Atom-2	Interatomic distance (Å)	Clash overlap (Å)
17:Q:247:ILE:HG13	17:Q:298:GLN:CG	1.09	1.42
17:Q:206:ARG:HD2	17:Q:211:ARG:NH2	1.32	1.42
16:P:198:ILE:HB	16:P:200:PRO:CD	1.45	1.42
15:O:655:SER:CB	16:P:244:ASN:HB2	1.49	1.42
16:P:208:PRO:HB3	16:P:212:VAL:CB	1.49	1.42
16:P:9:ILE:CA	16:P:18:ARG:HH21	1.28	1.41
16:P:104:PHE:CD1	16:P:211:TYR:HB2	1.52	1.41
15:O:592:LEU:CD1	16:P:512:ARG:HH21	1.33	1.41
16:P:247:ILE:CG2	16:P:302:ALA:HB3	1.47	1.41
16:P:101:LYS:NZ	16:P:152:LEU:CD1	1.80	1.41
15:O:176:PRO:CD	17:Q:196:GLU:O	1.66	1.41
17:Q:247:ILE:CG1	17:Q:298:GLN:HG2	1.42	1.41
17:Q:381:ARG:CA	17:Q:384:VAL:HG21	1.48	1.40
16:P:416:ILE:C	16:P:418:PRO:HD2	1.40	1.40
16:P:414:TYR:CG	17:Q:241:ARG:NH1	1.84	1.40
16:P:209:ASN:CB	16:P:211:TYR:HE1	1.32	1.40
15:O:222:GLN:NE2	15:O:225:LEU:HB2	1.31	1.40
15:O:389:TRP:CZ3	17:Q:148:ASN:HA	0.87	1.40
16:P:139:LYS:NZ	16:P:242:PHE:CD2	1.82	1.39
15:O:472:ARG:NH2	17:Q:200:THR:HG23	1.12	1.39
16:P:118:TRP:CH2	16:P:189:LYS:CD	1.92	1.39
16:P:386:LEU:O	16:P:388:THR:CG2	1.69	1.39
16:P:469:PRO:HB2	16:P:470:PRO:CD	1.52	1.39
2:B:341:SER:HB3	2:B:342:PRO:CD	1.36	1.39
16:P:263:PRO:CB	16:P:266:PHE:HD2	1.33	1.39
16:P:354:LYS:CG	16:P:362:THR:HG21	1.52	1.39
15:O:23:UNK:O	17:Q:314:TRP:CZ3	1.73	1.39
15:O:308:ASN:HB2	15:O:365:TRP:CZ2	1.56	1.38
15:O:701:HIS:CE1	16:P:122:GLU:O	1.73	1.38
1:A:547:ILE:CD1	16:P:21:ARG:NE	1.85	1.38
15:O:390:GLN:CB	17:Q:151:PRO:HG3	1.54	1.38
2:B:77:LYS:CD	2:B:88:SER:O	1.68	1.38
15:O:421:ILE:CD1	17:Q:138:PHE:CE2	1.99	1.38
1:A:530:TRP:HB3	1:A:531:PRO:CD	1.49	1.37
15:O:310:TRP:HD1	15:O:368:HIS:CE1	1.31	1.37
15:O:357:LEU:HD23	15:O:358:SER:N	1.34	1.37
16:P:198:ILE:CB	16:P:200:PRO:HD3	1.54	1.37
1:A:406:LEU:HD21	1:A:410:LYS:CB	1.55	1.37
15:O:768:TYR:CZ	16:P:145:ASN:OD1	1.75	1.37
15:O:389:TRP:CE3	17:Q:148:ASN:HA	1.58	1.36
16:P:110:PHE:CE2	16:P:198:ILE:HA	1.42	1.36

Continued on next page...

Continued from previous page...

Atom-1	Atom-2	Interatomic distance (Å)	Clash overlap (Å)
15:O:311:ASP:O	15:O:315:PHE:CZ	1.78	1.36
15:O:592:LEU:HD11	16:P:512:ARG:NE	1.38	1.36
16:P:95:LEU:CD2	16:P:99:GLU:CD	1.94	1.36
16:P:95:LEU:HG	16:P:99:GLU:OE2	1.19	1.36
16:P:95:LEU:HD13	16:P:96:ILE:N	1.40	1.36
17:Q:152:ILE:O	17:Q:154:LYS:N	1.57	1.36
15:O:15:UNK:O	15:O:20:UNK:CB	1.72	1.35
9:I:37:TYR:HB2	9:I:38:PRO:CD	1.55	1.35
15:O:656:HIS:HD2	15:O:747:LEU:N	1.22	1.35
15:O:702:LEU:CG	16:P:125:PHE:CZ	2.09	1.35
15:O:294:PHE:CZ	15:O:297:ILE:HG21	1.60	1.35
15:O:702:LEU:CD2	16:P:125:PHE:CZ	2.09	1.35
1:A:406:LEU:CD2	1:A:410:LYS:HB3	1.55	1.35
2:B:1049:THR:CG2	16:P:24:ASP:O	1.71	1.35
16:P:221:PRO:CB	16:P:226:LEU:HD21	1.54	1.35
17:Q:381:ARG:CA	17:Q:384:VAL:CG2	1.98	1.34
1:A:592:GLN:HB3	1:A:593:PRO:CD	1.57	1.34
16:P:101:LYS:NZ	16:P:152:LEU:HD13	1.02	1.34
16:P:354:LYS:NZ	16:P:362:THR:HG22	1.41	1.34
16:P:494:SER:OG	16:P:497:GLN:CB	1.74	1.34
16:P:419:LEU:HD21	17:Q:241:ARG:NH2	1.40	1.34
15:O:577:LEU:HD21	16:P:499:LYS:CG	1.53	1.34
16:P:221:PRO:HB2	16:P:226:LEU:CD2	1.57	1.34
16:P:96:ILE:CA	16:P:209:ASN:ND2	1.89	1.34
15:O:581:ALA:HB1	15:O:585:GLU:CB	1.56	1.34
16:P:287:TRP:CD1	16:P:300:ASN:CB	2.10	1.34
17:Q:281:LYS:O	17:Q:302:ARG:HG2	1.26	1.33
16:P:118:TRP:CZ3	16:P:189:LYS:HB3	1.62	1.33
1:A:547:ILE:HD13	16:P:21:ARG:NE	1.03	1.33
15:O:326:ILE:CG1	15:O:344:ILE:HD13	1.58	1.33
15:O:654:LEU:HD21	15:O:748:GLU:OE1	1.25	1.33
2:B:1061:LYS:HB3	16:P:45:GLU:CB	1.56	1.33
15:O:188:GLN:CB	15:O:199:GLY:HA2	1.58	1.33
15:O:237:GLU:OE2	15:O:239:HIS:CE1	1.81	1.33
17:Q:352:TRP:CE3	17:Q:357:PRO:HG2	1.63	1.33
16:P:262:LEU:HB3	16:P:446:TYR:CZ	1.62	1.33
15:O:722:TRP:CE3	15:O:733:THR:HG21	1.63	1.32
17:Q:247:ILE:CG2	17:Q:278:TYR:HE2	1.39	1.32
15:O:308:ASN:HB2	15:O:365:TRP:CH2	0.90	1.32
15:O:722:TRP:HE1	16:P:262:LEU:CD2	1.39	1.32
16:P:187:THR:OG1	16:P:189:LYS:HG3	1.29	1.32

Continued on next page...

Continued from previous page...

Atom-1	Atom-2	Interatomic distance (Å)	Clash overlap (Å)
16:P:287:TRP:HZ3	16:P:290:THR:CG2	1.41	1.32
15:O:686:TYR:CD2	15:O:692:THR:HG21	1.63	1.32
16:P:414:TYR:CB	17:Q:241:ARG:NH1	1.81	1.32
14:N:25:ILE:CB	14:N:26:PRO:HD2	1.51	1.32
17:Q:154:LYS:O	17:Q:156:LYS:N	1.63	1.32
1:A:921:PRO:HG3	8:H:19:ARG:CG	1.58	1.32
15:O:352:PHE:C	15:O:354:PRO:HD2	1.50	1.32
17:Q:355:THR:CB	17:Q:356:PRO:HD3	1.51	1.32
16:P:496:GLU:OE2	16:P:499:LYS:HB3	1.17	1.31
16:P:417:PHE:CZ	17:Q:270:PHE:CE2	2.15	1.31
15:O:14:UNK:CB	15:O:438:TRP:HB2	1.60	1.31
16:P:403:THR:CG2	16:P:405:ASP:HB2	1.59	1.31
16:P:366:TYR:CE1	17:Q:215:THR:HA	1.62	1.31
2:B:1105:ARG:CB	2:B:1196:LEU:CD2	2.06	1.31
16:P:287:TRP:CZ3	16:P:290:THR:HG22	1.64	1.31
16:P:95:LEU:CG	16:P:99:GLU:OE2	1.77	1.31
15:O:222:GLN:HE22	15:O:225:LEU:CB	1.40	1.31
15:O:390:GLN:HB3	17:Q:151:PRO:CG	1.58	1.31
15:O:18:UNK:CB	17:Q:253:ILE:CD1	2.08	1.31
15:O:653:SER:O	15:O:654:LEU:HG	1.18	1.31
17:Q:246:GLN:O	17:Q:247:ILE:HD13	1.23	1.31
16:P:403:THR:CG2	16:P:406:GLN:H	1.41	1.31
16:P:263:PRO:CG	16:P:266:PHE:CD2	2.12	1.30
2:B:1052:VAL:HG23	16:P:41:PHE:CD1	1.63	1.30
16:P:378:LEU:HD11	17:Q:234:LYS:C	1.48	1.30
16:P:344:THR:HG22	16:P:436:LEU:O	1.22	1.30
15:O:433:VAL:CB	17:Q:144:VAL:HG11	1.61	1.30
15:O:188:GLN:N	15:O:199:GLY:HA3	1.42	1.29
16:P:415:LYS:O	16:P:418:PRO:CD	1.80	1.29
16:P:96:ILE:HA	16:P:209:ASN:ND2	0.97	1.29
15:O:433:VAL:CB	17:Q:144:VAL:CG1	2.09	1.29
2:B:1105:ARG:CB	2:B:1196:LEU:HD21	1.62	1.29
15:O:380:MET:HB2	15:O:394:VAL:CG2	1.60	1.29
15:O:653:SER:CB	15:O:748:GLU:O	1.80	1.29
1:A:58:LEU:HD11	1:A:60:ASN:ND2	0.96	1.29
2:B:820:PRO:HG3	16:P:81:LEU:CD2	1.62	1.29
17:Q:247:ILE:HD13	17:Q:248:LYS:N	1.46	1.29
7:G:169:VAL:CG2	7:G:216:HIS:O	1.79	1.29
16:P:235:GLY:CA	16:P:289:ARG:HB2	0.82	1.29
1:A:530:TRP:CG	1:A:531:PRO:HD3	1.68	1.29
16:P:184:TRP:NE1	16:P:190:MET:HB2	1.47	1.29

Continued on next page...

Continued from previous page...

Atom-1	Atom-2	Interatomic distance (Å)	Clash overlap (Å)
1:A:547:ILE:HD11	16:P:21:ARG:NH2	1.42	1.29
17:Q:206:ARG:CD	17:Q:211:ARG:HH21	1.45	1.29
1:A:912:VAL:HB	1:A:913:PRO:CD	1.55	1.29
15:O:768:TYR:CE2	16:P:145:ASN:OD1	1.85	1.29
15:O:581:ALA:CB	15:O:585:GLU:HB2	1.61	1.28
16:P:287:TRP:NE1	16:P:300:ASN:HB2	1.46	1.28
16:P:363:SER:O	16:P:366:TYR:CB	1.80	1.28
16:P:369:TRP:HH2	16:P:377:PHE:CD1	1.51	1.28
15:O:588:SER:HB3	16:P:512:ARG:NH1	1.45	1.28
15:O:314:GLN:CB	15:O:329:ILE:H	1.46	1.28
2:B:1062:GLY:HA2	20:T:19:DC:OP2	1.24	1.28
1:A:721:LYS:CB	1:A:722:PRO:CD	2.07	1.28
1:A:9:SER:HA	2:B:1194:ILE:CD1	1.64	1.28
15:O:423:ILE:CG2	17:Q:141:TRP:HH2	1.44	1.28
1:A:475:ARG:NH2	2:B:1061:LYS:HE2	1.47	1.28
15:O:722:TRP:CZ3	15:O:733:THR:CG2	2.15	1.28
16:P:93:LYS:HG2	16:P:207:LEU:CB	1.63	1.28
2:B:814:ASN:OD1	2:B:821:ILE:CD1	1.80	1.28
9:I:37:TYR:CB	9:I:38:PRO:HD2	1.54	1.28
15:O:706:GLU:HG3	16:P:438:PHE:CB	1.63	1.28
15:O:390:GLN:OE1	17:Q:151:PRO:HB2	1.22	1.28
15:O:194:ARG:HG2	15:O:197:ARG:NH1	1.47	1.28
15:O:475:ARG:HG3	15:O:497:VAL:O	1.11	1.28
17:Q:266:SER:O	17:Q:268:LEU:N	1.66	1.27
15:O:357:LEU:CD2	15:O:358:SER:H	1.46	1.27
15:O:686:TYR:CG	15:O:692:THR:HG21	1.67	1.27
16:P:363:SER:O	16:P:366:TYR:HB3	1.11	1.27
2:B:341:SER:CB	2:B:342:PRO:HD2	1.50	1.27
15:O:375:PHE:HD1	15:O:380:MET:CA	1.46	1.27
15:O:653:SER:HB2	15:O:748:GLU:O	1.27	1.27
16:P:199:LEU:N	16:P:200:PRO:CD	1.96	1.27
15:O:346:ASN:O	15:O:347:LEU:HG	1.18	1.27
15:O:422:ILE:O	15:O:439:LYS:HB2	1.20	1.27
16:P:403:THR:HG23	16:P:405:ASP:CA	1.65	1.27
1:A:475:ARG:HH21	2:B:1061:LYS:CE	1.46	1.27
2:B:1061:LYS:CB	16:P:45:GLU:HB2	1.64	1.27
1:A:592:GLN:CG	1:A:593:PRO:HD3	1.62	1.27
15:O:653:SER:CB	15:O:656:HIS:CB	2.12	1.27
15:O:771:ILE:CG2	16:P:109:GLN:HE22	1.47	1.27
16:P:330:TRP:CH2	16:P:334:LEU:HD11	1.70	1.27
2:B:1057:MET:CE	16:P:41:PHE:HZ	1.47	1.26

Continued on next page...

Continued from previous page...

Atom-1	Atom-2	Interatomic distance (Å)	Clash overlap (Å)
17:Q:158:THR:O	17:Q:160:HIS:N	1.67	1.26
15:O:275:GLU:HB3	15:O:285:MET:O	1.29	1.26
17:Q:31:PHE:HA	17:Q:34:ILE:CG2	1.64	1.26
3:C:151:THR:O	3:C:155:GLU:HB3	1.22	1.26
15:O:380:MET:CB	15:O:394:VAL:HG21	1.64	1.26
17:Q:247:ILE:O	17:Q:250:LEU:HB2	1.33	1.26
15:O:12:UNK:CB	15:O:439:LYS:NZ	1.98	1.26
15:O:436:ILE:CG2	17:Q:141:TRP:CE3	2.02	1.26
16:P:415:LYS:O	16:P:418:PRO:HD3	1.31	1.26
2:B:1057:MET:SD	16:P:41:PHE:HZ	1.49	1.26
2:B:341:SER:CB	2:B:342:PRO:CD	2.02	1.26
9:I:38:PRO:O	9:I:40:SER:N	1.67	1.26
15:O:736:ILE:HD13	15:O:739:ASP:OD2	1.28	1.26
17:Q:358:PHE:CE1	17:Q:365:TRP:HZ3	1.54	1.26
1:A:721:LYS:HG2	8:H:94:ASP:O	1.25	1.26
17:Q:127:PHE:CE1	17:Q:131:TYR:CD2	2.23	1.26
15:O:658:LYS:O	15:O:659:LEU:HD13	1.16	1.26
15:O:326:ILE:HG12	15:O:344:ILE:CD1	1.65	1.25
1:A:58:LEU:O	1:A:58:LEU:HD12	1.09	1.25
17:Q:358:PHE:CD1	17:Q:365:TRP:CZ3	2.23	1.25
2:B:819:ASP:CB	2:B:820:PRO:HD2	1.51	1.25
9:I:26:SER:O	9:I:37:TYR:CZ	1.88	1.25
15:O:11:UNK:O	15:O:436:ILE:HG12	1.32	1.25
16:P:101:LYS:CD	16:P:152:LEU:CD1	2.13	1.25
1:A:912:VAL:CB	1:A:913:PRO:HD2	1.63	1.25
16:P:147:GLN:N	16:P:148:PRO:HD3	1.41	1.25
16:P:257:VAL:CG1	16:P:262:LEU:HD12	1.65	1.25
2:B:90:TYR:C	2:B:91:LEU:HD13	1.56	1.25
15:O:353:ASP:OD1	15:O:354:PRO:CD	1.83	1.25
2:B:77:LYS:CB	2:B:88:SER:O	1.83	1.25
16:P:263:PRO:CB	16:P:266:PHE:CD2	2.20	1.25
17:Q:355:THR:HB	17:Q:356:PRO:CD	1.66	1.25
17:Q:393:ILE:CD1	17:Q:397:ARG:O	1.83	1.25
15:O:428:GLU:CG	15:O:435:ARG:HB3	1.67	1.24
17:Q:380:SER:O	17:Q:384:VAL:HG13	1.14	1.24
16:P:146:ASP:C	16:P:148:PRO:HD3	1.57	1.24
16:P:234:CYS:SG	16:P:286:LEU:HD21	1.78	1.24
16:P:263:PRO:CG	16:P:266:PHE:HD2	1.49	1.24
17:Q:182:LYS:HG3	19:S:10:DG:OP1	1.07	1.24
17:Q:127:PHE:CE1	17:Q:131:TYR:HE2	1.33	1.24
16:P:95:LEU:CD1	16:P:100:ALA:HB2	1.65	1.24

Continued on next page...

Continued from previous page...

Atom-1	Atom-2	Interatomic distance (Å)	Clash overlap (Å)
2:B:1060:VAL:HB	16:P:43:ASP:O	1.29	1.24
17:Q:281:LYS:O	17:Q:302:ARG:CG	1.83	1.24
2:B:1049:THR:HG22	16:P:24:ASP:O	1.08	1.24
16:P:156:LEU:O	16:P:160:SER:HB2	1.23	1.24
15:O:351:ILE:CB	17:Q:157:MET:HE1	1.68	1.23
2:B:1051:PRO:HA	16:P:40:GLU:OE1	1.37	1.23
2:B:1060:VAL:CB	16:P:43:ASP:O	1.86	1.23
15:O:656:HIS:CD2	15:O:747:LEU:N	1.97	1.23
16:P:494:SER:CB	16:P:497:GLN:HB3	1.68	1.23
16:P:257:VAL:CG1	16:P:263:PRO:HD2	1.69	1.23
16:P:344:THR:HG22	16:P:436:LEU:C	1.44	1.23
17:Q:247:ILE:CG1	17:Q:298:GLN:CG	1.88	1.23
15:O:653:SER:OG	15:O:656:HIS:CB	1.86	1.23
1:A:547:ILE:CD1	16:P:21:ARG:CZ	2.17	1.22
16:P:417:PHE:O	16:P:419:LEU:N	1.72	1.22
2:B:77:LYS:HD2	2:B:88:SER:O	1.14	1.22
15:O:19:UNK:CB	17:Q:255:VAL:HG23	1.67	1.22
16:P:103:LEU:CD1	16:P:211:TYR:HE2	1.52	1.22
15:O:725:VAL:CG1	16:P:452:PHE:HB2	1.69	1.22
17:Q:380:SER:C	17:Q:384:VAL:HG13	1.57	1.22
15:O:581:ALA:CB	15:O:585:GLU:CB	2.17	1.22
16:P:212:VAL:O	16:P:215:LEU:HD22	1.09	1.22
16:P:287:TRP:CZ3	16:P:298:VAL:CG2	2.23	1.22
15:O:214:LEU:C	15:O:236:ILE:CG1	2.06	1.22
16:P:204:ARG:HH22	19:S:15:DA:P	1.61	1.22
14:N:96:GLU:OE1	14:N:105:SER:HB2	1.34	1.22
16:P:63:THR:HG23	16:P:64:THR:N	1.48	1.22
17:Q:283:ARG:N	17:Q:302:ARG:HG3	1.52	1.22
14:N:25:ILE:CB	14:N:26:PRO:CD	2.05	1.22
16:P:139:LYS:NZ	16:P:242:PHE:CE2	2.05	1.22
16:P:103:LEU:CD2	16:P:206:GLN:NE2	2.03	1.22
17:Q:298:GLN:O	17:Q:299:THR:HG22	1.32	1.22
16:P:494:SER:HB3	16:P:497:GLN:OE1	1.39	1.21
1:A:721:LYS:CG	8:H:94:ASP:O	1.85	1.21
15:O:583:GLU:CD	15:O:584:ARG:H	1.40	1.21
16:P:199:LEU:O	16:P:199:LEU:HD12	1.40	1.21
15:O:375:PHE:CE1	15:O:380:MET:HB3	1.76	1.21
16:P:212:VAL:O	16:P:215:LEU:CD2	1.88	1.21
16:P:93:LYS:CG	16:P:207:LEU:CB	2.18	1.21
2:B:1104:CYS:HB3	2:B:1107:CYS:SG	1.79	1.21
16:P:101:LYS:HD2	16:P:152:LEU:CD1	1.70	1.21

Continued on next page...

Continued from previous page...

Atom-1	Atom-2	Interatomic distance (Å)	Clash overlap (Å)
15:O:347:LEU:HD22	17:Q:151:PRO:O	1.39	1.21
17:Q:284:PHE:CZ	19:S:22:DG:H5'	1.76	1.21
17:Q:356:PRO:CG	17:Q:357:PRO:CD	1.98	1.21
16:P:119:LEU:HD11	16:P:165:LEU:CD1	1.69	1.21
16:P:287:TRP:CZ3	16:P:298:VAL:HG21	1.74	1.21
2:B:1052:VAL:HG22	16:P:40:GLU:O	1.05	1.21
2:B:117:VAL:HG23	17:Q:276:GLN:CG	1.70	1.21
2:B:819:ASP:CB	2:B:820:PRO:CD	2.19	1.21
15:O:653:SER:O	15:O:654:LEU:CG	1.89	1.21
15:O:428:GLU:HA	15:O:435:ARG:CD	1.70	1.20
2:B:77:LYS:HB3	2:B:88:SER:O	1.36	1.20
2:B:1057:MET:SD	16:P:41:PHE:CE1	2.34	1.20
1:A:9:SER:CA	2:B:1194:ILE:HD11	1.69	1.20
16:P:235:GLY:CA	16:P:289:ARG:CB	1.75	1.20
1:A:58:LEU:N	1:A:69:GLU:OE2	1.74	1.20
3:C:148:LYS:CE	3:C:151:THR:CG2	2.18	1.20
15:O:669:PHE:CE1	15:O:738:LYS:CE	2.23	1.20
16:P:247:ILE:CD1	16:P:286:LEU:HA	1.71	1.20
17:Q:149:LYS:O	17:Q:151:PRO:HD3	1.42	1.20
15:O:351:ILE:CB	17:Q:157:MET:CE	2.17	1.20
17:Q:31:PHE:CA	17:Q:34:ILE:HG22	1.70	1.20
9:I:30:CYS:CB	9:I:33:CYS:SG	2.30	1.20
15:O:701:HIS:HE1	16:P:122:GLU:O	0.85	1.20
17:Q:380:SER:O	17:Q:384:VAL:CG1	1.90	1.19
1:A:530:TRP:CB	1:A:531:PRO:CD	2.15	1.19
14:N:26:PRO:O	14:N:28:GLY:N	1.72	1.19
15:O:475:ARG:NH2	15:O:496:THR:HG23	1.55	1.19
15:O:436:ILE:CB	17:Q:141:TRP:CZ3	2.25	1.19
15:O:686:TYR:HB3	15:O:692:THR:CG2	1.72	1.19
16:P:209:ASN:CB	16:P:211:TYR:CE1	2.10	1.19
15:O:353:ASP:N	15:O:354:PRO:CD	2.03	1.19
15:O:366:PHE:CE2	15:O:432:PRO:HA	1.76	1.19
16:P:95:LEU:CD1	16:P:96:ILE:H	1.55	1.19
1:A:42:GLY:CA	16:P:61:ASN:CB	2.19	1.19
2:B:77:LYS:CG	2:B:88:SER:O	1.88	1.19
1:A:1476:LEU:HB3	1:A:1480:THR:HG21	1.22	1.19
15:O:583:GLU:OE2	15:O:584:ARG:HG2	1.41	1.19
15:O:768:TYR:CE1	16:P:145:ASN:OD1	1.94	1.19
16:P:494:SER:O	16:P:496:GLU:N	1.74	1.19
18:R:1:A:N1	20:T:22:DG:O6	1.75	1.19
5:E:3:GLN:O	5:E:7:ARG:HB2	1.41	1.19

Continued on next page...

Continued from previous page...

Atom-1	Atom-2	Interatomic distance (Å)	Clash overlap (Å)
1:A:921:PRO:HG3	8:H:19:ARG:HG3	1.19	1.19
15:O:214:LEU:O	15:O:236:ILE:HB	1.38	1.19
2:B:90:TYR:O	2:B:91:LEU:HD13	1.07	1.19
16:P:198:ILE:CG2	16:P:200:PRO:HD3	1.73	1.19
15:O:700:LEU:HD23	15:O:709:PRO:HG2	1.21	1.18
16:P:415:LYS:C	16:P:418:PRO:HD3	1.61	1.18
1:A:920:PHE:HB3	1:A:921:PRO:CD	1.71	1.18
15:O:6:UNK:O	17:Q:425:ALA:CA	1.88	1.18
16:P:369:TRP:CH2	16:P:377:PHE:CD1	2.29	1.18
15:O:375:PHE:CD1	15:O:380:MET:CA	2.27	1.18
16:P:287:TRP:CH2	16:P:298:VAL:CG2	2.25	1.18
17:Q:155:GLN:O	17:Q:157:MET:N	1.75	1.18
15:O:656:HIS:O	15:O:747:LEU:HB2	1.37	1.18
16:P:93:LYS:NZ	16:P:94:LYS:H	1.41	1.18
17:Q:279:SER:O	17:Q:301:SER:CB	1.90	1.18
7:G:162:ILE:HG12	7:G:249:LEU:HD12	1.24	1.18
15:O:357:LEU:HD23	15:O:358:SER:CB	1.73	1.18
16:P:156:LEU:O	16:P:160:SER:CB	1.92	1.18
2:B:1051:PRO:CA	16:P:40:GLU:OE1	1.90	1.18
15:O:577:LEU:HG	16:P:499:LYS:HE2	1.22	1.18
15:O:653:SER:HB3	15:O:656:HIS:CB	1.69	1.18
17:Q:361:ASP:OD1	17:Q:362:ALA:N	1.75	1.18
16:P:100:ALA:HB1	16:P:211:TYR:CZ	1.79	1.18
15:O:389:TRP:CZ3	17:Q:148:ASN:CA	1.76	1.18
15:O:353:ASP:OD1	15:O:354:PRO:HD3	1.40	1.18
16:P:198:ILE:HB	16:P:200:PRO:CG	1.73	1.18
16:P:287:TRP:CE2	16:P:298:VAL:HG13	1.79	1.18
16:P:385:PHE:O	16:P:388:THR:HG22	1.44	1.18
16:P:415:LYS:O	16:P:418:PRO:CG	1.89	1.18
15:O:672:ILE:HD12	15:O:734:LYS:NZ	1.58	1.17
16:P:119:LEU:CD1	16:P:165:LEU:HD12	1.74	1.17
16:P:415:LYS:O	16:P:418:PRO:HG3	1.43	1.17
16:P:157:HIS:NE2	16:P:158:MET:HG2	1.59	1.17
16:P:18:ARG:C	16:P:30:GLN:HG3	1.64	1.17
16:P:386:LEU:O	16:P:388:THR:HG23	1.02	1.17
1:A:592:GLN:CB	1:A:593:PRO:CD	2.20	1.17
15:O:352:PHE:C	15:O:354:PRO:CD	2.12	1.17
16:P:207:LEU:O	16:P:209:ASN:N	1.75	1.17
15:O:592:LEU:CD1	16:P:512:ARG:NH2	1.97	1.17
17:Q:125:ARG:NH1	19:S:19:DG:H4'	1.59	1.17
16:P:492:ALA:C	16:P:493:ILE:HD12	1.65	1.17

Continued on next page...

Continued from previous page...

Atom-1	Atom-2	Interatomic distance (Å)	Clash overlap (Å)
15:O:653:SER:OG	15:O:656:HIS:HB3	1.01	1.17
7:G:218:VAL:HA	7:G:224:PRO:HA	1.26	1.17
15:O:314:GLN:O	15:O:328:ARG:HA	1.43	1.17
2:B:79:LEU:HB2	2:B:87:ASN:HB3	1.26	1.17
3:C:148:LYS:HE2	3:C:151:THR:CG2	1.72	1.17
15:O:384:ASP:HB3	15:O:389:TRP:HB3	1.21	1.17
15:O:353:ASP:N	15:O:354:PRO:HD3	1.50	1.17
16:P:247:ILE:HD12	16:P:286:LEU:CA	1.73	1.17
17:Q:353:VAL:HA	17:Q:358:PHE:CE2	1.80	1.17
15:O:706:GLU:HG3	16:P:438:PHE:HB2	1.19	1.16
3:C:151:THR:O	3:C:155:GLU:CB	1.94	1.16
15:O:353:ASP:OD1	15:O:354:PRO:CG	1.94	1.16
15:O:771:ILE:CG2	16:P:109:GLN:NE2	2.06	1.16
15:O:353:ASP:C	17:Q:28:SER:HA	1.66	1.16
15:O:369:PHE:CD2	15:O:432:PRO:CG	2.28	1.16
16:P:208:PRO:HB3	16:P:212:VAL:CG2	1.74	1.16
2:B:819:ASP:HB2	2:B:820:PRO:CD	1.75	1.16
1:A:415:ASP:O	1:A:417:ARG:N	1.77	1.16
16:P:262:LEU:HB2	16:P:446:TYR:OH	1.41	1.16
16:P:357:TYR:HB3	17:Q:211:ARG:CD	1.74	1.16
15:O:294:PHE:CZ	15:O:297:ILE:CG2	2.28	1.16
16:P:178:THR:OG1	16:P:490:ASP:HB3	1.42	1.16
15:O:390:GLN:OE1	17:Q:151:PRO:CB	1.94	1.16
15:O:658:LYS:C	15:O:659:LEU:CD1	2.15	1.16
16:P:146:ASP:C	16:P:148:PRO:CD	2.14	1.16
15:O:722:TRP:O	15:O:726:SER:HB3	1.45	1.15
16:P:93:LYS:CD	16:P:207:LEU:HB2	1.76	1.15
14:N:96:GLU:OE1	14:N:105:SER:CB	1.93	1.15
7:G:45:LEU:HD13	7:G:47:VAL:HG13	1.28	1.15
15:O:641:TRP:CH2	15:O:752:LEU:HD22	1.82	1.15
1:A:410:LYS:C	1:A:413:LEU:HD11	1.65	1.15
15:O:422:ILE:HB	15:O:440:HIS:CE1	1.81	1.15
15:O:694:ILE:HD11	15:O:698:LYS:HD2	1.15	1.15
2:B:1106:GLU:HA	2:B:1196:LEU:HD11	1.22	1.15
15:O:653:SER:HB3	15:O:656:HIS:CG	1.82	1.15
16:P:183:LYS:HD3	16:P:189:LYS:HZ2	0.99	1.15
2:B:820:PRO:CG	16:P:81:LEU:CD2	2.22	1.15
20:T:21:DT:H1'	20:T:22:DG:O4'	1.45	1.15
15:O:663:LEU:HD12	15:O:742:TRP:HH2	1.08	1.15
16:P:118:TRP:CH2	16:P:189:LYS:HB3	1.82	1.15
16:P:403:THR:CG2	16:P:406:GLN:N	2.10	1.15

Continued on next page...

Continued from previous page...

Atom-1	Atom-2	Interatomic distance (Å)	Clash overlap (Å)
17:Q:246:GLN:O	17:Q:248:LYS:N	1.78	1.15
16:P:156:LEU:HG	16:P:157:HIS:N	1.53	1.15
17:Q:125:ARG:HH12	19:S:19:DG:C4'	1.60	1.15
15:O:658:LYS:O	15:O:659:LEU:CD1	1.93	1.14
15:O:705:HIS:NE2	15:O:707:ASP:HB2	1.62	1.14
2:B:1061:LYS:CB	16:P:45:GLU:CB	2.23	1.14
2:B:77:LYS:HG2	2:B:91:LEU:CA	1.77	1.14
15:O:583:GLU:CG	15:O:584:ARG:N	1.91	1.14
17:Q:281:LYS:C	17:Q:302:ARG:HG2	1.68	1.14
2:B:1151:ILE:HA	2:B:1160:GLU:O	1.43	1.14
2:B:251:HIS:HE1	2:B:261:ARG:HD2	1.04	1.14
15:O:214:LEU:O	15:O:236:ILE:CB	1.95	1.14
15:O:390:GLN:CB	17:Q:151:PRO:CG	2.18	1.14
15:O:472:ARG:NH2	17:Q:200:THR:CG2	1.97	1.14
15:O:656:HIS:HB2	15:O:747:LEU:CA	1.78	1.14
16:P:104:PHE:CG	16:P:211:TYR:HB2	1.82	1.14
15:O:586:LYS:NZ	16:P:322:ARG:HH22	1.44	1.14
16:P:95:LEU:CD2	16:P:99:GLU:OE1	1.95	1.14
15:O:299:ASP:HB3	17:Q:159:TYR:HB2	1.20	1.14
15:O:194:ARG:O	15:O:196:TYR:HD2	1.31	1.14
15:O:223:ASN:O	15:O:224:THR:HG23	1.45	1.14
16:P:247:ILE:CG2	16:P:302:ALA:CB	2.11	1.14
15:O:6:UNK:O	17:Q:425:ALA:HA	0.98	1.14
15:O:581:ALA:O	15:O:585:GLU:HB3	1.48	1.14
16:P:118:TRP:CH2	16:P:189:LYS:CB	2.30	1.14
16:P:287:TRP:CZ3	16:P:290:THR:CG2	2.24	1.14
15:O:577:LEU:CD2	16:P:499:LYS:HG3	1.76	1.14
2:B:341:SER:HB2	2:B:342:PRO:HD2	1.21	1.14
3:C:151:THR:HB	3:C:155:GLU:OE1	1.47	1.14
2:B:113:VAL:HG23	2:B:114:SER:H	0.99	1.13
16:P:106:LYS:HE2	16:P:203:TRP:CH2	1.82	1.13
16:P:336:GLU:O	16:P:339:THR:HG23	1.42	1.13
17:Q:33:ARG:HH12	17:Q:36:LYS:HD3	1.04	1.13
16:P:223:ASN:HA	16:P:492:ALA:O	1.43	1.13
16:P:419:LEU:CD2	17:Q:241:ARG:HH21	1.61	1.13
1:A:58:LEU:O	1:A:58:LEU:CD1	1.94	1.13
15:O:672:ILE:HD12	15:O:734:LYS:HZ1	1.01	1.13
16:P:262:LEU:HB3	16:P:446:TYR:OH	1.22	1.13
16:P:286:LEU:HD23	16:P:287:TRP:O	1.48	1.13
16:P:344:THR:CG2	16:P:436:LEU:O	1.96	1.13
2:B:1057:MET:CE	16:P:41:PHE:CZ	2.30	1.13

Continued on next page...

Continued from previous page...

Atom-1	Atom-2	Interatomic distance (Å)	Clash overlap (Å)
15:O:585:GLU:O	15:O:588:SER:N	1.81	1.13
15:O:366:PHE:HD2	15:O:432:PRO:HB3	1.09	1.13
17:Q:358:PHE:CE1	17:Q:365:TRP:CZ3	2.34	1.13
17:Q:279:SER:O	17:Q:301:SER:HB2	1.47	1.13
15:O:656:HIS:CG	15:O:747:LEU:O	2.01	1.13
14:N:25:ILE:HB	14:N:26:PRO:HD3	1.31	1.13
16:P:494:SER:HB3	16:P:497:GLN:CD	1.68	1.13
15:O:19:UNK:CB	17:Q:255:VAL:CG2	2.25	1.13
16:P:238:HIS:CE1	16:P:289:ARG:CZ	2.32	1.13
1:A:410:LYS:CA	1:A:413:LEU:HD11	1.77	1.12
15:O:669:PHE:O	15:O:738:LYS:NZ	1.80	1.12
15:O:656:HIS:HB2	15:O:747:LEU:CB	1.79	1.12
16:P:119:LEU:CD1	16:P:165:LEU:CD1	2.27	1.12
15:O:577:LEU:HD21	16:P:499:LYS:HG3	1.19	1.12
1:A:113:VAL:HG11	1:A:178:LEU:HB3	1.29	1.12
16:P:263:PRO:HG2	16:P:266:PHE:CB	1.78	1.12
17:Q:28:SER:O	17:Q:32:ASP:OD1	1.67	1.12
1:A:377:VAL:HG21	16:P:58:ARG:HG2	1.25	1.12
15:O:375:PHE:CD1	15:O:380:MET:HA	1.82	1.12
15:O:771:ILE:HG23	16:P:109:GLN:OE1	1.42	1.12
16:P:357:TYR:O	17:Q:211:ARG:CZ	1.98	1.12
15:O:356:GLU:CB	17:Q:24:ILE:CD1	2.27	1.12
17:Q:356:PRO:CD	17:Q:357:PRO:CD	2.28	1.12
15:O:10:UNK:CB	17:Q:141:TRP:O	1.96	1.12
15:O:768:TYR:CD2	16:P:145:ASN:ND2	2.17	1.12
2:B:1052:VAL:CG2	16:P:40:GLU:O	1.97	1.12
15:O:194:ARG:O	15:O:196:TYR:CD2	2.02	1.12
17:Q:274:MET:HA	17:Q:277:ILE:HG22	1.31	1.12
2:B:113:VAL:HG23	2:B:114:SER:N	1.58	1.12
7:G:169:VAL:HG23	7:G:216:HIS:O	1.37	1.12
15:O:475:ARG:CG	15:O:497:VAL:O	1.96	1.12
15:O:415:LEU:HD13	15:O:453:VAL:HG11	1.30	1.12
15:O:583:GLU:HG2	15:O:584:ARG:N	1.44	1.12
15:O:663:LEU:HG	15:O:666:SER:HB3	1.31	1.12
16:P:353:VAL:O	16:P:356:VAL:HG22	1.48	1.12
15:O:436:ILE:CG2	17:Q:141:TRP:CH2	2.33	1.12
1:A:1014:SER:HB3	20:T:15:DT:H5"	1.25	1.12
1:A:569:SER:HG	4:D:12:THR:N	1.48	1.11
15:O:315:PHE:O	15:O:317:ILE:HD12	1.47	1.11
15:O:294:PHE:CE1	15:O:297:ILE:CG1	2.34	1.11
16:P:205:ILE:O	16:P:207:LEU:N	1.83	1.11

Continued on next page...

Continued from previous page...

Atom-1	Atom-2	Interatomic distance (Å)	Clash overlap (Å)
15:O:326:ILE:HB	15:O:344:ILE:HG21	1.29	1.11
15:O:389:TRP:HZ3	17:Q:148:ASN:N	1.48	1.11
16:P:416:ILE:C	16:P:418:PRO:CD	2.18	1.11
1:A:15:ASP:HB2	2:B:1190:SER:HB2	1.25	1.11
3:C:148:LYS:HE3	3:C:151:THR:HG22	1.20	1.11
1:A:385:LEU:HG	1:A:453:ILE:HD11	1.22	1.11
2:B:1137:ASP:O	2:B:1140:LYS:HG2	1.45	1.11
15:O:366:PHE:CE2	15:O:432:PRO:CA	2.33	1.11
15:O:616:SER:C	15:O:618:ASP:N	1.79	1.11
15:O:654:LEU:CD2	15:O:748:GLU:OE1	1.97	1.11
2:B:95:LEU:HD22	2:B:440:PHE:CD2	1.85	1.11
3:C:120:LEU:HD13	3:C:124:GLU:HB2	1.33	1.11
15:O:616:SER:C	15:O:618:ASP:H	1.28	1.11
17:Q:131:TYR:O	17:Q:132:GLU:HB2	1.50	1.11
15:O:10:UNK:CB	17:Q:142:ARG:HA	1.80	1.11
1:A:547:ILE:HD11	16:P:21:ARG:CZ	1.77	1.11
17:Q:248:LYS:HD2	17:Q:298:GLN:HE22	1.03	1.11
15:O:380:MET:HB2	15:O:394:VAL:HG21	1.19	1.11
15:O:12:UNK:HA	15:O:436:ILE:HD11	1.23	1.11
15:O:665:ASN:O	15:O:667:ASP:N	1.83	1.11
16:P:156:LEU:CG	16:P:157:HIS:H	1.60	1.11
16:P:235:GLY:HA3	16:P:289:ARG:HB2	1.20	1.11
2:B:1061:LYS:HB3	16:P:45:GLU:CA	1.80	1.11
16:P:27:ARG:HH21	16:P:69:SER:HB2	1.01	1.11
15:O:10:UNK:CB	17:Q:141:TRP:C	2.19	1.11
15:O:421:ILE:CD1	17:Q:138:PHE:HD2	1.39	1.11
16:P:263:PRO:HG3	16:P:266:PHE:CD2	1.85	1.11
15:O:771:ILE:HG21	16:P:109:GLN:NE2	1.60	1.11
16:P:183:LYS:HD3	16:P:189:LYS:NZ	1.66	1.10
15:O:299:ASP:HB2	17:Q:159:TYR:CD2	1.86	1.10
1:A:920:PHE:HB3	1:A:921:PRO:HD3	1.33	1.10
15:O:722:TRP:HE1	16:P:262:LEU:CG	1.62	1.10
15:O:650:LEU:HB2	16:P:242:PHE:HE2	1.14	1.10
15:O:436:ILE:HG21	17:Q:141:TRP:CH2	1.85	1.10
15:O:722:TRP:HB2	15:O:730:GLU:OE2	1.50	1.10
15:O:18:UNK:CB	17:Q:252:GLY:O	1.98	1.10
15:O:352:PHE:HB2	15:O:355:GLU:CB	1.82	1.10
15:O:472:ARG:NE	17:Q:200:THR:CG2	2.15	1.10
15:O:586:LYS:NZ	16:P:322:ARG:NH2	1.99	1.10
15:O:616:SER:HA	15:O:620:ASP:H	0.97	1.10
15:O:663:LEU:CD1	15:O:742:TRP:HH2	1.63	1.10

Continued on next page...

Continued from previous page...

Atom-1	Atom-2	Interatomic distance (Å)	Clash overlap (Å)
15:O:727:PRO:HD3	16:P:264:PRO:HG2	1.31	1.10
15:O:589:ILE:HG23	16:P:316:TRP:HE3	1.01	1.10
17:Q:206:ARG:CD	17:Q:211:ARG:NH2	2.06	1.10
15:O:399:TRP:O	15:O:419:ARG:NH2	1.84	1.10
16:P:147:GLN:N	16:P:148:PRO:CD	2.14	1.10
16:P:110:PHE:CE2	16:P:198:ILE:CA	1.98	1.10
1:A:378:HIS:HA	16:P:54:GLY:O	1.47	1.10
16:P:204:ARG:NH2	19:S:15:DA:P	2.23	1.10
1:A:1298:ASP:HB3	1:A:1301:GLU:HG3	1.11	1.10
15:O:214:LEU:C	15:O:236:ILE:HG13	1.64	1.10
15:O:422:ILE:CB	15:O:440:HIS:CE1	2.34	1.10
15:O:700:LEU:HD21	15:O:714:PHE:HB2	1.14	1.10
16:P:403:THR:HG22	16:P:406:GLN:H	1.13	1.10
17:Q:213:ILE:HA	17:Q:216:LEU:HD12	1.18	1.10
2:B:814:ASN:OD1	2:B:821:ILE:HD11	1.44	1.10
15:O:375:PHE:CD1	15:O:380:MET:CB	2.35	1.10
15:O:440:HIS:ND1	15:O:481:PHE:HZ	1.49	1.10
15:O:589:ILE:HG23	16:P:316:TRP:CE3	1.84	1.10
17:Q:353:VAL:O	17:Q:353:VAL:HG22	1.40	1.10
16:P:204:ARG:NH1	19:S:15:DA:OP1	1.84	1.10
1:A:1019:LEU:HD21	1:A:1222:LEU:HD23	1.32	1.10
13:M:43:LYS:O	13:M:49:ASP:OD1	1.67	1.10
16:P:221:PRO:HB3	16:P:226:LEU:CD1	1.80	1.10
2:B:1052:VAL:CG2	16:P:41:PHE:CD1	2.35	1.10
15:O:422:ILE:CG2	15:O:440:HIS:CE1	2.34	1.10
16:P:208:PRO:O	16:P:211:TYR:CG	2.05	1.10
16:P:212:VAL:HG13	16:P:215:LEU:HD13	1.32	1.10
17:Q:136:LYS:CD	17:Q:304:HIS:HA	1.82	1.10
15:O:702:LEU:CD2	16:P:125:PHE:HE2	1.47	1.09
15:O:475:ARG:HD3	16:P:367:PHE:CZ	1.87	1.09
15:O:299:ASP:HB2	17:Q:159:TYR:HB2	1.20	1.09
2:B:117:VAL:CG2	17:Q:276:GLN:HG2	1.82	1.09
15:O:589:ILE:HG21	16:P:320:PHE:CE2	1.88	1.09
15:O:696:PHE:HB3	15:O:711:LEU:HD12	1.34	1.09
15:O:650:LEU:HB2	16:P:242:PHE:CE2	1.86	1.09
16:P:95:LEU:HD12	16:P:100:ALA:HB2	1.19	1.09
2:B:77:LYS:HA	2:B:92:GLY:N	1.68	1.09
15:O:24:UNK:CA	17:Q:314:TRP:CH2	2.34	1.09
15:O:353:ASP:OD1	15:O:354:PRO:HG3	1.49	1.09
15:O:472:ARG:NE	17:Q:200:THR:HG21	1.67	1.09
15:O:722:TRP:CE3	15:O:733:THR:CG2	2.29	1.09

Continued on next page...

Continued from previous page...

Atom-1	Atom-2	Interatomic distance (Å)	Clash overlap (Å)
15:O:740:ILE:HG21	16:P:250:GLN:HB3	1.17	1.09
16:P:257:VAL:HG13	16:P:263:PRO:CD	1.82	1.09
15:O:10:UNK:O	17:Q:141:TRP:CB	1.99	1.09
17:Q:158:THR:CG2	17:Q:161:ASN:HB2	1.82	1.09
1:A:721:LYS:NZ	8:H:90:ALA:O	1.84	1.09
15:O:309:PRO:O	15:O:368:HIS:CD2	2.06	1.09
15:O:599:LYS:HB3	16:P:272:GLN:HE22	1.03	1.09
16:P:48:LEU:HD12	20:T:22:DG:O5'	1.51	1.09
15:O:428:GLU:HG2	15:O:435:ARG:CB	1.83	1.09
16:P:263:PRO:CG	16:P:266:PHE:HB2	1.80	1.09
15:O:12:UNK:CB	15:O:439:LYS:HZ1	1.59	1.09
15:O:380:MET:CG	15:O:394:VAL:HG21	1.82	1.09
16:P:221:PRO:HB3	16:P:226:LEU:HD11	1.12	1.09
8:H:111:LEU:HD23	8:H:128:ASN:HB3	1.34	1.09
16:P:263:PRO:HG2	16:P:266:PHE:HB2	1.09	1.09
17:Q:381:ARG:C	17:Q:384:VAL:HG22	1.71	1.09
15:O:273:ARG:NH1	15:O:274:ILE:HG23	1.68	1.09
15:O:757:GLN:O	15:O:760:ILE:HG23	1.50	1.09
17:Q:248:LYS:H	17:Q:298:GLN:NE2	1.49	1.09
2:B:817:ARG:NH1	19:S:25:DT:O2	1.85	1.09
14:N:95:ILE:HD12	14:N:96:GLU:HG2	1.25	1.09
1:A:58:LEU:HB2	16:P:63:THR:HG22	1.25	1.09
16:P:95:LEU:HD23	16:P:99:GLU:OE1	1.51	1.09
17:Q:247:ILE:CD1	17:Q:248:LYS:N	2.04	1.09
1:A:721:LYS:CB	1:A:722:PRO:HD2	1.74	1.08
15:O:353:ASP:HB2	17:Q:28:SER:O	1.53	1.08
15:O:633:ALA:HB3	15:O:662:LEU:HD13	1.34	1.08
16:P:341:ARG:HB2	16:P:445:ARG:HH22	1.18	1.08
15:O:366:PHE:HE2	15:O:432:PRO:CA	1.63	1.08
16:P:199:LEU:N	16:P:200:PRO:HD2	1.36	1.08
1:A:42:GLY:HA3	16:P:61:ASN:HB3	1.35	1.08
15:O:275:GLU:CB	15:O:285:MET:O	2.01	1.08
15:O:356:GLU:HB2	17:Q:24:ILE:HD11	1.31	1.08
16:P:419:LEU:HB3	17:Q:237:ALA:HB1	1.10	1.08
15:O:422:ILE:O	15:O:439:LYS:CB	2.00	1.08
16:P:217:GLY:O	16:P:219:ILE:N	1.84	1.08
2:B:820:PRO:HB3	16:P:81:LEU:CD1	1.82	1.08
15:O:433:VAL:HG11	17:Q:144:VAL:O	1.54	1.08
17:Q:280:SER:O	17:Q:301:SER:HB2	1.51	1.08
1:A:409:ASP:O	1:A:410:LYS:HG2	1.54	1.08
1:A:921:PRO:HG3	8:H:19:ARG:HG2	1.36	1.08

Continued on next page...

Continued from previous page...

Atom-1	Atom-2	Interatomic distance (Å)	Clash overlap (Å)
15:O:442:LEU:HD13	15:O:444:PRO:HD2	1.28	1.08
17:Q:124:GLU:CD	17:Q:289:ASN:HD21	1.56	1.08
14:N:96:GLU:CD	14:N:105:SER:CB	2.19	1.08
15:O:702:LEU:CG	16:P:125:PHE:HZ	1.55	1.08
15:O:357:LEU:CD2	15:O:358:SER:N	2.11	1.08
15:O:623:LEU:HD12	15:O:668:SER:HB2	1.34	1.08
15:O:315:PHE:O	15:O:317:ILE:CD1	2.01	1.08
15:O:422:ILE:HG21	15:O:440:HIS:CE1	1.88	1.08
1:A:921:PRO:CG	8:H:19:ARG:HG3	1.83	1.08
15:O:722:TRP:NE1	16:P:262:LEU:CD2	2.17	1.08
16:P:208:PRO:HB2	16:P:212:VAL:HB	1.30	1.08
16:P:334:LEU:O	16:P:338:LEU:HG	1.51	1.08
16:P:403:THR:CG2	16:P:405:ASP:CB	2.30	1.08
15:O:577:LEU:HD21	16:P:499:LYS:HG2	1.30	1.08
15:O:194:ARG:HA	15:O:197:ARG:NH2	0.76	1.07
15:O:299:ASP:HB2	17:Q:159:TYR:CB	1.84	1.07
2:B:341:SER:O	2:B:343:ASP:N	1.86	1.07
9:I:23:VAL:HG11	9:I:28:VAL:HG22	1.28	1.07
15:O:210:THR:O	15:O:212:SER:N	1.87	1.07
15:O:215:ASN:N	15:O:236:ILE:HG13	1.67	1.07
15:O:375:PHE:HD1	15:O:380:MET:HA	0.98	1.07
15:O:14:UNK:CB	15:O:439:LYS:H	1.68	1.07
15:O:686:TYR:CB	15:O:692:THR:HG21	1.82	1.07
16:P:48:LEU:HD12	20:T:22:DG:C5'	1.83	1.07
15:O:421:ILE:HG21	15:O:439:LYS:HG3	1.35	1.07
15:O:273:ARG:HG3	15:O:274:ILE:H	1.02	1.07
2:B:120:LYS:HE2	17:Q:351:GLU:OE2	1.55	1.07
17:Q:182:LYS:CG	19:S:10:DG:OP1	2.03	1.07
1:A:39:ASP:N	1:A:43:HIS:O	1.87	1.07
1:A:911:CYS:O	1:A:912:VAL:O	1.72	1.07
2:B:95:LEU:HD22	2:B:440:PHE:CG	1.89	1.07
14:N:96:GLU:OE2	14:N:105:SER:HB2	1.55	1.07
15:O:214:LEU:O	15:O:236:ILE:CG1	2.03	1.07
15:O:275:GLU:O	15:O:284:VAL:HG13	1.52	1.07
17:Q:283:ARG:N	17:Q:302:ARG:CG	2.16	1.07
15:O:188:GLN:CB	15:O:199:GLY:CA	2.20	1.07
15:O:314:GLN:HB2	15:O:329:ILE:N	1.69	1.07
15:O:421:ILE:HD12	17:Q:138:PHE:CD2	1.69	1.07
15:O:686:TYR:HB3	15:O:692:THR:HG23	1.29	1.07
15:O:704:LEU:C	15:O:706:GLU:H	1.46	1.07
15:O:771:ILE:CG2	16:P:109:GLN:OE1	2.01	1.07

Continued on next page...

Continued from previous page...

Atom-1	Atom-2	Interatomic distance (Å)	Clash overlap (Å)
16:P:108:PHE:HE2	16:P:137:TRP:CZ3	1.70	1.07
1:A:721:LYS:NZ	8:H:93:TYR:O	1.88	1.07
16:P:257:VAL:HG13	16:P:263:PRO:HD2	1.12	1.07
17:Q:393:ILE:HD12	17:Q:397:ARG:O	1.53	1.07
3:C:118:SER:HA	3:C:125:LYS:HZ1	1.18	1.06
15:O:11:UNK:O	15:O:436:ILE:CG1	2.01	1.06
15:O:569:VAL:CG2	16:P:478:ARG:HD2	1.84	1.06
15:O:727:PRO:O	15:O:728:GLN:HB3	1.55	1.06
15:O:771:ILE:HG21	16:P:109:GLN:HE22	1.01	1.06
16:P:372:GLU:O	16:P:375:LEU:N	1.88	1.06
2:B:90:TYR:O	2:B:91:LEU:CD1	2.03	1.06
14:N:95:ILE:CD1	14:N:96:GLU:HG2	1.85	1.06
15:O:366:PHE:CE2	15:O:432:PRO:O	2.08	1.06
15:O:583:GLU:CD	15:O:584:ARG:CG	2.23	1.06
15:O:599:LYS:HB3	16:P:272:GLN:NE2	1.69	1.06
15:O:475:ARG:CD	16:P:367:PHE:CE2	2.37	1.06
15:O:740:ILE:HB	16:P:250:GLN:HB2	1.30	1.06
13:M:15:VAL:HG22	13:M:90:LEU:HD12	1.34	1.06
16:P:416:ILE:O	16:P:418:PRO:HD2	1.55	1.06
1:A:58:LEU:CB	16:P:62:LEU:O	2.04	1.06
17:Q:388:LYS:HD2	17:Q:393:ILE:HB	1.36	1.06
1:A:59:ARG:NH2	16:P:7:GLY:HA2	1.71	1.06
16:P:106:LYS:HE2	16:P:203:TRP:HH2	0.93	1.06
16:P:257:VAL:HG12	16:P:262:LEU:HD12	1.08	1.06
2:B:251:HIS:CE1	2:B:261:ARG:HD2	1.90	1.06
2:B:416:LYS:HG3	2:B:461:MET:HE3	1.35	1.06
9:I:26:SER:O	9:I:37:TYR:CE2	2.08	1.06
15:O:436:ILE:HG21	17:Q:141:TRP:CD2	1.89	1.06
15:O:422:ILE:HD11	15:O:442:LEU:HD23	1.37	1.06
15:O:620:ASP:OD1	15:O:674:GLU:HG2	1.56	1.06
1:A:410:LYS:HA	1:A:413:LEU:HD11	1.31	1.06
15:O:475:ARG:HH21	15:O:496:THR:HG23	0.95	1.06
17:Q:285:VAL:HG12	17:Q:286:GLN:H	1.14	1.06
1:A:42:GLY:HA3	16:P:61:ASN:HB2	1.37	1.05
1:A:921:PRO:CG	8:H:19:ARG:CG	2.33	1.05
15:O:583:GLU:HG2	15:O:584:ARG:H	0.98	1.05
15:O:657:SER:HB2	15:O:746:ARG:HD2	1.37	1.05
15:O:653:SER:CA	15:O:748:GLU:O	2.04	1.05
17:Q:381:ARG:CA	17:Q:384:VAL:HG22	1.81	1.05
1:A:721:LYS:O	1:A:723:TYR:N	1.90	1.05
15:O:273:ARG:HB2	15:O:287:SER:OG	1.56	1.05

Continued on next page...

Continued from previous page...

Atom-1	Atom-2	Interatomic distance (Å)	Clash overlap (Å)
16:P:366:TYR:HE1	17:Q:215:THR:CA	1.68	1.05
17:Q:358:PHE:CZ	17:Q:365:TRP:HZ3	1.73	1.05
1:A:245:LYS:HB3	1:A:251:ILE:HD13	1.37	1.05
1:A:592:GLN:HG3	1:A:593:PRO:HD3	1.36	1.05
1:A:721:LYS:HB3	1:A:722:PRO:HD3	1.25	1.05
15:O:294:PHE:CZ	15:O:297:ILE:CB	2.40	1.05
15:O:615:ASN:OD1	15:O:617:HIS:NE2	1.89	1.05
15:O:604:ILE:HG12	15:O:732:LEU:CD2	1.87	1.05
16:P:104:PHE:HD1	16:P:212:VAL:N	1.53	1.05
16:P:118:TRP:CZ3	16:P:189:LYS:HD3	1.92	1.05
16:P:208:PRO:CB	16:P:212:VAL:CB	2.18	1.05
15:O:740:ILE:CG2	16:P:250:GLN:HG3	1.85	1.05
15:O:433:VAL:CB	17:Q:144:VAL:HG13	1.83	1.05
15:O:722:TRP:HZ3	15:O:733:THR:HG23	1.18	1.05
16:P:101:LYS:CE	16:P:152:LEU:CD1	2.34	1.05
2:B:120:LYS:CE	17:Q:351:GLU:OE2	2.03	1.05
2:B:814:ASN:OD1	2:B:821:ILE:HD13	1.50	1.05
1:A:542:SER:HB2	16:P:34:VAL:CG1	1.85	1.05
7:G:74:ASN:HB3	7:G:77:VAL:HG22	1.38	1.05
15:O:178:VAL:HG22	15:O:360:TRP:HB3	1.38	1.05
15:O:202:ILE:H	15:O:202:ILE:HD12	1.21	1.05
15:O:205:TYR:CZ	15:O:229:ARG:NH1	2.24	1.05
15:O:440:HIS:ND1	15:O:481:PHE:CZ	2.25	1.05
16:P:184:TRP:CD1	16:P:190:MET:HB2	1.90	1.05
1:A:547:ILE:CD1	16:P:21:ARG:HE	1.59	1.05
16:P:496:GLU:OE2	16:P:499:LYS:CB	2.05	1.05
16:P:96:ILE:HA	16:P:209:ASN:CG	1.76	1.05
1:A:592:GLN:NE2	20:T:16:DT:O2	1.89	1.05
15:O:431:ASP:OD1	15:O:432:PRO:CD	2.05	1.05
15:O:369:PHE:CE2	15:O:432:PRO:HG3	1.92	1.05
16:P:263:PRO:HB2	16:P:266:PHE:HD2	1.21	1.05
15:O:398:ALA:HA	17:Q:128:TRP:CH2	1.92	1.05
17:Q:363:GLU:O	17:Q:367:ILE:HG22	1.57	1.05
1:A:592:GLN:HB3	1:A:593:PRO:HD2	1.05	1.04
15:O:577:LEU:HD13	16:P:502:ILE:HG21	1.31	1.04
15:O:722:TRP:HZ3	15:O:733:THR:CG2	1.60	1.04
15:O:740:ILE:CG2	16:P:250:GLN:CB	2.35	1.04
16:P:208:PRO:O	16:P:211:TYR:CD1	2.09	1.04
16:P:335:THR:HA	16:P:338:LEU:HD12	1.38	1.04
15:O:725:VAL:CG1	16:P:452:PHE:CB	2.35	1.04
16:P:474:GLU:OE2	16:P:478:ARG:HD3	1.57	1.04

Continued on next page...

Continued from previous page...

Atom-1	Atom-2	Interatomic distance (Å)	Clash overlap (Å)
15:O:266:GLU:O	15:O:300:LEU:HD11	1.58	1.04
16:P:103:LEU:HD23	16:P:206:GLN:NE2	1.69	1.04
16:P:122:GLU:OE1	16:P:123:MET:HG2	1.55	1.04
16:P:93:LYS:CD	16:P:207:LEU:HD22	1.87	1.04
15:O:299:ASP:CB	17:Q:159:TYR:CB	2.36	1.04
16:P:403:THR:C	16:P:405:ASP:H	1.45	1.04
16:P:417:PHE:HE2	17:Q:270:PHE:CE2	1.52	1.04
2:B:74:PHE:CD1	2:B:91:LEU:HB2	1.91	1.04
16:P:101:LYS:HZ2	16:P:152:LEU:CD1	1.53	1.04
16:P:258:MET:N	16:P:262:LEU:HD13	1.73	1.04
16:P:35:MET:HE2	16:P:38:ASP:HA	1.32	1.04
17:Q:380:SER:C	17:Q:384:VAL:CG1	2.24	1.04
15:O:768:TYR:CD2	16:P:145:ASN:OD1	2.10	1.04
16:P:287:TRP:HE1	16:P:300:ASN:ND2	1.56	1.04
16:P:343:THR:HB	16:P:347:SER:H	1.22	1.04
16:P:354:LYS:HZ2	16:P:362:THR:CG2	1.70	1.04
17:Q:247:ILE:CG2	17:Q:278:TYR:CE2	2.24	1.04
15:O:184:SER:N	15:O:509:GLU:OE2	1.90	1.04
16:P:421:ARG:O	16:P:422:GLU:C	1.94	1.04
17:Q:356:PRO:HD2	17:Q:357:PRO:CD	1.87	1.04
15:O:366:PHE:HE2	15:O:432:PRO:HA	0.91	1.04
15:O:395:GLN:HG2	15:O:397:LYS:N	1.73	1.04
16:P:101:LYS:CE	16:P:152:LEU:HD12	1.88	1.04
16:P:386:LEU:C	16:P:388:THR:HG22	1.78	1.04
16:P:494:SER:OG	16:P:497:GLN:HB3	1.42	1.04
17:Q:247:ILE:HD13	17:Q:248:LYS:H	0.87	1.04
15:O:569:VAL:HG23	16:P:478:ARG:HD2	1.04	1.04
15:O:686:TYR:CB	15:O:692:THR:CG2	2.35	1.04
16:P:344:THR:CG2	16:P:436:LEU:C	2.26	1.04
15:O:347:LEU:HD11	15:O:383:ILE:HD13	1.07	1.04
2:B:1061:LYS:HB3	16:P:45:GLU:HB2	1.12	1.03
9:I:37:TYR:CG	9:I:38:PRO:HD2	1.92	1.03
16:P:369:TRP:CH2	16:P:377:PHE:CG	2.45	1.03
13:M:26:PHE:HE1	13:M:98:SER:HB2	1.18	1.03
15:O:270:GLN:OE1	15:O:291:PRO:HB3	1.56	1.03
15:O:740:ILE:HG22	16:P:250:GLN:CG	1.88	1.03
15:O:176:PRO:HD2	17:Q:196:GLU:O	0.87	1.03
2:B:415:GLU:HG2	2:B:472:SER:HB2	1.36	1.03
2:B:77:LYS:CG	2:B:91:LEU:HA	1.86	1.03
17:Q:353:VAL:HA	17:Q:358:PHE:CD2	1.92	1.03
20:T:21:DT:H2"	20:T:22:DG:H5"	1.31	1.03

Continued on next page...

Continued from previous page...

Atom-1	Atom-2	Interatomic distance (Å)	Clash overlap (Å)
16:P:101:LYS:NZ	16:P:151:GLU:O	1.92	1.03
16:P:469:PRO:CB	16:P:470:PRO:CD	2.37	1.03
2:B:74:PHE:CE2	2:B:342:PRO:O	2.11	1.03
15:O:347:LEU:CD1	15:O:383:ILE:HD13	1.88	1.03
15:O:704:LEU:HD11	16:P:123:MET:CE	1.88	1.03
16:P:95:LEU:HG	16:P:99:GLU:CD	1.77	1.03
2:B:817:ARG:HD2	19:S:25:DT:O2	1.57	1.03
15:O:568:ILE:HD12	15:O:568:ILE:H	1.15	1.03
17:Q:212:HIS:O	17:Q:215:THR:HB	1.57	1.03
16:P:104:PHE:CD1	16:P:211:TYR:CB	2.42	1.03
16:P:108:PHE:CE2	16:P:137:TRP:CH2	2.47	1.03
16:P:403:THR:OG1	16:P:405:ASP:HB2	1.59	1.03
16:P:178:THR:OG1	16:P:490:ASP:CB	2.07	1.03
16:P:357:TYR:CB	17:Q:211:ARG:HD2	1.88	1.03
17:Q:29:ARG:HA	17:Q:32:ASP:OD2	1.56	1.03
16:P:370:SER:OG	16:P:373:GLU:CD	1.97	1.03
17:Q:247:ILE:CG1	17:Q:248:LYS:H	1.71	1.03
15:O:356:GLU:HB2	17:Q:24:ILE:CD1	1.88	1.03
2:B:341:SER:HB3	2:B:342:PRO:HD3	1.05	1.03
15:O:327:GLY:HA3	15:O:340:LYS:HD2	1.34	1.03
15:O:740:ILE:HG21	16:P:250:GLN:CB	1.89	1.03
15:O:768:TYR:CD2	16:P:145:ASN:CG	2.32	1.03
16:P:246:GLU:CG	16:P:286:LEU:CB	2.36	1.03
17:Q:278:TYR:HB3	17:Q:308:PHE:HZ	1.19	1.03
15:O:578:PHE:CE1	16:P:312:LEU:HD12	1.93	1.03
16:P:118:TRP:CH2	16:P:189:LYS:HG2	1.92	1.03
1:A:35:PRO:HG3	1:A:394:LEU:HD11	1.40	1.02
1:A:581:ILE:HD11	1:A:605:VAL:HG21	1.38	1.02
2:B:581:PRO:HG3	2:B:637:TYR:HE1	1.23	1.02
15:O:315:PHE:C	15:O:317:ILE:HD12	1.79	1.02
15:O:375:PHE:CD1	15:O:380:MET:HB3	1.94	1.02
16:P:247:ILE:CG2	16:P:284:LEU:CD1	2.37	1.02
2:B:513:LYS:NZ	19:S:43:DC:OP1	1.92	1.02
15:O:623:LEU:CD1	15:O:668:SER:C	2.27	1.02
16:P:387:PRO:O	16:P:389:GLN:N	1.91	1.02
1:A:1018:TYR:CE2	20:T:14:DT:OP1	2.12	1.02
1:A:42:GLY:HA3	16:P:61:ASN:CG	1.79	1.02
15:O:194:ARG:HA	15:O:197:ARG:CZ	1.89	1.02
16:P:216:GLU:O	16:P:218:SER:N	1.92	1.02
15:O:592:LEU:CD1	16:P:512:ARG:HE	1.72	1.02
17:Q:247:ILE:CG1	17:Q:248:LYS:N	2.21	1.02

Continued on next page...

Continued from previous page...

Atom-1	Atom-2	Interatomic distance (Å)	Clash overlap (Å)
17:Q:283:ARG:N	17:Q:302:ARG:CB	2.21	1.02
15:O:356:GLU:HB3	17:Q:24:ILE:HD12	1.41	1.02
15:O:308:ASN:HA	15:O:365:TRP:CD2	1.94	1.02
15:O:578:PHE:CZ	16:P:312:LEU:CD1	2.41	1.02
17:Q:31:PHE:HA	17:Q:34:ILE:HG22	1.02	1.02
16:P:207:LEU:C	16:P:209:ASN:H	1.47	1.02
17:Q:127:PHE:HE1	17:Q:131:TYR:CE2	1.40	1.02
17:Q:298:GLN:O	17:Q:299:THR:CG2	2.06	1.02
7:G:169:VAL:HG22	7:G:216:HIS:O	1.55	1.02
15:O:12:UNK:HA	15:O:436:ILE:CD1	1.88	1.02
16:P:494:SER:OG	16:P:497:GLN:CG	2.07	1.02
16:P:63:THR:HG23	16:P:64:THR:H	0.85	1.02
16:P:366:TYR:OH	17:Q:214:VAL:O	1.76	1.02
15:O:214:LEU:C	15:O:236:ILE:CB	2.27	1.02
15:O:371:LYS:HD2	15:O:432:PRO:HG2	1.41	1.02
15:O:613:HIS:CD2	15:O:619:GLU:HG3	1.95	1.02
15:O:702:LEU:HD21	16:P:125:PHE:CZ	1.86	1.02
17:Q:264:SER:O	17:Q:265:SER:OG	1.75	1.02
2:B:479:GLN:HA	19:S:39:DT:O4	1.60	1.02
1:A:1288:ARG:N	1:A:1476:LEU:O	1.93	1.02
1:A:487:ASP:HB2	1:A:615:ARG:HD2	1.38	1.02
15:O:428:GLU:HG2	15:O:435:ARG:HB3	1.05	1.02
16:P:187:THR:OG1	16:P:189:LYS:CG	2.06	1.02
17:Q:279:SER:O	17:Q:301:SER:OG	1.78	1.02
17:Q:356:PRO:HD2	17:Q:357:PRO:HD2	1.41	1.02
15:O:431:ASP:OD1	15:O:432:PRO:HD3	1.57	1.01
15:O:422:ILE:HG13	15:O:440:HIS:NE2	1.75	1.01
15:O:475:ARG:HD3	16:P:367:PHE:CE2	1.94	1.01
16:P:139:LYS:NZ	16:P:242:PHE:CG	2.27	1.01
16:P:378:LEU:CD1	17:Q:234:LYS:CB	2.37	1.01
16:P:95:LEU:HD21	16:P:99:GLU:CD	1.79	1.01
1:A:55:GLY:O	1:A:62:CYS:HA	1.59	1.01
16:P:155:GLN:HG2	16:P:232:LEU:HD21	1.39	1.01
17:Q:248:LYS:HD2	17:Q:298:GLN:NE2	1.73	1.01
15:O:353:ASP:CA	17:Q:28:SER:HA	1.89	1.01
17:Q:358:PHE:CG	17:Q:365:TRP:CZ3	2.47	1.01
15:O:618:ASP:OD1	15:O:622:TYR:HE2	1.43	1.01
15:O:740:ILE:HG22	16:P:250:GLN:HG3	1.04	1.01
16:P:357:TYR:HB3	17:Q:211:ARG:HD2	1.40	1.01
15:O:421:ILE:CG2	15:O:439:LYS:CG	2.38	1.01
5:E:128:PRO:HB2	5:E:129:PRO:CD	1.87	1.01

Continued on next page...

Continued from previous page...

Atom-1	Atom-2	Interatomic distance (Å)	Clash overlap (Å)
15:O:201:GLU:HG3	15:O:219:LEU:HB2	1.42	1.01
15:O:395:GLN:HG2	15:O:397:LYS:H	0.88	1.01
16:P:100:ALA:CB	16:P:211:TYR:CE1	2.44	1.01
2:B:924:LYS:HE3	18:R:6:A:OP2	1.61	1.01
13:M:43:LYS:O	13:M:49:ASP:HA	1.57	1.01
15:O:669:PHE:CD1	15:O:738:LYS:HE2	1.96	1.01
16:P:246:GLU:CG	16:P:286:LEU:HB2	1.91	1.01
16:P:93:LYS:NZ	16:P:94:LYS:N	2.09	1.01
15:O:346:ASN:O	15:O:347:LEU:CG	2.09	1.01
15:O:352:PHE:HB3	15:O:354:PRO:HD2	1.40	1.01
15:O:472:ARG:NH2	17:Q:200:THR:H	1.57	1.01
15:O:577:LEU:CG	16:P:499:LYS:HG3	1.90	1.01
16:P:378:LEU:CD1	17:Q:234:LYS:HB3	1.90	1.01
15:O:23:UNK:C	17:Q:314:TRP:CZ3	2.44	1.01
17:Q:5:PRO:HB2	17:Q:244:GLY:O	1.60	1.01
9:I:37:TYR:CD1	9:I:38:PRO:HD2	1.96	1.01
16:P:469:PRO:HB2	16:P:470:PRO:HD3	1.01	1.01
17:Q:21:TYR:CE2	17:Q:124:GLU:HG3	1.95	1.01
17:Q:133:LYS:HG3	17:Q:286:GLN:CG	1.90	1.00
2:B:1179:PRO:O	2:B:1183:LYS:HB3	1.60	1.00
15:O:347:LEU:HD11	15:O:383:ILE:CD1	1.91	1.00
15:O:592:LEU:HD11	16:P:512:ARG:CZ	1.91	1.00
16:P:494:SER:C	16:P:496:GLU:H	1.65	1.00
16:P:63:THR:CG2	16:P:64:THR:H	1.68	1.00
17:Q:24:ILE:O	17:Q:28:SER:HB2	1.59	1.00
15:O:703:PHE:CZ	16:P:254:LEU:CD2	2.44	1.00
1:A:42:GLY:CA	16:P:61:ASN:HB2	1.89	1.00
15:O:298:ASP:OD1	17:Q:159:TYR:N	1.94	1.00
15:O:656:HIS:CB	15:O:747:LEU:C	2.29	1.00
16:P:403:THR:HG23	16:P:405:ASP:N	1.76	1.00
15:O:725:VAL:HG11	16:P:452:PHE:HB2	1.40	1.00
16:P:93:LYS:CD	16:P:207:LEU:CB	2.40	1.00
2:B:513:LYS:NZ	19:S:42:DG:C4'	2.24	1.00
15:O:10:UNK:O	17:Q:141:TRP:HB3	1.61	1.00
17:Q:383:PHE:CE2	17:Q:388:LYS:HG2	1.94	1.00
15:O:382:GLU:OE1	15:O:433:VAL:HG12	1.59	1.00
16:P:235:GLY:HA2	16:P:289:ARG:HB3	1.39	1.00
16:P:85:GLN:HG2	16:P:89:HIS:CE1	1.96	1.00
16:P:27:ARG:NH2	16:P:69:SER:HB2	1.75	1.00
17:Q:127:PHE:CZ	17:Q:131:TYR:CD2	2.48	1.00
15:O:316:ALA:O	15:O:340:LYS:NZ	1.94	1.00

Continued on next page...

Continued from previous page...

Atom-1	Atom-2	Interatomic distance (Å)	Clash overlap (Å)
15:O:428:GLU:HA	15:O:435:ARG:HD3	1.43	1.00
16:P:118:TRP:CZ2	16:P:189:LYS:HG2	1.96	1.00
15:O:618:ASP:OD1	15:O:622:TYR:CE2	2.15	1.00
17:Q:303:THR:CG2	17:Q:304:HIS:H	1.75	1.00
15:O:414:ILE:HD12	15:O:425:GLY:HA3	1.44	1.00
15:O:641:TRP:CD1	15:O:644:THR:O	2.12	1.00
1:A:42:GLY:CA	16:P:61:ASN:HB3	1.87	1.00
2:B:1105:ARG:HB3	2:B:1196:LEU:HD23	1.01	0.99
4:D:12:THR:HG23	4:D:17:ASN:HB2	1.40	0.99
16:P:118:TRP:CZ3	16:P:189:LYS:CB	2.43	0.99
1:A:542:SER:HB2	16:P:34:VAL:HG12	1.39	0.99
16:P:63:THR:CG2	16:P:64:THR:N	2.19	0.99
16:P:96:ILE:HA	16:P:209:ASN:HD21	1.21	0.99
17:Q:207:ASN:HD21	19:S:13:DA:P	1.85	0.99
16:P:184:TRP:CZ2	16:P:192:TYR:HD2	1.79	0.99
15:O:353:ASP:O	17:Q:28:SER:CA	2.09	0.99
16:P:385:PHE:O	16:P:388:THR:CG2	2.09	0.99
16:P:95:LEU:HD13	16:P:96:ILE:H	0.91	0.99
15:O:569:VAL:HG23	16:P:478:ARG:CD	1.93	0.99
15:O:603:ARG:NH2	16:P:268:PHE:CD1	2.30	0.99
16:P:208:PRO:C	16:P:211:TYR:CZ	2.35	0.99
17:Q:143:THR:OG1	17:Q:144:VAL:N	1.93	0.99
2:B:811:LEU:HD12	2:B:899:GLN:HA	1.44	0.99
15:O:310:TRP:CG	15:O:368:HIS:CE1	2.51	0.99
15:O:373:LEU:HB3	15:O:375:PHE:CZ	1.97	0.99
16:P:104:PHE:HB2	16:P:211:TYR:CD2	1.98	0.99
3:C:32:ASN:OD1	3:C:35:LYS:N	1.95	0.99
16:P:222:PHE:C	16:P:223:ASN:OD1	2.00	0.99
15:O:421:ILE:HG21	15:O:439:LYS:CG	1.93	0.99
15:O:653:SER:HB3	15:O:656:HIS:ND1	1.77	0.99
16:P:235:GLY:HA2	16:P:289:ARG:CG	1.92	0.99
1:A:58:LEU:CD1	1:A:60:ASN:HD21	1.55	0.99
15:O:247:ILE:HG12	15:O:261:VAL:HG22	1.44	0.99
15:O:356:GLU:CB	17:Q:24:ILE:HD12	1.90	0.99
15:O:703:PHE:CZ	16:P:254:LEU:HD21	1.96	0.99
15:O:771:ILE:CG2	16:P:109:GLN:CD	2.30	0.99
16:P:403:THR:CB	16:P:405:ASP:HB2	1.90	0.99
15:O:194:ARG:CG	15:O:197:ARG:NH1	2.25	0.99
15:O:314:GLN:CB	15:O:329:ILE:N	2.23	0.99
15:O:499:GLU:HG3	15:O:500:ILE:H	1.24	0.99
15:O:583:GLU:CD	15:O:584:ARG:N	2.13	0.99

Continued on next page...

Continued from previous page...

Atom-1	Atom-2	Interatomic distance (Å)	Clash overlap (Å)
17:Q:283:ARG:CA	17:Q:302:ARG:CB	2.41	0.99
16:P:116:ILE:HA	16:P:119:LEU:HD12	1.45	0.99
16:P:417:PHE:CE2	17:Q:270:PHE:HE2	1.72	0.99
16:P:375:LEU:HD12	17:Q:231:LEU:HD21	1.44	0.99
15:O:12:UNK:CB	15:O:439:LYS:HZ2	1.69	0.98
15:O:715:TYR:CE1	15:O:734:LYS:HD2	1.98	0.98
1:A:379:GLU:HA	16:P:56:ILE:HG22	1.45	0.98
15:O:366:PHE:CD2	15:O:432:PRO:HB3	1.97	0.98
16:P:419:LEU:CB	17:Q:237:ALA:HB1	1.92	0.98
15:O:669:PHE:C	15:O:671:SER:H	1.62	0.98
16:P:354:LYS:NZ	16:P:362:THR:CG2	2.23	0.98
16:P:403:THR:HG23	16:P:405:ASP:CB	1.92	0.98
17:Q:133:LYS:HG3	17:Q:286:GLN:HG2	1.45	0.98
2:B:1061:LYS:HD2	16:P:46:ASP:H	1.29	0.98
9:I:8:ILE:HG23	9:I:17:LEU:HD11	1.45	0.98
15:O:294:PHE:HZ	15:O:297:ILE:HG21	0.82	0.98
15:O:577:LEU:CD1	16:P:499:LYS:HG3	1.94	0.98
2:B:74:PHE:CD2	2:B:342:PRO:O	2.16	0.98
15:O:694:ILE:HG13	15:O:695:GLY:H	1.23	0.98
15:O:351:ILE:H	17:Q:157:MET:HE3	1.29	0.98
17:Q:283:ARG:HB2	17:Q:302:ARG:HB3	1.45	0.98
17:Q:354:LEU:HG	17:Q:359:MET:HA	1.46	0.98
17:Q:398:ASP:OD2	17:Q:401:ILE:HD12	1.63	0.98
2:B:495:ARG:HH11	2:B:723:LYS:HE2	1.29	0.98
15:O:357:LEU:CD2	15:O:358:SER:CB	2.41	0.98
15:O:366:PHE:CE2	15:O:432:PRO:C	2.36	0.98
15:O:653:SER:HB3	15:O:656:HIS:HB3	1.25	0.98
1:A:42:GLY:O	16:P:61:ASN:HB3	1.64	0.98
15:O:700:LEU:CD2	15:O:714:PHE:HB2	1.94	0.98
15:O:356:GLU:CB	17:Q:24:ILE:HD11	1.93	0.98
3:C:148:LYS:HE3	3:C:151:THR:CG2	1.87	0.98
15:O:663:LEU:HD12	15:O:742:TRP:CH2	1.99	0.98
15:O:390:GLN:HB2	17:Q:151:PRO:HG2	1.46	0.98
15:O:214:LEU:C	15:O:236:ILE:HB	1.81	0.98
15:O:314:GLN:HB2	15:O:329:ILE:H	0.84	0.98
16:P:157:HIS:CE1	16:P:158:MET:HG2	1.99	0.98
15:O:592:LEU:CD1	16:P:512:ARG:CZ	2.42	0.98
1:A:1320:GLN:HE22	1:A:1497:ILE:HG13	1.29	0.97
15:O:662:LEU:H	15:O:662:LEU:HD23	1.27	0.97
15:O:653:SER:C	15:O:654:LEU:HG	1.82	0.97
16:P:212:VAL:HG13	16:P:215:LEU:CD1	1.95	0.97

Continued on next page...

Continued from previous page...

Atom-1	Atom-2	Interatomic distance (Å)	Clash overlap (Å)
15:O:393:VAL:HG11	17:Q:144:VAL:HB	1.44	0.97
1:A:722:PRO:HB2	8:H:46:LEU:HD23	1.45	0.97
2:B:913:ILE:O	2:B:1041:ASN:ND2	1.96	0.97
15:O:10:UNK:CB	17:Q:142:ARG:CA	2.42	0.97
15:O:351:ILE:CB	17:Q:157:MET:HE3	1.91	0.97
15:O:428:GLU:CB	15:O:435:ARG:HG2	1.93	0.97
1:A:42:GLY:C	16:P:61:ASN:HB3	1.84	0.97
20:T:19:DC:H2"	20:T:20:DA:H5"	1.46	0.97
16:P:104:PHE:CD1	16:P:212:VAL:N	2.33	0.97
16:P:399:SER:N	16:P:410:ARG:NH1	2.11	0.97
16:P:378:LEU:HD13	17:Q:234:LYS:CB	1.93	0.97
15:O:350:THR:O	15:O:352:PHE:CE1	2.17	0.97
15:O:660:LYS:HA	15:O:663:LEU:HB2	1.46	0.97
15:O:10:UNK:O	17:Q:141:TRP:HB2	1.64	0.97
15:O:736:ILE:CD1	15:O:739:ASP:OD2	2.12	0.97
15:O:740:ILE:CG2	16:P:250:GLN:HB3	1.94	0.97
16:P:378:LEU:CD1	17:Q:234:LYS:C	2.32	0.97
7:G:167:THR:O	7:G:218:VAL:N	1.98	0.97
16:P:110:PHE:CD2	16:P:198:ILE:HG23	2.00	0.97
15:O:569:VAL:HG21	16:P:478:ARG:N	1.80	0.97
17:Q:281:LYS:HA	17:Q:301:SER:HB3	1.44	0.97
1:A:547:ILE:HD11	16:P:21:ARG:HH21	1.24	0.96
15:O:616:SER:CA	15:O:620:ASP:H	1.74	0.96
15:O:727:PRO:HD3	16:P:264:PRO:CG	1.94	0.96
16:P:378:LEU:CD2	17:Q:234:LYS:HB3	1.95	0.96
17:Q:283:ARG:CA	17:Q:302:ARG:HB3	1.94	0.96
16:P:209:ASN:OD1	16:P:210:TYR:CE2	2.18	0.96
16:P:343:THR:CB	16:P:347:SER:H	1.78	0.96
16:P:386:LEU:C	16:P:388:THR:CG2	2.31	0.96
15:O:214:LEU:HD13	15:O:263:ILE:HD13	1.48	0.96
15:O:352:PHE:CB	15:O:354:PRO:HD2	1.95	0.96
15:O:475:ARG:HD2	16:P:367:PHE:CE2	2.00	0.96
1:A:59:ARG:HH22	16:P:7:GLY:HA2	1.29	0.96
17:Q:282:SER:C	17:Q:302:ARG:HG3	1.85	0.96
15:O:275:GLU:O	15:O:284:VAL:CG1	2.12	0.96
15:O:299:ASP:HB2	17:Q:159:TYR:CG	2.00	0.96
15:O:641:TRP:HH2	15:O:752:LEU:CD2	1.78	0.96
16:P:103:LEU:HD22	16:P:206:GLN:NE2	1.78	0.96
17:Q:246:GLN:C	17:Q:247:ILE:HD13	1.84	0.96
1:A:1014:SER:OG	20:T:15:DT:O2	1.81	0.96
2:B:1107:CYS:HB2	2:B:1130:ARG:HE	1.30	0.96

Continued on next page...

Continued from previous page...

Atom-1	Atom-2	Interatomic distance (Å)	Clash overlap (Å)
15:O:421:ILE:CG2	15:O:439:LYS:HG3	1.94	0.96
15:O:722:TRP:NE1	16:P:262:LEU:HG	1.79	0.96
16:P:101:LYS:HZ2	16:P:152:LEU:CA	1.77	0.96
16:P:154:LEU:HD22	16:P:154:LEU:H	1.29	0.96
16:P:119:LEU:CD2	16:P:165:LEU:HD11	1.94	0.96
17:Q:283:ARG:CB	17:Q:302:ARG:HB3	1.96	0.96
15:O:311:ASP:O	15:O:315:PHE:CE2	2.19	0.96
16:P:219:ILE:HD13	17:Q:207:ASN:HA	1.45	0.96
16:P:497:GLN:HG2	16:P:498:LEU:N	1.81	0.96
16:P:93:LYS:HD3	16:P:207:LEU:HD22	1.43	0.96
1:A:1640:ARG:HG2	1:A:1645:LYS:HB2	1.47	0.96
1:A:58:LEU:CB	16:P:63:THR:HG22	1.95	0.96
15:O:577:LEU:HD11	16:P:499:LYS:HG3	1.43	0.96
16:P:194:GLN:HA	16:P:216:GLU:HG2	1.48	0.96
15:O:273:ARG:HH12	15:O:274:ILE:HG23	1.30	0.96
15:O:399:TRP:CD1	17:Q:134:PRO:HG3	2.01	0.96
15:O:398:ALA:HA	17:Q:128:TRP:HH2	1.27	0.96
16:P:95:LEU:HD23	16:P:99:GLU:CD	1.77	0.96
1:A:436:ALA:HB2	1:A:443:ALA:HB2	1.44	0.95
5:E:9:ILE:HG21	5:E:43:LYS:HG2	1.46	0.95
15:O:352:PHE:HB2	15:O:355:GLU:HB3	1.48	0.95
9:I:30:CYS:HB3	9:I:33:CYS:SG	2.01	0.95
15:O:194:ARG:HG2	15:O:197:ARG:HH12	1.01	0.95
15:O:194:ARG:CG	15:O:197:ARG:HH12	1.77	0.95
15:O:704:LEU:C	15:O:706:GLU:N	2.16	0.95
15:O:700:LEU:HD21	15:O:714:PHE:CB	1.96	0.95
15:O:768:TYR:CD1	16:P:145:ASN:OD1	2.19	0.95
1:A:42:GLY:O	16:P:61:ASN:O	1.84	0.95
1:A:920:PHE:O	1:A:922:CYS:N	1.99	0.95
6:F:83:PRO:HB2	6:F:152:ILE:HD12	1.48	0.95
15:O:440:HIS:CE1	15:O:481:PHE:CE1	2.55	0.95
15:O:757:GLN:O	15:O:760:ILE:CG2	2.13	0.95
16:P:106:LYS:CE	16:P:203:TRP:HH2	1.78	0.95
16:P:206:GLN:O	16:P:207:LEU:C	2.03	0.95
16:P:289:ARG:O	16:P:291:ASP:OD1	1.84	0.95
16:P:19:LEU:HD21	16:P:21:ARG:HG2	1.48	0.95
15:O:592:LEU:CD1	16:P:512:ARG:NE	2.27	0.95
17:Q:283:ARG:H	17:Q:302:ARG:HG3	1.30	0.95
1:A:39:ASP:O	1:A:43:HIS:N	1.99	0.95
15:O:616:SER:O	15:O:618:ASP:N	1.99	0.95
15:O:722:TRP:CZ3	15:O:733:THR:HG23	1.94	0.95

Continued on next page...

Continued from previous page...

Atom-1	Atom-2	Interatomic distance (Å)	Clash overlap (Å)
16:P:195:ALA:HB1	16:P:215:LEU:HG	1.48	0.95
13:M:12:ILE:HG23	13:M:88:ILE:HD11	1.46	0.95
16:P:184:TRP:HE1	16:P:190:MET:HB2	1.24	0.95
17:Q:200:THR:O	17:Q:203:SER:OG	1.84	0.95
1:A:416:ARG:HD2	1:A:419:ILE:HG12	1.49	0.95
17:Q:143:THR:O	17:Q:144:VAL:HG12	1.65	0.95
16:P:414:TYR:CD1	17:Q:241:ARG:NH1	2.34	0.95
5:E:3:GLN:O	5:E:7:ARG:CB	2.14	0.95
15:O:656:HIS:HB2	15:O:747:LEU:C	1.85	0.95
15:O:686:TYR:CG	15:O:692:THR:CG2	2.48	0.95
2:B:1061:LYS:HE3	16:P:45:GLU:HB2	1.49	0.95
15:O:310:TRP:CE3	15:O:370:GLN:NE2	2.35	0.95
16:P:246:GLU:HG2	16:P:286:LEU:CB	1.96	0.95
16:P:378:LEU:HD13	17:Q:234:LYS:HB2	1.47	0.95
16:P:403:THR:C	16:P:405:ASP:N	2.15	0.95
2:B:1105:ARG:CB	2:B:1196:LEU:HD23	1.82	0.94
2:B:221:SER:HB3	19:S:41:DT:P	2.07	0.94
15:O:428:GLU:HB2	15:O:435:ARG:HG2	1.49	0.94
17:Q:136:LYS:HD3	17:Q:304:HIS:HA	1.46	0.94
1:A:1315:ASN:OD1	1:A:1319:ASN:ND2	2.00	0.94
1:A:379:GLU:OE1	16:P:56:ILE:HB	1.64	0.94
2:B:1052:VAL:HG23	16:P:41:PHE:HD1	1.03	0.94
15:O:440:HIS:CE1	15:O:481:PHE:CZ	2.55	0.94
15:O:663:LEU:CD1	15:O:742:TRP:CH2	2.50	0.94
15:O:589:ILE:CG2	16:P:316:TRP:CE3	2.50	0.94
2:B:369:ASP:OD2	2:B:591:LYS:NZ	2.00	0.94
15:O:357:LEU:HD23	15:O:358:SER:HB3	1.48	0.94
16:P:371:GLU:O	16:P:374:THR:HB	1.68	0.94
17:Q:158:THR:HG23	17:Q:161:ASN:H	1.29	0.94
1:A:415:ASP:C	1:A:417:ARG:H	1.70	0.94
3:C:118:SER:HA	3:C:125:LYS:NZ	1.83	0.94
15:O:393:VAL:O	15:O:394:VAL:HG22	1.67	0.94
16:P:95:LEU:CG	16:P:99:GLU:CD	2.24	0.94
2:B:90:TYR:C	2:B:91:LEU:CD1	2.33	0.94
15:O:428:GLU:CG	15:O:435:ARG:CB	2.44	0.94
15:O:511:ILE:HG22	15:O:513:THR:H	1.32	0.94
15:O:616:SER:HA	15:O:620:ASP:N	1.81	0.94
16:P:183:LYS:CD	16:P:189:LYS:HZ2	1.80	0.94
16:P:494:SER:OG	16:P:497:GLN:CA	2.15	0.94
1:A:1617:THR:HG22	20:T:12:DG:H5"	1.47	0.94
16:P:108:PHE:CE2	16:P:137:TRP:CZ3	2.56	0.94

Continued on next page...

Continued from previous page...

Atom-1	Atom-2	Interatomic distance (Å)	Clash overlap (Å)
15:O:471:MET:SD	15:O:542:ARG:NH1	2.41	0.94
17:Q:372:HIS:CE1	17:Q:407:HIS:CD2	2.56	0.94
1:A:547:ILE:HD13	16:P:21:ARG:CZ	1.86	0.94
2:B:117:VAL:HG23	17:Q:276:GLN:HG2	1.45	0.94
13:M:88:ILE:HD12	13:M:90:LEU:HD21	1.50	0.94
1:A:1272:VAL:O	9:I:49:THR:OG1	1.86	0.94
2:B:1130:ARG:NH1	2:B:1188:GLU:OE2	2.01	0.94
15:O:641:TRP:CH2	15:O:752:LEU:CD2	2.50	0.94
16:P:184:TRP:CD1	16:P:190:MET:CB	2.51	0.94
1:A:545:SER:HB2	16:P:26:ARG:HH12	1.30	0.94
1:A:530:TRP:CG	1:A:531:PRO:CD	2.47	0.94
15:O:588:SER:HB3	16:P:512:ARG:HH12	1.30	0.94
16:P:417:PHE:N	16:P:418:PRO:CD	2.26	0.94
16:P:337:SER:HA	16:P:448:LYS:HE2	1.47	0.94
17:Q:352:TRP:CZ3	17:Q:357:PRO:HG2	2.02	0.94
1:A:964:LYS:NZ	1:A:969:PHE:O	1.99	0.93
2:B:239:VAL:HG12	2:B:245:SER:HB2	1.48	0.93
16:P:403:THR:HG21	16:P:405:ASP:HB2	1.49	0.93
2:B:1052:VAL:CG2	16:P:41:PHE:CE1	2.50	0.93
2:B:820:PRO:HG2	16:P:81:LEU:HD21	1.47	0.93
17:Q:291:ARG:O	17:Q:291:ARG:HG2	1.68	0.93
1:A:410:LYS:C	1:A:413:LEU:CD1	2.35	0.93
1:A:379:GLU:N	16:P:54:GLY:HA2	1.81	0.93
16:P:103:LEU:CD1	16:P:211:TYR:CE2	2.35	0.93
17:Q:299:THR:HG23	17:Q:304:HIS:CE1	2.03	0.93
17:Q:281:LYS:O	17:Q:302:ARG:CD	2.14	0.93
2:B:77:LYS:HA	2:B:92:GLY:H	1.22	0.93
13:M:10:ILE:HD12	14:N:72:VAL:HG23	1.49	0.93
15:O:380:MET:HB2	15:O:394:VAL:HG22	1.50	0.93
15:O:568:ILE:N	15:O:568:ILE:HD12	1.84	0.93
15:O:604:ILE:HG12	15:O:732:LEU:HD21	1.51	0.93
16:P:95:LEU:HD12	16:P:100:ALA:CB	1.96	0.93
16:P:257:VAL:HG12	16:P:262:LEU:CD1	1.97	0.93
15:O:722:TRP:HZ2	16:P:262:LEU:HD11	1.34	0.93
15:O:315:PHE:HB3	15:O:317:ILE:HD11	1.50	0.93
15:O:581:ALA:HB1	15:O:585:GLU:HB2	0.93	0.93
15:O:615:ASN:HB3	15:O:617:HIS:CD2	2.03	0.93
16:P:183:LYS:CD	16:P:189:LYS:NZ	2.32	0.93
1:A:530:TRP:CB	1:A:531:PRO:HD3	1.92	0.93
15:O:214:LEU:CD1	15:O:263:ILE:HD13	1.98	0.93
15:O:604:ILE:HA	15:O:732:LEU:HD22	1.48	0.93

Continued on next page...

Continued from previous page...

Atom-1	Atom-2	Interatomic distance (Å)	Clash overlap (Å)
16:P:104:PHE:HD1	16:P:212:VAL:H	1.15	0.93
16:P:386:LEU:CA	16:P:388:THR:HG22	1.97	0.93
15:O:176:PRO:HD2	17:Q:196:GLU:C	1.87	0.93
15:O:440:HIS:HD1	15:O:481:PHE:HZ	0.94	0.93
16:P:417:PHE:N	16:P:418:PRO:HD2	1.79	0.93
2:B:820:PRO:HB3	16:P:81:LEU:HD13	1.48	0.93
17:Q:207:ASN:ND2	19:S:13:DA:P	2.42	0.93
2:B:1103:VAL:HB	2:B:1110:ILE:HG22	1.49	0.93
15:O:421:ILE:CD1	17:Q:138:PHE:HE2	1.67	0.93
15:O:357:LEU:HD23	15:O:358:SER:CA	1.99	0.93
16:P:234:CYS:SG	16:P:286:LEU:CD2	2.56	0.93
2:B:820:PRO:HB3	16:P:81:LEU:HD11	1.50	0.93
16:P:95:LEU:HD11	16:P:100:ALA:N	1.84	0.93
17:Q:303:THR:HG22	17:Q:304:HIS:H	1.33	0.93
1:A:461:GLU:OE2	1:A:1619:CYS:N	2.01	0.93
1:A:721:LYS:HG2	8:H:94:ASP:C	1.88	0.93
16:P:95:LEU:CD1	16:P:100:ALA:CB	2.47	0.93
16:P:198:ILE:HB	16:P:200:PRO:HG3	1.50	0.93
15:O:23:UNK:O	17:Q:314:TRP:CE3	2.20	0.93
9:I:38:PRO:CB	9:I:41:GLN:O	2.16	0.92
15:O:433:VAL:CG1	17:Q:144:VAL:HG13	1.99	0.92
15:O:446:ASP:OD1	15:O:447:THR:N	2.01	0.92
7:G:37:CYS:O	7:G:126:GLN:N	2.00	0.92
15:O:18:UNK:C	17:Q:252:GLY:O	2.16	0.92
15:O:472:ARG:NH1	17:Q:203:SER:CB	2.32	0.92
16:P:469:PRO:CB	16:P:470:PRO:HD3	1.95	0.92
15:O:348:HIS:O	17:Q:153:ASN:OD1	1.86	0.92
3:C:151:THR:OG1	3:C:155:GLU:CD	2.06	0.92
15:O:374:VAL:O	15:O:375:PHE:CD1	2.22	0.92
15:O:583:GLU:OE1	15:O:584:ARG:N	2.01	0.92
15:O:665:ASN:HB3	15:O:668:SER:OG	1.68	0.92
16:P:183:LYS:HG3	16:P:189:LYS:HZ1	1.34	0.92
16:P:247:ILE:HG21	16:P:284:LEU:CD1	1.96	0.92
16:P:344:THR:OG1	16:P:438:PHE:N	1.93	0.92
1:A:1447:GLN:NE2	1:A:1459:LYS:HA	1.85	0.92
1:A:530:TRP:CB	1:A:531:PRO:HD2	1.85	0.92
15:O:352:PHE:HB3	15:O:354:PRO:CD	1.99	0.92
16:P:246:GLU:HG3	16:P:286:LEU:CB	1.99	0.92
17:Q:127:PHE:CZ	17:Q:131:TYR:CE2	2.57	0.92
17:Q:383:PHE:CZ	17:Q:388:LYS:HG2	2.04	0.92
1:A:371:SER:O	1:A:378:HIS:N	2.02	0.92

Continued on next page...

Continued from previous page...

Atom-1	Atom-2	Interatomic distance (Å)	Clash overlap (Å)
1:A:530:TRP:HB3	1:A:531:PRO:HD2	0.92	0.92
1:A:474:LYS:NZ	2:B:1172:GLU:OE1	2.02	0.92
2:B:77:LYS:HD2	2:B:88:SER:C	1.89	0.92
15:O:726:SER:HB2	16:P:264:PRO:HG2	1.51	0.92
16:P:195:ALA:CB	16:P:215:LEU:HG	1.99	0.92
15:O:586:LYS:HZ1	16:P:322:ARG:NH2	1.63	0.92
2:B:117:VAL:CG2	17:Q:276:GLN:CG	2.45	0.92
15:O:421:ILE:HA	15:O:441:ASP:HA	1.49	0.92
15:O:772:ILE:CD1	16:P:138:LEU:HD21	1.98	0.92
17:Q:282:SER:C	17:Q:302:ARG:CG	2.36	0.92
17:Q:381:ARG:C	17:Q:384:VAL:CG2	2.32	0.92
13:M:51:PHE:HD2	13:M:94:PRO:HG3	1.35	0.92
15:O:653:SER:O	15:O:654:LEU:CD1	2.17	0.92
16:P:147:GLN:O	16:P:151:GLU:HB3	1.70	0.92
16:P:369:TRP:HH2	16:P:377:PHE:CE1	1.87	0.92
15:O:577:LEU:CD2	16:P:499:LYS:CG	2.39	0.92
15:O:394:VAL:HA	17:Q:141:TRP:HD1	1.32	0.92
1:A:592:GLN:CB	1:A:593:PRO:HD3	1.92	0.92
13:M:43:LYS:C	13:M:49:ASP:OD1	2.07	0.92
15:O:596:ILE:HA	16:P:272:GLN:NE2	1.85	0.92
16:P:157:HIS:NE2	16:P:158:MET:HE3	1.84	0.92
16:P:204:ARG:CZ	19:S:15:DA:OP1	2.18	0.92
16:P:208:PRO:O	16:P:211:TYR:CD2	2.22	0.92
2:B:613:VAL:HG12	2:B:660:LYS:HE3	1.50	0.92
2:B:96:SER:HB3	2:B:144:SER:HB2	1.51	0.92
16:P:287:TRP:CZ2	16:P:298:VAL:HG22	2.04	0.92
16:P:494:SER:OG	16:P:497:GLN:N	2.03	0.92
1:A:58:LEU:HB2	16:P:63:THR:CG2	1.99	0.92
15:O:394:VAL:HA	17:Q:141:TRP:CD1	2.05	0.92
17:Q:154:LYS:C	17:Q:156:LYS:H	1.71	0.92
1:A:1229:ALA:HB3	1:A:1597:ALA:HB2	1.52	0.92
2:B:1139:LYS:O	2:B:1141:LEU:N	2.03	0.92
16:P:414:TYR:HB3	17:Q:241:ARG:CZ	1.99	0.92
16:P:417:PHE:C	16:P:419:LEU:H	1.72	0.92
17:Q:303:THR:CG2	17:Q:304:HIS:N	2.31	0.92
2:B:463:TYR:CD1	20:T:25:DG:OP1	2.22	0.91
2:B:77:LYS:HB3	2:B:88:SER:HA	1.49	0.91
16:P:198:ILE:CB	16:P:200:PRO:CD	2.26	0.91
1:A:379:GLU:CA	16:P:56:ILE:HG22	2.00	0.91
2:B:1137:ASP:O	2:B:1140:LYS:CG	2.17	0.91
14:N:111:VAL:O	14:N:120:LYS:N	2.04	0.91

Continued on next page...

Continued from previous page...

Atom-1	Atom-2	Interatomic distance (Å)	Clash overlap (Å)
15:O:686:TYR:CD2	15:O:692:THR:CG2	2.53	0.91
16:P:287:TRP:HD1	16:P:300:ASN:CB	1.73	0.91
17:Q:381:ARG:O	17:Q:384:VAL:CG2	2.18	0.91
1:A:721:LYS:CG	1:A:722:PRO:HD3	2.01	0.91
15:O:653:SER:HG	15:O:656:HIS:HB3	1.34	0.91
17:Q:383:PHE:CZ	17:Q:398:ASP:OD1	2.23	0.91
1:A:1298:ASP:HB3	1:A:1301:GLU:CG	2.00	0.91
9:I:37:TYR:HB2	9:I:38:PRO:HD2	0.93	0.91
16:P:100:ALA:HB1	16:P:211:TYR:HE1	1.36	0.91
16:P:235:GLY:N	16:P:289:ARG:CB	2.33	0.91
16:P:247:ILE:HG22	16:P:284:LEU:CD1	2.00	0.91
17:Q:24:ILE:O	17:Q:28:SER:CB	2.18	0.91
1:A:1039:ARG:HD2	6:F:139:PRO:HG2	1.50	0.91
2:B:77:LYS:HG2	2:B:91:LEU:HA	0.95	0.91
15:O:14:UNK:CB	15:O:439:LYS:N	2.34	0.91
15:O:589:ILE:CG2	16:P:316:TRP:HE3	1.82	0.91
1:A:908:VAL:O	1:A:912:VAL:HG22	1.69	0.91
13:M:57:ASN:HD21	13:M:60:LEU:HB2	1.32	0.91
13:M:54:HIS:NE2	13:M:61:GLU:OE2	2.02	0.91
15:O:216:ILE:N	15:O:234:THR:OG1	2.03	0.91
16:P:157:HIS:NE2	16:P:158:MET:CG	2.33	0.91
16:P:246:GLU:CG	16:P:286:LEU:HB3	2.01	0.91
2:B:843:ASP:O	12:L:42:ARG:NH2	2.04	0.91
15:O:273:ARG:HB3	15:O:287:SER:H	1.32	0.91
15:O:690:ASP:OD2	15:O:750:PRO:HB3	1.70	0.91
16:P:96:ILE:HA	16:P:209:ASN:HD22	1.28	0.91
17:Q:136:LYS:HD2	17:Q:304:HIS:HA	1.50	0.91
17:Q:247:ILE:O	17:Q:250:LEU:CB	2.18	0.91
2:B:77:LYS:HD3	2:B:89:GLY:O	1.70	0.91
13:M:42:LYS:HE2	13:M:49:ASP:OD2	1.70	0.91
15:O:217:ALA:HB3	15:O:229:ARG:NH1	1.85	0.91
15:O:475:ARG:HH21	15:O:496:THR:CG2	1.81	0.91
15:O:722:TRP:HE1	16:P:262:LEU:HG	1.34	0.91
15:O:740:ILE:CG2	16:P:250:GLN:CG	2.46	0.91
16:P:239:PHE:HE1	16:P:246:GLU:HG3	1.34	0.91
17:Q:208:TYR:CD1	17:Q:212:HIS:CE1	2.58	0.91
15:O:273:ARG:HG3	15:O:274:ILE:N	1.84	0.91
15:O:316:ALA:HB3	15:O:340:LYS:HD3	1.53	0.91
15:O:657:SER:CB	15:O:746:ARG:HD2	2.00	0.91
15:O:768:TYR:CG	16:P:145:ASN:ND2	2.37	0.91
16:P:108:PHE:CE1	16:P:156:LEU:HD13	2.06	0.91

Continued on next page...

Continued from previous page...

Atom-1	Atom-2	Interatomic distance (Å)	Clash overlap (Å)
16:P:184:TRP:CZ2	16:P:192:TYR:CD2	2.59	0.91
17:Q:274:MET:HA	17:Q:277:ILE:CG2	1.99	0.91
17:Q:278:TYR:HB3	17:Q:308:PHE:CZ	2.06	0.91
1:A:956:ARG:HH11	1:A:979:GLY:HA3	1.35	0.91
13:M:11:GLU:HA	14:N:69:SER:HB2	1.52	0.91
14:N:95:ILE:HD12	14:N:96:GLU:CG	1.99	0.91
15:O:698:LYS:HE2	16:P:126:PRO:CD	2.00	0.91
16:P:113:LYS:O	16:P:116:ILE:HG13	1.71	0.91
15:O:353:ASP:O	17:Q:28:SER:HA	1.68	0.91
2:B:155:VAL:HG21	17:Q:354:LEU:HD21	1.53	0.91
2:B:513:LYS:HZ2	19:S:42:DG:H4'	1.17	0.91
2:B:280:LEU:HD23	2:B:354:LEU:HD23	1.52	0.90
7:G:229:LEU:HD21	7:G:249:LEU:HD21	1.51	0.90
15:O:205:TYR:CE2	15:O:229:ARG:NH1	2.38	0.90
16:P:27:ARG:HG3	16:P:36:GLU:OE1	1.71	0.90
17:Q:208:TYR:HD1	17:Q:212:HIS:CE1	1.87	0.90
3:C:148:LYS:HE2	3:C:151:THR:HG22	0.92	0.90
1:A:721:LYS:HB2	8:H:96:VAL:H	1.35	0.90
14:N:78:THR:OG1	14:N:89:ILE:O	1.88	0.90
15:O:294:PHE:HE1	15:O:297:ILE:HG13	1.36	0.90
16:P:357:TYR:O	17:Q:211:ARG:NH1	2.04	0.90
2:B:77:LYS:HB3	2:B:88:SER:C	1.91	0.90
15:O:301:GLN:O	15:O:320:ILE:CG1	2.19	0.90
15:O:472:ARG:HH22	17:Q:200:THR:H	1.19	0.90
16:P:101:LYS:NZ	16:P:152:LEU:HA	1.86	0.90
16:P:199:LEU:H	16:P:200:PRO:HD2	0.83	0.90
16:P:235:GLY:N	16:P:289:ARG:HB2	1.85	0.90
16:P:418:PRO:C	16:P:419:LEU:HD23	1.92	0.90
17:Q:21:TYR:CE2	17:Q:124:GLU:CG	2.54	0.90
1:A:508:PRO:HB3	1:A:578:TYR:HE1	1.34	0.90
2:B:1060:VAL:CG1	16:P:43:ASP:O	2.19	0.90
15:O:315:PHE:HB3	15:O:317:ILE:CD1	2.02	0.90
15:O:578:PHE:HZ	16:P:312:LEU:CD1	1.83	0.90
1:A:377:VAL:CG2	16:P:58:ARG:HG2	2.01	0.90
17:Q:125:ARG:HH12	19:S:19:DG:H4'	0.76	0.90
15:O:311:ASP:O	15:O:315:PHE:HZ	1.37	0.90
15:O:324:TRP:NE1	15:O:348:HIS:HA	1.87	0.90
15:O:659:LEU:HB2	15:O:742:TRP:CZ2	2.05	0.90
16:P:287:TRP:CD2	16:P:298:VAL:CG1	2.54	0.90
17:Q:133:LYS:HA	17:Q:133:LYS:HE3	1.53	0.90
17:Q:31:PHE:O	17:Q:34:ILE:HG22	1.71	0.90

Continued on next page...

Continued from previous page...

Atom-1	Atom-2	Interatomic distance (Å)	Clash overlap (Å)
1:A:547:ILE:HD13	16:P:21:ARG:CD	2.01	0.90
2:B:146:ASN:ND2	2:B:149:GLU:OE1	2.02	0.90
3:C:236:LEU:HD11	3:C:290:LYS:HG3	1.54	0.90
15:O:324:TRP:HZ2	15:O:347:LEU:CD1	1.84	0.90
16:P:101:LYS:HZ2	16:P:152:LEU:CG	1.84	0.90
1:A:58:LEU:HB2	16:P:62:LEU:O	1.69	0.90
15:O:704:LEU:HD11	16:P:123:MET:HE1	1.52	0.90
16:P:492:ALA:O	16:P:493:ILE:HD12	1.71	0.90
1:A:594:THR:O	1:A:596:HIS:N	2.05	0.90
2:B:915:ASP:OD2	2:B:1035:ARG:NE	2.04	0.90
15:O:324:TRP:CD1	15:O:348:HIS:HA	2.07	0.90
3:C:128:ASP:OD1	3:C:174:ARG:NH2	2.04	0.90
15:O:581:ALA:CB	15:O:585:GLU:HB3	2.02	0.90
15:O:722:TRP:HE3	15:O:733:THR:HG21	1.06	0.90
16:P:17:SER:O	16:P:18:ARG:NH1	2.04	0.90
17:Q:247:ILE:HG21	17:Q:278:TYR:CD2	2.07	0.90
1:A:1014:SER:CB	20:T:15:DT:H5"	2.01	0.90
1:A:721:LYS:CB	1:A:722:PRO:HD3	1.85	0.90
2:B:1179:PRO:O	2:B:1183:LYS:CB	2.19	0.90
15:O:292:LEU:HD12	15:O:292:LEU:H	1.36	0.90
16:P:187:THR:HG1	16:P:189:LYS:HG3	1.30	0.90
16:P:95:LEU:CD1	16:P:96:ILE:N	2.25	0.90
2:B:1038:HIS:CE1	18:R:5:G:H5'	2.07	0.90
15:O:508:ILE:HG12	15:O:539:VAL:HG12	1.53	0.89
16:P:205:ILE:C	16:P:207:LEU:H	1.76	0.89
15:O:421:ILE:HD12	17:Q:138:PHE:HD2	1.13	0.89
8:H:14:GLU:HB2	8:H:27:GLU:HB2	1.54	0.89
15:O:294:PHE:HZ	15:O:297:ILE:CG2	1.73	0.89
15:O:308:ASN:O	15:O:315:PHE:CE2	2.25	0.89
16:P:287:TRP:HE1	16:P:300:ASN:HD22	1.15	0.89
4:D:30:HIS:HB3	7:G:36:ASN:ND2	1.87	0.89
15:O:378:SER:HB3	15:O:397:LYS:HG2	1.54	0.89
15:O:653:SER:HB2	15:O:748:GLU:C	1.92	0.89
15:O:727:PRO:CD	16:P:264:PRO:HG2	2.01	0.89
16:P:122:GLU:OE1	16:P:123:MET:HE2	1.72	0.89
16:P:123:MET:O	16:P:124:ARG:HG2	1.72	0.89
2:B:820:PRO:CB	16:P:81:LEU:HD11	2.02	0.89
2:B:328:GLN:HE22	13:M:108:LEU:HB2	1.34	0.89
15:O:422:ILE:HG21	15:O:440:HIS:HE1	1.35	0.89
16:P:100:ALA:HB1	16:P:209:ASN:HB3	1.54	0.89
16:P:101:LYS:NZ	16:P:152:LEU:CA	2.34	0.89

Continued on next page...

Continued from previous page...

Atom-1	Atom-2	Interatomic distance (Å)	Clash overlap (Å)
16:P:136:ILE:HD12	16:P:168:ALA:HB2	1.54	0.89
16:P:9:ILE:CA	16:P:18:ARG:NH2	2.02	0.89
17:Q:246:GLN:O	17:Q:247:ILE:CD1	2.18	0.89
17:Q:33:ARG:NH1	17:Q:36:LYS:HD3	1.87	0.89
15:O:623:LEU:HD12	15:O:668:SER:CB	2.01	0.89
1:A:42:GLY:O	16:P:61:ASN:C	2.11	0.89
15:O:308:ASN:HB3	15:O:365:TRP:CH2	2.08	0.89
15:O:389:TRP:CZ3	17:Q:148:ASN:N	2.30	0.89
1:A:1105:ARG:NH1	1:A:1141:GLN:OE1	2.05	0.89
1:A:36:THR:HB	1:A:45:VAL:HG21	1.53	0.89
1:A:422:ARG:O	1:A:426:ALA:HB3	1.73	0.89
7:G:237:HIS:N	7:G:244:SER:O	2.04	0.89
8:H:48:PRO:O	8:H:146:ARG:NH1	2.06	0.89
15:O:23:UNK:O	17:Q:314:TRP:HZ3	1.55	0.89
15:O:401:ASN:H	15:O:419:ARG:HG2	1.35	0.89
16:P:198:ILE:HG22	16:P:200:PRO:HD3	1.54	0.89
16:P:193:PHE:HB3	17:Q:208:TYR:HE2	1.37	0.89
17:Q:248:LYS:N	17:Q:298:GLN:NE2	2.19	0.89
2:B:1106:GLU:CA	2:B:1196:LEU:HD11	2.03	0.89
2:B:906:ARG:NH1	3:C:93:GLN:HG3	1.87	0.89
15:O:400:SER:HA	15:O:419:ARG:HD3	1.54	0.89
15:O:696:PHE:HB3	15:O:711:LEU:CD1	1.99	0.89
2:B:513:LYS:HZ3	19:S:42:DG:H4'	1.10	0.89
2:B:335:ARG:NH1	2:B:346:ASP:OD1	2.06	0.89
3:C:151:THR:CB	3:C:155:GLU:OE1	2.21	0.89
13:M:26:PHE:CE1	13:M:98:SER:HB2	2.07	0.89
14:N:26:PRO:HB2	14:N:29:PHE:CD2	2.08	0.89
16:P:199:LEU:O	16:P:199:LEU:CD1	2.21	0.89
17:Q:31:PHE:C	17:Q:34:ILE:HG22	1.92	0.89
17:Q:348:LYS:O	17:Q:352:TRP:NE1	2.06	0.89
15:O:273:ARG:CG	15:O:274:ILE:H	1.86	0.89
15:O:768:TYR:CE2	16:P:145:ASN:CG	2.47	0.89
16:P:103:LEU:HD12	16:P:104:PHE:N	1.88	0.89
17:Q:158:THR:HG22	17:Q:161:ASN:HB2	1.55	0.89
1:A:1655:ASP:OD2	7:G:106:LYS:NZ	2.05	0.88
2:B:574:SER:HB2	13:M:97:VAL:HG21	1.53	0.88
2:B:795:GLU:OE1	3:C:217:ALA:N	2.05	0.88
2:B:819:ASP:HB2	2:B:820:PRO:HD2	0.89	0.88
15:O:194:ARG:HA	15:O:197:ARG:HH21	1.34	0.88
15:O:390:GLN:HB2	17:Q:151:PRO:CG	2.01	0.88
16:P:417:PHE:CE2	17:Q:270:PHE:HD2	1.46	0.88

Continued on next page...

Continued from previous page...

Atom-1	Atom-2	Interatomic distance (Å)	Clash overlap (Å)
1:A:592:GLN:CG	1:A:593:PRO:CD	2.46	0.88
2:B:307:GLU:HB2	9:I:7:LEU:HD11	1.53	0.88
2:B:505:ARG:HG3	2:B:509:PHE:HD2	1.38	0.88
15:O:187:ILE:C	15:O:199:GLY:HA3	1.94	0.88
15:O:347:LEU:O	15:O:347:LEU:HD12	1.72	0.88
15:O:472:ARG:HH12	17:Q:203:SER:CB	1.86	0.88
17:Q:21:TYR:HE2	17:Q:124:GLU:CD	1.76	0.88
1:A:410:LYS:HA	1:A:413:LEU:CD1	2.03	0.88
1:A:543:LEU:HD23	16:P:26:ARG:NH2	1.88	0.88
2:B:95:LEU:HB2	2:B:440:PHE:CD2	2.08	0.88
15:O:206:ALA:HA	15:O:214:LEU:HD23	1.53	0.88
15:O:326:ILE:O	15:O:342:GLN:HG3	1.73	0.88
15:O:722:TRP:HE1	16:P:262:LEU:HD23	1.38	0.88
15:O:756:ILE:O	15:O:760:ILE:HG22	1.73	0.88
16:P:115:GLN:HG3	16:P:190:MET:SD	2.14	0.88
16:P:246:GLU:HG3	16:P:286:LEU:HB3	1.53	0.88
2:B:463:TYR:CE1	20:T:25:DG:OP1	2.26	0.88
15:O:438:TRP:HE1	15:O:489:PHE:HB3	1.39	0.88
15:O:698:LYS:HE2	16:P:126:PRO:CG	2.03	0.88
16:P:101:LYS:HZ2	16:P:152:LEU:CB	1.87	0.88
16:P:354:LYS:CG	16:P:362:THR:CG2	2.28	0.88
17:Q:348:LYS:O	17:Q:352:TRP:CD1	2.27	0.88
15:O:690:ASP:OD2	15:O:750:PRO:HG3	1.73	0.88
15:O:740:ILE:CB	16:P:250:GLN:HB2	2.03	0.88
15:O:599:LYS:HD3	16:P:272:GLN:NE2	1.88	0.88
16:P:330:TRP:CH2	16:P:334:LEU:CD1	2.57	0.88
15:O:423:ILE:HD13	17:Q:141:TRP:CH2	2.09	0.88
1:A:1296:PHE:N	1:A:1468:LYS:O	2.07	0.88
1:A:1494:ARG:HH12	9:I:55:ALA:HB1	1.38	0.88
1:A:1200:MET:HG2	1:A:1573:TYR:CD2	2.09	0.88
2:B:1105:ARG:CA	2:B:1196:LEU:CD2	2.43	0.88
14:N:70:LEU:HG	14:N:72:VAL:HG13	1.55	0.88
15:O:760:ILE:HG21	16:P:138:LEU:HD13	1.53	0.88
16:P:212:VAL:CG1	16:P:215:LEU:HD13	2.03	0.88
17:Q:207:ASN:OD1	19:S:13:DA:OP1	1.92	0.88
2:B:1052:VAL:HG23	16:P:41:PHE:CE1	2.07	0.88
2:B:819:ASP:HB3	2:B:820:PRO:CD	2.02	0.88
6:F:76:LYS:HE3	6:F:145:ASP:O	1.74	0.88
15:O:694:ILE:HG13	15:O:695:GLY:N	1.88	0.88
15:O:726:SER:HB2	15:O:727:PRO:CD	2.03	0.88
15:O:656:HIS:HB2	15:O:747:LEU:HB3	1.53	0.88

Continued on next page...

Continued from previous page...

Atom-1	Atom-2	Interatomic distance (Å)	Clash overlap (Å)
16:P:208:PRO:HB3	16:P:212:VAL:HB	0.94	0.88
16:P:421:ARG:C	16:P:422:GLU:OE1	2.12	0.88
1:A:1040:ASP:OD1	1:A:1041:ALA:N	2.06	0.88
1:A:409:ASP:O	1:A:410:LYS:CG	2.21	0.88
3:C:152:ASP:O	3:C:154:LYS:N	2.07	0.88
16:P:247:ILE:HG22	16:P:284:LEU:HD12	1.54	0.88
17:Q:200:THR:OG1	17:Q:203:SER:OG	1.90	0.88
9:I:37:TYR:HD1	9:I:38:PRO:HG2	1.35	0.88
15:O:203:ILE:O	15:O:216:ILE:HA	1.73	0.88
15:O:322:GLY:HA3	17:Q:157:MET:HG3	1.53	0.88
15:O:395:GLN:CG	15:O:397:LYS:H	1.82	0.88
15:O:768:TYR:CG	16:P:145:ASN:OD1	2.26	0.88
16:P:343:THR:O	16:P:345:SER:N	2.07	0.88
17:Q:354:LEU:HG	17:Q:359:MET:CA	2.03	0.88
15:O:181:ARG:O	15:O:182:LEU:HG	1.73	0.87
16:P:246:GLU:O	16:P:285:THR:HA	1.73	0.87
16:P:274:ILE:O	16:P:278:GLU:HB3	1.74	0.87
17:Q:125:ARG:NH1	19:S:19:DG:O3'	2.07	0.87
17:Q:248:LYS:CE	17:Q:248:LYS:HA	2.03	0.87
17:Q:393:ILE:O	17:Q:395:LEU:CG	2.22	0.87
15:O:324:TRP:HZ2	15:O:347:LEU:HD12	1.37	0.87
15:O:415:LEU:HD21	15:O:451:ILE:HD13	1.56	0.87
15:O:722:TRP:CB	15:O:730:GLU:OE2	2.22	0.87
15:O:604:ILE:HA	15:O:732:LEU:CD2	2.04	0.87
16:P:157:HIS:NE2	16:P:158:MET:CE	2.37	0.87
16:P:195:ALA:HB2	16:P:216:GLU:N	1.89	0.87
2:B:1049:THR:HG21	16:P:24:ASP:O	1.75	0.87
16:P:386:LEU:O	16:P:387:PRO:C	2.11	0.87
17:Q:144:VAL:O	17:Q:144:VAL:HG13	1.72	0.87
17:Q:358:PHE:CD2	17:Q:365:TRP:CH2	2.63	0.87
17:Q:393:ILE:HD13	17:Q:397:ARG:O	1.74	0.87
15:O:373:LEU:HB3	15:O:375:PHE:CE2	2.10	0.87
15:O:422:ILE:HB	15:O:440:HIS:ND1	1.89	0.87
15:O:693:PHE:HD2	15:O:746:ARG:H	0.91	0.87
1:A:377:VAL:O	16:P:57:THR:N	2.06	0.87
16:P:93:LYS:HD3	16:P:207:LEU:CD2	2.04	0.87
15:O:270:GLN:OE1	15:O:291:PRO:CB	2.22	0.87
15:O:353:ASP:HB2	17:Q:28:SER:C	1.94	0.87
17:Q:283:ARG:HA	17:Q:302:ARG:HB2	1.56	0.87
15:O:357:LEU:CD2	15:O:358:SER:HB3	2.05	0.87
15:O:421:ILE:CG2	15:O:439:LYS:HG2	2.03	0.87

Continued on next page...

Continued from previous page...

Atom-1	Atom-2	Interatomic distance (Å)	Clash overlap (Å)
15:O:583:GLU:OE2	15:O:584:ARG:CG	2.21	0.87
16:P:419:LEU:HD21	17:Q:241:ARG:HH21	0.73	0.87
17:Q:274:MET:CA	17:Q:277:ILE:HG22	2.04	0.87
1:A:341:SER:OG	1:A:1630:GLU:OE2	1.92	0.87
1:A:590:ASN:ND2	2:B:1075:GLU:OE2	2.08	0.87
16:P:184:TRP:CD1	16:P:190:MET:CG	2.57	0.87
16:P:247:ILE:HG21	16:P:302:ALA:HB2	1.55	0.87
16:P:287:TRP:HZ3	16:P:290:THR:HG22	0.71	0.87
15:O:725:VAL:HG12	16:P:452:PHE:HB2	1.54	0.87
16:P:485:SER:O	16:P:489:VAL:HG23	1.74	0.87
1:A:1183:GLU:OE1	6:F:88:TYR:OH	1.92	0.87
15:O:188:GLN:CA	15:O:199:GLY:HA3	2.05	0.87
15:O:262:GLY:O	15:O:263:ILE:HG13	1.74	0.87
15:O:294:PHE:CZ	15:O:297:ILE:HG13	2.10	0.87
15:O:442:LEU:CD1	15:O:444:PRO:HD2	2.04	0.87
15:O:569:VAL:CG2	16:P:478:ARG:HA	2.05	0.87
15:O:656:HIS:CG	15:O:747:LEU:H	1.92	0.87
16:P:157:HIS:CD2	16:P:158:MET:HG2	2.08	0.87
16:P:287:TRP:HD1	16:P:300:ASN:HB3	1.38	0.87
16:P:93:LYS:H	16:P:93:LYS:HZ2	1.14	0.87
17:Q:137:SER:O	17:Q:296:PRO:HG3	1.72	0.87
1:A:1533:GLU:OE1	5:E:14:ARG:NH1	2.07	0.87
15:O:613:HIS:NE2	15:O:619:GLU:HG3	1.89	0.87
15:O:705:HIS:O	15:O:706:GLU:HB2	1.75	0.87
15:O:769:GLN:O	15:O:772:ILE:HG23	1.75	0.87
16:P:119:LEU:HD11	16:P:165:LEU:HD12	0.90	0.87
16:P:287:TRP:CD2	16:P:298:VAL:HG11	2.09	0.87
17:Q:248:LYS:CD	17:Q:298:GLN:HE22	1.88	0.87
17:Q:388:LYS:NZ	17:Q:392:LEU:O	2.07	0.87
2:B:749:THR:OG1	2:B:763:ASP:OD1	1.92	0.87
6:F:147:SER:N	6:F:150:GLU:OE2	2.07	0.87
15:O:347:LEU:CD2	17:Q:151:PRO:O	2.21	0.87
16:P:184:TRP:HD1	16:P:190:MET:H	1.18	0.87
16:P:403:THR:CG2	16:P:405:ASP:CA	2.52	0.87
17:Q:247:ILE:HG12	17:Q:248:LYS:N	1.90	0.87
2:B:95:LEU:CD2	2:B:440:PHE:CD2	2.57	0.86
7:G:38:ILE:HG23	7:G:82:LEU:HD12	1.54	0.86
16:P:122:GLU:OE1	16:P:123:MET:CE	2.23	0.86
16:P:158:MET:O	16:P:192:TYR:HE1	1.57	0.86
16:P:200:PRO:HB3	16:P:203:TRP:HB2	1.57	0.86
16:P:422:GLU:N	16:P:422:GLU:OE1	2.08	0.86

Continued on next page...

Continued from previous page...

Atom-1	Atom-2	Interatomic distance (Å)	Clash overlap (Å)
2:B:529:CYS:HB2	2:B:698:SER:HB3	1.55	0.86
16:P:146:ASP:C	16:P:148:PRO:HD2	1.93	0.86
16:P:195:ALA:HB3	16:P:216:GLU:HB2	1.56	0.86
1:A:547:ILE:CD1	16:P:21:ARG:NH2	2.30	0.86
15:O:421:ILE:CG1	17:Q:138:PHE:HE2	1.88	0.86
17:Q:285:VAL:HG12	17:Q:286:GLN:N	1.89	0.86
2:B:513:LYS:CE	19:S:42:DG:H4'	2.04	0.86
1:A:1018:TYR:CD2	20:T:14:DT:OP1	2.27	0.86
7:G:137:ILE:HA	7:G:147:LEU:HD23	1.55	0.86
13:M:44:LYS:HA	13:M:49:ASP:OD1	1.74	0.86
16:P:116:ILE:O	16:P:119:LEU:HB2	1.75	0.86
15:O:706:GLU:CG	16:P:438:PHE:CB	2.50	0.86
2:B:724:GLN:HG3	18:R:5:G:OP1	1.75	0.86
1:A:458:GLN:N	1:A:458:GLN:OE1	2.08	0.86
16:P:165:LEU:HD13	16:P:190:MET:HE1	1.57	0.86
15:O:588:SER:CB	16:P:512:ARG:NH1	2.37	0.86
16:P:4:PHE:O	16:P:5:ILE:HG22	1.75	0.86
11:K:41:GLU:HB3	11:K:44:ARG:HH12	1.39	0.86
13:M:10:ILE:HG13	14:N:73:ASP:HB2	1.56	0.86
15:O:760:ILE:HG12	16:P:138:LEU:HB3	1.56	0.86
15:O:736:ILE:HG22	16:P:267:TYR:HE1	1.41	0.86
16:P:289:ARG:HG3	16:P:291:ASP:OD1	1.75	0.86
2:B:113:VAL:CG2	2:B:114:SER:N	2.32	0.86
2:B:372:ARG:NH1	2:B:573:ALA:HB3	1.91	0.86
5:E:83:CYS:HB3	5:E:112:TYR:HA	1.57	0.86
7:G:138:PHE:N	7:G:146:GLY:O	2.08	0.86
1:A:921:PRO:CG	8:H:19:ARG:HG2	2.02	0.86
17:Q:133:LYS:HG3	17:Q:286:GLN:CD	1.95	0.86
17:Q:303:THR:HG23	17:Q:304:HIS:N	1.91	0.86
9:I:37:TYR:HD1	9:I:38:PRO:CG	1.88	0.86
15:O:669:PHE:C	15:O:671:SER:N	2.28	0.86
15:O:725:VAL:HG12	16:P:452:PHE:CB	2.03	0.86
16:P:330:TRP:CZ2	16:P:334:LEU:HD11	2.11	0.86
16:P:417:PHE:HZ	17:Q:270:PHE:CD2	1.44	0.86
16:P:494:SER:HB2	16:P:497:GLN:HB3	1.55	0.86
15:O:433:VAL:HG11	17:Q:144:VAL:HG13	1.58	0.86
17:Q:201:SER:O	17:Q:204:GLU:OE1	1.92	0.86
15:O:363:ILE:HG22	15:O:374:VAL:HG13	1.58	0.86
15:O:431:ASP:OD1	15:O:432:PRO:HD2	1.76	0.86
15:O:771:ILE:HG22	16:P:109:GLN:NE2	1.87	0.86
16:P:239:PHE:HE1	16:P:246:GLU:CG	1.89	0.86

Continued on next page...

Continued from previous page...

Atom-1	Atom-2	Interatomic distance (Å)	Clash overlap (Å)
16:P:193:PHE:HB3	17:Q:208:TYR:CE2	2.11	0.86
15:O:405:TYR:CE2	15:O:414:ILE:HG23	2.11	0.86
15:O:568:ILE:CD1	15:O:568:ILE:H	1.88	0.86
15:O:600:GLU:OE1	16:P:269:TYR:CE1	2.28	0.86
15:O:619:GLU:HA	15:O:622:TYR:HD2	1.39	0.86
16:P:35:MET:CE	16:P:38:ASP:HA	2.05	0.86
17:Q:380:SER:O	17:Q:384:VAL:HG22	1.75	0.86
2:B:819:ASP:HB3	2:B:820:PRO:HD2	1.57	0.86
5:E:128:PRO:O	5:E:130:ALA:N	2.08	0.86
14:N:79:THR:HG22	14:N:88:LYS:HG2	1.58	0.86
16:P:18:ARG:O	16:P:30:GLN:HG3	1.76	0.86
16:P:209:ASN:CA	16:P:211:TYR:CE1	2.59	0.86
17:Q:158:THR:O	17:Q:159:TYR:C	2.11	0.86
1:A:1297:PHE:HE1	9:I:64:LYS:HD2	1.40	0.85
1:A:530:TRP:CD2	1:A:531:PRO:HD3	2.10	0.85
2:B:892:SER:HB2	2:B:895:PHE:HB2	1.58	0.85
16:P:494:SER:CB	16:P:497:GLN:OE1	2.24	0.85
17:Q:283:ARG:HA	17:Q:302:ARG:CB	2.06	0.85
17:Q:207:ASN:ND2	19:S:13:DA:OP1	2.08	0.85
9:I:30:CYS:HB2	9:I:33:CYS:SG	2.08	0.85
15:O:328:ARG:O	15:O:340:LYS:HA	1.76	0.85
16:P:123:MET:O	16:P:124:ARG:CG	2.24	0.85
16:P:10:CYS:SG	16:P:12:THR:OG1	2.32	0.85
1:A:1018:TYR:HE2	20:T:14:DT:OP1	1.58	0.85
1:A:399:LEU:HD21	1:A:422:ARG:HB2	1.56	0.85
1:A:475:ARG:NH2	2:B:1061:LYS:HG3	1.90	0.85
2:B:96:SER:HB3	2:B:144:SER:CB	2.06	0.85
15:O:500:ILE:HG23	15:O:501:PRO:HD2	1.57	0.85
15:O:641:TRP:HA	15:O:644:THR:OG1	1.74	0.85
15:O:604:ILE:HG12	15:O:732:LEU:HD23	1.57	0.85
15:O:775:TRP:NE1	16:P:113:LYS:HB2	1.91	0.85
16:P:48:LEU:CD1	20:T:22:DG:O5'	2.24	0.85
2:B:1107:CYS:HB2	2:B:1130:ARG:NE	1.91	0.85
15:O:310:TRP:CD2	15:O:370:GLN:NE2	2.44	0.85
16:P:183:LYS:CG	16:P:189:LYS:HZ1	1.89	0.85
16:P:263:PRO:CG	16:P:266:PHE:CG	2.58	0.85
2:B:122:TYR:HE2	2:B:175:MET:HE1	1.41	0.85
11:K:88:PHE:HB3	11:K:106:GLN:HG2	1.58	0.85
14:N:35:LEU:HD12	14:N:114:GLU:O	1.76	0.85
15:O:347:LEU:CD1	15:O:383:ILE:CD1	2.49	0.85
15:O:366:PHE:HD2	15:O:432:PRO:CB	1.88	0.85

Continued on next page...

Continued from previous page...

Atom-1	Atom-2	Interatomic distance (Å)	Clash overlap (Å)
16:P:199:LEU:C	16:P:199:LEU:HD12	1.95	0.85
17:Q:353:VAL:O	17:Q:353:VAL:CG2	2.19	0.85
1:A:721:LYS:C	1:A:723:TYR:H	1.79	0.85
2:B:249:VAL:HB	2:B:261:ARG:HB2	1.56	0.85
2:B:921:HIS:NE2	2:B:965:GLU:OE1	2.08	0.85
2:B:772:VAL:N	2:B:946:ASP:OD2	2.08	0.85
3:C:256:ILE:HD12	3:C:267:VAL:HG22	1.56	0.85
15:O:394:VAL:O	15:O:395:GLN:HB2	1.74	0.85
16:P:247:ILE:HG21	16:P:302:ALA:HB1	1.58	0.85
16:P:419:LEU:CD2	17:Q:241:ARG:NH2	2.30	0.85
3:C:255:VAL:HG22	3:C:272:LYS:HB2	1.59	0.85
8:H:37:LYS:HB2	8:H:126:GLU:HB3	1.58	0.85
15:O:214:LEU:O	15:O:236:ILE:HG12	1.75	0.85
15:O:273:ARG:NH1	15:O:274:ILE:CG2	2.38	0.85
15:O:310:TRP:CZ3	15:O:370:GLN:NE2	2.44	0.85
1:A:721:LYS:HG3	8:H:94:ASP:O	1.75	0.85
15:O:351:ILE:H	17:Q:157:MET:CE	1.89	0.85
16:P:95:LEU:HD13	16:P:96:ILE:CA	2.07	0.85
1:A:594:THR:HG21	2:B:1075:GLU:HG2	1.57	0.85
15:O:653:SER:HB2	15:O:747:LEU:O	1.77	0.85
15:O:653:SER:OG	15:O:748:GLU:CB	2.24	0.85
16:P:158:MET:HB2	16:P:192:TYR:OH	1.76	0.85
16:P:287:TRP:CE2	16:P:298:VAL:CG1	2.60	0.85
17:Q:282:SER:C	17:Q:302:ARG:HB2	1.97	0.85
1:A:381:SER:HB3	1:A:453:ILE:HB	1.59	0.85
2:B:929:ARG:NH1	11:K:97:SER:OG	2.10	0.85
4:D:47:LYS:NZ	7:G:84:TYR:OH	2.10	0.85
16:P:209:ASN:O	16:P:210:TYR:HB2	1.75	0.85
16:P:369:TRP:CZ3	17:Q:219:LEU:HD11	2.11	0.85
15:O:546:GLU:OE1	15:O:548:TYR:OH	1.93	0.84
17:Q:153:ASN:O	17:Q:156:LYS:HG3	1.76	0.84
5:E:37:LEU:HD11	5:E:41:ASP:HB3	1.57	0.84
15:O:314:GLN:NE2	15:O:330:PRO:O	2.09	0.84
16:P:101:LYS:HD3	16:P:152:LEU:HD12	1.54	0.84
16:P:169:SER:O	16:P:173:SER:N	2.09	0.84
16:P:494:SER:CB	16:P:497:GLN:CD	2.46	0.84
17:Q:360:GLU:O	17:Q:361:ASP:HB3	1.76	0.84
1:A:920:PHE:C	1:A:922:CYS:H	1.80	0.84
8:H:40:LEU:HD13	8:H:123:MET:HB2	1.59	0.84
9:I:37:TYR:CD1	9:I:38:PRO:CD	2.59	0.84
16:P:106:LYS:O	16:P:109:GLN:HB2	1.77	0.84

Continued on next page...

Continued from previous page...

Atom-1	Atom-2	Interatomic distance (Å)	Clash overlap (Å)
16:P:118:TRP:CE3	16:P:189:LYS:HB3	2.12	0.84
16:P:289:ARG:O	16:P:291:ASP:N	2.10	0.84
17:Q:352:TRP:HE3	17:Q:357:PRO:HG2	1.04	0.84
1:A:335:LEU:HA	1:A:338:VAL:HB	1.58	0.84
13:M:42:LYS:HG3	13:M:51:PHE:HE1	1.41	0.84
15:O:353:ASP:C	17:Q:28:SER:CA	2.44	0.84
15:O:357:LEU:CD2	15:O:358:SER:OG	2.26	0.84
15:O:380:MET:CB	15:O:394:VAL:CG2	2.35	0.84
17:Q:33:ARG:HH22	17:Q:36:LYS:HB2	1.39	0.84
1:A:410:LYS:CA	1:A:413:LEU:CD1	2.56	0.84
1:A:864:LEU:HD11	1:A:878:ARG:HD2	1.59	0.84
5:E:128:PRO:HB2	5:E:129:PRO:HD3	1.57	0.84
15:O:205:TYR:OH	15:O:229:ARG:NH1	2.10	0.84
15:O:310:TRP:CB	15:O:368:HIS:CE1	2.60	0.84
16:P:103:LEU:HD23	16:P:206:GLN:HE22	1.38	0.84
16:P:223:ASN:N	16:P:223:ASN:OD1	2.06	0.84
15:O:578:PHE:HZ	16:P:312:LEU:HD12	1.08	0.84
16:P:366:TYR:OH	17:Q:218:ASP:HB2	1.78	0.84
4:D:30:HIS:HB3	7:G:36:ASN:HD22	1.43	0.84
15:O:390:GLN:OE1	17:Q:151:PRO:CG	2.25	0.84
16:P:344:THR:CB	16:P:436:LEU:O	2.25	0.84
16:P:95:LEU:HD21	16:P:99:GLU:OE1	1.71	0.84
17:Q:158:THR:HG23	17:Q:161:ASN:N	1.93	0.84
1:A:469:LYS:HA	2:B:1070:ARG:HH22	1.42	0.84
3:C:152:ASP:O	3:C:153:PRO:C	2.14	0.84
8:H:112:ILE:HG21	8:H:131:ASN:HD22	1.41	0.84
15:O:581:ALA:HB3	15:O:585:GLU:CB	2.05	0.84
15:O:696:PHE:CB	15:O:711:LEU:CD1	2.32	0.84
15:O:438:TRP:HH2	15:O:491:SER:HB2	1.41	0.84
16:P:287:TRP:NE1	16:P:300:ASN:CB	2.28	0.84
2:B:1061:LYS:HB2	16:P:45:GLU:HB2	1.60	0.84
16:P:200:PRO:HA	16:P:203:TRP:CD1	2.13	0.84
16:P:247:ILE:CG2	16:P:284:LEU:HD11	2.04	0.84
16:P:403:THR:HG23	16:P:406:GLN:N	1.83	0.84
17:Q:298:GLN:C	17:Q:299:THR:HG22	1.98	0.84
2:B:614:GLU:OE2	2:B:616:LYS:HE3	1.78	0.84
3:C:244:ALA:HB1	3:C:265:ALA:HB2	1.60	0.84
15:O:294:PHE:CZ	15:O:297:ILE:HB	2.13	0.84
15:O:596:ILE:HG23	16:P:317:MET:HE1	1.57	0.84
16:P:246:GLU:HG2	16:P:286:LEU:H	1.43	0.84
16:P:95:LEU:CD2	16:P:99:GLU:OE2	2.12	0.84

Continued on next page...

Continued from previous page...

Atom-1	Atom-2	Interatomic distance (Å)	Clash overlap (Å)
15:O:391:THR:HG21	17:Q:144:VAL:HG23	1.59	0.84
1:A:1299:ASN:HA	1:A:1302:TYR:CE2	2.13	0.83
1:A:475:ARG:CZ	2:B:1061:LYS:HG3	2.08	0.83
2:B:311:ARG:HH12	9:I:18:GLU:HA	1.43	0.83
2:B:77:LYS:O	2:B:88:SER:HA	1.77	0.83
15:O:243:LYS:NZ	15:O:301:GLN:NE2	2.26	0.83
15:O:329:ILE:HD12	15:O:330:PRO:O	1.77	0.83
15:O:672:ILE:CD1	15:O:734:LYS:NZ	2.40	0.83
16:P:204:ARG:NH2	19:S:14:DA:O3'	2.07	0.83
1:A:215:GLU:OE2	1:A:218:LYS:NZ	2.10	0.83
1:A:676:ALA:HB2	1:A:821:ILE:HD11	1.60	0.83
3:C:151:THR:HG1	3:C:155:GLU:CD	1.81	0.83
3:C:197:ARG:N	3:C:200:GLN:OE1	2.11	0.83
16:P:257:VAL:HG12	16:P:262:LEU:HA	1.59	0.83
16:P:491:PHE:O	16:P:493:ILE:N	2.10	0.83
17:Q:352:TRP:O	17:Q:353:VAL:HG12	1.78	0.83
1:A:402:ASP:O	1:A:406:LEU:N	2.11	0.83
1:A:63:SER:O	2:B:1155:ASP:HB3	1.76	0.83
3:C:152:ASP:O	3:C:155:GLU:N	2.10	0.83
15:O:308:ASN:CB	15:O:365:TRP:CZ2	2.35	0.83
16:P:199:LEU:H	16:P:200:PRO:CD	1.69	0.83
16:P:257:VAL:CG1	16:P:263:PRO:CD	2.48	0.83
17:Q:212:HIS:O	17:Q:215:THR:CB	2.27	0.83
2:B:443:LYS:NZ	2:B:446:MET:SD	2.50	0.83
15:O:627:GLY:HA2	15:O:630:LEU:HD21	1.60	0.83
15:O:656:HIS:CG	15:O:747:LEU:C	2.52	0.83
16:P:147:GLN:H	16:P:147:GLN:NE2	1.75	0.83
16:P:343:THR:CB	16:P:347:SER:N	2.41	0.83
1:A:1127:TYR:HB3	1:A:1132:TYR:HD2	1.44	0.83
2:B:1057:MET:SD	16:P:41:PHE:HE1	2.00	0.83
3:C:230:LEU:HB2	3:C:297:HIS:HD2	1.43	0.83
7:G:218:VAL:HG22	7:G:224:PRO:HB3	1.59	0.83
9:I:13:CYS:SG	9:I:32:GLN:HB3	2.18	0.83
15:O:214:LEU:HG	15:O:242:ILE:HD13	1.60	0.83
15:O:366:PHE:CD2	15:O:432:PRO:CB	2.60	0.83
15:O:690:ASP:OD2	15:O:750:PRO:CB	2.26	0.83
16:P:221:PRO:HB3	16:P:226:LEU:CG	2.08	0.83
9:I:23:VAL:CG1	9:I:28:VAL:HG22	2.09	0.83
15:O:683:PHE:CE1	15:O:692:THR:OG1	2.29	0.83
15:O:693:PHE:CD2	15:O:746:ARG:N	2.45	0.83
16:P:118:TRP:CZ2	16:P:189:LYS:CG	2.58	0.83

Continued on next page...

Continued from previous page...

Atom-1	Atom-2	Interatomic distance (Å)	Clash overlap (Å)
16:P:200:PRO:HA	16:P:203:TRP:HD1	1.43	0.83
16:P:221:PRO:CB	16:P:226:LEU:HD11	2.03	0.83
15:O:703:PHE:CE1	16:P:254:LEU:HD23	2.14	0.83
16:P:490:ASP:HB3	16:P:491:PHE:CE1	2.13	0.83
16:P:494:SER:CB	16:P:497:GLN:CB	2.46	0.83
16:P:9:ILE:HA	16:P:18:ARG:CZ	2.06	0.83
2:B:817:ARG:HD2	19:S:25:DT:H1'	1.59	0.83
15:O:312:LEU:HD13	15:O:312:LEU:O	1.79	0.83
15:O:599:LYS:NZ	16:P:275:GLU:CD	2.32	0.83
15:O:715:TYR:CE1	15:O:734:LYS:CD	2.61	0.83
16:P:93:LYS:HG2	16:P:207:LEU:HB2	0.84	0.83
16:P:343:THR:OG1	16:P:348:ILE:N	2.11	0.83
15:O:577:LEU:HD23	16:P:499:LYS:HZ3	1.40	0.83
15:O:269:PHE:HE1	15:O:339:ARG:HD2	1.44	0.83
15:O:623:LEU:HD12	15:O:668:SER:C	1.98	0.83
16:P:372:GLU:O	16:P:373:GLU:C	2.16	0.83
17:Q:354:LEU:HA	17:Q:358:PHE:HB2	1.61	0.83
1:A:518:GLU:OE2	1:A:582:LYS:NZ	2.10	0.83
2:B:352:GLU:OE2	2:B:356:ARG:NE	2.09	0.83
13:M:12:ILE:HG13	14:N:69:SER:HA	1.60	0.83
15:O:302:VAL:HA	15:O:320:ILE:CG1	2.09	0.83
16:P:122:GLU:CD	16:P:123:MET:HE2	1.99	0.83
16:P:12:THR:OG1	16:P:33:HIS:NE2	2.11	0.83
16:P:186:CYS:SG	16:P:349:GLY:HA2	2.19	0.83
1:A:645:ALA:O	1:A:649:ASN:ND2	2.11	0.82
15:O:5:UNK:CB	15:O:24:UNK:CB	2.58	0.82
15:O:715:TYR:HE1	15:O:734:LYS:HD2	1.43	0.82
16:P:176:VAL:CG1	16:P:179:CYS:HB3	2.09	0.82
16:P:28:THR:HG22	16:P:29:CYS:N	1.94	0.82
16:P:93:LYS:HD3	16:P:207:LEU:CG	2.09	0.82
2:B:1106:GLU:HA	2:B:1196:LEU:CD1	2.05	0.82
15:O:10:UNK:CB	17:Q:142:ARG:N	2.41	0.82
15:O:694:ILE:CG1	15:O:695:GLY:H	1.92	0.82
16:P:172:LEU:O	16:P:172:LEU:HD23	1.78	0.82
16:P:93:LYS:HD3	16:P:207:LEU:HB2	1.61	0.82
16:P:378:LEU:HD11	17:Q:234:LYS:CB	2.08	0.82
17:Q:353:VAL:HA	17:Q:358:PHE:HE2	1.40	0.82
1:A:594:THR:HG21	2:B:1075:GLU:CG	2.09	0.82
2:B:1002:LYS:HG2	14:N:166:LEU:HD12	1.59	0.82
15:O:722:TRP:CZ3	15:O:733:THR:HG22	2.14	0.82
15:O:641:TRP:HH2	15:O:752:LEU:HD22	1.32	0.82

Continued on next page...

Continued from previous page...

Atom-1	Atom-2	Interatomic distance (Å)	Clash overlap (Å)
16:P:119:LEU:CD1	16:P:165:LEU:HD11	2.07	0.82
16:P:341:ARG:HB2	16:P:445:ARG:NH2	1.95	0.82
16:P:351:ASN:O	16:P:355:VAL:HG22	1.79	0.82
16:P:378:LEU:CD1	17:Q:235:ILE:N	2.43	0.82
17:Q:139:GLU:O	17:Q:141:TRP:N	2.12	0.82
17:Q:358:PHE:CG	17:Q:365:TRP:CH2	2.67	0.82
2:B:906:ARG:HH11	3:C:93:GLN:HG3	1.40	0.82
16:P:156:LEU:HG	16:P:157:HIS:H	0.72	0.82
16:P:216:GLU:O	16:P:216:GLU:CD	2.18	0.82
16:P:239:PHE:CE1	16:P:286:LEU:HD13	2.14	0.82
16:P:263:PRO:HG2	16:P:266:PHE:CD2	2.14	0.82
16:P:385:PHE:O	16:P:388:THR:CB	2.27	0.82
16:P:58:ARG:HB3	16:P:58:ARG:CZ	2.08	0.82
2:B:820:PRO:HG3	16:P:81:LEU:HD21	0.84	0.82
15:O:472:ARG:CZ	17:Q:200:THR:HG21	1.91	0.82
17:Q:264:SER:O	17:Q:265:SER:CB	2.27	0.82
1:A:530:TRP:HE1	1:A:607:VAL:HG11	1.41	0.82
4:D:27:LEU:CD1	7:G:23:GLN:HB3	2.10	0.82
14:N:111:VAL:HG23	14:N:120:LYS:HB2	1.60	0.82
15:O:611:ILE:CG2	15:O:731:LEU:HD23	2.09	0.82
15:O:727:PRO:CG	16:P:264:PRO:HB2	2.09	0.82
15:O:600:GLU:OE2	16:P:268:PHE:HB2	1.78	0.82
16:P:80:LEU:O	16:P:82:GLN:N	2.12	0.82
17:Q:280:SER:O	17:Q:301:SER:CB	2.25	0.82
1:A:40:ASN:HB3	1:A:43:HIS:CD2	2.15	0.82
6:F:128:LYS:HD3	6:F:149:GLU:HA	1.60	0.82
4:D:27:LEU:HD11	7:G:23:GLN:HB3	1.61	0.82
15:O:384:ASP:OD2	15:O:387:ASN:HB2	1.79	0.82
15:O:436:ILE:HB	17:Q:141:TRP:CZ3	2.15	0.82
15:O:422:ILE:C	15:O:439:LYS:HB2	1.99	0.82
15:O:658:LYS:HD2	15:O:660:LYS:HD3	1.62	0.82
16:P:152:LEU:HD22	16:P:152:LEU:N	1.94	0.82
17:Q:388:LYS:CD	17:Q:393:ILE:HB	2.09	0.82
1:A:52:LEU:O	1:A:63:SER:N	2.13	0.82
8:H:104:PHE:CE2	8:H:136:LYS:HB3	2.13	0.82
15:O:352:PHE:CA	15:O:354:PRO:HD2	2.10	0.82
16:P:166:TYR:HD2	16:P:167:LEU:HD12	1.42	0.82
16:P:60:LEU:HD12	16:P:60:LEU:C	1.99	0.82
1:A:1617:THR:HG22	20:T:12:DG:C5'	2.09	0.82
7:G:166:TRP:HZ3	7:G:225:ILE:HG21	1.44	0.82
15:O:380:MET:H	15:O:394:VAL:CG2	1.92	0.82

Continued on next page...

Continued from previous page...

Atom-1	Atom-2	Interatomic distance (Å)	Clash overlap (Å)
16:P:222:PHE:HB3	16:P:223:ASN:OD1	1.79	0.82
16:P:259:GLN:O	16:P:259:GLN:NE2	2.13	0.82
17:Q:266:SER:OG	17:Q:268:LEU:HB2	1.79	0.82
1:A:1439:MET:O	1:A:1444:ARG:NE	2.12	0.82
1:A:1640:ARG:HD3	1:A:1646:LEU:O	1.78	0.82
1:A:372:LYS:HA	1:A:377:VAL:HA	1.61	0.82
1:A:535:GLN:NE2	16:P:26:ARG:NH1	2.27	0.82
2:B:880:ALA:HB2	2:B:907:ILE:HG13	1.62	0.82
13:M:44:LYS:CA	13:M:49:ASP:OD1	2.27	0.82
15:O:202:ILE:HD12	15:O:202:ILE:N	1.94	0.82
15:O:214:LEU:H	15:O:236:ILE:HB	1.43	0.82
15:O:22:UNK:O	17:Q:314:TRP:CD2	2.32	0.82
16:P:274:ILE:HA	16:P:278:GLU:HB2	1.60	0.82
16:P:287:TRP:CD1	16:P:300:ASN:HB3	2.13	0.82
17:Q:149:LYS:HE3	17:Q:149:LYS:HA	1.59	0.82
1:A:114:GLU:OE2	1:A:117:ARG:NH2	2.12	0.82
1:A:1336:GLN:NE2	1:A:1480:THR:O	2.11	0.82
1:A:81:LEU:HB2	1:A:358:ASP:O	1.80	0.82
3:C:40:PHE:HD2	11:K:134:LYS:HD2	1.45	0.82
7:G:24:VAL:O	7:G:128:GLN:NE2	2.11	0.82
15:O:347:LEU:HB3	17:Q:152:ILE:HA	1.59	0.82
15:O:724:LEU:HD13	16:P:447:ALA:HB2	1.61	0.82
15:O:650:LEU:CD2	16:P:139:LYS:HD2	2.10	0.82
16:P:319:SER:HA	16:P:472:ARG:HH22	1.43	0.82
16:P:15:CYS:SG	21:P:601:ZN:ZN	1.67	0.82
15:O:472:ARG:NH1	17:Q:200:THR:HG23	1.92	0.82
2:B:513:LYS:HZ3	19:S:42:DG:C4'	1.88	0.82
1:A:1246:VAL:O	1:A:1517:ARG:NH2	2.12	0.81
1:A:579:ARG:NH2	1:A:585:ASP:OD1	2.14	0.81
16:P:247:ILE:CG2	16:P:284:LEU:HD12	2.08	0.81
16:P:338:LEU:O	16:P:339:THR:C	2.19	0.81
2:B:1069:ILE:HD12	2:B:1069:ILE:O	1.79	0.81
3:C:134:LEU:HD23	3:C:169:PHE:HA	1.62	0.81
9:I:37:TYR:HD1	9:I:38:PRO:CD	1.91	0.81
15:O:474:LYS:HA	15:O:505:PRO:HD3	1.62	0.81
15:O:659:LEU:HD22	15:O:659:LEU:N	1.95	0.81
16:P:341:ARG:CB	16:P:445:ARG:HH22	1.92	0.81
1:A:79:ILE:N	1:A:360:LEU:O	2.10	0.81
1:A:618:TYR:CE1	2:B:783:MET:HB2	2.15	0.81
15:O:223:ASN:O	15:O:224:THR:CG2	2.27	0.81
15:O:294:PHE:CE2	15:O:297:ILE:HB	2.15	0.81

Continued on next page...

Continued from previous page...

Atom-1	Atom-2	Interatomic distance (Å)	Clash overlap (Å)
15:O:352:PHE:HB2	15:O:355:GLU:HB2	1.60	0.81
15:O:683:PHE:HE1	15:O:692:THR:OG1	1.62	0.81
16:P:103:LEU:HD22	16:P:206:GLN:HE21	1.42	0.81
16:P:28:THR:HG22	16:P:29:CYS:H	1.45	0.81
16:P:93:LYS:CD	16:P:207:LEU:CD2	2.58	0.81
16:P:95:LEU:HD11	16:P:100:ALA:H	1.44	0.81
16:P:9:ILE:HG13	16:P:18:ARG:NH2	1.96	0.81
17:Q:282:SER:CA	17:Q:302:ARG:HG3	2.09	0.81
1:A:721:LYS:HB3	1:A:722:PRO:HD2	0.83	0.81
16:P:294:HIS:NE2	20:T:48:DA:N7	2.29	0.81
16:P:496:GLU:O	16:P:500:ASP:N	2.13	0.81
15:O:393:VAL:CG1	17:Q:144:VAL:HB	2.10	0.81
17:Q:136:LYS:HB2	17:Q:304:HIS:CD2	2.14	0.81
7:G:47:VAL:HG21	7:G:61:VAL:HG13	1.62	0.81
15:O:351:ILE:CG1	17:Q:157:MET:HE3	2.11	0.81
15:O:475:ARG:CD	16:P:367:PHE:HE2	1.94	0.81
15:O:740:ILE:HB	16:P:250:GLN:CB	2.11	0.81
16:P:108:PHE:CD1	16:P:156:LEU:HD13	2.15	0.81
16:P:199:LEU:N	16:P:200:PRO:HD3	1.91	0.81
16:P:216:GLU:O	16:P:216:GLU:OE1	1.97	0.81
16:P:224:GLY:O	16:P:226:LEU:N	2.14	0.81
16:P:239:PHE:CE1	16:P:246:GLU:HG3	2.15	0.81
16:P:403:THR:HG23	16:P:405:ASP:HB2	1.57	0.81
16:P:93:LYS:HZ3	16:P:94:LYS:H	1.25	0.81
2:B:249:VAL:HB	2:B:261:ARG:HD3	1.61	0.81
15:O:375:PHE:CD1	15:O:381:ILE:N	2.48	0.81
16:P:212:VAL:O	16:P:215:LEU:CG	2.28	0.81
15:O:722:TRP:NE1	16:P:262:LEU:HD21	1.95	0.81
16:P:28:THR:C	16:P:36:GLU:OE2	2.19	0.81
16:P:487:LEU:HD11	16:P:498:LEU:HD11	1.60	0.81
15:O:351:ILE:N	17:Q:157:MET:CE	2.44	0.81
1:A:436:ALA:CB	1:A:443:ALA:HB2	2.11	0.81
4:D:12:THR:HG23	4:D:17:ASN:CB	2.10	0.81
16:P:184:TRP:CD1	16:P:190:MET:HG2	2.15	0.81
1:A:547:ILE:HG21	16:P:21:ARG:HD3	1.61	0.81
15:O:746:ARG:HH12	16:P:244:ASN:HB3	1.44	0.81
16:P:258:MET:HG2	16:P:262:LEU:HD22	1.63	0.81
16:P:274:ILE:HA	16:P:278:GLU:CB	2.10	0.81
1:A:1260:LYS:HE3	1:A:1262:LEU:HD21	1.62	0.81
1:A:379:GLU:HA	16:P:56:ILE:CG2	2.10	0.81
10:J:9:SER:HB2	10:J:45:CYS:HB2	1.63	0.81

Continued on next page...

Continued from previous page...

Atom-1	Atom-2	Interatomic distance (Å)	Clash overlap (Å)
16:P:381:MET:SD	16:P:385:PHE:CE2	2.74	0.81
15:O:174:TRP:O	17:Q:198:LEU:HG	1.81	0.81
1:A:326:THR:HG23	1:A:329:ARG:HH22	1.46	0.81
1:A:58:LEU:CD1	1:A:60:ASN:HD22	1.69	0.81
1:A:826:PHE:HB3	2:B:777:SER:OG	1.79	0.81
2:B:297:VAL:HG21	14:N:101:GLN:NE2	1.96	0.81
15:O:214:LEU:N	15:O:236:ILE:HB	1.96	0.81
16:P:157:HIS:HD2	16:P:159:THR:HG22	1.45	0.81
16:P:208:PRO:C	16:P:211:TYR:CE2	2.54	0.81
1:A:1241:PRO:HA	1:A:1518:VAL:HG12	1.62	0.81
2:B:415:GLU:HG2	2:B:472:SER:CB	2.11	0.81
5:E:83:CYS:SG	5:E:88:VAL:HG22	2.21	0.81
13:M:54:HIS:HD2	13:M:63:GLU:HG2	1.44	0.81
15:O:214:LEU:CA	15:O:236:ILE:HB	2.11	0.81
15:O:656:HIS:O	15:O:747:LEU:CB	2.27	0.81
16:P:150:GLU:O	16:P:152:LEU:CD2	2.29	0.81
16:P:197:GLU:HG3	16:P:198:ILE:N	1.94	0.81
15:O:650:LEU:CB	16:P:242:PHE:HE2	1.94	0.81
16:P:93:LYS:HZ2	16:P:94:LYS:N	1.76	0.81
17:Q:266:SER:C	17:Q:268:LEU:N	2.31	0.81
1:A:332:GLN:HE22	1:A:350:VAL:H	1.29	0.80
7:G:162:ILE:CG1	7:G:249:LEU:HD12	2.08	0.80
15:O:24:UNK:HA	17:Q:314:TRP:HH2	1.05	0.80
16:P:157:HIS:CD2	16:P:159:THR:HG22	2.17	0.80
2:B:1051:PRO:CB	16:P:40:GLU:OE1	2.27	0.80
1:A:379:GLU:N	16:P:56:ILE:HG22	1.95	0.80
17:Q:356:PRO:CD	17:Q:357:PRO:HD2	2.03	0.80
1:A:560:GLN:O	1:A:575:LYS:NZ	2.14	0.80
1:A:704:ASP:OD2	1:A:706:HIS:NE2	2.14	0.80
2:B:1002:LYS:HG2	14:N:166:LEU:CD1	2.11	0.80
9:I:29:GLU:HA	9:I:35:ALA:O	1.82	0.80
15:O:422:ILE:CD1	15:O:442:LEU:HD23	2.11	0.80
15:O:456:VAL:HB	15:O:463:LEU:CD1	2.09	0.80
16:P:208:PRO:O	16:P:211:TYR:CE1	2.33	0.80
16:P:354:LYS:HZ2	16:P:362:THR:HG22	0.75	0.80
16:P:417:PHE:CZ	17:Q:270:PHE:CG	2.68	0.80
16:P:64:THR:O	16:P:66:ALA:N	2.14	0.80
16:P:46:ASP:HB3	20:T:21:DT:C7	2.11	0.80
1:A:413:LEU:H	1:A:413:LEU:HD12	1.47	0.80
1:A:591:ARG:HH11	1:A:591:ARG:HG2	1.46	0.80
2:B:480:GLN:O	2:B:484:TYR:OH	1.99	0.80

Continued on next page...

Continued from previous page...

Atom-1	Atom-2	Interatomic distance (Å)	Clash overlap (Å)
2:B:726:MET:HG3	2:B:742:TYR:HB3	1.61	0.80
3:C:128:ASP:HB2	3:C:175:GLN:OE1	1.80	0.80
17:Q:284:PHE:CE2	19:S:22:DG:H5'	2.16	0.80
2:B:581:PRO:HG3	2:B:637:TYR:CE1	2.12	0.80
3:C:227:TYR:HB3	3:C:300:PHE:CD1	2.17	0.80
7:G:135:GLY:O	7:G:228:LYS:HA	1.82	0.80
15:O:316:ALA:CB	15:O:340:LYS:HD3	2.11	0.80
16:P:344:THR:O	16:P:345:SER:CB	2.30	0.80
17:Q:352:TRP:HE3	17:Q:357:PRO:CG	1.91	0.80
2:B:1052:VAL:HG21	16:P:41:PHE:CE1	2.16	0.80
2:B:455:GLU:N	2:B:455:GLU:OE1	2.15	0.80
4:D:22:ILE:HG23	7:G:43:ILE:HD12	1.63	0.80
13:M:43:LYS:O	13:M:49:ASP:CA	2.29	0.80
16:P:110:PHE:HE2	16:P:198:ILE:HA	0.63	0.80
16:P:378:LEU:HD11	17:Q:234:LYS:CA	2.12	0.80
2:B:1127:CYS:HB3	2:B:1163:GLN:HB2	1.64	0.80
2:B:77:LYS:CD	2:B:89:GLY:O	2.29	0.80
5:E:97:VAL:HG13	5:E:132:ILE:HD11	1.62	0.80
15:O:202:ILE:H	15:O:202:ILE:CD1	1.94	0.80
15:O:656:HIS:CD2	15:O:747:LEU:CA	2.65	0.80
16:P:219:ILE:HG13	16:P:220:SER:H	1.47	0.80
16:P:46:ASP:CB	20:T:21:DT:H71	2.11	0.80
17:Q:294:VAL:N	17:Q:295:PRO:CD	2.44	0.80
1:A:1603:MET:HE1	1:A:1615:TYR:CG	2.17	0.80
2:B:1016:GLY:O	3:C:69:ARG:NH2	2.14	0.80
15:O:308:ASN:CA	15:O:365:TRP:CE2	2.65	0.80
15:O:354:PRO:O	15:O:356:GLU:N	2.13	0.80
15:O:581:ALA:HB1	15:O:585:GLU:HB3	1.58	0.80
15:O:599:LYS:HD3	16:P:272:GLN:HE21	1.47	0.80
16:P:498:LEU:O	16:P:502:ILE:HG12	1.82	0.80
16:P:414:TYR:HB3	17:Q:241:ARG:HH12	0.63	0.80
17:Q:8:LEU:O	17:Q:9:THR:C	2.20	0.80
1:A:385:LEU:HG	1:A:453:ILE:CD1	2.09	0.80
1:A:58:LEU:O	1:A:59:ARG:HB2	1.81	0.80
15:O:428:GLU:HA	15:O:435:ARG:HD2	1.63	0.80
15:O:446:ASP:OD2	15:O:448:THR:HG22	1.81	0.80
16:P:105:LEU:CD2	16:P:109:GLN:NE2	2.45	0.80
16:P:469:PRO:HB2	16:P:470:PRO:HD2	1.62	0.80
2:B:924:LYS:CE	18:R:6:A:OP2	2.29	0.80
3:C:247:PHE:HB2	3:C:285:PHE:CE1	2.16	0.80
15:O:180:ASN:O	15:O:244:SER:HA	1.82	0.80

Continued on next page...

Continued from previous page...

Atom-1	Atom-2	Interatomic distance (Å)	Clash overlap (Å)
15:O:54:UNK:HA	15:O:554:ASN:OD1	1.82	0.80
15:O:577:LEU:HG	16:P:499:LYS:CE	2.08	0.80
15:O:648:SER:O	15:O:649:ILE:C	2.16	0.80
16:P:123:MET:HB3	16:P:125:PHE:CE2	2.16	0.80
16:P:148:PRO:O	16:P:150:GLU:N	2.14	0.80
16:P:151:GLU:OE2	16:P:153:LYS:HB2	1.82	0.80
16:P:85:GLN:CG	16:P:89:HIS:CE1	2.65	0.80
15:O:389:TRP:HE3	17:Q:148:ASN:OD1	1.64	0.80
2:B:117:VAL:HG23	17:Q:276:GLN:HG3	1.63	0.80
15:O:353:ASP:CB	17:Q:28:SER:O	2.28	0.80
1:A:1440:ASN:OD1	1:A:1443:GLN:N	2.12	0.80
1:A:722:PRO:O	1:A:723:TYR:CB	2.29	0.80
2:B:1139:LYS:O	2:B:1142:LEU:N	2.14	0.80
2:B:1180:PHE:HD1	2:B:1181:VAL:HG13	1.47	0.80
2:B:495:ARG:NH1	2:B:723:LYS:HE2	1.95	0.80
9:I:8:ILE:CG2	9:I:17:LEU:HD11	2.12	0.80
12:L:31:CYS:HB3	12:L:34:CYS:SG	2.21	0.80
15:O:354:PRO:O	15:O:355:GLU:C	2.18	0.80
15:O:351:ILE:N	17:Q:157:MET:HE3	1.96	0.80
17:Q:33:ARG:C	17:Q:35:SER:H	1.82	0.80
2:B:1061:LYS:HB2	16:P:45:GLU:CB	2.11	0.79
3:C:239:ILE:HD12	3:C:244:ALA:HA	1.64	0.79
9:I:36:ILE:O	9:I:37:TYR:O	2.00	0.79
15:O:214:LEU:CA	15:O:236:ILE:HG21	2.11	0.79
15:O:183:ASP:HB3	15:O:247:ILE:HD12	1.64	0.79
15:O:366:PHE:CZ	15:O:432:PRO:O	2.35	0.79
15:O:428:GLU:HG3	15:O:435:ARG:HB3	1.64	0.79
15:O:627:GLY:HA2	15:O:630:LEU:CD2	2.12	0.79
15:O:736:ILE:O	15:O:736:ILE:HG22	1.82	0.79
16:P:176:VAL:HG13	16:P:179:CYS:HB3	1.63	0.79
16:P:17:SER:OG	16:P:30:GLN:OE1	1.98	0.79
16:P:357:TYR:O	17:Q:211:ARG:NH2	2.14	0.79
17:Q:4:VAL:HG21	17:Q:214:VAL:HG22	1.61	0.79
15:O:463:LEU:HD12	15:O:463:LEU:O	1.82	0.79
15:O:499:GLU:HG3	15:O:500:ILE:HD12	1.64	0.79
15:O:702:LEU:HD23	16:P:123:MET:SD	2.22	0.79
16:P:197:GLU:O	16:P:200:PRO:HD2	1.82	0.79
17:Q:142:ARG:HH11	17:Q:142:ARG:HG3	1.47	0.79
17:Q:158:THR:HG23	17:Q:161:ASN:HB2	1.63	0.79
1:A:19:LEU:HD12	2:B:1186:ASP:HA	1.63	0.79
1:A:489:ASN:ND2	2:B:781:TYR:OH	2.16	0.79

Continued on next page...

Continued from previous page...

Atom-1	Atom-2	Interatomic distance (Å)	Clash overlap (Å)
1:A:748:ASN:OD1	1:A:772:LYS:HA	1.83	0.79
1:A:1659:LYS:HE2	7:G:102:GLU:OE1	1.83	0.79
16:P:263:PRO:HB2	16:P:266:PHE:CD2	2.02	0.79
16:P:487:LEU:HD12	16:P:488:LEU:N	1.97	0.79
17:Q:358:PHE:CZ	17:Q:365:TRP:CZ3	2.65	0.79
1:A:348:LYS:NZ	1:A:1629:ASN:OD1	2.14	0.79
8:H:112:ILE:HG21	8:H:131:ASN:ND2	1.98	0.79
15:O:715:TYR:CE1	15:O:734:LYS:CE	2.65	0.79
1:A:42:GLY:O	16:P:61:ASN:CB	2.30	0.79
16:P:193:PHE:CB	17:Q:208:TYR:CE2	2.66	0.79
17:Q:282:SER:HA	17:Q:302:ARG:HG3	1.64	0.79
15:O:196:TYR:CD1	15:O:197:ARG:N	2.50	0.79
15:O:247:ILE:HG12	15:O:261:VAL:CG2	2.12	0.79
15:O:264:ILE:HG13	15:O:305:PHE:CE2	2.18	0.79
16:P:183:LYS:CG	16:P:189:LYS:NZ	2.45	0.79
1:A:379:GLU:H	16:P:55:VAL:N	1.80	0.79
2:B:820:PRO:CB	16:P:81:LEU:CD1	2.60	0.79
15:O:433:VAL:CG2	17:Q:144:VAL:CG1	2.60	0.79
15:O:623:LEU:HD22	15:O:674:GLU:OE1	1.83	0.79
16:P:195:ALA:HB2	16:P:216:GLU:H	1.45	0.79
16:P:203:TRP:O	16:P:208:PRO:HG3	1.82	0.79
16:P:258:MET:HA	16:P:262:LEU:HB2	1.62	0.79
2:B:1057:MET:HE1	16:P:41:PHE:HZ	1.46	0.79
16:P:367:PHE:CZ	17:Q:1:MET:SD	2.76	0.79
2:B:221:SER:HB3	19:S:40:DT:O3'	1.80	0.79
9:I:28:VAL:N	9:I:37:TYR:HB3	1.98	0.79
14:N:94:ASP:O	14:N:96:GLU:N	2.15	0.79
15:O:310:TRP:HA	15:O:368:HIS:NE2	1.98	0.79
15:O:384:ASP:HB3	15:O:389:TRP:CB	2.09	0.79
16:P:184:TRP:HZ2	16:P:192:TYR:HD2	1.24	0.79
16:P:336:GLU:O	16:P:339:THR:CG2	2.28	0.79
16:P:96:ILE:CA	16:P:209:ASN:HD21	1.80	0.79
17:Q:29:ARG:HA	17:Q:32:ASP:CG	2.02	0.79
3:C:151:THR:CB	3:C:155:GLU:CD	2.51	0.79
5:E:59:SER:OG	5:E:82:PHE:N	2.15	0.79
7:G:45:LEU:HD13	7:G:47:VAL:CG1	2.10	0.79
9:I:7:LEU:HB3	9:I:16:LEU:HD11	1.62	0.79
9:I:36:ILE:HB	9:I:39:LYS:CD	2.13	0.79
15:O:611:ILE:HG21	15:O:731:LEU:HD23	1.65	0.79
15:O:656:HIS:CB	15:O:747:LEU:CA	2.58	0.79
17:Q:29:ARG:C	17:Q:32:ASP:OD1	2.22	0.79

Continued on next page...

Continued from previous page...

Atom-1	Atom-2	Interatomic distance (Å)	Clash overlap (Å)
1:A:58:LEU:C	1:A:58:LEU:HD12	2.02	0.79
16:P:488:LEU:O	16:P:493:ILE:HG23	1.83	0.79
2:B:78:PRO:O	2:B:79:LEU:HG	1.82	0.79
15:O:273:ARG:HB3	15:O:287:SER:N	1.97	0.79
16:P:17:SER:OG	16:P:30:GLN:HB2	1.83	0.79
16:P:332:LEU:HD12	16:P:333:SER:N	1.98	0.79
17:Q:201:SER:O	17:Q:204:GLU:CD	2.20	0.79
17:Q:246:GLN:O	17:Q:247:ILE:C	2.16	0.79
1:A:104:PHE:HB2	1:A:238:MET:HG3	1.65	0.78
1:A:399:LEU:HD21	1:A:422:ARG:CB	2.13	0.78
1:A:757:ASN:OD1	1:A:767:ASN:N	2.15	0.78
3:C:58:ASN:HA	3:C:296:ASN:OD1	1.83	0.78
5:E:94:LYS:HB2	5:E:123:LEU:HD13	1.65	0.78
15:O:216:ILE:O	15:O:234:THR:OG1	2.00	0.78
15:O:375:PHE:CE1	15:O:381:ILE:O	2.36	0.78
16:P:417:PHE:HZ	17:Q:270:PHE:CG	2.01	0.78
16:P:499:LYS:HA	16:P:502:ILE:CG1	2.13	0.78
16:P:93:LYS:HB2	16:P:207:LEU:HB3	1.65	0.78
17:Q:266:SER:C	17:Q:268:LEU:H	1.84	0.78
17:Q:362:ALA:O	17:Q:364:VAL:N	2.16	0.78
1:A:1007:ILE:O	1:A:1011:VAL:HG22	1.84	0.78
1:A:689:ARG:NH2	11:K:87:GLU:O	2.16	0.78
13:M:43:LYS:CE	13:M:45:LYS:HD3	2.13	0.78
15:O:172:PHE:HE1	17:Q:186:LEU:HB2	1.48	0.78
15:O:324:TRP:O	15:O:325:SER:OG	2.02	0.78
15:O:577:LEU:CG	16:P:499:LYS:HE2	2.11	0.78
16:P:6:ARG:HB3	16:P:71:GLN:OE1	1.83	0.78
17:Q:266:SER:O	17:Q:269:ASP:OD1	2.00	0.78
1:A:729:LYS:CE	8:H:120:GLY:HA3	2.13	0.78
2:B:416:LYS:HG3	2:B:461:MET:CE	2.12	0.78
2:B:129:ARG:NH1	2:B:890:ASP:OD2	2.16	0.78
5:E:90:VAL:HG23	5:E:120:ALA:HA	1.65	0.78
6:F:93:ILE:HD11	6:F:134:ILE:HD11	1.66	0.78
7:G:235:ASN:O	7:G:246:ASP:N	2.14	0.78
8:H:101:ALA:HB2	8:H:116:TYR:HE1	1.49	0.78
10:J:7:CYS:HB3	10:J:10:CYS:SG	2.24	0.78
16:P:46:ASP:HB3	20:T:21:DT:H71	1.65	0.78
15:O:18:UNK:O	17:Q:252:GLY:O	2.01	0.78
17:Q:380:SER:O	17:Q:384:VAL:CB	2.30	0.78
2:B:117:VAL:HG23	17:Q:276:GLN:CB	2.13	0.78
16:P:93:LYS:HD2	16:P:207:LEU:HD22	1.64	0.78

Continued on next page...

Continued from previous page...

Atom-1	Atom-2	Interatomic distance (Å)	Clash overlap (Å)
15:O:725:VAL:O	16:P:453:PHE:HZ	1.66	0.78
1:A:35:PRO:HG3	1:A:394:LEU:CD1	2.12	0.78
2:B:684:ASN:N	14:N:150:TYR:OH	2.17	0.78
2:B:77:LYS:HB3	2:B:88:SER:CA	2.12	0.78
13:M:59:ARG:O	13:M:103:LYS:HG2	1.82	0.78
13:M:43:LYS:HB2	14:N:29:PHE:CD1	2.18	0.78
16:P:103:LEU:CD2	16:P:206:GLN:HE21	1.88	0.78
16:P:158:MET:HB2	16:P:192:TYR:CZ	2.19	0.78
15:O:650:LEU:CB	16:P:242:PHE:CE2	2.65	0.78
16:P:28:THR:HG23	16:P:34:VAL:O	1.83	0.78
16:P:403:THR:HG23	16:P:405:ASP:C	2.04	0.78
15:O:18:UNK:CB	17:Q:252:GLY:C	2.51	0.78
17:Q:349:ILE:HD11	17:Q:368:TYR:CE1	2.18	0.78
17:Q:410:TYR:CE2	17:Q:414:PHE:HZ	2.02	0.78
1:A:1628:ASP:HB2	1:A:1630:GLU:HG2	1.63	0.78
1:A:967:PRO:HG3	2:B:669:GLN:HE21	1.48	0.78
15:O:414:ILE:N	15:O:425:GLY:O	2.16	0.78
15:O:706:GLU:HG3	16:P:438:PHE:HB3	1.61	0.78
16:P:93:LYS:HD2	16:P:94:LYS:N	1.98	0.78
17:Q:124:GLU:CD	17:Q:289:ASN:ND2	2.37	0.78
1:A:326:THR:HA	1:A:329:ARG:HH12	1.47	0.78
1:A:58:LEU:HD22	16:P:62:LEU:C	2.03	0.78
2:B:202:LEU:HD21	2:B:499:HIS:HB3	1.63	0.78
2:B:843:ASP:OD2	12:L:29:TYR:OH	2.00	0.78
15:O:657:SER:O	15:O:658:LYS:HG2	1.82	0.78
15:O:714:PHE:CE2	15:O:741:ILE:HD11	2.18	0.78
16:P:156:LEU:C	16:P:160:SER:HB2	2.04	0.78
16:P:257:VAL:CB	16:P:262:LEU:HD12	2.14	0.78
15:O:603:ARG:HH22	16:P:268:PHE:HD1	1.32	0.78
1:A:379:GLU:N	16:P:54:GLY:CA	2.47	0.78
1:A:58:LEU:HB3	16:P:62:LEU:O	1.82	0.78
13:M:62:TYR:HB3	13:M:100:VAL:HG22	1.63	0.78
15:O:275:GLU:HB3	15:O:285:MET:HG3	1.63	0.78
16:P:167:LEU:HD11	16:P:230:ILE:HG23	1.66	0.78
1:A:55:GLY:HA2	1:A:62:CYS:SG	2.24	0.78
2:B:479:GLN:N	2:B:479:GLN:OE1	2.15	0.78
15:O:297:ILE:O	15:O:297:ILE:HG22	1.82	0.78
15:O:667:ASP:OD1	15:O:667:ASP:N	2.13	0.78
16:P:47:ASP:OD1	16:P:47:ASP:O	2.01	0.78
17:Q:143:THR:HG1	17:Q:144:VAL:H	1.28	0.78
17:Q:355:THR:O	17:Q:359:MET:SD	2.42	0.78

Continued on next page...

Continued from previous page...

Atom-1	Atom-2	Interatomic distance (Å)	Clash overlap (Å)
1:A:956:ARG:NH1	1:A:979:GLY:HA3	1.97	0.78
7:G:42:PRO:HA	7:G:121:ASN:HA	1.66	0.78
15:O:369:PHE:HD2	15:O:432:PRO:HG3	1.39	0.78
16:P:399:SER:OG	16:P:410:ARG:NH2	2.16	0.78
15:O:574:TRP:CZ3	16:P:484:ALA:HB1	2.18	0.78
17:Q:204:GLU:CD	17:Q:205:VAL:N	2.37	0.78
17:Q:380:SER:O	17:Q:384:VAL:CG2	2.31	0.78
13:M:43:LYS:HE2	13:M:45:LYS:CD	2.13	0.77
15:O:735:GLU:O	15:O:738:LYS:N	2.17	0.77
16:P:100:ALA:CB	16:P:211:TYR:CZ	2.64	0.77
16:P:155:GLN:HG2	16:P:232:LEU:CD2	2.11	0.77
16:P:403:THR:OG1	16:P:405:ASP:CB	2.31	0.77
16:P:474:GLU:O	16:P:478:ARG:HG2	1.84	0.77
15:O:24:UNK:CB	17:Q:366:PHE:HE2	1.97	0.77
1:A:385:LEU:CG	1:A:453:ILE:HD11	2.11	0.77
2:B:676:VAL:HB	2:B:680:GLU:OE2	1.84	0.77
7:G:26:ASN:OD1	7:G:126:GLN:HG3	1.84	0.77
8:H:104:PHE:HE2	8:H:136:LYS:HB3	1.48	0.77
16:P:263:PRO:C	16:P:265:GLU:H	1.87	0.77
17:Q:352:TRP:CE3	17:Q:357:PRO:CG	2.58	0.77
1:A:508:PRO:HB3	1:A:578:TYR:CE1	2.19	0.77
2:B:96:SER:CB	2:B:144:SER:HB2	2.14	0.77
15:O:422:ILE:CG1	15:O:440:HIS:NE2	2.47	0.77
15:O:694:ILE:HD11	15:O:698:LYS:CD	2.08	0.77
17:Q:269:ASP:N	17:Q:269:ASP:OD1	2.11	0.77
17:Q:285:VAL:CG1	17:Q:286:GLN:H	1.95	0.77
2:B:1061:LYS:HD2	16:P:46:ASP:N	1.98	0.77
2:B:186:GLU:OE2	2:B:732:ALA:N	2.16	0.77
4:D:99:LEU:HD12	4:D:100:PRO:HD2	1.66	0.77
10:J:41:LEU:HD22	10:J:46:CYS:HB3	1.64	0.77
13:M:10:ILE:HD12	14:N:72:VAL:CG2	2.13	0.77
15:O:440:HIS:CE1	15:O:481:PHE:HE1	2.01	0.77
16:P:344:THR:O	16:P:345:SER:HB2	1.84	0.77
16:P:419:LEU:HB3	17:Q:237:ALA:CB	2.04	0.77
17:Q:21:TYR:HD2	17:Q:124:GLU:HB2	1.47	0.77
1:A:1460:TYR:CE1	1:A:1462:PHE:HB2	2.20	0.77
2:B:820:PRO:HG2	16:P:81:LEU:CD2	2.08	0.77
3:C:229:LEU:HB2	3:C:293:ARG:HD3	1.64	0.77
8:H:101:ALA:HB2	8:H:116:TYR:CE1	2.18	0.77
15:O:436:ILE:CG1	17:Q:141:TRP:CZ3	2.68	0.77
15:O:620:ASP:OD1	15:O:674:GLU:CG	2.31	0.77

Continued on next page...

Continued from previous page...

Atom-1	Atom-2	Interatomic distance (Å)	Clash overlap (Å)
1:A:1162:ASN:OD1	1:A:1165:LYS:N	2.16	0.77
1:A:1494:ARG:NH1	9:I:55:ALA:HB1	1.99	0.77
1:A:951:ALA:C	1:A:952:LEU:HD12	2.05	0.77
7:G:134:GLU:HA	7:G:229:LEU:O	1.84	0.77
8:H:48:PRO:HG2	8:H:146:ARG:HH12	1.48	0.77
15:O:704:LEU:CD1	16:P:123:MET:HE1	2.15	0.77
15:O:722:TRP:NE1	16:P:262:LEU:CG	2.35	0.77
15:O:736:ILE:HG22	16:P:267:TYR:CE1	2.19	0.77
16:P:93:LYS:N	16:P:93:LYS:HZ2	1.83	0.77
17:Q:393:ILE:O	17:Q:395:LEU:HG	1.85	0.77
4:D:95:ASP:OD2	7:G:150:HIS:HA	1.84	0.77
7:G:82:LEU:N	7:G:123:TYR:O	2.18	0.77
9:I:36:ILE:O	9:I:39:LYS:HD3	1.84	0.77
15:O:17:UNK:C	15:O:19:UNK:H	1.97	0.77
15:O:218:VAL:O	15:O:229:ARG:HG2	1.84	0.77
15:O:702:LEU:HD23	16:P:125:PHE:CZ	2.15	0.77
2:B:74:PHE:CE1	2:B:91:LEU:HG	2.20	0.77
7:G:14:ALA:O	7:G:18:LYS:HB2	1.85	0.77
9:I:36:ILE:O	9:I:39:LYS:HE2	1.85	0.77
15:O:582:ASP:O	15:O:586:LYS:CB	2.32	0.77
15:O:703:PHE:CZ	16:P:254:LEU:HD23	2.19	0.77
15:O:653:SER:CB	15:O:747:LEU:O	2.32	0.77
16:P:221:PRO:CB	16:P:226:LEU:CG	2.62	0.77
17:Q:280:SER:O	17:Q:301:SER:O	2.02	0.77
1:A:1097:TYR:OH	1:A:1121:ASP:O	2.01	0.77
2:B:341:SER:C	2:B:343:ASP:H	1.86	0.77
7:G:74:ASN:HB3	7:G:77:VAL:CG2	2.15	0.77
1:A:1297:PHE:CE1	9:I:64:LYS:HD2	2.20	0.77
15:O:205:TYR:HD2	15:O:215:ASN:HB3	1.49	0.77
16:P:150:GLU:O	16:P:152:LEU:HD21	1.85	0.77
16:P:156:LEU:CG	16:P:157:HIS:N	2.25	0.77
17:Q:353:VAL:CA	17:Q:358:PHE:CD2	2.68	0.77
2:B:328:GLN:NE2	13:M:108:LEU:HB2	1.99	0.77
2:B:505:ARG:HG3	2:B:509:PHE:CD2	2.19	0.77
8:H:12:VAL:HB	8:H:53:ASP:H	1.49	0.77
15:O:714:PHE:HE2	15:O:741:ILE:CD1	1.97	0.77
16:P:122:GLU:OE2	16:P:123:MET:CE	2.33	0.77
16:P:248:SER:O	16:P:249:CYS:HB2	1.83	0.77
17:Q:355:THR:CB	17:Q:356:PRO:CD	2.37	0.77
17:Q:381:ARG:O	17:Q:384:VAL:HG22	1.79	0.77
1:A:1241:PRO:HB3	1:A:1516:LYS:HE3	1.67	0.76

Continued on next page...

Continued from previous page...

Atom-1	Atom-2	Interatomic distance (Å)	Clash overlap (Å)
1:A:1003:ARG:NH1	2:B:520:LEU:HD13	2.00	0.76
5:E:94:LYS:HB2	5:E:123:LEU:CD1	2.15	0.76
14:N:52:GLN:HA	14:N:134:ASP:OD2	1.85	0.76
14:N:93:THR:HA	14:N:97:SER:OG	1.85	0.76
15:O:214:LEU:CA	15:O:236:ILE:CB	2.62	0.76
16:P:101:LYS:HZ3	16:P:152:LEU:CD1	1.65	0.76
2:B:1107:CYS:O	2:B:1130:ARG:NH2	2.18	0.76
3:C:151:THR:OG1	3:C:155:GLU:OE2	2.02	0.76
8:H:56:THR:HG21	8:H:145:ARG:NH2	1.99	0.76
3:C:272:LYS:HA	14:N:175:TYR:CE2	2.19	0.76
13:M:12:ILE:HG13	14:N:69:SER:CA	2.16	0.76
15:O:623:LEU:CD1	15:O:668:SER:O	2.33	0.76
16:P:93:LYS:HD3	16:P:207:LEU:CB	2.12	0.76
15:O:211:GLY:O	15:O:242:ILE:HD12	1.84	0.76
15:O:308:ASN:HB2	15:O:365:TRP:CE2	2.18	0.76
16:P:208:PRO:C	16:P:211:TYR:CE1	2.58	0.76
16:P:330:TRP:CE3	16:P:331:ILE:HD13	2.20	0.76
17:Q:398:ASP:OD2	17:Q:401:ILE:CD1	2.32	0.76
1:A:591:ARG:NH1	1:A:591:ARG:HG2	2.00	0.76
1:A:830:MET:HE2	2:B:963:PHE:HB3	1.68	0.76
15:O:14:UNK:CB	15:O:438:TRP:CB	2.54	0.76
15:O:442:LEU:HD13	15:O:444:PRO:CD	2.13	0.76
15:O:586:LYS:HZ1	16:P:322:ARG:HH22	1.16	0.76
16:P:474:GLU:OE2	16:P:478:ARG:CD	2.34	0.76
17:Q:356:PRO:CB	17:Q:357:PRO:HD3	2.14	0.76
17:Q:410:TYR:CE2	17:Q:414:PHE:CZ	2.74	0.76
1:A:401:ASP:O	1:A:405:LYS:CB	2.34	0.76
4:D:12:THR:HG22	4:D:18:THR:OG1	1.85	0.76
7:G:167:THR:HG22	7:G:218:VAL:HB	1.68	0.76
8:H:5:LEU:O	8:H:133:ASN:ND2	2.19	0.76
15:O:299:ASP:HB3	17:Q:159:TYR:CB	2.07	0.76
15:O:308:ASN:CA	15:O:365:TRP:CD2	2.67	0.76
15:O:315:PHE:C	15:O:317:ILE:CD1	2.51	0.76
15:O:623:LEU:CD1	15:O:668:SER:HB2	2.14	0.76
15:O:740:ILE:CB	16:P:250:GLN:CB	2.61	0.76
16:P:263:PRO:HG3	16:P:266:PHE:CG	2.18	0.76
1:A:174:SER:HB3	1:A:177:LEU:HD13	1.66	0.76
1:A:529:LYS:O	1:A:530:TRP:O	2.04	0.76
2:B:897:GLU:CB	2:B:899:GLN:HE21	1.99	0.76
7:G:69:LEU:HG	7:G:81:VAL:HG21	1.67	0.76
14:N:150:TYR:O	14:N:154:ARG:HG2	1.85	0.76

Continued on next page...

Continued from previous page...

Atom-1	Atom-2	Interatomic distance (Å)	Clash overlap (Å)
15:O:356:GLU:HG2	15:O:377:ARG:HH21	1.50	0.76
16:P:200:PRO:CB	16:P:203:TRP:HB2	2.15	0.76
16:P:319:SER:O	16:P:320:PHE:CG	2.39	0.76
16:P:369:TRP:CZ3	16:P:377:PHE:CG	2.73	0.76
15:O:298:ASP:OD1	17:Q:158:THR:C	2.20	0.76
16:P:219:ILE:CD1	17:Q:207:ASN:HA	2.11	0.76
2:B:74:PHE:C	2:B:76:GLY:H	1.89	0.76
2:B:77:LYS:HD2	2:B:89:GLY:CA	2.15	0.76
13:M:56:GLU:OE2	14:N:23:PHE:CE2	2.38	0.76
14:N:93:THR:O	14:N:94:ASP:O	2.03	0.76
15:O:214:LEU:HG	15:O:242:ILE:CD1	2.15	0.76
15:O:326:ILE:HB	15:O:344:ILE:CG2	2.12	0.76
15:O:428:GLU:HA	15:O:435:ARG:CG	2.16	0.76
15:O:653:SER:CB	15:O:656:HIS:CG	2.55	0.76
15:O:768:TYR:CB	16:P:145:ASN:HD21	1.98	0.76
16:P:209:ASN:O	16:P:210:TYR:CB	2.33	0.76
16:P:341:ARG:N	16:P:341:ARG:HD3	2.01	0.76
15:O:353:ASP:O	17:Q:28:SER:CB	2.34	0.76
1:A:1270:VAL:HG11	1:A:1489:VAL:HG11	1.67	0.76
2:B:110:ASN:HB3	2:B:118:GLU:HG2	1.67	0.76
15:O:380:MET:HE1	15:O:434:ARG:HH22	1.50	0.76
16:P:101:LYS:HD2	16:P:152:LEU:HD12	0.77	0.76
1:A:842:TRP:CD2	1:A:910:LYS:HE3	2.21	0.76
7:G:85:GLU:OE1	7:G:123:TYR:OH	2.00	0.76
15:O:357:LEU:HD23	15:O:358:SER:H	1.01	0.76
15:O:404:ASP:OD1	15:O:405:TYR:N	2.18	0.76
15:O:659:LEU:HB2	15:O:742:TRP:HZ2	1.51	0.76
17:Q:142:ARG:NH1	17:Q:142:ARG:HG3	2.00	0.76
1:A:38:LEU:HD21	1:A:42:GLY:HA2	1.68	0.76
2:B:1152:PHE:HB2	2:B:1163:GLN:NE2	2.01	0.76
3:C:175:GLN:HB2	3:C:179:PHE:CE2	2.21	0.76
13:M:11:GLU:HA	14:N:69:SER:CB	2.15	0.76
15:O:301:GLN:O	15:O:320:ILE:HG13	1.85	0.76
15:O:12:UNK:CA	15:O:436:ILE:HD11	2.11	0.76
15:O:599:LYS:HZ3	16:P:275:GLU:CD	1.90	0.76
15:O:690:ASP:OD2	15:O:750:PRO:CG	2.33	0.76
16:P:155:GLN:HB3	16:P:229:LYS:HE2	1.67	0.76
16:P:247:ILE:HD12	16:P:286:LEU:HA	0.82	0.76
15:O:436:ILE:HG22	17:Q:141:TRP:CH2	2.21	0.76
1:A:998:HIS:CE1	2:B:712:SER:H	2.03	0.75
5:E:90:VAL:HA	5:E:120:ALA:HB2	1.67	0.75

Continued on next page...

Continued from previous page...

Atom-1	Atom-2	Interatomic distance (Å)	Clash overlap (Å)
1:A:572:THR:HG22	7:G:53:TYR:HE2	1.51	0.75
15:O:382:GLU:OE1	17:Q:144:VAL:HG21	1.86	0.75
15:O:369:PHE:CG	15:O:432:PRO:HG3	2.16	0.75
15:O:702:LEU:CD2	16:P:125:PHE:HZ	1.74	0.75
15:O:768:TYR:O	15:O:772:ILE:HG22	1.86	0.75
16:P:209:ASN:OD1	16:P:210:TYR:HE2	1.69	0.75
1:A:379:GLU:H	16:P:54:GLY:C	1.90	0.75
15:O:423:ILE:HG21	17:Q:141:TRP:HH2	0.62	0.75
15:O:357:LEU:HB2	17:Q:20:LYS:HE3	1.67	0.75
17:Q:246:GLN:C	17:Q:247:ILE:CD1	2.53	0.75
1:A:1118:VAL:HG12	5:E:154:ILE:HD11	1.68	0.75
6:F:110:ASP:O	6:F:123:LYS:NZ	2.19	0.75
14:N:26:PRO:C	14:N:28:GLY:H	1.87	0.75
14:N:35:LEU:HG	14:N:115:SER:HA	1.65	0.75
15:O:217:ALA:HB3	15:O:229:ARG:CZ	2.16	0.75
15:O:569:VAL:HG22	16:P:478:ARG:HA	1.65	0.75
16:P:207:LEU:C	16:P:209:ASN:N	2.23	0.75
16:P:357:TYR:HB3	17:Q:211:ARG:NE	2.00	0.75
17:Q:282:SER:C	17:Q:302:ARG:CB	2.53	0.75
1:A:422:ARG:O	1:A:426:ALA:CB	2.33	0.75
7:G:218:VAL:HG13	7:G:223:GLU:C	2.06	0.75
7:G:97:LYS:HG3	7:G:97:LYS:O	1.84	0.75
9:I:37:TYR:CB	9:I:38:PRO:CD	2.30	0.75
2:B:563:SER:HA	13:M:73:SER:HB3	1.68	0.75
15:O:771:ILE:HG22	16:P:109:GLN:HE22	1.40	0.75
16:P:184:TRP:NE1	16:P:190:MET:CB	2.40	0.75
16:P:354:LYS:HB3	16:P:362:THR:HB	1.67	0.75
15:O:472:ARG:CD	17:Q:200:THR:CG2	2.65	0.75
1:A:241:PRO:HG3	1:A:253:GLU:OE2	1.86	0.75
1:A:879:LEU:HA	1:A:882:ILE:HD12	1.66	0.75
12:L:48:CYS:CB	12:L:51:CYS:SG	2.75	0.75
14:N:80:MET:CE	14:N:82:ILE:HD11	2.15	0.75
15:O:409:ASP:O	15:O:411:LYS:N	2.20	0.75
16:P:116:ILE:HA	16:P:119:LEU:CD1	2.15	0.75
1:A:245:LYS:HB3	1:A:251:ILE:CD1	2.17	0.75
2:B:479:GLN:CA	19:S:39:DT:O4	2.32	0.75
4:D:85:SER:HB3	7:G:71:MET:HG3	1.67	0.75
8:H:103:LYS:HE3	8:H:115:TYR:CE1	2.22	0.75
13:M:75:GLN:HG2	14:N:58:PHE:O	1.86	0.75
15:O:220:THR:OG1	15:O:228:ASN:O	2.03	0.75
15:O:380:MET:HG3	15:O:394:VAL:HG21	1.65	0.75

Continued on next page...

Continued from previous page...

Atom-1	Atom-2	Interatomic distance (Å)	Clash overlap (Å)
15:O:656:HIS:CD2	15:O:747:LEU:O	2.39	0.75
16:P:108:PHE:CD2	16:P:137:TRP:CH2	2.75	0.75
16:P:122:GLU:OE2	16:P:123:MET:HE2	1.87	0.75
16:P:157:HIS:CG	16:P:158:MET:H	2.05	0.75
16:P:209:ASN:OD1	16:P:210:TYR:CD2	2.39	0.75
15:O:578:PHE:CE1	16:P:312:LEU:HA	2.22	0.75
17:Q:21:TYR:CE2	17:Q:124:GLU:CD	2.59	0.75
17:Q:213:ILE:HA	17:Q:216:LEU:CD1	2.09	0.75
1:A:1112:PRO:HD2	1:A:1115:LYS:HD2	1.69	0.75
1:A:326:THR:HA	1:A:329:ARG:NH1	2.02	0.75
2:B:239:VAL:HG12	2:B:245:SER:CB	2.16	0.75
7:G:168:PHE:HD1	7:G:217:TRP:CD1	2.03	0.75
1:A:729:LYS:HE2	8:H:120:GLY:HA3	1.69	0.75
15:O:422:ILE:CG2	15:O:440:HIS:HE1	1.90	0.75
15:O:669:PHE:O	15:O:669:PHE:CD1	2.40	0.75
17:Q:281:LYS:O	17:Q:302:ARG:HD3	1.85	0.75
1:A:591:ARG:HD2	1:A:626:ALA:HB2	1.69	0.75
2:B:974:LEU:O	10:J:47:ARG:NH2	2.20	0.75
15:O:652:GLY:O	15:O:655:SER:HA	1.86	0.75
17:Q:283:ARG:N	17:Q:302:ARG:HB2	2.00	0.75
5:E:46:TYR:O	5:E:53:PRO:HA	1.87	0.75
7:G:169:VAL:HG22	7:G:218:VAL:HG23	1.67	0.75
13:M:57:ASN:OD1	13:M:60:LEU:N	2.17	0.75
15:O:328:ARG:N	15:O:340:LYS:HB2	2.01	0.75
15:O:351:ILE:HB	17:Q:157:MET:HE1	0.76	0.75
15:O:722:TRP:CZ2	16:P:262:LEU:HD11	2.22	0.75
15:O:657:SER:HB2	15:O:746:ARG:HA	1.68	0.75
16:P:287:TRP:CE3	16:P:298:VAL:HG21	2.22	0.75
16:P:294:HIS:NE2	20:T:48:DA:C5	2.42	0.75
1:A:113:VAL:CG1	1:A:178:LEU:HB3	2.15	0.75
1:A:216:ARG:NE	1:A:341:SER:HA	2.02	0.75
1:A:721:LYS:HB2	8:H:96:VAL:N	2.02	0.75
1:A:62:CYS:SG	1:A:75:HIS:CD2	2.80	0.75
5:E:4:GLU:O	5:E:8:ASN:ND2	2.20	0.75
2:B:825:PHE:O	12:L:42:ARG:NH2	2.19	0.75
14:N:96:GLU:OE1	14:N:105:SER:HB3	1.85	0.75
14:N:95:ILE:O	14:N:96:GLU:CD	2.25	0.75
15:O:380:MET:SD	15:O:416:LEU:HD22	2.27	0.75
15:O:736:ILE:CG2	16:P:267:TYR:HE1	2.00	0.75
16:P:238:HIS:CE1	16:P:289:ARG:NH2	2.54	0.75
16:P:387:PRO:O	16:P:388:THR:C	2.25	0.75

Continued on next page...

Continued from previous page...

Atom-1	Atom-2	Interatomic distance (Å)	Clash overlap (Å)
16:P:419:LEU:N	16:P:419:LEU:HD23	2.02	0.75
17:Q:127:PHE:CD1	17:Q:131:TYR:CE2	2.73	0.75
1:A:372:LYS:HB2	1:A:377:VAL:HG13	1.67	0.74
2:B:811:LEU:HB2	2:B:899:GLN:HB3	1.68	0.74
15:O:193:LEU:O	15:O:194:ARG:O	2.05	0.74
15:O:577:LEU:HD11	16:P:499:LYS:CG	2.17	0.74
15:O:653:SER:HB3	15:O:656:HIS:HD1	1.52	0.74
16:P:158:MET:O	16:P:192:TYR:CE1	2.40	0.74
17:Q:266:SER:O	17:Q:267:GLY:C	2.20	0.74
2:B:817:ARG:CD	19:S:25:DT:O2	2.33	0.74
2:B:232:TYR:HB3	2:B:384:LEU:HD23	1.69	0.74
2:B:726:MET:HE1	2:B:1035:ARG:HD3	1.69	0.74
2:B:811:LEU:O	2:B:813:LEU:N	2.16	0.74
7:G:125:TRP:CZ3	7:G:127:PRO:HG3	2.21	0.74
15:O:491:SER:C	15:O:492:LEU:HD12	2.07	0.74
15:O:672:ILE:N	15:O:673:PRO:CD	2.50	0.74
15:O:173:PHE:O	17:Q:198:LEU:HD11	1.88	0.74
17:Q:31:PHE:HA	17:Q:34:ILE:HG21	1.65	0.74
1:A:969:PHE:CE2	1:A:978:ALA:HA	2.22	0.74
9:I:37:TYR:CD1	9:I:38:PRO:HG2	2.20	0.74
13:M:43:LYS:HB2	14:N:29:PHE:CE1	2.23	0.74
16:P:287:TRP:CD2	16:P:298:VAL:HG13	2.18	0.74
1:A:39:ASP:OD1	1:A:40:ASN:N	2.20	0.74
2:B:129:ARG:HD3	2:B:890:ASP:OD2	1.86	0.74
5:E:55:ARG:HD2	5:E:113:GLN:HE21	1.53	0.74
14:N:56:ILE:HA	14:N:137:PHE:O	1.87	0.74
15:O:241:PRO:HG2	15:O:266:GLU:OE1	1.87	0.74
15:O:650:LEU:HD22	16:P:139:LYS:HD2	1.69	0.74
15:O:725:VAL:O	16:P:453:PHE:CZ	2.40	0.74
16:P:221:PRO:CB	16:P:226:LEU:CD2	2.34	0.74
2:B:1061:LYS:CD	16:P:46:ASP:H	2.00	0.74
16:P:315:ASN:HB2	16:P:480:LEU:HD11	1.68	0.74
16:P:93:LYS:HZ2	16:P:94:LYS:H	1.31	0.74
1:A:1102:LEU:HB2	1:A:1105:ARG:HH21	1.50	0.74
1:A:83:VAL:HG11	1:A:427:PHE:HE2	1.52	0.74
2:B:916:LYS:NZ	18:R:5:G:O3'	2.21	0.74
7:G:137:ILE:CA	7:G:147:LEU:HD23	2.17	0.74
8:H:62:SER:HA	8:H:141:TYR:CE1	2.21	0.74
14:N:82:ILE:HB	14:N:87:TYR:CE2	2.22	0.74
15:O:592:LEU:HD12	16:P:512:ARG:HH21	0.60	0.74
2:B:1052:VAL:HG22	16:P:40:GLU:C	2.06	0.74

Continued on next page...

Continued from previous page...

Atom-1	Atom-2	Interatomic distance (Å)	Clash overlap (Å)
2:B:416:LYS:HE2	2:B:464:PHE:HE2	1.51	0.74
3:C:134:LEU:HD12	3:C:208:CYS:SG	2.28	0.74
5:E:136:ASN:HB3	5:E:139:ALA:HB3	1.69	0.74
13:M:60:LEU:HG	13:M:102:SER:CB	2.17	0.74
15:O:414:ILE:HB	15:O:425:GLY:C	2.08	0.74
15:O:499:GLU:OE1	15:O:499:GLU:HA	1.86	0.74
15:O:727:PRO:O	15:O:728:GLN:CB	2.35	0.74
17:Q:175:ILE:HB	17:Q:176:PRO:CD	2.17	0.74
17:Q:204:GLU:CD	17:Q:205:VAL:H	1.90	0.74
17:Q:356:PRO:CD	17:Q:357:PRO:N	2.49	0.74
1:A:1090:ASP:HB3	1:A:1132:TYR:CD1	2.23	0.74
1:A:855:ARG:HH12	1:A:867:ASP:HA	1.51	0.74
2:B:438:ILE:HD13	2:B:445:TYR:HB2	1.68	0.74
4:D:28:PRO:HB3	7:G:41:VAL:HB	1.68	0.74
1:A:721:LYS:HD3	8:H:96:VAL:HG23	1.70	0.74
15:O:703:PHE:CE2	16:P:254:LEU:HD21	2.21	0.74
15:O:703:PHE:HZ	16:P:258:MET:SD	2.10	0.74
16:P:185:ILE:HD12	17:Q:208:TYR:OH	1.87	0.74
16:P:208:PRO:CG	16:P:212:VAL:HB	2.15	0.74
17:Q:395:LEU:HD23	17:Q:395:LEU:N	2.01	0.74
2:B:129:ARG:CD	2:B:890:ASP:HB3	2.18	0.74
13:M:76:TYR:OH	14:N:57:LYS:HE2	1.87	0.74
15:O:310:TRP:CE3	15:O:310:TRP:O	2.40	0.74
16:P:156:LEU:C	16:P:160:SER:CB	2.55	0.74
16:P:319:SER:O	16:P:320:PHE:CD2	2.40	0.74
16:P:337:SER:HA	16:P:448:LYS:CE	2.18	0.74
17:Q:388:LYS:HD2	17:Q:393:ILE:CB	2.18	0.74
1:A:1263:LEU:HB3	1:A:1496:SER:HB2	1.70	0.74
1:A:363:PRO:O	1:A:368:ARG:NH1	2.17	0.74
2:B:460:LYS:HA	2:B:463:TYR:HD2	1.53	0.74
8:H:30:SER:HB3	8:H:36:CYS:HB3	1.69	0.74
17:Q:124:GLU:OE2	17:Q:289:ASN:ND2	2.21	0.74
16:P:378:LEU:HD11	17:Q:234:LYS:HB3	1.69	0.74
1:A:1053:ASP:OD2	1:A:1580:ARG:NH2	2.20	0.74
1:A:360:LEU:HD21	2:B:1184:TYR:OH	1.87	0.74
1:A:547:ILE:HD13	16:P:21:ARG:HE	0.92	0.74
1:A:616:LEU:HD11	1:A:620:ASN:HD22	1.53	0.74
2:B:464:PHE:HE1	2:B:471:VAL:HG22	1.52	0.74
2:B:95:LEU:HB2	2:B:440:PHE:CE2	2.23	0.74
7:G:26:ASN:OD1	7:G:37:CYS:HA	1.88	0.74
7:G:95:LEU:N	7:G:95:LEU:HD13	2.02	0.74

Continued on next page...

Continued from previous page...

Atom-1	Atom-2	Interatomic distance (Å)	Clash overlap (Å)
9:I:37:TYR:HB2	9:I:38:PRO:HD3	1.66	0.74
14:N:109:LEU:HD23	14:N:122:ALA:HB2	1.68	0.74
14:N:35:LEU:N	14:N:115:SER:OG	2.21	0.74
15:O:704:LEU:HD11	16:P:123:MET:HE3	1.68	0.74
16:P:115:GLN:OE1	16:P:161:THR:CG2	2.36	0.74
16:P:195:ALA:HB2	16:P:216:GLU:CA	2.18	0.74
17:Q:150:GLN:HG2	17:Q:150:GLN:O	1.87	0.74
1:A:1497:ILE:O	1:A:1497:ILE:HD12	1.88	0.73
1:A:1568:ASN:O	1:A:1572:ARG:HG2	1.88	0.73
1:A:487:ASP:HB2	1:A:615:ARG:CD	2.17	0.73
7:G:25:THR:HA	7:G:128:GLN:OE1	1.86	0.73
7:G:27:PRO:O	7:G:35:SER:HA	1.88	0.73
15:O:310:TRP:HD1	15:O:368:HIS:ND1	1.86	0.73
16:P:498:LEU:O	16:P:501:CYS:HB2	1.88	0.73
1:A:1158:SER:OG	1:A:1161:VAL:HG23	1.88	0.73
1:A:1315:ASN:O	1:A:1319:ASN:ND2	2.21	0.73
5:E:10:SER:HA	5:E:39:LEU:HD11	1.70	0.73
15:O:241:PRO:HG2	15:O:266:GLU:CD	2.08	0.73
15:O:390:GLN:CB	17:Q:151:PRO:HG2	2.03	0.73
15:O:662:LEU:N	15:O:662:LEU:HD23	2.02	0.73
16:P:297:ARG:NH1	16:P:500:ASP:OD2	2.21	0.73
17:Q:207:ASN:CG	19:S:13:DA:OP1	2.26	0.73
1:A:855:ARG:NH2	1:A:867:ASP:OD1	2.21	0.73
2:B:349:VAL:O	2:B:353:VAL:HG23	1.88	0.73
15:O:433:VAL:CG1	17:Q:144:VAL:CG1	2.62	0.73
2:B:77:LYS:HD2	2:B:89:GLY:C	2.09	0.73
2:B:811:LEU:C	2:B:813:LEU:H	1.91	0.73
4:D:22:ILE:CG2	7:G:43:ILE:HD12	2.18	0.73
16:P:246:GLU:O	16:P:286:LEU:N	2.22	0.73
2:B:827:PHE:CD2	2:B:869:THR:HG21	2.24	0.73
15:O:433:VAL:CG2	17:Q:144:VAL:HG13	2.17	0.73
17:Q:152:ILE:C	17:Q:154:LYS:N	2.41	0.73
17:Q:393:ILE:O	17:Q:395:LEU:HD23	1.87	0.73
1:A:1229:ALA:CB	1:A:1597:ALA:HB2	2.18	0.73
2:B:1104:CYS:CB	2:B:1107:CYS:SG	2.57	0.73
2:B:142:LYS:HE2	2:B:144:SER:OG	1.89	0.73
5:E:127:ILE:HD11	5:E:132:ILE:HD11	1.71	0.73
15:O:420:GLU:O	15:O:421:ILE:HG13	1.88	0.73
15:O:428:GLU:CA	15:O:435:ARG:HG2	2.18	0.73
15:O:569:VAL:HG21	16:P:477:GLY:C	2.07	0.73
16:P:226:LEU:N	16:P:226:LEU:HD13	2.02	0.73

Continued on next page...

Continued from previous page...

Atom-1	Atom-2	Interatomic distance (Å)	Clash overlap (Å)
16:P:352:ILE:O	16:P:355:VAL:HG23	1.87	0.73
20:T:19:DC:C2'	20:T:20:DA:H5''	2.18	0.73
1:A:520:ARG:HG2	1:A:561:LEU:HD12	1.69	0.73
2:B:194:PHE:CD2	2:B:465:LEU:HD21	2.24	0.73
15:O:589:ILE:HG21	16:P:320:PHE:CD2	2.21	0.73
15:O:616:SER:CA	15:O:618:ASP:H	2.01	0.73
16:P:219:ILE:HG13	16:P:220:SER:N	2.03	0.73
16:P:389:GLN:HA	16:P:389:GLN:OE1	1.89	0.73
16:P:93:LYS:HZ3	16:P:94:LYS:N	1.79	0.73
17:Q:155:GLN:HE21	17:Q:155:GLN:C	1.92	0.73
1:A:1647:ASN:HB3	2:B:1085:SER:HB3	1.69	0.73
2:B:897:GLU:HB2	2:B:899:GLN:HE21	1.54	0.73
15:O:174:TRP:C	17:Q:198:LEU:HG	2.09	0.73
15:O:275:GLU:CG	15:O:285:MET:CG	2.67	0.73
15:O:474:LYS:HD2	15:O:499:GLU:H	1.54	0.73
15:O:623:LEU:HD11	15:O:669:PHE:N	2.03	0.73
15:O:669:PHE:HE1	15:O:738:LYS:HE2	0.93	0.73
16:P:9:ILE:HG13	16:P:18:ARG:HH22	1.52	0.73
17:Q:358:PHE:CD2	17:Q:365:TRP:CZ3	2.76	0.73
17:Q:292:SER:HB2	20:T:38:DA:OP2	1.87	0.73
1:A:592:GLN:CD	1:A:593:PRO:HD3	2.07	0.73
7:G:59:GLN:HE21	7:G:63:LYS:HE3	1.53	0.73
15:O:264:ILE:HG21	15:O:302:VAL:HB	1.71	0.73
15:O:399:TRP:HD1	17:Q:134:PRO:HG3	1.48	0.73
15:O:436:ILE:CG2	17:Q:141:TRP:CD2	2.60	0.73
15:O:583:GLU:OE1	15:O:584:ARG:HG2	1.88	0.73
15:O:614:GLU:HG3	15:O:670:ALA:HB3	1.71	0.73
16:P:115:GLN:CG	16:P:190:MET:SD	2.76	0.73
16:P:186:CYS:SG	16:P:349:GLY:CA	2.77	0.73
16:P:278:GLU:HA	16:P:309:TYR:OH	1.89	0.73
2:B:818:GLY:O	2:B:821:ILE:HG12	1.87	0.73
2:B:563:SER:HA	13:M:73:SER:CB	2.18	0.73
14:N:43:ASP:O	14:N:49:LYS:HG3	1.87	0.73
14:N:80:MET:O	14:N:87:TYR:N	2.21	0.73
15:O:194:ARG:C	15:O:197:ARG:NH2	2.43	0.73
15:O:201:GLU:CG	15:O:219:LEU:HB2	2.19	0.73
15:O:279:SER:O	15:O:282:CYS:N	2.21	0.73
15:O:663:LEU:HG	15:O:666:SER:CB	2.14	0.73
16:P:105:LEU:O	16:P:109:GLN:HG3	1.89	0.73
16:P:212:VAL:C	16:P:215:LEU:HD22	2.05	0.73
16:P:282:ARG:CZ	16:P:282:ARG:HB3	2.18	0.73

Continued on next page...

Continued from previous page...

Atom-1	Atom-2	Interatomic distance (Å)	Clash overlap (Å)
1:A:535:GLN:HB2	1:A:578:TYR:HD2	1.53	0.72
2:B:1102:SER:HA	2:B:1167:PHE:O	1.89	0.72
15:O:215:ASN:N	15:O:236:ILE:CG1	2.41	0.72
15:O:437:SER:HB2	15:O:489:PHE:CD2	2.24	0.72
15:O:53:UNK:O	15:O:554:ASN:ND2	2.22	0.72
15:O:653:SER:OG	15:O:748:GLU:N	2.22	0.72
16:P:333:SER:O	16:P:336:GLU:HB3	1.88	0.72
16:P:343:THR:C	16:P:345:SER:H	1.92	0.72
16:P:403:THR:HG23	16:P:406:GLN:H	1.36	0.72
16:P:494:SER:HG	16:P:498:LEU:H	1.36	0.72
16:P:366:TYR:CZ	17:Q:218:ASP:HB2	2.23	0.72
17:Q:32:ASP:OD1	17:Q:32:ASP:N	2.20	0.72
1:A:1243:TRP:HB2	1:A:1246:VAL:HG23	1.70	0.72
2:B:825:PHE:HA	2:B:861:TYR:HA	1.69	0.72
7:G:218:VAL:HG22	7:G:224:PRO:CB	2.18	0.72
15:O:381:ILE:HG21	15:O:390:GLN:HE21	1.54	0.72
15:O:414:ILE:HB	15:O:425:GLY:CA	2.18	0.72
16:P:483:ILE:HG22	16:P:487:LEU:HD23	1.70	0.72
1:A:245:LYS:CB	1:A:251:ILE:HD13	2.17	0.72
1:A:475:ARG:HH21	2:B:1061:LYS:HE2	0.63	0.72
1:A:53:ALA:N	1:A:63:SER:HB2	2.04	0.72
2:B:1138:ALA:C	2:B:1140:LYS:H	1.90	0.72
2:B:113:VAL:CG2	2:B:114:SER:H	1.79	0.72
7:G:56:ASN:ND2	7:G:59:GLN:OE1	2.22	0.72
8:H:15:VAL:HA	8:H:26:ILE:HD12	1.69	0.72
9:I:38:PRO:CA	9:I:41:GLN:O	2.38	0.72
15:O:620:ASP:OD1	15:O:624:GLN:NE2	2.21	0.72
16:P:108:PHE:HE2	16:P:137:TRP:CH2	1.94	0.72
15:O:727:PRO:CD	16:P:264:PRO:CG	2.64	0.72
16:P:93:LYS:NZ	16:P:93:LYS:H	1.86	0.72
17:Q:294:VAL:HG22	17:Q:295:PRO:HD3	1.69	0.72
17:Q:393:ILE:HD11	17:Q:395:LEU:O	1.88	0.72
2:B:1063:ARG:N	20:T:19:DC:OP1	2.21	0.72
1:A:64:THR:HB	1:A:75:HIS:CD2	2.24	0.72
2:B:1127:CYS:N	2:B:1166:LYS:HE3	2.03	0.72
2:B:289:PHE:CD2	2:B:306:LEU:HD23	2.22	0.72
5:E:54:GLN:HB2	5:E:57:MET:HB3	1.70	0.72
16:P:290:THR:HG21	16:P:298:VAL:HG21	1.71	0.72
16:P:385:PHE:C	16:P:388:THR:HG22	2.08	0.72
2:B:479:GLN:HA	19:S:39:DT:C4	2.24	0.72
1:A:1224:GLU:OE2	1:A:1233:ILE:HA	1.89	0.72

Continued on next page...

Continued from previous page...

Atom-1	Atom-2	Interatomic distance (Å)	Clash overlap (Å)
1:A:1299:ASN:O	1:A:1303:SER:OG	2.01	0.72
1:A:363:PRO:HB3	2:B:1180:PHE:CD2	2.25	0.72
9:I:8:ILE:HG23	9:I:17:LEU:CD1	2.18	0.72
15:O:412:ASN:HA	15:O:427:SER:OG	1.90	0.72
15:O:663:LEU:CG	15:O:666:SER:HB3	2.15	0.72
15:O:704:LEU:HD23	15:O:704:LEU:N	2.03	0.72
15:O:586:LYS:HZ3	16:P:322:ARG:NH2	1.85	0.72
16:P:9:ILE:CG1	16:P:18:ARG:NH2	2.52	0.72
17:Q:5:PRO:CB	17:Q:244:GLY:O	2.38	0.72
15:O:658:LYS:CA	15:O:659:LEU:HD13	2.18	0.72
16:P:118:TRP:CZ3	16:P:189:LYS:CD	2.64	0.72
2:B:1052:VAL:O	16:P:41:PHE:HA	1.89	0.72
16:P:487:LEU:CD1	16:P:498:LEU:HD11	2.20	0.72
16:P:93:LYS:CE	16:P:94:LYS:H	2.01	0.72
16:P:93:LYS:HD2	16:P:94:LYS:H	1.51	0.72
17:Q:21:TYR:CD2	17:Q:124:GLU:HB2	2.24	0.72
17:Q:247:ILE:CB	17:Q:298:GLN:HG2	2.20	0.72
1:A:629:ASP:HB3	2:B:785:ASP:OD2	1.89	0.72
15:O:222:GLN:NE2	15:O:225:LEU:CB	2.17	0.72
15:O:599:LYS:CB	16:P:272:GLN:NE2	2.51	0.72
16:P:179:CYS:HB2	16:P:255:LYS:HD3	1.72	0.72
16:P:238:HIS:NE2	16:P:289:ARG:NE	2.38	0.72
16:P:344:THR:HA	16:P:436:LEU:O	1.90	0.72
15:O:176:PRO:HD3	17:Q:196:GLU:O	1.82	0.72
1:A:11:ILE:HA	2:B:1192:MET:O	1.88	0.72
2:B:1090:ASP:HA	2:B:1094:ASN:ND2	2.04	0.72
2:B:111:ASP:O	2:B:116:ALA:CB	2.37	0.72
2:B:823:GLN:HA	2:B:862:PHE:O	1.88	0.72
3:C:57:ILE:HG12	3:C:297:HIS:ND1	2.04	0.72
7:G:63:LYS:HA	7:G:67:ASN:ND2	2.05	0.72
15:O:659:LEU:O	15:O:742:TRP:HZ2	1.72	0.72
16:P:158:MET:SD	16:P:219:ILE:O	2.48	0.72
16:P:197:GLU:O	16:P:199:LEU:N	2.21	0.72
16:P:104:PHE:HB2	16:P:211:TYR:CG	2.25	0.72
17:Q:354:LEU:CG	17:Q:359:MET:HA	2.18	0.72
1:A:27:LEU:O	2:B:1129:ARG:NE	2.17	0.72
1:A:477:ASN:HD21	2:B:1049:THR:HA	1.54	0.72
2:B:851:TYR:CE1	2:B:879:PRO:HB2	2.25	0.72
3:C:230:LEU:HD12	3:C:231:PRO:HD2	1.72	0.72
11:K:62:SER:HA	11:K:104:ARG:HA	1.71	0.72
14:N:103:ASN:HD21	14:N:130:PRO:HG2	1.53	0.72

Continued on next page...

Continued from previous page...

Atom-1	Atom-2	Interatomic distance (Å)	Clash overlap (Å)
15:O:18:UNK:CB	17:Q:253:ILE:HA	2.20	0.72
15:O:620:ASP:CG	15:O:674:GLU:HG2	2.09	0.72
16:P:417:PHE:HE2	17:Q:270:PHE:CD2	1.65	0.72
1:A:547:ILE:HG21	16:P:21:ARG:CD	2.20	0.72
2:B:820:PRO:HG3	16:P:81:LEU:CG	2.20	0.72
2:B:940:GLU:OE2	2:B:1014:TYR:OH	2.04	0.72
4:D:41:GLU:OE1	4:D:93:GLN:NE2	2.22	0.72
14:N:90:MET:N	14:N:138:SER:O	2.20	0.72
15:O:380:MET:SD	15:O:394:VAL:HG11	2.30	0.72
16:P:100:ALA:O	16:P:103:LEU:HG	1.89	0.72
16:P:101:LYS:NZ	16:P:151:GLU:C	2.42	0.72
16:P:261:ALA:O	16:P:263:PRO:HD3	1.89	0.72
16:P:60:LEU:HD12	16:P:60:LEU:O	1.90	0.72
15:O:472:ARG:NH1	17:Q:203:SER:OG	2.23	0.72
17:Q:278:TYR:CB	17:Q:308:PHE:CZ	2.73	0.72
17:Q:355:THR:HB	17:Q:356:PRO:HD3	0.74	0.72
1:A:1014:SER:HB3	20:T:15:DT:C5'	2.12	0.71
1:A:475:ARG:NH2	2:B:1061:LYS:CG	2.53	0.71
1:A:530:TRP:O	1:A:532:GLY:N	2.23	0.71
1:A:83:VAL:HG21	1:A:427:PHE:CE2	2.24	0.71
4:D:14:THR:H	4:D:17:ASN:HD21	1.36	0.71
10:J:41:LEU:CD2	10:J:46:CYS:HB3	2.19	0.71
15:O:11:UNK:O	15:O:436:ILE:CD1	2.38	0.71
15:O:456:VAL:HB	15:O:463:LEU:HD11	1.70	0.71
15:O:499:GLU:HG2	15:O:550:TYR:OH	1.90	0.71
15:O:604:ILE:CG1	15:O:732:LEU:HD21	2.20	0.71
16:P:103:LEU:HD11	16:P:211:TYR:CD2	2.22	0.71
16:P:105:LEU:HD23	16:P:109:GLN:NE2	2.05	0.71
16:P:386:LEU:CA	16:P:388:THR:CG2	2.67	0.71
17:Q:33:ARG:O	17:Q:35:SER:N	2.23	0.71
17:Q:358:PHE:CD1	17:Q:365:TRP:CE3	2.77	0.71
1:A:414:GLU:HA	1:A:414:GLU:OE2	1.89	0.71
1:A:1647:ASN:ND2	2:B:1085:SER:OG	2.23	0.71
15:O:269:PHE:HE1	15:O:339:ARG:CD	2.03	0.71
15:O:375:PHE:CE1	15:O:381:ILE:N	2.58	0.71
15:O:434:ARG:H	17:Q:144:VAL:HG11	1.54	0.71
17:Q:362:ALA:O	17:Q:365:TRP:N	2.23	0.71
14:N:80:MET:HE1	14:N:82:ILE:HD11	1.69	0.71
14:N:95:ILE:CD1	14:N:96:GLU:CG	2.65	0.71
15:O:242:ILE:HA	15:O:265:THR:HG22	1.71	0.71
15:O:326:ILE:N	15:O:344:ILE:CD1	2.53	0.71

Continued on next page...

Continued from previous page...

Atom-1	Atom-2	Interatomic distance (Å)	Clash overlap (Å)
15:O:461:HIS:CB	15:O:484:ARG:HG2	2.19	0.71
15:O:438:TRP:HE1	15:O:489:PHE:CB	2.03	0.71
15:O:700:LEU:HD23	15:O:709:PRO:CG	2.11	0.71
16:P:106:LYS:HA	16:P:109:GLN:OE1	1.91	0.71
16:P:115:GLN:O	16:P:119:LEU:HG	1.90	0.71
16:P:147:GLN:O	16:P:151:GLU:CB	2.37	0.71
16:P:290:THR:CG2	16:P:298:VAL:HG21	2.20	0.71
16:P:93:LYS:CD	16:P:94:LYS:H	2.03	0.71
1:A:1451:ILE:HD11	1:A:1458:THR:O	1.90	0.71
1:A:246:ASP:OD1	1:A:247:GLY:N	2.24	0.71
2:B:289:PHE:HD2	2:B:306:LEU:HD23	1.55	0.71
13:M:43:LYS:NZ	13:M:45:LYS:CD	2.53	0.71
15:O:214:LEU:CG	15:O:242:ILE:HD13	2.20	0.71
15:O:294:PHE:CZ	15:O:297:ILE:CG1	2.66	0.71
15:O:348:HIS:O	15:O:350:THR:N	2.23	0.71
15:O:424:VAL:HG23	15:O:437:SER:OG	1.90	0.71
15:O:750:PRO:C	15:O:752:LEU:H	1.92	0.71
1:A:416:ARG:O	1:A:419:ILE:HG13	1.90	0.71
1:A:748:ASN:HA	1:A:771:PHE:O	1.89	0.71
1:A:845:ASP:O	1:A:848:LYS:HB2	1.91	0.71
11:K:88:PHE:HB3	11:K:106:GLN:CG	2.19	0.71
15:O:577:LEU:HD13	16:P:502:ILE:CG2	2.13	0.71
15:O:635:ASN:HA	15:O:638:LEU:HB2	1.71	0.71
16:P:119:LEU:HD22	16:P:165:LEU:HD11	1.71	0.71
17:Q:158:THR:O	17:Q:161:ASN:N	2.23	0.71
17:Q:356:PRO:HD2	17:Q:357:PRO:N	2.05	0.71
1:A:1640:ARG:HD2	1:A:1647:ASN:HA	1.72	0.71
1:A:754:LYS:HG3	1:A:784:SER:HB3	1.70	0.71
2:B:291:GLY:HA3	2:B:375:LEU:HD13	1.72	0.71
2:B:74:PHE:CD1	2:B:91:LEU:CB	2.72	0.71
2:B:823:GLN:HG2	2:B:863:ASP:HB2	1.72	0.71
13:M:59:ARG:HB2	13:M:60:LEU:HD12	1.71	0.71
13:M:15:VAL:HA	13:M:90:LEU:HB2	1.72	0.71
15:O:362:ARG:NH1	15:O:364:GLU:OE1	2.23	0.71
15:O:438:TRP:CH2	15:O:491:SER:HB2	2.25	0.71
15:O:653:SER:OG	15:O:748:GLU:CA	2.38	0.71
16:P:13:ASP:HB2	16:P:33:HIS:HE1	1.56	0.71
16:P:235:GLY:CA	16:P:289:ARG:CA	2.66	0.71
15:O:573:GLU:HB3	16:P:496:GLU:OE1	1.89	0.71
15:O:353:ASP:O	17:Q:28:SER:HB2	1.89	0.71
17:Q:34:ILE:HD13	17:Q:165:ILE:HD11	1.71	0.71

Continued on next page...

Continued from previous page...

Atom-1	Atom-2	Interatomic distance (Å)	Clash overlap (Å)
17:Q:354:LEU:N	17:Q:358:PHE:CD2	2.59	0.71
1:A:1047:GLN:NE2	1:A:1587:ASP:OD2	2.20	0.71
1:A:406:LEU:HD12	1:A:416:ARG:HE	1.54	0.71
2:B:937:PRO:HB2	2:B:1013:MET:HE2	1.73	0.71
2:B:108:MET:SD	2:B:120:LYS:HA	2.31	0.71
15:O:243:LYS:HZ2	15:O:301:GLN:HE22	1.39	0.71
15:O:382:GLU:O	15:O:390:GLN:HG3	1.90	0.71
15:O:624:GLN:HA	15:O:678:LEU:HD21	1.72	0.71
15:O:656:HIS:CD2	15:O:746:ARG:HB3	2.26	0.71
16:P:354:LYS:CD	16:P:362:THR:CG2	2.68	0.71
1:A:413:LEU:N	1:A:413:LEU:HD12	2.06	0.71
1:A:416:ARG:CD	1:A:419:ILE:HG12	2.21	0.71
2:B:362:LEU:HD12	2:B:370:LYS:HA	1.73	0.71
3:C:93:GLN:NE2	3:C:95:GLU:OE1	2.18	0.71
15:O:641:TRP:CZ2	15:O:752:LEU:HD22	2.25	0.71
16:P:216:GLU:C	16:P:218:SER:H	1.93	0.71
16:P:363:SER:O	16:P:366:TYR:HB2	1.89	0.71
2:B:1060:VAL:HG11	16:P:43:ASP:O	1.91	0.71
16:P:48:LEU:HD12	20:T:22:DG:H5'	1.71	0.71
17:Q:247:ILE:HD11	17:Q:248:LYS:HD2	1.73	0.71
15:O:18:UNK:CA	17:Q:252:GLY:O	2.39	0.71
17:Q:278:TYR:CB	17:Q:308:PHE:HZ	1.99	0.71
17:Q:31:PHE:O	17:Q:34:ILE:CG2	2.39	0.71
17:Q:352:TRP:O	17:Q:353:VAL:CG1	2.39	0.71
16:P:48:LEU:CD1	20:T:22:DG:C5'	2.66	0.71
1:A:1299:ASN:HA	1:A:1302:TYR:CZ	2.25	0.71
2:B:1052:VAL:N	16:P:40:GLU:O	2.23	0.71
2:B:1061:LYS:HB3	16:P:45:GLU:HA	1.68	0.71
2:B:249:VAL:CB	2:B:261:ARG:HD3	2.21	0.71
12:L:48:CYS:HB3	12:L:51:CYS:SG	2.31	0.71
15:O:22:UNK:O	17:Q:314:TRP:CE2	2.44	0.71
15:O:366:PHE:CD2	15:O:432:PRO:CA	2.73	0.71
15:O:589:ILE:CG2	16:P:320:PHE:CD2	2.73	0.71
15:O:615:ASN:CB	15:O:617:HIS:CD2	2.74	0.71
15:O:588:SER:CB	16:P:512:ARG:HH12	2.00	0.71
16:P:58:ARG:NH1	16:P:58:ARG:HA	2.05	0.71
16:P:85:GLN:CG	16:P:89:HIS:HE1	2.02	0.71
2:B:146:ASN:HB3	2:B:149:GLU:CB	2.21	0.71
2:B:555:GLN:HE21	2:B:558:VAL:HG11	1.56	0.71
3:C:116:VAL:HG23	3:C:125:LYS:O	1.91	0.71
15:O:275:GLU:CA	15:O:285:MET:O	2.39	0.71

Continued on next page...

Continued from previous page...

Atom-1	Atom-2	Interatomic distance (Å)	Clash overlap (Å)
15:O:353:ASP:CG	15:O:354:PRO:HD3	2.09	0.71
15:O:306:ALA:HB1	15:O:365:TRP:CD1	2.26	0.71
15:O:529:GLU:HG2	15:O:530:ASN:N	2.05	0.71
15:O:534:VAL:HA	15:O:552:LEU:O	1.91	0.71
16:P:119:LEU:HD13	16:P:165:LEU:CD1	2.20	0.71
16:P:114:ARG:NH1	16:P:197:GLU:OE2	2.24	0.71
16:P:366:TYR:HE1	17:Q:215:THR:HA	0.72	0.71
15:O:569:VAL:CG2	16:P:478:ARG:CA	2.69	0.71
17:Q:381:ARG:O	17:Q:384:VAL:HG23	1.91	0.71
20:T:21:DT:H2"	20:T:22:DG:C5'	2.15	0.71
1:A:436:ALA:HB2	1:A:443:ALA:CB	2.21	0.70
4:D:82:LEU:HD22	7:G:67:ASN:HB3	1.71	0.70
6:F:72:LYS:HD2	6:F:141:GLY:C	2.11	0.70
13:M:60:LEU:HA	13:M:102:SER:HA	1.72	0.70
15:O:454:GLN:OE1	15:O:535:VAL:HG23	1.91	0.70
16:P:123:MET:C	16:P:124:ARG:HG2	2.09	0.70
16:P:289:ARG:O	16:P:290:THR:C	2.29	0.70
17:Q:317:LEU:HD23	17:Q:367:ILE:HD11	1.72	0.70
1:A:1070:LEU:HD23	1:A:1154:LEU:HD23	1.72	0.70
1:A:830:MET:CE	2:B:963:PHE:HB3	2.21	0.70
1:A:893:ASP:OD2	1:A:955:ARG:HD3	1.91	0.70
14:N:144:LYS:O	14:N:145:ILE:HG13	1.91	0.70
15:O:207:SER:OG	15:O:215:ASN:ND2	2.24	0.70
15:O:499:GLU:CG	15:O:500:ILE:H	2.00	0.70
16:P:122:GLU:CD	16:P:123:MET:CE	2.59	0.70
16:P:156:LEU:HA	16:P:160:SER:CB	2.20	0.70
16:P:499:LYS:HA	16:P:502:ILE:HG12	1.73	0.70
16:P:93:LYS:HG2	16:P:207:LEU:CA	2.21	0.70
17:Q:208:TYR:CD1	17:Q:212:HIS:HE1	2.05	0.70
20:T:24:DA:H2"	20:T:25:DG:OP2	1.90	0.70
1:A:18:ILE:CD1	1:A:354:SER:HB3	2.21	0.70
1:A:912:VAL:CB	1:A:913:PRO:CD	2.38	0.70
1:A:912:VAL:C	1:A:914:ASP:H	1.93	0.70
3:C:227:TYR:HB3	3:C:300:PHE:CE1	2.26	0.70
7:G:26:ASN:HD21	7:G:126:GLN:HE21	1.37	0.70
13:M:43:LYS:CE	13:M:45:LYS:CD	2.70	0.70
15:O:472:ARG:NH1	17:Q:203:SER:HB3	2.05	0.70
15:O:715:TYR:CE1	15:O:734:LYS:HE2	2.27	0.70
15:O:772:ILE:HD13	16:P:138:LEU:HD21	1.71	0.70
1:A:58:LEU:HD11	1:A:60:ASN:HD22	1.21	0.70
2:B:412:ILE:O	2:B:416:LYS:HG2	1.90	0.70

Continued on next page...

Continued from previous page...

Atom-1	Atom-2	Interatomic distance (Å)	Clash overlap (Å)
13:M:43:LYS:NZ	13:M:45:LYS:HD2	2.06	0.70
15:O:529:GLU:N	15:O:529:GLU:OE1	2.24	0.70
16:P:4:PHE:CD2	16:P:16:PRO:HB2	2.26	0.70
16:P:479:LEU:O	16:P:479:LEU:HD23	1.92	0.70
16:P:493:ILE:N	16:P:493:ILE:HD12	2.07	0.70
17:Q:5:PRO:HD3	17:Q:217:THR:HG21	1.72	0.70
1:A:67:LEU:HB2	1:A:72:CYS:HB2	1.74	0.70
1:A:831:ASP:OD2	1:A:918:LYS:NZ	2.12	0.70
2:B:1162:GLY:O	2:B:1164:GLY:N	2.25	0.70
3:C:164:ALA:HA	3:C:193:LEU:HD11	1.72	0.70
3:C:258:ILE:HG12	3:C:265:ALA:HA	1.71	0.70
15:O:301:GLN:HB3	15:O:321:LYS:HZ3	1.56	0.70
15:O:436:ILE:HG12	17:Q:141:TRP:CE3	2.26	0.70
15:O:604:ILE:CG1	15:O:732:LEU:CD2	2.66	0.70
16:P:479:LEU:C	16:P:479:LEU:HD23	2.12	0.70
17:Q:282:SER:CA	17:Q:302:ARG:CG	2.69	0.70
2:B:74:PHE:CE1	2:B:91:LEU:CB	2.75	0.70
2:B:74:PHE:CE1	2:B:91:LEU:CG	2.74	0.70
2:B:987:ASN:OD1	2:B:988:GLU:N	2.25	0.70
15:O:356:GLU:HG2	15:O:377:ARG:NH2	2.06	0.70
15:O:408:ILE:CD1	15:O:464:LEU:HD13	2.21	0.70
15:O:775:TRP:HZ3	16:P:134:LYS:HE2	1.55	0.70
2:B:817:ARG:CD	19:S:26:DT:H5'	2.20	0.70
1:A:1463:ASP:HB2	1:A:1469:TRP:NE1	2.06	0.70
2:B:664:VAL:HA	2:B:668:GLU:OE2	1.92	0.70
15:O:341:LEU:O	15:O:341:LEU:HD12	1.91	0.70
16:P:209:ASN:C	16:P:210:TYR:CD2	2.65	0.70
16:P:95:LEU:O	16:P:96:ILE:CB	2.39	0.70
17:Q:258:LEU:HD22	17:Q:265:SER:HB2	1.72	0.70
1:A:85:CYS:HA	1:A:431:GLN:OE1	1.92	0.70
5:E:27:GLY:O	5:E:65:THR:HG23	1.92	0.70
15:O:262:GLY:HA2	15:O:271:ILE:HA	1.74	0.70
15:O:273:ARG:CB	15:O:287:SER:OG	2.37	0.70
15:O:315:PHE:CB	15:O:317:ILE:CD1	2.69	0.70
15:O:378:SER:HB3	15:O:397:LYS:CG	2.21	0.70
15:O:415:LEU:HD21	15:O:451:ILE:CD1	2.21	0.70
15:O:669:PHE:O	15:O:671:SER:N	2.24	0.70
15:O:9:UNK:C	15:O:11:UNK:N	2.53	0.70
16:P:150:GLU:O	16:P:150:GLU:HG2	1.92	0.70
17:Q:21:TYR:HE2	17:Q:124:GLU:CG	2.04	0.70
15:O:705:HIS:NE2	15:O:707:ASP:CB	2.50	0.70

Continued on next page...

Continued from previous page...

Atom-1	Atom-2	Interatomic distance (Å)	Clash overlap (Å)
16:P:119:LEU:CD2	16:P:165:LEU:CD1	2.70	0.70
16:P:263:PRO:CG	16:P:266:PHE:CB	2.51	0.70
15:O:740:ILE:HG21	16:P:267:TYR:OH	1.91	0.70
15:O:589:ILE:CG2	16:P:320:PHE:CE2	2.71	0.70
16:P:95:LEU:HD23	16:P:99:GLU:OE2	1.87	0.70
17:Q:158:THR:CG2	17:Q:161:ASN:CB	2.67	0.70
17:Q:29:ARG:O	17:Q:32:ASP:CG	2.30	0.70
17:Q:385:ASN:O	17:Q:389:ASN:O	2.10	0.70
1:A:1298:ASP:CB	1:A:1301:GLU:HG3	2.06	0.70
1:A:1463:ASP:OD2	1:A:1466:SER:OG	2.08	0.70
1:A:597:LYS:O	2:B:1082:HIS:NE2	2.25	0.70
1:A:646:GLU:OE2	2:B:1086:PHE:HB2	1.92	0.70
2:B:416:LYS:HZ1	2:B:460:LYS:HD3	1.56	0.70
15:O:214:LEU:CA	15:O:236:ILE:CG2	2.67	0.70
15:O:356:GLU:CA	17:Q:24:ILE:CD1	2.70	0.70
15:O:464:LEU:N	15:O:481:PHE:O	2.22	0.70
17:Q:380:SER:O	17:Q:383:PHE:C	2.29	0.70
16:P:225:GLN:HE22	20:T:46:DT:H4'	1.57	0.70
1:A:632:GLU:OE2	2:B:1040:VAL:HG11	1.92	0.69
2:B:979:GLN:HE22	2:B:999:GLN:HE22	1.40	0.69
5:E:97:VAL:HG22	5:E:132:ILE:HD13	1.74	0.69
14:N:45:LYS:HB2	14:N:48:ALA:HB3	1.72	0.69
15:O:389:TRP:CZ3	17:Q:148:ASN:C	2.65	0.69
1:A:1102:LEU:HA	1:A:1105:ARG:HE	1.57	0.69
1:A:1490:GLU:HG2	9:I:56:PHE:CZ	2.27	0.69
1:A:590:ASN:OD1	1:A:594:THR:HG22	1.91	0.69
2:B:977:ILE:HD11	2:B:979:GLN:NE2	2.07	0.69
3:C:157:TYR:HB2	3:C:160:ALA:HB2	1.74	0.69
3:C:251:PHE:CE1	3:C:279:VAL:HB	2.26	0.69
5:E:10:SER:HA	5:E:39:LEU:CD1	2.22	0.69
7:G:166:TRP:HZ3	7:G:225:ILE:CG2	2.04	0.69
15:O:188:GLN:N	15:O:199:GLY:CA	2.37	0.69
2:B:1061:LYS:HE3	16:P:45:GLU:CB	2.21	0.69
2:B:120:LYS:HE3	17:Q:351:GLU:OE2	1.92	0.69
5:E:9:ILE:CG2	5:E:43:LYS:HG2	2.22	0.69
7:G:43:ILE:HD13	7:G:122:LEU:HD11	1.74	0.69
2:B:368:GLN:NE2	13:M:65:TYR:OH	2.26	0.69
15:O:769:GLN:O	15:O:772:ILE:CG2	2.39	0.69
16:P:18:ARG:O	16:P:30:GLN:CG	2.40	0.69
16:P:208:PRO:O	16:P:211:TYR:CE2	2.45	0.69
1:A:542:SER:HB2	16:P:34:VAL:HG11	1.75	0.69

Continued on next page...

Continued from previous page...

Atom-1	Atom-2	Interatomic distance (Å)	Clash overlap (Å)
16:P:367:PHE:HZ	17:Q:1:MET:SD	2.13	0.69
16:P:369:TRP:HH2	16:P:377:PHE:CG	1.96	0.69
16:P:381:MET:CE	16:P:385:PHE:HD2	1.54	0.69
16:P:484:ALA:O	16:P:488:LEU:HB3	1.92	0.69
1:A:1136:VAL:HG12	1:A:1174:TYR:CD2	2.26	0.69
1:A:1023:LEU:HD23	1:A:1226:VAL:HG11	1.73	0.69
1:A:920:PHE:HB3	1:A:921:PRO:HD2	1.68	0.69
2:B:284:SER:N	2:B:287:GLU:OE1	2.19	0.69
2:B:406:GLY:O	2:B:409:TYR:HB3	1.92	0.69
14:N:54:TRP:HA	14:N:135:LYS:O	1.92	0.69
15:O:294:PHE:CE2	15:O:300:LEU:HB2	2.27	0.69
15:O:374:VAL:O	15:O:375:PHE:CG	2.45	0.69
16:P:146:ASP:CA	16:P:148:PRO:HD3	2.21	0.69
16:P:119:LEU:HD21	16:P:165:LEU:CD1	2.23	0.69
1:A:427:PHE:O	1:A:430:ILE:HG22	1.92	0.69
1:A:588:LEU:HD21	2:B:1079:LEU:HD21	1.74	0.69
1:A:57:PHE:C	1:A:58:LEU:HG	2.12	0.69
2:B:547:HIS:CE1	2:B:548:LYS:HD3	2.27	0.69
1:A:612:LYS:H	2:B:913:ILE:HD11	1.58	0.69
3:C:196:LEU:O	3:C:197:ARG:NH1	2.26	0.69
7:G:12:GLU:OE1	7:G:15:ARG:NH2	2.16	0.69
7:G:37:CYS:SG	7:G:127:PRO:HA	2.32	0.69
13:M:55:GLY:O	13:M:61:GLU:HG3	1.92	0.69
13:M:9:GLU:HA	14:N:73:ASP:HB3	1.74	0.69
15:O:299:ASP:HB2	17:Q:159:TYR:HD2	1.51	0.69
15:O:580:ASN:HB2	16:P:506:LYS:NZ	2.07	0.69
16:P:208:PRO:HA	16:P:211:TYR:CE2	2.26	0.69
16:P:58:ARG:HA	16:P:58:ARG:HH11	1.57	0.69
17:Q:393:ILE:O	17:Q:395:LEU:CD2	2.40	0.69
1:A:1158:SER:CB	1:A:1161:VAL:HG23	2.22	0.69
1:A:1242:ILE:HD11	1:A:1517:ARG:HB3	1.74	0.69
1:A:409:ASP:OD1	1:A:411:VAL:N	2.25	0.69
1:A:496:GLY:HA3	1:A:615:ARG:HB3	1.75	0.69
3:C:236:LEU:HD21	3:C:290:LYS:HD2	1.74	0.69
13:M:30:PHE:CZ	13:M:32:ALA:HB2	2.28	0.69
13:M:80:LEU:HD12	14:N:52:GLN:O	1.91	0.69
15:O:362:ARG:HH12	15:O:364:GLU:CG	2.05	0.69
15:O:308:ASN:N	15:O:365:TRP:CE2	2.60	0.69
15:O:613:HIS:NE2	15:O:619:GLU:CG	2.56	0.69
16:P:154:LEU:HD13	16:P:154:LEU:N	2.08	0.69
16:P:263:PRO:HG2	16:P:266:PHE:CG	2.22	0.69

Continued on next page...

Continued from previous page...

Atom-1	Atom-2	Interatomic distance (Å)	Clash overlap (Å)
16:P:263:PRO:O	16:P:265:GLU:N	2.25	0.69
17:Q:361:ASP:O	17:Q:364:VAL:CG2	2.40	0.69
1:A:646:GLU:CD	2:B:1086:PHE:HB2	2.13	0.69
1:A:845:ASP:HA	1:A:848:LYS:HD2	1.73	0.69
16:P:103:LEU:C	16:P:103:LEU:HD12	2.13	0.69
17:Q:247:ILE:HG13	17:Q:298:GLN:CB	2.15	0.69
1:A:1179:ILE:HD11	1:A:1183:GLU:HG2	1.73	0.69
1:A:217:LYS:HZ2	1:A:1604:GLU:HG2	1.57	0.69
3:C:134:LEU:CD2	3:C:169:PHE:HA	2.22	0.69
3:C:55:ASP:OD1	3:C:299:ILE:HA	1.93	0.69
4:D:91:ARG:HG2	4:D:94:ARG:NH2	2.08	0.69
5:E:47:CYS:HA	5:E:52:ARG:O	1.92	0.69
2:B:21:ARG:NH1	10:J:54:VAL:HA	2.08	0.69
15:O:275:GLU:N	15:O:285:MET:O	2.26	0.69
15:O:435:ARG:O	15:O:435:ARG:HG3	1.93	0.69
15:O:438:TRP:NE1	15:O:489:PHE:HB3	2.07	0.69
15:O:482:SER:OG	15:O:490:GLN:HB2	1.92	0.69
15:O:582:ASP:O	15:O:586:LYS:HB2	1.92	0.69
15:O:704:LEU:CD1	16:P:123:MET:CE	2.69	0.69
2:B:94:LYS:O	2:B:146:ASN:N	2.23	0.69
7:G:157:ILE:HG21	7:G:249:LEU:HG	1.74	0.69
15:O:394:VAL:HG12	17:Q:141:TRP:NE1	2.06	0.69
15:O:400:SER:HA	15:O:419:ARG:HH21	1.57	0.69
15:O:428:GLU:O	15:O:431:ASP:O	2.10	0.69
15:O:659:LEU:O	15:O:742:TRP:CZ2	2.46	0.69
15:O:714:PHE:CE2	15:O:741:ILE:CD1	2.74	0.69
16:P:399:SER:N	16:P:410:ARG:HH12	1.90	0.69
17:Q:360:GLU:O	17:Q:361:ASP:CB	2.40	0.69
1:A:1080:TYR:OH	1:A:1173:LYS:NZ	2.25	0.69
1:A:596:HIS:CD2	1:A:598:ALA:HB3	2.27	0.69
1:A:68:ASP:OD2	1:A:70:LYS:NZ	2.24	0.69
2:B:613:VAL:CG1	2:B:660:LYS:HE3	2.23	0.69
15:O:239:HIS:O	15:O:240:SER:OG	2.11	0.69
16:P:156:LEU:HD12	16:P:157:HIS:O	1.92	0.69
16:P:418:PRO:O	16:P:420:ASP:OD1	2.11	0.69
1:A:411:VAL:HG22	1:A:412:SER:N	2.08	0.69
1:A:77:GLY:O	1:A:362:VAL:N	2.24	0.69
2:B:321:GLN:OE1	13:M:104:SER:OG	2.11	0.69
5:E:128:PRO:HB2	5:E:129:PRO:HD2	1.74	0.69
5:E:18:THR:OG1	5:E:140:LEU:O	2.05	0.69
7:G:98:GLU:O	7:G:98:GLU:CD	2.31	0.69

Continued on next page...

Continued from previous page...

Atom-1	Atom-2	Interatomic distance (Å)	Clash overlap (Å)
15:O:178:VAL:O	15:O:243:LYS:HE2	1.93	0.69
15:O:290:GLU:HB3	15:O:338:LYS:O	1.93	0.69
16:P:494:SER:CB	16:P:497:GLN:CG	2.71	0.69
17:Q:294:VAL:CG2	17:Q:295:PRO:HD3	2.22	0.69
1:A:382:GLN:OE1	2:B:1180:PHE:HZ	1.76	0.68
1:A:920:PHE:CB	1:A:921:PRO:CD	2.54	0.68
2:B:416:LYS:NZ	2:B:460:LYS:HD3	2.08	0.68
5:E:53:PRO:HB2	5:E:58:MET:SD	2.33	0.68
15:O:188:GLN:CA	15:O:199:GLY:CA	2.67	0.68
15:O:301:GLN:OE1	15:O:301:GLN:HA	1.90	0.68
15:O:310:TRP:CD1	15:O:368:HIS:ND1	2.59	0.68
15:O:663:LEU:HD11	15:O:742:TRP:CH2	2.28	0.68
16:P:157:HIS:CG	16:P:158:MET:N	2.61	0.68
16:P:359:ASP:C	16:P:361:PRO:HD3	2.12	0.68
1:A:401:ASP:O	1:A:405:LYS:HB2	1.92	0.68
1:A:855:ARG:HH22	1:A:867:ASP:HA	1.58	0.68
3:C:120:LEU:CD1	3:C:124:GLU:HB2	2.19	0.68
9:I:38:PRO:HB2	9:I:41:GLN:O	1.92	0.68
15:O:275:GLU:HB3	15:O:285:MET:CG	2.22	0.68
15:O:470:SER:O	15:O:504:THR:HG22	1.93	0.68
3:C:150:SER:OG	3:C:150:SER:O	2.03	0.68
5:E:13:TRP:CE3	5:E:39:LEU:HB2	2.28	0.68
7:G:163:PRO:HD2	7:G:166:TRP:NE1	2.08	0.68
8:H:6:PHE:O	8:H:59:ILE:N	2.26	0.68
15:O:600:GLU:OE1	16:P:269:TYR:HE1	1.72	0.68
16:P:344:THR:CA	16:P:436:LEU:O	2.42	0.68
2:B:1061:LYS:CE	16:P:45:GLU:HB2	2.23	0.68
17:Q:284:PHE:CZ	19:S:22:DG:C5'	2.69	0.68
2:B:1088:LEU:HD11	2:B:1092:LEU:HD12	1.75	0.68
2:B:1133:MET:CE	7:G:15:ARG:HH22	2.07	0.68
1:A:995:TYR:OH	2:B:531:VAL:HG11	1.92	0.68
2:B:709:PHE:HE2	2:B:992:PRO:HG3	1.58	0.68
7:G:138:PHE:CD2	7:G:139:ILE:HG23	2.29	0.68
10:J:16:ASP:OD1	10:J:17:LYS:HG3	1.93	0.68
15:O:428:GLU:HG2	15:O:435:ARG:CG	2.22	0.68
15:O:623:LEU:CD1	15:O:669:PHE:N	2.55	0.68
16:P:150:GLU:N	16:P:150:GLU:OE1	2.26	0.68
16:P:225:GLN:HB3	16:P:226:LEU:HD13	1.76	0.68
16:P:344:THR:OG1	16:P:438:PHE:CA	2.40	0.68
1:A:475:ARG:NH2	2:B:1061:LYS:CD	2.56	0.68
1:A:998:HIS:HE1	2:B:711:GLN:HA	1.59	0.68

Continued on next page...

Continued from previous page...

Atom-1	Atom-2	Interatomic distance (Å)	Clash overlap (Å)
2:B:937:PRO:HG2	2:B:1013:MET:HE1	1.75	0.68
2:B:502:MET:SD	2:B:542:LEU:HD21	2.34	0.68
3:C:329:LYS:HE2	11:K:122:LYS:HD2	1.74	0.68
5:E:159:ASP:OD1	5:E:162:ARG:NH2	2.25	0.68
7:G:145:ILE:HD11	7:G:217:TRP:HE3	1.58	0.68
7:G:149:ILE:HD11	7:G:231:PHE:HZ	1.59	0.68
8:H:5:LEU:HD11	8:H:61:SER:HB3	1.76	0.68
13:M:55:GLY:HA3	13:M:62:TYR:CE2	2.29	0.68
15:O:301:GLN:O	15:O:320:ILE:HG12	1.91	0.68
15:O:310:TRP:HB2	15:O:368:HIS:CE1	2.28	0.68
15:O:414:ILE:HD12	15:O:425:GLY:CA	2.20	0.68
15:O:768:TYR:CG	16:P:145:ASN:CG	2.64	0.68
16:P:359:ASP:CG	16:P:361:PRO:HD3	2.13	0.68
17:Q:248:LYS:HA	17:Q:298:GLN:HE22	1.58	0.68
2:B:1175:THR:O	2:B:1179:PRO:HD2	1.93	0.68
2:B:916:LYS:HZ2	18:R:6:A:P	2.17	0.68
3:C:143:ASN:O	3:C:145:ASP:N	2.25	0.68
7:G:216:HIS:NE2	7:G:224:PRO:HB2	2.08	0.68
14:N:25:ILE:HB	14:N:26:PRO:HD2	0.69	0.68
15:O:305:PHE:HA	15:O:317:ILE:O	1.93	0.68
15:O:585:GLU:O	15:O:587:GLU:N	2.25	0.68
16:P:183:LYS:HD2	16:P:189:LYS:HD2	1.75	0.68
17:Q:140:ILE:HG22	17:Q:142:ARG:CD	2.23	0.68
15:O:356:GLU:HB3	17:Q:24:ILE:CD1	2.09	0.68
17:Q:354:LEU:N	17:Q:358:PHE:HD2	1.92	0.68
17:Q:355:THR:CG2	17:Q:356:PRO:HD3	2.24	0.68
17:Q:388:LYS:CE	17:Q:392:LEU:O	2.41	0.68
2:B:1126:VAL:HB	2:B:1166:LYS:CE	2.24	0.68
2:B:277:LEU:CD2	2:B:374:LEU:HD23	2.24	0.68
2:B:95:LEU:HD12	2:B:95:LEU:C	2.14	0.68
5:E:12:LEU:HD13	5:E:137:GLU:OE2	1.94	0.68
9:I:10:CYS:N	9:I:15:ASP:O	2.22	0.68
15:O:216:ILE:C	15:O:234:THR:HG1	1.97	0.68
15:O:266:GLU:N	15:O:266:GLU:OE1	2.24	0.68
15:O:266:GLU:O	15:O:300:LEU:CD1	2.41	0.68
15:O:351:ILE:CA	17:Q:157:MET:CE	2.71	0.68
16:P:115:GLN:OE1	16:P:161:THR:HG21	1.93	0.68
1:A:543:LEU:HD23	16:P:26:ARG:HH21	1.55	0.68
1:A:58:LEU:HD22	16:P:62:LEU:O	1.92	0.68
1:A:720:PHE:CD2	8:H:63:LEU:HD11	2.28	0.68
2:B:359:LEU:O	2:B:370:LYS:HE2	1.94	0.68

Continued on next page...

Continued from previous page...

Atom-1	Atom-2	Interatomic distance (Å)	Clash overlap (Å)
2:B:74:PHE:CE1	2:B:91:LEU:HB2	2.29	0.68
5:E:1:MET:HB3	5:E:4:GLU:HB3	1.75	0.68
15:O:772:ILE:O	15:O:775:TRP:N	2.26	0.68
16:P:100:ALA:CB	16:P:209:ASN:HB3	2.24	0.68
16:P:494:SER:OG	16:P:497:GLN:HG2	1.92	0.68
1:A:546:LEU:HD22	1:A:554:ARG:HG2	1.75	0.68
9:I:17:LEU:O	9:I:17:LEU:HD12	1.94	0.68
11:K:80:ILE:HG21	11:K:89:CYS:SG	2.33	0.68
15:O:220:THR:N	15:O:228:ASN:O	2.26	0.68
15:O:421:ILE:HG22	15:O:439:LYS:CG	2.24	0.68
15:O:653:SER:OG	15:O:748:GLU:HB3	1.93	0.68
16:P:165:LEU:C	16:P:165:LEU:HD23	2.14	0.68
16:P:263:PRO:HB3	16:P:266:PHE:CD2	2.26	0.68
16:P:330:TRP:HE3	16:P:331:ILE:HD13	1.57	0.68
16:P:35:MET:HE2	16:P:38:ASP:CA	2.17	0.68
15:O:298:ASP:OD2	17:Q:157:MET:O	2.01	0.68
17:Q:349:ILE:CD1	17:Q:368:TYR:CD1	2.76	0.68
1:A:105:CYS:SG	21:A:1701:ZN:ZN	1.82	0.68
2:B:1040:VAL:HA	2:B:1043:LYS:HG2	1.76	0.68
3:C:73:SER:O	3:C:214:GLY:N	2.27	0.68
4:D:91:ARG:HB3	7:G:151:ASP:OD2	1.94	0.68
15:O:202:ILE:HG22	15:O:216:ILE:HG23	1.74	0.68
15:O:294:PHE:CD2	15:O:300:LEU:HB2	2.29	0.68
15:O:324:TRP:CZ2	15:O:347:LEU:HD12	2.24	0.68
15:O:538:LEU:HD12	15:O:538:LEU:O	1.94	0.68
15:O:693:PHE:CG	15:O:746:ARG:HB2	2.29	0.68
16:P:195:ALA:CB	16:P:216:GLU:N	2.57	0.68
17:Q:292:SER:O	17:Q:293:ILE:HG13	1.92	0.68
17:Q:298:GLN:O	17:Q:299:THR:CB	2.41	0.68
1:A:865:ASP:O	1:A:868:THR:OG1	2.08	0.67
2:B:505:ARG:CZ	2:B:509:PHE:HE2	2.07	0.67
7:G:161:ASN:O	7:G:250:ILE:HG23	1.95	0.67
12:L:31:CYS:CB	12:L:34:CYS:SG	2.80	0.67
15:O:232:ASN:HD21	15:O:283:ASP:HA	1.59	0.67
15:O:362:ARG:HH12	15:O:364:GLU:CD	1.97	0.67
15:O:414:ILE:HD13	15:O:434:ARG:HH21	1.58	0.67
15:O:442:LEU:HD12	15:O:442:LEU:C	2.15	0.67
15:O:648:SER:O	15:O:649:ILE:O	2.12	0.67
16:P:209:ASN:O	16:P:211:TYR:CD1	2.48	0.67
16:P:195:ALA:HB2	16:P:216:GLU:HA	1.76	0.67
15:O:722:TRP:CE2	16:P:262:LEU:HG	2.29	0.67

Continued on next page...

Continued from previous page...

Atom-1	Atom-2	Interatomic distance (Å)	Clash overlap (Å)
16:P:334:LEU:CD2	16:P:449:GLN:OE1	2.42	0.67
16:P:33:HIS:CD2	16:P:34:VAL:HG13	2.29	0.67
1:A:113:VAL:HG12	1:A:182:LYS:HE3	1.76	0.67
2:B:1040:VAL:HA	2:B:1043:LYS:CG	2.23	0.67
2:B:122:TYR:CE2	2:B:175:MET:HE1	2.27	0.67
7:G:48:SER:HB3	7:G:115:PHE:HE1	1.58	0.67
11:K:41:GLU:HB3	11:K:44:ARG:NH1	2.08	0.67
15:O:189:THR:HG21	15:O:259:ASN:ND2	2.09	0.67
15:O:214:LEU:CB	15:O:236:ILE:CG2	2.11	0.67
15:O:328:ARG:H	15:O:340:LYS:HB2	1.57	0.67
15:O:347:LEU:CD1	15:O:347:LEU:O	2.41	0.67
15:O:381:ILE:HG23	15:O:391:THR:O	1.95	0.67
15:O:419:ARG:NH1	15:O:420:GLU:OE1	2.27	0.67
16:P:103:LEU:HD11	16:P:211:TYR:HE2	0.64	0.67
1:A:790:LYS:HG3	1:A:791:TYR:CD2	2.28	0.67
8:H:12:VAL:N	8:H:53:ASP:O	2.24	0.67
15:O:475:ARG:CZ	15:O:496:THR:HG23	2.23	0.67
15:O:669:PHE:HE1	15:O:738:LYS:CE	1.81	0.67
16:P:210:TYR:O	16:P:211:TYR:O	2.11	0.67
17:Q:149:LYS:HE3	17:Q:149:LYS:CA	2.25	0.67
17:Q:280:SER:C	17:Q:301:SER:HB2	2.13	0.67
1:A:951:ALA:O	1:A:952:LEU:HD12	1.95	0.67
2:B:129:ARG:HH11	2:B:890:ASP:CG	1.97	0.67
7:G:163:PRO:HG3	7:G:250:ILE:HG22	1.76	0.67
8:H:101:ALA:HA	8:H:116:TYR:HD1	1.59	0.67
15:O:339:ARG:HG3	15:O:340:LYS:N	2.09	0.67
15:O:415:LEU:CD2	15:O:451:ILE:HD13	2.23	0.67
16:P:115:GLN:NE2	16:P:190:MET:SD	2.67	0.67
15:O:603:ARG:NH2	16:P:268:PHE:HD1	1.81	0.67
17:Q:175:ILE:HB	17:Q:176:PRO:HD3	1.75	0.67
17:Q:21:TYR:CD2	17:Q:124:GLU:CB	2.77	0.67
1:A:1617:THR:CG2	20:T:12:DG:H4'	2.25	0.67
1:A:101:SER:O	1:A:109:ARG:NH1	2.27	0.67
1:A:592:GLN:HG3	1:A:593:PRO:CD	2.19	0.67
2:B:509:PHE:HA	2:B:512:LEU:HG	1.76	0.67
15:O:323:ASN:CA	15:O:348:HIS:HB2	2.25	0.67
15:O:310:TRP:CE2	15:O:370:GLN:NE2	2.62	0.67
16:P:93:LYS:CB	16:P:207:LEU:CB	2.72	0.67
17:Q:247:ILE:HG21	17:Q:278:TYR:HE2	0.69	0.67
1:A:1104:TYR:CZ	1:A:1117:SER:HA	2.30	0.67
2:B:726:MET:CE	2:B:1035:ARG:HD3	2.24	0.67

Continued on next page...

Continued from previous page...

Atom-1	Atom-2	Interatomic distance (Å)	Clash overlap (Å)
2:B:737:SER:HB3	2:B:806:THR:HG21	1.76	0.67
7:G:85:GLU:HB2	7:G:123:TYR:HE2	1.59	0.67
15:O:324:TRP:HE1	15:O:348:HIS:HA	1.59	0.67
1:A:248:PHE:CE2	1:A:442:LYS:HE3	2.30	0.67
1:A:746:GLY:HA3	1:A:773:ASP:C	2.15	0.67
2:B:286:ARG:HD3	9:I:9:PHE:CE2	2.30	0.67
2:B:21:ARG:HH12	10:J:54:VAL:HA	1.60	0.67
15:O:243:LYS:HZ1	15:O:301:GLN:NE2	1.90	0.67
15:O:314:GLN:HB3	15:O:329:ILE:N	2.09	0.67
15:O:395:GLN:NE2	15:O:397:LYS:HA	2.10	0.67
15:O:451:ILE:HG13	15:O:467:PHE:O	1.95	0.67
15:O:726:SER:CB	15:O:727:PRO:CD	2.70	0.67
15:O:726:SER:HB2	15:O:727:PRO:HD3	1.73	0.67
16:P:158:MET:CB	16:P:192:TYR:OH	2.43	0.67
16:P:369:TRP:HZ3	17:Q:219:LEU:HD11	1.57	0.67
16:P:378:LEU:HD11	17:Q:235:ILE:N	2.04	0.67
15:O:436:ILE:HG12	17:Q:141:TRP:CZ3	2.30	0.67
17:Q:365:TRP:CE3	17:Q:365:TRP:HA	2.29	0.67
1:A:1288:ARG:O	1:A:1476:LEU:N	2.27	0.67
1:A:957:VAL:HG12	1:A:958:PRO:O	1.95	0.67
2:B:1132:SER:HB3	2:B:1163:GLN:HB3	1.75	0.67
2:B:1138:ALA:O	2:B:1140:LYS:N	2.28	0.67
4:D:14:THR:H	4:D:17:ASN:ND2	1.93	0.67
15:O:205:TYR:CD2	15:O:215:ASN:HB3	2.29	0.67
15:O:243:LYS:HZ2	15:O:301:GLN:NE2	1.92	0.67
16:P:328:LEU:HD13	16:P:472:ARG:HB3	1.76	0.67
1:A:1294:MET:O	1:A:1469:TRP:HA	1.94	0.67
1:A:189:VAL:HG12	1:A:193:ILE:HD12	1.76	0.67
1:A:244:ARG:O	1:A:252:PHE:N	2.22	0.67
1:A:464:GLU:OE2	1:A:469:LYS:HD3	1.94	0.67
1:A:511:VAL:O	1:A:574:ASN:ND2	2.23	0.67
2:B:146:ASN:HB3	2:B:149:GLU:HB3	1.75	0.67
2:B:152:LEU:HD23	2:B:446:MET:SD	2.35	0.67
2:B:204:ARG:NH2	2:B:483:GLY:O	2.27	0.67
2:B:613:VAL:HG21	2:B:655:TYR:CD2	2.30	0.67
15:O:372:ILE:O	15:O:373:LEU:HD23	1.95	0.67
16:P:150:GLU:CG	16:P:150:GLU:O	2.37	0.67
1:A:1291:VAL:HG22	1:A:1473:LYS:HG3	1.77	0.67
1:A:197:LEU:HD23	1:A:202:THR:HG23	1.76	0.67
1:A:543:LEU:HD23	16:P:26:ARG:CZ	2.25	0.67
2:B:251:HIS:HE1	2:B:261:ARG:CD	1.95	0.67

Continued on next page...

Continued from previous page...

Atom-1	Atom-2	Interatomic distance (Å)	Clash overlap (Å)
2:B:237:ARG:NH1	2:B:401:GLU:OE2	2.28	0.67
2:B:460:LYS:HA	2:B:463:TYR:CD2	2.29	0.67
2:B:129:ARG:HD3	2:B:890:ASP:HB3	1.76	0.67
15:O:194:ARG:HB3	15:O:194:ARG:CZ	2.25	0.67
15:O:296:GLU:N	15:O:296:GLU:OE1	2.21	0.67
15:O:706:GLU:HG3	16:P:438:PHE:CG	2.28	0.67
15:O:740:ILE:HG12	16:P:267:TYR:OH	1.94	0.67
15:O:692:THR:HA	15:O:747:LEU:CD1	2.25	0.67
16:P:491:PHE:C	16:P:493:ILE:H	1.98	0.67
2:B:613:VAL:HG11	2:B:658:LEU:HB2	1.77	0.66
2:B:833:PRO:HD2	2:B:836:TRP:CZ2	2.30	0.66
2:B:791:LYS:HB2	2:B:931:TRP:O	1.96	0.66
1:A:934:LYS:HE3	2:B:956:SER:HB3	1.77	0.66
5:E:26:ARG:NH2	5:E:187:TYR:O	2.28	0.66
6:F:117:PRO:HA	6:F:120:ILE:HD12	1.76	0.66
15:O:436:ILE:CB	17:Q:141:TRP:HZ3	2.00	0.66
16:P:354:LYS:HG2	16:P:362:THR:CB	2.24	0.66
17:Q:134:PRO:O	17:Q:135:GLU:HB2	1.96	0.66
17:Q:248:LYS:CA	17:Q:298:GLN:HE22	2.08	0.66
15:O:353:ASP:HB3	17:Q:31:PHE:HB3	1.77	0.66
17:Q:383:PHE:HZ	17:Q:398:ASP:OD1	1.77	0.66
2:B:1049:THR:HG22	16:P:24:ASP:C	2.10	0.66
2:B:108:MET:CE	2:B:120:LYS:HG2	2.25	0.66
2:B:513:LYS:HZ2	19:S:42:DG:C4'	2.01	0.66
5:E:86:PRO:HA	5:E:113:GLN:HB2	1.76	0.66
8:H:110:ASP:OD2	8:H:128:ASN:HB2	1.95	0.66
15:O:573:GLU:O	15:O:575:ALA:N	2.28	0.66
15:O:706:GLU:CG	16:P:438:PHE:HB3	2.21	0.66
16:P:113:LYS:HA	16:P:116:ILE:CG1	2.25	0.66
16:P:118:TRP:HH2	16:P:189:LYS:HD3	0.72	0.66
16:P:206:GLN:O	16:P:208:PRO:N	2.28	0.66
16:P:287:TRP:HE1	16:P:300:ASN:CG	1.98	0.66
17:Q:204:GLU:OE1	17:Q:204:GLU:N	2.28	0.66
17:Q:393:ILE:HG13	17:Q:400:LYS:NZ	2.10	0.66
2:B:817:ARG:NH1	19:S:25:DT:C2	2.53	0.66
1:A:321:LYS:HA	1:A:356:PHE:HE2	1.61	0.66
1:A:504:LYS:O	2:B:1048:SER:OG	2.10	0.66
2:B:116:ALA:O	2:B:117:VAL:C	2.33	0.66
2:B:816:ASN:HB2	2:B:819:ASP:OD1	1.95	0.66
1:A:684:ASP:OD1	8:H:22:LYS:HG2	1.95	0.66
8:H:10:PHE:HE1	8:H:30:SER:HB2	1.59	0.66

Continued on next page...

Continued from previous page...

Atom-1	Atom-2	Interatomic distance (Å)	Clash overlap (Å)
8:H:93:TYR:CD2	8:H:143:LEU:HB3	2.30	0.66
14:N:41:ASN:OD1	14:N:44:ASN:HB3	1.95	0.66
15:O:408:ILE:O	15:O:409:ASP:HB2	1.95	0.66
16:P:104:PHE:CD1	16:P:211:TYR:C	2.69	0.66
15:O:423:ILE:HD13	17:Q:141:TRP:CZ2	2.29	0.66
17:Q:349:ILE:HD13	17:Q:368:TYR:CD1	2.31	0.66
1:A:86:TYR:H	1:A:431:GLN:HE22	1.42	0.66
1:A:460:LEU:HD11	1:A:467:PHE:CE2	2.29	0.66
2:B:286:ARG:HD3	9:I:9:PHE:CD2	2.29	0.66
11:K:53:ALA:O	11:K:104:ARG:NH1	2.24	0.66
15:O:275:GLU:CB	15:O:285:MET:HG3	2.25	0.66
15:O:275:GLU:O	15:O:285:MET:N	2.29	0.66
15:O:456:VAL:HB	15:O:463:LEU:HD12	1.77	0.66
15:O:659:LEU:HD13	15:O:659:LEU:N	2.06	0.66
16:P:18:ARG:C	16:P:30:GLN:CG	2.54	0.66
16:P:246:GLU:HG2	16:P:286:LEU:HB2	1.66	0.66
2:B:864:ASP:CB	16:P:84:GLN:NE2	2.58	0.66
17:Q:248:LYS:CB	17:Q:248:LYS:HZ3	2.06	0.66
17:Q:294:VAL:N	17:Q:295:PRO:HD3	2.09	0.66
17:Q:388:LYS:HE3	17:Q:393:ILE:HA	1.76	0.66
2:B:916:LYS:NZ	18:R:6:A:P	2.69	0.66
4:D:21:VAL:HG12	7:G:46:TYR:HB3	1.78	0.66
15:O:294:PHE:CD2	15:O:300:LEU:CB	2.78	0.66
15:O:367:SER:O	15:O:368:HIS:HB3	1.95	0.66
15:O:702:LEU:O	15:O:704:LEU:HG	1.96	0.66
16:P:371:GLU:O	16:P:374:THR:CB	2.42	0.66
15:O:351:ILE:HG13	17:Q:157:MET:HE3	1.77	0.66
13:M:10:ILE:O	14:N:70:LEU:N	2.22	0.66
15:O:221:ARG:HG3	15:O:227:LEU:HA	1.75	0.66
15:O:243:LYS:NZ	15:O:301:GLN:HE22	1.88	0.66
15:O:352:PHE:CD2	15:O:355:GLU:HB2	2.31	0.66
15:O:653:SER:HA	15:O:748:GLU:O	1.93	0.66
16:P:246:GLU:HG2	16:P:286:LEU:N	2.09	0.66
17:Q:281:LYS:C	17:Q:301:SER:O	2.34	0.66
17:Q:386:ASP:O	17:Q:390:ASN:HA	1.95	0.66
2:B:811:LEU:HD12	2:B:899:GLN:CA	2.24	0.66
3:C:256:ILE:CD1	3:C:267:VAL:HG22	2.24	0.66
14:N:103:ASN:HA	14:N:132:GLN:NE2	2.11	0.66
13:M:42:LYS:O	14:N:29:PHE:HA	1.95	0.66
15:O:308:ASN:CB	15:O:365:TRP:CE3	2.46	0.66
15:O:421:ILE:HG13	17:Q:138:PHE:HE2	1.59	0.66

Continued on next page...

Continued from previous page...

Atom-1	Atom-2	Interatomic distance (Å)	Clash overlap (Å)
15:O:616:SER:O	15:O:617:HIS:C	2.32	0.66
15:O:738:LYS:HG2	15:O:739:ASP:N	2.11	0.66
16:P:144:ILE:C	16:P:147:GLN:NE2	2.48	0.66
16:P:167:LEU:HD21	16:P:234:CYS:SG	2.36	0.66
16:P:208:PRO:CA	16:P:211:TYR:CE2	2.78	0.66
16:P:381:MET:SD	16:P:385:PHE:CD2	2.87	0.66
17:Q:353:VAL:CA	17:Q:358:PHE:CE2	2.71	0.66
17:Q:365:TRP:CD1	17:Q:417:ILE:HG13	2.31	0.66
1:A:1032:VAL:HG22	1:A:1038:ILE:CD1	2.25	0.66
2:B:96:SER:N	2:B:144:SER:O	2.28	0.66
2:B:977:ILE:HD12	2:B:978:ALA:O	1.96	0.66
7:G:15:ARG:HG2	7:G:19:LYS:HD2	1.78	0.66
9:I:2:SER:O	9:I:9:PHE:N	2.29	0.66
13:M:56:GLU:OE2	14:N:23:PHE:HE2	1.77	0.66
15:O:222:GLN:HE22	15:O:225:LEU:HB2	0.57	0.66
15:O:273:ARG:HB2	15:O:287:SER:HG	1.60	0.66
15:O:308:ASN:HA	15:O:365:TRP:CE2	2.29	0.66
15:O:725:VAL:CG1	16:P:452:PHE:HB3	2.22	0.66
17:Q:131:TYR:O	17:Q:132:GLU:CB	2.34	0.66
16:P:378:LEU:HD21	17:Q:234:LYS:HB3	1.77	0.66
1:A:461:GLU:OE2	1:A:1618:THR:HB	1.96	0.66
1:A:757:ASN:OD1	1:A:766:GLU:N	2.28	0.66
2:B:446:MET:HG2	2:B:450:LEU:HD12	1.77	0.66
2:B:894:LYS:HG3	2:B:896:GLN:HE21	1.61	0.66
15:O:214:LEU:HD12	15:O:238:LEU:HD12	1.77	0.66
15:O:23:UNK:C	17:Q:314:TRP:CE3	2.77	0.66
15:O:410:ASP:O	15:O:411:LYS:HB2	1.96	0.66
15:O:569:VAL:HG21	16:P:478:ARG:CA	2.25	0.66
16:P:113:LYS:HA	16:P:116:ILE:HG12	1.76	0.66
16:P:212:VAL:CG1	16:P:215:LEU:CD1	2.70	0.66
16:P:435:GLN:O	16:P:436:LEU:O	2.13	0.66
15:O:396:ALA:CB	17:Q:140:ILE:HD12	2.25	0.66
16:P:378:LEU:HD22	17:Q:234:LYS:HB3	1.76	0.66
3:C:240:LYS:N	3:C:244:ALA:HB2	2.10	0.66
7:G:166:TRP:CE3	7:G:219:ASP:HA	2.31	0.66
1:A:729:LYS:HE2	8:H:119:GLY:O	1.96	0.66
14:N:70:LEU:CG	14:N:72:VAL:HG13	2.26	0.66
15:O:727:PRO:HG2	16:P:264:PRO:HB2	1.78	0.66
16:P:16:PRO:HA	16:P:18:ARG:HH22	1.61	0.66
16:P:386:LEU:HG	16:P:387:PRO:N	2.11	0.66
17:Q:212:HIS:O	17:Q:215:THR:N	2.29	0.66

Continued on next page...

Continued from previous page...

Atom-1	Atom-2	Interatomic distance (Å)	Clash overlap (Å)
17:Q:246:GLN:HG2	17:Q:248:LYS:HG2	1.78	0.66
1:A:1491:GLU:OE2	1:A:1494:ARG:NH2	2.29	0.65
1:A:76:GLN:HG3	1:A:362:VAL:O	1.95	0.65
2:B:709:PHE:CE2	2:B:992:PRO:HG3	2.31	0.65
13:M:15:VAL:CG2	13:M:90:LEU:HD12	2.19	0.65
15:O:310:TRP:CH2	15:O:370:GLN:NE2	2.64	0.65
15:O:672:ILE:N	15:O:673:PRO:HD2	2.11	0.65
16:P:146:ASP:O	16:P:148:PRO:HD2	1.94	0.65
16:P:169:SER:OG	16:P:175:PRO:CD	2.43	0.65
17:Q:33:ARG:HH12	17:Q:36:LYS:CD	1.96	0.65
1:A:35:PRO:HA	1:A:390:LEU:CD1	2.26	0.65
1:A:398:ASP:O	1:A:401:ASP:HB3	1.96	0.65
2:B:242:ASP:OD2	2:B:414:LYS:NZ	2.26	0.65
2:B:95:LEU:CD2	2:B:440:PHE:CE2	2.79	0.65
7:G:143:SER:O	7:G:159:LYS:N	2.28	0.65
15:O:259:ASN:OD1	15:O:260:LEU:HD12	1.96	0.65
15:O:308:ASN:HA	15:O:365:TRP:CE3	2.30	0.65
15:O:428:GLU:CB	15:O:435:ARG:CG	2.70	0.65
15:O:529:GLU:HG2	15:O:530:ASN:H	1.61	0.65
16:P:403:THR:HG21	16:P:405:ASP:CB	2.12	0.65
16:P:64:THR:C	16:P:66:ALA:H	1.98	0.65
1:A:799:GLU:HG2	1:A:1062:HIS:CG	2.32	0.65
1:A:439:ASP:OD1	1:A:458:GLN:NE2	2.26	0.65
2:B:1105:ARG:HB2	2:B:1196:LEU:HD21	1.71	0.65
10:J:7:CYS:HA	10:J:49:MET:HE3	1.77	0.65
13:M:81:PHE:HB2	13:M:88:ILE:HG22	1.78	0.65
2:B:1002:LYS:HE2	14:N:166:LEU:HD12	1.77	0.65
15:O:722:TRP:HZ2	16:P:262:LEU:CD1	2.07	0.65
1:A:1074:TYR:O	1:A:1078:LYS:HG2	1.95	0.65
1:A:40:ASN:HB3	1:A:43:HIS:HD2	1.59	0.65
1:A:874:GLU:OE2	1:A:878:ARG:NE	2.29	0.65
2:B:1127:CYS:HA	2:B:1163:GLN:O	1.96	0.65
7:G:37:CYS:HB3	7:G:126:GLN:C	2.16	0.65
9:I:28:VAL:O	9:I:37:TYR:N	2.29	0.65
13:M:89:GLN:HE22	14:N:39:PRO:HD2	1.60	0.65
15:O:186:TYR:HA	15:O:201:GLU:HB3	1.78	0.65
15:O:237:GLU:OE2	15:O:239:HIS:HE1	1.66	0.65
15:O:273:ARG:HH11	15:O:274:ILE:CG2	2.08	0.65
16:P:119:LEU:HD21	16:P:165:LEU:HD11	1.75	0.65
16:P:378:LEU:HD11	17:Q:234:LYS:O	1.96	0.65
17:Q:134:PRO:HA	17:Q:140:ILE:HD11	1.78	0.65

Continued on next page...

Continued from previous page...

Atom-1	Atom-2	Interatomic distance (Å)	Clash overlap (Å)
1:A:18:ILE:HG23	2:B:1186:ASP:OD2	1.97	0.65
15:O:15:UNK:C	15:O:20:UNK:CB	2.70	0.65
15:O:302:VAL:O	15:O:303:VAL:HB	1.96	0.65
15:O:326:ILE:CB	15:O:344:ILE:HD13	2.24	0.65
15:O:178:VAL:CG2	15:O:360:TRP:HB3	2.22	0.65
15:O:501:PRO:HG2	15:O:567:ILE:HB	1.78	0.65
15:O:573:GLU:N	15:O:573:GLU:OE1	2.28	0.65
16:P:360:LYS:N	16:P:361:PRO:CD	2.58	0.65
1:A:59:ARG:NH2	16:P:7:GLY:CA	2.57	0.65
1:A:68:ASP:OD1	1:A:69:GLU:N	2.30	0.65
2:B:161:LEU:HG	2:B:409:TYR:OH	1.96	0.65
3:C:329:LYS:HE3	11:K:122:LYS:NZ	2.11	0.65
8:H:104:PHE:HE1	8:H:114:VAL:HG13	1.61	0.65
8:H:111:LEU:CD2	8:H:128:ASN:HB3	2.21	0.65
8:H:15:VAL:HA	8:H:26:ILE:CD1	2.25	0.65
15:O:264:ILE:CG2	15:O:302:VAL:HB	2.27	0.65
16:P:95:LEU:HD13	16:P:100:ALA:HB2	1.73	0.65
16:P:330:TRP:NE1	16:P:452:PHE:HD1	1.93	0.65
16:P:82:GLN:NE2	16:P:86:ARG:HH21	1.94	0.65
17:Q:140:ILE:HG22	17:Q:142:ARG:HD3	1.77	0.65
17:Q:267:GLY:O	17:Q:271:LEU:N	2.25	0.65
17:Q:358:PHE:CD2	17:Q:365:TRP:HH2	2.13	0.65
1:A:1020:GLN:O	1:A:1024:THR:OG1	2.08	0.65
1:A:381:SER:O	1:A:453:ILE:HD12	1.96	0.65
1:A:722:PRO:O	1:A:723:TYR:HB2	1.97	0.65
2:B:1061:LYS:HE3	16:P:45:GLU:OE1	1.97	0.65
1:A:360:LEU:HD11	2:B:1184:TYR:CZ	2.32	0.65
2:B:848:ILE:HD11	2:B:883:GLU:O	1.97	0.65
3:C:48:ASP:HB3	3:C:51:GLU:HG2	1.78	0.65
13:M:43:LYS:HE2	13:M:45:LYS:HD3	1.74	0.65
15:O:254:ILE:HG22	15:O:255:GLY:N	2.12	0.65
15:O:315:PHE:CB	15:O:317:ILE:HD11	2.25	0.65
15:O:391:THR:CG2	15:O:393:VAL:HG13	2.27	0.65
16:P:13:ASP:CB	16:P:33:HIS:HE1	2.10	0.65
1:A:1019:LEU:CD2	1:A:1222:LEU:HD23	2.19	0.65
1:A:1297:PHE:O	1:A:1468:LYS:HD2	1.95	0.65
6:F:101:ILE:HD11	6:F:124:GLU:OE1	1.96	0.65
11:K:89:CYS:SG	11:K:105:ILE:HG13	2.36	0.65
15:O:271:ILE:HB	15:O:289:SER:OG	1.97	0.65
15:O:499:GLU:HG3	15:O:500:ILE:N	2.07	0.65
16:P:205:ILE:C	16:P:207:LEU:N	2.37	0.65

Continued on next page...

Continued from previous page...

Atom-1	Atom-2	Interatomic distance (Å)	Clash overlap (Å)
16:P:287:TRP:CZ3	16:P:290:THR:HG23	2.31	0.65
16:P:344:THR:HG1	16:P:438:PHE:N	1.95	0.65
17:Q:155:GLN:HG2	17:Q:155:GLN:O	1.94	0.65
2:B:1062:GLY:CA	20:T:19:DC:OP2	2.21	0.65
2:B:1117:VAL:HB	2:B:1153:ILE:HG23	1.79	0.65
2:B:1126:VAL:HB	2:B:1166:LYS:HE3	1.79	0.65
2:B:571:ALA:HA	14:N:57:LYS:HZ3	1.61	0.65
7:G:167:THR:CG2	7:G:218:VAL:HB	2.25	0.65
7:G:98:GLU:OE1	7:G:98:GLU:O	2.15	0.65
16:P:234:CYS:O	16:P:238:HIS:N	2.29	0.65
16:P:355:VAL:HG11	17:Q:215:THR:HG21	1.78	0.65
16:P:354:LYS:CE	16:P:362:THR:HG22	2.26	0.65
16:P:337:SER:CB	16:P:448:LYS:HD3	2.27	0.65
16:P:95:LEU:CB	16:P:99:GLU:OE2	2.43	0.65
15:O:353:ASP:O	17:Q:28:SER:N	2.30	0.65
1:A:1101:THR:O	1:A:1105:ARG:HG3	1.97	0.65
1:A:1090:ASP:HB3	1:A:1132:TYR:HD1	1.59	0.65
1:A:214:ASP:HB2	1:A:1605:THR:CG2	2.27	0.65
6:F:127:GLU:HB3	6:F:129:LYS:NZ	2.12	0.65
15:O:17:UNK:O	15:O:19:UNK:N	2.29	0.65
15:O:339:ARG:HG3	15:O:340:LYS:H	1.62	0.65
15:O:227:LEU:HD12	15:O:549:TYR:CE1	2.32	0.65
15:O:599:LYS:HZ1	16:P:275:GLU:CD	2.00	0.65
16:P:198:ILE:HG22	16:P:199:LEU:HG	1.77	0.65
16:P:96:ILE:CB	16:P:209:ASN:HD21	2.11	0.65
15:O:472:ARG:CD	17:Q:200:THR:HG21	2.26	0.65
17:Q:264:SER:C	17:Q:265:SER:OG	2.35	0.65
1:A:1298:ASP:OD1	1:A:1299:ASN:N	2.29	0.64
1:A:1641:ILE:HD13	2:B:1076:ARG:HD2	1.78	0.64
1:A:377:VAL:HG23	16:P:58:ARG:H	1.62	0.64
7:G:37:CYS:O	7:G:126:GLN:HG2	1.97	0.64
8:H:115:TYR:CE2	8:H:124:ARG:HG3	2.32	0.64
2:B:322:ASN:HB3	13:M:105:SER:HA	1.77	0.64
13:M:39:ASP:O	13:M:53:LEU:HD12	1.97	0.64
14:N:72:VAL:HB	14:N:137:PHE:CZ	2.31	0.64
14:N:78:THR:HB	14:N:89:ILE:HB	1.79	0.64
15:O:396:ALA:O	15:O:397:LYS:HB2	1.96	0.64
15:O:653:SER:CB	15:O:748:GLU:C	2.58	0.64
15:O:749:LYS:N	15:O:750:PRO:HD3	2.12	0.64
15:O:698:LYS:HB3	16:P:125:PHE:CE1	2.31	0.64
16:P:156:LEU:O	16:P:160:SER:HB3	1.94	0.64

Continued on next page...

Continued from previous page...

Atom-1	Atom-2	Interatomic distance (Å)	Clash overlap (Å)
16:P:256:LEU:O	16:P:259:GLN:HB3	1.97	0.64
16:P:360:LYS:HG3	16:P:363:SER:HB3	1.79	0.64
16:P:490:ASP:C	16:P:491:PHE:CD1	2.71	0.64
17:Q:149:LYS:NZ	17:Q:149:LYS:HB2	2.10	0.64
17:Q:153:ASN:O	17:Q:156:LYS:HE3	1.97	0.64
17:Q:207:ASN:OD1	19:S:13:DA:P	2.55	0.64
17:Q:266:SER:CB	17:Q:268:LEU:HD12	2.27	0.64
17:Q:354:LEU:CA	17:Q:358:PHE:HB2	2.27	0.64
1:A:59:ARG:CZ	16:P:7:GLY:HA2	2.27	0.64
1:A:752:LYS:O	1:A:785:GLN:NE2	2.30	0.64
2:B:613:VAL:HG12	2:B:660:LYS:CE	2.25	0.64
3:C:135:SER:OG	3:C:205:LYS:HG3	1.97	0.64
7:G:140:GLN:NE2	7:G:225:ILE:HG13	2.12	0.64
7:G:169:VAL:CG2	7:G:218:VAL:HG23	2.27	0.64
8:H:56:THR:HB	8:H:145:ARG:HB3	1.78	0.64
9:I:34:LYS:H	13:M:59:ARG:CZ	2.10	0.64
11:K:46:LYS:O	11:K:66:VAL:HG22	1.96	0.64
14:N:35:LEU:CG	14:N:115:SER:HA	2.27	0.64
15:O:237:GLU:O	15:O:238:LEU:HD23	1.98	0.64
15:O:274:ILE:O	15:O:274:ILE:HG23	1.97	0.64
15:O:722:TRP:O	15:O:726:SER:CB	2.34	0.64
15:O:727:PRO:CD	16:P:264:PRO:HB2	2.27	0.64
15:O:693:PHE:CD2	15:O:746:ARG:HB2	2.31	0.64
16:P:378:LEU:HD12	17:Q:235:ILE:HD13	1.78	0.64
17:Q:33:ARG:HG3	17:Q:33:ARG:HH21	1.62	0.64
17:Q:372:HIS:CE1	17:Q:407:HIS:NE2	2.65	0.64
7:G:74:ASN:CB	7:G:77:VAL:HG22	2.22	0.64
15:O:405:TYR:HE2	15:O:414:ILE:HG23	1.61	0.64
15:O:437:SER:HB2	15:O:489:PHE:CE2	2.32	0.64
16:P:338:LEU:O	16:P:339:THR:O	2.14	0.64
15:O:472:ARG:HD2	17:Q:200:THR:CG2	2.26	0.64
1:A:18:ILE:HD12	1:A:354:SER:HB3	1.77	0.64
1:A:646:GLU:OE1	2:B:1087:LEU:N	2.30	0.64
3:C:242:GLU:OE2	3:C:245:ARG:NH2	2.31	0.64
13:M:55:GLY:N	13:M:62:TYR:O	2.28	0.64
15:O:423:ILE:CG2	17:Q:141:TRP:CH2	2.36	0.64
15:O:474:LYS:HE2	15:O:498:LEU:HG	1.79	0.64
16:P:147:GLN:H	16:P:147:GLN:CD	1.98	0.64
16:P:104:PHE:CB	16:P:211:TYR:HB2	2.27	0.64
16:P:247:ILE:HG21	16:P:302:ALA:HB3	0.65	0.64
15:O:586:LYS:HZ2	16:P:322:ARG:HH22	1.44	0.64

Continued on next page...

Continued from previous page...

Atom-1	Atom-2	Interatomic distance (Å)	Clash overlap (Å)
16:P:417:PHE:HZ	17:Q:270:PHE:CE2	1.83	0.64
15:O:353:ASP:HA	17:Q:28:SER:HA	1.78	0.64
1:A:1262:LEU:HB2	1:A:1265:GLU:HG3	1.78	0.64
1:A:865:ASP:OD1	1:A:866:LYS:N	2.31	0.64
2:B:164:MET:HB2	2:B:194:PHE:HE1	1.62	0.64
2:B:438:ILE:HD11	2:B:442:ASP:CB	2.27	0.64
7:G:167:THR:N	7:G:218:VAL:O	2.26	0.64
10:J:44:TYR:HA	10:J:47:ARG:HB2	1.78	0.64
15:O:356:GLU:CA	17:Q:24:ILE:HD11	2.28	0.64
15:O:414:ILE:CD1	15:O:425:GLY:HA3	2.24	0.64
15:O:475:ARG:HG3	15:O:497:VAL:C	2.12	0.64
15:O:627:GLY:O	15:O:630:LEU:HG	1.98	0.64
15:O:702:LEU:CD1	16:P:174:LEU:CB	2.74	0.64
15:O:714:PHE:HE2	15:O:741:ILE:HD13	1.63	0.64
16:P:119:LEU:HD21	16:P:190:MET:CE	2.28	0.64
16:P:209:ASN:N	16:P:211:TYR:CZ	2.65	0.64
16:P:401:GLU:O	16:P:402:MET:C	2.35	0.64
17:Q:283:ARG:CA	17:Q:302:ARG:HB2	2.14	0.64
1:A:332:GLN:NE2	1:A:350:VAL:H	1.95	0.64
1:A:2:ASP:OD2	1:A:4:SER:HB2	1.98	0.64
1:A:58:LEU:CD2	16:P:62:LEU:O	2.46	0.64
1:A:725:LEU:HD12	8:H:46:LEU:HD21	1.79	0.64
1:A:912:VAL:HB	1:A:913:PRO:HD2	0.74	0.64
2:B:823:GLN:HG2	2:B:863:ASP:CB	2.26	0.64
3:C:332:PRO:HD3	11:K:42:PRO:HB3	1.79	0.64
15:O:412:ASN:O	15:O:426:ALA:HB1	1.97	0.64
15:O:615:ASN:OD1	15:O:617:HIS:CD2	2.50	0.64
15:O:726:SER:HB2	15:O:727:PRO:HD2	1.78	0.64
1:A:1508:VAL:HG22	1:A:1520:VAL:O	1.97	0.64
2:B:832:TRP:CZ3	2:B:834:LYS:HA	2.33	0.64
2:B:96:SER:O	2:B:144:SER:N	2.30	0.64
8:H:104:PHE:CE1	8:H:114:VAL:HG13	2.32	0.64
15:O:244:SER:OG	15:O:264:ILE:HD12	1.98	0.64
15:O:321:LYS:O	15:O:348:HIS:NE2	2.31	0.64
15:O:389:TRP:CZ3	17:Q:147:GLN:C	2.71	0.64
15:O:707:ASP:C	15:O:709:PRO:HD3	2.17	0.64
16:P:208:PRO:O	16:P:211:TYR:CZ	2.50	0.64
16:P:246:GLU:O	16:P:285:THR:CA	2.44	0.64
16:P:257:VAL:HG11	16:P:263:PRO:HD2	1.75	0.64
16:P:330:TRP:CZ3	16:P:334:LEU:HD11	2.29	0.64
17:Q:358:PHE:CE2	17:Q:365:TRP:CZ3	2.85	0.64

Continued on next page...

Continued from previous page...

Atom-1	Atom-2	Interatomic distance (Å)	Clash overlap (Å)
1:A:729:LYS:HG2	1:A:776:LEU:HD23	1.79	0.64
7:G:163:PRO:HD2	7:G:166:TRP:CD1	2.32	0.64
1:A:683:LYS:HD2	8:H:20:TYR:CE2	2.33	0.64
14:N:54:TRP:CD1	14:N:135:LYS:HB2	2.33	0.64
15:O:302:VAL:O	15:O:320:ILE:HG13	1.97	0.64
16:P:93:LYS:CB	16:P:207:LEU:HB3	2.27	0.64
16:P:416:ILE:N	16:P:418:PRO:HD3	2.13	0.64
17:Q:353:VAL:C	17:Q:358:PHE:HD2	2.00	0.64
1:A:1104:TYR:CE2	1:A:1117:SER:HA	2.33	0.64
1:A:1312:GLU:O	1:A:1316:VAL:HG12	1.98	0.64
1:A:326:THR:HG23	1:A:329:ARG:NH2	2.12	0.64
1:A:35:PRO:HA	1:A:390:LEU:HD13	1.78	0.64
1:A:35:PRO:HB3	1:A:390:LEU:HB3	1.79	0.64
2:B:456:ASN:ND2	2:B:459:SER:OG	2.31	0.64
3:C:295:ARG:O	3:C:298:PHE:HE1	1.81	0.64
9:I:36:ILE:O	9:I:39:LYS:CD	2.46	0.64
9:I:38:PRO:O	9:I:41:GLN:N	2.31	0.64
10:J:43:ARG:O	10:J:47:ARG:HG2	1.97	0.64
14:N:26:PRO:CB	14:N:29:PHE:CD2	2.80	0.64
15:O:350:THR:O	15:O:352:PHE:CD1	2.50	0.64
15:O:623:LEU:HD11	15:O:668:SER:C	2.18	0.64
16:P:150:GLU:O	16:P:152:LEU:HD22	1.96	0.64
16:P:184:TRP:CH2	16:P:192:TYR:CD2	2.86	0.64
16:P:341:ARG:CB	16:P:445:ARG:NH2	2.58	0.64
17:Q:247:ILE:C	17:Q:250:LEU:HB2	2.17	0.64
1:A:402:ASP:O	1:A:406:LEU:CB	2.46	0.64
1:A:529:LYS:HG2	1:A:530:TRP:H	1.63	0.64
1:A:689:ARG:NH1	8:H:81:PRO:HG3	2.13	0.64
3:C:146:ALA:CB	3:C:155:GLU:HG2	2.28	0.64
15:O:194:ARG:CG	15:O:197:ARG:CZ	2.76	0.64
15:O:433:VAL:HG21	17:Q:144:VAL:HG13	1.79	0.64
15:O:656:HIS:CB	15:O:747:LEU:O	2.38	0.64
16:P:235:GLY:CA	16:P:289:ARG:HB3	2.08	0.64
2:B:1057:MET:HE2	16:P:41:PHE:CZ	2.29	0.64
15:O:574:TRP:CH2	16:P:484:ALA:HB1	2.33	0.64
2:B:817:ARG:HG3	19:S:26:DT:H5'	0.67	0.64
20:T:21:DT:O3'	20:T:22:DG:H4'	1.97	0.64
1:A:378:HIS:ND1	16:P:52:GLY:O	2.31	0.63
5:E:13:TRP:CZ3	5:E:39:LEU:HB2	2.33	0.63
7:G:75:ASN:OD1	7:G:76:LYS:N	2.31	0.63
3:C:335:GLN:HG2	11:K:49:LEU:HB3	1.80	0.63

Continued on next page...

Continued from previous page...

Atom-1	Atom-2	Interatomic distance (Å)	Clash overlap (Å)
15:O:178:VAL:HG22	15:O:360:TRP:CB	2.22	0.63
15:O:194:ARG:CA	15:O:197:ARG:CZ	2.64	0.63
15:O:202:ILE:CG2	15:O:216:ILE:HG23	2.27	0.63
15:O:420:GLU:HA	15:O:442:LEU:HD11	1.79	0.63
16:P:281:ILE:HG12	16:P:281:ILE:O	1.97	0.63
16:P:28:THR:CG2	16:P:29:CYS:H	2.10	0.63
16:P:366:TYR:CE1	17:Q:215:THR:CA	2.56	0.63
16:P:378:LEU:HD22	17:Q:234:LYS:HD3	1.79	0.63
1:A:1095:LEU:O	1:A:1098:SER:HB2	1.98	0.63
5:E:47:CYS:HB3	5:E:51:GLY:HA2	1.80	0.63
7:G:237:HIS:O	7:G:244:SER:N	2.23	0.63
13:M:43:LYS:HZ1	13:M:45:LYS:HD2	1.63	0.63
14:N:96:GLU:OE2	14:N:105:SER:CB	2.35	0.63
15:O:715:TYR:HE1	15:O:734:LYS:CD	2.06	0.63
15:O:702:LEU:HG	16:P:125:PHE:HZ	1.04	0.63
17:Q:158:THR:HG23	17:Q:161:ASN:CB	2.27	0.63
17:Q:394:GLY:O	17:Q:396:ASP:N	2.32	0.63
2:B:460:LYS:HE2	20:T:27:DA:OP2	1.98	0.63
1:A:1097:TYR:O	1:A:1101:THR:HG23	1.99	0.63
2:B:184:LYS:HB3	2:B:735:HIS:ND1	2.12	0.63
15:O:214:LEU:CB	15:O:236:ILE:CB	2.77	0.63
15:O:212:SER:O	15:O:242:ILE:HD11	1.98	0.63
16:P:19:LEU:CD2	16:P:21:ARG:HG2	2.25	0.63
16:P:332:LEU:C	16:P:332:LEU:HD12	2.18	0.63
16:P:6:ARG:N	16:P:71:GLN:HE22	1.95	0.63
17:Q:304:HIS:O	17:Q:305:THR:C	2.36	0.63
1:A:406:LEU:HD11	1:A:416:ARG:HG3	1.81	0.63
1:A:406:LEU:HD12	1:A:416:ARG:NE	2.13	0.63
1:A:612:LYS:N	2:B:913:ILE:HD11	2.13	0.63
2:B:151:ASN:O	2:B:152:LEU:HD12	1.98	0.63
2:B:95:LEU:HD23	2:B:440:PHE:CE2	2.33	0.63
5:E:129:PRO:O	5:E:130:ALA:HB2	1.98	0.63
10:J:9:SER:HB2	10:J:45:CYS:CB	2.28	0.63
13:M:74:ASN:HD21	14:N:57:LYS:HB3	1.63	0.63
15:O:323:ASN:C	15:O:348:HIS:HB2	2.19	0.63
15:O:384:ASP:CB	15:O:389:TRP:HB3	2.13	0.63
16:P:257:VAL:HG12	16:P:262:LEU:CA	2.25	0.63
16:P:357:TYR:HB3	17:Q:211:ARG:CZ	1.98	0.63
16:P:357:TYR:N	17:Q:211:ARG:HD2	2.13	0.63
17:Q:206:ARG:HD2	17:Q:211:ARG:HH21	0.56	0.63
2:B:864:ASP:HB3	16:P:84:GLN:HE22	1.63	0.63

Continued on next page...

Continued from previous page...

Atom-1	Atom-2	Interatomic distance (Å)	Clash overlap (Å)
5:E:197:LYS:HA	5:E:211:TYR:HD1	1.64	0.63
15:O:247:ILE:O	15:O:247:ILE:HG22	1.99	0.63
15:O:398:ALA:HA	17:Q:128:TRP:CZ3	2.34	0.63
15:O:475:ARG:HD2	16:P:367:PHE:HE2	1.57	0.63
16:P:209:ASN:N	16:P:211:TYR:CE1	2.66	0.63
16:P:357:TYR:CB	17:Q:211:ARG:CD	2.53	0.63
1:A:58:LEU:HD22	16:P:62:LEU:CA	2.28	0.63
17:Q:282:SER:O	17:Q:302:ARG:HB2	1.98	0.63
17:Q:31:PHE:CA	17:Q:34:ILE:CG2	2.50	0.63
1:A:1019:LEU:HD21	1:A:1222:LEU:CD2	2.17	0.63
2:B:632:SER:HB2	2:B:635:GLY:HA3	1.80	0.63
5:E:128:PRO:CB	5:E:129:PRO:CD	2.66	0.63
7:G:48:SER:HA	7:G:115:PHE:HD1	1.62	0.63
7:G:73:TYR:HA	7:G:80:VAL:HA	1.80	0.63
13:M:42:LYS:HG3	13:M:51:PHE:CE1	2.29	0.63
15:O:308:ASN:CA	15:O:365:TRP:CZ2	2.82	0.63
15:O:380:MET:HE1	15:O:434:ARG:NH2	2.13	0.63
15:O:454:GLN:O	15:O:465:VAL:HG22	1.98	0.63
16:P:354:LYS:HB3	16:P:362:THR:CB	2.28	0.63
16:P:381:MET:HE1	16:P:385:PHE:HE2	0.79	0.63
16:P:328:LEU:CD1	16:P:472:ARG:HB3	2.29	0.63
17:Q:274:MET:O	17:Q:277:ILE:HG22	1.98	0.63
17:Q:384:VAL:N	17:Q:388:LYS:O	2.32	0.63
1:A:15:ASP:OD1	1:A:1631:ARG:HB2	1.99	0.63
1:A:721:LYS:HG3	1:A:722:PRO:HD3	1.78	0.63
1:A:89:LEU:HD23	1:A:90:PHE:CE1	2.34	0.63
2:B:819:ASP:HB3	2:B:820:PRO:HD3	1.79	0.63
5:E:45:LYS:HD2	5:E:46:TYR:CE2	2.33	0.63
8:H:93:TYR:HD2	8:H:143:LEU:HB3	1.61	0.63
15:O:357:LEU:HD22	15:O:358:SER:OG	1.99	0.63
15:O:499:GLU:CG	15:O:500:ILE:HD12	2.29	0.63
15:O:702:LEU:HD11	16:P:174:LEU:CB	2.27	0.63
15:O:656:HIS:CG	15:O:747:LEU:CA	2.81	0.63
16:P:14:ASN:O	16:P:16:PRO:HD3	1.99	0.63
16:P:296:GLY:O	16:P:298:VAL:N	2.32	0.63
16:P:343:THR:OG1	16:P:347:SER:N	2.31	0.63
16:P:442:LEU:HD11	16:P:446:TYR:CE2	2.33	0.63
16:P:80:LEU:O	16:P:83:GLN:N	2.31	0.63
17:Q:10:ASN:ND2	17:Q:10:ASN:O	2.30	0.63
1:A:334:VAL:O	1:A:338:VAL:HG23	1.99	0.63
2:B:186:GLU:O	2:B:188:ASP:N	2.32	0.63

Continued on next page...

Continued from previous page...

Atom-1	Atom-2	Interatomic distance (Å)	Clash overlap (Å)
5:E:88:VAL:N	5:E:115:ASN:O	2.28	0.63
4:D:85:SER:HB3	7:G:71:MET:CG	2.29	0.63
9:I:28:VAL:O	9:I:36:ILE:HA	1.99	0.63
15:O:276:SER:HA	15:O:284:VAL:HA	1.81	0.63
15:O:511:ILE:O	15:O:512:LEU:HB3	1.98	0.63
15:O:775:TRP:CZ3	16:P:134:LYS:HE2	2.34	0.63
16:P:93:LYS:HD2	16:P:207:LEU:CD2	2.27	0.63
16:P:406:GLN:O	16:P:410:ARG:HG3	1.99	0.63
17:Q:410:TYR:CZ	17:Q:414:PHE:CZ	2.87	0.63
1:A:1262:LEU:CD2	1:A:1497:ILE:HG22	2.28	0.63
1:A:1476:LEU:CB	1:A:1480:THR:HG21	2.15	0.63
1:A:1486:VAL:HG11	9:I:50:THR:O	1.99	0.63
1:A:62:CYS:HB3	1:A:65:CYS:SG	2.39	0.63
2:B:782:ASP:O	2:B:950:ASN:ND2	2.25	0.63
4:D:89:LEU:HA	4:D:92:ILE:HD12	1.81	0.63
4:D:21:VAL:HG12	7:G:46:TYR:CB	2.29	0.63
8:H:80:ARG:NH2	8:H:83:GLN:HE22	1.97	0.63
13:M:54:HIS:CD2	13:M:63:GLU:HG2	2.30	0.63
15:O:375:PHE:HD1	15:O:380:MET:C	2.01	0.63
16:P:118:TRP:HH2	16:P:189:LYS:CE	2.03	0.63
16:P:167:LEU:HD23	16:P:239:PHE:CD2	2.33	0.63
2:B:949:ILE:HD12	2:B:1033:TYR:OH	1.98	0.62
1:A:588:LEU:HD22	2:B:1087:LEU:HD21	1.81	0.62
2:B:186:GLU:OE2	2:B:731:VAL:N	2.28	0.62
10:J:10:CYS:HB3	10:J:45:CYS:SG	2.38	0.62
13:M:78:VAL:O	13:M:91:TYR:N	2.28	0.62
15:O:433:VAL:HB	17:Q:144:VAL:HG11	0.65	0.62
1:A:499:PRO:HD3	1:A:608:LEU:O	1.98	0.62
15:O:194:ARG:HB3	15:O:194:ARG:NH1	2.14	0.62
15:O:310:TRP:HA	15:O:368:HIS:CE1	2.35	0.62
16:P:497:GLN:O	16:P:501:CYS:N	2.21	0.62
17:Q:294:VAL:N	17:Q:295:PRO:HD2	2.14	0.62
1:A:1640:ARG:NH2	1:A:1648:ASN:HB2	2.13	0.62
1:A:415:ASP:C	1:A:417:ARG:N	2.37	0.62
2:B:1107:CYS:CB	2:B:1130:ARG:HE	2.08	0.62
2:B:218:ILE:HG13	2:B:218:ILE:O	2.00	0.62
2:B:240:ARG:HB2	2:B:242:ASP:OD1	1.99	0.62
2:B:429:ARG:O	2:B:432:ILE:HG12	1.99	0.62
2:B:820:PRO:O	2:B:821:ILE:O	2.18	0.62
2:B:90:TYR:O	2:B:91:LEU:O	2.17	0.62
14:N:111:VAL:N	14:N:120:LYS:O	2.24	0.62

Continued on next page...

Continued from previous page...

Atom-1	Atom-2	Interatomic distance (Å)	Clash overlap (Å)
15:O:261:VAL:HG12	15:O:262:GLY:N	2.14	0.62
15:O:366:PHE:HB2	15:O:373:LEU:CD1	2.29	0.62
15:O:705:HIS:NE2	15:O:709:PRO:HD3	2.14	0.62
16:P:150:GLU:CD	16:P:150:GLU:C	2.57	0.62
16:P:354:LYS:CG	16:P:362:THR:CB	2.77	0.62
1:A:379:GLU:N	16:P:54:GLY:C	2.52	0.62
2:B:864:ASP:HB3	16:P:84:GLN:NE2	2.14	0.62
17:Q:149:LYS:O	17:Q:151:PRO:CD	2.33	0.62
17:Q:33:ARG:C	17:Q:35:SER:N	2.52	0.62
1:A:62:CYS:HB2	1:A:72:CYS:SG	2.33	0.62
2:B:114:SER:O	2:B:115:SER:HB2	1.99	0.62
2:B:1126:VAL:CA	2:B:1166:LYS:HE3	2.30	0.62
3:C:224:THR:HB	3:C:303:GLU:OE2	1.98	0.62
8:H:15:VAL:HG13	8:H:26:ILE:HD11	1.81	0.62
15:O:428:GLU:CG	15:O:435:ARG:CG	2.78	0.62
15:O:581:ALA:HB3	15:O:585:GLU:CG	2.30	0.62
15:O:582:ASP:O	15:O:586:LYS:HB3	1.99	0.62
16:P:137:TRP:NE1	16:P:141:LEU:HD21	2.14	0.62
16:P:225:GLN:HA	16:P:225:GLN:NE2	2.13	0.62
16:P:257:VAL:CG1	16:P:262:LEU:HA	2.29	0.62
16:P:494:SER:HG	16:P:497:GLN:N	1.97	0.62
16:P:9:ILE:HD11	16:P:16:PRO:HB3	1.81	0.62
17:Q:153:ASN:O	17:Q:156:LYS:CG	2.48	0.62
1:A:250:LYS:HD3	1:A:428:VAL:HG21	1.81	0.62
1:A:340:HIS:CD2	1:A:344:ASN:HB2	2.34	0.62
1:A:56:ALA:HB3	1:A:69:GLU:HA	1.81	0.62
1:A:755:ILE:HD13	1:A:780:ILE:HD11	1.80	0.62
1:A:968:SER:OG	1:A:993:GLN:NE2	2.33	0.62
2:B:1103:VAL:CB	2:B:1110:ILE:HG22	2.25	0.62
2:B:1138:ALA:C	2:B:1140:LYS:N	2.52	0.62
2:B:116:ALA:O	2:B:117:VAL:O	2.16	0.62
2:B:733:LEU:HD22	2:B:741:LEU:HD13	1.81	0.62
2:B:817:ARG:HG3	19:S:26:DT:H5"	1.70	0.62
4:D:31:VAL:HG11	7:G:123:TYR:HE1	1.64	0.62
13:M:12:ILE:N	14:N:69:SER:HA	2.15	0.62
14:N:131:LEU:HD12	14:N:131:LEU:C	2.19	0.62
14:N:82:ILE:O	14:N:85:HIS:HB2	1.99	0.62
15:O:214:LEU:HD13	15:O:263:ILE:CD1	2.26	0.62
15:O:302:VAL:HA	15:O:320:ILE:HG13	1.79	0.62
15:O:469:TYR:HB3	15:O:476:ILE:CD1	2.30	0.62
15:O:657:SER:O	15:O:658:LYS:CG	2.47	0.62

Continued on next page...

Continued from previous page...

Atom-1	Atom-2	Interatomic distance (Å)	Clash overlap (Å)
16:P:198:ILE:CB	16:P:200:PRO:HG3	2.28	0.62
16:P:260:CYS:O	16:P:262:LEU:N	2.27	0.62
16:P:355:VAL:HG11	17:Q:215:THR:CG2	2.30	0.62
16:P:356:VAL:O	17:Q:211:ARG:NE	2.32	0.62
17:Q:207:ASN:CG	19:S:13:DA:P	2.76	0.62
1:A:1276:THR:OG1	9:I:45:LEU:HB2	2.00	0.62
1:A:332:GLN:HE22	1:A:350:VAL:N	1.97	0.62
2:B:1084:THR:HG23	2:B:1084:THR:O	1.99	0.62
2:B:606:ASP:OD2	14:N:145:ILE:HD13	2.00	0.62
2:B:21:ARG:HD3	2:B:763:ASP:OD2	1.99	0.62
7:G:93:ASP:OD1	7:G:94:PRO:HD2	2.00	0.62
11:K:59:THR:O	11:K:60:SER:OG	2.15	0.62
14:N:78:THR:O	14:N:89:ILE:HG13	1.99	0.62
15:O:215:ASN:HA	15:O:236:ILE:HG12	1.80	0.62
15:O:264:ILE:HG13	15:O:305:PHE:HE2	1.62	0.62
15:O:380:MET:N	15:O:394:VAL:CG2	2.62	0.62
16:P:172:LEU:C	16:P:172:LEU:HD23	2.20	0.62
16:P:23:ILE:HD12	16:P:23:ILE:H	1.64	0.62
16:P:283:ASN:N	16:P:283:ASN:OD1	2.32	0.62
16:P:359:ASP:OD1	16:P:361:PRO:HD3	1.98	0.62
17:Q:29:ARG:CA	17:Q:32:ASP:OD1	2.47	0.62
17:Q:393:ILE:HG12	17:Q:395:LEU:HB2	1.80	0.62
1:A:1617:THR:HG22	20:T:12:DG:C4'	2.30	0.62
1:A:1646:LEU:HA	2:B:1089:GLN:OE1	1.98	0.62
1:A:594:THR:CG2	2:B:1075:GLU:HG2	2.30	0.62
3:C:242:GLU:O	3:C:246:ARG:HB2	1.99	0.62
8:H:111:LEU:HA	8:H:128:ASN:HA	1.82	0.62
15:O:422:ILE:HG13	15:O:440:HIS:CD2	2.33	0.62
15:O:724:LEU:O	15:O:726:SER:N	2.32	0.62
2:B:1057:MET:HE1	16:P:41:PHE:CZ	2.25	0.62
15:O:172:PHE:CE1	17:Q:186:LEU:HB2	2.33	0.62
2:B:1126:VAL:C	2:B:1166:LYS:HE3	2.20	0.62
2:B:139:LEU:O	2:B:139:LEU:HD12	1.98	0.62
5:E:172:GLU:HB3	5:E:213:ILE:HD11	1.80	0.62
5:E:83:CYS:O	5:E:113:GLN:HG3	1.98	0.62
7:G:110:ASP:CG	7:G:111:THR:HG23	2.20	0.62
7:G:74:ASN:OD1	7:G:76:LYS:N	2.30	0.62
8:H:10:PHE:CE1	8:H:30:SER:HB2	2.35	0.62
8:H:17:PRO:HA	8:H:24:CYS:SG	2.40	0.62
14:N:87:TYR:CE1	14:N:141:GLU:HG3	2.33	0.62
15:O:214:LEU:C	15:O:236:ILE:HG12	2.15	0.62

Continued on next page...

Continued from previous page...

Atom-1	Atom-2	Interatomic distance (Å)	Clash overlap (Å)
15:O:298:ASP:CG	17:Q:159:TYR:N	2.51	0.62
15:O:373:LEU:HB3	15:O:375:PHE:HZ	1.61	0.62
15:O:414:ILE:HB	15:O:425:GLY:O	1.99	0.62
16:P:126:PRO:O	16:P:127:LYS:C	2.38	0.62
16:P:263:PRO:C	16:P:265:GLU:N	2.53	0.62
16:P:28:THR:CG2	16:P:29:CYS:N	2.63	0.62
16:P:372:GLU:O	16:P:374:THR:N	2.32	0.62
1:A:58:LEU:HD12	1:A:60:ASN:ND2	2.02	0.62
1:A:86:TYR:OH	1:A:317:SER:HA	2.00	0.62
1:A:29:ALA:HA	2:B:1129:ARG:NH2	2.15	0.62
2:B:293:ILE:CD1	2:B:297:VAL:HA	2.29	0.62
8:H:93:TYR:HE1	8:H:145:ARG:NH1	1.97	0.62
13:M:23:VAL:O	13:M:95:VAL:HA	2.00	0.62
15:O:461:HIS:HB3	15:O:484:ARG:HG2	1.81	0.62
15:O:702:LEU:HG	16:P:125:PHE:CE1	2.27	0.62
16:P:483:ILE:O	16:P:487:LEU:HG	1.99	0.62
15:O:174:TRP:HD1	17:Q:199:LYS:HB2	1.64	0.62
16:P:185:ILE:CD1	17:Q:208:TYR:OH	2.47	0.62
17:Q:385:ASN:H	17:Q:385:ASN:HD22	1.48	0.62
1:A:611:GLU:OE1	1:A:615:ARG:NH2	2.25	0.62
1:A:53:ALA:CA	1:A:63:SER:HB2	2.30	0.62
2:B:1014:TYR:HD1	2:B:1021:GLU:HA	1.65	0.62
2:B:111:ASP:N	2:B:111:ASP:OD1	2.30	0.62
2:B:155:VAL:HB	17:Q:359:MET:SD	2.39	0.62
13:M:43:LYS:HE2	13:M:45:LYS:HG3	1.80	0.62
15:O:270:GLN:OE1	15:O:291:PRO:CG	2.47	0.62
15:O:303:VAL:HG12	15:O:361:LYS:O	1.99	0.62
15:O:54:UNK:HA	15:O:554:ASN:CG	2.20	0.62
15:O:604:ILE:HG23	15:O:732:LEU:CD2	2.29	0.62
15:O:691:VAL:O	15:O:691:VAL:HG22	2.00	0.62
15:O:693:PHE:HD2	15:O:746:ARG:N	1.76	0.62
15:O:771:ILE:HG12	16:P:106:LYS:CG	2.29	0.62
15:O:727:PRO:HD3	16:P:264:PRO:CD	2.30	0.62
17:Q:246:GLN:O	17:Q:248:LYS:HB2	1.99	0.62
1:A:1097:TYR:CE2	1:A:1123:VAL:HA	2.35	0.61
1:A:1262:LEU:HD22	1:A:1497:ILE:HG22	1.82	0.61
1:A:1584:LEU:C	1:A:1584:LEU:HD23	2.20	0.61
1:A:1026:GLN:HE22	1:A:1603:MET:HG3	1.65	0.61
1:A:57:PHE:CE2	1:A:58:LEU:HD23	2.35	0.61
1:A:592:GLN:OE1	1:A:592:GLN:HA	1.99	0.61
2:B:1063:ARG:H	20:T:19:DC:P	2.23	0.61

Continued on next page...

Continued from previous page...

Atom-1	Atom-2	Interatomic distance (Å)	Clash overlap (Å)
2:B:429:ARG:HA	2:B:432:ILE:CD1	2.29	0.61
2:B:820:PRO:CG	16:P:81:LEU:HD11	2.29	0.61
15:O:391:THR:HG22	15:O:392:GLU:N	2.15	0.61
15:O:707:ASP:OD2	16:P:439:ILE:CG1	2.47	0.61
16:P:137:TRP:CD1	16:P:141:LEU:HD11	2.34	0.61
1:A:119:ALA:HB2	1:A:334:VAL:HG23	1.81	0.61
1:A:55:GLY:CA	1:A:62:CYS:SG	2.88	0.61
6:F:83:PRO:HB2	6:F:152:ILE:CD1	2.28	0.61
9:I:2:SER:OG	9:I:9:PHE:HB2	2.00	0.61
3:C:334:THR:HG21	11:K:44:ARG:O	1.99	0.61
13:M:16:GLN:HE21	14:N:36:LYS:CD	2.13	0.61
15:O:714:PHE:CZ	15:O:741:ILE:HD11	2.34	0.61
16:P:494:SER:OG	16:P:498:LEU:N	2.32	0.61
15:O:577:LEU:CD1	16:P:502:ILE:HG21	2.20	0.61
17:Q:127:PHE:CD1	17:Q:131:TYR:CD2	2.85	0.61
1:A:407:GLN:O	1:A:409:ASP:N	2.33	0.61
2:B:738:ASP:OD2	2:B:741:LEU:HD21	1.99	0.61
3:C:151:THR:HB	3:C:155:GLU:CD	2.11	0.61
3:C:86:PHE:HE1	12:L:64:LEU:HD13	1.66	0.61
15:O:308:ASN:CA	15:O:365:TRP:CE3	2.82	0.61
15:O:775:TRP:CE2	16:P:113:LYS:HB2	2.35	0.61
16:P:284:LEU:HD12	16:P:284:LEU:O	2.00	0.61
16:P:385:PHE:O	16:P:388:THR:HB	2.00	0.61
17:Q:133:LYS:CG	17:Q:286:GLN:OE1	2.48	0.61
17:Q:372:HIS:ND1	17:Q:407:HIS:NE2	2.48	0.61
1:A:379:GLU:OE1	16:P:56:ILE:CB	2.43	0.61
2:B:565:LEU:HD13	2:B:593:ILE:HD11	1.82	0.61
16:P:136:ILE:HD12	16:P:168:ALA:CB	2.29	0.61
2:B:1052:VAL:HG21	16:P:41:PHE:HE1	1.66	0.61
16:P:77:ASN:O	16:P:78:SER:CB	2.47	0.61
16:P:82:GLN:O	16:P:86:ARG:HG3	2.00	0.61
17:Q:352:TRP:CZ3	17:Q:357:PRO:CG	2.82	0.61
2:B:1185:LEU:O	2:B:1186:ASP:HB3	2.01	0.61
2:B:244:THR:HG22	2:B:411:MET:HG2	1.81	0.61
5:E:156:LEU:HD12	5:E:195:VAL:CG1	2.31	0.61
4:D:95:ASP:CG	7:G:150:HIS:HA	2.20	0.61
13:M:43:LYS:NZ	13:M:45:LYS:HD3	2.15	0.61
15:O:326:ILE:HG12	15:O:344:ILE:HD13	0.72	0.61
15:O:399:TRP:CD1	17:Q:134:PRO:CG	2.82	0.61
15:O:577:LEU:HD23	16:P:499:LYS:NZ	2.12	0.61
15:O:669:PHE:CD1	15:O:738:LYS:CE	2.71	0.61

Continued on next page...

Continued from previous page...

Atom-1	Atom-2	Interatomic distance (Å)	Clash overlap (Å)
16:P:176:VAL:HG22	16:P:177:TYR:N	2.14	0.61
17:Q:358:PHE:CE2	17:Q:365:TRP:HZ3	2.17	0.61
1:A:989:GLY:HA3	2:B:709:PHE:HE1	1.64	0.61
2:B:1117:VAL:HB	2:B:1153:ILE:O	1.99	0.61
2:B:894:LYS:HG2	2:B:896:GLN:HG2	1.83	0.61
8:H:10:PHE:CD1	8:H:30:SER:HA	2.35	0.61
9:I:7:LEU:HB3	9:I:16:LEU:CD1	2.29	0.61
13:M:43:LYS:HE2	13:M:45:LYS:CG	2.31	0.61
13:M:80:LEU:HD11	14:N:51:GLN:HB3	1.82	0.61
15:O:274:ILE:CD1	15:O:284:VAL:HG11	2.30	0.61
15:O:329:ILE:HG22	15:O:340:LYS:N	2.15	0.61
15:O:407:ARG:HH11	15:O:411:LYS:HG2	1.65	0.61
15:O:653:SER:O	15:O:654:LEU:HD12	1.97	0.61
15:O:772:ILE:HG23	15:O:773:SER:H	1.65	0.61
16:P:92:PHE:HB3	16:P:93:LYS:HE3	1.81	0.61
16:P:9:ILE:CG1	16:P:18:ARG:HH22	2.12	0.61
17:Q:133:LYS:HD3	17:Q:286:GLN:HA	1.81	0.61
17:Q:133:LYS:HG2	17:Q:286:GLN:OE1	2.00	0.61
17:Q:314:TRP:CD2	17:Q:367:ILE:HD12	2.36	0.61
1:A:197:LEU:CD2	1:A:202:THR:HG23	2.30	0.61
1:A:246:ASP:CG	1:A:250:LYS:H	2.03	0.61
2:B:768:GLY:N	2:B:1032:TYR:OH	2.33	0.61
5:E:175:LEU:HD12	5:E:213:ILE:HD12	1.83	0.61
10:J:36:LEU:HD22	10:J:41:LEU:HD12	1.81	0.61
13:M:13:GLU:HG2	13:M:87:SER:HB2	1.83	0.61
15:O:541:LEU:HD12	15:O:541:LEU:N	2.16	0.61
15:O:299:ASP:CB	17:Q:159:TYR:CD2	2.75	0.61
17:Q:177:LEU:O	17:Q:185:LYS:HE2	2.01	0.61
17:Q:202:THR:HG22	17:Q:202:THR:O	2.00	0.61
17:Q:33:ARG:NH2	17:Q:33:ARG:HA	2.14	0.61
1:A:1041:ALA:O	1:A:1635:ASP:HB3	2.00	0.61
1:A:321:LYS:CA	1:A:356:PHE:HE2	2.13	0.61
1:A:581:ILE:HD11	1:A:605:VAL:CG2	2.22	0.61
1:A:855:ARG:HH12	1:A:867:ASP:CA	2.13	0.61
1:A:885:ASP:OD2	1:A:888:LYS:HG3	2.00	0.61
2:B:563:SER:HA	13:M:73:SER:OG	2.01	0.61
2:B:565:LEU:HB3	2:B:570:VAL:HG21	1.82	0.61
5:E:55:ARG:CD	5:E:113:GLN:HE21	2.12	0.61
6:F:80:ALA:N	6:F:144:GLU:OE2	2.29	0.61
8:H:113:ALA:HA	8:H:125:LEU:O	2.00	0.61
8:H:80:ARG:HH21	8:H:83:GLN:HE22	1.49	0.61

Continued on next page...

Continued from previous page...

Atom-1	Atom-2	Interatomic distance (Å)	Clash overlap (Å)
3:C:329:LYS:CE	11:K:122:LYS:HD2	2.30	0.61
13:M:11:GLU:H	13:M:86:LYS:HE2	1.66	0.61
15:O:377:ARG:HG3	15:O:378:SER:N	2.13	0.61
15:O:408:ILE:HG22	15:O:413:GLY:O	2.01	0.61
15:O:468:VAL:HG22	15:O:477:TYR:HB3	1.83	0.61
15:O:506:THR:HG22	15:O:540:LYS:O	2.00	0.61
15:O:581:ALA:HB3	15:O:585:GLU:HG2	1.83	0.61
15:O:740:ILE:CG2	16:P:267:TYR:OH	2.49	0.61
17:Q:8:LEU:O	17:Q:10:ASN:N	2.33	0.61
16:P:218:SER:O	19:S:13:DA:OP1	2.18	0.61
1:A:1057:ILE:H	1:A:1057:ILE:HD12	1.65	0.61
1:A:58:LEU:CG	1:A:60:ASN:HD22	2.12	0.61
9:I:36:ILE:O	9:I:39:LYS:CE	2.48	0.61
2:B:566:TYR:CD2	13:M:73:SER:HB2	2.35	0.61
15:O:222:GLN:CD	15:O:225:LEU:HB2	2.14	0.61
15:O:275:GLU:C	15:O:284:VAL:HG13	2.21	0.61
15:O:275:GLU:HG2	15:O:285:MET:CG	2.31	0.61
15:O:294:PHE:HD2	15:O:300:LEU:HB3	1.66	0.61
15:O:390:GLN:HB3	17:Q:151:PRO:HG3	0.69	0.61
15:O:583:GLU:OE1	15:O:584:ARG:CG	2.47	0.61
16:P:110:PHE:CD2	16:P:198:ILE:CG2	2.81	0.61
16:P:122:GLU:OE1	16:P:123:MET:CG	2.42	0.61
15:O:760:ILE:CG1	16:P:138:LEU:HB3	2.27	0.61
16:P:156:LEU:CA	16:P:160:SER:CB	2.78	0.61
16:P:176:VAL:HG11	16:P:179:CYS:HB3	1.82	0.61
16:P:200:PRO:HA	16:P:203:TRP:H	1.66	0.61
16:P:33:HIS:HD2	16:P:34:VAL:HG13	1.63	0.61
16:P:442:LEU:CD1	16:P:446:TYR:CE2	2.83	0.61
16:P:50:GLY:H	20:T:23:DA:H62	1.48	0.61
1:A:1102:LEU:CB	1:A:1105:ARG:HH21	2.12	0.61
1:A:35:PRO:HB3	1:A:390:LEU:CB	2.31	0.61
1:A:368:ARG:HD2	1:A:383:ASN:OD1	2.01	0.61
2:B:1175:THR:O	2:B:1179:PRO:CD	2.48	0.61
5:E:1:MET:HB3	5:E:4:GLU:CB	2.30	0.61
15:O:715:TYR:CZ	15:O:734:LYS:HD2	2.34	0.61
2:B:1060:VAL:CG2	16:P:43:ASP:O	2.48	0.61
16:P:488:LEU:O	16:P:491:PHE:O	2.19	0.61
1:A:132:GLU:OE1	1:A:188:TYR:OH	2.14	0.60
1:A:561:LEU:O	1:A:575:LYS:HD2	2.01	0.60
1:A:596:HIS:HD2	1:A:598:ALA:HB3	1.66	0.60
2:B:1138:ALA:HB3	2:B:1140:LYS:HE2	1.83	0.60

Continued on next page...

Continued from previous page...

Atom-1	Atom-2	Interatomic distance (Å)	Clash overlap (Å)
2:B:600:GLN:O	2:B:604:ILE:HG13	2.00	0.60
1:A:672:ASP:OD1	2:B:777:SER:HB2	2.01	0.60
8:H:103:LYS:HE3	8:H:115:TYR:CD1	2.35	0.60
1:A:1271:ILE:HG23	9:I:50:THR:HG22	1.83	0.60
13:M:44:LYS:N	13:M:49:ASP:OD1	2.34	0.60
15:O:217:ALA:O	15:O:229:ARG:NH2	2.34	0.60
15:O:424:VAL:HG23	15:O:437:SER:HG	1.65	0.60
15:O:537:PHE:HE1	15:O:552:LEU:HD11	1.66	0.60
16:P:298:VAL:O	16:P:300:ASN:N	2.33	0.60
16:P:330:TRP:CZ3	16:P:334:LEU:CD1	2.84	0.60
16:P:39:VAL:CG2	16:P:41:PHE:CZ	2.83	0.60
17:Q:174:GLU:HA	17:Q:177:LEU:HB2	1.83	0.60
17:Q:21:TYR:CD2	17:Q:124:GLU:CG	2.84	0.60
17:Q:355:THR:O	17:Q:359:MET:CE	2.49	0.60
1:A:38:LEU:CD2	1:A:42:GLY:HA2	2.31	0.60
1:A:674:ILE:HA	1:A:786:TYR:OH	1.99	0.60
2:B:321:GLN:N	2:B:325:GLN:OE1	2.35	0.60
3:C:120:LEU:HD13	3:C:124:GLU:CB	2.21	0.60
5:E:182:ASP:OD1	5:E:183:PRO:HD2	2.01	0.60
15:O:187:ILE:HG12	15:O:258:SER:OG	2.02	0.60
15:O:353:ASP:C	17:Q:28:SER:CB	2.69	0.60
15:O:583:GLU:CG	15:O:584:ARG:HG2	2.28	0.60
16:P:104:PHE:CG	16:P:211:TYR:CB	2.73	0.60
16:P:113:LYS:O	16:P:116:ILE:CG1	2.47	0.60
16:P:166:TYR:CD2	16:P:230:ILE:HD13	2.36	0.60
17:Q:134:PRO:O	17:Q:135:GLU:CB	2.48	0.60
15:O:172:PHE:CZ	17:Q:186:LEU:HD22	2.36	0.60
1:A:1158:SER:HB2	1:A:1161:VAL:CG2	2.31	0.60
1:A:253:GLU:N	1:A:313:THR:O	2.30	0.60
1:A:483:VAL:O	1:A:613:THR:HB	2.00	0.60
1:A:911:CYS:O	1:A:915:GLY:N	2.34	0.60
2:B:1002:LYS:CG	14:N:166:LEU:HD12	2.30	0.60
3:C:146:ALA:HB1	3:C:155:GLU:OE2	2.01	0.60
8:H:111:LEU:HA	8:H:127:GLY:O	2.02	0.60
15:O:180:ASN:OD1	15:O:181:ARG:N	2.34	0.60
15:O:200:THR:HB	15:O:218:VAL:HG13	1.82	0.60
15:O:282:CYS:O	15:O:284:VAL:HG23	2.01	0.60
15:O:304:ASP:OD2	15:O:363:ILE:HG13	2.00	0.60
15:O:704:LEU:HD23	15:O:704:LEU:H	1.65	0.60
16:P:179:CYS:SG	16:P:255:LYS:NZ	2.70	0.60
17:Q:133:LYS:CG	17:Q:286:GLN:CD	2.67	0.60

Continued on next page...

Continued from previous page...

Atom-1	Atom-2	Interatomic distance (Å)	Clash overlap (Å)
17:Q:34:ILE:HD13	17:Q:165:ILE:CG1	2.30	0.60
1:A:1070:LEU:HD23	1:A:1154:LEU:CD2	2.31	0.60
1:A:263:ASN:HA	1:A:266:VAL:HG22	1.83	0.60
1:A:35:PRO:CG	1:A:394:LEU:HD11	2.23	0.60
2:B:906:ARG:HD2	3:C:93:GLN:NE2	2.17	0.60
3:C:227:TYR:HB3	3:C:300:PHE:HD1	1.63	0.60
11:K:83:ASN:HB3	11:K:86:VAL:HG23	1.83	0.60
14:N:95:ILE:O	14:N:96:GLU:OE2	2.19	0.60
15:O:195:ASN:O	15:O:196:TYR:HB3	2.01	0.60
15:O:301:GLN:HB3	15:O:321:LYS:NZ	2.15	0.60
15:O:325:SER:O	15:O:326:ILE:HD13	2.00	0.60
15:O:454:GLN:H	15:O:465:VAL:HG23	1.67	0.60
15:O:472:ARG:HH11	17:Q:203:SER:HB3	1.65	0.60
15:O:574:TRP:CZ3	16:P:484:ALA:CB	2.83	0.60
1:A:1559:ARG:HH22	1:A:1583:ASP:CG	2.04	0.60
1:A:1657:LEU:HG	7:G:106:LYS:HA	1.83	0.60
2:B:371:PHE:CZ	2:B:375:LEU:HD11	2.36	0.60
2:B:627:GLY:O	2:B:640:LEU:HD12	2.01	0.60
15:O:395:GLN:CD	15:O:397:LYS:HA	2.21	0.60
15:O:623:LEU:HB3	15:O:674:GLU:OE1	2.02	0.60
15:O:722:TRP:CZ3	16:P:264:PRO:HA	2.37	0.60
15:O:650:LEU:HG	15:O:756:ILE:HG21	1.84	0.60
15:O:650:LEU:HD22	16:P:139:LYS:CD	2.31	0.60
16:P:201:LYS:HG3	16:P:202:SER:N	2.17	0.60
16:P:215:LEU:HD23	16:P:215:LEU:C	2.21	0.60
16:P:167:LEU:HB3	16:P:239:PHE:CE2	2.37	0.60
16:P:27:ARG:HH21	16:P:69:SER:CB	1.94	0.60
15:O:433:VAL:HG12	17:Q:144:VAL:HG22	1.83	0.60
17:Q:304:HIS:C	17:Q:304:HIS:CD2	2.73	0.60
1:A:469:LYS:HA	2:B:1070:ARG:NH2	2.14	0.60
2:B:95:LEU:CD2	2:B:440:PHE:CG	2.77	0.60
2:B:858:ILE:CG1	2:B:874:TYR:HB2	2.31	0.60
7:G:143:SER:O	7:G:158:LYS:HA	2.01	0.60
7:G:74:ASN:N	7:G:79:GLY:O	2.26	0.60
11:K:54:THR:HG23	11:K:61:ALA:HB2	1.84	0.60
13:M:37:THR:O	13:M:62:TYR:OH	2.13	0.60
15:O:314:GLN:CD	15:O:329:ILE:O	2.39	0.60
16:P:369:TRP:CZ3	16:P:377:PHE:CD2	2.90	0.60
16:P:95:LEU:HD21	16:P:99:GLU:HB3	1.84	0.60
2:B:752:VAL:HG12	2:B:981:SER:HB3	1.83	0.60
9:I:29:GLU:HG2	9:I:36:ILE:HD13	1.84	0.60

Continued on next page...

Continued from previous page...

Atom-1	Atom-2	Interatomic distance (Å)	Clash overlap (Å)
13:M:51:PHE:CD2	13:M:94:PRO:HG3	2.28	0.60
14:N:111:VAL:HG22	14:N:120:LYS:O	2.02	0.60
15:O:375:PHE:CD1	15:O:380:MET:C	2.75	0.60
15:O:421:ILE:HG22	15:O:422:ILE:N	2.16	0.60
15:O:431:ASP:CG	15:O:432:PRO:HD2	2.21	0.60
16:P:96:ILE:CB	16:P:209:ASN:ND2	2.63	0.60
16:P:60:LEU:C	16:P:60:LEU:CD1	2.68	0.60
17:Q:28:SER:OG	17:Q:130:LYS:NZ	2.34	0.60
1:A:413:LEU:H	1:A:413:LEU:CD1	2.08	0.60
1:A:475:ARG:HE	2:B:1061:LYS:HB2	1.67	0.60
2:B:823:GLN:NE2	2:B:863:ASP:OD2	2.35	0.60
4:D:91:ARG:HG2	4:D:94:ARG:HH21	1.65	0.60
5:E:197:LYS:HA	5:E:211:TYR:CD1	2.37	0.60
14:N:25:ILE:CG2	14:N:26:PRO:HD3	2.32	0.60
15:O:363:ILE:O	15:O:364:GLU:OE1	2.19	0.60
15:O:422:ILE:CB	15:O:440:HIS:NE2	2.65	0.60
15:O:630:LEU:HD12	15:O:631:SER:N	2.16	0.60
15:O:702:LEU:HD13	16:P:174:LEU:CA	2.32	0.60
16:P:17:SER:OG	16:P:30:GLN:CB	2.49	0.60
16:P:418:PRO:C	16:P:419:LEU:CD2	2.67	0.60
16:P:378:LEU:CG	17:Q:234:LYS:HB3	2.32	0.60
17:Q:390:ASN:O	17:Q:391:ASP:C	2.39	0.60
1:A:1144:LEU:O	1:A:1148:LEU:HG	2.01	0.60
7:G:45:LEU:CD1	7:G:118:CYS:HB2	2.32	0.60
13:M:80:LEU:HA	14:N:52:GLN:O	2.02	0.60
15:O:275:GLU:CG	15:O:285:MET:HG2	2.32	0.60
15:O:324:TRP:CH2	15:O:346:ASN:O	2.55	0.60
15:O:391:THR:HG21	15:O:393:VAL:HG13	1.84	0.60
15:O:436:ILE:HD12	15:O:436:ILE:O	2.02	0.60
15:O:571:HIS:CD2	15:O:574:TRP:CD1	2.89	0.60
15:O:620:ASP:CG	15:O:624:GLN:NE2	2.55	0.60
16:P:156:LEU:C	16:P:160:SER:HB3	2.21	0.60
16:P:9:ILE:CB	16:P:18:ARG:HH21	2.07	0.60
16:P:341:ARG:HH11	16:P:341:ARG:CG	2.15	0.60
17:Q:173:MET:HA	17:Q:173:MET:CE	2.32	0.60
17:Q:175:ILE:CB	17:Q:176:PRO:CD	2.80	0.60
17:Q:266:SER:OG	17:Q:268:LEU:HD12	2.01	0.60
2:B:187:SER:OG	10:J:59:LYS:NZ	2.33	0.60
2:B:480:GLN:N	2:B:480:GLN:OE1	2.35	0.60
3:C:315:PHE:HB3	3:C:319:ARG:NH2	2.17	0.60
14:N:26:PRO:HG2	14:N:29:PHE:CE2	2.37	0.60

Continued on next page...

Continued from previous page...

Atom-1	Atom-2	Interatomic distance (Å)	Clash overlap (Å)
15:O:214:LEU:H	15:O:236:ILE:CB	2.12	0.60
15:O:308:ASN:N	15:O:365:TRP:CZ2	2.70	0.60
15:O:378:SER:HB3	15:O:397:LYS:CD	2.32	0.60
15:O:596:ILE:HA	16:P:272:GLN:HE22	1.64	0.60
15:O:665:ASN:O	15:O:666:SER:C	2.40	0.60
16:P:334:LEU:CD2	16:P:449:GLN:CD	2.70	0.60
15:O:10:UNK:C	17:Q:141:TRP:HB3	2.32	0.60
17:Q:33:ARG:CG	17:Q:33:ARG:HH21	2.14	0.60
1:A:79:ILE:HD11	1:A:386:LEU:HD21	1.84	0.59
2:B:820:PRO:HG3	16:P:81:LEU:CD1	2.32	0.59
3:C:283:GLU:OE1	3:C:283:GLU:N	2.26	0.59
2:B:906:ARG:HD2	3:C:93:GLN:CD	2.23	0.59
5:E:113:GLN:HA	5:E:137:GLU:OE1	2.01	0.59
7:G:13:THR:O	7:G:17:ILE:HG12	2.02	0.59
9:I:20:PRO:O	9:I:23:VAL:HG22	2.02	0.59
15:O:214:LEU:CD1	15:O:242:ILE:HD13	2.31	0.59
15:O:315:PHE:O	15:O:317:ILE:CG1	2.51	0.59
15:O:381:ILE:HG22	15:O:382:GLU:N	2.17	0.59
15:O:511:ILE:HD13	15:O:536:ASP:CG	2.22	0.59
15:O:589:ILE:HG21	16:P:320:PHE:HE2	1.63	0.59
15:O:705:HIS:CE1	15:O:707:ASP:OD2	2.55	0.59
15:O:656:HIS:CG	15:O:747:LEU:N	2.58	0.59
16:P:165:LEU:HD23	16:P:165:LEU:O	2.02	0.59
16:P:207:LEU:O	16:P:209:ASN:CA	2.49	0.59
16:P:17:SER:CB	16:P:30:GLN:HB2	2.32	0.59
16:P:399:SER:HB2	16:P:402:MET:HB3	1.84	0.59
16:P:403:THR:CG2	16:P:405:ASP:C	2.68	0.59
16:P:399:SER:O	16:P:407:LYS:HE3	2.02	0.59
16:P:497:GLN:HG2	16:P:498:LEU:H	1.65	0.59
15:O:351:ILE:HD12	17:Q:157:MET:SD	2.42	0.59
17:Q:266:SER:HB2	17:Q:268:LEU:HD12	1.84	0.59
17:Q:282:SER:N	17:Q:301:SER:O	2.35	0.59
17:Q:393:ILE:HG12	17:Q:393:ILE:O	2.01	0.59
1:A:1200:MET:HG2	1:A:1573:TYR:CE2	2.37	0.59
1:A:1241:PRO:O	1:A:1536:ILE:HG23	2.02	0.59
1:A:464:GLU:HA	1:A:468:ARG:HH11	1.66	0.59
2:B:1126:VAL:HB	2:B:1166:LYS:NZ	2.17	0.59
2:B:1177:ALA:O	2:B:1180:PHE:HB3	2.02	0.59
2:B:566:TYR:HD2	13:M:73:SER:HB2	1.66	0.59
2:B:816:ASN:OD1	19:S:27:DT:OP1	2.20	0.59
5:E:55:ARG:HB3	5:E:82:PHE:CB	2.33	0.59

Continued on next page...

Continued from previous page...

Atom-1	Atom-2	Interatomic distance (Å)	Clash overlap (Å)
14:N:71:PRO:O	14:N:78:THR:HG22	2.02	0.59
14:N:90:MET:O	14:N:138:SER:N	2.35	0.59
15:O:181:ARG:HD2	15:O:206:ALA:HB1	1.83	0.59
15:O:373:LEU:CB	15:O:375:PHE:CE2	2.85	0.59
15:O:689:GLN:O	15:O:690:ASP:HB2	2.02	0.59
16:P:29:CYS:HB3	16:P:33:HIS:H	1.67	0.59
16:P:441:ASP:O	16:P:445:ARG:HG2	2.02	0.59
16:P:48:LEU:CD1	20:T:22:DG:H5'	2.29	0.59
16:P:225:GLN:HE22	20:T:46:DT:C4'	2.16	0.59
1:A:402:ASP:O	1:A:406:LEU:HB2	2.01	0.59
2:B:613:VAL:HB	2:B:658:LEU:HD12	1.84	0.59
2:B:186:GLU:CD	2:B:731:VAL:H	2.04	0.59
2:B:787:MET:O	2:B:927:CYS:HA	2.03	0.59
3:C:172:GLN:H	3:C:175:GLN:NE2	1.99	0.59
7:G:43:ILE:HD13	7:G:122:LEU:CD1	2.32	0.59
7:G:82:LEU:HB2	7:G:123:TYR:O	2.02	0.59
1:A:921:PRO:HG2	8:H:19:ARG:HG3	1.78	0.59
9:I:34:LYS:HG3	13:M:59:ARG:HD3	1.84	0.59
14:N:90:MET:HB2	14:N:138:SER:HB3	1.85	0.59
15:O:428:GLU:CA	15:O:435:ARG:CG	2.80	0.59
15:O:440:HIS:HE1	15:O:481:PHE:CE1	2.15	0.59
15:O:512:LEU:O	15:O:512:LEU:HD23	2.03	0.59
16:P:353:VAL:O	16:P:356:VAL:CG2	2.37	0.59
16:P:204:ARG:NH2	19:S:15:DA:OP1	2.30	0.59
1:A:1039:ARG:HD2	6:F:139:PRO:CG	2.27	0.59
7:G:28:ILE:HD13	7:G:35:SER:OG	2.03	0.59
14:N:54:TRP:CZ3	14:N:72:VAL:HG21	2.36	0.59
15:O:329:ILE:HG23	15:O:340:LYS:HB3	1.84	0.59
15:O:319:ASP:HB2	15:O:363:ILE:HG12	1.84	0.59
15:O:467:PHE:CD1	15:O:478:MET:HG2	2.37	0.59
15:O:698:LYS:CE	16:P:126:PRO:CD	2.77	0.59
16:P:258:MET:HG2	16:P:262:LEU:CD2	2.30	0.59
16:P:278:GLU:HG2	16:P:309:TYR:CE2	2.37	0.59
15:O:725:VAL:HG13	16:P:450:THR:O	2.02	0.59
17:Q:247:ILE:O	17:Q:250:LEU:N	2.35	0.59
1:A:1039:ARG:HH11	6:F:139:PRO:HG2	1.68	0.59
1:A:1217:LEU:O	1:A:1220:PRO:HD2	2.02	0.59
1:A:24:ILE:O	1:A:28:SER:HB2	2.02	0.59
1:A:857:ALA:HB2	1:A:899:LYS:HD3	1.84	0.59
1:A:957:VAL:HG13	1:A:958:PRO:HD2	1.83	0.59
2:B:225:ARG:NH2	2:B:268:GLU:OE1	2.36	0.59

Continued on next page...

Continued from previous page...

Atom-1	Atom-2	Interatomic distance (Å)	Clash overlap (Å)
2:B:317:TYR:HB3	2:B:320:LEU:CD1	2.32	0.59
2:B:612:LYS:HA	2:B:620:LEU:HD22	1.82	0.59
2:B:740:LYS:HA	2:B:804:TYR:O	2.03	0.59
3:C:251:PHE:HE1	3:C:279:VAL:HB	1.67	0.59
6:F:74:ILE:CD1	6:F:142:SER:HB3	2.33	0.59
15:O:708:VAL:O	15:O:708:VAL:HG12	2.01	0.59
15:O:750:PRO:O	15:O:752:LEU:N	2.35	0.59
16:P:124:ARG:HG3	16:P:124:ARG:O	2.03	0.59
16:P:110:PHE:CE1	16:P:199:LEU:HD23	2.37	0.59
15:O:599:LYS:CD	16:P:272:GLN:NE2	2.64	0.59
17:Q:355:THR:H	17:Q:359:MET:HB2	1.66	0.59
1:A:217:LYS:NZ	1:A:1604:GLU:HG2	2.17	0.59
1:A:56:ALA:HB2	1:A:67:LEU:O	2.03	0.59
1:A:729:LYS:HE3	8:H:120:GLY:HA3	1.83	0.59
2:B:937:PRO:HB2	2:B:1013:MET:CE	2.31	0.59
6:F:85:MET:HA	6:F:89:GLU:OE1	2.02	0.59
6:F:93:ILE:CD1	6:F:134:ILE:HD11	2.30	0.59
7:G:137:ILE:N	7:G:147:LEU:HD23	2.17	0.59
7:G:157:ILE:HD13	7:G:249:LEU:HG	1.84	0.59
13:M:76:TYR:CE2	14:N:57:LYS:HG2	2.36	0.59
15:O:772:ILE:HD13	16:P:138:LEU:CD2	2.33	0.59
16:P:193:PHE:HB2	17:Q:208:TYR:CE2	2.37	0.59
17:Q:177:LEU:HD11	17:Q:188:PHE:HD2	1.67	0.59
1:A:1028:GLU:CB	1:A:1187:ILE:HD11	2.33	0.59
1:A:532:GLY:H	1:A:580:HIS:HD2	1.49	0.59
1:A:631:ASP:OD1	18:R:6:A:O2'	2.17	0.59
1:A:708:THR:CG2	1:A:742:PRO:HD2	2.32	0.59
2:B:1069:ILE:C	2:B:1069:ILE:HD12	2.23	0.59
2:B:372:ARG:NH2	2:B:574:SER:HB3	2.18	0.59
5:E:69:ILE:HD12	5:E:72:PHE:O	2.01	0.59
9:I:36:ILE:HB	9:I:39:LYS:HD3	1.83	0.59
12:L:31:CYS:HA	12:L:56:LEU:HD23	1.84	0.59
9:I:34:LYS:HB2	13:M:59:ARG:NH1	2.17	0.59
15:O:275:GLU:CG	15:O:285:MET:HG3	2.31	0.59
15:O:376:ASP:OD1	15:O:379:LYS:O	2.21	0.59
15:O:371:LYS:CD	15:O:432:PRO:HG2	2.27	0.59
16:P:101:LYS:HZ1	16:P:151:GLU:C	1.99	0.59
2:B:1061:LYS:CB	16:P:45:GLU:CA	2.68	0.59
17:Q:261:LEU:HD21	17:Q:264:SER:H	1.67	0.59
1:A:1617:THR:HG22	20:T:12:DG:H4'	1.83	0.59
1:A:1288:ARG:HD3	1:A:1290:TYR:OH	2.02	0.59

Continued on next page...

Continued from previous page...

Atom-1	Atom-2	Interatomic distance (Å)	Clash overlap (Å)
1:A:36:THR:C	1:A:45:VAL:HG11	2.23	0.59
1:A:988:SER:HB2	2:B:988:GLU:HG2	1.85	0.59
2:B:259:THR:CB	2:B:270:LEU:HD21	2.32	0.59
2:B:289:PHE:O	2:B:293:ILE:HG22	2.02	0.59
15:O:195:ASN:H	15:O:197:ARG:HH12	1.50	0.59
15:O:216:ILE:CA	15:O:234:THR:OG1	2.50	0.59
15:O:294:PHE:CD1	15:O:297:ILE:HG13	2.27	0.59
15:O:308:ASN:HB3	15:O:315:PHE:CG	2.38	0.59
15:O:318:ILE:HD12	15:O:324:TRP:HA	1.83	0.59
15:O:318:ILE:O	15:O:324:TRP:HB2	2.03	0.59
15:O:324:TRP:CZ2	15:O:347:LEU:CD1	2.76	0.59
15:O:414:ILE:HB	15:O:425:GLY:N	2.17	0.59
15:O:573:GLU:O	15:O:576:SER:N	2.35	0.59
15:O:623:LEU:HD13	15:O:668:SER:O	2.01	0.59
16:P:110:PHE:CD2	16:P:198:ILE:HA	2.27	0.59
16:P:207:LEU:N	16:P:208:PRO:CD	2.65	0.59
16:P:212:VAL:O	16:P:215:LEU:HD13	2.03	0.59
16:P:369:TRP:CE3	17:Q:219:LEU:HD11	2.38	0.59
16:P:404:ILE:O	16:P:404:ILE:HG22	2.02	0.59
16:P:418:PRO:O	16:P:419:LEU:HG	2.03	0.59
16:P:9:ILE:HG13	16:P:16:PRO:HA	1.84	0.59
17:Q:317:LEU:HD23	17:Q:367:ILE:CD1	2.32	0.59
1:A:1243:TRP:CZ2	1:A:1537:ASP:HA	2.38	0.59
1:A:214:ASP:HB2	1:A:1605:THR:HG23	1.85	0.59
1:A:242:LYS:HB3	1:A:254:THR:HB	1.84	0.59
1:A:412:SER:O	1:A:414:GLU:N	2.36	0.59
1:A:722:PRO:O	1:A:723:TYR:HB3	2.01	0.59
1:A:700:ILE:HD13	1:A:738:ASN:HD22	1.67	0.59
1:A:944:MET:O	1:A:985:ARG:NH1	2.35	0.59
2:B:29:PRO:O	2:B:177:PRO:HB2	2.03	0.59
2:B:658:LEU:HB3	2:B:660:LYS:HE2	1.84	0.59
5:E:193:GLY:HA2	5:E:215:MET:CE	2.33	0.59
8:H:48:PRO:CG	8:H:146:ARG:HH12	2.14	0.59
15:O:363:ILE:CG2	15:O:374:VAL:HG13	2.32	0.59
15:O:390:GLN:OE1	17:Q:151:PRO:HG2	1.99	0.59
1:A:401:ASP:O	1:A:405:LYS:HB3	2.02	0.59
1:A:741:PRO:HB2	1:A:743:ASP:OD1	2.03	0.59
2:B:833:PRO:HD2	2:B:836:TRP:CE2	2.37	0.59
2:B:934:ILE:HG21	3:C:73:SER:OG	2.03	0.59
3:C:173:GLY:O	3:C:176:SER:HB3	2.03	0.59
14:N:135:LYS:HE3	14:N:137:PHE:CZ	2.38	0.59

Continued on next page...

Continued from previous page...

Atom-1	Atom-2	Interatomic distance (Å)	Clash overlap (Å)
15:O:301:GLN:O	15:O:320:ILE:HG23	2.03	0.59
15:O:347:LEU:CD1	15:O:383:ILE:HD11	2.31	0.59
15:O:583:GLU:OE1	15:O:583:GLU:N	2.36	0.59
15:O:768:TYR:HB2	16:P:145:ASN:HD21	1.67	0.59
16:P:370:SER:HG	16:P:373:GLU:CD	2.03	0.59
16:P:414:TYR:HB3	17:Q:241:ARG:NH2	2.18	0.59
17:Q:216:LEU:O	17:Q:219:LEU:N	2.34	0.59
17:Q:290:TYR:O	17:Q:294:VAL:HG12	2.03	0.59
17:Q:353:VAL:N	17:Q:358:PHE:CE2	2.70	0.59
1:A:1133:LEU:HD11	1:A:1171:GLN:C	2.23	0.58
1:A:1297:PHE:HB3	1:A:1301:GLU:OE1	2.03	0.58
1:A:1556:GLU:OE1	5:E:200:ARG:NH1	2.34	0.58
1:A:418:VAL:O	1:A:421:SER:OG	2.14	0.58
1:A:57:PHE:O	1:A:58:LEU:HG	2.02	0.58
1:A:592:GLN:NE2	1:A:593:PRO:HD3	2.18	0.58
1:A:669:LEU:HB2	1:A:786:TYR:CE2	2.38	0.58
1:A:912:VAL:C	1:A:914:ASP:N	2.54	0.58
1:A:475:ARG:NE	2:B:1061:LYS:HB2	2.17	0.58
2:B:129:ARG:HG2	2:B:131:THR:CG2	2.32	0.58
2:B:500:PHE:O	2:B:501:ARG:HD2	2.02	0.58
2:B:655:TYR:CZ	2:B:657:PRO:HG2	2.38	0.58
4:D:31:VAL:HG11	7:G:123:TYR:CE1	2.38	0.58
7:G:169:VAL:HG23	7:G:216:HIS:HB3	1.85	0.58
15:O:292:LEU:HD12	15:O:292:LEU:N	2.12	0.58
15:O:420:GLU:O	15:O:421:ILE:CG1	2.51	0.58
15:O:475:ARG:CB	16:P:367:PHE:HE2	2.16	0.58
15:O:577:LEU:HD22	16:P:502:ILE:CG2	2.33	0.58
16:P:123:MET:O	16:P:125:PHE:CE1	2.56	0.58
16:P:207:LEU:N	16:P:208:PRO:HD3	2.18	0.58
16:P:95:LEU:CD1	16:P:100:ALA:CA	2.80	0.58
3:C:148:LYS:HB2	3:C:151:THR:HG23	1.84	0.58
5:E:145:THR:HG21	5:E:187:TYR:CE2	2.38	0.58
5:E:13:TRP:CE3	5:E:39:LEU:HD13	2.38	0.58
15:O:206:ALA:HA	15:O:214:LEU:CD2	2.32	0.58
15:O:396:ALA:HB2	17:Q:140:ILE:HD12	1.83	0.58
15:O:408:ILE:HD11	15:O:464:LEU:HD22	1.84	0.58
15:O:611:ILE:HG12	15:O:731:LEU:CD2	2.33	0.58
16:P:100:ALA:HB1	16:P:209:ASN:CB	2.31	0.58
16:P:148:PRO:O	16:P:151:GLU:N	2.25	0.58
16:P:403:THR:HG23	16:P:405:ASP:H	1.53	0.58
17:Q:136:LYS:O	17:Q:136:LYS:HG3	2.03	0.58

Continued on next page...

Continued from previous page...

Atom-1	Atom-2	Interatomic distance (Å)	Clash overlap (Å)
1:A:1439:MET:HG3	1:A:1444:ARG:CZ	2.33	0.58
2:B:1062:GLY:HA2	20:T:19:DC:P	2.38	0.58
1:A:600:MET:HE2	2:B:1079:LEU:HD21	1.85	0.58
5:E:107:THR:HG23	5:E:131:THR:HB	1.83	0.58
5:E:48:ASP:OD2	5:E:52:ARG:NE	2.28	0.58
5:E:78:LEU:HD23	5:E:79:TRP:N	2.18	0.58
7:G:85:GLU:N	7:G:121:ASN:O	2.34	0.58
11:K:60:SER:HA	11:K:106:GLN:HA	1.85	0.58
15:O:292:LEU:HD13	15:O:294:PHE:H	1.68	0.58
16:P:108:PHE:CE1	16:P:156:LEU:CD1	2.85	0.58
16:P:108:PHE:CE1	16:P:156:LEU:HB2	2.38	0.58
16:P:246:GLU:CB	16:P:286:LEU:HB2	2.32	0.58
16:P:354:LYS:HZ3	16:P:362:THR:CG2	2.15	0.58
16:P:366:TYR:HE2	17:Q:218:ASP:OD2	1.85	0.58
16:P:50:GLY:H	20:T:23:DA:N6	2.02	0.58
1:A:1632:GLU:HG3	1:A:1634:LEU:H	1.69	0.58
1:A:94:LEU:HD22	1:A:356:PHE:HE1	1.68	0.58
1:A:451:VAL:HG12	1:A:451:VAL:O	2.03	0.58
3:C:172:GLN:HB2	3:C:175:GLN:HE22	1.67	0.58
5:E:31:THR:N	5:E:34:GLU:OE1	2.28	0.58
7:G:69:LEU:CG	7:G:81:VAL:HG21	2.33	0.58
1:A:720:PHE:HE2	8:H:141:TYR:HE2	1.51	0.58
13:M:64:GLY:HA3	13:M:98:SER:OG	2.03	0.58
15:O:203:ILE:HG12	15:O:217:ALA:O	2.03	0.58
15:O:472:ARG:HD2	17:Q:200:THR:HG22	1.84	0.58
16:P:152:LEU:CD2	16:P:152:LEU:N	2.63	0.58
16:P:174:LEU:CB	16:P:175:PRO:HD3	2.32	0.58
16:P:198:ILE:C	16:P:200:PRO:HD3	2.23	0.58
16:P:360:LYS:HB2	16:P:360:LYS:NZ	2.16	0.58
16:P:372:GLU:C	16:P:374:THR:N	2.52	0.58
16:P:386:LEU:HA	16:P:388:THR:CG2	2.32	0.58
2:B:117:VAL:HG23	17:Q:276:GLN:HB3	1.85	0.58
17:Q:295:PRO:C	17:Q:297:PHE:H	2.06	0.58
17:Q:34:ILE:HD13	17:Q:165:ILE:CD1	2.33	0.58
1:A:486:PRO:HB3	1:A:628:PHE:CE2	2.38	0.58
1:A:506:THR:HA	1:A:579:ARG:O	2.03	0.58
2:B:1104:CYS:HB2	2:B:1128:CYS:SG	2.43	0.58
2:B:323:ARG:CZ	2:B:327:LEU:HD11	2.32	0.58
2:B:330:LEU:HD22	2:B:334:PHE:HE2	1.67	0.58
2:B:529:CYS:CB	2:B:698:SER:HB3	2.29	0.58
5:E:156:LEU:HD12	5:E:195:VAL:HG12	1.84	0.58

Continued on next page...

Continued from previous page...

Atom-1	Atom-2	Interatomic distance (Å)	Clash overlap (Å)
13:M:10:ILE:HD13	14:N:54:TRP:HH2	1.69	0.58
13:M:109:ARG:HG2	13:M:110:GLY:N	2.18	0.58
15:O:277:VAL:HG22	15:O:283:ASP:O	2.03	0.58
15:O:366:PHE:HZ	15:O:426:ALA:O	1.87	0.58
15:O:389:TRP:CE3	17:Q:148:ASN:CA	2.46	0.58
15:O:672:ILE:CD1	15:O:734:LYS:CE	2.81	0.58
16:P:182:ILE:HD11	16:P:350:ARG:N	2.17	0.58
16:P:273:VAL:O	16:P:276:PHE:HB3	2.03	0.58
16:P:95:LEU:HG	16:P:99:GLU:CG	2.33	0.58
17:Q:380:SER:OG	17:Q:384:VAL:CG1	2.52	0.58
17:Q:388:LYS:CE	17:Q:393:ILE:HB	2.33	0.58
17:Q:390:ASN:O	17:Q:392:LEU:N	2.36	0.58
1:A:110:LEU:HD21	1:A:114:GLU:HG3	1.83	0.58
1:A:1263:LEU:CB	1:A:1496:SER:HB2	2.33	0.58
2:B:164:MET:CB	2:B:194:PHE:HE1	2.16	0.58
2:B:459:SER:O	2:B:463:TYR:CD2	2.56	0.58
2:B:574:SER:HB2	13:M:97:VAL:CG2	2.30	0.58
10:J:48:ARG:HG3	10:J:49:MET:N	2.18	0.58
15:O:369:PHE:O	15:O:370:GLN:HB2	2.04	0.58
15:O:578:PHE:CZ	16:P:312:LEU:HA	2.38	0.58
16:P:102:LEU:O	16:P:105:LEU:HB3	2.03	0.58
16:P:248:SER:O	16:P:249:CYS:CB	2.49	0.58
16:P:360:LYS:HG2	16:P:360:LYS:O	2.04	0.58
16:P:4:PHE:HE2	16:P:9:ILE:HG13	1.69	0.58
1:A:123:ARG:HG3	1:A:337:TYR:CE1	2.39	0.58
1:A:594:THR:O	1:A:595:LEU:C	2.42	0.58
1:A:484:ILE:HA	1:A:614:LEU:O	2.04	0.58
2:B:469:ASN:HA	2:B:481:VAL:O	2.04	0.58
2:B:77:LYS:HG2	2:B:91:LEU:N	2.18	0.58
2:B:810:ASP:OD1	2:B:811:LEU:N	2.36	0.58
5:E:88:VAL:HB	5:E:116:ILE:CB	2.33	0.58
5:E:32:GLN:HE21	5:E:36:GLU:HG3	1.68	0.58
7:G:169:VAL:O	7:G:216:HIS:N	2.37	0.58
7:G:58:LEU:O	7:G:62:MET:HG3	2.04	0.58
15:O:308:ASN:HB3	15:O:315:PHE:CD1	2.39	0.58
15:O:592:LEU:HD11	16:P:512:ARG:HE	0.75	0.58
15:O:653:SER:CB	15:O:656:HIS:ND1	2.61	0.58
16:P:102:LEU:O	16:P:106:LYS:HG3	2.04	0.58
16:P:195:ALA:CB	16:P:216:GLU:HB2	2.30	0.58
16:P:257:VAL:O	16:P:262:LEU:CA	2.52	0.58
16:P:259:GLN:C	16:P:259:GLN:HE21	2.06	0.58

Continued on next page...

Continued from previous page...

Atom-1	Atom-2	Interatomic distance (Å)	Clash overlap (Å)
16:P:341:ARG:HG2	16:P:341:ARG:NH1	2.17	0.58
16:P:367:PHE:HZ	17:Q:1:MET:CE	2.16	0.58
20:T:21:DT:C2	20:T:22:DG:C8	2.92	0.58
1:A:1326:GLU:OE2	1:A:1455:ARG:HG2	2.03	0.58
1:A:467:PHE:CE2	1:A:1618:THR:HG21	2.39	0.58
2:B:225:ARG:NH1	2:B:261:ARG:HH22	2.02	0.58
2:B:62:ASN:HA	2:B:65:VAL:HG22	1.85	0.58
2:B:916:LYS:NZ	18:R:6:A:OP1	2.36	0.58
3:C:134:LEU:O	3:C:206:ALA:N	2.28	0.58
5:E:23:VAL:HG12	5:E:28:TYR:HB2	1.85	0.58
2:B:311:ARG:NH1	9:I:18:GLU:HA	2.18	0.58
9:I:60:LEU:HD12	9:I:63:LYS:HB2	1.85	0.58
15:O:577:LEU:CD2	16:P:499:LYS:NZ	2.67	0.58
15:O:389:TRP:CH2	17:Q:147:GLN:C	2.76	0.58
17:Q:284:PHE:CZ	19:S:21:DT:H4'	2.25	0.58
1:A:1628:ASP:CB	1:A:1630:GLU:HG2	2.32	0.58
1:A:203:THR:HG23	1:A:205:ARG:H	1.67	0.58
1:A:853:THR:HG23	1:A:899:LYS:HE3	1.85	0.58
1:A:474:LYS:HD3	2:B:1058:GLN:NE2	2.19	0.58
2:B:1127:CYS:HB3	2:B:1163:GLN:CB	2.33	0.58
2:B:428:VAL:O	2:B:432:ILE:HG23	2.03	0.58
2:B:438:ILE:HD11	2:B:442:ASP:OD2	2.03	0.58
2:B:820:PRO:HG3	16:P:81:LEU:HD11	1.84	0.58
1:A:1118:VAL:HG12	5:E:154:ILE:CD1	2.34	0.58
6:F:89:GLU:OE2	6:F:136:ARG:NE	2.36	0.58
7:G:111:THR:HB	7:G:112:PRO:HD2	1.86	0.58
7:G:125:TRP:CZ2	7:G:127:PRO:HB3	2.38	0.58
14:N:101:GLN:OE1	14:N:104:LEU:HD13	2.04	0.58
15:O:185:GLN:HB2	15:O:187:ILE:HD11	1.86	0.58
15:O:18:UNK:CB	17:Q:253:ILE:CA	2.81	0.58
15:O:233:VAL:HG12	15:O:234:THR:N	2.18	0.58
15:O:310:TRP:O	15:O:311:ASP:CB	2.51	0.58
15:O:422:ILE:HG12	15:O:440:HIS:O	2.04	0.58
15:O:641:TRP:HH2	15:O:752:LEU:HD23	1.64	0.58
15:O:657:SER:HB3	15:O:746:ARG:HH11	1.67	0.58
17:Q:21:TYR:HE2	17:Q:124:GLU:OE2	1.86	0.58
17:Q:204:GLU:O	17:Q:206:ARG:HG2	2.04	0.58
17:Q:207:ASN:ND2	19:S:13:DA:OP2	2.36	0.58
17:Q:207:ASN:O	17:Q:210:THR:OG1	2.13	0.58
17:Q:290:TYR:HD1	17:Q:290:TYR:N	2.02	0.58
1:A:1090:ASP:OD2	1:A:1093:SER:N	2.33	0.58

Continued on next page...

Continued from previous page...

Atom-1	Atom-2	Interatomic distance (Å)	Clash overlap (Å)
1:A:233:CYS:HB3	1:A:238:MET:N	2.19	0.58
1:A:385:LEU:HD13	1:A:437:PHE:HA	1.85	0.58
1:A:38:LEU:HG	1:A:43:HIS:N	2.19	0.58
1:A:520:ARG:CG	1:A:561:LEU:HD12	2.34	0.58
2:B:268:GLU:OE2	19:S:39:DT:H4'	2.04	0.58
2:B:679:GLN:N	2:B:679:GLN:OE1	2.36	0.58
3:C:152:ASP:C	3:C:154:LYS:N	2.57	0.58
3:C:284:GLU:O	3:C:288:LYS:HE3	2.04	0.58
5:E:54:GLN:O	5:E:58:MET:N	2.36	0.58
7:G:168:PHE:HD1	7:G:217:TRP:HD1	1.48	0.58
13:M:33:PRO:HD2	13:M:36:THR:HB	1.86	0.58
14:N:111:VAL:HG23	14:N:120:LYS:CB	2.33	0.58
15:O:374:VAL:C	15:O:375:PHE:CG	2.78	0.58
16:P:101:LYS:HZ3	16:P:152:LEU:HD13	0.75	0.58
16:P:212:VAL:O	16:P:215:LEU:CD1	2.52	0.58
16:P:403:THR:HG22	16:P:406:GLN:N	1.96	0.58
15:O:573:GLU:CB	16:P:496:GLU:OE1	2.52	0.58
17:Q:29:ARG:CA	17:Q:32:ASP:OD2	2.43	0.58
1:A:363:PRO:HB3	2:B:1180:PHE:CE2	2.39	0.57
1:A:432:ASN:HD21	1:A:444:GLN:H	1.52	0.57
2:B:74:PHE:O	2:B:76:GLY:N	2.37	0.57
15:O:270:GLN:NE2	15:O:339:ARG:HH22	2.01	0.57
15:O:491:SER:OG	15:O:492:LEU:N	2.37	0.57
15:O:623:LEU:HD12	15:O:668:SER:O	1.98	0.57
15:O:702:LEU:HD23	16:P:125:PHE:CE2	2.27	0.57
16:P:127:LYS:HB3	16:P:131:HIS:CE1	2.39	0.57
17:Q:381:ARG:C	17:Q:383:PHE:H	2.07	0.57
2:B:359:LEU:HB2	2:B:370:LYS:HG2	1.86	0.57
2:B:415:GLU:CG	2:B:472:SER:HB2	2.23	0.57
5:E:143:ASN:CG	5:E:145:THR:HG1	2.03	0.57
5:E:6:GLU:OE2	5:E:43:LYS:NZ	2.34	0.57
2:B:1133:MET:HE1	7:G:15:ARG:HH22	1.67	0.57
15:O:536:ASP:HB2	15:O:549:TYR:CE1	2.40	0.57
16:P:197:GLU:CG	16:P:198:ILE:N	2.54	0.57
16:P:200:PRO:CA	16:P:203:TRP:HD1	2.16	0.57
16:P:386:LEU:HD23	16:P:387:PRO:HD3	1.84	0.57
17:Q:155:GLN:HE21	17:Q:156:LYS:N	2.02	0.57
17:Q:31:PHE:O	17:Q:34:ILE:N	2.37	0.57
2:B:468:GLY:O	2:B:482:SER:HA	2.04	0.57
2:B:372:ARG:CZ	2:B:573:ALA:HB3	2.34	0.57
3:C:147:PRO:O	3:C:149:GLY:N	2.37	0.57

Continued on next page...

Continued from previous page...

Atom-1	Atom-2	Interatomic distance (Å)	Clash overlap (Å)
7:G:40:ARG:HD3	7:G:123:TYR:CE1	2.39	0.57
15:O:424:VAL:HG23	15:O:424:VAL:O	2.03	0.57
15:O:529:GLU:HB2	15:O:531:PHE:HE2	1.68	0.57
16:P:219:ILE:HD13	17:Q:207:ASN:CA	2.23	0.57
15:O:580:ASN:HB2	16:P:506:LYS:HZ1	1.68	0.57
2:B:864:ASP:CB	16:P:84:GLN:HE22	2.17	0.57
1:A:85:CYS:O	1:A:357:MET:N	2.33	0.57
15:O:263:ILE:HG22	15:O:264:ILE:N	2.18	0.57
15:O:323:ASN:O	15:O:348:HIS:HB2	2.04	0.57
16:P:416:ILE:C	16:P:418:PRO:HD3	2.22	0.57
16:P:366:TYR:CE2	17:Q:218:ASP:OD2	2.57	0.57
17:Q:361:ASP:CG	17:Q:362:ALA:N	2.53	0.57
1:A:912:VAL:CG1	1:A:913:PRO:HD2	2.31	0.57
2:B:114:SER:O	2:B:115:SER:CB	2.52	0.57
2:B:317:TYR:HB3	2:B:320:LEU:HD12	1.86	0.57
10:J:6:ARG:HG2	10:J:13:VAL:HA	1.87	0.57
13:M:27:PHE:CZ	13:M:30:PHE:HA	2.39	0.57
14:N:45:LYS:CB	14:N:49:LYS:HG2	2.35	0.57
15:O:195:ASN:N	15:O:197:ARG:HH12	2.01	0.57
15:O:369:PHE:CE2	15:O:432:PRO:CG	2.74	0.57
15:O:392:GLU:O	15:O:392:GLU:HG2	2.03	0.57
15:O:506:THR:CG2	15:O:540:LYS:HG2	2.34	0.57
15:O:619:GLU:HA	15:O:622:TYR:CD2	2.30	0.57
16:P:104:PHE:CE1	16:P:211:TYR:C	2.78	0.57
16:P:408:ILE:HG22	16:P:412:LYS:HE3	1.87	0.57
2:B:1061:LYS:HD2	16:P:46:ASP:HB2	1.86	0.57
17:Q:127:PHE:CD1	17:Q:131:TYR:HE2	2.09	0.57
15:O:436:ILE:CG1	17:Q:141:TRP:HZ3	2.15	0.57
17:Q:398:ASP:CG	17:Q:401:ILE:HD12	2.25	0.57
1:A:594:THR:CG2	2:B:1075:GLU:CG	2.82	0.57
2:B:74:PHE:C	2:B:76:GLY:N	2.58	0.57
5:E:55:ARG:HB3	5:E:82:PHE:O	2.04	0.57
7:G:132:VAL:HA	7:G:231:PHE:O	2.04	0.57
16:P:496:GLU:HA	16:P:496:GLU:OE2	2.03	0.57
17:Q:281:LYS:CA	17:Q:301:SER:HB3	2.26	0.57
1:A:988:SER:CB	2:B:988:GLU:HG2	2.34	0.57
9:I:29:GLU:HG2	9:I:36:ILE:CD1	2.35	0.57
13:M:38:PHE:HB3	13:M:53:LEU:HD21	1.87	0.57
15:O:309:PRO:O	15:O:368:HIS:HD2	1.81	0.57
15:O:329:ILE:CG2	15:O:340:LYS:HB3	2.34	0.57
15:O:428:GLU:CA	15:O:435:ARG:CD	2.65	0.57

Continued on next page...

Continued from previous page...

Atom-1	Atom-2	Interatomic distance (Å)	Clash overlap (Å)
15:O:422:ILE:O	15:O:439:LYS:CA	2.52	0.57
15:O:533:LEU:O	15:O:533:LEU:HD12	2.05	0.57
15:O:511:ILE:HD12	15:O:537:PHE:HA	1.85	0.57
15:O:620:ASP:CG	15:O:674:GLU:CG	2.73	0.57
15:O:653:SER:OG	15:O:747:LEU:C	2.43	0.57
15:O:656:HIS:O	15:O:747:LEU:N	2.37	0.57
16:P:209:ASN:O	16:P:210:TYR:CD2	2.57	0.57
16:P:238:HIS:CE1	16:P:289:ARG:NE	2.71	0.57
16:P:488:LEU:HD23	16:P:488:LEU:C	2.25	0.57
2:B:96:SER:O	2:B:144:SER:O	2.22	0.57
2:B:161:LEU:CG	2:B:409:TYR:OH	2.53	0.57
2:B:186:GLU:OE1	2:B:731:VAL:HG22	2.04	0.57
2:B:811:LEU:C	2:B:813:LEU:N	2.54	0.57
5:E:20:LYS:NZ	5:E:34:GLU:O	2.21	0.57
6:F:79:ARG:HA	6:F:144:GLU:OE2	2.05	0.57
7:G:148:LEU:HD12	7:G:153:PHE:O	2.04	0.57
9:I:28:VAL:H	9:I:37:TYR:H	1.52	0.57
3:C:195:LYS:NZ	10:J:58:GLU:OE2	2.28	0.57
14:N:166:LEU:HD12	14:N:166:LEU:O	2.04	0.57
15:O:310:TRP:CD2	15:O:310:TRP:O	2.56	0.57
15:O:722:TRP:CE3	15:O:733:THR:HG22	2.36	0.57
17:Q:280:SER:C	17:Q:282:SER:H	2.08	0.57
1:A:258:GLU:O	1:A:262:THR:OG1	2.10	0.57
1:A:55:GLY:C	1:A:62:CYS:HA	2.25	0.57
5:E:2:ASP:O	5:E:6:GLU:CB	2.53	0.57
5:E:68:SER:HB3	5:E:75:MET:CE	2.35	0.57
6:F:74:ILE:HD11	6:F:142:SER:HB3	1.85	0.57
15:O:273:ARG:NH1	15:O:274:ILE:O	2.38	0.57
15:O:324:TRP:CZ2	15:O:346:ASN:O	2.58	0.57
15:O:393:VAL:HG11	17:Q:144:VAL:CB	2.26	0.57
15:O:669:PHE:HB2	15:O:674:GLU:HB2	1.87	0.57
16:P:238:HIS:HE1	16:P:289:ARG:NH2	2.00	0.57
16:P:403:THR:HG22	16:P:406:GLN:HG2	1.86	0.57
16:P:93:LYS:HD3	16:P:207:LEU:HD13	1.85	0.57
17:Q:266:SER:OG	17:Q:269:ASP:OD1	2.13	0.57
17:Q:354:LEU:CD1	17:Q:359:MET:HA	2.35	0.57
1:A:1261:VAL:HA	1:A:1265:GLU:OE1	2.05	0.57
1:A:504:LYS:NZ	16:P:23:ILE:HG21	2.20	0.57
2:B:362:LEU:CD1	2:B:370:LYS:HA	2.35	0.57
5:E:79:TRP:CD1	5:E:100:ILE:HD11	2.40	0.57
7:G:45:LEU:HD12	7:G:45:LEU:C	2.24	0.57

Continued on next page...

Continued from previous page...

Atom-1	Atom-2	Interatomic distance (Å)	Clash overlap (Å)
8:H:40:LEU:HD12	8:H:122:LEU:O	2.05	0.57
13:M:81:PHE:CE2	13:M:83:PRO:HA	2.40	0.57
14:N:45:LYS:HG2	14:N:49:LYS:CG	2.35	0.57
15:O:200:THR:CB	15:O:218:VAL:HG13	2.34	0.57
15:O:659:LEU:HB2	15:O:742:TRP:CE2	2.40	0.57
16:P:115:GLN:OE1	16:P:161:THR:HG22	2.04	0.57
17:Q:133:LYS:HE3	17:Q:134:PRO:HD3	1.87	0.57
1:A:1657:LEU:HB3	7:G:104:LEU:HG	1.87	0.56
1:A:475:ARG:NH2	2:B:1061:LYS:CE	2.27	0.56
1:A:982:VAL:HG13	1:A:994:GLU:CD	2.26	0.56
2:B:1061:LYS:HD2	16:P:46:ASP:CB	2.35	0.56
2:B:436:MET:HG2	2:B:436:MET:O	2.05	0.56
3:C:45:SER:OG	3:C:271:ARG:NH1	2.37	0.56
7:G:26:ASN:CG	7:G:37:CYS:HA	2.25	0.56
14:N:26:PRO:HG2	14:N:29:PHE:CD2	2.40	0.56
15:O:197:ARG:O	15:O:199:GLY:N	2.38	0.56
15:O:472:ARG:HH22	17:Q:200:THR:N	1.95	0.56
15:O:604:ILE:HG23	15:O:732:LEU:HD23	1.87	0.56
16:P:137:TRP:HE1	16:P:141:LEU:HD21	1.70	0.56
16:P:101:LYS:CE	16:P:152:LEU:HA	2.34	0.56
16:P:225:GLN:C	16:P:226:LEU:HD13	2.25	0.56
16:P:370:SER:OG	16:P:373:GLU:OE1	2.22	0.56
15:O:299:ASP:CB	17:Q:159:TYR:HD2	2.17	0.56
17:Q:177:LEU:HD11	17:Q:188:PHE:CD2	2.39	0.56
17:Q:4:VAL:CG2	17:Q:214:VAL:HG22	2.32	0.56
16:P:366:TYR:CE2	17:Q:218:ASP:HB2	2.40	0.56
1:A:591:ARG:HD3	1:A:624:TYR:HB3	1.87	0.56
3:C:47:LEU:HD11	3:C:311:GLU:HB3	1.87	0.56
7:G:237:HIS:HB2	7:G:244:SER:HB2	1.86	0.56
1:A:921:PRO:CD	8:H:19:ARG:HG2	2.35	0.56
15:O:188:GLN:HB2	15:O:199:GLY:HA2	0.62	0.56
15:O:611:ILE:CD1	15:O:731:LEU:HG	2.35	0.56
16:P:235:GLY:HA2	16:P:289:ARG:CD	2.35	0.56
16:P:494:SER:C	16:P:496:GLU:N	2.37	0.56
17:Q:274:MET:C	17:Q:277:ILE:HG22	2.24	0.56
1:A:415:ASP:OD1	1:A:416:ARG:NH2	2.37	0.56
1:A:52:LEU:HD13	1:A:60:ASN:HB3	1.88	0.56
1:A:676:ALA:CB	1:A:821:ILE:HD11	2.34	0.56
2:B:429:ARG:HA	2:B:432:ILE:HD11	1.87	0.56
2:B:62:ASN:HA	2:B:65:VAL:CG2	2.35	0.56
5:E:13:TRP:HB2	5:E:42:PHE:CD2	2.41	0.56

Continued on next page...

Continued from previous page...

Atom-1	Atom-2	Interatomic distance (Å)	Clash overlap (Å)
5:E:19:VAL:HG11	5:E:80:VAL:HG11	1.86	0.56
7:G:166:TRP:CZ3	7:G:225:ILE:HG21	2.33	0.56
8:H:116:TYR:HD2	8:H:123:MET:CE	2.19	0.56
9:I:30:CYS:O	9:I:33:CYS:O	2.24	0.56
14:N:109:LEU:HD23	14:N:122:ALA:CB	2.35	0.56
15:O:214:LEU:N	15:O:236:ILE:CB	2.69	0.56
15:O:329:ILE:HB	15:O:330:PRO:HD2	1.85	0.56
15:O:368:HIS:O	15:O:368:HIS:ND1	2.38	0.56
15:O:380:MET:H	15:O:394:VAL:HG23	1.68	0.56
15:O:736:ILE:HA	15:O:739:ASP:OD2	2.05	0.56
16:P:95:LEU:HD12	16:P:100:ALA:CA	2.34	0.56
16:P:219:ILE:CG1	16:P:220:SER:H	2.18	0.56
16:P:247:ILE:HG22	16:P:284:LEU:HD11	1.75	0.56
16:P:332:LEU:O	16:P:336:GLU:HB2	2.04	0.56
16:P:403:THR:O	16:P:405:ASP:N	2.39	0.56
17:Q:29:ARG:O	17:Q:32:ASP:OD1	2.24	0.56
1:A:1233:ILE:HG22	1:A:1235:THR:H	1.71	0.56
1:A:1262:LEU:H	1:A:1265:GLU:CD	2.09	0.56
1:A:1565:GLU:O	1:A:1569:VAL:HG23	2.05	0.56
1:A:497:VAL:HG21	1:A:605:VAL:HG13	1.86	0.56
1:A:484:ILE:HG21	1:A:633:MET:SD	2.45	0.56
1:A:920:PHE:C	1:A:922:CYS:N	2.50	0.56
5:E:153:HIS:HB3	5:E:188:LEU:HD11	1.88	0.56
8:H:10:PHE:O	8:H:54:SER:HA	2.04	0.56
11:K:74:ASN:HA	11:K:77:ARG:HG2	1.87	0.56
14:N:33:LYS:C	14:N:115:SER:HB3	2.26	0.56
15:O:200:THR:HB	15:O:218:VAL:CG1	2.36	0.56
15:O:540:LYS:C	15:O:541:LEU:HD12	2.25	0.56
15:O:554:ASN:O	15:O:555:THR:HG23	2.04	0.56
15:O:611:ILE:HD13	15:O:731:LEU:HB3	1.87	0.56
15:O:669:PHE:CZ	15:O:738:LYS:HG3	2.40	0.56
16:P:154:LEU:CD2	16:P:154:LEU:H	2.07	0.56
16:P:171:HIS:CE1	16:P:243:PHE:CD1	2.94	0.56
2:B:864:ASP:OD2	16:P:84:GLN:OE1	2.23	0.56
16:P:93:LYS:HD3	16:P:207:LEU:CD1	2.34	0.56
17:Q:33:ARG:HB2	17:Q:33:ARG:CZ	2.35	0.56
16:P:225:GLN:NE2	20:T:46:DT:H4'	2.21	0.56
2:B:1152:PHE:HB2	2:B:1163:GLN:HE21	1.69	0.56
2:B:931:TRP:HB3	2:B:936:MET:SD	2.45	0.56
5:E:82:PHE:HD1	5:E:111:VAL:HB	1.71	0.56
5:E:169:ARG:HB3	6:F:140:ASP:HB2	1.86	0.56

Continued on next page...

Continued from previous page...

Atom-1	Atom-2	Interatomic distance (Å)	Clash overlap (Å)
2:B:896:GLN:OE1	12:L:45:ALA:HA	2.06	0.56
15:O:230:HIS:HB3	15:O:280:ARG:HH22	1.70	0.56
15:O:266:GLU:O	15:O:300:LEU:HD21	2.06	0.56
15:O:326:ILE:H	15:O:344:ILE:HG12	1.71	0.56
15:O:394:VAL:HG12	17:Q:141:TRP:HE1	1.69	0.56
15:O:436:ILE:CG2	17:Q:141:TRP:CZ2	2.87	0.56
15:O:618:ASP:CG	15:O:622:TYR:CE2	2.78	0.56
15:O:669:PHE:CD1	15:O:675:PHE:HB2	2.40	0.56
15:O:718:LEU:HD21	15:O:737:VAL:HG11	1.86	0.56
16:P:209:ASN:CB	16:P:211:TYR:CZ	2.84	0.56
16:P:286:LEU:CD2	16:P:287:TRP:O	2.38	0.56
16:P:290:THR:HG21	16:P:298:VAL:CG2	2.36	0.56
1:A:544:VAL:HG22	16:P:33:HIS:HB2	1.87	0.56
16:P:488:LEU:C	16:P:493:ILE:HG23	2.25	0.56
17:Q:352:TRP:C	17:Q:353:VAL:HG12	2.26	0.56
1:A:104:PHE:CB	1:A:238:MET:HG3	2.35	0.56
1:A:40:ASN:C	1:A:42:GLY:H	2.09	0.56
1:A:486:PRO:HB3	1:A:628:PHE:CZ	2.41	0.56
1:A:593:PRO:C	1:A:595:LEU:H	2.09	0.56
2:B:940:GLU:HG2	2:B:1014:TYR:HE2	1.71	0.56
2:B:1156:SER:OG	2:B:1158:ILE:HG12	2.05	0.56
2:B:12:ARG:HA	2:B:15:ASP:OD1	2.05	0.56
1:A:6:PRO:HG3	7:G:113:PHE:CD2	2.40	0.56
7:G:162:ILE:HG12	7:G:249:LEU:CD1	2.17	0.56
12:L:48:CYS:HB3	12:L:53:HIS:H	1.70	0.56
15:O:303:VAL:CG1	15:O:361:LYS:H	2.19	0.56
15:O:436:ILE:HG21	17:Q:141:TRP:CE2	2.40	0.56
16:P:113:LYS:C	16:P:116:ILE:HG13	2.24	0.56
16:P:287:TRP:CE3	16:P:298:VAL:HG11	2.40	0.56
16:P:400:MET:SD	16:P:400:MET:N	2.78	0.56
17:Q:186:LEU:HD12	17:Q:187:TYR:N	2.20	0.56
2:B:1070:ARG:HB2	20:T:18:DG:OP2	2.06	0.56
1:A:1089:LEU:HB2	1:A:1131:LYS:O	2.05	0.56
1:A:1610:PHE:HD2	1:A:1632:GLU:HG2	1.70	0.56
1:A:1643:VAL:HG12	1:A:1643:VAL:O	2.05	0.56
1:A:10:GLU:OE1	1:A:1645:LYS:NZ	2.39	0.56
1:A:64:THR:HG23	2:B:1154:ASP:OD2	2.05	0.56
1:A:969:PHE:CZ	1:A:978:ALA:HA	2.40	0.56
2:B:970:LYS:NZ	2:B:1009:GLY:O	2.38	0.56
2:B:146:ASN:HB3	2:B:149:GLU:HB2	1.88	0.56
2:B:464:PHE:CD1	2:B:470:LEU:HA	2.41	0.56

Continued on next page...

Continued from previous page...

Atom-1	Atom-2	Interatomic distance (Å)	Clash overlap (Å)
2:B:78:PRO:O	2:B:79:LEU:CG	2.54	0.56
3:C:222:VAL:HG23	3:C:303:GLU:O	2.06	0.56
5:E:97:VAL:HG13	5:E:127:ILE:CD1	2.36	0.56
5:E:61:GLN:NE2	5:E:77:SER:OG	2.29	0.56
7:G:48:SER:HA	7:G:115:PHE:CD1	2.41	0.56
11:K:54:THR:HG23	11:K:60:SER:O	2.06	0.56
15:O:275:GLU:HG3	15:O:285:MET:HG2	1.88	0.56
15:O:364:GLU:OE1	15:O:364:GLU:HA	2.06	0.56
15:O:433:VAL:HG12	17:Q:144:VAL:CG2	2.35	0.56
15:O:750:PRO:C	15:O:752:LEU:N	2.59	0.56
16:P:158:MET:HE1	16:P:219:ILE:HG23	1.88	0.56
16:P:369:TRP:CH2	16:P:377:PHE:CE1	2.79	0.56
16:P:491:PHE:N	16:P:491:PHE:CD1	2.72	0.56
17:Q:158:THR:O	17:Q:160:HIS:CA	2.52	0.56
17:Q:247:ILE:HG23	17:Q:278:TYR:HE2	1.58	0.56
1:A:1527:GLN:HG3	1:A:1530:TRP:CZ3	2.41	0.56
1:A:1599:ASN:OD1	1:A:1601:GLN:N	2.38	0.56
1:A:399:LEU:HD11	1:A:422:ARG:C	2.26	0.56
1:A:55:GLY:C	1:A:62:CYS:HB2	2.26	0.56
13:M:41:TYR:CZ	14:N:24:SER:HA	2.41	0.56
15:O:9:UNK:O	15:O:11:UNK:N	2.39	0.56
15:O:623:LEU:HD13	15:O:669:PHE:HA	1.88	0.56
15:O:736:ILE:HA	15:O:739:ASP:CG	2.26	0.56
16:P:257:VAL:CB	16:P:262:LEU:CD1	2.83	0.56
15:O:577:LEU:HD22	16:P:502:ILE:HG22	1.88	0.56
17:Q:152:ILE:O	17:Q:154:LYS:CA	2.50	0.56
17:Q:410:TYR:CZ	17:Q:414:PHE:HZ	2.23	0.56
1:A:1290:TYR:CD1	1:A:1485:MET:HE2	2.40	0.56
2:B:1014:TYR:CD1	2:B:1021:GLU:HA	2.41	0.56
2:B:1104:CYS:CB	2:B:1128:CYS:SG	2.93	0.56
2:B:284:SER:OG	2:B:287:GLU:HG3	2.05	0.56
1:A:1039:ARG:NH1	6:F:139:PRO:HG2	2.20	0.56
7:G:45:LEU:O	7:G:45:LEU:HD12	2.05	0.56
14:N:59:PRO:O	14:N:62:VAL:HG22	2.05	0.56
15:O:319:ASP:HA	15:O:324:TRP:HA	1.87	0.56
15:O:635:ASN:O	15:O:639:GLU:N	2.34	0.56
16:P:287:TRP:CZ2	16:P:298:VAL:HG13	2.37	0.56
1:A:378:HIS:CA	16:P:54:GLY:O	2.36	0.56
16:P:46:ASP:CA	20:T:21:DT:H71	2.35	0.56
1:A:62:CYS:HB3	1:A:72:CYS:SG	2.39	0.56
1:A:53:ALA:HA	1:A:63:SER:HB2	1.88	0.56

Continued on next page...

Continued from previous page...

Atom-1	Atom-2	Interatomic distance (Å)	Clash overlap (Å)
2:B:1139:LYS:O	2:B:1140:LYS:C	2.44	0.56
2:B:1139:LYS:C	2:B:1141:LEU:N	2.59	0.56
1:A:1003:ARG:CZ	2:B:520:LEU:HD13	2.36	0.56
2:B:817:ARG:N	19:S:26:DT:H5"	2.20	0.56
3:C:39:ASP:OD2	3:C:58:ASN:HB3	2.06	0.56
3:C:40:PHE:CE2	3:C:42:VAL:HG23	2.41	0.56
5:E:10:SER:HB2	5:E:39:LEU:HD21	1.86	0.56
6:F:127:GLU:CB	6:F:129:LYS:HD3	2.36	0.56
7:G:132:VAL:O	7:G:133:LEU:HD23	2.05	0.56
15:O:352:PHE:HB3	15:O:354:PRO:CG	2.35	0.56
15:O:431:ASP:CG	15:O:432:PRO:CD	2.75	0.56
15:O:14:UNK:CB	15:O:438:TRP:HE3	2.19	0.56
16:P:149:GLN:HB2	16:P:150:GLU:OE1	2.06	0.56
16:P:158:MET:C	16:P:192:TYR:HE1	2.10	0.56
16:P:104:PHE:HB2	16:P:211:TYR:CB	2.36	0.56
15:O:596:ILE:CG2	16:P:317:MET:HE1	2.31	0.56
16:P:39:VAL:HG23	16:P:41:PHE:CZ	2.40	0.56
1:A:1320:GLN:NE2	1:A:1497:ILE:H	2.03	0.56
1:A:544:VAL:HG22	16:P:33:HIS:CB	2.36	0.56
1:A:821:ILE:HG22	2:B:778:TYR:HA	1.88	0.56
3:C:70:ILE:HG23	3:C:74:GLU:HB2	1.87	0.56
7:G:69:LEU:CD2	7:G:81:VAL:HG21	2.35	0.56
8:H:12:VAL:HG23	8:H:53:ASP:O	2.05	0.56
14:N:88:LYS:HG3	14:N:142:THR:OG1	2.05	0.56
15:O:19:UNK:CB	17:Q:255:VAL:HG21	2.31	0.56
15:O:294:PHE:CD2	15:O:300:LEU:HB3	2.41	0.56
15:O:500:ILE:HG23	15:O:501:PRO:CD	2.32	0.56
15:O:641:TRP:CZ2	15:O:752:LEU:CD2	2.87	0.56
16:P:135:ILE:O	16:P:139:LYS:HG3	2.05	0.56
16:P:137:TRP:HA	16:P:140:ILE:HD12	1.87	0.56
16:P:209:ASN:O	16:P:210:TYR:HD2	1.89	0.56
2:B:1052:VAL:CG2	16:P:41:PHE:HD1	1.89	0.56
15:O:472:ARG:NH1	17:Q:200:THR:CG2	2.59	0.56
17:Q:290:TYR:CD1	17:Q:290:TYR:N	2.73	0.56
1:A:1460:TYR:HE1	1:A:1462:PHE:HB2	1.71	0.55
1:A:1657:LEU:HD23	7:G:105:ILE:C	2.27	0.55
2:B:1084:THR:O	2:B:1087:LEU:N	2.39	0.55
2:B:513:LYS:HG3	2:B:514:THR:N	2.20	0.55
2:B:614:GLU:HG3	2:B:615:GLY:N	2.21	0.55
2:B:726:MET:HG3	2:B:742:TYR:CB	2.35	0.55
2:B:746:THR:HG21	10:J:8:PHE:HZ	1.71	0.55

Continued on next page...

Continued from previous page...

Atom-1	Atom-2	Interatomic distance (Å)	Clash overlap (Å)
8:H:27:GLU:OE2	8:H:39:THR:HG23	2.06	0.55
14:N:25:ILE:CB	14:N:26:PRO:HD3	2.05	0.55
15:O:275:GLU:O	15:O:284:VAL:HG12	2.03	0.55
15:O:454:GLN:HE22	15:O:513:THR:HG22	1.71	0.55
15:O:686:TYR:HD2	15:O:692:THR:HG21	1.59	0.55
16:P:337:SER:HB3	16:P:448:LYS:HD3	1.87	0.55
15:O:433:VAL:CG1	17:Q:144:VAL:HG22	2.36	0.55
16:P:219:ILE:CD1	17:Q:207:ASN:CA	2.80	0.55
17:Q:248:LYS:HA	17:Q:248:LYS:NZ	2.21	0.55
1:A:1217:LEU:HD11	1:A:1572:ARG:NH2	2.22	0.55
2:B:262:PHE:CZ	2:B:269:TYR:HB2	2.41	0.55
4:D:27:LEU:CD1	4:D:28:PRO:HD2	2.35	0.55
5:E:156:LEU:HD21	5:E:197:LYS:HB2	1.89	0.55
13:M:65:TYR:HA	13:M:96:LEU:HD22	1.87	0.55
14:N:26:PRO:C	14:N:28:GLY:N	2.47	0.55
15:O:262:GLY:C	15:O:263:ILE:HG13	2.27	0.55
15:O:303:VAL:O	15:O:304:ASP:HB2	2.07	0.55
15:O:422:ILE:CG1	15:O:440:HIS:CD2	2.89	0.55
15:O:415:LEU:CD1	15:O:453:VAL:HG11	2.20	0.55
15:O:474:LYS:HD2	15:O:499:GLU:O	2.05	0.55
16:P:135:ILE:HD11	16:P:243:PHE:HZ	1.70	0.55
16:P:195:ALA:HB3	16:P:215:LEU:HG	1.87	0.55
16:P:257:VAL:HB	16:P:262:LEU:CD1	2.36	0.55
16:P:336:GLU:O	16:P:338:LEU:N	2.40	0.55
17:Q:1:MET:N	17:Q:218:ASP:OD2	2.39	0.55
1:A:611:GLU:HG3	1:A:613:THR:H	1.71	0.55
1:A:677:GLY:O	1:A:681:THR:OG1	2.11	0.55
1:A:925:MET:HA	1:A:928:MET:HE3	1.87	0.55
15:O:380:MET:HG3	15:O:402:ILE:CD1	2.36	0.55
15:O:446:ASP:OD1	15:O:448:THR:N	2.34	0.55
15:O:722:TRP:CG	16:P:264:PRO:HG3	2.42	0.55
15:O:698:LYS:CD	16:P:124:ARG:O	2.55	0.55
16:P:147:GLN:H	16:P:148:PRO:HD3	1.61	0.55
16:P:215:LEU:HD22	16:P:215:LEU:H	1.72	0.55
16:P:48:LEU:C	16:P:49:ASN:O	2.26	0.55
2:B:479:GLN:C	19:S:39:DT:O4	2.45	0.55
1:A:1102:LEU:CA	1:A:1105:ARG:HH21	2.19	0.55
1:A:485:SER:O	1:A:615:ARG:HD3	2.06	0.55
2:B:1061:LYS:CB	16:P:45:GLU:HB3	2.29	0.55
2:B:1162:GLY:C	2:B:1164:GLY:H	2.09	0.55
2:B:502:MET:HG3	2:B:542:LEU:HG	1.89	0.55

Continued on next page...

Continued from previous page...

Atom-1	Atom-2	Interatomic distance (Å)	Clash overlap (Å)
2:B:657:PRO:HD3	14:N:148:ILE:HD11	1.88	0.55
3:C:169:PHE:CE2	3:C:171:PRO:HB3	2.42	0.55
9:I:26:SER:C	9:I:37:TYR:CE2	2.67	0.55
9:I:3:VAL:HA	9:I:8:ILE:HA	1.88	0.55
13:M:43:LYS:O	13:M:49:ASP:CG	2.41	0.55
14:N:52:GLN:HG2	14:N:134:ASP:OD2	2.06	0.55
16:P:169:SER:OG	16:P:175:PRO:HD2	2.06	0.55
16:P:209:ASN:O	16:P:211:TYR:HD1	1.89	0.55
16:P:235:GLY:N	16:P:289:ARG:CA	2.68	0.55
15:O:707:ASP:OD2	16:P:439:ILE:HG12	2.07	0.55
17:Q:125:ARG:HH12	19:S:19:DG:C3'	2.18	0.55
17:Q:212:HIS:O	17:Q:215:THR:CA	2.53	0.55
17:Q:25:ASN:HA	17:Q:28:SER:HB3	1.86	0.55
1:A:801:TYR:HB3	1:A:805:VAL:HG21	1.87	0.55
1:A:855:ARG:NH1	1:A:867:ASP:HA	2.19	0.55
1:A:949:GLN:NE2	1:A:950:GLN:O	2.32	0.55
6:F:93:ILE:CG1	6:F:134:ILE:HD11	2.37	0.55
7:G:48:SER:CB	7:G:115:PHE:HE1	2.19	0.55
7:G:226:ASP:OD1	7:G:227:GLY:N	2.38	0.55
7:G:75:ASN:OD1	7:G:76:LYS:HG2	2.06	0.55
15:O:352:PHE:O	15:O:353:ASP:C	2.44	0.55
15:O:513:THR:O	15:O:513:THR:HG23	2.07	0.55
15:O:581:ALA:C	15:O:585:GLU:HB3	2.23	0.55
15:O:705:HIS:CE1	15:O:707:ASP:HB2	2.39	0.55
16:P:85:GLN:HG2	16:P:89:HIS:ND1	2.20	0.55
17:Q:365:TRP:HE3	17:Q:365:TRP:HA	1.72	0.55
2:B:35:PHE:N	2:B:36:PRO:HD3	2.21	0.55
2:B:858:ILE:HG23	2:B:903:ILE:HD13	1.86	0.55
13:M:82:ASN:OD1	13:M:84:GLU:N	2.30	0.55
14:N:45:LYS:HB2	14:N:49:LYS:HG2	1.88	0.55
15:O:326:ILE:N	15:O:344:ILE:HD11	2.20	0.55
15:O:463:LEU:HA	15:O:482:SER:HA	1.89	0.55
16:P:330:TRP:NE1	16:P:452:PHE:CD1	2.75	0.55
16:P:499:LYS:HA	16:P:502:ILE:HB	1.88	0.55
1:A:538:ASN:HB2	1:A:540:ASP:OD1	2.06	0.55
2:B:423:ASN:HB3	2:B:453:VAL:CG2	2.37	0.55
2:B:705:PRO:CB	2:B:981:SER:HB2	2.37	0.55
5:E:37:LEU:HD12	5:E:38:PRO:HD2	1.89	0.55
9:I:38:PRO:O	9:I:39:LYS:C	2.38	0.55
14:N:107:MET:HE2	14:N:107:MET:HA	1.87	0.55
14:N:135:LYS:HE3	14:N:137:PHE:HZ	1.71	0.55

Continued on next page...

Continued from previous page...

Atom-1	Atom-2	Interatomic distance (Å)	Clash overlap (Å)
15:O:315:PHE:O	15:O:316:ALA:C	2.44	0.55
15:O:413:GLY:HA2	15:O:426:ALA:CB	2.36	0.55
15:O:440:HIS:CD2	15:O:479:HIS:CD2	2.94	0.55
15:O:440:HIS:CE1	15:O:481:PHE:HZ	2.02	0.55
15:O:705:HIS:CG	15:O:705:HIS:O	2.59	0.55
16:P:110:PHE:CE2	16:P:198:ILE:CG2	2.90	0.55
16:P:365:ASP:O	16:P:366:TYR:C	2.45	0.55
16:P:378:LEU:HD12	17:Q:235:ILE:N	2.20	0.55
17:Q:355:THR:N	17:Q:359:MET:HB2	2.22	0.55
1:A:1223:ARG:HG3	1:A:1227:MET:SD	2.47	0.55
2:B:110:ASN:HB3	2:B:118:GLU:CG	2.37	0.55
2:B:810:ASP:OD1	2:B:812:ALA:N	2.33	0.55
3:C:89:THR:OG1	3:C:201:GLU:N	2.38	0.55
3:C:283:GLU:CD	3:C:283:GLU:H	2.08	0.55
7:G:38:ILE:CG1	7:G:125:TRP:HD1	2.20	0.55
7:G:24:VAL:HG21	7:G:126:GLN:HE22	1.71	0.55
9:I:30:CYS:HB3	9:I:33:CYS:O	2.06	0.55
15:O:380:MET:HG3	15:O:402:ILE:HD13	1.89	0.55
16:P:137:TRP:CZ3	16:P:140:ILE:HG21	2.42	0.55
16:P:352:ILE:C	16:P:355:VAL:HG23	2.27	0.55
16:P:366:TYR:CE2	17:Q:218:ASP:CB	2.90	0.55
17:Q:290:TYR:O	17:Q:294:VAL:CG1	2.55	0.55
17:Q:291:ARG:O	17:Q:291:ARG:CG	2.45	0.55
1:A:1221:ARG:O	1:A:1225:ILE:HG13	2.07	0.55
1:A:1236:PRO:HB2	1:A:1524:VAL:HG23	1.89	0.55
1:A:372:LYS:CB	1:A:377:VAL:HG13	2.34	0.55
1:A:733:THR:HG23	1:A:775:ALA:HA	1.88	0.55
1:A:921:PRO:O	1:A:922:CYS:SG	2.64	0.55
2:B:91:LEU:HD22	2:B:91:LEU:O	2.07	0.55
5:E:23:VAL:CG1	5:E:28:TYR:HB2	2.37	0.55
2:B:1195:ARG:HH21	7:G:117:TRP:HZ2	1.55	0.55
13:M:36:THR:HG23	13:M:38:PHE:CE1	2.42	0.55
2:B:985:ILE:HG12	14:N:160:VAL:CG1	2.36	0.55
14:N:45:LYS:CB	14:N:48:ALA:HB3	2.37	0.55
15:O:353:ASP:CB	17:Q:28:SER:HA	2.37	0.55
15:O:380:MET:SD	15:O:416:LEU:CD2	2.95	0.55
15:O:725:VAL:HG12	16:P:452:PHE:HB3	1.83	0.55
16:P:139:LYS:CE	16:P:242:PHE:CE2	2.90	0.55
16:P:29:CYS:HB2	16:P:33:HIS:O	2.07	0.55
15:O:382:GLU:OE1	17:Q:144:VAL:CG2	2.55	0.55
15:O:357:LEU:HB2	17:Q:20:LYS:CE	2.36	0.55

Continued on next page...

Continued from previous page...

Atom-1	Atom-2	Interatomic distance (Å)	Clash overlap (Å)
17:Q:247:ILE:HG13	17:Q:298:GLN:HG2	0.55	0.55
17:Q:281:LYS:C	17:Q:302:ARG:CG	2.55	0.55
1:A:239:PHE:H	1:A:264:ASN:ND2	2.05	0.55
1:A:246:ASP:OD2	1:A:250:LYS:N	2.40	0.55
1:A:65:CYS:SG	1:A:67:LEU:HB2	2.47	0.55
1:A:669:LEU:HD12	1:A:786:TYR:CE2	2.41	0.55
3:C:139:LYS:HE2	3:C:201:GLU:OE1	2.07	0.55
3:C:237:GLN:OE1	3:C:288:LYS:HA	2.07	0.55
5:E:85:GLU:O	5:E:113:GLN:HB2	2.07	0.55
4:D:28:PRO:CB	7:G:41:VAL:HB	2.36	0.55
13:M:43:LYS:HB2	14:N:29:PHE:HD1	1.68	0.55
15:O:359:SER:HA	15:O:361:LYS:NZ	2.22	0.55
15:O:443:ASP:O	17:Q:2:PHE:HA	2.07	0.55
16:P:119:LEU:HD21	16:P:190:MET:HE1	1.89	0.55
16:P:123:MET:O	16:P:124:ARG:HG3	2.06	0.55
1:A:1306:TYR:O	1:A:1308:VAL:HG13	2.08	0.54
1:A:1:MET:HA	2:B:1098:TYR:CD2	2.42	0.54
2:B:129:ARG:HD3	2:B:890:ASP:CB	2.37	0.54
3:C:146:ALA:HB1	3:C:151:THR:HG1	1.72	0.54
3:C:241:GLY:O	3:C:245:ARG:HG3	2.07	0.54
4:D:27:LEU:HD12	4:D:28:PRO:HD2	1.88	0.54
2:B:289:PHE:CZ	9:I:4:VAL:HG11	2.42	0.54
14:N:26:PRO:CG	14:N:29:PHE:CE2	2.90	0.54
14:N:83:ASP:C	14:N:85:HIS:H	2.10	0.54
15:O:254:ILE:O	15:O:256:ARG:N	2.39	0.54
15:O:326:ILE:H	15:O:344:ILE:CD1	2.18	0.54
15:O:351:ILE:O	15:O:352:PHE:CD1	2.60	0.54
15:O:350:THR:O	15:O:352:PHE:CZ	2.58	0.54
15:O:363:ILE:HD12	15:O:363:ILE:O	2.06	0.54
15:O:400:SER:O	15:O:401:ASN:ND2	2.39	0.54
15:O:401:ASN:O	15:O:419:ARG:N	2.39	0.54
15:O:414:ILE:HD13	15:O:434:ARG:NH2	2.22	0.54
15:O:583:GLU:HG2	15:O:584:ARG:CA	2.33	0.54
15:O:604:ILE:CA	15:O:732:LEU:CD2	2.83	0.54
16:P:157:HIS:CE1	16:P:158:MET:CE	2.90	0.54
16:P:208:PRO:HB3	16:P:212:VAL:HG21	1.81	0.54
16:P:212:VAL:O	16:P:215:LEU:CB	2.55	0.54
16:P:257:VAL:O	16:P:262:LEU:HA	2.07	0.54
1:A:1310:LYS:HE2	1:A:1464:ASP:O	2.08	0.54
1:A:36:THR:O	1:A:45:VAL:HG11	2.06	0.54
1:A:539:GLU:OE1	1:A:539:GLU:N	2.31	0.54

Continued on next page...

Continued from previous page...

Atom-1	Atom-2	Interatomic distance (Å)	Clash overlap (Å)
1:A:57:PHE:O	1:A:60:ASN:N	2.40	0.54
1:A:708:THR:HB	1:A:742:PRO:HD3	1.89	0.54
1:A:785:GLN:O	1:A:793:ILE:HG22	2.07	0.54
2:B:111:ASP:O	2:B:116:ALA:HB2	2.07	0.54
2:B:1181:VAL:HG23	2:B:1182:LEU:N	2.23	0.54
2:B:239:VAL:HA	2:B:245:SER:HA	1.88	0.54
5:E:112:TYR:CZ	5:E:136:ASN:HA	2.43	0.54
5:E:83:CYS:CB	5:E:112:TYR:HA	2.32	0.54
5:E:22:MET:HA	5:E:187:TYR:CZ	2.42	0.54
13:M:26:PHE:HE1	13:M:98:SER:CB	2.07	0.54
13:M:80:LEU:O	13:M:88:ILE:HA	2.07	0.54
15:O:294:PHE:HD2	15:O:300:LEU:CB	2.19	0.54
15:O:318:ILE:HG23	15:O:340:LYS:NZ	2.22	0.54
15:O:314:GLN:HE21	15:O:329:ILE:CD1	2.20	0.54
15:O:353:ASP:CB	17:Q:31:PHE:HB3	2.37	0.54
15:O:362:ARG:HH22	15:O:364:GLU:HG2	1.73	0.54
15:O:423:ILE:HA	15:O:439:LYS:HB3	1.88	0.54
15:O:420:GLU:HA	15:O:442:LEU:CD1	2.37	0.54
16:P:95:LEU:CD1	16:P:100:ALA:N	2.64	0.54
16:P:101:LYS:HZ2	16:P:152:LEU:HD13	1.05	0.54
16:P:223:ASN:CA	16:P:492:ALA:O	2.37	0.54
16:P:93:LYS:HZ3	16:P:94:LYS:CA	2.20	0.54
17:Q:158:THR:HG22	17:Q:161:ASN:CB	2.32	0.54
17:Q:208:TYR:CE1	17:Q:212:HIS:CE1	2.95	0.54
1:A:1332:GLU:OE1	1:A:1335:LYS:HD3	2.06	0.54
1:A:1455:ARG:HG3	1:A:1456:PHE:CD1	2.43	0.54
1:A:676:ALA:HB2	1:A:821:ILE:CD1	2.35	0.54
1:A:872:ASP:OD1	1:A:874:GLU:HB3	2.07	0.54
2:B:1090:ASP:HA	2:B:1094:ASN:HD22	1.72	0.54
2:B:1109:SER:HB2	2:B:1130:ARG:HH22	1.72	0.54
2:B:1126:VAL:HB	2:B:1166:LYS:HZ2	1.73	0.54
2:B:289:PHE:CE1	2:B:293:ILE:HG21	2.43	0.54
2:B:409:TYR:O	2:B:412:ILE:HG22	2.08	0.54
2:B:438:ILE:CG2	2:B:445:TYR:CD1	2.90	0.54
3:C:240:LYS:HB2	3:C:261:GLY:O	2.08	0.54
3:C:256:ILE:HG23	3:C:266:TYR:O	2.08	0.54
7:G:82:LEU:HD11	7:G:125:TRP:HB2	1.88	0.54
1:A:720:PHE:HD2	8:H:63:LEU:HD11	1.71	0.54
10:J:45:CYS:O	10:J:48:ARG:HG2	2.08	0.54
13:M:55:GLY:HA3	13:M:62:TYR:CZ	2.42	0.54
15:O:194:ARG:CB	15:O:194:ARG:CZ	2.86	0.54

Continued on next page...

Continued from previous page...

Atom-1	Atom-2	Interatomic distance (Å)	Clash overlap (Å)
15:O:672:ILE:HD12	15:O:734:LYS:CE	2.36	0.54
15:O:736:ILE:O	15:O:736:ILE:CG2	2.54	0.54
16:P:104:PHE:CD1	16:P:211:TYR:CA	2.90	0.54
16:P:334:LEU:O	16:P:338:LEU:CG	2.40	0.54
16:P:360:LYS:N	16:P:361:PRO:HD3	2.22	0.54
17:Q:128:TRP:O	17:Q:132:GLU:N	2.38	0.54
16:P:357:TYR:HE2	17:Q:203:SER:HA	1.72	0.54
17:Q:29:ARG:O	17:Q:32:ASP:OD2	2.25	0.54
17:Q:362:ALA:O	17:Q:363:GLU:C	2.45	0.54
1:A:588:LEU:HD21	1:A:600:MET:HE2	1.89	0.54
1:A:920:PHE:CZ	1:A:930:LEU:HD23	2.43	0.54
2:B:22:GLU:O	2:B:26:ILE:HG22	2.07	0.54
2:B:523:GLU:OE1	2:B:523:GLU:N	2.36	0.54
2:B:656:LEU:HD13	2:B:688:HIS:HA	1.89	0.54
5:E:69:ILE:HD11	5:E:73:PRO:O	2.08	0.54
7:G:169:VAL:HG23	7:G:216:HIS:C	2.21	0.54
14:N:34:HIS:HA	14:N:115:SER:OG	2.08	0.54
14:N:80:MET:HB2	14:N:89:ILE:HD11	1.89	0.54
15:O:214:LEU:N	15:O:236:ILE:CG2	2.71	0.54
15:O:375:PHE:CD1	15:O:380:MET:CG	2.91	0.54
15:O:373:LEU:CD2	15:O:382:GLU:HG3	2.37	0.54
15:O:400:SER:HA	15:O:419:ARG:CD	2.34	0.54
15:O:400:SER:OG	17:Q:139:GLU:OE1	2.25	0.54
15:O:473:HIS:O	15:O:504:THR:HG23	2.07	0.54
15:O:483:HIS:CG	15:O:489:PHE:HE1	2.25	0.54
15:O:655:SER:HB3	16:P:244:ASN:CG	2.24	0.54
16:P:120:ILE:HD11	16:P:130:GLU:HB2	1.90	0.54
16:P:101:LYS:HD3	16:P:152:LEU:CD1	2.21	0.54
1:A:543:LEU:CD2	16:P:26:ARG:NH2	2.67	0.54
17:Q:217:THR:O	17:Q:221:HIS:CD2	2.61	0.54
1:A:1048:PHE:CZ	5:E:211:TYR:HB2	2.42	0.54
1:A:360:LEU:HD11	2:B:1184:TYR:OH	2.06	0.54
1:A:367:PHE:HA	2:B:1055:LEU:CD2	2.37	0.54
2:B:464:PHE:CE1	2:B:471:VAL:HG22	2.40	0.54
3:C:191:ILE:HD11	10:J:13:VAL:HG21	1.89	0.54
5:E:147:HIS:CE1	5:E:149:LEU:HG	2.42	0.54
7:G:135:GLY:O	7:G:229:LEU:N	2.37	0.54
11:K:64:GLN:HG3	11:K:102:ASN:OD1	2.07	0.54
15:O:181:ARG:HD2	15:O:206:ALA:CB	2.38	0.54
15:O:438:TRP:CZ2	15:O:481:PHE:HD2	2.24	0.54
15:O:511:ILE:CD1	15:O:537:PHE:HA	2.38	0.54

Continued on next page...

Continued from previous page...

Atom-1	Atom-2	Interatomic distance (Å)	Clash overlap (Å)
16:P:137:TRP:NE1	16:P:141:LEU:HD11	2.21	0.54
16:P:13:ASP:HB2	16:P:33:HIS:CE1	2.41	0.54
16:P:274:ILE:HG23	16:P:278:GLU:OE1	2.08	0.54
16:P:280:ASP:O	16:P:281:ILE:HG22	2.08	0.54
16:P:256:LEU:HD21	16:P:307:LEU:HD23	1.88	0.54
1:A:1018:TYR:CZ	20:T:14:DT:H72	2.42	0.54
1:A:1045:LEU:HD23	1:A:1046:VAL:N	2.23	0.54
1:A:719:ILE:O	1:A:724:PRO:HA	2.08	0.54
2:B:129:ARG:HG2	2:B:131:THR:HG23	1.89	0.54
2:B:225:ARG:NE	2:B:261:ARG:HH12	2.05	0.54
2:B:204:ARG:HG3	2:B:502:MET:HE3	1.88	0.54
2:B:829:ASN:C	2:B:831:GLU:H	2.11	0.54
3:C:246:ARG:HG3	3:C:246:ARG:HH11	1.72	0.54
3:C:278:GLU:OE2	3:C:281:ARG:HD3	2.07	0.54
6:F:133:VAL:HG22	6:F:147:SER:HA	1.90	0.54
9:I:17:LEU:HD12	9:I:17:LEU:C	2.28	0.54
15:O:308:ASN:O	15:O:315:PHE:HE2	1.87	0.54
15:O:419:ARG:CZ	15:O:420:GLU:OE1	2.55	0.54
15:O:611:ILE:HD11	15:O:731:LEU:HG	1.90	0.54
16:P:100:ALA:CB	16:P:209:ASN:CB	2.86	0.54
15:O:775:TRP:HE1	16:P:113:LYS:HB2	1.68	0.54
15:O:698:LYS:HB3	16:P:125:PHE:HE1	1.71	0.54
16:P:136:ILE:CD1	16:P:168:ALA:HB2	2.34	0.54
16:P:171:HIS:CG	16:P:243:PHE:CG	2.96	0.54
16:P:303:GLU:O	16:P:306:VAL:N	2.40	0.54
17:Q:248:LYS:CA	17:Q:298:GLN:NE2	2.70	0.54
1:A:1313:LEU:HA	1:A:1316:VAL:HG12	1.90	0.54
1:A:257:ASN:O	1:A:261:ILE:N	2.34	0.54
1:A:464:GLU:N	1:A:464:GLU:OE1	2.39	0.54
2:B:1071:VAL:HA	2:B:1075:GLU:OE1	2.08	0.54
2:B:883:GLU:O	2:B:884:GLU:HG3	2.08	0.54
5:E:97:VAL:HG13	5:E:127:ILE:HD13	1.88	0.54
13:M:15:VAL:HG22	13:M:90:LEU:CD1	2.24	0.54
13:M:43:LYS:O	13:M:49:ASP:CB	2.56	0.54
15:O:600:GLU:OE2	16:P:268:PHE:CB	2.51	0.54
16:P:354:LYS:CD	16:P:362:THR:HG22	2.37	0.54
16:P:58:ARG:NH2	16:P:63:THR:O	2.40	0.54
1:A:1613:MET:CE	1:A:1622:LEU:HD13	2.37	0.54
1:A:733:THR:HG23	1:A:774:GLY:O	2.08	0.54
2:B:317:TYR:CB	2:B:320:LEU:HD12	2.37	0.54
2:B:74:PHE:HE2	2:B:342:PRO:O	1.81	0.54

Continued on next page...

Continued from previous page...

Atom-1	Atom-2	Interatomic distance (Å)	Clash overlap (Å)
2:B:96:SER:HB3	2:B:144:SER:HB3	1.88	0.54
2:B:943:ILE:HD11	10:J:44:TYR:OH	2.07	0.54
13:M:60:LEU:HG	13:M:102:SER:CA	2.38	0.54
14:N:26:PRO:CB	14:N:29:PHE:CE2	2.90	0.54
15:O:275:GLU:CB	15:O:285:MET:CG	2.85	0.54
15:O:469:TYR:HB3	15:O:476:ILE:HD12	1.88	0.54
16:P:104:PHE:HB2	16:P:211:TYR:HB2	1.90	0.54
15:O:698:LYS:HD3	16:P:124:ARG:O	2.07	0.54
16:P:257:VAL:C	16:P:262:LEU:HD13	2.27	0.54
16:P:60:LEU:CG	16:P:60:LEU:O	2.55	0.54
1:A:1027:LEU:HA	1:A:1030:VAL:HG23	1.90	0.54
1:A:24:ILE:O	1:A:28:SER:N	2.38	0.54
2:B:1151:ILE:CA	2:B:1160:GLU:O	2.36	0.54
2:B:1128:CYS:N	2:B:1163:GLN:O	2.38	0.54
2:B:874:TYR:CE2	2:B:876:SER:HB3	2.43	0.54
2:B:897:GLU:HB3	2:B:899:GLN:HE21	1.73	0.54
4:D:92:ILE:HG12	7:G:152:ALA:HB2	1.89	0.54
11:K:111:THR:HG22	11:K:112:THR:N	2.22	0.54
11:K:50:LEU:HD11	11:K:64:GLN:HB2	1.90	0.54
12:L:38:LEU:C	12:L:38:LEU:HD12	2.28	0.54
13:M:12:ILE:H	14:N:69:SER:HA	1.71	0.54
14:N:95:ILE:CG1	14:N:96:GLU:HG2	2.36	0.54
15:O:314:GLN:HE21	15:O:329:ILE:HD12	1.72	0.54
15:O:359:SER:O	15:O:360:TRP:CD1	2.61	0.54
16:P:183:LYS:CG	16:P:189:LYS:CE	2.86	0.54
15:O:727:PRO:CD	16:P:264:PRO:CB	2.85	0.54
16:P:299:SER:C	16:P:301:HIS:H	2.10	0.54
16:P:41:PHE:O	16:P:42:ASN:HB2	2.07	0.54
16:P:5:ILE:O	16:P:5:ILE:HG23	2.08	0.54
17:Q:153:ASN:O	17:Q:156:LYS:CD	2.56	0.54
17:Q:353:VAL:CA	17:Q:358:PHE:HD2	2.19	0.54
1:A:1610:PHE:HB2	1:A:1639:ALA:HB2	1.89	0.54
1:A:703:GLU:HB3	11:K:53:ALA:HB2	1.90	0.54
2:B:204:ARG:HD3	2:B:502:MET:HE1	1.90	0.54
2:B:368:GLN:O	2:B:371:PHE:HB3	2.08	0.54
3:C:151:THR:O	3:C:155:GLU:OE1	2.26	0.54
3:C:240:LYS:HE3	3:C:262:SER:O	2.07	0.54
3:C:285:PHE:HA	3:C:288:LYS:HG2	1.90	0.54
5:E:58:MET:HB2	5:E:82:PHE:HD2	1.72	0.54
15:O:210:THR:O	15:O:210:THR:CG2	2.56	0.54
15:O:243:LYS:NZ	15:O:301:GLN:HE21	2.06	0.54

Continued on next page...

Continued from previous page...

Atom-1	Atom-2	Interatomic distance (Å)	Clash overlap (Å)
15:O:488:LEU:HD21	15:O:490:GLN:HG3	1.90	0.54
16:P:156:LEU:CD1	16:P:157:HIS:N	2.70	0.54
16:P:195:ALA:CB	16:P:216:GLU:CA	2.84	0.54
17:Q:299:THR:HG23	17:Q:304:HIS:ND1	2.21	0.54
17:Q:354:LEU:HG	17:Q:359:MET:CB	2.37	0.54
1:A:1297:PHE:HA	1:A:1468:LYS:HZ2	1.73	0.53
1:A:328:PHE:HD2	1:A:352:ALA:HB2	1.72	0.53
1:A:52:LEU:C	1:A:63:SER:HB2	2.29	0.53
2:B:12:ARG:HG3	2:B:15:ASP:OD2	2.08	0.53
3:C:136:LEU:CD2	3:C:138:VAL:HG23	2.38	0.53
5:E:37:LEU:HD11	5:E:41:ASP:OD2	2.08	0.53
6:F:76:LYS:NZ	6:F:145:ASP:HB2	2.23	0.53
13:M:109:ARG:HG2	13:M:110:GLY:H	1.72	0.53
13:M:38:PHE:O	14:N:118:SER:HB3	2.07	0.53
14:N:33:LYS:O	14:N:115:SER:HB3	2.09	0.53
14:N:95:ILE:O	14:N:96:GLU:CG	2.56	0.53
15:O:213:VAL:HG13	15:O:236:ILE:O	2.07	0.53
15:O:660:LYS:CA	15:O:663:LEU:HB2	2.28	0.53
16:P:28:THR:C	16:P:36:GLU:CD	2.66	0.53
17:Q:292:SER:C	17:Q:293:ILE:HD12	2.29	0.53
16:P:48:LEU:HB2	20:T:22:DG:H5'	1.90	0.53
1:A:1288:ARG:CZ	1:A:1481:GLU:O	2.56	0.53
1:A:527:PRO:HG3	1:A:547:ILE:HA	1.89	0.53
2:B:1135:PHE:CB	2:B:1159:TRP:HB2	2.38	0.53
2:B:73:ILE:HB	2:B:425:ILE:HD12	1.90	0.53
1:A:1139:ASN:ND2	5:E:204:THR:O	2.40	0.53
10:J:6:ARG:HD3	10:J:11:GLY:O	2.07	0.53
11:K:46:LYS:HA	11:K:66:VAL:CG2	2.38	0.53
15:O:195:ASN:N	15:O:197:ARG:NH1	2.55	0.53
16:P:351:ASN:O	16:P:355:VAL:CG2	2.53	0.53
16:P:359:ASP:OD2	16:P:361:PRO:HG3	2.08	0.53
15:O:351:ILE:CA	17:Q:157:MET:HE3	2.35	0.53
17:Q:358:PHE:CE1	17:Q:365:TRP:CE3	2.94	0.53
1:A:1158:SER:CB	1:A:1161:VAL:CG2	2.87	0.53
1:A:801:TYR:CB	1:A:805:VAL:HG21	2.37	0.53
2:B:108:MET:HE3	2:B:120:LYS:HG2	1.90	0.53
2:B:29:PRO:HB2	2:B:177:PRO:HG2	1.89	0.53
2:B:944:GLN:N	2:B:944:GLN:OE1	2.41	0.53
7:G:165:ASP:O	7:G:220:SER:HA	2.07	0.53
14:N:80:MET:SD	14:N:89:ILE:HD11	2.48	0.53
15:O:16:UNK:CB	15:O:440:HIS:HB2	2.38	0.53

Continued on next page...

Continued from previous page...

Atom-1	Atom-2	Interatomic distance (Å)	Clash overlap (Å)
15:O:186:TYR:CA	15:O:201:GLU:HB3	2.39	0.53
15:O:264:ILE:HG22	15:O:265:THR:N	2.22	0.53
15:O:270:GLN:CD	15:O:339:ARG:HH22	2.11	0.53
15:O:270:GLN:NE2	15:O:289:SER:HB2	2.24	0.53
15:O:275:GLU:HG2	15:O:285:MET:HG3	1.89	0.53
16:P:157:HIS:CE1	16:P:158:MET:CG	2.85	0.53
16:P:9:ILE:CD1	16:P:16:PRO:HB3	2.38	0.53
16:P:178:THR:HG23	16:P:179:CYS:N	2.24	0.53
16:P:184:TRP:CH2	16:P:192:TYR:HD2	2.23	0.53
16:P:357:TYR:HB3	17:Q:211:ARG:HD3	1.82	0.53
17:Q:158:THR:C	17:Q:160:HIS:N	2.54	0.53
17:Q:200:THR:HG1	17:Q:203:SER:CB	2.14	0.53
1:A:461:GLU:HG2	1:A:1618:THR:HB	1.88	0.53
1:A:372:LYS:HG3	1:A:377:VAL:HG22	1.90	0.53
1:A:588:LEU:HD22	2:B:1087:LEU:CD2	2.37	0.53
1:A:827:THR:O	1:A:924:SER:OG	2.20	0.53
2:B:1106:GLU:HG3	2:B:1165:ASN:ND2	2.23	0.53
2:B:1179:PRO:O	2:B:1183:LYS:HB2	2.05	0.53
2:B:293:ILE:HD13	2:B:297:VAL:HA	1.90	0.53
5:E:13:TRP:HB3	5:E:39:LEU:HD13	1.91	0.53
6:F:110:ASP:HB3	6:F:123:LYS:HZ1	1.73	0.53
8:H:15:VAL:HG13	8:H:26:ILE:CD1	2.38	0.53
8:H:7:ASP:HA	8:H:58:THR:HA	1.89	0.53
14:N:172:ALA:HB3	14:N:175:TYR:HD2	1.73	0.53
15:O:308:ASN:N	15:O:315:PHE:CD2	2.76	0.53
15:O:310:TRP:HB2	15:O:368:HIS:ND1	2.23	0.53
15:O:771:ILE:HG22	16:P:109:GLN:CD	2.17	0.53
16:P:112:LEU:HD13	16:P:161:THR:HG23	1.90	0.53
15:O:772:ILE:HD12	16:P:138:LEU:HD21	1.86	0.53
16:P:13:ASP:CB	16:P:33:HIS:CE1	2.91	0.53
16:P:238:HIS:NE2	16:P:289:ARG:CZ	2.67	0.53
16:P:336:GLU:O	16:P:337:SER:C	2.47	0.53
16:P:485:SER:O	16:P:489:VAL:CG2	2.52	0.53
17:Q:246:GLN:NE2	17:Q:246:GLN:H	2.06	0.53
17:Q:282:SER:N	17:Q:302:ARG:HG2	2.20	0.53
17:Q:383:PHE:C	17:Q:388:LYS:HA	2.29	0.53
1:A:916:THR:HG21	1:A:926:GLN:NE2	2.22	0.53
2:B:738:ASP:OD2	2:B:741:LEU:HD11	2.09	0.53
3:C:255:VAL:HG22	3:C:272:LYS:CB	2.36	0.53
5:E:5:ASN:HD21	5:E:51:GLY:HA3	1.73	0.53
14:N:157:ARG:NH1	14:N:159:ASP:OD1	2.41	0.53

Continued on next page...

Continued from previous page...

Atom-1	Atom-2	Interatomic distance (Å)	Clash overlap (Å)
14:N:81:THR:HA	14:N:85:HIS:O	2.08	0.53
14:N:93:THR:CA	14:N:97:SER:OG	2.56	0.53
15:O:352:PHE:HD2	15:O:355:GLU:HB2	1.71	0.53
15:O:511:ILE:O	15:O:512:LEU:CB	2.56	0.53
15:O:596:ILE:HG23	16:P:317:MET:CE	2.34	0.53
16:P:233:THR:O	16:P:237:ILE:HG13	2.08	0.53
16:P:369:TRP:HZ3	16:P:377:PHE:CD2	2.26	0.53
18:R:1:A:C6	20:T:22:DG:O6	2.59	0.53
1:A:1647:ASN:HD21	1:A:1649:VAL:HB	1.73	0.53
1:A:18:ILE:HD13	1:A:354:SER:HB3	1.90	0.53
1:A:496:GLY:HA3	1:A:608:LEU:CD1	2.39	0.53
1:A:973:GLU:HG3	1:A:975:ASP:H	1.73	0.53
2:B:585:CYS:SG	2:B:592:ILE:HD12	2.48	0.53
1:A:967:PRO:CG	2:B:669:GLN:HE21	2.21	0.53
3:C:86:PHE:O	12:L:62:LYS:HA	2.08	0.53
7:G:217:TRP:O	7:G:225:ILE:HG12	2.09	0.53
7:G:40:ARG:HD3	7:G:123:TYR:CZ	2.43	0.53
7:G:40:ARG:HD2	7:G:85:GLU:OE1	2.09	0.53
15:O:351:ILE:O	15:O:352:PHE:HD1	1.92	0.53
15:O:436:ILE:C	15:O:436:ILE:HD12	2.29	0.53
15:O:409:ASP:OD2	15:O:455:LYS:NZ	2.40	0.53
15:O:658:LYS:HD2	15:O:660:LYS:CD	2.37	0.53
15:O:604:ILE:CB	15:O:732:LEU:CD2	2.87	0.53
15:O:757:GLN:C	15:O:760:ILE:CG2	2.77	0.53
16:P:227:TYR:CE2	16:P:304:LEU:HD11	2.44	0.53
17:Q:266:SER:OG	17:Q:266:SER:O	2.26	0.53
1:A:89:LEU:HG	1:A:1623:THR:OG1	2.09	0.53
1:A:912:VAL:O	1:A:914:ASP:N	2.41	0.53
1:A:843:ARG:NE	1:A:945:CYS:O	2.25	0.53
2:B:279:ALA:O	2:B:323:ARG:NE	2.42	0.53
2:B:811:LEU:CB	2:B:899:GLN:OE1	2.57	0.53
1:A:672:ASP:HA	2:B:952:HIS:CE1	2.43	0.53
2:B:95:LEU:HD23	2:B:440:PHE:CZ	2.44	0.53
3:C:334:THR:O	11:K:49:LEU:N	2.40	0.53
4:D:82:LEU:HD22	7:G:67:ASN:CB	2.37	0.53
13:M:16:GLN:HE21	14:N:36:LYS:HD2	1.73	0.53
15:O:270:GLN:NE2	15:O:289:SER:H	2.06	0.53
15:O:455:LYS:O	15:O:455:LYS:HG3	2.08	0.53
15:O:585:GLU:O	15:O:586:LYS:C	2.45	0.53
15:O:706:GLU:CB	16:P:438:PHE:HB3	2.38	0.53
16:P:80:LEU:O	16:P:81:LEU:C	2.47	0.53

Continued on next page...

Continued from previous page...

Atom-1	Atom-2	Interatomic distance (Å)	Clash overlap (Å)
17:Q:206:ARG:HD3	17:Q:211:ARG:NH2	2.13	0.53
17:Q:283:ARG:HB2	17:Q:302:ARG:NE	2.23	0.53
17:Q:299:THR:CG2	17:Q:304:HIS:CE1	2.85	0.53
17:Q:388:LYS:HE3	17:Q:393:ILE:HB	1.89	0.53
1:A:1097:TYR:CD2	1:A:1123:VAL:HA	2.44	0.53
1:A:642:ASN:O	1:A:646:GLU:HG3	2.09	0.53
2:B:588:ILE:O	2:B:588:ILE:HG23	2.07	0.53
2:B:843:ASP:HB3	12:L:27:LEU:CD2	2.38	0.53
3:C:239:ILE:C	3:C:244:ALA:HB2	2.29	0.53
2:B:1133:MET:HE3	7:G:15:ARG:HH22	1.74	0.53
14:N:34:HIS:O	14:N:35:LEU:HD23	2.09	0.53
15:O:174:TRP:HA	17:Q:198:LEU:HD11	1.89	0.53
15:O:310:TRP:CA	15:O:368:HIS:CE1	2.91	0.53
15:O:369:PHE:CG	15:O:432:PRO:CG	2.87	0.53
15:O:659:LEU:HD22	15:O:659:LEU:H	1.71	0.53
16:P:129:PHE:HD1	16:P:129:PHE:O	1.92	0.53
16:P:101:LYS:CE	16:P:152:LEU:HD13	2.06	0.53
16:P:183:LYS:HG2	16:P:189:LYS:CE	2.39	0.53
16:P:118:TRP:CZ2	16:P:189:LYS:CB	2.87	0.53
16:P:311:MET:SD	16:P:487:LEU:HD21	2.49	0.53
16:P:386:LEU:O	16:P:388:THR:N	2.40	0.53
17:Q:266:SER:O	17:Q:268:LEU:CA	2.53	0.53
17:Q:380:SER:C	17:Q:384:VAL:HG11	2.23	0.53
1:A:1028:GLU:HB3	1:A:1187:ILE:HD11	1.91	0.53
1:A:1655:ASP:OD1	1:A:1656:VAL:N	2.42	0.53
1:A:31:GLN:HA	1:A:78:HIS:O	2.09	0.53
1:A:335:LEU:HD22	1:A:339:PHE:CE2	2.44	0.53
1:A:594:THR:HG21	2:B:1075:GLU:HG3	1.91	0.53
1:A:717:PRO:HB3	1:A:726:TRP:CZ2	2.44	0.53
2:B:743:ARG:HD2	2:B:745:GLN:OE1	2.09	0.53
8:H:105:GLU:OE1	8:H:115:TYR:OH	2.11	0.53
15:O:408:ILE:HG12	15:O:408:ILE:O	2.08	0.53
15:O:696:PHE:CE1	15:O:711:LEU:HD21	2.20	0.53
16:P:222:PHE:CB	16:P:223:ASN:OD1	2.55	0.53
16:P:272:GLN:O	16:P:275:GLU:HB3	2.08	0.53
16:P:332:LEU:HA	16:P:335:THR:OG1	2.09	0.53
17:Q:304:HIS:O	17:Q:304:HIS:CG	2.59	0.53
1:A:1299:ASN:HB2	1:A:1466:SER:O	2.09	0.53
1:A:988:SER:OG	2:B:988:GLU:HG2	2.09	0.53
6:F:146:TRP:CB	6:F:151:LEU:HD11	2.39	0.53
7:G:145:ILE:HG13	7:G:217:TRP:CE3	2.44	0.53

Continued on next page...

Continued from previous page...

Atom-1	Atom-2	Interatomic distance (Å)	Clash overlap (Å)
7:G:163:PRO:CG	7:G:250:ILE:HG22	2.39	0.53
9:I:36:ILE:C	9:I:39:LYS:HD3	2.28	0.53
13:M:60:LEU:N	13:M:60:LEU:HD12	2.24	0.53
15:O:194:ARG:O	15:O:196:TYR:CE2	2.60	0.53
15:O:183:ASP:CB	15:O:247:ILE:HD12	2.38	0.53
15:O:346:ASN:HD22	17:Q:155:GLN:HB2	1.74	0.53
16:P:101:LYS:HZ2	16:P:152:LEU:N	2.06	0.53
16:P:403:THR:OG1	16:P:405:ASP:CG	2.46	0.53
16:P:404:ILE:O	16:P:408:ILE:CD1	2.57	0.53
1:A:42:GLY:C	16:P:61:ASN:CB	2.58	0.53
17:Q:216:LEU:O	17:Q:218:ASP:N	2.42	0.53
15:O:354:PRO:HA	17:Q:24:ILE:HG23	1.90	0.53
20:T:21:DT:O3'	20:T:22:DG:C4'	2.56	0.53
20:T:21:DT:C1'	20:T:22:DG:O4'	2.38	0.53
2:B:114:SER:O	20:T:36:DC:OP1	2.26	0.53
1:A:637:PHE:C	2:B:1091:ARG:HH22	2.12	0.52
2:B:122:TYR:HE2	2:B:175:MET:CE	2.16	0.52
2:B:678:PRO:HA	2:B:681:ILE:HD11	1.91	0.52
8:H:63:LEU:HB3	8:H:88:SER:HB2	1.90	0.52
15:O:356:GLU:CA	17:Q:24:ILE:HD12	2.34	0.52
15:O:434:ARG:HD2	15:O:436:ILE:HG22	1.91	0.52
15:O:478:MET:HE2	15:O:497:VAL:HG22	1.91	0.52
15:O:578:PHE:O	15:O:579:ASN:ND2	2.42	0.52
16:P:278:GLU:CG	16:P:309:TYR:CE2	2.92	0.52
16:P:298:VAL:C	16:P:300:ASN:H	2.11	0.52
17:Q:149:LYS:CE	17:Q:149:LYS:CA	2.85	0.52
16:P:367:PHE:CZ	17:Q:1:MET:CE	2.92	0.52
16:P:356:VAL:HA	17:Q:211:ARG:HG2	1.91	0.52
17:Q:347:ASP:O	17:Q:351:GLU:HG3	2.09	0.52
1:A:1079:LYS:HE2	1:A:1080:TYR:CE1	2.44	0.52
1:A:1175:MET:HA	1:A:1178:LEU:HD11	1.91	0.52
2:B:1132:SER:HB3	2:B:1163:GLN:CB	2.39	0.52
2:B:518:ARG:NH1	2:B:539:CYS:O	2.40	0.52
3:C:120:LEU:HD11	3:C:125:LYS:N	2.24	0.52
3:C:78:VAL:HA	3:C:209:ILE:O	2.09	0.52
2:B:322:ASN:HD22	13:M:105:SER:HA	1.74	0.52
15:O:274:ILE:HD11	15:O:284:VAL:HG11	1.92	0.52
15:O:423:ILE:HG21	17:Q:141:TRP:CZ2	2.26	0.52
15:O:586:LYS:HZ3	16:P:322:ARG:HH21	1.57	0.52
15:O:705:HIS:O	15:O:706:GLU:CB	2.46	0.52
16:P:198:ILE:CB	16:P:200:PRO:CG	2.66	0.52

Continued on next page...

Continued from previous page...

Atom-1	Atom-2	Interatomic distance (Å)	Clash overlap (Å)
16:P:284:LEU:HD21	16:P:306:VAL:HG23	1.90	0.52
15:O:567:ILE:O	16:P:478:ARG:NH2	2.42	0.52
1:A:1297:PHE:CD2	9:I:60:LEU:HD23	2.44	0.52
1:A:1:MET:HA	2:B:1098:TYR:CE2	2.45	0.52
1:A:872:ASP:OD1	1:A:874:GLU:N	2.43	0.52
5:E:37:LEU:HD11	5:E:41:ASP:CB	2.33	0.52
7:G:26:ASN:ND2	7:G:126:GLN:HE21	2.07	0.52
9:I:36:ILE:HB	9:I:39:LYS:HZ2	1.73	0.52
12:L:31:CYS:HB2	12:L:48:CYS:SG	2.48	0.52
15:O:323:ASN:HA	15:O:348:HIS:HB2	1.90	0.52
15:O:360:TRP:C	15:O:361:LYS:HG3	2.30	0.52
15:O:539:VAL:O	15:O:539:VAL:HG23	2.08	0.52
17:Q:248:LYS:HA	17:Q:248:LYS:HE2	1.84	0.52
17:Q:385:ASN:N	17:Q:385:ASN:HD22	2.07	0.52
1:A:1272:VAL:HG11	1:A:1485:MET:HG2	1.92	0.52
1:A:45:VAL:HG13	1:A:48:GLY:HA3	1.91	0.52
1:A:594:THR:OG1	2:B:1074:MET:HB3	2.09	0.52
1:A:832:ASP:O	1:A:944:MET:HE1	2.09	0.52
2:B:1097:ASP:OD2	2:B:1172:GLU:HB2	2.10	0.52
2:B:502:MET:SD	2:B:542:LEU:HD11	2.50	0.52
2:B:508:PHE:HE1	19:S:41:DT:C5	2.27	0.52
2:B:811:LEU:HB3	2:B:899:GLN:OE1	2.09	0.52
5:E:59:SER:HB3	5:E:81:GLU:HA	1.91	0.52
7:G:134:GLU:OE2	7:G:230:ARG:NH2	2.34	0.52
7:G:133:LEU:N	7:G:231:PHE:O	2.34	0.52
7:G:56:ASN:O	7:G:60:GLY:N	2.36	0.52
8:H:104:PHE:HZ	8:H:136:LYS:HA	1.74	0.52
13:M:39:ASP:N	13:M:54:HIS:O	2.34	0.52
15:O:12:UNK:HA	15:O:436:ILE:HD13	1.87	0.52
15:O:271:ILE:HG22	15:O:272:PHE:N	2.25	0.52
15:O:273:ARG:HH11	15:O:274:ILE:HG22	1.75	0.52
15:O:366:PHE:CE1	15:O:414:ILE:HD11	2.45	0.52
15:O:506:THR:HG22	15:O:540:LYS:C	2.30	0.52
15:O:689:GLN:O	15:O:690:ASP:CB	2.55	0.52
16:P:206:GLN:C	16:P:208:PRO:HD3	2.29	0.52
16:P:442:LEU:HD11	16:P:446:TYR:CZ	2.45	0.52
16:P:499:LYS:HA	16:P:502:ILE:CB	2.39	0.52
1:A:110:LEU:HD23	1:A:115:VAL:HG22	1.91	0.52
1:A:855:ARG:NH2	1:A:867:ASP:HA	2.23	0.52
2:B:1141:LEU:O	2:B:1141:LEU:HD12	2.09	0.52
2:B:634:ARG:HG2	2:B:634:ARG:O	2.08	0.52

Continued on next page...

Continued from previous page...

Atom-1	Atom-2	Interatomic distance (Å)	Clash overlap (Å)
2:B:979:GLN:NE2	2:B:999:GLN:HE22	2.05	0.52
3:C:53:ASN:HD22	14:N:174:GLY:HA2	1.75	0.52
5:E:128:PRO:CB	5:E:129:PRO:HD2	2.34	0.52
8:H:103:LYS:HD2	8:H:105:GLU:OE2	2.10	0.52
13:M:56:GLU:HA	13:M:61:GLU:HA	1.91	0.52
15:O:174:TRP:HA	17:Q:198:LEU:CD1	2.39	0.52
15:O:232:ASN:ND2	15:O:283:ASP:HA	2.23	0.52
15:O:468:VAL:CG2	15:O:477:TYR:HB3	2.39	0.52
15:O:529:GLU:CG	15:O:530:ASN:N	2.73	0.52
15:O:706:GLU:CG	16:P:438:PHE:CG	2.91	0.52
16:P:103:LEU:HD21	16:P:211:TYR:OH	2.08	0.52
15:O:704:LEU:HD21	16:P:123:MET:HE1	1.92	0.52
16:P:204:ARG:O	16:P:208:PRO:CD	2.57	0.52
17:Q:349:ILE:CD1	17:Q:368:TYR:CE1	2.90	0.52
1:A:111:LYS:HA	1:A:234:ASP:OD2	2.09	0.52
1:A:1216:THR:CG2	1:A:1220:PRO:HB2	2.39	0.52
1:A:399:LEU:CD1	1:A:423:LEU:HA	2.40	0.52
1:A:492:THR:HG22	1:A:617:HIS:CE1	2.44	0.52
1:A:530:TRP:CD2	1:A:531:PRO:CD	2.85	0.52
1:A:57:PHE:HA	1:A:69:GLU:OE2	2.10	0.52
1:A:790:LYS:HE2	1:A:791:TYR:CZ	2.45	0.52
1:A:817:PHE:O	1:A:821:ILE:HG12	2.09	0.52
2:B:1126:VAL:CB	2:B:1166:LYS:HE3	2.39	0.52
2:B:880:ALA:CB	2:B:907:ILE:HG13	2.35	0.52
3:C:275:VAL:HG11	3:C:293:ARG:NH2	2.25	0.52
7:G:38:ILE:HG12	7:G:125:TRP:HD1	1.74	0.52
7:G:15:ARG:CG	7:G:19:LYS:HD2	2.37	0.52
7:G:47:VAL:HB	7:G:65:HIS:CE1	2.44	0.52
8:H:37:LYS:O	8:H:125:LEU:HD12	2.09	0.52
15:O:357:LEU:HD22	15:O:358:SER:H	1.59	0.52
15:O:473:HIS:C	15:O:504:THR:HG23	2.30	0.52
15:O:722:TRP:NE1	16:P:262:LEU:HD23	2.07	0.52
15:O:654:LEU:HD23	15:O:748:GLU:OE1	2.05	0.52
16:P:261:ALA:O	16:P:263:PRO:CD	2.58	0.52
16:P:238:HIS:CE1	16:P:289:ARG:NH1	2.76	0.52
16:P:360:LYS:NZ	16:P:360:LYS:CB	2.73	0.52
16:P:381:MET:O	16:P:385:PHE:HB2	2.09	0.52
16:P:4:PHE:HE2	16:P:18:ARG:NH2	2.07	0.52
17:Q:149:LYS:HZ1	17:Q:149:LYS:HB2	1.72	0.52
17:Q:178:LEU:HA	17:Q:185:LYS:HE2	1.91	0.52
17:Q:248:LYS:O	17:Q:251:TRP:CD1	2.62	0.52

Continued on next page...

Continued from previous page...

Atom-1	Atom-2	Interatomic distance (Å)	Clash overlap (Å)
1:A:1035:ASP:OD2	1:A:1039:ARG:NH1	2.40	0.52
1:A:1527:GLN:HA	1:A:1530:TRP:CE3	2.45	0.52
1:A:959:VAL:HG22	1:A:960:MET:O	2.09	0.52
2:B:1090:ASP:O	2:B:1094:ASN:HB2	2.10	0.52
2:B:37:LEU:HD12	2:B:37:LEU:H	1.73	0.52
3:C:41:GLU:HB2	3:C:57:ILE:HB	1.90	0.52
5:E:121:MET:HA	5:E:124:VAL:HG23	1.92	0.52
5:E:88:VAL:HB	5:E:116:ILE:CG1	2.39	0.52
8:H:107:VAL:HB	8:H:111:LEU:HB3	1.91	0.52
10:J:44:TYR:HA	10:J:47:ARG:CG	2.39	0.52
3:C:86:PHE:CE1	12:L:64:LEU:HD13	2.44	0.52
13:M:40:LEU:HD23	14:N:32:CYS:SG	2.50	0.52
15:O:235:SER:O	15:O:236:ILE:HD13	2.09	0.52
15:O:306:ALA:HB1	15:O:365:TRP:HD1	1.72	0.52
16:P:211:TYR:O	16:P:213:SER:N	2.43	0.52
16:P:239:PHE:CD1	16:P:239:PHE:C	2.83	0.52
16:P:287:TRP:CE3	16:P:298:VAL:CG2	2.86	0.52
15:O:578:PHE:HE1	16:P:312:LEU:HA	1.74	0.52
2:B:1061:LYS:CB	16:P:45:GLU:HA	2.38	0.52
2:B:820:PRO:CG	16:P:81:LEU:CD1	2.87	0.52
17:Q:248:LYS:CA	17:Q:248:LYS:NZ	2.73	0.52
15:O:24:UNK:N	17:Q:314:TRP:CH2	2.78	0.52
1:A:1255:CYS:SG	1:A:1519:LEU:HD22	2.50	0.52
1:A:1266:VAL:HG11	1:A:1498:ILE:HD11	1.92	0.52
1:A:1530:TRP:CD1	5:E:142:VAL:HG21	2.45	0.52
1:A:591:ARG:HB2	1:A:633:MET:HE3	1.90	0.52
2:B:725:THR:HA	2:B:1036:LEU:HD23	1.92	0.52
2:B:832:TRP:HB2	2:B:836:TRP:CZ3	2.44	0.52
2:B:129:ARG:HD2	2:B:890:ASP:HB3	1.92	0.52
3:C:117:ASP:OD2	3:C:119:ASN:ND2	2.43	0.52
9:I:30:CYS:HB3	9:I:33:CYS:C	2.30	0.52
15:O:23:UNK:C	17:Q:314:TRP:CH2	2.93	0.52
15:O:262:GLY:O	15:O:263:ILE:CG1	2.54	0.52
16:P:10:CYS:N	16:P:18:ARG:NH2	2.57	0.52
16:P:356:VAL:O	16:P:357:TYR:C	2.46	0.52
15:O:436:ILE:HG23	17:Q:141:TRP:CE3	2.28	0.52
17:Q:381:ARG:N	17:Q:384:VAL:CG2	2.70	0.52
1:A:105:CYS:O	1:A:106:HIS:HB2	2.08	0.52
1:A:1112:PRO:O	1:A:1115:LYS:HB2	2.10	0.52
1:A:1447:GLN:HE21	1:A:1459:LYS:HA	1.68	0.52
1:A:1640:ARG:CZ	1:A:1648:ASN:HB2	2.39	0.52

Continued on next page...

Continued from previous page...

Atom-1	Atom-2	Interatomic distance (Å)	Clash overlap (Å)
1:A:252:PHE:HB3	1:A:312:SER:O	2.10	0.52
1:A:549:MET:O	1:A:554:ARG:NH1	2.43	0.52
2:B:1040:VAL:HG12	2:B:1043:LYS:HB2	1.91	0.52
2:B:1119:ARG:H	2:B:1122:SER:HB2	1.75	0.52
2:B:1154:ASP:O	2:B:1157:GLN:N	2.39	0.52
2:B:1113:THR:HB	2:B:1166:LYS:HD2	1.91	0.52
2:B:259:THR:HG21	2:B:270:LEU:HD21	1.92	0.52
2:B:448:ARG:O	2:B:452:ARG:HG3	2.10	0.52
2:B:538:PRO:HA	2:B:541:LEU:HD12	1.91	0.52
2:B:841:ASP:HA	2:B:847:TYR:CZ	2.45	0.52
7:G:17:ILE:HG13	7:G:18:LYS:N	2.25	0.52
1:A:693:GLN:NE2	11:K:88:PHE:HA	2.25	0.52
15:O:317:ILE:HG22	15:O:363:ILE:HD11	1.92	0.52
15:O:302:VAL:CA	15:O:320:ILE:HG13	2.40	0.52
15:O:408:ILE:HD13	15:O:464:LEU:HD13	1.92	0.52
16:P:233:THR:HG22	16:P:237:ILE:CD1	2.39	0.52
16:P:240:LYS:HA	16:P:246:GLU:OE2	2.10	0.52
15:O:600:GLU:OE1	16:P:269:TYR:CD1	2.61	0.52
16:P:274:ILE:CA	16:P:278:GLU:CB	2.86	0.52
2:B:1051:PRO:HB3	16:P:40:GLU:OE1	2.10	0.52
15:O:577:LEU:CD2	16:P:499:LYS:HZ3	2.15	0.52
16:P:58:ARG:NH1	16:P:58:ARG:CA	2.73	0.52
16:P:96:ILE:CA	16:P:209:ASN:CG	2.58	0.52
17:Q:174:GLU:O	17:Q:175:ILE:C	2.46	0.52
17:Q:294:VAL:H	17:Q:295:PRO:HD3	1.75	0.52
17:Q:29:ARG:HA	17:Q:32:ASP:OD1	2.07	0.52
17:Q:358:PHE:C	17:Q:360:GLU:N	2.62	0.52
17:Q:377:ASP:HA	17:Q:438:PHE:CZ	2.45	0.52
1:A:1474:LEU:HD21	1:A:1476:LEU:HD21	1.92	0.52
1:A:241:PRO:HA	1:A:256:LEU:HD21	1.92	0.52
1:A:263:ASN:HA	1:A:266:VAL:CG2	2.39	0.52
1:A:415:ASP:OD1	1:A:416:ARG:N	2.43	0.52
1:A:6:PRO:HD3	7:G:113:PHE:CD2	2.44	0.52
1:A:980:GLY:HA2	1:A:997:PHE:CD2	2.44	0.52
2:B:1127:CYS:HB3	2:B:1163:GLN:CG	2.40	0.52
2:B:211:ARG:NH1	2:B:239:VAL:HG21	2.25	0.52
2:B:293:ILE:HD11	2:B:296:ASP:O	2.10	0.52
5:E:127:ILE:CD1	5:E:132:ILE:HD11	2.39	0.52
7:G:125:TRP:CH2	7:G:127:PRO:HG3	2.45	0.52
13:M:89:GLN:NE2	14:N:39:PRO:HD2	2.24	0.52
14:N:25:ILE:CG1	14:N:26:PRO:HD2	2.34	0.52

Continued on next page...

Continued from previous page...

Atom-1	Atom-2	Interatomic distance (Å)	Clash overlap (Å)
15:O:188:GLN:O	15:O:196:TYR:CE1	2.64	0.52
15:O:353:ASP:HB2	17:Q:28:SER:CA	2.39	0.52
15:O:414:ILE:HG22	15:O:415:LEU:N	2.24	0.52
15:O:415:LEU:HD13	15:O:453:VAL:CG1	2.21	0.52
15:O:592:LEU:HD22	16:P:276:PHE:CE2	2.45	0.52
15:O:713:ILE:CG2	15:O:717:LYS:HE2	2.40	0.52
15:O:722:TRP:HB3	16:P:264:PRO:HG3	1.91	0.52
16:P:29:CYS:HB3	16:P:33:HIS:N	2.25	0.52
17:Q:143:THR:C	17:Q:144:VAL:HG12	2.28	0.52
17:Q:154:LYS:O	17:Q:156:LYS:HG3	2.10	0.52
17:Q:181:THR:HA	19:S:10:DG:OP2	2.10	0.52
1:A:110:LEU:HD23	1:A:115:VAL:CG2	2.40	0.51
1:A:233:CYS:HB3	1:A:238:MET:H	1.76	0.51
1:A:475:ARG:HH12	20:T:18:DG:P	2.33	0.51
1:A:569:SER:O	4:D:16:LEU:HD11	2.10	0.51
2:B:1014:TYR:HE1	2:B:1021:GLU:HB2	1.75	0.51
4:D:18:THR:HG23	4:D:19:PRO:HD2	1.92	0.51
5:E:54:GLN:HB2	5:E:57:MET:CB	2.39	0.51
6:F:85:MET:HG2	6:F:89:GLU:HB2	1.92	0.51
9:I:37:TYR:CD1	9:I:38:PRO:CG	2.78	0.51
12:L:28:LYS:HD3	12:L:39:SER:OG	2.10	0.51
15:O:310:TRP:CZ2	15:O:370:GLN:NE2	2.75	0.51
16:P:188:ALA:HB1	16:P:193:PHE:CE2	2.45	0.51
16:P:274:ILE:CA	16:P:278:GLU:HB3	2.39	0.51
15:O:592:LEU:HD22	16:P:276:PHE:CZ	2.44	0.51
16:P:367:PHE:CE1	17:Q:1:MET:SD	3.03	0.51
16:P:414:TYR:CE1	17:Q:241:ARG:HD3	2.44	0.51
16:P:60:LEU:CD1	16:P:60:LEU:O	2.57	0.51
17:Q:398:ASP:OD1	17:Q:401:ILE:HG13	2.10	0.51
1:A:1105:ARG:O	1:A:1109:SER:HB3	2.09	0.51
1:A:61:LEU:HB3	1:A:66:GLY:C	2.31	0.51
1:A:693:GLN:HB3	11:K:88:PHE:CE1	2.45	0.51
1:A:732:ILE:O	1:A:735:VAL:HG22	2.09	0.51
2:B:1153:ILE:HG12	2:B:1157:GLN:HA	1.92	0.51
2:B:211:ARG:CZ	2:B:239:VAL:HG21	2.40	0.51
2:B:77:LYS:HA	2:B:92:GLY:CA	2.38	0.51
2:B:794:ASP:OD2	2:B:930:LYS:HD2	2.10	0.51
3:C:204:LEU:C	3:C:204:LEU:HD12	2.31	0.51
3:C:242:GLU:O	3:C:246:ARG:CB	2.58	0.51
5:E:172:GLU:HB3	5:E:213:ILE:CD1	2.39	0.51
6:F:127:GLU:HB2	6:F:129:LYS:HD3	1.91	0.51

Continued on next page...

Continued from previous page...

Atom-1	Atom-2	Interatomic distance (Å)	Clash overlap (Å)
10:J:28:ASP:OD2	10:J:30:LEU:HD13	2.11	0.51
2:B:290:ASP:OD1	13:M:28:LYS:HG3	2.10	0.51
13:M:42:LYS:O	14:N:30:LYS:N	2.37	0.51
15:O:205:TYR:O	15:O:215:ASN:N	2.44	0.51
15:O:318:ILE:HG23	15:O:340:LYS:HZ3	1.75	0.51
15:O:589:ILE:HG22	16:P:320:PHE:CD2	2.44	0.51
15:O:7:UNK:O	17:Q:424:PHE:HB2	2.10	0.51
16:P:100:ALA:HB1	16:P:211:TYR:OH	2.07	0.51
16:P:123:MET:HB3	16:P:125:PHE:CD2	2.45	0.51
16:P:93:LYS:HG2	16:P:207:LEU:N	2.25	0.51
2:B:1063:ARG:HB2	20:T:19:DC:OP1	2.10	0.51
1:A:1050:TYR:HE1	1:A:1185:VAL:HB	1.76	0.51
1:A:1254:PHE:HE1	1:A:1532:GLN:OE1	1.93	0.51
1:A:1313:LEU:HA	1:A:1316:VAL:CG1	2.40	0.51
1:A:1613:MET:HE1	1:A:1622:LEU:HD13	1.90	0.51
1:A:1610:PHE:CD2	1:A:1632:GLU:HG2	2.45	0.51
1:A:77:GLY:CA	1:A:362:VAL:HB	2.40	0.51
2:B:1153:ILE:HA	2:B:1158:ILE:O	2.10	0.51
2:B:260:PHE:O	2:B:270:LEU:HD12	2.11	0.51
2:B:72:VAL:HG11	2:B:343:ASP:OD2	2.10	0.51
2:B:91:LEU:HD22	2:B:93:ASN:H	1.75	0.51
5:E:30:ILE:HG22	5:E:35:VAL:HG23	1.91	0.51
10:J:21:TYR:CZ	10:J:25:LEU:HD11	2.44	0.51
12:L:28:LYS:HD3	12:L:39:SER:HG	1.75	0.51
15:O:186:TYR:HA	15:O:201:GLU:CB	2.40	0.51
15:O:474:LYS:HE2	15:O:498:LEU:CG	2.39	0.51
15:O:691:VAL:HG21	16:P:128:GLU:OE2	2.11	0.51
15:O:715:TYR:CD1	15:O:734:LYS:HE2	2.45	0.51
16:P:200:PRO:CA	16:P:203:TRP:H	2.23	0.51
16:P:301:HIS:HB2	16:P:304:LEU:HB2	1.92	0.51
17:Q:33:ARG:CA	17:Q:33:ARG:NH2	2.73	0.51
1:A:2:ASP:OD1	1:A:4:SER:N	2.29	0.51
1:A:385:LEU:HB2	1:A:437:PHE:HD1	1.74	0.51
1:A:587:VAL:HG22	1:A:636:HIS:O	2.11	0.51
1:A:945:CYS:O	1:A:985:ARG:HD3	2.10	0.51
2:B:621:PRO:HB2	2:B:623:ASP:OD1	2.10	0.51
2:B:65:VAL:HG11	2:B:102:VAL:HG21	1.91	0.51
2:B:827:PHE:HD2	2:B:869:THR:HG21	1.76	0.51
3:C:51:GLU:HA	3:C:303:GLU:HA	1.92	0.51
4:D:90:LYS:O	4:D:93:GLN:HB3	2.11	0.51
7:G:43:ILE:CD1	7:G:122:LEU:HD11	2.39	0.51

Continued on next page...

Continued from previous page...

Atom-1	Atom-2	Interatomic distance (Å)	Clash overlap (Å)
10:J:3:VAL:O	10:J:3:VAL:HG13	2.09	0.51
3:C:69:ARG:HD3	11:K:71:THR:OG1	2.10	0.51
13:M:38:PHE:HD2	14:N:119:LEU:HB2	1.75	0.51
14:N:74:PHE:HB2	14:N:78:THR:HG22	1.92	0.51
15:O:205:TYR:CD2	15:O:215:ASN:CB	2.93	0.51
15:O:290:GLU:HG2	15:O:338:LYS:HA	1.92	0.51
15:O:290:GLU:C	15:O:339:ARG:HH21	2.14	0.51
15:O:327:GLY:HA2	15:O:342:GLN:HB3	1.91	0.51
15:O:577:LEU:CG	16:P:499:LYS:CG	2.78	0.51
15:O:588:SER:HB3	16:P:512:ARG:HH11	1.63	0.51
16:P:262:LEU:HD23	16:P:446:TYR:CE2	2.46	0.51
15:O:475:ARG:HB2	16:P:367:PHE:HE2	1.75	0.51
16:P:381:MET:HE3	16:P:385:PHE:HD2	0.70	0.51
16:P:494:SER:HG	16:P:497:GLN:H	1.55	0.51
16:P:73:SER:O	16:P:74:GLN:HB3	2.09	0.51
17:Q:154:LYS:C	17:Q:156:LYS:N	2.33	0.51
20:T:21:DT:C2'	20:T:22:DG:H5''	2.21	0.51
1:A:1029:GLY:O	1:A:1041:ALA:N	2.43	0.51
1:A:1217:LEU:HD21	1:A:1572:ARG:NH1	2.25	0.51
1:A:62:CYS:O	1:A:66:GLY:N	2.36	0.51
1:A:500:VAL:HG21	2:B:1044:PHE:CE2	2.45	0.51
2:B:825:PHE:HA	2:B:861:TYR:CA	2.39	0.51
7:G:44:ALA:HA	7:G:118:CYS:O	2.11	0.51
8:H:107:VAL:N	8:H:111:LEU:O	2.43	0.51
8:H:95:TYR:CD2	8:H:144:ILE:HD12	2.45	0.51
15:O:214:LEU:HD11	15:O:242:ILE:HD13	1.92	0.51
15:O:312:LEU:HD22	15:O:312:LEU:C	2.30	0.51
15:O:308:ASN:ND2	15:O:370:GLN:HA	2.25	0.51
15:O:533:LEU:HD12	15:O:533:LEU:C	2.30	0.51
15:O:686:TYR:CB	15:O:692:THR:HG23	2.16	0.51
15:O:727:PRO:HD3	16:P:264:PRO:HD2	1.92	0.51
16:P:309:TYR:O	16:P:313:THR:OG1	2.23	0.51
16:P:399:SER:N	16:P:410:ARG:CZ	2.74	0.51
2:B:724:GLN:CG	18:R:5:G:OP1	2.55	0.51
1:A:1089:LEU:HD12	1:A:1089:LEU:C	2.31	0.51
1:A:1127:TYR:HB3	1:A:1132:TYR:CD2	2.36	0.51
1:A:1242:ILE:HD11	1:A:1517:ARG:CB	2.40	0.51
1:A:122:LEU:CD2	1:A:219:LEU:HD23	2.41	0.51
1:A:27:LEU:HD12	1:A:27:LEU:C	2.31	0.51
1:A:481:ARG:HB2	2:B:1069:ILE:HG21	1.92	0.51
2:B:1119:ARG:N	2:B:1122:SER:HB2	2.25	0.51

Continued on next page...

Continued from previous page...

Atom-1	Atom-2	Interatomic distance (Å)	Clash overlap (Å)
2:B:1143:THR:HG21	7:G:16:PHE:HZ	1.76	0.51
2:B:52:LEU:HD23	2:B:60:LEU:HB2	1.92	0.51
2:B:938:PHE:CE1	2:B:1014:TYR:HD2	2.29	0.51
5:E:88:VAL:HG21	5:E:112:TYR:HB3	1.92	0.51
7:G:145:ILE:CD1	7:G:217:TRP:HE3	2.24	0.51
7:G:95:LEU:N	7:G:95:LEU:CD1	2.73	0.51
13:M:39:ASP:HB2	13:M:54:HIS:O	2.11	0.51
15:O:381:ILE:HG22	15:O:382:GLU:O	2.10	0.51
15:O:394:VAL:O	15:O:395:GLN:CB	2.47	0.51
15:O:401:ASN:N	15:O:419:ARG:HG2	2.17	0.51
15:O:583:GLU:C	15:O:583:GLU:OE1	2.48	0.51
15:O:653:SER:CB	15:O:747:LEU:C	2.79	0.51
15:O:702:LEU:HD13	16:P:174:LEU:CB	2.40	0.51
16:P:215:LEU:N	16:P:215:LEU:CD2	2.73	0.51
16:P:274:ILE:C	16:P:278:GLU:HB3	2.29	0.51
16:P:28:THR:O	16:P:36:GLU:OE2	2.27	0.51
16:P:341:ARG:HG2	16:P:341:ARG:HH11	1.75	0.51
17:Q:257:ILE:O	17:Q:261:LEU:HB2	2.10	0.51
1:A:946:LEU:HD12	1:A:948:GLY:N	2.25	0.51
2:B:554:GLN:HA	2:B:646:HIS:NE2	2.26	0.51
2:B:733:LEU:HD22	2:B:741:LEU:CD1	2.40	0.51
9:I:2:SER:O	9:I:8:ILE:HA	2.11	0.51
10:J:1:MET:O	10:J:57:ILE:HB	2.10	0.51
15:O:382:GLU:HG2	15:O:383:ILE:N	2.26	0.51
15:O:420:GLU:C	15:O:421:ILE:HG13	2.31	0.51
15:O:604:ILE:HA	15:O:732:LEU:HD21	1.90	0.51
15:O:771:ILE:HG12	16:P:106:LYS:HG2	1.93	0.51
15:O:772:ILE:O	15:O:773:SER:C	2.48	0.51
16:P:100:ALA:CB	16:P:211:TYR:OH	2.58	0.51
17:Q:142:ARG:HH11	17:Q:142:ARG:CG	2.14	0.51
17:Q:144:VAL:CG1	17:Q:144:VAL:O	2.49	0.51
17:Q:204:GLU:OE1	17:Q:205:VAL:N	2.33	0.51
17:Q:207:ASN:CG	19:S:13:DA:OP2	2.49	0.51
17:Q:240:ILE:HD12	17:Q:250:LEU:HD13	1.93	0.51
17:Q:248:LYS:H	17:Q:298:GLN:HE22	1.47	0.51
20:T:21:DT:N1	20:T:22:DG:C8	2.78	0.51
1:A:1100:LYS:HA	1:A:1103:LYS:HD3	1.93	0.51
1:A:1295:ARG:HA	1:A:1469:TRP:HB3	1.93	0.51
1:A:496:GLY:HA3	1:A:608:LEU:HD12	1.93	0.51
2:B:1180:PHE:CD1	2:B:1181:VAL:HG13	2.36	0.51
2:B:194:PHE:CD2	2:B:465:LEU:CD2	2.93	0.51

Continued on next page...

Continued from previous page...

Atom-1	Atom-2	Interatomic distance (Å)	Clash overlap (Å)
5:E:2:ASP:O	5:E:6:GLU:HB3	2.09	0.51
13:M:12:ILE:HG23	13:M:88:ILE:CD1	2.32	0.51
13:M:17:ASP:O	13:M:17:ASP:OD1	2.29	0.51
13:M:43:LYS:HZ3	13:M:45:LYS:HD3	1.76	0.51
15:O:314:GLN:C	15:O:316:ALA:N	2.64	0.51
15:O:652:GLY:O	15:O:655:SER:CA	2.55	0.51
15:O:635:ASN:HD22	15:O:685:TYR:HE1	1.58	0.51
1:A:535:GLN:HE22	16:P:26:ARG:NH1	2.05	0.51
17:Q:279:SER:OG	17:Q:281:LYS:HG3	2.10	0.51
1:A:1117:SER:O	1:A:1120:TYR:N	2.30	0.51
1:A:530:TRP:O	1:A:580:HIS:CD2	2.64	0.51
1:A:58:LEU:C	16:P:63:THR:HG21	2.31	0.51
1:A:93:GLN:HG3	1:A:1627:LEU:HD11	1.92	0.51
5:E:81:GLU:HB2	5:E:96:PHE:CZ	2.46	0.51
7:G:214:LEU:C	7:G:214:LEU:HD23	2.31	0.51
8:H:19:ARG:O	8:H:19:ARG:HG3	2.11	0.51
9:I:38:PRO:HB3	9:I:41:GLN:O	2.08	0.51
14:N:25:ILE:CG2	14:N:26:PRO:CD	2.84	0.51
15:O:356:GLU:N	15:O:356:GLU:OE1	2.35	0.51
15:O:408:ILE:HD11	15:O:464:LEU:HD13	1.90	0.51
15:O:537:PHE:HE1	15:O:552:LEU:CD1	2.24	0.51
15:O:698:LYS:HE3	16:P:124:ARG:O	2.10	0.51
16:P:21:ARG:NH2	16:P:23:ILE:HD13	2.25	0.51
16:P:257:VAL:HG13	16:P:263:PRO:HD3	1.85	0.51
16:P:259:GLN:CA	16:P:259:GLN:NE2	2.73	0.51
16:P:258:MET:CA	16:P:262:LEU:HD13	2.41	0.51
16:P:182:ILE:HD11	16:P:350:ARG:CA	2.40	0.51
16:P:404:ILE:N	16:P:404:ILE:CD1	2.73	0.51
16:P:403:THR:CG2	16:P:405:ASP:H	2.23	0.51
16:P:482:HIS:O	16:P:485:SER:HB2	2.10	0.51
16:P:6:ARG:HB3	16:P:71:GLN:CD	2.30	0.51
1:A:1501:ILE:HG21	1:A:1528:ALA:HB1	1.93	0.51
1:A:250:LYS:HB3	1:A:314:TYR:CE1	2.46	0.51
1:A:58:LEU:CA	16:P:63:THR:HG22	2.41	0.51
1:A:591:ARG:HH11	1:A:591:ARG:CG	2.16	0.51
1:A:673:HIS:O	1:A:786:TYR:OH	2.29	0.51
1:A:93:GLN:HG3	1:A:1627:LEU:CD1	2.41	0.51
2:B:547:HIS:NE2	2:B:548:LYS:HG2	2.25	0.51
3:C:297:HIS:C	3:C:298:PHE:HD1	2.14	0.51
15:O:422:ILE:HB	15:O:440:HIS:CG	2.46	0.51
15:O:420:GLU:CA	15:O:442:LEU:HD11	2.41	0.51

Continued on next page...

Continued from previous page...

Atom-1	Atom-2	Interatomic distance (Å)	Clash overlap (Å)
15:O:471:MET:O	15:O:504:THR:HB	2.11	0.51
15:O:567:ILE:O	16:P:478:ARG:CZ	2.59	0.51
15:O:671:SER:C	15:O:673:PRO:HD2	2.30	0.51
16:P:343:THR:OG1	16:P:347:SER:CA	2.59	0.51
17:Q:247:ILE:O	17:Q:250:LEU:CA	2.59	0.51
17:Q:292:SER:O	17:Q:293:ILE:CG1	2.59	0.51
17:Q:284:PHE:CZ	19:S:21:DT:C4'	2.87	0.51
1:A:1243:TRP:CZ3	1:A:1537:ASP:HB2	2.46	0.50
1:A:257:ASN:OD1	1:A:258:GLU:N	2.44	0.50
1:A:423:LEU:O	1:A:427:PHE:HB2	2.11	0.50
1:A:842:TRP:CE3	1:A:910:LYS:HE3	2.47	0.50
2:B:44:PRO:O	2:B:404:LEU:HD13	2.12	0.50
2:B:700:LEU:N	2:B:700:LEU:HD12	2.26	0.50
2:B:892:SER:CB	2:B:895:PHE:HB2	2.36	0.50
3:C:211:GLY:HA3	3:C:219:PHE:CE1	2.46	0.50
5:E:97:VAL:CG2	5:E:132:ILE:HD13	2.41	0.50
5:E:22:MET:O	5:E:26:ARG:HG3	2.11	0.50
7:G:133:LEU:O	7:G:230:ARG:HA	2.11	0.50
7:G:149:ILE:HD11	7:G:231:PHE:CZ	2.44	0.50
10:J:10:CYS:SG	10:J:11:GLY:N	2.83	0.50
10:J:68:LYS:HA	12:L:35:SER:OG	2.11	0.50
14:N:95:ILE:C	14:N:96:GLU:HG2	2.32	0.50
15:O:308:ASN:CB	15:O:365:TRP:CE2	2.82	0.50
15:O:775:TRP:CZ3	16:P:134:LYS:HG3	2.46	0.50
17:Q:246:GLN:O	17:Q:248:LYS:CB	2.59	0.50
17:Q:380:SER:O	17:Q:383:PHE:O	2.29	0.50
17:Q:388:LYS:HE3	17:Q:393:ILE:CA	2.41	0.50
1:A:1268:ASP:HB3	1:A:1295:ARG:O	2.11	0.50
1:A:1296:PHE:HE2	1:A:1470:CYS:HB2	1.75	0.50
1:A:254:THR:HA	1:A:312:SER:CB	2.41	0.50
2:B:123:PRO:HG2	2:B:172:LEU:HD11	1.94	0.50
2:B:251:HIS:CE1	2:B:261:ARG:CD	2.81	0.50
2:B:259:THR:HB	2:B:270:LEU:CG	2.40	0.50
2:B:259:THR:HB	2:B:270:LEU:HD11	1.93	0.50
5:E:79:TRP:HB2	5:E:105:PHE:CD2	2.46	0.50
5:E:20:LYS:HB3	5:E:35:VAL:HG22	1.94	0.50
13:M:57:ASN:ND2	13:M:60:LEU:HB2	2.13	0.50
16:P:105:LEU:HD21	16:P:109:GLN:NE2	2.25	0.50
16:P:144:ILE:HA	16:P:147:GLN:OE1	2.11	0.50
16:P:183:LYS:CD	16:P:189:LYS:HD2	2.42	0.50
16:P:100:ALA:O	16:P:211:TYR:CE2	2.64	0.50

Continued on next page...

Continued from previous page...

Atom-1	Atom-2	Interatomic distance (Å)	Clash overlap (Å)
16:P:497:GLN:O	16:P:498:LEU:C	2.50	0.50
15:O:24:UNK:CA	17:Q:314:TRP:HH2	1.97	0.50
17:Q:398:ASP:O	17:Q:399:ILE:C	2.47	0.50
1:A:1023:LEU:CD1	1:A:1190:SER:HB3	2.41	0.50
1:A:1263:LEU:O	1:A:1266:VAL:HG22	2.11	0.50
1:A:1308:VAL:HG12	1:A:1499:ARG:HH12	1.77	0.50
1:A:1463:ASP:O	1:A:1467:GLY:N	2.44	0.50
1:A:105:CYS:HB3	1:A:236:CYS:HB3	1.92	0.50
1:A:796:SER:O	1:A:800:VAL:HG23	2.12	0.50
2:B:226:GLY:O	2:B:229:TYR:HD2	1.94	0.50
11:K:49:LEU:HD13	11:K:63:PHE:HE1	1.76	0.50
14:N:93:THR:C	14:N:94:ASP:O	2.49	0.50
15:O:216:ILE:HB	15:O:234:THR:HG21	1.93	0.50
15:O:253:SER:O	15:O:254:ILE:HG13	2.11	0.50
15:O:302:VAL:HA	15:O:320:ILE:CD1	2.41	0.50
15:O:357:LEU:HD21	15:O:358:SER:HB3	1.91	0.50
15:O:571:HIS:HB3	15:O:574:TRP:HD1	1.76	0.50
16:P:171:HIS:CE1	16:P:243:PHE:CE1	3.00	0.50
16:P:246:GLU:HG2	16:P:286:LEU:HB3	1.74	0.50
15:O:706:GLU:OE2	16:P:346:GLU:CD	2.50	0.50
16:P:58:ARG:CZ	16:P:58:ARG:CB	2.86	0.50
17:Q:300:GLY:HA2	17:Q:304:HIS:HB3	1.92	0.50
17:Q:383:PHE:CD2	17:Q:388:LYS:HB3	2.45	0.50
17:Q:289:ASN:O	20:T:38:DA:H5"	2.11	0.50
1:A:1138:GLU:OE1	5:E:207:ARG:HD3	2.10	0.50
1:A:238:MET:SD	1:A:264:ASN:OD1	2.69	0.50
1:A:320:VAL:HG12	1:A:356:PHE:HZ	1.76	0.50
1:A:55:GLY:C	1:A:62:CYS:CB	2.80	0.50
2:B:161:LEU:HD12	2:B:162:PRO:HD2	1.93	0.50
2:B:359:LEU:HB3	2:B:361:HIS:CE1	2.47	0.50
2:B:194:PHE:HD2	2:B:465:LEU:HD21	1.76	0.50
3:C:80:ALA:HA	3:C:208:CYS:HA	1.93	0.50
3:C:54:PHE:CE2	3:C:56:LEU:HD11	2.47	0.50
4:D:93:GLN:O	4:D:97:LYS:HB2	2.11	0.50
5:E:7:ARG:HG2	5:E:11:ARG:NE	2.27	0.50
7:G:218:VAL:HG13	7:G:224:PRO:N	2.26	0.50
15:O:271:ILE:H	15:O:289:SER:HB2	1.76	0.50
15:O:436:ILE:HG21	17:Q:141:TRP:CZ2	2.42	0.50
15:O:458:LYS:HB3	15:O:459:PRO:HD2	1.92	0.50
16:P:206:GLN:C	16:P:208:PRO:N	2.62	0.50
16:P:284:LEU:HB2	16:P:305:ARG:HH11	1.75	0.50

Continued on next page...

Continued from previous page...

Atom-1	Atom-2	Interatomic distance (Å)	Clash overlap (Å)
16:P:301:HIS:ND1	16:P:304:LEU:HD22	2.26	0.50
16:P:337:SER:OG	16:P:448:LYS:CD	2.59	0.50
17:Q:248:LYS:HA	17:Q:298:GLN:NE2	2.24	0.50
17:Q:33:ARG:CZ	17:Q:33:ARG:CB	2.89	0.50
17:Q:393:ILE:HG12	17:Q:395:LEU:CB	2.41	0.50
20:T:22:DG:H2"	20:T:23:DA:C8	2.47	0.50
1:A:1129:PRO:HA	1:A:1135:SER:HB3	1.93	0.50
1:A:1066:PHE:CE1	1:A:1144:LEU:HD13	2.47	0.50
1:A:492:THR:HB	1:A:667:ARG:NH2	2.27	0.50
2:B:253:LEU:HD12	2:B:257:GLN:HB3	1.92	0.50
2:B:259:THR:HB	2:B:270:LEU:HD21	1.92	0.50
2:B:819:ASP:N	2:B:819:ASP:OD1	2.45	0.50
5:E:88:VAL:HB	5:E:116:ILE:HG13	1.93	0.50
7:G:67:ASN:N	7:G:68:PRO:HD2	2.26	0.50
12:L:40:LEU:HD12	12:L:44:ASP:HB3	1.94	0.50
13:M:60:LEU:HB3	13:M:100:VAL:HG12	1.92	0.50
14:N:54:TRP:CZ2	14:N:135:LYS:HD3	2.46	0.50
15:O:210:THR:O	15:O:210:THR:HG23	2.12	0.50
15:O:312:LEU:O	15:O:312:LEU:CD1	2.55	0.50
15:O:326:ILE:HG22	15:O:327:GLY:N	2.25	0.50
15:O:421:ILE:HG22	15:O:439:LYS:HG3	1.84	0.50
15:O:620:ASP:CG	15:O:624:GLN:HE21	2.14	0.50
15:O:730:GLU:HG2	15:O:733:THR:HB	1.93	0.50
16:P:176:VAL:CG2	16:P:177:TYR:N	2.73	0.50
16:P:200:PRO:O	16:P:203:TRP:N	2.44	0.50
16:P:335:THR:CG2	16:P:479:LEU:HG	2.40	0.50
15:O:298:ASP:CG	17:Q:159:TYR:H	2.15	0.50
1:A:102:CYS:HB3	1:A:105:CYS:SG	2.52	0.50
1:A:1147:PHE:HD2	1:A:1148:LEU:HD23	1.76	0.50
1:A:729:LYS:CG	1:A:776:LEU:HD23	2.41	0.50
1:A:793:ILE:HG23	1:A:794:VAL:N	2.26	0.50
1:A:363:PRO:CB	2:B:1180:PHE:CE2	2.94	0.50
2:B:478:LEU:HD13	2:B:484:TYR:CE1	2.47	0.50
1:A:1003:ARG:CZ	2:B:520:LEU:HB2	2.41	0.50
2:B:873:THR:HB	2:B:875:HIS:CE1	2.46	0.50
5:E:201:LYS:HA	5:E:206:GLY:O	2.11	0.50
6:F:76:LYS:HA	6:F:79:ARG:HG3	1.94	0.50
10:J:44:TYR:HA	10:J:47:ARG:HG3	1.93	0.50
10:J:8:PHE:HB2	10:J:48:ARG:HH22	1.75	0.50
3:C:40:PHE:CD2	11:K:134:LYS:HD2	2.36	0.50
11:K:49:LEU:HD13	11:K:63:PHE:CE1	2.46	0.50

Continued on next page...

Continued from previous page...

Atom-1	Atom-2	Interatomic distance (Å)	Clash overlap (Å)
15:O:269:PHE:CE1	15:O:339:ARG:HD2	2.35	0.50
15:O:477:TYR:OH	15:O:494:CYS:SG	2.66	0.50
15:O:529:GLU:CG	15:O:530:ASN:H	2.23	0.50
15:O:6:UNK:O	17:Q:425:ALA:CB	2.55	0.50
16:P:155:GLN:O	20:T:45:DC:H5''	2.10	0.50
16:P:170:THR:O	16:P:171:HIS:C	2.47	0.50
1:A:547:ILE:CG2	16:P:21:ARG:HD3	2.36	0.50
16:P:260:CYS:SG	16:P:261:ALA:N	2.85	0.50
16:P:404:ILE:O	16:P:408:ILE:HG13	2.11	0.50
16:P:418:PRO:CA	16:P:419:LEU:HD23	2.41	0.50
17:Q:124:GLU:CG	17:Q:289:ASN:HD21	2.21	0.50
1:A:1603:MET:HE1	1:A:1615:TYR:CD1	2.46	0.50
1:A:486:PRO:O	1:A:615:ARG:HD2	2.11	0.50
2:B:627:GLY:O	2:B:641:TYR:N	2.45	0.50
2:B:773:VAL:O	2:B:1028:VAL:HG13	2.12	0.50
5:E:87:SER:HA	5:E:115:ASN:O	2.11	0.50
5:E:59:SER:CB	5:E:81:GLU:HA	2.42	0.50
6:F:76:LYS:HD3	6:F:79:ARG:HD3	1.94	0.50
7:G:138:PHE:HD2	7:G:139:ILE:HG12	1.76	0.50
7:G:218:VAL:HG22	7:G:224:PRO:CA	2.42	0.50
7:G:218:VAL:CA	7:G:224:PRO:HA	2.19	0.50
13:M:75:GLN:N	14:N:58:PHE:O	2.40	0.50
16:P:204:ARG:HH22	19:S:14:DA:C3'	2.18	0.50
1:A:542:SER:CB	16:P:34:VAL:HG12	2.26	0.50
1:A:1057:ILE:N	1:A:1057:ILE:HD12	2.27	0.50
1:A:259:LYS:O	1:A:263:ASN:HB2	2.12	0.50
1:A:32:ILE:HG12	1:A:362:VAL:HG21	1.93	0.50
1:A:461:GLU:O	1:A:465:GLY:N	2.45	0.50
1:A:488:PRO:HD2	2:B:781:TYR:CZ	2.47	0.50
2:B:1079:LEU:O	2:B:1084:THR:HG22	2.12	0.50
2:B:165:LEU:HB3	2:B:166:GLN:OE1	2.12	0.50
2:B:225:ARG:NH1	2:B:268:GLU:OE1	2.45	0.50
2:B:289:PHE:CZ	2:B:293:ILE:HG21	2.46	0.50
2:B:412:ILE:HG13	2:B:461:MET:HE1	1.94	0.50
2:B:913:ILE:O	2:B:913:ILE:HG13	2.12	0.50
3:C:132:ILE:O	3:C:208:CYS:N	2.39	0.50
3:C:325:ALA:CB	11:K:125:MET:HG3	2.42	0.50
7:G:169:VAL:HG23	7:G:216:HIS:CB	2.41	0.50
7:G:63:LYS:HA	7:G:67:ASN:HD22	1.74	0.50
9:I:38:PRO:HA	9:I:41:GLN:O	2.12	0.50
9:I:38:PRO:HB3	9:I:42:PHE:HA	1.94	0.50

Continued on next page...

Continued from previous page...

Atom-1	Atom-2	Interatomic distance (Å)	Clash overlap (Å)
15:O:327:GLY:HA3	15:O:340:LYS:CD	2.24	0.50
15:O:499:GLU:CG	15:O:500:ILE:N	2.69	0.50
15:O:659:LEU:CD2	15:O:659:LEU:N	2.61	0.50
15:O:760:ILE:CD1	16:P:138:LEU:HB3	2.42	0.50
16:P:116:ILE:CA	16:P:119:LEU:HD12	2.32	0.50
15:O:760:ILE:CG2	16:P:138:LEU:HD13	2.35	0.50
16:P:108:PHE:HE1	16:P:156:LEU:HD13	1.68	0.50
16:P:414:TYR:CD1	17:Q:241:ARG:HD3	2.46	0.50
16:P:39:VAL:CG2	16:P:41:PHE:CE2	2.94	0.50
1:A:1260:LYS:HD3	1:A:1500:GLN:CG	2.42	0.50
1:A:104:PHE:CD1	1:A:238:MET:HB3	2.47	0.50
1:A:8:GLY:O	2:B:1194:ILE:CD1	2.60	0.50
2:B:42:VAL:HG21	2:B:190:ILE:HB	1.94	0.50
2:B:648:ARG:NH1	2:B:650:LEU:HD11	2.27	0.50
3:C:230:LEU:HD12	3:C:231:PRO:CD	2.40	0.50
5:E:59:SER:HB3	5:E:80:VAL:O	2.11	0.50
5:E:55:ARG:HB3	5:E:82:PHE:HB3	1.94	0.50
7:G:143:SER:O	7:G:158:LYS:HG3	2.11	0.50
15:O:11:UNK:O	15:O:436:ILE:HD11	2.11	0.50
15:O:215:ASN:CA	15:O:236:ILE:CG1	2.89	0.50
15:O:276:SER:OG	15:O:277:VAL:N	2.43	0.50
15:O:410:ASP:O	15:O:411:LYS:CB	2.59	0.50
16:P:10:CYS:H	16:P:18:ARG:NH2	2.10	0.50
16:P:301:HIS:CB	16:P:304:LEU:HD13	2.42	0.50
16:P:313:THR:O	16:P:317:MET:HB2	2.11	0.50
1:A:42:GLY:HA2	16:P:61:ASN:HB2	1.86	0.50
17:Q:216:LEU:HD11	17:Q:242:ILE:HD12	1.92	0.50
17:Q:299:THR:HG23	17:Q:304:HIS:HE1	1.66	0.50
17:Q:395:LEU:CD2	17:Q:395:LEU:N	2.73	0.50
1:A:109:ARG:O	1:A:230:ARG:HG3	2.12	0.49
1:A:1255:CYS:HA	1:A:1507:CYS:SG	2.52	0.49
1:A:335:LEU:HD22	1:A:339:PHE:HE2	1.77	0.49
1:A:821:ILE:O	1:A:825:ALA:HA	2.12	0.49
2:B:938:PHE:CE1	2:B:1014:TYR:HB2	2.47	0.49
2:B:128:GLN:HE21	2:B:735:HIS:HA	1.77	0.49
2:B:262:PHE:CE1	2:B:269:TYR:HB2	2.47	0.49
2:B:438:ILE:HG21	2:B:445:TYR:CD1	2.47	0.49
2:B:773:VAL:HG21	2:B:1031:VAL:HB	1.94	0.49
2:B:75:ASP:O	2:B:78:PRO:HD3	2.12	0.49
2:B:933:THR:HG23	2:B:944:GLN:HG3	1.94	0.49
7:G:148:LEU:CD2	7:G:151:ASP:HA	2.42	0.49

Continued on next page...

Continued from previous page...

Atom-1	Atom-2	Interatomic distance (Å)	Clash overlap (Å)
8:H:129:TYR:O	8:H:132:LEU:HG	2.11	0.49
8:H:99:GLY:HA3	8:H:118:PHE:CD2	2.47	0.49
15:O:352:PHE:O	15:O:354:PRO:HD2	2.05	0.49
15:O:416:LEU:HD12	15:O:417:THR:N	2.26	0.49
15:O:585:GLU:C	15:O:587:GLU:N	2.64	0.49
15:O:698:LYS:HE2	16:P:126:PRO:HG3	1.90	0.49
16:P:184:TRP:HD1	16:P:190:MET:N	1.98	0.49
2:B:1051:PRO:N	16:P:40:GLU:OE1	2.45	0.49
16:P:417:PHE:O	17:Q:233:TYR:OH	2.25	0.49
16:P:4:PHE:CE2	16:P:18:ARG:NH2	2.80	0.49
17:Q:281:LYS:HA	17:Q:301:SER:CB	2.30	0.49
1:A:113:VAL:HG11	1:A:178:LEU:CB	2.21	0.49
1:A:1292:ILE:HD12	1:A:1472:PHE:CE2	2.46	0.49
1:A:8:GLY:O	2:B:1194:ILE:HD12	2.12	0.49
2:B:292:ILE:HG13	2:B:375:LEU:HD22	1.93	0.49
2:B:941:THR:O	2:B:941:THR:HG22	2.11	0.49
7:G:157:ILE:HG12	7:G:247:GLY:C	2.33	0.49
7:G:157:ILE:HG22	7:G:162:ILE:HG13	1.92	0.49
13:M:41:TYR:OH	14:N:24:SER:HA	2.12	0.49
13:M:38:PHE:HZ	14:N:121:ILE:HG13	1.77	0.49
15:O:312:LEU:C	15:O:312:LEU:HD13	2.32	0.49
15:O:366:PHE:HB2	15:O:373:LEU:HG	1.94	0.49
15:O:580:ASN:HB2	16:P:506:LYS:HZ3	1.77	0.49
15:O:658:LYS:C	15:O:659:LEU:CG	2.79	0.49
15:O:698:LYS:HE2	16:P:126:PRO:HD2	1.88	0.49
16:P:263:PRO:CB	16:P:266:PHE:CE2	2.92	0.49
16:P:29:CYS:CB	16:P:33:HIS:H	2.24	0.49
16:P:343:THR:C	16:P:345:SER:N	2.57	0.49
16:P:505:ILE:HG23	16:P:506:LYS:N	2.27	0.49
1:A:1112:PRO:HG2	1:A:1115:LYS:HE3	1.94	0.49
1:A:1559:ARG:NH2	1:A:1587:ASP:OD2	2.38	0.49
1:A:546:LEU:HD23	1:A:549:MET:SD	2.52	0.49
1:A:677:GLY:HA2	1:A:817:PHE:CE1	2.47	0.49
1:A:9:SER:HA	2:B:1194:ILE:HD11	0.72	0.49
2:B:726:MET:HE2	2:B:1035:ARG:CG	2.42	0.49
2:B:361:HIS:NE2	2:B:362:LEU:HG	2.27	0.49
2:B:532:HIS:HB2	2:B:698:SER:OG	2.12	0.49
3:C:293:ARG:HG3	3:C:293:ARG:HH11	1.76	0.49
5:E:128:PRO:C	5:E:130:ALA:N	2.66	0.49
6:F:74:ILE:HG13	6:F:142:SER:HB3	1.94	0.49
1:A:572:THR:CG2	7:G:53:TYR:HE2	2.21	0.49

Continued on next page...

Continued from previous page...

Atom-1	Atom-2	Interatomic distance (Å)	Clash overlap (Å)
13:M:9:GLU:CA	14:N:73:ASP:HB3	2.42	0.49
15:O:181:ARG:HB2	15:O:245:ILE:HD12	1.95	0.49
15:O:247:ILE:CG1	15:O:261:VAL:HG13	2.42	0.49
15:O:321:LYS:O	15:O:348:HIS:CE1	2.66	0.49
15:O:352:PHE:O	15:O:354:PRO:CD	2.56	0.49
15:O:363:ILE:CG2	15:O:374:VAL:HG22	2.42	0.49
15:O:704:LEU:O	15:O:706:GLU:N	2.44	0.49
16:P:156:LEU:HA	16:P:160:SER:OG	2.12	0.49
16:P:206:GLN:O	16:P:207:LEU:O	2.31	0.49
16:P:221:PRO:HB2	16:P:226:LEU:HD21	0.67	0.49
12:L:47:ARG:CD	16:P:405:ASP:OD1	2.61	0.49
17:Q:127:PHE:CE1	17:Q:131:TYR:HD2	2.12	0.49
15:O:433:VAL:HG21	17:Q:144:VAL:CG1	2.38	0.49
17:Q:301:SER:O	17:Q:302:ARG:HG2	2.11	0.49
17:Q:385:ASN:N	17:Q:385:ASN:ND2	2.60	0.49
1:A:1255:CYS:SG	1:A:1519:LEU:HD13	2.52	0.49
1:A:1317:ILE:O	1:A:1322:ILE:HG22	2.13	0.49
1:A:1298:ASP:N	1:A:1468:LYS:HZ3	2.10	0.49
1:A:117:ARG:HD3	1:A:185:ARG:NH2	2.27	0.49
1:A:217:LYS:NZ	1:A:1604:GLU:O	2.46	0.49
1:A:23:GLU:OE2	2:B:1130:ARG:NH1	2.41	0.49
2:B:202:LEU:HD21	2:B:499:HIS:CB	2.39	0.49
2:B:317:TYR:HB3	2:B:320:LEU:HG	1.95	0.49
2:B:738:ASP:HB2	2:B:741:LEU:HG	1.94	0.49
13:M:12:ILE:HG13	14:N:69:SER:C	2.32	0.49
15:O:214:LEU:CB	15:O:236:ILE:HG13	2.42	0.49
15:O:307:PHE:HA	15:O:315:PHE:HB2	1.93	0.49
15:O:314:GLN:OE1	15:O:329:ILE:O	2.30	0.49
15:O:414:ILE:O	15:O:424:VAL:HB	2.12	0.49
15:O:489:PHE:O	15:O:490:GLN:HG3	2.12	0.49
16:P:259:GLN:HA	16:P:259:GLN:NE2	2.26	0.49
16:P:95:LEU:HD11	16:P:100:ALA:CA	2.43	0.49
1:A:440:SER:OG	1:A:454:PRO:HA	2.12	0.49
1:A:571:HIS:NE2	1:A:572:THR:HG23	2.27	0.49
1:A:532:GLY:N	1:A:580:HIS:HD2	2.10	0.49
2:B:98:SER:OG	2:B:142:LYS:HB3	2.13	0.49
3:C:275:VAL:HG11	3:C:293:ARG:HH22	1.76	0.49
3:C:59:ILE:HG12	3:C:60:ASP:H	1.78	0.49
1:A:569:SER:OG	4:D:12:THR:N	2.30	0.49
15:O:214:LEU:HD12	15:O:263:ILE:HD13	1.91	0.49
15:O:309:PRO:O	15:O:368:HIS:NE2	2.44	0.49

Continued on next page...

Continued from previous page...

Atom-1	Atom-2	Interatomic distance (Å)	Clash overlap (Å)
15:O:314:GLN:NE2	15:O:330:PRO:C	2.64	0.49
15:O:380:MET:CE	15:O:434:ARG:NH2	2.75	0.49
15:O:436:ILE:HG22	17:Q:141:TRP:CZ2	2.47	0.49
15:O:577:LEU:CD2	16:P:499:LYS:CE	2.91	0.49
16:P:101:LYS:HZ1	16:P:152:LEU:HA	1.64	0.49
16:P:165:LEU:CD1	16:P:190:MET:HE1	2.38	0.49
16:P:280:ASP:O	16:P:281:ILE:CG2	2.60	0.49
16:P:234:CYS:C	16:P:289:ARG:HB3	2.33	0.49
16:P:315:ASN:OD1	16:P:315:ASN:O	2.31	0.49
16:P:335:THR:HG23	16:P:479:LEU:HD12	1.94	0.49
16:P:354:LYS:CB	16:P:362:THR:CB	2.90	0.49
1:A:396:ILE:HD12	1:A:430:ILE:HD12	1.92	0.49
2:B:1132:SER:HA	2:B:1161:ASP:O	2.13	0.49
2:B:277:LEU:HD23	2:B:374:LEU:HD23	1.93	0.49
2:B:427:GLN:CG	2:B:449:VAL:HG13	2.42	0.49
2:B:537:SER:OG	2:B:538:PRO:HD3	2.12	0.49
2:B:794:ASP:OD1	2:B:911:PRO:HB2	2.12	0.49
3:C:163:TYR:CE1	3:C:192:LEU:HD13	2.48	0.49
9:I:8:ILE:HG23	9:I:8:ILE:O	2.12	0.49
11:K:74:ASN:OD1	11:K:77:ARG:HD3	2.12	0.49
14:N:91:ASP:HB2	14:N:137:PHE:CE1	2.48	0.49
15:O:302:VAL:HA	15:O:320:ILE:HD11	1.94	0.49
15:O:384:ASP:OD2	15:O:387:ASN:CB	2.57	0.49
15:O:405:TYR:HE2	15:O:414:ILE:CG2	2.24	0.49
15:O:470:SER:O	15:O:504:THR:CG2	2.59	0.49
16:P:157:HIS:CD2	16:P:158:MET:CG	2.85	0.49
16:P:246:GLU:O	16:P:285:THR:C	2.50	0.49
16:P:278:GLU:O	16:P:278:GLU:OE1	2.30	0.49
17:Q:127:PHE:HE1	17:Q:131:TYR:HE2	0.75	0.49
16:P:357:TYR:CA	17:Q:211:ARG:HD2	2.41	0.49
15:O:495:SER:HA	17:Q:225:SER:HB2	1.94	0.49
17:Q:380:SER:CA	17:Q:384:VAL:HG13	2.37	0.49
17:Q:380:SER:C	17:Q:384:VAL:HG22	2.32	0.49
1:A:123:ARG:HD3	1:A:189:VAL:HG11	1.93	0.49
1:A:361:VAL:HG21	2:B:1184:TYR:HA	1.94	0.49
1:A:437:PHE:CE2	2:B:1184:TYR:CE2	3.01	0.49
1:A:538:ASN:ND2	1:A:542:SER:OG	2.43	0.49
1:A:59:ARG:HH22	16:P:7:GLY:CA	2.12	0.49
2:B:1061:LYS:HB2	16:P:45:GLU:HB3	1.88	0.49
2:B:228:SER:O	2:B:253:LEU:HA	2.13	0.49
2:B:295:ASN:O	2:B:295:ASN:OD1	2.30	0.49

Continued on next page...

Continued from previous page...

Atom-1	Atom-2	Interatomic distance (Å)	Clash overlap (Å)
3:C:325:ALA:HB3	11:K:125:MET:HG3	1.95	0.49
10:J:44:TYR:HA	10:J:47:ARG:CB	2.43	0.49
13:M:76:TYR:CZ	14:N:57:LYS:HE2	2.47	0.49
13:M:12:ILE:CG2	13:M:88:ILE:HD11	2.32	0.49
15:O:194:ARG:CB	15:O:197:ARG:NH2	2.68	0.49
15:O:196:TYR:CG	15:O:197:ARG:N	2.79	0.49
15:O:247:ILE:HG12	15:O:261:VAL:HG13	1.94	0.49
15:O:360:TRP:O	15:O:361:LYS:HG3	2.12	0.49
15:O:427:SER:O	15:O:435:ARG:HD3	2.12	0.49
15:O:650:LEU:HD23	16:P:139:LYS:HD2	1.91	0.49
15:O:771:ILE:HD13	16:P:105:LEU:HD22	1.94	0.49
16:P:256:LEU:O	16:P:259:GLN:CB	2.60	0.49
17:Q:354:LEU:C	17:Q:354:LEU:HD23	2.32	0.49
17:Q:380:SER:C	17:Q:384:VAL:CG2	2.81	0.49
1:A:1477:ALA:O	1:A:1480:THR:HG23	2.12	0.49
2:B:656:LEU:CB	14:N:148:ILE:HD13	2.42	0.49
2:B:792:SER:HB3	2:B:796:ARG:NH1	2.28	0.49
2:B:862:PHE:CZ	2:B:867:ASN:HA	2.47	0.49
2:B:95:LEU:HD12	2:B:95:LEU:O	2.12	0.49
2:B:97:VAL:HG12	2:B:98:SER:N	2.27	0.49
5:E:202:SER:N	5:E:206:GLY:O	2.31	0.49
6:F:93:ILE:HD13	6:F:148:VAL:HG22	1.94	0.49
6:F:99:LEU:HD21	7:G:112:PRO:HD3	1.95	0.49
8:H:101:ALA:CA	8:H:116:TYR:HD1	2.26	0.49
11:K:136:THR:O	11:K:140:LYS:HG3	2.12	0.49
3:C:88:ASN:HB3	12:L:60:ARG:NH1	2.26	0.49
15:O:394:VAL:HG12	17:Q:141:TRP:CD1	2.47	0.49
16:P:419:LEU:N	16:P:419:LEU:CD2	2.73	0.49
15:O:725:VAL:HG13	16:P:452:PHE:CB	2.37	0.49
16:P:497:GLN:HA	16:P:500:ASP:HB3	1.95	0.49
16:P:417:PHE:CE1	17:Q:258:LEU:HD11	2.48	0.49
1:A:1032:VAL:HG22	1:A:1038:ILE:HD11	1.92	0.49
1:A:379:GLU:N	16:P:56:ILE:H	2.11	0.49
2:B:274:VAL:HG21	2:B:309:LEU:HG	1.93	0.49
5:E:170:LEU:O	5:E:170:LEU:HD12	2.13	0.49
8:H:48:PRO:HG2	8:H:146:ARG:NH1	2.23	0.49
2:B:328:GLN:NE2	13:M:109:ARG:H	2.11	0.49
13:M:43:LYS:HZ3	13:M:45:LYS:CD	2.25	0.49
13:M:24:GLY:O	14:N:108:THR:HB	2.13	0.49
15:O:183:ASP:OD2	15:O:245:ILE:HG22	2.13	0.49
15:O:270:GLN:HE21	15:O:289:SER:HB2	1.77	0.49

Continued on next page...

Continued from previous page...

Atom-1	Atom-2	Interatomic distance (Å)	Clash overlap (Å)
15:O:352:PHE:HB3	15:O:354:PRO:HG2	1.95	0.49
15:O:408:ILE:O	15:O:409:ASP:CB	2.59	0.49
15:O:630:LEU:HD12	15:O:630:LEU:C	2.33	0.49
16:P:137:TRP:CD1	16:P:141:LEU:CD1	2.96	0.49
16:P:403:THR:CG2	16:P:406:GLN:HG2	2.43	0.49
15:O:399:TRP:NE1	17:Q:134:PRO:HG3	2.27	0.49
1:A:1288:ARG:O	1:A:1475:GLU:HA	2.12	0.49
1:A:1640:ARG:CG	1:A:1645:LYS:HB2	2.30	0.49
1:A:399:LEU:HD21	1:A:422:ARG:HB3	1.94	0.49
2:B:328:GLN:HE22	13:M:109:ARG:H	1.61	0.49
2:B:398:GLN:NE2	2:B:636:GLN:HE22	2.10	0.49
2:B:790:ASN:HB3	2:B:793:ALA:HB3	1.94	0.49
3:C:172:GLN:HB2	3:C:175:GLN:NE2	2.28	0.49
14:N:52:GLN:HB3	14:N:54:TRP:HE1	1.78	0.49
15:O:200:THR:OG1	15:O:218:VAL:HG13	2.13	0.49
15:O:611:ILE:HG23	15:O:731:LEU:CD2	2.43	0.49
15:O:620:ASP:OD1	15:O:674:GLU:CD	2.51	0.49
16:P:115:GLN:HE21	16:P:190:MET:CE	2.25	0.49
16:P:110:PHE:HD2	16:P:198:ILE:HG23	1.68	0.49
16:P:282:ARG:NH2	16:P:283:ASN:O	2.45	0.49
16:P:287:TRP:CE3	16:P:290:THR:CG2	2.93	0.49
16:P:337:SER:OG	16:P:448:LYS:HE3	2.13	0.49
16:P:378:LEU:O	16:P:378:LEU:HD23	2.13	0.49
16:P:48:LEU:O	16:P:49:ASN:C	2.47	0.49
16:P:93:LYS:CG	16:P:207:LEU:HB3	2.27	0.49
17:Q:149:LYS:CB	17:Q:149:LYS:NZ	2.73	0.49
17:Q:204:GLU:OE1	17:Q:205:VAL:HG23	2.13	0.49
16:P:225:GLN:HE22	20:T:46:DT:C5'	2.26	0.49
1:A:1049:MET:HE1	1:A:1124:LEU:HB3	1.94	0.48
1:A:1458:THR:OG1	1:A:1473:LYS:HB3	2.13	0.48
1:A:592:GLN:CB	1:A:593:PRO:HD2	1.96	0.48
2:B:225:ARG:CD	2:B:261:ARG:HH12	2.26	0.48
3:C:278:GLU:CD	3:C:281:ARG:HD3	2.33	0.48
3:C:329:LYS:HE3	11:K:122:LYS:HZ3	1.77	0.48
6:F:93:ILE:HD11	6:F:134:ILE:CD1	2.39	0.48
1:A:6:PRO:HD3	7:G:113:PHE:CE2	2.47	0.48
7:G:34:THR:HB	7:G:133:LEU:HD22	1.94	0.48
7:G:69:LEU:HG	7:G:81:VAL:CG2	2.41	0.48
15:O:260:LEU:HD23	15:O:271:ILE:CG2	2.43	0.48
15:O:414:ILE:CG2	15:O:415:LEU:N	2.75	0.48
15:O:615:ASN:C	15:O:617:HIS:N	2.66	0.48

Continued on next page...

Continued from previous page...

Atom-1	Atom-2	Interatomic distance (Å)	Clash overlap (Å)
15:O:722:TRP:CZ2	16:P:262:LEU:CD1	2.90	0.48
16:P:352:ILE:HA	16:P:355:VAL:CG2	2.43	0.48
15:O:436:ILE:CG2	17:Q:141:TRP:CE2	2.95	0.48
1:A:321:LYS:HA	1:A:356:PHE:CE2	2.46	0.48
1:A:334:VAL:HG13	1:A:335:LEU:N	2.28	0.48
1:A:411:VAL:N	1:A:413:LEU:HD11	2.24	0.48
1:A:657:TYR:O	1:A:658:LEU:HD23	2.12	0.48
1:A:708:THR:HG22	1:A:708:THR:O	2.13	0.48
1:A:361:VAL:CG2	2:B:1184:TYR:HD1	2.26	0.48
2:B:235:GLN:HE21	2:B:247:THR:HG21	1.77	0.48
5:E:100:ILE:HG23	5:E:105:PHE:HB2	1.95	0.48
5:E:48:ASP:OD1	5:E:51:GLY:N	2.46	0.48
13:M:43:LYS:HG3	14:N:28:GLY:O	2.13	0.48
15:O:194:ARG:CB	15:O:197:ARG:HH12	2.23	0.48
15:O:270:GLN:OE1	15:O:291:PRO:CD	2.62	0.48
15:O:433:VAL:CG1	17:Q:144:VAL:CG2	2.90	0.48
15:O:475:ARG:HE	15:O:496:THR:CG2	2.26	0.48
15:O:498:LEU:HD23	15:O:499:GLU:N	2.28	0.48
15:O:504:THR:H	15:O:542:ARG:HB3	1.77	0.48
15:O:757:GLN:C	15:O:760:ILE:HG22	2.33	0.48
15:O:596:ILE:CG2	16:P:317:MET:CE	2.91	0.48
16:P:386:LEU:N	16:P:388:THR:HG22	2.27	0.48
17:Q:147:GLN:H	17:Q:147:GLN:CD	2.16	0.48
17:Q:33:ARG:CG	17:Q:33:ARG:NH2	2.73	0.48
1:A:1440:ASN:O	1:A:1444:ARG:HG3	2.12	0.48
1:A:340:HIS:HB3	1:A:342:ARG:O	2.13	0.48
1:A:409:ASP:C	1:A:410:LYS:HG2	2.30	0.48
2:B:145:VAL:HB	2:B:150:GLU:HB3	1.95	0.48
2:B:132:SER:OG	2:B:462:GLN:NE2	2.46	0.48
2:B:751:ILE:HG13	2:B:770:ASN:OD1	2.13	0.48
3:C:151:THR:O	3:C:155:GLU:HB2	2.01	0.48
4:D:12:THR:HA	4:D:17:ASN:CG	2.34	0.48
7:G:41:VAL:O	7:G:41:VAL:HG13	2.13	0.48
8:H:5:LEU:HD11	8:H:61:SER:CB	2.43	0.48
14:N:114:GLU:HG3	14:N:116:LYS:H	1.78	0.48
14:N:41:ASN:HA	14:N:44:ASN:HB3	1.94	0.48
15:O:324:TRP:CH2	15:O:346:ASN:HA	2.48	0.48
15:O:375:PHE:CD1	15:O:380:MET:HG2	2.48	0.48
15:O:474:LYS:CD	15:O:499:GLU:O	2.60	0.48
15:O:56:UNK:HA	15:O:551:ALA:O	2.13	0.48
15:O:669:PHE:CD1	15:O:738:LYS:NZ	2.81	0.48

Continued on next page...

Continued from previous page...

Atom-1	Atom-2	Interatomic distance (Å)	Clash overlap (Å)
15:O:657:SER:OG	15:O:745:ALA:O	2.19	0.48
16:P:123:MET:O	16:P:125:PHE:CD1	2.66	0.48
16:P:183:LYS:HG2	16:P:189:LYS:HE3	1.94	0.48
16:P:171:HIS:CD2	16:P:243:PHE:HB3	2.48	0.48
16:P:287:TRP:NE1	16:P:298:VAL:HG13	2.22	0.48
16:P:382:GLU:O	16:P:382:GLU:CD	2.52	0.48
17:Q:208:TYR:CE1	17:Q:212:HIS:HE1	2.30	0.48
15:O:22:UNK:O	17:Q:314:TRP:CG	2.66	0.48
17:Q:424:PHE:N	17:Q:424:PHE:CD1	2.80	0.48
1:A:1294:MET:HE1	1:A:1321:PHE:CE2	2.48	0.48
1:A:1483:LEU:CD1	1:A:1485:MET:HB2	2.43	0.48
1:A:1628:ASP:HB3	1:A:1630:GLU:OE2	2.13	0.48
1:A:334:VAL:HG22	1:A:338:VAL:CG2	2.44	0.48
1:A:423:LEU:C	1:A:423:LEU:HD13	2.33	0.48
2:B:1000:LEU:O	2:B:1003:ALA:HB3	2.13	0.48
8:H:100:THR:O	8:H:116:TYR:HA	2.13	0.48
13:M:60:LEU:HB3	13:M:101:VAL:O	2.12	0.48
13:M:65:TYR:C	13:M:96:LEU:HD23	2.32	0.48
15:O:233:VAL:CG1	15:O:234:THR:N	2.76	0.48
15:O:359:SER:O	15:O:360:TRP:O	2.31	0.48
16:P:157:HIS:CE1	16:P:158:MET:HE2	2.48	0.48
16:P:282:ARG:HG3	16:P:282:ARG:HH11	1.77	0.48
17:Q:204:GLU:O	17:Q:205:VAL:C	2.49	0.48
1:A:1020:GLN:NE2	1:A:1194:GLY:HA3	2.28	0.48
1:A:1640:ARG:HG2	1:A:1645:LYS:CB	2.33	0.48
1:A:747:ILE:HD11	1:A:796:SER:HB3	1.94	0.48
2:B:77:LYS:HD2	2:B:89:GLY:N	2.27	0.48
3:C:69:ARG:CD	11:K:71:THR:OG1	2.62	0.48
5:E:78:LEU:HD23	5:E:78:LEU:C	2.34	0.48
7:G:162:ILE:CD1	7:G:217:TRP:HZ3	2.27	0.48
11:K:136:THR:CG2	11:K:140:LYS:HE3	2.43	0.48
12:L:51:CYS:SG	12:L:53:HIS:HB2	2.53	0.48
15:O:535:VAL:O	15:O:552:LEU:N	2.45	0.48
16:P:246:GLU:O	16:P:247:ILE:HB	2.13	0.48
16:P:354:LYS:CB	16:P:362:THR:HB	2.40	0.48
16:P:297:ARG:HD2	16:P:500:ASP:OD2	2.13	0.48
16:P:53:ALA:O	16:P:54:GLY:C	2.51	0.48
17:Q:134:PRO:O	17:Q:135:GLU:CD	2.52	0.48
1:A:1119:LYS:HE3	1:A:1120:TYR:CZ	2.47	0.48
1:A:1475:GLU:O	1:A:1476:LEU:HD23	2.13	0.48
1:A:409:ASP:OD1	1:A:411:VAL:CA	2.62	0.48

Continued on next page...

Continued from previous page...

Atom-1	Atom-2	Interatomic distance (Å)	Clash overlap (Å)
1:A:248:PHE:HE2	1:A:442:LYS:HE3	1.76	0.48
1:A:486:PRO:HB2	1:A:618:TYR:CZ	2.47	0.48
1:A:669:LEU:HB2	1:A:786:TYR:HE2	1.79	0.48
2:B:938:PHE:CZ	2:B:1014:TYR:HB2	2.49	0.48
3:C:120:LEU:HD12	3:C:121:PRO:O	2.13	0.48
5:E:147:HIS:HE1	5:E:149:LEU:HG	1.77	0.48
2:B:282:HIS:NE2	13:M:101:VAL:HG12	2.27	0.48
13:M:27:PHE:CE2	13:M:30:PHE:HD1	2.31	0.48
14:N:58:PHE:CD2	14:N:64:ILE:HD12	2.49	0.48
15:O:189:THR:O	15:O:192:ASP:N	2.45	0.48
15:O:215:ASN:CA	15:O:236:ILE:HG12	2.42	0.48
15:O:375:PHE:CG	15:O:380:MET:HG2	2.49	0.48
15:O:428:GLU:HG3	15:O:435:ARG:CB	2.32	0.48
15:O:14:UNK:O	15:O:439:LYS:O	2.32	0.48
15:O:656:HIS:CD2	15:O:747:LEU:C	2.82	0.48
16:P:110:PHE:CE2	16:P:198:ILE:CB	2.92	0.48
16:P:163:SER:O	16:P:167:LEU:HD13	2.14	0.48
16:P:219:ILE:CG1	16:P:220:SER:N	2.74	0.48
1:A:360:LEU:HG	2:B:1184:TYR:HE1	1.78	0.48
1:A:370:PRO:HB2	1:A:377:VAL:HG12	1.95	0.48
2:B:186:GLU:C	2:B:188:ASP:H	2.17	0.48
2:B:492:ASN:OD1	2:B:493:PHE:N	2.46	0.48
2:B:572:PRO:HD2	14:N:57:LYS:NZ	2.27	0.48
3:C:261:GLY:HA2	3:C:264:GLU:O	2.14	0.48
7:G:111:THR:HB	7:G:112:PRO:CD	2.43	0.48
11:K:68:GLU:HA	11:K:68:GLU:OE1	2.11	0.48
14:N:114:GLU:HG2	14:N:117:GLU:CB	2.44	0.48
14:N:177:ALA:C	14:N:179:ASP:H	2.16	0.48
14:N:53:VAL:HG12	14:N:133:PHE:HD1	1.78	0.48
15:O:418:SER:OG	15:O:419:ARG:O	2.24	0.48
15:O:504:THR:O	15:O:542:ARG:HB2	2.13	0.48
16:P:113:LYS:HE3	16:P:117:ARG:HH22	1.79	0.48
16:P:116:ILE:HA	16:P:119:LEU:CG	2.43	0.48
16:P:183:LYS:CB	16:P:183:LYS:NZ	2.77	0.48
16:P:237:ILE:HG22	16:P:239:PHE:CA	2.44	0.48
16:P:337:SER:CA	16:P:448:LYS:CE	2.91	0.48
16:P:58:ARG:NH1	16:P:58:ARG:HB3	2.28	0.48
15:O:351:ILE:CG1	17:Q:157:MET:CE	2.78	0.48
17:Q:8:LEU:H	17:Q:8:LEU:HD22	1.79	0.48
1:A:1260:LYS:HD3	1:A:1500:GLN:HG3	1.94	0.48
1:A:1242:ILE:HG12	1:A:1517:ARG:O	2.14	0.48

Continued on next page...

Continued from previous page...

Atom-1	Atom-2	Interatomic distance (Å)	Clash overlap (Å)
1:A:253:GLU:C	1:A:312:SER:HB2	2.33	0.48
1:A:368:ARG:HG2	1:A:383:ASN:OD1	2.14	0.48
2:B:111:ASP:O	2:B:112:GLY:C	2.51	0.48
2:B:1100:GLN:HB3	2:B:1168:VAL:CG1	2.44	0.48
3:C:120:LEU:HD12	3:C:120:LEU:C	2.34	0.48
3:C:215:ASP:OD1	3:C:215:ASP:O	2.31	0.48
5:E:83:CYS:HB2	5:E:110:PHE:CE2	2.48	0.48
5:E:94:LYS:O	5:E:98:ILE:HG22	2.13	0.48
11:K:53:ALA:HB3	11:K:62:SER:HB2	1.95	0.48
12:L:31:CYS:CB	12:L:48:CYS:SG	3.00	0.48
14:N:93:THR:O	14:N:97:SER:OG	2.26	0.48
15:O:302:VAL:HA	15:O:320:ILE:HG12	1.92	0.48
15:O:352:PHE:HB2	15:O:355:GLU:N	2.29	0.48
15:O:391:THR:HG22	15:O:393:VAL:H	1.79	0.48
15:O:438:TRP:CH2	15:O:481:PHE:CD2	3.01	0.48
15:O:483:HIS:HE1	15:O:487:ASN:HA	1.79	0.48
16:P:101:LYS:NZ	16:P:152:LEU:N	2.61	0.48
16:P:10:CYS:O	16:P:13:ASP:O	2.32	0.48
17:Q:390:ASN:ND2	17:Q:390:ASN:N	2.60	0.48
1:A:1322:ILE:HG23	1:A:1454:HIS:CE1	2.48	0.48
1:A:1440:ASN:O	1:A:1444:ARG:N	2.39	0.48
1:A:670:ILE:HG13	1:A:671:GLN:OE1	2.14	0.48
1:A:700:ILE:HG21	1:A:738:ASN:ND2	2.28	0.48
1:A:780:ILE:O	1:A:781:LEU:HD23	2.14	0.48
1:A:63:SER:HA	2:B:1155:ASP:OD2	2.13	0.48
2:B:1128:CYS:O	2:B:1163:GLN:HB3	2.14	0.48
2:B:211:ARG:HG3	2:B:212:ASN:ND2	2.29	0.48
2:B:626:ILE:HA	2:B:642:LEU:HD23	1.95	0.48
2:B:817:ARG:HD3	19:S:26:DT:C4'	2.44	0.48
2:B:946:ASP:OD1	10:J:9:SER:OG	2.27	0.48
5:E:153:HIS:CB	5:E:188:LEU:HD11	2.44	0.48
5:E:42:PHE:HZ	5:E:58:MET:HE1	1.79	0.48
5:E:86:PRO:O	5:E:114:ASN:N	2.44	0.48
7:G:126:GLN:HG3	7:G:126:GLN:O	2.14	0.48
13:M:60:LEU:HG	13:M:102:SER:HB3	1.93	0.48
3:C:228:ARG:NH2	14:N:172:ALA:HB1	2.29	0.48
15:O:214:LEU:CG	15:O:236:ILE:HG21	2.23	0.48
15:O:455:LYS:HA	15:O:464:LEU:HD23	1.95	0.48
15:O:440:HIS:CG	15:O:479:HIS:CD2	3.01	0.48
15:O:611:ILE:HG23	15:O:731:LEU:HD23	1.91	0.48
16:P:144:ILE:CA	16:P:147:GLN:NE2	2.77	0.48

Continued on next page...

Continued from previous page...

Atom-1	Atom-2	Interatomic distance (Å)	Clash overlap (Å)
16:P:204:ARG:NH2	19:S:15:DA:OP2	2.46	0.48
16:P:93:LYS:HZ3	16:P:94:LYS:HB2	1.79	0.48
17:Q:137:SER:O	17:Q:296:PRO:CG	2.54	0.48
2:B:1000:LEU:HD11	2:B:1005:TYR:HB2	1.95	0.48
2:B:373:MET:O	2:B:377:MET:HG3	2.14	0.48
2:B:438:ILE:HD11	2:B:442:ASP:HB3	1.96	0.48
2:B:427:GLN:HG2	2:B:449:VAL:HG13	1.95	0.48
2:B:792:SER:OG	2:B:933:THR:OG1	2.26	0.48
4:D:27:LEU:O	4:D:29:GLN:NE2	2.45	0.48
7:G:140:GLN:HE22	7:G:225:ILE:HG13	1.78	0.48
7:G:134:GLU:HG2	7:G:230:ARG:HB2	1.95	0.48
15:O:205:TYR:O	15:O:214:LEU:HA	2.14	0.48
15:O:370:GLN:O	15:O:385:PHE:CE1	2.67	0.48
15:O:442:LEU:O	15:O:442:LEU:HD12	2.14	0.48
15:O:442:LEU:O	15:O:443:ASP:OD1	2.32	0.48
15:O:471:MET:C	15:O:504:THR:HG21	2.34	0.48
15:O:693:PHE:CD1	15:O:693:PHE:C	2.87	0.48
16:P:119:LEU:CG	16:P:165:LEU:HD11	2.43	0.48
16:P:201:LYS:CG	16:P:202:SER:N	2.77	0.48
16:P:263:PRO:HG2	16:P:266:PHE:H	1.78	0.48
16:P:294:HIS:O	16:P:295:THR:C	2.51	0.48
16:P:366:TYR:OH	17:Q:218:ASP:CB	2.57	0.48
16:P:474:GLU:OE2	16:P:478:ARG:CG	2.60	0.48
15:O:391:THR:CG2	17:Q:144:VAL:HG23	2.36	0.48
15:O:389:TRP:CE3	17:Q:148:ASN:OD1	2.55	0.48
16:P:222:PHE:CZ	17:Q:206:ARG:HG3	2.49	0.48
1:A:1322:ILE:HG23	1:A:1454:HIS:NE2	2.28	0.47
1:A:214:ASP:HB2	1:A:1605:THR:HG21	1.95	0.47
1:A:336:GLN:NE2	1:A:344:ASN:HD22	2.12	0.47
1:A:84:PRO:HA	1:A:358:ASP:HA	1.96	0.47
1:A:720:PHE:HB2	8:H:96:VAL:CG1	2.44	0.47
1:A:708:THR:HG21	1:A:742:PRO:HD2	1.96	0.47
2:B:1174:THR:O	2:B:1177:ALA:HB3	2.13	0.47
2:B:816:ASN:HB2	2:B:819:ASP:CG	2.34	0.47
3:C:257:GLY:O	3:C:266:TYR:O	2.32	0.47
5:E:58:MET:CB	5:E:82:PHE:HD2	2.27	0.47
5:E:64:PRO:HG3	5:E:75:MET:HG2	1.96	0.47
7:G:37:CYS:HB3	7:G:126:GLN:O	2.13	0.47
7:G:72:LYS:N	7:G:80:VAL:HG13	2.29	0.47
14:N:90:MET:O	14:N:137:PHE:HA	2.14	0.47
15:O:217:ALA:HB3	15:O:229:ARG:HH11	1.77	0.47

Continued on next page...

Continued from previous page...

Atom-1	Atom-2	Interatomic distance (Å)	Clash overlap (Å)
15:O:346:ASN:HD22	17:Q:155:GLN:CB	2.27	0.47
15:O:669:PHE:CE1	15:O:738:LYS:CD	2.96	0.47
15:O:702:LEU:CD2	16:P:123:MET:SD	2.99	0.47
16:P:151:GLU:C	16:P:152:LEU:HD22	2.33	0.47
16:P:188:ALA:HB1	16:P:193:PHE:CZ	2.49	0.47
16:P:85:GLN:HE21	16:P:89:HIS:HE1	1.61	0.47
17:Q:24:ILE:O	17:Q:28:SER:HB3	2.11	0.47
17:Q:362:ALA:HB1	17:Q:363:GLU:OE1	2.13	0.47
20:T:19:DC:C3'	20:T:20:DA:H5''	2.44	0.47
1:A:1136:VAL:HG12	1:A:1174:TYR:CE2	2.50	0.47
1:A:39:ASP:HB2	1:A:45:VAL:HA	1.95	0.47
2:B:1102:SER:HB3	2:B:1113:THR:HG21	1.97	0.47
2:B:1107:CYS:CB	2:B:1130:ARG:HH21	2.27	0.47
2:B:555:GLN:NE2	2:B:589:ASP:OD2	2.47	0.47
2:B:626:ILE:HG23	2:B:642:LEU:CD2	2.44	0.47
2:B:785:ASP:O	2:B:925:GLY:HA2	2.14	0.47
2:B:938:PHE:CE1	2:B:1014:TYR:CD2	3.02	0.47
2:B:99:VAL:HG23	2:B:421:LEU:HD11	1.96	0.47
5:E:93:MET:CE	5:E:132:ILE:HG21	2.45	0.47
13:M:54:HIS:HD2	13:M:63:GLU:CG	2.22	0.47
15:O:214:LEU:HD12	15:O:238:LEU:CD1	2.43	0.47
15:O:382:GLU:O	15:O:383:ILE:HG13	2.15	0.47
15:O:506:THR:HG21	15:O:540:LYS:HG2	1.95	0.47
15:O:700:LEU:CD2	15:O:709:PRO:HG2	2.15	0.47
16:P:169:SER:OG	16:P:175:PRO:HD3	2.13	0.47
16:P:198:ILE:C	16:P:199:LEU:HG	2.35	0.47
16:P:299:SER:O	16:P:301:HIS:N	2.45	0.47
17:Q:376:ALA:HB2	17:Q:407:HIS:CE1	2.49	0.47
1:A:1018:TYR:HD2	20:T:14:DT:OP1	1.88	0.47
1:A:111:LYS:HG2	1:A:234:ASP:OD2	2.13	0.47
1:A:488:PRO:HD2	2:B:781:TYR:CE2	2.50	0.47
1:A:585:ASP:O	1:A:605:VAL:HG23	2.14	0.47
2:B:1025:ASP:OD1	3:C:277:ARG:NH1	2.47	0.47
2:B:221:SER:O	2:B:224:ASN:N	2.47	0.47
2:B:73:ILE:HB	2:B:425:ILE:CD1	2.45	0.47
2:B:202:LEU:HD22	2:B:500:PHE:CE1	2.49	0.47
5:E:32:GLN:O	5:E:36:GLU:N	2.27	0.47
6:F:124:GLU:HG2	6:F:130:ILE:N	2.30	0.47
7:G:169:VAL:HG21	7:G:216:HIS:CD2	2.49	0.47
13:M:53:LEU:O	13:M:64:GLY:N	2.40	0.47
15:O:264:ILE:CG2	15:O:265:THR:N	2.76	0.47

Continued on next page...

Continued from previous page...

Atom-1	Atom-2	Interatomic distance (Å)	Clash overlap (Å)
15:O:318:ILE:HD13	15:O:320:ILE:CD1	2.44	0.47
15:O:469:TYR:CD2	15:O:508:ILE:HD12	2.49	0.47
15:O:604:ILE:HG23	15:O:732:LEU:HD22	1.96	0.47
15:O:656:HIS:HB2	15:O:747:LEU:N	2.28	0.47
16:P:201:LYS:O	16:P:204:ARG:HB3	2.15	0.47
16:P:226:LEU:CD1	16:P:226:LEU:N	2.73	0.47
16:P:334:LEU:HD23	16:P:449:GLN:OE1	2.14	0.47
1:A:1000:MET:HG2	2:B:520:LEU:HD23	1.95	0.47
1:A:1292:ILE:HD12	1:A:1472:PHE:HE2	1.80	0.47
1:A:507:TYR:OH	1:A:641:GLU:OE2	2.31	0.47
1:A:952:LEU:HD21	1:A:1000:MET:HB3	1.96	0.47
2:B:117:VAL:CG2	17:Q:276:GLN:HB3	2.44	0.47
2:B:37:LEU:N	2:B:37:LEU:HD12	2.30	0.47
1:A:989:GLY:CA	2:B:709:PHE:CE1	2.97	0.47
6:F:72:LYS:NZ	6:F:140:ASP:O	2.46	0.47
9:I:38:PRO:O	9:I:40:SER:CA	2.58	0.47
10:J:31:ASP:OD1	10:J:34:THR:OG1	2.30	0.47
10:J:32:GLU:H	10:J:32:GLU:CD	2.17	0.47
14:N:80:MET:O	14:N:87:TYR:HB2	2.14	0.47
15:O:366:PHE:CD1	15:O:373:LEU:HD11	2.50	0.47
15:O:613:HIS:NE2	15:O:619:GLU:HB2	2.29	0.47
16:P:233:THR:HG22	16:P:237:ILE:HD12	1.96	0.47
16:P:262:LEU:HB3	16:P:446:TYR:CE1	2.34	0.47
1:A:543:LEU:CD2	16:P:26:ARG:CZ	2.93	0.47
16:P:363:SER:O	16:P:366:TYR:CA	2.60	0.47
15:O:577:LEU:HD11	16:P:499:LYS:CB	2.44	0.47
1:A:1176:ARG:NH1	6:F:84:TYR:CD2	2.82	0.47
1:A:30:LYS:HG2	1:A:31:GLN:O	2.14	0.47
1:A:423:LEU:O	1:A:423:LEU:HD13	2.15	0.47
1:A:572:THR:HG22	7:G:53:TYR:CE2	2.40	0.47
2:B:451:MET:O	2:B:451:MET:HG2	2.14	0.47
2:B:505:ARG:CG	2:B:509:PHE:HD2	2.20	0.47
3:C:260:GLU:HG2	3:C:262:SER:OG	2.15	0.47
12:L:41:SER:C	12:L:43:THR:H	2.18	0.47
14:N:52:GLN:HB3	14:N:134:ASP:HB2	1.96	0.47
15:O:585:GLU:CD	15:O:588:SER:HB2	2.35	0.47
16:P:108:PHE:HE1	16:P:156:LEU:CD1	2.26	0.47
16:P:158:MET:C	16:P:192:TYR:CE1	2.87	0.47
16:P:198:ILE:CA	16:P:200:PRO:HD3	2.39	0.47
16:P:386:LEU:C	16:P:388:THR:N	2.61	0.47
16:P:157:HIS:HB2	20:T:45:DC:O3'	2.14	0.47

Continued on next page...

Continued from previous page...

Atom-1	Atom-2	Interatomic distance (Å)	Clash overlap (Å)
1:A:104:PHE:HE1	1:A:239:PHE:O	1.98	0.47
1:A:1162:ASN:OD1	1:A:1164:LYS:N	2.48	0.47
1:A:365:THR:HA	1:A:368:ARG:NH2	2.29	0.47
2:B:1128:CYS:N	2:B:1163:GLN:HB2	2.29	0.47
2:B:888:ILE:HB	2:B:900:THR:HB	1.95	0.47
3:C:311:GLU:OE1	3:C:311:GLU:N	2.43	0.47
7:G:28:ILE:HB	7:G:31:LYS:HA	1.96	0.47
8:H:4:THR:O	8:H:5:LEU:HD23	2.14	0.47
9:I:2:SER:HG	9:I:9:PHE:HB2	1.80	0.47
15:O:294:PHE:CE2	15:O:300:LEU:CB	2.96	0.47
15:O:378:SER:O	15:O:397:LYS:HG2	2.15	0.47
15:O:391:THR:HG22	15:O:393:VAL:HG13	1.97	0.47
15:O:461:HIS:CG	15:O:484:ARG:HG2	2.50	0.47
15:O:55:UNK:O	15:O:552:LEU:HD22	2.15	0.47
16:P:222:PHE:O	16:P:224:GLY:N	2.47	0.47
16:P:258:MET:CG	16:P:262:LEU:HD22	2.39	0.47
16:P:4:PHE:CD2	16:P:16:PRO:CB	2.96	0.47
15:O:357:LEU:HG	17:Q:191:ILE:HB	1.96	0.47
2:B:117:VAL:HG21	17:Q:276:GLN:HG2	1.86	0.47
17:Q:31:PHE:O	17:Q:32:ASP:C	2.53	0.47
17:Q:29:ARG:C	17:Q:32:ASP:CG	2.71	0.47
1:A:1559:ARG:NH1	1:A:1583:ASP:OD1	2.47	0.47
2:B:1151:ILE:CG2	2:B:1159:TRP:HB3	2.44	0.47
2:B:108:MET:HE1	2:B:120:LYS:HG2	1.96	0.47
2:B:33:SER:OG	2:B:177:PRO:HG3	2.14	0.47
2:B:561:ILE:HA	2:B:564:ILE:HG22	1.96	0.47
2:B:626:ILE:HG23	2:B:642:LEU:HD21	1.96	0.47
1:A:989:GLY:CA	2:B:709:PHE:HE1	2.27	0.47
2:B:897:GLU:N	2:B:897:GLU:OE1	2.36	0.47
3:C:85:PHE:HE2	3:C:97:LEU:HD23	1.79	0.47
8:H:12:VAL:HG11	8:H:50:ALA:O	2.15	0.47
8:H:5:LEU:HD11	8:H:61:SER:CA	2.45	0.47
9:I:27:ASN:HB2	9:I:36:ILE:HG23	1.96	0.47
15:O:366:PHE:CG	15:O:373:LEU:HD11	2.50	0.47
15:O:414:ILE:CD1	15:O:434:ARG:HE	2.27	0.47
16:P:166:TYR:CE2	16:P:230:ILE:HD13	2.50	0.47
16:P:19:LEU:N	16:P:30:GLN:HG3	2.25	0.47
16:P:434:HIS:O	16:P:436:LEU:N	2.45	0.47
16:P:337:SER:OG	16:P:448:LYS:HD3	2.15	0.47
17:Q:247:ILE:HG23	17:Q:278:TYR:CE2	2.41	0.47
1:A:1163:GLU:O	1:A:1167:ARG:HB3	2.15	0.47

Continued on next page...

Continued from previous page...

Atom-1	Atom-2	Interatomic distance (Å)	Clash overlap (Å)
1:A:1240:LEU:CD2	1:A:1541:ILE:HG12	2.45	0.47
1:A:1260:LYS:HA	1:A:1499:ARG:O	2.15	0.47
1:A:342:ARG:NH1	1:A:1629:ASN:O	2.46	0.47
1:A:452:PRO:O	1:A:453:ILE:C	2.51	0.47
1:A:861:VAL:HG21	1:A:892:LEU:HA	1.97	0.47
1:A:913:PRO:HA	1:A:926:GLN:HE22	1.80	0.47
2:B:123:PRO:HG2	2:B:172:LEU:CD1	2.44	0.47
2:B:572:PRO:HB2	2:B:575:HIS:CD2	2.50	0.47
2:B:817:ARG:HE	2:B:817:ARG:HB2	1.58	0.47
2:B:909:ARG:NH2	2:B:1042:ASP:OD2	2.47	0.47
3:C:174:ARG:O	3:C:177:THR:N	2.48	0.47
5:E:138:ALA:O	5:E:141:VAL:HG23	2.14	0.47
5:E:153:HIS:CE1	5:E:184:VAL:HG11	2.50	0.47
5:E:30:ILE:HA	5:E:34:GLU:OE1	2.14	0.47
7:G:137:ILE:HA	7:G:147:LEU:CD2	2.35	0.47
7:G:217:TRP:HB2	7:G:225:ILE:HD11	1.97	0.47
14:N:74:PHE:HD2	14:N:78:THR:HA	1.79	0.47
15:O:201:GLU:HA	15:O:202:ILE:HD12	1.97	0.47
15:O:382:GLU:CD	15:O:433:VAL:HG12	2.33	0.47
15:O:438:TRP:HH2	15:O:491:SER:CB	2.20	0.47
15:O:663:LEU:HD11	15:O:742:TRP:CZ3	2.49	0.47
15:O:686:TYR:O	15:O:690:ASP:O	2.33	0.47
16:P:178:THR:CG2	16:P:179:CYS:N	2.78	0.47
16:P:246:GLU:O	16:P:247:ILE:O	2.32	0.47
16:P:282:ARG:HH11	16:P:282:ARG:CG	2.28	0.47
17:Q:158:THR:HG23	17:Q:158:THR:O	2.14	0.47
1:A:1296:PHE:CD2	1:A:1469:TRP:HA	2.50	0.47
2:B:1100:GLN:HB3	2:B:1168:VAL:HG12	1.95	0.47
2:B:585:CYS:HB2	2:B:595:TRP:CZ3	2.50	0.47
5:E:37:LEU:CD1	5:E:41:ASP:HB3	2.37	0.47
6:F:128:LYS:HD3	6:F:149:GLU:CA	2.40	0.47
7:G:168:PHE:CD1	7:G:217:TRP:CD1	2.95	0.47
11:K:103:ILE:HG23	11:K:103:ILE:O	2.15	0.47
13:M:53:LEU:N	13:M:64:GLY:O	2.40	0.47
15:O:188:GLN:O	15:O:196:TYR:HE1	1.98	0.47
15:O:326:ILE:H	15:O:344:ILE:CG1	2.28	0.47
15:O:395:GLN:NE2	15:O:397:LYS:CA	2.77	0.47
15:O:707:ASP:C	15:O:709:PRO:CD	2.83	0.47
15:O:696:PHE:CB	15:O:711:LEU:HD12	1.96	0.47
16:P:237:ILE:CG2	16:P:239:PHE:HB2	2.45	0.47
16:P:246:GLU:N	16:P:246:GLU:OE1	2.48	0.47

Continued on next page...

Continued from previous page...

Atom-1	Atom-2	Interatomic distance (Å)	Clash overlap (Å)
16:P:19:LEU:O	16:P:27:ARG:HD2	2.15	0.47
16:P:375:LEU:C	16:P:375:LEU:HD23	2.34	0.47
16:P:58:ARG:NH1	16:P:58:ARG:CB	2.78	0.47
2:B:1065:ARG:NH2	20:T:22:DG:OP2	2.42	0.47
1:A:1045:LEU:HD23	1:A:1045:LEU:C	2.35	0.47
1:A:54:LEU:HB2	1:A:365:THR:OG1	2.14	0.47
1:A:529:LYS:HG2	1:A:530:TRP:N	2.30	0.47
1:A:855:ARG:HG3	1:A:856:GLU:N	2.29	0.47
2:B:1107:CYS:HB2	2:B:1130:ARG:CZ	2.44	0.47
2:B:817:ARG:CG	19:S:26:DT:C5'	2.36	0.47
4:D:16:LEU:C	4:D:16:LEU:HD12	2.35	0.47
5:E:202:SER:OG	5:E:204:THR:HG22	2.15	0.47
8:H:95:TYR:HB3	8:H:144:ILE:HB	1.96	0.47
9:I:36:ILE:HB	9:I:39:LYS:HD2	1.93	0.47
14:N:52:GLN:HG2	14:N:134:ASP:CB	2.45	0.47
15:O:302:VAL:O	15:O:319:ASP:O	2.33	0.47
15:O:478:MET:CE	15:O:497:VAL:HG13	2.45	0.47
15:O:585:GLU:HG3	15:O:589:ILE:HG13	1.97	0.47
16:P:118:TRP:CZ2	16:P:189:LYS:HB3	2.42	0.47
16:P:211:TYR:CD2	16:P:212:VAL:HG23	2.50	0.47
16:P:357:TYR:CE2	17:Q:203:SER:HA	2.50	0.47
17:Q:245:VAL:HG21	17:Q:250:LEU:HD21	1.97	0.47
1:A:105:CYS:HG	21:A:1701:ZN:ZN	1.19	0.47
1:A:393:SER:HB3	1:A:397:ARG:NH1	2.30	0.47
2:B:129:ARG:HD3	2:B:890:ASP:CG	2.35	0.47
2:B:446:MET:HG2	2:B:450:LEU:CD1	2.43	0.47
2:B:50:ASN:HB3	2:B:54:GLU:OE2	2.15	0.47
2:B:513:LYS:CG	2:B:514:THR:N	2.77	0.47
3:C:120:LEU:HB2	3:C:121:PRO:HD2	1.97	0.47
6:F:134:ILE:N	6:F:146:TRP:O	2.45	0.47
1:A:690:GLU:HB3	11:K:77:ARG:HH22	1.80	0.47
15:O:175:ASP:HB3	17:Q:195:LEU:HB3	1.97	0.47
15:O:183:ASP:OD2	15:O:246:LYS:HA	2.15	0.47
15:O:202:ILE:CG2	15:O:216:ILE:CG2	2.91	0.47
15:O:314:GLN:NE2	15:O:329:ILE:HD12	2.30	0.47
15:O:351:ILE:C	15:O:352:PHE:CD1	2.89	0.47
15:O:692:THR:O	15:O:693:PHE:HB3	2.15	0.47
15:O:722:TRP:CE3	16:P:264:PRO:HA	2.50	0.47
16:P:226:LEU:HD22	16:P:226:LEU:H	1.80	0.47
16:P:315:ASN:C	16:P:315:ASN:OD1	2.54	0.47
16:P:29:CYS:N	16:P:36:GLU:OE2	2.47	0.47

Continued on next page...

Continued from previous page...

Atom-1	Atom-2	Interatomic distance (Å)	Clash overlap (Å)
16:P:496:GLU:OE2	16:P:499:LYS:CD	2.63	0.47
15:O:434:ARG:N	17:Q:144:VAL:HG11	2.26	0.47
17:Q:295:PRO:C	17:Q:297:PHE:N	2.69	0.47
1:A:1510:PRO:HG3	1:A:1520:VAL:HG23	1.96	0.46
1:A:402:ASP:HA	1:A:405:LYS:HB3	1.97	0.46
1:A:437:PHE:CE2	2:B:1184:TYR:CZ	3.04	0.46
1:A:565:SER:HB3	1:A:571:HIS:HA	1.97	0.46
1:A:58:LEU:CB	16:P:63:THR:CG2	2.77	0.46
1:A:722:PRO:HB2	8:H:46:LEU:CD2	2.33	0.46
1:A:847:LEU:HD21	1:A:946:LEU:HD22	1.96	0.46
1:A:893:ASP:OD1	1:A:956:ARG:HB3	2.15	0.46
2:B:1103:VAL:HA	2:B:1110:ILE:HA	1.97	0.46
2:B:290:ASP:OD2	13:M:28:LYS:CG	2.63	0.46
1:A:611:GLU:HA	2:B:913:ILE:CD1	2.45	0.46
2:B:91:LEU:N	2:B:91:LEU:CD1	2.76	0.46
5:E:116:ILE:HD11	5:E:120:ALA:HB1	1.96	0.46
5:E:72:PHE:CE1	5:E:157:SER:HA	2.50	0.46
5:E:170:LEU:C	5:E:170:LEU:HD12	2.36	0.46
14:N:78:THR:CB	14:N:89:ILE:HB	2.45	0.46
15:O:181:ARG:O	15:O:182:LEU:CG	2.56	0.46
15:O:440:HIS:HE1	15:O:481:PHE:HE1	1.52	0.46
15:O:511:ILE:HD13	15:O:536:ASP:OD1	2.15	0.46
16:P:171:HIS:HB2	16:P:243:PHE:CD2	2.50	0.46
17:Q:282:SER:HA	17:Q:302:ARG:CG	2.39	0.46
17:Q:385:ASN:O	17:Q:389:ASN:C	2.53	0.46
1:A:1014:SER:CA	20:T:15:DT:H5"	2.44	0.46
1:A:1026:GLN:HE21	1:A:1603:MET:CE	2.28	0.46
1:A:1027:LEU:HA	1:A:1030:VAL:CG2	2.45	0.46
1:A:1459:LYS:O	1:A:1472:PHE:HA	2.16	0.46
1:A:1288:ARG:HB3	1:A:1476:LEU:HB2	1.95	0.46
1:A:246:ASP:CG	1:A:249:THR:H	2.19	0.46
1:A:245:LYS:HA	1:A:251:ILE:HA	1.97	0.46
2:B:903:ILE:O	2:B:903:ILE:HG23	2.15	0.46
5:E:86:PRO:O	5:E:114:ASN:HB3	2.14	0.46
5:E:90:VAL:HG22	5:E:123:LEU:HD11	1.97	0.46
6:F:84:TYR:CE2	6:F:152:ILE:HG21	2.50	0.46
7:G:145:ILE:HG13	7:G:217:TRP:CZ3	2.51	0.46
7:G:72:LYS:C	7:G:80:VAL:HG13	2.36	0.46
9:I:7:LEU:CB	9:I:16:LEU:HD11	2.41	0.46
13:M:36:THR:OG1	13:M:62:TYR:OH	2.25	0.46
14:N:114:GLU:HG2	14:N:117:GLU:HB3	1.97	0.46

Continued on next page...

Continued from previous page...

Atom-1	Atom-2	Interatomic distance (Å)	Clash overlap (Å)
13:M:75:GLN:NE2	14:N:64:ILE:HG12	2.31	0.46
15:O:16:UNK:CB	15:O:440:HIS:CB	2.93	0.46
15:O:508:ILE:HG12	15:O:539:VAL:CG1	2.36	0.46
16:P:103:LEU:HD12	16:P:104:PHE:CA	2.44	0.46
15:O:347:LEU:CB	17:Q:151:PRO:O	2.63	0.46
17:Q:242:ILE:O	17:Q:244:GLY:N	2.41	0.46
17:Q:381:ARG:HA	17:Q:384:VAL:HG21	0.52	0.46
1:A:1055:ILE:HD12	1:A:1063:MET:SD	2.55	0.46
1:A:1326:GLU:OE2	1:A:1456:PHE:N	2.43	0.46
1:A:1484:LEU:O	1:A:1488:ILE:HG12	2.14	0.46
1:A:335:LEU:HA	1:A:338:VAL:CB	2.39	0.46
1:A:597:LYS:HE3	1:A:660:PRO:HG3	1.96	0.46
1:A:6:PRO:HG2	4:D:15:THR:OG1	2.14	0.46
1:A:94:LEU:HD12	1:A:94:LEU:C	2.35	0.46
2:B:1061:LYS:HE3	16:P:45:GLU:CG	2.45	0.46
1:A:636:HIS:HE1	2:B:1069:ILE:CD1	2.28	0.46
1:A:28:SER:O	2:B:1129:ARG:NH2	2.48	0.46
2:B:531:VAL:HG23	2:B:701:ALA:HB2	1.96	0.46
2:B:678:PRO:HA	2:B:681:ILE:CD1	2.45	0.46
2:B:897:GLU:HB3	2:B:899:GLN:NE2	2.29	0.46
4:D:44:ILE:HD11	4:D:89:LEU:HG	1.96	0.46
7:G:138:PHE:HB3	7:G:146:GLY:C	2.36	0.46
7:G:144:HIS:HA	7:G:157:ILE:O	2.16	0.46
12:L:48:CYS:HB3	12:L:53:HIS:N	2.30	0.46
13:M:21:VAL:HG22	14:N:112:PRO:CD	2.45	0.46
15:O:310:TRP:O	15:O:311:ASP:HB2	2.13	0.46
15:O:354:PRO:CG	15:O:355:GLU:H	2.29	0.46
15:O:391:THR:CG2	15:O:392:GLU:N	2.78	0.46
15:O:611:ILE:CD1	15:O:731:LEU:CG	2.92	0.46
15:O:704:LEU:CD2	16:P:123:MET:HE1	2.46	0.46
16:P:104:PHE:CB	16:P:211:TYR:CD2	2.86	0.46
16:P:215:LEU:CD2	16:P:215:LEU:H	2.29	0.46
16:P:274:ILE:HG23	16:P:278:GLU:CD	2.35	0.46
16:P:247:ILE:O	16:P:284:LEU:O	2.33	0.46
16:P:385:PHE:CZ	17:Q:212:HIS:ND1	2.84	0.46
16:P:95:LEU:HB2	16:P:99:GLU:OE2	2.15	0.46
17:Q:140:ILE:HG22	17:Q:142:ARG:HD2	1.95	0.46
1:A:1657:LEU:HD22	7:G:104:LEU:CD2	2.45	0.46
1:A:381:SER:HB3	1:A:453:ILE:CB	2.36	0.46
1:A:58:LEU:HD22	16:P:62:LEU:HA	1.96	0.46
2:B:1002:LYS:CE	14:N:166:LEU:HD12	2.45	0.46

Continued on next page...

Continued from previous page...

Atom-1	Atom-2	Interatomic distance (Å)	Clash overlap (Å)
2:B:1038:HIS:CE1	18:R:5:G:C5'	2.87	0.46
2:B:715:ASN:O	2:B:718:GLN:HB3	2.15	0.46
2:B:720:GLN:O	2:B:724:GLN:HG2	2.14	0.46
2:B:79:LEU:HB2	2:B:87:ASN:CB	2.19	0.46
2:B:857:PRO:HB3	2:B:871:ILE:HD12	1.96	0.46
2:B:957:ARG:HH11	2:B:957:ARG:HG3	1.80	0.46
5:E:197:LYS:HG3	5:E:211:TYR:CE1	2.50	0.46
6:F:99:LEU:CD2	7:G:112:PRO:HD3	2.44	0.46
7:G:139:ILE:HG12	7:G:146:GLY:HA3	1.98	0.46
3:C:195:LYS:NZ	10:J:55:ASP:OD2	2.44	0.46
13:M:13:GLU:CG	13:M:87:SER:HB2	2.45	0.46
2:B:656:LEU:HB3	14:N:148:ILE:HD13	1.96	0.46
15:O:17:UNK:C	15:O:19:UNK:N	2.61	0.46
15:O:338:LYS:O	15:O:339:ARG:HB2	2.15	0.46
15:O:702:LEU:CG	16:P:125:PHE:CE2	2.64	0.46
16:P:280:ASP:C	16:P:281:ILE:HG22	2.36	0.46
1:A:378:HIS:C	16:P:56:ILE:HG22	2.35	0.46
16:P:355:VAL:HG12	17:Q:215:THR:OG1	2.15	0.46
1:A:1028:GLU:HG3	1:A:1029:GLY:N	2.30	0.46
1:A:19:LEU:HB2	2:B:1186:ASP:OD1	2.16	0.46
1:A:497:VAL:CG2	1:A:605:VAL:HG13	2.44	0.46
2:B:1014:TYR:CE1	2:B:1021:GLU:HB2	2.50	0.46
2:B:513:LYS:CE	19:S:42:DG:C4'	2.85	0.46
2:B:566:TYR:HD2	13:M:73:SER:CB	2.28	0.46
3:C:127:THR:H	3:C:130:ASN:ND2	2.13	0.46
4:D:31:VAL:HG23	4:D:36:VAL:CG2	2.46	0.46
6:F:146:TRP:HB2	6:F:151:LEU:HD11	1.96	0.46
8:H:105:GLU:O	8:H:112:ILE:HG13	2.14	0.46
15:O:274:ILE:CD1	15:O:284:VAL:CG1	2.94	0.46
15:O:303:VAL:HB	15:O:319:ASP:O	2.15	0.46
15:O:301:GLN:O	15:O:320:ILE:CG2	2.64	0.46
16:P:113:LYS:O	16:P:116:ILE:CD1	2.64	0.46
16:P:103:LEU:CG	16:P:211:TYR:HE2	2.22	0.46
16:P:494:SER:O	16:P:497:GLN:N	2.48	0.46
16:P:58:ARG:HH22	16:P:60:LEU:HA	1.80	0.46
17:Q:299:THR:CG2	17:Q:304:HIS:HE1	2.27	0.46
1:A:1215:VAL:HG12	1:A:1235:THR:HB	1.97	0.46
2:B:778:TYR:HD2	2:B:779:THR:HG23	1.79	0.46
2:B:817:ARG:H	19:S:26:DT:H5''	1.80	0.46
3:C:230:LEU:HB2	3:C:297:HIS:CD2	2.35	0.46
5:E:88:VAL:HB	5:E:116:ILE:HB	1.97	0.46

Continued on next page...

Continued from previous page...

Atom-1	Atom-2	Interatomic distance (Å)	Clash overlap (Å)
6:F:72:LYS:HD2	6:F:141:GLY:O	2.14	0.46
3:C:334:THR:HG21	11:K:44:ARG:HA	1.97	0.46
11:K:63:PHE:CD2	11:K:117:LEU:HD13	2.50	0.46
13:M:60:LEU:HG	13:M:102:SER:HA	1.97	0.46
13:M:59:ARG:CB	13:M:60:LEU:HD12	2.41	0.46
15:O:254:ILE:CG2	15:O:255:GLY:N	2.78	0.46
15:O:352:PHE:CB	15:O:355:GLU:H	2.29	0.46
15:O:458:LYS:HD2	15:O:463:LEU:HD21	1.97	0.46
15:O:46:UNK:CB	15:O:491:SER:HB3	2.45	0.46
15:O:470:SER:OG	15:O:471:MET:N	2.49	0.46
15:O:475:ARG:HA	15:O:498:LEU:HA	1.97	0.46
15:O:713:ILE:CG2	15:O:717:LYS:CE	2.94	0.46
16:P:419:LEU:CB	17:Q:237:ALA:CB	2.78	0.46
16:P:484:ALA:O	16:P:488:LEU:CB	2.62	0.46
16:P:505:ILE:HD12	16:P:508:ALA:HB3	1.97	0.46
15:O:390:GLN:CD	17:Q:151:PRO:CB	2.79	0.46
17:Q:153:ASN:O	17:Q:156:LYS:CE	2.63	0.46
1:A:1163:GLU:O	1:A:1167:ARG:CB	2.64	0.46
1:A:1266:VAL:CG1	1:A:1498:ILE:HD11	2.45	0.46
1:A:36:THR:HG22	1:A:45:VAL:HB	1.98	0.46
1:A:820:TYR:CZ	1:A:824:THR:HG21	2.50	0.46
2:B:1084:THR:OG1	2:B:1087:LEU:HB2	2.16	0.46
2:B:518:ARG:NH1	2:B:537:SER:O	2.39	0.46
3:C:146:ALA:HB2	3:C:155:GLU:HG2	1.97	0.46
3:C:163:TYR:HE1	3:C:192:LEU:HD13	1.80	0.46
9:I:7:LEU:HD23	9:I:16:LEU:CD2	2.45	0.46
11:K:43:ASP:OD2	11:K:46:LYS:HB2	2.15	0.46
15:O:317:ILE:HG22	15:O:363:ILE:CD1	2.46	0.46
15:O:316:ALA:HB1	15:O:340:LYS:HD3	1.96	0.46
15:O:657:SER:HB3	15:O:746:ARG:NH1	2.30	0.46
15:O:672:ILE:HD12	15:O:734:LYS:HZ3	1.69	0.46
15:O:757:GLN:O	15:O:760:ILE:HG22	2.11	0.46
16:P:158:MET:CG	16:P:192:TYR:OH	2.63	0.46
16:P:9:ILE:CB	16:P:18:ARG:NH2	2.73	0.46
16:P:213:SER:C	16:P:215:LEU:HD22	2.36	0.46
15:O:599:LYS:NZ	16:P:275:GLU:OE2	2.39	0.46
16:P:409:ALA:O	16:P:413:LEU:HG	2.16	0.46
16:P:408:ILE:CG2	16:P:412:LYS:HE3	2.45	0.46
16:P:490:ASP:HB3	16:P:491:PHE:CD1	2.51	0.46
17:Q:143:THR:O	17:Q:144:VAL:CG1	2.49	0.46
17:Q:362:ALA:C	17:Q:364:VAL:N	2.66	0.46

Continued on next page...

Continued from previous page...

Atom-1	Atom-2	Interatomic distance (Å)	Clash overlap (Å)
1:A:997:PHE:O	1:A:1000:MET:HB2	2.16	0.46
1:A:1463:ASP:HB2	1:A:1469:TRP:CE2	2.51	0.46
1:A:503:VAL:HG23	1:A:504:LYS:HG3	1.98	0.46
1:A:771:PHE:CE2	1:A:793:ILE:HD13	2.51	0.46
1:A:883:LEU:HD23	1:A:884:ARG:NH1	2.31	0.46
1:A:920:PHE:CE1	1:A:930:LEU:HD23	2.50	0.46
2:B:21:ARG:CD	2:B:763:ASP:OD2	2.64	0.46
3:C:156:LEU:HD23	3:C:157:TYR:CZ	2.51	0.46
5:E:32:GLN:O	5:E:36:GLU:HB2	2.16	0.46
5:E:61:GLN:NE2	5:E:105:PHE:HE1	2.14	0.46
5:E:71:LYS:HG3	5:E:72:PHE:CD2	2.51	0.46
13:M:44:LYS:HG2	13:M:49:ASP:OD2	2.15	0.46
15:O:216:ILE:H	15:O:234:THR:HG1	1.52	0.46
15:O:270:GLN:HE21	15:O:289:SER:H	1.64	0.46
15:O:44:UNK:O	15:O:45:UNK:O	2.33	0.46
15:O:672:ILE:CD1	15:O:734:LYS:HE2	2.46	0.46
16:P:111:ILE:HG23	16:P:112:LEU:N	2.29	0.46
1:A:547:ILE:HG21	16:P:21:ARG:CG	2.45	0.46
16:P:399:SER:O	16:P:400:MET:C	2.54	0.46
16:P:193:PHE:HB2	17:Q:208:TYR:CD2	2.50	0.46
1:A:1097:TYR:HE2	1:A:1123:VAL:HA	1.80	0.46
1:A:460:LEU:HD12	1:A:466:LEU:HB3	1.98	0.46
1:A:461:GLU:HA	1:A:465:GLY:HA3	1.98	0.46
1:A:982:VAL:HG13	1:A:994:GLU:OE1	2.15	0.46
3:C:230:LEU:CD1	3:C:271:ARG:HA	2.46	0.46
3:C:315:PHE:HB3	3:C:319:ARG:CZ	2.46	0.46
3:C:54:PHE:HE2	3:C:56:LEU:HD11	1.79	0.46
4:D:93:GLN:O	4:D:97:LYS:N	2.48	0.46
5:E:59:SER:OG	5:E:81:GLU:HA	2.16	0.46
5:E:93:MET:O	5:E:97:VAL:HG23	2.16	0.46
6:F:107:VAL:HG12	6:F:109:VAL:H	1.81	0.46
7:G:15:ARG:O	7:G:19:LYS:HB2	2.16	0.46
7:G:29:ASP:C	7:G:31:LYS:H	2.19	0.46
15:O:319:ASP:HA	15:O:324:TRP:HB3	1.97	0.46
15:O:251:SER:HB3	15:O:411:LYS:HD3	1.98	0.46
15:O:716:ASN:O	15:O:720:GLN:CD	2.54	0.46
15:O:746:ARG:NH2	16:P:171:HIS:CD2	2.84	0.46
16:P:105:LEU:HD23	16:P:109:GLN:CD	2.36	0.46
16:P:206:GLN:C	16:P:208:PRO:CD	2.85	0.46
16:P:402:MET:C	16:P:402:MET:SD	2.94	0.46
17:Q:133:LYS:HB3	17:Q:134:PRO:CD	2.46	0.46

Continued on next page...

Continued from previous page...

Atom-1	Atom-2	Interatomic distance (Å)	Clash overlap (Å)
17:Q:207:ASN:C	17:Q:210:THR:HG1	2.15	0.46
17:Q:317:LEU:HD23	17:Q:367:ILE:CG1	2.46	0.46
17:Q:397:ARG:HB2	17:Q:397:ARG:CZ	2.45	0.46
1:A:57:PHE:CD2	1:A:58:LEU:HD23	2.50	0.46
1:A:864:LEU:HD11	1:A:878:ARG:CD	2.39	0.46
2:B:1014:TYR:HD1	2:B:1021:GLU:CA	2.28	0.46
2:B:166:GLN:N	2:B:166:GLN:OE1	2.49	0.46
2:B:792:SER:CB	2:B:933:THR:OG1	2.64	0.46
2:B:906:ARG:HH12	3:C:94:ASP:H	1.64	0.46
7:G:110:ASP:OD1	7:G:111:THR:HG23	2.16	0.46
7:G:219:ASP:CG	7:G:220:SER:N	2.69	0.46
9:I:26:SER:O	9:I:37:TYR:OH	2.28	0.46
2:B:290:ASP:OD2	13:M:28:LYS:HG2	2.15	0.46
14:N:25:ILE:H	14:N:25:ILE:HG12	1.29	0.46
15:O:275:GLU:HB3	15:O:285:MET:C	2.21	0.46
15:O:381:ILE:CG2	15:O:382:GLU:N	2.79	0.46
15:O:571:HIS:CB	15:O:574:TRP:HD1	2.28	0.46
15:O:616:SER:HA	15:O:619:GLU:N	2.31	0.46
15:O:630:LEU:HB2	15:O:662:LEU:HG	1.56	0.46
16:P:103:LEU:HA	16:P:106:LYS:HB2	1.97	0.46
16:P:197:GLU:C	16:P:197:GLU:OE1	2.55	0.46
16:P:222:PHE:C	16:P:223:ASN:CG	2.71	0.46
16:P:239:PHE:HE1	16:P:246:GLU:CB	2.28	0.46
16:P:342:THR:O	16:P:343:THR:CG2	2.64	0.46
17:Q:136:LYS:HD3	17:Q:303:THR:HG23	1.98	0.46
17:Q:136:LYS:HD3	17:Q:304:HIS:CA	2.34	0.46
1:A:1657:LEU:HD22	7:G:104:LEU:HD23	1.98	0.45
1:A:535:GLN:HB2	1:A:578:TYR:CD2	2.42	0.45
1:A:658:LEU:HD23	1:A:665:PRO:HA	1.98	0.45
1:A:755:ILE:HD12	1:A:782:ASP:OD2	2.16	0.45
2:B:1127:CYS:HB3	2:B:1163:GLN:CD	2.36	0.45
2:B:135:GLY:O	2:B:161:LEU:N	2.45	0.45
2:B:167:SER:O	2:B:173:ASN:HB3	2.16	0.45
2:B:259:THR:CG2	2:B:270:LEU:HD21	2.47	0.45
2:B:459:SER:O	2:B:463:TYR:CG	2.69	0.45
2:B:570:VAL:HG12	2:B:594:GLY:HA3	1.98	0.45
3:C:146:ALA:HB1	3:C:155:GLU:HG2	1.98	0.45
10:J:56:LEU:HD11	10:J:59:LYS:HD3	1.98	0.45
11:K:115:ASP:O	11:K:119:LYS:HG2	2.16	0.45
14:N:55:LEU:HB3	14:N:136:VAL:HG13	1.98	0.45
14:N:145:ILE:O	14:N:145:ILE:HG13	2.16	0.45

Continued on next page...

Continued from previous page...

Atom-1	Atom-2	Interatomic distance (Å)	Clash overlap (Å)
14:N:38:PHE:O	14:N:40:LEU:N	2.44	0.45
15:O:367:SER:O	15:O:368:HIS:CB	2.60	0.45
16:P:134:LYS:O	16:P:138:LEU:HG	2.16	0.45
16:P:208:PRO:HB3	16:P:212:VAL:HG23	1.86	0.45
16:P:284:LEU:HD12	16:P:284:LEU:C	2.37	0.45
16:P:356:VAL:HB	17:Q:206:ARG:HH21	1.81	0.45
16:P:432:SER:OG	16:P:433:THR:N	2.46	0.45
16:P:93:LYS:HZ3	16:P:94:LYS:CB	2.28	0.45
15:O:389:TRP:CZ3	17:Q:147:GLN:O	2.69	0.45
2:B:817:ARG:CD	19:S:25:DT:H1'	2.38	0.45
16:P:225:GLN:HE22	20:T:46:DT:H5''	1.79	0.45
1:A:58:LEU:HD11	1:A:60:ASN:HD21	0.63	0.45
2:B:301:PHE:CE2	2:B:305:ARG:CZ	2.99	0.45
4:D:28:PRO:HB2	7:G:39:VAL:HG21	1.98	0.45
5:E:129:PRO:O	5:E:130:ALA:CB	2.63	0.45
5:E:169:ARG:HB3	6:F:140:ASP:CB	2.46	0.45
9:I:27:ASN:HB3	9:I:37:TYR:HE2	1.25	0.45
15:O:183:ASP:OD2	15:O:246:LYS:CA	2.64	0.45
15:O:205:TYR:CG	15:O:215:ASN:HB2	2.34	0.45
15:O:635:ASN:CA	15:O:638:LEU:HB2	2.44	0.45
16:P:186:CYS:O	16:P:380:TRP:NE1	2.49	0.45
16:P:404:ILE:O	16:P:408:ILE:HD12	2.16	0.45
16:P:490:ASP:C	16:P:491:PHE:HD1	2.16	0.45
16:P:6:ARG:CB	16:P:71:GLN:HE22	2.29	0.45
17:Q:248:LYS:HB3	17:Q:249:SER:H	1.46	0.45
17:Q:353:VAL:HA	17:Q:358:PHE:HD2	1.63	0.45
17:Q:354:LEU:HG	17:Q:359:MET:HB2	1.98	0.45
1:A:1102:LEU:HB2	1:A:1105:ARG:NH2	2.23	0.45
1:A:34:ASN:ND2	1:A:45:VAL:HG21	2.32	0.45
2:B:1061:LYS:CE	16:P:45:GLU:OE1	2.65	0.45
2:B:531:VAL:O	2:B:716:MET:HG2	2.17	0.45
2:B:390:SER:OG	2:B:634:ARG:O	2.17	0.45
3:C:254:GLY:O	3:C:268:LYS:HE3	2.16	0.45
1:A:1048:PHE:CE2	5:E:211:TYR:HB2	2.52	0.45
9:I:7:LEU:N	9:I:7:LEU:HD12	2.31	0.45
15:O:319:ASP:HB2	15:O:363:ILE:HG21	1.98	0.45
15:O:473:HIS:ND1	15:O:473:HIS:O	2.50	0.45
15:O:529:GLU:O	15:O:531:PHE:HD2	1.99	0.45
16:P:198:ILE:O	16:P:199:LEU:CG	2.64	0.45
16:P:282:ARG:NH1	16:P:282:ARG:HB3	2.32	0.45
16:P:405:ASP:O	16:P:408:ILE:HB	2.16	0.45

Continued on next page...

Continued from previous page...

Atom-1	Atom-2	Interatomic distance (Å)	Clash overlap (Å)
2:B:1061:LYS:CD	16:P:45:GLU:HB2	2.46	0.45
16:P:493:ILE:O	16:P:498:LEU:HB2	2.16	0.45
17:Q:207:ASN:CB	17:Q:210:THR:OG1	2.65	0.45
17:Q:217:THR:O	17:Q:221:HIS:HD2	1.99	0.45
2:B:155:VAL:HG21	17:Q:359:MET:HG3	1.97	0.45
1:A:1013:THR:HA	1:A:1016:SER:OG	2.17	0.45
1:A:1462:PHE:CZ	1:A:1467:GLY:HA2	2.51	0.45
1:A:1483:LEU:HD11	1:A:1485:MET:HB2	1.97	0.45
1:A:1266:VAL:HG11	1:A:1498:ILE:CD1	2.47	0.45
1:A:500:VAL:HG13	1:A:501:PHE:N	2.31	0.45
1:A:886:ASN:OD1	1:A:955:ARG:NH2	2.49	0.45
2:B:107:PRO:HG2	2:B:133:TYR:CZ	2.52	0.45
2:B:1167:PHE:CG	2:B:1168:VAL:N	2.85	0.45
2:B:129:ARG:O	2:B:131:THR:HG23	2.16	0.45
2:B:136:LYS:HD2	2:B:138:LEU:HD11	1.98	0.45
2:B:423:ASN:HB3	2:B:453:VAL:HG23	1.99	0.45
1:A:1003:ARG:HH12	2:B:520:LEU:HD13	1.77	0.45
2:B:940:GLU:HG2	2:B:1014:TYR:CE2	2.51	0.45
3:C:196:LEU:HD23	3:C:196:LEU:HA	1.62	0.45
1:A:514:TYR:HB3	6:F:111:LEU:CD2	2.46	0.45
7:G:140:GLN:O	7:G:214:LEU:HG	2.16	0.45
8:H:115:TYR:CZ	8:H:124:ARG:HG3	2.51	0.45
10:J:23:ASN:OD1	10:J:27:GLU:HB2	2.16	0.45
13:M:38:PHE:CE2	14:N:110:LEU:HD22	2.51	0.45
15:O:263:ILE:CG2	15:O:264:ILE:N	2.78	0.45
15:O:289:SER:O	15:O:290:GLU:HB3	2.17	0.45
15:O:354:PRO:HG2	15:O:355:GLU:H	1.81	0.45
15:O:428:GLU:HG3	15:O:435:ARG:N	2.31	0.45
15:O:650:LEU:O	15:O:651:SER:HB3	2.16	0.45
1:A:535:GLN:HE22	16:P:26:ARG:CZ	2.30	0.45
16:P:330:TRP:CZ3	16:P:331:ILE:HD13	2.50	0.45
2:B:1061:LYS:CA	16:P:45:GLU:HA	2.45	0.45
16:P:469:PRO:HG2	16:P:470:PRO:HD2	1.98	0.45
17:Q:125:ARG:NH1	19:S:19:DG:C3'	2.76	0.45
17:Q:362:ALA:HB1	17:Q:363:GLU:H	1.49	0.45
1:A:1051:GLY:HA3	1:A:1580:ARG:HG2	1.98	0.45
1:A:262:THR:O	1:A:266:VAL:HG22	2.16	0.45
2:B:246:GLN:NE2	2:B:263:SER:O	2.46	0.45
2:B:571:ALA:HA	14:N:57:LYS:NZ	2.28	0.45
2:B:655:TYR:CD1	2:B:657:PRO:HD2	2.52	0.45
2:B:675:ALA:O	2:B:689:VAL:HA	2.17	0.45

Continued on next page...

Continued from previous page...

Atom-1	Atom-2	Interatomic distance (Å)	Clash overlap (Å)
2:B:889:GLY:O	2:B:892:SER:OG	2.14	0.45
2:B:98:SER:O	2:B:141:LEU:HD12	2.16	0.45
3:C:151:THR:CB	3:C:155:GLU:OE2	2.62	0.45
3:C:188:ASP:OD2	10:J:13:VAL:HG11	2.16	0.45
3:C:230:LEU:CB	3:C:297:HIS:HD2	2.22	0.45
5:E:165:LEU:HD11	5:E:172:GLU:HG2	1.98	0.45
8:H:30:SER:HB2	8:H:36:CYS:HG	1.80	0.45
11:K:77:ARG:HD2	11:K:91:TYR:CD1	2.52	0.45
13:M:81:PHE:CE1	13:M:86:LYS:HA	2.51	0.45
13:M:13:GLU:CB	13:M:87:SER:HB2	2.46	0.45
15:O:325:SER:HA	15:O:344:ILE:HD11	1.97	0.45
15:O:499:GLU:OE2	15:O:500:ILE:HD12	2.16	0.45
15:O:390:GLN:CD	17:Q:151:PRO:HB2	2.19	0.45
17:Q:358:PHE:CE2	17:Q:365:TRP:CH2	3.02	0.45
1:A:263:ASN:CA	1:A:266:VAL:HG22	2.47	0.45
1:A:402:ASP:OD2	1:A:419:ILE:HG21	2.16	0.45
2:B:1103:VAL:HB	2:B:1110:ILE:CG2	2.34	0.45
2:B:129:ARG:HG2	2:B:131:THR:HG21	1.98	0.45
2:B:372:ARG:HD3	2:B:573:ALA:HB1	1.98	0.45
2:B:627:GLY:O	2:B:640:LEU:HA	2.15	0.45
2:B:740:LYS:HD3	2:B:803:MET:CE	2.46	0.45
2:B:823:GLN:HE21	2:B:863:ASP:HB2	1.82	0.45
2:B:73:ILE:O	2:B:95:LEU:HB3	2.17	0.45
5:E:136:ASN:HB3	5:E:139:ALA:CB	2.41	0.45
7:G:133:LEU:O	7:G:231:PHE:N	2.38	0.45
8:H:12:VAL:O	8:H:52:GLN:N	2.50	0.45
13:M:81:PHE:HB2	13:M:88:ILE:CG2	2.47	0.45
13:M:22:ALA:HA	13:M:93:ALA:HB1	1.99	0.45
15:O:314:GLN:O	15:O:328:ARG:CA	2.37	0.45
15:O:483:HIS:ND1	15:O:489:PHE:CE1	2.85	0.45
15:O:650:LEU:HG	15:O:756:ILE:CG2	2.44	0.45
16:P:281:ILE:O	16:P:281:ILE:CG1	2.63	0.45
16:P:295:THR:O	16:P:295:THR:OG1	2.35	0.45
16:P:93:LYS:O	16:P:94:LYS:C	2.54	0.45
17:Q:149:LYS:C	17:Q:149:LYS:CD	2.85	0.45
17:Q:293:ILE:O	17:Q:293:ILE:HG22	2.16	0.45
1:A:1254:PHE:HA	1:A:1257:SER:HB2	1.99	0.45
1:A:594:THR:CG2	2:B:1075:GLU:HG3	2.45	0.45
1:A:99:ARG:O	1:A:109:ARG:NH2	2.49	0.45
1:A:63:SER:C	2:B:1155:ASP:HB3	2.37	0.45
2:B:166:GLN:NE2	2:B:189:GLU:O	2.49	0.45

Continued on next page...

Continued from previous page...

Atom-1	Atom-2	Interatomic distance (Å)	Clash overlap (Å)
2:B:249:VAL:CB	2:B:261:ARG:HB2	2.39	0.45
2:B:282:HIS:CD2	13:M:101:VAL:HG12	2.52	0.45
2:B:791:LYS:HD3	2:B:932:PRO:HA	1.99	0.45
3:C:333:ILE:HA	11:K:47:ILE:HG23	1.99	0.45
5:E:83:CYS:N	5:E:111:VAL:O	2.28	0.45
7:G:163:PRO:O	7:G:166:TRP:HD1	2.00	0.45
10:J:45:CYS:SG	10:J:46:CYS:N	2.89	0.45
15:O:388:ASN:O	17:Q:148:ASN:OD1	2.35	0.45
15:O:471:MET:HA	15:O:504:THR:HG22	1.99	0.45
16:P:103:LEU:CD1	16:P:104:PHE:N	2.70	0.45
16:P:112:LEU:O	16:P:112:LEU:HD12	2.16	0.45
16:P:197:GLU:HG3	16:P:198:ILE:H	1.79	0.45
16:P:416:ILE:CA	16:P:418:PRO:CD	2.95	0.45
16:P:419:LEU:CD1	17:Q:241:ARG:HE	2.29	0.45
16:P:330:TRP:HE1	16:P:452:PHE:HD1	1.61	0.45
1:A:377:VAL:CG2	16:P:58:ARG:H	2.30	0.45
16:P:95:LEU:HD13	16:P:96:ILE:C	2.36	0.45
15:O:353:ASP:HA	17:Q:31:PHE:HB3	1.98	0.45
1:A:1035:ASP:OD2	1:A:1039:ARG:NH2	2.49	0.45
1:A:1104:TYR:CE2	1:A:1117:SER:OG	2.70	0.45
1:A:108:PHE:CE2	1:A:331:GLU:HG3	2.52	0.45
1:A:729:LYS:CB	1:A:776:LEU:HD23	2.46	0.45
1:A:86:TYR:CZ	1:A:317:SER:HB3	2.52	0.45
2:B:1002:LYS:CD	14:N:166:LEU:HD12	2.47	0.45
1:A:1006:LEU:HD11	2:B:716:MET:HE3	1.99	0.45
2:B:898:LEU:O	2:B:898:LEU:HG	2.15	0.45
3:C:204:LEU:O	3:C:204:LEU:HD12	2.17	0.45
5:E:112:TYR:CE1	5:E:136:ASN:HA	2.51	0.45
7:G:73:TYR:HA	7:G:79:GLY:O	2.17	0.45
7:G:8:ASN:OD1	7:G:9:GLU:N	2.50	0.45
8:H:118:PHE:HD1	8:H:121:LEU:O	2.00	0.45
9:I:36:ILE:HB	9:I:39:LYS:NZ	2.32	0.45
9:I:11:LEU:HD21	13:M:31:ARG:HD2	1.97	0.45
15:O:14:UNK:CB	15:O:438:TRP:CE3	2.99	0.45
15:O:183:ASP:HB3	15:O:247:ILE:CD1	2.41	0.45
15:O:222:GLN:NE2	15:O:225:LEU:HD12	2.32	0.45
15:O:254:ILE:C	15:O:256:ARG:H	2.21	0.45
15:O:324:TRP:HD1	15:O:348:HIS:CD2	2.34	0.45
15:O:432:PRO:O	15:O:433:VAL:O	2.35	0.45
15:O:471:MET:CG	15:O:542:ARG:NH1	2.80	0.45
15:O:475:ARG:HD3	16:P:367:PHE:HZ	1.63	0.45

Continued on next page...

Continued from previous page...

Atom-1	Atom-2	Interatomic distance (Å)	Clash overlap (Å)
15:O:476:ILE:O	15:O:496:THR:OG1	2.28	0.45
15:O:641:TRP:HD1	15:O:644:THR:O	1.90	0.45
15:O:713:ILE:HD12	15:O:713:ILE:H	1.81	0.45
15:O:722:TRP:HE3	15:O:733:THR:CG2	1.88	0.45
15:O:656:HIS:HB3	15:O:747:LEU:C	2.29	0.45
16:P:172:LEU:CD2	16:P:172:LEU:C	2.85	0.45
16:P:16:PRO:HA	16:P:18:ARG:NH2	2.28	0.45
16:P:198:ILE:CG1	16:P:200:PRO:HG3	2.46	0.45
16:P:209:ASN:C	16:P:210:TYR:HD2	2.16	0.45
16:P:238:HIS:CD2	16:P:289:ARG:CD	3.00	0.45
2:B:1061:LYS:O	16:P:45:GLU:HA	2.17	0.45
17:Q:216:LEU:HB2	17:Q:239:LEU:HD13	1.99	0.45
17:Q:248:LYS:N	17:Q:298:GLN:CD	2.70	0.45
1:A:189:VAL:CG1	1:A:193:ILE:HD12	2.46	0.45
1:A:423:LEU:O	1:A:427:PHE:CB	2.65	0.45
1:A:58:LEU:O	1:A:59:ARG:CB	2.55	0.45
1:A:864:LEU:CD1	1:A:878:ARG:HD2	2.37	0.45
1:A:885:ASP:HB3	1:A:888:LYS:HB2	1.97	0.45
2:B:1149:GLU:HG3	7:G:239:THR:CG2	2.47	0.45
2:B:895:PHE:CE1	2:B:899:GLN:HB2	2.51	0.45
1:A:209:THR:HG21	5:E:173:SER:OG	2.17	0.45
7:G:38:ILE:CG2	7:G:82:LEU:HD12	2.38	0.45
10:J:8:PHE:HB2	10:J:48:ARG:NH2	2.32	0.45
11:K:46:LYS:HA	11:K:66:VAL:HG22	1.98	0.45
13:M:38:PHE:HB3	13:M:53:LEU:HD11	1.99	0.45
14:N:54:TRP:CE2	14:N:135:LYS:HD3	2.51	0.45
14:N:93:THR:HG23	14:N:97:SER:CB	2.47	0.45
15:O:270:GLN:HG3	15:O:271:ILE:N	2.32	0.45
15:O:354:PRO:O	17:Q:24:ILE:HD12	2.17	0.45
15:O:382:GLU:OE1	15:O:433:VAL:CG1	2.48	0.45
15:O:397:LYS:CE	17:Q:131:TYR:CE1	3.00	0.45
16:P:28:THR:HA	16:P:36:GLU:HG3	1.99	0.45
16:P:335:THR:O	16:P:338:LEU:HB2	2.17	0.45
16:P:336:GLU:O	16:P:339:THR:N	2.50	0.45
16:P:344:THR:O	16:P:345:SER:OG	2.35	0.45
17:Q:247:ILE:CD1	17:Q:248:LYS:HD2	2.44	0.45
1:A:1200:MET:CE	1:A:1570:PHE:CE1	3.00	0.45
1:A:855:ARG:HH12	1:A:867:ASP:C	2.20	0.45
2:B:1056:THR:O	2:B:1057:MET:HB2	2.16	0.45
2:B:1061:LYS:HG2	2:B:1062:GLY:N	2.32	0.45
2:B:173:ASN:OD1	2:B:174:LYS:N	2.50	0.45

Continued on next page...

Continued from previous page...

Atom-1	Atom-2	Interatomic distance (Å)	Clash overlap (Å)
2:B:278:LYS:HD2	2:B:313:PHE:CE2	2.52	0.45
2:B:78:PRO:C	2:B:79:LEU:HG	2.36	0.45
3:C:116:VAL:HG13	3:C:116:VAL:O	2.16	0.45
3:C:54:PHE:CE2	3:C:300:PHE:HD2	2.35	0.45
4:D:43:PHE:O	4:D:47:LYS:HG2	2.16	0.45
5:E:172:GLU:O	5:E:213:ILE:HD13	2.17	0.45
5:E:9:ILE:HG12	5:E:47:CYS:SG	2.56	0.45
6:F:133:VAL:HG13	6:F:146:TRP:O	2.17	0.45
7:G:157:ILE:HD11	7:G:231:PHE:CB	2.46	0.45
14:N:45:LYS:N	14:N:49:LYS:HG2	2.32	0.45
15:O:711:LEU:O	15:O:714:PHE:HB3	2.17	0.45
15:O:724:LEU:HD13	16:P:447:ALA:CB	2.40	0.45
15:O:771:ILE:HG22	16:P:109:GLN:OE1	2.08	0.45
16:P:119:LEU:HD13	16:P:165:LEU:HD11	1.87	0.45
16:P:334:LEU:HD22	16:P:449:GLN:OE1	2.16	0.45
17:Q:133:LYS:HE3	17:Q:133:LYS:CA	2.15	0.45
17:Q:317:LEU:CD2	17:Q:367:ILE:HG13	2.47	0.45
1:A:1463:ASP:HB2	1:A:1469:TRP:CD1	2.51	0.44
1:A:1320:GLN:HE22	1:A:1497:ILE:H	1.64	0.44
1:A:371:SER:O	1:A:377:VAL:HA	2.17	0.44
1:A:638:PRO:HB2	1:A:643:ALA:HB3	1.99	0.44
1:A:832:ASP:O	1:A:944:MET:CE	2.66	0.44
2:B:77:LYS:CD	2:B:89:GLY:C	2.75	0.44
3:C:335:GLN:NE2	11:K:49:LEU:HD23	2.32	0.44
5:E:10:SER:HA	5:E:39:LEU:HD13	1.99	0.44
6:F:109:VAL:HG22	6:F:110:ASP:N	2.32	0.44
7:G:214:LEU:CD2	7:G:214:LEU:C	2.86	0.44
15:O:230:HIS:CB	15:O:280:ARG:HH22	2.31	0.44
15:O:554:ASN:C	15:O:555:THR:HG23	2.36	0.44
15:O:656:HIS:CB	15:O:747:LEU:N	2.81	0.44
16:P:125:PHE:HA	16:P:126:PRO:HD2	1.43	0.44
16:P:137:TRP:O	16:P:141:LEU:HG	2.16	0.44
16:P:103:LEU:CG	16:P:211:TYR:CE2	2.97	0.44
16:P:284:LEU:HB2	16:P:305:ARG:NH1	2.32	0.44
16:P:418:PRO:C	16:P:419:LEU:CG	2.85	0.44
16:P:479:LEU:C	16:P:479:LEU:CD2	2.82	0.44
18:R:1:A:C2	20:T:22:DG:O6	2.60	0.44
1:A:522:ALA:CB	1:A:531:PRO:O	2.65	0.44
1:A:535:GLN:NE2	16:P:26:ARG:CZ	2.80	0.44
1:A:718:THR:OG1	1:A:730:GLN:NE2	2.50	0.44
1:A:789:SER:O	1:A:792:GLY:N	2.34	0.44

Continued on next page...

Continued from previous page...

Atom-1	Atom-2	Interatomic distance (Å)	Clash overlap (Å)
2:B:65:VAL:HG11	2:B:102:VAL:CG2	2.47	0.44
2:B:274:VAL:CG2	2:B:309:LEU:HG	2.47	0.44
2:B:73:ILE:HD12	2:B:425:ILE:HG23	1.98	0.44
2:B:42:VAL:HG12	2:B:500:PHE:CB	2.47	0.44
2:B:562:PRO:O	2:B:566:TYR:CD2	2.70	0.44
1:A:998:HIS:HE1	2:B:712:SER:H	1.62	0.44
1:A:818:THR:HG23	2:B:780:GLY:HA3	2.00	0.44
2:B:840:LEU:CD1	2:B:860:ALA:HB2	2.48	0.44
3:C:252:PRO:HB2	3:C:255:VAL:HG23	1.99	0.44
3:C:258:ILE:HG23	3:C:264:GLU:O	2.17	0.44
3:C:55:ASP:C	3:C:56:LEU:HD12	2.38	0.44
10:J:30:LEU:HD23	10:J:35:ALA:CA	2.48	0.44
11:K:65:ILE:N	11:K:101:LEU:O	2.41	0.44
3:C:334:THR:HG21	11:K:44:ARG:C	2.38	0.44
15:O:184:SER:O	15:O:185:GLN:HG3	2.17	0.44
15:O:194:ARG:C	15:O:196:TYR:CD2	2.86	0.44
15:O:194:ARG:CG	15:O:197:ARG:NH2	2.80	0.44
15:O:271:ILE:HB	15:O:289:SER:CB	2.47	0.44
15:O:329:ILE:HB	15:O:330:PRO:CD	2.47	0.44
15:O:289:SER:HB3	15:O:339:ARG:NH1	2.33	0.44
15:O:380:MET:CA	15:O:394:VAL:CG2	2.94	0.44
15:O:428:GLU:HA	15:O:435:ARG:HG2	1.84	0.44
15:O:706:GLU:OE2	16:P:346:GLU:OE2	2.35	0.44
16:P:103:LEU:HA	16:P:106:LYS:HD3	1.99	0.44
16:P:154:LEU:CD1	16:P:154:LEU:N	2.76	0.44
16:P:314:ILE:HG22	16:P:318:LEU:HD12	1.99	0.44
16:P:490:ASP:CB	16:P:491:PHE:CE1	2.89	0.44
17:Q:296:PRO:HA	17:Q:304:HIS:CE1	2.53	0.44
15:O:353:ASP:CA	17:Q:31:PHE:HB3	2.47	0.44
17:Q:390:ASN:HB2	17:Q:391:ASP:H	1.68	0.44
1:A:85:CYS:O	1:A:356:PHE:HA	2.17	0.44
1:A:813:LEU:HD22	1:A:817:PHE:CE2	2.52	0.44
2:B:164:MET:CA	2:B:194:PHE:HE1	2.31	0.44
2:B:531:VAL:CG2	2:B:701:ALA:HB2	2.48	0.44
2:B:887:LEU:HD12	2:B:887:LEU:N	2.32	0.44
2:B:785:ASP:O	2:B:925:GLY:CA	2.65	0.44
4:D:14:THR:N	4:D:17:ASN:HD21	2.09	0.44
8:H:116:TYR:OH	8:H:134:ASN:OD1	2.35	0.44
15:O:347:LEU:HB3	17:Q:152:ILE:CA	2.38	0.44
15:O:362:ARG:HH12	15:O:364:GLU:CB	2.29	0.44
15:O:397:LYS:HE3	17:Q:131:TYR:CE1	2.52	0.44

Continued on next page...

Continued from previous page...

Atom-1	Atom-2	Interatomic distance (Å)	Clash overlap (Å)
15:O:437:SER:CB	15:O:489:PHE:CE2	3.00	0.44
15:O:458:LYS:HB3	15:O:459:PRO:CD	2.47	0.44
15:O:700:LEU:HD22	15:O:710:GLY:O	2.18	0.44
15:O:604:ILE:CA	15:O:732:LEU:HD22	2.33	0.44
15:O:735:GLU:O	15:O:737:VAL:N	2.50	0.44
15:O:772:ILE:CD1	16:P:138:LEU:CD2	2.81	0.44
16:P:103:LEU:HB2	16:P:203:TRP:CZ3	2.52	0.44
16:P:286:LEU:C	16:P:287:TRP:O	2.52	0.44
16:P:28:THR:CA	16:P:36:GLU:CD	2.85	0.44
16:P:287:TRP:CE3	16:P:290:THR:HG23	2.51	0.44
16:P:18:ARG:CA	16:P:30:GLN:HG3	2.43	0.44
15:O:351:ILE:CA	17:Q:157:MET:HE1	2.41	0.44
17:Q:298:GLN:C	17:Q:299:THR:CG2	2.70	0.44
16:P:294:HIS:CE1	20:T:48:DA:N7	2.86	0.44
1:A:1288:ARG:HG2	1:A:1290:TYR:CE2	2.53	0.44
1:A:1294:MET:O	1:A:1469:TRP:CA	2.64	0.44
1:A:591:ARG:HB2	1:A:633:MET:HG2	1.99	0.44
2:B:362:LEU:HD12	2:B:370:LYS:CG	2.47	0.44
2:B:705:PRO:HB3	2:B:981:SER:CB	2.47	0.44
5:E:26:ARG:HH21	5:E:187:TYR:C	2.19	0.44
5:E:32:GLN:NE2	5:E:36:GLU:HG3	2.31	0.44
6:F:79:ARG:HB3	6:F:146:TRP:CZ2	2.52	0.44
7:G:45:LEU:HD12	7:G:118:CYS:HB2	1.98	0.44
7:G:229:LEU:CD2	7:G:249:LEU:HD21	2.34	0.44
8:H:99:GLY:O	8:H:139:ASN:HA	2.17	0.44
13:M:56:GLU:HG2	13:M:61:GLU:CG	2.47	0.44
13:M:74:ASN:OD1	13:M:75:GLN:N	2.50	0.44
14:N:111:VAL:O	14:N:120:LYS:HB2	2.17	0.44
14:N:142:THR:HG22	14:N:143:ALA:N	2.33	0.44
15:O:260:LEU:HD23	15:O:271:ILE:HG22	1.99	0.44
15:O:352:PHE:CB	15:O:355:GLU:HB2	2.38	0.44
16:P:95:LEU:HD21	16:P:99:GLU:CG	2.46	0.44
16:P:385:PHE:HZ	17:Q:212:HIS:ND1	2.16	0.44
17:Q:383:PHE:CD1	17:Q:383:PHE:O	2.70	0.44
17:Q:380:SER:O	17:Q:384:VAL:N	2.51	0.44
1:A:1014:SER:O	20:T:15:DT:OP2	2.35	0.44
1:A:1300:ASN:OD1	1:A:1304:GLU:HG3	2.18	0.44
1:A:1647:ASN:HB3	2:B:1085:SER:CB	2.42	0.44
1:A:572:THR:HG21	7:G:64:GLN:HE21	1.83	0.44
1:A:729:LYS:HG2	1:A:776:LEU:CD2	2.44	0.44
2:B:1040:VAL:CG1	2:B:1043:LYS:HB2	2.47	0.44

Continued on next page...

Continued from previous page...

Atom-1	Atom-2	Interatomic distance (Å)	Clash overlap (Å)
2:B:1142:LEU:HG	2:B:1142:LEU:O	2.18	0.44
2:B:1151:ILE:HG21	2:B:1159:TRP:HB3	2.00	0.44
2:B:24:ARG:HG3	2:B:29:PRO:HD3	1.99	0.44
2:B:770:ASN:OD1	10:J:52:THR:HG21	2.17	0.44
2:B:829:ASN:O	2:B:831:GLU:N	2.49	0.44
2:B:840:LEU:HA	2:B:846:PRO:HA	2.00	0.44
2:B:862:PHE:HZ	2:B:867:ASN:HA	1.82	0.44
3:C:117:ASP:O	3:C:125:LYS:NZ	2.50	0.44
3:C:129:GLU:HG3	3:C:174:ARG:NH2	2.33	0.44
6:F:116:ASP:O	6:F:120:ILE:HG13	2.17	0.44
6:F:72:LYS:HZ1	6:F:141:GLY:HA3	1.83	0.44
6:F:78:GLN:O	6:F:78:GLN:HG3	2.18	0.44
9:I:38:PRO:CB	9:I:42:PHE:HA	2.48	0.44
15:O:232:ASN:HB2	15:O:281:SER:O	2.18	0.44
15:O:573:GLU:HB3	16:P:499:LYS:HD2	2.00	0.44
16:P:56:ILE:HD12	16:P:56:ILE:HA	1.88	0.44
2:B:864:ASP:OD2	16:P:84:GLN:CD	2.56	0.44
17:Q:27:ILE:HG12	17:Q:169:PRO:CB	2.47	0.44
17:Q:286:GLN:O	17:Q:290:TYR:CE1	2.71	0.44
1:A:413:LEU:N	1:A:413:LEU:CD1	2.73	0.44
1:A:78:HIS:NE2	1:A:80:GLU:OE2	2.49	0.44
1:A:845:ASP:OD1	1:A:848:LYS:HD2	2.18	0.44
2:B:1111:LEU:O	2:B:1111:LEU:HG	2.18	0.44
2:B:746:THR:HG21	10:J:8:PHE:CZ	2.51	0.44
2:B:957:ARG:NH1	2:B:957:ARG:HG3	2.32	0.44
1:A:8:GLY:HA3	7:G:115:PHE:CE2	2.53	0.44
7:G:37:CYS:HB3	7:G:127:PRO:N	2.31	0.44
1:A:703:GLU:CA	11:K:53:ALA:HB2	2.48	0.44
15:O:232:ASN:O	15:O:233:VAL:HG23	2.17	0.44
15:O:264:ILE:CG1	15:O:305:PHE:CE2	2.96	0.44
15:O:375:PHE:CE2	15:O:380:MET:HE3	2.53	0.44
15:O:437:SER:O	15:O:438:TRP:HB3	2.17	0.44
15:O:662:LEU:CD2	15:O:662:LEU:N	2.73	0.44
15:O:698:LYS:CE	16:P:126:PRO:HD2	2.46	0.44
16:P:146:ASP:N	16:P:148:PRO:HD3	2.30	0.44
16:P:257:VAL:O	16:P:262:LEU:HB2	2.18	0.44
16:P:256:LEU:HD21	16:P:307:LEU:CD2	2.48	0.44
16:P:342:THR:C	16:P:343:THR:HG23	2.38	0.44
17:Q:352:TRP:CD1	17:Q:352:TRP:N	2.85	0.44
17:Q:365:TRP:CA	17:Q:365:TRP:CE3	2.98	0.44
1:A:1137:SER:HB2	5:E:205:SER:O	2.18	0.44

Continued on next page...

Continued from previous page...

Atom-1	Atom-2	Interatomic distance (Å)	Clash overlap (Å)
1:A:1654:PHE:HB2	6:F:135:ARG:O	2.16	0.44
1:A:481:ARG:NE	1:A:632:GLU:OE1	2.50	0.44
1:A:587:VAL:CG2	1:A:636:HIS:O	2.65	0.44
1:A:77:GLY:C	1:A:362:VAL:HB	2.38	0.44
2:B:111:ASP:O	2:B:116:ALA:HB3	2.17	0.44
3:C:53:ASN:HD22	14:N:174:GLY:CA	2.30	0.44
6:F:74:ILE:CG1	6:F:142:SER:HB3	2.48	0.44
8:H:103:LYS:HE3	8:H:115:TYR:CZ	2.51	0.44
8:H:93:TYR:CD1	8:H:145:ARG:HB2	2.52	0.44
13:M:16:GLN:NE2	14:N:36:LYS:HD2	2.33	0.44
15:O:213:VAL:HG12	15:O:214:LEU:N	2.33	0.44
15:O:308:ASN:HD21	15:O:370:GLN:HA	1.82	0.44
15:O:352:PHE:HB2	15:O:355:GLU:H	1.83	0.44
15:O:436:ILE:HB	17:Q:141:TRP:CH2	2.50	0.44
15:O:474:LYS:CE	15:O:498:LEU:HD21	2.48	0.44
15:O:611:ILE:HD13	15:O:731:LEU:HD23	1.99	0.44
15:O:698:LYS:CE	16:P:124:ARG:O	2.65	0.44
16:P:136:ILE:HD11	16:P:243:PHE:HE2	1.82	0.44
16:P:9:ILE:HA	16:P:18:ARG:HH21	0.38	0.44
16:P:240:LYS:HG3	16:P:241:GLU:N	2.33	0.44
17:Q:345:LEU:O	17:Q:349:ILE:HG23	2.17	0.44
1:A:410:LYS:O	1:A:413:LEU:CD1	2.65	0.44
1:A:520:ARG:O	1:A:524:ILE:HG13	2.17	0.44
1:A:58:LEU:HB2	16:P:63:THR:CB	2.48	0.44
1:A:636:HIS:CE1	2:B:1069:ILE:HD11	2.52	0.44
2:B:161:LEU:HD12	2:B:162:PRO:CD	2.47	0.44
2:B:508:PHE:CE1	19:S:41:DT:C5	3.05	0.44
4:D:31:VAL:CG1	7:G:40:ARG:HB2	2.48	0.44
6:F:146:TRP:HB3	6:F:151:LEU:HG	1.99	0.44
6:F:103:MET:SD	7:G:112:PRO:HG2	2.58	0.44
7:G:163:PRO:HD2	7:G:166:TRP:HE1	1.83	0.44
7:G:234:ARG:HB3	7:G:246:ASP:OD2	2.17	0.44
7:G:24:VAL:HG21	7:G:126:GLN:NE2	2.33	0.44
7:G:67:ASN:N	7:G:68:PRO:CD	2.81	0.44
14:N:53:VAL:HG12	14:N:133:PHE:CD1	2.51	0.44
14:N:56:ILE:HG21	14:N:58:PHE:CZ	2.53	0.44
15:O:309:PRO:HD2	15:O:365:TRP:CE3	2.53	0.44
15:O:393:VAL:C	15:O:394:VAL:HG13	2.38	0.44
15:O:530:ASN:O	15:O:531:PHE:CG	2.70	0.44
15:O:771:ILE:HG23	16:P:106:LYS:HG2	2.00	0.44
16:P:209:ASN:CG	16:P:210:TYR:CD2	2.91	0.44

Continued on next page...

Continued from previous page...

Atom-1	Atom-2	Interatomic distance (Å)	Clash overlap (Å)
16:P:13:ASP:H	16:P:33:HIS:HE2	1.66	0.44
16:P:447:ALA:HA	16:P:450:THR:HB	1.99	0.44
17:Q:294:VAL:CG2	17:Q:295:PRO:CD	2.94	0.44
1:A:1030:VAL:HB	1:A:1186:GLY:HA3	1.99	0.44
1:A:1527:GLN:HG3	1:A:1530:TRP:CE3	2.52	0.44
1:A:395:LEU:O	1:A:398:ASP:HB3	2.17	0.44
1:A:405:LYS:O	1:A:406:LEU:C	2.56	0.44
1:A:52:LEU:HB2	1:A:63:SER:OG	2.18	0.44
2:B:97:VAL:CG1	2:B:98:SER:N	2.81	0.44
3:C:169:PHE:CD1	3:C:184:VAL:HB	2.53	0.44
3:C:135:SER:HA	3:C:205:LYS:HA	2.00	0.44
3:C:293:ARG:NH1	3:C:293:ARG:HG3	2.33	0.44
4:D:12:THR:HG23	4:D:17:ASN:C	2.37	0.44
7:G:148:LEU:HG	7:G:151:ASP:HA	2.00	0.44
7:G:169:VAL:HG21	7:G:216:HIS:HD2	1.83	0.44
7:G:52:MET:HE2	7:G:53:TYR:CZ	2.53	0.44
13:M:23:VAL:HG13	14:N:108:THR:O	2.18	0.44
15:O:376:ASP:OD1	15:O:379:LYS:CG	2.66	0.44
15:O:380:MET:O	15:O:393:VAL:O	2.35	0.44
15:O:703:PHE:CD2	15:O:705:HIS:HB3	2.53	0.44
17:Q:186:LEU:HA	17:Q:189:GLN:HB2	1.99	0.44
15:O:353:ASP:HB3	17:Q:31:PHE:HD2	1.83	0.44
17:Q:346:ILE:O	17:Q:349:ILE:HG13	2.17	0.44
17:Q:398:ASP:O	17:Q:400:LYS:N	2.51	0.44
2:B:49:PHE:CD2	2:B:167:SER:HB2	2.53	0.43
2:B:490:LYS:O	2:B:490:LYS:HG2	2.17	0.43
2:B:61:LEU:O	2:B:65:VAL:HG22	2.17	0.43
2:B:848:ILE:HG23	2:B:848:ILE:O	2.18	0.43
5:E:12:LEU:HD21	5:E:58:MET:CE	2.48	0.43
7:G:218:VAL:CG2	7:G:224:PRO:HB3	2.41	0.43
8:H:39:THR:O	8:H:123:MET:HA	2.17	0.43
14:N:26:PRO:CG	14:N:29:PHE:CD2	3.01	0.43
14:N:79:THR:HA	14:N:88:LYS:HA	2.00	0.43
15:O:314:GLN:NE2	15:O:329:ILE:CD1	2.81	0.43
15:O:356:GLU:CG	15:O:377:ARG:NH2	2.79	0.43
15:O:366:PHE:CZ	15:O:426:ALA:O	2.70	0.43
15:O:578:PHE:CE1	16:P:312:LEU:CD1	2.84	0.43
15:O:65:UNK:O	15:O:66:UNK:C	2.66	0.43
16:P:151:GLU:OE2	16:P:153:LYS:CB	2.61	0.43
17:Q:361:ASP:O	17:Q:364:VAL:HG22	2.18	0.43
1:A:1082:PRO:O	1:A:1085:LEU:HG	2.18	0.43

Continued on next page...

Continued from previous page...

Atom-1	Atom-2	Interatomic distance (Å)	Clash overlap (Å)
1:A:181:LEU:HD21	1:A:185:ARG:NH2	2.33	0.43
1:A:491:GLU:HG3	1:A:492:THR:N	2.34	0.43
1:A:614:LEU:HD21	1:A:635:MET:SD	2.58	0.43
1:A:680:LEU:HD12	1:A:820:TYR:CG	2.52	0.43
2:B:1051:PRO:HA	16:P:40:GLU:HB3	2.00	0.43
2:B:151:ASN:C	2:B:152:LEU:HD12	2.39	0.43
2:B:228:SER:O	2:B:253:LEU:HB3	2.18	0.43
2:B:362:LEU:HD12	2:B:370:LYS:CA	2.46	0.43
2:B:464:PHE:HE1	2:B:471:VAL:H	1.66	0.43
1:A:830:MET:HE1	2:B:963:PHE:HB3	2.00	0.43
3:C:244:ALA:O	3:C:247:PHE:HB3	2.18	0.43
3:C:82:TYR:HA	12:L:67:PHE:O	2.18	0.43
5:E:55:ARG:HG2	5:E:82:PHE:HB3	1.99	0.43
13:M:42:LYS:HE2	13:M:49:ASP:CG	2.35	0.43
14:N:131:LEU:C	14:N:131:LEU:CD1	2.86	0.43
14:N:49:LYS:HA	14:N:49:LYS:HD2	1.78	0.43
15:O:247:ILE:HG12	15:O:261:VAL:CG1	2.48	0.43
15:O:271:ILE:CG2	15:O:272:PHE:N	2.81	0.43
15:O:264:ILE:CD1	15:O:302:VAL:CG1	2.96	0.43
15:O:306:ALA:O	15:O:317:ILE:HD13	2.18	0.43
15:O:314:GLN:C	15:O:316:ALA:H	2.21	0.43
15:O:393:VAL:HG23	15:O:394:VAL:HG13	2.00	0.43
16:P:155:GLN:HB3	16:P:229:LYS:CE	2.41	0.43
16:P:433:THR:OG1	16:P:433:THR:O	2.36	0.43
16:P:487:LEU:C	16:P:487:LEU:HD12	2.37	0.43
17:Q:177:LEU:HD22	17:Q:185:LYS:HA	2.01	0.43
1:A:1092:GLU:O	1:A:1096:LYS:N	2.45	0.43
1:A:328:PHE:CE2	1:A:355:PHE:HE2	2.35	0.43
1:A:36:THR:CB	1:A:45:VAL:HG21	2.37	0.43
1:A:56:ALA:N	1:A:62:CYS:HB2	2.33	0.43
1:A:636:HIS:CE1	2:B:1069:ILE:CD1	3.00	0.43
1:A:638:PRO:HB2	1:A:643:ALA:CB	2.48	0.43
1:A:997:PHE:O	1:A:1000:MET:N	2.50	0.43
2:B:609:ARG:NH1	2:B:672:MET:HE1	2.33	0.43
2:B:656:LEU:N	2:B:657:PRO:CD	2.82	0.43
2:B:741:LEU:HD23	2:B:741:LEU:HA	1.77	0.43
2:B:832:TRP:HB2	2:B:836:TRP:CE3	2.54	0.43
2:B:825:PHE:CA	2:B:861:TYR:HA	2.45	0.43
2:B:874:TYR:CZ	2:B:876:SER:HB3	2.53	0.43
2:B:923:GLN:NE2	2:B:953:ALA:HB3	2.34	0.43
6:F:147:SER:O	6:F:150:GLU:HG2	2.18	0.43

Continued on next page...

Continued from previous page...

Atom-1	Atom-2	Interatomic distance (Å)	Clash overlap (Å)
15:O:319:ASP:HA	15:O:324:TRP:CA	2.49	0.43
15:O:436:ILE:CD1	15:O:436:ILE:O	2.66	0.43
15:O:506:THR:HG21	15:O:540:LYS:NZ	2.33	0.43
15:O:539:VAL:HG21	15:O:550:TYR:CE2	2.53	0.43
15:O:56:UNK:CB	15:O:552:LEU:HD23	2.48	0.43
15:O:55:UNK:O	15:O:552:LEU:CD2	2.66	0.43
15:O:669:PHE:CE1	15:O:675:PHE:HB2	2.53	0.43
15:O:702:LEU:HD23	15:O:702:LEU:HA	1.82	0.43
16:P:157:HIS:CD2	16:P:159:THR:H	2.35	0.43
16:P:213:SER:CA	16:P:215:LEU:HD22	2.49	0.43
16:P:263:PRO:HB3	16:P:266:PHE:CE2	2.53	0.43
16:P:290:THR:CG2	16:P:298:VAL:CG2	2.95	0.43
17:Q:33:ARG:NH2	17:Q:36:LYS:HB2	2.20	0.43
1:A:105:CYS:CB	1:A:236:CYS:HB3	2.47	0.43
1:A:1092:GLU:O	1:A:1095:LEU:N	2.51	0.43
1:A:35:PRO:CA	1:A:390:LEU:HD13	2.45	0.43
1:A:786:TYR:HA	1:A:794:VAL:HG23	1.99	0.43
1:A:982:VAL:HA	1:A:994:GLU:OE2	2.18	0.43
3:C:143:ASN:OD1	3:C:158:ASN:HB2	2.17	0.43
5:E:94:LYS:CB	5:E:123:LEU:HD13	2.43	0.43
5:E:145:THR:HG21	5:E:187:TYR:CD2	2.53	0.43
7:G:37:CYS:O	7:G:126:GLN:CG	2.66	0.43
10:J:36:LEU:HB2	10:J:47:ARG:NH1	2.33	0.43
12:L:49:LYS:HB2	12:L:49:LYS:HE3	1.82	0.43
13:M:44:LYS:CG	13:M:49:ASP:OD1	2.65	0.43
14:N:41:ASN:HA	14:N:44:ASN:CB	2.48	0.43
14:N:52:GLN:HB3	14:N:54:TRP:NE1	2.34	0.43
15:O:367:SER:HB2	15:O:369:PHE:CD2	2.53	0.43
15:O:421:ILE:HG23	15:O:439:LYS:HG2	1.94	0.43
15:O:706:GLU:HB2	16:P:438:PHE:HB3	2.00	0.43
16:P:129:PHE:C	16:P:129:PHE:CD1	2.91	0.43
16:P:137:TRP:NE1	16:P:141:LEU:CG	2.82	0.43
16:P:146:ASP:CA	16:P:148:PRO:CD	2.88	0.43
16:P:101:LYS:HE3	16:P:152:LEU:HA	2.00	0.43
16:P:298:VAL:C	16:P:300:ASN:N	2.71	0.43
15:O:175:ASP:HA	17:Q:196:GLU:O	2.18	0.43
17:Q:33:ARG:NH2	17:Q:33:ARG:CB	2.81	0.43
17:Q:354:LEU:HA	17:Q:359:MET:H	1.83	0.43
17:Q:388:LYS:HE3	17:Q:393:ILE:CB	2.48	0.43
1:A:1328:ALA:O	1:A:1332:GLU:HG2	2.18	0.43
1:A:1240:LEU:HD23	1:A:1541:ILE:HG12	1.99	0.43

Continued on next page...

Continued from previous page...

Atom-1	Atom-2	Interatomic distance (Å)	Clash overlap (Å)
1:A:141:LEU:HD21	1:A:184:LYS:NZ	2.33	0.43
1:A:252:PHE:HD1	1:A:314:TYR:HA	1.84	0.43
1:A:361:VAL:CG2	2:B:1184:TYR:HA	2.48	0.43
1:A:382:GLN:HE22	2:B:1180:PHE:HE1	1.61	0.43
1:A:385:LEU:HD11	1:A:453:ILE:HG13	1.99	0.43
1:A:59:ARG:HD2	1:A:59:ARG:HA	1.69	0.43
1:A:58:LEU:HG	1:A:60:ASN:HD22	1.83	0.43
1:A:771:PHE:CZ	1:A:793:ILE:HD13	2.52	0.43
1:A:982:VAL:HG22	1:A:994:GLU:HB3	2.00	0.43
2:B:1139:LYS:C	2:B:1141:LEU:H	2.21	0.43
2:B:139:LEU:HD21	2:B:158:CYS:SG	2.58	0.43
2:B:157:ASP:O	2:B:157:ASP:OD1	2.37	0.43
2:B:49:PHE:HE1	2:B:409:TYR:CE2	2.37	0.43
2:B:773:VAL:HA	2:B:947:ILE:O	2.18	0.43
3:C:130:ASN:OD1	3:C:131:THR:OG1	2.20	0.43
3:C:215:ASP:OD1	3:C:215:ASP:C	2.56	0.43
5:E:2:ASP:O	5:E:6:GLU:HB2	2.18	0.43
1:A:725:LEU:CD1	8:H:46:LEU:HD21	2.46	0.43
8:H:53:ASP:OD1	8:H:54:SER:N	2.50	0.43
11:K:118:GLN:O	11:K:122:LYS:HG3	2.19	0.43
15:O:315:PHE:O	15:O:317:ILE:HG13	2.18	0.43
15:O:316:ALA:HB3	15:O:340:LYS:CD	2.38	0.43
15:O:472:ARG:NH2	17:Q:200:THR:HG22	2.17	0.43
15:O:438:TRP:NE1	15:O:489:PHE:CB	2.73	0.43
15:O:473:HIS:H	15:O:504:THR:HG21	1.83	0.43
15:O:585:GLU:HA	15:O:588:SER:HB2	1.99	0.43
15:O:623:LEU:CD1	15:O:669:PHE:CA	2.97	0.43
15:O:722:TRP:CE2	16:P:262:LEU:CG	2.96	0.43
16:P:195:ALA:HB3	16:P:216:GLU:CB	2.38	0.43
16:P:237:ILE:HG21	16:P:239:PHE:HB2	2.01	0.43
16:P:257:VAL:C	16:P:262:LEU:CD1	2.87	0.43
16:P:378:LEU:HD23	16:P:378:LEU:C	2.39	0.43
16:P:435:GLN:O	16:P:436:LEU:C	2.56	0.43
15:O:347:LEU:HB2	17:Q:151:PRO:O	2.18	0.43
17:Q:209:ARG:O	17:Q:210:THR:O	2.36	0.43
16:P:367:PHE:CD1	17:Q:222:LEU:HD11	2.54	0.43
17:Q:393:ILE:CG1	17:Q:395:LEU:HB2	2.47	0.43
17:Q:439:GLU:O	17:Q:442:LEU:HB3	2.18	0.43
1:A:102:CYS:CB	1:A:105:CYS:SG	3.06	0.43
1:A:1088:HIS:CG	6:F:152:ILE:HD11	2.53	0.43
1:A:461:GLU:CG	1:A:1618:THR:HB	2.48	0.43

Continued on next page...

Continued from previous page...

Atom-1	Atom-2	Interatomic distance (Å)	Clash overlap (Å)
1:A:236:CYS:SG	1:A:238:MET:HG2	2.58	0.43
1:A:725:LEU:HA	1:A:725:LEU:HD23	1.67	0.43
2:B:1087:LEU:O	2:B:1087:LEU:HD23	2.19	0.43
2:B:322:ASN:OD1	2:B:322:ASN:C	2.57	0.43
2:B:782:ASP:HA	2:B:786:ALA:O	2.19	0.43
6:F:127:GLU:HB3	6:F:129:LYS:HD3	2.00	0.43
7:G:162:ILE:CD1	7:G:217:TRP:CZ3	3.02	0.43
8:H:143:LEU:N	8:H:143:LEU:HD12	2.34	0.43
11:K:63:PHE:HB2	11:K:103:ILE:HG23	2.01	0.43
15:O:214:LEU:H	15:O:236:ILE:CG2	2.31	0.43
15:O:424:VAL:CG2	15:O:437:SER:OG	2.63	0.43
15:O:469:TYR:CD1	15:O:469:TYR:O	2.72	0.43
15:O:474:LYS:HG3	15:O:475:ARG:N	2.34	0.43
15:O:613:HIS:HD2	15:O:619:GLU:HG3	1.69	0.43
15:O:623:LEU:HD13	15:O:669:PHE:CA	2.48	0.43
15:O:702:LEU:HD13	16:P:174:LEU:HA	2.00	0.43
16:P:158:MET:HG3	16:P:192:TYR:OH	2.17	0.43
16:P:104:PHE:CE1	16:P:212:VAL:N	2.82	0.43
17:Q:134:PRO:HA	17:Q:140:ILE:CD1	2.47	0.43
17:Q:377:ASP:HA	17:Q:438:PHE:CE1	2.53	0.43
1:A:233:CYS:O	1:A:237:GLY:HA2	2.19	0.43
1:A:2:ASP:OD1	1:A:3:ILE:N	2.52	0.43
1:A:65:CYS:O	1:A:67:LEU:HG	2.19	0.43
6:F:144:GLU:HB3	6:F:146:TRP:NE1	2.33	0.43
1:A:1654:PHE:CZ	6:F:89:GLU:HA	2.52	0.43
7:G:235:ASN:HB3	7:G:246:ASP:HB3	2.00	0.43
1:A:921:PRO:HG2	8:H:19:ARG:CG	2.40	0.43
13:M:25:SER:HA	14:N:106:ASN:O	2.18	0.43
13:M:53:LEU:O	13:M:63:GLU:HA	2.17	0.43
15:O:693:PHE:CD2	15:O:746:ARG:CB	3.00	0.43
16:P:246:GLU:HB2	16:P:286:LEU:HB2	1.99	0.43
16:P:4:PHE:CE2	16:P:9:ILE:HG13	2.51	0.43
15:O:472:ARG:HH21	17:Q:200:THR:CG2	2.17	0.43
17:Q:266:SER:OG	17:Q:268:LEU:CB	2.58	0.43
17:Q:372:HIS:CG	17:Q:407:HIS:NE2	2.86	0.43
1:A:1026:GLN:HG3	1:A:1598:PHE:HD1	1.84	0.43
1:A:799:GLU:HG2	1:A:1062:HIS:ND1	2.33	0.43
1:A:1229:ALA:HA	1:A:1595:TYR:CZ	2.53	0.43
1:A:486:PRO:HA	1:A:616:LEU:O	2.17	0.43
2:B:178:TYR:O	2:B:182:GLN:HG2	2.18	0.43
2:B:226:GLY:C	2:B:229:TYR:HD2	2.22	0.43

Continued on next page...

Continued from previous page...

Atom-1	Atom-2	Interatomic distance (Å)	Clash overlap (Å)
2:B:460:LYS:O	2:B:463:TYR:HB2	2.18	0.43
2:B:547:HIS:CD2	2:B:548:LYS:HG2	2.53	0.43
2:B:290:ASP:CB	2:B:577:PHE:CZ	3.02	0.43
2:B:698:SER:O	2:B:702:ASN:ND2	2.52	0.43
2:B:817:ARG:HG2	19:S:25:DT:O3'	2.18	0.43
3:C:163:TYR:HD2	3:C:165:ARG:NH2	2.17	0.43
5:E:48:ASP:OD1	5:E:52:ARG:N	2.52	0.43
5:E:55:ARG:HB3	5:E:82:PHE:HB2	2.01	0.43
6:F:132:LEU:HD23	6:F:132:LEU:HA	1.80	0.43
8:H:131:ASN:OD1	8:H:132:LEU:HG	2.18	0.43
9:I:36:ILE:CB	9:I:39:LYS:HD3	2.48	0.43
13:M:81:PHE:HA	13:M:87:SER:O	2.19	0.43
14:N:124:THR:O	14:N:125:ALA:HB2	2.19	0.43
14:N:91:ASP:HB2	14:N:137:PHE:CD1	2.54	0.43
15:O:253:SER:C	15:O:254:ILE:HG13	2.39	0.43
15:O:308:ASN:HB3	15:O:315:PHE:CD2	2.53	0.43
15:O:446:ASP:C	15:O:446:ASP:OD1	2.54	0.43
15:O:616:SER:CA	15:O:620:ASP:N	2.54	0.43
15:O:665:ASN:HB3	15:O:668:SER:HG	1.79	0.43
15:O:709:PRO:O	15:O:710:GLY:C	2.57	0.43
15:O:757:GLN:HA	15:O:760:ILE:CG2	2.48	0.43
16:P:122:GLU:OE1	16:P:123:MET:HE3	2.15	0.43
16:P:129:PHE:HD1	16:P:129:PHE:C	2.22	0.43
16:P:209:ASN:C	16:P:211:TYR:CD1	2.92	0.43
16:P:211:TYR:N	16:P:211:TYR:CD1	2.85	0.43
16:P:301:HIS:HB2	16:P:304:LEU:HD13	2.00	0.43
16:P:474:GLU:OE1	16:P:474:GLU:HA	2.18	0.43
17:Q:248:LYS:CA	17:Q:248:LYS:HZ3	2.31	0.43
1:A:1102:LEU:HA	1:A:1105:ARG:HH21	1.84	0.43
1:A:1299:ASN:ND2	1:A:1466:SER:O	2.52	0.43
1:A:1443:GLN:NE2	1:A:1464:ASP:OD2	2.46	0.43
1:A:1640:ARG:CD	1:A:1646:LEU:O	2.59	0.43
2:B:264:TRP:CH2	2:B:356:ARG:HD3	2.54	0.43
2:B:657:PRO:CD	14:N:148:ILE:HD11	2.48	0.43
3:C:315:PHE:HB3	3:C:319:ARG:HH22	1.84	0.43
7:G:147:LEU:HD11	7:G:229:LEU:HD23	2.00	0.43
10:J:36:LEU:HD22	10:J:41:LEU:CD1	2.47	0.43
15:O:193:LEU:O	15:O:194:ARG:C	2.57	0.43
15:O:243:LYS:HZ1	15:O:301:GLN:HE21	1.62	0.43
15:O:488:LEU:HD23	15:O:489:PHE:N	2.34	0.43
15:O:713:ILE:O	15:O:715:TYR:N	2.51	0.43

Continued on next page...

Continued from previous page...

Atom-1	Atom-2	Interatomic distance (Å)	Clash overlap (Å)
16:P:103:LEU:C	16:P:103:LEU:CD1	2.82	0.43
16:P:123:MET:HB3	16:P:125:PHE:CZ	2.53	0.43
16:P:411:ARG:O	16:P:415:LYS:HG3	2.19	0.43
16:P:416:ILE:CA	16:P:418:PRO:HD3	2.48	0.43
15:O:396:ALA:HB3	17:Q:140:ILE:HD12	1.98	0.43
17:Q:247:ILE:O	17:Q:248:LYS:C	2.56	0.43
17:Q:182:LYS:N	19:S:10:DG:OP1	2.52	0.43
1:A:105:CYS:HB3	1:A:236:CYS:CB	2.49	0.43
1:A:1063:MET:CE	1:A:1174:TYR:CD1	3.02	0.43
1:A:1290:TYR:CE1	1:A:1485:MET:HE2	2.54	0.43
1:A:202:THR:CB	1:A:207:SER:OG	2.66	0.43
1:A:360:LEU:HG	2:B:1184:TYR:CE1	2.53	0.43
1:A:406:LEU:HD21	1:A:410:LYS:HB3	0.65	0.43
1:A:437:PHE:HE2	2:B:1184:TYR:CE2	2.37	0.43
1:A:588:LEU:CD2	1:A:600:MET:CE	2.97	0.43
2:B:1052:VAL:CG2	16:P:41:PHE:HE1	2.17	0.43
2:B:1167:PHE:CD2	2:B:1168:VAL:N	2.87	0.43
2:B:232:TYR:HB3	2:B:384:LEU:CD2	2.44	0.43
2:B:664:VAL:HG13	2:B:668:GLU:CG	2.49	0.43
2:B:923:GLN:HE21	2:B:953:ALA:CB	2.31	0.43
3:C:329:LYS:HE3	11:K:122:LYS:HZ2	1.84	0.43
4:D:24:ALA:HA	7:G:43:ILE:HA	2.01	0.43
6:F:138:LEU:O	6:F:141:GLY:N	2.50	0.43
7:G:82:LEU:HB2	7:G:123:TYR:C	2.39	0.43
14:N:82:ILE:N	14:N:85:HIS:O	2.51	0.43
15:O:500:ILE:CG2	15:O:501:PRO:HD2	2.40	0.43
15:O:537:PHE:CE1	15:O:552:LEU:HD11	2.49	0.43
15:O:583:GLU:OE2	15:O:584:ARG:CD	2.66	0.43
16:P:100:ALA:CA	16:P:211:TYR:CZ	3.02	0.43
16:P:287:TRP:CG	16:P:298:VAL:HG11	2.53	0.43
16:P:364:SER:O	16:P:367:PHE:CB	2.67	0.43
16:P:442:LEU:HD11	16:P:446:TYR:OH	2.18	0.43
15:O:577:LEU:CG	16:P:499:LYS:CE	2.84	0.43
16:P:77:ASN:O	16:P:78:SER:HB2	2.19	0.43
15:O:394:VAL:CG1	17:Q:141:TRP:HE1	2.31	0.43
15:O:389:TRP:CH2	17:Q:148:ASN:N	2.85	0.43
17:Q:354:LEU:N	17:Q:358:PHE:HB2	2.33	0.43
17:Q:393:ILE:HG13	17:Q:400:LYS:HZ1	1.83	0.43
17:Q:422:GLY:O	17:Q:424:PHE:CE1	2.71	0.43
1:A:1200:MET:HE3	1:A:1570:PHE:CE1	2.54	0.42
1:A:1545:ASP:O	1:A:1549:VAL:HG23	2.19	0.42

Continued on next page...

Continued from previous page...

Atom-1	Atom-2	Interatomic distance (Å)	Clash overlap (Å)
1:A:618:TYR:CE1	1:A:628:PHE:HE2	2.37	0.42
1:A:367:PHE:HB2	2:B:1180:PHE:CD2	2.53	0.42
2:B:519:LYS:HB2	2:B:519:LYS:HE2	1.84	0.42
2:B:676:VAL:CB	2:B:680:GLU:OE2	2.60	0.42
1:A:1531:ASP:CG	5:E:7:ARG:HH21	2.23	0.42
6:F:144:GLU:OE1	6:F:146:TRP:NE1	2.48	0.42
2:B:1195:ARG:NH2	7:G:117:TRP:HZ2	2.16	0.42
7:G:169:VAL:CG1	7:G:218:VAL:HG21	2.49	0.42
9:I:26:SER:O	9:I:37:TYR:CE1	2.59	0.42
9:I:36:ILE:H	9:I:39:LYS:HZ3	1.66	0.42
1:A:693:GLN:HE22	11:K:88:PHE:HA	1.84	0.42
14:N:43:ASP:HB3	14:N:51:GLN:HE21	1.83	0.42
14:N:95:ILE:HG13	14:N:96:GLU:N	2.32	0.42
15:O:189:THR:CG2	15:O:259:ASN:ND2	2.80	0.42
15:O:318:ILE:C	15:O:318:ILE:HD12	2.39	0.42
15:O:324:TRP:CE3	15:O:325:SER:N	2.87	0.42
15:O:475:ARG:HE	15:O:496:THR:HG21	1.84	0.42
15:O:573:GLU:O	15:O:574:TRP:C	2.56	0.42
15:O:705:HIS:C	15:O:705:HIS:CD2	2.89	0.42
15:O:749:LYS:H	15:O:750:PRO:HD3	1.84	0.42
16:P:156:LEU:CA	16:P:160:SER:HB3	2.49	0.42
15:O:736:ILE:CG2	16:P:271:LYS:HE2	2.49	0.42
1:A:58:LEU:CA	16:P:63:THR:CG2	2.97	0.42
17:Q:211:ARG:O	17:Q:214:VAL:HB	2.19	0.42
17:Q:357:PRO:O	17:Q:364:VAL:HG11	2.19	0.42
17:Q:361:ASP:O	17:Q:362:ALA:HB3	2.20	0.42
16:P:402:MET:HE1	20:T:36:DC:OP2	2.18	0.42
1:A:1260:LYS:HD3	1:A:1500:GLN:CD	2.40	0.42
1:A:1559:ARG:NH2	1:A:1583:ASP:OD2	2.48	0.42
1:A:1591:ARG:CZ	1:A:1596:LEU:HD23	2.49	0.42
2:B:937:PRO:CG	2:B:1013:MET:HE1	2.47	0.42
2:B:1128:CYS:O	2:B:1163:GLN:CB	2.67	0.42
2:B:1180:PHE:HD1	2:B:1181:VAL:CG1	2.23	0.42
2:B:614:GLU:CG	2:B:615:GLY:N	2.82	0.42
2:B:798:PHE:O	2:B:911:PRO:HG2	2.19	0.42
15:O:217:ALA:HB2	15:O:233:VAL:HA	1.99	0.42
15:O:306:ALA:O	15:O:317:ILE:CD1	2.67	0.42
15:O:306:ALA:O	15:O:317:ILE:HB	2.18	0.42
15:O:479:HIS:CE1	15:O:491:SER:HG	2.37	0.42
15:O:707:ASP:O	15:O:709:PRO:HD3	2.18	0.42
15:O:714:PHE:CE2	15:O:741:ILE:HD13	2.47	0.42

Continued on next page...

Continued from previous page...

Atom-1	Atom-2	Interatomic distance (Å)	Clash overlap (Å)
16:P:103:LEU:CD2	16:P:206:GLN:HE22	2.02	0.42
16:P:154:LEU:HD22	16:P:154:LEU:N	2.11	0.42
16:P:183:LYS:HE2	16:P:183:LYS:HB3	1.78	0.42
16:P:9:ILE:C	16:P:18:ARG:NH2	2.67	0.42
16:P:234:CYS:O	16:P:289:ARG:HB3	2.19	0.42
16:P:27:ARG:O	16:P:36:GLU:HB2	2.18	0.42
15:O:18:UNK:CB	17:Q:253:ILE:N	2.81	0.42
17:Q:280:SER:C	17:Q:282:SER:N	2.71	0.42
1:A:1305:GLU:OE1	9:I:63:LYS:NZ	2.27	0.42
1:A:259:LYS:O	1:A:263:ASN:CB	2.67	0.42
1:A:717:PRO:HA	1:A:726:TRP:CE2	2.54	0.42
1:A:910:LYS:O	1:A:914:ASP:HB3	2.19	0.42
2:B:970:LYS:HE3	2:B:1011:GLU:OE2	2.20	0.42
2:B:1162:GLY:C	2:B:1163:GLN:HG2	2.40	0.42
2:B:423:ASN:HB3	2:B:453:VAL:HG21	2.02	0.42
1:A:960:MET:HG3	2:B:522:PRO:HG2	2.01	0.42
2:B:954:PHE:CD1	2:B:963:PHE:CE2	3.07	0.42
5:E:116:ILE:HD11	5:E:120:ALA:CB	2.49	0.42
7:G:85:GLU:O	7:G:121:ASN:HB2	2.19	0.42
8:H:49:VAL:HG12	8:H:50:ALA:N	2.34	0.42
9:I:2:SER:O	9:I:8:ILE:HG13	2.20	0.42
10:J:13:VAL:HG13	10:J:13:VAL:O	2.19	0.42
10:J:39:LEU:HD23	10:J:39:LEU:HA	1.81	0.42
14:N:70:LEU:C	14:N:72:VAL:H	2.23	0.42
15:O:186:TYR:C	15:O:187:ILE:HG13	2.39	0.42
15:O:264:ILE:HD13	15:O:302:VAL:CG1	2.49	0.42
15:O:366:PHE:HB2	15:O:373:LEU:HD11	1.99	0.42
15:O:541:LEU:N	15:O:541:LEU:CD1	2.82	0.42
15:O:653:SER:HB3	15:O:656:HIS:H	1.83	0.42
16:P:211:TYR:O	16:P:212:VAL:C	2.58	0.42
16:P:380:TRP:O	16:P:380:TRP:CG	2.71	0.42
16:P:51:LEU:N	16:P:51:LEU:HD12	2.34	0.42
2:B:463:TYR:HD1	20:T:25:DG:OP1	1.89	0.42
1:A:1070:LEU:CD2	1:A:1154:LEU:HD23	2.46	0.42
1:A:1296:PHE:CE2	1:A:1470:CYS:HB2	2.54	0.42
1:A:1599:ASN:OD1	1:A:1601:GLN:HB2	2.19	0.42
1:A:324:LEU:O	1:A:328:PHE:HB2	2.20	0.42
1:A:593:PRO:O	1:A:595:LEU:N	2.52	0.42
1:A:790:LYS:HE2	1:A:791:TYR:CE2	2.54	0.42
2:B:91:LEU:HD23	2:B:93:ASN:CA	2.49	0.42
4:D:27:LEU:HG	4:D:28:PRO:HD2	2.01	0.42

Continued on next page...

Continued from previous page...

Atom-1	Atom-2	Interatomic distance (Å)	Clash overlap (Å)
5:E:82:PHE:HA	5:E:111:VAL:HB	2.01	0.42
5:E:197:LYS:HB2	5:E:211:TYR:HE1	1.83	0.42
6:F:72:LYS:O	6:F:142:SER:HA	2.18	0.42
12:L:47:ARG:HD3	16:P:405:ASP:OD1	2.20	0.42
2:B:322:ASN:HD22	13:M:105:SER:C	2.22	0.42
15:O:353:ASP:HB3	17:Q:31:PHE:CD2	2.55	0.42
15:O:375:PHE:CZ	15:O:380:MET:HE3	2.55	0.42
15:O:635:ASN:HA	15:O:638:LEU:CB	2.45	0.42
16:P:303:GLU:O	16:P:304:LEU:C	2.58	0.42
16:P:401:GLU:O	16:P:403:THR:N	2.52	0.42
16:P:435:GLN:H	16:P:435:GLN:HG3	1.44	0.42
1:A:1175:MET:O	1:A:1178:LEU:HD12	2.20	0.42
1:A:254:THR:HA	1:A:312:SER:HB2	2.01	0.42
1:A:487:ASP:HB2	1:A:615:ARG:CG	2.49	0.42
1:A:722:PRO:CB	8:H:46:LEU:HB3	2.50	0.42
2:B:1053:ASN:OD1	2:B:1054:SER:N	2.51	0.42
2:B:1113:THR:CG2	2:B:1166:LYS:HD2	2.50	0.42
2:B:1127:CYS:N	2:B:1166:LYS:CE	2.80	0.42
2:B:380:LYS:HE3	2:B:637:TYR:HB3	2.01	0.42
2:B:507:SER:O	2:B:510:ALA:HB3	2.20	0.42
2:B:683:ASN:CG	14:N:154:ARG:HH22	2.23	0.42
2:B:811:LEU:HD11	2:B:825:PHE:CE2	2.54	0.42
3:C:116:VAL:CG1	3:C:116:VAL:O	2.67	0.42
13:M:55:GLY:O	13:M:62:TYR:N	2.51	0.42
14:N:70:LEU:CD2	14:N:72:VAL:HG13	2.50	0.42
14:N:95:ILE:C	14:N:96:GLU:CG	2.88	0.42
15:O:506:THR:HG22	15:O:540:LYS:HG2	2.01	0.42
16:P:332:LEU:C	16:P:332:LEU:CD1	2.87	0.42
16:P:360:LYS:HG3	16:P:363:SER:CB	2.48	0.42
17:Q:147:GLN:O	17:Q:148:ASN:C	2.56	0.42
17:Q:177:LEU:HD23	17:Q:177:LEU:HA	1.85	0.42
16:P:356:VAL:C	17:Q:211:ARG:CD	2.88	0.42
16:P:357:TYR:HB2	17:Q:211:ARG:HD2	1.88	0.42
20:T:19:DC:H2''	20:T:20:DA:C5'	2.33	0.42
1:A:1226:VAL:HG13	1:A:1598:PHE:CD2	2.54	0.42
1:A:314:TYR:CE2	1:A:316:LEU:HD23	2.55	0.42
1:A:406:LEU:HD22	1:A:410:LYS:HD3	2.02	0.42
1:A:95:TYR:CZ	1:A:99:ARG:CD	3.03	0.42
2:B:974:LEU:HD13	2:B:1005:TYR:CD2	2.54	0.42
2:B:1010:ASN:ND2	2:B:1027:TYR:HD1	2.18	0.42
1:A:477:ASN:ND2	2:B:1048:SER:O	2.52	0.42

Continued on next page...

Continued from previous page...

Atom-1	Atom-2	Interatomic distance (Å)	Clash overlap (Å)
2:B:1060:VAL:HG21	16:P:43:ASP:HB3	2.02	0.42
2:B:538:PRO:O	2:B:541:LEU:N	2.43	0.42
3:C:227:TYR:HA	3:C:299:ILE:O	2.19	0.42
3:C:50:ARG:O	3:C:304:SER:N	2.35	0.42
2:B:881:TYR:CE1	3:C:95:GLU:OE2	2.72	0.42
5:E:204:THR:HG23	5:E:205:SER:N	2.34	0.42
7:G:143:SER:HA	7:G:159:LYS:HB2	2.01	0.42
10:J:41:LEU:O	10:J:47:ARG:HD3	2.20	0.42
13:M:25:SER:O	13:M:26:PHE:CD1	2.72	0.42
15:O:186:TYR:HA	15:O:201:GLU:CA	2.50	0.42
15:O:194:ARG:HG3	15:O:197:ARG:CZ	2.49	0.42
15:O:220:THR:HG1	15:O:228:ASN:C	2.18	0.42
15:O:241:PRO:O	15:O:265:THR:HB	2.20	0.42
15:O:326:ILE:N	15:O:344:ILE:HD13	2.27	0.42
15:O:420:GLU:H	15:O:442:LEU:HD11	1.85	0.42
15:O:604:ILE:CG2	15:O:732:LEU:CD2	2.97	0.42
16:P:246:GLU:HG2	16:P:286:LEU:CA	2.47	0.42
15:O:703:PHE:CE2	16:P:254:LEU:CD2	2.93	0.42
1:A:1155:PHE:CD1	1:A:1163:GLU:HG3	2.55	0.42
1:A:254:THR:HA	1:A:312:SER:HB3	2.01	0.42
1:A:78:HIS:HA	1:A:361:VAL:HA	2.02	0.42
2:B:232:TYR:CD2	2:B:385:VAL:HG22	2.55	0.42
2:B:628:TYR:CE2	2:B:630:PRO:HB3	2.54	0.42
2:B:679:GLN:CD	2:B:679:GLN:H	2.20	0.42
4:D:27:LEU:HD21	7:G:24:VAL:CG1	2.50	0.42
5:E:161:LYS:HE2	5:E:172:GLU:OE2	2.19	0.42
8:H:11:GLN:OE1	8:H:53:ASP:N	2.52	0.42
15:O:323:ASN:N	15:O:348:HIS:CD2	2.88	0.42
15:O:324:TRP:CD2	15:O:346:ASN:OD1	2.72	0.42
15:O:186:TYR:CE2	15:O:512:LEU:HD22	2.55	0.42
15:O:622:TYR:O	15:O:625:ASP:HB2	2.20	0.42
15:O:679:LEU:HD22	15:O:683:PHE:HE2	1.85	0.42
16:P:13:ASP:HB3	16:P:33:HIS:CE1	2.53	0.42
16:P:378:LEU:CD1	17:Q:234:LYS:CA	2.85	0.42
16:P:402:MET:CE	20:T:36:DC:OP2	2.68	0.42
16:P:496:GLU:OE2	16:P:499:LYS:HD3	2.19	0.42
17:Q:134:PRO:O	17:Q:135:GLU:OE1	2.38	0.42
17:Q:149:LYS:O	17:Q:149:LYS:HG3	2.19	0.42
17:Q:246:GLN:CD	17:Q:246:GLN:N	2.73	0.42
20:T:21:DT:H1'	20:T:22:DG:C1'	2.45	0.42
1:A:118:TYR:OH	1:A:226:LYS:HG3	2.19	0.42

Continued on next page...

Continued from previous page...

Atom-1	Atom-2	Interatomic distance (Å)	Clash overlap (Å)
1:A:499:PRO:HA	1:A:502:ALA:HB3	2.02	0.42
2:B:1002:LYS:HA	2:B:1002:LYS:HD2	1.87	0.42
2:B:317:TYR:HB3	2:B:320:LEU:CG	2.50	0.42
2:B:334:PHE:HB3	2:B:338:PHE:CD2	2.54	0.42
2:B:576:THR:HG22	2:B:578:ALA:H	1.85	0.42
2:B:824:HIS:O	2:B:862:PHE:N	2.50	0.42
2:B:853:GLU:HG2	2:B:854:GLU:N	2.35	0.42
3:C:53:ASN:ND2	14:N:174:GLY:CA	2.82	0.42
7:G:157:ILE:HD11	7:G:231:PHE:HB3	2.01	0.42
7:G:157:ILE:HG22	7:G:162:ILE:CG1	2.49	0.42
7:G:16:PHE:O	7:G:20:HIS:HB2	2.20	0.42
1:A:763:GLY:HA3	8:H:25:ARG:CZ	2.50	0.42
8:H:80:ARG:HG3	8:H:81:PRO:HD2	2.00	0.42
8:H:90:ALA:HB1	8:H:96:VAL:HG21	2.01	0.42
15:O:302:VAL:O	15:O:303:VAL:CB	2.63	0.42
15:O:371:LYS:NZ	15:O:431:ASP:OD1	2.52	0.42
15:O:475:ARG:HG2	15:O:496:THR:OG1	2.19	0.42
15:O:627:GLY:HA2	15:O:630:LEU:CG	2.49	0.42
16:P:122:GLU:CD	16:P:123:MET:HE3	2.38	0.42
17:Q:204:GLU:OE2	17:Q:205:VAL:N	2.52	0.42
16:P:366:TYR:HH	17:Q:218:ASP:HB2	1.80	0.42
1:A:1440:ASN:ND2	1:A:1443:GLN:HG3	2.35	0.42
1:A:373:LEU:N	1:A:376:GLU:O	2.37	0.42
1:A:412:SER:C	1:A:414:GLU:N	2.72	0.42
1:A:543:LEU:HD23	16:P:26:ARG:NE	2.34	0.42
1:A:673:HIS:NE2	2:B:783:MET:HE1	2.35	0.42
1:A:717:PRO:HB3	1:A:726:TRP:CH2	2.54	0.42
2:B:752:VAL:HB	2:B:920:ARG:HH22	1.84	0.42
3:C:63:ILE:HG22	3:C:67:PHE:CE2	2.55	0.42
6:F:112:GLU:OE2	6:F:123:LYS:HD2	2.19	0.42
7:G:145:ILE:HD13	7:G:225:ILE:HD12	2.01	0.42
8:H:128:ASN:ND2	8:H:129:TYR:HD2	2.17	0.42
10:J:18:TRP:CZ2	10:J:22:LEU:HD11	2.54	0.42
3:C:142:ARG:NH2	10:J:67:GLU:OE2	2.33	0.42
11:K:63:PHE:HB2	11:K:103:ILE:CG2	2.49	0.42
13:M:39:ASP:CB	13:M:54:HIS:O	2.68	0.42
13:M:47:GLU:O	13:M:47:GLU:HG2	2.20	0.42
15:O:223:ASN:C	15:O:224:THR:HG23	2.29	0.42
15:O:324:TRP:NE1	15:O:348:HIS:CA	2.72	0.42
15:O:411:LYS:HB2	15:O:411:LYS:HE3	1.65	0.42
15:O:416:LEU:HD12	15:O:417:THR:H	1.84	0.42

Continued on next page...

Continued from previous page...

Atom-1	Atom-2	Interatomic distance (Å)	Clash overlap (Å)
15:O:421:ILE:HG13	17:Q:138:PHE:CE2	2.48	0.42
15:O:442:LEU:HG	15:O:442:LEU:H	1.44	0.42
15:O:466:ALA:O	15:O:467:PHE:HD1	2.03	0.42
16:P:122:GLU:CD	16:P:122:GLU:C	2.78	0.42
16:P:132:VAL:O	16:P:135:ILE:HG13	2.19	0.42
16:P:195:ALA:CB	16:P:216:GLU:CB	2.97	0.42
15:O:703:PHE:CZ	16:P:258:MET:SD	3.01	0.42
16:P:291:ASP:OD1	16:P:291:ASP:N	2.52	0.42
16:P:332:LEU:O	16:P:336:GLU:N	2.50	0.42
16:P:380:TRP:O	16:P:380:TRP:CD2	2.73	0.42
17:Q:29:ARG:CA	17:Q:32:ASP:CG	2.79	0.42
1:A:467:PHE:HE2	1:A:1618:THR:HG21	1.82	0.42
2:B:1002:LYS:HG2	14:N:166:LEU:HD13	1.99	0.42
2:B:1180:PHE:CD1	2:B:1181:VAL:CG1	3.02	0.42
2:B:190:ILE:HD11	2:B:496:PHE:CE2	2.55	0.42
2:B:889:GLY:HA2	2:B:895:PHE:CD2	2.55	0.42
2:B:91:LEU:HD23	2:B:93:ASN:C	2.40	0.42
3:C:143:ASN:C	3:C:145:ASP:H	2.19	0.42
3:C:175:GLN:HB2	3:C:179:PHE:CD2	2.54	0.42
3:C:315:PHE:HB3	3:C:319:ARG:NH1	2.34	0.42
5:E:143:ASN:OD1	5:E:145:THR:N	2.48	0.42
6:F:107:VAL:HG11	6:F:111:LEU:HD12	2.02	0.42
7:G:86:GLY:O	7:G:120:VAL:HA	2.19	0.42
7:G:219:ASP:CG	7:G:220:SER:H	2.23	0.42
7:G:137:ILE:N	7:G:227:GLY:O	2.34	0.42
7:G:157:ILE:CD1	7:G:249:LEU:HG	2.49	0.42
8:H:90:ALA:CB	8:H:96:VAL:HG21	2.50	0.42
10:J:23:ASN:O	10:J:27:GLU:N	2.47	0.42
11:K:54:THR:HG23	11:K:61:ALA:CB	2.50	0.42
13:M:16:GLN:HB3	13:M:91:TYR:CD1	2.54	0.42
14:N:103:ASN:ND2	14:N:130:PRO:HG2	2.28	0.42
14:N:43:ASP:O	14:N:49:LYS:CG	2.64	0.42
15:O:233:VAL:HG12	15:O:234:THR:O	2.20	0.42
15:O:272:PHE:CD1	15:O:288:SER:HA	2.53	0.42
15:O:294:PHE:CE2	15:O:297:ILE:CG2	2.98	0.42
15:O:308:ASN:OD1	15:O:310:TRP:N	2.51	0.42
15:O:392:GLU:O	15:O:392:GLU:CG	2.68	0.42
15:O:426:ALA:O	15:O:427:SER:C	2.58	0.42
15:O:692:THR:HA	15:O:747:LEU:HD13	1.98	0.42
15:O:715:TYR:OH	15:O:734:LYS:HD2	2.19	0.42
16:P:137:TRP:NE1	16:P:141:LEU:CD2	2.82	0.42

Continued on next page...

Continued from previous page...

Atom-1	Atom-2	Interatomic distance (Å)	Clash overlap (Å)
16:P:198:ILE:CG2	16:P:200:PRO:CD	2.67	0.42
16:P:256:LEU:HA	16:P:259:GLN:HB2	2.02	0.42
16:P:274:ILE:O	16:P:275:GLU:C	2.58	0.42
16:P:330:TRP:CZ3	16:P:334:LEU:HD12	2.54	0.42
16:P:499:LYS:O	16:P:503:SER:N	2.29	0.42
1:A:1060:GLU:O	1:A:1061:SER:C	2.59	0.41
1:A:1219:ILE:N	1:A:1220:PRO:CD	2.82	0.41
1:A:1506:ARG:NH2	1:A:1522:GLU:OE2	2.53	0.41
1:A:395:LEU:HD21	1:A:426:ALA:HB2	2.02	0.41
1:A:461:GLU:O	1:A:465:GLY:HA2	2.20	0.41
1:A:702:PRO:HG3	1:A:712:ILE:HD11	2.02	0.41
2:B:270:LEU:HA	2:B:270:LEU:HD12	1.87	0.41
2:B:298:LYS:O	2:B:298:LYS:HG2	2.19	0.41
2:B:328:GLN:HE22	13:M:109:ARG:N	2.18	0.41
2:B:655:TYR:HD1	2:B:688:HIS:NE2	2.18	0.41
1:A:618:TYR:CE2	2:B:783:MET:CE	3.02	0.41
2:B:912:GLN:HB2	2:B:1039:MET:CE	2.50	0.41
2:B:979:GLN:OE1	2:B:996:PHE:HE1	2.03	0.41
3:C:147:PRO:O	3:C:151:THR:HG23	2.20	0.41
3:C:335:GLN:HE21	11:K:49:LEU:HD23	1.84	0.41
5:E:100:ILE:HG23	5:E:105:PHE:HD2	1.84	0.41
5:E:169:ARG:HD3	6:F:140:ASP:OD2	2.20	0.41
7:G:42:PRO:HB3	7:G:121:ASN:CG	2.39	0.41
7:G:34:THR:HB	7:G:133:LEU:CD2	2.50	0.41
12:L:40:LEU:CD1	12:L:44:ASP:HB3	2.50	0.41
13:M:43:LYS:HB2	14:N:29:PHE:HE1	1.78	0.41
14:N:70:LEU:CD2	14:N:72:VAL:CG1	2.98	0.41
15:O:216:ILE:O	15:O:234:THR:N	2.53	0.41
15:O:319:ASP:HA	15:O:324:TRP:CB	2.49	0.41
15:O:421:ILE:HG12	15:O:441:ASP:HB3	2.01	0.41
15:O:585:GLU:O	15:O:587:GLU:C	2.54	0.41
15:O:705:HIS:CD2	15:O:709:PRO:HD3	2.55	0.41
16:P:209:ASN:CG	16:P:210:TYR:HD2	2.22	0.41
17:Q:136:LYS:HD2	17:Q:305:THR:H	1.84	0.41
17:Q:5:PRO:CD	17:Q:217:THR:HG21	2.48	0.41
1:A:1483:LEU:HD12	1:A:1483:LEU:C	2.41	0.41
1:A:883:LEU:CD2	1:A:884:ARG:HH12	2.32	0.41
1:A:973:GLU:HA	1:A:973:GLU:OE1	2.20	0.41
1:A:600:MET:HE2	2:B:1079:LEU:HD11	2.02	0.41
2:B:186:GLU:C	2:B:188:ASP:N	2.74	0.41
2:B:833:PRO:HD2	2:B:836:TRP:CH2	2.56	0.41

Continued on next page...

Continued from previous page...

Atom-1	Atom-2	Interatomic distance (Å)	Clash overlap (Å)
5:E:94:LYS:HB2	5:E:123:LEU:HD11	1.97	0.41
6:F:130:ILE:HG22	6:F:132:LEU:H	1.84	0.41
7:G:38:ILE:HG12	7:G:125:TRP:CD1	2.55	0.41
7:G:48:SER:CB	7:G:115:PHE:CE1	3.02	0.41
15:O:210:THR:C	15:O:212:SER:N	2.69	0.41
15:O:308:ASN:O	15:O:315:PHE:CD2	2.70	0.41
15:O:657:SER:O	15:O:658:LYS:CD	2.68	0.41
16:P:110:PHE:CZ	16:P:199:LEU:HD23	2.55	0.41
16:P:279:THR:OG1	16:P:279:THR:O	2.27	0.41
16:P:39:VAL:HG21	16:P:41:PHE:CE2	2.55	0.41
16:P:469:PRO:CG	16:P:470:PRO:HD2	2.51	0.41
16:P:505:ILE:CG2	16:P:506:LYS:N	2.82	0.41
17:Q:174:GLU:O	17:Q:177:LEU:N	2.53	0.41
17:Q:204:GLU:CD	17:Q:204:GLU:N	2.73	0.41
17:Q:216:LEU:O	17:Q:217:THR:C	2.57	0.41
1:A:38:LEU:HD12	1:A:43:HIS:C	2.41	0.41
1:A:507:TYR:CZ	1:A:641:GLU:OE2	2.73	0.41
1:A:674:ILE:HD13	1:A:786:TYR:CZ	2.55	0.41
1:A:721:LYS:C	1:A:723:TYR:N	2.49	0.41
1:A:789:SER:O	1:A:790:LYS:C	2.57	0.41
1:A:946:LEU:HA	1:A:985:ARG:HB3	2.02	0.41
2:B:1185:LEU:O	2:B:1186:ASP:CB	2.67	0.41
2:B:858:ILE:HG13	2:B:874:TYR:HB2	2.02	0.41
1:A:984:GLY:HA2	2:B:988:GLU:OE2	2.19	0.41
3:C:169:PHE:CE1	3:C:184:VAL:HG21	2.55	0.41
3:C:218:LYS:HZ3	12:L:70:ARG:HG3	1.85	0.41
3:C:295:ARG:O	3:C:298:PHE:CE1	2.68	0.41
4:D:13:ALA:H	4:D:17:ASN:ND2	2.18	0.41
5:E:97:VAL:CG1	5:E:127:ILE:HD13	2.50	0.41
5:E:31:THR:OG1	5:E:34:GLU:HG3	2.20	0.41
1:A:1180:ASN:HB3	6:F:86:THR:HB	2.02	0.41
8:H:145:ARG:CG	8:H:146:ARG:N	2.84	0.41
8:H:30:SER:HB2	8:H:36:CYS:SG	2.60	0.41
3:C:198:PRO:HB2	10:J:67:GLU:OE1	2.19	0.41
13:M:38:PHE:CZ	14:N:121:ILE:HG13	2.54	0.41
2:B:657:PRO:HG3	14:N:148:ILE:HD11	2.02	0.41
14:N:150:TYR:HB3	14:N:154:ARG:NE	2.35	0.41
15:O:214:LEU:HD11	15:O:263:ILE:HG21	2.02	0.41
15:O:299:ASP:CG	17:Q:159:TYR:HD2	2.24	0.41
15:O:315:PHE:HB3	15:O:365:TRP:HZ2	1.85	0.41
15:O:315:PHE:CA	15:O:317:ILE:CD1	2.98	0.41

Continued on next page...

Continued from previous page...

Atom-1	Atom-2	Interatomic distance (Å)	Clash overlap (Å)
15:O:383:ILE:HG22	15:O:385:PHE:N	2.36	0.41
15:O:658:LYS:O	15:O:659:LEU:HD12	2.04	0.41
16:P:103:LEU:HB2	16:P:203:TRP:HZ3	1.84	0.41
16:P:354:LYS:CG	16:P:362:THR:HB	2.50	0.41
16:P:354:LYS:HD3	16:P:362:THR:HB	2.01	0.41
1:A:1023:LEU:HD12	1:A:1024:THR:N	2.34	0.41
1:A:1294:MET:CE	1:A:1321:PHE:CE2	3.02	0.41
1:A:1609:SER:N	1:A:1632:GLU:OE1	2.47	0.41
1:A:185:ARG:O	1:A:189:VAL:HG23	2.21	0.41
1:A:197:LEU:HD23	1:A:197:LEU:HA	1.81	0.41
2:B:1175:THR:O	2:B:1179:PRO:HD3	2.19	0.41
2:B:1108:GLY:O	2:B:1190:SER:HA	2.19	0.41
2:B:175:MET:SD	2:B:183:HIS:CD2	3.14	0.41
2:B:826:GLY:H	2:B:861:TYR:HA	1.85	0.41
2:B:857:PRO:HB3	2:B:871:ILE:CD1	2.50	0.41
2:B:16:PHE:CE2	2:B:978:ALA:HB2	2.56	0.41
3:C:164:ALA:HA	3:C:193:LEU:CD1	2.46	0.41
4:D:31:VAL:HG13	7:G:40:ARG:CB	2.51	0.41
9:I:11:LEU:HD12	13:M:29:GLY:O	2.21	0.41
14:N:177:ALA:C	14:N:179:ASP:N	2.73	0.41
14:N:81:THR:HG23	14:N:86:ASP:OD1	2.20	0.41
15:O:207:SER:O	15:O:213:VAL:HB	2.19	0.41
15:O:264:ILE:HG12	15:O:302:VAL:HG11	2.03	0.41
15:O:274:ILE:HD12	15:O:284:VAL:CG1	2.50	0.41
15:O:376:ASP:OD1	15:O:379:LYS:HG2	2.20	0.41
15:O:473:HIS:N	15:O:504:THR:HG21	2.35	0.41
15:O:732:LEU:HD12	15:O:735:GLU:OE1	2.20	0.41
15:O:704:LEU:CD1	16:P:123:MET:HE3	2.43	0.41
16:P:137:TRP:CE2	16:P:141:LEU:HD21	2.56	0.41
16:P:199:LEU:C	16:P:199:LEU:CD1	2.69	0.41
16:P:211:TYR:HD2	16:P:212:VAL:HG23	1.85	0.41
16:P:34:VAL:HG23	16:P:35:MET:N	2.35	0.41
16:P:378:LEU:HD12	17:Q:235:ILE:CD1	2.46	0.41
16:P:403:THR:CA	16:P:405:ASP:H	2.27	0.41
1:A:379:GLU:H	16:P:56:ILE:H	1.67	0.41
1:A:379:GLU:HB2	16:P:56:ILE:H	1.84	0.41
17:Q:136:LYS:HD2	17:Q:305:THR:N	2.35	0.41
16:P:355:VAL:CG1	17:Q:215:THR:CG2	2.98	0.41
17:Q:251:TRP:CD1	17:Q:298:GLN:OE1	2.73	0.41
17:Q:384:VAL:C	17:Q:388:LYS:O	2.58	0.41
17:Q:381:ARG:N	17:Q:384:VAL:HG22	2.33	0.41

Continued on next page...

Continued from previous page...

Atom-1	Atom-2	Interatomic distance (Å)	Clash overlap (Å)
1:A:1052:GLY:HA2	5:E:208:TYR:CE1	2.55	0.41
1:A:35:PRO:HA	1:A:390:LEU:HD12	2.00	0.41
1:A:721:LYS:HG2	8:H:95:TYR:CA	2.50	0.41
1:A:727:THR:OG1	1:A:730:GLN:HG3	2.21	0.41
2:B:1135:PHE:HB2	2:B:1159:TRP:HB2	2.02	0.41
2:B:194:PHE:N	2:B:201:LYS:O	2.39	0.41
2:B:338:PHE:CZ	2:B:353:VAL:HG13	2.55	0.41
2:B:68:ILE:HG22	2:B:414:LYS:HE2	2.02	0.41
2:B:903:ILE:HD13	2:B:905:TYR:HE1	1.85	0.41
2:B:941:THR:O	2:B:941:THR:CG2	2.68	0.41
2:B:95:LEU:HB2	2:B:440:PHE:HD2	1.75	0.41
3:C:111:ASP:OD1	3:C:111:ASP:O	2.37	0.41
5:E:165:LEU:HD11	5:E:172:GLU:CG	2.50	0.41
6:F:74:ILE:HD11	6:F:142:SER:CB	2.49	0.41
6:F:92:ARG:NH2	7:G:109:PRO:HA	2.35	0.41
7:G:12:GLU:CD	7:G:15:ARG:HE	2.24	0.41
8:H:21:ASN:O	8:H:21:ASN:OD1	2.39	0.41
8:H:10:PHE:HD1	8:H:30:SER:HA	1.82	0.41
13:M:79:GLY:HA3	13:M:90:LEU:HD23	2.02	0.41
14:N:144:LYS:O	14:N:145:ILE:C	2.57	0.41
14:N:145:ILE:CG1	14:N:145:ILE:O	2.69	0.41
15:O:317:ILE:HD12	15:O:317:ILE:N	2.35	0.41
15:O:368:HIS:C	15:O:370:GLN:H	2.23	0.41
15:O:389:TRP:CZ3	17:Q:148:ASN:O	2.72	0.41
15:O:604:ILE:CG1	15:O:732:LEU:HD23	2.40	0.41
16:P:237:ILE:HG22	16:P:239:PHE:N	2.35	0.41
16:P:354:LYS:HG2	16:P:362:THR:HG21	0.58	0.41
17:Q:386:ASP:O	17:Q:390:ASN:CA	2.67	0.41
17:Q:398:ASP:CG	17:Q:401:ILE:CD1	2.87	0.41
17:Q:440:SER:O	17:Q:441:ARG:C	2.58	0.41
1:A:1600:ARG:HG3	1:A:1601:GLN:OE1	2.21	0.41
1:A:27:LEU:HD12	1:A:28:SER:N	2.35	0.41
1:A:437:PHE:CD2	2:B:1184:TYR:CE2	3.08	0.41
1:A:467:PHE:CD1	1:A:471:MET:SD	3.14	0.41
1:A:571:HIS:CD2	1:A:572:THR:HG23	2.55	0.41
1:A:946:LEU:C	1:A:946:LEU:HD12	2.41	0.41
1:A:965:THR:OG1	1:A:978:ALA:O	2.35	0.41
1:A:361:VAL:HG23	2:B:1184:TYR:HD1	1.83	0.41
2:B:173:ASN:ND2	2:B:174:LYS:HG3	2.36	0.41
2:B:572:PRO:HG2	2:B:575:HIS:HD2	1.86	0.41
2:B:64:GLY:O	2:B:68:ILE:HG23	2.20	0.41

Continued on next page...

Continued from previous page...

Atom-1	Atom-2	Interatomic distance (Å)	Clash overlap (Å)
2:B:697:LEU:HD23	2:B:697:LEU:HA	1.79	0.41
2:B:864:ASP:HB3	16:P:84:GLN:CD	2.41	0.41
2:B:873:THR:HG22	2:B:874:TYR:N	2.35	0.41
2:B:985:ILE:HG12	14:N:160:VAL:HG11	2.02	0.41
3:C:251:PHE:HB3	3:C:252:PRO:HD2	2.01	0.41
3:C:251:PHE:HD2	3:C:256:ILE:CG1	2.34	0.41
4:D:14:THR:H	4:D:17:ASN:CG	2.23	0.41
5:E:169:ARG:HB3	6:F:140:ASP:OD2	2.20	0.41
7:G:169:VAL:HG13	7:G:218:VAL:CG2	2.51	0.41
7:G:162:ILE:HA	7:G:249:LEU:HB2	2.02	0.41
7:G:73:TYR:CE2	7:G:75:ASN:HA	2.56	0.41
11:K:126:ASP:O	11:K:129:ASP:HB3	2.21	0.41
2:B:683:ASN:HA	14:N:150:TYR:CE1	2.54	0.41
15:O:257:ARG:HB3	15:O:258:SER:H	1.59	0.41
15:O:276:SER:CB	15:O:284:VAL:HG22	2.50	0.41
15:O:323:ASN:O	15:O:324:TRP:CD1	2.74	0.41
15:O:352:PHE:CB	15:O:355:GLU:HB3	2.34	0.41
15:O:426:ALA:O	15:O:428:GLU:N	2.54	0.41
15:O:468:VAL:HG23	15:O:468:VAL:O	2.20	0.41
15:O:474:LYS:HE3	15:O:498:LEU:HD21	2.02	0.41
15:O:538:LEU:HD12	15:O:538:LEU:C	2.41	0.41
16:P:154:LEU:CD2	16:P:154:LEU:N	2.78	0.41
16:P:237:ILE:HG22	16:P:239:PHE:HA	2.03	0.41
16:P:370:SER:OG	16:P:373:GLU:CG	2.68	0.41
16:P:334:LEU:HD21	16:P:449:GLN:CD	2.40	0.41
17:Q:149:LYS:C	17:Q:149:LYS:HD3	2.40	0.41
15:O:443:ASP:HB2	17:Q:2:PHE:HD2	1.85	0.41
17:Q:350:SER:C	17:Q:352:TRP:N	2.74	0.41
17:Q:424:PHE:H	17:Q:424:PHE:HD1	1.68	0.41
1:A:1461:ASN:OD1	1:A:1469:TRP:HH2	2.03	0.41
1:A:1658:ALA:O	7:G:104:LEU:HD12	2.21	0.41
1:A:406:LEU:CD1	1:A:416:ARG:HG3	2.47	0.41
1:A:85:CYS:SG	1:A:431:GLN:OE1	2.79	0.41
1:A:36:THR:CG2	1:A:45:VAL:HB	2.51	0.41
1:A:461:GLU:HA	1:A:465:GLY:CA	2.50	0.41
1:A:675:SER:HB3	1:A:826:PHE:CE2	2.56	0.41
2:B:140:LYS:NZ	17:Q:421:LYS:NZ	2.69	0.41
2:B:49:PHE:HD2	2:B:167:SER:HB2	1.85	0.41
4:D:99:LEU:CD1	4:D:100:PRO:HD2	2.46	0.41
5:E:55:ARG:CG	5:E:82:PHE:HB3	2.51	0.41
6:F:79:ARG:HD2	6:F:146:TRP:CE2	2.55	0.41

Continued on next page...

Continued from previous page...

Atom-1	Atom-2	Interatomic distance (Å)	Clash overlap (Å)
8:H:110:ASP:O	8:H:128:ASN:O	2.39	0.41
10:J:56:LEU:O	10:J:56:LEU:HG	2.21	0.41
11:K:86:VAL:HG11	11:K:89:CYS:HB2	2.02	0.41
15:O:18:UNK:O	17:Q:256:GLU:HB2	2.20	0.41
15:O:24:UNK:CA	17:Q:314:TRP:CZ3	2.96	0.41
15:O:54:UNK:HA	15:O:554:ASN:ND2	2.35	0.41
15:O:573:GLU:C	15:O:575:ALA:N	2.73	0.41
15:O:641:TRP:O	15:O:645:LYS:HB2	2.21	0.41
16:P:158:MET:HB2	16:P:192:TYR:CE1	2.53	0.41
16:P:332:LEU:HD12	16:P:333:SER:CA	2.51	0.41
16:P:95:LEU:HD21	16:P:99:GLU:CB	2.50	0.41
17:Q:175:ILE:HB	17:Q:176:PRO:HD2	2.01	0.41
17:Q:175:ILE:CB	17:Q:176:PRO:HD3	2.46	0.41
17:Q:214:VAL:O	17:Q:215:THR:C	2.59	0.41
17:Q:365:TRP:HB3	17:Q:418:CYS:HB2	2.02	0.41
17:Q:394:GLY:O	17:Q:395:LEU:C	2.59	0.41
1:A:1027:LEU:N	1:A:1027:LEU:HD12	2.35	0.41
1:A:1483:LEU:HD11	1:A:1485:MET:CE	2.51	0.41
1:A:1254:PHE:CE1	1:A:1532:GLN:OE1	2.72	0.41
1:A:588:LEU:HD21	1:A:600:MET:CE	2.50	0.41
1:A:669:LEU:HD12	1:A:786:TYR:CD2	2.56	0.41
2:B:108:MET:HA	2:B:121:VAL:HG23	2.03	0.41
2:B:119:ARG:HH22	12:L:54:ARG:HH21	1.68	0.41
2:B:165:LEU:HD12	2:B:165:LEU:N	2.35	0.41
2:B:568:LEU:HA	2:B:568:LEU:HD23	1.93	0.41
2:B:620:LEU:HD23	2:B:620:LEU:C	2.41	0.41
2:B:648:ARG:CZ	2:B:650:LEU:HD11	2.51	0.41
2:B:816:ASN:HB2	2:B:819:ASP:OD2	2.20	0.41
2:B:848:ILE:CD1	2:B:884:GLU:HA	2.51	0.41
7:G:29:ASP:C	7:G:31:LYS:N	2.74	0.41
7:G:85:GLU:HB2	7:G:123:TYR:CE2	2.46	0.41
8:H:108:SER:OG	8:H:111:LEU:N	2.33	0.41
1:A:762:LYS:HE3	8:H:16:ASP:OD2	2.20	0.41
13:M:26:PHE:CD2	13:M:30:PHE:CD2	3.09	0.41
13:M:56:GLU:HG2	13:M:61:GLU:HG3	2.03	0.41
15:O:187:ILE:HG12	15:O:258:SER:HG	1.85	0.41
15:O:302:VAL:C	15:O:320:ILE:HG13	2.41	0.41
15:O:328:ARG:O	15:O:340:LYS:CA	2.60	0.41
15:O:357:LEU:CG	15:O:358:SER:N	2.66	0.41
15:O:375:PHE:CZ	15:O:381:ILE:O	2.74	0.41
15:O:421:ILE:CG2	15:O:422:ILE:N	2.84	0.41

Continued on next page...

Continued from previous page...

Atom-1	Atom-2	Interatomic distance (Å)	Clash overlap (Å)
15:O:618:ASP:OD1	15:O:622:TYR:CD2	2.71	0.41
15:O:657:SER:C	15:O:658:LYS:HG2	2.39	0.41
16:P:166:TYR:CD2	16:P:167:LEU:HD12	2.35	0.41
1:A:535:GLN:HE21	16:P:26:ARG:NH1	2.13	0.41
16:P:234:CYS:C	16:P:289:ARG:CB	2.87	0.41
16:P:299:SER:C	16:P:301:HIS:N	2.73	0.41
16:P:337:SER:OG	16:P:448:LYS:CE	2.68	0.41
16:P:379:LYS:HA	16:P:379:LYS:HD2	1.78	0.41
16:P:38:ASP:OD1	16:P:38:ASP:N	2.46	0.41
15:O:724:LEU:CD1	16:P:443:GLN:O	2.69	0.41
16:P:93:LYS:CA	16:P:93:LYS:HZ2	2.32	0.41
20:T:19:DC:C3'	20:T:20:DA:C5'	2.98	0.41
1:A:1155:PHE:CE1	1:A:1163:GLU:HG3	2.55	0.41
1:A:1322:ILE:HG23	1:A:1323:HIS:N	2.36	0.41
1:A:1533:GLU:OE1	5:E:14:ARG:CZ	2.67	0.41
1:A:486:PRO:HB3	1:A:618:TYR:CE1	2.56	0.41
1:A:629:ASP:N	2:B:785:ASP:HB2	2.36	0.41
1:A:749:LEU:HD22	1:A:796:SER:OG	2.20	0.41
1:A:827:THR:OG1	1:A:828:CYS:N	2.54	0.41
2:B:221:SER:HB3	19:S:40:DT:C3'	2.49	0.41
2:B:372:ARG:NH2	2:B:574:SER:N	2.69	0.41
2:B:791:LYS:CB	2:B:931:TRP:O	2.67	0.41
3:C:132:ILE:HG23	3:C:169:PHE:HE1	1.85	0.41
4:D:12:THR:HG22	4:D:18:THR:HG1	1.82	0.41
7:G:235:ASN:O	7:G:246:ASP:HB3	2.20	0.41
8:H:12:VAL:O	8:H:52:GLN:HA	2.21	0.41
13:M:109:ARG:CG	13:M:110:GLY:H	2.32	0.41
14:N:80:MET:HE2	14:N:82:ILE:HD11	1.98	0.41
15:O:339:ARG:CG	15:O:340:LYS:H	2.32	0.41
15:O:448:THR:OG1	15:O:471:MET:SD	2.79	0.41
15:O:512:LEU:O	15:O:513:THR:C	2.59	0.41
16:P:184:TRP:CE3	16:P:185:ILE:HG12	2.56	0.41
16:P:282:ARG:NH1	16:P:282:ARG:CG	2.83	0.41
16:P:404:ILE:N	16:P:404:ILE:HD12	2.36	0.41
16:P:496:GLU:CD	16:P:499:LYS:HD3	2.41	0.41
16:P:73:SER:O	16:P:74:GLN:CB	2.69	0.41
16:P:95:LEU:HG	16:P:99:GLU:HG2	2.03	0.41
17:Q:275:CYS:SG	17:Q:309:ALA:HA	2.60	0.41
17:Q:354:LEU:HD23	17:Q:355:THR:N	2.36	0.41
1:A:1085:LEU:HD22	6:F:84:TYR:OH	2.21	0.41
1:A:1234:LYS:HD2	1:A:1234:LYS:HA	1.83	0.41

Continued on next page...

Continued from previous page...

Atom-1	Atom-2	Interatomic distance (Å)	Clash overlap (Å)
1:A:1605:THR:HG22	1:A:1605:THR:O	2.21	0.41
1:A:257:ASN:HB3	1:A:260:GLN:HG3	2.03	0.41
1:A:30:LYS:HE3	1:A:51:ASP:OD2	2.20	0.41
1:A:371:SER:HB2	1:A:378:HIS:HB2	2.01	0.41
1:A:368:ARG:CD	1:A:383:ASN:OD1	2.69	0.41
1:A:406:LEU:HD12	1:A:416:ARG:CD	2.49	0.41
1:A:456:VAL:HG21	2:B:1185:LEU:HD11	2.03	0.41
1:A:674:ILE:HD13	1:A:786:TYR:CE2	2.56	0.41
2:B:1036:LEU:HD23	2:B:1036:LEU:HA	1.83	0.41
1:A:469:LYS:O	2:B:1070:ARG:NH2	2.53	0.41
2:B:404:LEU:HD23	2:B:404:LEU:HA	1.85	0.41
2:B:561:ILE:O	2:B:564:ILE:HG22	2.20	0.41
2:B:882:ILE:HG23	2:B:903:ILE:CG1	2.51	0.41
2:B:894:LYS:HB2	2:B:894:LYS:HE2	1.77	0.41
3:C:127:THR:H	3:C:130:ASN:HD21	1.69	0.41
3:C:53:ASN:OD1	3:C:53:ASN:C	2.59	0.41
3:C:93:GLN:CG	3:C:95:GLU:OE1	2.69	0.41
5:E:86:PRO:CA	5:E:113:GLN:HB2	2.48	0.41
5:E:197:LYS:CB	5:E:211:TYR:HE1	2.34	0.41
5:E:68:SER:O	5:E:72:PHE:N	2.51	0.41
6:F:127:GLU:HB3	6:F:129:LYS:HZ3	1.82	0.41
11:K:82:LYS:O	11:K:84:PRO:HD3	2.20	0.41
15:O:191:SER:O	15:O:192:ASP:HB2	2.21	0.41
15:O:315:PHE:CA	15:O:317:ILE:HD11	2.49	0.41
15:O:393:VAL:O	15:O:394:VAL:CG2	2.53	0.41
15:O:472:ARG:NH2	17:Q:200:THR:N	2.42	0.41
15:O:483:HIS:ND1	15:O:489:PHE:HE1	2.19	0.41
15:O:513:THR:O	15:O:514:LEU:HB3	2.21	0.41
15:O:586:LYS:HG3	16:P:320:PHE:CE1	2.56	0.41
16:P:184:TRP:HZ2	16:P:192:TYR:CD2	2.12	0.41
16:P:335:THR:HG21	16:P:479:LEU:HB2	2.02	0.41
2:B:1061:LYS:CD	16:P:46:ASP:HB2	2.50	0.41
17:Q:349:ILE:HD13	17:Q:368:TYR:CG	2.55	0.41
1:A:265:ARG:O	1:A:268:GLY:N	2.52	0.41
1:A:336:GLN:HE22	1:A:344:ASN:HD22	1.69	0.41
1:A:495:ILE:O	1:A:495:ILE:HG23	2.21	0.41
1:A:572:THR:HA	7:G:52:MET:SD	2.61	0.41
1:A:86:TYR:O	1:A:88:PRO:HD3	2.21	0.41
2:B:501:ARG:HD2	2:B:501:ARG:HA	1.73	0.41
2:B:881:TYR:CB	2:B:906:ARG:HH21	2.34	0.41
3:C:120:LEU:HD11	3:C:124:GLU:C	2.42	0.41

Continued on next page...

Continued from previous page...

Atom-1	Atom-2	Interatomic distance (Å)	Clash overlap (Å)
3:C:222:VAL:HG22	3:C:224:THR:N	2.35	0.41
5:E:20:LYS:HD2	5:E:35:VAL:HA	2.03	0.41
4:D:19:PRO:HB3	7:G:47:VAL:HG12	2.02	0.41
13:M:10:ILE:CD1	14:N:54:TRP:HH2	2.31	0.41
14:N:52:GLN:OE1	14:N:54:TRP:HZ2	2.04	0.41
15:O:251:SER:OG	15:O:253:SER:HB3	2.21	0.41
15:O:375:PHE:HD1	15:O:381:ILE:N	2.02	0.41
15:O:428:GLU:HG2	15:O:435:ARG:HD2	2.03	0.41
15:O:592:LEU:CD2	16:P:276:PHE:CZ	3.04	0.41
15:O:711:LEU:HD23	15:O:711:LEU:C	2.42	0.41
15:O:656:HIS:CB	15:O:747:LEU:HB3	2.37	0.41
15:O:638:LEU:HA	15:O:748:GLU:CD	2.41	0.41
15:O:648:SER:HB3	15:O:759:GLU:OE1	2.21	0.41
16:P:12:THR:OG1	16:P:13:ASP:N	2.53	0.41
16:P:179:CYS:HB2	16:P:255:LYS:CD	2.47	0.41
16:P:193:PHE:HA	16:P:217:GLY:HA3	2.02	0.41
16:P:239:PHE:CE1	16:P:246:GLU:CG	2.81	0.41
16:P:20:TRP:HB2	16:P:27:ARG:NH1	2.34	0.41
16:P:503:SER:O	16:P:507:ASN:ND2	2.54	0.41
2:B:916:LYS:HZ1	18:R:6:A:P	2.42	0.41
1:A:1032:VAL:HG12	1:A:1033:SER:O	2.20	0.40
1:A:1258:ILE:HA	1:A:1258:ILE:HD13	1.84	0.40
1:A:591:ARG:HH12	1:A:593:PRO:HD2	1.86	0.40
1:A:989:GLY:HA3	2:B:709:PHE:CE1	2.50	0.40
2:B:228:SER:O	2:B:253:LEU:CA	2.69	0.40
2:B:283:THR:CA	2:B:287:GLU:OE1	2.69	0.40
2:B:536:GLY:C	2:B:538:PRO:HD2	2.42	0.40
2:B:70:GLU:HG2	2:B:98:SER:HB3	2.03	0.40
2:B:841:ASP:HB3	2:B:843:ASP:OD1	2.21	0.40
3:C:249:LYS:HB3	3:C:249:LYS:HE3	1.94	0.40
5:E:153:HIS:CG	5:E:184:VAL:HG11	2.57	0.40
7:G:38:ILE:HG13	7:G:125:TRP:HD1	1.86	0.40
7:G:159:LYS:HA	7:G:162:ILE:HD12	2.02	0.40
7:G:35:SER:C	7:G:37:CYS:H	2.25	0.40
13:M:11:GLU:CD	14:N:69:SER:HB3	2.42	0.40
15:O:182:LEU:O	15:O:183:ASP:OD1	2.39	0.40
15:O:188:GLN:CD	15:O:196:TYR:HB2	2.41	0.40
15:O:294:PHE:CG	15:O:294:PHE:O	2.74	0.40
15:O:421:ILE:HD12	17:Q:138:PHE:CE2	2.12	0.40
15:O:438:TRP:CZ2	15:O:490:GLN:O	2.74	0.40
15:O:554:ASN:O	15:O:555:THR:CG2	2.69	0.40

Continued on next page...

Continued from previous page...

Atom-1	Atom-2	Interatomic distance (Å)	Clash overlap (Å)
16:P:103:LEU:CD1	16:P:211:TYR:CD2	2.94	0.40
16:P:209:ASN:C	16:P:211:TYR:CE1	2.94	0.40
16:P:239:PHE:CD1	16:P:286:LEU:HD13	2.52	0.40
16:P:385:PHE:O	16:P:388:THR:CA	2.68	0.40
15:O:358:SER:HB2	17:Q:194:GLY:O	2.20	0.40
1:A:1440:ASN:C	1:A:1440:ASN:OD1	2.59	0.40
1:A:1290:TYR:N	1:A:1474:LEU:O	2.28	0.40
1:A:17:GLY:O	2:B:1188:GLU:N	2.54	0.40
1:A:593:PRO:C	1:A:595:LEU:N	2.72	0.40
2:B:238:SER:O	2:B:245:SER:HA	2.20	0.40
2:B:315:LYS:HB2	2:B:315:LYS:HE2	1.90	0.40
2:B:923:GLN:NE2	2:B:953:ALA:CB	2.84	0.40
3:C:115:TRP:HZ3	3:C:211:GLY:HA2	1.86	0.40
4:D:47:LYS:HZ1	7:G:84:TYR:HH	1.54	0.40
5:E:66:GLU:O	5:E:69:ILE:HG22	2.21	0.40
6:F:103:MET:O	6:F:104:ASN:HB2	2.20	0.40
8:H:11:GLN:HB2	8:H:31:THR:CG2	2.51	0.40
13:M:90:LEU:HD23	13:M:90:LEU:HA	1.79	0.40
14:N:74:PHE:HB2	14:N:78:THR:CG2	2.51	0.40
15:O:428:GLU:CA	15:O:435:ARG:HD2	2.44	0.40
15:O:478:MET:HE1	15:O:497:VAL:CG1	2.51	0.40
15:O:613:HIS:NE2	15:O:619:GLU:CB	2.85	0.40
15:O:611:ILE:CG1	15:O:731:LEU:HD23	2.50	0.40
16:P:135:ILE:HD12	16:P:135:ILE:C	2.41	0.40
16:P:152:LEU:H	16:P:152:LEU:HD22	1.79	0.40
15:O:702:LEU:HD13	16:P:174:LEU:O	2.21	0.40
1:A:1260:LYS:HG3	1:A:1500:GLN:HB2	2.03	0.40
1:A:173:ILE:HG23	1:A:173:ILE:O	2.22	0.40
1:A:79:ILE:HB	1:A:360:LEU:HB3	2.03	0.40
1:A:32:ILE:CG1	1:A:362:VAL:HG21	2.51	0.40
1:A:527:PRO:CB	1:A:534:THR:HG22	2.52	0.40
1:A:721:LYS:HD2	1:A:721:LYS:HA	1.87	0.40
1:A:883:LEU:HD23	1:A:884:ARG:HH12	1.86	0.40
1:A:956:ARG:NH1	1:A:979:GLY:CA	2.77	0.40
1:A:95:TYR:CZ	1:A:99:ARG:HD2	2.56	0.40
2:B:1069:ILE:C	2:B:1069:ILE:CD1	2.90	0.40
2:B:1118:PRO:HB3	2:B:1123:ILE:C	2.42	0.40
2:B:1143:THR:HG21	7:G:16:PHE:CZ	2.55	0.40
2:B:267:ASN:OD1	2:B:268:GLU:N	2.54	0.40
2:B:508:PHE:HD2	2:B:509:PHE:CE1	2.38	0.40
2:B:542:LEU:HA	2:B:542:LEU:HD12	1.92	0.40

Continued on next page...

Continued from previous page...

Atom-1	Atom-2	Interatomic distance (Å)	Clash overlap (Å)
5:E:185:ALA:HA	5:E:190:LEU:HD12	2.03	0.40
5:E:197:LYS:CG	5:E:211:TYR:HE1	2.34	0.40
7:G:169:VAL:HG13	7:G:218:VAL:HG21	2.03	0.40
8:H:30:SER:CB	8:H:36:CYS:HB3	2.45	0.40
11:K:111:THR:CG2	11:K:112:THR:N	2.84	0.40
11:K:77:ARG:HD2	11:K:91:TYR:HD1	1.85	0.40
15:O:326:ILE:HB	15:O:344:ILE:CB	2.52	0.40
15:O:366:PHE:HB2	15:O:373:LEU:CG	2.51	0.40
15:O:389:TRP:CE3	17:Q:148:ASN:O	2.75	0.40
15:O:454:GLN:H	15:O:465:VAL:CG2	2.32	0.40
16:P:225:GLN:HB3	16:P:226:LEU:CD1	2.48	0.40
16:P:246:GLU:HG3	16:P:286:LEU:HB2	1.73	0.40
16:P:287:TRP:CG	16:P:298:VAL:CG1	3.03	0.40
16:P:26:ARG:HG2	16:P:35:MET:CE	2.52	0.40
16:P:6:ARG:HB3	16:P:71:GLN:NE2	2.35	0.40
17:Q:381:ARG:C	17:Q:383:PHE:N	2.72	0.40
1:A:1183:GLU:OE2	1:A:1188:ILE:HD11	2.21	0.40
1:A:1262:LEU:HA	1:A:1497:ILE:HA	2.02	0.40
1:A:1615:TYR:O	1:A:1616:GLU:HG3	2.21	0.40
1:A:34:ASN:ND2	1:A:45:VAL:CG2	2.85	0.40
1:A:611:GLU:OE2	1:A:615:ARG:NE	2.54	0.40
1:A:799:GLU:HB2	1:A:1062:HIS:CE1	2.56	0.40
2:B:101:GLN:H	2:B:140:LYS:HB3	1.86	0.40
2:B:1088:LEU:HD11	2:B:1092:LEU:CD1	2.46	0.40
2:B:655:TYR:CE1	2:B:657:PRO:HD2	2.57	0.40
3:C:242:GLU:HG2	3:C:245:ARG:HH21	1.86	0.40
2:B:934:ILE:CG2	3:C:73:SER:OG	2.68	0.40
5:E:112:TYR:OH	5:E:136:ASN:HB2	2.21	0.40
5:E:42:PHE:CZ	5:E:58:MET:HE1	2.57	0.40
5:E:58:MET:HB3	5:E:82:PHE:CD2	2.56	0.40
7:G:48:SER:HB3	7:G:115:PHE:CE1	2.47	0.40
8:H:102:TYR:CZ	8:H:115:TYR:HB3	2.56	0.40
8:H:6:PHE:O	8:H:58:THR:HA	2.21	0.40
8:H:98:TYR:CZ	8:H:139:ASN:CB	3.05	0.40
10:J:57:ILE:O	10:J:61:LEU:HG	2.22	0.40
11:K:42:PRO:O	11:K:44:ARG:HG3	2.22	0.40
12:L:26:THR:CG2	12:L:28:LYS:HE2	2.52	0.40
3:C:84:TYR:CE1	12:L:66:GLN:HB2	2.56	0.40
15:O:402:ILE:HA	15:O:418:SER:HA	2.03	0.40
15:O:423:ILE:HG12	15:O:439:LYS:HB3	2.03	0.40
15:O:461:HIS:CD2	15:O:484:ARG:HE	2.40	0.40

Continued on next page...

Continued from previous page...

Atom-1	Atom-2	Interatomic distance (Å)	Clash overlap (Å)
15:O:183:ASP:HA	15:O:509:GLU:OE1	2.21	0.40
15:O:505:PRO:HA	15:O:541:LEU:HA	2.04	0.40
15:O:771:ILE:HG21	16:P:105:LEU:CD2	2.51	0.40
16:P:124:ARG:O	16:P:125:PHE:HD1	2.05	0.40
16:P:472:ARG:HG3	16:P:473:LYS:N	2.37	0.40
16:P:5:ILE:O	16:P:5:ILE:CG2	2.69	0.40
16:P:378:LEU:HD12	17:Q:235:ILE:CA	2.52	0.40
1:A:1012:LYS:HD2	1:A:1198:THR:O	2.22	0.40
1:A:132:GLU:OE1	1:A:188:TYR:CZ	2.74	0.40
1:A:1478:ALA:C	1:A:1480:THR:H	2.24	0.40
1:A:711:LYS:HB2	1:A:711:LYS:HE3	1.79	0.40
2:B:1127:CYS:SG	2:B:1163:GLN:HG3	2.62	0.40
2:B:491:ILE:CD1	2:B:1037:ARG:HE	2.34	0.40
2:B:290:ASP:HB3	2:B:577:PHE:CZ	2.56	0.40
2:B:658:LEU:HA	2:B:658:LEU:HD23	1.77	0.40
2:B:883:GLU:OE1	2:B:883:GLU:HA	2.21	0.40
7:G:83:GLY:O	7:G:123:TYR:N	2.28	0.40
8:H:145:ARG:HG2	8:H:146:ARG:N	2.36	0.40
8:H:8:ASP:N	8:H:57:VAL:O	2.44	0.40
8:H:82:PRO:O	8:H:83:GLN:HG3	2.22	0.40
13:M:109:ARG:CG	13:M:110:GLY:N	2.80	0.40
15:O:375:PHE:CE1	15:O:380:MET:CB	2.61	0.40
15:O:440:HIS:O	15:O:440:HIS:CG	2.74	0.40
15:O:535:VAL:CG1	15:O:552:LEU:HB2	2.51	0.40
15:O:5:UNK:O	15:O:6:UNK:CB	2.66	0.40
15:O:659:LEU:CD1	15:O:659:LEU:N	2.69	0.40
15:O:623:LEU:HD13	15:O:668:SER:C	2.30	0.40
16:P:385:PHE:O	16:P:388:THR:N	2.53	0.40
17:Q:282:SER:CA	17:Q:302:ARG:HG2	2.46	0.40

There are no symmetry-related clashes.

5.3 Torsion angles ⓘ

5.3.1 Protein backbone ⓘ

In the following table, the Percentiles column shows the percent Ramachandran outliers of the chain as a percentile score with respect to all PDB entries followed by that with respect to all EM entries.

The Analysed column shows the number of residues for which the backbone conformation was analysed, and the total number of residues.

Mol	Chain	Analysed	Favoured	Allowed	Outliers	Percentiles	
1	A	1445/1664 (87%)	1340 (93%)	82 (6%)	23 (2%)	11	53
2	B	1172/1203 (97%)	1078 (92%)	71 (6%)	23 (2%)	9	48
3	C	304/335 (91%)	286 (94%)	13 (4%)	5 (2%)	11	53
4	D	55/137 (40%)	52 (94%)	3 (6%)	0	100	100
5	E	213/215 (99%)	203 (95%)	7 (3%)	3 (1%)	13	54
6	F	81/155 (52%)	73 (90%)	7 (9%)	1 (1%)	15	58
7	G	197/326 (60%)	182 (92%)	12 (6%)	3 (2%)	12	54
8	H	129/146 (88%)	123 (95%)	6 (5%)	0	100	100
9	I	63/125 (50%)	55 (87%)	6 (10%)	2 (3%)	5	38
10	J	67/70 (96%)	60 (90%)	6 (9%)	1 (2%)	12	54
11	K	101/142 (71%)	94 (93%)	7 (7%)	0	100	100
12	L	43/70 (61%)	38 (88%)	4 (9%)	1 (2%)	7	45
13	M	104/415 (25%)	97 (93%)	5 (5%)	2 (2%)	9	49
14	N	156/233 (67%)	129 (83%)	21 (14%)	6 (4%)	4	34
15	O	581/894 (65%)	408 (70%)	111 (19%)	62 (11%)	0	10
16	P	473/514 (92%)	320 (68%)	74 (16%)	79 (17%)	0	4
17	Q	343/507 (68%)	234 (68%)	56 (16%)	53 (16%)	0	4
All	All	5527/7151 (77%)	4772 (86%)	491 (9%)	264 (5%)	5	29

All (264) Ramachandran outliers are listed below:

Mol	Chain	Res	Type
1	A	408	LYS
1	A	411	VAL
1	A	416	ARG
1	A	530	TRP
1	A	592	GLN
1	A	595	LEU
1	A	721	LYS
1	A	722	PRO
1	A	723	TYR
1	A	912	VAL
1	A	920	PHE
2	B	91	LEU
2	B	117	VAL
2	B	341	SER
2	B	342	PRO

Continued on next page...

Continued from previous page...

Mol	Chain	Res	Type
2	B	812	ALA
2	B	815	ARG
2	B	819	ASP
2	B	1139	LYS
2	B	1140	LYS
2	B	1163	GLN
3	C	147	PRO
3	C	148	LYS
7	G	94	PRO
9	I	37	TYR
9	I	39	LYS
14	N	25	ILE
14	N	26	PRO
14	N	27	ASP
14	N	94	ASP
14	N	95	ILE
15	O	194	ARG
15	O	198	ASP
15	O	211	GLY
15	O	224	THR
15	O	273	ARG
15	O	274	ILE
15	O	298	ASP
15	O	303	VAL
15	O	311	ASP
15	O	357	LEU
15	O	360	TRP
15	O	394	VAL
15	O	433	VAL
15	O	486	ALA
15	O	574	TRP
15	O	615	ASN
15	O	666	SER
15	O	707	ASP
15	O	726	SER
15	O	728	GLN
15	O	748	GLU
16	P	34	VAL
16	P	56	ILE
16	P	65	ASN
16	P	74	GLN
16	P	78	SER

Continued on next page...

Continued from previous page...

Mol	Chain	Res	Type
16	P	81	LEU
16	P	96	ILE
16	P	126	PRO
16	P	148	PRO
16	P	149	GLN
16	P	175	PRO
16	P	198	ILE
16	P	199	LEU
16	P	201	LYS
16	P	206	GLN
16	P	208	PRO
16	P	211	TYR
16	P	212	VAL
16	P	217	GLY
16	P	218	SER
16	P	225	GLN
16	P	276	PHE
16	P	290	THR
16	P	297	ARG
16	P	320	PHE
16	P	336	GLU
16	P	342	THR
16	P	344	THR
16	P	358	PRO
16	P	370	SER
16	P	388	THR
16	P	418	PRO
16	P	436	LEU
16	P	492	ALA
16	P	493	ILE
16	P	495	LYS
17	Q	34	ILE
17	Q	132	GLU
17	Q	140	ILE
17	Q	144	VAL
17	Q	153	ASN
17	Q	155	GLN
17	Q	156	LYS
17	Q	159	TYR
17	Q	210	THR
17	Q	211	ARG
17	Q	217	THR

Continued on next page...

Continued from previous page...

Mol	Chain	Res	Type
17	Q	243	PRO
17	Q	247	ILE
17	Q	265	SER
17	Q	267	GLY
17	Q	285	VAL
17	Q	299	THR
17	Q	302	ARG
17	Q	304	HIS
17	Q	355	THR
17	Q	356	PRO
17	Q	363	GLU
17	Q	394	GLY
17	Q	395	LEU
1	A	407	GLN
1	A	531	PRO
1	A	594	THR
2	B	75	ASP
2	B	77	LYS
2	B	79	LEU
2	B	820	PRO
2	B	821	ILE
5	E	130	ALA
7	G	95	LEU
14	N	125	ALA
15	O	196	TYR
15	O	301	GLN
15	O	316	ALA
15	O	345	ASP
15	O	347	LEU
15	O	354	PRO
15	O	410	ASP
15	O	586	LYS
15	O	618	ASP
15	O	656	HIS
15	O	706	GLU
15	O	710	GLY
15	O	725	VAL
15	O	735	GLU
15	O	736	ILE
16	P	8	PRO
16	P	54	GLY
16	P	57	THR

Continued on next page...

Continued from previous page...

Mol	Chain	Res	Type
16	P	128	GLU
16	P	261	ALA
16	P	295	THR
16	P	299	SER
16	P	337	SER
16	P	339	THR
16	P	340	GLN
16	P	345	SER
17	Q	9	THR
17	Q	137	SER
17	Q	150	GLN
17	Q	216	LEU
17	Q	301	SER
17	Q	387	ASN
17	Q	391	ASP
17	Q	396	ASP
1	A	583	ASN
1	A	593	PRO
1	A	671	GLN
1	A	921	PRO
1	A	1479	ASP
2	B	113	VAL
2	B	115	SER
2	B	187	SER
2	B	435	GLY
5	E	128	PRO
5	E	129	PRO
13	M	46	SER
15	O	222	GLN
15	O	325	SER
15	O	346	ASN
15	O	355	GLU
15	O	751	SER
16	P	45	GLU
16	P	72	SER
16	P	91	LYS
16	P	94	LYS
16	P	150	GLU
16	P	155	GLN
16	P	156	LEU
16	P	197	GLU
16	P	223	ASN

Continued on next page...

Continued from previous page...

Mol	Chain	Res	Type
16	P	248	SER
16	P	260	CYS
16	P	316	TRP
16	P	355	VAL
16	P	371	GLU
16	P	420	ASP
16	P	435	GLN
17	Q	146	SER
17	Q	154	LYS
17	Q	228	ASN
17	Q	339	ASN
17	Q	397	ARG
2	B	93	ASN
2	B	784	ASP
2	B	828	GLY
2	B	891	GLU
3	C	152	ASP
7	G	30	GLU
12	L	69	ALA
15	O	197	ARG
15	O	258	SER
15	O	259	ASN
15	O	398	ALA
15	O	409	ASP
15	O	651	SER
15	O	659	LEU
15	O	714	PHE
16	P	42	ASN
16	P	73	SER
16	P	249	CYS
16	P	264	PRO
16	P	402	MET
16	P	496	GLU
17	Q	295	PRO
17	Q	303	THR
17	Q	340	ASP
17	Q	388	LYS
1	A	922	CYS
3	C	144	PRO
10	J	42	LYS
15	O	240	SER
15	O	299	ASP

Continued on next page...

Continued from previous page...

Mol	Chain	Res	Type
15	O	617	HIS
16	P	5	ILE
16	P	147	GLN
16	P	247	ILE
17	Q	135	GLU
17	Q	145	SER
17	Q	148	ASN
17	Q	204	GLU
17	Q	248	LYS
17	Q	284	PHE
17	Q	287	ASN
17	Q	383	PHE
1	A	630	GLY
1	A	789	SER
15	O	432	PRO
15	O	655	SER
16	P	93	LYS
16	P	403	THR
16	P	417	PHE
17	Q	354	LEU
17	Q	357	PRO
13	M	32	ALA
16	P	200	PRO
17	Q	384	VAL
15	O	649	ILE
16	P	219	ILE
16	P	360	LYS
1	A	913	PRO
3	C	153	PRO
6	F	131	PRO
15	O	261	VAL
15	O	569	VAL
15	O	691	VAL
15	O	713	ILE
15	O	727	PRO
15	O	750	PRO
15	O	766	GLY
17	Q	175	ILE
16	P	263	PRO

5.3.2 Protein sidechains ⓘ

In the following table, the Percentiles column shows the percent sidechain outliers of the chain as a percentile score with respect to all PDB entries followed by that with respect to all EM entries.

The Analysed column shows the number of residues for which the sidechain conformation was analysed, and the total number of residues.

Mol	Chain	Analysed	Rotameric	Outliers	Percentiles	
1	A	1292/1465 (88%)	1277 (99%)	15 (1%)	75	88
2	B	1030/1053 (98%)	1009 (98%)	21 (2%)	60	82
3	C	270/296 (91%)	269 (100%)	1 (0%)	93	96
4	D	56/116 (48%)	56 (100%)	0	100	100
5	E	197/197 (100%)	196 (100%)	1 (0%)	91	95
6	F	73/137 (53%)	73 (100%)	0	100	100
7	G	179/291 (62%)	175 (98%)	4 (2%)	57	80
8	H	117/128 (91%)	116 (99%)	1 (1%)	82	91
9	I	57/110 (52%)	57 (100%)	0	100	100
10	J	64/65 (98%)	64 (100%)	0	100	100
11	K	93/130 (72%)	92 (99%)	1 (1%)	78	89
12	L	40/57 (70%)	40 (100%)	0	100	100
13	M	96/371 (26%)	92 (96%)	4 (4%)	34	66
14	N	146/220 (66%)	143 (98%)	3 (2%)	59	81
15	O	545/778 (70%)	496 (91%)	49 (9%)	11	42
16	P	445/476 (94%)	379 (85%)	66 (15%)	3	23
17	Q	331/474 (70%)	276 (83%)	55 (17%)	2	19
All	All	5031/6364 (79%)	4810 (96%)	221 (4%)	37	65

All (221) residues with a non-rotameric sidechain are listed below:

Mol	Chain	Res	Type
1	A	377	VAL
1	A	409	ASP
1	A	411	VAL
1	A	413	LEU
1	A	414	GLU
1	A	415	ASP
1	A	466	LEU

Continued on next page...

Continued from previous page...

Mol	Chain	Res	Type
1	A	530	TRP
1	A	591	ARG
1	A	592	GLN
1	A	721	LYS
1	A	912	VAL
1	A	920	PHE
1	A	1089	LEU
1	A	1161	VAL
2	B	86	SER
2	B	90	TYR
2	B	91	LEU
2	B	93	ASN
2	B	95	LEU
2	B	111	ASP
2	B	113	VAL
2	B	114	SER
2	B	300	SER
2	B	487	VAL
2	B	547	HIS
2	B	696	ILE
2	B	814	ASN
2	B	817	ARG
2	B	819	ASP
2	B	959	THR
2	B	1046	VAL
2	B	1174	THR
2	B	1194	ILE
2	B	1195	ARG
2	B	1196	LEU
3	C	152	ASP
5	E	196	VAL
7	G	39	VAL
7	G	95	LEU
7	G	96	SER
7	G	100	THR
8	H	65	LEU
11	K	59	THR
13	M	46	SER
13	M	47	GLU
13	M	48	LYS
13	M	66	THR
14	N	25	ILE

Continued on next page...

Continued from previous page...

Mol	Chain	Res	Type
14	N	94	ASP
14	N	95	ILE
15	O	194	ARG
15	O	197	ARG
15	O	200	THR
15	O	202	ILE
15	O	203	ILE
15	O	209	LYS
15	O	222	GLN
15	O	234	THR
15	O	237	GLU
15	O	259	ASN
15	O	274	ILE
15	O	292	LEU
15	O	299	ASP
15	O	300	LEU
15	O	301	GLN
15	O	312	LEU
15	O	344	ILE
15	O	345	ASP
15	O	350	THR
15	O	364	GLU
15	O	430	ASN
15	O	431	ASP
15	O	439	LYS
15	O	485	LYS
15	O	568	ILE
15	O	583	GLU
15	O	584	ARG
15	O	615	ASN
15	O	618	ASP
15	O	642	GLN
15	O	654	LEU
15	O	659	LEU
15	O	661	ASN
15	O	662	LEU
15	O	666	SER
15	O	667	ASP
15	O	671	SER
15	O	672	ILE
15	O	690	ASP
15	O	691	VAL

Continued on next page...

Continued from previous page...

Mol	Chain	Res	Type
15	O	705	HIS
15	O	712	ASP
15	O	738	LYS
15	O	747	LEU
15	O	749	LYS
15	O	760	ILE
15	O	772	ILE
15	O	779	ASP
15	O	780	ILE
16	P	34	VAL
16	P	57	THR
16	P	58	ARG
16	P	60	LEU
16	P	63	THR
16	P	77	ASN
16	P	91	LYS
16	P	93	LYS
16	P	129	PHE
16	P	147	GLN
16	P	150	GLU
16	P	152	LEU
16	P	154	LEU
16	P	156	LEU
16	P	179	CYS
16	P	180	ASP
16	P	183	LYS
16	P	206	GLN
16	P	215	LEU
16	P	223	ASN
16	P	225	GLN
16	P	226	LEU
16	P	259	GLN
16	P	273	VAL
16	P	279	THR
16	P	282	ARG
16	P	283	ASN
16	P	287	TRP
16	P	297	ARG
16	P	312	LEU
16	P	339	THR
16	P	340	GLN
16	P	341	ARG

Continued on next page...

Continued from previous page...

Mol	Chain	Res	Type
16	P	348	ILE
16	P	355	VAL
16	P	356	VAL
16	P	360	LYS
16	P	367	PHE
16	P	369	TRP
16	P	371	GLU
16	P	385	PHE
16	P	386	LEU
16	P	388	THR
16	P	389	GLN
16	P	399	SER
16	P	400	MET
16	P	401	GLU
16	P	402	MET
16	P	403	THR
16	P	404	ILE
16	P	419	LEU
16	P	420	ASP
16	P	422	GLU
16	P	434	HIS
16	P	435	GLN
16	P	436	LEU
16	P	444	GLU
16	P	445	ARG
16	P	453	PHE
16	P	490	ASP
16	P	491	PHE
16	P	493	ILE
16	P	495	LYS
16	P	496	GLU
16	P	497	GLN
16	P	510	LEU
17	Q	4	VAL
17	Q	8	LEU
17	Q	9	THR
17	Q	10	ASN
17	Q	27	ILE
17	Q	32	ASP
17	Q	33	ARG
17	Q	123	GLU
17	Q	132	GLU

Continued on next page...

Continued from previous page...

Mol	Chain	Res	Type
17	Q	133	LYS
17	Q	135	GLU
17	Q	138	PHE
17	Q	139	GLU
17	Q	142	ARG
17	Q	145	SER
17	Q	147	GLN
17	Q	149	LYS
17	Q	153	ASN
17	Q	155	GLN
17	Q	160	HIS
17	Q	168	ILE
17	Q	178	LEU
17	Q	180	CYS
17	Q	200	THR
17	Q	203	SER
17	Q	204	GLU
17	Q	208	TYR
17	Q	216	LEU
17	Q	246	GLN
17	Q	247	ILE
17	Q	248	LYS
17	Q	269	ASP
17	Q	272	GLN
17	Q	276	GLN
17	Q	278	TYR
17	Q	279	SER
17	Q	284	PHE
17	Q	290	TYR
17	Q	298	GLN
17	Q	303	THR
17	Q	317	LEU
17	Q	342	LEU
17	Q	364	VAL
17	Q	365	TRP
17	Q	382	GLN
17	Q	384	VAL
17	Q	385	ASN
17	Q	388	LYS
17	Q	390	ASN
17	Q	391	ASP
17	Q	392	LEU

Continued on next page...

Continued from previous page...

Mol	Chain	Res	Type
17	Q	393	ILE
17	Q	397	ARG
17	Q	398	ASP
17	Q	410	TYR

Some sidechains can be flipped to improve hydrogen bonding and reduce clashes. All (106) such sidechains are listed below:

Mol	Chain	Res	Type
1	A	40	ASN
1	A	43	HIS
1	A	60	ASN
1	A	224	HIS
1	A	235	ASN
1	A	264	ASN
1	A	332	GLN
1	A	336	GLN
1	A	340	HIS
1	A	344	ASN
1	A	432	ASN
1	A	470	HIS
1	A	489	ASN
1	A	535	GLN
1	A	580	HIS
1	A	592	GLN
1	A	620	ASN
1	A	636	HIS
1	A	639	GLN
1	A	656	GLN
1	A	738	ASN
1	A	863	ASN
1	A	926	GLN
1	A	993	GLN
1	A	998	HIS
1	A	1020	GLN
1	A	1026	GLN
1	A	1108	HIS
1	A	1293	HIS
1	A	1319	ASN
1	A	1320	GLN
1	A	1633	GLN
1	A	1647	ASN
2	B	128	GLN

Continued on next page...

Continued from previous page...

Mol	Chain	Res	Type
2	B	183	HIS
2	B	248	ASN
2	B	295	ASN
2	B	328	GLN
2	B	368	GLN
2	B	398	GLN
2	B	399	HIS
2	B	462	GLN
2	B	555	GLN
2	B	575	HIS
2	B	816	ASN
2	B	975	HIS
2	B	979	GLN
2	B	1010	ASN
2	B	1163	GLN
3	C	161	HIS
3	C	297	HIS
3	C	335	GLN
4	D	30	HIS
5	E	5	ASN
5	E	32	GLN
5	E	113	GLN
5	E	179	GLN
7	G	20	HIS
7	G	32	ASN
7	G	36	ASN
7	G	56	ASN
7	G	64	GLN
7	G	65	HIS
7	G	67	ASN
7	G	119	HIS
7	G	126	GLN
8	H	83	GLN
8	H	133	ASN
12	L	53	HIS
13	M	75	GLN
14	N	51	GLN
14	N	103	ASN
14	N	132	GLN
14	N	170	HIS
15	O	215	ASN
15	O	230	HIS

Continued on next page...

Continued from previous page...

Mol	Chain	Res	Type
15	O	232	ASN
15	O	239	HIS
15	O	267	ASN
15	O	301	GLN
15	O	368	HIS
15	O	401	ASN
15	O	461	HIS
15	O	479	HIS
15	O	556	GLN
15	O	579	ASN
15	O	624	GLN
15	O	701	HIS
16	P	71	GLN
16	P	79	GLN
16	P	82	GLN
16	P	89	HIS
16	P	109	GLN
16	P	206	GLN
16	P	209	ASN
16	P	225	GLN
16	P	272	GLN
16	P	486	GLN
17	Q	155	GLN
17	Q	212	HIS
17	Q	221	HIS
17	Q	287	ASN
17	Q	289	ASN
17	Q	304	HIS
17	Q	385	ASN
17	Q	390	ASN

5.3.3 RNA ⓘ

Mol	Chain	Analysed	Backbone Outliers	Pucker Outliers
18	R	5/6 (83%)	0	0

There are no RNA backbone outliers to report.

There are no RNA pucker outliers to report.

5.4 Non-standard residues in protein, DNA, RNA chains [i](#)

There are no non-standard protein/DNA/RNA residues in this entry.

5.5 Carbohydrates [i](#)

There are no carbohydrates in this entry.

5.6 Ligand geometry [i](#)

Of 7 ligands modelled in this entry, 7 are monoatomic - leaving 0 for Mogul analysis.

There are no bond length outliers.

There are no bond angle outliers.

There are no chirality outliers.

There are no torsion outliers.

There are no ring outliers.

No monomer is involved in short contacts.

5.7 Other polymers [i](#)

There are no such residues in this entry.

5.8 Polymer linkage issues [i](#)

The following chains have linkage breaks:

Mol	Chain	Number of breaks
15	O	2

All chain breaks are listed below:

Model	Chain	Residue-1	Atom-1	Residue-2	Atom-2	Distance (Å)
1	O	67:UNK	C	172:PHE	N	32.54
1	O	28:UNK	C	41:UNK	N	6.55