



# wwPDB X-ray Structure Validation Summary Report ⓘ

Mar 15, 2018 – 09:38 PM EDT

PDB ID : 5WIS  
Title : Crystal structure of the *Thermus thermophilus* 70S ribosome in complex with methymycin and bound to mRNA and A-, P- and E-site tRNAs at 2.7Å resolution  
Authors : Almutairi, M.M.; Svetlov, M.S.; Hansen, D.A.; Khabibullina, N.F.; Klepacki, D.; Kang, H.Y.; Sherman, D.H.; Vazquez-Laslop, N.; Polikanov, Y.S.; Mankin, A.S.  
Deposited on : 2017-07-20  
Resolution : 2.70 Å(reported)

This is a wwPDB X-ray Structure Validation Summary Report for a publicly released PDB entry.

We welcome your comments at [validation@mail.wwpdb.org](mailto:validation@mail.wwpdb.org)

A user guide is available at

<http://wwpdb.org/validation/2016/XrayValidationReportHelp>

with specific help available everywhere you see the ⓘ symbol.

---

The following versions of software and data (see [references ⓘ](#)) were used in the production of this report:

MolProbity : 4.02b-467  
Mogul : 1.7.2 (RC1), CSD as538be (2017)  
Xtriage (Phenix) : 1.9-1692  
EDS : rb-20030736  
Percentile statistics : 20161228.v01 (using entries in the PDB archive December 28th 2016)  
Refmac : 5.8.0135  
CCP4 : 6.5.0  
Ideal geometry (proteins) : Engh & Huber (2001)  
Ideal geometry (DNA, RNA) : Parkinson et al. (1996)  
Validation Pipeline (wwPDB-VP) : rb-20030736

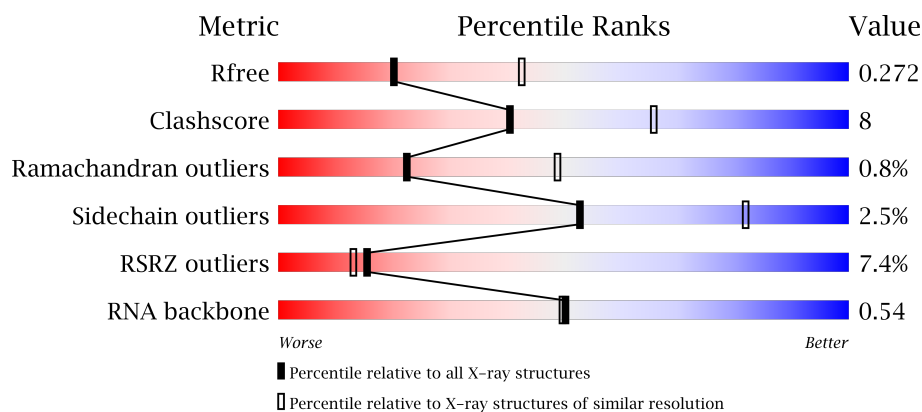
# 1 Overall quality at a glance

The following experimental techniques were used to determine the structure:

*X-RAY DIFFRACTION*

The reported resolution of this entry is 2.70 Å.

Percentile scores (ranging between 0-100) for global validation metrics of the entry are shown in the following graphic. The table shows the number of entries on which the scores are based.



Metric	Whole archive (#Entries)	Similar resolution (#Entries, resolution range(Å))
$R_{free}$	100719	2259 (2.70-2.70)
Clashscore	112137	2590 (2.70-2.70)
Ramachandran outliers	110173	2550 (2.70-2.70)
Sidechain outliers	110143	2550 (2.70-2.70)
RSRZ outliers	101464	2275 (2.70-2.70)
RNA backbone	2435	1011 (3.06-2.34)

The table below summarises the geometric issues observed across the polymeric chains and their fit to the electron density. The red, orange, yellow and green segments on the lower bar indicate the fraction of residues that contain outliers for  $\geq 3$ , 2, 1 and 0 types of geometric quality criteria. A grey segment represents the fraction of residues that are not modelled. The numeric value for each fraction is indicated below the corresponding segment, with a dot representing fractions  $\leq 5\%$ . The upper red bar (where present) indicates the fraction of residues that have poor fit to the electron density. The numeric value is given above the bar.

Mol	Chain	Length	Quality of chain
1	1A	2915	
1	2A	2915	
2	1B	121	
2	2B	121	

*Continued on next page...*

Continued from previous page...

Mol	Chain	Length	Quality of chain
3	1D	276	
3	2D	276	
4	1E	206	
4	2E	206	
5	1F	210	
5	2F	210	
6	1G	182	
6	2G	182	
7	1H	180	
7	2H	180	
8	1I	148	
8	2I	148	
9	1N	140	
9	2N	140	
10	1O	122	
10	2O	122	
11	1P	150	
11	2P	150	
12	1Q	141	
12	2Q	141	
13	1R	118	
13	2R	118	
14	1S	112	
14	2S	112	
15	1T	146	

Continued on next page...







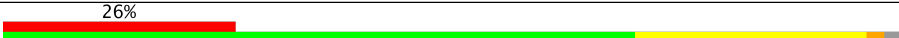

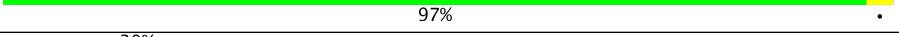









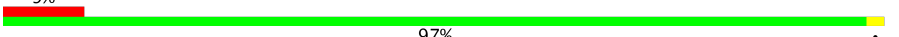

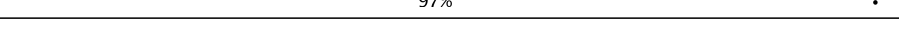



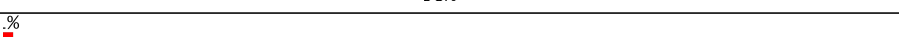
*Continued from previous page...*

Mol	Chain	Length	Quality of chain
15	2T	146	
16	1U	118	
16	2U	118	
17	1V	101	
17	2V	101	
18	1W	113	
18	2W	113	
19	1X	96	
19	2X	96	
20	1Y	110	
20	2Y	110	
21	1Z	206	
21	2Z	206	
22	10	85	
22	20	85	
23	11	98	
23	21	98	
24	12	72	
24	22	72	
25	13	60	
25	23	60	
26	14	71	
26	24	71	
27	15	60	
27	25	60	

*Continued on next page...*



Continued from previous page...

Mol	Chain	Length	Quality of chain
28	16	54	
28	26	54	
29	17	49	
29	27	49	
30	18	65	
30	28	65	
31	19	37	
31	29	37	
32	1a	1521	
32	2a	1521	
33	1b	256	
33	2b	256	
34	1c	239	
34	2c	239	
35	1d	209	
35	2d	209	
36	1e	162	
36	2e	162	
37	1f	101	
37	2f	101	
38	1g	156	
38	2g	156	
39	1h	138	
39	2h	138	
40	1i	128	

Continued on next page...

*Continued from previous page...*

Mol	Chain	Length	Quality of chain
40	2i	128	
41	1j	105	
41	2j	105	
42	1k	129	
42	2k	129	
43	1l	132	
43	2l	132	
44	1m	126	
44	2m	126	
45	1n	61	
45	2n	61	
46	1o	89	
46	2o	89	
47	1p	88	
47	2p	88	
48	1q	105	
48	2q	105	
49	1r	88	
49	2r	88	
50	1s	93	
50	2s	93	
51	1t	106	
51	2t	106	
52	1u	27	
52	2u	27	

*Continued on next page...*

Continued from previous page...

Mol	Chain	Length	Quality of chain
53	1v	24	
53	2v	24	
54	1w	76	
54	1y	76	
54	2w	76	
54	2y	76	
55	1x	77	
55	2x	77	

The following table lists non-polymeric compounds, carbohydrate monomers and non-standard residues in protein, DNA, RNA chains that are outliers for geometric or electron-density-fit criteria:

Mol	Type	Chain	Res	Chirality	Geometry	Clashes	Electron density
56	MG	11	102	-	-	-	X
56	MG	17	102	-	-	-	X
56	MG	1A	3019	-	-	-	X
56	MG	1A	3030	-	-	-	X
56	MG	1A	3031	-	-	-	X
56	MG	1A	3036	-	-	-	X
56	MG	1A	3040	-	-	-	X
56	MG	1A	3041	-	-	-	X
56	MG	1A	3091	-	-	-	X
56	MG	1A	3100	-	-	-	X
56	MG	1A	3119	-	-	-	X
56	MG	1A	3121	-	-	-	X
56	MG	1A	3154	-	-	-	X
56	MG	1A	3157	-	-	-	X
56	MG	1A	3160	-	-	-	X
56	MG	1A	3161	-	-	-	X
56	MG	1A	3163	-	-	-	X
56	MG	1A	3166	-	-	-	X
56	MG	1A	3168	-	-	-	X
56	MG	1A	3169	-	-	-	X
56	MG	1A	3170	-	-	-	X
56	MG	1A	3179	-	-	-	X
56	MG	1A	3181	-	-	-	X

Continued on next page...

*Continued from previous page...*

Mol	Type	Chain	Res	Chirality	Geometry	Clashes	Electron density
56	MG	1A	3183	-	-	-	X
56	MG	1A	3187	-	-	-	X
56	MG	1A	3188	-	-	-	X
56	MG	1A	3189	-	-	-	X
56	MG	1A	3190	-	-	-	X
56	MG	1A	3197	-	-	-	X
56	MG	1A	3209	-	-	-	X
56	MG	1A	3212	-	-	-	X
56	MG	1A	3222	-	-	-	X
56	MG	1A	3223	-	-	-	X
56	MG	1A	3224	-	-	-	X
56	MG	1A	3231	-	-	-	X
56	MG	1A	3235	-	-	-	X
56	MG	1A	3237	-	-	-	X
56	MG	1A	3250	-	-	-	X
56	MG	1A	3277	-	-	-	X
56	MG	1A	3297	-	-	-	X
56	MG	1A	3303	-	-	-	X
56	MG	1A	3328	-	-	-	X
56	MG	1A	3342	-	-	-	X
56	MG	1A	3343	-	-	-	X
56	MG	1A	3344	-	-	-	X
56	MG	1A	3362	-	-	-	X
56	MG	1A	3365	-	-	-	X
56	MG	1A	3383	-	-	-	X
56	MG	1A	3390	-	-	-	X
56	MG	1A	3422	-	-	-	X
56	MG	1A	3441	-	-	-	X
56	MG	1A	3464	-	-	-	X
56	MG	1A	3514	-	-	-	X
56	MG	1A	3518	-	-	-	X
56	MG	1A	3542	-	-	-	X
56	MG	1A	3545	-	-	-	X
56	MG	1A	3558	-	-	-	X
56	MG	1A	3559	-	-	-	X
56	MG	1A	3569	-	-	-	X
56	MG	1A	3574	-	-	-	X
56	MG	1A	3578	-	-	-	X
56	MG	1A	3580	-	-	-	X
56	MG	1A	3623	-	-	-	X
56	MG	1A	3625	-	-	-	X
56	MG	1A	3646	-	-	-	X

*Continued on next page...*

*Continued from previous page...*

Mol	Type	Chain	Res	Chirality	Geometry	Clashes	Electron density
56	MG	1A	3749	-	-	-	X
56	MG	1A	3789	-	-	-	X
56	MG	1A	3799	-	-	-	X
56	MG	1A	3805	-	-	-	X
56	MG	1A	3841	-	-	-	X
56	MG	1A	3858	-	-	-	X
56	MG	1A	3879	-	-	-	X
56	MG	1A	3887	-	-	-	X
56	MG	1A	3899	-	-	-	X
56	MG	1A	4037	-	-	-	X
56	MG	1A	4084	-	-	-	X
56	MG	1A	4091	-	-	-	X
56	MG	1A	4092	-	-	-	X
56	MG	1A	4109	-	-	-	X
56	MG	1A	4110	-	-	-	X
56	MG	1A	4114	-	-	-	X
56	MG	1A	4117	-	-	-	X
56	MG	1A	4119	-	-	-	X
56	MG	1A	4121	-	-	-	X
56	MG	1A	4124	-	-	-	X
56	MG	1A	4126	-	-	-	X
56	MG	1A	4131	-	-	-	X
56	MG	1A	4132	-	-	-	X
56	MG	1A	4136	-	-	-	X
56	MG	1A	4137	-	-	-	X
56	MG	1A	4143	-	-	-	X
56	MG	1A	4146	-	-	-	X
56	MG	1A	4147	-	-	-	X
56	MG	1B	210	-	-	-	X
56	MG	1D	305	-	-	-	X
56	MG	1D	312	-	-	-	X
56	MG	1F	304	-	-	-	X
56	MG	1H	3001	-	-	-	X
56	MG	1N	201	-	-	-	X
56	MG	1N	204	-	-	-	X
56	MG	1N	205	-	-	-	X
56	MG	1O	204	-	-	-	X
56	MG	1O	205	-	-	-	X
56	MG	1P	201	-	-	-	X
56	MG	1P	202	-	-	-	X
56	MG	1R	201	-	-	-	X
56	MG	1S	3001	-	-	-	X

*Continued on next page...*

*Continued from previous page...*

Mol	Type	Chain	Res	Chirality	Geometry	Clashes	Electron density
56	MG	1S	3002	-	-	-	X
56	MG	1U	202	-	-	-	X
56	MG	1U	203	-	-	-	X
56	MG	1V	201	-	-	-	X
56	MG	1X	102	-	-	-	X
56	MG	1X	104	-	-	-	X
56	MG	1Y	204	-	-	-	X
56	MG	1a	1633	-	-	-	X
56	MG	1a	1682	-	-	-	X
56	MG	1a	1684	-	-	-	X
56	MG	1a	1775	-	-	-	X
56	MG	1a	1777	-	-	-	X
56	MG	1a	1825	-	-	-	X
56	MG	1a	1826	-	-	-	X
56	MG	25	101	-	-	-	X
56	MG	26	502	-	-	-	X
56	MG	2A	3013	-	-	-	X
56	MG	2A	3014	-	-	-	X
56	MG	2A	3019	-	-	-	X
56	MG	2A	3020	-	-	-	X
56	MG	2A	3027	-	-	-	X
56	MG	2A	3041	-	-	-	X
56	MG	2A	3058	-	-	-	X
56	MG	2A	3062	-	-	-	X
56	MG	2A	3070	-	-	-	X
56	MG	2A	3076	-	-	-	X
56	MG	2A	3083	-	-	-	X
56	MG	2A	3093	-	-	-	X
56	MG	2A	3094	-	-	-	X
56	MG	2A	3099	-	-	-	X
56	MG	2A	3107	-	-	-	X
56	MG	2A	3111	-	-	-	X
56	MG	2A	3162	-	-	-	X
56	MG	2A	3185	-	-	-	X
56	MG	2A	3209	-	-	-	X
56	MG	2A	3231	-	-	-	X
56	MG	2A	3238	-	-	-	X
56	MG	2A	3240	-	-	-	X
56	MG	2A	3246	-	-	-	X
56	MG	2A	3361	-	-	-	X
56	MG	2A	3389	-	-	-	X
56	MG	2A	3404	-	-	-	X

*Continued on next page...*

*Continued from previous page...*

Mol	Type	Chain	Res	Chirality	Geometry	Clashes	Electron density
56	MG	2A	3435	-	-	-	X
56	MG	2A	3449	-	-	-	X
56	MG	2A	3476	-	-	-	X
56	MG	2A	3494	-	-	-	X
56	MG	2A	3495	-	-	-	X
56	MG	2A	3521	-	-	-	X
56	MG	2A	3545	-	-	-	X
56	MG	2A	3619	-	-	-	X
56	MG	2A	3620	-	-	-	X
56	MG	2A	3650	-	-	-	X
56	MG	2A	3657	-	-	-	X
56	MG	2A	3677	-	-	-	X
56	MG	2A	3687	-	-	-	X
56	MG	2A	3720	-	-	-	X
56	MG	2A	3759	-	-	-	X
56	MG	2A	3766	-	-	-	X
56	MG	2A	3884	-	-	-	X
56	MG	2A	3886	-	-	-	X
56	MG	2A	3888	-	-	-	X
56	MG	2A	3889	-	-	-	X
56	MG	2A	3898	-	-	-	X
56	MG	2A	3900	-	-	-	X
56	MG	2A	3902	-	-	-	X
56	MG	2A	3903	-	-	-	X
56	MG	2D	303	-	-	-	X
56	MG	2D	304	-	-	-	X
56	MG	2F	301	-	-	-	X
56	MG	2F	304	-	-	-	X
56	MG	2Q	3004	-	-	-	X
56	MG	2U	202	-	-	-	X
56	MG	2U	203	-	-	-	X
56	MG	2W	202	-	-	-	X
56	MG	2a	1612	-	-	-	X
56	MG	2a	1705	-	-	-	X
56	MG	2a	1766	-	-	-	X
56	MG	2a	1801	-	-	-	X
56	MG	2f	3002	-	-	-	X
56	MG	2r	101	-	-	-	X
57	MT9	1A	4113	-	-	-	X
57	MT9	2A	3897	-	-	-	X
59	ZN	16	102	-	-	-	X

## 2 Entry composition

There are 61 unique types of molecules in this entry. The entry contains 301023 atoms, of which 0 are hydrogens and 0 are deuteriums.

In the tables below, the ZeroOcc column contains the number of atoms modelled with zero occupancy, the AltConf column contains the number of residues with at least one atom in alternate conformation and the Trace column contains the number of residues modelled with at most 2 atoms.

- Molecule 1 is a RNA chain called 23S ribosomal RNA.

Mol	Chain	Residues	Atoms					ZeroOcc	AltConf	Trace
1	1A	2871	Total	C	N	O	P	0	0	0
			61852	27531	11572	19878	2871			
1	2A	2800	Total	C	N	O	P	0	0	0
			60322	26848	11284	19390	2800			

- Molecule 2 is a RNA chain called 5S Ribosomal RNA.

Mol	Chain	Residues	Atoms					ZeroOcc	AltConf	Trace
2	1B	120	Total	C	N	O	P	0	0	0
			2577	1146	476	835	120			
2	2B	120	Total	C	N	O	P	0	0	0
			2575	1146	476	833	120			

- Molecule 3 is a protein called 50S ribosomal protein L2.

Mol	Chain	Residues	Atoms					ZeroOcc	AltConf	Trace
3	1D	275	Total	C	N	O	S	0	0	0
			2136	1349	423	361	3			
3	2D	275	Total	C	N	O	S	0	0	0
			2136	1349	423	361	3			

- Molecule 4 is a protein called 50S ribosomal protein L3.

Mol	Chain	Residues	Atoms					ZeroOcc	AltConf	Trace
4	1E	204	Total	C	N	O	S	0	0	0
			1559	985	298	270	6			
4	2E	204	Total	C	N	O	S	0	0	0
			1559	985	298	270	6			

- Molecule 5 is a protein called 50S ribosomal protein L4.



Mol	Chain	Residues	Atoms					ZeroOcc	AltConf	Trace
5	1F	203	Total	C	N	O	S	0	0	1
			1584	1009	298	275	2			
5	2F	203	Total	C	N	O	S	0	0	1
			1580	1007	297	274	2			

- Molecule 6 is a protein called 50S ribosomal protein L5.

Mol	Chain	Residues	Atoms					ZeroOcc	AltConf	Trace
6	1G	181	Total	C	N	O	S	0	0	0
			1423	913	253	253	4			
6	2G	181	Total	C	N	O	S	0	0	0
			1428	913	258	253	4			

- Molecule 7 is a protein called 50S ribosomal protein L6.

Mol	Chain	Residues	Atoms					ZeroOcc	AltConf	Trace
7	1H	174	Total	C	N	O	S	0	0	0
			1330	845	248	236	1			
7	2H	174	Total	C	N	O	S	0	0	0
			1330	845	248	236	1			

- Molecule 8 is a protein called 50S ribosomal protein L9.

Mol	Chain	Residues	Atoms					ZeroOcc	AltConf	Trace
8	1I	146	Total	C	N	O	S	0	0	0
			1097	701	191	204	1			
8	2I	146	Total	C	N	O	S	0	0	0
			1064	681	186	196	1			

- Molecule 9 is a protein called 50S ribosomal protein L13.

Mol	Chain	Residues	Atoms					ZeroOcc	AltConf	Trace
9	1N	140	Total	C	N	O	S	0	0	0
			1117	719	207	187	4			
9	2N	140	Total	C	N	O	S	0	0	0
			1117	719	207	187	4			

- Molecule 10 is a protein called 50S ribosomal protein L14.

Mol	Chain	Residues	Atoms					ZeroOcc	AltConf	Trace
10	1O	122	Total	C	N	O	S	0	0	0
			933	588	171	170	4			

*Continued on next page...*

*Continued from previous page...*

Mol	Chain	Residues	Atoms					ZeroOcc	AltConf	Trace
10	2O	122	Total	C	N	O	S	0	0	0
			933	588	171	170	4			

- Molecule 11 is a protein called 50S ribosomal protein L15.

Mol	Chain	Residues	Atoms					ZeroOcc	AltConf	Trace
11	1P	149	Total	C	N	O	S	0	0	0
			1135	706	230	196	3			
11	2P	149	Total	C	N	O	S	0	0	0
			1135	706	230	196	3			

- Molecule 12 is a protein called 50S ribosomal protein L16.

Mol	Chain	Residues	Atoms					ZeroOcc	AltConf	Trace
12	1Q	141	Total	C	N	O	S	0	0	0
			1122	715	212	188	7			
12	2Q	141	Total	C	N	O	S	0	0	0
			1122	715	212	188	7			

- Molecule 13 is a protein called 50S ribosomal protein L17.

Mol	Chain	Residues	Atoms					ZeroOcc	AltConf	Trace
13	1R	118	Total	C	N	O	S	0	0	0
			968	604	203	160	1			
13	2R	118	Total	C	N	O	S	0	0	0
			968	604	203	160	1			

- Molecule 14 is a protein called 50S ribosomal protein L18.

Mol	Chain	Residues	Atoms				ZeroOcc	AltConf	Trace
14	1S	110	Total	C	N	O	0	0	0
			873	550	174	149			
14	2S	110	Total	C	N	O	0	0	0
			870	549	173	148			

- Molecule 15 is a protein called 50S ribosomal protein L19.

Mol	Chain	Residues	Atoms					ZeroOcc	AltConf	Trace
15	1T	131	Total	C	N	O	S	0	0	0
			1091	680	225	185	1			
15	2T	131	Total	C	N	O	S	0	0	0
			1083	675	224	183	1			

- Molecule 16 is a protein called 50S ribosomal protein L20.

Mol	Chain	Residues	Atoms					ZeroOcc	AltConf	Trace
16	1U	116	Total	C	N	O	S	0	0	0
			959	608	201	149	1			
16	2U	116	Total	C	N	O	S	0	0	0
			959	608	201	149	1			

- Molecule 17 is a protein called 50S ribosomal protein L21.

Mol	Chain	Residues	Atoms					ZeroOcc	AltConf	Trace
17	1V	101	Total	C	N	O	S	0	0	0
			771	495	140	135	1			
17	2V	101	Total	C	N	O	S	0	0	0
			771	495	140	135	1			

- Molecule 18 is a protein called 50S ribosomal protein L22.

Mol	Chain	Residues	Atoms					ZeroOcc	AltConf	Trace
18	1W	112	Total	C	N	O	S	0	0	0
			886	557	174	153	2			
18	2W	112	Total	C	N	O	S	0	0	0
			886	557	174	153	2			

- Molecule 19 is a protein called 50S ribosomal protein L23.

Mol	Chain	Residues	Atoms					ZeroOcc	AltConf	Trace
19	1X	95	Total	C	N	O	S	0	0	0
			750	488	135	126	1			
19	2X	95	Total	C	N	O	S	0	0	0
			750	488	135	126	1			

- Molecule 20 is a protein called 50S ribosomal protein L24.

Mol	Chain	Residues	Atoms					ZeroOcc	AltConf	Trace
20	1Y	107	Total	C	N	O	S	0	0	0
			806	517	152	131	6			
20	2Y	107	Total	C	N	O	S	0	0	0
			806	517	152	131	6			

- Molecule 21 is a protein called 50S ribosomal protein L25.

Mol	Chain	Residues	Atoms					ZeroOcc	AltConf	Trace
21	1Z	154	Total	C	N	O	S	0	0	0
			1240	795	222	220	3			
21	2Z	160	Total	C	N	O	S	0	0	0
			1271	814	228	227	2			

- Molecule 22 is a protein called 50S ribosomal protein L27.

Mol	Chain	Residues	Atoms					ZeroOcc	AltConf	Trace
22	10	83	Total	C	N	O	S	0	0	0
			653	404	139	109	1			
22	20	83	Total	C	N	O	S	0	0	0
			653	404	139	109	1			

- Molecule 23 is a protein called 50S ribosomal protein L28.

Mol	Chain	Residues	Atoms					ZeroOcc	AltConf	Trace
23	11	97	Total	C	N	O	S	0	0	0
			755	475	148	131	1			
23	21	97	Total	C	N	O	S	0	0	0
			755	475	148	131	1			

- Molecule 24 is a protein called 50S ribosomal protein L29.

Mol	Chain	Residues	Atoms					ZeroOcc	AltConf	Trace
24	12	70	Total	C	N	O	S	0	0	0
			588	365	118	103	2			
24	22	70	Total	C	N	O	S	0	0	0
			588	365	118	103	2			

- Molecule 25 is a protein called 50S ribosomal protein L30.

Mol	Chain	Residues	Atoms				ZeroOcc	AltConf	Trace
25	13	59	Total	C	N	O	0	0	0
			469	298	90	81			
25	23	59	Total	C	N	O	0	0	0
			464	296	90	78			

- Molecule 26 is a protein called 50S ribosomal protein L31.

Mol	Chain	Residues	Atoms					ZeroOcc	AltConf	Trace
26	14	69	Total	C	N	O	S	0	0	0
			552	349	99	99	5			

*Continued on next page...*

*Continued from previous page...*

Mol	Chain	Residues	Atoms					ZeroOcc	AltConf	Trace
26	24	69	Total	C	N	O	S	0	0	0
			532	339	97	91	5			

- Molecule 27 is a protein called 50S ribosomal protein L32.

Mol	Chain	Residues	Atoms					ZeroOcc	AltConf	Trace
27	15	59	Total	C	N	O	S	0	0	0
			455	285	89	76	5			
27	25	59	Total	C	N	O	S	0	0	0
			455	285	89	76	5			

- Molecule 28 is a protein called 50S ribosomal protein L33.

Mol	Chain	Residues	Atoms					ZeroOcc	AltConf	Trace
28	16	53	Total	C	N	O	S	0	0	0
			453	281	91	77	4			
28	26	53	Total	C	N	O	S	0	0	0
			449	279	91	75	4			

- Molecule 29 is a protein called 50S ribosomal protein L34.

Mol	Chain	Residues	Atoms					ZeroOcc	AltConf	Trace
29	17	48	Total	C	N	O	S	0	0	0
			418	257	104	55	2			
29	27	48	Total	C	N	O	S	0	0	0
			418	257	104	55	2			

- Molecule 30 is a protein called 50S ribosomal protein L35.

Mol	Chain	Residues	Atoms					ZeroOcc	AltConf	Trace
30	18	64	Total	C	N	O	S	0	0	0
			517	331	102	82	2			
30	28	64	Total	C	N	O	S	0	0	0
			517	331	102	82	2			

- Molecule 31 is a protein called 50S ribosomal protein L36.

Mol	Chain	Residues	Atoms					ZeroOcc	AltConf	Trace
31	19	37	Total	C	N	O	S	0	0	0
			307	188	68	47	4			
31	29	37	Total	C	N	O	S	0	0	0
			307	188	68	47	4			

- Molecule 32 is a RNA chain called 16S Ribosomal RNA.

Mol	Chain	Residues	Atoms					ZeroOcc	AltConf	Trace
32	1a	1500	Total	C	N	O	P	0	0	0
			32246	14358	5975	10413	1500			
32	2a	1503	Total	C	N	O	P	0	0	0
			32327	14396	5990	10438	1503			

- Molecule 33 is a protein called 30S ribosomal protein S2.

Mol	Chain	Residues	Atoms					ZeroOcc	AltConf	Trace
33	1b	231	Total	C	N	O	S	0	0	0
			1846	1179	331	331	5			
33	2b	231	Total	C	N	O	S	0	0	0
			1825	1167	326	327	5			

- Molecule 34 is a protein called 30S ribosomal protein S3.

Mol	Chain	Residues	Atoms					ZeroOcc	AltConf	Trace
34	1c	206	Total	C	N	O	S	0	0	0
			1548	973	301	273	1			
34	2c	206	Total	C	N	O	S	0	0	0
			1542	968	300	273	1			

- Molecule 35 is a protein called 30S ribosomal protein S4.

Mol	Chain	Residues	Atoms					ZeroOcc	AltConf	Trace
35	1d	208	Total	C	N	O	S	0	0	0
			1655	1038	326	284	7			
35	2d	208	Total	C	N	O	S	0	0	0
			1674	1050	333	284	7			

- Molecule 36 is a protein called 30S ribosomal protein S5.

Mol	Chain	Residues	Atoms					ZeroOcc	AltConf	Trace
36	1e	148	Total	C	N	O	S	0	0	0
			1129	714	213	198	4			
36	2e	148	Total	C	N	O	S	0	0	0
			1133	716	214	199	4			

- Molecule 37 is a protein called 30S ribosomal protein S6.

Mol	Chain	Residues	Atoms					ZeroOcc	AltConf	Trace
37	1f	100	Total	C	N	O	S	0	0	0
			810	514	144	149	3			
37	2f	100	Total	C	N	O	S	0	0	0
			816	516	146	151	3			

- Molecule 38 is a protein called 30S ribosomal protein S7.

Mol	Chain	Residues	Atoms					ZeroOcc	AltConf	Trace
38	1g	155	Total	C	N	O	S	0	0	0
			1231	766	243	216	6			
38	2g	155	Total	C	N	O	S	0	0	0
			1235	769	244	216	6			

- Molecule 39 is a protein called 30S ribosomal protein S8.

Mol	Chain	Residues	Atoms					ZeroOcc	AltConf	Trace
39	1h	137	Total	C	N	O	S	0	0	0
			1088	689	206	191	2			
39	2h	137	Total	C	N	O	S	0	0	0
			1088	689	206	191	2			

- Molecule 40 is a protein called 30S ribosomal protein S9.

Mol	Chain	Residues	Atoms				ZeroOcc	AltConf	Trace
40	1i	127	Total	C	N	O	0	0	0
			983	623	193	167			
40	2i	127	Total	C	N	O	0	0	0
			978	619	190	169			

- Molecule 41 is a protein called 30S ribosomal protein S10.

Mol	Chain	Residues	Atoms				ZeroOcc	AltConf	Trace
41	1j	97	Total	C	N	O	0	0	0
			709	440	138	131			
41	2j	96	Total	C	N	O	0	0	0
			714	445	138	131			

- Molecule 42 is a protein called 30S ribosomal protein S11.

Mol	Chain	Residues	Atoms					ZeroOcc	AltConf	Trace
42	1k	114	Total	C	N	O	S	0	0	0
			829	516	155	155	3			

*Continued on next page...*

*Continued from previous page...*

Mol	Chain	Residues	Atoms					ZeroOcc	AltConf	Trace
42	2k	114	Total	C	N	O	S	0	0	0
			833	519	156	155	3			

- Molecule 43 is a protein called 30S ribosomal protein S12.

Mol	Chain	Residues	Atoms					ZeroOcc	AltConf	Trace
43	1l	122	Total	C	N	O	S	0	0	0
			932	586	185	159	2			
43	2l	122	Total	C	N	O	S	0	0	0
			932	586	185	159	2			

- Molecule 44 is a protein called 30S ribosomal protein S13.

Mol	Chain	Residues	Atoms					ZeroOcc	AltConf	Trace
44	1m	123	Total	C	N	O	S	0	0	0
			958	592	198	166	2			
44	2m	122	Total	C	N	O	S	0	0	0
			950	586	197	165	2			

- Molecule 45 is a protein called 30S ribosomal protein S14 type Z.

Mol	Chain	Residues	Atoms					ZeroOcc	AltConf	Trace
45	1n	60	Total	C	N	O	S	0	0	0
			492	312	104	72	4			
45	2n	60	Total	C	N	O	S	0	0	0
			492	312	104	72	4			

- Molecule 46 is a protein called 30S ribosomal protein S15.

Mol	Chain	Residues	Atoms					ZeroOcc	AltConf	Trace
46	1o	88	Total	C	N	O	S	0	0	0
			728	456	144	126	2			
46	2o	88	Total	C	N	O	S	0	0	0
			728	456	144	126	2			

- Molecule 47 is a protein called 30S ribosomal protein S16.

Mol	Chain	Residues	Atoms					ZeroOcc	AltConf	Trace
47	1p	82	Total	C	N	O	S	0	0	0
			681	433	134	113	1			
47	2p	82	Total	C	N	O	S	0	0	0
			677	430	133	113	1			



- Molecule 48 is a protein called 30S ribosomal protein S17.

Mol	Chain	Residues	Atoms					ZeroOcc	AltConf	Trace
48	1q	99	Total	C	N	O	S	0	0	0
			823	528	151	142	2			
48	2q	99	Total	C	N	O	S	0	0	0
			823	528	151	142	2			

- Molecule 49 is a protein called 30S ribosomal protein S18.

Mol	Chain	Residues	Atoms					ZeroOcc	AltConf	Trace
49	1r	68	Total	C	N	O		0	0	0
			555	355	108	92				
49	2r	68	Total	C	N	O		0	0	0
			555	355	108	92				

- Molecule 50 is a protein called 30S ribosomal protein S19.

Mol	Chain	Residues	Atoms					ZeroOcc	AltConf	Trace
50	1s	83	Total	C	N	O	S	0	0	0
			652	417	120	113	2			
50	2s	83	Total	C	N	O	S	0	0	0
			646	412	119	113	2			

- Molecule 51 is a protein called 30S ribosomal protein S20.

Mol	Chain	Residues	Atoms					ZeroOcc	AltConf	Trace
51	1t	96	Total	C	N	O	S	0	0	0
			728	446	156	124	2			
51	2t	96	Total	C	N	O	S	0	0	0
			727	446	155	124	2			

- Molecule 52 is a protein called 30S ribosomal protein Thx.

Mol	Chain	Residues	Atoms					ZeroOcc	AltConf	Trace
52	1u	23	Total	C	N	O		0	0	0
			199	122	48	29				
52	2u	23	Total	C	N	O		0	0	0
			199	122	48	29				

- Molecule 53 is a RNA chain called mRNA.

Mol	Chain	Residues	Atoms					ZeroOcc	AltConf	Trace
53	1v	13	Total	C	N	O	P	0	0	0
			277	125	51	88	13			
53	2v	13	Total	C	N	O	P	0	0	0
			277	125	51	88	13			

- Molecule 54 is a RNA chain called A-site and E-site tRNAs.

Mol	Chain	Residues	Atoms						ZeroOcc	AltConf	Trace
54	1w	74	Total 1592	C 713	N 285	O 518	P 74	S 2	0	0	0
54	1y	74	Total 1585	C 707	N 285	O 518	P 74	S 1	0	0	0
54	2w	72	Total 1544	C 690	N 278	O 502	P 72	S 2	0	0	0
54	2y	73	Total 1565	C 698	N 283	O 510	P 73	S 1	0	0	0

- Molecule 55 is a RNA chain called P-site tRNA.

Mol	Chain	Residues	Atoms						ZeroOcc	AltConf	Trace
55	1x	76	Total	C	N	O	P	S	0	0	0
			1625	725	294	529	76	1			
55	2x	76	Total	C	N	O	P	S	0	0	0
			1625	725	294	529	76	1			

- Molecule 56 is MAGNESIUM ION (three-letter code: MG) (formula: Mg).

Mol	Chain	Residues	Atoms		ZeroOcc	AltConf
56	2E	8	Total	Mg	0	0
			8	8		
56	17	3	Total	Mg	0	0
			3	3		
56	2d	1	Total	Mg	0	0
			1	1		
56	1T	1	Total	Mg	0	0
			1	1		
56	1N	6	Total	Mg	0	0
			6	6		
56	20	3	Total	Mg	0	0
			3	3		
56	18	3	Total	Mg	0	0
			3	3		
56	1o	1	Total	Mg	0	0
			1	1		

*Continued on next page...*

*Continued from previous page...*

Mol	Chain	Residues	Atoms		ZeroOcc	AltConf
56	2W	3	Total 3	Mg 3	0	0
56	1Y	3	Total 3	Mg 3	0	0
56	13	3	Total 3	Mg 3	0	0
56	1f	2	Total 2	Mg 2	0	0
56	1P	4	Total 4	Mg 4	0	0
56	2B	21	Total 21	Mg 21	0	0
56	1q	1	Total 1	Mg 1	0	0
56	23	3	Total 3	Mg 3	0	0
56	1E	12	Total 12	Mg 12	0	0
56	1b	2	Total 2	Mg 2	0	0
56	2l	3	Total 3	Mg 3	0	0
56	2F	4	Total 4	Mg 4	0	0
56	16	3	Total 3	Mg 3	0	0
56	28	1	Total 1	Mg 1	0	0
56	2e	1	Total 1	Mg 1	0	0
56	1W	7	Total 7	Mg 7	0	0
56	1A	1146	Total 1146	Mg 1146	0	0
56	1t	1	Total 1	Mg 1	0	0
56	1n	1	Total 1	Mg 1	0	0
56	1X	5	Total 5	Mg 5	0	0
56	12	2	Total 2	Mg 2	0	0

*Continued on next page...*

*Continued from previous page...*

Mol	Chain	Residues	Atoms		ZeroOcc	AltConf
56	1y	4	Total 4	Mg 4	0	0
56	1S	3	Total 3	Mg 3	0	0
56	25	4	Total 4	Mg 4	0	0
56	2T	2	Total 2	Mg 2	0	0
56	1D	12	Total 12	Mg 12	0	0
56	2N	1	Total 1	Mg 1	0	0
56	1e	2	Total 2	Mg 2	0	0
56	2G	1	Total 1	Mg 1	0	0
56	1I	1	Total 1	Mg 1	0	0
56	2f	2	Total 2	Mg 2	0	0
56	1V	3	Total 3	Mg 3	0	0
56	2X	2	Total 2	Mg 2	0	0
56	1w	11	Total 11	Mg 11	0	0
56	26	1	Total 1	Mg 1	0	0
56	1a	229	Total 229	Mg 229	0	0
56	2Q	4	Total 4	Mg 4	0	0
56	15	2	Total 2	Mg 2	0	0
56	1x	16	Total 16	Mg 16	0	0
56	2j	2	Total 2	Mg 2	0	0
56	1R	2	Total 2	Mg 2	0	0
56	1s	1	Total 1	Mg 1	0	0

*Continued on next page...*

*Continued from previous page...*

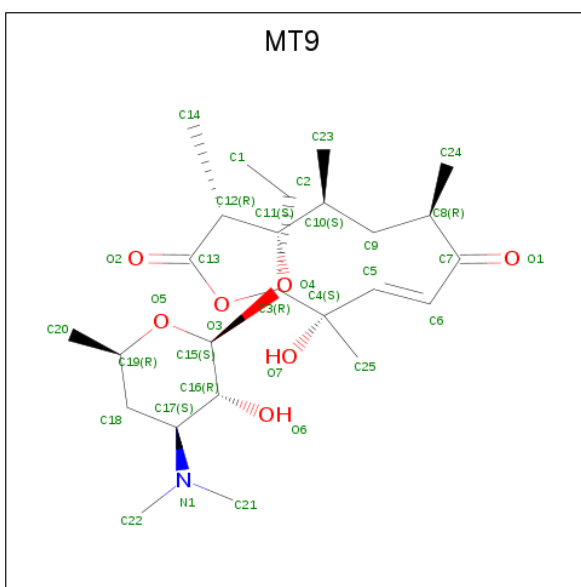
Mol	Chain	Residues	Atoms		ZeroOcc	AltConf
56	1m	1	Total 1	Mg 1	0	0
56	2U	5	Total 5	Mg 5	0	0
56	1G	5	Total 5	Mg 5	0	0
56	2O	1	Total 1	Mg 1	0	0
56	1l	4	Total 4	Mg 4	0	0
56	1d	1	Total 1	Mg 1	0	0
56	2r	1	Total 1	Mg 1	0	0
56	1H	1	Total 1	Mg 1	0	0
56	2g	1	Total 1	Mg 1	0	0
56	2Y	1	Total 1	Mg 1	0	0
56	2w	9	Total 9	Mg 9	0	0
56	1v	1	Total 1	Mg 1	0	0
56	2x	6	Total 6	Mg 6	0	0
56	2R	2	Total 2	Mg 2	0	0
56	1Z	4	Total 4	Mg 4	0	0
56	2D	4	Total 4	Mg 4	0	0
56	2q	3	Total 3	Mg 3	0	0
56	2v	3	Total 3	Mg 3	0	0
56	1U	6	Total 6	Mg 6	0	0
56	1O	8	Total 8	Mg 8	0	0
56	1r	1	Total 1	Mg 1	0	0

*Continued on next page...*

*Continued from previous page...*

Mol	Chain	Residues	Atoms		ZeroOcc	AltConf
56	19	1	Total 1	Mg 1	0	0
56	1l	3	Total 3	Mg 3	0	0
56	2V	2	Total 2	Mg 2	0	0
56	1F	8	Total 8	Mg 8	0	0
56	10	9	Total 9	Mg 9	0	0
56	2t	1	Total 1	Mg 1	0	0
56	1Q	5	Total 5	Mg 5	0	0
56	2A	903	Total 903	Mg 903	0	0
56	1h	1	Total 1	Mg 1	0	0
56	2Z	1	Total 1	Mg 1	0	0
56	1B	36	Total 36	Mg 36	0	0
56	2y	7	Total 7	Mg 7	0	0
56	27	1	Total 1	Mg 1	0	0
56	2a	244	Total 244	Mg 244	0	0

- Molecule 57 is (3R,4S,5S,7R,9E,11S,12R)-12-ethyl-11-hydroxy-3,5,7,11-tetramethyl-2,8-dioxooxacyclododec-9-en-4-yl 3,4,6-trideoxy-3-(dimethylamino)-beta-D-xylo-hexopyranoside (three-letter code: MT9) (formula: C<sub>25</sub>H<sub>43</sub>N O<sub>7</sub>).



Mol	Chain	Residues	Atoms				ZeroOcc	AltConf
57	1A	1	Total	C	N	O	0	0
			33	25	1	7		
57	2A	1	Total	C	N	O	0	0
			33	25	1	7		

- Molecule 58 is POTASSIUM ION (three-letter code: K) (formula: K).

Mol	Chain	Residues	Atoms		ZeroOcc	AltConf
58	1A	1	Total	K	0	0
			1	1		
58	2A	1	Total	K	0	0
			1	1		

- Molecule 59 is ZINC ION (three-letter code: ZN) (formula: Zn).

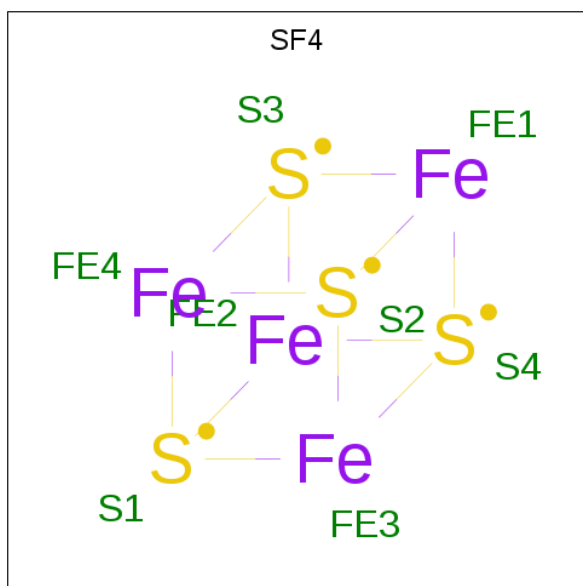
Mol	Chain	Residues	Atoms		ZeroOcc	AltConf
59	1Y	1	Total	Zn	0	0
			1	1		
59	14	1	Total	Zn	0	0
			1	1		
59	1n	1	Total	Zn	0	0
			1	1		
59	15	1	Total	Zn	0	0
			1	1		
59	29	1	Total	Zn	0	0
			1	1		

*Continued on next page...*

Continued from previous page...

Mol	Chain	Residues	Atoms		ZeroOcc	AltConf
59	19	1	Total	Zn	0	0
			1	1		
59	26	1	Total	Zn	0	0
			1	1		
59	25	1	Total	Zn	0	0
			1	1		
59	24	1	Total	Zn	0	0
			1	1		
59	2n	1	Total	Zn	0	0
			1	1		
59	2Y	1	Total	Zn	0	0
			1	1		
59	16	1	Total	Zn	0	0
			1	1		

- Molecule 60 is IRON/SULFUR CLUSTER (three-letter code: SF4) (formula:  $\text{Fe}_4\text{S}_4$ ).



Mol	Chain	Residues	Atoms			ZeroOcc	AltConf
60	1d	1	Total	Fe	S	0	0
			8	4	4		
60	2d	1	Total	Fe	S	0	0
			8	4	4		

- Molecule 61 is water.



Mol	Chain	Residues	Atoms		ZeroOcc	AltConf
61	1A	2243	Total 2243	O 2243	0	0
61	1B	69	Total 69	O 69	0	0
61	1D	26	Total 26	O 26	0	0
61	1E	28	Total 28	O 28	0	0
61	1F	19	Total 19	O 19	0	0
61	1G	6	Total 6	O 6	0	0
61	1H	2	Total 2	O 2	0	0
61	1I	2	Total 2	O 2	0	0
61	1N	6	Total 6	O 6	0	0
61	1O	7	Total 7	O 7	0	0
61	1P	20	Total 20	O 20	0	0
61	1Q	15	Total 15	O 15	0	0
61	1R	12	Total 12	O 12	0	0
61	1S	5	Total 5	O 5	0	0
61	1T	10	Total 10	O 10	0	0
61	1U	16	Total 16	O 16	0	0
61	1V	10	Total 10	O 10	0	0
61	1W	6	Total 6	O 6	0	0
61	1X	6	Total 6	O 6	0	0
61	1Y	4	Total 4	O 4	0	0
61	1Z	1	Total 1	O 1	0	0
61	10	11	Total 11	O 11	0	0

Continued on next page...

*Continued from previous page...*

Mol	Chain	Residues	Atoms		ZeroOcc	AltConf
61	11	12	Total 12	O 12	0	0
61	12	3	Total 3	O 3	0	0
61	13	5	Total 5	O 5	0	0
61	14	1	Total 1	O 1	0	0
61	15	4	Total 4	O 4	0	0
61	16	2	Total 2	O 2	0	0
61	17	9	Total 9	O 9	0	0
61	18	13	Total 13	O 13	0	0
61	1a	460	Total 460	O 460	0	0
61	1b	1	Total 1	O 1	0	0
61	1d	1	Total 1	O 1	0	0
61	1f	1	Total 1	O 1	0	0
61	1g	1	Total 1	O 1	0	0
61	1l	9	Total 9	O 9	0	0
61	1m	1	Total 1	O 1	0	0
61	1o	1	Total 1	O 1	0	0
61	1p	1	Total 1	O 1	0	0
61	1q	4	Total 4	O 4	0	0
61	1u	1	Total 1	O 1	0	0
61	1v	5	Total 5	O 5	0	0
61	1w	22	Total 22	O 22	0	0

*Continued on next page...*

*Continued from previous page...*

Mol	Chain	Residues	Atoms		ZeroOcc	AltConf
61	1x	16	Total 16	O 16	0	0
61	1y	2	Total 2	O 2	0	0
61	2A	1395	Total 1395	O 1395	0	0
61	2B	28	Total 28	O 28	0	0
61	2D	25	Total 25	O 25	0	0
61	2E	15	Total 15	O 15	0	0
61	2F	14	Total 14	O 14	0	0
61	2I	4	Total 4	O 4	0	0
61	2N	1	Total 1	O 1	0	0
61	2O	1	Total 1	O 1	0	0
61	2P	14	Total 14	O 14	0	0
61	2Q	2	Total 2	O 2	0	0
61	2R	3	Total 3	O 3	0	0
61	2T	6	Total 6	O 6	0	0
61	2U	4	Total 4	O 4	0	0
61	2V	1	Total 1	O 1	0	0
61	2W	3	Total 3	O 3	0	0
61	2X	4	Total 4	O 4	0	0
61	2Y	1	Total 1	O 1	0	0
61	2Z	2	Total 2	O 2	0	0
61	20	4	Total 4	O 4	0	0

*Continued on next page...*

*Continued from previous page...*

Mol	Chain	Residues	Atoms		ZeroOcc	AltConf
61	21	14	Total 14	O 14	0	0
61	22	2	Total 2	O 2	0	0
61	23	1	Total 1	O 1	0	0
61	25	5	Total 5	O 5	0	0
61	27	3	Total 3	O 3	0	0
61	28	4	Total 4	O 4	0	0
61	29	1	Total 1	O 1	0	0
61	2a	381	Total 381	O 381	0	0
61	2e	2	Total 2	O 2	0	0
61	2g	1	Total 1	O 1	0	0
61	2i	1	Total 1	O 1	0	0
61	2j	4	Total 4	O 4	0	0
61	2l	6	Total 6	O 6	0	0
61	2o	3	Total 3	O 3	0	0
61	2p	3	Total 3	O 3	0	0
61	2q	1	Total 1	O 1	0	0
61	2r	1	Total 1	O 1	0	0
61	2t	2	Total 2	O 2	0	0
61	2u	1	Total 1	O 1	0	0
61	2v	1	Total 1	O 1	0	0
61	2w	3	Total 3	O 3	0	0

*Continued on next page...*

*Continued from previous page...*

Mol	Chain	Residues	Atoms		ZeroOcc	AltConf
61	2x	8	Total	O	0	0
			8	8		
61	2y	19	Total	O	0	0
			19	19		

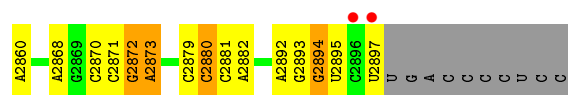


A2831	C2715	C2585	U2443	G2337	U2225	G2155	A2054	A1941	C1813	C1683	C1550	A1419	G1305	C1199
A2832	G2718	G2594	A2447	A2338	G2226	A2156	A2055	A1949	A1814	A1684	C1551	A1425	G1312	G1200
A2833	G2595	G2595	G2447	G2339	G2227	A2157	C2061	A1950	A1815	C1685	C1552	G1426	A1313	A1201
A2834	G2721	C2598	A2451	A2340	G2228	C2158	C2065	G1951	A1816	U1686	A1553	A1430	A1314	A1202
G2835	G2722	G2598	G2452	G2341	A2229	C2159	G2065	G1952	A1817	G1687	A1554	G1431	A1315	G1206
G2836	A2723	A2602	G2453	G2343	A2237	G2162	G2074	A1954	C1821	G1689	C1555	G1432	A1316	
G2837	U2724	C2603	G2457	G2346	G2247	G2163	G2077	A1955	A1822	G1690	A1556			
G2838	A2725	G2603	G2458	A2347	G2247	C2164	G2078	A1959	U1825	G1691	A1557			G1210
G2839	G2727	A2614	G2459	A2348	G2250	C2165	G2079	A1960	U1826	G1692	U1566	U1436	U1318	U1211
G2840	G2727	A2614	A2460	G2349	G2251	U2166	A2082	A1960	C1828	U1693	G1567	U1452	A1320	U1212
G2841	G2735	U2621	G2466	G2359	G2251	C2167	G2083	G1971	U1829	G1700		U1453	G1323	U1213
G2842	G2736	G2622	G2466	G2362	U2255	C2168	G2087	G1974	A1701	G1700	G1572	C1453	G1324	G1214
G2843	U2739	U2623	C2476	G2362	U2256	G2169	C2087	A1974	A1702	G1701	G1573		G1323	G1217
G2844	G2744	U2627	G2480	G2363	U2256	C2170	C2088	A1975	C1830	C1703		G1462	A1324	G1218
G2845	G2745	C2628	G2481	G2364	G2262	G2171	G2091	U1976	C1831	C1710	G	C1463	G1331	A1219
G2846	A2746	C2629	G2482	G2365	G2262	G2172	G2104	G1977	A1832	A1711	U	C1464	A1332	U1220
G2847				G2366	A2280	G2173	G2105		A1833	C1717	A	U1465	A1333	G1221
G2848				G2367	A2281	G2174	A2104		A1834	C1717	C	U1466		G1222
G2849				G2368	A2282	G2175	U1985		A1841	C1717		U1467	U1338	C1223
G2850				G2369	A2283	G2176	C1989		G1842	U1720		A1473	C1339	C1226
G2851				U2369	G2282	G2177	G2108		G1847	G1721		C1474	C1343	G1232
G2852				A2373	A2285	G2178	G2109		G1848	U1740		C1475	U1346	U1233
G2853				G2376	G2287	G2179	A1992		G1857	C1741		C1476	A1347	G1236
G2854				G2377	G2288	G2180	A1993		G1857	G1742		U1477	A1347	A1239
G2855				G2378	G2289	G2181	A1994		G1857	G1743		U1478	A1348	
G2856				G2379	G2290	G2182	A1995		G1857	G1744		U1479	G1349	
G2857				G2380	A2290	G2183	A2008		G1857	G1745		A1491	C1352	C1246
G2858				G2381	G2291	G2184	U2013		G1874	G1746			G1355	
G2859				G2382	G2292	G2185	G2014		G1878	A1747		G1494	G1355	A1255
G2860				G2383	G2293	G2186	U2015		G1878	A1748		G1497	U1256	U1257
G2861				G2384	G2294	G2187	G2016		G1882	G1749			U1358	G1267
G2862				G2385	G2295	G2188	G2017		G1883	G1750		A1500	U1359	A1268
G2863				G2386	G2296	G2189	G2018		G1883	U1756		U1501		C1262
G2864				G2387	G2297	G2190	G2019		G1883	C1757		G1502		C1263
G2865				G2388	G2298	G2191	G2020		G1883	U1765		G1513	G1385	A1265
G2866				G2389	G2299	G2192	G2021		G1883	G1766		C1515	A1388	
G2867				G2390	G2300	G2193	G2022		G1883	G1767		C1516	A1388	C1276
G2868				G2391	G2301	G2194	G2023		G1883	A1632		U1517	C1391	G1277
G2869				G2392	G2302	G2195	G2024		G1883	A1633		G1516	G1392	A1283
G2870				G2393	G2303	G2196	G2025		G1883	C1634		G1517	G1392	G1284
G2871				G2394	G2304	G2197	G2026		G1883	C1635		G1518	U1398	G1285
G2872				G2395	G2305	G2198	G2027		G1883	G1639		C1519	G1402	U1286
G2873				G2396	G2306	G2199	G2028		G1883	G1640		U1520	U1403	A1287
G2874				G2397	G2307	G2200	G2029		G1883	G1641		G1521	G1404	A1288
G2875				G2398	G2308	G2201	G2030		G1883	C1653		G1522	U1405	G1289
G2876				G2399	G2309	G2202	G2031		G1883	G1654		G1523	A1406	G1290
G2877				G2400	G2310	G2203	G2032		G1883	G1655		C1524	A1406	
G2878				G2401	G2311	G2204	G2033		G1883	A1656		C1525	G1410	G1294
G2879				G2402	G2312	G2205	G2034		G1883	A1657		C1526	A1411	A1299
G2880				G2403	G2313	G2206	G2035		G1883	G1658		C1527	G1417	G1302
G2881				G2404	G2314	G2207	G2036		G1883	G1659		C1528	U1418	
G2882				G2405	G2315	G2208	G2037		G1883	G1660		C1529		
G2883				G2406	G2316	G2209	G2038		G1883	G1661		C1530		
G2884				G2407	G2317	G2210	G2039		G1883	G1662		C1531		
G2885				G2408	G2318	G2211	G2040		G1883	G1663		C1532		
G2886				G2409	G2319	G2212	G2041		G1883	G1664		C1533		
G2887				G2410	G2320	G2213	G2042		G1883	G1665		C1534		
G2888				G2411	G2321	G2214	G2043		G1883	G1666		C1535		
G2889				G2412	G2322	G2215	G2044		G1883	G1667		C1536		
G2890				G2413	G2323	G2216	G2045		G1883	G1668		C1537		
G2891				G2414	G2324	G2217	G2046		G1883	G1669		C1538		
G2892				G2415	G2325	G2218	G2047		G1883	G1670		C1539		
G2893				G2416	G2326	G2219	G2048		G1883	G1671		C1540		
G2894				G2417	G2327	G2220	G2049		G1883	G1672		C1541		
G2895				G2418	G2328	G2221	G2050		G1883	G1673		C1542		
G2896				G2419	G2329	G2222	G2051		G1883	G1674		C1543		
G2897				G2420	G2330	G2223	G2052		G1883	G1675		C1544		
G2898				G2421	G2331	G2224	G2053		G1883	G1676		C1545		
G2899				G2422	G2332	G2225	G2054		G1883	G1677		C1546		
G2900				G2423	G2333	G2226	G2055		G1883	G1678		C1547		
G2901				G2424	G2334	G2227	G2056		G1883	G1679		C1548		
G2902				G2425	G2335	G2228	G2057		G1883	G1680		C1549		
G2903				G2426	G2336	G2229	G2058		G1883	G1681		C1550		
G2904				G2427	G2337	G2230	G2059		G1883	G1682		C1551		
G2905				G2428	G2338	G2231	G2060		G1883	G1683		C1552		
G2906				G2429	G2339	G2232	G2061		G1883	G1684		C1553		
G2907				G2430	G2340	G2233	G2062		G1883	G1685		C1554		
G2908				G2431	G2341	G2234	G2063		G1883	G1686		C1555		
G2909				G2432	G2342	G2235	G2064		G1883	G1687		C1556		
G2910				G2433	G2343	G2236	G2065		G1883	G1688		C1557		
G2911				G2434	G2344	G2237	G2066		G1883	G1689		C1558		
G2912				G2435	G2345	G2238	G2067		G1883	G1690		C1559		
G2913				G2436	G2346	G2239	G2068		G1883	G1691		C1560		
G2914				G2437	G2347	G2240	G2069		G1883	G1692		C1561		
G2915				G2438	G2348	G2241	G2070		G1883	G1693		C1562		
G2916				G2439	G2349	G2242	G2071		G1883	G1694		C1563		
G2917				G2440	G2350	G2243	G2072		G1883	G1695		C1564		
G2918				G2441	G2351	G2244	G2073		G1883	G1696		C1565		
G2919				G2442	G2352	G2245	G2074		G1883	G1697		C1566		
G2920				G2443	G2353	G2246	G2075		G1883	G1698		C1567		
G2921				G2444	G2354	G2247	G2076		G1883	G1699		C1568		
G2922				G2445	G2355	G2248	G2077		G1883	G1700		C1569		
G2923				G2446	G2356	G2249	G2078		G1883	G1701		C1570		
G2924				G2447	G2357	G2250	G2079		G1883	G1702		C1571		
G2925				G2448	G2358	G2251	G2080		G1883	G1703		C1572		
G2926				G2449	G2359	G2252	G2081		G1883	G1704		C1573		
G2927				G2450	G2360	G2253	G2082		G1883	G1705		C1574		
G2928				G2451	G2361	G2254	G2083		G1883	G1706		C1575		
G2929				G2452	G2362	G2255	G2084		G1883	G1707		C1576		
G2930				G2453	G2363	G2256	G2085		G1883	G1708		C1577		
G2931				G2454	G2364	G2257	G2086		G1883	G1709		C1578		
G2932				G2455	G2365	G2258	G2087		G1883	G1710		C1579		
G2933				G2456	G2366	G2259	G2088		G1883	G1711		C1580		
G2934				G2457	G2367	G2260	G2089		G1883	G1712		C1581		
G2935				G2458	G2368	G2261	G2090		G1883	G1713		C1582		
G2936				G2459	G2369	G2262	G2091		G1883	G1714		C1583		
G2937				G2460	G2370	G2263	G2092		G1883	G1715		C1584		
G2938				G2461	G2371	G2264</								

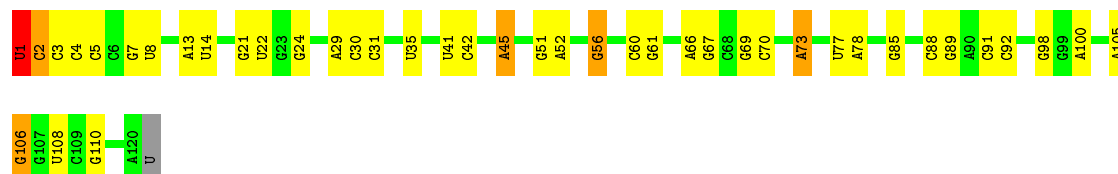




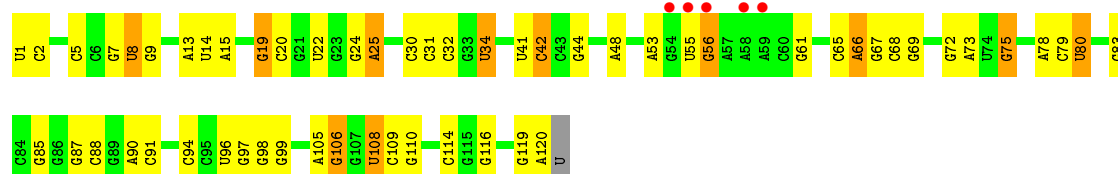
C2760	C2648	G2543	A2439	U2344	A2268	A2158	U2096	C1967	G1721	C1592	A1471	A1379
G2761	C2654	G2544	C2440	C2345	A2268	G2159	C2097	G1968	G1722	G1593	A1472	G1380
A2764	G2657	U2547	C2441	A2346	G2271	C2160	U2098	A1969	U1739	G1594	G1473	C1383
C2658	G2445	G2548	G2446	C2350	U2272	G2161	G2100	A1970	G1740	A1603	G1474	A1384
G2663	G2446	G2549	C2447	C2355	A2273	G2162	G2101	A1972	G1746	A1607	G1475	G1385
G2669	G2447	G2550	A2448	C2355	A2274	C2164	G2104	G1973	G1746	A1608	U1481	C1386
G2677	G2448	G2551	A2449	C2355	G2275	G2165	G2105	C1974	G1752	A1609	U1482	U1390
C2678	A2450	G2552	A2450	C2364	G2276	U2167	C2107	U1991	C1753	A1610	A1490	U1391
A2679	G2454	G2553	G2455	A2365	G2277	G2168	C2107	G1992	C1754	A1614	G1493	U1396
C2784	G2455	U2554	G2455	A2366	G2279	G2169	U2109	U1983	G1755	A1614	G1493	U1396
C2787	G2461	G2555	G2462	G2367	G2280	A2170	G2110	C1996	U1756	G1622	A1496	U1405
C2788	U2462	G2556	U2462	G2368	C2283	A2171	C2111	G1997	U1757	G1622	U1497	U1406
C2789	U2473	C2557	U2473	G2370	A2286	U2172	G2114	G1899	G1758	G1633	U1497	C1407
A2688	A2476	G2558	A2476	G2375	A2287	A2173	A2001	G1899	G1762	G1636	A1506	C1411
C2689	A2477	G2559	A2477	A2376	C2175	G2174	G2002	A1877	G1763	A1637	A1507	C1412
C2690	A2478	G2560	A2478	A2377	A2288	A2175	G2002	G1878	G1764	A1638	A1508	G1413
A2693	C2483	C2573	C2483	A2378	U2291	C2176	G2010	C1882	G1769	A1639	C1509	G1416
G2694	C2484	G2574	C2484	A2379	C2292	U2177	G2012	A1889	U1778	A1640	G1529	G1417
C2695	C2485	G2575	C2485	C2380	C2293	U2178	G2013	A1890	U1779	G1647	C1530	G1418
U2698	A2488	G2576	A2488	C2381	C2294	U2179	A2014	A1890	U1779	G1648	C1531	G1419
C2699	G2489	G2577	G2489	C2382	C2295	U2180	G2014	A1890	U1779	G1648	C1532	U1420
C2710	G2490	G2578	G2490	G2383	U2296	G2181	A2014	A1890	U1779	G1648	C1533	G1421
G2711	U2491	G2579	U2491	G2384	C2297	U2182	G2014	A1890	U1779	G1648	C1534	G1422
C2712	U2492	G2580	U2492	G2385	A2298	U2183	G2014	A1890	U1779	G1648	C1535	G1423
C2713	G2493	G2581	G2493	G2386	C2299	U2184	G2014	A1890	U1779	G1648	C1536	G1424
C2714	G2494	G2582	G2494	G2387	C2300	U2185	G2014	A1890	U1779	G1648	C1537	A1427
C2715	G2495	G2583	G2495	A2388	A2305	U2186	G2014	A1890	U1779	G1648	C1538	C1428
U2716	G2496	G2584	G2496	A2389	C2306	U2187	G2014	A1890	U1779	G1648	C1539	A1434
U2726	A2497	G2585	A2497	G2390	C2307	U2188	G2014	A1890	U1779	G1648	C1540	G1435
G2727	U2498	G2586	U2498	G2391	C2308	U2189	G2014	A1890	U1779	G1648	C1541	G1436
A2820	G2499	G2587	G2499	G2392	C2309	U2190	G2014	A1890	U1779	G1648	C1542	C1437
G2732	G2500	G2588	G2500	G2393	C2310	U2191	G2014	A1890	U1779	G1648	C1543	G1441
A2733	G2501	G2589	G2501	G2394	C2311	U2192	G2014	A1890	U1779	G1648	C1544	G1442
G2736	G2502	G2590	G2502	G2395	C2312	U2193	G2014	A1890	U1779	G1648	C1545	A1445
A2740	G2503	G2591	G2503	G2396	C2313	U2194	G2014	A1890	U1779	G1648	C1546	G1448
A2741	G2504	G2592	G2504	G2397	C2314	U2195	G2014	A1890	U1779	G1648	C1547	A1449
U2745	G2505	G2593	G2505	G2398	C2315	U2196	G2014	A1890	U1779	G1648	C1548	G1450
U2746	G2506	G2594	G2506	G2399	C2316	U2197	G2014	A1890	U1779	G1648	C1549	A1452
G2747	G2507	G2595	G2507	G2400	C2317	U2198	G2014	A1890	U1779	G1648	C1550	U1453
A2748	G2508	G2596	G2508	G2401	C2318	U2199	G2014	A1890	U1779	G1648	C1551	G1455
G2751	G2509	G2597	G2509	G2402	C2319	U2200	G2014	A1890	U1779	G1648	C1552	A1457
U2755	G2510	G2598	G2510	G2403	C2320	U2201	G2014	A1890	U1779	G1648	C1553	G1459
C2758	G2511	G2599	G2511	G2404	C2321	U2202	G2014	A1890	U1779	G1648	C1554	A1460
G2759	G2512	G2600	G2512	G2405	C2322	U2203	G2014	A1890	U1779	G1648	C1555	C1463
C2857	G2513	G2601	G2513	G2406	C2323	U2204	G2014	A1890	U1779	G1648	C1556	C1464
	G2514	G2602	G2514	G2407	C2324	U2205	G2014	A1890	U1779	G1648	C1557	
	G2515	G2603	G2515	G2408	C2325	U2206	G2014	A1890	U1779	G1648	C1558	
	G2516	G2604	G2516	G2409	C2326	U2207	G2014	A1890	U1779	G1648	C1559	
	G2517	G2605	G2517	G2410	C2327	U2208	G2014	A1890	U1779	G1648	C1560	
	G2518	G2606	G2518	G2411	C2328	U2209	G2014	A1890	U1779	G1648	C1561	
	G2519	G2607	G2519	G2412	C2329	U2210	G2014	A1890	U1779	G1648	C1562	
	G2520	G2608	G2520	G2413	C2330	U2211	G2014	A1890	U1779	G1648	C1563	
	G2521	G2609	G2521	G2414	C2331	U2212	G2014	A1890	U1779	G1648	C1564	
	G2522	G2610	G2522	G2415	C2332	U2213	G2014	A1890	U1779	G1648	C1565	
	G2523	G2611	G2523	G2416	C2333	U2214	G2014	A1890	U1779	G1648	C1566	
	G2524	G2612	G2524	G2417	C2334	U2215	G2014	A1890	U1779	G1648	C1567	
	G2525	G2613	G2525	G2418	C2335	U2216	G2014	A1890	U1779	G1648	C1568	
	G2526	G2614	G2526	G2419	C2336	U2217	G2014	A1890	U1779	G1648	C1569	
	G2527	G2615	G2527	G2420	C2337	U2218	G2014	A1890	U1779	G1648	C1570	
	G2528	G2616	G2528	G2421	C2338	U2219	G2014	A1890	U1779	G1648	C1571	
	G2529	G2617	G2529	G2422	C2339	U2220	G2014	A1890	U1779	G1648	C1572	
	G2530	G2618	G2530	G2423	C2340	U2221	G2014	A1890	U1779	G1648	C1573	
	G2531	G2619	G2531	G2424	C2341	U2222	G2014	A1890	U1779	G1648	C1574	
	G2532	G2620	G2532	G2425	C2342	U2223	G2014	A1890	U1779	G1648	C1575	
	G2533	G2621	G2533	G2426	C2343	U2224	G2014	A1890	U1779	G1648	C1576	
	G2534	G2622	G2534	G2427	C2344	U2225	G2014	A1890	U1779	G1648	C1577	
	G2535	G2623	G2535	G2428	C2345	U2226	G2014	A1890	U1779	G1648	C1578	
	G2536	G2624	G2536	G2429	C2346	U2227	G2014	A1890	U1779	G1648	C1579	
	G2537	G2625	G2537	G2430	C2347	U2228	G2014	A1890	U1779	G1648	C1580	
	G2538	G2626	G2538	G2431	C2348	U2229	G2014	A1890	U1779	G1648	C1581	
	G2539	G2627	G2539	G2432	C2349	U2230	G2014	A1890	U1779	G1648	C1582	
	G2540	G2628	G2540	G2433	C2350	U2231	G2014	A1890	U1779	G1648	C1583	
	G2541	G2629	G2541	G2434	C2351	U2232	G2014	A1890	U1779	G1648	C1584	
	G2542	G2630	G2542	G2435	C2352	U2233	G2014	A1890	U1779	G1648	C1585	
	G2543	G2631	G2543	G2436	C2353	U2234	G2014	A1890	U1779	G1648	C1586	
	G2544	G2632	G2544	G2437	C2354	U2235	G2014	A1890	U1779	G1648	C1587	
	G2545	G2633	G2545	G2438	C2355	U2236	G2014	A1890	U1779	G1648	C1588	
	G2546	G2634	G2546	G2439	C2356	U2237	G2014	A1890	U1779	G1648	C1589	
	G2547	G2635	G2547	G2440	C2357	U2238	G2014	A1890	U1779	G1648	C1590	
	G2548	G2636	G2548	G2441	C2358	U2239	G2014	A1890	U1779	G1648	C1591	
	G2549	G2637	G2549	G2442	C2359	U2240	G2014	A1890	U1779	G1648	C1592	
	G2550	G2638	G2550	G2443	C2360	U2241	G2014	A1890	U1779	G1648	C1593	
	G2551	G2639	G2551	G2444	C2361	U2242	G2014	A1890	U1779	G1648	C1594	
	G2552	G2640	G2552	G2445	C2362	U2243	G2014	A1890	U1779	G1648	C1595	
	G2553	G2641	G2553	G2446	C2363	U2244	G2014	A1890	U1779	G1648	C1596	
	G2554	G2642	G2554	G2447	C2364	U2245	G2014	A1890	U1779	G1648	C1597	
	G2555	G2643	G2555	G2448	C2365	U2246	G2014	A1890	U1779	G1648	C1598	
	G2556	G2644	G2556	G2449	C2366	U2247	G2014	A1890	U1779	G1648	C1599	
	G2557	G2645	G2557	G2450	C2367	U2248	G2014	A1890	U1779	G1648	C1600	
	G2558	G2646	G2558	G2451	C2368	U2249	G2014	A1890	U1779	G1648	C1601	
	G2559	G2647	G2559	G2452	C2369	U2250	G2014	A1890	U1779	G1648	C1602	
	G2560	G2648	G2560	G2453	C2370	U2251	G2014	A1890	U1779	G1648	C1603	
	G2561	G2649	G2561	G2454	C2371	U2252	G2014	A1890	U1779	G1648	C1604	
	G2562	G2650	G2562	G2455	C2372	U2253	G2014	A1890	U1779	G1648	C1605	
	G2563	G2651	G2563	G2456	C2373	U2254	G2014	A1890	U1779	G1648	C1606	
	G2564	G2652	G2564	G2457	C2374	U2255	G2014	A1890	U1779	G1648	C1607	
	G2565	G2653	G2565	G2458	C2375	U2256	G2014	A1890	U1779	G1648	C1608	
	G2566	G2654	G2566	G2459	C2376	U2257	G2014	A1890	U1779	G1648	C1609	
	G2567	G2655	G2567	G2460	C2377	U2258	G2014	A1890	U1779	G1648	C1610	
	G2568	G2656	G2568	G2461	C2378	U2259	G2014	A1890	U1779	G1648	C1611	
	G2569	G2657	G2569	G2462	C2379	U2260	G2014	A1890	U1779	G1648	C1612	
	G2570	G2658	G2570	G2463	C2380	U2261	G2014	A1890	U1779	G1648	C1613	
	G2571	G2659	G2571	G2464	C2381	U2262	G2014	A1890	U1779	G1648	C1614	
	G2572	G2660	G2572	G2465	C2382	U2263	G2014	A1890	U1779	G1648	C1615	
	G2573	G2661	G2573	G2466	C2							



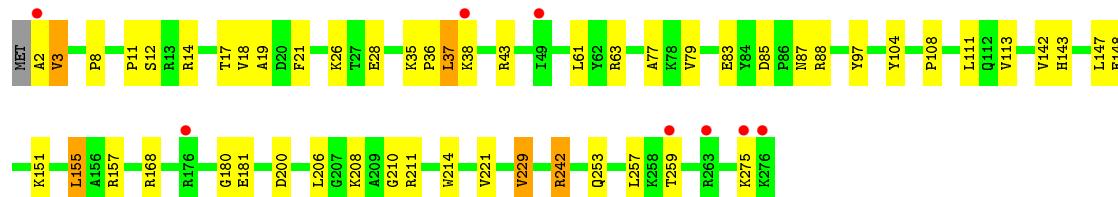
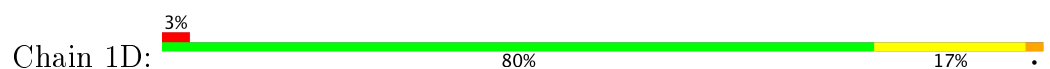
- Molecule 2: 5S Ribosomal RNA



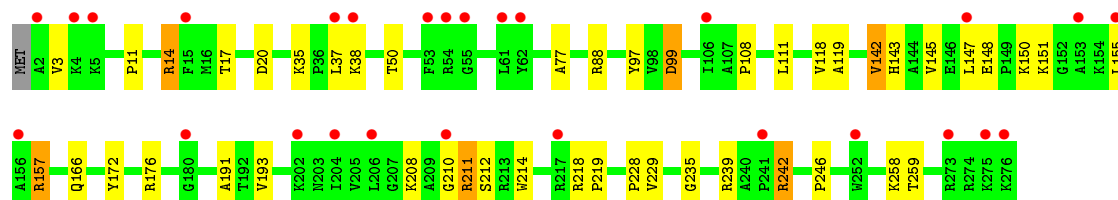
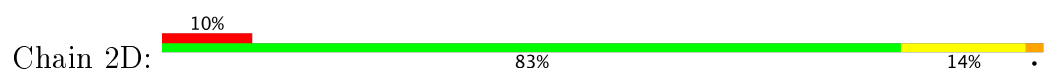
- Molecule 2: 5S Ribosomal RNA



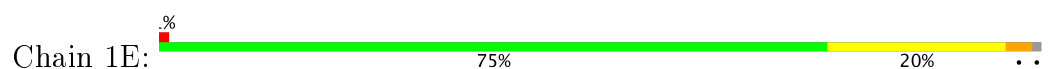
- Molecule 3: 50S ribosomal protein L2



- Molecule 3: 50S ribosomal protein L2

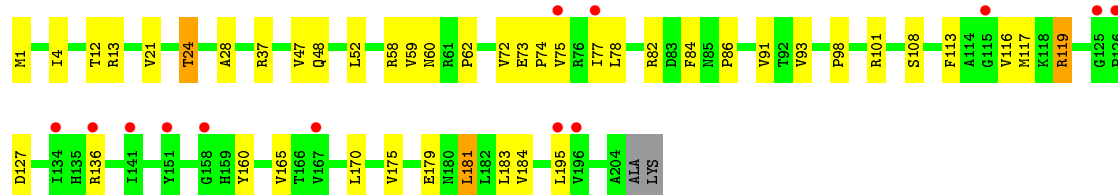
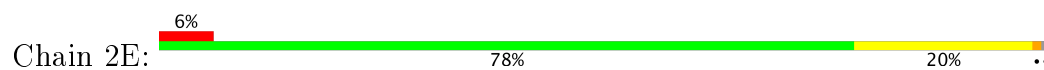


- Molecule 4: 50S ribosomal protein L3

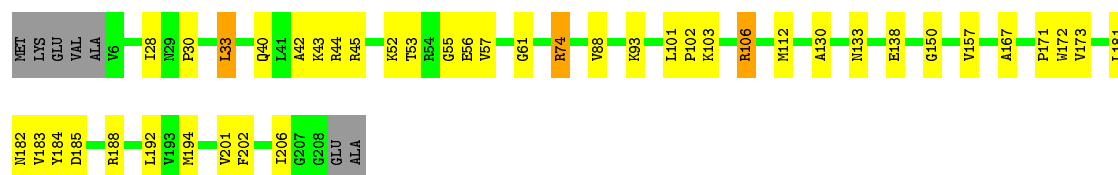
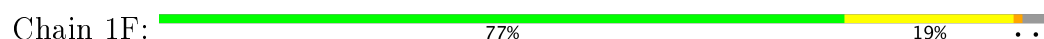




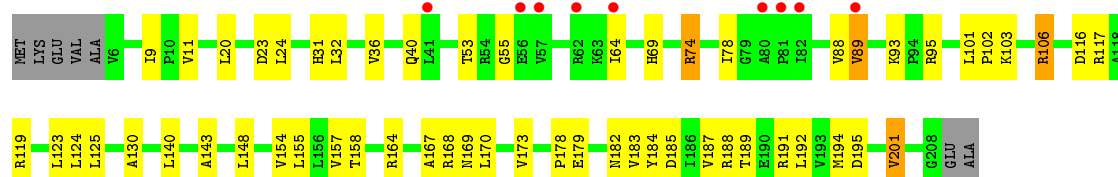
- Molecule 4: 50S ribosomal protein L3



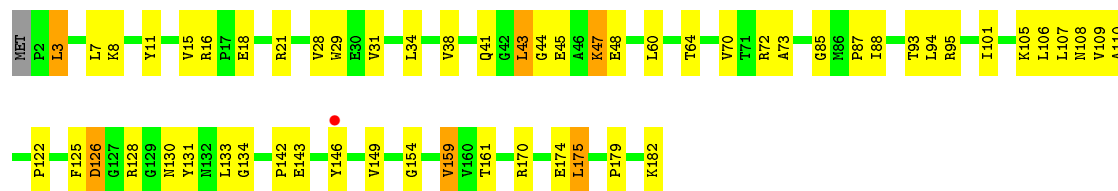
- Molecule 5: 50S ribosomal protein L4



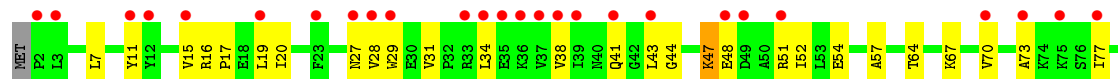
- Molecule 5: 50S ribosomal protein L4

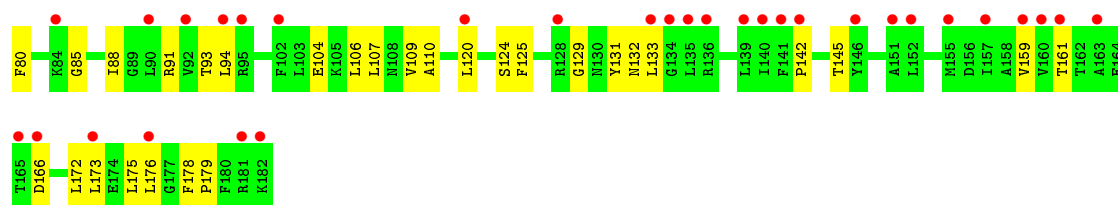


- Molecule 6: 50S ribosomal protein L5

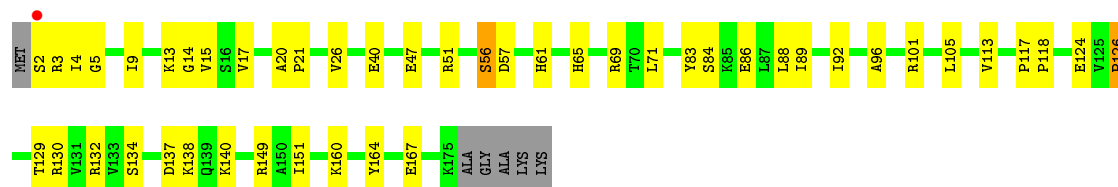
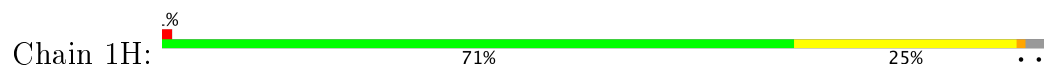


- Molecule 6: 50S ribosomal protein L5

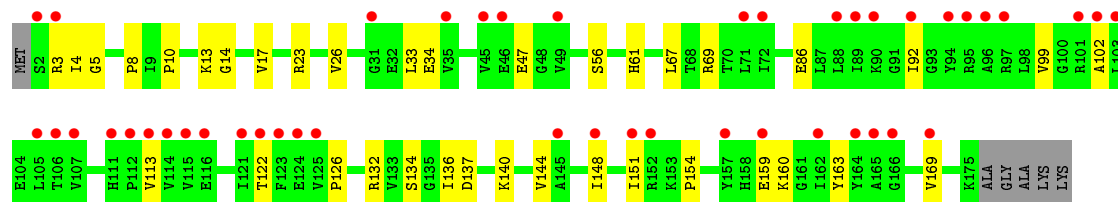
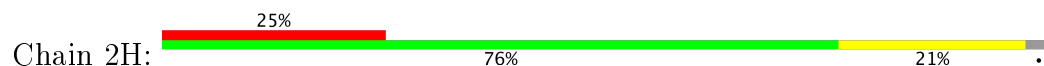




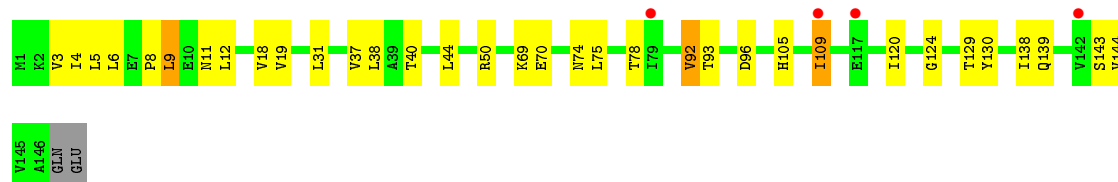
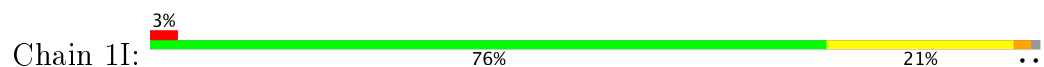
• Molecule 7: 50S ribosomal protein L6



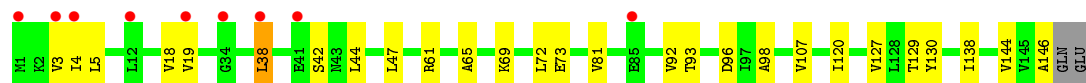
• Molecule 7: 50S ribosomal protein L6



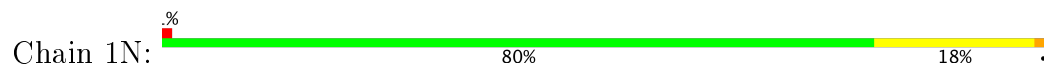
• Molecule 8: 50S ribosomal protein L9



• Molecule 8: 50S ribosomal protein L9

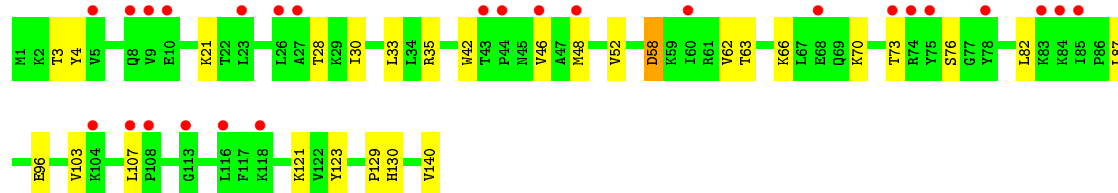
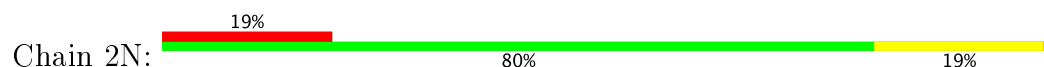


• Molecule 9: 50S ribosomal protein L13

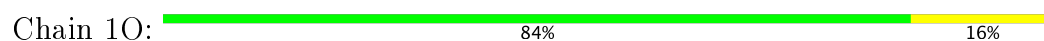




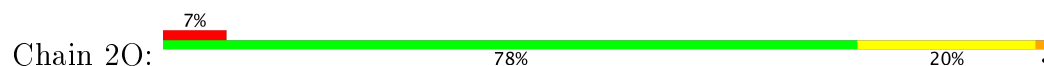
- Molecule 9: 50S ribosomal protein L13



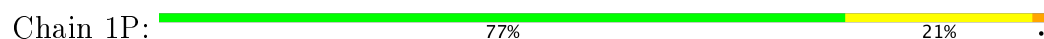
- Molecule 10: 50S ribosomal protein L14



- Molecule 10: 50S ribosomal protein L14

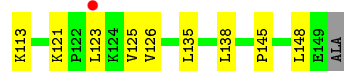
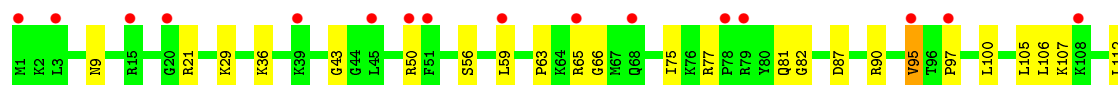
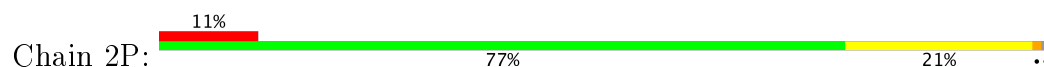


- Molecule 11: 50S ribosomal protein L15




ALA

- Molecule 11: 50S ribosomal protein L15




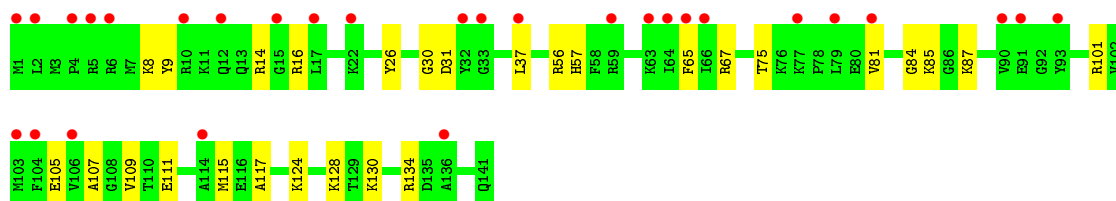
- Molecule 12: 50S ribosomal protein L16

Chain 1Q:  86% 13% .



- Molecule 12: 50S ribosomal protein L16

Chain 2Q:  21% 80% 20%




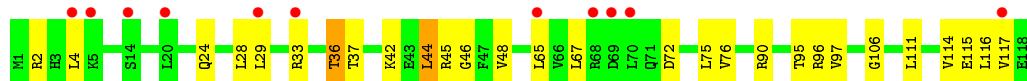
- Molecule 13: 50S ribosomal protein L17

Chain 1R:  74% 23% .




- Molecule 13: 50S ribosomal protein L17

Chain 2R:  9% 76% 22% .




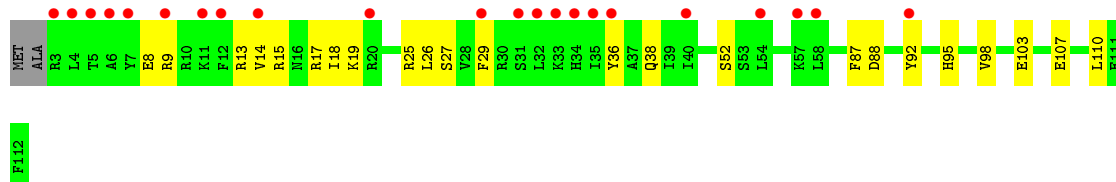
- Molecule 14: 50S ribosomal protein L18

Chain 1S:  3% 79% 18% .



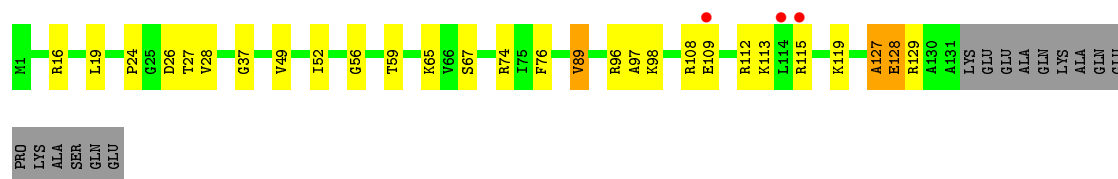
- Molecule 14: 50S ribosomal protein L18

Chain 2S:  20% 78% 21% .

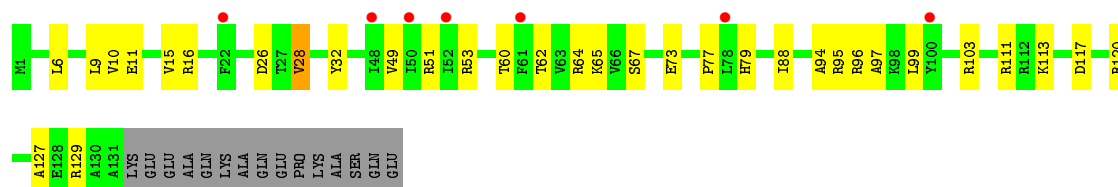


- Molecule 15: 50S ribosomal protein L19

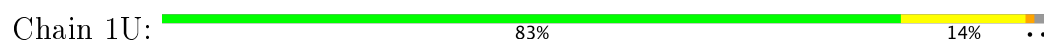
Chain 1T:  2% 71% 17% 10%



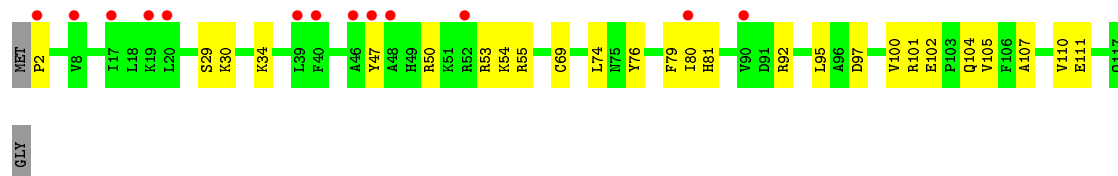
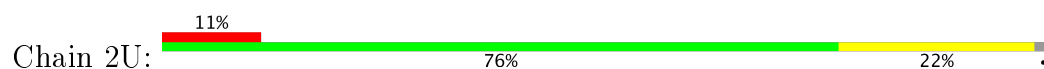
- Molecule 15: 50S ribosomal protein L19



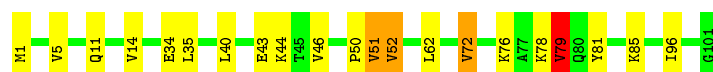
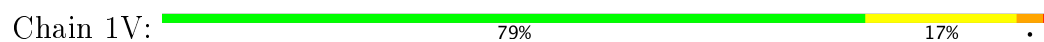
- Molecule 16: 50S ribosomal protein L20



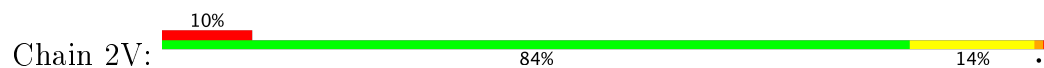
- Molecule 16: 50S ribosomal protein L20



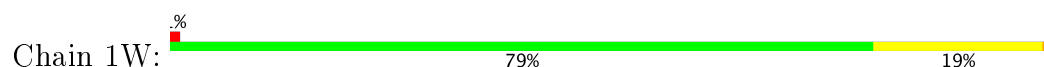
- Molecule 17: 50S ribosomal protein L21



- Molecule 17: 50S ribosomal protein L21

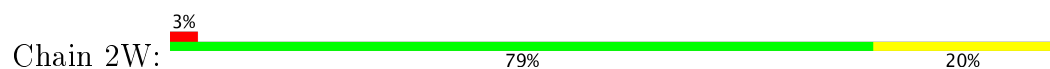


- Molecule 18: 50S ribosomal protein L22

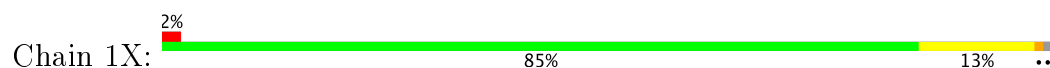




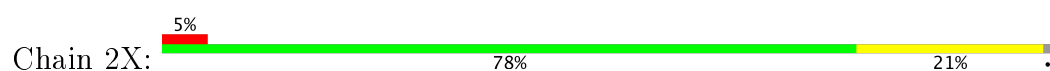
- Molecule 18: 50S ribosomal protein L22



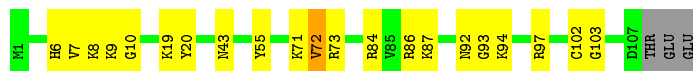
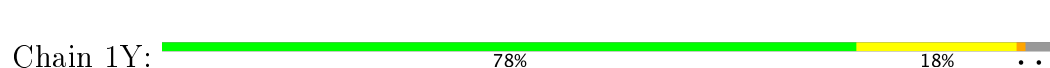
- Molecule 19: 50S ribosomal protein L23



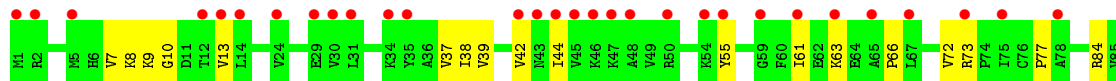
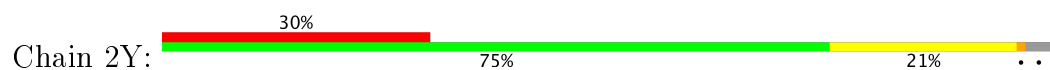
- Molecule 19: 50S ribosomal protein L23



- Molecule 20: 50S ribosomal protein L24



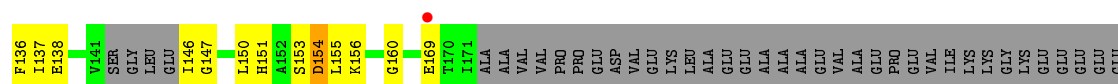
- Molecule 20: 50S ribosomal protein L24



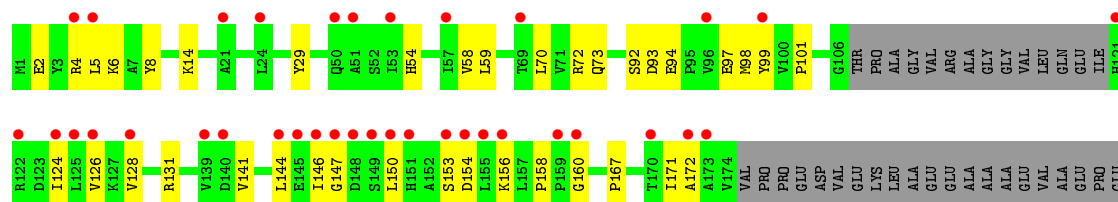
- Molecule 21: 50S ribosomal protein L25



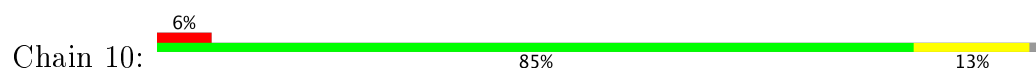




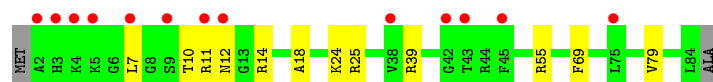
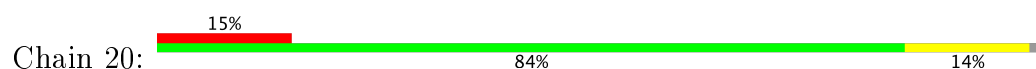
- Molecule 21: 50S ribosomal protein L25



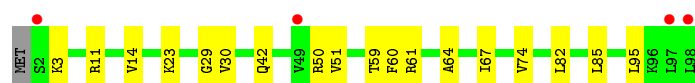
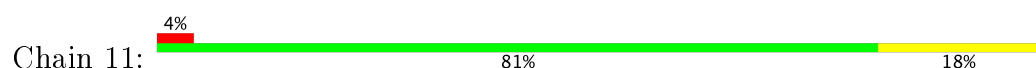
- Molecule 22: 50S ribosomal protein L27



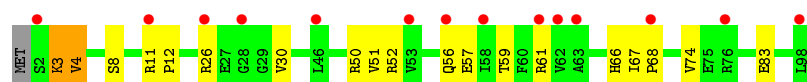
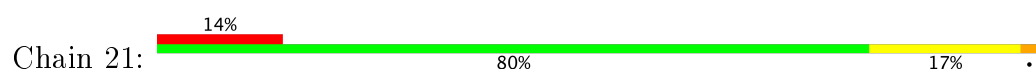
- Molecule 22: 50S ribosomal protein L27



- Molecule 23: 50S ribosomal protein L28



- Molecule 23: 50S ribosomal protein L28

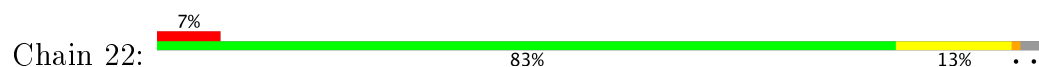


- Molecule 24: 50S ribosomal protein L29

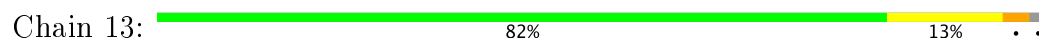




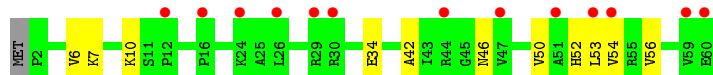
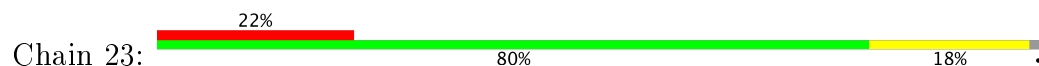
- Molecule 24: 50S ribosomal protein L29



- Molecule 25: 50S ribosomal protein L30



- Molecule 25: 50S ribosomal protein L30



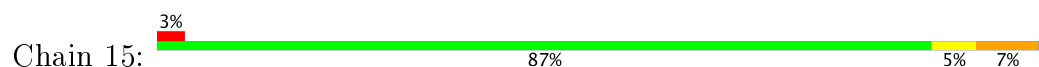
- Molecule 26: 50S ribosomal protein L31



- Molecule 26: 50S ribosomal protein L31



- Molecule 27: 50S ribosomal protein L32



- Molecule 27: 50S ribosomal protein L32






- Molecule 28: 50S ribosomal protein L33

Chain 16: 72% 22% ..



- Molecule 28: 50S ribosomal protein L33

Chain 26: 24% 78% 19% ..



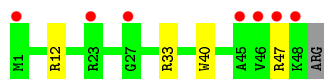
- Molecule 29: 50S ribosomal protein L34

Chain 17: 10% 78% 20% .



- Molecule 29: 50S ribosomal protein L34

Chain 27: 14% 90% 8% .



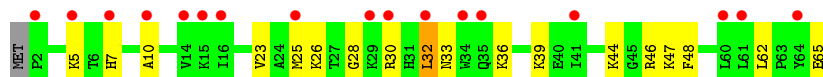
- Molecule 30: 50S ribosomal protein L35

Chain 18: 2% 63% 34% ..



- Molecule 30: 50S ribosomal protein L35

Chain 28: 26% 71% 26% ..

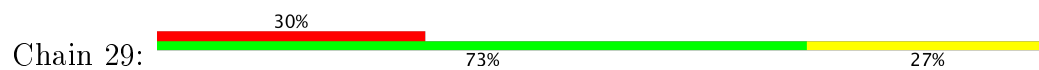


- Molecule 31: 50S ribosomal protein L36

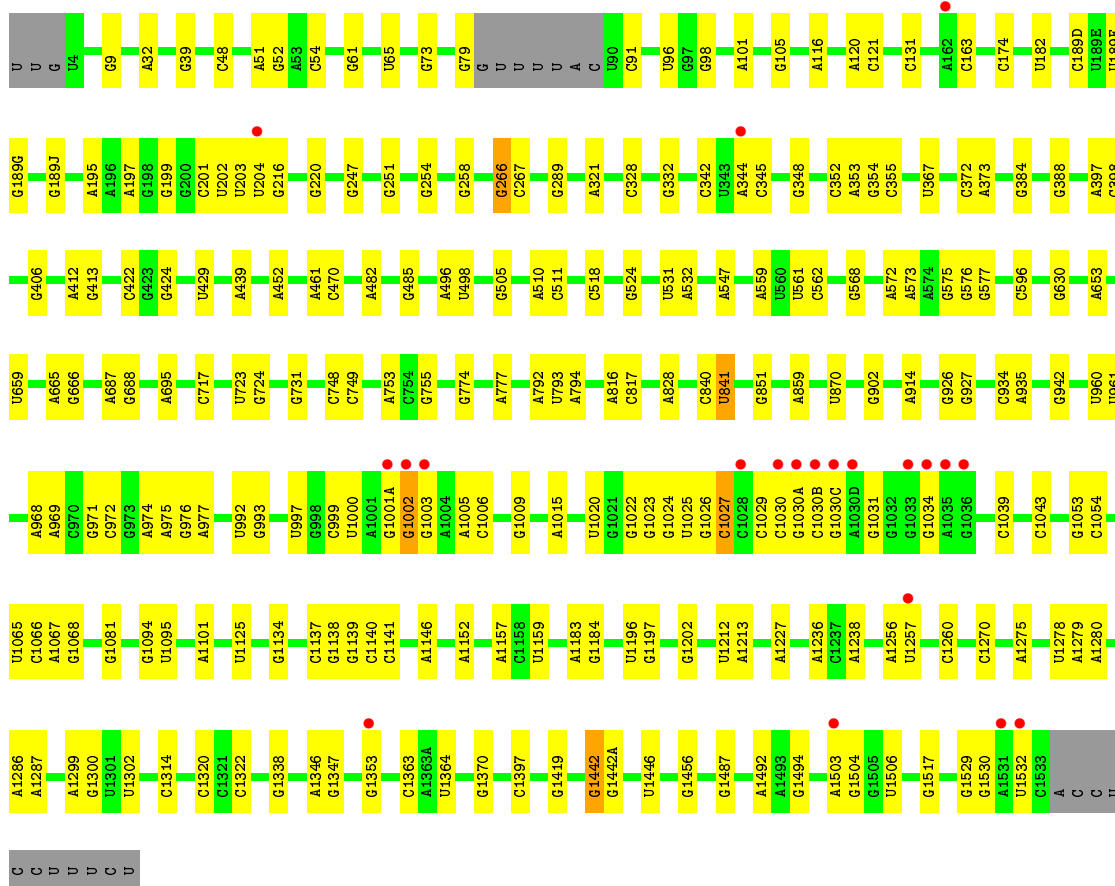
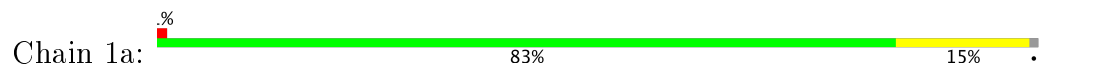
Chain 19: 97% .



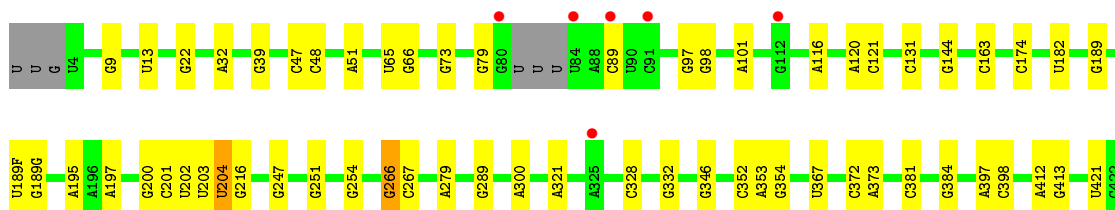
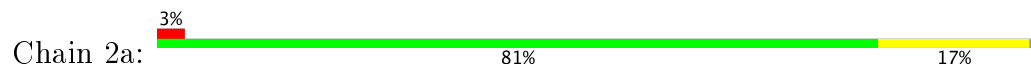
- Molecule 31: 50S ribosomal protein L36



- Molecule 32: 16S Ribosomal RNA

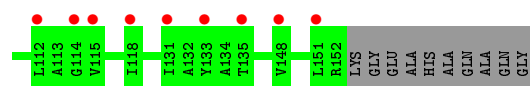


- Molecule 32: 16S Ribosomal RNA

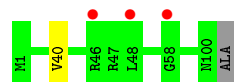




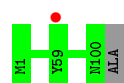




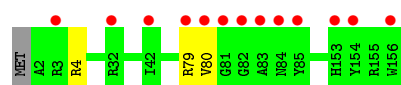
- Molecule 37: 30S ribosomal protein S6



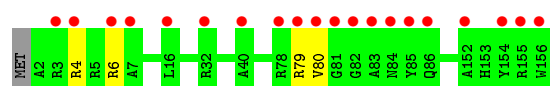
- Molecule 37: 30S ribosomal protein S6



- Molecule 38: 30S ribosomal protein S7



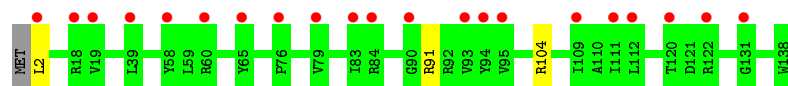
- Molecule 38: 30S ribosomal protein S7



- Molecule 39: 30S ribosomal protein S8

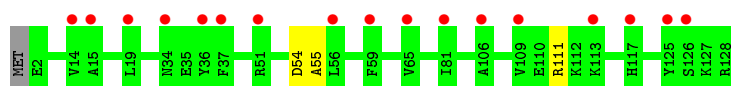


- Molecule 39: 30S ribosomal protein S8

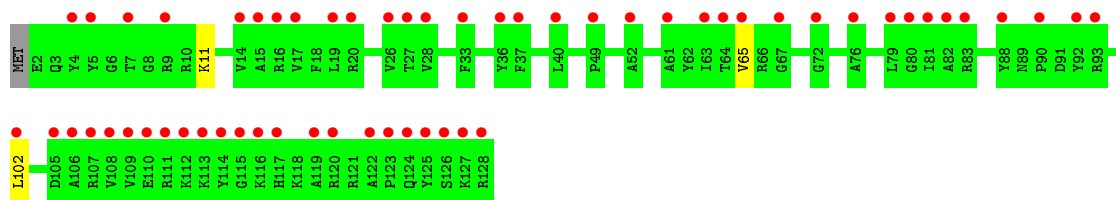


- Molecule 40: 30S ribosomal protein S9

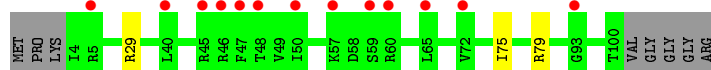
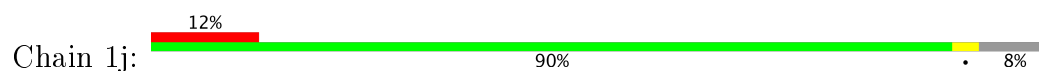




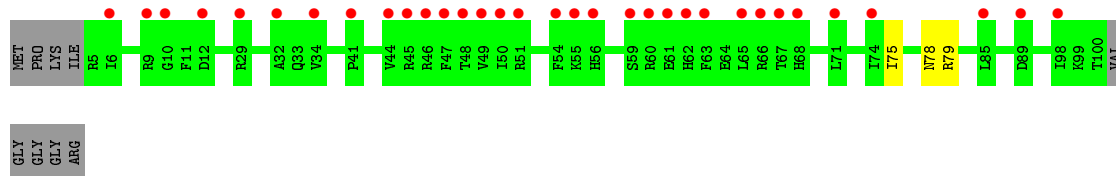
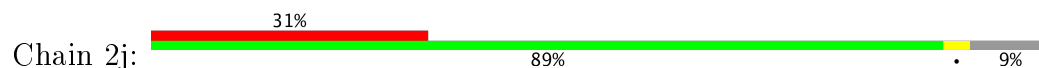
- Molecule 40: 30S ribosomal protein S9



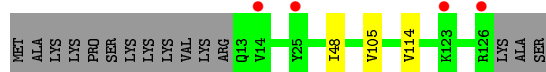
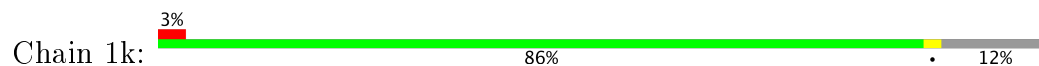
- Molecule 41: 30S ribosomal protein S10



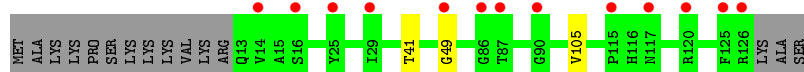
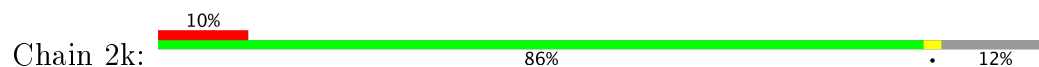
- Molecule 41: 30S ribosomal protein S10



- Molecule 42: 30S ribosomal protein S11



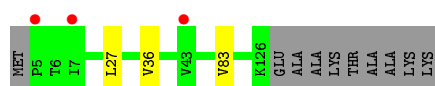
- Molecule 42: 30S ribosomal protein S11



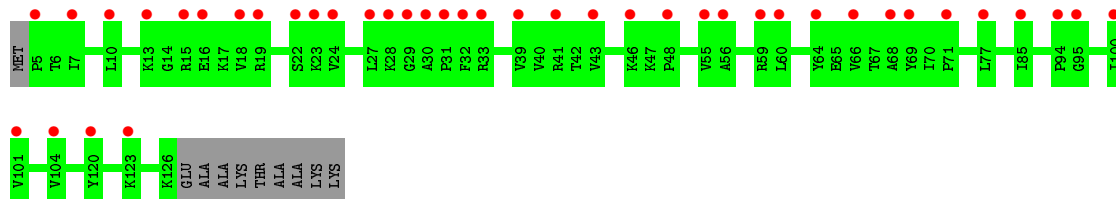
- Molecule 43: 30S ribosomal protein S12



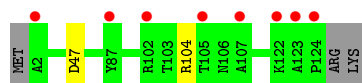




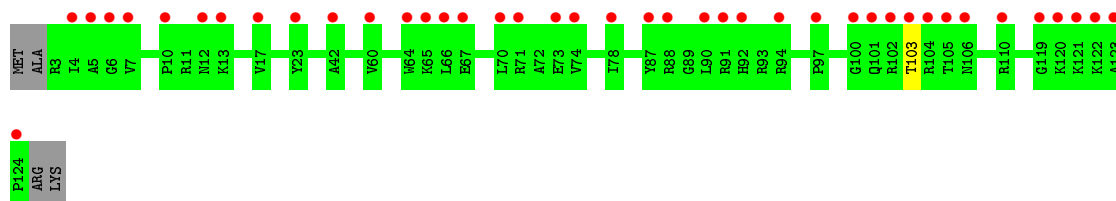
- Molecule 43: 30S ribosomal protein S12



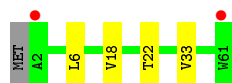
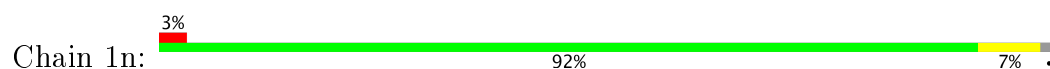
- Molecule 44: 30S ribosomal protein S13



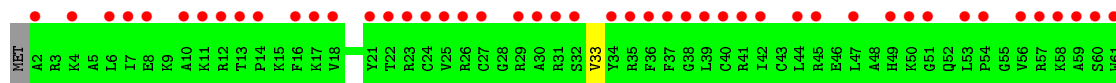
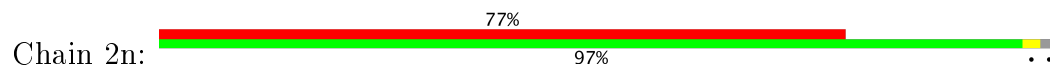
- Molecule 44: 30S ribosomal protein S13



- Molecule 45: 30S ribosomal protein S14 type Z



- Molecule 45: 30S ribosomal protein S14 type Z

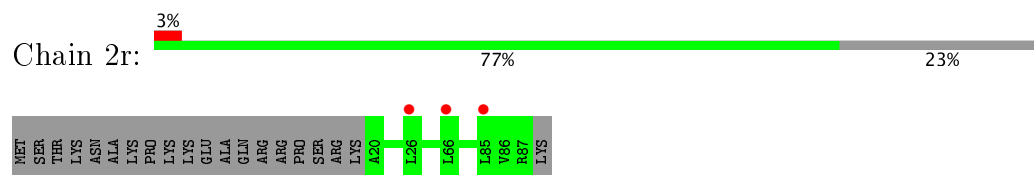


- Molecule 46: 30S ribosomal protein S15

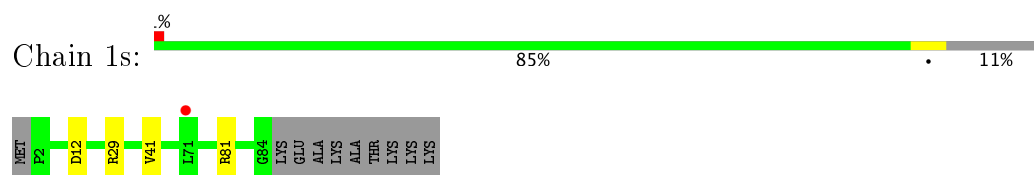




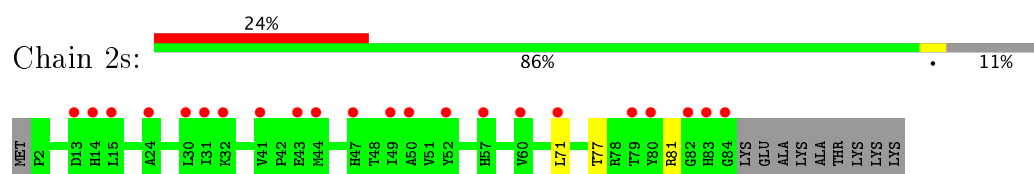
- Molecule 49: 30S ribosomal protein S18



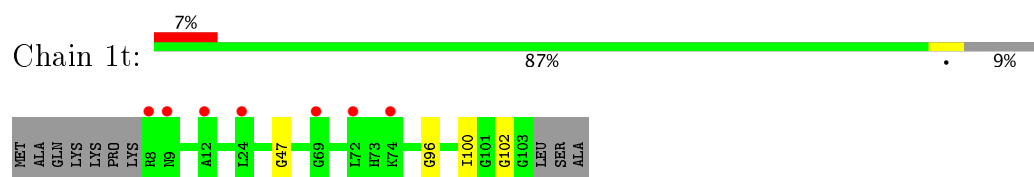
- Molecule 50: 30S ribosomal protein S19



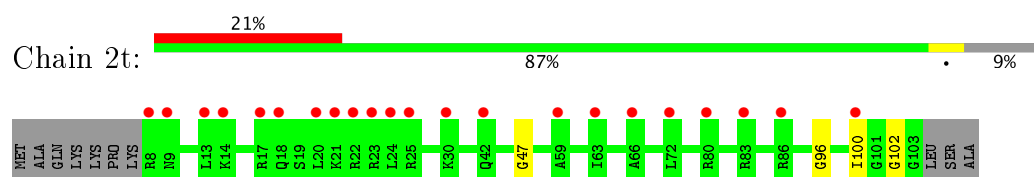
- Molecule 50: 30S ribosomal protein S19



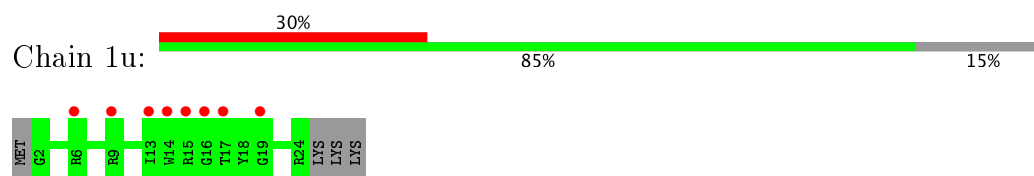
- Molecule 51: 30S ribosomal protein S20



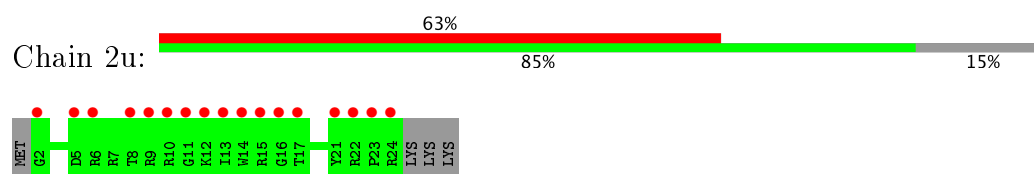
- Molecule 51: 30S ribosomal protein S20



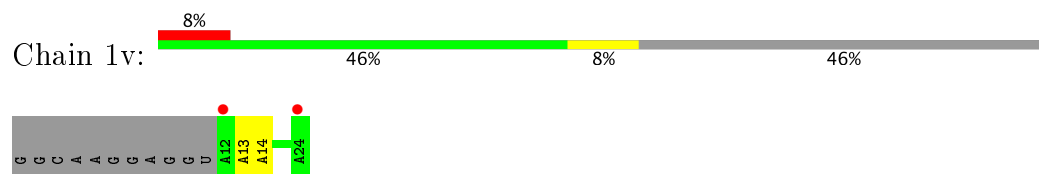
- Molecule 52: 30S ribosomal protein Thx



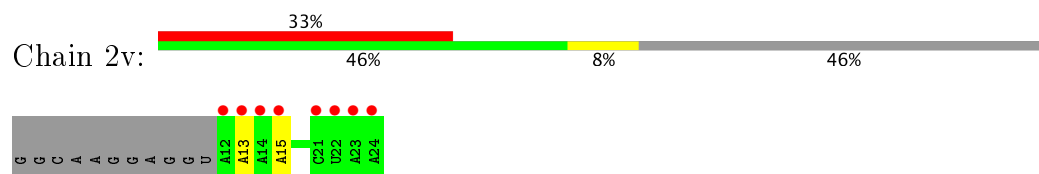
- Molecule 52: 30S ribosomal protein Thx



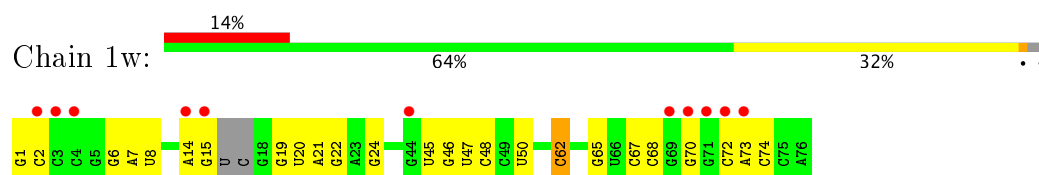
- Molecule 53: mRNA



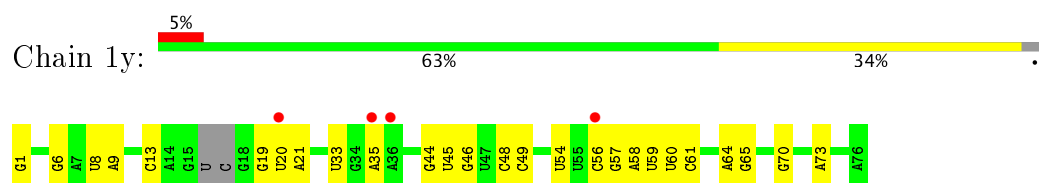
- Molecule 53: mRNA



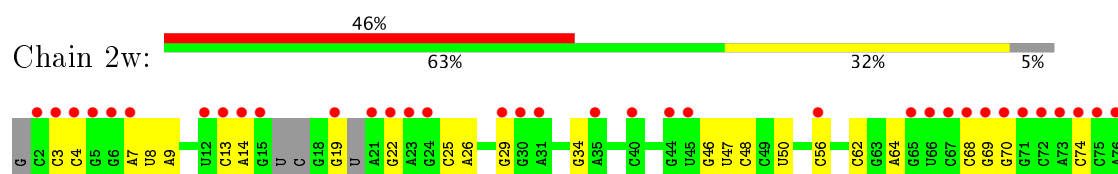
- Molecule 54: A-site and E-site tRNAs



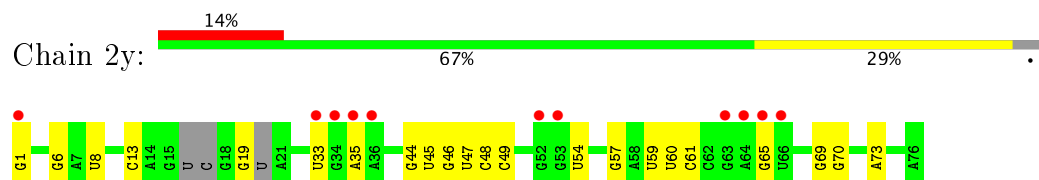
- Molecule 54: A-site and E-site tRNAs



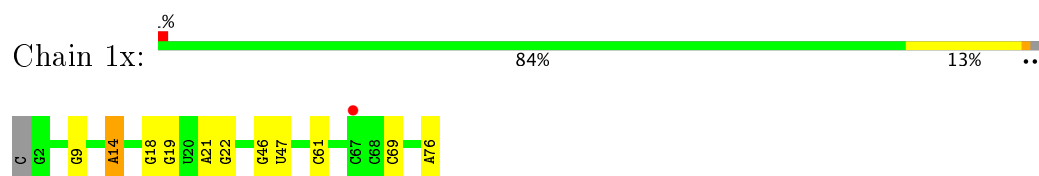
- Molecule 54: A-site and E-site tRNAs



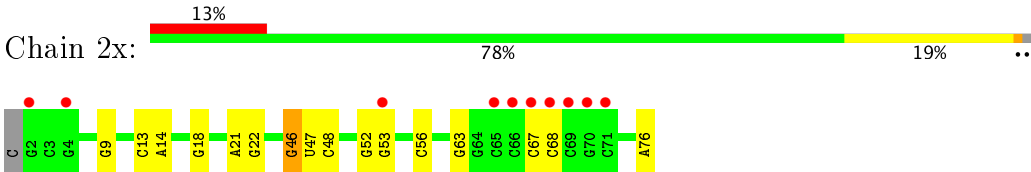
- Molecule 54: A-site and E-site tRNAs



- Molecule 55: P-site tRNA



- Molecule 55: P-site tRNA



## 4 Data and refinement statistics

Property	Value	Source
Space group	P 21 21 21	Depositor
Cell constants a, b, c, $\alpha$ , $\beta$ , $\gamma$	209.62Å 448.78Å 622.53Å 90.00° 90.00° 90.00°	Depositor
Resolution (Å)	255.77 – 2.70 255.77 – 2.70	Depositor EDS
% Data completeness (in resolution range)	98.8 (255.77-2.70) 98.9 (255.77-2.70)	Depositor EDS
$R_{merge}$	0.14	Depositor
$R_{sym}$	(Not available)	Depositor
$\langle I/\sigma(I) \rangle$ <sup>1</sup>	1.21 (at 2.69Å)	Xtriage
Refinement program	PHENIX 1.8.2	Depositor
R, $R_{free}$	0.222 , 0.266 0.230 , 0.272	Depositor DCC
$R_{free}$ test set	78357 reflections (5.28%)	DCC
Wilson B-factor (Å <sup>2</sup> )	52.2	Xtriage
Anisotropy	0.150	Xtriage
Bulk solvent $k_{sol}$ (e/Å <sup>3</sup> ), $B_{sol}$ (Å <sup>2</sup> )	0.28 , 55.4	EDS
L-test for twinning <sup>2</sup>	$\langle  L  \rangle = 0.41$ , $\langle L^2 \rangle = 0.23$	Xtriage
Estimated twinning fraction	No twinning to report.	Xtriage
$F_o, F_c$ correlation	0.89	EDS
Total number of atoms	301023	wwPDB-VP
Average B, all atoms (Å <sup>2</sup> )	59.0	wwPDB-VP

Xtriage's analysis on translational NCS is as follows: *The largest off-origin peak in the Patterson function is 1.50% of the height of the origin peak. No significant pseudotranslation is detected.*

<sup>1</sup>Intensities estimated from amplitudes.

<sup>2</sup>Theoretical values of  $\langle |L| \rangle$ ,  $\langle L^2 \rangle$  for acentric reflections are 0.5, 0.333 respectively for untwinned datasets, and 0.375, 0.2 for perfectly twinned datasets.

## 5 Model quality ⓘ

### 5.1 Standard geometry ⓘ

Bond lengths and bond angles in the following residue types are not validated in this section: 5MU, ZN, MT9, OMG, 2MU, MIA, SF4, 0TD, MG, 2MA, M2G, 2MG, 5MC, UR3, MA6, 4OC, 4SU, 7MG, K, PSU

The Z score for a bond length (or angle) is the number of standard deviations the observed value is removed from the expected value. A bond length (or angle) with  $|Z| > 5$  is considered an outlier worth inspection. RMSZ is the root-mean-square of all Z scores of the bond lengths (or angles).

Mol	Chain	Bond lengths		Bond angles	
		RMSZ	# Z  >5	RMSZ	# Z  >5
1	1A	0.48	0/69009	0.93	57/107712 (0.1%)
1	2A	0.37	0/67293	0.84	30/105034 (0.0%)
2	1B	0.43	1/2882 (0.0%)	0.84	0/4494
2	2B	0.40	1/2879 (0.0%)	0.84	1/4487 (0.0%)
3	1D	0.36	0/2186	0.56	0/2944
3	2D	0.31	0/2186	0.52	0/2944
4	1E	0.33	0/1592	0.58	0/2149
4	2E	0.30	0/1592	0.50	0/2149
5	1F	0.32	0/1619	0.52	0/2193
5	2F	0.29	0/1615	0.48	0/2188
6	1G	0.31	0/1448	0.48	0/1957
6	2G	0.29	0/1453	0.47	0/1963
7	1H	0.31	0/1356	0.50	0/1834
7	2H	0.27	0/1356	0.46	0/1834
8	1I	0.28	0/1112	0.47	0/1514
8	2I	0.27	0/1079	0.47	0/1475
9	1N	0.33	0/1144	0.52	0/1543
9	2N	0.28	0/1144	0.47	0/1543
10	1O	0.33	0/943	0.53	0/1269
10	2O	0.31	0/943	0.50	0/1269
11	1P	0.32	0/1152	0.55	0/1533
11	2P	0.30	0/1152	0.51	0/1533
12	1Q	0.35	0/1143	0.51	0/1527
12	2Q	0.29	0/1143	0.47	0/1527
13	1R	0.32	0/982	0.55	0/1312
13	2R	0.27	0/982	0.48	0/1312
14	1S	0.31	0/883	0.51	0/1176
14	2S	0.29	0/880	0.47	0/1172
15	1T	0.32	0/1105	0.51	0/1477
15	2T	0.28	0/1097	0.47	0/1468
16	1U	0.36	0/977	0.53	0/1301

Mol	Chain	Bond lengths		Bond angles	
		RMSZ	# Z  >5	RMSZ	# Z  >5
16	2U	0.28	0/977	0.43	0/1301
17	1V	0.38	1/782 (0.1%)	0.56	0/1049
17	2V	0.29	0/782	0.52	0/1049
18	1W	0.34	0/897	0.55	0/1205
18	2W	0.30	0/897	0.47	0/1205
19	1X	0.36	0/764	0.55	0/1025
19	2X	0.28	0/764	0.48	0/1025
20	1Y	0.33	0/819	0.53	0/1095
20	2Y	0.31	0/819	0.50	0/1095
21	1Z	0.30	0/1267	0.51	0/1717
21	2Z	0.29	0/1299	0.50	0/1763
22	10	0.33	0/662	0.55	0/881
22	20	0.29	0/662	0.49	0/881
23	11	0.34	0/762	0.51	0/1014
23	21	0.30	0/762	0.51	0/1014
24	12	0.30	0/590	0.43	0/781
24	22	0.27	0/590	0.39	0/781
25	13	0.33	0/474	0.51	0/635
25	23	0.29	0/469	0.45	0/630
26	14	0.34	0/565	0.64	1/761 (0.1%)
26	24	0.31	0/545	0.54	0/737
27	15	0.32	0/469	0.57	1/635 (0.2%)
27	25	0.31	0/469	0.50	0/635
28	16	0.32	0/460	0.53	0/613
28	26	0.26	0/456	0.51	0/608
29	17	0.33	0/426	0.52	0/561
29	27	0.30	0/426	0.50	0/561
30	18	0.33	0/525	0.56	0/691
30	28	0.28	0/525	0.48	0/691
31	19	0.32	0/310	0.54	0/407
31	29	0.29	0/310	0.50	0/407
32	1a	0.35	0/35795	0.85	25/55864 (0.0%)
32	2a	0.34	2/35886 (0.0%)	0.87	28/56005 (0.0%)
33	1b	0.28	0/1881	0.47	0/2542
33	2b	0.28	0/1860	0.45	0/2518
34	1c	0.28	0/1572	0.45	0/2126
34	2c	0.27	0/1566	0.45	0/2119
35	1d	0.28	0/1685	0.47	0/2262
35	2d	0.27	0/1704	0.46	0/2284
36	1e	0.30	0/1145	0.49	0/1543
36	2e	0.29	0/1149	0.49	0/1548
37	1f	0.29	0/823	0.45	0/1115
37	2f	0.29	0/829	0.45	0/1123



Mol	Chain	Bond lengths		Bond angles	
		RMSZ	# Z  >5	RMSZ	# Z  >5
38	1g	0.27	0/1250	0.43	0/1679
38	2g	0.27	0/1254	0.41	0/1683
39	1h	0.28	0/1108	0.47	0/1494
39	2h	0.27	0/1108	0.45	0/1494
40	1i	0.29	0/1002	0.51	0/1346
40	2i	0.29	0/997	0.50	0/1343
41	1j	0.27	0/722	0.46	0/982
41	2j	0.27	0/727	0.47	0/988
42	1k	0.27	0/844	0.47	0/1145
42	2k	0.27	0/848	0.46	0/1149
43	1l	0.29	0/937	0.50	0/1260
43	2l	0.29	0/937	0.51	0/1260
44	1m	0.28	0/969	0.49	0/1302
44	2m	0.28	0/961	0.48	0/1291
45	1n	0.30	0/501	0.46	0/664
45	2n	0.28	0/501	0.45	0/664
46	1o	0.27	0/739	0.45	0/985
46	2o	0.26	0/739	0.44	0/985
47	1p	0.27	0/697	0.50	0/939
47	2p	0.28	0/693	0.49	0/935
48	1q	0.27	0/836	0.46	0/1117
48	2q	0.27	0/836	0.46	0/1117
49	1r	0.28	0/560	0.48	0/746
49	2r	0.26	0/560	0.46	0/746
50	1s	0.27	0/667	0.52	0/900
50	2s	0.27	0/661	0.51	0/893
51	1t	0.27	0/730	0.42	0/965
51	2t	0.25	0/729	0.42	0/965
52	1u	0.26	0/203	0.46	0/266
52	2u	0.29	0/203	0.49	0/266
53	1v	0.34	0/310	0.81	0/480
53	2v	0.42	0/310	0.82	0/480
54	1w	0.50	1/1606 (0.1%)	1.06	2/2497 (0.1%)
54	1y	0.48	1/1606 (0.1%)	1.02	5/2497 (0.2%)
54	2w	0.45	0/1556	1.02	0/2418
54	2y	0.50	1/1583 (0.1%)	1.02	4/2459 (0.2%)
55	1x	0.49	0/1725	1.07	10/2689 (0.4%)
55	2x	0.42	0/1725	1.01	4/2689 (0.1%)
All	All	0.38	8/316686 (0.0%)	0.80	168/474113 (0.0%)

Chiral center outliers are detected by calculating the chiral volume of a chiral center and verifying if the center is modelled as a planar moiety or with the opposite hand. A planarity outlier is detected by checking planarity of atoms in a peptide group, atoms in a mainchain group or atoms of a

sidechain that are expected to be planar.

Mol	Chain	#Chirality outliers	#Planarity outliers
6	1G	0	1
26	14	0	1
26	24	0	2
33	2b	0	1
All	All	0	5

The worst 5 of 8 bond length outliers are listed below:

Mol	Chain	Res	Type	Atoms	Z	Observed(Å)	Ideal(Å)
54	2y	1	G	OP3-P	-10.39	1.48	1.61
54	1y	1	G	OP3-P	-10.26	1.48	1.61
2	2B	1	U	OP3-P	-10.19	1.49	1.61
2	1B	1	U	OP3-P	-10.15	1.49	1.61
54	1w	1	G	OP3-P	-9.98	1.49	1.61

The worst 5 of 168 bond angle outliers are listed below:

Mol	Chain	Res	Type	Atoms	Z	Observed(°)	Ideal(°)
32	2a	1272	G	C5-C6-O6	20.98	141.19	128.60
32	2a	1272	G	N3-C2-N2	20.30	134.11	119.90
32	2a	1263	C	N1-C2-O2	20.06	130.93	118.90
32	2a	1272	G	N1-C2-N2	-17.02	100.88	116.20
32	2a	1272	G	N1-C6-O6	-13.01	112.09	119.90

There are no chirality outliers.

All (5) planarity outliers are listed below:

Mol	Chain	Res	Type	Group
26	14	63	TYR	Peptide
6	1G	126	ASP	Peptide
26	24	56	VAL	Peptide
26	24	63	TYR	Peptide
33	2b	9	GLU	Peptide

## 5.2 Too-close contacts

In the following table, the Non-H and H(model) columns list the number of non-hydrogen atoms and hydrogen atoms in the chain respectively. The H(added) column lists the number of hydrogen atoms added and optimized by MolProbity. The Clashes column lists the number of clashes within the asymmetric unit, whereas Symm-Clashes lists symmetry related clashes.

Mol	Chain	Non-H	H(model)	H(added)	Clashes	Symm-Clashes
1	1A	61852	0	31193	617	0
1	2A	60322	0	30421	732	0
2	1B	2577	0	1305	30	0
2	2B	2575	0	1303	35	0
3	1D	2136	0	2218	48	0
3	2D	2136	0	2218	47	0
4	1E	1559	0	1618	34	0
4	2E	1559	0	1618	28	0
5	1F	1584	0	1625	33	0
5	2F	1580	0	1619	35	0
6	1G	1423	0	1436	39	0
6	2G	1428	0	1438	40	0
7	1H	1330	0	1407	30	0
7	2H	1330	0	1407	21	0
8	1I	1097	0	1140	22	0
8	2I	1064	0	1082	15	0
9	1N	1117	0	1184	20	0
9	2N	1117	0	1184	20	0
10	1O	933	0	996	9	0
10	2O	933	0	996	18	0
11	1P	1135	0	1212	29	0
11	2P	1135	0	1212	25	0
12	1Q	1122	0	1179	17	0
12	2Q	1122	0	1179	22	0
13	1R	968	0	1033	20	0
13	2R	968	0	1033	18	0
14	1S	873	0	927	13	0
14	2S	870	0	923	15	0
15	1T	1091	0	1151	20	0
15	2T	1083	0	1136	24	0
16	1U	959	0	1019	14	0
16	2U	959	0	1019	22	0
17	1V	771	0	830	13	0
17	2V	771	0	830	11	0
18	1W	886	0	940	13	0
18	2W	886	0	940	15	0
19	1X	750	0	814	9	0
19	2X	750	0	814	14	0
20	1Y	806	0	881	18	0
20	2Y	806	0	881	18	0
21	1Z	1240	0	1240	25	0
21	2Z	1271	0	1273	23	0
22	10	653	0	674	15	0

*Continued on next page...*

*Continued from previous page...*

Mol	Chain	Non-H	H(model)	H(added)	Clashes	Symm-Clashes
22	20	653	0	674	13	0
23	11	755	0	826	11	0
23	21	755	0	826	17	0
24	12	588	0	643	3	0
24	22	588	0	643	8	0
25	13	469	0	518	5	0
25	23	464	0	514	7	0
26	14	552	0	533	14	0
26	24	532	0	503	13	0
27	15	455	0	465	5	0
27	25	455	0	465	5	0
28	16	453	0	473	9	0
28	26	449	0	469	9	0
29	17	418	0	467	5	0
29	27	418	0	467	4	0
30	18	517	0	582	22	0
30	28	517	0	582	16	0
31	19	307	0	335	0	0
31	29	307	0	335	6	0
32	1a	32246	0	16295	0	0
32	2a	32327	0	16339	0	0
33	1b	1846	0	1867	0	0
33	2b	1825	0	1828	0	0
34	1c	1548	0	1535	0	0
34	2c	1542	0	1517	0	0
35	1d	1655	0	1672	0	0
35	2d	1674	0	1714	0	0
36	1e	1129	0	1185	0	0
36	2e	1133	0	1191	0	0
37	1f	810	0	804	0	0
37	2f	816	0	808	0	0
38	1g	1231	0	1238	0	0
38	2g	1235	0	1249	0	0
39	1h	1088	0	1126	0	0
39	2h	1088	0	1126	0	0
40	1i	983	0	986	0	0
40	2i	978	0	966	0	0
41	1j	709	0	650	0	0
41	2j	714	0	672	0	0
42	1k	829	0	825	0	0
42	2k	833	0	836	0	0
43	1l	932	0	981	0	0

*Continued on next page...*

*Continued from previous page...*

Mol	Chain	Non-H	H(model)	H(added)	Clashes	Symm-Clashes
43	2l	932	0	981	0	0
44	1m	958	0	1002	0	0
44	2m	950	0	988	0	0
45	1n	492	0	529	0	0
45	2n	492	0	529	0	0
46	1o	728	0	760	0	0
46	2o	728	0	760	0	0
47	1p	681	0	697	0	0
47	2p	677	0	686	0	0
48	1q	823	0	891	0	0
48	2q	823	0	891	0	0
49	1r	555	0	618	0	0
49	2r	555	0	618	0	0
50	1s	652	0	662	0	0
50	2s	646	0	644	0	0
51	1t	728	0	798	0	0
51	2t	727	0	796	0	0
52	1u	199	0	208	0	0
52	2u	199	0	208	0	0
53	1v	277	0	140	0	0
53	2v	277	0	140	0	0
54	1w	1592	0	819	0	0
54	1y	1585	0	804	0	0
54	2w	1544	0	788	0	0
54	2y	1565	0	795	0	0
55	1x	1625	0	828	0	0
55	2x	1625	0	828	0	0
56	10	9	0	0	0	0
56	11	4	0	0	0	0
56	12	2	0	0	0	0
56	13	3	0	0	0	0
56	15	2	0	0	0	0
56	16	3	0	0	0	0
56	17	3	0	0	0	0
56	18	3	0	0	0	0
56	19	1	0	0	0	0
56	1A	1146	0	0	0	0
56	1B	36	0	0	0	0
56	1D	12	0	0	0	0
56	1E	12	0	0	0	0
56	1F	8	0	0	0	0
56	1G	5	0	0	0	0

*Continued on next page...*

*Continued from previous page...*

Mol	Chain	Non-H	H(model)	H(added)	Clashes	Symm-Clashes
56	1H	1	0	0	0	0
56	1I	1	0	0	0	0
56	1N	6	0	0	0	0
56	1O	8	0	0	0	0
56	1P	4	0	0	0	0
56	1Q	5	0	0	0	0
56	1R	2	0	0	0	0
56	1S	3	0	0	0	0
56	1T	1	0	0	0	0
56	1U	6	0	0	0	0
56	1V	3	0	0	0	0
56	1W	7	0	0	0	0
56	1X	5	0	0	0	0
56	1Y	3	0	0	0	0
56	1Z	4	0	0	0	0
56	1a	229	0	0	0	0
56	1b	2	0	0	0	0
56	1d	1	0	0	0	0
56	1e	2	0	0	0	0
56	1f	2	0	0	0	0
56	1h	1	0	0	0	0
56	1l	3	0	0	0	0
56	1m	1	0	0	0	0
56	1n	1	0	0	0	0
56	1o	1	0	0	0	0
56	1q	1	0	0	0	0
56	1r	1	0	0	0	0
56	1s	1	0	0	0	0
56	1t	1	0	0	0	0
56	1v	1	0	0	0	0
56	1w	11	0	0	0	0
56	1x	16	0	0	0	0
56	1y	4	0	0	0	0
56	20	3	0	0	0	0
56	23	3	0	0	0	0
56	25	4	0	0	0	0
56	26	1	0	0	0	0
56	27	1	0	0	0	0
56	28	1	0	0	0	0
56	2A	903	0	0	0	0
56	2B	21	0	0	0	0
56	2D	4	0	0	0	0

*Continued on next page...*

*Continued from previous page...*

Mol	Chain	Non-H	H(model)	H(added)	Clashes	Symm-Clashes
56	2E	8	0	0	0	0
56	2F	4	0	0	0	0
56	2G	1	0	0	0	0
56	2N	1	0	0	0	0
56	2O	1	0	0	0	0
56	2Q	4	0	0	0	0
56	2R	2	0	0	0	0
56	2T	2	0	0	0	0
56	2U	5	0	0	0	0
56	2V	2	0	0	0	0
56	2W	3	0	0	0	0
56	2X	2	0	0	0	0
56	2Y	1	0	0	0	0
56	2Z	1	0	0	0	0
56	2a	244	0	0	0	0
56	2d	1	0	0	0	0
56	2e	1	0	0	0	0
56	2f	2	0	0	0	0
56	2g	1	0	0	0	0
56	2j	2	0	0	0	0
56	2l	3	0	0	0	0
56	2q	3	0	0	0	0
56	2r	1	0	0	0	0
56	2t	1	0	0	0	0
56	2v	3	0	0	0	0
56	2w	9	0	0	0	0
56	2x	6	0	0	0	0
56	2y	7	0	0	0	0
57	1A	33	0	43	1	0
57	2A	33	0	43	1	0
58	1A	1	0	0	0	0
58	2A	1	0	0	0	0
59	14	1	0	0	0	0
59	15	1	0	0	0	0
59	16	1	0	0	0	0
59	19	1	0	0	0	0
59	1Y	1	0	0	0	0
59	1n	1	0	0	0	0
59	24	1	0	0	0	0
59	25	1	0	0	0	0
59	26	1	0	0	0	0
59	29	1	0	0	0	0

*Continued on next page...*

*Continued from previous page...*

Mol	Chain	Non-H	H(model)	H(added)	Clashes	Symm-Clashes
59	2Y	1	0	0	0	0
59	2n	1	0	0	0	0
60	1d	8	0	0	0	0
60	2d	8	0	0	0	0
61	10	11	0	0	1	0
61	11	12	0	0	0	0
61	12	3	0	0	0	0
61	13	5	0	0	1	0
61	14	1	0	0	0	0
61	15	4	0	0	0	0
61	16	2	0	0	0	0
61	17	9	0	0	0	0
61	18	13	0	0	2	0
61	1A	2243	0	0	54	0
61	1B	69	0	0	1	0
61	1D	26	0	0	2	0
61	1E	28	0	0	6	0
61	1F	19	0	0	1	0
61	1G	6	0	0	3	0
61	1H	2	0	0	0	0
61	1I	2	0	0	0	0
61	1N	6	0	0	2	0
61	1O	7	0	0	0	0
61	1P	20	0	0	2	0
61	1Q	15	0	0	0	0
61	1R	12	0	0	0	0
61	1S	5	0	0	0	0
61	1T	10	0	0	1	0
61	1U	16	0	0	0	0
61	1V	10	0	0	1	0
61	1W	6	0	0	0	0
61	1X	6	0	0	1	0
61	1Y	4	0	0	0	0
61	1Z	1	0	0	0	0
61	1a	460	0	0	0	0
61	1b	1	0	0	0	0
61	1d	1	0	0	0	0
61	1f	1	0	0	0	0
61	1g	1	0	0	0	0
61	1l	9	0	0	0	0
61	1m	1	0	0	0	0
61	1o	1	0	0	0	0

*Continued on next page...*



*Continued from previous page...*

Mol	Chain	Non-H	H(model)	H(added)	Clashes	Symm-Clashes
6l	1p	1	0	0	0	0
6l	1q	4	0	0	0	0
6l	1u	1	0	0	0	0
6l	1v	5	0	0	0	0
6l	1w	22	0	0	0	0
6l	1x	16	0	0	0	0
6l	1y	2	0	0	0	0
6l	20	4	0	0	0	0
6l	21	14	0	0	0	0
6l	22	2	0	0	0	0
6l	23	1	0	0	0	0
6l	25	5	0	0	1	0
6l	27	3	0	0	0	0
6l	28	4	0	0	0	0
6l	29	1	0	0	0	0
6l	2A	1395	0	0	72	0
6l	2B	28	0	0	0	0
6l	2D	25	0	0	0	0
6l	2E	15	0	0	1	0
6l	2F	14	0	0	0	0
6l	2I	4	0	0	0	0
6l	2N	1	0	0	0	0
6l	2O	1	0	0	0	0
6l	2P	14	0	0	2	0
6l	2Q	2	0	0	1	0
6l	2R	3	0	0	0	0
6l	2T	6	0	0	0	0
6l	2U	4	0	0	0	0
6l	2V	1	0	0	0	0
6l	2W	3	0	0	0	0
6l	2X	4	0	0	1	0
6l	2Y	1	0	0	0	0
6l	2Z	2	0	0	0	0
6l	2a	381	0	0	0	0
6l	2e	2	0	0	0	0
6l	2g	1	0	0	0	0
6l	2i	1	0	0	0	0
6l	2j	4	0	0	0	0
6l	2l	6	0	0	0	0
6l	2o	3	0	0	0	0
6l	2p	3	0	0	0	0
6l	2q	1	0	0	0	0

*Continued on next page...*

*Continued from previous page...*

Mol	Chain	Non-H	H(model)	H(added)	Clashes	Symm-Clashes
6l	2r	1	0	0	0	0
6l	2t	2	0	0	0	0
6l	2u	1	0	0	0	0
6l	2v	1	0	0	0	0
6l	2w	3	0	0	0	0
6l	2x	8	0	0	0	0
6l	2y	19	0	0	0	0
All	All	301023	0	196772	2146	0

The all-atom clashscore is defined as the number of clashes found per 1000 atoms (including hydrogen atoms). The all-atom clashscore for this structure is 8.

The worst 5 of 2146 close contacts within the same asymmetric unit are listed below, sorted by their clash magnitude.

Atom-1	Atom-2	Interatomic distance (Å)	Clash overlap (Å)
1:1A:1128:U:H3	1:1A:1132:A:N6	1.27	1.29
1:2A:2138:C:N4	1:2A:2153:G:H1	1.48	1.09
1:2A:1002:G:H1	1:2A:1038:C:N4	42.43	1.05
1:1A:1128:U:O4	1:1A:1132:A:N1	1.88	1.04
1:1A:2158:C:N4	1:1A:2177:G:H1	1.57	1.01

There are no symmetry-related clashes.

## 5.3 Torsion angles [i](#)

### 5.3.1 Protein backbone [i](#)

In the following table, the Percentiles column shows the percent Ramachandran outliers of the chain as a percentile score with respect to all X-ray entries followed by that with respect to entries of similar resolution.

The Analysed column shows the number of residues for which the backbone conformation was analysed, and the total number of residues.

Mol	Chain	Analysed	Favoured	Allowed	Outliers	Percentiles	
3	1D	273/276 (99%)	259 (95%)	13 (5%)	1 (0%)	38	66
3	2D	273/276 (99%)	258 (94%)	14 (5%)	1 (0%)	38	66
4	1E	202/206 (98%)	192 (95%)	9 (4%)	1 (0%)	32	60
4	2E	202/206 (98%)	193 (96%)	8 (4%)	1 (0%)	32	60

*Continued on next page...*

*Continued from previous page...*

Mol	Chain	Analysed	Favoured	Allowed	Outliers	Percentiles	
5	1F	201/210 (96%)	192 (96%)	8 (4%)	1 (0%)	32	60
5	2F	201/210 (96%)	193 (96%)	6 (3%)	2 (1%)	18	43
6	1G	179/182 (98%)	170 (95%)	8 (4%)	1 (1%)	28	56
6	2G	179/182 (98%)	164 (92%)	13 (7%)	2 (1%)	17	40
7	1H	172/180 (96%)	159 (92%)	10 (6%)	3 (2%)	11	27
7	2H	172/180 (96%)	162 (94%)	7 (4%)	3 (2%)	11	27
8	1I	144/148 (97%)	131 (91%)	12 (8%)	1 (1%)	25	53
8	2I	144/148 (97%)	133 (92%)	9 (6%)	2 (1%)	13	33
9	1N	138/140 (99%)	134 (97%)	4 (3%)	0	100	100
9	2N	138/140 (99%)	133 (96%)	5 (4%)	0	100	100
10	1O	120/122 (98%)	112 (93%)	8 (7%)	0	100	100
10	2O	120/122 (98%)	109 (91%)	11 (9%)	0	100	100
11	1P	147/150 (98%)	138 (94%)	9 (6%)	0	100	100
11	2P	147/150 (98%)	140 (95%)	7 (5%)	0	100	100
12	1Q	139/141 (99%)	130 (94%)	9 (6%)	0	100	100
12	2Q	139/141 (99%)	130 (94%)	9 (6%)	0	100	100
13	1R	116/118 (98%)	113 (97%)	3 (3%)	0	100	100
13	2R	116/118 (98%)	111 (96%)	5 (4%)	0	100	100
14	1S	108/112 (96%)	104 (96%)	4 (4%)	0	100	100
14	2S	108/112 (96%)	99 (92%)	9 (8%)	0	100	100
15	1T	129/146 (88%)	124 (96%)	2 (2%)	3 (2%)	7	19
15	2T	129/146 (88%)	122 (95%)	7 (5%)	0	100	100
16	1U	114/118 (97%)	113 (99%)	1 (1%)	0	100	100
16	2U	114/118 (97%)	113 (99%)	1 (1%)	0	100	100
17	1V	99/101 (98%)	94 (95%)	4 (4%)	1 (1%)	18	43
17	2V	99/101 (98%)	96 (97%)	2 (2%)	1 (1%)	18	43
18	1W	110/113 (97%)	109 (99%)	1 (1%)	0	100	100
18	2W	110/113 (97%)	108 (98%)	2 (2%)	0	100	100
19	1X	93/96 (97%)	90 (97%)	3 (3%)	0	100	100
19	2X	93/96 (97%)	89 (96%)	4 (4%)	0	100	100
20	1Y	105/110 (96%)	98 (93%)	6 (6%)	1 (1%)	18	43

*Continued on next page...*

*Continued from previous page...*

Mol	Chain	Analysed	Favoured	Allowed	Outliers	Percentiles	
20	2Y	105/110 (96%)	101 (96%)	4 (4%)	0	100	100
21	1Z	148/206 (72%)	136 (92%)	10 (7%)	2 (1%)	13	33
21	2Z	156/206 (76%)	136 (87%)	17 (11%)	3 (2%)	9	23
22	10	81/85 (95%)	79 (98%)	2 (2%)	0	100	100
22	20	81/85 (95%)	79 (98%)	2 (2%)	0	100	100
23	11	95/98 (97%)	92 (97%)	3 (3%)	0	100	100
23	21	95/98 (97%)	93 (98%)	1 (1%)	1 (1%)	17	40
24	12	68/72 (94%)	68 (100%)	0	0	100	100
24	22	68/72 (94%)	68 (100%)	0	0	100	100
25	13	57/60 (95%)	56 (98%)	1 (2%)	0	100	100
25	23	57/60 (95%)	55 (96%)	2 (4%)	0	100	100
26	14	67/71 (94%)	55 (82%)	10 (15%)	2 (3%)	5	12
26	24	67/71 (94%)	53 (79%)	12 (18%)	2 (3%)	5	12
27	15	57/60 (95%)	56 (98%)	1 (2%)	0	100	100
27	25	57/60 (95%)	55 (96%)	2 (4%)	0	100	100
28	16	51/54 (94%)	50 (98%)	1 (2%)	0	100	100
28	26	51/54 (94%)	48 (94%)	3 (6%)	0	100	100
29	17	46/49 (94%)	45 (98%)	1 (2%)	0	100	100
29	27	46/49 (94%)	46 (100%)	0	0	100	100
30	18	62/65 (95%)	62 (100%)	0	0	100	100
30	28	62/65 (95%)	60 (97%)	2 (3%)	0	100	100
31	19	35/37 (95%)	34 (97%)	1 (3%)	0	100	100
31	29	35/37 (95%)	35 (100%)	0	0	100	100
33	1b	229/256 (90%)	202 (88%)	19 (8%)	8 (4%)	4	9
33	2b	229/256 (90%)	205 (90%)	19 (8%)	5 (2%)	8	20
34	1c	204/239 (85%)	190 (93%)	13 (6%)	1 (0%)	32	60
34	2c	204/239 (85%)	190 (93%)	12 (6%)	2 (1%)	18	43
35	1d	206/209 (99%)	191 (93%)	13 (6%)	2 (1%)	18	43
35	2d	206/209 (99%)	192 (93%)	11 (5%)	3 (2%)	12	30
36	1e	146/162 (90%)	136 (93%)	8 (6%)	2 (1%)	13	33
36	2e	146/162 (90%)	135 (92%)	10 (7%)	1 (1%)	25	53

*Continued on next page...*

*Continued from previous page...*

Mol	Chain	Analysed	Favoured	Allowed	Outliers	Percentiles	
37	1f	98/101 (97%)	95 (97%)	2 (2%)	1 (1%)	18	43
37	2f	98/101 (97%)	98 (100%)	0	0	100	100
38	1g	153/156 (98%)	143 (94%)	8 (5%)	2 (1%)	14	35
38	2g	153/156 (98%)	142 (93%)	8 (5%)	3 (2%)	9	22
39	1h	135/138 (98%)	133 (98%)	2 (2%)	0	100	100
39	2h	135/138 (98%)	130 (96%)	5 (4%)	0	100	100
40	1i	125/128 (98%)	112 (90%)	11 (9%)	2 (2%)	11	28
40	2i	125/128 (98%)	116 (93%)	8 (6%)	1 (1%)	22	49
41	1j	95/105 (90%)	85 (90%)	7 (7%)	3 (3%)	5	11
41	2j	94/105 (90%)	82 (87%)	9 (10%)	3 (3%)	5	11
42	1k	112/129 (87%)	106 (95%)	5 (4%)	1 (1%)	20	46
42	2k	112/129 (87%)	103 (92%)	7 (6%)	2 (2%)	10	25
43	1l	119/132 (90%)	112 (94%)	7 (6%)	0	100	100
43	2l	119/132 (90%)	109 (92%)	10 (8%)	0	100	100
44	1m	121/126 (96%)	113 (93%)	8 (7%)	0	100	100
44	2m	120/126 (95%)	111 (92%)	9 (8%)	0	100	100
45	1n	58/61 (95%)	52 (90%)	6 (10%)	0	100	100
45	2n	58/61 (95%)	52 (90%)	6 (10%)	0	100	100
46	1o	86/89 (97%)	84 (98%)	2 (2%)	0	100	100
46	2o	86/89 (97%)	83 (96%)	3 (4%)	0	100	100
47	1p	80/88 (91%)	75 (94%)	5 (6%)	0	100	100
47	2p	80/88 (91%)	72 (90%)	8 (10%)	0	100	100
48	1q	97/105 (92%)	93 (96%)	4 (4%)	0	100	100
48	2q	97/105 (92%)	90 (93%)	7 (7%)	0	100	100
49	1r	66/88 (75%)	64 (97%)	2 (3%)	0	100	100
49	2r	66/88 (75%)	63 (96%)	3 (4%)	0	100	100
50	1s	81/93 (87%)	73 (90%)	6 (7%)	2 (2%)	6	17
50	2s	81/93 (87%)	71 (88%)	9 (11%)	1 (1%)	15	37
51	1t	94/106 (89%)	86 (92%)	4 (4%)	4 (4%)	3	6
51	2t	94/106 (89%)	86 (92%)	4 (4%)	4 (4%)	3	6
52	1u	21/27 (78%)	21 (100%)	0	0	100	100

*Continued on next page...*

*Continued from previous page...*

Mol	Chain	Analysed	Favoured	Allowed	Outliers	Percentiles	
52	2u	21/27 (78%)	21 (100%)	0	0	100	100
All	All	11370/12128 (94%)	10694 (94%)	588 (5%)	88 (1%)	22	49

5 of 88 Ramachandran outliers are listed below:

Mol	Chain	Res	Type
6	1G	47	LYS
7	1H	126	PRO
26	14	55	ARG
33	1b	10	LEU
41	1j	75	ILE

### 5.3.2 Protein sidechains ⓘ

In the following table, the Percentiles column shows the percent sidechain outliers of the chain as a percentile score with respect to all X-ray entries followed by that with respect to entries of similar resolution.

The Analysed column shows the number of residues for which the sidechain conformation was analysed, and the total number of residues.

Mol	Chain	Analysed	Rotameric	Outliers	Percentiles	
3	1D	215/218 (99%)	205 (95%)	10 (5%)	30	60
3	2D	215/218 (99%)	207 (96%)	8 (4%)	39	70
4	1E	164/166 (99%)	152 (93%)	12 (7%)	16	38
4	2E	164/166 (99%)	158 (96%)	6 (4%)	39	70
5	1F	160/166 (96%)	152 (95%)	8 (5%)	28	57
5	2F	159/166 (96%)	153 (96%)	6 (4%)	38	68
6	1G	143/156 (92%)	138 (96%)	5 (4%)	41	72
6	2G	143/156 (92%)	141 (99%)	2 (1%)	71	90
7	1H	144/148 (97%)	139 (96%)	5 (4%)	41	72
7	2H	144/148 (97%)	144 (100%)	0	100	100
8	1I	113/124 (91%)	110 (97%)	3 (3%)	50	80
8	2I	105/124 (85%)	102 (97%)	3 (3%)	48	77
9	1N	118/119 (99%)	111 (94%)	7 (6%)	23	49
9	2N	118/119 (99%)	115 (98%)	3 (2%)	53	82
10	1O	100/100 (100%)	98 (98%)	2 (2%)	60	86

*Continued on next page...*

*Continued from previous page...*

Mol	Chain	Analysed	Rotameric	Outliers	Percentiles	
10	2O	100/100 (100%)	97 (97%)	3 (3%)	46	76
11	1P	115/116 (99%)	111 (96%)	4 (4%)	41	72
11	2P	115/116 (99%)	113 (98%)	2 (2%)	66	88
12	1Q	111/111 (100%)	109 (98%)	2 (2%)	64	87
12	2Q	111/111 (100%)	110 (99%)	1 (1%)	82	94
13	1R	101/101 (100%)	90 (89%)	11 (11%)	7	17
13	2R	101/101 (100%)	95 (94%)	6 (6%)	23	49
14	1S	86/88 (98%)	80 (93%)	6 (7%)	18	40
14	2S	85/88 (97%)	83 (98%)	2 (2%)	54	83
15	1T	115/127 (91%)	113 (98%)	2 (2%)	66	88
15	2T	113/127 (89%)	111 (98%)	2 (2%)	64	87
16	1U	93/94 (99%)	89 (96%)	4 (4%)	33	64
16	2U	93/94 (99%)	93 (100%)	0	100	100
17	1V	80/82 (98%)	75 (94%)	5 (6%)	21	46
17	2V	80/82 (98%)	77 (96%)	3 (4%)	38	68
18	1W	90/92 (98%)	87 (97%)	3 (3%)	43	73
18	2W	90/92 (98%)	89 (99%)	1 (1%)	78	93
19	1X	77/78 (99%)	76 (99%)	1 (1%)	73	91
19	2X	77/78 (99%)	77 (100%)	0	100	100
20	1Y	85/91 (93%)	83 (98%)	2 (2%)	54	83
20	2Y	85/91 (93%)	84 (99%)	1 (1%)	75	92
21	1Z	135/179 (75%)	134 (99%)	1 (1%)	87	96
21	2Z	137/179 (76%)	136 (99%)	1 (1%)	87	96
22	10	65/67 (97%)	64 (98%)	1 (2%)	70	90
22	20	65/67 (97%)	65 (100%)	0	100	100
23	11	80/83 (96%)	78 (98%)	2 (2%)	53	82
23	21	80/83 (96%)	78 (98%)	2 (2%)	53	82
24	12	65/67 (97%)	64 (98%)	1 (2%)	70	90
24	22	65/67 (97%)	64 (98%)	1 (2%)	70	90
25	13	51/52 (98%)	48 (94%)	3 (6%)	23	49
25	23	50/52 (96%)	49 (98%)	1 (2%)	60	86

*Continued on next page...*

*Continued from previous page...*

Mol	Chain	Analysed	Rotameric	Outliers	Percentiles	
26	14	59/63 (94%)	55 (93%)	4 (7%)	18	41
26	24	53/63 (84%)	50 (94%)	3 (6%)	24	51
27	15	50/52 (96%)	45 (90%)	5 (10%)	9	21
27	25	50/52 (96%)	49 (98%)	1 (2%)	60	86
28	16	51/52 (98%)	48 (94%)	3 (6%)	23	49
28	26	50/52 (96%)	49 (98%)	1 (2%)	60	86
29	17	41/42 (98%)	39 (95%)	2 (5%)	29	58
29	27	41/42 (98%)	41 (100%)	0	100	100
30	18	54/55 (98%)	51 (94%)	3 (6%)	25	51
30	28	54/55 (98%)	52 (96%)	2 (4%)	39	70
31	19	34/34 (100%)	33 (97%)	1 (3%)	48	77
31	29	34/34 (100%)	33 (97%)	1 (3%)	48	77
33	1b	192/220 (87%)	192 (100%)	0	100	100
33	2b	187/220 (85%)	179 (96%)	8 (4%)	33	64
34	1c	142/188 (76%)	141 (99%)	1 (1%)	87	96
34	2c	140/188 (74%)	140 (100%)	0	100	100
35	1d	169/181 (93%)	166 (98%)	3 (2%)	64	87
35	2d	173/181 (96%)	171 (99%)	2 (1%)	75	92
36	1e	113/123 (92%)	112 (99%)	1 (1%)	82	94
36	2e	114/123 (93%)	112 (98%)	2 (2%)	64	87
37	1f	84/90 (93%)	84 (100%)	0	100	100
37	2f	85/90 (94%)	85 (100%)	0	100	100
38	1g	119/127 (94%)	118 (99%)	1 (1%)	85	95
38	2g	120/127 (94%)	119 (99%)	1 (1%)	85	95
39	1h	114/119 (96%)	112 (98%)	2 (2%)	64	87
39	2h	114/119 (96%)	111 (97%)	3 (3%)	51	81
40	1i	90/99 (91%)	89 (99%)	1 (1%)	78	93
40	2i	89/99 (90%)	87 (98%)	2 (2%)	57	84
41	1j	66/92 (72%)	66 (100%)	0	100	100
41	2j	69/92 (75%)	69 (100%)	0	100	100
42	1k	82/99 (83%)	80 (98%)	2 (2%)	54	83

*Continued on next page...*



*Continued from previous page...*

Mol	Chain	Analysed	Rotameric	Outliers	Percentiles	
42	2k	83/99 (84%)	82 (99%)	1 (1%)	75	92
43	1l	96/108 (89%)	93 (97%)	3 (3%)	45	75
43	2l	96/108 (89%)	96 (100%)	0	100	100
44	1m	93/101 (92%)	91 (98%)	2 (2%)	57	84
44	2m	92/101 (91%)	91 (99%)	1 (1%)	78	93
45	1n	49/50 (98%)	45 (92%)	4 (8%)	13	30
45	2n	49/50 (98%)	48 (98%)	1 (2%)	60	86
46	1o	78/80 (98%)	78 (100%)	0	100	100
46	2o	78/80 (98%)	78 (100%)	0	100	100
47	1p	69/74 (93%)	66 (96%)	3 (4%)	33	64
47	2p	68/74 (92%)	66 (97%)	2 (3%)	48	77
48	1q	94/97 (97%)	94 (100%)	0	100	100
48	2q	94/97 (97%)	94 (100%)	0	100	100
49	1r	59/77 (77%)	59 (100%)	0	100	100
49	2r	59/77 (77%)	59 (100%)	0	100	100
50	1s	69/80 (86%)	67 (97%)	2 (3%)	48	77
50	2s	67/80 (84%)	65 (97%)	2 (3%)	46	76
51	1t	70/82 (85%)	70 (100%)	0	100	100
51	2t	70/82 (85%)	70 (100%)	0	100	100
52	1u	18/22 (82%)	18 (100%)	0	100	100
52	2u	18/22 (82%)	18 (100%)	0	100	100
All	All	9303/10064 (92%)	9073 (98%)	230 (2%)	53	82

5 of 230 residues with a non-rotameric sidechain are listed below:

Mol	Chain	Res	Type
27	15	6	VAL
42	1k	114	VAL
33	2b	189	ASP
27	15	40	LYS
30	18	32	LEU

Some sidechains can be flipped to improve hydrogen bonding and reduce clashes. 5 of 72 such sidechains are listed below:

Mol	Chain	Res	Type
50	1s	69	HIS
19	2X	31	HIS
47	2p	16	HIS
50	1s	83	HIS
4	2E	48	GLN

### 5.3.3 RNA ⓘ

Mol	Chain	Analysed	Backbone Outliers	Pucker Outliers
1	1A	2861/2915 (98%)	412 (14%)	34 (1%)
1	2A	2788/2915 (95%)	455 (16%)	22 (0%)
2	1B	120/121 (99%)	11 (9%)	1 (0%)
2	2B	118/121 (97%)	27 (22%)	0
32	1a	1494/1521 (98%)	232 (15%)	0
32	2a	1498/1521 (98%)	263 (17%)	0
53	1v	12/24 (50%)	2 (16%)	0
53	2v	12/24 (50%)	2 (16%)	0
54	1w	71/76 (93%)	23 (32%)	0
54	1y	71/76 (93%)	21 (29%)	0
54	2w	68/76 (89%)	24 (35%)	0
54	2y	69/76 (90%)	19 (27%)	0
55	1x	75/77 (97%)	9 (12%)	0
55	2x	75/77 (97%)	15 (20%)	0
All	All	9332/9620 (97%)	1515 (16%)	57 (0%)

5 of 1515 RNA backbone outliers are listed below:

Mol	Chain	Res	Type
1	1A	12	U
1	1A	13	A
1	1A	27	G
1	1A	34	C
1	1A	35	G

5 of 57 RNA pucker outliers are listed below:

Mol	Chain	Res	Type
1	1A	2156	A
1	1A	2641	A
1	2A	1913	A
1	1A	2192	A
1	1A	2205	C

## 5.4 Non-standard residues in protein, DNA, RNA chains ⓘ

84 non-standard protein/DNA/RNA residues are modelled in this entry.

In the following table, the Counts columns list the number of bonds (or angles) for which Mogul statistics could be retrieved, the number of bonds (or angles) that are observed in the model and the number of bonds (or angles) that are defined in the Chemical Component Dictionary. The Link column lists molecule types, if any, to which the group is linked. The Z score for a bond length (or angle) is the number of standard deviations the observed value is removed from the expected value. A bond length (or angle) with  $|Z| > 2$  is considered an outlier worth inspection. RMSZ is the root-mean-square of all Z scores of the bond lengths (or angles).

Mol	Type	Chain	Res	Link	Bond lengths			Bond angles		
					Counts	RMSZ	# Z  > 2	Counts	RMSZ	# Z  > 2
1	PSU	1A	1933	1	16,21,22	1.33	1 (6%)	20,30,33	3.37	6 (30%)
1	5MU	1A	1937	1	14,22,23	0.73	0	16,32,35	2.26	2 (12%)
1	PSU	1A	1939	1	16,21,22	1.30	1 (6%)	20,30,33	3.62	6 (30%)
1	4OC	1A	1942	1	15,22,24	0.76	0	19,31,35	0.96	1 (5%)
1	5MU	1A	1961	1,56	14,22,23	0.80	1 (7%)	16,32,35	2.08	3 (18%)
1	5MC	1A	1964	1	15,22,23	1.27	1 (6%)	17,32,35	1.14	1 (5%)
1	5MC	1A	1984	1	15,22,23	1.37	1 (6%)	17,32,35	1.02	2 (11%)
1	OMG	1A	2263	1,55,56	18,26,27	1.35	3 (16%)	22,38,41	2.05	6 (27%)
1	2MA	1A	2515	1,56	18,25,26	1.48	3 (16%)	17,37,40	1.72	2 (11%)
1	2MU	1A	2564	1,56	14,22,24	0.89	1 (7%)	18,31,36	2.02	2 (11%)
1	PSU	1A	2617	1,56	16,21,22	1.50	2 (12%)	20,30,33	3.59	6 (30%)
32	2MG	1a	1207	32	19,26,27	1.30	2 (10%)	20,38,41	2.62	9 (45%)
32	5MC	1a	1400	32	15,22,23	1.41	1 (6%)	17,32,35	1.17	2 (11%)
32	4OC	1a	1402	32	16,23,24	0.76	0	19,32,35	1.30	1 (5%)
32	5MC	1a	1404	32	15,22,23	1.48	1 (6%)	17,32,35	1.01	2 (11%)
32	5MC	1a	1407	32	15,22,23	1.39	1 (6%)	17,32,35	1.14	2 (11%)
32	UR3	1a	1498	32	14,22,23	0.86	1 (7%)	16,32,35	0.67	0
32	MA6	1a	1518	32	16,26,27	0.95	1 (6%)	18,38,41	2.35	5 (27%)
32	MA6	1a	1519	32	16,26,27	1.04	1 (6%)	18,38,41	2.28	5 (27%)
32	PSU	1a	516	32	16,21,22	1.30	2 (12%)	20,30,33	3.50	6 (30%)
32	7MG	1a	527	32	20,26,27	1.69	2 (10%)	22,39,42	2.69	5 (22%)
32	M2G	1a	966	32	20,27,28	1.46	3 (15%)	21,40,43	2.31	6 (28%)
32	5MC	1a	967	32	15,22,23	1.45	1 (6%)	17,32,35	0.97	2 (11%)
43	0TD	1l	92	43	5,9,10	3.02	2 (40%)	3,11,13	7.86	1 (33%)
54	PSU	1w	32	54	16,21,22	1.37	1 (6%)	20,30,33	3.62	6 (30%)
54	MIA	1w	37	54	23,31,32	1.69	3 (13%)	25,44,47	1.56	5 (20%)

Mol	Type	Chain	Res	Link	Bond lengths			Bond angles		
					Counts	RMSZ	# Z  > 2	Counts	RMSZ	# Z  > 2
54	PSU	1w	39	54	16,21,22	1.56	2 (12%)	20,30,33	3.51	7 (35%)
54	7MG	1w	46	54	20,26,27	1.57	2 (10%)	22,39,42	2.94	5 (22%)
54	5MU	1w	54	54	14,22,23	0.80	1 (7%)	16,32,35	2.27	3 (18%)
54	PSU	1w	55	54	16,21,22	1.23	1 (6%)	20,30,33	3.76	6 (30%)
54	4SU	1w	8	54	14,21,22	1.24	1 (7%)	15,30,33	1.44	2 (13%)
55	5MC	1x	32	55	15,22,23	1.45	2 (13%)	17,32,35	1.35	3 (17%)
55	5MU	1x	54	55,56	14,22,23	0.80	0	16,32,35	2.42	3 (18%)
55	PSU	1x	55	55,56	16,21,22	1.57	1 (6%)	20,30,33	3.69	6 (30%)
55	4SU	1x	8	55	14,21,22	1.49	2 (14%)	15,30,33	2.54	2 (13%)
54	PSU	1y	32	54	16,21,22	1.18	1 (6%)	20,30,33	3.52	5 (25%)
54	MIA	1y	37	54	18,24,32	1.23	2 (11%)	17,35,47	1.84	2 (11%)
54	PSU	1y	39	54	16,21,22	1.25	1 (6%)	20,30,33	3.51	6 (30%)
54	7MG	1y	46	54	20,26,27	1.74	3 (15%)	22,39,42	3.10	7 (31%)
54	5MU	1y	54	54	14,22,23	0.78	1 (7%)	16,32,35	2.54	2 (12%)
54	PSU	1y	55	54	16,21,22	1.31	1 (6%)	20,30,33	3.60	6 (30%)
54	4SU	1y	8	54	14,21,22	1.25	1 (7%)	15,30,33	1.62	2 (13%)
1	PSU	2A	1911	1	16,21,22	1.43	1 (6%)	20,30,33	3.55	6 (30%)
1	5MU	2A	1915	1	14,22,23	0.72	0	16,32,35	2.24	3 (18%)
1	PSU	2A	1917	1	16,21,22	1.44	1 (6%)	20,30,33	3.65	7 (35%)
1	4OC	2A	1920	1	15,22,24	0.73	0	19,31,35	0.78	0
1	5MU	2A	1939	1,56	14,22,23	0.79	1 (7%)	16,32,35	2.22	3 (18%)
1	5MC	2A	1942	1	15,22,23	1.40	1 (6%)	17,32,35	1.21	2 (11%)
1	5MC	2A	1962	1,56	15,22,23	1.29	1 (6%)	17,32,35	1.22	2 (11%)
1	OMG	2A	2251	1,55	18,26,27	1.19	2 (11%)	22,38,41	1.98	6 (27%)
1	2MA	2A	2503	1,56	18,25,26	1.54	3 (16%)	17,37,40	1.75	2 (11%)
1	2MU	2A	2552	1	14,22,24	0.95	0	18,31,36	2.01	1 (5%)
1	PSU	2A	2605	1	16,21,22	1.46	2 (12%)	20,30,33	3.49	6 (30%)
32	2MG	2a	1207	32	19,26,27	1.30	2 (10%)	20,38,41	2.27	8 (40%)
32	5MC	2a	1400	32	15,22,23	1.40	1 (6%)	17,32,35	1.10	2 (11%)
32	4OC	2a	1402	32	16,23,24	0.74	0	19,32,35	1.57	1 (5%)
32	5MC	2a	1404	32	15,22,23	1.47	1 (6%)	17,32,35	1.09	2 (11%)
32	5MC	2a	1407	32	15,22,23	1.35	1 (6%)	17,32,35	1.34	3 (17%)
32	UR3	2a	1498	32	14,22,23	0.86	1 (7%)	16,32,35	0.71	1 (6%)
32	MA6	2a	1518	32	16,26,27	1.00	1 (6%)	18,38,41	2.44	5 (27%)
32	MA6	2a	1519	32	16,26,27	1.05	1 (6%)	18,38,41	2.19	4 (22%)

Mol	Type	Chain	Res	Link	Bond lengths			Bond angles		
					Counts	RMSZ	# Z  > 2	Counts	RMSZ	# Z  > 2
32	PSU	2a	516	32	16,21,22	1.25	1 (6%)	20,30,33	3.65	7 (35%)
32	7MG	2a	527	32,56	20,26,27	1.74	3 (15%)	22,39,42	2.67	5 (22%)
32	M2G	2a	966	32	20,27,28	1.42	3 (15%)	21,40,43	2.17	6 (28%)
32	5MC	2a	967	32	15,22,23	1.52	1 (6%)	17,32,35	1.01	1 (5%)
43	0TD	2l	92	43	5,9,10	3.12	2 (40%)	3,11,13	2.84	1 (33%)
54	PSU	2w	32	54	16,21,22	1.29	1 (6%)	20,30,33	3.48	6 (30%)
54	MIA	2w	37	54	20,27,32	1.89	2 (10%)	21,39,47	1.64	6 (28%)
54	PSU	2w	39	54	16,21,22	1.28	1 (6%)	20,30,33	3.74	7 (35%)
54	7MG	2w	46	54	20,26,27	1.72	2 (10%)	22,39,42	2.62	5 (22%)
54	5MU	2w	54	54	14,22,23	0.73	0	16,32,35	2.39	2 (12%)
54	PSU	2w	55	54	16,21,22	1.14	1 (6%)	20,30,33	3.75	6 (30%)
54	4SU	2w	8	54	14,21,22	1.24	1 (7%)	15,30,33	1.23	2 (13%)
55	5MC	2x	32	55	15,22,23	1.38	1 (6%)	17,32,35	1.15	2 (11%)
55	5MU	2x	54	55	14,22,23	0.71	0	16,32,35	2.05	3 (18%)
55	PSU	2x	55	55	16,21,22	1.36	1 (6%)	20,30,33	3.59	7 (35%)
55	4SU	2x	8	55	14,21,22	1.26	2 (14%)	15,30,33	2.42	2 (13%)
54	PSU	2y	32	54	16,21,22	1.17	1 (6%)	20,30,33	3.64	5 (25%)
54	MIA	2y	37	54	18,24,32	1.26	2 (11%)	17,35,47	1.79	2 (11%)
54	PSU	2y	39	54	16,21,22	1.27	1 (6%)	20,30,33	3.56	6 (30%)
54	7MG	2y	46	54	20,26,27	1.74	2 (10%)	22,39,42	3.06	6 (27%)
54	5MU	2y	54	54	14,22,23	0.74	0	16,32,35	2.40	2 (12%)
54	PSU	2y	55	54	16,21,22	1.33	1 (6%)	20,30,33	3.56	7 (35%)
54	4SU	2y	8	54	14,21,22	1.28	2 (14%)	15,30,33	1.58	2 (13%)

In the following table, the Chirals column lists the number of chiral outliers, the number of chiral centers analysed, the number of these observed in the model and the number defined in the Chemical Component Dictionary. Similar counts are reported in the Torsion and Rings columns. '-' means no outliers of that kind were identified.

Mol	Type	Chain	Res	Link	Chirals	Torsions	Rings
1	PSU	1A	1933	1	-	0/7/25/26	0/2/2/2
1	5MU	1A	1937	1	-	0/3/25/26	0/2/2/2
1	PSU	1A	1939	1	-	0/7/25/26	0/2/2/2
1	4OC	1A	1942	1	-	0/5/27/30	0/2/2/2
1	5MU	1A	1961	1,56	-	0/3/25/26	0/2/2/2
1	5MC	1A	1964	1	-	0/3/25/26	0/2/2/2
1	5MC	1A	1984	1	-	0/3/25/26	0/2/2/2

*Continued on next page...*

*Continued from previous page...*

Mol	Type	Chain	Res	Link	Chirals	Torsions	Rings
1	OMG	1A	2263	1,55,56	-	0/5/27/28	0/3/3/3
1	2MA	1A	2515	1,56	-	0/3/25/26	0/3/3/3
1	2MU	1A	2564	1,56	-	0/5/27/28	0/2/2/2
1	PSU	1A	2617	1,56	-	0/7/25/26	0/2/2/2
32	2MG	1a	1207	32	-	0/5/27/28	0/3/3/3
32	5MC	1a	1400	32	-	0/3/25/26	0/2/2/2
32	4OC	1a	1402	32	-	0/7/29/30	0/2/2/2
32	5MC	1a	1404	32	-	0/3/25/26	0/2/2/2
32	5MC	1a	1407	32	-	0/3/25/26	0/2/2/2
32	UR3	1a	1498	32	-	0/3/25/26	0/2/2/2
32	MA6	1a	1518	32	-	0/7/29/30	0/3/3/3
32	MA6	1a	1519	32	-	0/7/29/30	0/3/3/3
32	PSU	1a	516	32	-	0/7/25/26	0/2/2/2
32	7MG	1a	527	32	-	0/7/37/38	0/3/3/3
32	M2G	1a	966	32	-	0/7/29/30	0/3/3/3
32	5MC	1a	967	32	-	0/3/25/26	0/2/2/2
43	0TD	1l	92	43	-	0/2/12/14	0/0/0/0
54	PSU	1w	32	54	-	0/7/25/26	0/2/2/2
54	MIA	1w	37	54	-	0/11/33/34	0/3/3/3
54	PSU	1w	39	54	-	0/7/25/26	0/2/2/2
54	7MG	1w	46	54	-	0/7/37/38	0/3/3/3
54	5MU	1w	54	54	-	0/3/25/26	0/2/2/2
54	PSU	1w	55	54	-	0/7/25/26	0/2/2/2
54	4SU	1w	8	54	-	0/3/25/26	0/2/2/2
55	5MC	1x	32	55	-	0/3/25/26	0/2/2/2
55	5MU	1x	54	55,56	-	0/3/25/26	0/2/2/2
55	PSU	1x	55	55,56	-	0/7/25/26	0/2/2/2
55	4SU	1x	8	55	-	0/3/25/26	0/2/2/2
54	PSU	1y	32	54	-	0/7/25/26	0/2/2/2
54	MIA	1y	37	54	-	0/3/25/34	0/3/3/3
54	PSU	1y	39	54	-	0/7/25/26	0/2/2/2
54	7MG	1y	46	54	-	0/7/37/38	0/3/3/3
54	5MU	1y	54	54	-	0/3/25/26	0/2/2/2
54	PSU	1y	55	54	-	0/7/25/26	0/2/2/2
54	4SU	1y	8	54	-	0/3/25/26	0/2/2/2
1	PSU	2A	1911	1	-	0/7/25/26	0/2/2/2
1	5MU	2A	1915	1	-	0/3/25/26	0/2/2/2
1	PSU	2A	1917	1	-	0/7/25/26	0/2/2/2
1	4OC	2A	1920	1	-	0/5/27/30	0/2/2/2
1	5MU	2A	1939	1,56	-	0/3/25/26	0/2/2/2
1	5MC	2A	1942	1	-	0/3/25/26	0/2/2/2
1	5MC	2A	1962	1,56	-	0/3/25/26	0/2/2/2

*Continued on next page...*

*Continued from previous page...*

Mol	Type	Chain	Res	Link	Chirals	Torsions	Rings
1	OMG	2A	2251	1,55	-	0/5/27/28	0/3/3/3
1	2MA	2A	2503	1,56	-	0/3/25/26	0/3/3/3
1	2MU	2A	2552	1	-	0/5/27/28	0/2/2/2
1	PSU	2A	2605	1	-	0/7/25/26	0/2/2/2
32	2MG	2a	1207	32	-	0/5/27/28	0/3/3/3
32	5MC	2a	1400	32	-	0/3/25/26	0/2/2/2
32	4OC	2a	1402	32	-	0/7/29/30	0/2/2/2
32	5MC	2a	1404	32	-	0/3/25/26	0/2/2/2
32	5MC	2a	1407	32	-	0/3/25/26	0/2/2/2
32	UR3	2a	1498	32	-	0/3/25/26	0/2/2/2
32	MA6	2a	1518	32	-	0/7/29/30	0/3/3/3
32	MA6	2a	1519	32	-	0/7/29/30	0/3/3/3
32	PSU	2a	516	32	-	0/7/25/26	0/2/2/2
32	7MG	2a	527	32,56	-	0/7/37/38	0/3/3/3
32	M2G	2a	966	32	-	0/7/29/30	0/3/3/3
32	5MC	2a	967	32	-	0/3/25/26	0/2/2/2
43	0TD	2l	92	43	-	0/2/12/14	0/0/0/0
54	PSU	2w	32	54	-	0/7/25/26	0/2/2/2
54	MIA	2w	37	54	-	0/7/29/34	0/3/3/3
54	PSU	2w	39	54	-	0/7/25/26	0/2/2/2
54	7MG	2w	46	54	-	0/7/37/38	0/3/3/3
54	5MU	2w	54	54	-	0/3/25/26	0/2/2/2
54	PSU	2w	55	54	-	0/7/25/26	0/2/2/2
54	4SU	2w	8	54	-	0/3/25/26	0/2/2/2
55	5MC	2x	32	55	-	0/3/25/26	0/2/2/2
55	5MU	2x	54	55	-	0/3/25/26	0/2/2/2
55	PSU	2x	55	55	-	0/7/25/26	0/2/2/2
55	4SU	2x	8	55	-	0/3/25/26	0/2/2/2
54	PSU	2y	32	54	-	0/7/25/26	0/2/2/2
54	MIA	2y	37	54	-	0/3/25/34	0/3/3/3
54	PSU	2y	39	54	-	0/7/25/26	0/2/2/2
54	7MG	2y	46	54	-	0/7/37/38	0/3/3/3
54	5MU	2y	54	54	-	0/3/25/26	0/2/2/2
54	PSU	2y	55	54	-	0/7/25/26	0/2/2/2
54	4SU	2y	8	54	-	0/3/25/26	0/2/2/2

The worst 5 of 109 bond length outliers are listed below:

Mol	Chain	Res	Type	Atoms	Z	Observed(Å)	Ideal(Å)
54	2w	37	MIA	C2-S10	-6.88	1.69	1.75
54	1w	37	MIA	C2-S10	-6.40	1.70	1.75
43	1l	92	0TD	CB-SB	-5.93	1.69	1.84

*Continued on next page...*

*Continued from previous page...*

Mol	Chain	Res	Type	Atoms	Z	Observed(Å)	Ideal(Å)
43	2l	92	0TD	CB-SB	-5.82	1.69	1.84
55	1x	55	PSU	C5-C1'	-4.86	1.48	1.52

The worst 5 of 323 bond angle outliers are listed below:

Mol	Chain	Res	Type	Atoms	Z	Observed(°)	Ideal(°)
43	1l	92	0TD	CSB-SB-CB	-13.47	76.47	101.60
54	2w	39	PSU	N1-C2-N3	-10.47	120.87	128.40
1	1A	1939	PSU	N1-C2-N3	-10.43	120.90	128.40
54	1w	55	PSU	N1-C2-N3	-9.99	121.22	128.40
32	2a	516	PSU	N1-C2-N3	-9.90	121.28	128.40

There are no chirality outliers.

There are no torsion outliers.

There are no ring outliers.

6 monomers are involved in 8 short contacts:

Mol	Chain	Res	Type	Clashes	Symm-Clashes
1	1A	1939	PSU	1	0
1	1A	2564	2MU	1	0
1	2A	1915	5MU	1	0
1	2A	1942	5MC	1	0
1	2A	2503	2MA	2	0
1	2A	2552	2MU	2	0

## 5.5 Carbohydrates [i](#)

There are no carbohydrates in this entry.

## 5.6 Ligand geometry [i](#)

Of 2867 ligands modelled in this entry, 2863 are monoatomic - leaving 4 for Mogul analysis.

In the following table, the Counts columns list the number of bonds (or angles) for which Mogul statistics could be retrieved, the number of bonds (or angles) that are observed in the model and the number of bonds (or angles) that are defined in the Chemical Component Dictionary. The Link column lists molecule types, if any, to which the group is linked. The Z score for a bond length (or angle) is the number of standard deviations the observed value is removed from the expected value. A bond length (or angle) with  $|Z| > 2$  is considered an outlier worth inspection. RMSZ is the root-mean-square of all Z scores of the bond lengths (or angles).



Mol	Type	Chain	Res	Link	Bond lengths			Bond angles		
					Counts	RMSZ	# Z  > 2	Counts	RMSZ	# Z  > 2
57	MT9	1A	4113	-	33,34,34	2.14	3 (9%)	37,50,50	1.47	6 (16%)
60	SF4	1d	501	35	0,12,12	0.00	-	0,24,24	0.00	-
57	MT9	2A	3897	-	33,34,34	2.10	3 (9%)	37,50,50	1.38	3 (8%)
60	SF4	2d	501	35	0,12,12	0.00	-	0,24,24	0.00	-

In the following table, the Chirals column lists the number of chiral outliers, the number of chiral centers analysed, the number of these observed in the model and the number defined in the Chemical Component Dictionary. Similar counts are reported in the Torsion and Rings columns. '-' means no outliers of that kind were identified.

Mol	Type	Chain	Res	Link	Chirals	Torsions	Rings
57	MT9	1A	4113	-	-	0/46/62/62	0/1/2/2
60	SF4	1d	501	35	-	0/0/48/48	0/6/5/5
57	MT9	2A	3897	-	-	0/46/62/62	0/1/2/2
60	SF4	2d	501	35	-	0/0/48/48	0/6/5/5

The worst 5 of 6 bond length outliers are listed below:

Mol	Chain	Res	Type	Atoms	Z	Observed(Å)	Ideal(Å)
57	1A	4113	MT9	C4-C5	-9.69	1.39	1.51
57	2A	3897	MT9	C4-C5	-9.59	1.39	1.51
57	1A	4113	MT9	C12-C13	-5.13	1.39	1.51
57	2A	3897	MT9	C12-C13	-4.63	1.40	1.51
57	1A	4113	MT9	C6-C5	3.80	1.39	1.32

The worst 5 of 9 bond angle outliers are listed below:

Mol	Chain	Res	Type	Atoms	Z	Observed(°)	Ideal(°)
57	1A	4113	MT9	C3-O3-C13	-4.09	110.83	118.14
57	2A	3897	MT9	C3-O3-C13	-3.25	112.32	118.14
57	2A	3897	MT9	C18-C17-N1	-3.24	106.60	115.83
57	2A	3897	MT9	C20-C19-C18	-2.71	109.05	113.39
57	1A	4113	MT9	C20-C19-C18	-2.69	109.07	113.39

There are no chirality outliers.

There are no torsion outliers.

There are no ring outliers.

2 monomers are involved in 2 short contacts:

Mol	Chain	Res	Type	Clashes	Symm-Clashes
57	1A	4113	MT9	1	0
57	2A	3897	MT9	1	0

## 5.7 Other polymers [i](#)

There are no such residues in this entry.

## 5.8 Polymer linkage issues [i](#)

There are no chain breaks in this entry.

## 6 Fit of model and data ⓘ

### 6.1 Protein, DNA and RNA chains ⓘ

In the following table, the column labelled ‘#RSRZ> 2’ contains the number (and percentage) of RSRZ outliers, followed by percent RSRZ outliers for the chain as percentile scores relative to all X-ray entries and entries of similar resolution. The OWAB column contains the minimum, median, 95<sup>th</sup> percentile and maximum values of the occupancy-weighted average B-factor per residue. The column labelled ‘Q< 0.9’ lists the number of (and percentage) of residues with an average occupancy less than 0.9.

Mol	Chain	Analysed	<RSRZ>	#RSRZ>2	OWAB(Å <sup>2</sup> )	Q<0.9
1	1A	2860/2915 (98%)	0.37	26 (0%) 84 85	16, 34, 90, 106	0
1	2A	2789/2915 (95%)	0.26	45 (1%) 72 73	32, 57, 91, 107	0
2	1B	120/121 (99%)	0.09	0 100 100	30, 46, 58, 84	0
2	2B	120/121 (99%)	0.19	5 (4%) 37 35	58, 80, 88, 92	0
3	1D	275/276 (99%)	0.62	8 (2%) 52 52	20, 35, 52, 85	0
3	2D	275/276 (99%)	0.95	27 (9%) 8 6	31, 50, 64, 85	0
4	1E	204/206 (99%)	0.44	2 (0%) 82 82	18, 37, 56, 77	0
4	2E	204/206 (99%)	0.65	13 (6%) 20 18	33, 58, 71, 79	0
5	1F	203/210 (96%)	0.39	0 100 100	19, 39, 66, 88	0
5	2F	203/210 (96%)	0.51	9 (4%) 35 33	34, 68, 81, 88	0
6	1G	181/182 (99%)	0.27	1 (0%) 89 90	34, 56, 70, 86	0
6	2G	181/182 (99%)	1.39	57 (31%) 0 0	71, 81, 88, 96	0
7	1H	174/180 (96%)	0.39	1 (0%) 89 90	33, 51, 64, 71	0
7	2H	174/180 (96%)	1.27	45 (25%) 1 0	68, 83, 90, 96	0
8	1I	146/148 (98%)	0.32	4 (2%) 55 55	41, 72, 81, 84	0
8	2I	146/148 (98%)	0.46	9 (6%) 21 20	57, 72, 83, 91	0
9	1N	140/140 (100%)	0.42	1 (0%) 87 88	24, 35, 58, 70	0
9	2N	140/140 (100%)	0.96	26 (18%) 1 1	44, 65, 78, 86	0
10	1O	122/122 (100%)	0.40	0 100 100	24, 37, 56, 62	0
10	2O	122/122 (100%)	0.64	8 (6%) 19 17	45, 58, 69, 72	0
11	1P	149/150 (99%)	0.48	0 100 100	19, 42, 67, 76	0
11	2P	149/150 (99%)	0.96	17 (11%) 6 4	37, 67, 82, 89	0
12	1Q	141/141 (100%)	0.49	0 100 100	26, 38, 54, 78	0
12	2Q	141/141 (100%)	1.30	29 (20%) 1 1	48, 66, 78, 86	0

*Continued on next page...*

*Continued from previous page...*

Mol	Chain	Analysed	<RSRZ>	#RSRZ>2	OWAB(Å <sup>2</sup> )	Q<0.9
13	1R	118/118 (100%)	0.46	0 100 100	22, 31, 44, 59	0
13	2R	118/118 (100%)	0.79	11 (9%) 9 7	39, 52, 63, 67	0
14	1S	110/112 (98%)	0.25	1 (0%) 84 85	34, 46, 60, 67	0
14	2S	110/112 (98%)	1.06	22 (20%) 1 1	63, 76, 84, 90	0
15	1T	131/146 (89%)	0.48	3 (2%) 61 61	30, 42, 63, 77	0
15	2T	131/146 (89%)	0.61	7 (5%) 27 25	51, 61, 76, 84	0
16	1U	116/118 (98%)	0.50	0 100 100	19, 29, 45, 63	0
16	2U	116/118 (98%)	0.88	13 (11%) 6 4	43, 62, 77, 85	0
17	1V	101/101 (100%)	0.29	0 100 100	18, 36, 53, 62	0
17	2V	101/101 (100%)	0.69	10 (9%) 8 6	43, 70, 79, 84	0
18	1W	112/113 (99%)	0.50	1 (0%) 84 85	22, 30, 47, 82	0
18	2W	112/113 (99%)	0.65	3 (2%) 55 55	38, 49, 63, 85	0
19	1X	95/96 (98%)	0.47	2 (2%) 64 65	26, 36, 54, 72	0
19	2X	95/96 (98%)	0.69	5 (5%) 27 25	45, 59, 73, 80	0
20	1Y	107/110 (97%)	0.32	0 100 100	31, 45, 63, 83	0
20	2Y	107/110 (97%)	1.60	33 (30%) 0 0	60, 72, 81, 87	0
21	1Z	154/206 (74%)	0.44	3 (1%) 67 68	39, 59, 81, 89	0
21	2Z	160/206 (77%)	1.23	36 (22%) 1 1	70, 82, 92, 97	0
22	10	83/85 (97%)	0.72	5 (6%) 23 21	27, 36, 59, 68	0
22	20	83/85 (97%)	1.09	13 (15%) 2 2	44, 63, 75, 84	0
23	11	97/98 (98%)	0.64	4 (4%) 38 36	27, 41, 67, 72	0
23	21	97/98 (98%)	1.24	14 (14%) 3 2	41, 58, 76, 78	0
24	12	70/72 (97%)	0.42	0 100 100	32, 47, 56, 73	0
24	22	70/72 (97%)	0.61	5 (7%) 17 14	58, 69, 78, 81	0
25	13	59/60 (98%)	0.35	0 100 100	21, 33, 56, 76	0
25	23	59/60 (98%)	1.25	13 (22%) 1 1	56, 65, 80, 90	0
26	14	69/71 (97%)	0.22	1 (1%) 75 76	47, 72, 86, 92	0
26	24	69/71 (97%)	0.93	13 (18%) 1 1	78, 88, 94, 95	0
27	15	59/60 (98%)	0.56	2 (3%) 46 45	18, 29, 48, 62	0
27	25	59/60 (98%)	0.41	0 100 100	37, 51, 66, 73	0
28	16	53/54 (98%)	0.23	0 100 100	28, 39, 53, 69	0

*Continued on next page...*

*Continued from previous page...*

Mol	Chain	Analysed	<RSRZ>	#RSRZ>2	OWAB(Å <sup>2</sup> )	Q<0.9
28	26	53/54 (98%)	1.43	13 (24%) 1 1	48, 61, 70, 75	0
29	17	48/49 (97%)	0.90	5 (10%) 7 5	20, 26, 60, 66	0
29	27	48/49 (97%)	1.29	7 (14%) 3 2	32, 41, 65, 76	0
30	18	64/65 (98%)	0.57	1 (1%) 72 73	25, 31, 40, 53	0
30	28	64/65 (98%)	1.46	17 (26%) 1 0	47, 55, 63, 65	0
31	19	37/37 (100%)	0.63	0 100 100	27, 37, 52, 56	0
31	29	37/37 (100%)	1.72	11 (29%) 1 0	62, 69, 75, 78	0
32	1a	1488/1521 (97%)	0.12	21 (1%) 75 76	35, 63, 89, 104	0
32	2a	1491/1521 (98%)	0.29	45 (3%) 51 50	52, 77, 95, 106	0
33	1b	231/256 (90%)	0.51	11 (4%) 31 29	66, 76, 86, 93	0
33	2b	231/256 (90%)	1.73	78 (33%) 0 0	75, 87, 94, 100	0
34	1c	206/239 (86%)	0.44	8 (3%) 40 39	58, 69, 80, 87	0
34	2c	206/239 (86%)	1.55	73 (35%) 0 0	76, 86, 91, 101	0
35	1d	208/209 (99%)	0.72	19 (9%) 10 7	52, 68, 79, 85	0
35	2d	208/209 (99%)	0.90	30 (14%) 3 2	62, 74, 82, 89	0
36	1e	148/162 (91%)	0.40	0 100 100	52, 62, 73, 80	0
36	2e	148/162 (91%)	1.26	40 (27%) 1 0	69, 79, 86, 98	0
37	1f	100/101 (99%)	0.43	3 (3%) 51 50	50, 64, 74, 77	0
37	2f	100/101 (99%)	0.07	1 (1%) 82 82	56, 68, 79, 82	0
38	1g	155/156 (99%)	0.62	13 (8%) 12 9	56, 68, 80, 94	0
38	2g	155/156 (99%)	0.87	20 (12%) 4 3	70, 78, 88, 92	0
39	1h	137/138 (99%)	0.84	15 (10%) 6 5	55, 65, 72, 76	0
39	2h	137/138 (99%)	1.12	21 (15%) 2 2	69, 79, 85, 87	0
40	1i	127/128 (99%)	1.04	17 (13%) 4 3	51, 73, 82, 89	0
40	2i	127/128 (99%)	1.95	58 (45%) 0 0	75, 85, 91, 93	0
41	1j	97/105 (92%)	0.72	13 (13%) 4 3	57, 75, 85, 93	0
41	2j	96/105 (91%)	1.70	33 (34%) 0 0	75, 86, 94, 100	0
42	1k	114/129 (88%)	0.53	4 (3%) 44 44	46, 64, 74, 80	0
42	2k	114/129 (88%)	0.87	13 (11%) 6 4	55, 73, 81, 83	0
43	1l	121/132 (91%)	0.51	3 (2%) 58 58	42, 52, 65, 71	0
43	2l	121/132 (91%)	1.47	41 (33%) 0 0	56, 69, 76, 81	0

*Continued on next page...*

*Continued from previous page...*

Mol	Chain	Analysed	<RSRZ>	#RSRZ>2	OWAB(Å <sup>2</sup> )	Q<0.9
44	1m	123/126 (97%)	0.42	8 (6%) 20 17	52, 67, 77, 81	0
44	2m	122/126 (96%)	1.50	41 (33%) 0 0	71, 84, 90, 95	0
45	1n	60/61 (98%)	0.86	2 (3%) 47 46	55, 64, 71, 74	0
45	2n	60/61 (98%)	3.43	47 (78%) 0 0	77, 85, 91, 94	0
46	1o	88/89 (98%)	0.76	8 (9%) 10 7	49, 62, 73, 78	0
46	2o	88/89 (98%)	0.70	7 (7%) 13 10	60, 73, 82, 87	0
47	1p	82/88 (93%)	1.17	16 (19%) 1 1	53, 68, 76, 78	0
47	2p	82/88 (93%)	1.20	15 (18%) 1 1	62, 68, 78, 85	0
48	1q	99/105 (94%)	0.54	5 (5%) 29 27	52, 65, 74, 79	0
48	2q	99/105 (94%)	1.64	43 (43%) 0 0	63, 72, 80, 83	0
49	1r	68/88 (77%)	0.70	4 (5%) 23 21	53, 63, 76, 80	0
49	2r	68/88 (77%)	0.47	3 (4%) 35 33	63, 71, 79, 88	0
50	1s	83/93 (89%)	0.20	1 (1%) 79 80	57, 68, 78, 84	0
50	2s	83/93 (89%)	1.37	22 (26%) 1 0	78, 86, 91, 94	0
51	1t	96/106 (90%)	0.56	7 (7%) 16 13	56, 68, 75, 84	0
51	2t	96/106 (90%)	1.22	22 (22%) 1 1	59, 70, 84, 87	0
52	1u	23/27 (85%)	1.54	8 (34%) 0 0	57, 65, 70, 74	0
52	2u	23/27 (85%)	3.09	17 (73%) 0 0	78, 80, 84, 85	0
53	1v	13/24 (54%)	1.27	2 (15%) 2 2	45, 58, 78, 95	0
53	2v	13/24 (54%)	2.65	8 (61%) 0 0	67, 82, 96, 98	0
54	1w	67/76 (88%)	0.85	11 (16%) 2 1	47, 86, 97, 105	0
54	1y	67/76 (88%)	0.20	4 (5%) 23 21	37, 90, 98, 101	0
54	2w	65/76 (85%)	2.70	35 (53%) 0 0	67, 94, 102, 105	0
54	2y	66/76 (86%)	0.78	11 (16%) 2 1	56, 97, 101, 103	0
55	1x	72/77 (93%)	0.26	1 (1%) 75 76	34, 65, 81, 87	0
55	2x	72/77 (93%)	0.69	10 (13%) 3 2	55, 80, 90, 92	0
All	All	20875/21748 (95%)	0.58	1545 (7%) 15 13	16, 63, 90, 107	0

The worst 5 of 1545 RSRZ outliers are listed below:

Mol	Chain	Res	Type	RSRZ
54	2w	71	G	10.7
38	2g	82	GLY	9.4

*Continued on next page...*

*Continued from previous page...*

Mol	Chain	Res	Type	RSRZ
45	2n	34	TYR	9.3
23	21	2	SER	9.1
54	1w	71	G	9.1

## 6.2 Non-standard residues in protein, DNA, RNA chains

In the following table, the Atoms column lists the number of modelled atoms in the group and the number defined in the chemical component dictionary. LLDF column lists the quality of electron density of the group with respect to its neighbouring residues in protein, DNA or RNA chains. The B-factors column lists the minimum, median, 95<sup>th</sup> percentile and maximum values of B factors of atoms in the group. The column labelled 'Q< 0.9' lists the number of atoms with occupancy less than 0.9.

Mol	Type	Chain	Res	Atoms	RSCC	RSR	LLDF	B-factors(Å <sup>2</sup> )	Q<0.9
54	PSU	1y	32	20/21	0.89	0.20	-	75,83,94,95	0
32	2MG	1a	1207	24/25	0.96	0.17	-	52,65,69,73	0
1	2MA	1A	2515	23/24	0.99	0.22	-	16,21,24,25	0
32	MA6	2a	1518	24/25	0.96	0.23	-	56,69,71,72	0
1	5MU	1A	1937	21/22	0.94	0.20	-	47,53,59,65	0
54	7MG	2w	46	24/25	0.78	0.31	-	88,94,107,122	0
54	PSU	1w	32	20/21	0.92	0.21	-	59,68,77,78	0
1	PSU	1A	2617	20/21	0.98	0.21	-	22,26,30,32	0
32	2MG	2a	1207	24/25	0.88	0.19	-	79,86,93,95	0
1	5MC	1A	1964	21/22	0.98	0.21	-	34,41,45,54	0
1	5MU	2A	1939	21/22	0.98	0.17	-	36,42,45,46	0
32	MA6	1a	1519	24/25	0.98	0.23	-	36,42,47,49	0
54	4SU	1w	8	20/21	0.88	0.14	-	75,83,92,101	0
32	5MC	1a	1400	21/22	0.97	0.22	-	33,48,53,57	0
54	PSU	1w	39	20/21	0.96	0.20	-	48,61,67,68	0
32	UR3	2a	1498	21/22	0.95	0.20	-	50,60,63,68	0
32	4OC	1a	1402	22/23	0.98	0.21	-	38,46,49,58	0
54	4SU	2y	8	20/21	0.86	0.12	-	93,100,109,115	0
54	4SU	2w	8	20/21	0.82	0.25	-	88,96,108,111	0
32	5MC	1a	1407	21/22	0.98	0.20	-	33,40,45,46	0
1	5MU	2A	1915	21/22	0.94	0.16	-	70,75,80,83	0
1	OMG	1A	2263	24/25	0.99	0.22	-	18,23,27,29	0
55	PSU	1x	55	20/21	0.94	0.15	-	51,65,73,78	0
32	7MG	1a	527	24/25	0.97	0.17	-	42,48,56,59	0
55	PSU	2x	55	20/21	0.90	0.22	-	76,83,88,93	0
32	5MC	1a	967	21/22	0.95	0.25	-	41,54,60,62	0
1	OMG	2A	2251	24/25	0.98	0.24	-	40,45,48,53	0
1	PSU	2A	2605	20/21	0.96	0.22	-	37,40,46,48	0

*Continued on next page...*

*Continued from previous page...*

Mol	Type	Chain	Res	Atoms	RSCC	RSR	LLDF	B-factors( $\text{\AA}^2$ )	Q<0.9
1	5MC	1A	1984	21/22	0.98	0.20	-	28,34,36,43	0
1	4OC	1A	1942	21/23	0.97	0.21	-	38,42,48,49	0
32	M2G	2a	966	25/26	0.88	0.28	-	57,73,85,89	0
54	PSU	2y	32	20/21	0.81	0.21	-	76,88,94,101	0
32	MA6	2a	1519	24/25	0.96	0.25	-	52,62,69,70	0
54	4SU	1y	8	20/21	0.84	0.16	-	88,94,109,110	0
32	5MC	1a	1404	21/22	0.96	0.23	-	34,40,47,49	0
54	MIA	2y	37	22/30	0.78	0.30	-	78,90,104,116	0
1	PSU	2A	1917	20/21	0.94	0.21	-	62,70,78,83	0
1	5MC	2A	1962	21/22	0.96	0.21	-	41,50,60,78	0
54	5MU	2y	54	21/22	0.75	0.26	-	90,96,106,120	0
32	5MC	2a	1407	21/22	0.95	0.20	-	51,57,62,66	0
43	0TD	2l	92	10/11	0.90	0.24	-	62,66,69,79	0
1	2MU	1A	2564	21/23	0.98	0.21	-	22,27,30,32	0
32	PSU	2a	516	20/21	0.86	0.22	-	68,76,85,86	0
32	UR3	1a	1498	21/22	0.98	0.23	-	32,39,43,44	0
54	PSU	2w	39	20/21	0.93	0.31	-	73,81,88,88	0
32	4OC	2a	1402	22/23	0.94	0.19	-	57,65,69,69	0
1	5MU	1A	1961	21/22	0.98	0.21	-	21,27,32,39	0
54	PSU	2y	55	20/21	0.63	0.32	-	96,103,115,116	0
54	PSU	2w	55	20/21	0.81	0.29	-	85,91,101,102	0
32	5MC	2a	1404	21/22	0.93	0.19	-	52,62,66,67	0
54	7MG	1y	46	24/25	0.83	0.19	-	86,94,105,112	0
1	PSU	2A	1911	20/21	0.94	0.17	-	61,66,73,74	0
54	PSU	2w	32	20/21	0.93	0.28	-	76,85,94,94	0
54	7MG	1w	46	24/25	0.79	0.16	-	77,87,101,122	0
54	MIA	2w	37	25/30	0.92	0.27	-	74,80,87,95	0
32	PSU	1a	516	20/21	0.96	0.16	-	54,58,61,63	0
55	5MU	2x	54	21/22	0.93	0.27	-	80,84,89,90	0
54	MIA	1y	37	22/30	0.89	0.18	-	69,81,86,91	0
54	5MU	2w	54	21/22	0.90	0.19	-	75,83,91,93	0
55	4SU	1x	8	20/21	0.95	0.18	-	52,61,78,79	0
55	4SU	2x	8	20/21	0.88	0.15	-	77,83,87,91	0
1	2MU	2A	2552	21/23	0.98	0.19	-	36,43,49,57	0
54	7MG	2y	46	24/25	0.65	0.21	-	92,100,108,129	0
55	5MU	1x	54	21/22	0.93	0.16	-	61,71,74,78	0
1	4OC	2A	1920	21/23	0.95	0.20	-	60,66,70,73	0
32	M2G	1a	966	25/26	0.97	0.23	-	45,51,58,60	0
1	PSU	1A	1933	20/21	0.98	0.18	-	33,43,49,50	0
32	MA6	1a	1518	24/25	0.97	0.23	-	31,41,46,46	0
1	5MC	2A	1942	21/22	0.97	0.21	-	49,58,65,68	0
54	PSU	1y	55	20/21	0.70	0.22	-	87,94,103,112	0

*Continued on next page...*



*Continued from previous page...*

Mol	Type	Chain	Res	Atoms	RSCC	RSR	LLDF	B-factors( $\text{\AA}^2$ )	Q<0.9
55	5MC	2x	32	21/22	0.94	0.21	-	68,77,80,81	0
1	PSU	1A	1939	20/21	0.95	0.21	-	34,49,52,57	0
32	5MC	2a	967	21/22	0.89	0.23	-	67,72,78,87	0
54	PSU	1w	55	20/21	0.90	0.17	-	63,77,81,85	0
54	PSU	2y	39	20/21	0.82	0.25	-	81,87,93,95	0
54	5MU	1y	54	21/22	0.79	0.20	-	79,91,96,109	0
54	MIA	1w	37	29/30	0.96	0.23	-	39,54,62,68	0
32	7MG	2a	527	24/25	0.93	0.18	-	63,69,75,81	0
54	5MU	1w	54	21/22	0.97	0.20	-	53,66,71,74	0
32	5MC	2a	1400	21/22	0.95	0.24	-	70,74,79,82	0
1	2MA	2A	2503	23/24	0.98	0.20	-	30,37,41,46	0
54	PSU	1y	39	20/21	0.89	0.18	-	70,77,86,87	0
55	5MC	1x	32	21/22	0.96	0.23	-	46,49,55,58	0
43	0TD	1l	92	10/11	0.90	0.19	-	42,51,56,70	0

### 6.3 Carbohydrates [i](#)

There are no carbohydrates in this entry.

### 6.4 Ligands [i](#)

In the following table, the Atoms column lists the number of modelled atoms in the group and the number defined in the chemical component dictionary. LLDF column lists the quality of electron density of the group with respect to its neighbouring residues in protein, DNA or RNA chains. The B-factors column lists the minimum, median, 95<sup>th</sup> percentile and maximum values of B factors of atoms in the group. The column labelled 'Q< 0.9' lists the number of atoms with occupancy less than 0.9.

Mol	Type	Chain	Res	Atoms	RSCC	RSR	LLDF	B-factors( $\text{\AA}^2$ )	Q<0.9
56	MG	1A	3157	1/1	0.99	0.69	53.69	33,33,33,33	0
56	MG	1A	3031	1/1	0.97	0.52	50.07	32,32,32,32	0
56	MG	2A	3027	1/1	0.89	1.08	47.98	53,53,53,53	0
56	MG	2A	3677	1/1	0.96	0.40	41.93	48,48,48,48	0
56	MG	1A	3580	1/1	0.91	0.66	40.11	33,33,33,33	0
56	MG	1A	3362	1/1	0.92	0.67	36.63	50,50,50,50	0
56	MG	2A	3389	1/1	0.92	0.85	35.72	51,51,51,51	0
56	MG	2A	3886	1/1	0.94	0.93	34.99	54,54,54,54	0
56	MG	1A	4110	1/1	0.82	0.98	34.91	49,49,49,49	0
56	MG	1A	3344	1/1	0.96	0.63	34.13	36,36,36,36	0
56	MG	1A	3237	1/1	0.94	0.57	30.39	51,51,51,51	0
56	MG	1A	3799	1/1	0.95	0.58	29.82	33,33,33,33	0

*Continued on next page...*

*Continued from previous page...*

Mol	Type	Chain	Res	Atoms	RSCC	RSR	LLDF	B-factors( $\text{\AA}^2$ )	Q<0.9
56	MG	1A	4137	1/1	0.94	0.75	29.76	39,39,39,39	0
56	MG	1A	4143	1/1	0.98	0.56	26.05	28,28,28,28	0
56	MG	2A	3884	1/1	0.94	1.21	25.90	66,66,66,66	0
56	MG	1A	3223	1/1	0.98	0.44	25.42	27,27,27,27	0
56	MG	1A	3789	1/1	0.96	0.61	24.55	36,36,36,36	0
56	MG	1B	210	1/1	0.96	0.52	24.26	42,42,42,42	0
56	MG	1A	3805	1/1	0.96	0.41	23.73	34,34,34,34	0
56	MG	1A	3422	1/1	0.94	0.50	22.95	46,46,46,46	0
56	MG	2A	3094	1/1	0.91	0.37	22.65	47,47,47,47	0
56	MG	1A	3559	1/1	0.91	0.56	22.32	36,36,36,36	0
56	MG	2A	3766	1/1	0.72	0.53	21.98	83,83,83,83	0
56	MG	2A	3231	1/1	0.95	1.19	21.03	49,49,49,49	0
56	MG	1A	3189	1/1	0.95	0.41	19.02	34,34,34,34	0
56	MG	1A	3040	1/1	0.95	0.47	18.86	33,33,33,33	0
56	MG	1U	203	1/1	0.90	0.71	18.83	40,40,40,40	0
56	MG	2D	304	1/1	0.95	0.75	18.56	53,53,53,53	0
56	MG	2A	3687	1/1	0.81	0.39	18.40	69,69,69,69	0
56	MG	1A	3212	1/1	0.96	0.35	18.17	32,32,32,32	0
56	MG	1A	4146	1/1	0.93	0.37	18.15	38,38,38,38	0
56	MG	1A	3277	1/1	0.96	0.47	18.05	31,31,31,31	0
56	MG	1A	3841	1/1	0.95	0.41	17.85	36,36,36,36	0
56	MG	2A	3093	1/1	0.94	0.65	17.48	53,53,53,53	0
56	MG	2A	3545	1/1	0.91	0.34	17.32	58,58,58,58	0
56	MG	1A	3441	1/1	0.92	0.43	17.27	42,42,42,42	0
56	MG	1A	3390	1/1	0.93	0.38	16.74	43,43,43,43	0
56	MG	1A	3163	1/1	0.97	0.37	16.26	41,41,41,41	0
56	MG	1A	4136	1/1	0.98	0.56	16.14	39,39,39,39	0
56	MG	2A	3070	1/1	0.97	0.35	15.99	60,60,60,60	0
56	MG	1A	3154	1/1	0.94	0.34	15.71	31,31,31,31	0
56	MG	1A	3030	1/1	0.96	0.44	15.52	26,26,26,26	0
56	MG	1A	3181	1/1	0.95	0.31	14.93	33,33,33,33	0
56	MG	1A	3019	1/1	0.96	0.38	14.57	32,32,32,32	0
57	MT9	2A	3897	33/33	0.90	0.53	14.43	37,55,61,64	0
56	MG	2A	3902	1/1	0.95	0.51	13.52	51,51,51,51	0
56	MG	1A	3166	1/1	0.97	0.61	13.48	40,40,40,40	0
56	MG	1N	204	1/1	0.96	0.64	13.31	43,43,43,43	0
56	MG	1P	202	1/1	0.94	0.49	12.70	28,28,28,28	0
56	MG	1A	3168	1/1	0.95	0.45	12.54	32,32,32,32	0
56	MG	1A	4126	1/1	0.97	0.41	12.38	30,30,30,30	0
56	MG	1A	3100	1/1	0.97	0.34	12.16	32,32,32,32	0
56	MG	1a	1777	1/1	0.37	0.25	12.08	65,65,65,65	0

*Continued on next page...*

*Continued from previous page...*

Mol	Type	Chain	Res	Atoms	RSCC	RSR	LLDF	B-factors( $\text{\AA}^2$ )	Q<0.9
56	MG	25	101	1/1	0.92	0.70	11.94	56,56,56,56	0
56	MG	2A	3185	1/1	0.90	0.49	11.77	55,55,55,55	0
56	MG	2A	3361	1/1	0.80	0.20	11.68	60,60,60,60	0
56	MG	1A	3574	1/1	0.99	0.43	11.67	35,35,35,35	0
56	MG	2A	3013	1/1	0.95	0.44	11.55	56,56,56,56	0
56	MG	1A	3119	1/1	0.88	0.31	11.42	39,39,39,39	0
56	MG	1A	3188	1/1	0.95	0.39	11.29	32,32,32,32	0
56	MG	1R	201	1/1	0.97	0.39	11.15	27,27,27,27	0
56	MG	2F	304	1/1	0.97	0.68	11.10	51,51,51,51	0
56	MG	1A	3569	1/1	0.91	0.31	10.95	52,52,52,52	0
56	MG	1A	4132	1/1	0.99	0.35	10.78	22,22,22,22	0
56	MG	2U	202	1/1	0.83	0.91	10.74	72,72,72,72	0
56	MG	1F	304	1/1	0.98	0.39	10.49	29,29,29,29	0
56	MG	2A	3246	1/1	0.89	0.31	10.47	35,35,35,35	0
56	MG	2A	3111	1/1	0.98	0.21	10.35	40,40,40,40	0
56	MG	2A	3107	1/1	0.83	0.35	10.17	62,62,62,62	0
56	MG	2A	3238	1/1	0.82	0.46	10.15	42,42,42,42	0
56	MG	1A	3578	1/1	0.97	0.43	9.99	27,27,27,27	0
56	MG	1a	1633	1/1	0.90	0.26	9.84	56,56,56,56	0
56	MG	1A	3858	1/1	0.86	0.44	9.70	47,47,47,47	0
56	MG	1A	3625	1/1	0.99	0.25	9.55	22,22,22,22	0
56	MG	2A	3657	1/1	0.95	0.42	9.24	55,55,55,55	0
56	MG	2A	3495	1/1	0.93	0.72	9.18	73,73,73,73	0
56	MG	2A	3889	1/1	0.91	0.60	9.16	39,39,39,39	0
56	MG	2A	3041	1/1	0.93	0.35	8.95	52,52,52,52	0
56	MG	1P	201	1/1	0.96	0.39	8.74	26,26,26,26	0
56	MG	1Y	204	1/1	0.94	0.53	8.57	48,48,48,48	0
56	MG	1A	4131	1/1	0.96	0.34	8.52	31,31,31,31	0
56	MG	1A	4147	1/1	0.95	0.63	8.52	40,40,40,40	0
56	MG	2a	1705	1/1	0.88	0.45	8.44	86,86,86,86	0
56	MG	1X	104	1/1	0.97	0.52	8.44	39,39,39,39	0
56	MG	1A	3297	1/1	0.96	0.31	8.36	39,39,39,39	0
56	MG	1A	3091	1/1	0.94	0.24	8.24	43,43,43,43	0
56	MG	2A	3898	1/1	0.85	0.58	8.16	52,52,52,52	0
56	MG	1U	202	1/1	0.95	0.41	8.07	32,32,32,32	0
56	MG	1A	3342	1/1	0.96	0.32	8.06	44,44,44,44	0
56	MG	2a	1801	1/1	0.82	0.47	8.01	72,72,72,72	0
56	MG	1A	3190	1/1	0.94	0.34	7.91	30,30,30,30	0
56	MG	1A	3518	1/1	0.85	0.42	7.61	46,46,46,46	0
56	MG	2A	3209	1/1	0.90	0.55	7.06	68,68,68,68	0
56	MG	1S	3001	1/1	0.95	0.39	7.05	42,42,42,42	0

*Continued on next page...*

*Continued from previous page...*

Mol	Type	Chain	Res	Atoms	RSCC	RSR	LLDF	B-factors( $\text{\AA}^2$ )	Q<0.9
56	MG	1A	4109	1/1	0.92	0.30	6.92	30,30,30,30	0
56	MG	2D	303	1/1	0.96	0.67	6.92	40,40,40,40	0
56	MG	1A	3250	1/1	0.97	0.29	6.91	21,21,21,21	0
56	MG	1A	4117	1/1	0.92	0.36	6.84	38,38,38,38	0
56	MG	1I	102	1/1	0.93	0.36	6.69	39,39,39,39	0
56	MG	1A	3209	1/1	0.86	0.31	6.68	51,51,51,51	0
56	MG	1a	1684	1/1	0.97	0.32	6.63	49,49,49,49	0
56	MG	1A	4124	1/1	0.98	0.45	6.61	39,39,39,39	0
56	MG	1D	305	1/1	0.85	0.32	6.55	52,52,52,52	0
56	MG	1A	3121	1/1	0.97	0.39	6.51	28,28,28,28	0
56	MG	1A	3169	1/1	0.99	0.38	6.49	34,34,34,34	0
56	MG	1O	204	1/1	0.94	0.55	6.42	62,62,62,62	0
56	MG	26	502	1/1	0.92	0.80	6.37	69,69,69,69	0
56	MG	2A	3521	1/1	0.95	0.28	6.32	52,52,52,52	0
56	MG	2A	3620	1/1	0.95	0.18	6.29	67,67,67,67	0
56	MG	2A	3903	1/1	0.91	0.45	5.88	45,45,45,45	0
56	MG	2W	202	1/1	0.96	0.60	5.87	40,40,40,40	0
56	MG	1A	4037	1/1	0.90	0.35	5.84	48,48,48,48	0
56	MG	2A	3494	1/1	0.97	0.45	5.83	59,59,59,59	0
56	MG	2A	3476	1/1	0.91	0.47	5.82	57,57,57,57	0
56	MG	2A	3014	1/1	0.92	0.37	5.67	51,51,51,51	0
56	MG	2A	3720	1/1	0.89	0.27	5.60	52,52,52,52	0
56	MG	1A	3646	1/1	0.89	0.25	5.56	46,46,46,46	0
56	MG	1S	3002	1/1	0.92	0.34	5.55	49,49,49,49	0
56	MG	1A	3303	1/1	0.93	0.27	5.38	51,51,51,51	0
56	MG	1D	312	1/1	0.97	0.35	5.34	34,34,34,34	0
56	MG	1O	205	1/1	0.93	0.40	5.29	45,45,45,45	0
56	MG	1A	3160	1/1	0.88	0.34	5.26	32,32,32,32	0
56	MG	2A	3449	1/1	0.90	0.26	5.10	55,55,55,55	0
56	MG	2A	3240	1/1	0.96	0.36	5.01	54,54,54,54	0
56	MG	2U	203	1/1	0.98	0.84	4.98	63,63,63,63	0
57	MT9	1A	4113	33/33	0.94	0.28	4.84	25,34,43,56	0
56	MG	1N	201	1/1	0.94	0.34	4.83	43,43,43,43	0
56	MG	1A	4092	1/1	0.88	0.35	4.78	55,55,55,55	0
56	MG	1N	205	1/1	0.89	0.26	4.69	46,46,46,46	0
56	MG	2r	101	1/1	0.86	0.25	4.62	70,70,70,70	0
56	MG	2A	3900	1/1	0.94	0.53	4.55	44,44,44,44	0
56	MG	1H	3001	1/1	0.92	0.31	4.52	37,37,37,37	0
56	MG	1A	3887	1/1	0.94	0.30	4.39	20,20,20,20	0
56	MG	1A	3879	1/1	0.92	0.33	4.38	30,30,30,30	0
56	MG	1A	4114	1/1	0.96	0.41	4.37	28,28,28,28	0

*Continued on next page...*

*Continued from previous page...*

Mol	Type	Chain	Res	Atoms	RSCC	RSR	LLDF	B-factors( $\text{\AA}^2$ )	Q<0.9
56	MG	1A	4091	1/1	0.93	0.34	4.36	46,46,46,46	0
56	MG	1a	1825	1/1	0.88	0.36	4.28	56,56,56,56	0
56	MG	1A	3161	1/1	0.98	0.28	4.22	33,33,33,33	0
56	MG	1A	3183	1/1	0.94	0.28	4.18	35,35,35,35	0
56	MG	1A	3899	1/1	0.84	0.23	4.16	37,37,37,37	0
56	MG	1a	1682	1/1	0.95	0.23	4.13	43,43,43,43	0
56	MG	1X	102	1/1	0.92	0.29	3.91	29,29,29,29	0
56	MG	1a	1826	1/1	0.76	0.30	3.90	61,61,61,61	0
56	MG	2f	3002	1/1	0.95	0.27	3.87	62,62,62,62	0
56	MG	1a	1775	1/1	0.95	0.23	3.84	68,68,68,68	0
56	MG	2Q	3004	1/1	0.37	0.59	3.84	58,58,58,58	0
56	MG	2A	3062	1/1	0.85	0.27	3.81	67,67,67,67	0
56	MG	1A	4084	1/1	0.92	0.30	3.58	31,31,31,31	0
56	MG	1A	3464	1/1	0.92	0.26	3.51	34,34,34,34	0
56	MG	1A	3235	1/1	0.98	0.28	3.50	27,27,27,27	0
56	MG	1A	3749	1/1	0.90	0.25	3.48	19,19,19,19	0
56	MG	1A	3179	1/1	0.94	0.22	3.42	36,36,36,36	0
56	MG	2A	3019	1/1	0.93	0.26	3.39	37,37,37,37	0
56	MG	2A	3020	1/1	0.95	0.20	3.35	63,63,63,63	0
56	MG	1A	3514	1/1	0.94	0.26	3.30	24,24,24,24	0
56	MG	2a	1766	1/1	0.74	0.27	3.28	87,87,87,87	0
56	MG	1A	3170	1/1	0.94	0.25	3.25	33,33,33,33	0
56	MG	1A	3365	1/1	0.93	0.30	3.21	39,39,39,39	0
56	MG	1A	3328	1/1	0.91	0.21	3.15	48,48,48,48	0
56	MG	2A	3083	1/1	0.96	0.42	3.06	53,53,53,53	0
56	MG	2a	1612	1/1	0.78	0.18	3.01	64,64,64,64	0
56	MG	2A	3650	1/1	0.98	0.36	2.98	42,42,42,42	0
56	MG	1A	3224	1/1	0.94	0.21	2.96	39,39,39,39	0
56	MG	2A	3162	1/1	0.89	0.41	2.90	55,55,55,55	0
56	MG	2A	3435	1/1	0.83	0.25	2.82	58,58,58,58	0
56	MG	1A	4121	1/1	0.96	0.29	2.81	29,29,29,29	0
59	ZN	16	102	1/1	1.00	0.22	2.79	38,38,38,38	0
56	MG	1A	3383	1/1	0.93	0.24	2.77	37,37,37,37	0
56	MG	1A	3187	1/1	0.97	0.28	2.76	25,25,25,25	0
56	MG	2A	3888	1/1	0.91	0.33	2.70	71,71,71,71	0
56	MG	2A	3759	1/1	0.93	0.54	2.65	39,39,39,39	0
56	MG	2A	3404	1/1	0.92	0.26	2.65	52,52,52,52	0
56	MG	1V	201	1/1	0.98	0.28	2.65	28,28,28,28	0
56	MG	2A	3076	1/1	0.96	0.42	2.59	48,48,48,48	0
56	MG	1A	3197	1/1	0.96	0.25	2.56	31,31,31,31	0
56	MG	2A	3058	1/1	0.83	0.25	2.53	51,51,51,51	0

*Continued on next page...*

*Continued from previous page...*

Mol	Type	Chain	Res	Atoms	RSCC	RSR	LLDF	B-factors( $\text{\AA}^2$ )	Q<0.9
56	MG	2F	301	1/1	0.88	0.42	2.53	48,48,48,48	0
56	MG	1A	3542	1/1	0.99	0.26	2.53	22,22,22,22	0
56	MG	1A	3623	1/1	0.63	0.21	2.52	72,72,72,72	0
56	MG	2A	3099	1/1	0.96	0.23	2.47	49,49,49,49	0
56	MG	1A	3231	1/1	0.96	0.27	2.38	26,26,26,26	0
56	MG	1A	3036	1/1	0.98	0.24	2.38	25,25,25,25	0
56	MG	17	102	1/1	0.91	0.37	2.38	38,38,38,38	0
56	MG	1A	3041	1/1	0.95	0.23	2.36	35,35,35,35	0
56	MG	1A	3558	1/1	0.95	0.23	2.32	23,23,23,23	0
56	MG	1A	3222	1/1	0.95	0.25	2.15	31,31,31,31	0
56	MG	2A	3619	1/1	0.89	0.21	2.09	50,50,50,50	0
56	MG	1A	3545	1/1	0.94	0.22	2.08	22,22,22,22	0
56	MG	1A	3343	1/1	0.96	0.23	2.05	37,37,37,37	0
56	MG	1A	4119	1/1	0.97	0.26	2.01	34,34,34,34	0
56	MG	1A	4082	1/1	0.97	0.24	1.99	27,27,27,27	0
56	MG	1U	201	1/1	0.90	0.25	1.98	33,33,33,33	0
56	MG	1E	305	1/1	0.96	0.29	1.91	54,54,54,54	0
56	MG	1F	308	1/1	0.95	0.27	1.87	54,54,54,54	0
56	MG	1F	303	1/1	0.95	0.26	1.82	24,24,24,24	0
56	MG	1A	4142	1/1	0.98	0.28	1.79	29,29,29,29	0
56	MG	1A	3974	1/1	0.73	0.22	1.79	22,22,22,22	0
56	MG	18	102	1/1	0.83	0.30	1.78	40,40,40,40	0
56	MG	1A	3065	1/1	0.97	0.22	1.75	24,24,24,24	0
56	MG	2A	3478	1/1	0.98	0.23	1.73	49,49,49,49	0
56	MG	1A	3740	1/1	0.96	0.22	1.72	44,44,44,44	0
56	MG	1A	3700	1/1	0.91	0.22	1.71	44,44,44,44	0
56	MG	1A	3109	1/1	0.91	0.25	1.69	31,31,31,31	0
56	MG	1A	3072	1/1	0.96	0.23	1.68	40,40,40,40	0
56	MG	1U	206	1/1	0.98	0.27	1.66	28,28,28,28	0
56	MG	1B	220	1/1	0.90	0.21	1.64	58,58,58,58	0
56	MG	1A	3267	1/1	0.90	0.22	1.64	30,30,30,30	0
56	MG	1A	3517	1/1	0.97	0.29	1.64	29,29,29,29	0
56	MG	1A	3560	1/1	0.93	0.28	1.62	43,43,43,43	0
56	MG	2A	3719	1/1	0.94	0.25	1.60	61,61,61,61	0
56	MG	1a	1820	1/1	0.96	0.26	1.56	41,41,41,41	0
56	MG	2A	3743	1/1	0.89	0.18	1.55	58,58,58,58	0
56	MG	1D	311	1/1	0.94	0.25	1.52	43,43,43,43	0
56	MG	2U	205	1/1	0.95	0.32	1.50	53,53,53,53	0
56	MG	1r	101	1/1	0.89	0.29	1.48	69,69,69,69	0
56	MG	1A	3101	1/1	0.94	0.24	1.48	45,45,45,45	0
56	MG	1b	3002	1/1	0.96	0.17	1.38	68,68,68,68	0
56	MG	1A	3012	1/1	0.91	0.25	1.35	29,29,29,29	0

*Continued on next page...*

*Continued from previous page...*

Mol	Type	Chain	Res	Atoms	RSCC	RSR	LLDF	B-factors( $\text{\AA}^2$ )	Q<0.9
56	MG	1A	3506	1/1	0.86	0.23	1.32	43,43,43,43	0
56	MG	16	103	1/1	0.93	0.23	1.31	53,53,53,53	0
56	MG	1A	3747	1/1	0.86	0.24	1.27	38,38,38,38	0
56	MG	1A	3045	1/1	0.98	0.23	1.25	31,31,31,31	0
59	ZN	1Y	202	1/1	0.97	0.19	1.20	66,66,66,66	0
56	MG	1A	4128	1/1	0.97	0.27	1.20	32,32,32,32	0
56	MG	1f	3001	1/1	0.95	0.25	1.19	40,40,40,40	0
56	MG	1D	303	1/1	0.96	0.24	1.18	34,34,34,34	0
56	MG	1A	3838	1/1	0.96	0.21	1.11	26,26,26,26	0
56	MG	1A	3074	1/1	0.96	0.21	1.10	25,25,25,25	0
56	MG	1A	4096	1/1	0.96	0.22	1.07	40,40,40,40	0
56	MG	1a	1734	1/1	0.88	0.20	1.02	56,56,56,56	0
56	MG	1Q	201	1/1	0.93	0.22	1.02	26,26,26,26	0
56	MG	1A	4127	1/1	0.97	0.25	1.01	29,29,29,29	0
56	MG	2A	3121	1/1	0.95	0.26	1.00	41,41,41,41	0
56	MG	1A	3014	1/1	0.97	0.26	0.99	32,32,32,32	0
56	MG	1A	3490	1/1	0.96	0.23	0.98	44,44,44,44	0
59	ZN	15	102	1/1	1.00	0.22	0.98	41,41,41,41	0
56	MG	2A	3830	1/1	0.77	0.23	0.97	54,54,54,54	0
56	MG	2A	3852	1/1	0.88	0.26	0.95	46,46,46,46	0
56	MG	1A	3852	1/1	0.80	0.23	0.91	39,39,39,39	0
56	MG	1A	3860	1/1	0.96	0.22	0.90	38,38,38,38	0
56	MG	1A	4141	1/1	0.95	0.23	0.82	30,30,30,30	0
56	MG	12	102	1/1	0.97	0.23	0.80	37,37,37,37	0
56	MG	2A	3439	1/1	0.96	0.25	0.78	55,55,55,55	0
56	MG	2V	201	1/1	0.97	0.34	0.73	42,42,42,42	0
56	MG	2a	1738	1/1	0.96	0.26	0.71	69,69,69,69	0
56	MG	1A	4120	1/1	0.98	0.25	0.62	27,27,27,27	0
56	MG	1A	3571	1/1	0.94	0.22	0.62	35,35,35,35	0
56	MG	1A	3102	1/1	0.96	0.22	0.57	33,33,33,33	0
56	MG	1A	3602	1/1	0.94	0.19	0.54	29,29,29,29	0
59	ZN	25	102	1/1	0.99	0.18	0.53	55,55,55,55	0
56	MG	2A	3033	1/1	0.89	0.21	0.53	48,48,48,48	0
56	MG	2A	3473	1/1	0.90	0.18	0.52	59,59,59,59	0
56	MG	1A	3600	1/1	0.98	0.21	0.48	28,28,28,28	0
56	MG	2A	3443	1/1	0.95	0.24	0.47	44,44,44,44	0
56	MG	1a	1827	1/1	0.95	0.20	0.44	49,49,49,49	0
56	MG	1W	207	1/1	0.87	0.24	0.35	35,35,35,35	0
56	MG	1A	3039	1/1	0.98	0.23	0.35	27,27,27,27	0
56	MG	2a	1768	1/1	0.69	0.21	0.34	82,82,82,82	0
56	MG	1A	3572	1/1	0.91	0.22	0.33	15,15,15,15	0
56	MG	2a	1818	1/1	0.88	0.22	0.28	74,74,74,74	0

*Continued on next page...*

*Continued from previous page...*

Mol	Type	Chain	Res	Atoms	RSCC	RSR	LLDF	B-factors( $\text{\AA}^2$ )	Q<0.9
56	MG	1A	3655	1/1	0.96	0.21	0.26	18,18,18,18	0
56	MG	1D	310	1/1	0.97	0.22	0.25	15,15,15,15	0
56	MG	2A	3297	1/1	0.83	0.23	0.23	52,52,52,52	0
56	MG	1E	303	1/1	0.96	0.23	0.21	30,30,30,30	0
56	MG	2A	3880	1/1	0.90	0.24	0.19	65,65,65,65	0
56	MG	1A	4123	1/1	0.95	0.22	0.18	31,31,31,31	0
56	MG	1A	3782	1/1	0.81	0.19	0.18	60,60,60,60	0
56	MG	2A	3003	1/1	0.96	0.19	0.17	40,40,40,40	0
56	MG	2A	3438	1/1	0.84	0.23	0.15	53,53,53,53	0
56	MG	1w	105	1/1	0.90	0.17	0.09	67,67,67,67	0
56	MG	1x	103	1/1	0.95	0.17	0.09	56,56,56,56	0
56	MG	1s	3001	1/1	0.86	0.20	0.02	63,63,63,63	0
56	MG	1D	302	1/1	0.96	0.25	-0.00	51,51,51,51	0
56	MG	1A	3535	1/1	0.84	0.19	-0.01	57,57,57,57	0
56	MG	2l	3002	1/1	0.90	0.31	-0.04	62,62,62,62	0
56	MG	1A	3178	1/1	0.93	0.15	-0.07	61,61,61,61	0
56	MG	2A	3067	1/1	0.78	0.16	-0.08	58,58,58,58	0
56	MG	2a	1654	1/1	0.72	0.18	-0.09	85,85,85,85	0
59	ZN	19	102	1/1	0.99	0.21	-0.13	41,41,41,41	0
56	MG	1A	3689	1/1	0.95	0.19	-0.18	28,28,28,28	0
56	MG	2A	3737	1/1	0.95	0.15	-0.22	52,52,52,52	0
56	MG	1A	4129	1/1	0.91	0.23	-0.23	33,33,33,33	0
56	MG	2A	3874	1/1	0.96	0.22	-0.26	38,38,38,38	0
56	MG	1A	3318	1/1	0.97	0.20	-0.26	54,54,54,54	0
56	MG	1A	3725	1/1	0.95	0.21	-0.28	25,25,25,25	0
56	MG	1N	203	1/1	0.94	0.19	-0.29	42,42,42,42	0
56	MG	1D	306	1/1	0.97	0.21	-0.31	22,22,22,22	0
59	ZN	1n	501	1/1	0.98	0.18	-0.32	59,59,59,59	0
56	MG	1a	1686	1/1	0.97	0.17	-0.34	48,48,48,48	0
56	MG	2a	1669	1/1	0.81	0.19	-0.38	59,59,59,59	0
56	MG	2A	3386	1/1	0.94	0.17	-0.39	67,67,67,67	0
56	MG	2A	3810	1/1	0.88	0.19	-0.40	63,63,63,63	0
56	MG	1A	4104	1/1	0.94	0.21	-0.41	37,37,37,37	0
56	MG	2X	102	1/1	0.93	0.18	-0.42	66,66,66,66	0
56	MG	2A	3668	1/1	0.96	0.17	-0.42	50,50,50,50	0
56	MG	1l	201	1/1	0.95	0.16	-0.45	38,38,38,38	0
56	MG	1A	3856	1/1	0.91	0.20	-0.46	33,33,33,33	0
56	MG	1b	3001	1/1	0.91	0.18	-0.47	82,82,82,82	0
59	ZN	26	501	1/1	0.99	0.18	-0.50	56,56,56,56	0
56	MG	1a	1824	1/1	0.93	0.18	-0.50	36,36,36,36	0
56	MG	1a	1610	1/1	0.88	0.17	-0.50	57,57,57,57	0
56	MG	1a	1602	1/1	0.80	0.17	-0.51	64,64,64,64	0

*Continued on next page...*



*Continued from previous page...*

Mol	Type	Chain	Res	Atoms	RSCC	RSR	LLDF	B-factors( $\text{\AA}^2$ )	Q<0.9
56	MG	1O	208	1/1	0.93	0.18	-0.51	75,75,75,75	0
56	MG	1I	101	1/1	0.97	0.18	-0.52	31,31,31,31	0
56	MG	2a	1830	1/1	0.77	0.16	-0.54	59,59,59,59	0
56	MG	1A	4003	1/1	0.93	0.20	-0.56	27,27,27,27	0
56	MG	2A	3165	1/1	0.90	0.17	-0.59	52,52,52,52	0
56	MG	15	101	1/1	0.97	0.22	-0.59	36,36,36,36	0
56	MG	1a	1821	1/1	0.96	0.16	-0.60	51,51,51,51	0
56	MG	2A	3403	1/1	0.96	0.17	-0.60	55,55,55,55	0
56	MG	1A	3337	1/1	0.98	0.18	-0.62	38,38,38,38	0
56	MG	2A	3804	1/1	0.84	0.17	-0.62	61,61,61,61	0
56	MG	1A	4086	1/1	0.98	0.21	-0.65	19,19,19,19	0
56	MG	2A	3513	1/1	0.87	0.16	-0.65	43,43,43,43	0
56	MG	1D	308	1/1	0.96	0.20	-0.66	40,40,40,40	0
56	MG	1A	3124	1/1	0.98	0.19	-0.67	24,24,24,24	0
56	MG	1A	3205	1/1	0.97	0.19	-0.68	33,33,33,33	0
56	MG	1A	3724	1/1	0.90	0.21	-0.69	13,13,13,13	0
56	MG	1E	310	1/1	0.90	0.19	-0.71	35,35,35,35	0
56	MG	23	103	1/1	0.98	0.23	-0.71	56,56,56,56	0
56	MG	1G	3001	1/1	0.96	0.19	-0.73	33,33,33,33	0
56	MG	2D	301	1/1	0.87	0.19	-0.74	58,58,58,58	0
56	MG	1A	3299	1/1	0.99	0.21	-0.75	23,23,23,23	0
56	MG	1B	216	1/1	0.91	0.18	-0.76	34,34,34,34	0
56	MG	2A	3515	1/1	0.94	0.17	-0.80	64,64,64,64	0
56	MG	1A	3777	1/1	0.92	0.20	-0.81	20,20,20,20	0
56	MG	2A	3144	1/1	0.92	0.18	-0.81	38,38,38,38	0
56	MG	1A	4103	1/1	0.38	0.18	-0.82	60,60,60,60	0
56	MG	2q	3001	1/1	0.88	0.14	-0.82	47,47,47,47	0
56	MG	2A	3693	1/1	0.76	0.16	-0.83	58,58,58,58	0
56	MG	2a	1744	1/1	0.93	0.13	-0.83	81,81,81,81	0
56	MG	13	102	1/1	0.97	0.21	-0.86	38,38,38,38	0
56	MG	2A	3096	1/1	0.86	0.14	-0.87	60,60,60,60	0
56	MG	1A	4064	1/1	0.88	0.19	-0.89	45,45,45,45	0
56	MG	1A	3465	1/1	0.93	0.19	-0.91	46,46,46,46	0
56	MG	2a	1824	1/1	0.77	0.16	-0.94	70,70,70,70	0
56	MG	1A	3346	1/1	0.95	0.19	-0.95	38,38,38,38	0
56	MG	10	109	1/1	0.86	0.19	-0.97	58,58,58,58	0
56	MG	1A	4125	1/1	0.94	0.21	-0.98	38,38,38,38	0
56	MG	2A	3579	1/1	0.44	0.14	-0.98	65,65,65,65	0
56	MG	2A	3655	1/1	0.90	0.15	-0.99	67,67,67,67	0
56	MG	1A	3301	1/1	0.95	0.18	-1.00	40,40,40,40	0
56	MG	1A	3536	1/1	0.94	0.20	-1.01	39,39,39,39	0
60	SF4	1d	501	8/8	0.98	0.16	-1.01	58,66,74,76	0

*Continued on next page...*

*Continued from previous page...*

Mol	Type	Chain	Res	Atoms	RSCC	RSR	LLDF	B-factors( $\text{\AA}^2$ )	Q<0.9
56	MG	1a	1813	1/1	0.97	0.17	-1.02	50,50,50,50	0
56	MG	1X	105	1/1	0.97	0.16	-1.02	48,48,48,48	0
56	MG	2T	3001	1/1	0.92	0.18	-1.05	52,52,52,52	0
56	MG	1A	3993	1/1	0.90	0.19	-1.05	42,42,42,42	0
56	MG	2a	1725	1/1	0.92	0.14	-1.06	66,66,66,66	0
56	MG	2F	303	1/1	0.89	0.20	-1.08	46,46,46,46	0
56	MG	1a	1645	1/1	0.94	0.17	-1.09	50,50,50,50	0
60	SF4	2d	501	8/8	0.98	0.15	-1.10	67,71,80,97	0
56	MG	2a	1714	1/1	0.90	0.11	-1.10	79,79,79,79	0
59	ZN	14	501	1/1	0.90	0.11	-1.10	95,95,95,95	0
56	MG	1A	4001	1/1	0.81	0.19	-1.11	26,26,26,26	0
56	MG	1e	202	1/1	0.95	0.14	-1.11	69,69,69,69	0
56	MG	1A	3203	1/1	0.86	0.19	-1.12	45,45,45,45	0
56	MG	1A	3001	1/1	0.91	0.17	-1.12	38,38,38,38	0
56	MG	2a	1673	1/1	0.96	0.19	-1.12	51,51,51,51	0
56	MG	2A	3092	1/1	0.97	0.19	-1.17	39,39,39,39	0
56	MG	1G	3003	1/1	0.89	0.18	-1.18	64,64,64,64	0
56	MG	2a	1665	1/1	0.92	0.14	-1.18	64,64,64,64	0
56	MG	2A	3179	1/1	0.95	0.17	-1.18	35,35,35,35	0
56	MG	1A	3881	1/1	0.98	0.18	-1.23	26,26,26,26	0
56	MG	1A	3656	1/1	0.95	0.20	-1.24	19,19,19,19	0
56	MG	2A	3560	1/1	0.92	0.14	-1.24	71,71,71,71	0
56	MG	1A	3577	1/1	0.93	0.19	-1.27	29,29,29,29	0
56	MG	2A	3882	1/1	0.95	0.20	-1.27	49,49,49,49	0
56	MG	1A	3131	1/1	0.98	0.17	-1.29	28,28,28,28	0
56	MG	2A	3905	1/1	0.88	0.18	-1.29	56,56,56,56	0
56	MG	2A	3726	1/1	0.83	0.12	-1.29	55,55,55,55	0
56	MG	2a	1754	1/1	0.90	0.15	-1.32	82,82,82,82	0
56	MG	1A	3634	1/1	0.86	0.18	-1.33	34,34,34,34	0
56	MG	1A	4135	1/1	0.93	0.18	-1.34	36,36,36,36	0
56	MG	1A	3285	1/1	0.91	0.20	-1.35	43,43,43,43	0
56	MG	1W	205	1/1	0.97	0.18	-1.35	30,30,30,30	0
56	MG	1Z	301	1/1	0.93	0.18	-1.36	44,44,44,44	0
56	MG	1A	3649	1/1	0.96	0.19	-1.37	20,20,20,20	0
56	MG	1A	3616	1/1	0.81	0.19	-1.37	26,26,26,26	0
56	MG	1W	203	1/1	0.98	0.18	-1.39	30,30,30,30	0
59	ZN	29	501	1/1	0.92	0.10	-1.39	74,74,74,74	0
56	MG	2q	3003	1/1	0.95	0.14	-1.43	68,68,68,68	0
56	MG	2A	3161	1/1	0.94	0.13	-1.44	71,71,71,71	0
59	ZN	2Y	501	1/1	0.93	0.14	-1.45	87,87,87,87	0
56	MG	19	101	1/1	0.90	0.18	-1.46	44,44,44,44	0
56	MG	1a	1788	1/1	0.89	0.15	-1.47	65,65,65,65	0

*Continued on next page...*

*Continued from previous page...*

Mol	Type	Chain	Res	Atoms	RSCC	RSR	LLDF	B-factors( $\text{\AA}^2$ )	Q<0.9
56	MG	1A	3063	1/1	0.91	0.18	-1.48	30,30,30,30	0
56	MG	2A	3877	1/1	0.92	0.16	-1.48	47,47,47,47	0
56	MG	2A	3645	1/1	0.88	0.16	-1.49	56,56,56,56	0
56	MG	2a	1717	1/1	0.92	0.13	-1.53	58,58,58,58	0
56	MG	1a	1611	1/1	0.84	0.16	-1.54	55,55,55,55	0
56	MG	2A	3577	1/1	0.90	0.19	-1.56	53,53,53,53	0
56	MG	1a	1644	1/1	0.90	0.18	-1.61	47,47,47,47	0
56	MG	2W	203	1/1	0.96	0.16	-1.61	54,54,54,54	0
56	MG	2a	1796	1/1	0.93	0.22	-1.67	69,69,69,69	0
56	MG	1D	309	1/1	0.95	0.16	-1.68	48,48,48,48	0
56	MG	1A	3061	1/1	0.98	0.16	-1.68	34,34,34,34	0
56	MG	1A	3508	1/1	0.97	0.08	-1.69	56,56,56,56	0
56	MG	1a	1615	1/1	0.88	0.18	-1.71	60,60,60,60	0
56	MG	1A	3294	1/1	0.96	0.18	-1.72	23,23,23,23	0
56	MG	1A	3924	1/1	0.91	0.18	-1.72	39,39,39,39	0
56	MG	1A	3591	1/1	0.93	0.19	-1.73	29,29,29,29	0
56	MG	1A	3245	1/1	0.95	0.14	-1.73	37,37,37,37	0
56	MG	1A	4080	1/1	0.96	0.18	-1.75	19,19,19,19	0
56	MG	1a	1749	1/1	0.96	0.16	-1.78	57,57,57,57	0
56	MG	1A	3682	1/1	0.95	0.20	-1.78	25,25,25,25	0
56	MG	2A	3095	1/1	0.97	0.19	-1.81	40,40,40,40	0
56	MG	1A	4144	1/1	0.99	0.17	-1.82	30,30,30,30	0
56	MG	1A	3432	1/1	0.96	0.16	-1.84	31,31,31,31	0
56	MG	1I	3001	1/1	0.85	0.13	-1.85	61,61,61,61	0
59	ZN	2n	501	1/1	0.96	0.07	-1.85	104,104,104,104	0
56	MG	1A	3579	1/1	0.94	0.17	-1.85	43,43,43,43	0
56	MG	1B	217	1/1	0.95	0.17	-1.86	56,56,56,56	0
56	MG	2Z	8001	1/1	0.78	0.14	-1.87	73,73,73,73	0
56	MG	2a	1841	1/1	0.95	0.12	-1.87	89,89,89,89	0
56	MG	2a	1749	1/1	0.89	0.06	-1.91	64,64,64,64	0
56	MG	2A	3901	1/1	0.89	0.12	-1.91	67,67,67,67	0
56	MG	2A	3635	1/1	0.92	0.14	-1.91	39,39,39,39	0
56	MG	1A	3198	1/1	0.92	0.17	-1.92	39,39,39,39	0
56	MG	1A	3195	1/1	0.98	0.18	-1.92	16,16,16,16	0
56	MG	1A	4107	1/1	0.91	0.16	-1.94	37,37,37,37	0
56	MG	1a	1730	1/1	0.83	0.17	-1.96	51,51,51,51	0
56	MG	2A	3638	1/1	0.93	0.14	-1.99	34,34,34,34	0
56	MG	2A	3106	1/1	0.90	0.14	-1.99	49,49,49,49	0
56	MG	2a	1701	1/1	0.89	0.09	-2.01	55,55,55,55	0
56	MG	1A	3515	1/1	0.94	0.20	-2.02	28,28,28,28	0
56	MG	1a	1735	1/1	0.86	0.13	-2.02	60,60,60,60	0
56	MG	2a	1802	1/1	0.92	0.15	-2.04	60,60,60,60	0

*Continued on next page...*

*Continued from previous page...*

Mol	Type	Chain	Res	Atoms	RSCC	RSR	LLDF	B-factors( $\text{\AA}^2$ )	Q<0.9
56	MG	1x	107	1/1	0.90	0.11	-2.04	66,66,66,66	0
56	MG	1A	3746	1/1	0.92	0.18	-2.05	22,22,22,22	0
56	MG	1A	3009	1/1	0.94	0.17	-2.06	30,30,30,30	0
56	MG	1A	4101	1/1	0.92	0.14	-2.06	43,43,43,43	0
56	MG	1A	3796	1/1	0.89	0.13	-2.09	64,64,64,64	0
56	MG	1a	1764	1/1	0.92	0.16	-2.09	63,63,63,63	0
56	MG	1a	1828	1/1	0.84	0.14	-2.11	57,57,57,57	0
56	MG	2A	3746	1/1	0.92	0.12	-2.11	76,76,76,76	0
56	MG	1x	116	1/1	0.92	0.14	-2.12	62,62,62,62	0
56	MG	2a	1750	1/1	0.90	0.07	-2.12	70,70,70,70	0
56	MG	25	104	1/1	0.92	0.16	-2.13	52,52,52,52	0
56	MG	2f	3001	1/1	0.96	0.13	-2.13	47,47,47,47	0
56	MG	1A	3933	1/1	0.89	0.17	-2.15	52,52,52,52	0
56	MG	1A	3898	1/1	0.96	0.19	-2.15	19,19,19,19	0
56	MG	1A	3638	1/1	0.86	0.14	-2.16	48,48,48,48	0
56	MG	1A	3900	1/1	0.94	0.20	-2.18	41,41,41,41	0
56	MG	1a	1714	1/1	0.94	0.14	-2.18	48,48,48,48	0
56	MG	2a	1758	1/1	0.97	0.18	-2.21	56,56,56,56	0
56	MG	1A	3594	1/1	0.93	0.18	-2.21	45,45,45,45	0
56	MG	2a	1810	1/1	0.85	0.08	-2.22	78,78,78,78	0
56	MG	2a	1831	1/1	0.73	0.11	-2.22	78,78,78,78	0
56	MG	2A	3778	1/1	0.93	0.14	-2.22	71,71,71,71	0
56	MG	2a	1844	1/1	0.84	0.10	-2.23	66,66,66,66	0
56	MG	1a	1772	1/1	0.55	0.18	-2.23	66,66,66,66	0
56	MG	2a	1702	1/1	0.76	0.12	-2.27	65,65,65,65	0
56	MG	1A	3854	1/1	0.96	0.17	-2.30	25,25,25,25	0
56	MG	1A	4058	1/1	0.92	0.19	-2.30	36,36,36,36	0
56	MG	1t	3001	1/1	0.84	0.18	-2.32	53,53,53,53	0
56	MG	2a	1685	1/1	0.87	0.17	-2.32	65,65,65,65	0
56	MG	1A	4134	1/1	0.99	0.19	-2.35	27,27,27,27	0
56	MG	2A	3615	1/1	0.76	0.17	-2.35	49,49,49,49	0
56	MG	2A	3893	1/1	0.96	0.08	-2.36	49,49,49,49	0
56	MG	2A	3643	1/1	0.76	0.15	-2.37	47,47,47,47	0
56	MG	1A	3654	1/1	0.94	0.18	-2.40	20,20,20,20	0
56	MG	2A	3833	1/1	0.88	0.13	-2.43	47,47,47,47	0
56	MG	2a	1683	1/1	0.88	0.12	-2.45	66,66,66,66	0
56	MG	2G	3001	1/1	0.94	0.09	-2.45	62,62,62,62	0
56	MG	1A	3106	1/1	0.96	0.19	-2.47	25,25,25,25	0
59	ZN	24	501	1/1	0.76	0.07	-2.49	119,119,119,119	0
56	MG	1a	1733	1/1	0.86	0.13	-2.49	55,55,55,55	0
56	MG	1A	3761	1/1	0.96	0.17	-2.50	22,22,22,22	0
56	MG	2a	1742	1/1	0.86	0.14	-2.50	74,74,74,74	0

*Continued on next page...*

*Continued from previous page...*

Mol	Type	Chain	Res	Atoms	RSCC	RSR	LLDF	B-factors( $\text{\AA}^2$ )	Q<0.9
56	MG	2a	1691	1/1	0.83	0.11	-2.51	63,63,63,63	0
56	MG	2A	3673	1/1	0.97	0.16	-2.52	65,65,65,65	0
56	MG	2O	8001	1/1	0.90	0.17	-2.52	48,48,48,48	0
56	MG	1A	3665	1/1	0.97	0.18	-2.55	19,19,19,19	0
56	MG	2a	1793	1/1	0.87	0.12	-2.56	71,71,71,71	0
56	MG	2A	3894	1/1	0.90	0.11	-2.58	62,62,62,62	0
56	MG	2B	3008	1/1	0.81	0.11	-2.59	56,56,56,56	0
56	MG	2a	1633	1/1	0.90	0.16	-2.60	57,57,57,57	0
56	MG	2A	3538	1/1	0.97	0.13	-2.61	47,47,47,47	0
56	MG	1A	3763	1/1	0.93	0.16	-2.62	48,48,48,48	0
56	MG	1n	502	1/1	0.96	0.11	-2.67	55,55,55,55	0
56	MG	1A	4081	1/1	0.93	0.15	-2.67	39,39,39,39	0
56	MG	1A	3117	1/1	0.95	0.17	-2.69	35,35,35,35	0
56	MG	2A	3190	1/1	0.97	0.13	-2.70	49,49,49,49	0
56	MG	2A	3528	1/1	0.88	0.18	-2.70	55,55,55,55	0
56	MG	1E	311	1/1	0.94	0.14	-2.71	49,49,49,49	0
56	MG	1A	3913	1/1	0.81	0.16	-2.71	25,25,25,25	0
56	MG	1D	301	1/1	0.88	0.16	-2.72	43,43,43,43	0
56	MG	1A	4145	1/1	0.97	0.18	-2.77	25,25,25,25	0
56	MG	1A	3776	1/1	0.88	0.18	-2.78	23,23,23,23	0
56	MG	16	101	1/1	0.96	0.14	-2.82	42,42,42,42	0
56	MG	1a	1609	1/1	0.95	0.16	-2.83	27,27,27,27	0
56	MG	2e	3001	1/1	0.90	0.08	-2.84	76,76,76,76	0
56	MG	1A	3099	1/1	0.95	0.15	-2.87	30,30,30,30	0
56	MG	2A	3828	1/1	0.92	0.08	-2.87	59,59,59,59	0
56	MG	1a	1744	1/1	0.95	0.14	-2.87	60,60,60,60	0
56	MG	1a	1737	1/1	0.95	0.14	-2.88	39,39,39,39	0
56	MG	1A	3920	1/1	0.87	0.15	-2.90	65,65,65,65	0
56	MG	2A	3616	1/1	0.97	0.16	-2.91	34,34,34,34	0
56	MG	2A	3576	1/1	0.94	0.13	-2.91	41,41,41,41	0
56	MG	1A	3496	1/1	0.96	0.17	-2.91	40,40,40,40	0
56	MG	1A	3976	1/1	0.89	0.17	-2.91	32,32,32,32	0
56	MG	1A	3748	1/1	0.89	0.16	-2.96	24,24,24,24	0
56	MG	1A	4133	1/1	0.91	0.15	-2.97	30,30,30,30	0
56	MG	1A	3042	1/1	0.97	0.16	-3.00	29,29,29,29	0
56	MG	1A	4041	1/1	0.95	0.16	-3.00	33,33,33,33	0
56	MG	2t	3001	1/1	0.90	0.11	-3.02	62,62,62,62	0
56	MG	2A	3601	1/1	0.72	0.14	-3.04	32,32,32,32	0
56	MG	2A	3103	1/1	0.96	0.14	-3.04	36,36,36,36	0
56	MG	2A	3534	1/1	0.96	0.12	-3.05	39,39,39,39	0
56	MG	2A	3624	1/1	0.92	0.12	-3.09	33,33,33,33	0
56	MG	1A	3034	1/1	0.99	0.17	-3.09	24,24,24,24	0

*Continued on next page...*

*Continued from previous page...*

Mol	Type	Chain	Res	Atoms	RSCC	RSR	LLDF	B-factors( $\text{\AA}^2$ )	Q<0.9
56	MG	1E	306	1/1	0.95	0.14	-3.10	32,32,32,32	0
56	MG	2A	3098	1/1	0.86	0.11	-3.11	51,51,51,51	0
56	MG	2A	3853	1/1	0.87	0.13	-3.13	48,48,48,48	0
56	MG	1A	3742	1/1	0.95	0.16	-3.13	49,49,49,49	0
56	MG	2A	3562	1/1	0.89	0.12	-3.13	41,41,41,41	0
56	MG	2B	3006	1/1	0.84	0.12	-3.16	72,72,72,72	0
56	MG	2A	3036	1/1	0.94	0.17	-3.16	35,35,35,35	0
56	MG	2A	3487	1/1	0.98	0.14	-3.17	23,23,23,23	0
56	MG	1a	1711	1/1	0.96	0.12	-3.17	60,60,60,60	0
56	MG	2A	3516	1/1	0.95	0.11	-3.20	52,52,52,52	0
56	MG	1A	3647	1/1	0.98	0.17	-3.21	29,29,29,29	0
56	MG	2A	3694	1/1	0.91	0.10	-3.21	64,64,64,64	0
56	MG	1A	3667	1/1	0.98	0.17	-3.21	21,21,21,21	0
56	MG	2A	3754	1/1	0.87	0.14	-3.25	48,48,48,48	0
56	MG	1a	1811	1/1	0.94	0.11	-3.29	63,63,63,63	0
56	MG	1a	1726	1/1	0.97	0.13	-3.29	46,46,46,46	0
56	MG	1A	4042	1/1	0.91	0.17	-3.32	24,24,24,24	0
56	MG	2A	3548	1/1	0.98	0.12	-3.32	32,32,32,32	0
56	MG	2A	3564	1/1	0.93	0.13	-3.36	36,36,36,36	0
56	MG	2A	3614	1/1	0.83	0.12	-3.39	32,32,32,32	0
56	MG	1A	3184	1/1	0.96	0.14	-3.40	25,25,25,25	0
56	MG	1A	3839	1/1	0.96	0.17	-3.42	28,28,28,28	0
56	MG	2A	3654	1/1	0.95	0.15	-3.42	52,52,52,52	0
56	MG	2A	3550	1/1	0.95	0.13	-3.43	35,35,35,35	0
56	MG	2A	3120	1/1	0.89	0.14	-3.43	35,35,35,35	0
56	MG	2A	3587	1/1	0.91	0.13	-3.43	44,44,44,44	0
56	MG	2a	1836	1/1	0.88	0.11	-3.46	65,65,65,65	0
56	MG	1A	3641	1/1	0.98	0.18	-3.46	29,29,29,29	0
56	MG	1A	3874	1/1	0.95	0.14	-3.47	19,19,19,19	0
56	MG	2A	3697	1/1	0.97	0.14	-3.47	36,36,36,36	0
56	MG	1A	3741	1/1	0.83	0.18	-3.48	17,17,17,17	0
56	MG	1A	3875	1/1	0.85	0.18	-3.49	25,25,25,25	0
56	MG	2A	3637	1/1	0.92	0.08	-3.51	39,39,39,39	0
56	MG	2A	3683	1/1	0.76	0.13	-3.54	77,77,77,77	0
56	MG	2a	1641	1/1	0.93	0.12	-3.55	71,71,71,71	0
56	MG	2A	3143	1/1	0.96	0.14	-3.55	41,41,41,41	0
56	MG	2A	3541	1/1	0.84	0.13	-3.58	40,40,40,40	0
56	MG	2A	3899	1/1	0.84	0.14	-3.59	36,36,36,36	0
56	MG	1a	1724	1/1	0.94	0.14	-3.60	43,43,43,43	0
56	MG	10	101	1/1	0.95	0.10	-3.62	44,44,44,44	0
56	MG	2A	3631	1/1	0.97	0.10	-3.63	36,36,36,36	0
56	MG	2Q	3001	1/1	0.90	0.08	-3.67	53,53,53,53	0

*Continued on next page...*

*Continued from previous page...*

Mol	Type	Chain	Res	Atoms	RSCC	RSR	LLDF	B-factors( $\text{\AA}^2$ )	Q<0.9
56	MG	2a	1679	1/1	0.95	0.11	-3.68	71,71,71,71	0
56	MG	1a	1643	1/1	0.93	0.14	-3.73	47,47,47,47	0
56	MG	1a	1782	1/1	0.91	0.12	-3.74	66,66,66,66	0
56	MG	2A	3873	1/1	0.94	0.15	-3.78	46,46,46,46	0
56	MG	1A	3806	1/1	0.96	0.14	-3.79	35,35,35,35	0
56	MG	1A	3760	1/1	0.98	0.14	-3.80	24,24,24,24	0
56	MG	1a	1806	1/1	0.95	0.13	-3.82	49,49,49,49	0
56	MG	1A	3672	1/1	0.90	0.17	-3.83	24,24,24,24	0
56	MG	1A	3703	1/1	0.98	0.18	-3.85	20,20,20,20	0
56	MG	2A	3709	1/1	0.96	0.14	-3.85	26,26,26,26	0
56	MG	2A	3666	1/1	0.85	0.15	-3.86	34,34,34,34	0
56	MG	2A	3552	1/1	0.93	0.14	-3.90	51,51,51,51	0
56	MG	1A	3053	1/1	0.93	0.17	-3.91	33,33,33,33	0
56	MG	1A	3726	1/1	0.92	0.16	-3.93	42,42,42,42	0
56	MG	2A	3530	1/1	0.97	0.13	-3.95	33,33,33,33	0
56	MG	1A	3716	1/1	0.93	0.13	-3.96	65,65,65,65	0
56	MG	1A	4052	1/1	0.95	0.16	-3.98	18,18,18,18	0
56	MG	2a	1785	1/1	0.79	0.14	-3.99	70,70,70,70	0
56	MG	2A	3703	1/1	0.97	0.11	-4.03	61,61,61,61	0
56	MG	1A	4088	1/1	0.92	0.14	-4.03	36,36,36,36	0
56	MG	1a	1815	1/1	0.97	0.10	-4.04	60,60,60,60	0
56	MG	2a	1625	1/1	0.90	0.10	-4.04	80,80,80,80	0
56	MG	1A	3713	1/1	0.92	0.16	-4.05	15,15,15,15	0
56	MG	1B	225	1/1	0.97	0.13	-4.05	30,30,30,30	0
56	MG	2a	1815	1/1	0.98	0.07	-4.07	49,49,49,49	0
56	MG	2A	3613	1/1	0.91	0.13	-4.07	24,24,24,24	0
56	MG	1A	3055	1/1	0.99	0.16	-4.08	23,23,23,23	0
56	MG	1a	1823	1/1	0.90	0.09	-4.08	55,55,55,55	0
56	MG	2a	1660	1/1	0.89	0.10	-4.09	82,82,82,82	0
56	MG	2A	3157	1/1	0.96	0.16	-4.12	51,51,51,51	0
56	MG	1B	221	1/1	0.91	0.14	-4.15	55,55,55,55	0
56	MG	2A	3267	1/1	0.86	0.12	-4.18	62,62,62,62	0
56	MG	2w	3008	1/1	0.90	0.12	-4.20	75,75,75,75	0
56	MG	2A	3524	1/1	0.98	0.11	-4.22	46,46,46,46	0
56	MG	2a	1686	1/1	0.98	0.15	-4.26	62,62,62,62	0
56	MG	1A	3621	1/1	0.90	0.14	-4.37	23,23,23,23	0
56	MG	1A	3964	1/1	0.95	0.14	-4.38	26,26,26,26	0
56	MG	1A	3734	1/1	0.95	0.14	-4.38	38,38,38,38	0
56	MG	1A	3919	1/1	0.96	0.15	-4.39	8,8,8,8	0
56	MG	2E	303	1/1	0.97	0.09	-4.40	38,38,38,38	0
56	MG	2A	3446	1/1	0.94	0.17	-4.43	41,41,41,41	0
56	MG	2A	3468	1/1	0.88	0.14	-4.47	49,49,49,49	0

*Continued on next page...*

*Continued from previous page...*

Mol	Type	Chain	Res	Atoms	RSCC	RSR	LLDF	B-factors( $\text{\AA}^2$ )	Q<0.9
56	MG	1A	3637	1/1	0.92	0.16	-4.50	44,44,44,44	0
56	MG	2A	3837	1/1	0.94	0.12	-4.50	33,33,33,33	0
56	MG	2A	3851	1/1	0.97	0.11	-4.51	66,66,66,66	0
56	MG	2A	3016	1/1	0.97	0.13	-4.53	66,66,66,66	0
56	MG	1a	1612	1/1	0.89	0.14	-4.56	51,51,51,51	0
56	MG	1A	3753	1/1	0.78	0.17	-4.57	20,20,20,20	0
56	MG	1A	4118	1/1	0.82	0.16	-4.57	27,27,27,27	0
56	MG	2A	3633	1/1	0.91	0.13	-4.61	58,58,58,58	0
56	MG	2A	3150	1/1	0.89	0.13	-4.62	41,41,41,41	0
56	MG	2a	1706	1/1	0.88	0.10	-4.63	64,64,64,64	0
56	MG	2A	3500	1/1	0.83	0.13	-4.63	69,69,69,69	0
56	MG	2A	3542	1/1	0.92	0.12	-4.64	43,43,43,43	0
56	MG	2A	3467	1/1	0.91	0.14	-4.67	40,40,40,40	0
56	MG	2A	3660	1/1	0.93	0.11	-4.69	57,57,57,57	0
56	MG	2A	3126	1/1	0.80	0.06	-4.69	63,63,63,63	0
56	MG	1A	3780	1/1	0.85	0.14	-4.69	36,36,36,36	0
56	MG	1A	3643	1/1	0.97	0.18	-4.70	21,21,21,21	0
56	MG	2A	3555	1/1	0.95	0.12	-4.70	34,34,34,34	0
56	MG	1A	3989	1/1	0.68	0.15	-4.71	53,53,53,53	0
56	MG	2A	3581	1/1	0.94	0.14	-4.72	30,30,30,30	0
56	MG	2A	3840	1/1	0.87	0.12	-4.74	45,45,45,45	0
56	MG	1a	1799	1/1	0.95	0.13	-4.77	64,64,64,64	0
56	MG	1A	3809	1/1	0.91	0.11	-4.77	47,47,47,47	0
56	MG	1w	108	1/1	0.89	0.15	-4.79	36,36,36,36	0
56	MG	1a	1642	1/1	0.93	0.10	-4.82	48,48,48,48	0
56	MG	2A	3626	1/1	0.97	0.15	-4.85	50,50,50,50	0
56	MG	2a	1763	1/1	0.96	0.07	-4.85	75,75,75,75	0
56	MG	2A	3039	1/1	0.90	0.10	-4.87	33,33,33,33	0
56	MG	1a	1620	1/1	0.79	0.10	-4.87	56,56,56,56	0
56	MG	1A	3604	1/1	0.95	0.17	-4.93	25,25,25,25	0
56	MG	2A	3047	1/1	0.90	0.11	-4.93	54,54,54,54	0
56	MG	2A	3012	1/1	0.99	0.13	-4.94	41,41,41,41	0
56	MG	2A	3011	1/1	0.91	0.11	-4.94	49,49,49,49	0
56	MG	2A	3186	1/1	0.96	0.11	-4.95	40,40,40,40	0
56	MG	1A	3670	1/1	0.99	0.16	-4.96	23,23,23,23	0
56	MG	1A	3663	1/1	0.91	0.13	-4.98	30,30,30,30	0
56	MG	1A	4053	1/1	0.92	0.11	-5.00	43,43,43,43	0
56	MG	2A	3618	1/1	0.85	0.13	-5.04	41,41,41,41	0
56	MG	2A	3727	1/1	0.94	0.15	-5.04	42,42,42,42	0
56	MG	2A	3745	1/1	0.87	0.12	-5.04	41,41,41,41	0
56	MG	1A	3865	1/1	0.94	0.15	-5.05	25,25,25,25	0
56	MG	2a	1822	1/1	0.94	0.07	-5.05	65,65,65,65	0

*Continued on next page...*



*Continued from previous page...*

Mol	Type	Chain	Res	Atoms	RSCC	RSR	LLDF	B-factors( $\text{\AA}^2$ )	Q<0.9
56	MG	2A	3714	1/1	0.95	0.17	-5.05	48,48,48,48	0
56	MG	1A	4122	1/1	0.98	0.10	-5.07	37,37,37,37	0
56	MG	1A	3011	1/1	0.99	0.13	-5.07	22,22,22,22	0
56	MG	20	103	1/1	0.95	0.11	-5.07	55,55,55,55	0
56	MG	1A	3696	1/1	0.97	0.14	-5.09	16,16,16,16	0
56	MG	2A	3692	1/1	0.94	0.10	-5.11	65,65,65,65	0
56	MG	1A	3079	1/1	0.93	0.12	-5.12	36,36,36,36	0
56	MG	2U	201	1/1	0.94	0.14	-5.12	47,47,47,47	0
56	MG	2A	3685	1/1	0.91	0.11	-5.15	55,55,55,55	0
56	MG	1A	4079	1/1	0.98	0.17	-5.18	10,10,10,10	0
56	MG	1a	1614	1/1	0.82	0.13	-5.19	48,48,48,48	0
56	MG	2A	3629	1/1	0.94	0.17	-5.20	44,44,44,44	0
56	MG	2D	302	1/1	0.98	0.08	-5.20	33,33,33,33	0
56	MG	1A	3771	1/1	0.95	0.19	-5.20	18,18,18,18	0
56	MG	2A	3715	1/1	0.96	0.11	-5.23	26,26,26,26	0
56	MG	1B	206	1/1	0.92	0.11	-5.24	34,34,34,34	0
56	MG	1A	3234	1/1	0.91	0.14	-5.25	34,34,34,34	0
56	MG	1A	3687	1/1	0.92	0.15	-5.27	29,29,29,29	0
56	MG	1A	4049	1/1	0.98	0.15	-5.28	26,26,26,26	0
56	MG	1a	1741	1/1	0.92	0.13	-5.29	52,52,52,52	0
56	MG	1a	1787	1/1	0.98	0.10	-5.29	33,33,33,33	0
56	MG	1A	3200	1/1	0.99	0.14	-5.32	27,27,27,27	0
56	MG	1A	3914	1/1	0.89	0.15	-5.33	39,39,39,39	0
56	MG	1A	3603	1/1	0.99	0.15	-5.34	23,23,23,23	0
56	MG	2A	3035	1/1	0.96	0.12	-5.37	44,44,44,44	0
56	MG	1a	1630	1/1	0.96	0.14	-5.40	44,44,44,44	0
56	MG	1N	202	1/1	0.95	0.12	-5.41	35,35,35,35	0
56	MG	2a	1788	1/1	0.93	0.10	-5.42	71,71,71,71	0
56	MG	1A	3126	1/1	0.93	0.16	-5.42	28,28,28,28	0
56	MG	1E	312	1/1	0.84	0.07	-5.43	34,34,34,34	0
56	MG	1A	4138	1/1	0.94	0.13	-5.44	35,35,35,35	0
56	MG	1A	3651	1/1	0.96	0.15	-5.46	24,24,24,24	0
56	MG	1A	3737	1/1	0.93	0.10	-5.48	34,34,34,34	0
56	MG	1A	3941	1/1	0.77	0.13	-5.48	43,43,43,43	0
56	MG	1a	1641	1/1	0.96	0.14	-5.49	47,47,47,47	0
56	MG	2A	3514	1/1	0.96	0.11	-5.55	39,39,39,39	0
56	MG	2A	3401	1/1	0.96	0.14	-5.66	48,48,48,48	0
56	MG	1A	3660	1/1	0.98	0.13	-5.67	23,23,23,23	0
56	MG	2a	1780	1/1	0.93	0.09	-5.69	57,57,57,57	0
56	MG	1A	3605	1/1	0.96	0.11	-5.70	37,37,37,37	0
56	MG	2A	3141	1/1	0.97	0.13	-5.72	47,47,47,47	0
56	MG	2a	1723	1/1	0.91	0.11	-5.72	47,47,47,47	0

*Continued on next page...*

*Continued from previous page...*

Mol	Type	Chain	Res	Atoms	RSCC	RSR	LLDF	B-factors( $\text{\AA}^2$ )	Q<0.9
56	MG	1D	304	1/1	0.97	0.14	-5.75	15,15,15,15	0
56	MG	1A	3861	1/1	0.97	0.09	-5.77	53,53,53,53	0
56	MG	2A	3021	1/1	0.97	0.09	-5.83	28,28,28,28	0
56	MG	1a	1623	1/1	0.92	0.13	-5.84	48,48,48,48	0
56	MG	1A	3848	1/1	0.95	0.12	-5.96	33,33,33,33	0
56	MG	2A	3561	1/1	0.98	0.11	-5.97	52,52,52,52	0
56	MG	1A	3658	1/1	0.96	0.12	-6.01	27,27,27,27	0
56	MG	1A	4029	1/1	0.97	0.13	-6.03	20,20,20,20	0
56	MG	1A	3886	1/1	0.87	0.16	-6.08	38,38,38,38	0
56	MG	1A	4055	1/1	0.93	0.12	-6.10	47,47,47,47	0
56	MG	2A	3844	1/1	0.89	0.13	-6.13	39,39,39,39	0
56	MG	2a	1693	1/1	0.92	0.11	-6.15	40,40,40,40	0
56	MG	2A	3038	1/1	0.98	0.12	-6.18	35,35,35,35	0
56	MG	2A	3674	1/1	0.89	0.09	-6.20	50,50,50,50	0
56	MG	1A	3786	1/1	0.97	0.16	-6.47	23,23,23,23	0
56	MG	1A	3020	1/1	0.98	0.12	-6.47	40,40,40,40	0
56	MG	2a	1775	1/1	0.95	0.08	-6.51	62,62,62,62	0
56	MG	1A	3727	1/1	0.91	0.14	-6.54	14,14,14,14	0
56	MG	2A	3526	1/1	0.98	0.10	-6.70	45,45,45,45	0
56	MG	2A	3028	1/1	0.95	0.11	-6.73	39,39,39,39	0
56	MG	2A	3565	1/1	0.91	0.11	-6.78	45,45,45,45	0
56	MG	1A	3632	1/1	0.95	0.15	-6.79	33,33,33,33	0
56	MG	1A	3191	1/1	0.89	0.10	-6.82	50,50,50,50	0
56	MG	2A	3499	1/1	0.88	0.08	-6.82	49,49,49,49	0
56	MG	1B	234	1/1	0.98	0.12	-6.89	42,42,42,42	0
56	MG	1a	1757	1/1	0.92	0.09	-6.91	61,61,61,61	0
56	MG	1S	3003	1/1	0.94	0.08	-7.03	64,64,64,64	0
56	MG	1A	3300	1/1	0.92	0.14	-7.09	29,29,29,29	0
56	MG	1A	3684	1/1	0.97	0.14	-7.15	14,14,14,14	0
56	MG	1A	3021	1/1	0.98	0.12	-7.23	15,15,15,15	0
56	MG	2A	3080	1/1	0.85	0.12	-7.27	52,52,52,52	0
56	MG	2A	3594	1/1	0.95	0.09	-7.28	37,37,37,37	0
56	MG	2a	1681	1/1	0.88	0.10	-7.54	57,57,57,57	0
56	MG	2A	3525	1/1	0.92	0.11	-7.60	41,41,41,41	0
56	MG	1a	1761	1/1	0.72	0.12	-7.71	57,57,57,57	0
56	MG	2A	3398	1/1	0.97	0.05	-7.76	59,59,59,59	0
56	MG	1A	3007	1/1	0.98	0.14	-7.87	18,18,18,18	0
56	MG	2A	3634	1/1	0.98	0.12	-7.88	33,33,33,33	0
56	MG	2A	3783	1/1	0.93	0.07	-8.01	60,60,60,60	0
56	MG	1A	3462	1/1	0.96	0.14	-8.03	34,34,34,34	0
56	MG	2A	3836	1/1	0.90	0.15	-8.09	44,44,44,44	0
56	MG	1A	3595	1/1	0.94	0.13	-8.14	51,51,51,51	0

*Continued on next page...*

*Continued from previous page...*

Mol	Type	Chain	Res	Atoms	RSCC	RSR	LLDF	B-factors( $\text{\AA}^2$ )	Q<0.9
56	MG	1B	215	1/1	0.97	0.11	-8.25	39,39,39,39	0
56	MG	1A	3803	1/1	0.98	0.12	-8.27	25,25,25,25	0
56	MG	1A	4062	1/1	0.87	0.10	-8.28	21,21,21,21	0
56	MG	2A	3648	1/1	0.91	0.08	-8.36	47,47,47,47	0
56	MG	1A	3770	1/1	0.90	0.12	-8.49	40,40,40,40	0
56	MG	1A	3650	1/1	0.98	0.13	-8.49	18,18,18,18	0
56	MG	1A	3867	1/1	0.97	0.14	-8.51	26,26,26,26	0
56	MG	2A	3735	1/1	0.93	0.08	-8.56	69,69,69,69	0
56	MG	1A	3808	1/1	0.98	0.14	-8.64	39,39,39,39	0
56	MG	1A	3352	1/1	0.97	0.10	-8.75	29,29,29,29	0
56	MG	2A	3774	1/1	0.96	0.11	-8.85	36,36,36,36	0
56	MG	2A	3464	1/1	0.83	0.15	-9.03	60,60,60,60	0
56	MG	1A	3046	1/1	0.96	0.12	-9.03	15,15,15,15	0
56	MG	1A	3208	1/1	0.94	0.10	-9.03	35,35,35,35	0
56	MG	2A	3842	1/1	0.98	0.05	-9.16	45,45,45,45	0
56	MG	1A	3903	1/1	0.90	0.12	-9.30	30,30,30,30	0
56	MG	2A	3504	1/1	0.95	0.08	-9.36	51,51,51,51	0
56	MG	1A	3731	1/1	0.97	0.14	-9.45	30,30,30,30	0
56	MG	1a	1759	1/1	0.91	0.05	-9.58	81,81,81,81	0
56	MG	1A	3752	1/1	0.97	0.13	-9.58	25,25,25,25	0
56	MG	1A	3194	1/1	0.94	0.12	-9.62	38,38,38,38	0
56	MG	2A	3180	1/1	0.87	0.09	-9.67	47,47,47,47	0
56	MG	2A	3547	1/1	0.84	0.07	-9.68	52,52,52,52	0
56	MG	1A	3070	1/1	0.92	0.13	-9.85	27,27,27,27	0
56	MG	1A	3093	1/1	0.94	0.11	-10.08	29,29,29,29	0
56	MG	1A	3807	1/1	0.83	0.12	-10.08	28,28,28,28	0
56	MG	1A	4022	1/1	0.89	0.08	-10.13	55,55,55,55	0
56	MG	1A	3764	1/1	0.96	0.12	-10.17	50,50,50,50	0
56	MG	2A	3740	1/1	0.96	0.08	-10.35	45,45,45,45	0
56	MG	2A	3568	1/1	0.80	0.13	-10.37	34,34,34,34	0
56	MG	1A	4045	1/1	0.95	0.13	-10.41	32,32,32,32	0
56	MG	1a	1800	1/1	0.98	0.07	-10.48	57,57,57,57	0
56	MG	1A	4004	1/1	0.98	0.10	-10.69	20,20,20,20	0
56	MG	1A	3787	1/1	0.97	0.09	-10.95	34,34,34,34	0
56	MG	1A	3802	1/1	0.96	0.09	-11.11	15,15,15,15	0
56	MG	1A	3768	1/1	0.91	0.11	-11.25	24,24,24,24	0
56	MG	1A	3896	1/1	0.98	0.13	-11.43	21,21,21,21	0
56	MG	1a	1801	1/1	0.86	0.09	-11.75	63,63,63,63	0
56	MG	1A	3744	1/1	0.96	0.19	-11.92	19,19,19,19	0
56	MG	1A	3171	1/1	0.98	0.11	-12.25	34,34,34,34	0
56	MG	2A	3623	1/1	0.96	0.10	-13.36	44,44,44,44	0
56	MG	1A	4063	1/1	0.94	0.09	-13.38	50,50,50,50	0

*Continued on next page...*

*Continued from previous page...*

Mol	Type	Chain	Res	Atoms	RSCC	RSR	LLDF	B-factors( $\text{\AA}^2$ )	Q<0.9
56	MG	1a	1725	1/1	0.96	0.10	-13.43	40,40,40,40	0
56	MG	1Q	202	1/1	0.97	0.10	-13.61	39,39,39,39	0
56	MG	1A	3601	1/1	0.93	0.08	-13.62	61,61,61,61	0
56	MG	1A	3617	1/1	0.98	0.13	-14.25	18,18,18,18	0
56	MG	2A	3551	1/1	0.96	0.10	-14.50	33,33,33,33	0
56	MG	1A	3593	1/1	0.93	0.12	-14.79	33,33,33,33	0
56	MG	1A	4007	1/1	0.95	0.08	-15.75	29,29,29,29	0
56	MG	1A	4002	1/1	0.96	0.11	-15.88	29,29,29,29	0
56	MG	2A	3130	1/1	0.96	0.10	-16.20	45,45,45,45	0
56	MG	2A	3073	1/1	0.97	0.06	-18.93	53,53,53,53	0
56	MG	1A	3785	1/1	0.97	0.08	-22.03	23,23,23,23	0
56	MG	1a	1690	1/1	0.94	0.11	-	56,56,56,56	0
56	MG	2A	3118	1/1	0.84	0.13	-	53,53,53,53	0
56	MG	2A	3287	1/1	0.77	0.14	-	55,55,55,55	0
56	MG	1f	3002	1/1	0.98	0.17	-	45,45,45,45	0
56	MG	1A	3361	1/1	0.89	0.16	-	47,47,47,47	0
56	MG	1a	1622	1/1	0.90	0.20	-	41,41,41,41	0
56	MG	1A	3180	1/1	0.97	0.21	-	36,36,36,36	0
56	MG	2A	3846	1/1	0.69	0.09	-	61,61,61,61	0
56	MG	1A	4012	1/1	0.89	0.08	-	71,71,71,71	0
56	MG	2A	3342	1/1	0.75	0.32	-	65,65,65,65	0
56	MG	1A	3348	1/1	0.91	0.14	-	41,41,41,41	0
56	MG	2A	3079	1/1	0.87	0.31	-	51,51,51,51	0
56	MG	1a	1795	1/1	0.97	0.11	-	61,61,61,61	0
56	MG	2a	1621	1/1	0.84	0.18	-	67,67,67,67	0
56	MG	1A	3182	1/1	0.94	0.19	-	41,41,41,41	0
56	MG	1A	3611	1/1	0.96	0.12	-	31,31,31,31	0
56	MG	1A	3679	1/1	0.94	0.14	-	42,42,42,42	0
56	MG	1A	4072	1/1	0.83	0.22	-	32,32,32,32	0
56	MG	2A	3271	1/1	0.93	0.13	-	68,68,68,68	0
56	MG	2a	1609	1/1	0.84	0.15	-	71,71,71,71	0
56	MG	1A	3495	1/1	0.49	0.35	-	60,60,60,60	0
56	MG	2A	3168	1/1	0.95	0.13	-	53,53,53,53	0
56	MG	1A	3940	1/1	0.83	0.07	-	56,56,56,56	0
56	MG	1O	201	1/1	0.93	0.18	-	54,54,54,54	0
56	MG	2A	3348	1/1	0.93	0.10	-	44,44,44,44	0
56	MG	2E	306	1/1	0.94	0.13	-	40,40,40,40	0
56	MG	2A	3273	1/1	0.86	0.46	-	59,59,59,59	0
56	MG	1A	3862	1/1	0.88	0.10	-	35,35,35,35	0
56	MG	2A	3684	1/1	0.79	0.13	-	51,51,51,51	0
56	MG	1A	3798	1/1	0.90	0.16	-	56,56,56,56	0
56	MG	1w	104	1/1	0.85	0.20	-	52,52,52,52	0

*Continued on next page...*

*Continued from previous page...*

Mol	Type	Chain	Res	Atoms	RSCC	RSR	LLDF	B-factors( $\text{\AA}^2$ )	Q<0.9
56	MG	1A	3469	1/1	0.68	0.20	-	68,68,68,68	0
56	MG	1A	3561	1/1	0.86	0.18	-	41,41,41,41	0
56	MG	1A	3932	1/1	0.70	0.12	-	60,60,60,60	0
56	MG	2A	3456	1/1	0.98	0.14	-	47,47,47,47	0
56	MG	2A	3254	1/1	0.85	0.12	-	61,61,61,61	0
56	MG	1a	1651	1/1	0.89	0.20	-	75,75,75,75	0
56	MG	1a	1803	1/1	0.87	0.19	-	63,63,63,63	0
56	MG	2A	3128	1/1	0.89	0.15	-	47,47,47,47	0
56	MG	1A	3960	1/1	0.88	0.13	-	67,67,67,67	0
56	MG	2A	3025	1/1	0.86	0.48	-	65,65,65,65	0
56	MG	2A	3598	1/1	0.90	0.27	-	57,57,57,57	0
56	MG	1A	3934	1/1	0.90	0.13	-	41,41,41,41	0
56	MG	1A	3792	1/1	0.87	0.12	-	32,32,32,32	0
56	MG	1A	3375	1/1	0.94	0.44	-	39,39,39,39	0
56	MG	2A	3834	1/1	0.89	0.12	-	42,42,42,42	0
56	MG	1A	3958	1/1	0.77	0.19	-	67,67,67,67	0
56	MG	1w	109	1/1	0.88	0.18	-	76,76,76,76	0
56	MG	2a	1752	1/1	0.95	0.14	-	57,57,57,57	0
56	MG	2A	3007	1/1	0.94	0.11	-	53,53,53,53	0
56	MG	1A	3398	1/1	0.93	0.37	-	38,38,38,38	0
56	MG	1A	3322	1/1	0.92	0.25	-	40,40,40,40	0
56	MG	2a	1659	1/1	0.89	0.09	-	75,75,75,75	0
56	MG	1A	3015	1/1	0.94	0.28	-	47,47,47,47	0
56	MG	2A	3854	1/1	0.98	0.13	-	37,37,37,37	0
56	MG	2A	3385	1/1	0.89	0.16	-	59,59,59,59	0
56	MG	2a	1614	1/1	0.91	0.09	-	59,59,59,59	0
56	MG	1A	3461	1/1	0.90	0.13	-	50,50,50,50	0
56	MG	1A	3582	1/1	0.89	0.14	-	49,49,49,49	0
56	MG	1E	308	1/1	0.97	0.17	-	21,21,21,21	0
56	MG	2a	1757	1/1	0.89	0.15	-	66,66,66,66	0
56	MG	2A	3042	1/1	0.88	0.16	-	49,49,49,49	0
56	MG	2a	1712	1/1	0.97	0.14	-	61,61,61,61	0
56	MG	2a	1721	1/1	0.95	0.13	-	76,76,76,76	0
56	MG	1A	3424	1/1	0.94	0.14	-	38,38,38,38	0
56	MG	1A	3692	1/1	0.94	0.20	-	56,56,56,56	0
56	MG	1A	3531	1/1	0.81	0.19	-	60,60,60,60	0
56	MG	1A	3784	1/1	0.98	0.10	-	43,43,43,43	0
56	MG	28	101	1/1	0.88	0.23	-	52,52,52,52	0
56	MG	2A	3318	1/1	0.91	0.20	-	44,44,44,44	0
56	MG	2A	3090	1/1	0.78	0.14	-	76,76,76,76	0
56	MG	2A	3272	1/1	0.92	0.20	-	47,47,47,47	0
56	MG	2a	1709	1/1	0.87	0.48	-	69,69,69,69	0

*Continued on next page...*

*Continued from previous page...*

Mol	Type	Chain	Res	Atoms	RSCC	RSR	LLDF	B-factors( $\text{\AA}^2$ )	Q<0.9
56	MG	2A	3306	1/1	0.72	0.15	-	67,67,67,67	0
56	MG	1A	3997	1/1	0.35	0.10	-	58,58,58,58	0
56	MG	1A	3114	1/1	0.95	0.20	-	25,25,25,25	0
56	MG	1A	4095	1/1	0.95	0.19	-	31,31,31,31	0
56	MG	1A	3538	1/1	0.97	0.27	-	49,49,49,49	0
56	MG	1A	3196	1/1	0.97	0.20	-	36,36,36,36	0
56	MG	2A	3622	1/1	0.92	0.27	-	67,67,67,67	0
56	MG	2A	3835	1/1	0.67	0.13	-	58,58,58,58	0
56	MG	2B	3020	1/1	0.95	0.16	-	78,78,78,78	0
56	MG	1A	3927	1/1	0.86	0.08	-	50,50,50,50	0
56	MG	1A	3356	1/1	0.83	0.21	-	55,55,55,55	0
56	MG	1A	3387	1/1	0.91	0.33	-	37,37,37,37	0
56	MG	1Y	203	1/1	0.89	0.14	-	66,66,66,66	0
56	MG	1a	1739	1/1	0.94	0.10	-	64,64,64,64	0
56	MG	1A	3227	1/1	0.89	0.19	-	49,49,49,49	0
56	MG	2A	3665	1/1	0.82	0.14	-	69,69,69,69	0
56	MG	1A	3206	1/1	0.80	0.32	-	46,46,46,46	0
56	MG	1A	3022	1/1	0.92	0.18	-	44,44,44,44	0
56	MG	1A	3133	1/1	0.93	0.30	-	26,26,26,26	0
56	MG	1A	3376	1/1	0.92	0.20	-	44,44,44,44	0
56	MG	1a	1670	1/1	0.91	0.09	-	43,43,43,43	0
56	MG	1a	1743	1/1	0.83	0.09	-	58,58,58,58	0
56	MG	1A	3146	1/1	0.92	0.35	-	32,32,32,32	0
56	MG	2a	1640	1/1	0.83	0.14	-	68,68,68,68	0
56	MG	2a	1652	1/1	0.87	0.14	-	71,71,71,71	0
56	MG	1a	1701	1/1	0.94	0.08	-	59,59,59,59	0
56	MG	1A	3609	1/1	0.99	0.10	-	35,35,35,35	0
56	MG	2A	3695	1/1	0.87	0.12	-	45,45,45,45	0
56	MG	2A	3867	1/1	0.38	0.13	-	75,75,75,75	0
56	MG	2A	3736	1/1	0.93	0.21	-	69,69,69,69	0
56	MG	2a	1770	1/1	0.89	0.09	-	77,77,77,77	0
56	MG	2A	3788	1/1	0.90	0.11	-	54,54,54,54	0
56	MG	1a	1685	1/1	0.85	0.20	-	59,59,59,59	0
56	MG	1A	3982	1/1	0.93	0.27	-	40,40,40,40	0
56	MG	1A	3416	1/1	0.92	0.18	-	51,51,51,51	0
56	MG	2A	3291	1/1	0.95	0.21	-	58,58,58,58	0
56	MG	1a	1619	1/1	0.81	0.23	-	51,51,51,51	0
56	MG	1A	3918	1/1	0.94	0.09	-	44,44,44,44	0
56	MG	1a	1767	1/1	0.83	0.18	-	71,71,71,71	0
56	MG	1a	1660	1/1	0.81	0.27	-	54,54,54,54	0
56	MG	2A	3796	1/1	0.90	0.18	-	70,70,70,70	0
56	MG	1A	3037	1/1	0.92	0.26	-	54,54,54,54	0

*Continued on next page...*

*Continued from previous page...*

Mol	Type	Chain	Res	Atoms	RSCC	RSR	LLDF	B-factors( $\text{\AA}^2$ )	Q<0.9
56	MG	1A	3766	1/1	0.91	0.07	-	66,66,66,66	0
56	MG	1A	3130	1/1	0.93	0.20	-	37,37,37,37	0
56	MG	2A	3485	1/1	0.92	0.11	-	47,47,47,47	0
56	MG	2a	1707	1/1	0.82	0.37	-	76,76,76,76	0
56	MG	1a	1613	1/1	0.94	0.09	-	47,47,47,47	0
56	MG	2A	3140	1/1	0.90	0.08	-	71,71,71,71	0
56	MG	1A	3330	1/1	0.88	0.12	-	67,67,67,67	0
56	MG	1A	3779	1/1	0.85	0.17	-	23,23,23,23	0
56	MG	1A	3363	1/1	0.97	0.13	-	32,32,32,32	0
56	MG	1A	3241	1/1	0.96	0.19	-	54,54,54,54	0
56	MG	1A	3950	1/1	0.85	0.34	-	57,57,57,57	0
56	MG	1O	206	1/1	0.98	0.23	-	54,54,54,54	0
56	MG	2A	3360	1/1	0.76	0.19	-	75,75,75,75	0
56	MG	1A	3393	1/1	0.93	0.23	-	48,48,48,48	0
56	MG	2w	3006	1/1	0.89	0.88	-	77,77,77,77	0
56	MG	1E	301	1/1	0.90	0.18	-	49,49,49,49	0
56	MG	2A	3663	1/1	0.81	0.15	-	84,84,84,84	0
56	MG	1A	3155	1/1	0.96	0.23	-	26,26,26,26	0
56	MG	1A	3213	1/1	0.91	0.20	-	44,44,44,44	0
56	MG	2A	3059	1/1	0.71	0.21	-	61,61,61,61	0
56	MG	1A	3243	1/1	0.97	0.32	-	35,35,35,35	0
56	MG	2A	3395	1/1	0.74	0.68	-	67,67,67,67	0
56	MG	1A	3378	1/1	0.81	0.29	-	36,36,36,36	0
56	MG	2A	3847	1/1	0.89	0.07	-	46,46,46,46	0
56	MG	1A	3553	1/1	0.81	0.14	-	58,58,58,58	0
56	MG	1A	3895	1/1	0.96	0.42	-	32,32,32,32	0
56	MG	2a	1772	1/1	0.78	0.27	-	89,89,89,89	0
56	MG	1a	1648	1/1	0.90	0.20	-	57,57,57,57	0
56	MG	1A	3842	1/1	0.79	0.16	-	53,53,53,53	0
56	MG	1A	3466	1/1	0.86	0.15	-	48,48,48,48	0
56	MG	1A	3276	1/1	0.95	0.41	-	35,35,35,35	0
56	MG	1A	3635	1/1	0.86	0.08	-	50,50,50,50	0
56	MG	2a	1655	1/1	0.88	0.73	-	75,75,75,75	0
56	MG	1A	4100	1/1	0.72	0.16	-	63,63,63,63	0
56	MG	1A	3926	1/1	0.93	0.14	-	31,31,31,31	0
56	MG	1a	1765	1/1	0.83	0.15	-	69,69,69,69	0
56	MG	1A	3451	1/1	0.90	0.16	-	49,49,49,49	0
56	MG	2A	3450	1/1	0.82	0.14	-	53,53,53,53	0
56	MG	2A	3197	1/1	0.84	0.95	-	72,72,72,72	0
56	MG	1A	3094	1/1	0.98	0.23	-	21,21,21,21	0
56	MG	1A	4065	1/1	0.92	0.07	-	37,37,37,37	0
56	MG	2a	1769	1/1	0.47	0.12	-	81,81,81,81	0

*Continued on next page...*

*Continued from previous page...*

Mol	Type	Chain	Res	Atoms	RSCC	RSR	LLDF	B-factors( $\text{\AA}^2$ )	Q<0.9
56	MG	13	103	1/1	0.89	0.23	-	45,45,45,45	0
56	MG	1a	1688	1/1	0.89	0.15	-	51,51,51,51	0
56	MG	2A	3865	1/1	0.93	0.07	-	40,40,40,40	0
56	MG	1A	3327	1/1	0.87	0.19	-	34,34,34,34	0
56	MG	1A	3973	1/1	0.90	0.10	-	51,51,51,51	0
56	MG	1A	4115	1/1	0.93	0.10	-	33,33,33,33	0
56	MG	2A	3200	1/1	0.83	0.35	-	66,66,66,66	0
56	MG	2A	3256	1/1	0.75	0.14	-	63,63,63,63	0
56	MG	1A	3639	1/1	0.94	0.13	-	51,51,51,51	0
56	MG	1A	3260	1/1	0.94	0.18	-	47,47,47,47	0
56	MG	1A	3035	1/1	0.95	0.30	-	32,32,32,32	0
56	MG	1A	3359	1/1	0.89	0.17	-	49,49,49,49	0
56	MG	1A	3112	1/1	0.91	0.34	-	42,42,42,42	0
56	MG	2A	3817	1/1	0.94	0.06	-	84,84,84,84	0
56	MG	2a	1610	1/1	0.92	0.14	-	74,74,74,74	0
56	MG	1a	1692	1/1	0.91	0.18	-	63,63,63,63	0
56	MG	1A	3433	1/1	0.80	0.20	-	53,53,53,53	0
56	MG	1A	3755	1/1	0.97	0.20	-	20,20,20,20	0
56	MG	1A	3118	1/1	0.99	0.26	-	27,27,27,27	0
56	MG	1Z	304	1/1	0.92	0.25	-	53,53,53,53	0
56	MG	2A	3307	1/1	0.83	0.21	-	65,65,65,65	0
56	MG	1w	103	1/1	0.90	0.10	-	51,51,51,51	0
56	MG	2A	3158	1/1	0.88	0.13	-	46,46,46,46	0
56	MG	2A	3266	1/1	0.61	0.45	-	67,67,67,67	0
56	MG	2w	3007	1/1	0.90	0.33	-	71,71,71,71	0
56	MG	2A	3787	1/1	0.67	0.17	-	59,59,59,59	0
56	MG	2a	1663	1/1	0.94	0.12	-	66,66,66,66	0
56	MG	10	107	1/1	0.91	0.15	-	53,53,53,53	0
56	MG	18	101	1/1	0.79	0.39	-	65,65,65,65	0
56	MG	2A	3321	1/1	0.88	0.42	-	68,68,68,68	0
56	MG	2A	3777	1/1	0.90	0.10	-	76,76,76,76	0
56	MG	1A	3889	1/1	0.85	0.16	-	42,42,42,42	0
56	MG	2y	3007	1/1	0.95	0.08	-	75,75,75,75	0
56	MG	2a	1684	1/1	0.92	0.09	-	63,63,63,63	0
56	MG	2a	1601	1/1	0.84	0.17	-	61,61,61,61	0
56	MG	1A	3618	1/1	0.80	0.14	-	50,50,50,50	0
56	MG	2A	3305	1/1	0.79	0.15	-	67,67,67,67	0
56	MG	20	101	1/1	0.94	0.14	-	48,48,48,48	0
56	MG	2A	3367	1/1	0.97	0.15	-	50,50,50,50	0
56	MG	2A	3658	1/1	0.94	0.09	-	54,54,54,54	0
56	MG	2a	1716	1/1	0.90	0.18	-	63,63,63,63	0
56	MG	1a	1603	1/1	0.88	0.14	-	57,57,57,57	0

*Continued on next page...*



*Continued from previous page...*

Mol	Type	Chain	Res	Atoms	RSCC	RSR	LLDF	B-factors( $\text{\AA}^2$ )	Q<0.9
56	MG	1a	1689	1/1	0.90	0.19	-	65,65,65,65	0
56	MG	1A	3331	1/1	0.86	0.25	-	50,50,50,50	0
56	MG	1W	201	1/1	0.93	0.34	-	50,50,50,50	0
56	MG	1a	1763	1/1	0.89	0.14	-	75,75,75,75	0
56	MG	2A	3517	1/1	0.93	0.12	-	51,51,51,51	0
56	MG	2A	3445	1/1	0.92	0.29	-	57,57,57,57	0
56	MG	2A	3146	1/1	0.78	0.22	-	58,58,58,58	0
56	MG	1A	3566	1/1	0.90	0.33	-	38,38,38,38	0
56	MG	1A	4032	1/1	0.89	0.09	-	37,37,37,37	0
56	MG	2B	3021	1/1	0.84	0.10	-	79,79,79,79	0
56	MG	1A	3271	1/1	0.96	0.23	-	38,38,38,38	0
56	MG	1a	1746	1/1	0.78	0.14	-	58,58,58,58	0
56	MG	2A	3531	1/1	0.93	0.12	-	57,57,57,57	0
56	MG	1A	3773	1/1	0.95	0.13	-	44,44,44,44	0
56	MG	2A	3151	1/1	0.91	0.11	-	59,59,59,59	0
56	MG	2a	1668	1/1	0.99	0.09	-	46,46,46,46	0
56	MG	1B	229	1/1	0.96	0.08	-	69,69,69,69	0
56	MG	1a	1732	1/1	0.96	0.15	-	32,32,32,32	0
56	MG	2a	1790	1/1	0.83	0.12	-	66,66,66,66	0
56	MG	1A	3499	1/1	0.80	0.28	-	55,55,55,55	0
56	MG	2A	3636	1/1	0.98	0.16	-	54,54,54,54	0
56	MG	2a	1629	1/1	0.79	1.18	-	80,80,80,80	0
56	MG	1A	3529	1/1	0.94	0.35	-	45,45,45,45	0
56	MG	2A	3049	1/1	0.93	0.15	-	57,57,57,57	0
56	MG	2A	3414	1/1	0.94	0.23	-	52,52,52,52	0
56	MG	2A	3204	1/1	0.82	0.16	-	67,67,67,67	0
56	MG	1V	202	1/1	0.94	0.25	-	35,35,35,35	0
56	MG	2A	3818	1/1	0.85	0.23	-	70,70,70,70	0
56	MG	1A	3448	1/1	0.93	0.18	-	50,50,50,50	0
56	MG	2A	3704	1/1	0.90	0.11	-	75,75,75,75	0
56	MG	1A	3491	1/1	0.83	0.31	-	60,60,60,60	0
56	MG	2A	3596	1/1	0.88	0.28	-	57,57,57,57	0
56	MG	1A	3096	1/1	0.92	0.16	-	56,56,56,56	0
56	MG	1A	3204	1/1	0.91	0.18	-	68,68,68,68	0
56	MG	1A	3286	1/1	0.97	0.32	-	52,52,52,52	0
56	MG	2y	3002	1/1	0.92	0.10	-	63,63,63,63	0
56	MG	1A	3215	1/1	0.96	0.18	-	38,38,38,38	0
56	MG	1A	3765	1/1	0.97	0.16	-	16,16,16,16	0
56	MG	1A	3409	1/1	0.92	0.17	-	52,52,52,52	0
56	MG	1w	110	1/1	0.82	0.12	-	69,69,69,69	0
56	MG	1A	3144	1/1	0.88	0.49	-	31,31,31,31	0
56	MG	2A	3357	1/1	0.73	0.13	-	70,70,70,70	0

*Continued on next page...*

*Continued from previous page...*

Mol	Type	Chain	Res	Atoms	RSCC	RSR	LLDF	B-factors( $\text{\AA}^2$ )	Q<0.9
56	MG	1A	3511	1/1	0.88	0.14	-	43,43,43,43	0
56	MG	1A	4017	1/1	0.76	0.19	-	56,56,56,56	0
56	MG	1w	111	1/1	0.91	0.12	-	61,61,61,61	0
56	MG	2Q	3003	1/1	0.86	0.39	-	57,57,57,57	0
56	MG	2A	3791	1/1	0.74	0.28	-	64,64,64,64	0
56	MG	1a	1712	1/1	0.87	0.29	-	56,56,56,56	0
56	MG	1A	3470	1/1	0.69	0.19	-	63,63,63,63	0
56	MG	1a	1665	1/1	0.92	0.27	-	61,61,61,61	0
56	MG	2A	3890	1/1	0.93	0.59	-	52,52,52,52	0
56	MG	2A	3192	1/1	0.93	0.12	-	55,55,55,55	0
56	MG	1B	230	1/1	0.95	0.13	-	53,53,53,53	0
56	MG	1A	3357	1/1	0.90	0.16	-	46,46,46,46	0
56	MG	2a	1624	1/1	0.91	0.16	-	48,48,48,48	0
56	MG	2A	3388	1/1	0.90	0.42	-	58,58,58,58	0
56	MG	2a	1631	1/1	0.81	0.17	-	61,61,61,61	0
56	MG	2A	3283	1/1	0.63	0.51	-	69,69,69,69	0
56	MG	1a	1702	1/1	0.92	0.16	-	54,54,54,54	0
56	MG	2A	3117	1/1	0.87	0.19	-	57,57,57,57	0
56	MG	1A	3503	1/1	0.94	0.13	-	54,54,54,54	0
56	MG	2A	3005	1/1	0.90	0.21	-	58,58,58,58	0
56	MG	1A	3463	1/1	0.89	0.25	-	62,62,62,62	0
56	MG	1a	1699	1/1	0.94	0.09	-	74,74,74,74	0
56	MG	1A	3025	1/1	0.94	0.22	-	73,73,73,73	0
56	MG	1a	1818	1/1	0.84	0.09	-	69,69,69,69	0
56	MG	2A	3416	1/1	0.78	0.49	-	63,63,63,63	0
56	MG	1a	1666	1/1	0.92	0.52	-	64,64,64,64	0
56	MG	1A	3985	1/1	-0.06	0.22	-	78,78,78,78	0
56	MG	2B	3002	1/1	0.80	0.48	-	63,63,63,63	0
56	MG	2A	3653	1/1	0.86	0.18	-	66,66,66,66	0
56	MG	1A	3904	1/1	0.77	0.10	-	81,81,81,81	0
56	MG	2A	3763	1/1	0.80	0.16	-	66,66,66,66	0
56	MG	1A	3142	1/1	0.87	0.24	-	47,47,47,47	0
56	MG	1a	1713	1/1	0.96	0.15	-	60,60,60,60	0
56	MG	2a	1783	1/1	0.96	0.13	-	65,65,65,65	0
56	MG	1A	3949	1/1	0.91	0.09	-	19,19,19,19	0
56	MG	1A	3794	1/1	0.97	0.14	-	46,46,46,46	0
56	MG	1a	1657	1/1	0.85	0.17	-	54,54,54,54	0
56	MG	1A	3851	1/1	0.89	0.15	-	28,28,28,28	0
56	MG	2A	3308	1/1	0.91	0.08	-	63,63,63,63	0
56	MG	1A	4038	1/1	0.79	0.07	-	49,49,49,49	0
56	MG	1a	1816	1/1	0.95	0.18	-	56,56,56,56	0
56	MG	1A	3122	1/1	0.93	0.65	-	40,40,40,40	0

*Continued on next page...*

*Continued from previous page...*

Mol	Type	Chain	Res	Atoms	RSCC	RSR	LLDF	B-factors( $\text{\AA}^2$ )	Q<0.9
56	MG	1a	1742	1/1	0.96	0.19	-	53,53,53,53	0
56	MG	2A	3252	1/1	0.86	1.00	-	50,50,50,50	0
56	MG	1A	3552	1/1	0.76	0.26	-	49,49,49,49	0
56	MG	1A	3599	1/1	0.94	0.20	-	25,25,25,25	0
56	MG	25	103	1/1	0.92	0.15	-	54,54,54,54	0
56	MG	2A	3462	1/1	0.97	0.17	-	47,47,47,47	0
56	MG	2a	1781	1/1	0.73	0.12	-	63,63,63,63	0
56	MG	1A	4076	1/1	0.97	0.13	-	29,29,29,29	0
56	MG	2A	3064	1/1	0.96	0.10	-	76,76,76,76	0
56	MG	10	103	1/1	0.93	0.19	-	35,35,35,35	0
56	MG	2a	1747	1/1	0.81	0.20	-	80,80,80,80	0
56	MG	1A	3156	1/1	0.97	0.20	-	33,33,33,33	0
56	MG	2A	3649	1/1	0.57	0.22	-	84,84,84,84	0
56	MG	2A	3293	1/1	0.65	0.46	-	69,69,69,69	0
56	MG	1A	3837	1/1	0.94	0.16	-	25,25,25,25	0
56	MG	2A	3288	1/1	0.85	0.19	-	63,63,63,63	0
56	MG	1A	3279	1/1	0.94	0.48	-	25,25,25,25	0
56	MG	2A	3607	1/1	0.81	0.12	-	53,53,53,53	0
56	MG	2A	3617	1/1	0.97	0.08	-	44,44,44,44	0
56	MG	1B	211	1/1	0.70	0.21	-	51,51,51,51	0
56	MG	2A	3475	1/1	0.92	0.15	-	46,46,46,46	0
56	MG	2A	3244	1/1	0.92	0.08	-	74,74,74,74	0
56	MG	2A	3480	1/1	0.91	0.53	-	65,65,65,65	0
56	MG	1A	3939	1/1	0.92	0.16	-	48,48,48,48	0
56	MG	2A	3600	1/1	0.96	0.17	-	61,61,61,61	0
56	MG	2A	3484	1/1	0.85	0.22	-	67,67,67,67	0
56	MG	1P	203	1/1	0.43	0.35	-	84,84,84,84	0
56	MG	2A	3689	1/1	0.93	0.14	-	62,62,62,62	0
56	MG	1A	3610	1/1	0.80	0.10	-	30,30,30,30	0
56	MG	2A	3322	1/1	0.87	0.15	-	60,60,60,60	0
56	MG	1A	4089	1/1	0.98	0.17	-	30,30,30,30	0
56	MG	2A	3213	1/1	0.92	0.23	-	48,48,48,48	0
56	MG	2A	3420	1/1	0.94	0.11	-	72,72,72,72	0
56	MG	2A	3501	1/1	0.87	0.15	-	62,62,62,62	0
56	MG	1A	3697	1/1	0.99	0.11	-	51,51,51,51	0
56	MG	2A	3878	1/1	0.78	0.30	-	59,59,59,59	0
56	MG	1A	3551	1/1	0.82	0.25	-	55,55,55,55	0
56	MG	1y	3001	1/1	0.94	0.12	-	62,62,62,62	0
56	MG	2a	1792	1/1	0.92	0.20	-	74,74,74,74	0
56	MG	2A	3250	1/1	0.97	0.34	-	58,58,58,58	0
56	MG	1A	3695	1/1	0.93	0.29	-	58,58,58,58	0
56	MG	2A	3298	1/1	0.83	0.14	-	53,53,53,53	0

*Continued on next page...*

*Continued from previous page...*

Mol	Type	Chain	Res	Atoms	RSCC	RSR	LLDF	B-factors( $\text{\AA}^2$ )	Q<0.9
56	MG	1A	3394	1/1	0.65	0.35	-	68,68,68,68	0
56	MG	2A	3792	1/1	0.93	0.11	-	55,55,55,55	0
56	MG	1a	1671	1/1	0.91	0.20	-	48,48,48,48	0
56	MG	1a	1766	1/1	0.59	0.41	-	86,86,86,86	0
56	MG	2A	3295	1/1	0.86	0.67	-	55,55,55,55	0
56	MG	2a	1808	1/1	0.87	0.17	-	75,75,75,75	0
56	MG	2a	1637	1/1	0.91	0.27	-	63,63,63,63	0
56	MG	1A	3287	1/1	0.90	0.59	-	52,52,52,52	0
56	MG	1A	3946	1/1	0.98	0.09	-	35,35,35,35	0
56	MG	1A	4056	1/1	0.85	0.34	-	54,54,54,54	0
56	MG	2A	3593	1/1	0.99	0.12	-	36,36,36,36	0
56	MG	2A	3570	1/1	0.96	0.12	-	53,53,53,53	0
56	MG	1a	1628	1/1	0.80	0.15	-	54,54,54,54	0
56	MG	1A	4051	1/1	0.81	0.25	-	60,60,60,60	0
56	MG	1a	1784	1/1	0.84	0.14	-	52,52,52,52	0
56	MG	2A	3768	1/1	0.95	0.10	-	54,54,54,54	0
56	MG	2A	3782	1/1	0.73	0.24	-	68,68,68,68	0
56	MG	2A	3355	1/1	0.90	0.13	-	79,79,79,79	0
56	MG	1A	4093	1/1	0.98	0.21	-	27,27,27,27	0
56	MG	2a	1619	1/1	0.88	0.09	-	48,48,48,48	0
56	MG	1A	3810	1/1	0.97	0.15	-	55,55,55,55	0
56	MG	2a	1662	1/1	0.86	0.09	-	81,81,81,81	0
56	MG	1A	3151	1/1	0.96	0.47	-	37,37,37,37	0
56	MG	1A	3892	1/1	0.93	0.19	-	38,38,38,38	0
56	MG	1a	1754	1/1	0.89	0.13	-	65,65,65,65	0
56	MG	2A	3136	1/1	0.92	0.15	-	46,46,46,46	0
56	MG	1A	3626	1/1	0.98	0.16	-	28,28,28,28	0
56	MG	1B	224	1/1	0.96	0.19	-	34,34,34,34	0
56	MG	2A	3742	1/1	0.91	0.12	-	53,53,53,53	0
56	MG	2a	1642	1/1	0.90	0.14	-	63,63,63,63	0
56	MG	2A	3375	1/1	0.90	0.36	-	61,61,61,61	0
56	MG	2a	1605	1/1	0.71	0.23	-	73,73,73,73	0
56	MG	1A	3229	1/1	0.93	0.20	-	54,54,54,54	0
56	MG	2A	3667	1/1	0.61	0.35	-	62,62,62,62	0
56	MG	2A	3257	1/1	0.80	0.21	-	63,63,63,63	0
56	MG	2A	3362	1/1	0.64	0.16	-	72,72,72,72	0
56	MG	1A	3439	1/1	0.94	0.26	-	29,29,29,29	0
56	MG	1x	101	1/1	0.53	0.15	-	51,51,51,51	0
56	MG	2A	3661	1/1	0.87	0.23	-	63,63,63,63	0
56	MG	2A	3004	1/1	0.70	0.18	-	56,56,56,56	0
56	MG	1A	3186	1/1	0.88	0.14	-	45,45,45,45	0
56	MG	2A	3393	1/1	0.92	0.43	-	55,55,55,55	0

*Continued on next page...*

*Continued from previous page...*

Mol	Type	Chain	Res	Atoms	RSCC	RSR	LLDF	B-factors( $\text{\AA}^2$ )	Q<0.9
56	MG	1a	1650	1/1	0.88	0.20	-	46,46,46,46	0
56	MG	2A	3457	1/1	0.86	0.33	-	59,59,59,59	0
56	MG	1A	3520	1/1	0.97	0.41	-	47,47,47,47	0
56	MG	1A	3846	1/1	0.86	0.18	-	58,58,58,58	0
56	MG	1A	3202	1/1	0.97	0.11	-	28,28,28,28	0
56	MG	2A	3469	1/1	0.90	0.31	-	54,54,54,54	0
56	MG	2A	3188	1/1	0.89	0.16	-	53,53,53,53	0
56	MG	1A	3631	1/1	0.81	0.15	-	52,52,52,52	0
56	MG	1a	1752	1/1	0.86	0.15	-	66,66,66,66	0
56	MG	1B	223	1/1	0.95	0.21	-	62,62,62,62	0
56	MG	1a	1706	1/1	0.96	0.38	-	52,52,52,52	0
56	MG	2A	3700	1/1	0.84	0.26	-	59,59,59,59	0
56	MG	2A	3725	1/1	0.80	0.14	-	65,65,65,65	0
56	MG	1A	4040	1/1	0.96	0.15	-	25,25,25,25	0
56	MG	2A	3078	1/1	0.98	0.15	-	31,31,31,31	0
56	MG	1a	1677	1/1	0.90	0.18	-	68,68,68,68	0
56	MG	2a	1833	1/1	0.93	0.05	-	52,52,52,52	0
56	MG	2A	3809	1/1	0.48	0.15	-	78,78,78,78	0
56	MG	1A	3221	1/1	0.77	0.15	-	71,71,71,71	0
56	MG	1A	3324	1/1	0.92	0.16	-	54,54,54,54	0
56	MG	1A	3662	1/1	0.98	0.10	-	38,38,38,38	0
56	MG	1A	3929	1/1	0.96	0.12	-	42,42,42,42	0
56	MG	1a	1601	1/1	0.91	0.22	-	54,54,54,54	0
56	MG	1A	3505	1/1	0.96	0.14	-	39,39,39,39	0
56	MG	1A	3043	1/1	0.94	0.10	-	26,26,26,26	0
56	MG	1A	3086	1/1	0.92	0.16	-	53,53,53,53	0
56	MG	2A	3733	1/1	0.68	0.16	-	57,57,57,57	0
56	MG	2A	3696	1/1	0.94	0.29	-	79,79,79,79	0
56	MG	2A	3259	1/1	0.80	0.11	-	65,65,65,65	0
56	MG	2A	3207	1/1	0.95	0.22	-	55,55,55,55	0
56	MG	2A	3368	1/1	0.91	0.78	-	47,47,47,47	0
56	MG	2A	3222	1/1	0.84	0.10	-	48,48,48,48	0
56	MG	1Q	204	1/1	0.91	0.16	-	38,38,38,38	0
56	MG	2A	3537	1/1	0.98	0.13	-	51,51,51,51	0
56	MG	1A	3420	1/1	0.82	0.34	-	50,50,50,50	0
56	MG	1A	3309	1/1	0.89	0.17	-	53,53,53,53	0
56	MG	1a	1697	1/1	0.84	0.16	-	55,55,55,55	0
56	MG	2A	3224	1/1	0.56	0.37	-	69,69,69,69	0
56	MG	2A	3760	1/1	0.91	0.15	-	60,60,60,60	0
56	MG	2a	1677	1/1	0.86	0.14	-	55,55,55,55	0
56	MG	1A	3683	1/1	0.88	0.16	-	21,21,21,21	0
56	MG	1a	1729	1/1	0.89	0.10	-	79,79,79,79	0

*Continued on next page...*

*Continued from previous page...*

Mol	Type	Chain	Res	Atoms	RSCC	RSR	LLDF	B-factors( $\text{\AA}^2$ )	Q<0.9
56	MG	1A	3429	1/1	0.92	0.29	-	45,45,45,45	0
56	MG	1A	3554	1/1	0.93	0.10	-	51,51,51,51	0
56	MG	2y	3004	1/1	0.77	0.22	-	79,79,79,79	0
56	MG	2A	3625	1/1	0.94	0.27	-	63,63,63,63	0
56	MG	1x	102	1/1	0.82	0.27	-	66,66,66,66	0
56	MG	2a	1692	1/1	0.94	0.08	-	52,52,52,52	0
56	MG	1A	3228	1/1	0.95	0.68	-	44,44,44,44	0
56	MG	2A	3532	1/1	0.89	0.08	-	61,61,61,61	0
56	MG	2B	3011	1/1	0.85	0.18	-	72,72,72,72	0
56	MG	2a	1647	1/1	0.90	0.33	-	55,55,55,55	0
56	MG	1A	3077	1/1	0.95	0.15	-	30,30,30,30	0
56	MG	2A	3849	1/1	0.91	0.12	-	51,51,51,51	0
56	MG	1O	203	1/1	0.81	0.15	-	53,53,53,53	0
56	MG	2A	3417	1/1	0.84	0.76	-	64,64,64,64	0
56	MG	1A	4068	1/1	0.98	0.12	-	22,22,22,22	0
56	MG	1A	4106	1/1	0.97	0.15	-	47,47,47,47	0
56	MG	2A	3301	1/1	0.96	0.31	-	68,68,68,68	0
56	MG	1X	103	1/1	0.96	0.18	-	34,34,34,34	0
56	MG	2A	3153	1/1	0.93	0.14	-	69,69,69,69	0
56	MG	1A	3812	1/1	0.91	0.23	-	54,54,54,54	0
56	MG	1w	107	1/1	0.82	0.18	-	70,70,70,70	0
56	MG	1a	1792	1/1	0.80	0.09	-	49,49,49,49	0
56	MG	1A	3981	1/1	0.86	0.07	-	71,71,71,71	0
56	MG	1A	3709	1/1	0.94	0.17	-	55,55,55,55	0
56	MG	1A	3628	1/1	0.95	0.18	-	32,32,32,32	0
56	MG	1A	3193	1/1	0.96	0.43	-	38,38,38,38	0
56	MG	1o	3001	1/1	0.95	0.12	-	64,64,64,64	0
56	MG	1A	3931	1/1	0.84	0.24	-	36,36,36,36	0
56	MG	1A	3743	1/1	0.99	0.19	-	38,38,38,38	0
56	MG	2a	1671	1/1	0.82	0.12	-	57,57,57,57	0
56	MG	2A	3671	1/1	0.90	0.10	-	63,63,63,63	0
56	MG	2A	3761	1/1	0.97	0.12	-	50,50,50,50	0
56	MG	2A	3320	1/1	0.87	0.21	-	57,57,57,57	0
56	MG	2A	3410	1/1	0.91	0.12	-	55,55,55,55	0
56	MG	1A	3405	1/1	0.86	0.51	-	45,45,45,45	0
56	MG	1A	3936	1/1	0.88	0.06	-	50,50,50,50	0
56	MG	2A	3440	1/1	0.97	0.24	-	40,40,40,40	0
56	MG	1A	4083	1/1	0.93	0.25	-	51,51,51,51	0
56	MG	2A	3251	1/1	0.89	0.58	-	58,58,58,58	0
56	MG	2A	3225	1/1	0.93	0.16	-	51,51,51,51	0
56	MG	1A	3479	1/1	0.82	0.40	-	40,40,40,40	0
56	MG	1A	3444	1/1	0.87	0.58	-	36,36,36,36	0

*Continued on next page...*

*Continued from previous page...*

Mol	Type	Chain	Res	Atoms	RSCC	RSR	LLDF	B-factors( $\text{\AA}^2$ )	Q<0.9
58	K	2A	3896	1/1	0.98	0.13	-	56,56,56,56	0
56	MG	2A	3147	1/1	0.94	0.11	-	56,56,56,56	0
56	MG	2a	1720	1/1	0.86	0.09	-	59,59,59,59	0
56	MG	2a	1651	1/1	0.88	0.12	-	60,60,60,60	0
56	MG	2A	3866	1/1	0.85	0.11	-	34,34,34,34	0
56	MG	1A	4048	1/1	0.82	0.27	-	54,54,54,54	0
56	MG	2A	3857	1/1	0.96	0.11	-	32,32,32,32	0
56	MG	2A	3632	1/1	0.94	0.10	-	47,47,47,47	0
56	MG	1A	3563	1/1	0.87	0.14	-	64,64,64,64	0
56	MG	2A	3707	1/1	0.98	0.06	-	62,62,62,62	0
56	MG	2B	3017	1/1	0.84	0.12	-	50,50,50,50	0
56	MG	1B	231	1/1	0.95	0.11	-	42,42,42,42	0
56	MG	2A	3855	1/1	0.94	0.08	-	49,49,49,49	0
56	MG	2A	3427	1/1	0.92	0.31	-	60,60,60,60	0
56	MG	2v	103	1/1	0.48	0.19	-	78,78,78,78	0
56	MG	2A	3081	1/1	0.91	0.32	-	44,44,44,44	0
56	MG	2A	3378	1/1	0.93	0.28	-	57,57,57,57	0
56	MG	1A	3141	1/1	0.98	0.30	-	27,27,27,27	0
56	MG	2A	3189	1/1	0.85	0.23	-	65,65,65,65	0
56	MG	1A	3164	1/1	0.87	0.22	-	55,55,55,55	0
56	MG	1A	3083	1/1	0.91	0.24	-	34,34,34,34	0
56	MG	2a	1603	1/1	0.60	0.76	-	71,71,71,71	0
56	MG	2A	3498	1/1	0.85	0.11	-	62,62,62,62	0
56	MG	1E	309	1/1	0.93	0.13	-	51,51,51,51	0
56	MG	2A	3356	1/1	0.96	0.09	-	55,55,55,55	0
56	MG	1A	3902	1/1	0.83	0.10	-	54,54,54,54	0
56	MG	1A	3240	1/1	0.95	0.40	-	54,54,54,54	0
56	MG	2A	3255	1/1	0.83	0.27	-	71,71,71,71	0
56	MG	1A	3722	1/1	0.85	0.10	-	53,53,53,53	0
56	MG	1A	4050	1/1	0.78	0.27	-	50,50,50,50	0
56	MG	2B	3007	1/1	0.89	0.16	-	63,63,63,63	0
56	MG	1A	3145	1/1	0.94	0.56	-	37,37,37,37	0
56	MG	1A	3402	1/1	0.80	0.30	-	53,53,53,53	0
56	MG	1A	3547	1/1	0.88	0.14	-	56,56,56,56	0
56	MG	2A	3411	1/1	0.97	0.29	-	54,54,54,54	0
56	MG	1A	3701	1/1	0.96	0.13	-	48,48,48,48	0
56	MG	1B	208	1/1	0.96	0.14	-	57,57,57,57	0
56	MG	1A	3843	1/1	0.96	0.13	-	35,35,35,35	0
56	MG	2A	3590	1/1	0.77	0.12	-	72,72,72,72	0
56	MG	1A	3400	1/1	0.90	0.14	-	36,36,36,36	0
56	MG	12	101	1/1	0.83	0.14	-	50,50,50,50	0
56	MG	2A	3142	1/1	0.95	0.09	-	59,59,59,59	0

*Continued on next page...*

*Continued from previous page...*

Mol	Type	Chain	Res	Atoms	RSCC	RSR	LLDF	B-factors( $\text{\AA}^2$ )	Q<0.9
56	MG	1a	1753	1/1	0.94	0.12	-	56,56,56,56	0
56	MG	2a	1724	1/1	0.91	0.27	-	53,53,53,53	0
56	MG	1A	3532	1/1	0.97	0.15	-	29,29,29,29	0
56	MG	1A	3564	1/1	0.91	0.36	-	43,43,43,43	0
56	MG	2A	3208	1/1	0.82	0.24	-	59,59,59,59	0
56	MG	2A	3591	1/1	0.80	0.09	-	63,63,63,63	0
56	MG	1A	3562	1/1	0.77	0.26	-	51,51,51,51	0
56	MG	1A	3769	1/1	0.93	0.12	-	42,42,42,42	0
56	MG	1A	3132	1/1	0.94	0.12	-	44,44,44,44	0
56	MG	2a	1606	1/1	0.91	0.17	-	58,58,58,58	0
56	MG	2A	3105	1/1	0.87	0.14	-	69,69,69,69	0
56	MG	1A	3397	1/1	0.95	0.12	-	30,30,30,30	0
56	MG	2A	3082	1/1	0.85	0.11	-	54,54,54,54	0
56	MG	1e	201	1/1	0.88	0.17	-	51,51,51,51	0
56	MG	1A	3583	1/1	0.96	0.20	-	47,47,47,47	0
56	MG	1a	1680	1/1	0.80	0.16	-	76,76,76,76	0
56	MG	1A	3293	1/1	0.71	0.35	-	54,54,54,54	0
56	MG	2a	1843	1/1	0.87	0.12	-	66,66,66,66	0
56	MG	1A	3813	1/1	0.95	0.16	-	50,50,50,50	0
56	MG	2A	3232	1/1	0.87	0.70	-	65,65,65,65	0
56	MG	1A	3440	1/1	0.72	0.49	-	63,63,63,63	0
56	MG	2A	3399	1/1	0.97	0.10	-	36,36,36,36	0
56	MG	1a	1727	1/1	0.94	0.21	-	65,65,65,65	0
56	MG	1A	3878	1/1	0.94	0.11	-	39,39,39,39	0
56	MG	1A	3302	1/1	0.96	0.24	-	41,41,41,41	0
56	MG	2A	3807	1/1	0.91	0.09	-	65,65,65,65	0
56	MG	1A	3487	1/1	0.91	0.24	-	55,55,55,55	0
56	MG	1A	3233	1/1	0.93	0.28	-	26,26,26,26	0
56	MG	2A	3682	1/1	0.89	0.09	-	71,71,71,71	0
56	MG	1x	112	1/1	0.94	0.10	-	64,64,64,64	0
56	MG	2a	1803	1/1	0.95	0.28	-	65,65,65,65	0
56	MG	1a	1673	1/1	0.94	0.19	-	55,55,55,55	0
56	MG	2A	3374	1/1	0.92	0.32	-	48,48,48,48	0
56	MG	1A	3242	1/1	0.94	0.18	-	51,51,51,51	0
56	MG	1A	3533	1/1	0.93	0.36	-	43,43,43,43	0
56	MG	1A	3435	1/1	0.97	0.26	-	41,41,41,41	0
56	MG	2a	1778	1/1	0.98	0.14	-	62,62,62,62	0
56	MG	2a	1832	1/1	0.85	0.11	-	75,75,75,75	0
56	MG	2A	3670	1/1	0.94	0.20	-	55,55,55,55	0
56	MG	1A	3801	1/1	0.82	0.20	-	47,47,47,47	0
56	MG	2A	3203	1/1	0.90	0.17	-	47,47,47,47	0
56	MG	1A	3392	1/1	0.81	0.34	-	48,48,48,48	0

*Continued on next page...*



*Continued from previous page...*

Mol	Type	Chain	Res	Atoms	RSCC	RSR	LLDF	B-factors( $\text{\AA}^2$ )	Q<0.9
56	MG	1A	3404	1/1	0.94	0.30	-	49,49,49,49	0
56	MG	1A	3382	1/1	0.90	0.16	-	35,35,35,35	0
56	MG	1A	3385	1/1	0.95	0.41	-	37,37,37,37	0
56	MG	1w	106	1/1	0.87	0.15	-	66,66,66,66	0
56	MG	1a	1751	1/1	0.96	0.09	-	44,44,44,44	0
56	MG	1A	3467	1/1	0.91	0.34	-	41,41,41,41	0
56	MG	2a	1718	1/1	0.93	0.71	-	69,69,69,69	0
56	MG	1a	1635	1/1	0.96	0.19	-	49,49,49,49	0
56	MG	25	105	1/1	0.91	0.11	-	59,59,59,59	0
56	MG	2A	3029	1/1	0.96	0.62	-	56,56,56,56	0
56	MG	1A	3373	1/1	0.91	0.29	-	40,40,40,40	0
56	MG	2A	3432	1/1	0.85	0.14	-	62,62,62,62	0
56	MG	2A	3434	1/1	0.96	0.17	-	40,40,40,40	0
56	MG	2A	3337	1/1	0.92	0.47	-	68,68,68,68	0
56	MG	2A	3135	1/1	0.89	0.26	-	39,39,39,39	0
56	MG	1A	3136	1/1	0.96	0.15	-	33,33,33,33	0
56	MG	1A	3962	1/1	0.84	0.12	-	63,63,63,63	0
56	MG	2A	3843	1/1	0.94	0.15	-	52,52,52,52	0
56	MG	1v	3001	1/1	0.32	0.31	-	70,70,70,70	0
56	MG	2A	3859	1/1	0.93	0.06	-	52,52,52,52	0
56	MG	2A	3731	1/1	0.91	0.14	-	62,62,62,62	0
56	MG	2A	3248	1/1	0.81	0.54	-	55,55,55,55	0
56	MG	2a	1682	1/1	0.86	0.20	-	62,62,62,62	0
56	MG	1A	3969	1/1	0.98	0.10	-	59,59,59,59	0
56	MG	2A	3767	1/1	0.89	0.13	-	54,54,54,54	0
56	MG	2F	302	1/1	0.99	0.09	-	57,57,57,57	0
56	MG	1A	3539	1/1	0.97	0.26	-	33,33,33,33	0
56	MG	2A	3371	1/1	0.91	0.31	-	61,61,61,61	0
56	MG	1A	3556	1/1	0.82	0.15	-	49,49,49,49	0
56	MG	2A	3422	1/1	0.72	0.17	-	62,62,62,62	0
56	MG	1A	4077	1/1	0.88	0.07	-	63,63,63,63	0
56	MG	1A	4116	1/1	0.97	0.23	-	30,30,30,30	0
56	MG	2a	1704	1/1	0.85	0.14	-	65,65,65,65	0
56	MG	1A	3925	1/1	0.95	0.09	-	59,59,59,59	0
56	MG	1A	3546	1/1	0.96	0.31	-	42,42,42,42	0
56	MG	2A	3437	1/1	0.95	0.11	-	51,51,51,51	0
56	MG	1A	3527	1/1	0.97	0.11	-	40,40,40,40	0
56	MG	1a	1678	1/1	0.96	0.16	-	54,54,54,54	0
56	MG	2g	8001	1/1	0.89	0.12	-	69,69,69,69	0
56	MG	1A	3139	1/1	0.84	0.21	-	43,43,43,43	0
56	MG	2A	3744	1/1	0.78	0.08	-	65,65,65,65	0
56	MG	1A	4024	1/1	0.93	0.14	-	46,46,46,46	0

*Continued on next page...*

*Continued from previous page...*

Mol	Type	Chain	Res	Atoms	RSCC	RSR	LLDF	B-factors( $\text{\AA}^2$ )	Q<0.9
56	MG	1A	3714	1/1	0.82	0.11	-	62,62,62,62	0
56	MG	1A	3818	1/1	0.96	0.09	-	51,51,51,51	0
56	MG	1A	3057	1/1	0.78	0.17	-	34,34,34,34	0
56	MG	1A	3565	1/1	0.91	0.24	-	47,47,47,47	0
56	MG	1A	3430	1/1	0.91	0.17	-	41,41,41,41	0
56	MG	1A	3688	1/1	0.81	0.14	-	44,44,44,44	0
56	MG	1A	4066	1/1	0.17	0.16	-	51,51,51,51	0
56	MG	2A	3174	1/1	0.91	0.27	-	51,51,51,51	0
56	MG	2A	3132	1/1	0.94	0.10	-	55,55,55,55	0
56	MG	2A	3447	1/1	0.88	0.21	-	49,49,49,49	0
56	MG	1A	3938	1/1	0.82	0.16	-	41,41,41,41	0
56	MG	2A	3764	1/1	0.92	0.15	-	66,66,66,66	0
56	MG	2A	3359	1/1	0.91	0.36	-	63,63,63,63	0
56	MG	2E	305	1/1	0.92	0.08	-	53,53,53,53	0
56	MG	2A	3402	1/1	0.61	0.43	-	80,80,80,80	0
56	MG	1A	3588	1/1	0.93	0.14	-	48,48,48,48	0
56	MG	2A	3705	1/1	0.77	0.41	-	78,78,78,78	0
56	MG	10	102	1/1	0.92	0.10	-	40,40,40,40	0
56	MG	2A	3858	1/1	0.71	0.10	-	68,68,68,68	0
56	MG	2A	3148	1/1	0.93	0.10	-	58,58,58,58	0
56	MG	2A	3710	1/1	0.89	0.13	-	69,69,69,69	0
56	MG	1A	3134	1/1	0.91	0.34	-	35,35,35,35	0
56	MG	2A	3785	1/1	0.96	0.06	-	56,56,56,56	0
56	MG	1a	1636	1/1	0.95	0.10	-	58,58,58,58	0
56	MG	2a	1687	1/1	0.87	0.17	-	65,65,65,65	0
56	MG	2a	1797	1/1	0.90	0.14	-	65,65,65,65	0
56	MG	1A	3864	1/1	0.95	0.09	-	49,49,49,49	0
56	MG	1A	3922	1/1	0.96	0.11	-	19,19,19,19	0
56	MG	1A	3129	1/1	0.97	0.24	-	35,35,35,35	0
56	MG	2A	3392	1/1	0.91	0.12	-	52,52,52,52	0
56	MG	2a	1722	1/1	0.70	0.18	-	66,66,66,66	0
58	K	1A	4148	1/1	0.93	0.14	-	56,56,56,56	0
56	MG	1a	1719	1/1	0.97	0.15	-	42,42,42,42	0
56	MG	1A	3750	1/1	0.91	0.20	-	41,41,41,41	0
56	MG	2A	3798	1/1	0.90	0.23	-	75,75,75,75	0
56	MG	2A	3503	1/1	0.97	0.13	-	56,56,56,56	0
56	MG	2A	3678	1/1	0.85	0.07	-	59,59,59,59	0
56	MG	1A	3421	1/1	0.88	0.29	-	62,62,62,62	0
56	MG	1A	3526	1/1	0.75	0.12	-	85,85,85,85	0
56	MG	2A	3296	1/1	0.97	0.20	-	42,42,42,42	0
56	MG	2A	3001	1/1	0.90	0.14	-	56,56,56,56	0
56	MG	1A	3820	1/1	0.82	0.21	-	47,47,47,47	0

*Continued on next page...*

*Continued from previous page...*

Mol	Type	Chain	Res	Atoms	RSCC	RSR	LLDF	B-factors( $\text{\AA}^2$ )	Q<0.9
56	MG	2a	1743	1/1	0.92	0.10	-	78,78,78,78	0
56	MG	1A	3481	1/1	0.95	0.18	-	46,46,46,46	0
56	MG	1A	3705	1/1	0.91	0.18	-	44,44,44,44	0
56	MG	2A	3276	1/1	0.71	0.14	-	62,62,62,62	0
56	MG	2A	3311	1/1	0.96	0.14	-	56,56,56,56	0
56	MG	1R	202	1/1	0.90	0.26	-	38,38,38,38	0
56	MG	1A	4074	1/1	0.95	0.12	-	47,47,47,47	0
56	MG	1A	3501	1/1	0.68	0.17	-	60,60,60,60	0
56	MG	1a	1608	1/1	0.94	0.09	-	56,56,56,56	0
56	MG	1A	3567	1/1	0.89	0.21	-	36,36,36,36	0
56	MG	2a	1617	1/1	0.91	0.17	-	59,59,59,59	0
56	MG	1A	3492	1/1	0.92	0.12	-	45,45,45,45	0
56	MG	2A	3125	1/1	0.95	0.13	-	46,46,46,46	0
56	MG	1A	3107	1/1	0.97	0.13	-	31,31,31,31	0
56	MG	1A	3236	1/1	0.87	0.29	-	31,31,31,31	0
56	MG	2a	1816	1/1	0.96	0.11	-	53,53,53,53	0
56	MG	2a	1813	1/1	0.85	0.13	-	62,62,62,62	0
56	MG	2A	3358	1/1	0.88	0.13	-	57,57,57,57	0
56	MG	1A	3059	1/1	0.91	0.20	-	53,53,53,53	0
56	MG	1a	1770	1/1	0.94	0.10	-	62,62,62,62	0
56	MG	2A	3102	1/1	0.72	0.19	-	72,72,72,72	0
56	MG	2A	3400	1/1	0.95	0.23	-	48,48,48,48	0
56	MG	1A	3033	1/1	0.97	0.24	-	34,34,34,34	0
56	MG	2A	3773	1/1	0.96	0.07	-	38,38,38,38	0
56	MG	1A	3247	1/1	0.92	0.20	-	41,41,41,41	0
56	MG	2A	3023	1/1	0.79	0.13	-	73,73,73,73	0
56	MG	1A	3510	1/1	0.89	0.17	-	48,48,48,48	0
56	MG	1A	3675	1/1	0.94	0.15	-	51,51,51,51	0
56	MG	2a	1602	1/1	0.95	0.10	-	53,53,53,53	0
56	MG	1A	3512	1/1	0.75	0.27	-	52,52,52,52	0
56	MG	1a	1663	1/1	0.94	0.10	-	64,64,64,64	0
56	MG	1B	218	1/1	0.94	0.18	-	58,58,58,58	0
56	MG	2w	3002	1/1	0.70	0.12	-	77,77,77,77	0
56	MG	2A	3350	1/1	0.79	0.16	-	63,63,63,63	0
56	MG	2A	3300	1/1	0.96	0.25	-	66,66,66,66	0
56	MG	2A	3762	1/1	0.92	0.08	-	58,58,58,58	0
56	MG	2A	3472	1/1	0.91	0.14	-	58,58,58,58	0
56	MG	1A	3738	1/1	0.94	0.20	-	45,45,45,45	0
56	MG	2x	103	1/1	0.91	0.12	-	77,77,77,77	0
56	MG	1A	3715	1/1	0.96	0.14	-	45,45,45,45	0
56	MG	20	102	1/1	0.90	0.22	-	62,62,62,62	0
56	MG	2A	3603	1/1	0.71	0.12	-	67,67,67,67	0

*Continued on next page...*

*Continued from previous page...*

Mol	Type	Chain	Res	Atoms	RSCC	RSR	LLDF	B-factors( $\text{\AA}^2$ )	Q<0.9
56	MG	1A	3690	1/1	0.86	0.15	-	43,43,43,43	0
56	MG	2a	1759	1/1	0.90	0.13	-	83,83,83,83	0
56	MG	1a	1632	1/1	0.96	0.16	-	40,40,40,40	0
56	MG	2a	1776	1/1	0.86	0.10	-	77,77,77,77	0
56	MG	1A	4030	1/1	0.76	0.10	-	45,45,45,45	0
56	MG	1A	3640	1/1	0.94	0.18	-	28,28,28,28	0
56	MG	2A	3724	1/1	0.90	0.10	-	67,67,67,67	0
56	MG	2A	3253	1/1	0.85	0.29	-	60,60,60,60	0
56	MG	2A	3533	1/1	0.98	0.10	-	48,48,48,48	0
56	MG	2A	3641	1/1	0.95	0.08	-	60,60,60,60	0
56	MG	2A	3639	1/1	0.90	0.12	-	38,38,38,38	0
56	MG	1A	3388	1/1	0.89	0.21	-	29,29,29,29	0
56	MG	1A	4057	1/1	0.91	0.17	-	59,59,59,59	0
56	MG	2A	3718	1/1	0.84	0.19	-	57,57,57,57	0
56	MG	1A	3312	1/1	0.96	0.20	-	45,45,45,45	0
56	MG	2A	3173	1/1	0.93	0.09	-	77,77,77,77	0
56	MG	1A	3334	1/1	0.85	0.22	-	43,43,43,43	0
56	MG	2A	3241	1/1	0.94	0.43	-	58,58,58,58	0
56	MG	2A	3559	1/1	0.91	0.15	-	47,47,47,47	0
56	MG	2a	1774	1/1	0.88	0.08	-	67,67,67,67	0
56	MG	2A	3335	1/1	0.96	0.20	-	55,55,55,55	0
56	MG	2A	3723	1/1	0.89	0.07	-	47,47,47,47	0
56	MG	1A	3811	1/1	0.97	0.19	-	47,47,47,47	0
56	MG	1A	3415	1/1	0.86	0.63	-	61,61,61,61	0
56	MG	2A	3519	1/1	0.91	0.14	-	46,46,46,46	0
56	MG	2a	1732	1/1	0.70	0.25	-	94,94,94,94	0
56	MG	2A	3821	1/1	0.89	0.26	-	61,61,61,61	0
56	MG	1A	3162	1/1	0.95	0.21	-	28,28,28,28	0
56	MG	2A	3861	1/1	0.90	0.19	-	65,65,65,65	0
56	MG	1A	3263	1/1	0.96	0.26	-	34,34,34,34	0
56	MG	1G	3002	1/1	0.93	0.12	-	46,46,46,46	0
56	MG	1a	1758	1/1	0.25	0.14	-	81,81,81,81	0
56	MG	2a	1672	1/1	0.83	0.10	-	68,68,68,68	0
56	MG	2B	3012	1/1	0.97	0.24	-	69,69,69,69	0
56	MG	2A	3669	1/1	0.97	0.16	-	47,47,47,47	0
56	MG	2a	1729	1/1	0.55	0.37	-	76,76,76,76	0
56	MG	1A	3624	1/1	0.90	0.19	-	63,63,63,63	0
56	MG	2A	3879	1/1	0.89	0.32	-	52,52,52,52	0
56	MG	1A	4021	1/1	0.81	0.10	-	60,60,60,60	0
56	MG	2A	3506	1/1	0.84	0.13	-	47,47,47,47	0
56	MG	1A	3437	1/1	0.66	0.21	-	54,54,54,54	0
56	MG	2A	3277	1/1	0.90	0.32	-	51,51,51,51	0

*Continued on next page...*

*Continued from previous page...*

Mol	Type	Chain	Res	Atoms	RSCC	RSR	LLDF	B-factors( $\text{\AA}^2$ )	Q<0.9
56	MG	2A	3431	1/1	0.91	0.13	-	55,55,55,55	0
56	MG	1A	3081	1/1	0.94	0.39	-	29,29,29,29	0
56	MG	2A	3805	1/1	0.98	0.11	-	70,70,70,70	0
56	MG	2x	105	1/1	0.75	0.16	-	66,66,66,66	0
56	MG	1A	3120	1/1	0.89	0.19	-	28,28,28,28	0
56	MG	1A	3339	1/1	0.94	0.57	-	47,47,47,47	0
56	MG	2A	3605	1/1	0.95	0.21	-	56,56,56,56	0
56	MG	2a	1667	1/1	0.79	0.17	-	59,59,59,59	0
56	MG	2a	1751	1/1	0.74	0.09	-	51,51,51,51	0
56	MG	1B	213	1/1	0.95	0.09	-	49,49,49,49	0
56	MG	2A	3536	1/1	0.86	0.15	-	73,73,73,73	0
56	MG	1A	3282	1/1	0.92	0.27	-	45,45,45,45	0
56	MG	2A	3065	1/1	0.87	0.20	-	65,65,65,65	0
56	MG	1G	3005	1/1	0.98	0.11	-	58,58,58,58	0
56	MG	2A	3149	1/1	0.98	0.24	-	34,34,34,34	0
56	MG	2A	3869	1/1	0.92	0.15	-	46,46,46,46	0
56	MG	2a	1700	1/1	0.92	0.51	-	59,59,59,59	0
56	MG	2A	3758	1/1	0.81	0.51	-	64,64,64,64	0
56	MG	1A	4111	1/1	0.91	0.20	-	41,41,41,41	0
56	MG	2A	3260	1/1	0.87	0.14	-	69,69,69,69	0
56	MG	2a	1680	1/1	0.88	0.48	-	64,64,64,64	0
56	MG	1A	3056	1/1	0.86	0.23	-	47,47,47,47	0
56	MG	1a	1607	1/1	0.96	0.18	-	41,41,41,41	0
56	MG	1A	3412	1/1	0.95	0.21	-	36,36,36,36	0
56	MG	1w	101	1/1	0.76	0.13	-	59,59,59,59	0
56	MG	2a	1646	1/1	0.92	0.12	-	53,53,53,53	0
56	MG	1A	3201	1/1	0.91	0.12	-	61,61,61,61	0
56	MG	1A	3549	1/1	0.82	0.27	-	54,54,54,54	0
56	MG	2A	3527	1/1	0.96	0.11	-	35,35,35,35	0
56	MG	1A	3128	1/1	0.93	0.39	-	37,37,37,37	0
56	MG	1W	204	1/1	0.98	0.25	-	30,30,30,30	0
56	MG	1A	3062	1/1	0.81	0.24	-	55,55,55,55	0
56	MG	2A	3233	1/1	0.79	0.34	-	52,52,52,52	0
56	MG	2A	3775	1/1	0.98	0.09	-	53,53,53,53	0
56	MG	1A	3524	1/1	0.95	0.08	-	59,59,59,59	0
56	MG	2A	3024	1/1	0.94	0.47	-	47,47,47,47	0
56	MG	2a	1608	1/1	0.86	0.19	-	63,63,63,63	0
56	MG	2a	1719	1/1	0.91	0.24	-	67,67,67,67	0
56	MG	2A	3258	1/1	0.93	0.24	-	60,60,60,60	0
56	MG	1a	1812	1/1	0.97	0.05	-	54,54,54,54	0
56	MG	2A	3425	1/1	0.90	0.14	-	58,58,58,58	0
56	MG	1A	3717	1/1	0.96	0.13	-	44,44,44,44	0

*Continued on next page...*

*Continued from previous page...*

Mol	Type	Chain	Res	Atoms	RSCC	RSR	LLDF	B-factors( $\text{\AA}^2$ )	Q<0.9
56	MG	1a	1693	1/1	0.65	0.23	-	65,65,65,65	0
56	MG	2A	3084	1/1	0.92	0.23	-	54,54,54,54	0
56	MG	1A	3484	1/1	0.93	0.10	-	46,46,46,46	0
56	MG	1a	1774	1/1	0.96	0.13	-	61,61,61,61	0
56	MG	2A	3491	1/1	0.84	0.15	-	67,67,67,67	0
56	MG	2a	1795	1/1	0.82	0.15	-	77,77,77,77	0
56	MG	2B	3018	1/1	0.84	0.08	-	79,79,79,79	0
56	MG	1A	3319	1/1	0.89	0.39	-	36,36,36,36	0
56	MG	1A	3058	1/1	0.95	0.15	-	69,69,69,69	0
56	MG	2A	3747	1/1	0.95	0.13	-	55,55,55,55	0
56	MG	2A	3214	1/1	0.87	0.22	-	64,64,64,64	0
56	MG	1x	108	1/1	0.84	0.23	-	59,59,59,59	0
56	MG	2a	1604	1/1	0.87	0.12	-	67,67,67,67	0
56	MG	1A	3358	1/1	0.92	0.15	-	42,42,42,42	0
56	MG	2A	3891	1/1	0.88	0.12	-	49,49,49,49	0
56	MG	1A	3264	1/1	0.92	0.12	-	50,50,50,50	0
56	MG	2A	3407	1/1	0.95	0.12	-	61,61,61,61	0
56	MG	1A	4000	1/1	0.94	0.17	-	29,29,29,29	0
56	MG	2A	3451	1/1	0.94	0.26	-	61,61,61,61	0
56	MG	2a	1756	1/1	0.63	0.12	-	88,88,88,88	0
56	MG	1a	1604	1/1	0.84	0.09	-	55,55,55,55	0
56	MG	1A	3288	1/1	0.95	0.22	-	20,20,20,20	0
56	MG	1F	302	1/1	0.94	0.10	-	31,31,31,31	0
56	MG	2A	3187	1/1	0.78	0.18	-	63,63,63,63	0
56	MG	1A	3258	1/1	0.90	0.20	-	47,47,47,47	0
56	MG	1A	3992	1/1	0.97	0.12	-	22,22,22,22	0
56	MG	1A	3893	1/1	0.95	0.10	-	44,44,44,44	0
56	MG	1A	3384	1/1	0.91	0.16	-	48,48,48,48	0
56	MG	2A	3181	1/1	0.69	0.13	-	76,76,76,76	0
56	MG	1A	3143	1/1	0.92	0.71	-	46,46,46,46	0
56	MG	2A	3811	1/1	0.93	0.20	-	59,59,59,59	0
56	MG	1A	3048	1/1	0.93	0.27	-	22,22,22,22	0
56	MG	1A	3720	1/1	0.93	0.16	-	52,52,52,52	0
56	MG	2A	3553	1/1	0.89	0.10	-	56,56,56,56	0
56	MG	2A	3239	1/1	0.94	0.52	-	39,39,39,39	0
56	MG	2A	3779	1/1	0.89	0.12	-	60,60,60,60	0
56	MG	2A	3369	1/1	0.92	0.19	-	68,68,68,68	0
56	MG	1F	306	1/1	0.91	0.14	-	47,47,47,47	0
56	MG	1A	3954	1/1	0.96	0.45	-	36,36,36,36	0
56	MG	2A	3172	1/1	0.94	0.07	-	66,66,66,66	0
56	MG	2a	1645	1/1	0.83	0.19	-	70,70,70,70	0
56	MG	2a	1755	1/1	0.92	0.13	-	70,70,70,70	0

*Continued on next page...*

*Continued from previous page...*

Mol	Type	Chain	Res	Atoms	RSCC	RSR	LLDF	B-factors( $\text{\AA}^2$ )	Q<0.9
56	MG	2a	1761	1/1	0.81	0.27	-	95,95,95,95	0
56	MG	2A	3652	1/1	0.96	0.36	-	53,53,53,53	0
56	MG	2A	3268	1/1	0.93	0.32	-	60,60,60,60	0
56	MG	2A	3815	1/1	0.88	0.31	-	67,67,67,67	0
56	MG	1A	3956	1/1	0.88	0.38	-	45,45,45,45	0
56	MG	1A	3214	1/1	0.85	0.31	-	46,46,46,46	0
56	MG	1A	3657	1/1	0.93	0.17	-	29,29,29,29	0
56	MG	2a	1782	1/1	0.97	0.07	-	54,54,54,54	0
56	MG	1x	115	1/1	0.90	0.08	-	68,68,68,68	0
56	MG	1l	203	1/1	0.90	0.21	-	52,52,52,52	0
56	MG	1A	4011	1/1	0.55	0.57	-	69,69,69,69	0
56	MG	2A	3372	1/1	0.93	0.50	-	50,50,50,50	0
56	MG	2A	3883	1/1	0.86	0.16	-	42,42,42,42	0
56	MG	2A	3734	1/1	0.84	0.12	-	70,70,70,70	0
56	MG	2A	3496	1/1	0.87	0.09	-	53,53,53,53	0
56	MG	2A	3221	1/1	0.94	0.09	-	42,42,42,42	0
56	MG	2A	3751	1/1	0.82	0.30	-	77,77,77,77	0
56	MG	2A	3509	1/1	0.93	0.10	-	36,36,36,36	0
56	MG	2a	1827	1/1	0.92	0.12	-	71,71,71,71	0
56	MG	2A	3572	1/1	0.94	0.12	-	58,58,58,58	0
56	MG	2A	3630	1/1	0.86	0.11	-	61,61,61,61	0
56	MG	1A	3793	1/1	0.98	0.17	-	40,40,40,40	0
56	MG	1B	233	1/1	0.95	0.10	-	64,64,64,64	0
56	MG	1A	3828	1/1	0.95	0.10	-	43,43,43,43	0
56	MG	1a	1790	1/1	0.96	0.11	-	38,38,38,38	0
56	MG	1A	3408	1/1	0.92	0.19	-	48,48,48,48	0
56	MG	1a	1649	1/1	0.98	0.07	-	62,62,62,62	0
56	MG	1A	3428	1/1	0.73	0.22	-	68,68,68,68	0
56	MG	1A	3970	1/1	0.83	0.13	-	64,64,64,64	0
56	MG	2a	1787	1/1	0.86	0.15	-	77,77,77,77	0
56	MG	2x	106	1/1	0.91	0.15	-	62,62,62,62	0
56	MG	1a	1720	1/1	0.95	0.08	-	54,54,54,54	0
56	MG	1A	3340	1/1	0.93	0.27	-	38,38,38,38	0
56	MG	2A	3557	1/1	0.94	0.07	-	47,47,47,47	0
56	MG	1A	3978	1/1	0.90	0.15	-	26,26,26,26	0
56	MG	2A	3134	1/1	0.94	0.13	-	38,38,38,38	0
56	MG	1A	3216	1/1	0.94	0.16	-	40,40,40,40	0
56	MG	1A	3968	1/1	0.68	0.43	-	68,68,68,68	0
56	MG	2A	3680	1/1	0.80	0.47	-	78,78,78,78	0
56	MG	1A	3296	1/1	0.85	0.44	-	66,66,66,66	0
56	MG	1A	3137	1/1	0.96	0.21	-	15,15,15,15	0
56	MG	1A	3835	1/1	0.82	0.08	-	63,63,63,63	0

*Continued on next page...*

*Continued from previous page...*

Mol	Type	Chain	Res	Atoms	RSCC	RSR	LLDF	B-factors( $\text{\AA}^2$ )	Q<0.9
56	MG	1A	3845	1/1	0.93	0.10	-	32,32,32,32	0
56	MG	1A	3706	1/1	0.94	0.11	-	51,51,51,51	0
56	MG	1a	1779	1/1	0.92	0.12	-	50,50,50,50	0
56	MG	1A	3381	1/1	0.92	0.17	-	48,48,48,48	0
56	MG	2A	3100	1/1	0.67	0.18	-	77,77,77,77	0
56	MG	1A	4047	1/1	0.78	0.15	-	46,46,46,46	0
56	MG	1A	3730	1/1	0.74	0.18	-	58,58,58,58	0
56	MG	1q	201	1/1	0.92	0.09	-	59,59,59,59	0
56	MG	1A	4054	1/1	0.86	0.13	-	54,54,54,54	0
56	MG	1B	222	1/1	0.96	0.06	-	56,56,56,56	0
56	MG	2A	3461	1/1	0.80	0.14	-	52,52,52,52	0
56	MG	2A	3122	1/1	0.90	0.51	-	67,67,67,67	0
56	MG	1h	3001	1/1	0.94	0.23	-	64,64,64,64	0
56	MG	1A	3921	1/1	0.89	0.08	-	53,53,53,53	0
56	MG	2E	302	1/1	0.80	0.23	-	55,55,55,55	0
56	MG	1a	1655	1/1	0.90	0.09	-	63,63,63,63	0
56	MG	2B	3016	1/1	0.81	0.17	-	70,70,70,70	0
56	MG	2A	3351	1/1	0.91	0.14	-	64,64,64,64	0
56	MG	1A	3283	1/1	0.90	0.13	-	51,51,51,51	0
56	MG	1A	3884	1/1	0.94	0.15	-	45,45,45,45	0
56	MG	1A	3123	1/1	0.95	0.31	-	39,39,39,39	0
56	MG	2A	3765	1/1	0.92	0.09	-	56,56,56,56	0
56	MG	1A	3758	1/1	0.85	0.15	-	67,67,67,67	0
56	MG	2A	3904	1/1	0.95	0.11	-	40,40,40,40	0
56	MG	1A	4099	1/1	0.94	0.31	-	51,51,51,51	0
56	MG	2B	3009	1/1	0.95	0.15	-	66,66,66,66	0
56	MG	1A	3693	1/1	0.97	0.12	-	47,47,47,47	0
56	MG	1A	3310	1/1	0.93	0.24	-	52,52,52,52	0
56	MG	2a	1664	1/1	0.92	0.08	-	57,57,57,57	0
56	MG	1A	3248	1/1	0.86	0.15	-	56,56,56,56	0
56	MG	2A	3178	1/1	0.90	0.27	-	55,55,55,55	0
56	MG	2A	3612	1/1	0.83	0.12	-	58,58,58,58	0
56	MG	2A	3826	1/1	0.84	0.08	-	50,50,50,50	0
56	MG	2A	3741	1/1	0.96	0.31	-	71,71,71,71	0
56	MG	2A	3448	1/1	0.96	0.44	-	52,52,52,52	0
56	MG	1A	3555	1/1	0.86	0.12	-	68,68,68,68	0
56	MG	1A	3246	1/1	0.82	0.14	-	52,52,52,52	0
56	MG	2x	101	1/1	0.77	0.10	-	61,61,61,61	0
56	MG	1A	3996	1/1	0.92	0.28	-	60,60,60,60	0
56	MG	2W	201	1/1	0.74	0.15	-	54,54,54,54	0
56	MG	2A	3218	1/1	0.89	0.41	-	63,63,63,63	0
56	MG	2a	1839	1/1	0.82	0.12	-	69,69,69,69	0

*Continued on next page...*



*Continued from previous page...*

Mol	Type	Chain	Res	Atoms	RSCC	RSR	LLDF	B-factors( $\text{\AA}^2$ )	Q<0.9
56	MG	1a	1740	1/1	0.97	0.15	-	33,33,33,33	0
56	MG	2A	3199	1/1	0.92	0.09	-	54,54,54,54	0
56	MG	1A	3044	1/1	0.96	0.14	-	31,31,31,31	0
56	MG	2a	1789	1/1	0.82	0.12	-	63,63,63,63	0
56	MG	2A	3015	1/1	0.87	0.48	-	48,48,48,48	0
56	MG	1A	3085	1/1	0.89	0.21	-	35,35,35,35	0
56	MG	1A	3868	1/1	0.94	0.19	-	30,30,30,30	0
56	MG	2A	3589	1/1	0.91	0.09	-	51,51,51,51	0
56	MG	1A	3446	1/1	0.83	0.38	-	67,67,67,67	0
56	MG	1A	3523	1/1	0.81	0.24	-	53,53,53,53	0
56	MG	1a	1679	1/1	0.95	0.15	-	56,56,56,56	0
56	MG	2A	3646	1/1	0.75	0.12	-	55,55,55,55	0
56	MG	2a	1689	1/1	0.95	0.15	-	54,54,54,54	0
56	MG	1A	3075	1/1	0.94	0.24	-	47,47,47,47	0
56	MG	2A	3651	1/1	0.96	0.13	-	41,41,41,41	0
56	MG	2A	3819	1/1	0.89	0.09	-	57,57,57,57	0
56	MG	1A	4044	1/1	0.74	0.13	-	59,59,59,59	0
56	MG	2A	3381	1/1	0.98	0.14	-	58,58,58,58	0
56	MG	1A	3262	1/1	0.81	0.28	-	55,55,55,55	0
56	MG	2a	1656	1/1	0.83	0.39	-	59,59,59,59	0
56	MG	1A	4098	1/1	0.98	0.14	-	29,29,29,29	0
56	MG	1x	104	1/1	0.84	0.19	-	64,64,64,64	0
56	MG	1A	3401	1/1	0.86	0.12	-	43,43,43,43	0
56	MG	1A	3873	1/1	0.92	0.12	-	25,25,25,25	0
56	MG	2A	3584	1/1	0.94	0.22	-	62,62,62,62	0
56	MG	2A	3051	1/1	0.69	0.13	-	69,69,69,69	0
56	MG	1A	4097	1/1	0.95	0.21	-	39,39,39,39	0
56	MG	1A	3613	1/1	0.95	0.18	-	29,29,29,29	0
56	MG	1A	4005	1/1	0.98	0.10	-	28,28,28,28	0
56	MG	2A	3441	1/1	0.88	0.20	-	39,39,39,39	0
56	MG	2A	3327	1/1	0.62	1.10	-	60,60,60,60	0
56	MG	1A	3313	1/1	0.94	0.11	-	38,38,38,38	0
56	MG	2a	1613	1/1	0.65	0.23	-	61,61,61,61	0
56	MG	1A	3775	1/1	0.98	0.10	-	45,45,45,45	0
56	MG	1B	209	1/1	0.83	0.20	-	48,48,48,48	0
56	MG	2A	3477	1/1	0.84	0.16	-	78,78,78,78	0
56	MG	2a	1745	1/1	-0.00	0.10	-	96,96,96,96	0
56	MG	2a	1643	1/1	0.95	0.11	-	63,63,63,63	0
56	MG	2A	3334	1/1	0.87	0.44	-	61,61,61,61	0
56	MG	2A	3314	1/1	0.91	0.18	-	60,60,60,60	0
56	MG	1A	3977	1/1	0.91	0.17	-	22,22,22,22	0
56	MG	2A	3606	1/1	0.93	0.15	-	65,65,65,65	0

*Continued on next page...*

*Continued from previous page...*

Mol	Type	Chain	Res	Atoms	RSCC	RSR	LLDF	B-factors( $\text{\AA}^2$ )	Q<0.9
56	MG	2a	1634	1/1	0.88	0.11	-	85,85,85,85	0
56	MG	1A	3253	1/1	0.90	0.12	-	52,52,52,52	0
56	MG	2A	3563	1/1	0.94	0.10	-	65,65,65,65	0
56	MG	1A	3908	1/1	0.96	0.19	-	37,37,37,37	0
56	MG	1A	3370	1/1	0.88	0.77	-	56,56,56,56	0
56	MG	2a	1713	1/1	0.92	0.17	-	76,76,76,76	0
56	MG	2A	3066	1/1	0.90	0.16	-	53,53,53,53	0
56	MG	1A	3379	1/1	0.91	0.27	-	26,26,26,26	0
56	MG	1A	3456	1/1	0.94	0.14	-	33,33,33,33	0
56	MG	2a	1762	1/1	0.98	0.09	-	51,51,51,51	0
56	MG	2A	3346	1/1	0.80	0.87	-	69,69,69,69	0
56	MG	1a	1704	1/1	0.89	0.09	-	50,50,50,50	0
56	MG	2v	102	1/1	0.83	0.15	-	67,67,67,67	0
56	MG	2A	3595	1/1	0.89	0.10	-	58,58,58,58	0
56	MG	1y	3004	1/1	0.92	0.19	-	83,83,83,83	0
56	MG	1A	3998	1/1	0.69	0.09	-	68,68,68,68	0
56	MG	2A	3370	1/1	0.88	0.29	-	57,57,57,57	0
56	MG	2A	3328	1/1	0.94	0.14	-	55,55,55,55	0
56	MG	1A	4059	1/1	0.82	0.52	-	51,51,51,51	0
56	MG	2a	1753	1/1	0.94	0.06	-	48,48,48,48	0
56	MG	2A	3069	1/1	0.94	0.11	-	29,29,29,29	0
56	MG	1a	1647	1/1	0.94	0.12	-	56,56,56,56	0
56	MG	1A	3729	1/1	0.84	0.17	-	52,52,52,52	0
56	MG	1A	3399	1/1	0.77	0.43	-	51,51,51,51	0
56	MG	2A	3270	1/1	0.98	0.21	-	63,63,63,63	0
56	MG	2A	3408	1/1	0.97	0.09	-	47,47,47,47	0
56	MG	1A	3386	1/1	0.90	0.40	-	38,38,38,38	0
56	MG	1A	3980	1/1	0.70	0.07	-	83,83,83,83	0
56	MG	2A	3717	1/1	0.94	0.10	-	40,40,40,40	0
56	MG	2a	1826	1/1	0.43	0.21	-	81,81,81,81	0
56	MG	1A	3955	1/1	0.80	0.26	-	55,55,55,55	0
56	MG	1A	3871	1/1	0.84	0.13	-	37,37,37,37	0
56	MG	1a	1716	1/1	0.92	0.26	-	58,58,58,58	0
56	MG	2A	3091	1/1	0.88	0.15	-	69,69,69,69	0
56	MG	1A	3153	1/1	0.88	0.26	-	50,50,50,50	0
56	MG	2a	1748	1/1	0.82	0.15	-	74,74,74,74	0
56	MG	1A	3783	1/1	0.67	0.10	-	48,48,48,48	0
56	MG	1A	3830	1/1	0.83	0.20	-	49,49,49,49	0
56	MG	1A	4140	1/1	0.95	0.39	-	37,37,37,37	0
56	MG	1A	3759	1/1	0.97	0.10	-	40,40,40,40	0
56	MG	2A	3789	1/1	0.63	0.28	-	67,67,67,67	0
56	MG	2A	3265	1/1	0.94	0.16	-	56,56,56,56	0

*Continued on next page...*

*Continued from previous page...*

Mol	Type	Chain	Res	Atoms	RSCC	RSR	LLDF	B-factors( $\text{\AA}^2$ )	Q<0.9
56	MG	2A	3535	1/1	0.94	0.22	-	53,53,53,53	0
56	MG	1A	3436	1/1	0.86	0.43	-	61,61,61,61	0
56	MG	1A	3923	1/1	0.85	0.12	-	23,23,23,23	0
56	MG	2w	3004	1/1	0.86	0.26	-	77,77,77,77	0
56	MG	1A	3707	1/1	0.66	0.18	-	78,78,78,78	0
56	MG	2A	3116	1/1	0.93	0.18	-	56,56,56,56	0
56	MG	2A	3597	1/1	0.95	0.11	-	54,54,54,54	0
56	MG	1A	3372	1/1	0.81	0.44	-	41,41,41,41	0
56	MG	1A	3959	1/1	0.99	0.10	-	43,43,43,43	0
56	MG	1B	219	1/1	1.00	0.17	-	52,52,52,52	0
56	MG	1A	3172	1/1	0.97	0.19	-	15,15,15,15	0
56	MG	1a	1617	1/1	0.91	0.10	-	65,65,65,65	0
56	MG	1a	1652	1/1	0.78	0.20	-	56,56,56,56	0
56	MG	1A	3476	1/1	0.89	0.17	-	56,56,56,56	0
56	MG	1A	3548	1/1	0.91	0.29	-	56,56,56,56	0
56	MG	1A	3622	1/1	0.97	0.15	-	14,14,14,14	0
56	MG	2A	3675	1/1	0.87	0.45	-	62,62,62,62	0
56	MG	2A	3870	1/1	0.81	0.26	-	53,53,53,53	0
56	MG	1x	106	1/1	0.88	0.20	-	68,68,68,68	0
56	MG	2A	3433	1/1	0.85	0.21	-	64,64,64,64	0
56	MG	1A	3026	1/1	0.79	0.19	-	34,34,34,34	0
56	MG	1A	3417	1/1	0.95	0.35	-	52,52,52,52	0
56	MG	2a	1779	1/1	0.95	0.07	-	60,60,60,60	0
56	MG	1A	3916	1/1	0.93	0.16	-	39,39,39,39	0
56	MG	2a	1727	1/1	0.83	0.11	-	51,51,51,51	0
56	MG	1a	1629	1/1	0.79	0.25	-	64,64,64,64	0
56	MG	1A	3612	1/1	0.98	0.10	-	18,18,18,18	0
56	MG	2A	3097	1/1	0.72	0.17	-	74,74,74,74	0
56	MG	2x	104	1/1	0.87	0.11	-	68,68,68,68	0
56	MG	1a	1672	1/1	0.68	0.18	-	69,69,69,69	0
56	MG	1A	3708	1/1	0.91	0.07	-	51,51,51,51	0
56	MG	1A	3804	1/1	0.91	0.14	-	28,28,28,28	0
56	MG	1B	228	1/1	0.97	0.17	-	53,53,53,53	0
56	MG	2A	3274	1/1	0.83	0.15	-	60,60,60,60	0
56	MG	2a	1807	1/1	0.88	0.06	-	89,89,89,89	0
56	MG	2a	1764	1/1	0.89	0.16	-	72,72,72,72	0
56	MG	2A	3611	1/1	0.98	0.18	-	62,62,62,62	0
56	MG	2a	1740	1/1	0.88	0.27	-	71,71,71,71	0
56	MG	1A	3853	1/1	0.85	0.13	-	28,28,28,28	0
56	MG	1A	3935	1/1	0.95	0.18	-	39,39,39,39	0
56	MG	2A	3824	1/1	0.85	0.35	-	80,80,80,80	0
56	MG	1A	3661	1/1	0.82	0.21	-	39,39,39,39	0

*Continued on next page...*

*Continued from previous page...*

Mol	Type	Chain	Res	Atoms	RSCC	RSR	LLDF	B-factors( $\text{\AA}^2$ )	Q<0.9
56	MG	1a	1796	1/1	0.57	0.11	-	67,67,67,67	0
56	MG	2w	3001	1/1	0.97	0.15	-	48,48,48,48	0
56	MG	1A	3407	1/1	0.81	0.21	-	64,64,64,64	0
56	MG	2A	3522	1/1	0.96	0.10	-	60,60,60,60	0
56	MG	1A	3678	1/1	0.94	0.16	-	14,14,14,14	0
56	MG	2A	3290	1/1	0.93	0.72	-	64,64,64,64	0
56	MG	1A	3256	1/1	0.84	0.18	-	65,65,65,65	0
56	MG	2a	1814	1/1	0.82	0.14	-	62,62,62,62	0
56	MG	1A	3576	1/1	0.85	0.26	-	41,41,41,41	0
56	MG	2a	1653	1/1	0.79	0.16	-	82,82,82,82	0
56	MG	2A	3184	1/1	0.90	0.23	-	49,49,49,49	0
56	MG	2A	3784	1/1	0.89	0.19	-	72,72,72,72	0
56	MG	1A	4010	1/1	0.93	0.14	-	47,47,47,47	0
56	MG	1a	1674	1/1	0.95	0.11	-	56,56,56,56	0
56	MG	2A	3365	1/1	0.91	0.59	-	71,71,71,71	0
56	MG	1A	3244	1/1	0.92	0.13	-	61,61,61,61	0
56	MG	1A	4026	1/1	0.83	0.19	-	52,52,52,52	0
56	MG	1a	1745	1/1	0.85	0.21	-	80,80,80,80	0
56	MG	2A	3212	1/1	0.87	0.30	-	52,52,52,52	0
56	MG	2A	3621	1/1	0.95	0.15	-	50,50,50,50	0
56	MG	2B	3004	1/1	0.95	0.12	-	66,66,66,66	0
56	MG	1A	3403	1/1	0.91	0.22	-	46,46,46,46	0
56	MG	1A	3211	1/1	0.84	0.17	-	46,46,46,46	0
56	MG	2a	1823	1/1	0.95	0.21	-	72,72,72,72	0
56	MG	1a	1715	1/1	0.95	0.13	-	40,40,40,40	0
56	MG	1d	502	1/1	0.80	0.23	-	52,52,52,52	0
56	MG	1a	1805	1/1	0.95	0.11	-	59,59,59,59	0
56	MG	1A	3445	1/1	0.98	0.10	-	24,24,24,24	0
56	MG	1A	3177	1/1	0.94	0.22	-	55,55,55,55	0
56	MG	2A	3662	1/1	0.98	0.14	-	54,54,54,54	0
56	MG	1a	1802	1/1	0.94	0.09	-	54,54,54,54	0
56	MG	2A	3086	1/1	0.91	0.09	-	41,41,41,41	0
56	MG	1a	1664	1/1	0.85	0.17	-	74,74,74,74	0
56	MG	1A	3698	1/1	0.95	0.10	-	33,33,33,33	0
56	MG	2l	3001	1/1	0.90	0.12	-	60,60,60,60	0
56	MG	2A	3802	1/1	0.92	0.07	-	60,60,60,60	0
56	MG	1A	3699	1/1	0.87	0.14	-	53,53,53,53	0
56	MG	1B	212	1/1	0.88	0.13	-	50,50,50,50	0
56	MG	2X	101	1/1	0.89	0.13	-	46,46,46,46	0
56	MG	2A	3713	1/1	0.73	0.14	-	67,67,67,67	0
56	MG	2A	3848	1/1	0.96	0.05	-	46,46,46,46	0
56	MG	2A	3458	1/1	0.60	0.21	-	60,60,60,60	0

*Continued on next page...*

*Continued from previous page...*

Mol	Type	Chain	Res	Atoms	RSCC	RSR	LLDF	B-factors( $\text{\AA}^2$ )	Q<0.9
56	MG	2a	1678	1/1	0.88	0.74	-	72,72,72,72	0
56	MG	2Q	3002	1/1	0.88	0.18	-	54,54,54,54	0
56	MG	1A	3855	1/1	0.96	0.16	-	40,40,40,40	0
56	MG	1A	3573	1/1	0.73	0.19	-	59,59,59,59	0
56	MG	2A	3508	1/1	0.86	0.14	-	61,61,61,61	0
56	MG	1A	3459	1/1	0.83	0.15	-	53,53,53,53	0
56	MG	1A	3498	1/1	0.84	0.33	-	30,30,30,30	0
56	MG	1A	3944	1/1	0.95	0.07	-	40,40,40,40	0
56	MG	1A	3027	1/1	0.99	0.17	-	32,32,32,32	0
56	MG	1A	3652	1/1	0.92	0.09	-	37,37,37,37	0
56	MG	2a	1675	1/1	0.95	0.24	-	63,63,63,63	0
56	MG	1A	3890	1/1	0.97	0.17	-	35,35,35,35	0
56	MG	2A	3302	1/1	0.90	0.09	-	69,69,69,69	0
56	MG	2a	1765	1/1	0.92	0.08	-	80,80,80,80	0
56	MG	1a	1637	1/1	0.84	0.24	-	68,68,68,68	0
56	MG	2A	3201	1/1	0.87	0.14	-	71,71,71,71	0
56	MG	1A	3220	1/1	0.84	0.21	-	45,45,45,45	0
56	MG	1a	1669	1/1	0.88	0.11	-	56,56,56,56	0
56	MG	1A	3290	1/1	0.94	0.17	-	38,38,38,38	0
56	MG	2A	3242	1/1	0.80	0.48	-	67,67,67,67	0
56	MG	1A	3092	1/1	0.96	0.25	-	35,35,35,35	0
56	MG	1A	3586	1/1	0.79	0.17	-	51,51,51,51	0
56	MG	1A	3307	1/1	0.93	0.23	-	44,44,44,44	0
56	MG	1A	3723	1/1	0.82	0.19	-	47,47,47,47	0
56	MG	1A	3217	1/1	0.87	0.30	-	33,33,33,33	0
56	MG	1A	3050	1/1	0.87	0.45	-	48,48,48,48	0
56	MG	2A	3057	1/1	0.80	0.14	-	66,66,66,66	0
56	MG	1A	3557	1/1	0.97	0.55	-	33,33,33,33	0
56	MG	1A	3165	1/1	0.89	0.13	-	41,41,41,41	0
56	MG	2A	3567	1/1	0.85	0.09	-	52,52,52,52	0
56	MG	2A	3602	1/1	0.95	0.16	-	55,55,55,55	0
56	MG	2A	3797	1/1	0.59	0.30	-	73,73,73,73	0
56	MG	1A	3615	1/1	0.96	0.15	-	58,58,58,58	0
56	MG	1A	3115	1/1	0.97	0.26	-	31,31,31,31	0
56	MG	2A	3444	1/1	0.90	0.20	-	49,49,49,49	0
56	MG	1A	4031	1/1	0.93	0.23	-	52,52,52,52	0
56	MG	1a	1797	1/1	0.71	0.09	-	66,66,66,66	0
56	MG	1a	1624	1/1	0.89	0.12	-	59,59,59,59	0
56	MG	1A	3088	1/1	0.89	0.17	-	50,50,50,50	0
56	MG	1a	1616	1/1	0.91	0.16	-	51,51,51,51	0
56	MG	2A	3812	1/1	0.60	0.47	-	93,93,93,93	0
56	MG	1A	3316	1/1	0.96	0.37	-	34,34,34,34	0

*Continued on next page...*

*Continued from previous page...*

Mol	Type	Chain	Res	Atoms	RSCC	RSR	LLDF	B-factors( $\text{\AA}^2$ )	Q<0.9
56	MG	2a	1817	1/1	0.87	0.23	-	59,59,59,59	0
56	MG	2A	3123	1/1	0.89	0.22	-	47,47,47,47	0
56	MG	2A	3345	1/1	0.69	0.31	-	59,59,59,59	0
56	MG	1A	4078	1/1	0.56	0.25	-	66,66,66,66	0
56	MG	1a	1771	1/1	0.83	0.22	-	73,73,73,73	0
56	MG	1A	3905	1/1	0.30	0.29	-	72,72,72,72	0
56	MG	1A	3051	1/1	0.81	0.23	-	66,66,66,66	0
56	MG	2A	3326	1/1	0.98	0.41	-	46,46,46,46	0
56	MG	1A	3239	1/1	0.84	0.25	-	48,48,48,48	0
56	MG	1a	1605	1/1	0.86	0.11	-	57,57,57,57	0
56	MG	1A	3762	1/1	0.85	0.11	-	41,41,41,41	0
56	MG	2A	3430	1/1	0.83	0.44	-	64,64,64,64	0
56	MG	1a	1755	1/1	0.97	0.12	-	51,51,51,51	0
56	MG	2a	1711	1/1	0.97	0.15	-	64,64,64,64	0
56	MG	1a	1676	1/1	0.63	0.15	-	72,72,72,72	0
56	MG	2A	3072	1/1	0.94	0.12	-	53,53,53,53	0
56	MG	1A	3275	1/1	0.94	0.25	-	27,27,27,27	0
56	MG	2A	3006	1/1	0.82	0.18	-	58,58,58,58	0
56	MG	2A	3071	1/1	0.89	0.11	-	56,56,56,56	0
56	MG	1A	3767	1/1	0.99	0.14	-	43,43,43,43	0
56	MG	2B	3001	1/1	0.92	0.11	-	57,57,57,57	0
56	MG	1A	3530	1/1	0.93	0.13	-	45,45,45,45	0
56	MG	2a	1708	1/1	0.80	0.24	-	75,75,75,75	0
56	MG	2A	3728	1/1	0.91	0.09	-	69,69,69,69	0
56	MG	1A	3251	1/1	0.95	0.14	-	40,40,40,40	0
56	MG	1A	3987	1/1	0.91	0.09	-	40,40,40,40	0
56	MG	1A	3486	1/1	0.95	0.19	-	51,51,51,51	0
56	MG	1A	3353	1/1	0.86	0.39	-	65,65,65,65	0
56	MG	2A	3264	1/1	0.99	0.19	-	64,64,64,64	0
56	MG	1A	3972	1/1	0.94	0.26	-	63,63,63,63	0
56	MG	2A	3202	1/1	0.93	0.12	-	46,46,46,46	0
56	MG	17	103	1/1	0.94	0.08	-	60,60,60,60	0
56	MG	1A	3930	1/1	0.84	0.17	-	23,23,23,23	0
56	MG	1A	3068	1/1	0.98	0.14	-	15,15,15,15	0
56	MG	2A	3881	1/1	0.75	0.23	-	69,69,69,69	0
56	MG	1A	4085	1/1	0.89	0.16	-	46,46,46,46	0
56	MG	2A	3060	1/1	0.97	0.16	-	41,41,41,41	0
56	MG	1A	3351	1/1	0.98	0.17	-	47,47,47,47	0
56	MG	1B	207	1/1	0.83	0.14	-	69,69,69,69	0
56	MG	2A	3505	1/1	0.83	0.26	-	65,65,65,65	0
56	MG	1A	3396	1/1	0.93	0.18	-	36,36,36,36	0
56	MG	1a	1768	1/1	0.77	0.10	-	71,71,71,71	0

*Continued on next page...*

*Continued from previous page...*

Mol	Type	Chain	Res	Atoms	RSCC	RSR	LLDF	B-factors( $\text{\AA}^2$ )	Q<0.9
56	MG	2A	3659	1/1	0.94	0.08	-	67,67,67,67	0
56	MG	2A	3349	1/1	0.86	0.22	-	63,63,63,63	0
56	MG	1U	204	1/1	0.77	1.10	-	74,74,74,74	0
56	MG	2a	1728	1/1	0.98	0.10	-	73,73,73,73	0
56	MG	2A	3486	1/1	0.68	0.18	-	66,66,66,66	0
56	MG	2A	3056	1/1	0.94	0.32	-	45,45,45,45	0
56	MG	2A	3757	1/1	0.80	0.26	-	50,50,50,50	0
56	MG	2A	3556	1/1	0.82	0.20	-	53,53,53,53	0
56	MG	1A	3269	1/1	0.93	0.21	-	36,36,36,36	0
56	MG	10	106	1/1	0.84	0.18	-	58,58,58,58	0
56	MG	1A	3104	1/1	0.96	0.27	-	29,29,29,29	0
56	MG	2A	3755	1/1	0.86	0.14	-	71,71,71,71	0
56	MG	1A	3885	1/1	0.94	0.12	-	40,40,40,40	0
56	MG	2Y	502	1/1	0.97	0.16	-	49,49,49,49	0
56	MG	2a	1760	1/1	0.74	0.09	-	72,72,72,72	0
56	MG	2A	3387	1/1	0.83	0.44	-	52,52,52,52	0
56	MG	1A	4039	1/1	0.93	0.10	-	48,48,48,48	0
56	MG	2A	3706	1/1	0.94	0.06	-	68,68,68,68	0
56	MG	2A	3101	1/1	0.63	0.20	-	76,76,76,76	0
56	MG	1A	3049	1/1	0.92	0.21	-	36,36,36,36	0
56	MG	2a	1699	1/1	0.92	0.15	-	62,62,62,62	0
56	MG	1x	109	1/1	0.85	0.14	-	68,68,68,68	0
56	MG	1P	204	1/1	0.90	0.37	-	32,32,32,32	0
56	MG	1a	1606	1/1	0.96	0.19	-	62,62,62,62	0
56	MG	1X	101	1/1	0.98	0.17	-	26,26,26,26	0
56	MG	1a	1662	1/1	0.88	0.33	-	67,67,67,67	0
56	MG	2A	3353	1/1	0.91	0.52	-	56,56,56,56	0
56	MG	2A	3108	1/1	0.95	0.16	-	42,42,42,42	0
56	MG	1A	3550	1/1	0.98	0.13	-	54,54,54,54	0
56	MG	1A	3825	1/1	0.90	0.10	-	54,54,54,54	0
56	MG	2A	3419	1/1	0.90	0.18	-	59,59,59,59	0
56	MG	2y	3003	1/1	0.91	0.08	-	63,63,63,63	0
56	MG	2A	3749	1/1	0.93	0.09	-	52,52,52,52	0
56	MG	2w	3003	1/1	0.72	0.40	-	74,74,74,74	0
56	MG	2A	3163	1/1	0.98	0.47	-	55,55,55,55	0
56	MG	2A	3786	1/1	0.92	0.18	-	64,64,64,64	0
56	MG	2A	3511	1/1	0.93	0.12	-	24,24,24,24	0
56	MG	1A	3710	1/1	0.97	0.18	-	29,29,29,29	0
56	MG	1a	1627	1/1	0.93	0.19	-	23,23,23,23	0
56	MG	2A	3045	1/1	0.96	0.11	-	42,42,42,42	0
56	MG	1A	3389	1/1	0.96	0.20	-	43,43,43,43	0
56	MG	1A	4070	1/1	0.90	0.24	-	45,45,45,45	0

*Continued on next page...*

*Continued from previous page...*

Mol	Type	Chain	Res	Atoms	RSCC	RSR	LLDF	B-factors( $\text{\AA}^2$ )	Q<0.9
56	MG	2A	3656	1/1	0.85	0.16	-	80,80,80,80	0
56	MG	1a	1707	1/1	0.90	0.23	-	62,62,62,62	0
56	MG	2A	3113	1/1	0.80	0.11	-	65,65,65,65	0
56	MG	1A	4020	1/1	0.89	0.18	-	50,50,50,50	0
56	MG	1A	3173	1/1	0.99	0.13	-	24,24,24,24	0
56	MG	1A	3369	1/1	0.75	0.26	-	56,56,56,56	0
56	MG	2A	3390	1/1	0.83	0.19	-	54,54,54,54	0
56	MG	2A	3872	1/1	0.87	0.12	-	47,47,47,47	0
56	MG	2A	3424	1/1	0.78	0.16	-	56,56,56,56	0
56	MG	1A	3984	1/1	0.74	0.50	-	81,81,81,81	0
56	MG	1Z	303	1/1	0.75	0.14	-	65,65,65,65	0
56	MG	2A	3206	1/1	0.94	0.10	-	59,59,59,59	0
56	MG	1V	203	1/1	0.94	0.12	-	49,49,49,49	0
56	MG	1A	3971	1/1	0.56	0.23	-	68,68,68,68	0
56	MG	1l	202	1/1	0.69	0.13	-	69,69,69,69	0
56	MG	2a	1626	1/1	0.92	0.35	-	68,68,68,68	0
56	MG	2A	3518	1/1	0.93	0.11	-	67,67,67,67	0
56	MG	16	104	1/1	0.96	0.15	-	39,39,39,39	0
56	MG	1A	4105	1/1	0.93	0.20	-	41,41,41,41	0
56	MG	2A	3336	1/1	0.94	0.28	-	67,67,67,67	0
56	MG	1A	3320	1/1	0.93	0.14	-	57,57,57,57	0
56	MG	2A	3644	1/1	0.80	0.45	-	62,62,62,62	0
56	MG	2A	3895	1/1	0.94	0.17	-	62,62,62,62	0
56	MG	2a	1628	1/1	0.93	0.78	-	56,56,56,56	0
56	MG	1A	3691	1/1	0.91	0.12	-	60,60,60,60	0
56	MG	1A	3676	1/1	0.94	0.18	-	31,31,31,31	0
56	MG	2A	3599	1/1	0.96	0.15	-	57,57,57,57	0
56	MG	2A	3801	1/1	0.89	0.17	-	65,65,65,65	0
56	MG	2A	3471	1/1	0.58	0.17	-	61,61,61,61	0
56	MG	1A	3928	1/1	0.90	0.23	-	51,51,51,51	0
56	MG	1A	3291	1/1	0.99	0.17	-	41,41,41,41	0
56	MG	1A	3329	1/1	0.88	0.10	-	42,42,42,42	0
56	MG	1A	3473	1/1	0.84	0.13	-	62,62,62,62	0
56	MG	1A	4034	1/1	0.66	0.42	-	64,64,64,64	0
56	MG	1A	3423	1/1	0.97	0.31	-	39,39,39,39	0
56	MG	1a	1798	1/1	0.85	0.14	-	69,69,69,69	0
56	MG	2A	3838	1/1	0.93	0.07	-	53,53,53,53	0
56	MG	1A	3438	1/1	0.92	0.32	-	41,41,41,41	0
56	MG	2A	3245	1/1	0.95	0.28	-	57,57,57,57	0
56	MG	1A	3064	1/1	0.92	0.17	-	49,49,49,49	0
56	MG	2A	3578	1/1	0.95	0.12	-	51,51,51,51	0
56	MG	1a	1659	1/1	0.89	0.19	-	64,64,64,64	0

*Continued on next page...*



*Continued from previous page...*

Mol	Type	Chain	Res	Atoms	RSCC	RSR	LLDF	B-factors( $\text{\AA}^2$ )	Q<0.9
56	MG	1A	4112	1/1	0.45	0.19	-	62,62,62,62	0
56	MG	1A	3368	1/1	0.88	0.13	-	36,36,36,36	0
56	MG	17	101	1/1	0.89	0.29	-	52,52,52,52	0
56	MG	2A	3220	1/1	0.86	0.41	-	47,47,47,47	0
56	MG	1A	3745	1/1	0.90	0.18	-	34,34,34,34	0
56	MG	1A	3254	1/1	0.88	0.21	-	52,52,52,52	0
56	MG	1A	3953	1/1	0.94	0.13	-	46,46,46,46	0
56	MG	1A	3607	1/1	0.97	0.15	-	45,45,45,45	0
56	MG	1A	3516	1/1	0.95	0.44	-	34,34,34,34	0
56	MG	2A	3814	1/1	0.75	0.31	-	71,71,71,71	0
56	MG	1x	111	1/1	0.83	0.10	-	52,52,52,52	0
56	MG	1A	3116	1/1	0.95	0.37	-	47,47,47,47	0
56	MG	1a	1683	1/1	0.95	0.20	-	42,42,42,42	0
56	MG	1a	1756	1/1	0.90	0.11	-	87,87,87,87	0
56	MG	2A	3549	1/1	0.92	0.18	-	56,56,56,56	0
56	MG	1A	3089	1/1	0.97	0.18	-	14,14,14,14	0
56	MG	1A	3756	1/1	0.98	0.20	-	17,17,17,17	0
56	MG	2A	3129	1/1	0.98	0.21	-	62,62,62,62	0
56	MG	1A	4069	1/1	0.88	0.07	-	55,55,55,55	0
56	MG	1a	1728	1/1	0.88	0.16	-	53,53,53,53	0
56	MG	2A	3463	1/1	0.92	0.16	-	47,47,47,47	0
56	MG	2A	3379	1/1	0.88	0.17	-	61,61,61,61	0
56	MG	2A	3048	1/1	0.90	0.16	-	55,55,55,55	0
56	MG	2j	8001	1/1	0.67	0.16	-	81,81,81,81	0
56	MG	2A	3247	1/1	0.92	0.30	-	47,47,47,47	0
56	MG	1A	3338	1/1	0.90	0.29	-	45,45,45,45	0
56	MG	1A	3648	1/1	0.87	0.19	-	25,25,25,25	0
56	MG	1B	205	1/1	0.92	0.29	-	60,60,60,60	0
56	MG	1A	3797	1/1	0.95	0.12	-	28,28,28,28	0
56	MG	1A	3054	1/1	0.98	0.17	-	37,37,37,37	0
56	MG	1A	3140	1/1	0.96	0.28	-	34,34,34,34	0
56	MG	1A	4094	1/1	0.90	0.37	-	39,39,39,39	0
56	MG	1A	3230	1/1	0.95	0.40	-	32,32,32,32	0
56	MG	1a	1776	1/1	0.93	0.21	-	46,46,46,46	0
56	MG	1A	3199	1/1	0.96	0.17	-	15,15,15,15	0
56	MG	1A	3270	1/1	0.94	0.17	-	53,53,53,53	0
56	MG	2R	3001	1/1	0.92	0.33	-	65,65,65,65	0
56	MG	2A	3539	1/1	0.96	0.12	-	60,60,60,60	0
56	MG	2A	3195	1/1	0.85	0.23	-	65,65,65,65	0
56	MG	1A	3521	1/1	0.94	0.30	-	56,56,56,56	0
56	MG	2A	3155	1/1	0.96	0.22	-	63,63,63,63	0
56	MG	1A	3149	1/1	0.97	0.47	-	44,44,44,44	0

*Continued on next page...*

*Continued from previous page...*

Mol	Type	Chain	Res	Atoms	RSCC	RSR	LLDF	B-factors( $\text{\AA}^2$ )	Q<0.9
56	MG	1A	3906	1/1	0.87	0.26	-	68,68,68,68	0
56	MG	2A	3781	1/1	0.80	0.08	-	74,74,74,74	0
56	MG	2a	1805	1/1	0.95	0.10	-	51,51,51,51	0
56	MG	1A	3336	1/1	0.88	0.16	-	39,39,39,39	0
56	MG	1A	4009	1/1	0.95	0.15	-	35,35,35,35	0
56	MG	1A	3522	1/1	0.92	0.30	-	58,58,58,58	0
56	MG	2A	3061	1/1	0.94	0.16	-	58,58,58,58	0
56	MG	23	102	1/1	0.91	0.21	-	52,52,52,52	0
56	MG	1A	3029	1/1	0.98	0.38	-	30,30,30,30	0
56	MG	2A	3145	1/1	0.90	0.12	-	52,52,52,52	0
56	MG	1A	3870	1/1	0.95	0.14	-	46,46,46,46	0
56	MG	2A	3868	1/1	0.96	0.07	-	62,62,62,62	0
56	MG	1A	3152	1/1	0.94	0.25	-	30,30,30,30	0
56	MG	2A	3412	1/1	0.89	0.11	-	60,60,60,60	0
56	MG	1A	3948	1/1	0.88	0.09	-	54,54,54,54	0
56	MG	2B	3010	1/1	0.93	0.07	-	68,68,68,68	0
56	MG	2A	3483	1/1	0.88	0.23	-	56,56,56,56	0
56	MG	2A	3829	1/1	0.90	0.10	-	60,60,60,60	0
56	MG	1A	3006	1/1	0.94	0.08	-	24,24,24,24	0
56	MG	1A	3483	1/1	0.87	0.33	-	60,60,60,60	0
56	MG	1A	3341	1/1	0.93	0.14	-	50,50,50,50	0
56	MG	2A	3054	1/1	0.73	0.19	-	73,73,73,73	0
56	MG	1A	3066	1/1	0.98	0.20	-	16,16,16,16	0
56	MG	1A	3364	1/1	0.97	0.46	-	42,42,42,42	0
56	MG	1x	110	1/1	0.88	0.11	-	53,53,53,53	0
56	MG	2A	3750	1/1	0.94	0.13	-	49,49,49,49	0
56	MG	1A	3427	1/1	0.95	0.20	-	50,50,50,50	0
56	MG	1A	3952	1/1	0.92	0.16	-	40,40,40,40	0
56	MG	2A	3592	1/1	0.96	0.20	-	56,56,56,56	0
56	MG	2a	1733	1/1	0.85	0.14	-	61,61,61,61	0
56	MG	1A	3504	1/1	0.96	0.14	-	50,50,50,50	0
56	MG	2A	3794	1/1	0.82	0.23	-	61,61,61,61	0
56	MG	1A	3321	1/1	0.83	0.25	-	49,49,49,49	0
56	MG	2A	3323	1/1	0.89	0.19	-	68,68,68,68	0
56	MG	1a	1681	1/1	0.95	0.07	-	51,51,51,51	0
56	MG	2A	3823	1/1	0.91	0.13	-	48,48,48,48	0
56	MG	2A	3608	1/1	0.94	0.08	-	63,63,63,63	0
56	MG	2A	3459	1/1	0.92	0.10	-	60,60,60,60	0
56	MG	1A	3733	1/1	0.89	0.17	-	49,49,49,49	0
56	MG	1B	227	1/1	0.86	0.33	-	54,54,54,54	0
56	MG	2a	1820	1/1	0.87	0.08	-	58,58,58,58	0
56	MG	2A	3520	1/1	0.95	0.09	-	69,69,69,69	0

*Continued on next page...*

*Continued from previous page...*

Mol	Type	Chain	Res	Atoms	RSCC	RSR	LLDF	B-factors( $\text{\AA}^2$ )	Q<0.9
56	MG	1A	4108	1/1	0.96	0.14	-	40,40,40,40	0
56	MG	1a	1696	1/1	0.92	0.17	-	50,50,50,50	0
56	MG	1B	202	1/1	0.98	0.29	-	38,38,38,38	0
56	MG	2a	1690	1/1	0.87	0.13	-	61,61,61,61	0
56	MG	1A	3474	1/1	0.94	0.32	-	48,48,48,48	0
56	MG	2A	3216	1/1	0.70	0.24	-	77,77,77,77	0
56	MG	2a	1644	1/1	0.75	0.25	-	64,64,64,64	0
56	MG	1A	3147	1/1	0.92	0.23	-	33,33,33,33	0
56	MG	1A	3073	1/1	0.97	0.17	-	33,33,33,33	0
56	MG	1A	3261	1/1	0.98	0.44	-	40,40,40,40	0
56	MG	2A	3159	1/1	0.93	0.49	-	37,37,37,37	0
56	MG	2a	1798	1/1	0.94	0.23	-	53,53,53,53	0
56	MG	1a	1638	1/1	0.94	0.21	-	53,53,53,53	0
56	MG	1A	3176	1/1	0.97	0.10	-	46,46,46,46	0
56	MG	1A	3127	1/1	0.97	0.14	-	61,61,61,61	0
56	MG	1a	1807	1/1	0.95	0.26	-	54,54,54,54	0
56	MG	1A	3882	1/1	0.89	0.10	-	57,57,57,57	0
56	MG	1a	1793	1/1	0.90	0.06	-	71,71,71,71	0
56	MG	2A	3492	1/1	0.89	0.41	-	59,59,59,59	0
56	MG	2A	3497	1/1	0.87	0.09	-	67,67,67,67	0
56	MG	2a	1623	1/1	0.98	0.14	-	69,69,69,69	0
56	MG	2a	1835	1/1	0.89	0.14	-	72,72,72,72	0
56	MG	2A	3229	1/1	0.93	0.11	-	58,58,58,58	0
56	MG	2a	1746	1/1	0.90	0.22	-	70,70,70,70	0
56	MG	1A	3325	1/1	0.95	0.26	-	45,45,45,45	0
56	MG	2A	3281	1/1	0.85	0.34	-	81,81,81,81	0
56	MG	1A	3859	1/1	0.95	0.24	-	29,29,29,29	0
56	MG	2A	3712	1/1	0.75	0.11	-	60,60,60,60	0
56	MG	1A	3284	1/1	0.96	0.20	-	33,33,33,33	0
56	MG	1A	3999	1/1	0.77	0.12	-	57,57,57,57	0
56	MG	2a	1837	1/1	0.89	1.05	-	89,89,89,89	0
56	MG	2a	1791	1/1	0.90	0.14	-	71,71,71,71	0
56	MG	1A	3366	1/1	0.76	0.82	-	50,50,50,50	0
56	MG	2a	1739	1/1	0.60	0.37	-	84,84,84,84	0
56	MG	1A	3778	1/1	0.96	0.20	-	21,21,21,21	0
56	MG	1A	3084	1/1	0.92	0.21	-	44,44,44,44	0
56	MG	2A	3856	1/1	0.78	0.13	-	58,58,58,58	0
56	MG	2A	3279	1/1	0.95	0.16	-	64,64,64,64	0
56	MG	1A	3963	1/1	0.85	0.14	-	49,49,49,49	0
56	MG	1A	4090	1/1	0.95	0.13	-	48,48,48,48	0
56	MG	2a	1804	1/1	0.89	0.08	-	61,61,61,61	0
56	MG	1A	4027	1/1	0.76	0.13	-	49,49,49,49	0

*Continued on next page...*

*Continued from previous page...*

Mol	Type	Chain	Res	Atoms	RSCC	RSR	LLDF	B-factors( $\text{\AA}^2$ )	Q<0.9
56	MG	1A	3597	1/1	0.92	0.13	-	32,32,32,32	0
56	MG	1A	3653	1/1	0.95	0.11	-	25,25,25,25	0
56	MG	2a	1615	1/1	0.81	0.11	-	69,69,69,69	0
56	MG	2A	3772	1/1	0.80	0.10	-	55,55,55,55	0
56	MG	2a	1731	1/1	0.93	0.12	-	55,55,55,55	0
56	MG	1A	4025	1/1	0.90	0.13	-	45,45,45,45	0
56	MG	1a	1738	1/1	0.84	0.15	-	54,54,54,54	0
56	MG	2a	1648	1/1	0.88	0.22	-	76,76,76,76	0
56	MG	1A	3736	1/1	0.96	0.17	-	20,20,20,20	0
56	MG	1B	226	1/1	0.85	0.19	-	69,69,69,69	0
56	MG	1A	3317	1/1	0.84	0.28	-	33,33,33,33	0
56	MG	2A	3406	1/1	0.82	0.11	-	59,59,59,59	0
56	MG	1a	1778	1/1	0.95	0.10	-	59,59,59,59	0
56	MG	1A	3452	1/1	0.90	0.25	-	49,49,49,49	0
56	MG	1A	3314	1/1	0.96	0.17	-	39,39,39,39	0
56	MG	1A	3419	1/1	0.94	0.16	-	39,39,39,39	0
56	MG	2a	1611	1/1	0.95	0.06	-	75,75,75,75	0
56	MG	1a	1794	1/1	0.76	0.28	-	79,79,79,79	0
56	MG	2A	3580	1/1	0.94	0.17	-	67,67,67,67	0
56	MG	1A	3468	1/1	0.97	0.25	-	45,45,45,45	0
56	MG	1A	3500	1/1	0.93	0.26	-	33,33,33,33	0
56	MG	1A	3080	1/1	0.97	0.30	-	33,33,33,33	0
56	MG	1A	3249	1/1	0.85	0.18	-	70,70,70,70	0
56	MG	1A	3907	1/1	0.77	0.39	-	77,77,77,77	0
56	MG	1a	1785	1/1	0.92	0.27	-	69,69,69,69	0
56	MG	1l	103	1/1	0.90	0.12	-	45,45,45,45	0
56	MG	2A	3409	1/1	0.81	0.16	-	69,69,69,69	0
56	MG	1A	3772	1/1	0.83	0.21	-	71,71,71,71	0
56	MG	1a	1625	1/1	0.81	0.24	-	62,62,62,62	0
56	MG	2A	3312	1/1	0.75	0.23	-	67,67,67,67	0
56	MG	2a	1741	1/1	0.91	0.18	-	77,77,77,77	0
56	MG	1A	3273	1/1	0.92	0.37	-	41,41,41,41	0
56	MG	2a	1636	1/1	0.80	0.31	-	81,81,81,81	0
56	MG	1A	3711	1/1	0.94	0.11	-	37,37,37,37	0
56	MG	1A	3471	1/1	0.84	0.17	-	51,51,51,51	0
56	MG	2A	3227	1/1	0.93	0.09	-	57,57,57,57	0
56	MG	1A	3735	1/1	0.89	0.17	-	34,34,34,34	0
56	MG	2E	307	1/1	0.95	0.11	-	36,36,36,36	0
56	MG	2A	3790	1/1	0.66	0.16	-	86,86,86,86	0
56	MG	1A	3431	1/1	0.93	0.17	-	46,46,46,46	0
56	MG	1A	3450	1/1	0.94	0.41	-	46,46,46,46	0
56	MG	1A	3994	1/1	0.96	0.18	-	17,17,17,17	0

*Continued on next page...*

*Continued from previous page...*

Mol	Type	Chain	Res	Atoms	RSCC	RSR	LLDF	B-factors( $\text{\AA}^2$ )	Q<0.9
56	MG	1A	3326	1/1	0.94	0.16	-	46,46,46,46	0
56	MG	2A	3753	1/1	0.77	0.16	-	64,64,64,64	0
56	MG	2A	3166	1/1	0.96	0.12	-	47,47,47,47	0
56	MG	2A	3876	1/1	0.68	0.12	-	71,71,71,71	0
56	MG	1A	3877	1/1	0.88	0.11	-	67,67,67,67	0
56	MG	2A	3839	1/1	0.83	0.07	-	71,71,71,71	0
56	MG	2A	3453	1/1	0.83	0.28	-	64,64,64,64	0
56	MG	2A	3333	1/1	0.77	0.75	-	61,61,61,61	0
56	MG	1A	3669	1/1	0.99	0.14	-	21,21,21,21	0
56	MG	1A	3225	1/1	0.96	0.28	-	57,57,57,57	0
56	MG	2a	1698	1/1	0.94	0.14	-	51,51,51,51	0
56	MG	1A	3281	1/1	0.95	0.17	-	46,46,46,46	0
56	MG	1A	3840	1/1	0.92	0.17	-	47,47,47,47	0
56	MG	2A	3286	1/1	0.87	0.13	-	67,67,67,67	0
56	MG	1A	3232	1/1	0.85	0.15	-	51,51,51,51	0
56	MG	2A	3211	1/1	0.98	0.11	-	37,37,37,37	0
56	MG	2A	3813	1/1	0.78	0.13	-	77,77,77,77	0
56	MG	2A	3340	1/1	0.97	0.32	-	74,74,74,74	0
56	MG	2A	3756	1/1	0.93	0.21	-	55,55,55,55	0
56	MG	1A	3148	1/1	0.93	0.13	-	33,33,33,33	0
56	MG	2a	1809	1/1	0.83	0.27	-	72,72,72,72	0
56	MG	2A	3426	1/1	0.87	0.19	-	60,60,60,60	0
56	MG	1a	1814	1/1	0.95	0.09	-	55,55,55,55	0
56	MG	2A	3627	1/1	0.94	0.08	-	37,37,37,37	0
56	MG	1A	3032	1/1	0.92	0.12	-	38,38,38,38	0
56	MG	2a	1694	1/1	0.94	0.17	-	67,67,67,67	0
56	MG	1A	3219	1/1	0.90	0.36	-	45,45,45,45	0
56	MG	2j	8002	1/1	0.94	0.14	-	82,82,82,82	0
56	MG	2A	3586	1/1	0.86	0.16	-	49,49,49,49	0
56	MG	1a	1736	1/1	0.90	0.13	-	51,51,51,51	0
56	MG	1O	207	1/1	0.94	0.30	-	67,67,67,67	0
56	MG	2A	3722	1/1	0.97	0.11	-	62,62,62,62	0
56	MG	2A	3391	1/1	0.78	0.21	-	70,70,70,70	0
56	MG	2A	3034	1/1	0.95	0.13	-	46,46,46,46	0
56	MG	2a	1838	1/1	0.94	0.12	-	64,64,64,64	0
56	MG	1A	3942	1/1	0.66	0.21	-	58,58,58,58	0
56	MG	2A	3031	1/1	0.93	0.12	-	45,45,45,45	0
56	MG	2A	3892	1/1	0.85	0.40	-	64,64,64,64	0
56	MG	1A	3575	1/1	0.95	0.18	-	34,34,34,34	0
56	MG	1A	3082	1/1	0.94	0.25	-	29,29,29,29	0
56	MG	1A	3718	1/1	0.94	0.14	-	38,38,38,38	0
56	MG	2A	3642	1/1	0.67	0.18	-	45,45,45,45	0

*Continued on next page...*

*Continued from previous page...*

Mol	Type	Chain	Res	Atoms	RSCC	RSR	LLDF	B-factors( $\text{\AA}^2$ )	Q<0.9
56	MG	1A	3644	1/1	0.95	0.22	-	17,17,17,17	0
56	MG	2A	3806	1/1	0.80	0.15	-	55,55,55,55	0
56	MG	1A	3406	1/1	0.89	0.14	-	68,68,68,68	0
56	MG	1A	3078	1/1	0.98	0.18	-	42,42,42,42	0
56	MG	2a	1697	1/1	0.81	0.15	-	70,70,70,70	0
56	MG	2A	3711	1/1	0.95	0.14	-	52,52,52,52	0
56	MG	2A	3152	1/1	0.79	0.38	-	55,55,55,55	0
56	MG	2y	3001	1/1	0.76	0.13	-	76,76,76,76	0
56	MG	2a	1784	1/1	0.73	0.12	-	84,84,84,84	0
56	MG	1A	3629	1/1	0.94	0.12	-	32,32,32,32	0
56	MG	1Z	302	1/1	0.93	0.17	-	40,40,40,40	0
56	MG	2A	3164	1/1	0.79	0.18	-	66,66,66,66	0
56	MG	2A	3493	1/1	0.67	0.73	-	74,74,74,74	0
56	MG	2A	3205	1/1	0.78	0.23	-	53,53,53,53	0
56	MG	1A	3704	1/1	0.90	0.09	-	46,46,46,46	0
56	MG	2a	1627	1/1	0.73	0.17	-	71,71,71,71	0
56	MG	1A	3367	1/1	0.95	0.35	-	43,43,43,43	0
56	MG	1A	3455	1/1	0.96	0.24	-	59,59,59,59	0
56	MG	2A	3160	1/1	0.94	0.35	-	54,54,54,54	0
56	MG	1A	3103	1/1	0.96	0.10	-	23,23,23,23	0
56	MG	2v	101	1/1	0.83	0.13	-	62,62,62,62	0
56	MG	2A	3154	1/1	0.98	0.14	-	72,72,72,72	0
56	MG	2A	3376	1/1	0.91	0.13	-	62,62,62,62	0
56	MG	1A	3380	1/1	0.93	0.25	-	38,38,38,38	0
56	MG	2A	3816	1/1	0.96	0.17	-	59,59,59,59	0
56	MG	2A	3529	1/1	0.90	0.16	-	64,64,64,64	0
56	MG	1a	1634	1/1	0.85	0.07	-	72,72,72,72	0
56	MG	2A	3465	1/1	0.81	0.10	-	63,63,63,63	0
56	MG	2A	3708	1/1	0.95	0.13	-	63,63,63,63	0
56	MG	1A	3076	1/1	0.96	0.17	-	34,34,34,34	0
56	MG	2A	3131	1/1	0.95	0.43	-	48,48,48,48	0
56	MG	2A	3002	1/1	0.90	0.25	-	55,55,55,55	0
56	MG	1A	3268	1/1	0.90	0.31	-	44,44,44,44	0
56	MG	2A	3474	1/1	0.94	0.15	-	46,46,46,46	0
56	MG	1a	1698	1/1	0.89	0.22	-	68,68,68,68	0
56	MG	2a	1819	1/1	0.92	0.10	-	61,61,61,61	0
56	MG	1A	3836	1/1	0.98	0.17	-	54,54,54,54	0
56	MG	1A	3278	1/1	0.98	0.55	-	33,33,33,33	0
56	MG	1B	236	1/1	0.96	0.21	-	23,23,23,23	0
56	MG	2A	3063	1/1	0.97	0.09	-	68,68,68,68	0
56	MG	1A	3827	1/1	0.91	0.10	-	47,47,47,47	0
56	MG	2A	3397	1/1	0.89	0.14	-	53,53,53,53	0

*Continued on next page...*

*Continued from previous page...*

Mol	Type	Chain	Res	Atoms	RSCC	RSR	LLDF	B-factors( $\text{\AA}^2$ )	Q<0.9
56	MG	1A	3266	1/1	0.73	0.30	-	60,60,60,60	0
56	MG	1A	3507	1/1	0.51	0.25	-	71,71,71,71	0
56	MG	2A	3228	1/1	0.89	0.22	-	51,51,51,51	0
56	MG	1a	1819	1/1	0.85	0.16	-	49,49,49,49	0
56	MG	1A	4013	1/1	0.97	0.11	-	54,54,54,54	0
56	MG	1A	3833	1/1	0.98	0.18	-	14,14,14,14	0
56	MG	2A	3380	1/1	0.67	0.33	-	68,68,68,68	0
56	MG	1E	302	1/1	0.97	0.28	-	36,36,36,36	0
56	MG	1A	3489	1/1	0.84	0.25	-	61,61,61,61	0
56	MG	2a	1834	1/1	0.93	0.20	-	81,81,81,81	0
56	MG	1A	3003	1/1	0.99	0.15	-	22,22,22,22	0
56	MG	1Q	203	1/1	0.94	0.21	-	51,51,51,51	0
56	MG	2A	3610	1/1	0.69	0.12	-	59,59,59,59	0
56	MG	1B	204	1/1	0.93	0.20	-	42,42,42,42	0
56	MG	2A	3885	1/1	0.88	0.16	-	49,49,49,49	0
56	MG	13	101	1/1	0.88	0.12	-	55,55,55,55	0
56	MG	1A	3821	1/1	0.98	0.21	-	44,44,44,44	0
56	MG	2A	3156	1/1	0.95	0.10	-	58,58,58,58	0
56	MG	1A	3967	1/1	0.88	0.19	-	59,59,59,59	0
56	MG	2a	1821	1/1	0.87	0.15	-	75,75,75,75	0
56	MG	1a	1668	1/1	0.45	0.29	-	68,68,68,68	0
56	MG	1Y	201	1/1	0.92	0.21	-	43,43,43,43	0
56	MG	1y	3002	1/1	0.65	0.21	-	90,90,90,90	0
56	MG	2A	3017	1/1	0.94	0.14	-	46,46,46,46	0
56	MG	1A	3360	1/1	0.72	0.20	-	57,57,57,57	0
56	MG	2A	3009	1/1	0.99	0.17	-	43,43,43,43	0
56	MG	1a	1804	1/1	0.86	0.10	-	62,62,62,62	0
56	MG	2A	3373	1/1	0.91	0.47	-	57,57,57,57	0
56	MG	1a	1717	1/1	0.97	0.15	-	54,54,54,54	0
56	MG	2A	3460	1/1	0.93	0.13	-	39,39,39,39	0
56	MG	1A	3790	1/1	0.93	0.12	-	45,45,45,45	0
56	MG	2A	3226	1/1	0.92	0.32	-	54,54,54,54	0
56	MG	1A	3013	1/1	0.99	0.25	-	27,27,27,27	0
56	MG	1a	1656	1/1	0.67	0.17	-	64,64,64,64	0
56	MG	2A	3558	1/1	0.93	0.13	-	30,30,30,30	0
56	MG	2A	3104	1/1	0.94	0.16	-	52,52,52,52	0
56	MG	2A	3544	1/1	0.93	0.17	-	45,45,45,45	0
56	MG	2A	3863	1/1	0.78	0.10	-	49,49,49,49	0
56	MG	1A	3659	1/1	0.88	0.17	-	21,21,21,21	0
56	MG	2A	3317	1/1	0.97	0.34	-	69,69,69,69	0
56	MG	1A	3995	1/1	0.88	0.15	-	21,21,21,21	0
56	MG	2A	3681	1/1	0.81	0.16	-	56,56,56,56	0

*Continued on next page...*

*Continued from previous page...*

Mol	Type	Chain	Res	Atoms	RSCC	RSR	LLDF	B-factors( $\text{\AA}^2$ )	Q<0.9
56	MG	2y	3005	1/1	0.20	0.18	-	94,94,94,94	0
56	MG	2A	3574	1/1	0.91	0.14	-	57,57,57,57	0
56	MG	2A	3169	1/1	0.90	0.10	-	52,52,52,52	0
56	MG	2A	3701	1/1	0.95	0.22	-	48,48,48,48	0
56	MG	2a	1767	1/1	0.53	0.39	-	79,79,79,79	0
56	MG	1a	1661	1/1	0.76	0.17	-	56,56,56,56	0
56	MG	2A	3261	1/1	0.96	0.14	-	71,71,71,71	0
56	MG	1A	3537	1/1	0.95	0.23	-	38,38,38,38	0
56	MG	1A	3371	1/1	0.72	0.21	-	59,59,59,59	0
56	MG	2A	3502	1/1	0.96	0.12	-	43,43,43,43	0
56	MG	1F	301	1/1	0.91	0.17	-	62,62,62,62	0
56	MG	1A	3485	1/1	0.88	0.19	-	38,38,38,38	0
56	MG	2A	3423	1/1	0.77	0.12	-	73,73,73,73	0
56	MG	1A	3757	1/1	0.92	0.10	-	30,30,30,30	0
56	MG	2A	3175	1/1	0.85	0.09	-	84,84,84,84	0
56	MG	2A	3699	1/1	0.96	0.09	-	59,59,59,59	0
56	MG	2A	3366	1/1	0.79	0.14	-	61,61,61,61	0
56	MG	1B	235	1/1	0.90	0.17	-	31,31,31,31	0
56	MG	1a	1718	1/1	0.99	0.13	-	48,48,48,48	0
56	MG	1A	3442	1/1	0.92	0.51	-	48,48,48,48	0
56	MG	1A	3354	1/1	0.93	0.20	-	50,50,50,50	0
56	MG	2A	3236	1/1	0.71	0.92	-	64,64,64,64	0
56	MG	1A	3005	1/1	0.95	0.23	-	58,58,58,58	0
56	MG	2A	3832	1/1	0.89	0.18	-	79,79,79,79	0
56	MG	1A	3961	1/1	0.94	0.05	-	60,60,60,60	0
56	MG	2A	3647	1/1	0.91	0.51	-	51,51,51,51	0
56	MG	1A	3377	1/1	0.95	0.10	-	49,49,49,49	0
56	MG	1A	3138	1/1	0.97	0.07	-	37,37,37,37	0
56	MG	1U	205	1/1	0.90	0.17	-	40,40,40,40	0
56	MG	2A	3234	1/1	0.91	0.22	-	62,62,62,62	0
56	MG	1a	1653	1/1	0.94	0.14	-	70,70,70,70	0
56	MG	1A	3460	1/1	0.89	0.22	-	53,53,53,53	0
56	MG	23	101	1/1	0.85	0.58	-	62,62,62,62	0
56	MG	2A	3510	1/1	0.89	0.17	-	53,53,53,53	0
56	MG	2A	3421	1/1	0.81	0.11	-	52,52,52,52	0
56	MG	1A	3817	1/1	0.90	0.16	-	23,23,23,23	0
56	MG	2a	1794	1/1	0.87	0.17	-	75,75,75,75	0
56	MG	2A	3738	1/1	0.80	0.15	-	59,59,59,59	0
56	MG	2a	1695	1/1	0.94	0.12	-	51,51,51,51	0
56	MG	1A	3598	1/1	0.98	0.17	-	12,12,12,12	0
56	MG	1A	4060	1/1	0.93	0.13	-	37,37,37,37	0
56	MG	2a	1726	1/1	0.68	0.27	-	71,71,71,71	0

*Continued on next page...*



*Continued from previous page...*

Mol	Type	Chain	Res	Atoms	RSCC	RSR	LLDF	B-factors( $\text{\AA}^2$ )	Q<0.9
56	MG	1a	1786	1/1	0.88	0.10	-	67,67,67,67	0
56	MG	1A	3915	1/1	0.92	0.12	-	41,41,41,41	0
56	MG	27	101	1/1	0.94	0.17	-	48,48,48,48	0
56	MG	1A	3098	1/1	0.92	0.16	-	66,66,66,66	0
56	MG	1A	3457	1/1	0.92	0.28	-	42,42,42,42	0
56	MG	2A	3289	1/1	0.95	0.14	-	46,46,46,46	0
56	MG	2a	1622	1/1	0.82	0.32	-	65,65,65,65	0
56	MG	2a	1840	1/1	0.91	0.14	-	78,78,78,78	0
56	MG	2a	1620	1/1	0.95	0.34	-	63,63,63,63	0
56	MG	1x	113	1/1	0.93	0.23	-	69,69,69,69	0
56	MG	2a	1736	1/1	0.83	0.08	-	76,76,76,76	0
56	MG	1A	3449	1/1	0.83	0.12	-	57,57,57,57	0
56	MG	2A	3732	1/1	0.95	0.09	-	40,40,40,40	0
56	MG	1A	3671	1/1	0.95	0.18	-	30,30,30,30	0
56	MG	2A	3482	1/1	0.80	0.47	-	43,43,43,43	0
56	MG	2A	3223	1/1	0.86	0.13	-	54,54,54,54	0
56	MG	1a	1667	1/1	0.75	0.12	-	69,69,69,69	0
56	MG	1A	3568	1/1	0.96	0.32	-	44,44,44,44	0
56	MG	2A	3112	1/1	0.80	0.17	-	59,59,59,59	0
56	MG	1A	3819	1/1	0.85	0.17	-	52,52,52,52	0
56	MG	1A	3349	1/1	0.97	0.20	-	35,35,35,35	0
56	MG	1A	3038	1/1	0.97	0.17	-	25,25,25,25	0
56	MG	1A	3018	1/1	0.92	0.23	-	37,37,37,37	0
56	MG	2A	3198	1/1	0.91	0.21	-	49,49,49,49	0
56	MG	1A	3894	1/1	0.95	0.64	-	37,37,37,37	0
56	MG	1A	3332	1/1	0.89	0.16	-	39,39,39,39	0
56	MG	1a	1810	1/1	0.95	0.22	-	61,61,61,61	0
56	MG	1A	3876	1/1	0.98	0.20	-	22,22,22,22	0
56	MG	2A	3748	1/1	0.97	0.32	-	40,40,40,40	0
56	MG	1A	3901	1/1	0.92	0.41	-	48,48,48,48	0
56	MG	2A	3490	1/1	0.82	0.19	-	57,57,57,57	0
56	MG	2A	3679	1/1	0.95	0.08	-	43,43,43,43	0
56	MG	2A	3237	1/1	0.68	0.21	-	44,44,44,44	0
56	MG	1a	1695	1/1	0.86	0.24	-	49,49,49,49	0
56	MG	2A	3364	1/1	0.96	0.26	-	56,56,56,56	0
56	MG	1A	3047	1/1	0.74	0.24	-	44,44,44,44	0
56	MG	2A	3329	1/1	0.88	0.26	-	59,59,59,59	0
56	MG	1A	3087	1/1	0.91	0.17	-	43,43,43,43	0
56	MG	1a	1723	1/1	0.81	0.18	-	41,41,41,41	0
56	MG	1A	4036	1/1	0.89	0.17	-	34,34,34,34	0
56	MG	1A	3125	1/1	0.91	0.19	-	45,45,45,45	0
56	MG	2A	3793	1/1	0.93	0.28	-	60,60,60,60	0

*Continued on next page...*

*Continued from previous page...*

Mol	Type	Chain	Res	Atoms	RSCC	RSR	LLDF	B-factors( $\text{\AA}^2$ )	Q<0.9
56	MG	1A	3509	1/1	0.93	0.26	-	38,38,38,38	0
56	MG	2E	301	1/1	0.92	0.09	-	49,49,49,49	0
56	MG	1A	3016	1/1	0.95	0.13	-	62,62,62,62	0
56	MG	1A	3844	1/1	0.97	0.12	-	38,38,38,38	0
56	MG	2A	3077	1/1	0.88	0.28	-	53,53,53,53	0
56	MG	1A	3218	1/1	0.92	0.20	-	47,47,47,47	0
56	MG	1A	3426	1/1	0.96	0.62	-	50,50,50,50	0
56	MG	2a	1812	1/1	0.97	0.14	-	62,62,62,62	0
56	MG	1A	4019	1/1	0.71	0.13	-	50,50,50,50	0
56	MG	1A	3664	1/1	0.92	0.16	-	66,66,66,66	0
56	MG	1a	1783	1/1	0.92	0.09	-	58,58,58,58	0
56	MG	1a	1731	1/1	0.95	0.12	-	34,34,34,34	0
56	MG	2E	308	1/1	0.96	0.15	-	53,53,53,53	0
56	MG	2A	3352	1/1	0.88	0.13	-	49,49,49,49	0
56	MG	1a	1621	1/1	0.89	0.27	-	56,56,56,56	0
56	MG	1a	1750	1/1	0.93	0.13	-	63,63,63,63	0
56	MG	1A	4130	1/1	0.94	0.39	-	36,36,36,36	0
56	MG	1A	3159	1/1	0.90	0.21	-	56,56,56,56	0
56	MG	1x	105	1/1	0.92	0.22	-	53,53,53,53	0
56	MG	2A	3582	1/1	0.92	0.17	-	61,61,61,61	0
56	MG	2A	3454	1/1	0.98	0.17	-	45,45,45,45	0
56	MG	2A	3210	1/1	0.81	0.16	-	62,62,62,62	0
56	MG	2A	3864	1/1	0.82	0.13	-	59,59,59,59	0
56	MG	1a	1762	1/1	0.96	0.10	-	52,52,52,52	0
56	MG	2A	3124	1/1	0.87	0.21	-	68,68,68,68	0
56	MG	1T	8001	1/1	0.98	0.17	-	41,41,41,41	0
56	MG	1A	3472	1/1	0.94	0.11	-	48,48,48,48	0
56	MG	1A	3023	1/1	0.90	0.13	-	37,37,37,37	0
56	MG	1A	3824	1/1	0.99	0.12	-	37,37,37,37	0
56	MG	2a	1710	1/1	0.97	0.09	-	70,70,70,70	0
56	MG	1a	1809	1/1	0.91	0.16	-	47,47,47,47	0
56	MG	1A	3645	1/1	0.75	0.17	-	47,47,47,47	0
56	MG	2A	3413	1/1	0.93	0.56	-	55,55,55,55	0
56	MG	1A	3052	1/1	0.87	0.22	-	48,48,48,48	0
56	MG	2A	3043	1/1	0.89	0.20	-	53,53,53,53	0
56	MG	1A	3880	1/1	0.92	0.09	-	38,38,38,38	0
56	MG	1A	3975	1/1	0.92	0.15	-	36,36,36,36	0
56	MG	1A	3937	1/1	0.76	0.25	-	73,73,73,73	0
56	MG	2a	1735	1/1	0.87	0.23	-	75,75,75,75	0
56	MG	2A	3609	1/1	0.84	0.13	-	42,42,42,42	0
56	MG	1A	3534	1/1	0.95	0.23	-	40,40,40,40	0
56	MG	1A	3513	1/1	0.94	0.21	-	56,56,56,56	0

*Continued on next page...*

*Continued from previous page...*

Mol	Type	Chain	Res	Atoms	RSCC	RSR	LLDF	B-factors( $\text{\AA}^2$ )	Q<0.9
56	MG	1A	3391	1/1	0.86	0.26	-	32,32,32,32	0
56	MG	1A	3158	1/1	0.87	0.24	-	47,47,47,47	0
56	MG	2A	3010	1/1	0.92	0.18	-	57,57,57,57	0
56	MG	1A	3912	1/1	0.98	0.16	-	48,48,48,48	0
56	MG	1A	3702	1/1	0.95	0.15	-	42,42,42,42	0
56	MG	2A	3050	1/1	0.96	0.14	-	22,22,22,22	0
56	MG	2d	502	1/1	0.94	0.15	-	74,74,74,74	0
56	MG	2A	3219	1/1	0.98	0.13	-	65,65,65,65	0
56	MG	1A	3097	1/1	0.96	0.19	-	33,33,33,33	0
56	MG	1A	3751	1/1	0.96	0.23	-	25,25,25,25	0
56	MG	2x	102	1/1	0.83	0.23	-	58,58,58,58	0
56	MG	2A	3230	1/1	0.70	0.14	-	73,73,73,73	0
56	MG	2a	1639	1/1	0.91	0.24	-	68,68,68,68	0
56	MG	2A	3800	1/1	0.91	0.19	-	70,70,70,70	0
56	MG	2A	3871	1/1	0.69	0.33	-	66,66,66,66	0
56	MG	2B	3003	1/1	0.92	0.08	-	60,60,60,60	0
56	MG	2A	3875	1/1	0.93	0.12	-	60,60,60,60	0
56	MG	2A	3540	1/1	0.86	0.13	-	60,60,60,60	0
56	MG	1A	3167	1/1	0.98	0.34	-	33,33,33,33	0
56	MG	1A	3434	1/1	0.97	0.56	-	39,39,39,39	0
56	MG	2a	1650	1/1	0.83	0.47	-	68,68,68,68	0
56	MG	2A	3640	1/1	0.96	0.27	-	52,52,52,52	0
56	MG	1A	3210	1/1	0.77	0.32	-	81,81,81,81	0
56	MG	2A	3841	1/1	0.97	0.14	-	27,27,27,27	0
56	MG	1x	114	1/1	0.95	0.13	-	65,65,65,65	0
56	MG	1a	1748	1/1	0.98	0.14	-	37,37,37,37	0
56	MG	2A	3628	1/1	0.81	0.10	-	58,58,58,58	0
56	MG	2A	3566	1/1	0.89	0.12	-	34,34,34,34	0
56	MG	1a	1626	1/1	0.82	0.15	-	58,58,58,58	0
56	MG	2A	3109	1/1	0.87	0.14	-	68,68,68,68	0
56	MG	1A	3525	1/1	0.81	0.21	-	70,70,70,70	0
56	MG	1A	3257	1/1	0.87	0.21	-	61,61,61,61	0
56	MG	1A	3681	1/1	0.76	0.27	-	57,57,57,57	0
56	MG	1O	202	1/1	0.92	0.16	-	58,58,58,58	0
56	MG	2A	3191	1/1	0.94	0.24	-	71,71,71,71	0
56	MG	2a	1829	1/1	0.69	0.14	-	77,77,77,77	0
56	MG	1A	3694	1/1	0.87	0.13	-	55,55,55,55	0
56	MG	1A	3712	1/1	0.97	0.12	-	21,21,21,21	0
56	MG	2A	3405	1/1	0.93	0.13	-	48,48,48,48	0
56	MG	2a	1618	1/1	0.96	0.08	-	63,63,63,63	0
56	MG	1A	3071	1/1	0.94	0.10	-	31,31,31,31	0
56	MG	1A	3280	1/1	0.87	0.18	-	42,42,42,42	0

*Continued on next page...*

*Continued from previous page...*

Mol	Type	Chain	Res	Atoms	RSCC	RSR	LLDF	B-factors( $\text{\AA}^2$ )	Q<0.9
56	MG	1A	3255	1/1	0.90	0.20	-	63,63,63,63	0
56	MG	1a	1781	1/1	0.86	0.11	-	53,53,53,53	0
56	MG	1A	3095	1/1	0.96	0.19	-	42,42,42,42	0
56	MG	2A	3702	1/1	0.80	0.09	-	75,75,75,75	0
56	MG	2A	3215	1/1	0.78	0.28	-	71,71,71,71	0
56	MG	1A	3990	1/1	0.92	0.16	-	39,39,39,39	0
56	MG	2B	3015	1/1	0.94	0.19	-	59,59,59,59	0
56	MG	2a	1638	1/1	0.97	0.14	-	78,78,78,78	0
56	MG	2A	3339	1/1	0.88	0.35	-	62,62,62,62	0
56	MG	1A	3413	1/1	0.92	0.20	-	51,51,51,51	0
56	MG	1A	3754	1/1	0.94	0.10	-	53,53,53,53	0
56	MG	2A	3177	1/1	0.88	0.91	-	55,55,55,55	0
56	MG	1A	3850	1/1	0.97	0.13	-	38,38,38,38	0
56	MG	2A	3688	1/1	0.86	0.09	-	48,48,48,48	0
56	MG	2A	3167	1/1	0.94	0.26	-	57,57,57,57	0
56	MG	1A	3800	1/1	0.89	0.13	-	52,52,52,52	0
56	MG	2A	3282	1/1	0.93	0.20	-	58,58,58,58	0
56	MG	2a	1786	1/1	0.93	0.15	-	66,66,66,66	0
56	MG	1A	3630	1/1	0.94	0.09	-	56,56,56,56	0
56	MG	1A	4014	1/1	0.86	0.19	-	54,54,54,54	0
56	MG	1A	3458	1/1	0.92	0.22	-	46,46,46,46	0
56	MG	1A	3943	1/1	0.93	0.17	-	53,53,53,53	0
56	MG	2A	3055	1/1	0.95	0.08	-	56,56,56,56	0
56	MG	2A	3354	1/1	0.90	0.19	-	50,50,50,50	0
56	MG	2w	3009	1/1	0.80	0.14	-	73,73,73,73	0
56	MG	2B	3013	1/1	0.93	0.22	-	68,68,68,68	0
56	MG	1A	3636	1/1	0.95	0.21	-	28,28,28,28	0
56	MG	2A	3583	1/1	0.95	0.14	-	68,68,68,68	0
56	MG	2A	3466	1/1	0.77	0.13	-	54,54,54,54	0
56	MG	2A	3330	1/1	0.86	0.14	-	53,53,53,53	0
56	MG	2A	3347	1/1	0.90	0.47	-	68,68,68,68	0
56	MG	2a	1607	1/1	0.85	0.12	-	73,73,73,73	0
56	MG	1A	3685	1/1	0.91	0.15	-	38,38,38,38	0
56	MG	1A	3677	1/1	0.95	0.10	-	31,31,31,31	0
56	MG	1A	3911	1/1	0.78	0.25	-	72,72,72,72	0
56	MG	2B	3019	1/1	0.29	0.30	-	90,90,90,90	0
56	MG	2A	3523	1/1	0.82	0.10	-	37,37,37,37	0
56	MG	2a	1688	1/1	0.98	0.10	-	71,71,71,71	0
56	MG	2A	3676	1/1	0.94	0.17	-	52,52,52,52	0
56	MG	2a	1771	1/1	0.80	0.24	-	68,68,68,68	0
56	MG	2A	3068	1/1	0.95	0.17	-	59,59,59,59	0
56	MG	1A	3774	1/1	0.94	0.16	-	49,49,49,49	0

*Continued on next page...*

*Continued from previous page...*

Mol	Type	Chain	Res	Atoms	RSCC	RSR	LLDF	B-factors( $\text{\AA}^2$ )	Q<0.9
56	MG	1A	3869	1/1	0.88	0.15	-	32,32,32,32	0
56	MG	2A	3691	1/1	0.67	0.34	-	59,59,59,59	0
56	MG	2A	3569	1/1	0.94	0.17	-	61,61,61,61	0
56	MG	1A	3815	1/1	0.94	0.07	-	53,53,53,53	0
56	MG	2A	3292	1/1	0.41	0.22	-	65,65,65,65	0
56	MG	1A	3826	1/1	0.63	0.13	-	60,60,60,60	0
56	MG	1a	1822	1/1	0.87	0.23	-	58,58,58,58	0
56	MG	1A	4046	1/1	0.98	0.12	-	40,40,40,40	0
56	MG	2A	3127	1/1	0.97	0.09	-	60,60,60,60	0
56	MG	1G	3004	1/1	0.83	0.16	-	67,67,67,67	0
56	MG	1A	4018	1/1	0.71	0.15	-	70,70,70,70	0
56	MG	1A	3108	1/1	0.93	0.23	-	32,32,32,32	0
56	MG	1A	3909	1/1	0.75	0.10	-	36,36,36,36	0
56	MG	1a	1639	1/1	0.74	0.29	-	59,59,59,59	0
56	MG	2A	3115	1/1	0.92	0.24	-	58,58,58,58	0
56	MG	1y	3003	1/1	0.81	0.32	-	82,82,82,82	0
56	MG	2A	3827	1/1	0.95	0.12	-	44,44,44,44	0
56	MG	2A	3044	1/1	0.93	0.20	-	56,56,56,56	0
56	MG	2a	1737	1/1	0.85	0.25	-	86,86,86,86	0
56	MG	1A	3192	1/1	0.95	0.18	-	48,48,48,48	0
56	MG	2A	3571	1/1	0.94	0.11	-	36,36,36,36	0
56	MG	2A	3455	1/1	0.88	0.18	-	68,68,68,68	0
56	MG	1A	3888	1/1	0.97	0.12	-	59,59,59,59	0
56	MG	1A	3410	1/1	0.96	0.18	-	37,37,37,37	0
56	MG	1a	1658	1/1	0.88	0.10	-	61,61,61,61	0
56	MG	1A	4067	1/1	0.95	0.15	-	58,58,58,58	0
56	MG	2A	3776	1/1	0.88	0.22	-	68,68,68,68	0
56	MG	1A	3965	1/1	0.98	0.08	-	55,55,55,55	0
56	MG	1A	3425	1/1	0.94	0.22	-	46,46,46,46	0
56	MG	2A	3769	1/1	0.80	0.09	-	56,56,56,56	0
56	MG	1A	3957	1/1	0.92	0.10	-	37,37,37,37	0
56	MG	2A	3243	1/1	0.77	0.56	-	67,67,67,67	0
56	MG	2A	3170	1/1	0.96	0.11	-	54,54,54,54	0
56	MG	2A	3085	1/1	0.93	0.16	-	41,41,41,41	0
56	MG	2a	1657	1/1	0.85	0.31	-	65,65,65,65	0
56	MG	2A	3384	1/1	0.96	0.22	-	69,69,69,69	0
56	MG	2A	3664	1/1	0.39	0.22	-	82,82,82,82	0
56	MG	2a	1674	1/1	0.91	0.08	-	58,58,58,58	0
56	MG	2A	3194	1/1	0.89	0.30	-	65,65,65,65	0
56	MG	2a	1670	1/1	0.71	0.16	-	62,62,62,62	0
56	MG	2A	3319	1/1	0.92	0.09	-	52,52,52,52	0
56	MG	2B	3005	1/1	0.90	0.12	-	57,57,57,57	0

*Continued on next page...*

*Continued from previous page...*

Mol	Type	Chain	Res	Atoms	RSCC	RSR	LLDF	B-factors( $\text{\AA}^2$ )	Q<0.9
56	MG	1A	3791	1/1	0.94	0.20	-	47,47,47,47	0
56	MG	2A	3341	1/1	0.88	0.21	-	50,50,50,50	0
56	MG	2a	1616	1/1	0.90	0.09	-	54,54,54,54	0
56	MG	2A	3193	1/1	0.94	0.21	-	62,62,62,62	0
56	MG	2A	3110	1/1	0.80	0.11	-	65,65,65,65	0
56	MG	2A	3672	1/1	0.97	0.13	-	42,42,42,42	0
56	MG	1A	3592	1/1	0.86	0.22	-	51,51,51,51	0
56	MG	2A	3217	1/1	0.89	0.13	-	63,63,63,63	0
56	MG	2A	3285	1/1	0.65	0.31	-	80,80,80,80	0
56	MG	18	103	1/1	0.95	0.23	-	29,29,29,29	0
56	MG	2A	3752	1/1	0.91	0.24	-	59,59,59,59	0
56	MG	1W	202	1/1	0.93	0.11	-	50,50,50,50	0
56	MG	1A	3829	1/1	0.84	0.09	-	61,61,61,61	0
56	MG	11	104	1/1	0.91	0.30	-	69,69,69,69	0
56	MG	2A	3263	1/1	0.84	0.35	-	66,66,66,66	0
56	MG	2A	3479	1/1	0.89	0.15	-	56,56,56,56	0
56	MG	2A	3481	1/1	0.92	0.40	-	48,48,48,48	0
56	MG	1A	3666	1/1	0.84	0.22	-	43,43,43,43	0
56	MG	1a	1631	1/1	0.94	0.30	-	59,59,59,59	0
56	MG	1A	3069	1/1	0.94	0.39	-	55,55,55,55	0
56	MG	1A	4016	1/1	0.84	0.14	-	44,44,44,44	0
56	MG	1F	307	1/1	0.92	0.13	-	44,44,44,44	0
56	MG	1A	3105	1/1	0.86	0.59	-	33,33,33,33	0
56	MG	1A	3581	1/1	0.85	0.15	-	42,42,42,42	0
56	MG	1A	3732	1/1	0.95	0.15	-	26,26,26,26	0
56	MG	1B	201	1/1	0.85	0.42	-	57,57,57,57	0
56	MG	1a	1773	1/1	0.66	0.21	-	74,74,74,74	0
56	MG	2A	3470	1/1	0.94	0.12	-	51,51,51,51	0
56	MG	1A	4061	1/1	0.96	0.12	-	33,33,33,33	0
56	MG	1A	3947	1/1	0.88	0.09	-	34,34,34,34	0
56	MG	1A	3540	1/1	0.96	0.20	-	37,37,37,37	0
56	MG	1A	3986	1/1	0.86	0.10	-	59,59,59,59	0
56	MG	1A	3497	1/1	0.88	0.32	-	32,32,32,32	0
56	MG	1A	3728	1/1	0.93	0.20	-	62,62,62,62	0
56	MG	1A	3345	1/1	0.81	0.17	-	39,39,39,39	0
56	MG	1A	3502	1/1	0.85	0.18	-	40,40,40,40	0
56	MG	2A	3176	1/1	0.90	0.11	-	41,41,41,41	0
56	MG	2A	3183	1/1	0.90	0.21	-	53,53,53,53	0
56	MG	2A	3018	1/1	0.86	0.14	-	44,44,44,44	0
56	MG	1A	3347	1/1	0.64	0.20	-	55,55,55,55	0
56	MG	1a	1700	1/1	0.89	0.17	-	56,56,56,56	0
56	MG	1A	3289	1/1	0.96	0.13	-	27,27,27,27	0

*Continued on next page...*

*Continued from previous page...*

Mol	Type	Chain	Res	Atoms	RSCC	RSR	LLDF	B-factors( $\text{\AA}^2$ )	Q<0.9
56	MG	1A	3642	1/1	0.96	0.15	-	20,20,20,20	0
56	MG	1A	4075	1/1	0.95	0.12	-	47,47,47,47	0
56	MG	2A	3171	1/1	0.60	0.29	-	73,73,73,73	0
56	MG	2A	3585	1/1	0.94	0.12	-	62,62,62,62	0
56	MG	2a	1730	1/1	0.68	0.26	-	74,74,74,74	0
56	MG	1A	3395	1/1	0.93	0.30	-	43,43,43,43	0
56	MG	1A	3174	1/1	0.87	0.20	-	31,31,31,31	0
56	MG	2A	3887	1/1	0.94	0.12	-	51,51,51,51	0
56	MG	1A	3002	1/1	0.85	0.21	-	55,55,55,55	0
56	MG	2A	3299	1/1	0.96	0.25	-	65,65,65,65	0
56	MG	1A	3674	1/1	0.86	0.14	-	22,22,22,22	0
56	MG	1A	3589	1/1	0.97	0.15	-	20,20,20,20	0
56	MG	2B	3014	1/1	0.85	0.11	-	78,78,78,78	0
56	MG	1a	1640	1/1	0.69	0.15	-	62,62,62,62	0
56	MG	1a	1791	1/1	0.93	0.15	-	53,53,53,53	0
56	MG	2a	1666	1/1	0.91	0.11	-	64,64,64,64	0
56	MG	2A	3284	1/1	0.75	0.21	-	60,60,60,60	0
56	MG	1A	4071	1/1	0.86	0.22	-	40,40,40,40	0
56	MG	2A	3588	1/1	0.92	0.12	-	71,71,71,71	0
56	MG	1A	3823	1/1	0.94	0.21	-	47,47,47,47	0
56	MG	2a	1825	1/1	0.94	0.30	-	74,74,74,74	0
56	MG	1a	1722	1/1	0.84	0.09	-	53,53,53,53	0
56	MG	1A	3834	1/1	0.93	0.15	-	40,40,40,40	0
56	MG	2a	1773	1/1	0.93	0.18	-	76,76,76,76	0
56	MG	1A	3863	1/1	0.84	0.13	-	50,50,50,50	0
56	MG	1a	1694	1/1	0.93	0.16	-	58,58,58,58	0
56	MG	2A	3686	1/1	0.96	0.15	-	71,71,71,71	0
56	MG	2A	3575	1/1	0.98	0.09	-	38,38,38,38	0
56	MG	1N	206	1/1	0.94	0.26	-	31,31,31,31	0
56	MG	1A	3374	1/1	0.98	0.15	-	32,32,32,32	0
56	MG	1A	3781	1/1	0.93	0.13	-	36,36,36,36	0
56	MG	2A	3196	1/1	0.80	0.67	-	69,69,69,69	0
56	MG	2A	3770	1/1	0.92	0.17	-	55,55,55,55	0
56	MG	1a	1780	1/1	0.93	0.12	-	51,51,51,51	0
56	MG	1A	3816	1/1	0.95	0.11	-	36,36,36,36	0
56	MG	2A	3771	1/1	0.98	0.08	-	65,65,65,65	0
56	MG	2A	3383	1/1	0.94	0.10	-	51,51,51,51	0
56	MG	2A	3032	1/1	0.67	0.29	-	66,66,66,66	0
56	MG	2V	202	1/1	0.83	0.11	-	61,61,61,61	0
56	MG	1A	3447	1/1	0.93	0.31	-	42,42,42,42	0
56	MG	2A	3489	1/1	0.98	0.09	-	73,73,73,73	0
56	MG	2U	204	1/1	0.90	0.44	-	62,62,62,62	0

*Continued on next page...*

*Continued from previous page...*

Mol	Type	Chain	Res	Atoms	RSCC	RSR	LLDF	B-factors( $\text{\AA}^2$ )	Q<0.9
56	MG	2A	3074	1/1	0.85	0.40	-	66,66,66,66	0
56	MG	2A	3138	1/1	0.94	0.47	-	43,43,43,43	0
56	MG	2A	3716	1/1	0.90	0.16	-	48,48,48,48	0
56	MG	2A	3396	1/1	0.91	0.14	-	60,60,60,60	0
56	MG	2A	3114	1/1	0.93	0.15	-	49,49,49,49	0
56	MG	1B	203	1/1	0.92	0.25	-	55,55,55,55	0
56	MG	1A	3414	1/1	0.82	0.17	-	45,45,45,45	0
56	MG	1A	3541	1/1	0.90	0.20	-	47,47,47,47	0
56	MG	2a	1828	1/1	0.75	0.11	-	68,68,68,68	0
56	MG	1A	4006	1/1	0.93	0.13	-	25,25,25,25	0
56	MG	1a	1721	1/1	0.84	0.08	-	68,68,68,68	0
56	MG	2A	3428	1/1	0.75	0.21	-	79,79,79,79	0
56	MG	1A	3866	1/1	0.91	0.16	-	26,26,26,26	0
56	MG	2E	304	1/1	0.84	0.36	-	70,70,70,70	0
56	MG	1A	4023	1/1	0.81	0.14	-	68,68,68,68	0
56	MG	1A	3620	1/1	0.95	0.12	-	38,38,38,38	0
56	MG	2a	1632	1/1	0.78	0.19	-	60,60,60,60	0
56	MG	2A	3344	1/1	0.87	0.87	-	55,55,55,55	0
56	MG	2a	1635	1/1	0.80	0.11	-	71,71,71,71	0
56	MG	1a	1691	1/1	0.91	0.24	-	64,64,64,64	0
56	MG	2q	3002	1/1	0.93	0.13	-	74,74,74,74	0
56	MG	1A	4102	1/1	0.99	0.21	-	32,32,32,32	0
56	MG	2A	3026	1/1	0.89	0.76	-	48,48,48,48	0
56	MG	1A	3544	1/1	0.97	0.32	-	40,40,40,40	0
56	MG	1A	3585	1/1	0.81	0.14	-	40,40,40,40	0
56	MG	1A	3587	1/1	0.93	0.17	-	27,27,27,27	0
56	MG	1A	3311	1/1	0.95	0.25	-	53,53,53,53	0
56	MG	2A	3803	1/1	0.89	0.07	-	70,70,70,70	0
56	MG	2l	3003	1/1	0.74	0.20	-	74,74,74,74	0
56	MG	2a	1842	1/1	0.91	0.13	-	49,49,49,49	0
56	MG	1A	3614	1/1	0.94	0.14	-	22,22,22,22	0
56	MG	2A	3139	1/1	0.95	0.57	-	46,46,46,46	0
56	MG	1A	3443	1/1	0.95	0.29	-	35,35,35,35	0
56	MG	1A	4008	1/1	0.99	0.17	-	30,30,30,30	0
56	MG	1A	3226	1/1	0.82	0.14	-	52,52,52,52	0
56	MG	2A	3008	1/1	0.88	0.17	-	56,56,56,56	0
56	MG	2A	3030	1/1	0.88	0.14	-	54,54,54,54	0
56	MG	2A	3729	1/1	0.98	0.23	-	36,36,36,36	0
56	MG	1a	1710	1/1	0.95	0.30	-	62,62,62,62	0
56	MG	1A	3668	1/1	0.84	0.15	-	56,56,56,56	0
56	MG	10	108	1/1	0.97	0.13	-	44,44,44,44	0
56	MG	2A	3488	1/1	0.92	0.38	-	71,71,71,71	0

*Continued on next page...*



*Continued from previous page...*

Mol	Type	Chain	Res	Atoms	RSCC	RSR	LLDF	B-factors( $\text{\AA}^2$ )	Q<0.9
56	MG	2A	3862	1/1	0.89	0.51	-	84,84,84,84	0
56	MG	1A	3519	1/1	0.96	0.36	-	29,29,29,29	0
56	MG	1A	3475	1/1	0.97	0.16	-	41,41,41,41	0
56	MG	1a	1687	1/1	0.95	0.16	-	55,55,55,55	0
56	MG	2A	3087	1/1	0.79	0.38	-	50,50,50,50	0
56	MG	2A	3382	1/1	0.89	0.20	-	75,75,75,75	0
56	MG	1A	3686	1/1	0.99	0.16	-	27,27,27,27	0
56	MG	1A	3584	1/1	0.85	0.14	-	22,22,22,22	0
56	MG	2A	3546	1/1	0.81	0.14	-	42,42,42,42	0
56	MG	1A	3570	1/1	0.94	0.23	-	27,27,27,27	0
56	MG	2A	3822	1/1	0.84	0.20	-	82,82,82,82	0
56	MG	1A	3315	1/1	0.84	0.19	-	52,52,52,52	0
56	MG	2A	3418	1/1	0.88	0.64	-	60,60,60,60	0
56	MG	1A	3872	1/1	0.87	0.20	-	28,28,28,28	0
56	MG	2A	3088	1/1	0.55	0.44	-	72,72,72,72	0
56	MG	2A	3313	1/1	0.96	0.23	-	70,70,70,70	0
56	MG	2A	3452	1/1	0.84	0.11	-	68,68,68,68	0
56	MG	1A	3795	1/1	0.89	0.19	-	39,39,39,39	0
56	MG	2A	3133	1/1	0.88	0.27	-	69,69,69,69	0
56	MG	2A	3825	1/1	0.87	0.15	-	55,55,55,55	0
56	MG	2A	3820	1/1	0.90	0.19	-	74,74,74,74	0
56	MG	1A	3633	1/1	0.93	0.09	-	45,45,45,45	0
56	MG	2y	3006	1/1	0.57	0.06	-	86,86,86,86	0
56	MG	2A	3119	1/1	0.96	0.10	-	62,62,62,62	0
56	MG	2A	3436	1/1	0.93	0.17	-	43,43,43,43	0
56	MG	1A	4139	1/1	0.94	0.16	-	33,33,33,33	0
56	MG	1A	3298	1/1	0.87	0.22	-	44,44,44,44	0
56	MG	2A	3137	1/1	0.44	0.21	-	61,61,61,61	0
56	MG	2A	3799	1/1	0.90	0.11	-	54,54,54,54	0
56	MG	2A	3046	1/1	0.91	0.14	-	65,65,65,65	0
56	MG	2a	1811	1/1	0.88	0.10	-	68,68,68,68	0
56	MG	2a	1703	1/1	0.91	0.13	-	64,64,64,64	0
56	MG	1a	1760	1/1	0.94	0.10	-	61,61,61,61	0
56	MG	1A	4043	1/1	0.88	0.38	-	54,54,54,54	0
56	MG	1a	1808	1/1	0.95	0.22	-	58,58,58,58	0
56	MG	10	105	1/1	0.62	0.61	-	55,55,55,55	0
56	MG	1B	214	1/1	0.95	0.16	-	44,44,44,44	0
56	MG	2A	3089	1/1	0.83	0.50	-	50,50,50,50	0
56	MG	1A	4033	1/1	0.88	0.08	-	56,56,56,56	0
56	MG	1A	3477	1/1	0.92	0.15	-	44,44,44,44	0
56	MG	1A	4015	1/1	0.47	0.14	-	70,70,70,70	0
56	MG	1A	3488	1/1	0.79	0.24	-	50,50,50,50	0

*Continued on next page...*

*Continued from previous page...*

Mol	Type	Chain	Res	Atoms	RSCC	RSR	LLDF	B-factors( $\text{\AA}^2$ )	Q<0.9
56	MG	1A	3528	1/1	0.84	0.22	-	52,52,52,52	0
56	MG	2A	3332	1/1	0.97	0.09	-	52,52,52,52	0
56	MG	1A	3305	1/1	0.95	0.18	-	51,51,51,51	0
56	MG	1A	3832	1/1	0.96	0.33	-	49,49,49,49	0
56	MG	2A	3304	1/1	0.86	0.14	-	55,55,55,55	0
56	MG	2A	3604	1/1	0.93	0.21	-	55,55,55,55	0
56	MG	1A	3111	1/1	0.90	0.12	-	34,34,34,34	0
56	MG	2a	1806	1/1	0.91	0.11	-	67,67,67,67	0
56	MG	1A	3306	1/1	0.58	0.18	-	56,56,56,56	0
56	MG	1A	3453	1/1	0.98	0.26	-	39,39,39,39	0
56	MG	1A	3265	1/1	0.92	0.16	-	46,46,46,46	0
56	MG	1a	1705	1/1	0.93	0.26	-	50,50,50,50	0
56	MG	1A	3355	1/1	0.79	0.29	-	66,66,66,66	0
56	MG	2w	3005	1/1	0.88	0.18	-	76,76,76,76	0
56	MG	1A	3494	1/1	0.85	0.16	-	51,51,51,51	0
56	MG	1A	3008	1/1	0.98	0.10	-	15,15,15,15	0
56	MG	1B	232	1/1	0.92	0.16	-	52,52,52,52	0
56	MG	2A	3543	1/1	0.71	0.17	-	37,37,37,37	0
56	MG	1A	3323	1/1	0.95	0.16	-	43,43,43,43	0
56	MG	1A	3175	1/1	0.94	0.17	-	41,41,41,41	0
56	MG	2A	3324	1/1	0.75	0.20	-	69,69,69,69	0
56	MG	2A	3269	1/1	0.87	0.22	-	63,63,63,63	0
56	MG	2A	3831	1/1	0.88	0.10	-	52,52,52,52	0
56	MG	1a	1646	1/1	0.81	0.20	-	78,78,78,78	0
56	MG	2A	3275	1/1	0.94	0.13	-	56,56,56,56	0
56	MG	1a	1817	1/1	0.97	0.16	-	59,59,59,59	0
56	MG	2A	3554	1/1	0.90	0.07	-	45,45,45,45	0
56	MG	1a	1675	1/1	0.81	0.35	-	70,70,70,70	0
56	MG	2A	3795	1/1	0.49	0.36	-	85,85,85,85	0
56	MG	1F	305	1/1	0.92	0.20	-	45,45,45,45	0
56	MG	1A	3418	1/1	0.92	0.26	-	47,47,47,47	0
56	MG	2A	3040	1/1	0.90	0.15	-	50,50,50,50	0
56	MG	1A	3480	1/1	0.61	0.55	-	46,46,46,46	0
56	MG	1A	3090	1/1	0.87	0.21	-	47,47,47,47	0
56	MG	1A	3606	1/1	0.95	0.16	-	45,45,45,45	0
56	MG	2A	3315	1/1	0.86	0.12	-	65,65,65,65	0
56	MG	1A	3067	1/1	0.97	0.45	-	30,30,30,30	0
56	MG	2a	1734	1/1	0.84	0.20	-	62,62,62,62	0
56	MG	2a	1799	1/1	0.90	0.23	-	67,67,67,67	0
56	MG	1a	1708	1/1	0.92	0.30	-	49,49,49,49	0
56	MG	1A	3004	1/1	0.96	0.14	-	47,47,47,47	0
56	MG	1A	3917	1/1	0.58	0.10	-	50,50,50,50	0

*Continued on next page...*

*Continued from previous page...*

Mol	Type	Chain	Res	Atoms	RSCC	RSR	LLDF	B-factors( $\text{\AA}^2$ )	Q<0.9
56	MG	2A	3507	1/1	0.97	0.15	-	57,57,57,57	0
56	MG	1A	3028	1/1	0.97	0.21	-	24,24,24,24	0
56	MG	2A	3808	1/1	0.86	0.14	-	42,42,42,42	0
56	MG	1A	3814	1/1	0.94	0.12	-	48,48,48,48	0
56	MG	1A	3673	1/1	0.96	0.17	-	16,16,16,16	0
56	MG	1m	201	1/1	0.97	0.23	-	40,40,40,40	0
56	MG	2a	1676	1/1	0.91	0.09	-	63,63,63,63	0
56	MG	2A	3278	1/1	0.82	0.20	-	42,42,42,42	0
56	MG	2A	3363	1/1	0.90	0.18	-	65,65,65,65	0
56	MG	2A	3429	1/1	0.75	0.15	-	62,62,62,62	0
56	MG	1A	3849	1/1	0.92	0.15	-	38,38,38,38	0
56	MG	1A	3411	1/1	0.93	0.12	-	58,58,58,58	0
56	MG	1A	3596	1/1	0.96	0.13	-	19,19,19,19	0
56	MG	1A	3150	1/1	0.94	0.12	-	45,45,45,45	0
56	MG	1Q	205	1/1	0.98	0.14	-	28,28,28,28	0
56	MG	2a	1658	1/1	0.85	0.10	-	73,73,73,73	0
56	MG	1A	3333	1/1	0.80	0.44	-	69,69,69,69	0
56	MG	1A	3608	1/1	0.94	0.15	-	17,17,17,17	0
56	MG	1A	3478	1/1	0.95	0.31	-	43,43,43,43	0
56	MG	1A	4087	1/1	0.98	0.17	-	46,46,46,46	0
56	MG	2A	3037	1/1	0.91	0.17	-	42,42,42,42	0
56	MG	1E	307	1/1	0.86	0.30	-	50,50,50,50	0
56	MG	2A	3690	1/1	0.95	0.15	-	66,66,66,66	0
56	MG	1A	3721	1/1	0.91	0.10	-	60,60,60,60	0
56	MG	2A	3739	1/1	0.94	0.07	-	52,52,52,52	0
56	MG	1A	4028	1/1	0.94	0.14	-	55,55,55,55	0
56	MG	1A	3543	1/1	0.86	0.28	-	62,62,62,62	0
56	MG	1A	3857	1/1	0.92	0.28	-	30,30,30,30	0
56	MG	1E	304	1/1	0.98	0.20	-	24,24,24,24	0
56	MG	15	103	1/1	0.93	0.12	-	45,45,45,45	0
56	MG	1A	3945	1/1	0.78	0.17	-	59,59,59,59	0
56	MG	2a	1777	1/1	0.90	0.17	-	64,64,64,64	0
56	MG	1a	1789	1/1	0.70	0.08	-	69,69,69,69	0
56	MG	2A	3573	1/1	0.82	0.21	-	48,48,48,48	0
56	MG	2A	3309	1/1	0.86	0.36	-	72,72,72,72	0
56	MG	2A	3415	1/1	0.85	0.15	-	70,70,70,70	0
56	MG	2A	3850	1/1	0.92	0.19	-	77,77,77,77	0
56	MG	1A	3883	1/1	0.96	0.20	-	47,47,47,47	0
56	MG	1A	3493	1/1	0.81	0.44	-	52,52,52,52	0
56	MG	2A	3845	1/1	0.96	0.12	-	40,40,40,40	0
56	MG	1a	1747	1/1	0.93	0.11	-	51,51,51,51	0
56	MG	2A	3698	1/1	0.89	0.10	-	69,69,69,69	0

*Continued on next page...*

*Continued from previous page...*

Mol	Type	Chain	Res	Atoms	RSCC	RSR	LLDF	B-factors( $\text{\AA}^2$ )	Q<0.9
56	MG	2A	3860	1/1	0.67	0.23	-	67,67,67,67	0
56	MG	1a	1829	1/1	0.92	0.37	-	57,57,57,57	0
56	MG	1A	3847	1/1	0.94	0.16	-	54,54,54,54	0
56	MG	1A	3891	1/1	0.92	0.16	-	53,53,53,53	0
56	MG	2A	3442	1/1	0.98	0.24	-	45,45,45,45	0
56	MG	2N	8001	1/1	0.92	0.13	-	52,52,52,52	0
56	MG	1A	3979	1/1	0.96	0.16	-	21,21,21,21	0
56	MG	2A	3262	1/1	0.88	0.24	-	69,69,69,69	0
56	MG	1W	206	1/1	0.93	0.24	-	19,19,19,19	0
56	MG	1A	3966	1/1	0.30	0.18	-	75,75,75,75	0
56	MG	1A	3680	1/1	0.98	0.21	-	24,24,24,24	0
56	MG	1a	1618	1/1	0.97	0.08	-	42,42,42,42	0
56	MG	1A	3295	1/1	0.98	0.26	-	43,43,43,43	0
56	MG	2A	3377	1/1	0.90	0.20	-	57,57,57,57	0
56	MG	2A	3343	1/1	0.67	0.46	-	74,74,74,74	0
56	MG	1a	1654	1/1	0.96	0.17	-	61,61,61,61	0
56	MG	2A	3303	1/1	0.70	0.25	-	68,68,68,68	0
56	MG	1a	1709	1/1	0.94	0.24	-	48,48,48,48	0
56	MG	1D	307	1/1	0.92	0.41	-	32,32,32,32	0
56	MG	1A	3252	1/1	0.91	0.14	-	34,34,34,34	0
56	MG	1A	3259	1/1	0.83	0.20	-	57,57,57,57	0
56	MG	1A	3897	1/1	0.95	0.13	-	29,29,29,29	0
56	MG	1A	3454	1/1	0.84	0.17	-	61,61,61,61	0
56	MG	1A	3822	1/1	0.86	0.11	-	41,41,41,41	0
56	MG	1A	3590	1/1	0.95	0.17	-	58,58,58,58	0
56	MG	1A	3991	1/1	0.74	0.20	-	32,32,32,32	0
56	MG	2A	3325	1/1	0.93	0.07	-	53,53,53,53	0
56	MG	2A	3730	1/1	0.96	0.15	-	35,35,35,35	0
56	MG	1A	3951	1/1	0.95	0.11	-	50,50,50,50	0
56	MG	2a	1696	1/1	0.77	0.16	-	76,76,76,76	0
56	MG	2A	3235	1/1	0.93	0.34	-	42,42,42,42	0
56	MG	2a	1661	1/1	0.81	0.14	-	58,58,58,58	0
56	MG	1A	3292	1/1	0.89	0.12	-	60,60,60,60	0
56	MG	1A	3207	1/1	0.95	0.47	-	35,35,35,35	0
56	MG	2a	1630	1/1	0.81	0.46	-	69,69,69,69	0
56	MG	1A	3831	1/1	0.98	0.12	-	54,54,54,54	0
56	MG	1A	3308	1/1	0.81	0.19	-	47,47,47,47	0
56	MG	2A	3052	1/1	0.89	0.12	-	48,48,48,48	0
56	MG	1A	3272	1/1	0.93	0.18	-	42,42,42,42	0
56	MG	1A	3110	1/1	0.81	0.15	-	41,41,41,41	0
56	MG	1A	3627	1/1	0.98	0.15	-	30,30,30,30	0
56	MG	2A	3022	1/1	0.87	0.41	-	45,45,45,45	0

*Continued on next page...*

*Continued from previous page...*

Mol	Type	Chain	Res	Atoms	RSCC	RSR	LLDF	B-factors( $\text{\AA}^2$ )	Q<0.9
56	MG	1A	3113	1/1	0.93	0.19	-	25,25,25,25	0
56	MG	2T	3002	1/1	0.79	0.12	-	53,53,53,53	0
56	MG	2A	3182	1/1	0.89	0.26	-	53,53,53,53	0
56	MG	1A	3304	1/1	0.95	0.13	-	29,29,29,29	0
56	MG	1A	3017	1/1	0.78	0.15	-	34,34,34,34	0
56	MG	2a	1715	1/1	0.76	0.16	-	70,70,70,70	0
56	MG	1A	3739	1/1	0.94	0.17	-	44,44,44,44	0
56	MG	2A	3294	1/1	0.94	0.44	-	47,47,47,47	0
56	MG	2A	3721	1/1	0.84	0.17	-	67,67,67,67	0
56	MG	1A	4073	1/1	0.95	0.17	-	40,40,40,40	0
56	MG	1A	3988	1/1	0.84	0.12	-	41,41,41,41	0
56	MG	1A	3350	1/1	0.91	0.13	-	53,53,53,53	0
56	MG	2A	3075	1/1	0.95	0.47	-	44,44,44,44	0
56	MG	10	104	1/1	0.92	0.43	-	41,41,41,41	0
56	MG	2a	1649	1/1	0.77	0.22	-	72,72,72,72	0
56	MG	2A	3310	1/1	0.95	0.31	-	58,58,58,58	0
56	MG	1A	3983	1/1	0.63	0.33	-	68,68,68,68	0
56	MG	2a	1800	1/1	0.93	0.16	-	60,60,60,60	0
56	MG	1A	3619	1/1	0.88	0.14	-	35,35,35,35	0
56	MG	1A	4035	1/1	0.71	0.14	-	48,48,48,48	0
56	MG	1A	3788	1/1	0.93	0.10	-	30,30,30,30	0
56	MG	1A	3482	1/1	0.78	0.15	-	45,45,45,45	0
56	MG	1a	1769	1/1	0.84	0.07	-	63,63,63,63	0
56	MG	2A	3316	1/1	0.93	0.12	-	52,52,52,52	0
56	MG	1A	3910	1/1	0.83	0.14	-	71,71,71,71	0
56	MG	2A	3780	1/1	0.94	0.14	-	53,53,53,53	0
56	MG	1A	3010	1/1	0.98	0.16	-	33,33,33,33	0
56	MG	2A	3331	1/1	0.77	0.19	-	68,68,68,68	0
56	MG	1A	3335	1/1	0.93	0.22	-	43,43,43,43	0
56	MG	2A	3249	1/1	0.80	0.26	-	62,62,62,62	0
56	MG	1A	3135	1/1	0.95	0.18	-	36,36,36,36	0
56	MG	1A	3274	1/1	0.97	0.17	-	20,20,20,20	0
56	MG	2A	3280	1/1	0.98	0.19	-	62,62,62,62	0
56	MG	1A	3024	1/1	0.87	0.32	-	47,47,47,47	0
56	MG	1A	3719	1/1	0.96	0.11	-	42,42,42,42	0
56	MG	1A	3185	1/1	0.97	0.31	-	34,34,34,34	0
56	MG	2A	3053	1/1	0.90	0.15	-	64,64,64,64	0
56	MG	1a	1703	1/1	0.92	0.19	-	49,49,49,49	0
56	MG	2A	3394	1/1	0.69	0.22	-	72,72,72,72	0
56	MG	1A	3060	1/1	0.89	0.14	-	42,42,42,42	0
56	MG	1w	102	1/1	0.61	0.14	-	73,73,73,73	0
56	MG	2A	3512	1/1	0.94	0.07	-	66,66,66,66	0

*Continued on next page...*

*Continued from previous page...*

Mol	Type	Chain	Res	Atoms	RSCC	RSR	LLDF	B-factors( $\text{\AA}^2$ )	Q<0.9
56	MG	1A	3238	1/1	0.84	0.24	-	41,41,41,41	0
56	MG	2R	3002	1/1	0.94	0.13	-	52,52,52,52	0
56	MG	2A	3338	1/1	0.81	0.17	-	64,64,64,64	0

## 6.5 Other polymers [i](#)

There are no such residues in this entry.