



Full wwPDB X-ray Structure Validation Report ⓘ

Oct 2, 2017 – 09:35 PM EDT

PDB ID : 1WNC
Title : Crystal structure of the SARS-CoV Spike protein fusion core
Authors : Xu, Y.; Lou, Z.; Liu, Y.; Pang, H.; Tien, P.; Gao, G.F.; Rao, Z.
Deposited on : unknown
Resolution : 2.80 Å(reported)

This is a Full wwPDB X-ray Structure Validation Report for a publicly released PDB entry.

We welcome your comments at validation@mail.wwpdb.org

A user guide is available at

<http://wwpdb.org/validation/2016/XrayValidationReportHelp>

with specific help available everywhere you see the ⓘ symbol.

The following versions of software and data (see [references ⓘ](#)) were used in the production of this report:

MolProbity : 4.02b-467
Xtriage (Phenix) : 1.9-1692
EDS : rb-20030345
Percentile statistics : 20161228.v01 (using entries in the PDB archive December 28th 2016)
Refmac : 5.8.0135
CCP4 : 6.5.0
Ideal geometry (proteins) : Engh & Huber (2001)
Ideal geometry (DNA, RNA) : Parkinson et al. (1996)
Validation Pipeline (wwPDB-VP) : rb-20030345

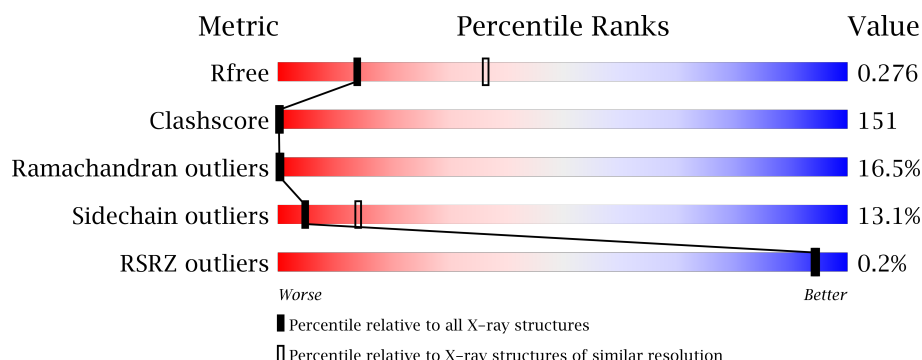
1 Overall quality at a glance

The following experimental techniques were used to determine the structure:

X-RAY DIFFRACTION

The reported resolution of this entry is 2.80 Å.

Percentile scores (ranging between 0-100) for global validation metrics of the entry are shown in the following graphic. The table shows the number of entries on which the scores are based.



Metric	Whole archive (#Entries)	Similar resolution (#Entries, resolution range(Å))
R_{free}	100719	2583 (2.80-2.80)
Clashscore	112137	3033 (2.80-2.80)
Ramachandran outliers	110173	2983 (2.80-2.80)
Sidechain outliers	110143	2985 (2.80-2.80)
RSRZ outliers	101464	2610 (2.80-2.80)

The table below summarises the geometric issues observed across the polymeric chains and their fit to the electron density. The red, orange, yellow and green segments on the lower bar indicate the fraction of residues that contain outliers for ≥ 3 , 2, 1 and 0 types of geometric quality criteria. A grey segment represents the fraction of residues that are not modelled. The numeric value for each fraction is indicated below the corresponding segment, with a dot representing fractions $\leq 5\%$. The upper red bar (where present) indicates the fraction of residues that have poor fit to the electron density. The numeric value is given above the bar.

Mol	Chain	Length	Quality of chain
1	A	112	
1	B	112	
1	C	112	
1	D	112	
1	E	112	

Continued on next page...

Continued from previous page...

Mol	Chain	Length	Quality of chain
1	F	112	<p>43% 21% 33%</p>

2 Entry composition

There are 2 unique types of molecules in this entry. The entry contains 4131 atoms, of which 0 are hydrogens and 0 are deuteriums.

In the tables below, the ZeroOcc column contains the number of atoms modelled with zero occupancy, the AltConf column contains the number of residues with at least one atom in alternate conformation and the Trace column contains the number of residues modelled with at most 2 atoms.

- Molecule 1 is a protein called E2 glycoprotein.

Mol	Chain	Residues	Atoms				ZeroOcc	AltConf	Trace
1	A	69	Total	C	N	O	0	0	0
			533	326	97	110			
1	B	81	Total	C	N	O	0	0	0
			617	378	108	131			
1	C	78	Total	C	N	O	0	0	0
			604	369	107	128			
1	D	77	Total	C	N	O	0	0	0
			582	354	105	123			
1	E	74	Total	C	N	O	0	0	0
			568	348	103	117			
1	F	75	Total	C	N	O	0	0	0
			576	352	103	121			

There are 132 discrepancies between the modelled and reference sequences:

Chain	Residue	Modelled	Actual	Comment	Reference
A	1122	LEU	-	LINKER	UNP P59594
A	1123	VAL	-	LINKER	UNP P59594
A	1124	PRO	-	LINKER	UNP P59594
A	1125	ARG	-	LINKER	UNP P59594
A	1126	GLY	-	LINKER	UNP P59594
A	1127	SER	-	LINKER	UNP P59594
A	1128	GLY	-	LINKER	UNP P59594
A	1129	GLY	-	LINKER	UNP P59594
A	1130	SER	-	LINKER	UNP P59594
A	1131	GLY	-	LINKER	UNP P59594
A	1132	GLY	-	LINKER	UNP P59594
A	1133	SER	-	LINKER	UNP P59594
A	1134	GLY	-	LINKER	UNP P59594
A	1135	GLY	-	LINKER	UNP P59594
A	1136	LEU	-	LINKER	UNP P59594
A	1137	GLU	-	LINKER	UNP P59594
A	1138	VAL	-	LINKER	UNP P59594

Continued on next page...

Continued from previous page...

Chain	Residue	Modelled	Actual	Comment	Reference
A	1139	LEU	-	LINKER	UNP P59594
A	1140	PHE	-	LINKER	UNP P59594
A	1141	GLN	-	LINKER	UNP P59594
A	1142	GLY	-	LINKER	UNP P59594
A	1162	GLU	LYS	ENGINEERED	UNP P59594
B	1122	LEU	-	LINKER	UNP P59594
B	1123	VAL	-	LINKER	UNP P59594
B	1124	PRO	-	LINKER	UNP P59594
B	1125	ARG	-	LINKER	UNP P59594
B	1126	GLY	-	LINKER	UNP P59594
B	1127	SER	-	LINKER	UNP P59594
B	1128	GLY	-	LINKER	UNP P59594
B	1129	GLY	-	LINKER	UNP P59594
B	1130	SER	-	LINKER	UNP P59594
B	1131	GLY	-	LINKER	UNP P59594
B	1132	GLY	-	LINKER	UNP P59594
B	1133	SER	-	LINKER	UNP P59594
B	1134	GLY	-	LINKER	UNP P59594
B	1135	GLY	-	LINKER	UNP P59594
B	1136	LEU	-	LINKER	UNP P59594
B	1137	GLU	-	LINKER	UNP P59594
B	1138	VAL	-	LINKER	UNP P59594
B	1139	LEU	-	LINKER	UNP P59594
B	1140	PHE	-	LINKER	UNP P59594
B	1141	GLN	-	LINKER	UNP P59594
B	1142	GLY	-	LINKER	UNP P59594
B	1162	GLU	LYS	ENGINEERED	UNP P59594
C	1122	LEU	-	LINKER	UNP P59594
C	1123	VAL	-	LINKER	UNP P59594
C	1124	PRO	-	LINKER	UNP P59594
C	1125	ARG	-	LINKER	UNP P59594
C	1126	GLY	-	LINKER	UNP P59594
C	1127	SER	-	LINKER	UNP P59594
C	1128	GLY	-	LINKER	UNP P59594
C	1129	GLY	-	LINKER	UNP P59594
C	1130	SER	-	LINKER	UNP P59594
C	1131	GLY	-	LINKER	UNP P59594
C	1132	GLY	-	LINKER	UNP P59594
C	1133	SER	-	LINKER	UNP P59594
C	1134	GLY	-	LINKER	UNP P59594
C	1135	GLY	-	LINKER	UNP P59594
C	1136	LEU	-	LINKER	UNP P59594

Continued on next page...

Continued from previous page...

Chain	Residue	Modelled	Actual	Comment	Reference
C	1137	GLU	-	LINKER	UNP P59594
C	1138	VAL	-	LINKER	UNP P59594
C	1139	LEU	-	LINKER	UNP P59594
C	1140	PHE	-	LINKER	UNP P59594
C	1141	GLN	-	LINKER	UNP P59594
C	1142	GLY	-	LINKER	UNP P59594
C	1162	GLU	LYS	ENGINEERED	UNP P59594
D	1122	LEU	-	LINKER	UNP P59594
D	1123	VAL	-	LINKER	UNP P59594
D	1124	PRO	-	LINKER	UNP P59594
D	1125	ARG	-	LINKER	UNP P59594
D	1126	GLY	-	LINKER	UNP P59594
D	1127	SER	-	LINKER	UNP P59594
D	1128	GLY	-	LINKER	UNP P59594
D	1129	GLY	-	LINKER	UNP P59594
D	1130	SER	-	LINKER	UNP P59594
D	1131	GLY	-	LINKER	UNP P59594
D	1132	GLY	-	LINKER	UNP P59594
D	1133	SER	-	LINKER	UNP P59594
D	1134	GLY	-	LINKER	UNP P59594
D	1135	GLY	-	LINKER	UNP P59594
D	1136	LEU	-	LINKER	UNP P59594
D	1137	GLU	-	LINKER	UNP P59594
D	1138	VAL	-	LINKER	UNP P59594
D	1139	LEU	-	LINKER	UNP P59594
D	1140	PHE	-	LINKER	UNP P59594
D	1141	GLN	-	LINKER	UNP P59594
D	1142	GLY	-	LINKER	UNP P59594
D	1162	GLU	LYS	ENGINEERED	UNP P59594
E	1122	LEU	-	LINKER	UNP P59594
E	1123	VAL	-	LINKER	UNP P59594
E	1124	PRO	-	LINKER	UNP P59594
E	1125	ARG	-	LINKER	UNP P59594
E	1126	GLY	-	LINKER	UNP P59594
E	1127	SER	-	LINKER	UNP P59594
E	1128	GLY	-	LINKER	UNP P59594
E	1129	GLY	-	LINKER	UNP P59594
E	1130	SER	-	LINKER	UNP P59594
E	1131	GLY	-	LINKER	UNP P59594
E	1132	GLY	-	LINKER	UNP P59594
E	1133	SER	-	LINKER	UNP P59594
E	1134	GLY	-	LINKER	UNP P59594

Continued on next page...

Continued from previous page...

Chain	Residue	Modelled	Actual	Comment	Reference
E	1135	GLY	-	LINKER	UNP P59594
E	1136	LEU	-	LINKER	UNP P59594
E	1137	GLU	-	LINKER	UNP P59594
E	1138	VAL	-	LINKER	UNP P59594
E	1139	LEU	-	LINKER	UNP P59594
E	1140	PHE	-	LINKER	UNP P59594
E	1141	GLN	-	LINKER	UNP P59594
E	1142	GLY	-	LINKER	UNP P59594
E	1162	GLU	LYS	ENGINEERED	UNP P59594
F	1122	LEU	-	LINKER	UNP P59594
F	1123	VAL	-	LINKER	UNP P59594
F	1124	PRO	-	LINKER	UNP P59594
F	1125	ARG	-	LINKER	UNP P59594
F	1126	GLY	-	LINKER	UNP P59594
F	1127	SER	-	LINKER	UNP P59594
F	1128	GLY	-	LINKER	UNP P59594
F	1129	GLY	-	LINKER	UNP P59594
F	1130	SER	-	LINKER	UNP P59594
F	1131	GLY	-	LINKER	UNP P59594
F	1132	GLY	-	LINKER	UNP P59594
F	1133	SER	-	LINKER	UNP P59594
F	1134	GLY	-	LINKER	UNP P59594
F	1135	GLY	-	LINKER	UNP P59594
F	1136	LEU	-	LINKER	UNP P59594
F	1137	GLU	-	LINKER	UNP P59594
F	1138	VAL	-	LINKER	UNP P59594
F	1139	LEU	-	LINKER	UNP P59594
F	1140	PHE	-	LINKER	UNP P59594
F	1141	GLN	-	LINKER	UNP P59594
F	1142	GLY	-	LINKER	UNP P59594
F	1162	GLU	LYS	ENGINEERED	UNP P59594

- Molecule 2 is water.

Mol	Chain	Residues	Atoms	ZeroOcc	AltConf
2	A	100	Total O 100 100	0	0
2	B	124	Total O 124 124	0	0
2	C	108	Total O 108 108	0	0
2	D	99	Total O 99 99	0	0

Continued on next page...

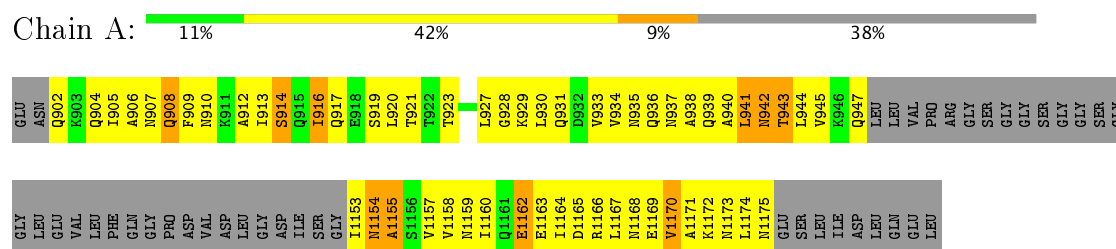
Continued from previous page...

Mol	Chain	Residues	Atoms		ZeroOcc	AltConf
2	E	95	Total 95	O 95	0	0
2	F	125	Total 125	O 125	0	0

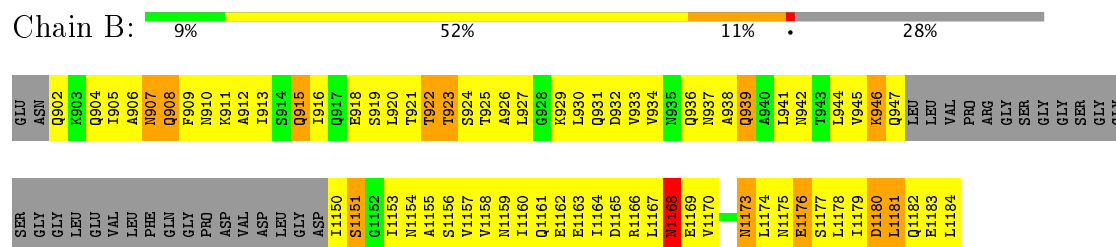
3 Residue-property plots

These plots are drawn for all protein, RNA and DNA chains in the entry. The first graphic for a chain summarises the proportions of the various outlier classes displayed in the second graphic. The second graphic shows the sequence view annotated by issues in geometry and electron density. Residues are color-coded according to the number of geometric quality criteria for which they contain at least one outlier: green = 0, yellow = 1, orange = 2 and red = 3 or more. A red dot above a residue indicates a poor fit to the electron density ($RSRZ > 2$). Stretches of 2 or more consecutive residues without any outlier are shown as a green connector. Residues present in the sample, but not in the model, are shown in grey.


• Molecule 1: E2 glycoprotein



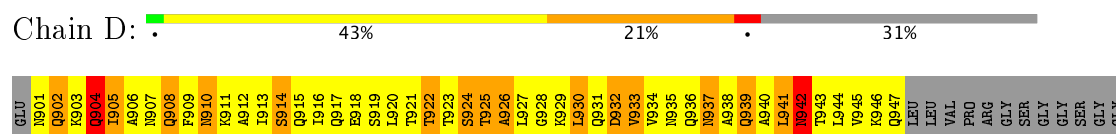
• Molecule 1: E2 glycoprotein



• Molecule 1: E2 glycoprotein



• Molecule 1: E2 glycoprotein



SER	GLY	GLY	GLY	LEU	LEU	GLU	VAL	LEU	PHE	GLN	GLY	PRO	ASP	VAL	ASP	LEU	GLY	ASP	ILE	SER	G1152	I1153	N1154	A1155	S1156	V1157	V1158	N1159	Q1160	Q1161	E1162	E1163	I1164	D1165	R1166	L1167	N1168	E1169	V1170	A1171	K1172	N1173	L1174	N1175	E1176	S1177	L1178	D1180	L1181	GLN	LEU
-----	-----	-----	-----	-----	-----	-----	-----	-----	-----	-----	-----	-----	-----	-----	-----	-----	-----	-----	-----	-----	-------	-------	-------	-------	-------	-------	-------	-------	-------	-------	-------	-------	-------	-------	-------	-------	-------	-------	-------	-------	-------	-------	-------	-------	-------	-------	-------	-------	-------	-----	-----

● Molecule 1: E2 glycoprotein



GLU	N901	Q902	K903	Q904	I905	A906	N907	Q908	F909	N910	K911	A912	I913	S914	Q915	I916	Q917	E918	S919	T922	T923	S924	T925	A926	L927	G928	K929	L930	Q931	D932	V933	V934	N935	Q936	N937	A938	Q939	A940	L941	N942	T943	L944	V945	K946	Q947	L948	LEU	VAL	PRO	ARG	GLY	SER	GLY	GLY	SER	GLY	SER
-----	------	------	------	------	------	------	------	------	------	------	------	------	------	------	------	------	------	------	------	------	------	------	------	------	------	------	------	------	------	------	------	------	------	------	------	------	------	------	------	------	------	------	------	------	------	------	-----	-----	-----	-----	-----	-----	-----	-----	-----	-----	-----

GLY	GLY	LEU	VAL	LEU	PHE	GLN	GLY	PRO	ASP	N910	VAL	ASP	LEU	GLY	ASP	ILE	SER	GLY	I1153	N1154	A1155	S1156	V1157	V1158	N1159	I1160	Q1161	E1162	E1163	I1164	D1165	R1166	L1167	N1168	E1169	V1170	A1171	K1172	N1173	L1174	N1175	E1176	S1177	L1178	ILE	ASP	LEU	GLN	GLU	LEU
-----	-----	-----	-----	-----	-----	-----	-----	-----	-----	------	-----	-----	-----	-----	-----	-----	-----	-----	-------	-------	-------	-------	-------	-------	-------	-------	-------	-------	-------	-------	-------	-------	-------	-------	-------	-------	-------	-------	-------	-------	-------	-------	-------	-------	-----	-----	-----	-----	-----	-----

● Molecule 1: E2 glycoprotein



GLU	N901	Q902	K903	Q904	I905	A906	N907	Q908	F909	N910	K911	A912	I913	S914	Q915	I916	Q917	E918	S919	T922	T923	S924	T925	A926	L927	G928	K929	L930	Q931	D932	V933	V934	N935	Q936	N937	A938	Q939	A940	L941	N942	T943	L944	V945	K946	Q947	LEU	VAL	PRO	ARG	GLY	SER	GLY	GLY	SER	GLY	SER
-----	------	------	------	------	------	------	------	------	------	------	------	------	------	------	------	------	------	------	------	------	------	------	------	------	------	------	------	------	------	------	------	------	------	------	------	------	------	------	------	------	------	------	------	------	------	-----	-----	-----	-----	-----	-----	-----	-----	-----	-----	-----

SER	GLY	GLY	GLU	VAL	LEU	PHE	GLN	GLY	PRO	ASP	VAL	ASP	LEU	ASP	LEU	GLY	ASP	ILE	SER	GLY	I1153	N1154	A1155	S1156	V1157	V1158	N1159	I1160	Q1161	E1162	E1163	I1164	D1165	R1166	L1167	N1168	E1169	V1170	A1171	K1172	N1173	L1174	N1175	E1176	S1177	L1178	I1179	D1180	L1181	GLN	LEU
-----	-----	-----	-----	-----	-----	-----	-----	-----	-----	-----	-----	-----	-----	-----	-----	-----	-----	-----	-----	-----	-------	-------	-------	-------	-------	-------	-------	-------	-------	-------	-------	-------	-------	-------	-------	-------	-------	-------	-------	-------	-------	-------	-------	-------	-------	-------	-------	-------	-------	-----	-----

4 Data and refinement statistics

Property	Value	Source
Space group	C 1 2 1	Depositor
Cell constants a, b, c, α , β , γ	121.22Å 66.32Å 69.98Å 90.00° 107.35° 90.00°	Depositor
Resolution (Å)	50.00 – 2.80 47.19 – 2.80	Depositor EDS
% Data completeness (in resolution range)	(Not available) (50.00-2.80) 81.2 (47.19-2.80)	Depositor EDS
R_{merge}	(Not available)	Depositor
R_{sym}	(Not available)	Depositor
$\langle I/\sigma(I) \rangle$ ¹	2.22 (at 2.81Å)	Xtriage
Refinement program	CNS	Depositor
R, R_{free}	0.233 , 0.273 0.231 , 0.276	Depositor DCC
R_{free} test set	554 reflections (5.17%)	DCC
Wilson B-factor (Å ²)	38.8	Xtriage
Anisotropy	0.583	Xtriage
Bulk solvent k_{sol} (e/Å ³), B_{sol} (Å ²)	0.25 , 95.3	EDS
L-test for twinning ²	$\langle L \rangle = 0.46$, $\langle L^2 \rangle = 0.29$	Xtriage
Estimated twinning fraction	No twinning to report.	Xtriage
F_o, F_c correlation	0.92	EDS
Total number of atoms	4131	wwPDB-VP
Average B, all atoms (Å ²)	43.0	wwPDB-VP

Xtriage's analysis on translational NCS is as follows: *The largest off-origin peak in the Patterson function is 9.22% of the height of the origin peak. No significant pseudotranslation is detected.*

¹Intensities estimated from amplitudes.

²Theoretical values of $\langle |L| \rangle$, $\langle L^2 \rangle$ for acentric reflections are 0.5, 0.333 respectively for untwinned datasets, and 0.375, 0.2 for perfectly twinned datasets.

5 Model quality

5.1 Standard geometry

The Z score for a bond length (or angle) is the number of standard deviations the observed value is removed from the expected value. A bond length (or angle) with $|Z| > 5$ is considered an outlier worth inspection. RMSZ is the root-mean-square of all Z scores of the bond lengths (or angles).

Mol	Chain	Bond lengths		Bond angles	
		RMSZ	$\# Z > 5$	RMSZ	$\# Z > 5$
1	A	0.57	0/532	0.80	0/718
1	B	0.83	1/616 (0.2%)	1.36	3/832 (0.4%)
1	C	0.63	0/603	0.89	1/813 (0.1%)
1	D	0.63	0/581	0.91	1/785 (0.1%)
1	E	0.58	0/567	0.80	0/766
1	F	0.66	0/575	0.85	1/777 (0.1%)
All	All	0.66	1/3474 (0.0%)	0.96	6/4691 (0.1%)

Chiral center outliers are detected by calculating the chiral volume of a chiral center and verifying if the center is modelled as a planar moiety or with the opposite hand. A planarity outlier is detected by checking planarity of atoms in a peptide group, atoms in a mainchain group or atoms of a sidechain that are expected to be planar.

Mol	Chain	#Chirality outliers	#Planarity outliers
1	B	0	1

All (1) bond length outliers are listed below:

Mol	Chain	Res	Type	Atoms	Z	Observed(Å)	Ideal(Å)
1	B	1168	ASN	C-N	-14.03	1.01	1.34

All (6) bond angle outliers are listed below:

Mol	Chain	Res	Type	Atoms	Z	Observed(°)	Ideal(°)
1	B	1168	ASN	O-C-N	-26.77	79.87	122.70
1	B	1168	ASN	CA-C-N	15.00	150.20	117.20
1	B	1168	ASN	C-N-CA	6.75	138.56	121.70
1	C	1182	GLN	N-CA-C	-6.55	93.33	111.00
1	F	1167	LEU	CA-CB-CG	5.93	128.94	115.30
1	D	1156	SER	N-CA-C	5.66	126.29	111.00

There are no chirality outliers.

All (1) planarity outliers are listed below:

Mol	Chain	Res	Type	Group
1	B	1168	ASN	Mainchain

5.2 Too-close contacts

In the following table, the Non-H and H(model) columns list the number of non-hydrogen atoms and hydrogen atoms in the chain respectively. The H(added) column lists the number of hydrogen atoms added and optimized by MolProbity. The Clashes column lists the number of clashes within the asymmetric unit, whereas Symm-Clashes lists symmetry related clashes.

Mol	Chain	Non-H	H(model)	H(added)	Clashes	Symm-Clashes
1	A	533	0	547	142	0
1	B	617	0	621	215	0
1	C	604	0	611	202	0
1	D	582	0	580	202	0
1	E	568	0	582	180	0
1	F	576	0	584	217	0
2	A	100	0	0	69	0
2	B	124	0	0	82	0
2	C	108	0	0	99	0
2	D	99	0	0	84	0
2	E	95	0	0	73	0
2	F	125	0	0	105	0
All	All	4131	0	3525	1058	0

The all-atom clashscore is defined as the number of clashes found per 1000 atoms (including hydrogen atoms). The all-atom clashscore for this structure is 151.

All (1058) close contacts within the same asymmetric unit are listed below, sorted by their clash magnitude.

Atom-1	Atom-2	Interatomic distance (Å)	Clash overlap (Å)
1:E:941:LEU:HA	2:E:1:HOH:O	1.33	1.22
1:B:1154:ASN:HB2	2:F:81:HOH:O	1.50	1.11
1:C:1184:LEU:HA	2:C:482:HOH:O	1.50	1.11
1:A:1158:VAL:HB	1:C:933:VAL:HG21	1.18	1.10
1:E:1166:ARG:HH11	1:E:1166:ARG:HA	1.13	1.09
1:E:1166:ARG:HA	1:E:1166:ARG:NH1	1.65	1.09
1:F:1164:ILE:HG12	2:F:604:HOH:O	1.58	1.03
2:E:242:HOH:O	1:F:941:LEU:HD21	1.55	1.03
1:F:1174:LEU:HB2	2:F:521:HOH:O	1.57	1.03

Continued on next page...

Continued from previous page...

Atom-1	Atom-2	Interatomic distance (Å)	Clash overlap (Å)
1:E:1164:ILE:HG13	2:E:3:HOH:O	1.59	1.03
1:E:947:GLN:HB2	2:E:27:HOH:O	1.59	1.02
1:B:942:ASN:HD22	1:B:1155:ALA:HB3	1.21	1.02
1:E:933:VAL:HG21	1:F:1158:VAL:HG22	1.39	1.02
1:B:922:THR:HG22	2:B:44:HOH:O	1.60	1.01
1:D:1159:ASN:C	1:D:1159:ASN:HD22	1.61	1.01
1:F:942:ASN:HD21	1:F:1155:ALA:HB3	1.26	1.00
1:B:925:THR:HG22	1:B:929:LYS:HZ3	1.24	1.00
1:F:938:ALA:HB2	2:F:12:HOH:O	1.60	1.00
1:D:926:ALA:HB1	2:D:600:HOH:O	1.59	0.99
1:F:930:LEU:HB3	2:F:279:HOH:O	1.61	0.99
1:A:941:LEU:HD12	2:A:104:HOH:O	1.62	0.99
1:C:921:THR:HA	2:C:119:HOH:O	1.63	0.98
1:F:1166:ARG:HD2	2:F:631:HOH:O	1.63	0.98
1:D:928:GLY:HA2	2:D:212:HOH:O	1.62	0.97
1:A:936:GLN:HE22	1:A:940:ALA:HB2	1.32	0.95
1:D:1173:ASN:N	1:D:1173:ASN:HD22	1.63	0.95
1:B:945:VAL:HG11	2:B:41:HOH:O	1.66	0.94
1:E:937:ASN:HB3	2:E:198:HOH:O	1.67	0.94
1:E:934:VAL:HG21	2:F:439:HOH:O	1.68	0.94
1:F:939:GLN:HE21	1:F:943:THR:HB	1.31	0.94
1:C:926:ALA:O	1:C:928:GLY:N	2.01	0.94
1:E:913:ILE:O	1:E:917:GLN:HG3	1.67	0.94
1:C:1159:ASN:HB2	2:C:200:HOH:O	1.67	0.93
1:B:1154:ASN:HA	2:B:95:HOH:O	1.68	0.92
1:A:944:LEU:HB2	2:A:104:HOH:O	1.70	0.92
1:F:939:GLN:NE2	1:F:943:THR:HB	1.84	0.92
1:C:915:GLN:O	1:C:918:GLU:HB2	1.69	0.92
2:A:29:HOH:O	1:C:930:LEU:HD11	1.68	0.92
1:F:912:ALA:O	1:F:916:ILE:HG12	1.70	0.92
1:B:1174:LEU:HD11	2:B:582:HOH:O	1.68	0.92
1:B:925:THR:CG2	1:B:929:LYS:HZ3	1.82	0.92
1:F:940:ALA:HA	1:F:943:THR:HG22	1.52	0.91
1:D:1167:LEU:HD22	2:D:266:HOH:O	1.70	0.91
1:B:913:ILE:HG12	2:B:16:HOH:O	1.69	0.91
1:B:1166:ARG:O	1:B:1170:VAL:HG23	1.71	0.91
1:C:1153:ILE:HA	2:C:115:HOH:O	1.71	0.91
1:D:926:ALA:HB3	2:D:636:HOH:O	1.69	0.90
1:E:923:THR:HA	2:E:68:HOH:O	1.71	0.90
1:B:910:ASN:ND2	1:B:1179:ILE:HG22	1.87	0.90
1:F:1161:GLN:HA	1:F:1164:ILE:HG22	1.52	0.90

Continued on next page...

Continued from previous page...

Atom-1	Atom-2	Interatomic distance (Å)	Clash overlap (Å)
1:A:945:VAL:HG11	2:A:85:HOH:O	1.71	0.89
1:C:913:ILE:HG23	2:C:57:HOH:O	1.70	0.89
1:E:905:ILE:HG21	2:F:614:HOH:O	1.73	0.89
1:B:921:THR:HG22	2:B:173:HOH:O	1.70	0.89
1:F:935:ASN:ND2	1:F:1158:VAL:H	1.71	0.88
1:F:906:ALA:O	1:F:909:PHE:HB3	1.74	0.88
1:D:903:LYS:HG3	2:D:240:HOH:O	1.74	0.88
1:C:906:ALA:HA	2:C:93:HOH:O	1.73	0.88
1:B:912:ALA:HB2	2:B:47:HOH:O	1.75	0.87
1:A:937:ASN:ND2	1:B:938:ALA:HB2	1.89	0.87
1:D:1181:LEU:HD23	1:D:1181:LEU:O	1.74	0.87
1:C:909:PHE:O	1:C:913:ILE:HD13	1.74	0.87
1:D:906:ALA:HA	2:D:77:HOH:O	1.74	0.87
1:D:942:ASN:HB2	2:D:652:HOH:O	1.73	0.86
1:D:931:GLN:O	1:D:935:ASN:ND2	2.08	0.86
1:A:933:VAL:HG21	1:B:1158:VAL:HG22	1.58	0.86
1:F:935:ASN:HD21	1:F:1158:VAL:H	1.23	0.86
1:A:921:THR:HB	2:A:134:HOH:O	1.76	0.86
1:E:1162:GLU:HA	1:E:1165:ASP:HB2	1.57	0.85
2:D:370:HOH:O	1:F:925:THR:HG21	1.75	0.85
1:B:931:GLN:HG2	2:B:291:HOH:O	1.76	0.85
1:E:935:ASN:HD21	1:E:1158:VAL:HB	1.41	0.85
1:D:914:SER:HA	1:D:917:GLN:OE1	1.76	0.85
1:F:926:ALA:HB3	2:F:117:HOH:O	1.77	0.85
1:B:1160:ILE:HG22	1:B:1164:ILE:HG13	1.56	0.85
1:E:936:GLN:O	1:E:939:GLN:HG2	1.77	0.85
1:D:925:THR:HB	2:D:311:HOH:O	1.77	0.84
1:B:902:GLN:HB3	2:B:163:HOH:O	1.78	0.84
2:D:546:HOH:O	1:E:938:ALA:HA	1.76	0.84
1:A:1173:ASN:HB3	2:C:585:HOH:O	1.75	0.84
1:B:907:ASN:HB2	2:B:183:HOH:O	1.76	0.84
1:A:937:ASN:HD21	1:B:938:ALA:HB2	1.42	0.83
1:E:1162:GLU:HG3	2:E:300:HOH:O	1.77	0.83
1:E:941:LEU:HD23	2:E:457:HOH:O	1.79	0.82
1:F:940:ALA:O	1:F:943:THR:HG22	1.80	0.82
1:B:908:GLN:HA	1:B:911:LYS:HD2	1.62	0.82
1:E:944:LEU:HB2	2:E:590:HOH:O	1.80	0.82
1:F:935:ASN:HB2	2:F:254:HOH:O	1.79	0.82
1:D:923:THR:HG22	2:D:266:HOH:O	1.79	0.81
1:B:1157:VAL:CG1	1:F:1157:VAL:HB	2.10	0.81
1:A:905:ILE:HD13	2:B:317:HOH:O	1.81	0.81

Continued on next page...

Continued from previous page...

Atom-1	Atom-2	Interatomic distance (Å)	Clash overlap (Å)
1:D:919:SER:HA	2:E:493:HOH:O	1.80	0.81
1:D:1155:ALA:HB3	2:D:652:HOH:O	1.81	0.81
1:D:1178:LEU:HD11	2:D:114:HOH:O	1.80	0.81
1:E:1166:ARG:HG3	2:E:493:HOH:O	1.80	0.81
1:D:939:GLN:HA	2:D:165:HOH:O	1.80	0.81
2:D:233:HOH:O	1:F:930:LEU:HD11	1.80	0.81
1:A:921:THR:HA	2:A:103:HOH:O	1.81	0.80
1:B:918:GLU:HG2	2:B:92:HOH:O	1.80	0.80
1:B:1154:ASN:OD1	2:B:515:HOH:O	1.99	0.80
1:B:941:LEU:HB2	2:B:594:HOH:O	1.80	0.80
1:D:1153:ILE:HA	2:D:219:HOH:O	1.82	0.80
1:E:1160:ILE:HD12	1:E:1164:ILE:HD11	1.63	0.80
1:F:933:VAL:HG22	2:F:436:HOH:O	1.82	0.80
1:E:1170:VAL:O	1:E:1174:LEU:HG	1.81	0.79
1:A:1166:ARG:HG2	2:A:36:HOH:O	1.82	0.79
1:A:913:ILE:HB	2:A:490:HOH:O	1.82	0.79
1:B:1167:LEU:HB2	2:B:349:HOH:O	1.82	0.79
1:E:939:GLN:HA	1:E:942:ASN:HD22	1.47	0.79
1:C:1174:LEU:HB2	2:C:109:HOH:O	1.83	0.79
1:F:940:ALA:HA	1:F:943:THR:CG2	2.12	0.79
1:D:1172:LYS:HA	2:D:474:HOH:O	1.83	0.79
1:B:906:ALA:HB1	1:B:1179:ILE:HG21	1.64	0.79
1:C:1184:LEU:HG	2:C:262:HOH:O	1.81	0.79
1:B:1169:GLU:HB3	2:B:214:HOH:O	1.81	0.78
2:B:47:HOH:O	1:C:1177:SER:HB3	1.82	0.78
1:B:931:GLN:HG3	2:B:141:HOH:O	1.81	0.78
1:F:1161:GLN:HA	1:F:1164:ILE:CG2	2.14	0.78
1:D:1159:ASN:C	1:D:1159:ASN:ND2	2.35	0.78
1:E:914:SER:HA	1:E:917:GLN:HE21	1.48	0.78
1:A:944:LEU:HD11	1:B:1153:ILE:CG2	2.14	0.77
1:B:1157:VAL:HG11	1:F:1157:VAL:HB	1.65	0.77
1:B:1159:ASN:HA	2:B:99:HOH:O	1.83	0.77
2:D:43:HOH:O	1:F:911:LYS:HE2	1.83	0.77
1:F:930:LEU:HD23	2:F:188:HOH:O	1.83	0.77
1:C:915:GLN:HB2	2:C:107:HOH:O	1.85	0.77
1:B:1184:LEU:HD23	2:B:377:HOH:O	1.83	0.77
1:B:904:GLN:O	1:B:908:GLN:HG3	1.82	0.77
1:C:924:SER:N	2:C:270:HOH:O	2.16	0.77
1:C:1162:GLU:HG3	2:C:409:HOH:O	1.83	0.77
1:E:935:ASN:HA	1:E:938:ALA:HB3	1.67	0.77
1:A:902:GLN:N	2:A:151:HOH:O	2.18	0.77

Continued on next page...

Continued from previous page...

Atom-1	Atom-2	Interatomic distance (Å)	Clash overlap (Å)
1:D:1174:LEU:HD11	2:D:357:HOH:O	1.83	0.77
1:D:902:GLN:HB2	1:E:902:GLN:OE1	1.85	0.77
1:C:942:ASN:ND2	1:C:1155:ALA:H	1.84	0.76
1:E:905:ILE:C	1:E:907:ASN:H	1.86	0.76
1:F:942:ASN:ND2	1:F:1155:ALA:HB3	2.01	0.76
1:F:909:PHE:C	1:F:911:LYS:H	1.89	0.75
1:D:925:THR:O	1:D:928:GLY:N	2.18	0.75
1:E:903:LYS:HE2	2:E:433:HOH:O	1.85	0.75
1:A:1170:VAL:HG22	2:C:260:HOH:O	1.84	0.75
1:A:913:ILE:O	1:A:917:GLN:HG3	1.87	0.75
1:F:913:ILE:HG23	2:F:382:HOH:O	1.86	0.75
1:D:933:VAL:HG11	1:E:1158:VAL:HG23	1.67	0.75
1:B:1160:ILE:HB	2:B:234:HOH:O	1.87	0.75
1:E:944:LEU:O	1:E:948:LEU:HD13	1.87	0.75
1:F:901:ASN:O	1:F:903:LYS:N	2.20	0.75
1:F:931:GLN:HB3	2:F:88:HOH:O	1.87	0.75
1:F:945:VAL:HG11	2:F:430:HOH:O	1.87	0.74
1:A:1157:VAL:HG12	1:A:1158:VAL:N	2.01	0.74
1:D:938:ALA:HB2	2:D:13:HOH:O	1.87	0.74
1:B:945:VAL:C	1:B:947:GLN:H	1.89	0.74
1:B:925:THR:O	1:B:929:LYS:HG3	1.87	0.73
1:F:1156:SER:N	2:F:60:HOH:O	2.20	0.73
1:F:1179:ILE:HG22	1:F:1180:ASP:H	1.53	0.73
1:A:934:VAL:HG21	2:A:324:HOH:O	1.87	0.73
1:F:906:ALA:HB1	2:F:460:HOH:O	1.87	0.73
1:F:941:LEU:O	1:F:945:VAL:HG23	1.88	0.73
1:E:918:GLU:HB2	2:E:486:HOH:O	1.89	0.73
1:F:922:THR:C	1:F:924:SER:H	1.90	0.73
1:C:1153:ILE:HG22	2:C:202:HOH:O	1.86	0.73
1:E:910:ASN:ND2	1:E:1178:LEU:O	2.20	0.73
1:C:909:PHE:HB2	2:C:333:HOH:O	1.90	0.72
1:D:910:ASN:O	1:D:913:ILE:HG22	1.89	0.72
1:D:907:ASN:O	1:D:910:ASN:HB2	1.89	0.72
1:C:931:GLN:O	1:C:935:ASN:HB2	1.88	0.72
2:D:43:HOH:O	1:F:908:GLN:HG2	1.89	0.72
1:C:1174:LEU:HD13	2:C:447:HOH:O	1.88	0.72
1:D:1163:GLU:HG2	1:F:926:ALA:HB2	1.70	0.72
1:E:916:ILE:HG22	2:E:651:HOH:O	1.88	0.72
1:D:1173:ASN:N	1:D:1173:ASN:ND2	2.37	0.71
1:B:1157:VAL:HG23	2:B:494:HOH:O	1.89	0.71
1:C:916:ILE:HD11	2:C:371:HOH:O	1.89	0.71

Continued on next page...

Continued from previous page...

Atom-1	Atom-2	Interatomic distance (Å)	Clash overlap (Å)
1:A:942:ASN:C	1:A:944:LEU:H	1.94	0.71
1:A:944:LEU:HD11	1:B:1153:ILE:HG21	1.73	0.71
1:F:924:SER:C	2:F:265:HOH:O	2.29	0.70
1:F:930:LEU:HB2	2:F:366:HOH:O	1.89	0.70
1:B:1153:ILE:HG13	2:B:276:HOH:O	1.91	0.70
1:D:929:LYS:HE3	2:D:273:HOH:O	1.91	0.70
1:A:937:ASN:HD21	1:B:938:ALA:CB	2.03	0.70
1:B:1179:ILE:O	1:B:1181:LEU:HD23	1.91	0.70
1:F:904:GLN:O	1:F:908:GLN:HG3	1.91	0.70
1:C:936:GLN:NE2	2:C:605:HOH:O	2.25	0.70
1:C:1153:ILE:HG23	1:C:1153:ILE:O	1.92	0.70
1:F:940:ALA:CA	1:F:943:THR:HG22	2.21	0.70
1:B:1161:GLN:HG2	2:B:7:HOH:O	1.92	0.70
1:B:915:GLN:HE21	1:C:1173:ASN:HB2	1.57	0.70
1:B:1178:LEU:HD12	2:B:646:HOH:O	1.92	0.69
1:B:930:LEU:HD22	2:C:111:HOH:O	1.90	0.69
1:E:1168:ASN:O	1:E:1171:ALA:HB3	1.92	0.69
1:D:1173:ASN:HB2	1:F:915:GLN:HE22	1.57	0.69
1:B:929:LYS:HB3	1:C:1160:ILE:CD1	2.22	0.69
2:D:487:HOH:O	1:E:1174:LEU:HD21	1.92	0.69
1:A:1158:VAL:HB	1:C:933:VAL:CG2	2.11	0.69
1:B:915:GLN:HB2	2:B:91:HOH:O	1.92	0.69
1:C:947:GLN:HA	2:C:87:HOH:O	1.93	0.69
1:B:902:GLN:NE2	1:B:1184:LEU:HD22	2.07	0.69
1:E:948:LEU:HD12	2:E:27:HOH:O	1.93	0.69
2:B:47:HOH:O	1:C:909:PHE:HZ	1.76	0.68
1:D:945:VAL:HG23	2:D:597:HOH:O	1.91	0.68
1:B:916:ILE:HG22	2:B:582:HOH:O	1.93	0.68
1:E:937:ASN:C	1:E:939:GLN:H	1.96	0.68
1:A:1167:LEU:HD21	2:C:150:HOH:O	1.91	0.68
1:B:1154:ASN:HB3	2:B:22:HOH:O	1.93	0.68
2:B:181:HOH:O	1:C:1156:SER:HB3	1.92	0.68
1:A:908:GLN:HA	2:A:146:HOH:O	1.93	0.68
1:D:1165:ASP:O	1:D:1168:ASN:HB2	1.94	0.68
1:D:926:ALA:HB2	1:E:1163:GLU:HG2	1.74	0.68
1:D:930:LEU:HD21	1:E:1158:VAL:HG11	1.75	0.68
1:F:923:THR:O	1:F:927:LEU:HG	1.93	0.68
1:C:1157:VAL:HG12	1:C:1158:VAL:N	2.09	0.68
1:E:946:LYS:NZ	2:E:295:HOH:O	2.26	0.68
2:D:128:HOH:O	1:E:1170:VAL:HG21	1.92	0.68
1:E:926:ALA:HB3	2:E:68:HOH:O	1.94	0.67

Continued on next page...

Continued from previous page...

Atom-1	Atom-2	Interatomic distance (Å)	Clash overlap (Å)
1:B:926:ALA:HA	1:B:929:LYS:HE2	1.75	0.67
1:D:1159:ASN:ND2	1:D:1161:GLN:H	1.91	0.67
1:D:913:ILE:HD13	2:D:346:HOH:O	1.94	0.67
1:D:937:ASN:HB3	2:F:417:HOH:O	1.95	0.67
1:C:1173:ASN:O	1:C:1175:ASN:N	2.28	0.67
1:E:1175:ASN:HB2	2:E:322:HOH:O	1.93	0.67
1:B:1157:VAL:HG12	1:B:1158:VAL:N	2.10	0.67
1:E:933:VAL:CG2	1:F:1158:VAL:HG22	2.20	0.67
1:C:913:ILE:HG12	2:C:192:HOH:O	1.95	0.67
1:D:914:SER:HA	1:D:917:GLN:CD	2.15	0.67
1:A:1160:ILE:HD11	1:C:930:LEU:HG	1.77	0.67
1:A:941:LEU:O	1:A:944:LEU:HD13	1.95	0.67
1:D:1156:SER:OG	1:D:1157:VAL:N	2.24	0.66
1:C:1161:GLN:HG3	2:C:503:HOH:O	1.94	0.66
1:C:911:LYS:HE2	2:C:626:HOH:O	1.95	0.66
1:C:911:LYS:C	1:C:913:ILE:H	1.99	0.66
1:B:1157:VAL:O	1:F:1159:ASN:OD1	2.13	0.66
1:D:914:SER:HB3	2:D:159:HOH:O	1.94	0.66
1:E:1164:ILE:O	1:E:1168:ASN:ND2	2.28	0.66
1:A:937:ASN:ND2	1:B:938:ALA:CB	2.57	0.66
1:C:903:LYS:HG2	1:C:904:GLN:HG3	1.78	0.66
1:C:1157:VAL:HG12	1:C:1158:VAL:H	1.61	0.66
1:D:1168:ASN:O	1:D:1171:ALA:HB3	1.96	0.66
1:F:908:GLN:HA	1:F:911:LYS:HD3	1.78	0.66
1:D:1167:LEU:HD13	2:D:481:HOH:O	1.97	0.65
1:B:908:GLN:N	1:B:911:LYS:HE3	2.11	0.65
1:D:1160:ILE:HG21	2:D:466:HOH:O	1.96	0.65
1:D:1167:LEU:HD21	2:F:282:HOH:O	1.95	0.65
1:E:937:ASN:O	1:E:939:GLN:N	2.30	0.65
1:A:1166:ARG:HA	2:A:70:HOH:O	1.96	0.65
1:A:933:VAL:CG2	1:B:1158:VAL:HG22	2.25	0.65
1:B:1170:VAL:O	1:B:1174:LEU:HG	1.96	0.65
1:E:1166:ARG:HH11	1:E:1166:ARG:CA	2.00	0.65
1:B:921:THR:HG22	2:B:442:HOH:O	1.96	0.65
1:B:929:LYS:HB3	1:C:1160:ILE:HD11	1.78	0.65
1:D:904:GLN:HB2	2:D:240:HOH:O	1.96	0.65
1:C:908:GLN:HG3	2:C:615:HOH:O	1.95	0.65
1:D:1160:ILE:HG21	1:F:926:ALA:HB1	1.79	0.65
2:D:526:HOH:O	1:E:934:VAL:HG13	1.97	0.65
1:F:906:ALA:HB3	2:F:253:HOH:O	1.96	0.65
1:A:1168:ASN:O	1:A:1171:ALA:HB3	1.97	0.64

Continued on next page...

Continued from previous page...

Atom-1	Atom-2	Interatomic distance (Å)	Clash overlap (Å)
1:F:917:GLN:HG2	2:F:521:HOH:O	1.96	0.64
1:C:917:GLN:HB3	2:C:109:HOH:O	1.98	0.64
1:D:934:VAL:HA	2:D:526:HOH:O	1.97	0.64
2:E:68:HOH:O	1:F:927:LEU:HD11	1.97	0.64
1:D:1163:GLU:CD	1:D:1163:GLU:H	2.01	0.64
1:F:927:LEU:N	2:F:265:HOH:O	2.29	0.64
1:A:937:ASN:HA	2:A:435:HOH:O	1.98	0.64
1:B:924:SER:HA	1:B:927:LEU:HD12	1.78	0.64
1:F:1160:ILE:O	1:F:1164:ILE:HG22	1.98	0.64
1:E:937:ASN:ND2	2:F:12:HOH:O	2.31	0.64
1:C:1171:ALA:HB1	2:C:650:HOH:O	1.97	0.64
1:B:1158:VAL:O	1:F:1157:VAL:HG21	1.97	0.63
1:A:1153:ILE:HA	2:A:137:HOH:O	1.98	0.63
1:D:921:THR:HA	2:D:175:HOH:O	1.98	0.63
1:A:908:GLN:HE21	1:A:908:GLN:HA	1.63	0.63
1:C:923:THR:HB	2:C:270:HOH:O	1.99	0.63
1:D:947:GLN:HG3	2:D:351:HOH:O	1.97	0.63
1:F:1155:ALA:HB1	2:F:315:HOH:O	1.96	0.63
1:E:934:VAL:O	1:E:938:ALA:HB2	1.98	0.63
1:B:902:GLN:NE2	2:B:102:HOH:O	2.31	0.63
1:E:945:VAL:O	1:E:948:LEU:N	2.31	0.63
1:F:1166:ARG:HG3	2:F:56:HOH:O	1.97	0.63
1:A:934:VAL:CG2	2:A:324:HOH:O	2.42	0.63
1:D:914:SER:CB	2:D:159:HOH:O	2.46	0.63
1:D:930:LEU:CD2	1:E:1158:VAL:HG11	2.29	0.63
1:D:946:LYS:HB2	2:D:351:HOH:O	1.98	0.63
1:E:933:VAL:HG11	1:F:1158:VAL:CG2	2.27	0.63
1:C:1160:ILE:O	1:C:1160:ILE:HG22	1.98	0.63
1:D:1157:VAL:O	1:F:933:VAL:HG21	1.97	0.63
1:B:1168:ASN:O	1:B:1170:VAL:N	2.24	0.63
1:F:1167:LEU:HD13	2:F:160:HOH:O	1.99	0.63
1:E:929:LYS:NZ	2:E:61:HOH:O	2.32	0.62
1:C:924:SER:HB3	1:C:1167:LEU:HD23	1.81	0.62
1:C:916:ILE:HG22	2:C:447:HOH:O	1.98	0.62
1:F:935:ASN:HD21	1:F:1158:VAL:N	1.97	0.62
1:D:911:LYS:HA	2:D:159:HOH:O	1.98	0.62
1:B:945:VAL:C	1:B:947:GLN:N	2.52	0.62
1:C:905:ILE:HA	2:C:54:HOH:O	1.99	0.62
1:E:912:ALA:O	1:E:916:ILE:HG12	2.00	0.62
1:F:1156:SER:N	2:F:315:HOH:O	2.28	0.62
1:F:922:THR:O	1:F:924:SER:N	2.33	0.62

Continued on next page...

Continued from previous page...

Atom-1	Atom-2	Interatomic distance (Å)	Clash overlap (Å)
1:B:933:VAL:CB	1:C:1158:VAL:HG22	2.29	0.62
1:A:912:ALA:HB2	2:A:158:HOH:O	1.99	0.62
1:B:915:GLN:HE21	1:C:1173:ASN:CB	2.11	0.62
1:E:903:LYS:HG3	2:E:616:HOH:O	1.98	0.62
1:F:1154:ASN:N	2:F:48:HOH:O	2.31	0.62
1:D:923:THR:HG23	2:D:381:HOH:O	1.99	0.62
1:D:936:GLN:CB	2:D:17:HOH:O	2.47	0.62
1:F:905:ILE:O	1:F:908:GLN:N	2.33	0.62
1:B:920:LEU:CD2	1:B:1167:LEU:HD22	2.30	0.62
1:B:931:GLN:NE2	2:B:7:HOH:O	2.29	0.61
1:B:929:LYS:NZ	1:C:1163:GLU:CD	2.54	0.61
1:E:922:THR:HG21	1:F:1167:LEU:HG	1.82	0.61
1:F:920:LEU:HA	2:F:160:HOH:O	2.00	0.61
1:B:1158:VAL:HB	2:B:141:HOH:O	2.00	0.61
1:B:1181:LEU:HD21	2:B:328:HOH:O	1.98	0.61
1:E:1178:LEU:HD23	2:E:2:HOH:O	2.00	0.61
1:A:939:GLN:NE2	2:A:407:HOH:O	2.33	0.61
1:B:921:THR:CG2	2:B:442:HOH:O	2.47	0.61
1:D:930:LEU:HB3	2:F:439:HOH:O	2.00	0.61
2:D:546:HOH:O	1:E:1155:ALA:HB1	1.99	0.61
1:F:1174:LEU:HD13	2:F:382:HOH:O	2.00	0.61
1:F:901:ASN:HB3	2:F:639:HOH:O	1.98	0.61
1:F:940:ALA:C	1:F:943:THR:HG22	2.20	0.61
1:B:930:LEU:HD23	1:C:1158:VAL:HG11	1.82	0.61
1:A:944:LEU:HD11	1:B:1153:ILE:HG23	1.81	0.61
1:E:939:GLN:HA	1:E:942:ASN:ND2	2.16	0.61
1:F:933:VAL:HA	1:F:936:GLN:HB2	1.82	0.61
1:A:1157:VAL:CG1	1:A:1158:VAL:N	2.63	0.61
1:A:934:VAL:HG12	2:A:625:HOH:O	2.00	0.61
1:F:1155:ALA:HB2	2:F:342:HOH:O	2.00	0.61
1:F:905:ILE:HA	2:F:385:HOH:O	2.00	0.61
1:A:1157:VAL:CG1	2:A:301:HOH:O	2.48	0.61
1:D:1157:VAL:HA	2:D:126:HOH:O	2.00	0.61
1:E:928:GLY:HA2	2:E:3:HOH:O	2.01	0.61
1:A:1160:ILE:O	1:A:1160:ILE:HG22	2.01	0.61
1:B:910:ASN:OD1	1:B:1178:LEU:HA	2.00	0.61
1:F:1178:LEU:O	1:F:1179:ILE:O	2.18	0.61
1:C:1168:ASN:O	1:C:1170:VAL:N	2.34	0.60
1:D:945:VAL:HG21	1:D:1153:ILE:HB	1.84	0.60
1:F:1155:ALA:CB	2:F:60:HOH:O	2.49	0.60
1:F:914:SER:HA	2:F:393:HOH:O	1.99	0.60

Continued on next page...

Continued from previous page...

Atom-1	Atom-2	Interatomic distance (Å)	Clash overlap (Å)
1:A:947:GLN:NE2	2:A:386:HOH:O	2.33	0.60
1:C:913:ILE:C	2:C:247:HOH:O	2.38	0.60
1:D:918:GLU:HA	1:D:921:THR:OG1	2.01	0.60
1:D:930:LEU:HG	2:D:164:HOH:O	2.01	0.60
1:E:905:ILE:C	1:E:907:ASN:N	2.54	0.60
1:B:944:LEU:O	1:B:944:LEU:HG	2.00	0.60
1:C:947:GLN:NE2	2:C:157:HOH:O	2.33	0.60
1:D:1172:LYS:C	1:D:1173:ASN:HD22	2.05	0.60
1:A:936:GLN:NE2	1:A:940:ALA:HB2	2.10	0.60
1:B:939:GLN:OE1	1:F:936:GLN:HG3	2.02	0.60
1:C:926:ALA:O	1:C:927:LEU:C	2.40	0.60
1:F:923:THR:HB	2:F:160:HOH:O	2.02	0.60
1:D:940:ALA:O	1:D:941:LEU:O	2.20	0.60
1:F:917:GLN:HG3	2:F:382:HOH:O	2.01	0.60
1:E:936:GLN:NE2	1:F:1156:SER:HB2	2.17	0.60
1:F:901:ASN:HB2	2:F:305:HOH:O	2.01	0.60
1:E:929:LYS:CB	2:E:197:HOH:O	2.50	0.60
1:A:913:ILE:HD11	2:C:299:HOH:O	2.02	0.60
1:A:913:ILE:O	1:A:916:ILE:HG13	2.02	0.60
1:C:919:SER:O	1:C:922:THR:N	2.35	0.59
1:D:933:VAL:HG21	1:E:1158:VAL:CG2	2.32	0.59
1:F:917:GLN:CG	2:F:521:HOH:O	2.48	0.59
1:C:902:GLN:O	1:C:906:ALA:N	2.30	0.59
1:E:909:PHE:CZ	1:E:913:ILE:HD11	2.37	0.59
1:E:922:THR:HG23	1:F:1163:GLU:HG3	1.84	0.59
1:B:929:LYS:HZ2	1:C:1163:GLU:CD	2.06	0.59
1:C:929:LYS:HE2	2:C:217:HOH:O	2.02	0.59
1:C:915:GLN:N	2:C:247:HOH:O	2.35	0.59
1:A:913:ILE:HA	1:A:916:ILE:CD1	2.32	0.59
1:A:942:ASN:O	1:A:944:LEU:N	2.36	0.59
2:A:293:HOH:O	1:B:934:VAL:HG13	2.02	0.59
2:B:645:HOH:O	1:C:1166:ARG:HD2	2.02	0.59
1:B:1179:ILE:O	1:B:1181:LEU:N	2.36	0.59
1:D:916:ILE:O	2:D:341:HOH:O	2.17	0.59
1:F:922:THR:C	1:F:924:SER:N	2.52	0.59
1:F:939:GLN:NE2	1:F:943:THR:CB	2.62	0.59
1:B:1153:ILE:O	2:B:41:HOH:O	2.17	0.59
1:C:1173:ASN:C	1:C:1175:ASN:H	2.06	0.59
1:A:917:GLN:HG2	1:A:1174:LEU:HD12	1.85	0.59
1:B:930:LEU:HD21	2:C:464:HOH:O	2.02	0.59
1:D:915:GLN:HB2	2:D:487:HOH:O	2.03	0.59

Continued on next page...

Continued from previous page...

Atom-1	Atom-2	Interatomic distance (Å)	Clash overlap (Å)
1:D:933:VAL:HG21	1:E:1158:VAL:HG22	1.85	0.59
1:A:1173:ASN:CB	2:C:585:HOH:O	2.39	0.59
1:B:925:THR:CB	1:B:929:LYS:HZ3	2.15	0.59
1:A:1167:LEU:HD11	2:C:150:HOH:O	2.03	0.58
1:B:1150:ILE:HG12	1:B:1153:ILE:HD12	1.84	0.58
1:B:1167:LEU:CB	2:B:349:HOH:O	2.45	0.58
1:B:923:THR:HG22	1:B:927:LEU:HD11	1.85	0.58
1:C:941:LEU:HG	2:C:294:HOH:O	2.03	0.58
1:D:918:GLU:HA	1:D:921:THR:CB	2.33	0.58
1:F:944:LEU:O	1:F:946:LYS:N	2.36	0.58
1:B:920:LEU:HD23	1:B:1167:LEU:HD22	1.85	0.58
1:C:919:SER:O	1:C:920:LEU:C	2.41	0.58
1:C:925:THR:HG21	2:C:63:HOH:O	2.02	0.58
1:B:907:ASN:O	1:B:908:GLN:C	2.40	0.58
1:B:945:VAL:O	1:B:947:GLN:N	2.36	0.58
1:D:1156:SER:OG	1:D:1157:VAL:HG23	2.04	0.58
1:D:902:GLN:O	1:D:905:ILE:HG22	2.03	0.58
1:D:912:ALA:HB2	2:E:80:HOH:O	2.01	0.58
1:E:922:THR:CG2	1:F:1167:LEU:HG	2.33	0.58
1:E:913:ILE:HD12	2:E:613:HOH:O	2.02	0.58
1:E:935:ASN:HA	1:E:938:ALA:CB	2.33	0.58
1:E:944:LEU:O	1:E:948:LEU:CD1	2.51	0.58
1:F:926:ALA:N	2:F:265:HOH:O	2.36	0.58
1:C:902:GLN:O	1:C:905:ILE:N	2.36	0.58
1:A:935:ASN:OD1	1:A:1157:VAL:HG13	2.04	0.58
1:B:908:GLN:HA	1:B:911:LYS:CD	2.32	0.58
1:C:919:SER:O	1:C:921:THR:N	2.35	0.58
1:D:937:ASN:O	1:D:941:LEU:HB2	2.02	0.58
1:B:1154:ASN:CB	2:F:510:HOH:O	2.51	0.58
1:E:937:ASN:ND2	2:F:315:HOH:O	2.35	0.58
1:E:937:ASN:C	1:E:939:GLN:N	2.57	0.58
1:A:940:ALA:HB1	2:A:53:HOH:O	2.04	0.57
2:A:272:HOH:O	1:B:941:LEU:HD23	2.03	0.57
1:E:931:GLN:HE22	1:E:1158:VAL:HG12	1.68	0.57
1:A:1162:GLU:O	1:A:1165:ASP:HB2	2.05	0.57
1:A:921:THR:HG22	2:A:170:HOH:O	2.04	0.57
2:B:492:HOH:O	1:C:1170:VAL:HG21	2.02	0.57
1:D:1159:ASN:O	1:D:1159:ASN:ND2	2.37	0.57
1:E:1159:ASN:C	1:E:1159:ASN:OD1	2.41	0.57
1:D:929:LYS:HE3	2:D:65:HOH:O	2.04	0.57
1:E:933:VAL:HG11	1:F:1158:VAL:HG23	1.86	0.57

Continued on next page...

Continued from previous page...

Atom-1	Atom-2	Interatomic distance (Å)	Clash overlap (Å)
1:F:938:ALA:N	2:F:216:HOH:O	2.36	0.57
1:A:928:GLY:HA3	2:A:51:HOH:O	2.03	0.57
1:B:941:LEU:HD13	1:C:941:LEU:HD13	1.87	0.57
1:B:925:THR:CG2	1:B:929:LYS:NZ	2.65	0.57
1:A:1170:VAL:HG11	1:C:919:SER:OG	2.05	0.57
1:E:1153:ILE:HG22	1:E:1153:ILE:O	2.05	0.57
1:F:936:GLN:O	2:F:64:HOH:O	2.18	0.57
1:A:1172:LYS:NZ	2:A:32:HOH:O	2.37	0.57
1:C:913:ILE:N	2:C:247:HOH:O	2.37	0.57
1:A:917:GLN:HG2	1:A:1174:LEU:CD1	2.35	0.57
1:D:1169:GLU:HG3	2:D:618:HOH:O	2.05	0.57
1:D:1179:ILE:CD1	1:F:908:GLN:HB2	2.34	0.57
1:B:1157:VAL:HG21	1:F:935:ASN:ND2	2.20	0.57
1:E:905:ILE:O	1:E:907:ASN:N	2.38	0.57
1:C:1183:GLU:N	2:C:262:HOH:O	2.34	0.56
1:C:923:THR:CG2	2:C:270:HOH:O	2.53	0.56
1:F:906:ALA:CB	2:F:253:HOH:O	2.52	0.56
1:D:1178:LEU:C	1:F:908:GLN:NE2	2.58	0.56
1:C:1166:ARG:NH2	2:C:122:HOH:O	2.32	0.56
1:E:904:GLN:O	1:E:905:ILE:HG13	2.05	0.56
1:E:925:THR:HG23	1:E:929:LYS:HE3	1.87	0.56
1:A:920:LEU:HD22	1:C:919:SER:HB3	1.88	0.56
1:A:916:ILE:O	1:A:919:SER:HB2	2.04	0.56
1:B:1154:ASN:ND2	2:B:21:HOH:O	2.38	0.56
1:D:915:GLN:HB3	1:E:1170:VAL:HG13	1.87	0.56
1:B:1177:SER:O	1:B:1178:LEU:C	2.43	0.56
1:E:1160:ILE:O	1:E:1164:ILE:HG12	2.05	0.56
1:E:919:SER:HB2	1:F:1167:LEU:CD2	2.35	0.56
1:E:935:ASN:HD22	1:E:935:ASN:N	2.01	0.56
1:D:1178:LEU:C	1:F:908:GLN:HE22	2.09	0.56
1:A:941:LEU:O	1:A:944:LEU:N	2.39	0.56
1:F:909:PHE:C	1:F:911:LYS:N	2.59	0.56
1:A:910:ASN:HA	2:A:490:HOH:O	2.06	0.56
1:B:937:ASN:CG	2:B:588:HOH:O	2.44	0.56
1:A:1153:ILE:HG13	2:A:85:HOH:O	2.06	0.56
1:B:929:LYS:HD2	2:C:24:HOH:O	2.05	0.56
1:C:910:ASN:O	1:C:913:ILE:HB	2.05	0.56
1:E:1154:ASN:HA	2:E:59:HOH:O	2.06	0.56
1:A:937:ASN:ND2	2:A:380:HOH:O	2.39	0.55
1:A:919:SER:HB3	1:B:920:LEU:HD21	1.89	0.55
1:C:942:ASN:HD22	1:C:1155:ALA:H	1.51	0.55

Continued on next page...

Continued from previous page...

Atom-1	Atom-2	Interatomic distance (Å)	Clash overlap (Å)
1:E:916:ILE:CD1	1:F:1174:LEU:HD21	2.36	0.55
1:A:1154:ASN:ND2	2:A:565:HOH:O	2.39	0.55
1:B:938:ALA:O	1:B:1155:ALA:HB1	2.06	0.55
1:F:931:GLN:NE2	1:F:1158:VAL:O	2.35	0.55
1:F:901:ASN:O	1:F:904:GLN:N	2.34	0.55
1:F:909:PHE:HD2	1:F:910:ASN:HD22	1.55	0.55
1:C:1171:ALA:HA	2:C:109:HOH:O	2.05	0.55
1:D:938:ALA:HA	1:D:941:LEU:HD12	1.88	0.55
1:F:918:GLU:OE2	1:F:918:GLU:HA	2.06	0.55
1:A:917:GLN:C	1:A:919:SER:H	2.09	0.55
1:D:1158:VAL:HG11	2:D:414:HOH:O	2.06	0.55
1:F:1175:ASN:C	1:F:1177:SER:H	2.10	0.55
1:D:1173:ASN:HB2	1:F:915:GLN:NE2	2.22	0.55
1:F:937:ASN:O	1:F:938:ALA:C	2.45	0.55
1:B:925:THR:HG22	1:B:929:LYS:NZ	2.09	0.55
1:D:908:GLN:OE1	1:E:1177:SER:HA	2.06	0.55
1:D:918:GLU:O	1:D:921:THR:HB	2.06	0.55
1:C:914:SER:HB2	2:C:35:HOH:O	2.06	0.55
1:A:938:ALA:HB3	2:A:124:HOH:O	2.06	0.55
1:C:918:GLU:O	1:C:921:THR:HB	2.06	0.55
1:D:1173:ASN:O	1:F:915:GLN:NE2	2.39	0.55
1:A:940:ALA:HB2	2:A:69:HOH:O	2.06	0.55
1:C:929:LYS:HG3	2:C:100:HOH:O	2.06	0.55
1:E:930:LEU:HD11	1:F:930:LEU:O	2.07	0.55
1:F:1171:ALA:HB2	2:F:125:HOH:O	2.05	0.55
1:A:1157:VAL:HG12	1:A:1158:VAL:H	1.70	0.55
1:B:1150:ILE:HG13	2:B:263:HOH:O	2.07	0.55
1:C:902:GLN:HA	1:C:905:ILE:CG1	2.37	0.55
1:F:913:ILE:HG21	2:F:339:HOH:O	2.05	0.55
1:F:931:GLN:N	2:F:88:HOH:O	2.32	0.55
1:D:1173:ASN:O	1:D:1174:LEU:HG	2.06	0.55
1:D:925:THR:O	1:D:926:ALA:C	2.46	0.55
1:C:1159:ASN:N	2:C:66:HOH:O	2.33	0.54
1:C:1168:ASN:C	1:C:1170:VAL:N	2.57	0.54
2:A:123:HOH:O	1:B:1158:VAL:HG13	2.06	0.54
2:A:380:HOH:O	1:B:938:ALA:HB2	2.06	0.54
1:B:942:ASN:HD22	1:B:1155:ALA:CB	2.07	0.54
1:C:1168:ASN:C	1:C:1170:VAL:H	2.10	0.54
1:F:909:PHE:O	1:F:911:LYS:N	2.39	0.54
1:B:1154:ASN:HB2	2:F:510:HOH:O	2.05	0.54
1:F:1160:ILE:HG21	2:F:245:HOH:O	2.07	0.54

Continued on next page...

Continued from previous page...

Atom-1	Atom-2	Interatomic distance (Å)	Clash overlap (Å)
2:E:274:HOH:O	1:F:923:THR:CG2	2.54	0.54
1:B:910:ASN:ND2	1:B:1181:LEU:CD2	2.71	0.54
1:D:1169:GLU:O	1:D:1173:ASN:ND2	2.41	0.54
1:D:918:GLU:HA	1:D:921:THR:HB	1.90	0.54
1:F:942:ASN:ND2	1:F:1155:ALA:CB	2.68	0.54
1:F:909:PHE:CE2	1:F:913:ILE:HD13	2.42	0.54
1:B:916:ILE:O	1:B:919:SER:HB2	2.07	0.54
1:C:1153:ILE:HG13	2:C:115:HOH:O	2.06	0.54
1:C:923:THR:HG22	2:C:270:HOH:O	2.08	0.54
1:E:1161:GLN:HG2	2:E:637:HOH:O	2.07	0.54
1:E:1175:ASN:HA	2:E:540:HOH:O	2.06	0.54
1:E:926:ALA:O	1:E:927:LEU:HD23	2.07	0.54
1:E:919:SER:O	1:F:1167:LEU:HD21	2.08	0.54
1:F:1172:LYS:O	1:F:1175:ASN:CB	2.55	0.54
1:A:902:GLN:HA	1:A:905:ILE:CG1	2.37	0.54
1:A:908:GLN:HG3	2:B:336:HOH:O	2.08	0.54
1:B:1173:ASN:ND2	2:B:549:HOH:O	2.34	0.54
1:D:934:VAL:HG13	2:F:310:HOH:O	2.08	0.54
1:F:919:SER:HB3	2:F:282:HOH:O	2.06	0.54
1:F:923:THR:HG22	1:F:923:THR:O	2.08	0.54
1:D:1161:GLN:N	2:D:6:HOH:O	2.41	0.54
1:D:1171:ALA:HA	2:D:426:HOH:O	2.08	0.54
1:A:928:GLY:O	1:A:931:GLN:HB3	2.07	0.54
1:A:933:VAL:HB	2:A:288:HOH:O	2.08	0.53
1:C:931:GLN:NE2	1:C:1160:ILE:HB	2.23	0.53
1:D:941:LEU:O	1:D:942:ASN:C	2.46	0.53
1:A:1169:GLU:C	1:A:1171:ALA:H	2.12	0.53
2:D:620:HOH:O	1:E:927:LEU:HD11	2.08	0.53
2:A:53:HOH:O	1:B:941:LEU:HD21	2.06	0.53
1:A:1154:ASN:HB2	2:C:605:HOH:O	2.09	0.53
1:A:1157:VAL:CG1	1:A:1158:VAL:H	2.21	0.53
1:F:1172:LYS:NZ	1:F:1172:LYS:HB2	2.22	0.53
1:A:936:GLN:HE22	1:A:940:ALA:CB	2.12	0.53
1:C:942:ASN:HB2	1:C:1155:ALA:HB3	1.90	0.53
1:C:1168:ASN:HA	2:C:635:HOH:O	2.07	0.53
1:C:1178:LEU:O	1:C:1179:ILE:O	2.27	0.53
1:C:1181:LEU:HG	2:C:71:HOH:O	2.08	0.53
1:C:915:GLN:HB2	2:C:247:HOH:O	2.09	0.53
1:D:1158:VAL:HG23	2:D:126:HOH:O	2.09	0.53
1:D:915:GLN:HB3	1:E:1170:VAL:CG1	2.38	0.53
1:D:920:LEU:CB	2:D:327:HOH:O	2.55	0.53

Continued on next page...

Continued from previous page...

Atom-1	Atom-2	Interatomic distance (Å)	Clash overlap (Å)
1:D:938:ALA:HA	1:D:1155:ALA:HB1	1.89	0.53
1:F:1166:ARG:NH1	2:F:524:HOH:O	2.42	0.53
1:C:924:SER:O	2:C:101:HOH:O	2.19	0.53
1:E:916:ILE:CG2	2:E:651:HOH:O	2.50	0.53
1:E:931:GLN:NE2	1:E:1158:VAL:HG12	2.24	0.53
1:F:1178:LEU:HG	2:F:339:HOH:O	2.08	0.53
1:C:937:ASN:O	1:C:941:LEU:HB3	2.09	0.53
1:D:945:VAL:HG13	1:D:1153:ILE:HD13	1.90	0.53
1:C:945:VAL:HA	2:C:157:HOH:O	2.09	0.53
1:D:918:GLU:O	1:D:922:THR:OG1	2.18	0.53
1:D:926:ALA:HB2	1:E:1163:GLU:CG	2.39	0.53
1:E:1169:GLU:C	1:E:1171:ALA:H	2.11	0.53
1:B:1176:GLU:HB2	2:B:264:HOH:O	2.08	0.53
1:C:1174:LEU:HB3	2:C:57:HOH:O	2.08	0.53
1:C:939:GLN:O	1:C:943:THR:OG1	2.21	0.53
1:D:1164:ILE:HG12	2:D:283:HOH:O	2.09	0.53
1:F:1159:ASN:ND2	2:F:243:HOH:O	2.42	0.53
1:F:938:ALA:HA	2:F:216:HOH:O	2.08	0.53
1:A:1170:VAL:HG21	2:C:547:HOH:O	2.09	0.52
1:C:1161:GLN:CD	2:C:471:HOH:O	2.46	0.52
1:C:903:LYS:HG2	1:C:904:GLN:N	2.24	0.52
1:D:1173:ASN:O	1:D:1174:LEU:CG	2.57	0.52
1:E:1164:ILE:O	1:E:1164:ILE:HG22	2.10	0.52
1:F:1155:ALA:HB3	2:F:60:HOH:O	2.09	0.52
1:F:938:ALA:HB1	2:F:315:HOH:O	2.09	0.52
1:B:1150:ILE:HA	1:B:1153:ILE:HD12	1.90	0.52
1:B:933:VAL:HG21	1:C:1158:VAL:HG22	1.90	0.52
1:C:928:GLY:O	1:C:932:ASP:OD2	2.27	0.52
1:D:926:ALA:O	1:D:927:LEU:C	2.47	0.52
1:F:934:VAL:O	2:F:12:HOH:O	2.19	0.52
1:A:1169:GLU:C	1:A:1171:ALA:N	2.62	0.52
1:B:1164:ILE:HD12	2:B:7:HOH:O	2.08	0.52
1:B:912:ALA:HA	2:B:91:HOH:O	2.10	0.52
1:C:922:THR:O	1:C:925:THR:HB	2.09	0.52
1:D:925:THR:HG22	2:D:65:HOH:O	2.09	0.52
1:E:930:LEU:HD21	2:F:279:HOH:O	2.08	0.52
1:A:1162:GLU:HB2	2:A:269:HOH:O	2.08	0.52
1:D:906:ALA:CA	2:D:77:HOH:O	2.46	0.52
1:F:928:GLY:C	2:F:88:HOH:O	2.47	0.52
1:A:936:GLN:C	1:A:936:GLN:CD	2.67	0.52
1:B:907:ASN:N	2:B:139:HOH:O	2.42	0.52

Continued on next page...

Continued from previous page...

Atom-1	Atom-2	Interatomic distance (Å)	Clash overlap (Å)
1:E:913:ILE:CD1	2:E:613:HOH:O	2.57	0.52
1:B:1150:ILE:HG12	1:B:1153:ILE:CD1	2.40	0.52
1:B:1165:ASP:CG	2:B:152:HOH:O	2.48	0.52
1:C:1159:ASN:ND2	2:C:396:HOH:O	2.41	0.52
1:F:1172:LYS:O	1:F:1175:ASN:HB2	2.09	0.52
1:F:1179:ILE:HG22	1:F:1180:ASP:N	2.23	0.52
1:F:907:ASN:C	1:F:909:PHE:H	2.13	0.52
1:A:1153:ILE:HG22	1:C:940:ALA:HB1	1.92	0.52
1:B:925:THR:HB	1:B:929:LYS:NZ	2.24	0.52
1:D:1167:LEU:HD13	2:D:266:HOH:O	2.10	0.52
1:B:933:VAL:HG11	1:C:1158:VAL:HG22	1.91	0.52
1:C:935:ASN:CG	2:C:9:HOH:O	2.47	0.52
1:E:1178:LEU:HD21	2:E:540:HOH:O	2.09	0.52
1:E:903:LYS:C	2:E:561:HOH:O	2.48	0.52
1:A:942:ASN:C	1:A:944:LEU:N	2.63	0.51
1:D:1162:GLU:HB2	1:D:1163:GLU:OE1	2.10	0.51
1:D:1180:ASP:OD2	1:D:1180:ASP:C	2.48	0.51
1:A:902:GLN:HA	1:A:905:ILE:HG12	1.92	0.51
1:B:904:GLN:O	1:B:908:GLN:N	2.39	0.51
1:B:932:ASP:HA	2:B:291:HOH:O	2.10	0.51
1:E:905:ILE:O	1:E:908:GLN:N	2.43	0.51
1:A:933:VAL:CB	1:B:1158:VAL:HG22	2.40	0.51
1:C:923:THR:CB	2:C:270:HOH:O	2.57	0.51
1:E:916:ILE:HD11	1:F:1174:LEU:CD2	2.39	0.51
2:A:123:HOH:O	1:B:1158:VAL:CG1	2.57	0.51
1:D:901:ASN:ND2	2:D:168:HOH:O	2.44	0.51
1:E:903:LYS:HE3	2:E:616:HOH:O	2.09	0.51
1:E:931:GLN:HA	2:E:5:HOH:O	2.09	0.51
1:C:1168:ASN:OD1	2:C:119:HOH:O	2.19	0.51
1:C:917:GLN:HB2	2:C:650:HOH:O	2.11	0.51
1:B:924:SER:HB2	2:B:220:HOH:O	2.10	0.51
1:E:929:LYS:HB3	2:E:197:HOH:O	2.09	0.51
1:B:937:ASN:C	1:B:939:GLN:H	2.13	0.51
1:D:1167:LEU:HD23	2:F:404:HOH:O	2.11	0.51
1:F:924:SER:CB	2:F:298:HOH:O	2.57	0.51
1:A:941:LEU:O	1:A:942:ASN:C	2.48	0.51
1:C:907:ASN:OD1	2:C:238:HOH:O	2.19	0.51
1:D:908:GLN:O	1:D:909:PHE:C	2.49	0.51
1:D:924:SER:HA	2:D:266:HOH:O	2.11	0.51
1:D:926:ALA:HA	2:D:65:HOH:O	2.11	0.51
2:A:483:HOH:O	1:B:1153:ILE:HD11	2.10	0.50

Continued on next page...

Continued from previous page...

Atom-1	Atom-2	Interatomic distance (Å)	Clash overlap (Å)
1:D:917:GLN:HG2	1:D:1174:LEU:HD12	1.93	0.50
1:B:1179:ILE:HD12	2:B:336:HOH:O	2.12	0.50
1:C:1164:ILE:O	1:C:1167:LEU:HB2	2.11	0.50
1:D:1159:ASN:HD22	1:D:1161:GLN:H	1.56	0.50
1:D:917:GLN:HA	2:D:341:HOH:O	2.10	0.50
1:E:923:THR:HG23	2:E:274:HOH:O	2.11	0.50
1:C:915:GLN:CB	2:C:107:HOH:O	2.51	0.50
1:D:923:THR:HA	2:D:636:HOH:O	2.12	0.50
1:D:943:THR:HB	2:E:138:HOH:O	2.10	0.50
1:E:929:LYS:HB2	2:E:197:HOH:O	2.09	0.50
1:E:942:ASN:ND2	1:E:1155:ALA:HB3	2.27	0.50
1:F:1176:GLU:HA	2:F:55:HOH:O	2.10	0.50
1:C:915:GLN:CG	2:C:107:HOH:O	2.59	0.50
1:E:942:ASN:HD21	1:E:1155:ALA:HB3	1.77	0.50
1:B:910:ASN:OD1	1:B:1179:ILE:N	2.44	0.50
1:B:929:LYS:HB3	1:C:1160:ILE:HD12	1.93	0.50
2:A:324:HOH:O	1:C:930:LEU:CD2	2.59	0.50
1:E:1172:LYS:C	1:E:1174:LEU:H	2.15	0.50
1:B:1157:VAL:HG12	1:B:1158:VAL:H	1.75	0.50
1:B:908:GLN:O	1:B:911:LYS:HB2	2.11	0.50
1:E:1172:LYS:NZ	2:E:144:HOH:O	2.45	0.50
1:E:945:VAL:O	1:E:946:LYS:C	2.50	0.50
1:B:1182:GLN:HG3	1:B:1182:GLN:O	2.12	0.50
1:B:933:VAL:HB	1:C:1158:VAL:HG22	1.93	0.50
1:C:1154:ASN:HB3	2:C:649:HOH:O	2.12	0.50
1:C:916:ILE:O	1:C:919:SER:N	2.45	0.50
1:E:1167:LEU:HA	2:E:493:HOH:O	2.12	0.50
1:F:1161:GLN:CA	1:F:1164:ILE:HG22	2.32	0.50
1:B:941:LEU:HA	2:B:329:HOH:O	2.12	0.50
1:D:939:GLN:O	1:D:940:ALA:C	2.50	0.50
1:F:1156:SER:HA	2:F:606:HOH:O	2.12	0.50
1:C:1153:ILE:O	1:C:1153:ILE:CG2	2.60	0.49
1:C:902:GLN:HB2	1:C:1183:GLU:OE2	2.12	0.49
1:C:929:LYS:CG	2:C:100:HOH:O	2.60	0.49
1:C:917:GLN:OE1	2:C:531:HOH:O	2.20	0.49
1:A:1166:ARG:HB3	2:A:608:HOH:O	2.12	0.49
1:A:913:ILE:HA	1:A:916:ILE:HD11	1.94	0.49
1:B:1157:VAL:CG1	1:B:1158:VAL:N	2.76	0.49
2:A:272:HOH:O	1:B:938:ALA:HA	2.13	0.49
1:D:1158:VAL:HG22	2:D:218:HOH:O	2.12	0.49
1:E:1169:GLU:C	1:E:1171:ALA:N	2.66	0.49

Continued on next page...

Continued from previous page...

Atom-1	Atom-2	Interatomic distance (Å)	Clash overlap (Å)
1:E:904:GLN:C	1:E:905:ILE:HG13	2.32	0.49
1:E:947:GLN:HA	2:E:384:HOH:O	2.12	0.49
1:F:1169:GLU:HG3	2:F:408:HOH:O	2.11	0.49
1:F:901:ASN:CB	2:F:639:HOH:O	2.58	0.49
1:C:945:VAL:O	1:C:947:GLN:N	2.46	0.49
1:E:901:ASN:N	2:E:246:HOH:O	2.45	0.49
1:E:935:ASN:ND2	1:E:935:ASN:N	2.59	0.49
1:B:932:ASP:O	1:B:936:GLN:N	2.45	0.49
1:C:935:ASN:CB	2:C:9:HOH:O	2.60	0.49
1:C:937:ASN:ND2	2:C:58:HOH:O	2.43	0.49
1:D:938:ALA:HB1	1:D:1155:ALA:CB	2.42	0.49
1:E:927:LEU:HB2	1:E:1164:ILE:HD11	1.94	0.49
1:A:913:ILE:CD1	2:C:299:HOH:O	2.60	0.49
1:D:1170:VAL:HG11	1:F:919:SER:OG	2.12	0.49
1:D:927:LEU:CB	2:D:381:HOH:O	2.60	0.49
1:D:929:LYS:HD3	2:E:106:HOH:O	2.12	0.49
1:F:1170:VAL:O	1:F:1170:VAL:HG12	2.13	0.49
1:B:1156:SER:HA	2:F:261:HOH:O	2.13	0.49
1:A:933:VAL:HG11	1:B:1158:VAL:CG2	2.43	0.49
1:D:1169:GLU:CG	2:D:618:HOH:O	2.60	0.49
1:F:1166:ARG:O	1:F:1169:GLU:HB2	2.13	0.49
1:B:910:ASN:HD21	1:B:1181:LEU:CD2	2.26	0.49
1:F:913:ILE:HG22	1:F:914:SER:N	2.27	0.49
1:A:1157:VAL:HG12	2:A:301:HOH:O	2.13	0.48
1:A:908:GLN:C	2:A:158:HOH:O	2.51	0.48
1:B:907:ASN:O	1:B:910:ASN:N	2.46	0.48
1:D:1157:VAL:O	1:D:1158:VAL:HG22	2.12	0.48
1:D:912:ALA:CA	2:E:80:HOH:O	2.61	0.48
1:D:913:ILE:HD11	1:D:1174:LEU:HB3	1.95	0.48
1:C:924:SER:HB2	1:C:1164:ILE:HG23	1.95	0.48
1:E:942:ASN:HB2	2:E:4:HOH:O	2.13	0.48
1:F:932:ASP:C	2:F:254:HOH:O	2.51	0.48
1:A:917:GLN:NE2	1:A:1174:LEU:HB2	2.27	0.48
1:A:920:LEU:HA	1:A:923:THR:HB	1.95	0.48
2:D:128:HOH:O	1:E:1166:ARG:HD2	2.12	0.48
1:A:1166:ARG:O	1:A:1170:VAL:HG23	2.13	0.48
1:A:939:GLN:NE2	2:A:124:HOH:O	2.43	0.48
1:D:909:PHE:HE1	1:F:909:PHE:HB2	1.77	0.48
1:D:926:ALA:O	1:D:929:LYS:N	2.45	0.48
1:E:1157:VAL:HG23	1:E:1158:VAL:N	2.29	0.48
1:F:918:GLU:HG3	2:F:258:HOH:O	2.13	0.48

Continued on next page...

Continued from previous page...

Atom-1	Atom-2	Interatomic distance (Å)	Clash overlap (Å)
1:C:1183:GLU:HG2	2:C:211:HOH:O	2.13	0.48
2:B:329:HOH:O	1:C:941:LEU:HD11	2.13	0.48
1:F:924:SER:HB3	2:F:298:HOH:O	2.13	0.48
1:B:929:LYS:CB	1:C:1160:ILE:HD12	2.43	0.48
1:B:929:LYS:HE3	1:C:1163:GLU:OE1	2.14	0.48
1:C:1171:ALA:HA	1:C:1174:LEU:HD12	1.95	0.48
1:C:902:GLN:N	2:C:162:HOH:O	2.46	0.48
1:D:908:GLN:N	2:D:558:HOH:O	2.47	0.48
1:E:1160:ILE:CD1	1:E:1164:ILE:HD11	2.37	0.48
1:E:926:ALA:HB1	1:F:927:LEU:CD1	2.41	0.48
1:B:916:ILE:O	1:B:919:SER:N	2.45	0.48
1:B:946:LYS:NZ	2:B:331:HOH:O	2.46	0.48
1:D:919:SER:N	2:D:128:HOH:O	2.46	0.48
1:F:1160:ILE:HD12	2:F:245:HOH:O	2.14	0.48
1:D:1177:SER:CB	1:F:911:LYS:HE3	2.44	0.48
1:A:1157:VAL:HG11	2:A:301:HOH:O	2.11	0.48
1:B:902:GLN:HE21	1:B:1184:LEU:HD22	1.79	0.48
1:C:1157:VAL:CG1	1:C:1158:VAL:N	2.77	0.48
1:C:1178:LEU:HD21	2:C:35:HOH:O	2.13	0.48
1:C:911:LYS:C	1:C:913:ILE:N	2.66	0.48
1:F:907:ASN:C	1:F:909:PHE:N	2.67	0.48
1:C:927:LEU:O	1:C:930:LEU:HB2	2.14	0.48
1:E:939:GLN:HB2	2:E:4:HOH:O	2.13	0.48
1:F:915:GLN:O	1:F:916:ILE:C	2.50	0.48
1:A:930:LEU:N	2:A:123:HOH:O	2.47	0.48
1:D:907:ASN:O	1:D:908:GLN:C	2.52	0.48
1:D:912:ALA:HA	2:E:80:HOH:O	2.14	0.48
1:E:1154:ASN:ND2	2:E:468:HOH:O	2.45	0.48
1:F:1154:ASN:ND2	2:F:296:HOH:O	2.46	0.48
1:A:1153:ILE:CG2	2:A:289:HOH:O	2.62	0.47
1:B:922:THR:O	1:B:923:THR:C	2.53	0.47
1:B:946:LYS:C	1:B:947:GLN:OE1	2.52	0.47
1:C:924:SER:C	2:C:101:HOH:O	2.53	0.47
1:A:940:ALA:C	2:A:53:HOH:O	2.52	0.47
1:B:1154:ASN:HB3	2:F:510:HOH:O	2.12	0.47
1:B:1178:LEU:HB3	2:B:328:HOH:O	2.14	0.47
1:E:906:ALA:HA	2:E:644:HOH:O	2.14	0.47
1:B:902:GLN:NE2	2:B:598:HOH:O	2.48	0.47
1:B:908:GLN:HB3	1:C:1177:SER:O	2.14	0.47
1:B:933:VAL:HG12	1:B:937:ASN:OD1	2.13	0.47
1:D:927:LEU:CB	2:D:233:HOH:O	2.62	0.47

Continued on next page...

Continued from previous page...

Atom-1	Atom-2	Interatomic distance (Å)	Clash overlap (Å)
1:E:938:ALA:O	1:E:1155:ALA:HB1	2.14	0.47
1:A:1153:ILE:O	1:A:1154:ASN:O	2.31	0.47
1:D:1179:ILE:HD13	1:D:1179:ILE:N	2.30	0.47
1:E:944:LEU:HD12	1:E:944:LEU:O	2.14	0.47
1:B:921:THR:OG1	2:B:14:HOH:O	2.20	0.47
2:B:472:HOH:O	1:C:1167:LEU:HG	2.14	0.47
1:E:1153:ILE:N	2:E:138:HOH:O	2.46	0.47
1:A:1163:GLU:HA	2:A:608:HOH:O	2.13	0.47
1:B:1168:ASN:ND2	2:B:349:HOH:O	2.47	0.47
1:B:925:THR:O	1:B:929:LYS:CG	2.60	0.47
1:F:939:GLN:O	1:F:942:ASN:N	2.48	0.47
1:A:930:LEU:HD11	1:B:930:LEU:HB2	1.97	0.47
1:A:941:LEU:O	1:A:943:THR:N	2.47	0.47
1:B:912:ALA:HB3	2:B:16:HOH:O	2.15	0.47
1:B:933:VAL:HG11	1:C:1158:VAL:CG2	2.45	0.47
1:E:916:ILE:HD11	1:F:1174:LEU:HD21	1.96	0.47
1:D:933:VAL:O	1:D:936:GLN:N	2.48	0.47
1:D:942:ASN:OD1	1:D:1154:ASN:ND2	2.47	0.47
1:E:916:ILE:HD13	1:F:1174:LEU:HD21	1.97	0.47
1:E:931:GLN:HA	2:E:314:HOH:O	2.14	0.47
1:E:941:LEU:HD23	2:E:1:HOH:O	2.15	0.47
1:F:938:ALA:CA	2:F:216:HOH:O	2.61	0.47
1:F:940:ALA:HB2	2:F:224:HOH:O	2.15	0.47
1:B:1179:ILE:CD1	2:B:336:HOH:O	2.63	0.47
1:D:947:GLN:N	2:D:351:HOH:O	2.48	0.47
2:E:274:HOH:O	1:F:923:THR:HG21	2.12	0.47
1:A:1174:LEU:HA	2:A:415:HOH:O	2.15	0.46
1:A:913:ILE:O	1:A:914:SER:C	2.53	0.46
1:C:1162:GLU:HA	2:C:402:HOH:O	2.14	0.46
1:D:908:GLN:OE1	1:E:1178:LEU:N	2.48	0.46
1:B:1167:LEU:O	1:B:1170:VAL:HB	2.16	0.46
1:B:923:THR:O	1:B:924:SER:C	2.50	0.46
1:C:928:GLY:O	1:C:929:LYS:C	2.54	0.46
1:C:929:LYS:CD	2:C:100:HOH:O	2.62	0.46
1:D:1157:VAL:HB	2:D:37:HOH:O	2.15	0.46
1:D:926:ALA:O	1:D:928:GLY:N	2.48	0.46
1:F:911:LYS:O	1:F:912:ALA:C	2.53	0.46
1:A:1172:LYS:O	1:A:1175:ASN:HB2	2.16	0.46
1:B:919:SER:HB3	2:B:397:HOH:O	2.15	0.46
1:F:923:THR:OG1	2:F:282:HOH:O	2.21	0.46
1:A:1169:GLU:O	1:A:1171:ALA:N	2.48	0.46

Continued on next page...

Continued from previous page...

Atom-1	Atom-2	Interatomic distance (Å)	Clash overlap (Å)
1:A:929:LYS:NZ	2:A:155:HOH:O	2.49	0.46
1:C:909:PHE:HD2	1:C:1179:ILE:HG12	1.80	0.46
1:F:929:LYS:HD2	2:F:425:HOH:O	2.15	0.46
1:F:940:ALA:O	1:F:944:LEU:N	2.46	0.46
1:A:909:PHE:O	1:A:910:ASN:C	2.52	0.46
1:A:908:GLN:O	1:A:912:ALA:N	2.46	0.46
1:B:931:GLN:OE1	2:B:7:HOH:O	2.21	0.46
1:C:929:LYS:HE3	2:C:100:HOH:O	2.14	0.46
1:D:938:ALA:O	1:D:942:ASN:N	2.49	0.46
1:C:926:ALA:C	1:C:928:GLY:N	2.69	0.46
1:D:938:ALA:HA	1:D:1155:ALA:CB	2.46	0.46
1:A:908:GLN:HG2	2:A:441:HOH:O	2.15	0.46
1:D:938:ALA:CB	1:D:1155:ALA:HB1	2.45	0.46
1:D:1159:ASN:ND2	2:D:6:HOH:O	2.48	0.46
1:E:927:LEU:HB2	1:E:1164:ILE:CD1	2.45	0.46
1:E:936:GLN:HA	1:E:939:GLN:HE21	1.80	0.46
1:E:937:ASN:CB	2:E:198:HOH:O	2.44	0.46
1:C:1156:SER:OG	1:C:1157:VAL:N	2.49	0.46
1:C:942:ASN:ND2	1:C:1155:ALA:N	2.60	0.46
1:E:907:ASN:ND2	2:E:561:HOH:O	2.49	0.46
1:B:933:VAL:CG1	1:C:1158:VAL:HG22	2.46	0.45
1:C:930:LEU:HA	1:C:930:LEU:HD23	1.51	0.45
1:E:933:VAL:HG11	1:F:1158:VAL:HG22	1.97	0.45
1:B:1158:VAL:O	1:F:1157:VAL:CG2	2.64	0.45
1:B:925:THR:CB	1:B:929:LYS:NZ	2.79	0.45
1:C:931:GLN:O	1:C:935:ASN:CB	2.61	0.45
1:D:1161:GLN:O	1:D:1162:GLU:C	2.54	0.45
1:D:907:ASN:O	1:D:910:ASN:N	2.50	0.45
1:E:910:ASN:HD22	1:E:910:ASN:N	2.15	0.45
1:F:1168:ASN:ND2	2:F:298:HOH:O	2.49	0.45
1:B:1161:GLN:CG	2:F:606:HOH:O	2.63	0.45
1:B:931:GLN:CD	2:B:7:HOH:O	2.53	0.45
1:D:1180:ASP:OD2	1:D:1181:LEU:N	2.49	0.45
1:E:1153:ILE:HB	2:E:340:HOH:O	2.16	0.45
1:E:1161:GLN:HB2	2:E:450:HOH:O	2.16	0.45
2:E:274:HOH:O	1:F:923:THR:HG22	2.15	0.45
1:B:915:GLN:NE2	1:C:1170:VAL:HG13	2.31	0.45
1:D:913:ILE:O	1:D:915:GLN:N	2.49	0.45
1:E:926:ALA:HB1	1:F:927:LEU:HD12	1.98	0.45
1:F:937:ASN:ND2	2:F:417:HOH:O	2.24	0.45
1:A:927:LEU:O	1:A:931:GLN:N	2.37	0.45

Continued on next page...

Continued from previous page...

Atom-1	Atom-2	Interatomic distance (Å)	Clash overlap (Å)
1:C:915:GLN:O	1:C:918:GLU:CB	2.52	0.45
1:C:926:ALA:C	2:C:101:HOH:O	2.55	0.45
1:F:1155:ALA:HB1	2:F:60:HOH:O	2.15	0.45
1:F:910:ASN:OD1	1:F:1179:ILE:HA	2.16	0.45
1:B:933:VAL:CG2	1:C:1158:VAL:HG22	2.45	0.45
1:C:1173:ASN:C	1:C:1175:ASN:N	2.67	0.45
1:D:920:LEU:CB	2:F:404:HOH:O	2.64	0.45
1:E:1160:ILE:HG23	2:E:106:HOH:O	2.17	0.45
1:F:937:ASN:C	1:F:939:GLN:N	2.69	0.45
1:A:931:GLN:OE1	1:A:1160:ILE:HB	2.16	0.45
1:B:918:GLU:CG	2:B:492:HOH:O	2.64	0.45
1:F:944:LEU:HD23	1:F:945:VAL:N	2.30	0.45
1:B:1161:GLN:CG	2:B:7:HOH:O	2.55	0.45
1:D:912:ALA:CB	2:E:80:HOH:O	2.62	0.45
1:E:1159:ASN:O	1:E:1159:ASN:OD1	2.35	0.45
1:F:1155:ALA:O	1:F:1156:SER:CB	2.65	0.45
1:B:924:SER:O	1:B:927:LEU:N	2.50	0.45
1:B:946:LYS:O	1:B:947:GLN:OE1	2.35	0.45
1:C:911:LYS:O	1:C:913:ILE:N	2.50	0.45
2:B:397:HOH:O	1:C:920:LEU:HD21	2.16	0.45
2:A:158:HOH:O	1:B:909:PHE:CZ	2.57	0.45
1:B:911:LYS:O	1:B:912:ALA:C	2.55	0.45
1:D:924:SER:HB2	2:D:400:HOH:O	2.18	0.45
1:E:914:SER:O	1:E:915:GLN:C	2.55	0.45
1:B:937:ASN:ND2	2:B:588:HOH:O	2.50	0.44
1:C:902:GLN:O	1:C:903:LYS:C	2.56	0.44
1:A:1154:ASN:O	1:A:1155:ALA:HB2	2.17	0.44
1:C:1182:GLN:C	2:C:557:HOH:O	2.56	0.44
1:C:906:ALA:O	1:C:909:PHE:N	2.51	0.44
1:E:1163:GLU:N	1:E:1163:GLU:OE1	2.50	0.44
1:B:925:THR:HA	2:B:489:HOH:O	2.16	0.44
1:B:933:VAL:O	1:B:937:ASN:OD1	2.35	0.44
1:C:909:PHE:N	2:C:333:HOH:O	2.50	0.44
1:B:907:ASN:N	2:B:183:HOH:O	2.51	0.44
1:C:917:GLN:N	2:C:447:HOH:O	2.49	0.44
1:D:917:GLN:HE21	1:D:1174:LEU:CB	2.31	0.44
1:D:913:ILE:O	1:D:917:GLN:HG3	2.18	0.44
1:B:941:LEU:O	1:B:945:VAL:HG23	2.17	0.44
1:F:937:ASN:O	1:F:939:GLN:N	2.50	0.44
1:B:922:THR:HG21	1:C:1167:LEU:HD13	1.99	0.44
1:D:1174:LEU:HD13	2:F:368:HOH:O	2.18	0.44

Continued on next page...

Continued from previous page...

Atom-1	Atom-2	Interatomic distance (Å)	Clash overlap (Å)
1:E:926:ALA:HB1	1:F:1160:ILE:HD11	2.00	0.44
1:E:937:ASN:N	1:E:937:ASN:OD1	2.50	0.44
1:E:940:ALA:C	2:E:242:HOH:O	2.54	0.44
1:F:1181:LEU:HA	2:F:78:HOH:O	2.17	0.44
1:D:941:LEU:HD11	1:F:937:ASN:HB3	1.99	0.44
1:A:902:GLN:N	2:A:250:HOH:O	2.49	0.44
1:C:1181:LEU:HD12	1:C:1181:LEU:HA	1.69	0.44
1:D:910:ASN:ND2	1:D:1178:LEU:HD21	2.32	0.44
1:C:903:LYS:NZ	2:C:428:HOH:O	2.44	0.44
1:B:1157:VAL:HG11	1:F:935:ASN:ND2	2.32	0.44
1:F:944:LEU:O	1:F:945:VAL:C	2.56	0.44
1:B:1184:LEU:HA	2:B:377:HOH:O	2.18	0.44
1:D:917:GLN:HB3	2:D:426:HOH:O	2.18	0.44
1:C:1162:GLU:CD	2:C:86:HOH:O	2.56	0.43
1:D:1158:VAL:CG1	2:F:188:HOH:O	2.66	0.43
1:D:930:LEU:HD21	2:E:314:HOH:O	2.17	0.43
1:F:926:ALA:O	1:F:927:LEU:C	2.55	0.43
1:A:909:PHE:HD2	2:C:446:HOH:O	2.01	0.43
1:D:922:THR:HA	2:D:311:HOH:O	2.17	0.43
1:E:941:LEU:O	1:E:942:ASN:C	2.56	0.43
1:F:917:GLN:CD	2:F:393:HOH:O	2.57	0.43
1:A:908:GLN:NE2	1:A:908:GLN:HA	2.32	0.43
1:C:1178:LEU:O	1:C:1179:ILE:C	2.57	0.43
1:F:1176:GLU:C	2:F:55:HOH:O	2.56	0.43
1:F:905:ILE:HD13	2:F:385:HOH:O	2.18	0.43
1:C:906:ALA:O	1:C:909:PHE:HB3	2.18	0.43
1:D:937:ASN:C	1:D:939:GLN:N	2.69	0.43
1:F:1168:ASN:CG	2:F:298:HOH:O	2.55	0.43
1:A:906:ALA:O	1:A:909:PHE:HB3	2.19	0.43
1:B:1181:LEU:CD2	2:B:328:HOH:O	2.62	0.43
1:D:941:LEU:O	1:D:943:THR:N	2.51	0.43
1:C:908:GLN:CD	2:C:615:HOH:O	2.56	0.43
1:C:916:ILE:O	1:C:917:GLN:C	2.57	0.43
1:E:910:ASN:HA	2:E:613:HOH:O	2.17	0.43
1:D:928:GLY:O	1:D:931:GLN:HB3	2.19	0.43
2:E:49:HOH:O	1:F:1174:LEU:HD22	2.17	0.43
1:F:927:LEU:C	1:F:929:LYS:H	2.22	0.43
1:D:938:ALA:HA	1:D:941:LEU:CD1	2.48	0.43
1:E:1165:ASP:HB3	2:E:178:HOH:O	2.19	0.43
1:F:933:VAL:HG13	2:F:310:HOH:O	2.18	0.43
1:A:1158:VAL:HG23	1:C:929:LYS:HB3	2.00	0.43

Continued on next page...

Continued from previous page...

Atom-1	Atom-2	Interatomic distance (Å)	Clash overlap (Å)
1:D:913:ILE:CG2	2:D:346:HOH:O	2.65	0.43
1:F:916:ILE:O	1:F:918:GLU:N	2.52	0.43
1:F:927:LEU:HA	2:F:366:HOH:O	2.17	0.43
1:A:902:GLN:HA	1:A:905:ILE:HG13	2.00	0.42
1:A:935:ASN:N	2:A:625:HOH:O	2.51	0.42
2:A:53:HOH:O	1:B:1153:ILE:HG23	2.19	0.42
1:B:910:ASN:HD21	1:B:1179:ILE:HG22	1.75	0.42
1:B:1184:LEU:HD12	2:B:145:HOH:O	2.17	0.42
1:B:923:THR:HG22	1:B:927:LEU:CD1	2.49	0.42
1:C:1157:VAL:CG1	1:C:1158:VAL:H	2.27	0.42
1:D:926:ALA:HB2	1:E:1163:GLU:CB	2.48	0.42
1:E:913:ILE:HG21	2:E:485:HOH:O	2.19	0.42
1:F:920:LEU:HD22	1:F:1167:LEU:HD22	2.01	0.42
1:F:1178:LEU:HD23	1:F:1178:LEU:HA	1.83	0.42
1:B:1157:VAL:CG1	1:B:1158:VAL:H	2.32	0.42
2:A:324:HOH:O	1:C:930:LEU:HD21	2.19	0.42
1:D:1169:GLU:HA	1:D:1169:GLU:OE1	2.19	0.42
1:E:903:LYS:HG2	2:E:544:HOH:O	2.20	0.42
1:A:1164:ILE:O	1:A:1168:ASN:ND2	2.52	0.42
1:A:929:LYS:CB	2:A:123:HOH:O	2.66	0.42
1:A:934:VAL:HG13	2:A:559:HOH:O	2.19	0.42
1:C:927:LEU:N	2:C:101:HOH:O	2.52	0.42
1:D:938:ALA:HB1	1:D:1155:ALA:HB1	2.00	0.42
1:E:1162:GLU:C	1:E:1165:ASP:H	2.22	0.42
1:F:935:ASN:OD1	1:F:1158:VAL:HB	2.19	0.42
1:F:905:ILE:O	1:F:907:ASN:N	2.52	0.42
1:F:924:SER:N	2:F:46:HOH:O	2.52	0.42
1:D:935:ASN:O	2:D:497:HOH:O	2.21	0.42
1:D:938:ALA:O	1:D:942:ASN:HB2	2.19	0.42
1:C:1161:GLN:HG2	2:C:345:HOH:O	2.19	0.42
1:C:917:GLN:H	1:C:917:GLN:HG2	1.65	0.42
1:C:932:ASP:O	1:C:933:VAL:C	2.57	0.42
1:F:926:ALA:O	1:F:929:LYS:N	2.49	0.42
1:A:929:LYS:C	2:A:123:HOH:O	2.58	0.42
1:C:1158:VAL:HG13	2:C:66:HOH:O	2.19	0.42
1:B:929:LYS:HZ1	1:C:1163:GLU:HG2	1.84	0.42
1:D:924:SER:CA	2:D:266:HOH:O	2.67	0.42
1:D:933:VAL:HG21	1:E:1158:VAL:HG23	2.01	0.42
1:D:939:GLN:NE2	1:D:940:ALA:N	2.67	0.42
1:E:901:ASN:C	2:E:96:HOH:O	2.58	0.42
1:E:913:ILE:CG2	2:E:485:HOH:O	2.68	0.42

Continued on next page...

Continued from previous page...

Atom-1	Atom-2	Interatomic distance (Å)	Clash overlap (Å)
1:E:927:LEU:O	1:E:931:GLN:N	2.48	0.42
1:F:928:GLY:O	1:F:932:ASP:HB2	2.20	0.42
1:A:913:ILE:HG13	2:C:299:HOH:O	2.19	0.42
1:C:1159:ASN:O	1:C:1160:ILE:HD13	2.20	0.42
1:D:1160:ILE:HG22	1:D:1163:GLU:HB2	2.01	0.42
1:D:1163:GLU:CD	2:F:425:HOH:O	2.57	0.42
1:D:911:LYS:HB3	2:D:15:HOH:O	2.18	0.42
1:F:936:GLN:O	1:F:939:GLN:HB3	2.19	0.42
1:B:1161:GLN:HG2	2:F:606:HOH:O	2.19	0.42
1:B:915:GLN:NE2	1:C:1173:ASN:HB2	2.32	0.42
2:A:324:HOH:O	1:C:930:LEU:HD22	2.18	0.42
1:D:1162:GLU:HG3	2:D:6:HOH:O	2.19	0.42
1:E:905:ILE:O	1:E:909:PHE:N	2.43	0.42
1:A:1159:ASN:ND2	2:A:148:HOH:O	2.53	0.42
1:C:1167:LEU:HD23	2:C:270:HOH:O	2.19	0.42
1:F:1160:ILE:O	1:F:1160:ILE:CG1	2.67	0.42
1:F:925:THR:N	2:F:265:HOH:O	2.50	0.42
1:D:910:ASN:O	1:D:911:LYS:C	2.57	0.42
1:E:930:LEU:HD22	2:F:366:HOH:O	2.20	0.42
1:F:909:PHE:HE2	1:F:1177:SER:O	2.03	0.42
1:A:941:LEU:HD13	1:C:941:LEU:HD13	2.01	0.41
1:B:1178:LEU:HA	1:B:1178:LEU:HD23	1.80	0.41
1:C:902:GLN:HA	1:C:905:ILE:HB	2.01	0.41
1:E:936:GLN:NE2	1:F:1156:SER:CB	2.82	0.41
1:F:910:ASN:OD1	1:F:1179:ILE:HD13	2.19	0.41
1:A:907:ASN:N	2:A:441:HOH:O	2.52	0.41
1:C:913:ILE:CA	2:C:247:HOH:O	2.68	0.41
1:C:916:ILE:CG2	2:C:447:HOH:O	2.62	0.41
1:F:916:ILE:O	1:F:919:SER:N	2.52	0.41
1:B:910:ASN:HD21	1:B:1181:LEU:HD23	1.84	0.41
1:B:932:ASP:O	1:B:936:GLN:HB2	2.20	0.41
1:B:936:GLN:HG2	2:B:181:HOH:O	2.20	0.41
1:D:902:GLN:C	1:D:904:GLN:H	2.23	0.41
1:D:902:GLN:NE2	1:D:903:LYS:N	2.67	0.41
1:D:914:SER:HB2	2:D:159:HOH:O	2.17	0.41
1:F:1160:ILE:HG12	1:F:1160:ILE:O	2.20	0.41
1:F:901:ASN:O	1:F:902:GLN:C	2.58	0.41
1:A:945:VAL:HG12	2:A:190:HOH:O	2.20	0.41
1:B:918:GLU:HG3	2:B:645:HOH:O	2.19	0.41
1:C:1183:GLU:O	1:C:1184:LEU:OXT	2.38	0.41
1:D:935:ASN:C	1:D:937:ASN:H	2.24	0.41

Continued on next page...

Continued from previous page...

Atom-1	Atom-2	Interatomic distance (Å)	Clash overlap (Å)
1:E:1164:ILE:CG1	2:E:3:HOH:O	2.39	0.41
1:F:927:LEU:HD23	1:F:927:LEU:H	1.85	0.41
1:F:936:GLN:CA	2:F:64:HOH:O	2.69	0.41
1:A:914:SER:O	1:A:917:GLN:HG3	2.21	0.41
1:A:930:LEU:O	1:A:934:VAL:HG23	2.20	0.41
1:B:1151:SER:C	1:B:1153:ILE:N	2.72	0.41
2:A:288:HOH:O	1:B:934:VAL:HG11	2.20	0.41
1:D:1159:ASN:HD22	1:D:1160:ILE:N	2.14	0.41
1:D:1164:ILE:CG1	2:D:283:HOH:O	2.67	0.41
1:D:910:ASN:ND2	1:D:1178:LEU:CD2	2.83	0.41
1:D:938:ALA:N	2:F:417:HOH:O	2.54	0.41
1:E:914:SER:O	1:E:918:GLU:HG3	2.20	0.41
1:A:1169:GLU:O	1:A:1172:LYS:N	2.49	0.41
1:A:1170:VAL:O	1:A:1170:VAL:HG12	2.19	0.41
1:A:937:ASN:ND2	2:A:272:HOH:O	2.54	0.41
1:D:945:VAL:CG2	1:D:1153:ILE:HB	2.49	0.41
1:E:931:GLN:OE1	1:E:1160:ILE:HG12	2.20	0.41
1:F:927:LEU:HB3	2:F:245:HOH:O	2.21	0.41
1:B:1151:SER:C	1:B:1153:ILE:H	2.24	0.41
1:B:902:GLN:O	1:B:902:GLN:HG3	2.20	0.41
1:B:915:GLN:CD	1:C:1170:VAL:HG13	2.41	0.41
1:B:937:ASN:C	1:B:939:GLN:N	2.74	0.41
1:C:913:ILE:HG22	1:C:914:SER:N	2.35	0.41
1:D:1157:VAL:C	1:D:1158:VAL:CG2	2.89	0.41
1:E:935:ASN:ND2	1:E:1158:VAL:HB	2.23	0.41
1:F:931:GLN:HG3	1:F:1158:VAL:HB	2.02	0.41
1:F:910:ASN:N	1:F:910:ASN:HD22	2.17	0.41
1:F:921:THR:HA	2:F:125:HOH:O	2.21	0.41
1:C:926:ALA:HA	2:C:100:HOH:O	2.21	0.41
1:D:932:ASP:O	1:D:933:VAL:C	2.57	0.41
1:E:1153:ILE:O	1:E:1153:ILE:CG2	2.68	0.41
1:E:909:PHE:O	1:E:912:ALA:N	2.53	0.41
1:E:922:THR:O	1:E:926:ALA:HB2	2.20	0.41
1:E:935:ASN:CA	1:E:938:ALA:HB3	2.43	0.41
1:B:1150:ILE:N	2:B:263:HOH:O	2.53	0.41
1:C:902:GLN:HA	1:C:905:ILE:HG12	2.03	0.41
2:B:397:HOH:O	1:C:920:LEU:CD2	2.69	0.41
1:D:901:ASN:CG	1:D:902:GLN:N	2.74	0.41
1:D:929:LYS:O	1:D:932:ASP:N	2.53	0.41
1:F:1181:LEU:HD23	2:F:640:HOH:O	2.20	0.41
1:D:924:SER:N	2:D:266:HOH:O	2.54	0.41

Continued on next page...

Continued from previous page...

Atom-1	Atom-2	Interatomic distance (Å)	Clash overlap (Å)
1:D:926:ALA:C	2:D:164:HOH:O	2.60	0.41
1:D:935:ASN:O	1:D:939:GLN:HB2	2.20	0.41
1:F:1168:ASN:HD22	1:F:1168:ASN:HA	1.55	0.41
1:A:935:ASN:HB3	2:A:353:HOH:O	2.20	0.40
1:B:942:ASN:ND2	1:B:1155:ALA:HB3	2.06	0.40
1:B:1169:GLU:CB	2:B:214:HOH:O	2.53	0.40
1:C:1167:LEU:CD2	2:C:270:HOH:O	2.68	0.40
1:F:1175:ASN:C	1:F:1177:SER:N	2.74	0.40
1:A:1158:VAL:HG22	1:A:1159:ASN:N	2.36	0.40
1:C:1178:LEU:C	1:C:1179:ILE:O	2.59	0.40
1:E:1164:ILE:CD1	2:E:3:HOH:O	2.68	0.40
1:B:1160:ILE:O	1:B:1163:GLU:N	2.45	0.40
2:A:186:HOH:O	1:C:937:ASN:ND2	2.54	0.40
1:A:943:THR:HG22	1:A:943:THR:O	2.21	0.40
1:B:1160:ILE:HG23	1:B:1163:GLU:HB2	2.04	0.40
1:C:918:GLU:HA	1:C:918:GLU:OE1	2.22	0.40
1:D:929:LYS:C	1:D:931:GLN:H	2.25	0.40
1:B:1180:ASP:N	2:B:257:HOH:O	2.55	0.40
1:B:921:THR:HG23	2:B:442:HOH:O	2.19	0.40
1:C:934:VAL:HA	2:C:638:HOH:O	2.22	0.40
1:D:934:VAL:HG22	2:D:526:HOH:O	2.21	0.40
1:E:1172:LYS:O	1:E:1174:LEU:N	2.54	0.40
1:E:909:PHE:CE1	1:E:913:ILE:HD11	2.56	0.40
1:E:914:SER:HA	1:E:917:GLN:NE2	2.27	0.40

There are no symmetry-related clashes.

5.3 Torsion angles [i](#)

5.3.1 Protein backbone [i](#)

In the following table, the Percentiles column shows the percent Ramachandran outliers of the chain as a percentile score with respect to all X-ray entries followed by that with respect to entries of similar resolution.

The Analysed column shows the number of residues for which the backbone conformation was analysed, and the total number of residues.

Mol	Chain	Analysed	Favoured	Allowed	Outliers	Percentiles
1	A	65/112 (58%)	44 (68%)	14 (22%)	7 (11%)	0 1

Continued on next page...

Continued from previous page...

Mol	Chain	Analysed	Favoured	Allowed	Outliers	Percentiles	
1	B	77/112 (69%)	47 (61%)	18 (23%)	12 (16%)	0	0
1	C	74/112 (66%)	45 (61%)	15 (20%)	14 (19%)	0	0
1	D	73/112 (65%)	40 (55%)	17 (23%)	16 (22%)	0	0
1	E	70/112 (62%)	47 (67%)	14 (20%)	9 (13%)	0	1
1	F	71/112 (63%)	43 (61%)	15 (21%)	13 (18%)	0	0
All	All	430/672 (64%)	266 (62%)	93 (22%)	71 (16%)	0	0

All (71) Ramachandran outliers are listed below:

Mol	Chain	Res	Type
1	A	941	LEU
1	A	1154	ASN
1	A	1155	ALA
1	B	905	ILE
1	B	1180	ASP
1	B	1181	LEU
1	C	926	ALA
1	C	927	LEU
1	C	1156	SER
1	C	1174	LEU
1	C	1179	ILE
1	D	910	ASN
1	D	926	ALA
1	D	941	LEU
1	D	1162	GLU
1	D	1174	LEU
1	E	946	LYS
1	E	1157	VAL
1	F	902	GLN
1	F	905	ILE
1	F	917	GLN
1	F	945	VAL
1	F	1155	ALA
1	F	1179	ILE
1	A	914	SER
1	A	942	ASN
1	A	943	THR
1	B	922	THR
1	C	912	ALA
1	C	920	LEU

Continued on next page...

Continued from previous page...

Mol	Chain	Res	Type
1	C	928	GLY
1	C	1169	GLU
1	D	925	THR
1	D	933	VAL
1	D	1158	VAL
1	E	905	ILE
1	E	906	ALA
1	E	938	ALA
1	E	1173	ASN
1	F	906	ALA
1	F	910	ASN
1	F	923	THR
1	F	939	GLN
1	F	940	ALA
1	F	1156	SER
1	B	923	THR
1	B	946	LYS
1	B	1151	SER
1	B	1175	ASN
1	B	1183	GLU
1	C	906	ALA
1	C	919	SER
1	C	946	LYS
1	D	914	SER
1	D	942	ASN
1	B	1173	ASN
1	D	904	GLN
1	D	908	GLN
1	D	932	ASP
1	E	942	ASN
1	E	943	THR
1	E	1167	LEU
1	B	907	ASN
1	D	939	GLN
1	D	1163	GLU
1	B	908	GLN
1	C	945	VAL
1	D	930	LEU
1	A	1170	VAL
1	F	916	ILE
1	C	933	VAL

5.3.2 Protein sidechains ⓘ

In the following table, the Percentiles column shows the percent sidechain outliers of the chain as a percentile score with respect to all X-ray entries followed by that with respect to entries of similar resolution.

The Analysed column shows the number of residues for which the sidechain conformation was analysed, and the total number of residues.

Mol	Chain	Analysed	Rotameric	Outliers	Percentiles	
1	A	61/94 (65%)	57 (93%)	4 (7%)	19	49
1	B	70/94 (74%)	66 (94%)	4 (6%)	24	56
1	C	69/94 (73%)	61 (88%)	8 (12%)	6	19
1	D	65/94 (69%)	49 (75%)	16 (25%)	1	2
1	E	65/94 (69%)	57 (88%)	8 (12%)	5	17
1	F	66/94 (70%)	54 (82%)	12 (18%)	2	6
All	All	396/564 (70%)	344 (87%)	52 (13%)	5	14

All (52) residues with a non-rotameric sidechain are listed below:

Mol	Chain	Res	Type
1	A	904	GLN
1	A	908	GLN
1	A	916	ILE
1	A	1162	GLU
1	B	915	GLN
1	B	939	GLN
1	B	1162	GLU
1	B	1176	GLU
1	C	903	LYS
1	C	908	GLN
1	C	915	GLN
1	C	917	GLN
1	C	947	GLN
1	C	1165	ASP
1	C	1167	LEU
1	C	1180	ASP
1	D	902	GLN
1	D	904	GLN
1	D	905	ILE
1	D	922	THR
1	D	924	SER
1	D	937	ASN

Continued on next page...

Continued from previous page...

Mol	Chain	Res	Type
1	D	942	ASN
1	D	944	LEU
1	D	1153	ILE
1	D	1158	VAL
1	D	1159	ASN
1	D	1166	ARG
1	D	1167	LEU
1	D	1169	GLU
1	D	1173	ASN
1	D	1176	GLU
1	E	910	ASN
1	E	914	SER
1	E	924	SER
1	E	941	LEU
1	E	1163	GLU
1	E	1166	ARG
1	E	1176	GLU
1	E	1177	SER
1	F	925	THR
1	F	927	LEU
1	F	936	GLN
1	F	944	LEU
1	F	946	LYS
1	F	947	GLN
1	F	1156	SER
1	F	1159	ASN
1	F	1160	ILE
1	F	1163	GLU
1	F	1168	ASN
1	F	1177	SER

Some sidechains can be flipped to improve hydrogen bonding and reduce clashes. All (45) such sidechains are listed below:

Mol	Chain	Res	Type
1	A	908	GLN
1	A	936	GLN
1	A	942	ASN
1	A	947	GLN
1	A	1159	ASN
1	A	1173	ASN
1	B	902	GLN
1	B	915	GLN

Continued on next page...

Continued from previous page...

Mol	Chain	Res	Type
1	B	942	ASN
1	B	1154	ASN
1	C	931	GLN
1	C	936	GLN
1	C	937	ASN
1	C	942	ASN
1	C	1173	ASN
1	C	1182	GLN
1	D	901	ASN
1	D	902	GLN
1	D	910	ASN
1	D	917	GLN
1	D	937	ASN
1	D	939	GLN
1	D	942	ASN
1	D	1154	ASN
1	D	1159	ASN
1	D	1168	ASN
1	D	1173	ASN
1	E	917	GLN
1	E	931	GLN
1	E	935	ASN
1	E	939	GLN
1	E	942	ASN
1	E	1154	ASN
1	E	1168	ASN
1	E	1175	ASN
1	F	908	GLN
1	F	915	GLN
1	F	917	GLN
1	F	935	ASN
1	F	939	GLN
1	F	942	ASN
1	F	947	GLN
1	F	1159	ASN
1	F	1161	GLN
1	F	1168	ASN

5.3.3 RNA ⓘ

There are no RNA molecules in this entry.

5.4 Non-standard residues in protein, DNA, RNA chains [i](#)

There are no non-standard protein/DNA/RNA residues in this entry.

5.5 Carbohydrates [i](#)

There are no carbohydrates in this entry.

5.6 Ligand geometry [i](#)

There are no ligands in this entry.

5.7 Other polymers [i](#)

There are no such residues in this entry.

5.8 Polymer linkage issues [i](#)

The following chains have linkage breaks:

Mol	Chain	Number of breaks
1	B	1

All chain breaks are listed below:

Model	Chain	Residue-1	Atom-1	Residue-2	Atom-2	Distance (Å)
1	B	1168:ASN	C	1169:GLU	N	1.01

6 Fit of model and data [i](#)

6.1 Protein, DNA and RNA chains [i](#)

In the following table, the column labelled ‘#RSRZ> 2’ contains the number (and percentage) of RSRZ outliers, followed by percent RSRZ outliers for the chain as percentile scores relative to all X-ray entries and entries of similar resolution. The OWAB column contains the minimum, median, 95th percentile and maximum values of the occupancy-weighted average B-factor per residue. The column labelled ‘Q< 0.9’ lists the number of (and percentage) of residues with an average occupancy less than 0.9.

Mol	Chain	Analysed	<RSRZ>	#RSRZ>2	OWAB(Å ²)	Q<0.9
1	A	69/112 (61%)	-0.58	0 100 100	19, 41, 83, 95	0
1	B	81/112 (72%)	-0.68	0 100 100	13, 39, 63, 76	0
1	C	78/112 (69%)	-0.62	0 100 100	13, 38, 72, 80	0
1	D	77/112 (68%)	-0.53	0 100 100	17, 41, 61, 69	0
1	E	74/112 (66%)	-0.48	1 (1%) 75 69	13, 38, 79, 90	0
1	F	75/112 (66%)	-0.62	0 100 100	12, 34, 64, 82	0
All	All	454/672 (67%)	-0.59	1 (0%) 94 94	12, 39, 73, 95	0

All (1) RSRZ outliers are listed below:

Mol	Chain	Res	Type	RSRZ
1	E	1173	ASN	2.0

6.2 Non-standard residues in protein, DNA, RNA chains [i](#)

There are no non-standard protein/DNA/RNA residues in this entry.

6.3 Carbohydrates [i](#)

There are no carbohydrates in this entry.

6.4 Ligands [i](#)

There are no ligands in this entry.

6.5 Other polymers [i](#)

There are no such residues in this entry.