



Full wwPDB X-ray Structure Validation Report ⓘ

Jun 29, 2017 – 08:34 AM EDT

PDB ID : 2X2I
Title : Crystal structure of the Gracilariopsis lemaneiformis alpha-1,4- glucan lyase with acarbose
Authors : Rozeboom, H.J.; Yu, S.; Madrid, S.; Kalk, K.H.; Dijkstra, B.W.
Deposited on : 2010-01-13
Resolution : 2.60 Å(reported)

This is a Full wwPDB X-ray Structure Validation Report for a publicly released PDB entry.

We welcome your comments at validation@mail.wwpdb.org

A user guide is available at

<http://wwpdb.org/validation/2016/XrayValidationReportHelp>

with specific help available everywhere you see the ⓘ symbol.

The following versions of software and data (see [references ⓘ](#)) were used in the production of this report:

MolProbity : 4.02b-467
Mogul : 1.7.2 (RC1), CSD as538be (2017)
Xtriage (Phenix) : 1.9-1692
EDS : rb-20029077
Percentile statistics : 20161228.v01 (using entries in the PDB archive December 28th 2016)
Refmac : 5.8.0135
CCP4 : 6.5.0
Ideal geometry (proteins) : Engh & Huber (2001)
Ideal geometry (DNA, RNA) : Parkinson et al. (1996)
Validation Pipeline (wwPDB-VP) : rb-20029077

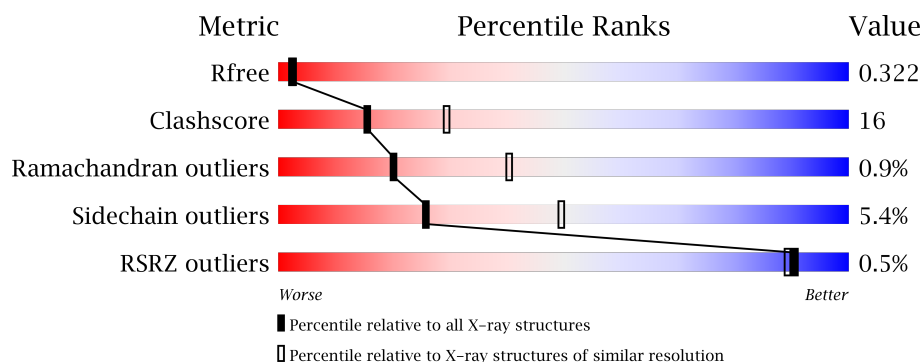
1 Overall quality at a glance

The following experimental techniques were used to determine the structure:

X-RAY DIFFRACTION





The reported resolution of this entry is 2.60 Å.

Percentile scores (ranging between 0-100) for global validation metrics of the entry are shown in the following graphic. The table shows the number of entries on which the scores are based.



Metric	Whole archive (#Entries)	Similar resolution (#Entries, resolution range(Å))
R_{free}	100719	2542 (2.60-2.60)
Clashscore	112137	2895 (2.60-2.60)
Ramachandran outliers	110173	2848 (2.60-2.60)
Sidechain outliers	110143	2848 (2.60-2.60)
RSRZ outliers	101464	2550 (2.60-2.60)

The table below summarises the geometric issues observed across the polymeric chains and their fit to the electron density. The red, orange, yellow and green segments on the lower bar indicate the fraction of residues that contain outliers for ≥ 3 , 2, 1 and 0 types of geometric quality criteria. A grey segment represents the fraction of residues that are not modelled. The numeric value for each fraction is indicated below the corresponding segment, with a dot representing fractions $\leq 5\%$. The upper red bar (where present) indicates the fraction of residues that have poor fit to the electron density. The numeric value is given above the bar.

Mol	Chain	Length	Quality of chain
1	A	1027	 67% 31% 2% 2%
1	B	1027	 66% 31% 2% 1%
1	C	1027	 69% 29% 2% 0%
1	D	1027	 65% 32% 2% 1%

The following table lists non-polymeric compounds, carbohydrate monomers and non-standard residues in protein, DNA, RNA chains that are outliers for geometric or electron-density-fit criteria.

ria:

Mol	Type	Chain	Res	Chirality	Geometry	Clashes	Electron density
2	QPS	D	1060	-	-	-	X
3	GOL	A	1539	-	-	-	X
3	GOL	A	1542	-	-	-	X
3	GOL	D	1539	-	-	-	X

2 Entry composition [i](#)

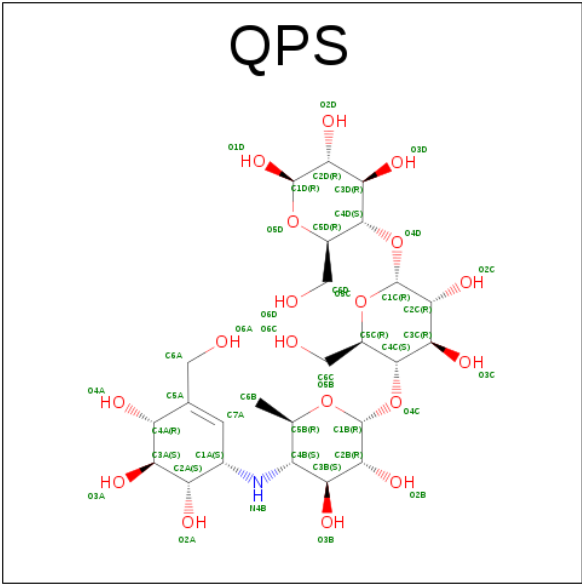
There are 4 unique types of molecules in this entry. The entry contains 33852 atoms, of which 0 are hydrogens and 0 are deuteriums.

In the tables below, the ZeroOcc column contains the number of atoms modelled with zero occupancy, the AltConf column contains the number of residues with at least one atom in alternate conformation and the Trace column contains the number of residues modelled with at most 2 atoms.

- Molecule 1 is a protein called ALPHA-1,4-GLUCAN LYASE ISOZYME 1.

Mol	Chain	Residues	Atoms					ZeroOcc	AltConf	Trace
1	A	1025	Total	C	N	O	S	0	1	0
			8171	5143	1385	1596	47			
1	B	1025	Total	C	N	O	S	0	0	0
			8162	5135	1385	1595	47			
1	C	1025	Total	C	N	O	S	0	1	0
			8171	5143	1385	1596	47			
1	D	1025	Total	C	N	O	S	0	0	0
			8162	5135	1385	1595	47			

- Molecule 2 is BETA-ACARBOSE (three-letter code: QPS) (formula: C₂₅H₄₃NO₁₈).



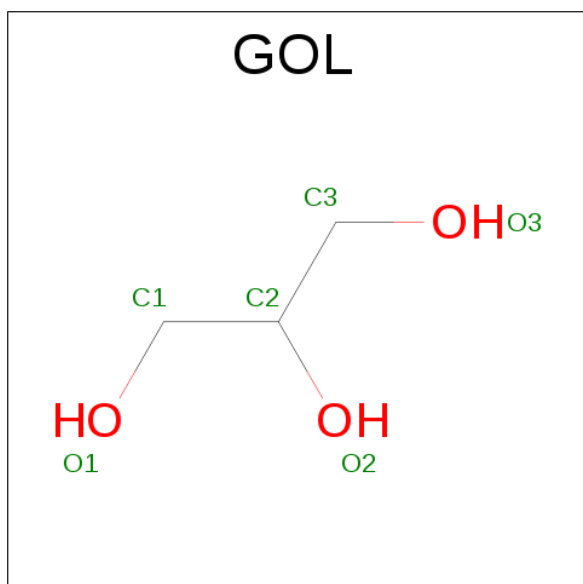
Mol	Chain	Residues	Atoms				ZeroOcc	AltConf
2	A	1	Total	C	N	O	0	0
			44	25	1	18		
2	A	1	Total	C	N	O	0	0
			33	19	1	13		

Continued on next page...

Continued from previous page...

Mol	Chain	Residues	Atoms				ZeroOcc	AltConf
2	B	1	Total	C	N	O	0	0
			44	25	1	18		
2	B	1	Total	C	N	O	0	0
			33	19	1	13		
2	C	1	Total	C	N	O	0	0
			44	25	1	18		
2	C	1	Total	C	N	O	0	0
			33	19	1	13		
2	D	1	Total	C	N	O	0	0
			44	25	1	18		
2	D	1	Total	C	N	O	0	0
			33	19	1	13		

- Molecule 3 is GLYCEROL (three-letter code: GOL) (formula: $C_3H_8O_3$).



Mol	Chain	Residues	Atoms			ZeroOcc	AltConf
3	A	1	Total	C	O	0	0
			6	3	3		
3	A	1	Total	C	O	0	0
			6	3	3		
3	A	1	Total	C	O	0	0
			6	3	3		
3	A	1	Total	C	O	0	0
			6	3	3		
3	C	1	Total	C	O	0	0
			6	3	3		

Continued on next page...

Continued from previous page...

Mol	Chain	Residues	Atoms			ZeroOcc	AltConf
3	C	1	Total	C	O	0	0
			6	3	3		
3	D	1	Total	C	O	0	0
			6	3	3		

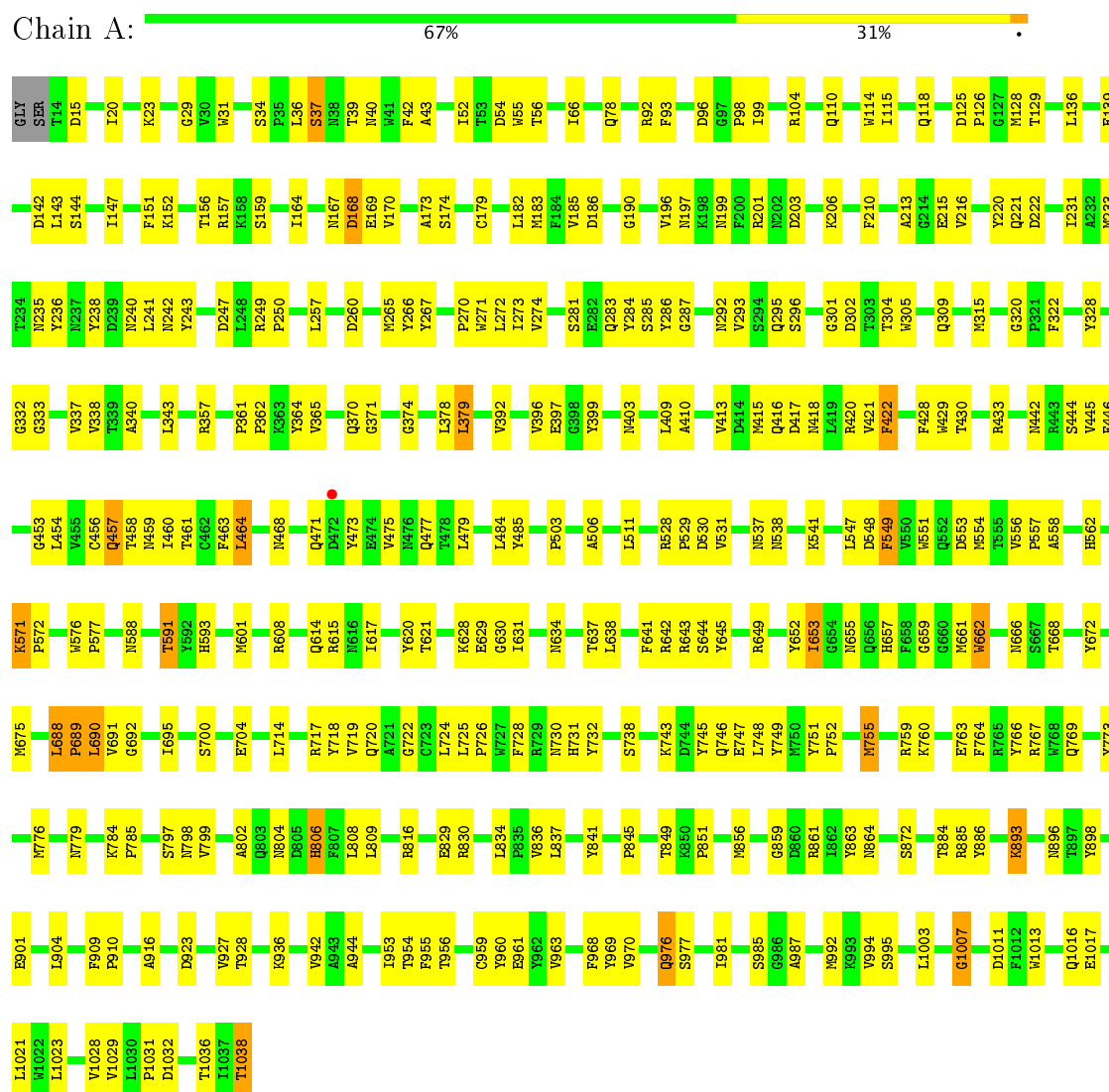
- Molecule 4 is water.

Mol	Chain	Residues	Atoms		ZeroOcc	AltConf
4	A	239	Total	O	0	0
			239	239		
4	B	178	Total	O	0	0
			178	178		
4	C	274	Total	O	0	0
			274	274		
4	D	145	Total	O	0	0
			145	145		

3 Residue-property plots

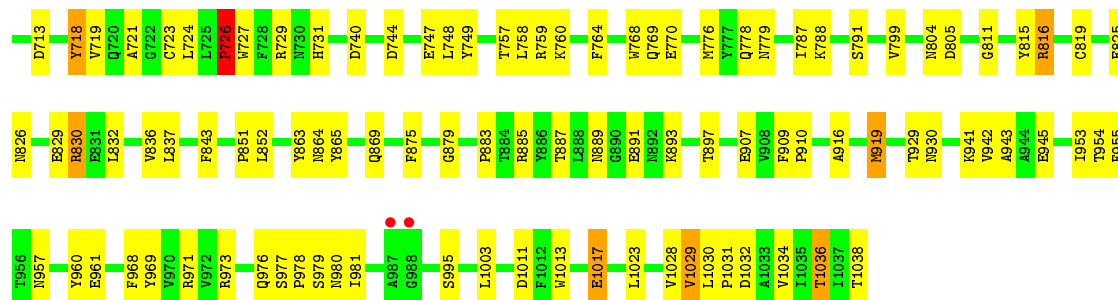
These plots are drawn for all protein, RNA and DNA chains in the entry. The first graphic for a chain summarises the proportions of the various outlier classes displayed in the second graphic. The second graphic shows the sequence view annotated by issues in geometry and electron density. Residues are color-coded according to the number of geometric quality criteria for which they contain at least one outlier: green = 0, yellow = 1, orange = 2 and red = 3 or more. A red dot above a residue indicates a poor fit to the electron density ($RSRZ > 2$). Stretches of 2 or more consecutive residues without any outlier are shown as a green connector. Residues present in the sample, but not in the model, are shown in grey.

• Molecule 1: ALPHA-1,4-GLUCAN LYASE ISOZYME 1

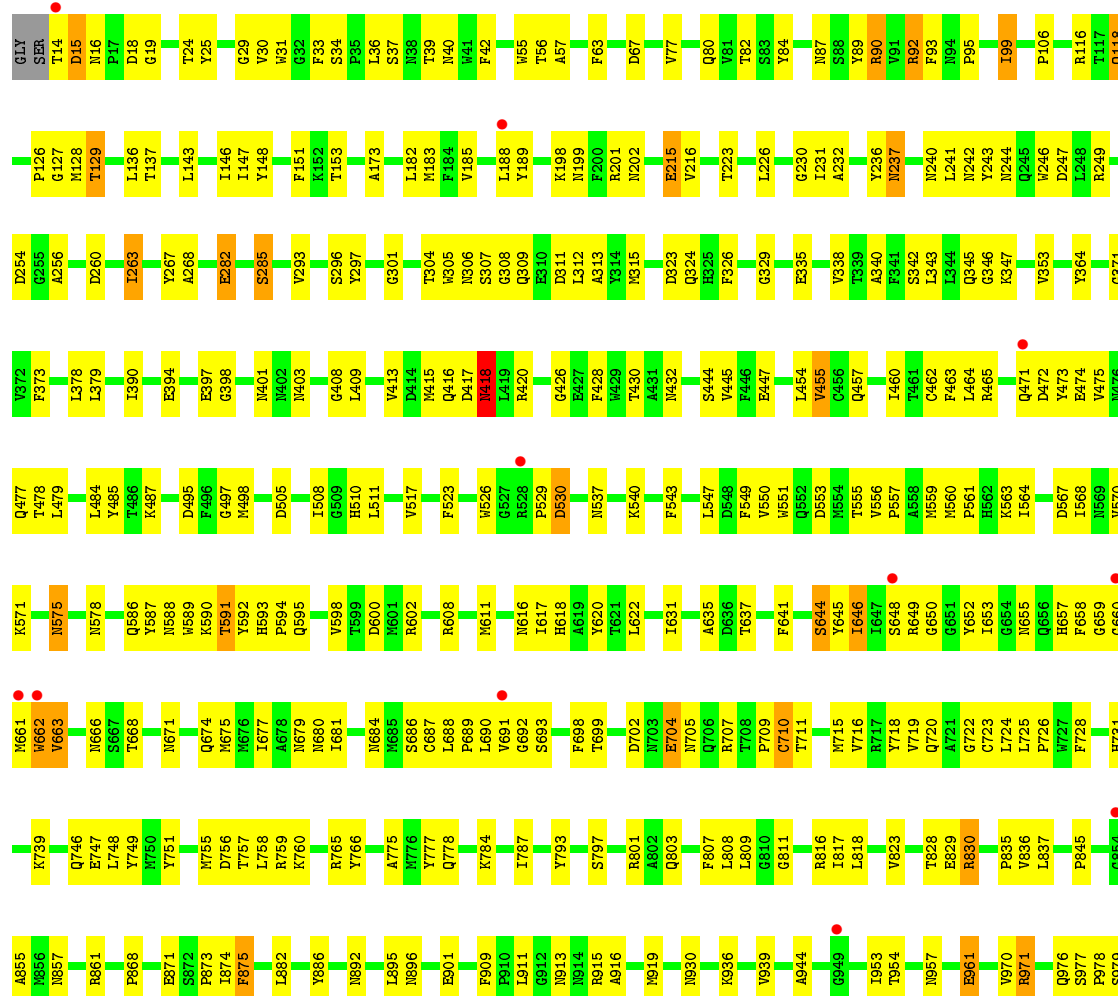


• Molecule 1: ALPHA-1,4-GLUCAN LYASE ISOZYME 1





• Molecule 1: ALPHA-1,4-GLUCAN LYASE ISOZYME 1



4 Data and refinement statistics

Property	Value	Source
Space group	P 1 21 1	Depositor
Cell constants a, b, c, α , β , γ	134.86Å 91.80Å 193.35Å 90.00° 99.34° 90.00°	Depositor
Resolution (Å)	41.85 – 2.60 41.84 – 2.60	Depositor EDS
% Data completeness (in resolution range)	82.2 (41.85-2.60) 82.2 (41.84-2.60)	Depositor EDS
R_{merge}	0.23	Depositor
R_{sym}	(Not available)	Depositor
$\langle I/\sigma(I) \rangle$ ¹	1.29 (at 2.61Å)	Xtriage
Refinement program	REFMAC	Depositor
R, R_{free}	0.229 , 0.320 0.233 , 0.322	Depositor DCC
R_{free} test set	5895 reflections (5.25%)	DCC
Wilson B-factor (Å ²)	32.3	Xtriage
Anisotropy	0.231	Xtriage
Bulk solvent k_{sol} (e/Å ³), B_{sol} (Å ²)	0.31 , 42.8	EDS
L-test for twinning ²	$\langle L \rangle = 0.54$, $\langle L^2 \rangle = 0.38$	Xtriage
Estimated twinning fraction	No twinning to report.	Xtriage
F_o, F_c correlation	0.93	EDS
Total number of atoms	33852	wwPDB-VP
Average B, all atoms (Å ²)	40.0	wwPDB-VP

Xtriage's analysis on translational NCS is as follows: *The analyses of the Patterson function reveals a significant off-origin peak that is 54.12 % of the origin peak, indicating pseudo translational symmetry. The chance of finding a peak of this or larger height randomly in a structure without pseudo translational symmetry is equal to 3.8208e-05. The detected translational NCS is most likely also responsible for the elevated intensity ratio.*

¹ Intensities estimated from amplitudes.

² Theoretical values of $\langle |L| \rangle$, $\langle L^2 \rangle$ for acentric reflections are 0.5, 0.333 respectively for untwinned datasets, and 0.375, 0.2 for perfectly twinned datasets.

5 Model quality [i](#)

5.1 Standard geometry [i](#)

Bond lengths and bond angles in the following residue types are not validated in this section: GOL, CSO, QPS

The Z score for a bond length (or angle) is the number of standard deviations the observed value is removed from the expected value. A bond length (or angle) with $|Z| > 5$ is considered an outlier worth inspection. RMSZ is the root-mean-square of all Z scores of the bond lengths (or angles).

Mol	Chain	Bond lengths		Bond angles	
		RMSZ	$\# Z > 5$	RMSZ	$\# Z > 5$
1	A	0.50	0/8387	0.65	1/11407 (0.0%)
1	B	0.47	0/8374	0.62	0/11389
1	C	0.50	0/8387	0.64	0/11407
1	D	0.46	0/8374	0.62	0/11389
All	All	0.49	0/33522	0.63	1/45592 (0.0%)

There are no bond length outliers.

All (1) bond angle outliers are listed below:

Mol	Chain	Res	Type	Atoms	Z	Observed(°)	Ideal(°)
1	A	247	ASP	CB-CG-OD1	5.45	123.21	118.30

There are no chirality outliers.

There are no planarity outliers.

5.2 Too-close contacts [i](#)

In the following table, the Non-H and H(model) columns list the number of non-hydrogen atoms and hydrogen atoms in the chain respectively. The H(added) column lists the number of hydrogen atoms added and optimized by MolProbity. The Clashes column lists the number of clashes within the asymmetric unit, whereas Symm-Clashes lists symmetry related clashes.

Mol	Chain	Non-H	H(model)	H(added)	Clashes	Symm-Clashes
1	A	8171	0	7615	256	0
1	B	8162	0	7606	263	0
1	C	8171	0	7615	256	0
1	D	8162	0	7606	267	0
2	A	77	0	74	2	0
2	B	77	0	73	5	0

Continued on next page...

Continued from previous page...

Mol	Chain	Non-H	H(model)	H(added)	Clashes	Symm-Clashes
2	C	77	0	75	7	0
2	D	77	0	74	11	0
3	A	24	0	32	4	0
3	C	12	0	16	1	0
3	D	6	0	8	1	0
4	A	239	0	0	32	0
4	B	178	0	0	31	0
4	C	274	0	0	22	0
4	D	145	0	0	30	0
All	All	33852	0	30794	1051	0

The all-atom clashscore is defined as the number of clashes found per 1000 atoms (including hydrogen atoms). The all-atom clashscore for this structure is 16.

All (1051) close contacts within the same asymmetric unit are listed below, sorted by their clash magnitude.

Atom-1	Atom-2	Interatomic distance (Å)	Clash overlap (Å)
1:A:118:GLN:HB3	4:A:2029:HOH:O	1.39	1.19
1:B:766:TYR:O	1:B:769:GLN:HG2	1.44	1.17
1:B:14:THR:HG23	1:B:15:ASP:H	1.11	1.10
1:C:34:SER:O	1:C:37:SER:HB2	1.52	1.09
1:A:34:SER:O	1:A:37:SER:HB2	1.53	1.09
1:D:668:THR:HG21	1:D:710:CYS:HB2	1.24	1.08
2:B:1060:QPS:H7A	2:B:1060:QPS:H6BB	1.30	1.07
1:A:52:ILE:HB	4:A:2005:HOH:O	1.54	1.06
1:B:601:MET:HA	4:B:2095:HOH:O	1.54	1.05
1:A:661:MET:HG2	1:A:688:LEU:HD11	1.38	1.04
1:A:661:MET:CG	1:A:688:LEU:HD11	1.88	1.02
1:C:235:ASN:ND2	1:C:298:MET:HE1	1.74	1.01
2:D:1050:QPS:H6BA	2:D:1050:QPS:H7A	1.42	0.99
1:B:198:LYS:HD2	4:B:2026:HOH:O	1.62	0.98
1:C:106:PRO:HG3	1:C:653:ILE:O	1.63	0.97
1:D:668:THR:CG2	1:D:710:CYS:HB2	1.94	0.97
1:B:537:ASN:HB3	4:B:2077:HOH:O	1.65	0.96
1:B:668:THR:HG21	1:B:710:CYS:HB2	1.49	0.95
2:D:1050:QPS:H7A	2:D:1050:QPS:C6B	1.97	0.94
1:A:36:LEU:HD13	1:A:309:GLN:HG3	1.51	0.92
1:B:586:GLN:HG2	4:B:2090:HOH:O	1.68	0.91
1:D:620:TYR:OH	3:D:1539:GOL:H12	1.70	0.91
1:D:748:LEU:HB3	1:D:758:LEU:HD13	1.53	0.91
1:B:854:GLY:HA3	4:B:2138:HOH:O	1.71	0.91

Continued on next page...

Continued from previous page...

Atom-1	Atom-2	Interatomic distance (Å)	Clash overlap (Å)
1:D:498:MET:N	1:D:568:ILE:HD11	1.86	0.91
1:A:222:ASP:HB2	4:A:2060:HOH:O	1.70	0.90
1:A:379:LEU:HD11	1:A:430:THR:HA	1.55	0.88
1:A:976:GLN:NE2	1:A:976:GLN:HA	1.85	0.88
1:B:292:ASN:HB2	4:B:2038:HOH:O	1.74	0.87
1:B:990:GLN:HG2	1:B:991:ASP:N	1.88	0.87
1:B:770:GLU:HB2	4:B:2128:HOH:O	1.75	0.87
1:B:286:TYR:HB2	1:B:328:TYR:CD1	2.09	0.85
1:A:797:SER:HB3	4:A:2177:HOH:O	1.73	0.85
1:B:893:LYS:HD2	4:B:2148:HOH:O	1.76	0.85
1:B:14:THR:HG23	1:B:15:ASP:N	1.91	0.85
1:C:452:LYS:HE2	4:C:2123:HOH:O	1.77	0.85
1:D:537:ASN:HB3	4:D:2070:HOH:O	1.76	0.85
1:C:605:ASN:HB3	4:C:2155:HOH:O	1.75	0.85
1:C:24:THR:CG2	4:C:2006:HOH:O	2.24	0.85
1:A:657:HIS:HD2	4:A:2094:HOH:O	1.60	0.84
1:B:995:SER:HB2	1:B:1011:ASP:HB3	1.58	0.84
1:C:529:PRO:O	1:C:530:ASP:HB2	1.77	0.84
1:B:529:PRO:HB3	4:B:2096:HOH:O	1.77	0.84
1:A:976:GLN:HE21	1:A:976:GLN:HA	1.41	0.84
1:A:995:SER:HB2	1:A:1011:ASP:HB3	1.57	0.84
1:C:371:GLY:C	1:C:731:HIS:HD2	1.81	0.84
1:D:77:VAL:HG22	1:D:93:PHE:HB3	1.58	0.84
1:A:691:VAL:HG22	1:A:692:GLY:N	1.93	0.83
1:A:724:LEU:HB2	4:A:2159:HOH:O	1.77	0.83
1:B:36:LEU:HD12	1:B:308:GLY:HA2	1.60	0.83
1:B:397:GLU:O	1:B:401:ASN:HB2	1.79	0.83
1:C:995:SER:HB2	1:C:1011:ASP:HB3	1.60	0.82
1:B:14:THR:HA	1:B:608:ARG:HB2	1.61	0.82
1:C:24:THR:HG22	4:C:2006:HOH:O	1.79	0.82
1:B:529:PRO:O	1:B:530:ASP:HB2	1.77	0.81
1:C:748:LEU:HD22	1:C:758:LEU:HD13	1.62	0.81
1:A:987:ALA:HB2	4:A:2230:HOH:O	1.81	0.81
1:B:471:GLN:HG3	4:B:2068:HOH:O	1.80	0.81
1:D:702:ASP:OD1	1:D:704:GLU:HG2	1.81	0.80
1:A:136:LEU:HD23	1:A:147:ILE:HD12	1.62	0.80
1:C:863:TYR:O	1:C:864:ASN:HB2	1.80	0.80
1:C:235:ASN:ND2	1:C:298:MET:CE	2.45	0.79
1:B:57:ALA:HB2	1:B:128:MET:HE1	1.64	0.79
1:B:24:THR:HB	4:B:2043:HOH:O	1.81	0.79
1:B:924:ASP:O	1:B:927:VAL:HG23	1.82	0.79

Continued on next page...

Continued from previous page...

Atom-1	Atom-2	Interatomic distance (Å)	Clash overlap (Å)
1:C:851:PRO:HD3	1:C:1017:GLU:O	1.82	0.79
1:C:740:ASP:HB2	4:C:2186:HOH:O	1.83	0.78
1:C:235:ASN:HD21	1:C:298:MET:HE1	1.46	0.78
1:D:705:ASN:HA	4:D:2099:HOH:O	1.83	0.78
1:A:661:MET:CG	1:A:688:LEU:CD1	2.63	0.77
1:D:882:LEU:HD12	1:D:909:PHE:CE2	2.19	0.77
1:D:307:SER:HA	4:D:2030:HOH:O	1.84	0.77
1:D:403:ASN:OD1	1:D:892:ASN:HB2	1.84	0.77
1:A:286:TYR:HB3	1:A:328[A]:TYR:CD1	2.19	0.77
1:C:34:SER:O	1:C:37:SER:CB	2.33	0.77
1:C:523:PHE:CZ	1:C:559:MET:HE2	2.20	0.77
1:D:529:PRO:O	1:D:530:ASP:HB2	1.84	0.76
1:A:370:GLN:OE1	1:A:730:ASN:HB3	1.85	0.76
1:B:57:ALA:HB2	1:B:128:MET:CE	2.16	0.76
1:C:446:PHE:HZ	1:C:458:THR:HG1	1.31	0.76
1:C:557:PRO:HD3	1:C:618:HIS:ND1	1.99	0.76
1:A:661:MET:HG3	1:A:688:LEU:CD1	2.16	0.75
1:B:335:GLU:OE2	1:B:784:LYS:HE3	1.86	0.75
1:A:691:VAL:CG2	1:A:692:GLY:N	2.48	0.75
1:A:286:TYR:CB	1:A:328[A]:TYR:CD1	2.68	0.75
1:B:55:TRP:CE3	1:B:116:ARG:HG3	2.22	0.75
1:A:272:LEU:HD12	1:A:315:MET:HE2	1.69	0.75
1:C:118:GLN:HG2	4:C:2035:HOH:O	1.86	0.74
1:D:811:GLY:HA3	1:D:816:ARG:HG3	1.70	0.74
1:A:421:VAL:O	1:A:422:PHE:HB2	1.87	0.74
1:D:378:LEU:HD13	1:D:445:VAL:HG23	1.70	0.74
1:D:845:PRO:HD2	4:D:2122:HOH:O	1.87	0.73
1:A:628:LYS:HD3	1:A:629:GLU:OE2	1.88	0.73
1:D:14:THR:HA	4:D:2001:HOH:O	1.89	0.73
1:B:836:VAL:HG22	1:B:837:LEU:H	1.52	0.72
1:B:553:ASP:OD2	2:B:1050:QPS:H2A	1.89	0.72
1:D:416:GLN:HG2	1:D:420:ARG:O	1.89	0.72
1:A:338:VAL:HG11	1:A:785:PRO:HG3	1.70	0.72
1:A:267:TYR:CD1	1:A:661:MET:CE	2.73	0.72
1:A:637:THR:HG23	4:A:2141:HOH:O	1.88	0.72
1:B:652:TYR:H	1:B:655:ASN:HD22	1.38	0.72
1:B:286:TYR:CB	1:B:328:TYR:CD1	2.73	0.72
1:C:529:PRO:O	1:C:530:ASP:CB	2.37	0.72
2:C:1060:QPS:H6BB	2:C:1060:QPS:H7A	1.71	0.72
1:A:798:ASN:HA	4:A:2178:HOH:O	1.90	0.71
1:B:652:TYR:O	1:B:655:ASN:HB2	1.90	0.71

Continued on next page...

Continued from previous page...

Atom-1	Atom-2	Interatomic distance (Å)	Clash overlap (Å)
1:A:562:HIS:HA	1:A:572:PRO:HD3	1.72	0.71
1:D:998:THR:HB	4:D:2136:HOH:O	1.89	0.71
1:B:111:GLN:HE21	1:B:346:GLY:C	1.93	0.71
1:D:997:ALA:HB2	4:D:2139:HOH:O	1.90	0.71
1:B:460:ILE:HD11	1:B:542:LEU:HD11	1.72	0.71
1:A:399:TYR:HE1	1:A:748:LEU:HB2	1.56	0.71
1:D:990:GLN:HG2	1:D:991:ASP:N	2.06	0.70
1:C:363:LYS:NZ	1:C:769:GLN:HE21	1.88	0.70
1:D:705:ASN:ND2	1:D:707:ARG:HB2	2.05	0.70
1:A:286:TYR:HB3	1:A:328[A]:TYR:HD1	1.56	0.70
1:B:228:ARG:HB3	1:B:231:ILE:HD11	1.73	0.70
1:D:668:THR:HG21	1:D:710:CYS:CB	2.14	0.70
1:A:885:ARG:HH12	3:A:1541:GOL:H11	1.57	0.70
1:C:523:PHE:CE2	1:C:559:MET:HE1	2.27	0.70
1:B:39:THR:O	1:B:40:ASN:HB2	1.92	0.70
1:B:668:THR:CG2	1:B:710:CYS:HB2	2.22	0.70
1:D:631:ILE:HD13	1:D:644:SER:HB3	1.73	0.70
1:A:631:ILE:CG2	1:A:644:SER:HB3	2.22	0.69
1:A:901:GLU:HG2	4:A:2205:HOH:O	1.93	0.69
1:A:413:VAL:HA	1:A:416:GLN:HG3	1.73	0.69
1:A:267:TYR:CD1	1:A:661:MET:HE2	2.26	0.69
1:C:1029:VAL:O	1:C:1029:VAL:HG23	1.93	0.69
1:A:691:VAL:CG2	1:A:692:GLY:H	2.05	0.69
1:B:378:LEU:HD13	1:B:445:VAL:HG23	1.73	0.69
1:D:677:ILE:O	1:D:681:ILE:HG13	1.92	0.69
1:D:722:GLY:HA2	1:D:725:LEU:HD12	1.73	0.69
1:A:661:MET:HG3	1:A:688:LEU:HD11	1.73	0.69
1:A:953:ILE:HD13	1:A:970:VAL:HG11	1.74	0.69
1:B:716:VAL:O	1:B:720:GLN:HG3	1.93	0.69
1:C:242:ASN:ND2	1:C:667:SER:HB2	2.09	0.69
1:D:36:LEU:HD12	1:D:308:GLY:HA2	1.75	0.68
1:D:247:ASP:OD2	1:D:590:LYS:HE3	1.93	0.68
1:A:333:GLY:HA3	4:A:2085:HOH:O	1.93	0.68
1:B:836:VAL:HG22	1:B:837:LEU:N	2.08	0.68
1:B:594:PRO:HG3	4:B:2091:HOH:O	1.93	0.68
1:B:86:ASN:O	1:B:87:ASN:HB2	1.94	0.68
1:A:1038:THR:HB	4:A:2227:HOH:O	1.93	0.67
1:B:979:SER:O	1:B:980:ASN:HB2	1.94	0.67
1:C:641:PHE:HB2	4:C:2163:HOH:O	1.92	0.67
1:C:675:MET:HG2	4:C:2057:HOH:O	1.94	0.67
1:D:976:GLN:HG2	4:D:2133:HOH:O	1.94	0.67

Continued on next page...

Continued from previous page...

Atom-1	Atom-2	Interatomic distance (Å)	Clash overlap (Å)
1:B:702:ASP:HB3	1:B:705:ASN:O	1.94	0.67
1:C:241:LEU:O	1:C:242:ASN:HB2	1.95	0.67
1:C:479:LEU:HD12	1:C:484:LEU:HB2	1.77	0.67
1:C:499:THR:HG21	1:C:520:ASP:OD2	1.94	0.67
1:D:77:VAL:HG22	1:D:93:PHE:CB	2.24	0.67
1:B:984:SER:O	1:B:985:SER:CB	2.42	0.67
1:B:188:LEU:C	1:B:189:TYR:HD1	1.98	0.66
1:D:684:ASN:ND2	1:D:787:ILE:HB	2.10	0.66
1:C:526:TRP:HE1	1:C:618:HIS:HE2	1.42	0.66
1:B:20:ILE:HD11	1:B:96:ASP:HB3	1.78	0.66
1:D:631:ILE:CD1	1:D:644:SER:HB3	2.24	0.66
1:A:631:ILE:HG21	1:A:644:SER:HB3	1.77	0.66
1:B:686:SER:O	1:B:687:CYS:HB2	1.94	0.66
1:D:590:LYS:O	1:D:591:THR:HB	1.96	0.66
1:B:540:LYS:HG2	1:B:637:THR:HG21	1.78	0.66
1:D:555:THR:OG1	1:D:650:GLY:HA3	1.97	0.65
1:D:836:VAL:HG22	1:D:837:LEU:H	1.61	0.65
1:A:936:LYS:HD3	4:A:2215:HOH:O	1.97	0.65
1:D:757:THR:HA	1:D:760:LYS:HE2	1.77	0.65
1:B:14:THR:CG2	1:B:15:ASP:H	1.94	0.65
1:B:667:SER:HB3	1:B:672:TYR:CE2	2.31	0.65
1:B:567:ASP:HB2	1:B:570:VAL:HG23	1.79	0.65
1:D:588:ASN:HB3	1:D:593:HIS:CE1	2.31	0.65
1:C:661:MET:HG2	1:C:688:LEU:HD11	1.77	0.65
1:D:216:VAL:HB	4:D:2015:HOH:O	1.96	0.65
1:D:457:GLN:HA	1:D:549:PHE:O	1.96	0.65
1:C:225:ILE:HG22	1:C:804:ASN:ND2	2.12	0.65
1:B:541:LYS:HG3	4:B:2076:HOH:O	1.96	0.65
1:D:553:ASP:OD2	2:D:1050:QPS:H2A	1.96	0.64
1:A:643:ARG:HG2	1:A:644:SER:N	2.11	0.64
1:B:984:SER:O	1:B:985:SER:HB3	1.97	0.64
1:D:811:GLY:HA3	1:D:816:ARG:CG	2.27	0.64
1:B:244:ASN:HB2	1:B:257:LEU:O	1.97	0.64
1:A:39:THR:O	1:A:40:ASN:HB2	1.97	0.64
1:A:396:VAL:HG13	1:A:454:LEU:HD11	1.79	0.64
1:C:111:GLN:HE21	1:C:349:PHE:HD2	1.43	0.64
1:B:702:ASP:OD1	1:B:704:GLU:HG2	1.97	0.64
1:A:143:LEU:HD22	1:A:164:ILE:HD11	1.78	0.64
1:A:286:TYR:HB2	1:A:328[A]:TYR:CD1	2.32	0.64
1:D:230:GLY:O	1:D:231:ILE:HG23	1.98	0.64
1:B:324:GLN:HE21	1:B:326:PHE:HZ	1.45	0.63

Continued on next page...

Continued from previous page...

Atom-1	Atom-2	Interatomic distance (Å)	Clash overlap (Å)
1:C:421:VAL:O	1:C:422:PHE:HB2	1.98	0.63
1:C:649:ARG:HB2	1:C:662:TRP:CH2	2.33	0.63
1:B:770:GLU:HA	1:B:770:GLU:OE1	1.98	0.63
1:C:919:MET:CE	1:C:941:LYS:HE2	2.28	0.63
1:D:690:LEU:HA	1:D:726:PRO:HB3	1.80	0.63
1:D:901:GLU:HG2	4:D:2129:HOH:O	1.98	0.63
1:A:529:PRO:O	1:A:530:ASP:HB2	1.99	0.63
1:B:415:MET:HA	1:B:428:PHE:CD2	2.33	0.63
1:C:552:GLN:HE22	1:C:626:THR:HG21	1.64	0.63
1:B:408:GLY:HA3	1:B:455:VAL:O	1.98	0.63
1:C:503:PRO:HG2	1:C:506:ALA:HB2	1.80	0.62
1:D:836:VAL:HG22	1:D:837:LEU:N	2.14	0.62
1:B:403:ASN:OD1	1:B:892:ASN:HB2	2.00	0.62
1:C:498:MET:N	1:C:568:ILE:HD11	2.14	0.62
1:A:553:ASP:OD2	2:A:1050:QPS:H2A	1.99	0.62
1:B:278:ALA:HA	1:B:283:GLN:HG3	1.82	0.62
1:B:415:MET:HA	1:B:428:PHE:CE2	2.35	0.62
1:B:20:ILE:CD1	1:B:96:ASP:HB3	2.29	0.62
1:C:141:LYS:HG2	1:C:142:ASP:OD1	2.00	0.62
1:C:241:LEU:HD21	1:C:699:THR:HG21	1.79	0.62
1:B:683:MET:HE3	1:B:688:LEU:HB3	1.81	0.62
1:D:42:PHE:HB3	1:D:63:PHE:HB3	1.81	0.62
1:C:215:GLU:O	1:C:265:MET:HG3	2.00	0.62
1:D:345:GLN:O	1:D:657:HIS:CE1	2.52	0.62
1:D:378:LEU:CD1	1:D:445:VAL:HG23	2.30	0.62
1:D:40:ASN:OD1	1:D:189:TYR:HD1	1.82	0.62
1:A:42:PHE:O	1:A:183:MET:HA	1.98	0.62
1:A:267:TYR:CD1	1:A:661:MET:HE1	2.35	0.62
1:A:541:LYS:HG3	4:A:2122:HOH:O	1.99	0.62
1:B:591:THR:HG23	1:B:592:TYR:O	2.00	0.62
1:C:919:MET:HE2	1:C:941:LYS:HE2	1.82	0.62
1:A:468:ASN:O	1:A:471:GLN:HB3	2.00	0.62
1:C:976:GLN:NE2	1:C:976:GLN:HA	2.14	0.61
1:D:984:SER:O	1:D:985:SER:HB2	2.00	0.61
1:A:766:TYR:O	1:A:769:GLN:HG2	2.00	0.61
1:C:691:VAL:HG22	1:C:692:GLY:N	2.15	0.61
1:A:1016:GLN:HA	1:A:1016:GLN:HE21	1.64	0.61
1:D:56:THR:HG23	1:D:80:GLN:HB2	1.81	0.61
1:D:719:VAL:O	1:D:723:CYS:HB3	2.00	0.61
1:A:29:GLY:HA3	1:A:31:TRP:CE2	2.35	0.61
1:C:388:ASN:HD21	1:C:744:ASP:HA	1.64	0.61

Continued on next page...

Continued from previous page...

Atom-1	Atom-2	Interatomic distance (Å)	Clash overlap (Å)
1:C:825:GLU:HG2	1:C:826:ASN:H	1.66	0.61
1:A:614:GLN:O	1:A:617:ILE:HG22	2.01	0.61
1:B:249:ARG:NH2	1:B:578:ASN:HB3	2.16	0.61
1:D:875:PHE:CD2	1:D:875:PHE:N	2.67	0.61
1:A:267:TYR:HD1	1:A:661:MET:HE1	1.66	0.61
1:C:274:VAL:HG21	1:C:286:TYR:CZ	2.36	0.61
1:D:426:GLY:O	1:D:432:ASN:HA	2.00	0.61
1:B:691:VAL:HG22	1:B:692:GLY:N	2.15	0.61
1:C:691:VAL:CG2	1:C:692:GLY:N	2.64	0.61
1:D:188:LEU:C	1:D:189:TYR:HD2	2.04	0.61
1:B:626:THR:O	1:B:630:GLY:HA3	2.01	0.60
1:C:288:TRP:CG	1:C:315:MET:HE2	2.36	0.60
1:A:661:MET:O	1:A:691:VAL:HA	2.02	0.60
1:B:29:GLY:HA3	1:B:31:TRP:CE2	2.36	0.60
1:B:286:TYR:CB	1:B:328:TYR:HD1	2.12	0.60
1:B:567:ASP:HB2	1:B:570:VAL:CG2	2.31	0.60
1:B:141:LYS:HE2	4:B:2011:HOH:O	2.01	0.60
1:C:228:ARG:HB3	1:C:231:ILE:HD11	1.83	0.60
1:C:523:PHE:CZ	1:C:559:MET:CE	2.85	0.60
1:C:649:ARG:HB2	1:C:662:TRP:CZ3	2.37	0.60
1:D:371:GLY:C	1:D:731:HIS:HD2	2.04	0.60
1:D:652:TYR:H	1:D:655:ASN:ND2	1.99	0.60
1:A:885:ARG:HD2	1:A:904:LEU:HA	1.84	0.60
1:B:893:LYS:CD	4:B:2148:HOH:O	2.40	0.60
1:C:968:PHE:CE1	1:C:1030:LEU:HB2	2.36	0.60
1:C:553:ASP:OD2	2:C:1050:QPS:H2A	2.02	0.60
1:D:379:LEU:HD11	1:D:430:THR:HA	1.82	0.60
1:D:680:ASN:CG	1:D:725:LEU:HD22	2.21	0.60
1:A:689:PRO:O	1:A:726:PRO:HG2	2.02	0.59
1:B:371:GLY:O	1:B:731:HIS:HA	2.02	0.59
1:D:57:ALA:HB2	1:D:128:MET:HE2	1.84	0.59
1:D:15:ASP:OD1	1:D:608:ARG:HD3	2.01	0.59
1:D:901:GLU:CG	4:D:2129:HOH:O	2.50	0.59
1:B:980:ASN:O	1:B:1038:THR:HG22	2.02	0.59
1:B:588:ASN:HB3	1:B:593:HIS:CE1	2.37	0.59
1:B:691:VAL:HG22	1:B:692:GLY:H	1.67	0.59
1:B:345:GLN:O	1:B:657:HIS:HE1	1.86	0.59
1:A:963:VAL:HG12	1:A:963:VAL:O	2.02	0.59
1:C:330:ALA:HB3	4:C:2023:HOH:O	2.01	0.59
1:D:677:ILE:HB	4:D:2092:HOH:O	2.01	0.59
1:A:1003:LEU:HD22	1:A:1013:TRP:HB3	1.85	0.59

Continued on next page...

Continued from previous page...

Atom-1	Atom-2	Interatomic distance (Å)	Clash overlap (Å)
1:A:953:ILE:CD1	1:A:970:VAL:HG11	2.32	0.59
1:D:39:THR:O	1:D:40:ASN:HB2	2.03	0.58
1:D:40:ASN:OD1	1:D:189:TYR:CD1	2.55	0.58
1:C:811:GLY:HA3	1:C:816:ARG:CG	2.33	0.58
1:A:104:ARG:HD2	1:A:601:MET:O	2.04	0.58
1:A:362:PRO:HA	1:A:643:ARG:HH11	1.68	0.58
1:D:55:TRP:CE3	1:D:116:ARG:HG3	2.39	0.58
1:A:556:VAL:HB	1:A:557:PRO:C	2.24	0.58
1:B:188:LEU:C	1:B:189:TYR:CD1	2.77	0.58
1:C:286:TYR:CB	1:C:328[A]:TYR:CD1	2.87	0.58
1:C:657:HIS:HD2	4:C:2099:HOH:O	1.87	0.58
1:B:286:TYR:HB3	1:B:328:TYR:HD1	1.69	0.58
1:C:68:ASN:N	1:C:69:PRO:HD3	2.19	0.58
2:B:1060:QPS:H7A	2:B:1060:QPS:C6B	2.20	0.57
1:B:299:ASN:CB	1:B:314:TYR:CZ	2.87	0.57
1:B:345:GLN:O	1:B:657:HIS:CE1	2.56	0.57
1:B:628:LYS:HD3	1:B:629:GLU:OE2	2.04	0.57
1:C:363:LYS:NZ	1:C:769:GLN:NE2	2.52	0.57
1:D:42:PHE:O	1:D:183:MET:HA	2.03	0.57
1:C:731:HIS:HE1	2:C:1050:QPS:O4A	1.87	0.57
1:C:286:TYR:HB2	1:C:328[A]:TYR:CD1	2.39	0.57
1:D:702:ASP:HB3	1:D:705:ASN:O	2.04	0.57
2:D:1060:QPS:H3C	4:D:2145:HOH:O	2.05	0.57
1:D:777:TYR:HE2	1:D:919:MET:CE	2.16	0.57
1:B:188:LEU:O	1:B:189:TYR:HD1	1.85	0.57
1:D:479:LEU:HD12	1:D:484:LEU:HB2	1.84	0.57
1:D:716:VAL:O	1:D:720:GLN:HG3	2.04	0.57
1:A:220:TYR:CD2	1:A:221:GLN:HG3	2.40	0.57
1:A:361:PRO:HB3	1:A:645:TYR:CD1	2.38	0.57
1:B:811:GLY:HA3	1:B:816:ARG:CG	2.35	0.57
1:D:240:ASN:ND2	1:D:243:TYR:HA	2.20	0.57
1:A:250:PRO:HB2	4:A:2069:HOH:O	2.05	0.57
1:C:495:ASP:O	1:C:564:ILE:HD12	2.05	0.57
2:D:1050:QPS:C7A	2:D:1050:QPS:C6B	2.77	0.57
1:D:260:ASP:O	1:D:263:ILE:HG13	2.05	0.57
1:D:674:GLN:HA	4:D:2092:HOH:O	2.05	0.57
1:A:981:ILE:HG21	1:A:992:MET:SD	2.45	0.57
1:C:523:PHE:CE2	1:C:559:MET:CE	2.87	0.57
1:C:668:THR:HG22	1:C:668:THR:O	2.05	0.57
1:B:954:THR:HG23	1:B:1034:VAL:HG22	1.85	0.56
1:C:238:TYR:HD1	1:C:615:ARG:NH2	2.02	0.56

Continued on next page...

Continued from previous page...

Atom-1	Atom-2	Interatomic distance (Å)	Clash overlap (Å)
1:C:757:THR:HA	1:C:760:LYS:HD3	1.86	0.56
1:B:457:GLN:HA	1:B:549:PHE:O	2.04	0.56
1:C:976:GLN:HE21	1:C:976:GLN:HA	1.70	0.56
1:D:1026:PRO:HG2	1:D:1029:VAL:HG13	1.87	0.56
1:C:242:ASN:HD21	1:C:667:SER:HB2	1.70	0.56
1:A:576:TRP:CG	1:A:577:PRO:HA	2.41	0.56
1:A:98:PRO:HA	4:A:2019:HOH:O	2.05	0.56
1:B:529:PRO:O	1:B:530:ASP:CB	2.50	0.56
1:B:299:ASN:HB3	1:B:314:TYR:CE2	2.40	0.56
1:A:272:LEU:HD12	1:A:315:MET:CE	2.34	0.56
1:D:444:SER:OG	1:D:447:GLU:HG3	2.05	0.56
1:A:976:GLN:O	1:A:1021:LEU:HD13	2.06	0.56
1:A:415:MET:HA	1:A:428:PHE:CE2	2.40	0.56
1:D:990:GLN:HG2	1:D:991:ASP:H	1.71	0.56
1:C:631:ILE:HG21	1:C:644:SER:HB3	1.88	0.56
1:A:456:CYS:O	1:A:548:ASP:HB2	2.06	0.56
1:B:651:GLY:HA3	1:B:655:ASN:ND2	2.21	0.56
1:D:777:TYR:HE2	1:D:919:MET:HE2	1.71	0.56
1:A:243:TYR:OH	1:A:666:ASN:HB3	2.06	0.55
1:B:668:THR:HG21	1:B:710:CYS:CB	2.28	0.55
1:D:77:VAL:HG11	1:D:151:PHE:CE1	2.41	0.55
1:A:453:GLY:HA3	4:A:2203:HOH:O	2.05	0.55
1:A:849:THR:HG23	4:A:2188:HOH:O	2.06	0.55
1:B:371:GLY:CA	1:B:410:ALA:HB3	2.37	0.55
1:C:238:TYR:CD2	1:C:248:LEU:HD11	2.41	0.55
1:D:343:LEU:O	1:D:343:LEU:HG	2.06	0.55
1:D:954:THR:HG23	1:D:1034:VAL:HG22	1.88	0.55
1:A:461:THR:OG1	1:A:463:PHE:HB2	2.06	0.55
1:B:1036:THR:HG22	4:B:2175:HOH:O	2.07	0.55
1:C:111:GLN:NE2	1:C:349:PHE:HD2	2.04	0.55
1:A:429:TRP:CH2	1:A:444:SER:HB3	2.42	0.55
1:A:458:THR:O	1:A:551:TRP:HB3	2.07	0.55
1:B:147:ILE:HG12	1:B:153:THR:OG1	2.07	0.55
1:B:288:TRP:HE1	1:B:324:GLN:CD	2.10	0.55
1:B:371:GLY:HA2	1:B:410:ALA:HB3	1.86	0.55
1:B:591:THR:HG23	1:B:592:TYR:N	2.20	0.55
1:D:14:THR:HB	4:D:2001:HOH:O	2.06	0.55
1:A:645:TYR:CZ	1:A:690:LEU:HD13	2.42	0.55
1:C:171:GLY:HA2	1:C:177:ASN:HD22	1.72	0.55
1:A:747:GLU:HB3	1:A:749:TYR:CE1	2.42	0.55
1:B:42:PHE:O	1:B:183:MET:HA	2.06	0.55

Continued on next page...

Continued from previous page...

Atom-1	Atom-2	Interatomic distance (Å)	Clash overlap (Å)
1:C:167:ASN:HA	1:C:197:ASN:HA	1.88	0.55
1:C:235:ASN:HD21	1:C:298:MET:CE	2.15	0.55
1:C:273:ILE:HG23	1:C:337:VAL:HG11	1.89	0.55
1:C:805:ASP:CG	1:C:830:ARG:HH22	2.10	0.55
1:A:722:GLY:HA2	1:A:725:LEU:HG	1.88	0.55
1:B:299:ASN:HB2	1:B:314:TYR:CZ	2.41	0.55
1:C:865:TYR:HE2	4:C:2234:HOH:O	1.89	0.55
1:D:92:ARG:HB2	1:D:323:ASP:HA	1.87	0.55
1:A:463:PHE:CE1	1:A:511:LEU:HD13	2.42	0.54
1:B:293:VAL:HG11	1:B:617:ILE:HD12	1.89	0.54
1:C:852:LEU:HG	1:C:973:ARG:HD2	1.89	0.54
1:B:371:GLY:C	1:B:731:HIS:HD2	2.11	0.54
1:C:363:LYS:HZ3	1:C:769:GLN:HE21	1.54	0.54
1:A:797:SER:CB	4:A:2177:HOH:O	2.41	0.54
1:C:528:ARG:HB2	1:C:531:VAL:CG2	2.37	0.54
1:C:677:ILE:HD11	1:C:721:ALA:HB1	1.89	0.54
1:D:346:GLY:O	1:D:347:LYS:HD3	2.06	0.54
1:B:572:PRO:HD3	4:B:2084:HOH:O	2.08	0.54
1:B:887:THR:HB	4:B:2149:HOH:O	2.07	0.54
1:D:808:LEU:HA	1:D:817:ILE:O	2.07	0.54
1:B:240:ASN:ND2	1:B:243:TYR:HA	2.23	0.54
1:A:231:ILE:CA	1:A:302:ASP:HB2	2.38	0.54
1:D:390:ILE:HG13	1:D:394:GLU:OE1	2.07	0.54
1:A:216:VAL:HG11	1:A:233:MET:HG2	1.89	0.54
1:B:236:TYR:CZ	1:B:615:ARG:NH1	2.75	0.54
1:B:456:CYS:O	1:B:548:ASP:HB2	2.08	0.54
1:C:748:LEU:CD2	1:C:758:LEU:HD13	2.35	0.54
1:C:363:LYS:HZ2	1:C:769:GLN:NE2	2.06	0.54
1:D:128:MET:HG3	4:D:2008:HOH:O	2.08	0.54
1:D:661:MET:O	1:D:691:VAL:HA	2.08	0.54
1:A:231:ILE:HA	1:A:302:ASP:HB2	1.90	0.54
1:A:484:LEU:HD22	1:A:531:VAL:HG23	1.90	0.54
1:A:397:GLU:OE2	1:B:397:GLU:OE2	2.26	0.54
1:D:936:LYS:HA	1:D:961:GLU:HB3	1.90	0.54
1:A:159:SER:OG	3:A:1542:GOL:H32	2.07	0.53
1:A:420:ARG:HB3	1:A:473:TYR:CE1	2.44	0.53
1:A:641:PHE:CZ	1:A:896:ASN:HB2	2.43	0.53
1:B:190:GLY:HA3	2:B:1060:QPS:H6AA	1.90	0.53
1:A:292:ASN:HB2	4:A:2082:HOH:O	2.08	0.53
1:C:281:SER:HB3	4:C:2075:HOH:O	2.07	0.53
1:C:238:TYR:CD1	1:C:615:ARG:NH2	2.76	0.53

Continued on next page...

Continued from previous page...

Atom-1	Atom-2	Interatomic distance (Å)	Clash overlap (Å)
1:D:249:ARG:NH2	1:D:578:ASN:HB3	2.23	0.53
1:D:671:ASN:O	1:D:675:MET:CE	2.55	0.53
1:C:555:THR:HG22	1:C:622:LEU:HD23	1.89	0.53
1:D:719:VAL:HG13	1:D:728:PHE:HZ	1.73	0.53
1:D:748:LEU:HB3	1:D:758:LEU:CD1	2.31	0.53
1:A:378:LEU:HG	1:A:379:LEU:HG	1.91	0.53
1:C:778:GLN:HG2	4:C:2198:HOH:O	2.08	0.53
1:B:668:THR:HG22	1:B:714:LEU:HD23	1.91	0.53
1:B:894:SER:HB2	1:B:896:ASN:ND2	2.24	0.53
1:A:969:TYR:HA	1:A:1023:LEU:O	2.08	0.53
1:A:15:ASP:OD1	1:A:608:ARG:HD3	2.09	0.53
1:D:497:GLY:C	1:D:568:ILE:HD11	2.29	0.53
1:D:663:VAL:O	1:D:663:VAL:HG12	2.09	0.53
1:B:93:PHE:HE1	1:B:182:LEU:HD22	1.74	0.53
1:B:894:SER:HB2	1:B:896:ASN:HD22	1.74	0.53
1:C:727:TRP:HZ2	1:C:729:ARG:HD3	1.74	0.53
1:C:588:ASN:HB3	1:C:593:HIS:CE1	2.44	0.53
2:D:1060:QPS:H6BB	2:D:1060:QPS:H7A	1.91	0.53
1:A:143:LEU:CD2	1:A:164:ILE:HD11	2.38	0.52
1:B:29:GLY:HA3	1:B:31:TRP:CZ2	2.44	0.52
1:C:370:GLN:HG2	1:C:399:TYR:HE2	1.73	0.52
1:D:1008:GLU:O	1:D:1011:ASP:HB2	2.09	0.52
1:B:689:PRO:O	1:B:726:PRO:HG2	2.08	0.52
1:B:855:ALA:HB2	4:B:2139:HOH:O	2.09	0.52
1:A:365:VAL:CG1	1:A:365:VAL:O	2.58	0.52
1:D:345:GLN:O	1:D:657:HIS:HE1	1.90	0.52
1:A:23:LYS:HG3	1:A:190:GLY:HA2	1.91	0.52
1:A:459:ASN:O	1:A:460:ILE:HD13	2.10	0.52
1:C:583:SER:OG	1:C:587:TYR:HB3	2.09	0.52
1:D:1026:PRO:HB2	1:D:1028:VAL:HG23	1.91	0.52
1:A:959:CYS:HB2	3:A:1539:GOL:H2	1.91	0.52
1:B:674:GLN:HG3	1:B:823:VAL:HB	1.90	0.52
1:B:836:VAL:CG2	1:B:837:LEU:H	2.22	0.52
1:C:263:ILE:CG2	1:C:264:PRO:HD2	2.39	0.52
1:C:243:TYR:OH	1:C:666:ASN:HB3	2.10	0.52
1:A:241:LEU:O	1:A:242:ASN:HB2	2.10	0.52
1:A:396:VAL:HG22	1:A:409:LEU:HD11	1.92	0.52
2:A:1060:QPS:H7A	2:A:1060:QPS:H6BB	1.90	0.52
1:B:775:ALA:O	1:B:778:GLN:HB2	2.10	0.52
1:D:397:GLU:O	1:D:401:ASN:HB2	2.10	0.52
1:D:686:SER:O	1:D:687:CYS:HB2	2.08	0.52

Continued on next page...

Continued from previous page...

Atom-1	Atom-2	Interatomic distance (Å)	Clash overlap (Å)
1:D:830:ARG:HB2	1:D:830:ARG:NH1	2.24	0.52
1:A:809:LEU:HD23	1:A:809:LEU:N	2.25	0.52
1:C:36:LEU:HD12	1:C:308:GLY:HA2	1.91	0.52
1:C:378:LEU:HD13	1:C:445:VAL:HG23	1.91	0.52
1:C:713:ASP:OD1	1:C:869:GLN:HG3	2.10	0.52
1:B:93:PHE:CE1	1:B:182:LEU:HD22	2.45	0.52
1:B:668:THR:HG22	1:B:714:LEU:CD2	2.40	0.52
1:A:631:ILE:HG23	1:A:644:SER:HB3	1.92	0.52
1:B:77:VAL:HG11	1:B:151:PHE:CE1	2.45	0.52
1:C:143:LEU:O	1:C:158:LYS:HE3	2.09	0.52
1:D:304:THR:HG22	1:D:305:TRP:CD2	2.45	0.52
1:B:36:LEU:HB2	4:B:2041:HOH:O	2.09	0.51
1:B:542:LEU:HD13	1:B:547:LEU:HD22	1.92	0.51
1:B:805:ASP:O	1:B:820:ALA:HA	2.09	0.51
2:C:1060:QPS:H5B	2:C:1060:QPS:H6C	1.92	0.51
1:C:526:TRP:HE1	1:C:618:HIS:CD2	2.28	0.51
1:A:56:THR:CG2	1:A:78:GLN:HG2	2.41	0.51
1:B:14:THR:HB	1:B:608:ARG:HH11	1.75	0.51
1:C:347:LYS:HB2	1:C:352:GLN:HG3	1.93	0.51
1:D:690:LEU:HA	1:D:726:PRO:CB	2.40	0.51
1:C:111:GLN:HE22	1:C:349:PHE:H	1.57	0.51
1:C:553:ASP:OD1	1:C:649:ARG:HD3	2.09	0.51
1:C:592:TYR:O	1:C:593:HIS:C	2.48	0.51
1:D:460:ILE:O	1:D:460:ILE:HG22	2.10	0.51
1:A:92:ARG:HA	1:A:322:PHE:O	2.11	0.51
1:A:357:ARG:HB2	1:A:779:ASN:O	2.11	0.51
1:A:415:MET:HA	1:A:428:PHE:CD2	2.46	0.51
1:D:226:LEU:HD22	1:D:803:GLN:O	2.11	0.51
1:D:567:ASP:HB2	1:D:570:VAL:CG2	2.40	0.51
1:D:787:ILE:HG23	1:D:807:PHE:CD1	2.45	0.51
1:A:203:ASP:HB3	1:A:206:LYS:HB2	1.93	0.51
1:B:674:GLN:HA	4:B:2104:HOH:O	2.09	0.51
1:C:883:PRO:HD2	4:C:2245:HOH:O	2.10	0.51
1:D:728:PHE:CD2	1:D:765:ARG:HD2	2.45	0.51
1:A:283:GLN:HG2	1:A:284:TYR:N	2.25	0.51
1:A:392:VAL:HG13	1:A:409:LEU:HD22	1.93	0.51
1:C:263:ILE:HG23	1:C:264:PRO:HD2	1.92	0.51
1:B:588:ASN:O	1:B:591:THR:HG22	2.11	0.51
1:D:462:CYS:O	1:D:464:LEU:HD22	2.11	0.51
1:D:471:GLN:HG3	4:D:2060:HOH:O	2.11	0.51
1:D:698:PHE:HD2	1:D:699:THR:HG23	1.75	0.51

Continued on next page...

Continued from previous page...

Atom-1	Atom-2	Interatomic distance (Å)	Clash overlap (Å)
1:D:517:VAL:O	1:D:517:VAL:HG12	2.10	0.51
1:D:766:TYR:CE2	1:D:895:LEU:HG	2.46	0.51
1:A:20:ILE:HD11	1:A:96:ASP:HB3	1.92	0.50
1:C:1003:LEU:HD22	1:C:1013:TRP:HB3	1.93	0.50
1:C:447:GLU:O	1:C:450:HIS:HB2	2.11	0.50
1:C:477:GLN:HE22	1:C:481:GLU:HG3	1.76	0.50
1:D:868:PRO:HD2	1:D:871:GLU:HB2	1.93	0.50
1:D:474:GLU:O	1:D:478:THR:HG23	2.12	0.50
1:A:266:TYR:HB3	1:A:649:ARG:O	2.12	0.50
1:C:680:ASN:OD1	1:C:787:ILE:HG13	2.12	0.50
1:C:288:TRP:CD1	1:C:315:MET:HE2	2.47	0.50
1:C:286:TYR:HB3	1:C:328[A]:TYR:CD1	2.46	0.50
1:C:727:TRP:CZ2	1:C:729:ARG:HD3	2.46	0.50
1:C:943:ALA:O	1:C:953:ILE:HA	2.11	0.50
1:A:576:TRP:CD1	1:A:577:PRO:HA	2.47	0.50
1:A:851:PRO:HD3	1:A:1017:GLU:O	2.11	0.50
1:C:324:GLN:NE2	1:C:326:PHE:CZ	2.80	0.50
1:C:408:GLY:HA3	1:C:455:VAL:O	2.11	0.50
1:A:764:PHE:CG	1:A:845:PRO:HD3	2.46	0.50
1:D:293:VAL:HG11	1:D:617:ILE:HD12	1.93	0.50
1:D:747:GLU:HB3	1:D:749:TYR:CE1	2.47	0.50
1:B:983:VAL:HG22	1:B:1035:ILE:HG23	1.94	0.50
1:B:102:VAL:HG21	4:B:2040:HOH:O	2.11	0.50
1:C:412:ASP:OD2	2:C:1050:QPS:H6A	2.12	0.50
1:D:671:ASN:O	1:D:675:MET:HE2	2.12	0.50
1:D:724:LEU:HB2	4:D:2102:HOH:O	2.11	0.50
1:D:873:PRO:O	1:D:874:ILE:HG13	2.12	0.50
1:A:955:PHE:O	1:A:1032:ASP:HA	2.12	0.49
1:A:399:TYR:CE1	1:A:748:LEU:HB2	2.44	0.49
1:A:909:PHE:HB3	1:A:910:PRO:HD2	1.94	0.49
1:B:14:THR:HB	1:B:608:ARG:NH1	2.27	0.49
1:D:498:MET:H	1:D:568:ILE:HD11	1.71	0.49
1:A:802:ALA:O	1:A:806:HIS:HB2	2.12	0.49
1:B:324:GLN:HG2	1:B:326:PHE:CE2	2.47	0.49
1:B:371:GLY:HA3	1:B:731:HIS:HB2	1.94	0.49
1:B:523:PHE:HB2	1:B:592:TYR:OH	2.12	0.49
1:C:304:THR:HG22	1:C:305:TRP:CD2	2.47	0.49
1:C:591:THR:HG21	1:C:615:ARG:NH1	2.27	0.49
1:A:829:GLU:OE1	1:A:864:ASN:HA	2.12	0.49
1:B:378:LEU:O	1:B:391:SER:HB2	2.12	0.49
1:D:151:PHE:CD1	1:D:182:LEU:HD11	2.47	0.49

Continued on next page...

Continued from previous page...

Atom-1	Atom-2	Interatomic distance (Å)	Clash overlap (Å)
1:A:620:TYR:HA	1:A:655:ASN:HD21	1.78	0.49
1:A:691:VAL:HG23	1:A:692:GLY:H	1.77	0.49
1:C:825:GLU:HG2	1:C:826:ASN:N	2.26	0.49
1:A:457:GLN:HG2	1:A:549:PHE:CZ	2.48	0.49
1:B:127:GLY:O	1:B:129:THR:HG22	2.11	0.49
1:B:627:ARG:O	1:B:632:VAL:HG23	2.12	0.49
1:C:696:GLY:HA2	1:C:718:TYR:CD2	2.47	0.49
1:D:285:SER:HB2	4:D:2032:HOH:O	2.11	0.49
1:C:249:ARG:NH2	1:C:578:ASN:HB3	2.27	0.49
1:C:662:TRP:HA	1:C:692:GLY:O	2.13	0.49
1:D:146:ILE:HG21	1:D:148:TYR:CZ	2.48	0.49
1:D:335:GLU:O	1:D:338:VAL:HB	2.13	0.49
1:D:646:ILE:HG13	1:D:658:PHE:O	2.12	0.49
1:B:747:GLU:HB3	1:B:749:TYR:CE1	2.48	0.49
1:C:969:TYR:HA	1:C:1023:LEU:O	2.13	0.49
1:B:846:ASP:HB3	1:B:850:LYS:HE2	1.94	0.49
1:C:235:ASN:HD22	1:C:298:MET:HE1	1.67	0.49
1:C:66:ILE:HG22	1:C:66:ILE:O	2.13	0.49
1:D:777:TYR:CE2	1:D:919:MET:HE2	2.47	0.49
1:B:421:VAL:O	1:B:422:PHE:HB2	2.13	0.49
1:C:152:LYS:NZ	1:C:166:GLU:HB2	2.27	0.49
1:C:536:GLY:HA3	1:C:629:GLU:HB3	1.93	0.49
1:D:30:VAL:HG11	1:D:232:ALA:O	2.13	0.49
1:A:129:THR:HG22	4:A:2038:HOH:O	2.13	0.48
1:B:324:GLN:NE2	1:B:326:PHE:CZ	2.81	0.48
1:B:769:GLN:HE21	1:B:885:ARG:HB2	1.78	0.48
1:C:266:TYR:HB2	4:C:2056:HOH:O	2.12	0.48
1:C:471:GLN:HG3	4:C:2120:HOH:O	2.13	0.48
1:D:14:THR:CA	4:D:2001:HOH:O	2.57	0.48
1:D:417:ASP:O	1:D:418:ASN:C	2.51	0.48
1:A:185:VAL:O	1:A:186:ASP:C	2.51	0.48
1:B:104:ARG:NE	1:B:621:THR:HG23	2.29	0.48
2:D:1050:QPS:C7A	2:D:1050:QPS:H6BB	2.43	0.48
1:D:523:PHE:HB2	1:D:592:TYR:OH	2.13	0.48
1:C:1030:LEU:N	1:C:1031:PRO:CD	2.76	0.48
1:D:487:LYS:HA	1:D:505:ASP:O	2.13	0.48
1:A:43:ALA:HA	1:A:182:LEU:O	2.13	0.48
1:A:893:LYS:NZ	1:A:898:TYR:HA	2.29	0.48
1:C:702:ASP:OD1	1:C:702:ASP:C	2.51	0.48
1:A:537:ASN:HB2	4:A:2123:HOH:O	2.13	0.48
1:B:398:GLY:HA3	1:B:749:TYR:CZ	2.47	0.48

Continued on next page...

Continued from previous page...

Atom-1	Atom-2	Interatomic distance (Å)	Clash overlap (Å)
1:A:591:THR:HG21	1:A:615:ARG:NH1	2.28	0.48
1:A:652:TYR:O	1:A:653:ILE:C	2.50	0.48
1:A:717:ARG:HD3	1:A:720:GLN:OE1	2.14	0.48
1:B:119:GLU:O	1:B:124:CYS:HB2	2.14	0.48
1:B:836:VAL:CG2	1:B:837:LEU:N	2.76	0.48
1:D:378:LEU:HB2	1:D:428:PHE:HA	1.95	0.48
1:A:695:ILE:HG13	1:A:728:PHE:CE1	2.47	0.48
1:C:417:ASP:O	1:C:420:ARG:HD2	2.14	0.48
1:C:457:GLN:HA	1:C:549:PHE:O	2.14	0.48
1:D:886:TYR:CE1	1:D:1000:ARG:NH1	2.81	0.48
1:A:798:ASN:ND2	1:A:861:ARG:HH21	2.12	0.48
1:B:593:HIS:O	1:B:596:VAL:HG12	2.14	0.48
1:B:806:HIS:HA	1:B:819:CYS:O	2.14	0.48
1:C:140:THR:O	1:C:141:LYS:C	2.49	0.48
1:D:705:ASN:HD21	1:D:707:ARG:HB2	1.76	0.48
1:A:463:PHE:CD1	1:A:511:LEU:HD13	2.49	0.48
1:C:402:ASN:HD22	1:C:749:TYR:HB2	1.78	0.48
1:B:37:SER:O	1:B:38:ASN:HB2	2.14	0.48
1:B:961:GLU:HA	1:B:961:GLU:OE2	2.12	0.48
1:C:528:ARG:HB2	1:C:531:VAL:HG23	1.95	0.48
1:C:106:PRO:CG	1:C:653:ILE:O	2.50	0.48
1:D:398:GLY:HA3	1:D:749:TYR:CE2	2.49	0.48
1:A:923:ASP:OD1	1:A:923:ASP:C	2.50	0.47
1:C:690:LEU:HA	1:C:726:PRO:HB3	1.96	0.47
1:D:645:TYR:CE1	1:D:659:GLY:HA2	2.48	0.47
1:D:473:TYR:CZ	1:D:475:VAL:HB	2.49	0.47
1:D:688:LEU:HD13	1:D:688:LEU:C	2.34	0.47
1:B:812:HIS:CD2	1:B:917:ASP:HB2	2.50	0.47
1:C:836:VAL:O	1:C:837:LEU:HB2	2.14	0.47
1:C:942:VAL:HA	1:C:954:THR:O	2.14	0.47
1:D:34:SER:O	1:D:37:SER:HB2	2.14	0.47
1:B:241:LEU:HA	1:B:665:ASP:HB2	1.95	0.47
1:B:777:TYR:CD1	1:B:921:TYR:CD1	3.03	0.47
1:C:907:GLU:HG3	1:C:971:ARG:HD3	1.95	0.47
2:D:1050:QPS:H7A	2:D:1050:QPS:H6BB	1.90	0.47
1:D:241:LEU:HD13	2:D:1050:QPS:H3C	1.97	0.47
1:D:510:HIS:HB3	1:D:560:MET:HE2	1.95	0.47
1:D:563:LYS:HA	1:D:586:GLN:O	2.13	0.47
1:D:561:PRO:HG3	1:D:590:LYS:HE2	1.95	0.47
1:A:235:ASN:HB2	1:A:296:SER:OG	2.15	0.47
1:A:503:PRO:HG2	1:A:506:ALA:HB2	1.97	0.47

Continued on next page...

Continued from previous page...

Atom-1	Atom-2	Interatomic distance (Å)	Clash overlap (Å)
1:A:620:TYR:HA	1:A:655:ASN:ND2	2.29	0.47
1:B:723:CYS:O	1:B:724:LEU:HD23	2.15	0.47
1:C:420:ARG:HB3	1:C:473:TYR:CE1	2.49	0.47
1:C:689:PRO:HD2	4:C:2166:HOH:O	2.14	0.47
1:D:136:LEU:HD23	1:D:147:ILE:HD12	1.96	0.47
1:D:39:THR:HG22	1:D:67:ASP:HB3	1.96	0.47
1:B:719:VAL:O	1:B:723:CYS:HB3	2.15	0.47
1:C:463:PHE:CD1	1:C:523:PHE:HE1	2.32	0.47
1:C:484:LEU:HD22	1:C:531:VAL:HG22	1.95	0.47
1:C:661:MET:O	1:C:691:VAL:HA	2.14	0.47
1:D:118:GLN:CG	4:D:2007:HOH:O	2.62	0.47
1:D:106:PRO:HB3	1:D:653:ILE:O	2.14	0.47
1:D:775:ALA:O	1:D:778:GLN:HB2	2.15	0.47
1:A:236:TYR:HB2	1:A:295:GLN:HG3	1.96	0.47
1:A:668:THR:HG22	1:A:714:LEU:HD23	1.96	0.47
1:A:760:LYS:HA	1:A:763:GLU:OE1	2.15	0.47
1:A:916:ALA:HB3	1:A:944:ALA:HB3	1.97	0.47
1:B:30:VAL:HG11	1:B:232:ALA:O	2.14	0.47
1:C:420:ARG:HH22	1:C:471:GLN:HB2	1.80	0.47
1:B:976:GLN:HB2	4:B:2168:HOH:O	2.14	0.47
1:A:420:ARG:NH2	1:A:471:GLN:HG2	2.30	0.47
1:A:479:LEU:CD2	1:A:485:TYR:HB3	2.44	0.47
1:C:68:ASN:H	1:C:69:PRO:HD3	1.80	0.47
1:C:78:GLN:OE1	1:C:92:ARG:HD3	2.15	0.47
1:D:242:ASN:HB3	1:D:244:ASN:OD1	2.14	0.47
1:A:156:THR:CG2	1:A:157:ARG:N	2.78	0.47
1:A:464:LEU:N	1:A:464:LEU:HD22	2.30	0.47
1:A:479:LEU:HD21	1:A:485:TYR:HB3	1.96	0.47
1:A:724:LEU:HD23	1:A:724:LEU:HA	1.60	0.47
1:B:798:ASN:HB2	1:B:833:TYR:CZ	2.50	0.47
1:B:764:PHE:HB2	1:B:845:PRO:HB3	1.97	0.47
1:C:165:MET:HG3	1:C:286:TYR:CZ	2.50	0.47
1:D:408:GLY:HA2	1:D:454:LEU:HB3	1.97	0.47
1:D:408:GLY:HA3	1:D:455:VAL:O	2.14	0.47
1:D:526:TRP:CZ2	1:D:622:LEU:HD13	2.50	0.47
1:D:293:VAL:HG21	1:D:602:ARG:HD3	1.97	0.47
1:A:361:PRO:HB3	1:A:645:TYR:CE1	2.49	0.47
1:A:415:MET:HE1	1:A:458:THR:HG21	1.96	0.47
1:A:429:TRP:CZ3	1:A:444:SER:HB3	2.50	0.47
1:B:361:PRO:CD	1:B:776:MET:HG2	2.45	0.47
1:B:912:GLY:O	1:B:915:ARG:HB3	2.15	0.47

Continued on next page...

Continued from previous page...

Atom-1	Atom-2	Interatomic distance (Å)	Clash overlap (Å)
1:C:631:ILE:CG2	1:C:644:SER:HB3	2.44	0.47
1:D:660:GLY:O	1:D:661:MET:HG2	2.14	0.47
1:D:793:TYR:CE2	1:D:835:PRO:HB3	2.50	0.47
1:B:680:ASN:ND2	1:B:725:LEU:HD13	2.30	0.46
1:C:67:ASP:O	1:C:68:ASN:HB2	2.15	0.46
1:A:220:TYR:CE2	1:A:221:GLN:HG3	2.50	0.46
1:C:190:GLY:HA3	2:C:1060:QPS:H6A	1.98	0.46
1:C:325:HIS:HE1	4:C:2077:HOH:O	1.97	0.46
1:D:403:ASN:O	1:D:759:ARG:HD2	2.16	0.46
1:D:457:GLN:HB3	1:D:549:PHE:CZ	2.50	0.46
1:A:529:PRO:O	1:A:530:ASP:CB	2.63	0.46
1:A:863:TYR:O	1:A:864:ASN:HB2	2.15	0.46
1:C:811:GLY:HA3	1:C:816:ARG:HG3	1.97	0.46
1:C:788:LYS:HD2	1:C:815:TYR:CZ	2.51	0.46
1:D:246:TRP:HE1	1:D:575:ASN:HB3	1.80	0.46
1:D:830:ARG:HB2	1:D:830:ARG:HH11	1.79	0.46
1:A:156:THR:HG22	1:A:157:ARG:N	2.29	0.46
1:B:15:ASP:O	1:B:16:ASN:C	2.53	0.46
1:B:479:LEU:HD13	1:B:534:TRP:CH2	2.51	0.46
1:B:77:VAL:HG22	1:B:93:PHE:HB3	1.98	0.46
1:D:549:PHE:HB2	1:D:645:TYR:O	2.16	0.46
1:A:125:ASP:HA	1:A:126:PRO:HD2	1.77	0.46
1:A:528:ARG:HB3	4:A:2120:HOH:O	2.15	0.46
1:C:267:TYR:HD1	1:C:661:MET:CE	2.27	0.46
1:C:309:GLN:O	1:C:310:GLU:C	2.54	0.46
1:D:559:MET:HB3	4:D:2075:HOH:O	2.16	0.46
1:D:961:GLU:OE2	1:D:961:GLU:HA	2.16	0.46
1:A:630:GLY:O	1:A:634:ASN:HB2	2.14	0.46
1:C:15:ASP:OD1	1:C:608:ARG:HD3	2.15	0.46
1:D:151:PHE:CG	1:D:182:LEU:HD11	2.50	0.46
1:B:622:LEU:HD12	1:B:622:LEU:O	2.15	0.46
1:B:633:GLU:HG2	1:B:633:GLU:O	2.15	0.46
1:C:297:TYR:O	1:C:315:MET:HA	2.16	0.46
1:C:649:ARG:O	1:C:649:ARG:HG2	2.16	0.46
1:C:652:TYR:O	1:C:653:ILE:C	2.54	0.46
1:C:747:GLU:HB3	1:C:749:TYR:CE1	2.50	0.46
1:C:889:ASN:OD1	1:C:891:GLU:HG3	2.16	0.46
1:D:567:ASP:HB2	1:D:570:VAL:HG23	1.98	0.46
1:D:756:ASP:HB2	4:D:2109:HOH:O	2.15	0.46
1:A:93:PHE:HA	1:A:99:ILE:CD1	2.46	0.46
1:B:648:SER:O	1:B:661:MET:HA	2.16	0.46

Continued on next page...

Continued from previous page...

Atom-1	Atom-2	Interatomic distance (Å)	Clash overlap (Å)
1:C:120:LEU:HD23	1:C:120:LEU:HA	1.79	0.46
1:C:542:LEU:O	1:C:545:ILE:HG12	2.16	0.46
1:D:230:GLY:O	1:D:231:ILE:CG2	2.64	0.46
1:D:242:ASN:CB	1:D:244:ASN:OD1	2.64	0.46
1:A:446:PHE:CZ	1:A:458:THR:HB	2.50	0.46
1:A:66:ILE:HG21	1:A:170:VAL:HG11	1.97	0.46
1:B:528:ARG:HB2	1:B:531:VAL:CG2	2.46	0.46
1:C:250:PRO:O	1:C:251:PRO:C	2.53	0.46
1:C:463:PHE:CE1	1:C:523:PHE:HE1	2.34	0.46
1:C:564:ILE:HD13	1:C:564:ILE:HA	1.84	0.46
1:D:14:THR:CB	4:D:2001:HOH:O	2.62	0.46
1:A:547:LEU:HD11	1:A:549:PHE:O	2.16	0.45
1:B:42:PHE:CZ	1:B:65:ARG:HG2	2.51	0.45
1:B:769:GLN:NE2	1:B:885:ARG:HB2	2.31	0.45
1:C:412:ASP:HB3	1:C:414:ASP:OD1	2.15	0.45
1:C:562:HIS:HA	1:C:572:PRO:HD3	1.97	0.45
1:D:631:ILE:O	1:D:635:ALA:HB2	2.15	0.45
1:D:93:PHE:CE2	1:D:95:PRO:HG3	2.51	0.45
1:A:1003:LEU:CD2	1:A:1013:TRP:HB3	2.47	0.45
1:A:126:PRO:HA	1:A:139:GLU:O	2.16	0.45
1:C:192:ALA:CB	2:C:1060:QPS:H6AA	2.46	0.45
1:D:33:PHE:HA	2:D:1060:QPS:O3A	2.16	0.45
1:D:268:ALA:HB2	1:D:616:ASN:HB3	1.98	0.45
1:A:1003:LEU:O	1:A:1007:GLY:HA3	2.16	0.45
1:A:976:GLN:HE21	1:A:976:GLN:CA	2.21	0.45
1:B:55:TRP:HB2	1:B:116:ARG:HD2	1.99	0.45
1:B:807:PHE:CZ	1:B:819:CYS:HB2	2.52	0.45
1:D:301:GLY:HA2	1:D:309:GLN:O	2.16	0.45
1:B:271:TRP:CE3	1:B:289:PHE:HB2	2.51	0.45
1:B:690:LEU:HD23	1:B:727:TRP:HB2	1.98	0.45
1:C:430:THR:HG23	1:C:443:ARG:O	2.17	0.45
1:D:268:ALA:HB3	1:D:652:TYR:HD1	1.80	0.45
1:D:809:LEU:N	1:D:809:LEU:HD23	2.31	0.45
1:A:304:THR:O	1:A:305:TRP:HB2	2.16	0.45
1:B:808:LEU:HA	1:B:817:ILE:O	2.16	0.45
1:C:748:LEU:HD22	1:C:758:LEU:CD1	2.41	0.45
1:C:893:LYS:HE2	1:C:897:THR:O	2.16	0.45
1:D:836:VAL:CG2	1:D:837:LEU:H	2.29	0.45
1:A:271:TRP:CH2	1:A:287:GLY:HA3	2.52	0.45
1:B:528:ARG:HB2	1:B:531:VAL:HG23	1.97	0.45
1:B:693:SER:HA	4:B:2109:HOH:O	2.16	0.45

Continued on next page...

Continued from previous page...

Atom-1	Atom-2	Interatomic distance (Å)	Clash overlap (Å)
1:B:990:GLN:HG2	1:B:991:ASP:O	2.16	0.45
1:C:139:GLU:HG3	1:C:144:SER:HB2	1.98	0.45
1:D:84:TYR:HD1	1:D:126:PRO:HG3	1.81	0.45
1:A:841:TYR:CZ	1:A:910:PRO:HG2	2.51	0.45
1:B:125:ASP:HA	1:B:126:PRO:HD3	1.80	0.45
1:C:555:THR:HG22	1:C:622:LEU:CD2	2.47	0.45
1:D:394:GLU:HG2	1:D:394:GLU:O	2.17	0.45
1:D:93:PHE:HA	1:D:99:ILE:HD13	1.99	0.45
1:B:631:ILE:CG2	1:B:644:SER:HB3	2.47	0.45
1:B:818:LEU:HD22	1:B:835:PRO:HD2	1.99	0.45
1:C:885:ARG:HH12	3:C:1540:GOL:H2	1.82	0.45
1:C:294:SER:O	1:C:295:GLN:C	2.55	0.45
1:C:379:LEU:HD11	1:C:430:THR:HB	1.99	0.45
1:C:776:MET:O	1:C:779:ASN:HB3	2.16	0.45
1:C:875:PHE:CD2	1:C:875:PHE:N	2.84	0.45
1:D:90:ARG:HA	1:D:324:GLN:O	2.16	0.45
1:C:94:ASN:HB3	1:C:97:GLY:O	2.17	0.45
1:B:162:LYS:O	1:B:164:ILE:HG23	2.17	0.44
1:B:562:HIS:HB3	1:B:588:ASN:ND2	2.33	0.44
1:B:688:LEU:HA	1:B:689:PRO:HD2	1.79	0.44
1:D:598:VAL:HG11	1:D:611:MET:CE	2.47	0.44
1:A:690:LEU:HD12	1:A:776:MET:HE2	1.99	0.44
1:A:745:TYR:C	1:A:745:TYR:CD1	2.91	0.44
1:B:590:LYS:HD2	4:B:2032:HOH:O	2.17	0.44
1:B:929:THR:O	1:B:933:ASP:HB2	2.17	0.44
1:C:619:ALA:O	1:C:620:TYR:C	2.54	0.44
1:D:198:LYS:HB3	1:D:198:LYS:HE2	1.62	0.44
1:A:293:VAL:HG23	1:A:614:GLN:HA	1.98	0.44
1:B:635:ALA:HB1	1:B:642:ARG:HG2	1.98	0.44
1:C:106:PRO:HD2	4:C:2078:HOH:O	2.17	0.44
1:C:417:ASP:O	1:C:418:ASN:C	2.55	0.44
1:C:429:TRP:HB3	1:C:442:ASN:OD1	2.18	0.44
1:D:127:GLY:O	1:D:129:THR:HG22	2.16	0.44
1:A:173:ALA:HB3	4:A:2047:HOH:O	2.16	0.44
1:A:286:TYR:CB	1:A:328[A]:TYR:CE1	3.00	0.44
1:A:332:GLY:HA3	4:A:2173:HOH:O	2.18	0.44
1:C:960:TYR:OH	1:C:1030:LEU:HD23	2.17	0.44
1:C:288:TRP:CD1	1:C:315:MET:CE	2.99	0.44
1:D:18:ASP:O	1:D:19:GLY:C	2.56	0.44
1:D:671:ASN:O	1:D:675:MET:HE3	2.18	0.44
1:A:215:GLU:OE2	1:A:266:TYR:HB2	2.17	0.44

Continued on next page...

Continued from previous page...

Atom-1	Atom-2	Interatomic distance (Å)	Clash overlap (Å)
1:A:371:GLY:HA2	1:A:410:ALA:HB3	1.98	0.44
1:B:92:ARG:HH21	1:B:99:ILE:HG22	1.82	0.44
1:D:836:VAL:CG2	1:D:837:LEU:N	2.81	0.44
1:A:417:ASP:O	1:A:418:ASN:C	2.55	0.44
1:A:672:TYR:HA	1:A:675:MET:HE3	1.99	0.44
1:A:834:LEU:CD1	1:A:856:MET:HB3	2.47	0.44
1:B:728:PHE:HA	4:B:2114:HOH:O	2.18	0.44
1:C:29:GLY:HA3	1:C:31:TRP:CE2	2.51	0.44
1:C:542:LEU:HD13	1:C:547:LEU:HD22	2.00	0.44
1:D:215:GLU:OE1	1:D:267:TYR:HB2	2.18	0.44
1:A:909:PHE:HB3	1:A:910:PRO:CD	2.47	0.44
1:B:499:THR:HG23	1:B:568:ILE:HD12	2.00	0.44
1:D:335:GLU:OE2	1:D:784:LYS:HG2	2.18	0.44
1:D:398:GLY:HA3	1:D:749:TYR:CD2	2.53	0.44
1:D:693:SER:HA	4:D:2095:HOH:O	2.18	0.44
1:A:421:VAL:O	1:A:422:PHE:CB	2.61	0.44
1:B:361:PRO:HD2	1:B:776:MET:HG2	2.00	0.44
1:C:528:ARG:HB2	1:C:531:VAL:HG21	2.00	0.44
1:C:568:ILE:HG22	1:C:568:ILE:O	2.18	0.44
1:C:629:GLU:HG3	1:C:633:GLU:OE2	2.18	0.44
1:D:648:SER:O	1:D:661:MET:HA	2.18	0.44
1:A:152:LYS:HD3	1:A:169:GLU:OE1	2.17	0.44
1:A:39:THR:O	1:A:40:ASN:CB	2.65	0.44
1:A:836:VAL:HG23	1:A:859:GLY:HA3	1.99	0.44
1:A:956:THR:HB	4:A:2219:HOH:O	2.18	0.44
1:B:1030:LEU:HB3	1:B:1031:PRO:HD3	2.00	0.44
1:C:748:LEU:HD22	1:C:758:LEU:HD22	2.00	0.44
1:A:301:GLY:HA2	4:A:2081:HOH:O	2.17	0.43
1:A:104:ARG:NE	1:A:621:THR:HG23	2.33	0.43
1:B:631:ILE:HG23	1:B:644:SER:HB3	1.99	0.43
1:C:583:SER:OG	1:C:587:TYR:CB	2.66	0.43
1:D:215:GLU:H	1:D:215:GLU:HG3	1.60	0.43
1:A:210:PHE:CD2	1:A:210:PHE:N	2.87	0.43
1:B:982:HIS:HB3	1:B:1036:THR:HG23	2.00	0.43
1:B:372:VAL:N	1:B:731:HIS:HD2	2.16	0.43
1:B:461:THR:HG22	1:B:553:ASP:HB3	2.00	0.43
1:B:572:PRO:O	1:B:573:ASP:C	2.55	0.43
1:B:622:LEU:HD12	1:B:622:LEU:C	2.38	0.43
1:C:163:VAL:O	1:C:163:VAL:HG12	2.17	0.43
1:D:236:TYR:O	1:D:237:ASN:C	2.56	0.43
1:D:297:TYR:O	1:D:315:MET:HA	2.19	0.43

Continued on next page...

Continued from previous page...

Atom-1	Atom-2	Interatomic distance (Å)	Clash overlap (Å)
1:D:593:HIS:HA	1:D:594:PRO:HD3	1.85	0.43
1:A:588:ASN:HB3	1:A:593:HIS:CE1	2.53	0.43
1:B:1036:THR:CG2	4:B:2175:HOH:O	2.64	0.43
1:B:398:GLY:HA3	1:B:749:TYR:CE2	2.54	0.43
1:B:597:LEU:HD23	1:B:609:GLU:C	2.39	0.43
1:C:364:TYR:C	1:C:364:TYR:CD1	2.91	0.43
1:D:1029:VAL:HB	1:D:1033:ALA:HB2	1.99	0.43
1:A:690:LEU:HA	1:A:726:PRO:HB3	2.00	0.43
1:B:189:TYR:CD1	1:B:189:TYR:N	2.86	0.43
1:B:325:HIS:HD2	4:B:2010:HOH:O	2.01	0.43
1:B:747:GLU:H	1:B:747:GLU:CD	2.21	0.43
1:C:960:TYR:CD2	1:C:1031:PRO:HG3	2.53	0.43
1:C:446:PHE:HZ	1:C:458:THR:OG1	1.96	0.43
1:C:87:ASN:O	1:C:328[A]:TYR:HD2	2.01	0.43
1:D:311:ASP:O	1:D:312:LEU:HD23	2.18	0.43
1:A:249:ARG:HB3	1:A:257:LEU:HD22	1.99	0.43
1:A:320:GLY:HA3	4:A:2017:HOH:O	2.17	0.43
1:B:1029:VAL:HB	1:B:1033:ALA:HB2	2.00	0.43
1:B:511:LEU:HD11	1:B:513:TYR:CZ	2.54	0.43
1:C:38:ASN:HD21	1:C:170:VAL:HG21	1.83	0.43
1:C:458:THR:CG2	1:C:459:ASN:N	2.82	0.43
1:C:63:PHE:CE2	1:C:75:HIS:HB2	2.53	0.43
1:D:329:GLY:HA2	1:D:340:ALA:CB	2.48	0.43
1:D:953:ILE:HD13	1:D:970:VAL:HG11	2.01	0.43
1:B:60:ASN:HB3	1:B:74:GLN:NE2	2.34	0.43
1:B:747:GLU:HB2	1:B:750:MET:HG2	2.01	0.43
1:C:14:THR:HA	4:C:2001:HOH:O	2.19	0.43
1:D:241:LEU:HD21	1:D:699:THR:HG21	1.99	0.43
1:A:927:VAL:HG12	1:A:928:THR:HG23	2.00	0.43
1:B:250:PRO:O	1:B:251:PRO:C	2.57	0.43
1:B:299:ASN:HB3	1:B:314:TYR:CZ	2.54	0.43
1:B:532:ALA:HB1	1:B:629:GLU:OE1	2.19	0.43
1:C:403:ASN:O	1:C:759:ARG:HD2	2.19	0.43
1:C:575:ASN:HD22	1:D:989:SER:HB2	1.83	0.43
1:C:758:LEU:HD23	1:C:758:LEU:HA	1.81	0.43
1:C:770:GLU:HG2	1:C:885:ARG:HG2	2.01	0.43
1:D:129:THR:HG23	1:D:137:THR:OG1	2.19	0.43
1:D:976:GLN:O	1:D:978:PRO:HD3	2.19	0.43
1:A:371:GLY:CA	1:A:410:ALA:HB3	2.48	0.43
1:A:638:LEU:HD12	1:A:642:ARG:O	2.19	0.43
1:B:568:ILE:HG23	4:B:2072:HOH:O	2.19	0.43

Continued on next page...

Continued from previous page...

Atom-1	Atom-2	Interatomic distance (Å)	Clash overlap (Å)
1:C:576:TRP:CG	1:C:577:PRO:HA	2.54	0.43
1:D:24:THR:HG22	1:D:25:TYR:N	2.34	0.43
1:D:249:ARG:HH22	1:D:578:ASN:HB3	1.84	0.43
1:A:142:ASP:HB3	3:A:1542:GOL:O3	2.19	0.43
1:A:662:TRP:HA	1:A:692:GLY:O	2.19	0.43
1:B:55:TRP:CZ3	1:B:116:ARG:HG3	2.53	0.43
1:C:960:TYR:CE2	1:C:1031:PRO:HG3	2.54	0.43
1:C:680:ASN:ND2	1:C:691:VAL:HG13	2.34	0.43
1:A:167:ASN:HA	1:A:197:ASN:HA	2.00	0.42
1:A:168:ASP:HB3	1:A:196:VAL:HG12	2.01	0.42
1:A:571:LYS:HG2	4:A:2132:HOH:O	2.19	0.42
1:B:606:HIS:CG	1:B:606:HIS:O	2.72	0.42
1:B:691:VAL:CG2	1:B:692:GLY:N	2.82	0.42
1:C:740:ASP:OD1	1:C:740:ASP:O	2.37	0.42
1:C:724:LEU:HD12	1:C:819:CYS:SG	2.59	0.42
1:D:1037:ILE:HG22	1:D:1038:THR:N	2.34	0.42
1:D:485:TYR:HA	1:D:523:PHE:O	2.19	0.42
1:D:550:VAL:HG12	1:D:551:TRP:N	2.33	0.42
1:D:751:TYR:O	1:D:755:MET:HB2	2.18	0.42
1:A:273:ILE:HD13	1:A:337:VAL:HG11	2.01	0.42
1:A:642:ARG:HB3	1:A:928:THR:HA	1.99	0.42
1:B:399:TYR:CD2	1:B:406:PHE:CE1	3.07	0.42
1:B:635:ALA:HA	1:B:638:LEU:HD12	2.01	0.42
1:C:371:GLY:C	1:C:731:HIS:CD2	2.73	0.42
1:C:557:PRO:CD	1:C:618:HIS:ND1	2.77	0.42
1:C:864:ASN:O	1:C:865:TYR:C	2.57	0.42
1:A:43:ALA:HB1	1:A:179:CYS:O	2.19	0.42
1:A:445:VAL:HG13	1:A:446:PHE:N	2.34	0.42
1:A:725:LEU:HB2	4:A:2160:HOH:O	2.19	0.42
1:B:324:GLN:NE2	1:B:326:PHE:HZ	2.12	0.42
1:B:603:TYR:O	1:B:606:HIS:HB3	2.19	0.42
1:C:1034:VAL:HG12	1:C:1036:THR:HG22	2.00	0.42
1:C:719:VAL:O	1:C:723:CYS:HB3	2.18	0.42
1:C:78:GLN:HB2	1:C:92:ARG:HG2	2.01	0.42
1:D:631:ILE:CG1	1:D:644:SER:HB3	2.49	0.42
1:A:942:VAL:HA	1:A:954:THR:O	2.19	0.42
1:B:233:MET:HB2	1:B:298:MET:CE	2.50	0.42
1:B:226:LEU:HD23	1:B:803:GLN:HB2	2.01	0.42
1:C:635:ALA:HA	1:C:638:LEU:HD12	2.00	0.42
1:D:916:ALA:HB3	1:D:944:ALA:HB3	2.00	0.42
1:D:971:ARG:HG3	1:D:1022:TRP:CE2	2.55	0.42

Continued on next page...

Continued from previous page...

Atom-1	Atom-2	Interatomic distance (Å)	Clash overlap (Å)
1:A:235:ASN:HD21	1:A:270:PRO:HA	1.84	0.42
1:B:235:ASN:ND2	1:B:270:PRO:N	2.67	0.42
1:B:364:TYR:CD1	1:B:364:TYR:C	2.92	0.42
1:B:431:ALA:HB3	1:B:442:ASN:OD1	2.19	0.42
1:C:64:ASP:OD1	1:C:72:THR:HB	2.19	0.42
1:D:199:ASN:HB2	1:D:313:ALA:HB2	2.01	0.42
1:D:587:TYR:CE2	1:D:589:TRP:HA	2.55	0.42
1:A:371:GLY:C	1:A:731:HIS:HD2	2.22	0.42
1:B:748:LEU:HD22	1:B:758:LEU:HD22	2.01	0.42
1:C:909:PHE:HB3	1:C:910:PRO:HD2	2.00	0.42
1:D:185:VAL:HG21	2:D:1060:QPS:H1A	2.02	0.42
1:D:243:TYR:CD1	1:D:243:TYR:N	2.87	0.42
1:D:282:GLU:O	1:D:282:GLU:CG	2.68	0.42
1:D:29:GLY:HA3	1:D:31:TRP:CE2	2.54	0.42
1:D:415:MET:HA	1:D:428:PHE:CE2	2.55	0.42
1:D:818:LEU:O	1:D:874:ILE:HA	2.20	0.42
1:A:114:TRP:O	1:A:115:ILE:C	2.55	0.42
1:A:274:VAL:HG11	1:A:286:TYR:CE2	2.54	0.42
1:A:54:ASP:HB3	1:A:55:TRP:H	1.57	0.42
1:C:45:GLY:O	1:C:46:SER:HB3	2.19	0.42
1:D:241:LEU:HD23	1:D:242:ASN:CG	2.40	0.42
1:D:710:CYS:SG	1:D:715:MET:HB2	2.59	0.42
1:D:901:GLU:HG3	4:D:2129:HOH:O	2.17	0.42
1:A:485:TYR:CE2	1:A:506:ALA:HB2	2.54	0.42
1:A:652:TYR:O	1:A:653:ILE:O	2.38	0.42
1:C:591:THR:HG23	1:C:592:TYR:N	2.35	0.42
1:C:103:THR:HG21	1:C:604:GLU:HG2	2.00	0.42
1:D:649:ARG:HB2	1:D:662:TRP:CH2	2.54	0.42
1:D:976:GLN:CG	4:D:2133:HOH:O	2.63	0.42
1:B:35:PRO:HA	1:B:41:TRP:CE2	2.55	0.42
1:C:231:ILE:HB	1:C:261:TYR:CD1	2.54	0.42
1:C:930:ASN:HD22	1:C:930:ASN:HA	1.71	0.42
1:D:379:LEU:CD1	1:D:430:THR:HA	2.49	0.42
1:D:463:PHE:CD1	1:D:511:LEU:HB2	2.55	0.42
1:B:513:TYR:HD1	2:B:1050:QPS:H7A	1.84	0.42
1:B:198:LYS:HE2	1:B:198:LYS:HB3	1.88	0.42
1:B:666:ASN:OD1	1:B:694:ASP:HB2	2.20	0.42
1:B:811:GLY:HA3	1:B:816:ARG:HG3	2.02	0.42
1:B:882:LEU:HA	1:B:882:LEU:HD23	1.83	0.42
1:C:1003:LEU:HD22	1:C:1013:TRP:CB	2.50	0.42
1:C:356:LYS:HD2	4:C:2098:HOH:O	2.18	0.42

Continued on next page...

Continued from previous page...

Atom-1	Atom-2	Interatomic distance (Å)	Clash overlap (Å)
1:C:977:SER:HA	1:C:978:PRO:HD3	1.83	0.42
1:D:591:THR:HG23	1:D:592:TYR:O	2.20	0.42
1:A:475:VAL:HG13	1:A:538:ASN:HD21	1.85	0.41
1:A:732:TYR:HB3	1:A:746:GLN:NE2	2.36	0.41
1:A:784:LYS:HA	1:A:785:PRO:HD3	1.90	0.41
1:B:875:PHE:N	1:B:875:PHE:CD2	2.87	0.41
1:B:92:ARG:NH2	1:B:99:ILE:HG22	2.35	0.41
1:C:919:MET:HE2	1:C:941:LYS:CE	2.49	0.41
1:D:495:ASP:O	1:D:564:ILE:HG23	2.19	0.41
1:A:700:SER:HA	1:A:743:LYS:HD3	2.00	0.41
1:A:751:TYR:HA	1:A:752:PRO:HD2	1.88	0.41
1:C:955:PHE:O	1:C:1032:ASP:HA	2.21	0.41
1:D:326:PHE:HB3	4:D:2006:HOH:O	2.20	0.41
1:A:695:ILE:HG21	1:A:719:VAL:HG22	2.03	0.41
1:B:128:MET:HG2	1:B:138:PHE:HB3	2.02	0.41
1:B:353:VAL:HG11	1:B:935:GLY:H	1.85	0.41
1:B:530:ASP:O	1:B:533:GLU:HB3	2.20	0.41
1:C:557:PRO:HD3	1:C:618:HIS:CE1	2.55	0.41
1:C:764:PHE:CZ	1:C:768:TRP:CZ3	3.08	0.41
1:D:39:THR:O	1:D:40:ASN:CB	2.66	0.41
1:D:557:PRO:HD3	1:D:618:HIS:CE1	2.56	0.41
1:D:801:ARG:HH11	1:D:861:ARG:NE	2.19	0.41
1:A:215:GLU:O	1:A:265:MET:HG3	2.21	0.41
1:A:403:ASN:ND2	1:B:440:PRO:HB2	2.35	0.41
1:B:111:GLN:OE1	1:B:111:GLN:O	2.37	0.41
1:B:379:LEU:HD11	1:B:430:THR:HA	2.03	0.41
1:C:349:PHE:CE1	1:C:350:GLU:HG3	2.55	0.41
1:D:464:LEU:O	1:D:465:ARG:C	2.59	0.41
1:D:855:ALA:HB2	4:D:2123:HOH:O	2.20	0.41
1:A:403:ASN:O	1:A:759:ARG:HD2	2.21	0.41
1:A:549:PHE:CD2	1:A:549:PHE:N	2.89	0.41
1:A:93:PHE:HA	1:A:99:ILE:HD11	2.02	0.41
1:B:20:ILE:HB	1:B:22:TYR:CZ	2.56	0.41
1:C:324:GLN:NE2	1:C:326:PHE:HZ	2.19	0.41
1:D:728:PHE:HB2	1:D:765:ARG:CZ	2.50	0.41
1:A:199:ASN:OD1	1:A:201:ARG:HG2	2.20	0.41
1:A:240:ASN:ND2	1:A:243:TYR:HA	2.36	0.41
1:A:645:TYR:CE1	1:A:659:GLY:HA2	2.56	0.41
1:B:473:TYR:CZ	1:B:475:VAL:HB	2.55	0.41
1:C:266:TYR:HB3	1:C:649:ARG:O	2.19	0.41
1:D:543:PHE:CE1	1:D:547:LEU:HD23	2.55	0.41

Continued on next page...

Continued from previous page...

Atom-1	Atom-2	Interatomic distance (Å)	Clash overlap (Å)
1:D:268:ALA:CB	1:D:652:TYR:HD1	2.34	0.41
1:D:87:ASN:HB3	1:D:143:LEU:HD11	2.01	0.41
1:A:429:TRP:HB3	1:A:442:ASN:OD1	2.21	0.41
1:A:755:MET:HB3	1:A:755:MET:HE3	1.94	0.41
1:A:976:GLN:HB3	1:A:977:SER:H	1.60	0.41
1:B:141:LYS:HG3	1:B:142:ASP:OD2	2.20	0.41
1:B:199:ASN:OD1	1:B:201:ARG:HG2	2.19	0.41
1:B:834:LEU:HD11	1:B:856:MET:HG2	2.03	0.41
1:C:242:ASN:HD22	1:C:242:ASN:HA	1.63	0.41
1:C:36:LEU:HD13	1:C:309:GLN:HG3	2.03	0.41
1:D:915:ARG:HG3	1:D:916:ALA:N	2.36	0.41
1:A:265:MET:HB3	1:A:266:TYR:H	1.76	0.41
1:A:657:HIS:CD2	4:A:2094:HOH:O	2.49	0.41
1:B:28:VAL:HG12	1:B:28:VAL:O	2.21	0.41
1:B:39:THR:O	1:B:40:ASN:CB	2.62	0.41
1:B:549:PHE:HB2	1:B:645:TYR:O	2.20	0.41
1:C:690:LEU:HD23	1:C:726:PRO:HB3	2.03	0.41
1:D:201:ARG:HG3	1:D:202:ASN:N	2.36	0.41
1:A:273:ILE:HD13	1:A:337:VAL:CG1	2.51	0.41
1:B:92:ARG:HB3	1:B:323:ASP:HA	2.02	0.41
1:B:539:TYR:CZ	1:B:626:THR:HG23	2.56	0.41
1:B:226:LEU:CD2	1:B:803:GLN:O	2.69	0.41
1:C:39:THR:O	1:C:40:ASN:HB2	2.21	0.41
1:C:980:ASN:ND2	1:C:981:ILE:H	2.19	0.41
1:D:147:ILE:HG23	1:D:151:PHE:HA	2.03	0.41
1:D:378:LEU:HD13	1:D:445:VAL:CG2	2.47	0.41
1:D:882:LEU:HD12	1:D:909:PHE:HE2	1.82	0.41
1:D:641:PHE:CZ	1:D:896:ASN:HB2	2.56	0.41
1:C:152:LYS:HZ2	1:C:166:GLU:HB2	1.85	0.41
1:D:347:LYS:HD3	1:D:347:LYS:HA	1.72	0.41
1:D:373:PHE:HE1	1:D:413:VAL:HG23	1.86	0.41
1:D:598:VAL:HG11	1:D:611:MET:HE1	2.02	0.41
1:D:725:LEU:HD23	1:D:787:ILE:HG13	2.03	0.41
1:D:930:ASN:HA	1:D:930:ASN:HD22	1.74	0.41
1:A:446:PHE:HZ	1:A:458:THR:HB	1.85	0.41
1:A:767:ARG:HD2	1:A:886:TYR:CE1	2.56	0.41
1:C:643:ARG:HB2	1:C:929:THR:HG22	2.02	0.41
1:D:540:LYS:HG2	1:D:637:THR:HG21	2.01	0.41
1:D:661:MET:HB3	1:D:661:MET:HE3	1.90	0.41
1:B:286:TYR:HB2	1:B:328:TYR:CE1	2.54	0.40
1:B:627:ARG:HD3	4:B:2099:HOH:O	2.21	0.40

Continued on next page...

Continued from previous page...

Atom-1	Atom-2	Interatomic distance (Å)	Clash overlap (Å)
1:D:587:TYR:HD2	1:D:589:TRP:CD2	2.39	0.40
1:D:588:ASN:O	1:D:591:THR:HG22	2.21	0.40
1:A:960:TYR:CE2	1:A:1031:PRO:HG3	2.55	0.40
1:B:126:PRO:HG2	4:B:2020:HOH:O	2.21	0.40
1:C:150:ASN:O	1:C:151:PHE:CB	2.69	0.40
1:D:25:TYR:CE1	1:D:595:GLN:HA	2.56	0.40
1:D:984:SER:O	1:D:985:SER:CB	2.68	0.40
1:A:340:ALA:O	1:A:343:LEU:HB3	2.21	0.40
1:A:638:LEU:CD1	1:A:642:ARG:O	2.69	0.40
1:A:643:ARG:HG2	1:A:644:SER:H	1.83	0.40
1:A:645:TYR:CZ	1:A:659:GLY:HA2	2.56	0.40
1:A:804:ASN:HB2	4:A:2180:HOH:O	2.21	0.40
1:A:968:PHE:CD2	1:A:968:PHE:C	2.94	0.40
1:A:976:GLN:NE2	1:A:976:GLN:CA	2.69	0.40
1:B:267:TYR:CD2	1:B:683:MET:SD	3.14	0.40
1:B:878:GLU:HG3	1:B:912:GLY:HA3	2.04	0.40
1:B:841:TYR:CZ	1:B:910:PRO:HG2	2.56	0.40
1:C:371:GLY:O	1:C:731:HIS:HD2	2.02	0.40
1:C:883:PRO:CD	4:C:2245:HOH:O	2.69	0.40
1:D:976:GLN:HE22	1:D:1019:ASP:C	2.25	0.40
1:D:690:LEU:HG	1:D:726:PRO:HB3	2.03	0.40
1:D:82:THR:H	1:D:89:TYR:HA	1.87	0.40
1:D:911:LEU:HD23	1:D:916:ALA:HB2	2.04	0.40
1:A:836:VAL:HG22	1:A:837:LEU:H	1.86	0.40
1:B:498:MET:N	1:B:568:ILE:HD11	2.36	0.40
1:B:555:THR:OG1	1:B:650:GLY:HA3	2.21	0.40
1:B:930:ASN:HD22	1:B:930:ASN:HA	1.69	0.40
1:B:990:GLN:CG	1:B:991:ASP:N	2.70	0.40
1:C:552:GLN:HE22	1:C:626:THR:CG2	2.32	0.40
1:C:399:TYR:HE1	1:C:748:LEU:HB2	1.86	0.40
1:C:887:THR:HG21	1:C:891:GLU:O	2.21	0.40
1:D:556:VAL:N	1:D:557:PRO:HA	2.36	0.40
1:D:679:ASN:HD22	1:D:679:ASN:HA	1.69	0.40
1:D:691:VAL:HG22	1:D:692:GLY:H	1.86	0.40
1:A:213:ALA:O	1:A:216:VAL:HG23	2.21	0.40
1:A:554:MET:HB3	1:A:558:ALA:HB3	2.03	0.40
1:B:57:ALA:CB	1:B:128:MET:CE	2.95	0.40
1:B:527:GLY:HA3	1:B:599:THR:HB	2.03	0.40
1:C:879:GLY:O	1:C:916:ALA:HA	2.21	0.40
1:D:146:ILE:O	1:D:153:THR:HA	2.21	0.40
1:D:589:TRP:O	1:D:590:LYS:C	2.59	0.40

Continued on next page...

Continued from previous page...

Atom-1	Atom-2	Interatomic distance (Å)	Clash overlap (Å)
1:D:728:PHE:HA	4:D:2103:HOH:O	2.22	0.40

There are no symmetry-related clashes.

5.3 Torsion angles [i](#)

5.3.1 Protein backbone [i](#)

In the following table, the Percentiles column shows the percent Ramachandran outliers of the chain as a percentile score with respect to all X-ray entries followed by that with respect to entries of similar resolution.

The Analysed column shows the number of residues for which the backbone conformation was analysed, and the total number of residues.

Mol	Chain	Analysed	Favoured	Allowed	Outliers	Percentiles	
1	A	1023/1027 (100%)	936 (92%)	80 (8%)	7 (1%)	25	49
1	B	1022/1027 (100%)	912 (89%)	101 (10%)	9 (1%)	20	40
1	C	1023/1027 (100%)	932 (91%)	84 (8%)	7 (1%)	25	49
1	D	1022/1027 (100%)	913 (89%)	94 (9%)	15 (2%)	12	24
All	All	4090/4108 (100%)	3693 (90%)	359 (9%)	38 (1%)	20	40

All (38) Ramachandran outliers are listed below:

Mol	Chain	Res	Type
1	A	653	ILE
1	B	985	SER
1	C	68	ASN
1	D	173	ALA
1	A	422	PHE
1	B	127	GLY
1	B	805	ASP
1	C	530	ASP
1	C	174	SER
1	C	689	PRO
1	D	256	ALA
1	D	418	ASN
1	D	591	THR
1	D	746	GLN

Continued on next page...

Continued from previous page...

Mol	Chain	Res	Type
1	B	291	ASP
1	B	980	ASN
1	D	666	ASN
1	D	689	PRO
1	D	739	LYS
1	D	985	SER
1	D	1033	ALA
1	A	174	SER
1	A	591	THR
1	A	1007	GLY
1	B	390	ILE
1	B	530	ASP
1	D	237	ASN
1	D	530	ASP
1	A	689	PRO
1	B	960	TYR
1	C	653	ILE
1	D	16	ASN
1	D	663	VAL
1	B	663	VAL
1	C	726	PRO
1	A	374	GLY
1	C	663	VAL
1	D	939	VAL

5.3.2 Protein sidechains ⓘ

In the following table, the Percentiles column shows the percent sidechain outliers of the chain as a percentile score with respect to all X-ray entries followed by that with respect to entries of similar resolution.

The Analysed column shows the number of residues for which the sidechain conformation was analysed, and the total number of residues.

Mol	Chain	Analysed	Rotameric	Outliers	Percentiles	
1	A	878/878 (100%)	836 (95%)	42 (5%)	30	55
1	B	877/878 (100%)	824 (94%)	53 (6%)	22	44
1	C	878/878 (100%)	834 (95%)	44 (5%)	28	53
1	D	877/878 (100%)	826 (94%)	51 (6%)	23	46
All	All	3510/3512 (100%)	3320 (95%)	190 (5%)	26	49

All (190) residues with a non-rotameric sidechain are listed below:

Mol	Chain	Res	Type
1	A	37	SER
1	A	110	GLN
1	A	128	MET
1	A	144	SER
1	A	151	PHE
1	A	168	ASP
1	A	238	TYR
1	A	260	ASP
1	A	281	SER
1	A	285	SER
1	A	364	TYR
1	A	379	LEU
1	A	433	ARG
1	A	457	GLN
1	A	464	LEU
1	A	477	GLN
1	A	549	PHE
1	A	571	LYS
1	A	662	TRP
1	A	688	LEU
1	A	690	LEU
1	A	704	GLU
1	A	718	TYR
1	A	738	SER
1	A	755	MET
1	A	773	TYR
1	A	799	VAL
1	A	806	HIS
1	A	808	LEU
1	A	816	ARG
1	A	830	ARG
1	A	872	SER
1	A	884	THR
1	A	893	LYS
1	A	961	GLU
1	A	976	GLN
1	A	985	SER
1	A	994	VAL
1	A	1028	VAL
1	A	1029	VAL
1	A	1036	THR
1	A	1038	THR

Continued on next page...

Continued from previous page...

Mol	Chain	Res	Type
1	B	16	ASN
1	B	53	THR
1	B	92	ARG
1	B	100	ARG
1	B	102	VAL
1	B	129	THR
1	B	154	ARG
1	B	179	CYS
1	B	198	LYS
1	B	221	GLN
1	B	343	LEU
1	B	363	LYS
1	B	364	TYR
1	B	409	LEU
1	B	413	VAL
1	B	415	MET
1	B	418	ASN
1	B	433	ARG
1	B	472	ASP
1	B	477	GLN
1	B	501	ASP
1	B	530	ASP
1	B	549	PHE
1	B	622	LEU
1	B	628	LYS
1	B	642	ARG
1	B	662	TRP
1	B	686	SER
1	B	690	LEU
1	B	710	CYS
1	B	711	THR
1	B	718	TYR
1	B	782	PHE
1	B	797	SER
1	B	805	ASP
1	B	816	ARG
1	B	829	GLU
1	B	830	ARG
1	B	889	ASN
1	B	893	LYS
1	B	896	ASN
1	B	899	THR

Continued on next page...

Continued from previous page...

Mol	Chain	Res	Type
1	B	928	THR
1	B	958	ASP
1	B	961	GLU
1	B	979	SER
1	B	984	SER
1	B	989	SER
1	B	990	GLN
1	B	998	THR
1	B	1018	THR
1	B	1035	ILE
1	B	1036	THR
1	C	14	THR
1	C	37	SER
1	C	48	THR
1	C	62	ASN
1	C	68	ASN
1	C	70	SER
1	C	72	THR
1	C	151	PHE
1	C	217	ASN
1	C	238	TYR
1	C	298	MET
1	C	359	VAL
1	C	364	TYR
1	C	418	ASN
1	C	458	THR
1	C	464	LEU
1	C	477	GLN
1	C	533	GLU
1	C	549	PHE
1	C	552	GLN
1	C	609	GLU
1	C	655	ASN
1	C	662	TRP
1	C	670	SER
1	C	690	LEU
1	C	718	TYR
1	C	726	PRO
1	C	791	SER
1	C	799	VAL
1	C	816	ARG
1	C	829	GLU

Continued on next page...

Continued from previous page...

Mol	Chain	Res	Type
1	C	830	ARG
1	C	832	LEU
1	C	843	PHE
1	C	919	MET
1	C	945	GLU
1	C	957	ASN
1	C	961	GLU
1	C	979	SER
1	C	1017	GLU
1	C	1028	VAL
1	C	1029	VAL
1	C	1036	THR
1	C	1038	THR
1	D	15	ASP
1	D	90	ARG
1	D	92	ARG
1	D	99	ILE
1	D	118	GLN
1	D	129	THR
1	D	215	GLU
1	D	223	THR
1	D	254	ASP
1	D	263	ILE
1	D	282	GLU
1	D	285	SER
1	D	296	SER
1	D	306	ASN
1	D	342	SER
1	D	353	VAL
1	D	364	TYR
1	D	409	LEU
1	D	418	ASN
1	D	455	VAL
1	D	472	ASP
1	D	477	GLN
1	D	508	ILE
1	D	571	LYS
1	D	575	ASN
1	D	600	ASP
1	D	644	SER
1	D	646	ILE
1	D	662	TRP

Continued on next page...

Continued from previous page...

Mol	Chain	Res	Type
1	D	704	GLU
1	D	709	PRO
1	D	710	CYS
1	D	711	THR
1	D	718	TYR
1	D	797	SER
1	D	823	VAL
1	D	828	THR
1	D	829	GLU
1	D	830	ARG
1	D	857	ASN
1	D	875	PHE
1	D	913	ASN
1	D	957	ASN
1	D	961	GLU
1	D	971	ARG
1	D	977	SER
1	D	979	SER
1	D	998	THR
1	D	1028	VAL
1	D	1036	THR
1	D	1038	THR

Some sidechains can be flipped to improve hydrogen bonding and reduce clashes. All (92) such sidechains are listed below:

Mol	Chain	Res	Type
1	A	68	ASN
1	A	177	ASN
1	A	221	GLN
1	A	235	ASN
1	A	242	ASN
1	A	325	HIS
1	A	468	ASN
1	A	477	GLN
1	A	605	ASN
1	A	655	ASN
1	A	657	HIS
1	A	671	ASN
1	A	679	ASN
1	A	731	HIS
1	A	795	ASN
1	A	798	ASN

Continued on next page...

Continued from previous page...

Mol	Chain	Res	Type
1	A	896	ASN
1	A	930	ASN
1	A	934	ASN
1	A	976	GLN
1	A	980	ASN
1	A	1016	GLN
1	B	16	ASN
1	B	62	ASN
1	B	74	GLN
1	B	111	GLN
1	B	177	ASN
1	B	197	ASN
1	B	202	ASN
1	B	217	ASN
1	B	235	ASN
1	B	242	ASN
1	B	275	ASN
1	B	655	ASN
1	B	657	HIS
1	B	671	ASN
1	B	679	ASN
1	B	680	ASN
1	B	731	HIS
1	B	826	ASN
1	B	896	ASN
1	B	930	ASN
1	B	934	ASN
1	B	980	ASN
1	C	62	ASN
1	C	111	GLN
1	C	177	ASN
1	C	221	GLN
1	C	235	ASN
1	C	242	ASN
1	C	309	GLN
1	C	325	HIS
1	C	351	ASN
1	C	402	ASN
1	C	477	GLN
1	C	552	GLN
1	C	575	ASN
1	C	655	ASN

Continued on next page...

Continued from previous page...

Mol	Chain	Res	Type
1	C	657	HIS
1	C	679	ASN
1	C	731	HIS
1	C	769	GLN
1	C	794	ASN
1	C	798	ASN
1	C	930	ASN
1	C	946	GLN
1	C	976	GLN
1	C	980	ASN
1	D	74	GLN
1	D	177	ASN
1	D	191	ASN
1	D	242	ASN
1	D	325	HIS
1	D	418	ASN
1	D	471	GLN
1	D	605	ASN
1	D	655	ASN
1	D	657	HIS
1	D	671	ASN
1	D	679	ASN
1	D	684	ASN
1	D	705	ASN
1	D	731	HIS
1	D	795	ASN
1	D	798	ASN
1	D	826	ASN
1	D	930	ASN
1	D	934	ASN
1	D	946	GLN
1	D	976	GLN
1	D	980	ASN
1	D	982	HIS

5.3.3 RNA ⓘ

There are no RNA molecules in this entry.

5.4 Non-standard residues in protein, DNA, RNA chains ⓘ

4 non-standard protein/DNA/RNA residues are modelled in this entry.

In the following table, the Counts columns list the number of bonds (or angles) for which Mogul statistics could be retrieved, the number of bonds (or angles) that are observed in the model and the number of bonds (or angles) that are defined in the chemical component dictionary. The Link column lists molecule types, if any, to which the group is linked. The Z score for a bond length (or angle) is the number of standard deviations the observed value is removed from the expected value. A bond length (or angle) with $|Z| > 2$ is considered an outlier worth inspection. RMSZ is the root-mean-square of all Z scores of the bond lengths (or angles).

Mol	Type	Chain	Res	Link	Bond lengths			Bond angles		
					Counts	RMSZ	# Z > 2	Counts	RMSZ	# Z > 2
1	CSO	A	336	1	4,6,7	0.75	0	1,6,8	1.71	0
1	CSO	B	336	1	4,6,7	1.40	1 (25%)	1,6,8	1.36	0
1	CSO	C	336	1	4,6,7	1.33	1 (25%)	1,6,8	1.59	0
1	CSO	D	336	1	4,6,7	1.80	1 (25%)	1,6,8	1.76	0

In the following table, the Chirals column lists the number of chiral outliers, the number of chiral centers analysed, the number of these observed in the model and the number defined in the chemical component dictionary. Similar counts are reported in the Torsion and Rings columns. '-' means no outliers of that kind were identified.

Mol	Type	Chain	Res	Link	Chirals	Torsions	Rings
1	CSO	A	336	1	-	0/1/5/7	0/0/0/0
1	CSO	B	336	1	-	0/1/5/7	0/0/0/0
1	CSO	C	336	1	-	0/1/5/7	0/0/0/0
1	CSO	D	336	1	-	0/1/5/7	0/0/0/0

All (3) bond length outliers are listed below:

Mol	Chain	Res	Type	Atoms	Z	Observed(Å)	Ideal(Å)
1	C	336	CSO	CA-C	2.43	1.53	1.50
1	B	336	CSO	CA-C	2.58	1.53	1.50
1	D	336	CSO	CA-C	3.45	1.54	1.50

There are no bond angle outliers.

There are no chirality outliers.

There are no torsion outliers.

There are no ring outliers.

No monomer is involved in short contacts.

5.5 Carbohydrates [i](#)

There are no carbohydrates in this entry.

5.6 Ligand geometry [i](#)

15 ligands are modelled in this entry.

In the following table, the Counts columns list the number of bonds (or angles) for which Mogul statistics could be retrieved, the number of bonds (or angles) that are observed in the model and the number of bonds (or angles) that are defined in the chemical component dictionary. The Link column lists molecule types, if any, to which the group is linked. The Z score for a bond length (or angle) is the number of standard deviations the observed value is removed from the expected value. A bond length (or angle) with $|Z| > 2$ is considered an outlier worth inspection. RMSZ is the root-mean-square of all Z scores of the bond lengths (or angles).

Mol	Type	Chain	Res	Link	Bond lengths			Bond angles		
					Counts	RMSZ	# Z > 2	Counts	RMSZ	# Z > 2
2	QPS	A	1050	-	45,47,47	0.53	0	59,70,70	1.19	6 (10%)
2	QPS	A	1060	-	33,35,47	2.06	1 (3%)	41,52,70	1.25	4 (9%)
3	GOL	A	1539	-	5,5,5	0.44	0	5,5,5	0.57	0
3	GOL	A	1540	-	5,5,5	0.42	0	5,5,5	0.51	0
3	GOL	A	1541	-	5,5,5	0.44	0	5,5,5	0.29	0
3	GOL	A	1542	-	5,5,5	0.45	0	5,5,5	0.35	0
2	QPS	B	1050	-	45,47,47	0.49	0	59,70,70	1.05	3 (5%)
2	QPS	B	1060	-	33,35,47	2.03	1 (3%)	41,52,70	1.35	9 (21%)
2	QPS	C	1050	-	45,47,47	0.60	0	59,70,70	1.47	6 (10%)
2	QPS	C	1060	-	33,35,47	2.07	1 (3%)	41,52,70	1.37	5 (12%)
3	GOL	C	1539	-	5,5,5	0.41	0	5,5,5	0.38	0
3	GOL	C	1540	-	5,5,5	0.44	0	5,5,5	0.27	0
2	QPS	D	1050	-	45,47,47	0.48	0	59,70,70	1.16	4 (6%)
2	QPS	D	1060	-	33,35,47	1.11	1 (3%)	41,52,70	1.30	6 (14%)
3	GOL	D	1539	-	5,5,5	0.37	0	5,5,5	0.25	0

In the following table, the Chirals column lists the number of chiral outliers, the number of chiral centers analysed, the number of these observed in the model and the number defined in the chemical component dictionary. Similar counts are reported in the Torsion and Rings columns. '-' means no outliers of that kind were identified.

Mol	Type	Chain	Res	Link	Chirals	Torsions	Rings
2	QPS	A	1050	-	-	0/18/98/98	0/4/4/4
2	QPS	A	1060	-	-	0/12/72/98	0/3/3/4
3	GOL	A	1539	-	-	0/4/4/4	0/0/0/0

Continued on next page...

Continued from previous page...

Mol	Type	Chain	Res	Link	Chirals	Torsions	Rings
3	GOL	A	1540	-	-	0/4/4/4	0/0/0/0
3	GOL	A	1541	-	-	0/4/4/4	0/0/0/0
3	GOL	A	1542	-	-	0/4/4/4	0/0/0/0
2	QPS	B	1050	-	-	0/18/98/98	0/4/4/4
2	QPS	B	1060	-	-	0/12/72/98	0/3/3/4
2	QPS	C	1050	-	-	0/18/98/98	0/4/4/4
2	QPS	C	1060	-	-	0/12/72/98	0/3/3/4
3	GOL	C	1539	-	-	0/4/4/4	0/0/0/0
3	GOL	C	1540	-	-	0/4/4/4	0/0/0/0
2	QPS	D	1050	-	-	0/18/98/98	0/4/4/4
2	QPS	D	1060	-	-	0/12/72/98	0/3/3/4
3	GOL	D	1539	-	-	0/4/4/4	0/0/0/0

All (4) bond length outliers are listed below:

Mol	Chain	Res	Type	Atoms	Z	Observed(Å)	Ideal(Å)
2	A	1060	QPS	C4B-N4B	-11.25	1.27	1.47
2	B	1060	QPS	C4B-N4B	-11.17	1.28	1.47
2	C	1060	QPS	C4B-N4B	-11.04	1.28	1.47
2	D	1060	QPS	C4B-N4B	-4.63	1.39	1.47

All (43) bond angle outliers are listed below:

Mol	Chain	Res	Type	Atoms	Z	Observed(°)	Ideal(°)
2	C	1050	QPS	O3A-C3A-C4A	-4.62	101.29	109.48
2	C	1050	QPS	O3A-C3A-C2A	-4.52	100.53	110.36
2	A	1050	QPS	C1D-O5D-C5D	-3.49	107.10	113.39
2	D	1050	QPS	O6A-C6A-C5A	-3.48	104.08	112.63
2	C	1050	QPS	O5D-C1D-C2D	-3.21	104.71	110.04
2	A	1060	QPS	O2C-C2C-C1C	-3.09	103.33	109.75
2	C	1060	QPS	O2B-C2B-C1B	-3.06	103.63	110.03
2	D	1050	QPS	C1B-O4C-C4C	-2.98	110.75	118.00
2	C	1050	QPS	C1D-C2D-C3D	-2.91	105.39	110.65
2	D	1050	QPS	C2B-C3B-C4B	-2.89	106.04	110.33
2	A	1050	QPS	O5D-C1D-C2D	-2.59	105.74	110.04
2	B	1060	QPS	O5B-C1B-C2B	-2.58	105.32	110.30
2	A	1050	QPS	O3A-C3A-C2A	-2.57	104.76	110.36
2	C	1060	QPS	C3B-C4B-N4B	-2.52	103.93	111.38
2	A	1050	QPS	C2B-C3B-C4B	-2.49	106.63	110.33
2	B	1060	QPS	C7A-C1A-N4B	-2.29	107.57	110.88
2	D	1060	QPS	C4A-C5A-C7A	-2.24	119.59	122.46
2	B	1050	QPS	C1B-O4C-C4C	-2.22	112.59	118.00

Continued on next page...

Continued from previous page...

Mol	Chain	Res	Type	Atoms	Z	Observed(°)	Ideal(°)
2	B	1050	QPS	C1C-O5C-C5C	-2.11	109.73	113.72
2	B	1060	QPS	C4A-C5A-C7A	-2.09	119.78	122.46
2	D	1050	QPS	O5C-C1C-C2C	-2.02	106.39	110.30
2	B	1060	QPS	C1B-O4C-C4C	-2.02	113.08	118.00
2	A	1050	QPS	C5B-C4B-N4B	2.00	117.27	111.53
2	B	1060	QPS	C3B-C4B-N4B	2.00	117.30	111.38
2	B	1060	QPS	C2B-C3B-C4B	2.02	113.32	110.33
2	C	1060	QPS	O3B-C3B-C4B	2.06	113.80	109.61
2	A	1050	QPS	O4C-C4C-C5C	2.10	114.52	109.34
2	C	1050	QPS	O2A-C2A-C1A	2.14	113.48	109.20
2	B	1050	QPS	O2A-C2A-C1A	2.14	113.49	109.20
2	D	1060	QPS	C2C-C3C-C4C	2.20	114.16	109.61
2	D	1060	QPS	C1C-O5C-C5C	2.22	117.39	113.39
2	A	1060	QPS	C2C-C3C-C4C	2.31	114.40	109.61
2	B	1060	QPS	C2C-C3C-C4C	2.48	114.76	109.61
2	D	1060	QPS	C1B-O5B-C5B	2.53	118.15	113.67
2	B	1060	QPS	O4C-C1B-C2B	2.59	113.94	108.11
2	C	1060	QPS	O4C-C1B-O5B	2.65	117.14	110.70
2	D	1060	QPS	C5B-C4B-N4B	2.82	119.61	111.53
2	C	1060	QPS	C1C-O5C-C5C	2.91	118.64	113.39
2	A	1060	QPS	C1C-C2C-C3C	3.10	116.25	110.65
2	D	1060	QPS	O4C-C1B-C2B	3.11	115.12	108.11
2	C	1050	QPS	C2A-C3A-C4A	3.72	115.90	110.46
2	B	1060	QPS	C5B-C4B-N4B	3.78	122.36	111.53
2	A	1060	QPS	C5B-C4B-N4B	3.80	122.44	111.53

There are no chirality outliers.

There are no torsion outliers.

There are no ring outliers.

13 monomers are involved in 31 short contacts:

Mol	Chain	Res	Type	Clashes	Symm-Clashes
2	A	1050	QPS	1	0
2	A	1060	QPS	1	0
3	A	1539	GOL	1	0
3	A	1541	GOL	1	0
3	A	1542	GOL	2	0
2	B	1050	QPS	2	0
2	B	1060	QPS	3	0
2	C	1050	QPS	3	0
2	C	1060	QPS	4	0

Continued on next page...

Continued from previous page...

Mol	Chain	Res	Type	Clashes	Symm-Clashes
3	C	1540	GOL	1	0
2	D	1050	QPS	7	0
2	D	1060	QPS	4	0
3	D	1539	GOL	1	0

5.7 Other polymers [i](#)

There are no such residues in this entry.

5.8 Polymer linkage issues [i](#)

There are no chain breaks in this entry.

6 Fit of model and data ⓘ

6.1 Protein, DNA and RNA chains ⓘ

In the following table, the column labelled ‘#RSRZ> 2’ contains the number (and percentage) of RSRZ outliers, followed by percent RSRZ outliers for the chain as percentile scores relative to all X-ray entries and entries of similar resolution. The OWAB column contains the minimum, median, 95th percentile and maximum values of the occupancy-weighted average B-factor per residue. The column labelled ‘Q< 0.9’ lists the number of (and percentage) of residues with an average occupancy less than 0.9.

Mol	Chain	Analysed	<RSRZ>	#RSRZ>2	OWAB(Å ²)	Q<0.9
1	A	1024/1027 (99%)	-0.43	1 (0%) 95 95	24, 37, 51, 65	0
1	B	1024/1027 (99%)	-0.21	5 (0%) 90 89	25, 42, 55, 69	0
1	C	1024/1027 (99%)	-0.47	2 (0%) 94 95	22, 36, 49, 65	0
1	D	1024/1027 (99%)	-0.16	11 (1%) 80 77	28, 44, 56, 73	0
All	All	4096/4108 (99%)	-0.32	19 (0%) 90 89	22, 40, 54, 73	0

All (19) RSRZ outliers are listed below:

Mol	Chain	Res	Type	RSRZ
1	D	188	LEU	3.4
1	C	987	ALA	3.4
1	D	14	THR	3.0
1	D	691	VAL	3.0
1	A	472	ASP	2.9
1	B	687	CYS	2.8
1	D	471	GLN	2.7
1	D	661	MET	2.6
1	D	854	GLY	2.6
1	C	988	GLY	2.3
1	B	15	ASP	2.3
1	D	949	GLY	2.3
1	D	662	TRP	2.2
1	D	648	SER	2.1
1	B	267	TYR	2.1
1	D	660	GLY	2.0
1	B	289	PHE	2.0
1	B	976	GLN	2.0
1	D	528	ARG	2.0

6.2 Non-standard residues in protein, DNA, RNA chains ⓘ

In the following table, the Atoms column lists the number of modelled atoms in the group and the number defined in the chemical component dictionary. LLDF column lists the quality of electron density of the group with respect to its neighbouring residues in protein, DNA or RNA chains. The B-factors column lists the minimum, median, 95th percentile and maximum values of B factors of atoms in the group. The column labelled 'Q< 0.9' lists the number of atoms with occupancy less than 0.9.

Mol	Type	Chain	Res	Atoms	RSCC	RSR	LLDF	B-factors(Å ²)	Q<0.9
1	CSO	B	336	7/8	0.96	0.10	-	41,42,43,43	0
1	CSO	D	336	7/8	0.96	0.11	-	39,41,41,42	0
1	CSO	A	336	7/8	0.96	0.16	-	31,33,34,35	0
1	CSO	C	336	7/8	0.98	0.16	-	31,31,32,32	0

6.3 Carbohydrates ⓘ

There are no carbohydrates in this entry.

6.4 Ligands ⓘ

In the following table, the Atoms column lists the number of modelled atoms in the group and the number defined in the chemical component dictionary. LLDF column lists the quality of electron density of the group with respect to its neighbouring residues in protein, DNA or RNA chains. The B-factors column lists the minimum, median, 95th percentile and maximum values of B factors of atoms in the group. The column labelled 'Q< 0.9' lists the number of atoms with occupancy less than 0.9.

Mol	Type	Chain	Res	Atoms	RSCC	RSR	LLDF	B-factors(Å ²)	Q<0.9
3	GOL	D	1539	6/6	0.84	0.25	2.61	53,53,54,54	0
3	GOL	A	1539	6/6	0.92	0.17	2.49	27,30,30,31	0
2	QPS	D	1060	33/44	0.74	0.25	2.46	71,74,77,77	0
3	GOL	A	1542	6/6	0.81	0.25	2.31	57,57,58,58	0
2	QPS	B	1060	33/44	0.83	0.21	1.62	60,68,72,72	0
3	GOL	A	1540	6/6	0.93	0.21	1.58	46,46,46,47	0
3	GOL	C	1539	6/6	0.90	0.18	0.92	42,43,43,44	0
2	QPS	A	1060	33/44	0.88	0.17	0.84	44,50,56,57	0
2	QPS	C	1050	44/44	0.93	0.17	0.76	37,40,42,44	0
2	QPS	C	1060	33/44	0.89	0.16	0.57	30,43,50,50	0
2	QPS	A	1050	44/44	0.92	0.17	0.23	32,37,42,43	0
3	GOL	A	1541	6/6	0.94	0.15	-0.01	48,48,49,49	0
3	GOL	C	1540	6/6	0.96	0.12	-0.36	40,41,41,41	0
2	QPS	B	1050	44/44	0.93	0.13	-0.53	40,41,42,42	0
2	QPS	D	1050	44/44	0.93	0.14	-0.72	35,38,39,40	0

6.5 Other polymers [i](#)

There are no such residues in this entry.