



Full wwPDB/EMDataBank EM Map/Model Validation Report ⓘ

Apr 12, 2017 – 05:29 PM EDT

PDB ID : 2X31
EMDB ID: : EMD-1676
Title : Modelling of the complex between subunits BchI and BchD of magnesium chelatase based on single-particle cryo-EM reconstruction at 7.5 ang
Authors : Lunqvist, J.; Elmlund, H.; Peterson Wulff, R.; Berglund, L.; Elmlund, D.; Emanuelsson, C.; Hebert, H.; Willows, R.D.; Hansson, M.; Lindahl, M.; Al-Karadaghi, S.
Deposited on : 2010-01-19
Resolution : 7.50 Å(reported)
Based on PDB ID : 1G8P

This is a Full wwPDB/EMDataBank EM Map/Model Validation Report
for a publicly released PDB/EMDB entry.

We welcome your comments at validation@mail.wwpdb.org

A user guide is available at

<http://wwpdb.org/validation/2016/EMValidationReportHelp>

with specific help available everywhere you see the ⓘ symbol.

MolProbity : 4.02b-467
Percentile statistics : 20161228.v01 (using entries in the PDB archive December 28th 2016)
Ideal geometry (proteins) : Engh & Huber (2001)
Ideal geometry (DNA, RNA) : Parkinson et. al. (1996)
Validation Pipeline (wwPDB-VP) : rb-20029077

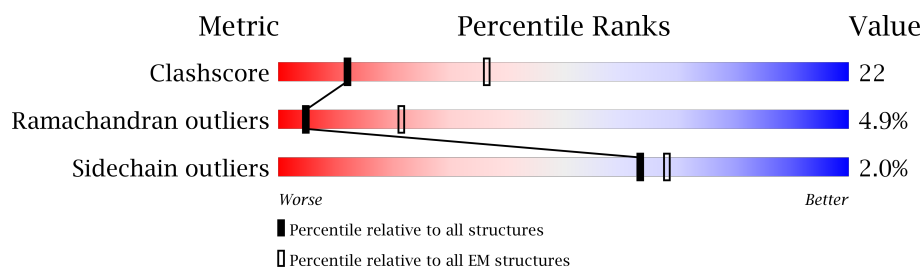
1 Overall quality at a glance

The following experimental techniques were used to determine the structure:

ELECTRON MICROSCOPY

The reported resolution of this entry is 7.50 Å.

Percentile scores (ranging between 0-100) for global validation metrics of the entry are shown in the following graphic. The table shows the number of entries on which the scores are based.



Metric	Whole archive (#Entries)	EM structures (#Entries)
Clashscore	125131	1336
Ramachandran outliers	121729	1120
Sidechain outliers	121581	1026

The table below summarises the geometric issues observed across the polymeric chains. The red, orange, yellow and green segments on the bar indicate the fraction of residues that contain outliers for ≥ 3 , 2, 1 and 0 types of geometric quality criteria. A grey segment represents the fraction of residues that are not modelled. The numeric value for each fraction is indicated below the corresponding segment, with a dot representing fractions $\leq 5\%$.

Mol	Chain	Length	Quality of chain
1	A	189	
1	B	189	
1	C	189	
1	D	189	
1	E	189	
1	F	189	
2	G	350	
2	H	350	
2	I	350	

Continued on next page...

Continued from previous page...

Mol	Chain	Length	Quality of chain
2	J	350	<div><div></div><div>63%27%8%</div></div>
2	K	350	<div><div></div><div>57%34%8%</div></div>
2	L	350	<div><div></div><div>64%26%8%</div></div>

2 Entry composition

There are 2 unique types of molecules in this entry. The entry contains 22890 atoms, of which 0 are hydrogens and 0 are deuteriums.

In the tables below, the AltConf column contains the number of residues with at least one atom in alternate conformation and the Trace column contains the number of residues modelled with at most 2 atoms.

- Molecule 1 is a protein called MAGNESIUM-CHELATASE 60 KDA SUBUNIT.

Mol	Chain	Residues	Atoms					AltConf	Trace
1	A	188	Total	C	N	O	S	0	1
			1357	837	255	256	9		
1	B	188	Total	C	N	O	S	0	1
			1357	837	255	256	9		
1	C	188	Total	C	N	O	S	0	1
			1357	837	255	256	9		
1	D	188	Total	C	N	O	S	0	1
			1357	837	255	256	9		
1	E	188	Total	C	N	O	S	0	1
			1357	837	255	256	9		
1	F	188	Total	C	N	O	S	0	1
			1357	837	255	256	9		

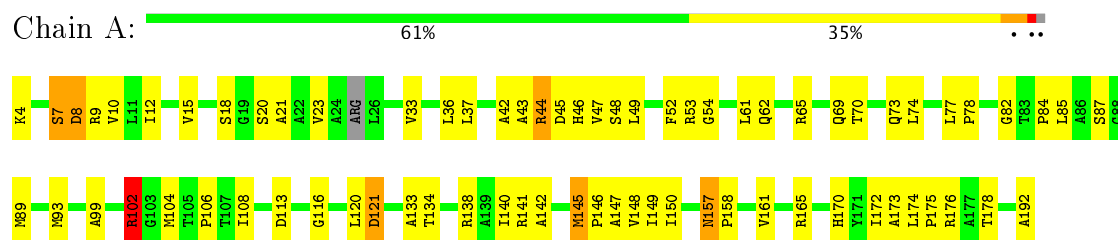
- Molecule 2 is a protein called MAGNESIUM-CHELATASE 38 KDA SUBUNIT.

Mol	Chain	Residues	Atoms					AltConf	Trace
2	G	322	Total	C	N	O	S	0	1
			2458	1540	443	467	8		
2	H	322	Total	C	N	O	S	0	1
			2458	1540	443	467	8		
2	I	322	Total	C	N	O	S	0	1
			2458	1540	443	467	8		
2	J	322	Total	C	N	O	S	0	1
			2458	1540	443	467	8		
2	K	322	Total	C	N	O	S	0	1
			2458	1540	443	467	8		
2	L	322	Total	C	N	O	S	0	1
			2458	1540	443	467	8		


3 Residue-property plots

These plots are drawn for all protein, RNA and DNA chains in the entry. The first graphic for a chain summarises the proportions of the various outlier classes displayed in the second graphic. The second graphic shows the sequence view annotated by issues in geometry. Residues are color-coded according to the number of geometric quality criteria for which they contain at least one outlier: green = 0, yellow = 1, orange = 2 and red = 3 or more. Stretches of 2 or more consecutive residues without any outlier are shown as a green connector. Residues present in the sample, but not in the model, are shown in grey.

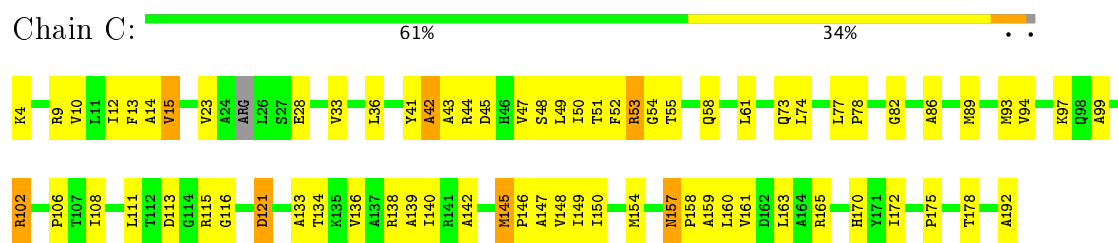
• Molecule 1: MAGNESIUM-CHELATASE 60 KDA SUBUNIT



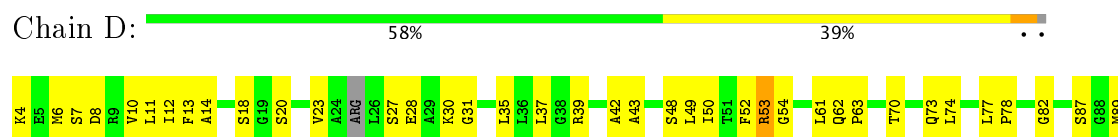
• Molecule 1: MAGNESIUM-CHELATASE 60 KDA SUBUNIT

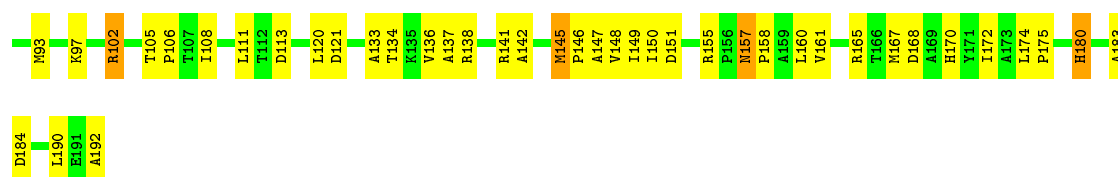


• Molecule 1: MAGNESIUM-CHELATASE 60 KDA SUBUNIT

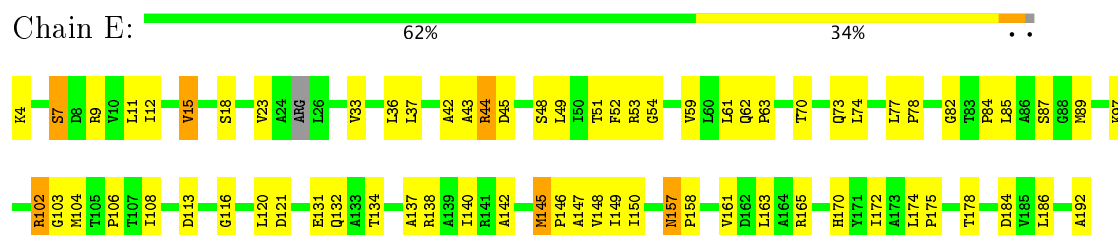


• Molecule 1: MAGNESIUM-CHELATASE 60 KDA SUBUNIT

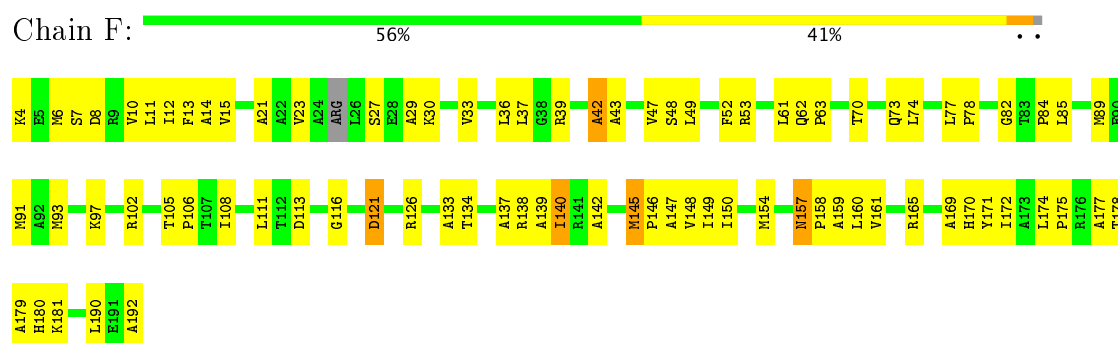




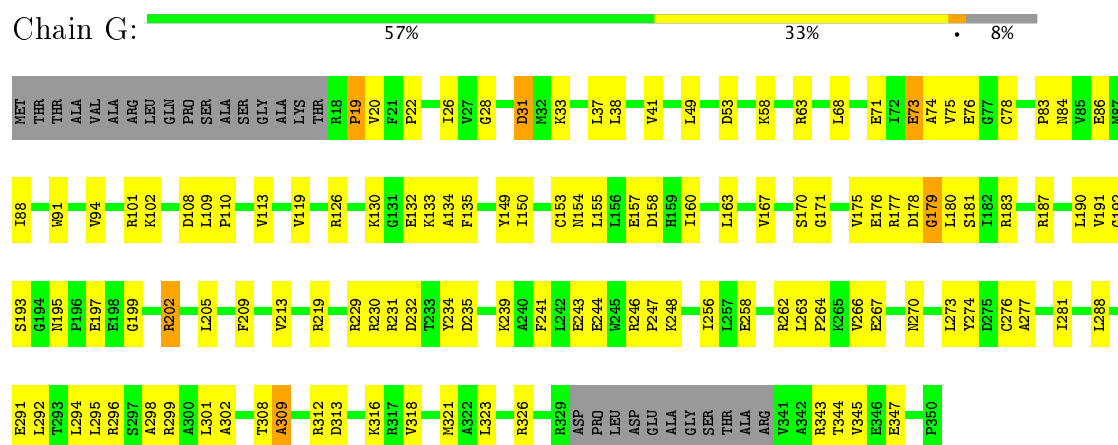
• Molecule 1: MAGNESIUM-CHELATASE 60 KDA SUBUNIT



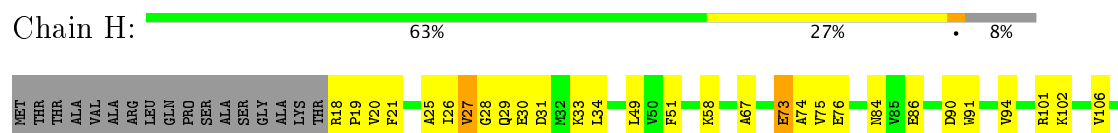
• Molecule 1: MAGNESIUM-CHELATASE 60 KDA SUBUNIT

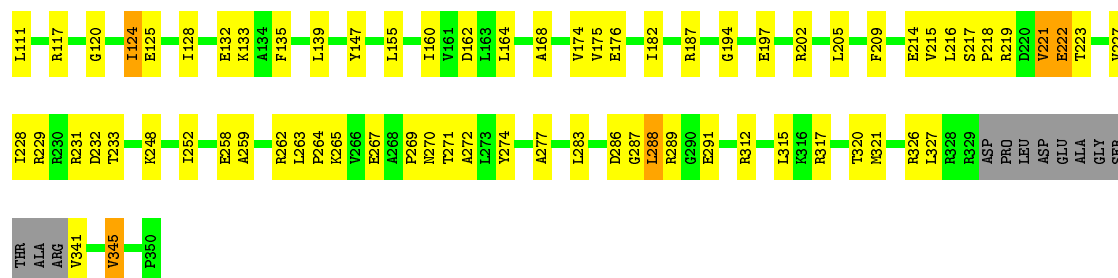


• Molecule 2: MAGNESIUM-CHELATASE 38 KDA SUBUNIT

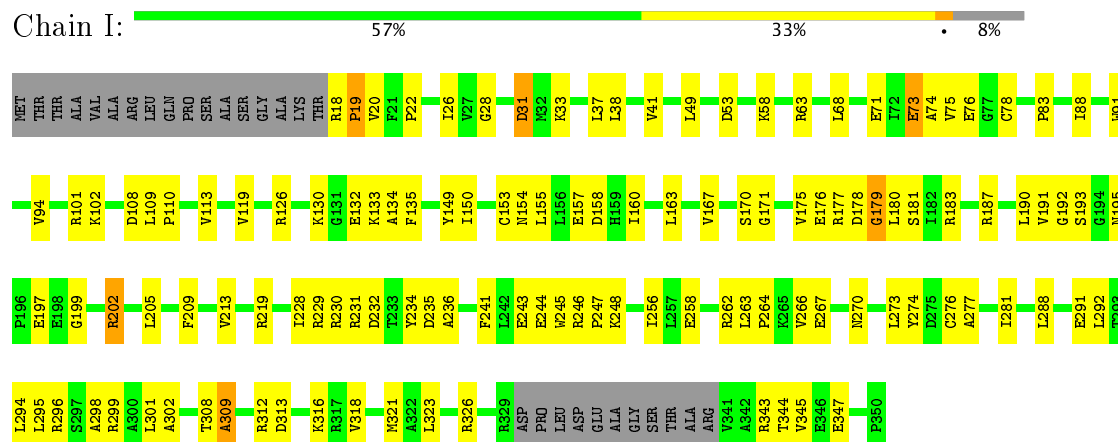


• Molecule 2: MAGNESIUM-CHELATASE 38 KDA SUBUNIT

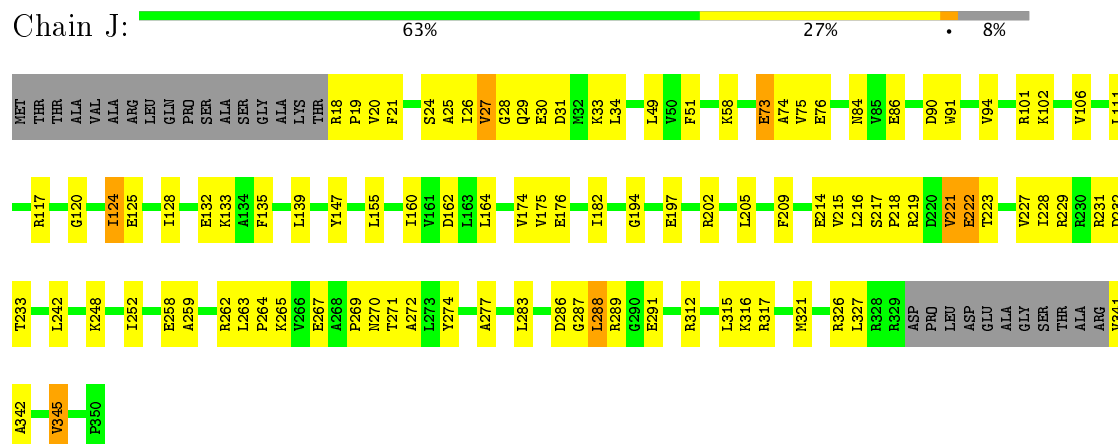





• Molecule 2: MAGNESIUM-CHELATASE 38 KDA SUBUNIT



• Molecule 2: MAGNESIUM-CHELATASE 38 KDA SUBUNIT



• Molecule 2: MAGNESIUM-CHELATASE 38 KDA SUBUNIT



4 Experimental information

Property	Value	Source
Reconstruction method	SINGLE PARTICLE	Depositor
Imposed symmetry	POINT, Not provided	Depositor
Number of particles used	29400	Depositor
Resolution determination method	Not provided	Depositor
CTF correction method	Not provided	Depositor
Microscope	JEOL 2010F	Depositor
Voltage (kV)	120	Depositor
Electron dose ($e^-/\text{\AA}^2$)	Not provided	Depositor
Minimum defocus (nm)	1	Depositor
Maximum defocus (nm)	5.5	Depositor
Magnification	60000	Depositor
Image detector	Not provided	Depositor

5 Model quality [i](#)

5.1 Standard geometry [i](#)

The Z score for a bond length (or angle) is the number of standard deviations the observed value is removed from the expected value. A bond length (or angle) with $|Z| > 5$ is considered an outlier worth inspection. RMSZ is the root-mean-square of all Z scores of the bond lengths (or angles).

Mol	Chain	Bond lengths		Bond angles	
		RMSZ	# Z >2	RMSZ	# Z >2
1	A	0.28	0/1370	0.51	0/1850
1	B	0.27	0/1370	0.51	0/1850
1	C	0.28	0/1370	0.51	0/1850
1	D	0.27	0/1370	0.51	0/1850
1	E	0.28	0/1370	0.51	0/1850
1	F	0.28	0/1370	0.50	0/1850
2	G	0.27	0/2495	0.49	0/3388
2	H	0.27	0/2495	0.49	0/3388
2	I	0.27	0/2495	0.49	0/3388
2	J	0.27	0/2495	0.49	0/3388
2	K	0.27	0/2495	0.49	0/3388
2	L	0.27	0/2495	0.49	0/3388
All	All	0.27	0/23190	0.50	0/31428

There are no bond length outliers.

There are no bond angle outliers.

There are no chirality outliers.

There are no planarity outliers.

5.2 Too-close contacts [i](#)

In the following table, the Non-H and H(model) columns list the number of non-hydrogen atoms and hydrogen atoms in the chain respectively. The H(added) column lists the number of hydrogen atoms added and optimized by MolProbity. The Clashes column lists the number of clashes within the asymmetric unit, whereas Symm-Clashes lists symmetry related clashes.

Mol	Chain	Non-H	H(model)	H(added)	Clashes	Symm-Clashes
1	A	1357	0	1409	46	0
1	B	1357	0	1409	58	0
1	C	1357	0	1409	54	0
1	D	1357	0	1409	55	0

Continued on next page...

Continued from previous page...

Mol	Chain	Non-H	H(model)	H(added)	Clashes	Symm-Clashes
1	E	1357	0	1409	44	0
1	F	1357	0	1409	54	0
2	G	2458	0	2507	187	0
2	H	2458	0	2503	166	0
2	I	2458	0	2507	173	0
2	J	2458	0	2505	178	0
2	K	2458	0	2507	183	0
2	L	2458	0	2504	180	0
All	All	22890	0	23487	1003	0

The all-atom clashscore is defined as the number of clashes found per 1000 atoms (including hydrogen atoms). The all-atom clashscore for this structure is 22.

All (1003) close contacts within the same asymmetric unit are listed below, sorted by their clash magnitude.

Atom-1	Atom-2	Interatomic distance (Å)	Clash overlap (Å)
2:J:321:MET:SD	2:K:232:ASP:HB2	1.41	1.58
2:G:229:ARG:HH12	2:L:317:ARG:CZ	1.11	1.57
2:G:229:ARG:CZ	2:L:317:ARG:NH1	1.69	1.56
2:G:232:ASP:CG	2:L:317:ARG:HH22	1.10	1.52
2:H:341:VAL:CG2	2:I:236:ALA:CB	1.94	1.45
2:G:295:LEU:HD22	2:H:232:ASP:C	1.05	1.42
2:I:295:LEU:HD22	2:J:232:ASP:C	1.05	1.40
2:K:295:LEU:HD22	2:L:232:ASP:C	1.05	1.40
2:I:276:CYS:CB	2:J:232:ASP:OD1	1.69	1.39
2:K:276:CYS:CB	2:L:232:ASP:OD1	1.69	1.38
2:G:276:CYS:CB	2:H:232:ASP:OD1	1.69	1.38
2:H:341:VAL:HG21	2:I:236:ALA:CB	1.52	1.37
2:G:273:LEU:CA	2:H:232:ASP:OD2	1.75	1.35
2:J:321:MET:SD	2:K:232:ASP:CB	2.15	1.34
2:I:273:LEU:CA	2:J:232:ASP:OD2	1.75	1.33
2:K:273:LEU:CA	2:L:232:ASP:OD2	1.75	1.32
2:K:181:SER:HA	2:L:117:ARG:NH2	1.43	1.32
2:I:181:SER:HA	2:J:117:ARG:NH2	1.43	1.31
2:G:181:SER:HA	2:H:117:ARG:NH2	1.43	1.31
2:I:180:LEU:C	2:J:117:ARG:NH1	1.83	1.31
2:K:180:LEU:C	2:L:117:ARG:NH1	1.82	1.31
2:G:232:ASP:OD2	2:L:317:ARG:NH2	1.63	1.30
2:J:317:ARG:NH1	2:K:229:ARG:HH12	1.28	1.29
2:G:180:LEU:C	2:H:117:ARG:NH1	1.83	1.29
2:I:276:CYS:HB3	2:J:232:ASP:OD1	1.10	1.27

Continued on next page...

Continued from previous page...

Atom-1	Atom-2	Interatomic distance (Å)	Clash overlap (Å)
2:I:292:LEU:HD13	2:J:231:ARG:O	1.14	1.27
2:G:180:LEU:C	2:H:117:ARG:HH12	1.37	1.26
2:G:292:LEU:HD13	2:H:231:ARG:O	1.14	1.26
2:K:276:CYS:HB3	2:L:232:ASP:OD1	1.10	1.26
2:G:232:ASP:OD1	2:L:320:THR:HB	1.29	1.26
2:I:180:LEU:C	2:J:117:ARG:HH12	1.37	1.24
2:G:232:ASP:CG	2:L:317:ARG:NH2	1.91	1.24
2:G:276:CYS:HB3	2:H:232:ASP:OD1	1.10	1.23
2:K:292:LEU:HD13	2:L:231:ARG:O	1.14	1.23
2:K:180:LEU:C	2:L:117:ARG:HH12	1.37	1.22
2:H:321:MET:SD	2:I:228:ILE:O	1.98	1.22
2:K:181:SER:HA	2:L:117:ARG:CZ	1.70	1.22
2:I:181:SER:HA	2:J:117:ARG:CZ	1.70	1.22
2:G:181:SER:HA	2:H:117:ARG:CZ	1.70	1.22
2:G:296:ARG:NH1	2:H:19:PRO:HG2	1.55	1.21
2:J:317:ARG:NH1	2:K:229:ARG:NH1	1.88	1.20
2:K:296:ARG:NH1	2:L:19:PRO:HG2	1.55	1.20
2:G:292:LEU:CD1	2:H:231:ARG:O	1.90	1.19
2:K:292:LEU:CD1	2:L:231:ARG:O	1.90	1.19
2:I:296:ARG:NH1	2:J:19:PRO:HG2	1.55	1.19
2:I:292:LEU:CD1	2:J:231:ARG:O	1.90	1.18
2:G:229:ARG:NH1	2:L:317:ARG:CZ	1.76	1.17
2:H:341:VAL:HG23	2:I:236:ALA:CB	1.74	1.17
2:I:273:LEU:C	2:J:229:ARG:HH12	1.50	1.15
2:K:273:LEU:HA	2:L:232:ASP:OD2	0.98	1.15
2:K:273:LEU:HB3	2:L:229:ARG:NH1	1.62	1.15
2:G:273:LEU:HA	2:H:232:ASP:OD2	0.98	1.14
2:I:273:LEU:HA	2:J:232:ASP:OD2	0.98	1.14
2:K:176:GLU:HG2	2:L:117:ARG:NH2	1.62	1.14
2:G:176:GLU:HG2	2:H:117:ARG:NH2	1.62	1.14
2:K:273:LEU:C	2:L:229:ARG:HH12	1.50	1.14
2:I:273:LEU:HB3	2:J:229:ARG:NH1	1.62	1.13
2:G:273:LEU:C	2:H:229:ARG:HH12	1.50	1.13
2:G:273:LEU:HB3	2:H:229:ARG:NH1	1.62	1.12
2:I:176:GLU:HG2	2:J:117:ARG:NH2	1.62	1.12
2:I:295:LEU:HD23	2:J:232:ASP:O	1.30	1.12
2:G:180:LEU:O	2:H:117:ARG:NH1	1.81	1.11
2:K:181:SER:N	2:L:117:ARG:NH1	1.99	1.11
2:K:180:LEU:O	2:L:117:ARG:NH1	1.81	1.11
2:K:273:LEU:HB3	2:L:229:ARG:HH11	1.01	1.11
2:K:276:CYS:SG	2:L:232:ASP:OD1	2.09	1.11

Continued on next page...

Continued from previous page...

Atom-1	Atom-2	Interatomic distance (Å)	Clash overlap (Å)
2:I:176:GLU:CG	2:J:117:ARG:NH2	2.15	1.10
2:G:295:LEU:HD23	2:H:232:ASP:O	1.30	1.10
2:I:276:CYS:SG	2:J:232:ASP:OD1	2.09	1.10
2:G:276:CYS:SG	2:H:232:ASP:OD1	2.09	1.10
2:G:181:SER:N	2:H:117:ARG:NH1	1.99	1.10
2:K:295:LEU:HD23	2:L:232:ASP:O	1.30	1.10
2:I:181:SER:N	2:J:117:ARG:NH1	1.99	1.09
2:K:176:GLU:CG	2:L:117:ARG:NH2	2.15	1.09
2:G:176:GLU:CG	2:H:117:ARG:NH2	2.15	1.09
2:K:295:LEU:CG	2:L:232:ASP:O	2.02	1.08
2:H:341:VAL:HG23	2:I:236:ALA:HB1	1.30	1.07
2:I:180:LEU:O	2:J:117:ARG:NH1	1.81	1.07
2:I:273:LEU:HB3	2:J:229:ARG:HH11	1.00	1.07
2:G:295:LEU:CG	2:H:232:ASP:O	2.02	1.06
2:H:341:VAL:CG2	2:I:236:ALA:HB2	1.84	1.06
2:I:295:LEU:CG	2:J:232:ASP:O	2.02	1.06
2:G:273:LEU:HB3	2:H:229:ARG:HH11	1.01	1.06
2:G:273:LEU:C	2:H:229:ARG:NH1	2.09	1.06
2:K:273:LEU:C	2:L:229:ARG:NH1	2.09	1.05
2:I:273:LEU:C	2:J:229:ARG:NH1	2.09	1.04
2:G:232:ASP:OD1	2:L:317:ARG:NH2	1.90	1.04
2:K:181:SER:CA	2:L:117:ARG:NH1	2.22	1.03
2:G:176:GLU:CB	2:H:117:ARG:NH2	2.21	1.03
2:K:176:GLU:CG	2:L:117:ARG:HH21	1.71	1.03
2:I:176:GLU:CB	2:J:117:ARG:NH2	2.21	1.03
2:K:176:GLU:CB	2:L:117:ARG:NH2	2.21	1.02
2:I:181:SER:CA	2:J:117:ARG:NH1	2.22	1.02
2:G:181:SER:CA	2:H:117:ARG:NH1	2.21	1.02
2:I:176:GLU:CG	2:J:117:ARG:HH21	1.71	1.02
2:I:181:SER:HA	2:J:117:ARG:NH1	1.74	1.02
2:G:176:GLU:CG	2:H:117:ARG:HH21	1.71	1.01
2:K:181:SER:HA	2:L:117:ARG:NH1	1.75	1.01
2:J:317:ARG:HH12	2:K:229:ARG:NH1	1.54	1.01
2:G:181:SER:HA	2:H:117:ARG:NH1	1.75	1.01
2:H:320:THR:HB	2:I:232:ASP:CG	1.72	0.99
2:J:321:MET:HG2	2:K:232:ASP:HA	1.44	0.98
2:G:291:GLU:OE2	2:H:228:ILE:HG23	1.64	0.98
2:K:295:LEU:HD21	2:L:232:ASP:O	1.16	0.98
2:H:341:VAL:HG21	2:I:236:ALA:HB3	1.00	0.98
2:I:291:GLU:OE2	2:J:228:ILE:HG23	1.64	0.97
2:I:295:LEU:HD21	2:J:232:ASP:O	1.16	0.96

Continued on next page...

Continued from previous page...

Atom-1	Atom-2	Interatomic distance (Å)	Clash overlap (Å)
2:K:291:GLU:OE2	2:L:228:ILE:HG23	1.64	0.96
2:H:341:VAL:CG2	2:I:236:ALA:HB1	1.89	0.96
2:K:295:LEU:CD2	2:L:232:ASP:O	0.66	0.96
2:I:181:SER:CA	2:J:117:ARG:NH2	2.29	0.95
2:J:321:MET:SD	2:K:232:ASP:CA	2.53	0.95
2:G:181:SER:CA	2:H:117:ARG:CZ	2.44	0.95
2:G:295:LEU:CD2	2:H:232:ASP:O	0.66	0.95
2:I:181:SER:CA	2:J:117:ARG:CZ	2.44	0.95
2:K:181:SER:CA	2:L:117:ARG:NH2	2.29	0.95
2:I:295:LEU:CD2	2:J:232:ASP:O	0.66	0.95
2:K:181:SER:CA	2:L:117:ARG:CZ	2.44	0.95
2:G:181:SER:CA	2:H:117:ARG:NH2	2.29	0.94
2:G:295:LEU:HD21	2:H:232:ASP:O	1.16	0.94
2:I:181:SER:N	2:J:117:ARG:HH12	1.63	0.94
2:I:181:SER:HA	2:J:117:ARG:HH22	1.10	0.93
2:H:320:THR:HB	2:I:232:ASP:OD2	1.69	0.93
2:I:276:CYS:HB3	2:J:232:ASP:CG	1.90	0.93
2:K:276:CYS:HB3	2:L:232:ASP:CG	1.90	0.92
2:K:273:LEU:CB	2:L:229:ARG:NH1	2.32	0.92
2:I:273:LEU:CB	2:J:229:ARG:NH1	2.32	0.92
2:G:276:CYS:HB3	2:H:232:ASP:CG	1.90	0.92
2:G:273:LEU:CB	2:H:229:ARG:NH1	2.32	0.91
2:G:181:SER:N	2:H:117:ARG:HH12	1.63	0.91
2:K:181:SER:HA	2:L:117:ARG:HH22	1.10	0.91
2:G:295:LEU:HD22	2:H:232:ASP:CA	2.02	0.89
2:G:176:GLU:HG2	2:H:117:ARG:HH22	1.35	0.89
2:I:295:LEU:HD22	2:J:232:ASP:CA	2.02	0.89
2:G:296:ARG:NH1	2:H:19:PRO:CG	2.35	0.89
2:K:295:LEU:HD22	2:L:232:ASP:CA	2.02	0.89
2:K:176:GLU:HG2	2:L:117:ARG:HH22	1.35	0.89
2:I:296:ARG:NH1	2:J:19:PRO:CG	2.35	0.89
2:G:181:SER:HA	2:H:117:ARG:HH22	1.10	0.89
2:K:296:ARG:NH1	2:L:19:PRO:CG	2.35	0.89
2:J:321:MET:CG	2:K:232:ASP:HA	2.01	0.89
2:I:176:GLU:HB3	2:J:117:ARG:NH2	1.89	0.88
2:I:187:ARG:HH12	2:J:18:ARG:NH2	1.71	0.88
2:G:187:ARG:HH12	2:H:18:ARG:CZ	1.87	0.88
2:G:229:ARG:HH11	2:L:317:ARG:NH1	1.40	0.88
2:K:187:ARG:HH12	2:L:18:ARG:NH2	1.71	0.88
2:G:176:GLU:HB3	2:H:117:ARG:NH2	1.89	0.87
2:K:181:SER:CA	2:L:117:ARG:HH12	1.83	0.87

Continued on next page...

Continued from previous page...

Atom-1	Atom-2	Interatomic distance (Å)	Clash overlap (Å)
2:G:187:ARG:HH12	2:H:18:ARG:NH2	1.71	0.86
2:I:187:ARG:HH12	2:J:18:ARG:CZ	1.87	0.86
2:I:176:GLU:HG2	2:J:117:ARG:HH22	1.35	0.86
2:K:176:GLU:HB3	2:L:117:ARG:NH2	1.89	0.86
2:K:187:ARG:HH12	2:L:18:ARG:CZ	1.87	0.85
2:I:181:SER:CA	2:J:117:ARG:HH12	1.83	0.85
2:K:181:SER:N	2:L:117:ARG:HH12	1.63	0.85
2:G:232:ASP:OD1	2:L:320:THR:CB	2.20	0.85
2:J:321:MET:CE	2:K:232:ASP:HB2	2.06	0.85
2:J:317:ARG:HH12	2:K:229:ARG:HH12	1.04	0.85
2:K:277:ALA:HB3	2:L:229:ARG:NH2	1.91	0.85
1:A:37:LEU:HD12	1:A:74:LEU:HD11	1.59	0.84
2:G:292:LEU:HD11	2:H:231:ARG:HA	1.59	0.84
2:G:277:ALA:HB3	2:H:229:ARG:NH2	1.91	0.84
2:I:277:ALA:HB3	2:J:229:ARG:NH2	1.91	0.84
2:G:181:SER:CA	2:H:117:ARG:HH12	1.83	0.84
2:G:273:LEU:O	2:H:229:ARG:NH1	2.09	0.83
2:H:29:GLN:HG2	2:H:215:VAL:HG13	1.60	0.83
2:I:295:LEU:CD2	2:J:232:ASP:C	1.88	0.83
2:L:29:GLN:HG2	2:L:215:VAL:HG13	1.60	0.83
2:G:75:VAL:HG21	2:G:88:ILE:HD11	1.60	0.83
2:I:292:LEU:HD11	2:J:231:ARG:HA	1.59	0.83
2:J:29:GLN:HG2	2:J:215:VAL:HG13	1.60	0.83
2:I:273:LEU:C	2:J:232:ASP:OD2	2.16	0.83
2:G:273:LEU:C	2:H:232:ASP:OD2	2.16	0.83
2:I:273:LEU:O	2:J:229:ARG:NH1	2.09	0.83
2:K:187:ARG:NH1	2:L:18:ARG:NH2	2.27	0.83
2:K:273:LEU:C	2:L:232:ASP:OD2	2.16	0.83
2:I:75:VAL:HG21	2:I:88:ILE:HD11	1.60	0.83
2:G:130:LYS:HB3	2:G:133:LYS:HB2	1.62	0.82
2:J:321:MET:SD	2:K:232:ASP:HA	2.18	0.82
2:K:292:LEU:HD11	2:L:231:ARG:HA	1.60	0.82
2:G:187:ARG:NH1	2:H:18:ARG:NH2	2.27	0.82
2:J:317:ARG:HH11	2:K:229:ARG:NH1	1.75	0.82
2:G:295:LEU:CD2	2:H:232:ASP:C	1.88	0.82
2:K:273:LEU:O	2:L:229:ARG:NH1	2.09	0.82
2:I:130:LYS:HB3	2:I:133:LYS:HB2	1.62	0.81
2:I:187:ARG:NH1	2:J:18:ARG:NH2	2.27	0.81
2:K:75:VAL:HG21	2:K:88:ILE:HD11	1.60	0.81
1:C:10:VAL:HB	1:C:106:PRO:HA	1.63	0.80
1:D:10:VAL:HB	1:D:106:PRO:HA	1.64	0.80

Continued on next page...

Continued from previous page...

Atom-1	Atom-2	Interatomic distance (Å)	Clash overlap (Å)
2:K:130:LYS:HB3	2:K:133:LYS:HB2	1.62	0.80
2:G:180:LEU:C	2:H:117:ARG:HH11	1.84	0.80
1:D:20:SER:HB3	1:D:141:ARG:HB2	1.64	0.79
2:H:317:ARG:HG3	2:I:229:ARG:NH2	1.96	0.79
2:G:229:ARG:NH2	2:L:317:ARG:NH1	2.28	0.79
2:I:181:SER:CA	2:J:117:ARG:HH22	1.92	0.79
2:G:181:SER:CA	2:H:117:ARG:HH22	1.92	0.79
2:G:232:ASP:HB2	2:L:321:MET:SD	2.22	0.79
2:K:180:LEU:C	2:L:117:ARG:HH11	1.84	0.79
1:F:140:ILE:HD12	1:F:172:ILE:HG12	1.64	0.79
2:G:202:ARG:HG3	2:G:205:LEU:HD12	1.64	0.79
2:I:202:ARG:HG3	2:I:205:LEU:HD12	1.64	0.79
2:K:202:ARG:HG3	2:K:205:LEU:HD12	1.64	0.79
2:G:273:LEU:CA	2:H:229:ARG:HH12	1.95	0.79
2:I:273:LEU:CA	2:J:229:ARG:HH12	1.95	0.79
2:K:273:LEU:CA	2:L:229:ARG:HH12	1.95	0.78
2:H:162:ASP:HB2	2:H:288:LEU:HB2	1.65	0.78
2:K:181:SER:CA	2:L:117:ARG:HH22	1.92	0.78
2:K:295:LEU:CD2	2:L:232:ASP:C	1.88	0.77
2:I:180:LEU:C	2:J:117:ARG:HH11	1.84	0.77
2:L:162:ASP:HB2	2:L:288:LEU:HB2	1.65	0.77
1:A:48:SER:HB2	1:A:61:LEU:HD13	1.67	0.77
2:J:321:MET:HG3	2:K:232:ASP:OD1	1.84	0.77
1:A:84:PRO:HB2	1:A:116:GLY:HA2	1.67	0.77
2:J:162:ASP:HB2	2:J:288:LEU:HB2	1.65	0.77
1:E:84:PRO:HB2	1:E:116:GLY:HA2	1.65	0.77
2:K:19:PRO:HG3	2:K:241:PHE:HB3	1.67	0.77
2:J:317:ARG:HH11	2:K:229:ARG:HH12	1.23	0.76
2:G:19:PRO:HG3	2:G:241:PHE:HB3	1.67	0.76
1:A:10:VAL:HB	1:A:106:PRO:HA	1.67	0.75
1:C:44:ARG:HD3	1:D:35:LEU:HD22	1.67	0.75
2:I:273:LEU:CA	2:J:229:ARG:NH1	2.50	0.75
2:I:19:PRO:HG3	2:I:241:PHE:HB3	1.67	0.75
2:I:91:TRP:HB3	2:I:132:GLU:HG2	1.69	0.75
2:K:273:LEU:CA	2:L:229:ARG:NH1	2.50	0.75
1:B:10:VAL:HB	1:B:106:PRO:HA	1.68	0.75
2:K:91:TRP:HB3	2:K:132:GLU:HG2	1.69	0.74
1:D:113:ASP:HB2	1:D:138:ARG:HH21	1.52	0.74
2:G:296:ARG:HH12	2:H:19:PRO:HG2	1.52	0.74
2:G:91:TRP:HB3	2:G:132:GLU:HG2	1.69	0.74
2:G:273:LEU:O	2:H:232:ASP:OD2	2.05	0.73

Continued on next page...

Continued from previous page...

Atom-1	Atom-2	Interatomic distance (Å)	Clash overlap (Å)
2:G:273:LEU:CA	2:H:229:ARG:NH1	2.50	0.73
2:I:273:LEU:O	2:J:232:ASP:OD2	2.05	0.73
2:K:273:LEU:O	2:L:232:ASP:OD2	2.05	0.73
2:G:313:ASP:HA	2:G:316:LYS:HD3	1.71	0.72
2:I:313:ASP:HA	2:I:316:LYS:HD3	1.71	0.72
2:K:313:ASP:HA	2:K:316:LYS:HD3	1.72	0.72
1:F:113:ASP:HB2	1:F:138:ARG:NH2	2.05	0.71
2:J:341:VAL:HG21	2:K:236:ALA:HB2	1.70	0.71
2:I:296:ARG:HH12	2:J:19:PRO:HG2	1.52	0.71
1:F:10:VAL:HB	1:F:106:PRO:HA	1.73	0.71
1:C:140:ILE:HD12	1:C:172:ILE:HG12	1.72	0.71
2:K:296:ARG:HH12	2:L:19:PRO:HG2	1.52	0.71
1:E:48:SER:HB2	1:E:61:LEU:HD13	1.74	0.70
2:H:320:THR:CB	2:I:232:ASP:CG	2.52	0.70
2:I:273:LEU:O	2:J:229:ARG:NH2	2.25	0.69
1:C:48:SER:HB2	1:C:61:LEU:HD13	1.72	0.69
1:E:147:ALA:HB1	1:E:150:ILE:HB	1.72	0.69
1:B:147:ALA:HB1	1:B:150:ILE:HB	1.74	0.69
2:H:320:THR:CB	2:I:232:ASP:OD2	2.40	0.69
2:I:176:GLU:CB	2:J:117:ARG:HH21	1.98	0.69
2:G:232:ASP:HA	2:L:321:MET:HG2	1.75	0.69
1:E:52:PHE:HE2	1:E:85:LEU:HB2	1.58	0.69
2:G:176:GLU:CB	2:H:117:ARG:HH21	1.98	0.68
1:B:108:ILE:HB	1:B:133:ALA:HA	1.75	0.68
2:G:273:LEU:O	2:H:229:ARG:NH2	2.25	0.68
2:G:232:ASP:OD2	2:L:317:ARG:CZ	2.40	0.68
2:J:321:MET:CE	2:K:232:ASP:OD1	2.41	0.68
1:E:49:LEU:HD13	1:E:77:LEU:HD11	1.76	0.68
2:G:229:ARG:NH1	2:L:317:ARG:NH1	0.68	0.68
2:K:273:LEU:O	2:L:229:ARG:NH2	2.25	0.68
2:H:30:GLU:HB2	2:H:216:LEU:HD12	1.76	0.68
1:A:49:LEU:HD13	1:A:77:LEU:HD11	1.76	0.67
1:F:49:LEU:HD13	1:F:77:LEU:HD11	1.75	0.67
2:G:181:SER:HA	2:H:117:ARG:HH12	1.49	0.67
1:C:113:ASP:HB2	1:C:138:ARG:HH21	1.58	0.67
1:E:113:ASP:HB2	1:E:138:ARG:NH2	2.09	0.67
2:J:30:GLU:HB2	2:J:216:LEU:HD12	1.76	0.67
1:C:111:LEU:HD23	1:C:136:VAL:HG21	1.77	0.67
2:J:124:ILE:HD13	2:J:124:ILE:H	1.60	0.67
1:B:27:SER:HA	1:B:30:LYS:HD3	1.77	0.67
1:C:93:MET:O	1:C:97:LYS:HG2	1.95	0.67

Continued on next page...

Continued from previous page...

Atom-1	Atom-2	Interatomic distance (Å)	Clash overlap (Å)
1:D:50:ILE:HG12	1:D:97:LYS:HE2	1.76	0.67
1:D:111:LEU:HD23	1:D:136:VAL:HG21	1.75	0.66
2:L:124:ILE:HD13	2:L:124:ILE:H	1.60	0.66
1:C:61:LEU:HD23	1:C:102:ARG:HD3	1.78	0.66
2:H:124:ILE:H	2:H:124:ILE:HD13	1.60	0.66
1:C:108:ILE:HB	1:C:133:ALA:HA	1.77	0.66
1:C:163:LEU:HD11	2:J:342:ALA:HB1	1.77	0.66
2:L:30:GLU:HB2	2:L:216:LEU:HD12	1.76	0.66
1:F:113:ASP:HB2	1:F:138:ARG:HH21	1.60	0.65
2:J:341:VAL:HG21	2:K:236:ALA:CB	2.25	0.65
1:C:147:ALA:HB1	1:C:150:ILE:HB	1.77	0.65
1:A:62:GLN:O	1:A:65:ARG:HG2	1.97	0.65
2:K:176:GLU:CB	2:L:117:ARG:HH21	1.98	0.65
1:D:49:LEU:HD13	1:D:77:LEU:HD11	1.77	0.65
2:H:28:GLY:H	2:H:223:THR:HG21	1.62	0.65
1:A:10:VAL:HG13	1:A:46:HIS:HB2	1.79	0.64
2:J:28:GLY:H	2:J:223:THR:HG21	1.62	0.64
2:I:176:GLU:HB3	2:J:117:ARG:CZ	2.27	0.64
1:A:147:ALA:HB1	1:A:150:ILE:HB	1.77	0.64
2:K:176:GLU:HB3	2:L:117:ARG:CZ	2.28	0.64
2:K:292:LEU:CD1	2:L:231:ARG:C	2.66	0.64
1:F:52:PHE:HZ	1:F:85:LEU:HB2	1.62	0.64
2:G:292:LEU:CD1	2:H:231:ARG:C	2.66	0.64
2:J:29:GLN:HB2	2:J:33:LYS:HE3	1.80	0.64
1:C:52:PHE:O	1:C:53:ARG:HB2	1.97	0.64
2:I:292:LEU:CD1	2:J:231:ARG:C	2.66	0.64
2:I:277:ALA:HB1	2:J:228:ILE:HG22	1.79	0.64
2:K:274:TYR:HA	2:L:229:ARG:NH2	2.13	0.64
1:E:113:ASP:HB2	1:E:138:ARG:HH21	1.62	0.63
2:G:176:GLU:HB3	2:H:117:ARG:CZ	2.28	0.63
2:K:277:ALA:HB1	2:L:228:ILE:HG22	1.79	0.63
2:I:274:TYR:HA	2:J:229:ARG:NH2	2.13	0.63
2:H:29:GLN:HB2	2:H:33:LYS:HE3	1.80	0.63
2:L:28:GLY:H	2:L:223:THR:HG21	1.62	0.63
2:H:283:LEU:HB3	2:H:327:LEU:HD21	1.81	0.63
2:G:274:TYR:HA	2:H:229:ARG:NH2	2.13	0.63
2:G:281:ILE:HG12	2:H:228:ILE:HD13	1.82	0.62
1:F:6:MET:SD	1:F:190:LEU:HD11	2.39	0.62
2:J:283:LEU:HB3	2:J:327:LEU:HD21	1.81	0.62
2:G:277:ALA:HB1	2:H:228:ILE:HG22	1.79	0.62
2:L:29:GLN:HB2	2:L:33:LYS:HE3	1.80	0.62

Continued on next page...

Continued from previous page...

Atom-1	Atom-2	Interatomic distance (Å)	Clash overlap (Å)
2:I:258:GLU:HB3	2:I:262:ARG:NH1	2.15	0.62
2:K:281:ILE:HG12	2:L:228:ILE:HD13	1.82	0.62
1:D:113:ASP:HA	1:D:138:ARG:HB2	1.82	0.62
2:K:277:ALA:CB	2:L:229:ARG:NH2	2.63	0.62
2:K:292:LEU:HD11	2:L:231:ARG:CA	2.30	0.62
1:C:113:ASP:HA	1:C:138:ARG:HB2	1.82	0.61
2:G:292:LEU:HD11	2:H:231:ARG:CA	2.30	0.61
2:G:277:ALA:CB	2:H:229:ARG:NH2	2.63	0.61
2:I:281:ILE:HG12	2:J:228:ILE:HD13	1.82	0.61
2:I:281:ILE:CG1	2:J:228:ILE:HD13	2.30	0.61
2:K:258:GLU:HB3	2:K:262:ARG:NH1	2.15	0.61
2:I:277:ALA:CB	2:J:229:ARG:NH2	2.63	0.61
1:A:108:ILE:HB	1:A:133:ALA:HA	1.81	0.61
2:L:283:LEU:HB3	2:L:327:LEU:HD21	1.81	0.61
1:D:49:LEU:HD11	1:D:74:LEU:HD23	1.82	0.61
1:F:147:ALA:HB1	1:F:150:ILE:HB	1.83	0.61
2:G:258:GLU:HB3	2:G:262:ARG:NH1	2.15	0.61
1:B:52:PHE:O	1:B:53:ARG:HB2	2.01	0.61
2:I:292:LEU:HD11	2:J:231:ARG:CA	2.30	0.60
2:K:150:ILE:O	2:K:193:SER:HB3	2.02	0.60
2:G:150:ILE:O	2:G:193:SER:HB3	2.02	0.60
2:G:187:ARG:NH1	2:H:18:ARG:HH21	1.98	0.60
2:K:281:ILE:CG1	2:L:228:ILE:HD13	2.30	0.60
2:L:214:GLU:HG2	2:L:215:VAL:H	1.67	0.60
2:G:281:ILE:CG1	2:H:228:ILE:HD13	2.30	0.60
2:I:150:ILE:O	2:I:193:SER:HB3	2.02	0.60
1:A:8:ASP:HB3	1:A:104:MET:SD	2.42	0.60
2:I:187:ARG:NH1	2:J:18:ARG:HH21	1.98	0.59
2:J:214:GLU:HG2	2:J:215:VAL:H	1.67	0.59
2:I:273:LEU:O	2:J:229:ARG:CZ	2.50	0.59
2:J:263:LEU:HB2	2:J:264:PRO:HD3	1.84	0.59
2:J:321:MET:HE2	2:K:232:ASP:OD1	2.02	0.59
2:G:232:ASP:CG	2:L:317:ARG:CZ	2.68	0.59
1:C:33:VAL:HA	1:C:36:LEU:HD12	1.83	0.59
2:G:176:GLU:HB3	2:H:117:ARG:HH21	1.63	0.59
2:K:273:LEU:O	2:L:229:ARG:CZ	2.50	0.59
1:B:174:LEU:HB2	1:B:175:PRO:HD3	1.84	0.58
1:D:142:ALA:HA	1:D:145:MET:SD	2.44	0.58
2:H:320:THR:CG2	2:I:232:ASP:OD2	2.50	0.58
2:I:277:ALA:CB	2:J:228:ILE:HG22	2.33	0.58
2:G:266:VAL:HG21	2:H:233:THR:O	2.03	0.58

Continued on next page...

Continued from previous page...

Atom-1	Atom-2	Interatomic distance (Å)	Clash overlap (Å)
2:H:214:GLU:HG2	2:H:215:VAL:H	1.67	0.58
2:K:266:VAL:HG21	2:L:233:THR:O	2.03	0.58
2:K:187:ARG:NH1	2:L:18:ARG:HH21	1.98	0.58
1:E:43:ALA:HB3	1:E:44:ARG:NH2	2.19	0.58
2:G:110:PRO:HG2	2:G:113:VAL:HB	1.86	0.58
2:H:271:THR:HG22	2:H:272:ALA:H	1.69	0.58
2:I:266:VAL:HG21	2:J:233:THR:O	2.03	0.58
2:G:277:ALA:CB	2:H:228:ILE:HG22	2.33	0.58
2:H:263:LEU:HB2	2:H:264:PRO:HD3	1.84	0.58
2:G:273:LEU:O	2:H:229:ARG:CZ	2.50	0.58
2:K:288:LEU:HD12	2:L:231:ARG:CG	2.34	0.58
2:L:271:THR:HG22	2:L:272:ALA:H	1.69	0.58
1:A:113:ASP:HB2	1:A:138:ARG:NH2	2.19	0.58
2:I:299:ARG:HG3	2:I:309:ALA:HB1	1.86	0.58
2:K:277:ALA:CB	2:L:228:ILE:HG22	2.33	0.58
2:L:263:LEU:HB2	2:L:264:PRO:HD3	1.84	0.58
2:G:299:ARG:HG3	2:G:309:ALA:HB1	1.86	0.57
1:E:37:LEU:HD12	1:E:74:LEU:HD11	1.84	0.57
2:I:288:LEU:HD12	2:J:231:ARG:CG	2.34	0.57
1:B:134:THR:HA	1:B:165:ARG:HB3	1.86	0.57
1:A:18:SER:OG	1:A:53:ARG:HG2	2.04	0.57
1:B:18:SER:HA	1:B:53:ARG:HG2	1.85	0.57
1:D:6:MET:SD	1:D:190:LEU:HD21	2.44	0.57
2:G:296:ARG:CZ	2:H:19:PRO:HG2	2.33	0.57
2:H:25:ALA:O	2:H:227:VAL:HG22	2.05	0.57
2:I:41:VAL:HG22	2:I:256:ILE:HG23	1.86	0.57
2:G:232:ASP:HB2	2:L:321:MET:CG	2.33	0.57
2:G:288:LEU:HD12	2:H:231:ARG:CG	2.34	0.57
2:I:150:ILE:HD11	2:I:190:LEU:HD11	1.87	0.57
2:I:176:GLU:CD	2:J:117:ARG:HH21	2.08	0.57
2:K:176:GLU:CD	2:L:117:ARG:HH21	2.08	0.57
1:C:49:LEU:HD13	1:C:77:LEU:HD11	1.86	0.56
2:G:150:ILE:HD11	2:G:190:LEU:HD11	1.87	0.56
2:J:25:ALA:O	2:J:227:VAL:HG22	2.05	0.56
2:K:181:SER:HA	2:L:117:ARG:HH12	1.49	0.56
1:C:113:ASP:HB2	1:C:138:ARG:NH2	2.19	0.56
2:G:292:LEU:CD1	2:H:231:ARG:HA	2.35	0.56
2:I:110:PRO:HG2	2:I:113:VAL:HB	1.86	0.56
2:K:150:ILE:HD11	2:K:190:LEU:HD11	1.87	0.56
2:K:41:VAL:HG22	2:K:256:ILE:HG23	1.86	0.56
2:K:299:ARG:HG3	2:K:309:ALA:HB1	1.86	0.56

Continued on next page...

Continued from previous page...

Atom-1	Atom-2	Interatomic distance (Å)	Clash overlap (Å)
2:L:25:ALA:O	2:L:227:VAL:HG22	2.05	0.56
1:E:12:ILE:HG13	1:E:108:ILE:HA	1.87	0.56
1:E:44:ARG:HA	1:F:39:ARG:NH2	2.20	0.56
2:G:41:VAL:HG22	2:G:256:ILE:HG23	1.86	0.56
2:J:271:THR:HG22	2:J:272:ALA:H	1.69	0.56
2:G:176:GLU:CD	2:H:117:ARG:HH21	2.08	0.56
2:K:110:PRO:HG2	2:K:113:VAL:HB	1.86	0.56
1:B:142:ALA:HA	1:B:145:MET:SD	2.45	0.56
1:F:21:ALA:HA	1:F:140:ILE:HG21	1.87	0.56
2:G:74:ALA:HB3	2:G:102:LYS:HE2	1.88	0.56
2:J:317:ARG:HH12	2:K:232:ASP:CG	2.09	0.56
2:K:288:LEU:HD12	2:L:231:ARG:HG2	1.87	0.56
2:I:288:LEU:HD12	2:J:231:ARG:HG2	1.87	0.56
2:L:49:LEU:HB2	2:L:209:PHE:HB3	1.88	0.56
2:I:74:ALA:HB3	2:I:102:LYS:HE2	1.88	0.56
2:G:119:VAL:HB	2:G:175:VAL:HG22	1.88	0.55
2:H:74:ALA:HB3	2:H:102:LYS:HE2	1.88	0.55
2:J:74:ALA:HB3	2:J:102:LYS:HE2	1.88	0.55
2:K:119:VAL:HB	2:K:175:VAL:HG22	1.88	0.55
1:F:108:ILE:HB	1:F:133:ALA:HA	1.88	0.55
2:G:288:LEU:HD12	2:H:231:ARG:HG2	1.87	0.55
2:I:20:VAL:HG21	2:I:68:LEU:HB3	1.88	0.55
2:J:49:LEU:HB2	2:J:209:PHE:HB3	1.88	0.55
2:K:20:VAL:HG21	2:K:68:LEU:HB3	1.88	0.55
2:I:119:VAL:HB	2:I:175:VAL:HG22	1.88	0.55
2:K:74:ALA:HB3	2:K:102:LYS:HE2	1.88	0.55
2:K:277:ALA:HB3	2:L:229:ARG:HH22	1.69	0.55
2:L:74:ALA:HB3	2:L:102:LYS:HE2	1.88	0.55
1:B:33:VAL:HA	1:B:36:LEU:HD12	1.87	0.55
1:D:134:THR:HA	1:D:165:ARG:HB3	1.89	0.55
1:E:61:LEU:HB2	1:E:102:ARG:HD3	1.88	0.55
2:I:277:ALA:HB3	2:J:229:ARG:HH22	1.69	0.55
1:D:12:ILE:HB	1:D:50:ILE:HD11	1.88	0.55
2:I:276:CYS:SG	2:I:294:LEU:HD22	2.47	0.55
2:H:49:LEU:HB2	2:H:209:PHE:HB3	1.88	0.55
1:F:138:ARG:HA	1:F:169:ALA:HB3	1.88	0.55
2:G:229:ARG:NH2	2:L:317:ARG:HD3	2.22	0.55
1:C:157:ASN:HB2	1:C:158:PRO:HD3	1.88	0.54
1:B:113:ASP:HB2	1:B:138:ARG:HH21	1.71	0.54
2:K:292:LEU:CD1	2:L:231:ARG:HA	2.35	0.54
2:G:181:SER:CB	2:H:117:ARG:NH2	2.70	0.54

Continued on next page...

Continued from previous page...

Atom-1	Atom-2	Interatomic distance (Å)	Clash overlap (Å)
2:G:20:VAL:HG21	2:G:68:LEU:HB3	1.88	0.54
2:I:37:LEU:HD21	2:I:68:LEU:HD21	1.90	0.54
2:K:157:GLU:HB2	2:K:160:ILE:HG12	1.90	0.54
2:G:276:CYS:SG	2:G:294:LEU:HD22	2.47	0.54
2:I:181:SER:CB	2:J:117:ARG:NH2	2.70	0.54
2:K:176:GLU:CA	2:L:117:ARG:NH2	2.71	0.54
1:E:134:THR:HA	1:E:165:ARG:HB3	1.88	0.54
1:B:10:VAL:HG12	1:B:12:ILE:HG23	1.90	0.54
1:E:140:ILE:HA	1:E:170:HIS:O	2.08	0.54
2:G:277:ALA:HB3	2:H:229:ARG:HH22	1.69	0.54
1:D:87:SER:HB3	1:D:120:LEU:HD23	1.89	0.54
1:C:139:ALA:HB3	1:C:170:HIS:HA	1.90	0.54
2:G:292:LEU:CD1	2:H:231:ARG:CA	2.86	0.54
2:K:276:CYS:SG	2:K:294:LEU:HD22	2.47	0.54
1:F:157:ASN:HB2	1:F:158:PRO:HD3	1.90	0.53
2:G:176:GLU:CA	2:H:117:ARG:NH2	2.71	0.53
2:K:181:SER:CB	2:L:117:ARG:NH2	2.70	0.53
1:C:134:THR:HA	1:C:165:ARG:HB3	1.89	0.53
2:G:37:LEU:HD21	2:G:68:LEU:HD21	1.90	0.53
2:I:157:GLU:HB2	2:I:160:ILE:HG12	1.90	0.53
2:K:292:LEU:CD1	2:L:231:ARG:CA	2.86	0.53
2:L:267:GLU:HB3	2:L:274:TYR:HE1	1.74	0.53
1:F:12:ILE:HD11	1:F:108:ILE:HG12	1.91	0.53
1:F:62:GLN:HB3	1:F:63:PRO:HD3	1.91	0.53
1:F:6:MET:SD	1:F:190:LEU:HD21	2.48	0.53
1:E:33:VAL:HA	1:E:36:LEU:HD12	1.91	0.53
2:K:37:LEU:HD21	2:K:68:LEU:HD21	1.90	0.53
1:D:147:ALA:HB1	1:D:150:ILE:HB	1.91	0.53
1:D:27:SER:HA	1:D:30:LYS:HD3	1.90	0.53
2:I:292:LEU:CD1	2:J:231:ARG:CA	2.86	0.53
1:E:142:ALA:HB1	1:E:147:ALA:HB2	1.89	0.53
2:J:267:GLU:HB3	2:J:274:TYR:HE1	1.74	0.53
1:A:44:ARG:HG2	1:B:38:GLY:HA3	1.91	0.53
2:G:232:ASP:HA	2:L:321:MET:CG	2.39	0.53
2:I:277:ALA:HB1	2:J:228:ILE:CG2	2.39	0.53
1:B:111:LEU:HD23	1:B:136:VAL:HG21	1.91	0.52
1:E:52:PHE:CG	1:E:89:MET:SD	3.03	0.52
2:G:157:GLU:HB2	2:G:160:ILE:HG12	1.90	0.52
2:I:176:GLU:CA	2:J:117:ARG:NH2	2.71	0.52
1:F:37:LEU:HD22	1:F:47:VAL:HG21	1.91	0.52
2:H:267:GLU:HB3	2:H:274:TYR:HE1	1.74	0.52

Continued on next page...

Continued from previous page...

Atom-1	Atom-2	Interatomic distance (Å)	Clash overlap (Å)
1:A:44:ARG:HD3	1:B:35:LEU:O	2.10	0.52
1:F:12:ILE:HG13	1:F:108:ILE:HA	1.91	0.52
2:K:296:ARG:CZ	2:L:19:PRO:HG2	2.33	0.52
2:J:271:THR:HG22	2:J:272:ALA:N	2.25	0.52
2:K:277:ALA:HB1	2:L:228:ILE:CG2	2.39	0.52
2:K:176:GLU:OE2	2:L:139:LEU:HD21	2.10	0.52
2:G:277:ALA:HB1	2:H:228:ILE:CG2	2.39	0.52
2:J:321:MET:CG	2:K:232:ASP:CA	2.79	0.52
2:L:221:VAL:HG23	2:L:222:GLU:H	1.75	0.52
2:L:271:THR:HG22	2:L:272:ALA:N	2.25	0.52
1:D:108:ILE:HB	1:D:133:ALA:HA	1.91	0.52
2:I:176:GLU:OE2	2:J:139:LEU:HD21	2.10	0.52
1:B:49:LEU:HD13	1:B:77:LEU:HD11	1.92	0.51
1:D:48:SER:HB2	1:D:61:LEU:HD13	1.92	0.51
2:H:31:ASP:HA	2:H:252:ILE:HG23	1.92	0.51
2:H:341:VAL:HG22	2:I:236:ALA:HB2	1.87	0.51
2:L:31:ASP:HA	2:L:252:ILE:HG23	1.92	0.51
2:G:176:GLU:HA	2:H:117:ARG:NH2	2.26	0.51
2:G:176:GLU:OE2	2:H:139:LEU:HD21	2.10	0.51
2:J:221:VAL:HG23	2:J:222:GLU:H	1.75	0.51
1:A:70:THR:HA	1:A:73:GLN:NE2	2.26	0.51
1:B:10:VAL:HG13	1:B:61:LEU:HG	1.92	0.51
1:E:73:GLN:O	1:E:77:LEU:HG	2.09	0.51
2:I:176:GLU:HA	2:J:117:ARG:NH2	2.26	0.51
2:J:31:ASP:HA	2:J:252:ILE:HG23	1.92	0.51
1:A:21:ALA:HA	1:A:140:ILE:HG21	1.93	0.51
1:B:14:ALA:HA	1:B:50:ILE:HB	1.93	0.51
2:G:229:ARG:HH12	2:L:317:ARG:NH1	0.24	0.51
2:G:229:ARG:HH22	2:L:317:ARG:HG3	1.74	0.51
2:H:271:THR:HG22	2:H:272:ALA:N	2.25	0.51
2:G:153:CYS:HG	2:G:209:PHE:HZ	1.59	0.51
2:G:258:GLU:HB3	2:G:262:ARG:HH12	1.76	0.51
2:I:296:ARG:CZ	2:J:19:PRO:HG2	2.33	0.51
2:K:176:GLU:HA	2:L:117:ARG:NH2	2.26	0.51
1:A:174:LEU:HB2	1:A:175:PRO:HD3	1.92	0.51
1:E:62:GLN:HB3	1:E:63:PRO:HD3	1.93	0.51
2:K:263:LEU:HB3	2:K:264:PRO:HD3	1.93	0.51
1:D:113:ASP:HB2	1:D:138:ARG:NH2	2.23	0.51
1:D:6:MET:SD	1:D:190:LEU:HD11	2.51	0.51
1:E:18:SER:OG	1:E:53:ARG:HG2	2.10	0.51
1:C:172:ILE:O	1:C:175:PRO:HD2	2.11	0.51

Continued on next page...

Continued from previous page...

Atom-1	Atom-2	Interatomic distance (Å)	Clash overlap (Å)
1:D:151:ASP:HB3	1:D:155:ARG:NH1	2.25	0.51
1:D:174:LEU:HB2	1:D:175:PRO:HD3	1.93	0.51
1:C:4:LYS:HG3	1:C:192:ALA:O	2.10	0.51
1:C:33:VAL:HG12	1:C:74:LEU:HD13	1.92	0.50
2:G:263:LEU:HB3	2:G:264:PRO:HD3	1.93	0.50
1:C:163:LEU:HD11	2:J:342:ALA:CB	2.41	0.50
2:K:273:LEU:C	2:L:229:ARG:CZ	2.77	0.50
2:K:292:LEU:HD11	2:L:231:ARG:O	2.02	0.50
2:I:273:LEU:C	2:J:229:ARG:CZ	2.77	0.50
2:I:323:LEU:O	2:I:326:ARG:HG2	2.12	0.50
1:C:44:ARG:NH1	1:D:35:LEU:HD13	2.26	0.50
1:D:172:ILE:O	1:D:175:PRO:HD2	2.11	0.50
2:K:31:ASP:HB2	2:K:213:VAL:HG13	1.94	0.50
2:K:323:LEU:O	2:K:326:ARG:HG2	2.12	0.50
1:A:12:ILE:HD11	1:A:108:ILE:HG12	1.92	0.50
1:C:175:PRO:HA	1:C:178:THR:OG1	2.12	0.50
1:C:61:LEU:HD22	1:C:61:LEU:H	1.76	0.50
1:F:139:ALA:HB1	1:F:142:ALA:HB3	1.94	0.50
1:A:140:ILE:HA	1:A:170:HIS:O	2.12	0.50
1:A:175:PRO:HA	1:A:178:THR:OG1	2.12	0.50
2:H:221:VAL:HG23	2:H:222:GLU:H	1.75	0.50
2:I:31:ASP:HB2	2:I:213:VAL:HG13	1.94	0.50
2:G:232:ASP:HB2	2:L:321:MET:CE	2.42	0.50
1:E:12:ILE:HD11	1:E:108:ILE:HG12	1.94	0.50
2:G:273:LEU:C	2:H:229:ARG:CZ	2.77	0.50
2:I:281:ILE:HD11	2:J:228:ILE:CD1	2.42	0.49
2:K:281:ILE:HD11	2:L:228:ILE:CD1	2.42	0.49
2:L:283:LEU:HB2	2:L:327:LEU:HD11	1.93	0.49
1:B:62:GLN:HB3	1:B:63:PRO:HD3	1.93	0.49
1:D:39:ARG:HG2	1:D:183:ALA:HB1	1.94	0.49
1:E:113:ASP:HA	1:E:138:ARG:HB2	1.93	0.49
2:H:312:ARG:HA	2:H:315:LEU:HD12	1.94	0.49
2:I:258:GLU:HB3	2:I:262:ARG:HH12	1.76	0.49
2:I:263:LEU:HB3	2:I:264:PRO:HD3	1.93	0.49
2:G:248:LYS:H	2:G:248:LYS:HD2	1.77	0.49
2:G:281:ILE:HD11	2:H:228:ILE:CD1	2.42	0.49
2:I:323:LEU:HA	2:I:326:ARG:HH11	1.77	0.49
1:A:52:PHE:CG	1:A:89:MET:SD	3.05	0.49
1:D:52:PHE:HB3	1:D:89:MET:SD	2.53	0.49
2:I:292:LEU:HD11	2:J:231:ARG:O	2.02	0.49
2:J:321:MET:CG	2:K:232:ASP:OD1	2.57	0.49

Continued on next page...

Continued from previous page...

Atom-1	Atom-2	Interatomic distance (Å)	Clash overlap (Å)
2:H:283:LEU:HB2	2:H:327:LEU:HD11	1.93	0.49
2:I:73:GLU:HB3	2:I:101:ARG:CZ	2.42	0.49
2:J:283:LEU:HB2	2:J:327:LEU:HD11	1.93	0.49
2:J:223:THR:O	2:J:227:VAL:HG23	2.12	0.49
2:G:31:ASP:HB2	2:G:213:VAL:HG13	1.94	0.49
2:I:109:LEU:HB3	2:I:150:ILE:HA	1.95	0.49
2:K:258:GLU:HB3	2:K:262:ARG:HH12	1.76	0.49
1:A:7:SER:HB3	1:B:35:LEU:HD21	1.95	0.49
1:D:11:LEU:HB3	1:D:13:PHE:HE2	1.77	0.49
1:A:73:GLN:O	1:A:77:LEU:HG	2.12	0.49
1:B:157:ASN:HB2	1:B:158:PRO:HD3	1.95	0.49
2:H:223:THR:O	2:H:227:VAL:HG23	2.12	0.49
2:J:321:MET:HE1	2:K:232:ASP:HB2	1.92	0.49
1:F:134:THR:HA	1:F:165:ARG:HB3	1.95	0.49
2:G:73:GLU:HB3	2:G:101:ARG:CZ	2.43	0.49
2:J:262:ARG:HA	2:J:265:LYS:HD2	1.95	0.49
2:K:109:LEU:HB3	2:K:150:ILE:HA	1.95	0.49
1:F:113:ASP:HA	1:F:138:ARG:CB	2.43	0.48
1:F:70:THR:HA	1:F:73:GLN:HE21	1.77	0.48
2:G:109:LEU:HB3	2:G:150:ILE:HA	1.95	0.48
2:G:323:LEU:O	2:G:326:ARG:HG2	2.12	0.48
2:H:262:ARG:HA	2:H:265:LYS:HD2	1.95	0.48
1:F:10:VAL:HG12	1:F:12:ILE:HG23	1.94	0.48
2:G:323:LEU:HA	2:G:326:ARG:HH11	1.77	0.48
2:J:312:ARG:HA	2:J:315:LEU:HD12	1.94	0.48
2:L:223:THR:O	2:L:227:VAL:HG23	2.12	0.48
1:C:28:GLU:HB2	1:C:172:ILE:HG22	1.94	0.48
2:H:317:ARG:HG3	2:I:229:ARG:HH22	1.78	0.48
1:D:10:VAL:HG12	1:D:12:ILE:HG23	1.94	0.48
2:I:248:LYS:H	2:I:248:LYS:HD2	1.77	0.48
2:L:277:ALA:HA	2:L:291:GLU:HG2	1.95	0.48
2:L:312:ARG:HA	2:L:315:LEU:HD12	1.94	0.48
1:A:134:THR:HA	1:A:165:ARG:HB3	1.95	0.48
2:G:26:ILE:HG21	2:G:33:LYS:HZ2	1.78	0.48
2:K:248:LYS:HD2	2:K:248:LYS:H	1.77	0.48
2:K:323:LEU:HA	2:K:326:ARG:HH11	1.77	0.48
1:A:157:ASN:HB2	1:A:158:PRO:HD3	1.96	0.48
1:D:52:PHE:HD2	1:D:89:MET:SD	2.36	0.48
2:K:73:GLU:HB3	2:K:101:ARG:CZ	2.43	0.48
1:F:37:LEU:HD12	1:F:74:LEU:HD11	1.95	0.48
1:E:157:ASN:HB2	1:E:158:PRO:HD3	1.94	0.48

Continued on next page...

Continued from previous page...

Atom-1	Atom-2	Interatomic distance (Å)	Clash overlap (Å)
1:A:20:SER:HB3	1:A:141:ARG:HB2	1.96	0.48
1:D:11:LEU:HB3	1:D:13:PHE:CE2	2.49	0.48
1:F:113:ASP:HA	1:F:138:ARG:HB3	1.95	0.47
1:F:36:LEU:HB2	1:F:179:ALA:HB1	1.94	0.47
2:G:126:ARG:NE	2:G:134:ALA:HA	2.30	0.47
2:K:312:ARG:HG2	2:K:316:LYS:HD2	1.96	0.47
1:E:9:ARG:O	1:E:45:ASP:HA	2.14	0.47
2:J:317:ARG:HA	2:J:317:ARG:NE	2.29	0.47
1:C:42:ALA:O	1:C:43:ALA:HB3	2.15	0.47
1:C:9:ARG:O	1:C:45:ASP:HA	2.14	0.47
1:E:175:PRO:HA	1:E:178:THR:OG1	2.15	0.47
1:C:43:ALA:HB2	1:D:180:HIS:ND1	2.28	0.47
1:E:4:LYS:HG3	1:E:192:ALA:O	2.14	0.47
2:G:323:LEU:HA	2:G:326:ARG:NH1	2.29	0.47
1:B:175:PRO:HA	1:B:178:THR:OG1	2.14	0.47
1:B:50:ILE:HG12	1:B:97:LYS:HE2	1.97	0.47
2:K:323:LEU:HA	2:K:326:ARG:NH1	2.29	0.47
1:B:151:ASP:HB3	1:B:155:ARG:NH1	2.29	0.47
2:G:295:LEU:HD21	2:H:233:THR:CA	2.45	0.47
2:G:312:ARG:HG2	2:G:316:LYS:HD2	1.96	0.47
2:J:277:ALA:HA	2:J:291:GLU:HG2	1.95	0.47
2:K:126:ARG:NE	2:K:134:ALA:HA	2.30	0.47
2:L:202:ARG:HG3	2:L:205:LEU:HG	1.96	0.47
2:L:317:ARG:NE	2:L:317:ARG:HA	2.29	0.47
1:C:50:ILE:HD13	1:C:93:MET:HG2	1.96	0.47
1:D:151:ASP:HB3	1:D:155:ARG:HH12	1.80	0.47
1:D:157:ASN:HB2	1:D:158:PRO:HD3	1.97	0.47
1:E:7:SER:HB3	1:F:180:HIS:CD2	2.50	0.47
2:I:343:ARG:HH21	2:I:347:GLU:CD	2.18	0.47
2:K:295:LEU:HD21	2:L:233:THR:CA	2.45	0.47
1:A:4:LYS:HG3	1:A:192:ALA:O	2.14	0.47
1:F:27:SER:HA	1:F:30:LYS:HD3	1.97	0.47
2:J:90:ASP:O	2:J:133:LYS:NZ	2.48	0.47
2:I:295:LEU:HD21	2:J:233:THR:CA	2.45	0.47
1:A:42:ALA:O	1:A:43:ALA:HB3	2.15	0.47
1:C:13:PHE:HD2	1:C:47:VAL:HG13	1.80	0.47
1:C:61:LEU:HD21	1:C:97:LYS:HD2	1.97	0.47
1:F:73:GLN:O	1:F:77:LEU:HG	2.15	0.47
1:F:93:MET:HA	1:F:97:LYS:HG2	1.96	0.47
2:G:343:ARG:HH21	2:G:347:GLU:CD	2.18	0.47
2:H:277:ALA:HA	2:H:291:GLU:HG2	1.95	0.47

Continued on next page...

Continued from previous page...

Atom-1	Atom-2	Interatomic distance (Å)	Clash overlap (Å)
2:H:317:ARG:NE	2:H:317:ARG:HA	2.29	0.47
2:I:312:ARG:HG2	2:I:316:LYS:HD2	1.96	0.47
2:J:202:ARG:HG3	2:J:205:LEU:HG	1.96	0.47
2:L:90:ASP:O	2:L:133:LYS:NZ	2.48	0.47
1:E:145:MET:N	1:E:145:MET:SD	2.88	0.47
1:F:61:LEU:HD22	1:F:61:LEU:H	1.79	0.47
2:L:262:ARG:HA	2:L:265:LYS:HD2	1.95	0.47
1:B:12:ILE:HD11	1:B:108:ILE:HG12	1.97	0.46
2:J:283:LEU:HD11	2:J:345:VAL:HG22	1.97	0.46
1:A:113:ASP:HA	1:A:138:ARG:CB	2.45	0.46
1:B:113:ASP:HA	1:B:138:ARG:HB2	1.98	0.46
1:D:48:SER:HB2	1:D:61:LEU:CD1	2.45	0.46
2:H:90:ASP:O	2:H:133:LYS:NZ	2.48	0.46
2:I:291:GLU:OE2	2:J:228:ILE:CG2	2.50	0.46
1:E:163:LEU:HD13	2:L:342:ALA:HB1	1.97	0.46
1:A:172:ILE:O	1:A:175:PRO:HD2	2.15	0.46
1:C:145:MET:N	1:C:145:MET:SD	2.89	0.46
2:G:291:GLU:OE2	2:H:228:ILE:CG2	2.50	0.46
2:K:291:GLU:OE2	2:L:228:ILE:CG2	2.50	0.46
2:J:75:VAL:HG11	2:J:94:VAL:HG11	1.97	0.46
1:A:52:PHE:CE2	1:A:85:LEU:HB2	2.51	0.46
2:H:283:LEU:HD11	2:H:345:VAL:HG22	1.97	0.46
2:H:73:GLU:H	2:H:73:GLU:CD	2.19	0.46
2:I:126:ARG:NE	2:I:134:ALA:HA	2.30	0.46
2:I:323:LEU:HA	2:I:326:ARG:NH1	2.29	0.46
1:E:172:ILE:O	1:E:175:PRO:HD2	2.16	0.46
2:G:187:ARG:HH12	2:H:18:ARG:NE	2.14	0.46
2:L:124:ILE:HG12	2:L:125:GLU:N	2.31	0.46
2:L:73:GLU:CD	2:L:73:GLU:H	2.19	0.46
1:B:16:ASP:HB3	1:B:138:ARG:NH2	2.30	0.46
1:B:6:MET:SD	1:B:190:LEU:HD21	2.56	0.46
1:E:37:LEU:CD1	1:E:74:LEU:HD11	2.44	0.46
2:H:124:ILE:HG12	2:H:125:GLU:N	2.31	0.46
2:H:202:ARG:HG3	2:H:205:LEU:HG	1.96	0.46
2:H:269:PRO:O	2:H:270:ASN:HB2	2.16	0.46
2:L:75:VAL:HG11	2:L:94:VAL:HG11	1.97	0.46
1:D:61:LEU:HB2	1:D:102:ARG:HD3	1.97	0.46
2:K:49:LEU:HA	2:K:192:GLY:O	2.16	0.46
2:G:229:ARG:CZ	2:L:317:ARG:HD3	2.46	0.46
1:A:142:ALA:HB1	1:A:147:ALA:HB2	1.97	0.46
1:A:145:MET:SD	1:A:145:MET:N	2.89	0.46

Continued on next page...

Continued from previous page...

Atom-1	Atom-2	Interatomic distance (Å)	Clash overlap (Å)
2:H:259:ALA:O	2:H:263:LEU:HG	2.16	0.46
2:H:321:MET:HA	2:I:232:ASP:HA	1.97	0.46
2:J:73:GLU:CD	2:J:73:GLU:H	2.19	0.46
2:K:302:ALA:HB3	2:K:309:ALA:HA	1.98	0.46
1:B:172:ILE:O	1:B:175:PRO:HD2	2.16	0.46
2:J:124:ILE:HG12	2:J:125:GLU:N	2.31	0.46
2:K:343:ARG:HH21	2:K:347:GLU:CD	2.18	0.46
2:L:283:LEU:HD11	2:L:345:VAL:HG22	1.98	0.46
1:B:61:LEU:HD22	1:B:61:LEU:H	1.79	0.45
2:G:49:LEU:HA	2:G:192:GLY:O	2.16	0.45
2:I:49:LEU:HA	2:I:192:GLY:O	2.16	0.45
2:J:58:LYS:NZ	2:J:194:GLY:O	2.49	0.45
2:K:292:LEU:N	2:L:231:ARG:HG3	2.32	0.45
1:F:84:PRO:HB2	1:F:116:GLY:HA2	1.98	0.45
2:H:34:LEU:HB3	2:H:252:ILE:HG21	1.98	0.45
2:J:321:MET:SD	2:K:232:ASP:CG	2.91	0.45
1:B:115:ARG:HG3	1:B:150:ILE:HG12	1.98	0.45
1:F:42:ALA:O	1:F:43:ALA:HB3	2.16	0.45
2:H:75:VAL:HG11	2:H:94:VAL:HG11	1.97	0.45
2:K:170:SER:HA	2:L:18:ARG:HH11	1.50	0.45
2:G:135:PHE:HE1	2:G:175:VAL:HG11	1.82	0.45
1:A:61:LEU:HG	1:A:102:ARG:HD3	1.99	0.45
2:G:229:ARG:HH22	2:L:317:ARG:CG	2.28	0.45
2:G:292:LEU:N	2:H:231:ARG:HG3	2.32	0.45
2:G:302:ALA:HB3	2:G:309:ALA:HA	1.98	0.45
2:J:259:ALA:O	2:J:263:LEU:HG	2.16	0.45
1:C:150:ILE:O	1:C:154:MET:HG2	2.17	0.45
1:F:150:ILE:O	1:F:154:MET:HG2	2.16	0.45
2:I:26:ILE:HG21	2:I:33:LYS:HZ2	1.82	0.45
2:J:269:PRO:O	2:J:270:ASN:HB2	2.16	0.45
1:B:37:LEU:HD12	1:B:74:LEU:HD11	1.98	0.45
1:F:70:THR:O	1:F:74:LEU:HG	2.17	0.45
1:C:52:PHE:CD2	1:C:89:MET:SD	3.09	0.45
1:E:87:SER:HB3	1:E:120:LEU:HA	1.98	0.45
2:I:73:GLU:H	2:I:73:GLU:CD	2.20	0.45
2:L:269:PRO:O	2:L:270:ASN:HB2	2.16	0.45
2:L:84:ASN:ND2	2:L:86:GLU:HB2	2.32	0.45
1:B:61:LEU:HB2	1:B:102:ARG:HD3	1.99	0.45
1:D:14:ALA:O	1:D:111:LEU:HB2	2.16	0.45
1:D:18:SER:OG	1:D:53:ARG:HG2	2.16	0.45
2:H:58:LYS:NZ	2:H:194:GLY:O	2.49	0.45

Continued on next page...

Continued from previous page...

Atom-1	Atom-2	Interatomic distance (Å)	Clash overlap (Å)
2:H:84:ASN:ND2	2:H:86:GLU:HB2	2.32	0.45
2:J:84:ASN:ND2	2:J:86:GLU:HB2	2.32	0.45
2:L:34:LEU:HB3	2:L:252:ILE:HG21	1.98	0.45
1:D:147:ALA:O	1:D:149:ILE:N	2.50	0.45
2:J:34:LEU:HB3	2:J:252:ILE:HG21	1.98	0.45
2:L:259:ALA:O	2:L:263:LEU:HG	2.16	0.45
1:F:147:ALA:O	1:F:149:ILE:N	2.50	0.44
2:G:232:ASP:HB2	2:L:321:MET:HG3	1.97	0.44
2:G:73:GLU:H	2:G:73:GLU:CD	2.20	0.44
2:I:176:GLU:HB3	2:J:117:ARG:HH21	1.63	0.44
2:K:270:ASN:HA	2:K:274:TYR:CE1	2.53	0.44
2:G:270:ASN:HA	2:G:274:TYR:CE1	2.53	0.44
2:I:187:ARG:HH12	2:J:18:ARG:NE	2.14	0.44
2:K:291:GLU:OE2	2:L:228:ILE:HG12	2.17	0.44
2:K:38:LEU:HD21	2:K:301:LEU:HA	2.00	0.44
2:L:58:LYS:NZ	2:L:194:GLY:O	2.49	0.44
2:L:217:SER:O	2:L:219:ARG:NH1	2.51	0.44
1:B:145:MET:N	1:B:145:MET:SD	2.90	0.44
1:C:44:ARG:HG2	1:C:45:ASP:N	2.33	0.44
1:E:52:PHE:CE2	1:E:85:LEU:HB2	2.46	0.44
1:F:29:ALA:O	1:F:33:VAL:HG23	2.18	0.44
1:D:4:LYS:HG3	1:D:192:ALA:O	2.18	0.44
2:G:71:GLU:HG3	2:G:246:ARG:NH2	2.32	0.44
2:I:135:PHE:HE1	2:I:175:VAL:HG11	1.82	0.44
2:K:73:GLU:H	2:K:73:GLU:CD	2.20	0.44
1:E:15:VAL:O	1:E:51:THR:HA	2.17	0.44
1:F:53:ARG:CZ	1:F:84:PRO:HB3	2.48	0.44
2:I:302:ALA:HB3	2:I:309:ALA:HA	1.98	0.44
1:D:145:MET:N	1:D:145:MET:SD	2.90	0.44
1:D:52:PHE:CD2	1:D:89:MET:SD	3.10	0.44
1:F:52:PHE:CD1	1:F:89:MET:SD	3.11	0.44
2:G:20:VAL:O	2:G:230:ARG:NH1	2.51	0.44
2:G:239:LYS:HZ3	2:G:243:GLU:CD	2.21	0.44
1:F:4:LYS:HD3	1:F:105:THR:HG23	2.00	0.44
1:F:14:ALA:O	1:F:111:LEU:HB2	2.18	0.44
1:F:174:LEU:HB2	1:F:175:PRO:HD3	1.99	0.44
2:G:181:SER:CB	2:H:117:ARG:CZ	2.96	0.44
2:H:217:SER:O	2:H:219:ARG:NH1	2.51	0.44
2:I:291:GLU:OE2	2:J:228:ILE:HG12	2.18	0.44
2:I:292:LEU:N	2:J:231:ARG:HG3	2.32	0.44
2:K:153:CYS:HG	2:K:209:PHE:HZ	1.62	0.44

Continued on next page...

Continued from previous page...

Atom-1	Atom-2	Interatomic distance (Å)	Clash overlap (Å)
1:C:160:LEU:O	1:C:165:ARG:NH1	2.51	0.44
1:D:31:GLY:O	1:D:35:LEU:HG	2.18	0.44
1:D:12:ILE:HD12	1:D:93:MET:HB3	1.99	0.44
1:E:11:LEU:HD22	1:E:186:LEU:HD13	1.99	0.44
2:H:321:MET:SD	2:I:228:ILE:C	2.88	0.44
2:I:38:LEU:HD21	2:I:301:LEU:HA	2.00	0.44
2:J:217:SER:O	2:J:219:ARG:NH1	2.50	0.44
2:J:321:MET:CG	2:K:232:ASP:CB	2.95	0.44
2:I:71:GLU:HG3	2:I:246:ARG:NH2	2.32	0.44
2:K:135:PHE:HE1	2:K:175:VAL:HG11	1.82	0.44
2:K:243:GLU:O	2:K:247:PRO:HD3	2.18	0.44
1:B:141:ARG:HA	1:B:141:ARG:NE	2.33	0.43
1:B:37:LEU:CD1	1:B:74:LEU:HD11	2.48	0.43
1:E:44:ARG:NH1	1:F:181:LYS:HA	2.33	0.43
2:G:53:ASP:O	2:G:58:LYS:HE3	2.18	0.43
2:G:291:GLU:OE2	2:H:228:ILE:HG12	2.18	0.43
2:K:53:ASP:O	2:K:58:LYS:HE3	2.18	0.43
2:K:71:GLU:HG3	2:K:246:ARG:NH2	2.32	0.43
2:L:120:GLY:HA3	2:L:135:PHE:CZ	2.53	0.43
2:G:281:ILE:HD11	2:H:228:ILE:HD13	2.00	0.43
2:G:78:CYS:HA	2:G:94:VAL:HG21	2.01	0.43
2:I:20:VAL:O	2:I:230:ARG:NH1	2.51	0.43
2:L:268:ALA:HA	2:L:269:PRO:HD3	1.91	0.43
1:A:33:VAL:HA	1:A:36:LEU:HD12	2.00	0.43
1:B:42:ALA:O	1:B:43:ALA:HB3	2.18	0.43
2:G:243:GLU:O	2:G:247:PRO:HD3	2.18	0.43
2:I:270:ASN:HA	2:I:274:TYR:CE1	2.53	0.43
2:I:53:ASP:O	2:I:58:LYS:HE3	2.18	0.43
2:J:160:ILE:O	2:J:164:LEU:HG	2.19	0.43
2:K:20:VAL:O	2:K:230:ARG:NH1	2.51	0.43
2:K:78:CYS:HA	2:K:94:VAL:HG21	2.01	0.43
1:C:12:ILE:HD11	1:C:108:ILE:HG12	2.00	0.43
1:F:11:LEU:HB3	1:F:13:PHE:CE2	2.53	0.43
2:H:120:GLY:HA3	2:H:135:PHE:CZ	2.53	0.43
2:I:181:SER:CB	2:J:117:ARG:CZ	2.96	0.43
1:B:35:LEU:HD12	1:B:176:ARG:HB2	2.01	0.43
1:C:147:ALA:O	1:C:149:ILE:N	2.51	0.43
1:D:42:ALA:O	1:D:43:ALA:HB3	2.18	0.43
2:G:150:ILE:HB	2:G:192:GLY:HA2	2.01	0.43
2:I:181:SER:HA	2:J:117:ARG:HH12	1.49	0.43
2:J:111:LEU:HD11	2:J:155:LEU:HB3	2.01	0.43

Continued on next page...

Continued from previous page...

Atom-1	Atom-2	Interatomic distance (Å)	Clash overlap (Å)
2:L:160:ILE:O	2:L:164:LEU:HG	2.18	0.43
1:D:52:PHE:O	1:D:53:ARG:HB2	2.18	0.43
2:G:176:GLU:CD	2:G:183:ARG:HH12	2.22	0.43
2:H:111:LEU:HD11	2:H:155:LEU:HB3	2.01	0.43
2:G:170:SER:HA	2:H:18:ARG:HH11	1.51	0.43
1:A:87:SER:HB3	1:A:120:LEU:HA	2.00	0.43
2:I:243:GLU:O	2:I:247:PRO:HD3	2.18	0.43
2:L:125:GLU:O	2:L:128:ILE:HG13	2.19	0.43
2:L:258:GLU:CD	2:L:262:ARG:HH22	2.22	0.43
1:A:173:ALA:O	1:A:176:ARG:HG2	2.18	0.43
2:H:160:ILE:O	2:H:164:LEU:HG	2.19	0.43
2:G:171:GLY:HA3	2:H:18:ARG:HH22	1.84	0.43
2:I:176:GLU:CD	2:I:183:ARG:HH12	2.22	0.43
2:I:150:ILE:HB	2:I:192:GLY:HA2	2.01	0.43
2:J:258:GLU:CD	2:J:262:ARG:HH22	2.22	0.43
2:L:111:LEU:HD11	2:L:155:LEU:HB3	2.01	0.43
1:A:89:MET:O	1:A:93:MET:HG3	2.18	0.43
1:D:136:VAL:HA	1:D:167:MET:O	2.19	0.43
1:E:49:LEU:HD12	1:E:59:VAL:HG21	2.01	0.43
2:G:38:LEU:HD21	2:G:301:LEU:HA	2.00	0.43
2:J:73:GLU:HB3	2:J:101:ARG:CZ	2.49	0.43
2:I:170:SER:HA	2:J:18:ARG:HH11	1.50	0.43
2:K:298:ALA:HB2	2:K:318:VAL:HG21	2.01	0.43
1:A:99:ALA:O	1:A:102:ARG:HG2	2.18	0.43
1:E:42:ALA:O	1:E:43:ALA:HB3	2.18	0.43
1:F:36:LEU:HD12	1:F:179:ALA:HB1	2.00	0.43
2:K:176:GLU:CD	2:K:183:ARG:HH12	2.22	0.43
2:L:73:GLU:HB3	2:L:101:ARG:CZ	2.49	0.43
1:B:12:ILE:HG13	1:B:108:ILE:HA	2.01	0.42
1:B:18:SER:O	1:B:26:LEU:HD21	2.18	0.42
1:C:44:ARG:HG2	1:C:45:ASP:H	1.83	0.42
1:C:49:LEU:HD11	1:C:74:LEU:HD23	2.01	0.42
1:F:91:MET:HA	1:F:126:ARG:HH12	1.83	0.42
1:A:69:GLN:O	1:A:73:GLN:HG3	2.19	0.42
1:D:14:ALA:HA	1:D:50:ILE:HB	2.01	0.42
1:D:62:GLN:HB3	1:D:63:PRO:HD3	2.01	0.42
2:G:154:ASN:ND2	2:G:195:ASN:ND2	2.67	0.42
2:I:78:CYS:HA	2:I:94:VAL:HG21	2.01	0.42
2:K:181:SER:CB	2:L:117:ARG:CZ	2.96	0.42
1:B:109:ALA:HA	1:B:134:THR:OG1	2.19	0.42
1:B:6:MET:SD	1:B:190:LEU:HD11	2.59	0.42

Continued on next page...

Continued from previous page...

Atom-1	Atom-2	Interatomic distance (Å)	Clash overlap (Å)
1:B:12:ILE:HB	1:B:50:ILE:HD11	2.01	0.42
2:H:125:GLU:O	2:H:128:ILE:HG13	2.19	0.42
2:I:63:ARG:HH21	2:I:108:ASP:CG	2.23	0.42
2:I:163:LEU:O	2:I:167:VAL:HG23	2.20	0.42
2:J:175:VAL:HB	2:J:182:ILE:HB	2.00	0.42
2:K:149:TYR:HA	2:K:191:VAL:HB	2.02	0.42
2:K:281:ILE:HD11	2:L:228:ILE:HD13	2.00	0.42
1:D:28:GLU:HG3	1:D:172:ILE:HB	2.00	0.42
2:G:63:ARG:HH21	2:G:108:ASP:CG	2.23	0.42
2:I:154:ASN:ND2	2:I:195:ASN:ND2	2.67	0.42
2:J:120:GLY:HA3	2:J:135:PHE:CZ	2.53	0.42
1:C:99:ALA:O	1:C:102:ARG:HG2	2.20	0.42
2:G:149:TYR:HA	2:G:191:VAL:HB	2.02	0.42
2:I:281:ILE:HD11	2:J:228:ILE:HD13	2.00	0.42
2:J:125:GLU:O	2:J:128:ILE:HG13	2.19	0.42
2:J:287:GLY:O	2:J:289:ARG:N	2.53	0.42
2:K:154:ASN:ND2	2:K:195:ASN:ND2	2.67	0.42
2:K:158:ASP:OD2	2:K:202:ARG:HD2	2.20	0.42
1:A:147:ALA:O	1:A:149:ILE:N	2.53	0.42
1:A:9:ARG:O	1:A:45:ASP:HA	2.19	0.42
1:B:14:ALA:O	1:B:111:LEU:HB2	2.20	0.42
1:C:73:GLN:O	1:C:77:LEU:HG	2.20	0.42
1:D:137:ALA:HB3	1:D:168:ASP:HA	2.02	0.42
1:D:37:LEU:CD1	1:D:74:LEU:HD11	2.49	0.42
1:E:104:MET:O	1:E:106:PRO:HD3	2.19	0.42
2:H:258:GLU:CD	2:H:262:ARG:HH22	2.22	0.42
2:H:21:PHE:CD2	2:H:26:ILE:HG12	2.55	0.42
2:I:171:GLY:HA3	2:J:18:ARG:HH22	1.84	0.42
2:I:149:TYR:HA	2:I:191:VAL:HB	2.02	0.42
2:K:150:ILE:HB	2:K:192:GLY:HA2	2.01	0.42
2:K:294:LEU:HG	2:K:318:VAL:HG23	2.01	0.42
1:B:151:ASP:HB3	1:B:155:ARG:HH12	1.83	0.42
1:C:61:LEU:HD22	1:C:61:LEU:N	2.35	0.42
2:G:231:ARG:HH21	2:G:235:ASP:CG	2.23	0.42
2:I:298:ALA:HB2	2:I:318:VAL:HG21	2.01	0.42
2:J:27:VAL:HG12	2:J:218:PRO:HD2	2.02	0.42
2:K:26:ILE:HG21	2:K:33:LYS:HZ2	1.84	0.42
1:B:147:ALA:O	1:B:149:ILE:N	2.52	0.42
1:B:48:SER:HB2	1:B:61:LEU:CD1	2.50	0.42
1:D:61:LEU:HD22	1:D:61:LEU:H	1.84	0.42
2:K:176:GLU:HB3	2:L:117:ARG:HH21	1.63	0.42

Continued on next page...

Continued from previous page...

Atom-1	Atom-2	Interatomic distance (Å)	Clash overlap (Å)
2:L:21:PHE:CD2	2:L:26:ILE:HG12	2.55	0.42
1:B:13:PHE:HD2	1:B:47:VAL:HG13	1.85	0.42
1:B:4:LYS:HD3	1:B:105:THR:HG23	2.02	0.42
1:B:52:PHE:CD2	1:B:89:MET:SD	3.13	0.42
2:G:153:CYS:SG	2:G:209:PHE:HZ	2.43	0.42
2:H:175:VAL:HB	2:H:182:ILE:HB	2.00	0.42
2:K:171:GLY:HA3	2:L:18:ARG:HH22	1.84	0.42
2:L:287:GLY:O	2:L:289:ARG:N	2.53	0.42
1:B:172:ILE:C	1:B:175:PRO:HD2	2.41	0.42
1:C:14:ALA:O	1:C:111:LEU:HB2	2.20	0.42
1:C:48:SER:HB2	1:C:61:LEU:CD1	2.46	0.42
1:C:15:VAL:HB	1:C:51:THR:HA	2.01	0.42
1:C:86:ALA:HB2	1:C:116:GLY:HA3	2.01	0.42
1:F:177:ALA:O	1:F:181:LYS:HG3	2.19	0.42
2:H:168:ALA:O	2:H:187:ARG:NH2	2.53	0.42
2:I:231:ARG:HH21	2:I:235:ASP:CG	2.23	0.42
2:I:294:LEU:HG	2:I:318:VAL:HG23	2.01	0.42
2:G:163:LEU:O	2:G:167:VAL:HG23	2.20	0.41
2:G:298:ALA:HB2	2:G:318:VAL:HG21	2.01	0.41
2:G:294:LEU:HG	2:G:318:VAL:HG23	2.01	0.41
2:G:31:ASP:CG	2:G:219:ARG:HH21	2.24	0.41
2:J:267:GLU:HB3	2:J:274:TYR:CE1	2.54	0.41
2:L:175:VAL:HB	2:L:182:ILE:HB	2.00	0.41
2:H:287:GLY:O	2:H:289:ARG:N	2.53	0.41
2:K:231:ARG:HH21	2:K:235:ASP:CG	2.23	0.41
2:L:106:VAL:HA	2:L:147:TYR:O	2.20	0.41
1:A:43:ALA:HB1	1:B:39:ARG:HD3	2.00	0.41
1:E:174:LEU:HB2	1:E:175:PRO:HD3	2.03	0.41
1:F:175:PRO:HA	1:F:178:THR:OG1	2.20	0.41
2:I:153:CYS:SG	2:I:209:PHE:HZ	2.43	0.41
2:K:153:CYS:SG	2:K:209:PHE:HZ	2.43	0.41
1:A:12:ILE:HG13	1:A:108:ILE:HA	2.01	0.41
1:D:4:LYS:HD3	1:D:105:THR:HG23	2.01	0.41
2:H:73:GLU:HB3	2:H:101:ARG:CZ	2.49	0.41
2:K:281:ILE:CD1	2:L:228:ILE:HD13	2.51	0.41
2:L:316:LYS:HE3	2:L:345:VAL:HG12	2.03	0.41
1:E:147:ALA:O	1:E:149:ILE:N	2.53	0.41
1:F:142:ALA:HA	1:F:145:MET:SD	2.60	0.41
2:G:158:ASP:OD2	2:G:202:ARG:HD2	2.20	0.41
2:I:281:ILE:CD1	2:J:228:ILE:HD13	2.51	0.41
2:J:316:LYS:HE3	2:J:345:VAL:HG12	2.03	0.41

Continued on next page...

Continued from previous page...

Atom-1	Atom-2	Interatomic distance (Å)	Clash overlap (Å)
2:K:63:ARG:HH21	2:K:108:ASP:CG	2.23	0.41
2:J:321:MET:CE	2:K:232:ASP:CB	2.82	0.41
2:L:27:VAL:HG12	2:L:218:PRO:HD2	2.02	0.41
1:B:150:ILE:O	1:B:154:MET:HG2	2.21	0.41
1:F:171:TYR:OH	2:G:86:GLU:OE2	2.38	0.41
1:F:172:ILE:O	1:F:175:PRO:HD2	2.20	0.41
2:G:84:ASN:ND2	2:G:86:GLU:HB2	2.36	0.41
2:K:163:LEU:O	2:K:167:VAL:HG23	2.20	0.41
2:L:91:TRP:HA	2:L:132:GLU:HG2	2.03	0.41
1:E:97:LYS:O	1:E:102:ARG:HD2	2.21	0.41
2:I:158:ASP:OD2	2:I:202:ARG:HD2	2.20	0.41
2:K:187:ARG:HH12	2:L:18:ARG:NE	2.14	0.41
2:L:106:VAL:HG22	2:L:147:TYR:HB2	2.03	0.41
2:G:232:ASP:CA	2:L:321:MET:HG2	2.47	0.41
2:H:21:PHE:HD2	2:H:26:ILE:HG12	1.86	0.41
2:I:18:ARG:O	2:I:245:TRP:HB2	2.21	0.41
2:J:21:PHE:HD2	2:J:26:ILE:HG12	1.86	0.41
2:J:91:TRP:HA	2:J:132:GLU:HG2	2.03	0.41
2:G:232:ASP:CA	2:L:321:MET:CG	2.99	0.41
1:C:115:ARG:HG2	1:C:150:ILE:HA	2.02	0.41
1:C:51:THR:OG1	1:C:58:GLN:HG2	2.20	0.41
2:K:239:LYS:HZ3	2:K:243:GLU:CD	2.23	0.41
2:K:84:ASN:ND2	2:K:86:GLU:HB2	2.36	0.41
1:A:70:THR:HA	1:A:73:GLN:HE21	1.84	0.41
1:F:4:LYS:HG3	1:F:192:ALA:O	2.20	0.41
2:G:154:ASN:ND2	2:G:155:LEU:H	2.19	0.41
2:I:31:ASP:CG	2:I:219:ARG:HH21	2.24	0.41
1:C:139:ALA:HB1	1:C:142:ALA:HB3	2.03	0.41
2:G:232:ASP:CG	2:L:317:ARG:NH1	2.74	0.41
2:G:267:GLU:OE1	2:G:309:ALA:HB3	2.21	0.41
2:H:106:VAL:HA	2:H:147:TYR:O	2.20	0.41
2:G:281:ILE:CD1	2:H:228:ILE:HD13	2.51	0.41
2:J:20:VAL:HG12	2:J:21:PHE:N	2.36	0.41
2:I:288:LEU:HD12	2:J:231:ARG:HB2	2.03	0.41
2:K:31:ASP:CG	2:K:219:ARG:HH21	2.24	0.41
1:B:31:GLY:O	1:B:34:GLU:HB2	2.21	0.40
1:F:160:LEU:O	1:F:165:ARG:NH1	2.53	0.40
2:H:174:VAL:HG13	2:H:176:GLU:HG3	2.04	0.40
2:K:244:GLU:O	2:K:247:PRO:HD2	2.21	0.40
1:B:182:MET:O	1:B:186:LEU:HG	2.22	0.40
1:B:70:THR:HA	1:B:73:GLN:HE21	1.86	0.40

Continued on next page...

Continued from previous page...

Atom-1	Atom-2	Interatomic distance (Å)	Clash overlap (Å)
1:D:160:LEU:O	1:D:165:ARG:NH1	2.55	0.40
1:F:48:SER:HB2	1:F:61:LEU:CD1	2.51	0.40
2:H:106:VAL:HG22	2:H:147:TYR:HB2	2.03	0.40
2:H:27:VAL:HG12	2:H:218:PRO:HD2	2.02	0.40
2:I:154:ASN:ND2	2:I:155:LEU:H	2.19	0.40
2:J:174:VAL:HG13	2:J:176:GLU:HG3	2.04	0.40
2:J:21:PHE:CD2	2:J:26:ILE:HG12	2.55	0.40
2:J:248:LYS:O	2:J:252:ILE:HG13	2.21	0.40
2:L:248:LYS:O	2:L:252:ILE:HG13	2.21	0.40
1:C:52:PHE:HA	1:C:55:THR:O	2.22	0.40
1:E:140:ILE:HD12	1:E:172:ILE:HG12	2.03	0.40
2:G:244:GLU:O	2:G:247:PRO:HD2	2.21	0.40
2:H:91:TRP:HA	2:H:132:GLU:HG2	2.03	0.40
2:J:106:VAL:HA	2:J:147:TYR:O	2.21	0.40
2:K:237:ASP:HA	2:K:238:PRO:HD3	1.86	0.40
1:A:113:ASP:HA	1:A:138:ARG:HB2	2.04	0.40
1:B:11:LEU:HD22	1:B:186:LEU:HD13	2.03	0.40
1:C:10:VAL:HG12	1:C:12:ILE:HG23	2.03	0.40
2:G:177:ARG:O	2:G:179:GLY:N	2.55	0.40
2:H:20:VAL:HG11	2:H:67:ALA:HB2	2.03	0.40
2:H:248:LYS:O	2:H:252:ILE:HG13	2.21	0.40
2:I:244:GLU:O	2:I:247:PRO:HD2	2.22	0.40
2:J:106:VAL:HG22	2:J:147:TYR:HB2	2.02	0.40
2:J:24:SER:HB3	2:J:242:LEU:HD23	2.03	0.40
2:K:154:ASN:ND2	2:K:155:LEU:H	2.19	0.40
2:K:263:LEU:HB3	2:K:264:PRO:CD	2.52	0.40
1:B:11:LEU:HD23	1:B:107:THR:HB	2.02	0.40
1:D:70:THR:HA	1:D:73:GLN:HE21	1.87	0.40
1:E:113:ASP:HA	1:E:138:ARG:CB	2.51	0.40
2:G:229:ARG:NH1	2:L:317:ARG:HH12	0.90	0.40
2:I:177:ARG:O	2:I:179:GLY:N	2.55	0.40
2:I:267:GLU:OE1	2:I:309:ALA:HB3	2.21	0.40
2:L:20:VAL:HG12	2:L:21:PHE:N	2.36	0.40
2:K:288:LEU:HD12	2:L:231:ARG:HB2	2.03	0.40
2:G:232:ASP:CG	2:L:317:ARG:HH12	2.25	0.40

There are no symmetry-related clashes.

5.3 Torsion angles

5.3.1 Protein backbone

In the following table, the Percentiles column shows the percent Ramachandran outliers of the chain as a percentile score with respect to all PDB entries followed by that with respect to all EM entries.

The Analysed column shows the number of residues for which the backbone conformation was analysed, and the total number of residues.

Mol	Chain	Analysed	Favoured	Allowed	Outliers	Percentiles	
1	A	184/189 (97%)	138 (75%)	33 (18%)	13 (7%)	1	19
1	B	184/189 (97%)	133 (72%)	42 (23%)	9 (5%)	2	27
1	C	184/189 (97%)	137 (74%)	31 (17%)	16 (9%)	1	15
1	D	184/189 (97%)	135 (73%)	37 (20%)	12 (6%)	1	22
1	E	184/189 (97%)	136 (74%)	32 (17%)	16 (9%)	1	15
1	F	184/189 (97%)	138 (75%)	30 (16%)	16 (9%)	1	15
2	G	318/350 (91%)	257 (81%)	48 (15%)	13 (4%)	3	30
2	H	318/350 (91%)	267 (84%)	42 (13%)	9 (3%)	6	39
2	I	318/350 (91%)	257 (81%)	48 (15%)	13 (4%)	3	30
2	J	318/350 (91%)	267 (84%)	42 (13%)	9 (3%)	6	39
2	K	318/350 (91%)	257 (81%)	48 (15%)	13 (4%)	3	30
2	L	318/350 (91%)	267 (84%)	42 (13%)	9 (3%)	6	39
All	All	3012/3234 (93%)	2389 (79%)	475 (16%)	148 (5%)	5	27

All (148) Ramachandran outliers are listed below:

Mol	Chain	Res	Type
1	C	42	ALA
1	D	53	ARG
2	G	76	GLU
2	H	221	VAL
2	H	288	LEU
2	I	76	GLU
2	J	221	VAL
2	J	288	LEU
2	K	76	GLU
2	L	221	VAL
2	L	288	LEU
1	A	82	GLY

Continued on next page...

Continued from previous page...

Mol	Chain	Res	Type
1	A	102	ARG
1	A	121	ASP
1	B	53	ARG
1	B	82	GLY
1	B	121	ASP
1	C	53	ARG
1	C	54	GLY
1	C	82	GLY
1	C	102	ARG
1	C	121	ASP
1	C	148	VAL
1	D	54	GLY
1	D	121	ASP
1	E	121	ASP
1	E	131	GLU
1	F	82	GLY
1	F	121	ASP
1	F	148	VAL
2	G	178	ASP
2	G	199	GLY
2	G	309	ALA
2	H	76	GLU
2	H	326	ARG
2	I	178	ASP
2	I	199	GLY
2	I	309	ALA
2	J	76	GLU
2	J	326	ARG
2	K	178	ASP
2	K	199	GLY
2	K	309	ALA
2	L	76	GLU
2	L	326	ARG
1	A	7	SER
1	B	102	ARG
1	B	148	VAL
1	D	82	GLY
1	D	102	ARG
1	E	82	GLY
1	E	102	ARG
1	E	132	GLN
1	F	42	ALA

Continued on next page...

Continued from previous page...

Mol	Chain	Res	Type
1	F	102	ARG
1	F	170	HIS
2	G	19	PRO
2	G	308	THR
2	G	321	MET
2	H	27	VAL
2	I	19	PRO
2	I	308	THR
2	I	321	MET
2	J	27	VAL
2	K	19	PRO
2	K	308	THR
2	K	321	MET
2	L	27	VAL
1	A	15	VAL
1	A	78	PRO
1	A	157	ASN
1	B	157	ASN
1	D	78	PRO
1	D	148	VAL
1	E	54	GLY
1	E	137	ALA
1	E	157	ASN
1	F	159	ALA
2	H	51	PHE
2	H	222	GLU
2	J	51	PHE
2	J	222	GLU
2	L	51	PHE
2	L	222	GLU
1	A	146	PRO
1	A	148	VAL
1	B	42	ALA
1	C	157	ASN
1	D	7	SER
1	D	157	ASN
1	E	7	SER
1	E	146	PRO
1	F	7	SER
1	F	137	ALA
1	F	140	ILE
2	G	22	PRO

Continued on next page...

Continued from previous page...

Mol	Chain	Res	Type
2	G	234	TYR
2	G	345	VAL
2	H	286	ASP
2	I	22	PRO
2	I	234	TYR
2	I	345	VAL
2	J	286	ASP
2	K	22	PRO
2	K	234	TYR
2	K	345	VAL
2	L	286	ASP
1	A	161	VAL
1	B	161	VAL
1	C	23	VAL
1	C	41	TYR
1	C	78	PRO
1	C	94	VAL
1	C	159	ALA
1	D	161	VAL
1	E	148	VAL
1	E	161	VAL
1	F	15	VAL
2	G	83	PRO
2	I	83	PRO
2	K	83	PRO
1	A	23	VAL
1	C	15	VAL
1	D	23	VAL
1	F	78	PRO
1	F	157	ASN
1	A	54	GLY
1	C	146	PRO
1	C	161	VAL
1	D	146	PRO
1	E	23	VAL
1	F	23	VAL
1	F	146	PRO
1	F	161	VAL
2	G	28	GLY
2	G	179	GLY
2	I	28	GLY
2	I	179	GLY

Continued on next page...

Continued from previous page...

Mol	Chain	Res	Type
2	K	28	GLY
2	K	179	GLY
1	A	47	VAL
1	E	15	VAL
1	E	78	PRO
1	E	103	GLY
2	H	345	VAL
2	J	345	VAL
2	L	345	VAL
1	B	146	PRO

5.3.2 Protein sidechains ⓘ

In the following table, the Percentiles column shows the percent sidechain outliers of the chain as a percentile score with respect to all PDB entries followed by that with respect to all EM entries.

The Analysed column shows the number of residues for which the sidechain conformation was analysed, and the total number of residues.

Mol	Chain	Analysed	Rotameric	Outliers	Percentiles	
1	A	135/136 (99%)	130 (96%)	5 (4%)	39	68
1	B	135/136 (99%)	131 (97%)	4 (3%)	46	72
1	C	135/136 (99%)	133 (98%)	2 (2%)	70	85
1	D	135/136 (99%)	130 (96%)	5 (4%)	39	68
1	E	135/136 (99%)	131 (97%)	4 (3%)	46	72
1	F	135/136 (99%)	132 (98%)	3 (2%)	57	79
2	G	264/285 (93%)	259 (98%)	5 (2%)	62	82
2	H	264/285 (93%)	261 (99%)	3 (1%)	78	89
2	I	264/285 (93%)	259 (98%)	5 (2%)	62	82
2	J	264/285 (93%)	261 (99%)	3 (1%)	78	89
2	K	264/285 (93%)	259 (98%)	5 (2%)	62	82
2	L	264/285 (93%)	261 (99%)	3 (1%)	78	89
All	All	2394/2526 (95%)	2347 (98%)	47 (2%)	63	82

All (47) residues with a non-rotameric sidechain are listed below:

Mol	Chain	Res	Type
1	A	8	ASP
1	A	44	ARG
1	A	102	ARG
1	A	121	ASP
1	A	145	MET
1	B	8	ASP
1	B	44	ARG
1	B	145	MET
1	B	180	HIS
1	C	121	ASP
1	C	145	MET
1	D	8	ASP
1	D	145	MET
1	D	170	HIS
1	D	180	HIS
1	D	184	ASP
1	E	44	ARG
1	E	70	THR
1	E	145	MET
1	E	184	ASP
1	F	8	ASP
1	F	121	ASP
1	F	145	MET
2	G	31	ASP
2	G	73	GLU
2	G	197	GLU
2	G	202	ARG
2	G	344	THR
2	H	73	GLU
2	H	124	ILE
2	H	197	GLU
2	I	31	ASP
2	I	73	GLU
2	I	197	GLU
2	I	202	ARG
2	I	344	THR
2	J	73	GLU
2	J	124	ILE
2	J	197	GLU
2	K	31	ASP
2	K	73	GLU
2	K	197	GLU
2	K	202	ARG

Continued on next page...

Continued from previous page...

Mol	Chain	Res	Type
2	K	344	THR
2	L	73	GLU
2	L	124	ILE
2	L	197	GLU

Some sidechains can be flipped to improve hydrogen bonding and reduce clashes. All (14) such sidechains are listed below:

Mol	Chain	Res	Type
1	A	73	GLN
1	B	73	GLN
1	C	73	GLN
1	D	73	GLN
1	F	73	GLN
2	G	154	ASN
2	H	173	ASN
2	H	255	GLN
2	I	154	ASN
2	J	173	ASN
2	J	255	GLN
2	K	154	ASN
2	L	173	ASN
2	L	255	GLN

5.3.3 RNA ⓘ

There are no RNA molecules in this entry.

5.4 Non-standard residues in protein, DNA, RNA chains ⓘ

There are no non-standard protein/DNA/RNA residues in this entry.

5.5 Carbohydrates ⓘ

There are no carbohydrates in this entry.

5.6 Ligand geometry ⓘ

There are no ligands in this entry.

5.7 Other polymers

There are no such residues in this entry.

5.8 Polymer linkage issues

There are no chain breaks in this entry.