



# Full wwPDB X-ray Structure Validation Report ⓘ

Feb 15, 2017 – 01:11 am GMT

PDB ID : 2XQ9  
Title : PENTAMERIC LIGAND GATED ION CHANNEL GLIC MUTANT E221A  
IN COMPLEX WITH TETRAETHYLARSONIUM (TEAS)  
Authors : Hilf, R.J.C.; Bertozzi, C.; Zimmermann, I.; Reiter, A.; Trauner, D.; Dutzler,  
R.  
Deposited on : 2010-09-01  
Resolution : 3.20 Å(reported)

This is a Full wwPDB X-ray Structure Validation Report for a publicly released PDB entry.

We welcome your comments at [validation@mail.wwpdb.org](mailto:validation@mail.wwpdb.org)

A user guide is available at

<http://wwpdb.org/validation/2016/XrayValidationReportHelp>

with specific help available everywhere you see the ⓘ symbol.

---

The following versions of software and data (see [references ⓘ](#)) were used in the production of this report:

MolProbity	:	4.02b-467
Xtriage (Phenix)	:	1.9-1692
EDS	:	trunk28620
Percentile statistics	:	20161228.v01 (using entries in the PDB archive December 28th 2016)
Refmac	:	5.8.0135
CCP4	:	6.5.0
Ideal geometry (proteins)	:	Engh & Huber (2001)
Ideal geometry (DNA, RNA)	:	Parkinson et al. (1996)
Validation Pipeline (wwPDB-VP)	:	recalc28949

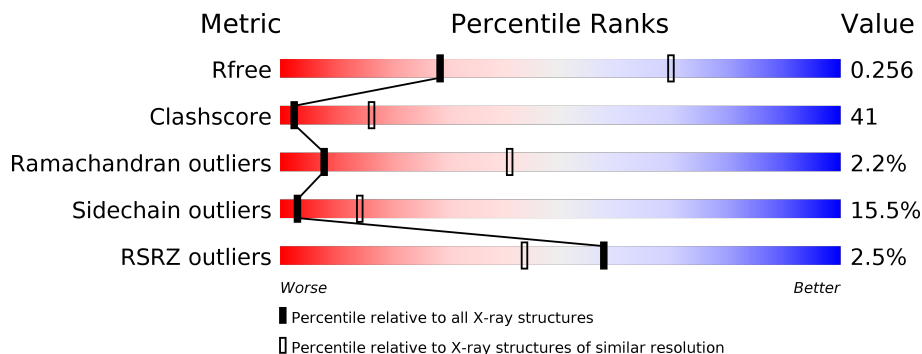
# 1 Overall quality at a glance

The following experimental techniques were used to determine the structure:

*X-RAY DIFFRACTION*

The reported resolution of this entry is 3.20 Å.

Percentile scores (ranging between 0-100) for global validation metrics of the entry are shown in the following graphic. The table shows the number of entries on which the scores are based.



Metric	Whole archive (#Entries)	Similar resolution (#Entries, resolution range(Å))
$R_{free}$	100719	1015 (3.22-3.18)
Clashscore	112137	1009 (3.20-3.20)
Ramachandran outliers	110173	1118 (3.22-3.18)
Sidechain outliers	110143	1117 (3.22-3.18)
RSRZ outliers	101464	1020 (3.22-3.18)

The table below summarises the geometric issues observed across the polymeric chains and their fit to the electron density. The red, orange, yellow and green segments on the lower bar indicate the fraction of residues that contain outliers for  $\geq 3$ , 2, 1 and 0 types of geometric quality criteria. A grey segment represents the fraction of residues that are not modelled. The numeric value for each fraction is indicated below the corresponding segment, with a dot representing fractions  $\leq 5\%$ . The upper red bar (where present) indicates the fraction of residues that have poor fit to the electron density. The numeric value is given above the bar.

Mol	Chain	Length	Quality of chain
1	A	317	<div> <div>2%</div> <div> <div></div> <div>36%</div> <div>50%</div> <div>11%</div> <div>..</div> </div> </div>
1	B	317	<div> <div>4%</div> <div> <div></div> <div>38%</div> <div>50%</div> <div>10%</div> <div>..</div> </div> </div>
1	C	317	<div> <div>%</div> <div> <div></div> <div>38%</div> <div>50%</div> <div>10%</div> <div>..</div> </div> </div>
1	D	317	<div> <div>3%</div> <div> <div></div> <div>36%</div> <div>51%</div> <div>10%</div> <div>..</div> </div> </div>
1	E	317	<div> <div>2%</div> <div> <div></div> <div>40%</div> <div>45%</div> <div>11%</div> <div>..</div> </div> </div>

## 2 Entry composition

There are 2 unique types of molecules in this entry. The entry contains 12601 atoms, of which 0 are hydrogens and 0 are deuteriums.

In the tables below, the ZeroOcc column contains the number of atoms modelled with zero occupancy, the AltConf column contains the number of residues with at least one atom in alternate conformation and the Trace column contains the number of residues modelled with at most 2 atoms.

- Molecule 1 is a protein called GLR4197 PROTEIN.

Mol	Chain	Residues	Atoms					ZeroOcc	AltConf	Trace
1	A	310	Total	C	N	O	S	0	0	0
			2520	1661	403	452	4			
1	B	310	Total	C	N	O	S	0	0	0
			2520	1661	403	452	4			
1	C	310	Total	C	N	O	S	0	0	0
			2520	1661	403	452	4			
1	D	310	Total	C	N	O	S	0	0	0
			2520	1661	403	452	4			
1	E	310	Total	C	N	O	S	0	0	0
			2520	1661	403	452	4			

There are 5 discrepancies between the modelled and reference sequences:

Chain	Residue	Modelled	Actual	Comment	Reference
A	221	ASP	GLU	ENGINEERED MUTATION	UNP Q7NDN8
B	221	ASP	GLU	ENGINEERED MUTATION	UNP Q7NDN8
C	221	ASP	GLU	ENGINEERED MUTATION	UNP Q7NDN8
D	221	ASP	GLU	ENGINEERED MUTATION	UNP Q7NDN8
E	221	ASP	GLU	ENGINEERED MUTATION	UNP Q7NDN8

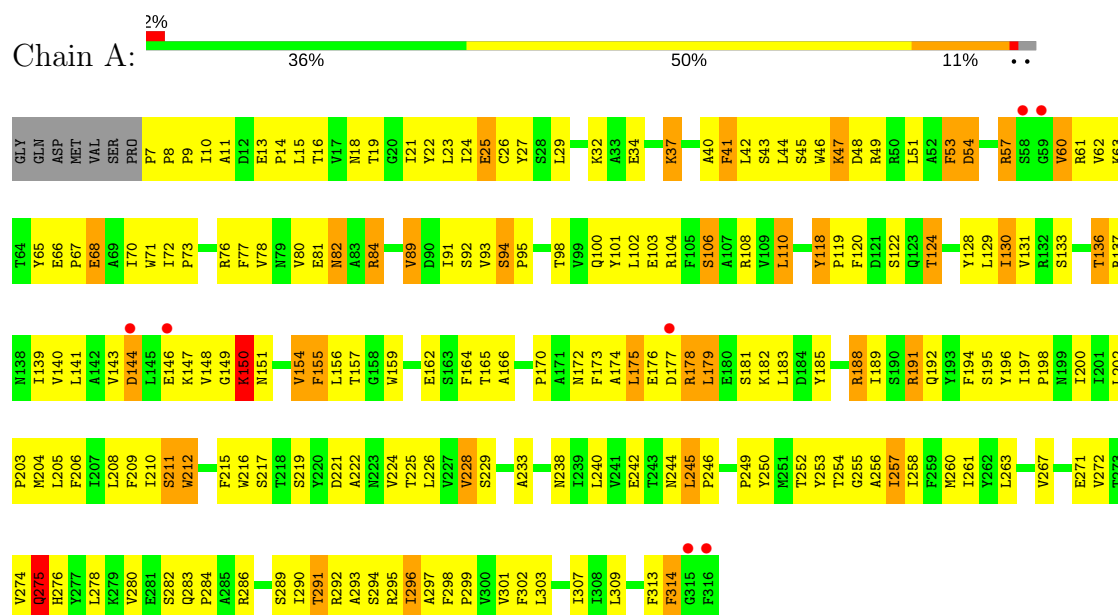
- Molecule 2 is ARSENIC (three-letter code: ARS) (formula: As).

Mol	Chain	Residues	Atoms		ZeroOcc	AltConf
2	C	1	Total	As	0	0
			1	1		

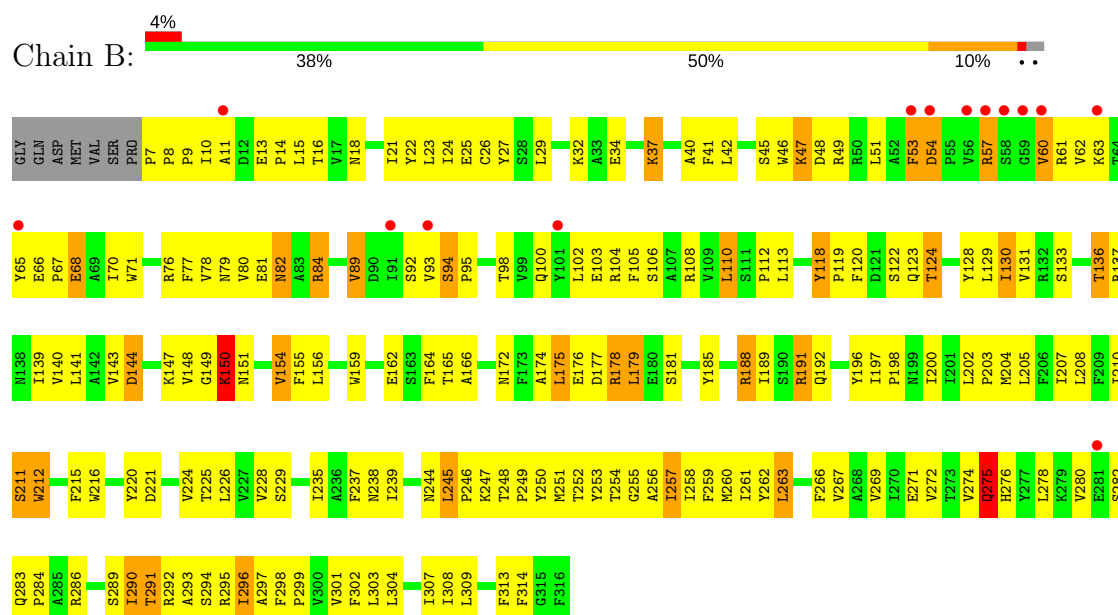
### 3 Residue-property plots

These plots are drawn for all protein, RNA and DNA chains in the entry. The first graphic for a chain summarises the proportions of the various outlier classes displayed in the second graphic. The second graphic shows the sequence view annotated by issues in geometry and electron density. Residues are color-coded according to the number of geometric quality criteria for which they contain at least one outlier: green = 0, yellow = 1, orange = 2 and red = 3 or more. A red dot above a residue indicates a poor fit to the electron density ( $RSRZ > 2$ ). Stretches of 2 or more consecutive residues without any outlier are shown as a green connector. Residues present in the sample, but not in the model, are shown in grey.

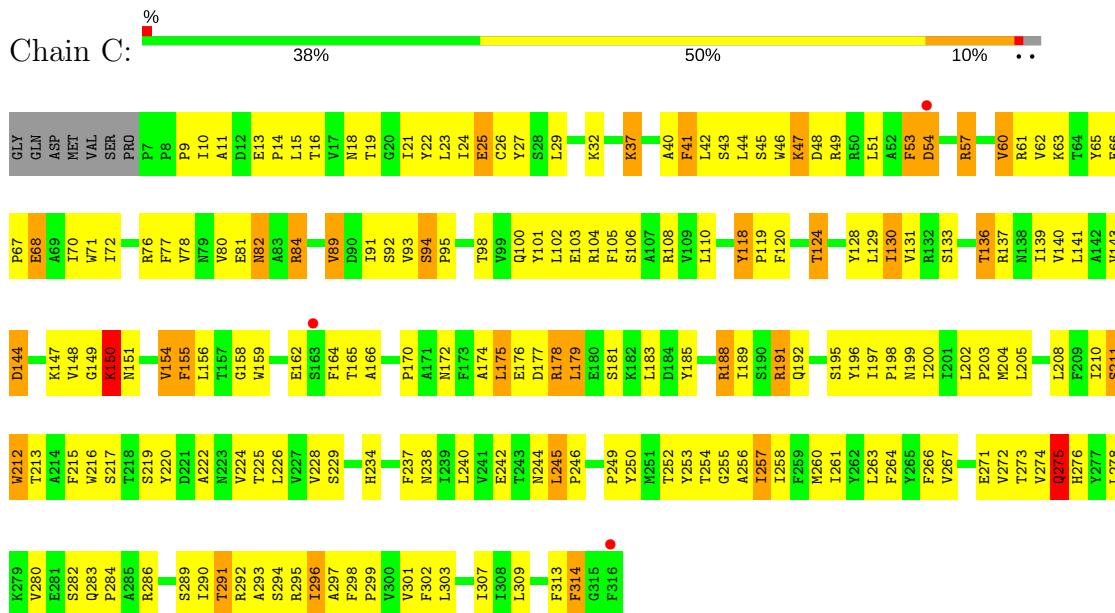
#### • Molecule 1: GLR4197 PROTEIN



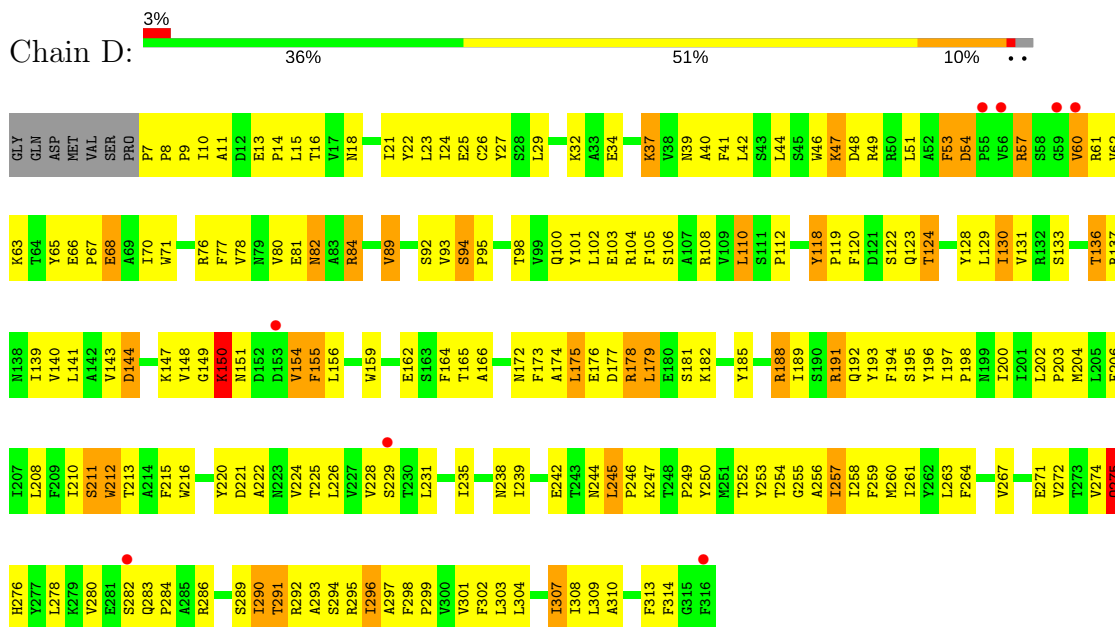
#### • Molecule 1: GLR4197 PROTEIN



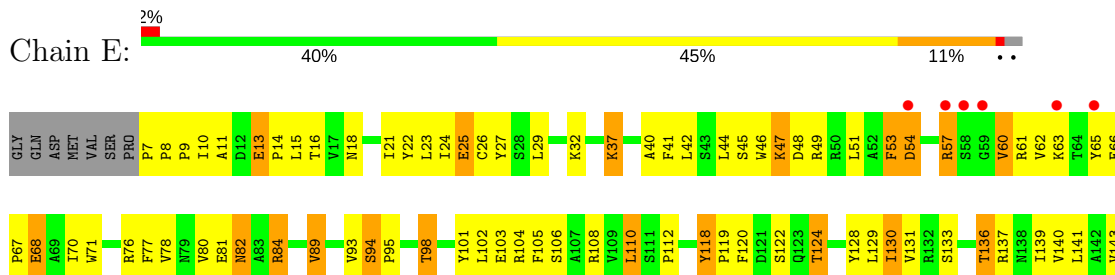
- Molecule 1: GLR4197 PROTEIN

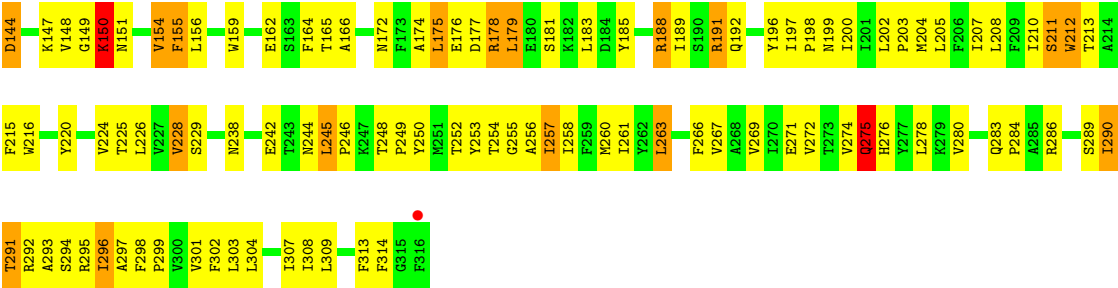


- Molecule 1: GLR4197 PROTEIN



- Molecule 1: GLR4197 PROTEIN





## 4 Data and refinement statistics

Property	Value	Source
Space group	C 1 2 1	Depositor
Cell constants a, b, c, $\alpha$ , $\beta$ , $\gamma$	183.31Å 128.31Å 164.37Å 90.00° 104.04° 90.00°	Depositor
Resolution (Å)	40.00 – 3.20 40.20 – 3.09	Depositor EDS
% Data completeness (in resolution range)	99.8 (40.00-3.20) 97.8 (40.20-3.09)	Depositor EDS
$R_{merge}$	0.08	Depositor
$R_{sym}$	(Not available)	Depositor
$\langle I/\sigma(I) \rangle$ <sup>1</sup>	3.29 (at 3.06Å)	Xtriage
Refinement program	PHENIX (PHENIX.REFINE)	Depositor
R, $R_{free}$	0.252 , 0.257 0.250 , 0.256	Depositor DCC
$R_{free}$ test set	2804 reflections (4.61%)	DCC
Wilson B-factor (Å <sup>2</sup> )	78.8	Xtriage
Anisotropy	0.389	Xtriage
Bulk solvent $k_{sol}$ (e/Å <sup>3</sup> ), $B_{sol}$ (Å <sup>2</sup> )	0.28 , 81.5	EDS
L-test for twinning <sup>2</sup>	$\langle  L  \rangle = 0.47$ , $\langle L^2 \rangle = 0.30$	Xtriage
Estimated twinning fraction	No twinning to report.	Xtriage
$F_o, F_c$ correlation	0.89	EDS
Total number of atoms	12601	wwPDB-VP
Average B, all atoms (Å <sup>2</sup> )	97.0	wwPDB-VP

Xtriage's analysis on translational NCS is as follows: *The largest off-origin peak in the Patterson function is 4.52% of the height of the origin peak. No significant pseudotranslation is detected.*

<sup>1</sup>Intensities estimated from amplitudes.

<sup>2</sup>Theoretical values of  $\langle |L| \rangle$ ,  $\langle L^2 \rangle$  for acentric reflections are 0.5, 0.333 respectively for untwinned datasets, and 0.375, 0.2 for perfectly twinned datasets.

## 5 Model quality

### 5.1 Standard geometry

Bond lengths and bond angles in the following residue types are not validated in this section: ARS

The Z score for a bond length (or angle) is the number of standard deviations the observed value is removed from the expected value. A bond length (or angle) with  $|Z| > 5$  is considered an outlier worth inspection. RMSZ is the root-mean-square of all Z scores of the bond lengths (or angles).

Mol	Chain	Bond lengths		Bond angles	
		RMSZ	$\# Z  > 5$	RMSZ	$\# Z  > 5$
1	A	0.49	0/2588	0.72	3/3534 (0.1%)
1	B	0.51	0/2588	0.73	3/3534 (0.1%)
1	C	0.51	0/2588	0.73	3/3534 (0.1%)
1	D	0.52	0/2588	0.73	3/3534 (0.1%)
1	E	0.51	0/2588	0.73	3/3534 (0.1%)
All	All	0.51	0/12940	0.73	15/17670 (0.1%)

There are no bond length outliers.

All (15) bond angle outliers are listed below:

Mol	Chain	Res	Type	Atoms	Z	Observed(°)	Ideal(°)
1	B	178	ARG	N-CA-C	-5.71	95.58	111.00
1	E	178	ARG	N-CA-C	-5.70	95.60	111.00
1	A	178	ARG	N-CA-C	-5.70	95.61	111.00
1	D	178	ARG	N-CA-C	-5.69	95.64	111.00
1	C	178	ARG	N-CA-C	-5.69	95.65	111.00
1	E	150	LYS	N-CA-CB	5.39	120.30	110.60
1	C	150	LYS	N-CA-CB	5.37	120.26	110.60
1	D	150	LYS	N-CA-CB	5.37	120.26	110.60
1	A	150	LYS	N-CA-CB	5.37	120.26	110.60
1	B	150	LYS	N-CA-CB	5.34	120.21	110.60
1	B	150	LYS	N-CA-C	-5.13	97.14	111.00
1	A	150	LYS	N-CA-C	-5.13	97.15	111.00
1	C	150	LYS	N-CA-C	-5.12	97.18	111.00
1	E	150	LYS	N-CA-C	-5.12	97.18	111.00
1	D	150	LYS	N-CA-C	-5.11	97.20	111.00

There are no chirality outliers.

There are no planarity outliers.



## 5.2 Too-close contacts ⓘ

In the following table, the Non-H and H(model) columns list the number of non-hydrogen atoms and hydrogen atoms in the chain respectively. The H(added) column lists the number of hydrogen atoms added and optimized by MolProbity. The Clashes column lists the number of clashes within the asymmetric unit, whereas Symm-Clashes lists symmetry related clashes.

Mol	Chain	Non-H	H(model)	H(added)	Clashes	Symm-Clashes
1	A	2520	0	2535	260	0
1	B	2520	0	2535	250	0
1	C	2520	0	2535	217	0
1	D	2520	0	2535	233	0
1	E	2520	0	2535	197	0
2	C	1	0	0	0	0
All	All	12601	0	12675	1025	0

The all-atom clashscore is defined as the number of clashes found per 1000 atoms (including hydrogen atoms). The all-atom clashscore for this structure is 41.

All (1025) close contacts within the same asymmetric unit are listed below, sorted by their clash magnitude.

Atom-1	Atom-2	Interatomic distance (Å)	Clash overlap (Å)
1:C:84:ARG:HG3	1:C:84:ARG:HH11	1.07	1.20
1:A:155:PHE:CE1	1:B:112:PRO:HB3	1.81	1.15
1:D:84:ARG:HG3	1:D:84:ARG:HH11	1.03	1.12
1:A:84:ARG:HH11	1:A:84:ARG:HG3	1.02	1.11
1:E:84:ARG:HG3	1:E:84:ARG:HH11	1.03	1.11
1:B:84:ARG:HG3	1:B:84:ARG:HH11	1.03	1.06
1:D:22:TYR:HA	1:D:149:GLY:HA3	1.37	1.06
1:C:22:TYR:HA	1:C:149:GLY:HA3	1.39	1.03
1:B:76:ARG:HH22	1:B:130:ILE:HD12	1.23	1.01
1:A:76:ARG:HH22	1:A:130:ILE:HD12	1.26	0.99
1:A:222:ALA:HB2	1:B:221:ASP:HA	1.40	0.99
1:B:22:TYR:HA	1:B:149:GLY:HA3	1.41	0.99
1:E:76:ARG:HH22	1:E:130:ILE:HD12	1.25	0.98
1:E:22:TYR:HA	1:E:149:GLY:HA3	1.43	0.98
1:A:22:TYR:HA	1:A:149:GLY:HA3	1.43	0.97
1:D:22:TYR:HA	1:D:149:GLY:CA	1.94	0.97
1:C:22:TYR:HA	1:C:149:GLY:CA	1.95	0.95
1:D:76:ARG:HH22	1:D:130:ILE:HD12	1.26	0.95
1:A:27:TYR:HB3	1:B:110:LEU:HD21	1.47	0.95
1:C:76:ARG:HH22	1:C:130:ILE:HD12	1.29	0.95
1:D:22:TYR:CD1	1:D:149:GLY:HA2	2.02	0.95

*Continued on next page...*

*Continued from previous page...*

Atom-1	Atom-2	Interatomic distance (Å)	Clash overlap (Å)
1:E:139:ILE:HG12	1:E:172:ASN:HD21	1.34	0.93
1:A:147:LYS:HE2	1:A:165:THR:HA	1.51	0.92
1:B:22:TYR:HA	1:B:149:GLY:CA	1.98	0.92
1:D:41:PHE:HE2	1:E:175:LEU:HD13	1.34	0.91
1:A:22:TYR:HA	1:A:149:GLY:CA	1.99	0.91
1:E:22:TYR:HA	1:E:149:GLY:CA	2.00	0.91
1:B:22:TYR:CD1	1:B:149:GLY:HA2	2.06	0.91
1:A:84:ARG:NH1	1:A:84:ARG:HG3	1.82	0.91
1:A:139:ILE:HG12	1:A:172:ASN:HD21	1.35	0.90
1:E:267:VAL:HG23	1:E:298:PHE:CZ	2.06	0.90
1:D:51:LEU:HB3	1:D:93:VAL:HG11	1.54	0.90
1:C:267:VAL:HG23	1:C:298:PHE:CZ	2.07	0.89
1:D:267:VAL:HG23	1:D:298:PHE:CZ	2.08	0.89
1:A:267:VAL:HG23	1:A:298:PHE:CZ	2.07	0.89
1:A:84:ARG:HH11	1:A:84:ARG:CG	1.86	0.89
1:C:147:LYS:HE2	1:C:165:THR:HA	1.53	0.88
1:A:51:LEU:HB3	1:A:93:VAL:HG11	1.54	0.88
1:B:51:LEU:HB3	1:B:93:VAL:HG11	1.55	0.88
1:E:22:TYR:CD1	1:E:149:GLY:HA2	2.09	0.88
1:E:147:LYS:HE2	1:E:165:THR:HA	1.56	0.88
1:C:139:ILE:HG12	1:C:172:ASN:HD21	1.36	0.88
1:B:267:VAL:HG23	1:B:298:PHE:CZ	2.10	0.87
1:D:84:ARG:CG	1:D:84:ARG:HH11	1.86	0.87
1:E:51:LEU:HB3	1:E:93:VAL:HG11	1.55	0.87
1:C:147:LYS:C	1:C:149:GLY:H	1.76	0.87
1:C:22:TYR:CD1	1:C:149:GLY:HA2	2.09	0.87
1:E:147:LYS:C	1:E:149:GLY:H	1.76	0.87
1:A:147:LYS:C	1:A:149:GLY:H	1.76	0.86
1:E:84:ARG:CG	1:E:84:ARG:HH11	1.88	0.86
1:B:147:LYS:HE2	1:B:165:THR:HA	1.57	0.86
1:C:84:ARG:NH1	1:C:84:ARG:HG3	1.87	0.86
1:D:139:ILE:HG12	1:D:172:ASN:HD21	1.41	0.86
1:B:84:ARG:HG3	1:B:84:ARG:NH1	1.83	0.85
1:C:51:LEU:HB3	1:C:93:VAL:HG11	1.55	0.85
1:D:210:ILE:HG23	1:E:269:VAL:HG11	1.56	0.85
1:B:84:ARG:CG	1:B:84:ARG:HH11	1.89	0.85
1:E:84:ARG:HG3	1:E:84:ARG:NH1	1.83	0.84
1:A:22:TYR:CD1	1:A:149:GLY:HA2	2.12	0.84
1:A:76:ARG:NH2	1:A:130:ILE:HD12	1.92	0.84
1:B:76:ARG:NH2	1:B:130:ILE:HD12	1.92	0.84
1:D:155:PHE:CE1	1:E:112:PRO:HB3	2.13	0.84

*Continued on next page...*

*Continued from previous page...*

Atom-1	Atom-2	Interatomic distance (Å)	Clash overlap (Å)
1:D:147:LYS:C	1:D:149:GLY:H	1.76	0.84
1:D:76:ARG:NH2	1:D:130:ILE:HD12	1.93	0.83
1:B:139:ILE:HG12	1:B:172:ASN:HD21	1.42	0.83
1:B:147:LYS:C	1:B:149:GLY:H	1.76	0.83
1:C:84:ARG:CG	1:C:84:ARG:HH11	1.90	0.82
1:C:199:ASN:HB3	1:D:242:GLU:CD	2.00	0.82
1:D:84:ARG:NH1	1:D:84:ARG:HG3	1.83	0.82
1:D:147:LYS:HE2	1:D:165:THR:HA	1.61	0.82
1:E:76:ARG:NH2	1:E:130:ILE:HD12	1.93	0.82
1:A:210:ILE:HG23	1:B:269:VAL:HG21	1.62	0.81
1:B:13:GLU:HB3	1:B:14:PRO:HD2	1.63	0.81
1:C:13:GLU:HB3	1:C:14:PRO:HD2	1.62	0.81
1:D:297:ALA:O	1:D:301:VAL:HG23	1.81	0.80
1:E:257:ILE:HG22	1:E:309:LEU:HD23	1.61	0.80
1:C:76:ARG:NH2	1:C:130:ILE:HD12	1.96	0.80
1:C:197:ILE:HB	1:C:198:PRO:HD3	1.63	0.80
1:D:13:GLU:HB3	1:D:14:PRO:HD2	1.63	0.80
1:A:297:ALA:O	1:A:301:VAL:HG23	1.83	0.79
1:C:257:ILE:HG22	1:C:309:LEU:HD23	1.61	0.79
1:A:257:ILE:HG22	1:A:309:LEU:HD23	1.62	0.79
1:C:175:LEU:HD22	1:C:176:GLU:HG3	1.65	0.79
1:D:257:ILE:HG22	1:D:309:LEU:HD23	1.62	0.79
1:D:175:LEU:HD22	1:D:176:GLU:HG3	1.65	0.79
1:E:297:ALA:O	1:E:301:VAL:HG23	1.82	0.79
1:B:297:ALA:O	1:B:301:VAL:HG23	1.82	0.79
1:E:13:GLU:HB3	1:E:14:PRO:HD2	1.62	0.79
1:A:13:GLU:HB3	1:A:14:PRO:HD2	1.63	0.79
1:E:175:LEU:HD22	1:E:176:GLU:HG3	1.65	0.79
1:A:175:LEU:HD22	1:A:176:GLU:HG3	1.65	0.78
1:E:238:ASN:HA	1:E:258:ILE:HD11	1.65	0.78
1:A:229:SER:HB2	1:B:228:VAL:HG11	1.65	0.78
1:C:249:PRO:HD2	1:C:250:TYR:CD1	2.18	0.78
1:C:297:ALA:O	1:C:301:VAL:HG23	1.83	0.78
1:B:257:ILE:HG22	1:B:309:LEU:HD23	1.64	0.77
1:B:175:LEU:HD22	1:B:176:GLU:HG3	1.65	0.77
1:A:104:ARG:CD	1:B:76:ARG:NH1	2.48	0.77
1:E:249:PRO:HD2	1:E:250:TYR:CD1	2.20	0.77
1:E:89:VAL:HG11	1:E:102:LEU:HD23	1.65	0.76
1:A:155:PHE:CE1	1:B:112:PRO:CB	2.66	0.76
1:D:192:GLN:NE2	1:E:249:PRO:HB3	2.00	0.76
1:B:249:PRO:HD2	1:B:250:TYR:CD1	2.21	0.76

*Continued on next page...*

*Continued from previous page...*

Atom-1	Atom-2	Interatomic distance (Å)	Clash overlap (Å)
1:E:197:ILE:HB	1:E:198:PRO:HD3	1.66	0.75
1:A:104:ARG:HD2	1:B:76:ARG:NH1	2.01	0.75
1:E:303:LEU:O	1:E:307:ILE:HD12	1.86	0.75
1:A:89:VAL:HG11	1:A:102:LEU:HD23	1.67	0.74
1:A:222:ALA:CB	1:B:221:ASP:HA	2.15	0.74
1:B:47:LYS:HD2	1:B:49:ARG:NH2	2.03	0.74
1:A:197:ILE:HB	1:A:198:PRO:HD3	1.69	0.74
1:B:238:ASN:HA	1:B:258:ILE:HD11	1.70	0.74
1:D:41:PHE:CE2	1:E:175:LEU:HD13	2.19	0.74
1:E:47:LYS:HD2	1:E:49:ARG:NH2	2.02	0.73
1:C:78:VAL:HG22	1:C:130:ILE:HG12	1.71	0.73
1:E:278:LEU:HD13	1:E:286:ARG:HB3	1.70	0.73
1:A:240:LEU:HD22	1:B:239:ILE:HG12	1.69	0.73
1:A:249:PRO:HD2	1:A:250:TYR:CD1	2.23	0.73
1:D:47:LYS:HD2	1:D:49:ARG:NH2	2.04	0.73
1:B:89:VAL:HG11	1:B:102:LEU:HD23	1.69	0.72
1:D:238:ASN:HA	1:D:258:ILE:HD11	1.71	0.72
1:B:191:ARG:HG3	1:B:192:GLN:N	2.02	0.72
1:C:199:ASN:HB3	1:D:242:GLU:OE2	1.89	0.72
1:C:238:ASN:HA	1:C:258:ILE:HD11	1.70	0.72
1:A:27:TYR:CB	1:B:110:LEU:HD21	2.20	0.71
1:A:47:LYS:HD2	1:A:49:ARG:NH2	2.04	0.71
1:B:197:ILE:HB	1:B:198:PRO:HD3	1.70	0.71
1:B:78:VAL:HG22	1:B:130:ILE:HG12	1.71	0.71
1:C:177:ASP:O	1:C:178:ARG:HG3	1.90	0.71
1:D:177:ASP:O	1:D:178:ARG:HG3	1.90	0.71
1:D:197:ILE:HB	1:D:198:PRO:HD3	1.70	0.71
1:D:249:PRO:HD2	1:D:250:TYR:CD1	2.25	0.71
1:A:41:PHE:HE2	1:B:175:LEU:HD13	1.55	0.71
1:B:177:ASP:O	1:B:178:ARG:HG3	1.90	0.71
1:D:89:VAL:HG11	1:D:102:LEU:HD23	1.72	0.71
1:E:245:LEU:HD12	1:E:246:PRO:HD2	1.73	0.71
1:E:78:VAL:HG22	1:E:130:ILE:HG12	1.71	0.71
1:B:47:LYS:HD2	1:B:49:ARG:CZ	2.21	0.71
1:E:177:ASP:O	1:E:178:ARG:HG3	1.90	0.71
1:B:303:LEU:O	1:B:307:ILE:HD12	1.91	0.70
1:A:177:ASP:O	1:A:178:ARG:HG3	1.90	0.70
1:D:191:ARG:HG3	1:D:192:GLN:N	2.06	0.70
1:E:47:LYS:HD2	1:E:49:ARG:CZ	2.22	0.70
1:B:278:LEU:HD13	1:B:286:ARG:HB3	1.73	0.70
1:C:47:LYS:HD2	1:C:49:ARG:NH2	2.07	0.70

*Continued on next page...*

*Continued from previous page...*

Atom-1	Atom-2	Interatomic distance (Å)	Clash overlap (Å)
1:E:9:PRO:HD3	1:E:71:TRP:CE3	2.27	0.70
1:A:215:PHE:HZ	1:A:298:PHE:CE1	2.10	0.70
1:A:303:LEU:O	1:A:307:ILE:HD12	1.92	0.70
1:C:149:GLY:O	1:C:164:PHE:HD1	1.75	0.69
1:D:78:VAL:HG22	1:D:130:ILE:HG12	1.73	0.69
1:C:303:LEU:O	1:C:307:ILE:HD12	1.91	0.69
1:D:278:LEU:HD13	1:D:286:ARG:HB3	1.74	0.69
1:A:78:VAL:HG22	1:A:130:ILE:HG12	1.74	0.69
1:E:147:LYS:C	1:E:149:GLY:N	2.46	0.69
1:A:238:ASN:HA	1:A:258:ILE:HD11	1.74	0.69
1:A:147:LYS:C	1:A:149:GLY:N	2.46	0.69
1:E:275:GLN:HG3	1:E:291:THR:OG1	1.93	0.69
1:E:275:GLN:O	1:E:275:GLN:HG2	1.93	0.69
1:E:149:GLY:O	1:E:164:PHE:HD1	1.76	0.69
1:A:229:SER:CB	1:B:228:VAL:HG11	2.23	0.69
1:C:275:GLN:HG2	1:C:275:GLN:O	1.93	0.69
1:B:13:GLU:HB3	1:B:14:PRO:CD	2.23	0.69
1:D:18:ASN:HB3	1:D:143:VAL:HG23	1.75	0.69
1:A:9:PRO:HD3	1:A:71:TRP:CE3	2.28	0.68
1:C:80:VAL:HG12	1:C:82:ASN:O	1.93	0.68
1:D:47:LYS:HD2	1:D:49:ARG:CZ	2.23	0.68
1:D:275:GLN:O	1:D:275:GLN:HG2	1.93	0.68
1:A:275:GLN:HG2	1:A:275:GLN:O	1.93	0.68
1:A:80:VAL:HG12	1:A:82:ASN:O	1.93	0.68
1:A:13:GLU:HB3	1:A:14:PRO:CD	2.23	0.68
1:A:210:ILE:CG2	1:B:269:VAL:HG21	2.24	0.68
1:B:275:GLN:HG2	1:B:275:GLN:O	1.93	0.68
1:B:9:PRO:HD3	1:B:71:TRP:CE3	2.29	0.68
1:E:80:VAL:HG12	1:E:82:ASN:O	1.93	0.68
1:B:215:PHE:HZ	1:B:298:PHE:CE1	2.11	0.68
1:B:80:VAL:HG12	1:B:82:ASN:O	1.93	0.68
1:C:191:ARG:HG3	1:C:192:GLN:N	2.09	0.68
1:E:13:GLU:HB3	1:E:14:PRO:CD	2.22	0.68
1:A:149:GLY:O	1:A:164:PHE:HD1	1.77	0.68
1:D:216:TRP:CH2	1:D:295:ARG:HB2	2.29	0.68
1:A:217:SER:OG	1:B:220:TYR:CE2	2.47	0.68
1:D:215:PHE:HZ	1:D:298:PHE:CE1	2.11	0.68
1:D:229:SER:CB	1:E:228:VAL:HG11	2.23	0.68
1:C:13:GLU:HB3	1:C:14:PRO:CD	2.22	0.68
1:C:60:VAL:HG23	1:C:61:ARG:N	2.09	0.68
1:D:275:GLN:HG3	1:D:291:THR:OG1	1.94	0.68

*Continued on next page...*

*Continued from previous page...*

Atom-1	Atom-2	Interatomic distance (Å)	Clash overlap (Å)
1:D:80:VAL:HG12	1:D:82:ASN:O	1.93	0.68
1:A:60:VAL:HG23	1:A:61:ARG:N	2.09	0.67
1:B:245:LEU:HD12	1:B:246:PRO:HD2	1.76	0.67
1:C:217:SER:HB2	1:D:220:TYR:CE2	2.28	0.67
1:D:60:VAL:HG23	1:D:61:ARG:N	2.09	0.67
1:E:60:VAL:HG23	1:E:61:ARG:N	2.09	0.67
1:C:89:VAL:HG11	1:C:102:LEU:HD23	1.75	0.67
1:D:13:GLU:HB3	1:D:14:PRO:CD	2.25	0.67
1:A:283:GLN:N	1:A:284:PRO:HD3	2.08	0.67
1:C:47:LYS:HD2	1:C:49:ARG:CZ	2.25	0.67
1:A:255:GLY:O	1:A:258:ILE:HG22	1.93	0.67
1:A:47:LYS:HD2	1:A:49:ARG:CZ	2.24	0.67
1:B:147:LYS:C	1:B:149:GLY:N	2.46	0.67
1:A:191:ARG:HG3	1:A:192:GLN:N	2.10	0.66
1:B:60:VAL:HG23	1:B:61:ARG:N	2.09	0.66
1:A:275:GLN:HG3	1:A:291:THR:OG1	1.95	0.66
1:B:216:TRP:CH2	1:B:295:ARG:HB2	2.31	0.66
1:C:215:PHE:HZ	1:C:298:PHE:CE1	2.13	0.66
1:C:245:LEU:HD12	1:C:246:PRO:HD2	1.77	0.66
1:D:303:LEU:O	1:D:307:ILE:HD12	1.96	0.66
1:E:216:TRP:CH2	1:E:295:ARG:HB2	2.30	0.66
1:C:147:LYS:C	1:C:149:GLY:N	2.46	0.66
1:C:275:GLN:HG3	1:C:291:THR:OG1	1.96	0.66
1:D:245:LEU:HD12	1:D:246:PRO:HD2	1.77	0.66
1:A:245:LEU:HD12	1:A:246:PRO:HD2	1.78	0.66
1:A:41:PHE:CE2	1:B:175:LEU:HD13	2.30	0.66
1:C:21:ILE:O	1:C:149:GLY:HA3	1.96	0.66
1:B:275:GLN:HG3	1:B:291:THR:OG1	1.95	0.66
1:D:147:LYS:C	1:D:149:GLY:N	2.46	0.66
1:E:18:ASN:HB3	1:E:143:VAL:HG23	1.78	0.66
1:B:149:GLY:O	1:B:164:PHE:HD1	1.78	0.66
1:A:217:SER:HB2	1:B:220:TYR:CE2	2.31	0.66
1:C:278:LEU:HD13	1:C:286:ARG:HB3	1.77	0.65
1:E:215:PHE:HZ	1:E:298:PHE:CE1	2.14	0.65
1:D:283:GLN:N	1:D:284:PRO:HD3	2.11	0.65
1:C:9:PRO:HD3	1:C:71:TRP:CE3	2.31	0.65
1:A:21:ILE:O	1:A:149:GLY:HA3	1.97	0.65
1:E:283:GLN:N	1:E:284:PRO:HD3	2.11	0.65
1:A:192:GLN:CD	1:B:249:PRO:HB3	2.17	0.65
1:D:255:GLY:HA2	1:D:258:ILE:HG22	1.79	0.65
1:C:283:GLN:N	1:C:284:PRO:HD3	2.12	0.65

*Continued on next page...*

*Continued from previous page...*

Atom-1	Atom-2	Interatomic distance (Å)	Clash overlap (Å)
1:A:229:SER:CB	1:B:228:VAL:CG1	2.75	0.65
1:A:255:GLY:HA2	1:A:258:ILE:HG22	1.79	0.65
1:D:149:GLY:O	1:D:164:PHE:HD1	1.80	0.64
1:C:18:ASN:HB3	1:C:143:VAL:HG23	1.79	0.64
1:D:21:ILE:O	1:D:149:GLY:HA3	1.98	0.64
1:E:191:ARG:HG3	1:E:192:GLN:N	2.12	0.64
1:A:216:TRP:CH2	1:A:295:ARG:HB2	2.32	0.64
1:A:23:LEU:HA	1:A:40:ALA:HB2	1.79	0.64
1:B:24:ILE:HD13	1:B:104:ARG:HE	1.62	0.64
1:E:21:ILE:O	1:E:149:GLY:HA3	1.98	0.64
1:B:283:GLN:N	1:B:284:PRO:HD3	2.13	0.64
1:B:21:ILE:O	1:B:149:GLY:HA3	1.98	0.63
1:A:157:THR:CG2	1:B:34:GLU:OE2	2.46	0.63
1:A:278:LEU:HD13	1:A:286:ARG:HB3	1.78	0.63
1:A:192:GLN:NE2	1:B:249:PRO:HB3	2.14	0.63
1:A:37:LYS:HE3	1:A:108:ARG:HD2	1.80	0.62
1:B:255:GLY:HA2	1:B:258:ILE:HG22	1.80	0.62
1:E:255:GLY:HA2	1:E:258:ILE:HG22	1.80	0.62
1:A:18:ASN:HB3	1:A:143:VAL:HG23	1.80	0.62
1:A:24:ILE:HD13	1:A:104:ARG:HE	1.63	0.62
1:B:37:LYS:HE3	1:B:108:ARG:HD2	1.82	0.62
1:B:23:LEU:HA	1:B:40:ALA:HB2	1.80	0.62
1:D:37:LYS:HE3	1:D:108:ARG:HD2	1.80	0.62
1:C:202:LEU:HD12	1:D:259:PHE:CE1	2.34	0.62
1:E:291:THR:O	1:E:295:ARG:HG2	1.99	0.62
1:C:216:TRP:CH2	1:C:295:ARG:HB2	2.35	0.62
1:C:11:ALA:HB3	1:C:136:THR:HG21	1.82	0.62
1:D:84:ARG:NH1	1:D:84:ARG:CG	2.53	0.62
1:A:217:SER:CB	1:B:220:TYR:CE2	2.83	0.61
1:A:27:TYR:CZ	1:A:37:LYS:HB3	2.35	0.61
1:B:11:ALA:HB3	1:B:136:THR:HG21	1.82	0.61
1:A:11:ALA:HB3	1:A:136:THR:HG21	1.82	0.61
1:D:11:ALA:HB3	1:D:136:THR:HG21	1.82	0.61
1:A:225:THR:HG21	1:B:225:THR:OG1	2.01	0.61
1:C:271:GLU:HG3	1:C:294:SER:OG	2.00	0.61
1:E:37:LYS:HE3	1:E:108:ARG:HD2	1.83	0.61
1:E:84:ARG:CG	1:E:84:ARG:NH1	2.54	0.61
1:A:222:ALA:HB2	1:B:221:ASP:CA	2.23	0.61
1:D:23:LEU:HA	1:D:40:ALA:HB2	1.83	0.61
1:C:131:VAL:HG11	1:C:140:VAL:HG13	1.80	0.61
1:A:195:SER:HB3	1:B:248:THR:O	2.00	0.60

*Continued on next page...*



*Continued from previous page...*

Atom-1	Atom-2	Interatomic distance (Å)	Clash overlap (Å)
1:B:286:ARG:O	1:B:289:SER:HB3	2.01	0.60
1:B:271:GLU:HG3	1:B:294:SER:OG	2.01	0.60
1:A:128:TYR:O	1:A:129:LEU:HB2	2.01	0.60
1:A:217:SER:HB2	1:B:220:TYR:CZ	2.36	0.60
1:B:131:VAL:HG11	1:B:140:VAL:HG13	1.82	0.60
1:C:128:TYR:O	1:C:129:LEU:HB2	2.01	0.60
1:A:255:GLY:HA2	1:A:258:ILE:CG2	2.32	0.60
1:D:9:PRO:HD3	1:D:71:TRP:CE3	2.36	0.60
1:D:42:LEU:HB3	1:D:103:GLU:CG	2.32	0.60
1:B:257:ILE:O	1:B:261:ILE:HG12	2.01	0.60
1:E:11:ALA:HB3	1:E:136:THR:HG21	1.82	0.60
1:D:22:TYR:HA	1:D:149:GLY:HA2	1.84	0.60
1:D:286:ARG:O	1:D:289:SER:HB3	2.02	0.60
1:A:131:VAL:HG11	1:A:140:VAL:HG13	1.82	0.60
1:C:257:ILE:O	1:C:261:ILE:HG12	2.01	0.60
1:E:24:ILE:HD13	1:E:104:ARG:HE	1.66	0.60
1:E:271:GLU:HG3	1:E:294:SER:OG	2.02	0.60
1:D:128:TYR:O	1:D:129:LEU:HB2	2.01	0.60
1:B:128:TYR:O	1:B:129:LEU:HB2	2.01	0.60
1:C:291:THR:O	1:C:295:ARG:HG2	2.02	0.60
1:D:257:ILE:O	1:D:261:ILE:HG12	2.01	0.60
1:E:128:TYR:O	1:E:129:LEU:HB2	2.01	0.60
1:E:257:ILE:O	1:E:261:ILE:HG12	2.01	0.60
1:E:23:LEU:HA	1:E:40:ALA:HB2	1.84	0.60
1:A:257:ILE:O	1:A:261:ILE:HG12	2.02	0.59
1:B:18:ASN:HB3	1:B:143:VAL:HG23	1.82	0.59
1:D:131:VAL:HG11	1:D:140:VAL:HG13	1.84	0.59
1:D:24:ILE:HD13	1:D:104:ARG:HE	1.66	0.59
1:D:255:GLY:HA2	1:D:258:ILE:CG2	2.32	0.59
1:C:118:TYR:HB3	1:C:119:PRO:HD3	1.83	0.59
1:C:42:LEU:HB3	1:C:103:GLU:CG	2.32	0.59
1:E:89:VAL:CG1	1:E:102:LEU:HD23	2.32	0.59
1:E:286:ARG:O	1:E:289:SER:HB3	2.02	0.59
1:E:53:PHE:CE1	1:E:95:PRO:HA	2.37	0.59
1:A:271:GLU:HG3	1:A:294:SER:OG	2.03	0.59
1:B:208:LEU:O	1:B:211:SER:HB3	2.03	0.59
1:A:202:LEU:HD12	1:B:259:PHE:CE1	2.37	0.59
1:B:42:LEU:HB3	1:B:103:GLU:CG	2.33	0.59
1:C:222:ALA:HB2	1:D:221:ASP:HA	1.83	0.59
1:E:298:PHE:HB2	1:E:299:PRO:HD3	1.84	0.59
1:C:255:GLY:O	1:C:258:ILE:HG22	2.02	0.59

*Continued on next page...*



*Continued from previous page...*

Atom-1	Atom-2	Interatomic distance (Å)	Clash overlap (Å)
1:A:104:ARG:CD	1:B:76:ARG:HH11	2.14	0.58
1:B:255:GLY:HA2	1:B:258:ILE:CG2	2.34	0.58
1:C:147:LYS:O	1:C:147:LYS:HG2	2.03	0.58
1:E:147:LYS:O	1:E:147:LYS:HG2	2.03	0.58
1:E:42:LEU:HB3	1:E:103:GLU:CG	2.32	0.58
1:A:42:LEU:HB3	1:A:103:GLU:CG	2.33	0.58
1:A:119:PRO:HB3	1:A:196:TYR:HD2	1.69	0.58
1:C:24:ILE:HD13	1:C:104:ARG:HE	1.68	0.58
1:D:271:GLU:HG3	1:D:294:SER:OG	2.02	0.58
1:E:208:LEU:O	1:E:211:SER:HB3	2.03	0.58
1:E:238:ASN:HA	1:E:258:ILE:CD1	2.34	0.58
1:A:147:LYS:O	1:A:147:LYS:HG2	2.03	0.58
1:D:27:TYR:CZ	1:D:37:LYS:HB3	2.39	0.58
1:D:70:ILE:HG22	1:D:71:TRP:O	2.03	0.58
1:A:27:TYR:CE1	1:A:37:LYS:HB3	2.38	0.58
1:E:144:ASP:HA	1:E:147:LYS:HB3	1.86	0.58
1:A:157:THR:HG21	1:B:34:GLU:OE2	2.03	0.58
1:E:53:PHE:CD1	1:E:95:PRO:HA	2.39	0.58
1:B:84:ARG:NH1	1:B:84:ARG:CG	2.55	0.58
1:A:291:THR:O	1:A:295:ARG:HG2	2.04	0.58
1:A:155:PHE:HE1	1:B:112:PRO:HB3	1.61	0.58
1:C:147:LYS:HE2	1:C:165:THR:CA	2.30	0.58
1:C:22:TYR:HA	1:C:149:GLY:HA2	1.84	0.58
1:C:62:VAL:HG12	1:C:94:SER:HA	1.86	0.58
1:E:118:TYR:HB3	1:E:119:PRO:HD3	1.85	0.58
1:A:217:SER:OG	1:B:220:TYR:HE2	1.86	0.58
1:D:53:PHE:CE1	1:D:95:PRO:HA	2.38	0.58
1:A:118:TYR:HB3	1:A:119:PRO:HD3	1.84	0.57
1:D:53:PHE:CD1	1:D:95:PRO:HA	2.39	0.57
1:A:146:GLU:HG3	1:B:176:GLU:CG	2.35	0.57
1:C:65:TYR:CG	1:C:70:ILE:HD11	2.40	0.57
1:A:267:VAL:CG2	1:A:298:PHE:CZ	2.87	0.57
1:A:286:ARG:O	1:A:289:SER:HB3	2.03	0.57
1:B:70:ILE:HG22	1:B:71:TRP:O	2.04	0.57
1:E:255:GLY:HA2	1:E:258:ILE:CG2	2.34	0.57
1:E:70:ILE:HG22	1:E:71:TRP:O	2.04	0.57
1:A:215:PHE:CZ	1:A:298:PHE:CE1	2.92	0.57
1:A:276:HIS:O	1:A:280:VAL:HG22	2.05	0.57
1:A:53:PHE:HE2	1:A:63:LYS:CB	2.18	0.57
1:A:146:GLU:HG3	1:B:176:GLU:HG2	1.86	0.57
1:C:53:PHE:CE1	1:C:95:PRO:HA	2.40	0.57

*Continued on next page...*

*Continued from previous page...*

Atom-1	Atom-2	Interatomic distance (Å)	Clash overlap (Å)
1:E:27:TYR:CZ	1:E:37:LYS:HB3	2.40	0.57
1:B:147:LYS:HG2	1:B:147:LYS:O	2.03	0.57
1:C:256:ALA:HB1	1:C:309:LEU:HD21	1.87	0.57
1:C:267:VAL:CG2	1:C:298:PHE:CZ	2.86	0.57
1:E:139:ILE:HG12	1:E:172:ASN:ND2	2.14	0.57
1:E:267:VAL:CG2	1:E:298:PHE:CZ	2.85	0.57
1:A:212:TRP:HB2	1:A:215:PHE:CE1	2.40	0.57
1:A:147:LYS:HE2	1:A:165:THR:CA	2.27	0.57
1:C:255:GLY:HA2	1:C:258:ILE:HG22	1.86	0.57
1:E:276:HIS:O	1:E:280:VAL:HG22	2.05	0.57
1:A:77:PHE:HB2	1:A:80:VAL:HG21	1.86	0.56
1:B:53:PHE:CE1	1:B:95:PRO:HA	2.40	0.56
1:D:147:LYS:O	1:D:147:LYS:HG2	2.03	0.56
1:A:104:ARG:NH2	1:B:78:VAL:HA	2.19	0.56
1:D:276:HIS:O	1:D:280:VAL:HG22	2.05	0.56
1:A:255:GLY:C	1:A:258:ILE:HG22	2.26	0.56
1:A:89:VAL:CG1	1:A:102:LEU:HD23	2.35	0.56
1:C:27:TYR:CE1	1:D:81:GLU:CD	2.78	0.56
1:C:27:TYR:CZ	1:C:37:LYS:HB3	2.40	0.56
1:A:222:ALA:O	1:B:224:VAL:HG21	2.05	0.56
1:B:291:THR:O	1:B:295:ARG:HG2	2.04	0.56
1:D:291:THR:O	1:D:295:ARG:HG2	2.05	0.56
1:A:215:PHE:CZ	1:A:298:PHE:CD1	2.93	0.56
1:A:104:ARG:HD3	1:B:76:ARG:HH11	1.71	0.56
1:E:53:PHE:HE2	1:E:63:LYS:HB3	1.71	0.56
1:A:208:LEU:O	1:A:211:SER:HB3	2.05	0.56
1:C:155:PHE:HZ	1:D:34:GLU:OE2	1.87	0.56
1:B:298:PHE:HB2	1:B:299:PRO:HD3	1.87	0.56
1:D:215:PHE:CZ	1:D:298:PHE:CE1	2.94	0.56
1:D:42:LEU:HB3	1:D:103:GLU:HG2	1.88	0.56
1:D:53:PHE:HE2	1:D:63:LYS:CB	2.19	0.56
1:C:222:ALA:CB	1:D:221:ASP:HA	2.36	0.56
1:E:147:LYS:HE2	1:E:165:THR:CA	2.33	0.56
1:A:226:LEU:HD12	1:B:228:VAL:HG21	1.86	0.56
1:B:276:HIS:O	1:B:280:VAL:HG22	2.05	0.56
1:D:54:ASP:HB2	1:D:57:ARG:HG3	1.88	0.56
1:B:144:ASP:HA	1:B:147:LYS:HB3	1.88	0.56
1:A:27:TYR:CE1	1:B:81:GLU:OE2	2.58	0.56
1:C:217:SER:HB2	1:D:220:TYR:HE2	1.71	0.56
1:D:255:GLY:O	1:D:258:ILE:HG22	2.05	0.56
1:E:119:PRO:HB3	1:E:196:TYR:HD2	1.70	0.56

*Continued on next page...*

*Continued from previous page...*

Atom-1	Atom-2	Interatomic distance (Å)	Clash overlap (Å)
1:E:131:VAL:HG11	1:E:140:VAL:HG13	1.88	0.56
1:A:256:ALA:HB1	1:A:309:LEU:HD21	1.88	0.56
1:B:256:ALA:HB1	1:B:309:LEU:HD21	1.88	0.56
1:B:53:PHE:CD1	1:B:95:PRO:HA	2.40	0.56
1:C:274:VAL:C	1:C:276:HIS:H	2.09	0.56
1:C:276:HIS:O	1:C:280:VAL:HG22	2.05	0.56
1:E:22:TYR:HB3	1:E:41:PHE:HB2	1.88	0.56
1:B:9:PRO:HD3	1:B:71:TRP:CD2	2.41	0.55
1:C:53:PHE:HE2	1:C:63:LYS:CB	2.18	0.55
1:D:22:TYR:CG	1:D:149:GLY:HA2	2.41	0.55
1:D:118:TYR:HB3	1:D:119:PRO:HD3	1.88	0.55
1:A:27:TYR:HB3	1:B:110:LEU:CD2	2.31	0.55
1:A:22:TYR:HB3	1:A:41:PHE:HB2	1.88	0.55
1:B:89:VAL:CG1	1:B:102:LEU:HD23	2.37	0.55
1:B:131:VAL:CG1	1:B:140:VAL:HG13	2.35	0.55
1:C:208:LEU:O	1:C:211:SER:HB3	2.06	0.55
1:E:53:PHE:HE2	1:E:63:LYS:CB	2.19	0.55
1:E:274:VAL:C	1:E:276:HIS:H	2.09	0.55
1:C:22:TYR:HB3	1:C:41:PHE:HB2	1.88	0.55
1:C:286:ARG:O	1:C:289:SER:HB3	2.06	0.55
1:D:212:TRP:HB2	1:D:215:PHE:CE1	2.40	0.55
1:D:274:VAL:C	1:D:276:HIS:H	2.09	0.55
1:A:139:ILE:HG12	1:A:172:ASN:ND2	2.15	0.55
1:A:202:LEU:CD1	1:B:259:PHE:CZ	2.90	0.55
1:A:62:VAL:HG12	1:A:94:SER:HA	1.88	0.55
1:C:131:VAL:CG1	1:C:140:VAL:HG13	2.37	0.55
1:C:53:PHE:HE2	1:C:63:LYS:HB3	1.71	0.55
1:D:298:PHE:HB2	1:D:299:PRO:HD3	1.88	0.55
1:C:42:LEU:O	1:C:102:LEU:HD12	2.06	0.55
1:A:202:LEU:HD12	1:B:259:PHE:CZ	2.42	0.55
1:A:221:ASP:HB3	1:B:221:ASP:OD2	2.07	0.55
1:B:22:TYR:HA	1:B:149:GLY:HA2	1.87	0.55
1:B:53:PHE:HE2	1:B:63:LYS:CB	2.20	0.55
1:C:81:GLU:HG3	1:C:108:ARG:HD3	1.88	0.55
1:D:195:SER:HB3	1:E:248:THR:O	2.07	0.55
1:A:274:VAL:C	1:A:276:HIS:H	2.09	0.55
1:B:274:VAL:C	1:B:276:HIS:H	2.09	0.55
1:C:202:LEU:HD12	1:D:259:PHE:HE1	1.72	0.55
1:A:131:VAL:CG1	1:A:140:VAL:HG13	2.37	0.55
1:B:255:GLY:O	1:B:258:ILE:HG22	2.07	0.55
1:C:140:VAL:HG22	1:C:181:SER:OG	2.07	0.55

*Continued on next page...*

*Continued from previous page...*

Atom-1	Atom-2	Interatomic distance (Å)	Clash overlap (Å)
1:C:27:TYR:CE1	1:C:37:LYS:HB3	2.41	0.55
1:D:208:LEU:O	1:D:211:SER:HB3	2.06	0.55
1:D:215:PHE:CZ	1:D:298:PHE:CD1	2.95	0.55
1:D:256:ALA:HB1	1:D:309:LEU:HD21	1.89	0.55
1:A:174:ALA:HA	1:A:179:LEU:HA	1.90	0.54
1:C:215:PHE:CZ	1:C:298:PHE:CE1	2.96	0.54
1:D:42:LEU:O	1:D:102:LEU:HD12	2.06	0.54
1:B:174:ALA:HA	1:B:179:LEU:HA	1.89	0.54
1:C:298:PHE:HB2	1:C:299:PRO:HD3	1.89	0.54
1:C:77:PHE:HB2	1:C:80:VAL:HG21	1.90	0.54
1:A:89:VAL:HG23	1:B:76:ARG:HD3	1.89	0.54
1:C:37:LYS:HE3	1:C:108:ARG:HD2	1.89	0.54
1:C:174:ALA:HA	1:C:179:LEU:HA	1.90	0.54
1:C:212:TRP:HB2	1:C:215:PHE:CE1	2.41	0.54
1:A:53:PHE:CE1	1:A:95:PRO:HA	2.43	0.54
1:B:212:TRP:HB2	1:B:215:PHE:CE1	2.43	0.54
1:A:233:ALA:HB1	1:B:235:ILE:CD1	2.37	0.54
1:B:27:TYR:CZ	1:B:37:LYS:HB3	2.42	0.54
1:C:89:VAL:CG2	1:D:76:ARG:HD3	2.38	0.54
1:E:66:GLU:HG3	1:E:67:PRO:HD2	1.90	0.54
1:A:53:PHE:CD1	1:A:95:PRO:HA	2.43	0.54
1:B:215:PHE:CZ	1:B:298:PHE:CD1	2.95	0.54
1:C:53:PHE:CD1	1:C:95:PRO:HA	2.42	0.54
1:D:65:TYR:CG	1:D:70:ILE:HD11	2.43	0.54
1:E:62:VAL:HG12	1:E:94:SER:HA	1.89	0.54
1:A:53:PHE:HE2	1:A:63:LYS:HB3	1.72	0.54
1:D:131:VAL:CG1	1:D:140:VAL:HG13	2.38	0.54
1:A:22:TYR:HA	1:A:149:GLY:HA2	1.85	0.54
1:B:215:PHE:CZ	1:B:298:PHE:CE1	2.94	0.54
1:B:53:PHE:HE2	1:B:63:LYS:HB3	1.72	0.54
1:D:174:ALA:HA	1:D:179:LEU:HA	1.89	0.54
1:C:155:PHE:CZ	1:D:34:GLU:OE2	2.61	0.54
1:A:255:GLY:CA	1:A:258:ILE:HG22	2.37	0.54
1:D:192:GLN:CD	1:E:249:PRO:HB3	2.27	0.54
1:E:9:PRO:HD3	1:E:71:TRP:CD2	2.42	0.54
1:A:133:SER:HB2	1:A:137:ARG:HH11	1.72	0.54
1:A:27:TYR:CB	1:B:110:LEU:CD2	2.86	0.54
1:C:210:ILE:HG22	1:C:226:LEU:HD11	1.90	0.54
1:B:42:LEU:O	1:B:102:LEU:HD12	2.08	0.54
1:B:147:LYS:HE2	1:B:165:THR:CA	2.34	0.53
1:D:53:PHE:HE2	1:D:63:LYS:HB3	1.73	0.53

*Continued on next page...*

*Continued from previous page...*

Atom-1	Atom-2	Interatomic distance (Å)	Clash overlap (Å)
1:A:179:LEU:HD12	1:A:179:LEU:O	2.08	0.53
1:B:267:VAL:CG2	1:B:298:PHE:CZ	2.89	0.53
1:C:179:LEU:O	1:C:179:LEU:HD12	2.08	0.53
1:E:54:ASP:HB2	1:E:57:ARG:HG3	1.90	0.53
1:C:70:ILE:HG22	1:C:71:TRP:O	2.09	0.53
1:E:174:ALA:HA	1:E:179:LEU:HA	1.90	0.53
1:E:212:TRP:HB2	1:E:215:PHE:CE1	2.43	0.53
1:A:42:LEU:O	1:A:102:LEU:HD12	2.07	0.53
1:A:70:ILE:HG22	1:A:71:TRP:O	2.08	0.53
1:C:139:ILE:HG12	1:C:172:ASN:ND2	2.16	0.53
1:C:54:ASP:HB2	1:C:57:ARG:HG3	1.90	0.53
1:D:179:LEU:O	1:D:179:LEU:HD12	2.08	0.53
1:D:68:GLU:H	1:D:68:GLU:CD	2.10	0.53
1:E:22:TYR:HA	1:E:149:GLY:HA2	1.86	0.53
1:C:119:PRO:HB3	1:C:196:TYR:HD2	1.72	0.53
1:C:53:PHE:CD1	1:C:53:PHE:O	2.62	0.53
1:B:179:LEU:O	1:B:179:LEU:HD12	2.08	0.53
1:B:53:PHE:CD1	1:B:53:PHE:O	2.62	0.53
1:D:274:VAL:C	1:D:276:HIS:N	2.62	0.53
1:D:84:ARG:HD3	1:D:84:ARG:H	1.73	0.53
1:A:159:TRP:CE3	1:A:189:ILE:HD12	2.44	0.53
1:C:29:LEU:C	1:C:29:LEU:HD23	2.28	0.53
1:A:198:PRO:HG2	1:B:251:MET:HE2	1.90	0.53
1:A:210:ILE:HG22	1:A:226:LEU:HD11	1.91	0.53
1:B:42:LEU:HB3	1:B:103:GLU:HG2	1.91	0.53
1:E:255:GLY:O	1:E:258:ILE:HG22	2.09	0.53
1:B:137:ARG:HH12	1:B:178:ARG:HA	1.73	0.53
1:D:210:ILE:HG22	1:D:226:LEU:HD11	1.90	0.53
1:E:53:PHE:O	1:E:53:PHE:CD1	2.62	0.53
1:E:77:PHE:HB2	1:E:80:VAL:HG21	1.90	0.53
1:A:229:SER:HB3	1:B:228:VAL:CG1	2.39	0.52
1:A:53:PHE:HD1	1:A:53:PHE:O	1.92	0.52
1:C:215:PHE:CZ	1:C:298:PHE:CD1	2.97	0.52
1:C:53:PHE:HD1	1:C:53:PHE:O	1.93	0.52
1:C:25:GLU:HG3	1:D:110:LEU:HD23	1.90	0.52
1:D:53:PHE:O	1:D:53:PHE:CD1	2.62	0.52
1:B:76:ARG:HH12	1:B:130:ILE:HD11	1.74	0.52
1:D:89:VAL:CG1	1:D:102:LEU:HD23	2.39	0.52
1:A:27:TYR:CG	1:B:110:LEU:CD2	2.91	0.52
1:B:119:PRO:HB3	1:B:196:TYR:HD2	1.74	0.52
1:B:62:VAL:HG12	1:B:94:SER:HA	1.91	0.52

*Continued on next page...*

*Continued from previous page...*

Atom-1	Atom-2	Interatomic distance (Å)	Clash overlap (Å)
1:C:23:LEU:HA	1:C:40:ALA:HB2	1.89	0.52
1:D:18:ASN:HB3	1:D:143:VAL:CG2	2.39	0.52
1:E:260:MET:CE	1:E:309:LEU:HD22	2.39	0.52
1:A:274:VAL:C	1:A:276:HIS:N	2.62	0.52
1:B:53:PHE:HD1	1:B:53:PHE:O	1.92	0.52
1:C:255:GLY:HA2	1:C:258:ILE:CG2	2.39	0.52
1:D:260:MET:CE	1:D:309:LEU:HD22	2.40	0.52
1:E:131:VAL:CG1	1:E:140:VAL:HG13	2.40	0.52
1:E:84:ARG:H	1:E:84:ARG:HD3	1.74	0.52
1:A:53:PHE:CD1	1:A:53:PHE:O	2.62	0.52
1:B:274:VAL:C	1:B:276:HIS:N	2.62	0.52
1:A:27:TYR:OH	1:B:81:GLU:HA	2.09	0.52
1:E:15:LEU:HD11	1:E:46:TRP:HB2	1.92	0.52
1:E:29:LEU:C	1:E:29:LEU:HD23	2.30	0.52
1:A:29:LEU:C	1:A:29:LEU:HD23	2.29	0.52
1:A:9:PRO:HD3	1:A:71:TRP:CD2	2.44	0.52
1:B:29:LEU:HB2	1:B:156:LEU:HD11	1.92	0.52
1:E:179:LEU:O	1:E:179:LEU:HD12	2.08	0.52
1:E:274:VAL:C	1:E:276:HIS:N	2.62	0.52
1:A:298:PHE:HB2	1:A:299:PRO:HD3	1.91	0.52
1:B:54:ASP:HB2	1:B:57:ARG:HG3	1.91	0.52
1:D:27:TYR:CE1	1:D:37:LYS:HB3	2.44	0.52
1:D:66:GLU:HG3	1:D:67:PRO:HD2	1.92	0.52
1:E:256:ALA:HB1	1:E:309:LEU:HD21	1.92	0.52
1:E:65:TYR:CG	1:E:70:ILE:HD11	2.45	0.52
1:A:54:ASP:HB2	1:A:57:ARG:HG3	1.91	0.52
1:C:133:SER:HB2	1:C:137:ARG:HH11	1.74	0.52
1:C:29:LEU:HB2	1:C:156:LEU:HD11	1.91	0.52
1:D:15:LEU:HD11	1:D:46:TRP:HB2	1.92	0.52
1:D:216:TRP:CZ2	1:D:295:ARG:HB2	2.45	0.52
1:A:137:ARG:HH12	1:A:178:ARG:HA	1.74	0.51
1:B:66:GLU:HG3	1:B:67:PRO:HD2	1.91	0.51
1:A:66:GLU:HG3	1:A:67:PRO:HD2	1.92	0.51
1:D:119:PRO:HB3	1:D:196:TYR:HD2	1.75	0.51
1:D:255:GLY:CA	1:D:258:ILE:HG22	2.39	0.51
1:A:65:TYR:CG	1:A:70:ILE:HD11	2.45	0.51
1:A:84:ARG:NH1	1:A:84:ARG:CG	2.52	0.51
1:C:274:VAL:C	1:C:276:HIS:N	2.62	0.51
1:E:42:LEU:O	1:E:102:LEU:HD12	2.10	0.51
1:B:150:LYS:HG3	1:B:154:VAL:HG21	1.93	0.51
1:C:89:VAL:CG1	1:C:102:LEU:HD23	2.39	0.51

*Continued on next page...*

*Continued from previous page...*

Atom-1	Atom-2	Interatomic distance (Å)	Clash overlap (Å)
1:D:137:ARG:HH12	1:D:178:ARG:HA	1.74	0.51
1:E:27:TYR:CE1	1:E:37:LYS:HB3	2.45	0.51
1:A:209:PHE:HB2	1:B:266:PHE:CE1	2.45	0.51
1:A:215:PHE:CE1	1:A:298:PHE:CD1	2.99	0.51
1:B:77:PHE:HB2	1:B:80:VAL:HG21	1.91	0.51
1:C:84:ARG:HD3	1:C:84:ARG:H	1.75	0.51
1:D:29:LEU:HD23	1:D:29:LEU:C	2.31	0.51
1:D:62:VAL:HG12	1:D:94:SER:HA	1.91	0.51
1:A:27:TYR:CD1	1:B:81:GLU:OE2	2.63	0.51
1:B:65:TYR:CG	1:B:70:ILE:HD11	2.45	0.51
1:C:9:PRO:HD3	1:C:71:TRP:CD2	2.46	0.51
1:E:133:SER:HB2	1:E:137:ARG:HH11	1.75	0.51
1:A:150:LYS:HG3	1:A:154:VAL:HG21	1.93	0.51
1:B:118:TYR:HB3	1:B:119:PRO:HD3	1.92	0.51
1:D:48:ASP:CG	1:D:51:LEU:HD23	2.30	0.51
1:E:140:VAL:HG22	1:E:181:SER:OG	2.11	0.51
1:E:81:GLU:HG3	1:E:108:ARG:HD3	1.93	0.51
1:C:22:TYR:CG	1:C:149:GLY:HA2	2.45	0.51
1:D:150:LYS:HG3	1:D:154:VAL:HG21	1.92	0.51
1:E:179:LEU:HD12	1:E:179:LEU:C	2.32	0.51
1:A:18:ASN:HB3	1:A:143:VAL:CG2	2.41	0.51
1:B:260:MET:CE	1:B:309:LEU:HD22	2.41	0.51
1:C:170:PRO:HA	1:C:183:LEU:HD23	1.93	0.51
1:D:133:SER:HB2	1:D:137:ARG:HH11	1.75	0.51
1:E:215:PHE:CZ	1:E:298:PHE:CD1	2.99	0.51
1:B:133:SER:HB2	1:B:137:ARG:HH11	1.75	0.51
1:B:179:LEU:HD12	1:B:179:LEU:C	2.32	0.51
1:C:42:LEU:HB3	1:C:103:GLU:HG2	1.93	0.51
1:E:53:PHE:HD1	1:E:53:PHE:O	1.93	0.51
1:B:144:ASP:OD1	1:B:144:ASP:N	2.42	0.50
1:C:150:LYS:HG3	1:C:154:VAL:HG21	1.93	0.50
1:D:53:PHE:O	1:D:53:PHE:HD1	1.92	0.50
1:D:77:PHE:HB2	1:D:80:VAL:HG21	1.93	0.50
1:C:260:MET:HE2	1:C:309:LEU:HD22	1.93	0.50
1:C:237:PHE:HE1	1:D:235:ILE:HD13	1.74	0.50
1:A:140:VAL:HG22	1:A:181:SER:OG	2.10	0.50
1:A:196:TYR:HE1	1:B:247:LYS:HD2	1.76	0.50
1:A:253:TYR:HD1	1:A:313:PHE:CD1	2.29	0.50
1:B:139:ILE:HG12	1:B:172:ASN:ND2	2.21	0.50
1:C:179:LEU:C	1:C:179:LEU:HD12	2.31	0.50
1:D:267:VAL:CG2	1:D:298:PHE:CZ	2.87	0.50

*Continued on next page...*



*Continued from previous page...*

Atom-1	Atom-2	Interatomic distance (Å)	Clash overlap (Å)
1:E:18:ASN:HB3	1:E:143:VAL:CG2	2.42	0.50
1:B:255:GLY:CA	1:B:258:ILE:HG22	2.41	0.50
1:B:22:TYR:HB3	1:B:41:PHE:HB2	1.92	0.50
1:C:144:ASP:HA	1:C:147:LYS:HB3	1.93	0.50
1:C:27:TYR:HB3	1:D:110:LEU:HD21	1.93	0.50
1:C:197:ILE:CB	1:C:198:PRO:HD3	2.38	0.50
1:D:144:ASP:OD1	1:D:144:ASP:N	2.43	0.50
1:A:144:ASP:OD1	1:A:144:ASP:N	2.43	0.50
1:A:68:GLU:H	1:A:68:GLU:CD	2.15	0.50
1:C:66:GLU:HG3	1:C:67:PRO:HD2	1.93	0.50
1:D:215:PHE:CE1	1:D:298:PHE:CD1	3.00	0.50
1:A:15:LEU:HD11	1:A:46:TRP:HB2	1.93	0.50
1:B:238:ASN:HA	1:B:258:ILE:CD1	2.40	0.50
1:C:18:ASN:HB3	1:C:143:VAL:CG2	2.42	0.50
1:E:137:ARG:HH12	1:E:178:ARG:HA	1.76	0.50
1:E:150:LYS:HG3	1:E:154:VAL:HG21	1.93	0.50
1:E:210:ILE:HG22	1:E:226:LEU:HD11	1.94	0.50
1:B:84:ARG:H	1:B:84:ARG:HD3	1.77	0.50
1:A:179:LEU:HD12	1:A:179:LEU:C	2.31	0.49
1:B:18:ASN:HB3	1:B:143:VAL:CG2	2.42	0.49
1:B:68:GLU:H	1:B:68:GLU:CD	2.15	0.49
1:D:139:ILE:HG12	1:D:172:ASN:ND2	2.21	0.49
1:D:179:LEU:C	1:D:179:LEU:HD12	2.32	0.49
1:E:175:LEU:CD2	1:E:176:GLU:HG3	2.39	0.49
1:E:29:LEU:HB2	1:E:156:LEU:HD11	1.93	0.49
1:A:216:TRP:CZ2	1:A:295:ARG:HB2	2.48	0.49
1:C:15:LEU:HD11	1:C:46:TRP:HB2	1.93	0.49
1:D:255:GLY:C	1:D:258:ILE:HG22	2.32	0.49
1:B:210:ILE:HG22	1:B:226:LEU:HD11	1.94	0.49
1:B:78:VAL:CG2	1:B:130:ILE:HG12	2.41	0.49
1:A:24:ILE:CG2	1:B:78:VAL:HG13	2.42	0.49
1:C:210:ILE:HD12	1:D:231:LEU:CD2	2.43	0.49
1:E:216:TRP:CZ2	1:E:295:ARG:HB2	2.47	0.49
1:A:34:GLU:OE2	1:E:155:PHE:HZ	1.95	0.49
1:D:175:LEU:CD2	1:D:176:GLU:HG3	2.39	0.49
1:D:210:ILE:HG12	1:E:266:PHE:CD1	2.47	0.49
1:A:260:MET:CE	1:A:309:LEU:HD22	2.43	0.49
1:C:137:ARG:HH12	1:C:178:ARG:HA	1.76	0.49
1:E:202:LEU:HB2	1:E:203:PRO:HD3	1.94	0.49
1:A:314:PHE:CD1	1:A:314:PHE:N	2.80	0.49
1:B:22:TYR:CG	1:B:149:GLY:HA2	2.48	0.49

*Continued on next page...*



*Continued from previous page...*

Atom-1	Atom-2	Interatomic distance (Å)	Clash overlap (Å)
1:A:196:TYR:CE1	1:B:247:LYS:HD2	2.47	0.49
1:B:215:PHE:CE1	1:B:298:PHE:CD1	3.01	0.49
1:E:51:LEU:HD11	1:E:70:ILE:HD12	1.95	0.49
1:A:18:ASN:HB2	1:A:45:SER:HB2	1.94	0.49
1:B:290:ILE:O	1:B:293:ALA:N	2.43	0.49
1:C:68:GLU:H	1:C:68:GLU:CD	2.16	0.49
1:E:215:PHE:CZ	1:E:298:PHE:CE1	2.97	0.49
1:C:260:MET:CE	1:C:309:LEU:HD22	2.43	0.48
1:D:92:SER:HB2	1:D:100:GLN:HB2	1.95	0.48
1:D:144:ASP:HA	1:D:147:LYS:HB3	1.95	0.48
1:A:157:THR:HG22	1:B:34:GLU:OE2	2.13	0.48
1:A:175:LEU:CD2	1:A:176:GLU:HG3	2.39	0.48
1:B:159:TRP:CE3	1:B:189:ILE:HD12	2.49	0.48
1:C:149:GLY:O	1:C:164:PHE:CD1	2.62	0.48
1:C:238:ASN:HA	1:C:258:ILE:CD1	2.40	0.48
1:C:27:TYR:CE1	1:D:81:GLU:OE1	2.66	0.48
1:C:84:ARG:NH1	1:C:84:ARG:CG	2.56	0.48
1:E:47:LYS:HB3	1:E:47:LYS:HE2	1.62	0.48
1:A:22:TYR:CG	1:A:149:GLY:HA2	2.48	0.48
1:A:51:LEU:HD11	1:A:70:ILE:HD12	1.94	0.48
1:B:147:LYS:O	1:B:147:LYS:CG	2.61	0.48
1:B:27:TYR:CD2	1:B:27:TYR:N	2.82	0.48
1:C:151:ASN:O	1:C:154:VAL:HG22	2.14	0.48
1:B:48:ASP:CG	1:B:51:LEU:HD23	2.34	0.48
1:D:151:ASN:O	1:D:154:VAL:HG22	2.14	0.48
1:A:84:ARG:H	1:A:84:ARG:HD3	1.78	0.48
1:B:260:MET:HE2	1:B:309:LEU:HD22	1.95	0.48
1:A:206:PHE:HD1	1:B:262:TYR:HB3	1.77	0.48
1:C:314:PHE:CD1	1:C:314:PHE:N	2.80	0.48
1:C:51:LEU:HD11	1:C:70:ILE:HD12	1.95	0.48
1:C:175:LEU:CD2	1:C:176:GLU:HG3	2.39	0.48
1:D:9:PRO:HD3	1:D:71:TRP:CD2	2.49	0.48
1:E:42:LEU:HB3	1:E:103:GLU:HG2	1.94	0.48
1:D:159:TRP:CE3	1:D:189:ILE:HD12	2.48	0.48
1:E:151:ASN:O	1:E:154:VAL:HG22	2.14	0.48
1:D:22:TYR:HB3	1:D:41:PHE:HB2	1.96	0.48
1:E:68:GLU:H	1:E:68:GLU:CD	2.17	0.48
1:B:15:LEU:HD11	1:B:46:TRP:HB2	1.94	0.48
1:B:216:TRP:CZ2	1:B:295:ARG:HB2	2.47	0.48
1:C:80:VAL:CG1	1:C:82:ASN:O	2.62	0.48
1:E:290:ILE:O	1:E:293:ALA:N	2.47	0.48

*Continued on next page...*

*Continued from previous page...*

Atom-1	Atom-2	Interatomic distance (Å)	Clash overlap (Å)
1:A:225:THR:CG2	1:B:225:THR:HA	2.43	0.48
1:A:42:LEU:HB3	1:A:103:GLU:HG2	1.95	0.48
1:B:215:PHE:HB3	1:B:295:ARG:HB3	1.96	0.48
1:B:27:TYR:CE1	1:B:37:LYS:HB3	2.48	0.48
1:C:147:LYS:O	1:C:147:LYS:CG	2.61	0.48
1:D:228:VAL:HG12	1:D:229:SER:N	2.27	0.48
1:E:147:LYS:CG	1:E:147:LYS:O	2.61	0.48
1:E:255:GLY:CA	1:E:258:ILE:HG22	2.42	0.48
1:A:224:VAL:HG23	1:A:225:THR:N	2.29	0.47
1:C:271:GLU:O	1:C:272:VAL:C	2.51	0.47
1:D:147:LYS:CG	1:D:147:LYS:O	2.61	0.47
1:D:166:ALA:HB2	1:D:185:TYR:CD2	2.49	0.47
1:D:238:ASN:HA	1:D:258:ILE:CD1	2.43	0.47
1:D:76:ARG:O	1:D:129:LEU:HA	2.14	0.47
1:E:27:TYR:CD2	1:E:27:TYR:N	2.82	0.47
1:E:253:TYR:HD1	1:E:313:PHE:CD1	2.32	0.47
1:A:93:VAL:HG12	1:A:94:SER:O	2.14	0.47
1:A:144:ASP:HA	1:A:147:LYS:HB3	1.97	0.47
1:B:296:ILE:HD13	1:B:296:ILE:HA	1.80	0.47
1:D:54:ASP:HB2	1:D:57:ARG:CG	2.44	0.47
1:E:76:ARG:HH12	1:E:130:ILE:HD11	1.79	0.47
1:A:147:LYS:O	1:A:147:LYS:CG	2.61	0.47
1:C:253:TYR:HD1	1:C:313:PHE:CD1	2.32	0.47
1:E:166:ALA:HB2	1:E:185:TYR:CD2	2.50	0.47
1:A:151:ASN:O	1:A:154:VAL:HG22	2.14	0.47
1:A:48:ASP:CG	1:A:51:LEU:HD23	2.34	0.47
1:A:7:PRO:O	1:A:71:TRP:HB2	2.15	0.47
1:B:255:GLY:C	1:B:258:ILE:HG22	2.34	0.47
1:C:54:ASP:HB2	1:C:57:ARG:CG	2.45	0.47
1:C:48:ASP:CG	1:C:51:LEU:HD23	2.34	0.47
1:C:65:TYR:CD2	1:C:70:ILE:HD11	2.50	0.47
1:D:61:ARG:O	1:D:95:PRO:HG3	2.15	0.47
1:E:159:TRP:CE3	1:E:189:ILE:HD12	2.49	0.47
1:B:80:VAL:CG1	1:B:82:ASN:O	2.62	0.47
1:C:215:PHE:CE1	1:C:298:PHE:CD1	3.02	0.47
1:E:261:ILE:HD13	1:E:302:PHE:HE1	1.80	0.47
1:B:151:ASN:O	1:B:154:VAL:HG22	2.14	0.47
1:B:166:ALA:HB2	1:B:185:TYR:CD2	2.50	0.47
1:B:200:ILE:O	1:B:204:MET:HB2	2.14	0.47
1:C:18:ASN:HB2	1:C:45:SER:HB2	1.97	0.47
1:C:44:LEU:HD12	1:C:101:TYR:CD2	2.50	0.47

*Continued on next page...*

*Continued from previous page...*

Atom-1	Atom-2	Interatomic distance (Å)	Clash overlap (Å)
1:C:255:GLY:C	1:C:258:ILE:HG22	2.35	0.47
1:D:140:VAL:HG22	1:D:181:SER:OG	2.15	0.47
1:E:76:ARG:O	1:E:129:LEU:HA	2.15	0.47
1:A:283:GLN:N	1:A:284:PRO:CD	2.77	0.47
1:A:206:PHE:CD1	1:B:262:TYR:HB3	2.49	0.47
1:B:29:LEU:HD23	1:B:29:LEU:C	2.34	0.47
1:E:215:PHE:CE1	1:E:298:PHE:CD1	3.03	0.47
1:E:48:ASP:CG	1:E:51:LEU:HD23	2.35	0.47
1:A:166:ALA:HB2	1:A:185:TYR:CD2	2.50	0.46
1:A:225:THR:HG21	1:B:225:THR:HA	1.96	0.46
1:A:44:LEU:HD12	1:A:101:TYR:CD2	2.50	0.46
1:D:40:ALA:HB3	1:D:105:PHE:CE1	2.51	0.46
1:A:149:GLY:O	1:A:164:PHE:CD1	2.63	0.46
1:C:215:PHE:HB3	1:C:295:ARG:HB3	1.96	0.46
1:D:253:TYR:HD1	1:D:313:PHE:CD1	2.33	0.46
1:E:53:PHE:CE2	1:E:63:LYS:HB3	2.50	0.46
1:A:253:TYR:HA	1:A:313:PHE:CZ	2.50	0.46
1:A:27:TYR:CE1	1:B:81:GLU:CD	2.88	0.46
1:B:76:ARG:O	1:B:129:LEU:HA	2.16	0.46
1:C:261:ILE:HD13	1:C:302:PHE:HE1	1.78	0.46
1:D:47:LYS:HE2	1:D:47:LYS:HB3	1.61	0.46
1:E:149:GLY:O	1:E:164:PHE:CD1	2.63	0.46
1:A:106:SER:OG	1:B:82:ASN:HA	2.15	0.46
1:A:217:SER:HB2	1:B:220:TYR:OH	2.16	0.46
1:A:229:SER:HB3	1:B:228:VAL:HG13	1.97	0.46
1:C:78:VAL:CG2	1:C:130:ILE:HG12	2.45	0.46
1:A:81:GLU:HG3	1:A:108:ARG:HD3	1.98	0.46
1:A:170:PRO:HA	1:A:183:LEU:HD23	1.96	0.46
1:A:27:TYR:CD2	1:A:27:TYR:N	2.83	0.46
1:C:216:TRP:CZ2	1:C:295:ARG:HB2	2.50	0.46
1:C:53:PHE:CE2	1:C:63:LYS:HB3	2.51	0.46
1:D:215:PHE:HB3	1:D:295:ARG:HB3	1.98	0.46
1:E:267:VAL:HG23	1:E:298:PHE:HZ	1.72	0.46
1:B:228:VAL:HG12	1:B:229:SER:N	2.30	0.46
1:A:47:LYS:HE2	1:A:47:LYS:HB3	1.66	0.46
1:A:25:GLU:HG2	1:B:79:ASN:HA	1.98	0.46
1:C:144:ASP:OD1	1:C:144:ASP:N	2.45	0.46
1:E:98:THR:HG22	1:E:98:THR:O	2.14	0.46
1:B:93:VAL:HG12	1:B:94:SER:O	2.16	0.46
1:E:228:VAL:HG12	1:E:229:SER:N	2.29	0.46
1:A:110:LEU:HD23	1:E:25:GLU:HG3	1.98	0.46

*Continued on next page...*

*Continued from previous page...*

Atom-1	Atom-2	Interatomic distance (Å)	Clash overlap (Å)
1:C:224:VAL:HG23	1:C:225:THR:N	2.31	0.46
1:C:234:HIS:CD2	1:C:261:ILE:HG21	2.51	0.46
1:C:27:TYR:CD1	1:D:81:GLU:OE2	2.68	0.46
1:D:229:SER:CB	1:E:228:VAL:CG1	2.94	0.46
1:D:80:VAL:CG1	1:D:82:ASN:O	2.62	0.46
1:E:255:GLY:C	1:E:258:ILE:HG22	2.35	0.46
1:D:261:ILE:HD13	1:D:302:PHE:HE1	1.80	0.45
1:E:54:ASP:HB2	1:E:57:ARG:CG	2.47	0.45
1:A:29:LEU:HB2	1:A:156:LEU:HD11	1.98	0.45
1:B:261:ILE:HD13	1:B:302:PHE:HE1	1.81	0.45
1:D:290:ILE:O	1:D:293:ALA:N	2.50	0.45
1:E:44:LEU:HD12	1:E:101:TYR:CD2	2.51	0.45
1:E:304:LEU:O	1:E:308:ILE:HG12	2.16	0.45
1:A:78:VAL:CG2	1:A:130:ILE:HG12	2.46	0.45
1:B:8:PRO:HA	1:B:71:TRP:CD1	2.51	0.45
1:B:81:GLU:HG3	1:B:108:ARG:HD3	1.97	0.45
1:D:27:TYR:N	1:D:27:TYR:CD2	2.84	0.45
1:D:76:ARG:HH12	1:D:130:ILE:HD11	1.81	0.45
1:D:93:VAL:HG12	1:D:94:SER:O	2.17	0.45
1:E:93:VAL:HG12	1:E:94:SER:O	2.16	0.45
1:A:80:VAL:CG1	1:A:82:ASN:O	2.62	0.45
1:B:54:ASP:HB2	1:B:57:ARG:CG	2.46	0.45
1:C:255:GLY:CA	1:C:258:ILE:HG22	2.46	0.45
1:D:147:LYS:HE2	1:D:165:THR:CA	2.37	0.45
1:A:8:PRO:HA	1:A:71:TRP:CG	2.52	0.45
1:D:253:TYR:O	1:D:256:ALA:HB3	2.17	0.45
1:D:81:GLU:HG3	1:D:108:ARG:HD3	1.98	0.45
1:E:314:PHE:N	1:E:314:PHE:CD1	2.84	0.45
1:A:260:MET:HE2	1:A:309:LEU:HD22	1.99	0.45
1:C:240:LEU:HD22	1:D:239:ILE:HG12	1.98	0.45
1:D:222:ALA:CB	1:E:220:TYR:CD2	3.00	0.45
1:D:296:ILE:HA	1:D:296:ILE:HD13	1.80	0.45
1:A:271:GLU:O	1:A:272:VAL:C	2.55	0.45
1:A:34:GLU:OE2	1:E:155:PHE:CZ	2.69	0.45
1:B:140:VAL:HG22	1:B:181:SER:OG	2.16	0.45
1:D:304:LEU:O	1:D:308:ILE:HG12	2.16	0.45
1:E:271:GLU:O	1:E:272:VAL:C	2.55	0.45
1:A:261:ILE:HD13	1:A:302:PHE:HE1	1.81	0.45
1:A:53:PHE:CE2	1:A:63:LYS:HB3	2.51	0.45
1:B:314:PHE:N	1:B:314:PHE:CD1	2.84	0.45
1:C:296:ILE:HA	1:C:296:ILE:HD13	1.81	0.45

*Continued on next page...*

*Continued from previous page...*

Atom-1	Atom-2	Interatomic distance (Å)	Clash overlap (Å)
1:C:93:VAL:HG12	1:C:94:SER:O	2.17	0.45
1:D:149:GLY:O	1:D:164:PHE:CD1	2.66	0.45
1:E:80:VAL:CG1	1:E:82:ASN:O	2.62	0.45
1:B:51:LEU:HD11	1:B:70:ILE:HD12	1.98	0.44
1:C:92:SER:HB2	1:C:100:GLN:HB2	1.99	0.44
1:C:200:ILE:O	1:C:204:MET:HB2	2.17	0.44
1:D:229:SER:HB3	1:E:228:VAL:CG1	2.46	0.44
1:D:309:LEU:HA	1:D:309:LEU:HD12	1.78	0.44
1:B:120:PHE:HB2	1:B:314:PHE:CE2	2.52	0.44
1:B:175:LEU:CD2	1:B:176:GLU:HG3	2.39	0.44
1:C:76:ARG:HH12	1:C:130:ILE:HD11	1.82	0.44
1:D:283:GLN:N	1:D:284:PRO:CD	2.79	0.44
1:E:200:ILE:O	1:E:204:MET:HB2	2.17	0.44
1:C:196:TYR:CE1	1:D:247:LYS:HE3	2.52	0.44
1:D:124:THR:HB	1:D:188:ARG:NE	2.33	0.44
1:D:206:PHE:CE1	1:E:263:LEU:CD1	3.00	0.44
1:A:76:ARG:HH12	1:A:130:ILE:HD11	1.82	0.44
1:B:271:GLU:O	1:B:272:VAL:C	2.55	0.44
1:D:202:LEU:HB2	1:D:203:PRO:HD3	1.99	0.44
1:C:217:SER:CB	1:D:220:TYR:HE2	2.29	0.44
1:C:196:TYR:HE1	1:D:247:LYS:CD	2.30	0.44
1:E:215:PHE:HB3	1:E:295:ARG:HB3	1.98	0.44
1:A:202:LEU:HD13	1:B:259:PHE:HZ	1.83	0.44
1:A:228:VAL:HG12	1:A:229:SER:N	2.31	0.44
1:A:202:LEU:CD1	1:B:259:PHE:CE1	3.01	0.44
1:B:53:PHE:CE2	1:B:63:LYS:HB3	2.51	0.44
1:C:76:ARG:O	1:C:129:LEU:HA	2.17	0.44
1:E:260:MET:HE3	1:E:309:LEU:HD22	1.99	0.44
1:A:54:ASP:HB2	1:A:57:ARG:CG	2.47	0.44
1:A:206:PHE:CE1	1:B:263:LEU:CD1	3.00	0.44
1:B:283:GLN:N	1:B:284:PRO:CD	2.81	0.44
1:D:51:LEU:HD11	1:D:70:ILE:HD12	1.99	0.44
1:E:42:LEU:HB3	1:E:103:GLU:HG3	2.00	0.44
1:A:200:ILE:O	1:A:204:MET:HB2	2.17	0.44
1:A:77:PHE:CB	1:A:80:VAL:HG21	2.47	0.44
1:B:253:TYR:HD1	1:B:313:PHE:CD1	2.35	0.44
1:A:124:THR:HB	1:A:188:ARG:NE	2.33	0.44
1:C:159:TRP:CE3	1:C:189:ILE:HD12	2.53	0.44
1:D:120:PHE:HB2	1:D:314:PHE:CE2	2.53	0.44
1:A:11:ALA:HB3	1:A:136:THR:CG2	2.48	0.44
1:C:166:ALA:HB2	1:C:185:TYR:CD2	2.53	0.44

*Continued on next page...*

*Continued from previous page...*

Atom-1	Atom-2	Interatomic distance (Å)	Clash overlap (Å)
1:D:314:PHE:N	1:D:314:PHE:CD1	2.85	0.44
1:A:120:PHE:HB2	1:A:314:PHE:CE2	2.53	0.43
1:B:237:PHE:O	1:B:238:ASN:C	2.57	0.43
1:B:47:LYS:HB3	1:B:47:LYS:HE2	1.64	0.43
1:D:11:ALA:HB3	1:D:136:THR:CG2	2.48	0.43
1:C:202:LEU:CD1	1:D:259:PHE:CE1	3.01	0.43
1:E:202:LEU:O	1:E:203:PRO:C	2.55	0.43
1:B:215:PHE:HZ	1:B:298:PHE:CD1	2.36	0.43
1:A:27:TYR:CZ	1:B:81:GLU:HA	2.53	0.43
1:C:213:THR:OG1	1:C:226:LEU:HD21	2.18	0.43
1:C:226:LEU:CD1	1:D:228:VAL:HG21	2.48	0.43
1:C:228:VAL:HG12	1:C:229:SER:N	2.33	0.43
1:D:210:ILE:HG12	1:E:266:PHE:CE1	2.53	0.43
1:D:104:ARG:CD	1:E:76:ARG:NH1	2.82	0.43
1:D:210:ILE:CG1	1:E:266:PHE:CD1	3.01	0.43
1:E:78:VAL:CG2	1:E:130:ILE:HG12	2.45	0.43
1:E:197:ILE:CB	1:E:198:PRO:HD3	2.41	0.43
1:A:202:LEU:HB2	1:A:203:PRO:HD3	2.00	0.43
1:A:202:LEU:O	1:A:203:PRO:C	2.56	0.43
1:C:283:GLN:N	1:C:284:PRO:CD	2.80	0.43
1:D:53:PHE:CE2	1:D:63:LYS:HB3	2.52	0.43
1:A:219:SER:OG	1:A:222:ALA:HB3	2.19	0.43
1:B:197:ILE:CB	1:B:198:PRO:HD3	2.45	0.43
1:C:40:ALA:HB3	1:C:105:PHE:CE1	2.53	0.43
1:D:260:MET:HE2	1:D:309:LEU:HD22	2.01	0.43
1:E:253:TYR:HA	1:E:313:PHE:CZ	2.54	0.43
1:C:222:ALA:HB2	1:D:221:ASP:CG	2.39	0.43
1:D:156:LEU:HD12	1:D:156:LEU:HA	1.78	0.43
1:E:260:MET:HE2	1:E:309:LEU:HD22	2.00	0.43
1:A:205:LEU:O	1:A:208:LEU:HB3	2.19	0.43
1:A:314:PHE:HD1	1:A:314:PHE:H	1.67	0.43
1:B:18:ASN:HB2	1:B:45:SER:HB2	2.00	0.43
1:C:155:PHE:CE1	1:D:112:PRO:HB3	2.53	0.43
1:C:175:LEU:HA	1:C:175:LEU:HD23	1.80	0.43
1:C:202:LEU:O	1:C:203:PRO:C	2.55	0.43
1:C:47:LYS:HE2	1:C:47:LYS:HB3	1.62	0.43
1:D:260:MET:HE3	1:D:309:LEU:HD22	2.00	0.43
1:E:124:THR:HB	1:E:188:ARG:NE	2.33	0.43
1:E:204:MET:O	1:E:207:ILE:HG12	2.18	0.43
1:A:215:PHE:HB3	1:A:295:ARG:HB3	1.99	0.43
1:A:253:TYR:O	1:A:256:ALA:HB3	2.19	0.43

*Continued on next page...*

*Continued from previous page...*

Atom-1	Atom-2	Interatomic distance (Å)	Clash overlap (Å)
1:D:155:PHE:HE1	1:E:112:PRO:HB3	1.73	0.43
1:A:76:ARG:O	1:A:129:LEU:HA	2.18	0.43
1:B:210:ILE:HG12	1:C:266:PHE:CE1	2.54	0.43
1:A:194:PHE:HZ	1:B:251:MET:HB2	1.82	0.43
1:A:155:PHE:CD1	1:B:112:PRO:HB3	2.43	0.43
1:B:202:LEU:HB2	1:B:203:PRO:HD3	2.00	0.43
1:C:271:GLU:OE2	1:C:272:VAL:N	2.52	0.43
1:E:65:TYR:CD2	1:E:70:ILE:HD11	2.54	0.43
1:E:8:PRO:HA	1:E:71:TRP:CG	2.54	0.43
1:A:209:PHE:HB2	1:B:266:PHE:HE1	1.83	0.42
1:B:123:GLN:HA	1:B:123:GLN:NE2	2.34	0.42
1:C:237:PHE:CZ	1:D:235:ILE:HG23	2.53	0.42
1:A:173:PHE:HZ	1:A:182:LYS:HZ1	1.65	0.42
1:A:202:LEU:HD13	1:B:259:PHE:CZ	2.54	0.42
1:C:267:VAL:HG23	1:C:298:PHE:HZ	1.76	0.42
1:C:27:TYR:N	1:C:27:TYR:CD2	2.87	0.42
1:D:44:LEU:HD12	1:D:101:TYR:CD2	2.54	0.42
1:A:137:ARG:HD3	1:A:137:ARG:HA	1.70	0.42
1:A:42:LEU:HB3	1:A:103:GLU:HG3	2.02	0.42
1:A:65:TYR:CD2	1:A:70:ILE:HD11	2.54	0.42
1:D:8:PRO:HA	1:D:71:TRP:CD1	2.54	0.42
1:E:124:THR:HB	1:E:188:ARG:HE	1.84	0.42
1:B:124:THR:HB	1:B:188:ARG:NE	2.35	0.42
1:D:173:PHE:HZ	1:D:182:LYS:HZ2	1.65	0.42
1:D:77:PHE:CB	1:D:80:VAL:HG21	2.49	0.42
1:A:290:ILE:O	1:A:293:ALA:N	2.51	0.42
1:B:8:PRO:HA	1:B:71:TRP:CG	2.54	0.42
1:C:11:ALA:HB3	1:C:136:THR:CG2	2.48	0.42
1:C:253:TYR:O	1:C:256:ALA:HB3	2.19	0.42
1:C:309:LEU:HD12	1:C:309:LEU:HA	1.82	0.42
1:E:283:GLN:N	1:E:284:PRO:CD	2.80	0.42
1:D:253:TYR:HA	1:D:313:PHE:CZ	2.55	0.42
1:A:210:ILE:HG23	1:B:269:VAL:HG11	2.00	0.42
1:A:238:ASN:HA	1:A:258:ILE:CD1	2.45	0.42
1:A:271:GLU:OE2	1:A:272:VAL:N	2.53	0.42
1:A:309:LEU:HD12	1:A:309:LEU:HA	1.83	0.42
1:B:40:ALA:HB3	1:B:105:PHE:CE1	2.54	0.42
1:C:219:SER:OG	1:C:222:ALA:HB3	2.20	0.42
1:C:314:PHE:H	1:C:314:PHE:HD1	1.67	0.42
1:C:77:PHE:CB	1:C:80:VAL:HG21	2.49	0.42
1:E:224:VAL:HG23	1:E:225:THR:N	2.35	0.42

*Continued on next page...*



*Continued from previous page...*

Atom-1	Atom-2	Interatomic distance (Å)	Clash overlap (Å)
1:C:253:TYR:HA	1:C:313:PHE:CZ	2.55	0.42
1:D:213:THR:OG1	1:D:226:LEU:HD21	2.20	0.42
1:D:271:GLU:OE2	1:D:272:VAL:N	2.52	0.42
1:D:27:TYR:HB3	1:E:110:LEU:HD21	2.00	0.42
1:E:296:ILE:HA	1:E:296:ILE:HD13	1.82	0.42
1:C:120:PHE:HB2	1:C:314:PHE:CE2	2.55	0.42
1:B:149:GLY:O	1:B:164:PHE:CD1	2.66	0.42
1:E:309:LEU:HD12	1:E:309:LEU:HA	1.83	0.42
1:E:120:PHE:HB2	1:E:314:PHE:CE2	2.55	0.42
1:A:8:PRO:HA	1:A:71:TRP:CD1	2.55	0.41
1:B:11:ALA:HB3	1:B:136:THR:CG2	2.48	0.41
1:B:253:TYR:O	1:B:256:ALA:HB3	2.19	0.41
1:C:91:ILE:HA	1:C:100:GLN:O	2.19	0.41
1:E:11:ALA:HB3	1:E:136:THR:CG2	2.48	0.41
1:A:196:TYR:CD1	1:A:196:TYR:N	2.88	0.41
1:A:53:PHE:HE2	1:A:63:LYS:HB2	1.85	0.41
1:C:183:LEU:HD23	1:C:183:LEU:HA	1.87	0.41
1:C:202:LEU:HB2	1:C:203:PRO:HD3	2.02	0.41
1:E:205:LEU:O	1:E:208:LEU:HB3	2.21	0.41
1:E:40:ALA:HB3	1:E:105:PHE:CE1	2.56	0.41
1:B:205:LEU:O	1:B:208:LEU:HB3	2.20	0.41
1:C:225:THR:HG21	1:D:225:THR:OG1	2.21	0.41
1:C:290:ILE:O	1:C:293:ALA:N	2.53	0.41
1:C:264:PHE:CE2	1:C:302:PHE:HB2	2.55	0.41
1:D:124:THR:HB	1:D:188:ARG:HE	1.85	0.41
1:D:193:TYR:O	1:D:194:PHE:C	2.59	0.41
1:E:144:ASP:N	1:E:144:ASP:OD1	2.47	0.41
1:E:18:ASN:HB2	1:E:45:SER:HB2	2.02	0.41
1:A:124:THR:HB	1:A:188:ARG:HE	1.84	0.41
1:B:271:GLU:OE2	1:B:272:VAL:N	2.54	0.41
1:B:34:GLU:OE1	1:B:113:LEU:N	2.51	0.41
1:B:65:TYR:CD2	1:B:70:ILE:HD11	2.55	0.41
1:D:274:VAL:O	1:D:276:HIS:N	2.54	0.41
1:D:8:PRO:HA	1:D:71:TRP:CG	2.55	0.41
1:C:89:VAL:HG23	1:D:76:ARG:HD3	2.01	0.41
1:E:274:VAL:O	1:E:276:HIS:N	2.54	0.41
1:A:19:THR:HA	1:A:43:SER:O	2.21	0.41
1:C:242:GLU:HG2	1:C:242:GLU:O	2.21	0.41
1:C:274:VAL:O	1:C:276:HIS:N	2.54	0.41
1:D:29:LEU:HB2	1:D:156:LEU:HD11	2.02	0.41
1:D:200:ILE:O	1:D:204:MET:HB2	2.19	0.41

*Continued on next page...*



*Continued from previous page...*

Atom-1	Atom-2	Interatomic distance (Å)	Clash overlap (Å)
1:D:224:VAL:HG23	1:D:225:THR:N	2.36	0.41
1:D:271:GLU:O	1:D:272:VAL:C	2.58	0.41
1:D:264:PHE:CE2	1:D:302:PHE:HB2	2.56	0.41
1:B:150:LYS:CG	1:B:154:VAL:HG21	2.51	0.41
1:B:92:SER:HB2	1:B:100:GLN:HB2	2.03	0.41
1:C:27:TYR:HB3	1:D:110:LEU:CD2	2.50	0.41
1:C:46:TRP:CH2	1:C:72:ILE:HG23	2.56	0.41
1:E:150:LYS:CG	1:E:154:VAL:HG21	2.51	0.41
1:A:242:GLU:O	1:A:242:GLU:HG2	2.21	0.41
1:A:242:GLU:OE2	1:E:199:ASN:HB3	2.20	0.41
1:D:123:GLN:NE2	1:D:123:GLN:HA	2.35	0.41
1:C:158:GLY:HA2	1:C:192:GLN:NE2	2.36	0.41
1:E:213:THR:OG1	1:E:226:LEU:HD21	2.21	0.41
1:A:150:LYS:CG	1:A:154:VAL:HG21	2.51	0.41
1:A:224:VAL:CG2	1:A:225:THR:N	2.83	0.41
1:C:280:VAL:C	1:C:282:SER:H	2.25	0.41
1:D:242:GLU:O	1:D:242:GLU:HG2	2.21	0.41
1:D:68:GLU:N	1:D:68:GLU:CD	2.74	0.41
1:D:7:PRO:O	1:D:71:TRP:HB2	2.21	0.41
1:A:91:ILE:HA	1:A:100:GLN:O	2.20	0.41
1:A:274:VAL:O	1:A:276:HIS:N	2.53	0.41
1:B:202:LEU:O	1:B:203:PRO:C	2.55	0.41
1:D:39:ASN:HD21	1:D:104:ARG:NH2	2.18	0.41
1:A:92:SER:HB2	1:A:100:GLN:HB2	2.01	0.41
1:B:175:LEU:HA	1:B:175:LEU:HD23	1.80	0.41
1:B:280:VAL:C	1:B:282:SER:H	2.24	0.41
1:B:304:LEU:O	1:B:308:ILE:HG12	2.21	0.41
1:E:216:TRP:CE2	1:E:295:ARG:HD3	2.56	0.41
1:A:155:PHE:HE1	1:B:112:PRO:CB	2.24	0.40
1:B:7:PRO:O	1:B:71:TRP:HB2	2.21	0.40
1:C:202:LEU:CD1	1:D:259:PHE:HE1	2.33	0.40
1:D:280:VAL:C	1:D:282:SER:H	2.25	0.40
1:A:198:PRO:HG2	1:B:251:MET:CE	2.51	0.40
1:B:204:MET:O	1:B:207:ILE:HG12	2.22	0.40
1:C:150:LYS:CG	1:C:154:VAL:HG21	2.51	0.40
1:C:220:TYR:HE1	1:C:273:THR:HA	1.86	0.40
1:C:19:THR:HA	1:C:43:SER:O	2.22	0.40
1:D:137:ARG:HA	1:D:137:ARG:HD3	1.73	0.40
1:C:217:SER:CB	1:D:220:TYR:CE2	3.00	0.40
1:D:215:PHE:O	1:D:291:THR:HG22	2.22	0.40
1:D:53:PHE:HE2	1:D:63:LYS:HB2	1.85	0.40

*Continued on next page...*

Continued from previous page...

Atom-1	Atom-2	Interatomic distance (Å)	Clash overlap (Å)
1:E:183:LEU:HA	1:E:183:LEU:HD23	1.76	0.40
1:A:280:VAL:C	1:A:282:SER:H	2.25	0.40
1:B:216:TRP:CE2	1:B:295:ARG:HD3	2.56	0.40
1:D:65:TYR:CD2	1:D:70:ILE:HD11	2.56	0.40
1:E:7:PRO:O	1:E:71:TRP:HB2	2.22	0.40
1:B:274:VAL:O	1:B:276:HIS:N	2.54	0.40
1:B:253:TYR:HA	1:B:313:PHE:CZ	2.56	0.40
1:B:120:PHE:HB2	1:B:314:PHE:CZ	2.57	0.40
1:C:124:THR:HB	1:C:188:ARG:NE	2.36	0.40
1:C:205:LEU:O	1:C:208:LEU:HB3	2.20	0.40
1:C:210:ILE:CD1	1:D:231:LEU:HD22	2.52	0.40
1:D:150:LYS:CG	1:D:154:VAL:HG21	2.51	0.40
1:C:195:SER:OG	1:D:247:LYS:HB3	2.21	0.40
1:E:242:GLU:HG2	1:E:242:GLU:O	2.21	0.40
1:E:77:PHE:CB	1:E:80:VAL:HG21	2.52	0.40
1:A:296:ILE:HD13	1:A:296:ILE:HA	1.81	0.40
1:A:72:ILE:CG2	1:A:73:PRO:HD2	2.51	0.40
1:C:57:ARG:HG2	1:C:57:ARG:H	1.69	0.40
1:D:309:LEU:O	1:D:310:ALA:C	2.60	0.40
1:E:271:GLU:OE2	1:E:272:VAL:N	2.54	0.40

There are no symmetry-related clashes.

## 5.3 Torsion angles [i](#)

### 5.3.1 Protein backbone [i](#)

In the following table, the Percentiles column shows the percent Ramachandran outliers of the chain as a percentile score with respect to all X-ray entries followed by that with respect to entries of similar resolution.

The Analysed column shows the number of residues for which the backbone conformation was analysed, and the total number of residues.

Mol	Chain	Analysed	Favoured	Allowed	Outliers	Percentiles	
1	A	308/317 (97%)	245 (80%)	57 (18%)	6 (2%)	9	46
1	B	308/317 (97%)	246 (80%)	55 (18%)	7 (2%)	7	40
1	C	308/317 (97%)	242 (79%)	60 (20%)	6 (2%)	9	46
1	D	308/317 (97%)	247 (80%)	54 (18%)	7 (2%)	7	40

Continued on next page...

*Continued from previous page...*

Mol	Chain	Analysed	Favoured	Allowed	Outliers	Percentiles	
1	E	308/317 (97%)	245 (80%)	55 (18%)	8 (3%)	6	36
All	All	1540/1585 (97%)	1225 (80%)	281 (18%)	34 (2%)	8	41

All (34) Ramachandran outliers are listed below:

Mol	Chain	Res	Type
1	A	118	TYR
1	B	118	TYR
1	C	118	TYR
1	D	118	TYR
1	E	118	TYR
1	A	150	LYS
1	A	275	GLN
1	B	150	LYS
1	B	275	GLN
1	C	150	LYS
1	C	275	GLN
1	D	150	LYS
1	D	275	GLN
1	E	150	LYS
1	E	275	GLN
1	A	148	VAL
1	B	148	VAL
1	C	148	VAL
1	D	148	VAL
1	E	148	VAL
1	A	10	ILE
1	B	10	ILE
1	B	290	ILE
1	C	10	ILE
1	D	10	ILE
1	E	10	ILE
1	A	60	VAL
1	B	60	VAL
1	C	60	VAL
1	D	60	VAL
1	E	60	VAL
1	E	290	ILE
1	E	13	GLU
1	D	290	ILE

### 5.3.2 Protein sidechains ⓘ

In the following table, the Percentiles column shows the percent sidechain outliers of the chain as a percentile score with respect to all X-ray entries followed by that with respect to entries of similar resolution.

The Analysed column shows the number of residues for which the sidechain conformation was analysed, and the total number of residues.

Mol	Chain	Analysed	Rotameric	Outliers	Percentiles	
1	A	278/284 (98%)	233 (84%)	45 (16%)	3	13
1	B	278/284 (98%)	236 (85%)	42 (15%)	3	16
1	C	278/284 (98%)	235 (84%)	43 (16%)	3	14
1	D	278/284 (98%)	235 (84%)	43 (16%)	3	14
1	E	278/284 (98%)	235 (84%)	43 (16%)	3	14
All	All	1390/1420 (98%)	1174 (84%)	216 (16%)	3	14

All (216) residues with a non-rotameric sidechain are listed below:

Mol	Chain	Res	Type
1	A	16	THR
1	A	25	GLU
1	A	26	CYS
1	A	32	LYS
1	A	37	LYS
1	A	41	PHE
1	A	47	LYS
1	A	53	PHE
1	A	54	ASP
1	A	57	ARG
1	A	68	GLU
1	A	82	ASN
1	A	84	ARG
1	A	89	VAL
1	A	94	SER
1	A	98	THR
1	A	106	SER
1	A	110	LEU
1	A	122	SER
1	A	124	THR
1	A	130	ILE
1	A	136	THR
1	A	141	LEU

*Continued on next page...*

*Continued from previous page...*

Mol	Chain	Res	Type
1	A	144	ASP
1	A	154	VAL
1	A	155	PHE
1	A	162	GLU
1	A	175	LEU
1	A	179	LEU
1	A	188	ARG
1	A	191	ARG
1	A	211	SER
1	A	212	TRP
1	A	228	VAL
1	A	244	ASN
1	A	245	LEU
1	A	252	THR
1	A	254	THR
1	A	257	ILE
1	A	263	LEU
1	A	275	GLN
1	A	291	THR
1	A	292	ARG
1	A	296	ILE
1	A	314	PHE
1	B	16	THR
1	B	25	GLU
1	B	26	CYS
1	B	32	LYS
1	B	37	LYS
1	B	47	LYS
1	B	53	PHE
1	B	54	ASP
1	B	57	ARG
1	B	68	GLU
1	B	82	ASN
1	B	84	ARG
1	B	89	VAL
1	B	94	SER
1	B	98	THR
1	B	106	SER
1	B	110	LEU
1	B	122	SER
1	B	124	THR
1	B	130	ILE

*Continued on next page...*

*Continued from previous page...*

Mol	Chain	Res	Type
1	B	136	THR
1	B	141	LEU
1	B	144	ASP
1	B	154	VAL
1	B	155	PHE
1	B	162	GLU
1	B	175	LEU
1	B	179	LEU
1	B	188	ARG
1	B	191	ARG
1	B	211	SER
1	B	212	TRP
1	B	244	ASN
1	B	245	LEU
1	B	252	THR
1	B	254	THR
1	B	257	ILE
1	B	263	LEU
1	B	275	GLN
1	B	291	THR
1	B	292	ARG
1	B	296	ILE
1	C	16	THR
1	C	25	GLU
1	C	26	CYS
1	C	32	LYS
1	C	37	LYS
1	C	41	PHE
1	C	47	LYS
1	C	53	PHE
1	C	54	ASP
1	C	57	ARG
1	C	68	GLU
1	C	82	ASN
1	C	84	ARG
1	C	89	VAL
1	C	94	SER
1	C	98	THR
1	C	106	SER
1	C	110	LEU
1	C	124	THR
1	C	130	ILE

*Continued on next page...*

*Continued from previous page...*

Mol	Chain	Res	Type
1	C	136	THR
1	C	141	LEU
1	C	144	ASP
1	C	154	VAL
1	C	155	PHE
1	C	162	GLU
1	C	175	LEU
1	C	179	LEU
1	C	188	ARG
1	C	191	ARG
1	C	211	SER
1	C	212	TRP
1	C	244	ASN
1	C	245	LEU
1	C	252	THR
1	C	254	THR
1	C	257	ILE
1	C	263	LEU
1	C	275	GLN
1	C	291	THR
1	C	292	ARG
1	C	296	ILE
1	C	314	PHE
1	D	16	THR
1	D	25	GLU
1	D	26	CYS
1	D	32	LYS
1	D	37	LYS
1	D	47	LYS
1	D	53	PHE
1	D	54	ASP
1	D	57	ARG
1	D	68	GLU
1	D	82	ASN
1	D	84	ARG
1	D	89	VAL
1	D	94	SER
1	D	98	THR
1	D	106	SER
1	D	110	LEU
1	D	122	SER
1	D	124	THR

*Continued on next page...*

*Continued from previous page...*

Mol	Chain	Res	Type
1	D	130	ILE
1	D	136	THR
1	D	141	LEU
1	D	144	ASP
1	D	154	VAL
1	D	155	PHE
1	D	162	GLU
1	D	175	LEU
1	D	179	LEU
1	D	188	ARG
1	D	191	ARG
1	D	211	SER
1	D	212	TRP
1	D	244	ASN
1	D	245	LEU
1	D	252	THR
1	D	254	THR
1	D	257	ILE
1	D	263	LEU
1	D	275	GLN
1	D	291	THR
1	D	292	ARG
1	D	296	ILE
1	D	307	ILE
1	E	16	THR
1	E	25	GLU
1	E	26	CYS
1	E	32	LYS
1	E	37	LYS
1	E	47	LYS
1	E	53	PHE
1	E	54	ASP
1	E	57	ARG
1	E	68	GLU
1	E	82	ASN
1	E	84	ARG
1	E	89	VAL
1	E	94	SER
1	E	98	THR
1	E	106	SER
1	E	110	LEU
1	E	122	SER

*Continued on next page...*



*Continued from previous page...*

Mol	Chain	Res	Type
1	E	124	THR
1	E	130	ILE
1	E	136	THR
1	E	141	LEU
1	E	144	ASP
1	E	154	VAL
1	E	155	PHE
1	E	162	GLU
1	E	175	LEU
1	E	179	LEU
1	E	188	ARG
1	E	191	ARG
1	E	211	SER
1	E	212	TRP
1	E	228	VAL
1	E	244	ASN
1	E	245	LEU
1	E	252	THR
1	E	254	THR
1	E	257	ILE
1	E	263	LEU
1	E	275	GLN
1	E	291	THR
1	E	292	ARG
1	E	296	ILE

Some sidechains can be flipped to improve hydrogen bonding and reduce clashes. All (26) such sidechains are listed below:

Mol	Chain	Res	Type
1	A	39	ASN
1	A	123	GLN
1	A	172	ASN
1	A	192	GLN
1	A	283	GLN
1	B	39	ASN
1	B	123	GLN
1	B	172	ASN
1	B	192	GLN
1	B	283	GLN
1	C	39	ASN
1	C	123	GLN
1	C	172	ASN

*Continued on next page...*

*Continued from previous page...*

Mol	Chain	Res	Type
1	C	192	GLN
1	C	283	GLN
1	D	39	ASN
1	D	123	GLN
1	D	172	ASN
1	D	192	GLN
1	D	283	GLN
1	E	39	ASN
1	E	123	GLN
1	E	172	ASN
1	E	192	GLN
1	E	199	ASN
1	E	283	GLN

### 5.3.3 RNA [i](#)

There are no RNA molecules in this entry.

## 5.4 Non-standard residues in protein, DNA, RNA chains [i](#)

There are no non-standard protein/DNA/RNA residues in this entry.

## 5.5 Carbohydrates [i](#)

There are no carbohydrates in this entry.

## 5.6 Ligand geometry [i](#)

Of 1 ligands modelled in this entry, 1 is monoatomic - leaving 0 for Mogul analysis.

There are no bond length outliers.

There are no bond angle outliers.

There are no chirality outliers.

There are no torsion outliers.

There are no ring outliers.

No monomer is involved in short contacts.

## 5.7 Other polymers [i](#)

There are no such residues in this entry.

## 5.8 Polymer linkage issues [i](#)

There are no chain breaks in this entry.

## 6 Fit of model and data ⓘ

### 6.1 Protein, DNA and RNA chains ⓘ

In the following table, the column labelled ‘#RSRZ> 2’ contains the number (and percentage) of RSRZ outliers, followed by percent RSRZ outliers for the chain as percentile scores relative to all X-ray entries and entries of similar resolution. The OWAB column contains the minimum, median, 95<sup>th</sup> percentile and maximum values of the occupancy-weighted average B-factor per residue. The column labelled ‘Q< 0.9’ lists the number of (and percentage) of residues with an average occupancy less than 0.9.

Mol	Chain	Analysed	<RSRZ>	#RSRZ>2	OWAB(Å <sup>2</sup> )	Q<0.9
1	A	310/317 (97%)	-0.11	7 (2%) 61 46	55, 91, 140, 207	0
1	B	310/317 (97%)	-0.04	14 (4%) 34 21	59, 91, 140, 207	0
1	C	310/317 (97%)	-0.17	3 (0%) 82 72	57, 91, 140, 207	0
1	D	310/317 (97%)	-0.04	8 (2%) 56 41	56, 91, 140, 207	0
1	E	310/317 (97%)	-0.08	7 (2%) 61 46	56, 91, 140, 207	0
All	All	1550/1585 (97%)	-0.09	39 (2%) 58 43	55, 91, 140, 207	0

All (39) RSRZ outliers are listed below:

Mol	Chain	Res	Type	RSRZ
1	A	59	GLY	6.4
1	E	59	GLY	6.0
1	A	316	PHE	5.4
1	E	63	LYS	4.6
1	E	57	ARG	3.9
1	B	57	ARG	3.6
1	B	59	GLY	3.6
1	B	65	TYR	3.3
1	E	58	SER	3.2
1	D	56	VAL	3.0
1	D	55	PRO	3.0
1	A	315	GLY	2.9
1	B	63	LYS	2.9
1	E	65	TYR	2.9
1	E	316	PHE	2.8
1	B	60	VAL	2.7
1	D	60	VAL	2.7
1	B	93	VAL	2.7
1	D	59	GLY	2.7
1	A	144	ASP	2.6

*Continued on next page...*

*Continued from previous page...*

Mol	Chain	Res	Type	RSRZ
1	C	316	PHE	2.6
1	E	54	ASP	2.6
1	A	146	GLU	2.6
1	B	91	ILE	2.6
1	B	58	SER	2.5
1	A	58	SER	2.5
1	B	101	TYR	2.4
1	D	282	SER	2.4
1	D	316	PHE	2.4
1	A	177	ASP	2.3
1	C	54	ASP	2.3
1	B	54	ASP	2.2
1	B	53	PHE	2.2
1	B	281	GLU	2.1
1	B	11	ALA	2.1
1	D	229	SER	2.1
1	C	163	SER	2.0
1	B	56	VAL	2.0
1	D	153	ASP	2.0

## 6.2 Non-standard residues in protein, DNA, RNA chains [i](#)

There are no non-standard protein/DNA/RNA residues in this entry.

## 6.3 Carbohydrates [i](#)

There are no carbohydrates in this entry.

## 6.4 Ligands [i](#)

In the following table, the Atoms column lists the number of modelled atoms in the group and the number defined in the chemical component dictionary. LLDF column lists the quality of electron density of the group with respect to its neighbouring residues in protein, DNA or RNA chains. The B-factors column lists the minimum, median, 95<sup>th</sup> percentile and maximum values of B factors of atoms in the group. The column labelled 'Q< 0.9' lists the number of atoms with occupancy less than 0.9.

Mol	Type	Chain	Res	Atoms	RSCC	RSR	LLDF	B-factors(Å <sup>2</sup> )	Q<0.9
2	ARS	C	1316	1/1	0.98	0.46	-	130,130,130,130	0

## 6.5 Other polymers [i](#)

There are no such residues in this entry.