



Full wwPDB X-ray Structure Validation Report ⓘ

Feb 15, 2017 – 09:17 am GMT

PDB ID : 4YD9
Title : Crystal structure of squid hemocyanin
Authors : Matsuno, A.; Gai, Z.; Kato, K.; Tanaka, Y.; Yao, M.
Deposited on : 2015-02-21
Resolution : 3.00 Å(reported)

This is a Full wwPDB X-ray Structure Validation Report for a publicly released PDB entry.

We welcome your comments at validation@mail.wwpdb.org

A user guide is available at

<http://wwpdb.org/validation/2016/XrayValidationReportHelp>

with specific help available everywhere you see the ⓘ symbol.

The following versions of software and data (see [references ⓘ](#)) were used in the production of this report:

MolProbity : 4.02b-467
Mogul : 1.7.2 (RC1), CSD as538be (2017)
Xtriage (Phenix) : 1.9-1692
EDS : trunk28620
Percentile statistics : 20161228.v01 (using entries in the PDB archive December 28th 2016)
Refmac : 5.8.0135
CCP4 : 6.5.0
Ideal geometry (proteins) : Engh & Huber (2001)
Ideal geometry (DNA, RNA) : Parkinson et al. (1996)
Validation Pipeline (wwPDB-VP) : recalc28972

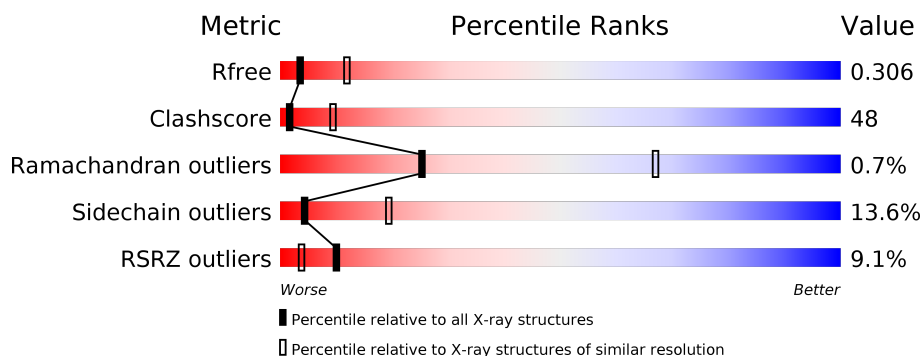
1 Overall quality at a glance

The following experimental techniques were used to determine the structure:

X-RAY DIFFRACTION

The reported resolution of this entry is 3.00 Å.

Percentile scores (ranging between 0-100) for global validation metrics of the entry are shown in the following graphic. The table shows the number of entries on which the scores are based.



Metric	Whole archive (#Entries)	Similar resolution (#Entries, resolution range(Å))
R_{free}	100719	1692 (3.00-3.00)
Clashscore	112137	2037 (3.00-3.00)
Ramachandran outliers	110173	1973 (3.00-3.00)
Sidechain outliers	110143	1976 (3.00-3.00)
RSRZ outliers	101464	1716 (3.00-3.00)

The table below summarises the geometric issues observed across the polymeric chains and their fit to the electron density. The red, orange, yellow and green segments on the lower bar indicate the fraction of residues that contain outliers for ≥ 3 , 2, 1 and 0 types of geometric quality criteria. A grey segment represents the fraction of residues that are not modelled. The numeric value for each fraction is indicated below the corresponding segment, with a dot representing fractions $\leq 5\%$. The upper red bar (where present) indicates the fraction of residues that have poor fit to the electron density. The numeric value is given above the bar.

Mol	Chain	Length	Quality of chain
1	A	2000	<div> <div>51%</div> <div>27%</div> <div>•</div> <div>17%</div> </div>
1	D	2000	<div> <div>2%</div> <div>49%</div> <div>29%</div> <div>5%</div> <div>17%</div> </div>
1	G	2000	<div> <div>48%</div> <div>29%</div> <div>5%</div> <div>17%</div> </div>
1	J	2000	<div> <div>2%</div> <div>48%</div> <div>30%</div> <div>5%</div> <div>17%</div> </div>
1	M	2000	<div> <div>52%</div> <div>27%</div> <div>•</div> <div>17%</div> </div>
1	P	2000	<div> <div>50%</div> <div>28%</div> <div>5%</div> <div>17%</div> </div>

Continued on next page...

Continued from previous page...

Mol	Chain	Length	Quality of chain
1	S	2000	
1	V	2000	
1	Y	2000	
1	b	2000	
2	B	920	
2	E	920	
2	H	920	
2	K	920	
2	N	920	
2	Q	920	
2	T	920	
2	W	920	
2	Z	920	
2	c	920	
3	C	394	
3	F	394	
3	I	394	
3	L	394	
3	O	394	
3	R	394	
3	U	394	
3	X	394	
3	a	394	
3	d	394	

The following table lists non-polymeric compounds, carbohydrate monomers and non-standard residues in protein, DNA, RNA chains that are outliers for geometric or electron-density-fit crite-

ria:

Mol	Type	Chain	Res	Chirality	Geometry	Clashes	Electron density
4	CUO	A	5001	-	-	X	-
4	CUO	C	3401[A]	-	-	X	-
4	CUO	C	3401[B]	-	-	X	-
4	CUO	C	3402[A]	-	-	X	-
4	CUO	C	3402[B]	-	-	X	-
4	CUO	F	3401[B]	-	-	X	-
4	CUO	F	3402[A]	-	-	X	-
4	CUO	I	3401[A]	-	-	X	-
4	CUO	I	3402[A]	-	-	X	-
4	CUO	M	2105	-	-	X	-
4	CUO	O	3401[A]	-	-	X	-
4	CUO	O	3401[B]	-	-	X	-
4	CUO	S	2104	-	-	X	-
4	CUO	U	3401[A]	-	-	X	-
4	CUO	U	3401[B]	-	-	X	-
4	CUO	X	3401[A]	-	-	X	X
4	CUO	X	3401[B]	-	-	X	X
4	CUO	d	3401[A]	-	-	-	X
4	CUO	d	3401[B]	-	-	-	X
5	NAG	D	5014	-	-	X	-
5	NAG	G	2111	-	-	X	-
5	NAG	G	2112	-	-	X	X
5	NAG	M	2115	-	-	X	-
5	NAG	V	5015	-	-	X	-
5	NAG	V	5016	-	-	X	-

2 Entry composition

There are 7 unique types of molecules in this entry. The entry contains 261470 atoms, of which 0 are hydrogens and 0 are deuteriums.

In the tables below, the ZeroOcc column contains the number of atoms modelled with zero occupancy, the AltConf column contains the number of residues with at least one atom in alternate conformation and the Trace column contains the number of residues modelled with at most 2 atoms.

- Molecule 1 is a protein called hemocyanin.

Mol	Chain	Residues	Atoms					ZeroOcc	AltConf	Trace
1	A	1656	Total	C	N	O	S	0	0	0
			13318	8513	2259	2478	68			
1	D	1656	Total	C	N	O	S	0	0	0
			13318	8513	2259	2478	68			
1	G	1656	Total	C	N	O	S	0	0	0
			13318	8513	2259	2478	68			
1	J	1656	Total	C	N	O	S	0	0	0
			13318	8513	2259	2478	68			
1	M	1656	Total	C	N	O	S	0	0	0
			13318	8513	2259	2478	68			
1	P	1656	Total	C	N	O	S	0	0	0
			13318	8513	2259	2478	68			
1	S	1656	Total	C	N	O	S	0	0	0
			13318	8513	2259	2478	68			
1	V	1656	Total	C	N	O	S	0	0	0
			13318	8513	2259	2478	68			
1	Y	1656	Total	C	N	O	S	0	0	0
			13318	8513	2259	2478	68			
1	b	1656	Total	C	N	O	S	0	0	0
			13318	8513	2259	2478	68			

- Molecule 2 is a protein called hemocyanin.

Mol	Chain	Residues	Atoms					ZeroOcc	AltConf	Trace
2	B	825	Total	C	N	O	S	0	0	0
			6704	4311	1128	1224	41			
2	E	825	Total	C	N	O	S	0	0	0
			6704	4311	1128	1224	41			
2	H	825	Total	C	N	O	S	0	0	0
			6704	4311	1128	1224	41			
2	K	825	Total	C	N	O	S	0	0	0
			6704	4311	1128	1224	41			

Continued on next page...

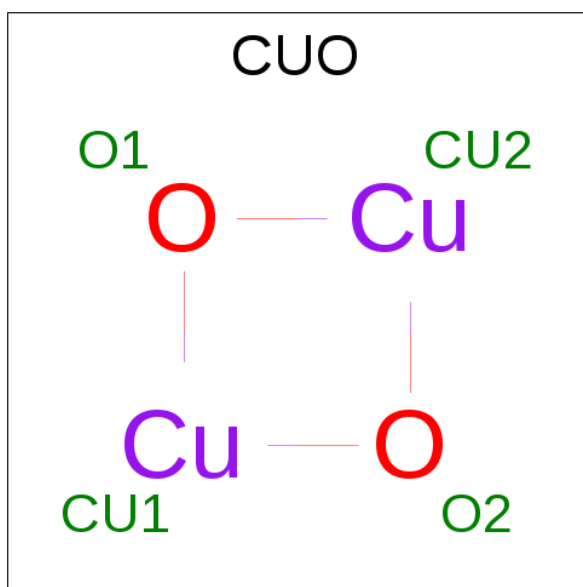
Continued from previous page...

Mol	Chain	Residues	Atoms					ZeroOcc	AltConf	Trace
2	N	825	Total	C	N	O	S	0	0	0
			6704	4311	1128	1224	41			
2	Q	825	Total	C	N	O	S	0	0	0
			6704	4311	1128	1224	41			
2	T	825	Total	C	N	O	S	0	0	0
			6704	4311	1128	1224	41			
2	W	825	Total	C	N	O	S	0	0	0
			6704	4311	1128	1224	41			
2	Z	825	Total	C	N	O	S	0	0	0
			6704	4311	1128	1224	41			
2	c	825	Total	C	N	O	S	0	0	0
			6704	4311	1128	1224	41			

- Molecule 3 is a protein called hemocyanin.

Mol	Chain	Residues	Atoms					ZeroOcc	AltConf	Trace
3	C	366	Total	C	N	O	S	0	366	0
			5912	3808	994	1076	34			
3	F	366	Total	C	N	O	S	0	366	0
			5912	3808	994	1076	34			
3	I	366	Total	C	N	O	S	0	366	0
			5912	3808	994	1076	34			
3	L	366	Total	C	N	O	S	0	366	0
			5912	3808	994	1076	34			
3	O	366	Total	C	N	O	S	0	366	0
			5912	3808	994	1076	34			
3	R	366	Total	C	N	O	S	0	366	0
			5912	3808	994	1076	34			
3	U	366	Total	C	N	O	S	0	366	0
			5912	3808	994	1076	34			
3	X	366	Total	C	N	O	S	0	366	0
			5912	3808	994	1076	34			
3	a	366	Total	C	N	O	S	0	366	0
			5912	3808	994	1076	34			
3	d	366	Total	C	N	O	S	0	366	0
			5912	3808	994	1076	34			

- Molecule 4 is CU2-O2 CLUSTER (three-letter code: CUO) (formula: Cu₂O₂).



Mol	Chain	Residues	Atoms			ZeroOcc	AltConf
4	A	1	Total	Cu	O	0	0
			4	2	2		
4	A	1	Total	Cu	O	0	0
			4	2	2		
4	A	1	Total	Cu	O	0	0
			4	2	2		
4	A	1	Total	Cu	O	0	0
			4	2	2		
4	A	1	Total	Cu	O	0	1
			8	4	4		
4	B	1	Total	Cu	O	0	0
			4	2	2		
4	B	1	Total	Cu	O	0	0
			4	2	2		
4	C	1	Total	Cu	O	0	1
			8	4	4		
4	C	1	Total	Cu	O	0	1
			8	4	4		
4	D	1	Total	Cu	O	0	0
			4	2	2		
4	D	1	Total	Cu	O	0	0
			4	2	2		
4	D	1	Total	Cu	O	0	0
			4	2	2		
4	D	1	Total	Cu	O	0	0
			4	2	2		
4	D	1	Total	Cu	O	0	1
			8	4	4		

Continued on next page...

Continued from previous page...

Mol	Chain	Residues	Atoms			ZeroOcc	AltConf
4	E	1	Total 4	Cu 2	O 2	0	0
4	E	1	Total 4	Cu 2	O 2	0	0
4	F	1	Total 8	Cu 4	O 4	0	1
4	F	1	Total 8	Cu 4	O 4	0	1
4	G	1	Total 8	Cu 4	O 4	0	1
4	G	1	Total 4	Cu 2	O 2	0	0
4	G	1	Total 4	Cu 2	O 2	0	0
4	G	1	Total 4	Cu 2	O 2	0	0
4	G	1	Total 4	Cu 2	O 2	0	0
4	H	1	Total 4	Cu 2	O 2	0	0
4	H	1	Total 4	Cu 2	O 2	0	0
4	I	1	Total 8	Cu 4	O 4	0	1
4	I	1	Total 8	Cu 4	O 4	0	1
4	J	1	Total 4	Cu 2	O 2	0	0
4	J	1	Total 4	Cu 2	O 2	0	0
4	J	1	Total 4	Cu 2	O 2	0	0
4	J	1	Total 4	Cu 2	O 2	0	0
4	J	1	Total 8	Cu 4	O 4	0	1
4	K	1	Total 4	Cu 2	O 2	0	0
4	K	1	Total 4	Cu 2	O 2	0	0
4	M	1	Total 8	Cu 4	O 4	0	1

Continued on next page...

Continued from previous page...

Mol	Chain	Residues	Atoms			ZeroOcc	AltConf
4	M	1	Total 4	Cu 2	O 2	0	0
4	M	1	Total 4	Cu 2	O 2	0	0
4	M	1	Total 4	Cu 2	O 2	0	0
4	M	1	Total 4	Cu 2	O 2	0	0
4	N	1	Total 4	Cu 2	O 2	0	0
4	N	1	Total 4	Cu 2	O 2	0	0
4	O	1	Total 8	Cu 4	O 4	0	1
4	P	1	Total 4	Cu 2	O 2	0	0
4	P	1	Total 4	Cu 2	O 2	0	0
4	P	1	Total 4	Cu 2	O 2	0	0
4	P	1	Total 4	Cu 2	O 2	0	0
4	P	1	Total 8	Cu 4	O 4	0	1
4	Q	1	Total 4	Cu 2	O 2	0	0
4	Q	1	Total 4	Cu 2	O 2	0	0
4	S	1	Total 8	Cu 4	O 4	0	1
4	S	1	Total 4	Cu 2	O 2	0	0
4	S	1	Total 4	Cu 2	O 2	0	0
4	S	1	Total 4	Cu 2	O 2	0	0
4	S	1	Total 4	Cu 2	O 2	0	0
4	T	1	Total 4	Cu 2	O 2	0	0
4	T	1	Total 4	Cu 2	O 2	0	0

Continued on next page...

Continued from previous page...

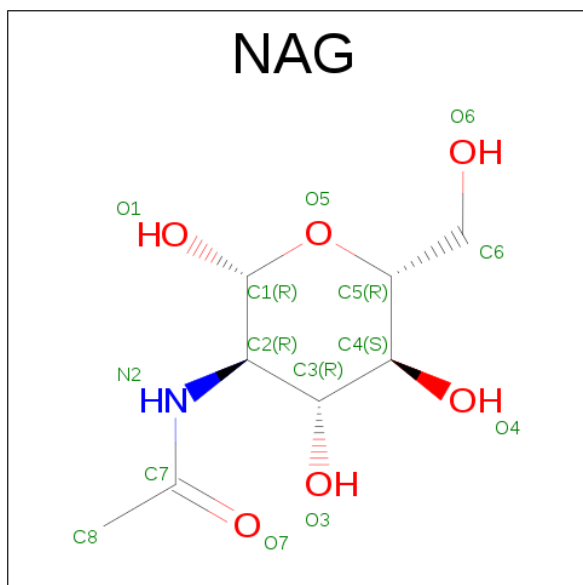
Mol	Chain	Residues	Atoms			ZeroOcc	AltConf
4	U	1	Total 8	Cu 4	O 4	0	1
4	V	1	Total 4	Cu 2	O 2	0	0
4	V	1	Total 4	Cu 2	O 2	0	0
4	V	1	Total 4	Cu 2	O 2	0	0
4	V	1	Total 4	Cu 2	O 2	0	0
4	V	1	Total 8	Cu 4	O 4	0	1
4	W	1	Total 4	Cu 2	O 2	0	0
4	W	1	Total 4	Cu 2	O 2	0	0
4	X	1	Total 8	Cu 4	O 4	0	1
4	Y	1	Total 8	Cu 4	O 4	0	1
4	Y	1	Total 4	Cu 2	O 2	0	0
4	Y	1	Total 4	Cu 2	O 2	0	0
4	Y	1	Total 4	Cu 2	O 2	0	0
4	Y	1	Total 4	Cu 2	O 2	0	0
4	Z	1	Total 4	Cu 2	O 2	0	0
4	Z	1	Total 4	Cu 2	O 2	0	0
4	b	1	Total 8	Cu 4	O 4	0	1
4	b	1	Total 4	Cu 2	O 2	0	0
4	b	1	Total 4	Cu 2	O 2	0	0
4	b	1	Total 4	Cu 2	O 2	0	0
4	b	1	Total 4	Cu 2	O 2	0	0

Continued on next page...

Continued from previous page...

Mol	Chain	Residues	Atoms			ZeroOcc	AltConf
4	c	1	Total	Cu	O	0	0
			4	2	2		
4	c	1	Total	Cu	O	0	0
			4	2	2		
4	d	1	Total	Cu	O	0	1
			8	4	4		

- Molecule 5 is N-ACETYL-D-GLUCOSAMINE (three-letter code: NAG) (formula: $C_8H_{15}NO_6$).



Mol	Chain	Residues	Atoms				ZeroOcc	AltConf
5	A	1	Total	C	N	O	0	0
			14	8	1	5		
5	A	1	Total	C	N	O	0	0
			14	8	1	5		
5	A	1	Total	C	N	O	0	0
			14	8	1	5		
5	A	1	Total	C	N	O	0	0
			14	8	1	5		
5	A	1	Total	C	N	O	0	0
			14	8	1	5		
5	A	1	Total	C	N	O	0	0
			14	8	1	5		
5	A	1	Total	C	N	O	0	0
			14	8	1	5		

Continued on next page...

Continued from previous page...

Mol	Chain	Residues	Atoms				ZeroOcc	AltConf
5	B	1	Total	C	N	O	0	0
			14	8	1	5		
5	B	1	Total	C	N	O	0	0
			14	8	1	5		
5	D	1	Total	C	N	O	0	0
			14	8	1	5		
5	D	1	Total	C	N	O	0	0
			14	8	1	5		
5	D	1	Total	C	N	O	0	0
			14	8	1	5		
5	D	1	Total	C	N	O	0	0
			14	8	1	5		
5	D	1	Total	C	N	O	0	0
			14	8	1	5		
5	D	1	Total	C	N	O	0	0
			14	8	1	5		
5	D	1	Total	C	N	O	0	0
			14	8	1	5		
5	E	1	Total	C	N	O	0	0
			14	8	1	5		
5	E	1	Total	C	N	O	0	0
			14	8	1	5		
5	G	1	Total	C	N	O	0	0
			14	8	1	5		
5	G	1	Total	C	N	O	0	0
			14	8	1	5		
5	G	1	Total	C	N	O	0	0
			14	8	1	5		
5	G	1	Total	C	N	O	0	0
			14	8	1	5		
5	G	1	Total	C	N	O	0	0
			14	8	1	5		
5	G	1	Total	C	N	O	0	0
			14	8	1	5		
5	H	1	Total	C	N	O	0	0
			14	8	1	5		

Continued on next page...

Continued from previous page...

Mol	Chain	Residues	Atoms				ZeroOcc	AltConf
5	H	1	Total	C	N	O	0	0
			14	8	1	5		
5	J	1	Total	C	N	O	0	0
			14	8	1	5		
5	J	1	Total	C	N	O	0	0
			14	8	1	5		
5	J	1	Total	C	N	O	0	0
			14	8	1	5		
5	J	1	Total	C	N	O	0	0
			14	8	1	5		
5	J	1	Total	C	N	O	0	0
			14	8	1	5		
5	J	1	Total	C	N	O	0	0
			14	8	1	5		
5	J	1	Total	C	N	O	0	0
			14	8	1	5		
5	K	1	Total	C	N	O	0	0
			14	8	1	5		
5	K	1	Total	C	N	O	0	0
			14	8	1	5		
5	M	1	Total	C	N	O	0	0
			14	8	1	5		
5	M	1	Total	C	N	O	0	0
			14	8	1	5		
5	M	1	Total	C	N	O	0	0
			14	8	1	5		
5	M	1	Total	C	N	O	0	0
			14	8	1	5		
5	M	1	Total	C	N	O	0	0
			14	8	1	5		
5	M	1	Total	C	N	O	0	0
			14	8	1	5		
5	M	1	Total	C	N	O	0	0
			14	8	1	5		
5	N	1	Total	C	N	O	0	0
			14	8	1	5		
5	N	1	Total	C	N	O	0	0
			14	8	1	5		

Continued on next page...

Continued from previous page...

Mol	Chain	Residues	Atoms				ZeroOcc	AltConf
5	P	1	Total	C	N	O	0	0
			14	8	1	5		
5	P	1	Total	C	N	O	0	0
			14	8	1	5		
5	P	1	Total	C	N	O	0	0
			14	8	1	5		
5	P	1	Total	C	N	O	0	0
			14	8	1	5		
5	P	1	Total	C	N	O	0	0
			14	8	1	5		
5	P	1	Total	C	N	O	0	0
			14	8	1	5		
5	P	1	Total	C	N	O	0	0
			14	8	1	5		
5	Q	1	Total	C	N	O	0	0
			14	8	1	5		
5	Q	1	Total	C	N	O	0	0
			14	8	1	5		
5	S	1	Total	C	N	O	0	0
			14	8	1	5		
5	S	1	Total	C	N	O	0	0
			14	8	1	5		
5	S	1	Total	C	N	O	0	0
			14	8	1	5		
5	S	1	Total	C	N	O	0	0
			14	8	1	5		
5	S	1	Total	C	N	O	0	0
			14	8	1	5		
5	S	1	Total	C	N	O	0	0
			14	8	1	5		
5	T	1	Total	C	N	O	0	0
			14	8	1	5		
5	T	1	Total	C	N	O	0	0
			14	8	1	5		
5	V	1	Total	C	N	O	0	0
			14	8	1	5		

Continued on next page...

Continued from previous page...

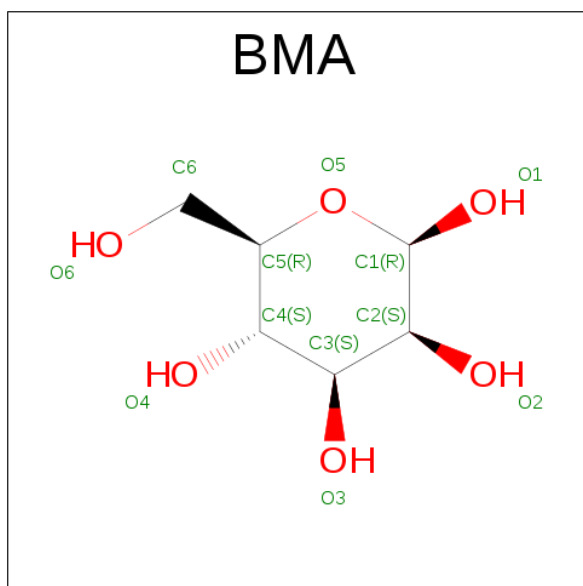
Mol	Chain	Residues	Atoms				ZeroOcc	AltConf
5	V	1	Total	C	N	O	0	0
			14	8	1	5		
5	V	1	Total	C	N	O	0	0
			14	8	1	5		
5	V	1	Total	C	N	O	0	0
			14	8	1	5		
5	V	1	Total	C	N	O	0	0
			14	8	1	5		
5	V	1	Total	C	N	O	0	0
			14	8	1	5		
5	V	1	Total	C	N	O	0	0
			14	8	1	5		
5	V	1	Total	C	N	O	0	0
			14	8	1	5		
5	W	1	Total	C	N	O	0	0
			14	8	1	5		
5	W	1	Total	C	N	O	0	0
			14	8	1	5		
5	Y	1	Total	C	N	O	0	0
			14	8	1	5		
5	Y	1	Total	C	N	O	0	0
			14	8	1	5		
5	Y	1	Total	C	N	O	0	0
			14	8	1	5		
5	Y	1	Total	C	N	O	0	0
			14	8	1	5		
5	Y	1	Total	C	N	O	0	0
			14	8	1	5		
5	Y	1	Total	C	N	O	0	0
			14	8	1	5		
5	Y	1	Total	C	N	O	0	0
			14	8	1	5		
5	Z	1	Total	C	N	O	0	0
			14	8	1	5		
5	Z	1	Total	C	N	O	0	0
			14	8	1	5		
5	b	1	Total	C	N	O	0	0
			14	8	1	5		
5	b	1	Total	C	N	O	0	0
			14	8	1	5		

Continued on next page...

Continued from previous page...

Mol	Chain	Residues	Atoms				ZeroOcc	AltConf
5	b	1	Total	C	N	O	0	0
			14	8	1	5		
5	b	1	Total	C	N	O	0	0
			14	8	1	5		
5	b	1	Total	C	N	O	0	0
			14	8	1	5		
5	b	1	Total	C	N	O	0	0
			14	8	1	5		
5	b	1	Total	C	N	O	0	0
			14	8	1	5		
5	c	1	Total	C	N	O	0	0
			14	8	1	5		
5	c	1	Total	C	N	O	0	0
			14	8	1	5		

- Molecule 6 is BETA-D-MANNOSE (three-letter code: BMA) (formula: $C_6H_{12}O_6$).



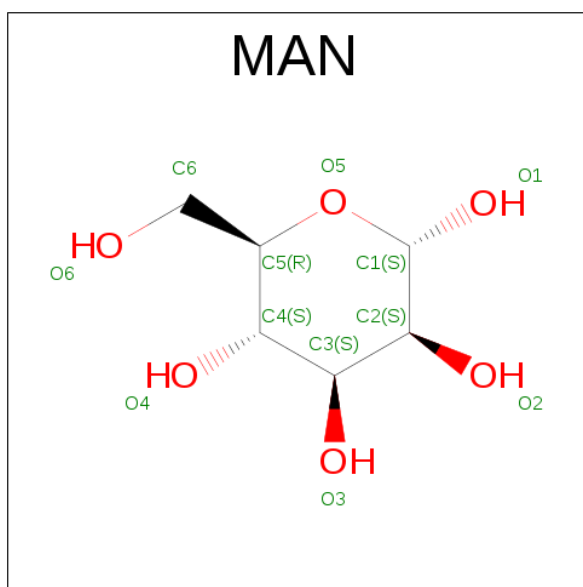
Mol	Chain	Residues	Atoms			ZeroOcc	AltConf
6	A	1	Total	C	O	0	0
			11	6	5		
6	A	1	Total	C	O	0	0
			11	6	5		
6	D	1	Total	C	O	0	0
			11	6	5		

Continued on next page...

Continued from previous page...

Mol	Chain	Residues	Atoms			ZeroOcc	AltConf
6	D	1	Total	C	O	0	0
			11	6	5		
6	G	1	Total	C	O	0	0
			11	6	5		
6	J	1	Total	C	O	0	0
			11	6	5		
6	M	1	Total	C	O	0	0
			11	6	5		
6	M	1	Total	C	O	0	0
			11	6	5		
6	M	1	Total	C	O	0	0
			11	6	5		
6	P	1	Total	C	O	0	0
			11	6	5		
6	P	1	Total	C	O	0	0
			11	6	5		
6	S	1	Total	C	O	0	0
			11	6	5		
6	T	1	Total	C	O	0	0
			11	6	5		
6	V	1	Total	C	O	0	0
			11	6	5		
6	V	1	Total	C	O	0	0
			11	6	5		
6	V	1	Total	C	O	0	0
			11	6	5		
6	V	1	Total	C	O	0	0
			11	6	5		
6	Y	1	Total	C	O	0	0
			11	6	5		
6	Y	1	Total	C	O	0	0
			11	6	5		
6	b	1	Total	C	O	0	0
			11	6	5		
6	b	1	Total	C	O	0	0
			11	6	5		

- Molecule 7 is ALPHA-D-MANNOSE (three-letter code: MAN) (formula: C₆H₁₂O₆).

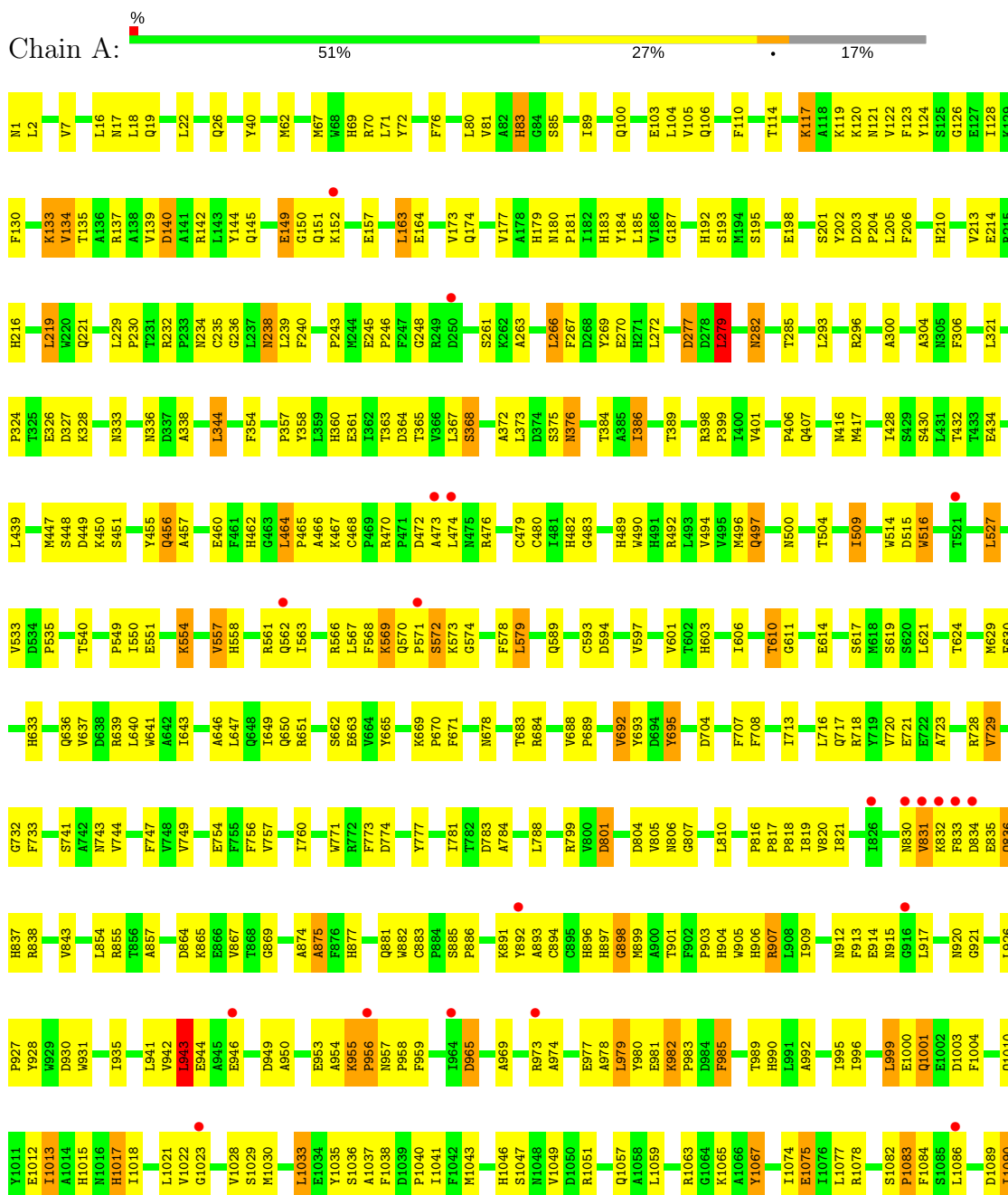


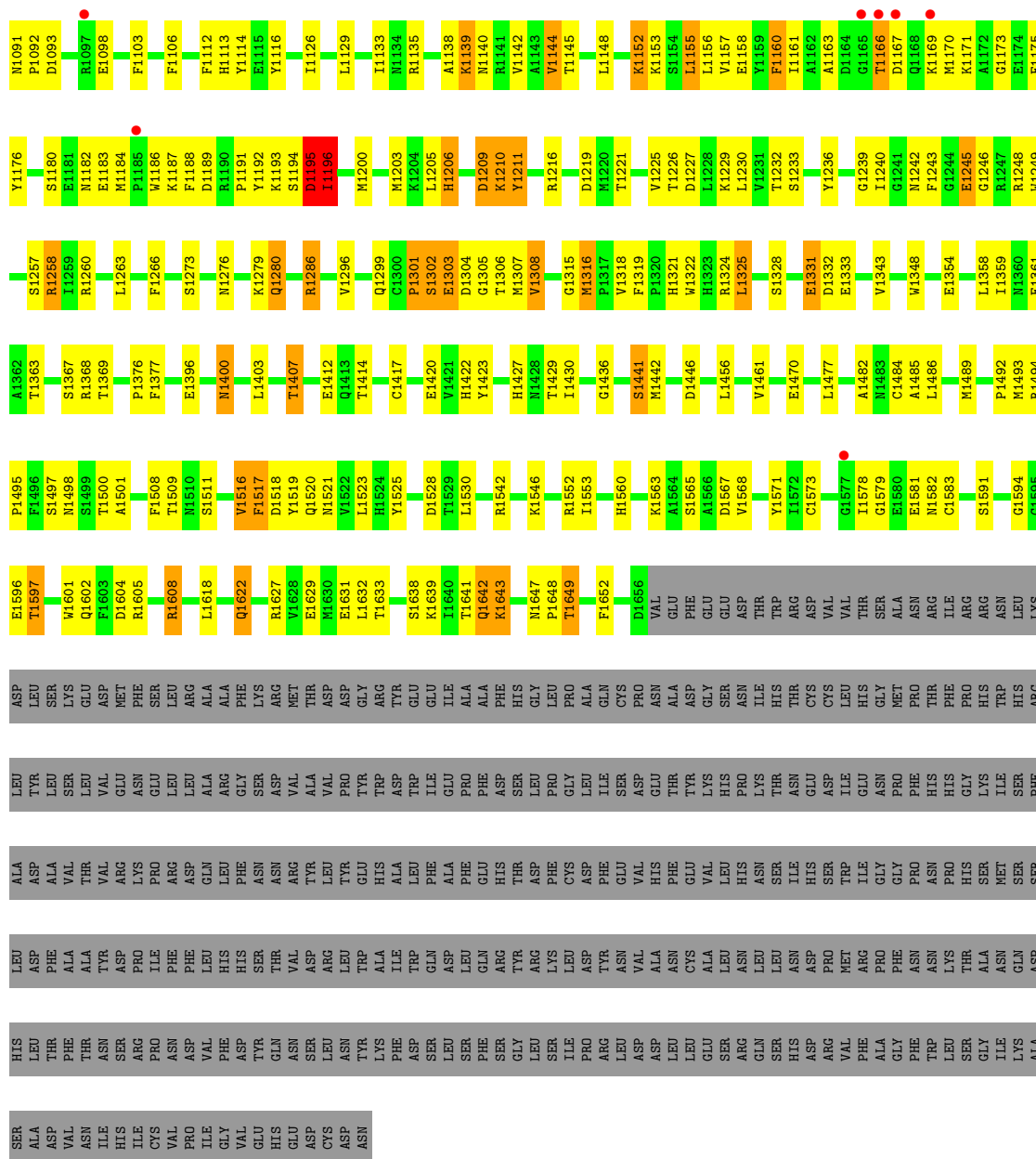
Mol	Chain	Residues	Atoms			ZeroOcc	AltConf
7	A	1	Total	C	O	0	0
			11	6	5		
7	D	1	Total	C	O	0	0
			11	6	5		
7	M	1	Total	C	O	0	0
			11	6	5		
7	M	1	Total	C	O	0	0
			11	6	5		
7	M	1	Total	C	O	0	0
			11	6	5		
7	S	1	Total	C	O	0	0
			11	6	5		
7	V	1	Total	C	O	0	0
			11	6	5		
7	Y	1	Total	C	O	0	0
			11	6	5		
7	b	1	Total	C	O	0	0
			11	6	5		

3 Residue-property plots

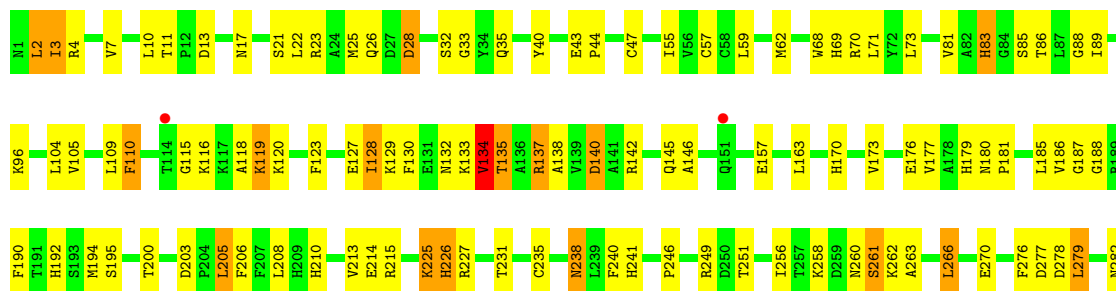
These plots are drawn for all protein, RNA and DNA chains in the entry. The first graphic for a chain summarises the proportions of the various outlier classes displayed in the second graphic. The second graphic shows the sequence view annotated by issues in geometry and electron density. Residues are color-coded according to the number of geometric quality criteria for which they contain at least one outlier: green = 0, yellow = 1, orange = 2 and red = 3 or more. A red dot above a residue indicates a poor fit to the electron density ($RSRZ > 2$). Stretches of 2 or more consecutive residues without any outlier are shown as a green connector. Residues present in the sample, but not in the model, are shown in grey.

• Molecule 1: hemocyanin





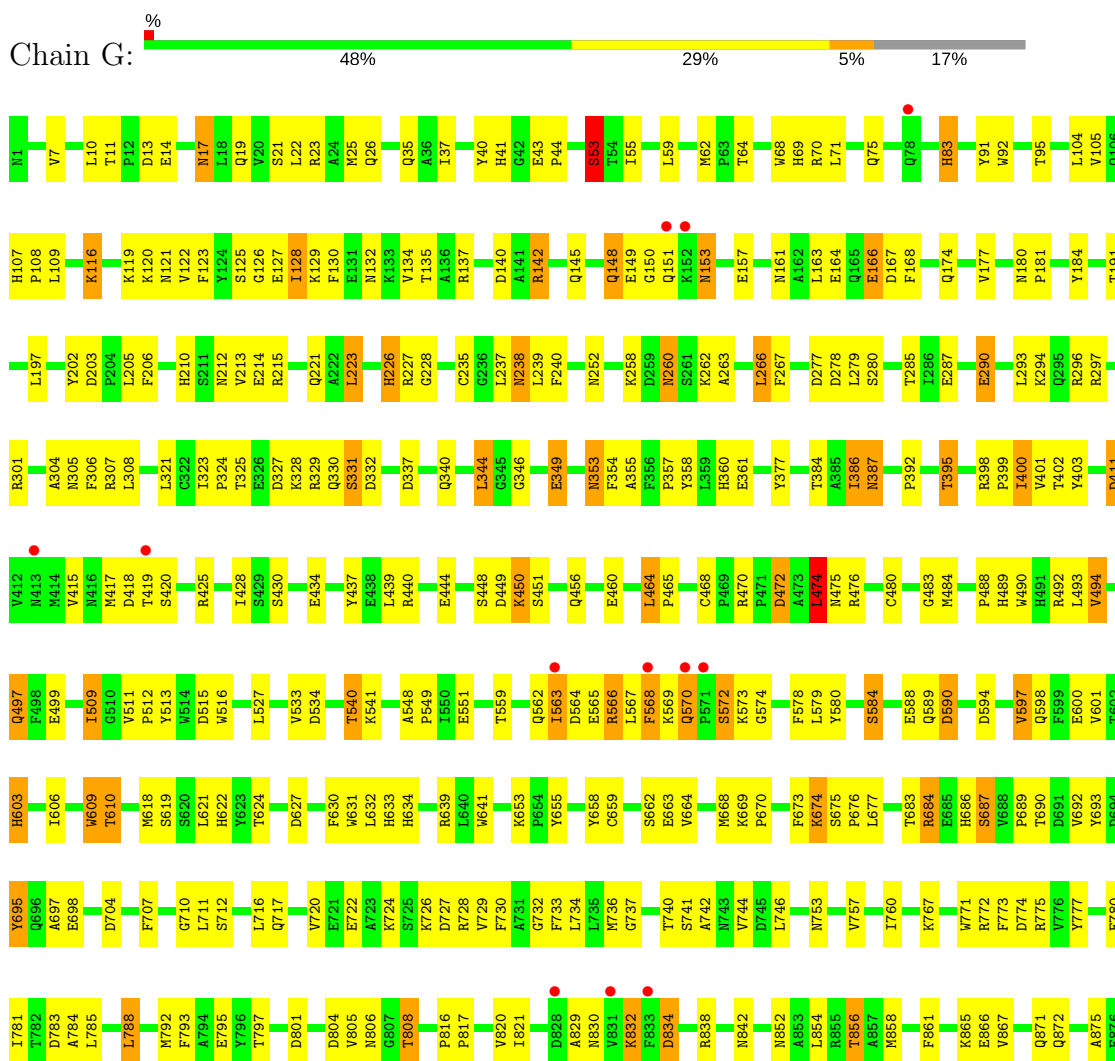
• Molecule 1: hemocyanin



D1604	R1505	H1406	T1306	K1210	L1129	L1033	P958	V967	V157	M688	S572	H482	R398	T285
R1605	L1506	T1407	M1307	Y1211	L1129	E1034	P959	V970	G758	K669	K573	G483	P399	T285
K1616	T1507	H1408	V1308	I1217	I1133	Y1035	P960	Y870	S759	P670	G574	M494	V401	L289
K1617	F1508	F1409	T1310	I1221	M1140	A1037	S961	H877	G962	F671	F578	P488	Q407	R296
M1621	S1511	V1410	C1311	T1221	V1144	I1041	A963	T880	S766	F673	L579	H489	G408	R296
Q1622	V1516	F1411	G1312	L1228	V1144	F1042	I964	Q881	K767	S675	L583	W490	D411	R301
R1627	Y1519	T1414	H1314	K1229	V1144	H1045	D965	Q882	W771	P676	F587	L493	A304	N305
E1628	Q1520	T1414	G1315	L1148	E1149	H1046	S966	C883	W772	L677	E588	V494	N416	F306
M1630	Y1525	E1420	M1316	E1149	L1148	H1045	S970	P884	W772	L677	Q589	Q497	M417	N316
E1631	Y1526	H1422	P1317	K1152	K1153	N1047	T971	S885	Y777	M679	T602	F498	D418	N317
T1632	K1527	V1423	F1320	K1153	S1154	V1049	S972	D887	E780	K682	H603	E499	T419	R318
T1633	Y1527	E1424	I1235	S1154	L1156	D1050	P975	K891	I781	T683	H603	S507	S420	R318
V1634	D1528	H1425	Y1236	L1156	V1157	R1051	L379	Y892	A784	R694	V597	P508	R423	I319
A1635	T1529	L1426	G1239	V1157	F1160	T1055	Y980	A893	L785	E695	V601	I509	F424	K320
N1636	L1530	H1427	I1240	F1160	F1160	V1056	P983	C895	L788	P689	T602	G510	R425	L321
G1637	S1638	W1433	G1241	I1161	Q1057	A1058	D984	H896	L788	P689	H603	V511	T432	C322
S1638	K1639	G1435	N1242	I1161	Q1057	Q1060	P985	H897	E795	V692	H603	Y513	T433	T325
I1640	Q1639	G1435	G1244	G1165	Q1060	Q1060	P986	H897	E795	V692	H603	Y514	E434	E326
T1641	T1641	H1437	F1247	T1166	Q1060	Q1060	P987	H897	E795	V692	H603	D515	E435	E326
I1644	R1542	D1438	R1247	D1167	R1063	R1063	Y988	A900	R799	Y703	H609	W516	L439	R329
I1643	T1543	R1248	R1248	Q1168	G1064	G1064	T989	T901	W800	Y703	H609	T517	N333	N333
M1647	N1547	W1249	W1249	K1169	K1065	K1065	H990	P902	D801	D704	S613	K518	R440	N336
I1650	R1550	H1440	V1343	A1169	A1066	A1066	L991	H904	K803	L706	S619	P519	V441	D337
D1651	D1551	S1257	K1171	K1171	Y1067	Y1067	I995	H905	K803	L706	S619	A522	N442	N336
F1652	R1552	R1260	R1260	A1172	E1075	E1075	I996	H906	K803	L706	S619	A522	N442	N336
D1656	I1562	F1266	F1266	E1174	I1076	I1076	S997	R907	N806	F708	L621	L527	E444	A338
VAL	K1563	F1266	F1266	F1175	L1077	L1077	A998	L908	G607	L711	L621	L527	E444	A338
PHE	A1564	M1271	M1271	Y1176	R1078	R1078	L999	I909	T808	L711	L621	L527	E444	A338
GLU	V1568	N1271	N1271	V1177	S1082	S1082	E1000	N915	T813	L716	L621	L527	E444	A338
ASP	C1573	R1275	R1275	E1181	P1083	P1083	Q1001	N915	T813	L716	L621	L527	E444	A338
THR	V1574	N1276	N1276	N1182	F1084	F1084	Q1001	N915	T813	L716	L621	L527	E444	A338
TRP	P1575	F1278	F1278	W1186	S1085	S1085	E1008	N915	T813	L716	L621	L527	E444	A338
ASP	T1576	Q1280	Q1280	K1187	N1091	N1091	Y928	N915	T813	L716	L621	L527	E444	A338
ARG	G1577	W1281	W1281	F1188	P1092	P1092	Y929	N915	T813	L716	L621	L527	E444	A338
VAL	I1578	A1282	A1282	D1189	T1096	T1096	W931	N915	T813	L716	L621	L527	E444	A338
VAL	G1579	D1283	D1283	R1190	T1096	T1096	W931	N915	T813	L716	L621	L527	E444	A338
THR	E1580	F1378	F1378	F1191	T1096	T1096	W931	N915	T813	L716	L621	L527	E444	A338
SER	E1581	F1378	F1378	Y1192	T1096	T1096	W931	N915	T813	L716	L621	L527	E444	A338
ALA	N1582	F1384	F1384	D1196	T1096	T1096	W931	N915	T813	L716	L621	L527	E444	A338
ASN	C1583	E1385	E1385	T1197	T1096	T1096	W931	N915	T813	L716	L621	L527	E444	A338
ARG	G1584	D1390	D1390	Y1198	T1096	T1096	W931	N915	T813	L716	L621	L527	E444	A338
ARG	N1585	R1391	R1391	V1199	T1096	T1096	W931	N915	T813	L716	L621	L527	E444	A338
ARG	G1595	D1392	D1392	M1200	T1096	T1096	W931	N915	T813	L716	L621	L527	E444	A338
ASN	E1596	Q1299	Q1299	Q1203	T1096	T1096	W931	N915	T813	L716	L621	L527	E444	A338
LEU	E1597	C1300	C1300	Y1204	T1096	T1096	W931	N915	T813	L716	L621	L527	E444	A338
LYS	E1598	P1301	P1301	Y1204	T1096	T1096	W931	N915	T813	L716	L621	L527	E444	A338
ASP	S1497	S1302	S1302	Y1204	T1096	T1096	W931	N915	T813	L716	L621	L527	E444	A338
LEU	N1498	E1303	E1303	Y1204	T1096	T1096	W931	N915	T813	L716	L621	L527	E444	A338
SER	W1601	D1304	D1304	Y1204	T1096	T1096	W931	N915	T813	L716	L621	L527	E444	A338
SER		G1305	G1305	D1209	T1096	T1096	W931	N915	T813	L716	L621	L527	E444	A338

[illegible]

- Molecule 1: hemocyanin



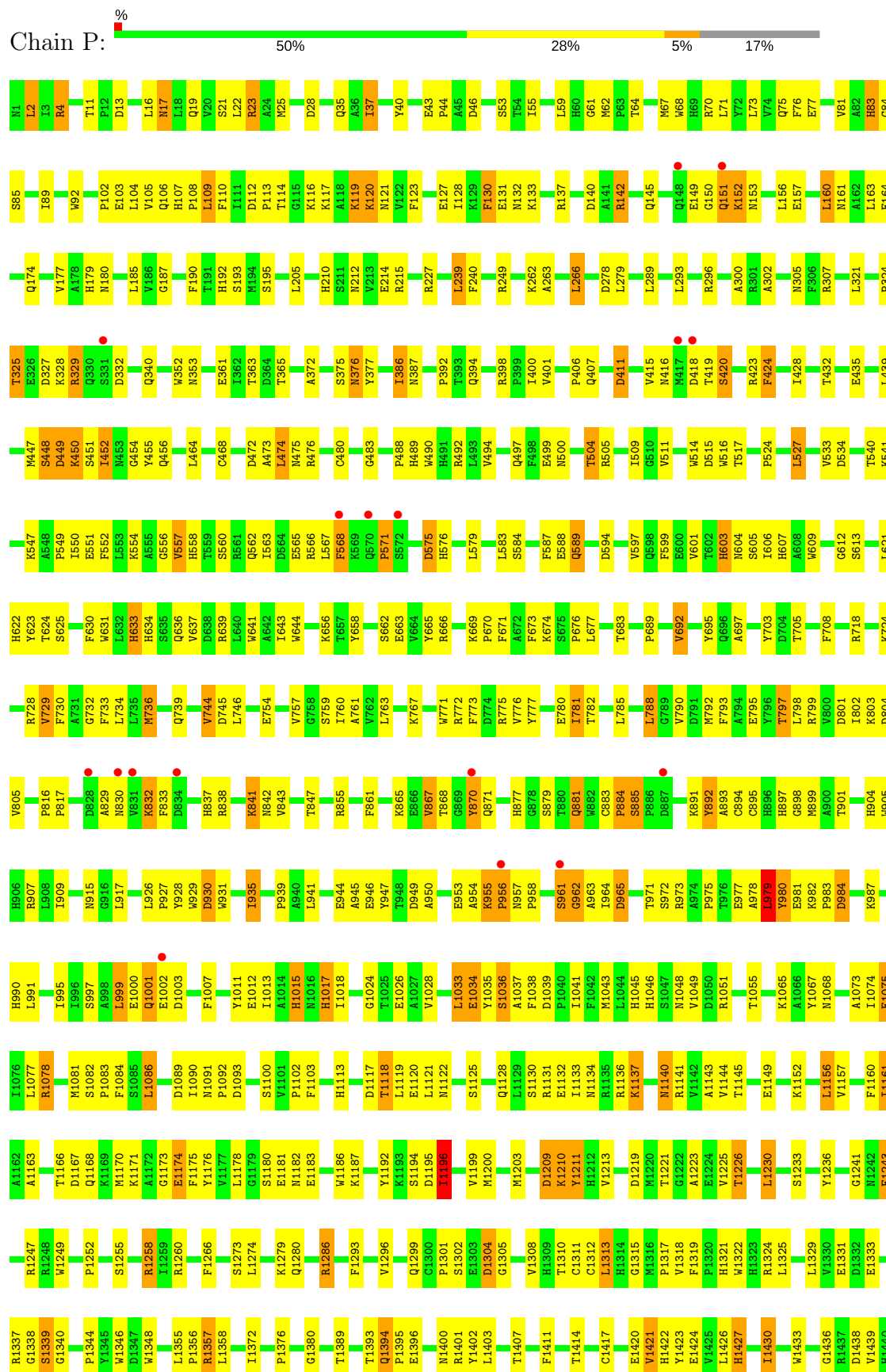






ASN	THR	ALA	THR	LEU	GLU	E1614	M1493	M1400	I1290	T1197	E1098	G1010	R855	Q717
ILE	VAL	TYR	VAL	VAL	ASP	K1617	R1494	L1403	I1296	L1205	Y1099	Y1011	R861	Q728
ILE	ARG	ASP	ARG	GLU	MET	L1618	S1497	L1406	V1296	H1206	S1100	E1012	A862	V729
VAL	LEU	PHE	ARG	LEU	SER	N1621	R1505	H1406	G1300	T1207	F1103	A1014	A863	L735
PRO	ASP	ASP	ASP	LEU	ARG	Q1622	R1509	V1410	P1301	D1209	D1104	H1015	D864	S741
VAL	GLN	LEU	GLN	ALA	ALA	S1623	M1510	V1414	S1302	K1210	V1105	H1017	V867	
GLY	LEU	HIS	PHE	ARG	ALA	R1624	S1511	T1414	E1303	Y1211	F1106	I1018	T868	
VAL	LEU	HIS	ASN	GLY	PHE	S1624	R1512	T1414	D1304	H1212	K1110	H1019	G869	V744
ASN	ASP	THR	LYS	SER	LYS	R1627	R1516	V1421	M1307	L1215	N1111	A1020	Y870	F747
GLY	ASP	THR	ASP	ASP	MET	V1628	V1516	H1422	V1308	D1219	H1112	L1021	Q871	
ASP	VAL	VAL	MET	VAL	THR	E1629	V1516	E1423	V1308	G1023	H1113	V1022	Q872	F756
ASP	ALA	ASP	THR	ALA	ASP	H1630	Q1520	E1424	V1308	G1024	F876	G1024	W873	V757
LEU	VAL	ASP	ASP	VAL	ASP	L1632	Q1520	H1427	G1315	T1221	D1117	V1028	H877	I760
TRP	TRP	TRP	GLY	TRP	GLY	L1523	L1523	H1427	H1321	A1223	I1126	S1029	P958	
ALA	ASP	ALA	ASP	ASP	TYR	N1636	L1523	L1430	H1323	A1223	L1129	M1030	F959	G764
TRP	TRP	TRP	TYR	TRP	GLY	G1637	K1526	L1433	R1324	L1228	L1129	E1034	W882	G765
LEU	LEU	TRP	GLY	TRP	GLY	S1638	K1527	W1433	R1324	K1229	I1133	Y1035	S961	S766
GLN	PHE	GLN	GLU	ILE	GLU	K1639	Y1527	L1434	S1328	L1230	I1133	Y1035	C883	
ASP	ALA	ASP	ILE	GLU	ILE	I1640	D1528	G1435	L1329	V1231	K1139	S1036	P884	E768
LEU	ALA	LEU	PRO	PRO	ALA	T1641	E1541	G1436	V1330	T1232	K1139	S1036	S885	
PHE	PHE	ALA	PHE	PHE	ALA	Q1642	R1542	G1437	E1331	S1233	N1140	D867	P886	
ALA	ALA	ALA	ASP	ASP	PHE	K1643	R1542	D1433	E1331	T1233	D965	D867	D887	R772
HIS	THR	THR	SER	SER	HIS			D1433	E1331	L1044	S966	M1043	A888	F773
GLY	ASP	ASP	GLY	LEU	GLY	T1649	K1546	V1439	L1335	Y1236	I979	H1045	R891	
ASP	ASP	ASP	LEU	LEU	LEU	I1650	K1546	H1440	A1336	H1046	Y980	H1046	Q968	I781
LYS	PHE	LYS	PRO	PRO	LEU	F1651	R1550	S1441	R1337	G1239	T1145	H1046	Y892	
ASP	GLY	GLY	GLY	GLY	GLY	T1652	R1550	M1442	G1338	I1240	F1146	A893	D782	D783
TYR	PHE	ASP	ASP	LEU	ALA	V1653	I1553	M1442	S1339	G1244	Y1159	C894	A784	A784
ASN	GLU	ASN	GLN	ILE	GLN			D1446	G1340	N1242	A974	D1050	C895	L785
CYS	GLY	GLY	CYS	SER	CYS				E1340	F1243	P975	L1059	H896	
PRO	ASP	VAL	PRO	ASP	PRO	D1656	L1559		G1340	G1244	P975	Q1060	H897	T797
ASN	VAL	ASN	ASN	ASP	ASN				P1344	R1247	L979	Q1060	N899	L798
ASN	HIS	ALA	ASN	THR	ASN	VAL	D1567	L1456	P1344	R1248	Y980	R1063	A900	D801
LEU	LEU	ALA	LEU	THR	ASN	GLU	V1568	H1457	P1344	W1249	E981	D804	A900	
GLY	GLY	CYS	GLY	THR	ASN	PHE	V1568	H1458	L1357	I1250	K982	H904	T901	D804
LYS	LYS	LYS	LYS	LYS	ILE	GLY	Y1571	S1459	L1358	A1256	P983	W905		V805
ASN	PRO	ASN	ASN	PRO	THR	ASP		N1460	L1358	S1257	I1076	H906		T808
ASN	ASN	ASN	ASN	ASN	THR	P1575	P1575	V1461	L1358	A1256	I1076	R907	A809	A809
THR	THR	THR	THR	THR	THR	T1576	T1576	V1461	E1361	R1258	I1076	L908	L810	L810
THR	THR	THR	THR	THR	THR	G1577	G1577	W1465	E1361	I1259	I1076	I909	I909	
ASP	ASP	ASP	ASP	ASP	ASP	I1578	I1578	E1470	A1362	R1260	P1080	I991	D828	D828
ASP	ASP	ASP	ASP	ASP	ASP	G1579	G1579	L1471	T1363	K1261	M1081	A992	V831	V831
VAL	TRP	TRP	TRP	TRP	CYS	E1580	E1580	Q1472	T1363	N1262	P1081	I995	D834	D834
ILE	ILE	ILE	ILE	ILE	LEU	E1581	E1581	R1473	M1366	L1263	S1082	I996	E835	E835
GLY	GLY	GLY	GLY	GLY	THR	N1582	N1582	Y1474	S1367	L1263	P1083	I996	Q836	Q836
PRO	PRO	PRO	PRO	PRO	ALA	C1583	C1583	K1475	R1368	F1266	F1084	I999	R837	R837
ASN	ASN	ASN	ASN	ASN	ASN	G1584	G1584	L1477	T1369		S1085	I999	W922	W922
ASN	ASN	ASN	ASN	ASN	THR	L1477	L1477	S1478	Q1371		L1086	I999	I926	I926
THR	THR	THR	THR	THR	PHE			Y1479	I1372	S1273	L1090	E1002	P927	P927
PRO	PRO	PRO	PRO	PRO	THR				I1372	L1274	N1091	E1002	K841	K841
ASN	ASN	ASN	ASN	ASN	ASN	C1484	E1596	C1484	F1378	K1279	P1092	C1005	H842	H842
ASN	ASN	ASN	ASN	ASN	ASN	A1485	T1597	A1485	F1378	Q1280	D1093	D1006	V843	V843
LYS	LYS	LYS	LYS	LYS	LYS	L1486	W1601	L1486	D1390	D1283	A1094	F1007	W929	W929
LEU	LEU	LEU	LEU	LEU	LEU				R1391	D1286	M1095	E1008	D930	D930
ASP	ASP	ASP	ASP	ASP	ASP	M1489	D1604	M1489	T1393		T1096	E1008	W931	W931
ASP	ASP	ASP	ASP	ASP	ASP	R1605	R1605	P1492	Q1394		I1196	V1009	L854	L854
ASN	ALA	PHE	ALA	VAL	SER									

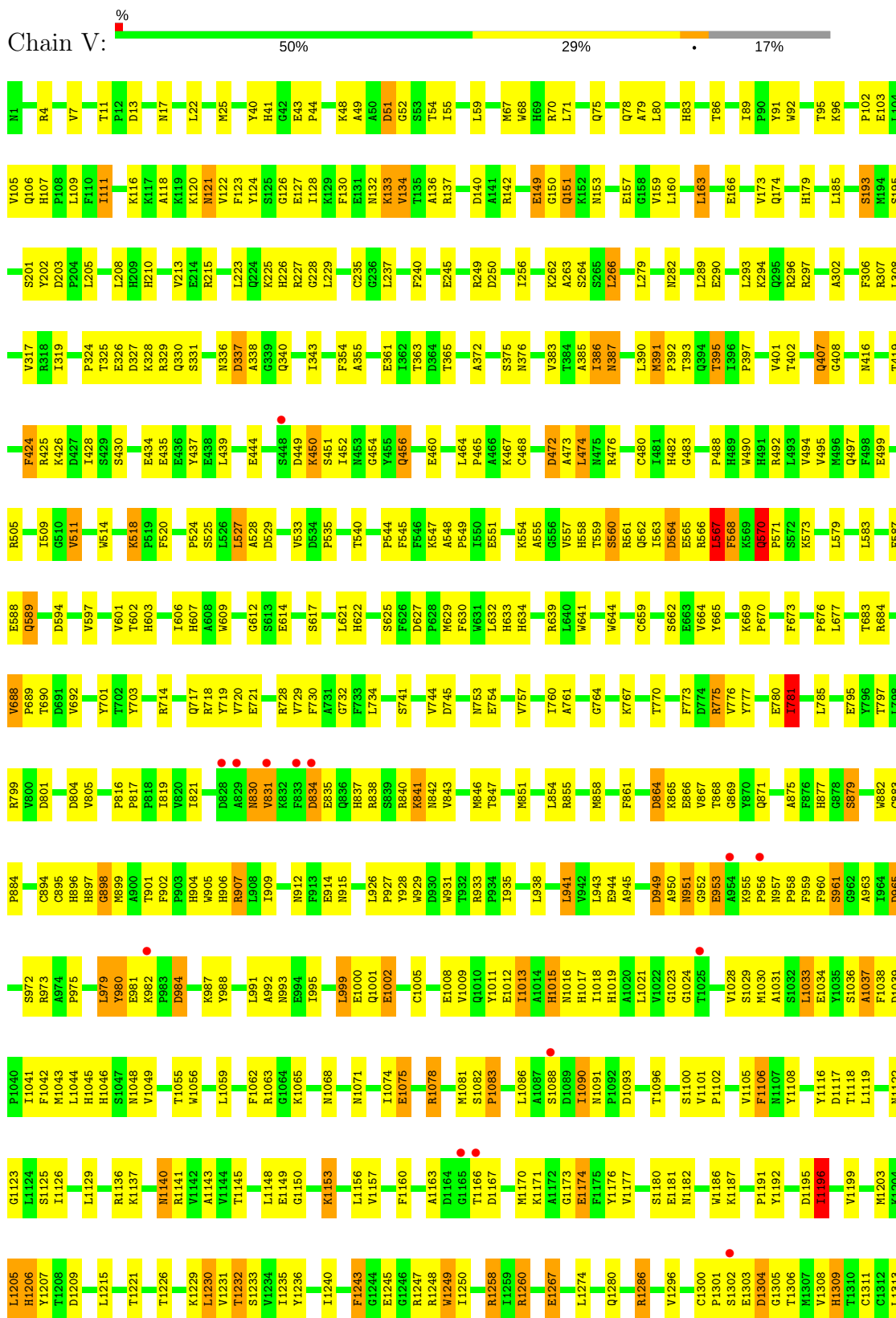
• Molecule 1: hemocyanin

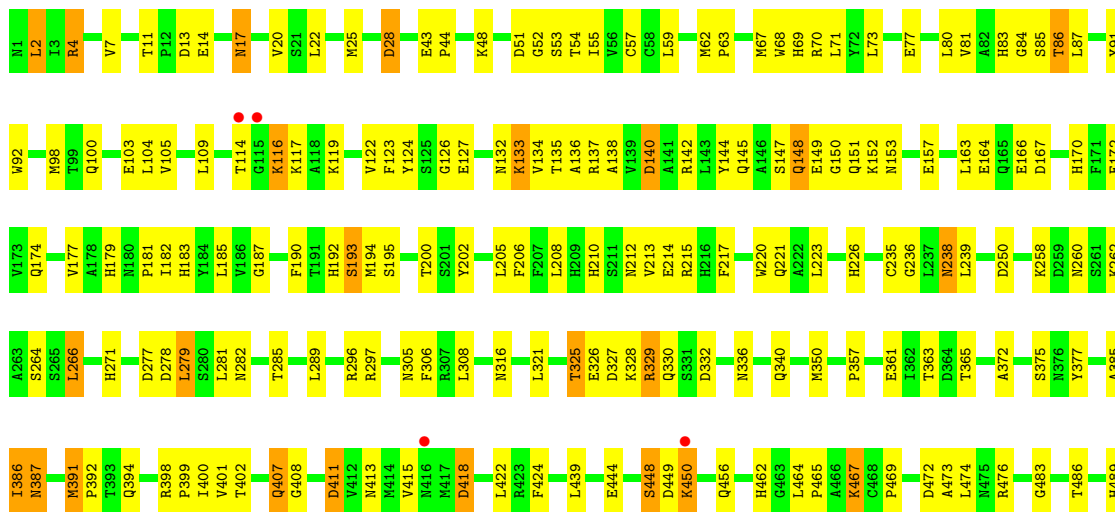






● Molecule 1: hemocyanin



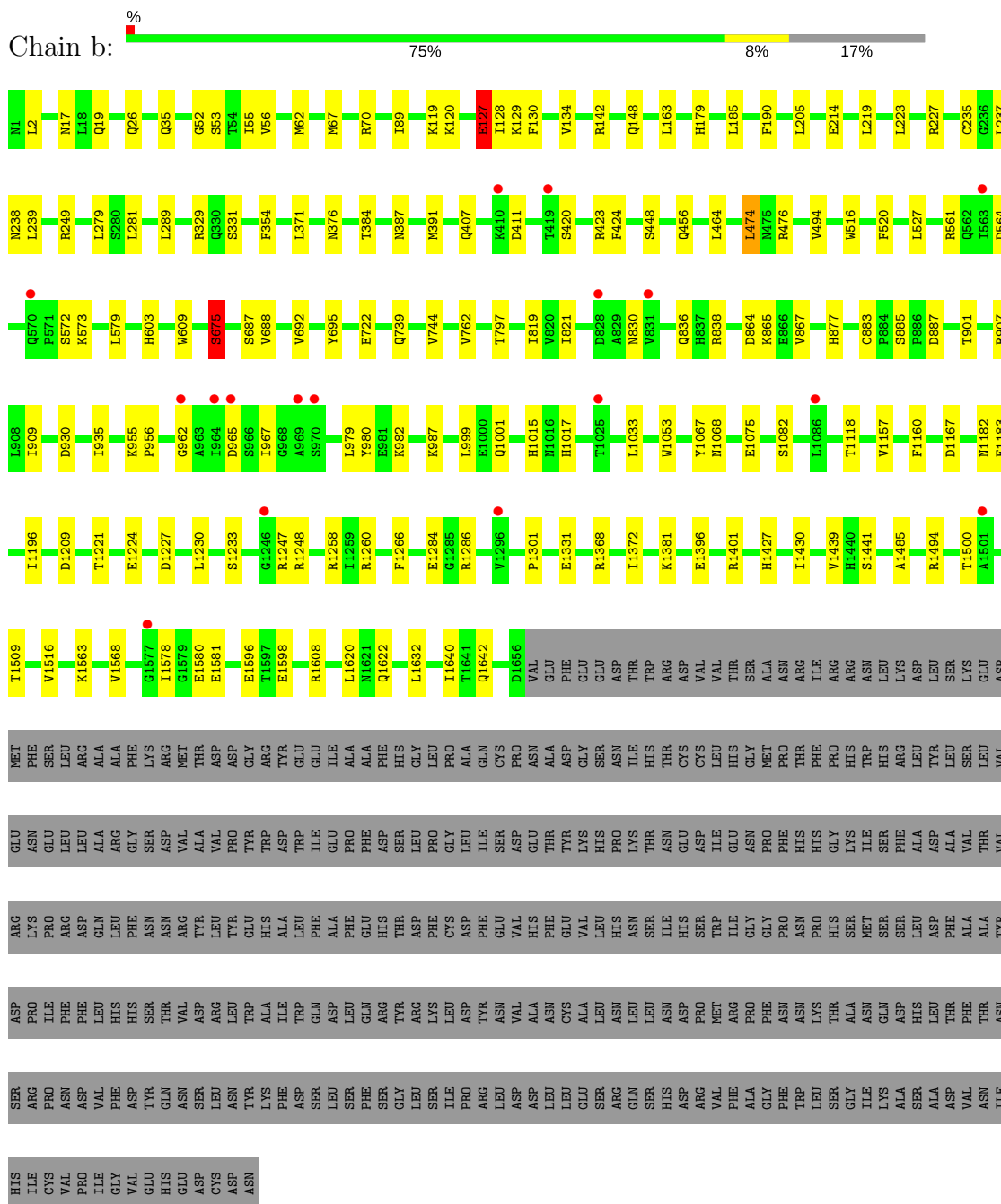


HIS	ASN	THR	ASP	S1565	D1446	Y1447	D1446	Y1447	Y1345	I1253	T1145	H1045	H1046	H957	T880	T881	Q881	Q882	C883	F884	V885	Q886	V887	Q888	V889	Q890	V891	Q892	V893	Q894	V895	Q896	V897	Q898	V899	Q900	V901	Q902	V903	Q904	V905	Q906	V907	Q908	V909	Q910	V911	Q912	V913	Q914	V915	Q916	V917	Q918	V919	Q920	V921	Q922	V923	Q924	V925	Q926	V927	Q928	V929	Q930	V931	Q932	V933	Q934	V935	Q936	V937	Q938	V939	Q940	V941	Q942	V943	Q944	V945	Q946	V947	Q948	V949	Q950	V951	Q952	V953	Q954	V955	Q956	V957	Q958	V959	Q960	V961	Q962	V963	Q964	V965	Q966	V967	Q968	V969	Q970	V971	Q972	V973	Q974	V975	Q976	V977	Q978	V979	Q980	V981	Q982	V983	Q984	V985	Q986	V987	Q988	V989	Q990	V991	Q992	V993	Q994	V995	Q996	V997	Q998	V999	Q1000	V1001	Q1002	V1003	Q1004	V1005	Q1006	V1007	Q1008	V1009	Q1010	V1011	Q1012	V1013	Q1014	V1015	Q1016	V1017	Q1018	V1019	Q1020	V1021	Q1022	V1023	Q1024	V1025	Q1026	V1027	Q1028	V1029	Q1030	V1031	Q1032	V1033	Q1034	V1035	Q1036	V1037	Q1038	V1039	Q1040	V1041	Q1042	V1043	Q1044	V1045	Q1046	V1047	Q1048	V1049	Q1050	V1051	Q1052	V1053	Q1054	V1055	Q1056	V1057	Q1058	V1059	Q1060	V1061	Q1062	V1063	Q1064	V1065	Q1066	V1067	Q1068	V1069	Q1070	V1071	Q1072	V1073	Q1074	V1075	Q1076	V1077	Q1078	V1079	Q1080	V1081	Q1082	V1083	Q1084	V1085	Q1086	V1087	Q1088	V1089	Q1090	V1091	Q1092	V1093	Q1094	V1095	Q1096	V1097	Q1098	V1099	Q1100	V1101	Q1102	V1103	Q1104	V1105	Q1106	V1107	Q1108	V1109	Q1110	V1111	Q1112	V1113	Q1114	V1115	Q1116	V1117	Q1118	V1119	Q1120	V1121	Q1122	V1123	Q1124	V1125	Q1126	V1127	Q1128	V1129	Q1130	V1131	Q1132	V1133	Q1134	V1135	Q1136	V1137	Q1138	V1139	Q1140	V1141	Q1142	V1143	Q1144	V1145	Q1146	V1147	Q1148	V1149	Q1150	V1151	Q1152	V1153	Q1154	V1155	Q1156	V1157	Q1158	V1159	Q1160	V1161	Q1162	V1163	Q1164	V1165	Q1166	V1167	Q1168	V1169	Q1170	V1171	Q1172	V1173	Q1174	V1175	Q1176	V1177	Q1178	V1179	Q1180	V1181	Q1182	V1183	Q1184	V1185	Q1186	V1187	Q1188	V1189	Q1190	V1191	Q1192	V1193	Q1194	V1195	Q1196	V1197	Q1198	V1199	Q1200	V1201	Q1202	V1203	Q1204	V1205	Q1206	V1207	Q1208	V1209	Q1210	V1211	Q1212	V1213	Q1214	V1215	Q1216	V1217	Q1218	V1219	Q1220	V1221	Q1222	V1223	Q1224	V1225	Q1226	V1227	Q1228	V1229	Q1230	V1231	Q1232	V1233	Q1234	V1235	Q1236	V1237	Q1238	V1239	Q1240	V1241	Q1242	V1243	Q1244	V1245	Q1246	V1247	Q1248	V1249	Q1250	V1251	Q1252	V1253	Q1254	V1255	Q1256	V1257	Q1258	V1259	Q1260	V1261	Q1262	V1263	Q1264	V1265	Q1266	V1267	Q1268	V1269	Q1270	V1271	Q1272	V1273	Q1274	V1275	Q1276	V1277	Q1278	V1279	Q1280	V1281	Q1282	V1283	Q1284	V1285	Q1286	V1287	Q1288	V1289	Q1290	V1291	Q1292	V1293	Q1294	V1295	Q1296	V1297	Q1298	V1299	Q1300	V1301	Q1302	V1303	Q1304	V1305	Q1306	V1307	Q1308	V1309	Q1310	V1311	Q1312	V1313	Q1314	V1315	Q1316	V1317	Q1318	V1319	Q1320	V1321	Q1322	V1323	Q1324	V1325	Q1326	V1327	Q1328	V1329	Q1330	V1331	Q1332	V1333	Q1334	V1335	Q1336	V1337	Q1338	V1339	Q1340	V1341	Q1342	V1343	Q1344	V1345	Q1346	V1347	Q1348	V1349	Q1350	V1351	Q1352	V1353	Q1354	V1355	Q1356	V1357	Q1358	V1359	Q1360	V1361	Q1362	V1363	Q1364	V1365	Q1366	V1367	Q1368	V1369	Q1370	V1371	Q1372	V1373	Q1374	V1375	Q1376	V1377	Q1378	V1379	Q1380	V1381	Q1382	V1383	Q1384	V1385	Q1386	V1387	Q1388	V1389	Q1390	V1391	Q1392	V1393	Q1394	V1395	Q1396	V1397	Q1398	V1399	Q1400	V1401	Q1402	V1403	Q1404	V1405	Q1406	V1407	Q1408	V1409	Q1410	V1411	Q1412	V1413	Q1414	V1415	Q1416	V1417	Q1418	V1419	Q1420	V1421	Q1422	V1423	Q1424	V1425	Q1426	V1427	Q1428	V1429	Q1430	V1431	Q1432	V1433	Q1434	V1435	Q1436	V1437	Q1438	V1439	Q1440	V1441	Q1442	V1443	Q1444	V1445	Q1446	V1447	Q1448	V1449	Q1450	V1451	Q1452	V1453	Q1454	V1455	Q1456	V1457	Q1458	V1459	Q1460	V1461	Q1462	V1463	Q1464	V1465	Q1466	V1467	Q1468	V1469	Q1470	V1471	Q1472	V1473	Q1474	V1475	Q1476	V1477	Q1478	V1479	Q1480	V1481	Q1482	V1483	Q1484	V1485	Q1486	V1487	Q1488	V1489	Q1490	V1491	Q1492	V1493	Q1494	V1495	Q1496	V1497	Q1498	V1499	Q1500	V1501	Q1502	V1503	Q1504	V1505	Q1506	V1507	Q1508	V1509	Q1510	V1511	Q1512	V1513	Q1514	V1515	Q1516	V1517	Q1518	V1519	Q1520	V1521	Q1522	V1523	Q1524	V1525	Q1526	V1527	Q1528	V1529	Q1530	V1531	Q1532	V1533	Q1534	V1535	Q1536	V1537	Q1538	V1539	Q1540	V1541	Q1542	V1543	Q1544	V1545	Q1546	V1547	Q1548	V1549	Q1550	V1551	Q1552	V1553	Q1554	V1555	Q1556	V1557	Q1558	V1559	Q1560	V1561	Q1562	V1563	Q1564	V1565	Q1566	V1567	Q1568	V1569	Q1570	V1571	Q1572	V1573	Q1574	V1575	Q1576	V1577	Q1578	V1579	Q1580	V1581	Q1582	V1583	Q1584	V1585	Q1586	V1587	Q1588	V1589	Q1590	V1591	Q1592	V1593	Q1594	V1595	Q1596	V1597	Q1598	V1599	Q1600	V1601	Q1602	V1603	Q1604	V1605	Q1606	V1607	Q1608	V1609	Q1610	V1611	Q1612	V1613	Q1614	V1615	Q1616	V1617	Q1618	V1619	Q1620	V1621	Q1622	V1623	Q1624	V1625	Q1626	V1627	Q1628	V1629	Q1630	V1631	Q1632	V1633	Q1634	V1635	Q1636	V1637	Q1638	V1639	Q1640	V1641	Q1642	V1643	Q1644	V1645	Q1646	V1647	Q1648	V1649	Q1650	V1651	Q1652	V1653	Q1654	V1655	Q1656	V1657	Q1658	V1659	Q1660	V1661	Q1662	V1663	Q1664	V1665	Q1666	V1667	Q1668	V1669	Q1670	V1671	Q1672	V1673	Q1674	V1675	Q1676	V1677	Q1678	V1679	Q1680	V1681	Q1682	V1683	Q1684	V1685	Q1686	V1687	Q1688	V1689	Q1690	V1691	Q1692	V1693	Q1694	V1695	Q1696	V1697	Q1698	V1699	Q1700	V1701	Q1702	V1703	Q1704	V1705	Q1706	V1707	Q1708	V1709	Q1710	V1711	Q1712	V1713	Q1714	V1715	Q1716	V1717	Q1718	V1719	Q1720	V1721	Q1722	V1723	Q1724	V1725	Q1726	V1727	Q1728	V1729	Q1730	V1731	Q1732	V1733	Q1734	V1735	Q1736	V1737	Q1738	V1739	Q1740	V1741	Q1742	V1743	Q1744	V1745	Q1746	V1747	Q1748	V1749	Q1750	V1751	Q1752	V1753	Q1754	V1755	Q1756	V1757	Q1758	V1759	Q1760	V1761	Q1762	V1763	Q1764	V1765	Q1766	V1767	Q1768	V1769	Q1770	V1771	Q1772	V1773	Q1774	V1775	Q1776	V1777	Q1778	V1779	Q1780	V1781	Q1782	V1783	Q1784	V1785	Q1786	V1787	Q1788	V1789	Q1790	V1791	Q1792	V1793	Q1794	V1795	Q1796	V1797	Q1798	V1799	Q1800	V1801	Q1802	V1803	Q1804	V1805	Q1806	V1807	Q1808	V1809	Q1810	V1811	Q1812	V1813	Q1814	V1815	Q1816	V1817	Q1818	V1819	Q1820	V1821	Q1822	V1823	Q1824	V1825	Q1826	V1827	Q1828	V1829	Q1830	V1831	Q1832	V1833	Q1834	V1835	Q1836	V1837	Q1838	V1839	Q1840	V1841	Q1842	V1843	Q1844	V1845	Q1846	V1847	Q1848	V1849	Q1850	V1851	Q1852	V1853	Q1854	V1855	Q1856	V1857	Q1858	V1859	Q1860	V1861	Q1862	V1863	Q1864	V1865	Q1866	V1867	Q1868	V1869	Q1870	V1871	Q1872	V1873	Q1874	V1875	Q1876	V1877	Q1878	V1879	Q1880	V1881	Q1882	V1883	Q1884	V1885	Q1886	V1887	Q1888	V1889	Q1890	V1891	Q1892	V1893	Q1894	V1895	Q1896	V1897	Q1898	V1899	Q1900	V1901	Q1902	V1903	Q1904	V1905	Q1906	V1907	Q1908	V1909	Q1910	V1911	Q1912	V1913	Q1914	V1915	Q1916	V1917	Q1918	V1919	Q1920	V1921	Q1922	V1923	Q1924	V1925	Q1926	V1927	Q1928	V1929	Q1930	V1931	Q1932	V1933	Q1934	V1935	Q1936	V1937	Q1938	V1939	Q1940	V1941	Q1942	V1943	Q1944	V1945	Q1946	V1947	Q1948	V1949	Q1950	V1951	Q1952	V1953	Q1954	V1955	Q1956	V1957	Q1958	V1959	Q1960	V1961	Q1962	V1963	Q1964	V1965	Q1966	V1967	Q1968	V1969	Q1970	V1971	Q1972	V1973	Q1974	V1975	Q1976	V1977	Q1978	V1979	Q1980	V1981	Q1982	V1983	Q1984	V1985	Q1986	V1987	Q1988	V1989	Q1990	V1991	Q1992	V1993	Q1994	V1995	Q1996	V1997	Q1998	V1999	Q2000	V2001	Q2002	V2003	Q2004	V2005	Q2006	V2007	Q2008	V2009	Q2010	V2011	Q2012	V2013	Q2014	V2015	Q2016	V2017	Q2018	V2019	Q2020	V2021	Q2022	V2023	Q2024	V2025	Q2026	V2027	Q2028	V2029	Q2030	V2031	Q2032	V2033	Q2034	V2035	Q2036	V2037	Q2038	V2039	Q2040	V2041	Q2042	V2043	Q2044	V2045	Q2046	V2047	Q2048	V2049	Q2050	V2051	Q2052	V2053	Q2054	V2055	Q2056	V2057	Q2058	V2059	Q2060	V2061	Q2062	V2063	Q2064	V2065	Q2066	V2067	Q2068	V2069	Q2070	V2071	Q2072	V2073	Q2074	V2075	Q2076	V2077	Q2078	V2079	Q2080	V2081	Q2082	V2083	Q2084	V2085	Q2086	V2087	Q2088	V2089	Q2090	V2091	Q2092	V2093	Q2094	V2095	Q2096	V2097	Q2098	V2099	Q2100	V2101	Q2102	V2103	Q2104	V2105	Q2106	V2107	Q2108	V2109	Q2110	V2111	Q2112	V2113	Q2114	V2115	Q2116	V2117	Q2118	V2119	Q2120	V2121	Q2122	V2123	Q2124	V2125	Q2126	V2127	Q2128	V2129	Q2130	V2131	Q2132	V2133	Q2134	V2135	Q2136	V2137	Q2138	V2139	Q2140	V2141	Q2142	V2143	Q2144	V2145	Q2146	V2147	Q2148	V2149	Q2150	V2151	Q2152	V2153	Q2154	V2155	Q2156	V2157	Q2158	V2159	Q2160	V2161	Q2162	V2163	Q2164	V2165	Q2166	V2167
-----	-----	-----	-----	-------	-------	-------	-------	-------	-------	-------	-------	-------	-------	------	------	------	------	------	------	------	------	------	------	------	------	------	------	------	------	------	------	------	------	------	------	------	------	------	------	------	------	------	------	------	------	------	------	------	------	------	------	------	------	------	------	------	------	------	------	------	------	------	------	------	------	------	------	------	------	------	------	------	------	------	------	------	------	------	------	------	------	------	------	------	------	------	------	------	------	------	------	------	------	------	------	------	------	------	------	------	------	------	------	------	------	------	------	------	------	------	------	------	------	------	------	------	------	------	------	------	------	------	------	------	------	------	------	------	------	------	------	------	------	------	------	-------	-------	-------	-------	-------	-------	-------	-------	-------	-------	-------	-------	-------	-------	-------	-------	-------	-------	-------	-------	-------	-------	-------	-------	-------	-------	-------	-------	-------	-------	-------	-------	-------	-------	-------	-------	-------	-------	-------	-------	-------	-------	-------	-------	-------	-------	-------	-------	-------	-------	-------	-------	-------	-------	-------	-------	-------	-------	-------	-------	-------	-------	-------	-------	-------	-------	-------	-------	-------	-------	-------	-------	-------	-------	-------	-------	-------	-------	-------	-------	-------	-------	-------	-------	-------	-------	-------	-------	-------	-------	-------	-------	-------	-------	-------	-------	-------	-------	-------	-------	-------	-------	-------	-------	-------	-------	-------	-------	-------	-------	-------	-------	-------	-------	-------	-------	-------	-------	-------	-------	-------	-------	-------	-------	-------	-------	-------	-------	-------	-------	-------	-------	-------	-------	-------	-------	-------	-------	-------	-------	-------	-------	-------	-------	-------	-------	-------	-------	-------	-------	-------	-------	-------	-------	-------	-------	-------	-------	-------	-------	-------	-------	-------	-------	-------	-------	-------	-------	-------	-------	-------	-------	-------	-------	-------	-------	-------	-------	-------	-------	-------	-------	-------	-------	-------	-------	-------	-------	-------	-------	-------	-------	-------	-------	-------	-------	-------	-------	-------	-------	-------	-------	-------	-------	-------	-------	-------	-------	-------	-------	-------	-------	-------	-------	-------	-------	-------	-------	-------	-------	-------	-------	-------	-------	-------	-------	-------	-------	-------	-------	-------	-------	-------	-------	-------	-------	-------	-------	-------	-------	-------	-------	-------	-------	-------	-------	-------	-------	-------	-------	-------	-------	-------	-------	-------	-------	-------	-------	-------	-------	-------	-------	-------	-------	-------	-------	-------	-------	-------	-------	-------	-------	-------	-------	-------	-------	-------	-------	-------	-------	-------	-------	-------	-------	-------	-------	-------	-------	-------	-------	-------	-------	-------	-------	-------	-------	-------	-------	-------	-------	-------	-------	-------	-------	-------	-------	-------	-------	-------	-------	-------	-------	-------	-------	-------	-------	-------	-------	-------	-------	-------	-------	-------	-------	-------	-------	-------	-------	-------	-------	-------	-------	-------	-------	-------	-------	-------	-------	-------	-------	-------	-------	-------	-------	-------	-------	-------	-------	-------	-------	-------	-------	-------	-------	-------	-------	-------	-------	-------	-------	-------	-------	-------	-------	-------	-------	-------	-------	-------	-------	-------	-------	-------	-------	-------	-------	-------	-------	-------	-------	-------	-------	-------	-------	-------	-------	-------	-------	-------	-------	-------	-------	-------	-------	-------	-------	-------	-------	-------	-------	-------	-------	-------	-------	-------	-------	-------	-------	-------	-------	-------	-------	-------	-------	-------	-------	-------	-------	-------	-------	-------	-------	-------	-------	-------	-------	-------	-------	-------	-------	-------	-------	-------	-------	-------	-------	-------	-------	-------	-------	-------	-------	-------	-------	-------	-------	-------	-------	-------	-------	-------	-------	-------	-------	-------	-------	-------	-------	-------	-------	-------	-------	-------	-------	-------	-------	-------	-------	-------	-------	-------	-------	-------	-------	-------	-------	-------	-------	-------	-------	-------	-------	-------	-------	-------	-------	-------	-------	-------	-------	-------	-------	-------	-------	-------	-------	-------	-------	-------	-------	-------	-------	-------	-------	-------	-------	-------	-------	-------	-------	-------	-------	-------	-------	-------	-------	-------	-------	-------	-------	-------	-------	-------	-------	-------	-------	-------	-------	-------	-------	-------	-------	-------	-------	-------	-------	-------	-------	-------	-------	-------	-------	-------	-------	-------	-------	-------	-------	-------	-------	-------	-------	-------	-------	-------	-------	-------	-------	-------	-------	-------	-------	-------	-------	-------	-------	-------	-------	-------	-------	-------	-------	-------	-------	-------	-------	-------	-------	-------	-------	-------	-------	-------	-------	-------	-------	-------	-------	-------	-------	-------	-------	-------	-------	-------	-------	-------	-------	-------	-------	-------	-------	-------	-------	-------	-------	-------	-------	-------	-------	-------	-------	-------	-------	-------	-------	-------	-------	-------	-------	-------	-------	-------	-------	-------	-------	-------	-------	-------	-------	-------	-------	-------	-------	-------	-------	-------	-------	-------	-------	-------	-------	-------	-------	-------	-------	-------	-------	-------	-------	-------	-------	-------	-------	-------	-------	-------	-------	-------	-------	-------	-------	-------	-------	-------	-------	-------	-------	-------	-------	-------	-------	-------	-------	-------	-------	-------	-------	-------	-------	-------	-------	-------	-------	-------	-------	-------	-------	-------	-------	-------	-------	-------	-------	-------	-------	-------	-------	-------	-------	-------	-------	-------	-------	-------	-------	-------	-------	-------	-------	-------	-------	-------	-------	-------	-------	-------	-------	-------	-------	-------	-------	-------	-------	-------	-------	-------	-------	-------	-------	-------	-------	-------	-------	-------	-------	-------	-------	-------	-------	-------	-------	-------	-------	-------	-------	-------	-------	-------	-------	-------	-------	-------	-------	-------	-------	-------	-------	-------	-------	-------	-------	-------	-------	-------	-------	-------	-------	-------	-------	-------	-------	-------	-------	-------	-------	-------	-------	-------	-------	-------	-------	-------	-------	-------	-------	-------	-------	-------	-------	-------	-------	-------	-------	-------	-------	-------	-------	-------	-------	-------	-------	-------	-------	-------	-------	-------	-------	-------	-------	-------	-------	-------	-------	-------	-------	-------	-------	-------	-------	-------	-------	-------	-------	-------	-------	-------	-------	-------	-------	-------	-------	-------	-------	-------	-------	-------	-------	-------	-------	-------	-------	-------	-------	-------	-------	-------	-------	-------	-------	-------	-------	-------	-------	-------	-------	-------	-------	-------	-------	-------	-------	-------	-------	-------	-------	-------	-------	-------	-------	-------	-------	-------	-------	-------	-------	-------	-------	-------	-------	-------	-------	-------	-------	-------	-------	-------	-------	-------	-------	-------	-------	-------	-------	-------	-------	-------	-------	-------	-------	-------	-------	-------	-------	-------	-------	-------	-------	-------	-------	-------	-------	-------	-------	-------	-------	-------	-------	-------	-------	-------	-------	-------	-------	-------	-------	-------	-------	-------	-------	-------	-------	-------	-------	-------	-------	-------	-------	-------	-------	-------	-------	-------	-------	-------	-------	-------	-------	-------	-------	-------	-------	-------	-------	-------	-------	-------	-------	-------	-------	-------	-------	-------	-------	-------	-------	-------	-------	-------	-------	-------	-------	-------	-------	-------	-------	-------	-------	-------	-------	-------	-------	-------	-------	-------	-------	-------	-------	-------	-------	-------	-------	-------	-------	-------	-------	-------	-------	-------	-------	-------	-------	-------	-------	-------	-------	-------	-------	-------	-------	-------	-------	-------	-------	-------	-------	-------	-------	-------	-------	-------	-------	-------	-------	-------	-------	-------	-------	-------	-------	-------	-------	-------	-------	-------	-------	-------	-------	-------	-------	-------	-------	-------	-------	-------	-------	-------	-------	-------	-------	-------	-------	-------	-------	-------	-------	-------	-------	-------	-------	-------	-------	-------	-------	-------	-------	-------	-------	-------	-------	-------	-------	-------	-------	-------	-------	-------	-------	-------	-------	-------	-------	-------	-------	-------	-------	-------	-------	-------	-------	-------	-------	-------	-------	-------	-------	-------	-------	-------	-------	-------	-------	-------	-------	-------	-------	-------	-------	-------	-------	-------	-------	-------	-------	-------	-------	-------	-------	-------	-------	-------	-------	-------	-------	-------	-------	-------	-------	-------	-------	-------	-------	-------	-------	-------	-------	-------	-------	-------	-------	-------	-------	-------	-------	-------	-------	-------	-------	-------	-------	-------	-------	-------	-------	-------	-------	-------	-------	-------	-------	-------	-------	-------	-------	-------	-------	-------	-------

ASN	LEU	LEU	ASN	ASP	PRO	MET	ARG	PRO	PHE	ASN	ASN	ASN	LYS	THR	ALA	ALA	ASN	GLN	ASP	ASP	HIS	LEU	THR	PHE	THR	THR	ASN	SER	PRO	PRO	ASN	ASP	VAL	PHE	ASP	GLN	TYR	GLY	ASN	SER	SER	LEU	ASN	TYR	LYS	PHE	ASP	SER	SER	PHE	LEU	LEU	PRO	PRO	ARG	LEU	ASP	ASP	LEU	LEU	LEU	GLU	SER
-----	-----	-----	-----	-----	-----	-----	-----	-----	-----	-----	-----	-----	-----	-----	-----	-----	-----	-----	-----	-----	-----	-----	-----	-----	-----	-----	-----	-----	-----	-----	-----	-----	-----	-----	-----	-----	-----	-----	-----	-----	-----	-----	-----	-----	-----	-----	-----	-----	-----	-----	-----	-----	-----	-----	-----	-----	-----	-----	-----	-----	-----	-----	-----

ARG	GLN	SER	HIS	ASP	ARG	VAL	PHE	ALA	GLY	PHE	TRP	LEU	SER	GLY	ILE	LYS	ALA	SER	ALA	ASP	VAL	ASN	ILE	HIS	ILE	CYS	VAL	PRO	ILE	GLY	VAL	GLU	HIS	GLU	ASP	CYS	ASN	ASP
-----	-----	-----	-----	-----	-----	-----	-----	-----	-----	-----	-----	-----	-----	-----	-----	-----	-----	-----	-----	-----	-----	-----	-----	-----	-----	-----	-----	-----	-----	-----	-----	-----	-----	-----	-----	-----	-----	-----

- Molecule 1: hemocyanin



- Molecule 2: hemocyanin

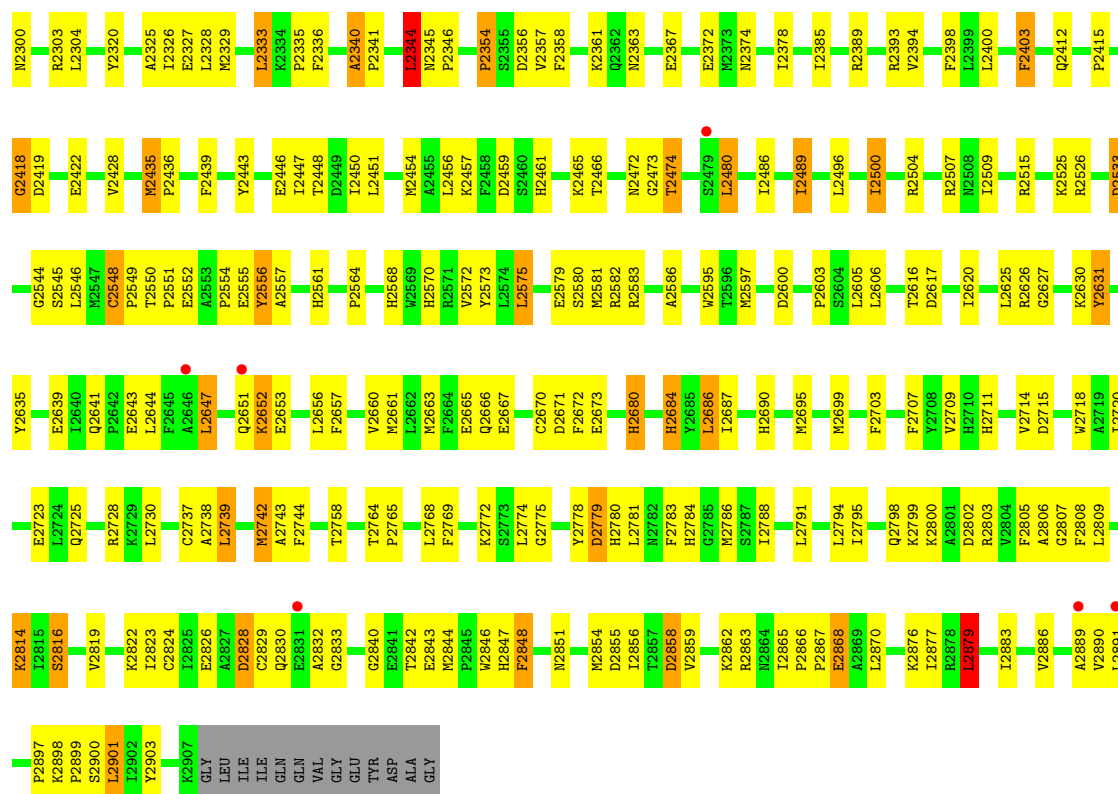


TYR	PRO	R2140	Q2240	T2348	L2505	L2806	W2721	I2823	LEU
ALA	THR	H2141	T2241	T2348	R2506	A2609	Q2722	C2824	ILE
GLY	PRO	A2142	W2242	K2361	R2507	D2610	I2722	I2825	ILE
THR	THR	C2143	N2246	Q2362	I2509	E2809	K2726	E2826	GLN
PHE	VAL	I2145	N2246	Q2362	I2509	T2616	K2727	A2827	GLN
VAL	PHE	L2145	E2252	Y2368	R2515	D2617	R2728	D2828	VAL
LEU	VAL	M2148	E2260	Y2368	D2516	F2624	K2729	C2829	GLY
GLY	PRO	A2149	E2260	M2373	S2522	L2625	L2730	Q2830	GLY
GLY	LYS	L2155	F2263	E2382	R2526	Q2626	C2737	G2833	TYR
THR	GLU	R2156	F2263	E2382	R2526	Q2627	A2738	G2840	ALA
GLU	ARG	L2157	H2267	I2385	L2527	K2630	L2739	E2843	GLY
MET	THR	Y2158	N2268	R2386	K2528	K2630	D2740	M2844	
PRO	GLN	V2159	H2271	R2393	I2539	R2638	A2743	F2848	
ALA	VAL	Q2161	L2274	V2394	A2540	E2643	P2744	F2849	
PHE	THR	F2162	E2163	G2404	G2541	L2644	P2745	R2850	
ASP	THR	E2163	K2277	S2405	G2544	L2647	F2749	I2851	
ARG	THR	L2166	E2278	S2406	S2545	A2648	I2750	M2854	
LEU	SER	N2167	N2283	F2411	I2546	E2649	E2752	D2855	
PHE	ARG	R2084	H2284	Q2412	C2548	Q2650	S2753	I2855	
TYR	TYR	H2169	L2285	E2422	P2549	Q2651	I2754	V2859	
GLU	GLU	V2175	H2286	E2422	T2550				
ILE	ILE		Y2287		P2551	S2654	T2758	R2863	
SER	ASP		D2179	V2428	E2552	K2658	P2765	I2864	
ASP	GLU	K2090	L2429	L2429	A2553			I2865	
MET	THR	T2181	Y2290		P2554			P2866	
LYS	LYS	R2094	F2294	E2445	E2555	E2667	L2768	P2867	
LYS	LEU	E2099	H2297	I2447	Y2556		T2769	L2870	
GLN	LEU	T2185	H2298	T2448	A2557	C2670	D2770	K2876	
LEU	LEU	L2107	S2299	D2449	C2558	D2671	K2771	I2877	
THR	THR	R2108	G2189	I2450	H2561	H2680	K2772	K2878	
GLU	ASP	R2109	L2190	L2451	G2562	H2684	G2775	L2879	
ASP	SER	Q2111	V2301	L2456					
SER	LYS	T2205	R2302		H2568	I2887	Y2778	I2883	
LYS	PHE	R2114	R2303	F2462	H2569	K2887	D2779	K2884	
PHE	ARG	S2115	L2304	V2469	H2570	H2690	H2780	S2885	
LEU	THR	S2116	K2313	A2470	R2571	H2695	I2781	V2886	
THR	THR	T2121	Y2320	H2471	Y2572		K2782	D2887	
THR	ASN	H2213		N2472	E2578	M2699	K2786	G2888	
ASN	ILE	I2214	I2326	N2472			L2791	A2889	
ILE	ILE	F2215	E2327	G2473	R2582	S2702	K2799	V2890	
ALA	ALA	F2216	L2328	E2475		F2703		L2891	
SER	SER	H2125	M2329	S2479	K2595	I2706	D2802	V2894	
ASN	ASN	A2127			T2596	F2707	R2803	S2900	
GLY	GLY	L2128	L2333	I2486	M2597		F2805	L2901	
LYS	LYS	P2129	R2225	E2497	P2598	H2711	F2805	I2902	
SER	VAL	L2130	E2226	V2498	S2599			Y2903	
VAL	VAL	L2131	S2337	A2499	D2600	V2714	L2809	A2904	
SER	SER	L2132	Y2342	I2500	I2601	D2715		P2905	
ASN	ASN	P2133	N2343	L2500	L2602	I2716	K2814	A2906	
ASP	ASP	I2134	P2501	P2501	P2603	L2717		K2907	
ILE	ILE	L2237	L2344	L2502	S2604	W2718		GLY	
PHE	PHE		N2345		L2605				

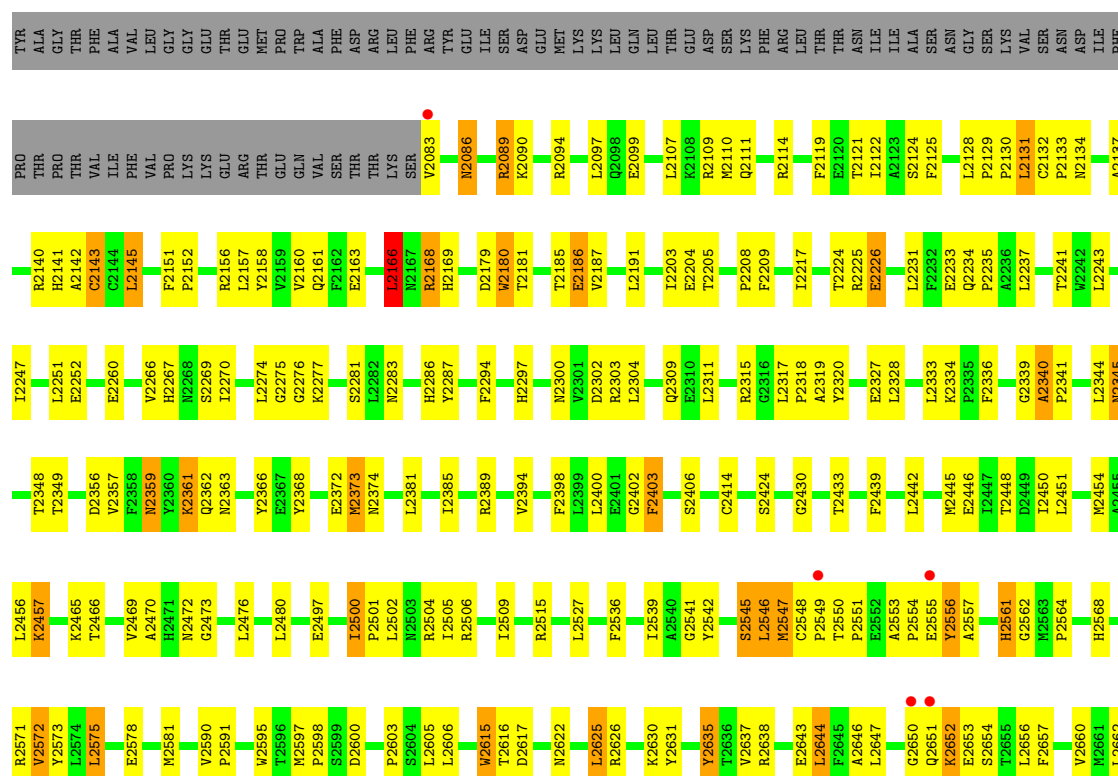
● Molecule 2: hemocyanin

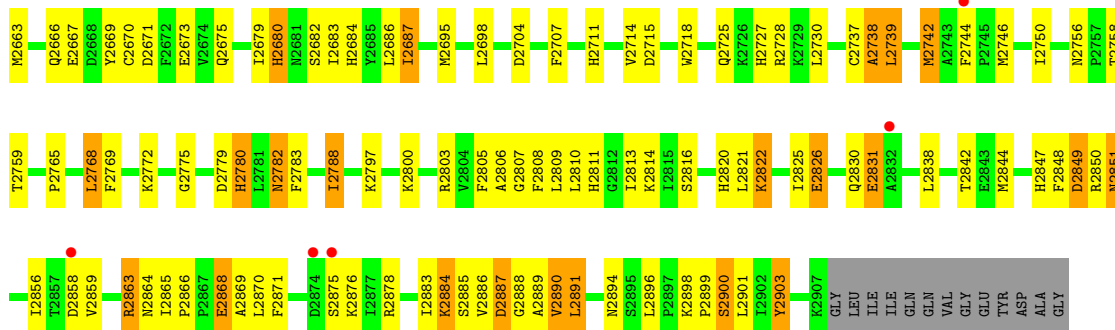


TYR	PRO	L2131	S2218	TYR	PRO	L2131	S2218
ALA	THR	N2134	F2219	ALA	THR	N2134	F2219
GLY	THR	R2140	E2220	GLY	THR	R2140	E2220
THR	THR	H2141	T2221	THR	THR	H2141	T2221
PHE	VAL	A2142	M2222	PHE	VAL	A2142	M2222
VAL	PHE	C2143	T2223	VAL	PHE	C2143	T2223
LEU	VAL	C2144	T2224	LEU	VAL	C2144	T2224
GLY	PRO	C2145	R2225	GLY	PRO	C2145	R2225
GLY	LYS	H2146	E2233	GLY	LYS	H2146	E2233
GLY	GLU	G2147	Q2234	GLY	GLU	G2147	Q2234
THR	THR	R2148	P2235	THR	THR	R2148	P2235
MET	ARG	A2149	A2236	MET	ARG	A2149	A2236
PRO	THR	L2154	L2237	PRO	THR	L2154	L2237
TRP	GLN	W2155	G2238	TRP	GLN	W2155	G2238
ALA	VAL	R2156	K2239	ALA	VAL	R2156	K2239
PHE	SER	L2157	Q2240	PHE	SER	L2157	Q2240
ASP	THR	Y2158	T2241	ASP	THR	Y2158	T2241
ARG	THR	V2159	W2242	ARG	THR	V2159	W2242
LEU	LYS	Q2161	L2243	LEU	LYS	Q2161	L2243
TYR	SER	F2162	F2244	TYR	SER	F2162	F2244
ILE	ILE	E2163	N2245	ILE	ILE	E2163	N2245
SER	ASP	H2164	N2246	SER	ASP	H2164	N2246
SER	ASP	S2165	I2247	SER	ASP	S2165	I2247
ASP	GLU	L2166	E2252	ASP	GLU	L2166	E2252
MET	GLU	N2167	Q2253	MET	GLU	N2167	Q2253
LYS	MET	R2168	T2254	LYS	MET	R2168	T2254
LYS	LYS	H2169	C2257	LYS	LYS	H2169	C2257
LEU	LYS	I2172	E2260	LEU	LYS	I2172	E2260
GLN	LEU	G2173	V2261	GLN	LEU	G2173	V2261
THR	GLU	V2175	Q2262	THR	GLU	V2175	Q2262
GLU	ASP	P2176	F2263	GLU	ASP	P2176	F2263
ASP	SER	Y2177	E2264	ASP	SER	Y2177	E2264
SER	LYS	W2178	I2265	SER	LYS	W2178	I2265
LYS	LEU	D2179	V2266	LYS	LEU	D2179	V2266
LEU	GLN	T2180	H2267	LEU	GLN	T2180	H2267
THR	THR	L2181	I2270	THR	THR	L2181	I2270
GLU	GLU	M2184	S2271	GLU	GLU	M2184	S2271
ASP	ASP	L2191	Q2272	ASP	ASP	L2191	Q2272
SER	SER	Y2196	G2273	SER	SER	Y2196	G2273
LYS	PHE	T2205	L2274	LYS	PHE	T2205	L2274
LYS	THR	P2208	G2275	LYS	THR	P2208	G2275
PHE	THR	H2283	E2276	PHE	THR	H2283	E2276
ARG	THR	H2286	E2277	ARG	THR	H2286	E2277
LEU	THR	D2291	E2278	LEU	THR	D2291	E2278
THR	THR	F2294		THR	THR	F2294	
THR	THR	H2297		THR	THR	H2297	

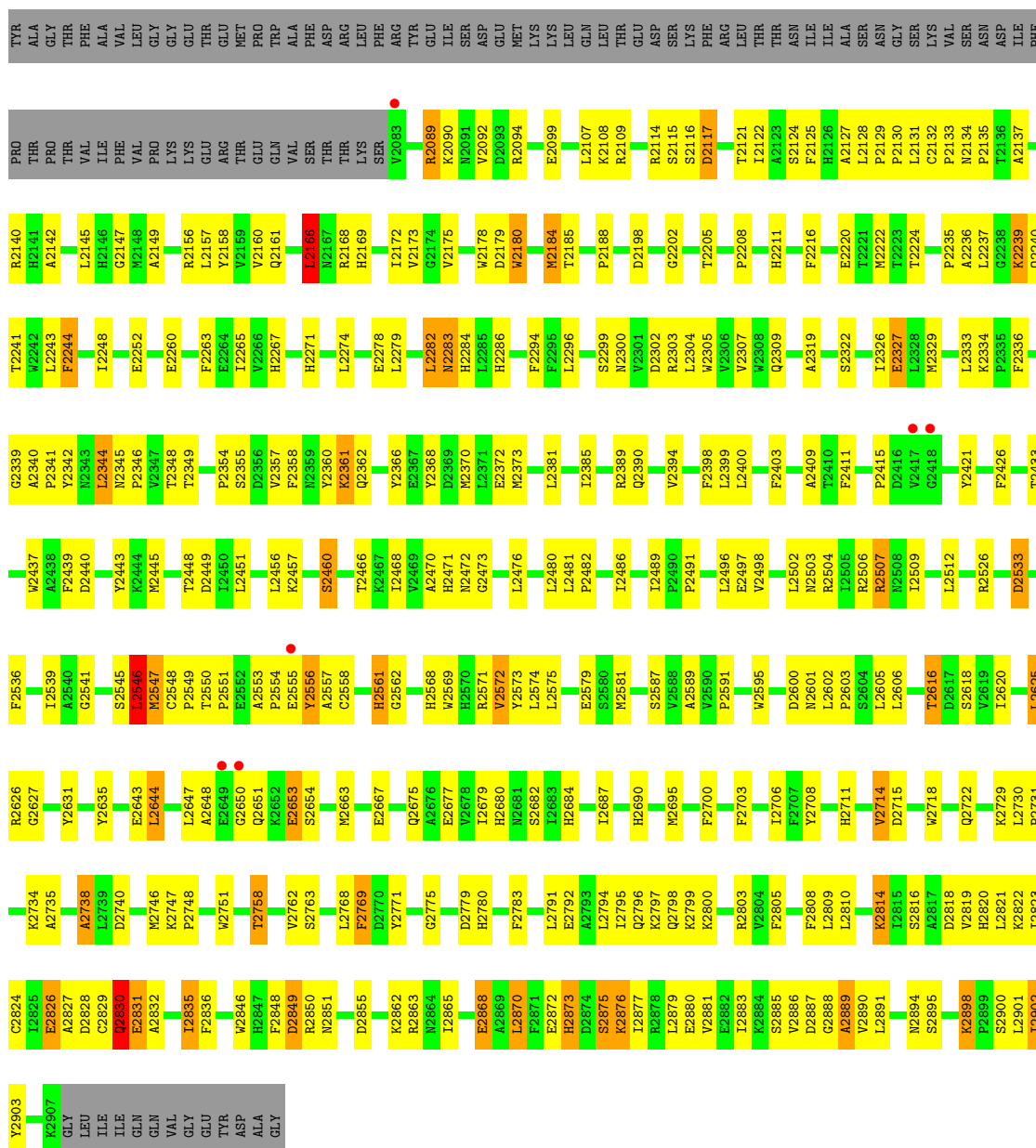


• Molecule 2: hemocyanin






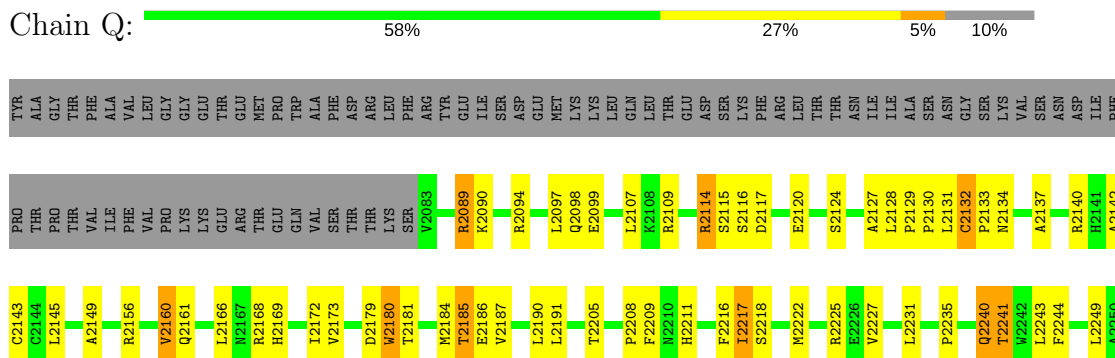
● Molecule 2: hemocyanin

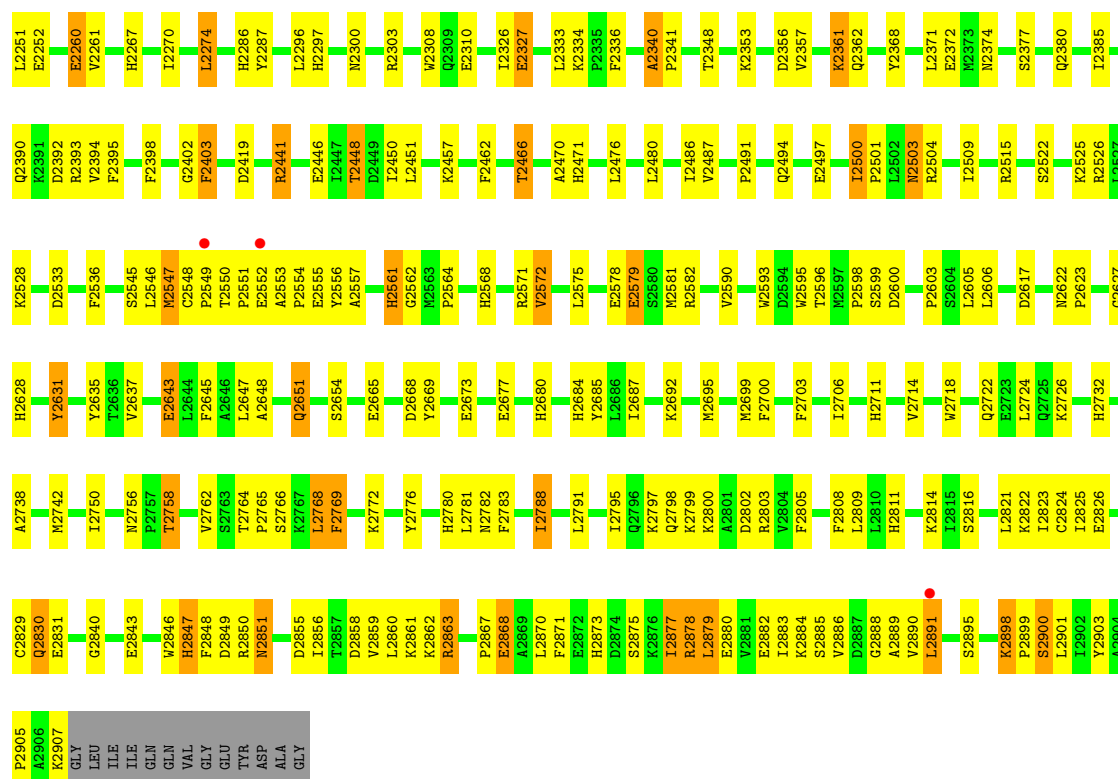


- Molecule 2: hemocyanin




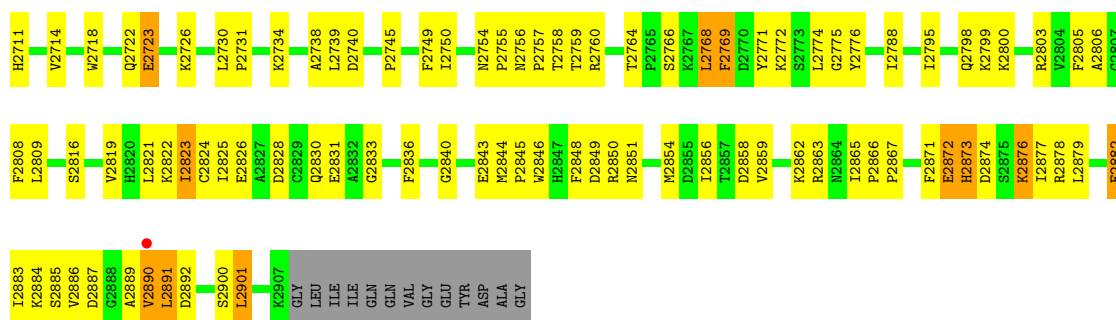
- Molecule 2: hemocyanin



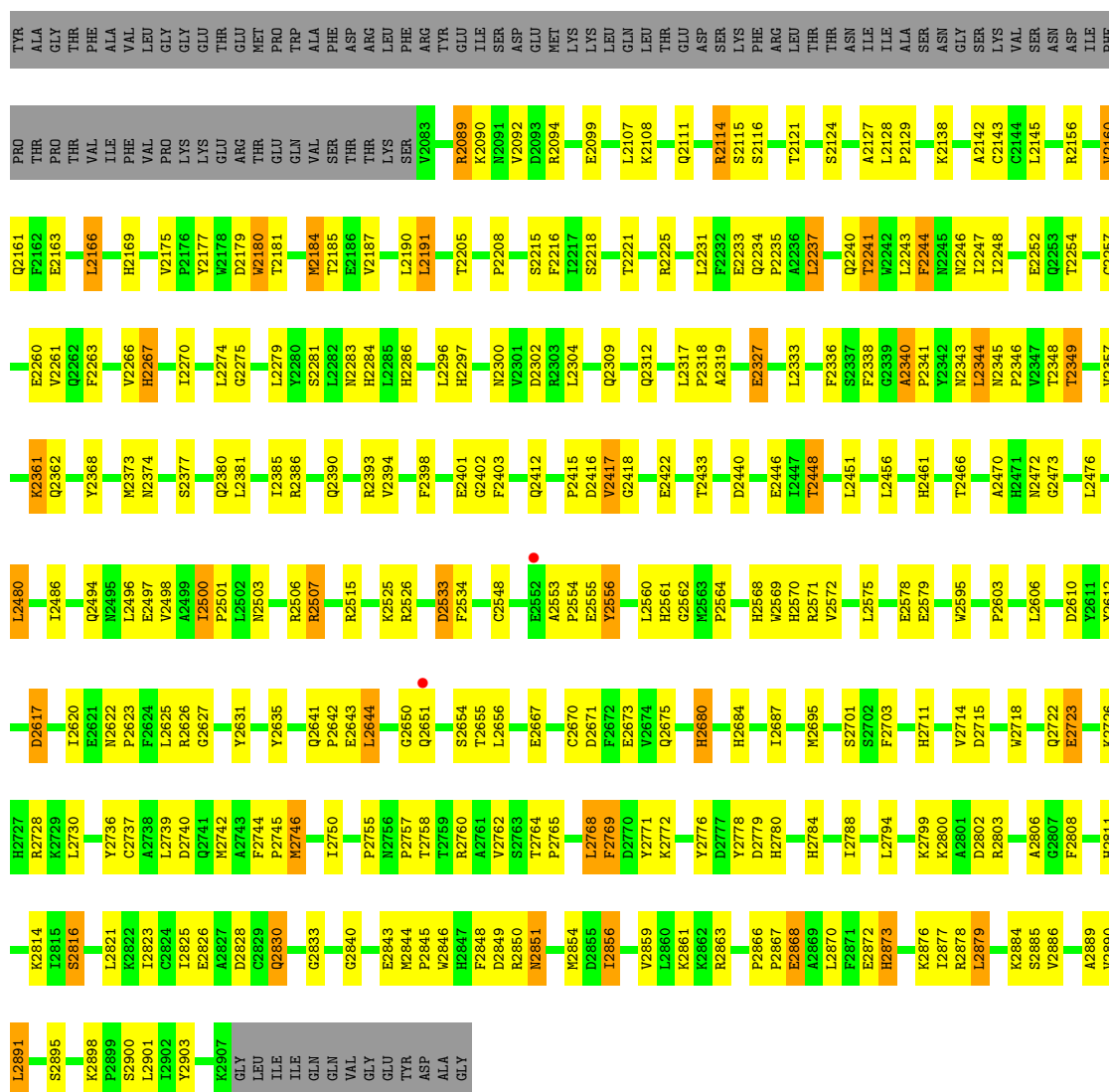


Chain T:





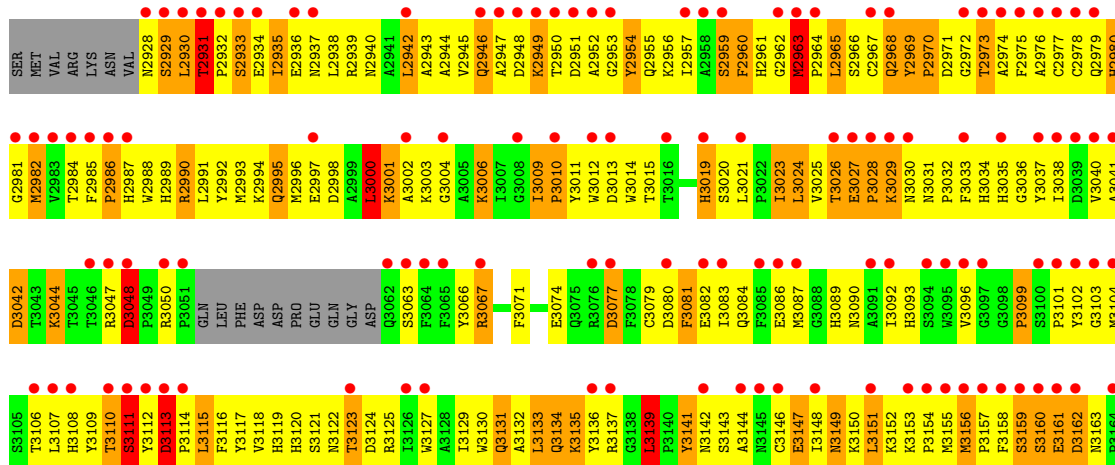
• Molecule 2: hemocyanin

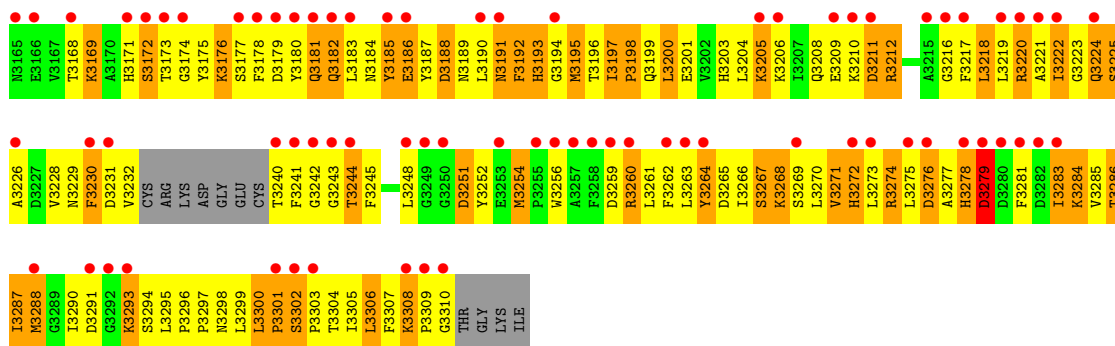


• Molecule 2: hemocyanin

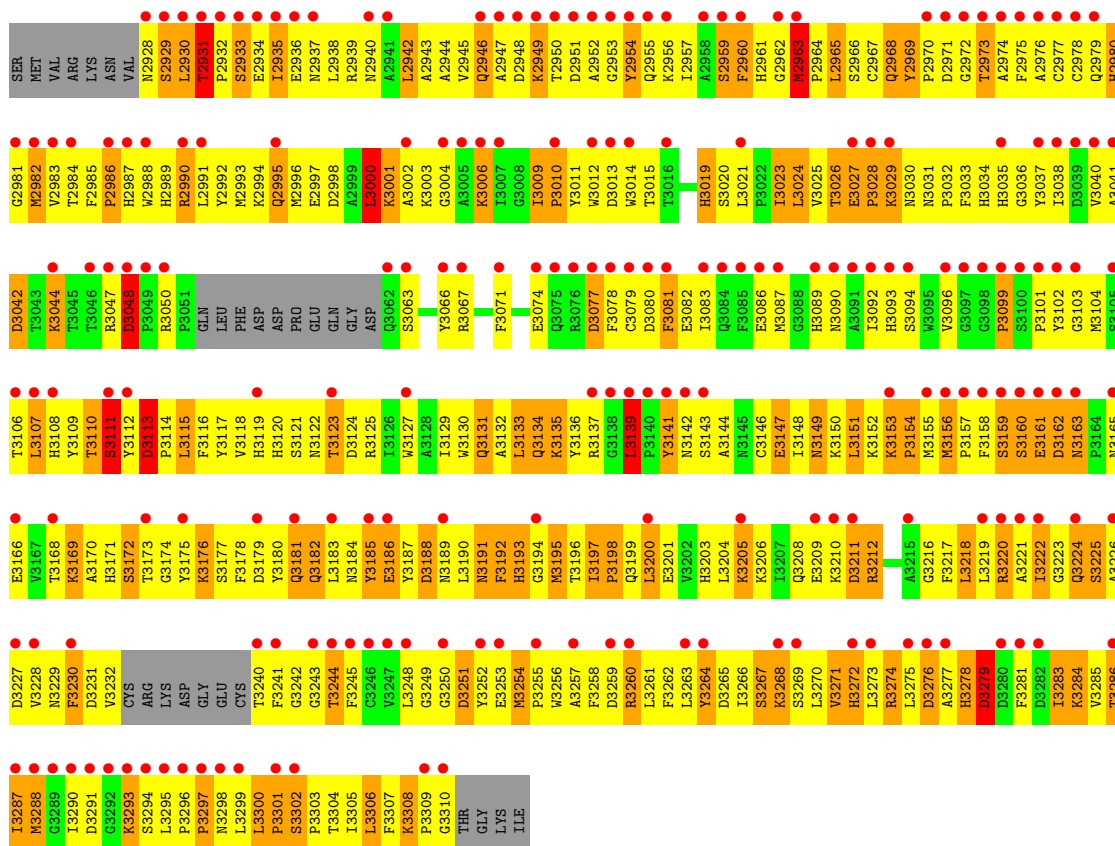
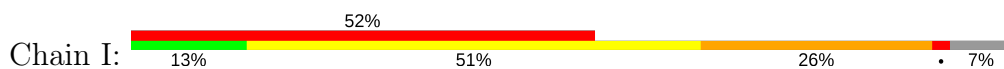




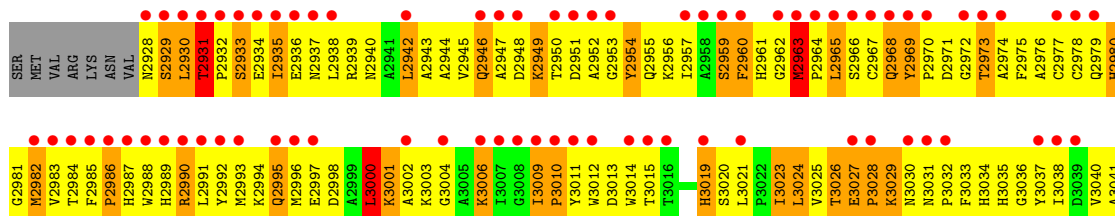
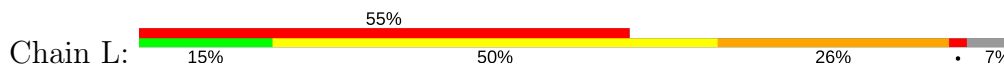


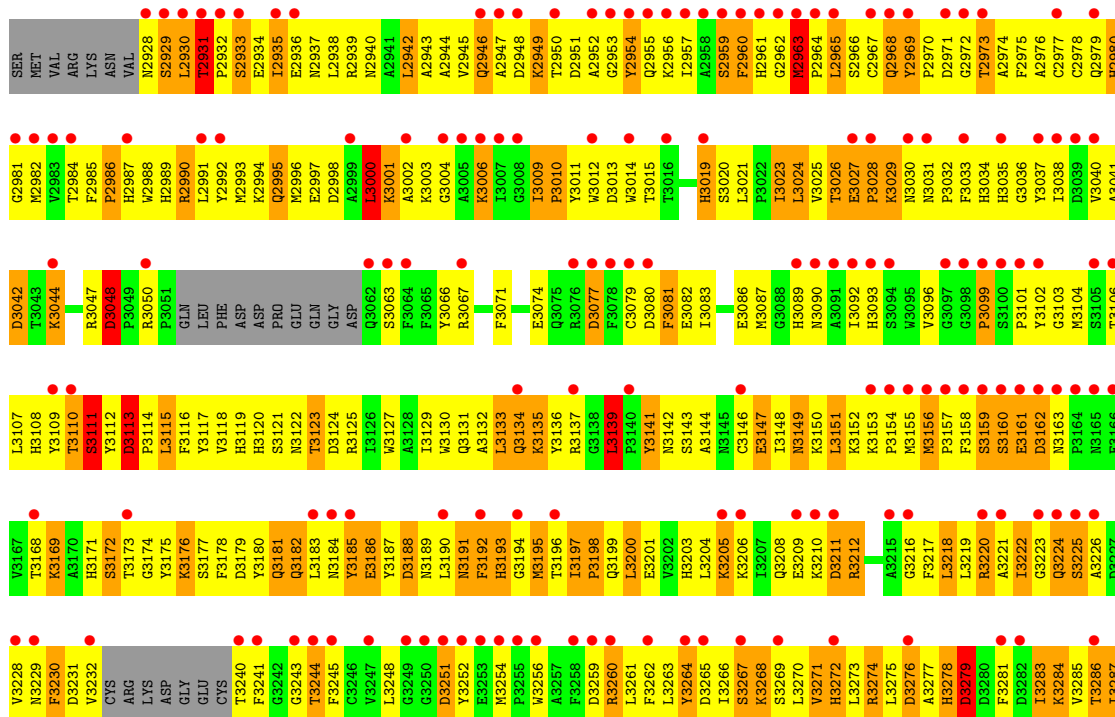
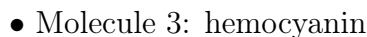


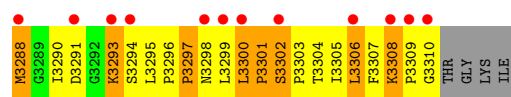
• Molecule 3: hemocyanin



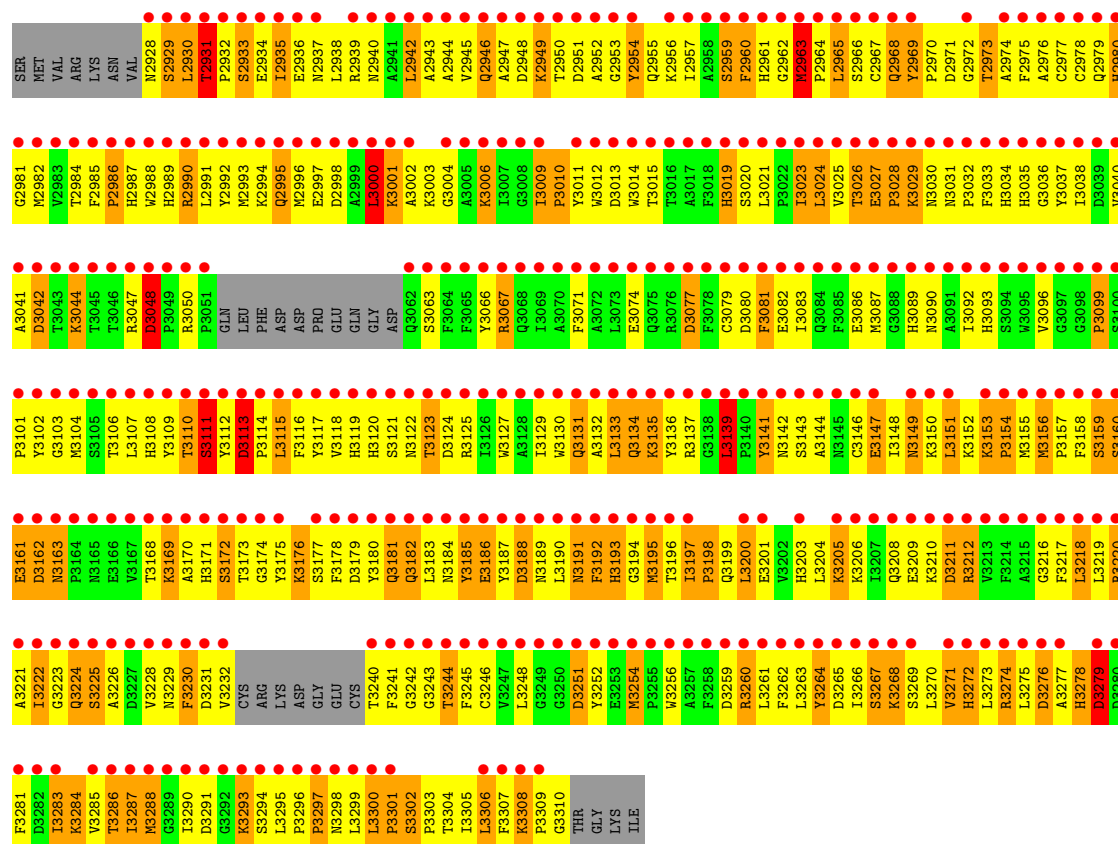
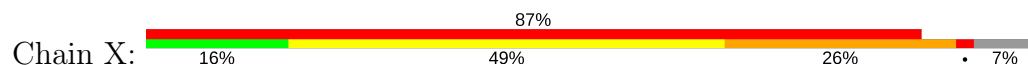
• Molecule 3: hemocyanin



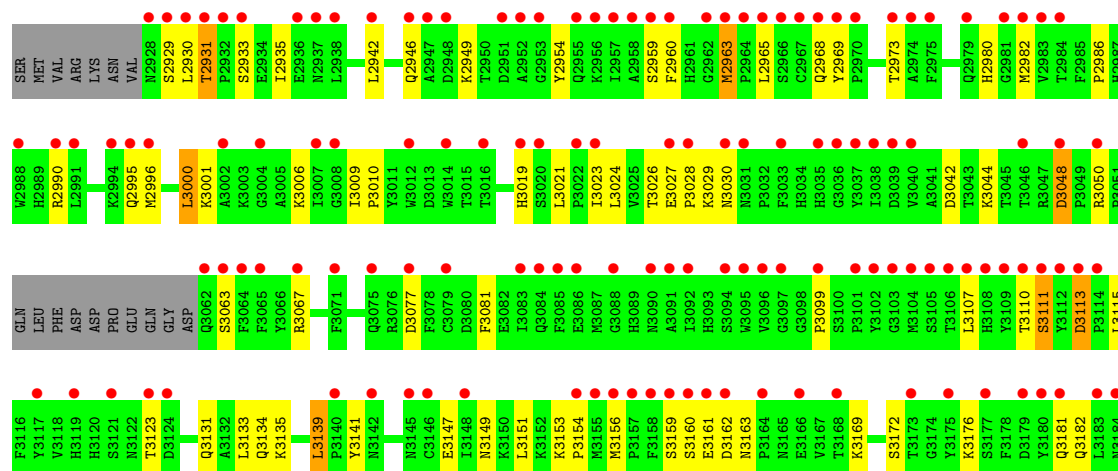


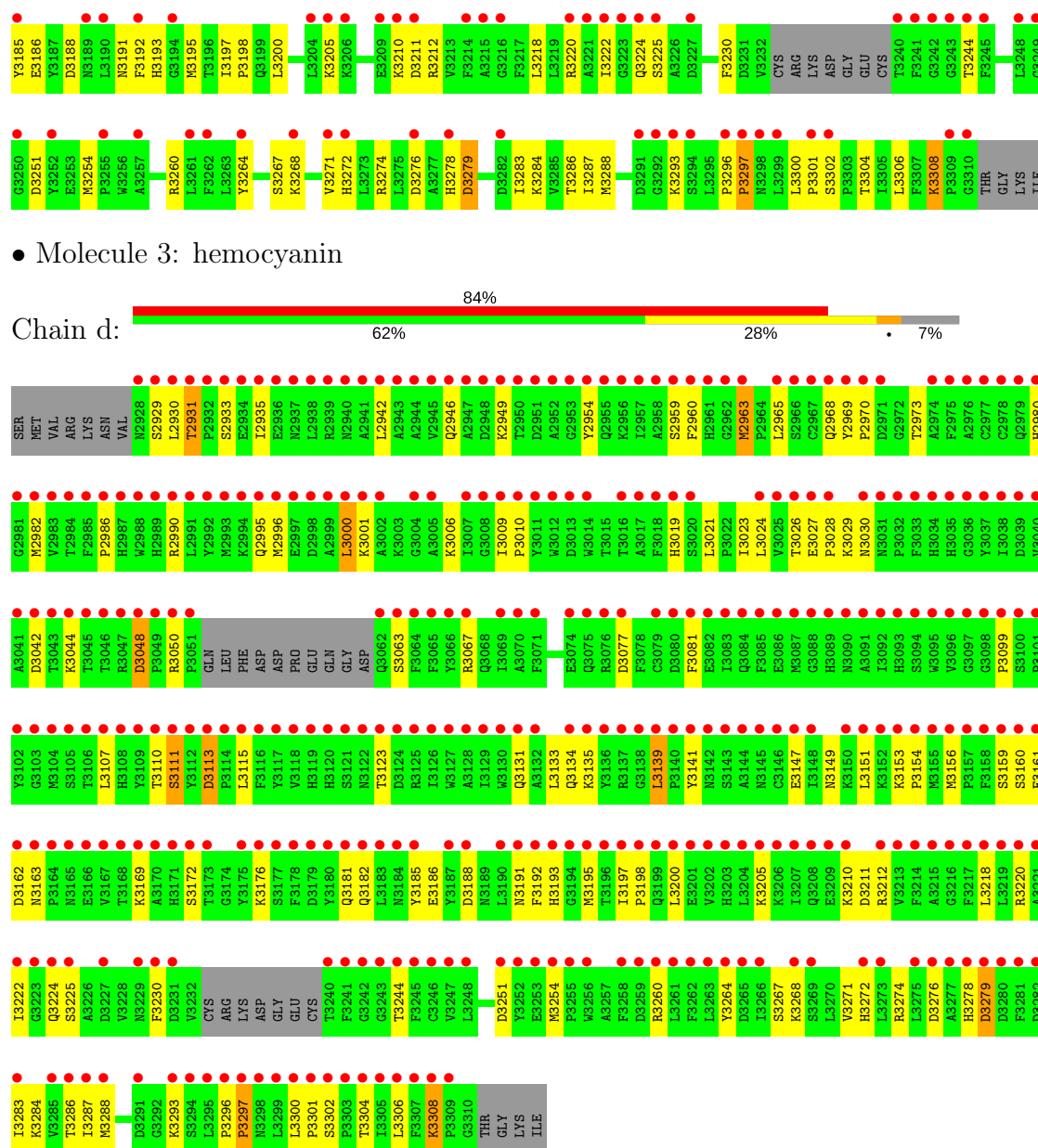


• Molecule 3: hemocyanin



• Molecule 3: hemocyanin





4 Data and refinement statistics

Property	Value	Source
Space group	P 1 21 1	Depositor
Cell constants a, b, c, α , β , γ	171.37Å 538.66Å 310.92Å 90.00° 104.09° 90.00°	Depositor
Resolution (Å)	49.10 – 3.00 49.10 – 3.00	Depositor EDS
% Data completeness (in resolution range)	98.9 (49.10-3.00) 89.6 (49.10-3.00)	Depositor EDS
R_{merge}	(Not available)	Depositor
R_{sym}	0.11	Depositor
$\langle I/\sigma(I) \rangle$ ¹	1.74 (at 3.01Å)	Xtriage
Refinement program	PHENIX (phenix.refine: 1.9_1692)	Depositor
R, R_{free}	0.274 , 0.303 0.280 , 0.306	Depositor DCC
R_{free} test set	53588 reflections (5.26%)	DCC
Wilson B-factor (Å ²)	64.8	Xtriage
Anisotropy	0.538	Xtriage
Bulk solvent k_{sol} (e/Å ³), B_{sol} (Å ²)	0.24 , 11.9	EDS
L-test for twinning ²	$\langle L \rangle = 0.42$, $\langle L^2 \rangle = 0.24$	Xtriage
Estimated twinning fraction	0.055 for h,-k,-h-l	Xtriage
F_o, F_c correlation	0.86	EDS
Total number of atoms	261470	wwPDB-VP
Average B, all atoms (Å ²)	68.0	wwPDB-VP

Xtriage's analysis on translational NCS is as follows: *The largest off-origin peak in the Patterson function is 1.47% of the height of the origin peak. No significant pseudotranslation is detected.*

¹Intensities estimated from amplitudes.

²Theoretical values of $\langle |L| \rangle$, $\langle L^2 \rangle$ for acentric reflections are 0.5, 0.333 respectively for untwinned datasets, and 0.375, 0.2 for perfectly twinned datasets.

5 Model quality ⓘ

5.1 Standard geometry ⓘ

Bond lengths and bond angles in the following residue types are not validated in this section: CUO, BMA, NAG, MAN

The Z score for a bond length (or angle) is the number of standard deviations the observed value is removed from the expected value. A bond length (or angle) with $|Z| > 5$ is considered an outlier worth inspection. RMSZ is the root-mean-square of all Z scores of the bond lengths (or angles).

Mol	Chain	Bond lengths		Bond angles	
		RMSZ	$\# Z > 5$	RMSZ	$\# Z > 5$
1	A	0.29	0/13698	0.54	4/18607 (0.0%)
1	D	0.29	0/13698	0.54	4/18607 (0.0%)
1	G	0.28	0/13698	0.53	3/18607 (0.0%)
1	J	0.29	0/13698	0.53	2/18607 (0.0%)
1	M	0.28	0/13698	0.52	2/18607 (0.0%)
1	P	0.28	0/13698	0.53	3/18607 (0.0%)
1	S	0.27	0/13698	0.52	4/18607 (0.0%)
1	V	0.28	0/13698	0.52	4/18607 (0.0%)
1	Y	0.27	0/13698	0.51	3/18607 (0.0%)
1	b	0.27	0/13698	0.52	3/18607 (0.0%)
2	B	0.27	0/6909	0.51	2/9383 (0.0%)
2	E	0.28	0/6909	0.52	1/9383 (0.0%)
2	H	0.28	0/6909	0.51	2/9383 (0.0%)
2	K	0.28	0/6909	0.52	2/9383 (0.0%)
2	N	0.28	0/6909	0.50	1/9383 (0.0%)
2	Q	0.27	0/6909	0.50	0/9383
2	T	0.27	0/6909	0.50	2/9383 (0.0%)
2	W	0.26	0/6909	0.49	1/9383 (0.0%)
2	Z	0.27	0/6909	0.49	1/9383 (0.0%)
2	c	0.27	0/6909	0.49	0/9383
3	C	0.80	12/6100 (0.2%)	0.90	34/8282 (0.4%)
3	F	0.80	12/6100 (0.2%)	0.90	34/8282 (0.4%)
3	I	0.80	12/6100 (0.2%)	0.90	34/8282 (0.4%)
3	L	0.80	12/6100 (0.2%)	0.91	34/8282 (0.4%)
3	O	0.80	12/6100 (0.2%)	0.90	34/8282 (0.4%)
3	R	0.80	14/6100 (0.2%)	0.90	34/8282 (0.4%)
3	U	0.80	12/6100 (0.2%)	0.91	34/8282 (0.4%)
3	X	0.80	12/6100 (0.2%)	0.90	34/8282 (0.4%)
3	a	0.80	12/6100 (0.2%)	0.90	34/8282 (0.4%)
3	d	0.80	14/6100 (0.2%)	0.90	34/8282 (0.4%)
All	All	0.45	124/267070 (0.0%)	0.63	384/362720 (0.1%)

Chiral center outliers are detected by calculating the chiral volume of a chiral center and verifying if the center is modelled as a planar moiety or with the opposite hand. A planarity outlier is detected by checking planarity of atoms in a peptide group, atoms in a mainchain group or atoms of a sidechain that are expected to be planar.

Mol	Chain	#Chirality outliers	#Planarity outliers
1	A	0	2
1	D	0	3
1	G	0	1
1	J	0	2
1	M	0	1
1	S	0	3
1	Y	0	1
1	b	0	2
2	B	0	1
2	K	0	3
2	N	0	1
2	Q	0	1
2	T	0	2
2	W	0	1
2	Z	0	2
2	c	0	1
3	C	0	4
3	F	0	4
3	I	0	4
3	L	0	4
3	O	0	4
3	R	0	4
3	U	0	4
3	X	0	4
3	a	0	4
3	d	0	4
All	All	0	67

All (124) bond length outliers are listed below:

Mol	Chain	Res	Type	Atoms	Z	Observed(Å)	Ideal(Å)
3	C	3154[A]	PRO	N-CD	5.36	1.55	1.47
3	C	3154[B]	PRO	N-CD	5.36	1.55	1.47
3	X	3154[A]	PRO	N-CD	5.25	1.55	1.47
3	X	3154[B]	PRO	N-CD	5.25	1.55	1.47
3	O	3154[A]	PRO	N-CD	5.24	1.55	1.47
3	O	3154[B]	PRO	N-CD	5.24	1.55	1.47
3	R	3154[A]	PRO	N-CD	5.23	1.55	1.47
3	R	3154[B]	PRO	N-CD	5.23	1.55	1.47

Continued on next page...

Continued from previous page...

Mol	Chain	Res	Type	Atoms	Z	Observed(Å)	Ideal(Å)
3	d	3010[A]	PRO	N-CD	5.22	1.55	1.47
3	d	3010[B]	PRO	N-CD	5.22	1.55	1.47
3	a	3154[A]	PRO	N-CD	5.21	1.55	1.47
3	a	3154[B]	PRO	N-CD	5.21	1.55	1.47
3	F	3028[A]	PRO	N-CD	5.19	1.55	1.47
3	F	3028[B]	PRO	N-CD	5.19	1.55	1.47
3	U	2986[A]	PRO	N-CD	5.19	1.55	1.47
3	U	2986[B]	PRO	N-CD	5.19	1.55	1.47
3	L	3154[A]	PRO	N-CD	5.18	1.55	1.47
3	L	3154[B]	PRO	N-CD	5.18	1.55	1.47
3	X	3028[A]	PRO	N-CD	5.18	1.55	1.47
3	X	3028[B]	PRO	N-CD	5.18	1.55	1.47
3	L	3010[A]	PRO	N-CD	5.17	1.55	1.47
3	L	3010[B]	PRO	N-CD	5.17	1.55	1.47
3	d	3154[A]	PRO	N-CD	5.17	1.55	1.47
3	d	3154[B]	PRO	N-CD	5.17	1.55	1.47
3	R	3028[A]	PRO	N-CD	5.17	1.55	1.47
3	R	3028[B]	PRO	N-CD	5.17	1.55	1.47
3	a	3028[A]	PRO	N-CD	5.16	1.55	1.47
3	a	3028[B]	PRO	N-CD	5.16	1.55	1.47
3	I	3154[A]	PRO	N-CD	5.16	1.55	1.47
3	I	3154[B]	PRO	N-CD	5.16	1.55	1.47
3	U	3154[A]	PRO	N-CD	5.16	1.55	1.47
3	U	3154[B]	PRO	N-CD	5.16	1.55	1.47
3	L	3198[A]	PRO	N-CD	5.15	1.55	1.47
3	L	3198[B]	PRO	N-CD	5.15	1.55	1.47
3	U	3010[A]	PRO	N-CD	5.15	1.55	1.47
3	U	3010[B]	PRO	N-CD	5.15	1.55	1.47
3	a	3010[A]	PRO	N-CD	5.15	1.55	1.47
3	a	3010[B]	PRO	N-CD	5.15	1.55	1.47
3	F	3154[A]	PRO	N-CD	5.15	1.55	1.47
3	F	3154[B]	PRO	N-CD	5.15	1.55	1.47
3	I	3028[A]	PRO	N-CD	5.14	1.55	1.47
3	I	3028[B]	PRO	N-CD	5.14	1.55	1.47
3	O	3028[A]	PRO	N-CD	5.14	1.55	1.47
3	O	3028[B]	PRO	N-CD	5.14	1.55	1.47
3	C	2986[A]	PRO	N-CD	5.14	1.55	1.47
3	C	2986[B]	PRO	N-CD	5.14	1.55	1.47
3	a	2986[A]	PRO	N-CD	5.13	1.55	1.47
3	a	2986[B]	PRO	N-CD	5.13	1.55	1.47
3	C	3028[A]	PRO	N-CD	5.13	1.55	1.47
3	C	3028[B]	PRO	N-CD	5.13	1.55	1.47

Continued on next page...

Continued from previous page...

Mol	Chain	Res	Type	Atoms	Z	Observed(Å)	Ideal(Å)
3	X	3198[A]	PRO	N-CD	5.13	1.55	1.47
3	X	3198[B]	PRO	N-CD	5.13	1.55	1.47
3	O	2986[A]	PRO	N-CD	5.12	1.55	1.47
3	O	2986[B]	PRO	N-CD	5.12	1.55	1.47
3	L	2986[A]	PRO	N-CD	5.12	1.55	1.47
3	L	2986[B]	PRO	N-CD	5.12	1.55	1.47
3	X	3010[A]	PRO	N-CD	5.11	1.55	1.47
3	X	3010[B]	PRO	N-CD	5.11	1.55	1.47
3	C	3010[A]	PRO	N-CD	5.11	1.55	1.47
3	C	3010[B]	PRO	N-CD	5.11	1.55	1.47
3	R	3198[A]	PRO	N-CD	5.10	1.54	1.47
3	R	3198[B]	PRO	N-CD	5.10	1.54	1.47
3	d	3028[A]	PRO	N-CD	5.10	1.54	1.47
3	d	3028[B]	PRO	N-CD	5.10	1.54	1.47
3	I	3198[A]	PRO	N-CD	5.10	1.54	1.47
3	I	3198[B]	PRO	N-CD	5.10	1.54	1.47
3	L	3028[A]	PRO	N-CD	5.10	1.54	1.47
3	L	3028[B]	PRO	N-CD	5.10	1.54	1.47
3	O	3198[A]	PRO	N-CD	5.09	1.54	1.47
3	O	3198[B]	PRO	N-CD	5.09	1.54	1.47
3	X	2986[A]	PRO	N-CD	5.09	1.54	1.47
3	X	2986[B]	PRO	N-CD	5.09	1.54	1.47
3	I	2986[A]	PRO	N-CD	5.09	1.54	1.47
3	I	2986[B]	PRO	N-CD	5.09	1.54	1.47
3	F	3010[A]	PRO	N-CD	5.08	1.54	1.47
3	F	3010[B]	PRO	N-CD	5.08	1.54	1.47
3	R	3010[A]	PRO	N-CD	5.08	1.54	1.47
3	R	3010[B]	PRO	N-CD	5.08	1.54	1.47
3	F	2986[A]	PRO	N-CD	5.08	1.54	1.47
3	F	2986[B]	PRO	N-CD	5.08	1.54	1.47
3	O	3010[A]	PRO	N-CD	5.08	1.54	1.47
3	O	3010[B]	PRO	N-CD	5.08	1.54	1.47
3	R	2970[A]	PRO	N-CD	5.08	1.54	1.47
3	R	2970[B]	PRO	N-CD	5.08	1.54	1.47
3	U	3028[A]	PRO	N-CD	5.08	1.54	1.47
3	U	3028[B]	PRO	N-CD	5.08	1.54	1.47
3	d	3297[A]	PRO	N-CD	5.07	1.54	1.47
3	d	3297[B]	PRO	N-CD	5.07	1.54	1.47
3	I	3010[A]	PRO	N-CD	5.06	1.54	1.47
3	I	3010[B]	PRO	N-CD	5.06	1.54	1.47
3	U	3297[A]	PRO	N-CD	5.06	1.54	1.47
3	U	3297[B]	PRO	N-CD	5.06	1.54	1.47

Continued on next page...

Continued from previous page...

Mol	Chain	Res	Type	Atoms	Z	Observed(Å)	Ideal(Å)
3	R	2986[A]	PRO	N-CD	5.06	1.54	1.47
3	R	2986[B]	PRO	N-CD	5.06	1.54	1.47
3	X	3297[A]	PRO	N-CD	5.06	1.54	1.47
3	X	3297[B]	PRO	N-CD	5.06	1.54	1.47
3	C	2970[A]	PRO	N-CD	5.05	1.54	1.47
3	C	2970[B]	PRO	N-CD	5.05	1.54	1.47
3	d	2986[A]	PRO	N-CD	5.05	1.54	1.47
3	d	2986[B]	PRO	N-CD	5.05	1.54	1.47
3	a	3198[A]	PRO	N-CD	5.05	1.54	1.47
3	a	3198[B]	PRO	N-CD	5.05	1.54	1.47
3	C	3198[A]	PRO	N-CD	5.05	1.54	1.47
3	C	3198[B]	PRO	N-CD	5.05	1.54	1.47
3	I	3297[A]	PRO	N-CD	5.04	1.54	1.47
3	I	3297[B]	PRO	N-CD	5.04	1.54	1.47
3	d	3198[A]	PRO	N-CD	5.03	1.54	1.47
3	d	3198[B]	PRO	N-CD	5.03	1.54	1.47
3	a	3297[A]	PRO	N-CD	5.03	1.54	1.47
3	a	3297[B]	PRO	N-CD	5.03	1.54	1.47
3	L	3297[A]	PRO	N-CD	5.03	1.54	1.47
3	L	3297[B]	PRO	N-CD	5.03	1.54	1.47
3	R	3297[A]	PRO	N-CD	5.03	1.54	1.47
3	R	3297[B]	PRO	N-CD	5.03	1.54	1.47
3	U	3198[A]	PRO	N-CD	5.02	1.54	1.47
3	U	3198[B]	PRO	N-CD	5.02	1.54	1.47
3	d	2970[A]	PRO	N-CD	5.02	1.54	1.47
3	d	2970[B]	PRO	N-CD	5.02	1.54	1.47
3	F	2970[A]	PRO	N-CD	5.02	1.54	1.47
3	F	2970[B]	PRO	N-CD	5.02	1.54	1.47
3	F	3198[A]	PRO	N-CD	5.01	1.54	1.47
3	F	3198[B]	PRO	N-CD	5.01	1.54	1.47
3	O	3051[A]	PRO	N-CD	5.00	1.54	1.47
3	O	3051[B]	PRO	N-CD	5.00	1.54	1.47

All (384) bond angle outliers are listed below:

Mol	Chain	Res	Type	Atoms	Z	Observed(°)	Ideal(°)
1	P	979	LEU	CA-CB-CG	7.97	133.62	115.30
1	V	567	LEU	CA-CB-CG	7.90	133.47	115.30
1	A	279	LEU	CA-CB-CG	7.27	132.02	115.30
2	K	2546	LEU	CA-CB-CG	6.93	131.25	115.30
1	M	1230	LEU	CA-CB-CG	6.68	130.67	115.30
1	D	1494	ARG	NE-CZ-NH1	6.52	123.56	120.30

Continued on next page...

Continued from previous page...

Mol	Chain	Res	Type	Atoms	Z	Observed(°)	Ideal(°)
2	B	2546	LEU	CA-CB-CG	6.51	130.28	115.30
3	L	3113[A]	ASP	C-N-CD	-6.38	106.55	120.60
3	L	3113[B]	ASP	C-N-CD	-6.38	106.55	120.60
3	I	3113[A]	ASP	C-N-CD	-6.37	106.59	120.60
3	I	3113[B]	ASP	C-N-CD	-6.37	106.59	120.60
3	U	3113[A]	ASP	C-N-CD	-6.36	106.61	120.60
3	U	3113[B]	ASP	C-N-CD	-6.36	106.61	120.60
1	V	1230	LEU	CA-CB-CG	6.36	129.92	115.30
3	d	3113[A]	ASP	C-N-CD	-6.35	106.63	120.60
3	d	3113[B]	ASP	C-N-CD	-6.35	106.63	120.60
3	F	3113[A]	ASP	C-N-CD	-6.35	106.63	120.60
3	F	3113[B]	ASP	C-N-CD	-6.35	106.63	120.60
3	X	3113[A]	ASP	C-N-CD	-6.35	106.64	120.60
3	X	3113[B]	ASP	C-N-CD	-6.35	106.64	120.60
3	a	3113[A]	ASP	C-N-CD	-6.33	106.67	120.60
3	a	3113[B]	ASP	C-N-CD	-6.33	106.67	120.60
3	O	3113[A]	ASP	C-N-CD	-6.32	106.69	120.60
3	O	3113[B]	ASP	C-N-CD	-6.32	106.69	120.60
3	R	3113[A]	ASP	C-N-CD	-6.32	106.69	120.60
3	R	3113[B]	ASP	C-N-CD	-6.32	106.69	120.60
3	C	3113[A]	ASP	C-N-CD	-6.32	106.70	120.60
3	C	3113[B]	ASP	C-N-CD	-6.32	106.70	120.60
1	M	279	LEU	CA-CB-CG	6.13	129.40	115.30
2	T	2166	LEU	CA-CB-CG	6.07	129.25	115.30
2	H	2166	LEU	CA-CB-CG	6.06	129.24	115.30
3	X	2963[A]	MET	C-N-CD	5.99	140.98	128.40
3	X	2963[B]	MET	C-N-CD	5.99	140.98	128.40
3	L	2963[A]	MET	C-N-CD	5.99	140.98	128.40
3	L	2963[B]	MET	C-N-CD	5.99	140.98	128.40
3	U	2963[A]	MET	C-N-CD	5.99	140.98	128.40
3	U	2963[B]	MET	C-N-CD	5.99	140.98	128.40
1	Y	1228	LEU	CA-CB-CG	5.99	129.07	115.30
3	F	2963[A]	MET	C-N-CD	5.98	140.96	128.40
3	F	2963[B]	MET	C-N-CD	5.98	140.96	128.40
3	a	2963[A]	MET	C-N-CD	5.97	140.93	128.40
3	a	2963[B]	MET	C-N-CD	5.97	140.93	128.40
3	O	2963[A]	MET	C-N-CD	5.96	140.92	128.40
3	O	2963[B]	MET	C-N-CD	5.96	140.92	128.40
3	R	2963[A]	MET	C-N-CD	5.96	140.92	128.40
3	R	2963[B]	MET	C-N-CD	5.96	140.92	128.40
3	d	2963[A]	MET	C-N-CD	5.96	140.91	128.40
3	d	2963[B]	MET	C-N-CD	5.96	140.91	128.40

Continued on next page...

Continued from previous page...

Mol	Chain	Res	Type	Atoms	Z	Observed(°)	Ideal(°)
1	A	943	LEU	CA-CB-CG	5.96	129.00	115.30
3	R	3009[A]	ILE	C-N-CD	5.95	140.90	128.40
3	R	3009[B]	ILE	C-N-CD	5.95	140.90	128.40
3	O	3139[A]	LEU	C-N-CD	5.95	140.89	128.40
3	O	3139[B]	LEU	C-N-CD	5.95	140.89	128.40
3	d	3300[A]	LEU	C-N-CD	5.95	140.89	128.40
3	d	3300[B]	LEU	C-N-CD	5.95	140.89	128.40
3	I	2963[A]	MET	C-N-CD	5.95	140.88	128.40
3	I	2963[B]	MET	C-N-CD	5.95	140.88	128.40
1	A	898	GLY	N-CA-C	5.93	127.93	113.10
3	X	3300[A]	LEU	C-N-CD	5.93	140.86	128.40
3	X	3300[B]	LEU	C-N-CD	5.93	140.86	128.40
3	U	3300[A]	LEU	C-N-CD	5.93	140.85	128.40
3	U	3300[B]	LEU	C-N-CD	5.93	140.85	128.40
1	Y	279	LEU	CA-CB-CG	5.93	128.94	115.30
3	C	2969[A]	TYR	C-N-CD	5.92	140.84	128.40
3	C	2969[B]	TYR	C-N-CD	5.92	140.84	128.40
3	C	3300[A]	LEU	C-N-CD	5.92	140.84	128.40
3	C	3300[B]	LEU	C-N-CD	5.92	140.84	128.40
3	L	3139[A]	LEU	C-N-CD	5.92	140.84	128.40
3	L	3139[B]	LEU	C-N-CD	5.92	140.84	128.40
3	O	3300[A]	LEU	C-N-CD	5.92	140.84	128.40
3	O	3300[B]	LEU	C-N-CD	5.92	140.84	128.40
3	O	2969[A]	TYR	C-N-CD	5.92	140.83	128.40
3	O	2969[B]	TYR	C-N-CD	5.92	140.83	128.40
3	R	3300[A]	LEU	C-N-CD	5.92	140.82	128.40
3	R	3300[B]	LEU	C-N-CD	5.92	140.82	128.40
3	a	3300[A]	LEU	C-N-CD	5.92	140.82	128.40
3	a	3300[B]	LEU	C-N-CD	5.92	140.82	128.40
3	I	3009[A]	ILE	C-N-CD	5.91	140.82	128.40
3	I	3009[B]	ILE	C-N-CD	5.91	140.82	128.40
3	L	3300[A]	LEU	C-N-CD	5.91	140.82	128.40
3	L	3300[B]	LEU	C-N-CD	5.91	140.82	128.40
3	a	2969[A]	TYR	C-N-CD	5.91	140.82	128.40
3	a	2969[B]	TYR	C-N-CD	5.91	140.82	128.40
3	C	2963[A]	MET	C-N-CD	5.91	140.81	128.40
3	C	2963[B]	MET	C-N-CD	5.91	140.81	128.40
3	L	2969[A]	TYR	C-N-CD	5.91	140.81	128.40
3	L	2969[B]	TYR	C-N-CD	5.91	140.81	128.40
3	I	2969[A]	TYR	C-N-CD	5.91	140.80	128.40
3	I	2969[B]	TYR	C-N-CD	5.91	140.80	128.40
3	d	3009[A]	ILE	C-N-CD	5.91	140.80	128.40

Continued on next page...

Continued from previous page...

Mol	Chain	Res	Type	Atoms	Z	Observed(°)	Ideal(°)
3	d	3009[B]	ILE	C-N-CD	5.91	140.80	128.40
3	U	3009[A]	ILE	C-N-CD	5.91	140.80	128.40
3	U	3009[B]	ILE	C-N-CD	5.91	140.80	128.40
3	X	3009[A]	ILE	C-N-CD	5.91	140.80	128.40
3	X	3009[B]	ILE	C-N-CD	5.91	140.80	128.40
3	F	3300[A]	LEU	C-N-CD	5.90	140.80	128.40
3	F	3300[B]	LEU	C-N-CD	5.90	140.80	128.40
3	U	3139[A]	LEU	C-N-CD	5.90	140.79	128.40
3	U	3139[B]	LEU	C-N-CD	5.90	140.79	128.40
3	X	2969[A]	TYR	C-N-CD	5.89	140.78	128.40
3	X	2969[B]	TYR	C-N-CD	5.89	140.78	128.40
3	C	2931[A]	THR	C-N-CD	5.89	140.77	128.40
3	C	2931[B]	THR	C-N-CD	5.89	140.77	128.40
1	P	1230	LEU	CA-CB-CG	5.89	128.85	115.30
3	a	2931[A]	THR	C-N-CD	5.89	140.77	128.40
3	a	2931[B]	THR	C-N-CD	5.89	140.77	128.40
3	U	2969[A]	TYR	C-N-CD	5.89	140.76	128.40
3	U	2969[B]	TYR	C-N-CD	5.89	140.76	128.40
3	d	2969[A]	TYR	C-N-CD	5.89	140.76	128.40
3	d	2969[B]	TYR	C-N-CD	5.89	140.76	128.40
3	a	3009[A]	ILE	C-N-CD	5.88	140.76	128.40
3	a	3009[B]	ILE	C-N-CD	5.88	140.76	128.40
3	d	2931[A]	THR	C-N-CD	5.88	140.76	128.40
3	d	2931[B]	THR	C-N-CD	5.88	140.76	128.40
3	I	3139[A]	LEU	C-N-CD	5.88	140.75	128.40
3	I	3139[B]	LEU	C-N-CD	5.88	140.75	128.40
3	R	3139[A]	LEU	C-N-CD	5.88	140.75	128.40
3	R	3139[B]	LEU	C-N-CD	5.88	140.75	128.40
3	d	3139[A]	LEU	C-N-CD	5.88	140.75	128.40
3	d	3139[B]	LEU	C-N-CD	5.88	140.75	128.40
3	X	2931[A]	THR	C-N-CD	5.88	140.75	128.40
3	X	2931[B]	THR	C-N-CD	5.88	140.75	128.40
3	a	3139[A]	LEU	C-N-CD	5.88	140.75	128.40
3	a	3139[B]	LEU	C-N-CD	5.88	140.75	128.40
3	F	2969[A]	TYR	C-N-CD	5.88	140.75	128.40
3	F	2969[B]	TYR	C-N-CD	5.88	140.75	128.40
3	I	3308[A]	LYS	C-N-CD	5.88	140.75	128.40
3	I	3308[B]	LYS	C-N-CD	5.88	140.75	128.40
3	I	3300[A]	LEU	C-N-CD	5.87	140.74	128.40
3	I	3300[B]	LEU	C-N-CD	5.87	140.74	128.40
3	R	2969[A]	TYR	C-N-CD	5.87	140.73	128.40
3	R	2969[B]	TYR	C-N-CD	5.87	140.73	128.40

Continued on next page...

Continued from previous page...

Mol	Chain	Res	Type	Atoms	Z	Observed(°)	Ideal(°)
3	C	3048[A]	ASP	C-N-CD	5.87	140.73	128.40
3	C	3048[B]	ASP	C-N-CD	5.87	140.73	128.40
3	L	2931[A]	THR	C-N-CD	5.87	140.73	128.40
3	L	2931[B]	THR	C-N-CD	5.87	140.73	128.40
3	O	3009[A]	ILE	C-N-CD	5.87	140.73	128.40
3	O	3009[B]	ILE	C-N-CD	5.87	140.73	128.40
3	F	3139[A]	LEU	C-N-CD	5.87	140.73	128.40
3	F	3139[B]	LEU	C-N-CD	5.87	140.73	128.40
3	C	3009[A]	ILE	C-N-CD	5.87	140.72	128.40
3	C	3009[B]	ILE	C-N-CD	5.87	140.72	128.40
3	C	3139[A]	LEU	C-N-CD	5.87	140.72	128.40
3	C	3139[B]	LEU	C-N-CD	5.87	140.72	128.40
3	F	2931[A]	THR	C-N-CD	5.87	140.72	128.40
3	F	2931[B]	THR	C-N-CD	5.87	140.72	128.40
3	C	3308[A]	LYS	C-N-CD	5.86	140.71	128.40
3	C	3308[B]	LYS	C-N-CD	5.86	140.71	128.40
3	F	3048[A]	ASP	C-N-CD	5.86	140.71	128.40
3	F	3048[B]	ASP	C-N-CD	5.86	140.71	128.40
3	L	3009[A]	ILE	C-N-CD	5.86	140.71	128.40
3	L	3009[B]	ILE	C-N-CD	5.86	140.71	128.40
3	U	2931[A]	THR	C-N-CD	5.86	140.71	128.40
3	U	2931[B]	THR	C-N-CD	5.86	140.71	128.40
3	X	3139[A]	LEU	C-N-CD	5.86	140.71	128.40
3	X	3139[B]	LEU	C-N-CD	5.86	140.71	128.40
3	R	3308[A]	LYS	C-N-CD	5.86	140.70	128.40
3	R	3308[B]	LYS	C-N-CD	5.86	140.70	128.40
3	O	2931[A]	THR	C-N-CD	5.86	140.70	128.40
3	O	2931[B]	THR	C-N-CD	5.86	140.70	128.40
3	R	2931[A]	THR	C-N-CD	5.86	140.70	128.40
3	R	2931[B]	THR	C-N-CD	5.86	140.70	128.40
3	d	3048[A]	ASP	C-N-CD	5.86	140.70	128.40
3	d	3048[B]	ASP	C-N-CD	5.86	140.70	128.40
3	X	3048[A]	ASP	C-N-CD	5.85	140.69	128.40
3	X	3048[B]	ASP	C-N-CD	5.85	140.69	128.40
3	I	2931[A]	THR	C-N-CD	5.85	140.68	128.40
3	I	2931[B]	THR	C-N-CD	5.85	140.68	128.40
3	I	3048[A]	ASP	C-N-CD	5.85	140.68	128.40
3	I	3048[B]	ASP	C-N-CD	5.85	140.68	128.40
3	L	3048[A]	ASP	C-N-CD	5.85	140.68	128.40
3	L	3048[B]	ASP	C-N-CD	5.85	140.68	128.40
3	a	3048[A]	ASP	C-N-CD	5.84	140.67	128.40
3	a	3048[B]	ASP	C-N-CD	5.84	140.67	128.40

Continued on next page...

Continued from previous page...

Mol	Chain	Res	Type	Atoms	Z	Observed(°)	Ideal(°)
3	a	3308[A]	LYS	C-N-CD	5.84	140.67	128.40
3	a	3308[B]	LYS	C-N-CD	5.84	140.67	128.40
3	U	3048[A]	ASP	C-N-CD	5.84	140.67	128.40
3	U	3048[B]	ASP	C-N-CD	5.84	140.67	128.40
3	F	3009[A]	ILE	C-N-CD	5.84	140.66	128.40
3	F	3009[B]	ILE	C-N-CD	5.84	140.66	128.40
3	X	3308[A]	LYS	C-N-CD	5.83	140.65	128.40
3	X	3308[B]	LYS	C-N-CD	5.83	140.65	128.40
3	R	3048[A]	ASP	C-N-CD	5.83	140.64	128.40
3	R	3048[B]	ASP	C-N-CD	5.83	140.64	128.40
3	O	3048[A]	ASP	C-N-CD	5.83	140.63	128.40
3	O	3048[B]	ASP	C-N-CD	5.83	140.63	128.40
3	F	3308[A]	LYS	C-N-CD	5.82	140.63	128.40
3	F	3308[B]	LYS	C-N-CD	5.82	140.63	128.40
3	L	3308[A]	LYS	C-N-CD	5.82	140.62	128.40
3	L	3308[B]	LYS	C-N-CD	5.82	140.62	128.40
3	U	3308[A]	LYS	C-N-CD	5.82	140.61	128.40
3	U	3308[B]	LYS	C-N-CD	5.82	140.61	128.40
3	O	3308[A]	LYS	C-N-CD	5.81	140.60	128.40
3	O	3308[B]	LYS	C-N-CD	5.81	140.60	128.40
3	d	3308[A]	LYS	C-N-CD	5.80	140.59	128.40
3	d	3308[B]	LYS	C-N-CD	5.80	140.59	128.40
3	L	3254[A]	MET	C-N-CD	5.80	140.58	128.40
3	L	3254[B]	MET	C-N-CD	5.80	140.58	128.40
3	X	3254[A]	MET	C-N-CD	5.79	140.55	128.40
3	X	3254[B]	MET	C-N-CD	5.79	140.55	128.40
3	I	3254[A]	MET	C-N-CD	5.78	140.55	128.40
3	I	3254[B]	MET	C-N-CD	5.78	140.55	128.40
3	d	3254[A]	MET	C-N-CD	5.78	140.54	128.40
3	d	3254[B]	MET	C-N-CD	5.78	140.54	128.40
3	O	3254[A]	MET	C-N-CD	5.78	140.54	128.40
3	O	3254[B]	MET	C-N-CD	5.78	140.54	128.40
3	U	3254[A]	MET	C-N-CD	5.77	140.52	128.40
3	U	3254[B]	MET	C-N-CD	5.77	140.52	128.40
3	a	3027[A]	GLU	C-N-CD	5.77	140.51	128.40
3	a	3027[B]	GLU	C-N-CD	5.77	140.51	128.40
3	I	3027[A]	GLU	C-N-CD	5.77	140.51	128.40
3	I	3027[B]	GLU	C-N-CD	5.77	140.51	128.40
3	X	3197[A]	ILE	C-N-CD	5.76	140.50	128.40
3	X	3197[B]	ILE	C-N-CD	5.76	140.50	128.40
3	U	3027[A]	GLU	C-N-CD	5.76	140.50	128.40
3	U	3027[B]	GLU	C-N-CD	5.76	140.50	128.40

Continued on next page...

Continued from previous page...

Mol	Chain	Res	Type	Atoms	Z	Observed(°)	Ideal(°)
3	F	3254[A]	MET	C-N-CD	5.76	140.49	128.40
3	F	3254[B]	MET	C-N-CD	5.76	140.49	128.40
3	C	3254[A]	MET	C-N-CD	5.75	140.48	128.40
3	C	3254[B]	MET	C-N-CD	5.75	140.48	128.40
3	U	3197[A]	ILE	C-N-CD	5.75	140.47	128.40
3	U	3197[B]	ILE	C-N-CD	5.75	140.47	128.40
3	C	3197[A]	ILE	C-N-CD	5.75	140.47	128.40
3	C	3197[B]	ILE	C-N-CD	5.75	140.47	128.40
3	F	3197[A]	ILE	C-N-CD	5.75	140.47	128.40
3	F	3197[B]	ILE	C-N-CD	5.75	140.47	128.40
3	I	3197[A]	ILE	C-N-CD	5.75	140.47	128.40
3	I	3197[B]	ILE	C-N-CD	5.75	140.47	128.40
3	R	3254[A]	MET	C-N-CD	5.74	140.46	128.40
3	R	3254[B]	MET	C-N-CD	5.74	140.46	128.40
3	d	3027[A]	GLU	C-N-CD	5.74	140.46	128.40
3	d	3027[B]	GLU	C-N-CD	5.74	140.46	128.40
3	L	3027[A]	GLU	C-N-CD	5.74	140.44	128.40
3	L	3027[B]	GLU	C-N-CD	5.74	140.44	128.40
3	O	3027[A]	GLU	C-N-CD	5.74	140.44	128.40
3	O	3027[B]	GLU	C-N-CD	5.74	140.44	128.40
3	R	3027[A]	GLU	C-N-CD	5.74	140.45	128.40
3	R	3027[B]	GLU	C-N-CD	5.74	140.45	128.40
3	a	3254[A]	MET	C-N-CD	5.74	140.44	128.40
3	a	3254[B]	MET	C-N-CD	5.74	140.44	128.40
3	a	3197[A]	ILE	C-N-CD	5.73	140.44	128.40
3	a	3197[B]	ILE	C-N-CD	5.73	140.44	128.40
3	d	3197[A]	ILE	C-N-CD	5.73	140.44	128.40
3	d	3197[B]	ILE	C-N-CD	5.73	140.44	128.40
3	L	3197[A]	ILE	C-N-CD	5.72	140.42	128.40
3	L	3197[B]	ILE	C-N-CD	5.72	140.42	128.40
3	F	3027[A]	GLU	C-N-CD	5.72	140.41	128.40
3	F	3027[B]	GLU	C-N-CD	5.72	140.41	128.40
3	R	3197[A]	ILE	C-N-CD	5.71	140.38	128.40
3	R	3197[B]	ILE	C-N-CD	5.71	140.38	128.40
3	X	3027[A]	GLU	C-N-CD	5.70	140.38	128.40
3	X	3027[B]	GLU	C-N-CD	5.70	140.38	128.40
3	O	3197[A]	ILE	C-N-CD	5.70	140.37	128.40
3	O	3197[B]	ILE	C-N-CD	5.70	140.37	128.40
3	C	3027[A]	GLU	C-N-CD	5.70	140.37	128.40
3	C	3027[B]	GLU	C-N-CD	5.70	140.37	128.40
3	C	3296[A]	PRO	C-N-CD	5.70	140.37	128.40
3	C	3296[B]	PRO	C-N-CD	5.70	140.37	128.40

Continued on next page...

Continued from previous page...

Mol	Chain	Res	Type	Atoms	Z	Observed(°)	Ideal(°)
3	I	3296[A]	PRO	C-N-CD	5.70	140.36	128.40
3	I	3296[B]	PRO	C-N-CD	5.70	140.36	128.40
3	U	3296[A]	PRO	C-N-CD	5.67	140.32	128.40
3	U	3296[B]	PRO	C-N-CD	5.67	140.32	128.40
3	d	3296[A]	PRO	C-N-CD	5.67	140.32	128.40
3	d	3296[B]	PRO	C-N-CD	5.67	140.32	128.40
3	F	3296[A]	PRO	C-N-CD	5.67	140.31	128.40
3	F	3296[B]	PRO	C-N-CD	5.67	140.31	128.40
3	R	3296[A]	PRO	C-N-CD	5.67	140.31	128.40
3	R	3296[B]	PRO	C-N-CD	5.67	140.31	128.40
3	O	3296[A]	PRO	C-N-CD	5.67	140.31	128.40
3	O	3296[B]	PRO	C-N-CD	5.67	140.31	128.40
3	L	3296[A]	PRO	C-N-CD	5.67	140.30	128.40
3	L	3296[B]	PRO	C-N-CD	5.67	140.30	128.40
3	X	3296[A]	PRO	C-N-CD	5.67	140.30	128.40
3	X	3296[B]	PRO	C-N-CD	5.67	140.30	128.40
3	a	3153[A]	LYS	C-N-CD	5.66	140.29	128.40
3	a	3153[B]	LYS	C-N-CD	5.66	140.29	128.40
3	U	3050[A]	ARG	C-N-CD	5.66	140.28	128.40
3	U	3050[B]	ARG	C-N-CD	5.66	140.28	128.40
3	a	3296[A]	PRO	C-N-CD	5.65	140.26	128.40
3	a	3296[B]	PRO	C-N-CD	5.65	140.26	128.40
3	L	3153[A]	LYS	C-N-CD	5.65	140.26	128.40
3	L	3153[B]	LYS	C-N-CD	5.65	140.26	128.40
3	O	3050[A]	ARG	C-N-CD	5.65	140.26	128.40
3	O	3050[B]	ARG	C-N-CD	5.65	140.26	128.40
3	X	3050[A]	ARG	C-N-CD	5.64	140.25	128.40
3	X	3050[B]	ARG	C-N-CD	5.64	140.25	128.40
1	b	474	LEU	CA-CB-CG	5.64	128.28	115.30
3	a	3050[A]	ARG	C-N-CD	5.64	140.24	128.40
3	a	3050[B]	ARG	C-N-CD	5.64	140.24	128.40
3	R	3153[A]	LYS	C-N-CD	5.64	140.24	128.40
3	R	3153[B]	LYS	C-N-CD	5.64	140.24	128.40
3	X	3153[A]	LYS	C-N-CD	5.64	140.24	128.40
3	X	3153[B]	LYS	C-N-CD	5.64	140.24	128.40
3	R	3050[A]	ARG	C-N-CD	5.63	140.23	128.40
3	R	3050[B]	ARG	C-N-CD	5.63	140.23	128.40
3	F	3153[A]	LYS	C-N-CD	5.63	140.23	128.40
3	F	3153[B]	LYS	C-N-CD	5.63	140.23	128.40
3	I	3153[A]	LYS	C-N-CD	5.63	140.23	128.40
3	I	3153[B]	LYS	C-N-CD	5.63	140.23	128.40
3	U	3153[A]	LYS	C-N-CD	5.63	140.23	128.40

Continued on next page...

Continued from previous page...

Mol	Chain	Res	Type	Atoms	Z	Observed(°)	Ideal(°)
3	U	3153[B]	LYS	C-N-CD	5.63	140.23	128.40
3	O	3153[A]	LYS	C-N-CD	5.63	140.22	128.40
3	O	3153[B]	LYS	C-N-CD	5.63	140.22	128.40
3	d	3153[A]	LYS	C-N-CD	5.62	140.20	128.40
3	d	3153[B]	LYS	C-N-CD	5.62	140.20	128.40
3	C	3153[A]	LYS	C-N-CD	5.62	140.19	128.40
3	C	3153[B]	LYS	C-N-CD	5.62	140.19	128.40
3	I	3050[A]	ARG	C-N-CD	5.61	140.19	128.40
3	I	3050[B]	ARG	C-N-CD	5.61	140.19	128.40
3	L	3050[A]	ARG	C-N-CD	5.61	140.18	128.40
3	L	3050[B]	ARG	C-N-CD	5.61	140.18	128.40
3	F	3050[A]	ARG	C-N-CD	5.61	140.18	128.40
3	F	3050[B]	ARG	C-N-CD	5.61	140.18	128.40
3	C	3050[A]	ARG	C-N-CD	5.60	140.17	128.40
3	C	3050[B]	ARG	C-N-CD	5.60	140.17	128.40
3	d	3050[A]	ARG	C-N-CD	5.60	140.16	128.40
3	d	3050[B]	ARG	C-N-CD	5.60	140.16	128.40
1	Y	898	GLY	N-CA-C	5.58	127.05	113.10
2	Z	2166	LEU	CA-CB-CG	5.53	128.03	115.30
2	N	2625	LEU	CA-CB-CG	5.53	128.01	115.30
1	D	898	GLY	N-CA-C	5.51	126.89	113.10
2	H	2546	LEU	CA-CB-CG	5.46	127.86	115.30
2	W	2166	LEU	CA-CB-CG	5.42	127.76	115.30
2	K	2166	LEU	CA-CB-CG	5.39	127.69	115.30
1	b	675	SER	C-N-CD	5.38	139.69	128.40
1	A	1195	ASP	C-N-CA	5.36	135.10	121.70
2	B	2625	LEU	CA-CB-CG	5.35	127.61	115.30
3	d	3000[A]	LEU	N-CA-C	-5.34	96.59	111.00
3	d	3000[B]	LEU	N-CA-C	-5.34	96.59	111.00
1	J	898	GLY	N-CA-C	5.33	126.43	113.10
3	L	3000[A]	LEU	N-CA-C	-5.33	96.61	111.00
3	L	3000[B]	LEU	N-CA-C	-5.33	96.61	111.00
3	U	3000[A]	LEU	N-CA-C	-5.33	96.62	111.00
3	U	3000[B]	LEU	N-CA-C	-5.33	96.62	111.00
3	F	3000[A]	LEU	N-CA-C	-5.32	96.64	111.00
3	F	3000[B]	LEU	N-CA-C	-5.32	96.64	111.00
3	C	3000[A]	LEU	N-CA-C	-5.32	96.64	111.00
3	C	3000[B]	LEU	N-CA-C	-5.32	96.64	111.00
3	R	3000[A]	LEU	N-CA-C	-5.32	96.64	111.00
3	R	3000[B]	LEU	N-CA-C	-5.32	96.64	111.00
3	O	3000[A]	LEU	N-CA-C	-5.31	96.65	111.00
3	O	3000[B]	LEU	N-CA-C	-5.31	96.65	111.00

Continued on next page...

Continued from previous page...

Mol	Chain	Res	Type	Atoms	Z	Observed(°)	Ideal(°)
3	X	3000[A]	LEU	N-CA-C	-5.31	96.66	111.00
3	X	3000[B]	LEU	N-CA-C	-5.31	96.66	111.00
3	I	3000[A]	LEU	N-CA-C	-5.31	96.67	111.00
3	I	3000[B]	LEU	N-CA-C	-5.31	96.67	111.00
1	V	898	GLY	N-CA-C	5.30	126.36	113.10
3	a	3000[A]	LEU	N-CA-C	-5.29	96.71	111.00
3	a	3000[B]	LEU	N-CA-C	-5.29	96.71	111.00
1	D	464	LEU	C-N-CA	-5.28	99.82	122.00
2	E	2879	LEU	CA-CB-CG	5.23	127.33	115.30
3	C	3279[A]	ASP	N-CA-C	-5.21	96.94	111.00
3	C	3279[B]	ASP	N-CA-C	-5.21	96.94	111.00
3	a	3279[A]	ASP	N-CA-C	-5.20	96.97	111.00
3	a	3279[B]	ASP	N-CA-C	-5.20	96.97	111.00
3	L	3279[A]	ASP	N-CA-C	-5.19	96.99	111.00
3	L	3279[B]	ASP	N-CA-C	-5.19	96.99	111.00
2	T	2625	LEU	CA-CB-CG	5.19	127.23	115.30
1	P	1339	SER	CA-C-N	5.18	126.56	116.20
3	I	3279[A]	ASP	N-CA-C	-5.17	97.04	111.00
3	I	3279[B]	ASP	N-CA-C	-5.17	97.04	111.00
3	O	3279[A]	ASP	N-CA-C	-5.17	97.04	111.00
3	O	3279[B]	ASP	N-CA-C	-5.17	97.04	111.00
3	R	3279[A]	ASP	N-CA-C	-5.17	97.03	111.00
3	R	3279[B]	ASP	N-CA-C	-5.17	97.03	111.00
3	F	3279[A]	ASP	N-CA-C	-5.17	97.04	111.00
3	F	3279[B]	ASP	N-CA-C	-5.17	97.04	111.00
3	U	3279[A]	ASP	N-CA-C	-5.17	97.05	111.00
3	U	3279[B]	ASP	N-CA-C	-5.17	97.05	111.00
3	d	3279[A]	ASP	N-CA-C	-5.16	97.06	111.00
3	d	3279[B]	ASP	N-CA-C	-5.16	97.06	111.00
1	b	127	GLU	CA-CB-CG	5.16	124.75	113.40
3	X	3279[A]	ASP	N-CA-C	-5.15	97.09	111.00
3	X	3279[B]	ASP	N-CA-C	-5.15	97.09	111.00
1	S	1195	ASP	C-N-CA	5.14	134.56	121.70
1	G	1230	LEU	CA-CB-CG	5.14	127.11	115.30
1	G	474	LEU	CA-CB-CG	5.08	127.00	115.30
1	S	573	LYS	CA-C-N	5.08	126.36	116.20
1	D	279	LEU	CA-CB-CG	5.07	126.96	115.30
1	G	1339	SER	CA-C-N	5.04	126.29	116.20
1	J	1637	GLY	N-CA-C	-5.04	100.49	113.10
1	S	1339	SER	CA-C-N	5.03	126.26	116.20
1	S	1230	LEU	CA-CB-CG	5.03	126.86	115.30
1	V	1584	GLY	N-CA-C	5.01	125.62	113.10

There are no chirality outliers.

All (67) planarity outliers are listed below:

Mol	Chain	Res	Type	Group
1	A	464	LEU	Peptide
1	A	982	LYS	Peptide
2	B	2127	ALA	Peptide
3	C	3113[A]	ASP	Mainchain
3	C	3113[B]	ASP	Mainchain
3	C	3149[A]	ASN	Peptide
3	C	3149[B]	ASN	Peptide
1	D	464	LEU	Peptide
1	D	567	LEU	Peptide
1	D	883	CYS	Peptide
3	F	3113[A]	ASP	Mainchain
3	F	3113[B]	ASP	Mainchain
3	F	3149[A]	ASN	Peptide
3	F	3149[B]	ASN	Peptide
1	G	464	LEU	Peptide
3	I	3113[A]	ASP	Mainchain
3	I	3113[B]	ASP	Mainchain
3	I	3149[A]	ASN	Peptide
3	I	3149[B]	ASN	Peptide
1	J	1639	LYS	Peptide
1	J	464	LEU	Peptide
2	K	2127	ALA	Peptide
2	K	2830	GLN	Peptide
2	K	2889	ALA	Peptide
3	L	3113[A]	ASP	Mainchain
3	L	3113[B]	ASP	Mainchain
3	L	3149[A]	ASN	Peptide
3	L	3149[B]	ASN	Peptide
1	M	464	LEU	Peptide
2	N	2127	ALA	Peptide
3	O	3113[A]	ASP	Mainchain
3	O	3113[B]	ASP	Mainchain
3	O	3149[A]	ASN	Peptide
3	O	3149[B]	ASN	Peptide
2	Q	2127	ALA	Peptide
3	R	3113[A]	ASP	Mainchain
3	R	3113[B]	ASP	Mainchain
3	R	3149[A]	ASN	Peptide
3	R	3149[B]	ASN	Peptide
1	S	1638	SER	Peptide

Continued on next page...

Continued from previous page...

Mol	Chain	Res	Type	Group
1	S	464	LEU	Peptide
1	S	866	GLU	Peptide
2	T	2127	ALA	Peptide
2	T	2548	CYS	Peptide
3	U	3113[A]	ASP	Mainchain
3	U	3113[B]	ASP	Mainchain
3	U	3149[A]	ASN	Peptide
3	U	3149[B]	ASN	Peptide
2	W	2127	ALA	Peptide
3	X	3113[A]	ASP	Mainchain
3	X	3113[B]	ASP	Mainchain
3	X	3149[A]	ASN	Peptide
3	X	3149[B]	ASN	Peptide
1	Y	464	LEU	Peptide
2	Z	2127	ALA	Peptide
2	Z	2497	GLU	Peptide
3	a	3113[A]	ASP	Mainchain
3	a	3113[B]	ASP	Mainchain
3	a	3149[A]	ASN	Peptide
3	a	3149[B]	ASN	Peptide
1	b	127	GLU	Peptide
1	b	464	LEU	Peptide
2	c	2127	ALA	Peptide
3	d	3113[A]	ASP	Mainchain
3	d	3113[B]	ASP	Mainchain
3	d	3149[A]	ASN	Peptide
3	d	3149[B]	ASN	Peptide

5.2 Too-close contacts ⓘ

In the following table, the Non-H and H(model) columns list the number of non-hydrogen atoms and hydrogen atoms in the chain respectively. The H(added) column lists the number of hydrogen atoms added and optimized by MolProbity. The Clashes column lists the number of clashes within the asymmetric unit, whereas Symm-Clashes lists symmetry related clashes.

Mol	Chain	Non-H	H(model)	H(added)	Clashes	Symm-Clashes
1	A	13318	0	12755	443	1
1	D	13318	0	12755	467	0
1	G	13318	0	12754	485	0
1	J	13318	0	12755	493	0
1	M	13318	0	12755	427	0
1	P	13318	0	12755	438	0

Continued on next page...

Continued from previous page...

Mol	Chain	Non-H	H(model)	H(added)	Clashes	Symm-Clashes
1	S	13318	0	12755	437	0
1	V	13318	0	12755	434	0
1	Y	13318	0	12744	397	0
1	b	13318	0	12754	0	1
2	B	6704	0	6445	199	0
2	E	6704	0	6445	232	0
2	H	6704	0	6445	232	0
2	K	6704	0	6445	209	0
2	N	6704	0	6445	192	0
2	Q	6704	0	6445	207	0
2	T	6704	0	6445	214	0
2	W	6704	0	6445	214	0
2	Z	6704	0	6444	181	0
2	c	6704	0	6445	0	0
3	C	5912	0	5607	2272	0
3	F	5912	0	5599	1400	0
3	I	5912	0	5601	2391	0
3	L	5912	0	5604	2283	0
3	O	5912	0	5604	1994	0
3	R	5912	0	5597	2373	0
3	U	5912	0	5612	1410	0
3	X	5912	0	5598	1993	0
3	a	5912	0	5594	0	0
3	d	5912	0	5607	0	0
4	A	24	0	0	2	0
4	B	8	0	0	0	0
4	C	16	0	0	14	0
4	D	24	0	0	2	0
4	E	8	0	0	0	0
4	F	16	0	0	7	0
4	G	24	0	0	1	0
4	H	8	0	0	0	0
4	I	16	0	0	12	0
4	J	24	0	0	2	0
4	K	8	0	0	0	0
4	M	24	0	0	3	0
4	N	8	0	0	0	0
4	O	8	0	0	10	0
4	P	24	0	0	0	0
4	Q	8	0	0	0	0
4	S	24	0	0	3	0
4	T	8	0	0	1	0

Continued on next page...

Continued from previous page...

Mol	Chain	Non-H	H(model)	H(added)	Clashes	Symm-Clashes
4	U	8	0	0	10	0
4	V	24	0	0	2	0
4	W	8	0	0	1	0
4	X	8	0	0	10	0
4	Y	24	0	0	3	0
4	Z	8	0	0	0	0
4	b	24	0	0	0	0
4	c	8	0	0	0	0
4	d	8	0	0	0	0
5	A	112	0	98	3	0
5	B	28	0	25	3	0
5	D	112	0	98	18	0
5	E	28	0	25	1	0
5	G	112	0	99	18	0
5	H	28	0	25	2	0
5	J	112	0	99	11	0
5	K	28	0	25	0	0
5	M	112	0	97	9	0
5	N	28	0	25	1	0
5	P	112	0	98	6	0
5	Q	28	0	25	6	0
5	S	112	0	99	8	0
5	T	28	0	24	3	0
5	V	112	0	96	13	0
5	W	28	0	25	6	0
5	Y	112	0	98	8	0
5	Z	28	0	25	8	0
5	b	112	0	98	0	0
5	c	28	0	25	0	0
6	A	22	0	19	0	0
6	D	22	0	19	1	0
6	G	11	0	10	0	0
6	J	11	0	10	0	0
6	M	33	0	27	3	0
6	P	22	0	20	1	0
6	S	11	0	9	0	0
6	T	11	0	10	0	0
6	V	44	0	39	3	0
6	Y	22	0	19	1	0
6	b	22	0	19	0	0
7	A	11	0	10	0	0
7	D	11	0	10	1	0

Continued on next page...

Continued from previous page...

Mol	Chain	Non-H	H(model)	H(added)	Clashes	Symm-Clashes
7	M	33	0	30	2	0
7	S	11	0	10	0	0
7	V	11	0	10	1	0
7	Y	11	0	10	0	0
7	b	11	0	10	0	0
All	All	261470	0	249529	19352	1

The all-atom clashscore is defined as the number of clashes found per 1000 atoms (including hydrogen atoms). The all-atom clashscore for this structure is 48.

All (19352) close contacts within the same asymmetric unit are listed below, sorted by their clash magnitude.

Atom-1	Atom-2	Interatomic distance (Å)	Clash overlap (Å)
3:C:3079[B]:CYS:CB	3:L:3161[B]:GLU:HG2	1.22	1.65
3:C:2982[B]:MET:SD	3:L:3156[B]:MET:HB2	1.37	1.64
3:C:2975[B]:PHE:CD1	3:L:3107[B]:LEU:HD11	1.28	1.63
3:I:3174[B]:GLY:CA	3:R:3154[B]:PRO:HB3	1.17	1.62
3:O:3153[B]:LYS:CD	3:X:3176[B]:LYS:HD3	1.31	1.60
3:C:3156[B]:MET:CE	3:L:2979[B]:GLN:HG3	1.25	1.59
3:I:3196[A]:THR:CG2	1:J:416:ASN:HD22	0.95	1.57
3:O:2968[B]:GLN:NE2	3:X:2985[B]:PHE:CA	1.68	1.56
3:O:2968[B]:GLN:CB	3:X:2988[B]:TRP:HB2	1.29	1.56
3:C:2985[B]:PHE:CZ	3:L:2970[B]:PRO:HA	1.07	1.56
3:I:3163[B]:ASN:CB	3:R:3150[B]:LYS:HE3	1.28	1.55
3:I:2989[B]:HIS:CG	3:R:2970[B]:PRO:HD3	1.37	1.55
3:O:2963[B]:MET:HE1	3:X:2975[B]:PHE:CD1	1.37	1.55
3:C:2985[B]:PHE:HZ	3:L:2970[B]:PRO:CA	0.91	1.55
3:O:2970[B]:PRO:CD	3:X:2991[B]:LEU:HB2	1.37	1.54
3:O:2970[B]:PRO:HG2	3:X:2991[B]:LEU:CA	1.12	1.54
3:C:3158[B]:PHE:CD2	3:L:3153[B]:LYS:CE	1.89	1.54
3:O:2963[B]:MET:HE1	3:X:2975[B]:PHE:CG	1.02	1.54
3:I:2975[B]:PHE:CD1	3:R:3107[B]:LEU:HD11	1.42	1.53
3:C:2974[B]:ALA:CB	3:L:3249[B]:GLY:CA	1.83	1.53
3:O:2970[B]:PRO:CG	3:X:2991[B]:LEU:N	1.69	1.52
3:O:3153[B]:LYS:HD3	3:X:3176[B]:LYS:CD	1.35	1.51
3:C:2982[B]:MET:CG	3:L:3156[B]:MET:HB2	1.38	1.51
3:I:3251[B]:ASP:CB	3:R:3251[B]:ASP:HB3	1.07	1.50
3:C:2965[B]:LEU:CD2	3:L:3253[B]:GLU:CD	1.79	1.50
3:O:2963[B]:MET:CE	3:X:2975[B]:PHE:CG	1.92	1.49
3:I:2989[B]:HIS:CD2	3:R:2970[B]:PRO:HD3	1.48	1.49
3:O:3169[B]:LYS:CG	3:X:3148[B]:ILE:CG2	1.81	1.48

Continued on next page...

Continued from previous page...

Atom-1	Atom-2	Interatomic distance (Å)	Clash overlap (Å)
3:R:2956[A]:LYS:O	3:R:2960[A]:PHE:CE1	1.67	1.48
3:I:3149[B]:ASN:CB	3:R:3163[B]:ASN:ND2	1.74	1.48
3:L:2956[A]:LYS:O	3:L:2960[A]:PHE:CE1	1.67	1.48
3:O:2965[B]:LEU:HD12	3:X:2979[B]:GLN:CD	1.15	1.48
3:I:2956[B]:LYS:O	3:I:2960[B]:PHE:CE1	1.67	1.47
3:I:3150[B]:LYS:C	3:R:3159[B]:SER:HA	1.18	1.47
3:L:3089[B]:HIS:CE1	3:L:3119[B]:HIS:NE2	1.83	1.47
3:U:3089[B]:HIS:CE1	3:U:3119[B]:HIS:NE2	1.83	1.47
3:C:3160[B]:SER:CB	3:L:3150[B]:LYS:NZ	1.75	1.47
3:I:3089[A]:HIS:CE1	3:I:3119[A]:HIS:NE2	1.83	1.47
3:U:3089[A]:HIS:CE1	3:U:3119[A]:HIS:NE2	1.83	1.47
3:L:3089[A]:HIS:CE1	3:L:3119[A]:HIS:NE2	1.82	1.47
3:L:2956[B]:LYS:O	3:L:2960[B]:PHE:CE1	1.67	1.47
3:O:2968[B]:GLN:NE2	3:X:2985[B]:PHE:N	1.63	1.47
3:I:3159[B]:SER:C	3:R:3150[B]:LYS:HB3	1.31	1.47
3:X:3089[B]:HIS:CE1	3:X:3119[B]:HIS:NE2	1.82	1.47
3:C:3089[A]:HIS:CE1	3:C:3119[A]:HIS:NE2	1.83	1.46
3:X:3089[A]:HIS:CE1	3:X:3119[A]:HIS:NE2	1.83	1.46
3:C:2956[B]:LYS:O	3:C:2960[B]:PHE:CE1	1.67	1.46
3:C:3089[B]:HIS:CE1	3:C:3119[B]:HIS:NE2	1.83	1.46
3:O:3089[B]:HIS:CE1	3:O:3119[B]:HIS:NE2	1.83	1.46
3:F:2956[A]:LYS:O	3:F:2960[A]:PHE:CE1	1.67	1.46
3:O:2956[A]:LYS:O	3:O:2960[A]:PHE:CE1	1.67	1.46
3:O:3153[B]:LYS:HG2	3:X:3176[B]:LYS:CE	1.41	1.46
3:I:3150[B]:LYS:HB3	3:R:3159[B]:SER:C	1.11	1.45
3:I:3154[B]:PRO:HB3	3:R:3174[B]:GLY:CA	1.43	1.45
1:S:416:ASN:OD1	3:X:3196[A]:THR:CG2	1.64	1.45
3:C:3156[B]:MET:CE	3:L:2979[B]:GLN:CG	1.93	1.45
3:U:2956[B]:LYS:O	3:U:2960[B]:PHE:CE1	1.67	1.45
3:F:3089[A]:HIS:CE1	3:F:3119[A]:HIS:NE2	1.83	1.45
3:I:2956[A]:LYS:O	3:I:2960[A]:PHE:CE1	1.67	1.45
3:C:2956[A]:LYS:O	3:C:2960[A]:PHE:CE1	1.67	1.45
3:F:3089[B]:HIS:CE1	3:F:3119[B]:HIS:NE2	1.83	1.45
3:I:2975[B]:PHE:HD1	3:R:3107[B]:LEU:CD1	1.28	1.44
3:U:2956[A]:LYS:O	3:U:2960[A]:PHE:CE1	1.67	1.44
3:O:2965[B]:LEU:CD1	3:X:2979[B]:GLN:NE2	1.75	1.44
3:C:3163[B]:ASN:ND2	3:L:3149[B]:ASN:CB	1.78	1.44
3:I:3089[B]:HIS:CE1	3:I:3119[B]:HIS:NE2	1.82	1.44
3:C:3150[B]:LYS:NZ	3:L:3160[B]:SER:CB	1.80	1.44
3:C:3079[B]:CYS:SG	3:L:3161[B]:GLU:CB	2.03	1.44
3:X:2956[B]:LYS:O	3:X:2960[B]:PHE:CE1	1.68	1.44

Continued on next page...

Continued from previous page...

Atom-1	Atom-2	Interatomic distance (Å)	Clash overlap (Å)
3:I:3251[B]:ASP:HB3	3:R:3251[B]:ASP:CB	0.98	1.44
3:R:3089[A]:HIS:CE1	3:R:3119[A]:HIS:NE2	1.83	1.44
3:I:3150[B]:LYS:HE3	3:R:3163[B]:ASN:CB	1.46	1.44
3:I:2959[B]:SER:CB	3:R:3255[B]:PRO:HB2	1.46	1.44
3:O:2956[B]:LYS:O	3:O:2960[B]:PHE:CE1	1.67	1.44
3:C:3153[B]:LYS:CE	3:L:3158[B]:PHE:CD2	1.99	1.43
3:C:3154[B]:PRO:CD	3:L:3174[B]:GLY:HA2	1.46	1.43
3:O:3089[A]:HIS:CE1	3:O:3119[A]:HIS:NE2	1.83	1.43
3:R:2956[B]:LYS:O	3:R:2960[B]:PHE:CE1	1.67	1.43
3:F:2956[B]:LYS:O	3:F:2960[B]:PHE:CE1	1.67	1.43
3:I:2969[B]:TYR:HD1	3:R:2961[B]:HIS:CG	1.35	1.43
3:I:3196[A]:THR:HG21	1:J:416:ASN:ND2	1.14	1.43
3:R:3089[B]:HIS:CE1	3:R:3119[B]:HIS:NE2	1.83	1.43
3:X:2956[A]:LYS:O	3:X:2960[A]:PHE:CE1	1.67	1.43
3:C:3090[B]:ASN:HD22	3:L:2972[B]:GLY:C	1.20	1.43
2:E:2868:GLU:CG	3:F:2932[A]:PRO:O	1.65	1.42
3:I:2968[B]:GLN:HE21	3:R:3086[B]:GLU:CG	1.31	1.42
3:I:3174[B]:GLY:CA	3:R:3154[B]:PRO:CB	1.94	1.41
1:S:416:ASN:CG	3:X:3196[A]:THR:HG21	1.41	1.41
3:I:3149[B]:ASN:HB2	3:R:3163[B]:ASN:ND2	1.09	1.41
3:C:2984[B]:THR:CG2	3:L:3159[B]:SER:OG	1.68	1.41
3:I:2989[B]:HIS:CD2	3:R:2970[B]:PRO:CD	2.00	1.41
3:C:3158[B]:PHE:CD2	3:L:3153[B]:LYS:HE2	1.44	1.40
3:O:2968[B]:GLN:NE2	3:X:2985[B]:PHE:HA	1.22	1.40
3:O:3108[B]:HIS:HB3	3:X:2969[B]:TYR:C	1.05	1.40
3:C:2984[B]:THR:HG23	3:L:3159[B]:SER:CB	1.50	1.40
3:I:3169[B]:LYS:O	3:R:3152[B]:LYS:CG	1.68	1.40
3:C:2983[B]:VAL:CG2	3:L:3160[B]:SER:HA	1.50	1.40
3:C:2969[B]:TYR:CE2	3:L:3120[B]:HIS:NE2	1.82	1.40
3:C:3172[B]:SER:N	3:L:3152[B]:LYS:HB2	1.27	1.40
3:C:2983[B]:VAL:HG21	3:L:3161[B]:GLU:N	1.15	1.40
3:C:3256[B]:TRP:CD2	3:L:2965[B]:LEU:O	1.72	1.39
3:C:2983[B]:VAL:HG23	3:L:3160[B]:SER:CA	1.49	1.39
3:O:3038[B]:ILE:CG1	3:X:2969[B]:TYR:OH	1.69	1.39
3:O:3169[B]:LYS:CB	3:X:3148[B]:ILE:HG21	1.52	1.39
3:C:2975[B]:PHE:CE1	3:L:3107[B]:LEU:HD11	1.57	1.38
3:O:2965[B]:LEU:CD1	3:X:2979[B]:GLN:OE1	1.72	1.38
3:O:3038[B]:ILE:HD13	3:X:2969[B]:TYR:CE2	1.59	1.38
3:C:2974[B]:ALA:HB3	3:L:3249[B]:GLY:CA	0.91	1.37
3:O:3169[B]:LYS:HG3	3:X:3148[B]:ILE:CG2	0.91	1.37
3:C:2982[B]:MET:CB	3:L:3156[B]:MET:CB	2.02	1.37

Continued on next page...

Continued from previous page...

Atom-1	Atom-2	Interatomic distance (Å)	Clash overlap (Å)
3:C:3150[B]:LYS:HZ3	3:L:3160[B]:SER:CB	1.30	1.37
3:C:3156[B]:MET:SD	3:L:2982[B]:MET:HB2	1.64	1.37
3:I:3154[B]:PRO:HG2	3:R:3155[B]:MET:SD	1.65	1.36
3:I:3174[B]:GLY:N	3:R:3154[B]:PRO:HB3	1.04	1.36
3:C:3154[B]:PRO:HD3	3:L:3174[B]:GLY:CA	1.53	1.36
3:O:2976[B]:ALA:HB2	3:X:3156[B]:MET:SD	1.63	1.36
3:O:2976[B]:ALA:N	3:X:3156[B]:MET:HG2	1.07	1.36
3:O:3108[B]:HIS:CB	3:X:2969[B]:TYR:C	1.92	1.36
3:C:2972[B]:GLY:C	3:L:3090[B]:ASN:HD22	1.25	1.36
3:O:2965[B]:LEU:CD1	3:X:2979[B]:GLN:HE22	1.30	1.35
3:I:3221[B]:ALA:CB	3:R:2965[B]:LEU:N	1.86	1.35
3:C:2975[B]:PHE:CD1	3:L:3107[B]:LEU:CD1	2.09	1.35
3:I:3155[B]:MET:HB2	3:R:3153[B]:LYS:CD	1.55	1.35
3:I:2961[B]:HIS:CD2	3:R:2969[B]:TYR:HD1	1.35	1.35
3:O:2970[B]:PRO:HD2	3:X:2991[B]:LEU:CB	1.54	1.35
3:I:3152[B]:LYS:CB	3:R:3172[B]:SER:H	1.18	1.35
3:I:3154[B]:PRO:HB3	3:R:3174[B]:GLY:N	1.38	1.35
3:I:3107[B]:LEU:HD11	3:R:2975[B]:PHE:CD1	1.61	1.34
3:I:3221[B]:ALA:HB1	3:R:2965[B]:LEU:N	1.03	1.34
3:C:3147[B]:GLU:CG	3:L:3160[B]:SER:O	1.75	1.34
3:I:2964[B]:PRO:C	3:R:3221[B]:ALA:HB1	1.45	1.34
3:C:2979[B]:GLN:HG3	3:L:3156[B]:MET:CE	1.56	1.34
3:C:3150[B]:LYS:CA	3:L:3172[B]:SER:HB3	1.58	1.33
3:I:3174[B]:GLY:N	3:R:3154[B]:PRO:CB	1.89	1.33
3:I:2965[B]:LEU:N	3:R:3221[B]:ALA:HB1	1.01	1.33
2:W:2868:GLU:OE1	3:X:2933[A]:SER:N	1.60	1.33
3:I:3173[B]:THR:OG1	3:R:3173[B]:THR:CG2	1.75	1.33
3:I:2982[B]:MET:SD	3:R:3157[B]:PRO:CA	2.15	1.33
3:C:2968[B]:GLN:NE2	3:L:3258[B]:PHE:HZ	1.27	1.33
3:C:2969[B]:TYR:C	3:L:2985[B]:PHE:CE2	1.80	1.32
3:O:2970[B]:PRO:HD2	3:X:2991[B]:LEU:CG	1.57	1.32
3:C:3155[B]:MET:CG	3:L:3153[B]:LYS:C	1.96	1.32
3:C:2982[B]:MET:CB	3:L:3156[B]:MET:HB3	1.59	1.32
3:I:3255[B]:PRO:HB2	3:R:2959[B]:SER:CB	1.58	1.32
3:I:3163[B]:ASN:ND2	3:R:3150[B]:LYS:HG3	1.43	1.32
3:I:2970[B]:PRO:HD3	3:R:2989[B]:HIS:CD2	1.64	1.31
3:C:3159[B]:SER:CB	3:L:2984[B]:THR:HG23	1.58	1.31
3:I:3153[B]:LYS:O	3:R:3155[B]:MET:N	1.64	1.31
3:I:3169[B]:LYS:CE	3:R:3149[B]:ASN:OD1	1.76	1.31
3:O:2963[B]:MET:SD	3:X:2975[B]:PHE:CD2	2.24	1.31
3:C:3160[B]:SER:OG	3:L:2983[B]:VAL:HG23	1.23	1.31

Continued on next page...

Continued from previous page...

Atom-1	Atom-2	Interatomic distance (Å)	Clash overlap (Å)
3:I:2982[B]:MET:SD	3:R:3157[B]:PRO:HA	1.70	1.31
3:I:3150[B]:LYS:O	3:R:3159[B]:SER:CA	1.78	1.31
3:L:3089[A]:HIS:HE1	3:L:3119[A]:HIS:NE2	1.20	1.30
3:O:3108[B]:HIS:C	3:X:2970[B]:PRO:CD	1.86	1.30
3:O:2970[B]:PRO:CG	3:X:2991[B]:LEU:CA	2.02	1.30
3:U:3089[A]:HIS:HE1	3:U:3119[A]:HIS:NE2	1.21	1.30
3:X:2952[B]:ALA:HB3	3:X:2953[B]:GLY:C	1.52	1.30
3:C:3160[B]:SER:HB2	3:L:3150[B]:LYS:NZ	1.33	1.30
3:O:2952[A]:ALA:HB3	3:O:2953[A]:GLY:C	1.52	1.30
3:C:3163[B]:ASN:N	3:L:3147[B]:GLU:OE1	1.62	1.30
3:I:3159[B]:SER:HA	3:R:3150[B]:LYS:C	1.50	1.30
3:I:2961[B]:HIS:HA	3:R:2975[B]:PHE:CZ	1.65	1.30
3:I:3150[B]:LYS:O	3:R:3159[B]:SER:HA	1.28	1.30
3:I:3161[B]:GLU:CG	3:R:3079[B]:CYS:SG	2.20	1.30
3:U:2952[A]:ALA:HB3	3:U:2953[A]:GLY:C	1.52	1.30
3:O:3169[B]:LYS:CG	3:X:3148[B]:ILE:HG21	1.41	1.30
3:C:3153[B]:LYS:O	3:L:3154[B]:PRO:HA	1.31	1.29
3:R:3089[A]:HIS:HE1	3:R:3119[A]:HIS:NE2	1.21	1.29
3:I:3159[B]:SER:CA	3:R:3150[B]:LYS:HB3	1.55	1.29
3:O:2970[B]:PRO:HG2	3:X:2991[B]:LEU:N	0.98	1.29
3:O:3153[B]:LYS:CG	3:X:3176[B]:LYS:HD3	1.62	1.29
3:I:2965[B]:LEU:N	3:R:3221[B]:ALA:CB	1.95	1.29
3:I:3150[B]:LYS:CB	3:R:3159[B]:SER:C	2.00	1.29
3:C:3156[B]:MET:HB2	3:L:2982[B]:MET:SD	1.70	1.29
3:O:2952[B]:ALA:HB3	3:O:2953[B]:GLY:C	1.52	1.29
3:X:3089[B]:HIS:HE1	3:X:3119[B]:HIS:NE2	1.20	1.29
3:C:3161[B]:GLU:N	3:L:2983[B]:VAL:HG21	1.45	1.29
3:C:3253[B]:GLU:HB2	3:L:2975[B]:PHE:C	1.51	1.28
3:O:3101[B]:PRO:CB	3:X:2971[B]:ASP:O	1.77	1.28
3:R:2952[B]:ALA:HB3	3:R:2953[B]:GLY:C	1.52	1.28
3:I:2989[B]:HIS:CD2	3:R:2970[B]:PRO:N	2.00	1.28
3:C:2965[B]:LEU:CD2	3:L:3253[B]:GLU:OE1	1.74	1.28
3:C:3147[B]:GLU:HG2	3:L:3161[B]:GLU:CA	1.52	1.28
3:C:3159[B]:SER:CB	3:L:2984[B]:THR:CG2	2.12	1.28
2:W:2868:GLU:HG2	3:X:2932[A]:PRO:O	1.22	1.28
3:I:2952[B]:ALA:HB3	3:I:2953[B]:GLY:C	1.52	1.28
3:O:3141[A]:TYR:HD2	3:O:3142[A]:ASN:N	1.32	1.28
3:I:3196[A]:THR:CB	1:J:416:ASN:HD22	1.46	1.28
3:R:3141[B]:TYR:HD2	3:R:3142[B]:ASN:N	1.32	1.28
3:F:2952[B]:ALA:HB3	3:F:2953[B]:GLY:C	1.52	1.28
3:I:2952[A]:ALA:HB3	3:I:2953[A]:GLY:C	1.52	1.28

Continued on next page...

Continued from previous page...

Atom-1	Atom-2	Interatomic distance (Å)	Clash overlap (Å)
3:O:3038[B]:ILE:HG12	3:X:2969[B]:TYR:OH	1.22	1.28
3:U:3141[B]:TYR:HD2	3:U:3142[B]:ASN:N	1.32	1.28
3:C:2952[B]:ALA:HB3	3:C:2953[B]:GLY:C	1.52	1.28
3:L:2952[B]:ALA:HB3	3:L:2953[B]:GLY:C	1.52	1.28
3:C:2982[B]:MET:CG	3:L:3156[B]:MET:CB	2.06	1.28
3:L:2952[A]:ALA:HB3	3:L:2953[A]:GLY:C	1.52	1.27
3:O:3157[B]:PRO:O	3:X:3149[B]:ASN:C	1.71	1.27
3:I:2975[B]:PHE:C	3:R:3253[B]:GLU:HB2	1.51	1.27
3:R:2952[A]:ALA:HB3	3:R:2953[A]:GLY:C	1.52	1.27
3:I:3173[B]:THR:OG1	3:R:3173[B]:THR:HG23	1.16	1.27
3:X:3141[B]:TYR:HD2	3:X:3142[B]:ASN:N	1.32	1.27
3:C:3154[B]:PRO:CD	3:L:3174[B]:GLY:CA	2.10	1.27
3:I:3173[B]:THR:CG2	3:R:3173[B]:THR:OG1	1.80	1.27
3:I:3248[B]:LEU:CB	3:R:2972[B]:GLY:O	1.81	1.27
3:C:2983[B]:VAL:CG2	3:L:3161[B]:GLU:H	1.46	1.27
3:I:3149[B]:ASN:OD1	3:R:3169[B]:LYS:CE	1.83	1.27
3:I:2975[B]:PHE:O	3:R:3253[B]:GLU:HB2	1.13	1.27
3:U:2952[B]:ALA:HB3	3:U:2953[B]:GLY:C	1.52	1.27
3:O:3163[B]:ASN:HB2	3:X:3149[B]:ASN:CA	1.62	1.27
3:F:2952[A]:ALA:HB3	3:F:2953[A]:GLY:C	1.52	1.27
3:C:3154[B]:PRO:CG	3:L:3174[B]:GLY:HA2	1.64	1.27
3:R:3141[A]:TYR:HD2	3:R:3142[A]:ASN:N	1.32	1.27
3:I:3150[B]:LYS:HB3	3:R:3159[B]:SER:CA	1.48	1.27
3:L:3141[B]:TYR:HD2	3:L:3142[B]:ASN:N	1.32	1.27
3:O:3141[B]:TYR:HD2	3:O:3142[B]:ASN:N	1.32	1.27
3:C:3089[A]:HIS:HE1	3:C:3119[A]:HIS:NE2	1.21	1.27
3:C:2972[B]:GLY:O	3:L:3090[B]:ASN:ND2	1.67	1.27
3:X:2952[A]:ALA:HB3	3:X:2953[A]:GLY:C	1.52	1.27
3:O:2967[B]:CYS:SG	3:X:3153[B]:LYS:HB3	1.74	1.27
3:C:2952[A]:ALA:HB3	3:C:2953[A]:GLY:C	1.52	1.27
3:I:3141[A]:TYR:HD2	3:I:3142[A]:ASN:N	1.32	1.27
3:O:3158[B]:PHE:O	3:X:3148[B]:ILE:HG22	1.22	1.26
3:C:3148[B]:ILE:O	3:L:3169[B]:LYS:C	1.71	1.26
3:C:3169[B]:LYS:C	3:L:3148[B]:ILE:O	1.63	1.26
3:C:3154[B]:PRO:CB	3:L:3174[B]:GLY:HA3	1.65	1.26
3:L:3141[A]:TYR:HD2	3:L:3142[A]:ASN:N	1.32	1.26
1:S:416:ASN:OD1	3:X:3196[A]:THR:HG21	1.18	1.26
3:I:3163[B]:ASN:ND2	3:R:3149[B]:ASN:HB2	1.50	1.26
3:U:3141[A]:TYR:HD2	3:U:3142[A]:ASN:N	1.32	1.26
3:C:3141[A]:TYR:HD2	3:C:3142[A]:ASN:N	1.32	1.26
3:C:3149[B]:ASN:HD22	3:L:3163[B]:ASN:ND2	1.34	1.26

Continued on next page...

Continued from previous page...

Atom-1	Atom-2	Interatomic distance (Å)	Clash overlap (Å)
3:C:3162[B]:ASP:C	3:L:3147[B]:GLU:OE1	1.73	1.26
3:O:3040[B]:VAL:HG21	3:X:2969[B]:TYR:CD1	1.68	1.26
3:C:3147[B]:GLU:OE1	3:L:3163[B]:ASN:N	1.67	1.26
3:C:2982[B]:MET:HG3	3:L:3156[B]:MET:SD	1.75	1.26
3:O:2976[B]:ALA:O	3:X:3154[B]:PRO:CG	1.83	1.26
3:C:3090[B]:ASN:ND2	3:L:2972[B]:GLY:HA3	1.46	1.26
3:O:3272[A]:HIS:NE2	1:P:1542:ARG:NH2	1.84	1.26
3:I:3153[B]:LYS:CG	3:R:3155[B]:MET:HB2	1.64	1.26
3:I:2975[B]:PHE:CZ	3:R:2961[B]:HIS:HA	1.69	1.26
3:C:3159[B]:SER:OG	3:L:2984[B]:THR:CG2	1.83	1.26
3:O:2969[B]:TYR:CG	3:X:3158[B]:PHE:CE1	2.24	1.26
3:C:2978[B]:CYS:N	3:L:3254[B]:MET:CB	1.95	1.26
3:C:3024[A]:LEU:HD12	3:C:3025[A]:VAL:N	1.51	1.26
3:O:3109[B]:TYR:CD1	3:X:2970[B]:PRO:N	2.03	1.26
3:I:2961[B]:HIS:CG	3:R:2969[B]:TYR:HD1	1.52	1.25
3:O:3163[B]:ASN:HB3	3:X:3149[B]:ASN:N	1.51	1.25
3:I:2982[B]:MET:SD	3:R:3157[B]:PRO:HB3	1.75	1.25
3:F:3141[B]:TYR:HD2	3:F:3142[B]:ASN:N	1.32	1.25
3:I:3024[A]:LEU:HD12	3:I:3025[A]:VAL:N	1.51	1.25
3:O:3024[A]:LEU:HD12	3:O:3025[A]:VAL:N	1.51	1.25
3:X:3141[A]:TYR:HD2	3:X:3142[A]:ASN:N	1.32	1.25
3:C:3152[B]:LYS:HB2	3:L:3172[B]:SER:N	1.49	1.25
3:I:3150[B]:LYS:C	3:R:3159[B]:SER:CA	2.01	1.25
3:L:3089[B]:HIS:HE1	3:L:3119[B]:HIS:NE2	1.21	1.25
3:O:3024[B]:LEU:HD12	3:O:3025[B]:VAL:N	1.51	1.25
3:C:3255[B]:PRO:HB2	3:L:2959[B]:SER:O	1.19	1.25
3:I:3172[B]:SER:N	3:R:3152[B]:LYS:HB2	1.41	1.25
3:F:3113[A]:ASP:OD2	3:F:3114[A]:PRO:HD2	1.07	1.25
3:F:3113[B]:ASP:OD2	3:F:3114[B]:PRO:HD2	1.07	1.25
3:I:3174[B]:GLY:HA2	3:R:3154[B]:PRO:CG	1.67	1.25
3:C:3169[B]:LYS:O	3:L:3152[B]:LYS:HG3	1.37	1.25
3:O:3038[B]:ILE:HG21	3:X:2969[B]:TYR:CZ	1.72	1.25
3:C:2965[B]:LEU:O	3:L:3256[B]:TRP:O	1.55	1.25
3:I:3108[B]:HIS:CE1	3:R:3251[B]:ASP:OD1	1.88	1.25
3:R:3113[A]:ASP:OD2	3:R:3114[A]:PRO:HD2	1.07	1.25
3:R:3113[B]:ASP:OD2	3:R:3114[B]:PRO:HD2	1.07	1.25
3:O:3102[B]:TYR:N	3:X:2971[B]:ASP:HA	1.51	1.25
3:O:2970[B]:PRO:CD	3:X:2991[B]:LEU:CB	2.07	1.25
3:F:3141[A]:TYR:HD2	3:F:3142[A]:ASN:N	1.32	1.25
3:U:3113[A]:ASP:OD2	3:U:3114[A]:PRO:HD2	1.07	1.25
3:C:3159[B]:SER:OG	3:L:2984[B]:THR:HG21	1.14	1.25

Continued on next page...

Continued from previous page...

Atom-1	Atom-2	Interatomic distance (Å)	Clash overlap (Å)
3:I:3135[B]:LYS:CG	3:I:3141[B]:TYR:HE1	1.51	1.24
3:L:3113[A]:ASP:OD2	3:L:3114[A]:PRO:HD2	1.07	1.24
3:O:2970[B]:PRO:HD2	3:X:2991[B]:LEU:CD1	1.66	1.24
3:C:3113[B]:ASP:OD2	3:C:3114[B]:PRO:HD2	1.07	1.24
3:I:3141[B]:TYR:HD2	3:I:3142[B]:ASN:N	1.32	1.24
3:I:3135[A]:LYS:CG	3:I:3141[A]:TYR:HE1	1.50	1.24
3:O:3158[B]:PHE:O	3:X:3148[B]:ILE:CG2	1.85	1.24
3:C:3162[B]:ASP:OD2	3:L:3259[B]:ASP:N	1.68	1.24
3:R:3024[B]:LEU:HD12	3:R:3025[B]:VAL:N	1.51	1.24
3:I:3113[B]:ASP:OD2	3:I:3114[B]:PRO:HD2	1.07	1.24
3:I:3169[B]:LYS:CD	3:R:3149[B]:ASN:OD1	1.85	1.24
3:I:3196[A]:THR:CB	1:J:416:ASN:ND2	1.98	1.24
3:O:3135[B]:LYS:CG	3:O:3141[B]:TYR:HE1	1.50	1.24
3:C:3156[B]:MET:HE2	3:L:2979[B]:GLN:CG	1.57	1.24
3:L:3135[B]:LYS:CG	3:L:3141[B]:TYR:HE1	1.51	1.24
3:U:3230[B]:PHE:HB2	3:U:3243[B]:GLY:CA	1.68	1.24
3:X:3089[A]:HIS:HE1	3:X:3119[A]:HIS:NE2	1.21	1.24
3:I:3230[A]:PHE:HB2	3:I:3243[A]:GLY:CA	1.68	1.24
3:R:3135[A]:LYS:CG	3:R:3141[A]:TYR:HE1	1.50	1.24
3:C:3153[B]:LYS:HE2	3:L:3158[B]:PHE:CD2	1.66	1.24
3:I:3089[B]:HIS:HE1	3:I:3119[B]:HIS:NE2	1.20	1.24
3:X:3230[B]:PHE:HB2	3:X:3243[B]:GLY:CA	1.68	1.24
3:C:3024[B]:LEU:HD12	3:C:3025[B]:VAL:N	1.51	1.24
3:L:3135[A]:LYS:CG	3:L:3141[A]:TYR:HE1	1.50	1.24
3:C:3160[B]:SER:HA	3:L:2983[B]:VAL:CG2	1.67	1.24
3:F:3024[B]:LEU:HD12	3:F:3025[B]:VAL:N	1.51	1.24
3:I:3163[B]:ASN:CB	3:R:3150[B]:LYS:CE	2.14	1.24
3:C:3090[B]:ASN:ND2	3:L:2972[B]:GLY:CA	2.01	1.23
3:I:3161[B]:GLU:HB3	3:R:3079[B]:CYS:SG	1.79	1.23
3:U:3135[A]:LYS:CG	3:U:3141[A]:TYR:HE1	1.50	1.23
3:C:3135[B]:LYS:CG	3:C:3141[B]:TYR:HE1	1.50	1.23
3:F:3089[A]:HIS:HE1	3:F:3119[A]:HIS:NE2	1.21	1.23
3:I:2961[B]:HIS:CG	3:R:2975[B]:PHE:CZ	2.26	1.23
3:I:3160[B]:SER:OG	3:R:2983[B]:VAL:N	1.71	1.23
3:O:2963[B]:MET:CE	3:X:2975[B]:PHE:CD1	2.10	1.23
3:X:3113[B]:ASP:OD2	3:X:3114[B]:PRO:HD2	1.07	1.23
3:C:3248[B]:LEU:HD22	3:L:2971[B]:ASP:OD1	1.38	1.23
3:O:2969[B]:TYR:CD1	3:X:3158[B]:PHE:CD1	2.25	1.23
3:O:3113[B]:ASP:OD2	3:O:3114[B]:PRO:HD2	1.07	1.23
3:I:3155[B]:MET:CB	3:R:3153[B]:LYS:HD2	1.66	1.23
3:I:3113[A]:ASP:OD2	3:I:3114[A]:PRO:HD2	1.07	1.23

Continued on next page...

Continued from previous page...

Atom-1	Atom-2	Interatomic distance (Å)	Clash overlap (Å)
3:L:3024[A]:LEU:HD12	3:L:3025[A]:VAL:N	1.51	1.23
3:X:3298[A]:ASN:CB	3:X:3300[A]:LEU:HD23	1.69	1.23
3:F:3298[A]:ASN:CB	3:F:3300[A]:LEU:HD23	1.69	1.23
3:I:2982[B]:MET:CG	3:R:2967[B]:CYS:SG	2.27	1.23
3:I:3173[B]:THR:O	3:R:3154[B]:PRO:HD3	1.34	1.23
3:I:3221[B]:ALA:HB1	3:R:2964[B]:PRO:C	1.56	1.23
3:L:3024[B]:LEU:HD12	3:L:3025[B]:VAL:N	1.51	1.23
3:L:3217[A]:PHE:HE1	3:L:3230[A]:PHE:CZ	1.57	1.23
3:X:3024[A]:LEU:HD12	3:X:3025[A]:VAL:N	1.51	1.23
3:C:3141[B]:TYR:HD2	3:C:3142[B]:ASN:N	1.32	1.23
3:I:3107[B]:LEU:CD1	3:R:2975[B]:PHE:HD1	1.50	1.23
3:R:3217[A]:PHE:HE1	3:R:3230[A]:PHE:CZ	1.57	1.23
3:X:3135[A]:LYS:CG	3:X:3141[A]:TYR:HE1	1.51	1.23
3:C:2969[B]:TYR:OH	3:L:3120[B]:HIS:CD2	1.91	1.23
3:I:2969[B]:TYR:HD1	3:R:2961[B]:HIS:CD2	1.50	1.23
3:I:3163[B]:ASN:HB2	3:R:3150[B]:LYS:CE	1.67	1.23
3:O:3135[A]:LYS:CG	3:O:3141[A]:TYR:HE1	1.51	1.23
3:O:3298[B]:ASN:CB	3:O:3300[B]:LEU:HD23	1.69	1.23
3:I:2970[B]:PRO:HD3	3:R:2989[B]:HIS:CG	1.71	1.23
3:R:3217[B]:PHE:HE1	3:R:3230[B]:PHE:CZ	1.57	1.23
3:U:3298[B]:ASN:CB	3:U:3300[B]:LEU:HD23	1.69	1.23
3:X:3024[B]:LEU:HD12	3:X:3025[B]:VAL:N	1.51	1.23
3:C:3113[A]:ASP:OD2	3:C:3114[A]:PRO:HD2	1.07	1.23
3:R:3298[B]:ASN:CB	3:R:3300[B]:LEU:HD23	1.69	1.23
3:C:2970[B]:PRO:HD2	4:C:3401[B]:CUO:O1	1.36	1.23
3:L:3113[B]:ASP:OD2	3:L:3114[B]:PRO:HD2	1.07	1.23
3:O:3113[A]:ASP:OD2	3:O:3114[A]:PRO:HD2	1.07	1.23
3:R:2979[B]:GLN:HG2	3:R:3155[B]:MET:CE	1.69	1.22
3:I:2968[B]:GLN:NE2	3:R:3086[B]:GLU:HG2	1.21	1.22
3:C:2982[B]:MET:HB2	3:L:3156[B]:MET:SD	1.79	1.22
3:I:3163[B]:ASN:N	3:R:3147[B]:GLU:OE1	1.69	1.22
3:O:3217[B]:PHE:HE1	3:O:3230[B]:PHE:CZ	1.57	1.22
3:R:3135[B]:LYS:CG	3:R:3141[B]:TYR:HE1	1.50	1.22
3:U:3024[A]:LEU:HD12	3:U:3025[A]:VAL:N	1.51	1.22
3:C:3154[B]:PRO:HB3	3:L:3174[B]:GLY:CA	1.69	1.22
3:F:3024[A]:LEU:HD12	3:F:3025[A]:VAL:N	1.51	1.22
3:F:3230[A]:PHE:HB2	3:F:3243[A]:GLY:CA	1.68	1.22
3:I:2979[A]:GLN:HG2	3:I:3155[A]:MET:CE	1.69	1.22
3:L:3298[B]:ASN:CB	3:L:3300[B]:LEU:HD23	1.69	1.22
3:O:3135[B]:LYS:CG	3:O:3141[B]:TYR:CE1	2.23	1.22
3:F:2979[A]:GLN:HG2	3:F:3155[A]:MET:CE	1.69	1.22

Continued on next page...

Continued from previous page...

Atom-1	Atom-2	Interatomic distance (Å)	Clash overlap (Å)
3:I:2969[B]:TYR:CD1	3:R:2961[B]:HIS:CG	2.27	1.22
3:O:3217[A]:PHE:HE1	3:O:3230[A]:PHE:CZ	1.57	1.22
3:O:3230[A]:PHE:HB2	3:O:3243[A]:GLY:CA	1.68	1.22
3:O:3230[B]:PHE:HB2	3:O:3243[B]:GLY:CA	1.68	1.22
3:I:3149[B]:ASN:CB	3:R:3163[B]:ASN:HD21	1.41	1.22
3:U:2979[B]:GLN:HG2	3:U:3155[B]:MET:CE	1.69	1.22
3:O:3160[B]:SER:HB3	3:X:3149[B]:ASN:OD1	1.31	1.22
3:C:3153[B]:LYS:NZ	3:L:3158[B]:PHE:CD2	2.07	1.22
3:C:2979[A]:GLN:HG2	3:C:3155[A]:MET:CE	1.69	1.22
3:I:3024[B]:LEU:HD12	3:I:3025[B]:VAL:N	1.51	1.22
3:I:3298[B]:ASN:CB	3:I:3300[B]:LEU:HD23	1.69	1.22
3:L:2979[B]:GLN:HG2	3:L:3155[B]:MET:CE	1.69	1.22
3:L:3230[B]:PHE:HB2	3:L:3243[B]:GLY:CA	1.68	1.22
3:I:3259[B]:ASP:CB	3:R:3162[B]:ASP:HB3	1.70	1.22
3:U:3135[A]:LYS:CG	3:U:3141[A]:TYR:CE1	2.23	1.22
3:X:3217[B]:PHE:HE1	3:X:3230[B]:PHE:CZ	1.57	1.22
3:O:3298[A]:ASN:CB	3:O:3300[A]:LEU:HD23	1.69	1.22
3:U:3135[B]:LYS:CG	3:U:3141[B]:TYR:HE1	1.51	1.22
3:C:3298[A]:ASN:CB	3:C:3300[A]:LEU:HD23	1.69	1.22
3:F:3230[B]:PHE:HB2	3:F:3243[B]:GLY:CA	1.68	1.22
3:I:3135[A]:LYS:CG	3:I:3141[A]:TYR:CE1	2.23	1.22
3:X:3135[B]:LYS:CG	3:X:3141[B]:TYR:HE1	1.50	1.22
3:C:3135[B]:LYS:CG	3:C:3141[B]:TYR:CE1	2.23	1.22
3:F:3217[A]:PHE:HE1	3:F:3230[A]:PHE:CZ	1.57	1.22
3:L:3217[B]:PHE:HE1	3:L:3230[B]:PHE:CZ	1.57	1.22
3:R:2979[A]:GLN:HG2	3:R:3155[A]:MET:CE	1.69	1.22
3:U:2979[A]:GLN:HG2	3:U:3155[A]:MET:CE	1.69	1.22
3:C:2974[B]:ALA:CB	3:L:3249[B]:GLY:HA2	1.52	1.22
3:C:3135[A]:LYS:CG	3:C:3141[A]:TYR:HE1	1.50	1.22
3:I:3169[B]:LYS:CG	3:R:3149[B]:ASN:OD1	1.87	1.22
3:O:2976[B]:ALA:N	3:X:3156[B]:MET:CG	2.00	1.22
2:Q:2868:GLU:OE2	3:R:2932[A]:PRO:O	1.58	1.22
3:R:3135[A]:LYS:CG	3:R:3141[A]:TYR:CE1	2.23	1.22
3:I:3217[B]:PHE:HE1	3:I:3230[B]:PHE:CZ	1.57	1.21
3:I:3230[B]:PHE:HB2	3:I:3243[B]:GLY:CA	1.68	1.21
3:C:2964[B]:PRO:O	3:L:3255[B]:PRO:CB	1.86	1.21
3:I:2982[B]:MET:SD	3:R:3157[B]:PRO:CB	2.28	1.21
3:U:3217[A]:PHE:HE1	3:U:3230[A]:PHE:CZ	1.57	1.21
3:O:3163[B]:ASN:CB	3:X:3149[B]:ASN:CA	2.18	1.21
3:C:3135[A]:LYS:CG	3:C:3141[A]:TYR:CE1	2.23	1.21
3:F:3135[A]:LYS:CG	3:F:3141[A]:TYR:HE1	1.51	1.21

Continued on next page...

Continued from previous page...

Atom-1	Atom-2	Interatomic distance (Å)	Clash overlap (Å)
3:R:3024[A]:LEU:HD12	3:R:3025[A]:VAL:N	1.51	1.21
3:U:3113[B]:ASP:OD2	3:U:3114[B]:PRO:HD2	1.07	1.21
3:U:3230[A]:PHE:HB2	3:U:3243[A]:GLY:CA	1.68	1.21
3:X:3230[A]:PHE:HB2	3:X:3243[A]:GLY:CA	1.68	1.21
3:I:2961[B]:HIS:CD2	3:R:2969[B]:TYR:CD1	2.13	1.21
3:R:3230[A]:PHE:HB2	3:R:3243[A]:GLY:CA	1.68	1.21
3:U:3024[B]:LEU:HD12	3:U:3025[B]:VAL:N	1.51	1.21
3:L:3135[B]:LYS:CG	3:L:3141[B]:TYR:CE1	2.23	1.21
3:F:3089[B]:HIS:HE1	3:F:3119[B]:HIS:NE2	1.21	1.21
3:F:3135[B]:LYS:CG	3:F:3141[B]:TYR:CE1	2.23	1.21
3:F:3298[B]:ASN:CB	3:F:3300[B]:LEU:HD23	1.69	1.21
3:I:3252[B]:TYR:CB	3:R:3251[B]:ASP:O	1.74	1.21
3:L:3298[A]:ASN:CB	3:L:3300[A]:LEU:HD23	1.69	1.21
3:I:3150[B]:LYS:HG2	3:R:3158[B]:PHE:CA	1.45	1.21
3:R:3230[B]:PHE:HB2	3:R:3243[B]:GLY:CA	1.68	1.21
3:X:3135[B]:LYS:CG	3:X:3141[B]:TYR:CE1	2.23	1.21
3:I:2975[B]:PHE:CZ	3:R:2961[B]:HIS:CG	2.29	1.21
3:I:3221[B]:ALA:CB	3:R:2964[B]:PRO:C	2.08	1.21
3:F:3135[A]:LYS:CG	3:F:3141[A]:TYR:CE1	2.23	1.21
3:F:3135[B]:LYS:CG	3:F:3141[B]:TYR:HE1	1.51	1.21
3:O:3089[B]:HIS:HE1	3:O:3119[B]:HIS:NE2	1.21	1.21
3:I:2989[B]:HIS:CE1	3:R:2969[B]:TYR:HA	1.74	1.21
3:U:3298[A]:ASN:CB	3:U:3300[A]:LEU:HD23	1.69	1.21
3:X:2979[A]:GLN:HG2	3:X:3155[A]:MET:CE	1.69	1.21
3:C:2984[B]:THR:CG2	3:L:3159[B]:SER:CB	2.15	1.21
3:C:3217[B]:PHE:HE1	3:C:3230[B]:PHE:CZ	1.57	1.21
3:C:3293[A]:LYS:CB	3:C:3294[A]:SER:HB2	1.71	1.21
3:I:2982[B]:MET:CE	3:R:2966[B]:SER:HB3	1.68	1.21
3:C:3150[B]:LYS:CA	3:L:3172[B]:SER:CB	2.18	1.21
3:O:3135[A]:LYS:CG	3:O:3141[A]:TYR:CE1	2.23	1.21
3:X:3113[A]:ASP:OD2	3:X:3114[A]:PRO:HD2	1.07	1.21
3:C:2979[B]:GLN:HG2	3:C:3155[B]:MET:CE	1.69	1.21
3:I:3217[A]:PHE:HE1	3:I:3230[A]:PHE:CZ	1.57	1.21
3:C:2969[B]:TYR:CZ	3:L:3120[B]:HIS:NE2	1.92	1.21
3:C:3252[B]:TYR:CZ	3:L:3223[B]:GLY:O	1.94	1.21
3:L:3230[A]:PHE:HB2	3:L:3243[A]:GLY:CA	1.68	1.21
3:O:2979[A]:GLN:HG2	3:O:3155[A]:MET:CE	1.69	1.21
1:S:1617:LYS:HE2	3:X:3135[B]:LYS:NZ	1.56	1.21
3:F:3217[B]:PHE:HE1	3:F:3230[B]:PHE:CZ	1.57	1.20
3:F:3293[A]:LYS:CB	3:F:3294[A]:SER:HB2	1.71	1.20
3:U:3217[B]:PHE:HE1	3:U:3230[B]:PHE:CZ	1.57	1.20

Continued on next page...

Continued from previous page...

Atom-1	Atom-2	Interatomic distance (Å)	Clash overlap (Å)
3:O:2970[B]:PRO:CD	3:X:2991[B]:LEU:HD13	1.69	1.20
3:O:3160[B]:SER:HA	3:X:3151[B]:LEU:CD1	1.70	1.20
3:C:3230[B]:PHE:HB2	3:C:3243[B]:GLY:CA	1.68	1.20
3:C:3293[B]:LYS:CB	3:C:3294[B]:SER:HB2	1.71	1.20
3:I:2979[B]:GLN:HG2	3:I:3155[B]:MET:CE	1.69	1.20
3:C:3298[B]:ASN:CB	3:C:3300[B]:LEU:HD23	1.69	1.20
3:F:2979[B]:GLN:HG2	3:F:3155[B]:MET:CE	1.69	1.20
3:O:2979[B]:GLN:HG2	3:O:3155[B]:MET:CE	1.69	1.20
3:O:2965[B]:LEU:H	3:X:3254[B]:MET:HE3	1.04	1.20
3:C:3217[A]:PHE:HE1	3:C:3230[A]:PHE:CZ	1.57	1.20
3:I:3293[B]:LYS:CB	3:I:3294[B]:SER:HB2	1.71	1.20
3:I:3298[A]:ASN:CB	3:I:3300[A]:LEU:HD23	1.69	1.20
3:C:3256[B]:TRP:CZ2	3:L:2965[B]:LEU:HB3	1.75	1.20
3:O:3101[B]:PRO:HB2	3:X:2971[B]:ASP:C	1.60	1.20
3:R:3089[B]:HIS:HE1	3:R:3119[B]:HIS:NE2	1.20	1.20
3:U:3104[B]:MET:HA	3:U:3110[B]:THR:HG23	1.23	1.20
3:U:3293[B]:LYS:CB	3:U:3294[B]:SER:HB2	1.71	1.20
3:C:2982[B]:MET:SD	3:L:3156[B]:MET:CB	2.29	1.20
3:C:3230[A]:PHE:HB2	3:C:3243[A]:GLY:CA	1.68	1.20
3:I:3293[A]:LYS:CB	3:I:3294[A]:SER:HB2	1.71	1.20
3:U:3135[B]:LYS:CG	3:U:3141[B]:TYR:CE1	2.23	1.20
3:O:3163[B]:ASN:CB	3:X:3149[B]:ASN:HA	1.71	1.20
3:X:3217[A]:PHE:HE1	3:X:3230[A]:PHE:CZ	1.57	1.20
3:I:3135[B]:LYS:CG	3:I:3141[B]:TYR:CE1	2.23	1.20
3:L:3135[A]:LYS:CG	3:L:3141[A]:TYR:CE1	2.23	1.20
3:C:3160[B]:SER:CB	3:L:3150[B]:LYS:HZ3	1.43	1.20
3:O:3293[B]:LYS:CB	3:O:3294[B]:SER:HB2	1.71	1.20
3:R:3135[B]:LYS:CG	3:R:3141[B]:TYR:CE1	2.23	1.20
3:U:3089[B]:HIS:HE1	3:U:3119[B]:HIS:NE2	1.21	1.20
3:L:2979[A]:GLN:HG2	3:L:3155[A]:MET:CE	1.69	1.20
3:O:3293[A]:LYS:CB	3:O:3294[A]:SER:HB2	1.71	1.20
3:C:3169[B]:LYS:HG3	3:L:3149[B]:ASN:OD1	1.04	1.20
3:I:3120[B]:HIS:NE2	3:R:2969[B]:TYR:CE2	2.10	1.20
3:I:3160[B]:SER:CA	3:R:2983[B]:VAL:H	1.52	1.20
3:I:3163[B]:ASN:HD22	3:R:3150[B]:LYS:CG	1.55	1.20
3:X:3293[B]:LYS:CB	3:X:3294[B]:SER:HB2	1.71	1.20
3:X:3298[B]:ASN:CB	3:X:3300[B]:LEU:HD23	1.69	1.20
2:E:2868:GLU:HG3	3:F:2932[A]:PRO:O	1.15	1.20
1:G:1636:ASN:OD1	5:G:2112:NAG:H82	1.42	1.20
3:I:3255[B]:PRO:HD3	3:R:2962[B]:GLY:O	1.41	1.20
3:I:3150[B]:LYS:HD2	3:R:3160[B]:SER:N	1.53	1.20

Continued on next page...

Continued from previous page...

Atom-1	Atom-2	Interatomic distance (Å)	Clash overlap (Å)
3:R:3298[A]:ASN:CB	3:R:3300[A]:LEU:HD23	1.69	1.20
3:X:3135[A]:LYS:CG	3:X:3141[A]:TYR:CE1	2.23	1.20
3:F:3293[B]:LYS:HB2	3:F:3294[B]:SER:CB	1.72	1.19
3:I:3293[B]:LYS:HB2	3:I:3294[B]:SER:CB	1.72	1.19
3:U:3293[A]:LYS:CB	3:U:3294[A]:SER:HB2	1.71	1.19
3:I:2964[B]:PRO:C	3:R:3221[B]:ALA:CB	2.08	1.19
3:L:3293[A]:LYS:CB	3:L:3294[A]:SER:HB2	1.71	1.19
3:O:3293[A]:LYS:HB2	3:O:3294[A]:SER:CB	1.72	1.19
3:O:2968[B]:GLN:HB2	3:X:2988[B]:TRP:CB	1.71	1.19
3:O:3161[B]:GLU:OE2	3:X:3151[B]:LEU:CD1	1.88	1.19
3:O:3255[B]:PRO:HG2	3:X:3163[B]:ASN:HB3	1.22	1.19
3:R:3293[A]:LYS:CB	3:R:3294[A]:SER:HB2	1.71	1.19
3:O:3108[B]:HIS:O	3:X:2970[B]:PRO:CD	1.88	1.19
2:Q:2868:GLU:OE2	3:R:2932[A]:PRO:C	1.80	1.19
3:O:3109[B]:TYR:CD1	3:X:2970[B]:PRO:CD	2.08	1.19
3:R:3293[B]:LYS:CB	3:R:3294[B]:SER:HB2	1.71	1.19
3:R:3104[A]:MET:HA	3:R:3110[A]:THR:HG23	1.23	1.19
3:C:3217[B]:PHE:CZ	3:C:3230[B]:PHE:HE1	1.61	1.19
3:F:3293[B]:LYS:CB	3:F:3294[B]:SER:HB2	1.71	1.19
3:I:3150[B]:LYS:CD	3:R:3160[B]:SER:N	2.05	1.19
3:L:3217[A]:PHE:CZ	3:L:3230[A]:PHE:HE1	1.61	1.19
3:O:3159[B]:SER:O	3:X:3148[B]:ILE:HA	1.39	1.19
3:C:3174[B]:GLY:HA2	3:L:3154[B]:PRO:HD3	1.20	1.19
3:X:3293[A]:LYS:HB2	3:X:3294[A]:SER:CB	1.72	1.19
3:L:3217[B]:PHE:CZ	3:L:3230[B]:PHE:HE1	1.61	1.18
3:F:3217[A]:PHE:CZ	3:F:3230[A]:PHE:HE1	1.61	1.18
3:I:3160[B]:SER:N	3:R:3150[B]:LYS:CD	2.04	1.18
3:C:3251[B]:ASP:OD1	3:L:3108[B]:HIS:HE1	1.26	1.18
3:C:3293[A]:LYS:HB2	3:C:3294[A]:SER:CB	1.72	1.18
3:C:3156[B]:MET:HB2	3:L:2982[B]:MET:CG	1.73	1.18
3:L:3293[B]:LYS:CB	3:L:3294[B]:SER:HB2	1.71	1.18
3:R:3217[A]:PHE:CZ	3:R:3230[A]:PHE:HE1	1.61	1.18
3:X:3293[A]:LYS:CB	3:X:3294[A]:SER:HB2	1.71	1.18
3:C:3104[B]:MET:HA	3:C:3110[B]:THR:HG23	1.23	1.18
3:C:2985[B]:PHE:CZ	3:L:2970[B]:PRO:CA	1.80	1.18
3:O:2969[B]:TYR:OH	3:X:2994[B]:LYS:CB	1.92	1.18
3:O:3104[B]:MET:HA	3:O:3110[B]:THR:HG23	1.23	1.18
3:R:3293[A]:LYS:HB2	3:R:3294[A]:SER:CB	1.72	1.18
3:U:3217[A]:PHE:CZ	3:U:3230[A]:PHE:HE1	1.61	1.18
3:I:3159[B]:SER:HA	3:R:3150[B]:LYS:O	1.38	1.18
1:S:416:ASN:OD1	3:X:3196[A]:THR:CB	1.90	1.18

Continued on next page...

Continued from previous page...

Atom-1	Atom-2	Interatomic distance (Å)	Clash overlap (Å)
3:C:2965[B]:LEU:HD21	3:L:3253[B]:GLU:CD	1.41	1.18
3:C:3255[B]:PRO:HB3	3:L:2964[B]:PRO:O	1.40	1.18
3:C:3293[B]:LYS:HB2	3:C:3294[B]:SER:CB	1.72	1.18
3:F:3217[B]:PHE:CZ	3:F:3230[B]:PHE:HE1	1.61	1.18
3:O:3153[B]:LYS:HG2	3:X:3176[B]:LYS:HE3	1.20	1.18
3:C:3255[B]:PRO:CB	3:L:2959[B]:SER:O	1.90	1.18
3:I:3256[B]:TRP:HE1	3:R:2965[B]:LEU:CB	1.44	1.18
3:O:3154[B]:PRO:CG	3:X:3175[B]:TYR:HB3	1.74	1.18
3:R:3293[B]:LYS:HB2	3:R:3294[B]:SER:CB	1.72	1.18
3:O:3108[B]:HIS:C	3:X:2970[B]:PRO:HD3	1.32	1.18
3:C:3160[B]:SER:OG	3:L:2983[B]:VAL:CG2	1.92	1.18
3:L:3293[A]:LYS:HB2	3:L:3294[A]:SER:CB	1.72	1.18
3:I:3163[B]:ASN:HB3	3:R:3150[B]:LYS:HE3	1.24	1.18
3:I:3221[B]:ALA:HB3	3:R:2964[B]:PRO:CB	1.74	1.17
3:I:3248[B]:LEU:HB3	3:R:2972[B]:GLY:O	1.38	1.17
3:O:3217[A]:PHE:CZ	3:O:3230[A]:PHE:HE1	1.61	1.17
3:O:3217[B]:PHE:CZ	3:O:3230[B]:PHE:HE1	1.61	1.17
3:O:3293[B]:LYS:HB2	3:O:3294[B]:SER:CB	1.72	1.17
3:C:3135[B]:LYS:HG3	3:C:3141[B]:TYR:CE1	1.80	1.17
3:C:3217[A]:PHE:CZ	3:C:3230[A]:PHE:HE1	1.61	1.17
3:I:3135[B]:LYS:HG3	3:I:3141[B]:TYR:CE1	1.80	1.17
3:U:3293[A]:LYS:HB2	3:U:3294[A]:SER:CB	1.72	1.17
3:U:3293[B]:LYS:HB2	3:U:3294[B]:SER:CB	1.72	1.17
3:I:3293[A]:LYS:HB2	3:I:3294[A]:SER:CB	1.72	1.17
3:U:3217[B]:PHE:CZ	3:U:3230[B]:PHE:HE1	1.61	1.17
3:X:3217[B]:PHE:CE1	3:X:3230[B]:PHE:CZ	2.32	1.17
3:C:2972[B]:GLY:C	3:L:3090[B]:ASN:ND2	1.96	1.17
3:C:2974[B]:ALA:O	3:L:3107[B]:LEU:HD13	1.42	1.17
2:Q:2868:GLU:OE2	3:R:2933[A]:SER:N	1.77	1.17
3:R:3217[B]:PHE:CZ	3:R:3230[B]:PHE:HE1	1.61	1.17
3:I:3217[B]:PHE:CZ	3:I:3230[B]:PHE:HE1	1.61	1.17
3:C:3253[B]:GLU:HB2	3:L:2976[B]:ALA:N	1.22	1.17
3:R:3217[A]:PHE:CE1	3:R:3230[A]:PHE:CZ	2.32	1.17
3:X:3104[A]:MET:HA	3:X:3110[A]:THR:HG23	1.23	1.17
3:C:3154[B]:PRO:CG	3:L:3174[B]:GLY:CA	2.23	1.17
4:C:3402[B]:CUO:O1	3:L:2970[B]:PRO:HD2	1.02	1.17
3:C:3160[B]:SER:CB	3:L:2983[B]:VAL:HG23	1.72	1.17
3:L:3217[B]:PHE:CE1	3:L:3230[B]:PHE:CZ	2.32	1.17
3:O:3158[B]:PHE:N	3:X:3152[B]:LYS:HB2	1.60	1.17
3:O:3038[B]:ILE:HD13	3:X:2969[B]:TYR:CZ	1.79	1.17
3:C:3090[B]:ASN:CG	3:L:2972[B]:GLY:HA3	1.61	1.17

Continued on next page...

Continued from previous page...

Atom-1	Atom-2	Interatomic distance (Å)	Clash overlap (Å)
3:C:3163[B]:ASN:HB3	3:L:3149[B]:ASN:ND2	1.59	1.17
3:C:3217[B]:PHE:CE1	3:C:3230[B]:PHE:CZ	2.32	1.17
3:I:3089[A]:HIS:HE1	3:I:3119[A]:HIS:NE2	1.21	1.17
3:I:3160[B]:SER:HA	3:R:2983[B]:VAL:H	1.03	1.17
3:I:3160[B]:SER:N	3:R:3150[B]:LYS:HD2	1.58	1.17
3:X:3217[B]:PHE:CZ	3:X:3230[B]:PHE:HE1	1.61	1.17
3:F:3217[B]:PHE:CE1	3:F:3230[B]:PHE:CZ	2.32	1.17
3:C:3090[B]:ASN:ND2	3:L:2972[B]:GLY:O	1.75	1.17
3:C:3159[B]:SER:OG	3:L:3150[B]:LYS:O	1.61	1.17
3:O:3255[B]:PRO:CG	3:X:3163[B]:ASN:HB3	1.73	1.17
3:F:3135[B]:LYS:HG3	3:F:3141[B]:TYR:CE1	1.79	1.17
3:O:3135[B]:LYS:HG3	3:O:3141[B]:TYR:CE1	1.80	1.17
3:I:2966[B]:SER:CB	3:R:3254[B]:MET:HG3	1.73	1.17
3:O:2970[B]:PRO:N	3:X:2991[B]:LEU:HB2	1.59	1.17
3:X:3293[B]:LYS:HB2	3:X:3294[B]:SER:CB	1.72	1.17
3:O:3217[B]:PHE:CE1	3:O:3230[B]:PHE:CZ	2.32	1.16
3:U:3135[B]:LYS:HG3	3:U:3141[B]:TYR:CE1	1.80	1.16
2:Z:2472:ASN:HB3	5:Z:3003:NAG:H82	1.27	1.16
3:C:3217[A]:PHE:CE1	3:C:3230[A]:PHE:CZ	2.32	1.16
3:F:3293[A]:LYS:HB2	3:F:3294[A]:SER:CB	1.72	1.16
3:L:3217[A]:PHE:CE1	3:L:3230[A]:PHE:CZ	2.32	1.16
3:O:2968[B]:GLN:CB	3:X:2988[B]:TRP:CB	2.22	1.16
3:I:2969[B]:TYR:CD1	3:R:2961[B]:HIS:CD2	2.20	1.16
3:U:3135[A]:LYS:HG3	3:U:3141[A]:TYR:CE1	1.79	1.16
3:X:3217[A]:PHE:CE1	3:X:3230[A]:PHE:CZ	2.33	1.16
3:X:3217[A]:PHE:CZ	3:X:3230[A]:PHE:HE1	1.61	1.16
2:H:2800:LYS:O	3:I:3023[A]:ILE:HD11	1.42	1.16
3:U:3217[A]:PHE:CE1	3:U:3230[A]:PHE:CZ	2.32	1.16
3:C:2982[B]:MET:HG3	3:L:3156[B]:MET:CG	1.75	1.16
3:I:3152[B]:LYS:HB2	3:R:3172[B]:SER:N	1.15	1.16
3:O:3217[A]:PHE:CE1	3:O:3230[A]:PHE:CZ	2.32	1.16
3:R:3217[B]:PHE:CE1	3:R:3230[B]:PHE:CZ	2.32	1.16
3:I:3217[A]:PHE:CE1	3:I:3230[A]:PHE:CZ	2.32	1.16
3:C:2984[B]:THR:HG21	3:L:3159[B]:SER:OG	1.01	1.16
3:L:3293[B]:LYS:HB2	3:L:3294[B]:SER:CB	1.72	1.16
3:O:2970[B]:PRO:CB	3:X:2991[B]:LEU:N	2.09	1.16
3:R:2960[B]:PHE:HD2	3:R:3157[B]:PRO:HG3	1.10	1.16
3:F:3196[B]:THR:N	3:F:3199[B]:GLN:OE1	1.79	1.16
3:I:3169[B]:LYS:O	3:R:3152[B]:LYS:HG3	1.01	1.16
3:C:3169[B]:LYS:CG	3:L:3149[B]:ASN:OD1	1.94	1.16
3:O:2969[B]:TYR:OH	3:X:2994[B]:LYS:HB3	0.99	1.16

Continued on next page...

Continued from previous page...

Atom-1	Atom-2	Interatomic distance (Å)	Clash overlap (Å)
3:L:2979[B]:GLN:HE21	3:L:3155[B]:MET:HE2	1.06	1.16
3:R:2937[A]:ASN:HB2	3:R:3006[A]:LYS:HE2	1.28	1.16
3:U:2937[B]:ASN:HB2	3:U:3006[B]:LYS:HE2	1.28	1.16
3:C:2968[B]:GLN:O	3:L:2985[B]:PHE:CD2	1.98	1.16
3:F:3196[A]:THR:N	3:F:3199[A]:GLN:OE1	1.79	1.16
3:U:3196[A]:THR:N	3:U:3199[A]:GLN:OE1	1.79	1.16
3:O:3153[B]:LYS:CG	3:X:3176[B]:LYS:CD	2.22	1.16
3:I:3155[B]:MET:HG3	3:R:3154[B]:PRO:N	1.38	1.16
3:R:3196[A]:THR:N	3:R:3199[A]:GLN:OE1	1.79	1.16
3:R:3196[B]:THR:N	3:R:3199[B]:GLN:OE1	1.79	1.16
3:U:3217[B]:PHE:CE1	3:U:3230[B]:PHE:CZ	2.32	1.16
3:C:3104[A]:MET:HA	3:C:3110[A]:THR:HG23	1.23	1.15
3:F:3135[A]:LYS:HG3	3:F:3141[A]:TYR:CE1	1.80	1.15
3:F:3217[A]:PHE:CE1	3:F:3230[A]:PHE:CZ	2.32	1.15
3:I:3104[B]:MET:HA	3:I:3110[B]:THR:HG23	1.23	1.15
3:I:3217[A]:PHE:CZ	3:I:3230[A]:PHE:HE1	1.61	1.15
3:U:2960[A]:PHE:HD2	3:U:3157[A]:PRO:HG3	1.10	1.15
5:V:5015:NAG:H4	5:V:5016:NAG:O7	1.46	1.15
3:O:3135[A]:LYS:HG3	3:O:3141[A]:TYR:CE1	1.80	1.15
3:R:3217[A]:PHE:CZ	3:R:3230[A]:PHE:CE1	2.35	1.15
3:C:3256[B]:TRP:CE2	3:L:2965[B]:LEU:HB3	1.77	1.15
3:I:3135[A]:LYS:HG3	3:I:3141[A]:TYR:CE1	1.79	1.15
3:U:3217[A]:PHE:CZ	3:U:3230[A]:PHE:CE1	2.35	1.15
3:C:3253[B]:GLU:CB	3:L:2976[B]:ALA:N	1.95	1.15
3:L:3196[B]:THR:N	3:L:3199[B]:GLN:OE1	1.79	1.15
3:O:3089[A]:HIS:HE1	3:O:3119[A]:HIS:NE2	1.21	1.15
3:O:2979[A]:GLN:HE21	3:O:3155[A]:MET:HE3	1.12	1.15
3:R:3135[B]:LYS:HG3	3:R:3141[B]:TYR:CE1	1.80	1.15
3:X:2937[A]:ASN:HB2	3:X:3006[A]:LYS:HE2	1.28	1.15
3:X:3196[A]:THR:N	3:X:3199[A]:GLN:OE1	1.79	1.15
3:I:3150[B]:LYS:HG3	3:R:3163[B]:ASN:ND2	1.61	1.15
3:I:3155[B]:MET:HG3	3:R:3153[B]:LYS:C	1.67	1.15
3:L:3217[A]:PHE:CZ	3:L:3230[A]:PHE:CE1	2.35	1.15
3:I:3154[B]:PRO:CG	3:R:3155[B]:MET:SD	2.34	1.15
3:L:3217[B]:PHE:CZ	3:L:3230[B]:PHE:CE1	2.35	1.15
3:R:3217[B]:PHE:CZ	3:R:3230[B]:PHE:CE1	2.35	1.15
3:C:2937[B]:ASN:HB2	3:C:3006[B]:LYS:HE2	1.28	1.15
3:C:3196[A]:THR:N	3:C:3199[A]:GLN:OE1	1.79	1.15
3:F:3217[A]:PHE:CZ	3:F:3230[A]:PHE:CE1	2.35	1.15
3:I:3217[B]:PHE:CZ	3:I:3230[B]:PHE:CE1	2.35	1.15
3:L:3135[B]:LYS:HG3	3:L:3141[B]:TYR:CE1	1.80	1.15

Continued on next page...

Continued from previous page...

Atom-1	Atom-2	Interatomic distance (Å)	Clash overlap (Å)
3:L:3196[A]:THR:N	3:L:3199[A]:GLN:OE1	1.79	1.15
3:I:3161[B]:GLU:CB	3:R:3079[B]:CYS:SG	2.35	1.15
3:R:3135[A]:LYS:HG3	3:R:3141[A]:TYR:CE1	1.80	1.15
3:F:3217[B]:PHE:CZ	3:F:3230[B]:PHE:CE1	2.35	1.15
3:O:3253[B]:GLU:OE1	3:X:3161[B]:GLU:OE1	1.62	1.15
3:X:2979[B]:GLN:HG2	3:X:3155[B]:MET:HE3	1.27	1.15
3:X:3217[B]:PHE:CZ	3:X:3230[B]:PHE:CE1	2.35	1.15
3:F:2937[A]:ASN:HB2	3:F:3006[A]:LYS:HE2	1.28	1.14
3:O:2973[B]:THR:HB	3:X:3158[B]:PHE:HE2	1.11	1.14
3:I:3256[B]:TRP:CE2	3:R:2965[B]:LEU:HB3	1.81	1.14
3:X:2979[A]:GLN:HG2	3:X:3155[A]:MET:HE1	1.26	1.14
3:O:2965[B]:LEU:CB	3:X:3254[B]:MET:CE	2.25	1.14
3:C:2983[B]:VAL:HG23	3:L:3160[B]:SER:CB	1.78	1.14
3:F:2960[B]:PHE:HD2	3:F:3157[B]:PRO:HG3	1.10	1.14
3:C:3156[B]:MET:HE1	3:L:2979[B]:GLN:CB	1.76	1.14
3:L:3135[A]:LYS:HG3	3:L:3141[A]:TYR:CE1	1.79	1.14
3:I:3217[B]:PHE:CE1	3:I:3230[B]:PHE:CZ	2.32	1.14
3:C:3093[B]:HIS:CE1	3:L:2971[B]:ASP:HB3	1.42	1.14
3:I:3173[B]:THR:HG23	3:R:3173[B]:THR:OG1	1.42	1.14
3:C:2959[B]:SER:O	3:L:3255[B]:PRO:HB2	1.43	1.14
3:O:3196[B]:THR:N	3:O:3199[B]:GLN:OE1	1.79	1.14
3:I:3150[B]:LYS:CE	3:R:3163[B]:ASN:HB2	1.77	1.14
3:U:3217[B]:PHE:CZ	3:U:3230[B]:PHE:CE1	2.35	1.14
3:O:3154[B]:PRO:HD2	3:X:3176[B]:LYS:CE	1.77	1.14
3:C:3135[A]:LYS:HG3	3:C:3141[A]:TYR:CE1	1.79	1.14
3:C:2976[B]:ALA:N	3:L:3253[B]:GLU:HB2	1.62	1.14
3:C:3149[B]:ASN:O	3:L:3168[B]:THR:O	1.62	1.14
3:C:2979[B]:GLN:CG	3:L:3156[B]:MET:CE	2.14	1.14
3:O:3217[B]:PHE:CZ	3:O:3230[B]:PHE:CE1	2.35	1.14
3:R:2937[B]:ASN:HB2	3:R:3006[B]:LYS:HE2	1.28	1.14
3:U:3196[B]:THR:N	3:U:3199[B]:GLN:OE1	1.79	1.14
3:I:2989[B]:HIS:NE2	3:R:2969[B]:TYR:C	2.01	1.14
3:L:3230[B]:PHE:HB2	3:L:3243[B]:GLY:HA2	1.14	1.14
3:I:2970[B]:PRO:CD	3:R:2989[B]:HIS:CD2	2.29	1.14
3:I:2966[B]:SER:HA	3:R:3256[B]:TRP:CB	1.74	1.14
3:X:3135[B]:LYS:HG3	3:X:3141[B]:TYR:CE1	1.79	1.14
3:X:3196[B]:THR:N	3:X:3199[B]:GLN:OE1	1.79	1.14
3:C:3217[A]:PHE:CZ	3:C:3230[A]:PHE:CE1	2.35	1.14
3:C:3217[B]:PHE:CZ	3:C:3230[B]:PHE:CE1	2.35	1.14
3:C:3149[B]:ASN:ND2	3:L:3163[B]:ASN:ND2	1.94	1.14
3:I:3254[B]:MET:HG3	3:R:2966[B]:SER:CB	1.76	1.14

Continued on next page...

Continued from previous page...

Atom-1	Atom-2	Interatomic distance (Å)	Clash overlap (Å)
3:O:3196[A]:THR:N	3:O:3199[A]:GLN:OE1	1.79	1.14
3:C:3154[B]:PRO:HA	3:L:3153[B]:LYS:O	1.48	1.14
3:O:3217[A]:PHE:CZ	3:O:3230[A]:PHE:CE1	2.35	1.14
3:U:2979[A]:GLN:HG2	3:U:3155[A]:MET:HE1	1.24	1.14
3:C:3156[B]:MET:CB	3:L:2982[B]:MET:CB	2.24	1.13
3:C:3196[B]:THR:N	3:C:3199[B]:GLN:OE1	1.79	1.13
3:C:3160[B]:SER:CB	3:L:3150[B]:LYS:HZ2	1.44	1.13
3:I:3156[B]:MET:HB2	3:R:2982[B]:MET:HG3	1.14	1.13
3:O:3153[B]:LYS:CD	3:X:3176[B]:LYS:CD	2.04	1.13
2:H:2797:LYS:NZ	3:I:3028[A]:PRO:HD3	1.60	1.13
3:O:2960[B]:PHE:HD2	3:O:3157[B]:PRO:HG3	1.10	1.13
3:R:3293[B]:LYS:HD3	3:R:3294[B]:SER:HB3	1.14	1.13
3:X:3217[A]:PHE:CZ	3:X:3230[A]:PHE:CE1	2.35	1.13
3:X:3230[B]:PHE:HB2	3:X:3243[B]:GLY:HA2	1.14	1.13
3:F:3293[B]:LYS:HD3	3:F:3294[B]:SER:HB3	1.13	1.13
3:I:3217[A]:PHE:CZ	3:I:3230[A]:PHE:CE1	2.35	1.13
3:X:3135[A]:LYS:HG3	3:X:3141[A]:TYR:CE1	1.80	1.13
3:C:2983[B]:VAL:CG2	3:L:3160[B]:SER:CA	2.14	1.13
3:U:3293[A]:LYS:HD3	3:U:3294[A]:SER:HB3	1.13	1.13
3:X:2979[B]:GLN:HG2	3:X:3155[B]:MET:CE	1.69	1.13
3:C:2965[B]:LEU:HD23	3:L:3253[B]:GLU:OE2	1.44	1.13
3:C:2975[B]:PHE:HD1	3:L:3107[B]:LEU:CD1	1.52	1.13
3:C:3230[B]:PHE:HB2	3:C:3243[B]:GLY:HA2	1.14	1.13
3:I:2966[B]:SER:HB2	3:R:3254[B]:MET:CG	1.79	1.13
3:I:3155[B]:MET:HB2	3:R:3153[B]:LYS:CG	1.76	1.13
3:I:2972[B]:GLY:CA	3:R:3090[B]:ASN:HB3	1.77	1.13
3:O:3108[B]:HIS:HB3	3:X:2970[B]:PRO:N	1.63	1.13
3:O:3153[B]:LYS:CG	3:X:3176[B]:LYS:CE	2.27	1.13
3:I:3160[B]:SER:OG	3:R:2982[B]:MET:CA	1.96	1.13
3:I:3196[A]:THR:N	3:I:3199[A]:GLN:OE1	1.79	1.13
3:L:2937[A]:ASN:HB2	3:L:3006[A]:LYS:HE2	1.28	1.13
3:C:2968[B]:GLN:NE2	3:L:3258[B]:PHE:CZ	2.17	1.13
3:C:3284[B]:LYS:HD3	3:C:3285[B]:VAL:N	1.64	1.13
3:F:3284[B]:LYS:HD3	3:F:3285[B]:VAL:N	1.64	1.13
3:I:3174[B]:GLY:HA2	3:R:3154[B]:PRO:HG3	1.29	1.13
3:C:3169[B]:LYS:O	3:L:3148[B]:ILE:O	1.65	1.13
2:E:2800:LYS:O	3:F:3023[A]:ILE:CD1	1.97	1.12
3:I:3196[B]:THR:N	3:I:3199[B]:GLN:OE1	1.79	1.12
3:R:3284[A]:LYS:HD3	3:R:3285[A]:VAL:N	1.64	1.12
3:C:3090[B]:ASN:ND2	3:L:2972[B]:GLY:C	1.99	1.12
3:C:3149[B]:ASN:CB	3:L:3163[B]:ASN:ND2	2.12	1.12

Continued on next page...

Continued from previous page...

Atom-1	Atom-2	Interatomic distance (Å)	Clash overlap (Å)
2:E:2868:GLU:OE2	3:F:2933[A]:SER:N	1.80	1.12
3:C:3252[B]:TYR:CE1	3:L:3223[B]:GLY:O	2.01	1.12
3:O:2965[B]:LEU:CD1	3:X:2979[B]:GLN:CD	1.92	1.12
3:I:3153[B]:LYS:CD	3:R:3155[B]:MET:HB2	1.79	1.12
3:C:3174[B]:GLY:HA2	3:L:3154[B]:PRO:CD	1.79	1.12
3:O:2975[B]:PHE:HE2	3:X:3172[B]:SER:CB	1.61	1.12
3:R:2960[A]:PHE:HD2	3:R:3157[A]:PRO:HG3	1.10	1.12
3:F:2979[A]:GLN:HG2	3:F:3155[A]:MET:HE1	1.20	1.12
3:O:2973[B]:THR:HB	3:X:3158[B]:PHE:CE2	1.84	1.12
5:D:5005:NAG:H61	5:D:5006:NAG:HN2	1.08	1.12
3:I:2975[B]:PHE:HZ	3:R:2961[B]:HIS:CA	1.60	1.12
3:L:2937[B]:ASN:HB2	3:L:3006[B]:LYS:HE2	1.28	1.12
3:O:3284[B]:LYS:HD3	3:O:3285[B]:VAL:N	1.64	1.12
3:I:3153[B]:LYS:C	3:R:3155[B]:MET:HG3	1.37	1.12
3:O:2963[B]:MET:SD	3:X:2975[B]:PHE:CE2	2.43	1.12
3:I:2979[A]:GLN:HE21	3:I:3155[A]:MET:HE3	1.07	1.12
3:C:2982[B]:MET:CG	3:L:3156[B]:MET:SD	2.36	1.12
3:O:3230[B]:PHE:HB2	3:O:3243[B]:GLY:HA2	1.14	1.12
3:C:3154[B]:PRO:HB3	3:L:3151[B]:LEU:O	1.47	1.12
3:C:3156[B]:MET:HE1	3:L:2979[B]:GLN:CG	1.61	1.12
3:I:3165[B]:ASN:O	3:R:3149[B]:ASN:HB3	1.49	1.12
3:C:3254[B]:MET:O	3:L:2976[B]:ALA:CA	1.91	1.12
3:I:3153[B]:LYS:HB2	3:R:3158[B]:PHE:HB2	1.29	1.12
3:C:3156[B]:MET:SD	3:L:2982[B]:MET:CB	2.38	1.12
3:C:2964[B]:PRO:O	3:L:3255[B]:PRO:HB3	1.43	1.12
3:O:2979[A]:GLN:HG2	3:O:3155[A]:MET:HE1	1.27	1.12
3:I:2977[B]:CYS:SG	3:R:2978[B]:CYS:O	2.08	1.12
3:C:3173[B]:THR:OG1	3:L:3152[B]:LYS:HA	1.42	1.12
3:O:3040[B]:VAL:CG2	3:X:2969[B]:TYR:CD1	2.31	1.12
3:C:3089[B]:HIS:HE1	3:C:3119[B]:HIS:NE2	1.21	1.12
3:F:2960[A]:PHE:HD2	3:F:3157[A]:PRO:HG3	1.10	1.12
3:I:2989[B]:HIS:NE2	3:R:2970[B]:PRO:N	1.96	1.12
3:L:3293[A]:LYS:HD3	3:L:3294[A]:SER:HB3	1.14	1.12
3:L:3293[B]:LYS:HD3	3:L:3294[B]:SER:HB3	1.13	1.12
3:R:3104[B]:MET:HA	3:R:3110[B]:THR:HG23	1.23	1.12
3:F:3230[B]:PHE:HB2	3:F:3243[B]:GLY:HA2	1.14	1.11
3:O:3251[B]:ASP:HB2	3:X:2968[B]:GLN:OE1	1.47	1.11
3:O:3153[B]:LYS:HD3	3:X:3176[B]:LYS:HD2	1.28	1.11
3:X:3284[B]:LYS:HD3	3:X:3285[B]:VAL:N	1.64	1.11
3:C:3284[A]:LYS:HD3	3:C:3285[A]:VAL:N	1.64	1.11
3:L:3104[A]:MET:HA	3:L:3110[A]:THR:HG23	1.23	1.11

Continued on next page...

Continued from previous page...

Atom-1	Atom-2	Interatomic distance (Å)	Clash overlap (Å)
3:L:3104[B]:MET:HA	3:L:3110[B]:THR:HG23	1.24	1.11
3:X:2979[A]:GLN:HE21	3:X:3155[A]:MET:HE3	1.12	1.11
3:X:2960[A]:PHE:HD2	3:X:3157[A]:PRO:HG3	1.10	1.11
3:X:3284[A]:LYS:HD3	3:X:3285[A]:VAL:N	1.64	1.11
3:I:3284[A]:LYS:HD3	3:I:3285[A]:VAL:N	1.64	1.11
3:C:3147[B]:GLU:CG	3:L:3161[B]:GLU:HA	1.78	1.11
3:L:3284[A]:LYS:HD3	3:L:3285[A]:VAL:N	1.64	1.11
3:O:3101[B]:PRO:C	3:X:2971[B]:ASP:HA	1.68	1.11
3:C:3256[B]:TRP:O	3:L:2965[B]:LEU:O	1.68	1.11
3:U:3284[A]:LYS:HD3	3:U:3285[A]:VAL:N	1.64	1.11
3:C:2985[B]:PHE:CE2	3:L:2969[B]:TYR:C	2.23	1.11
3:C:3158[B]:PHE:HD2	3:L:3153[B]:LYS:CE	1.39	1.11
3:F:3284[A]:LYS:HD3	3:F:3285[A]:VAL:N	1.64	1.11
3:I:2937[A]:ASN:HB2	3:I:3006[A]:LYS:HE2	1.28	1.11
3:C:3163[B]:ASN:CB	3:L:3149[B]:ASN:HD22	1.63	1.11
3:O:3253[B]:GLU:HG3	3:X:3160[B]:SER:HA	1.20	1.11
3:I:3174[B]:GLY:HA2	3:R:3154[B]:PRO:CB	1.71	1.11
3:I:3293[B]:LYS:HD3	3:I:3294[B]:SER:HB3	1.13	1.11
3:I:3149[B]:ASN:CG	3:R:3163[B]:ASN:ND2	2.04	1.11
3:R:3284[B]:LYS:HD3	3:R:3285[B]:VAL:N	1.64	1.11
3:U:2979[B]:GLN:HE21	3:U:3155[B]:MET:HE2	1.14	1.11
3:U:3293[B]:LYS:HD3	3:U:3294[B]:SER:HB3	1.13	1.11
3:L:2979[A]:GLN:HE21	3:L:3155[A]:MET:HE3	1.09	1.11
3:O:3104[A]:MET:HA	3:O:3110[A]:THR:HG23	1.23	1.11
3:C:2979[B]:GLN:HE21	3:C:3155[B]:MET:HE2	1.06	1.11
3:C:3079[B]:CYS:SG	3:L:3161[B]:GLU:CD	2.27	1.11
3:C:3293[B]:LYS:HD3	3:C:3294[B]:SER:HB3	1.13	1.11
3:F:2937[B]:ASN:HB2	3:F:3006[B]:LYS:HE2	1.28	1.11
3:I:3104[A]:MET:HA	3:I:3110[A]:THR:HG23	1.24	1.11
3:C:3160[B]:SER:CA	3:L:2983[B]:VAL:HG23	1.79	1.11
3:C:3163[B]:ASN:ND2	3:L:3149[B]:ASN:HD22	1.48	1.11
3:U:3230[A]:PHE:HB2	3:U:3243[A]:GLY:HA2	1.14	1.11
3:U:3230[B]:PHE:HB2	3:U:3243[B]:GLY:HA2	1.14	1.11
3:U:3284[B]:LYS:HD3	3:U:3285[B]:VAL:N	1.64	1.11
3:F:2979[A]:GLN:HE21	3:F:3155[A]:MET:HE3	1.16	1.11
3:I:3252[B]:TYR:HB2	3:R:3251[B]:ASP:O	1.34	1.11
3:L:3135[A]:LYS:HG2	3:L:3141[A]:TYR:HE1	1.14	1.11
2:H:2800:LYS:O	3:I:3023[A]:ILE:CD1	1.97	1.10
3:O:2965[B]:LEU:HB2	3:X:3254[B]:MET:SD	1.90	1.10
3:I:2937[B]:ASN:HB2	3:I:3006[B]:LYS:HE2	1.28	1.10
3:O:3038[B]:ILE:CG2	3:X:2969[B]:TYR:CZ	2.33	1.10

Continued on next page...

Continued from previous page...

Atom-1	Atom-2	Interatomic distance (Å)	Clash overlap (Å)
3:O:3161[B]:GLU:OE2	3:X:3151[B]:LEU:HD11	0.95	1.10
3:I:3153[B]:LYS:NZ	3:R:3157[B]:PRO:HD2	1.65	1.10
3:I:3284[B]:LYS:HD3	3:I:3285[B]:VAL:N	1.64	1.10
3:O:3293[A]:LYS:HD3	3:O:3294[A]:SER:HB3	1.13	1.10
3:I:2961[B]:HIS:CG	3:R:2975[B]:PHE:HZ	1.64	1.10
3:C:2974[B]:ALA:CB	3:L:3249[B]:GLY:HA3	1.53	1.10
3:I:3090[B]:ASN:HA	3:R:2971[B]:ASP:O	1.48	1.10
3:I:3251[B]:ASP:HB3	3:R:3251[B]:ASP:HB2	1.16	1.10
3:C:3163[B]:ASN:ND2	3:L:3149[B]:ASN:HB3	1.52	1.10
3:L:2960[A]:PHE:HD2	3:L:3157[A]:PRO:HG3	1.10	1.10
3:L:3284[B]:LYS:HD3	3:L:3285[B]:VAL:N	1.64	1.10
3:R:3230[B]:PHE:HB2	3:R:3243[B]:GLY:HA2	1.14	1.10
3:I:3256[B]:TRP:CB	3:R:2966[B]:SER:HA	1.65	1.10
3:I:3120[B]:HIS:CD2	3:R:2969[B]:TYR:CE2	2.40	1.10
3:I:3253[B]:GLU:HB2	3:R:2975[B]:PHE:O	1.47	1.10
3:R:3230[A]:PHE:HB2	3:R:3243[A]:GLY:HA2	1.14	1.10
3:U:2960[B]:PHE:HD2	3:U:3157[B]:PRO:HG3	1.10	1.10
3:O:2976[B]:ALA:C	3:X:3154[B]:PRO:HG2	1.64	1.10
3:I:3169[B]:LYS:O	3:R:3152[B]:LYS:CB	2.00	1.10
3:O:2960[A]:PHE:HD2	3:O:3157[A]:PRO:HG3	1.10	1.10
3:I:3254[B]:MET:CG	3:R:2966[B]:SER:HB2	1.82	1.10
3:C:2988[B]:TRP:NE1	3:L:3153[B]:LYS:NZ	1.99	1.10
3:R:3135[A]:LYS:HG2	3:R:3141[A]:TYR:HE1	1.14	1.10
3:I:2959[B]:SER:CB	3:R:3255[B]:PRO:CB	2.29	1.09
3:I:2975[B]:PHE:CD1	3:R:3107[B]:LEU:CD1	2.14	1.09
3:I:3160[B]:SER:HA	3:R:2983[B]:VAL:N	1.65	1.09
3:O:3109[B]:TYR:CD1	3:X:2970[B]:PRO:HD2	1.80	1.09
3:O:3154[B]:PRO:HG2	3:X:3175[B]:TYR:CB	1.81	1.09
3:O:3284[A]:LYS:HD3	3:O:3285[A]:VAL:N	1.64	1.09
3:C:3149[B]:ASN:ND2	3:L:3163[B]:ASN:HD22	1.49	1.09
3:C:3107[B]:LEU:HD13	3:L:2974[B]:ALA:O	1.50	1.09
3:C:3174[B]:GLY:CA	3:L:3154[B]:PRO:HB3	1.82	1.09
3:O:2967[B]:CYS:HB2	3:X:3155[B]:MET:HG2	1.10	1.09
3:I:3149[B]:ASN:OD1	3:R:3169[B]:LYS:HE3	1.48	1.09
3:U:2937[A]:ASN:HB2	3:U:3006[A]:LYS:HE2	1.28	1.09
3:F:3104[B]:MET:HA	3:F:3110[B]:THR:HG23	1.23	1.09
3:F:3104[A]:MET:HA	3:F:3110[A]:THR:HG23	1.23	1.09
3:I:3293[A]:LYS:HD3	3:I:3294[A]:SER:HB3	1.14	1.09
3:R:3293[A]:LYS:HD3	3:R:3294[A]:SER:HB3	1.14	1.09
3:C:2937[A]:ASN:HB2	3:C:3006[A]:LYS:HE2	1.28	1.09
2:E:2868:GLU:OE2	3:F:2932[A]:PRO:C	1.89	1.09

Continued on next page...

Continued from previous page...

Atom-1	Atom-2	Interatomic distance (Å)	Clash overlap (Å)
3:I:2975[B]:PHE:HD1	3:R:3107[B]:LEU:CG	1.65	1.09
3:C:2975[B]:PHE:CE1	3:L:3107[B]:LEU:CD1	2.33	1.09
3:O:3230[A]:PHE:HB2	3:O:3243[A]:GLY:HA2	1.14	1.09
3:X:3135[A]:LYS:HG2	3:X:3141[A]:TYR:HE1	1.14	1.09
3:I:2979[B]:GLN:HE21	3:I:3155[B]:MET:HE3	1.07	1.09
3:O:2968[B]:GLN:NE2	3:X:2984[B]:THR:C	2.00	1.09
3:O:3154[B]:PRO:CG	3:X:3175[B]:TYR:CB	2.28	1.09
3:R:2979[A]:GLN:HE21	3:R:3155[A]:MET:HE3	1.16	1.09
3:L:3135[B]:LYS:HG2	3:L:3141[B]:TYR:HE1	1.14	1.09
3:O:3255[B]:PRO:HD2	3:X:3169[B]:LYS:HG3	1.33	1.09
3:I:3163[B]:ASN:ND2	3:R:3149[B]:ASN:CB	2.14	1.09
3:I:3159[B]:SER:C	3:R:3150[B]:LYS:CB	2.20	1.09
2:W:2800:LYS:O	3:X:3023[A]:ILE:CD1	2.01	1.09
3:X:3293[A]:LYS:HD3	3:X:3294[A]:SER:HB3	1.13	1.09
3:O:3251[B]:ASP:HB3	3:X:2967[B]:CYS:CA	1.83	1.09
3:O:3108[B]:HIS:O	3:X:2970[B]:PRO:HD3	0.92	1.09
3:L:3230[A]:PHE:HB2	3:L:3243[A]:GLY:HA2	1.14	1.09
3:U:2930[B]:LEU:H	3:U:2930[B]:LEU:HD22	1.18	1.09
3:O:3038[B]:ILE:CD1	3:X:2969[B]:TYR:OH	2.01	1.09
3:I:3135[A]:LYS:HG2	3:I:3141[A]:TYR:HE1	1.14	1.09
3:O:2930[B]:LEU:HD22	3:O:2930[B]:LEU:H	1.18	1.09
3:I:3154[B]:PRO:CB	3:R:3174[B]:GLY:CA	2.29	1.09
3:X:3217[B]:PHE:CE1	3:X:3230[B]:PHE:HZ	1.71	1.09
3:C:3258[B]:PHE:HZ	3:L:2968[B]:GLN:NE2	1.49	1.09
3:C:3293[A]:LYS:HD3	3:C:3294[A]:SER:HB3	1.13	1.09
3:C:3163[B]:ASN:ND2	3:L:3149[B]:ASN:ND2	2.01	1.09
3:C:3174[B]:GLY:HA3	3:L:3154[B]:PRO:HB3	1.14	1.09
3:O:2937[A]:ASN:HB2	3:O:3006[A]:LYS:HE2	1.28	1.09
3:X:3104[B]:MET:HA	3:X:3110[B]:THR:HG23	1.23	1.09
3:X:3135[B]:LYS:HG2	3:X:3141[B]:TYR:HE1	1.14	1.09
3:C:2982[B]:MET:HB3	3:L:3156[B]:MET:HB3	1.10	1.08
3:C:2979[A]:GLN:HG2	3:C:3155[A]:MET:HE1	1.32	1.08
3:I:2960[B]:PHE:HD2	3:I:3157[B]:PRO:HG3	1.10	1.08
3:O:2965[B]:LEU:CB	3:X:3254[B]:MET:SD	2.41	1.08
3:O:3196[A]:THR:HG21	1:P:416:ASN:ND2	1.68	1.08
3:R:2979[A]:GLN:HG2	3:R:3155[A]:MET:HE1	1.20	1.08
3:X:2930[A]:LEU:H	3:X:2930[A]:LEU:HD22	1.18	1.08
3:C:2983[B]:VAL:CG2	3:L:3161[B]:GLU:OE2	1.68	1.08
3:C:2971[B]:ASP:HB3	3:L:3093[B]:HIS:CE1	1.64	1.08
3:R:2930[B]:LEU:H	3:R:2930[B]:LEU:HD22	1.18	1.08
3:O:3160[B]:SER:HA	3:X:3151[B]:LEU:CG	1.82	1.08

Continued on next page...

Continued from previous page...

Atom-1	Atom-2	Interatomic distance (Å)	Clash overlap (Å)
3:I:3255[B]:PRO:HB2	3:R:2959[B]:SER:HB2	1.26	1.08
3:I:2982[B]:MET:HE3	3:R:2977[B]:CYS:CB	1.83	1.08
3:U:2930[A]:LEU:H	3:U:2930[A]:LEU:HD22	1.18	1.08
3:U:3104[A]:MET:HA	3:U:3110[A]:THR:HG23	1.23	1.08
3:X:2937[B]:ASN:HB2	3:X:3006[B]:LYS:HE2	1.28	1.08
3:C:3160[B]:SER:CA	3:L:2983[B]:VAL:CG2	2.29	1.08
3:C:3161[B]:GLU:OE2	3:L:2983[B]:VAL:HG21	1.53	1.08
3:C:3152[B]:LYS:CA	3:L:3173[B]:THR:OG1	1.98	1.08
3:O:3162[B]:ASP:OD2	3:X:3150[B]:LYS:HD2	1.51	1.08
3:O:3217[A]:PHE:CE1	3:O:3230[A]:PHE:HZ	1.71	1.08
3:O:3293[B]:LYS:HD3	3:O:3294[B]:SER:HB3	1.13	1.08
3:C:2979[A]:GLN:HE21	3:C:3155[A]:MET:HE3	1.10	1.08
3:O:2930[A]:LEU:H	3:O:2930[A]:LEU:HD22	1.18	1.08
3:O:2969[B]:TYR:CD1	3:X:3158[B]:PHE:CE1	2.40	1.08
3:C:3217[A]:PHE:CE1	3:C:3230[A]:PHE:HZ	1.71	1.08
3:C:2985[B]:PHE:CE1	3:L:2970[B]:PRO:HA	1.88	1.08
3:C:2982[B]:MET:CB	3:L:3156[B]:MET:SD	2.41	1.08
3:O:2937[B]:ASN:HB2	3:O:3006[B]:LYS:HE2	1.28	1.08
3:O:3135[A]:LYS:HG2	3:O:3141[A]:TYR:HE1	1.14	1.08
3:O:3154[B]:PRO:HG2	3:X:3175[B]:TYR:HB2	1.30	1.08
3:C:2960[A]:PHE:HD2	3:C:3157[A]:PRO:HG3	1.10	1.08
3:C:3120[B]:HIS:NE2	3:L:2969[B]:TYR:CE2	2.15	1.08
3:C:3163[B]:ASN:HD22	3:L:3149[B]:ASN:CG	1.56	1.08
3:O:3025[B]:VAL:HG22	3:O:3047[B]:ARG:HH12	1.19	1.08
3:O:2979[B]:GLN:HG2	3:O:3155[B]:MET:HE1	1.29	1.08
3:R:2930[A]:LEU:H	3:R:2930[A]:LEU:HD22	1.18	1.08
3:U:3113[B]:ASP:OD2	3:U:3114[B]:PRO:CD	2.02	1.08
3:O:2970[B]:PRO:CD	3:X:2991[B]:LEU:CD1	2.29	1.08
3:I:3254[B]:MET:C	3:R:2966[B]:SER:OG	1.92	1.08
3:O:2963[B]:MET:HE1	3:X:2975[B]:PHE:CB	1.84	1.08
3:O:2979[B]:GLN:HE21	3:O:3155[B]:MET:HE3	1.11	1.08
3:O:3113[A]:ASP:OD2	3:O:3114[A]:PRO:CD	2.02	1.08
3:O:3135[B]:LYS:HG2	3:O:3141[B]:TYR:HE1	1.14	1.08
3:X:3185[A]:TYR:O	3:X:3186[A]:GLU:OE2	1.72	1.08
3:X:3230[A]:PHE:HB2	3:X:3243[A]:GLY:HA2	1.14	1.08
3:C:3152[B]:LYS:HG3	3:L:3169[B]:LYS:O	1.53	1.08
3:L:2979[B]:GLN:HG2	3:L:3155[B]:MET:HE1	1.30	1.08
3:X:3113[B]:ASP:OD2	3:X:3114[B]:PRO:CD	2.02	1.08
3:C:3156[B]:MET:CB	3:L:2982[B]:MET:HB3	1.84	1.07
3:C:2985[B]:PHE:CZ	3:L:2970[B]:PRO:N	2.22	1.07
3:L:3025[B]:VAL:HG22	3:L:3047[B]:ARG:HH12	1.19	1.07

Continued on next page...

Continued from previous page...

Atom-1	Atom-2	Interatomic distance (Å)	Clash overlap (Å)
3:O:3113[B]:ASP:OD2	3:O:3114[B]:PRO:CD	2.02	1.07
3:O:3154[B]:PRO:HG3	3:X:3175[B]:TYR:HB3	1.17	1.07
3:U:3113[A]:ASP:OD2	3:U:3114[A]:PRO:CD	2.02	1.07
3:C:2960[B]:PHE:HD2	3:C:3157[B]:PRO:HG3	1.10	1.07
3:F:2930[A]:LEU:H	3:F:2930[A]:LEU:HD22	1.18	1.07
3:F:3230[A]:PHE:HB2	3:F:3243[A]:GLY:HA2	1.14	1.07
3:L:2979[A]:GLN:HG2	3:L:3155[A]:MET:HE1	1.33	1.07
3:C:3160[B]:SER:HB3	3:L:3150[B]:LYS:HZ2	0.95	1.07
3:C:3148[B]:ILE:O	3:L:3169[B]:LYS:O	1.71	1.07
3:C:2930[B]:LEU:H	3:C:2930[B]:LEU:HD22	1.18	1.07
3:C:3113[B]:ASP:OD2	3:C:3114[B]:PRO:CD	2.02	1.07
3:C:3256[B]:TRP:CG	3:L:2965[B]:LEU:O	2.01	1.07
3:F:3113[A]:ASP:OD2	3:F:3114[A]:PRO:CD	2.02	1.07
3:F:3293[A]:LYS:HD3	3:F:3294[A]:SER:HB3	1.13	1.07
3:I:3113[B]:ASP:OD2	3:I:3114[B]:PRO:CD	2.02	1.07
3:I:3256[B]:TRP:HB3	3:R:2966[B]:SER:HA	1.10	1.07
3:L:3025[A]:VAL:HG22	3:L:3047[A]:ARG:HH12	1.19	1.07
3:U:3025[B]:VAL:HG22	3:U:3047[B]:ARG:HH12	1.19	1.07
3:U:3185[A]:TYR:O	3:U:3186[A]:GLU:OE2	1.72	1.07
3:C:3150[B]:LYS:NZ	3:L:3160[B]:SER:HB3	1.56	1.07
3:C:3163[B]:ASN:HD22	3:L:3149[B]:ASN:ND2	1.51	1.07
3:I:2971[B]:ASP:O	3:R:3090[B]:ASN:HA	1.54	1.07
3:O:3161[B]:GLU:OE2	3:O:3161[B]:GLU:N	1.88	1.07
3:O:3185[B]:TYR:O	3:O:3186[B]:GLU:OE2	1.72	1.07
3:R:3025[A]:VAL:HG22	3:R:3047[A]:ARG:HH12	1.19	1.07
3:O:2968[B]:GLN:CA	3:X:2988[B]:TRP:HB2	1.82	1.07
3:X:3293[B]:LYS:HD3	3:X:3294[B]:SER:HB3	1.13	1.07
3:C:3255[B]:PRO:CB	3:L:2964[B]:PRO:O	2.02	1.07
3:F:2946[B]:GLN:OE1	3:F:2947[B]:ALA:N	1.88	1.07
3:F:3185[A]:TYR:O	3:F:3186[A]:GLU:OE2	1.72	1.07
3:I:3161[A]:GLU:OE2	3:I:3161[A]:GLU:N	1.88	1.07
3:L:2960[B]:PHE:HD2	3:L:3157[B]:PRO:HG3	1.10	1.07
3:L:3113[A]:ASP:OD2	3:L:3114[A]:PRO:CD	2.02	1.07
3:O:2946[B]:GLN:OE1	3:O:2947[B]:ALA:N	1.88	1.07
3:O:3161[A]:GLU:OE2	3:O:3161[A]:GLU:N	1.88	1.07
3:R:3025[B]:VAL:HG22	3:R:3047[B]:ARG:HH12	1.19	1.07
3:I:2968[B]:GLN:NE2	3:R:3086[B]:GLU:CG	1.86	1.07
3:R:3185[B]:TYR:O	3:R:3186[B]:GLU:OE2	1.72	1.07
3:C:3113[A]:ASP:OD2	3:C:3114[A]:PRO:CD	2.02	1.07
3:C:3230[A]:PHE:HB2	3:C:3243[A]:GLY:HA2	1.14	1.07
2:H:2868:GLU:HG2	3:I:2932[A]:PRO:O	1.54	1.07

Continued on next page...

Continued from previous page...

Atom-1	Atom-2	Interatomic distance (Å)	Clash overlap (Å)
3:I:3113[A]:ASP:OD2	3:I:3114[A]:PRO:CD	2.02	1.07
3:C:3172[B]:SER:HB3	3:L:3150[B]:LYS:CA	1.84	1.07
3:C:3150[B]:LYS:NZ	3:L:3160[B]:SER:HB2	1.49	1.07
3:L:3161[B]:GLU:N	3:L:3161[B]:GLU:OE2	1.88	1.07
3:R:3113[B]:ASP:OD2	3:R:3114[B]:PRO:CD	2.02	1.07
3:C:3154[B]:PRO:CB	3:L:3174[B]:GLY:CA	2.25	1.07
3:C:3154[B]:PRO:HD3	3:L:3174[B]:GLY:N	1.69	1.07
3:I:3025[B]:VAL:HG22	3:I:3047[B]:ARG:HH12	1.19	1.07
3:C:3156[B]:MET:HE2	3:L:2979[B]:GLN:HG3	1.08	1.07
3:L:3113[B]:ASP:OD2	3:L:3114[B]:PRO:CD	2.02	1.07
3:C:2988[B]:TRP:HD1	3:L:3153[B]:LYS:HD3	1.18	1.07
3:I:3160[B]:SER:H	3:R:3150[B]:LYS:HD3	1.19	1.07
3:O:3160[B]:SER:N	3:X:3148[B]:ILE:O	1.88	1.07
3:O:2976[B]:ALA:O	3:X:3154[B]:PRO:HG2	0.90	1.07
3:C:3093[B]:HIS:CE1	3:L:2971[B]:ASP:CB	2.33	1.07
3:I:2961[B]:HIS:CG	3:R:2969[B]:TYR:CD1	2.40	1.07
3:I:3172[B]:SER:H	3:R:3152[B]:LYS:CB	1.51	1.07
3:I:3230[A]:PHE:HB2	3:I:3243[A]:GLY:HA2	1.14	1.07
3:L:3185[A]:TYR:O	3:L:3186[A]:GLU:OE2	1.72	1.07
3:L:3185[B]:TYR:O	3:L:3186[B]:GLU:OE2	1.72	1.07
3:F:3135[B]:LYS:HG2	3:F:3141[B]:TYR:HE1	1.14	1.07
3:I:2956[B]:LYS:HD2	3:R:3257[B]:ALA:HB3	1.32	1.07
3:I:3230[B]:PHE:HB2	3:I:3243[B]:GLY:HA2	1.14	1.07
3:L:3135[B]:LYS:HG2	3:L:3141[B]:TYR:CE1	1.89	1.07
3:U:3185[B]:TYR:O	3:U:3186[B]:GLU:OE2	1.72	1.07
3:X:3025[A]:VAL:HG22	3:X:3047[A]:ARG:HH12	1.19	1.07
3:X:3217[A]:PHE:CE1	3:X:3230[A]:PHE:HZ	1.71	1.07
3:F:2946[A]:GLN:OE1	3:F:2947[A]:ALA:N	1.88	1.07
3:I:2982[B]:MET:HG2	3:R:2967[B]:CYS:SG	1.91	1.07
3:I:3217[B]:PHE:CE1	3:I:3230[B]:PHE:HZ	1.71	1.07
3:L:3161[A]:GLU:OE2	3:L:3161[A]:GLU:N	1.88	1.07
3:O:3185[A]:TYR:O	3:O:3186[A]:GLU:OE2	1.72	1.07
3:I:3160[B]:SER:CB	3:R:2983[B]:VAL:H	1.66	1.07
3:U:3161[A]:GLU:OE2	3:U:3161[A]:GLU:N	1.88	1.07
3:X:2946[B]:GLN:OE1	3:X:2947[B]:ALA:N	1.88	1.07
3:C:3185[B]:TYR:O	3:C:3186[B]:GLU:OE2	1.72	1.06
3:I:3135[B]:LYS:HG2	3:I:3141[B]:TYR:HE1	1.14	1.06
3:X:3113[A]:ASP:OD2	3:X:3114[A]:PRO:CD	2.02	1.06
3:C:2979[B]:GLN:HG2	3:C:3155[B]:MET:HE1	1.29	1.06
3:I:3152[B]:LYS:CB	3:R:3172[B]:SER:N	1.77	1.06
3:L:2946[B]:GLN:OE1	3:L:2947[B]:ALA:N	1.88	1.06

Continued on next page...

Continued from previous page...

Atom-1	Atom-2	Interatomic distance (Å)	Clash overlap (Å)
3:C:2969[B]:TYR:C	3:L:2985[B]:PHE:HE2	1.23	1.06
3:C:3163[B]:ASN:CG	3:L:3149[B]:ASN:HD22	1.56	1.06
3:R:3113[A]:ASP:OD2	3:R:3114[A]:PRO:CD	2.02	1.06
3:U:2946[A]:GLN:OE1	3:U:2947[A]:ALA:N	1.88	1.06
3:O:3251[B]:ASP:CB	3:X:2967[B]:CYS:HA	1.83	1.06
3:X:3161[A]:GLU:OE2	3:X:3161[A]:GLU:N	1.88	1.06
3:C:3161[A]:GLU:N	3:C:3161[A]:GLU:OE2	1.88	1.06
3:F:3135[A]:LYS:HG2	3:F:3141[A]:TYR:HE1	1.14	1.06
3:I:2946[B]:GLN:OE1	3:I:2947[B]:ALA:N	1.88	1.06
3:R:3135[B]:LYS:HG2	3:R:3141[B]:TYR:CE1	1.89	1.06
3:R:3185[A]:TYR:O	3:R:3186[A]:GLU:OE2	1.72	1.06
3:C:2983[B]:VAL:CG2	3:L:3161[B]:GLU:N	2.08	1.06
3:C:3150[B]:LYS:HA	3:L:3172[B]:SER:HB3	1.10	1.06
3:R:2946[B]:GLN:OE1	3:R:2947[B]:ALA:N	1.88	1.06
3:I:3153[B]:LYS:CB	3:R:3155[B]:MET:HB2	1.84	1.06
3:I:3259[B]:ASP:HB3	3:R:3162[B]:ASP:CB	1.84	1.06
3:U:3217[A]:PHE:CE1	3:U:3230[A]:PHE:HZ	1.71	1.06
3:X:3135[B]:LYS:HG2	3:X:3141[B]:TYR:CE1	1.89	1.06
3:C:3256[B]:TRP:CD2	3:L:2965[B]:LEU:C	2.22	1.06
3:I:2975[B]:PHE:HZ	3:R:2961[B]:HIS:CG	1.66	1.06
3:I:3251[B]:ASP:O	3:R:3252[B]:TYR:CB	1.88	1.06
3:O:2970[B]:PRO:C	3:X:2989[B]:HIS:N	1.96	1.06
3:I:2982[B]:MET:HE1	3:R:2966[B]:SER:HB3	1.37	1.06
3:U:3025[A]:VAL:HG22	3:U:3047[A]:ARG:HH12	1.19	1.06
3:C:3135[A]:LYS:HG2	3:C:3141[A]:TYR:HE1	1.14	1.06
3:I:3185[B]:TYR:O	3:I:3186[B]:GLU:OE2	1.72	1.06
3:C:2968[B]:GLN:CD	3:L:3258[B]:PHE:HZ	1.56	1.06
3:O:2969[B]:TYR:CB	3:X:3158[B]:PHE:CE1	2.39	1.06
3:I:3160[B]:SER:OG	3:R:2982[B]:MET:HA	1.52	1.06
3:I:3150[B]:LYS:NZ	3:R:3160[B]:SER:HB3	1.70	1.06
3:R:3217[A]:PHE:CE1	3:R:3230[A]:PHE:HZ	1.71	1.06
3:C:3024[B]:LEU:HD12	3:C:3025[B]:VAL:H	0.89	1.06
3:I:3155[B]:MET:SD	3:R:3154[B]:PRO:HG2	1.96	1.06
3:U:2961[A]:HIS:NE2	3:U:2980[A]:HIS:NE2	2.04	1.06
3:X:2946[A]:GLN:OE1	3:X:2947[A]:ALA:N	1.88	1.06
3:O:3108[B]:HIS:CB	3:X:2969[B]:TYR:O	2.00	1.06
3:F:3222[B]:ILE:HD12	3:F:3223[B]:GLY:H	1.20	1.06
3:C:3172[B]:SER:CB	3:L:3152[B]:LYS:H	1.68	1.06
3:C:3154[B]:PRO:CA	3:L:3153[B]:LYS:O	2.04	1.06
3:I:3162[B]:ASP:HB3	3:R:3259[B]:ASP:CB	1.86	1.06
3:U:2979[A]:GLN:HE21	3:U:3155[A]:MET:HE3	1.13	1.06

Continued on next page...

Continued from previous page...

Atom-1	Atom-2	Interatomic distance (Å)	Clash overlap (Å)
3:U:2961[B]:HIS:NE2	3:U:2980[B]:HIS:NE2	2.03	1.06
3:U:2979[B]:GLN:HG2	3:U:3155[B]:MET:HE1	1.08	1.06
3:U:3161[B]:GLU:OE2	3:U:3161[B]:GLU:N	1.88	1.06
3:X:3185[B]:TYR:O	3:X:3186[B]:GLU:OE2	1.72	1.06
3:C:2946[B]:GLN:OE1	3:C:2947[B]:ALA:N	1.88	1.06
3:C:3135[B]:LYS:HG2	3:C:3141[B]:TYR:HE1	1.14	1.06
3:F:3113[B]:ASP:OD2	3:F:3114[B]:PRO:CD	2.02	1.06
3:I:2961[A]:HIS:NE2	3:I:2980[A]:HIS:NE2	2.03	1.06
3:L:2930[A]:LEU:H	3:L:2930[A]:LEU:HD22	1.18	1.06
3:O:2961[A]:HIS:NE2	3:O:2980[A]:HIS:NE2	2.04	1.06
3:O:3135[A]:LYS:HG2	3:O:3141[A]:TYR:CE1	1.89	1.06
3:I:2975[B]:PHE:CZ	3:R:2961[B]:HIS:CA	2.37	1.06
3:C:3150[B]:LYS:C	3:L:3172[B]:SER:HB2	1.74	1.06
3:I:3135[A]:LYS:HG2	3:I:3141[A]:TYR:CE1	1.89	1.06
3:O:3252[B]:TYR:HB3	3:X:3156[B]:MET:HB2	1.31	1.06
3:R:3161[A]:GLU:N	3:R:3161[A]:GLU:OE2	1.88	1.06
3:U:3217[B]:PHE:CE1	3:U:3230[B]:PHE:HZ	1.71	1.06
3:C:2946[A]:GLN:OE1	3:C:2947[A]:ALA:N	1.88	1.05
3:C:2983[B]:VAL:HG21	3:L:3161[B]:GLU:OE2	1.26	1.05
3:C:3222[B]:ILE:HD12	3:C:3223[B]:GLY:H	1.20	1.05
3:F:3024[B]:LEU:HD12	3:F:3025[B]:VAL:H	0.89	1.05
3:I:3256[B]:TRP:HB3	3:R:2966[B]:SER:CA	1.86	1.05
3:I:2961[B]:HIS:CA	3:R:2975[B]:PHE:HZ	1.69	1.05
3:R:3222[A]:ILE:HD12	3:R:3223[A]:GLY:H	1.20	1.05
3:X:3222[A]:ILE:HD12	3:X:3223[A]:GLY:H	1.20	1.05
3:C:3024[A]:LEU:HD12	3:C:3025[A]:VAL:H	0.89	1.05
3:R:3024[A]:LEU:HD12	3:R:3025[A]:VAL:H	0.89	1.05
3:U:3024[A]:LEU:HD12	3:U:3025[A]:VAL:H	0.89	1.05
3:C:3156[B]:MET:SD	3:L:2982[B]:MET:HG3	1.96	1.05
3:C:3161[B]:GLU:N	3:C:3161[B]:GLU:OE2	1.88	1.05
3:F:3217[A]:PHE:CE1	3:F:3230[A]:PHE:HZ	1.71	1.05
3:I:3160[B]:SER:HB3	3:R:3150[B]:LYS:HZ3	1.22	1.05
3:X:2960[B]:PHE:HD2	3:X:3157[B]:PRO:HG3	1.10	1.05
3:C:3155[B]:MET:SD	3:L:3154[B]:PRO:HD2	1.96	1.05
3:C:3185[A]:TYR:O	3:C:3186[A]:GLU:OE2	1.72	1.05
3:I:2979[B]:GLN:HG2	3:I:3155[B]:MET:HE2	1.36	1.05
3:I:2989[B]:HIS:NE2	3:R:2969[B]:TYR:CA	2.20	1.05
3:I:3150[B]:LYS:HG2	3:R:3158[B]:PHE:HA	1.29	1.05
3:I:2960[A]:PHE:HD2	3:I:3157[A]:PRO:HG3	1.10	1.05
3:L:2930[B]:LEU:H	3:L:2930[B]:LEU:HD22	1.18	1.05
3:R:3222[B]:ILE:HD12	3:R:3223[B]:GLY:H	1.20	1.05

Continued on next page...

Continued from previous page...

Atom-1	Atom-2	Interatomic distance (Å)	Clash overlap (Å)
3:U:3135[B]:LYS:HG2	3:U:3141[B]:TYR:HE1	1.14	1.05
3:O:3160[B]:SER:CB	3:X:3151[B]:LEU:H	1.67	1.05
3:C:2930[A]:LEU:HD22	3:C:2930[A]:LEU:H	1.18	1.05
3:C:2961[A]:HIS:NE2	3:C:2980[A]:HIS:NE2	2.04	1.05
3:I:2969[B]:TYR:OH	3:R:3116[B]:PHE:CD1	0.78	1.05
3:I:2975[B]:PHE:C	3:R:3253[B]:GLU:CB	2.25	1.05
3:O:2946[A]:GLN:OE1	3:O:2947[A]:ALA:N	1.88	1.05
3:O:3156[B]:MET:CG	3:X:3173[B]:THR:HG23	1.86	1.05
3:O:3160[B]:SER:HA	3:X:3151[B]:LEU:HD12	1.34	1.05
3:I:3156[B]:MET:HB2	3:R:2982[B]:MET:CG	1.86	1.05
3:I:3251[B]:ASP:HB2	3:R:3251[B]:ASP:HB3	1.36	1.05
3:U:3135[A]:LYS:HG2	3:U:3141[A]:TYR:CE1	1.89	1.05
3:X:2948[A]:ASP:HB3	3:X:2953[A]:GLY:HA3	1.39	1.05
3:X:2961[B]:HIS:NE2	3:X:2980[B]:HIS:NE2	2.04	1.05
3:X:3161[B]:GLU:N	3:X:3161[B]:GLU:OE2	1.88	1.05
3:C:3174[B]:GLY:CA	3:L:3154[B]:PRO:HD3	1.86	1.05
3:C:3222[A]:ILE:HD12	3:C:3223[A]:GLY:H	1.20	1.05
3:R:2961[A]:HIS:NE2	3:R:2980[A]:HIS:NE2	2.04	1.05
3:C:3153[B]:LYS:O	3:L:3154[B]:PRO:CA	2.05	1.05
3:C:3160[B]:SER:HB3	3:L:3150[B]:LYS:NZ	1.53	1.05
3:F:3185[B]:TYR:O	3:F:3186[B]:GLU:OE2	1.72	1.05
3:I:3024[A]:LEU:HD12	3:I:3025[A]:VAL:H	0.89	1.05
3:O:2961[B]:HIS:NE2	3:O:2980[B]:HIS:NE2	2.03	1.05
3:O:3163[B]:ASN:CA	3:X:3149[B]:ASN:HB3	1.84	1.05
3:C:3135[A]:LYS:HG2	3:C:3141[A]:TYR:CE1	1.89	1.05
3:I:3135[B]:LYS:HG2	3:I:3141[B]:TYR:CE1	1.89	1.05
3:I:3259[B]:ASP:HB3	3:R:3162[B]:ASP:HB3	1.07	1.05
3:C:2988[B]:TRP:HE1	3:L:3153[B]:LYS:NZ	1.55	1.05
3:O:3158[B]:PHE:N	3:X:3152[B]:LYS:CB	2.19	1.05
3:I:3160[B]:SER:OG	3:R:2982[B]:MET:C	1.95	1.05
3:U:3135[A]:LYS:HG2	3:U:3141[A]:TYR:HE1	1.14	1.05
3:I:3141[B]:TYR:CD2	3:I:3142[B]:ASN:N	2.24	1.05
3:O:3141[A]:TYR:CD2	3:O:3142[A]:ASN:N	2.23	1.05
3:I:2964[B]:PRO:CB	3:R:3221[B]:ALA:HB3	1.86	1.05
3:I:2959[B]:SER:CA	3:R:3255[B]:PRO:HB2	1.80	1.05
3:C:2948[B]:ASP:HB3	3:C:2953[B]:GLY:HA3	1.39	1.05
3:F:2961[A]:HIS:NE2	3:F:2980[A]:HIS:NE2	2.03	1.05
3:L:3024[B]:LEU:HD12	3:L:3025[B]:VAL:H	0.89	1.05
3:O:3101[B]:PRO:HB2	3:X:2971[B]:ASP:O	0.87	1.05
3:R:2948[A]:ASP:HB3	3:R:2953[A]:GLY:HA3	1.39	1.05
3:I:2971[B]:ASP:OD2	3:R:3110[B]:THR:HG21	1.56	1.05

Continued on next page...

Continued from previous page...

Atom-1	Atom-2	Interatomic distance (Å)	Clash overlap (Å)
3:C:3147[B]:GLU:CG	3:L:3161[B]:GLU:CA	2.29	1.04
3:C:3163[B]:ASN:HD21	3:L:3149[B]:ASN:HB3	1.09	1.04
3:F:2948[B]:ASP:HB3	3:F:2953[B]:GLY:HA3	1.39	1.04
3:I:3090[B]:ASN:HB3	3:R:2972[B]:GLY:HA3	1.37	1.04
3:I:3252[B]:TYR:HB2	3:R:3251[B]:ASP:C	1.73	1.04
3:L:2946[A]:GLN:OE1	3:L:2947[A]:ALA:N	1.88	1.04
3:L:2966[B]:SER:HB2	3:L:2977[B]:CYS:HB2	1.39	1.04
3:L:3135[A]:LYS:HG2	3:L:3141[A]:TYR:CE1	1.89	1.04
3:C:2978[B]:CYS:N	3:L:3254[B]:MET:HB3	1.19	1.04
3:O:2970[B]:PRO:HG2	3:X:2991[B]:LEU:HA	1.32	1.04
3:R:3135[B]:LYS:HG2	3:R:3141[B]:TYR:HE1	1.14	1.04
3:C:3172[B]:SER:OG	3:L:3152[B]:LYS:HG3	1.57	1.04
3:F:2930[B]:LEU:H	3:F:2930[B]:LEU:HD22	1.18	1.04
3:I:2946[A]:GLN:OE1	3:I:2947[A]:ALA:N	1.88	1.04
3:I:3141[A]:TYR:CD2	3:I:3142[A]:ASN:N	2.24	1.04
3:L:2961[A]:HIS:NE2	3:L:2980[A]:HIS:NE2	2.04	1.04
3:C:3163[B]:ASN:ND2	3:L:3149[B]:ASN:HB2	1.68	1.04
3:C:3169[B]:LYS:HE3	3:L:3149[B]:ASN:OD1	1.51	1.04
3:O:2948[A]:ASP:HB3	3:O:2953[A]:GLY:HA3	1.39	1.04
3:R:2966[A]:SER:HB2	3:R:2977[A]:CYS:HB2	1.39	1.04
3:U:2946[B]:GLN:OE1	3:U:2947[B]:ALA:N	1.88	1.04
3:F:3161[A]:GLU:OE2	3:F:3161[A]:GLU:N	1.88	1.04
3:I:3173[B]:THR:HG1	3:R:3173[B]:THR:CG2	1.56	1.04
3:X:2948[B]:ASP:HB3	3:X:2953[B]:GLY:HA3	1.39	1.04
3:X:2961[A]:HIS:NE2	3:X:2980[A]:HIS:NE2	2.04	1.04
3:X:3024[A]:LEU:HD12	3:X:3025[A]:VAL:H	0.89	1.04
3:I:3025[A]:VAL:HG22	3:I:3047[A]:ARG:HH12	1.19	1.04
3:I:3038[B]:ILE:HG12	3:I:3112[B]:TYR:CD2	1.93	1.04
2:E:2868:GLU:CD	3:F:2932[A]:PRO:O	1.95	1.04
3:C:2985[B]:PHE:CE2	3:L:2970[B]:PRO:N	2.26	1.04
3:I:3256[B]:TRP:NE1	3:R:2965[B]:LEU:HB3	1.41	1.04
3:R:3038[A]:ILE:HG12	3:R:3112[A]:TYR:CD2	1.93	1.04
3:R:3135[A]:LYS:HG2	3:R:3141[A]:TYR:CE1	1.89	1.04
3:I:3153[B]:LYS:HD2	3:R:3155[B]:MET:CB	1.86	1.04
3:I:2979[A]:GLN:HG2	3:I:3155[A]:MET:HE1	1.39	1.04
3:I:3185[A]:TYR:O	3:I:3186[A]:GLU:OE2	1.72	1.04
3:C:3147[B]:GLU:HG3	3:L:3160[B]:SER:O	0.87	1.04
3:R:2946[A]:GLN:OE1	3:R:2947[A]:ALA:N	1.88	1.04
3:R:2966[B]:SER:HB2	3:R:2977[B]:CYS:HB2	1.39	1.04
3:R:3141[A]:TYR:CD2	3:R:3142[A]:ASN:N	2.24	1.04
3:C:3153[B]:LYS:NZ	3:L:3158[B]:PHE:HD2	1.49	1.04

Continued on next page...

Continued from previous page...

Atom-1	Atom-2	Interatomic distance (Å)	Clash overlap (Å)
3:F:3038[B]:ILE:HG12	3:F:3112[B]:TYR:CD2	1.93	1.04
3:I:2930[B]:LEU:H	3:I:2930[B]:LEU:HD22	1.18	1.04
3:L:2948[B]:ASP:HB3	3:L:2953[B]:GLY:HA3	1.39	1.04
3:O:3106[B]:THR:HG21	3:X:2970[B]:PRO:O	1.57	1.04
3:C:3038[B]:ILE:HG12	3:C:3112[B]:TYR:CD2	1.93	1.04
2:H:2868:GLU:OE2	3:I:2932[A]:PRO:O	1.75	1.04
3:I:3024[B]:LEU:HD12	3:I:3025[B]:VAL:H	0.89	1.04
3:C:3038[A]:ILE:HG12	3:C:3112[A]:TYR:CD2	1.93	1.04
3:C:3141[A]:TYR:CD2	3:C:3142[A]:ASN:N	2.24	1.04
3:L:3038[A]:ILE:HG12	3:L:3112[A]:TYR:CD2	1.93	1.04
3:O:3135[B]:LYS:HG2	3:O:3141[B]:TYR:CE1	1.89	1.04
3:L:3307[A]:PHE:HE1	3:L:3309[A]:PRO:HG3	1.23	1.04
3:O:3025[A]:VAL:HG22	3:O:3047[A]:ARG:HH12	1.19	1.04
3:I:3156[B]:MET:CB	3:R:2982[B]:MET:HG3	1.87	1.04
3:U:3307[B]:PHE:HE1	3:U:3309[B]:PRO:HG3	1.23	1.04
3:X:2930[B]:LEU:HD22	3:X:2930[B]:LEU:H	1.18	1.04
3:C:2961[B]:HIS:NE2	3:C:2980[B]:HIS:NE2	2.03	1.03
3:C:3141[B]:TYR:CD2	3:C:3142[B]:ASN:N	2.24	1.03
3:C:3158[B]:PHE:CE2	3:L:3153[B]:LYS:HE2	1.92	1.03
3:F:3024[A]:LEU:HD12	3:F:3025[A]:VAL:H	0.89	1.03
1:G:1636:ASN:OD1	5:G:2112:NAG:C8	2.05	1.03
3:I:2959[B]:SER:HB2	3:R:3255[B]:PRO:CB	1.86	1.03
3:L:3307[B]:PHE:HE1	3:L:3309[B]:PRO:HG3	1.23	1.03
1:S:416:ASN:OD1	3:X:3196[A]:THR:OG1	1.74	1.03
3:C:2966[A]:SER:HB2	3:C:2977[A]:CYS:HB2	1.39	1.03
3:I:3038[A]:ILE:HG12	3:I:3112[A]:TYR:CD2	1.93	1.03
3:O:2969[B]:TYR:CB	3:X:3158[B]:PHE:CZ	2.40	1.03
3:O:2975[B]:PHE:HE2	3:X:3172[B]:SER:CA	1.71	1.03
3:X:3025[B]:VAL:HG22	3:X:3047[B]:ARG:HH12	1.19	1.03
3:F:2948[B]:ASP:H	3:F:2949[B]:LYS:HA	1.23	1.03
3:I:3159[B]:SER:CA	3:R:3150[B]:LYS:O	2.05	1.03
3:C:3161[B]:GLU:OE2	3:L:2983[B]:VAL:CG2	2.07	1.03
3:L:3217[A]:PHE:CE1	3:L:3230[A]:PHE:HZ	1.71	1.03
3:O:2965[B]:LEU:HD12	3:X:2979[B]:GLN:OE1	0.86	1.03
3:I:3251[B]:ASP:O	3:R:3252[B]:TYR:HB2	1.54	1.03
3:R:3307[B]:PHE:HE1	3:R:3309[B]:PRO:HG3	1.23	1.03
3:X:3038[A]:ILE:HG12	3:X:3112[A]:TYR:CD2	1.93	1.03
3:C:3154[B]:PRO:CD	3:L:3174[B]:GLY:N	2.21	1.03
3:I:2948[A]:ASP:H	3:I:2949[A]:LYS:HA	1.23	1.03
3:I:3253[B]:GLU:HB2	3:R:2975[B]:PHE:C	1.79	1.03
3:I:3162[B]:ASP:HB3	3:R:3259[B]:ASP:HB3	1.37	1.03

Continued on next page...

Continued from previous page...

Atom-1	Atom-2	Interatomic distance (Å)	Clash overlap (Å)
3:U:3024[B]:LEU:HD12	3:U:3025[B]:VAL:H	0.89	1.03
3:C:3025[B]:VAL:HG22	3:C:3047[B]:ARG:HH12	1.19	1.03
3:F:2979[B]:GLN:HG2	3:F:3155[B]:MET:HE1	1.05	1.03
3:I:3154[B]:PRO:HB3	3:R:3174[B]:GLY:HA2	1.40	1.03
3:I:3222[A]:ILE:HD12	3:I:3223[A]:GLY:H	1.20	1.03
3:L:2948[A]:ASP:HB3	3:L:2953[A]:GLY:HA3	1.39	1.03
3:L:3222[B]:ILE:HD12	3:L:3223[B]:GLY:H	1.20	1.03
3:R:2951[B]:ASP:O	3:R:2956[B]:LYS:NZ	1.92	1.03
3:I:2982[B]:MET:HE2	3:R:2967[B]:CYS:SG	1.98	1.03
3:I:2982[B]:MET:HG3	3:R:2967[B]:CYS:SG	1.94	1.03
3:O:3222[A]:ILE:HD12	3:O:3223[A]:GLY:H	1.20	1.03
3:R:3038[B]:ILE:HG12	3:R:3112[B]:TYR:CD2	1.93	1.03
3:I:3150[B]:LYS:HD3	3:R:3160[B]:SER:H	1.20	1.03
3:U:2966[B]:SER:HB2	3:U:2977[B]:CYS:HB2	1.39	1.03
3:O:3040[B]:VAL:CG2	3:X:2969[B]:TYR:CE1	2.42	1.03
3:O:2971[B]:ASP:N	3:X:2988[B]:TRP:C	1.93	1.03
3:F:3298[B]:ASN:ND2	3:F:3301[B]:PRO:HA	1.74	1.03
3:I:2951[B]:ASP:O	3:I:2956[B]:LYS:NZ	1.92	1.03
3:L:3298[A]:ASN:ND2	3:L:3301[A]:PRO:HA	1.74	1.03
3:O:3038[B]:ILE:HG12	3:O:3112[B]:TYR:CD2	1.93	1.03
3:U:2948[A]:ASP:HB3	3:U:2953[A]:GLY:HA3	1.39	1.03
3:C:2951[B]:ASP:O	3:C:2956[B]:LYS:NZ	1.92	1.03
3:C:3156[B]:MET:CE	3:L:2979[B]:GLN:CB	2.15	1.03
3:F:3025[A]:VAL:HG22	3:F:3047[A]:ARG:HH12	1.19	1.03
3:F:3217[B]:PHE:CE1	3:F:3230[B]:PHE:HZ	1.71	1.03
3:C:2969[B]:TYR:CA	3:L:2985[B]:PHE:HE2	1.71	1.03
3:O:3217[B]:PHE:CE1	3:O:3230[B]:PHE:HZ	1.71	1.03
3:R:2948[B]:ASP:HB3	3:R:2953[B]:GLY:HA3	1.39	1.03
3:U:3038[A]:ILE:HG12	3:U:3112[A]:TYR:CD2	1.93	1.03
3:X:3135[A]:LYS:HG2	3:X:3141[A]:TYR:CE1	1.89	1.03
3:C:2961[B]:HIS:CE1	3:C:2980[B]:HIS:HE2	1.77	1.03
3:C:2982[B]:MET:HB3	3:L:3156[B]:MET:CB	1.74	1.03
3:I:2930[A]:LEU:HD22	3:I:2930[A]:LEU:H	1.18	1.03
3:L:3151[A]:LEU:HB2	3:L:3175[A]:TYR:CE2	1.94	1.03
3:L:3298[B]:ASN:ND2	3:L:3301[B]:PRO:HA	1.74	1.03
3:O:2948[A]:ASP:H	3:O:2949[A]:LYS:HA	1.23	1.03
3:I:2979[B]:GLN:HA	3:R:2977[B]:CYS:SG	1.98	1.03
3:I:3169[B]:LYS:C	3:R:3152[B]:LYS:HG3	1.65	1.03
3:I:3155[B]:MET:HB2	3:R:3153[B]:LYS:HD2	1.07	1.03
3:U:3151[A]:LEU:HB2	3:U:3175[A]:TYR:CE2	1.94	1.03
3:X:2966[A]:SER:HB2	3:X:2977[A]:CYS:HB2	1.39	1.03

Continued on next page...

Continued from previous page...

Atom-1	Atom-2	Interatomic distance (Å)	Clash overlap (Å)
3:X:3298[A]:ASN:ND2	3:X:3301[A]:PRO:HA	1.74	1.03
3:C:3156[B]:MET:HB3	3:L:2982[B]:MET:HB3	1.39	1.03
3:F:2948[A]:ASP:H	3:F:2949[A]:LYS:HA	1.23	1.03
3:F:3141[B]:TYR:CD2	3:F:3142[B]:ASN:N	2.23	1.03
3:O:3024[B]:LEU:HD12	3:O:3025[B]:VAL:H	0.89	1.03
3:I:2975[B]:PHE:HA	3:R:3107[B]:LEU:CD2	1.88	1.03
3:R:3217[B]:PHE:CE1	3:R:3230[B]:PHE:HZ	1.71	1.03
3:X:2948[A]:ASP:H	3:X:2949[A]:LYS:HA	1.24	1.03
3:X:2951[B]:ASP:O	3:X:2956[B]:LYS:NZ	1.92	1.03
3:C:3298[B]:ASN:HB3	3:C:3300[B]:LEU:HD23	1.41	1.02
3:F:3151[A]:LEU:HB2	3:F:3175[A]:TYR:CE2	1.94	1.02
3:I:2961[B]:HIS:NE2	3:I:2980[B]:HIS:NE2	2.04	1.02
3:I:3222[B]:ILE:HD12	3:I:3223[B]:GLY:H	1.20	1.02
3:I:3255[B]:PRO:CD	3:R:2962[B]:GLY:O	2.07	1.02
3:L:3038[B]:ILE:HG12	3:L:3112[B]:TYR:CD2	1.93	1.02
3:C:3153[B]:LYS:HB3	3:L:3155[B]:MET:N	1.71	1.02
3:O:3038[B]:ILE:CG2	3:X:2969[B]:TYR:CE1	2.42	1.02
3:X:3222[B]:ILE:HD12	3:X:3223[B]:GLY:H	1.20	1.02
3:F:3038[A]:ILE:HG12	3:F:3112[A]:TYR:CD2	1.93	1.02
3:I:2948[B]:ASP:H	3:I:2949[B]:LYS:HA	1.23	1.02
3:C:2965[B]:LEU:O	3:L:3256[B]:TRP:C	1.97	1.02
3:O:2961[A]:HIS:CE1	3:O:2980[A]:HIS:HE2	1.77	1.02
3:O:2969[B]:TYR:HB3	3:X:3158[B]:PHE:CZ	1.95	1.02
3:O:3038[A]:ILE:HG12	3:O:3112[A]:TYR:CD2	1.93	1.02
3:O:3151[A]:LEU:HB2	3:O:3175[A]:TYR:CE2	1.94	1.02
3:X:2948[B]:ASP:H	3:X:2949[B]:LYS:HA	1.23	1.02
3:F:3293[B]:LYS:HD3	3:F:3294[B]:SER:CB	1.90	1.02
3:I:2961[B]:HIS:CA	3:R:2975[B]:PHE:CZ	2.41	1.02
3:L:2961[A]:HIS:CE1	3:L:2980[A]:HIS:HE2	1.77	1.02
3:O:3254[B]:MET:HE3	3:X:3172[B]:SER:OG	1.58	1.02
3:R:3024[B]:LEU:HD12	3:R:3025[B]:VAL:H	0.89	1.02
3:R:3151[A]:LEU:HB2	3:R:3175[A]:TYR:CE2	1.94	1.02
3:I:3153[B]:LYS:CB	3:R:3158[B]:PHE:HB2	1.89	1.02
3:F:2951[B]:ASP:O	3:F:2956[B]:LYS:NZ	1.92	1.02
3:I:3151[B]:LEU:HB2	3:I:3175[B]:TYR:CE2	1.94	1.02
3:L:2961[B]:HIS:CE1	3:L:2980[B]:HIS:HE2	1.77	1.02
3:O:3293[B]:LYS:HD3	3:O:3294[B]:SER:CB	1.90	1.02
3:O:2968[B]:GLN:HB3	3:X:2988[B]:TRP:HB2	1.41	1.02
3:C:2966[B]:SER:HB2	3:C:2977[B]:CYS:HB2	1.39	1.02
3:C:3158[B]:PHE:HD2	3:L:3153[B]:LYS:HE3	1.22	1.02
3:I:2948[B]:ASP:HB3	3:I:2953[B]:GLY:HA3	1.39	1.02

Continued on next page...

Continued from previous page...

Atom-1	Atom-2	Interatomic distance (Å)	Clash overlap (Å)
3:I:3298[A]:ASN:ND2	3:I:3301[A]:PRO:HA	1.74	1.02
3:I:3173[B]:THR:HG21	3:R:3173[B]:THR:OG1	1.55	1.02
3:R:3298[B]:ASN:HB3	3:R:3300[B]:LEU:HD23	1.41	1.02
3:U:3038[B]:ILE:HG12	3:U:3112[B]:TYR:CD2	1.93	1.02
3:O:2970[B]:PRO:O	3:X:2990[B]:ARG:N	1.63	1.02
3:C:3135[B]:LYS:HG2	3:C:3141[B]:TYR:CE1	1.89	1.02
3:F:2961[A]:HIS:CE1	3:F:2980[A]:HIS:HE2	1.77	1.02
3:I:3217[A]:PHE:CE1	3:I:3230[A]:PHE:HZ	1.71	1.02
3:L:3024[A]:LEU:HD12	3:L:3025[A]:VAL:H	0.89	1.02
3:L:3141[A]:TYR:CD2	3:L:3142[A]:ASN:N	2.24	1.02
3:O:2951[B]:ASP:O	3:O:2956[B]:LYS:NZ	1.92	1.02
3:U:3151[B]:LEU:HB2	3:U:3175[B]:TYR:CE2	1.94	1.02
3:X:3038[B]:ILE:HG12	3:X:3112[B]:TYR:CD2	1.93	1.02
3:O:2975[B]:PHE:C	3:X:3156[B]:MET:HG2	1.78	1.02
3:X:3307[A]:PHE:HE1	3:X:3309[A]:PRO:HG3	1.23	1.02
3:C:2951[A]:ASP:O	3:C:2956[A]:LYS:NZ	1.92	1.02
3:F:2966[B]:SER:HB2	3:F:2977[B]:CYS:HB2	1.39	1.02
3:F:3298[A]:ASN:HB3	3:F:3300[A]:LEU:HD23	1.42	1.02
3:I:2961[A]:HIS:CE1	3:I:2980[A]:HIS:HE2	1.77	1.02
3:L:3217[B]:PHE:CE1	3:L:3230[B]:PHE:HZ	1.71	1.02
3:O:2966[A]:SER:CB	3:O:2977[A]:CYS:HB2	1.90	1.02
3:O:3228[A]:VAL:HG21	3:O:3245[A]:PHE:CZ	1.95	1.02
3:R:2961[A]:HIS:CE1	3:R:2980[A]:HIS:HE2	1.77	1.02
3:R:2966[A]:SER:CB	3:R:2977[A]:CYS:HB2	1.90	1.02
3:I:3155[B]:MET:HE1	3:R:3156[B]:MET:HG2	1.36	1.02
3:U:2961[A]:HIS:CE1	3:U:2980[A]:HIS:HE2	1.78	1.02
1:V:1582:ASN:HB3	1:V:1583:CYS:HB2	1.41	1.02
3:X:2961[B]:HIS:CE1	3:X:2980[B]:HIS:HE2	1.77	1.02
3:X:2966[B]:SER:HB2	3:X:2977[B]:CYS:HB2	1.39	1.02
3:X:3141[B]:TYR:CD2	3:X:3142[B]:ASN:N	2.24	1.02
3:C:3151[B]:LEU:HB2	3:C:3175[B]:TYR:CE2	1.94	1.02
3:L:2966[A]:SER:HB2	3:L:2977[A]:CYS:HB2	1.39	1.02
3:C:2972[B]:GLY:CA	3:L:3090[B]:ASN:ND2	2.22	1.02
3:O:2948[B]:ASP:H	3:O:2949[B]:LYS:HA	1.23	1.02
5:S:2114:NAG:O3	5:S:2115:NAG:N2	1.92	1.02
3:U:3293[A]:LYS:HD3	3:U:3294[A]:SER:CB	1.90	1.02
3:X:3024[B]:LEU:HD12	3:X:3025[B]:VAL:H	0.89	1.02
3:C:3079[B]:CYS:SG	3:L:3161[B]:GLU:CG	0.92	1.02
3:C:3159[B]:SER:HB3	3:L:2984[B]:THR:HG23	1.03	1.02
3:I:2948[A]:ASP:HB3	3:I:2953[A]:GLY:HA3	1.39	1.02
3:L:2966[A]:SER:CB	3:L:2977[A]:CYS:HB2	1.90	1.02

Continued on next page...

Continued from previous page...

Atom-1	Atom-2	Interatomic distance (Å)	Clash overlap (Å)
3:L:3293[A]:LYS:HD3	3:L:3294[A]:SER:CB	1.90	1.02
3:L:3293[B]:LYS:HD3	3:L:3294[B]:SER:CB	1.90	1.02
3:O:2973[B]:THR:OG1	3:X:3158[B]:PHE:HZ	1.41	1.02
3:O:3024[A]:LEU:HD12	3:O:3025[A]:VAL:H	0.89	1.02
3:R:3151[B]:LEU:HB2	3:R:3175[B]:TYR:CE2	1.94	1.02
3:U:2966[B]:SER:CB	3:U:2977[B]:CYS:HB2	1.90	1.02
3:U:3298[B]:ASN:ND2	3:U:3301[B]:PRO:HA	1.74	1.02
3:X:2966[A]:SER:CB	3:X:2977[A]:CYS:HB2	1.90	1.02
3:X:3151[A]:LEU:HB2	3:X:3175[A]:TYR:CE2	1.94	1.02
3:X:3307[B]:PHE:HE1	3:X:3309[B]:PRO:HG3	1.23	1.02
3:I:3169[B]:LYS:HE3	3:R:3149[B]:ASN:OD1	1.60	1.02
3:I:3248[B]:LEU:HB2	3:R:2972[B]:GLY:O	1.53	1.02
3:C:2983[B]:VAL:HG23	3:L:3160[B]:SER:OG	1.57	1.02
3:L:3228[B]:VAL:HG21	3:L:3245[B]:PHE:CZ	1.95	1.02
3:O:2951[A]:ASP:O	3:O:2956[A]:LYS:NZ	1.92	1.02
3:O:2961[B]:HIS:CE1	3:O:2980[B]:HIS:HE2	1.77	1.02
3:R:3141[B]:TYR:CD2	3:R:3142[B]:ASN:N	2.23	1.02
3:U:2951[B]:ASP:O	3:U:2956[B]:LYS:NZ	1.92	1.02
3:U:3222[A]:ILE:HD12	3:U:3223[A]:GLY:H	1.20	1.02
3:U:3298[A]:ASN:ND2	3:U:3301[A]:PRO:HA	1.74	1.02
2:W:2868:GLU:CG	3:X:2932[A]:PRO:O	2.07	1.02
3:O:2968[B]:GLN:HB2	3:X:2988[B]:TRP:HB2	1.04	1.02
3:C:3151[A]:LEU:HB2	3:C:3175[A]:TYR:CE2	1.94	1.01
3:F:3222[A]:ILE:HD12	3:F:3223[A]:GLY:H	1.20	1.01
3:I:2951[A]:ASP:O	3:I:2956[A]:LYS:NZ	1.92	1.01
3:C:3149[B]:ASN:HD22	3:L:3163[B]:ASN:CG	1.63	1.01
3:O:3253[B]:GLU:CG	3:X:3160[B]:SER:HA	1.90	1.01
3:R:2951[A]:ASP:O	3:R:2956[A]:LYS:NZ	1.92	1.01
3:R:3293[A]:LYS:HD3	3:R:3294[A]:SER:CB	1.90	1.01
3:U:2951[A]:ASP:O	3:U:2956[A]:LYS:NZ	1.92	1.01
3:U:2961[B]:HIS:CE1	3:U:2980[B]:HIS:HE2	1.77	1.01
3:U:2966[A]:SER:HB2	3:U:2977[A]:CYS:HB2	1.39	1.01
3:X:3293[A]:LYS:HD3	3:X:3294[A]:SER:CB	1.90	1.01
3:C:3172[B]:SER:N	3:L:3152[B]:LYS:CB	2.22	1.01
3:F:3151[B]:LEU:HB2	3:F:3175[B]:TYR:CE2	1.94	1.01
3:C:2985[B]:PHE:HE2	3:L:2969[B]:TYR:C	1.60	1.01
3:O:2970[B]:PRO:CG	3:X:2991[B]:LEU:CB	2.36	1.01
3:O:3151[B]:LEU:HB2	3:O:3175[B]:TYR:CE2	1.94	1.01
3:X:3151[B]:LEU:HB2	3:X:3175[B]:TYR:CE2	1.94	1.01
3:F:2966[A]:SER:CB	3:F:2977[A]:CYS:HB2	1.90	1.01
3:F:3025[B]:VAL:HG22	3:F:3047[B]:ARG:HH12	1.19	1.01

Continued on next page...

Continued from previous page...

Atom-1	Atom-2	Interatomic distance (Å)	Clash overlap (Å)
3:I:2956[B]:LYS:C	3:I:2960[B]:PHE:HE1	1.63	1.01
3:I:3228[B]:VAL:HG21	3:I:3245[B]:PHE:CZ	1.95	1.01
3:C:3259[B]:ASP:OD2	3:L:3162[B]:ASP:OD1	1.78	1.01
3:O:2948[B]:ASP:HB3	3:O:2953[B]:GLY:HA3	1.39	1.01
3:I:3150[B]:LYS:HD2	3:R:3160[B]:SER:CA	1.90	1.01
3:R:3298[B]:ASN:ND2	3:R:3301[B]:PRO:HA	1.74	1.01
3:U:3293[B]:LYS:HD3	3:U:3294[B]:SER:CB	1.90	1.01
3:C:3228[A]:VAL:HG21	3:C:3245[A]:PHE:CZ	1.95	1.01
3:C:3307[A]:PHE:HE1	3:C:3309[A]:PRO:HG3	1.23	1.01
3:I:2966[B]:SER:CB	3:I:2977[B]:CYS:HB2	1.90	1.01
3:I:3256[B]:TRP:NE1	3:R:2965[B]:LEU:CB	1.99	1.01
3:U:3189[A]:ASN:OD1	3:U:3191[A]:ASN:ND2	1.94	1.01
3:C:2961[A]:HIS:CE1	3:C:2980[A]:HIS:HE2	1.77	1.01
3:F:2966[A]:SER:HB2	3:F:2977[A]:CYS:HB2	1.40	1.01
3:L:2951[A]:ASP:O	3:L:2956[A]:LYS:NZ	1.92	1.01
3:L:3151[B]:LEU:HB2	3:L:3175[B]:TYR:CE2	1.94	1.01
3:L:3228[A]:VAL:HG21	3:L:3245[A]:PHE:CZ	1.95	1.01
3:O:3293[A]:LYS:HD3	3:O:3294[A]:SER:CB	1.90	1.01
3:I:3150[B]:LYS:HG3	3:R:3163[B]:ASN:HD22	0.85	1.01
3:U:2956[A]:LYS:C	3:U:2960[A]:PHE:HE1	1.64	1.01
3:U:3222[B]:ILE:HD12	3:U:3223[B]:GLY:H	1.20	1.01
3:X:2951[A]:ASP:O	3:X:2956[A]:LYS:NZ	1.92	1.01
3:C:3293[B]:LYS:HD3	3:C:3294[B]:SER:CB	1.90	1.01
3:F:2951[A]:ASP:O	3:F:2956[A]:LYS:NZ	1.92	1.01
3:F:2966[B]:SER:CB	3:F:2977[B]:CYS:HB2	1.90	1.01
3:F:3228[B]:VAL:HG21	3:F:3245[B]:PHE:CZ	1.95	1.01
3:F:3293[A]:LYS:HD3	3:F:3294[A]:SER:CB	1.90	1.01
3:I:2961[B]:HIS:CD2	3:R:2975[B]:PHE:CZ	2.48	1.01
3:I:3293[B]:LYS:HD3	3:I:3294[B]:SER:CB	1.90	1.01
3:I:3298[B]:ASN:ND2	3:I:3301[B]:PRO:HA	1.74	1.01
3:C:3248[B]:LEU:CD2	3:L:2971[B]:ASP:OD1	2.08	1.01
3:O:2975[B]:PHE:CE2	3:X:3172[B]:SER:CB	2.43	1.01
3:R:2948[B]:ASP:H	3:R:2949[B]:LYS:HA	1.24	1.01
3:R:3189[B]:ASN:OD1	3:R:3191[B]:ASN:ND2	1.94	1.01
3:U:2948[B]:ASP:H	3:U:2949[B]:LYS:HA	1.23	1.01
3:U:3228[B]:VAL:HG21	3:U:3245[B]:PHE:CZ	1.95	1.01
3:I:2966[B]:SER:HB2	3:I:2977[B]:CYS:HB2	1.39	1.01
3:I:3154[B]:PRO:CD	3:R:3155[B]:MET:SD	2.49	1.01
3:I:3162[B]:ASP:HB3	3:R:3259[B]:ASP:N	1.75	1.01
3:L:2951[B]:ASP:O	3:L:2956[B]:LYS:NZ	1.92	1.01
3:L:3222[A]:ILE:HD12	3:L:3223[A]:GLY:H	1.20	1.01

Continued on next page...

Continued from previous page...

Atom-1	Atom-2	Interatomic distance (Å)	Clash overlap (Å)
3:O:3298[A]:ASN:ND2	3:O:3301[A]:PRO:HA	1.74	1.01
3:R:3228[B]:VAL:HG21	3:R:3245[B]:PHE:CZ	1.95	1.01
3:R:3298[A]:ASN:ND2	3:R:3301[A]:PRO:HA	1.74	1.01
3:U:3228[A]:VAL:HG21	3:U:3245[A]:PHE:CZ	1.95	1.01
3:X:2966[B]:SER:CB	3:X:2977[B]:CYS:HB2	1.90	1.01
3:X:3293[B]:LYS:HD3	3:X:3294[B]:SER:CB	1.90	1.01
3:F:2956[B]:LYS:C	3:F:2960[B]:PHE:HE1	1.64	1.01
3:O:3189[B]:ASN:OD1	3:O:3191[B]:ASN:ND2	1.94	1.01
2:Q:2867:PRO:CG	3:R:2932[A]:PRO:HG2	1.90	1.01
3:R:2952[B]:ALA:H	3:R:2953[B]:GLY:HA2	1.26	1.01
3:U:2952[B]:ALA:H	3:U:2953[B]:GLY:HA2	1.26	1.01
3:X:2969[A]:TYR:HD2	3:X:2971[A]:ASP:H	1.02	1.01
3:X:3228[A]:VAL:HG21	3:X:3245[A]:PHE:CZ	1.95	1.01
3:X:3228[B]:VAL:HG21	3:X:3245[B]:PHE:CZ	1.95	1.01
3:C:2956[A]:LYS:C	3:C:2960[A]:PHE:HE1	1.64	1.01
3:C:2966[A]:SER:CB	3:C:2977[A]:CYS:HB2	1.90	1.01
3:C:3158[B]:PHE:CD2	3:L:3153[B]:LYS:NZ	2.27	1.01
3:C:3217[B]:PHE:CE1	3:C:3230[B]:PHE:HZ	1.71	1.01
3:C:3298[A]:ASN:ND2	3:C:3301[A]:PRO:HA	1.74	1.01
3:F:3298[A]:ASN:ND2	3:F:3301[A]:PRO:HA	1.74	1.01
3:L:3298[A]:ASN:HB3	3:L:3300[A]:LEU:HD23	1.41	1.01
3:R:2956[A]:LYS:C	3:R:2960[A]:PHE:HE1	1.63	1.01
3:R:3189[A]:ASN:OD1	3:R:3191[A]:ASN:ND2	1.94	1.01
3:X:2961[A]:HIS:CE1	3:X:2980[A]:HIS:HE2	1.77	1.01
3:C:2948[A]:ASP:H	3:C:2949[A]:LYS:HA	1.24	1.01
3:I:3228[A]:VAL:HG21	3:I:3245[A]:PHE:CZ	1.95	1.01
3:I:3293[A]:LYS:HD3	3:I:3294[A]:SER:CB	1.90	1.01
3:C:3150[B]:LYS:HZ2	3:L:3160[B]:SER:CB	1.67	1.01
3:O:3228[B]:VAL:HG21	3:O:3245[B]:PHE:CZ	1.95	1.01
3:R:2969[A]:TYR:HD2	3:R:2971[A]:ASP:H	1.02	1.01
3:U:2956[B]:LYS:C	3:U:2960[B]:PHE:HE1	1.64	1.01
3:U:3189[B]:ASN:OD1	3:U:3191[B]:ASN:ND2	1.94	1.01
3:F:2948[A]:ASP:HB3	3:F:2953[A]:GLY:HA3	1.39	1.00
3:O:3298[B]:ASN:ND2	3:O:3301[B]:PRO:HA	1.74	1.00
3:I:2983[B]:VAL:HG23	3:R:3160[B]:SER:CB	1.90	1.00
3:U:2952[A]:ALA:H	3:U:2953[A]:GLY:HA2	1.26	1.00
3:O:2968[B]:GLN:OE1	3:X:2984[B]:THR:OG1	1.78	1.00
3:X:3298[B]:ASN:ND2	3:X:3301[B]:PRO:HA	1.74	1.00
1:A:416:ASN:CG	3:F:3196[A]:THR:HG21	1.81	1.00
2:E:2868:GLU:OE2	3:F:2932[A]:PRO:O	1.79	1.00
3:I:3151[A]:LEU:HB2	3:I:3175[A]:TYR:CE2	1.94	1.00

Continued on next page...

Continued from previous page...

Atom-1	Atom-2	Interatomic distance (Å)	Clash overlap (Å)
2:Q:2800:LYS:O	3:R:3023[A]:ILE:CD1	2.08	1.00
3:R:3228[A]:VAL:HG21	3:R:3245[A]:PHE:CZ	1.95	1.00
3:U:3298[A]:ASN:HB3	3:U:3300[A]:LEU:HD23	1.42	1.00
3:X:2979[A]:GLN:HE21	3:X:3155[A]:MET:CE	1.74	1.00
3:C:2966[B]:SER:CB	3:C:2977[B]:CYS:HB2	1.90	1.00
3:C:3189[B]:ASN:OD1	3:C:3191[B]:ASN:ND2	1.94	1.00
3:C:3298[B]:ASN:ND2	3:C:3301[B]:PRO:HA	1.74	1.00
3:F:3135[B]:LYS:HG2	3:F:3141[B]:TYR:CE1	1.89	1.00
3:I:3163[B]:ASN:HD21	3:R:3149[B]:ASN:CB	1.71	1.00
3:C:2967[B]:CYS:N	3:L:3256[B]:TRP:CD1	2.22	1.00
3:O:3307[A]:PHE:HE1	3:O:3309[A]:PRO:HG3	1.23	1.00
3:I:3153[B]:LYS:C	3:R:3155[B]:MET:CG	2.22	1.00
3:I:3150[B]:LYS:CE	3:R:3163[B]:ASN:CB	2.35	1.00
3:R:3293[B]:LYS:HD3	3:R:3294[B]:SER:CB	1.90	1.00
2:T:2800:LYS:O	3:U:3023[A]:ILE:HD11	1.60	1.00
3:X:2952[A]:ALA:H	3:X:2953[A]:GLY:HA2	1.26	1.00
3:F:2979[B]:GLN:HE21	3:F:3155[B]:MET:CE	1.74	1.00
3:F:3307[A]:PHE:HE1	3:F:3309[A]:PRO:HG3	1.23	1.00
3:I:2979[A]:GLN:HG2	3:I:3155[A]:MET:HE2	1.40	1.00
3:C:3150[B]:LYS:C	3:L:3172[B]:SER:CB	2.29	1.00
3:C:3152[B]:LYS:HA	3:L:3173[B]:THR:OG1	1.20	1.00
3:L:3298[B]:ASN:HB3	3:L:3300[B]:LEU:HD23	1.42	1.00
3:O:3222[B]:ILE:HD12	3:O:3223[B]:GLY:H	1.20	1.00
3:I:3149[B]:ASN:ND2	3:R:3163[B]:ASN:O	1.94	1.00
3:O:2965[B]:LEU:N	3:X:3254[B]:MET:HE3	1.74	1.00
3:C:2948[A]:ASP:HB3	3:C:2953[A]:GLY:HA3	1.39	1.00
3:C:3293[A]:LYS:HD3	3:C:3294[A]:SER:CB	1.90	1.00
3:I:2956[A]:LYS:C	3:I:2960[A]:PHE:HE1	1.64	1.00
3:I:3154[B]:PRO:CB	3:R:3174[B]:GLY:HA2	1.92	1.00
3:I:3189[A]:ASN:OD1	3:I:3191[A]:ASN:ND2	1.94	1.00
3:I:3254[B]:MET:HB2	3:R:2966[B]:SER:OG	1.60	1.00
3:I:3307[A]:PHE:HE1	3:I:3309[A]:PRO:HG3	1.23	1.00
3:L:2966[B]:SER:CB	3:L:2977[B]:CYS:HB2	1.90	1.00
3:I:3149[B]:ASN:HD22	3:R:3163[B]:ASN:CG	1.65	1.00
3:I:2966[B]:SER:HA	3:R:3256[B]:TRP:HB3	1.39	1.00
3:R:3307[A]:PHE:HE1	3:R:3309[A]:PRO:HG3	1.23	1.00
3:O:2972[B]:GLY:O	3:X:2979[B]:GLN:HB3	1.62	1.00
3:O:2965[B]:LEU:HD13	3:X:2979[B]:GLN:HE22	0.84	1.00
3:C:3256[B]:TRP:CE2	3:L:2965[B]:LEU:CB	2.31	1.00
3:L:2948[A]:ASP:H	3:L:2949[A]:LYS:HA	1.23	1.00
3:L:2960[A]:PHE:CD2	3:L:3157[A]:PRO:HG3	1.97	1.00

Continued on next page...

Continued from previous page...

Atom-1	Atom-2	Interatomic distance (Å)	Clash overlap (Å)
3:I:3255[B]:PRO:HB2	3:R:2959[B]:SER:CA	1.90	1.00
3:U:2948[A]:ASP:H	3:U:2949[A]:LYS:HA	1.24	1.00
3:U:2979[A]:GLN:HE21	3:U:3155[A]:MET:CE	1.74	1.00
3:X:3298[A]:ASN:HB3	3:X:3300[A]:LEU:HD23	1.42	1.00
3:C:3228[B]:VAL:HG21	3:C:3245[B]:PHE:CZ	1.95	1.00
3:C:3248[B]:LEU:HB2	3:L:2973[B]:THR:N	1.50	1.00
3:I:2966[A]:SER:CB	3:I:2977[A]:CYS:HB2	1.90	1.00
3:O:3255[B]:PRO:HG2	3:X:3163[B]:ASN:CB	1.90	1.00
3:R:2966[B]:SER:CB	3:R:2977[B]:CYS:HB2	1.90	1.00
3:R:2979[B]:GLN:HE21	3:R:3155[B]:MET:CE	1.74	1.00
3:U:2966[A]:SER:CB	3:U:2977[A]:CYS:HB2	1.90	1.00
3:O:3253[B]:GLU:CD	3:X:3161[B]:GLU:OE1	1.99	1.00
3:F:2952[B]:ALA:H	3:F:2953[B]:GLY:HA2	1.26	1.00
3:F:3228[A]:VAL:HG21	3:F:3245[A]:PHE:CZ	1.95	1.00
3:I:3307[B]:PHE:HE1	3:I:3309[B]:PRO:HG3	1.23	1.00
3:L:2948[B]:ASP:H	3:L:2949[B]:LYS:HA	1.23	1.00
3:L:2956[A]:LYS:C	3:L:2960[A]:PHE:HE1	1.64	1.00
3:L:2956[B]:LYS:C	3:L:2960[B]:PHE:HE1	1.64	1.00
3:O:3141[B]:TYR:CD2	3:O:3142[B]:ASN:N	2.23	1.00
3:O:3307[B]:PHE:HE1	3:O:3309[B]:PRO:HG3	1.23	1.00
3:I:3255[B]:PRO:HB3	3:R:2964[B]:PRO:HB2	1.42	1.00
3:I:3150[B]:LYS:CG	3:R:3163[B]:ASN:HD22	1.74	1.00
3:R:3298[A]:ASN:HB3	3:R:3300[A]:LEU:HD23	1.41	1.00
3:U:3298[B]:ASN:HB3	3:U:3300[B]:LEU:HD23	1.42	1.00
3:C:3025[A]:VAL:HG22	3:C:3047[A]:ARG:HH12	1.19	1.00
3:C:3154[B]:PRO:C	3:L:3153[B]:LYS:O	2.00	1.00
3:F:2956[A]:LYS:C	3:F:2960[A]:PHE:HE1	1.64	1.00
3:I:2960[A]:PHE:CD2	3:I:3157[A]:PRO:HG3	1.97	1.00
3:R:2948[A]:ASP:H	3:R:2949[A]:LYS:HA	1.23	1.00
3:R:2956[B]:LYS:C	3:R:2960[B]:PHE:HE1	1.64	1.00
3:I:3150[B]:LYS:O	3:R:3159[B]:SER:N	1.94	1.00
3:X:3189[B]:ASN:OD1	3:X:3191[B]:ASN:ND2	1.94	1.00
3:C:2952[A]:ALA:H	3:C:2953[A]:GLY:HA2	1.26	1.00
3:C:3189[A]:ASN:OD1	3:C:3191[A]:ASN:ND2	1.94	1.00
3:F:3307[B]:PHE:HE1	3:F:3309[B]:PRO:HG3	1.23	1.00
3:I:2979[B]:GLN:HE21	3:I:3155[B]:MET:CE	1.74	1.00
3:I:3196[A]:THR:HG21	1:J:416:ASN:CG	1.81	1.00
3:O:2956[A]:LYS:C	3:O:2960[A]:PHE:HE1	1.64	1.00
3:O:3298[B]:ASN:HB3	3:O:3300[B]:LEU:HD23	1.41	1.00
3:U:2948[B]:ASP:HB3	3:U:2953[B]:GLY:HA3	1.39	1.00
3:U:3141[B]:TYR:CD2	3:U:3142[B]:ASN:N	2.24	1.00

Continued on next page...

Continued from previous page...

Atom-1	Atom-2	Interatomic distance (Å)	Clash overlap (Å)
3:C:2956[B]:LYS:C	3:C:2960[B]:PHE:HE1	1.64	0.99
3:C:3120[B]:HIS:NE2	3:L:2969[B]:TYR:CZ	2.27	0.99
3:C:3159[B]:SER:HB3	3:L:2984[B]:THR:CG2	1.83	0.99
3:C:3307[B]:PHE:HE1	3:C:3309[B]:PRO:HG3	1.23	0.99
3:L:3189[A]:ASN:OD1	3:L:3191[A]:ASN:ND2	1.94	0.99
3:U:3135[B]:LYS:HG2	3:U:3141[B]:TYR:CE1	1.89	0.99
3:X:2960[B]:PHE:CD2	3:X:3157[B]:PRO:HG3	1.97	0.99
3:C:2979[B]:GLN:HE21	3:C:3155[B]:MET:CE	1.74	0.99
3:C:3169[B]:LYS:HG3	3:L:3149[B]:ASN:CG	1.67	0.99
3:F:3189[A]:ASN:OD1	3:F:3191[A]:ASN:ND2	1.94	0.99
2:H:2868:GLU:CG	3:I:2932[A]:PRO:O	2.09	0.99
3:I:2975[B]:PHE:O	3:R:3253[B]:GLU:CB	2.10	0.99
3:L:2952[B]:ALA:H	3:L:2953[B]:GLY:HA2	1.26	0.99
3:L:3013[A]:ASP:HA	3:L:3122[A]:ASN:HD21	1.27	0.99
3:O:2952[B]:ALA:H	3:O:2953[B]:GLY:HA2	1.26	0.99
3:O:3169[B]:LYS:HG3	3:X:3148[B]:ILE:HG23	1.01	0.99
3:I:3149[B]:ASN:HB3	3:R:3165[B]:ASN:O	1.62	0.99
1:S:1582:ASN:HB3	1:S:1583:CYS:HB2	1.44	0.99
3:C:3259[B]:ASP:CG	3:L:3162[B]:ASP:OD1	1.98	0.99
3:I:3149[B]:ASN:ND2	3:R:3163[B]:ASN:CG	2.14	0.99
3:L:3013[B]:ASP:HA	3:L:3122[B]:ASN:HD21	1.27	0.99
3:U:3307[A]:PHE:HE1	3:U:3309[A]:PRO:HG3	1.23	0.99
3:I:2960[B]:PHE:CD2	3:I:3157[B]:PRO:HG3	1.97	0.99
3:I:3149[B]:ASN:ND2	3:R:3163[B]:ASN:CB	2.24	0.99
3:C:2967[B]:CYS:HB3	3:L:2982[B]:MET:N	1.72	0.99
3:C:2972[B]:GLY:HA3	3:L:3090[B]:ASN:ND2	1.74	0.99
3:O:2960[A]:PHE:CD2	3:O:3157[A]:PRO:HG3	1.97	0.99
3:O:2966[A]:SER:HB2	3:O:2977[A]:CYS:HB2	1.39	0.99
3:X:3141[A]:TYR:CD2	3:X:3142[A]:ASN:N	2.24	0.99
3:X:2960[A]:PHE:CD2	3:X:3157[A]:PRO:HG3	1.97	0.99
3:X:3189[A]:ASN:OD1	3:X:3191[A]:ASN:ND2	1.94	0.99
3:C:2960[A]:PHE:CD2	3:C:3157[A]:PRO:HG3	1.97	0.99
3:F:3135[A]:LYS:HG2	3:F:3141[A]:TYR:CE1	1.89	0.99
3:I:2959[B]:SER:HB2	3:R:3255[B]:PRO:HB2	1.01	0.99
3:I:2972[B]:GLY:HA3	3:R:3090[B]:ASN:HB3	1.01	0.99
3:L:2960[B]:PHE:CD2	3:L:3157[B]:PRO:HG3	1.97	0.99
3:L:3141[B]:TYR:CD2	3:L:3142[B]:ASN:N	2.24	0.99
3:O:2956[B]:LYS:C	3:O:2960[B]:PHE:HE1	1.64	0.99
3:O:3252[B]:TYR:CB	3:X:3156[B]:MET:HB2	1.88	0.99
3:X:2956[A]:LYS:C	3:X:2960[A]:PHE:HE1	1.64	0.99
3:C:3013[A]:ASP:HA	3:C:3122[A]:ASN:HD21	1.28	0.99

Continued on next page...

Continued from previous page...

Atom-1	Atom-2	Interatomic distance (Å)	Clash overlap (Å)
3:F:2960[A]:PHE:CD2	3:F:3157[A]:PRO:HG3	1.97	0.99
3:U:2960[A]:PHE:CD2	3:U:3157[A]:PRO:HG3	1.97	0.99
3:U:3013[B]:ASP:HA	3:U:3122[B]:ASN:HD21	1.27	0.99
3:U:2979[B]:GLN:HE21	3:U:3155[B]:MET:CE	1.74	0.99
3:F:3038[A]:ILE:CG2	3:F:3040[A]:VAL:HG22	1.93	0.99
3:C:3255[B]:PRO:HD2	3:L:2960[B]:PHE:O	1.60	0.99
3:L:3038[B]:ILE:CG2	3:L:3040[B]:VAL:HG22	1.93	0.99
3:L:3189[B]:ASN:OD1	3:L:3191[B]:ASN:ND2	1.94	0.99
3:R:2969[B]:TYR:HD2	3:R:2971[B]:ASP:H	1.02	0.99
3:I:2982[B]:MET:HG3	3:R:3156[B]:MET:HB2	1.41	0.99
3:U:2969[B]:TYR:HD2	3:U:2971[B]:ASP:H	1.02	0.99
3:C:3160[B]:SER:HA	3:L:2983[B]:VAL:HG23	1.35	0.99
3:C:3298[A]:ASN:HB3	3:C:3300[A]:LEU:HD23	1.41	0.99
3:F:2979[A]:GLN:HE21	3:F:3155[A]:MET:CE	1.74	0.99
3:F:3141[A]:TYR:CD2	3:F:3142[A]:ASN:N	2.24	0.99
2:H:2868:GLU:CD	3:I:2932[A]:PRO:O	2.01	0.99
3:I:2966[A]:SER:HB2	3:I:2977[A]:CYS:HB2	1.39	0.99
3:I:2972[B]:GLY:HA3	3:R:3090[B]:ASN:CB	1.91	0.99
3:I:3298[B]:ASN:HB3	3:I:3300[B]:LEU:HD23	1.41	0.99
3:O:2963[B]:MET:HG2	3:X:2968[B]:GLN:O	1.20	0.99
3:R:3038[A]:ILE:CG2	3:R:3040[A]:VAL:HG22	1.93	0.99
3:R:2960[B]:PHE:CD2	3:R:3157[B]:PRO:HG3	1.97	0.99
3:X:3217[A]:PHE:CE1	3:X:3230[A]:PHE:CE1	2.51	0.99
3:F:2960[B]:PHE:CD2	3:F:3157[B]:PRO:HG3	1.97	0.99
3:O:2979[B]:GLN:HE21	3:O:3155[B]:MET:CE	1.74	0.99
3:O:3189[A]:ASN:OD1	3:O:3191[A]:ASN:ND2	1.94	0.99
3:C:3038[A]:ILE:CG2	3:C:3040[A]:VAL:HG22	1.93	0.99
3:I:2979[A]:GLN:HE21	3:I:3155[A]:MET:CE	1.74	0.99
3:O:3013[A]:ASP:HA	3:O:3122[A]:ASN:HD21	1.27	0.99
3:R:2979[A]:GLN:HE21	3:R:3155[A]:MET:CE	1.74	0.99
3:R:3013[B]:ASP:HA	3:R:3122[B]:ASN:HD21	1.27	0.99
3:X:2956[B]:LYS:C	3:X:2960[B]:PHE:HE1	1.64	0.99
3:X:3298[B]:ASN:HB3	3:X:3300[B]:LEU:HD23	1.42	0.99
3:C:2965[B]:LEU:HD21	3:L:3253[B]:GLU:OE1	0.81	0.98
3:C:3156[B]:MET:HB2	3:L:2982[B]:MET:CB	1.91	0.98
3:C:2960[B]:PHE:CD2	3:C:3157[B]:PRO:HG3	1.97	0.98
3:I:2952[A]:ALA:H	3:I:2953[A]:GLY:HA2	1.26	0.98
3:I:3251[B]:ASP:CB	3:R:3251[B]:ASP:CB	1.86	0.98
3:L:2979[B]:GLN:HE21	3:L:3155[B]:MET:CE	1.74	0.98
3:O:2969[A]:TYR:HD2	3:O:2971[A]:ASP:H	1.02	0.98
3:R:2960[A]:PHE:CD2	3:R:3157[A]:PRO:HG3	1.97	0.98

Continued on next page...

Continued from previous page...

Atom-1	Atom-2	Interatomic distance (Å)	Clash overlap (Å)
3:I:2975[B]:PHE:CG	3:R:3107[B]:LEU:HD11	1.97	0.98
3:U:2960[B]:PHE:CD2	3:U:3157[B]:PRO:HG3	1.97	0.98
3:U:3038[A]:ILE:CG2	3:U:3040[A]:VAL:HG22	1.93	0.98
3:C:2948[B]:ASP:H	3:C:2949[B]:LYS:HA	1.24	0.98
3:C:3158[B]:PHE:CD2	3:L:3153[B]:LYS:HE3	1.94	0.98
3:C:3163[B]:ASN:H	3:L:3147[B]:GLU:CD	1.66	0.98
3:F:3038[B]:ILE:CG2	3:F:3040[B]:VAL:HG22	1.93	0.98
3:L:2969[A]:TYR:HD2	3:L:2971[A]:ASP:H	1.02	0.98
3:C:3154[B]:PRO:HB2	3:L:3151[B]:LEU:HA	1.44	0.98
3:O:3298[A]:ASN:HB3	3:O:3300[A]:LEU:HD23	1.42	0.98
3:I:2952[B]:ALA:H	3:I:2953[B]:GLY:HA2	1.26	0.98
3:I:3038[A]:ILE:CG2	3:I:3040[A]:VAL:HG22	1.93	0.98
3:I:3169[B]:LYS:HG3	3:R:3149[B]:ASN:OD1	1.59	0.98
3:C:2975[B]:PHE:C	3:L:3253[B]:GLU:HB2	1.84	0.98
3:O:2960[B]:PHE:CD2	3:O:3157[B]:PRO:HG3	1.97	0.98
3:R:2979[B]:GLN:HG2	3:R:3155[B]:MET:HE1	0.98	0.98
3:U:2990[A]:ARG:NH2	3:U:3180[A]:TYR:HB3	1.79	0.98
3:O:2963[B]:MET:CG	3:X:2968[B]:GLN:O	2.12	0.98
3:X:3013[A]:ASP:HA	3:X:3122[A]:ASN:HD21	1.27	0.98
3:C:2990[A]:ARG:NH2	3:C:3180[A]:TYR:HB3	1.79	0.98
3:O:3034[A]:HIS:HB3	3:O:3035[A]:HIS:ND1	1.78	0.98
3:I:3174[B]:GLY:HA3	3:R:3154[B]:PRO:HB3	1.44	0.98
3:C:2979[A]:GLN:HE21	3:C:3155[A]:MET:CE	1.74	0.98
3:C:3254[B]:MET:O	3:L:2976[B]:ALA:HA	1.16	0.98
3:F:3066[A]:TYR:OH	3:F:3203[A]:HIS:NE2	1.97	0.98
3:I:2990[B]:ARG:NH2	3:I:3180[B]:TYR:HB3	1.79	0.98
3:O:2979[A]:GLN:HE21	3:O:3155[A]:MET:CE	1.74	0.98
3:O:3038[B]:ILE:HG21	3:X:2969[B]:TYR:CE1	1.97	0.98
3:F:3027[A]:GLU:OE1	3:F:3029[A]:LYS:N	1.97	0.98
3:F:3189[B]:ASN:OD1	3:F:3191[B]:ASN:ND2	1.94	0.98
3:I:3189[B]:ASN:OD1	3:I:3191[B]:ASN:ND2	1.94	0.98
3:I:3298[A]:ASN:HB3	3:I:3300[A]:LEU:HD23	1.42	0.98
3:R:2990[A]:ARG:NH2	3:R:3180[A]:TYR:HB3	1.79	0.98
3:X:2990[B]:ARG:NH2	3:X:3180[B]:TYR:HB3	1.79	0.98
3:C:2968[B]:GLN:OE1	3:L:3258[B]:PHE:CZ	2.17	0.98
3:C:2983[B]:VAL:HG21	3:L:3160[B]:SER:C	1.83	0.98
3:C:3217[B]:PHE:CE1	3:C:3230[B]:PHE:CE1	2.51	0.98
3:F:3027[B]:GLU:OE1	3:F:3029[B]:LYS:N	1.97	0.98
3:F:3013[A]:ASP:HA	3:F:3122[A]:ASN:HD21	1.28	0.98
3:I:3038[B]:ILE:CG2	3:I:3040[B]:VAL:HG22	1.93	0.98
3:I:3161[B]:GLU:HG3	3:R:3079[B]:CYS:SG	1.99	0.98

Continued on next page...

Continued from previous page...

Atom-1	Atom-2	Interatomic distance (Å)	Clash overlap (Å)
3:C:3161[B]:GLU:OE2	3:L:2983[B]:VAL:CB	2.04	0.98
3:L:3034[B]:HIS:HB3	3:L:3035[B]:HIS:ND1	1.79	0.98
3:C:3150[B]:LYS:O	3:L:3159[B]:SER:OG	1.82	0.98
3:O:2990[B]:ARG:NH2	3:O:3180[B]:TYR:HB3	1.79	0.98
3:O:2990[A]:ARG:NH2	3:O:3180[A]:TYR:HB3	1.79	0.98
3:O:3217[B]:PHE:CE1	3:O:3230[B]:PHE:CE1	2.51	0.98
3:C:3155[B]:MET:N	3:L:3153[B]:LYS:O	1.96	0.98
3:F:2990[B]:ARG:NH2	3:F:3180[B]:TYR:HB3	1.79	0.98
3:I:2991[A]:LEU:HD23	3:I:3158[A]:PHE:CD1	1.99	0.98
3:O:3038[B]:ILE:CG2	3:O:3040[B]:VAL:HG22	1.93	0.98
3:O:3160[B]:SER:N	3:X:3148[B]:ILE:C	2.16	0.98
3:R:2952[A]:ALA:H	3:R:2953[A]:GLY:HA2	1.26	0.98
3:U:3141[A]:TYR:CD2	3:U:3142[A]:ASN:N	2.24	0.98
3:O:3255[B]:PRO:HA	3:X:3161[B]:GLU:HA	1.42	0.98
3:C:3173[A]:THR:HB	3:C:3176[A]:LYS:HD2	1.46	0.98
3:F:3173[A]:THR:HB	3:F:3176[A]:LYS:HD2	1.46	0.98
3:I:3160[B]:SER:HB2	3:R:2982[B]:MET:HB3	1.46	0.98
3:I:3217[B]:PHE:CE1	3:I:3230[B]:PHE:CE1	2.51	0.98
3:I:3253[B]:GLU:OE1	3:R:2974[B]:ALA:HB1	1.64	0.98
3:L:2961[B]:HIS:NE2	3:L:2980[B]:HIS:NE2	2.04	0.98
3:C:2965[B]:LEU:HD23	3:L:3253[B]:GLU:CD	1.69	0.98
3:L:3298[A]:ASN:HB2	3:L:3300[A]:LEU:N	1.78	0.98
3:O:3160[B]:SER:HA	3:X:3151[B]:LEU:HG	1.44	0.98
3:R:3038[B]:ILE:CG2	3:R:3040[B]:VAL:HG22	1.93	0.98
3:I:2968[B]:GLN:HG3	3:R:3086[B]:GLU:CG	1.89	0.98
3:I:3163[B]:ASN:HB3	3:R:3150[B]:LYS:CE	1.83	0.98
3:R:3217[A]:PHE:CE1	3:R:3230[A]:PHE:CE1	2.51	0.98
3:C:3034[A]:HIS:HB3	3:C:3035[A]:HIS:ND1	1.79	0.98
3:C:3147[B]:GLU:HG3	3:L:3160[B]:SER:C	1.82	0.98
3:L:2990[A]:ARG:NH2	3:L:3180[A]:TYR:HB3	1.79	0.98
3:R:2991[B]:LEU:HD23	3:R:3158[B]:PHE:CD1	1.99	0.98
3:I:3163[B]:ASN:HD21	3:R:3149[B]:ASN:HB2	0.83	0.98
3:R:3217[B]:PHE:CE1	3:R:3230[B]:PHE:CE1	2.51	0.98
3:X:2952[B]:ALA:H	3:X:2953[B]:GLY:HA2	1.26	0.98
3:X:3173[A]:THR:HB	3:X:3176[A]:LYS:HD2	1.46	0.98
3:F:2991[A]:LEU:HD23	3:F:3158[A]:PHE:CD1	1.99	0.97
3:F:3217[B]:PHE:CE1	3:F:3230[B]:PHE:CE1	2.51	0.97
3:F:3217[A]:PHE:CE1	3:F:3230[A]:PHE:CE1	2.51	0.97
3:F:3298[B]:ASN:HB3	3:F:3300[B]:LEU:HD23	1.41	0.97
3:I:3066[B]:TYR:OH	3:I:3203[B]:HIS:NE2	1.97	0.97
3:L:2979[A]:GLN:HE21	3:L:3155[A]:MET:CE	1.74	0.97

Continued on next page...

Continued from previous page...

Atom-1	Atom-2	Interatomic distance (Å)	Clash overlap (Å)
3:L:3038[A]:ILE:CG2	3:L:3040[A]:VAL:HG22	1.93	0.97
3:O:2952[A]:ALA:H	3:O:2953[A]:GLY:HA2	1.26	0.97
3:O:3027[A]:GLU:OE1	3:O:3029[A]:LYS:N	1.97	0.97
3:X:2991[B]:LEU:HD23	3:X:3158[B]:PHE:CD1	1.99	0.97
3:C:3034[B]:HIS:HB3	3:C:3035[B]:HIS:ND1	1.79	0.97
3:C:3038[B]:ILE:CG2	3:C:3040[B]:VAL:HG22	1.93	0.97
3:C:3161[B]:GLU:H	3:L:2983[B]:VAL:CG2	1.76	0.97
3:C:3231[B]:ASP:O	3:C:3284[B]:LYS:N	1.98	0.97
3:I:2979[B]:GLN:HG2	3:I:3155[B]:MET:HE1	1.44	0.97
3:C:3256[B]:TRP:CE3	3:L:2965[B]:LEU:O	2.17	0.97
3:C:3153[B]:LYS:NZ	3:L:3158[B]:PHE:CE2	2.32	0.97
3:O:3027[B]:GLU:OE1	3:O:3029[B]:LYS:N	1.97	0.97
3:O:3038[A]:ILE:CG2	3:O:3040[A]:VAL:HG22	1.93	0.97
3:X:3038[B]:ILE:CG2	3:X:3040[B]:VAL:HG22	1.93	0.97
3:I:3013[A]:ASP:HA	3:I:3122[A]:ASN:HD21	1.28	0.97
3:C:2968[B]:GLN:OE1	3:L:2981[B]:GLY:HA2	1.64	0.97
3:L:3027[A]:GLU:OE1	3:L:3029[A]:LYS:N	1.97	0.97
3:O:2965[B]:LEU:HB2	3:X:3254[B]:MET:CE	1.89	0.97
3:R:2991[A]:LEU:HD23	3:R:3158[A]:PHE:CD1	1.99	0.97
3:U:3217[B]:PHE:CE1	3:U:3230[B]:PHE:CE1	2.51	0.97
3:C:2964[B]:PRO:O	3:L:3255[B]:PRO:CA	2.10	0.97
3:C:3066[A]:TYR:OH	3:C:3203[A]:HIS:NE2	1.97	0.97
3:C:3066[B]:TYR:OH	3:C:3203[B]:HIS:NE2	1.97	0.97
3:C:3155[B]:MET:HG2	3:L:3153[B]:LYS:C	1.81	0.97
3:C:2991[A]:LEU:HD23	3:C:3158[A]:PHE:CD1	1.99	0.97
3:F:2990[A]:ARG:NH2	3:F:3180[A]:TYR:HB3	1.78	0.97
3:I:2990[A]:ARG:NH2	3:I:3180[A]:TYR:HB3	1.79	0.97
3:I:3034[A]:HIS:HB3	3:I:3035[A]:HIS:ND1	1.79	0.97
3:O:3109[B]:TYR:HD1	3:X:2970[B]:PRO:HD2	1.24	0.97
3:O:3109[B]:TYR:OH	3:X:2973[B]:THR:N	1.97	0.97
3:O:3013[B]:ASP:HA	3:O:3122[B]:ASN:HD21	1.28	0.97
3:U:3027[A]:GLU:OE1	3:U:3029[A]:LYS:N	1.97	0.97
3:O:3158[B]:PHE:H	3:X:3152[B]:LYS:HB2	1.26	0.97
3:U:2990[B]:ARG:NH2	3:U:3180[B]:TYR:HB3	1.79	0.97
3:O:3157[B]:PRO:C	3:X:3152[B]:LYS:HG3	1.84	0.97
3:O:3154[B]:PRO:HD2	3:X:3176[B]:LYS:NZ	1.77	0.97
1:Y:806:ASN:O	1:Y:806:ASN:ND2	1.96	0.97
3:C:3027[B]:GLU:OE1	3:C:3029[B]:LYS:N	1.97	0.97
3:C:2990[B]:ARG:NH2	3:C:3180[B]:TYR:HB3	1.78	0.97
3:F:3034[A]:HIS:HB3	3:F:3035[A]:HIS:ND1	1.79	0.97
3:I:2968[B]:GLN:HB2	3:I:2972[B]:GLY:HA2	1.47	0.97

Continued on next page...

Continued from previous page...

Atom-1	Atom-2	Interatomic distance (Å)	Clash overlap (Å)
3:C:2983[B]:VAL:HG23	3:L:3160[B]:SER:HA	0.98	0.97
3:O:3173[B]:THR:HB	3:O:3176[B]:LYS:HD2	1.46	0.97
3:R:3173[A]:THR:HB	3:R:3176[A]:LYS:HD2	1.46	0.97
3:R:2990[B]:ARG:NH2	3:R:3180[B]:TYR:HB3	1.78	0.97
3:X:2968[A]:GLN:HB2	3:X:2972[A]:GLY:HA2	1.47	0.97
3:X:3013[B]:ASP:HA	3:X:3122[B]:ASN:HD21	1.28	0.97
3:X:3298[A]:ASN:HB2	3:X:3300[A]:LEU:N	1.78	0.97
3:C:3156[B]:MET:SD	3:L:2982[B]:MET:CG	2.53	0.97
3:F:2991[B]:LEU:HD23	3:F:3158[B]:PHE:CD1	1.99	0.97
3:L:3066[A]:TYR:OH	3:L:3203[A]:HIS:NE2	1.97	0.97
2:N:2868:GLU:OE2	3:O:2933[A]:SER:N	1.97	0.97
3:O:2974[B]:ALA:CB	3:X:2977[B]:CYS:C	2.33	0.97
3:O:3066[B]:TYR:OH	3:O:3203[B]:HIS:NE2	1.97	0.97
3:I:3221[B]:ALA:HB3	3:R:2964[B]:PRO:HB3	1.42	0.97
3:R:3034[B]:HIS:HB3	3:R:3035[B]:HIS:ND1	1.79	0.97
3:R:3013[A]:ASP:HA	3:R:3122[A]:ASN:HD21	1.27	0.97
3:X:3038[A]:ILE:CG2	3:X:3040[A]:VAL:HG22	1.93	0.97
3:C:3172[B]:SER:CA	3:L:3152[B]:LYS:HB2	1.91	0.97
3:C:3173[B]:THR:HB	3:C:3176[B]:LYS:HD2	1.46	0.97
3:C:3217[A]:PHE:CE1	3:C:3230[A]:PHE:CE1	2.51	0.97
3:F:2979[B]:GLN:HE21	3:F:3155[B]:MET:HE3	1.30	0.97
3:I:3027[B]:GLU:OE1	3:I:3029[B]:LYS:N	1.97	0.97
3:I:2991[B]:LEU:HD23	3:I:3158[B]:PHE:CD1	1.99	0.97
3:I:3161[B]:GLU:HG2	3:R:3079[B]:CYS:SG	2.05	0.97
3:L:2952[A]:ALA:H	3:L:2953[A]:GLY:HA2	1.26	0.97
3:C:3168[B]:THR:O	3:L:3149[B]:ASN:O	1.83	0.97
3:R:3066[B]:TYR:OH	3:R:3203[B]:HIS:NE2	1.97	0.97
3:U:3231[B]:ASP:O	3:U:3284[B]:LYS:N	1.98	0.97
3:F:3066[B]:TYR:OH	3:F:3203[B]:HIS:NE2	1.97	0.97
3:I:3173[B]:THR:HB	3:I:3176[B]:LYS:HD2	1.46	0.97
3:I:3217[A]:PHE:CE1	3:I:3230[A]:PHE:CE1	2.51	0.97
3:L:3027[B]:GLU:OE1	3:L:3029[B]:LYS:N	1.97	0.97
3:C:2984[B]:THR:CG2	3:L:3159[B]:SER:HB3	1.88	0.97
3:L:3217[A]:PHE:CE1	3:L:3230[A]:PHE:CE1	2.51	0.97
3:I:3107[B]:LEU:HD11	3:R:2975[B]:PHE:HD1	0.82	0.97
3:R:3231[A]:ASP:O	3:R:3284[A]:LYS:N	1.97	0.97
1:S:1636:ASN:HD22	1:S:1639:LYS:HD2	1.29	0.97
3:U:3027[B]:GLU:OE1	3:U:3029[B]:LYS:N	1.97	0.97
3:U:3034[B]:HIS:HB3	3:U:3035[B]:HIS:ND1	1.79	0.97
3:U:3034[A]:HIS:HB3	3:U:3035[A]:HIS:ND1	1.79	0.97
3:U:3066[B]:TYR:OH	3:U:3203[B]:HIS:NE2	1.97	0.97

Continued on next page...

Continued from previous page...

Atom-1	Atom-2	Interatomic distance (Å)	Clash overlap (Å)
3:X:2990[A]:ARG:NH2	3:X:3180[A]:TYR:HB3	1.79	0.97
3:C:2991[B]:LEU:HD23	3:C:3158[B]:PHE:CD1	1.99	0.97
3:C:3248[B]:LEU:HD22	3:L:2971[B]:ASP:CG	1.83	0.97
2:H:2472:ASN:HD21	5:H:3003:NAG:H61	1.25	0.97
3:I:2975[B]:PHE:HA	3:R:3107[B]:LEU:HD21	1.47	0.97
3:I:3013[B]:ASP:HA	3:I:3122[B]:ASN:HD21	1.27	0.97
3:I:3231[B]:ASP:O	3:I:3284[B]:LYS:N	1.97	0.97
3:O:2991[A]:LEU:HD23	3:O:3158[A]:PHE:CD1	1.99	0.97
3:I:3150[B]:LYS:CD	3:R:3160[B]:SER:H	1.73	0.97
3:U:3038[B]:ILE:CG2	3:U:3040[B]:VAL:HG22	1.93	0.97
3:U:2991[B]:LEU:HD23	3:U:3158[B]:PHE:CD1	1.99	0.97
3:X:3231[A]:ASP:O	3:X:3284[A]:LYS:N	1.98	0.97
3:F:3034[B]:HIS:HB3	3:F:3035[B]:HIS:ND1	1.79	0.96
3:I:3159[B]:SER:CA	3:R:3150[B]:LYS:CB	2.42	0.96
3:I:3169[B]:LYS:HG2	3:R:3151[B]:LEU:H	1.29	0.96
3:L:2991[A]:LEU:HD23	3:L:3158[A]:PHE:CD1	1.99	0.96
3:L:2990[B]:ARG:NH2	3:L:3180[B]:TYR:HB3	1.79	0.96
3:O:3034[B]:HIS:HB3	3:O:3035[B]:HIS:ND1	1.79	0.96
3:O:3231[A]:ASP:O	3:O:3284[A]:LYS:N	1.98	0.96
3:R:2968[A]:GLN:HB2	3:R:2972[A]:GLY:HA2	1.47	0.96
3:R:2961[B]:HIS:NE2	3:R:2980[B]:HIS:NE2	2.04	0.96
3:R:3066[A]:TYR:OH	3:R:3203[A]:HIS:NE2	1.97	0.96
2:T:2800:LYS:O	3:U:3023[A]:ILE:CD1	2.13	0.96
3:C:2969[B]:TYR:OH	3:L:3120[B]:HIS:NE2	1.91	0.96
3:C:3013[B]:ASP:HA	3:C:3122[B]:ASN:HD21	1.28	0.96
3:I:3231[A]:ASP:O	3:I:3284[A]:LYS:N	1.97	0.96
3:L:3034[A]:HIS:HB3	3:L:3035[A]:HIS:ND1	1.79	0.96
3:C:2971[B]:ASP:CB	3:L:3093[B]:HIS:CE1	2.46	0.96
3:U:3013[A]:ASP:HA	3:U:3122[A]:ASN:HD21	1.27	0.96
3:C:3231[A]:ASP:O	3:C:3284[A]:LYS:N	1.97	0.96
3:I:3256[B]:TRP:HE1	3:R:2965[B]:LEU:CD1	1.79	0.96
3:L:2991[B]:LEU:HD23	3:L:3158[B]:PHE:CD1	1.99	0.96
3:I:3120[B]:HIS:CD2	3:R:2969[B]:TYR:HE2	1.83	0.96
3:R:3034[A]:HIS:HB3	3:R:3035[A]:HIS:ND1	1.79	0.96
2:T:2800:LYS:HB3	3:U:3023[A]:ILE:CD1	1.96	0.96
3:U:2969[A]:TYR:HD2	3:U:2971[A]:ASP:H	1.02	0.96
5:V:5016:NAG:H62	6:V:5017:BMA:C1	1.95	0.96
3:X:2968[B]:GLN:HB2	3:X:2972[B]:GLY:HA2	1.47	0.96
3:X:2991[A]:LEU:HD23	3:X:3158[A]:PHE:CD1	1.99	0.96
3:C:2952[B]:ALA:H	3:C:2953[B]:GLY:HA2	1.26	0.96
3:C:3172[B]:SER:HB3	3:L:3149[B]:ASN:O	1.65	0.96

Continued on next page...

Continued from previous page...

Atom-1	Atom-2	Interatomic distance (Å)	Clash overlap (Å)
3:O:3108[B]:HIS:HB3	3:X:2969[B]:TYR:CA	1.95	0.96
2:Q:2868:GLU:CG	3:R:2932[A]:PRO:O	2.14	0.96
3:U:3173[A]:THR:HB	3:U:3176[A]:LYS:HD2	1.46	0.96
3:U:3231[A]:ASP:O	3:U:3284[A]:LYS:N	1.98	0.96
3:X:3027[A]:GLU:OE1	3:X:3029[A]:LYS:N	1.97	0.96
3:X:3231[B]:ASP:O	3:X:3284[B]:LYS:N	1.98	0.96
3:C:2965[B]:LEU:CB	3:L:3256[B]:TRP:CZ2	2.35	0.96
3:F:3013[B]:ASP:HA	3:F:3122[B]:ASN:HD21	1.27	0.96
3:I:3160[B]:SER:HB3	3:R:3150[B]:LYS:NZ	1.80	0.96
6:M:2111:BMA:H2	7:M:2113:MAN:H3	1.48	0.96
3:O:2968[A]:GLN:HB2	3:O:2972[A]:GLY:HA2	1.47	0.96
3:O:2991[B]:LEU:HD23	3:O:3158[B]:PHE:CD1	1.99	0.96
3:R:3027[B]:GLU:OE1	3:R:3029[B]:LYS:N	1.97	0.96
3:X:3034[B]:HIS:HB3	3:X:3035[B]:HIS:ND1	1.79	0.96
3:X:3066[B]:TYR:OH	3:X:3203[B]:HIS:NE2	1.97	0.96
3:X:3293[A]:LYS:HD2	3:X:3294[A]:SER:N	1.81	0.96
3:C:2979[B]:GLN:CG	3:L:3156[B]:MET:HE2	1.82	0.96
3:I:3034[B]:HIS:HB3	3:I:3035[B]:HIS:ND1	1.79	0.96
3:I:3153[B]:LYS:HD2	3:R:3155[B]:MET:HB2	1.42	0.96
3:L:3173[B]:THR:HB	3:L:3176[B]:LYS:HD2	1.46	0.96
3:L:3231[A]:ASP:O	3:L:3284[A]:LYS:N	1.98	0.96
3:O:3293[B]:LYS:CD	3:O:3294[B]:SER:HB3	1.95	0.96
3:R:3027[A]:GLU:OE1	3:R:3029[A]:LYS:N	1.97	0.96
3:R:3231[B]:ASP:O	3:R:3284[B]:LYS:N	1.98	0.96
3:X:3066[A]:TYR:OH	3:X:3203[A]:HIS:NE2	1.97	0.96
3:L:2968[B]:GLN:HB2	3:L:2972[B]:GLY:HA2	1.47	0.96
3:C:3155[B]:MET:CG	3:L:3154[B]:PRO:N	2.27	0.96
3:O:2975[B]:PHE:C	3:X:3156[B]:MET:CG	2.31	0.96
3:I:3154[B]:PRO:CB	3:R:3174[B]:GLY:N	2.28	0.96
3:I:3162[B]:ASP:HB3	3:R:3259[B]:ASP:H	1.28	0.96
3:U:3066[A]:TYR:OH	3:U:3203[A]:HIS:NE2	1.97	0.96
3:C:3027[A]:GLU:OE1	3:C:3029[A]:LYS:N	1.97	0.96
3:L:3066[B]:TYR:OH	3:L:3203[B]:HIS:NE2	1.97	0.96
3:O:2973[B]:THR:OG1	3:X:3158[B]:PHE:CZ	2.17	0.96
3:O:3173[A]:THR:HB	3:O:3176[A]:LYS:HD2	1.46	0.96
3:U:3196[A]:THR:N	3:U:3199[A]:GLN:HB2	1.81	0.96
3:X:3293[A]:LYS:CD	3:X:3294[A]:SER:HB3	1.95	0.96
5:D:5005:NAG:H61	5:D:5006:NAG:N2	1.81	0.96
3:I:2982[B]:MET:HE2	3:R:2966[B]:SER:HB3	1.40	0.96
3:C:3161[B]:GLU:H	3:L:2983[B]:VAL:HG21	0.81	0.96
3:O:3109[B]:TYR:CZ	3:X:2969[B]:TYR:C	2.30	0.96

Continued on next page...

Continued from previous page...

Atom-1	Atom-2	Interatomic distance (Å)	Clash overlap (Å)
3:R:3293[A]:LYS:HD2	3:R:3294[A]:SER:N	1.81	0.96
3:U:3293[B]:LYS:CD	3:U:3294[B]:SER:HB3	1.95	0.96
3:X:3293[B]:LYS:CD	3:X:3294[B]:SER:HB3	1.95	0.96
3:C:3284[B]:LYS:HA	3:C:3284[B]:LYS:HE2	1.48	0.96
3:F:3196[A]:THR:N	3:F:3199[A]:GLN:HB2	1.81	0.96
3:F:3231[B]:ASP:O	3:F:3284[B]:LYS:N	1.98	0.96
3:F:3293[B]:LYS:HD2	3:F:3294[B]:SER:N	1.81	0.96
3:I:3293[A]:LYS:HD2	3:I:3294[A]:SER:N	1.81	0.96
3:L:2968[A]:GLN:HB2	3:L:2972[A]:GLY:HA2	1.47	0.96
3:L:3173[A]:THR:HB	3:L:3176[A]:LYS:HD2	1.46	0.96
3:C:2968[B]:GLN:CD	3:L:3258[B]:PHE:CZ	2.38	0.96
3:L:3293[A]:LYS:CD	3:L:3294[A]:SER:HB3	1.95	0.96
3:X:2988[A]:TRP:HE3	3:X:2989[A]:HIS:HD1	1.14	0.96
3:X:3027[B]:GLU:OE1	3:X:3029[B]:LYS:N	1.97	0.96
3:X:3034[A]:HIS:HB3	3:X:3035[A]:HIS:ND1	1.79	0.96
3:F:3231[A]:ASP:O	3:F:3284[A]:LYS:N	1.98	0.95
3:I:2968[A]:GLN:HB2	3:I:2972[A]:GLY:HA2	1.47	0.95
3:O:3024[B]:LEU:CD1	3:O:3025[B]:VAL:N	2.29	0.95
3:O:3066[A]:TYR:OH	3:O:3203[A]:HIS:NE2	1.97	0.95
3:O:3293[A]:LYS:CD	3:O:3294[A]:SER:HB3	1.95	0.95
3:C:2979[A]:GLN:HG2	3:C:3155[A]:MET:HE2	1.48	0.95
3:C:3149[B]:ASN:CB	3:L:3163[B]:ASN:HD21	1.77	0.95
3:I:3149[B]:ASN:OD1	3:R:3169[B]:LYS:CG	2.14	0.95
3:L:3293[B]:LYS:HD2	3:L:3294[B]:SER:N	1.81	0.95
3:O:2976[B]:ALA:CB	3:X:3156[B]:MET:SD	2.53	0.95
3:U:2991[A]:LEU:HD23	3:U:3158[A]:PHE:CD1	1.99	0.95
3:U:3173[B]:THR:HB	3:U:3176[B]:LYS:HD2	1.46	0.95
3:X:3196[B]:THR:N	3:X:3199[B]:GLN:HB2	1.81	0.95
3:C:3251[B]:ASP:OD1	3:L:3108[B]:HIS:CE1	2.19	0.95
1:D:2:LEU:HD21	1:D:81:VAL:HG21	1.47	0.95
3:F:2968[B]:GLN:HB2	3:F:2972[B]:GLY:HA2	1.47	0.95
3:I:3027[A]:GLU:OE1	3:I:3029[A]:LYS:N	1.97	0.95
3:R:3284[A]:LYS:HA	3:R:3284[A]:LYS:HE2	1.48	0.95
3:O:3040[B]:VAL:HG22	3:X:2969[B]:TYR:CE1	2.01	0.95
3:X:3024[A]:LEU:CD1	3:X:3025[A]:VAL:N	2.29	0.95
3:X:3113[B]:ASP:CG	3:X:3114[B]:PRO:HD2	1.87	0.95
3:X:3217[B]:PHE:CE1	3:X:3230[B]:PHE:CE1	2.51	0.95
3:X:3293[B]:LYS:HD2	3:X:3294[B]:SER:N	1.81	0.95
3:C:3113[A]:ASP:CG	3:C:3114[A]:PRO:HD2	1.87	0.95
3:C:3113[B]:ASP:CG	3:C:3114[B]:PRO:HD2	1.87	0.95
3:C:3293[A]:LYS:HD2	3:C:3294[A]:SER:N	1.81	0.95

Continued on next page...

Continued from previous page...

Atom-1	Atom-2	Interatomic distance (Å)	Clash overlap (Å)
3:C:3293[B]:LYS:HD2	3:C:3294[B]:SER:N	1.81	0.95
3:F:2952[A]:ALA:H	3:F:2953[A]:GLY:HA2	1.26	0.95
3:I:2965[A]:LEU:HD11	3:I:2975[A]:PHE:H	1.31	0.95
3:I:3173[A]:THR:HB	3:I:3176[A]:LYS:HD2	1.46	0.95
3:I:3293[A]:LYS:CD	3:I:3294[A]:SER:HB3	1.95	0.95
3:C:3223[B]:GLY:H	3:L:2963[B]:MET:HE1	1.30	0.95
3:L:2988[B]:TRP:HE3	3:L:2989[B]:HIS:HD1	1.14	0.95
3:C:3163[B]:ASN:HD22	3:L:3149[B]:ASN:CB	1.59	0.95
3:L:3284[A]:LYS:HE2	3:L:3284[A]:LYS:HA	1.48	0.95
3:R:2988[B]:TRP:HE3	3:R:2989[B]:HIS:HD1	1.14	0.95
3:R:3196[B]:THR:N	3:R:3199[B]:GLN:HB2	1.81	0.95
3:R:3293[A]:LYS:CD	3:R:3294[A]:SER:HB3	1.95	0.95
3:U:2968[A]:GLN:HB2	3:U:2972[A]:GLY:HA2	1.47	0.95
3:O:3153[B]:LYS:HG2	3:X:3176[B]:LYS:NZ	1.80	0.95
3:C:3024[A]:LEU:CD1	3:C:3025[A]:VAL:N	2.29	0.95
3:C:3196[A]:THR:N	3:C:3199[A]:GLN:HB2	1.81	0.95
3:C:3196[B]:THR:N	3:C:3199[B]:GLN:HB2	1.81	0.95
3:C:3293[A]:LYS:CD	3:C:3294[A]:SER:HB3	1.95	0.95
3:F:2965[B]:LEU:HD11	3:F:2975[B]:PHE:H	1.32	0.95
3:F:2987[A]:HIS:NE2	3:F:3178[A]:PHE:CE1	2.35	0.95
3:I:3024[B]:LEU:CD1	3:I:3025[B]:VAL:N	2.29	0.95
3:I:3113[A]:ASP:CG	3:I:3114[A]:PRO:HD2	1.87	0.95
3:I:3284[B]:LYS:HA	3:I:3284[B]:LYS:HE2	1.48	0.95
3:L:2965[B]:LEU:HD11	3:L:2975[B]:PHE:H	1.31	0.95
3:O:2963[B]:MET:HE1	3:X:2975[B]:PHE:CD2	1.98	0.95
3:O:2969[B]:TYR:HH	3:X:2994[B]:LYS:CB	1.69	0.95
3:O:3153[B]:LYS:HG2	3:X:3176[B]:LYS:CD	1.90	0.95
3:O:3254[B]:MET:CE	3:X:3172[B]:SER:OG	2.15	0.95
3:U:2948[B]:ASP:OD1	3:U:2950[B]:THR:OG1	1.85	0.95
3:U:2988[B]:TRP:HE3	3:U:2989[B]:HIS:HD1	1.14	0.95
3:C:2968[A]:GLN:HB2	3:C:2972[A]:GLY:HA2	1.47	0.95
3:C:2987[B]:HIS:NE2	3:C:3178[B]:PHE:CE1	2.35	0.95
3:C:3293[B]:LYS:CD	3:C:3294[B]:SER:HB3	1.95	0.95
3:L:2948[A]:ASP:OD1	3:L:2950[A]:THR:OG1	1.85	0.95
3:C:3256[B]:TRP:CZ2	3:L:2965[B]:LEU:CB	2.45	0.95
3:L:3196[B]:THR:N	3:L:3199[B]:GLN:HB2	1.81	0.95
3:O:3231[B]:ASP:O	3:O:3284[B]:LYS:N	1.98	0.95
3:O:3293[A]:LYS:HD2	3:O:3294[A]:SER:N	1.81	0.95
3:I:3155[B]:MET:CG	3:R:3154[B]:PRO:N	2.26	0.95
3:U:3024[B]:LEU:CD1	3:U:3025[B]:VAL:N	2.29	0.95
3:U:3217[A]:PHE:CE1	3:U:3230[A]:PHE:CE1	2.51	0.95

Continued on next page...

Continued from previous page...

Atom-1	Atom-2	Interatomic distance (Å)	Clash overlap (Å)
3:F:3024[B]:LEU:CD1	3:F:3025[B]:VAL:N	2.29	0.95
3:F:3113[B]:ASP:CG	3:F:3114[B]:PRO:HD2	1.87	0.95
3:I:3024[A]:LEU:CD1	3:I:3025[A]:VAL:N	2.29	0.95
3:I:3066[A]:TYR:OH	3:I:3203[A]:HIS:NE2	1.97	0.95
3:C:3163[B]:ASN:HD21	3:L:3149[B]:ASN:CB	1.56	0.95
3:L:3293[B]:LYS:CD	3:L:3294[B]:SER:HB3	1.95	0.95
3:O:2948[B]:ASP:OD1	3:O:2950[B]:THR:OG1	1.85	0.95
3:R:2946[A]:GLN:O	3:R:3037[A]:TYR:OH	1.85	0.95
3:R:3173[B]:THR:HB	3:R:3176[B]:LYS:HD2	1.46	0.95
3:C:3024[B]:LEU:CD1	3:C:3025[B]:VAL:N	2.29	0.95
3:F:3113[A]:ASP:CG	3:F:3114[A]:PRO:HD2	1.87	0.95
3:L:2987[A]:HIS:NE2	3:L:3178[A]:PHE:CE1	2.35	0.95
3:O:2970[B]:PRO:HG2	3:X:2991[B]:LEU:CB	1.94	0.95
3:O:3196[B]:THR:N	3:O:3199[B]:GLN:HB2	1.81	0.95
3:R:3024[B]:LEU:CD1	3:R:3025[B]:VAL:N	2.29	0.95
3:X:2987[B]:HIS:NE2	3:X:3178[B]:PHE:CE1	2.35	0.95
3:F:3293[B]:LYS:CD	3:F:3294[B]:SER:HB3	1.95	0.95
3:L:3196[A]:THR:N	3:L:3199[A]:GLN:HB2	1.81	0.95
3:U:2987[B]:HIS:NE2	3:U:3178[B]:PHE:CE1	2.34	0.95
3:U:2979[B]:GLN:CG	3:U:3155[B]:MET:HE1	1.97	0.95
3:U:3293[A]:LYS:HD2	3:U:3294[A]:SER:N	1.81	0.95
3:C:2987[A]:HIS:NE2	3:C:3178[A]:PHE:CE1	2.34	0.95
3:F:2948[B]:ASP:OD1	3:F:2950[B]:THR:OG1	1.85	0.95
3:I:3196[B]:THR:N	3:I:3199[B]:GLN:HB2	1.81	0.95
3:I:3196[A]:THR:N	3:I:3199[A]:GLN:HB2	1.81	0.95
3:L:2987[B]:HIS:NE2	3:L:3178[B]:PHE:CE1	2.35	0.95
3:L:3024[B]:LEU:CD1	3:L:3025[B]:VAL:N	2.29	0.95
3:L:3113[A]:ASP:CG	3:L:3114[A]:PRO:HD2	1.87	0.95
3:O:2987[A]:HIS:NE2	3:O:3178[A]:PHE:CE1	2.35	0.95
3:O:2988[B]:TRP:HE3	3:O:2989[B]:HIS:HD1	1.14	0.95
3:U:3113[A]:ASP:CG	3:U:3114[A]:PRO:HD2	1.87	0.95
3:F:2965[A]:LEU:HD11	3:F:2975[A]:PHE:H	1.31	0.94
3:I:2931[A]:THR:OG1	3:I:2934[A]:GLU:OE2	1.85	0.94
3:L:3231[B]:ASP:O	3:L:3284[B]:LYS:N	1.97	0.94
3:O:2968[B]:GLN:HB2	3:O:2972[B]:GLY:HA2	1.47	0.94
3:O:2946[A]:GLN:O	3:O:3037[A]:TYR:OH	1.85	0.94
3:R:2948[A]:ASP:OD1	3:R:2950[A]:THR:OG1	1.85	0.94
3:R:3024[A]:LEU:CD1	3:R:3025[A]:VAL:N	2.29	0.94
3:I:3174[B]:GLY:H	3:R:3154[B]:PRO:HB3	1.28	0.94
3:R:3196[A]:THR:N	3:R:3199[A]:GLN:HB2	1.81	0.94
3:I:2965[B]:LEU:H	3:R:3221[B]:ALA:HB1	1.15	0.94

Continued on next page...

Continued from previous page...

Atom-1	Atom-2	Interatomic distance (Å)	Clash overlap (Å)
3:R:3298[A]:ASN:HB2	3:R:3300[A]:LEU:N	1.78	0.94
3:O:2974[B]:ALA:HB3	3:X:2977[B]:CYS:CB	1.97	0.94
3:X:3113[A]:ASP:CG	3:X:3114[A]:PRO:HD2	1.87	0.94
1:S:1617:LYS:HE2	3:X:3135[B]:LYS:HZ1	1.26	0.94
3:F:2931[B]:THR:OG1	3:F:2934[B]:GLU:OE2	1.85	0.94
3:I:2946[A]:GLN:O	3:I:3037[A]:TYR:OH	1.85	0.94
3:I:2946[B]:GLN:O	3:I:3037[B]:TYR:OH	1.85	0.94
3:L:2931[B]:THR:OG1	3:L:2934[B]:GLU:OE2	1.85	0.94
3:L:2965[A]:LEU:HD11	3:L:2975[A]:PHE:H	1.31	0.94
3:O:2931[A]:THR:OG1	3:O:2934[A]:GLU:OE2	1.85	0.94
3:O:3106[A]:THR:O	3:O:3110[A]:THR:OG1	1.85	0.94
3:O:3169[B]:LYS:O	3:O:3172[B]:SER:OG	1.85	0.94
3:O:3217[A]:PHE:CE1	3:O:3230[A]:PHE:CE1	2.51	0.94
3:R:3113[B]:ASP:CG	3:R:3114[B]:PRO:HD2	1.87	0.94
3:U:2946[A]:GLN:O	3:U:3037[A]:TYR:OH	1.85	0.94
3:U:3113[B]:ASP:CG	3:U:3114[B]:PRO:HD2	1.87	0.94
3:U:3298[B]:ASN:HB2	3:U:3300[B]:LEU:N	1.78	0.94
3:C:2984[B]:THR:HG23	3:L:3159[B]:SER:HB3	0.97	0.94
3:C:3162[B]:ASP:OD1	3:L:3259[B]:ASP:CG	1.96	0.94
3:I:2987[B]:HIS:NE2	3:I:3178[B]:PHE:CE1	2.35	0.94
3:I:3169[A]:LYS:O	3:I:3172[A]:SER:OG	1.85	0.94
3:I:3293[B]:LYS:HD2	3:I:3294[B]:SER:N	1.81	0.94
3:O:2946[B]:GLN:O	3:O:3037[B]:TYR:OH	1.85	0.94
3:O:3284[B]:LYS:HE2	3:O:3284[B]:LYS:HA	1.48	0.94
3:O:3293[B]:LYS:HD2	3:O:3294[B]:SER:N	1.81	0.94
3:U:3293[A]:LYS:CD	3:U:3294[A]:SER:HB3	1.95	0.94
3:X:3024[B]:LEU:CD1	3:X:3025[B]:VAL:N	2.29	0.94
3:X:2946[A]:GLN:O	3:X:3037[A]:TYR:OH	1.85	0.94
3:F:3169[B]:LYS:O	3:F:3172[B]:SER:OG	1.85	0.94
3:F:3293[A]:LYS:HD2	3:F:3294[A]:SER:N	1.81	0.94
3:I:3106[A]:THR:O	3:I:3110[A]:THR:OG1	1.86	0.94
3:L:3024[A]:LEU:CD1	3:L:3025[A]:VAL:N	2.29	0.94
3:O:2965[B]:LEU:HD11	3:O:2975[B]:PHE:H	1.31	0.94
3:O:3024[A]:LEU:CD1	3:O:3025[A]:VAL:N	2.29	0.94
3:R:3106[B]:THR:O	3:R:3110[B]:THR:OG1	1.85	0.94
3:R:3169[B]:LYS:O	3:R:3172[B]:SER:OG	1.85	0.94
3:R:3293[B]:LYS:CD	3:R:3294[B]:SER:HB3	1.95	0.94
3:R:3293[B]:LYS:HD2	3:R:3294[B]:SER:N	1.81	0.94
3:U:2931[A]:THR:OG1	3:U:2934[A]:GLU:OE2	1.85	0.94
3:U:3284[A]:LYS:HA	3:U:3284[A]:LYS:HE2	1.48	0.94
3:X:2987[A]:HIS:NE2	3:X:3178[A]:PHE:CE1	2.35	0.94

Continued on next page...

Continued from previous page...

Atom-1	Atom-2	Interatomic distance (Å)	Clash overlap (Å)
1:D:1494:ARG:HG3	1:D:1494:ARG:HH11	1.29	0.94
3:F:2988[B]:TRP:HE3	3:F:2989[B]:HIS:HD1	1.14	0.94
3:F:3173[B]:THR:HB	3:F:3176[B]:LYS:HD2	1.46	0.94
3:C:2963[B]:MET:HE1	3:L:3223[B]:GLY:H	1.31	0.94
3:L:3217[B]:PHE:CE1	3:L:3230[B]:PHE:CE1	2.51	0.94
2:N:2800:LYS:O	3:O:3023[A]:ILE:CD1	2.14	0.94
3:O:3284[A]:LYS:HE2	3:O:3284[A]:LYS:HA	1.48	0.94
3:U:2931[B]:THR:OG1	3:U:2934[B]:GLU:OE2	1.85	0.94
3:U:3196[B]:THR:N	3:U:3199[B]:GLN:HB2	1.81	0.94
3:C:2979[B]:GLN:CG	3:L:3156[B]:MET:HE1	1.79	0.94
3:F:3024[A]:LEU:CD1	3:F:3025[A]:VAL:N	2.29	0.94
3:F:3106[B]:THR:O	3:F:3110[B]:THR:OG1	1.85	0.94
3:F:3196[B]:THR:N	3:F:3199[B]:GLN:HB2	1.81	0.94
3:I:2988[A]:TRP:HE3	3:I:2989[A]:HIS:HD1	1.13	0.94
3:I:2987[A]:HIS:NE2	3:I:3178[A]:PHE:CE1	2.35	0.94
3:L:2948[B]:ASP:OD1	3:L:2950[B]:THR:OG1	1.85	0.94
3:L:3293[A]:LYS:HD2	3:L:3294[A]:SER:N	1.81	0.94
3:O:2970[B]:PRO:O	3:X:2989[B]:HIS:N	1.99	0.94
3:O:3113[A]:ASP:CG	3:O:3114[A]:PRO:HD2	1.87	0.94
3:U:3024[A]:LEU:CD1	3:U:3025[A]:VAL:N	2.29	0.94
3:U:3293[B]:LYS:HD2	3:U:3294[B]:SER:N	1.81	0.94
3:X:3284[B]:LYS:HE2	3:X:3284[B]:LYS:HA	1.48	0.94
3:C:2965[B]:LEU:HD11	3:C:2975[B]:PHE:H	1.31	0.94
3:I:2969[A]:TYR:HD2	3:I:2971[A]:ASP:H	1.02	0.94
3:C:3079[B]:CYS:SG	3:L:3161[B]:GLU:HG3	0.93	0.94
3:O:2931[B]:THR:OG1	3:O:2934[B]:GLU:OE2	1.85	0.94
3:O:2987[B]:HIS:NE2	3:O:3178[B]:PHE:CE1	2.35	0.94
3:R:2948[B]:ASP:OD1	3:R:2950[B]:THR:OG1	1.85	0.94
3:I:3251[B]:ASP:OD1	3:R:3108[B]:HIS:CE1	2.20	0.94
3:U:3284[B]:LYS:HE2	3:U:3284[B]:LYS:HA	1.48	0.94
3:X:2931[A]:THR:OG1	3:X:2934[A]:GLU:OE2	1.85	0.94
3:C:2931[A]:THR:OG1	3:C:2934[A]:GLU:OE2	1.85	0.94
3:C:2968[B]:GLN:HB2	3:C:2972[B]:GLY:HA2	1.47	0.94
3:F:2987[B]:HIS:NE2	3:F:3178[B]:PHE:CE1	2.35	0.94
3:I:2948[A]:ASP:OD1	3:I:2950[A]:THR:OG1	1.85	0.94
3:I:2969[B]:TYR:HD2	3:I:2971[B]:ASP:H	1.02	0.94
3:I:2989[B]:HIS:CG	3:R:2970[B]:PRO:CD	2.31	0.94
3:I:3255[B]:PRO:HB3	3:R:2964[B]:PRO:CB	1.96	0.94
3:I:3293[B]:LYS:CD	3:I:3294[B]:SER:HB3	1.95	0.94
3:L:3113[B]:ASP:CG	3:L:3114[B]:PRO:HD2	1.87	0.94
3:L:3298[B]:ASN:HB2	3:L:3300[B]:LEU:N	1.78	0.94

Continued on next page...

Continued from previous page...

Atom-1	Atom-2	Interatomic distance (Å)	Clash overlap (Å)
3:O:2988[A]:TRP:HE3	3:O:2989[A]:HIS:HD1	1.13	0.94
3:R:3113[A]:ASP:CG	3:R:3114[A]:PRO:HD2	1.87	0.94
3:U:2987[A]:HIS:NE2	3:U:3178[A]:PHE:CE1	2.35	0.94
3:O:3163[B]:ASN:HB2	3:X:3149[B]:ASN:HA	0.94	0.94
3:O:3160[B]:SER:OG	3:X:3150[B]:LYS:HB2	1.67	0.94
3:C:3150[B]:LYS:HA	3:L:3172[B]:SER:CB	1.89	0.94
3:C:3197[B]:ILE:HD12	1:D:1617:LYS:O	1.67	0.94
3:F:3284[B]:LYS:HA	3:F:3284[B]:LYS:HE2	1.48	0.94
3:L:2931[A]:THR:OG1	3:L:2934[A]:GLU:OE2	1.85	0.94
3:L:2946[B]:GLN:O	3:L:3037[B]:TYR:OH	1.85	0.94
3:I:2976[B]:ALA:O	3:R:2976[B]:ALA:O	1.84	0.94
3:R:2987[B]:HIS:NE2	3:R:3178[B]:PHE:CE1	2.35	0.94
3:X:2931[B]:THR:OG1	3:X:2934[B]:GLU:OE2	1.85	0.94
3:X:3169[B]:LYS:O	3:X:3172[B]:SER:OG	1.85	0.94
3:C:2946[A]:GLN:O	3:C:3037[A]:TYR:OH	1.85	0.94
3:C:3258[B]:PHE:HZ	3:L:2968[B]:GLN:CD	1.71	0.94
3:F:2969[B]:TYR:HD2	3:F:2971[B]:ASP:H	1.02	0.94
3:C:3174[B]:GLY:HA2	3:L:3154[B]:PRO:CG	1.98	0.94
3:C:3154[B]:PRO:HG3	3:L:3174[B]:GLY:HA2	1.50	0.94
3:O:3113[B]:ASP:CG	3:O:3114[B]:PRO:HD2	1.87	0.94
3:O:3196[A]:THR:N	3:O:3199[A]:GLN:HB2	1.81	0.94
3:I:3113[B]:ASP:CG	3:I:3114[B]:PRO:HD2	1.87	0.94
3:I:3169[B]:LYS:O	3:I:3172[B]:SER:OG	1.85	0.94
3:L:3106[A]:THR:O	3:L:3110[A]:THR:OG1	1.85	0.94
3:I:3150[B]:LYS:CB	3:R:3159[B]:SER:CA	2.30	0.94
3:U:2968[B]:GLN:HB2	3:U:2972[B]:GLY:HA2	1.47	0.94
3:X:2965[A]:LEU:HD11	3:X:2975[A]:PHE:H	1.31	0.94
3:X:3173[B]:THR:HB	3:X:3176[B]:LYS:HD2	1.46	0.94
3:C:2948[A]:ASP:OD1	3:C:2950[A]:THR:OG1	1.85	0.93
3:C:3106[A]:THR:O	3:C:3110[A]:THR:OG1	1.85	0.93
3:C:3153[B]:LYS:C	3:L:3155[B]:MET:CG	2.36	0.93
3:C:3159[B]:SER:CA	3:L:3150[B]:LYS:C	2.17	0.93
3:C:3169[B]:LYS:O	3:C:3172[B]:SER:OG	1.85	0.93
3:I:2948[B]:ASP:OD1	3:I:2950[B]:THR:OG1	1.85	0.93
3:O:3253[B]:GLU:CD	3:X:3161[B]:GLU:CD	2.26	0.93
3:R:2965[A]:LEU:HD11	3:R:2975[A]:PHE:H	1.31	0.93
3:R:2987[A]:HIS:NE2	3:R:3178[A]:PHE:CE1	2.35	0.93
3:R:2946[B]:GLN:O	3:R:3037[B]:TYR:OH	1.85	0.93
3:I:3148[B]:ILE:O	3:R:3169[B]:LYS:C	2.02	0.93
3:R:3298[B]:ASN:HB2	3:R:3300[B]:LEU:N	1.78	0.93
2:W:2472:ASN:HD21	5:W:3003:NAG:H61	1.31	0.93

Continued on next page...

Continued from previous page...

Atom-1	Atom-2	Interatomic distance (Å)	Clash overlap (Å)
3:X:2946[B]:GLN:O	3:X:3037[B]:TYR:OH	1.85	0.93
3:X:3196[A]:THR:N	3:X:3199[A]:GLN:HB2	1.81	0.93
3:X:3284[A]:LYS:HA	3:X:3284[A]:LYS:HE2	1.48	0.93
3:C:2948[B]:ASP:OD1	3:C:2950[B]:THR:OG1	1.85	0.93
3:C:3159[B]:SER:OG	3:L:3150[B]:LYS:C	2.07	0.93
3:F:2968[A]:GLN:HB2	3:F:2972[A]:GLY:HA2	1.47	0.93
3:F:3293[A]:LYS:CD	3:F:3294[A]:SER:HB3	1.95	0.93
3:L:2946[A]:GLN:O	3:L:3037[A]:TYR:OH	1.85	0.93
3:L:3134[A]:GLN:O	3:L:3137[A]:ARG:N	2.02	0.93
3:R:2968[B]:GLN:HB2	3:R:2972[B]:GLY:HA2	1.47	0.93
3:F:3169[A]:LYS:O	3:F:3172[A]:SER:OG	1.85	0.93
3:F:3284[A]:LYS:HA	3:F:3284[A]:LYS:HE2	1.48	0.93
3:I:3172[B]:SER:N	3:R:3152[B]:LYS:CB	2.07	0.93
3:L:2979[A]:GLN:HG2	3:L:3155[A]:MET:HE2	1.47	0.93
3:L:3106[B]:THR:O	3:L:3110[B]:THR:OG1	1.85	0.93
3:L:2960[A]:PHE:HD2	3:L:3157[A]:PRO:CG	1.82	0.93
3:U:2965[A]:LEU:HD11	3:U:2975[A]:PHE:H	1.31	0.93
3:U:3298[A]:ASN:HB2	3:U:3300[A]:LEU:N	1.78	0.93
3:X:2963[B]:MET:HG2	3:X:3108[B]:HIS:CD2	2.04	0.93
3:O:2973[B]:THR:HG1	3:X:3158[B]:PHE:HZ	0.94	0.93
3:I:3196[A]:THR:CG2	1:J:416:ASN:ND2	1.75	0.93
3:L:2932[A]:PRO:HA	3:L:2935[A]:ILE:CD1	1.99	0.93
3:O:2967[B]:CYS:HB2	3:X:3155[B]:MET:CG	1.97	0.93
3:R:2931[B]:THR:OG1	3:R:2934[B]:GLU:OE2	1.85	0.93
3:U:2932[A]:PRO:HA	3:U:2935[A]:ILE:CD1	1.99	0.93
3:U:2948[A]:ASP:OD1	3:U:2950[A]:THR:OG1	1.85	0.93
3:U:3169[B]:LYS:O	3:U:3172[B]:SER:OG	1.85	0.93
3:C:2969[A]:TYR:HD2	3:C:2971[A]:ASP:H	1.02	0.93
3:F:2988[A]:TRP:HE3	3:F:2989[A]:HIS:HD1	1.14	0.93
3:F:2946[B]:GLN:O	3:F:3037[B]:TYR:OH	1.85	0.93
3:F:2963[B]:MET:HG2	3:F:3108[B]:HIS:CD2	2.04	0.93
3:I:2932[B]:PRO:HA	3:I:2935[B]:ILE:HD12	1.51	0.93
3:C:3161[B]:GLU:HG3	3:L:3146[B]:CYS:O	1.69	0.93
3:C:3172[B]:SER:HB3	3:L:3150[B]:LYS:N	1.82	0.93
3:O:2948[A]:ASP:OD1	3:O:2950[A]:THR:OG1	1.85	0.93
3:O:2965[A]:LEU:HD11	3:O:2975[A]:PHE:H	1.31	0.93
3:O:2960[B]:PHE:HD2	3:O:3157[B]:PRO:CG	1.82	0.93
3:R:2931[A]:THR:OG1	3:R:2934[A]:GLU:OE2	1.85	0.93
3:U:3106[B]:THR:O	3:U:3110[B]:THR:OG1	1.86	0.93
3:X:2948[B]:ASP:OD1	3:X:2950[B]:THR:OG1	1.85	0.93
3:O:3040[B]:VAL:HG21	3:X:2969[B]:TYR:HD1	1.21	0.93

Continued on next page...

Continued from previous page...

Atom-1	Atom-2	Interatomic distance (Å)	Clash overlap (Å)
3:C:2979[B]:GLN:HG3	3:L:3156[B]:MET:HE2	1.44	0.93
3:F:2931[A]:THR:OG1	3:F:2934[A]:GLU:OE2	1.85	0.93
3:I:2932[A]:PRO:HA	3:I:2935[A]:ILE:HD12	1.51	0.93
3:I:3106[B]:THR:O	3:I:3110[B]:THR:OG1	1.85	0.93
3:I:3254[B]:MET:CB	3:R:2966[B]:SER:OG	2.16	0.93
3:C:3163[B]:ASN:N	3:L:3147[B]:GLU:CD	2.20	0.93
3:L:3284[B]:LYS:HE2	3:L:3284[B]:LYS:HA	1.48	0.93
3:O:3106[B]:THR:O	3:O:3110[B]:THR:OG1	1.85	0.93
3:R:3106[A]:THR:O	3:R:3110[A]:THR:OG1	1.85	0.93
3:R:3169[A]:LYS:O	3:R:3172[A]:SER:OG	1.85	0.93
3:X:2948[A]:ASP:OD1	3:X:2950[A]:THR:OG1	1.85	0.93
3:C:3283[A]:ILE:HG21	3:C:3305[A]:ILE:HD11	1.51	0.93
3:F:2932[A]:PRO:HA	3:F:2935[A]:ILE:CD1	1.99	0.93
3:F:2948[A]:ASP:OD1	3:F:2950[A]:THR:OG1	1.85	0.93
3:F:2969[A]:TYR:HD2	3:F:2971[A]:ASP:H	1.02	0.93
3:C:2969[B]:TYR:HE2	3:L:3120[B]:HIS:NE2	1.62	0.93
3:C:3158[B]:PHE:CE2	3:L:3153[B]:LYS:CE	2.50	0.93
3:O:3252[B]:TYR:HB2	3:X:3156[B]:MET:SD	2.09	0.93
3:R:2932[B]:PRO:HA	3:R:2935[B]:ILE:CD1	1.99	0.93
3:I:2967[B]:CYS:HA	3:R:2981[B]:GLY:HA3	1.51	0.93
3:C:3258[B]:PHE:CZ	3:L:2968[B]:GLN:NE2	2.37	0.93
2:H:2797:LYS:HZ1	3:I:3028[A]:PRO:HD3	1.14	0.93
3:C:3079[B]:CYS:SG	3:L:3161[B]:GLU:HG2	0.80	0.93
3:O:3134[A]:GLN:O	3:O:3137[A]:ARG:N	2.02	0.93
3:O:3253[B]:GLU:HG3	3:X:3161[B]:GLU:OE2	1.69	0.93
3:O:3298[B]:ASN:HB2	3:O:3300[B]:LEU:HD23	1.50	0.93
3:R:3134[A]:GLN:O	3:R:3137[A]:ARG:N	2.02	0.93
3:U:3283[B]:ILE:HG21	3:U:3305[B]:ILE:HD11	1.51	0.93
3:X:2932[B]:PRO:HA	3:X:2935[B]:ILE:CD1	1.99	0.93
3:C:2963[A]:MET:HG2	3:C:3108[A]:HIS:CD2	2.04	0.93
3:C:3298[B]:ASN:HB2	3:C:3300[B]:LEU:HD23	1.50	0.93
3:F:3106[A]:THR:O	3:F:3110[A]:THR:OG1	1.85	0.93
3:I:3254[B]:MET:HG3	3:R:2966[B]:SER:HB2	0.93	0.93
3:L:2932[A]:PRO:HA	3:L:2935[A]:ILE:HD12	1.51	0.93
3:C:2979[B]:GLN:HE22	3:L:2979[B]:GLN:HE22	0.97	0.93
3:C:3158[B]:PHE:CE2	3:L:3153[B]:LYS:NZ	2.36	0.93
3:C:3147[B]:GLU:OE1	3:L:3162[B]:ASP:C	2.07	0.93
3:C:3154[B]:PRO:HD3	3:L:3174[B]:GLY:HA2	1.02	0.93
3:O:2932[B]:PRO:HA	3:O:2935[B]:ILE:CD1	1.99	0.93
3:O:3038[B]:ILE:HD13	3:X:2969[B]:TYR:HE2	1.27	0.93
3:X:3106[B]:THR:O	3:X:3110[B]:THR:OG1	1.85	0.93

Continued on next page...

Continued from previous page...

Atom-1	Atom-2	Interatomic distance (Å)	Clash overlap (Å)
3:C:2932[B]:PRO:HA	3:C:2935[B]:ILE:CD1	1.99	0.93
3:C:2965[A]:LEU:HD11	3:C:2975[A]:PHE:H	1.31	0.93
3:C:2946[B]:GLN:O	3:C:3037[B]:TYR:OH	1.85	0.93
3:C:3106[B]:THR:O	3:C:3110[B]:THR:OG1	1.85	0.93
3:F:2960[B]:PHE:HD2	3:F:3157[B]:PRO:CG	1.82	0.93
3:F:2963[A]:MET:HG2	3:F:3108[A]:HIS:CD2	2.04	0.93
3:I:3134[A]:GLN:O	3:I:3137[A]:ARG:N	2.02	0.93
3:I:3149[B]:ASN:OD1	3:R:3169[B]:LYS:HG3	1.69	0.93
3:L:2932[B]:PRO:HA	3:L:2935[B]:ILE:HD12	1.51	0.93
3:L:3096[A]:VAL:HG11	3:L:3115[A]:LEU:CD1	1.99	0.93
3:L:3283[B]:ILE:HG21	3:L:3305[B]:ILE:HD11	1.51	0.93
3:R:2948[A]:ASP:N	3:R:2949[A]:LYS:HA	1.81	0.93
3:U:3096[A]:VAL:HG11	3:U:3115[A]:LEU:CD1	1.99	0.93
3:X:2963[A]:MET:HG2	3:X:3108[A]:HIS:CD2	2.04	0.93
2:Z:2472:ASN:CB	5:Z:3003:NAG:H82	1.98	0.93
3:C:2932[B]:PRO:HA	3:C:2935[B]:ILE:HD12	1.51	0.92
3:C:2960[B]:PHE:HD2	3:C:3157[B]:PRO:CG	1.82	0.92
3:I:2969[A]:TYR:CE2	3:I:2970[A]:PRO:HG2	2.05	0.92
3:I:3298[A]:ASN:HB2	3:I:3300[A]:LEU:N	1.78	0.92
3:O:2965[B]:LEU:C	3:X:3153[B]:LYS:NZ	2.22	0.92
3:I:3160[B]:SER:N	3:R:3150[B]:LYS:HD3	1.76	0.92
3:I:3163[B]:ASN:HB2	3:R:3150[B]:LYS:HE3	0.94	0.92
3:U:3074[A]:GLU:OE1	3:U:3212[A]:ARG:NH2	2.03	0.92
3:X:2932[A]:PRO:HA	3:X:2935[A]:ILE:CD1	1.99	0.92
3:F:2946[A]:GLN:O	3:F:3037[A]:TYR:OH	1.85	0.92
3:O:3102[B]:TYR:CA	3:X:2971[B]:ASP:HA	1.98	0.92
3:I:2982[B]:MET:CE	3:R:2967[B]:CYS:SG	2.58	0.92
3:I:2989[B]:HIS:NE2	3:R:2969[B]:TYR:HA	1.83	0.92
3:R:3134[B]:GLN:O	3:R:3137[B]:ARG:N	2.02	0.92
3:R:2979[B]:GLN:CG	3:R:3155[B]:MET:HE1	1.95	0.92
3:U:2963[A]:MET:HG2	3:U:3108[A]:HIS:CD2	2.04	0.92
3:C:2956[A]:LYS:O	3:C:2960[A]:PHE:HE1	1.22	0.92
3:F:3298[B]:ASN:HB2	3:F:3300[B]:LEU:HD23	1.50	0.92
3:L:2935[B]:ILE:HD13	3:L:2936[B]:GLU:H	1.35	0.92
3:L:2963[B]:MET:HG2	3:L:3108[B]:HIS:CD2	2.04	0.92
3:L:3169[B]:LYS:O	3:L:3172[B]:SER:OG	1.85	0.92
3:C:3252[B]:TYR:CE2	3:L:3223[B]:GLY:O	2.22	0.92
3:C:3162[B]:ASP:CG	3:L:3259[B]:ASP:H	1.70	0.92
3:O:2963[A]:MET:HG2	3:O:3108[A]:HIS:CD2	2.04	0.92
3:O:3169[A]:LYS:O	3:O:3172[A]:SER:OG	1.85	0.92
3:R:2931[B]:THR:N	3:R:2934[B]:GLU:OE2	2.02	0.92

Continued on next page...

Continued from previous page...

Atom-1	Atom-2	Interatomic distance (Å)	Clash overlap (Å)
3:R:3096[B]:VAL:HG11	3:R:3115[B]:LEU:CD1	1.99	0.92
3:U:3134[A]:GLN:O	3:U:3137[A]:ARG:N	2.02	0.92
3:X:3106[A]:THR:O	3:X:3110[A]:THR:OG1	1.85	0.92
3:X:3096[A]:VAL:HG11	3:X:3115[A]:LEU:CD1	1.99	0.92
3:C:2969[A]:TYR:CE2	3:C:2970[A]:PRO:HG2	2.05	0.92
3:C:3096[B]:VAL:HG11	3:C:3115[B]:LEU:CD1	1.99	0.92
3:F:2931[A]:THR:N	3:F:2934[A]:GLU:OE2	2.02	0.92
3:F:3074[A]:GLU:OE1	3:F:3212[A]:ARG:NH2	2.03	0.92
3:F:3096[A]:VAL:HG11	3:F:3115[A]:LEU:CD1	2.00	0.92
3:I:2931[B]:THR:OG1	3:I:2934[B]:GLU:OE2	1.85	0.92
3:I:3155[B]:MET:N	3:R:3153[B]:LYS:O	1.99	0.92
1:J:806:ASN:CG	5:J:5007:NAG:H82	1.89	0.92
3:O:3154[B]:PRO:HG3	3:X:3175[B]:TYR:CB	1.95	0.92
3:O:3283[B]:ILE:HG21	3:O:3305[B]:ILE:HD11	1.51	0.92
3:U:3169[A]:LYS:O	3:U:3172[A]:SER:OG	1.85	0.92
3:X:2965[B]:LEU:HD11	3:X:2975[B]:PHE:H	1.32	0.92
3:O:2970[B]:PRO:HD2	3:X:2991[B]:LEU:HB2	1.17	0.92
3:C:2931[B]:THR:OG1	3:C:2934[B]:GLU:OE2	1.85	0.92
3:C:3134[B]:GLN:O	3:C:3137[B]:ARG:N	2.02	0.92
3:C:3154[B]:PRO:HB3	3:L:3174[B]:GLY:HA3	0.92	0.92
3:I:2982[B]:MET:CE	3:R:2977[B]:CYS:HB2	1.99	0.92
3:I:3074[B]:GLU:OE1	3:I:3212[B]:ARG:NH2	2.03	0.92
3:I:3096[A]:VAL:HG11	3:I:3115[A]:LEU:CD1	2.00	0.92
3:L:2931[A]:THR:N	3:L:2934[A]:GLU:OE2	2.02	0.92
3:O:2948[A]:ASP:HB3	3:O:2949[A]:LYS:HA	1.52	0.92
3:O:2969[A]:TYR:CE2	3:O:2970[A]:PRO:HG2	2.05	0.92
3:R:2963[A]:MET:HG2	3:R:3108[A]:HIS:CD2	2.04	0.92
3:R:2963[B]:MET:HG2	3:R:3108[B]:HIS:CD2	2.04	0.92
2:Q:2800:LYS:O	3:R:3023[A]:ILE:HD11	1.69	0.92
3:R:3284[B]:LYS:HE2	3:R:3284[B]:LYS:HA	1.48	0.92
3:U:2946[B]:GLN:O	3:U:3037[B]:TYR:OH	1.85	0.92
3:U:3134[B]:GLN:O	3:U:3137[B]:ARG:N	2.02	0.92
2:W:2800:LYS:O	3:X:3023[A]:ILE:HD13	1.69	0.92
3:X:2935[B]:ILE:HD13	3:X:2936[B]:GLU:H	1.35	0.92
3:F:3298[A]:ASN:HB2	3:F:3300[A]:LEU:N	1.78	0.92
3:I:2969[B]:TYR:CE2	3:I:2970[B]:PRO:HG2	2.05	0.92
3:I:2965[B]:LEU:HD11	3:I:2975[B]:PHE:H	1.31	0.92
3:I:3096[B]:VAL:HG11	3:I:3115[B]:LEU:CD1	1.99	0.92
3:I:3155[B]:MET:CB	3:R:3153[B]:LYS:CD	2.34	0.92
3:I:3298[A]:ASN:HB2	3:I:3300[A]:LEU:HD23	1.51	0.92
3:L:2965[A]:LEU:HD11	3:L:2975[A]:PHE:N	1.85	0.92

Continued on next page...

Continued from previous page...

Atom-1	Atom-2	Interatomic distance (Å)	Clash overlap (Å)
3:U:2932[B]:PRO:HA	3:U:2935[B]:ILE:CD1	1.99	0.92
3:U:3106[A]:THR:O	3:U:3110[A]:THR:OG1	1.85	0.92
3:X:2935[A]:ILE:HD13	3:X:2936[A]:GLU:H	1.35	0.92
3:X:2948[B]:ASP:HB3	3:X:2949[B]:LYS:HA	1.52	0.92
3:C:3298[A]:ASN:HB2	3:C:3300[A]:LEU:HD23	1.50	0.92
3:F:3283[A]:ILE:HG21	3:F:3305[A]:ILE:HD11	1.51	0.92
3:I:2963[A]:MET:HG2	3:I:3108[A]:HIS:CD2	2.03	0.92
3:I:2963[B]:MET:HG2	3:I:3108[B]:HIS:CD2	2.04	0.92
3:I:3074[A]:GLU:OE1	3:I:3212[A]:ARG:NH2	2.03	0.92
3:I:3284[A]:LYS:HA	3:I:3284[A]:LYS:HE2	1.48	0.92
3:L:2932[B]:PRO:HA	3:L:2935[B]:ILE:CD1	1.99	0.92
3:C:2988[B]:TRP:HE1	3:L:3153[B]:LYS:HZ3	1.01	0.92
3:C:3150[B]:LYS:N	3:L:3172[B]:SER:HB3	1.84	0.92
3:O:2963[B]:MET:HG2	3:O:3108[B]:HIS:CD2	2.04	0.92
3:U:3074[B]:GLU:OE1	3:U:3212[B]:ARG:NH2	2.03	0.92
3:C:3159[B]:SER:HA	3:L:3150[B]:LYS:C	1.53	0.92
3:F:3298[A]:ASN:HB2	3:F:3300[A]:LEU:HD23	1.50	0.92
3:I:2932[A]:PRO:HA	3:I:2935[A]:ILE:CD1	1.99	0.92
3:I:2960[B]:PHE:HD2	3:I:3157[B]:PRO:CG	1.82	0.92
3:I:3150[B]:LYS:HE3	3:R:3163[B]:ASN:HB3	1.48	0.92
3:I:2960[A]:PHE:HD2	3:I:3157[A]:PRO:CG	1.82	0.92
3:I:3220[B]:ARG:HH11	3:I:3220[B]:ARG:HG3	1.35	0.92
3:L:2963[A]:MET:HG2	3:L:3108[A]:HIS:CD2	2.04	0.92
3:L:3169[A]:LYS:O	3:L:3172[A]:SER:OG	1.85	0.92
3:O:2960[A]:PHE:HD2	3:O:3157[A]:PRO:CG	1.82	0.92
3:O:3074[A]:GLU:OE1	3:O:3212[A]:ARG:NH2	2.02	0.92
3:R:2931[A]:THR:N	3:R:2934[A]:GLU:OE2	2.02	0.92
3:R:2969[A]:TYR:CE2	3:R:2970[A]:PRO:HG2	2.05	0.92
3:I:2982[B]:MET:HE3	3:R:2977[B]:CYS:HB3	1.52	0.92
3:R:3298[A]:ASN:HB2	3:R:3300[A]:LEU:HD23	1.50	0.92
3:U:2960[B]:PHE:HD2	3:U:3157[B]:PRO:CG	1.82	0.92
3:U:2963[B]:MET:HG2	3:U:3108[B]:HIS:CD2	2.04	0.92
3:X:2948[A]:ASP:N	3:X:2949[A]:LYS:HA	1.81	0.92
3:X:3134[A]:GLN:O	3:X:3137[A]:ARG:N	2.02	0.92
3:C:3220[A]:ARG:HH11	3:C:3220[A]:ARG:HG3	1.35	0.92
3:F:3096[B]:VAL:HG11	3:F:3115[B]:LEU:CD1	1.99	0.92
3:F:3134[B]:GLN:O	3:F:3137[B]:ARG:N	2.02	0.92
3:F:3298[B]:ASN:HB2	3:F:3300[B]:LEU:N	1.78	0.92
3:I:3163[B]:ASN:O	3:R:3149[B]:ASN:ND2	2.02	0.92
3:C:3156[B]:MET:HA	3:L:3150[B]:LYS:HD3	1.50	0.92
3:L:3298[B]:ASN:HB2	3:L:3300[B]:LEU:HD23	1.50	0.92

Continued on next page...

Continued from previous page...

Atom-1	Atom-2	Interatomic distance (Å)	Clash overlap (Å)
3:O:2931[B]:THR:N	3:O:2934[B]:GLU:OE2	2.02	0.92
3:O:2971[B]:ASP:N	3:X:2988[B]:TRP:O	2.02	0.92
3:O:3096[A]:VAL:HG11	3:O:3115[A]:LEU:CD1	1.99	0.92
3:O:3108[B]:HIS:HB3	3:X:2969[B]:TYR:O	1.64	0.92
2:Q:2867:PRO:HG3	3:R:2932[A]:PRO:HG2	1.50	0.92
3:R:3074[A]:GLU:OE1	3:R:3212[A]:ARG:NH2	2.03	0.92
3:X:2960[B]:PHE:HD2	3:X:3157[B]:PRO:CG	1.82	0.92
3:X:2965[A]:LEU:HD11	3:X:2975[A]:PHE:N	1.85	0.92
3:C:2963[B]:MET:HG2	3:C:3108[B]:HIS:CD2	2.04	0.92
3:C:3172[B]:SER:HB3	3:L:3149[B]:ASN:C	1.88	0.92
3:C:3298[A]:ASN:HB2	3:C:3300[A]:LEU:N	1.78	0.92
3:F:2960[A]:PHE:HD2	3:F:3157[A]:PRO:CG	1.82	0.92
3:I:2932[B]:PRO:HA	3:I:2935[B]:ILE:CD1	1.99	0.92
3:L:2965[B]:LEU:HD11	3:L:2975[B]:PHE:N	1.85	0.92
3:C:3169[B]:LYS:O	3:L:3152[B]:LYS:CG	2.18	0.92
3:O:2931[A]:THR:N	3:O:2934[A]:GLU:OE2	2.02	0.92
3:O:3096[B]:VAL:HG11	3:O:3115[B]:LEU:CD1	2.00	0.92
3:O:3220[B]:ARG:HG3	3:O:3220[B]:ARG:HH11	1.35	0.92
3:R:2935[A]:ILE:HD13	3:R:2936[A]:GLU:H	1.35	0.92
3:R:2960[A]:PHE:HD2	3:R:3157[A]:PRO:CG	1.82	0.92
3:R:2960[B]:PHE:HD2	3:R:3157[B]:PRO:CG	1.82	0.92
3:I:2982[B]:MET:CE	3:R:2977[B]:CYS:CB	2.48	0.92
3:I:3172[B]:SER:CB	3:R:3150[B]:LYS:C	2.39	0.92
3:X:2931[A]:THR:N	3:X:2934[A]:GLU:OE2	2.02	0.92
3:X:2969[A]:TYR:CE2	3:X:2970[A]:PRO:HG2	2.05	0.92
3:O:2970[B]:PRO:HD3	3:X:2991[B]:LEU:HD13	1.50	0.92
3:X:3074[B]:GLU:OE1	3:X:3212[B]:ARG:NH2	2.03	0.92
3:C:2931[B]:THR:N	3:C:2934[B]:GLU:OE2	2.02	0.91
3:C:2960[A]:PHE:HD2	3:C:3157[A]:PRO:CG	1.82	0.91
3:C:3120[B]:HIS:CD2	3:L:2969[B]:TYR:OH	2.22	0.91
3:F:2932[A]:PRO:HA	3:F:2935[A]:ILE:HD12	1.51	0.91
3:F:3074[B]:GLU:OE1	3:F:3212[B]:ARG:NH2	2.03	0.91
3:I:2931[A]:THR:N	3:I:2934[A]:GLU:OE2	2.02	0.91
3:L:2960[B]:PHE:HD2	3:L:3157[B]:PRO:CG	1.82	0.91
3:O:2951[B]:ASP:OD2	3:O:2952[B]:ALA:N	2.03	0.91
3:O:2969[B]:TYR:HD2	3:O:2971[B]:ASP:H	1.02	0.91
3:O:3255[B]:PRO:CD	3:X:3169[B]:LYS:HG3	2.00	0.91
3:R:2932[A]:PRO:HA	3:R:2935[A]:ILE:HD12	1.51	0.91
3:R:3096[A]:VAL:HG11	3:R:3115[A]:LEU:CD1	1.99	0.91
3:R:3074[B]:GLU:OE1	3:R:3212[B]:ARG:NH2	2.03	0.91
3:R:3220[A]:ARG:HH11	3:R:3220[A]:ARG:HG3	1.35	0.91

Continued on next page...

Continued from previous page...

Atom-1	Atom-2	Interatomic distance (Å)	Clash overlap (Å)
3:U:2965[B]:LEU:HD11	3:U:2975[B]:PHE:H	1.31	0.91
3:X:2948[B]:ASP:N	3:X:2949[B]:LYS:HA	1.81	0.91
3:X:2956[B]:LYS:O	3:X:2960[B]:PHE:HE1	1.22	0.91
3:X:3096[B]:VAL:HG11	3:X:3115[B]:LEU:CD1	2.00	0.91
3:X:3283[B]:ILE:HG21	3:X:3305[B]:ILE:HD11	1.51	0.91
3:C:2951[B]:ASP:OD2	3:C:2952[B]:ALA:N	2.03	0.91
3:C:2965[A]:LEU:HD11	3:C:2975[A]:PHE:N	1.85	0.91
3:I:3220[A]:ARG:HH11	3:I:3220[A]:ARG:HG3	1.35	0.91
3:L:2969[A]:TYR:CE2	3:L:2970[A]:PRO:HG2	2.05	0.91
3:L:3134[B]:GLN:O	3:L:3137[B]:ARG:N	2.02	0.91
3:C:3172[B]:SER:CB	3:L:3150[B]:LYS:CA	2.48	0.91
3:L:3220[A]:ARG:HH11	3:L:3220[A]:ARG:HG3	1.35	0.91
3:O:2979[B]:GLN:HG2	3:O:3155[B]:MET:HE2	1.52	0.91
3:U:2935[A]:ILE:HD13	3:U:2936[A]:GLU:H	1.35	0.91
3:U:3096[B]:VAL:HG11	3:U:3115[B]:LEU:CD1	1.99	0.91
3:U:3298[B]:ASN:HB2	3:U:3300[B]:LEU:HD23	1.50	0.91
3:U:3283[A]:ILE:HG21	3:U:3305[A]:ILE:HD11	1.51	0.91
3:X:2956[A]:LYS:O	3:X:2960[A]:PHE:HE1	1.22	0.91
3:X:2960[A]:PHE:HD2	3:X:3157[A]:PRO:CG	1.82	0.91
3:X:3169[A]:LYS:O	3:X:3172[A]:SER:OG	1.85	0.91
3:X:3298[A]:ASN:HB2	3:X:3300[A]:LEU:HD23	1.50	0.91
3:C:2988[A]:TRP:HE3	3:C:2989[A]:HIS:HD1	1.14	0.91
3:C:3169[A]:LYS:O	3:C:3172[A]:SER:OG	1.85	0.91
3:F:2931[B]:THR:N	3:F:2934[B]:GLU:OE2	2.02	0.91
3:F:2932[B]:PRO:HA	3:F:2935[B]:ILE:CD1	1.99	0.91
3:L:2948[B]:ASP:N	3:L:2949[B]:LYS:HA	1.81	0.91
3:L:3298[A]:ASN:HB2	3:L:3300[A]:LEU:HD23	1.51	0.91
3:O:2932[A]:PRO:HA	3:O:2935[A]:ILE:CD1	1.99	0.91
2:Q:2868:GLU:CD	3:R:2932[A]:PRO:O	2.09	0.91
3:R:2932[A]:PRO:HA	3:R:2935[A]:ILE:CD1	1.99	0.91
3:X:2951[A]:ASP:OD2	3:X:2952[A]:ALA:N	2.03	0.91
3:C:2932[A]:PRO:HA	3:C:2935[A]:ILE:HD12	1.51	0.91
3:C:2951[A]:ASP:OD2	3:C:2952[A]:ALA:N	2.03	0.91
3:C:2982[B]:MET:SD	3:L:3157[B]:PRO:N	2.42	0.91
3:F:2951[A]:ASP:OD2	3:F:2952[A]:ALA:N	2.04	0.91
3:F:2969[A]:TYR:CE2	3:F:2970[A]:PRO:HG2	2.05	0.91
3:F:2965[B]:LEU:HD11	3:F:2975[B]:PHE:N	1.85	0.91
3:I:2988[B]:TRP:HE3	3:I:2989[B]:HIS:HD1	1.14	0.91
3:I:3134[B]:GLN:O	3:I:3137[B]:ARG:N	2.02	0.91
3:I:2970[B]:PRO:N	3:R:2989[B]:HIS:NE2	2.18	0.91
3:X:2932[B]:PRO:HA	3:X:2935[B]:ILE:HD12	1.51	0.91

Continued on next page...

Continued from previous page...

Atom-1	Atom-2	Interatomic distance (Å)	Clash overlap (Å)
3:O:3158[B]:PHE:N	3:X:3152[B]:LYS:CG	2.20	0.91
1:A:1161:ILE:HD11	1:A:1196:ILE:HD11	1.53	0.91
3:C:2968[B]:GLN:O	3:L:2985[B]:PHE:HD2	1.48	0.91
3:C:3096[A]:VAL:HG11	3:C:3115[A]:LEU:CD1	1.99	0.91
3:F:2948[A]:ASP:HB3	3:F:2949[A]:LYS:HA	1.52	0.91
3:I:3298[B]:ASN:ND2	3:I:3301[B]:PRO:CA	2.34	0.91
3:L:2931[B]:THR:N	3:L:2934[B]:GLU:OE2	2.02	0.91
3:L:2979[B]:GLN:HG2	3:L:3155[B]:MET:HE3	1.49	0.91
3:C:2988[B]:TRP:CD1	3:L:3153[B]:LYS:NZ	2.35	0.91
3:L:3074[A]:GLU:OE1	3:L:3212[A]:ARG:NH2	2.03	0.91
1:M:1582:ASN:HB3	1:M:1583:CYS:HB2	1.52	0.91
3:I:3251[B]:ASP:CA	3:R:3251[B]:ASP:HB3	1.99	0.91
3:U:2931[B]:THR:N	3:U:2934[B]:GLU:OE2	2.02	0.91
3:U:2960[A]:PHE:HD2	3:U:3157[A]:PRO:CG	1.82	0.91
3:X:2931[B]:THR:N	3:X:2934[B]:GLU:OE2	2.02	0.91
3:C:2931[A]:THR:N	3:C:2934[A]:GLU:OE2	2.02	0.91
3:C:3074[A]:GLU:OE1	3:C:3212[A]:ARG:NH2	2.02	0.91
3:C:3153[B]:LYS:HB3	3:L:3155[B]:MET:CA	1.78	0.91
3:F:2932[B]:PRO:HA	3:F:2935[B]:ILE:HD12	1.51	0.91
3:F:3134[A]:GLN:O	3:F:3137[A]:ARG:N	2.02	0.91
3:I:3162[B]:ASP:OD2	3:R:3258[B]:PHE:HA	1.70	0.91
3:I:3283[A]:ILE:HG21	3:I:3305[A]:ILE:HD11	1.52	0.91
3:C:2969[B]:TYR:O	3:L:2985[B]:PHE:CE2	2.21	0.91
3:O:2935[A]:ILE:HD13	3:O:2936[A]:GLU:H	1.35	0.91
3:O:2951[A]:ASP:OD2	3:O:2952[A]:ALA:N	2.03	0.91
3:O:2965[B]:LEU:HD11	3:O:2975[B]:PHE:N	1.85	0.91
3:O:3134[B]:GLN:O	3:O:3137[B]:ARG:N	2.02	0.91
3:O:3169[B]:LYS:HE3	3:X:3148[B]:ILE:CA	1.57	0.91
2:Q:2867:PRO:HG3	3:R:2932[A]:PRO:CG	2.01	0.91
3:R:2965[B]:LEU:HD11	3:R:2975[B]:PHE:H	1.31	0.91
3:R:3298[B]:ASN:HB2	3:R:3300[B]:LEU:HD23	1.50	0.91
3:U:2969[B]:TYR:CE2	3:U:2970[B]:PRO:HG2	2.05	0.91
3:X:3134[B]:GLN:O	3:X:3137[B]:ARG:N	2.02	0.91
3:C:2932[A]:PRO:HA	3:C:2935[A]:ILE:CD1	1.99	0.91
3:C:3284[A]:LYS:HE2	3:C:3284[A]:LYS:HA	1.49	0.91
3:I:2951[A]:ASP:OD2	3:I:2952[A]:ALA:N	2.03	0.91
3:L:2948[B]:ASP:HB3	3:L:2949[B]:LYS:HA	1.52	0.91
3:L:3074[B]:GLU:OE1	3:L:3212[B]:ARG:NH2	2.02	0.91
3:L:3096[B]:VAL:HG11	3:L:3115[B]:LEU:CD1	1.99	0.91
3:O:2965[A]:LEU:HD11	3:O:2975[A]:PHE:N	1.85	0.91
3:O:3074[B]:GLU:OE1	3:O:3212[B]:ARG:NH2	2.03	0.91

Continued on next page...

Continued from previous page...

Atom-1	Atom-2	Interatomic distance (Å)	Clash overlap (Å)
3:O:3283[A]:ILE:HG21	3:O:3305[A]:ILE:HD11	1.51	0.91
3:I:3162[B]:ASP:CB	3:R:3259[B]:ASP:HB3	2.00	0.91
3:U:2951[A]:ASP:OD2	3:U:2952[A]:ALA:N	2.04	0.91
3:U:3298[A]:ASN:HB2	3:U:3300[A]:LEU:HD23	1.51	0.91
3:X:3074[A]:GLU:OE1	3:X:3212[A]:ARG:NH2	2.03	0.91
3:X:3298[B]:ASN:HB2	3:X:3300[B]:LEU:N	1.78	0.91
3:X:3283[A]:ILE:HG21	3:X:3305[A]:ILE:HD11	1.51	0.91
3:C:2948[B]:ASP:HB3	3:C:2949[B]:LYS:HA	1.52	0.91
3:F:2935[B]:ILE:HD13	3:F:2936[B]:GLU:H	1.35	0.91
3:F:2951[B]:ASP:OD2	3:F:2952[B]:ALA:N	2.03	0.91
3:I:2961[B]:HIS:CE1	3:I:2980[B]:HIS:HE2	1.77	0.91
3:L:2951[A]:ASP:OD2	3:L:2952[A]:ALA:N	2.03	0.91
3:C:3255[B]:PRO:CG	3:L:2959[B]:SER:O	2.17	0.91
3:C:3158[B]:PHE:O	3:L:3149[B]:ASN:CB	2.19	0.91
3:O:2935[B]:ILE:HD13	3:O:2936[B]:GLU:H	1.35	0.91
3:U:2931[A]:THR:N	3:U:2934[A]:GLU:OE2	2.02	0.91
3:I:2965[B]:LEU:HD11	3:I:2975[B]:PHE:N	1.85	0.91
3:C:3172[B]:SER:HB3	3:L:3150[B]:LYS:HA	1.50	0.91
3:O:3220[A]:ARG:HH11	3:O:3220[A]:ARG:HG3	1.35	0.91
3:R:2948[B]:ASP:HB3	3:R:2949[B]:LYS:HA	1.52	0.91
3:X:2951[B]:ASP:OD2	3:X:2952[B]:ALA:N	2.03	0.91
3:C:2965[B]:LEU:HD11	3:C:2975[B]:PHE:N	1.85	0.91
3:F:3217[A]:PHE:HZ	3:F:3230[A]:PHE:CE1	1.89	0.91
3:I:2970[B]:PRO:N	3:R:2989[B]:HIS:CD2	2.38	0.91
3:L:2948[A]:ASP:HB3	3:L:2949[A]:LYS:HA	1.52	0.91
3:I:3090[B]:ASN:HB3	3:R:2972[B]:GLY:CA	2.00	0.91
3:R:3220[B]:ARG:HG3	3:R:3220[B]:ARG:HH11	1.35	0.91
3:I:2976[B]:ALA:HB3	3:R:3252[B]:TYR:O	1.71	0.91
3:U:2948[A]:ASP:HB3	3:U:2949[A]:LYS:HA	1.52	0.91
3:U:3230[B]:PHE:HB2	3:U:3243[B]:GLY:N	1.86	0.91
3:O:3108[B]:HIS:CB	3:X:2970[B]:PRO:N	2.28	0.91
3:O:2963[B]:MET:CE	3:X:2975[B]:PHE:CD2	2.48	0.91
3:C:3156[B]:MET:CB	3:L:2982[B]:MET:CG	2.46	0.90
3:C:3298[A]:ASN:ND2	3:C:3301[A]:PRO:CA	2.34	0.90
3:F:3298[B]:ASN:ND2	3:F:3301[B]:PRO:CA	2.34	0.90
3:I:2935[B]:ILE:HD13	3:I:2936[B]:GLU:H	1.35	0.90
3:I:3149[B]:ASN:OD1	3:R:3169[B]:LYS:CD	2.17	0.90
3:I:3173[B]:THR:O	3:R:3154[B]:PRO:CD	2.19	0.90
3:O:2974[B]:ALA:HB3	3:X:2977[B]:CYS:CA	2.01	0.90
3:O:3196[A]:THR:HB	3:O:3198[A]:PRO:HD2	1.54	0.90
3:R:2932[B]:PRO:HA	3:R:2935[B]:ILE:HD12	1.51	0.90

Continued on next page...

Continued from previous page...

Atom-1	Atom-2	Interatomic distance (Å)	Clash overlap (Å)
3:R:2951[B]:ASP:OD2	3:R:2952[B]:ALA:N	2.03	0.90
3:R:2965[A]:LEU:HD11	3:R:2975[A]:PHE:N	1.85	0.90
3:I:3150[B]:LYS:HZ3	3:R:3160[B]:SER:HB3	1.29	0.90
3:R:3298[A]:ASN:ND2	3:R:3301[A]:PRO:CA	2.34	0.90
3:R:3283[A]:ILE:HG21	3:R:3305[A]:ILE:HD11	1.51	0.90
3:U:2935[B]:ILE:HD13	3:U:2936[B]:GLU:H	1.35	0.90
3:U:3220[B]:ARG:HH11	3:U:3220[B]:ARG:HG3	1.35	0.90
3:X:3230[A]:PHE:HB2	3:X:3243[A]:GLY:N	1.86	0.90
3:C:3174[B]:GLY:HA3	3:L:3154[B]:PRO:CB	2.00	0.90
3:F:3230[A]:PHE:HB2	3:F:3243[A]:GLY:N	1.87	0.90
3:I:3298[A]:ASN:ND2	3:I:3301[A]:PRO:CA	2.34	0.90
3:L:2951[B]:ASP:OD2	3:L:2952[B]:ALA:N	2.03	0.90
3:O:2979[A]:GLN:HG2	3:O:3155[A]:MET:HE2	1.53	0.90
3:O:3157[B]:PRO:O	3:X:3148[B]:ILE:O	1.87	0.90
3:I:2967[B]:CYS:HA	3:R:2981[B]:GLY:CA	1.94	0.90
3:R:2988[A]:TRP:HE3	3:R:2989[A]:HIS:HD1	1.14	0.90
3:U:2969[A]:TYR:CE2	3:U:2970[A]:PRO:HG2	2.05	0.90
3:U:3196[A]:THR:HB	3:U:3198[A]:PRO:HD2	1.54	0.90
3:U:3298[A]:ASN:ND2	3:U:3301[A]:PRO:CA	2.34	0.90
3:C:2967[B]:CYS:HB3	3:L:2982[B]:MET:H	1.29	0.90
3:C:2974[B]:ALA:CA	3:L:3249[B]:GLY:HA2	2.01	0.90
3:C:3134[A]:GLN:O	3:C:3137[A]:ARG:N	2.02	0.90
3:C:3074[B]:GLU:OE1	3:C:3212[B]:ARG:NH2	2.02	0.90
1:D:695:TYR:HH	1:D:703:TYR:HD1	1.07	0.90
3:F:3283[B]:ILE:HG21	3:F:3305[B]:ILE:HD11	1.51	0.90
3:I:2931[B]:THR:N	3:I:2934[B]:GLU:OE2	2.02	0.90
3:I:3298[B]:ASN:HB2	3:I:3300[B]:LEU:HD23	1.51	0.90
3:R:2935[B]:ILE:HD13	3:R:2936[B]:GLU:H	1.35	0.90
3:U:2951[B]:ASP:OD2	3:U:2952[B]:ALA:N	2.03	0.90
3:X:2965[B]:LEU:HD11	3:X:2975[B]:PHE:N	1.85	0.90
3:X:3298[B]:ASN:HB2	3:X:3300[B]:LEU:HD23	1.51	0.90
3:C:3196[B]:THR:HB	3:C:3198[B]:PRO:HD2	1.54	0.90
3:I:2975[B]:PHE:HZ	3:R:2961[B]:HIS:CB	1.85	0.90
3:I:2988[B]:TRP:CH2	3:R:2975[B]:PHE:HE2	1.88	0.90
3:I:2978[B]:CYS:O	3:R:2977[B]:CYS:SG	2.28	0.90
3:O:2971[B]:ASP:N	3:X:2991[B]:LEU:N	2.19	0.90
3:F:2969[B]:TYR:CE2	3:F:2970[B]:PRO:HG2	2.05	0.90
3:I:2967[B]:CYS:SG	3:R:2982[B]:MET:HE2	2.10	0.90
3:O:3160[B]:SER:CA	3:X:3151[B]:LEU:HD12	2.01	0.90
3:R:3230[B]:PHE:HB2	3:R:3243[B]:GLY:N	1.87	0.90
3:F:2948[A]:ASP:N	3:F:2949[A]:LYS:HA	1.81	0.90

Continued on next page...

Continued from previous page...

Atom-1	Atom-2	Interatomic distance (Å)	Clash overlap (Å)
3:I:2935[A]:ILE:HD13	3:I:2936[A]:GLU:H	1.35	0.90
3:I:3196[A]:THR:HB	3:I:3198[A]:PRO:HD2	1.53	0.90
3:I:3230[B]:PHE:HB2	3:I:3243[B]:GLY:N	1.87	0.90
3:C:3153[B]:LYS:NZ	3:L:2988[B]:TRP:CD1	2.40	0.90
3:L:2988[A]:TRP:HE3	3:L:2989[A]:HIS:HD1	1.14	0.90
3:L:3298[B]:ASN:ND2	3:L:3301[B]:PRO:CA	2.34	0.90
3:O:3160[B]:SER:CB	3:X:3151[B]:LEU:N	2.30	0.90
3:R:3283[B]:ILE:HG21	3:R:3305[B]:ILE:HD11	1.51	0.90
3:U:3220[A]:ARG:HH11	3:U:3220[A]:ARG:HG3	1.35	0.90
3:X:2948[A]:ASP:HB3	3:X:2949[A]:LYS:HA	1.52	0.90
3:O:3158[B]:PHE:C	3:X:3148[B]:ILE:O	2.10	0.90
3:C:2979[B]:GLN:HG2	3:C:3155[B]:MET:HE3	1.52	0.90
3:I:3283[B]:ILE:HG21	3:I:3305[B]:ILE:HD11	1.51	0.90
3:U:3298[B]:ASN:ND2	3:U:3301[B]:PRO:CA	2.34	0.90
3:X:2932[A]:PRO:HA	3:X:2935[A]:ILE:HD12	1.51	0.90
3:X:3220[B]:ARG:HG3	3:X:3220[B]:ARG:HH11	1.35	0.90
3:C:3223[B]:GLY:O	3:L:3252[B]:TYR:CE1	2.24	0.90
3:C:3230[B]:PHE:HB2	3:C:3243[B]:GLY:N	1.87	0.90
1:D:806:ASN:HD22	5:D:5007:NAG:H83	1.36	0.90
3:F:2965[A]:LEU:HD11	3:F:2975[A]:PHE:N	1.85	0.90
3:F:3298[A]:ASN:ND2	3:F:3301[A]:PRO:CA	2.34	0.90
1:G:1582:ASN:HB3	1:G:1583:CYS:HB2	1.53	0.90
3:I:2967[B]:CYS:SG	3:R:2982[B]:MET:CG	2.60	0.90
3:L:3230[A]:PHE:HB2	3:L:3243[A]:GLY:N	1.86	0.90
3:L:3283[A]:ILE:HG21	3:L:3305[A]:ILE:HD11	1.51	0.90
3:O:2932[A]:PRO:HA	3:O:2935[A]:ILE:HD12	1.51	0.90
3:O:2932[B]:PRO:HA	3:O:2935[B]:ILE:HD12	1.51	0.90
3:O:3230[B]:PHE:HB2	3:O:3243[B]:GLY:N	1.87	0.90
3:U:2948[B]:ASP:HB3	3:U:2949[B]:LYS:HA	1.52	0.90
3:O:2973[B]:THR:CB	3:X:3158[B]:PHE:CE2	2.54	0.90
3:C:3220[B]:ARG:HH11	3:C:3220[B]:ARG:HG3	1.35	0.90
3:I:3153[B]:LYS:CD	3:R:3155[B]:MET:CB	2.46	0.90
3:L:3220[B]:ARG:HH11	3:L:3220[B]:ARG:HG3	1.35	0.90
3:C:3223[B]:GLY:O	3:L:3252[B]:TYR:CZ	2.24	0.90
3:O:2964[B]:PRO:HA	3:X:2975[B]:PHE:HE2	1.37	0.90
3:O:2965[B]:LEU:HD11	3:X:2979[B]:GLN:NE2	1.86	0.90
3:O:3298[A]:ASN:HB2	3:O:3300[A]:LEU:N	1.78	0.90
3:R:2951[A]:ASP:OD2	3:R:2952[A]:ALA:N	2.04	0.90
3:R:3196[A]:THR:HB	3:R:3198[A]:PRO:HD2	1.53	0.90
3:U:2932[A]:PRO:HA	3:U:2935[A]:ILE:HD12	1.51	0.90
3:U:2988[A]:TRP:HE3	3:U:2989[A]:HIS:HD1	1.14	0.90

Continued on next page...

Continued from previous page...

Atom-1	Atom-2	Interatomic distance (Å)	Clash overlap (Å)
3:X:3298[B]:ASN:ND2	3:X:3301[B]:PRO:CA	2.34	0.90
3:F:2948[B]:ASP:HB3	3:F:2949[B]:LYS:HA	1.52	0.90
3:F:3024[A]:LEU:CD1	3:F:3025[A]:VAL:H	1.83	0.90
3:F:3196[B]:THR:HB	3:F:3198[B]:PRO:HD2	1.54	0.90
3:F:3220[B]:ARG:HG3	3:F:3220[B]:ARG:HH11	1.35	0.90
3:I:3255[B]:PRO:CG	3:R:2964[B]:PRO:HD2	2.02	0.90
3:L:3217[B]:PHE:HZ	3:L:3230[B]:PHE:CE1	1.89	0.90
3:C:3252[B]:TYR:HB3	3:L:3253[B]:GLU:HB3	1.52	0.90
3:O:3230[A]:PHE:HB2	3:O:3243[A]:GLY:N	1.87	0.90
3:I:2968[B]:GLN:HG3	3:R:3086[B]:GLU:HG3	1.53	0.90
3:U:2979[B]:GLN:NE2	3:U:3155[B]:MET:HE2	1.87	0.90
2:Z:2472:ASN:HB3	5:Z:3003:NAG:C8	2.01	0.90
3:F:2935[A]:ILE:HD13	3:F:2936[A]:GLU:H	1.35	0.89
3:I:2965[A]:LEU:HD11	3:I:2975[A]:PHE:N	1.85	0.89
3:O:2965[B]:LEU:HB3	3:X:3254[B]:MET:SD	2.12	0.89
3:C:2988[A]:TRP:HE3	3:C:2989[A]:HIS:ND1	1.70	0.89
3:I:2948[A]:ASP:HB3	3:I:2949[A]:LYS:HA	1.52	0.89
3:L:3298[A]:ASN:ND2	3:L:3301[A]:PRO:CA	2.34	0.89
3:R:2948[A]:ASP:HB3	3:R:2949[A]:LYS:HA	1.52	0.89
3:R:2988[A]:TRP:HE3	3:R:2989[A]:HIS:ND1	1.70	0.89
3:X:2979[A]:GLN:HG2	3:X:3155[A]:MET:HE2	1.54	0.89
3:X:3220[A]:ARG:HH11	3:X:3220[A]:ARG:HG3	1.35	0.89
3:C:2988[B]:TRP:HE3	3:C:2989[B]:HIS:HD1	1.14	0.89
3:C:3283[B]:ILE:HG21	3:C:3305[B]:ILE:HD11	1.51	0.89
3:I:2951[B]:ASP:OD2	3:I:2952[B]:ALA:N	2.03	0.89
3:L:2988[A]:TRP:HE3	3:L:2989[A]:HIS:ND1	1.70	0.89
3:L:3230[B]:PHE:HB2	3:L:3243[B]:GLY:N	1.87	0.89
3:O:2969[B]:TYR:HD1	3:X:3158[B]:PHE:CD1	1.80	0.89
3:O:2988[A]:TRP:HE3	3:O:2989[A]:HIS:ND1	1.70	0.89
1:P:1582:ASN:HB3	1:P:1583:CYS:HB2	1.54	0.89
3:U:3196[B]:THR:HB	3:U:3198[B]:PRO:HD2	1.53	0.89
3:C:2935[A]:ILE:HD13	3:C:2936[A]:GLU:H	1.35	0.89
3:C:2968[B]:GLN:HE21	3:L:3086[B]:GLU:HB3	1.37	0.89
1:M:427:ASP:OD2	1:M:518:LYS:NZ	2.05	0.89
3:O:2965[B]:LEU:CB	3:X:3254[B]:MET:HE1	2.00	0.89
3:O:3298[A]:ASN:ND2	3:O:3301[A]:PRO:CA	2.34	0.89
3:R:3298[B]:ASN:ND2	3:R:3301[B]:PRO:CA	2.34	0.89
3:U:2932[B]:PRO:HA	3:U:2935[B]:ILE:HD12	1.51	0.89
3:U:3230[A]:PHE:HB2	3:U:3243[A]:GLY:N	1.87	0.89
3:C:2969[B]:TYR:HA	3:L:2989[B]:HIS:NE2	1.88	0.89
3:C:3298[B]:ASN:ND2	3:C:3301[B]:PRO:CA	2.34	0.89

Continued on next page...

Continued from previous page...

Atom-1	Atom-2	Interatomic distance (Å)	Clash overlap (Å)
3:I:2948[B]:ASP:HB3	3:I:2949[B]:LYS:HA	1.52	0.89
3:I:2956[A]:LYS:O	3:I:2960[A]:PHE:HE1	1.22	0.89
3:I:2988[B]:TRP:HE3	3:I:2989[B]:HIS:ND1	1.70	0.89
3:R:2988[B]:TRP:HE3	3:R:2989[B]:HIS:ND1	1.70	0.89
3:I:3151[B]:LEU:N	3:R:3159[B]:SER:HA	1.86	0.89
3:R:3230[A]:PHE:HB2	3:R:3243[A]:GLY:N	1.87	0.89
3:U:2965[B]:LEU:HD11	3:U:2975[B]:PHE:N	1.85	0.89
3:X:2988[B]:TRP:HE3	3:X:2989[B]:HIS:ND1	1.70	0.89
3:C:2988[B]:TRP:HE3	3:C:2989[B]:HIS:ND1	1.70	0.89
3:C:3154[B]:PRO:O	3:L:3155[B]:MET:HG2	1.73	0.89
3:C:3108[B]:HIS:HE1	3:L:3251[B]:ASP:OD1	1.56	0.89
3:O:2965[B]:LEU:HD13	3:X:2979[B]:GLN:NE2	1.62	0.89
3:O:3196[B]:THR:H	3:O:3199[B]:GLN:HB2	1.38	0.89
3:O:3298[A]:ASN:HB2	3:O:3300[A]:LEU:HD23	1.50	0.89
3:I:3153[B]:LYS:HB3	3:R:3155[B]:MET:O	1.73	0.89
3:I:2976[B]:ALA:CB	3:R:3252[B]:TYR:O	2.19	0.89
3:U:2965[A]:LEU:HD11	3:U:2975[A]:PHE:N	1.85	0.89
3:U:2988[B]:TRP:HE3	3:U:2989[B]:HIS:ND1	1.70	0.89
3:X:3217[A]:PHE:HZ	3:X:3230[A]:PHE:CE1	1.89	0.89
3:C:3090[B]:ASN:CG	3:L:2972[B]:GLY:CA	2.36	0.89
3:F:2948[B]:ASP:N	3:F:2949[B]:LYS:HA	1.81	0.89
3:C:3172[B]:SER:H	3:L:3152[B]:LYS:HB2	1.31	0.89
3:I:2989[B]:HIS:CD2	3:R:2970[B]:PRO:CA	2.55	0.89
3:X:3298[A]:ASN:ND2	3:X:3301[A]:PRO:CA	2.34	0.89
1:A:180:ASN:HD22	1:A:344:LEU:HD22	1.38	0.89
3:C:2948[A]:ASP:HB3	3:C:2949[A]:LYS:HA	1.52	0.89
3:C:2959[B]:SER:O	3:L:3255[B]:PRO:CB	2.20	0.89
3:C:2974[B]:ALA:HB3	3:L:3249[B]:GLY:HA3	0.89	0.89
3:F:3196[A]:THR:HB	3:F:3198[A]:PRO:HD2	1.54	0.89
3:F:3230[B]:PHE:HB2	3:F:3243[B]:GLY:N	1.87	0.89
3:I:3273[B]:LEU:HB2	3:I:3275[B]:LEU:HD13	1.55	0.89
3:C:3150[B]:LYS:HZ2	3:L:3160[B]:SER:HB3	1.22	0.89
5:M:2114:NAG:H61	5:M:2115:NAG:HN2	1.37	0.89
3:F:3013[B]:ASP:HA	3:F:3122[B]:ASN:ND2	1.88	0.89
3:I:3273[A]:LEU:HB2	3:I:3275[A]:LEU:HD13	1.55	0.89
3:L:2935[A]:ILE:HD13	3:L:2936[A]:GLU:H	1.35	0.89
3:O:3298[B]:ASN:ND2	3:O:3301[B]:PRO:CA	2.34	0.89
3:R:2965[B]:LEU:HD11	3:R:2975[B]:PHE:N	1.85	0.89
5:V:5015:NAG:H4	5:V:5016:NAG:C7	2.02	0.89
3:C:3273[A]:LEU:HB2	3:C:3275[A]:LEU:HD13	1.55	0.89
2:E:2800:LYS:O	3:F:3023[A]:ILE:HD13	1.73	0.89

Continued on next page...

Continued from previous page...

Atom-1	Atom-2	Interatomic distance (Å)	Clash overlap (Å)
3:F:3220[A]:ARG:HH11	3:F:3220[A]:ARG:HG3	1.35	0.89
3:F:3273[B]:LEU:HB2	3:F:3275[B]:LEU:HD13	1.55	0.89
3:I:3298[B]:ASN:HB2	3:I:3300[B]:LEU:N	1.78	0.89
3:C:3153[B]:LYS:HB3	3:L:3155[B]:MET:H	1.38	0.89
3:U:2993[A]:MET:O	3:U:2997[A]:GLU:N	2.07	0.89
3:X:3230[B]:PHE:HB2	3:X:3243[B]:GLY:N	1.87	0.89
3:O:2965[B]:LEU:HB3	3:X:3254[B]:MET:CE	2.02	0.89
5:Y:2114:NAG:O4	5:Y:2115:NAG:O7	1.89	0.89
3:F:3273[A]:LEU:HB2	3:F:3275[A]:LEU:HD13	1.55	0.88
3:I:2993[A]:MET:O	3:I:2997[A]:GLU:N	2.07	0.88
3:I:2993[B]:MET:O	3:I:2997[B]:GLU:N	2.07	0.88
3:U:3013[B]:ASP:HA	3:U:3122[B]:ASN:ND2	1.88	0.88
3:C:2993[B]:MET:O	3:C:2997[B]:GLU:N	2.07	0.88
3:C:3154[B]:PRO:CB	3:L:3151[B]:LEU:O	2.20	0.88
3:C:3230[A]:PHE:HB2	3:C:3243[A]:GLY:N	1.87	0.88
3:C:3287[B]:ILE:O	3:C:3295[B]:LEU:HA	1.73	0.88
3:F:2993[A]:MET:O	3:F:2997[A]:GLU:N	2.07	0.88
3:I:2988[A]:TRP:HE3	3:I:2989[A]:HIS:ND1	1.70	0.88
3:C:2971[B]:ASP:HB3	3:L:3089[B]:HIS:CE1	2.06	0.88
3:O:2948[B]:ASP:N	3:O:2949[B]:LYS:HA	1.81	0.88
3:I:3153[B]:LYS:HB2	3:R:3158[B]:PHE:CB	2.03	0.88
3:I:3154[B]:PRO:HD3	3:R:3173[B]:THR:O	1.73	0.88
3:I:2975[B]:PHE:CD1	3:R:3107[B]:LEU:CG	2.49	0.88
3:C:3162[B]:ASP:CA	3:L:3147[B]:GLU:OE1	1.94	0.88
3:L:3196[B]:THR:HB	3:L:3198[B]:PRO:HD2	1.54	0.88
3:O:2988[B]:TRP:HE3	3:O:2989[B]:HIS:ND1	1.70	0.88
3:C:3172[B]:SER:HB2	3:L:3150[B]:LYS:C	1.94	0.88
3:I:3013[A]:ASP:HA	3:I:3122[A]:ASN:ND2	1.88	0.88
3:I:3153[B]:LYS:HE3	3:R:3158[B]:PHE:H	1.37	0.88
3:I:3222[A]:ILE:HD12	3:I:3223[A]:GLY:N	1.89	0.88
3:L:2993[B]:MET:O	3:L:2997[B]:GLU:N	2.07	0.88
3:C:2983[B]:VAL:CB	3:L:3160[B]:SER:HA	2.03	0.88
3:R:3196[B]:THR:HB	3:R:3198[B]:PRO:HD2	1.54	0.88
3:R:3222[A]:ILE:HD12	3:R:3223[A]:GLY:N	1.89	0.88
3:X:3196[B]:THR:HB	3:X:3198[B]:PRO:HD2	1.54	0.88
3:X:3273[A]:LEU:HB2	3:X:3275[A]:LEU:HD13	1.55	0.88
3:X:3287[A]:ILE:O	3:X:3295[A]:LEU:HA	1.73	0.88
1:A:1582:ASN:HB3	1:A:1583:CYS:HB2	1.55	0.88
1:G:387:ASN:ND2	5:G:2106:NAG:O6	2.06	0.88
3:I:3287[B]:ILE:O	3:I:3295[B]:LEU:HA	1.74	0.88
3:L:3013[B]:ASP:HA	3:L:3122[B]:ASN:ND2	1.88	0.88

Continued on next page...

Continued from previous page...

Atom-1	Atom-2	Interatomic distance (Å)	Clash overlap (Å)
3:O:2993[B]:MET:O	3:O:2997[B]:GLU:N	2.06	0.88
3:O:3255[B]:PRO:HA	3:X:3161[B]:GLU:CA	2.02	0.88
3:O:3273[B]:LEU:HB2	3:O:3275[B]:LEU:HD13	1.55	0.88
3:U:3013[A]:ASP:HA	3:U:3122[A]:ASN:ND2	1.88	0.88
3:U:3222[A]:ILE:HD12	3:U:3223[A]:GLY:N	1.89	0.88
3:O:2974[B]:ALA:HB3	3:X:2977[B]:CYS:HB3	1.55	0.88
3:C:3287[A]:ILE:O	3:C:3295[A]:LEU:HA	1.73	0.88
3:F:2943[B]:ALA:O	3:F:2946[B]:GLN:HG3	1.74	0.88
3:I:3013[B]:ASP:HA	3:I:3122[B]:ASN:ND2	1.88	0.88
3:O:2948[B]:ASP:HB3	3:O:2949[B]:LYS:HA	1.52	0.88
3:O:3173[A]:THR:HB	3:O:3176[A]:LYS:CD	2.04	0.88
3:R:3287[A]:ILE:O	3:R:3295[A]:LEU:HA	1.73	0.88
3:C:2948[B]:ASP:OD1	3:C:2950[B]:THR:N	2.07	0.88
3:C:3196[A]:THR:HB	3:C:3198[A]:PRO:HD2	1.54	0.88
3:C:3259[B]:ASP:OD2	3:L:3162[B]:ASP:CG	2.11	0.88
3:F:2988[B]:TRP:HE3	3:F:2989[B]:HIS:ND1	1.70	0.88
3:I:3217[A]:PHE:HZ	3:I:3230[A]:PHE:CE1	1.89	0.88
3:I:3250[B]:GLY:HA2	3:R:3252[B]:TYR:CE2	2.06	0.88
3:L:3273[B]:LEU:HB2	3:L:3275[B]:LEU:HD13	1.55	0.88
3:O:3013[A]:ASP:HA	3:O:3122[A]:ASN:ND2	1.88	0.88
3:I:3163[B]:ASN:ND2	3:R:3149[B]:ASN:CG	2.26	0.88
3:X:2988[A]:TRP:HE3	3:X:2989[A]:HIS:ND1	1.70	0.88
3:X:3173[A]:THR:HB	3:X:3176[A]:LYS:CD	2.04	0.88
3:C:2982[B]:MET:CG	3:L:3156[B]:MET:CG	2.41	0.88
3:C:3217[B]:PHE:HZ	3:C:3230[B]:PHE:CE1	1.89	0.88
3:F:2948[A]:ASP:OD1	3:F:2950[A]:THR:N	2.07	0.88
3:F:2993[B]:MET:O	3:F:2997[B]:GLU:N	2.07	0.88
3:F:2997[B]:GLU:OE2	3:F:3009[B]:ILE:HG13	1.74	0.88
3:F:3013[A]:ASP:HA	3:F:3122[A]:ASN:ND2	1.88	0.88
3:F:3173[A]:THR:HB	3:F:3176[A]:LYS:CD	2.04	0.88
3:I:3230[A]:PHE:HB2	3:I:3243[A]:GLY:N	1.87	0.88
3:L:2997[A]:GLU:OE2	3:L:3009[A]:ILE:HG13	1.74	0.88
3:L:3173[B]:THR:HB	3:L:3176[B]:LYS:CD	2.04	0.88
3:O:2943[A]:ALA:O	3:O:2946[A]:GLN:HG3	1.74	0.88
3:R:2948[A]:ASP:OD1	3:R:2950[A]:THR:N	2.07	0.88
3:I:2961[B]:HIS:CB	3:R:2975[B]:PHE:HZ	1.86	0.88
3:C:3013[B]:ASP:HA	3:C:3122[B]:ASN:ND2	1.88	0.88
3:I:2948[B]:ASP:OD1	3:I:2950[B]:THR:N	2.07	0.88
3:O:2997[A]:GLU:OE2	3:O:3009[A]:ILE:HG13	1.74	0.88
3:I:2967[B]:CYS:SG	3:R:2982[B]:MET:HG2	2.14	0.88
3:U:2948[A]:ASP:OD1	3:U:2950[A]:THR:N	2.07	0.88

Continued on next page...

Continued from previous page...

Atom-1	Atom-2	Interatomic distance (Å)	Clash overlap (Å)
3:U:2957[A]:ILE:HA	3:U:2960[A]:PHE:CE1	2.09	0.88
3:U:2988[A]:TRP:HE3	3:U:2989[A]:HIS:ND1	1.70	0.88
3:U:2997[B]:GLU:OE2	3:U:3009[B]:ILE:HG13	1.74	0.88
3:U:3222[B]:ILE:HD12	3:U:3223[B]:GLY:N	1.89	0.88
3:C:2943[B]:ALA:O	3:C:2946[B]:GLN:HG3	1.74	0.88
3:L:2948[B]:ASP:OD1	3:L:2950[B]:THR:N	2.07	0.88
3:C:3174[B]:GLY:CA	3:L:3154[B]:PRO:CB	2.52	0.88
3:L:3222[A]:ILE:HD12	3:L:3223[A]:GLY:N	1.89	0.88
3:U:2948[B]:ASP:OD1	3:U:2950[B]:THR:N	2.07	0.88
3:X:2957[B]:ILE:HA	3:X:2960[B]:PHE:CE1	2.09	0.88
3:X:3287[B]:ILE:O	3:X:3295[B]:LEU:HA	1.73	0.88
1:A:119:LYS:HB3	1:A:120:LYS:HA	1.54	0.87
3:C:3173[B]:THR:HB	3:C:3176[B]:LYS:CG	2.05	0.87
3:C:3176[A]:LYS:O	3:C:3177[A]:SER:OG	1.92	0.87
3:F:3287[B]:ILE:O	3:F:3295[B]:LEU:HA	1.74	0.87
3:I:3173[B]:THR:HB	3:I:3176[B]:LYS:CG	2.05	0.87
3:L:2957[A]:ILE:HA	3:L:2960[A]:PHE:CE1	2.09	0.87
3:L:3092[A]:ILE:O	3:L:3096[A]:VAL:HG23	1.75	0.87
3:O:3092[B]:ILE:O	3:O:3096[B]:VAL:HG23	1.74	0.87
3:R:2957[B]:ILE:HA	3:R:2960[B]:PHE:CE1	2.09	0.87
3:R:3173[A]:THR:HB	3:R:3176[A]:LYS:CG	2.04	0.87
3:U:3176[A]:LYS:O	3:U:3177[A]:SER:OG	1.92	0.87
3:U:3287[B]:ILE:O	3:U:3295[B]:LEU:HA	1.73	0.87
5:Y:2108:NAG:O4	5:Y:2109:NAG:O7	1.92	0.87
3:C:2957[B]:ILE:HA	3:C:2960[B]:PHE:CE1	2.09	0.87
3:C:3253[B]:GLU:HB2	3:L:2976[B]:ALA:H	1.34	0.87
3:C:3273[B]:LEU:HB2	3:C:3275[B]:LEU:HD13	1.55	0.87
2:B:2345:ASN:H	2:E:2515:ARG:HD3	1.39	0.87
3:I:2943[A]:ALA:O	3:I:2946[A]:GLN:HG3	1.74	0.87
3:I:3173[A]:THR:HB	3:I:3176[A]:LYS:CD	2.04	0.87
3:I:3173[B]:THR:OG1	3:R:3173[B]:THR:HG21	1.72	0.87
3:I:3255[B]:PRO:CG	3:R:2962[B]:GLY:C	2.43	0.87
3:L:3222[B]:ILE:HD12	3:L:3223[B]:GLY:N	1.89	0.87
3:L:3217[A]:PHE:HZ	3:L:3230[A]:PHE:CE1	1.89	0.87
2:N:2800:LYS:O	3:O:3023[A]:ILE:HD11	1.72	0.87
3:O:3273[A]:LEU:HB2	3:O:3275[A]:LEU:HD13	1.55	0.87
3:R:2993[B]:MET:O	3:R:2997[B]:GLU:N	2.07	0.87
3:R:3092[B]:ILE:O	3:R:3096[B]:VAL:HG23	1.75	0.87
3:R:3013[A]:ASP:HA	3:R:3122[A]:ASN:ND2	1.88	0.87
3:U:2948[B]:ASP:N	3:U:2949[B]:LYS:HA	1.81	0.87
3:U:3092[B]:ILE:O	3:U:3096[B]:VAL:HG23	1.75	0.87

Continued on next page...

Continued from previous page...

Atom-1	Atom-2	Interatomic distance (Å)	Clash overlap (Å)
3:U:3273[B]:LEU:HB2	3:U:3275[B]:LEU:HD13	1.55	0.87
3:O:3161[B]:GLU:CD	3:X:3151[B]:LEU:HD11	1.94	0.87
3:O:2976[B]:ALA:CA	3:X:3156[B]:MET:HG2	2.04	0.87
3:X:3173[B]:THR:HB	3:X:3176[B]:LYS:CD	2.04	0.87
3:C:3225[B]:SER:O	3:C:3290[B]:ILE:HG23	1.75	0.87
3:F:2988[A]:TRP:HE3	3:F:2989[A]:HIS:ND1	1.70	0.87
3:F:3196[B]:THR:H	3:F:3199[B]:GLN:HB2	1.38	0.87
3:L:3147[A]:GLU:HB2	3:L:3149[A]:ASN:CG	1.95	0.87
3:L:2979[B]:GLN:NE2	3:L:3155[B]:MET:HE2	1.89	0.87
3:O:3173[B]:THR:HB	3:O:3176[B]:LYS:CG	2.05	0.87
3:U:3287[A]:ILE:O	3:U:3295[A]:LEU:HA	1.73	0.87
3:X:3013[B]:ASP:HA	3:X:3122[B]:ASN:ND2	1.88	0.87
3:X:3176[A]:LYS:O	3:X:3177[A]:SER:OG	1.92	0.87
3:C:3092[A]:ILE:O	3:C:3096[A]:VAL:HG23	1.74	0.87
3:C:3173[A]:THR:HB	3:C:3176[A]:LYS:CG	2.05	0.87
3:C:3217[A]:PHE:HZ	3:C:3230[A]:PHE:CE1	1.89	0.87
3:F:2997[A]:GLU:OE2	3:F:3009[A]:ILE:HG13	1.74	0.87
3:F:3173[B]:THR:HB	3:F:3176[B]:LYS:CD	2.04	0.87
3:F:3217[B]:PHE:HZ	3:F:3230[B]:PHE:CE1	1.89	0.87
2:H:2797:LYS:NZ	3:I:3028[A]:PRO:CD	2.36	0.87
3:I:3092[B]:ILE:O	3:I:3096[B]:VAL:HG23	1.74	0.87
3:I:3196[B]:THR:HB	3:I:3198[B]:PRO:HD2	1.54	0.87
3:I:3222[B]:ILE:HD12	3:I:3223[B]:GLY:N	1.89	0.87
3:I:3225[A]:SER:O	3:I:3290[A]:ILE:HG23	1.74	0.87
3:I:3256[B]:TRP:HE1	3:R:2965[B]:LEU:CG	1.86	0.87
3:C:3090[B]:ASN:HB3	3:L:2972[B]:GLY:CA	1.93	0.87
3:L:3173[A]:THR:HB	3:L:3176[A]:LYS:CD	2.04	0.87
3:O:3156[B]:MET:HG2	3:X:3173[B]:THR:CG2	2.04	0.87
3:O:3159[B]:SER:C	3:X:3148[B]:ILE:O	2.11	0.87
3:O:3176[A]:LYS:O	3:O:3177[A]:SER:OG	1.92	0.87
3:R:2965[B]:LEU:HD11	3:R:2974[B]:ALA:HA	1.57	0.87
3:I:3159[B]:SER:CA	3:R:3150[B]:LYS:C	2.39	0.87
3:R:3176[A]:LYS:O	3:R:3177[A]:SER:OG	1.92	0.87
3:R:3225[B]:SER:O	3:R:3290[B]:ILE:HG23	1.74	0.87
3:U:3147[A]:GLU:HB2	3:U:3149[A]:ASN:CG	1.95	0.87
3:U:3173[B]:THR:HB	3:U:3176[B]:LYS:CG	2.05	0.87
3:X:2948[A]:ASP:OD1	3:X:2950[A]:THR:N	2.07	0.87
3:O:3038[B]:ILE:CD1	3:X:2969[B]:TYR:CZ	2.57	0.87
3:X:3013[A]:ASP:HA	3:X:3122[A]:ASN:ND2	1.88	0.87
3:O:3160[B]:SER:OG	3:X:3150[B]:LYS:CB	2.18	0.87
3:O:3222[B]:ILE:N	3:X:3161[B]:GLU:HB2	1.89	0.87

Continued on next page...

Continued from previous page...

Atom-1	Atom-2	Interatomic distance (Å)	Clash overlap (Å)
3:X:3173[A]:THR:HB	3:X:3176[A]:LYS:CG	2.05	0.87
3:X:3222[A]:ILE:HD12	3:X:3223[A]:GLY:N	1.89	0.87
1:Y:497:GLN:HG2	1:Y:683:THR:HG21	1.57	0.87
3:C:2993[A]:MET:O	3:C:2997[A]:GLU:N	2.07	0.87
3:C:3283[A]:ILE:CG2	3:C:3305[A]:ILE:HD11	2.05	0.87
3:L:2948[A]:ASP:N	3:L:2949[A]:LYS:HA	1.81	0.87
3:L:2988[B]:TRP:HE3	3:L:2989[B]:HIS:ND1	1.70	0.87
3:O:2957[A]:ILE:HA	3:O:2960[A]:PHE:CE1	2.09	0.87
3:O:2997[B]:GLU:OE2	3:O:3009[B]:ILE:HG13	1.74	0.87
3:O:3108[B]:HIS:HB2	3:X:2969[B]:TYR:O	1.73	0.87
3:O:3287[B]:ILE:O	3:O:3295[B]:LEU:HA	1.73	0.87
3:R:3147[A]:GLU:HB2	3:R:3149[A]:ASN:CG	1.95	0.87
3:U:3173[B]:THR:HB	3:U:3176[B]:LYS:CD	2.04	0.87
3:X:2993[A]:MET:O	3:X:2997[A]:GLU:N	2.07	0.87
3:X:3293[B]:LYS:CD	3:X:3294[B]:SER:CB	2.53	0.87
3:C:2976[B]:ALA:N	3:L:3253[B]:GLU:CB	2.38	0.87
3:C:3293[B]:LYS:CD	3:C:3294[B]:SER:CB	2.53	0.87
3:F:2948[B]:ASP:OD1	3:F:2950[B]:THR:N	2.07	0.87
3:F:3092[A]:ILE:O	3:F:3096[A]:VAL:HG23	1.74	0.87
3:I:2933[B]:SER:HB3	3:I:2936[B]:GLU:HB3	1.57	0.87
3:I:2957[A]:ILE:HA	3:I:2960[A]:PHE:CE1	2.09	0.87
3:I:3196[A]:THR:HB	1:J:416:ASN:ND2	1.87	0.87
3:L:2943[B]:ALA:O	3:L:2946[B]:GLN:HG3	1.74	0.87
3:L:2997[B]:GLU:OE2	3:L:3009[B]:ILE:HG13	1.74	0.87
3:L:3176[B]:LYS:O	3:L:3177[B]:SER:OG	1.92	0.87
3:L:3273[A]:LEU:HB2	3:L:3275[A]:LEU:HD13	1.55	0.87
3:L:3225[A]:SER:O	3:L:3290[A]:ILE:HG23	1.75	0.87
3:L:3293[A]:LYS:CD	3:L:3294[A]:SER:CB	2.53	0.87
3:O:2948[A]:ASP:OD1	3:O:2950[A]:THR:N	2.07	0.87
3:O:2974[B]:ALA:HB3	3:X:2977[B]:CYS:C	1.92	0.87
3:O:2977[B]:CYS:N	3:X:3154[B]:PRO:O	2.07	0.87
3:O:3173[B]:THR:HB	3:O:3176[B]:LYS:CD	2.04	0.87
3:O:3176[B]:LYS:O	3:O:3177[B]:SER:OG	1.92	0.87
3:R:2943[B]:ALA:O	3:R:2946[B]:GLN:HG3	1.74	0.87
3:R:2957[A]:ILE:HA	3:R:2960[A]:PHE:CE1	2.09	0.87
3:I:2979[B]:GLN:C	3:R:2967[B]:CYS:CB	2.39	0.87
3:R:3273[A]:LEU:HB2	3:R:3275[A]:LEU:HD13	1.55	0.87
3:R:3287[B]:ILE:O	3:R:3295[B]:LEU:HA	1.73	0.87
3:R:3283[B]:ILE:CG2	3:R:3305[B]:ILE:HD11	2.05	0.87
3:U:2965[A]:LEU:HD11	3:U:2974[A]:ALA:HA	1.57	0.87
3:U:3173[A]:THR:HB	3:U:3176[A]:LYS:CG	2.05	0.87

Continued on next page...

Continued from previous page...

Atom-1	Atom-2	Interatomic distance (Å)	Clash overlap (Å)
3:X:2957[A]:ILE:HA	3:X:2960[A]:PHE:CE1	2.10	0.87
3:X:3147[A]:GLU:HB2	3:X:3149[A]:ASN:CG	1.95	0.87
3:X:3196[A]:THR:HB	3:X:3198[A]:PRO:HD2	1.54	0.87
3:X:3225[B]:SER:O	3:X:3290[B]:ILE:HG23	1.75	0.87
3:C:2979[B]:GLN:NE2	3:C:3155[B]:MET:HE2	1.88	0.87
3:C:3124[A]:ASP:OD2	3:C:3185[A]:TYR:OH	1.93	0.87
3:F:2957[B]:ILE:HA	3:F:2960[B]:PHE:CE1	2.10	0.87
3:F:3283[B]:ILE:CG2	3:F:3305[B]:ILE:HD11	2.05	0.87
3:L:2965[B]:LEU:HD11	3:L:2974[B]:ALA:HA	1.57	0.87
3:L:3092[B]:ILE:O	3:L:3096[B]:VAL:HG23	1.75	0.87
3:L:3287[A]:ILE:O	3:L:3295[A]:LEU:HA	1.73	0.87
3:O:2948[B]:ASP:OD1	3:O:2950[B]:THR:N	2.07	0.87
3:O:3253[B]:GLU:CD	3:X:3161[B]:GLU:OE2	2.13	0.87
3:O:3284[A]:LYS:HD3	3:O:3285[A]:VAL:H	1.39	0.87
1:P:550:ILE:N	1:P:557:VAL:O	2.07	0.87
3:R:2948[B]:ASP:OD1	3:R:2950[B]:THR:N	2.07	0.87
3:U:3293[A]:LYS:CD	3:U:3294[A]:SER:CB	2.53	0.87
3:X:2993[B]:MET:O	3:X:2997[B]:GLU:N	2.07	0.87
3:X:2997[B]:GLU:OE2	3:X:3009[B]:ILE:HG13	1.74	0.87
3:X:2997[A]:GLU:OE2	3:X:3009[A]:ILE:HG13	1.74	0.87
3:C:2935[B]:ILE:HD13	3:C:2936[B]:GLU:H	1.35	0.87
3:C:2957[A]:ILE:HA	3:C:2960[A]:PHE:CE1	2.10	0.87
3:C:3013[A]:ASP:HA	3:C:3122[A]:ASN:ND2	1.88	0.87
3:F:2956[A]:LYS:O	3:F:2960[A]:PHE:HE1	1.22	0.87
3:F:2965[A]:LEU:HD11	3:F:2974[A]:ALA:HA	1.57	0.87
3:F:2979[B]:GLN:CG	3:F:3155[B]:MET:HE1	2.00	0.87
3:I:2933[A]:SER:HB3	3:I:2936[A]:GLU:HB3	1.57	0.87
3:I:2997[A]:GLU:OE2	3:I:3009[A]:ILE:HG13	1.74	0.87
3:L:2993[A]:MET:O	3:L:2997[A]:GLU:N	2.07	0.87
3:C:2971[B]:ASP:OD1	3:L:3248[B]:LEU:HD22	1.74	0.87
3:L:3283[A]:ILE:CG2	3:L:3305[A]:ILE:HD11	2.05	0.87
3:O:3147[A]:GLU:HB2	3:O:3149[A]:ASN:CG	1.95	0.87
3:R:3173[B]:THR:HB	3:R:3176[B]:LYS:CD	2.04	0.87
3:R:3225[A]:SER:O	3:R:3290[A]:ILE:HG23	1.74	0.87
5:T:3003:NAG:H61	5:T:3004:NAG:C7	2.04	0.87
3:U:3283[B]:ILE:CG2	3:U:3305[B]:ILE:HD11	2.05	0.87
3:X:3196[A]:THR:H	3:X:3199[A]:GLN:HB2	1.38	0.87
3:C:2948[A]:ASP:N	3:C:2949[A]:LYS:HA	1.81	0.87
3:F:2965[B]:LEU:HD11	3:F:2974[B]:ALA:HA	1.57	0.87
3:F:3284[A]:LYS:HD3	3:F:3285[A]:VAL:H	1.39	0.87
3:F:3287[A]:ILE:O	3:F:3295[A]:LEU:HA	1.74	0.87

Continued on next page...

Continued from previous page...

Atom-1	Atom-2	Interatomic distance (Å)	Clash overlap (Å)
3:I:2957[B]:ILE:HA	3:I:2960[B]:PHE:CE1	2.10	0.87
3:I:3172[B]:SER:H	3:R:3152[B]:LYS:HB2	0.71	0.87
3:I:3173[B]:THR:HB	3:I:3176[B]:LYS:CD	2.04	0.87
3:I:3176[A]:LYS:O	3:I:3177[A]:SER:OG	1.92	0.87
1:J:566:ARG:HA	1:J:567:LEU:HD22	1.56	0.87
3:L:2933[B]:SER:HB3	3:L:2936[B]:GLU:HB3	1.57	0.87
3:L:3013[A]:ASP:HA	3:L:3122[A]:ASN:ND2	1.88	0.87
3:L:3147[B]:GLU:HB2	3:L:3149[B]:ASN:CG	1.95	0.87
3:C:3156[B]:MET:O	3:L:3153[B]:LYS:NZ	2.06	0.87
3:O:2943[B]:ALA:O	3:O:2946[B]:GLN:HG3	1.74	0.87
3:O:3092[A]:ILE:O	3:O:3096[A]:VAL:HG23	1.75	0.87
3:O:3013[B]:ASP:HA	3:O:3122[B]:ASN:ND2	1.88	0.87
3:R:2956[B]:LYS:O	3:R:2960[B]:PHE:HE1	1.22	0.87
3:R:2993[A]:MET:O	3:R:2997[A]:GLU:N	2.07	0.87
3:R:3173[B]:THR:HB	3:R:3176[B]:LYS:CG	2.05	0.87
3:U:3147[B]:GLU:HB2	3:U:3149[B]:ASN:CG	1.95	0.87
3:X:2948[B]:ASP:OD1	3:X:2950[B]:THR:N	2.07	0.87
3:X:3283[A]:ILE:CG2	3:X:3305[A]:ILE:HD11	2.05	0.87
3:C:2982[B]:MET:SD	3:L:3156[B]:MET:C	2.53	0.86
3:C:2997[A]:GLU:OE2	3:C:3009[A]:ILE:HG13	1.74	0.86
3:C:3222[A]:ILE:HD12	3:C:3223[A]:GLY:N	1.89	0.86
3:F:3147[A]:GLU:HB2	3:F:3149[A]:ASN:CG	1.95	0.86
3:F:3222[A]:ILE:HD12	3:F:3223[A]:GLY:N	1.89	0.86
3:L:2943[A]:ALA:O	3:L:2946[A]:GLN:HG3	1.74	0.86
3:L:3176[A]:LYS:O	3:L:3177[A]:SER:OG	1.92	0.86
3:O:2933[A]:SER:HB3	3:O:2936[A]:GLU:HB3	1.57	0.86
3:O:2993[A]:MET:O	3:O:2997[A]:GLU:N	2.07	0.86
3:O:3173[A]:THR:HB	3:O:3176[A]:LYS:CG	2.04	0.86
3:O:3283[B]:ILE:CG2	3:O:3305[B]:ILE:HD11	2.05	0.86
3:I:2966[B]:SER:HB3	3:R:2982[B]:MET:HE2	1.57	0.86
3:U:3173[A]:THR:HB	3:U:3176[A]:LYS:CD	2.04	0.86
3:X:3092[A]:ILE:O	3:X:3096[A]:VAL:HG23	1.75	0.86
3:F:2933[A]:SER:HB3	3:F:2936[A]:GLU:HB3	1.57	0.86
3:F:2943[A]:ALA:O	3:F:2946[A]:GLN:HG3	1.74	0.86
3:F:2989[A]:HIS:O	3:F:2992[A]:TYR:N	2.08	0.86
3:I:2943[B]:ALA:O	3:I:2946[B]:GLN:HG3	1.74	0.86
3:I:2969[B]:TYR:OH	3:R:3116[B]:PHE:HD1	1.33	0.86
3:I:3283[B]:ILE:CG2	3:I:3305[B]:ILE:HD11	2.05	0.86
3:L:3196[A]:THR:HB	3:L:3198[A]:PRO:HD2	1.53	0.86
3:L:3283[B]:ILE:CG2	3:L:3305[B]:ILE:HD11	2.05	0.86
3:O:2948[A]:ASP:N	3:O:2949[A]:LYS:HA	1.81	0.86

Continued on next page...

Continued from previous page...

Atom-1	Atom-2	Interatomic distance (Å)	Clash overlap (Å)
3:O:2989[A]:HIS:O	3:O:2992[A]:TYR:N	2.09	0.86
3:O:3222[B]:ILE:HD12	3:O:3223[B]:GLY:N	1.89	0.86
3:O:3287[A]:ILE:O	3:O:3295[A]:LEU:HA	1.73	0.86
3:O:3225[B]:SER:O	3:O:3290[B]:ILE:HG23	1.75	0.86
3:R:2956[A]:LYS:O	3:R:2960[A]:PHE:HE1	1.22	0.86
3:R:3222[B]:ILE:HD12	3:R:3223[B]:GLY:N	1.89	0.86
3:R:3273[B]:LEU:HB2	3:R:3275[B]:LEU:HD13	1.55	0.86
3:U:2993[B]:MET:O	3:U:2997[B]:GLU:N	2.07	0.86
3:U:3092[A]:ILE:O	3:U:3096[A]:VAL:HG23	1.74	0.86
3:U:3225[B]:SER:O	3:U:3290[B]:ILE:HG23	1.74	0.86
3:C:2948[A]:ASP:OD1	3:C:2950[A]:THR:N	2.07	0.86
3:C:3252[B]:TYR:CE1	3:L:3223[B]:GLY:C	2.48	0.86
3:F:3173[B]:THR:HB	3:F:3176[B]:LYS:CG	2.04	0.86
3:F:3283[A]:ILE:CG2	3:F:3305[A]:ILE:HD11	2.05	0.86
3:I:2965[A]:LEU:HD11	3:I:2974[A]:ALA:HA	1.57	0.86
3:I:3147[B]:GLU:HB2	3:I:3149[B]:ASN:CG	1.95	0.86
3:I:2979[B]:GLN:NE2	3:I:3155[B]:MET:HE3	1.90	0.86
3:I:3221[B]:ALA:CB	3:R:2964[B]:PRO:CA	2.53	0.86
3:I:2959[B]:SER:CA	3:R:3255[B]:PRO:CB	2.45	0.86
3:O:3153[B]:LYS:CG	3:X:3176[B]:LYS:NZ	2.37	0.86
3:C:2943[A]:ALA:O	3:C:2946[A]:GLN:HG3	1.74	0.86
3:C:2965[B]:LEU:HD11	3:C:2974[B]:ALA:HA	1.57	0.86
3:F:2989[B]:HIS:O	3:F:2992[B]:TYR:N	2.08	0.86
3:I:3283[A]:ILE:CG2	3:I:3305[A]:ILE:HD11	2.05	0.86
3:I:3287[A]:ILE:O	3:I:3295[A]:LEU:HA	1.73	0.86
3:L:2957[B]:ILE:HA	3:L:2960[B]:PHE:CE1	2.10	0.86
3:L:2989[B]:HIS:O	3:L:2992[B]:TYR:N	2.08	0.86
3:L:3173[B]:THR:HB	3:L:3176[B]:LYS:CG	2.04	0.86
1:M:126:GLY:HA3	1:M:127:GLU:HB3	1.58	0.86
3:O:3225[A]:SER:O	3:O:3290[A]:ILE:HG23	1.75	0.86
3:R:2989[B]:HIS:O	3:R:2992[B]:TYR:N	2.08	0.86
3:U:2943[A]:ALA:O	3:U:2946[A]:GLN:HG3	1.74	0.86
3:U:2943[B]:ALA:O	3:U:2946[B]:GLN:HG3	1.74	0.86
3:U:2979[A]:GLN:HG2	3:U:3155[A]:MET:HE2	1.56	0.86
2:W:2507:ARG:HA	2:W:2779:ASP:HB2	1.57	0.86
3:X:3092[B]:ILE:O	3:X:3096[B]:VAL:HG23	1.74	0.86
3:X:3273[B]:LEU:HB2	3:X:3275[B]:LEU:HD13	1.55	0.86
3:C:2933[A]:SER:HB3	3:C:2936[A]:GLU:HB3	1.57	0.86
3:C:2952[A]:ALA:HB3	3:C:2953[A]:GLY:O	1.76	0.86
3:C:3024[A]:LEU:CD1	3:C:3025[A]:VAL:H	1.83	0.86
3:C:3173[A]:THR:HB	3:C:3176[A]:LYS:CD	2.04	0.86

Continued on next page...

Continued from previous page...

Atom-1	Atom-2	Interatomic distance (Å)	Clash overlap (Å)
3:C:3222[B]:ILE:HD12	3:C:3223[B]:GLY:N	1.89	0.86
3:F:2952[A]:ALA:HB3	3:F:2953[A]:GLY:O	1.76	0.86
3:F:3092[B]:ILE:O	3:F:3096[B]:VAL:HG23	1.75	0.86
3:F:3222[B]:ILE:HD12	3:F:3223[B]:GLY:N	1.89	0.86
3:I:2989[A]:HIS:O	3:I:2992[A]:TYR:N	2.08	0.86
3:I:3147[A]:GLU:HB2	3:I:3149[A]:ASN:CG	1.95	0.86
3:L:2948[A]:ASP:OD1	3:L:2950[A]:THR:N	2.07	0.86
3:L:3196[A]:THR:H	3:L:3199[A]:GLN:HB2	1.37	0.86
1:M:906:HIS:CD2	4:M:2104:CUO:O1	2.26	0.86
3:O:3293[A]:LYS:CD	3:O:3294[A]:SER:CB	2.53	0.86
3:R:3013[B]:ASP:HA	3:R:3122[B]:ASN:ND2	1.88	0.86
3:R:3176[B]:LYS:O	3:R:3177[B]:SER:OG	1.92	0.86
3:U:2989[A]:HIS:O	3:U:2992[A]:TYR:N	2.08	0.86
3:U:3225[A]:SER:O	3:U:3290[A]:ILE:HG23	1.75	0.86
3:C:3150[B]:LYS:N	3:L:3172[B]:SER:CB	2.35	0.86
3:C:3225[A]:SER:O	3:C:3290[A]:ILE:HG23	1.75	0.86
3:C:3293[A]:LYS:CD	3:C:3294[A]:SER:CB	2.53	0.86
3:C:3298[B]:ASN:HB2	3:C:3300[B]:LEU:N	1.78	0.86
1:G:456:GLN:NE2	1:G:549:PRO:O	2.08	0.86
3:I:3160[B]:SER:CA	3:R:3150[B]:LYS:HD2	2.05	0.86
3:I:3173[A]:THR:HB	3:I:3176[A]:LYS:CG	2.04	0.86
3:I:3196[A]:THR:H	3:I:3199[A]:GLN:HB2	1.37	0.86
3:I:3225[B]:SER:O	3:I:3290[B]:ILE:HG23	1.75	0.86
1:J:2:LEU:HD21	1:J:81:VAL:HG21	1.57	0.86
3:C:3093[B]:HIS:NE2	3:L:2969[B]:TYR:CE2	2.44	0.86
3:C:2967[B]:CYS:CB	3:L:2982[B]:MET:N	2.37	0.86
3:L:2989[A]:HIS:O	3:L:2992[A]:TYR:N	2.08	0.86
3:O:2965[B]:LEU:HB3	3:X:3254[B]:MET:HE1	1.55	0.86
3:O:3163[B]:ASN:HA	3:X:3149[B]:ASN:HB3	1.55	0.86
3:R:2943[A]:ALA:O	3:R:2946[A]:GLN:HG3	1.74	0.86
3:R:3173[A]:THR:HB	3:R:3176[A]:LYS:CD	2.04	0.86
3:U:3176[B]:LYS:O	3:U:3177[B]:SER:OG	1.92	0.86
3:U:3284[B]:LYS:HD3	3:U:3285[B]:VAL:H	1.39	0.86
3:X:2943[B]:ALA:O	3:X:2946[B]:GLN:HG3	1.74	0.86
3:X:2952[A]:ALA:HB3	3:X:2953[A]:GLY:O	1.76	0.86
3:X:3173[B]:THR:HB	3:X:3176[B]:LYS:CG	2.04	0.86
3:C:2989[B]:HIS:O	3:C:2992[B]:TYR:N	2.08	0.86
3:C:3196[B]:THR:H	3:C:3199[B]:GLN:HB2	1.38	0.86
3:C:3253[B]:GLU:HA	3:L:3253[B]:GLU:HA	1.57	0.86
3:F:2957[A]:ILE:HA	3:F:2960[A]:PHE:CE1	2.10	0.86
3:F:3147[B]:GLU:HB2	3:F:3149[B]:ASN:CG	1.95	0.86

Continued on next page...

Continued from previous page...

Atom-1	Atom-2	Interatomic distance (Å)	Clash overlap (Å)
3:F:3225[B]:SER:O	3:F:3290[B]:ILE:HG23	1.74	0.86
3:I:3248[B]:LEU:HD11	3:R:2973[B]:THR:HG23	1.57	0.86
3:O:2957[B]:ILE:HA	3:O:2960[B]:PHE:CE1	2.10	0.86
3:O:3251[B]:ASP:CB	3:X:2968[B]:GLN:OE1	2.23	0.86
3:I:3257[B]:ALA:HB3	3:R:2956[B]:LYS:HD2	1.58	0.86
3:U:2957[B]:ILE:HA	3:U:2960[B]:PHE:CE1	2.10	0.86
3:O:3160[B]:SER:CB	3:X:3149[B]:ASN:OD1	2.20	0.86
2:B:2394:VAL:H	2:B:2448:THR:HG22	1.41	0.86
3:C:3156[B]:MET:HB3	3:L:2982[B]:MET:CB	1.96	0.86
3:F:3173[A]:THR:HB	3:F:3176[A]:LYS:CG	2.05	0.86
3:I:3284[B]:LYS:HD3	3:I:3285[B]:VAL:H	1.39	0.86
3:C:3252[B]:TYR:CB	3:L:3253[B]:GLU:HB3	1.99	0.86
3:L:3287[B]:ILE:O	3:L:3295[B]:LEU:HA	1.73	0.86
1:M:1427:HIS:HD1	1:M:1461:VAL:HG21	1.38	0.86
1:J:329:ARG:HB2	1:M:1583:CYS:H	1.39	0.86
3:O:3217[A]:PHE:HZ	3:O:3230[A]:PHE:CE1	1.89	0.86
3:R:3124[B]:ASP:OD2	3:R:3185[B]:TYR:OH	1.93	0.86
3:R:3217[A]:PHE:HZ	3:R:3230[A]:PHE:CE1	1.89	0.86
3:U:3124[A]:ASP:OD2	3:U:3185[A]:TYR:OH	1.93	0.86
3:X:3196[B]:THR:H	3:X:3199[B]:GLN:HB2	1.38	0.86
3:C:3163[B]:ASN:ND2	3:L:3149[B]:ASN:CG	2.19	0.86
3:F:3176[B]:LYS:O	3:F:3177[B]:SER:OG	1.92	0.86
3:F:3225[A]:SER:O	3:F:3290[A]:ILE:HG23	1.75	0.86
3:I:2948[A]:ASP:OD1	3:I:2950[A]:THR:N	2.07	0.86
3:C:2983[B]:VAL:CG2	3:L:3160[B]:SER:OG	2.23	0.86
3:L:3293[B]:LYS:CD	3:L:3294[B]:SER:CB	2.53	0.86
3:O:2933[B]:SER:HB3	3:O:2936[B]:GLU:HB3	1.57	0.86
3:O:3147[B]:GLU:HB2	3:O:3149[B]:ASN:CG	1.95	0.86
3:O:3298[A]:ASN:HA	3:O:3299[A]:LEU:CB	2.06	0.86
3:O:3298[B]:ASN:HB2	3:O:3300[B]:LEU:N	1.78	0.86
1:P:1140:ASN:ND2	1:P:1236:TYR:OH	2.09	0.86
3:I:3173[B]:THR:C	3:R:3154[B]:PRO:HD3	1.96	0.86
3:R:3298[A]:ASN:HA	3:R:3299[A]:LEU:CB	2.06	0.86
3:X:2952[B]:ALA:HA	3:X:2956[B]:LYS:CB	2.06	0.86
3:X:2989[A]:HIS:O	3:X:2992[A]:TYR:N	2.08	0.86
3:X:3176[B]:LYS:O	3:X:3177[B]:SER:OG	1.92	0.86
3:X:3225[A]:SER:O	3:X:3290[A]:ILE:HG23	1.74	0.86
3:C:2933[B]:SER:HB3	3:C:2936[B]:GLU:HB3	1.57	0.86
3:F:3176[A]:LYS:O	3:F:3177[A]:SER:OG	1.92	0.86
3:I:2982[B]:MET:HE2	3:R:2966[B]:SER:CB	2.05	0.86
3:I:2997[B]:GLU:OE2	3:I:3009[B]:ILE:HG13	1.74	0.86

Continued on next page...

Continued from previous page...

Atom-1	Atom-2	Interatomic distance (Å)	Clash overlap (Å)
3:I:3284[A]:LYS:HD3	3:I:3285[A]:VAL:H	1.39	0.86
3:L:3225[B]:SER:O	3:L:3290[B]:ILE:HG23	1.74	0.86
3:O:2989[B]:HIS:O	3:O:2992[B]:TYR:N	2.08	0.86
3:O:3172[B]:SER:HB3	3:X:3152[B]:LYS:HE2	1.58	0.86
3:O:3196[B]:THR:HB	3:O:3198[B]:PRO:HD2	1.54	0.86
3:R:2952[B]:ALA:HB3	3:R:2953[B]:GLY:O	1.76	0.86
3:R:3147[B]:GLU:HB2	3:R:3149[B]:ASN:CG	1.95	0.86
3:I:3153[B]:LYS:HB3	3:R:3155[B]:MET:HB2	1.56	0.86
3:I:3154[B]:PRO:CG	3:R:3174[B]:GLY:HA2	2.05	0.86
3:R:3124[A]:ASP:OD2	3:R:3185[A]:TYR:OH	1.93	0.86
3:I:3162[B]:ASP:HA	3:R:3259[B]:ASP:HB3	1.58	0.86
3:X:2933[B]:SER:HB3	3:X:2936[B]:GLU:HB3	1.57	0.86
3:X:2965[A]:LEU:HD11	3:X:2974[A]:ALA:HA	1.57	0.86
3:C:2952[B]:ALA:HA	3:C:2956[B]:LYS:CB	2.06	0.85
3:C:2982[B]:MET:SD	3:L:3157[B]:PRO:CA	2.63	0.85
3:C:2997[B]:GLU:OE2	3:C:3009[B]:ILE:HG13	1.74	0.85
2:E:2800:LYS:O	3:F:3023[A]:ILE:HD11	1.73	0.85
3:F:3293[B]:LYS:CD	3:F:3294[B]:SER:CB	2.53	0.85
3:L:2952[B]:ALA:HA	3:L:2956[B]:LYS:CB	2.06	0.85
3:L:2965[A]:LEU:HD11	3:L:2974[A]:ALA:HA	1.57	0.85
3:C:3079[B]:CYS:SG	3:L:3161[B]:GLU:HB3	2.16	0.85
3:R:2997[A]:GLU:OE2	3:R:3009[A]:ILE:HG13	1.74	0.85
3:U:2997[A]:GLU:OE2	3:U:3009[A]:ILE:HG13	1.74	0.85
3:U:3273[A]:LEU:HB2	3:U:3275[A]:LEU:HD13	1.55	0.85
3:X:3222[B]:ILE:HD12	3:X:3223[B]:GLY:N	1.89	0.85
3:X:3298[A]:ASN:HA	3:X:3299[A]:LEU:CB	2.06	0.85
3:C:3090[B]:ASN:CB	3:L:2972[B]:GLY:CA	2.52	0.85
3:C:3147[B]:GLU:HB2	3:C:3149[B]:ASN:CG	1.95	0.85
3:C:3147[A]:GLU:HB2	3:C:3149[A]:ASN:CG	1.95	0.85
1:D:497:GLN:HG2	1:D:683:THR:HG21	1.56	0.85
3:I:3151[B]:LEU:H	3:R:3169[B]:LYS:HG2	1.40	0.85
3:O:2956[B]:LYS:O	3:O:2960[B]:PHE:HE1	1.22	0.85
3:O:3156[B]:MET:HG3	3:X:3173[B]:THR:HG23	1.58	0.85
3:O:3222[A]:ILE:HD12	3:O:3223[A]:GLY:N	1.89	0.85
1:P:1033:LEU:HA	1:P:1036:SER:HB3	1.55	0.85
3:R:2965[A]:LEU:HD11	3:R:2974[A]:ALA:HA	1.57	0.85
3:I:2977[B]:CYS:SG	3:R:2979[B]:GLN:HA	2.15	0.85
3:I:3153[B]:LYS:NZ	3:R:3157[B]:PRO:CD	2.38	0.85
3:R:3298[B]:ASN:HA	3:R:3299[B]:LEU:CB	2.06	0.85
3:U:2933[A]:SER:HB3	3:U:2936[A]:GLU:HB3	1.57	0.85
3:U:2989[B]:HIS:O	3:U:2992[B]:TYR:N	2.08	0.85

Continued on next page...

Continued from previous page...

Atom-1	Atom-2	Interatomic distance (Å)	Clash overlap (Å)
3:X:2948[B]:ASP:CB	3:X:2953[B]:GLY:HA3	2.07	0.85
3:C:3173[B]:THR:HB	3:C:3176[B]:LYS:CD	2.04	0.85
3:C:3283[B]:ILE:CG2	3:C:3305[B]:ILE:HD11	2.05	0.85
1:D:567:LEU:HB2	1:D:609:TRP:CD1	2.10	0.85
3:I:2948[B]:ASP:N	3:I:2949[B]:LYS:HA	1.81	0.85
3:L:2952[A]:ALA:HB3	3:L:2953[A]:GLY:O	1.76	0.85
3:L:3173[A]:THR:HB	3:L:3176[A]:LYS:CG	2.05	0.85
3:O:3283[A]:ILE:CG2	3:O:3305[A]:ILE:HD11	2.05	0.85
3:I:3255[B]:PRO:CB	3:R:2959[B]:SER:CB	2.49	0.85
3:R:3092[A]:ILE:O	3:R:3096[A]:VAL:HG23	1.75	0.85
3:X:2943[A]:ALA:O	3:X:2946[A]:GLN:HG3	1.74	0.85
3:X:3124[A]:ASP:OD2	3:X:3185[A]:TYR:OH	1.93	0.85
3:X:3217[B]:PHE:HZ	3:X:3230[B]:PHE:CE1	1.89	0.85
3:X:3293[A]:LYS:CD	3:X:3294[A]:SER:CB	2.53	0.85
3:C:3153[B]:LYS:HE3	3:L:3158[B]:PHE:CD2	2.10	0.85
3:C:3159[B]:SER:HG	3:L:3150[B]:LYS:C	1.78	0.85
3:F:3124[B]:ASP:OD2	3:F:3185[B]:TYR:OH	1.93	0.85
3:I:3092[A]:ILE:O	3:I:3096[A]:VAL:HG23	1.74	0.85
3:L:3124[B]:ASP:OD2	3:L:3185[B]:TYR:OH	1.93	0.85
3:L:3196[B]:THR:H	3:L:3199[B]:GLN:HB2	1.38	0.85
3:R:2989[A]:HIS:O	3:R:2992[A]:TYR:N	2.08	0.85
3:R:2997[B]:GLU:OE2	3:R:3009[B]:ILE:HG13	1.74	0.85
3:I:3169[B]:LYS:C	3:R:3148[B]:ILE:O	2.14	0.85
3:U:3283[A]:ILE:CG2	3:U:3305[A]:ILE:HD11	2.05	0.85
3:U:3284[A]:LYS:HD3	3:U:3285[A]:VAL:H	1.39	0.85
3:X:3298[B]:ASN:HA	3:X:3299[B]:LEU:CB	2.06	0.85
3:I:3176[B]:LYS:O	3:I:3177[B]:SER:OG	1.92	0.85
3:I:3124[B]:ASP:OD2	3:I:3185[B]:TYR:OH	1.93	0.85
1:J:1427:HIS:CE1	1:J:1458:HIS:NE2	2.43	0.85
3:L:3089[A]:HIS:ND1	3:L:3119[A]:HIS:NE2	2.25	0.85
3:L:3124[A]:ASP:OD2	3:L:3185[A]:TYR:OH	1.93	0.85
3:L:3298[A]:ASN:HA	3:L:3299[A]:LEU:CB	2.06	0.85
3:R:2952[B]:ALA:HA	3:R:2956[B]:LYS:CB	2.06	0.85
1:V:456:GLN:HG2	1:V:551:GLU:HB2	1.58	0.85
3:C:2989[A]:HIS:O	3:C:2992[A]:TYR:N	2.08	0.85
3:C:3176[B]:LYS:O	3:C:3177[B]:SER:OG	1.92	0.85
3:C:3124[B]:ASP:OD2	3:C:3185[B]:TYR:OH	1.93	0.85
3:F:3124[A]:ASP:OD2	3:F:3185[A]:TYR:OH	1.93	0.85
2:H:2868:GLU:OE2	3:I:2932[A]:PRO:C	2.14	0.85
3:I:2956[B]:LYS:O	3:I:2960[B]:PHE:HE1	1.22	0.85
3:I:3150[B]:LYS:HE3	3:R:3163[B]:ASN:HB2	0.87	0.85

Continued on next page...

Continued from previous page...

Atom-1	Atom-2	Interatomic distance (Å)	Clash overlap (Å)
3:L:2948[B]:ASP:CB	3:L:2953[B]:GLY:HA3	2.07	0.85
3:C:2978[B]:CYS:H	3:L:3254[B]:MET:HB3	1.02	0.85
1:M:497:GLN:HG2	1:M:683:THR:HG21	1.57	0.85
3:O:2967[B]:CYS:SG	3:X:3153[B]:LYS:CB	2.53	0.85
3:O:3298[B]:ASN:HA	3:O:3299[B]:LEU:CB	2.06	0.85
3:R:2933[A]:SER:HB3	3:R:2936[A]:GLU:HB3	1.57	0.85
3:I:3150[B]:LYS:CG	3:R:3158[B]:PHE:CA	2.40	0.85
3:I:2966[B]:SER:C	3:R:3256[B]:TRP:CG	2.39	0.85
3:R:3283[A]:ILE:CG2	3:R:3305[A]:ILE:HD11	2.05	0.85
3:U:3298[B]:ASN:HA	3:U:3299[B]:LEU:CB	2.06	0.85
3:F:2952[A]:ALA:HA	3:F:2956[A]:LYS:CB	2.06	0.85
3:F:3298[B]:ASN:HA	3:F:3299[B]:LEU:CB	2.06	0.85
2:H:2797:LYS:HZ1	3:I:3028[A]:PRO:CD	1.89	0.85
3:I:3150[B]:LYS:HB3	3:R:3160[B]:SER:N	1.90	0.85
3:O:2952[A]:ALA:HA	3:O:2956[A]:LYS:CB	2.06	0.85
3:O:3124[B]:ASP:OD2	3:O:3185[B]:TYR:OH	1.93	0.85
3:R:2952[A]:ALA:HA	3:R:2956[A]:LYS:CB	2.06	0.85
3:O:3038[B]:ILE:CD1	3:X:2969[B]:TYR:CE2	2.54	0.85
3:C:2948[B]:ASP:CB	3:C:2953[B]:GLY:HA3	2.07	0.85
3:C:3092[B]:ILE:O	3:C:3096[B]:VAL:HG23	1.75	0.85
3:C:3172[B]:SER:OG	3:L:3152[B]:LYS:CG	2.24	0.85
3:I:2952[B]:ALA:HB3	3:I:2953[B]:GLY:O	1.76	0.85
3:I:2989[B]:HIS:O	3:I:2992[B]:TYR:N	2.09	0.85
3:L:2952[A]:ALA:HA	3:L:2956[A]:LYS:CB	2.06	0.85
3:C:3158[B]:PHE:O	3:L:3150[B]:LYS:N	2.05	0.85
3:O:2933[B]:SER:CB	3:O:2936[B]:GLU:HB3	2.07	0.85
3:O:2948[A]:ASP:CB	3:O:2953[A]:GLY:HA3	2.07	0.85
3:R:2948[B]:ASP:N	3:R:2949[B]:LYS:HA	1.81	0.85
3:U:2952[A]:ALA:HB3	3:U:2953[A]:GLY:O	1.76	0.85
3:U:3293[B]:LYS:CD	3:U:3294[B]:SER:CB	2.53	0.85
3:X:2933[B]:SER:CB	3:X:2936[B]:GLU:HB3	2.07	0.85
3:X:2933[A]:SER:HB3	3:X:2936[A]:GLU:HB3	1.57	0.85
3:C:2933[B]:SER:CB	3:C:2936[B]:GLU:HB3	2.07	0.85
3:C:3185[A]:TYR:CE2	3:C:3187[A]:TYR:CE2	2.65	0.85
3:C:3248[B]:LEU:HB2	3:L:2972[B]:GLY:C	1.96	0.85
3:I:2977[B]:CYS:CB	3:R:2982[B]:MET:HE3	2.07	0.85
3:L:2933[A]:SER:HB3	3:L:2936[A]:GLU:HB3	1.57	0.85
3:C:3156[B]:MET:SD	3:L:2979[B]:GLN:HG3	2.17	0.85
3:C:2972[B]:GLY:HA3	3:L:3090[B]:ASN:CG	1.96	0.85
2:N:2556:TYR:HE1	2:N:2845:PRO:HD2	1.38	0.85
3:O:2952[A]:ALA:HB3	3:O:2953[A]:GLY:O	1.76	0.85

Continued on next page...

Continued from previous page...

Atom-1	Atom-2	Interatomic distance (Å)	Clash overlap (Å)
3:O:3169[B]:LYS:HG3	3:X:3148[B]:ILE:HG21	1.04	0.85
3:R:3089[A]:HIS:ND1	3:R:3119[A]:HIS:NE2	2.25	0.85
3:R:3185[B]:TYR:CE2	3:R:3187[B]:TYR:CE2	2.65	0.85
3:U:2952[B]:ALA:HB3	3:U:2953[B]:GLY:O	1.76	0.85
3:U:3185[B]:TYR:CE2	3:U:3187[B]:TYR:CE2	2.65	0.85
3:X:3089[B]:HIS:ND1	3:X:3119[B]:HIS:NE2	2.25	0.85
3:O:2976[B]:ALA:H	3:X:3156[B]:MET:HG2	1.10	0.85
3:X:3124[B]:ASP:OD2	3:X:3185[B]:TYR:OH	1.93	0.85
3:X:3283[B]:ILE:CG2	3:X:3305[B]:ILE:HD11	2.05	0.85
3:F:2952[B]:ALA:HB3	3:F:2953[B]:GLY:O	1.76	0.85
3:I:2933[A]:SER:CB	3:I:2936[A]:GLU:HB3	2.07	0.85
3:I:2965[B]:LEU:CD1	3:R:3256[B]:TRP:HE1	1.88	0.85
3:I:3124[A]:ASP:OD2	3:I:3185[A]:TYR:OH	1.93	0.85
3:L:2952[B]:ALA:HB3	3:L:2953[B]:GLY:O	1.76	0.85
3:L:3298[B]:ASN:HA	3:L:3299[B]:LEU:CB	2.06	0.85
3:O:3185[B]:TYR:CE2	3:O:3187[B]:TYR:CE2	2.65	0.85
3:O:3293[B]:LYS:CD	3:O:3294[B]:SER:CB	2.53	0.85
3:I:3173[B]:THR:C	3:R:3154[B]:PRO:CD	2.44	0.85
3:R:3284[A]:LYS:HD3	3:R:3285[A]:VAL:H	1.40	0.85
3:U:2933[B]:SER:HB3	3:U:2936[B]:GLU:HB3	1.57	0.85
3:X:2952[A]:ALA:HA	3:X:2956[A]:LYS:CB	2.06	0.85
3:X:3089[A]:HIS:ND1	3:X:3119[A]:HIS:NE2	2.25	0.85
3:O:3169[B]:LYS:HB2	3:X:3148[B]:ILE:HG21	1.57	0.85
5:Z:3003:NAG:H61	5:Z:3004:NAG:C1	2.07	0.85
3:C:3173[B]:THR:OG1	3:L:3152[B]:LYS:CA	2.24	0.84
3:C:3185[B]:TYR:CE2	3:C:3187[B]:TYR:CE2	2.65	0.84
3:C:3298[B]:ASN:HA	3:C:3299[B]:LEU:CB	2.06	0.84
3:L:3089[B]:HIS:ND1	3:L:3119[B]:HIS:NE2	2.25	0.84
3:L:3284[A]:LYS:HD3	3:L:3285[A]:VAL:H	1.39	0.84
3:O:2952[B]:ALA:HB3	3:O:2953[B]:GLY:O	1.76	0.84
3:O:2965[A]:LEU:HD11	3:O:2974[A]:ALA:HA	1.57	0.84
3:R:2952[A]:ALA:HB3	3:R:2953[A]:GLY:O	1.76	0.84
3:U:2952[A]:ALA:HA	3:U:2956[A]:LYS:CB	2.06	0.84
3:U:3185[A]:TYR:CE2	3:U:3187[A]:TYR:CE2	2.65	0.84
3:X:2965[B]:LEU:HD11	3:X:2974[B]:ALA:HA	1.57	0.84
3:C:2933[A]:SER:CB	3:C:2936[A]:GLU:HB3	2.07	0.84
3:C:2952[B]:ALA:HB3	3:C:2953[B]:GLY:O	1.76	0.84
3:C:2982[B]:MET:SD	3:L:3157[B]:PRO:HA	2.17	0.84
3:F:2952[B]:ALA:HA	3:F:2956[B]:LYS:CB	2.06	0.84
3:F:3089[A]:HIS:ND1	3:F:3119[A]:HIS:NE2	2.25	0.84
3:I:3293[B]:LYS:CD	3:I:3294[B]:SER:CB	2.53	0.84

Continued on next page...

Continued from previous page...

Atom-1	Atom-2	Interatomic distance (Å)	Clash overlap (Å)
3:I:3298[A]:ASN:HA	3:I:3299[A]:LEU:CB	2.06	0.84
3:O:3038[B]:ILE:HG12	3:X:2969[B]:TYR:HH	1.39	0.84
3:O:3124[A]:ASP:OD2	3:O:3185[A]:TYR:OH	1.93	0.84
3:R:2948[A]:ASP:CB	3:R:2953[A]:GLY:HA3	2.07	0.84
3:R:3293[B]:LYS:CD	3:R:3294[B]:SER:CB	2.53	0.84
1:S:871:GLN:HE22	1:S:964:ILE:HG13	1.40	0.84
3:U:3217[B]:PHE:HZ	3:U:3230[B]:PHE:CE1	1.89	0.84
3:O:3038[B]:ILE:CG2	3:X:2969[B]:TYR:OH	2.22	0.84
3:C:2965[A]:LEU:HD11	3:C:2974[A]:ALA:HA	1.57	0.84
3:C:3284[A]:LYS:HD3	3:C:3285[A]:VAL:H	1.39	0.84
3:F:2933[B]:SER:HB3	3:F:2936[B]:GLU:HB3	1.57	0.84
3:F:2948[A]:ASP:CB	3:F:2953[A]:GLY:HA3	2.07	0.84
3:I:2952[B]:ALA:HA	3:I:2956[B]:LYS:CB	2.06	0.84
3:I:3089[A]:HIS:ND1	3:I:3119[A]:HIS:NE2	2.25	0.84
3:I:3149[B]:ASN:ND2	3:R:3163[B]:ASN:HB3	1.92	0.84
3:O:2948[B]:ASP:CB	3:O:2953[B]:GLY:HA3	2.07	0.84
3:O:3038[B]:ILE:HG23	3:X:2969[B]:TYR:CE1	2.10	0.84
3:O:3251[B]:ASP:HB3	3:X:2967[B]:CYS:HA	0.90	0.84
3:F:2933[B]:SER:CB	3:F:2936[B]:GLU:HB3	2.07	0.84
3:F:3185[A]:TYR:CE2	3:F:3187[A]:TYR:CE2	2.65	0.84
3:I:3185[A]:TYR:CE2	3:I:3187[A]:TYR:CE2	2.65	0.84
1:M:401:VAL:HG22	1:M:662:SER:HB3	1.59	0.84
3:O:3196[A]:THR:H	3:O:3199[A]:GLN:HB2	1.37	0.84
3:I:2982[B]:MET:CG	3:R:3156[B]:MET:HB2	2.07	0.84
3:U:2952[B]:ALA:HA	3:U:2956[B]:LYS:CB	2.06	0.84
1:Y:883:CYS:N	1:Y:894:CYS:SG	2.51	0.84
3:F:3089[B]:HIS:ND1	3:F:3119[B]:HIS:NE2	2.25	0.84
3:I:2952[A]:ALA:HA	3:I:2956[A]:LYS:CB	2.06	0.84
3:I:2965[B]:LEU:HD11	3:I:2974[B]:ALA:HA	1.57	0.84
3:I:3185[B]:TYR:CE2	3:I:3187[B]:TYR:CE2	2.65	0.84
3:I:3230[A]:PHE:CB	3:I:3243[A]:GLY:HA2	2.06	0.84
3:L:2948[A]:ASP:CB	3:L:2953[A]:GLY:HA3	2.07	0.84
3:L:3185[A]:TYR:CE2	3:L:3187[A]:TYR:CE2	2.65	0.84
3:U:3196[B]:THR:H	3:U:3199[B]:GLN:HB2	1.37	0.84
3:U:3298[A]:ASN:HA	3:U:3299[A]:LEU:CB	2.06	0.84
3:O:3254[B]:MET:HE3	3:X:3172[B]:SER:CB	2.08	0.84
3:F:2933[A]:SER:CB	3:F:2936[A]:GLU:HB3	2.07	0.84
3:F:3185[B]:TYR:CE2	3:F:3187[B]:TYR:CE2	2.65	0.84
3:F:3298[A]:ASN:HA	3:F:3299[A]:LEU:CB	2.06	0.84
3:L:3185[B]:TYR:CE2	3:L:3187[B]:TYR:CE2	2.65	0.84
3:O:3255[B]:PRO:HD3	3:X:3158[B]:PHE:O	1.76	0.84

Continued on next page...

Continued from previous page...

Atom-1	Atom-2	Interatomic distance (Å)	Clash overlap (Å)
1:P:392:PRO:HB2	1:P:394:GLN:HG2	1.60	0.84
3:I:3089[B]:HIS:CD2	3:R:2972[B]:GLY:N	2.46	0.84
3:U:3217[A]:PHE:HZ	3:U:3230[A]:PHE:CE1	1.89	0.84
3:X:3185[A]:TYR:CE2	3:X:3187[A]:TYR:CE2	2.65	0.84
3:X:3212[B]:ARG:HH11	3:X:3212[B]:ARG:HG3	1.43	0.84
3:C:3089[B]:HIS:ND1	3:C:3119[B]:HIS:NE2	2.25	0.84
3:C:3152[B]:LYS:H	3:L:3172[B]:SER:CB	1.90	0.84
3:I:2948[B]:ASP:CB	3:I:2953[B]:GLY:HA3	2.07	0.84
3:I:2948[A]:ASP:CB	3:I:2953[A]:GLY:HA3	2.07	0.84
3:I:2952[A]:ALA:HB3	3:I:2953[A]:GLY:O	1.76	0.84
3:I:3170[B]:ALA:N	3:R:3148[B]:ILE:O	2.10	0.84
3:I:3217[B]:PHE:HZ	3:I:3230[B]:PHE:CE1	1.89	0.84
3:L:3089[B]:HIS:HE1	3:L:3119[B]:HIS:CD2	1.96	0.84
3:O:3089[B]:HIS:HE1	3:O:3119[B]:HIS:CD2	1.96	0.84
3:I:3162[B]:ASP:CB	3:R:3259[B]:ASP:H	1.89	0.84
3:U:2956[A]:LYS:O	3:U:2960[A]:PHE:HE1	1.22	0.84
3:U:2979[A]:GLN:CG	3:U:3155[A]:MET:CE	2.56	0.84
3:U:3124[B]:ASP:OD2	3:U:3185[B]:TYR:OH	1.93	0.84
3:X:2948[A]:ASP:CB	3:X:2953[A]:GLY:HA3	2.07	0.84
3:X:3176[A]:LYS:H	3:X:3176[A]:LYS:HE2	1.43	0.84
3:X:3284[B]:LYS:HD3	3:X:3285[B]:VAL:H	1.40	0.84
3:L:3212[B]:ARG:HG3	3:L:3212[B]:ARG:HH11	1.43	0.84
1:P:456:GLN:HG2	1:P:551:GLU:HB2	1.57	0.84
3:R:3089[A]:HIS:HE1	3:R:3119[A]:HIS:CD2	1.96	0.84
3:I:3163[B]:ASN:CG	3:R:3149[B]:ASN:ND2	2.31	0.84
3:U:2948[B]:ASP:CB	3:U:2953[B]:GLY:HA3	2.07	0.84
3:X:3089[B]:HIS:HE1	3:X:3119[B]:HIS:CD2	1.96	0.84
3:X:3173[A]:THR:HG22	3:X:3174[A]:GLY:N	1.93	0.84
2:Z:2648:ALA:HA	2:Z:2654:SER:HB2	1.60	0.84
3:C:2985[B]:PHE:CD2	3:L:2968[B]:GLN:O	2.30	0.84
3:C:3149[B]:ASN:CG	3:L:3163[B]:ASN:HD22	1.80	0.84
3:F:3196[A]:THR:H	3:F:3199[A]:GLN:HB2	1.38	0.84
3:I:3160[B]:SER:O	3:R:3150[B]:LYS:HD2	1.76	0.84
3:C:3154[B]:PRO:N	3:L:3174[B]:GLY:N	2.24	0.84
3:O:3089[B]:HIS:ND1	3:O:3119[B]:HIS:NE2	2.25	0.84
3:O:2979[B]:GLN:CG	3:O:3155[B]:MET:CE	2.56	0.84
3:O:3176[B]:LYS:HE2	3:O:3176[B]:LYS:H	1.43	0.84
3:R:2933[A]:SER:CB	3:R:2936[A]:GLU:HB3	2.07	0.84
3:I:3172[B]:SER:HB3	3:R:3150[B]:LYS:C	1.96	0.84
3:U:2948[A]:ASP:CB	3:U:2953[A]:GLY:HA3	2.07	0.84
3:O:2974[B]:ALA:HB2	3:X:2977[B]:CYS:C	1.97	0.84

Continued on next page...

Continued from previous page...

Atom-1	Atom-2	Interatomic distance (Å)	Clash overlap (Å)
3:C:2948[A]:ASP:CB	3:C:2953[A]:GLY:HA3	2.07	0.84
3:C:3160[B]:SER:HA	3:L:2983[B]:VAL:CB	2.06	0.84
3:I:2979[A]:GLN:NE2	3:I:3155[A]:MET:HE3	1.92	0.84
3:L:2933[B]:SER:CB	3:L:2936[B]:GLU:HB3	2.07	0.84
3:O:3176[A]:LYS:H	3:O:3176[A]:LYS:HE2	1.43	0.84
3:O:3222[B]:ILE:N	3:X:3161[B]:GLU:CB	2.40	0.84
3:R:2933[B]:SER:HB3	3:R:2936[B]:GLU:HB3	1.57	0.84
3:R:3173[A]:THR:HG22	3:R:3174[A]:GLY:N	1.93	0.84
3:X:2933[A]:SER:CB	3:X:2936[A]:GLU:HB3	2.07	0.84
3:O:3159[B]:SER:C	3:X:3148[B]:ILE:HA	1.98	0.84
3:X:3185[B]:TYR:CE2	3:X:3187[B]:TYR:CE2	2.65	0.84
3:C:3089[A]:HIS:ND1	3:C:3119[A]:HIS:NE2	2.25	0.83
3:I:2933[B]:SER:CB	3:I:2936[B]:GLU:HB3	2.07	0.83
3:I:3089[B]:HIS:ND1	3:I:3119[B]:HIS:NE2	2.25	0.83
3:I:3212[A]:ARG:HH11	3:I:3212[A]:ARG:HG3	1.43	0.83
3:C:3093[B]:HIS:NE2	3:L:2969[B]:TYR:CD2	2.46	0.83
3:C:2968[B]:GLN:HE22	3:L:3258[B]:PHE:HZ	1.03	0.83
3:O:2979[A]:GLN:CG	3:O:3155[A]:MET:CE	2.56	0.83
3:O:3156[B]:MET:CG	3:X:3173[B]:THR:CG2	2.56	0.83
3:O:3284[B]:LYS:HD3	3:O:3285[B]:VAL:H	1.40	0.83
3:U:2933[B]:SER:CB	3:U:2936[B]:GLU:HB3	2.07	0.83
3:U:3212[A]:ARG:HH11	3:U:3212[A]:ARG:HG3	1.42	0.83
3:X:3216[B]:GLY:HA2	3:X:3262[B]:PHE:O	1.78	0.83
3:C:3284[B]:LYS:HD3	3:C:3285[B]:VAL:H	1.40	0.83
3:F:2948[B]:ASP:N	3:F:2949[B]:LYS:CA	2.41	0.83
3:O:2933[A]:SER:CB	3:O:2936[A]:GLU:HB3	2.07	0.83
3:O:2975[B]:PHE:CE2	3:X:3172[B]:SER:CA	2.60	0.83
3:O:3157[B]:PRO:O	3:X:3150[B]:LYS:N	2.11	0.83
3:O:3216[B]:GLY:HA2	3:O:3262[B]:PHE:O	1.78	0.83
3:R:3089[B]:HIS:ND1	3:R:3119[B]:HIS:NE2	2.25	0.83
3:R:3196[B]:THR:H	3:R:3199[B]:GLN:HB2	1.37	0.83
3:O:2969[B]:TYR:HB2	3:X:3158[B]:PHE:CE1	2.13	0.83
3:X:3230[A]:PHE:CB	3:X:3243[A]:GLY:HA2	2.06	0.83
3:C:2969[B]:TYR:O	3:L:2985[B]:PHE:CZ	2.26	0.83
3:C:3222[B]:ILE:N	3:L:2965[B]:LEU:HB2	1.94	0.83
3:C:3230[A]:PHE:CB	3:C:3243[A]:GLY:HA2	2.06	0.83
3:F:2948[B]:ASP:CB	3:F:2953[B]:GLY:HA3	2.07	0.83
1:G:1339:SER:HB3	1:G:1340:GLY:HA2	1.60	0.83
3:I:3230[B]:PHE:CB	3:I:3243[B]:GLY:HA2	2.06	0.83
3:L:3176[B]:LYS:HE2	3:L:3176[B]:LYS:H	1.43	0.83
3:O:3185[A]:TYR:CE2	3:O:3187[A]:TYR:CE2	2.65	0.83

Continued on next page...

Continued from previous page...

Atom-1	Atom-2	Interatomic distance (Å)	Clash overlap (Å)
3:U:2965[A]:LEU:HG	3:U:2974[A]:ALA:HB1	1.61	0.83
3:O:2973[B]:THR:CB	3:X:3158[B]:PHE:HE2	1.86	0.83
3:C:2952[A]:ALA:HA	3:C:2956[A]:LYS:CB	2.06	0.83
2:E:2545:SER:HA	2:E:2546:LEU:HB2	1.59	0.83
3:I:3298[B]:ASN:HA	3:I:3299[B]:LEU:CB	2.06	0.83
3:C:3172[B]:SER:CB	3:L:3152[B]:LYS:N	2.41	0.83
3:O:3162[B]:ASP:OD2	3:X:3150[B]:LYS:CD	2.27	0.83
3:O:3212[A]:ARG:HG3	3:O:3212[A]:ARG:HH11	1.43	0.83
3:R:2948[A]:ASP:N	3:R:2949[A]:LYS:CA	2.41	0.83
3:R:2948[B]:ASP:CB	3:R:2953[B]:GLY:HA3	2.07	0.83
3:R:3230[A]:PHE:CB	3:R:3243[A]:GLY:HA2	2.06	0.83
3:U:3089[B]:HIS:ND1	3:U:3119[B]:HIS:NE2	2.25	0.83
2:W:2569:TRP:HD1	2:W:2746:MET:HG2	1.42	0.83
3:X:2952[B]:ALA:HB3	3:X:2953[B]:GLY:O	1.76	0.83
3:C:3149[B]:ASN:HB3	3:L:3163[B]:ASN:HD21	1.43	0.83
3:F:2965[B]:LEU:HG	3:F:2974[B]:ALA:HB1	1.61	0.83
3:F:3173[B]:THR:HG22	3:F:3174[B]:GLY:N	1.93	0.83
3:I:3216[B]:GLY:HA2	3:I:3262[B]:PHE:O	1.78	0.83
3:L:2948[B]:ASP:N	3:L:2949[B]:LYS:CA	2.41	0.83
3:L:2965[A]:LEU:CG	3:L:2974[A]:ALA:HB1	2.09	0.83
3:L:2979[A]:GLN:CG	3:L:3155[A]:MET:CE	2.56	0.83
3:C:2963[B]:MET:HE1	3:L:3223[B]:GLY:N	1.94	0.83
3:O:2970[B]:PRO:CG	3:X:2990[B]:ARG:C	2.47	0.83
3:O:3173[B]:THR:HG22	3:O:3174[B]:GLY:N	1.93	0.83
3:O:3272[A]:HIS:CD2	1:P:1542:ARG:NH2	2.46	0.83
3:R:2948[B]:ASP:N	3:R:2949[B]:LYS:CA	2.41	0.83
3:X:3176[B]:LYS:HE2	3:X:3176[B]:LYS:H	1.43	0.83
3:X:3216[A]:GLY:HA2	3:X:3262[A]:PHE:O	1.78	0.83
3:C:2979[B]:GLN:CG	3:C:3155[B]:MET:CE	2.56	0.83
3:F:3212[B]:ARG:HG3	3:F:3212[B]:ARG:HH11	1.43	0.83
3:F:3293[A]:LYS:CD	3:F:3294[A]:SER:CB	2.53	0.83
3:C:3153[B]:LYS:NZ	3:L:2988[B]:TRP:NE1	2.27	0.83
3:L:3216[B]:GLY:HA2	3:L:3262[B]:PHE:O	1.78	0.83
3:O:3253[B]:GLU:CG	3:X:3161[B]:GLU:OE2	2.25	0.83
3:R:2965[B]:LEU:HG	3:R:2974[B]:ALA:HB1	1.61	0.83
3:R:2979[A]:GLN:CG	3:R:3155[A]:MET:CE	2.56	0.83
3:R:2979[B]:GLN:HE21	3:R:3155[B]:MET:HE3	1.42	0.83
3:U:3089[A]:HIS:ND1	3:U:3119[A]:HIS:NE2	2.25	0.83
3:X:2951[A]:ASP:OD2	3:X:2953[A]:GLY:HA2	1.79	0.83
3:C:2951[A]:ASP:OD2	3:C:2953[A]:GLY:HA2	1.79	0.83
3:C:2965[A]:LEU:CG	3:C:2974[A]:ALA:HB1	2.09	0.83

Continued on next page...

Continued from previous page...

Atom-1	Atom-2	Interatomic distance (Å)	Clash overlap (Å)
3:C:3155[B]:MET:SD	3:L:3154[B]:PRO:CD	2.66	0.83
3:F:2965[A]:LEU:CG	3:F:2974[A]:ALA:HB1	2.09	0.83
3:F:3228[A]:VAL:HG21	3:F:3245[A]:PHE:CE2	2.14	0.83
3:I:3089[A]:HIS:HE1	3:I:3119[A]:HIS:CD2	1.96	0.83
3:L:2933[A]:SER:CB	3:L:2936[A]:GLU:HB3	2.07	0.83
3:L:3089[A]:HIS:HE1	3:L:3119[A]:HIS:CD2	1.96	0.83
3:C:2971[B]:ASP:CG	3:L:3248[B]:LEU:HD22	1.99	0.83
3:R:3284[B]:LYS:HD3	3:R:3285[B]:VAL:H	1.39	0.83
3:X:3173[B]:THR:HG22	3:X:3174[B]:GLY:N	1.93	0.83
3:C:3089[B]:HIS:HE1	3:C:3119[B]:HIS:CD2	1.96	0.83
3:C:3212[B]:ARG:HH11	3:C:3212[B]:ARG:HG3	1.43	0.83
3:C:3298[A]:ASN:HA	3:C:3299[A]:LEU:CB	2.06	0.83
3:F:3089[B]:HIS:HE1	3:F:3119[B]:HIS:CD2	1.96	0.83
3:F:3176[B]:LYS:H	3:F:3176[B]:LYS:HE2	1.43	0.83
3:I:2989[B]:HIS:CE1	3:R:2969[B]:TYR:CA	2.58	0.83
3:I:3089[B]:HIS:HE1	3:I:3119[B]:HIS:CD2	1.96	0.83
3:I:2979[A]:GLN:CG	3:I:3155[A]:MET:CE	2.56	0.83
3:O:2952[B]:ALA:HA	3:O:2956[B]:LYS:CB	2.06	0.83
3:O:2965[B]:LEU:HD11	3:O:2974[B]:ALA:HA	1.57	0.83
3:O:2975[B]:PHE:CE2	3:X:3172[B]:SER:HB3	2.14	0.83
3:I:3161[B]:GLU:HG2	3:R:3079[B]:CYS:HA	1.60	0.83
3:R:3185[A]:TYR:CE2	3:R:3187[A]:TYR:CE2	2.65	0.83
1:S:589:GLN:HG2	1:S:594:ASP:HB3	1.60	0.83
3:U:2965[A]:LEU:CG	3:U:2974[A]:ALA:HB1	2.09	0.83
3:U:3176[B]:LYS:H	3:U:3176[B]:LYS:HE2	1.43	0.83
3:U:3216[B]:GLY:HA2	3:U:3262[B]:PHE:O	1.78	0.83
3:U:3265[A]:ASP:OD1	3:U:3267[A]:SER:OG	1.97	0.83
5:V:5016:NAG:C6	6:V:5017:BMA:C1	2.57	0.83
1:Y:1365:TYR:HD1	1:Y:1372:ILE:HG22	1.44	0.83
3:F:2979[B]:GLN:CG	3:F:3155[B]:MET:CE	2.56	0.83
3:F:3265[B]:ASP:OD1	3:F:3267[B]:SER:OG	1.97	0.83
3:I:2966[B]:SER:HB3	3:R:2982[B]:MET:CE	2.08	0.83
3:L:2956[A]:LYS:O	3:L:2960[A]:PHE:HE1	1.22	0.83
3:L:2965[A]:LEU:HG	3:L:2974[A]:ALA:HB1	1.61	0.83
3:C:3149[B]:ASN:HB2	3:L:3163[B]:ASN:ND2	1.93	0.83
3:C:3148[B]:ILE:C	3:L:3169[B]:LYS:C	2.37	0.83
3:L:3173[A]:THR:HG22	3:L:3174[A]:GLY:N	1.93	0.83
3:O:3089[A]:HIS:ND1	3:O:3119[A]:HIS:NE2	2.25	0.83
3:R:3217[B]:PHE:HZ	3:R:3230[B]:PHE:CE1	1.89	0.83
1:S:423:ARG:NH1	1:S:500:ASN:OD1	2.12	0.83
3:U:3120[A]:HIS:HA	3:U:3123[A]:THR:OG1	1.79	0.83

Continued on next page...

Continued from previous page...

Atom-1	Atom-2	Interatomic distance (Å)	Clash overlap (Å)
3:X:2965[A]:LEU:CG	3:X:2974[A]:ALA:HB1	2.09	0.83
3:O:3157[B]:PRO:C	3:X:3149[B]:ASN:C	2.33	0.83
3:C:2965[B]:LEU:HG	3:C:2974[B]:ALA:HB1	1.61	0.83
3:C:2965[A]:LEU:HG	3:C:2974[A]:ALA:HB1	1.61	0.83
3:C:3216[B]:GLY:HA2	3:C:3262[B]:PHE:O	1.78	0.83
3:C:3222[B]:ILE:H	3:L:2965[B]:LEU:HB2	1.44	0.83
3:I:2965[A]:LEU:HG	3:I:2974[A]:ALA:HB1	1.61	0.83
3:L:3176[A]:LYS:HE2	3:L:3176[A]:LYS:H	1.43	0.83
5:M:2114:NAG:C6	5:M:2115:NAG:HN2	1.92	0.83
3:O:3265[A]:ASP:OD1	3:O:3267[A]:SER:OG	1.97	0.83
2:Q:2867:PRO:HG2	3:R:2932[A]:PRO:HG2	1.58	0.83
3:R:2965[A]:LEU:HG	3:R:2974[A]:ALA:HB1	1.61	0.83
3:R:3120[A]:HIS:HA	3:R:3123[A]:THR:OG1	1.79	0.83
3:U:2933[A]:SER:CB	3:U:2936[A]:GLU:HB3	2.07	0.83
3:U:3176[A]:LYS:HE2	3:U:3176[A]:LYS:H	1.43	0.83
3:X:2965[A]:LEU:HG	3:X:2974[A]:ALA:HB1	1.61	0.83
3:X:3284[A]:LYS:HD3	3:X:3285[A]:VAL:H	1.39	0.83
3:C:3120[B]:HIS:HA	3:C:3123[B]:THR:OG1	1.79	0.82
2:E:2625:LEU:HG	2:E:2626:ARG:HG2	1.60	0.82
3:F:3183[B]:LEU:H	3:F:3184[B]:ASN:HA	1.44	0.82
3:F:3228[B]:VAL:HG21	3:F:3245[B]:PHE:CE2	2.14	0.82
3:I:2948[A]:ASP:N	3:I:2949[A]:LYS:HA	1.81	0.82
3:I:2965[B]:LEU:HG	3:I:2974[B]:ALA:HB1	1.61	0.82
3:I:3212[B]:ARG:HG3	3:I:3212[B]:ARG:HH11	1.43	0.82
3:I:3293[A]:LYS:CD	3:I:3294[A]:SER:CB	2.53	0.82
3:C:3172[B]:SER:HB2	3:L:3152[B]:LYS:H	1.42	0.82
3:L:3228[A]:VAL:HG21	3:L:3245[A]:PHE:CE2	2.14	0.82
3:O:2965[A]:LEU:HG	3:O:2974[A]:ALA:HB1	1.61	0.82
3:O:3089[A]:HIS:HE1	3:O:3119[A]:HIS:CD2	1.96	0.82
3:R:2965[B]:LEU:CG	3:R:2974[B]:ALA:HB1	2.09	0.82
3:R:2965[A]:LEU:CG	3:R:2974[A]:ALA:HB1	2.09	0.82
3:R:3024[A]:LEU:CD1	3:R:3025[A]:VAL:H	1.84	0.82
3:R:3293[A]:LYS:CD	3:R:3294[A]:SER:CB	2.53	0.82
3:U:3196[A]:THR:H	3:U:3199[A]:GLN:HB2	1.37	0.82
3:U:3228[B]:VAL:HG21	3:U:3245[B]:PHE:CE2	2.14	0.82
2:W:2808:PHE:HZ	2:W:2821:LEU:HD13	1.43	0.82
3:X:2952[A]:ALA:HB3	3:X:2953[A]:GLY:CA	2.09	0.82
3:X:3183[A]:LEU:H	3:X:3184[A]:ASN:HA	1.44	0.82
3:X:3230[B]:PHE:CB	3:X:3243[B]:GLY:HA2	2.06	0.82
2:B:2877:ILE:H	1:D:1078:ARG:HH12	1.21	0.82
3:C:2951[B]:ASP:OD2	3:C:2953[B]:GLY:HA2	1.79	0.82

Continued on next page...

Continued from previous page...

Atom-1	Atom-2	Interatomic distance (Å)	Clash overlap (Å)
3:F:3216[B]:GLY:HA2	3:F:3262[B]:PHE:O	1.78	0.82
1:J:497:GLN:HG2	1:J:683:THR:HG21	1.59	0.82
3:O:2952[B]:ALA:HB3	3:O:2953[B]:GLY:CA	2.10	0.82
3:O:2975[B]:PHE:HE2	3:X:3172[B]:SER:HA	1.44	0.82
3:O:3230[B]:PHE:CB	3:O:3243[B]:GLY:HA2	2.06	0.82
1:P:497:GLN:HG2	1:P:683:THR:HG21	1.61	0.82
3:R:2933[B]:SER:CB	3:R:2936[B]:GLU:HB3	2.07	0.82
3:U:3183[B]:LEU:H	3:U:3184[B]:ASN:HA	1.44	0.82
3:U:3183[A]:LEU:H	3:U:3184[A]:ASN:HA	1.44	0.82
3:X:3228[A]:VAL:HG21	3:X:3245[A]:PHE:CE2	2.14	0.82
3:C:3089[A]:HIS:HE1	3:C:3119[A]:HIS:CD2	1.96	0.82
3:C:3147[B]:GLU:HG2	3:L:3161[B]:GLU:HA	0.83	0.82
3:C:3183[A]:LEU:H	3:C:3184[A]:ASN:HA	1.44	0.82
3:F:2951[A]:ASP:OD2	3:F:2953[A]:GLY:HA2	1.79	0.82
3:F:2965[B]:LEU:CG	3:F:2974[B]:ALA:HB1	2.09	0.82
3:I:2951[A]:ASP:OD2	3:I:2953[A]:GLY:HA2	1.79	0.82
3:I:3120[B]:HIS:HA	3:I:3123[B]:THR:OG1	1.79	0.82
3:L:2965[B]:LEU:CG	3:L:2974[B]:ALA:HB1	2.09	0.82
3:L:3023[A]:ILE:O	3:L:3026[A]:THR:N	2.11	0.82
3:C:3153[B]:LYS:CE	3:L:3158[B]:PHE:HD2	1.57	0.82
3:O:2951[A]:ASP:OD2	3:O:2953[A]:GLY:HA2	1.79	0.82
3:O:3120[A]:HIS:HA	3:O:3123[A]:THR:OG1	1.79	0.82
3:O:3217[B]:PHE:HZ	3:O:3230[B]:PHE:CE1	1.89	0.82
3:O:3216[A]:GLY:HA2	3:O:3262[A]:PHE:O	1.78	0.82
3:R:3228[B]:VAL:HG21	3:R:3245[B]:PHE:CE2	2.14	0.82
3:R:3265[B]:ASP:OD1	3:R:3267[B]:SER:OG	1.97	0.82
3:R:3298[A]:ASN:HB3	3:R:3300[A]:LEU:CD2	2.09	0.82
1:P:1584:GLY:HA3	1:S:329:ARG:HG2	1.61	0.82
3:U:2948[A]:ASP:N	3:U:2949[A]:LYS:HA	1.81	0.82
3:U:2956[B]:LYS:O	3:U:2960[B]:PHE:HE1	1.22	0.82
3:U:3089[B]:HIS:HE1	3:U:3119[B]:HIS:CD2	1.96	0.82
3:U:3298[A]:ASN:HB3	3:U:3300[A]:LEU:CD2	2.09	0.82
3:X:2989[B]:HIS:O	3:X:2992[B]:TYR:N	2.08	0.82
1:A:497:GLN:HG2	1:A:683:THR:HG21	1.58	0.82
3:F:2965[A]:LEU:HG	3:F:2974[A]:ALA:HB1	1.61	0.82
3:F:2979[A]:GLN:HG2	3:F:3155[A]:MET:HE2	1.61	0.82
3:F:3120[A]:HIS:HA	3:F:3123[A]:THR:OG1	1.79	0.82
3:F:3216[A]:GLY:HA2	3:F:3262[A]:PHE:O	1.78	0.82
3:I:2969[B]:TYR:HA	3:R:2989[B]:HIS:CE1	2.14	0.82
3:I:3228[B]:VAL:HG21	3:I:3245[B]:PHE:CE2	2.14	0.82
3:L:2965[B]:LEU:HG	3:L:2974[B]:ALA:HB1	1.61	0.82

Continued on next page...

Continued from previous page...

Atom-1	Atom-2	Interatomic distance (Å)	Clash overlap (Å)
3:C:3223[B]:GLY:O	3:L:3252[B]:TYR:CD1	2.33	0.82
3:C:3252[B]:TYR:HB2	3:L:3253[B]:GLU:HG2	1.61	0.82
3:L:3298[B]:ASN:HB3	3:L:3300[B]:LEU:CD2	2.09	0.82
3:O:2965[B]:LEU:CG	3:O:2974[B]:ALA:HB1	2.09	0.82
3:O:3101[B]:PRO:C	3:X:2971[B]:ASP:CA	2.46	0.82
3:O:3298[B]:ASN:HB3	3:O:3300[B]:LEU:CD2	2.09	0.82
3:R:2951[B]:ASP:OD2	3:R:2953[B]:GLY:HA2	1.79	0.82
1:S:1498:ASN:OD1	5:S:2110:NAG:H82	1.79	0.82
3:U:3089[A]:HIS:HE1	3:U:3119[A]:HIS:CD2	1.96	0.82
3:O:2969[B]:TYR:HB2	3:X:3158[B]:PHE:CD1	2.13	0.82
3:X:3298[A]:ASN:HB3	3:X:3300[A]:LEU:CD2	2.10	0.82
2:E:2161:GLN:OE1	2:E:2345:ASN:ND2	2.13	0.82
3:F:2951[B]:ASP:OD2	3:F:2953[B]:GLY:HA2	1.79	0.82
3:F:3284[B]:LYS:HD3	3:F:3285[B]:VAL:H	1.39	0.82
3:I:2965[A]:LEU:CG	3:I:2974[A]:ALA:HB1	2.09	0.82
3:I:2965[B]:LEU:CG	3:I:2974[B]:ALA:HB1	2.09	0.82
3:I:2989[B]:HIS:NE2	3:R:2970[B]:PRO:CD	2.39	0.82
3:I:3093[B]:HIS:HD2	3:R:2973[B]:THR:OG1	1.62	0.82
3:I:3173[A]:THR:HG22	3:I:3174[A]:GLY:N	1.93	0.82
3:L:2951[B]:ASP:OD2	3:L:2953[B]:GLY:HA2	1.79	0.82
3:L:2956[B]:LYS:O	3:L:2960[B]:PHE:HE1	1.22	0.82
3:C:2982[B]:MET:HB2	3:L:3156[B]:MET:HB3	1.59	0.82
3:L:3216[A]:GLY:HA2	3:L:3262[A]:PHE:O	1.78	0.82
3:L:3265[B]:ASP:OD1	3:L:3267[B]:SER:OG	1.97	0.82
3:O:3212[B]:ARG:HG3	3:O:3212[B]:ARG:HH11	1.43	0.82
3:R:3176[A]:LYS:HE2	3:R:3176[A]:LYS:H	1.43	0.82
3:I:2966[B]:SER:CA	3:R:3256[B]:TRP:HB3	2.08	0.82
3:U:2952[B]:ALA:HB3	3:U:2953[B]:GLY:CA	2.10	0.82
3:U:3120[B]:HIS:HA	3:U:3123[B]:THR:OG1	1.79	0.82
3:C:2952[B]:ALA:HB3	3:C:2953[B]:GLY:CA	2.10	0.82
3:I:2965[B]:LEU:CD2	3:I:2974[B]:ALA:HB1	2.10	0.82
3:I:2983[B]:VAL:HG23	3:R:3160[B]:SER:OG	1.78	0.82
3:L:3173[B]:THR:HG22	3:L:3174[B]:GLY:N	1.93	0.82
3:O:2951[B]:ASP:OD2	3:O:2953[B]:GLY:HA2	1.79	0.82
3:O:2965[A]:LEU:CG	3:O:2974[A]:ALA:HB1	2.09	0.82
3:O:3120[B]:HIS:HA	3:O:3123[B]:THR:OG1	1.79	0.82
3:O:3173[A]:THR:HG22	3:O:3174[A]:GLY:N	1.93	0.82
3:O:3253[B]:GLU:HG3	3:X:3160[B]:SER:CA	2.08	0.82
3:U:3173[B]:THR:HG22	3:U:3174[B]:GLY:N	1.93	0.82
3:X:2951[B]:ASP:OD2	3:X:2953[B]:GLY:HA2	1.79	0.82
3:C:2952[A]:ALA:HB3	3:C:2953[A]:GLY:CA	2.10	0.82

Continued on next page...

Continued from previous page...

Atom-1	Atom-2	Interatomic distance (Å)	Clash overlap (Å)
3:C:2956[B]:LYS:O	3:C:2960[B]:PHE:CD1	2.33	0.82
3:C:3173[B]:THR:HG22	3:C:3174[B]:GLY:N	1.93	0.82
3:C:3216[A]:GLY:HA2	3:C:3262[A]:PHE:O	1.78	0.82
3:F:3089[A]:HIS:HE1	3:F:3119[A]:HIS:CD2	1.96	0.82
3:I:3153[B]:LYS:CG	3:R:3155[B]:MET:CB	2.55	0.82
3:I:3248[B]:LEU:CD1	3:R:2973[B]:THR:HG23	2.06	0.82
3:L:3120[B]:HIS:HA	3:L:3123[B]:THR:OG1	1.79	0.82
3:C:3172[B]:SER:CB	3:L:3149[B]:ASN:O	2.27	0.82
3:O:2965[B]:LEU:CD2	3:O:2974[B]:ALA:HB1	2.10	0.82
3:O:3023[B]:ILE:O	3:O:3026[B]:THR:N	2.11	0.82
3:O:3228[B]:VAL:HG21	3:O:3245[B]:PHE:CE2	2.14	0.82
3:R:3173[B]:THR:HG22	3:R:3174[B]:GLY:N	1.93	0.82
3:I:2963[B]:MET:CE	3:R:3223[B]:GLY:HA3	2.10	0.82
3:U:2951[B]:ASP:OD2	3:U:2953[B]:GLY:HA2	1.79	0.82
3:X:2965[B]:LEU:CG	3:X:2974[B]:ALA:HB1	2.09	0.82
3:C:3265[B]:ASP:OD1	3:C:3267[B]:SER:OG	1.97	0.82
3:F:2952[A]:ALA:HB3	3:F:2953[A]:GLY:CA	2.10	0.82
3:I:2956[A]:LYS:O	3:I:2960[A]:PHE:CD1	2.33	0.82
3:L:3228[B]:VAL:HG21	3:L:3245[B]:PHE:CE2	2.14	0.82
3:R:3216[A]:GLY:HA2	3:R:3262[A]:PHE:O	1.78	0.82
1:S:979:LEU:HB3	1:S:980:TYR:HA	1.61	0.82
3:U:2951[A]:ASP:OD2	3:U:2953[A]:GLY:HA2	1.79	0.82
1:A:883:CYS:N	1:A:894:CYS:SG	2.53	0.82
3:C:2965[B]:LEU:CG	3:C:2974[B]:ALA:HB1	2.09	0.82
3:C:3196[A]:THR:H	3:C:3199[A]:GLN:HB2	1.37	0.82
3:C:3212[A]:ARG:HH11	3:C:3212[A]:ARG:HG3	1.43	0.82
3:C:3228[B]:VAL:HG21	3:C:3245[B]:PHE:CE2	2.14	0.82
3:C:3265[A]:ASP:OD1	3:C:3267[A]:SER:OG	1.97	0.82
3:C:3298[B]:ASN:HB3	3:C:3300[B]:LEU:CD2	2.09	0.82
3:I:2952[B]:ALA:HB3	3:I:2953[B]:GLY:CA	2.10	0.82
3:L:3027[A]:GLU:OE2	3:L:3028[A]:PRO:HD2	1.80	0.82
3:L:3218[A]:LEU:C	3:L:3219[A]:LEU:HD22	2.01	0.82
3:O:3027[A]:GLU:OE2	3:O:3028[A]:PRO:HD2	1.80	0.82
3:O:3183[A]:LEU:H	3:O:3184[A]:ASN:HA	1.44	0.82
3:R:2951[A]:ASP:OD2	3:R:2953[A]:GLY:HA2	1.79	0.82
3:I:2966[B]:SER:O	3:R:3256[B]:TRP:HB3	1.80	0.82
3:R:3298[B]:ASN:HB3	3:R:3300[B]:LEU:CD2	2.09	0.82
3:U:3104[A]:MET:CA	3:U:3110[A]:THR:HG23	2.10	0.82
3:X:3089[A]:HIS:HE1	3:X:3119[A]:HIS:CD2	1.96	0.82
3:C:2956[B]:LYS:O	3:C:2960[B]:PHE:HE1	1.22	0.82
3:C:3173[A]:THR:HG22	3:C:3174[A]:GLY:N	1.93	0.82

Continued on next page...

Continued from previous page...

Atom-1	Atom-2	Interatomic distance (Å)	Clash overlap (Å)
3:I:3173[B]:THR:HG22	3:I:3174[B]:GLY:N	1.93	0.82
3:I:3265[A]:ASP:OD1	3:I:3267[A]:SER:OG	1.97	0.82
3:C:3223[B]:GLY:O	3:L:3252[B]:TYR:CE2	2.33	0.82
3:O:2965[A]:LEU:CD2	3:O:2974[A]:ALA:HB1	2.10	0.82
3:O:3154[B]:PRO:HD2	3:X:3176[B]:LYS:HE3	1.61	0.82
3:O:3183[B]:LEU:H	3:O:3184[B]:ASN:HA	1.44	0.82
3:I:2985[B]:PHE:CZ	3:R:2970[B]:PRO:HA	2.15	0.82
3:U:2956[B]:LYS:O	3:U:2960[B]:PHE:CD1	2.33	0.82
3:X:2956[B]:LYS:O	3:X:2960[B]:PHE:CD1	2.33	0.82
3:X:3298[B]:ASN:HB3	3:X:3300[B]:LEU:CD2	2.10	0.82
3:C:3158[B]:PHE:O	3:L:3149[B]:ASN:HB2	1.80	0.81
3:C:3218[B]:LEU:C	3:C:3219[B]:LEU:HD22	2.01	0.81
3:C:3230[B]:PHE:CB	3:C:3243[B]:GLY:HA2	2.06	0.81
3:I:2965[A]:LEU:CD2	3:I:2974[A]:ALA:HB1	2.10	0.81
3:I:3027[B]:GLU:OE2	3:I:3028[B]:PRO:HD2	1.80	0.81
3:I:2979[B]:GLN:CG	3:I:3155[B]:MET:CE	2.56	0.81
3:I:3248[B]:LEU:CB	3:R:2972[B]:GLY:C	2.45	0.81
2:K:2409:ALA:HB2	2:K:2468:ILE:HD12	1.59	0.81
3:L:2948[A]:ASP:N	3:L:2949[A]:LYS:CA	2.41	0.81
3:L:2965[B]:LEU:CD2	3:L:2974[B]:ALA:HB1	2.10	0.81
3:O:3255[B]:PRO:HB3	3:X:3161[B]:GLU:O	1.79	0.81
3:O:3298[A]:ASN:HB3	3:O:3300[A]:LEU:CD2	2.09	0.81
3:R:3023[A]:ILE:O	3:R:3026[A]:THR:N	2.11	0.81
3:U:2956[A]:LYS:O	3:U:2960[A]:PHE:CD1	2.33	0.81
3:U:3218[B]:LEU:C	3:U:3219[B]:LEU:HD22	2.01	0.81
3:U:3298[B]:ASN:HB3	3:U:3300[B]:LEU:CD2	2.09	0.81
2:W:2556:TYR:HE1	2:W:2845:PRO:HD2	1.44	0.81
3:X:3183[B]:LEU:H	3:X:3184[B]:ASN:HA	1.44	0.81
3:X:3228[B]:VAL:HG21	3:X:3245[B]:PHE:CE2	2.14	0.81
3:C:3104[A]:MET:CA	3:C:3110[A]:THR:HG23	2.10	0.81
3:F:3120[B]:HIS:HA	3:F:3123[B]:THR:OG1	1.79	0.81
3:I:3255[B]:PRO:HG3	3:R:2964[B]:PRO:N	1.95	0.81
3:I:3298[B]:ASN:HB3	3:I:3300[B]:LEU:CD2	2.09	0.81
3:O:2970[B]:PRO:HG2	3:X:2990[B]:ARG:C	1.97	0.81
3:R:2956[B]:LYS:O	3:R:2960[B]:PHE:CD1	2.33	0.81
3:R:2979[B]:GLN:CG	3:R:3155[B]:MET:CE	2.56	0.81
3:R:3218[A]:LEU:C	3:R:3219[A]:LEU:HD22	2.01	0.81
3:U:2963[B]:MET:N	3:U:3108[B]:HIS:O	2.13	0.81
3:X:2965[B]:LEU:HG	3:X:2974[B]:ALA:HB1	1.61	0.81
3:C:3027[B]:GLU:OE2	3:C:3028[B]:PRO:HD2	1.80	0.81
3:F:2971[B]:ASP:N	4:F:3401[B]:CUO:O2	2.14	0.81

Continued on next page...

Continued from previous page...

Atom-1	Atom-2	Interatomic distance (Å)	Clash overlap (Å)
3:F:2963[A]:MET:N	3:F:3108[A]:HIS:O	2.14	0.81
3:F:3173[A]:THR:HG22	3:F:3174[A]:GLY:N	1.93	0.81
3:F:3176[A]:LYS:HE2	3:F:3176[A]:LYS:H	1.43	0.81
3:F:3298[B]:ASN:HB3	3:F:3300[B]:LEU:CD2	2.09	0.81
3:I:2962[B]:GLY:O	3:R:3255[B]:PRO:HD3	1.79	0.81
3:I:2963[B]:MET:N	3:I:3108[B]:HIS:O	2.14	0.81
3:I:3176[B]:LYS:HE2	3:I:3176[B]:LYS:H	1.43	0.81
3:I:3298[A]:ASN:HB3	3:I:3300[A]:LEU:CD2	2.09	0.81
3:L:3027[B]:GLU:OE2	3:L:3028[B]:PRO:HD2	1.80	0.81
3:O:2963[A]:MET:N	3:O:3108[A]:HIS:O	2.14	0.81
3:R:2952[B]:ALA:HB3	3:R:2953[B]:GLY:CA	2.10	0.81
3:R:2952[A]:ALA:HB3	3:R:2953[A]:GLY:CA	2.09	0.81
3:R:2979[A]:GLN:HG2	3:R:3155[A]:MET:HE2	1.60	0.81
3:R:3265[A]:ASP:OD1	3:R:3267[A]:SER:OG	1.97	0.81
3:U:2965[B]:LEU:HG	3:U:2974[B]:ALA:HB1	1.61	0.81
3:U:3216[A]:GLY:HA2	3:U:3262[A]:PHE:O	1.78	0.81
1:V:589:GLN:HG2	1:V:594:ASP:HB3	1.62	0.81
3:X:2965[B]:LEU:CD2	3:X:2974[B]:ALA:HB1	2.10	0.81
3:C:2974[B]:ALA:HB3	3:L:3249[B]:GLY:HA2	0.81	0.81
3:C:3120[A]:HIS:HA	3:C:3123[A]:THR:OG1	1.79	0.81
3:C:3149[B]:ASN:O	3:L:3172[B]:SER:CB	2.29	0.81
3:C:3176[B]:LYS:HE2	3:C:3176[B]:LYS:H	1.43	0.81
3:C:3228[A]:VAL:HG21	3:C:3245[A]:PHE:CE2	2.14	0.81
3:F:2952[B]:ALA:HB3	3:F:2953[B]:GLY:CA	2.10	0.81
3:L:3120[A]:HIS:HA	3:L:3123[A]:THR:OG1	1.79	0.81
3:C:3147[B]:GLU:OE1	3:L:3162[B]:ASP:N	1.98	0.81
3:L:3183[B]:LEU:H	3:L:3184[B]:ASN:HA	1.44	0.81
3:O:2939[B]:ARG:HB3	3:O:3032[B]:PRO:HG2	1.63	0.81
3:O:2965[B]:LEU:HG	3:O:2974[B]:ALA:HB1	1.61	0.81
3:O:2970[B]:PRO:HB2	3:X:2990[B]:ARG:C	1.81	0.81
3:O:3228[A]:VAL:HG21	3:O:3245[A]:PHE:CE2	2.14	0.81
3:R:2965[A]:LEU:CD2	3:R:2974[A]:ALA:HB1	2.10	0.81
3:R:3027[B]:GLU:OE2	3:R:3028[B]:PRO:HD2	1.80	0.81
3:R:3120[B]:HIS:HA	3:R:3123[B]:THR:OG1	1.79	0.81
3:R:3176[B]:LYS:HE2	3:R:3176[B]:LYS:H	1.43	0.81
3:U:2963[A]:MET:N	3:U:3108[A]:HIS:O	2.14	0.81
3:X:3176[B]:LYS:HZ2	3:X:3176[B]:LYS:HB3	1.42	0.81
3:C:2979[B]:GLN:CG	3:C:3155[B]:MET:HE1	2.09	0.81
3:F:2948[A]:ASP:N	3:F:2949[A]:LYS:CA	2.41	0.81
3:F:2965[A]:LEU:CD2	3:F:2974[A]:ALA:HB1	2.10	0.81
3:F:3298[A]:ASN:HB3	3:F:3300[A]:LEU:CD2	2.10	0.81

Continued on next page...

Continued from previous page...

Atom-1	Atom-2	Interatomic distance (Å)	Clash overlap (Å)
3:I:2967[B]:CYS:SG	3:R:2982[B]:MET:CE	2.67	0.81
3:L:2952[A]:ALA:HB3	3:L:2953[A]:GLY:CA	2.10	0.81
3:L:2952[B]:ALA:HB3	3:L:2953[B]:GLY:CA	2.09	0.81
3:C:3155[B]:MET:HG2	3:L:3154[B]:PRO:O	1.81	0.81
3:L:2979[B]:GLN:CG	3:L:3155[B]:MET:HE1	2.11	0.81
3:O:2963[B]:MET:N	3:O:3108[B]:HIS:O	2.13	0.81
3:R:3089[B]:HIS:HE1	3:R:3119[B]:HIS:CD2	1.96	0.81
3:I:2983[B]:VAL:CB	3:R:3160[B]:SER:HA	2.09	0.81
3:R:3212[A]:ARG:HG3	3:R:3212[A]:ARG:HH11	1.43	0.81
3:R:3218[B]:LEU:C	3:R:3219[B]:LEU:HD22	2.01	0.81
3:R:3228[A]:VAL:HG21	3:R:3245[A]:PHE:CE2	2.14	0.81
2:T:2545:SER:HA	2:T:2546:LEU:HB2	1.62	0.81
3:U:2979[B]:GLN:CG	3:U:3155[B]:MET:CE	2.56	0.81
3:U:3228[A]:VAL:HG21	3:U:3245[A]:PHE:CE2	2.14	0.81
3:X:2948[A]:ASP:N	3:X:2949[A]:LYS:CA	2.41	0.81
3:X:2969[B]:TYR:CE2	3:X:2970[B]:PRO:HG2	2.05	0.81
3:O:2963[B]:MET:HE3	3:X:2975[B]:PHE:CD1	2.15	0.81
3:X:3120[A]:HIS:HA	3:X:3123[A]:THR:OG1	1.79	0.81
3:X:3120[B]:HIS:HA	3:X:3123[B]:THR:OG1	1.79	0.81
3:C:2979[B]:GLN:HG3	3:L:3156[B]:MET:SD	2.20	0.81
3:C:3023[A]:ILE:O	3:C:3026[A]:THR:N	2.11	0.81
3:C:2939[A]:ARG:HB3	3:C:3032[A]:PRO:HG2	1.63	0.81
3:C:2939[B]:ARG:HB3	3:C:3032[B]:PRO:HG2	1.63	0.81
3:C:3218[A]:LEU:C	3:C:3219[A]:LEU:HD22	2.01	0.81
3:F:3027[B]:GLU:OE2	3:F:3028[B]:PRO:HD2	1.80	0.81
3:I:3027[A]:GLU:OE2	3:I:3028[A]:PRO:HD2	1.80	0.81
3:I:3120[A]:HIS:HA	3:I:3123[A]:THR:OG1	1.79	0.81
3:L:2963[A]:MET:N	3:L:3108[A]:HIS:O	2.14	0.81
3:C:3248[B]:LEU:CD2	3:L:2971[B]:ASP:CG	2.48	0.81
3:L:3212[A]:ARG:HH11	3:L:3212[A]:ARG:HG3	1.43	0.81
3:L:3218[B]:LEU:C	3:L:3219[B]:LEU:HD22	2.01	0.81
3:L:3284[B]:LYS:HD3	3:L:3285[B]:VAL:H	1.39	0.81
3:L:3298[A]:ASN:HB3	3:L:3300[A]:LEU:CD2	2.09	0.81
3:O:3218[A]:LEU:C	3:O:3219[A]:LEU:HD22	2.01	0.81
3:O:3265[B]:ASP:OD1	3:O:3267[B]:SER:OG	1.97	0.81
1:P:387:ASN:ND2	5:P:5005:NAG:O7	2.13	0.81
3:R:2963[B]:MET:N	3:R:3108[B]:HIS:O	2.14	0.81
3:R:3183[B]:LEU:H	3:R:3184[B]:ASN:HA	1.44	0.81
3:R:3183[A]:LEU:H	3:R:3184[A]:ASN:HA	1.44	0.81
3:R:3216[B]:GLY:HA2	3:R:3262[B]:PHE:O	1.78	0.81
3:F:3218[B]:LEU:C	3:F:3219[B]:LEU:HD22	2.01	0.81

Continued on next page...

Continued from previous page...

Atom-1	Atom-2	Interatomic distance (Å)	Clash overlap (Å)
3:I:3154[B]:PRO:HD2	3:R:3155[B]:MET:SD	2.21	0.81
3:I:3183[B]:LEU:H	3:I:3184[B]:ASN:HA	1.44	0.81
3:I:3223[B]:GLY:HA3	3:R:2963[B]:MET:CE	2.09	0.81
3:I:3228[A]:VAL:HG21	3:I:3245[A]:PHE:CE2	2.14	0.81
3:I:3265[B]:ASP:OD1	3:I:3267[B]:SER:OG	1.97	0.81
1:J:401:VAL:HG22	1:J:662:SER:HB3	1.62	0.81
3:L:2951[A]:ASP:OD2	3:L:2953[A]:GLY:HA2	1.79	0.81
3:C:3154[B]:PRO:HD3	3:L:3173[B]:THR:C	2.01	0.81
3:O:3160[B]:SER:HB2	3:X:3151[B]:LEU:N	1.80	0.81
3:R:3212[B]:ARG:HG3	3:R:3212[B]:ARG:HH11	1.43	0.81
1:S:527:LEU:O	1:S:561:ARG:NH1	2.12	0.81
3:X:2963[B]:MET:N	3:X:3108[B]:HIS:O	2.13	0.81
3:O:3157[B]:PRO:C	3:X:3152[B]:LYS:CG	2.47	0.81
3:X:3218[A]:LEU:C	3:X:3219[A]:LEU:HD22	2.01	0.81
3:C:2956[A]:LYS:O	3:C:2960[A]:PHE:CD1	2.33	0.81
3:C:2963[A]:MET:N	3:C:3108[A]:HIS:O	2.14	0.81
3:C:3176[A]:LYS:H	3:C:3176[A]:LYS:HE2	1.43	0.81
3:F:3025[A]:VAL:CG2	3:F:3047[A]:ARG:HH12	1.94	0.81
3:F:3025[B]:VAL:CG2	3:F:3047[B]:ARG:HH12	1.94	0.81
3:F:3265[A]:ASP:OD1	3:F:3267[A]:SER:OG	1.97	0.81
3:I:3104[B]:MET:CA	3:I:3110[B]:THR:HG23	2.10	0.81
3:I:3180[A]:TYR:O	3:I:3183[A]:LEU:HD22	1.81	0.81
3:I:3216[A]:GLY:HA2	3:I:3262[A]:PHE:O	1.78	0.81
3:O:2952[A]:ALA:HB3	3:O:2953[A]:GLY:CA	2.09	0.81
3:O:3180[B]:TYR:O	3:O:3183[B]:LEU:HD22	1.81	0.81
3:R:3027[A]:GLU:OE2	3:R:3028[A]:PRO:HD2	1.80	0.81
3:R:2939[A]:ARG:HB3	3:R:3032[A]:PRO:HG2	1.63	0.81
3:U:3265[B]:ASP:OD1	3:U:3267[B]:SER:OG	1.97	0.81
2:W:2823:ILE:HG13	2:W:2830:GLN:HE22	1.46	0.81
3:X:2952[B]:ALA:HB3	3:X:2953[B]:GLY:CA	2.10	0.81
3:O:3169[B]:LYS:CA	3:X:3148[B]:ILE:HG21	2.10	0.81
3:X:3180[A]:TYR:O	3:X:3183[A]:LEU:HD22	1.81	0.81
3:C:3149[B]:ASN:HB3	3:L:3163[B]:ASN:ND2	1.95	0.81
3:C:3180[A]:TYR:O	3:C:3183[A]:LEU:HD22	1.81	0.81
1:D:1641:THR:HG21	1:D:1644:ILE:HD11	1.63	0.81
3:F:2956[B]:LYS:O	3:F:2960[B]:PHE:CD1	2.33	0.81
3:F:2963[B]:MET:N	3:F:3108[B]:HIS:O	2.14	0.81
3:F:3101[A]:PRO:O	3:F:3106[A]:THR:HG21	1.81	0.81
3:F:3104[A]:MET:CA	3:F:3110[A]:THR:HG23	2.10	0.81
3:I:2963[A]:MET:N	3:I:3108[A]:HIS:O	2.14	0.81
3:I:3172[B]:SER:CB	3:R:3150[B]:LYS:O	2.29	0.81

Continued on next page...

Continued from previous page...

Atom-1	Atom-2	Interatomic distance (Å)	Clash overlap (Å)
3:I:3180[B]:TYR:O	3:I:3183[B]:LEU:HD22	1.81	0.81
3:I:3218[B]:LEU:C	3:I:3219[B]:LEU:HD22	2.01	0.81
3:L:2965[A]:LEU:CD2	3:L:2974[A]:ALA:HB1	2.10	0.81
3:L:3025[A]:VAL:CG2	3:L:3047[A]:ARG:HH12	1.94	0.81
3:L:3180[B]:TYR:O	3:L:3183[B]:LEU:HD22	1.81	0.81
3:L:3265[A]:ASP:OD1	3:L:3267[A]:SER:OG	1.97	0.81
3:O:3104[A]:MET:CA	3:O:3110[A]:THR:HG23	2.10	0.81
3:R:2963[A]:MET:N	3:R:3108[A]:HIS:O	2.14	0.81
3:U:3173[A]:THR:HG22	3:U:3174[A]:GLY:N	1.93	0.81
3:X:2956[A]:LYS:O	3:X:2960[A]:PHE:CD1	2.33	0.81
3:X:3212[A]:ARG:HH11	3:X:3212[A]:ARG:HG3	1.43	0.81
3:X:3265[B]:ASP:OD1	3:X:3267[B]:SER:OG	1.97	0.81
3:F:2939[B]:ARG:HB3	3:F:3032[B]:PRO:HG2	1.63	0.81
3:F:3231[A]:ASP:N	3:F:3284[A]:LYS:O	2.14	0.81
2:H:2472:ASN:ND2	5:H:3003:NAG:H61	1.90	0.81
3:I:3163[B]:ASN:CG	3:R:3149[B]:ASN:HD22	1.82	0.81
3:L:3231[A]:ASP:N	3:L:3284[A]:LYS:O	2.14	0.81
3:L:3230[A]:PHE:CB	3:L:3243[A]:GLY:HA2	2.06	0.81
3:O:3023[A]:ILE:O	3:O:3026[A]:THR:N	2.11	0.81
3:O:3024[B]:LEU:CD1	3:O:3025[B]:VAL:H	1.83	0.81
3:O:3027[B]:GLU:OE2	3:O:3028[B]:PRO:HD2	1.80	0.81
3:O:3218[B]:LEU:C	3:O:3219[B]:LEU:HD22	2.01	0.81
3:R:3180[A]:TYR:O	3:R:3183[A]:LEU:HD22	1.81	0.81
3:R:3231[A]:ASP:N	3:R:3284[A]:LYS:O	2.14	0.81
3:U:2952[A]:ALA:HB3	3:U:2953[A]:GLY:CA	2.10	0.81
3:X:3027[B]:GLU:OE2	3:X:3028[B]:PRO:HD2	1.80	0.81
3:X:3025[B]:VAL:CG2	3:X:3047[B]:ARG:HH12	1.94	0.81
3:C:3298[A]:ASN:HB3	3:C:3300[A]:LEU:CD2	2.09	0.81
3:I:2939[B]:ARG:HB3	3:I:3032[B]:PRO:HG2	1.63	0.81
3:I:3101[B]:PRO:O	3:I:3106[B]:THR:HG21	1.81	0.81
3:I:3218[A]:LEU:C	3:I:3219[A]:LEU:HD22	2.01	0.81
3:O:3180[A]:TYR:O	3:O:3183[A]:LEU:HD22	1.81	0.81
3:R:3101[A]:PRO:O	3:R:3106[A]:THR:HG21	1.81	0.81
3:I:3108[B]:HIS:HE1	3:R:3251[B]:ASP:OD1	1.59	0.81
1:S:1636:ASN:ND2	1:S:1639:LYS:HD2	1.95	0.81
3:O:3163[B]:ASN:CB	3:X:3149[B]:ASN:N	2.30	0.81
3:O:2965[B]:LEU:C	3:X:3153[B]:LYS:HZ2	1.80	0.81
3:X:3265[A]:ASP:OD1	3:X:3267[A]:SER:OG	1.97	0.81
3:C:2948[B]:ASP:N	3:C:2949[B]:LYS:HA	1.81	0.80
3:C:3025[B]:VAL:CG2	3:C:3047[B]:ARG:HH12	1.94	0.80
3:F:3023[B]:ILE:O	3:F:3026[B]:THR:N	2.11	0.80

Continued on next page...

Continued from previous page...

Atom-1	Atom-2	Interatomic distance (Å)	Clash overlap (Å)
3:F:3027[A]:GLU:OE2	3:F:3028[A]:PRO:HD2	1.80	0.80
3:F:3183[A]:LEU:H	3:F:3184[A]:ASN:HA	1.44	0.80
3:F:3231[B]:ASP:N	3:F:3284[B]:LYS:O	2.14	0.80
3:I:2939[A]:ARG:HB3	3:I:3032[A]:PRO:HG2	1.63	0.80
3:I:2952[A]:ALA:HB3	3:I:2953[A]:GLY:CA	2.10	0.80
3:I:2951[B]:ASP:OD2	3:I:2953[B]:GLY:HA2	1.79	0.80
3:I:2956[B]:LYS:O	3:I:2960[B]:PHE:CD1	2.33	0.80
3:I:3180[B]:TYR:HB2	3:I:3183[B]:LEU:HD22	1.63	0.80
1:J:1636:ASN:OD1	5:J:5011:NAG:H82	1.81	0.80
3:L:3101[B]:PRO:O	3:L:3106[B]:THR:HG21	1.81	0.80
3:O:3101[A]:PRO:O	3:O:3106[A]:THR:HG21	1.81	0.80
3:I:2966[B]:SER:O	3:R:3256[B]:TRP:CB	2.29	0.80
3:U:3180[A]:TYR:O	3:U:3183[A]:LEU:HD22	1.81	0.80
3:X:2965[A]:LEU:CD2	3:X:2974[A]:ALA:HB1	2.10	0.80
3:C:3023[B]:ILE:O	3:C:3026[B]:THR:N	2.11	0.80
3:C:3027[A]:GLU:OE2	3:C:3028[A]:PRO:HD2	1.80	0.80
3:C:3174[B]:GLY:CA	3:L:3154[B]:PRO:CD	2.50	0.80
3:C:3183[B]:LEU:H	3:C:3184[B]:ASN:HA	1.44	0.80
3:C:3231[B]:ASP:N	3:C:3284[B]:LYS:O	2.14	0.80
3:F:2965[B]:LEU:CD2	3:F:2974[B]:ALA:HB1	2.10	0.80
3:F:3104[B]:MET:CA	3:F:3110[B]:THR:HG23	2.10	0.80
3:F:3180[A]:TYR:O	3:F:3183[A]:LEU:HD22	1.81	0.80
3:F:3218[A]:LEU:C	3:F:3219[A]:LEU:HD22	2.01	0.80
3:I:3171[B]:HIS:N	3:R:3152[B]:LYS:HB2	1.88	0.80
3:L:2963[B]:MET:N	3:L:3108[B]:HIS:O	2.14	0.80
3:L:3025[B]:VAL:CG2	3:L:3047[B]:ARG:HH12	1.94	0.80
3:C:3169[B]:LYS:CE	3:L:3149[B]:ASN:OD1	2.29	0.80
3:O:2970[B]:PRO:CB	3:X:2990[B]:ARG:C	2.44	0.80
3:R:3025[B]:VAL:CG2	3:R:3047[B]:ARG:HH12	1.94	0.80
3:U:2965[B]:LEU:CD2	3:U:2974[B]:ALA:HB1	2.10	0.80
3:U:3025[B]:VAL:CG2	3:U:3047[B]:ARG:HH12	1.94	0.80
3:U:3231[A]:ASP:N	3:U:3284[A]:LYS:O	2.14	0.80
3:C:2965[B]:LEU:CD2	3:C:2974[B]:ALA:HB1	2.10	0.80
3:C:2969[A]:TYR:HB3	3:C:2971[A]:ASP:OD1	1.82	0.80
3:C:3180[B]:TYR:O	3:C:3183[B]:LEU:HD22	1.81	0.80
1:D:1574:VAL:H	1:G:329:ARG:HH12	1.29	0.80
3:I:3176[A]:LYS:H	3:I:3176[A]:LYS:HE2	1.43	0.80
3:C:3258[B]:PHE:CZ	3:L:2968[B]:GLN:CD	2.54	0.80
3:L:2939[A]:ARG:HB3	3:L:3032[A]:PRO:HG2	1.62	0.80
3:L:3101[A]:PRO:O	3:L:3106[A]:THR:HG21	1.81	0.80
3:C:3172[B]:SER:CB	3:L:3150[B]:LYS:N	2.45	0.80

Continued on next page...

Continued from previous page...

Atom-1	Atom-2	Interatomic distance (Å)	Clash overlap (Å)
3:C:3147[B]:GLU:OE1	3:L:3162[B]:ASP:CA	2.30	0.80
3:O:2956[B]:LYS:O	3:O:2960[B]:PHE:CD1	2.33	0.80
3:O:2939[A]:ARG:HB3	3:O:3032[A]:PRO:HG2	1.63	0.80
3:O:3180[A]:TYR:HB2	3:O:3183[A]:LEU:HD22	1.63	0.80
3:O:3231[A]:ASP:N	3:O:3284[A]:LYS:O	2.14	0.80
3:R:3025[A]:VAL:CG2	3:R:3047[A]:ARG:HH12	1.94	0.80
3:X:2963[A]:MET:N	3:X:3108[A]:HIS:O	2.14	0.80
3:X:2965[B]:LEU:HD11	3:X:2974[B]:ALA:CA	2.11	0.80
3:X:3180[A]:TYR:HB2	3:X:3183[A]:LEU:HD22	1.63	0.80
3:X:3231[A]:ASP:N	3:X:3284[A]:LYS:O	2.14	0.80
3:C:2963[B]:MET:N	3:C:3108[B]:HIS:O	2.14	0.80
3:C:2965[A]:LEU:CD2	3:C:2974[A]:ALA:HB1	2.10	0.80
3:C:3150[B]:LYS:HZ3	3:L:3160[B]:SER:HB2	0.64	0.80
3:C:3231[A]:ASP:N	3:C:3284[A]:LYS:O	2.14	0.80
3:I:2975[B]:PHE:CZ	3:R:2961[B]:HIS:CD2	2.68	0.80
3:I:3163[B]:ASN:H	3:R:3147[B]:GLU:CD	1.85	0.80
3:I:3231[A]:ASP:N	3:I:3284[A]:LYS:O	2.14	0.80
3:I:3251[B]:ASP:C	3:R:3252[B]:TYR:HB2	2.00	0.80
3:L:2965[A]:LEU:HD11	3:L:2974[A]:ALA:CA	2.12	0.80
3:C:3149[B]:ASN:CG	3:L:3163[B]:ASN:ND2	2.32	0.80
3:O:2956[A]:LYS:O	3:O:2960[A]:PHE:CD1	2.33	0.80
3:I:3149[B]:ASN:OD1	3:R:3169[B]:LYS:NZ	2.15	0.80
3:R:3231[B]:ASP:N	3:R:3284[B]:LYS:O	2.14	0.80
3:I:2973[B]:THR:HG23	3:R:3248[B]:LEU:HD11	1.63	0.80
1:S:497:GLN:HG2	1:S:683:THR:HG21	1.63	0.80
3:U:3180[A]:TYR:HB2	3:U:3183[A]:LEU:HD22	1.63	0.80
3:O:3255[B]:PRO:CA	3:X:3161[B]:GLU:HA	2.12	0.80
3:F:3180[B]:TYR:O	3:F:3183[B]:LEU:HD22	1.81	0.80
3:I:2948[A]:ASP:N	3:I:2949[A]:LYS:CA	2.41	0.80
3:I:2969[A]:TYR:HB3	3:I:2971[A]:ASP:OD1	1.82	0.80
3:I:2969[B]:TYR:HB3	3:I:2971[B]:ASP:OD1	1.82	0.80
3:I:3101[A]:PRO:O	3:I:3106[A]:THR:HG21	1.81	0.80
3:C:3160[B]:SER:HB2	3:L:3150[B]:LYS:HZ3	0.65	0.80
3:O:2965[B]:LEU:N	3:X:3254[B]:MET:CE	2.43	0.80
3:O:3101[B]:PRO:O	3:O:3106[B]:THR:HG21	1.81	0.80
3:O:3104[B]:MET:CA	3:O:3110[B]:THR:HG23	2.10	0.80
3:R:3180[B]:TYR:O	3:R:3183[B]:LEU:HD22	1.81	0.80
3:U:2965[A]:LEU:CD2	3:U:2974[A]:ALA:HB1	2.10	0.80
3:X:3025[A]:VAL:CG2	3:X:3047[A]:ARG:HH12	1.94	0.80
3:X:3101[A]:PRO:O	3:X:3106[A]:THR:HG21	1.81	0.80
3:C:3152[B]:LYS:HB2	3:L:3172[B]:SER:H	1.43	0.80

Continued on next page...

Continued from previous page...

Atom-1	Atom-2	Interatomic distance (Å)	Clash overlap (Å)
3:C:3163[B]:ASN:CB	3:L:3149[B]:ASN:ND2	2.30	0.80
1:D:115:GLY:HA2	1:D:116:LYS:HB2	1.64	0.80
3:L:2955[A]:GLN:CD	3:L:3037[A]:TYR:CE1	2.55	0.80
3:C:3149[B]:ASN:O	3:L:3168[B]:THR:C	2.12	0.80
1:P:589:GLN:HG2	1:P:594:ASP:HB3	1.62	0.80
3:R:3101[B]:PRO:O	3:R:3106[B]:THR:HG21	1.81	0.80
3:I:3169[B]:LYS:NZ	3:R:3149[B]:ASN:OD1	2.14	0.80
3:U:3101[A]:PRO:O	3:U:3106[A]:THR:HG21	1.81	0.80
3:X:3023[A]:ILE:O	3:X:3026[A]:THR:N	2.11	0.80
3:X:3218[B]:LEU:C	3:X:3219[B]:LEU:HD22	2.01	0.80
1:Y:855:ARG:O	1:Y:957:ASN:ND2	2.15	0.80
3:I:3162[B]:ASP:HB3	3:R:3259[B]:ASP:CA	2.11	0.80
2:K:2870:LEU:HD21	2:K:2901:LEU:HD23	1.63	0.80
3:R:2955[A]:GLN:CD	3:R:3037[A]:TYR:CE1	2.55	0.80
3:R:3196[A]:THR:H	3:R:3199[A]:GLN:HB2	1.37	0.80
3:U:2939[B]:ARG:HB3	3:U:3032[B]:PRO:HG2	1.63	0.80
3:X:2939[B]:ARG:HB3	3:X:3032[B]:PRO:HG2	1.63	0.80
3:X:3231[B]:ASP:N	3:X:3284[B]:LYS:O	2.14	0.80
3:C:2979[B]:GLN:HE22	3:L:2979[B]:GLN:NE2	1.79	0.80
3:C:2955[B]:GLN:CD	3:C:3037[B]:TYR:CE1	2.55	0.80
3:C:3256[B]:TRP:CE2	3:L:2965[B]:LEU:C	2.52	0.80
3:F:3230[A]:PHE:CB	3:F:3243[A]:GLY:HA2	2.06	0.80
3:I:2955[B]:GLN:CD	3:I:3037[B]:TYR:CE1	2.55	0.80
3:I:3183[A]:LEU:H	3:I:3184[A]:ASN:HA	1.44	0.80
3:C:3149[B]:ASN:C	3:L:3172[B]:SER:HB3	2.02	0.80
3:R:2956[A]:LYS:O	3:R:2960[A]:PHE:CD1	2.33	0.80
3:R:2939[B]:ARG:HB3	3:R:3032[B]:PRO:HG2	1.63	0.80
3:R:3180[A]:TYR:HB2	3:R:3183[A]:LEU:HD22	1.63	0.80
3:U:3023[B]:ILE:O	3:U:3026[B]:THR:N	2.11	0.80
3:U:3101[B]:PRO:O	3:U:3106[B]:THR:HG21	1.82	0.80
3:U:3212[B]:ARG:HG3	3:U:3212[B]:ARG:HH11	1.43	0.80
3:O:2972[B]:GLY:O	3:X:2979[B]:GLN:CB	2.30	0.80
3:X:3027[A]:GLU:OE2	3:X:3028[A]:PRO:HD2	1.80	0.80
1:Y:1397:LEU:O	1:Y:1400:ASN:ND2	2.15	0.80
3:C:2965[A]:LEU:HD11	3:C:2974[A]:ALA:CA	2.12	0.80
3:I:2969[B]:TYR:C	3:R:2989[B]:HIS:NE2	2.35	0.80
3:I:2965[A]:LEU:HD11	3:I:2974[A]:ALA:CA	2.12	0.80
3:L:2969[B]:TYR:HB3	3:L:2971[B]:ASP:OD1	1.82	0.80
3:C:2966[B]:SER:O	3:L:2981[B]:GLY:O	2.00	0.80
3:L:3183[A]:LEU:H	3:L:3184[A]:ASN:HA	1.44	0.80
3:R:2969[A]:TYR:HB3	3:R:2971[A]:ASP:OD1	1.82	0.80

Continued on next page...

Continued from previous page...

Atom-1	Atom-2	Interatomic distance (Å)	Clash overlap (Å)
3:R:3135[A]:LYS:CG	3:R:3141[A]:TYR:CD1	2.65	0.80
3:I:3155[B]:MET:CE	3:R:3156[B]:MET:HG2	2.12	0.80
1:S:1019:HIS:HE2	1:S:1046:HIS:CE1	1.98	0.80
3:U:3025[A]:VAL:CG2	3:U:3047[A]:ARG:HH12	1.94	0.80
3:U:3027[A]:GLU:OE2	3:U:3028[A]:PRO:HD2	1.80	0.80
3:U:3027[B]:GLU:OE2	3:U:3028[B]:PRO:HD2	1.80	0.80
3:U:3104[B]:MET:CA	3:U:3110[B]:THR:HG23	2.10	0.80
3:U:3218[A]:LEU:C	3:U:3219[A]:LEU:HD22	2.01	0.80
1:V:497:GLN:HG2	1:V:683:THR:HG21	1.63	0.80
1:V:961:SER:HB2	1:V:973:ARG:HA	1.64	0.80
3:X:2969[A]:TYR:HB3	3:X:2971[A]:ASP:OD1	1.82	0.80
3:O:2968[B]:GLN:HB2	3:X:2988[B]:TRP:H	1.47	0.80
3:X:2955[B]:GLN:CD	3:X:3037[B]:TYR:CE1	2.55	0.80
1:S:1618:LEU:HD22	3:X:3136[B]:TYR:CE2	2.17	0.80
3:C:2948[A]:ASP:N	3:C:2949[A]:LYS:CA	2.41	0.80
3:C:3154[B]:PRO:HB2	3:L:3151[B]:LEU:CA	2.11	0.80
3:C:3180[B]:TYR:HB2	3:C:3183[B]:LEU:HD22	1.63	0.80
3:F:2939[A]:ARG:HB3	3:F:3032[A]:PRO:HG2	1.63	0.80
3:I:2965[B]:LEU:HD11	3:I:2974[B]:ALA:CA	2.12	0.80
3:I:3135[B]:LYS:CG	3:I:3141[B]:TYR:CD1	2.65	0.80
3:L:2956[A]:LYS:O	3:L:2960[A]:PHE:CD1	2.33	0.80
3:C:2968[B]:GLN:HG2	3:L:2981[B]:GLY:N	1.97	0.80
3:C:2982[B]:MET:CB	3:L:3156[B]:MET:HB2	1.85	0.80
3:L:3231[B]:ASP:N	3:L:3284[B]:LYS:O	2.14	0.80
3:R:2965[A]:LEU:HD11	3:R:2974[A]:ALA:CA	2.12	0.80
3:I:3158[B]:PHE:HB2	3:R:3153[B]:LYS:HB2	1.64	0.80
3:U:2965[A]:LEU:HD11	3:U:2974[A]:ALA:CA	2.12	0.80
3:U:3180[B]:TYR:O	3:U:3183[B]:LEU:HD22	1.81	0.80
3:C:2969[B]:TYR:HB3	3:C:2971[B]:ASP:OD1	1.82	0.79
3:C:3180[A]:TYR:HB2	3:C:3183[A]:LEU:HD22	1.63	0.79
3:F:2979[A]:GLN:CG	3:F:3155[A]:MET:CE	2.56	0.79
3:I:3255[B]:PRO:HG2	3:R:2959[B]:SER:HA	1.64	0.79
3:C:2988[B]:TRP:CD1	3:L:3153[B]:LYS:HD3	2.10	0.79
3:O:2965[A]:LEU:HD11	3:O:2974[A]:ALA:CA	2.12	0.79
3:R:2949[A]:LYS:O	3:R:2949[A]:LYS:NZ	2.15	0.79
3:U:2969[A]:TYR:HB3	3:U:2971[A]:ASP:OD1	1.82	0.79
3:U:3231[B]:ASP:N	3:U:3284[B]:LYS:O	2.14	0.79
3:X:2939[A]:ARG:HB3	3:X:3032[A]:PRO:HG2	1.63	0.79
3:X:3101[B]:PRO:O	3:X:3106[B]:THR:HG21	1.81	0.79
3:C:3101[A]:PRO:O	3:C:3106[A]:THR:HG21	1.81	0.79
3:F:2956[B]:LYS:O	3:F:2960[B]:PHE:HE1	1.22	0.79

Continued on next page...

Continued from previous page...

Atom-1	Atom-2	Interatomic distance (Å)	Clash overlap (Å)
3:F:3135[A]:LYS:CG	3:F:3141[A]:TYR:CD1	2.65	0.79
3:I:2961[B]:HIS:ND1	3:R:2975[B]:PHE:CE1	2.50	0.79
3:I:2965[B]:LEU:HB3	3:R:3256[B]:TRP:CE2	2.14	0.79
3:I:3104[A]:MET:CA	3:I:3110[A]:THR:HG23	2.10	0.79
3:I:3196[B]:THR:H	3:I:3199[B]:GLN:HB2	1.38	0.79
3:L:3180[A]:TYR:O	3:L:3183[A]:LEU:HD22	1.81	0.79
3:C:3162[B]:ASP:OD1	3:L:3259[B]:ASP:OD2	1.98	0.79
3:O:2949[A]:LYS:O	3:O:2949[A]:LYS:NZ	2.16	0.79
3:O:3135[B]:LYS:CG	3:O:3141[B]:TYR:CD1	2.65	0.79
3:R:2965[B]:LEU:HD11	3:R:2974[B]:ALA:CA	2.12	0.79
3:U:3135[A]:LYS:CG	3:U:3141[A]:TYR:CD1	2.65	0.79
3:U:3135[B]:LYS:CG	3:U:3141[B]:TYR:CD1	2.65	0.79
3:C:2965[B]:LEU:O	3:L:3256[B]:TRP:CA	2.19	0.79
3:C:3090[B]:ASN:HD22	3:L:2972[B]:GLY:CA	1.76	0.79
3:F:2965[B]:LEU:HD11	3:F:2974[B]:ALA:CA	2.12	0.79
3:F:3180[B]:TYR:HB2	3:F:3183[B]:LEU:HD22	1.63	0.79
3:F:3212[A]:ARG:HG3	3:F:3212[A]:ARG:HH11	1.43	0.79
3:I:3023[B]:ILE:O	3:I:3026[B]:THR:N	2.11	0.79
1:M:915:ASN:ND2	1:M:1095:MET:SD	2.56	0.79
3:O:2948[A]:ASP:N	3:O:2949[A]:LYS:CA	2.41	0.79
3:O:2968[B]:GLN:CD	3:X:2984[B]:THR:OG1	2.20	0.79
3:O:2955[A]:GLN:CD	3:O:3037[A]:TYR:CE1	2.55	0.79
3:U:2948[B]:ASP:N	3:U:2949[B]:LYS:CA	2.41	0.79
3:U:3180[B]:TYR:HB2	3:U:3183[B]:LEU:HD22	1.63	0.79
3:X:3180[B]:TYR:O	3:X:3183[B]:LEU:HD22	1.81	0.79
1:A:456:GLN:NE2	1:A:549:PRO:O	2.16	0.79
3:C:2965[B]:LEU:HD11	3:C:2974[B]:ALA:CA	2.12	0.79
3:C:3101[B]:PRO:O	3:C:3106[B]:THR:HG21	1.81	0.79
3:F:3151[B]:LEU:HB2	3:F:3175[B]:TYR:CD2	2.18	0.79
3:R:3151[B]:LEU:HB2	3:R:3175[B]:TYR:CD2	2.18	0.79
3:R:3148[A]:ILE:O	3:R:3152[A]:LYS:HE3	1.83	0.79
3:I:3173[B]:THR:C	3:R:3154[B]:PRO:N	2.35	0.79
3:C:3149[B]:ASN:ND2	3:L:3163[B]:ASN:HB3	1.97	0.79
3:C:2979[A]:GLN:CG	3:C:3155[A]:MET:CE	2.56	0.79
3:C:3151[A]:LEU:HB2	3:C:3175[A]:TYR:CD2	2.18	0.79
3:F:2965[A]:LEU:HD11	3:F:2974[A]:ALA:CA	2.12	0.79
3:F:3101[B]:PRO:O	3:F:3106[B]:THR:HG21	1.81	0.79
3:F:3148[A]:ILE:O	3:F:3152[A]:LYS:HE3	1.83	0.79
3:I:3160[B]:SER:CB	3:R:2983[B]:VAL:HG23	2.07	0.79
3:L:2965[B]:LEU:HD11	3:L:2974[B]:ALA:CA	2.12	0.79
3:L:3135[A]:LYS:CG	3:L:3141[A]:TYR:CD1	2.65	0.79

Continued on next page...

Continued from previous page...

Atom-1	Atom-2	Interatomic distance (Å)	Clash overlap (Å)
3:O:2969[A]:TYR:HB3	3:O:2971[A]:ASP:OD1	1.82	0.79
3:O:3173[B]:THR:CB	3:O:3176[B]:LYS:HD2	2.13	0.79
3:U:3025[B]:VAL:HG23	3:U:3033[B]:PHE:O	1.83	0.79
3:X:2948[B]:ASP:N	3:X:2949[B]:LYS:CA	2.41	0.79
3:X:2979[A]:GLN:CG	3:X:3155[A]:MET:CE	2.56	0.79
3:C:3151[B]:LEU:HB2	3:C:3175[B]:TYR:CD2	2.18	0.79
3:C:3151[B]:LEU:O	3:L:3154[B]:PRO:HB3	1.81	0.79
3:F:2969[B]:TYR:HB3	3:F:2971[B]:ASP:OD1	1.82	0.79
1:G:1063:ARG:HB3	1:G:1065:LYS:HD2	1.61	0.79
3:I:3158[B]:PHE:HB2	3:R:3153[B]:LYS:CB	2.13	0.79
3:I:3180[A]:TYR:HB2	3:I:3183[A]:LEU:HD22	1.63	0.79
3:C:3255[B]:PRO:CA	3:L:2964[B]:PRO:O	2.30	0.79
3:C:3158[B]:PHE:O	3:L:3149[B]:ASN:CG	2.21	0.79
3:L:2979[B]:GLN:CG	3:L:3155[B]:MET:CE	2.56	0.79
3:C:3252[B]:TYR:CD1	3:L:3223[B]:GLY:O	2.35	0.79
2:N:2180:TRP:HB2	2:N:2243:LEU:HD13	1.64	0.79
3:O:2969[B]:TYR:HB3	3:O:2971[B]:ASP:OD1	1.82	0.79
3:I:2976[B]:ALA:N	3:R:3253[B]:GLU:CB	2.38	0.79
1:S:1275:ARG:HH12	1:S:1357:ARG:HH12	1.26	0.79
3:C:3147[B]:GLU:CD	3:L:3163[B]:ASN:H	1.85	0.79
3:F:3135[B]:LYS:CG	3:F:3141[B]:TYR:CD1	2.65	0.79
3:F:3151[A]:LEU:HB2	3:F:3175[A]:TYR:CD2	2.18	0.79
3:I:2982[B]:MET:CE	3:R:2966[B]:SER:CB	2.55	0.79
3:I:3148[B]:ILE:O	3:I:3152[B]:LYS:HE3	1.83	0.79
3:I:3156[B]:MET:H	3:R:2979[B]:GLN:NE2	1.79	0.79
3:L:3151[B]:LEU:HB2	3:L:3175[B]:TYR:CD2	2.18	0.79
3:O:2956[A]:LYS:O	3:O:2960[A]:PHE:HE1	1.22	0.79
3:O:3231[B]:ASP:N	3:O:3284[B]:LYS:O	2.14	0.79
3:O:3255[B]:PRO:HG3	3:X:3163[B]:ASN:HB3	1.62	0.79
3:R:3180[B]:TYR:HB2	3:R:3183[B]:LEU:HD22	1.64	0.79
3:I:2974[B]:ALA:H	3:R:3249[B]:GLY:N	1.79	0.79
3:U:2955[B]:GLN:CD	3:U:3037[B]:TYR:CE1	2.55	0.79
1:V:1137:LYS:HA	1:V:1141:ARG:HH12	1.47	0.79
1:V:1140:ASN:ND2	1:V:1236:TYR:OH	2.16	0.79
3:C:3256[B]:TRP:CZ2	3:L:2965[B]:LEU:CG	2.47	0.79
3:F:3230[B]:PHE:CB	3:F:3243[B]:GLY:HA2	2.06	0.79
1:G:724:LYS:HA	1:G:728:ARG:HH12	1.47	0.79
3:I:2949[B]:LYS:O	3:I:2949[B]:LYS:NZ	2.16	0.79
3:I:3025[B]:VAL:CG2	3:I:3047[B]:ARG:HH12	1.94	0.79
2:H:2797:LYS:HZ3	3:I:3028[A]:PRO:HD3	1.48	0.79
3:I:3231[B]:ASP:N	3:I:3284[B]:LYS:O	2.14	0.79

Continued on next page...

Continued from previous page...

Atom-1	Atom-2	Interatomic distance (Å)	Clash overlap (Å)
2:K:2625:LEU:HD13	2:K:2626:ARG:HG2	1.64	0.79
3:L:2956[B]:LYS:O	3:L:2960[B]:PHE:CD1	2.33	0.79
3:O:2956[A]:LYS:C	3:O:2960[A]:PHE:CE1	2.47	0.79
3:O:3025[B]:VAL:HG23	3:O:3033[B]:PHE:O	1.83	0.79
3:O:3173[A]:THR:CB	3:O:3176[A]:LYS:HD2	2.13	0.79
3:R:2949[B]:LYS:NZ	3:R:2949[B]:LYS:O	2.16	0.79
3:R:3135[B]:LYS:CG	3:R:3141[B]:TYR:CD1	2.65	0.79
3:R:3151[A]:LEU:HB2	3:R:3175[A]:TYR:CD2	2.18	0.79
3:I:3162[B]:ASP:CA	3:R:3259[B]:ASP:HB3	2.13	0.79
3:U:2956[A]:LYS:C	3:U:2960[A]:PHE:CE1	2.47	0.79
3:U:3148[B]:ILE:O	3:U:3152[B]:LYS:HE3	1.83	0.79
3:X:3151[A]:LEU:HB2	3:X:3175[A]:TYR:CD2	2.18	0.79
3:O:3157[B]:PRO:C	3:X:3152[B]:LYS:CB	2.50	0.79
3:C:2965[B]:LEU:HB3	3:L:3256[B]:TRP:CZ2	1.72	0.79
3:F:2969[A]:TYR:HB3	3:F:2971[A]:ASP:OD1	1.82	0.79
3:I:2956[B]:LYS:HD2	3:R:3257[B]:ALA:CB	2.13	0.79
1:J:589:GLN:HG2	1:J:594:ASP:HB3	1.65	0.79
3:L:2939[B]:ARG:HB3	3:L:3032[B]:PRO:HG2	1.63	0.79
3:L:3025[B]:VAL:HG23	3:L:3033[B]:PHE:O	1.83	0.79
3:L:3148[A]:ILE:O	3:L:3152[A]:LYS:HE3	1.83	0.79
3:O:2965[B]:LEU:HD11	3:O:2974[B]:ALA:CA	2.12	0.79
2:Q:2114:ARG:HH12	2:Q:2120:GLU:HG3	1.47	0.79
3:I:2975[B]:PHE:CE2	3:R:2961[B]:HIS:HA	2.18	0.79
3:X:3135[B]:LYS:CG	3:X:3141[B]:TYR:CD1	2.65	0.79
3:O:3153[B]:LYS:NZ	3:X:3170[B]:ALA:O	2.13	0.79
3:C:2988[B]:TRP:HD1	3:L:3153[B]:LYS:CD	1.95	0.79
3:C:3025[A]:VAL:CG2	3:C:3047[A]:ARG:HH12	1.94	0.79
3:C:3025[A]:VAL:HG23	3:C:3033[A]:PHE:O	1.83	0.79
3:C:3104[B]:MET:CA	3:C:3110[B]:THR:HG23	2.10	0.79
3:C:3148[B]:ILE:O	3:C:3152[B]:LYS:HE3	1.83	0.79
3:I:2955[A]:GLN:CD	3:I:3037[A]:TYR:CE1	2.55	0.79
3:I:3173[B]:THR:CB	3:I:3176[B]:LYS:HD2	2.13	0.79
3:I:3223[B]:GLY:HA3	3:R:2963[B]:MET:HE1	1.63	0.79
1:J:210:HIS:HA	1:J:213:VAL:HG22	1.64	0.79
3:L:3180[A]:TYR:HB2	3:L:3183[A]:LEU:HD22	1.63	0.79
2:N:2868:GLU:OE2	3:O:2932[A]:PRO:C	2.15	0.79
3:O:3135[A]:LYS:CG	3:O:3141[A]:TYR:CD1	2.65	0.79
3:O:3148[B]:ILE:O	3:O:3152[B]:LYS:HE3	1.83	0.79
3:O:3180[B]:TYR:HB2	3:O:3183[B]:LEU:HD22	1.64	0.79
3:R:2969[B]:TYR:HB3	3:R:2971[B]:ASP:OD1	1.82	0.79
3:C:3135[B]:LYS:CG	3:C:3141[B]:TYR:CD1	2.65	0.78

Continued on next page...

Continued from previous page...

Atom-1	Atom-2	Interatomic distance (Å)	Clash overlap (Å)
3:C:3150[B]:LYS:H	3:L:3169[B]:LYS:HG2	1.46	0.78
3:C:3153[B]:LYS:C	3:L:3173[B]:THR:HA	1.95	0.78
3:F:3173[A]:THR:CB	3:F:3176[A]:LYS:HD2	2.13	0.78
3:I:2949[A]:LYS:O	3:I:2949[A]:LYS:NZ	2.16	0.78
3:I:2956[A]:LYS:C	3:I:2960[A]:PHE:CE1	2.47	0.78
3:I:2982[B]:MET:HB3	3:R:3160[B]:SER:HB2	1.65	0.78
3:I:3155[B]:MET:HB2	3:R:3153[B]:LYS:CB	2.13	0.78
3:L:3230[B]:PHE:CB	3:L:3243[B]:GLY:HA2	2.06	0.78
3:O:3148[A]:ILE:O	3:O:3152[A]:LYS:HE3	1.83	0.78
3:I:2989[B]:HIS:HD2	3:R:2970[B]:PRO:CA	1.96	0.78
3:U:3151[A]:LEU:HB2	3:U:3175[A]:TYR:CD2	2.18	0.78
3:U:3173[B]:THR:CB	3:U:3176[B]:LYS:HD2	2.13	0.78
3:X:2949[A]:LYS:NZ	3:X:2949[A]:LYS:O	2.16	0.78
3:X:2965[A]:LEU:HD11	3:X:2974[A]:ALA:CA	2.12	0.78
3:X:3025[B]:VAL:HG23	3:X:3033[B]:PHE:O	1.83	0.78
3:X:3180[B]:TYR:HB2	3:X:3183[B]:LEU:HD22	1.63	0.78
3:C:2949[B]:LYS:O	3:C:2949[B]:LYS:NZ	2.16	0.78
3:C:3258[B]:PHE:CZ	3:L:2968[B]:GLN:OE1	2.36	0.78
3:F:3180[A]:TYR:HB2	3:F:3183[A]:LEU:HD22	1.64	0.78
3:I:2948[B]:ASP:N	3:I:2949[B]:LYS:CA	2.41	0.78
3:I:2961[A]:HIS:HD2	3:I:2988[A]:TRP:HZ3	1.32	0.78
3:I:2964[B]:PRO:HB2	3:R:3255[B]:PRO:HB3	1.63	0.78
3:I:3024[A]:LEU:CD1	3:I:3025[A]:VAL:H	1.84	0.78
3:L:2949[A]:LYS:O	3:L:2949[A]:LYS:NZ	2.16	0.78
3:C:3159[B]:SER:CB	3:L:2984[B]:THR:HG21	1.96	0.78
3:L:3185[A]:TYR:HE2	3:L:3187[A]:TYR:CE2	2.01	0.78
1:V:1046:HIS:HA	1:V:1049:VAL:HB	1.64	0.78
1:V:527:LEU:HD22	1:V:629:MET:HG3	1.66	0.78
3:O:2970[B]:PRO:CG	3:X:2991[B]:LEU:HB2	2.03	0.78
3:O:3157[B]:PRO:C	3:X:3152[B]:LYS:HB2	1.89	0.78
2:Z:2545:SER:HA	2:Z:2546:LEU:HB2	1.65	0.78
3:C:3135[A]:LYS:CG	3:C:3141[A]:TYR:CD1	2.65	0.78
1:D:567:LEU:HB2	1:D:609:TRP:HD1	1.45	0.78
3:I:2961[B]:HIS:HD2	3:I:2988[B]:TRP:HZ3	1.31	0.78
3:L:3104[B]:MET:CA	3:L:3110[B]:THR:HG23	2.10	0.78
3:O:3025[A]:VAL:HG23	3:O:3033[A]:PHE:O	1.83	0.78
3:O:3025[B]:VAL:CG2	3:O:3047[B]:ARG:HH12	1.94	0.78
1:P:979:LEU:HB2	1:P:980:TYR:HA	1.65	0.78
3:R:3025[A]:VAL:HG23	3:R:3033[A]:PHE:O	1.83	0.78
3:R:3173[A]:THR:CB	3:R:3176[A]:LYS:HD2	2.13	0.78
3:U:2949[B]:LYS:NZ	3:U:2949[B]:LYS:O	2.16	0.78

Continued on next page...

Continued from previous page...

Atom-1	Atom-2	Interatomic distance (Å)	Clash overlap (Å)
3:U:3148[A]:ILE:O	3:U:3152[A]:LYS:HE3	1.83	0.78
3:U:3151[B]:LEU:HB2	3:U:3175[B]:TYR:CD2	2.18	0.78
3:U:3185[A]:TYR:HE2	3:U:3187[A]:TYR:CE2	2.01	0.78
3:X:3135[A]:LYS:CG	3:X:3141[A]:TYR:CD1	2.65	0.78
3:X:3173[B]:THR:CB	3:X:3176[B]:LYS:HD2	2.13	0.78
2:Z:2898:LYS:H	2:Z:2898:LYS:HE2	1.48	0.78
3:C:3141[A]:TYR:HD2	3:C:3142[A]:ASN:H	0.78	0.78
3:F:2961[B]:HIS:HD2	3:F:2988[B]:TRP:HZ3	1.31	0.78
3:F:3025[B]:VAL:HG23	3:F:3033[B]:PHE:O	1.83	0.78
3:F:3185[A]:TYR:HE2	3:F:3187[A]:TYR:CE2	2.01	0.78
3:I:2966[B]:SER:HB2	3:R:3254[B]:MET:HG3	0.85	0.78
3:I:3135[A]:LYS:CG	3:I:3141[A]:TYR:CD1	2.65	0.78
3:O:3141[A]:TYR:HD2	3:O:3142[A]:ASN:H	0.78	0.78
1:P:161:ASN:OD1	1:P:174:GLN:NE2	2.16	0.78
3:R:2955[B]:GLN:CD	3:R:3037[B]:TYR:CE1	2.55	0.78
3:R:3185[A]:TYR:HE2	3:R:3187[A]:TYR:CE2	2.02	0.78
3:R:3259[B]:ASP:OD2	3:R:3260[B]:ARG:HG2	1.84	0.78
3:U:2949[A]:LYS:O	3:U:2949[A]:LYS:NZ	2.16	0.78
3:U:3259[B]:ASP:CG	3:U:3260[B]:ARG:HG2	2.04	0.78
3:O:3251[B]:ASP:HB2	3:X:2968[B]:GLN:CD	2.04	0.78
3:X:3185[B]:TYR:HE2	3:X:3187[B]:TYR:CE2	2.02	0.78
3:C:2964[B]:PRO:C	3:L:3255[B]:PRO:HB3	2.04	0.78
3:F:2956[A]:LYS:O	3:F:2960[A]:PHE:CD1	2.33	0.78
3:F:3185[B]:TYR:HE2	3:F:3187[B]:TYR:CE2	2.01	0.78
3:I:3141[A]:TYR:HD2	3:I:3142[A]:ASN:H	0.78	0.78
3:I:3148[A]:ILE:O	3:I:3152[A]:LYS:HE3	1.83	0.78
3:L:2969[A]:TYR:HB3	3:L:2971[A]:ASP:OD1	1.82	0.78
3:L:3185[B]:TYR:HE2	3:L:3187[B]:TYR:CE2	2.01	0.78
3:O:3151[B]:LEU:HB2	3:O:3175[B]:TYR:CD2	2.18	0.78
3:I:3150[B]:LYS:HB2	3:R:3169[B]:LYS:HG3	1.64	0.78
3:R:3259[B]:ASP:CG	3:R:3260[B]:ARG:HG2	2.04	0.78
1:S:1618:LEU:HD22	3:X:3136[B]:TYR:HE2	1.49	0.78
1:S:573:LYS:HB3	1:S:574:GLY:HA2	1.66	0.78
3:U:3259[A]:ASP:OD2	3:U:3260[A]:ARG:HG2	1.84	0.78
3:C:3173[B]:THR:CB	3:C:3176[B]:LYS:HD2	2.13	0.78
3:I:3025[A]:VAL:HG23	3:I:3033[A]:PHE:O	1.83	0.78
3:I:3151[A]:LEU:HB2	3:I:3175[A]:TYR:CD2	2.18	0.78
3:I:3185[B]:TYR:HE2	3:I:3187[B]:TYR:CE2	2.01	0.78
3:I:3259[B]:ASP:CG	3:I:3260[B]:ARG:HG2	2.04	0.78
1:J:1137:LYS:HA	1:J:1141:ARG:HH12	1.48	0.78
3:C:2981[B]:GLY:N	3:L:2968[B]:GLN:HG2	1.97	0.78

Continued on next page...

Continued from previous page...

Atom-1	Atom-2	Interatomic distance (Å)	Clash overlap (Å)
3:L:3173[A]:THR:CB	3:L:3176[A]:LYS:HD2	2.13	0.78
3:L:3259[B]:ASP:OD2	3:L:3260[B]:ARG:HG2	1.84	0.78
3:O:2979[A]:GLN:NE2	3:O:3155[A]:MET:CE	2.47	0.78
3:R:2961[A]:HIS:HD2	3:R:2988[A]:TRP:HZ3	1.31	0.78
3:U:2948[A]:ASP:N	3:U:2949[A]:LYS:CA	2.41	0.78
3:U:3259[B]:ASP:OD2	3:U:3260[B]:ARG:HG2	1.84	0.78
3:X:3141[A]:TYR:HD2	3:X:3142[A]:ASN:H	0.78	0.78
3:X:3259[A]:ASP:CG	3:X:3260[A]:ARG:HG2	2.04	0.78
2:B:2867:PRO:HG2	3:C:2932[A]:PRO:CG	2.14	0.78
5:G:2111:NAG:H83	5:G:2111:NAG:H3	1.66	0.78
3:I:3141[B]:TYR:HD2	3:I:3142[B]:ASN:H	0.78	0.78
3:L:3104[A]:MET:CA	3:L:3110[A]:THR:HG23	2.10	0.78
3:C:3155[B]:MET:CE	3:L:3154[B]:PRO:O	2.31	0.78
3:L:3173[B]:THR:CB	3:L:3176[B]:LYS:HD2	2.13	0.78
3:O:2974[B]:ALA:CB	3:X:2977[B]:CYS:CA	2.62	0.78
3:O:3185[B]:TYR:HE2	3:O:3187[B]:TYR:CE2	2.01	0.78
3:O:3259[B]:ASP:OD2	3:O:3260[B]:ARG:HG2	1.84	0.78
3:R:2979[B]:GLN:HE21	3:R:3155[B]:MET:HE2	1.48	0.78
3:R:3023[B]:ILE:O	3:R:3026[B]:THR:N	2.11	0.78
3:R:3173[B]:THR:CB	3:R:3176[B]:LYS:HD2	2.13	0.78
3:R:3259[A]:ASP:CG	3:R:3260[A]:ARG:HG2	2.04	0.78
3:U:2939[A]:ARG:HB3	3:U:3032[A]:PRO:HG2	1.63	0.78
3:U:3025[A]:VAL:HG23	3:U:3033[A]:PHE:O	1.83	0.78
3:C:2965[B]:LEU:O	3:L:3256[B]:TRP:CE3	2.13	0.78
3:C:2961[B]:HIS:HD2	3:C:2988[B]:TRP:HZ3	1.31	0.78
1:D:1296:VAL:HB	1:D:1446:ASP:HB3	1.65	0.78
3:F:2949[A]:LYS:O	3:F:2949[A]:LYS:NZ	2.16	0.78
3:F:3259[A]:ASP:CG	3:F:3260[A]:ARG:HG2	2.04	0.78
3:L:3148[B]:ILE:O	3:L:3152[B]:LYS:HE3	1.83	0.78
3:O:3259[A]:ASP:CG	3:O:3260[A]:ARG:HG2	2.04	0.78
3:O:3259[B]:ASP:CG	3:O:3260[B]:ARG:HG2	2.04	0.78
1:P:142:ARG:NH1	1:P:340:GLN:OE1	2.16	0.78
3:R:3259[A]:ASP:OD2	3:R:3260[A]:ARG:HG2	1.84	0.78
2:T:2711:HIS:HA	2:T:2714:VAL:HG22	1.66	0.78
3:U:3173[A]:THR:CB	3:U:3176[A]:LYS:HD2	2.13	0.78
3:U:3284[A]:LYS:CD	3:U:3285[A]:VAL:N	2.47	0.78
3:X:2949[B]:LYS:NZ	3:X:2949[B]:LYS:O	2.16	0.78
3:X:3151[B]:LEU:HB2	3:X:3175[B]:TYR:CD2	2.18	0.78
1:Y:898:GLY:HA2	1:Y:1186:TRP:HB2	1.64	0.78
1:A:401:VAL:HG22	1:A:662:SER:HB3	1.66	0.78
3:C:3185[A]:TYR:HE2	3:C:3187[A]:TYR:CE2	2.01	0.78

Continued on next page...

Continued from previous page...

Atom-1	Atom-2	Interatomic distance (Å)	Clash overlap (Å)
3:F:3173[B]:THR:CB	3:F:3176[B]:LYS:HD2	2.13	0.78
3:F:3259[B]:ASP:CG	3:F:3260[B]:ARG:HG2	2.04	0.78
3:I:3259[B]:ASP:OD2	3:I:3260[B]:ARG:HG2	1.84	0.78
3:L:2949[B]:LYS:O	3:L:2949[B]:LYS:NZ	2.16	0.78
3:C:3093[B]:HIS:ND1	3:L:2971[B]:ASP:HB3	1.72	0.78
3:C:3150[B]:LYS:HD3	3:L:3156[B]:MET:HA	1.66	0.78
3:L:3259[B]:ASP:CG	3:L:3260[B]:ARG:HG2	2.04	0.78
3:I:3153[B]:LYS:HD3	3:R:2988[B]:TRP:CD1	2.18	0.78
3:R:3025[B]:VAL:HG23	3:R:3033[B]:PHE:O	1.83	0.78
3:U:2969[B]:TYR:HB3	3:U:2971[B]:ASP:OD1	1.82	0.78
1:V:401:VAL:HG22	1:V:662:SER:HB3	1.65	0.78
3:X:3104[A]:MET:CA	3:X:3110[A]:THR:HG23	2.10	0.78
3:X:3259[B]:ASP:OD2	3:X:3260[B]:ARG:HG2	1.84	0.78
3:C:2979[A]:GLN:NE2	3:C:3155[A]:MET:CE	2.47	0.78
3:C:3173[A]:THR:CB	3:C:3176[A]:LYS:HD2	2.13	0.78
3:C:3259[B]:ASP:CG	3:C:3260[B]:ARG:HG2	2.04	0.78
3:C:3259[A]:ASP:OD2	3:C:3260[A]:ARG:HG2	1.84	0.78
3:F:2949[B]:LYS:O	3:F:2949[B]:LYS:NZ	2.16	0.78
3:I:2988[B]:TRP:CH2	3:R:2975[B]:PHE:CE2	2.71	0.78
3:I:2979[A]:GLN:NE2	3:I:3155[A]:MET:CE	2.47	0.78
3:I:3189[A]:ASN:CG	3:I:3191[A]:ASN:HD21	1.87	0.78
3:L:3180[B]:TYR:HB2	3:L:3183[B]:LEU:HD22	1.63	0.78
3:C:2974[B]:ALA:HB2	3:L:3249[B]:GLY:HA3	1.66	0.78
3:O:3151[A]:LEU:HB2	3:O:3175[A]:TYR:CD2	2.18	0.78
3:R:3104[A]:MET:CA	3:R:3110[A]:THR:HG23	2.10	0.78
3:R:3148[B]:ILE:O	3:R:3152[B]:LYS:HE3	1.83	0.78
1:S:19:GLN:NE2	1:S:121:ASN:OD1	2.17	0.78
3:U:3141[A]:TYR:HD2	3:U:3142[A]:ASN:H	0.78	0.78
3:X:3025[A]:VAL:HG23	3:X:3033[A]:PHE:O	1.83	0.78
3:X:3189[B]:ASN:CG	3:X:3191[B]:ASN:HD21	1.87	0.78
2:B:2107:LEU:HD23	2:B:2208:PRO:HB2	1.64	0.77
3:C:3149[B]:ASN:O	3:L:3172[B]:SER:HB3	1.83	0.77
3:C:3172[B]:SER:OG	3:L:3152[B]:LYS:N	2.15	0.77
3:F:3189[A]:ASN:CG	3:F:3191[A]:ASN:HD21	1.87	0.77
3:F:3259[A]:ASP:OD2	3:F:3260[A]:ARG:HG2	1.84	0.77
3:I:3023[A]:ILE:O	3:I:3026[A]:THR:N	2.11	0.77
3:L:2948[A]:ASP:H	3:L:2949[A]:LYS:CA	1.98	0.77
3:C:2982[B]:MET:N	3:L:2967[B]:CYS:HB3	1.99	0.77
3:L:3135[B]:LYS:CG	3:L:3141[B]:TYR:CD1	2.65	0.77
3:C:3162[B]:ASP:CG	3:L:3259[B]:ASP:OD2	2.16	0.77
3:L:3284[B]:LYS:CD	3:L:3285[B]:VAL:N	2.47	0.77

Continued on next page...

Continued from previous page...

Atom-1	Atom-2	Interatomic distance (Å)	Clash overlap (Å)
3:O:3230[A]:PHE:CB	3:O:3243[A]:GLY:HA2	2.06	0.77
3:I:3148[B]:ILE:O	3:R:3170[B]:ALA:N	2.17	0.77
3:U:3284[B]:LYS:CD	3:U:3285[B]:VAL:N	2.47	0.77
3:U:3306[B]:LEU:HD12	3:U:3307[B]:PHE:N	2.00	0.77
3:C:3284[B]:LYS:CD	3:C:3285[B]:VAL:N	2.47	0.77
3:F:3023[A]:ILE:O	3:F:3026[A]:THR:N	2.11	0.77
3:I:3151[B]:LEU:HB2	3:I:3175[B]:TYR:CD2	2.18	0.77
1:J:325:THR:OG1	1:J:332:ASP:N	2.17	0.77
3:L:3025[A]:VAL:HG23	3:L:3033[A]:PHE:O	1.83	0.77
3:L:3141[A]:TYR:HD2	3:L:3142[A]:ASN:H	0.78	0.77
3:L:3151[A]:LEU:HB2	3:L:3175[A]:TYR:CD2	2.18	0.77
1:M:1280:GLN:HE22	1:M:1337:ARG:HB3	1.47	0.77
1:M:456:GLN:NE2	1:M:549:PRO:O	2.17	0.77
2:N:2528:LYS:NZ	2:N:2626:ARG:O	2.16	0.77
3:F:3189[B]:ASN:CG	3:F:3191[B]:ASN:HD21	1.88	0.77
3:I:3160[B]:SER:HA	3:R:2983[B]:VAL:CA	2.14	0.77
3:I:3173[A]:THR:CB	3:I:3176[A]:LYS:HD2	2.13	0.77
3:I:3189[B]:ASN:CG	3:I:3191[B]:ASN:HD21	1.87	0.77
3:I:3259[A]:ASP:CG	3:I:3260[A]:ARG:HG2	2.04	0.77
3:L:2961[B]:HIS:HD2	3:L:2988[B]:TRP:HZ3	1.32	0.77
3:O:2968[B]:GLN:HA	3:X:2988[B]:TRP:CD1	2.20	0.77
3:O:3185[A]:TYR:HE2	3:O:3187[A]:TYR:CE2	2.01	0.77
3:R:3284[A]:LYS:CD	3:R:3285[A]:VAL:N	2.47	0.77
3:R:3284[B]:LYS:CD	3:R:3285[B]:VAL:N	2.47	0.77
1:S:161:ASN:ND2	1:S:174:GLN:OE1	2.17	0.77
3:U:3259[A]:ASP:CG	3:U:3260[A]:ARG:HG2	2.04	0.77
3:O:2969[B]:TYR:HA	3:X:2991[B]:LEU:HD22	1.67	0.77
3:X:3284[B]:LYS:CD	3:X:3285[B]:VAL:N	2.47	0.77
3:C:3148[A]:ILE:O	3:C:3152[A]:LYS:HE3	1.83	0.77
3:C:3155[B]:MET:HG3	3:L:3154[B]:PRO:N	1.92	0.77
3:C:3252[B]:TYR:OH	3:L:3224[B]:GLN:HA	1.85	0.77
3:F:3148[B]:ILE:O	3:F:3152[B]:LYS:HE3	1.83	0.77
3:I:2975[B]:PHE:CE1	3:R:2961[B]:HIS:O	2.37	0.77
3:L:3306[B]:LEU:HD12	3:L:3307[B]:PHE:N	2.00	0.77
3:O:2948[A]:ASP:H	3:O:2949[A]:LYS:CA	1.98	0.77
3:O:2948[B]:ASP:N	3:O:2949[B]:LYS:CA	2.41	0.77
3:O:2949[B]:LYS:NZ	3:O:2949[B]:LYS:O	2.16	0.77
3:O:2975[B]:PHE:CE2	3:X:3172[B]:SER:HA	2.17	0.77
3:I:3120[B]:HIS:NE2	3:R:2969[B]:TYR:CD2	2.53	0.77
3:I:2983[B]:VAL:HB	3:R:3160[B]:SER:HA	1.65	0.77
3:R:3185[B]:TYR:HE2	3:R:3187[B]:TYR:CE2	2.01	0.77

Continued on next page...

Continued from previous page...

Atom-1	Atom-2	Interatomic distance (Å)	Clash overlap (Å)
1:S:724:LYS:HA	1:S:728:ARG:HH12	1.49	0.77
3:X:3259[A]:ASP:OD2	3:X:3260[A]:ARG:HG2	1.84	0.77
3:C:3172[B]:SER:HG	3:L:3152[B]:LYS:HG3	1.43	0.77
3:C:3306[A]:LEU:HD12	3:C:3307[A]:PHE:N	2.00	0.77
3:F:2961[B]:HIS:HB3	3:F:3111[B]:SER:OG	1.85	0.77
3:F:3141[A]:TYR:HD2	3:F:3142[A]:ASN:H	0.78	0.77
3:F:3284[B]:LYS:CD	3:F:3285[B]:VAL:N	2.47	0.77
3:I:2937[A]:ASN:HB2	3:I:3006[A]:LYS:CE	2.14	0.77
3:I:2975[B]:PHE:CE1	3:R:2961[B]:HIS:ND1	2.53	0.77
3:L:2961[A]:HIS:HD2	3:L:2988[A]:TRP:HZ3	1.31	0.77
3:O:2937[B]:ASN:CB	3:O:3006[B]:LYS:HE2	2.14	0.77
1:P:2:LEU:HD21	1:P:81:VAL:HG21	1.66	0.77
3:X:3173[A]:THR:CB	3:X:3176[A]:LYS:HD2	2.13	0.77
3:X:3306[B]:LEU:HD12	3:X:3307[B]:PHE:N	2.00	0.77
3:C:3185[B]:TYR:HE2	3:C:3187[B]:TYR:CE2	2.01	0.77
3:C:3259[A]:ASP:CG	3:C:3260[A]:ARG:HG2	2.04	0.77
3:F:3025[A]:VAL:HG23	3:F:3033[A]:PHE:O	1.83	0.77
3:F:2955[B]:GLN:CD	3:F:3037[B]:TYR:CE1	2.55	0.77
3:I:3025[B]:VAL:HG23	3:I:3033[B]:PHE:O	1.83	0.77
3:I:3154[B]:PRO:HB3	3:R:3174[B]:GLY:HA3	1.64	0.77
3:C:2981[B]:GLY:HA2	3:L:2968[B]:GLN:OE1	1.83	0.77
3:L:3189[A]:ASN:CG	3:L:3191[A]:ASN:HD21	1.87	0.77
2:N:2549:PRO:HD3	2:N:2556:TYR:HD2	1.50	0.77
3:O:3189[B]:ASN:CG	3:O:3191[B]:ASN:HD21	1.87	0.77
3:U:3185[B]:TYR:HE2	3:U:3187[B]:TYR:CE2	2.01	0.77
3:U:3189[A]:ASN:CG	3:U:3191[A]:ASN:HD21	1.87	0.77
3:U:3306[A]:LEU:HD12	3:U:3307[A]:PHE:N	2.00	0.77
1:Y:401:VAL:HG22	1:Y:662:SER:HB3	1.65	0.77
3:C:2937[A]:ASN:HB2	3:C:3006[A]:LYS:CE	2.14	0.77
3:F:2979[B]:GLN:NE2	3:F:3155[B]:MET:CE	2.47	0.77
3:I:3306[B]:LEU:HD12	3:I:3307[B]:PHE:N	2.00	0.77
2:K:2236:ALA:HB3	2:K:2239:LYS:HB2	1.66	0.77
3:L:3211[B]:ASP:HB3	3:L:3309[B]:PRO:HA	1.67	0.77
3:O:3259[A]:ASP:OD2	3:O:3260[A]:ARG:HG2	1.84	0.77
3:I:3090[B]:ASN:CA	3:R:2971[B]:ASP:O	2.31	0.77
3:R:2961[B]:HIS:HB3	3:R:3111[B]:SER:OG	1.85	0.77
3:R:2979[B]:GLN:NE2	3:R:3155[B]:MET:CE	2.47	0.77
3:U:2948[B]:ASP:HB3	3:U:2949[B]:LYS:CA	2.15	0.77
3:X:2961[B]:HIS:HD2	3:X:2988[B]:TRP:HZ3	1.31	0.77
1:S:1617:LYS:CE	3:X:3135[B]:LYS:NZ	2.43	0.77
1:Y:567:LEU:N	1:Y:568:PHE:HA	2.00	0.77

Continued on next page...

Continued from previous page...

Atom-1	Atom-2	Interatomic distance (Å)	Clash overlap (Å)
3:C:3089[B]:HIS:ND1	3:L:2971[B]:ASP:HA	1.95	0.77
3:C:2961[A]:HIS:HB3	3:C:3111[A]:SER:OG	1.85	0.77
3:C:3211[A]:ASP:HB3	3:C:3309[A]:PRO:HA	1.67	0.77
3:F:2961[A]:HIS:HD2	3:F:2988[A]:TRP:HZ3	1.32	0.77
3:F:3259[B]:ASP:OD2	3:F:3260[B]:ARG:HG2	1.84	0.77
1:J:164:GLU:O	1:J:297:ARG:NH2	2.17	0.77
3:L:2961[B]:HIS:HB3	3:L:3111[B]:SER:OG	1.85	0.77
3:L:3306[A]:LEU:HD12	3:L:3307[A]:PHE:N	2.00	0.77
3:O:3025[A]:VAL:CG2	3:O:3047[A]:ARG:HH12	1.94	0.77
3:R:2979[A]:GLN:NE2	3:R:3155[A]:MET:CE	2.47	0.77
3:R:3211[B]:ASP:HB3	3:R:3309[B]:PRO:HA	1.67	0.77
3:I:2964[B]:PRO:HB3	3:R:3221[B]:ALA:HB3	1.65	0.77
3:U:3211[B]:ASP:HB3	3:U:3309[B]:PRO:HA	1.67	0.77
5:W:3003:NAG:O7	5:W:3003:NAG:O3	2.02	0.77
3:X:2948[A]:ASP:HB3	3:X:2949[A]:LYS:CA	2.15	0.77
3:X:2961[A]:HIS:HD2	3:X:2988[A]:TRP:HZ3	1.31	0.77
3:X:3141[B]:TYR:HD2	3:X:3142[B]:ASN:H	0.78	0.77
3:X:3148[A]:ILE:O	3:X:3152[A]:LYS:HE3	1.83	0.77
3:X:3288[B]:MET:HG2	3:X:3295[B]:LEU:HD21	1.67	0.77
3:X:3306[A]:LEU:HD12	3:X:3307[A]:PHE:N	2.00	0.77
3:C:3156[B]:MET:CG	3:L:2982[B]:MET:HG3	2.14	0.77
3:C:3172[B]:SER:HB2	3:L:3152[B]:LYS:N	1.99	0.77
3:F:3306[A]:LEU:HD12	3:F:3307[A]:PHE:N	2.00	0.77
2:H:2868:GLU:CD	3:I:2933[A]:SER:H	1.88	0.77
3:I:2961[A]:HIS:HB3	3:I:3111[A]:SER:OG	1.85	0.77
2:K:2394:VAL:H	2:K:2448:THR:HG22	1.50	0.77
3:O:3284[A]:LYS:CD	3:O:3285[A]:VAL:N	2.47	0.77
3:O:3288[A]:MET:HG2	3:O:3295[A]:LEU:HD21	1.67	0.77
3:I:2969[B]:TYR:CE2	3:R:3120[B]:HIS:CD2	2.72	0.77
3:U:2955[A]:GLN:CD	3:U:3037[A]:TYR:CE1	2.55	0.77
3:U:3288[A]:MET:HG2	3:U:3295[A]:LEU:HD21	1.67	0.77
1:Y:105:VAL:HG12	1:Y:123:PHE:HB3	1.67	0.77
3:C:3151[B]:LEU:HA	3:L:3154[B]:PRO:HB2	1.66	0.77
3:C:3212[B]:ARG:HG3	3:C:3212[B]:ARG:NH1	2.00	0.77
3:F:3220[A]:ARG:NH1	3:F:3220[A]:ARG:HG3	1.98	0.77
3:F:3211[A]:ASP:HB3	3:F:3309[A]:PRO:HA	1.67	0.77
3:I:3025[A]:VAL:CG2	3:I:3047[A]:ARG:HH12	1.94	0.77
3:I:3204[A]:LEU:O	3:I:3208[A]:GLN:HG3	1.85	0.77
3:I:3255[B]:PRO:HG3	3:R:2962[B]:GLY:C	2.05	0.77
3:I:3284[A]:LYS:CD	3:I:3285[A]:VAL:N	2.47	0.77
3:L:2948[A]:ASP:HB3	3:L:2949[A]:LYS:CA	2.15	0.77

Continued on next page...

Continued from previous page...

Atom-1	Atom-2	Interatomic distance (Å)	Clash overlap (Å)
3:L:3023[B]:ILE:O	3:L:3026[B]:THR:N	2.11	0.77
3:C:3172[B]:SER:CB	3:L:3150[B]:LYS:C	2.53	0.77
3:C:2979[B]:GLN:NE2	3:C:3155[B]:MET:CE	2.47	0.76
3:C:3161[B]:GLU:HG3	3:L:3146[B]:CYS:C	2.06	0.76
3:I:2961[B]:HIS:HB3	3:I:3111[B]:SER:OG	1.85	0.76
3:I:3211[A]:ASP:HB3	3:I:3309[A]:PRO:HA	1.67	0.76
3:I:3211[B]:ASP:HB3	3:I:3309[B]:PRO:HA	1.67	0.76
3:C:3152[B]:LYS:N	3:L:3172[B]:SER:OG	2.16	0.76
3:L:3259[A]:ASP:OD2	3:L:3260[A]:ARG:HG2	1.84	0.76
3:L:3307[B]:PHE:CE1	3:L:3309[B]:PRO:HG3	2.16	0.76
1:M:1301:PRO:O	1:M:1494:ARG:NH2	2.18	0.76
3:O:2961[B]:HIS:HD2	3:O:2988[B]:TRP:HZ3	1.31	0.76
3:O:3109[B]:TYR:CE2	3:X:2969[B]:TYR:C	2.58	0.76
3:O:3160[B]:SER:CA	3:X:3151[B]:LEU:H	1.97	0.76
3:O:3189[A]:ASN:CG	3:O:3191[A]:ASN:HD21	1.87	0.76
2:N:2370:MET:HE1	2:Q:2094:ARG:HD3	1.67	0.76
3:R:2948[B]:ASP:H	3:R:2949[B]:LYS:CA	1.98	0.76
2:T:2800:LYS:HB3	3:U:3023[A]:ILE:HD11	1.67	0.76
1:V:1636:ASN:HB3	1:V:1639:LYS:HD3	1.67	0.76
3:X:2979[A]:GLN:NE2	3:X:3155[A]:MET:CE	2.47	0.76
3:X:2955[A]:GLN:CD	3:X:3037[A]:TYR:CE1	2.55	0.76
3:X:3104[B]:MET:CA	3:X:3110[B]:THR:HG23	2.10	0.76
3:X:3185[A]:TYR:HE2	3:X:3187[A]:TYR:CE2	2.01	0.76
3:X:3189[A]:ASN:CG	3:X:3191[A]:ASN:HD21	1.87	0.76
3:C:3025[B]:VAL:HG23	3:C:3033[B]:PHE:O	1.83	0.76
3:C:2955[A]:GLN:CD	3:C:3037[A]:TYR:CE1	2.55	0.76
3:C:3189[A]:ASN:CG	3:C:3191[A]:ASN:HD21	1.87	0.76
3:F:2948[B]:ASP:HB3	3:F:2949[B]:LYS:CA	2.15	0.76
3:F:2979[A]:GLN:NE2	3:F:3155[A]:MET:CE	2.47	0.76
1:G:417:MET:SD	3:L:3199[A]:GLN:NE2	2.58	0.76
3:I:2970[B]:PRO:CD	3:R:2989[B]:HIS:NE2	2.47	0.76
3:I:3155[B]:MET:SD	3:R:3154[B]:PRO:CG	2.71	0.76
3:C:3156[B]:MET:CB	3:L:2982[B]:MET:SD	2.64	0.76
3:L:3147[A]:GLU:HB2	3:L:3149[A]:ASN:OD1	1.86	0.76
3:O:3163[B]:ASN:CB	3:X:3149[B]:ASN:CB	2.62	0.76
3:O:3306[A]:LEU:HD12	3:O:3307[A]:PHE:N	2.00	0.76
3:I:2961[B]:HIS:CG	3:R:2975[B]:PHE:CE1	2.74	0.76
3:R:3141[A]:TYR:HD2	3:R:3142[A]:ASN:H	0.78	0.76
3:R:3288[B]:MET:HG2	3:R:3295[B]:LEU:HD21	1.67	0.76
1:S:1617:LYS:CE	3:X:3135[B]:LYS:HZ1	1.98	0.76
2:T:2546:LEU:H	2:T:2557:ALA:HA	1.49	0.76

Continued on next page...

Continued from previous page...

Atom-1	Atom-2	Interatomic distance (Å)	Clash overlap (Å)
3:X:3023[B]:ILE:O	3:X:3026[B]:THR:N	2.11	0.76
3:O:2967[B]:CYS:CB	3:X:3155[B]:MET:HG2	2.04	0.76
3:X:3259[B]:ASP:CG	3:X:3260[B]:ARG:HG2	2.04	0.76
1:A:324:PRO:HG2	1:A:376:ASN:HD21	1.50	0.76
3:C:3159[B]:SER:HA	3:L:3151[B]:LEU:N	2.01	0.76
3:F:2961[A]:HIS:HB3	3:F:3111[A]:SER:OG	1.85	0.76
3:F:3288[B]:MET:HG2	3:F:3295[B]:LEU:HD21	1.67	0.76
3:I:2988[B]:TRP:CE3	3:I:2989[B]:HIS:ND1	2.53	0.76
3:L:2988[A]:TRP:CE3	3:L:2989[A]:HIS:ND1	2.53	0.76
3:L:3024[A]:LEU:CD1	3:L:3025[A]:VAL:H	1.84	0.76
3:L:3204[A]:LEU:O	3:L:3208[A]:GLN:HG3	1.86	0.76
3:L:3212[B]:ARG:NH1	3:L:3212[B]:ARG:HG3	2.00	0.76
3:L:3259[A]:ASP:CG	3:L:3260[A]:ARG:HG2	2.04	0.76
3:O:2952[B]:ALA:HA	3:O:2956[B]:LYS:HB3	1.67	0.76
3:O:2979[B]:GLN:NE2	3:O:3155[B]:MET:CE	2.47	0.76
3:O:2961[A]:HIS:HD2	3:O:2988[A]:TRP:HZ3	1.31	0.76
3:O:2955[B]:GLN:CD	3:O:3037[B]:TYR:CE1	2.55	0.76
3:O:3108[B]:HIS:CB	3:X:2970[B]:PRO:CA	2.63	0.76
3:O:3211[A]:ASP:HB3	3:O:3309[A]:PRO:HA	1.67	0.76
3:R:3189[A]:ASN:CG	3:R:3191[A]:ASN:HD21	1.87	0.76
3:R:3230[B]:PHE:CB	3:R:3243[B]:GLY:HA2	2.06	0.76
3:U:2961[B]:HIS:HB3	3:U:3111[B]:SER:OG	1.85	0.76
3:X:3148[B]:ILE:O	3:X:3152[B]:LYS:HE3	1.83	0.76
2:Z:2135:PRO:O	2:Z:2140:ARG:NH2	2.18	0.76
3:C:2937[A]:ASN:CB	3:C:3006[A]:LYS:HE2	2.14	0.76
3:C:3147[A]:GLU:HB2	3:C:3149[A]:ASN:OD1	1.86	0.76
3:F:3147[A]:GLU:HB2	3:F:3149[A]:ASN:OD1	1.86	0.76
3:F:3180[B]:TYR:HB2	3:F:3183[B]:LEU:CD2	2.16	0.76
3:I:2948[A]:ASP:HB3	3:I:2949[A]:LYS:CA	2.15	0.76
3:I:3147[A]:GLU:HB2	3:I:3149[A]:ASN:OD1	1.86	0.76
3:I:3185[A]:TYR:HE2	3:I:3187[A]:TYR:CE2	2.01	0.76
1:J:456:GLN:NE2	1:J:549:PRO:O	2.17	0.76
2:K:2545:SER:HA	2:K:2546:LEU:HG	1.68	0.76
2:H:2168:ARG:NH1	2:K:2587:SER:OG	2.18	0.76
3:L:3288[A]:MET:HG2	3:L:3295[A]:LEU:HD21	1.67	0.76
3:O:3284[B]:LYS:CD	3:O:3285[B]:VAL:N	2.47	0.76
3:R:3147[A]:GLU:HB2	3:R:3149[A]:ASN:OD1	1.86	0.76
3:R:3204[A]:LEU:O	3:R:3208[A]:GLN:HG3	1.86	0.76
3:R:3211[A]:ASP:HB3	3:R:3309[A]:PRO:HA	1.67	0.76
3:R:3307[B]:PHE:CE1	3:R:3309[B]:PRO:HG3	2.16	0.76
3:U:2948[A]:ASP:H	3:U:2949[A]:LYS:CA	1.98	0.76

Continued on next page...

Continued from previous page...

Atom-1	Atom-2	Interatomic distance (Å)	Clash overlap (Å)
3:U:3147[A]:GLU:HB2	3:U:3149[A]:ASN:OD1	1.86	0.76
3:U:2979[A]:GLN:NE2	3:U:3155[A]:MET:CE	2.47	0.76
1:V:1372:ILE:HD11	1:Y:1392:ASP:HB2	1.66	0.76
3:X:3204[B]:LEU:O	3:X:3208[B]:GLN:HG3	1.86	0.76
3:X:3211[B]:ASP:HB3	3:X:3309[B]:PRO:HA	1.67	0.76
1:A:22:LEU:HG	1:A:122:VAL:HG11	1.68	0.76
3:C:2949[A]:LYS:NZ	3:C:2949[A]:LYS:O	2.16	0.76
3:C:2952[B]:ALA:HA	3:C:2956[B]:LYS:HB3	1.67	0.76
3:C:2961[A]:HIS:HD2	3:C:2988[A]:TRP:HZ3	1.32	0.76
3:C:3306[B]:LEU:HD12	3:C:3307[B]:PHE:N	2.00	0.76
3:F:3180[A]:TYR:HB2	3:F:3183[A]:LEU:CD2	2.16	0.76
3:I:3180[A]:TYR:HB2	3:I:3183[A]:LEU:CD2	2.16	0.76
3:L:3212[A]:ARG:NH1	3:L:3212[A]:ARG:HG3	2.00	0.76
3:O:2961[A]:HIS:HB3	3:O:3111[A]:SER:OG	1.85	0.76
3:O:3163[B]:ASN:HD22	3:X:3148[B]:ILE:HG22	1.50	0.76
3:O:3204[A]:LEU:O	3:O:3208[A]:GLN:HG3	1.85	0.76
3:O:3307[A]:PHE:CE1	3:O:3309[A]:PRO:HG3	2.16	0.76
3:I:3256[B]:TRP:CZ2	3:R:2965[B]:LEU:HB3	2.19	0.76
3:R:2988[B]:TRP:CE3	3:R:2989[B]:HIS:ND1	2.53	0.76
3:I:2974[B]:ALA:N	3:R:3249[B]:GLY:N	2.30	0.76
3:R:3306[A]:LEU:HD12	3:R:3307[A]:PHE:N	2.00	0.76
3:U:2961[B]:HIS:HD2	3:U:2988[B]:TRP:HZ3	1.31	0.76
3:U:3204[B]:LEU:O	3:U:3208[B]:GLN:HG3	1.86	0.76
3:U:3230[B]:PHE:CB	3:U:3243[B]:GLY:HA2	2.06	0.76
3:O:3169[B]:LYS:HZ1	3:X:3148[B]:ILE:H	1.31	0.76
3:X:3288[A]:MET:HG2	3:X:3295[A]:LEU:HD21	1.67	0.76
3:C:2948[A]:ASP:HB3	3:C:2949[A]:LYS:CA	2.15	0.76
3:C:2988[A]:TRP:CE3	3:C:2989[A]:HIS:ND1	2.53	0.76
3:F:3306[B]:LEU:HD12	3:F:3307[B]:PHE:N	2.00	0.76
3:I:3107[B]:LEU:HD21	3:R:2975[B]:PHE:HA	1.67	0.76
3:L:2952[A]:ALA:HA	3:L:2956[A]:LYS:HB3	1.67	0.76
3:C:3156[B]:MET:HG2	3:L:2984[B]:THR:OG1	1.86	0.76
3:O:2971[B]:ASP:H	3:X:2991[B]:LEU:N	1.82	0.76
3:R:3114[A]:PRO:HD2	3:R:3115[A]:LEU:H	1.51	0.76
3:R:3180[B]:TYR:HB2	3:R:3183[B]:LEU:CD2	2.16	0.76
3:U:3204[A]:LEU:O	3:U:3208[A]:GLN:HG3	1.86	0.76
3:U:3230[A]:PHE:CB	3:U:3243[A]:GLY:HA2	2.06	0.76
3:O:2971[B]:ASP:O	3:X:2988[B]:TRP:HE3	1.68	0.76
3:X:3220[B]:ARG:HG3	3:X:3220[B]:ARG:NH1	1.98	0.76
1:A:550:ILE:N	1:A:557:VAL:O	2.15	0.76
3:C:2988[B]:TRP:CE3	3:C:2989[B]:HIS:ND1	2.53	0.76

Continued on next page...

Continued from previous page...

Atom-1	Atom-2	Interatomic distance (Å)	Clash overlap (Å)
3:F:2952[B]:ALA:HA	3:F:2956[B]:LYS:HB3	1.67	0.76
3:F:3220[B]:ARG:HG3	3:F:3220[B]:ARG:NH1	1.98	0.76
3:I:3150[B]:LYS:C	3:R:3172[B]:SER:HB3	2.06	0.76
3:I:2979[B]:GLN:CG	3:I:3155[B]:MET:HE2	2.14	0.76
1:J:723:ALA:O	1:J:728:ARG:NH1	2.19	0.76
3:L:2948[B]:ASP:H	3:L:2949[B]:LYS:CA	1.98	0.76
3:C:3253[B]:GLU:CG	3:L:2976[B]:ALA:HB2	2.14	0.76
3:C:3156[B]:MET:HE1	3:L:2979[B]:GLN:HB3	1.64	0.76
1:M:1210:LYS:HA	1:M:1211:TYR:CB	2.15	0.76
3:O:3141[B]:TYR:HD2	3:O:3142[B]:ASN:H	0.78	0.76
3:R:2948[A]:ASP:HB3	3:R:2949[A]:LYS:CA	2.15	0.76
3:R:2948[B]:ASP:HB3	3:R:2949[B]:LYS:CA	2.15	0.76
3:I:2974[B]:ALA:HB1	3:R:3253[B]:GLU:OE1	1.84	0.76
1:S:898:GLY:HA2	1:S:1186:TRP:HB2	1.66	0.76
3:U:3180[B]:TYR:HB2	3:U:3183[B]:LEU:CD2	2.16	0.76
3:X:2952[A]:ALA:HA	3:X:2956[A]:LYS:HB3	1.67	0.76
3:X:2952[B]:ALA:HA	3:X:2956[B]:LYS:HB3	1.67	0.76
3:X:2937[B]:ASN:CB	3:X:3006[B]:LYS:HE2	2.14	0.76
3:X:2961[A]:HIS:HB3	3:X:3111[A]:SER:OG	1.85	0.76
3:X:2961[B]:HIS:HB3	3:X:3111[B]:SER:OG	1.85	0.76
3:X:3089[B]:HIS:HD1	3:X:3119[B]:HIS:CE1	2.04	0.76
3:C:3114[B]:PRO:HD2	3:C:3115[B]:LEU:H	1.51	0.76
3:F:2952[A]:ALA:HA	3:F:2956[A]:LYS:HB3	1.67	0.76
3:F:2979[A]:GLN:CG	3:F:3155[A]:MET:HE1	2.11	0.76
3:I:2971[B]:ASP:OD1	3:I:2973[B]:THR:OG1	2.04	0.76
3:I:3153[B]:LYS:CE	3:R:3158[B]:PHE:H	1.98	0.76
3:I:3221[B]:ALA:HB3	3:R:2964[B]:PRO:CA	2.12	0.76
3:I:3259[A]:ASP:OD2	3:I:3260[A]:ARG:HG2	1.84	0.76
3:I:3306[A]:LEU:HD12	3:I:3307[A]:PHE:N	2.00	0.76
3:C:3160[B]:SER:C	3:L:2983[B]:VAL:HG21	2.06	0.76
3:L:2961[A]:HIS:HB3	3:L:3111[A]:SER:OG	1.85	0.76
3:L:3189[B]:ASN:CG	3:L:3191[B]:ASN:HD21	1.87	0.76
3:O:3089[A]:HIS:HD1	3:O:3119[A]:HIS:CE1	2.04	0.76
3:O:3114[B]:PRO:HD2	3:O:3115[B]:LEU:H	1.51	0.76
3:O:3204[B]:LEU:O	3:O:3208[B]:GLN:HG3	1.85	0.76
3:I:2979[B]:GLN:C	3:R:2967[B]:CYS:HB3	1.96	0.76
3:X:3114[B]:PRO:HD2	3:X:3115[B]:LEU:H	1.51	0.76
3:C:2952[A]:ALA:HA	3:C:2956[A]:LYS:HB3	1.67	0.76
3:C:3252[B]:TYR:CE2	3:L:3249[B]:GLY:O	2.35	0.76
2:E:2394:VAL:H	2:E:2448:THR:HG22	1.50	0.76
3:F:2948[A]:ASP:HB3	3:F:2949[A]:LYS:CA	2.15	0.76

Continued on next page...

Continued from previous page...

Atom-1	Atom-2	Interatomic distance (Å)	Clash overlap (Å)
5:G:2111:NAG:H83	5:G:2111:NAG:C3	2.16	0.76
3:I:2969[B]:TYR:CE2	3:R:3120[B]:HIS:NE2	2.48	0.76
3:L:2955[B]:GLN:CD	3:L:3037[B]:TYR:CE1	2.55	0.76
3:L:2988[B]:TRP:CE3	3:L:2989[B]:HIS:ND1	2.53	0.76
3:L:3089[A]:HIS:HD1	3:L:3119[A]:HIS:CE1	2.04	0.76
3:L:3220[A]:ARG:HG3	3:L:3220[A]:ARG:NH1	1.98	0.76
3:O:2971[B]:ASP:OD1	3:O:2973[B]:THR:OG1	2.04	0.76
1:P:1296:VAL:HB	1:P:1446:ASP:HB3	1.66	0.76
3:R:2930[B]:LEU:H	3:R:2930[B]:LEU:CD2	1.98	0.76
3:R:2952[A]:ALA:HA	3:R:2956[A]:LYS:HB3	1.67	0.76
3:I:3255[B]:PRO:CB	3:R:2959[B]:SER:CA	2.64	0.76
3:C:2956[B]:LYS:C	3:C:2960[B]:PHE:CE1	2.47	0.76
3:C:3089[B]:HIS:HD1	3:C:3119[B]:HIS:CE1	2.04	0.76
3:F:2971[A]:ASP:OD1	3:F:2973[A]:THR:OG1	2.04	0.76
3:F:3114[B]:PRO:HD2	3:F:3115[B]:LEU:H	1.51	0.76
3:F:3089[A]:HIS:HD1	3:F:3119[A]:HIS:CE1	2.04	0.76
3:I:2948[A]:ASP:H	3:I:2949[A]:LYS:CA	1.98	0.76
3:I:3114[B]:PRO:HD2	3:I:3115[B]:LEU:H	1.51	0.76
3:I:3180[B]:TYR:HB2	3:I:3183[B]:LEU:CD2	2.16	0.76
3:I:3204[B]:LEU:O	3:I:3208[B]:GLN:HG3	1.86	0.76
3:I:3288[A]:MET:HG2	3:I:3295[A]:LEU:HD21	1.67	0.76
3:L:3114[B]:PRO:HD2	3:L:3115[B]:LEU:H	1.51	0.76
3:L:3089[B]:HIS:HD1	3:L:3119[B]:HIS:CE1	2.04	0.76
3:L:3220[B]:ARG:NH1	3:L:3220[B]:ARG:HG3	1.98	0.76
3:O:2948[B]:ASP:H	3:O:2949[B]:LYS:CA	1.98	0.76
3:O:2952[A]:ALA:HA	3:O:2956[A]:LYS:HB3	1.67	0.76
3:O:2961[B]:HIS:HB3	3:O:3111[B]:SER:OG	1.85	0.76
3:R:2988[A]:TRP:CE3	3:R:2989[A]:HIS:ND1	2.53	0.76
3:U:2930[B]:LEU:CD2	3:U:2930[B]:LEU:H	1.97	0.76
3:U:2952[A]:ALA:HA	3:U:2956[A]:LYS:HB3	1.67	0.76
3:U:3023[A]:ILE:O	3:U:3026[A]:THR:N	2.11	0.76
3:U:2961[A]:HIS:HB3	3:U:3111[A]:SER:OG	1.85	0.76
3:X:2948[A]:ASP:H	3:X:2949[A]:LYS:CA	1.98	0.76
3:X:2988[B]:TRP:CE3	3:X:2989[B]:HIS:ND1	2.53	0.76
3:X:3114[A]:PRO:HD2	3:X:3115[A]:LEU:H	1.51	0.76
1:Y:14:GLU:O	1:Y:17:ASN:ND2	2.18	0.76
3:C:3089[A]:HIS:HD1	3:C:3119[A]:HIS:CE1	2.04	0.75
3:C:3189[B]:ASN:CG	3:C:3191[B]:ASN:HD21	1.87	0.75
3:C:3259[B]:ASP:OD2	3:C:3260[B]:ARG:HG2	1.84	0.75
3:F:2937[A]:ASN:CB	3:F:3006[A]:LYS:HE2	2.14	0.75
3:O:2968[B]:GLN:HG2	3:X:2984[B]:THR:CB	2.16	0.75

Continued on next page...

Continued from previous page...

Atom-1	Atom-2	Interatomic distance (Å)	Clash overlap (Å)
3:O:2969[B]:TYR:CD1	3:X:3158[B]:PHE:HD1	1.97	0.75
3:O:2969[B]:TYR:HB2	3:X:3158[B]:PHE:CZ	2.19	0.75
3:O:3180[B]:TYR:HB2	3:O:3183[B]:LEU:CD2	2.16	0.75
3:R:2937[B]:ASN:HB2	3:R:3006[B]:LYS:CE	2.14	0.75
3:R:2965[B]:LEU:CD2	3:R:2974[B]:ALA:HB1	2.10	0.75
1:S:1046:HIS:HA	1:S:1049:VAL:HB	1.67	0.75
3:C:3024[B]:LEU:CD1	3:C:3025[B]:VAL:H	1.84	0.75
3:C:3180[B]:TYR:HB2	3:C:3183[B]:LEU:CD2	2.16	0.75
3:C:3204[B]:LEU:O	3:C:3208[B]:GLN:HG3	1.86	0.75
3:C:3223[B]:GLY:C	3:L:3252[B]:TYR:CE1	2.60	0.75
3:C:3288[A]:MET:HG2	3:C:3295[A]:LEU:HD21	1.67	0.75
3:F:2971[B]:ASP:OD1	3:F:2973[B]:THR:OG1	2.04	0.75
1:G:92:TRP:O	1:G:212:ASN:ND2	2.20	0.75
3:I:3288[B]:MET:HG2	3:I:3295[B]:LEU:HD21	1.67	0.75
1:J:975:PRO:HG2	1:J:1024:GLY:HA3	1.67	0.75
3:L:3288[B]:MET:HG2	3:L:3295[B]:LEU:HD21	1.67	0.75
3:O:2948[A]:ASP:HB3	3:O:2949[A]:LYS:CA	2.15	0.75
3:O:2948[B]:ASP:HB3	3:O:2949[B]:LYS:CA	2.15	0.75
3:O:2988[B]:TRP:CE3	3:O:2989[B]:HIS:ND1	2.53	0.75
3:R:3180[A]:TYR:HB2	3:R:3183[A]:LEU:CD2	2.16	0.75
3:U:3288[B]:MET:HG2	3:U:3295[B]:LEU:HD21	1.67	0.75
1:V:456:GLN:NE2	1:V:549:PRO:O	2.19	0.75
3:C:2930[A]:LEU:CD2	3:C:2930[A]:LEU:H	1.98	0.75
3:C:2961[B]:HIS:HB3	3:C:3111[B]:SER:OG	1.85	0.75
3:C:3150[B]:LYS:N	3:L:3172[B]:SER:OG	2.19	0.75
3:C:3174[B]:GLY:CA	3:L:3154[B]:PRO:CG	2.63	0.75
1:D:1046:HIS:HA	1:D:1049:VAL:HB	1.69	0.75
1:D:1240:ILE:HG23	1:D:1247:ARG:HG3	1.66	0.75
3:I:2971[A]:ASP:OD1	3:I:2973[A]:THR:OG1	2.04	0.75
3:L:3141[B]:TYR:HD2	3:L:3142[B]:ASN:H	0.78	0.75
3:L:3180[A]:TYR:HB2	3:L:3183[A]:LEU:CD2	2.16	0.75
3:L:3211[A]:ASP:HB3	3:L:3309[A]:PRO:HA	1.67	0.75
1:M:999:LEU:O	1:M:1063:ARG:NH2	2.20	0.75
3:O:2954[B]:TYR:O	3:O:2957[B]:ILE:HG22	1.87	0.75
3:O:3180[A]:TYR:HB2	3:O:3183[A]:LEU:CD2	2.16	0.75
3:R:2952[B]:ALA:HA	3:R:2956[B]:LYS:HB3	1.67	0.75
3:R:2961[A]:HIS:HB3	3:R:3111[A]:SER:OG	1.85	0.75
3:R:3114[B]:PRO:HD2	3:R:3115[B]:LEU:H	1.51	0.75
3:R:3204[B]:LEU:O	3:R:3208[B]:GLN:HG3	1.86	0.75
3:U:2956[B]:LYS:C	3:U:2960[B]:PHE:CE1	2.47	0.75
3:U:2988[B]:TRP:CE3	3:U:2989[B]:HIS:ND1	2.53	0.75

Continued on next page...

Continued from previous page...

Atom-1	Atom-2	Interatomic distance (Å)	Clash overlap (Å)
3:U:3038[B]:ILE:HG22	3:U:3040[B]:VAL:HG22	1.68	0.75
3:U:3089[B]:HIS:HD1	3:U:3119[B]:HIS:CE1	2.04	0.75
3:U:3180[A]:TYR:HB2	3:U:3183[A]:LEU:CD2	2.16	0.75
3:U:3212[A]:ARG:HG3	3:U:3212[A]:ARG:NH1	2.00	0.75
3:X:3180[A]:TYR:HB2	3:X:3183[A]:LEU:CD2	2.16	0.75
1:A:979:LEU:HB3	1:A:980:TYR:HA	1.69	0.75
3:C:3153[B]:LYS:C	3:L:3155[B]:MET:HG3	1.69	0.75
3:F:2955[A]:GLN:CD	3:F:3037[A]:TYR:CE1	2.55	0.75
3:F:3204[A]:LEU:O	3:F:3208[A]:GLN:HG3	1.86	0.75
3:F:3293[A]:LYS:HB2	3:F:3294[A]:SER:HB2	0.82	0.75
1:G:527:LEU:HD21	1:G:632:LEU:HD12	1.68	0.75
3:I:3114[A]:PRO:HD2	3:I:3115[A]:LEU:H	1.51	0.75
3:L:3114[A]:PRO:HD2	3:L:3115[A]:LEU:H	1.51	0.75
3:C:3079[B]:CYS:CA	3:L:3161[B]:GLU:HG2	2.16	0.75
3:O:3147[B]:GLU:HB2	3:O:3149[B]:ASN:OD1	1.86	0.75
3:R:3141[B]:TYR:HD2	3:R:3142[B]:ASN:H	0.78	0.75
3:U:3114[B]:PRO:HD2	3:U:3115[B]:LEU:H	1.51	0.75
3:U:3189[B]:ASN:CG	3:U:3191[B]:ASN:HD21	1.88	0.75
3:X:2948[B]:ASP:HB3	3:X:2949[B]:LYS:CA	2.15	0.75
3:X:3089[A]:HIS:HD1	3:X:3119[A]:HIS:CE1	2.04	0.75
3:C:2954[B]:TYR:O	3:C:2957[B]:ILE:HG22	1.87	0.75
3:C:3204[A]:LEU:O	3:C:3208[A]:GLN:HG3	1.86	0.75
3:C:3288[B]:MET:HG2	3:C:3295[B]:LEU:HD21	1.67	0.75
3:F:3038[B]:ILE:HG22	3:F:3040[B]:VAL:HG22	1.68	0.75
3:I:2948[B]:ASP:HB3	3:I:2949[B]:LYS:CA	2.15	0.75
3:I:2954[A]:TYR:O	3:I:2957[A]:ILE:HG22	1.87	0.75
3:I:3137[B]:ARG:HB3	3:I:3139[B]:LEU:CD2	2.17	0.75
3:L:2937[A]:ASN:HB2	3:L:3006[A]:LYS:CE	2.14	0.75
3:L:3180[B]:TYR:HB2	3:L:3183[B]:LEU:CD2	2.16	0.75
3:O:3162[B]:ASP:N	3:X:3149[B]:ASN:OD1	2.15	0.75
3:O:3288[B]:MET:HG2	3:O:3295[B]:LEU:HD21	1.67	0.75
3:O:3306[B]:LEU:HD12	3:O:3307[B]:PHE:N	2.00	0.75
2:Q:2124:SER:HB2	2:Q:2129:PRO:HG2	1.67	0.75
3:I:2968[B]:GLN:CG	3:R:3086[B]:GLU:CG	2.53	0.75
3:R:3189[B]:ASN:CG	3:R:3191[B]:ASN:HD21	1.87	0.75
3:R:3220[A]:ARG:HG3	3:R:3220[A]:ARG:NH1	1.98	0.75
3:I:2965[B]:LEU:HA	3:R:3253[B]:GLU:HG3	1.69	0.75
3:R:3306[B]:LEU:HD12	3:R:3307[B]:PHE:N	2.00	0.75
3:U:2948[A]:ASP:HB3	3:U:2949[A]:LYS:CA	2.15	0.75
3:U:3219[B]:LEU:HD22	3:U:3219[B]:LEU:N	2.02	0.75
3:O:2969[B]:TYR:HB2	3:X:3158[B]:PHE:CG	2.22	0.75

Continued on next page...

Continued from previous page...

Atom-1	Atom-2	Interatomic distance (Å)	Clash overlap (Å)
3:C:2948[B]:ASP:HB3	3:C:2949[B]:LYS:CA	2.15	0.75
3:C:2979[B]:GLN:HG3	3:L:3156[B]:MET:CG	2.17	0.75
3:C:2982[B]:MET:CB	3:L:3156[B]:MET:CG	2.64	0.75
3:C:2983[B]:VAL:CG2	3:L:3160[B]:SER:C	2.48	0.75
3:F:3204[B]:LEU:O	3:F:3208[B]:GLN:HG3	1.86	0.75
3:F:3288[A]:MET:HG2	3:F:3295[A]:LEU:HD21	1.67	0.75
2:H:2400:LEU:HB2	2:H:2439:PHE:HD2	1.50	0.75
2:H:2868:GLU:CD	3:I:2933[A]:SER:N	2.40	0.75
3:I:2954[B]:TYR:O	3:I:2957[B]:ILE:HG22	1.87	0.75
3:I:3089[A]:HIS:HD1	3:I:3119[A]:HIS:CE1	2.04	0.75
3:I:3219[B]:LEU:N	3:I:3219[B]:LEU:HD22	2.02	0.75
3:L:2954[B]:TYR:O	3:L:2957[B]:ILE:HG22	1.87	0.75
3:O:2971[A]:ASP:OD1	3:O:2973[A]:THR:OG1	2.04	0.75
3:O:2976[B]:ALA:HB2	3:X:3156[B]:MET:CE	2.15	0.75
3:O:3089[B]:HIS:HD1	3:O:3119[B]:HIS:CE1	2.04	0.75
3:O:3147[A]:GLU:HB2	3:O:3149[A]:ASN:OD1	1.86	0.75
3:O:3219[A]:LEU:N	3:O:3219[A]:LEU:HD22	2.02	0.75
3:U:2961[A]:HIS:HD2	3:U:2988[A]:TRP:HZ3	1.32	0.75
3:U:3219[A]:LEU:N	3:U:3219[A]:LEU:HD22	2.02	0.75
1:V:907:ARG:NH2	1:V:1106:PHE:O	2.20	0.75
2:W:2823:ILE:O	2:W:2830:GLN:NE2	2.20	0.75
2:W:2472:ASN:ND2	5:W:3003:NAG:H61	1.99	0.75
3:X:3147[A]:GLU:HB2	3:X:3149[A]:ASN:OD1	1.86	0.75
3:X:2979[B]:GLN:HG2	3:X:3155[B]:MET:HE1	1.53	0.75
3:C:2948[A]:ASP:H	3:C:2949[A]:LYS:CA	1.98	0.75
3:C:3211[B]:ASP:HB3	3:C:3309[B]:PRO:HA	1.67	0.75
3:F:3212[B]:ARG:NH1	3:F:3212[B]:ARG:HG3	2.00	0.75
3:I:2937[B]:ASN:HB2	3:I:3006[B]:LYS:CE	2.14	0.75
3:I:2952[A]:ALA:HA	3:I:2956[A]:LYS:HB3	1.67	0.75
3:L:3147[A]:GLU:CG	3:L:3149[A]:ASN:HD21	2.00	0.75
1:M:1046:HIS:HA	1:M:1049:VAL:HB	1.69	0.75
3:O:3012[B]:TRP:O	3:O:3122[B]:ASN:ND2	2.20	0.75
3:R:2937[A]:ASN:CB	3:R:3006[A]:LYS:HE2	2.14	0.75
3:R:3038[B]:ILE:HG22	3:R:3040[B]:VAL:HG22	1.68	0.75
3:I:3250[B]:GLY:CA	3:R:3252[B]:TYR:CE2	2.40	0.75
3:U:2937[B]:ASN:HB2	3:U:3006[B]:LYS:CE	2.14	0.75
3:X:3176[B]:LYS:N	3:X:3176[B]:LYS:HE2	2.02	0.75
3:C:2954[A]:TYR:O	3:C:2957[A]:ILE:HG22	1.87	0.75
3:F:2952[B]:ALA:HA	3:F:2956[B]:LYS:HB2	1.69	0.75
3:I:3137[A]:ARG:HB3	3:I:3139[A]:LEU:CD2	2.17	0.75
3:L:2979[A]:GLN:NE2	3:L:3155[A]:MET:CE	2.47	0.75

Continued on next page...

Continued from previous page...

Atom-1	Atom-2	Interatomic distance (Å)	Clash overlap (Å)
1:P:499:GLU:HG3	1:P:511:VAL:HG12	1.67	0.75
3:R:2930[A]:LEU:H	3:R:2930[A]:LEU:CD2	1.98	0.75
3:X:3137[A]:ARG:HB3	3:X:3139[A]:LEU:CD2	2.17	0.75
3:X:3180[B]:TYR:HB2	3:X:3183[B]:LEU:CD2	2.16	0.75
3:X:3219[B]:LEU:N	3:X:3219[B]:LEU:HD22	2.02	0.75
2:B:2867:PRO:HG2	3:C:2932[A]:PRO:HG2	1.69	0.75
3:C:3137[A]:ARG:HB3	3:C:3139[A]:LEU:HD23	1.69	0.75
3:C:3137[B]:ARG:HB3	3:C:3139[B]:LEU:CD2	2.17	0.75
3:F:2988[B]:TRP:CE3	3:F:2989[B]:HIS:ND1	2.53	0.75
3:F:3176[A]:LYS:HE2	3:F:3176[A]:LYS:N	2.02	0.75
3:I:2952[A]:ALA:HA	3:I:2956[A]:LYS:HB2	1.69	0.75
3:I:3107[B]:LEU:CD1	3:R:2975[B]:PHE:CD1	2.41	0.75
3:I:3147[B]:GLU:HB2	3:I:3149[B]:ASN:OD1	1.86	0.75
3:L:3137[A]:ARG:HB3	3:L:3139[A]:LEU:CD2	2.17	0.75
3:L:3176[B]:LYS:N	3:L:3176[B]:LYS:HE2	2.02	0.75
3:O:3137[B]:ARG:HB3	3:O:3139[B]:LEU:CD2	2.17	0.75
3:R:3104[B]:MET:CA	3:R:3110[B]:THR:HG23	2.10	0.75
3:I:3154[B]:PRO:HG3	3:R:3174[B]:GLY:HA2	1.67	0.75
3:U:3141[B]:TYR:HD2	3:U:3142[B]:ASN:H	0.78	0.75
3:X:2971[A]:ASP:OD1	3:X:2973[A]:THR:OG1	2.04	0.75
3:X:3204[A]:LEU:O	3:X:3208[A]:GLN:HG3	1.86	0.75
3:X:3307[A]:PHE:CE1	3:X:3309[A]:PRO:HG3	2.16	0.75
3:C:3180[A]:TYR:HB2	3:C:3183[A]:LEU:CD2	2.16	0.74
3:C:3219[A]:LEU:N	3:C:3219[A]:LEU:HD22	2.02	0.74
3:C:3219[B]:LEU:N	3:C:3219[B]:LEU:HD22	2.02	0.74
3:I:3174[B]:GLY:N	3:R:3154[B]:PRO:CA	2.49	0.74
3:I:3176[B]:LYS:HE2	3:I:3176[B]:LYS:N	2.02	0.74
3:I:3220[A]:ARG:NH1	3:I:3220[A]:ARG:HG3	1.98	0.74
3:I:3293[B]:LYS:HB2	3:I:3294[B]:SER:HB2	0.82	0.74
1:J:1627:ARG:NH2	1:J:1629:GLU:OE1	2.19	0.74
3:L:2954[A]:TYR:O	3:L:2957[A]:ILE:HG22	1.87	0.74
3:L:3204[B]:LEU:O	3:L:3208[B]:GLN:HG3	1.86	0.74
3:L:3219[B]:LEU:N	3:L:3219[B]:LEU:HD22	2.02	0.74
3:O:2952[A]:ALA:HA	3:O:2956[A]:LYS:HB2	1.69	0.74
3:O:3109[B]:TYR:CD1	3:X:2969[B]:TYR:C	2.56	0.74
3:O:3211[B]:ASP:HB3	3:O:3309[B]:PRO:HA	1.67	0.74
4:I:3402[B]:CUO:O2	3:R:2971[B]:ASP:N	2.19	0.74
3:R:3137[A]:ARG:HB3	3:R:3139[A]:LEU:HD23	1.69	0.74
3:R:3147[B]:GLU:HB2	3:R:3149[B]:ASN:OD1	1.86	0.74
3:R:3288[A]:MET:HG2	3:R:3295[A]:LEU:HD21	1.67	0.74
3:X:2952[A]:ALA:HA	3:X:2956[A]:LYS:HB2	1.69	0.74

Continued on next page...

Continued from previous page...

Atom-1	Atom-2	Interatomic distance (Å)	Clash overlap (Å)
3:X:3211[A]:ASP:HB3	3:X:3309[A]:PRO:HA	1.67	0.74
3:C:3114[A]:PRO:HD2	3:C:3115[A]:LEU:H	1.51	0.74
1:D:806:ASN:ND2	5:D:5007:NAG:H83	2.02	0.74
3:F:3012[A]:TRP:O	3:F:3122[A]:ASN:ND2	2.20	0.74
3:F:3137[A]:ARG:HB3	3:F:3139[A]:LEU:HD23	1.69	0.74
3:I:3155[B]:MET:O	3:I:3159[B]:SER:N	2.20	0.74
3:I:3219[A]:LEU:N	3:I:3219[A]:LEU:HD22	2.02	0.74
3:I:2971[B]:ASP:N	4:I:3401[B]:CUO:O2	2.20	0.74
3:L:2952[B]:ALA:HA	3:L:2956[B]:LYS:HB3	1.67	0.74
3:L:3012[B]:TRP:O	3:L:3122[B]:ASN:ND2	2.20	0.74
3:O:2965[A]:LEU:HD21	3:O:2974[A]:ALA:HB1	1.70	0.74
3:O:3219[B]:LEU:N	3:O:3219[B]:LEU:HD22	2.02	0.74
3:R:2971[A]:ASP:OD1	3:R:2973[A]:THR:OG1	2.04	0.74
3:I:3150[B]:LYS:NZ	3:R:3162[B]:ASP:O	2.19	0.74
3:U:2952[A]:ALA:HA	3:U:2956[A]:LYS:HB2	1.69	0.74
3:U:2965[B]:LEU:CG	3:U:2974[B]:ALA:HB1	2.09	0.74
3:U:3114[A]:PRO:HD2	3:U:3115[A]:LEU:H	1.51	0.74
3:X:2954[A]:TYR:O	3:X:2957[A]:ILE:HG22	1.87	0.74
3:O:2968[B]:GLN:HB3	3:X:2979[B]:GLN:HB3	1.69	0.74
3:X:3012[A]:TRP:O	3:X:3122[A]:ASN:ND2	2.20	0.74
3:X:3307[B]:PHE:CE1	3:X:3309[B]:PRO:HG3	2.16	0.74
1:A:1063:ARG:HB3	1:A:1065:LYS:HD2	1.68	0.74
1:A:527:LEU:O	1:A:561:ARG:NH1	2.19	0.74
3:C:2969[B]:TYR:HD2	3:C:2971[B]:ASP:N	1.84	0.74
3:C:3137[B]:ARG:HB3	3:C:3139[B]:LEU:HD23	1.69	0.74
3:C:3147[B]:GLU:CG	3:C:3149[B]:ASN:HD21	2.00	0.74
3:C:3284[A]:LYS:CD	3:C:3285[A]:VAL:N	2.47	0.74
3:F:3038[A]:ILE:HG22	3:F:3040[A]:VAL:HG22	1.68	0.74
3:F:3089[B]:HIS:HD1	3:F:3119[B]:HIS:CE1	2.04	0.74
3:F:3147[A]:GLU:CG	3:F:3149[A]:ASN:HD21	2.00	0.74
3:F:3176[B]:LYS:HE2	3:F:3176[B]:LYS:N	2.02	0.74
3:F:3219[B]:LEU:HD22	3:F:3219[B]:LEU:N	2.02	0.74
2:H:2142:ALA:HB2	2:H:2433:THR:HG23	1.68	0.74
3:I:3024[B]:LEU:CD1	3:I:3025[B]:VAL:H	1.83	0.74
3:I:3038[A]:ILE:HG22	3:I:3040[A]:VAL:HG22	1.68	0.74
3:I:3089[B]:HIS:HD1	3:I:3119[B]:HIS:CE1	2.04	0.74
3:I:3137[A]:ARG:HB3	3:I:3139[A]:LEU:HD23	1.69	0.74
3:I:3137[B]:ARG:HB3	3:I:3139[B]:LEU:HD23	1.69	0.74
3:I:3157[B]:PRO:HD3	3:R:3254[B]:MET:CE	2.16	0.74
3:L:2948[B]:ASP:HB3	3:L:2949[B]:LYS:CA	2.15	0.74
3:O:2965[B]:LEU:C	3:X:3153[B]:LYS:HZ3	1.91	0.74

Continued on next page...

Continued from previous page...

Atom-1	Atom-2	Interatomic distance (Å)	Clash overlap (Å)
3:O:3137[A]:ARG:HB3	3:O:3139[A]:LEU:HD23	1.69	0.74
3:I:3157[B]:PRO:HD3	3:R:3254[B]:MET:HE1	1.69	0.74
3:X:2969[A]:TYR:O	3:X:2972[A]:GLY:N	2.21	0.74
3:X:2969[B]:TYR:O	3:X:2972[B]:GLY:N	2.20	0.74
3:O:2969[B]:TYR:HB3	3:X:2988[B]:TRP:O	1.88	0.74
3:X:3155[B]:MET:O	3:X:3159[B]:SER:N	2.20	0.74
3:F:2954[B]:TYR:O	3:F:2957[B]:ILE:HG22	1.87	0.74
3:F:2988[A]:TRP:CE3	3:F:2989[A]:HIS:ND1	2.53	0.74
3:F:3137[A]:ARG:HB3	3:F:3139[A]:LEU:CD2	2.17	0.74
3:F:3211[B]:ASP:HB3	3:F:3309[B]:PRO:HA	1.67	0.74
1:G:1145:THR:HG1	1:G:1233:SER:HG	1.33	0.74
3:I:2952[B]:ALA:HA	3:I:2956[B]:LYS:HB3	1.67	0.74
3:I:2977[B]:CYS:CB	3:R:2982[B]:MET:CE	2.65	0.74
3:I:3012[B]:TRP:O	3:I:3122[B]:ASN:ND2	2.20	0.74
3:I:3012[A]:TRP:O	3:I:3122[A]:ASN:ND2	2.20	0.74
3:I:2979[A]:GLN:CG	3:I:3155[A]:MET:HE2	2.17	0.74
3:O:2975[B]:PHE:C	3:X:3156[B]:MET:HG3	2.06	0.74
3:R:2954[B]:TYR:O	3:R:2957[B]:ILE:HG22	1.87	0.74
3:R:2963[A]:MET:HG2	3:R:3108[A]:HIS:CG	2.23	0.74
3:R:3012[A]:TRP:O	3:R:3122[A]:ASN:ND2	2.20	0.74
3:R:3089[B]:HIS:HD1	3:R:3119[B]:HIS:CE1	2.04	0.74
3:R:3134[A]:GLN:HG3	3:R:3139[A]:LEU:HB2	1.70	0.74
3:R:3147[A]:GLU:CG	3:R:3149[A]:ASN:HD21	2.00	0.74
3:R:3219[A]:LEU:HD22	3:R:3219[A]:LEU:N	2.02	0.74
3:R:3219[B]:LEU:HD22	3:R:3219[B]:LEU:N	2.02	0.74
3:U:2988[A]:TRP:CE3	3:U:2989[A]:HIS:ND1	2.53	0.74
3:U:3137[A]:ARG:HB3	3:U:3139[A]:LEU:CD2	2.17	0.74
3:U:3147[A]:GLU:CG	3:U:3149[A]:ASN:HD21	2.00	0.74
3:X:3176[A]:LYS:N	3:X:3176[A]:LYS:HE2	2.02	0.74
1:Y:133:LYS:HE3	1:Y:134:VAL:H	1.53	0.74
3:C:3012[A]:TRP:O	3:C:3122[A]:ASN:ND2	2.20	0.74
3:C:3137[A]:ARG:HB3	3:C:3139[A]:LEU:CD2	2.17	0.74
3:F:2937[B]:ASN:HB2	3:F:3006[B]:LYS:CE	2.14	0.74
3:F:2963[B]:MET:HG2	3:F:3108[B]:HIS:CG	2.23	0.74
3:F:3137[B]:ARG:HB3	3:F:3139[B]:LEU:CD2	2.17	0.74
3:I:2963[A]:MET:HG2	3:I:3108[A]:HIS:CG	2.23	0.74
3:I:2988[A]:TRP:CE3	3:I:2989[A]:HIS:ND1	2.53	0.74
3:I:3307[A]:PHE:CE1	3:I:3309[A]:PRO:HG3	2.16	0.74
1:J:1392:ASP:HB2	1:M:1372:ILE:HD11	1.70	0.74
3:I:3196[A]:THR:HG21	1:J:416:ASN:HD22	0.68	0.74
3:C:3152[B]:LYS:CB	3:L:3173[B]:THR:N	2.30	0.74

Continued on next page...

Continued from previous page...

Atom-1	Atom-2	Interatomic distance (Å)	Clash overlap (Å)
5:M:2115:NAG:O3	6:M:2116:BMA:H2	1.86	0.74
1:P:1357:ARG:HH11	1:P:1357:ARG:HB3	1.53	0.74
1:P:240:PHE:HA	1:P:263:ALA:HB3	1.69	0.74
3:R:2952[A]:ALA:HA	3:R:2956[A]:LYS:HB2	1.70	0.74
3:R:2969[B]:TYR:O	3:R:2972[B]:GLY:N	2.20	0.74
3:R:2971[B]:ASP:OD1	3:R:2973[B]:THR:OG1	2.04	0.74
3:R:2961[B]:HIS:HD2	3:R:2988[B]:TRP:HZ3	1.31	0.74
3:U:2954[B]:TYR:O	3:U:2957[B]:ILE:HG22	1.87	0.74
3:U:2971[A]:ASP:OD1	3:U:2973[A]:THR:OG1	2.04	0.74
3:U:3147[B]:GLU:HB2	3:U:3149[B]:ASN:OD1	1.86	0.74
3:U:3155[B]:MET:O	3:U:3159[B]:SER:N	2.20	0.74
3:X:2952[B]:ALA:HA	3:X:2956[B]:LYS:HB2	1.70	0.74
3:X:2963[B]:MET:HG2	3:X:3108[B]:HIS:CG	2.23	0.74
3:X:2965[A]:LEU:HD21	3:X:2974[A]:ALA:HB1	1.69	0.74
3:O:3038[B]:ILE:CB	3:X:2969[B]:TYR:OH	2.35	0.74
3:O:2970[B]:PRO:C	3:X:2988[B]:TRP:C	2.40	0.74
3:X:2937[A]:ASN:CB	3:X:3006[A]:LYS:HE2	2.14	0.74
3:X:3038[A]:ILE:HG22	3:X:3040[A]:VAL:HG22	1.68	0.74
3:X:3212[B]:ARG:NH1	3:X:3212[B]:ARG:HG3	2.00	0.74
1:Y:136:ALA:O	1:Y:193:SER:OG	2.04	0.74
3:C:2963[A]:MET:HG2	3:C:3108[A]:HIS:CG	2.23	0.74
3:C:3012[B]:TRP:O	3:C:3122[B]:ASN:ND2	2.20	0.74
3:C:3255[B]:PRO:HB2	3:L:2959[B]:SER:C	2.07	0.74
3:F:3147[B]:GLU:CG	3:F:3149[B]:ASN:HD21	2.00	0.74
3:F:3155[A]:MET:O	3:F:3159[A]:SER:N	2.20	0.74
2:H:2869:ALA:O	2:H:2875:SER:OG	2.05	0.74
1:J:187:GLY:HA3	1:J:195:SER:HB3	1.70	0.74
3:C:3171[B]:HIS:C	3:L:3152[B]:LYS:HB2	2.06	0.74
3:O:2954[A]:TYR:O	3:O:2957[A]:ILE:HG22	1.87	0.74
3:O:3147[A]:GLU:CG	3:O:3149[A]:ASN:HD21	2.00	0.74
3:O:3159[B]:SER:O	3:X:3148[B]:ILE:CA	2.30	0.74
3:O:3163[B]:ASN:HB2	3:X:3149[B]:ASN:CB	2.17	0.74
3:I:3256[B]:TRP:NE1	3:R:2965[B]:LEU:CD1	2.50	0.74
3:I:2971[B]:ASP:O	3:R:3093[B]:HIS:CG	2.40	0.74
3:R:3089[A]:HIS:HD1	3:R:3119[A]:HIS:CE1	2.04	0.74
3:U:2963[A]:MET:HG2	3:U:3108[A]:HIS:CG	2.23	0.74
3:U:3211[A]:ASP:HB3	3:U:3309[A]:PRO:HA	1.67	0.74
3:C:2965[A]:LEU:HD21	3:C:2974[A]:ALA:HB1	1.70	0.74
3:C:3155[B]:MET:O	3:C:3159[B]:SER:N	2.20	0.74
1:A:1187:LYS:HD3	2:E:2897:PRO:HG3	1.70	0.74
3:F:2937[B]:ASN:CB	3:F:3006[B]:LYS:HE2	2.14	0.74

Continued on next page...

Continued from previous page...

Atom-1	Atom-2	Interatomic distance (Å)	Clash overlap (Å)
3:F:3134[A]:GLN:HG3	3:F:3139[A]:LEU:HB2	1.70	0.74
3:I:2979[B]:GLN:NE2	3:I:3155[B]:MET:CE	2.47	0.74
3:L:2971[A]:ASP:OD1	3:L:2973[A]:THR:OG1	2.04	0.74
3:L:3137[A]:ARG:HB3	3:L:3139[A]:LEU:HD23	1.69	0.74
3:L:3219[A]:LEU:N	3:L:3219[A]:LEU:HD22	2.02	0.74
3:O:3134[A]:GLN:HG3	3:O:3139[A]:LEU:HB2	1.70	0.74
3:O:3147[B]:GLU:CG	3:O:3149[B]:ASN:HD21	2.00	0.74
3:O:3155[A]:MET:O	3:O:3159[A]:SER:N	2.20	0.74
3:O:3176[A]:LYS:N	3:O:3176[A]:LYS:HE2	2.02	0.74
3:O:3252[B]:TYR:HB3	3:X:3156[B]:MET:CB	2.13	0.74
3:R:2965[B]:LEU:HD21	3:R:2974[B]:ALA:HB1	1.70	0.74
3:R:3137[B]:ARG:HB3	3:R:3139[B]:LEU:HD23	1.69	0.74
3:R:3176[A]:LYS:HE2	3:R:3176[A]:LYS:N	2.02	0.74
3:U:2952[B]:ALA:HA	3:U:2956[B]:LYS:HB3	1.67	0.74
3:U:2954[A]:TYR:O	3:U:2957[A]:ILE:HG22	1.87	0.74
3:U:3137[B]:ARG:HB3	3:U:3139[B]:LEU:CD2	2.17	0.74
3:U:3137[B]:ARG:HB3	3:U:3139[B]:LEU:HD23	1.69	0.74
3:U:3155[A]:MET:O	3:U:3159[A]:SER:N	2.20	0.74
3:U:3220[B]:ARG:NH1	3:U:3220[B]:ARG:HG3	1.98	0.74
3:X:3012[B]:TRP:O	3:X:3122[B]:ASN:ND2	2.20	0.74
3:X:3038[B]:ILE:HG22	3:X:3040[B]:VAL:HG22	1.68	0.74
3:X:3137[B]:ARG:HB3	3:X:3139[B]:LEU:CD2	2.17	0.74
3:X:3220[A]:ARG:HG3	3:X:3220[A]:ARG:NH1	1.98	0.74
3:C:2963[B]:MET:HG2	3:C:3108[B]:HIS:CG	2.23	0.74
3:C:3147[A]:GLU:CG	3:C:3149[A]:ASN:HD21	2.00	0.74
3:C:3307[B]:PHE:CE1	3:C:3309[B]:PRO:HG3	2.16	0.74
3:F:2954[A]:TYR:O	3:F:2957[A]:ILE:HG22	1.87	0.74
3:F:3012[B]:TRP:O	3:F:3122[B]:ASN:ND2	2.20	0.74
3:F:3155[B]:MET:O	3:F:3159[B]:SER:N	2.20	0.74
3:F:3284[A]:LYS:CD	3:F:3285[A]:VAL:N	2.47	0.74
2:K:2124:SER:HB2	2:K:2129:PRO:HG2	1.70	0.74
3:L:3038[A]:ILE:HG22	3:L:3040[A]:VAL:HG22	1.68	0.74
3:L:3038[B]:ILE:HG22	3:L:3040[B]:VAL:HG22	1.68	0.74
3:O:3196[A]:THR:HG21	1:P:416:ASN:CG	2.06	0.74
3:U:3212[B]:ARG:HG3	3:U:3212[B]:ARG:NH1	2.00	0.74
3:X:2954[B]:TYR:O	3:X:2957[B]:ILE:HG22	1.87	0.74
3:X:2963[A]:MET:HG2	3:X:3108[A]:HIS:CG	2.23	0.74
3:X:3155[A]:MET:O	3:X:3159[A]:SER:N	2.20	0.74
1:A:1302:SER:HB3	1:A:1303:GLU:HA	1.68	0.74
3:C:2968[B]:GLN:HE21	3:L:3086[B]:GLU:CB	2.00	0.74
3:F:3114[A]:PRO:HD2	3:F:3115[A]:LEU:H	1.51	0.74

Continued on next page...

Continued from previous page...

Atom-1	Atom-2	Interatomic distance (Å)	Clash overlap (Å)
3:I:2965[A]:LEU:HD21	3:I:2974[A]:ALA:HB1	1.70	0.74
5:J:5005:NAG:O3	5:J:5005:NAG:H83	1.88	0.74
3:L:3012[A]:TRP:O	3:L:3122[A]:ASN:ND2	2.20	0.74
3:L:3093[B]:HIS:HE1	3:L:3119[B]:HIS:CD2	2.06	0.74
3:O:2930[B]:LEU:H	3:O:2930[B]:LEU:CD2	1.97	0.74
3:R:3012[B]:TRP:O	3:R:3122[B]:ASN:ND2	2.20	0.74
3:R:3137[B]:ARG:HB3	3:R:3139[B]:LEU:CD2	2.17	0.74
3:U:2965[A]:LEU:HD21	3:U:2974[A]:ALA:HB1	1.69	0.74
3:U:3012[B]:TRP:O	3:U:3122[B]:ASN:ND2	2.20	0.74
3:U:3093[A]:HIS:HE1	3:U:3119[A]:HIS:CD2	2.06	0.74
3:U:3089[A]:HIS:HD1	3:U:3119[A]:HIS:CE1	2.04	0.74
3:U:3176[A]:LYS:HE2	3:U:3176[A]:LYS:N	2.02	0.74
3:X:2971[B]:ASP:OD1	3:X:2973[B]:THR:OG1	2.04	0.74
3:O:3160[B]:SER:CA	3:X:3151[B]:LEU:HG	2.18	0.74
1:A:1036:SER:OG	1:A:1037:ALA:N	2.20	0.74
1:A:105:VAL:HG12	1:A:123:PHE:HB3	1.70	0.74
1:A:589:GLN:HG2	1:A:594:ASP:HB3	1.68	0.74
3:C:2952[A]:ALA:HA	3:C:2956[A]:LYS:HB2	1.70	0.74
3:C:2971[A]:ASP:OD1	3:C:2973[A]:THR:OG1	2.04	0.74
3:F:2963[A]:MET:HG2	3:F:3108[A]:HIS:CG	2.23	0.74
3:I:3147[B]:GLU:CG	3:I:3149[B]:ASN:HD21	2.00	0.74
3:L:2952[B]:ALA:HA	3:L:2956[B]:LYS:HB2	1.69	0.74
3:L:2963[A]:MET:HG2	3:L:3108[A]:HIS:CG	2.23	0.74
3:L:3137[B]:ARG:HB3	3:L:3139[B]:LEU:CD2	2.17	0.74
3:L:3147[B]:GLU:HB2	3:L:3149[B]:ASN:OD1	1.86	0.74
1:M:898:GLY:N	1:M:899:MET:SD	2.56	0.74
3:O:3025[A]:VAL:HG22	3:O:3047[A]:ARG:NH1	2.02	0.74
3:O:3137[A]:ARG:HB3	3:O:3139[A]:LEU:CD2	2.17	0.74
1:P:1301:PRO:HB3	1:P:1308:VAL:HG12	1.69	0.74
3:R:3137[A]:ARG:HB3	3:R:3139[A]:LEU:CD2	2.17	0.74
3:U:2937[B]:ASN:CB	3:U:3006[B]:LYS:HE2	2.14	0.74
3:U:3134[B]:GLN:HG3	3:U:3139[B]:LEU:HB2	1.70	0.74
3:X:3212[A]:ARG:NH1	3:X:3212[A]:ARG:HG3	2.00	0.74
3:C:2969[A]:TYR:HD2	3:C:2971[A]:ASP:N	1.85	0.73
3:C:3038[B]:ILE:HG22	3:C:3040[B]:VAL:HG22	1.68	0.73
3:C:3212[A]:ARG:NH1	3:C:3212[A]:ARG:HG3	2.00	0.73
3:C:3293[B]:LYS:HB2	3:C:3294[B]:SER:HB2	0.82	0.73
1:D:1161:ILE:HD11	1:D:1196:ILE:HD11	1.69	0.73
3:F:2937[A]:ASN:HB2	3:F:3006[A]:LYS:CE	2.14	0.73
3:F:3141[B]:TYR:HD2	3:F:3142[B]:ASN:H	0.78	0.73
3:F:3219[A]:LEU:N	3:F:3219[A]:LEU:HD22	2.02	0.73

Continued on next page...

Continued from previous page...

Atom-1	Atom-2	Interatomic distance (Å)	Clash overlap (Å)
1:J:142:ARG:NH1	1:J:340:GLN:OE1	2.21	0.73
3:L:3155[A]:MET:O	3:L:3159[A]:SER:N	2.20	0.73
3:L:3176[A]:LYS:HE2	3:L:3176[A]:LYS:N	2.02	0.73
3:C:3223[B]:GLY:O	3:L:3252[B]:TYR:CD2	2.40	0.73
3:L:3307[A]:PHE:CE1	3:L:3309[A]:PRO:HG3	2.16	0.73
3:O:3134[B]:GLN:HG3	3:O:3139[B]:LEU:HB2	1.70	0.73
1:S:573:LYS:HB3	1:S:574:GLY:CA	2.18	0.73
3:X:2937[A]:ASN:HB2	3:X:3006[A]:LYS:CE	2.14	0.73
3:X:3219[A]:LEU:N	3:X:3219[A]:LEU:HD22	2.02	0.73
3:X:3284[A]:LYS:CD	3:X:3285[A]:VAL:N	2.47	0.73
3:C:2937[B]:ASN:HB2	3:C:3006[B]:LYS:CE	2.14	0.73
3:C:3038[A]:ILE:HG22	3:C:3040[A]:VAL:HG22	1.68	0.73
3:C:3172[B]:SER:OG	3:L:3152[B]:LYS:CB	2.36	0.73
1:D:1144:VAL:HB	1:D:1196:ILE:HD12	1.70	0.73
1:D:1631:GLU:OE1	1:G:328:LYS:NZ	2.21	0.73
3:F:3093[B]:HIS:HE1	3:F:3119[B]:HIS:CD2	2.06	0.73
3:I:3093[A]:HIS:HE1	3:I:3119[A]:HIS:CD2	2.06	0.73
3:I:3147[A]:GLU:CG	3:I:3149[A]:ASN:HD21	2.00	0.73
3:I:3155[A]:MET:O	3:I:3159[A]:SER:N	2.20	0.73
3:I:3221[B]:ALA:HB1	3:R:2964[B]:PRO:CA	2.13	0.73
3:I:3255[B]:PRO:CG	3:R:2964[B]:PRO:CD	2.66	0.73
3:I:3293[A]:LYS:HB2	3:I:3294[A]:SER:HB2	0.82	0.73
1:J:639:ARG:NH2	1:J:707:PHE:O	2.21	0.73
2:K:2722:GLN:NE2	2:K:2769:PHE:O	2.20	0.73
3:R:3093[A]:HIS:HE1	3:R:3119[A]:HIS:CD2	2.06	0.73
3:U:3012[A]:TRP:O	3:U:3122[A]:ASN:ND2	2.20	0.73
3:U:3147[B]:GLU:CG	3:U:3149[B]:ASN:HD21	2.00	0.73
3:U:3275[A]:LEU:N	3:U:3275[A]:LEU:HD12	2.04	0.73
3:X:3134[A]:GLN:HG3	3:X:3139[A]:LEU:HB2	1.70	0.73
3:C:2937[B]:ASN:CB	3:C:3006[B]:LYS:HE2	2.14	0.73
3:C:3176[B]:LYS:HE2	3:C:3176[B]:LYS:N	2.02	0.73
1:J:164:GLU:OE1	1:J:296:ARG:NH1	2.21	0.73
3:L:2968[A]:GLN:CB	3:L:2972[A]:GLY:HA2	2.18	0.73
3:L:3137[B]:ARG:HB3	3:L:3139[B]:LEU:HD23	1.69	0.73
3:C:3159[B]:SER:CB	3:L:3150[B]:LYS:C	2.57	0.73
3:L:3155[B]:MET:O	3:L:3159[B]:SER:N	2.20	0.73
3:O:3089[B]:HIS:NE2	4:O:3401[B]:CUO:CU1	1.54	0.73
3:O:3093[B]:HIS:HE1	3:O:3119[B]:HIS:CD2	2.06	0.73
3:R:2937[A]:ASN:HB2	3:R:3006[A]:LYS:CE	2.14	0.73
3:R:2968[B]:GLN:CB	3:R:2972[B]:GLY:HA2	2.19	0.73
3:I:2985[B]:PHE:HZ	3:R:2970[B]:PRO:HA	1.52	0.73

Continued on next page...

Continued from previous page...

Atom-1	Atom-2	Interatomic distance (Å)	Clash overlap (Å)
3:R:3155[A]:MET:O	3:R:3159[A]:SER:N	2.20	0.73
3:R:3275[A]:LEU:HD12	3:R:3275[A]:LEU:N	2.04	0.73
3:U:2952[B]:ALA:HA	3:U:2956[B]:LYS:HB2	1.69	0.73
3:U:3025[A]:VAL:HG22	3:U:3047[A]:ARG:NH1	2.02	0.73
3:U:3038[A]:ILE:HG22	3:U:3040[A]:VAL:HG22	1.68	0.73
3:U:3093[B]:HIS:HE1	3:U:3119[B]:HIS:CD2	2.06	0.73
3:X:3025[B]:VAL:HG22	3:X:3047[B]:ARG:NH1	2.02	0.73
3:X:3093[B]:HIS:HE1	3:X:3119[B]:HIS:CD2	2.06	0.73
3:X:3134[B]:GLN:HG3	3:X:3139[B]:LEU:HB2	1.70	0.73
1:A:898:GLY:HA2	1:A:1186:TRP:HB2	1.68	0.73
3:C:3158[B]:PHE:HD2	3:L:3153[B]:LYS:NZ	1.72	0.73
3:F:3275[B]:LEU:HD12	3:F:3275[B]:LEU:N	2.04	0.73
3:I:2968[B]:GLN:CB	3:I:2972[B]:GLY:HA2	2.18	0.73
1:J:572:SER:HB2	1:J:578:PHE:HB2	1.68	0.73
3:L:2965[B]:LEU:HD21	3:L:2974[B]:ALA:HB1	1.70	0.73
3:O:3038[B]:ILE:HD13	3:X:2969[B]:TYR:OH	1.75	0.73
3:O:3114[A]:PRO:HD2	3:O:3115[A]:LEU:H	1.51	0.73
3:O:3176[B]:LYS:HE2	3:O:3176[B]:LYS:N	2.02	0.73
3:O:3196[A]:THR:HG21	1:P:416:ASN:HD21	1.50	0.73
3:R:3147[B]:GLU:CG	3:R:3149[B]:ASN:HD21	2.00	0.73
1:S:1636:ASN:HD22	1:S:1639:LYS:CD	2.01	0.73
3:U:3293[B]:LYS:HB2	3:U:3294[B]:SER:HB2	0.82	0.73
3:O:3154[B]:PRO:CD	3:X:3176[B]:LYS:CE	2.64	0.73
3:I:2948[B]:ASP:H	3:I:2949[B]:LYS:CA	1.98	0.73
3:I:2983[B]:VAL:CG2	3:R:3162[B]:ASP:H	2.01	0.73
3:L:3293[A]:LYS:HB2	3:L:3294[A]:SER:HB2	0.82	0.73
1:M:557:VAL:HG23	1:M:558:HIS:HA	1.69	0.73
1:M:838:ARG:NH2	1:M:1112:PHE:O	2.21	0.73
3:O:3012[A]:TRP:O	3:O:3122[A]:ASN:ND2	2.20	0.73
1:P:984:ASP:N	1:P:984:ASP:OD1	2.22	0.73
3:I:3149[B]:ASN:ND2	3:R:3163[B]:ASN:ND2	2.34	0.73
3:R:3275[B]:LEU:HD12	3:R:3275[B]:LEU:N	2.04	0.73
3:U:2963[B]:MET:HG2	3:U:3108[B]:HIS:CG	2.23	0.73
2:W:2806:ALA:HB2	2:W:2856:ILE:HD11	1.70	0.73
3:C:3307[A]:PHE:CE1	3:C:3309[A]:PRO:HG3	2.16	0.73
1:D:1195:ASP:O	1:D:1197:THR:N	2.22	0.73
3:F:3134[B]:GLN:HG3	3:F:3139[B]:LEU:HB2	1.70	0.73
3:F:3137[B]:ARG:HB3	3:F:3139[B]:LEU:HD23	1.69	0.73
3:I:2963[B]:MET:HG2	3:I:3108[B]:HIS:CG	2.23	0.73
3:I:2975[B]:PHE:CD1	3:R:3107[B]:LEU:HG	2.22	0.73
3:I:2981[B]:GLY:H	3:R:2968[B]:GLN:HG2	1.53	0.73

Continued on next page...

Continued from previous page...

Atom-1	Atom-2	Interatomic distance (Å)	Clash overlap (Å)
3:I:3093[B]:HIS:HE1	3:I:3119[B]:HIS:CD2	2.06	0.73
3:I:3212[A]:ARG:NH1	3:I:3212[A]:ARG:HG3	2.00	0.73
3:L:3025[A]:VAL:HG22	3:L:3047[A]:ARG:NH1	2.02	0.73
3:L:3134[A]:GLN:HG3	3:L:3139[A]:LEU:HB2	1.70	0.73
3:O:2963[A]:MET:HG2	3:O:3108[A]:HIS:CG	2.23	0.73
3:O:3038[A]:ILE:HG22	3:O:3040[A]:VAL:HG22	1.68	0.73
3:O:3089[A]:HIS:NE2	4:O:3401[A]:CUO:CU1	1.54	0.73
3:R:2948[A]:ASP:H	3:R:2949[A]:LYS:CA	1.98	0.73
3:R:2963[B]:MET:HG2	3:R:3108[B]:HIS:CG	2.23	0.73
3:I:3159[B]:SER:O	3:R:3150[B]:LYS:HB3	1.88	0.73
3:I:3150[B]:LYS:HZ2	3:R:3160[B]:SER:HB3	1.52	0.73
5:V:5015:NAG:C4	5:V:5016:NAG:O7	2.33	0.73
2:W:2252:GLU:OE2	2:W:2393:ARG:NH1	2.21	0.73
3:X:3275[B]:LEU:N	3:X:3275[B]:LEU:HD12	2.04	0.73
3:C:2965[B]:LEU:HD21	3:C:2974[B]:ALA:HB1	1.70	0.73
3:C:3093[B]:HIS:HE1	3:C:3119[B]:HIS:CD2	2.06	0.73
1:D:1209:ASP:OD1	1:D:1210:LYS:N	2.21	0.73
3:F:2948[A]:ASP:H	3:F:2949[A]:LYS:CA	1.98	0.73
3:I:3134[B]:GLN:HG3	3:I:3139[B]:LEU:HB2	1.70	0.73
3:L:2937[A]:ASN:CB	3:L:3006[A]:LYS:HE2	2.14	0.73
3:C:3223[B]:GLY:O	3:L:3252[B]:TYR:CG	2.42	0.73
3:O:3212[A]:ARG:HG3	3:O:3212[A]:ARG:NH1	2.00	0.73
3:R:2954[A]:TYR:O	3:R:2957[A]:ILE:HG22	1.87	0.73
1:S:456:GLN:NE2	1:S:549:PRO:O	2.22	0.73
3:X:3147[A]:GLU:CG	3:X:3149[A]:ASN:HD21	2.00	0.73
3:C:3154[B]:PRO:HG3	3:L:3174[B]:GLY:CA	2.13	0.73
3:C:3174[B]:GLY:N	3:L:3154[B]:PRO:HD3	2.03	0.73
3:C:3176[A]:LYS:N	3:C:3176[A]:LYS:HE2	2.02	0.73
1:D:1152:LYS:HB3	1:D:1181:GLU:HA	1.71	0.73
3:F:2968[B]:GLN:CB	3:F:2972[B]:GLY:HA2	2.19	0.73
3:C:3154[B]:PRO:CB	3:L:3151[B]:LEU:C	2.57	0.73
3:C:3154[B]:PRO:CB	3:L:3151[B]:LEU:HA	2.18	0.73
3:L:3275[A]:LEU:HD12	3:L:3275[A]:LEU:N	2.04	0.73
3:L:3293[B]:LYS:HB2	3:L:3294[B]:SER:HB2	0.82	0.73
3:O:2969[A]:TYR:O	3:O:2972[A]:GLY:N	2.20	0.73
3:O:2976[B]:ALA:C	3:X:3154[B]:PRO:O	2.27	0.73
3:O:3293[A]:LYS:HB2	3:O:3294[A]:SER:HB2	0.82	0.73
3:U:3176[A]:LYS:HB3	3:U:3176[A]:LYS:HZ2	1.53	0.73
3:X:2968[B]:GLN:CB	3:X:2972[B]:GLY:HA2	2.19	0.73
3:X:3024[B]:LEU:CD1	3:X:3025[B]:VAL:H	1.83	0.73
3:X:3093[A]:HIS:HE1	3:X:3119[A]:HIS:CD2	2.06	0.73

Continued on next page...

Continued from previous page...

Atom-1	Atom-2	Interatomic distance (Å)	Clash overlap (Å)
3:C:2971[B]:ASP:OD1	3:C:2973[B]:THR:OG1	2.04	0.73
3:C:3093[A]:HIS:HE1	3:C:3119[A]:HIS:CD2	2.06	0.73
3:C:3285[A]:VAL:HG22	3:C:3286[A]:THR:N	2.04	0.73
2:E:2889:ALA:N	2:E:2890:VAL:HA	2.03	0.73
3:F:2969[B]:TYR:HD2	3:F:2971[B]:ASP:N	1.84	0.73
3:F:2955[B]:GLN:CD	3:F:3037[B]:TYR:HE1	1.92	0.73
3:F:3093[A]:HIS:HE1	3:F:3119[A]:HIS:CD2	2.06	0.73
2:H:2340:ALA:HB1	2:H:2341:PRO:HD2	1.70	0.73
3:I:2968[A]:GLN:CB	3:I:2972[A]:GLY:HA2	2.18	0.73
3:I:2977[B]:CYS:HB3	3:R:2982[B]:MET:HE3	1.70	0.73
3:I:3149[B]:ASN:CB	3:R:3163[B]:ASN:CG	2.55	0.73
3:I:3174[B]:GLY:HA3	3:R:3154[B]:PRO:CB	2.04	0.73
3:C:3150[B]:LYS:N	3:L:3169[B]:LYS:CG	2.52	0.73
1:P:1358:LEU:HD23	1:P:1456:LEU:HD21	1.71	0.73
2:Q:2868:GLU:HG2	3:R:2932[A]:PRO:O	1.89	0.73
3:I:3169[B]:LYS:O	3:R:3152[B]:LYS:HB2	1.86	0.73
3:R:3155[B]:MET:O	3:R:3159[B]:SER:N	2.20	0.73
3:R:3176[B]:LYS:HE2	3:R:3176[B]:LYS:N	2.02	0.73
3:R:3220[B]:ARG:NH1	3:R:3220[B]:ARG:HG3	1.98	0.73
1:V:1604:ASP:OD1	1:V:1605:ARG:NH1	2.22	0.73
3:X:3137[A]:ARG:HB3	3:X:3139[A]:LEU:HD23	1.69	0.73
3:C:2949[A]:LYS:O	3:C:2953[A]:GLY:N	2.22	0.73
3:C:3255[B]:PRO:HD2	3:L:2960[B]:PHE:C	2.10	0.73
1:D:17:ASN:HD21	1:D:86:THR:H	1.37	0.73
3:F:2965[A]:LEU:HD21	3:F:2974[A]:ALA:HB1	1.70	0.73
1:G:838:ARG:HD3	1:G:918:ARG:HD3	1.71	0.73
3:I:3176[A]:LYS:HE2	3:I:3176[A]:LYS:N	2.02	0.73
3:I:3220[B]:ARG:NH1	3:I:3220[B]:ARG:HG3	1.98	0.73
3:L:2979[B]:GLN:NE2	3:L:3155[B]:MET:CE	2.47	0.73
3:O:3038[B]:ILE:HG22	3:O:3040[B]:VAL:HG22	1.68	0.73
3:O:3093[A]:HIS:HE1	3:O:3119[A]:HIS:CD2	2.06	0.73
3:O:3212[B]:ARG:NH1	3:O:3212[B]:ARG:HG3	2.00	0.73
1:P:557:VAL:HG23	1:P:558:HIS:HA	1.71	0.73
3:R:2952[B]:ALA:HA	3:R:2956[B]:LYS:HB2	1.69	0.73
3:R:2956[B]:LYS:C	3:R:2960[B]:PHE:CE1	2.47	0.73
3:I:3256[B]:TRP:HB3	3:R:2966[B]:SER:O	1.89	0.73
4:I:3401[A]:CUO:CU1	3:R:3089[A]:HIS:NE2	1.54	0.73
3:I:3172[B]:SER:HB2	3:R:3150[B]:LYS:O	1.89	0.73
3:I:3157[B]:PRO:HD2	3:R:3153[B]:LYS:NZ	2.04	0.73
3:U:2937[A]:ASN:HB2	3:U:3006[A]:LYS:CE	2.14	0.73
3:U:2965[B]:LEU:HD21	3:U:2974[B]:ALA:HB1	1.70	0.73

Continued on next page...

Continued from previous page...

Atom-1	Atom-2	Interatomic distance (Å)	Clash overlap (Å)
3:U:2955[B]:GLN:CD	3:U:3037[B]:TYR:HE1	1.92	0.73
3:U:3176[B]:LYS:HE2	3:U:3176[B]:LYS:N	2.02	0.73
1:V:949:ASP:HB3	1:V:953:GLU:HB2	1.71	0.73
4:C:3401[A]:CUO:CU1	3:L:3089[A]:HIS:NE2	1.54	0.72
1:D:1140:ASN:ND2	1:D:1236:TYR:OH	2.22	0.72
3:F:2949[A]:LYS:O	3:F:2953[A]:GLY:N	2.22	0.72
3:F:2955[A]:GLN:CD	3:F:3037[A]:TYR:HE1	1.92	0.72
3:F:2965[B]:LEU:HD21	3:F:2974[B]:ALA:HB1	1.69	0.72
3:F:3212[A]:ARG:NH1	3:F:3212[A]:ARG:HG3	2.00	0.72
3:C:2972[B]:GLY:HA2	3:L:3086[B]:GLU:HG2	1.71	0.72
3:L:3147[B]:GLU:CG	3:L:3149[B]:ASN:HD21	2.00	0.72
3:L:3196[A]:THR:H	3:L:3199[A]:GLN:CB	2.02	0.72
3:L:3284[A]:LYS:CD	3:L:3285[A]:VAL:N	2.47	0.72
3:O:2952[B]:ALA:HA	3:O:2956[B]:LYS:HB2	1.69	0.72
3:O:2965[B]:LEU:HB2	3:X:3254[B]:MET:HE3	1.69	0.72
3:O:3137[B]:ARG:HB3	3:O:3139[B]:LEU:HD23	1.69	0.72
3:O:3255[B]:PRO:HD2	3:X:3169[B]:LYS:CG	2.17	0.72
3:R:3038[A]:ILE:HG22	3:R:3040[A]:VAL:HG22	1.68	0.72
3:X:2965[B]:LEU:HD21	3:X:2974[B]:ALA:HB1	1.69	0.72
3:X:3293[A]:LYS:HB2	3:X:3294[A]:SER:HB2	0.82	0.72
3:C:2952[B]:ALA:HA	3:C:2956[B]:LYS:HB2	1.70	0.72
3:C:3141[B]:TYR:HD2	3:C:3142[B]:ASN:H	0.78	0.72
3:C:3149[B]:ASN:HD22	3:L:3163[B]:ASN:CB	2.01	0.72
3:C:3155[A]:MET:O	3:C:3159[A]:SER:N	2.20	0.72
3:C:3196[A]:THR:H	3:C:3199[A]:GLN:CB	2.02	0.72
3:C:3196[B]:THR:H	3:C:3199[B]:GLN:CB	2.02	0.72
2:H:2650:GLY:HA3	2:H:2653:GLU:O	1.89	0.72
3:I:3038[B]:ILE:HG22	3:I:3040[B]:VAL:HG22	1.68	0.72
3:I:3134[A]:GLN:HG3	3:I:3139[A]:LEU:HB2	1.70	0.72
3:I:3150[B]:LYS:C	3:R:3172[B]:SER:CB	2.57	0.72
3:I:3152[B]:LYS:CB	3:R:3171[B]:HIS:C	2.55	0.72
3:L:2969[A]:TYR:O	3:L:2972[A]:GLY:N	2.20	0.72
3:O:2955[A]:GLN:CD	3:O:3037[A]:TYR:HE1	1.92	0.72
3:O:3285[B]:VAL:HG22	3:O:3286[B]:THR:N	2.04	0.72
3:R:3134[B]:GLN:HG3	3:R:3139[B]:LEU:HB2	1.70	0.72
3:R:3196[B]:THR:H	3:R:3199[B]:GLN:CB	2.02	0.72
1:S:1617:LYS:HE2	3:X:3135[B]:LYS:HZ3	1.51	0.72
3:U:2930[A]:LEU:CD2	3:U:2930[A]:LEU:H	1.98	0.72
3:U:2949[A]:LYS:O	3:U:2953[A]:GLY:N	2.22	0.72
3:U:3196[B]:THR:H	3:U:3199[B]:GLN:CB	2.02	0.72
2:W:2340:ALA:HB1	2:W:2341:PRO:HD2	1.71	0.72

Continued on next page...

Continued from previous page...

Atom-1	Atom-2	Interatomic distance (Å)	Clash overlap (Å)
3:C:2984[B]:THR:HB	3:L:3154[B]:PRO:HG2	1.70	0.72
3:C:3152[B]:LYS:HB2	3:L:3171[B]:HIS:C	2.09	0.72
3:F:3196[B]:THR:H	3:F:3199[B]:GLN:CB	2.02	0.72
3:I:2981[B]:GLY:HA2	3:R:2968[B]:GLN:OE1	1.89	0.72
3:L:2949[B]:LYS:O	3:L:2953[B]:GLY:N	2.22	0.72
3:L:3093[A]:HIS:HE1	3:L:3119[A]:HIS:CD2	2.06	0.72
3:L:3285[B]:VAL:HG22	3:L:3286[B]:THR:N	2.04	0.72
3:I:3163[B]:ASN:ND2	3:R:3149[B]:ASN:ND2	2.37	0.72
3:U:2949[B]:LYS:O	3:U:2953[B]:GLY:N	2.22	0.72
1:Y:1046:HIS:HA	1:Y:1049:VAL:HB	1.71	0.72
3:C:2968[B]:GLN:CB	3:C:2972[B]:GLY:HA2	2.18	0.72
3:C:3153[B]:LYS:HE2	3:L:3158[B]:PHE:CE2	2.25	0.72
3:C:3220[B]:ARG:NH1	3:C:3220[B]:ARG:HG3	1.98	0.72
3:F:2969[A]:TYR:O	3:F:2972[A]:GLY:N	2.21	0.72
3:I:3196[A]:THR:HG21	1:J:416:ASN:CB	2.19	0.72
3:I:3285[A]:VAL:HG22	3:I:3286[A]:THR:N	2.04	0.72
3:O:2968[B]:GLN:OE1	3:X:2979[B]:GLN:HG3	1.90	0.72
1:S:755:PHE:HB2	1:S:788:LEU:HD21	1.69	0.72
1:V:142:ARG:NH1	1:V:340:GLN:OE1	2.23	0.72
2:W:2711:HIS:HA	2:W:2714:VAL:HG22	1.71	0.72
3:X:2937[B]:ASN:HB2	3:X:3006[B]:LYS:CE	2.14	0.72
3:X:2949[B]:LYS:O	3:X:2953[B]:GLY:N	2.22	0.72
3:X:3137[B]:ARG:HB3	3:X:3139[B]:LEU:HD23	1.69	0.72
3:C:3285[B]:VAL:HG22	3:C:3286[B]:THR:N	2.04	0.72
3:L:2968[B]:GLN:CB	3:L:2972[B]:GLY:HA2	2.19	0.72
3:L:2969[B]:TYR:O	3:L:2972[B]:GLY:N	2.20	0.72
3:O:3158[B]:PHE:O	3:X:3148[B]:ILE:HG23	1.86	0.72
3:I:3156[B]:MET:CB	3:R:2982[B]:MET:CG	2.57	0.72
3:U:2968[A]:GLN:CB	3:U:2972[A]:GLY:HA2	2.18	0.72
3:U:2969[A]:TYR:O	3:U:2972[A]:GLY:N	2.20	0.72
3:O:2963[B]:MET:HB2	3:X:2970[B]:PRO:CD	2.19	0.72
3:X:3217[A]:PHE:HE1	3:X:3230[A]:PHE:HZ	0.81	0.72
3:X:3285[A]:VAL:HG22	3:X:3286[A]:THR:N	2.04	0.72
1:A:1153:LYS:HB2	1:A:1155:LEU:HD23	1.72	0.72
3:C:2935[B]:ILE:HD13	3:C:2936[B]:GLU:N	2.05	0.72
3:C:2969[B]:TYR:CD2	3:L:3089[B]:HIS:NE2	2.58	0.72
3:C:3089[A]:HIS:NE2	4:C:3402[A]:CUO:CU1	1.54	0.72
3:C:3223[B]:GLY:N	3:L:2963[B]:MET:HE1	2.03	0.72
3:F:3025[B]:VAL:HG22	3:F:3047[B]:ARG:NH1	2.01	0.72
3:F:3285[B]:VAL:HG22	3:F:3286[B]:THR:N	2.04	0.72
1:G:589:GLN:HG2	1:G:594:ASP:HB3	1.71	0.72

Continued on next page...

Continued from previous page...

Atom-1	Atom-2	Interatomic distance (Å)	Clash overlap (Å)
3:I:2969[A]:TYR:O	3:I:2972[A]:GLY:N	2.21	0.72
3:I:3275[A]:LEU:N	3:I:3275[A]:LEU:HD12	2.04	0.72
1:J:417:MET:HG2	1:J:419:THR:HG23	1.71	0.72
1:J:836:GLN:HG3	1:J:838:ARG:HH21	1.53	0.72
3:O:2965[B]:LEU:CA	3:X:3254[B]:MET:CE	2.67	0.72
3:O:2968[A]:GLN:CB	3:O:2972[A]:GLY:HA2	2.18	0.72
3:O:3196[A]:THR:H	3:O:3199[A]:GLN:CB	2.02	0.72
3:R:2949[B]:LYS:O	3:R:2953[B]:GLY:N	2.22	0.72
3:I:2973[B]:THR:HG21	3:R:3106[B]:THR:C	2.09	0.72
3:I:3150[B]:LYS:CA	3:R:3159[B]:SER:CA	2.61	0.72
3:I:3149[B]:ASN:HD22	3:R:3163[B]:ASN:CB	1.97	0.72
3:U:2968[B]:GLN:CB	3:U:2972[B]:GLY:HA2	2.19	0.72
2:T:2900:SER:HA	1:V:1075:GLU:HG2	1.72	0.72
3:O:3153[B]:LYS:HD3	3:X:3176[B]:LYS:HD3	0.92	0.72
3:C:3134[B]:GLN:HG3	3:C:3139[B]:LEU:HB2	1.70	0.72
2:B:2851:ASN:ND2	1:D:1189:ASP:HB2	2.04	0.72
3:I:2961[A]:HIS:HD2	3:I:2988[A]:TRP:CZ3	2.08	0.72
3:I:3285[B]:VAL:HG22	3:I:3286[B]:THR:N	2.04	0.72
3:I:3307[B]:PHE:CE1	3:I:3309[B]:PRO:HG3	2.16	0.72
3:L:2963[B]:MET:HG2	3:L:3108[B]:HIS:CG	2.23	0.72
3:L:3134[B]:GLN:HG3	3:L:3139[B]:LEU:HB2	1.70	0.72
3:C:3169[B]:LYS:O	3:L:3152[B]:LYS:CE	2.37	0.72
3:L:3228[A]:VAL:HG22	3:L:3245[A]:PHE:O	1.90	0.72
1:M:965:ASP:OD2	1:M:968:GLY:N	2.22	0.72
3:O:2949[A]:LYS:O	3:O:2953[A]:GLY:N	2.22	0.72
3:O:2969[B]:TYR:HB2	3:X:3158[B]:PHE:CE2	2.25	0.72
3:O:3157[B]:PRO:O	3:X:3152[B]:LYS:HG3	1.89	0.72
1:P:456:GLN:NE2	1:P:549:PRO:O	2.21	0.72
3:R:2937[B]:ASN:CB	3:R:3006[B]:LYS:HE2	2.14	0.72
3:I:3160[B]:SER:CB	3:R:3150[B]:LYS:HZ3	2.00	0.72
3:R:3293[A]:LYS:HB2	3:R:3294[A]:SER:HB2	0.82	0.72
3:U:2969[B]:TYR:O	3:U:2972[B]:GLY:N	2.20	0.72
3:U:3024[A]:LEU:CD1	3:U:3025[A]:VAL:H	1.84	0.72
3:C:2948[B]:ASP:N	3:C:2949[B]:LYS:CA	2.41	0.72
3:F:2935[B]:ILE:HD13	3:F:2936[B]:GLU:N	2.05	0.72
3:I:3284[B]:LYS:CD	3:I:3285[B]:VAL:N	2.47	0.72
3:L:2955[A]:GLN:CD	3:L:3037[A]:TYR:HE1	1.92	0.72
3:C:3149[B]:ASN:C	3:L:3172[B]:SER:CB	2.57	0.72
3:O:2949[B]:LYS:O	3:O:2953[B]:GLY:N	2.22	0.72
3:O:2977[B]:CYS:CA	3:X:3154[B]:PRO:O	2.38	0.72
3:O:2988[A]:TRP:CE3	3:O:2989[A]:HIS:ND1	2.53	0.72

Continued on next page...

Continued from previous page...

Atom-1	Atom-2	Interatomic distance (Å)	Clash overlap (Å)
3:R:2965[A]:LEU:HD21	3:R:2974[A]:ALA:HB1	1.69	0.72
3:R:3093[B]:HIS:HE1	3:R:3119[B]:HIS:CD2	2.06	0.72
3:R:3212[B]:ARG:HG3	3:R:3212[B]:ARG:NH1	2.00	0.72
3:U:3134[A]:GLN:HG3	3:U:3139[A]:LEU:HB2	1.70	0.72
1:V:1520:GLN:HE21	1:V:1526:LYS:HG3	1.55	0.72
3:X:2949[A]:LYS:O	3:X:2953[A]:GLY:N	2.22	0.72
3:O:2967[B]:CYS:C	3:X:2979[B]:GLN:HG2	1.91	0.72
3:X:2988[A]:TRP:CE3	3:X:2989[A]:HIS:ND1	2.53	0.72
1:S:1618:LEU:CD2	3:X:3136[B]:TYR:CE2	2.72	0.72
3:X:3196[A]:THR:H	3:X:3199[A]:GLN:CB	2.03	0.72
1:A:830:ASN:HA	1:A:831:VAL:HB	1.71	0.72
3:C:3134[A]:GLN:HG3	3:C:3139[A]:LEU:HB2	1.70	0.72
3:C:3275[A]:LEU:HD12	3:C:3275[A]:LEU:N	2.04	0.72
3:C:3275[B]:LEU:N	3:C:3275[B]:LEU:HD12	2.04	0.72
3:F:2961[B]:HIS:HD2	3:F:2988[B]:TRP:CZ3	2.08	0.72
3:F:3228[A]:VAL:HG22	3:F:3245[A]:PHE:O	1.90	0.72
3:F:3275[A]:LEU:N	3:F:3275[A]:LEU:HD12	2.04	0.72
3:F:3285[A]:VAL:HG22	3:F:3286[A]:THR:N	2.04	0.72
3:I:2969[B]:TYR:O	3:I:2972[B]:GLY:N	2.21	0.72
3:I:3160[B]:SER:CB	3:R:2983[B]:VAL:N	2.40	0.72
3:I:3196[B]:THR:H	3:I:3199[B]:GLN:CB	2.02	0.72
3:L:2955[B]:GLN:CD	3:L:3037[B]:TYR:HE1	1.92	0.72
3:O:3228[A]:VAL:HG22	3:O:3245[A]:PHE:O	1.90	0.72
3:I:2962[B]:GLY:C	3:R:3255[B]:PRO:HG3	2.09	0.72
1:S:1019:HIS:NE2	1:S:1046:HIS:CE1	2.57	0.72
1:S:157:GLU:OE2	1:S:296:ARG:NH2	2.22	0.72
3:U:2965[B]:LEU:HD11	3:U:2974[B]:ALA:HA	1.57	0.72
3:U:3228[A]:VAL:HG22	3:U:3245[A]:PHE:O	1.90	0.72
3:O:2968[B]:GLN:HE22	3:X:2985[B]:PHE:CA	1.94	0.72
3:X:3089[A]:HIS:NE2	4:X:3401[A]:CUO:CU1	1.54	0.72
3:F:3307[B]:PHE:CE1	3:F:3309[B]:PRO:HG3	2.16	0.72
2:H:2727:HIS:HB2	2:H:2788:ILE:HD11	1.70	0.72
3:I:2933[B]:SER:O	3:I:2936[B]:GLU:N	2.23	0.72
3:I:2965[A]:LEU:HG	3:I:2974[A]:ALA:CB	2.20	0.72
3:L:2935[B]:ILE:HD13	3:L:2936[B]:GLU:N	2.04	0.72
3:L:2965[A]:LEU:HD21	3:L:2974[A]:ALA:HB1	1.70	0.72
3:L:3228[B]:VAL:HG22	3:L:3245[B]:PHE:O	1.90	0.72
1:M:804:ASP:OD1	1:M:805:VAL:N	2.23	0.72
3:O:2933[B]:SER:O	3:O:2936[B]:GLU:N	2.23	0.72
3:O:3255[B]:PRO:CD	3:X:3158[B]:PHE:O	2.37	0.72
3:O:3285[A]:VAL:HG22	3:O:3286[A]:THR:N	2.04	0.72

Continued on next page...

Continued from previous page...

Atom-1	Atom-2	Interatomic distance (Å)	Clash overlap (Å)
1:P:926:LEU:HD11	1:P:1043:MET:HB3	1.71	0.72
2:Q:2340:ALA:HB1	2:Q:2341:PRO:HD2	1.72	0.72
3:R:2961[B]:HIS:HD2	3:R:2988[B]:TRP:CZ3	2.08	0.72
3:R:3025[A]:VAL:HG22	3:R:3047[A]:ARG:NH1	2.02	0.72
3:U:3137[A]:ARG:HB3	3:U:3139[A]:LEU:HD23	1.69	0.72
3:U:3285[A]:VAL:HG22	3:U:3286[A]:THR:N	2.04	0.72
1:V:121:ASN:HD21	1:V:124:TYR:HB2	1.54	0.72
3:X:2956[A]:LYS:C	3:X:2960[A]:PHE:CE1	2.47	0.72
2:B:2547:MET:HB3	2:B:2558:CYS:HB2	1.72	0.71
3:C:2933[B]:SER:O	3:C:2936[B]:GLU:N	2.23	0.71
3:C:2949[B]:LYS:O	3:C:2953[B]:GLY:N	2.22	0.71
3:C:2974[B]:ALA:HB1	3:L:3253[B]:GLU:OE1	1.89	0.71
3:C:2955[A]:GLN:CD	3:C:3037[A]:TYR:HE1	1.92	0.71
3:C:3293[A]:LYS:HB2	3:C:3294[A]:SER:HB2	0.82	0.71
3:F:2930[A]:LEU:H	3:F:2930[A]:LEU:CD2	1.98	0.71
3:F:2935[A]:ILE:HD13	3:F:2936[A]:GLU:N	2.05	0.71
1:G:965:ASP:OD1	1:G:965:ASP:N	2.22	0.71
3:I:2949[B]:LYS:O	3:I:2953[B]:GLY:N	2.22	0.71
3:I:3160[B]:SER:HA	3:R:2983[B]:VAL:CB	2.19	0.71
1:J:1296:VAL:HB	1:J:1446:ASP:HB3	1.72	0.71
1:M:17:ASN:HD21	1:M:86:THR:H	1.37	0.71
3:O:2969[A]:TYR:HD2	3:O:2971[A]:ASP:N	1.84	0.71
3:R:2949[A]:LYS:O	3:R:2953[A]:GLY:N	2.22	0.71
3:R:2968[A]:GLN:CB	3:R:2972[A]:GLY:HA2	2.19	0.71
3:U:2933[B]:SER:O	3:U:2936[B]:GLU:N	2.23	0.71
3:U:2935[B]:ILE:HD13	3:U:2936[B]:GLU:N	2.05	0.71
3:U:2965[B]:LEU:HG	3:U:2974[B]:ALA:CB	2.20	0.71
3:U:3220[A]:ARG:NH1	3:U:3220[A]:ARG:HG3	1.98	0.71
3:O:2971[B]:ASP:OD1	3:X:3158[B]:PHE:CZ	2.42	0.71
3:X:3228[B]:VAL:HG22	3:X:3245[B]:PHE:O	1.90	0.71
3:C:2969[B]:TYR:CA	3:L:2989[B]:HIS:NE2	2.52	0.71
3:F:2952[A]:ALA:HA	3:F:2956[A]:LYS:HB2	1.69	0.71
3:F:2961[A]:HIS:HD2	3:F:2988[A]:TRP:CZ3	2.08	0.71
3:F:2965[B]:LEU:HG	3:F:2974[B]:ALA:CB	2.21	0.71
2:H:2541:GLY:O	2:H:2545:SER:OG	2.07	0.71
3:I:2935[B]:ILE:HD13	3:I:2936[B]:GLU:N	2.05	0.71
3:I:2965[B]:LEU:HD21	3:I:2974[B]:ALA:HB1	1.69	0.71
3:I:3196[A]:THR:HB	1:J:416:ASN:HD21	1.53	0.71
3:L:3226[B]:ALA:HB1	3:L:3288[B]:MET:O	1.91	0.71
3:O:2961[B]:HIS:HD2	3:O:2988[B]:TRP:CZ3	2.08	0.71
3:O:2965[B]:LEU:HD21	3:O:2974[B]:ALA:HB1	1.69	0.71

Continued on next page...

Continued from previous page...

Atom-1	Atom-2	Interatomic distance (Å)	Clash overlap (Å)
3:I:3253[B]:GLU:CB	3:R:2975[B]:PHE:C	2.58	0.71
3:R:3285[B]:VAL:HG22	3:R:3286[B]:THR:N	2.04	0.71
3:U:2961[B]:HIS:HD2	3:U:2988[B]:TRP:CZ3	2.08	0.71
3:U:2955[A]:GLN:CD	3:U:3037[A]:TYR:HE1	1.92	0.71
3:O:3251[B]:ASP:OD2	3:X:2968[B]:GLN:OE1	2.08	0.71
3:C:2933[A]:SER:O	3:C:2936[A]:GLU:N	2.23	0.71
3:C:2935[A]:ILE:HD13	3:C:2936[A]:GLU:N	2.05	0.71
3:C:2969[A]:TYR:O	3:C:2972[A]:GLY:N	2.20	0.71
3:C:2961[A]:HIS:HD2	3:C:2988[A]:TRP:CZ3	2.08	0.71
3:C:3228[A]:VAL:HG22	3:C:3245[A]:PHE:O	1.90	0.71
3:F:2949[B]:LYS:O	3:F:2953[B]:GLY:N	2.22	0.71
3:I:2933[A]:SER:O	3:I:2936[A]:GLU:N	2.23	0.71
3:I:3256[B]:TRP:HB3	3:R:2966[B]:SER:C	2.10	0.71
3:I:3275[B]:LEU:N	3:I:3275[B]:LEU:HD12	2.04	0.71
1:J:163:LEU:HD21	1:J:219:LEU:HD13	1.72	0.71
3:L:2933[A]:SER:O	3:L:2936[A]:GLU:N	2.23	0.71
3:L:2949[A]:LYS:O	3:L:2953[A]:GLY:N	2.22	0.71
3:L:2952[A]:ALA:HA	3:L:2956[A]:LYS:HB2	1.69	0.71
3:L:2961[B]:HIS:HD2	3:L:2988[B]:TRP:CZ3	2.08	0.71
1:M:1618:LEU:O	3:R:3198[B]:PRO:HD3	1.90	0.71
3:O:3226[A]:ALA:HB1	3:O:3288[A]:MET:O	1.91	0.71
3:O:3307[B]:PHE:CE1	3:O:3309[B]:PRO:HG3	2.16	0.71
1:P:428:ILE:HD12	1:P:514:TRP:HB3	1.72	0.71
3:R:2933[A]:SER:O	3:R:2936[A]:GLU:N	2.23	0.71
3:R:3226[B]:ALA:HB1	3:R:3288[B]:MET:O	1.90	0.71
3:R:3228[B]:VAL:HG22	3:R:3245[B]:PHE:O	1.90	0.71
3:R:3285[A]:VAL:HG22	3:R:3286[A]:THR:N	2.04	0.71
3:U:2961[A]:HIS:HD2	3:U:2988[A]:TRP:CZ3	2.08	0.71
3:U:3089[B]:HIS:NE2	4:U:3401[B]:CUO:CU1	1.54	0.71
3:U:3196[A]:THR:H	3:U:3199[A]:GLN:CB	2.02	0.71
3:U:3275[B]:LEU:N	3:U:3275[B]:LEU:HD12	2.04	0.71
3:O:2968[B]:GLN:CA	3:X:2979[B]:GLN:HG2	2.19	0.71
1:A:806:ASN:ND2	5:A:5007:NAG:O7	2.23	0.71
2:B:2598:PRO:HG3	2:B:2651:GLN:HB3	1.71	0.71
3:C:2965[B]:LEU:HG	3:C:2974[B]:ALA:CB	2.21	0.71
3:C:3222[B]:ILE:HD12	3:L:2963[B]:MET:CE	2.20	0.71
3:C:3226[B]:ALA:HB1	3:C:3288[B]:MET:O	1.91	0.71
3:F:3089[A]:HIS:NE2	4:F:3402[A]:CUO:CU1	1.54	0.71
3:L:2933[B]:SER:O	3:L:2936[B]:GLU:N	2.23	0.71
3:L:3226[A]:ALA:HB1	3:L:3288[A]:MET:O	1.91	0.71
3:L:3285[A]:VAL:HG22	3:L:3286[A]:THR:N	2.04	0.71

Continued on next page...

Continued from previous page...

Atom-1	Atom-2	Interatomic distance (Å)	Clash overlap (Å)
2:N:2090:LYS:NZ	2:N:2099:GLU:OE2	2.23	0.71
3:O:2933[A]:SER:O	3:O:2936[A]:GLU:N	2.23	0.71
3:O:2965[B]:LEU:CA	3:X:3254[B]:MET:HE1	2.20	0.71
3:O:3275[A]:LEU:N	3:O:3275[A]:LEU:HD12	2.04	0.71
3:I:2961[B]:HIS:CE1	3:R:2975[B]:PHE:CE1	2.78	0.71
3:R:3161[B]:GLU:N	3:R:3161[B]:GLU:OE2	1.88	0.71
1:S:164:GLU:OE2	1:S:301:ARG:NH2	2.22	0.71
3:U:2935[A]:ILE:HD13	3:U:2936[A]:GLU:N	2.05	0.71
3:U:3285[B]:VAL:HG22	3:U:3286[B]:THR:N	2.04	0.71
3:O:3163[B]:ASN:CB	3:X:3149[B]:ASN:HB3	2.20	0.71
3:X:3196[B]:THR:H	3:X:3199[B]:GLN:CB	2.02	0.71
3:X:3228[A]:VAL:HG22	3:X:3245[A]:PHE:O	1.90	0.71
3:X:3285[B]:VAL:HG22	3:X:3286[B]:THR:N	2.04	0.71
1:Y:1421:VAL:HG23	1:Y:1422:HIS:HD1	1.55	0.71
1:Y:2:LEU:HD21	1:Y:81:VAL:HG21	1.72	0.71
3:C:3163[B]:ASN:HB3	3:L:3149[B]:ASN:HD21	1.56	0.71
3:F:2956[B]:LYS:C	3:F:2960[B]:PHE:CE1	2.47	0.71
3:F:2965[A]:LEU:HG	3:F:2974[A]:ALA:CB	2.20	0.71
3:F:3025[A]:VAL:HG22	3:F:3047[A]:ARG:NH1	2.01	0.71
3:I:2952[B]:ALA:HA	3:I:2956[B]:LYS:HB2	1.70	0.71
3:I:2956[B]:LYS:C	3:I:2960[B]:PHE:CE1	2.47	0.71
3:I:2964[B]:PRO:HB2	3:R:3221[B]:ALA:HB3	1.71	0.71
3:I:2937[B]:ASN:CB	3:I:3006[B]:LYS:HE2	2.14	0.71
3:I:3107[B]:LEU:CD2	3:R:2975[B]:PHE:HA	2.21	0.71
3:I:3212[B]:ARG:NH1	3:I:3212[B]:ARG:HG3	2.00	0.71
3:I:3089[A]:HIS:NE2	4:I:3402[A]:CUO:CU1	1.54	0.71
3:L:3275[B]:LEU:HD12	3:L:3275[B]:LEU:N	2.04	0.71
3:O:2965[B]:LEU:H	3:X:3254[B]:MET:CE	1.92	0.71
3:O:3041[B]:ALA:HB2	3:X:2971[B]:ASP:OD2	1.89	0.71
3:O:3163[B]:ASN:CA	3:X:3149[B]:ASN:CB	2.66	0.71
1:P:1636:ASN:HB3	1:P:1638:SER:O	1.91	0.71
3:R:2965[A]:LEU:HG	3:R:2974[A]:ALA:CB	2.21	0.71
3:U:2979[B]:GLN:NE2	3:U:3155[B]:MET:CE	2.47	0.71
3:U:3228[B]:VAL:HG22	3:U:3245[B]:PHE:O	1.90	0.71
3:X:2933[B]:SER:O	3:X:2936[B]:GLU:N	2.23	0.71
3:X:3275[A]:LEU:HD12	3:X:3275[A]:LEU:N	2.04	0.71
3:C:3025[B]:VAL:HG22	3:C:3047[B]:ARG:NH1	2.01	0.71
3:C:3226[A]:ALA:HB1	3:C:3288[A]:MET:O	1.91	0.71
3:F:2933[A]:SER:O	3:F:2936[A]:GLU:N	2.23	0.71
3:F:3120[A]:HIS:O	3:F:3121[A]:SER:C	2.29	0.71
3:I:2935[A]:ILE:HD13	3:I:2936[A]:GLU:N	2.05	0.71

Continued on next page...

Continued from previous page...

Atom-1	Atom-2	Interatomic distance (Å)	Clash overlap (Å)
3:I:2949[A]:LYS:O	3:I:2953[A]:GLY:N	2.22	0.71
3:I:3196[B]:THR:H	3:I:3199[B]:GLN:CD	1.94	0.71
1:J:1140:ASN:ND2	1:J:1236:TYR:OH	2.22	0.71
3:L:2930[A]:LEU:N	3:L:2930[A]:LEU:HD22	2.02	0.71
3:C:2968[B]:GLN:O	3:L:2985[B]:PHE:CE2	2.44	0.71
3:C:3252[B]:TYR:CB	3:L:3253[B]:GLU:CB	2.68	0.71
1:M:975:PRO:HG2	1:M:1024:GLY:HA3	1.73	0.71
3:O:3108[B]:HIS:CB	3:X:2970[B]:PRO:HA	2.20	0.71
3:O:3228[B]:VAL:HG22	3:O:3245[B]:PHE:O	1.90	0.71
3:I:3172[B]:SER:HB3	3:R:3150[B]:LYS:CA	2.21	0.71
3:R:3196[B]:THR:H	3:R:3199[B]:GLN:CD	1.94	0.71
3:U:2965[A]:LEU:HG	3:U:2974[A]:ALA:CB	2.20	0.71
3:X:2961[A]:HIS:HD2	3:X:2988[A]:TRP:CZ3	2.08	0.71
1:Y:1284:GLU:HG3	1:Y:1337:ARG:HH12	1.55	0.71
3:C:3172[B]:SER:CB	3:L:3149[B]:ASN:C	2.58	0.71
3:F:3293[B]:LYS:HB2	3:F:3294[B]:SER:HB2	0.82	0.71
2:H:2180:TRP:HB2	2:H:2243:LEU:HD13	1.73	0.71
3:I:3162[B]:ASP:C	3:R:3150[B]:LYS:HZ1	1.93	0.71
3:I:3226[A]:ALA:HB1	3:I:3288[A]:MET:O	1.91	0.71
3:I:3228[A]:VAL:HG22	3:I:3245[A]:PHE:O	1.90	0.71
1:J:1152:LYS:NZ	1:J:1180:SER:O	2.21	0.71
3:C:2985[B]:PHE:CZ	3:L:2969[B]:TYR:C	2.58	0.71
3:C:2969[B]:TYR:HD2	3:L:3089[B]:HIS:NE2	1.87	0.71
3:R:3228[A]:VAL:HG22	3:R:3245[A]:PHE:O	1.90	0.71
2:T:2133:PRO:HG2	2:T:2140:ARG:HA	1.71	0.71
3:O:3160[B]:SER:OG	3:X:3151[B]:LEU:HG	1.89	0.71
3:O:3158[B]:PHE:H	3:X:3152[B]:LYS:CB	1.92	0.71
3:F:2933[B]:SER:O	3:F:2936[B]:GLU:N	2.23	0.71
3:I:2962[B]:GLY:O	3:R:3255[B]:PRO:CD	2.38	0.71
3:I:3228[B]:VAL:HG22	3:I:3245[B]:PHE:O	1.90	0.71
3:I:3255[B]:PRO:HD3	3:R:2962[B]:GLY:C	2.11	0.71
3:L:2965[B]:LEU:HG	3:L:2974[B]:ALA:CB	2.20	0.71
3:O:2969[B]:TYR:HD2	3:O:2971[B]:ASP:N	1.84	0.71
3:O:3275[B]:LEU:HD12	3:O:3275[B]:LEU:N	2.04	0.71
1:P:975:PRO:HG2	1:P:1024:GLY:HA3	1.72	0.71
3:R:2935[A]:ILE:HD13	3:R:2936[A]:GLU:N	2.05	0.71
3:R:2955[A]:GLN:CD	3:R:3037[A]:TYR:HE1	1.92	0.71
3:R:2979[B]:GLN:NE2	3:R:3155[B]:MET:HE2	2.05	0.71
3:X:2965[A]:LEU:HG	3:X:2974[A]:ALA:CB	2.20	0.71
3:X:3089[B]:HIS:NE2	4:X:3401[B]:CUO:CU1	1.54	0.71
2:B:2671:ASP:OD1	2:B:2850:ARG:NH1	2.23	0.71

Continued on next page...

Continued from previous page...

Atom-1	Atom-2	Interatomic distance (Å)	Clash overlap (Å)
3:C:2961[B]:HIS:HD2	3:C:2988[B]:TRP:CZ3	2.08	0.71
3:C:2955[B]:GLN:CD	3:C:3037[B]:TYR:HE1	1.92	0.71
3:C:3228[B]:VAL:HG22	3:C:3245[B]:PHE:O	1.90	0.71
2:E:2806:ALA:HB2	2:E:2856:ILE:HD11	1.73	0.71
3:F:2968[A]:GLN:CB	3:F:2972[A]:GLY:HA2	2.19	0.71
3:C:2979[B]:GLN:NE2	3:L:2979[B]:GLN:HE22	1.82	0.71
3:L:3024[B]:LEU:CD1	3:L:3025[B]:VAL:H	1.83	0.71
3:L:3120[B]:HIS:O	3:L:3121[B]:SER:C	2.29	0.71
3:L:2979[A]:GLN:NE2	3:L:3155[A]:MET:HE3	1.94	0.71
3:C:3252[B]:TYR:HB2	3:L:3253[B]:GLU:CG	2.20	0.71
3:C:2964[B]:PRO:O	3:L:3256[B]:TRP:N	2.24	0.71
3:O:2935[A]:ILE:HD13	3:O:2936[A]:GLU:N	2.05	0.71
3:O:2935[B]:ILE:HD13	3:O:2936[B]:GLU:N	2.04	0.71
3:O:2969[B]:TYR:HE1	3:X:3168[B]:THR:HG22	1.55	0.71
3:R:3226[A]:ALA:HB1	3:R:3288[A]:MET:O	1.91	0.71
3:X:2933[A]:SER:O	3:X:2936[A]:GLU:N	2.23	0.71
1:Y:1470:GLU:HG3	1:Y:1530:LEU:HD12	1.73	0.71
1:Y:439:LEU:HD23	1:Y:509:ILE:HD12	1.71	0.71
3:F:3226[B]:ALA:HB1	3:F:3288[B]:MET:O	1.91	0.71
3:I:3113[A]:ASP:CG	3:I:3114[A]:PRO:CD	2.56	0.71
1:J:622:HIS:CE1	1:J:767:LYS:H	2.09	0.71
3:L:2937[B]:ASN:CB	3:L:3006[B]:LYS:HE2	2.14	0.71
3:R:2969[A]:TYR:O	3:R:2972[A]:GLY:N	2.20	0.71
3:R:3066[B]:TYR:CD1	3:R:3193[B]:HIS:CE1	2.79	0.71
3:R:3307[A]:PHE:CE1	3:R:3309[A]:PRO:HG3	2.16	0.71
3:X:2968[A]:GLN:CB	3:X:2972[A]:GLY:HA2	2.18	0.71
3:X:3226[A]:ALA:HB1	3:X:3288[A]:MET:O	1.90	0.71
3:X:3226[B]:ALA:HB1	3:X:3288[B]:MET:O	1.90	0.71
3:C:2974[B]:ALA:O	3:L:3107[B]:LEU:CD1	2.33	0.70
1:D:1258:ARG:NH2	1:D:1332:ASP:OD1	2.23	0.70
3:F:3113[A]:ASP:CG	3:F:3114[A]:PRO:CD	2.56	0.70
3:I:2955[A]:GLN:CD	3:I:3037[A]:TYR:HE1	1.92	0.70
3:I:3066[A]:TYR:CD1	3:I:3193[A]:HIS:CE1	2.79	0.70
3:I:3162[B]:ASP:CB	3:R:3259[B]:ASP:N	2.49	0.70
3:I:3166[B]:GLU:O	3:R:3149[B]:ASN:HA	1.90	0.70
3:I:3179[A]:ASP:OD1	3:I:3181[A]:GLN:HB2	1.91	0.70
3:I:3196[A]:THR:H	3:I:3199[A]:GLN:CB	2.02	0.70
3:C:3090[B]:ASN:HB3	3:L:2972[B]:GLY:C	2.10	0.70
3:L:3066[B]:TYR:CD1	3:L:3193[B]:HIS:CE1	2.79	0.70
3:R:2930[A]:LEU:N	3:R:2930[A]:LEU:HD22	2.02	0.70
3:R:2961[A]:HIS:HD2	3:R:2988[A]:TRP:CZ3	2.08	0.70

Continued on next page...

Continued from previous page...

Atom-1	Atom-2	Interatomic distance (Å)	Clash overlap (Å)
3:I:3252[B]:TYR:CE2	3:R:3250[B]:GLY:HA2	2.26	0.70
3:U:3089[A]:HIS:NE2	4:U:3401[A]:CUO:CU1	1.54	0.70
3:U:3066[A]:TYR:CD1	3:U:3193[A]:HIS:CE1	2.79	0.70
3:U:3226[A]:ALA:HB1	3:U:3288[A]:MET:O	1.91	0.70
1:V:1137:LYS:HG2	1:V:1240:ILE:HG13	1.73	0.70
3:X:2965[B]:LEU:HG	3:X:2974[B]:ALA:CB	2.21	0.70
3:X:3179[B]:ASP:OD1	3:X:3181[B]:GLN:HB2	1.91	0.70
3:X:3221[B]:ALA:HB2	3:X:3256[B]:TRP:H	1.56	0.70
1:A:1242:ASN:ND2	1:A:1245:GLU:OE2	2.23	0.70
3:C:3066[B]:TYR:CD1	3:C:3193[B]:HIS:CE1	2.79	0.70
3:C:3287[B]:ILE:HD13	3:C:3287[B]:ILE:O	1.92	0.70
1:D:401:VAL:HG22	1:D:662:SER:HB3	1.73	0.70
3:F:3287[B]:ILE:O	3:F:3287[B]:ILE:HD13	1.91	0.70
2:K:2556:TYR:HD1	2:K:2557:ALA:H	1.39	0.70
3:L:2935[A]:ILE:HD13	3:L:2936[A]:GLU:N	2.05	0.70
3:O:2961[A]:HIS:HD2	3:O:2988[A]:TRP:CZ3	2.08	0.70
3:O:3120[B]:HIS:O	3:O:3121[B]:SER:C	2.29	0.70
3:O:3221[B]:ALA:HB2	3:O:3256[B]:TRP:H	1.56	0.70
2:Q:2598:PRO:HD3	2:Q:2651:GLN:HB2	1.73	0.70
3:R:2933[B]:SER:O	3:R:2936[B]:GLU:N	2.23	0.70
3:U:2952[A]:ALA:H	3:U:2953[A]:GLY:CA	2.04	0.70
3:U:3066[B]:TYR:CD1	3:U:3193[B]:HIS:CE1	2.79	0.70
3:U:3221[B]:ALA:HB2	3:U:3256[B]:TRP:H	1.57	0.70
3:X:2955[A]:GLN:CD	3:X:3037[A]:TYR:HE1	1.93	0.70
3:X:3066[A]:TYR:CD1	3:X:3193[A]:HIS:CE1	2.79	0.70
3:C:2965[A]:LEU:HG	3:C:2974[A]:ALA:CB	2.21	0.70
3:F:3120[B]:HIS:O	3:F:3121[B]:SER:C	2.29	0.70
3:I:2948[A]:ASP:CB	3:I:2949[A]:LYS:HA	2.16	0.70
3:I:3287[A]:ILE:O	3:I:3287[A]:ILE:HD13	1.92	0.70
1:M:456:GLN:HG2	1:M:551:GLU:HB2	1.72	0.70
3:O:2952[A]:ALA:H	3:O:2953[A]:GLY:CA	2.04	0.70
2:Q:2890:VAL:N	2:Q:2891:LEU:HA	2.07	0.70
3:R:2930[B]:LEU:N	3:R:2930[B]:LEU:HD22	2.02	0.70
3:I:3254[B]:MET:CG	3:R:2966[B]:SER:CB	2.55	0.70
3:R:2965[B]:LEU:HG	3:R:2974[B]:ALA:CB	2.20	0.70
3:I:3153[B]:LYS:HG2	3:R:3155[B]:MET:HB2	1.67	0.70
3:R:3221[A]:ALA:HB2	3:R:3256[A]:TRP:H	1.57	0.70
3:U:3179[A]:ASP:OD1	3:U:3181[A]:GLN:HB2	1.91	0.70
3:X:2935[A]:ILE:HD13	3:X:2936[A]:GLU:N	2.05	0.70
3:X:2956[B]:LYS:C	3:X:2960[B]:PHE:CE1	2.47	0.70
3:X:3025[A]:VAL:HG22	3:X:3047[A]:ARG:NH1	2.01	0.70

Continued on next page...

Continued from previous page...

Atom-1	Atom-2	Interatomic distance (Å)	Clash overlap (Å)
3:C:2948[A]:ASP:CB	3:C:2949[A]:LYS:HA	2.15	0.70
3:F:2969[B]:TYR:O	3:F:2972[B]:GLY:N	2.21	0.70
3:I:2937[A]:ASN:CB	3:I:3006[A]:LYS:HE2	2.14	0.70
3:I:3066[B]:TYR:CD1	3:I:3193[B]:HIS:CE1	2.80	0.70
3:L:2965[A]:LEU:HG	3:L:2974[A]:ALA:CB	2.21	0.70
3:O:2956[B]:LYS:C	3:O:2960[B]:PHE:CE1	2.47	0.70
3:O:2965[A]:LEU:HG	3:O:2974[A]:ALA:CB	2.21	0.70
3:O:3179[B]:ASP:OD1	3:O:3181[B]:GLN:HB2	1.92	0.70
3:O:3221[A]:ALA:HB2	3:O:3256[A]:TRP:H	1.56	0.70
3:R:3173[B]:THR:CG2	3:R:3174[B]:GLY:N	2.55	0.70
3:I:2962[B]:GLY:C	3:R:3255[B]:PRO:CG	2.60	0.70
1:S:838:ARG:NH1	1:S:915:ASN:OD1	2.24	0.70
3:U:2933[A]:SER:O	3:U:2936[A]:GLU:N	2.23	0.70
3:O:2969[B]:TYR:HB2	3:X:3158[B]:PHE:CD2	2.26	0.70
1:A:898:GLY:N	1:A:899:MET:HA	2.06	0.70
3:C:3179[A]:ASP:OD1	3:C:3181[A]:GLN:HB2	1.92	0.70
3:F:3066[A]:TYR:CD1	3:F:3193[A]:HIS:CE1	2.79	0.70
5:G:2112:NAG:O3	5:G:2113:NAG:C1	2.39	0.70
3:I:2965[B]:LEU:HG	3:I:2974[B]:ALA:CB	2.20	0.70
3:I:2969[B]:TYR:HD2	3:I:2971[B]:ASP:N	1.84	0.70
3:I:2971[B]:ASP:O	3:R:3090[B]:ASN:CA	2.38	0.70
3:I:2961[B]:HIS:HD2	3:I:2988[B]:TRP:CZ3	2.08	0.70
3:I:3221[B]:ALA:HB1	3:R:2965[B]:LEU:H	0.87	0.70
3:L:3196[B]:THR:H	3:L:3199[B]:GLN:CD	1.94	0.70
3:L:3196[B]:THR:H	3:L:3199[B]:GLN:CB	2.02	0.70
1:M:871:GLN:NE2	1:M:964:ILE:O	2.24	0.70
2:N:2130:PRO:HB2	2:N:2142:ALA:HB3	1.72	0.70
3:O:3196[A]:THR:H	3:O:3199[A]:GLN:CD	1.94	0.70
3:I:3159[B]:SER:C	3:R:3150[B]:LYS:CD	2.60	0.70
1:S:515:ASP:O	1:S:518:LYS:NZ	2.19	0.70
1:S:780:GLU:O	1:S:782:THR:N	2.24	0.70
3:U:3226[B]:ALA:HB1	3:U:3288[B]:MET:O	1.90	0.70
3:X:2935[B]:ILE:HD13	3:X:2936[B]:GLU:N	2.05	0.70
3:X:2948[B]:ASP:H	3:X:2949[B]:LYS:CA	1.98	0.70
3:X:3221[A]:ALA:HB2	3:X:3256[A]:TRP:H	1.56	0.70
2:Z:2149:ALA:HA	2:Z:2260:GLU:HG2	1.72	0.70
3:C:2968[A]:GLN:CB	3:C:2972[A]:GLY:HA2	2.19	0.70
3:C:3156[B]:MET:HB2	3:L:2982[B]:MET:HB3	1.59	0.70
3:C:3279[B]:ASP:N	3:C:3279[B]:ASP:OD1	2.25	0.70
3:F:3179[B]:ASP:OD1	3:F:3181[B]:GLN:HB2	1.92	0.70
3:F:3066[B]:TYR:CD1	3:F:3193[B]:HIS:CE1	2.79	0.70

Continued on next page...

Continued from previous page...

Atom-1	Atom-2	Interatomic distance (Å)	Clash overlap (Å)
3:F:3228[B]:VAL:HG22	3:F:3245[B]:PHE:O	1.90	0.70
3:F:3279[B]:ASP:OD1	3:F:3279[B]:ASP:N	2.25	0.70
1:G:854:LEU:HD23	1:G:941:LEU:HD21	1.72	0.70
3:I:2964[B]:PRO:CA	3:R:3221[B]:ALA:CB	2.69	0.70
3:I:3120[A]:HIS:O	3:I:3121[A]:SER:C	2.29	0.70
3:I:3173[A]:THR:CG2	3:I:3174[A]:GLY:N	2.55	0.70
3:O:3252[B]:TYR:CB	3:X:3156[B]:MET:SD	2.79	0.70
2:Q:2564:PRO:HA	2:Q:2673:GLU:HG3	1.73	0.70
3:I:2963[B]:MET:HE2	3:R:3223[B]:GLY:HA3	1.74	0.70
3:U:3179[B]:ASP:OD1	3:U:3181[B]:GLN:HB2	1.92	0.70
1:V:855:ARG:HH21	1:V:941:LEU:HA	1.55	0.70
3:X:3066[B]:TYR:CD1	3:X:3193[B]:HIS:CE1	2.79	0.70
3:X:3279[B]:ASP:N	3:X:3279[B]:ASP:OD1	2.25	0.70
3:X:3284[A]:LYS:HA	3:X:3284[A]:LYS:CE	2.22	0.70
1:Y:999:LEU:O	1:Y:1063:ARG:NH2	2.24	0.70
1:Y:848:VAL:O	1:Y:852:ASN:ND2	2.24	0.70
2:Z:2225:ARG:HD2	2:Z:2274:LEU:HD22	1.74	0.70
3:C:2965[B]:LEU:CD1	3:C:2974[B]:ALA:HA	2.22	0.70
1:G:911:LEU:O	1:G:915:ASN:ND2	2.24	0.70
2:H:2605:LEU:O	2:H:2622:ASN:ND2	2.25	0.70
3:I:3226[B]:ALA:HB1	3:I:3288[B]:MET:O	1.91	0.70
1:J:262:LYS:NZ	1:J:795:GLU:OE1	2.25	0.70
3:L:3221[A]:ALA:HB2	3:L:3256[A]:TRP:H	1.56	0.70
3:O:3112[B]:TYR:CD2	3:X:2969[B]:TYR:OH	2.45	0.70
3:U:2937[A]:ASN:CB	3:U:3006[A]:LYS:HE2	2.14	0.70
3:U:3173[A]:THR:CG2	3:U:3174[A]:GLY:N	2.55	0.70
1:V:1033:LEU:HA	1:V:1036:SER:HB3	1.74	0.70
3:X:2930[A]:LEU:H	3:X:2930[A]:LEU:CD2	1.98	0.70
3:X:3196[A]:THR:H	3:X:3199[A]:GLN:CD	1.94	0.70
3:C:3066[A]:TYR:CD1	3:C:3193[A]:HIS:CE1	2.79	0.70
3:F:2965[A]:LEU:CD1	3:F:2974[A]:ALA:HA	2.22	0.70
3:F:3287[A]:ILE:HD13	3:F:3287[A]:ILE:O	1.92	0.70
1:G:401:VAL:HG22	1:G:662:SER:HB3	1.74	0.70
1:G:619:SER:HB2	1:G:805:VAL:HG11	1.72	0.70
1:J:1215:LEU:HD13	1:J:1229:LYS:HE3	1.72	0.70
1:J:757:VAL:HG21	1:J:781:ILE:HG22	1.73	0.70
3:O:2937[A]:ASN:CB	3:O:3006[A]:LYS:HE2	2.14	0.70
3:O:2955[B]:GLN:CD	3:O:3037[B]:TYR:HE1	1.92	0.70
3:I:3255[B]:PRO:CG	3:R:2962[B]:GLY:O	2.38	0.70
3:R:3196[A]:THR:H	3:R:3199[A]:GLN:CB	2.02	0.70
3:R:3221[B]:ALA:HB2	3:R:3256[B]:TRP:H	1.56	0.70

Continued on next page...

Continued from previous page...

Atom-1	Atom-2	Interatomic distance (Å)	Clash overlap (Å)
3:R:3287[B]:ILE:HD13	3:R:3287[B]:ILE:O	1.92	0.70
1:S:1000:GLU:HG2	1:S:1133:ILE:HG23	1.74	0.70
2:T:2826:GLU:HA	2:T:2876:LYS:HE3	1.73	0.70
1:V:1583:CYS:SG	1:V:1584:GLY:N	2.63	0.70
1:V:609:TRP:HZ3	1:V:761:ALA:HB2	1.56	0.70
3:X:2961[B]:HIS:HD2	3:X:2988[B]:TRP:CZ3	2.08	0.70
2:B:2191:LEU:O	2:B:2225:ARG:NH2	2.25	0.70
3:C:2965[A]:LEU:CD1	3:C:2974[A]:ALA:HA	2.22	0.70
3:C:3222[B]:ILE:HD12	3:L:2963[B]:MET:HE1	1.74	0.70
5:E:3003:NAG:O3	5:E:3004:NAG:C7	2.40	0.70
3:I:3221[B]:ALA:HB2	3:I:3256[B]:TRP:H	1.56	0.70
3:L:2930[B]:LEU:H	3:L:2930[B]:LEU:CD2	1.98	0.70
3:L:2952[A]:ALA:H	3:L:2953[A]:GLY:CA	2.04	0.70
3:L:2965[A]:LEU:CD1	3:L:2974[A]:ALA:HA	2.22	0.70
3:L:3025[B]:VAL:HG22	3:L:3047[B]:ARG:NH1	2.01	0.70
3:O:3066[B]:TYR:CD1	3:O:3193[B]:HIS:CE1	2.79	0.70
3:O:3196[B]:THR:H	3:O:3199[B]:GLN:CB	2.03	0.70
3:O:3226[B]:ALA:HB1	3:O:3288[B]:MET:O	1.91	0.70
2:Q:2090:LYS:NZ	2:Q:2099:GLU:OE2	2.25	0.70
1:S:456:GLN:HG2	1:S:551:GLU:HB3	1.74	0.70
3:U:3120[A]:HIS:O	3:U:3121[A]:SER:C	2.29	0.70
3:U:3293[A]:LYS:HB2	3:U:3294[A]:SER:HB2	0.82	0.70
3:X:2952[A]:ALA:H	3:X:2953[A]:GLY:CA	2.04	0.70
3:X:3179[A]:ASP:OD1	3:X:3181[A]:GLN:HB2	1.92	0.70
3:C:2969[B]:TYR:O	3:C:2972[B]:GLY:N	2.20	0.70
3:C:3113[A]:ASP:CG	3:C:3114[A]:PRO:CD	2.56	0.70
1:D:724:LYS:HA	1:D:728:ARG:HH11	1.57	0.70
3:I:3173[B]:THR:CG2	3:I:3174[B]:GLY:N	2.55	0.70
3:L:2937[B]:ASN:HB2	3:L:3006[B]:LYS:CE	2.14	0.70
3:L:3173[B]:THR:CG2	3:L:3174[B]:GLY:N	2.55	0.70
3:L:3179[B]:ASP:OD1	3:L:3181[B]:GLN:HB2	1.91	0.70
3:O:3169[B]:LYS:HE3	3:X:3148[B]:ILE:HA	1.69	0.70
1:P:997:SER:O	1:P:1001:GLN:NE2	2.24	0.70
3:R:2955[B]:GLN:CD	3:R:3037[B]:TYR:HE1	1.92	0.70
3:I:2966[B]:SER:O	3:R:3256[B]:TRP:CG	2.44	0.70
1:S:1019:HIS:NE2	1:S:1046:HIS:HE1	1.90	0.70
2:T:2806:ALA:HB2	2:T:2856:ILE:HD11	1.74	0.70
3:U:3173[B]:THR:CG2	3:U:3174[B]:GLY:N	2.55	0.70
3:U:3284[B]:LYS:HA	3:U:3284[B]:LYS:CE	2.22	0.70
3:U:3287[A]:ILE:O	3:U:3287[A]:ILE:HD13	1.92	0.70
2:W:2166:LEU:HA	2:W:2169:HIS:HB2	1.73	0.70

Continued on next page...

Continued from previous page...

Atom-1	Atom-2	Interatomic distance (Å)	Clash overlap (Å)
3:O:3169[B]:LYS:NZ	3:X:3148[B]:ILE:H	1.90	0.70
3:X:2979[A]:GLN:CG	3:X:3155[A]:MET:HE1	2.15	0.70
3:O:3254[B]:MET:CG	3:X:3159[B]:SER:OG	2.40	0.70
1:Y:1471:LEU:HD11	1:Y:1540:LEU:HD23	1.73	0.70
3:C:3153[B]:LYS:O	3:L:3154[B]:PRO:C	2.29	0.69
3:C:3160[B]:SER:HA	3:L:2983[B]:VAL:HB	1.74	0.69
3:F:3113[B]:ASP:CG	3:F:3114[B]:PRO:CD	2.56	0.69
3:F:3196[A]:THR:H	3:F:3199[A]:GLN:CB	2.02	0.69
3:I:2965[B]:LEU:CD1	3:I:2974[B]:ALA:HA	2.22	0.69
3:L:2961[A]:HIS:HD2	3:L:2988[A]:TRP:CZ3	2.08	0.69
3:L:3287[B]:ILE:O	3:L:3287[B]:ILE:HD13	1.92	0.69
3:O:2965[B]:LEU:HG	3:O:2974[B]:ALA:CB	2.21	0.69
1:S:1582:ASN:HB3	1:S:1583:CYS:CB	2.22	0.69
3:O:3109[B]:TYR:CE2	3:X:2969[B]:TYR:O	2.44	0.69
3:X:2965[B]:LEU:CD1	3:X:2974[B]:ALA:HA	2.22	0.69
3:X:2979[B]:GLN:CG	3:X:3155[B]:MET:HE3	2.16	0.69
3:X:3173[A]:THR:CG2	3:X:3174[A]:GLY:N	2.55	0.69
1:V:1390:ASP:HB3	1:Y:1372:ILE:HD11	1.74	0.69
2:B:2711:HIS:HA	2:B:2714:VAL:HG22	1.74	0.69
3:C:3173[B]:THR:CG2	3:C:3174[B]:GLY:N	2.55	0.69
3:L:3179[A]:ASP:OD1	3:L:3181[A]:GLN:HB2	1.92	0.69
3:O:2965[B]:LEU:CD1	3:O:2974[B]:ALA:HA	2.22	0.69
3:O:3066[A]:TYR:CD1	3:O:3193[A]:HIS:CE1	2.79	0.69
2:Q:2180:TRP:HB2	2:Q:2243:LEU:HD13	1.72	0.69
3:I:3150[B]:LYS:HZ3	3:R:3160[B]:SER:CB	2.04	0.69
3:R:3173[A]:THR:CG2	3:R:3174[A]:GLY:N	2.55	0.69
3:R:3230[A]:PHE:CB	3:R:3243[A]:GLY:N	2.56	0.69
1:V:337:ASP:N	1:V:337:ASP:OD1	2.24	0.69
2:W:2890:VAL:N	2:W:2891:LEU:HA	2.06	0.69
3:X:2955[B]:GLN:CD	3:X:3037[B]:TYR:HE1	1.92	0.69
3:X:3279[A]:ASP:OD1	3:X:3279[A]:ASP:N	2.25	0.69
3:C:3169[B]:LYS:O	3:L:3152[B]:LYS:HE3	1.91	0.69
3:F:3226[A]:ALA:HB1	3:F:3288[A]:MET:O	1.91	0.69
3:F:3284[A]:LYS:CE	3:F:3284[A]:LYS:HA	2.22	0.69
1:G:1470:GLU:HG2	1:G:1537:ILE:HD12	1.73	0.69
3:I:3120[B]:HIS:O	3:I:3121[B]:SER:C	2.29	0.69
3:I:3196[A]:THR:H	3:I:3199[A]:GLN:CD	1.94	0.69
3:I:3255[B]:PRO:CB	3:R:2964[B]:PRO:HD2	2.22	0.69
1:M:984:ASP:OD1	1:M:985:PHE:N	2.25	0.69
3:O:3113[A]:ASP:CG	3:O:3114[A]:PRO:CD	2.56	0.69
3:O:3173[A]:THR:CG2	3:O:3174[A]:GLY:N	2.55	0.69

Continued on next page...

Continued from previous page...

Atom-1	Atom-2	Interatomic distance (Å)	Clash overlap (Å)
3:O:3220[A]:ARG:NH1	3:O:3220[A]:ARG:HG3	1.98	0.69
3:O:3287[A]:ILE:O	3:O:3287[A]:ILE:HD13	1.92	0.69
1:P:21:SER:HB2	1:P:83:HIS:O	1.92	0.69
3:X:3287[B]:ILE:O	3:X:3287[B]:ILE:HD13	1.92	0.69
1:A:678:ASN:O	1:A:684:ARG:NH2	2.23	0.69
3:C:2930[B]:LEU:CD2	3:C:2930[B]:LEU:H	1.98	0.69
3:C:3284[B]:LYS:CE	3:C:3284[B]:LYS:HA	2.22	0.69
3:F:2948[B]:ASP:H	3:F:2949[B]:LYS:CA	1.98	0.69
3:F:3307[A]:PHE:CE1	3:F:3309[A]:PRO:HG3	2.16	0.69
2:H:2868:GLU:CD	3:I:2932[A]:PRO:C	2.49	0.69
3:I:2974[B]:ALA:N	3:R:3248[B]:LEU:C	2.45	0.69
3:I:3230[B]:PHE:CB	3:I:3243[B]:GLY:N	2.56	0.69
3:I:3287[B]:ILE:HD13	3:I:3287[B]:ILE:O	1.92	0.69
3:L:3077[B]:ASP:HB2	3:L:3080[B]:ASP:OD2	1.93	0.69
3:L:3066[A]:TYR:CD1	3:L:3193[A]:HIS:CE1	2.80	0.69
3:L:3287[A]:ILE:O	3:L:3287[A]:ILE:HD13	1.92	0.69
1:M:1358:LEU:HD23	1:M:1456:LEU:HD21	1.74	0.69
3:O:2930[A]:LEU:H	3:O:2930[A]:LEU:CD2	1.98	0.69
3:O:2961[B]:HIS:CE1	3:O:2980[B]:HIS:NE2	2.57	0.69
3:O:2965[A]:LEU:CD1	3:O:2974[A]:ALA:HA	2.22	0.69
3:O:3196[B]:THR:H	3:O:3199[B]:GLN:CD	1.94	0.69
3:O:3284[B]:LYS:CE	3:O:3284[B]:LYS:HA	2.22	0.69
3:R:3077[B]:ASP:HB2	3:R:3080[B]:ASP:OD2	1.93	0.69
3:R:3230[B]:PHE:CB	3:R:3243[B]:GLY:N	2.56	0.69
3:R:3284[B]:LYS:CE	3:R:3284[B]:LYS:HA	2.22	0.69
1:S:723:ALA:O	1:S:728:ARG:NH1	2.25	0.69
1:V:588:GLU:OE2	1:V:728:ARG:NH1	2.25	0.69
3:X:2930[B]:LEU:CD2	3:X:2930[B]:LEU:H	1.98	0.69
3:O:3154[B]:PRO:CD	3:X:3176[B]:LYS:HE3	2.22	0.69
3:X:3230[A]:PHE:CB	3:X:3243[A]:GLY:N	2.56	0.69
3:X:3230[B]:PHE:CB	3:X:3243[B]:GLY:N	2.56	0.69
1:A:416:ASN:OD1	3:F:3196[A]:THR:HG21	1.92	0.69
1:A:567:LEU:HB3	1:A:571:PRO:HG2	1.72	0.69
3:C:2930[B]:LEU:N	3:C:2930[B]:LEU:HD22	2.02	0.69
3:C:3158[B]:PHE:O	3:L:3149[B]:ASN:C	2.31	0.69
3:C:3179[B]:ASP:OD1	3:C:3181[B]:GLN:HB2	1.91	0.69
3:F:2966[B]:SER:HB2	3:F:2977[B]:CYS:CB	2.21	0.69
3:F:3077[B]:ASP:HB2	3:F:3080[B]:ASP:OD2	1.93	0.69
3:I:2955[B]:GLN:CD	3:I:3037[B]:TYR:HE1	1.92	0.69
3:I:2937[A]:ASN:CB	3:I:3006[A]:LYS:HD3	2.23	0.69
3:I:3179[B]:ASP:OD1	3:I:3181[B]:GLN:HB2	1.92	0.69

Continued on next page...

Continued from previous page...

Atom-1	Atom-2	Interatomic distance (Å)	Clash overlap (Å)
3:L:3196[A]:THR:H	3:L:3199[A]:GLN:CD	1.94	0.69
3:L:3284[A]:LYS:CE	3:L:3284[A]:LYS:HA	2.21	0.69
1:M:1239:GLY:O	1:M:1242:ASN:ND2	2.25	0.69
3:O:2937[B]:ASN:HB2	3:O:3006[B]:LYS:CE	2.14	0.69
3:O:3109[B]:TYR:CG	3:X:2970[B]:PRO:N	1.97	0.69
3:O:3230[B]:PHE:CB	3:O:3243[B]:GLY:N	2.56	0.69
2:Q:2166:LEU:HA	2:Q:2169:HIS:HB2	1.73	0.69
3:R:2935[B]:ILE:HD13	3:R:2936[B]:GLU:N	2.05	0.69
3:I:3161[B]:GLU:HG2	3:R:3079[B]:CYS:CA	2.20	0.69
3:R:3179[A]:ASP:OD1	3:R:3181[A]:GLN:HB2	1.92	0.69
3:U:2948[B]:ASP:H	3:U:2949[B]:LYS:CA	1.98	0.69
3:U:3113[A]:ASP:CG	3:U:3114[A]:PRO:CD	2.56	0.69
1:V:355:ALA:HA	1:V:734:LEU:HD12	1.74	0.69
3:O:3159[B]:SER:C	3:X:3148[B]:ILE:CA	2.60	0.69
3:X:3287[A]:ILE:O	3:X:3287[A]:ILE:HD13	1.92	0.69
3:C:3173[A]:THR:CG2	3:C:3174[A]:GLY:N	2.55	0.69
3:C:3287[A]:ILE:HD13	3:C:3287[A]:ILE:O	1.92	0.69
1:D:534:ASP:HB2	1:D:541:LYS:HE2	1.74	0.69
3:F:2965[B]:LEU:CD1	3:F:2974[B]:ALA:HA	2.22	0.69
3:F:3024[B]:LEU:CD1	3:F:3025[B]:VAL:H	1.84	0.69
3:F:2942[A]:LEU:HD13	3:F:3033[A]:PHE:CE1	2.28	0.69
3:I:2937[B]:ASN:CB	3:I:3006[B]:LYS:HD3	2.23	0.69
3:L:2965[B]:LEU:CD1	3:L:2974[B]:ALA:HA	2.22	0.69
3:L:2937[A]:ASN:CB	3:L:3006[A]:LYS:HD3	2.23	0.69
3:L:3113[B]:ASP:CG	3:L:3114[B]:PRO:CD	2.56	0.69
3:L:3230[B]:PHE:CB	3:L:3243[B]:GLY:N	2.56	0.69
3:O:3040[B]:VAL:HG21	3:X:2969[B]:TYR:CE1	2.11	0.69
3:O:3077[B]:ASP:HB2	3:O:3080[B]:ASP:OD2	1.93	0.69
3:O:3179[A]:ASP:OD1	3:O:3181[A]:GLN:HB2	1.92	0.69
3:O:3230[A]:PHE:CB	3:O:3243[A]:GLY:N	2.56	0.69
2:Q:2797:LYS:HA	2:Q:2800:LYS:HD3	1.75	0.69
3:I:3160[B]:SER:CB	3:R:2982[B]:MET:HB3	2.20	0.69
3:R:2937[B]:ASN:CB	3:R:3006[B]:LYS:HD3	2.23	0.69
3:R:3077[A]:ASP:HB2	3:R:3080[A]:ASP:OD2	1.93	0.69
3:I:2973[B]:THR:HG23	3:R:3248[B]:LEU:CD1	2.20	0.69
3:U:3077[A]:ASP:HB2	3:U:3080[A]:ASP:OD2	1.93	0.69
3:U:3196[A]:THR:H	3:U:3199[A]:GLN:CD	1.94	0.69
2:W:2851:ASN:OD1	2:W:2851:ASN:N	2.24	0.69
3:X:2942[A]:LEU:HD13	3:X:3033[A]:PHE:CE1	2.28	0.69
3:X:2942[B]:LEU:HD13	3:X:3033[B]:PHE:CE1	2.28	0.69
3:X:3077[B]:ASP:HB2	3:X:3080[B]:ASP:OD2	1.93	0.69

Continued on next page...

Continued from previous page...

Atom-1	Atom-2	Interatomic distance (Å)	Clash overlap (Å)
3:X:3120[A]:HIS:O	3:X:3121[A]:SER:C	2.29	0.69
3:C:3196[A]:THR:H	3:C:3199[A]:GLN:CD	1.94	0.69
3:F:2956[A]:LYS:C	3:F:2960[A]:PHE:CE1	2.47	0.69
3:F:3077[A]:ASP:HB2	3:F:3080[A]:ASP:OD2	1.93	0.69
3:F:3173[A]:THR:CG2	3:F:3174[A]:GLY:N	2.55	0.69
1:G:1046:HIS:HA	1:G:1049:VAL:HB	1.75	0.69
3:I:3077[B]:ASP:HB2	3:I:3080[B]:ASP:OD2	1.93	0.69
3:I:3110[A]:THR:O	3:I:3112[A]:TYR:N	2.26	0.69
3:O:2937[A]:ASN:CB	3:O:3006[A]:LYS:HD3	2.23	0.69
3:O:2966[B]:SER:HB2	3:O:2977[B]:CYS:HB2	1.39	0.69
3:O:3077[A]:ASP:HB2	3:O:3080[A]:ASP:OD2	1.93	0.69
3:O:3255[B]:PRO:CD	3:X:3163[B]:ASN:HD22	2.06	0.69
2:Q:2546:LEU:H	2:Q:2557:ALA:HA	1.58	0.69
3:R:2942[A]:LEU:HD13	3:R:3033[A]:PHE:CE1	2.28	0.69
3:R:2965[B]:LEU:CD1	3:R:2974[B]:ALA:HA	2.22	0.69
3:I:3153[B]:LYS:HD2	3:R:3155[B]:MET:HB3	1.72	0.69
3:R:3179[B]:ASP:OD1	3:R:3181[B]:GLN:HB2	1.91	0.69
3:R:3066[A]:TYR:CD1	3:R:3193[A]:HIS:CE1	2.79	0.69
3:R:3212[A]:ARG:NH1	3:R:3212[A]:ARG:HG3	2.00	0.69
3:U:2937[A]:ASN:CB	3:U:3006[A]:LYS:HD3	2.23	0.69
3:U:3024[B]:LEU:CD1	3:U:3025[B]:VAL:H	1.84	0.69
3:X:3113[A]:ASP:CG	3:X:3114[A]:PRO:CD	2.56	0.69
1:Y:527:LEU:O	1:Y:561:ARG:NH1	2.26	0.69
2:Z:2823:ILE:HD11	2:Z:2856:ILE:HD12	1.74	0.69
1:A:557:VAL:HG23	1:A:558:HIS:HA	1.74	0.69
3:C:2975[B]:PHE:CE2	3:L:2979[B]:GLN:N	2.57	0.69
3:C:3110[A]:THR:O	3:C:3112[A]:TYR:N	2.26	0.69
3:F:2942[B]:LEU:HD13	3:F:3033[B]:PHE:CE1	2.28	0.69
3:F:3110[A]:THR:O	3:F:3112[A]:TYR:N	2.26	0.69
3:F:3221[B]:ALA:HB2	3:F:3256[B]:TRP:H	1.56	0.69
2:N:2225:ARG:HD2	2:N:2274:LEU:HD22	1.74	0.69
3:O:2952[B]:ALA:H	3:O:2953[B]:GLY:CA	2.04	0.69
3:O:2942[B]:LEU:HD13	3:O:3033[B]:PHE:CE1	2.28	0.69
3:O:2979[B]:GLN:CG	3:O:3155[B]:MET:HE1	2.16	0.69
3:R:3025[B]:VAL:HG22	3:R:3047[B]:ARG:NH1	2.01	0.69
3:I:3155[B]:MET:CG	3:R:3153[B]:LYS:C	2.56	0.69
3:I:3155[B]:MET:CB	3:R:3153[B]:LYS:CG	2.66	0.69
1:V:944:GLU:O	1:V:957:ASN:ND2	2.25	0.69
3:O:2970[B]:PRO:CA	3:X:2991[B]:LEU:N	2.56	0.69
3:X:3077[A]:ASP:HB2	3:X:3080[A]:ASP:OD2	1.93	0.69
3:X:3110[B]:THR:O	3:X:3112[B]:TYR:N	2.26	0.69

Continued on next page...

Continued from previous page...

Atom-1	Atom-2	Interatomic distance (Å)	Clash overlap (Å)
3:O:3156[B]:MET:CE	3:X:3173[B]:THR:CG2	2.70	0.69
3:X:3176[A]:LYS:NZ	3:X:3176[A]:LYS:HB3	2.08	0.69
2:Z:2267:HIS:HD2	2:Z:2297:HIS:HE1	1.40	0.69
2:B:2240:GLN:HE21	2:B:2241:THR:H	1.41	0.69
2:B:2550:THR:O	2:B:2553:ALA:N	2.22	0.69
3:C:2966[B]:SER:HB2	3:C:2977[B]:CYS:CB	2.21	0.69
3:C:2975[B]:PHE:O	3:L:3256[B]:TRP:CD1	2.46	0.69
3:C:2942[B]:LEU:HD13	3:C:3033[B]:PHE:CE1	2.28	0.69
3:C:3217[A]:PHE:HE1	3:C:3230[A]:PHE:HZ	0.80	0.69
3:C:3220[A]:ARG:HG3	3:C:3220[A]:ARG:NH1	1.98	0.69
3:F:3179[A]:ASP:OD1	3:F:3181[A]:GLN:HB2	1.92	0.69
3:L:2966[B]:SER:HB2	3:L:2977[B]:CYS:CB	2.21	0.69
3:L:2942[A]:LEU:HD13	3:L:3033[A]:PHE:CE1	2.28	0.69
3:L:3110[B]:THR:O	3:L:3112[B]:TYR:N	2.26	0.69
3:O:2970[B]:PRO:HD2	3:X:2991[B]:LEU:CD2	2.22	0.69
3:I:2966[B]:SER:O	3:R:2981[B]:GLY:HA3	1.93	0.69
3:R:3089[B]:HIS:ND1	3:R:3119[B]:HIS:CE1	2.61	0.69
3:I:3158[B]:PHE:H	3:R:3153[B]:LYS:NZ	1.89	0.69
3:R:3287[A]:ILE:HD13	3:R:3287[A]:ILE:O	1.92	0.69
3:U:2969[B]:TYR:HD2	3:U:2971[B]:ASP:N	1.85	0.69
3:U:2942[A]:LEU:HD13	3:U:3033[A]:PHE:CE1	2.28	0.69
3:U:3113[B]:ASP:CG	3:U:3114[B]:PRO:CD	2.56	0.69
3:U:3307[B]:PHE:CE1	3:U:3309[B]:PRO:HG3	2.16	0.69
1:V:622:HIS:CE1	1:V:767:LYS:H	2.10	0.69
3:C:2948[B]:ASP:H	3:C:2949[B]:LYS:CA	1.98	0.69
1:D:329:ARG:HB2	1:G:1583:CYS:H	1.57	0.69
3:F:3110[B]:THR:O	3:F:3112[B]:TYR:N	2.26	0.69
3:F:3196[A]:THR:H	3:F:3199[A]:GLN:CD	1.94	0.69
3:I:3113[B]:ASP:CG	3:I:3114[B]:PRO:CD	2.56	0.69
3:I:3284[A]:LYS:HA	3:I:3284[A]:LYS:CE	2.22	0.69
3:C:3150[B]:LYS:O	3:L:3172[B]:SER:HB2	1.92	0.69
3:O:2937[B]:ASN:CB	3:O:3006[B]:LYS:HD3	2.23	0.69
3:O:3031[A]:ASN:OD1	3:O:3033[A]:PHE:N	2.26	0.69
3:R:3110[B]:THR:O	3:R:3112[B]:TYR:N	2.26	0.69
3:R:3089[A]:HIS:ND1	3:R:3119[A]:HIS:CE1	2.61	0.69
3:R:3120[A]:HIS:O	3:R:3121[A]:SER:C	2.29	0.69
3:R:2979[A]:GLN:CG	3:R:3155[A]:MET:HE1	2.11	0.69
1:S:460:GLU:HB3	1:S:465:PRO:HG2	1.74	0.69
3:U:2961[A]:HIS:HB3	3:U:3111[A]:SER:HG	1.56	0.69
3:U:3176[B]:LYS:NZ	3:U:3176[B]:LYS:HB3	2.08	0.69
3:U:3287[B]:ILE:HD13	3:U:3287[B]:ILE:O	1.92	0.69

Continued on next page...

Continued from previous page...

Atom-1	Atom-2	Interatomic distance (Å)	Clash overlap (Å)
3:X:2965[A]:LEU:CD1	3:X:2974[A]:ALA:HA	2.22	0.69
3:C:3230[A]:PHE:CB	3:C:3243[A]:GLY:N	2.56	0.69
3:F:3031[A]:ASN:OD1	3:F:3033[A]:PHE:N	2.26	0.69
3:F:3217[A]:PHE:HE1	3:F:3230[A]:PHE:HZ	0.80	0.69
3:F:3279[A]:ASP:OD1	3:F:3279[A]:ASP:N	2.25	0.69
3:I:2966[B]:SER:HB2	3:I:2977[B]:CYS:CB	2.21	0.69
3:I:2983[B]:VAL:HG22	3:R:3162[B]:ASP:OD1	1.92	0.69
3:I:3176[A]:LYS:HB3	3:I:3176[A]:LYS:NZ	2.08	0.69
1:J:1148:LEU:HB2	1:J:1188:PHE:HD2	1.57	0.69
1:G:1650:ILE:HB	2:K:2326:ILE:HG22	1.74	0.69
3:O:2968[B]:GLN:HB2	3:X:2988[B]:TRP:N	2.08	0.69
3:O:3176[B]:LYS:NZ	3:O:3176[B]:LYS:HB3	2.08	0.69
3:O:3287[B]:ILE:O	3:O:3287[B]:ILE:HD13	1.92	0.69
1:P:744:VAL:HG22	1:P:760:ILE:HG12	1.73	0.69
3:R:2942[B]:LEU:HD13	3:R:3033[B]:PHE:CE1	2.28	0.69
3:R:3293[B]:LYS:HB2	3:R:3294[B]:SER:HB2	0.82	0.69
3:U:2937[B]:ASN:CB	3:U:3006[B]:LYS:HD3	2.23	0.69
3:U:3077[B]:ASP:HB2	3:U:3080[B]:ASP:OD2	1.93	0.69
3:U:3110[B]:THR:O	3:U:3112[B]:TYR:N	2.26	0.69
3:X:3089[B]:HIS:ND1	3:X:3119[B]:HIS:CE1	2.61	0.69
3:X:3196[B]:THR:H	3:X:3199[B]:GLN:CD	1.94	0.69
3:C:2942[A]:LEU:HD13	3:C:3033[A]:PHE:CE1	2.28	0.68
3:C:3077[A]:ASP:HB2	3:C:3080[A]:ASP:OD2	1.93	0.68
3:C:2979[A]:GLN:NE2	3:C:3155[A]:MET:HE3	1.95	0.68
5:D:5014:NAG:O3	5:D:5015:NAG:N2	2.21	0.68
3:F:3031[B]:ASN:OD1	3:F:3033[B]:PHE:N	2.27	0.68
1:G:210:HIS:HA	1:G:213:VAL:HG22	1.74	0.68
3:I:2942[B]:LEU:HD13	3:I:3033[B]:PHE:CE1	2.28	0.68
3:I:2942[A]:LEU:HD13	3:I:3033[A]:PHE:CE1	2.28	0.68
3:L:3176[A]:LYS:NZ	3:L:3176[A]:LYS:HB3	2.08	0.68
1:M:550:ILE:N	1:M:557:VAL:O	2.26	0.68
3:O:3255[B]:PRO:HA	3:X:3160[B]:SER:C	2.12	0.68
1:P:105:VAL:HG12	1:P:123:PHE:HB3	1.73	0.68
1:P:152:LYS:HE3	1:P:153:ASN:H	1.58	0.68
3:R:2965[A]:LEU:CD1	3:R:2974[A]:ALA:HA	2.22	0.68
3:X:2937[B]:ASN:CB	3:X:3006[B]:LYS:HD3	2.23	0.68
1:Y:958:PRO:HA	1:Y:959:PHE:HB2	1.74	0.68
3:C:2964[B]:PRO:N	3:L:3255[B]:PRO:HB3	2.08	0.68
3:F:3221[A]:ALA:HB2	3:F:3256[A]:TRP:H	1.56	0.68
3:I:2965[A]:LEU:CD1	3:I:2974[A]:ALA:HA	2.22	0.68
3:I:3217[B]:PHE:HE1	3:I:3230[B]:PHE:HZ	0.80	0.68

Continued on next page...

Continued from previous page...

Atom-1	Atom-2	Interatomic distance (Å)	Clash overlap (Å)
3:I:3230[A]:PHE:CB	3:I:3243[A]:GLY:N	2.56	0.68
3:L:3031[A]:ASN:OD1	3:L:3033[A]:PHE:N	2.27	0.68
3:O:2942[A]:LEU:HD13	3:O:3033[A]:PHE:CE1	2.28	0.68
3:O:3173[B]:THR:CG2	3:O:3174[B]:GLY:N	2.55	0.68
1:P:1000:GLU:HG2	1:P:1133:ILE:HG23	1.75	0.68
1:P:105:VAL:HB	1:P:137:ARG:HH22	1.58	0.68
3:R:3196[A]:THR:H	3:R:3199[A]:GLN:CD	1.94	0.68
2:T:2872:GLU:O	1:V:1078:ARG:NH1	2.26	0.68
3:U:2952[B]:ALA:H	3:U:2953[B]:GLY:CA	2.04	0.68
3:U:3221[A]:ALA:HB2	3:U:3256[A]:TRP:H	1.57	0.68
1:V:439:LEU:HD23	1:V:509:ILE:HD12	1.72	0.68
2:W:2180:TRP:HB2	2:W:2243:LEU:HD13	1.75	0.68
1:A:1304:ASP:OD1	1:A:1305:GLY:N	2.26	0.68
3:C:3153[B]:LYS:HD3	3:L:2988[B]:TRP:HD1	1.56	0.68
3:C:3221[A]:ALA:HB2	3:C:3256[A]:TRP:H	1.56	0.68
3:F:2966[A]:SER:HB2	3:F:2977[A]:CYS:CB	2.21	0.68
3:F:3230[A]:PHE:CB	3:F:3243[A]:GLY:N	2.56	0.68
1:G:1296:VAL:HB	1:G:1446:ASP:HB3	1.75	0.68
1:G:355:ALA:HA	1:G:734:LEU:HD12	1.74	0.68
2:H:2806:ALA:HB2	2:H:2856:ILE:HD11	1.75	0.68
3:I:3089[A]:HIS:ND1	3:I:3119[A]:HIS:CE1	2.61	0.68
2:K:2794:LEU:HD12	2:K:2797:LYS:HD2	1.75	0.68
3:L:3089[A]:HIS:ND1	3:L:3119[A]:HIS:CE1	2.61	0.68
3:L:3176[B]:LYS:NZ	3:L:3176[B]:LYS:HB3	2.08	0.68
3:O:3110[B]:THR:O	3:O:3112[B]:TYR:N	2.26	0.68
1:S:1030:MET:HA	1:S:1036:SER:HA	1.75	0.68
1:S:164:GLU:OE1	1:S:296:ARG:NH1	2.22	0.68
1:S:871:GLN:NE2	1:S:964:ILE:O	2.26	0.68
3:U:2965[A]:LEU:CD1	3:U:2974[A]:ALA:HA	2.22	0.68
3:X:3113[B]:ASP:CG	3:X:3114[B]:PRO:CD	2.56	0.68
3:O:3159[B]:SER:C	3:X:3148[B]:ILE:C	2.51	0.68
1:Y:194:MET:HA	1:Y:200:THR:HA	1.75	0.68
1:A:912:ASN:HD21	1:A:1091:ASN:HD21	1.41	0.68
3:C:3089[B]:HIS:ND1	3:C:3119[B]:HIS:CE1	2.61	0.68
3:C:3253[B]:GLU:HB2	3:L:2975[B]:PHE:CA	2.23	0.68
3:C:3256[B]:TRP:C	3:L:2965[B]:LEU:O	2.30	0.68
3:I:2961[B]:HIS:CE1	3:I:2980[B]:HIS:NE2	2.57	0.68
3:I:3077[A]:ASP:HB2	3:I:3080[A]:ASP:OD2	1.93	0.68
3:L:2966[A]:SER:HB2	3:L:2977[A]:CYS:CB	2.21	0.68
3:L:2969[A]:TYR:HD2	3:L:2971[A]:ASP:N	1.84	0.68
3:L:3173[A]:THR:CG2	3:L:3174[A]:GLY:N	2.55	0.68

Continued on next page...

Continued from previous page...

Atom-1	Atom-2	Interatomic distance (Å)	Clash overlap (Å)
1:P:46:ASP:OD2	1:P:249:ARG:NH2	2.26	0.68
3:I:3110[B]:THR:HG21	3:R:2971[B]:ASP:OD2	1.93	0.68
3:R:3176[A]:LYS:HB3	3:R:3176[A]:LYS:NZ	2.08	0.68
3:U:2960[A]:PHE:H	3:U:2960[A]:PHE:HD1	1.41	0.68
3:U:3089[A]:HIS:ND1	3:U:3119[A]:HIS:CE1	2.61	0.68
3:U:3230[A]:PHE:CB	3:U:3243[A]:GLY:N	2.56	0.68
3:X:3173[B]:THR:CG2	3:X:3174[B]:GLY:N	2.55	0.68
1:A:460:GLU:HB3	1:A:465:PRO:HG2	1.75	0.68
1:A:830:ASN:HB3	1:A:832:LYS:N	2.09	0.68
2:B:2573:TYR:HE2	2:B:2707:PHE:HE2	1.42	0.68
3:C:3150[B]:LYS:NZ	3:L:3160[B]:SER:CA	2.51	0.68
3:F:2937[B]:ASN:CB	3:F:3006[B]:LYS:HD3	2.23	0.68
2:H:2191:LEU:O	2:H:2225:ARG:NH2	2.25	0.68
3:I:2930[A]:LEU:HD22	3:I:2930[A]:LEU:N	2.02	0.68
2:K:2648:ALA:HA	2:K:2654:SER:HB2	1.75	0.68
3:L:2930[A]:LEU:CD2	3:L:2930[A]:LEU:H	1.98	0.68
3:O:2930[B]:LEU:HD22	3:O:2930[B]:LEU:N	2.02	0.68
3:O:3110[A]:THR:O	3:O:3112[A]:TYR:N	2.26	0.68
1:P:1414:THR:HG23	1:P:1477:LEU:HD13	1.76	0.68
2:N:2344:LEU:HB3	2:Q:2515:ARG:HB3	1.74	0.68
3:I:2975[B]:PHE:CZ	3:R:2961[B]:HIS:ND1	2.62	0.68
3:R:3077[A]:ASP:CB	3:R:3080[A]:ASP:OD2	2.42	0.68
2:T:2890:VAL:N	2:T:2891:LEU:HA	2.08	0.68
3:U:2960[B]:PHE:HD1	3:U:2960[B]:PHE:H	1.41	0.68
3:U:3196[B]:THR:H	3:U:3199[B]:GLN:CD	1.94	0.68
3:X:2937[A]:ASN:CB	3:X:3006[A]:LYS:HD3	2.23	0.68
3:X:3110[A]:THR:O	3:X:3112[A]:TYR:N	2.26	0.68
3:O:2965[B]:LEU:O	3:X:3153[B]:LYS:NZ	2.24	0.68
3:C:2972[B]:GLY:HA2	3:L:3086[B]:GLU:CG	2.24	0.68
3:C:3077[A]:ASP:CB	3:C:3080[A]:ASP:OD2	2.42	0.68
3:C:3149[B]:ASN:CG	3:L:3158[B]:PHE:O	2.32	0.68
3:C:3230[B]:PHE:CB	3:C:3243[B]:GLY:N	2.56	0.68
3:I:3221[A]:ALA:HB2	3:I:3256[A]:TRP:H	1.57	0.68
3:L:3077[A]:ASP:HB2	3:L:3080[A]:ASP:OD2	1.93	0.68
3:C:2972[B]:GLY:CA	3:L:3090[B]:ASN:CG	2.60	0.68
1:M:622:HIS:CE1	1:M:767:LYS:H	2.12	0.68
3:O:2937[A]:ASN:HB2	3:O:3006[A]:LYS:CE	2.14	0.68
3:O:3163[B]:ASN:HB3	3:X:3148[B]:ILE:C	2.14	0.68
3:O:3220[B]:ARG:HG2	3:O:3221[B]:ALA:N	2.09	0.68
2:N:2900:SER:HA	1:P:1075:GLU:HG2	1.74	0.68
1:P:695:TYR:HH	1:P:703:TYR:HD2	1.38	0.68

Continued on next page...

Continued from previous page...

Atom-1	Atom-2	Interatomic distance (Å)	Clash overlap (Å)
3:R:2966[B]:SER:HB2	3:R:2977[B]:CYS:CB	2.21	0.68
3:R:3113[B]:ASP:CG	3:R:3114[B]:PRO:CD	2.56	0.68
2:W:2267:HIS:HD2	2:W:2297:HIS:HE1	1.42	0.68
3:O:3108[B]:HIS:HB2	3:X:2970[B]:PRO:HA	1.75	0.68
3:X:3031[B]:ASN:OD1	3:X:3033[B]:PHE:N	2.27	0.68
3:X:3284[B]:LYS:CE	3:X:3284[B]:LYS:HA	2.22	0.68
1:Y:1414:THR:HG23	1:Y:1477:LEU:HD13	1.74	0.68
3:C:2937[B]:ASN:CB	3:C:3006[B]:LYS:HD3	2.23	0.68
3:C:3031[B]:ASN:OD1	3:C:3033[B]:PHE:N	2.26	0.68
3:C:3220[B]:ARG:HG2	3:C:3221[B]:ALA:N	2.09	0.68
3:L:2948[B]:ASP:CB	3:L:2949[B]:LYS:HA	2.16	0.68
3:L:2937[B]:ASN:CB	3:L:3006[B]:LYS:HD3	2.23	0.68
3:L:3089[B]:HIS:ND1	3:L:3119[B]:HIS:CE1	2.61	0.68
3:L:3230[A]:PHE:CB	3:L:3243[A]:GLY:N	2.56	0.68
3:O:2960[B]:PHE:H	3:O:2960[B]:PHE:HD1	1.41	0.68
3:O:2968[B]:GLN:HG2	3:X:2984[B]:THR:HB	1.75	0.68
3:O:2970[B]:PRO:CG	3:X:2991[B]:LEU:HA	1.99	0.68
3:O:3163[B]:ASN:HB3	3:X:3149[B]:ASN:CA	1.99	0.68
3:O:3220[B]:ARG:NH1	3:O:3220[B]:ARG:HG3	1.98	0.68
3:R:3133[B]:LEU:O	3:R:3134[B]:GLN:C	2.32	0.68
3:U:3230[B]:PHE:CB	3:U:3243[B]:GLY:N	2.56	0.68
3:U:3284[A]:LYS:HA	3:U:3284[A]:LYS:CE	2.22	0.68
3:U:3307[A]:PHE:CE1	3:U:3309[A]:PRO:HG3	2.16	0.68
1:V:1304:ASP:N	1:V:1305:GLY:HA2	2.08	0.68
3:X:2960[B]:PHE:HD1	3:X:2960[B]:PHE:H	1.41	0.68
3:X:3031[A]:ASN:OD1	3:X:3033[A]:PHE:N	2.26	0.68
3:X:3176[B]:LYS:HB3	3:X:3176[B]:LYS:NZ	2.08	0.68
2:Z:2722:GLN:NE2	2:Z:2769:PHE:O	2.24	0.68
3:C:3077[B]:ASP:HB2	3:C:3080[B]:ASP:OD2	1.93	0.68
3:C:3133[A]:LEU:O	3:C:3134[A]:GLN:C	2.32	0.68
3:F:2937[A]:ASN:CB	3:F:3006[A]:LYS:HD3	2.23	0.68
3:F:3089[B]:HIS:ND1	3:F:3119[B]:HIS:CE1	2.61	0.68
3:I:2983[B]:VAL:CB	3:R:3160[B]:SER:CA	2.70	0.68
3:I:3077[A]:ASP:CB	3:I:3080[A]:ASP:OD2	2.42	0.68
2:K:2824:CYS:HA	2:K:2829:CYS:HA	1.75	0.68
3:L:2960[A]:PHE:HD1	3:L:2960[A]:PHE:H	1.41	0.68
3:L:2960[B]:PHE:HD1	3:L:2960[B]:PHE:H	1.41	0.68
3:L:3110[A]:THR:O	3:L:3112[A]:TYR:N	2.26	0.68
2:N:2149:ALA:HA	2:N:2260:GLU:HG2	1.75	0.68
3:O:3024[A]:LEU:CD1	3:O:3025[A]:VAL:H	1.83	0.68
3:O:3077[B]:ASP:CB	3:O:3080[B]:ASP:OD2	2.42	0.68

Continued on next page...

Continued from previous page...

Atom-1	Atom-2	Interatomic distance (Å)	Clash overlap (Å)
3:O:3089[B]:HIS:ND1	3:O:3119[B]:HIS:CE1	2.61	0.68
2:Q:2172:ILE:HG13	2:Q:2173:VAL:HG13	1.74	0.68
2:Q:2903:TYR:OH	3:R:2932[A]:PRO:HD2	1.94	0.68
3:R:2952[B]:ALA:H	3:R:2953[B]:GLY:CA	2.04	0.68
3:I:3107[B]:LEU:CG	3:R:2975[B]:PHE:HD1	2.06	0.68
3:R:2937[A]:ASN:CB	3:R:3006[A]:LYS:HD3	2.23	0.68
3:R:3077[B]:ASP:CB	3:R:3080[B]:ASP:OD2	2.42	0.68
3:R:3133[A]:LEU:O	3:R:3134[A]:GLN:C	2.32	0.68
3:I:3171[B]:HIS:C	3:R:3152[B]:LYS:HB2	2.14	0.68
3:U:3110[A]:THR:O	3:U:3112[A]:TYR:N	2.26	0.68
3:U:3220[A]:ARG:HG2	3:U:3221[A]:ALA:N	2.09	0.68
2:W:2235:PRO:HG3	2:W:2240:GLN:HE22	1.58	0.68
3:O:2968[B]:GLN:HA	3:X:2988[B]:TRP:HD1	1.58	0.68
3:X:3089[A]:HIS:ND1	3:X:3119[A]:HIS:CE1	2.61	0.68
3:X:3298[A]:ASN:HA	3:X:3299[A]:LEU:HB2	1.76	0.68
1:A:1140:ASN:ND2	1:A:1236:TYR:OH	2.27	0.68
2:B:2226:GLU:OE2	2:B:2277:LYS:N	2.27	0.68
3:C:3110[B]:THR:O	3:C:3112[B]:TYR:N	2.26	0.68
3:C:3120[B]:HIS:O	3:C:3121[B]:SER:C	2.29	0.68
3:C:3153[B]:LYS:O	3:L:3155[B]:MET:N	2.27	0.68
3:C:3196[B]:THR:H	3:C:3199[B]:GLN:CD	1.94	0.68
3:C:3298[B]:ASN:HA	3:C:3299[B]:LEU:HB2	1.76	0.68
3:F:3077[A]:ASP:CB	3:F:3080[A]:ASP:OD2	2.42	0.68
3:F:3298[B]:ASN:HA	3:F:3299[B]:LEU:HB2	1.76	0.68
1:G:474:LEU:HD13	1:G:474:LEU:H	1.59	0.68
3:I:3110[B]:THR:O	3:I:3112[B]:TYR:N	2.26	0.68
3:I:3176[B]:LYS:HB3	3:I:3176[B]:LYS:NZ	2.08	0.68
3:I:3288[A]:MET:HA	3:I:3295[A]:LEU:HG	1.76	0.68
3:C:3253[B]:GLU:CB	3:L:2975[B]:PHE:C	2.43	0.68
1:M:1357:ARG:HB3	1:M:1357:ARG:HH11	1.59	0.68
2:N:2476:LEU:HG	2:N:2480:LEU:HG	1.76	0.68
3:O:3025[B]:VAL:HG22	3:O:3047[B]:ARG:NH1	2.01	0.68
3:O:3298[B]:ASN:HA	3:O:3299[B]:LEU:HB2	1.76	0.68
2:Q:2680:HIS:HD1	2:Q:2714:VAL:HG11	1.57	0.68
1:M:1078:ARG:NH2	2:Q:2875:SER:O	2.26	0.68
3:I:3221[B]:ALA:CB	3:R:2965[B]:LEU:H	1.77	0.68
3:U:3031[A]:ASN:OD1	3:U:3033[A]:PHE:N	2.26	0.68
3:U:3077[B]:ASP:CB	3:U:3080[B]:ASP:OD2	2.42	0.68
3:C:2937[A]:ASN:CB	3:C:3006[A]:LYS:HD3	2.23	0.68
3:C:3288[A]:MET:HA	3:C:3295[A]:LEU:HG	1.76	0.68
3:F:3173[B]:THR:CG2	3:F:3174[B]:GLY:N	2.55	0.68

Continued on next page...

Continued from previous page...

Atom-1	Atom-2	Interatomic distance (Å)	Clash overlap (Å)
3:F:3196[B]:THR:H	3:F:3199[B]:GLN:CD	1.94	0.68
3:F:3288[A]:MET:HA	3:F:3295[A]:LEU:HG	1.76	0.68
3:L:2942[B]:LEU:HD13	3:L:3033[B]:PHE:CE1	2.28	0.68
3:L:3031[B]:ASN:OD1	3:L:3033[B]:PHE:N	2.26	0.68
3:O:3288[A]:MET:HA	3:O:3295[A]:LEU:HG	1.76	0.68
1:P:883:CYS:N	1:P:894:CYS:SG	2.67	0.68
3:R:2960[B]:PHE:H	3:R:2960[B]:PHE:HD1	1.41	0.68
3:R:3031[B]:ASN:OD1	3:R:3033[B]:PHE:N	2.26	0.68
3:R:3120[B]:HIS:O	3:R:3121[B]:SER:C	2.29	0.68
3:U:2966[A]:SER:HB2	3:U:2977[A]:CYS:CB	2.21	0.68
3:U:2986[B]:PRO:HB2	3:U:3127[B]:TRP:CZ3	2.29	0.68
3:O:3112[B]:TYR:CE2	3:X:2969[B]:TYR:OH	2.46	0.68
3:X:2986[B]:PRO:HB2	3:X:3127[B]:TRP:CZ3	2.29	0.68
3:X:3120[B]:HIS:O	3:X:3121[B]:SER:C	2.29	0.68
3:X:3220[B]:ARG:HG2	3:X:3221[B]:ALA:N	2.08	0.68
3:X:3298[B]:ASN:HA	3:X:3299[B]:LEU:HB2	1.76	0.68
1:Y:418:ASP:N	1:Y:418:ASP:OD1	2.26	0.68
2:Z:2236:ALA:HB3	2:Z:2239:LYS:HB2	1.76	0.68
1:A:449:ASP:OD2	1:A:1280:GLN:NE2	2.28	0.67
3:C:2986[A]:PRO:HB2	3:C:3127[A]:TRP:CZ3	2.30	0.67
3:C:3176[B]:LYS:NZ	3:C:3176[B]:LYS:HB3	2.08	0.67
3:C:3288[B]:MET:HA	3:C:3295[B]:LEU:HG	1.76	0.67
1:A:1189:ASP:HA	2:E:2809:LEU:HD12	1.76	0.67
3:F:3176[B]:LYS:HB3	3:F:3176[B]:LYS:NZ	2.08	0.67
3:F:3298[A]:ASN:HA	3:F:3299[A]:LEU:HB2	1.76	0.67
3:I:3293[A]:LYS:HD2	3:I:3293[A]:LYS:C	2.15	0.67
3:I:3293[B]:LYS:HD2	3:I:3293[B]:LYS:C	2.15	0.67
3:L:3133[B]:LEU:O	3:L:3134[B]:GLN:C	2.32	0.67
3:O:2986[A]:PRO:HB2	3:O:3127[A]:TRP:CZ3	2.30	0.67
3:O:3176[A]:LYS:HZ2	3:O:3176[A]:LYS:HB3	1.56	0.67
1:P:556:GLY:H	1:P:558:HIS:CE1	2.12	0.67
2:Q:2870:LEU:HA	2:Q:2877:ILE:HD11	1.76	0.67
3:I:3152[B]:LYS:CB	3:R:3171[B]:HIS:N	2.53	0.67
3:U:2942[B]:LEU:HD13	3:U:3033[B]:PHE:CE1	2.28	0.67
1:V:804:ASP:OD1	1:V:805:VAL:N	2.27	0.67
2:W:2650:GLY:N	2:W:2651:GLN:HA	2.09	0.67
3:O:2965[B]:LEU:CG	3:X:2979[B]:GLN:OE1	2.43	0.67
2:Z:2890:VAL:N	2:Z:2891:LEU:HA	2.08	0.67
1:A:566:ARG:HH12	1:A:743:ASN:HB3	1.58	0.67
3:C:3025[A]:VAL:HG22	3:C:3047[A]:ARG:NH1	2.02	0.67
3:C:3147[B]:GLU:HB2	3:C:3149[B]:ASN:ND2	2.09	0.67

Continued on next page...

Continued from previous page...

Atom-1	Atom-2	Interatomic distance (Å)	Clash overlap (Å)
3:C:3153[B]:LYS:HE2	3:L:3158[B]:PHE:CG	2.25	0.67
1:D:238:ASN:N	1:D:238:ASN:OD1	2.20	0.67
1:D:566:ARG:NH1	1:D:759:SER:OG	2.27	0.67
2:E:2124:SER:HB2	2:E:2129:PRO:HG2	1.75	0.67
3:L:2986[B]:PRO:HB2	3:L:3127[B]:TRP:CZ3	2.29	0.67
3:C:3253[B]:GLU:CA	3:L:3253[B]:GLU:HA	2.24	0.67
3:O:2986[B]:PRO:HB2	3:O:3127[B]:TRP:CZ3	2.29	0.67
3:R:3110[A]:THR:O	3:R:3112[A]:TYR:N	2.26	0.67
3:I:3173[B]:THR:HG1	3:R:3173[B]:THR:HG23	0.64	0.67
3:X:3011[A]:TYR:HB3	3:X:3121[A]:SER:HB2	1.77	0.67
3:X:3288[B]:MET:HA	3:X:3295[B]:LEU:HG	1.77	0.67
2:Z:2687:ILE:HD11	2:Z:2695:MET:HG2	1.75	0.67
3:C:3031[A]:ASN:OD1	3:C:3033[A]:PHE:N	2.26	0.67
3:C:3077[B]:ASP:CB	3:C:3080[B]:ASP:OD2	2.42	0.67
3:C:3168[B]:THR:C	3:L:3149[B]:ASN:O	2.25	0.67
3:C:3176[A]:LYS:HZ2	3:C:3176[A]:LYS:HB3	1.59	0.67
3:F:2952[B]:ALA:CB	3:F:2953[B]:GLY:C	2.48	0.67
3:F:2986[A]:PRO:HB2	3:F:3127[A]:TRP:CZ3	2.30	0.67
3:F:3283[A]:ILE:C	3:F:3283[A]:ILE:HD13	2.15	0.67
1:G:1140:ASN:ND2	1:G:1236:TYR:OH	2.28	0.67
1:G:492:ARG:HD2	1:G:692:VAL:HG13	1.76	0.67
3:I:3077[B]:ASP:CB	3:I:3080[B]:ASP:OD2	2.42	0.67
3:I:3108[B]:HIS:CE1	3:R:3251[B]:ASP:CG	2.67	0.67
3:I:3220[B]:ARG:HG2	3:I:3221[B]:ALA:N	2.08	0.67
3:C:3254[B]:MET:O	3:L:2977[B]:CYS:N	2.03	0.67
3:L:3293[B]:LYS:HD2	3:L:3293[B]:LYS:C	2.15	0.67
3:O:2961[A]:HIS:CE1	3:O:2980[A]:HIS:NE2	2.57	0.67
3:O:3283[A]:ILE:C	3:O:3283[A]:ILE:HD13	2.15	0.67
3:I:3255[B]:PRO:HG2	3:R:2964[B]:PRO:HD2	1.74	0.67
3:I:3150[B]:LYS:CB	3:R:3169[B]:LYS:HG3	2.22	0.67
3:R:3176[B]:LYS:HB3	3:R:3176[B]:LYS:NZ	2.08	0.67
3:U:2969[A]:TYR:HD2	3:U:2971[A]:ASP:N	1.85	0.67
3:U:3279[B]:ASP:OD1	3:U:3279[B]:ASP:N	2.25	0.67
3:U:3293[A]:LYS:C	3:U:3293[A]:LYS:HD2	2.15	0.67
3:U:3197[B]:ILE:HD12	1:V:1617:LYS:O	1.94	0.67
3:O:3254[B]:MET:CB	3:X:3159[B]:SER:OG	2.40	0.67
2:Z:2457:LYS:O	2:Z:2460:SER:OG	2.12	0.67
2:B:2554:PRO:HB3	2:B:2556:TYR:HB2	1.75	0.67
3:C:2982[B]:MET:HB2	3:L:3156[B]:MET:CG	2.23	0.67
3:C:3160[B]:SER:CA	3:L:2983[B]:VAL:HG21	2.13	0.67
3:F:3089[A]:HIS:ND1	3:F:3119[A]:HIS:CE1	2.61	0.67

Continued on next page...

Continued from previous page...

Atom-1	Atom-2	Interatomic distance (Å)	Clash overlap (Å)
3:F:2986[B]:PRO:HB2	3:F:3127[B]:TRP:CZ3	2.30	0.67
3:F:3220[A]:ARG:HG2	3:F:3221[A]:ALA:N	2.09	0.67
3:I:3283[B]:ILE:C	3:I:3283[B]:ILE:HD13	2.15	0.67
3:I:3288[B]:MET:HA	3:I:3295[B]:LEU:HG	1.77	0.67
2:K:2690:HIS:ND1	2:K:2886:VAL:O	2.23	0.67
3:L:2956[A]:LYS:C	3:L:2960[A]:PHE:CE1	2.47	0.67
3:L:2961[A]:HIS:HB3	3:L:3111[A]:SER:HG	1.58	0.67
3:L:3011[B]:TYR:HB3	3:L:3121[B]:SER:HB2	1.77	0.67
3:L:3137[B]:ARG:CB	3:L:3139[B]:LEU:HD23	2.25	0.67
3:O:3176[A]:LYS:HB3	3:O:3176[A]:LYS:NZ	2.08	0.67
1:P:567:LEU:H	1:P:571:PRO:HB3	1.59	0.67
1:P:588:GLU:HG3	1:P:724:LYS:HD2	1.76	0.67
3:I:3255[B]:PRO:HB3	3:R:2964[B]:PRO:CA	2.20	0.67
3:R:3011[A]:TYR:HB3	3:R:3121[A]:SER:HB2	1.76	0.67
3:R:3288[B]:MET:HA	3:R:3295[B]:LEU:HG	1.76	0.67
3:O:2971[B]:ASP:OD1	3:X:3158[B]:PHE:HZ	1.78	0.67
2:B:2252:GLU:HG2	2:B:2385:ILE:HG23	1.75	0.67
3:C:2961[B]:HIS:HB2	3:C:2992[B]:TYR:CE2	2.30	0.67
3:C:3023[B]:ILE:HA	3:C:3026[B]:THR:OG1	1.95	0.67
2:E:2340:ALA:HB1	2:E:2341:PRO:HD2	1.77	0.67
1:G:930:ASP:OD1	1:G:1051:ARG:NH2	2.27	0.67
1:G:534:ASP:HB2	1:G:541:LYS:HE2	1.76	0.67
3:I:3023[B]:ILE:HA	3:I:3026[B]:THR:OG1	1.95	0.67
3:I:3298[B]:ASN:HA	3:I:3299[B]:LEU:HB2	1.76	0.67
3:L:3011[A]:TYR:HB3	3:L:3121[A]:SER:HB2	1.76	0.67
3:L:3023[B]:ILE:HA	3:L:3026[B]:THR:OG1	1.95	0.67
1:M:864:ASP:HB3	1:M:869:GLY:HA3	1.76	0.67
3:O:3133[B]:LEU:O	3:O:3134[B]:GLN:C	2.32	0.67
3:O:3293[B]:LYS:HB2	3:O:3294[B]:SER:HB2	0.82	0.67
3:R:3283[A]:ILE:C	3:R:3283[A]:ILE:HD13	2.15	0.67
1:S:533:VAL:HG12	1:S:540:THR:HG22	1.76	0.67
3:U:2961[B]:HIS:CE1	3:U:2980[B]:HIS:NE2	2.57	0.67
3:U:3089[B]:HIS:ND1	3:U:3119[B]:HIS:CE1	2.61	0.67
3:O:2969[B]:TYR:HD2	3:X:2988[B]:TRP:O	1.78	0.67
3:C:3089[A]:HIS:ND1	3:C:3119[A]:HIS:CE1	2.61	0.67
3:C:3120[A]:HIS:O	3:C:3121[A]:SER:C	2.29	0.67
3:C:2986[B]:PRO:HB2	3:C:3127[B]:TRP:CZ3	2.30	0.67
3:C:3176[A]:LYS:NZ	3:C:3176[A]:LYS:HB3	2.08	0.67
3:C:3220[A]:ARG:HG2	3:C:3221[A]:ALA:N	2.09	0.67
2:E:2303:ARG:NH2	2:E:2372:GLU:O	2.27	0.67
3:F:3137[B]:ARG:CB	3:F:3139[B]:LEU:HD23	2.25	0.67

Continued on next page...

Continued from previous page...

Atom-1	Atom-2	Interatomic distance (Å)	Clash overlap (Å)
3:F:3230[B]:PHE:CB	3:F:3243[B]:GLY:N	2.56	0.67
3:I:2986[A]:PRO:HB2	3:I:3127[A]:TRP:CZ3	2.29	0.67
3:I:3031[B]:ASN:OD1	3:I:3033[B]:PHE:N	2.26	0.67
1:J:479:CYS:HB3	1:J:670:PRO:HG3	1.76	0.67
2:K:2107:LEU:HD23	2:K:2208:PRO:HB2	1.76	0.67
2:K:2235:PRO:HG3	2:K:2240:GLN:HE22	1.58	0.67
3:L:2961[A]:HIS:HB2	3:L:2992[A]:TYR:CE2	2.30	0.67
3:L:3147[A]:GLU:HB2	3:L:3149[A]:ASN:ND2	2.09	0.67
1:M:46:ASP:OD2	1:M:249:ARG:NH2	2.28	0.67
2:N:2806:ALA:HB2	2:N:2856:ILE:HD11	1.77	0.67
3:O:3031[B]:ASN:OD1	3:O:3033[B]:PHE:N	2.26	0.67
3:O:2979[A]:GLN:CG	3:O:3155[A]:MET:HE1	2.16	0.67
3:O:3306[A]:LEU:HD12	3:O:3306[A]:LEU:C	2.15	0.67
3:R:2984[B]:THR:HG22	3:R:3151[B]:LEU:HD23	1.77	0.67
3:R:2961[A]:HIS:HB2	3:R:2992[A]:TYR:CE2	2.30	0.67
3:R:3113[A]:ASP:CG	3:R:3114[A]:PRO:CD	2.56	0.67
3:R:2986[B]:PRO:HB2	3:R:3127[B]:TRP:CZ3	2.30	0.67
3:I:3160[B]:SER:C	3:R:3150[B]:LYS:HD2	2.13	0.67
3:R:3220[B]:ARG:HG2	3:R:3221[B]:ALA:N	2.08	0.67
3:R:3279[B]:ASP:OD1	3:R:3279[B]:ASP:N	2.25	0.67
3:R:3283[B]:ILE:C	3:R:3283[B]:ILE:HD13	2.15	0.67
3:U:3023[A]:ILE:HA	3:U:3026[A]:THR:OG1	1.95	0.67
3:U:3077[A]:ASP:CB	3:U:3080[A]:ASP:OD2	2.42	0.67
3:U:3306[A]:LEU:C	3:U:3306[A]:LEU:HD12	2.15	0.67
3:X:2984[A]:THR:HG22	3:X:3151[A]:LEU:HD23	1.77	0.67
3:X:3077[A]:ASP:CB	3:X:3080[A]:ASP:OD2	2.42	0.67
3:X:3306[B]:LEU:HD12	3:X:3306[B]:LEU:C	2.15	0.67
2:B:2877:ILE:H	1:D:1078:ARG:NH1	1.92	0.67
3:C:2960[A]:PHE:H	3:C:2960[A]:PHE:HD1	1.41	0.67
3:C:3011[B]:TYR:HB3	3:C:3121[B]:SER:HB2	1.77	0.67
3:C:3156[B]:MET:CG	3:L:2982[B]:MET:CG	2.73	0.67
3:C:3283[A]:ILE:HD13	3:C:3283[A]:ILE:C	2.15	0.67
3:C:3293[A]:LYS:HD2	3:C:3293[A]:LYS:C	2.15	0.67
3:C:3293[B]:LYS:HD2	3:C:3293[B]:LYS:C	2.15	0.67
1:D:1498:ASN:ND2	1:D:1500:THR:O	2.27	0.67
3:F:3023[A]:ILE:HA	3:F:3026[A]:THR:OG1	1.95	0.67
3:F:3077[B]:ASP:CB	3:F:3080[B]:ASP:OD2	2.42	0.67
3:F:3011[B]:TYR:HB3	3:F:3121[B]:SER:HB2	1.77	0.67
3:F:3133[B]:LEU:O	3:F:3134[B]:GLN:C	2.32	0.67
3:F:3137[A]:ARG:CB	3:F:3139[A]:LEU:HD23	2.25	0.67
3:F:3293[B]:LYS:C	3:F:3293[B]:LYS:HD2	2.15	0.67

Continued on next page...

Continued from previous page...

Atom-1	Atom-2	Interatomic distance (Å)	Clash overlap (Å)
3:I:3152[B]:LYS:HB2	3:R:3171[B]:HIS:C	2.09	0.67
3:I:3176[A]:LYS:HZ2	3:I:3176[A]:LYS:HB3	1.59	0.67
3:I:3306[B]:LEU:C	3:I:3306[B]:LEU:HD12	2.15	0.67
1:J:245:GLU:OE2	1:J:249:ARG:NH1	2.27	0.67
3:L:2930[B]:LEU:HD22	3:L:2930[B]:LEU:N	2.02	0.67
3:L:3023[A]:ILE:HA	3:L:3026[A]:THR:OG1	1.95	0.67
3:L:2984[B]:THR:HG22	3:L:3151[B]:LEU:HD23	1.77	0.67
3:O:3077[A]:ASP:CB	3:O:3080[A]:ASP:OD2	2.42	0.67
3:O:3120[A]:HIS:O	3:O:3121[A]:SER:C	2.29	0.67
3:O:3137[B]:ARG:CB	3:O:3139[B]:LEU:HD23	2.25	0.67
3:O:3255[B]:PRO:HA	3:X:3161[B]:GLU:N	2.09	0.67
1:P:1304:ASP:N	1:P:1305:GLY:HA2	2.10	0.67
3:R:3023[A]:ILE:HA	3:R:3026[A]:THR:OG1	1.95	0.67
1:S:11:THR:HG22	1:S:13:ASP:H	1.58	0.67
3:U:3279[A]:ASP:N	3:U:3279[A]:ASP:OD1	2.25	0.67
3:X:3220[A]:ARG:HG2	3:X:3221[A]:ALA:N	2.08	0.67
3:F:3147[A]:GLU:HB2	3:F:3149[A]:ASN:ND2	2.10	0.67
3:I:2960[A]:PHE:H	3:I:2960[A]:PHE:HD1	1.41	0.67
3:I:2988[A]:TRP:CE3	3:I:2989[A]:HIS:CE1	2.83	0.67
3:I:3255[B]:PRO:HB3	3:R:2964[B]:PRO:CD	2.24	0.67
3:I:3298[A]:ASN:HD21	3:I:3301[A]:PRO:HA	1.60	0.67
3:L:2956[B]:LYS:C	3:L:2960[B]:PHE:CE1	2.47	0.67
3:L:3220[A]:ARG:HG2	3:L:3221[A]:ALA:N	2.08	0.67
3:O:3147[B]:GLU:HB2	3:O:3149[B]:ASN:ND2	2.09	0.67
1:P:965:ASP:N	1:P:965:ASP:OD1	2.26	0.67
3:R:2960[A]:PHE:H	3:R:2960[A]:PHE:HD1	1.41	0.67
3:R:3147[B]:GLU:HB2	3:R:3149[B]:ASN:ND2	2.09	0.67
3:I:3159[B]:SER:C	3:R:3150[B]:LYS:HD2	2.14	0.67
3:R:3293[A]:LYS:C	3:R:3293[A]:LYS:HD2	2.15	0.67
3:R:3293[B]:LYS:C	3:R:3293[B]:LYS:HD2	2.15	0.67
1:S:401:VAL:HG22	1:S:662:SER:HB3	1.76	0.67
3:U:3031[B]:ASN:OD1	3:U:3033[B]:PHE:N	2.26	0.67
1:V:325:THR:OG1	1:V:329:ARG:O	2.07	0.67
3:X:2965[A]:LEU:CD1	3:X:2975[A]:PHE:H	2.08	0.67
3:X:2986[A]:PRO:HB2	3:X:3127[A]:TRP:CZ3	2.30	0.67
3:C:2930[A]:LEU:N	3:C:2930[A]:LEU:HD22	2.02	0.67
3:C:2966[A]:SER:HB2	3:C:2977[A]:CYS:CB	2.21	0.67
3:C:3133[B]:LEU:O	3:C:3134[B]:GLN:C	2.32	0.67
3:C:3306[A]:LEU:C	3:C:3306[A]:LEU:HD12	2.15	0.67
3:C:3306[B]:LEU:HD12	3:C:3306[B]:LEU:C	2.15	0.67
1:D:1520:GLN:HE21	1:D:1526:LYS:HG3	1.60	0.67

Continued on next page...

Continued from previous page...

Atom-1	Atom-2	Interatomic distance (Å)	Clash overlap (Å)
2:E:2525:LYS:HE2	2:E:2620:ILE:HG21	1.76	0.67
3:F:2969[A]:TYR:HD2	3:F:2971[A]:ASP:N	1.84	0.67
3:F:2984[A]:THR:HG22	3:F:3151[A]:LEU:HD23	1.77	0.67
1:G:164:GLU:OE1	1:G:296:ARG:NH1	2.27	0.67
3:I:3176[B]:LYS:HB3	3:I:3176[B]:LYS:HZ2	1.59	0.67
3:I:3220[A]:ARG:HG2	3:I:3221[A]:ALA:N	2.09	0.67
3:I:3306[A]:LEU:C	3:I:3306[A]:LEU:HD12	2.15	0.67
3:L:2988[A]:TRP:CE3	3:L:2989[A]:HIS:CE1	2.83	0.67
3:L:3077[B]:ASP:CB	3:L:3080[B]:ASP:OD2	2.42	0.67
3:L:3120[A]:HIS:O	3:L:3121[A]:SER:C	2.29	0.67
3:L:3284[B]:LYS:CE	3:L:3284[B]:LYS:HA	2.22	0.67
3:O:2930[A]:LEU:HD22	3:O:2930[A]:LEU:N	2.02	0.67
3:O:2988[B]:TRP:CE3	3:O:2989[B]:HIS:CE1	2.83	0.67
3:O:3137[A]:ARG:CB	3:O:3139[A]:LEU:HD23	2.25	0.67
3:O:3284[A]:LYS:CE	3:O:3284[A]:LYS:HA	2.22	0.67
3:O:3293[A]:LYS:HD2	3:O:3293[A]:LYS:C	2.15	0.67
3:R:2957[B]:ILE:CA	3:R:2960[B]:PHE:CE1	2.78	0.67
3:I:3221[B]:ALA:HB2	3:R:2965[B]:LEU:N	2.05	0.67
3:U:3011[A]:TYR:HB3	3:U:3121[A]:SER:HB2	1.77	0.67
3:U:3137[A]:ARG:CB	3:U:3139[A]:LEU:HD23	2.25	0.67
2:W:2569:TRP:CD1	2:W:2746:MET:HG2	2.29	0.67
3:X:2960[A]:PHE:H	3:X:2960[A]:PHE:HD1	1.41	0.67
2:W:2800:LYS:HB3	3:X:3023[A]:ILE:HD13	1.77	0.67
3:X:3077[B]:ASP:CB	3:X:3080[B]:ASP:OD2	2.42	0.67
3:X:3011[B]:TYR:HB3	3:X:3121[B]:SER:HB2	1.77	0.67
2:B:2226:GLU:N	2:B:2226:GLU:OE1	2.28	0.67
3:C:2961[A]:HIS:HB2	3:C:2992[A]:TYR:CE2	2.30	0.67
3:C:3283[B]:ILE:HD13	3:C:3283[B]:ILE:C	2.15	0.67
3:F:3023[B]:ILE:HA	3:F:3026[B]:THR:OG1	1.95	0.67
3:F:3283[B]:ILE:HD13	3:F:3283[B]:ILE:C	2.15	0.67
5:G:2112:NAG:H4	5:G:2113:NAG:O7	1.94	0.67
1:G:240:PHE:HA	1:G:263:ALA:HB3	1.76	0.67
3:I:2961[A]:HIS:HB2	3:I:2992[A]:TYR:CE2	2.30	0.67
3:I:3089[B]:HIS:ND1	3:I:3119[B]:HIS:CE1	2.61	0.67
3:I:3011[B]:TYR:HB3	3:I:3121[B]:SER:HB2	1.77	0.67
3:I:3147[A]:GLU:HB2	3:I:3149[A]:ASN:ND2	2.09	0.67
1:M:92:TRP:O	1:M:212:ASN:ND2	2.27	0.67
1:M:944:GLU:O	1:M:957:ASN:ND2	2.28	0.67
2:N:2565:THR:HA	2:N:2568:HIS:HD2	1.59	0.67
3:O:2961[B]:HIS:HB2	3:O:2992[B]:TYR:CE2	2.30	0.67
3:O:2963[B]:MET:CE	3:X:2975[B]:PHE:CE1	2.78	0.67

Continued on next page...

Continued from previous page...

Atom-1	Atom-2	Interatomic distance (Å)	Clash overlap (Å)
3:O:3011[B]:TYR:HB3	3:O:3121[B]:SER:HB2	1.77	0.67
3:O:3113[B]:ASP:CG	3:O:3114[B]:PRO:CD	2.56	0.67
3:O:3220[A]:ARG:HG2	3:O:3221[A]:ALA:N	2.09	0.67
3:O:3298[A]:ASN:HA	3:O:3299[A]:LEU:HB2	1.76	0.67
3:I:3090[B]:ASN:CB	3:R:2972[B]:GLY:HA3	2.20	0.67
3:R:2988[B]:TRP:CE3	3:R:2989[B]:HIS:CE1	2.83	0.67
3:R:2988[A]:TRP:CE3	3:R:2989[A]:HIS:CE1	2.83	0.67
2:T:2107:LEU:HA	2:T:2110:MET:HG2	1.77	0.67
3:U:2961[A]:HIS:HB2	3:U:2992[A]:TYR:CE2	2.30	0.67
3:U:2986[A]:PRO:HB2	3:U:3127[A]:TRP:CZ3	2.29	0.67
3:U:2961[B]:HIS:HB2	3:U:2992[B]:TYR:CE2	2.30	0.67
3:U:3025[B]:VAL:HG22	3:U:3047[B]:ARG:NH1	2.01	0.67
3:X:2984[B]:THR:HG22	3:X:3151[B]:LEU:HD23	1.77	0.67
3:O:3254[B]:MET:HG2	3:X:3159[B]:SER:OG	1.95	0.67
3:X:3293[B]:LYS:C	3:X:3293[B]:LYS:HD2	2.15	0.67
1:D:1019:HIS:NE2	1:D:1046:HIS:CE1	2.63	0.66
2:E:2570:HIS:CD2	2:E:2711:HIS:HE1	2.13	0.66
2:E:2711:HIS:HA	2:E:2714:VAL:HG22	1.77	0.66
3:F:2988[B]:TRP:CE3	3:F:2989[B]:HIS:CE1	2.83	0.66
3:F:2961[B]:HIS:HB2	3:F:2992[B]:TYR:CE2	2.30	0.66
3:F:3133[A]:LEU:O	3:F:3134[A]:GLN:C	2.32	0.66
3:F:3306[A]:LEU:HD12	3:F:3306[A]:LEU:C	2.15	0.66
3:F:3306[B]:LEU:HD12	3:F:3306[B]:LEU:C	2.15	0.66
3:I:2960[B]:PHE:HD1	3:I:2960[B]:PHE:H	1.41	0.66
3:I:2970[B]:PRO:HA	3:R:2985[B]:PHE:HZ	1.60	0.66
3:I:3137[B]:ARG:CB	3:I:3139[B]:LEU:HD23	2.25	0.66
3:I:2984[A]:THR:HG22	3:I:3151[A]:LEU:HD23	1.77	0.66
3:C:3090[B]:ASN:CB	3:L:2972[B]:GLY:C	2.63	0.66
3:C:3150[B]:LYS:N	3:L:3169[B]:LYS:HG2	2.10	0.66
3:L:3288[B]:MET:HA	3:L:3295[B]:LEU:HG	1.76	0.66
1:M:327:ASP:OD1	1:M:328:LYS:N	2.27	0.66
3:O:3023[B]:ILE:HA	3:O:3026[B]:THR:OG1	1.95	0.66
3:O:3149[B]:ASN:OD1	3:O:3150[B]:LYS:HB2	1.96	0.66
3:O:3196[B]:THR:OG1	3:O:3199[B]:GLN:CG	2.44	0.66
3:O:3211[A]:ASP:OD1	3:O:3211[A]:ASP:N	2.27	0.66
2:Q:2217:ILE:HG22	2:Q:2218:SER:H	1.60	0.66
3:R:2961[B]:HIS:HB2	3:R:2992[B]:TYR:CE2	2.30	0.66
3:R:3176[A]:LYS:HB3	3:R:3176[A]:LYS:HZ2	1.60	0.66
3:R:3220[A]:ARG:HG2	3:R:3221[A]:ALA:N	2.09	0.66
2:T:2107:LEU:HD23	2:T:2208:PRO:HB2	1.76	0.66
3:U:3176[A]:LYS:HB3	3:U:3176[A]:LYS:NZ	2.09	0.66

Continued on next page...

Continued from previous page...

Atom-1	Atom-2	Interatomic distance (Å)	Clash overlap (Å)
1:V:492:ARG:NH1	1:V:701:TYR:OH	2.27	0.66
3:X:2961[A]:HIS:HB2	3:X:2992[A]:TYR:CE2	2.30	0.66
3:X:2988[A]:TRP:CE3	3:X:2989[A]:HIS:CE1	2.83	0.66
3:X:3036[B]:GLY:O	3:X:3044[B]:LYS:HA	1.96	0.66
1:A:562:GLN:HG3	1:A:563:ILE:HG13	1.77	0.66
3:F:2961[A]:HIS:HB2	3:F:2992[A]:TYR:CE2	2.30	0.66
3:F:3036[B]:GLY:O	3:F:3044[B]:LYS:HA	1.96	0.66
2:H:2643:GLU:HA	2:H:2646:ALA:HB3	1.75	0.66
3:I:2966[A]:SER:HB2	3:I:2977[A]:CYS:CB	2.21	0.66
3:I:2967[B]:CYS:SG	3:R:2982[B]:MET:HG3	2.34	0.66
3:I:2961[B]:HIS:HB2	3:I:2992[B]:TYR:CE2	2.30	0.66
3:I:3093[B]:HIS:CD2	3:R:2973[B]:THR:OG1	2.44	0.66
3:L:3077[A]:ASP:CB	3:L:3080[A]:ASP:OD2	2.42	0.66
3:L:3113[A]:ASP:CG	3:L:3114[A]:PRO:CD	2.56	0.66
3:L:3298[B]:ASN:HA	3:L:3299[B]:LEU:HB2	1.77	0.66
3:L:3306[A]:LEU:HD12	3:L:3306[A]:LEU:C	2.15	0.66
3:O:2975[B]:PHE:CE2	3:X:3172[B]:SER:HB2	2.30	0.66
3:O:3023[A]:ILE:HA	3:O:3026[A]:THR:OG1	1.95	0.66
3:I:2969[B]:TYR:CD1	3:R:2961[B]:HIS:ND1	2.44	0.66
3:R:3011[B]:TYR:HB3	3:R:3121[B]:SER:HB2	1.77	0.66
3:U:3133[A]:LEU:O	3:U:3134[A]:GLN:C	2.32	0.66
3:U:3147[B]:GLU:HB2	3:U:3149[B]:ASN:ND2	2.09	0.66
3:U:3259[A]:ASP:OD1	3:U:3260[A]:ARG:HD2	1.96	0.66
3:U:3293[B]:LYS:C	3:U:3293[B]:LYS:HD2	2.15	0.66
2:W:2823:ILE:HG22	2:W:2879:LEU:HG	1.75	0.66
3:X:2961[B]:HIS:HB2	3:X:2992[B]:TYR:CE2	2.30	0.66
3:X:3147[A]:GLU:HB2	3:X:3149[A]:ASN:ND2	2.10	0.66
3:X:3283[B]:ILE:C	3:X:3283[B]:ILE:HD13	2.15	0.66
3:X:3298[B]:ASN:HD21	3:X:3301[B]:PRO:HA	1.60	0.66
3:C:2984[B]:THR:HG22	3:C:3151[B]:LEU:HD23	1.77	0.66
3:C:3023[A]:ILE:HA	3:C:3026[A]:THR:OG1	1.95	0.66
3:C:3036[B]:GLY:O	3:C:3044[B]:LYS:HA	1.96	0.66
3:C:3137[A]:ARG:CB	3:C:3139[A]:LEU:HD23	2.25	0.66
3:C:3154[B]:PRO:O	3:L:3155[B]:MET:CG	2.43	0.66
3:F:3259[A]:ASP:OD1	3:F:3260[A]:ARG:HD2	1.96	0.66
1:G:1166:THR:N	1:G:1167:ASP:HA	2.08	0.66
3:I:3196[B]:THR:OG1	3:I:3199[B]:GLN:CG	2.44	0.66
3:I:3255[B]:PRO:HB2	3:R:2959[B]:SER:C	2.13	0.66
1:J:881:GLN:NE2	1:J:888:ALA:O	2.28	0.66
3:L:2961[B]:HIS:HB2	3:L:2992[B]:TYR:CE2	2.30	0.66
3:L:3036[B]:GLY:O	3:L:3044[B]:LYS:HA	1.95	0.66

Continued on next page...

Continued from previous page...

Atom-1	Atom-2	Interatomic distance (Å)	Clash overlap (Å)
3:L:3137[A]:ARG:CB	3:L:3139[A]:LEU:HD23	2.25	0.66
3:L:3283[A]:ILE:C	3:L:3283[A]:ILE:HD13	2.15	0.66
3:L:3298[A]:ASN:HA	3:L:3299[A]:LEU:HB2	1.76	0.66
2:Q:2500:ILE:HG12	2:Q:2501:PRO:HD2	1.76	0.66
3:U:3149[A]:ASN:OD1	3:U:3150[A]:LYS:HB2	1.96	0.66
3:U:3259[B]:ASP:OD1	3:U:3260[B]:ARG:HD2	1.96	0.66
3:U:3283[A]:ILE:HD13	3:U:3283[A]:ILE:C	2.15	0.66
2:W:2142:ALA:HB2	2:W:2433:THR:HG23	1.77	0.66
3:O:2967[B]:CYS:N	3:X:2979[B]:GLN:NE2	2.42	0.66
3:O:2971[B]:ASP:H	3:X:2992[B]:TYR:H	1.44	0.66
3:X:3137[B]:ARG:CB	3:X:3139[B]:LEU:HD23	2.25	0.66
3:X:3283[A]:ILE:HD13	3:X:3283[A]:ILE:C	2.15	0.66
3:X:3306[A]:LEU:C	3:X:3306[A]:LEU:HD12	2.15	0.66
3:C:3036[A]:GLY:O	3:C:3044[A]:LYS:HA	1.95	0.66
3:C:3153[B]:LYS:HZ3	3:L:2988[B]:TRP:HE1	1.44	0.66
3:F:2960[B]:PHE:H	3:F:2960[B]:PHE:HD1	1.41	0.66
3:F:2960[A]:PHE:HD1	3:F:2960[A]:PHE:H	1.41	0.66
3:F:2988[A]:TRP:CE3	3:F:2989[A]:HIS:CE1	2.83	0.66
3:F:3284[B]:LYS:CE	3:F:3284[B]:LYS:HA	2.22	0.66
1:G:1263:LEU:HD11	1:G:1358:LEU:HD22	1.76	0.66
3:I:2966[B]:SER:HB3	3:I:2977[B]:CYS:HB2	1.78	0.66
3:I:2979[B]:GLN:OE1	3:R:2977[B]:CYS:SG	2.53	0.66
3:I:3132[A]:ALA:HB1	3:I:3197[A]:ILE:CD1	2.26	0.66
3:I:3283[A]:ILE:C	3:I:3283[A]:ILE:HD13	2.15	0.66
1:J:949:ASP:HB2	1:J:953:GLU:HB2	1.76	0.66
3:L:2957[A]:ILE:CA	3:L:2960[A]:PHE:CE1	2.78	0.66
3:L:2984[A]:THR:HG22	3:L:3151[A]:LEU:HD23	1.77	0.66
3:L:3036[A]:GLY:O	3:L:3044[A]:LYS:HA	1.96	0.66
3:L:3149[B]:ASN:OD1	3:L:3150[B]:LYS:HB2	1.96	0.66
3:L:3288[A]:MET:HA	3:L:3295[A]:LEU:HG	1.76	0.66
3:O:2975[B]:PHE:HE2	3:X:3172[B]:SER:HB3	1.49	0.66
3:O:3036[A]:GLY:O	3:O:3044[A]:LYS:HA	1.96	0.66
3:O:3180[B]:TYR:CA	3:O:3183[B]:LEU:HD22	2.26	0.66
3:O:3283[B]:ILE:C	3:O:3283[B]:ILE:HD13	2.15	0.66
3:O:3306[B]:LEU:C	3:O:3306[B]:LEU:HD12	2.15	0.66
3:R:2965[A]:LEU:CD1	3:R:2975[A]:PHE:H	2.08	0.66
3:I:3252[B]:TYR:CG	3:R:3108[B]:HIS:CE1	2.84	0.66
3:I:2960[B]:PHE:C	3:R:3255[B]:PRO:HD2	2.16	0.66
3:R:3298[B]:ASN:HA	3:R:3299[B]:LEU:HB2	1.76	0.66
3:U:3196[B]:THR:OG1	3:U:3199[B]:GLN:CG	2.44	0.66
3:U:3283[B]:ILE:HD13	3:U:3283[B]:ILE:C	2.15	0.66

Continued on next page...

Continued from previous page...

Atom-1	Atom-2	Interatomic distance (Å)	Clash overlap (Å)
3:U:3298[B]:ASN:HA	3:U:3299[B]:LEU:HB2	1.76	0.66
1:V:240:PHE:HA	1:V:263:ALA:HB3	1.77	0.66
1:V:450:LYS:HB3	1:V:454:GLY:HA3	1.75	0.66
3:X:3023[A]:ILE:HA	3:X:3026[A]:THR:OG1	1.95	0.66
3:X:3137[A]:ARG:CB	3:X:3139[A]:LEU:HD23	2.25	0.66
1:A:516:TRP:HB2	1:A:579:LEU:HD13	1.77	0.66
3:C:3153[B]:LYS:CE	3:L:3158[B]:PHE:CE2	2.71	0.66
3:F:3036[A]:GLY:O	3:F:3044[A]:LYS:HA	1.95	0.66
3:F:3196[B]:THR:OG1	3:F:3199[B]:GLN:CG	2.44	0.66
2:H:2251:LEU:O	2:H:2315:ARG:NH2	2.27	0.66
3:I:2961[B]:HIS:HB3	3:I:3111[B]:SER:HG	1.59	0.66
3:I:3152[B]:LYS:HB3	3:R:3171[B]:HIS:CA	2.25	0.66
1:J:1258:ARG:NH2	1:J:1332:ASP:OD1	2.29	0.66
1:J:875:ALA:O	1:J:878:GLY:N	2.20	0.66
3:C:2975[B]:PHE:CD2	3:L:2979[B]:GLN:N	2.37	0.66
3:L:2986[A]:PRO:HB2	3:L:3127[A]:TRP:CZ3	2.29	0.66
3:L:3147[B]:GLU:HB2	3:L:3149[B]:ASN:ND2	2.09	0.66
3:L:3180[A]:TYR:CA	3:L:3183[A]:LEU:HD22	2.26	0.66
3:O:2933[B]:SER:O	3:O:2936[B]:GLU:HB3	1.96	0.66
3:O:2961[A]:HIS:HB2	3:O:2992[A]:TYR:CE2	2.30	0.66
3:O:3036[B]:GLY:O	3:O:3044[B]:LYS:HA	1.95	0.66
3:O:3011[A]:TYR:HB3	3:O:3121[A]:SER:HB2	1.77	0.66
2:Q:2824:CYS:HB2	2:Q:2878:ARG:HD2	1.77	0.66
3:I:2970[B]:PRO:CA	3:R:2989[B]:HIS:CD2	2.79	0.66
3:U:2966[B]:SER:HB2	3:U:2977[B]:CYS:CB	2.21	0.66
3:U:2984[B]:THR:HG22	3:U:3151[B]:LEU:HD23	1.77	0.66
3:U:3147[A]:GLU:HB2	3:U:3149[A]:ASN:ND2	2.09	0.66
3:U:2984[A]:THR:HG22	3:U:3151[A]:LEU:HD23	1.77	0.66
3:X:2933[A]:SER:O	3:X:2936[A]:GLU:HB3	1.96	0.66
3:X:2988[B]:TRP:CE3	3:X:2989[B]:HIS:CE1	2.83	0.66
3:O:3253[B]:GLU:HG2	3:X:3160[B]:SER:OG	1.96	0.66
3:X:3132[A]:ALA:HB1	3:X:3197[A]:ILE:CD1	2.26	0.66
3:X:3259[B]:ASP:OD1	3:X:3260[B]:ARG:HD2	1.95	0.66
1:Y:863:ALA:O	1:Y:865:LYS:NZ	2.27	0.66
3:C:2988[B]:TRP:CE3	3:C:2989[B]:HIS:CE1	2.83	0.66
3:C:3132[A]:ALA:HB1	3:C:3197[A]:ILE:CD1	2.26	0.66
3:C:3132[B]:ALA:HB1	3:C:3197[B]:ILE:CD1	2.26	0.66
1:D:930:ASP:OD1	1:D:1051:ARG:NH2	2.29	0.66
2:E:2252:GLU:HG2	2:E:2385:ILE:HG23	1.77	0.66
3:F:3132[B]:ALA:HB1	3:F:3197[B]:ILE:CD1	2.26	0.66
3:F:3196[A]:THR:OG1	3:F:3199[A]:GLN:CG	2.44	0.66

Continued on next page...

Continued from previous page...

Atom-1	Atom-2	Interatomic distance (Å)	Clash overlap (Å)
3:F:3259[B]:ASP:OD1	3:F:3260[B]:ARG:HD2	1.96	0.66
2:H:2903:TYR:OH	3:I:2932[A]:PRO:HD2	1.96	0.66
3:I:2964[B]:PRO:CB	3:R:3221[B]:ALA:CB	2.70	0.66
3:I:2986[B]:PRO:HB2	3:I:3127[B]:TRP:CZ3	2.30	0.66
3:I:2988[B]:TRP:CE3	3:I:2989[B]:HIS:CE1	2.83	0.66
3:I:3137[A]:ARG:CB	3:I:3139[A]:LEU:HD23	2.25	0.66
3:I:3194[A]:GLY:C	3:I:3195[A]:MET:HG2	2.16	0.66
3:I:3259[B]:ASP:OD1	3:I:3260[B]:ARG:HD2	1.96	0.66
1:J:1427:HIS:CE1	1:J:1458:HIS:HE2	2.13	0.66
3:L:3196[A]:THR:OG1	3:L:3199[A]:GLN:CG	2.43	0.66
3:L:3132[A]:ALA:HB1	3:L:3197[A]:ILE:CD1	2.26	0.66
2:N:2472:ASN:ND2	5:N:3003:NAG:O7	2.29	0.66
3:O:2988[A]:TRP:CE3	3:O:2989[A]:HIS:CE1	2.83	0.66
3:O:3038[B]:ILE:HG23	3:X:2969[B]:TYR:CZ	2.26	0.66
3:O:3133[A]:LEU:O	3:O:3134[A]:GLN:C	2.32	0.66
3:O:3196[A]:THR:OG1	3:O:3199[A]:GLN:CG	2.44	0.66
3:O:3259[B]:ASP:OD1	3:O:3260[B]:ARG:HD2	1.96	0.66
3:O:3279[A]:ASP:N	3:O:3279[A]:ASP:OD1	2.25	0.66
1:P:673:PHE:HB3	1:P:677:LEU:HB2	1.78	0.66
3:R:2933[A]:SER:O	3:R:2936[A]:GLU:HB3	1.96	0.66
3:I:3163[B]:ASN:CB	3:R:3150[B]:LYS:NZ	2.58	0.66
3:I:3150[B]:LYS:HD2	3:R:3160[B]:SER:O	1.96	0.66
3:R:3306[A]:LEU:HD12	3:R:3306[A]:LEU:C	2.15	0.66
3:X:3036[A]:GLY:O	3:X:3044[A]:LYS:HA	1.95	0.66
3:X:3169[A]:LYS:C	3:X:3172[A]:SER:HG	1.98	0.66
1:A:70:ARG:HA	1:A:214:GLU:OE1	1.95	0.66
3:C:2979[A]:GLN:CG	3:C:3155[A]:MET:HE2	2.23	0.66
3:C:3298[A]:ASN:HA	3:C:3299[A]:LEU:HB2	1.76	0.66
3:F:2965[A]:LEU:CD1	3:F:2975[A]:PHE:H	2.08	0.66
3:F:3176[A]:LYS:NZ	3:F:3176[A]:LYS:HB3	2.08	0.66
3:F:3180[A]:TYR:CA	3:F:3183[A]:LEU:HD22	2.26	0.66
3:F:3293[A]:LYS:C	3:F:3293[A]:LYS:HD2	2.15	0.66
3:F:3288[B]:MET:HA	3:F:3295[B]:LEU:HG	1.76	0.66
1:G:305:ASN:HB3	1:G:400:ILE:HG12	1.76	0.66
3:I:3150[B]:LYS:HD2	3:R:3160[B]:SER:C	2.16	0.66
3:L:2933[B]:SER:O	3:L:2936[B]:GLU:HB3	1.96	0.66
3:C:3161[B]:GLU:HA	3:L:3147[B]:GLU:N	2.09	0.66
3:L:3279[A]:ASP:N	3:L:3279[A]:ASP:OD1	2.25	0.66
1:M:533:VAL:HG12	1:M:540:THR:HG22	1.77	0.66
3:O:2969[B]:TYR:CB	3:X:3158[B]:PHE:CE2	2.79	0.66
1:P:1315:GLY:HA3	1:P:1601:TRP:HB2	1.78	0.66

Continued on next page...

Continued from previous page...

Atom-1	Atom-2	Interatomic distance (Å)	Clash overlap (Å)
3:R:2986[A]:PRO:HB2	3:R:3127[A]:TRP:CZ3	2.30	0.66
3:R:3023[B]:ILE:HA	3:R:3026[B]:THR:OG1	1.95	0.66
3:R:3137[A]:ARG:CB	3:R:3139[A]:LEU:HD23	2.25	0.66
3:R:3137[B]:ARG:CB	3:R:3139[B]:LEU:HD23	2.25	0.66
3:R:3288[A]:MET:HA	3:R:3295[A]:LEU:HG	1.77	0.66
3:U:2988[A]:TRP:CE3	3:U:2989[A]:HIS:CE1	2.83	0.66
3:U:2988[B]:TRP:CE3	3:U:2989[B]:HIS:CE1	2.83	0.66
3:U:3036[B]:GLY:O	3:U:3044[B]:LYS:HA	1.95	0.66
3:U:3194[B]:GLY:C	3:U:3195[B]:MET:HG2	2.16	0.66
3:U:3132[A]:ALA:HB1	3:U:3197[A]:ILE:CD1	2.26	0.66
3:U:3298[A]:ASN:HA	3:U:3299[A]:LEU:HB2	1.76	0.66
1:V:1023:GLY:HA3	1:V:1031:ALA:HB2	1.77	0.66
1:V:105:VAL:HG12	1:V:123:PHE:HB3	1.77	0.66
3:X:2957[B]:ILE:CA	3:X:2960[B]:PHE:CE1	2.78	0.66
3:X:3133[B]:LEU:O	3:X:3134[B]:GLN:C	2.32	0.66
3:X:3293[A]:LYS:C	3:X:3293[A]:LYS:HD2	2.15	0.66
1:A:221:GLN:NE2	1:A:267:PHE:O	2.27	0.66
3:C:2966[A]:SER:HB3	3:C:2977[A]:CYS:HB2	1.78	0.66
3:C:3148[B]:ILE:HG22	3:L:3170[B]:ALA:HA	1.77	0.66
3:C:3196[B]:THR:OG1	3:C:3199[B]:GLN:CG	2.44	0.66
2:E:2799:LYS:HA	2:E:2803:ARG:HH12	1.60	0.66
3:F:3147[B]:GLU:HB2	3:F:3149[B]:ASN:ND2	2.09	0.66
3:F:3149[A]:ASN:OD1	3:F:3150[A]:LYS:HB2	1.96	0.66
3:I:3031[A]:ASN:OD1	3:I:3033[A]:PHE:N	2.26	0.66
3:I:3132[B]:ALA:HB1	3:I:3197[B]:ILE:CD1	2.26	0.66
3:L:3283[B]:ILE:HD13	3:L:3283[B]:ILE:C	2.15	0.66
3:L:3293[A]:LYS:C	3:L:3293[A]:LYS:HD2	2.15	0.66
3:O:2957[B]:ILE:CA	3:O:2960[B]:PHE:CE1	2.78	0.66
3:O:2984[B]:THR:HG22	3:O:3151[B]:LEU:HD23	1.77	0.66
3:O:3169[B]:LYS:C	3:O:3172[B]:SER:HG	1.98	0.66
3:O:3293[B]:LYS:HD2	3:O:3293[B]:LYS:C	2.15	0.66
3:R:3031[A]:ASN:OD1	3:R:3033[A]:PHE:N	2.26	0.66
3:R:3149[A]:ASN:OD1	3:R:3150[A]:LYS:HB2	1.96	0.66
1:S:1567:ASP:OD1	1:S:1591:SER:OG	2.11	0.66
2:T:2090:LYS:NZ	2:T:2099:GLU:OE2	2.28	0.66
3:U:3023[B]:ILE:HA	3:U:3026[B]:THR:OG1	1.95	0.66
3:U:3120[B]:HIS:O	3:U:3121[B]:SER:C	2.29	0.66
3:U:3011[B]:TYR:HB3	3:U:3121[B]:SER:HB2	1.76	0.66
3:X:2957[A]:ILE:CA	3:X:2960[A]:PHE:CE1	2.78	0.66
2:B:2472:ASN:HD21	5:B:3003:NAG:C7	2.08	0.66
3:C:2952[B]:ALA:CB	3:C:2953[B]:GLY:C	2.48	0.66

Continued on next page...

Continued from previous page...

Atom-1	Atom-2	Interatomic distance (Å)	Clash overlap (Å)
3:C:3147[A]:GLU:HB2	3:C:3149[A]:ASN:ND2	2.10	0.66
1:D:110:PHE:N	1:D:119:LYS:O	2.29	0.66
1:D:1329:LEU:HB2	1:D:1507:THR:HG21	1.78	0.66
3:F:2937[B]:ASN:ND2	3:F:3006[B]:LYS:HD3	2.11	0.66
1:G:606:ILE:O	1:G:610:THR:OG1	2.12	0.66
3:I:2937[B]:ASN:HD22	3:I:3006[B]:LYS:HD3	1.61	0.66
3:I:3147[B]:GLU:HB2	3:I:3149[B]:ASN:ND2	2.09	0.66
1:J:527:LEU:HD22	1:J:629:MET:HG3	1.77	0.66
3:L:2933[A]:SER:O	3:L:2936[A]:GLU:HB3	1.96	0.66
3:L:2988[B]:TRP:CE3	3:L:2989[B]:HIS:CE1	2.83	0.66
3:L:2937[A]:ASN:HB3	3:L:3006[A]:LYS:HD3	1.78	0.66
2:K:2800:LYS:HB3	3:L:3023[A]:ILE:HD13	1.78	0.66
3:L:3180[B]:TYR:CA	3:L:3183[B]:LEU:HD22	2.26	0.66
3:L:3132[B]:ALA:HB1	3:L:3197[B]:ILE:CD1	2.26	0.66
3:L:3259[B]:ASP:OD1	3:L:3260[B]:ARG:HD2	1.96	0.66
3:O:2960[A]:PHE:H	3:O:2960[A]:PHE:HD1	1.41	0.66
3:O:3147[A]:GLU:HB2	3:O:3149[A]:ASN:ND2	2.09	0.66
3:I:3116[B]:PHE:CE2	3:R:2969[B]:TYR:CG	2.36	0.66
3:R:3194[B]:GLY:C	3:R:3195[B]:MET:HG2	2.16	0.66
1:M:1617:LYS:O	3:R:3197[B]:ILE:HD12	1.96	0.66
1:S:1639:LYS:HD2	5:S:2114:NAG:C1	2.26	0.66
1:P:1639:LYS:HD2	1:S:472:ASP:HB3	1.77	0.66
3:U:2937[A]:ASN:ND2	3:U:3006[A]:LYS:HD3	2.11	0.66
3:U:3180[B]:TYR:CA	3:U:3183[B]:LEU:HD22	2.26	0.66
3:X:2930[B]:LEU:HD22	3:X:2930[B]:LEU:N	2.02	0.66
3:X:2952[B]:ALA:H	3:X:2953[B]:GLY:CA	2.04	0.66
1:Y:1348:TRP:HD1	1:Y:1403:LEU:HD13	1.61	0.66
3:C:2966[B]:SER:HB3	3:C:2977[B]:CYS:HB2	1.77	0.66
3:C:2937[A]:ASN:HD22	3:C:3006[A]:LYS:HD3	1.61	0.66
3:C:3113[B]:ASP:CG	3:C:3114[B]:PRO:CD	2.56	0.66
3:C:3180[B]:TYR:CA	3:C:3183[B]:LEU:HD22	2.26	0.66
1:D:518:LYS:NZ	1:D:519:PRO:O	2.29	0.66
1:D:456:GLN:NE2	1:D:549:PRO:O	2.29	0.66
2:E:2412:GLN:HG2	2:E:2422:GLU:HA	1.77	0.66
3:F:3220[B]:ARG:HG2	3:F:3221[B]:ALA:N	2.09	0.66
1:G:126:GLY:HA3	1:G:127:GLU:HG3	1.77	0.66
3:C:3152[B]:LYS:HB2	3:L:3173[B]:THR:N	2.11	0.66
3:L:3220[B]:ARG:HG2	3:L:3221[B]:ALA:N	2.08	0.66
2:N:2830:GLN:OE1	2:N:2863:ARG:NH1	2.27	0.66
3:O:2968[B]:GLN:CA	3:X:2988[B]:TRP:CB	2.67	0.66
1:P:841:LYS:HA	1:P:1117:ASP:HB2	1.78	0.66

Continued on next page...

Continued from previous page...

Atom-1	Atom-2	Interatomic distance (Å)	Clash overlap (Å)
3:I:3150[B]:LYS:CE	3:R:3163[B]:ASN:HB3	2.12	0.66
3:R:3196[A]:THR:OG1	3:R:3199[A]:GLN:CG	2.44	0.66
3:R:3196[B]:THR:OG1	3:R:3199[B]:GLN:CG	2.44	0.66
3:U:2930[B]:LEU:N	3:U:2930[B]:LEU:HD22	2.02	0.66
3:U:2957[B]:ILE:CA	3:U:2960[B]:PHE:CE1	2.78	0.66
3:U:3132[B]:ALA:HB1	3:U:3197[B]:ILE:CD1	2.26	0.66
3:U:3217[B]:PHE:HB2	3:U:3219[B]:LEU:HD21	1.78	0.66
3:U:3306[B]:LEU:HD12	3:U:3306[B]:LEU:C	2.15	0.66
3:X:2937[B]:ASN:ND2	3:X:3006[B]:LYS:HD3	2.11	0.66
1:S:1618:LEU:CD2	3:X:3136[B]:TYR:HE2	2.08	0.66
3:O:3160[B]:SER:CA	3:X:3151[B]:LEU:CD1	2.59	0.66
3:X:3151[A]:LEU:O	3:X:3174[A]:GLY:HA3	1.96	0.66
1:Y:1250:ILE:O	1:Y:1473:ARG:NH2	2.29	0.66
3:C:2957[B]:ILE:CA	3:C:2960[B]:PHE:CE1	2.78	0.65
3:C:2968[B]:GLN:HE21	3:L:3086[B]:GLU:CG	2.09	0.65
3:C:2988[A]:TRP:CE3	3:C:2989[A]:HIS:CE1	2.83	0.65
3:C:3217[B]:PHE:HE1	3:C:3230[B]:PHE:HZ	0.80	0.65
3:C:3259[B]:ASP:OD1	3:C:3260[B]:ARG:HD2	1.96	0.65
2:E:2149:ALA:HA	2:E:2260:GLU:HG2	1.79	0.65
3:I:2952[B]:ALA:CB	3:I:2953[B]:GLY:C	2.48	0.65
3:I:2984[B]:THR:HG22	3:I:3151[B]:LEU:HD23	1.77	0.65
3:I:3298[A]:ASN:HA	3:I:3299[A]:LEU:HB2	1.76	0.65
3:L:2957[B]:ILE:CA	3:L:2960[B]:PHE:CE1	2.78	0.65
3:L:3259[A]:ASP:OD1	3:L:3260[A]:ARG:HD2	1.96	0.65
3:L:3298[B]:ASN:HD21	3:L:3301[B]:PRO:HA	1.60	0.65
3:L:3306[B]:LEU:HD12	3:L:3306[B]:LEU:C	2.15	0.65
1:M:926:LEU:HD11	1:M:1043:MET:HB3	1.77	0.65
3:O:2937[A]:ASN:ND2	3:O:3006[A]:LYS:HD3	2.11	0.65
3:O:2937[B]:ASN:ND2	3:O:3006[B]:LYS:HD3	2.11	0.65
3:O:2952[B]:ALA:CB	3:O:2953[B]:GLY:C	2.48	0.65
3:O:2975[B]:PHE:HD1	3:X:3156[B]:MET:C	1.98	0.65
3:R:2937[B]:ASN:ND2	3:R:3006[B]:LYS:HD3	2.11	0.65
3:R:3036[A]:GLY:O	3:R:3044[A]:LYS:HA	1.95	0.65
3:R:3180[B]:TYR:CA	3:R:3183[B]:LEU:HD22	2.26	0.65
3:I:2964[B]:PRO:CA	3:R:3221[B]:ALA:HB1	2.24	0.65
2:T:2885:SER:HB3	2:T:2890:VAL:HG22	1.77	0.65
3:U:2933[B]:SER:O	3:U:2936[B]:GLU:HB3	1.96	0.65
3:U:2979[A]:GLN:CG	3:U:3155[A]:MET:HE1	2.13	0.65
3:U:3180[A]:TYR:CA	3:U:3183[A]:LEU:HD22	2.26	0.65
3:U:3196[A]:THR:OG1	3:U:3199[A]:GLN:CG	2.44	0.65
1:V:1573:CYS:HB2	1:V:1627:ARG:HG2	1.78	0.65

Continued on next page...

Continued from previous page...

Atom-1	Atom-2	Interatomic distance (Å)	Clash overlap (Å)
3:X:2937[A]:ASN:ND2	3:X:3006[A]:LYS:HD3	2.11	0.65
1:Y:958:PRO:HB2	1:Y:960:PHE:N	2.12	0.65
1:A:70:ARG:NH1	1:A:266:LEU:O	2.29	0.65
2:B:2833:GLY:HA3	2:B:2854:MET:HE1	1.78	0.65
3:C:2933[B]:SER:O	3:C:2936[B]:GLU:HB3	1.96	0.65
3:C:2937[B]:ASN:HD22	3:C:3006[B]:LYS:HD3	1.61	0.65
3:C:3011[A]:TYR:HB3	3:C:3121[A]:SER:HB2	1.77	0.65
3:C:3151[B]:LEU:O	3:C:3174[B]:GLY:HA3	1.97	0.65
3:F:2957[A]:ILE:CA	3:F:2960[A]:PHE:CE1	2.78	0.65
3:F:2984[B]:THR:HG22	3:F:3151[B]:LEU:HD23	1.77	0.65
3:F:3180[B]:TYR:CA	3:F:3183[B]:LEU:HD22	2.26	0.65
3:F:3298[B]:ASN:HD21	3:F:3301[B]:PRO:HA	1.60	0.65
3:I:2957[A]:ILE:CA	3:I:2960[A]:PHE:CE1	2.78	0.65
3:I:3023[A]:ILE:HA	3:I:3026[A]:THR:OG1	1.95	0.65
3:I:3149[A]:ASN:OD1	3:I:3150[A]:LYS:HB2	1.96	0.65
3:L:2937[A]:ASN:ND2	3:L:3006[A]:LYS:HD3	2.11	0.65
3:L:3176[A]:LYS:HZ2	3:L:3176[A]:LYS:HB3	1.60	0.65
3:O:3151[A]:LEU:O	3:O:3174[A]:GLY:HA3	1.96	0.65
3:O:3180[A]:TYR:CA	3:O:3183[A]:LEU:HD22	2.26	0.65
3:O:3288[B]:MET:HA	3:O:3295[B]:LEU:HG	1.76	0.65
1:P:534:ASP:HB2	1:P:541:LYS:HE2	1.79	0.65
3:R:2952[B]:ALA:CB	3:R:2953[B]:GLY:C	2.48	0.65
3:I:3255[B]:PRO:HG3	3:R:2963[B]:MET:C	2.16	0.65
3:R:3036[B]:GLY:O	3:R:3044[B]:LYS:HA	1.96	0.65
3:R:3147[A]:GLU:HB2	3:R:3149[A]:ASN:ND2	2.09	0.65
3:R:3194[A]:GLY:C	3:R:3195[A]:MET:HG2	2.16	0.65
3:U:2937[B]:ASN:ND2	3:U:3006[B]:LYS:HD3	2.11	0.65
3:U:3194[A]:GLY:C	3:U:3195[A]:MET:HG2	2.16	0.65
2:W:2687:ILE:HD11	2:W:2695:MET:HG2	1.79	0.65
3:X:3196[B]:THR:OG1	3:X:3199[B]:GLN:CG	2.43	0.65
3:C:2937[A]:ASN:ND2	3:C:3006[A]:LYS:HD3	2.11	0.65
1:D:1573:CYS:HB2	1:D:1627:ARG:HG2	1.79	0.65
3:F:2933[B]:SER:O	3:F:2936[B]:GLU:HB3	1.96	0.65
3:F:2952[A]:ALA:H	3:F:2953[A]:GLY:CA	2.04	0.65
3:F:2951[B]:ASP:O	3:F:2956[B]:LYS:CE	2.45	0.65
3:F:2965[B]:LEU:CD1	3:F:2975[B]:PHE:H	2.08	0.65
3:F:3011[A]:TYR:HB3	3:F:3121[A]:SER:HB2	1.77	0.65
3:F:3149[B]:ASN:OD1	3:F:3150[B]:LYS:HB2	1.95	0.65
3:I:2937[A]:ASN:HD22	3:I:3006[A]:LYS:HD3	1.61	0.65
3:I:3151[A]:LEU:O	3:I:3174[A]:GLY:HA3	1.97	0.65
3:I:3171[B]:HIS:CA	3:R:3152[B]:LYS:CB	2.74	0.65

Continued on next page...

Continued from previous page...

Atom-1	Atom-2	Interatomic distance (Å)	Clash overlap (Å)
3:I:3180[A]:TYR:CA	3:I:3183[A]:LEU:HD22	2.26	0.65
3:I:3196[A]:THR:OG1	3:I:3199[A]:GLN:CG	2.44	0.65
3:I:3217[A]:PHE:HB2	3:I:3219[A]:LEU:HD21	1.78	0.65
1:J:450:LYS:HB3	1:J:454:GLY:HA3	1.79	0.65
1:J:898:GLY:N	1:J:899:MET:HA	2.10	0.65
3:L:2937[B]:ASN:ND2	3:L:3006[B]:LYS:HD3	2.11	0.65
1:M:1280:GLN:NE2	1:M:1337:ARG:HB3	2.10	0.65
3:O:2963[B]:MET:HG2	3:O:3108[B]:HIS:CG	2.23	0.65
3:O:2979[B]:GLN:CG	3:O:3155[B]:MET:HE2	2.25	0.65
3:R:2933[B]:SER:O	3:R:2936[B]:GLU:HB3	1.96	0.65
3:R:2969[A]:TYR:HD2	3:R:2971[A]:ASP:N	1.84	0.65
3:R:3089[B]:HIS:CE1	3:R:3119[B]:HIS:CE1	2.81	0.65
3:R:3132[B]:ALA:HB1	3:R:3197[B]:ILE:CD1	2.26	0.65
3:R:3259[B]:ASP:OD1	3:R:3260[B]:ARG:HD2	1.96	0.65
3:R:3259[A]:ASP:OD1	3:R:3260[A]:ARG:HD2	1.96	0.65
3:R:3306[B]:LEU:HD12	3:R:3306[B]:LEU:C	2.15	0.65
3:U:2951[A]:ASP:O	3:U:2956[A]:LYS:CE	2.45	0.65
3:U:3288[A]:MET:HA	3:U:3295[A]:LEU:HG	1.76	0.65
2:W:2889:ALA:N	2:W:2890:VAL:HA	2.12	0.65
3:X:2952[A]:ALA:CB	3:X:2953[A]:GLY:C	2.48	0.65
3:X:2966[A]:SER:HB3	3:X:2977[A]:CYS:HB2	1.78	0.65
3:X:3293[B]:LYS:HB2	3:X:3294[B]:SER:HB2	0.82	0.65
1:Y:1140:ASN:ND2	1:Y:1236:TYR:OH	2.30	0.65
1:Y:492:ARG:HD2	1:Y:692:VAL:HG22	1.78	0.65
3:C:2933[A]:SER:C	3:C:2935[A]:ILE:HD13	2.17	0.65
3:C:3137[B]:ARG:CB	3:C:3139[B]:LEU:HD23	2.25	0.65
3:C:3180[A]:TYR:CA	3:C:3183[A]:LEU:HD22	2.26	0.65
3:C:3196[A]:THR:OG1	3:C:3199[A]:GLN:CG	2.44	0.65
3:C:3284[A]:LYS:CE	3:C:3284[A]:LYS:HA	2.22	0.65
1:D:1019:HIS:NE2	1:D:1046:HIS:HE1	1.95	0.65
1:D:1153:LYS:HB2	1:D:1155:LEU:HD23	1.78	0.65
3:F:2937[B]:ASN:HB3	3:F:3006[B]:LYS:HD3	1.79	0.65
3:F:2957[B]:ILE:CA	3:F:2960[B]:PHE:CE1	2.78	0.65
2:H:2889:ALA:N	2:H:2890:VAL:HA	2.11	0.65
3:I:2933[A]:SER:O	3:I:2936[A]:GLU:HB3	1.96	0.65
3:I:2957[B]:ILE:CA	3:I:2960[B]:PHE:CE1	2.78	0.65
3:I:3036[B]:GLY:O	3:I:3044[B]:LYS:HA	1.95	0.65
3:I:3217[B]:PHE:HB2	3:I:3219[B]:LEU:HD21	1.78	0.65
3:I:3256[B]:TRP:HE1	3:R:2965[B]:LEU:HB3	1.15	0.65
3:L:2933[A]:SER:C	3:L:2935[A]:ILE:HD13	2.17	0.65
3:L:3149[A]:ASN:OD1	3:L:3150[A]:LYS:HB2	1.96	0.65

Continued on next page...

Continued from previous page...

Atom-1	Atom-2	Interatomic distance (Å)	Clash overlap (Å)
3:L:3066[B]:TYR:CE1	3:L:3193[B]:HIS:HE1	2.15	0.65
3:L:3217[A]:PHE:HB2	3:L:3219[A]:LEU:HD21	1.78	0.65
3:O:2966[A]:SER:HB3	3:O:2977[A]:CYS:HB2	1.78	0.65
3:O:3194[A]:GLY:C	3:O:3195[A]:MET:HG2	2.16	0.65
3:O:3132[A]:ALA:HB1	3:O:3197[A]:ILE:CD1	2.26	0.65
3:O:3217[B]:PHE:HB2	3:O:3219[B]:LEU:HD21	1.78	0.65
3:O:3255[B]:PRO:CA	3:X:3160[B]:SER:C	2.50	0.65
3:O:3259[A]:ASP:OD1	3:O:3260[A]:ARG:HD2	1.96	0.65
1:P:1195:ASP:OD1	1:P:1196:ILE:N	2.29	0.65
1:P:1280:GLN:HG2	1:P:1337:ARG:HD2	1.77	0.65
3:I:2970[B]:PRO:HA	3:R:2985[B]:PHE:CZ	2.31	0.65
3:I:2982[B]:MET:SD	3:R:3157[B]:PRO:N	2.70	0.65
3:R:3285[B]:VAL:HG22	3:R:3286[B]:THR:H	1.62	0.65
3:U:2933[A]:SER:O	3:U:2936[A]:GLU:HB3	1.96	0.65
3:U:2933[B]:SER:C	3:U:2935[B]:ILE:HD13	2.17	0.65
3:U:2937[A]:ASN:HD22	3:U:3006[A]:LYS:HD3	1.61	0.65
3:U:2937[B]:ASN:HD22	3:U:3006[B]:LYS:HD3	1.61	0.65
3:U:3151[B]:LEU:O	3:U:3174[B]:GLY:HA3	1.97	0.65
2:W:2317:LEU:HB3	2:W:2318:PRO:HD2	1.79	0.65
3:X:2933[A]:SER:C	3:X:2935[A]:ILE:HD13	2.17	0.65
3:X:2951[A]:ASP:O	3:X:2956[A]:LYS:CE	2.45	0.65
3:X:3023[B]:ILE:HA	3:X:3026[B]:THR:OG1	1.95	0.65
2:Z:2509:ILE:HD11	2:Z:2605:LEU:HD23	1.78	0.65
3:C:2937[B]:ASN:ND2	3:C:3006[B]:LYS:HD3	2.11	0.65
3:C:3151[A]:LEU:O	3:C:3174[A]:GLY:HA3	1.97	0.65
3:C:3217[B]:PHE:HB2	3:C:3219[B]:LEU:HD21	1.78	0.65
3:F:2937[A]:ASN:ND2	3:F:3006[A]:LYS:HD3	2.11	0.65
3:I:2966[B]:SER:CB	3:R:3254[B]:MET:CG	2.54	0.65
3:I:3011[A]:TYR:HB3	3:I:3121[A]:SER:HB2	1.76	0.65
1:J:1286:ARG:NH1	1:J:1333:GLU:OE1	2.30	0.65
1:J:327:ASP:OD1	1:J:328:LYS:N	2.27	0.65
2:K:2470:ALA:HB2	2:K:2476:LEU:HD11	1.77	0.65
3:L:3133[A]:LEU:O	3:L:3134[A]:GLN:C	2.32	0.65
3:C:3174[B]:GLY:HA2	3:L:3154[B]:PRO:HG3	1.79	0.65
3:L:3285[B]:VAL:HG22	3:L:3286[B]:THR:H	1.62	0.65
1:M:1421:VAL:HG23	1:M:1422:HIS:HD1	1.61	0.65
2:N:2687:ILE:HD11	2:N:2695:MET:HG2	1.79	0.65
3:O:3089[A]:HIS:ND1	3:O:3119[A]:HIS:CE1	2.61	0.65
3:O:3156[B]:MET:HG2	3:X:3173[B]:THR:HG23	1.61	0.65
1:P:1143:ALA:HA	1:P:1195:ASP:HA	1.77	0.65
1:P:891:LYS:HB3	1:P:892:TYR:CD2	2.31	0.65

Continued on next page...

Continued from previous page...

Atom-1	Atom-2	Interatomic distance (Å)	Clash overlap (Å)
2:Q:2394:VAL:H	2:Q:2448:THR:HG22	1.60	0.65
3:R:2933[A]:SER:C	3:R:2935[A]:ILE:HD13	2.17	0.65
3:R:2937[A]:ASN:HD22	3:R:3006[A]:LYS:HD3	1.62	0.65
3:R:3228[B]:VAL:HG21	3:R:3245[B]:PHE:CE1	2.32	0.65
3:R:3298[A]:ASN:HD21	3:R:3301[A]:PRO:HA	1.60	0.65
1:S:1414:THR:HG23	1:S:1477:LEU:HD13	1.78	0.65
2:T:2252:GLU:O	2:T:2389:ARG:NH2	2.28	0.65
3:U:2933[A]:SER:C	3:U:2935[A]:ILE:HD13	2.17	0.65
3:U:2957[A]:ILE:CA	3:U:2960[A]:PHE:CE1	2.78	0.65
3:U:3133[B]:LEU:O	3:U:3134[B]:GLN:C	2.32	0.65
3:U:3137[B]:ARG:CB	3:U:3139[B]:LEU:HD23	2.25	0.65
3:U:3284[A]:LYS:CD	3:U:3285[A]:VAL:H	2.10	0.65
3:U:3288[B]:MET:HA	3:U:3295[B]:LEU:HG	1.76	0.65
3:X:3066[A]:TYR:CE1	3:X:3193[A]:HIS:HE1	2.15	0.65
3:X:3217[B]:PHE:HB2	3:X:3219[B]:LEU:HD21	1.78	0.65
3:X:3228[B]:VAL:HG21	3:X:3245[B]:PHE:CE1	2.32	0.65
1:A:1492:PRO:HB2	1:A:1497:SER:HB2	1.78	0.65
3:C:2933[B]:SER:C	3:C:2935[B]:ILE:HD13	2.17	0.65
3:C:2988[B]:TRP:CD1	3:L:3153[B]:LYS:CE	2.79	0.65
3:C:3149[B]:ASN:CB	3:L:3158[B]:PHE:O	2.45	0.65
3:C:3149[B]:ASN:OD1	3:C:3150[B]:LYS:HB2	1.96	0.65
3:C:3228[A]:VAL:HG21	3:C:3245[A]:PHE:CE1	2.32	0.65
3:F:3228[A]:VAL:HG21	3:F:3245[A]:PHE:CE1	2.32	0.65
3:I:2937[B]:ASN:ND2	3:I:3006[B]:LYS:HD3	2.11	0.65
3:I:3180[B]:TYR:CA	3:I:3183[B]:LEU:HD22	2.26	0.65
1:J:1219:ASP:OD1	1:J:1223:ALA:N	2.30	0.65
3:L:3200[A]:LEU:HD22	3:L:3204[A]:LEU:CD1	2.27	0.65
1:M:1060:GLN:OE1	1:M:1063:ARG:NH1	2.30	0.65
3:O:2933[A]:SER:O	3:O:2936[A]:GLU:HB3	1.96	0.65
3:O:2937[A]:ASN:HB3	3:O:3006[A]:LYS:HD3	1.79	0.65
3:O:2957[A]:ILE:CA	3:O:2960[A]:PHE:CE1	2.78	0.65
3:O:2984[A]:THR:HG22	3:O:3151[A]:LEU:HD23	1.77	0.65
3:O:3149[A]:ASN:OD1	3:O:3150[A]:LYS:HB2	1.96	0.65
3:O:3158[B]:PHE:O	3:X:3148[B]:ILE:O	2.13	0.65
3:O:3194[B]:GLY:C	3:O:3195[B]:MET:HG2	2.16	0.65
3:O:3217[A]:PHE:HB2	3:O:3219[A]:LEU:HD21	1.79	0.65
2:Q:2545:SER:HA	2:Q:2546:LEU:HB3	1.78	0.65
3:R:2984[A]:THR:HG22	3:R:3151[A]:LEU:HD23	1.77	0.65
3:R:3132[A]:ALA:HB1	3:R:3197[A]:ILE:CD1	2.26	0.65
3:R:3217[B]:PHE:HB2	3:R:3219[B]:LEU:HD21	1.78	0.65
2:T:2403:PHE:HD1	2:T:2405:SER:H	1.45	0.65

Continued on next page...

Continued from previous page...

Atom-1	Atom-2	Interatomic distance (Å)	Clash overlap (Å)
3:X:2937[B]:ASN:HD22	3:X:3006[B]:LYS:HD3	1.61	0.65
3:X:3194[B]:GLY:C	3:X:3195[B]:MET:HG2	2.16	0.65
3:X:3288[A]:MET:HA	3:X:3295[A]:LEU:HG	1.76	0.65
1:A:133:LYS:HG3	1:A:134:VAL:HG22	1.78	0.65
1:A:327:ASP:OD1	1:A:328:LYS:N	2.29	0.65
2:B:2283:ASN:O	2:B:2406:SER:OG	2.07	0.65
3:C:3154[B]:PRO:HD2	3:L:3155[B]:MET:SD	2.37	0.65
3:C:3194[B]:GLY:C	3:C:3195[B]:MET:HG2	2.16	0.65
3:C:3217[A]:PHE:HB2	3:C:3219[A]:LEU:HD21	1.79	0.65
3:C:3255[B]:PRO:HG2	3:L:2959[B]:SER:O	1.96	0.65
3:F:2937[A]:ASN:HD22	3:F:3006[A]:LYS:HD3	1.62	0.65
3:F:3176[A]:LYS:HZ2	3:F:3176[A]:LYS:HB3	1.60	0.65
3:F:3298[B]:ASN:ND2	3:F:3301[B]:PRO:O	2.30	0.65
3:I:2933[A]:SER:C	3:I:2935[A]:ILE:HD13	2.17	0.65
3:I:2951[A]:ASP:O	3:I:2956[A]:LYS:CE	2.45	0.65
3:I:2965[B]:LEU:CD1	3:I:2975[B]:PHE:H	2.08	0.65
3:I:3036[A]:GLY:O	3:I:3044[A]:LYS:HA	1.96	0.65
3:I:3171[B]:HIS:N	3:R:3152[B]:LYS:CB	2.45	0.65
3:I:3256[B]:TRP:CB	3:R:2966[B]:SER:O	2.45	0.65
3:I:3259[A]:ASP:OD1	3:I:3260[A]:ARG:HD2	1.96	0.65
3:C:3156[B]:MET:HE1	3:L:2979[B]:GLN:HG3	1.26	0.65
3:L:3089[B]:HIS:CE1	3:L:3119[B]:HIS:CE1	2.81	0.65
3:L:3151[A]:LEU:O	3:L:3174[A]:GLY:HA3	1.97	0.65
3:C:3154[B]:PRO:CD	3:L:3173[B]:THR:C	2.63	0.65
3:L:3196[B]:THR:OG1	3:L:3199[B]:GLN:CG	2.44	0.65
3:L:3217[B]:PHE:HB2	3:L:3219[B]:LEU:HD21	1.78	0.65
1:M:664:VAL:HG12	1:M:690:THR:HG22	1.79	0.65
3:O:2965[B]:LEU:HD12	3:X:2979[B]:GLN:NE2	1.60	0.65
1:P:450:LYS:NZ	1:P:1273:SER:OG	2.26	0.65
1:P:1304:ASP:OD1	1:P:1304:ASP:N	2.23	0.65
3:R:2957[A]:ILE:CA	3:R:2960[A]:PHE:CE1	2.78	0.65
3:R:3180[A]:TYR:CA	3:R:3183[A]:LEU:HD22	2.26	0.65
3:R:3217[A]:PHE:HB2	3:R:3219[A]:LEU:HD21	1.79	0.65
3:R:3298[A]:ASN:HA	3:R:3299[A]:LEU:HB2	1.76	0.65
3:U:2965[B]:LEU:CD1	3:U:2975[B]:PHE:H	2.08	0.65
3:U:3036[A]:GLY:O	3:U:3044[A]:LYS:HA	1.95	0.65
5:V:5015:NAG:O3	5:V:5016:NAG:N2	2.30	0.65
3:X:3180[B]:TYR:CA	3:X:3183[B]:LEU:HD22	2.26	0.65
1:V:1631:GLU:OE1	1:Y:328:LYS:NZ	2.29	0.65
1:A:931:TRP:CG	1:A:1018:ILE:HD11	2.32	0.65
3:C:3160[B]:SER:CB	3:L:2983[B]:VAL:CG2	2.55	0.65

Continued on next page...

Continued from previous page...

Atom-1	Atom-2	Interatomic distance (Å)	Clash overlap (Å)
3:C:3298[B]:ASN:ND2	3:C:3301[B]:PRO:O	2.30	0.65
3:C:3298[A]:ASN:ND2	3:C:3301[A]:PRO:O	2.30	0.65
3:F:3066[B]:TYR:CE1	3:F:3193[B]:HIS:HE1	2.15	0.65
3:F:3194[B]:GLY:C	3:F:3195[B]:MET:HG2	2.16	0.65
3:F:3217[B]:PHE:HE1	3:F:3230[B]:PHE:HZ	0.80	0.65
1:G:580:TYR:O	1:G:584:SER:OG	2.14	0.65
3:I:3014[A]:TRP:CG	3:I:3092[A]:ILE:HD11	2.32	0.65
3:I:3014[B]:TRP:CG	3:I:3092[B]:ILE:HD11	2.32	0.65
3:I:3194[B]:GLY:C	3:I:3195[B]:MET:HG2	2.16	0.65
3:I:3228[A]:VAL:HG21	3:I:3245[A]:PHE:CE1	2.32	0.65
3:I:3298[B]:ASN:ND2	3:I:3301[B]:PRO:O	2.30	0.65
3:L:3176[B]:LYS:HZ2	3:L:3176[B]:LYS:HB3	1.60	0.65
3:L:3228[B]:VAL:HG21	3:L:3245[B]:PHE:CE1	2.32	0.65
3:L:3298[A]:ASN:HD21	3:L:3301[A]:PRO:HA	1.60	0.65
3:O:3217[A]:PHE:HE1	3:O:3230[A]:PHE:HZ	0.81	0.65
2:Q:2648:ALA:HA	2:Q:2654:SER:HB2	1.78	0.65
3:R:2966[A]:SER:HB3	3:R:2977[A]:CYS:HB2	1.78	0.65
3:R:3014[B]:TRP:CG	3:R:3092[B]:ILE:HD11	2.32	0.65
3:R:3149[B]:ASN:OD1	3:R:3150[B]:LYS:HB2	1.96	0.65
3:R:3284[A]:LYS:HA	3:R:3284[A]:LYS:CE	2.22	0.65
3:R:3285[A]:VAL:HG22	3:R:3286[A]:THR:H	1.61	0.65
2:T:2638:ARG:NH2	2:T:2704:ASP:OD1	2.30	0.65
3:U:3066[B]:TYR:CE1	3:U:3193[B]:HIS:HE1	2.15	0.65
2:W:2867:PRO:HB2	3:X:2932[A]:PRO:HG2	1.79	0.65
3:X:3180[A]:TYR:CB	3:X:3183[A]:LEU:HD22	2.27	0.65
3:X:3259[A]:ASP:OD1	3:X:3260[A]:ARG:HD2	1.96	0.65
1:A:930:ASP:OD1	1:A:1051:ARG:NH2	2.29	0.65
3:C:2957[A]:ILE:CA	3:C:2960[A]:PHE:CE1	2.78	0.65
3:C:3149[A]:ASN:OD1	3:C:3150[A]:LYS:HB2	1.96	0.65
3:C:3285[A]:VAL:HG22	3:C:3286[A]:THR:H	1.61	0.65
3:F:2979[B]:GLN:HE21	3:F:3155[B]:MET:HE2	1.62	0.65
3:F:3117[B]:TYR:O	3:F:3120[B]:HIS:HB2	1.97	0.65
3:F:3194[A]:GLY:C	3:F:3195[A]:MET:HG2	2.16	0.65
3:F:3200[B]:LEU:HD22	3:F:3204[B]:LEU:CD1	2.27	0.65
3:F:3217[B]:PHE:HB2	3:F:3219[B]:LEU:HD21	1.79	0.65
2:H:2509:ILE:HD11	2:H:2605:LEU:HD23	1.78	0.65
3:I:2965[B]:LEU:HB3	3:R:3256[B]:TRP:CZ2	2.31	0.65
3:I:3025[B]:VAL:HG22	3:I:3047[B]:ARG:NH1	2.02	0.65
1:J:1576:THR:H	1:J:1581:GLU:HB3	1.60	0.65
3:C:3248[B]:LEU:HD21	3:L:2971[B]:ASP:OD2	1.97	0.65
3:L:2961[B]:HIS:CE1	3:L:2980[B]:HIS:NE2	2.57	0.65

Continued on next page...

Continued from previous page...

Atom-1	Atom-2	Interatomic distance (Å)	Clash overlap (Å)
3:L:3014[A]:TRP:CG	3:L:3092[A]:ILE:HD11	2.32	0.65
5:M:2114:NAG:C6	5:M:2115:NAG:N2	2.59	0.65
1:M:460:GLU:HB3	1:M:465:PRO:HG2	1.79	0.65
3:O:2937[A]:ASN:HD22	3:O:3006[A]:LYS:HD3	1.61	0.65
1:P:329:ARG:O	1:S:1583:CYS:N	2.29	0.65
1:P:883:CYS:O	1:P:885:SER:OG	2.14	0.65
2:Q:2109:ARG:NH1	2:Q:2169:HIS:O	2.30	0.65
3:R:2937[B]:ASN:HD22	3:R:3006[B]:LYS:HD3	1.62	0.65
3:I:3153[B]:LYS:HZ2	3:R:3157[B]:PRO:HD2	1.58	0.65
3:R:3180[A]:TYR:CB	3:R:3183[A]:LEU:HD22	2.27	0.65
1:S:545:PHE:O	1:S:561:ARG:NH2	2.28	0.65
3:U:3228[B]:VAL:HG21	3:U:3245[B]:PHE:CE1	2.32	0.65
1:V:452:ILE:HD12	1:V:1367:SER:HB2	1.79	0.65
3:C:3147[B]:GLU:CG	3:L:3160[B]:SER:C	2.55	0.65
3:C:3232[A]:VAL:CG2	3:C:3273[A]:LEU:HD11	2.27	0.65
5:D:5014:NAG:H4	5:D:5015:NAG:N2	2.11	0.65
1:D:855:ARG:NH2	1:D:941:LEU:O	2.30	0.65
2:E:2858:ASP:OD2	2:E:2862:LYS:NZ	2.30	0.65
3:F:3200[A]:LEU:HD22	3:F:3204[A]:LEU:CD1	2.27	0.65
2:H:2185:THR:HG23	2:H:2186:GLU:HG3	1.79	0.65
3:I:2937[B]:ASN:HB3	3:I:3006[B]:LYS:HD3	1.79	0.65
3:I:2955[B]:GLN:OE1	3:I:3037[B]:TYR:CE1	2.50	0.65
3:I:3133[A]:LEU:O	3:I:3134[A]:GLN:C	2.32	0.65
1:J:1182:ASN:H	1:J:1182:ASN:HD22	1.44	0.65
3:C:3153[B]:LYS:NZ	3:L:2988[B]:TRP:HE1	1.93	0.65
3:L:2937[A]:ASN:HD22	3:L:3006[A]:LYS:HD3	1.62	0.65
3:C:3154[B]:PRO:CG	3:L:3174[B]:GLY:HA3	2.09	0.65
3:C:3251[B]:ASP:O	3:L:3253[B]:GLU:N	2.22	0.65
1:M:450:LYS:NZ	1:M:1273:SER:OG	2.30	0.65
3:O:3089[B]:HIS:CE1	3:O:3119[B]:HIS:CE1	2.81	0.65
3:O:3124[A]:ASP:OD2	3:O:3187[A]:TYR:OH	2.15	0.65
3:O:3066[B]:TYR:CE1	3:O:3193[B]:HIS:HE1	2.15	0.65
1:P:61:GLY:HA3	1:P:352:TRP:HB2	1.78	0.65
3:R:2933[B]:SER:C	3:R:2935[B]:ILE:HD13	2.17	0.65
3:R:2951[B]:ASP:O	3:R:2956[B]:LYS:CE	2.45	0.65
3:I:2975[B]:PHE:CZ	3:R:2961[B]:HIS:O	2.50	0.65
3:I:3160[B]:SER:HG	3:R:2982[B]:MET:HA	1.60	0.65
3:I:3153[B]:LYS:HB3	3:R:3155[B]:MET:CB	2.26	0.65
3:I:3146[B]:CYS:O	3:R:3161[B]:GLU:HG3	1.97	0.65
3:R:3066[A]:TYR:CE1	3:R:3193[A]:HIS:HE1	2.15	0.65
3:I:2965[B]:LEU:CA	3:R:3221[B]:ALA:HB1	2.18	0.65

Continued on next page...

Continued from previous page...

Atom-1	Atom-2	Interatomic distance (Å)	Clash overlap (Å)
3:R:3298[B]:ASN:HD21	3:R:3301[B]:PRO:HA	1.60	0.65
3:U:3232[B]:VAL:CG2	3:U:3273[B]:LEU:HD11	2.27	0.65
3:U:3298[B]:ASN:ND2	3:U:3301[B]:PRO:O	2.30	0.65
3:X:2933[B]:SER:C	3:X:2935[B]:ILE:HD13	2.17	0.65
3:X:3014[A]:TRP:CG	3:X:3092[A]:ILE:HD11	2.32	0.65
3:X:3014[B]:TRP:CG	3:X:3092[B]:ILE:HD11	2.32	0.65
3:X:3298[B]:ASN:ND2	3:X:3301[B]:PRO:O	2.30	0.65
1:A:1013:ILE:HD11	1:A:1175:PHE:CD2	2.31	0.64
1:A:1604:ASP:OD1	1:A:1605:ARG:NH1	2.30	0.64
3:C:3014[B]:TRP:CG	3:C:3092[B]:ILE:HD11	2.32	0.64
1:D:984:ASP:N	1:D:984:ASP:OD1	2.30	0.64
3:F:2933[A]:SER:C	3:F:2935[A]:ILE:HD13	2.17	0.64
3:F:2933[A]:SER:O	3:F:2936[A]:GLU:HB3	1.96	0.64
3:F:3151[B]:LEU:O	3:F:3174[B]:GLY:HA3	1.97	0.64
3:F:3124[B]:ASP:OD2	3:F:3187[B]:TYR:OH	2.15	0.64
3:I:2969[A]:TYR:HD2	3:I:2971[A]:ASP:N	1.84	0.64
3:I:3259[B]:ASP:N	3:R:3162[B]:ASP:HB3	2.11	0.64
1:J:534:ASP:HB2	1:J:541:LYS:HE2	1.77	0.64
3:L:3151[B]:LEU:O	3:L:3174[B]:GLY:HA3	1.97	0.64
3:L:3298[A]:ASN:ND2	3:L:3301[A]:PRO:O	2.30	0.64
3:O:2933[A]:SER:C	3:O:2935[A]:ILE:HD13	2.17	0.64
3:O:2951[A]:ASP:O	3:O:2956[A]:LYS:CE	2.45	0.64
3:O:2963[B]:MET:CE	3:X:2975[B]:PHE:CB	2.56	0.64
3:O:3117[B]:TYR:O	3:O:3120[B]:HIS:HB2	1.98	0.64
3:I:3153[B]:LYS:C	3:R:3155[B]:MET:H	1.90	0.64
3:I:2960[B]:PHE:CA	3:R:3255[B]:PRO:HD2	2.18	0.64
3:R:3298[B]:ASN:ND2	3:R:3301[B]:PRO:O	2.30	0.64
3:U:3124[B]:ASP:OD2	3:U:3187[B]:TYR:OH	2.15	0.64
3:U:3217[A]:PHE:HB2	3:U:3219[A]:LEU:HD21	1.79	0.64
3:U:3285[A]:VAL:HG22	3:U:3286[A]:THR:H	1.62	0.64
1:V:136:ALA:O	1:V:193:SER:OG	2.14	0.64
3:X:2955[A]:GLN:OE1	3:X:3037[A]:TYR:CE1	2.51	0.64
3:X:3180[A]:TYR:CA	3:X:3183[A]:LEU:HD22	2.26	0.64
3:X:3180[B]:TYR:CB	3:X:3183[B]:LEU:HD22	2.27	0.64
3:X:3132[B]:ALA:HB1	3:X:3197[B]:ILE:CD1	2.26	0.64
3:X:3232[B]:VAL:CG2	3:X:3273[B]:LEU:HD11	2.27	0.64
1:A:1618:LEU:O	3:F:3198[B]:PRO:HD3	1.98	0.64
3:C:2952[A]:ALA:H	3:C:2953[A]:GLY:CA	2.04	0.64
3:C:3066[A]:TYR:CE1	3:C:3193[A]:HIS:HE1	2.15	0.64
3:C:3149[B]:ASN:ND2	3:L:3163[B]:ASN:CB	2.60	0.64
1:D:1013:ILE:HD11	1:D:1175:PHE:CD2	2.32	0.64

Continued on next page...

Continued from previous page...

Atom-1	Atom-2	Interatomic distance (Å)	Clash overlap (Å)
3:F:2933[B]:SER:C	3:F:2935[B]:ILE:HD13	2.17	0.64
3:F:3217[A]:PHE:HB2	3:F:3219[A]:LEU:HD21	1.78	0.64
3:I:2930[B]:LEU:N	3:I:2930[B]:LEU:HD22	2.02	0.64
3:I:3298[A]:ASN:ND2	3:I:3301[A]:PRO:O	2.30	0.64
3:I:3120[A]:HIS:NE2	4:I:3402[A]:CUO:O1	2.30	0.64
3:L:2952[A]:ALA:CB	3:L:2953[A]:GLY:C	2.48	0.64
3:L:2966[B]:SER:HB3	3:L:2977[B]:CYS:HB2	1.78	0.64
3:L:2979[A]:GLN:CG	3:L:3155[A]:MET:HE2	2.22	0.64
3:L:3200[B]:LEU:HD22	3:L:3204[B]:LEU:CD1	2.27	0.64
3:O:2951[B]:ASP:O	3:O:2956[B]:LYS:CE	2.45	0.64
3:O:3157[B]:PRO:HD3	3:X:3153[B]:LYS:HA	1.80	0.64
3:O:3132[B]:ALA:HB1	3:O:3197[B]:ILE:CD1	2.26	0.64
3:O:3298[B]:ASN:ND2	3:O:3301[B]:PRO:O	2.30	0.64
3:O:3298[A]:ASN:ND2	3:O:3301[A]:PRO:O	2.30	0.64
3:R:3151[B]:LEU:O	3:R:3174[B]:GLY:HA3	1.97	0.64
3:R:3232[B]:VAL:CG2	3:R:3273[B]:LEU:HD11	2.27	0.64
3:R:3298[A]:ASN:ND2	3:R:3301[A]:PRO:O	2.30	0.64
1:S:573:LYS:HD2	1:S:574:GLY:HA2	1.77	0.64
3:U:2937[A]:ASN:HB3	3:U:3006[A]:LYS:HD3	1.78	0.64
3:U:3117[A]:TYR:O	3:U:3120[A]:HIS:HB2	1.97	0.64
3:U:3228[A]:VAL:HG21	3:U:3245[A]:PHE:CE1	2.32	0.64
1:V:1029:SER:OG	1:V:1030:MET:N	2.30	0.64
1:V:912:ASN:ND2	1:V:1093:ASP:OD2	2.30	0.64
3:X:2961[A]:HIS:CE1	3:X:2980[A]:HIS:NE2	2.57	0.64
3:X:3149[A]:ASN:OD1	3:X:3150[A]:LYS:HB2	1.96	0.64
3:X:3232[A]:VAL:CG2	3:X:3273[A]:LEU:HD11	2.27	0.64
3:C:3180[A]:TYR:CB	3:C:3183[A]:LEU:HD22	2.27	0.64
3:C:3194[A]:GLY:C	3:C:3195[A]:MET:HG2	2.16	0.64
3:C:3259[A]:ASP:OD1	3:C:3260[A]:ARG:HD2	1.96	0.64
2:E:2142:ALA:HB1	2:E:2143:CYS:HB2	1.77	0.64
3:F:2937[B]:ASN:HD22	3:F:3006[B]:LYS:HD3	1.61	0.64
3:F:3014[A]:TRP:CG	3:F:3092[A]:ILE:HD11	2.32	0.64
3:F:3014[B]:TRP:CG	3:F:3092[B]:ILE:HD11	2.32	0.64
3:F:3180[A]:TYR:CB	3:F:3183[A]:LEU:HD22	2.27	0.64
3:I:2965[A]:LEU:CD1	3:I:2975[A]:PHE:H	2.08	0.64
3:I:3180[A]:TYR:CB	3:I:3183[A]:LEU:HD22	2.27	0.64
1:J:105:VAL:HG12	1:J:123:PHE:HB3	1.80	0.64
3:L:2933[B]:SER:C	3:L:2935[B]:ILE:HD13	2.17	0.64
3:L:2951[A]:ASP:O	3:L:2956[A]:LYS:CE	2.45	0.64
3:L:2961[A]:HIS:CE1	3:L:2980[A]:HIS:NE2	2.57	0.64
3:C:2971[B]:ASP:CB	3:L:3089[B]:HIS:CE1	2.59	0.64

Continued on next page...

Continued from previous page...

Atom-1	Atom-2	Interatomic distance (Å)	Clash overlap (Å)
3:L:3180[B]:TYR:CB	3:L:3183[B]:LEU:HD22	2.27	0.64
3:L:3232[B]:VAL:CG2	3:L:3273[B]:LEU:HD11	2.27	0.64
3:O:2969[B]:TYR:CG	3:X:3158[B]:PHE:HE1	2.12	0.64
3:O:3120[B]:HIS:NE2	4:O:3401[B]:CUO:O1	2.30	0.64
3:O:3180[A]:TYR:CB	3:O:3183[A]:LEU:HD22	2.27	0.64
1:P:450:LYS:HB3	1:P:454:GLY:HA3	1.79	0.64
3:R:2955[B]:GLN:OE1	3:R:3037[B]:TYR:CE1	2.51	0.64
3:R:2966[A]:SER:HB2	3:R:2977[A]:CYS:CB	2.21	0.64
3:I:3259[B]:ASP:CA	3:R:3162[B]:ASP:HB3	2.26	0.64
1:S:1284:GLU:OE1	1:S:1337:ARG:NH1	2.30	0.64
3:U:3014[A]:TRP:CG	3:U:3092[A]:ILE:HD11	2.32	0.64
3:U:2955[B]:GLN:OE1	3:U:3037[B]:TYR:CE1	2.51	0.64
3:U:3151[A]:LEU:O	3:U:3174[A]:GLY:HA3	1.97	0.64
1:V:804:ASP:OD2	5:V:5008:NAG:O6	2.14	0.64
3:X:3298[A]:ASN:ND2	3:X:3301[A]:PRO:O	2.30	0.64
1:A:533:VAL:HG12	1:A:540:THR:HG22	1.80	0.64
3:C:2975[B]:PHE:HD1	3:L:3107[B]:LEU:HD13	1.54	0.64
3:C:2937[B]:ASN:HB3	3:C:3006[B]:LYS:HD3	1.79	0.64
3:C:2955[A]:GLN:OE1	3:C:3037[A]:TYR:CE1	2.51	0.64
3:C:3066[B]:TYR:CE1	3:C:3193[B]:HIS:HE1	2.15	0.64
3:F:2954[A]:TYR:HA	3:F:2957[A]:ILE:HG22	1.80	0.64
3:F:3117[A]:TYR:O	3:F:3120[A]:HIS:HB2	1.98	0.64
3:F:3151[A]:LEU:O	3:F:3174[A]:GLY:HA3	1.97	0.64
3:F:3232[A]:VAL:CG2	3:F:3273[A]:LEU:HD11	2.27	0.64
3:F:3285[A]:VAL:HG22	3:F:3286[A]:THR:H	1.62	0.64
1:G:164:GLU:HG3	1:G:297:ARG:HE	1.63	0.64
3:I:2933[B]:SER:C	3:I:2935[B]:ILE:HD13	2.17	0.64
3:I:2961[A]:HIS:CE1	3:I:2980[A]:HIS:NE2	2.57	0.64
3:I:3025[A]:VAL:HG22	3:I:3047[A]:ARG:NH1	2.01	0.64
3:I:3153[B]:LYS:CB	3:R:3155[B]:MET:CB	2.71	0.64
3:I:3151[B]:LEU:O	3:I:3174[B]:GLY:HA3	1.96	0.64
3:L:3194[A]:GLY:C	3:L:3195[A]:MET:HG2	2.16	0.64
3:L:3240[A]:THR:HG22	3:L:3241[A]:PHE:N	2.13	0.64
3:L:3279[B]:ASP:N	3:L:3279[B]:ASP:OD1	2.25	0.64
3:L:3285[A]:VAL:HG22	3:L:3286[A]:THR:H	1.62	0.64
1:M:439:LEU:HD23	1:M:509:ILE:HD12	1.80	0.64
1:M:873:VAL:HA	1:M:876:PHE:CE1	2.32	0.64
3:O:2937[B]:ASN:HB3	3:O:3006[B]:LYS:HD3	1.79	0.64
3:O:3285[B]:VAL:HG22	3:O:3286[B]:THR:H	1.62	0.64
1:P:325:THR:HB	1:P:332:ASP:H	1.62	0.64
2:Q:2687:ILE:HD11	2:Q:2695:MET:HG2	1.77	0.64

Continued on next page...

Continued from previous page...

Atom-1	Atom-2	Interatomic distance (Å)	Clash overlap (Å)
3:R:2961[B]:HIS:CE1	3:R:2980[B]:HIS:NE2	2.57	0.64
3:U:2937[B]:ASN:HB3	3:U:3006[B]:LYS:HD3	1.79	0.64
3:U:3124[A]:ASP:OD2	3:U:3187[A]:TYR:OH	2.15	0.64
3:U:3149[B]:ASN:OD1	3:U:3150[B]:LYS:HB2	1.96	0.64
3:U:3157[B]:PRO:O	3:U:3160[B]:SER:N	2.30	0.64
3:U:3298[A]:ASN:ND2	3:U:3301[A]:PRO:O	2.30	0.64
1:V:426:LYS:NZ	1:V:1123:GLY:O	2.21	0.64
3:O:2969[B]:TYR:CD2	3:X:2988[B]:TRP:O	2.50	0.64
1:Y:1505:ARG:HG3	1:Y:1508:PHE:HB3	1.79	0.64
5:Y:2115:NAG:H62	6:Y:2116:BMA:H2	1.80	0.64
3:C:2933[A]:SER:O	3:C:2936[A]:GLU:HB3	1.96	0.64
3:C:2951[A]:ASP:O	3:C:2956[A]:LYS:CE	2.45	0.64
3:C:2984[A]:THR:HG22	3:C:3151[A]:LEU:HD23	1.77	0.64
3:C:3211[B]:ASP:N	3:C:3211[B]:ASP:OD1	2.27	0.64
3:C:3223[B]:GLY:H	3:L:2963[B]:MET:CE	2.07	0.64
3:C:3252[B]:TYR:HB3	3:L:3253[B]:GLU:CB	2.27	0.64
3:F:2952[A]:ALA:CB	3:F:2953[A]:GLY:C	2.48	0.64
3:F:2955[B]:GLN:OE1	3:F:3037[B]:TYR:CE1	2.51	0.64
3:F:3298[A]:ASN:ND2	3:F:3301[A]:PRO:O	2.30	0.64
1:G:834:ASP:N	1:G:834:ASP:OD1	2.20	0.64
3:I:2969[B]:TYR:CA	3:R:2989[B]:HIS:NE2	2.61	0.64
3:I:3149[B]:ASN:OD1	3:I:3150[B]:LYS:HB2	1.96	0.64
3:I:3169[B]:LYS:HG2	3:R:3151[B]:LEU:N	2.06	0.64
3:I:3066[B]:TYR:CE1	3:I:3193[B]:HIS:HE1	2.15	0.64
3:I:3200[B]:LEU:HD22	3:I:3204[B]:LEU:CD1	2.27	0.64
3:I:3200[A]:LEU:HD22	3:I:3204[A]:LEU:CD1	2.27	0.64
3:I:3228[B]:VAL:HG21	3:I:3245[B]:PHE:CE1	2.32	0.64
2:K:2549:PRO:HG2	2:K:2747:LYS:HD2	1.78	0.64
3:L:2965[A]:LEU:CD1	3:L:2975[A]:PHE:H	2.08	0.64
3:L:2937[B]:ASN:HD22	3:L:3006[B]:LYS:HD3	1.61	0.64
3:L:3066[A]:TYR:CE1	3:L:3193[A]:HIS:HE1	2.15	0.64
3:L:3066[B]:TYR:HD1	3:L:3193[B]:HIS:CE1	2.16	0.64
1:M:260:ASN:OD1	1:M:271:HIS:NE2	2.30	0.64
2:N:2133:PRO:HD3	2:N:2142:ALA:HB2	1.78	0.64
2:N:2390:GLN:NE2	2:N:2494:GLN:O	2.29	0.64
3:O:2937[B]:ASN:HD22	3:O:3006[B]:LYS:HD3	1.61	0.64
3:O:2957[B]:ILE:CA	3:O:2960[B]:PHE:HE1	2.11	0.64
3:O:2965[A]:LEU:CD1	3:O:2975[A]:PHE:H	2.08	0.64
3:O:3014[A]:TRP:CG	3:O:3092[A]:ILE:HD11	2.32	0.64
1:P:588:GLU:OE2	1:P:728:ARG:NH2	2.30	0.64
3:R:2969[B]:TYR:HD2	3:R:2971[B]:ASP:N	1.84	0.64

Continued on next page...

Continued from previous page...

Atom-1	Atom-2	Interatomic distance (Å)	Clash overlap (Å)
3:R:2955[A]:GLN:OE1	3:R:3037[A]:TYR:CE1	2.51	0.64
3:R:3066[B]:TYR:CE1	3:R:3193[B]:HIS:HE1	2.15	0.64
3:R:3200[A]:LEU:HD22	3:R:3204[A]:LEU:CD1	2.27	0.64
1:S:37:ILE:HD13	1:S:75:GLN:HG3	1.80	0.64
1:S:909:ILE:HG12	1:S:1084:PHE:HZ	1.62	0.64
3:U:3180[A]:TYR:CB	3:U:3183[A]:LEU:HD22	2.27	0.64
1:V:1441:SER:OG	1:V:1442:MET:N	2.30	0.64
2:W:2548:CYS:O	2:W:2554:PRO:HB3	1.97	0.64
2:W:2868:GLU:OE1	3:X:2932[A]:PRO:C	2.34	0.64
3:X:2937[B]:ASN:HB3	3:X:3006[B]:LYS:HD3	1.79	0.64
3:X:3149[B]:ASN:OD1	3:X:3150[B]:LYS:HB2	1.96	0.64
3:X:3194[A]:GLY:C	3:X:3195[A]:MET:HG2	2.16	0.64
3:X:3196[A]:THR:OG1	3:X:3199[A]:GLN:CG	2.44	0.64
3:X:3200[B]:LEU:HD22	3:X:3204[B]:LEU:CD1	2.27	0.64
1:A:157:GLU:OE2	1:A:296:ARG:NH2	2.31	0.64
3:C:3066[A]:TYR:HD1	3:C:3193[A]:HIS:CE1	2.16	0.64
3:C:3285[B]:VAL:HG22	3:C:3286[B]:THR:H	1.62	0.64
3:F:2951[A]:ASP:O	3:F:2956[A]:LYS:CE	2.45	0.64
3:F:2955[A]:GLN:OE1	3:F:3037[A]:TYR:CE1	2.51	0.64
3:F:3066[A]:TYR:HD1	3:F:3193[A]:HIS:CE1	2.16	0.64
3:F:3132[A]:ALA:HB1	3:F:3197[A]:ILE:CD1	2.26	0.64
3:F:3120[A]:HIS:NE2	4:F:3402[A]:CUO:O1	2.30	0.64
1:G:104:LEU:O	1:G:121:ASN:ND2	2.30	0.64
1:G:127:GLU:HG2	1:G:135:THR:H	1.61	0.64
3:I:2937[A]:ASN:ND2	3:I:3006[A]:LYS:HD3	2.11	0.64
3:I:2954[A]:TYR:HA	3:I:2957[A]:ILE:HG22	1.80	0.64
3:I:2951[B]:ASP:O	3:I:2956[B]:LYS:CE	2.45	0.64
3:I:2975[B]:PHE:HA	3:R:3107[B]:LEU:HD22	1.80	0.64
3:I:3089[B]:HIS:CE1	3:I:3119[B]:HIS:CE1	2.81	0.64
3:I:3163[B]:ASN:CB	3:R:3149[B]:ASN:ND2	2.61	0.64
3:I:3066[A]:TYR:CE1	3:I:3193[A]:HIS:HE1	2.15	0.64
1:J:118:ALA:HB1	1:J:119:LYS:HA	1.79	0.64
3:L:2965[B]:LEU:CD1	3:L:2975[B]:PHE:H	2.08	0.64
3:O:2965[B]:LEU:CD1	3:O:2975[B]:PHE:H	2.08	0.64
3:O:2955[A]:GLN:OE1	3:O:3037[A]:TYR:CE1	2.51	0.64
3:O:3200[A]:LEU:HD22	3:O:3204[A]:LEU:CD1	2.27	0.64
3:O:3200[B]:LEU:HD22	3:O:3204[B]:LEU:CD1	2.27	0.64
3:O:3284[A]:LYS:CD	3:O:3285[A]:VAL:H	2.10	0.64
1:P:1355:LEU:HD11	1:P:1393:THR:HG21	1.77	0.64
4:I:3401[A]:CUO:O1	3:R:3120[A]:HIS:NE2	2.30	0.64
3:R:3151[A]:LEU:O	3:R:3174[A]:GLY:HA3	1.96	0.64

Continued on next page...

Continued from previous page...

Atom-1	Atom-2	Interatomic distance (Å)	Clash overlap (Å)
3:R:3180[B]:TYR:CB	3:R:3183[B]:LEU:HD22	2.27	0.64
3:R:3228[A]:VAL:HG21	3:R:3245[A]:PHE:CE1	2.32	0.64
1:S:896:HIS:HB2	1:S:905:TRP:CG	2.32	0.64
3:U:2961[A]:HIS:CE1	3:U:2980[A]:HIS:NE2	2.57	0.64
3:U:3240[B]:THR:HG22	3:U:3241[B]:PHE:N	2.13	0.64
1:V:450:LYS:HE3	1:V:505:ARG:HH21	1.61	0.64
2:W:2572:VAL:HG22	2:W:2768:LEU:HD22	1.80	0.64
3:X:2933[B]:SER:O	3:X:2936[B]:GLU:HB3	1.96	0.64
3:X:2951[B]:ASP:O	3:X:2956[B]:LYS:CE	2.45	0.64
3:X:2954[A]:TYR:HA	3:X:2957[A]:ILE:HG22	1.80	0.64
3:X:2966[B]:SER:HB2	3:X:2977[B]:CYS:CB	2.21	0.64
3:O:2971[B]:ASP:N	3:X:2992[B]:TYR:H	1.96	0.64
3:X:2955[B]:GLN:OE1	3:X:3037[B]:TYR:CE1	2.50	0.64
3:X:3200[A]:LEU:HD22	3:X:3204[A]:LEU:CD1	2.27	0.64
3:X:3217[B]:PHE:HE1	3:X:3230[B]:PHE:HZ	0.80	0.64
3:X:3298[A]:ASN:HD21	3:X:3301[A]:PRO:HA	1.60	0.64
2:Z:2711:HIS:HA	2:Z:2714:VAL:HG22	1.79	0.64
1:A:630:PHE:O	1:A:633:HIS:HB3	1.98	0.64
2:B:2149:ALA:HA	2:B:2260:GLU:HG2	1.77	0.64
3:C:2979[B]:GLN:HG3	3:L:3156[B]:MET:HE1	1.47	0.64
3:C:3154[B]:PRO:HB3	3:L:3151[B]:LEU:C	2.17	0.64
3:C:3066[B]:TYR:HD1	3:C:3193[B]:HIS:CE1	2.16	0.64
3:C:3224[B]:GLN:HA	3:L:3252[B]:TYR:OH	1.97	0.64
1:D:1301:PRO:HB3	1:D:1308:VAL:HG12	1.79	0.64
3:F:3092[A]:ILE:HG23	3:F:3096[A]:VAL:CG2	2.28	0.64
3:F:3232[B]:VAL:CG2	3:F:3273[B]:LEU:HD11	2.27	0.64
1:G:166:GLU:OE2	1:G:297:ARG:NH1	2.31	0.64
3:I:2933[B]:SER:O	3:I:2936[B]:GLU:HB3	1.96	0.64
3:I:2949[B]:LYS:HZ2	3:I:2950[B]:THR:HA	1.63	0.64
3:I:2952[A]:ALA:H	3:I:2953[A]:GLY:CA	2.04	0.64
3:I:2937[A]:ASN:HB3	3:I:3006[A]:LYS:HD3	1.79	0.64
3:I:3159[B]:SER:N	3:R:3150[B]:LYS:O	2.31	0.64
3:C:2982[B]:MET:H	3:L:2967[B]:CYS:HB3	1.62	0.64
1:M:1018:ILE:HA	1:M:1021:LEU:HB2	1.78	0.64
2:N:2889:ALA:N	2:N:2890:VAL:HA	2.12	0.64
3:O:3255[B]:PRO:HB3	3:X:3161[B]:GLU:C	2.18	0.64
3:I:3156[B]:MET:HB3	3:R:2982[B]:MET:HB2	1.80	0.64
3:R:2937[A]:ASN:HB3	3:R:3006[A]:LYS:HD3	1.79	0.64
3:R:3240[A]:THR:HG22	3:R:3241[A]:PHE:N	2.13	0.64
3:R:3279[A]:ASP:N	3:R:3279[A]:ASP:OD1	2.25	0.64
3:U:3117[B]:TYR:O	3:U:3120[B]:HIS:HB2	1.98	0.64

Continued on next page...

Continued from previous page...

Atom-1	Atom-2	Interatomic distance (Å)	Clash overlap (Å)
3:X:3066[A]:TYR:HD1	3:X:3193[A]:HIS:CE1	2.16	0.64
3:C:2937[A]:ASN:HB3	3:C:3006[A]:LYS:HD3	1.79	0.64
3:C:3200[A]:LEU:HD22	3:C:3204[A]:LEU:CD1	2.27	0.64
3:C:3200[B]:LEU:HD22	3:C:3204[B]:LEU:CD1	2.27	0.64
3:F:3180[B]:TYR:CB	3:F:3183[B]:LEU:HD22	2.27	0.64
3:F:3240[B]:THR:HG22	3:F:3241[B]:PHE:N	2.13	0.64
1:G:729:VAL:HG11	1:G:785:LEU:HD12	1.80	0.64
3:I:2954[B]:TYR:HA	3:I:2957[B]:ILE:HG22	1.80	0.64
3:I:3108[B]:HIS:HE1	3:R:3251[B]:ASP:CG	2.00	0.64
3:I:2988[B]:TRP:NE1	3:I:3158[B]:PHE:HE2	1.96	0.64
3:I:2990[A]:ARG:CZ	3:I:3180[A]:TYR:HB3	2.28	0.64
3:I:3240[B]:THR:HG22	3:I:3241[B]:PHE:N	2.13	0.64
3:I:3259[B]:ASP:HB3	3:R:3162[B]:ASP:CA	2.27	0.64
3:L:2952[B]:ALA:H	3:L:2953[B]:GLY:CA	2.04	0.64
3:L:2957[A]:ILE:CA	3:L:2960[A]:PHE:HE1	2.11	0.64
3:L:2966[A]:SER:HB3	3:L:2977[A]:CYS:HB2	1.78	0.64
3:L:3240[B]:THR:HG22	3:L:3241[B]:PHE:N	2.13	0.64
3:L:3232[A]:VAL:CG2	3:L:3273[A]:LEU:HD11	2.27	0.64
1:M:567:LEU:HB3	1:M:570:GLN:O	1.97	0.64
3:O:3066[A]:TYR:CE1	3:O:3193[A]:HIS:HE1	2.15	0.64
3:O:3066[B]:TYR:HD1	3:O:3193[B]:HIS:CE1	2.16	0.64
1:P:1348:TRP:HH2	1:P:1461:VAL:HG23	1.63	0.64
1:P:1492:PRO:HB2	1:P:1497:SER:HB3	1.78	0.64
3:I:3254[B]:MET:O	3:R:2966[B]:SER:OG	2.15	0.64
3:I:3116[B]:PHE:HE2	3:R:2969[B]:TYR:CG	1.98	0.64
3:R:3014[A]:TRP:CG	3:R:3092[A]:ILE:HD11	2.32	0.64
2:T:2180:TRP:HB2	2:T:2243:LEU:HD22	1.79	0.64
2:T:2240:GLN:HE21	2:T:2241:THR:HG22	1.61	0.64
3:U:2966[B]:SER:HB3	3:U:2977[B]:CYS:HB2	1.78	0.64
3:U:2988[A]:TRP:NE1	3:U:3158[A]:PHE:HE2	1.96	0.64
3:U:3014[B]:TRP:CG	3:U:3092[B]:ILE:HD11	2.32	0.64
3:U:3285[B]:VAL:HG22	3:U:3286[B]:THR:H	1.62	0.64
3:X:2948[A]:ASP:HB3	3:X:2953[A]:GLY:CA	2.24	0.64
3:X:2954[B]:TYR:HA	3:X:2957[B]:ILE:HG22	1.80	0.64
3:X:2969[A]:TYR:HD2	3:X:2971[A]:ASP:N	1.84	0.64
3:X:3228[A]:VAL:HG21	3:X:3245[A]:PHE:CE1	2.32	0.64
3:X:3284[B]:LYS:CD	3:X:3285[B]:VAL:H	2.10	0.64
3:C:2928[A]:ASN:OD1	3:C:2929[A]:SER:N	2.31	0.64
3:C:2928[B]:ASN:OD1	3:C:2929[B]:SER:N	2.31	0.64
3:C:2955[B]:GLN:OE1	3:C:3037[B]:TYR:CE1	2.51	0.64
3:F:3066[A]:TYR:CE1	3:F:3193[A]:HIS:HE1	2.15	0.64

Continued on next page...

Continued from previous page...

Atom-1	Atom-2	Interatomic distance (Å)	Clash overlap (Å)
1:G:1031:ALA:O	1:G:1154:SER:OG	2.10	0.64
1:G:567:LEU:HB3	1:G:570:GLN:O	1.97	0.64
1:J:1358:LEU:HD23	1:J:1456:LEU:HD21	1.79	0.64
1:J:1565:SER:HB3	1:J:1594:GLY:H	1.63	0.64
3:C:3157[B]:PRO:N	3:L:2982[B]:MET:SD	2.71	0.64
3:L:3014[B]:TRP:CG	3:L:3092[B]:ILE:HD11	2.32	0.64
3:L:3194[B]:GLY:C	3:L:3195[B]:MET:HG2	2.16	0.64
3:L:3298[B]:ASN:ND2	3:L:3301[B]:PRO:O	2.30	0.64
3:O:3120[A]:HIS:NE2	4:O:3401[A]:CUO:O1	2.30	0.64
3:O:3151[B]:LEU:O	3:O:3174[B]:GLY:HA3	1.97	0.64
3:O:3240[B]:THR:HG22	3:O:3241[B]:PHE:N	2.13	0.64
3:R:2951[A]:ASP:O	3:R:2956[A]:LYS:CE	2.45	0.64
3:I:2981[B]:GLY:CA	3:R:2968[B]:GLN:OE1	2.46	0.64
3:R:3092[A]:ILE:HG23	3:R:3096[A]:VAL:CG2	2.28	0.64
3:R:3200[B]:LEU:HD22	3:R:3204[B]:LEU:CD1	2.27	0.64
3:R:3273[A]:LEU:CB	3:R:3275[A]:LEU:HD13	2.28	0.64
1:S:749:VAL:HB	1:S:754:GLU:HB3	1.80	0.64
3:U:2948[A]:ASP:CB	3:U:2949[A]:LYS:HA	2.15	0.64
3:U:2952[B]:ALA:CB	3:U:2953[B]:GLY:C	2.48	0.64
3:U:3212[A]:ARG:HH11	3:U:3212[A]:ARG:CG	2.11	0.64
3:U:3298[B]:ASN:HD21	3:U:3301[B]:PRO:HA	1.60	0.64
3:U:3217[A]:PHE:CE2	3:U:3303[A]:PRO:HG3	2.33	0.64
2:W:2800:LYS:O	3:X:3023[A]:ILE:HD11	1.97	0.64
3:X:2928[B]:ASN:OD1	3:X:2929[B]:SER:N	2.31	0.64
3:X:2988[A]:TRP:NE1	3:X:3158[A]:PHE:HE2	1.96	0.64
3:X:3120[A]:HIS:NE2	4:X:3401[A]:CUO:O1	2.30	0.64
3:X:2988[B]:TRP:NE1	3:X:3158[B]:PHE:HE2	1.96	0.64
3:X:3217[B]:PHE:CE2	3:X:3303[B]:PRO:HG3	2.33	0.64
1:A:928:TYR:HB3	1:A:1047:SER:HB3	1.80	0.64
3:C:2982[B]:MET:SD	3:L:3156[B]:MET:CA	2.85	0.64
3:C:3092[B]:ILE:HG23	3:C:3096[B]:VAL:CG2	2.28	0.64
3:C:3117[A]:TYR:O	3:C:3120[A]:HIS:HB2	1.97	0.64
3:C:2990[A]:ARG:CZ	3:C:3180[A]:TYR:HB3	2.28	0.64
3:C:3228[B]:VAL:HG21	3:C:3245[B]:PHE:CE1	2.32	0.64
1:D:1585:ASN:OD1	1:G:329:ARG:NH2	2.32	0.64
3:F:2961[B]:HIS:HB3	3:F:3111[B]:SER:CB	2.28	0.64
3:F:3240[A]:THR:HG22	3:F:3241[A]:PHE:N	2.13	0.64
3:F:3217[B]:PHE:CE2	3:F:3303[B]:PRO:HG3	2.33	0.64
1:G:1471:LEU:HD12	1:G:1537:ILE:HG23	1.79	0.64
1:G:911:LEU:HG	1:G:915:ASN:HD21	1.63	0.64
3:I:3117[A]:TYR:O	3:I:3120[A]:HIS:HB2	1.98	0.64

Continued on next page...

Continued from previous page...

Atom-1	Atom-2	Interatomic distance (Å)	Clash overlap (Å)
2:K:2451:LEU:HD22	2:K:2456:LEU:HD11	1.78	0.64
3:O:2933[B]:SER:C	3:O:2935[B]:ILE:HD13	2.17	0.64
3:O:2955[B]:GLN:OE1	3:O:3037[B]:TYR:CE1	2.51	0.64
3:O:3014[B]:TRP:CG	3:O:3092[B]:ILE:HD11	2.32	0.64
3:O:3089[A]:HIS:CE1	3:O:3119[A]:HIS:CE1	2.81	0.64
3:O:3106[B]:THR:HG21	3:X:2970[B]:PRO:C	2.18	0.64
3:O:3169[A]:LYS:C	3:O:3172[A]:SER:HG	1.98	0.64
3:O:3254[B]:MET:SD	3:X:3154[B]:PRO:HB2	2.37	0.64
1:P:1130:SER:O	1:P:1134:ASN:ND2	2.31	0.64
1:P:1301:PRO:O	1:P:1494:ARG:NH2	2.29	0.64
3:R:2937[B]:ASN:HB3	3:R:3006[B]:LYS:HD3	1.79	0.64
3:R:3066[A]:TYR:HD1	3:R:3193[A]:HIS:CE1	2.16	0.64
1:S:678:ASN:O	1:S:684:ARG:NH1	2.31	0.64
3:U:2928[B]:ASN:OD1	3:U:2929[B]:SER:N	2.31	0.64
3:U:2957[B]:ILE:CA	3:U:2960[B]:PHE:HE1	2.11	0.64
3:U:3066[A]:TYR:CE1	3:U:3193[A]:HIS:HE1	2.15	0.64
3:U:3298[A]:ASN:HD21	3:U:3301[A]:PRO:HA	1.60	0.64
3:O:2971[B]:ASP:O	3:X:2988[B]:TRP:CE3	2.50	0.64
3:X:3117[B]:TYR:O	3:X:3120[B]:HIS:HB2	1.98	0.64
3:X:2990[B]:ARG:CZ	3:X:3180[B]:TYR:HB3	2.28	0.64
3:X:3217[A]:PHE:HB2	3:X:3219[A]:LEU:HD21	1.78	0.64
3:C:2951[B]:ASP:O	3:C:2956[B]:LYS:CE	2.45	0.63
3:C:2985[B]:PHE:HE2	3:L:2970[B]:PRO:N	1.81	0.63
3:C:3014[A]:TRP:CG	3:C:3092[A]:ILE:HD11	2.32	0.63
3:C:3162[B]:ASP:N	3:C:3162[B]:ASP:OD1	2.31	0.63
3:C:3124[A]:ASP:OD2	3:C:3187[A]:TYR:OH	2.15	0.63
3:C:3284[B]:LYS:CD	3:C:3285[B]:VAL:H	2.10	0.63
3:C:3217[B]:PHE:CE2	3:C:3303[B]:PRO:HG3	2.33	0.63
3:F:3176[B]:LYS:HB3	3:F:3176[B]:LYS:HZ2	1.60	0.63
3:F:3217[A]:PHE:CE2	3:F:3303[A]:PRO:HG3	2.33	0.63
1:G:468:CYS:SG	1:G:669:LYS:HB3	2.39	0.63
2:H:2252:GLU:O	2:H:2389:ARG:NH2	2.31	0.63
3:I:2977[B]:CYS:HB2	3:R:2982[B]:MET:CE	2.28	0.63
3:I:3211[A]:ASP:OD1	3:I:3211[A]:ASP:N	2.27	0.63
1:J:1506:LEU:O	1:J:1510:ASN:ND2	2.28	0.63
1:J:883:CYS:N	1:J:894:CYS:SG	2.70	0.63
3:C:3120[B]:HIS:NE2	3:L:2969[B]:TYR:OH	2.26	0.63
3:L:3162[A]:ASP:N	3:L:3162[A]:ASP:OD1	2.31	0.63
3:L:3217[B]:PHE:CE2	3:L:3303[B]:PRO:HG3	2.33	0.63
5:M:2114:NAG:H61	5:M:2115:NAG:N2	2.11	0.63
3:O:2966[A]:SER:HB2	3:O:2977[A]:CYS:CB	2.21	0.63

Continued on next page...

Continued from previous page...

Atom-1	Atom-2	Interatomic distance (Å)	Clash overlap (Å)
3:O:3092[A]:ILE:HG23	3:O:3096[A]:VAL:CG2	2.28	0.63
3:O:3157[A]:PRO:O	3:O:3160[A]:SER:N	2.30	0.63
3:O:3157[B]:PRO:O	3:O:3160[B]:SER:N	2.30	0.63
3:O:3180[B]:TYR:CB	3:O:3183[B]:LEU:HD22	2.27	0.63
3:R:2954[A]:TYR:HA	3:R:2957[A]:ILE:HG22	1.80	0.63
3:I:3255[B]:PRO:CB	3:R:2959[B]:SER:HB2	2.15	0.63
3:R:2965[B]:LEU:CD1	3:R:2975[B]:PHE:H	2.08	0.63
3:R:2937[A]:ASN:ND2	3:R:3006[A]:LYS:HD3	2.11	0.63
3:R:2987[B]:HIS:NE2	3:R:3178[B]:PHE:HE1	1.96	0.63
3:I:2962[B]:GLY:O	3:R:3255[B]:PRO:HG3	1.98	0.63
3:R:3232[A]:VAL:CG2	3:R:3273[A]:LEU:HD11	2.27	0.63
1:S:806:ASN:OD1	5:S:2108:NAG:N2	2.30	0.63
3:U:3066[A]:TYR:HD1	3:U:3193[A]:HIS:CE1	2.16	0.63
1:V:327:ASP:OD1	1:V:328:LYS:N	2.31	0.63
5:V:5015:NAG:C4	5:V:5016:NAG:C7	2.75	0.63
3:X:2928[A]:ASN:OD1	3:X:2929[A]:SER:N	2.31	0.63
3:X:2957[B]:ILE:CA	3:X:2960[B]:PHE:HE1	2.11	0.63
3:O:2970[B]:PRO:HD2	3:X:2991[B]:LEU:HD13	1.35	0.63
1:Y:534:ASP:HB2	1:Y:541:LYS:HE2	1.80	0.63
3:C:2952[B]:ALA:H	3:C:2953[B]:GLY:CA	2.04	0.63
3:C:2957[A]:ILE:CA	3:C:2960[A]:PHE:HE1	2.11	0.63
3:C:2954[B]:TYR:HA	3:C:2957[B]:ILE:HG22	1.80	0.63
3:C:3217[A]:PHE:CE2	3:C:3303[A]:PRO:HG3	2.33	0.63
3:F:2928[B]:ASN:OD1	3:F:2929[B]:SER:N	2.31	0.63
3:F:3273[B]:LEU:CB	3:F:3275[B]:LEU:HD13	2.28	0.63
1:G:983:PRO:HG3	1:G:989:THR:HB	1.81	0.63
3:I:2955[A]:GLN:OE1	3:I:3037[A]:TYR:CE1	2.51	0.63
3:I:2957[A]:ILE:CA	3:I:2960[A]:PHE:HE1	2.11	0.63
3:I:3124[A]:ASP:OD2	3:I:3187[A]:TYR:OH	2.15	0.63
3:I:3176[A]:LYS:C	3:I:3177[A]:SER:HG	1.98	0.63
3:I:3066[B]:TYR:HD1	3:I:3193[B]:HIS:CE1	2.16	0.63
3:L:2957[B]:ILE:CA	3:L:2960[B]:PHE:HE1	2.11	0.63
3:C:3090[B]:ASN:CB	3:L:2972[B]:GLY:HA3	2.25	0.63
3:L:2937[B]:ASN:HB3	3:L:3006[B]:LYS:HD3	1.79	0.63
3:L:3092[B]:ILE:HG23	3:L:3096[B]:VAL:CG2	2.28	0.63
3:L:3117[A]:TYR:O	3:L:3120[A]:HIS:HB2	1.98	0.63
3:L:3117[B]:TYR:O	3:L:3120[B]:HIS:HB2	1.97	0.63
3:C:3150[B]:LYS:HZ2	3:L:3160[B]:SER:CA	2.07	0.63
3:L:3180[A]:TYR:CB	3:L:3183[A]:LEU:HD22	2.27	0.63
3:L:3066[A]:TYR:HD1	3:L:3193[A]:HIS:CE1	2.16	0.63
2:N:2107:LEU:HD23	2:N:2208:PRO:HB2	1.80	0.63

Continued on next page...

Continued from previous page...

Atom-1	Atom-2	Interatomic distance (Å)	Clash overlap (Å)
3:O:2928[A]:ASN:OD1	3:O:2929[A]:SER:N	2.31	0.63
3:O:2990[B]:ARG:CZ	3:O:3180[B]:TYR:HB3	2.28	0.63
3:O:2988[A]:TRP:NE1	3:O:3158[A]:PHE:HE2	1.96	0.63
3:O:3228[A]:VAL:HG21	3:O:3245[A]:PHE:CE1	2.32	0.63
3:R:2952[A]:ALA:CB	3:R:2953[A]:GLY:C	2.48	0.63
3:R:3092[B]:ILE:HG23	3:R:3096[B]:VAL:CG2	2.28	0.63
3:R:3117[B]:TYR:O	3:R:3120[B]:HIS:HB2	1.98	0.63
3:R:3240[B]:THR:HG22	3:R:3241[B]:PHE:N	2.13	0.63
2:T:2117:ASP:OD2	2:T:2168:ARG:NH2	2.30	0.63
3:U:2951[B]:ASP:O	3:U:2956[B]:LYS:CE	2.45	0.63
3:U:2979[B]:GLN:HG2	3:U:3155[B]:MET:HE3	1.76	0.63
3:U:3173[A]:THR:CG2	3:U:3174[A]:GLY:H	2.12	0.63
3:U:3066[B]:TYR:HD1	3:U:3193[B]:HIS:CE1	2.16	0.63
3:U:3232[A]:VAL:CG2	3:U:3273[A]:LEU:HD11	2.27	0.63
1:V:1627:ARG:NH2	1:V:1629:GLU:OE1	2.30	0.63
3:X:3092[A]:ILE:HG23	3:X:3096[A]:VAL:CG2	2.28	0.63
3:X:3157[B]:PRO:O	3:X:3160[B]:SER:N	2.30	0.63
1:Y:465:PRO:HG2	1:Y:467:LYS:HG2	1.79	0.63
1:Y:563:ILE:HG23	1:Y:565:GLU:HB2	1.80	0.63
1:Y:622:HIS:HE1	1:Y:767:LYS:H	1.46	0.63
1:A:907:ARG:NH2	1:A:1057:GLN:OE1	2.31	0.63
1:A:1286:ARG:NH2	1:A:1333:GLU:OE2	2.30	0.63
3:C:3120[A]:HIS:NE2	4:C:3402[A]:CUO:O1	2.30	0.63
3:C:3157[A]:PRO:O	3:C:3160[A]:SER:N	2.30	0.63
3:C:3180[B]:TYR:CB	3:C:3183[B]:LEU:HD22	2.27	0.63
3:C:3232[B]:VAL:CG2	3:C:3273[B]:LEU:HD11	2.27	0.63
1:D:411:ASP:OD1	1:D:658:TYR:OH	2.16	0.63
3:F:3173[B]:THR:HB	3:F:3176[B]:LYS:HG2	1.81	0.63
3:F:3211[A]:ASP:N	3:F:3211[A]:ASP:OD1	2.28	0.63
1:G:460:GLU:HB3	1:G:465:PRO:HG2	1.81	0.63
1:G:757:VAL:HG21	1:G:781:ILE:HG22	1.79	0.63
3:I:2957[B]:ILE:CA	3:I:2960[B]:PHE:HE1	2.11	0.63
3:I:3150[B]:LYS:HZ1	3:R:3162[B]:ASP:C	2.01	0.63
3:I:3180[B]:TYR:CB	3:I:3183[B]:LEU:HD22	2.27	0.63
3:I:3232[B]:VAL:CG2	3:I:3273[B]:LEU:HD11	2.27	0.63
3:L:2951[B]:ASP:O	3:L:2956[B]:LYS:CE	2.45	0.63
3:L:2954[A]:TYR:HA	3:L:2957[A]:ILE:HG22	1.80	0.63
3:L:2988[A]:TRP:NE1	3:L:3158[A]:PHE:HE2	1.96	0.63
3:L:2955[B]:GLN:OE1	3:L:3037[B]:TYR:CE1	2.51	0.63
3:L:2987[A]:HIS:NE2	3:L:3178[A]:PHE:HE1	1.96	0.63
3:O:2954[A]:TYR:HA	3:O:2957[A]:ILE:HG22	1.80	0.63

Continued on next page...

Continued from previous page...

Atom-1	Atom-2	Interatomic distance (Å)	Clash overlap (Å)
3:O:2961[B]:HIS:HB3	3:O:3111[B]:SER:CB	2.28	0.63
3:O:3298[A]:ASN:HD21	3:O:3301[A]:PRO:HA	1.60	0.63
1:P:843:VAL:HG13	1:P:927:PRO:HB2	1.81	0.63
3:R:3117[A]:TYR:O	3:R:3120[A]:HIS:HB2	1.98	0.63
3:R:3066[B]:TYR:HD1	3:R:3193[B]:HIS:CE1	2.16	0.63
3:U:2955[A]:GLN:OE1	3:U:3037[A]:TYR:CE1	2.51	0.63
3:U:2961[B]:HIS:HB3	3:U:3111[B]:SER:CB	2.28	0.63
3:U:3200[B]:LEU:HD22	3:U:3204[B]:LEU:CD1	2.27	0.63
1:V:972:SER:HA	1:V:1028:VAL:HG22	1.80	0.63
3:X:2961[B]:HIS:CE1	3:X:2980[B]:HIS:NE2	2.57	0.63
3:X:3089[A]:HIS:CE1	3:X:3119[A]:HIS:CE1	2.81	0.63
3:X:2961[B]:HIS:HB3	3:X:3111[B]:SER:CB	2.29	0.63
3:X:3066[B]:TYR:CE1	3:X:3193[B]:HIS:HE1	2.15	0.63
1:Y:675:SER:O	1:Y:679:ASN:ND2	2.31	0.63
1:A:1210:LYS:HA	1:A:1211:TYR:CD2	2.34	0.63
3:C:2971[A]:ASP:CG	3:C:2973[A]:THR:OG1	2.37	0.63
3:C:3096[B]:VAL:HG11	3:C:3115[B]:LEU:HD13	1.81	0.63
3:C:3298[B]:ASN:CB	3:C:3300[B]:LEU:N	2.60	0.63
3:F:3228[B]:VAL:HG21	3:F:3245[B]:PHE:CE1	2.32	0.63
1:G:1321:HIS:HD2	1:G:1465:TRP:CH2	2.17	0.63
3:I:3092[B]:ILE:HG23	3:I:3096[B]:VAL:CG2	2.28	0.63
3:I:3173[A]:THR:CG2	3:I:3174[A]:GLY:H	2.12	0.63
3:I:3232[A]:VAL:CG2	3:I:3273[A]:LEU:HD11	2.27	0.63
3:L:2954[B]:TYR:HA	3:L:2957[B]:ILE:HG22	1.80	0.63
3:C:3150[B]:LYS:C	3:L:3159[B]:SER:OG	2.37	0.63
1:M:167:ASP:OD1	1:M:167:ASP:N	2.31	0.63
2:N:2166:LEU:HA	2:N:2169:HIS:HB2	1.80	0.63
3:O:3155[B]:MET:HG3	3:O:3172[B]:SER:O	1.99	0.63
3:O:2990[A]:ARG:CZ	3:O:3180[A]:TYR:HB3	2.28	0.63
1:P:757:VAL:HG21	1:P:781:ILE:HG23	1.80	0.63
3:R:2928[B]:ASN:OD1	3:R:2929[B]:SER:N	2.31	0.63
3:I:3089[B]:HIS:CD2	3:R:2971[B]:ASP:C	2.70	0.63
3:R:2988[B]:TRP:NE1	3:R:3158[B]:PHE:HE2	1.96	0.63
1:S:566:ARG:HG3	1:S:567:LEU:HB2	1.79	0.63
3:U:3092[A]:ILE:HG23	3:U:3096[A]:VAL:CG2	2.28	0.63
3:U:2988[B]:TRP:NE1	3:U:3158[B]:PHE:HE2	1.96	0.63
3:U:3155[B]:MET:HG3	3:U:3172[B]:SER:O	1.99	0.63
2:W:2472:ASN:HD21	5:W:3003:NAG:C6	2.06	0.63
3:X:2957[A]:ILE:CA	3:X:2960[A]:PHE:HE1	2.11	0.63
3:X:2966[A]:SER:HB2	3:X:2977[A]:CYS:CB	2.21	0.63
3:X:3120[B]:HIS:NE2	4:X:3401[B]:CUO:O1	2.30	0.63

Continued on next page...

Continued from previous page...

Atom-1	Atom-2	Interatomic distance (Å)	Clash overlap (Å)
3:X:3124[B]:ASP:OD2	3:X:3187[B]:TYR:OH	2.15	0.63
3:X:3285[B]:VAL:HG22	3:X:3286[B]:THR:H	1.62	0.63
3:X:3217[A]:PHE:CE2	3:X:3303[A]:PRO:HG3	2.33	0.63
1:Y:1301:PRO:HB3	1:Y:1308:VAL:HG12	1.81	0.63
2:Z:2166:LEU:HA	2:Z:2169:HIS:HB2	1.80	0.63
3:C:3162[A]:ASP:OD1	3:C:3162[A]:ASP:N	2.31	0.63
1:D:1067:TYR:H	1:D:1067:TYR:HD1	1.45	0.63
3:F:2928[A]:ASN:OD1	3:F:2929[A]:SER:N	2.31	0.63
3:F:2961[A]:HIS:HB3	3:F:3111[A]:SER:CB	2.29	0.63
3:F:3096[B]:VAL:HG11	3:F:3115[B]:LEU:HD13	1.81	0.63
3:F:2988[B]:TRP:NE1	3:F:3158[B]:PHE:HE2	1.96	0.63
1:G:437:TYR:HB3	1:G:985:PHE:HZ	1.64	0.63
3:I:2961[A]:HIS:HB3	3:I:3111[A]:SER:CB	2.29	0.63
3:I:2961[B]:HIS:HB3	3:I:3111[B]:SER:CB	2.29	0.63
3:I:3133[B]:LEU:O	3:I:3134[B]:GLN:C	2.32	0.63
3:I:3066[A]:TYR:HD1	3:I:3193[A]:HIS:CE1	2.16	0.63
3:I:3252[B]:TYR:O	3:R:2976[B]:ALA:CB	2.47	0.63
3:I:3273[B]:LEU:CB	3:I:3275[B]:LEU:HD13	2.28	0.63
3:I:3285[B]:VAL:HG22	3:I:3286[B]:THR:H	1.61	0.63
1:J:1427:HIS:HE1	1:J:1458:HIS:NE2	1.95	0.63
3:L:2955[A]:GLN:OE1	3:L:3037[A]:TYR:CE1	2.51	0.63
3:L:3212[B]:ARG:HH11	3:L:3212[B]:ARG:CG	2.12	0.63
3:L:3217[A]:PHE:HE1	3:L:3230[A]:PHE:HZ	0.81	0.63
3:L:3284[A]:LYS:CD	3:L:3285[A]:VAL:H	2.10	0.63
1:M:961:SER:OG	1:M:974:ALA:N	2.31	0.63
3:O:2957[A]:ILE:CA	3:O:2960[A]:PHE:HE1	2.11	0.63
3:O:2954[B]:TYR:HA	3:O:2957[B]:ILE:HG22	1.80	0.63
3:O:3117[A]:TYR:O	3:O:3120[A]:HIS:HB2	1.97	0.63
3:O:3155[A]:MET:HG3	3:O:3172[A]:SER:O	1.99	0.63
3:O:3198[B]:PRO:HD3	1:P:1618:LEU:O	1.97	0.63
3:O:3228[A]:VAL:HG12	3:O:3287[A]:ILE:CG1	2.29	0.63
3:O:3232[B]:VAL:CG2	3:O:3273[B]:LEU:HD11	2.27	0.63
3:O:3285[A]:VAL:HG22	3:O:3286[A]:THR:H	1.62	0.63
3:I:2969[B]:TYR:HD2	3:R:3093[B]:HIS:NE2	1.95	0.63
3:R:3066[B]:TYR:CD1	3:R:3193[B]:HIS:HE1	2.17	0.63
2:T:2630:LYS:O	2:T:2632:GLU:N	2.30	0.63
3:U:2928[A]:ASN:OD1	3:U:2929[A]:SER:N	2.31	0.63
3:U:3155[A]:MET:HG3	3:U:3172[A]:SER:O	1.99	0.63
3:U:3162[B]:ASP:N	3:U:3162[B]:ASP:OD1	2.31	0.63
3:U:3217[B]:PHE:CE2	3:U:3303[B]:PRO:HG3	2.33	0.63
3:U:3284[B]:LYS:CD	3:U:3285[B]:VAL:H	2.09	0.63

Continued on next page...

Continued from previous page...

Atom-1	Atom-2	Interatomic distance (Å)	Clash overlap (Å)
3:U:3228[A]:VAL:HG12	3:U:3287[A]:ILE:CG1	2.29	0.63
2:W:2684:HIS:NE2	2:W:2711:HIS:CE1	2.66	0.63
3:X:2965[B]:LEU:CD1	3:X:2975[B]:PHE:H	2.08	0.63
3:X:3173[B]:THR:HB	3:X:3176[B]:LYS:HG2	1.81	0.63
3:X:3285[A]:VAL:HG22	3:X:3286[A]:THR:H	1.62	0.63
1:Y:932:THR:HG22	1:Y:995:ILE:HD12	1.80	0.63
2:B:2799:LYS:HB3	2:B:2907:LYS:HD3	1.79	0.63
3:C:2965[B]:LEU:CD1	3:C:2975[B]:PHE:H	2.08	0.63
3:C:3149[B]:ASN:CB	3:L:3169[B]:LYS:N	2.34	0.63
3:C:3153[B]:LYS:HZ1	3:L:3158[B]:PHE:HD2	1.10	0.63
3:C:2979[A]:GLN:CG	3:C:3155[A]:MET:HE1	2.19	0.63
3:C:3211[A]:ASP:OD1	3:C:3211[A]:ASP:N	2.28	0.63
1:D:898:GLY:HA2	1:D:1186:TRP:HB2	1.80	0.63
1:D:1244:GLY:HA2	1:D:1476:LYS:HD3	1.79	0.63
3:F:3135[B]:LYS:HG3	3:F:3141[B]:TYR:CD1	2.33	0.63
1:G:931:TRP:CG	1:G:1018:ILE:HD11	2.34	0.63
1:G:1396:GLU:OE2	1:G:1569:ARG:NH2	2.32	0.63
3:I:2988[A]:TRP:NE1	3:I:3158[A]:PHE:HE2	1.96	0.63
3:I:3092[A]:ILE:HG23	3:I:3096[A]:VAL:CG2	2.28	0.63
3:I:3161[B]:GLU:HG2	3:R:3079[B]:CYS:CB	2.29	0.63
3:I:3217[B]:PHE:CE2	3:I:3303[B]:PRO:HG3	2.33	0.63
3:I:3240[A]:THR:HG22	3:I:3241[A]:PHE:N	2.13	0.63
3:I:3284[B]:LYS:CE	3:I:3284[B]:LYS:HA	2.22	0.63
3:I:3285[A]:VAL:HG22	3:I:3286[A]:THR:H	1.62	0.63
1:J:838:ARG:NH2	1:J:915:ASN:OD1	2.31	0.63
3:L:2988[B]:TRP:NE1	3:L:3158[B]:PHE:HE2	1.96	0.63
3:L:3092[A]:ILE:HG23	3:L:3096[A]:VAL:CG2	2.28	0.63
3:L:3124[B]:ASP:OD2	3:L:3187[B]:TYR:OH	2.15	0.63
3:L:3228[A]:VAL:HG12	3:L:3287[A]:ILE:CG1	2.29	0.63
3:L:3228[A]:VAL:HG21	3:L:3245[A]:PHE:CE1	2.32	0.63
3:O:2988[B]:TRP:NE1	3:O:3158[B]:PHE:HE2	1.96	0.63
3:O:2961[A]:HIS:HB3	3:O:3111[A]:SER:CB	2.29	0.63
3:O:3185[B]:TYR:C	3:O:3186[B]:GLU:OE2	2.37	0.63
3:O:3066[A]:TYR:CD1	3:O:3193[A]:HIS:HE1	2.17	0.63
3:O:3284[B]:LYS:CD	3:O:3285[B]:VAL:H	2.10	0.63
1:P:1470:GLU:HG3	1:P:1530:LEU:HD12	1.80	0.63
1:P:401:VAL:HG22	1:P:662:SER:HB3	1.80	0.63
3:R:2957[B]:ILE:CA	3:R:2960[B]:PHE:HE1	2.11	0.63
3:U:3200[A]:LEU:HD22	3:U:3204[A]:LEU:CD1	2.27	0.63
3:O:3109[B]:TYR:CZ	3:X:2969[B]:TYR:O	2.52	0.63
3:X:2937[A]:ASN:HD22	3:X:3006[A]:LYS:HD3	1.61	0.63

Continued on next page...

Continued from previous page...

Atom-1	Atom-2	Interatomic distance (Å)	Clash overlap (Å)
3:X:2961[A]:HIS:HB3	3:X:3111[A]:SER:CB	2.29	0.63
3:X:3133[A]:LEU:O	3:X:3134[A]:GLN:C	2.32	0.63
1:Y:327:ASP:OD1	1:Y:328:LYS:N	2.30	0.63
1:Y:622:HIS:CE1	1:Y:767:LYS:H	2.16	0.63
3:C:3086[B]:GLU:CG	3:L:2968[B]:GLN:HE21	2.12	0.63
3:C:3228[B]:VAL:HG12	3:C:3287[B]:ILE:CG1	2.29	0.63
2:B:2851:ASN:HD21	1:D:1189:ASP:HB2	1.62	0.63
1:D:1290:ILE:HD13	1:D:1329:LEU:HG	1.79	0.63
3:F:2954[B]:TYR:HA	3:F:2957[B]:ILE:HG22	1.80	0.63
3:F:3092[B]:ILE:HG23	3:F:3096[B]:VAL:CG2	2.28	0.63
3:F:3273[A]:LEU:CB	3:F:3275[A]:LEU:HD13	2.28	0.63
3:I:2990[B]:ARG:CZ	3:I:3180[B]:TYR:HB3	2.28	0.63
3:I:3228[A]:VAL:HG12	3:I:3287[A]:ILE:CG1	2.29	0.63
1:J:590:ASP:O	1:J:648:GLN:NE2	2.32	0.63
3:L:2961[B]:HIS:HB3	3:L:3111[B]:SER:CB	2.28	0.63
1:M:1212:HIS:CD2	1:M:1212:HIS:H	2.15	0.63
1:M:1427:HIS:CE1	1:M:1458:HIS:NE2	2.66	0.63
1:M:965:ASP:OD2	1:M:969:ALA:N	2.31	0.63
3:O:3124[B]:ASP:OD2	3:O:3187[B]:TYR:OH	2.15	0.63
3:O:3232[A]:VAL:CG2	3:O:3273[A]:LEU:HD11	2.27	0.63
3:R:2957[A]:ILE:HA	3:R:2960[A]:PHE:HE1	1.64	0.63
3:U:3173[A]:THR:HB	3:U:3176[A]:LYS:HG2	1.81	0.63
3:U:3173[B]:THR:HB	3:U:3176[B]:LYS:HG2	1.81	0.63
3:U:3240[A]:THR:HG22	3:U:3241[A]:PHE:N	2.13	0.63
3:X:2990[A]:ARG:CZ	3:X:3180[A]:TYR:HB3	2.28	0.63
3:X:3155[B]:MET:HG3	3:X:3172[B]:SER:O	1.99	0.63
1:Y:1335:LEU:HD23	1:Y:1339:SER:HB3	1.80	0.63
1:A:460:GLU:OE2	1:A:1368:ARG:NH2	2.30	0.63
3:C:3092[A]:ILE:HG23	3:C:3096[A]:VAL:CG2	2.28	0.63
3:C:3159[B]:SER:CB	3:L:3150[B]:LYS:O	2.46	0.63
3:C:3173[A]:THR:CG2	3:C:3174[A]:GLY:H	2.12	0.63
3:C:3240[B]:THR:HG22	3:C:3241[B]:PHE:N	2.13	0.63
1:D:949:ASP:OD1	1:D:950:ALA:N	2.26	0.63
3:F:2930[A]:LEU:N	3:F:2930[A]:LEU:HD22	2.02	0.63
3:F:2979[B]:GLN:NE2	3:F:3155[B]:MET:HE2	2.14	0.63
3:F:3066[B]:TYR:HD1	3:F:3193[B]:HIS:CE1	2.16	0.63
3:F:3284[B]:LYS:CD	3:F:3285[B]:VAL:H	2.10	0.63
1:G:1576:THR:HG23	1:G:1581:GLU:HG2	1.80	0.63
3:I:2971[B]:ASP:CG	3:I:2973[B]:THR:OG1	2.37	0.63
3:I:3149[B]:ASN:CG	3:R:3163[B]:ASN:HD22	1.96	0.63
1:J:1472:GLN:OE1	1:J:1475:ARG:NH1	2.32	0.63

Continued on next page...

Continued from previous page...

Atom-1	Atom-2	Interatomic distance (Å)	Clash overlap (Å)
1:J:730:PHE:HA	1:J:780:GLU:HA	1.79	0.63
1:J:804:ASP:OD1	1:J:805:VAL:N	2.32	0.63
3:C:3146[B]:CYS:SG	3:L:3161[B]:GLU:HG3	2.34	0.63
3:L:3176[B]:LYS:C	3:L:3177[B]:SER:HG	1.98	0.63
3:L:3124[A]:ASP:OD2	3:L:3187[A]:TYR:OH	2.15	0.63
3:L:3217[A]:PHE:CE2	3:L:3303[A]:PRO:HG3	2.33	0.63
3:O:3240[A]:THR:HG22	3:O:3241[A]:PHE:N	2.13	0.63
3:O:3298[B]:ASN:HB2	3:O:3299[B]:LEU:C	2.20	0.63
3:R:2957[A]:ILE:CA	3:R:2960[A]:PHE:HE1	2.11	0.63
3:I:3147[B]:GLU:HG3	3:R:3160[B]:SER:O	1.97	0.63
3:U:2957[A]:ILE:CA	3:U:2960[A]:PHE:HE1	2.11	0.63
3:U:2965[A]:LEU:CD1	3:U:2975[A]:PHE:H	2.08	0.63
3:U:3089[B]:HIS:CE1	3:U:3119[B]:HIS:CE1	2.81	0.63
3:U:3092[B]:ILE:HG23	3:U:3096[B]:VAL:CG2	2.28	0.63
3:U:3096[B]:VAL:HG11	3:U:3115[B]:LEU:HD13	1.81	0.63
3:U:3120[B]:HIS:NE2	4:U:3401[B]:CUO:O1	2.30	0.63
3:U:3173[B]:THR:CG2	3:U:3174[B]:GLY:H	2.12	0.63
3:U:3185[A]:TYR:C	3:U:3186[A]:GLU:OE2	2.37	0.63
1:V:898:GLY:N	1:V:899:MET:HA	2.14	0.63
2:W:2833:GLY:HA3	2:W:2854:MET:HE1	1.81	0.63
3:X:3155[A]:MET:HG3	3:X:3172[A]:SER:O	1.99	0.63
3:X:3173[A]:THR:CG2	3:X:3174[A]:GLY:H	2.12	0.63
3:X:3173[A]:THR:HB	3:X:3176[A]:LYS:HG2	1.81	0.63
3:X:3240[A]:THR:HG22	3:X:3241[A]:PHE:N	2.13	0.63
2:Z:2345:ASN:HB3	2:Z:2348:THR:HB	1.81	0.63
1:A:639:ARG:NH2	1:A:707:PHE:O	2.31	0.63
3:C:2971[B]:ASP:CG	3:C:2973[B]:THR:OG1	2.37	0.63
3:C:2965[A]:LEU:CD1	3:C:2975[A]:PHE:H	2.08	0.63
3:C:3155[B]:MET:HE2	3:L:3154[B]:PRO:O	1.99	0.63
1:D:1494:ARG:HG3	1:D:1494:ARG:NH1	2.05	0.63
3:F:3212[A]:ARG:CG	3:F:3212[A]:ARG:HH11	2.11	0.63
1:G:804:ASP:OD2	1:G:806:ASN:ND2	2.32	0.63
3:I:2982[B]:MET:HG3	3:R:3156[B]:MET:CB	2.21	0.63
3:I:3117[B]:TYR:O	3:I:3120[B]:HIS:HB2	1.98	0.63
3:I:3279[B]:ASP:OD1	3:I:3279[B]:ASP:N	2.25	0.63
2:K:2128:LEU:HD23	2:K:2216:PHE:HZ	1.62	0.63
2:K:2885:SER:OG	2:K:2886:VAL:N	2.32	0.63
3:L:2928[A]:ASN:OD1	3:L:2929[A]:SER:N	2.31	0.63
3:C:3253[B]:GLU:HG3	3:L:2976[B]:ALA:HB2	1.79	0.63
3:C:3156[B]:MET:CG	3:L:2982[B]:MET:CB	2.77	0.63
3:L:2961[A]:HIS:HB3	3:L:3111[A]:SER:CB	2.29	0.63

Continued on next page...

Continued from previous page...

Atom-1	Atom-2	Interatomic distance (Å)	Clash overlap (Å)
2:N:2446:GLU:HG2	2:N:2448:THR:HG22	1.81	0.63
3:O:2971[B]:ASP:CG	3:O:2973[B]:THR:OG1	2.37	0.63
3:O:3135[B]:LYS:CB	3:O:3141[B]:TYR:HD1	2.12	0.63
3:O:3162[A]:ASP:N	3:O:3162[A]:ASP:OD1	2.31	0.63
3:O:3066[B]:TYR:CD1	3:O:3193[B]:HIS:HE1	2.17	0.63
3:O:3211[B]:ASP:OD1	3:O:3211[B]:ASP:N	2.28	0.63
3:O:3212[B]:ARG:HH11	3:O:3212[B]:ARG:CG	2.12	0.63
3:R:3114[A]:PRO:CD	3:R:3115[A]:LEU:H	2.12	0.63
3:R:2988[A]:TRP:NE1	3:R:3158[A]:PHE:HE2	1.96	0.63
3:R:3273[B]:LEU:CB	3:R:3275[B]:LEU:HD13	2.28	0.63
3:R:3217[A]:PHE:CE2	3:R:3303[A]:PRO:HG3	2.33	0.63
3:U:3066[A]:TYR:CD1	3:U:3193[A]:HIS:HE1	2.17	0.63
3:U:3120[A]:HIS:NE2	4:U:3401[A]:CUO:O1	2.30	0.63
3:U:3157[A]:PRO:O	3:U:3160[A]:SER:N	2.30	0.63
3:U:2990[B]:ARG:CZ	3:U:3180[B]:TYR:HB3	2.28	0.63
3:U:3066[B]:TYR:CD1	3:U:3193[B]:HIS:HE1	2.17	0.63
3:U:3298[A]:ASN:HB2	3:U:3299[A]:LEU:C	2.19	0.63
3:U:3307[B]:PHE:HE1	3:U:3309[B]:PRO:CG	2.08	0.63
1:V:965:ASP:N	1:V:965:ASP:OD1	2.28	0.63
3:X:2971[A]:ASP:CG	3:X:2973[A]:THR:OG1	2.37	0.63
3:O:3256[B]:TRP:NE1	3:X:3161[B]:GLU:CD	2.52	0.63
1:Y:930:ASP:OD1	1:Y:1051:ARG:NH2	2.32	0.63
2:Z:2107:LEU:HD23	2:Z:2208:PRO:HB2	1.80	0.63
3:C:2960[B]:PHE:HD1	3:C:2960[B]:PHE:H	1.41	0.62
3:C:2988[B]:TRP:NE1	3:C:3158[B]:PHE:HE2	1.96	0.62
3:C:2990[B]:ARG:CZ	3:C:3180[B]:TYR:HB3	2.28	0.62
3:C:3173[B]:THR:CG2	3:C:3174[B]:GLY:H	2.12	0.62
3:C:3185[B]:TYR:C	3:C:3186[B]:GLU:OE2	2.37	0.62
3:C:3066[B]:TYR:CD1	3:C:3193[B]:HIS:HE1	2.17	0.62
1:D:1636:ASN:OD1	1:D:1636:ASN:N	2.29	0.62
3:F:2957[A]:ILE:N	3:F:2960[A]:PHE:HE1	1.97	0.62
3:F:2971[A]:ASP:CG	3:F:2973[A]:THR:OG1	2.37	0.62
3:F:2937[A]:ASN:HB3	3:F:3006[A]:LYS:HD3	1.78	0.62
3:F:2990[A]:ARG:CZ	3:F:3180[A]:TYR:HB3	2.28	0.62
1:G:104:LEU:HB3	1:G:123:PHE:HD2	1.64	0.62
1:G:1240:ILE:HG13	1:G:1247:ARG:HG3	1.80	0.62
1:G:1329:LEU:HB2	1:G:1507:THR:HG21	1.80	0.62
3:I:2928[A]:ASN:OD1	3:I:2929[A]:SER:N	2.31	0.62
3:I:3162[B]:ASP:H	3:R:2983[B]:VAL:CG2	2.12	0.62
3:I:2987[A]:HIS:NE2	3:I:3178[A]:PHE:HE1	1.96	0.62
3:I:3066[B]:TYR:CD1	3:I:3193[B]:HIS:HE1	2.17	0.62

Continued on next page...

Continued from previous page...

Atom-1	Atom-2	Interatomic distance (Å)	Clash overlap (Å)
3:I:3212[B]:ARG:CG	3:I:3212[B]:ARG:HH11	2.12	0.62
3:I:3217[A]:PHE:CE2	3:I:3303[A]:PRO:HG3	2.33	0.62
1:J:1013:ILE:HD11	1:J:1175:PHE:CD2	2.33	0.62
1:J:392:PRO:HB2	1:J:394:GLN:HG2	1.79	0.62
3:L:2971[A]:ASP:CG	3:L:2973[A]:THR:OG1	2.37	0.62
1:M:1441:SER:OG	1:M:1442:MET:N	2.31	0.62
2:N:2728:ARG:NH1	2:N:2792:GLU:OE1	2.28	0.62
2:N:2825:ILE:HB	2:N:2865:ILE:HD11	1.80	0.62
2:N:2890:VAL:N	2:N:2891:LEU:HA	2.12	0.62
3:O:2957[A]:ILE:HA	3:O:2960[A]:PHE:HE1	1.64	0.62
3:O:2957[B]:ILE:HA	3:O:2960[B]:PHE:HE1	1.64	0.62
3:O:3169[B]:LYS:CG	3:X:3148[B]:ILE:HG23	1.85	0.62
3:R:2966[B]:SER:HB3	3:R:2977[B]:CYS:HB2	1.78	0.62
3:R:2971[A]:ASP:CG	3:R:2973[A]:THR:OG1	2.37	0.62
3:R:3135[B]:LYS:HG3	3:R:3141[B]:TYR:CD1	2.33	0.62
3:R:2990[B]:ARG:CZ	3:R:3180[B]:TYR:HB3	2.28	0.62
3:R:3066[A]:TYR:CD1	3:R:3193[A]:HIS:HE1	2.17	0.62
3:I:2965[B]:LEU:CB	3:R:3253[B]:GLU:OE2	2.40	0.62
3:R:3298[B]:ASN:HB2	3:R:3299[B]:LEU:C	2.20	0.62
3:U:2954[A]:TYR:HA	3:U:2957[A]:ILE:HG22	1.80	0.62
3:X:3092[B]:ILE:HG23	3:X:3096[B]:VAL:CG2	2.28	0.62
3:X:3117[A]:TYR:O	3:X:3120[A]:HIS:HB2	1.98	0.62
3:C:2954[A]:TYR:HA	3:C:2957[A]:ILE:HG22	1.80	0.62
3:C:3148[B]:ILE:O	3:L:3170[B]:ALA:N	2.30	0.62
3:C:3153[B]:LYS:C	3:L:3173[B]:THR:CA	2.65	0.62
1:D:898:GLY:N	1:D:899:MET:HA	2.12	0.62
2:E:2507:ARG:HA	2:E:2779:ASP:HB2	1.81	0.62
3:F:2988[A]:TRP:NE1	3:F:3158[A]:PHE:HE2	1.96	0.62
3:F:3173[B]:THR:CG2	3:F:3174[B]:GLY:H	2.12	0.62
3:F:3285[B]:VAL:HG22	3:F:3286[B]:THR:H	1.62	0.62
3:F:3298[B]:ASN:HB2	3:F:3299[B]:LEU:C	2.20	0.62
1:G:1358:LEU:HD23	1:G:1456:LEU:HD21	1.80	0.62
3:I:3185[A]:TYR:C	3:I:3186[A]:GLU:OE2	2.37	0.62
3:I:3259[B]:ASP:H	3:R:3162[B]:ASP:HB3	1.65	0.62
1:J:195:SER:HB2	1:J:386:ILE:HD11	1.81	0.62
3:L:3066[B]:TYR:CD1	3:L:3193[B]:HIS:HE1	2.17	0.62
3:C:3155[B]:MET:SD	3:L:3154[B]:PRO:O	2.57	0.62
3:C:3153[B]:LYS:NZ	3:L:3156[B]:MET:O	2.27	0.62
3:L:3162[B]:ASP:OD1	3:L:3162[B]:ASP:N	2.31	0.62
3:O:3092[B]:ILE:HG23	3:O:3096[B]:VAL:CG2	2.28	0.62
3:O:3228[B]:VAL:HG21	3:O:3245[B]:PHE:CE1	2.32	0.62

Continued on next page...

Continued from previous page...

Atom-1	Atom-2	Interatomic distance (Å)	Clash overlap (Å)
3:O:3217[B]:PHE:CE2	3:O:3303[B]:PRO:HG3	2.33	0.62
3:R:2928[A]:ASN:OD1	3:R:2929[A]:SER:N	2.31	0.62
3:R:2971[B]:ASP:CG	3:R:2973[B]:THR:OG1	2.37	0.62
3:R:3217[A]:PHE:HE1	3:R:3230[A]:PHE:HZ	0.80	0.62
3:R:3228[A]:VAL:HG12	3:R:3287[A]:ILE:CG1	2.29	0.62
3:U:3135[A]:LYS:CB	3:U:3141[A]:TYR:HD1	2.13	0.62
3:U:3162[A]:ASP:OD1	3:U:3162[A]:ASP:N	2.31	0.62
1:A:804:ASP:OD1	1:A:805:VAL:N	2.32	0.62
3:C:2957[B]:ILE:CA	3:C:2960[B]:PHE:HE1	2.11	0.62
3:C:2961[A]:HIS:HB3	3:C:3111[A]:SER:CB	2.29	0.62
3:C:3160[B]:SER:O	3:L:3149[B]:ASN:ND2	2.30	0.62
3:C:3155[A]:MET:HG3	3:C:3172[A]:SER:O	1.99	0.62
1:D:1140:ASN:OD1	1:D:1239:GLY:N	2.25	0.62
1:D:1639:LYS:HG3	5:D:5014:NAG:O5	1.98	0.62
3:F:2957[B]:ILE:CA	3:F:2960[B]:PHE:HE1	2.11	0.62
3:F:3173[A]:THR:CG2	3:F:3174[A]:GLY:H	2.12	0.62
3:F:2990[B]:ARG:CZ	3:F:3180[B]:TYR:HB3	2.28	0.62
1:G:104:LEU:HD23	1:G:123:PHE:HE2	1.64	0.62
2:H:2887:ASP:OD1	2:H:2887:ASP:N	2.32	0.62
3:I:2957[B]:ILE:HA	3:I:2960[B]:PHE:HE1	1.64	0.62
3:I:3038[A]:ILE:HG22	3:I:3041[A]:ALA:H	1.65	0.62
3:I:3124[B]:ASP:OD2	3:I:3187[B]:TYR:OH	2.15	0.62
3:I:3155[B]:MET:HB2	3:R:3153[B]:LYS:HB3	1.80	0.62
3:I:3174[B]:GLY:CA	3:R:3154[B]:PRO:CG	2.47	0.62
3:I:3173[B]:THR:CG2	3:I:3174[B]:GLY:H	2.12	0.62
1:J:240:PHE:HA	1:J:263:ALA:HB3	1.81	0.62
1:J:806:ASN:OD1	5:J:5007:NAG:H82	1.99	0.62
3:L:2957[A]:ILE:N	3:L:2960[A]:PHE:HE1	1.97	0.62
4:C:3401[A]:CUO:O1	3:L:3120[A]:HIS:NE2	2.30	0.62
3:L:3135[B]:LYS:HG3	3:L:3141[B]:TYR:CD1	2.33	0.62
3:L:2990[A]:ARG:CZ	3:L:3180[A]:TYR:HB3	2.28	0.62
3:L:2990[B]:ARG:CZ	3:L:3180[B]:TYR:HB3	2.28	0.62
3:L:3185[B]:TYR:C	3:L:3186[B]:GLU:OE2	2.37	0.62
3:L:3228[B]:VAL:HG12	3:L:3287[B]:ILE:CG1	2.29	0.62
1:M:450:LYS:HB3	1:M:454:GLY:HA3	1.80	0.62
2:N:2625:LEU:O	2:N:2638:ARG:NH1	2.32	0.62
2:N:2643:GLU:O	2:N:2647:LEU:N	2.32	0.62
3:O:2971[A]:ASP:CG	3:O:2973[A]:THR:OG1	2.37	0.62
3:O:3153[B]:LYS:HG3	3:X:3176[B]:LYS:NZ	2.12	0.62
3:O:3228[B]:VAL:HG12	3:O:3287[B]:ILE:CG1	2.29	0.62
1:P:1582:ASN:HB3	1:P:1583:CYS:CB	2.27	0.62

Continued on next page...

Continued from previous page...

Atom-1	Atom-2	Interatomic distance (Å)	Clash overlap (Å)
5:P:5010:NAG:O4	5:P:5011:NAG:O7	2.16	0.62
3:R:2957[B]:ILE:N	3:R:2960[B]:PHE:HE1	1.97	0.62
3:R:3162[B]:ASP:OD1	3:R:3162[B]:ASP:N	2.31	0.62
3:R:3211[A]:ASP:OD1	3:R:3211[A]:ASP:N	2.28	0.62
3:I:2962[B]:GLY:O	3:R:3255[B]:PRO:CG	2.47	0.62
1:S:2:LEU:HD21	1:S:81:VAL:HG21	1.81	0.62
2:T:2191:LEU:O	2:T:2225:ARG:NH2	2.31	0.62
3:U:3135[B]:LYS:CB	3:U:3141[B]:TYR:HD1	2.12	0.62
3:U:3180[B]:TYR:CB	3:U:3183[B]:LEU:HD22	2.27	0.62
1:V:127:GLU:HG3	1:V:133:LYS:HB3	1.80	0.62
3:X:2971[B]:ASP:CG	3:X:2973[B]:THR:OG1	2.37	0.62
3:X:3038[B]:ILE:HG22	3:X:3041[B]:ALA:H	1.65	0.62
1:Y:1019:HIS:HE2	1:Y:1046:HIS:CE1	2.16	0.62
1:Y:932:THR:O	1:Y:989:THR:OG1	2.17	0.62
2:Z:2142:ALA:HB2	2:Z:2433:THR:HG23	1.82	0.62
2:B:2667:GLU:HB3	2:B:2730:LEU:HD22	1.81	0.62
3:C:2989[B]:HIS:NE2	3:L:2969[B]:TYR:HA	2.15	0.62
3:C:3114[A]:PRO:CD	3:C:3115[A]:LEU:H	2.12	0.62
3:C:3096[A]:VAL:HG11	3:C:3115[A]:LEU:HD13	1.81	0.62
3:C:3252[B]:TYR:CD2	3:L:3223[B]:GLY:O	2.53	0.62
2:E:2665:GLU:OE1	2:E:2798:GLN:NE2	2.31	0.62
1:G:11:THR:HG22	1:G:13:ASP:H	1.63	0.62
1:G:64:THR:HG21	1:G:239:LEU:HB2	1.81	0.62
1:G:157:GLU:OE2	1:G:296:ARG:NH2	2.32	0.62
3:I:2930[A]:LEU:H	3:I:2930[A]:LEU:CD2	1.98	0.62
3:I:3096[A]:VAL:HG11	3:I:3115[A]:LEU:HD13	1.81	0.62
3:I:3107[B]:LEU:HD11	3:R:2975[B]:PHE:CG	2.30	0.62
3:I:3155[B]:MET:O	3:R:3153[B]:LYS:HB3	2.00	0.62
3:I:3066[A]:TYR:CD1	3:I:3193[A]:HIS:HE1	2.17	0.62
3:I:3256[B]:TRP:CG	3:R:2966[B]:SER:C	2.60	0.62
3:L:2928[B]:ASN:OD1	3:L:2929[B]:SER:N	2.31	0.62
3:L:3135[B]:LYS:CB	3:L:3141[B]:TYR:HD1	2.13	0.62
3:C:3151[B]:LEU:HA	3:L:3154[B]:PRO:CB	2.30	0.62
3:L:3155[A]:MET:HG3	3:L:3172[A]:SER:O	1.99	0.62
2:N:2650:GLY:HA3	2:N:2653:GLU:H	1.63	0.62
3:O:2928[B]:ASN:OD1	3:O:2929[B]:SER:N	2.31	0.62
3:O:3066[A]:TYR:HD1	3:O:3193[A]:HIS:CE1	2.16	0.62
3:O:3273[A]:LEU:CB	3:O:3275[A]:LEU:HD13	2.28	0.62
3:R:2961[A]:HIS:CE1	3:R:2980[A]:HIS:NE2	2.57	0.62
3:R:2961[B]:HIS:HB3	3:R:3111[B]:SER:HG	1.63	0.62
3:R:3212[B]:ARG:CG	3:R:3212[B]:ARG:HH11	2.11	0.62

Continued on next page...

Continued from previous page...

Atom-1	Atom-2	Interatomic distance (Å)	Clash overlap (Å)
3:U:3038[B]:ILE:HG22	3:U:3041[B]:ALA:H	1.65	0.62
1:V:926:LEU:HD12	1:V:927:PRO:HD2	1.80	0.62
2:W:2090:LYS:NZ	2:W:2099:GLU:OE2	2.32	0.62
3:X:2987[B]:HIS:NE2	3:X:3178[B]:PHE:HE1	1.95	0.62
3:O:2970[B]:PRO:C	3:X:2991[B]:LEU:N	2.52	0.62
3:X:3135[B]:LYS:CB	3:X:3141[B]:TYR:HD1	2.13	0.62
3:X:3240[B]:THR:HG22	3:X:3241[B]:PHE:N	2.13	0.62
3:X:3298[A]:ASN:HB2	3:X:3299[A]:LEU:C	2.20	0.62
1:Y:757:VAL:HG21	1:Y:781:ILE:HG22	1.81	0.62
1:Y:829:ALA:HA	1:Y:830:ASN:C	2.19	0.62
1:A:883:CYS:HB2	1:A:891:LYS:HD3	1.81	0.62
2:B:2877:ILE:O	1:D:1078:ARG:NH1	2.32	0.62
3:F:3155[A]:MET:HG3	3:F:3172[A]:SER:O	1.99	0.62
3:F:3228[B]:VAL:HG12	3:F:3287[B]:ILE:CG1	2.29	0.62
1:G:161:ASN:ND2	1:G:174:GLN:OE1	2.32	0.62
1:G:164:GLU:OE2	1:G:301:ARG:NH2	2.33	0.62
1:G:304:ALA:HB1	1:G:306:PHE:HE1	1.65	0.62
3:I:2928[B]:ASN:OD1	3:I:2929[B]:SER:N	2.32	0.62
3:I:3162[A]:ASP:OD1	3:I:3162[A]:ASP:N	2.31	0.62
3:I:3298[B]:ASN:CB	3:I:3300[B]:LEU:N	2.60	0.62
3:L:3114[B]:PRO:CD	3:L:3115[B]:LEU:H	2.12	0.62
3:L:3173[B]:THR:CG2	3:L:3174[B]:GLY:H	2.12	0.62
1:M:527:LEU:HD13	1:M:629:MET:HG3	1.82	0.62
3:O:2957[A]:ILE:N	3:O:2960[A]:PHE:HE1	1.97	0.62
1:P:1372:ILE:HD12	1:S:1438:ASP:HB2	1.80	0.62
1:P:500:ASN:O	1:P:504:THR:OG1	2.18	0.62
3:R:3135[B]:LYS:CB	3:R:3141[B]:TYR:HD1	2.12	0.62
3:I:2966[B]:SER:C	3:R:3256[B]:TRP:HB3	2.20	0.62
3:U:2949[B]:LYS:HZ2	3:U:2950[B]:THR:HA	1.64	0.62
3:U:2954[B]:TYR:HA	3:U:2957[B]:ILE:HG22	1.80	0.62
3:U:2994[A]:LYS:HD2	3:U:2998[A]:ASP:OD2	2.00	0.62
3:U:3228[B]:VAL:HG12	3:U:3287[B]:ILE:CG1	2.29	0.62
3:U:3273[A]:LEU:CB	3:U:3275[A]:LEU:HD13	2.28	0.62
3:U:3273[B]:LEU:CB	3:U:3275[B]:LEU:HD13	2.28	0.62
3:O:3041[B]:ALA:CB	3:X:2971[B]:ASP:OD2	2.48	0.62
3:X:3300[A]:LEU:N	3:X:3300[A]:LEU:HD23	2.15	0.62
1:Y:157:GLU:OE2	1:Y:296:ARG:NH2	2.33	0.62
3:C:2959[B]:SER:O	3:L:3255[B]:PRO:CG	2.47	0.62
3:C:3117[B]:TYR:O	3:C:3120[B]:HIS:HB2	1.98	0.62
3:C:3149[B]:ASN:HB2	3:L:3158[B]:PHE:O	1.99	0.62
3:C:3220[B]:ARG:CG	3:C:3220[B]:ARG:HH11	2.12	0.62

Continued on next page...

Continued from previous page...

Atom-1	Atom-2	Interatomic distance (Å)	Clash overlap (Å)
3:C:3240[A]:THR:HG22	3:C:3241[A]:PHE:N	2.13	0.62
3:C:3298[B]:ASN:HB2	3:C:3299[B]:LEU:C	2.20	0.62
3:C:3298[B]:ASN:HD21	3:C:3301[B]:PRO:HA	1.60	0.62
3:F:2957[B]:ILE:N	3:F:2960[B]:PHE:HE1	1.98	0.62
3:F:3114[A]:PRO:CD	3:F:3115[A]:LEU:H	2.12	0.62
3:F:3270[A]:LEU:O	3:F:3274[A]:ARG:N	2.33	0.62
3:I:2994[B]:LYS:HD2	3:I:2998[B]:ASP:OD2	2.00	0.62
3:I:3149[B]:ASN:HD22	3:R:3163[B]:ASN:C	2.02	0.62
3:I:3152[B]:LYS:HB2	3:R:3171[B]:HIS:N	2.10	0.62
3:L:2948[A]:ASP:HB3	3:L:2953[A]:GLY:CA	2.24	0.62
3:C:3156[B]:MET:CG	3:L:2979[B]:GLN:HG3	2.30	0.62
3:C:3156[B]:MET:CG	3:L:2982[B]:MET:HB2	2.30	0.62
3:L:3173[B]:THR:HB	3:L:3176[B]:LYS:HG2	1.81	0.62
1:M:1219:ASP:OD1	1:M:1223:ALA:N	2.33	0.62
1:P:447:MET:HA	1:P:455:TYR:HB2	1.82	0.62
3:U:2957[A]:ILE:N	3:U:2960[A]:PHE:HE1	1.97	0.62
3:U:3185[B]:TYR:C	3:U:3186[B]:GLU:OE2	2.37	0.62
3:U:3222[A]:ILE:HD11	3:U:3224[A]:GLN:OE1	2.00	0.62
3:X:2994[A]:LYS:HD2	3:X:2998[A]:ASP:OD2	2.00	0.62
3:X:3162[A]:ASP:OD1	3:X:3162[A]:ASP:N	2.32	0.62
3:X:3220[A]:ARG:HH11	3:X:3220[A]:ARG:CG	2.12	0.62
3:X:3298[B]:ASN:HB2	3:X:3299[B]:LEU:C	2.20	0.62
3:C:2994[B]:LYS:HD2	3:C:2998[B]:ASP:OD2	2.00	0.62
3:C:2961[B]:HIS:HB3	3:C:3111[B]:SER:CB	2.28	0.62
3:C:3038[B]:ILE:HG12	3:C:3112[B]:TYR:CE2	2.35	0.62
3:C:3279[A]:ASP:OD1	3:C:3279[A]:ASP:N	2.25	0.62
1:D:1499:SER:HA	1:D:1508:PHE:HE2	1.65	0.62
3:F:2957[A]:ILE:CA	3:F:2960[A]:PHE:HE1	2.11	0.62
3:F:2971[B]:ASP:CG	3:F:2973[B]:THR:OG1	2.37	0.62
3:F:3038[B]:ILE:HG22	3:F:3041[B]:ALA:H	1.65	0.62
3:F:3124[A]:ASP:OD2	3:F:3187[A]:TYR:OH	2.15	0.62
3:F:3135[A]:LYS:CB	3:F:3141[A]:TYR:HD1	2.12	0.62
3:F:3222[A]:ILE:HD11	3:F:3224[A]:GLN:OE1	2.00	0.62
1:G:1286:ARG:NH2	1:G:1333:GLU:OE2	2.33	0.62
3:I:3135[A]:LYS:CB	3:I:3141[A]:TYR:HD1	2.13	0.62
3:I:3135[B]:LYS:CB	3:I:3141[B]:TYR:HD1	2.12	0.62
3:I:3157[A]:PRO:O	3:I:3160[A]:SER:N	2.30	0.62
3:I:3222[A]:ILE:HD11	3:I:3224[A]:GLN:OE1	2.00	0.62
3:I:3270[A]:LEU:O	3:I:3274[A]:ARG:N	2.33	0.62
3:I:3298[B]:ASN:HD21	3:I:3301[B]:PRO:HA	1.60	0.62
3:L:3114[A]:PRO:CD	3:L:3115[A]:LEU:H	2.12	0.62

Continued on next page...

Continued from previous page...

Atom-1	Atom-2	Interatomic distance (Å)	Clash overlap (Å)
3:C:3155[B]:MET:CG	3:L:3154[B]:PRO:O	2.47	0.62
3:L:3066[A]:TYR:CD1	3:L:3193[A]:HIS:HE1	2.17	0.62
3:C:3252[B]:TYR:CB	3:L:3253[B]:GLU:CG	2.77	0.62
3:L:3270[A]:LEU:O	3:L:3274[A]:ARG:N	2.33	0.62
3:L:3270[B]:LEU:O	3:L:3274[B]:ARG:N	2.33	0.62
3:O:2968[B]:GLN:CB	3:O:2972[B]:GLY:HA2	2.19	0.62
3:O:2994[B]:LYS:HD2	3:O:2998[B]:ASP:OD2	2.00	0.62
3:O:3038[B]:ILE:HG12	3:O:3112[B]:TYR:CE2	2.35	0.62
3:O:3217[A]:PHE:CE2	3:O:3303[A]:PRO:HG3	2.33	0.62
1:P:452:ILE:HD11	1:P:676:PRO:O	2.00	0.62
1:P:909:ILE:HG12	1:P:1084:PHE:HZ	1.64	0.62
3:R:2994[A]:LYS:HD2	3:R:2998[A]:ASP:OD2	2.00	0.62
3:R:3155[A]:MET:HG3	3:R:3172[A]:SER:O	1.99	0.62
3:R:3173[B]:THR:CG2	3:R:3174[B]:GLY:H	2.12	0.62
3:R:2990[A]:ARG:CZ	3:R:3180[A]:TYR:HB3	2.28	0.62
3:R:3212[A]:ARG:CG	3:R:3212[A]:ARG:HH11	2.12	0.62
3:R:3270[A]:LEU:O	3:R:3274[A]:ARG:N	2.33	0.62
3:R:3284[A]:LYS:CD	3:R:3285[A]:VAL:H	2.10	0.62
1:S:1140:ASN:OD1	1:S:1239:GLY:N	2.22	0.62
2:T:2345:ASN:O	2:T:2349:THR:OG1	2.16	0.62
2:T:2756:ASN:HD21	2:T:2759:THR:HG23	1.65	0.62
3:U:3038[B]:ILE:HG12	3:U:3112[B]:TYR:CE2	2.35	0.62
3:U:3038[A]:ILE:HG22	3:U:3041[A]:ALA:H	1.65	0.62
3:U:3270[A]:LEU:O	3:U:3274[A]:ARG:N	2.33	0.62
1:V:1195:ASP:O	1:V:1196:ILE:HG12	1.99	0.62
1:V:1286:ARG:NH2	1:V:1333:GLU:OE2	2.33	0.62
2:W:2345:ASN:O	2:W:2349:THR:OG1	2.18	0.62
3:X:2937[A]:ASN:HB3	3:X:3006[A]:LYS:HD3	1.79	0.62
3:X:3222[A]:ILE:HD11	3:X:3224[A]:GLN:OE1	2.00	0.62
3:X:3228[B]:VAL:HG12	3:X:3287[B]:ILE:CG1	2.29	0.62
1:Y:1317:PRO:HD2	1:Y:1488:LEU:HD12	1.82	0.62
1:Y:589:GLN:HG2	1:Y:594:ASP:HB3	1.82	0.62
3:C:2948[B]:ASP:HB3	3:C:2953[B]:GLY:CA	2.24	0.62
3:C:3086[B]:GLU:HB3	3:L:2968[B]:GLN:HE21	1.63	0.62
3:C:3114[B]:PRO:CD	3:C:3115[B]:LEU:H	2.12	0.62
3:C:3135[B]:LYS:CB	3:C:3141[B]:TYR:HD1	2.13	0.62
3:C:3173[B]:THR:HB	3:C:3176[B]:LYS:HG2	1.81	0.62
3:F:3162[A]:ASP:OD1	3:F:3162[A]:ASP:N	2.31	0.62
3:F:3066[B]:TYR:CD1	3:F:3193[B]:HIS:HE1	2.17	0.62
3:F:3222[B]:ILE:HD11	3:F:3224[B]:GLN:OE1	2.00	0.62
3:F:3298[A]:ASN:HB2	3:F:3299[A]:LEU:C	2.19	0.62

Continued on next page...

Continued from previous page...

Atom-1	Atom-2	Interatomic distance (Å)	Clash overlap (Å)
1:G:1441:SER:OG	1:G:1442:MET:N	2.31	0.62
2:H:2868:GLU:OE2	3:I:2933[A]:SER:N	2.32	0.62
3:I:2957[A]:ILE:N	3:I:2960[A]:PHE:HE1	1.97	0.62
3:I:3114[A]:PRO:CD	3:I:3115[A]:LEU:H	2.12	0.62
3:I:3249[B]:GLY:N	3:R:2974[B]:ALA:H	1.96	0.62
3:L:3038[B]:ILE:HG22	3:L:3041[B]:ALA:H	1.65	0.62
3:L:3038[A]:ILE:HG12	3:L:3112[A]:TYR:CE2	2.35	0.62
2:N:2882:GLU:OE1	2:N:2884:LYS:NZ	2.32	0.62
3:O:2974[B]:ALA:HB2	3:X:2978[B]:CYS:N	2.15	0.62
3:O:3135[A]:LYS:CB	3:O:3141[A]:TYR:HD1	2.13	0.62
3:O:3270[B]:LEU:O	3:O:3274[B]:ARG:N	2.33	0.62
3:R:2954[B]:TYR:HA	3:R:2957[B]:ILE:HG22	1.80	0.62
3:R:2961[B]:HIS:HB3	3:R:3111[B]:SER:CB	2.29	0.62
3:I:3155[B]:MET:SD	3:R:3154[B]:PRO:CD	2.88	0.62
3:U:2971[A]:ASP:CG	3:U:2973[A]:THR:OG1	2.37	0.62
3:U:3114[B]:PRO:CD	3:U:3115[B]:LEU:H	2.12	0.62
2:W:2500:ILE:HG12	2:W:2501:PRO:HD2	1.81	0.62
3:X:2957[A]:ILE:N	3:X:2960[A]:PHE:HE1	1.98	0.62
3:X:3038[A]:ILE:HG22	3:X:3041[A]:ALA:H	1.65	0.62
3:X:3185[A]:TYR:C	3:X:3186[A]:GLU:OE2	2.37	0.62
3:X:3066[B]:TYR:HD1	3:X:3193[B]:HIS:CE1	2.16	0.62
2:Z:2564:PRO:HA	2:Z:2673:GLU:HG3	1.82	0.62
1:A:492:ARG:HD2	1:A:692:VAL:HG22	1.82	0.62
3:C:3154[B]:PRO:HB3	3:L:3174[B]:GLY:N	2.14	0.62
3:C:3212[B]:ARG:HH11	3:C:3212[B]:ARG:CG	2.12	0.62
1:D:43:GLU:HG3	1:D:44:PRO:HA	1.82	0.62
3:F:2966[B]:SER:HB3	3:F:2977[B]:CYS:HB2	1.78	0.62
3:I:2965[B]:LEU:HB2	3:R:3253[B]:GLU:OE2	1.99	0.62
3:I:2971[A]:ASP:CG	3:I:2973[A]:THR:OG1	2.37	0.62
3:I:3162[B]:ASP:OD1	3:I:3162[B]:ASP:N	2.31	0.62
3:I:3155[A]:MET:HG3	3:I:3172[A]:SER:O	1.99	0.62
3:I:3228[B]:VAL:HG12	3:I:3287[B]:ILE:CG1	2.29	0.62
1:J:238:ASN:N	1:J:238:ASN:OD1	2.33	0.62
1:J:325:THR:HG22	1:J:327:ASP:H	1.62	0.62
3:L:3038[A]:ILE:HG22	3:L:3041[A]:ALA:H	1.65	0.62
3:C:3152[B]:LYS:HG3	3:L:3172[B]:SER:OG	1.99	0.62
3:L:3273[A]:LEU:CB	3:L:3275[A]:LEU:HD13	2.28	0.62
3:I:2975[B]:PHE:CE1	3:R:2961[B]:HIS:CE1	2.87	0.62
3:R:2994[B]:LYS:HD2	3:R:2998[B]:ASP:OD2	2.00	0.62
1:S:164:GLU:O	1:S:297:ARG:NH2	2.32	0.62
2:W:2128:LEU:HB2	2:W:2286:HIS:HB3	1.82	0.62

Continued on next page...

Continued from previous page...

Atom-1	Atom-2	Interatomic distance (Å)	Clash overlap (Å)
3:X:3066[A]:TYR:CD1	3:X:3193[A]:HIS:HE1	2.17	0.62
3:X:3066[B]:TYR:CD1	3:X:3193[B]:HIS:HE1	2.17	0.62
3:X:3270[B]:LEU:O	3:X:3274[B]:ARG:N	2.33	0.62
1:V:329:ARG:HH22	1:Y:1574:VAL:H	1.46	0.62
2:Z:2497:GLU:HB2	2:Z:2498:VAL:HA	1.82	0.62
2:B:2109:ARG:NH1	2:B:2169:HIS:O	2.33	0.62
5:B:3003:NAG:O3	5:B:3004:NAG:N2	2.33	0.62
3:C:2956[A]:LYS:C	3:C:2960[A]:PHE:CE1	2.47	0.62
3:C:2957[B]:ILE:N	3:C:2960[B]:PHE:HE1	1.97	0.62
3:C:3147[A]:GLU:HG3	3:C:3149[A]:ASN:HD21	1.65	0.62
3:C:3212[A]:ARG:CG	3:C:3212[A]:ARG:HH11	2.12	0.62
3:F:3228[A]:VAL:HG12	3:F:3287[A]:ILE:CG1	2.29	0.62
1:G:402:THR:HG23	1:G:659:CYS:HA	1.81	0.62
3:I:2948[B]:ASP:HB3	3:I:2953[B]:GLY:CA	2.24	0.62
3:I:3270[B]:LEU:O	3:I:3274[B]:ARG:N	2.33	0.62
3:C:3256[B]:TRP:HZ2	3:L:2965[B]:LEU:CG	2.10	0.62
3:L:3147[A]:GLU:HG3	3:L:3149[A]:ASN:HD21	1.65	0.62
3:L:3173[A]:THR:CG2	3:L:3174[A]:GLY:H	2.12	0.62
3:L:3222[B]:ILE:HD11	3:L:3224[B]:GLN:OE1	2.00	0.62
3:L:3300[B]:LEU:HD23	3:L:3300[B]:LEU:N	2.15	0.62
2:N:2252:GLU:CD	2:N:2393:ARG:HH12	2.03	0.62
3:O:2994[B]:LYS:O	3:O:2995[B]:GLN:C	2.38	0.62
3:O:2964[A]:PRO:HG3	3:O:3040[A]:VAL:HG11	1.82	0.62
3:O:3173[A]:THR:CG2	3:O:3174[A]:GLY:H	2.12	0.62
3:O:3298[A]:ASN:CB	3:O:3300[A]:LEU:CD2	2.61	0.62
1:P:474:LEU:HD23	1:P:475:ASN:H	1.65	0.62
2:Q:2889:ALA:N	2:Q:2890:VAL:HA	2.14	0.62
3:R:3024[B]:LEU:CD1	3:R:3025[B]:VAL:H	1.84	0.62
3:R:2961[A]:HIS:HB3	3:R:3111[A]:SER:CB	2.29	0.62
3:R:3147[A]:GLU:HG3	3:R:3149[A]:ASN:HD21	1.65	0.62
3:R:3173[A]:THR:HB	3:R:3176[A]:LYS:HG2	1.81	0.62
3:R:3222[B]:ILE:HD11	3:R:3224[B]:GLN:OE1	2.00	0.62
3:R:3298[A]:ASN:CB	3:R:3300[A]:LEU:N	2.60	0.62
1:S:757:VAL:HG21	1:S:781:ILE:HG13	1.80	0.62
2:T:2800:LYS:HB3	3:U:3023[A]:ILE:HD13	1.76	0.62
3:U:2990[A]:ARG:CZ	3:U:3180[A]:TYR:HB3	2.28	0.62
3:U:3298[B]:ASN:HB2	3:U:3299[B]:LEU:C	2.20	0.62
5:V:5005:NAG:H61	5:V:5006:NAG:C7	2.30	0.62
2:W:2884:LYS:HG3	2:W:2889:ALA:O	2.00	0.62
3:X:2957[A]:ILE:HA	3:X:2960[A]:PHE:HE1	1.64	0.62
3:X:3228[A]:VAL:HG12	3:X:3287[A]:ILE:CG1	2.29	0.62

Continued on next page...

Continued from previous page...

Atom-1	Atom-2	Interatomic distance (Å)	Clash overlap (Å)
3:X:3270[A]:LEU:O	3:X:3274[A]:ARG:N	2.33	0.62
1:Y:673:PHE:HB3	1:Y:677:LEU:HB2	1.82	0.62
3:C:3025[A]:VAL:HG22	3:C:3025[A]:VAL:O	2.00	0.61
3:C:3273[A]:LEU:CB	3:C:3275[A]:LEU:HD13	2.28	0.61
1:D:1317:PRO:HA	1:D:1420:GLU:HG3	1.82	0.61
3:F:3114[B]:PRO:CD	3:F:3115[B]:LEU:H	2.12	0.61
3:F:3169[A]:LYS:C	3:F:3172[A]:SER:HG	1.98	0.61
3:F:3155[B]:MET:HG3	3:F:3172[B]:SER:O	1.99	0.61
1:G:1082:SER:O	1:G:1086:LEU:HG	2.00	0.61
1:G:1163:ALA:O	1:G:1167:ASP:HB2	2.00	0.61
2:H:2226:GLU:HG2	2:H:2276:GLY:HA3	1.81	0.61
2:H:2725:GLN:OE1	2:H:2728:ARG:NH2	2.31	0.61
3:I:2964[B]:PRO:CB	3:R:3255[B]:PRO:HB3	2.30	0.61
3:I:2966[A]:SER:HB3	3:I:2977[A]:CYS:HB2	1.78	0.61
3:I:3025[B]:VAL:HG22	3:I:3025[B]:VAL:O	2.00	0.61
3:I:3171[B]:HIS:CA	3:R:3152[B]:LYS:HB3	2.30	0.61
3:L:3185[A]:TYR:C	3:L:3186[A]:GLU:OE2	2.37	0.61
3:C:2976[B]:ALA:N	3:L:3253[B]:GLU:CA	2.61	0.61
1:M:931:TRP:CG	1:M:1018:ILE:HD11	2.34	0.61
3:O:2977[B]:CYS:N	3:X:3153[B]:LYS:HG2	2.15	0.61
3:O:3025[B]:VAL:HG22	3:O:3025[B]:VAL:O	2.00	0.61
3:O:3173[B]:THR:CG2	3:O:3174[B]:GLY:H	2.12	0.61
1:S:492:ARG:NH1	1:S:701:TYR:OH	2.32	0.61
1:S:946:GLU:HG2	1:S:955:LYS:HD2	1.81	0.61
3:U:2961[A]:HIS:HB3	3:U:3111[A]:SER:CB	2.29	0.61
3:U:3114[A]:PRO:CD	3:U:3115[A]:LEU:H	2.12	0.61
2:W:2625:LEU:HG	2:W:2626:ARG:HG2	1.81	0.61
3:X:2987[A]:HIS:NE2	3:X:3178[A]:PHE:HE1	1.95	0.61
1:Y:946:GLU:HA	1:Y:956:PRO:HB3	1.82	0.61
2:Z:2545:SER:CA	2:Z:2546:LEU:HB2	2.30	0.61
3:C:2957[A]:ILE:N	3:C:2960[A]:PHE:HE1	1.97	0.61
3:C:2975[B]:PHE:HE1	3:L:3107[B]:LEU:CD1	2.03	0.61
3:C:3155[B]:MET:HG2	3:L:3154[B]:PRO:N	2.07	0.61
3:C:3158[B]:PHE:HE2	3:L:3153[B]:LYS:NZ	1.93	0.61
3:C:3300[A]:LEU:N	3:C:3300[A]:LEU:HD23	2.15	0.61
2:E:2394:VAL:HG11	2:E:2451:LEU:HD12	1.82	0.61
3:F:2964[A]:PRO:HG3	3:F:3040[A]:VAL:HG11	1.82	0.61
3:F:2994[B]:LYS:HD2	3:F:2998[B]:ASP:OD2	2.00	0.61
3:F:3066[A]:TYR:CD1	3:F:3193[A]:HIS:HE1	2.17	0.61
3:I:2964[B]:PRO:HD2	3:R:3255[B]:PRO:CG	2.30	0.61
3:I:2994[A]:LYS:O	3:I:2995[A]:GLN:C	2.38	0.61

Continued on next page...

Continued from previous page...

Atom-1	Atom-2	Interatomic distance (Å)	Clash overlap (Å)
3:I:2994[A]:LYS:HD2	3:I:2998[A]:ASP:OD2	2.00	0.61
3:I:3169[B]:LYS:O	3:R:3152[B]:LYS:N	2.30	0.61
3:L:2994[A]:LYS:HD2	3:L:2998[A]:ASP:OD2	2.00	0.61
3:L:3135[A]:LYS:CB	3:L:3141[A]:TYR:HD1	2.13	0.61
1:M:293:LEU:HB3	1:M:297:ARG:HH21	1.65	0.61
3:O:2949[A]:LYS:HZ2	3:O:2950[A]:THR:HA	1.65	0.61
3:O:3025[A]:VAL:O	3:O:3025[A]:VAL:HG22	2.00	0.61
3:O:3038[A]:ILE:HG12	3:O:3112[A]:TYR:CE2	2.35	0.61
3:O:3038[A]:ILE:HG22	3:O:3041[A]:ALA:H	1.65	0.61
3:O:3038[B]:ILE:HG22	3:O:3041[B]:ALA:H	1.65	0.61
3:O:3298[A]:ASN:HB2	3:O:3299[A]:LEU:C	2.20	0.61
1:P:780:GLU:O	1:P:782:THR:N	2.33	0.61
3:R:3038[A]:ILE:HG12	3:R:3112[A]:TYR:CE2	2.35	0.61
3:R:3200[A]:LEU:HD22	3:R:3204[A]:LEU:HD13	1.82	0.61
3:R:3228[B]:VAL:HG12	3:R:3287[B]:ILE:CG1	2.29	0.61
1:V:957:ASN:HD22	1:V:960:PHE:HB2	1.64	0.61
3:X:3038[B]:ILE:HG12	3:X:3112[B]:TYR:CE2	2.35	0.61
3:C:3038[B]:ILE:HG22	3:C:3041[B]:ALA:H	1.65	0.61
3:C:3185[A]:TYR:C	3:C:3186[A]:GLU:OE2	2.37	0.61
1:D:1304:ASP:N	1:D:1305:GLY:HA2	2.15	0.61
2:E:2107:LEU:HD23	2:E:2208:PRO:HB2	1.80	0.61
3:F:3270[B]:LEU:O	3:F:3274[B]:ARG:N	2.33	0.61
3:I:3185[B]:TYR:C	3:I:3186[B]:GLU:OE2	2.37	0.61
1:J:930:ASP:OD1	1:J:1051:ARG:NH2	2.34	0.61
1:J:1144:VAL:HG23	1:J:1234:VAL:HG22	1.82	0.61
1:J:573:LYS:HB3	1:J:574:GLY:HA2	1.83	0.61
3:L:3200[B]:LEU:HD22	3:L:3204[B]:LEU:HD13	1.83	0.61
1:M:1414:THR:HG23	1:M:1477:LEU:HD13	1.82	0.61
3:O:3276[B]:ASP:HB3	3:O:3278[B]:HIS:HB2	1.83	0.61
3:O:3298[B]:ASN:CB	3:O:3300[B]:LEU:N	2.60	0.61
1:P:1641:THR:HG21	1:P:1644:ILE:HD11	1.83	0.61
3:I:2969[B]:TYR:O	3:R:2980[B]:HIS:HD2	1.84	0.61
3:R:3124[B]:ASP:OD2	3:R:3187[B]:TYR:OH	2.15	0.61
3:R:3298[A]:ASN:HB2	3:R:3299[A]:LEU:C	2.20	0.61
3:R:3300[B]:LEU:HD23	3:R:3300[B]:LEU:N	2.15	0.61
3:R:3217[B]:PHE:CE2	3:R:3303[B]:PRO:HG3	2.33	0.61
1:S:221:GLN:NE2	1:S:267:PHE:O	2.30	0.61
1:S:865:LYS:HE2	1:S:964:ILE:HD11	1.81	0.61
3:U:2930[A]:LEU:N	3:U:2930[A]:LEU:HD22	2.02	0.61
3:U:2957[B]:ILE:N	3:U:2960[B]:PHE:HE1	1.98	0.61
3:U:2994[A]:LYS:O	3:U:2995[A]:GLN:C	2.38	0.61

Continued on next page...

Continued from previous page...

Atom-1	Atom-2	Interatomic distance (Å)	Clash overlap (Å)
3:U:3025[A]:VAL:HG22	3:U:3025[A]:VAL:O	2.00	0.61
1:V:11:THR:HG22	1:V:13:ASP:H	1.65	0.61
3:X:3024[A]:LEU:CD1	3:X:3025[A]:VAL:H	1.83	0.61
3:X:3025[A]:VAL:O	3:X:3025[A]:VAL:HG22	2.00	0.61
3:O:3256[B]:TRP:CE2	3:X:3161[B]:GLU:HG3	2.35	0.61
3:X:3124[A]:ASP:OD2	3:X:3187[A]:TYR:OH	2.15	0.61
1:Y:1358:LEU:HD23	1:Y:1456:LEU:HD21	1.80	0.61
1:A:304:ALA:HB1	1:A:306:PHE:HE1	1.64	0.61
3:C:2961[A]:HIS:CE1	3:C:2980[A]:HIS:NE2	2.57	0.61
3:C:2988[A]:TRP:NE1	3:C:3158[A]:PHE:HE2	1.96	0.61
3:C:3270[A]:LEU:O	3:C:3274[A]:ARG:N	2.33	0.61
3:C:3298[A]:ASN:HB2	3:C:3299[A]:LEU:C	2.20	0.61
1:D:1462:ASP:OD2	1:D:1525:TYR:OH	2.14	0.61
2:E:2344:LEU:HD23	2:E:2346:PRO:HA	1.82	0.61
3:F:3276[A]:ASP:HB3	3:F:3278[A]:HIS:HB2	1.83	0.61
3:F:3276[B]:ASP:HB3	3:F:3278[B]:HIS:HB2	1.83	0.61
3:F:3300[A]:LEU:HD23	3:F:3300[A]:LEU:N	2.14	0.61
1:G:1026:GLU:OE1	1:G:1029:SER:N	2.32	0.61
1:G:456:GLN:HG2	1:G:551:GLU:HB2	1.81	0.61
3:I:3038[B]:ILE:HG12	3:I:3112[B]:TYR:CE2	2.35	0.61
3:I:3150[B]:LYS:NZ	3:R:3160[B]:SER:CB	2.55	0.61
3:I:3222[B]:ILE:HD11	3:I:3224[B]:GLN:OE1	2.00	0.61
3:I:3298[B]:ASN:HB2	3:I:3299[B]:LEU:C	2.19	0.61
3:I:3300[B]:LEU:N	3:I:3300[B]:LEU:HD23	2.15	0.61
2:K:2122:ILE:O	2:K:2125:PHE:HB2	1.99	0.61
2:K:2472:ASN:N	2:K:2473:GLY:HA2	2.16	0.61
3:O:2994[A]:LYS:HD2	3:O:2998[A]:ASP:OD2	2.00	0.61
3:O:3114[B]:PRO:CD	3:O:3115[B]:LEU:H	2.12	0.61
3:O:3147[A]:GLU:HG3	3:O:3149[A]:ASN:HD21	1.65	0.61
3:O:2987[A]:HIS:NE2	3:O:3178[A]:PHE:HE1	1.95	0.61
3:O:3273[B]:LEU:CB	3:O:3275[B]:LEU:HD13	2.28	0.61
2:Q:2419:ASP:OD1	2:Q:2419:ASP:N	2.33	0.61
3:R:3038[A]:ILE:HG22	3:R:3041[A]:ALA:H	1.65	0.61
3:I:3155[B]:MET:HB3	3:R:3153[B]:LYS:HD2	1.74	0.61
3:I:3152[B]:LYS:HB3	3:R:3172[B]:SER:N	2.04	0.61
3:U:2994[B]:LYS:O	3:U:2995[B]:GLN:C	2.38	0.61
3:U:3300[A]:LEU:N	3:U:3300[A]:LEU:HD23	2.15	0.61
3:X:2949[A]:LYS:HZ2	3:X:2950[A]:THR:HA	1.64	0.61
3:O:2969[B]:TYR:HH	3:X:2994[B]:LYS:HB3	0.79	0.61
3:X:3096[A]:VAL:HG11	3:X:3115[A]:LEU:HD13	1.81	0.61
3:X:3300[B]:LEU:N	3:X:3300[B]:LEU:HD23	2.15	0.61

Continued on next page...

Continued from previous page...

Atom-1	Atom-2	Interatomic distance (Å)	Clash overlap (Å)
1:Y:1627:ARG:NH2	1:Y:1629:GLU:OE1	2.31	0.61
3:C:2984[B]:THR:HB	3:L:3154[B]:PRO:CG	2.30	0.61
3:C:2994[A]:LYS:HD2	3:C:2998[A]:ASP:OD2	2.00	0.61
3:C:3200[B]:LEU:HD22	3:C:3204[B]:LEU:HD13	1.83	0.61
3:F:2949[A]:LYS:HZ2	3:F:2950[A]:THR:HA	1.66	0.61
3:F:3157[A]:PRO:O	3:F:3160[A]:SER:N	2.30	0.61
3:F:3185[A]:TYR:C	3:F:3186[A]:GLU:OE2	2.37	0.61
2:H:2820:HIS:HB3	2:H:2822:LYS:HE2	1.83	0.61
3:I:2957[B]:ILE:N	3:I:2960[B]:PHE:HE1	1.98	0.61
3:I:2964[A]:PRO:HG3	3:I:3040[A]:VAL:HG11	1.82	0.61
3:I:3147[B]:GLU:HG3	3:I:3149[B]:ASN:HD21	1.65	0.61
3:I:2987[B]:HIS:NE2	3:I:3178[B]:PHE:HE1	1.96	0.61
3:I:3194[A]:GLY:O	3:I:3195[A]:MET:HG2	2.01	0.61
1:J:332:ASP:OD2	1:J:378:TYR:OH	2.16	0.61
3:L:3194[B]:GLY:O	3:L:3195[B]:MET:HG2	2.01	0.61
3:L:3298[B]:ASN:HB2	3:L:3299[B]:LEU:C	2.20	0.61
1:M:1210:LYS:HA	1:M:1211:TYR:HB2	1.82	0.61
1:M:1140:ASN:ND2	1:M:1236:TYR:OH	2.34	0.61
3:O:2952[A]:ALA:CB	3:O:2953[A]:GLY:C	2.48	0.61
3:O:3173[A]:THR:HB	3:O:3176[A]:LYS:HG2	1.81	0.61
3:O:3270[A]:LEU:O	3:O:3274[A]:ARG:N	2.33	0.61
3:O:3300[B]:LEU:HD23	3:O:3300[B]:LEU:N	2.15	0.61
1:P:1639:LYS:HE3	1:S:473:ALA:HA	1.81	0.61
3:R:3124[A]:ASP:OD2	3:R:3187[A]:TYR:OH	2.16	0.61
3:R:3135[A]:LYS:CB	3:R:3141[A]:TYR:HD1	2.13	0.61
3:I:3150[B]:LYS:CA	3:R:3159[B]:SER:HA	2.18	0.61
3:R:3173[A]:THR:CG2	3:R:3174[A]:GLY:H	2.12	0.61
3:R:3293[B]:LYS:CB	3:R:3294[B]:SER:CB	2.54	0.61
3:U:3300[B]:LEU:HD23	3:U:3300[B]:LEU:N	2.15	0.61
2:W:2263:PHE:HE1	2:W:2304:LEU:HB3	1.65	0.61
3:X:2994[B]:LYS:HD2	3:X:2998[B]:ASP:OD2	2.00	0.61
3:X:3139[A]:LEU:N	3:X:3139[A]:LEU:HD22	2.16	0.61
2:Z:2878:ARG:NH1	2:Z:2880:GLU:OE2	2.34	0.61
1:A:126:GLY:HA3	1:A:202:TYR:O	2.00	0.61
3:C:2964[B]:PRO:O	3:L:3255[B]:PRO:C	2.38	0.61
3:C:3147[B]:GLU:HG3	3:C:3149[B]:ASN:HD21	1.65	0.61
3:C:3200[A]:LEU:HD22	3:C:3204[A]:LEU:HD13	1.83	0.61
3:C:3228[A]:VAL:HG12	3:C:3287[A]:ILE:CG1	2.29	0.61
1:A:1486:LEU:HB2	2:E:2486:ILE:HB	1.81	0.61
1:G:1492:PRO:HB2	1:G:1497:SER:HB3	1.82	0.61
3:I:3173[B]:THR:HB	3:I:3176[B]:LYS:HG2	1.81	0.61

Continued on next page...

Continued from previous page...

Atom-1	Atom-2	Interatomic distance (Å)	Clash overlap (Å)
3:I:3200[B]:LEU:HD22	3:I:3204[B]:LEU:HD13	1.83	0.61
3:I:3273[A]:LEU:CB	3:I:3275[A]:LEU:HD13	2.28	0.61
3:I:3298[A]:ASN:HB2	3:I:3299[A]:LEU:C	2.20	0.61
3:L:2957[B]:ILE:N	3:L:2960[B]:PHE:HE1	1.97	0.61
3:L:2994[B]:LYS:HD2	3:L:2998[B]:ASP:OD2	2.00	0.61
3:O:2968[B]:GLN:HB2	3:X:2988[B]:TRP:CA	2.29	0.61
3:O:2973[B]:THR:C	3:X:2979[B]:GLN:HB2	2.21	0.61
1:P:1321:HIS:HD2	1:P:1465:TRP:CH2	2.18	0.61
1:P:1562:ILE:HD13	1:P:1644:ILE:HD12	1.81	0.61
2:Q:2181:THR:HB	2:Q:2374:ASN:H	1.66	0.61
3:I:3254[B]:MET:CA	3:R:2966[B]:SER:OG	2.48	0.61
3:R:3147[B]:GLU:HG3	3:R:3149[B]:ASN:HD21	1.65	0.61
3:R:3194[A]:GLY:O	3:R:3195[A]:MET:HG2	2.01	0.61
3:R:3200[B]:LEU:HD22	3:R:3204[B]:LEU:HD13	1.83	0.61
3:R:3300[A]:LEU:HD23	3:R:3300[A]:LEU:N	2.15	0.61
1:S:505:ARG:NE	1:S:1339:SER:OG	2.33	0.61
2:T:2128:LEU:HD23	2:T:2216:PHE:HZ	1.65	0.61
3:U:3270[B]:LEU:O	3:U:3274[B]:ARG:N	2.33	0.61
1:V:1018:ILE:HA	1:V:1021:LEU:HB2	1.81	0.61
1:V:1143:ALA:HB3	1:V:1235:ILE:HG13	1.83	0.61
2:W:2849:ASP:OD2	2:W:2850:ARG:NH2	2.33	0.61
3:X:3114[B]:PRO:CD	3:X:3115[B]:LEU:H	2.12	0.61
3:X:3096[B]:VAL:HG11	3:X:3115[B]:LEU:HD13	1.81	0.61
3:X:3135[A]:LYS:CB	3:X:3141[A]:TYR:HD1	2.13	0.61
2:Z:2394:VAL:HG11	2:Z:2451:LEU:HD12	1.82	0.61
3:C:3152[B]:LYS:N	3:L:3172[B]:SER:CB	2.62	0.61
3:C:3173[A]:THR:HB	3:C:3176[A]:LYS:HG2	1.81	0.61
3:C:3300[B]:LEU:HD23	3:C:3300[B]:LEU:N	2.15	0.61
3:F:2948[A]:ASP:HB3	3:F:2953[A]:GLY:CA	2.24	0.61
3:F:3025[A]:VAL:HG22	3:F:3025[A]:VAL:O	2.00	0.61
3:F:3194[A]:GLY:O	3:F:3195[A]:MET:HG2	2.01	0.61
2:K:2819:VAL:HB	2:K:2835:ILE:HG23	1.82	0.61
3:L:3025[A]:VAL:O	3:L:3025[A]:VAL:HG22	2.00	0.61
3:L:3194[A]:GLY:O	3:L:3195[A]:MET:HG2	2.01	0.61
1:P:488:PRO:HB2	1:P:641:TRP:CE3	2.36	0.61
1:P:439:LEU:HD23	1:P:509:ILE:HD12	1.82	0.61
1:P:935:ILE:HD11	1:P:980:TYR:HE2	1.65	0.61
3:R:3038[B]:ILE:HG12	3:R:3112[B]:TYR:CE2	2.35	0.61
3:R:3114[B]:PRO:CD	3:R:3115[B]:LEU:H	2.13	0.61
1:S:1429:THR:HG23	1:S:1433:TRP:CZ2	2.36	0.61
3:U:3274[A]:ARG:NE	3:U:3274[A]:ARG:HA	2.16	0.61

Continued on next page...

Continued from previous page...

Atom-1	Atom-2	Interatomic distance (Å)	Clash overlap (Å)
1:V:906:HIS:CD2	4:V:5003:CUO:O1	2.53	0.61
3:X:2949[B]:LYS:HZ2	3:X:2950[B]:THR:HA	1.65	0.61
3:C:3276[B]:ASP:HB3	3:C:3278[B]:HIS:HB2	1.83	0.61
1:D:909:ILE:HG12	1:D:1084:PHE:HZ	1.64	0.61
2:E:2356:ASP:O	2:E:2363:ASN:ND2	2.33	0.61
3:F:3038[A]:ILE:HG12	3:F:3112[A]:TYR:CE2	2.35	0.61
3:F:3162[B]:ASP:N	3:F:3162[B]:ASP:OD1	2.31	0.61
1:G:684:ARG:O	1:G:687:SER:OG	2.18	0.61
3:I:3220[B]:ARG:CG	3:I:3220[B]:ARG:HH11	2.12	0.61
3:I:3248[B]:LEU:C	3:R:2974[B]:ALA:N	2.54	0.61
2:K:2109:ARG:NH1	2:K:2169:HIS:O	2.34	0.61
3:L:3222[A]:ILE:HD11	3:L:3224[A]:GLN:OE1	2.00	0.61
1:M:946:GLU:HA	1:M:955:LYS:HB3	1.82	0.61
3:O:3194[B]:GLY:O	3:O:3195[B]:MET:HG2	2.01	0.61
1:P:1498:ASN:ND2	1:P:1500:THR:O	2.33	0.61
3:I:3156[B]:MET:HB3	3:R:2982[B]:MET:CB	2.31	0.61
3:R:3270[B]:LEU:O	3:R:3274[B]:ARG:N	2.33	0.61
3:R:3276[B]:ASP:HB3	3:R:3278[B]:HIS:HB2	1.83	0.61
1:S:1162:ALA:HB2	1:S:1169:LYS:HG2	1.83	0.61
1:S:1394:GLN:HB2	1:S:1433:TRP:HB2	1.83	0.61
3:U:3200[A]:LEU:HD22	3:U:3204[A]:LEU:HD13	1.83	0.61
1:V:133:LYS:HB2	1:V:134:VAL:HG22	1.82	0.61
3:X:2957[B]:ILE:HA	3:X:2960[B]:PHE:HE1	1.64	0.61
3:O:3254[B]:MET:HB3	3:X:3159[B]:SER:OG	2.00	0.61
3:X:3185[B]:TYR:C	3:X:3186[B]:GLU:OE2	2.37	0.61
1:Y:594:ASP:OD1	1:Y:775:ARG:NH1	2.34	0.61
1:Y:639:ARG:NH2	1:Y:707:PHE:O	2.33	0.61
2:Z:2243:LEU:HD11	2:Z:2273:TRP:HZ3	1.64	0.61
3:C:3222[B]:ILE:HD11	3:C:3224[B]:GLN:OE1	2.00	0.61
3:C:3272[A]:HIS:CD2	1:D:1543:ILE:HD11	2.36	0.61
3:C:3270[B]:LEU:O	3:C:3274[B]:ARG:N	2.33	0.61
3:C:3281[A]:PHE:CE1	3:C:3305[A]:ILE:HG21	2.36	0.61
1:D:465:PRO:HD2	1:D:467:LYS:NZ	2.16	0.61
1:D:619:SER:HB2	1:D:805:VAL:HG11	1.81	0.61
1:D:804:ASP:OD1	1:D:805:VAL:N	2.33	0.61
3:F:3038[B]:ILE:HG12	3:F:3112[B]:TYR:CE2	2.35	0.61
3:F:3173[A]:THR:HB	3:F:3176[A]:LYS:HG2	1.81	0.61
2:H:2472:ASN:N	2:H:2473:GLY:HA2	2.16	0.61
3:I:2964[B]:PRO:HG3	3:I:3040[B]:VAL:HG11	1.82	0.61
3:I:3114[B]:PRO:CD	3:I:3115[B]:LEU:H	2.12	0.61
3:I:3139[A]:LEU:HD22	3:I:3139[A]:LEU:N	2.16	0.61

Continued on next page...

Continued from previous page...

Atom-1	Atom-2	Interatomic distance (Å)	Clash overlap (Å)
3:I:3147[A]:GLU:HG3	3:I:3149[A]:ASN:HD21	1.65	0.61
1:J:517:THR:HG21	1:J:708:PHE:HE1	1.65	0.61
1:J:926:LEU:HD11	1:J:1043:MET:HB3	1.83	0.61
3:C:2985[B]:PHE:HE2	3:L:2969[B]:TYR:CA	2.12	0.61
4:C:3401[B]:CUO:O1	3:L:3120[B]:HIS:NE2	2.30	0.61
3:O:3185[A]:TYR:C	3:O:3186[A]:GLU:OE2	2.37	0.61
3:O:3300[A]:LEU:HD23	3:O:3300[A]:LEU:N	2.14	0.61
2:Q:2130:PRO:O	2:Q:2140:ARG:HD2	2.01	0.61
3:R:2948[A]:ASP:CB	3:R:2949[A]:LYS:CA	2.78	0.61
3:I:2969[B]:TYR:CD2	3:R:3093[B]:HIS:NE2	2.68	0.61
3:I:3163[B]:ASN:HB3	3:R:3150[B]:LYS:NZ	2.16	0.61
3:R:3173[B]:THR:HB	3:R:3176[B]:LYS:HG2	1.81	0.61
3:R:2987[A]:HIS:NE2	3:R:3178[A]:PHE:HE1	1.96	0.61
3:R:3194[B]:GLY:O	3:R:3195[B]:MET:HG2	2.01	0.61
2:T:2201:THR:O	2:T:2203:ILE:N	2.32	0.61
3:U:2994[B]:LYS:HD2	3:U:2998[B]:ASP:OD2	2.00	0.61
3:U:3194[B]:GLY:O	3:U:3195[B]:MET:HG2	2.01	0.61
3:X:2957[B]:ILE:N	3:X:2960[B]:PHE:HE1	1.98	0.61
3:O:3038[B]:ILE:CD1	3:X:2969[B]:TYR:HE2	2.05	0.61
3:O:2967[B]:CYS:H	3:X:2979[B]:GLN:NE2	1.98	0.61
3:X:2964[A]:PRO:HG3	3:X:3040[A]:VAL:HG11	1.82	0.61
3:O:3157[B]:PRO:CA	3:X:3153[B]:LYS:H	2.11	0.61
3:X:3222[B]:ILE:HD11	3:X:3224[B]:GLN:OE1	2.00	0.61
3:X:3298[B]:ASN:CA	3:X:3300[B]:LEU:HD23	2.31	0.61
1:A:562:GLN:HG2	1:A:614:GLU:HG3	1.81	0.61
3:C:2949[B]:LYS:HZ2	3:C:2950[B]:THR:HA	1.65	0.61
3:C:2964[A]:PRO:HG3	3:C:3040[A]:VAL:HG11	1.82	0.61
3:C:3038[A]:ILE:HG22	3:C:3041[A]:ALA:H	1.65	0.61
3:F:3135[B]:LYS:CB	3:F:3141[B]:TYR:HD1	2.13	0.61
3:F:3300[B]:LEU:N	3:F:3300[B]:LEU:HD23	2.15	0.61
3:I:2998[B]:ASP:O	3:I:3001[B]:LYS:HB2	2.01	0.61
3:L:3157[A]:PRO:O	3:L:3160[A]:SER:N	2.30	0.61
3:L:3200[A]:LEU:HD22	3:L:3204[A]:LEU:HD13	1.83	0.61
2:N:2851:ASN:N	2:N:2851:ASN:OD1	2.34	0.61
3:O:3139[B]:LEU:N	3:O:3139[B]:LEU:HD22	2.16	0.61
2:Q:2795:ILE:O	2:Q:2798:GLN:HG2	2.00	0.61
3:R:2948[A]:ASP:HB3	3:R:2953[A]:GLY:CA	2.24	0.61
3:I:3171[B]:HIS:C	3:R:3152[B]:LYS:CB	2.68	0.61
3:I:3171[B]:HIS:CA	3:R:3152[B]:LYS:HB2	2.30	0.61
1:S:1301:PRO:HB3	1:S:1308:VAL:HG12	1.83	0.61
1:S:240:PHE:HA	1:S:263:ALA:HB3	1.82	0.61

Continued on next page...

Continued from previous page...

Atom-1	Atom-2	Interatomic distance (Å)	Clash overlap (Å)
3:U:2939[A]:ARG:HG3	3:U:2939[A]:ARG:HH11	1.66	0.61
3:X:2948[A]:ASP:CB	3:X:2949[A]:LYS:CA	2.78	0.61
3:X:3194[A]:GLY:O	3:X:3195[A]:MET:HG2	2.01	0.61
3:X:3274[B]:ARG:HA	3:X:3274[B]:ARG:NE	2.16	0.61
3:X:3276[A]:ASP:HB3	3:X:3278[A]:HIS:HB2	1.83	0.61
2:Z:2889:ALA:N	2:Z:2890:VAL:HA	2.15	0.61
2:B:2094:ARG:HH21	2:E:2094:ARG:HH21	1.49	0.60
3:C:3066[A]:TYR:CD1	3:C:3193[A]:HIS:HE1	2.17	0.60
3:C:3276[A]:ASP:HB3	3:C:3278[A]:HIS:HB2	1.83	0.60
1:D:135:THR:HG21	1:D:192:HIS:HB3	1.83	0.60
3:F:2964[B]:PRO:HG3	3:F:3040[B]:VAL:HG11	1.82	0.60
3:F:3147[A]:GLU:HG3	3:F:3149[A]:ASN:HD21	1.65	0.60
1:G:1242:ASN:HB3	1:G:1479:TYR:OH	2.02	0.60
3:I:3191[A]:ASN:ND2	3:I:3191[A]:ASN:H	1.99	0.60
3:I:3281[B]:PHE:CE1	3:I:3305[B]:ILE:HG21	2.36	0.60
3:I:3298[B]:ASN:CA	3:I:3300[B]:LEU:HD23	2.31	0.60
2:K:2166:LEU:HA	2:K:2169:HIS:HB2	1.83	0.60
3:L:2939[A]:ARG:HG3	3:L:2939[A]:ARG:HH11	1.66	0.60
3:L:2945[A]:VAL:O	3:L:2945[A]:VAL:HG22	2.01	0.60
3:L:2952[B]:ALA:CB	3:L:2953[B]:GLY:C	2.48	0.60
3:C:2985[B]:PHE:CE2	3:L:2968[B]:GLN:O	2.54	0.60
3:L:3025[B]:VAL:O	3:L:3025[B]:VAL:HG22	2.00	0.60
3:L:2964[A]:PRO:HG3	3:L:3040[A]:VAL:HG11	1.82	0.60
3:L:3211[B]:ASP:OD1	3:L:3211[B]:ASP:N	2.28	0.60
3:L:3212[A]:ARG:HH11	3:L:3212[A]:ARG:CG	2.12	0.60
3:O:2967[B]:CYS:C	3:X:2979[B]:GLN:CG	2.61	0.60
3:O:3114[A]:PRO:CD	3:O:3115[A]:LEU:H	2.12	0.60
3:O:3218[A]:LEU:O	3:O:3219[A]:LEU:HD13	2.01	0.60
3:R:3025[B]:VAL:O	3:R:3025[B]:VAL:HG22	2.00	0.60
3:I:3162[B]:ASP:C	3:R:3150[B]:LYS:NZ	2.54	0.60
3:I:2965[B]:LEU:HA	3:R:3253[B]:GLU:CG	2.31	0.60
1:S:452:ILE:HD12	1:S:1367:SER:HB2	1.83	0.60
1:S:881:GLN:OE1	1:S:888:ALA:HB3	2.01	0.60
1:V:1019:HIS:HE2	1:V:1046:HIS:CE1	2.19	0.60
1:V:1582:ASN:HB3	1:V:1583:CYS:CB	2.26	0.60
3:X:2964[B]:PRO:HG3	3:X:3040[B]:VAL:HG11	1.82	0.60
3:X:3114[A]:PRO:CD	3:X:3115[A]:LEU:H	2.12	0.60
3:X:3218[A]:LEU:O	3:X:3219[A]:LEU:HD13	2.01	0.60
3:C:2963[B]:MET:CE	3:L:3222[B]:ILE:HD12	2.31	0.60
3:C:2998[B]:ASP:O	3:C:3001[B]:LYS:HB2	2.01	0.60
3:C:3135[A]:LYS:CB	3:C:3141[A]:TYR:HD1	2.12	0.60

Continued on next page...

Continued from previous page...

Atom-1	Atom-2	Interatomic distance (Å)	Clash overlap (Å)
3:C:3169[B]:LYS:C	3:C:3172[B]:SER:HG	1.99	0.60
3:C:3218[A]:LEU:O	3:C:3219[A]:LEU:HD13	2.01	0.60
3:C:3222[A]:ILE:HD11	3:C:3224[A]:GLN:OE1	2.00	0.60
3:C:3281[B]:PHE:CE1	3:C:3305[B]:ILE:HG21	2.36	0.60
3:F:3212[B]:ARG:CG	3:F:3212[B]:ARG:HH11	2.12	0.60
3:F:3281[A]:PHE:CE1	3:F:3305[A]:ILE:HG21	2.36	0.60
1:G:488:PRO:HB2	1:G:641:TRP:CE3	2.36	0.60
2:H:2670:CYS:N	2:H:2737:CYS:SG	2.74	0.60
3:I:2945[A]:VAL:O	3:I:2945[A]:VAL:HG22	2.02	0.60
3:I:2948[A]:ASP:CB	3:I:2949[A]:LYS:CA	2.78	0.60
3:I:2948[A]:ASP:HB3	3:I:2953[A]:GLY:CA	2.24	0.60
3:I:3194[B]:GLY:O	3:I:3195[B]:MET:HG2	2.01	0.60
3:I:3300[A]:LEU:HD23	3:I:3300[A]:LEU:N	2.15	0.60
3:L:3298[A]:ASN:CA	3:L:3300[A]:LEU:HD23	2.31	0.60
3:O:3222[A]:ILE:HD11	3:O:3224[A]:GLN:OE1	2.00	0.60
3:O:3222[B]:ILE:HD11	3:O:3224[B]:GLN:OE1	2.00	0.60
3:O:3274[B]:ARG:HA	3:O:3274[B]:ARG:NE	2.16	0.60
3:O:3307[A]:PHE:HE1	3:O:3309[A]:PRO:CG	2.08	0.60
2:Q:2225:ARG:HD2	2:Q:2274:LEU:HD22	1.83	0.60
3:R:2957[A]:ILE:N	3:R:2960[A]:PHE:HE1	1.97	0.60
3:R:2964[A]:PRO:HG3	3:R:3040[A]:VAL:HG11	1.82	0.60
3:I:3150[B]:LYS:NZ	3:R:3162[B]:ASP:C	2.54	0.60
3:R:3218[A]:LEU:O	3:R:3219[A]:LEU:HD13	2.01	0.60
3:R:3281[B]:PHE:CE1	3:R:3305[B]:ILE:HG21	2.36	0.60
1:S:1195:ASP:HA	1:S:1196:ILE:HB	1.82	0.60
1:S:1304:ASP:N	1:S:1305:GLY:HA2	2.15	0.60
3:U:2949[A]:LYS:HZ2	3:U:2950[A]:THR:HA	1.66	0.60
3:U:3038[A]:ILE:HG12	3:U:3112[A]:TYR:CE2	2.35	0.60
3:U:3139[A]:LEU:N	3:U:3139[A]:LEU:HD22	2.16	0.60
3:U:3176[B]:LYS:HZ2	3:U:3176[B]:LYS:HB3	1.66	0.60
3:U:3194[A]:GLY:O	3:U:3195[A]:MET:HG2	2.01	0.60
3:U:3222[B]:ILE:HD11	3:U:3224[B]:GLN:OE1	2.00	0.60
3:X:2939[B]:ARG:HH11	3:X:2939[B]:ARG:HG3	1.66	0.60
3:O:3169[B]:LYS:NZ	3:X:3148[B]:ILE:CB	2.33	0.60
3:X:3200[B]:LEU:HD22	3:X:3204[B]:LEU:HD13	1.83	0.60
2:Z:2849:ASP:OD2	2:Z:2850:ARG:NH2	2.34	0.60
2:B:2830:GLN:HB2	2:B:2863:ARG:HH12	1.66	0.60
3:C:2945[B]:VAL:HG22	3:C:2945[B]:VAL:O	2.02	0.60
3:C:3124[B]:ASP:OD2	3:C:3187[B]:TYR:OH	2.15	0.60
3:C:3273[B]:LEU:CB	3:C:3275[B]:LEU:HD13	2.28	0.60
3:C:3284[A]:LYS:CD	3:C:3285[A]:VAL:H	2.09	0.60

Continued on next page...

Continued from previous page...

Atom-1	Atom-2	Interatomic distance (Å)	Clash overlap (Å)
1:D:325:THR:HG21	1:D:329:ARG:O	2.00	0.60
2:E:2210:ASN:O	2:E:2225:ARG:NH2	2.34	0.60
3:F:2939[B]:ARG:HG3	3:F:2939[B]:ARG:HH11	1.66	0.60
3:F:2939[A]:ARG:HG3	3:F:2939[A]:ARG:HH11	1.66	0.60
3:F:2994[A]:LYS:HD2	3:F:2998[A]:ASP:OD2	2.00	0.60
3:F:3038[A]:ILE:HG22	3:F:3041[A]:ALA:H	1.65	0.60
3:F:3135[A]:LYS:HG3	3:F:3141[A]:TYR:CD1	2.33	0.60
3:F:3139[B]:LEU:HD22	3:F:3139[B]:LEU:N	2.16	0.60
3:F:3185[B]:TYR:C	3:F:3186[B]:GLU:OE2	2.37	0.60
1:G:71:LEU:HD22	1:G:266:LEU:HD21	1.82	0.60
3:I:3169[A]:LYS:C	3:I:3172[A]:SER:HG	1.98	0.60
2:K:2300:ASN:OD1	2:K:2303:ARG:NH1	2.34	0.60
3:L:2961[B]:HIS:HB3	3:L:3111[B]:SER:HG	1.66	0.60
3:L:3038[B]:ILE:HG12	3:L:3112[B]:TYR:CE2	2.35	0.60
3:C:3154[B]:PRO:CB	3:L:3174[B]:GLY:N	2.65	0.60
1:M:898:GLY:N	1:M:899:MET:HA	2.16	0.60
3:O:2973[B]:THR:CB	3:X:3158[B]:PHE:CZ	2.82	0.60
3:O:2998[B]:ASP:O	3:O:3001[B]:LYS:HB2	2.01	0.60
3:O:3272[A]:HIS:CD2	1:P:1542:ARG:HH22	2.19	0.60
1:P:622:HIS:CE1	1:P:767:LYS:H	2.19	0.60
3:I:3221[B]:ALA:CB	3:R:2964[B]:PRO:CB	2.62	0.60
3:R:3096[B]:VAL:HG11	3:R:3115[B]:LEU:HD13	1.81	0.60
3:R:3139[B]:LEU:N	3:R:3139[B]:LEU:HD22	2.16	0.60
3:R:3191[B]:ASN:ND2	3:R:3191[B]:ASN:H	1.99	0.60
3:I:2965[B]:LEU:HD21	3:R:3250[B]:GLY:H	1.65	0.60
3:R:3274[B]:ARG:NE	3:R:3274[B]:ARG:HA	2.16	0.60
3:R:3307[A]:PHE:HE1	3:R:3309[A]:PRO:CG	2.08	0.60
1:S:1639:LYS:HE3	5:S:2115:NAG:H82	1.83	0.60
1:S:494:VAL:HG23	1:S:671:PHE:HZ	1.67	0.60
2:T:2830:GLN:HE22	2:T:2863:ARG:HH11	1.49	0.60
2:T:2879:LEU:HD21	2:T:2901:LEU:HD11	1.83	0.60
3:U:2945[B]:VAL:HG22	3:U:2945[B]:VAL:O	2.02	0.60
3:U:2987[B]:HIS:NE2	3:U:3178[B]:PHE:HE1	1.95	0.60
3:U:3218[B]:LEU:O	3:U:3219[B]:LEU:HD13	2.01	0.60
1:V:555:ALA:HB3	1:V:557:VAL:HG12	1.83	0.60
3:X:3212[B]:ARG:HH11	3:X:3212[B]:ARG:CG	2.12	0.60
3:X:3276[B]:ASP:HB3	3:X:3278[B]:HIS:HB2	1.83	0.60
5:Y:2114:NAG:O4	5:Y:2115:NAG:C7	2.49	0.60
1:Y:545:PHE:O	1:Y:561:ARG:NH2	2.34	0.60
1:Y:606:ILE:O	1:Y:610:THR:OG1	2.18	0.60
1:Y:729:VAL:HG11	1:Y:785:LEU:HD12	1.84	0.60

Continued on next page...

Continued from previous page...

Atom-1	Atom-2	Interatomic distance (Å)	Clash overlap (Å)
2:Z:2745:PRO:HB2	2:Z:2750:ILE:HD11	1.82	0.60
3:C:3139[A]:LEU:N	3:C:3139[A]:LEU:HD22	2.16	0.60
3:C:3194[A]:GLY:O	3:C:3195[A]:MET:HG2	2.01	0.60
1:D:262:LYS:NZ	1:D:795:GLU:OE1	2.35	0.60
1:G:238:ASN:N	1:G:238:ASN:OD1	2.33	0.60
3:I:3025[A]:VAL:HG22	3:I:3025[A]:VAL:O	2.00	0.60
3:I:3222[A]:ILE:HG13	3:I:3224[A]:GLN:HG2	1.84	0.60
1:J:444:GLU:HG3	1:J:544:PRO:HG3	1.84	0.60
1:J:456:GLN:HG2	1:J:551:GLU:HB2	1.84	0.60
3:L:2998[B]:ASP:O	3:L:3001[B]:LYS:HB2	2.01	0.60
3:L:3139[A]:LEU:HD22	3:L:3139[A]:LEU:N	2.16	0.60
3:L:3274[A]:ARG:HA	3:L:3274[A]:ARG:NE	2.16	0.60
3:L:3300[A]:LEU:HD23	3:L:3300[A]:LEU:N	2.15	0.60
3:O:3102[B]:TYR:CA	3:X:2971[B]:ASP:CA	2.78	0.60
3:O:3139[A]:LEU:HD22	3:O:3139[A]:LEU:N	2.16	0.60
3:R:2939[A]:ARG:HG3	3:R:2939[A]:ARG:HH11	1.66	0.60
3:R:3038[B]:ILE:HG22	3:R:3041[B]:ALA:H	1.65	0.60
3:R:3185[A]:TYR:C	3:R:3186[A]:GLU:OE2	2.37	0.60
3:I:2964[B]:PRO:CA	3:R:3221[B]:ALA:HB3	2.30	0.60
3:R:3222[A]:ILE:HD11	3:R:3224[A]:GLN:OE1	2.00	0.60
3:R:3222[B]:ILE:HG13	3:R:3224[B]:GLN:HG2	1.84	0.60
3:R:3298[B]:ASN:CB	3:R:3300[B]:LEU:CD2	2.61	0.60
1:S:575:ASP:N	1:S:576:HIS:HA	2.16	0.60
3:U:2971[B]:ASP:OD1	3:U:2973[B]:THR:OG1	2.04	0.60
1:V:1143:ALA:HA	1:V:1195:ASP:O	2.01	0.60
1:V:533:VAL:HG12	1:V:540:THR:HG22	1.82	0.60
3:X:3025[B]:VAL:O	3:X:3025[B]:VAL:HG22	2.00	0.60
3:O:3169[B]:LYS:HZ1	3:X:3148[B]:ILE:CB	2.10	0.60
3:O:3254[B]:MET:HE3	3:X:3172[B]:SER:HB2	1.81	0.60
1:Y:1296:VAL:HB	1:Y:1446:ASP:HB3	1.82	0.60
1:A:1242:ASN:OD1	1:A:1243:PHE:N	2.35	0.60
2:B:2133:PRO:HG2	2:B:2140:ARG:HA	1.82	0.60
3:C:3194[B]:GLY:O	3:C:3195[B]:MET:HG2	2.01	0.60
1:D:979:LEU:HB3	1:D:980:TYR:CD2	2.36	0.60
3:F:2948[B]:ASP:CB	3:F:2949[B]:LYS:CA	2.78	0.60
3:F:3220[A]:ARG:HH11	3:F:3220[A]:ARG:CG	2.12	0.60
1:G:1427:HIS:HD2	1:G:1457:HIS:HE1	1.49	0.60
1:G:221:GLN:NE2	1:G:267:PHE:O	2.32	0.60
3:L:2949[A]:LYS:HZ2	3:L:2950[A]:THR:HA	1.66	0.60
3:C:3154[B]:PRO:N	3:L:3155[B]:MET:CG	2.64	0.60
3:L:3218[B]:LEU:O	3:L:3219[B]:LEU:HD13	2.01	0.60

Continued on next page...

Continued from previous page...

Atom-1	Atom-2	Interatomic distance (Å)	Clash overlap (Å)
3:C:2978[B]:CYS:H	3:L:3254[B]:MET:CB	1.76	0.60
3:L:3274[B]:ARG:NE	3:L:3274[B]:ARG:HA	2.16	0.60
3:O:2957[B]:ILE:N	3:O:2960[B]:PHE:HE1	1.97	0.60
3:O:2963[B]:MET:CE	3:X:2975[B]:PHE:HB2	2.30	0.60
3:O:2994[A]:LYS:O	3:O:2995[A]:GLN:C	2.38	0.60
3:O:3173[B]:THR:HB	3:O:3176[B]:LYS:HG2	1.81	0.60
3:O:3274[A]:ARG:NE	3:O:3274[A]:ARG:HA	2.16	0.60
3:O:3276[A]:ASP:HB3	3:O:3278[A]:HIS:HB2	1.83	0.60
3:O:3281[B]:PHE:CE1	3:O:3305[B]:ILE:HG21	2.36	0.60
1:P:23:ARG:HD3	1:P:120:LYS:HD3	1.83	0.60
1:P:1417:CYS:N	1:P:1484:CYS:SG	2.73	0.60
1:P:1639:LYS:HG2	5:P:5013:NAG:HN2	1.66	0.60
2:Q:2684:HIS:HA	2:Q:2695:MET:HG3	1.84	0.60
3:I:3160[B]:SER:CB	3:R:2982[B]:MET:CA	2.79	0.60
3:R:3025[A]:VAL:O	3:R:3025[A]:VAL:HG22	2.00	0.60
3:R:2964[B]:PRO:HG3	3:R:3040[B]:VAL:HG11	1.82	0.60
3:R:3191[A]:ASN:H	3:R:3191[A]:ASN:ND2	2.00	0.60
1:S:975:PRO:HG3	1:S:1026:GLU:HG3	1.83	0.60
1:S:1296:VAL:HB	1:S:1446:ASP:HB3	1.83	0.60
3:U:3025[B]:VAL:O	3:U:3025[B]:VAL:HG22	2.00	0.60
3:U:3220[A]:ARG:CG	3:U:3220[A]:ARG:HH11	2.12	0.60
3:U:3298[A]:ASN:CA	3:U:3300[A]:LEU:HD23	2.31	0.60
3:O:3101[B]:PRO:CG	3:X:2971[B]:ASP:O	2.48	0.60
3:X:3273[B]:LEU:CB	3:X:3275[B]:LEU:HD13	2.28	0.60
1:A:804:ASP:OD2	5:A:5007:NAG:O6	2.16	0.60
1:A:717:GLN:O	1:A:721:GLU:HG2	2.02	0.60
2:B:2863:ARG:HB2	2:B:2865:ILE:HG13	1.83	0.60
3:C:3222[A]:ILE:HG13	3:C:3224[A]:GLN:HG2	1.84	0.60
1:D:177:VAL:HA	1:D:180:ASN:HD22	1.65	0.60
1:D:931:TRP:CG	1:D:1018:ILE:HD11	2.36	0.60
3:F:2966[A]:SER:HB3	3:F:2977[A]:CYS:HB2	1.78	0.60
3:F:3025[B]:VAL:HG22	3:F:3025[B]:VAL:O	2.00	0.60
3:F:3281[B]:PHE:CE1	3:F:3305[B]:ILE:HG21	2.36	0.60
3:F:3298[A]:ASN:CB	3:F:3300[A]:LEU:N	2.60	0.60
3:F:3298[A]:ASN:HD21	3:F:3301[A]:PRO:HA	1.60	0.60
3:I:2983[B]:VAL:CG2	3:R:3162[B]:ASP:N	2.65	0.60
3:I:3158[B]:PHE:H	3:R:3153[B]:LYS:CE	2.13	0.60
3:I:3281[A]:PHE:CE1	3:I:3305[A]:ILE:HG21	2.36	0.60
3:I:3284[B]:LYS:CD	3:I:3285[B]:VAL:H	2.10	0.60
3:I:3298[A]:ASN:CB	3:I:3300[A]:LEU:N	2.60	0.60
3:C:3253[B]:GLU:OE1	3:L:2974[B]:ALA:HB1	2.01	0.60

Continued on next page...

Continued from previous page...

Atom-1	Atom-2	Interatomic distance (Å)	Clash overlap (Å)
3:L:3298[A]:ASN:HB2	3:L:3299[A]:LEU:C	2.20	0.60
1:M:392:PRO:O	1:M:395:THR:OG1	2.18	0.60
1:M:896:HIS:HB2	1:M:905:TRP:CG	2.36	0.60
3:O:2979[A]:GLN:CG	3:O:3155[A]:MET:HE2	2.26	0.60
3:O:3194[A]:GLY:O	3:O:3195[A]:MET:HG2	2.01	0.60
3:O:3298[B]:ASN:HD21	3:O:3301[B]:PRO:HA	1.60	0.60
3:R:2939[B]:ARG:HG3	3:R:2939[B]:ARG:HH11	1.66	0.60
3:R:3139[A]:LEU:HD22	3:R:3139[A]:LEU:N	2.16	0.60
3:U:2964[A]:PRO:HG3	3:U:3040[A]:VAL:HG11	1.83	0.60
3:U:2964[B]:PRO:HG3	3:U:3040[B]:VAL:HG11	1.82	0.60
3:U:3200[B]:LEU:HD22	3:U:3204[B]:LEU:HD13	1.82	0.60
3:U:3276[A]:ASP:HB3	3:U:3278[A]:HIS:HB2	1.83	0.60
3:U:3281[A]:PHE:CE1	3:U:3305[A]:ILE:HG21	2.36	0.60
3:U:3281[B]:PHE:CE1	3:U:3305[B]:ILE:HG21	2.36	0.60
3:X:3281[B]:PHE:CE1	3:X:3305[B]:ILE:HG21	2.36	0.60
1:Y:1411:PHE:O	1:Y:1475:ARG:NH2	2.29	0.60
2:B:2166:LEU:HA	2:B:2169:HIS:HB2	1.82	0.60
3:C:3139[B]:LEU:N	3:C:3139[B]:LEU:HD22	2.16	0.60
3:C:3274[B]:ARG:NE	3:C:3274[B]:ARG:HA	2.16	0.60
3:C:3307[A]:PHE:HE1	3:C:3309[A]:PRO:CG	2.08	0.60
2:E:2141:HIS:O	2:E:2141:HIS:ND1	2.35	0.60
3:F:3191[A]:ASN:ND2	3:F:3191[A]:ASN:H	1.99	0.60
3:F:3200[B]:LEU:HD22	3:F:3204[B]:LEU:HD13	1.83	0.60
3:F:3218[A]:LEU:O	3:F:3219[A]:LEU:HD13	2.01	0.60
1:G:1138:ALA:HA	1:G:1240:ILE:HG22	1.84	0.60
3:I:3139[B]:LEU:N	3:I:3139[B]:LEU:HD22	2.16	0.60
1:J:133:LYS:HA	1:J:133:LYS:HE3	1.82	0.60
3:L:2964[B]:PRO:HG3	3:L:3040[B]:VAL:HG11	1.82	0.60
3:L:3014[A]:TRP:CE3	3:L:3092[A]:ILE:HD12	2.37	0.60
3:C:2972[B]:GLY:CA	3:L:3090[B]:ASN:HB3	2.31	0.60
3:O:2970[B]:PRO:CG	3:X:2991[B]:LEU:CD1	2.80	0.60
3:O:3253[B]:GLU:OE2	3:X:3161[B]:GLU:CD	2.40	0.60
3:O:3298[A]:ASN:CA	3:O:3300[A]:LEU:HD23	2.31	0.60
2:Q:2303:ARG:NH2	2:Q:2372:GLU:O	2.34	0.60
2:Q:2830:GLN:HB2	2:Q:2863:ARG:HH12	1.67	0.60
3:R:2998[A]:ASP:O	3:R:3001[A]:LYS:HB2	2.01	0.60
3:R:3182[B]:GLN:O	3:R:3183[B]:LEU:HD12	2.02	0.60
3:R:3185[B]:TYR:C	3:R:3186[B]:GLU:OE2	2.37	0.60
1:S:1157:VAL:HB	1:S:1217:ILE:HD13	1.84	0.60
1:S:871:GLN:NE2	1:S:964:ILE:HG13	2.13	0.60
3:U:3218[A]:LEU:O	3:U:3219[A]:LEU:HD13	2.01	0.60

Continued on next page...

Continued from previous page...

Atom-1	Atom-2	Interatomic distance (Å)	Clash overlap (Å)
3:U:3274[B]:ARG:NE	3:U:3274[B]:ARG:HA	2.16	0.60
3:X:2998[A]:ASP:O	3:X:3001[A]:LYS:HB2	2.01	0.60
3:X:3104[A]:MET:SD	3:X:3110[A]:THR:HG22	2.42	0.60
1:A:1156:LEU:HD13	1:A:1176:TYR:CZ	2.36	0.60
3:C:2952[A]:ALA:N	3:C:2953[A]:GLY:HA2	2.06	0.60
3:C:2998[A]:ASP:O	3:C:3001[A]:LYS:HB2	2.01	0.60
3:C:3224[B]:GLN:HA	3:L:3252[B]:TYR:CZ	2.36	0.60
1:D:1304:ASP:OD2	1:D:1306:THR:OG1	2.20	0.60
2:E:2828:ASP:OD2	2:E:2830:GLN:NE2	2.35	0.60
3:F:3182[B]:GLN:O	3:F:3183[B]:LEU:HD12	2.02	0.60
3:F:3218[B]:LEU:O	3:F:3219[B]:LEU:HD13	2.01	0.60
1:G:327:ASP:OD1	1:G:328:LYS:N	2.32	0.60
3:I:2966[B]:SER:C	3:R:3256[B]:TRP:CB	2.70	0.60
3:I:3158[B]:PHE:H	3:R:3153[B]:LYS:HE3	1.67	0.60
3:I:3200[A]:LEU:HD22	3:I:3204[A]:LEU:HD13	1.83	0.60
1:J:898:GLY:HA2	1:J:1186:TRP:HB2	1.84	0.60
3:L:3096[B]:VAL:HG11	3:L:3115[B]:LEU:HD13	1.81	0.60
3:L:3222[A]:ILE:HG13	3:L:3224[A]:GLN:HG2	1.84	0.60
1:M:126:GLY:CA	1:M:127:GLU:HB3	2.31	0.60
1:M:757:VAL:HG21	1:M:781:ILE:HG22	1.83	0.60
1:M:881:GLN:HE21	1:M:888:ALA:HB3	1.65	0.60
3:O:2939[A]:ARG:HG3	3:O:2939[A]:ARG:HH11	1.67	0.60
3:O:2945[B]:VAL:HG22	3:O:2945[B]:VAL:O	2.01	0.60
3:O:2964[B]:PRO:HG3	3:O:3040[B]:VAL:HG11	1.82	0.60
3:O:3169[B]:LYS:NZ	3:X:3148[B]:ILE:HB	2.17	0.60
3:O:3218[B]:LEU:O	3:O:3219[B]:LEU:HD13	2.01	0.60
3:I:2975[B]:PHE:HE2	3:R:2988[B]:TRP:CH2	2.19	0.60
3:R:3176[A]:LYS:C	3:R:3177[A]:SER:HG	1.98	0.60
3:R:3182[A]:GLN:O	3:R:3183[A]:LEU:HD12	2.02	0.60
3:U:2998[B]:ASP:O	3:U:3001[B]:LYS:HB2	2.01	0.60
3:U:3147[B]:GLU:HG3	3:U:3149[B]:ASN:HD21	1.65	0.60
3:U:3222[A]:ILE:HG13	3:U:3224[A]:GLN:HG2	1.84	0.60
2:T:2901:LEU:HB2	1:V:1074:ILE:HB	1.84	0.60
1:V:317:VAL:HG22	1:V:383:VAL:HG22	1.82	0.60
2:W:2394:VAL:H	2:W:2448:THR:HG22	1.67	0.60
3:X:2998[B]:ASP:O	3:X:3001[B]:LYS:HB2	2.01	0.60
3:X:3194[B]:GLY:O	3:X:3195[B]:MET:HG2	2.01	0.60
3:C:3025[B]:VAL:HG22	3:C:3025[B]:VAL:O	2.00	0.60
3:C:3182[B]:GLN:O	3:C:3183[B]:LEU:HD12	2.02	0.60
3:F:2948[B]:ASP:HB3	3:F:2953[B]:GLY:CA	2.24	0.60
3:F:3104[B]:MET:SD	3:F:3110[B]:THR:HG22	2.42	0.60

Continued on next page...

Continued from previous page...

Atom-1	Atom-2	Interatomic distance (Å)	Clash overlap (Å)
3:F:3200[A]:LEU:HD22	3:F:3204[A]:LEU:HD13	1.83	0.60
3:F:3284[A]:LYS:CD	3:F:3285[A]:VAL:H	2.09	0.60
1:G:1414:THR:HG23	1:G:1477:LEU:HD13	1.84	0.60
1:G:448:SER:O	1:G:450:LYS:NZ	2.35	0.60
2:H:2373:MET:HB3	2:H:2381:LEU:HD11	1.84	0.60
3:I:2945[B]:VAL:HG22	3:I:2945[B]:VAL:O	2.01	0.60
3:I:3218[A]:LEU:O	3:I:3219[A]:LEU:HD13	2.01	0.60
3:L:2994[A]:LYS:O	3:L:2995[A]:GLN:C	2.38	0.60
3:L:3288[A]:MET:CG	3:L:3295[A]:LEU:HD21	2.32	0.60
3:O:2939[B]:ARG:HH11	3:O:2939[B]:ARG:HG3	1.66	0.60
3:O:3135[B]:LYS:CB	3:O:3141[B]:TYR:CD1	2.85	0.60
3:O:3147[B]:GLU:HG3	3:O:3149[B]:ASN:HD21	1.65	0.60
3:O:3212[A]:ARG:CG	3:O:3212[A]:ARG:HH11	2.12	0.60
3:O:3222[A]:ILE:HG13	3:O:3224[A]:GLN:HG2	1.84	0.60
1:P:149:GLU:OE1	1:P:152:LYS:NZ	2.28	0.60
3:O:3197[B]:ILE:HD12	1:P:1617:LYS:O	2.02	0.60
2:Q:2722:GLN:NE2	2:Q:2769:PHE:O	2.31	0.60
3:U:3104[B]:MET:SD	3:U:3110[B]:THR:HG22	2.42	0.60
3:U:3139[B]:LEU:HD22	3:U:3139[B]:LEU:N	2.16	0.60
3:U:3307[A]:PHE:HE1	3:U:3309[A]:PRO:CG	2.08	0.60
2:W:2506:ARG:NE	2:W:2578:GLU:OE2	2.29	0.60
2:W:2603:PRO:HG2	2:W:2606:LEU:HD12	1.84	0.60
1:S:1074:ILE:HB	2:W:2901:LEU:HB2	1.83	0.60
3:X:2942[B]:LEU:CD1	3:X:3033[B]:PHE:CE1	2.85	0.60
3:X:3200[A]:LEU:HD22	3:X:3204[A]:LEU:HD13	1.83	0.60
3:X:3288[A]:MET:CG	3:X:3295[A]:LEU:HD21	2.32	0.60
3:X:3298[A]:ASN:CB	3:X:3300[A]:LEU:N	2.60	0.60
1:Y:1063:ARG:HB3	1:Y:1065:LYS:HD2	1.84	0.60
3:C:3014[A]:TRP:CE3	3:C:3092[A]:ILE:HD12	2.37	0.60
3:C:3104[B]:MET:SD	3:C:3110[B]:THR:HG22	2.42	0.60
3:C:3135[A]:LYS:CB	3:C:3141[A]:TYR:CD1	2.85	0.60
3:C:3191[A]:ASN:ND2	3:C:3191[A]:ASN:H	1.99	0.60
3:C:3274[A]:ARG:HA	3:C:3274[A]:ARG:NE	2.16	0.60
2:E:2564:PRO:HA	2:E:2673:GLU:HG3	1.84	0.60
3:F:3104[A]:MET:SD	3:F:3110[A]:THR:HG22	2.42	0.60
3:F:3194[B]:GLY:O	3:F:3195[B]:MET:HG2	2.01	0.60
3:I:3014[B]:TRP:CE3	3:I:3092[B]:ILE:HD12	2.37	0.60
3:I:2942[B]:LEU:CD1	3:I:3033[B]:PHE:CE1	2.85	0.60
3:I:3071[B]:PHE:O	3:I:3074[B]:GLU:HB2	2.02	0.60
3:I:3104[B]:MET:SD	3:I:3110[B]:THR:HG22	2.42	0.60
3:I:3196[A]:THR:OG1	1:J:416:ASN:ND2	2.34	0.60

Continued on next page...

Continued from previous page...

Atom-1	Atom-2	Interatomic distance (Å)	Clash overlap (Å)
3:L:2957[A]:ILE:HA	3:L:2960[A]:PHE:HE1	1.64	0.60
3:C:2963[B]:MET:CE	3:L:3223[B]:GLY:H	2.08	0.60
3:R:2942[B]:LEU:CD1	3:R:3033[B]:PHE:CE1	2.85	0.60
3:R:3096[A]:VAL:HG11	3:R:3115[A]:LEU:HD13	1.81	0.60
3:R:3281[A]:PHE:CE1	3:R:3305[A]:ILE:HG21	2.36	0.60
3:R:3298[B]:ASN:CB	3:R:3300[B]:LEU:N	2.60	0.60
1:S:212:ASN:OD1	1:S:215:ARG:NH1	2.35	0.60
1:S:832:LYS:HB2	1:S:834:ASP:OD1	2.02	0.60
3:U:2932[A]:PRO:CA	3:U:2935[A]:ILE:HD12	2.31	0.60
3:U:2969[A]:TYR:CD2	3:U:2970[A]:PRO:CD	2.85	0.60
3:U:3135[A]:LYS:CB	3:U:3141[A]:TYR:CD1	2.85	0.60
3:U:3182[A]:GLN:O	3:U:3183[A]:LEU:HD12	2.02	0.60
3:U:3222[B]:ILE:HG13	3:U:3224[B]:GLN:HG2	1.84	0.60
3:X:2930[A]:LEU:N	3:X:2930[A]:LEU:HD22	2.02	0.60
3:X:2942[A]:LEU:CD1	3:X:3033[A]:PHE:CE1	2.85	0.60
3:X:3014[A]:TRP:CE3	3:X:3092[A]:ILE:HD12	2.37	0.60
3:X:3139[B]:LEU:N	3:X:3139[B]:LEU:HD22	2.16	0.60
3:X:3162[B]:ASP:OD1	3:X:3162[B]:ASP:N	2.31	0.60
3:X:3284[A]:LYS:CA	3:X:3284[A]:LYS:HE2	2.30	0.60
1:A:483:GLY:HA3	1:A:771:TRP:CE3	2.37	0.59
1:A:7:VAL:HG13	1:A:104:LEU:HD22	1.84	0.59
3:C:3218[B]:LEU:O	3:C:3219[B]:LEU:HD13	2.01	0.59
1:D:321:LEU:HB2	1:D:338:ALA:HB2	1.83	0.59
1:D:81:VAL:HA	1:D:85:SER:HB3	1.84	0.59
3:F:2998[B]:ASP:O	3:F:3001[B]:LYS:HB2	2.01	0.59
3:F:2942[A]:LEU:CD1	3:F:3033[A]:PHE:CE1	2.85	0.59
1:G:128:ILE:HG22	1:G:202:TYR:CG	2.37	0.59
1:G:567:LEU:HD22	1:G:568:PHE:H	1.67	0.59
3:I:2932[B]:PRO:CA	3:I:2935[B]:ILE:HD12	2.30	0.59
3:I:3014[A]:TRP:CE3	3:I:3092[A]:ILE:HD12	2.37	0.59
3:I:3071[A]:PHE:O	3:I:3074[A]:GLU:HB2	2.02	0.59
3:I:3096[B]:VAL:HG11	3:I:3115[B]:LEU:HD13	1.81	0.59
3:I:3038[A]:ILE:HG12	3:I:3112[A]:TYR:CE2	2.35	0.59
1:J:450:LYS:NZ	1:J:505:ARG:HH21	2.00	0.59
2:K:2545:SER:HB3	2:K:2547:MET:N	2.17	0.59
3:L:3173[A]:THR:HB	3:L:3176[A]:LYS:HG2	1.81	0.59
3:L:3276[B]:ASP:HB3	3:L:3278[B]:HIS:HB2	1.83	0.59
3:L:3281[B]:PHE:CE1	3:L:3305[B]:ILE:HG21	2.36	0.59
3:L:3293[B]:LYS:CB	3:L:3294[B]:SER:CB	2.54	0.59
3:O:3135[A]:LYS:CB	3:O:3141[A]:TYR:CD1	2.85	0.59
3:O:3200[A]:LEU:HD22	3:O:3204[A]:LEU:HD13	1.83	0.59

Continued on next page...

Continued from previous page...

Atom-1	Atom-2	Interatomic distance (Å)	Clash overlap (Å)
3:O:3200[B]:LEU:HD22	3:O:3204[B]:LEU:HD13	1.83	0.59
3:O:3222[B]:ILE:HG13	3:O:3224[B]:GLN:HG2	1.84	0.59
1:P:1372:ILE:HD11	1:S:1392:ASP:HB2	1.84	0.59
3:R:2998[B]:ASP:O	3:R:3001[B]:LYS:HB2	2.02	0.59
3:I:3172[B]:SER:HB3	3:R:3150[B]:LYS:HA	1.82	0.59
3:R:3162[A]:ASP:N	3:R:3162[A]:ASP:OD1	2.31	0.59
3:R:3288[A]:MET:CG	3:R:3295[A]:LEU:HD21	2.32	0.59
2:T:2889:ALA:N	2:T:2890:VAL:HA	2.16	0.59
3:U:3071[B]:PHE:O	3:U:3074[B]:GLU:HB2	2.02	0.59
3:U:3147[A]:GLU:HG3	3:U:3149[A]:ASN:HD21	1.65	0.59
3:U:3182[B]:GLN:O	3:U:3183[B]:LEU:HD12	2.02	0.59
1:V:567:LEU:HA	1:V:571:PRO:HD2	1.84	0.59
3:X:3182[A]:GLN:O	3:X:3183[A]:LEU:HD12	2.02	0.59
1:Y:1348:TRP:CD1	1:Y:1403:LEU:HD13	2.37	0.59
1:Y:462:HIS:HA	1:Y:490:TRP:HH2	1.67	0.59
1:A:1210:LYS:HG3	2:E:2743:ALA:HB3	1.84	0.59
1:A:69:HIS:NE2	4:A:5001:CUO:O1	2.35	0.59
3:C:3071[A]:PHE:O	3:C:3074[A]:GLU:HB2	2.02	0.59
3:C:3222[B]:ILE:HG13	3:C:3224[B]:GLN:HG2	1.84	0.59
3:C:3293[A]:LYS:CB	3:C:3294[A]:SER:CB	2.54	0.59
1:D:1029:SER:OG	1:D:1030:MET:N	2.34	0.59
3:F:3014[B]:TRP:CE3	3:F:3092[B]:ILE:HD12	2.37	0.59
3:F:3182[A]:GLN:O	3:F:3183[A]:LEU:HD12	2.02	0.59
3:I:2942[A]:LEU:CD1	3:I:3033[A]:PHE:CE1	2.85	0.59
3:I:3038[B]:ILE:HG22	3:I:3041[B]:ALA:H	1.65	0.59
3:I:3276[B]:ASP:HB3	3:I:3278[B]:HIS:HB2	1.83	0.59
2:K:2545:SER:HA	2:K:2546:LEU:CG	2.31	0.59
3:L:2939[B]:ARG:HH11	3:L:2939[B]:ARG:HG3	1.66	0.59
3:L:3014[B]:TRP:CE3	3:L:3092[B]:ILE:HD12	2.37	0.59
3:L:3135[B]:LYS:CB	3:L:3141[B]:TYR:CD1	2.85	0.59
2:N:2644:LEU:HD22	2:N:2687:ILE:HG22	1.82	0.59
3:R:3274[A]:ARG:NE	3:R:3274[A]:ARG:HA	2.16	0.59
3:R:3298[A]:ASN:CA	3:R:3300[A]:LEU:HD23	2.31	0.59
3:R:3298[B]:ASN:CA	3:R:3300[B]:LEU:HD23	2.31	0.59
3:U:3096[A]:VAL:HG11	3:U:3115[A]:LEU:HD13	1.81	0.59
3:U:3298[B]:ASN:CA	3:U:3300[B]:LEU:HD23	2.31	0.59
3:X:2939[A]:ARG:HG3	3:X:2939[A]:ARG:HH11	1.67	0.59
3:X:3071[B]:PHE:O	3:X:3074[B]:GLU:HB2	2.02	0.59
2:B:2722:GLN:NE2	2:B:2769:PHE:O	2.32	0.59
3:C:2969[B]:TYR:CZ	3:L:3120[B]:HIS:CD2	2.71	0.59
3:C:3173[B]:THR:HG22	3:C:3174[B]:GLY:H	1.67	0.59

Continued on next page...

Continued from previous page...

Atom-1	Atom-2	Interatomic distance (Å)	Clash overlap (Å)
3:C:3249[B]:GLY:HA2	3:L:2974[B]:ALA:O	1.90	0.59
1:D:942:VAL:HG21	1:D:1041:ILE:HD11	1.84	0.59
3:F:3135[A]:LYS:CB	3:F:3141[A]:TYR:CD1	2.85	0.59
3:F:3135[B]:LYS:CB	3:F:3141[B]:TYR:CD1	2.85	0.59
3:F:3132[B]:ALA:CB	3:F:3197[B]:ILE:HD13	2.33	0.59
3:F:3274[B]:ARG:NE	3:F:3274[B]:ARG:HA	2.16	0.59
3:F:3298[B]:ASN:CA	3:F:3300[B]:LEU:HD23	2.31	0.59
3:I:2989[B]:HIS:CE1	3:R:2970[B]:PRO:CD	2.84	0.59
3:I:3135[A]:LYS:CB	3:I:3141[A]:TYR:CD1	2.85	0.59
3:I:3191[B]:ASN:H	3:I:3191[B]:ASN:ND2	1.99	0.59
3:I:3222[B]:ILE:HG13	3:I:3224[B]:GLN:HG2	1.84	0.59
3:L:3104[B]:MET:SD	3:L:3110[B]:THR:HG22	2.42	0.59
3:L:3139[B]:LEU:HD22	3:L:3139[B]:LEU:N	2.16	0.59
3:C:3147[B]:GLU:CD	3:L:3160[B]:SER:O	2.40	0.59
3:L:3217[B]:PHE:HE1	3:L:3230[B]:PHE:HZ	0.80	0.59
3:L:3298[A]:ASN:CB	3:L:3300[A]:LEU:N	2.60	0.59
3:O:2970[B]:PRO:O	3:X:2989[B]:HIS:CA	2.35	0.59
3:R:2969[A]:TYR:CD2	3:R:2970[A]:PRO:CD	2.85	0.59
3:R:3071[A]:PHE:O	3:R:3074[A]:GLU:HB2	2.02	0.59
3:R:3188[A]:ASP:N	3:R:3188[A]:ASP:OD2	2.36	0.59
3:R:3217[B]:PHE:HE1	3:R:3230[B]:PHE:HZ	0.80	0.59
3:I:3251[B]:ASP:HB2	3:R:3251[B]:ASP:CB	2.09	0.59
3:R:3276[A]:ASP:HB3	3:R:3278[A]:HIS:HB2	1.83	0.59
3:U:3276[B]:ASP:HB3	3:U:3278[B]:HIS:HB2	1.83	0.59
1:V:760:ILE:HG21	1:V:777:TYR:HE2	1.67	0.59
1:V:830:ASN:N	1:V:830:ASN:OD1	2.34	0.59
3:X:2928[A]:ASN:N	3:X:2930[A]:LEU:HD21	2.18	0.59
3:X:3024[B]:LEU:O	3:X:3031[B]:ASN:ND2	2.36	0.59
3:X:3104[B]:MET:SD	3:X:3110[B]:THR:HG22	2.42	0.59
3:O:3157[B]:PRO:HA	3:X:3152[B]:LYS:N	2.16	0.59
3:X:3218[B]:LEU:O	3:X:3219[B]:LEU:HD13	2.01	0.59
2:Z:2806:ALA:HB2	2:Z:2856:ILE:HD11	1.84	0.59
1:A:558:HIS:O	1:A:558:HIS:ND1	2.35	0.59
3:C:3071[B]:PHE:O	3:C:3074[B]:GLU:HB2	2.02	0.59
3:C:3104[A]:MET:SD	3:C:3110[A]:THR:HG22	2.42	0.59
3:C:3135[B]:LYS:CB	3:C:3141[B]:TYR:CD1	2.85	0.59
3:C:3174[B]:GLY:N	3:L:3154[B]:PRO:CD	2.62	0.59
3:C:3191[B]:ASN:ND2	3:C:3191[B]:ASN:H	1.99	0.59
3:F:2928[A]:ASN:N	3:F:2930[A]:LEU:HD21	2.18	0.59
3:F:2969[A]:TYR:CD2	3:F:2970[A]:PRO:CD	2.85	0.59
1:G:330:GLN:O	1:G:332:ASP:N	2.35	0.59

Continued on next page...

Continued from previous page...

Atom-1	Atom-2	Interatomic distance (Å)	Clash overlap (Å)
1:G:898:GLY:N	1:G:899:MET:HA	2.18	0.59
3:I:3024[A]:LEU:O	3:I:3031[A]:ASN:ND2	2.36	0.59
3:I:3218[B]:LEU:O	3:I:3219[B]:LEU:HD13	2.01	0.59
3:I:3255[B]:PRO:HB2	3:R:2959[B]:SER:HB3	1.74	0.59
3:C:3152[B]:LYS:CG	3:L:3169[B]:LYS:O	2.40	0.59
3:L:3222[B]:ILE:HG13	3:L:3224[B]:GLN:HG2	1.84	0.59
3:L:3276[A]:ASP:HB3	3:L:3278[A]:HIS:HB2	1.83	0.59
1:M:1164:ASP:CG	1:M:1212:HIS:HE2	2.06	0.59
2:N:2556:TYR:CE1	2:N:2845:PRO:HD2	2.30	0.59
3:O:2928[B]:ASN:N	3:O:2930[B]:LEU:HD21	2.17	0.59
3:O:2945[A]:VAL:O	3:O:2945[A]:VAL:HG22	2.01	0.59
3:O:3024[A]:LEU:O	3:O:3031[A]:ASN:ND2	2.36	0.59
3:O:3071[A]:PHE:O	3:O:3074[A]:GLU:HB2	2.02	0.59
3:O:3182[A]:GLN:O	3:O:3183[A]:LEU:HD12	2.02	0.59
3:O:3281[A]:PHE:CE1	3:O:3305[A]:ILE:HG21	2.36	0.59
3:R:2935[A]:ILE:N	3:R:2935[A]:ILE:HD13	2.18	0.59
3:R:2945[A]:VAL:O	3:R:2945[A]:VAL:HG22	2.01	0.59
3:R:2945[B]:VAL:O	3:R:2945[B]:VAL:HG22	2.01	0.59
3:I:3255[B]:PRO:CG	3:R:2959[B]:SER:CA	2.80	0.59
3:I:2985[B]:PHE:CE2	3:R:2968[B]:GLN:O	2.54	0.59
3:R:3024[A]:LEU:O	3:R:3031[A]:ASN:ND2	2.36	0.59
3:R:3104[A]:MET:SD	3:R:3110[A]:THR:HG22	2.42	0.59
3:R:3284[B]:LYS:CD	3:R:3285[B]:VAL:H	2.10	0.59
1:S:1358:LEU:HD23	1:S:1456:LEU:HD21	1.83	0.59
3:U:3188[B]:ASP:N	3:U:3188[B]:ASP:OD2	2.36	0.59
3:U:3191[A]:ASN:H	3:U:3191[A]:ASN:ND2	1.99	0.59
2:T:2094:ARG:HH21	2:W:2094:ARG:HH21	1.49	0.59
3:X:3001[A]:LYS:HE3	3:X:3002[A]:ALA:HB2	1.85	0.59
3:X:3157[A]:PRO:O	3:X:3160[A]:SER:N	2.30	0.59
3:X:3222[A]:ILE:HG13	3:X:3224[A]:GLN:HG2	1.84	0.59
3:X:3222[B]:ILE:HG13	3:X:3224[B]:GLN:HG2	1.84	0.59
3:X:3281[A]:PHE:CE1	3:X:3305[A]:ILE:HG21	2.36	0.59
1:Y:830:ASN:HA	1:Y:831:VAL:C	2.22	0.59
2:B:2571:ARG:NH1	2:B:2771:TYR:HB3	2.18	0.59
3:C:2939[A]:ARG:HG3	3:C:2939[A]:ARG:HH11	1.66	0.59
3:C:3182[A]:GLN:O	3:C:3183[A]:LEU:HD12	2.02	0.59
1:D:142:ARG:NH1	1:D:340:GLN:HE22	2.01	0.59
2:E:2218:SER:HB3	2:E:2221:THR:HG23	1.84	0.59
3:F:3096[A]:VAL:HG11	3:F:3115[A]:LEU:HD13	1.81	0.59
3:F:3147[B]:GLU:HG3	3:F:3149[B]:ASN:HD21	1.65	0.59
3:I:2928[A]:ASN:N	3:I:2930[A]:LEU:HD21	2.17	0.59

Continued on next page...

Continued from previous page...

Atom-1	Atom-2	Interatomic distance (Å)	Clash overlap (Å)
3:I:3150[B]:LYS:HB3	3:R:3159[B]:SER:O	1.92	0.59
3:I:3182[B]:GLN:O	3:I:3183[B]:LEU:HD12	2.02	0.59
3:I:3274[B]:ARG:NE	3:I:3274[B]:ARG:HA	2.16	0.59
2:K:2252:GLU:O	2:K:2389:ARG:NH2	2.35	0.59
3:L:2945[B]:VAL:HG22	3:L:2945[B]:VAL:O	2.01	0.59
3:L:2994[B]:LYS:O	3:L:2995[B]:GLN:C	2.38	0.59
3:L:2998[A]:ASP:O	3:L:3001[A]:LYS:HB2	2.01	0.59
3:L:3182[B]:GLN:O	3:L:3183[B]:LEU:HD12	2.02	0.59
3:L:3191[B]:ASN:H	3:L:3191[B]:ASN:ND2	2.00	0.59
1:M:492:ARG:HD2	1:M:692:VAL:HG13	1.85	0.59
3:O:3135[B]:LYS:HG3	3:O:3141[B]:TYR:CD1	2.33	0.59
3:O:3279[B]:ASP:N	3:O:3279[B]:ASP:OD1	2.25	0.59
3:R:2942[A]:LEU:CD1	3:R:3033[A]:PHE:CE1	2.85	0.59
3:U:2935[A]:ILE:HD13	3:U:2935[A]:ILE:N	2.18	0.59
1:V:402:THR:HG23	1:V:659:CYS:HA	1.84	0.59
1:V:673:PHE:HB3	1:V:677:LEU:HB2	1.84	0.59
2:W:2856:ILE:HG22	2:W:2859:VAL:HB	1.85	0.59
3:X:2969[A]:TYR:CD2	3:X:2970[A]:PRO:CD	2.85	0.59
1:Y:1286:ARG:NH2	1:Y:1333:GLU:OE2	2.35	0.59
1:Y:898:GLY:N	1:Y:899:MET:HA	2.16	0.59
3:C:3038[A]:ILE:HG12	3:C:3112[A]:TYR:CE2	2.35	0.59
3:C:2964[B]:PRO:HG3	3:C:3040[B]:VAL:HG11	1.82	0.59
3:F:2945[B]:VAL:HG22	3:F:2945[B]:VAL:O	2.01	0.59
3:F:2949[B]:LYS:HZ2	3:F:2950[B]:THR:HA	1.67	0.59
3:F:3024[A]:LEU:O	3:F:3031[A]:ASN:ND2	2.36	0.59
3:F:3139[A]:LEU:HD22	3:F:3139[A]:LEU:N	2.16	0.59
3:F:3284[A]:LYS:HE2	3:F:3284[A]:LYS:CA	2.30	0.59
3:F:3307[A]:PHE:HE1	3:F:3309[A]:PRO:CG	2.08	0.59
3:I:2969[A]:TYR:CD2	3:I:2970[A]:PRO:HG2	2.38	0.59
3:I:2998[A]:ASP:O	3:I:3001[A]:LYS:HB2	2.02	0.59
3:I:3150[B]:LYS:O	3:R:3159[B]:SER:CB	2.48	0.59
3:I:3274[A]:ARG:HA	3:I:3274[A]:ARG:NE	2.16	0.59
3:I:3288[B]:MET:CG	3:I:3295[B]:LEU:HD21	2.32	0.59
3:I:3298[A]:ASN:CA	3:I:3300[A]:LEU:HD23	2.31	0.59
2:K:2509:ILE:HD11	2:K:2605:LEU:HD23	1.84	0.59
3:L:3024[A]:LEU:O	3:L:3031[A]:ASN:ND2	2.36	0.59
3:L:3071[B]:PHE:O	3:L:3074[B]:GLU:HB2	2.02	0.59
3:L:3071[A]:PHE:O	3:L:3074[A]:GLU:HB2	2.02	0.59
3:O:2949[B]:LYS:HZ2	3:O:2950[B]:THR:HA	1.68	0.59
3:O:3104[B]:MET:SD	3:O:3110[B]:THR:HG22	2.42	0.59
3:R:2928[A]:ASN:N	3:R:2930[A]:LEU:HD21	2.17	0.59

Continued on next page...

Continued from previous page...

Atom-1	Atom-2	Interatomic distance (Å)	Clash overlap (Å)
3:I:3255[B]:PRO:CG	3:R:2959[B]:SER:HA	2.31	0.59
3:R:3001[A]:LYS:HE3	3:R:3002[A]:ALA:HB2	1.85	0.59
3:R:3024[B]:LEU:O	3:R:3031[B]:ASN:ND2	2.36	0.59
3:R:3135[A]:LYS:CB	3:R:3141[A]:TYR:CD1	2.85	0.59
3:I:3147[B]:GLU:H	3:R:3161[B]:GLU:HA	1.66	0.59
3:R:3218[B]:LEU:O	3:R:3219[B]:LEU:HD13	2.01	0.59
3:R:3222[A]:ILE:HG13	3:R:3224[A]:GLN:HG2	1.84	0.59
1:S:1324:ARG:NH1	1:S:1516:VAL:O	2.35	0.59
3:U:3071[A]:PHE:O	3:U:3074[A]:GLU:HB2	2.02	0.59
3:U:3191[B]:ASN:H	3:U:3191[B]:ASN:ND2	1.99	0.59
2:W:2252:GLU:HG2	2:W:2385:ILE:HG23	1.83	0.59
3:X:2932[A]:PRO:CA	3:X:2935[A]:ILE:HD12	2.30	0.59
3:X:2945[A]:VAL:O	3:X:2945[A]:VAL:HG22	2.01	0.59
3:X:3169[B]:LYS:C	3:X:3172[B]:SER:HG	1.99	0.59
1:Y:553:LEU:HB2	1:Y:557:VAL:HG11	1.84	0.59
2:Z:2851:ASN:N	2:Z:2851:ASN:OD1	2.32	0.59
2:B:2141:HIS:ND1	2:B:2141:HIS:O	2.36	0.59
3:C:3132[B]:ALA:CB	3:C:3197[B]:ILE:HD13	2.33	0.59
1:D:240:PHE:HA	1:D:263:ALA:HB3	1.83	0.59
3:F:2928[B]:ASN:N	3:F:2930[B]:LEU:HD21	2.18	0.59
3:F:2935[A]:ILE:HD13	3:F:2935[A]:ILE:N	2.18	0.59
3:F:3014[A]:TRP:CE3	3:F:3092[A]:ILE:HD12	2.37	0.59
1:G:105:VAL:HG12	1:G:123:PHE:HB3	1.85	0.59
1:G:957:ASN:HB3	1:G:960:PHE:H	1.67	0.59
2:H:2090:LYS:NZ	2:H:2099:GLU:OE2	2.34	0.59
3:I:2935[A]:ILE:HD13	3:I:2935[A]:ILE:N	2.18	0.59
3:I:2939[B]:ARG:HG3	3:I:2939[B]:ARG:HH11	1.67	0.59
3:I:3276[A]:ASP:HB3	3:I:3278[A]:HIS:HB2	1.83	0.59
2:K:2731:PRO:HB3	2:K:2734:LYS:HG3	1.82	0.59
3:L:2942[B]:LEU:CD1	3:L:3033[B]:PHE:CE1	2.85	0.59
3:C:2981[B]:GLY:O	3:L:2966[B]:SER:O	2.21	0.59
3:L:3014[A]:TRP:CD2	3:L:3092[A]:ILE:HD12	2.38	0.59
3:L:3281[A]:PHE:CE1	3:L:3305[A]:ILE:HG21	2.36	0.59
3:O:3071[B]:PHE:O	3:O:3074[B]:GLU:HB2	2.02	0.59
3:O:2987[B]:HIS:NE2	3:O:3178[B]:PHE:HE1	1.95	0.59
3:I:2961[B]:HIS:ND1	3:R:2975[B]:PHE:HE1	1.98	0.59
3:I:3153[B]:LYS:C	3:R:3155[B]:MET:N	2.53	0.59
3:U:3024[A]:LEU:O	3:U:3031[A]:ASN:ND2	2.36	0.59
3:U:3104[A]:MET:SD	3:U:3110[A]:THR:HG22	2.42	0.59
3:X:3014[B]:TRP:CE3	3:X:3092[B]:ILE:HD12	2.37	0.59
3:X:2979[B]:GLN:CG	3:X:3155[B]:MET:HE1	2.26	0.59

Continued on next page...

Continued from previous page...

Atom-1	Atom-2	Interatomic distance (Å)	Clash overlap (Å)
2:B:2550:THR:H	2:B:2553:ALA:HB3	1.66	0.59
3:C:2945[A]:VAL:O	3:C:2945[A]:VAL:HG22	2.01	0.59
3:C:2961[B]:HIS:CE1	3:C:2980[B]:HIS:NE2	2.57	0.59
3:F:2961[B]:HIS:HB3	3:F:3111[B]:SER:HG	1.68	0.59
3:F:2969[A]:TYR:CD2	3:F:2970[A]:PRO:HG2	2.38	0.59
3:F:3071[B]:PHE:O	3:F:3074[B]:GLU:HB2	2.02	0.59
3:F:3274[A]:ARG:NE	3:F:3274[A]:ARG:HA	2.16	0.59
3:I:3152[B]:LYS:CB	3:R:3171[B]:HIS:CA	2.81	0.59
3:I:3256[B]:TRP:CB	3:R:2966[B]:SER:C	2.70	0.59
2:K:2497:GLU:HB2	2:K:2498:VAL:HA	1.84	0.59
2:K:2507:ARG:HA	2:K:2779:ASP:HB2	1.85	0.59
3:C:3093[B]:HIS:ND1	3:L:2971[B]:ASP:CB	2.25	0.59
3:L:3000[B]:LEU:HD23	3:L:3000[B]:LEU:N	2.18	0.59
3:O:2942[A]:LEU:CD1	3:O:3033[A]:PHE:CE1	2.85	0.59
3:O:3104[A]:MET:SD	3:O:3110[A]:THR:HG22	2.42	0.59
3:O:3191[A]:ASN:H	3:O:3191[A]:ASN:ND2	1.99	0.59
1:P:898:GLY:N	1:P:899:MET:HA	2.17	0.59
1:P:871:GLN:NE2	1:P:964:ILE:O	2.33	0.59
2:Q:2128:LEU:HD23	2:Q:2216:PHE:HZ	1.68	0.59
2:Q:2133:PRO:HG2	2:Q:2140:ARG:HA	1.83	0.59
3:I:3090[B]:ASN:HB3	3:R:2972[B]:GLY:C	2.23	0.59
3:R:3288[B]:MET:CG	3:R:3295[B]:LEU:HD21	2.32	0.59
1:S:804:ASP:OD1	1:S:805:VAL:N	2.36	0.59
2:T:2386:ARG:HB3	2:T:2496:LEU:HD21	1.82	0.59
3:U:2928[B]:ASN:N	3:U:2930[B]:LEU:HD21	2.17	0.59
3:U:3014[B]:TRP:CE3	3:U:3092[B]:ILE:HD12	2.37	0.59
3:U:2942[B]:LEU:CD1	3:U:3033[B]:PHE:CE1	2.85	0.59
3:U:3132[B]:ALA:CB	3:U:3197[B]:ILE:HD13	2.33	0.59
3:X:2948[B]:ASP:CB	3:X:2949[B]:LYS:CA	2.78	0.59
3:O:3038[B]:ILE:HG23	3:X:2969[B]:TYR:OH	2.02	0.59
3:X:3071[A]:PHE:O	3:X:3074[A]:GLU:HB2	2.03	0.59
3:X:3014[B]:TRP:CD2	3:X:3092[B]:ILE:HD12	2.38	0.59
3:X:3135[A]:LYS:CB	3:X:3141[A]:TYR:CD1	2.85	0.59
3:X:3135[B]:LYS:CB	3:X:3141[B]:TYR:CD1	2.85	0.59
3:X:3288[B]:MET:CG	3:X:3295[B]:LEU:HD21	2.32	0.59
3:X:3298[B]:ASN:CB	3:X:3300[B]:LEU:N	2.60	0.59
1:Y:1323:HIS:CD2	4:Y:2105:CUO:O2	2.54	0.59
2:B:2128:LEU:HD13	2:B:2286:HIS:CG	2.38	0.59
3:C:2942[B]:LEU:CD1	3:C:3033[B]:PHE:CE1	2.85	0.59
3:C:2969[A]:TYR:CD2	3:C:2970[A]:PRO:HG2	2.38	0.59
3:C:3014[B]:TRP:CE3	3:C:3092[B]:ILE:HD12	2.37	0.59

Continued on next page...

Continued from previous page...

Atom-1	Atom-2	Interatomic distance (Å)	Clash overlap (Å)
3:C:2942[A]:LEU:CD1	3:C:3033[A]:PHE:CE1	2.85	0.59
3:C:2987[A]:HIS:NE2	3:C:3178[A]:PHE:HE1	1.95	0.59
2:E:2816:SER:HB2	2:E:2886:VAL:HG21	1.85	0.59
3:F:3000[B]:LEU:N	3:F:3000[B]:LEU:HD23	2.18	0.59
3:F:2942[B]:LEU:CD1	3:F:3033[B]:PHE:CE1	2.85	0.59
3:I:3001[A]:LYS:HE3	3:I:3002[A]:ALA:HB2	1.85	0.59
1:J:109:LEU:HD12	1:J:119:LYS:HB3	1.84	0.59
1:J:546:PHE:O	1:J:561:ARG:NH1	2.29	0.59
3:L:2969[A]:TYR:CD2	3:L:2970[A]:PRO:CD	2.85	0.59
3:L:3104[A]:MET:SD	3:L:3110[A]:THR:HG22	2.42	0.59
3:C:3154[B]:PRO:N	3:L:3155[B]:MET:HG3	2.17	0.59
3:C:3149[B]:ASN:C	3:L:3172[B]:SER:HG	2.05	0.59
1:M:1492:PRO:HB2	1:M:1497:SER:HB3	1.85	0.59
2:N:2856:ILE:HG22	2:N:2859:VAL:HB	1.83	0.59
3:O:2935[B]:ILE:HD13	3:O:2935[B]:ILE:N	2.18	0.59
3:O:3014[B]:TRP:CE3	3:O:3092[B]:ILE:HD12	2.37	0.59
3:O:3288[A]:MET:CG	3:O:3295[A]:LEU:HD21	2.32	0.59
2:Q:2128:LEU:HD13	2:Q:2286:HIS:CG	2.38	0.59
3:I:3223[B]:GLY:CA	3:R:2963[B]:MET:CE	2.80	0.59
3:R:3014[A]:TRP:CE3	3:R:3092[A]:ILE:HD12	2.37	0.59
3:R:3071[B]:PHE:O	3:R:3074[B]:GLU:HB2	2.02	0.59
3:R:3157[A]:PRO:O	3:R:3160[A]:SER:N	2.30	0.59
3:R:3220[A]:ARG:HH11	3:R:3220[A]:ARG:CG	2.12	0.59
3:R:3284[A]:LYS:HE2	3:R:3284[A]:LYS:CA	2.30	0.59
1:S:1627:ARG:NH2	1:S:1629:GLU:OE1	2.35	0.59
3:U:2939[B]:ARG:HG3	3:U:2939[B]:ARG:HH11	1.67	0.59
3:U:2945[A]:VAL:HG22	3:U:2945[A]:VAL:O	2.01	0.59
3:U:2969[B]:TYR:CD2	3:U:2970[B]:PRO:CD	2.86	0.59
3:U:2969[B]:TYR:CD2	3:U:2970[B]:PRO:HG2	2.38	0.59
3:U:2998[A]:ASP:O	3:U:3001[A]:LYS:HB2	2.01	0.59
3:U:3113[B]:ASP:O	3:U:3115[B]:LEU:N	2.36	0.59
3:U:3288[A]:MET:CG	3:U:3295[A]:LEU:HD21	2.32	0.59
1:V:1000:GLU:OE1	1:V:1141:ARG:NH2	2.36	0.59
1:V:1505:ARG:O	1:V:1509:THR:OG1	2.21	0.59
3:X:3000[B]:LEU:N	3:X:3000[B]:LEU:HD23	2.18	0.59
3:O:2969[B]:TYR:CB	3:X:3158[B]:PHE:CD1	2.78	0.59
3:X:3274[A]:ARG:NE	3:X:3274[A]:ARG:HA	2.16	0.59
2:B:2541:GLY:O	2:B:2545:SER:OG	2.13	0.59
3:C:2935[A]:ILE:HD13	3:C:2935[A]:ILE:N	2.18	0.59
3:C:3000[B]:LEU:N	3:C:3000[B]:LEU:HD23	2.18	0.59
3:C:3113[B]:ASP:O	3:C:3115[B]:LEU:N	2.36	0.59

Continued on next page...

Continued from previous page...

Atom-1	Atom-2	Interatomic distance (Å)	Clash overlap (Å)
3:C:3146[B]:CYS:O	3:L:3161[B]:GLU:HG3	2.03	0.59
3:C:3288[B]:MET:CG	3:C:3295[B]:LEU:HD21	2.32	0.59
1:D:490:TRP:CZ3	1:D:494:VAL:HG21	2.38	0.59
1:D:896:HIS:HB2	1:D:905:TRP:CD1	2.38	0.59
1:A:1210:LYS:HD3	2:E:2744:PHE:CE1	2.37	0.59
3:F:2991[B]:LEU:O	3:F:2994[B]:LYS:HB3	2.03	0.59
3:F:3103[A]:GLY:O	3:F:3106[A]:THR:HG22	2.03	0.59
3:F:3222[A]:ILE:HG13	3:F:3224[A]:GLN:HG2	1.84	0.59
1:G:898:GLY:N	1:G:899:MET:SD	2.68	0.59
3:I:2930[B]:LEU:CD2	3:I:2930[B]:LEU:H	1.98	0.59
3:I:2969[A]:TYR:CD2	3:I:2970[A]:PRO:CD	2.85	0.59
3:I:3159[B]:SER:HA	3:R:3150[B]:LYS:CA	2.32	0.59
3:I:3288[A]:MET:CG	3:I:3295[A]:LEU:HD21	2.32	0.59
1:J:1302:SER:HB2	1:J:1303:GLU:HB2	1.85	0.59
3:L:2949[B]:LYS:C	3:L:2949[B]:LYS:HD3	2.23	0.59
3:L:2949[B]:LYS:HZ2	3:L:2950[B]:THR:HA	1.66	0.59
3:L:3014[B]:TRP:CD2	3:L:3092[B]:ILE:HD12	2.38	0.59
3:C:3149[B]:ASN:C	3:L:3172[B]:SER:OG	2.40	0.59
1:M:1013:ILE:HD11	1:M:1175:PHE:CD2	2.37	0.59
3:O:2942[B]:LEU:CD1	3:O:3033[B]:PHE:CE1	2.85	0.59
3:O:2969[A]:TYR:CD2	3:O:2970[A]:PRO:CD	2.86	0.59
3:O:2975[B]:PHE:CD1	3:X:3156[B]:MET:C	2.77	0.59
3:O:3288[B]:MET:CG	3:O:3295[B]:LEU:HD21	2.32	0.59
3:I:3153[B]:LYS:HD3	3:R:2988[B]:TRP:HD1	1.68	0.59
3:R:3014[A]:TRP:CD2	3:R:3092[A]:ILE:HD12	2.38	0.59
2:T:2166:LEU:HA	2:T:2169:HIS:HB2	1.83	0.59
3:U:2995[B]:GLN:HG2	3:U:3168[B]:THR:HG21	1.85	0.59
1:V:566:ARG:HB2	1:V:609:TRP:NE1	2.18	0.59
1:V:79:ALA:O	1:V:83:HIS:ND1	2.27	0.59
1:V:864:ASP:HB3	1:V:869:GLY:HA3	1.85	0.59
3:X:3000[A]:LEU:HD23	3:X:3000[A]:LEU:N	2.18	0.59
3:X:3038[A]:ILE:HG12	3:X:3112[A]:TYR:CE2	2.35	0.59
3:X:3113[A]:ASP:O	3:X:3115[A]:LEU:N	2.36	0.59
3:X:3113[B]:ASP:O	3:X:3115[B]:LEU:N	2.36	0.59
3:X:3147[A]:GLU:HG3	3:X:3149[A]:ASN:HD21	1.65	0.59
2:B:2361:LYS:HD2	2:B:2362:GLN:HG3	1.84	0.58
3:C:2928[B]:ASN:N	3:C:2930[B]:LEU:HD21	2.17	0.58
3:C:2939[B]:ARG:HG3	3:C:2939[B]:ARG:HH11	1.66	0.58
3:C:3001[B]:LYS:HE3	3:C:3002[B]:ALA:HB2	1.85	0.58
3:C:3014[A]:TRP:CD2	3:C:3092[A]:ILE:HD12	2.38	0.58
3:C:3132[A]:ALA:CB	3:C:3197[A]:ILE:HD13	2.33	0.58

Continued on next page...

Continued from previous page...

Atom-1	Atom-2	Interatomic distance (Å)	Clash overlap (Å)
3:C:3293[B]:LYS:CB	3:C:3294[B]:SER:CB	2.54	0.58
3:F:2986[A]:PRO:HB3	3:F:3127[A]:TRP:CE3	2.38	0.58
3:I:2968[B]:GLN:HG2	3:R:2981[B]:GLY:H	1.67	0.58
3:I:2981[B]:GLY:HA3	3:R:2966[B]:SER:O	2.02	0.58
3:I:3024[B]:LEU:O	3:I:3031[B]:ASN:ND2	2.36	0.58
3:I:3014[B]:TRP:CD2	3:I:3092[B]:ILE:HD12	2.38	0.58
3:I:3104[A]:MET:SD	3:I:3110[A]:THR:HG22	2.42	0.58
1:J:11:THR:HG22	1:J:13:ASP:H	1.68	0.58
2:K:2179:ASP:HA	2:K:2300:ASN:ND2	2.17	0.58
3:L:2928[A]:ASN:N	3:L:2930[A]:LEU:HD21	2.18	0.58
3:L:2935[B]:ILE:HD13	3:L:2935[B]:ILE:N	2.18	0.58
3:L:2949[A]:LYS:C	3:L:2949[A]:LYS:HD3	2.24	0.58
3:L:2991[A]:LEU:O	3:L:2994[A]:LYS:HB3	2.03	0.58
3:L:3000[A]:LEU:HD23	3:L:3000[A]:LEU:N	2.18	0.58
3:L:3001[B]:LYS:HE3	3:L:3002[B]:ALA:HB2	1.85	0.58
3:L:2942[A]:LEU:CD1	3:L:3033[A]:PHE:CE1	2.85	0.58
3:L:3113[A]:ASP:O	3:L:3115[A]:LEU:N	2.36	0.58
3:L:3182[A]:GLN:O	3:L:3183[A]:LEU:HD12	2.02	0.58
2:N:2303:ARG:NH2	2:N:2372:GLU:O	2.36	0.58
2:N:2265:ILE:HD12	2:N:2443:TYR:CD1	2.38	0.58
3:O:2998[A]:ASP:O	3:O:3001[A]:LYS:HB2	2.02	0.58
3:O:3014[A]:TRP:CE3	3:O:3092[A]:ILE:HD12	2.37	0.58
1:P:899:MET:HE2	1:P:1012:GLU:OE1	2.02	0.58
3:R:3113[B]:ASP:O	3:R:3115[B]:LEU:N	2.36	0.58
3:R:3132[B]:ALA:CB	3:R:3197[B]:ILE:HD13	2.33	0.58
2:T:2625:LEU:HA	2:T:2638:ARG:HH22	1.65	0.58
3:U:2942[A]:LEU:CD1	3:U:3033[A]:PHE:CE1	2.85	0.58
3:U:2987[A]:HIS:NE2	3:U:3178[A]:PHE:HE1	1.95	0.58
3:U:3212[B]:ARG:CG	3:U:3212[B]:ARG:HH11	2.12	0.58
3:U:3298[B]:ASN:CB	3:U:3300[B]:LEU:N	2.60	0.58
2:W:2254:THR:HG23	2:W:2317:LEU:HD13	1.85	0.58
2:W:2830:GLN:HG2	2:W:2863:ARG:NE	2.18	0.58
3:X:2948[B]:ASP:HB3	3:X:2953[B]:GLY:CA	2.24	0.58
3:X:2949[B]:LYS:HD3	3:X:2949[B]:LYS:C	2.23	0.58
3:X:2986[A]:PRO:HB3	3:X:3127[A]:TRP:CE3	2.38	0.58
3:X:2994[A]:LYS:O	3:X:2995[A]:GLN:C	2.38	0.58
3:X:3001[B]:LYS:HE3	3:X:3002[B]:ALA:HB2	1.85	0.58
1:A:1148:LEU:HB2	1:A:1188:PHE:HD2	1.67	0.58
1:A:71:LEU:HD21	1:A:261:SER:HA	1.84	0.58
1:A:619:SER:HB2	1:A:805:VAL:HG11	1.85	0.58
3:C:2969[A]:TYR:CD2	3:C:2970[A]:PRO:CD	2.86	0.58

Continued on next page...

Continued from previous page...

Atom-1	Atom-2	Interatomic distance (Å)	Clash overlap (Å)
3:F:3001[B]:LYS:HE3	3:F:3002[B]:ALA:HB2	1.85	0.58
3:F:3014[A]:TRP:CD2	3:F:3092[A]:ILE:HD12	2.38	0.58
3:F:3183[B]:LEU:N	3:F:3184[B]:ASN:HA	2.11	0.58
3:F:3188[A]:ASP:OD2	3:F:3188[A]:ASP:N	2.36	0.58
2:H:2109:ARG:NH1	2:H:2169:HIS:O	2.36	0.58
3:I:2928[B]:ASN:N	3:I:2930[B]:LEU:HD21	2.18	0.58
3:I:3173[A]:THR:HB	3:I:3176[A]:LYS:HG2	1.81	0.58
3:I:3182[A]:GLN:O	3:I:3183[A]:LEU:HD12	2.02	0.58
1:J:285:THR:HB	1:J:288:GLU:H	1.68	0.58
3:L:3024[B]:LEU:O	3:L:3031[B]:ASN:ND2	2.36	0.58
3:L:2979[A]:GLN:CG	3:L:3155[A]:MET:HE1	2.20	0.58
3:L:2995[A]:GLN:HG2	3:L:3168[A]:THR:HG21	1.85	0.58
3:C:2960[B]:PHE:O	3:L:3255[B]:PRO:HD2	2.03	0.58
3:L:3273[B]:LEU:CB	3:L:3275[B]:LEU:HD13	2.28	0.58
3:L:3298[B]:ASN:CA	3:L:3300[B]:LEU:HD23	2.31	0.58
3:O:2949[A]:LYS:C	3:O:2949[A]:LYS:HD3	2.24	0.58
3:O:2995[B]:GLN:HG2	3:O:3168[B]:THR:HG21	1.85	0.58
3:O:3096[B]:VAL:HG11	3:O:3115[B]:LEU:HD13	1.81	0.58
3:O:3096[A]:VAL:HG11	3:O:3115[A]:LEU:HD13	1.81	0.58
3:O:3182[B]:GLN:O	3:O:3183[B]:LEU:HD12	2.02	0.58
3:O:3298[B]:ASN:CA	3:O:3300[B]:LEU:HD23	2.31	0.58
3:R:3014[B]:TRP:CE3	3:R:3092[B]:ILE:HD12	2.37	0.58
3:I:3258[B]:PHE:HA	3:R:3162[B]:ASP:OD2	2.02	0.58
3:R:3183[A]:LEU:N	3:R:3184[A]:ASN:HA	2.12	0.58
1:S:1348:TRP:CG	1:S:1430:ILE:HD11	2.38	0.58
1:S:984:ASP:OD1	1:S:985:PHE:N	2.29	0.58
3:U:2935[B]:ILE:HD13	3:U:2935[B]:ILE:N	2.18	0.58
3:U:2969[A]:TYR:CD2	3:U:2970[A]:PRO:HG2	2.38	0.58
3:U:3113[A]:ASP:O	3:U:3115[A]:LEU:N	2.36	0.58
3:U:3132[A]:ALA:CB	3:U:3197[A]:ILE:HD13	2.33	0.58
1:V:121:ASN:HD21	1:V:124:TYR:CB	2.17	0.58
3:X:2949[A]:LYS:HD3	3:X:2949[A]:LYS:C	2.24	0.58
3:O:2965[B]:LEU:HD11	3:X:2979[B]:GLN:CD	2.12	0.58
3:O:2968[B]:GLN:HE22	3:X:2985[B]:PHE:HA	1.51	0.58
3:X:2991[B]:LEU:O	3:X:2994[B]:LYS:HB3	2.03	0.58
3:X:3191[B]:ASN:H	3:X:3191[B]:ASN:ND2	1.99	0.58
1:Y:1302:SER:OG	1:Y:1494:ARG:NH1	2.31	0.58
1:Y:166:GLU:OE2	1:Y:297:ARG:NH1	2.37	0.58
3:C:2994[B]:LYS:O	3:C:2995[B]:GLN:C	2.38	0.58
3:C:3154[B]:PRO:HB2	3:L:3151[B]:LEU:C	2.22	0.58
3:C:3288[A]:MET:CG	3:C:3295[A]:LEU:HD21	2.32	0.58

Continued on next page...

Continued from previous page...

Atom-1	Atom-2	Interatomic distance (Å)	Clash overlap (Å)
2:E:2866:PRO:HB2	2:E:2868:GLU:OE1	2.02	0.58
3:F:2998[A]:ASP:O	3:F:3001[A]:LYS:HB2	2.02	0.58
3:F:3024[B]:LEU:O	3:F:3031[B]:ASN:ND2	2.36	0.58
3:F:3014[B]:TRP:CD2	3:F:3092[B]:ILE:HD12	2.38	0.58
3:F:3113[A]:ASP:O	3:F:3115[A]:LEU:N	2.36	0.58
3:F:3113[B]:ASP:O	3:F:3115[B]:LEU:N	2.36	0.58
1:G:573:LYS:HB3	1:G:574:GLY:HA2	1.85	0.58
3:I:2994[B]:LYS:O	3:I:2995[B]:GLN:C	2.38	0.58
3:I:3000[A]:LEU:HD23	3:I:3000[A]:LEU:N	2.18	0.58
3:I:3103[A]:GLY:O	3:I:3106[A]:THR:HG22	2.03	0.58
3:I:3113[A]:ASP:O	3:I:3115[A]:LEU:N	2.36	0.58
3:I:3132[B]:ALA:CB	3:I:3197[B]:ILE:HD13	2.33	0.58
3:I:2979[A]:GLN:CG	3:I:3155[A]:MET:HE1	2.24	0.58
3:I:3156[B]:MET:HG2	3:R:3155[B]:MET:CE	2.32	0.58
3:I:3279[A]:ASP:OD1	3:I:3279[A]:ASP:N	2.25	0.58
1:J:567:LEU:HD23	1:J:571:PRO:HG2	1.85	0.58
3:L:2969[A]:TYR:CD2	3:L:2970[A]:PRO:HG2	2.38	0.58
3:L:3001[A]:LYS:HE3	3:L:3002[A]:ALA:HB2	1.85	0.58
3:C:2972[B]:GLY:C	3:L:3090[B]:ASN:HB3	2.23	0.58
3:L:3096[A]:VAL:HG11	3:L:3115[A]:LEU:HD13	1.81	0.58
3:L:3132[B]:ALA:CB	3:L:3197[B]:ILE:HD13	2.33	0.58
3:L:3135[A]:LYS:CB	3:L:3141[A]:TYR:CD1	2.85	0.58
3:L:3218[A]:LEU:O	3:L:3219[A]:LEU:HD13	2.01	0.58
3:C:2971[B]:ASP:CG	3:L:3248[B]:LEU:CD2	2.71	0.58
3:C:3108[B]:HIS:CE1	3:L:3251[B]:ASP:OD1	2.47	0.58
1:M:1321:HIS:HD2	1:M:1465:TRP:CH2	2.21	0.58
1:M:361:GLU:HG2	1:M:363:THR:HG22	1.84	0.58
1:M:527:LEU:O	1:M:561:ARG:NH1	2.36	0.58
3:O:2928[A]:ASN:N	3:O:2930[A]:LEU:HD21	2.17	0.58
3:O:2969[A]:TYR:CD2	3:O:2970[A]:PRO:HG2	2.38	0.58
3:O:3014[A]:TRP:CD2	3:O:3092[A]:ILE:HD12	2.38	0.58
3:O:3191[B]:ASN:ND2	3:O:3191[B]:ASN:H	1.99	0.58
1:P:110:PHE:N	1:P:119:LYS:O	2.35	0.58
1:P:972:SER:HA	1:P:1028:VAL:HG22	1.84	0.58
3:R:2935[B]:ILE:N	3:R:2935[B]:ILE:HD13	2.18	0.58
3:R:2952[A]:ALA:H	3:R:2953[A]:GLY:CA	2.04	0.58
3:I:2969[B]:TYR:HE2	3:R:3120[B]:HIS:CD2	2.21	0.58
3:R:3176[B]:LYS:HZ2	3:R:3176[B]:LYS:HB3	1.66	0.58
1:S:1407:THR:HG22	1:S:1426:LEU:HD21	1.86	0.58
3:U:2991[B]:LEU:O	3:U:2994[B]:LYS:HB3	2.03	0.58
3:U:3014[A]:TRP:CD2	3:U:3092[A]:ILE:HD12	2.38	0.58

Continued on next page...

Continued from previous page...

Atom-1	Atom-2	Interatomic distance (Å)	Clash overlap (Å)
3:U:3014[B]:TRP:CD2	3:U:3092[B]:ILE:HD12	2.38	0.58
3:U:3103[A]:GLY:O	3:U:3106[A]:THR:HG22	2.03	0.58
1:V:527:LEU:HD23	1:V:632:LEU:HD12	1.86	0.58
1:V:941:LEU:HD22	1:V:941:LEU:H	1.69	0.58
3:X:3120[B]:HIS:C	3:X:3122[B]:ASN:N	2.55	0.58
3:O:3255[B]:PRO:HG2	3:X:3163[B]:ASN:CG	2.24	0.58
3:X:3188[B]:ASP:OD2	3:X:3188[B]:ASP:N	2.36	0.58
1:Y:456:GLN:NE2	1:Y:549:PRO:O	2.30	0.58
1:A:573:LYS:HB3	1:A:574:GLY:HA2	1.86	0.58
3:C:2928[A]:ASN:N	3:C:2930[A]:LEU:HD21	2.18	0.58
3:C:3176[B]:LYS:C	3:C:3177[B]:SER:HG	2.01	0.58
3:C:3129[B]:ILE:HD13	3:C:3190[B]:LEU:O	2.04	0.58
2:E:2890:VAL:N	2:E:2891:LEU:HA	2.19	0.58
3:F:2945[A]:VAL:O	3:F:2945[A]:VAL:HG22	2.01	0.58
3:F:3298[B]:ASN:CB	3:F:3300[B]:LEU:CD2	2.61	0.58
1:G:1199:VAL:O	1:G:1203:MET:HG2	2.03	0.58
3:I:2949[A]:LYS:HZ2	3:I:2950[A]:THR:HA	1.67	0.58
3:I:2995[A]:GLN:HG2	3:I:3168[A]:THR:HG21	1.85	0.58
3:I:3001[B]:LYS:HE3	3:I:3002[B]:ALA:HB2	1.85	0.58
3:I:3129[B]:ILE:HD13	3:I:3190[B]:LEU:O	2.04	0.58
1:J:119:LYS:HB2	1:J:120:LYS:C	2.24	0.58
1:J:167:ASP:OD1	1:J:168:PHE:N	2.37	0.58
1:G:1078:ARG:NH2	2:K:2876:LYS:O	2.36	0.58
3:L:3298[B]:ASN:CB	3:L:3300[B]:LEU:N	2.60	0.58
3:O:2948[A]:ASP:CB	3:O:2949[A]:LYS:CA	2.78	0.58
3:O:2978[B]:CYS:O	3:X:3154[B]:PRO:HG3	2.01	0.58
3:O:3113[A]:ASP:O	3:O:3115[A]:LEU:N	2.36	0.58
3:O:3132[A]:ALA:CB	3:O:3197[A]:ILE:HD13	2.33	0.58
3:O:3298[A]:ASN:CB	3:O:3300[A]:LEU:N	2.60	0.58
2:Q:2107:LEU:HD23	2:Q:2208:PRO:HB2	1.85	0.58
1:S:128:ILE:HG22	1:S:130:PHE:O	2.02	0.58
1:S:997:SER:O	1:S:1001:GLN:NE2	2.34	0.58
3:U:2957[A]:ILE:HA	3:U:2960[A]:PHE:HE1	1.64	0.58
3:U:2966[A]:SER:HB3	3:U:2977[A]:CYS:HB2	1.78	0.58
3:U:3103[B]:GLY:O	3:U:3106[B]:THR:HG22	2.03	0.58
3:U:3288[B]:MET:CG	3:U:3295[B]:LEU:HD21	2.32	0.58
5:V:5015:NAG:O3	5:V:5016:NAG:C7	2.51	0.58
3:X:2945[B]:VAL:HG22	3:X:2945[B]:VAL:O	2.01	0.58
3:X:3014[A]:TRP:CD2	3:X:3092[A]:ILE:HD12	2.38	0.58
3:O:3256[B]:TRP:HE1	3:X:3161[B]:GLU:CD	2.07	0.58
3:X:3182[B]:GLN:O	3:X:3183[B]:LEU:HD12	2.02	0.58

Continued on next page...

Continued from previous page...

Atom-1	Atom-2	Interatomic distance (Å)	Clash overlap (Å)
3:X:3211[A]:ASP:OD1	3:X:3211[A]:ASP:N	2.27	0.58
1:Y:1304:ASP:N	1:Y:1305:GLY:HA2	2.19	0.58
1:A:801:ASP:N	1:A:801:ASP:OD1	2.35	0.58
3:C:2991[A]:LEU:O	3:C:2994[A]:LYS:HB3	2.03	0.58
3:C:3024[A]:LEU:O	3:C:3031[A]:ASN:ND2	2.36	0.58
3:C:3113[A]:ASP:O	3:C:3115[A]:LEU:N	2.36	0.58
3:C:2995[B]:GLN:HG2	3:C:3168[B]:THR:HG21	1.85	0.58
1:D:105:VAL:HG12	1:D:123:PHE:HB3	1.86	0.58
2:E:2680:HIS:NE2	2:E:2684:HIS:CD2	2.70	0.58
3:F:2949[A]:LYS:C	3:F:2949[A]:LYS:HD3	2.24	0.58
3:F:2986[B]:PRO:HB3	3:F:3127[B]:TRP:CE3	2.38	0.58
3:F:3188[B]:ASP:OD2	3:F:3188[B]:ASP:N	2.36	0.58
3:F:3129[B]:ILE:HD13	3:F:3190[B]:LEU:O	2.04	0.58
3:F:3225[A]:SER:OG	3:F:3290[A]:ILE:HD13	2.04	0.58
2:H:2252:GLU:HG3	2:H:2389:ARG:HE	1.69	0.58
1:J:61:GLY:HA2	1:J:354:PHE:HE1	1.68	0.58
1:J:474:LEU:HD13	1:J:474:LEU:H	1.68	0.58
3:L:3188[B]:ASP:N	3:L:3188[B]:ASP:OD2	2.36	0.58
3:L:3191[A]:ASN:H	3:L:3191[A]:ASN:ND2	1.99	0.58
3:C:2965[B]:LEU:HD22	3:L:3253[B]:GLU:CD	2.11	0.58
3:O:2932[B]:PRO:CA	3:O:2935[B]:ILE:HD12	2.30	0.58
3:O:2948[B]:ASP:HB3	3:O:2953[B]:GLY:CA	2.24	0.58
3:O:2991[A]:LEU:O	3:O:2994[A]:LYS:HB3	2.03	0.58
3:O:3108[B]:HIS:HE2	3:X:2967[B]:CYS:HB3	1.67	0.58
3:O:3188[A]:ASP:N	3:O:3188[A]:ASP:OD2	2.36	0.58
1:P:472:ASP:HB3	1:S:1638:SER:HB2	1.85	0.58
3:R:3014[B]:TRP:CD2	3:R:3092[B]:ILE:HD12	2.38	0.58
3:R:3104[B]:MET:SD	3:R:3110[B]:THR:HG22	2.42	0.58
3:I:3173[B]:THR:CA	3:R:3154[B]:PRO:N	2.67	0.58
3:R:3188[B]:ASP:N	3:R:3188[B]:ASP:OD2	2.36	0.58
2:T:2643:GLU:O	2:T:2647:LEU:N	2.37	0.58
2:T:2598:PRO:HD3	2:T:2651:GLN:HB3	1.85	0.58
3:U:2928[A]:ASN:N	3:U:2930[A]:LEU:HD21	2.18	0.58
3:U:3135[B]:LYS:CB	3:U:3141[B]:TYR:CD1	2.85	0.58
1:V:444:GLU:HG3	1:V:544:PRO:HG3	1.85	0.58
1:V:754:GLU:OE2	1:V:799:ARG:NH2	2.33	0.58
3:O:2974[B]:ALA:HB3	3:X:2977[B]:CYS:O	2.02	0.58
3:X:3103[B]:GLY:O	3:X:3106[B]:THR:HG22	2.03	0.58
3:X:3132[A]:ALA:CB	3:X:3197[A]:ILE:HD13	2.33	0.58
3:X:3132[B]:ALA:CB	3:X:3197[B]:ILE:HD13	2.33	0.58
3:O:2969[B]:TYR:CG	3:X:3158[B]:PHE:CD1	2.70	0.58

Continued on next page...

Continued from previous page...

Atom-1	Atom-2	Interatomic distance (Å)	Clash overlap (Å)
3:X:3176[A]:LYS:HZ2	3:X:3176[A]:LYS:HB3	1.68	0.58
3:X:3191[A]:ASN:ND2	3:X:3191[A]:ASN:H	1.99	0.58
1:Y:456:GLN:HG2	1:Y:551:GLU:HB2	1.83	0.58
3:C:2960[A]:PHE:N	3:C:2960[A]:PHE:CD1	2.72	0.58
3:C:3103[B]:GLY:O	3:C:3106[B]:THR:HG22	2.03	0.58
3:C:2986[A]:PRO:HB3	3:C:3127[A]:TRP:CE3	2.38	0.58
3:C:2987[B]:HIS:NE2	3:C:3178[B]:PHE:HE1	1.95	0.58
3:C:3298[A]:ASN:CB	3:C:3300[A]:LEU:N	2.60	0.58
1:D:946:GLU:HG2	1:D:955:LYS:HB3	1.85	0.58
3:F:2930[B]:LEU:N	3:F:2930[B]:LEU:HD22	2.02	0.58
3:F:2935[B]:ILE:HD13	3:F:2935[B]:ILE:N	2.18	0.58
3:F:2961[A]:HIS:HB3	3:F:3111[A]:SER:HG	1.65	0.58
3:F:3132[A]:ALA:CB	3:F:3197[A]:ILE:HD13	2.33	0.58
3:F:3222[B]:ILE:HG13	3:F:3224[B]:GLN:HG2	1.84	0.58
1:G:105:VAL:HB	1:G:137:ARG:HH12	1.68	0.58
2:H:2309:GLN:HE21	2:H:2320:TYR:HD1	1.52	0.58
3:I:2952[A]:ALA:CB	3:I:2953[A]:GLY:C	2.48	0.58
3:I:2961[B]:HIS:O	3:R:2975[B]:PHE:CE1	2.57	0.58
3:I:2983[B]:VAL:CA	3:R:3160[B]:SER:HA	2.26	0.58
3:I:2986[A]:PRO:HB3	3:I:3127[A]:TRP:CE3	2.38	0.58
3:I:3158[B]:PHE:CB	3:R:3153[B]:LYS:HB2	2.32	0.58
1:J:806:ASN:ND2	5:J:5007:NAG:H82	2.18	0.58
3:L:2935[A]:ILE:N	3:L:2935[A]:ILE:HD13	2.18	0.58
3:C:3253[B]:GLU:OE1	3:L:2975[B]:PHE:N	2.37	0.58
3:L:2986[B]:PRO:HB3	3:L:3127[B]:TRP:CE3	2.38	0.58
3:L:3103[A]:GLY:O	3:L:3106[A]:THR:HG22	2.03	0.58
3:L:3188[A]:ASP:N	3:L:3188[A]:ASP:OD2	2.36	0.58
3:L:3129[A]:ILE:HD13	3:L:3190[A]:LEU:O	2.04	0.58
3:L:3132[A]:ALA:CB	3:L:3197[A]:ILE:HD13	2.33	0.58
3:O:3001[B]:LYS:HE3	3:O:3002[B]:ALA:HB2	1.85	0.58
3:O:3132[B]:ALA:CB	3:O:3197[B]:ILE:HD13	2.33	0.58
3:O:3129[A]:ILE:HD13	3:O:3190[A]:LEU:O	2.04	0.58
3:O:3293[B]:LYS:CB	3:O:3294[B]:SER:CB	2.54	0.58
1:P:1472:GLN:OE1	1:P:1475:ARG:NH1	2.36	0.58
2:Q:2128:LEU:HD23	2:Q:2216:PHE:CZ	2.39	0.58
2:Q:2825:ILE:HG23	2:Q:2826:GLU:H	1.67	0.58
3:R:2986[B]:PRO:HB3	3:R:3127[B]:TRP:CE3	2.38	0.58
3:R:3135[B]:LYS:CB	3:R:3141[B]:TYR:CD1	2.85	0.58
3:I:3173[B]:THR:CB	3:R:3173[B]:THR:HG23	2.28	0.58
3:I:3157[B]:PRO:CD	3:R:3254[B]:MET:HE1	2.33	0.58
2:T:2533:ASP:HB3	2:T:2755:PRO:HG3	1.84	0.58

Continued on next page...

Continued from previous page...

Atom-1	Atom-2	Interatomic distance (Å)	Clash overlap (Å)
3:U:2995[A]:GLN:HG2	3:U:3168[A]:THR:HG21	1.85	0.58
3:U:2986[B]:PRO:HB3	3:U:3127[B]:TRP:CE3	2.38	0.58
1:V:105:VAL:HB	1:V:137:ARG:NH2	2.18	0.58
3:X:2928[B]:ASN:N	3:X:2930[B]:LEU:HD21	2.18	0.58
3:X:2995[A]:GLN:HG2	3:X:3168[A]:THR:HG21	1.85	0.58
3:X:3225[A]:SER:OG	3:X:3290[A]:ILE:HD13	2.04	0.58
3:X:3273[A]:LEU:CB	3:X:3275[A]:LEU:HD13	2.28	0.58
1:Y:588:GLU:OE2	1:Y:728:ARG:NH2	2.33	0.58
1:A:140:ASP:OD2	1:A:142:ARG:NE	2.27	0.58
1:A:219:LEU:HG	1:A:279:LEU:O	2.04	0.58
3:C:2991[B]:LEU:O	3:C:2994[B]:LYS:HB3	2.03	0.58
3:C:2995[A]:GLN:HG2	3:C:3168[A]:THR:HG21	1.85	0.58
3:C:3001[A]:LYS:HE3	3:C:3002[A]:ALA:HB2	1.85	0.58
1:D:10:LEU:HD12	1:D:104:LEU:HD21	1.86	0.58
1:D:499:GLU:HG3	1:D:511:VAL:HG12	1.85	0.58
2:E:2868:GLU:H	2:E:2868:GLU:CD	2.07	0.58
3:F:3288[A]:MET:CG	3:F:3295[A]:LEU:HD21	2.32	0.58
3:I:2935[B]:ILE:HD13	3:I:2935[B]:ILE:N	2.18	0.58
3:I:2939[A]:ARG:HH11	3:I:2939[A]:ARG:HG3	1.66	0.58
3:I:3113[B]:ASP:O	3:I:3115[B]:LEU:N	2.36	0.58
3:I:3135[B]:LYS:CB	3:I:3141[B]:TYR:CD1	2.85	0.58
3:I:3217[A]:PHE:HE1	3:I:3230[A]:PHE:HZ	0.80	0.58
3:I:3225[B]:SER:OG	3:I:3290[B]:ILE:HD13	2.04	0.58
1:J:714:ARG:NH1	1:J:1115:GLU:OE1	2.37	0.58
1:J:907:ARG:NH2	1:J:1057:GLN:OE1	2.37	0.58
3:L:2995[B]:GLN:HG2	3:L:3168[B]:THR:HG21	1.85	0.58
2:N:2667:GLU:HB3	2:N:2730:LEU:HD22	1.85	0.58
3:O:3000[B]:LEU:HD23	3:O:3000[B]:LEU:N	2.18	0.58
3:O:3109[B]:TYR:OH	3:X:2973[B]:THR:OG1	2.14	0.58
3:I:3160[B]:SER:CB	3:R:2982[B]:MET:HA	2.33	0.58
3:R:3000[A]:LEU:HD23	3:R:3000[A]:LEU:N	2.18	0.58
3:R:3103[B]:GLY:O	3:R:3106[B]:THR:HG22	2.03	0.58
1:S:1152:LYS:HB3	1:S:1181:GLU:HA	1.85	0.58
1:S:51:ASP:OD2	1:S:813:THR:OG1	2.21	0.58
1:S:854:LEU:HD23	1:S:941:LEU:HD21	1.85	0.58
3:U:3024[B]:LEU:O	3:U:3031[B]:ASN:ND2	2.36	0.58
3:U:3217[B]:PHE:HE1	3:U:3230[B]:PHE:HZ	0.80	0.58
1:V:488:PRO:HB2	1:V:641:TRP:CE3	2.39	0.58
2:W:2802:ASP:OD2	3:X:2932[A]:PRO:HD3	2.03	0.58
3:X:2935[A]:ILE:N	3:X:2935[A]:ILE:HD13	2.18	0.58
2:Z:2560:LEU:HD23	2:Z:2565:THR:HB	1.85	0.58

Continued on next page...

Continued from previous page...

Atom-1	Atom-2	Interatomic distance (Å)	Clash overlap (Å)
2:Z:2690:HIS:HA	2:Z:2886:VAL:O	2.03	0.58
1:A:942:VAL:HG11	1:A:1041:ILE:HD11	1.85	0.58
3:C:2968[B]:GLN:NE2	3:L:3086[B]:GLU:CG	2.66	0.58
3:C:3103[A]:GLY:O	3:C:3106[A]:THR:HG22	2.03	0.58
3:C:3225[B]:SER:OG	3:C:3290[B]:ILE:HD13	2.04	0.58
1:D:1397:LEU:HB2	1:D:1433:TRP:HB3	1.86	0.58
1:D:1472:GLN:OE1	1:D:1475:ARG:NH1	2.37	0.58
3:F:3000[A]:LEU:N	3:F:3000[A]:LEU:HD23	2.18	0.58
3:F:3071[A]:PHE:O	3:F:3074[A]:GLU:HB2	2.02	0.58
3:F:3191[B]:ASN:ND2	3:F:3191[B]:ASN:H	1.99	0.58
3:I:2991[B]:LEU:O	3:I:2994[B]:LYS:HB3	2.03	0.58
1:J:1138:ALA:HA	1:J:1240:ILE:HG22	1.84	0.58
3:L:2928[B]:ASN:N	3:L:2930[B]:LEU:HD21	2.18	0.58
3:L:2952[B]:ALA:HB3	3:L:2954[B]:TYR:N	2.17	0.58
3:L:2991[A]:LEU:O	3:L:2994[A]:LYS:N	2.37	0.58
2:N:2711:HIS:HA	2:N:2714:VAL:HG22	1.86	0.58
2:N:2803:ARG:HH21	2:N:2805:PHE:HZ	1.52	0.58
3:O:2935[A]:ILE:HD13	3:O:2935[A]:ILE:N	2.18	0.58
3:O:3103[B]:GLY:O	3:O:3106[B]:THR:HG22	2.03	0.58
1:P:935:ILE:HD11	1:P:980:TYR:CE2	2.39	0.58
3:R:2960[B]:PHE:N	3:R:2960[B]:PHE:CD1	2.72	0.58
3:I:2976[B]:ALA:H	3:R:2976[B]:ALA:HB3	1.67	0.58
3:R:2995[B]:GLN:HG2	3:R:3168[B]:THR:HG21	1.85	0.58
3:U:2932[B]:PRO:CA	3:U:2935[B]:ILE:HD12	2.30	0.58
3:U:3014[A]:TRP:CE3	3:U:3092[A]:ILE:HD12	2.37	0.58
3:U:3298[A]:ASN:CB	3:U:3300[A]:LEU:N	2.60	0.58
3:X:2986[B]:PRO:HB3	3:X:3127[B]:TRP:CE3	2.38	0.58
3:X:2991[A]:LEU:O	3:X:2994[A]:LYS:HB3	2.03	0.58
3:C:2935[B]:ILE:N	3:C:2935[B]:ILE:HD13	2.18	0.58
3:C:3027[B]:GLU:CD	3:C:3028[B]:PRO:HD2	2.25	0.58
3:C:3024[B]:LEU:O	3:C:3031[B]:ASN:ND2	2.36	0.58
3:C:3129[A]:ILE:HD13	3:C:3190[A]:LEU:O	2.04	0.58
3:C:3293[A]:LYS:CD	3:C:3294[A]:SER:N	2.63	0.58
1:D:104:LEU:HD23	1:D:123:PHE:HE2	1.69	0.58
1:D:1315:GLY:HA3	1:D:1601:TRP:HB2	1.85	0.58
1:D:1397:LEU:HA	1:D:1433:TRP:HD1	1.68	0.58
1:D:317:VAL:HG22	1:D:383:VAL:HG22	1.85	0.58
1:D:462:HIS:HA	1:D:490:TRP:HH2	1.68	0.58
3:F:2995[B]:GLN:HG2	3:F:3168[B]:THR:HG21	1.85	0.58
3:F:3027[B]:GLU:CD	3:F:3028[B]:PRO:HD2	2.24	0.58
1:G:1162:ALA:HB1	1:G:1167:ASP:OD2	2.04	0.58

Continued on next page...

Continued from previous page...

Atom-1	Atom-2	Interatomic distance (Å)	Clash overlap (Å)
3:I:2991[A]:LEU:O	3:I:2994[A]:LYS:HB3	2.03	0.58
3:I:2991[A]:LEU:O	3:I:2994[A]:LYS:N	2.37	0.58
3:I:3000[B]:LEU:HD23	3:I:3000[B]:LEU:N	2.18	0.58
3:I:3014[A]:TRP:CD2	3:I:3092[A]:ILE:HD12	2.38	0.58
3:I:3129[A]:ILE:HD13	3:I:3190[A]:LEU:O	2.04	0.58
3:L:2932[A]:PRO:CA	3:L:2935[A]:ILE:HD12	2.30	0.58
3:L:3113[B]:ASP:O	3:L:3115[B]:LEU:N	2.36	0.58
3:L:3225[A]:SER:OG	3:L:3290[A]:ILE:HD13	2.04	0.58
1:M:105:VAL:HG12	1:M:123:PHE:HB3	1.84	0.58
3:O:3027[A]:GLU:CD	3:O:3028[A]:PRO:HD2	2.24	0.58
3:O:3129[B]:ILE:HD13	3:O:3190[B]:LEU:O	2.04	0.58
3:O:3293[A]:LYS:CD	3:O:3294[A]:SER:N	2.64	0.58
1:P:1421:VAL:HG23	1:P:1422:HIS:HD1	1.68	0.58
3:R:2928[B]:ASN:N	3:R:2930[B]:LEU:HD21	2.17	0.58
3:R:2969[A]:TYR:CD2	3:R:2970[A]:PRO:HG2	2.38	0.58
3:R:2995[A]:GLN:HG2	3:R:3168[A]:THR:HG21	1.85	0.58
3:R:3113[A]:ASP:O	3:R:3115[A]:LEU:N	2.36	0.58
3:R:3132[A]:ALA:CB	3:R:3197[A]:ILE:HD13	2.33	0.58
3:R:3225[A]:SER:OG	3:R:3290[A]:ILE:HD13	2.04	0.58
1:S:1018:ILE:HA	1:S:1021:LEU:HG	1.85	0.58
3:U:3129[B]:ILE:HD13	3:U:3190[B]:LEU:O	2.04	0.58
1:V:472:ASP:N	1:V:472:ASP:OD1	2.37	0.58
2:W:2089:ARG:HD2	2:W:2175:VAL:O	2.04	0.58
1:A:1642:GLN:NE2	1:A:1642:GLN:O	2.36	0.58
1:A:781:ILE:HG23	1:A:784:ALA:HB3	1.85	0.58
3:C:3014[B]:TRP:CD2	3:C:3092[B]:ILE:HD12	2.38	0.58
3:C:3135[A]:LYS:HG3	3:C:3141[A]:TYR:CD1	2.33	0.58
1:D:744:VAL:HG12	1:D:802:ILE:HG23	1.85	0.58
3:F:2991[A]:LEU:O	3:F:2994[A]:LYS:HB3	2.03	0.58
3:F:3019[B]:HIS:H	3:F:3019[B]:HIS:CD2	2.22	0.58
3:F:3103[B]:GLY:O	3:F:3106[B]:THR:HG22	2.03	0.58
1:G:1467:ILE:HD13	1:G:1532:PHE:HB2	1.85	0.58
1:G:949:ASP:OD1	1:G:950:ALA:N	2.37	0.58
2:H:2181:THR:HB	2:H:2374:ASN:H	1.69	0.58
2:H:2851:ASN:OD1	2:H:2851:ASN:N	2.36	0.58
3:I:3150[B]:LYS:CB	3:R:3159[B]:SER:O	2.51	0.58
3:I:3154[B]:PRO:HB3	3:R:3174[B]:GLY:H	1.60	0.58
3:I:2960[B]:PHE:CD2	3:I:3157[B]:PRO:CG	2.74	0.58
3:I:3255[B]:PRO:CG	3:R:2964[B]:PRO:N	2.65	0.58
3:I:3293[B]:LYS:CD	3:I:3294[B]:SER:N	2.64	0.58
3:L:2986[A]:PRO:HB3	3:L:3127[A]:TRP:CE3	2.38	0.58

Continued on next page...

Continued from previous page...

Atom-1	Atom-2	Interatomic distance (Å)	Clash overlap (Å)
3:O:2949[B]:LYS:C	3:O:2949[B]:LYS:HD3	2.24	0.58
3:O:3019[B]:HIS:CD2	3:O:3019[B]:HIS:H	2.22	0.58
3:O:3024[B]:LEU:O	3:O:3031[B]:ASN:ND2	2.36	0.58
3:R:2949[A]:LYS:HD3	3:R:2949[A]:LYS:C	2.24	0.58
3:R:3001[B]:LYS:HE3	3:R:3002[B]:ALA:HB2	1.85	0.58
3:I:2965[B]:LEU:HG	3:R:3249[B]:GLY:CA	2.33	0.58
3:R:3293[B]:LYS:CD	3:R:3294[B]:SER:N	2.64	0.58
1:S:979:LEU:HB2	1:S:980:TYR:CD2	2.38	0.58
2:T:2687:ILE:HD11	2:T:2695:MET:HG2	1.84	0.58
3:U:2949[A]:LYS:C	3:U:2949[A]:LYS:HD3	2.24	0.58
3:U:3001[A]:LYS:HE3	3:U:3002[A]:ALA:HB2	1.85	0.58
1:V:1013:ILE:HD11	1:V:1148:LEU:HD11	1.85	0.58
3:X:2991[B]:LEU:O	3:X:2994[B]:LYS:N	2.37	0.58
3:X:3225[B]:SER:OG	3:X:3290[B]:ILE:HD13	2.04	0.58
2:Z:2544:GLY:HA3	2:Z:2699:MET:O	2.04	0.58
1:A:926:LEU:HD11	1:A:1043:MET:HB3	1.85	0.57
3:C:2965[B]:LEU:CD2	3:L:3253[B]:GLU:CG	2.79	0.57
1:D:639:ARG:NH2	1:D:707:PHE:O	2.37	0.57
1:D:900:ALA:HB3	1:D:1076:ILE:HD12	1.85	0.57
3:I:3019[B]:HIS:H	3:I:3019[B]:HIS:CD2	2.22	0.57
3:I:3103[B]:GLY:O	3:I:3106[B]:THR:HG22	2.03	0.57
3:I:3132[A]:ALA:CB	3:I:3197[A]:ILE:HD13	2.33	0.57
3:I:3293[A]:LYS:CB	3:I:3294[A]:SER:CB	2.54	0.57
1:J:1492:PRO:HB2	1:J:1497:SER:HB3	1.86	0.57
1:J:460:GLU:HB3	1:J:465:PRO:HG2	1.85	0.57
1:J:425:ARG:NE	1:J:499:GLU:OE2	2.35	0.57
2:K:2601:ASN:OD1	2:K:2601:ASN:N	2.36	0.57
2:K:2606:LEU:HD13	2:K:2706:ILE:HG13	1.85	0.57
3:L:3027[A]:GLU:CD	3:L:3028[A]:PRO:HD2	2.24	0.57
3:L:3284[B]:LYS:CD	3:L:3285[B]:VAL:H	2.10	0.57
2:N:2722:GLN:NE2	2:N:2769:PHE:O	2.34	0.57
3:O:2991[A]:LEU:O	3:O:2994[A]:LYS:N	2.37	0.57
3:O:2991[B]:LEU:O	3:O:2994[B]:LYS:N	2.37	0.57
3:O:3113[B]:ASP:O	3:O:3115[B]:LEU:N	2.36	0.57
3:O:3120[A]:HIS:C	3:O:3122[A]:ASN:N	2.55	0.57
3:O:3176[B]:LYS:HZ2	3:O:3176[B]:LYS:HB3	1.68	0.57
1:P:567:LEU:HD13	1:P:571:PRO:HA	1.86	0.57
2:Q:2117:ASP:OD2	2:Q:2168:ARG:NH1	2.36	0.57
2:Q:2142:ALA:HB1	2:Q:2143:CYS:HB2	1.86	0.57
3:R:2949[A]:LYS:HZ2	3:R:2950[A]:THR:HA	1.69	0.57
3:R:2991[A]:LEU:O	3:R:2994[A]:LYS:HB3	2.03	0.57

Continued on next page...

Continued from previous page...

Atom-1	Atom-2	Interatomic distance (Å)	Clash overlap (Å)
3:R:2994[A]:LYS:O	3:R:2995[A]:GLN:C	2.38	0.57
3:R:2960[B]:PHE:CD2	3:R:3157[B]:PRO:CG	2.74	0.57
1:S:187:GLY:HA3	1:S:195:SER:HB3	1.85	0.57
1:S:565:GLU:HG3	1:S:566:ARG:H	1.69	0.57
3:U:2951[A]:ASP:C	3:U:2956[A]:LYS:HZ1	2.03	0.57
3:U:2991[B]:LEU:O	3:U:2994[B]:LYS:N	2.37	0.57
3:U:3001[B]:LYS:HE3	3:U:3002[B]:ALA:HB2	1.85	0.57
3:U:3129[A]:ILE:HD13	3:U:3190[A]:LEU:O	2.04	0.57
3:U:3225[B]:SER:OG	3:U:3290[B]:ILE:HD13	2.04	0.57
1:V:984:ASP:OD1	1:V:984:ASP:N	2.36	0.57
1:Y:1348:TRP:CG	1:Y:1430:ILE:HD11	2.39	0.57
1:Y:372:ALA:O	1:Y:375:SER:OG	2.21	0.57
1:A:1144:VAL:HG22	1:A:1196:ILE:HD12	1.86	0.57
1:A:124:TYR:O	1:A:137:ARG:NH2	2.37	0.57
1:A:979:LEU:H	1:A:979:LEU:HD22	1.69	0.57
2:B:2544:GLY:HA3	2:B:2699:MET:O	2.05	0.57
3:C:2948[A]:ASP:HB3	3:C:2953[A]:GLY:CA	2.24	0.57
3:C:2991[A]:LEU:O	3:C:2994[A]:LYS:N	2.37	0.57
3:C:3135[B]:LYS:HG3	3:C:3141[B]:TYR:CD1	2.33	0.57
3:C:3155[B]:MET:CE	3:L:3153[B]:LYS:HD3	2.33	0.57
3:C:3225[A]:SER:OG	3:C:3290[A]:ILE:HD13	2.04	0.57
3:C:3298[B]:ASN:CA	3:C:3300[B]:LEU:HD23	2.31	0.57
1:G:1018:ILE:HB	1:G:1045:HIS:CD2	2.39	0.57
2:H:2756:ASN:HD21	2:H:2759:THR:HG23	1.69	0.57
3:I:2949[A]:LYS:C	3:I:2949[A]:LYS:HD3	2.23	0.57
3:I:3130[B]:TRP:CE2	3:I:3134[B]:GLN:NE2	2.72	0.57
3:I:3160[B]:SER:HB2	3:R:2982[B]:MET:CB	2.28	0.57
2:K:2394:VAL:HG11	2:K:2451:LEU:HD12	1.85	0.57
1:M:704:ASP:OD1	1:M:704:ASP:N	2.37	0.57
2:N:2506:ARG:NE	2:N:2578:GLU:OE2	2.27	0.57
3:O:3130[B]:TRP:CE2	3:O:3134[B]:GLN:NE2	2.72	0.57
3:R:2932[A]:PRO:CA	3:R:2935[A]:ILE:HD12	2.31	0.57
3:R:2952[B]:ALA:N	3:R:2953[B]:GLY:HA2	2.06	0.57
3:I:3169[B]:LYS:HE3	3:R:3150[B]:LYS:HB2	1.86	0.57
3:U:2991[A]:LEU:O	3:U:2994[A]:LYS:N	2.37	0.57
3:U:3019[A]:HIS:H	3:U:3019[A]:HIS:CD2	2.22	0.57
1:V:157:GLU:OE2	1:V:296:ARG:NH2	2.37	0.57
1:V:262:LYS:NZ	1:V:795:GLU:OE1	2.37	0.57
3:X:2995[B]:GLN:HG2	3:X:3168[B]:THR:HG21	1.85	0.57
3:X:3024[A]:LEU:O	3:X:3031[A]:ASN:ND2	2.36	0.57
3:X:3103[A]:GLY:O	3:X:3106[A]:THR:HG22	2.03	0.57

Continued on next page...

Continued from previous page...

Atom-1	Atom-2	Interatomic distance (Å)	Clash overlap (Å)
1:A:447:MET:HA	1:A:455:TYR:HB2	1.86	0.57
2:B:2226:GLU:OE2	2:B:2278:GLU:N	2.37	0.57
2:B:2179:ASP:HA	2:B:2300:ASN:ND2	2.18	0.57
2:B:2830:GLN:HB2	2:B:2863:ARG:HH22	1.69	0.57
3:C:2952[A]:ALA:CB	3:C:2953[A]:GLY:C	2.48	0.57
3:C:2985[B]:PHE:HD2	3:L:2968[B]:GLN:O	1.87	0.57
3:C:3019[A]:HIS:H	3:C:3019[A]:HIS:CD2	2.22	0.57
3:C:3130[A]:TRP:CE2	3:C:3134[A]:GLN:NE2	2.72	0.57
1:D:1627:ARG:NH2	1:D:1629:GLU:OE1	2.37	0.57
1:D:518:LYS:HD2	1:D:519:PRO:HD2	1.86	0.57
1:D:757:VAL:HG21	1:D:781:ILE:HG13	1.86	0.57
2:E:2242:TRP:O	2:E:2246:ASN:ND2	2.34	0.57
3:F:2952[B]:ALA:H	3:F:2953[B]:GLY:CA	2.04	0.57
3:F:2991[B]:LEU:O	3:F:2994[B]:LYS:N	2.37	0.57
3:F:3001[A]:LYS:HE3	3:F:3002[A]:ALA:HB2	1.85	0.57
1:G:1486:LEU:HB2	2:K:2486:ILE:HB	1.85	0.57
1:G:439:LEU:HD23	1:G:509:ILE:HD12	1.86	0.57
3:I:2964[B]:PRO:C	3:R:3221[B]:ALA:HB3	2.16	0.57
3:I:3027[A]:GLU:CD	3:I:3028[A]:PRO:HD2	2.24	0.57
3:I:3188[A]:ASP:OD2	3:I:3188[A]:ASP:N	2.36	0.57
1:J:1150:GLY:N	1:J:1186:TRP:O	2.36	0.57
1:J:1324:ARG:NE	1:J:1462:ASP:OD1	2.37	0.57
1:J:469:PRO:O	1:J:669:LYS:HD2	2.04	0.57
3:L:2991[B]:LEU:O	3:L:2994[B]:LYS:HB3	2.03	0.57
3:L:2991[B]:LEU:O	3:L:2994[B]:LYS:N	2.37	0.57
3:L:3019[A]:HIS:CD2	3:L:3019[A]:HIS:H	2.22	0.57
3:L:3129[B]:ILE:HD13	3:L:3190[B]:LEU:O	2.04	0.57
3:O:2960[B]:PHE:CD1	3:O:2960[B]:PHE:N	2.72	0.57
3:O:2986[A]:PRO:HB3	3:O:3127[A]:TRP:CE3	2.38	0.57
3:O:3284[A]:LYS:HE2	3:O:3284[A]:LYS:CA	2.29	0.57
1:P:1171:LYS:HG2	1:P:1173:GLY:H	1.69	0.57
3:I:2981[B]:GLY:N	3:R:2968[B]:GLN:HG2	2.19	0.57
3:I:2966[B]:SER:CB	3:R:2982[B]:MET:HE2	2.33	0.57
3:R:3000[B]:LEU:HD23	3:R:3000[B]:LEU:N	2.18	0.57
3:R:3027[A]:GLU:CD	3:R:3028[A]:PRO:HD2	2.24	0.57
3:R:3103[A]:GLY:O	3:R:3106[A]:THR:HG22	2.03	0.57
3:I:3173[B]:THR:C	3:R:3154[B]:PRO:CB	2.68	0.57
3:R:3284[B]:LYS:CA	3:R:3284[B]:LYS:HE2	2.30	0.57
3:U:2948[B]:ASP:CB	3:U:2949[B]:LYS:CA	2.78	0.57
3:U:3225[A]:SER:OG	3:U:3290[A]:ILE:HD13	2.04	0.57
1:V:545:PHE:O	1:V:561:ARG:NH2	2.36	0.57

Continued on next page...

Continued from previous page...

Atom-1	Atom-2	Interatomic distance (Å)	Clash overlap (Å)
3:X:3129[B]:ILE:HD13	3:X:3190[B]:LEU:O	2.04	0.57
3:X:3307[A]:PHE:HE1	3:X:3309[A]:PRO:CG	2.08	0.57
3:C:2994[A]:LYS:O	3:C:2995[A]:GLN:C	2.38	0.57
3:C:3000[A]:LEU:N	3:C:3000[A]:LEU:HD23	2.18	0.57
3:C:3252[B]:TYR:CZ	3:L:3223[B]:GLY:C	2.72	0.57
2:B:2515:ARG:HD3	2:E:2345:ASN:H	1.70	0.57
2:B:2345:ASN:N	2:E:2515:ARG:HD3	2.16	0.57
3:F:2949[B]:LYS:C	3:F:2949[B]:LYS:HD3	2.24	0.57
1:D:329:ARG:HB2	1:G:1583:CYS:N	2.18	0.57
2:H:2158:TYR:O	2:H:2161:GLN:HB3	2.04	0.57
3:I:2966[B]:SER:CB	3:R:3254[B]:MET:CB	2.81	0.57
3:I:3225[A]:SER:OG	3:I:3290[A]:ILE:HD13	2.04	0.57
1:J:979:LEU:HB3	1:J:980:TYR:CD1	2.39	0.57
3:L:2987[B]:HIS:NE2	3:L:3178[B]:PHE:HE1	1.95	0.57
3:L:3120[B]:HIS:C	3:L:3122[B]:ASN:N	2.55	0.57
3:L:3130[A]:TRP:CE2	3:L:3134[A]:GLN:NE2	2.72	0.57
3:C:3079[B]:CYS:HB3	3:L:3161[B]:GLU:CG	2.30	0.57
3:L:3225[B]:SER:OG	3:L:3290[B]:ILE:HD13	2.04	0.57
3:O:3014[B]:TRP:CD2	3:O:3092[B]:ILE:HD12	2.38	0.57
3:O:3225[A]:SER:OG	3:O:3290[A]:ILE:HD13	2.04	0.57
1:P:1458:HIS:HA	1:P:1461:VAL:HB	1.86	0.57
3:R:3130[B]:TRP:CE2	3:R:3134[B]:GLN:NE2	2.73	0.57
3:R:3135[B]:LYS:HG3	3:R:3141[B]:TYR:HE1	1.29	0.57
3:U:3027[B]:GLU:CD	3:U:3028[B]:PRO:HD2	2.25	0.57
1:V:450:LYS:NZ	1:V:451:SER:H	2.01	0.57
1:V:949:ASP:OD1	1:V:950:ALA:N	2.36	0.57
3:X:2932[B]:PRO:CA	3:X:2935[B]:ILE:HD12	2.30	0.57
1:Y:928:TYR:HB2	1:Y:1048:ASN:HB2	1.86	0.57
1:Y:1137:LYS:HA	1:Y:1141:ARG:HH12	1.69	0.57
1:Y:804:ASP:OD1	1:Y:805:VAL:N	2.37	0.57
1:Y:947:TYR:HE1	1:Y:957:ASN:H	1.51	0.57
1:A:959:PHE:HA	1:A:1040:PRO:HG2	1.86	0.57
3:C:3160[B]:SER:OG	3:L:2983[B]:VAL:HG22	2.00	0.57
1:D:460:GLU:O	1:D:467:LYS:NZ	2.33	0.57
3:F:2948[A]:ASP:CB	3:F:2949[A]:LYS:CA	2.78	0.57
3:F:2995[A]:GLN:HG2	3:F:3168[A]:THR:HG21	1.86	0.57
3:F:3176[B]:LYS:C	3:F:3177[B]:SER:HG	2.01	0.57
3:F:3298[A]:ASN:CA	3:F:3300[A]:LEU:HD23	2.31	0.57
3:F:3283[A]:ILE:CB	3:F:3305[A]:ILE:HD11	2.35	0.57
1:G:1361:GLU:HG3	1:G:1363:THR:H	1.69	0.57
1:G:493:LEU:HD12	1:G:668:MET:HG3	1.86	0.57

Continued on next page...

Continued from previous page...

Atom-1	Atom-2	Interatomic distance (Å)	Clash overlap (Å)
3:C:2969[B]:TYR:CA	3:L:2985[B]:PHE:CE2	2.61	0.57
3:L:3019[B]:HIS:H	3:L:3019[B]:HIS:CD2	2.22	0.57
3:L:3103[B]:GLY:O	3:L:3106[B]:THR:HG22	2.03	0.57
3:L:2960[A]:PHE:CD2	3:L:3157[A]:PRO:CG	2.74	0.57
3:O:3001[A]:LYS:HE3	3:O:3002[A]:ALA:HB2	1.85	0.57
3:O:3130[A]:TRP:CE2	3:O:3134[A]:GLN:NE2	2.72	0.57
3:I:2989[B]:HIS:ND1	3:R:2970[B]:PRO:HD3	2.08	0.57
3:R:2991[B]:LEU:O	3:R:2994[B]:LYS:N	2.37	0.57
3:R:3089[A]:HIS:CE1	3:R:3119[A]:HIS:CE1	2.81	0.57
3:I:2965[B]:LEU:HD13	3:R:3256[B]:TRP:HE1	1.66	0.57
2:T:2872:GLU:OE1	2:T:2874:ASP:N	2.36	0.57
3:U:2948[B]:ASP:HB3	3:U:2953[B]:GLY:CA	2.24	0.57
3:U:2991[A]:LEU:O	3:U:2994[A]:LYS:HB3	2.03	0.57
3:U:3027[A]:GLU:CD	3:U:3028[A]:PRO:HD2	2.24	0.57
3:U:3130[B]:TRP:CE2	3:U:3134[B]:GLN:NE2	2.72	0.57
3:U:3217[A]:PHE:HE1	3:U:3230[A]:PHE:HZ	0.80	0.57
3:X:2935[B]:ILE:N	3:X:2935[B]:ILE:HD13	2.18	0.57
3:O:2968[B]:GLN:CG	3:X:2984[B]:THR:CB	2.79	0.57
3:O:2969[B]:TYR:N	3:X:2988[B]:TRP:CB	2.55	0.57
3:X:2994[B]:LYS:O	3:X:2995[B]:GLN:C	2.38	0.57
3:X:3130[A]:TRP:CE2	3:X:3134[A]:GLN:NE2	2.72	0.57
3:X:3130[B]:TRP:CE2	3:X:3134[B]:GLN:NE2	2.72	0.57
3:X:3284[A]:LYS:CD	3:X:3285[A]:VAL:H	2.10	0.57
3:X:3298[A]:ASN:CA	3:X:3300[A]:LEU:HD23	2.31	0.57
3:C:2949[B]:LYS:C	3:C:2949[B]:LYS:HD3	2.24	0.57
3:C:3130[B]:TRP:CE2	3:C:3134[B]:GLN:NE2	2.72	0.57
3:C:3298[A]:ASN:CA	3:C:3300[A]:LEU:HD23	2.31	0.57
1:D:1372:ILE:HD11	1:G:1392:ASP:HB2	1.85	0.57
1:D:488:PRO:HB2	1:D:641:TRP:CE3	2.39	0.57
3:F:2960[A]:PHE:CD1	3:F:2960[A]:PHE:N	2.72	0.57
3:F:2961[A]:HIS:CE1	3:F:2980[A]:HIS:NE2	2.57	0.57
3:F:3130[B]:TRP:CZ2	3:F:3134[B]:GLN:NE2	2.73	0.57
1:G:1101:VAL:HG21	2:K:2873:HIS:ND1	2.19	0.57
1:G:760:ILE:HG21	1:G:777:TYR:HE2	1.68	0.57
2:H:2086:ASN:OD1	2:H:2086:ASN:N	2.37	0.57
2:H:2885:SER:OG	2:H:2886:VAL:N	2.37	0.57
3:I:2991[B]:LEU:O	3:I:2994[B]:LYS:N	2.37	0.57
3:I:2986[B]:PRO:HB3	3:I:3127[B]:TRP:CE3	2.38	0.57
3:I:3130[A]:TRP:CZ2	3:I:3134[A]:GLN:NE2	2.73	0.57
2:K:2795:ILE:O	2:K:2798:GLN:HG2	2.05	0.57
3:L:3027[B]:GLU:CD	3:L:3028[B]:PRO:HD2	2.24	0.57

Continued on next page...

Continued from previous page...

Atom-1	Atom-2	Interatomic distance (Å)	Clash overlap (Å)
3:C:3169[B]:LYS:HG2	3:L:3150[B]:LYS:H	1.69	0.57
3:C:3155[B]:MET:N	3:L:3153[B]:LYS:C	2.57	0.57
1:M:240:PHE:HA	1:M:263:ALA:HB3	1.87	0.57
3:O:2932[A]:PRO:CA	3:O:2935[A]:ILE:HD12	2.31	0.57
3:O:2948[A]:ASP:HB3	3:O:2953[A]:GLY:CA	2.24	0.57
3:O:3000[A]:LEU:N	3:O:3000[A]:LEU:HD23	2.18	0.57
1:P:1394:GLN:HG2	1:P:1395:PRO:HD2	1.86	0.57
3:R:2961[A]:HIS:NE2	3:R:2980[A]:HIS:CE1	2.73	0.57
3:I:3256[B]:TRP:CA	3:R:2966[B]:SER:HA	2.33	0.57
3:I:2989[B]:HIS:HE1	3:R:2969[B]:TYR:HA	1.56	0.57
3:R:3019[B]:HIS:CD2	3:R:3019[B]:HIS:H	2.22	0.57
3:R:3130[B]:TRP:CZ2	3:R:3134[B]:GLN:NE2	2.73	0.57
3:R:3130[A]:TRP:CE2	3:R:3134[A]:GLN:NE2	2.72	0.57
3:I:3169[B]:LYS:CB	3:R:3149[B]:ASN:OD1	2.44	0.57
3:R:3129[B]:ILE:HD13	3:R:3190[B]:LEU:O	2.04	0.57
1:S:1140:ASN:ND2	1:S:1236:TYR:OH	2.37	0.57
1:S:946:GLU:HG2	1:S:955:LYS:HB3	1.85	0.57
3:U:2986[A]:PRO:HB3	3:U:3127[A]:TRP:CE3	2.38	0.57
3:U:3000[B]:LEU:HD23	3:U:3000[B]:LEU:N	2.18	0.57
3:U:3130[B]:TRP:CZ2	3:U:3134[B]:GLN:NE2	2.73	0.57
3:X:2952[B]:ALA:CB	3:X:2953[B]:GLY:C	2.48	0.57
3:X:3183[A]:LEU:N	3:X:3184[A]:ASN:HA	2.11	0.57
1:Y:688:VAL:HG12	1:Y:690:THR:HG23	1.87	0.57
2:Z:2128:LEU:HD13	2:Z:2286:HIS:CG	2.40	0.57
3:C:2991[B]:LEU:O	3:C:2994[B]:LYS:N	2.37	0.57
3:C:3293[B]:LYS:CD	3:C:3294[B]:SER:N	2.63	0.57
3:C:3298[A]:ASN:HD21	3:C:3301[A]:PRO:HA	1.60	0.57
1:D:908:LEU:HD22	1:D:1096:THR:HG23	1.85	0.57
1:G:639:ARG:NH2	1:G:707:PHE:O	2.37	0.57
1:G:943:LEU:HD13	1:G:944:GLU:HG3	1.86	0.57
3:I:2949[B]:LYS:HD3	3:I:2949[B]:LYS:C	2.24	0.57
3:I:3220[A]:ARG:HH11	3:I:3220[A]:ARG:CG	2.12	0.57
1:J:1639:LYS:HD3	5:J:5011:NAG:O5	2.04	0.57
1:J:572:SER:OG	1:J:573:LYS:N	2.35	0.57
1:J:619:SER:HB2	1:J:805:VAL:HG11	1.86	0.57
3:L:2961[B]:HIS:NE2	3:L:2980[B]:HIS:CE1	2.73	0.57
3:L:3173[A]:THR:HG22	3:L:3174[A]:GLY:H	1.67	0.57
3:O:2986[B]:PRO:HB3	3:O:3127[B]:TRP:CE3	2.38	0.57
3:O:3027[B]:GLU:CD	3:O:3028[B]:PRO:HD2	2.25	0.57
3:O:3103[A]:GLY:O	3:O:3106[A]:THR:HG22	2.03	0.57
3:O:3188[B]:ASP:OD2	3:O:3188[B]:ASP:N	2.36	0.57

Continued on next page...

Continued from previous page...

Atom-1	Atom-2	Interatomic distance (Å)	Clash overlap (Å)
3:O:3217[B]:PHE:HE1	3:O:3230[B]:PHE:HZ	0.81	0.57
3:O:3283[B]:ILE:CB	3:O:3305[B]:ILE:HD11	2.35	0.57
1:P:163:LEU:HB3	1:P:293:LEU:HD21	1.86	0.57
3:R:2949[B]:LYS:C	3:R:2949[B]:LYS:HD3	2.24	0.57
3:R:3283[B]:ILE:CB	3:R:3305[B]:ILE:HD11	2.35	0.57
1:S:622:HIS:CE1	1:S:767:LYS:H	2.23	0.57
1:S:879:SER:HB2	1:S:1182:ASN:ND2	2.18	0.57
3:X:3129[A]:ILE:HD13	3:X:3190[A]:LEU:O	2.04	0.57
1:Y:533:VAL:HG12	1:Y:540:THR:HG22	1.87	0.57
1:A:1263:LEU:HD11	1:A:1358:LEU:HD22	1.86	0.57
2:B:2879:LEU:HD13	2:B:2901:LEU:HD11	1.85	0.57
3:C:2986[B]:PRO:HB3	3:C:3127[B]:TRP:CE3	2.38	0.57
3:C:2942[B]:LEU:HD13	3:C:3033[B]:PHE:CZ	2.40	0.57
3:C:3130[A]:TRP:CZ2	3:C:3134[A]:GLN:NE2	2.73	0.57
3:C:3152[B]:LYS:HB2	3:L:3172[B]:SER:CA	2.32	0.57
1:D:1166:THR:HB	1:D:1168:GLN:N	2.20	0.57
1:D:1155:LEU:HD13	1:D:1217:ILE:HG21	1.87	0.57
1:D:929:TRP:O	1:D:1048:ASN:ND2	2.37	0.57
3:F:3013[B]:ASP:OD1	3:F:3015[B]:THR:OG1	2.23	0.57
3:F:3093[A]:HIS:CE1	3:F:3119[A]:HIS:CD2	2.92	0.57
1:G:444:GLU:O	1:G:448:SER:OG	2.13	0.57
2:H:2598:PRO:HG3	2:H:2651:GLN:HB2	1.85	0.57
3:I:2942[B]:LEU:HD13	3:I:3033[B]:PHE:CZ	2.40	0.57
3:I:3130[A]:TRP:CE2	3:I:3134[A]:GLN:NE2	2.72	0.57
3:I:3293[B]:LYS:CB	3:I:3294[B]:SER:CB	2.54	0.57
1:J:1462:ASP:OD2	1:J:1525:TYR:OH	2.17	0.57
1:J:566:ARG:H	1:J:567:LEU:HD13	1.69	0.57
1:M:11:THR:HG22	1:M:13:ASP:H	1.68	0.57
1:M:1472:GLN:OE1	1:M:1475:ARG:NH1	2.38	0.57
3:O:2969[B]:TYR:CE1	3:X:3168[B]:THR:HG22	2.38	0.57
3:O:3013[B]:ASP:OD1	3:O:3015[B]:THR:OG1	2.23	0.57
1:P:832:LYS:HD3	1:P:833:PHE:H	1.69	0.57
3:R:2952[B]:ALA:HB3	3:R:2954[B]:TYR:N	2.18	0.57
3:R:2994[B]:LYS:O	3:R:2995[B]:GLN:C	2.38	0.57
3:R:3225[B]:SER:OG	3:R:3290[B]:ILE:HD13	2.04	0.57
1:S:1493:MET:HG2	1:S:1511:SER:O	2.04	0.57
2:T:2803:ARG:HE	2:T:2805:PHE:HZ	1.53	0.57
3:U:2969[A]:TYR:CE2	3:U:2970[A]:PRO:CG	2.86	0.57
1:V:126:GLY:HA3	1:V:202:TYR:O	2.04	0.57
3:X:3019[B]:HIS:H	3:X:3019[B]:HIS:CD2	2.22	0.57
3:X:3220[B]:ARG:HG2	3:X:3221[B]:ALA:H	1.70	0.57

Continued on next page...

Continued from previous page...

Atom-1	Atom-2	Interatomic distance (Å)	Clash overlap (Å)
3:X:3283[B]:ILE:CB	3:X:3305[B]:ILE:HD11	2.35	0.57
1:Y:1019:HIS:NE2	1:Y:1046:HIS:CE1	2.73	0.57
2:B:2500:ILE:HG13	2:B:2501:PRO:HD2	1.87	0.57
3:C:3019[B]:HIS:H	3:C:3019[B]:HIS:CD2	2.22	0.57
3:C:3027[A]:GLU:CD	3:C:3028[A]:PRO:HD2	2.24	0.57
3:C:3130[B]:TRP:CZ2	3:C:3134[B]:GLN:NE2	2.73	0.57
2:E:2687:ILE:HD11	2:E:2695:MET:HG2	1.87	0.57
3:F:2994[A]:LYS:O	3:F:2995[A]:GLN:C	2.38	0.57
3:F:2942[B]:LEU:HD13	3:F:3033[B]:PHE:CZ	2.40	0.57
3:F:3129[A]:ILE:HD13	3:F:3190[A]:LEU:O	2.04	0.57
3:F:3288[B]:MET:CG	3:F:3295[B]:LEU:HD21	2.32	0.57
1:G:1427:HIS:CD2	1:G:1457:HIS:HE1	2.23	0.57
3:I:2979[B]:GLN:NE2	3:R:3156[B]:MET:H	2.02	0.57
3:I:2995[B]:GLN:HG2	3:I:3168[B]:THR:HG21	1.86	0.57
3:I:2942[A]:LEU:HD13	3:I:3033[A]:PHE:CZ	2.40	0.57
3:I:3130[B]:TRP:CZ2	3:I:3134[B]:GLN:NE2	2.73	0.57
3:I:3255[B]:PRO:CB	3:R:2964[B]:PRO:CD	2.83	0.57
1:J:179:HIS:HB2	1:J:213:VAL:HG11	1.86	0.57
2:K:2344:LEU:HA	2:K:2345:ASN:C	2.25	0.57
3:L:2942[B]:LEU:HD13	3:L:3033[B]:PHE:CZ	2.40	0.57
3:C:2971[B]:ASP:CB	3:L:3093[B]:HIS:ND1	2.56	0.57
3:L:3130[B]:TRP:CE2	3:L:3134[B]:GLN:NE2	2.72	0.57
3:L:3130[B]:TRP:CZ2	3:L:3134[B]:GLN:NE2	2.73	0.57
3:L:3288[B]:MET:CG	3:L:3295[B]:LEU:HD21	2.32	0.57
3:L:3293[A]:LYS:CB	3:L:3294[A]:SER:CB	2.54	0.57
2:N:2133:PRO:HG2	2:N:2140:ARG:HA	1.84	0.57
3:O:2991[B]:LEU:O	3:O:2994[B]:LYS:HB3	2.03	0.57
3:O:3130[A]:TRP:CZ2	3:O:3134[A]:GLN:NE2	2.73	0.57
3:O:3284[B]:LYS:CA	3:O:3284[B]:LYS:HE2	2.29	0.57
3:O:3225[B]:SER:OG	3:O:3290[B]:ILE:HD13	2.04	0.57
3:R:2961[B]:HIS:NE2	3:R:2980[B]:HIS:CE1	2.73	0.57
3:R:3013[A]:ASP:OD1	3:R:3015[A]:THR:OG1	2.23	0.57
3:R:3019[A]:HIS:CD2	3:R:3019[A]:HIS:H	2.22	0.57
3:R:2942[A]:LEU:HD13	3:R:3033[A]:PHE:CZ	2.40	0.57
3:R:3129[A]:ILE:HD13	3:R:3190[A]:LEU:O	2.04	0.57
1:S:837:HIS:HA	1:S:1113:HIS:O	2.04	0.57
1:S:124:TYR:O	1:S:137:ARG:NH2	2.38	0.57
1:S:898:GLY:N	1:S:899:MET:HA	2.20	0.57
2:T:2177:TYR:HB2	2:T:2300:ASN:HB2	1.87	0.57
3:U:3000[A]:LEU:N	3:U:3000[A]:LEU:HD23	2.18	0.57
3:U:3130[A]:TRP:CZ2	3:U:3134[A]:GLN:NE2	2.73	0.57

Continued on next page...

Continued from previous page...

Atom-1	Atom-2	Interatomic distance (Å)	Clash overlap (Å)
1:V:1358:LEU:HD23	1:V:1456:LEU:HD21	1.86	0.57
3:O:3108[B]:HIS:HB2	3:X:2970[B]:PRO:CA	2.33	0.57
3:X:3027[B]:GLU:CD	3:X:3028[B]:PRO:HD2	2.24	0.57
1:Y:187:GLY:HA3	1:Y:195:SER:HB3	1.87	0.57
2:Z:2832:ALA:HB1	2:Z:2856:ILE:HG21	1.86	0.57
1:A:904:HIS:O	1:A:907:ARG:HB3	2.05	0.57
1:A:941:LEU:HD11	1:A:959:PHE:CD2	2.40	0.57
2:B:2142:ALA:HB1	2:B:2143:CYS:HB2	1.85	0.57
3:C:2942[A]:LEU:HD13	3:C:3033[A]:PHE:CZ	2.40	0.57
3:F:2979[B]:GLN:HG2	3:F:3155[B]:MET:HE2	1.78	0.57
1:G:883:CYS:N	1:G:894:CYS:SG	2.78	0.57
3:I:3150[B]:LYS:CA	3:R:3172[B]:SER:HB3	2.35	0.57
3:I:3284[B]:LYS:CA	3:I:3284[B]:LYS:HE2	2.29	0.57
1:J:1241:GLY:HA2	1:J:1252:PRO:HB3	1.87	0.57
1:M:127:GLU:HG3	1:M:135:THR:HG23	1.86	0.57
1:M:43:GLU:HG3	1:M:44:PRO:HA	1.87	0.57
1:M:589:GLN:HG2	1:M:594:ASP:HB3	1.87	0.57
1:M:602:THR:O	1:M:605:SER:OG	2.19	0.57
3:O:3160[B]:SER:CB	3:X:3151[B]:LEU:HG	2.35	0.57
3:O:3251[B]:ASP:O	3:X:2967[B]:CYS:HB3	2.04	0.57
2:Q:2799:LYS:HA	2:Q:2803:ARG:HH12	1.69	0.57
3:R:2986[A]:PRO:HB3	3:R:3127[A]:TRP:CE3	2.38	0.57
3:R:3251[B]:ASP:HB3	3:R:3252[B]:TYR:CD1	2.40	0.57
1:S:1498:ASN:ND2	1:S:1500:THR:O	2.37	0.57
3:U:2949[B]:LYS:C	3:U:2949[B]:LYS:HD3	2.24	0.57
3:U:3130[A]:TRP:CE2	3:U:3134[A]:GLN:NE2	2.72	0.57
3:U:3176[B]:LYS:H	3:U:3176[B]:LYS:CE	2.17	0.57
3:U:3251[A]:ASP:HB3	3:U:3252[A]:TYR:CD1	2.40	0.57
1:V:329:ARG:HA	1:Y:1583:CYS:O	2.04	0.57
3:X:2942[B]:LEU:HD13	3:X:3033[B]:PHE:CZ	2.40	0.57
3:X:3307[B]:PHE:HE1	3:X:3309[B]:PRO:CG	2.08	0.57
1:Y:859:ALA:O	1:Y:863:ALA:N	2.38	0.57
2:B:2516:ASP:OD1	2:E:2168:ARG:NH2	2.35	0.56
3:C:2982[B]:MET:N	3:L:2967[B]:CYS:CB	2.67	0.56
3:F:2942[A]:LEU:HD13	3:F:3033[A]:PHE:CZ	2.40	0.56
3:F:3130[B]:TRP:CE2	3:F:3134[B]:GLN:NE2	2.72	0.56
3:F:3173[A]:THR:HG22	3:F:3174[A]:GLY:H	1.67	0.56
3:F:3284[B]:LYS:HE2	3:F:3284[B]:LYS:CA	2.30	0.56
1:G:262:LYS:NZ	1:G:795:GLU:OE1	2.36	0.56
2:H:2128:LEU:HD13	2:H:2286:HIS:CG	2.40	0.56
3:I:3027[B]:GLU:CD	3:I:3028[B]:PRO:HD2	2.24	0.56

Continued on next page...

Continued from previous page...

Atom-1	Atom-2	Interatomic distance (Å)	Clash overlap (Å)
3:I:3093[B]:HIS:CE1	3:I:3119[B]:HIS:CD2	2.92	0.56
3:I:3251[B]:ASP:CB	3:R:3251[B]:ASP:CG	2.70	0.56
1:J:903:PRO:HG2	1:J:904:HIS:HD2	1.70	0.56
2:K:2800:LYS:O	3:L:3023[A]:ILE:CD1	2.53	0.56
3:C:3153[B]:LYS:HD3	3:L:3155[B]:MET:CE	2.30	0.56
3:L:3220[B]:ARG:HG2	3:L:3221[B]:ALA:H	1.70	0.56
1:M:136:ALA:H	1:M:190:PHE:HE2	1.51	0.56
3:O:2942[B]:LEU:HD13	3:O:3033[B]:PHE:CZ	2.40	0.56
3:R:2960[A]:PHE:CD1	3:R:2960[A]:PHE:N	2.72	0.56
3:R:2991[A]:LEU:O	3:R:2994[A]:LYS:N	2.37	0.56
3:R:3027[B]:GLU:CD	3:R:3028[B]:PRO:HD2	2.24	0.56
3:R:3251[A]:ASP:HB3	3:R:3252[A]:TYR:CD1	2.40	0.56
3:R:3283[A]:ILE:CB	3:R:3305[A]:ILE:HD11	2.35	0.56
1:S:879:SER:HB2	1:S:1182:ASN:HD22	1.70	0.56
2:W:2808:PHE:CZ	2:W:2821:LEU:HD13	2.33	0.56
3:X:2991[A]:LEU:O	3:X:2994[A]:LYS:N	2.37	0.56
3:X:3027[A]:GLU:CD	3:X:3028[A]:PRO:HD2	2.24	0.56
3:O:3153[B]:LYS:HG3	3:X:3176[B]:LYS:HD3	1.76	0.56
3:X:3283[A]:ILE:CB	3:X:3305[A]:ILE:HD11	2.35	0.56
1:Y:151:GLN:N	1:Y:151:GLN:OE1	2.38	0.56
2:B:2627:GLY:HA3	2:B:2703:PHE:O	2.05	0.56
3:C:2974[B]:ALA:C	3:L:3249[B]:GLY:HA2	2.25	0.56
3:F:2991[A]:LEU:O	3:F:2994[A]:LYS:N	2.37	0.56
3:F:3027[A]:GLU:CD	3:F:3028[A]:PRO:HD2	2.25	0.56
3:F:2987[B]:HIS:NE2	3:F:3178[B]:PHE:HE1	1.95	0.56
2:H:2863:ARG:HB3	2:H:2865:ILE:HG13	1.87	0.56
3:I:2932[A]:PRO:CA	3:I:2935[A]:ILE:HD12	2.30	0.56
3:I:2966[B]:SER:HA	3:R:3256[B]:TRP:CA	2.34	0.56
3:I:3255[B]:PRO:HB3	3:R:2964[B]:PRO:HD2	1.86	0.56
3:I:3293[A]:LYS:CD	3:I:3294[A]:SER:N	2.64	0.56
1:J:361:GLU:HG2	1:J:363:THR:HG22	1.87	0.56
3:L:3013[B]:ASP:OD1	3:L:3015[B]:THR:OG1	2.23	0.56
3:L:2942[A]:LEU:HD13	3:L:3033[A]:PHE:CZ	2.40	0.56
1:G:1543:ILE:HD11	3:L:3272[A]:HIS:CD2	2.40	0.56
3:O:3130[B]:TRP:CZ2	3:O:3134[B]:GLN:NE2	2.73	0.56
1:P:105:VAL:HB	1:P:137:ARG:NH2	2.20	0.56
3:R:3120[B]:HIS:C	3:R:3122[B]:ASN:N	2.55	0.56
3:U:3135[B]:LYS:HG3	3:U:3141[B]:TYR:CD1	2.33	0.56
3:U:3284[A]:LYS:CA	3:U:3284[A]:LYS:HE2	2.29	0.56
3:X:2969[A]:TYR:CD2	3:X:2970[A]:PRO:HG2	2.38	0.56
3:X:3251[A]:ASP:HB3	3:X:3252[A]:TYR:CD1	2.40	0.56

Continued on next page...

Continued from previous page...

Atom-1	Atom-2	Interatomic distance (Å)	Clash overlap (Å)
3:X:3293[A]:LYS:CD	3:X:3294[A]:SER:N	2.64	0.56
1:A:128:ILE:HG22	1:A:130:PHE:O	2.05	0.56
2:B:2344:LEU:HA	2:B:2345:ASN:O	2.05	0.56
3:C:2949[A]:LYS:C	3:C:2949[A]:LYS:HD3	2.23	0.56
3:C:3220[B]:ARG:HG2	3:C:3221[B]:ALA:H	1.70	0.56
3:C:3255[B]:PRO:HG2	3:L:2962[B]:GLY:N	2.05	0.56
1:D:885:SER:HB3	1:D:886:PRO:HA	1.86	0.56
2:H:2180:TRP:HD1	2:H:2247:ILE:HD11	1.69	0.56
3:I:2965[B]:LEU:CD1	3:R:3256[B]:TRP:NE1	2.66	0.56
3:I:3120[B]:HIS:C	3:I:3122[B]:ASN:N	2.55	0.56
3:I:3283[B]:ILE:CB	3:I:3305[B]:ILE:HD11	2.35	0.56
1:J:1034:GLU:HB2	1:J:1182:ASN:HD21	1.71	0.56
1:J:602:THR:O	1:J:605:SER:OG	2.20	0.56
1:J:353:ASN:HD22	1:J:772:ARG:HH22	1.51	0.56
1:J:729:VAL:HG12	1:J:782:THR:HG23	1.86	0.56
1:J:836:GLN:HG3	1:J:838:ARG:NH2	2.20	0.56
1:J:841:LYS:HA	1:J:1117:ASP:HB2	1.86	0.56
1:J:871:GLN:NE2	1:J:966:SER:OG	2.36	0.56
3:L:2960[A]:PHE:CD1	3:L:2960[A]:PHE:N	2.72	0.56
3:C:3154[B]:PRO:CB	3:L:3151[B]:LEU:CA	2.79	0.56
3:O:2979[B]:GLN:NE2	3:O:3155[B]:MET:HE3	1.97	0.56
3:O:3283[A]:ILE:CB	3:O:3305[A]:ILE:HD11	2.35	0.56
3:R:2948[B]:ASP:HB3	3:R:2953[B]:GLY:CA	2.24	0.56
3:R:2991[B]:LEU:O	3:R:2994[B]:LYS:HB3	2.03	0.56
3:R:3013[B]:ASP:OD1	3:R:3015[B]:THR:OG1	2.23	0.56
3:R:3220[A]:ARG:HG2	3:R:3221[A]:ALA:H	1.70	0.56
3:R:3268[A]:LYS:O	3:R:3271[A]:VAL:HG23	2.06	0.56
3:U:3169[A]:LYS:C	3:U:3172[A]:SER:HG	2.02	0.56
3:U:3188[A]:ASP:N	3:U:3188[A]:ASP:OD2	2.36	0.56
3:U:3283[A]:ILE:CB	3:U:3305[A]:ILE:HD11	2.35	0.56
3:U:3283[B]:ILE:CB	3:U:3305[B]:ILE:HD11	2.35	0.56
1:V:392:PRO:O	1:V:395:THR:OG1	2.23	0.56
2:W:2234:GLN:HG3	2:W:2235:PRO:HD2	1.86	0.56
2:W:2235:PRO:HG3	2:W:2240:GLN:NE2	2.20	0.56
3:X:3130[B]:TRP:CZ2	3:X:3134[B]:GLN:NE2	2.73	0.56
3:O:3256[B]:TRP:NE1	3:X:3161[B]:GLU:CG	2.68	0.56
3:O:3256[B]:TRP:NE1	3:X:3161[B]:GLU:HG3	2.21	0.56
1:A:1195:ASP:HA	1:A:1196:ILE:HG22	1.86	0.56
2:B:2161:GLN:HE22	2:B:2348:THR:HG21	1.71	0.56
2:B:2300:ASN:OD1	2:B:2303:ARG:NH1	2.38	0.56
3:C:3283[B]:ILE:CB	3:C:3305[B]:ILE:HD11	2.35	0.56

Continued on next page...

Continued from previous page...

Atom-1	Atom-2	Interatomic distance (Å)	Clash overlap (Å)
1:D:1170:MET:HB3	1:D:1203:MET:HE2	1.86	0.56
2:E:2568:HIS:ND1	2:E:2765:PRO:HB3	2.20	0.56
3:F:3130[A]:TRP:CE2	3:F:3134[A]:GLN:NE2	2.72	0.56
3:F:3225[B]:SER:OG	3:F:3290[B]:ILE:HD13	2.04	0.56
1:G:480:CYS:SG	1:G:621:LEU:HD11	2.45	0.56
3:I:3013[A]:ASP:OD1	3:I:3015[A]:THR:OG1	2.23	0.56
3:I:3259[B]:ASP:H	3:R:3162[B]:ASP:CB	2.18	0.56
1:J:1013:ILE:HG21	1:J:1192:TYR:CD1	2.40	0.56
1:J:1439:VAL:HG22	1:J:1440:HIS:HD2	1.71	0.56
1:J:1587:ALA:HA	1:J:1614:GLU:HG2	1.88	0.56
3:L:3093[A]:HIS:CE1	3:L:3119[A]:HIS:CD2	2.92	0.56
3:L:3120[A]:HIS:C	3:L:3122[A]:ASN:N	2.55	0.56
3:C:2983[B]:VAL:HB	3:L:3160[B]:SER:HA	1.86	0.56
3:L:3298[A]:ASN:HA	3:L:3299[A]:LEU:HB3	1.88	0.56
1:M:479:CYS:HB3	1:M:670:PRO:HD3	1.87	0.56
3:O:2995[A]:GLN:HG2	3:O:3168[A]:THR:HG21	1.85	0.56
3:O:3252[B]:TYR:HA	3:X:3157[B]:PRO:HA	1.86	0.56
3:O:3293[B]:LYS:CD	3:O:3294[B]:SER:N	2.64	0.56
1:P:931:TRP:CG	1:P:1018:ILE:HD11	2.39	0.56
3:I:2981[B]:GLY:N	3:R:2968[B]:GLN:OE1	2.38	0.56
3:I:2973[B]:THR:OG1	3:R:3093[B]:HIS:HD2	1.88	0.56
3:R:3130[A]:TRP:CZ2	3:R:3134[A]:GLN:NE2	2.73	0.56
3:U:3268[A]:LYS:O	3:U:3271[A]:VAL:HG23	2.06	0.56
3:U:3293[B]:LYS:CB	3:U:3294[B]:SER:CB	2.54	0.56
1:V:1296:VAL:HB	1:V:1446:ASP:HB3	1.88	0.56
3:X:3130[A]:TRP:CZ2	3:X:3134[A]:GLN:NE2	2.73	0.56
1:Y:190:PHE:HB3	1:Y:193:SER:HB2	1.87	0.56
2:Z:2542:TYR:HB2	2:Z:2573:TYR:HE1	1.70	0.56
2:Z:2764:THR:HB	2:Z:2767:LYS:HG3	1.87	0.56
3:C:3284[A]:LYS:CA	3:C:3284[A]:LYS:HE2	2.30	0.56
1:D:137:ARG:NH1	1:D:203:ASP:OD1	2.39	0.56
1:D:883:CYS:N	1:D:894:CYS:SG	2.78	0.56
3:F:3298[A]:ASN:HA	3:F:3299[A]:LEU:HB3	1.88	0.56
3:I:3120[A]:HIS:C	3:I:3122[A]:ASN:N	2.55	0.56
3:I:3212[A]:ARG:HH11	3:I:3212[A]:ARG:CG	2.12	0.56
3:I:3268[A]:LYS:O	3:I:3271[A]:VAL:HG23	2.06	0.56
3:I:3284[A]:LYS:CD	3:I:3285[A]:VAL:H	2.09	0.56
2:K:2092:VAL:HG11	2:K:2188:PRO:HB3	1.87	0.56
3:L:3183[A]:LEU:N	3:L:3184[A]:ASN:HA	2.12	0.56
3:L:3251[A]:ASP:HB3	3:L:3252[A]:TYR:CD1	2.40	0.56
3:L:3268[A]:LYS:O	3:L:3271[A]:VAL:HG23	2.06	0.56

Continued on next page...

Continued from previous page...

Atom-1	Atom-2	Interatomic distance (Å)	Clash overlap (Å)
2:N:2128:LEU:HD23	2:N:2216:PHE:HZ	1.70	0.56
3:O:3120[B]:HIS:C	3:O:3122[B]:ASN:N	2.55	0.56
3:O:3157[B]:PRO:CB	3:X:3150[B]:LYS:HA	2.36	0.56
3:O:3162[B]:ASP:OD1	3:O:3162[B]:ASP:N	2.31	0.56
3:O:3281[A]:PHE:HE1	3:O:3305[A]:ILE:HD13	1.71	0.56
1:P:157:GLU:OE2	1:P:296:ARG:NH2	2.39	0.56
2:Q:2596:THR:HG21	2:Q:2783:PHE:HZ	1.71	0.56
3:R:2942[B]:LEU:HD13	3:R:3033[B]:PHE:CZ	2.40	0.56
2:Z:2568:HIS:ND1	2:Z:2765:PRO:HB3	2.20	0.56
1:A:1195:ASP:HA	1:A:1196:ILE:CB	2.36	0.56
1:D:1209:ASP:O	1:D:1211:TYR:HB3	2.05	0.56
2:E:2641:GLN:HB3	2:E:2643:GLU:OE1	2.05	0.56
3:F:3013[A]:ASP:OD1	3:F:3015[A]:THR:OG1	2.23	0.56
3:F:3019[A]:HIS:H	3:F:3019[A]:HIS:CD2	2.22	0.56
3:F:3293[A]:LYS:CB	3:F:3294[A]:SER:CB	2.54	0.56
3:I:3255[B]:PRO:HG3	3:R:2964[B]:PRO:CD	2.36	0.56
1:J:1028:VAL:HA	1:J:1035:TYR:CD2	2.40	0.56
1:J:533:VAL:HG12	1:J:540:THR:HG22	1.87	0.56
2:K:2799:LYS:HA	2:K:2803:ARG:HH12	1.70	0.56
3:C:2971[B]:ASP:HB2	3:L:3090[B]:ASN:HA	1.88	0.56
3:L:3130[A]:TRP:CZ2	3:L:3134[A]:GLN:NE2	2.73	0.56
3:L:3283[A]:ILE:CB	3:L:3305[A]:ILE:HD11	2.35	0.56
3:L:3283[B]:ILE:CB	3:L:3305[B]:ILE:HD11	2.35	0.56
3:O:3013[A]:ASP:OD1	3:O:3015[A]:THR:OG1	2.23	0.56
3:O:3156[B]:MET:HA	3:O:3157[B]:PRO:C	2.26	0.56
2:Q:2830:GLN:O	2:Q:2863:ARG:NH2	2.38	0.56
3:R:2956[A]:LYS:C	3:R:2960[A]:PHE:CE1	2.47	0.56
3:R:3093[B]:HIS:CE1	3:R:3119[B]:HIS:CD2	2.92	0.56
2:T:2799:LYS:HA	2:T:2803:ARG:HH12	1.70	0.56
3:U:2948[A]:ASP:HB3	3:U:2953[A]:GLY:CA	2.24	0.56
3:U:2961[A]:HIS:NE2	3:U:2980[A]:HIS:CE1	2.73	0.56
3:U:3220[A]:ARG:HG2	3:U:3221[A]:ALA:H	1.70	0.56
1:V:109:LEU:HG	1:V:118:ALA:HB1	1.87	0.56
3:X:3019[A]:HIS:CD2	3:X:3019[A]:HIS:H	2.22	0.56
3:X:3188[A]:ASP:N	3:X:3188[A]:ASP:OD2	2.36	0.56
3:C:2949[A]:LYS:NZ	3:C:2950[A]:THR:HA	2.21	0.56
3:C:3156[B]:MET:HE2	3:L:2979[B]:GLN:CD	2.21	0.56
3:C:3255[B]:PRO:HD3	3:L:2961[B]:HIS:O	2.05	0.56
1:D:1242:ASN:ND2	1:D:1479:TYR:OH	2.38	0.56
2:E:2122:ILE:O	2:E:2125:PHE:HB2	2.05	0.56
3:F:3130[A]:TRP:CZ2	3:F:3134[A]:GLN:NE2	2.73	0.56

Continued on next page...

Continued from previous page...

Atom-1	Atom-2	Interatomic distance (Å)	Clash overlap (Å)
3:F:3200[B]:LEU:O	3:F:3204[B]:LEU:HD13	2.06	0.56
3:I:2969[B]:TYR:HA	3:R:2989[B]:HIS:NE2	2.19	0.56
3:I:3093[A]:HIS:CE1	3:I:3119[A]:HIS:CD2	2.92	0.56
3:I:3154[B]:PRO:HA	3:R:3153[B]:LYS:O	2.05	0.56
3:L:2960[B]:PHE:CD1	3:L:2960[B]:PHE:N	2.72	0.56
3:L:3268[B]:LYS:O	3:L:3271[B]:VAL:HG23	2.06	0.56
3:L:3281[B]:PHE:HE1	3:L:3305[B]:ILE:HD13	1.71	0.56
1:M:1164:ASP:N	1:M:1164:ASP:OD1	2.37	0.56
1:M:1182:ASN:N	1:M:1182:ASN:OD1	2.34	0.56
1:M:1604:ASP:OD1	1:M:1605:ARG:NH1	2.39	0.56
1:M:684:ARG:O	1:M:687:SER:OG	2.23	0.56
3:O:2966[B]:SER:HB2	3:O:2977[B]:CYS:CB	2.21	0.56
3:O:2974[B]:ALA:CB	3:X:2977[B]:CYS:HA	2.36	0.56
3:O:3173[B]:THR:HG22	3:O:3174[B]:GLY:H	1.67	0.56
3:O:3200[A]:LEU:O	3:O:3204[A]:LEU:HD13	2.06	0.56
3:O:3220[A]:ARG:HG2	3:O:3221[A]:ALA:H	1.70	0.56
1:P:302:ALA:H	1:P:363:THR:HB	1.70	0.56
3:I:3255[B]:PRO:HG3	3:R:2962[B]:GLY:O	2.05	0.56
3:I:2956[B]:LYS:CD	3:R:3257[B]:ALA:HB3	2.22	0.56
3:R:3268[B]:LYS:O	3:R:3271[B]:VAL:HG23	2.06	0.56
2:T:2142:ALA:HB1	2:T:2143:CYS:HB2	1.88	0.56
2:T:2757:PRO:HB3	2:T:2760:ARG:HH21	1.70	0.56
3:U:2942[B]:LEU:HD13	3:U:3033[B]:PHE:CZ	2.40	0.56
3:U:3251[B]:ASP:HB3	3:U:3252[B]:TYR:CD1	2.40	0.56
2:W:2161:GLN:OE1	2:W:2345:ASN:ND2	2.38	0.56
3:X:3120[A]:HIS:C	3:X:3122[A]:ASN:N	2.55	0.56
3:X:3220[B]:ARG:CG	3:X:3220[B]:ARG:HH11	2.12	0.56
2:Z:2476:LEU:HD22	5:Z:3004:NAG:H82	1.86	0.56
2:Z:2644:LEU:HB2	2:Z:2686:LEU:HB3	1.88	0.56
3:C:3013[A]:ASP:OD1	3:C:3015[A]:THR:OG1	2.23	0.56
3:C:3281[A]:PHE:HE1	3:C:3305[A]:ILE:HD13	1.71	0.56
1:D:389:THR:OG1	5:D:5005:NAG:O7	2.21	0.56
1:D:830:ASN:OD1	1:D:830:ASN:N	2.30	0.56
3:F:3251[A]:ASP:HB3	3:F:3252[A]:TYR:CD1	2.40	0.56
1:G:460:GLU:OE2	1:G:1368:ARG:NH2	2.38	0.56
2:H:2179:ASP:HA	2:H:2300:ASN:ND2	2.21	0.56
3:I:3172[B]:SER:HB3	3:R:3150[B]:LYS:O	2.00	0.56
3:I:3220[A]:ARG:HG2	3:I:3221[A]:ALA:H	1.70	0.56
3:I:3255[B]:PRO:O	3:R:2966[B]:SER:OG	2.21	0.56
3:I:3268[B]:LYS:O	3:I:3271[B]:VAL:HG23	2.06	0.56
1:J:873:VAL:CG2	1:J:912:ASN:HB3	2.35	0.56

Continued on next page...

Continued from previous page...

Atom-1	Atom-2	Interatomic distance (Å)	Clash overlap (Å)
2:K:2128:LEU:HD13	2:K:2286:HIS:CG	2.41	0.56
2:K:2680:HIS:CE1	2:K:2711:HIS:NE2	2.73	0.56
3:L:3083[B]:ILE:HD12	3:L:3260[B]:ARG:HB2	1.88	0.56
1:M:1553:ILE:HD11	1:M:1622:GLN:HG3	1.88	0.56
2:N:2795:ILE:O	2:N:2799:LYS:HG3	2.06	0.56
3:O:2969[B]:TYR:HE1	3:X:3168[B]:THR:CG2	2.18	0.56
3:O:3251[A]:ASP:HB3	3:O:3252[A]:TYR:CD1	2.40	0.56
3:O:3298[B]:ASN:CB	3:O:3300[B]:LEU:CD2	2.61	0.56
1:P:372:ALA:O	1:P:375:SER:OG	2.21	0.56
1:P:946:GLU:HG2	1:P:955:LYS:HB3	1.88	0.56
3:I:3255[B]:PRO:CB	3:R:2959[B]:SER:C	2.69	0.56
3:R:3134[B]:GLN:O	3:R:3135[B]:LYS:C	2.44	0.56
2:T:2089:ARG:HD2	2:T:2175:VAL:O	2.06	0.56
2:T:2554:PRO:HA	2:T:2555:GLU:HB2	1.87	0.56
3:U:2961[B]:HIS:NE2	3:U:2980[B]:HIS:CE1	2.73	0.56
2:W:2218:SER:HG	2:W:2221:THR:HG1	1.53	0.56
1:Y:912:ASN:ND2	1:Y:1091:ASN:OD1	2.38	0.56
3:C:3200[A]:LEU:O	3:C:3204[A]:LEU:HD13	2.06	0.56
3:C:3251[A]:ASP:HB3	3:C:3252[A]:TYR:CD1	2.40	0.56
3:C:3283[A]:ILE:CB	3:C:3305[A]:ILE:HD11	2.35	0.56
2:E:2398:PHE:HE1	2:E:2466:THR:HG21	1.70	0.56
3:F:2961[A]:HIS:NE2	3:F:2980[A]:HIS:CE1	2.73	0.56
3:F:3093[B]:HIS:CE1	3:F:3119[B]:HIS:CD2	2.92	0.56
1:G:1636:ASN:CB	1:G:1639:LYS:HD3	2.36	0.56
3:I:2975[B]:PHE:CZ	3:R:2961[B]:HIS:C	2.79	0.56
3:I:3154[B]:PRO:CD	3:R:3155[B]:MET:CG	2.67	0.56
3:I:3156[A]:MET:HA	3:I:3157[A]:PRO:C	2.26	0.56
3:I:3255[B]:PRO:CD	3:R:2962[B]:GLY:C	2.64	0.56
3:I:3281[A]:PHE:HE1	3:I:3305[A]:ILE:HD13	1.71	0.56
2:K:2133:PRO:HG2	2:K:2140:ARG:HA	1.87	0.56
3:L:3220[A]:ARG:HG2	3:L:3221[A]:ALA:H	1.70	0.56
1:M:452:ILE:HG21	1:M:1367:SER:HB2	1.88	0.56
1:M:1328:SER:HB2	1:M:1523:LEU:HD13	1.88	0.56
1:M:673:PHE:HB3	1:M:677:LEU:HB2	1.88	0.56
2:N:2867:PRO:O	2:N:2870:LEU:HB2	2.06	0.56
3:O:2964[B]:PRO:HA	3:X:2975[B]:PHE:CE2	2.29	0.56
3:O:2977[B]:CYS:CA	3:X:3153[B]:LYS:HG2	2.05	0.56
3:O:3169[B]:LYS:CE	3:X:3148[B]:ILE:N	2.67	0.56
1:P:1339:SER:CB	1:P:1340:GLY:HA2	2.36	0.56
1:P:897:HIS:HA	1:P:899:MET:HE3	1.88	0.56
1:P:905:TRP:HE1	1:P:1083:PRO:HD2	1.70	0.56

Continued on next page...

Continued from previous page...

Atom-1	Atom-2	Interatomic distance (Å)	Clash overlap (Å)
2:Q:2711:HIS:HA	2:Q:2714:VAL:HG22	1.86	0.56
3:R:3200[B]:LEU:O	3:R:3204[B]:LEU:HD13	2.06	0.56
1:S:516:TRP:HB2	1:S:579:LEU:HD13	1.87	0.56
1:S:564:ASP:OD1	1:S:564:ASP:N	2.39	0.56
2:T:2115:SER:OG	2:T:2116:SER:N	2.39	0.56
3:U:3228[B]:VAL:CG2	3:U:3245[B]:PHE:CE2	2.89	0.56
3:U:3268[B]:LYS:O	3:U:3271[B]:VAL:HG23	2.06	0.56
1:V:492:ARG:HD2	1:V:692:VAL:HG13	1.87	0.56
2:W:2680:HIS:NE2	2:W:2684:HIS:CD2	2.74	0.56
3:O:2963[B]:MET:HB2	3:X:2970[B]:PRO:HD2	1.88	0.56
3:X:3013[B]:ASP:OD1	3:X:3015[B]:THR:OG1	2.23	0.56
3:X:3135[A]:LYS:HG3	3:X:3141[A]:TYR:CD1	2.33	0.56
3:X:3083[B]:ILE:HD12	3:X:3260[B]:ARG:HB2	1.88	0.56
1:Y:148:GLN:HG3	1:Y:150:GLY:O	2.06	0.56
1:Y:215:ARG:HE	1:Y:279:LEU:HA	1.70	0.56
1:A:1573:CYS:HB2	1:A:1627:ARG:HG2	1.87	0.56
1:A:516:TRP:CD2	1:A:606:ILE:HD11	2.41	0.56
3:C:2969[B]:TYR:CG	3:C:2970[B]:PRO:HD2	2.41	0.56
3:C:3134[B]:GLN:O	3:C:3135[B]:LYS:C	2.44	0.56
3:C:3083[A]:ILE:HD12	3:C:3260[A]:ARG:HB2	1.88	0.56
2:E:2263:PHE:HE1	2:E:2304:LEU:HB3	1.71	0.56
3:F:2987[A]:HIS:NE2	3:F:3178[A]:PHE:HE1	1.95	0.56
1:G:1415:ASP:OD1	1:G:1416:PHE:N	2.38	0.56
1:G:1494:ARG:HH11	1:G:1494:ARG:HG3	1.70	0.56
1:G:906:HIS:CD2	4:G:2104:CUO:O1	2.59	0.56
3:I:2948[B]:ASP:CB	3:I:2949[B]:LYS:CA	2.78	0.56
3:I:2961[A]:HIS:NE2	3:I:2980[A]:HIS:CE1	2.73	0.56
3:I:3078[B]:PHE:CE2	3:R:3161[B]:GLU:OE1	2.58	0.56
1:J:157:GLU:OE2	1:J:296:ARG:NH2	2.39	0.56
2:K:2887:ASP:O	2:K:2890:VAL:N	2.38	0.56
3:L:3176[B]:LYS:CE	3:L:3176[B]:LYS:H	2.17	0.56
3:L:3200[A]:LEU:O	3:L:3204[A]:LEU:HD13	2.06	0.56
1:M:19:GLN:NE2	1:M:121:ASN:OD1	2.39	0.56
1:M:1261:LYS:HG3	1:M:1266:PHE:HE1	1.71	0.56
3:O:2968[B]:GLN:HB3	3:X:2988[B]:TRP:CB	2.16	0.56
3:O:3228[A]:VAL:CG2	3:O:3245[A]:PHE:CE2	2.89	0.56
1:P:1348:TRP:CD1	1:P:1403:LEU:HD13	2.41	0.56
1:P:494:VAL:HG23	1:P:671:PHE:HZ	1.71	0.56
2:Q:2643:GLU:O	2:Q:2647:LEU:N	2.39	0.56
3:R:2969[A]:TYR:CE2	3:R:2970[A]:PRO:CG	2.86	0.56
3:R:3120[A]:HIS:C	3:R:3122[A]:ASN:N	2.55	0.56

Continued on next page...

Continued from previous page...

Atom-1	Atom-2	Interatomic distance (Å)	Clash overlap (Å)
3:R:3156[B]:MET:HA	3:R:3157[B]:PRO:C	2.26	0.56
3:I:2966[B]:SER:OG	3:R:3255[B]:PRO:O	2.24	0.56
3:U:3013[A]:ASP:OD1	3:U:3015[A]:THR:OG1	2.23	0.56
3:U:3211[A]:ASP:N	3:U:3211[A]:ASP:OD1	2.27	0.56
3:U:3083[B]:ILE:HD12	3:U:3260[B]:ARG:HB2	1.88	0.56
3:U:3298[B]:ASN:CB	3:U:3300[B]:LEU:CD2	2.61	0.56
1:V:566:ARG:NH1	1:V:745:ASP:OD1	2.39	0.56
3:X:3156[B]:MET:HA	3:X:3157[B]:PRO:C	2.26	0.56
3:X:3200[B]:LEU:O	3:X:3204[B]:LEU:HD13	2.06	0.56
3:X:3251[B]:ASP:HB3	3:X:3252[B]:TYR:CD1	2.40	0.56
3:X:3268[A]:LYS:O	3:X:3271[A]:VAL:HG23	2.06	0.56
1:A:606:ILE:O	1:A:610:THR:OG1	2.23	0.56
1:A:897:HIS:HB3	1:A:899:MET:SD	2.45	0.56
1:A:990:HIS:O	1:A:992:ALA:N	2.38	0.56
2:B:2406:SER:HB3	2:B:2429:LEU:HA	1.87	0.56
3:C:2969[B]:TYR:OH	3:L:3120[B]:HIS:HD2	1.75	0.56
3:C:3083[B]:ILE:HD12	3:C:3260[B]:ARG:HB2	1.88	0.56
3:C:3154[B]:PRO:N	3:L:3173[B]:THR:C	2.59	0.56
3:C:3200[B]:LEU:O	3:C:3204[B]:LEU:HD13	2.06	0.56
2:E:2823:ILE:HG12	2:E:2832:ALA:HB2	1.86	0.56
3:F:2994[B]:LYS:O	3:F:2995[B]:GLN:C	2.38	0.56
3:F:3228[B]:VAL:CG2	3:F:3245[B]:PHE:CE2	2.89	0.56
1:G:1104:ASP:O	1:G:1111:ASN:ND2	2.39	0.56
2:H:2711:HIS:HA	2:H:2714:VAL:HG22	1.88	0.56
3:I:2949[A]:LYS:NZ	3:I:2950[A]:THR:HA	2.21	0.56
3:I:3019[A]:HIS:H	3:I:3019[A]:HIS:CD2	2.22	0.56
3:I:3200[A]:LEU:O	3:I:3204[A]:LEU:HD13	2.06	0.56
3:I:3200[B]:LEU:O	3:I:3204[B]:LEU:HD13	2.06	0.56
3:I:3250[B]:GLY:HA2	3:R:3252[B]:TYR:CZ	2.41	0.56
1:J:944:GLU:O	1:J:957:ASN:ND2	2.39	0.56
3:L:3033[B]:PHE:HD1	3:L:3114[B]:PRO:HB2	1.72	0.56
3:L:3134[B]:GLN:O	3:L:3135[B]:LYS:C	2.44	0.56
3:C:3154[B]:PRO:O	3:L:3155[B]:MET:SD	2.64	0.56
3:L:3183[B]:LEU:N	3:L:3184[B]:ASN:HA	2.11	0.56
3:L:3200[B]:LEU:O	3:L:3204[B]:LEU:HD13	2.06	0.56
2:N:2394:VAL:HA	2:N:2488:ARG:HA	1.86	0.56
3:O:3019[A]:HIS:H	3:O:3019[A]:HIS:CD2	2.22	0.56
2:N:2800:LYS:O	3:O:3023[A]:ILE:HD13	2.00	0.56
3:O:2942[A]:LEU:HD13	3:O:3033[A]:PHE:CZ	2.40	0.56
3:O:3093[A]:HIS:CE1	3:O:3119[A]:HIS:CD2	2.92	0.56
3:O:3200[B]:LEU:O	3:O:3204[B]:LEU:HD13	2.06	0.56

Continued on next page...

Continued from previous page...

Atom-1	Atom-2	Interatomic distance (Å)	Clash overlap (Å)
3:O:3298[B]:ASN:ND2	3:O:3301[B]:PRO:C	2.60	0.56
1:P:895:CYS:O	1:P:897:HIS:ND1	2.37	0.56
3:R:3083[A]:ILE:HD12	3:R:3260[A]:ARG:HB2	1.88	0.56
2:T:2276:GLY:O	2:T:2283:ASN:ND2	2.39	0.56
3:U:2952[A]:ALA:HB3	3:U:2954[A]:TYR:N	2.17	0.56
3:U:2942[A]:LEU:HD13	3:U:3033[A]:PHE:CZ	2.40	0.56
3:U:3200[B]:LEU:O	3:U:3204[B]:LEU:HD13	2.06	0.56
3:U:3298[A]:ASN:ND2	3:U:3301[A]:PRO:C	2.60	0.56
1:V:1206:HIS:CE1	1:V:1209:ASP:HB2	2.41	0.56
1:V:1414:THR:HG23	1:V:1477:LEU:HD13	1.87	0.56
3:X:2949[B]:LYS:NZ	3:X:2950[B]:THR:HA	2.21	0.56
3:X:2969[A]:TYR:CG	3:X:2970[A]:PRO:HD2	2.41	0.56
3:X:3033[A]:PHE:HD1	3:X:3114[A]:PRO:HB2	1.71	0.56
3:X:3228[B]:VAL:CG2	3:X:3245[B]:PHE:CE2	2.89	0.56
3:C:3220[A]:ARG:HG2	3:C:3221[A]:ALA:H	1.70	0.55
3:C:3268[B]:LYS:O	3:C:3271[B]:VAL:HG23	2.06	0.55
3:C:3307[B]:PHE:HE1	3:C:3309[B]:PRO:CG	2.08	0.55
1:D:215:ARG:HE	1:D:279:LEU:HA	1.71	0.55
2:E:2272:SER:HA	2:E:2283:ASN:HD22	1.71	0.55
3:F:3298[B]:ASN:ND2	3:F:3301[B]:PRO:C	2.60	0.55
1:G:893:ALA:HB2	1:G:1182:ASN:HB2	1.88	0.55
1:G:215:ARG:HE	1:G:279:LEU:HA	1.70	0.55
1:G:490:TRP:HE1	1:G:670:PRO:HD3	1.70	0.55
1:G:979:LEU:HD12	1:G:980:TYR:HA	1.87	0.55
3:I:3251[A]:ASP:HB3	3:I:3252[A]:TYR:CD1	2.40	0.55
3:I:3283[A]:ILE:CB	3:I:3305[A]:ILE:HD11	2.35	0.55
3:I:3298[B]:ASN:ND2	3:I:3301[B]:PRO:C	2.60	0.55
1:J:219:LEU:HG	1:J:279:LEU:O	2.06	0.55
2:K:2554:PRO:HA	2:K:2555:GLU:HB3	1.89	0.55
2:K:2627:GLY:HA3	2:K:2703:PHE:O	2.06	0.55
1:M:238:ASN:OD1	1:M:238:ASN:N	2.36	0.55
3:O:3033[A]:PHE:HD1	3:O:3114[A]:PRO:HB2	1.71	0.55
3:O:3281[B]:PHE:HE1	3:O:3305[B]:ILE:HD13	1.71	0.55
2:Q:2185:THR:HG23	2:Q:2186:GLU:HG2	1.87	0.55
3:I:3093[B]:HIS:HD2	3:R:2973[B]:THR:HG1	1.44	0.55
3:R:3033[B]:PHE:HD1	3:R:3114[B]:PRO:HB2	1.72	0.55
3:I:3251[B]:ASP:OD1	3:R:3108[B]:HIS:HE1	1.83	0.55
3:R:3134[A]:GLN:O	3:R:3135[A]:LYS:C	2.44	0.55
3:I:3169[B]:LYS:CD	3:R:3148[B]:ILE:C	2.64	0.55
1:S:802:ILE:O	1:S:810:LEU:N	2.37	0.55
3:U:2952[A]:ALA:N	3:U:2953[A]:GLY:HA2	2.06	0.55

Continued on next page...

Continued from previous page...

Atom-1	Atom-2	Interatomic distance (Å)	Clash overlap (Å)
1:V:895:CYS:SG	1:V:896:HIS:N	2.80	0.55
3:X:2942[A]:LEU:HD13	3:X:3033[A]:PHE:CZ	2.40	0.55
3:X:3083[A]:ILE:HD12	3:X:3260[A]:ARG:HB2	1.88	0.55
3:X:2979[A]:GLN:CG	3:X:3155[A]:MET:HE2	2.27	0.55
3:X:3212[A]:ARG:HH11	3:X:3212[A]:ARG:CG	2.12	0.55
3:X:3298[B]:ASN:ND2	3:X:3301[B]:PRO:C	2.60	0.55
1:Y:80:LEU:O	1:Y:84:GLY:HA2	2.05	0.55
3:C:2949[A]:LYS:C	3:C:2949[A]:LYS:HZ3	2.09	0.55
3:C:2961[B]:HIS:NE2	3:C:2980[B]:HIS:CE1	2.73	0.55
3:C:3157[B]:PRO:HD2	3:L:3153[B]:LYS:HZ1	1.70	0.55
3:C:3268[A]:LYS:O	3:C:3271[A]:VAL:HG23	2.06	0.55
2:E:2107:LEU:O	2:E:2111:GLN:HB2	2.06	0.55
3:F:2969[A]:TYR:CG	3:F:2970[A]:PRO:HD2	2.41	0.55
3:F:3268[B]:LYS:O	3:F:3271[B]:VAL:HG23	2.06	0.55
3:F:3281[B]:PHE:HE1	3:F:3305[B]:ILE:HD13	1.71	0.55
3:F:3298[B]:ASN:CB	3:F:3300[B]:LEU:N	2.60	0.55
3:I:2952[B]:ALA:HB3	3:I:2954[B]:TYR:N	2.17	0.55
3:L:2952[A]:ALA:HB3	3:L:2954[A]:TYR:N	2.18	0.55
3:L:2969[A]:TYR:CG	3:L:2970[A]:PRO:HD2	2.41	0.55
3:L:3083[A]:ILE:HD12	3:L:3260[A]:ARG:HB2	1.88	0.55
3:C:3153[B]:LYS:C	3:L:3155[B]:MET:HG2	2.22	0.55
1:M:49:ALA:HB3	1:M:55:ILE:HD12	1.88	0.55
2:N:2130:PRO:CB	2:N:2142:ALA:HB3	2.35	0.55
3:O:3268[A]:LYS:O	3:O:3271[A]:VAL:HG23	2.06	0.55
3:O:3268[B]:LYS:O	3:O:3271[B]:VAL:HG23	2.06	0.55
3:O:3298[A]:ASN:ND2	3:O:3301[A]:PRO:C	2.60	0.55
3:I:3162[B]:ASP:N	3:R:2983[B]:VAL:CG2	2.65	0.55
1:S:931:TRP:CG	1:S:1018:ILE:HD11	2.41	0.55
2:T:2509:ILE:HD11	2:T:2605:LEU:HD23	1.88	0.55
3:U:3019[B]:HIS:CD2	3:U:3019[B]:HIS:H	2.22	0.55
3:U:3281[B]:PHE:HE1	3:U:3305[B]:ILE:HD13	1.71	0.55
3:U:3281[A]:PHE:HE1	3:U:3305[A]:ILE:HD13	1.71	0.55
2:W:2723:GLU:HG2	2:W:2788:ILE:HD13	1.88	0.55
2:W:2571:ARG:NH1	2:W:2776:TYR:OH	2.33	0.55
3:X:3298[B]:ASN:HA	3:X:3299[B]:LEU:HB3	1.88	0.55
1:Y:1136:ARG:O	1:Y:1141:ARG:NH1	2.40	0.55
2:Z:2534:PHE:CD1	2:Z:2755:PRO:HB3	2.41	0.55
1:A:195:SER:HB2	1:A:386:ILE:HG13	1.89	0.55
1:A:270:GLU:N	1:A:270:GLU:OE1	2.35	0.55
2:B:2715:ASP:O	2:B:2718:TRP:HB3	2.07	0.55
3:C:3134[A]:GLN:O	3:C:3135[A]:LYS:C	2.44	0.55

Continued on next page...

Continued from previous page...

Atom-1	Atom-2	Interatomic distance (Å)	Clash overlap (Å)
3:C:3156[A]:MET:HA	3:C:3157[A]:PRO:C	2.26	0.55
3:F:3014[A]:TRP:CZ3	3:F:3119[A]:HIS:CE1	2.95	0.55
3:F:3083[B]:ILE:HD12	3:F:3260[B]:ARG:HB2	1.88	0.55
3:F:3283[B]:ILE:CB	3:F:3305[B]:ILE:HD11	2.35	0.55
3:F:3281[A]:PHE:HE1	3:F:3305[A]:ILE:HD13	1.71	0.55
1:G:829:ALA:HA	1:G:830:ASN:C	2.27	0.55
1:G:931:TRP:CD2	1:G:1018:ILE:HD11	2.41	0.55
2:H:2294:PHE:O	2:H:2297:HIS:HB3	2.05	0.55
3:I:3013[B]:ASP:OD1	3:I:3015[B]:THR:OG1	2.23	0.55
3:I:3156[B]:MET:HB2	3:R:2982[B]:MET:SD	2.45	0.55
1:J:1017:HIS:O	1:J:1021:LEU:HG	2.06	0.55
1:J:516:TRP:HH2	1:J:637:VAL:HG22	1.71	0.55
2:K:2562:GLY:H	2:K:2846:TRP:HB2	1.71	0.55
3:C:3253[B]:GLU:HG2	3:L:3252[B]:TYR:HB2	1.89	0.55
1:M:494:VAL:HG23	1:M:671:PHE:HZ	1.71	0.55
3:O:2969[A]:TYR:CG	3:O:2970[A]:PRO:HD2	2.42	0.55
1:S:549:PRO:HA	1:S:557:VAL:HG12	1.87	0.55
2:T:2218:SER:O	2:T:2221:THR:OG1	2.21	0.55
2:T:2849:ASP:OD2	2:T:2850:ARG:NH2	2.39	0.55
3:U:2952[B]:ALA:N	3:U:2953[B]:GLY:HA2	2.06	0.55
1:V:1019:HIS:NE2	1:V:1046:HIS:CE1	2.74	0.55
1:V:1397:LEU:HB2	1:V:1433:TRP:HB3	1.88	0.55
1:V:473:ALA:HB3	1:V:476:ARG:HB3	1.88	0.55
2:W:2823:ILE:CG1	2:W:2830:GLN:HE22	2.16	0.55
3:O:2974[B]:ALA:CB	3:X:2977[B]:CYS:O	2.53	0.55
3:X:3014[A]:TRP:CZ3	3:X:3119[A]:HIS:CE1	2.95	0.55
3:O:3157[B]:PRO:HA	3:X:3153[B]:LYS:H	1.70	0.55
2:Z:2470:ALA:HB2	2:Z:2476:LEU:HD11	1.87	0.55
1:A:439:LEU:HD23	1:A:509:ILE:HD12	1.88	0.55
1:A:357:PRO:HB3	1:A:774:ASP:HB2	1.88	0.55
2:B:2553:ALA:N	2:B:2554:PRO:HD3	2.21	0.55
3:C:2965[B]:LEU:HA	3:L:3255[B]:PRO:HA	1.89	0.55
3:C:3156[B]:MET:HB3	3:L:2982[B]:MET:HB2	1.86	0.55
3:C:3176[A]:LYS:H	3:C:3176[A]:LYS:CE	2.17	0.55
1:D:1324:ARG:NH1	1:D:1519:TYR:HB3	2.22	0.55
1:D:926:LEU:HD12	1:D:927:PRO:HD2	1.88	0.55
2:E:2180:TRP:HD1	2:E:2247:ILE:HD11	1.71	0.55
3:F:2932[A]:PRO:CA	3:F:2935[A]:ILE:HD12	2.30	0.55
3:F:3156[A]:MET:HA	3:F:3157[A]:PRO:C	2.26	0.55
3:F:3298[B]:ASN:HA	3:F:3299[B]:LEU:HB3	1.88	0.55
1:G:1207:TYR:O	1:G:1211:TYR:OH	2.16	0.55

Continued on next page...

Continued from previous page...

Atom-1	Atom-2	Interatomic distance (Å)	Clash overlap (Å)
1:G:418:ASP:OD1	1:G:419:THR:N	2.40	0.55
1:G:740:THR:OG1	1:G:741:SER:N	2.39	0.55
1:G:904:HIS:HB3	1:G:1105:VAL:HG21	1.88	0.55
1:G:944:GLU:O	1:G:957:ASN:ND2	2.40	0.55
3:I:2961[B]:HIS:NE2	3:I:2980[B]:HIS:CE1	2.73	0.55
3:I:2969[A]:TYR:CG	3:I:2970[A]:PRO:HD2	2.41	0.55
3:I:3033[B]:PHE:HD1	3:I:3114[B]:PRO:HB2	1.71	0.55
1:J:462:HIS:HA	1:J:490:TRP:HH2	1.71	0.55
3:L:2949[A]:LYS:NZ	3:L:2950[A]:THR:HA	2.21	0.55
3:L:3013[A]:ASP:OD1	3:L:3015[A]:THR:OG1	2.23	0.55
1:M:488:PRO:HB2	1:M:641:TRP:CE3	2.42	0.55
2:N:2548:CYS:O	2:N:2556:TYR:HB3	2.06	0.55
3:O:2947[A]:ALA:HA	3:O:2949[A]:LYS:HB3	1.89	0.55
3:O:3160[B]:SER:OG	3:X:3151[B]:LEU:N	2.39	0.55
3:O:3083[A]:ILE:HD12	3:O:3260[A]:ARG:HB2	1.88	0.55
3:U:2969[B]:TYR:CG	3:U:2970[B]:PRO:HD2	2.41	0.55
2:T:2800:LYS:C	3:U:3023[A]:ILE:CD1	2.75	0.55
1:V:1125:SER:O	1:V:1129:LEU:HB2	2.06	0.55
1:A:1166:THR:N	1:A:1167:ASP:HA	2.22	0.55
1:A:142:ARG:O	1:A:145:GLN:NE2	2.40	0.55
3:C:2947[B]:ALA:HA	3:C:2949[B]:LYS:HB3	1.89	0.55
3:C:3188[B]:ASP:OD2	3:C:3188[B]:ASP:N	2.36	0.55
3:C:3228[B]:VAL:CG2	3:C:3245[B]:PHE:CE2	2.89	0.55
2:E:2833:GLY:HA3	2:E:2854:MET:HE1	1.88	0.55
3:F:2949[B]:LYS:NZ	3:F:2950[B]:THR:HA	2.21	0.55
3:F:3023[A]:ILE:O	3:F:3024[A]:LEU:C	2.45	0.55
3:F:3183[A]:LEU:N	3:F:3184[A]:ASN:HA	2.11	0.55
3:F:3298[A]:ASN:ND2	3:F:3301[A]:PRO:C	2.60	0.55
1:G:164:GLU:O	1:G:297:ARG:NH2	2.39	0.55
2:H:2890:VAL:N	2:H:2891:LEU:HA	2.22	0.55
3:I:3134[B]:GLN:O	3:I:3135[B]:LYS:C	2.44	0.55
1:J:447:MET:HA	1:J:455:TYR:HB2	1.88	0.55
1:J:494:VAL:HG13	1:J:631:TRP:HZ3	1.72	0.55
3:L:3023[B]:ILE:O	3:L:3024[B]:LEU:C	2.45	0.55
3:L:3033[A]:PHE:HD1	3:L:3114[A]:PRO:HB2	1.72	0.55
3:L:3014[A]:TRP:CZ3	3:L:3119[A]:HIS:CE1	2.94	0.55
3:C:3153[B]:LYS:CB	3:L:3155[B]:MET:H	2.13	0.55
3:L:3298[A]:ASN:ND2	3:L:3301[A]:PRO:C	2.60	0.55
3:L:3298[B]:ASN:ND2	3:L:3301[B]:PRO:C	2.60	0.55
3:O:3083[B]:ILE:HD12	3:O:3260[B]:ARG:HB2	1.88	0.55
1:P:1493:MET:HG2	1:P:1511:SER:O	2.06	0.55

Continued on next page...

Continued from previous page...

Atom-1	Atom-2	Interatomic distance (Å)	Clash overlap (Å)
2:Q:2851:ASN:N	2:Q:2851:ASN:OD1	2.38	0.55
3:R:3281[B]:PHE:HE1	3:R:3305[B]:ILE:HD13	1.71	0.55
2:T:2680:HIS:NE2	2:T:2684:HIS:CD2	2.74	0.55
3:U:2947[A]:ALA:HA	3:U:2949[A]:LYS:HB3	1.89	0.55
3:U:3033[A]:PHE:HD1	3:U:3114[A]:PRO:HB2	1.72	0.55
3:U:3273[A]:LEU:HB2	3:U:3275[A]:LEU:CD1	2.34	0.55
1:V:17:ASN:HD21	1:V:86:THR:H	1.55	0.55
1:V:450:LYS:HZ2	1:V:451:SER:H	1.53	0.55
2:W:2562:GLY:H	2:W:2846:TRP:CB	2.19	0.55
3:X:2969[A]:TYR:CE2	3:X:2970[A]:PRO:CG	2.86	0.55
3:X:3293[B]:LYS:CB	3:X:3294[B]:SER:CB	2.54	0.55
1:A:1493:MET:HG2	1:A:1511:SER:O	2.06	0.55
1:A:723:ALA:O	1:A:728:ARG:NH1	2.40	0.55
3:C:2949[A]:LYS:HZ2	3:C:2950[A]:THR:HA	1.72	0.55
3:C:2969[A]:TYR:CG	3:C:2970[A]:PRO:HD2	2.42	0.55
3:C:3014[A]:TRP:CZ3	3:C:3119[A]:HIS:CE1	2.94	0.55
3:C:3014[B]:TRP:CZ3	3:C:3119[B]:HIS:CE1	2.94	0.55
3:F:2960[B]:PHE:CD1	3:F:2960[B]:PHE:N	2.72	0.55
1:G:1576:THR:H	1:G:1581:GLU:HB3	1.71	0.55
1:G:559:THR:HG21	1:G:627:ASP:HA	1.88	0.55
1:G:664:VAL:HG12	1:G:690:THR:HG22	1.89	0.55
3:I:3134[A]:GLN:O	3:I:3135[A]:LYS:C	2.44	0.55
3:I:3281[B]:PHE:HE1	3:I:3305[B]:ILE:HD13	1.71	0.55
1:J:307:ARG:NH1	1:J:772:ARG:O	2.40	0.55
3:L:3014[B]:TRP:CZ3	3:L:3119[B]:HIS:CE1	2.94	0.55
3:L:3284[A]:LYS:HE2	3:L:3284[A]:LYS:CA	2.30	0.55
1:M:883:CYS:N	1:M:894:CYS:SG	2.80	0.55
2:N:2128:LEU:HD23	2:N:2216:PHE:CZ	2.42	0.55
3:O:2949[B]:LYS:NZ	3:O:2950[B]:THR:HA	2.21	0.55
3:O:3014[A]:TRP:CZ3	3:O:3119[A]:HIS:CE1	2.95	0.55
3:O:3154[B]:PRO:HD2	3:X:3176[B]:LYS:HZ1	1.66	0.55
1:P:1002:GLU:HB2	1:P:1065:LYS:HD3	1.87	0.55
3:R:3220[B]:ARG:HG2	3:R:3221[B]:ALA:H	1.70	0.55
3:R:3281[A]:PHE:HE1	3:R:3305[A]:ILE:HD13	1.71	0.55
3:U:2952[B]:ALA:HB3	3:U:2954[B]:TYR:N	2.17	0.55
3:U:3014[B]:TRP:CZ3	3:U:3119[B]:HIS:CE1	2.95	0.55
3:U:3023[A]:ILE:O	3:U:3024[A]:LEU:C	2.45	0.55
3:U:3033[B]:PHE:HD1	3:U:3114[B]:PRO:HB2	1.72	0.55
3:U:3093[B]:HIS:CE1	3:U:3119[B]:HIS:CD2	2.92	0.55
3:U:3014[A]:TRP:CZ3	3:U:3119[A]:HIS:CE1	2.95	0.55
1:V:1301:PRO:HB3	1:V:1308:VAL:HG12	1.88	0.55

Continued on next page...

Continued from previous page...

Atom-1	Atom-2	Interatomic distance (Å)	Clash overlap (Å)
1:V:741:SER:HB2	1:V:764:GLY:H	1.71	0.55
3:X:3176[B]:LYS:H	3:X:3176[B]:LYS:CE	2.17	0.55
3:X:3268[B]:LYS:O	3:X:3271[B]:VAL:HG23	2.06	0.55
1:Y:164:GLU:HG3	1:Y:297:ARG:HE	1.72	0.55
2:Z:2480:LEU:HD22	5:Z:3004:NAG:H81	1.87	0.55
1:A:1160:PHE:CD1	1:A:1169:LYS:HD3	2.41	0.55
1:A:1358:LEU:HD23	1:A:1456:LEU:HD21	1.89	0.55
1:A:1296:VAL:HB	1:A:1446:ASP:HB3	1.87	0.55
1:A:2:LEU:HD21	1:A:81:VAL:HG21	1.87	0.55
1:A:573:LYS:HD3	1:A:757:VAL:O	2.06	0.55
3:C:3253[B]:GLU:HA	3:L:3253[B]:GLU:CA	2.33	0.55
3:C:3298[A]:ASN:ND2	3:C:3301[A]:PRO:C	2.60	0.55
3:C:3298[B]:ASN:ND2	3:C:3301[B]:PRO:C	2.60	0.55
1:D:899:MET:HE2	1:D:1012:GLU:OE1	2.07	0.55
3:F:3014[B]:TRP:CZ3	3:F:3119[B]:HIS:CE1	2.95	0.55
3:F:3134[A]:GLN:O	3:F:3135[A]:LYS:C	2.44	0.55
3:I:3023[A]:ILE:O	3:I:3024[A]:LEU:C	2.45	0.55
3:I:3033[A]:PHE:HD1	3:I:3114[A]:PRO:HB2	1.72	0.55
1:J:630:PHE:O	1:J:633:HIS:HB3	2.07	0.55
3:L:2948[B]:ASP:HB3	3:L:2953[B]:GLY:CA	2.24	0.55
1:M:77:GLU:O	1:M:81:VAL:HG23	2.07	0.55
1:M:954:ALA:O	1:M:956:PRO:HD3	2.07	0.55
2:N:2265:ILE:HD12	2:N:2443:TYR:CG	2.42	0.55
3:O:2961[B]:HIS:NE2	3:O:2980[B]:HIS:CE1	2.73	0.55
3:O:2974[B]:ALA:HA	3:X:2979[B]:GLN:CD	2.27	0.55
3:O:2975[B]:PHE:CD1	3:X:3156[B]:MET:CA	2.89	0.55
3:O:3135[A]:LYS:HG3	3:O:3141[A]:TYR:CD1	2.33	0.55
3:O:3251[B]:ASP:HB3	3:O:3252[B]:TYR:CD1	2.40	0.55
1:M:1074:ILE:HB	2:Q:2901:LEU:HB2	1.88	0.55
3:R:2949[B]:LYS:NZ	3:R:2950[B]:THR:HA	2.21	0.55
3:R:3156[A]:MET:HA	3:R:3157[A]:PRO:C	2.26	0.55
3:R:3176[A]:LYS:CE	3:R:3176[A]:LYS:H	2.17	0.55
3:R:3183[B]:LEU:N	3:R:3184[B]:ASN:HA	2.12	0.55
3:R:3200[A]:LEU:O	3:R:3204[A]:LEU:HD13	2.06	0.55
1:S:1315:GLY:HA3	1:S:1601:TRP:CB	2.37	0.55
2:T:2237:LEU:H	2:T:2237:LEU:HD13	1.71	0.55
3:U:3093[A]:HIS:CE1	3:U:3119[A]:HIS:CD2	2.92	0.55
1:V:1136:ARG:O	1:V:1141:ARG:NH1	2.39	0.55
2:W:2344:LEU:HA	2:W:2345:ASN:C	2.26	0.55
2:T:2114:ARG:HG3	2:W:2526:ARG:HE	1.72	0.55
3:X:2960[B]:PHE:N	3:X:2960[B]:PHE:CD1	2.72	0.55

Continued on next page...

Continued from previous page...

Atom-1	Atom-2	Interatomic distance (Å)	Clash overlap (Å)
1:Y:11:THR:HG22	1:Y:13:ASP:H	1.71	0.55
1:D:1206:HIS:N	1:D:1206:HIS:ND1	2.54	0.55
1:D:140:ASP:OD2	1:D:142:ARG:NE	2.40	0.55
3:F:2947[B]:ALA:HA	3:F:2949[B]:LYS:HB3	1.89	0.55
3:F:2952[A]:ALA:HB3	3:F:2954[A]:TYR:N	2.17	0.55
3:F:3200[A]:LEU:O	3:F:3204[A]:LEU:HD13	2.06	0.55
1:G:21:SER:HB2	1:G:83:HIS:O	2.07	0.55
3:I:2947[B]:ALA:HA	3:I:2949[B]:LYS:HB3	1.89	0.55
3:I:3156[B]:MET:HA	3:I:3157[B]:PRO:C	2.26	0.55
3:L:2932[B]:PRO:CA	3:L:2935[B]:ILE:HD12	2.30	0.55
3:L:3023[A]:ILE:O	3:L:3024[A]:LEU:C	2.45	0.55
3:O:3156[A]:MET:HA	3:O:3157[A]:PRO:C	2.26	0.55
3:O:3220[B]:ARG:HG2	3:O:3221[B]:ALA:H	1.70	0.55
3:R:2969[A]:TYR:CG	3:R:2970[A]:PRO:HD2	2.41	0.55
3:I:3259[B]:ASP:HB3	3:R:3162[B]:ASP:HA	1.87	0.55
3:I:2966[B]:SER:HA	3:R:3256[B]:TRP:N	2.22	0.55
3:R:3273[B]:LEU:HB2	3:R:3275[B]:LEU:CD1	2.34	0.55
3:R:3298[A]:ASN:ND2	3:R:3301[A]:PRO:C	2.60	0.55
1:S:902:PHE:CE2	1:S:1012:GLU:HB2	2.41	0.55
3:U:3096[B]:VAL:HG11	3:U:3115[B]:LEU:HD12	1.89	0.55
1:V:714:ARG:HH11	1:V:837:HIS:CD2	2.24	0.55
3:X:3013[A]:ASP:OD1	3:X:3015[A]:THR:OG1	2.23	0.55
3:X:3093[A]:HIS:CE1	3:X:3119[A]:HIS:CD2	2.92	0.55
3:X:3156[A]:MET:HA	3:X:3157[A]:PRO:C	2.26	0.55
3:X:2960[B]:PHE:CD2	3:X:3157[B]:PRO:CG	2.74	0.55
3:X:3220[A]:ARG:HG2	3:X:3221[A]:ALA:H	1.70	0.55
3:X:3228[A]:VAL:CG2	3:X:3245[A]:PHE:CE2	2.89	0.55
1:Y:905:TRP:HZ2	1:Y:1083:PRO:HG2	1.70	0.55
1:A:1135:ARG:O	1:A:1139:LYS:NZ	2.31	0.55
1:A:71:LEU:HD22	1:A:266:LEU:HD21	1.88	0.55
1:A:877:HIS:HD2	1:A:1033:LEU:HD13	1.72	0.55
1:A:979:LEU:CB	1:A:980:TYR:HA	2.36	0.55
2:B:2606:LEU:HD22	2:B:2706:ILE:HG12	1.87	0.55
1:D:1304:ASP:H	1:D:1305:GLY:HA2	1.72	0.55
2:E:2089:ARG:HD2	2:E:2175:VAL:O	2.07	0.55
3:F:3019[B]:HIS:N	3:F:3019[B]:HIS:CD2	2.75	0.55
3:F:3033[B]:PHE:HD1	3:F:3114[B]:PRO:HB2	1.72	0.55
1:G:1576:THR:H	1:G:1581:GLU:HG2	1.72	0.55
2:H:2698:LEU:HD12	2:H:2838:LEU:HB3	1.89	0.55
3:I:3153[B]:LYS:HB3	3:R:3155[B]:MET:C	2.27	0.55
3:I:3220[B]:ARG:HG2	3:I:3221[B]:ALA:H	1.70	0.55

Continued on next page...

Continued from previous page...

Atom-1	Atom-2	Interatomic distance (Å)	Clash overlap (Å)
3:I:3083[B]:ILE:HD12	3:I:3260[B]:ARG:HB2	1.88	0.55
1:J:566:ARG:HH22	1:J:803:LYS:HZ1	1.54	0.55
3:C:2985[B]:PHE:CE2	3:L:2969[B]:TYR:O	2.59	0.55
3:L:3135[A]:LYS:HG3	3:L:3141[A]:TYR:CD1	2.33	0.55
3:L:3156[B]:MET:HA	3:L:3157[B]:PRO:C	2.26	0.55
1:M:1471:LEU:HD23	1:M:1541:GLU:HG2	1.89	0.55
2:N:2795:ILE:O	2:N:2798:GLN:HG2	2.07	0.55
3:O:3157[B]:PRO:HD3	3:X:3153[B]:LYS:CA	2.37	0.55
1:P:1627:ARG:NH2	1:P:1629:GLU:OE1	2.38	0.55
1:P:957:ASN:N	1:P:958:PRO:HA	2.22	0.55
1:M:1650:ILE:H	2:Q:2327:GLU:HG2	1.72	0.55
3:R:2949[A]:LYS:NZ	3:R:2950[A]:THR:HA	2.21	0.55
3:R:3019[A]:HIS:N	3:R:3019[A]:HIS:CD2	2.75	0.55
3:I:2972[B]:GLY:C	3:R:3090[B]:ASN:HB3	2.26	0.55
3:I:3150[B]:LYS:CG	3:R:3158[B]:PHE:HA	2.20	0.55
1:S:81:VAL:HA	1:S:85:SER:HB3	1.88	0.55
3:U:2949[B]:LYS:NZ	3:U:2950[B]:THR:HA	2.21	0.55
3:U:3284[B]:LYS:HE2	3:U:3284[B]:LYS:CA	2.30	0.55
2:W:2472:ASN:N	2:W:2473:GLY:HA2	2.21	0.55
3:X:2949[A]:LYS:NZ	3:X:2950[A]:THR:HA	2.21	0.55
3:X:2961[A]:HIS:NE2	3:X:2980[A]:HIS:CE1	2.73	0.55
3:X:3134[A]:GLN:O	3:X:3135[A]:LYS:C	2.44	0.55
3:X:3135[B]:LYS:HG3	3:X:3141[B]:TYR:CD1	2.33	0.55
3:X:3200[A]:LEU:O	3:X:3204[A]:LEU:HD13	2.06	0.55
2:Z:2132:CYS:O	2:Z:2334:LYS:HD3	2.07	0.55
1:A:983:PRO:HB3	1:A:989:THR:HG22	1.88	0.55
1:A:931:TRP:CZ3	1:A:995:ILE:HD11	2.42	0.55
2:B:2870:LEU:HD21	2:B:2901:LEU:HD23	1.89	0.55
3:C:2947[A]:ALA:HA	3:C:2949[A]:LYS:HB3	1.89	0.55
3:C:2965[B]:LEU:CD2	3:L:3253[B]:GLU:OE2	2.14	0.55
3:C:3298[A]:ASN:HA	3:C:3299[A]:LEU:HB3	1.88	0.55
1:D:105:VAL:HB	1:D:137:ARG:HH22	1.72	0.55
2:E:2265:ILE:HD12	2:E:2443:TYR:CG	2.42	0.55
2:E:2606:LEU:HD21	2:E:2709:VAL:HG21	1.88	0.55
3:F:2932[B]:PRO:CA	3:F:2935[B]:ILE:HD12	2.30	0.55
3:F:3082[B]:GLU:OE2	3:F:3086[B]:GLU:HB2	2.07	0.55
3:F:3176[B]:LYS:H	3:F:3176[B]:LYS:CE	2.17	0.55
3:F:3228[A]:VAL:CG2	3:F:3245[A]:PHE:CE2	2.89	0.55
3:F:3307[B]:PHE:HE1	3:F:3309[B]:PRO:CG	2.08	0.55
2:E:2635:TYR:HB2	1:G:109:LEU:HD21	1.88	0.55
1:G:235:CYS:HA	1:G:820:VAL:O	2.07	0.55

Continued on next page...

Continued from previous page...

Atom-1	Atom-2	Interatomic distance (Å)	Clash overlap (Å)
2:H:2107:LEU:HD23	2:H:2208:PRO:HB2	1.88	0.55
3:I:2947[A]:ALA:HA	3:I:2949[A]:LYS:HB3	1.89	0.55
3:I:2949[B]:LYS:NZ	3:I:2950[B]:THR:HA	2.21	0.55
3:I:3155[B]:MET:C	3:R:3153[B]:LYS:HD2	2.26	0.55
3:I:3293[A]:LYS:CG	3:I:3294[A]:SER:HB2	2.36	0.55
1:J:566:ARG:HH12	1:J:803:LYS:HZ3	1.55	0.55
1:J:928:TYR:HB3	1:J:1047:SER:HB3	1.89	0.55
2:K:2132:CYS:O	2:K:2334:LYS:HD3	2.07	0.55
2:K:2550:THR:O	2:K:2553:ALA:N	2.28	0.55
3:L:3082[B]:GLU:OE2	3:L:3086[B]:GLU:HB2	2.07	0.55
3:L:2960[B]:PHE:CD2	3:L:3157[B]:PRO:CG	2.74	0.55
3:C:2961[B]:HIS:O	3:L:3255[B]:PRO:HD3	2.07	0.55
3:L:3307[A]:PHE:HE1	3:L:3309[A]:PRO:CG	2.08	0.55
2:N:2094:ARG:HH21	2:Q:2094:ARG:HH21	1.53	0.55
3:O:2969[A]:TYR:CE2	3:O:2970[A]:PRO:CG	2.86	0.55
3:O:3033[B]:PHE:HD1	3:O:3114[B]:PRO:HB2	1.72	0.55
1:P:1441:SER:OG	1:P:1442:MET:N	2.34	0.55
3:R:2932[B]:PRO:CA	3:R:2935[B]:ILE:HD12	2.30	0.55
1:S:1195:ASP:HA	1:S:1196:ILE:CB	2.37	0.55
3:U:2969[A]:TYR:CG	3:U:2970[A]:PRO:HD2	2.41	0.55
3:U:3134[A]:GLN:O	3:U:3135[A]:LYS:C	2.44	0.55
3:U:3156[A]:MET:HA	3:U:3157[A]:PRO:C	2.26	0.55
3:U:3298[B]:ASN:ND2	3:U:3301[B]:PRO:C	2.60	0.55
1:V:979:LEU:HB3	1:V:980:TYR:CD2	2.42	0.55
2:W:2890:VAL:H	2:W:2891:LEU:HA	1.70	0.55
3:X:3281[A]:PHE:HE1	3:X:3305[A]:ILE:HD13	1.71	0.55
1:Y:747:PHE:HB2	1:Y:799:ARG:HB3	1.89	0.55
1:A:1257:SER:O	1:A:1525:TYR:HA	2.07	0.54
3:C:3033[B]:PHE:HD1	3:C:3114[B]:PRO:HB2	1.71	0.54
2:E:2294:PHE:O	2:E:2297:HIS:HB3	2.06	0.54
3:F:2937[B]:ASN:CB	3:F:3006[B]:LYS:CD	2.86	0.54
3:F:3156[B]:MET:HA	3:F:3157[B]:PRO:C	2.26	0.54
1:G:10:LEU:HD12	1:G:104:LEU:HD21	1.88	0.54
3:I:2981[B]:GLY:H	3:R:2968[B]:GLN:CG	2.19	0.54
3:I:3096[B]:VAL:HG11	3:I:3115[B]:LEU:HD12	1.89	0.54
3:I:3172[B]:SER:OG	3:R:3151[B]:LEU:N	2.41	0.54
3:I:3173[B]:THR:HG22	3:I:3174[B]:GLY:H	1.68	0.54
3:I:3176[B]:LYS:H	3:I:3176[B]:LYS:CE	2.17	0.54
3:I:3083[A]:ILE:HD12	3:I:3260[A]:ARG:HB2	1.88	0.54
3:I:3284[A]:LYS:CA	3:I:3284[A]:LYS:HE2	2.30	0.54
1:J:899:MET:HB3	1:J:1012:GLU:OE1	2.07	0.54

Continued on next page...

Continued from previous page...

Atom-1	Atom-2	Interatomic distance (Å)	Clash overlap (Å)
1:J:1328:SER:HB2	1:J:1523:LEU:HD13	1.88	0.54
1:J:415:VAL:HG21	1:J:697:ALA:CB	2.36	0.54
3:L:2969[B]:TYR:CG	3:L:2970[B]:PRO:HD2	2.41	0.54
3:L:3134[A]:GLN:O	3:L:3135[A]:LYS:C	2.44	0.54
3:L:3273[A]:LEU:CB	3:L:3275[A]:LEU:CD1	2.85	0.54
1:M:1296:VAL:HB	1:M:1446:ASP:HB3	1.89	0.54
3:O:3134[B]:GLN:O	3:O:3135[B]:LYS:C	2.44	0.54
3:O:3173[A]:THR:HG22	3:O:3174[A]:GLY:H	1.67	0.54
1:P:329:ARG:HA	1:S:1583:CYS:O	2.06	0.54
3:R:3096[B]:VAL:HG11	3:R:3115[B]:LEU:HD12	1.89	0.54
3:R:3014[A]:TRP:CZ3	3:R:3119[A]:HIS:CE1	2.94	0.54
3:R:3014[B]:TRP:CZ3	3:R:3119[B]:HIS:CE1	2.94	0.54
3:R:3132[A]:ALA:HB1	3:R:3197[A]:ILE:HD13	1.89	0.54
3:I:3153[B]:LYS:C	3:R:3155[B]:MET:CB	2.74	0.54
3:R:3293[A]:LYS:CG	3:R:3294[A]:SER:HB2	2.36	0.54
3:U:2933[B]:SER:HA	3:U:2935[B]:ILE:CD1	2.38	0.54
3:U:3132[B]:ALA:HB1	3:U:3197[B]:ILE:HD13	1.89	0.54
1:V:1470:GLU:HB3	1:V:1537:ILE:HD13	1.89	0.54
3:X:2933[A]:SER:HA	3:X:2935[A]:ILE:CD1	2.38	0.54
3:X:2952[B]:ALA:HB3	3:X:2954[B]:TYR:N	2.17	0.54
3:X:3033[B]:PHE:HD1	3:X:3114[B]:PRO:HB2	1.71	0.54
3:X:3211[B]:ASP:OD1	3:X:3211[B]:ASP:N	2.28	0.54
3:X:3293[B]:LYS:CG	3:X:3294[B]:SER:HB2	2.36	0.54
1:A:483:GLY:HA3	1:A:771:TRP:HE3	1.73	0.54
3:C:2949[B]:LYS:NZ	3:C:2950[B]:THR:HA	2.21	0.54
3:C:3120[A]:HIS:C	3:C:3122[A]:ASN:N	2.55	0.54
3:C:3255[B]:PRO:HB3	3:L:2964[B]:PRO:C	2.25	0.54
1:D:1034:GLU:HG3	1:D:1182:ASN:HD21	1.72	0.54
1:D:1310:THR:HG23	1:D:1597:THR:HG23	1.89	0.54
1:D:132:ASN:N	1:D:132:ASN:OD1	2.34	0.54
1:D:449:ASP:HB2	1:D:1280:GLN:NE2	2.22	0.54
3:F:2933[A]:SER:HA	3:F:2935[A]:ILE:CD1	2.37	0.54
3:F:2952[B]:ALA:HB3	3:F:2954[B]:TYR:N	2.17	0.54
3:F:3220[B]:ARG:HG2	3:F:3221[B]:ALA:H	1.70	0.54
2:H:2539:ILE:O	2:H:2573:TYR:OH	2.15	0.54
3:I:2937[A]:ASN:CB	3:I:3006[A]:LYS:CD	2.86	0.54
3:I:3023[B]:ILE:O	3:I:3024[B]:LEU:C	2.45	0.54
3:I:3014[A]:TRP:CZ3	3:I:3119[A]:HIS:CE1	2.94	0.54
1:J:1203:MET:HB2	1:J:1205:LEU:HB2	1.90	0.54
3:C:3157[B]:PRO:CA	3:L:2982[B]:MET:SD	2.94	0.54
3:C:3079[B]:CYS:HA	3:L:3161[B]:GLU:OE1	2.07	0.54

Continued on next page...

Continued from previous page...

Atom-1	Atom-2	Interatomic distance (Å)	Clash overlap (Å)
3:L:3196[A]:THR:OG1	3:L:3199[A]:GLN:CB	2.56	0.54
2:N:2180:TRP:CD1	2:N:2247:ILE:HD11	2.43	0.54
3:O:2933[B]:SER:HA	3:O:2935[B]:ILE:CD1	2.37	0.54
3:O:3019[A]:HIS:N	3:O:3019[A]:HIS:CD2	2.75	0.54
3:O:3093[B]:HIS:CE1	3:O:3119[B]:HIS:CD2	2.92	0.54
3:O:3014[B]:TRP:CZ3	3:O:3119[B]:HIS:CE1	2.95	0.54
3:O:3183[A]:LEU:N	3:O:3184[A]:ASN:HA	2.12	0.54
3:R:3019[B]:HIS:CD2	3:R:3019[B]:HIS:N	2.75	0.54
3:R:3082[B]:GLU:OE2	3:R:3086[B]:GLU:HB2	2.07	0.54
3:I:2983[B]:VAL:CG2	3:R:3160[B]:SER:OG	2.52	0.54
1:S:1260:ARG:HD3	1:S:1331:GLU:OE1	2.07	0.54
1:S:873:VAL:HA	1:S:876:PHE:CD2	2.42	0.54
2:T:2506:ARG:NE	2:T:2578:GLU:OE2	2.27	0.54
3:U:2952[A]:ALA:CB	3:U:2953[A]:GLY:C	2.48	0.54
3:U:3089[A]:HIS:CE1	3:U:3119[A]:HIS:CE1	2.81	0.54
3:U:3120[B]:HIS:C	3:U:3122[B]:ASN:N	2.55	0.54
3:U:3083[A]:ILE:HD12	3:U:3260[A]:ARG:HB2	1.88	0.54
3:U:3298[B]:ASN:HA	3:U:3299[B]:LEU:HB3	1.88	0.54
1:V:51:ASP:OD1	1:V:51:ASP:N	2.37	0.54
2:W:2556:TYR:CE1	2:W:2845:PRO:HD2	2.35	0.54
3:X:2960[A]:PHE:CD1	3:X:2960[A]:PHE:N	2.72	0.54
3:X:3082[A]:GLU:OE2	3:X:3086[A]:GLU:HB2	2.08	0.54
1:Y:1070:ALA:HB3	1:Y:1077:LEU:HD21	1.90	0.54
1:Y:402:THR:HG23	1:Y:659:CYS:HA	1.87	0.54
2:Z:2446:GLU:HG2	2:Z:2448:THR:HG22	1.89	0.54
2:B:2313:LYS:HD3	2:B:2320:TYR:HE2	1.72	0.54
3:C:2933[A]:SER:HA	3:C:2935[A]:ILE:CD1	2.37	0.54
3:C:3023[A]:ILE:O	3:C:3024[A]:LEU:C	2.45	0.54
3:C:2960[B]:PHE:CD2	3:C:3157[B]:PRO:CG	2.74	0.54
3:C:3252[B]:TYR:CG	3:L:3223[B]:GLY:O	2.60	0.54
3:C:3253[B]:GLU:OE1	3:L:2974[B]:ALA:C	2.46	0.54
3:C:3273[A]:LEU:CB	3:C:3275[A]:LEU:CD1	2.86	0.54
1:D:1315:GLY:HA3	1:D:1601:TRP:CB	2.37	0.54
1:D:899:MET:HE2	1:D:1012:GLU:CD	2.28	0.54
1:D:983:PRO:HB3	1:D:989:THR:OG1	2.08	0.54
2:E:2768:LEU:HD23	2:E:2774:LEU:HD21	1.88	0.54
3:F:2952[B]:ALA:N	3:F:2953[B]:GLY:HA2	2.06	0.54
3:I:3196[A]:THR:OG1	3:I:3199[A]:GLN:CB	2.56	0.54
3:I:3273[B]:LEU:HB2	3:I:3275[B]:LEU:CD1	2.34	0.54
1:J:673:PHE:HB3	1:J:677:LEU:HB2	1.89	0.54
3:L:2937[A]:ASN:CB	3:L:3006[A]:LYS:CD	2.85	0.54

Continued on next page...

Continued from previous page...

Atom-1	Atom-2	Interatomic distance (Å)	Clash overlap (Å)
3:L:3082[A]:GLU:OE2	3:L:3086[A]:GLU:HB2	2.08	0.54
3:C:3169[B]:LYS:CG	3:L:3150[B]:LYS:N	2.64	0.54
3:C:2988[B]:TRP:CD1	3:L:3153[B]:LYS:CD	2.81	0.54
3:C:3149[B]:ASN:HB2	3:L:3163[B]:ASN:HD21	1.54	0.54
3:L:3240[A]:THR:CG2	3:L:3241[A]:PHE:N	2.71	0.54
1:M:1438:ASP:HB3	1:M:1441:SER:HB2	1.88	0.54
1:M:744:VAL:HG22	1:M:760:ILE:HG12	1.89	0.54
3:O:3162[B]:ASP:OD2	3:X:3150[B]:LYS:NZ	2.39	0.54
3:O:3196[B]:THR:OG1	3:O:3199[B]:GLN:CB	2.56	0.54
3:R:2933[B]:SER:HA	3:R:2935[B]:ILE:CD1	2.37	0.54
3:R:2949[B]:LYS:HZ2	3:R:2950[B]:THR:HA	1.71	0.54
3:I:3253[B]:GLU:HG3	3:R:2965[B]:LEU:HA	1.89	0.54
3:I:2967[B]:CYS:CB	3:R:2979[B]:GLN:C	2.65	0.54
3:R:3082[A]:GLU:OE2	3:R:3086[A]:GLU:HB2	2.08	0.54
3:I:3153[B]:LYS:HG2	3:R:3155[B]:MET:CB	2.32	0.54
3:U:3019[B]:HIS:CD2	3:U:3019[B]:HIS:N	2.75	0.54
3:U:3120[A]:HIS:C	3:U:3122[A]:ASN:N	2.55	0.54
3:U:3134[B]:GLN:O	3:U:3135[B]:LYS:C	2.44	0.54
3:U:3151[A]:LEU:HB2	3:U:3175[A]:TYR:HE2	1.68	0.54
3:U:3151[B]:LEU:HB2	3:U:3175[B]:TYR:HE2	1.68	0.54
3:U:3200[A]:LEU:O	3:U:3204[A]:LEU:HD13	2.06	0.54
1:V:664:VAL:O	1:V:689:PRO:HD2	2.06	0.54
3:X:2947[A]:ALA:HA	3:X:2949[A]:LYS:HB3	1.89	0.54
3:O:2968[B]:GLN:CB	3:X:2979[B]:GLN:HG2	2.36	0.54
3:X:3196[B]:THR:OG1	3:X:3199[B]:GLN:CB	2.56	0.54
3:X:3298[A]:ASN:ND2	3:X:3301[A]:PRO:C	2.60	0.54
1:A:1641:THR:HG21	5:A:5014:NAG:H81	1.88	0.54
1:A:864:ASP:HB3	1:A:869:GLY:HA3	1.89	0.54
3:C:2969[A]:TYR:CE2	3:C:2970[A]:PRO:CG	2.86	0.54
3:C:3042[A]:ASP:N	3:C:3042[A]:ASP:OD2	2.41	0.54
3:C:3273[B]:LEU:CB	3:C:3275[B]:LEU:CD1	2.86	0.54
1:D:1638:SER:O	1:G:472:ASP:HB3	2.08	0.54
2:E:2115:SER:OG	2:E:2116:SER:N	2.41	0.54
2:E:2573:TYR:HE2	2:E:2707:PHE:HE2	1.54	0.54
2:E:2863:ARG:HB2	2:E:2865:ILE:HG13	1.90	0.54
3:F:2947[A]:ALA:HA	3:F:2949[A]:LYS:HB3	1.89	0.54
3:F:3196[B]:THR:OG1	3:F:3199[B]:GLN:CB	2.56	0.54
1:G:898:GLY:HA2	1:G:1186:TRP:HB2	1.90	0.54
3:I:2933[A]:SER:HA	3:I:2935[A]:ILE:CD1	2.38	0.54
3:I:3014[B]:TRP:CZ3	3:I:3119[B]:HIS:CE1	2.95	0.54
3:I:3082[B]:GLU:OE2	3:I:3086[B]:GLU:HB2	2.07	0.54

Continued on next page...

Continued from previous page...

Atom-1	Atom-2	Interatomic distance (Å)	Clash overlap (Å)
3:I:3298[A]:ASN:ND2	3:I:3301[A]:PRO:C	2.60	0.54
1:J:402:THR:HG23	1:J:659:CYS:HA	1.88	0.54
2:K:2346:PRO:O	2:K:2349:THR:OG1	2.20	0.54
2:K:2569:TRP:O	2:K:2572:VAL:HG23	2.08	0.54
2:K:2828:ASP:HB2	2:K:2830:GLN:OE1	2.07	0.54
1:M:1209:ASP:O	1:M:1211:TYR:HB2	2.06	0.54
1:M:499:GLU:HG3	1:M:511:VAL:H	1.72	0.54
3:O:2949[A]:LYS:NZ	3:O:2950[A]:THR:HA	2.21	0.54
3:O:2937[B]:ASN:CB	3:O:3006[B]:LYS:CD	2.86	0.54
3:O:3228[B]:VAL:CG2	3:O:3245[B]:PHE:CE2	2.89	0.54
1:P:22:LEU:HD12	1:P:25:MET:HG2	1.90	0.54
2:Q:2179:ASP:HA	2:Q:2300:ASN:ND2	2.23	0.54
3:I:3157[B]:PRO:HD3	3:R:2982[B]:MET:HE1	1.89	0.54
3:R:3196[B]:THR:OG1	3:R:3199[B]:GLN:CB	2.56	0.54
1:S:105:VAL:HG12	1:S:123:PHE:HB3	1.89	0.54
2:T:2570:HIS:CD2	4:T:3002:CUO:O1	2.60	0.54
3:U:2947[B]:ALA:HA	3:U:2949[B]:LYS:HB3	1.89	0.54
3:U:2937[A]:ASN:CB	3:U:3006[A]:LYS:CD	2.86	0.54
3:U:3240[B]:THR:CG2	3:U:3241[B]:PHE:N	2.71	0.54
3:U:3273[B]:LEU:CB	3:U:3275[B]:LEU:CD1	2.85	0.54
3:O:3256[B]:TRP:CE2	3:X:3161[B]:GLU:CG	2.90	0.54
3:X:3281[B]:PHE:HE1	3:X:3305[B]:ILE:HD13	1.71	0.54
3:X:3293[A]:LYS:CG	3:X:3294[A]:SER:HB2	2.36	0.54
1:V:1390:ASP:CB	1:Y:1372:ILE:HD11	2.36	0.54
1:A:1328:SER:HB2	1:A:1523:LEU:HD13	1.89	0.54
2:B:2122:ILE:O	2:B:2125:PHE:HB2	2.07	0.54
3:C:2952[A]:ALA:HB3	3:C:2954[A]:TYR:N	2.18	0.54
3:C:3033[A]:PHE:HD1	3:C:3114[A]:PRO:HB2	1.72	0.54
3:C:3082[A]:GLU:OE2	3:C:3086[A]:GLU:HB2	2.08	0.54
3:C:3188[A]:ASP:OD2	3:C:3188[A]:ASP:N	2.36	0.54
1:D:105:VAL:HB	1:D:137:ARG:NH2	2.22	0.54
2:E:2275:GLY:HA3	2:E:2283:ASN:HB2	1.90	0.54
3:F:3013[B]:ASP:OD1	3:F:3015[B]:THR:HG23	2.08	0.54
3:F:3134[B]:GLN:O	3:F:3135[B]:LYS:C	2.44	0.54
3:F:3083[A]:ILE:HD12	3:F:3260[A]:ARG:HB2	1.88	0.54
3:F:3268[A]:LYS:O	3:F:3271[A]:VAL:HG23	2.06	0.54
1:G:1034:GLU:HB2	1:G:1182:ASN:HD21	1.72	0.54
2:H:2446:GLU:HG2	2:H:2448:THR:HG22	1.90	0.54
3:I:2975[B]:PHE:CD1	3:R:3107[B]:LEU:HD21	2.42	0.54
3:I:3120[B]:HIS:HA	3:I:3123[B]:THR:HG1	1.72	0.54
3:I:3132[B]:ALA:HB1	3:I:3197[B]:ILE:HD13	1.89	0.54

Continued on next page...

Continued from previous page...

Atom-1	Atom-2	Interatomic distance (Å)	Clash overlap (Å)
3:I:3307[A]:PHE:HE1	3:I:3309[A]:PRO:CG	2.08	0.54
3:L:2949[B]:LYS:NZ	3:L:2950[B]:THR:HA	2.21	0.54
3:L:3156[A]:MET:HA	3:L:3157[A]:PRO:C	2.26	0.54
3:L:3196[B]:THR:OG1	3:L:3199[B]:GLN:CB	2.56	0.54
3:L:3240[B]:THR:CG2	3:L:3241[B]:PHE:N	2.71	0.54
3:L:3281[A]:PHE:HE1	3:L:3305[A]:ILE:HD13	1.71	0.54
3:L:3293[B]:LYS:CD	3:L:3294[B]:SER:N	2.64	0.54
1:M:1210:LYS:HA	1:M:1211:TYR:HB3	1.89	0.54
2:N:2768:LEU:HA	2:N:2774:LEU:HD11	1.89	0.54
1:P:128:ILE:HG22	1:P:130:PHE:O	2.07	0.54
3:R:2937[A]:ASN:CB	3:R:3006[A]:LYS:CD	2.86	0.54
3:R:2937[B]:ASN:CB	3:R:3006[B]:LYS:CD	2.86	0.54
3:R:3093[A]:HIS:CE1	3:R:3119[A]:HIS:CD2	2.92	0.54
3:R:3196[A]:THR:OG1	3:R:3199[A]:GLN:CB	2.56	0.54
1:S:1549:GLY:HA2	1:S:1656:ASP:HB3	1.89	0.54
3:U:2960[A]:PHE:CD1	3:U:2960[A]:PHE:N	2.72	0.54
3:U:3023[B]:ILE:O	3:U:3024[B]:LEU:C	2.45	0.54
1:V:419:THR:HG22	1:V:1062:PHE:HA	1.89	0.54
1:V:525:SER:HA	1:V:528:ALA:HB3	1.88	0.54
2:W:2180:TRP:HD1	2:W:2247:ILE:HD11	1.71	0.54
2:W:2757:PRO:HA	2:W:2760:ARG:HE	1.73	0.54
3:X:3134[B]:GLN:O	3:X:3135[B]:LYS:C	2.44	0.54
3:X:3163[B]:ASN:ND2	3:X:3148[B]:ILE:HG22	2.22	0.54
3:X:3240[A]:THR:CG2	3:X:3241[A]:PHE:N	2.71	0.54
2:Z:2179:ASP:HA	2:Z:2300:ASN:ND2	2.22	0.54
1:A:704:ASP:N	1:A:704:ASP:OD1	2.41	0.54
2:B:2271:HIS:O	2:B:2283:ASN:HB3	2.08	0.54
3:C:2932[A]:PRO:CA	3:C:2935[A]:ILE:HD12	2.30	0.54
3:C:2965[B]:LEU:HD11	3:C:2974[B]:ALA:C	2.28	0.54
3:C:3153[B]:LYS:CE	3:L:3158[B]:PHE:CG	2.79	0.54
3:C:3284[B]:LYS:CA	3:C:3284[B]:LYS:HE2	2.29	0.54
1:D:210:HIS:HA	1:D:213:VAL:HG22	1.90	0.54
3:F:3023[B]:ILE:O	3:F:3024[B]:LEU:C	2.45	0.54
3:F:3220[A]:ARG:HG2	3:F:3221[A]:ALA:H	1.70	0.54
3:F:3240[B]:THR:CG2	3:F:3241[B]:PHE:N	2.71	0.54
3:I:3155[B]:MET:HG3	3:R:3154[B]:PRO:CD	2.33	0.54
1:J:1108:TYR:HB2	1:J:1114:TYR:CE1	2.43	0.54
1:J:1470:GLU:HB3	1:J:1537:ILE:HD11	1.90	0.54
1:J:840:ARG:NH2	1:J:914:GLU:OE2	2.40	0.54
3:C:3255[B]:PRO:CD	3:L:2960[B]:PHE:O	2.46	0.54
3:L:2965[B]:LEU:HD11	3:L:2974[B]:ALA:C	2.28	0.54

Continued on next page...

Continued from previous page...

Atom-1	Atom-2	Interatomic distance (Å)	Clash overlap (Å)
3:C:3086[B]:GLU:CB	3:L:2968[B]:GLN:HE21	2.21	0.54
3:O:2968[B]:GLN:CG	3:X:2984[B]:THR:OG1	2.55	0.54
3:O:3096[A]:VAL:HG11	3:O:3115[A]:LEU:HD12	1.89	0.54
3:O:3254[B]:MET:SD	3:X:3154[B]:PRO:CB	2.96	0.54
3:O:3255[B]:PRO:N	3:X:3160[B]:SER:C	2.44	0.54
1:P:1396:GLU:OE2	1:P:1569:ARG:NH2	2.41	0.54
1:P:567:LEU:N	1:P:571:PRO:HB3	2.23	0.54
3:R:3220[B]:ARG:CG	3:R:3220[B]:ARG:HH11	2.12	0.54
3:R:3298[B]:ASN:ND2	3:R:3301[B]:PRO:C	2.60	0.54
1:P:1639:LYS:HD2	1:S:472:ASP:HA	1.88	0.54
3:U:2949[A]:LYS:NZ	3:U:2950[A]:THR:HA	2.21	0.54
3:U:2969[B]:TYR:CE2	3:U:2970[B]:PRO:CG	2.86	0.54
3:U:3156[B]:MET:HA	3:U:3157[B]:PRO:C	2.26	0.54
3:U:3293[A]:LYS:CD	3:U:3294[A]:SER:N	2.64	0.54
2:W:2179:ASP:HA	2:W:2300:ASN:ND2	2.22	0.54
2:W:2336:PHE:O	2:W:2343:ASN:ND2	2.40	0.54
3:X:3042[A]:ASP:N	3:X:3042[A]:ASP:OD2	2.41	0.54
3:X:3093[B]:HIS:CE1	3:X:3119[B]:HIS:CD2	2.92	0.54
3:X:3284[B]:LYS:HE2	3:X:3284[B]:LYS:CA	2.30	0.54
1:Y:712:SER:O	1:Y:716:LEU:N	2.35	0.54
1:A:1028:VAL:HA	1:A:1035:TYR:CE2	2.43	0.54
1:A:915:ASN:ND2	1:A:1093:ASP:OD2	2.38	0.54
1:A:494:VAL:HG23	1:A:671:PHE:HZ	1.72	0.54
3:C:3013[A]:ASP:OD1	3:C:3015[A]:THR:HG23	2.08	0.54
3:C:3079[B]:CYS:CB	3:L:3161[B]:GLU:CB	2.72	0.54
3:C:3169[A]:LYS:C	3:C:3172[A]:SER:HG	1.99	0.54
3:C:3176[B]:LYS:HZ2	3:C:3176[B]:LYS:HB3	1.71	0.54
3:C:3293[A]:LYS:CG	3:C:3294[A]:SER:HB2	2.36	0.54
1:D:1414:THR:HG23	1:D:1477:LEU:HD13	1.89	0.54
1:D:241:HIS:CE1	1:D:795:GLU:HA	2.43	0.54
1:D:277:ASP:OD1	1:D:278:ASP:N	2.41	0.54
3:F:3019[A]:HIS:CD2	3:F:3019[A]:HIS:N	2.75	0.54
1:G:567:LEU:HD13	1:G:569:LYS:H	1.73	0.54
3:I:3132[A]:ALA:HB1	3:I:3197[A]:ILE:HD13	1.89	0.54
3:I:3240[A]:THR:CG2	3:I:3241[A]:PHE:N	2.71	0.54
3:I:3240[B]:THR:CG2	3:I:3241[B]:PHE:N	2.71	0.54
3:I:3273[A]:LEU:CB	3:I:3275[A]:LEU:CD1	2.86	0.54
1:J:1490:ASN:O	1:J:1512:ARG:NE	2.41	0.54
1:J:1604:ASP:OD1	1:J:1605:ARG:NH1	2.40	0.54
1:J:675:SER:O	1:J:679:ASN:ND2	2.41	0.54
1:J:92:TRP:O	1:J:212:ASN:ND2	2.37	0.54

Continued on next page...

Continued from previous page...

Atom-1	Atom-2	Interatomic distance (Å)	Clash overlap (Å)
3:L:2947[B]:ALA:HA	3:L:2949[B]:LYS:HB3	1.89	0.54
3:L:3013[B]:ASP:OD1	3:L:3015[B]:THR:HG23	2.08	0.54
2:N:2336:PHE:HB3	2:N:2348:THR:HG22	1.89	0.54
3:O:2952[B]:ALA:HB3	3:O:2954[B]:TYR:N	2.18	0.54
3:O:2969[B]:TYR:OH	3:X:2991[B]:LEU:O	1.94	0.54
3:O:3082[A]:GLU:OE2	3:O:3086[A]:GLU:HB2	2.07	0.54
3:O:3173[A]:THR:HG22	3:O:3175[A]:TYR:H	1.73	0.54
1:P:1317:PRO:HA	1:P:1420:GLU:HG3	1.88	0.54
1:P:705:THR:HG22	1:P:1118:THR:HG23	1.90	0.54
1:P:84:GLY:HA2	1:P:85:SER:HB3	1.88	0.54
3:I:2989[B]:HIS:CB	3:R:2970[B]:PRO:HD3	2.24	0.54
3:R:3273[A]:LEU:HB2	3:R:3275[A]:LEU:CD1	2.34	0.54
1:S:84:GLY:HA2	1:S:85:SER:HB3	1.90	0.54
2:T:2823:ILE:HG22	2:T:2879:LEU:HD22	1.90	0.54
3:U:3019[A]:HIS:N	3:U:3019[A]:HIS:CD2	2.75	0.54
3:U:3082[B]:GLU:OE2	3:U:3086[B]:GLU:HB2	2.08	0.54
3:U:3173[A]:THR:HG22	3:U:3175[A]:TYR:H	1.73	0.54
3:X:2933[B]:SER:HA	3:X:2935[B]:ILE:CD1	2.38	0.54
3:X:2937[A]:ASN:CB	3:X:3006[A]:LYS:CD	2.86	0.54
3:X:3014[B]:TRP:CZ3	3:X:3119[B]:HIS:CE1	2.95	0.54
3:O:3153[B]:LYS:HG3	3:X:3176[B]:LYS:HZ2	1.73	0.54
1:Y:1556:GLY:HA3	1:Y:1606:LEU:HD13	1.90	0.54
2:Z:2528:LYS:NZ	2:Z:2626:ARG:O	2.40	0.54
1:A:838:ARG:NH1	1:A:914:GLU:OE2	2.41	0.54
2:B:2883:ILE:HG22	2:B:2894:ASN:HD22	1.72	0.54
3:C:3196[B]:THR:OG1	3:C:3199[B]:GLN:CB	2.56	0.54
1:D:17:ASN:ND2	1:D:86:THR:H	2.06	0.54
2:E:2320:TYR:HA	2:E:2358:PHE:HB3	1.90	0.54
1:G:287:GLU:OE1	1:G:287:GLU:N	2.37	0.54
2:H:2651:GLN:HG2	2:H:2652:LYS:HD2	1.90	0.54
3:I:2937[B]:ASN:CB	3:I:3006[B]:LYS:CD	2.86	0.54
3:I:3196[B]:THR:OG1	3:I:3199[B]:GLN:CB	2.56	0.54
1:J:491:HIS:CD2	4:J:5002:CUO:O1	2.59	0.54
3:L:3019[B]:HIS:N	3:L:3019[B]:HIS:CD2	2.75	0.54
3:C:3170[B]:ALA:HA	3:L:3148[B]:ILE:HG22	1.90	0.54
3:C:2978[B]:CYS:CA	3:L:3254[B]:MET:HB3	2.26	0.54
3:L:3273[B]:LEU:CB	3:L:3275[B]:LEU:CD1	2.86	0.54
1:M:603:HIS:NE2	1:M:607:HIS:CD2	2.76	0.54
2:N:2526:ARG:HE	2:Q:2114:ARG:HG3	1.73	0.54
3:O:2961[A]:HIS:NE2	3:O:2980[A]:HIS:CE1	2.73	0.54
3:O:3159[B]:SER:O	3:X:3151[B]:LEU:HD12	2.08	0.54

Continued on next page...

Continued from previous page...

Atom-1	Atom-2	Interatomic distance (Å)	Clash overlap (Å)
3:O:3293[B]:LYS:CG	3:O:3294[B]:SER:HB2	2.36	0.54
1:P:1011:TYR:OH	1:P:1049:VAL:O	2.22	0.54
5:P:5011:NAG:H61	6:P:5012:BMA:H2	1.90	0.54
3:R:2947[A]:ALA:HA	3:R:2949[A]:LYS:HB3	1.89	0.54
3:R:2960[A]:PHE:CD2	3:R:3157[A]:PRO:CG	2.74	0.54
2:T:2359:ASN:OD1	2:T:2359:ASN:N	2.39	0.54
2:T:2419:ASP:OD1	2:T:2419:ASP:N	2.41	0.54
2:T:2723:GLU:HG2	2:T:2788:ILE:HD12	1.89	0.54
2:T:2476:LEU:HD13	5:T:3004:NAG:H81	1.89	0.54
3:U:2933[A]:SER:HA	3:U:2935[A]:ILE:CD1	2.38	0.54
3:U:3173[B]:THR:HG22	3:U:3174[B]:GLY:H	1.67	0.54
1:V:1055:THR:HA	1:V:1119:LEU:HD13	1.89	0.54
3:X:2952[B]:ALA:CA	3:X:2956[B]:LYS:HB3	2.38	0.54
3:X:2961[B]:HIS:NE2	3:X:2980[B]:HIS:CE1	2.73	0.54
3:X:3273[A]:LEU:CB	3:X:3275[A]:LEU:CD1	2.86	0.54
1:Y:949:ASP:HB3	1:Y:955:LYS:HE3	1.89	0.54
1:A:1206:HIS:CE1	1:A:1209:ASP:HB2	2.43	0.54
1:A:1206:HIS:HE1	1:A:1209:ASP:HB2	1.72	0.54
2:B:2506:ARG:NE	2:B:2578:GLU:OE2	2.27	0.54
2:B:2690:HIS:ND1	2:B:2886:VAL:O	2.41	0.54
3:C:2937[B]:ASN:CB	3:C:3006[B]:LYS:CD	2.86	0.54
3:C:3013[B]:ASP:OD1	3:C:3015[B]:THR:HG23	2.08	0.54
3:C:3082[B]:GLU:OE2	3:C:3086[B]:GLU:HB2	2.07	0.54
3:C:3173[B]:THR:HG22	3:C:3175[B]:TYR:H	1.73	0.54
1:D:1492:PRO:HB2	1:D:1497:SER:HB3	1.90	0.54
1:D:673:PHE:HB3	1:D:677:LEU:HB2	1.87	0.54
1:G:1016:ASN:HD22	1:G:1177:VAL:HA	1.73	0.54
3:I:3082[A]:GLU:OE2	3:I:3086[A]:GLU:HB2	2.08	0.54
3:I:3152[B]:LYS:HB3	3:R:3171[B]:HIS:C	2.28	0.54
3:I:3154[B]:PRO:HD3	3:R:3173[B]:THR:C	2.28	0.54
3:I:3248[B]:LEU:HB2	3:R:2972[B]:GLY:C	2.19	0.54
1:J:1195:ASP:OD1	1:J:1196:ILE:N	2.40	0.54
3:L:2933[A]:SER:HA	3:L:2935[A]:ILE:CD1	2.38	0.54
3:L:3173[B]:THR:HG22	3:L:3174[B]:GLY:H	1.67	0.54
2:K:2635:TYR:HB2	1:M:109:LEU:HD21	1.89	0.54
1:M:489:HIS:HB3	1:M:689:PRO:HB3	1.88	0.54
3:O:2933[A]:SER:HA	3:O:2935[A]:ILE:CD1	2.38	0.54
3:O:2937[A]:ASN:CB	3:O:3006[A]:LYS:CD	2.86	0.54
3:O:3023[A]:ILE:O	3:O:3024[A]:LEU:C	2.45	0.54
3:O:3196[A]:THR:OG1	3:O:3199[A]:GLN:CB	2.56	0.54
3:O:3273[A]:LEU:CB	3:O:3275[A]:LEU:CD1	2.86	0.54

Continued on next page...

Continued from previous page...

Atom-1	Atom-2	Interatomic distance (Å)	Clash overlap (Å)
3:I:3160[B]:SER:CB	3:R:3150[B]:LYS:NZ	2.62	0.54
3:R:3273[B]:LEU:CB	3:R:3275[B]:LEU:CD1	2.85	0.54
1:S:1089:ASP:N	1:S:1089:ASP:OD1	2.40	0.54
1:S:843:VAL:HG13	1:S:927:PRO:HB2	1.90	0.54
2:T:2243:LEU:HD11	2:T:2273:TRP:HZ3	1.72	0.54
3:X:2965[B]:LEU:HD11	3:X:2974[B]:ALA:C	2.28	0.54
3:X:3082[B]:GLU:OE2	3:X:3086[B]:GLU:HB2	2.08	0.54
2:Z:2265:ILE:HD12	2:Z:2443:TYR:CD1	2.42	0.54
1:A:448:SER:OG	1:A:450:LYS:NZ	2.41	0.54
2:B:2603:PRO:HG2	2:B:2606:LEU:HD12	1.90	0.54
3:C:3023[B]:ILE:O	3:C:3024[B]:LEU:C	2.45	0.54
3:C:3132[A]:ALA:CB	3:C:3197[A]:ILE:CD1	2.86	0.54
3:C:3240[A]:THR:CG2	3:C:3241[A]:PHE:N	2.71	0.54
1:D:1394:GLN:HG2	1:D:1395:PRO:HD2	1.89	0.54
3:F:2930[B]:LEU:CD2	3:F:2930[B]:LEU:H	1.98	0.54
3:F:2933[B]:SER:HA	3:F:2935[B]:ILE:CD1	2.38	0.54
3:F:3042[B]:ASP:N	3:F:3042[B]:ASP:OD2	2.41	0.54
3:F:3173[B]:THR:HG22	3:F:3175[B]:TYR:H	1.73	0.54
3:F:3196[A]:THR:OG1	3:F:3199[A]:GLN:CB	2.56	0.54
3:F:3273[B]:LEU:CB	3:F:3275[B]:LEU:CD1	2.86	0.54
1:G:1273:SER:HB3	1:G:1340:GLY:H	1.72	0.54
3:I:2979[B]:GLN:C	3:R:2967[B]:CYS:HB2	2.10	0.54
1:J:325:THR:HG21	1:J:329:ARG:O	2.08	0.54
3:L:2961[A]:HIS:NE2	3:L:2980[A]:HIS:CE1	2.73	0.54
3:L:3104[B]:MET:HA	3:L:3110[B]:THR:CG2	2.17	0.54
3:L:3228[A]:VAL:CG2	3:L:3245[A]:PHE:CE2	2.89	0.54
3:L:3228[B]:VAL:CG2	3:L:3245[B]:PHE:CE2	2.89	0.54
1:M:1582:ASN:HB3	1:M:1583:CYS:CB	2.33	0.54
3:O:3042[A]:ASP:N	3:O:3042[A]:ASP:OD2	2.41	0.54
1:P:1163:ALA:HA	1:P:1211:TYR:H	1.73	0.54
2:Q:2300:ASN:OD1	2:Q:2303:ARG:NH1	2.41	0.54
3:R:3240[A]:THR:CG2	3:R:3241[A]:PHE:N	2.71	0.54
1:S:1352:PHE:O	1:S:1398:PHE:HB3	2.08	0.54
1:S:1328:SER:HB2	1:S:1523:LEU:HD13	1.90	0.54
3:U:3042[B]:ASP:OD2	3:U:3042[B]:ASP:N	2.41	0.54
3:U:3135[A]:LYS:HG3	3:U:3141[A]:TYR:CD1	2.33	0.54
3:U:3240[A]:THR:CG2	3:U:3241[A]:PHE:N	2.71	0.54
3:U:3273[A]:LEU:CB	3:U:3275[A]:LEU:CD1	2.86	0.54
3:X:3132[A]:ALA:CB	3:X:3197[A]:ILE:CD1	2.87	0.54
3:X:3176[A]:LYS:H	3:X:3176[A]:LYS:CE	2.17	0.54
3:O:3153[B]:LYS:CD	3:X:3176[B]:LYS:HD2	2.07	0.54

Continued on next page...

Continued from previous page...

Atom-1	Atom-2	Interatomic distance (Å)	Clash overlap (Å)
2:Z:2825:ILE:HA	2:Z:2877:ILE:HG22	1.90	0.54
1:A:238:ASN:HD21	1:A:820:VAL:HG23	1.72	0.53
3:C:2933[B]:SER:HA	3:C:2935[B]:ILE:CD1	2.38	0.53
3:C:3093[A]:HIS:CE1	3:C:3119[A]:HIS:CD2	2.92	0.53
3:F:2949[A]:LYS:NZ	3:F:2950[A]:THR:HA	2.21	0.53
3:F:3033[A]:PHE:HD1	3:F:3114[A]:PRO:HB2	1.72	0.53
2:H:2884:LYS:HB2	2:H:2889:ALA:O	2.09	0.53
3:I:2975[B]:PHE:CD1	3:R:3107[B]:LEU:CD2	2.91	0.53
1:J:1093:ASP:OD1	1:J:1096:THR:OG1	2.20	0.53
1:J:450:LYS:HZ3	1:J:505:ARG:HH21	1.56	0.53
1:J:873:VAL:HG21	1:J:912:ASN:HB3	1.90	0.53
3:L:2965[A]:LEU:HD11	3:L:2974[A]:ALA:C	2.28	0.53
3:L:3042[B]:ASP:OD2	3:L:3042[B]:ASP:N	2.41	0.53
1:M:1019:HIS:HE2	1:M:1046:HIS:CE1	2.26	0.53
1:M:135:THR:HB	1:M:192:HIS:O	2.07	0.53
1:M:613:SER:HA	1:M:805:VAL:HG12	1.90	0.53
3:O:3134[A]:GLN:O	3:O:3135[A]:LYS:C	2.44	0.53
3:O:3273[B]:LEU:CB	3:O:3275[B]:LEU:CD1	2.86	0.53
1:P:1573:CYS:HB2	1:P:1627:ARG:HG2	1.90	0.53
2:Q:2824:CYS:SG	2:Q:2878:ARG:NH1	2.81	0.53
2:Q:2849:ASP:OD2	2:Q:2850:ARG:NH1	2.40	0.53
3:R:3240[B]:THR:CG2	3:R:3241[B]:PHE:N	2.71	0.53
3:R:3273[A]:LEU:CB	3:R:3275[A]:LEU:CD1	2.85	0.53
1:S:1348:TRP:HD1	1:S:1403:LEU:HD13	1.73	0.53
2:T:2545:SER:CA	2:T:2546:LEU:HB2	2.35	0.53
3:U:3013[B]:ASP:OD1	3:U:3015[B]:THR:HG23	2.08	0.53
3:U:3196[B]:THR:OG1	3:U:3199[B]:GLN:CB	2.56	0.53
3:X:3019[B]:HIS:N	3:X:3019[B]:HIS:CD2	2.75	0.53
3:X:3019[A]:HIS:N	3:X:3019[A]:HIS:CD2	2.75	0.53
1:Y:28:ASP:OD2	1:Y:83:HIS:NE2	2.34	0.53
3:C:2937[A]:ASN:CB	3:C:3006[A]:LYS:CD	2.86	0.53
3:C:3281[B]:PHE:HE1	3:C:3305[B]:ILE:HD13	1.71	0.53
1:D:1595:GLY:O	1:D:1598:GLU:HG2	2.08	0.53
3:F:2965[B]:LEU:HD11	3:F:2974[B]:ALA:C	2.28	0.53
3:F:3082[A]:GLU:OE2	3:F:3086[A]:GLU:HB2	2.08	0.53
3:F:3120[A]:HIS:C	3:F:3122[A]:ASN:N	2.55	0.53
3:F:3132[B]:ALA:CB	3:F:3197[B]:ILE:CD1	2.86	0.53
3:F:3173[A]:THR:HG22	3:F:3175[A]:TYR:H	1.73	0.53
1:G:142:ARG:NH1	1:G:340:GLN:OE1	2.41	0.53
2:H:2856:ILE:HG22	2:H:2859:VAL:HB	1.90	0.53
3:I:3132[B]:ALA:CB	3:I:3197[B]:ILE:CD1	2.86	0.53

Continued on next page...

Continued from previous page...

Atom-1	Atom-2	Interatomic distance (Å)	Clash overlap (Å)
3:I:3151[A]:LEU:HB2	3:I:3175[A]:TYR:HE2	1.68	0.53
2:H:2739:LEU:HD13	1:J:1207:TYR:HD2	1.73	0.53
1:M:1348:TRP:HD1	1:M:1403:LEU:HD13	1.74	0.53
1:M:741:SER:HB3	1:M:764:GLY:H	1.73	0.53
2:N:2132:CYS:O	2:N:2334:LYS:HD3	2.07	0.53
2:N:2738:ALA:HB1	2:N:2741:GLN:HB2	1.90	0.53
3:O:3082[B]:GLU:OE2	3:O:3086[B]:GLU:HB2	2.08	0.53
3:O:3240[B]:THR:CG2	3:O:3241[B]:PHE:N	2.71	0.53
3:O:3293[A]:LYS:CB	3:O:3294[A]:SER:CB	2.54	0.53
2:Q:2578:GLU:HG3	2:Q:2590:VAL:HG23	1.90	0.53
2:Q:2724:LEU:HA	2:Q:2788:ILE:HD11	1.89	0.53
3:I:3153[B]:LYS:NZ	3:R:3158[B]:PHE:H	2.05	0.53
3:R:3173[A]:THR:HG22	3:R:3175[A]:TYR:H	1.73	0.53
3:U:3082[A]:GLU:OE2	3:U:3086[A]:GLU:HB2	2.08	0.53
3:U:3173[B]:THR:HG22	3:U:3175[B]:TYR:H	1.73	0.53
1:V:1102:PRO:HA	1:V:1105:VAL:HG22	1.91	0.53
1:V:563:ILE:O	1:V:612:GLY:HA3	2.08	0.53
3:X:3013[A]:ASP:OD1	3:X:3015[A]:THR:HG23	2.08	0.53
2:B:2090:LYS:NZ	2:B:2099:GLU:OE2	2.37	0.53
2:B:2212:GLY:HA3	2:B:2290:TYR:O	2.08	0.53
2:B:2509:ILE:HD11	2:B:2605:LEU:HD23	1.89	0.53
2:B:2859:VAL:O	2:B:2863:ARG:HG2	2.07	0.53
3:C:3156[B]:MET:C	3:L:2982[B]:MET:SD	2.87	0.53
1:D:451:SER:OG	1:D:452:ILE:N	2.40	0.53
3:F:2933[B]:SER:CB	3:F:2936[B]:GLU:CB	2.85	0.53
1:A:416:ASN:ND2	3:F:3196[A]:THR:HG21	2.23	0.53
3:F:3273[B]:LEU:HB2	3:F:3275[B]:LEU:CD1	2.34	0.53
1:G:704:ASP:HB2	1:G:1118:THR:HG21	1.90	0.53
2:H:2504:ARG:HD3	2:H:2775:GLY:O	2.08	0.53
3:I:3042[A]:ASP:N	3:I:3042[A]:ASP:OD2	2.41	0.53
3:I:3273[B]:LEU:CB	3:I:3275[B]:LEU:CD1	2.85	0.53
3:I:3307[B]:PHE:HE1	3:I:3309[B]:PRO:CG	2.08	0.53
1:J:372:ALA:O	1:J:375:SER:OG	2.23	0.53
3:L:3093[B]:HIS:CE1	3:L:3119[B]:HIS:CD2	2.92	0.53
3:C:3153[B]:LYS:HE3	3:L:3155[B]:MET:O	2.09	0.53
1:M:843:VAL:HG13	1:M:927:PRO:HB2	1.90	0.53
3:O:2975[B]:PHE:H	3:X:2979[B]:GLN:NE2	2.07	0.53
3:O:3240[A]:THR:CG2	3:O:3241[A]:PHE:N	2.71	0.53
3:O:3284[A]:LYS:CE	3:O:3284[A]:LYS:CA	2.85	0.53
3:R:2965[A]:LEU:HD11	3:R:2974[A]:ALA:C	2.28	0.53
3:R:3013[B]:ASP:OD1	3:R:3015[B]:THR:HG23	2.08	0.53

Continued on next page...

Continued from previous page...

Atom-1	Atom-2	Interatomic distance (Å)	Clash overlap (Å)
3:R:3042[A]:ASP:OD2	3:R:3042[A]:ASP:N	2.41	0.53
3:R:3083[B]:ILE:HD12	3:R:3260[B]:ARG:HB2	1.88	0.53
3:R:3228[A]:VAL:CG2	3:R:3245[A]:PHE:CE2	2.89	0.53
1:S:1166:THR:OG1	1:S:1168:GLN:OE1	2.25	0.53
2:T:2265:ILE:HD12	2:T:2443:TYR:CG	2.43	0.53
2:W:2344:LEU:HA	2:W:2345:ASN:O	2.08	0.53
2:W:2470:ALA:HB2	2:W:2476:LEU:HD11	1.91	0.53
2:W:2571:ARG:HG3	2:W:2715:ASP:OD1	2.08	0.53
3:X:2952[A]:ALA:HB3	3:X:2954[A]:TYR:N	2.17	0.53
3:X:3023[B]:ILE:O	3:X:3024[B]:LEU:C	2.45	0.53
1:Y:210:HIS:HA	1:Y:213:VAL:HG22	1.89	0.53
2:Z:2419:ASP:N	2:Z:2419:ASP:OD1	2.41	0.53
3:C:3176[A]:LYS:C	3:C:3177[A]:SER:HG	2.01	0.53
1:D:194:MET:HA	1:D:200:THR:HA	1.90	0.53
3:F:2937[A]:ASN:CB	3:F:3006[A]:LYS:CD	2.85	0.53
3:F:3293[B]:LYS:CB	3:F:3294[B]:SER:CB	2.54	0.53
1:G:59:LEU:HD13	1:G:68:TRP:CD1	2.44	0.53
3:I:2952[B]:ALA:H	3:I:2953[B]:GLY:CA	2.04	0.53
3:I:2966[B]:SER:HB3	3:R:2982[B]:MET:HE1	1.89	0.53
3:I:3019[A]:HIS:CD2	3:I:3019[A]:HIS:N	2.75	0.53
3:I:3173[A]:THR:HG22	3:I:3175[A]:TYR:H	1.73	0.53
1:J:1210:LYS:HA	1:J:1211:TYR:HB3	1.91	0.53
1:J:1470:GLU:HG3	1:J:1530:LEU:HD12	1.91	0.53
1:J:561:ARG:HG2	1:J:561:ARG:HH11	1.74	0.53
3:L:2937[B]:ASN:CB	3:L:3006[B]:LYS:CD	2.86	0.53
3:C:3169[B]:LYS:CD	3:L:3149[B]:ASN:OD1	2.56	0.53
1:M:914:GLU:OE1	1:M:926:LEU:N	2.34	0.53
3:O:2965[A]:LEU:HD11	3:O:2974[A]:ALA:C	2.28	0.53
3:O:3132[A]:ALA:HB1	3:O:3197[A]:ILE:HD13	1.89	0.53
3:O:3132[B]:ALA:HB1	3:O:3197[B]:ILE:HD13	1.89	0.53
3:O:3151[B]:LEU:HB2	3:O:3175[B]:TYR:HE2	1.68	0.53
3:O:3169[B]:LYS:HZ1	3:X:3148[B]:ILE:HB	1.72	0.53
2:Q:2161:GLN:NE2	2:Q:2348:THR:HG21	2.24	0.53
2:Q:2528:LYS:HA	2:Q:2536:PHE:HB3	1.90	0.53
3:I:2982[B]:MET:HE2	3:R:2977[B]:CYS:HB2	1.86	0.53
3:R:3132[A]:ALA:CB	3:R:3197[A]:ILE:CD1	2.86	0.53
3:R:3293[A]:LYS:CD	3:R:3294[A]:SER:N	2.64	0.53
1:S:1470:GLU:OE1	1:S:1473:ARG:NH1	2.42	0.53
1:S:494:VAL:HG23	1:S:671:PHE:CZ	2.43	0.53
3:U:3132[B]:ALA:CB	3:U:3197[B]:ILE:CD1	2.86	0.53
3:U:3293[A]:LYS:CB	3:U:3294[A]:SER:CB	2.54	0.53

Continued on next page...

Continued from previous page...

Atom-1	Atom-2	Interatomic distance (Å)	Clash overlap (Å)
1:V:195:SER:HB2	1:V:386:ILE:HD11	1.91	0.53
1:V:294:LYS:HA	1:V:297:ARG:HD2	1.90	0.53
3:X:3173[A]:THR:HG22	3:X:3175[A]:TYR:H	1.73	0.53
1:A:1195:ASP:HA	1:A:1196:ILE:HB	1.90	0.53
1:A:906:HIS:HA	1:A:909:ILE:HB	1.91	0.53
3:C:3019[B]:HIS:N	3:C:3019[B]:HIS:CD2	2.75	0.53
3:C:3042[B]:ASP:N	3:C:3042[B]:ASP:OD2	2.41	0.53
3:C:3132[B]:ALA:CB	3:C:3197[B]:ILE:CD1	2.86	0.53
3:C:3132[B]:ALA:HB1	3:C:3197[B]:ILE:HD13	1.89	0.53
3:C:3298[B]:ASN:HA	3:C:3299[B]:LEU:HB3	1.88	0.53
3:F:3240[A]:THR:CG2	3:F:3241[A]:PHE:N	2.71	0.53
3:F:3293[A]:LYS:CD	3:F:3294[A]:SER:N	2.64	0.53
1:G:308:LEU:O	1:G:772:ARG:NH2	2.41	0.53
3:I:3014[A]:TRP:CZ3	3:I:3119[A]:HIS:ND1	2.77	0.53
2:K:2740:ASP:N	2:K:2740:ASP:OD1	2.41	0.53
3:C:3154[B]:PRO:HG2	3:L:2984[B]:THR:HB	1.90	0.53
3:L:3132[B]:ALA:HB1	3:L:3197[B]:ILE:HD13	1.89	0.53
3:C:3249[B]:GLY:O	3:L:3252[B]:TYR:CE2	2.60	0.53
1:G:1543:ILE:HD11	3:L:3272[A]:HIS:HD2	1.73	0.53
1:M:907:ARG:NH1	1:M:1050:ASP:OD1	2.42	0.53
1:M:545:PHE:O	1:M:561:ARG:NH2	2.38	0.53
1:M:415:VAL:HB	1:M:697:ALA:HB2	1.90	0.53
1:P:1196:ILE:O	1:P:1199:VAL:HG12	2.09	0.53
1:P:61:GLY:HA3	1:P:352:TRP:CB	2.37	0.53
2:Q:2795:ILE:O	2:Q:2799:LYS:HG3	2.08	0.53
3:R:2933[A]:SER:HA	3:R:2935[A]:ILE:CD1	2.38	0.53
3:R:2947[B]:ALA:HA	3:R:2949[B]:LYS:HB3	1.89	0.53
3:R:2965[B]:LEU:HD11	3:R:2974[B]:ALA:C	2.28	0.53
3:R:3013[A]:ASP:OD1	3:R:3015[A]:THR:HG23	2.08	0.53
3:R:3033[A]:PHE:HD1	3:R:3114[A]:PRO:HB2	1.72	0.53
3:R:3132[B]:ALA:HB1	3:R:3197[B]:ILE:HD13	1.89	0.53
1:S:574:GLY:C	1:S:576:HIS:HA	2.28	0.53
1:S:410:LYS:HE2	1:S:652:GLY:HA2	1.90	0.53
1:S:747:PHE:HB2	1:S:799:ARG:HB3	1.91	0.53
3:U:2965[A]:LEU:HD11	3:U:2974[A]:ALA:C	2.28	0.53
3:U:3293[B]:LYS:CD	3:U:3294[B]:SER:N	2.64	0.53
1:V:474:LEU:HD23	1:V:474:LEU:H	1.74	0.53
3:X:2937[B]:ASN:CB	3:X:3006[B]:LYS:CD	2.86	0.53
3:X:3151[A]:LEU:HB2	3:X:3175[A]:TYR:HE2	1.67	0.53
3:X:3196[A]:THR:OG1	3:X:3199[A]:GLN:CB	2.56	0.53
3:X:3273[B]:LEU:CB	3:X:3275[B]:LEU:CD1	2.86	0.53

Continued on next page...

Continued from previous page...

Atom-1	Atom-2	Interatomic distance (Å)	Clash overlap (Å)
1:Y:124:TYR:O	1:Y:137:ARG:NH2	2.41	0.53
1:Y:1576:THR:OG1	1:Y:1581:GLU:HB2	2.09	0.53
1:A:1082:SER:OG	1:A:1083:PRO:HD3	2.08	0.53
3:C:2933[B]:SER:CB	3:C:2936[B]:GLU:CB	2.86	0.53
3:C:3183[A]:LEU:N	3:C:3184[A]:ASN:HA	2.11	0.53
3:C:3228[A]:VAL:CG2	3:C:3245[A]:PHE:CE2	2.89	0.53
1:D:704:ASP:OD1	1:D:705:THR:N	2.41	0.53
3:F:3013[A]:ASP:OD1	3:F:3015[A]:THR:HG23	2.08	0.53
3:F:3132[A]:ALA:CB	3:F:3197[A]:ILE:CD1	2.86	0.53
1:G:177:VAL:HG11	1:G:358:TYR:CZ	2.44	0.53
3:I:3013[A]:ASP:OD1	3:I:3015[A]:THR:HG23	2.08	0.53
3:I:3019[B]:HIS:N	3:I:3019[B]:HIS:CD2	2.75	0.53
1:J:830:ASN:OD1	1:J:831:VAL:N	2.41	0.53
1:J:949:ASP:OD1	1:J:950:ALA:N	2.40	0.53
1:J:993:ASN:OD1	1:J:1136:ARG:NH2	2.42	0.53
3:L:3132[A]:ALA:HB1	3:L:3197[A]:ILE:HD13	1.89	0.53
3:L:3151[B]:LEU:HB2	3:L:3175[B]:TYR:HE2	1.67	0.53
3:C:3153[B]:LYS:HE3	3:L:3158[B]:PHE:HD2	1.52	0.53
3:L:3132[B]:ALA:CB	3:L:3197[B]:ILE:CD1	2.86	0.53
3:L:3293[A]:LYS:CD	3:L:3294[A]:SER:N	2.64	0.53
1:M:1587:ALA:HA	1:M:1614:GLU:HG2	1.91	0.53
3:O:2947[B]:ALA:HA	3:O:2949[B]:LYS:HB3	1.89	0.53
3:O:3013[B]:ASP:OD1	3:O:3015[B]:THR:HG23	2.08	0.53
1:P:494:VAL:HG13	1:P:631:TRP:HZ3	1.73	0.53
3:I:3107[B]:LEU:CG	3:R:2975[B]:PHE:CD1	2.88	0.53
2:T:2795:ILE:O	2:T:2798:GLN:HG2	2.08	0.53
3:U:3269[A]:SER:O	3:U:3272[A]:HIS:HB2	2.09	0.53
1:V:449:ASP:OD1	1:V:1280:GLN:NE2	2.42	0.53
1:V:483:GLY:HA2	1:V:773:PHE:CZ	2.44	0.53
1:V:732:GLY:N	1:V:819:ILE:O	2.30	0.53
3:O:2968[B]:GLN:HG2	3:X:2984[B]:THR:OG1	2.07	0.53
3:X:3013[B]:ASP:OD1	3:X:3015[B]:THR:HG23	2.08	0.53
3:X:3173[B]:THR:HG22	3:X:3175[B]:TYR:H	1.73	0.53
1:Y:1472:GLN:OE1	1:Y:1475:ARG:NH1	2.42	0.53
1:Y:17:ASN:OD1	1:Y:85:SER:HB3	2.09	0.53
1:A:1171:LYS:HG2	1:A:1173:GLY:H	1.73	0.53
3:C:2952[B]:ALA:HB3	3:C:2954[B]:TYR:N	2.17	0.53
3:C:3014[B]:TRP:CZ3	3:C:3119[B]:HIS:ND1	2.77	0.53
3:C:3196[A]:THR:OG1	3:C:3199[A]:GLN:CB	2.56	0.53
3:C:3273[B]:LEU:HB2	3:C:3275[B]:LEU:CD1	2.34	0.53
1:D:603:HIS:O	1:D:606:ILE:HG22	2.08	0.53

Continued on next page...

Continued from previous page...

Atom-1	Atom-2	Interatomic distance (Å)	Clash overlap (Å)
1:D:535:PRO:HG3	1:D:985:PHE:CZ	2.44	0.53
3:I:2952[A]:ALA:HB3	3:I:2954[A]:TYR:N	2.17	0.53
3:I:3135[A]:LYS:HG3	3:I:3141[A]:TYR:CD1	2.33	0.53
3:I:3173[B]:THR:HG23	3:R:3173[B]:THR:CB	2.37	0.53
3:L:3014[B]:TRP:CZ3	3:L:3119[B]:HIS:ND1	2.77	0.53
1:M:308:LEU:O	1:M:772:ARG:NH2	2.42	0.53
1:P:1315:GLY:HA3	1:P:1601:TRP:CB	2.39	0.53
1:S:1638:SER:OG	1:S:1639:LYS:N	2.41	0.53
1:S:831:VAL:HG12	1:S:832:LYS:H	1.72	0.53
2:T:2571:ARG:NH1	2:T:2776:TYR:OH	2.39	0.53
3:U:3014[B]:TRP:CZ3	3:U:3119[B]:HIS:ND1	2.77	0.53
3:U:2979[A]:GLN:CG	3:U:3155[A]:MET:HE2	2.29	0.53
3:U:3269[B]:SER:O	3:U:3272[B]:HIS:HB2	2.09	0.53
1:V:1166:THR:N	1:V:1167:ASP:HA	2.24	0.53
1:V:568:PHE:N	1:V:568:PHE:HD1	2.07	0.53
1:V:570:GLN:HB3	1:V:571:PRO:HD3	1.91	0.53
3:X:3023[A]:ILE:O	3:X:3024[A]:LEU:C	2.45	0.53
3:X:3042[B]:ASP:OD2	3:X:3042[B]:ASP:N	2.41	0.53
3:X:3132[B]:ALA:HB1	3:X:3197[B]:ILE:HD13	1.89	0.53
3:X:3132[B]:ALA:CB	3:X:3197[B]:ILE:CD1	2.86	0.53
3:X:3240[B]:THR:CG2	3:X:3241[B]:PHE:N	2.71	0.53
2:W:2635:TYR:HB2	1:Y:109:LEU:HD21	1.89	0.53
1:Y:1013:ILE:HD11	1:Y:1175:PHE:CD2	2.44	0.53
2:Z:2822:LYS:HG2	2:Z:2831:GLU:HA	1.90	0.53
2:B:2553:ALA:H	2:B:2554:PRO:HD3	1.74	0.53
2:B:2624:PHE:O	2:B:2638:ARG:NH2	2.34	0.53
3:C:2945[B]:VAL:HG22	3:C:2954[B]:TYR:HB2	1.91	0.53
3:C:3149[B]:ASN:CB	3:L:3163[B]:ASN:HD22	2.01	0.53
2:E:2545:SER:CA	2:E:2546:LEU:HB2	2.34	0.53
3:F:2965[A]:LEU:HD11	3:F:2974[A]:ALA:C	2.28	0.53
1:G:1171:LYS:HG2	1:G:1173:GLY:H	1.73	0.53
2:H:2394:VAL:HG11	2:H:2451:LEU:HD12	1.90	0.53
2:H:2506:ARG:NE	2:H:2578:GLU:OE2	2.39	0.53
3:I:3252[B]:TYR:O	3:R:2976[B]:ALA:HB3	2.08	0.53
1:J:929:TRP:O	1:J:1048:ASN:ND2	2.41	0.53
1:J:93:ASP:HA	1:J:212:ASN:HD21	1.73	0.53
2:K:2568:HIS:HD2	2:K:2718:TRP:HH2	1.56	0.53
3:L:2933[B]:SER:HA	3:L:2935[B]:ILE:CD1	2.38	0.53
3:L:3042[A]:ASP:OD2	3:L:3042[A]:ASP:N	2.41	0.53
3:L:3173[A]:THR:HG22	3:L:3175[A]:TYR:H	1.73	0.53
3:C:3253[B]:GLU:HB3	3:L:3252[B]:TYR:HB3	1.91	0.53

Continued on next page...

Continued from previous page...

Atom-1	Atom-2	Interatomic distance (Å)	Clash overlap (Å)
1:M:245:GLU:HG2	1:M:249:ARG:HH11	1.73	0.53
1:M:372:ALA:O	1:M:375:SER:OG	2.26	0.53
1:M:956:PRO:HB2	1:M:958:PRO:HD3	1.91	0.53
3:R:2951[A]:ASP:O	3:R:2956[A]:LYS:HE2	2.09	0.53
3:R:3023[A]:ILE:O	3:R:3024[A]:LEU:C	2.45	0.53
3:R:3173[A]:THR:HG22	3:R:3174[A]:GLY:H	1.67	0.53
3:R:3176[B]:LYS:CE	3:R:3176[B]:LYS:H	2.17	0.53
3:R:3284[B]:LYS:CE	3:R:3284[B]:LYS:CA	2.85	0.53
1:S:119:LYS:HD3	1:S:120:LYS:HD3	1.91	0.53
3:U:3230[B]:PHE:H	3:U:3243[B]:GLY:CA	2.22	0.53
2:W:2107:LEU:O	2:W:2111:GLN:HB2	2.09	0.53
2:W:2570:HIS:CD2	4:W:3002:CUO:O1	2.62	0.53
3:X:2947[B]:ALA:HA	3:X:2949[B]:LYS:HB3	1.89	0.53
3:X:3298[A]:ASN:HA	3:X:3299[A]:LEU:HB3	1.88	0.53
1:A:892:TYR:CE2	1:A:1184:MET:HG3	2.44	0.53
3:C:2961[A]:HIS:NE2	3:C:2980[A]:HIS:CE1	2.73	0.53
3:C:3150[B]:LYS:H	3:L:3169[B]:LYS:CG	2.12	0.53
3:C:3132[A]:ALA:HB1	3:C:3197[A]:ILE:HD13	1.89	0.53
1:D:1470:GLU:HG3	1:D:1530:LEU:HD12	1.91	0.53
2:B:2326:ILE:HG13	1:D:1650:ILE:HG23	1.91	0.53
1:D:301:ARG:HD2	1:D:361:GLU:OE2	2.09	0.53
1:D:589:GLN:O	1:D:651:ARG:NH1	2.42	0.53
1:D:675:SER:O	1:D:679:ASN:ND2	2.42	0.53
3:F:3269[A]:SER:O	3:F:3272[A]:HIS:HB2	2.09	0.53
3:F:3273[A]:LEU:CB	3:F:3275[A]:LEU:CD1	2.86	0.53
1:G:1315:GLY:HA3	1:G:1601:TRP:CB	2.39	0.53
1:G:167:ASP:OD1	1:G:168:PHE:N	2.42	0.53
3:I:2951[B]:ASP:O	3:I:2956[B]:LYS:HE2	2.09	0.53
3:I:3013[B]:ASP:OD1	3:I:3015[B]:THR:HG23	2.08	0.53
3:I:3230[B]:PHE:H	3:I:3243[B]:GLY:CA	2.22	0.53
1:J:465:PRO:HG2	1:J:467:LYS:HE2	1.89	0.53
1:J:926:LEU:HD12	1:J:927:PRO:HD2	1.91	0.53
2:K:2157:LEU:O	2:K:2160:VAL:HG22	2.09	0.53
3:L:2945[B]:VAL:HG22	3:L:2954[B]:TYR:HB2	1.91	0.53
3:C:3248[B]:LEU:CD2	3:L:2971[B]:ASP:OD2	2.54	0.53
3:L:3013[A]:ASP:OD1	3:L:3015[A]:THR:HG23	2.08	0.53
3:C:3147[B]:GLU:CD	3:L:3163[B]:ASN:N	2.46	0.53
1:M:1075:GLU:HG2	2:Q:2900:SER:HA	1.90	0.53
1:M:1215:LEU:HD23	1:M:1231:VAL:HG11	1.91	0.53
3:O:3042[B]:ASP:N	3:O:3042[B]:ASP:OD2	2.41	0.53
3:O:2960[A]:PHE:CD2	3:O:3157[A]:PRO:CG	2.74	0.53

Continued on next page...

Continued from previous page...

Atom-1	Atom-2	Interatomic distance (Å)	Clash overlap (Å)
1:P:804:ASP:OD1	1:P:805:VAL:N	2.42	0.53
1:S:686:HIS:CE1	1:S:698:GLU:HB3	2.44	0.53
3:U:2945[A]:VAL:HG22	3:U:2954[A]:TYR:HB2	1.91	0.53
3:U:3014[A]:TRP:CZ3	3:U:3119[A]:HIS:ND1	2.77	0.53
3:U:3013[A]:ASP:OD1	3:U:3015[A]:THR:HG23	2.08	0.53
3:U:3196[A]:THR:OG1	3:U:3199[A]:GLN:CB	2.56	0.53
3:U:3132[A]:ALA:CB	3:U:3197[A]:ILE:CD1	2.86	0.53
1:V:579:LEU:HD12	1:V:579:LEU:H	1.74	0.53
2:W:2115:SER:OG	2:W:2116:SER:N	2.42	0.53
3:X:2945[A]:VAL:HG22	3:X:2954[A]:TYR:HB2	1.91	0.53
3:X:3230[A]:PHE:H	3:X:3243[A]:GLY:CA	2.22	0.53
2:Z:2382:GLU:O	2:Z:2386:ARG:HG3	2.09	0.53
1:A:1138:ALA:HA	1:A:1240:ILE:HG22	1.91	0.53
1:A:304:ALA:HB3	1:A:360:HIS:HB3	1.91	0.53
3:C:3019[A]:HIS:CD2	3:C:3019[A]:HIS:N	2.75	0.53
3:C:3120[B]:HIS:C	3:C:3122[B]:ASN:N	2.55	0.53
3:C:3169[B]:LYS:CG	3:L:3150[B]:LYS:H	2.22	0.53
3:F:2945[B]:VAL:HG22	3:F:2954[B]:TYR:HB2	1.91	0.53
3:F:2945[A]:VAL:HG22	3:F:2954[A]:TYR:HB2	1.91	0.53
3:F:3014[B]:TRP:CZ3	3:F:3119[B]:HIS:ND1	2.77	0.53
3:F:3132[A]:ALA:HB1	3:F:3197[A]:ILE:HD13	1.89	0.53
1:G:1498:ASN:ND2	1:G:1500:THR:O	2.42	0.53
3:I:3042[B]:ASP:N	3:I:3042[B]:ASP:OD2	2.41	0.53
3:I:2979[B]:GLN:CG	3:I:3155[B]:MET:HE1	2.28	0.53
3:I:3173[B]:THR:HG22	3:I:3175[B]:TYR:H	1.73	0.53
3:I:3298[A]:ASN:HA	3:I:3299[A]:LEU:HB3	1.88	0.53
1:J:902:PHE:CD2	1:J:1012:GLU:HG3	2.44	0.53
2:H:2094:ARG:HH21	2:K:2094:ARG:HH21	1.57	0.53
2:K:2180:TRP:HB3	2:K:2184:MET:HE2	1.90	0.53
2:K:2643:GLU:O	2:K:2647:LEU:HB2	2.09	0.53
3:L:2979[B]:GLN:CG	3:L:3155[B]:MET:HE3	2.32	0.53
1:M:664:VAL:O	1:M:689:PRO:HD2	2.09	0.53
3:O:2945[B]:VAL:HG22	3:O:2954[B]:TYR:HB2	1.91	0.53
3:O:3013[A]:ASP:OD1	3:O:3015[A]:THR:HG23	2.08	0.53
1:P:1152:LYS:NZ	1:P:1183:GLU:HG2	2.23	0.53
1:P:1348:TRP:HD1	1:P:1403:LEU:HD13	1.72	0.53
1:P:483:GLY:HA3	1:P:771:TRP:CE3	2.44	0.53
3:R:3173[B]:THR:HG22	3:R:3175[B]:TYR:H	1.73	0.53
3:R:3230[A]:PHE:H	3:R:3243[A]:GLY:CA	2.22	0.53
3:R:3287[B]:ILE:O	3:R:3287[B]:ILE:HG23	2.09	0.53
3:U:2937[B]:ASN:CB	3:U:3006[B]:LYS:CD	2.86	0.53

Continued on next page...

Continued from previous page...

Atom-1	Atom-2	Interatomic distance (Å)	Clash overlap (Å)
3:U:3230[A]:PHE:H	3:U:3243[A]:GLY:CA	2.22	0.53
3:U:3293[B]:LYS:CG	3:U:3294[B]:SER:HB2	2.36	0.53
1:V:51:ASP:CG	1:V:52:GLY:HA2	2.29	0.53
3:X:2945[B]:VAL:HG22	3:X:2954[B]:TYR:HB2	1.91	0.53
3:X:3132[A]:ALA:HB1	3:X:3197[A]:ILE:HD13	1.89	0.53
3:X:3269[A]:SER:O	3:X:3272[A]:HIS:HB2	2.09	0.53
1:A:1086:LEU:HB3	1:A:1090:ILE:CD1	2.39	0.52
1:A:121:ASN:HD22	1:A:124:TYR:H	1.57	0.52
1:A:857:ALA:HB1	1:A:920:ASN:O	2.09	0.52
3:C:3176[B]:LYS:CE	3:C:3176[B]:LYS:H	2.17	0.52
3:C:3240[B]:THR:CG2	3:C:3241[B]:PHE:N	2.71	0.52
1:D:398:ARG:NH2	1:D:484:MET:HE2	2.24	0.52
2:E:2166:LEU:HA	2:E:2169:HIS:HB2	1.91	0.52
3:F:3114[B]:PRO:CD	3:F:3115[B]:LEU:N	2.72	0.52
3:F:3230[A]:PHE:H	3:F:3243[A]:GLY:CA	2.22	0.52
3:F:3284[B]:LYS:CE	3:F:3284[B]:LYS:CA	2.85	0.52
1:G:564:ASP:HA	1:G:609:TRP:O	2.09	0.52
2:H:2359:ASN:N	2:H:2359:ASN:OD1	2.42	0.52
3:I:2933[B]:SER:HA	3:I:2935[B]:ILE:CD1	2.38	0.52
3:I:2951[A]:ASP:C	3:I:2956[A]:LYS:HZ1	2.06	0.52
3:I:2960[B]:PHE:N	3:I:2960[B]:PHE:CD1	2.72	0.52
3:I:3120[B]:HIS:CD2	3:R:2969[B]:TYR:CZ	2.97	0.52
3:I:3287[B]:ILE:O	3:I:3287[B]:ILE:HG23	2.10	0.52
1:J:43:GLU:HG3	1:J:44:PRO:HA	1.92	0.52
2:K:2539:ILE:O	2:K:2573:TYR:OH	2.11	0.52
1:M:103:GLU:OE2	1:M:106:GLN:NE2	2.42	0.52
1:M:972:SER:HA	1:M:1028:VAL:HG22	1.90	0.52
2:N:2648:ALA:HA	2:N:2654:SER:HB3	1.90	0.52
2:N:2716:ARG:NH2	2:N:2780:HIS:O	2.39	0.52
3:O:3132[B]:ALA:CB	3:O:3197[B]:ILE:CD1	2.87	0.52
3:O:3169[B]:LYS:NZ	3:X:3148[B]:ILE:N	2.56	0.52
3:O:3176[A]:LYS:H	3:O:3176[A]:LYS:CE	2.17	0.52
3:O:3273[A]:LEU:HB2	3:O:3275[A]:LEU:CD1	2.34	0.52
2:Q:2403:PHE:CZ	2:Q:2480:LEU:HD11	2.44	0.52
3:R:2945[A]:VAL:HG22	3:R:2954[A]:TYR:HB2	1.91	0.52
3:R:2945[B]:VAL:HG22	3:R:2954[B]:TYR:HB2	1.91	0.52
3:R:2952[A]:ALA:CA	3:R:2956[A]:LYS:HB3	2.38	0.52
3:R:3014[B]:TRP:CZ3	3:R:3119[B]:HIS:ND1	2.77	0.52
3:R:3269[B]:SER:O	3:R:3272[B]:HIS:HB2	2.09	0.52
3:U:2951[B]:ASP:O	3:U:2956[B]:LYS:HE2	2.09	0.52
3:U:3132[A]:ALA:HB1	3:U:3197[A]:ILE:HD13	1.89	0.52

Continued on next page...

Continued from previous page...

Atom-1	Atom-2	Interatomic distance (Å)	Clash overlap (Å)
1:V:980:TYR:HE2	1:V:1021:LEU:HB3	1.73	0.52
2:W:2684:HIS:NE2	2:W:2711:HIS:HE1	2.07	0.52
3:O:2975[B]:PHE:C	3:X:3155[B]:MET:HA	2.09	0.52
3:X:2979[A]:GLN:NE2	3:X:3155[A]:MET:HE3	1.98	0.52
1:Y:915:ASN:ND2	1:Y:1093:ASP:OD1	2.40	0.52
2:Z:2237:LEU:HD22	2:Z:2237:LEU:H	1.74	0.52
2:B:2344:LEU:HA	2:B:2345:ASN:C	2.29	0.52
3:C:2933[A]:SER:CB	3:C:2936[A]:GLU:CB	2.86	0.52
3:C:2932[B]:PRO:CA	3:C:2935[B]:ILE:HD12	2.31	0.52
3:C:2979[B]:GLN:CG	3:C:3155[B]:MET:HE3	2.34	0.52
3:C:3156[B]:MET:HA	3:C:3157[B]:PRO:C	2.26	0.52
3:C:3272[A]:HIS:HD2	1:D:1543:ILE:HD11	1.74	0.52
1:D:104:LEU:HD23	1:D:123:PHE:CE2	2.43	0.52
2:E:2795:ILE:O	2:E:2799:LYS:HG3	2.08	0.52
3:F:3269[B]:SER:O	3:F:3272[B]:HIS:HB2	2.09	0.52
1:G:1324:ARG:NH1	1:G:1519:TYR:HB3	2.24	0.52
1:G:1528:ASP:OD1	1:G:1528:ASP:N	2.42	0.52
1:G:891:LYS:HB2	1:G:892:TYR:CD2	2.44	0.52
1:G:871:GLN:NE2	1:G:964:ILE:HG13	2.24	0.52
3:I:3092[A]:ILE:CG2	3:I:3096[A]:VAL:CG2	2.87	0.52
3:I:3162[B]:ASP:CG	3:R:3259[B]:ASP:H	2.12	0.52
3:I:3230[A]:PHE:H	3:I:3243[A]:GLY:CA	2.22	0.52
3:I:3293[B]:LYS:CG	3:I:3294[B]:SER:HB2	2.36	0.52
1:J:1432:SER:OG	1:J:1567:ASP:OD2	2.27	0.52
1:J:914:GLU:OE1	1:J:926:LEU:N	2.40	0.52
3:C:2969[B]:TYR:HA	3:L:2989[B]:HIS:CE1	2.44	0.52
3:L:3092[B]:ILE:CG2	3:L:3096[B]:VAL:CG2	2.88	0.52
3:L:3173[B]:THR:HG22	3:L:3175[B]:TYR:H	1.73	0.52
3:O:3014[A]:TRP:CZ3	3:O:3119[A]:HIS:ND1	2.77	0.52
3:O:3269[A]:SER:O	3:O:3272[A]:HIS:HB2	2.09	0.52
1:P:1339:SER:HB2	1:P:1340:GLY:HA2	1.90	0.52
1:P:1551:ASP:HB3	1:P:1652:PHE:HE1	1.73	0.52
1:P:566:ARG:N	1:P:567:LEU:HA	2.25	0.52
1:P:597:VAL:HG12	1:P:773:PHE:CD1	2.45	0.52
5:Q:3003:NAG:C6	5:Q:3004:NAG:HN2	2.22	0.52
3:R:3092[B]:ILE:CG2	3:R:3096[B]:VAL:CG2	2.88	0.52
3:I:2975[B]:PHE:CE1	3:R:3107[B]:LEU:HG	2.43	0.52
3:R:3114[A]:PRO:CD	3:R:3115[A]:LEU:N	2.72	0.52
3:R:3269[A]:SER:O	3:R:3272[A]:HIS:HB2	2.09	0.52
3:R:3298[A]:ASN:HA	3:R:3299[A]:LEU:HB3	1.88	0.52
1:S:1301:PRO:HA	1:S:1308:VAL:HA	1.90	0.52

Continued on next page...

Continued from previous page...

Atom-1	Atom-2	Interatomic distance (Å)	Clash overlap (Å)
1:S:785:LEU:HD13	1:S:792:MET:HA	1.90	0.52
3:U:2933[B]:SER:CB	3:U:2936[B]:GLU:CB	2.85	0.52
3:U:2935[B]:ILE:CD1	3:U:2935[B]:ILE:N	2.73	0.52
3:U:2965[B]:LEU:HD11	3:U:2974[B]:ALA:C	2.28	0.52
3:U:3180[A]:TYR:C	3:U:3183[A]:LEU:HD22	2.30	0.52
1:V:1542:ARG:O	1:V:1546:LYS:HG2	2.09	0.52
1:V:306:PHE:HB3	1:V:308:LEU:HD13	1.91	0.52
2:W:2533:ASP:OD1	2:W:2533:ASP:N	2.41	0.52
3:X:3114[A]:PRO:CD	3:X:3115[A]:LEU:N	2.72	0.52
3:X:3293[B]:LYS:CD	3:X:3294[B]:SER:N	2.64	0.52
1:Y:897:HIS:HB3	1:Y:899:MET:SD	2.50	0.52
1:A:1075:GLU:HG2	2:E:2900:SER:HA	1.91	0.52
3:C:3066[A]:TYR:CE1	3:C:3193[A]:HIS:CE1	2.98	0.52
1:D:482:HIS:CE1	1:D:621:LEU:HD11	2.44	0.52
2:E:2822:LYS:HG2	2:E:2829:CYS:HB3	1.91	0.52
3:F:2951[B]:ASP:O	3:F:2956[B]:LYS:HE2	2.09	0.52
3:F:3114[A]:PRO:CD	3:F:3115[A]:LEU:N	2.72	0.52
3:F:3300[A]:LEU:CD2	3:F:3300[A]:LEU:N	2.73	0.52
3:F:2971[B]:ASP:N	4:F:3401[B]:CUO:CU1	1.40	0.52
1:G:957:ASN:N	1:G:958:PRO:HA	2.24	0.52
3:I:2935[A]:ILE:CD1	3:I:2935[A]:ILE:N	2.73	0.52
3:I:2945[A]:VAL:HG22	3:I:2954[A]:TYR:HB2	1.91	0.52
3:I:3159[B]:SER:CA	3:R:3150[B]:LYS:CA	2.87	0.52
3:I:3180[B]:TYR:C	3:I:3183[B]:LEU:HD22	2.30	0.52
3:I:3228[A]:VAL:CG2	3:I:3245[A]:PHE:CE2	2.89	0.52
3:I:3269[B]:SER:O	3:I:3272[B]:HIS:HB2	2.09	0.52
3:I:3287[A]:ILE:O	3:I:3287[A]:ILE:HG23	2.10	0.52
3:I:3298[B]:ASN:HA	3:I:3299[B]:LEU:HB3	1.88	0.52
2:K:2823:ILE:HG12	2:K:2832:ALA:HB2	1.91	0.52
3:L:2961[A]:HIS:HB3	3:L:3111[A]:SER:HB3	1.92	0.52
3:C:3147[B]:GLU:OE2	3:L:3169[B]:LYS:NZ	2.40	0.52
3:C:3148[B]:ILE:HG22	3:L:3170[B]:ALA:CA	2.38	0.52
3:C:3153[B]:LYS:HA	3:L:3173[B]:THR:C	2.30	0.52
3:L:3275[A]:LEU:CD1	3:L:3275[A]:LEU:N	2.73	0.52
3:L:3284[B]:LYS:HE2	3:L:3284[B]:LYS:CA	2.29	0.52
2:N:2361:LYS:HD2	2:N:2362:GLN:HG3	1.92	0.52
2:N:2252:GLU:HG3	2:N:2385:ILE:HG23	1.91	0.52
3:O:2935[A]:ILE:CD1	3:O:2935[A]:ILE:N	2.73	0.52
3:O:2951[A]:ASP:O	3:O:2956[A]:LYS:HE2	2.09	0.52
3:O:3023[B]:ILE:O	3:O:3024[B]:LEU:C	2.45	0.52
3:O:3092[A]:ILE:CG2	3:O:3096[A]:VAL:CG2	2.88	0.52

Continued on next page...

Continued from previous page...

Atom-1	Atom-2	Interatomic distance (Å)	Clash overlap (Å)
3:O:3230[A]:PHE:H	3:O:3243[A]:GLY:CA	2.22	0.52
3:O:3252[B]:TYR:CG	3:X:2966[B]:SER:O	2.49	0.52
3:O:3300[A]:LEU:CD2	3:O:3300[A]:LEU:N	2.73	0.52
3:R:3023[B]:ILE:O	3:R:3024[B]:LEU:C	2.45	0.52
3:R:3132[B]:ALA:CB	3:R:3197[B]:ILE:CD1	2.86	0.52
3:I:3173[B]:THR:C	3:R:3154[B]:PRO:CA	2.77	0.52
3:I:3156[B]:MET:HG2	3:R:3155[B]:MET:HE1	1.87	0.52
3:R:3230[B]:PHE:H	3:R:3243[B]:GLY:CA	2.22	0.52
1:S:483:GLY:HA2	1:S:773:PHE:CZ	2.45	0.52
1:S:897:HIS:HB3	1:S:899:MET:SD	2.50	0.52
2:T:2684:HIS:NE2	2:T:2711:HIS:CE1	2.77	0.52
1:V:1081:MET:HG2	1:V:1100:SER:O	2.09	0.52
1:V:1163:ALA:HB2	1:V:1205:LEU:HD21	1.90	0.52
3:X:2935[A]:ILE:CD1	3:X:2936[A]:GLU:N	2.73	0.52
3:X:2951[A]:ASP:O	3:X:2956[A]:LYS:HE2	2.09	0.52
3:X:3139[A]:LEU:N	3:X:3139[A]:LEU:CD2	2.73	0.52
3:X:3230[B]:PHE:H	3:X:3243[B]:GLY:CA	2.22	0.52
3:X:3284[B]:LYS:CE	3:X:3284[B]:LYS:CA	2.85	0.52
1:Y:142:ARG:NH1	1:Y:340:GLN:OE1	2.40	0.52
1:A:905:TRP:HE1	1:A:1083:PRO:CD	2.22	0.52
1:A:164:GLU:OE1	1:A:296:ARG:NH1	2.42	0.52
3:C:2976[B]:ALA:HB2	3:L:3253[B]:GLU:CG	2.39	0.52
3:C:3155[B]:MET:HE1	3:L:3153[B]:LYS:HD3	1.90	0.52
3:C:3180[B]:TYR:C	3:C:3183[B]:LEU:HD22	2.30	0.52
3:C:3269[A]:SER:O	3:C:3272[A]:HIS:HB2	2.09	0.52
1:D:1248:ARG:HG3	1:D:1249:TRP:N	2.24	0.52
1:D:1574:VAL:H	1:G:329:ARG:NH1	2.01	0.52
1:D:1582:ASN:HD21	1:D:1627:ARG:HE	1.57	0.52
2:E:2393:ARG:HH21	2:E:2489:ILE:HD11	1.75	0.52
2:E:2670:CYS:N	2:E:2737:CYS:SG	2.82	0.52
3:F:2951[A]:ASP:O	3:F:2956[A]:LYS:HE2	2.09	0.52
3:F:3115[B]:LEU:HD22	3:F:3115[B]:LEU:O	2.10	0.52
3:F:3139[A]:LEU:CD2	3:F:3139[A]:LEU:N	2.73	0.52
3:F:2979[A]:GLN:NE2	3:F:3155[A]:MET:HE3	2.02	0.52
3:F:2960[B]:PHE:CD2	3:F:3157[B]:PRO:CG	2.74	0.52
1:G:1070:ALA:HB3	1:G:1077:LEU:HD21	1.92	0.52
2:H:2554:PRO:HA	2:H:2555:GLU:HB2	1.90	0.52
3:I:3162[B]:ASP:O	3:R:3150[B]:LYS:NZ	2.36	0.52
3:I:3248[B]:LEU:HB3	3:R:2972[B]:GLY:C	2.07	0.52
3:I:3253[B]:GLU:CB	3:R:2976[B]:ALA:N	2.70	0.52
3:L:2947[A]:ALA:HA	3:L:2949[A]:LYS:HB3	1.89	0.52

Continued on next page...

Continued from previous page...

Atom-1	Atom-2	Interatomic distance (Å)	Clash overlap (Å)
3:L:3230[B]:PHE:H	3:L:3243[B]:GLY:CA	2.22	0.52
5:M:2114:NAG:H62	5:M:2115:NAG:N2	2.24	0.52
1:M:630:PHE:O	1:M:633:HIS:HB3	2.09	0.52
3:O:3014[B]:TRP:CZ3	3:O:3119[B]:HIS:ND1	2.77	0.52
3:O:3132[A]:ALA:CB	3:O:3197[A]:ILE:CD1	2.86	0.52
3:O:3139[A]:LEU:CD2	3:O:3139[A]:LEU:N	2.73	0.52
3:O:3173[B]:THR:HG22	3:O:3175[B]:TYR:H	1.73	0.52
1:P:1036:SER:OG	1:P:1037:ALA:N	2.41	0.52
5:Q:3003:NAG:H61	5:Q:3004:NAG:HN2	1.74	0.52
3:R:2935[A]:ILE:CD1	3:R:2935[A]:ILE:N	2.73	0.52
3:R:3028[B]:PRO:HG2	3:R:3029[B]:LYS:CG	2.40	0.52
3:R:3092[A]:ILE:CG2	3:R:3096[A]:VAL:CG2	2.88	0.52
3:I:3162[B]:ASP:CA	3:R:3147[B]:GLU:OE1	2.58	0.52
3:R:3147[A]:GLU:CB	3:R:3149[A]:ASN:ND2	2.73	0.52
3:I:3157[B]:PRO:CD	3:R:3153[B]:LYS:NZ	2.73	0.52
1:S:69:HIS:NE2	4:S:2102:CUO:O2	2.43	0.52
5:T:3003:NAG:H61	5:T:3004:NAG:C8	2.39	0.52
3:U:2951[A]:ASP:O	3:U:2956[A]:LYS:HE2	2.09	0.52
1:V:1260:ARG:HD3	1:V:1331:GLU:OE1	2.10	0.52
1:V:329:ARG:NH1	1:Y:1582:ASN:O	2.42	0.52
3:X:2935[A]:ILE:N	3:X:2935[A]:ILE:CD1	2.73	0.52
3:X:3014[B]:TRP:CZ3	3:X:3119[B]:HIS:ND1	2.77	0.52
3:O:3255[B]:PRO:CA	3:X:3161[B]:GLU:CA	2.79	0.52
1:Y:17:ASN:HA	1:Y:20:VAL:HG12	1.90	0.52
2:Z:2603:PRO:HG2	2:Z:2606:LEU:HD12	1.91	0.52
1:A:326:GLU:CD	1:A:326:GLU:H	2.13	0.52
3:C:2952[B]:ALA:CB	3:C:2956[B]:LYS:HB3	2.40	0.52
3:C:3014[A]:TRP:CZ3	3:C:3119[A]:HIS:ND1	2.77	0.52
1:D:137:ARG:HB2	1:D:186:VAL:O	2.10	0.52
3:F:2961[B]:HIS:HB3	3:F:3111[B]:SER:HB3	1.92	0.52
3:F:3120[B]:HIS:C	3:F:3122[B]:ASN:N	2.55	0.52
3:F:3287[B]:ILE:HG23	3:F:3287[B]:ILE:O	2.10	0.52
2:H:2336:PHE:HB3	2:H:2348:THR:HG22	1.92	0.52
3:I:3298[A]:ASN:CA	3:I:3299[A]:LEU:CB	2.85	0.52
3:I:3300[B]:LEU:N	3:I:3300[B]:LEU:CD2	2.73	0.52
1:J:1136:ARG:O	1:J:1141:ARG:NH1	2.43	0.52
1:J:227:ARG:NH2	1:J:297:ARG:HH22	2.07	0.52
1:J:439:LEU:HD23	1:J:509:ILE:HD12	1.91	0.52
1:J:810:LEU:HD11	5:J:5007:NAG:H62	1.90	0.52
1:G:1234:VAL:H	2:K:2738:ALA:HA	1.74	0.52
3:L:2935[B]:ILE:CD1	3:L:2935[B]:ILE:N	2.73	0.52

Continued on next page...

Continued from previous page...

Atom-1	Atom-2	Interatomic distance (Å)	Clash overlap (Å)
3:L:3038[A]:ILE:HG23	3:L:3040[A]:VAL:HG22	1.90	0.52
3:L:3014[A]:TRP:CZ3	3:L:3119[A]:HIS:ND1	2.77	0.52
3:L:3132[A]:ALA:CB	3:L:3197[A]:ILE:CD1	2.87	0.52
3:L:3147[B]:GLU:CB	3:L:3149[B]:ASN:ND2	2.73	0.52
3:L:3151[A]:LEU:HB2	3:L:3175[A]:TYR:HE2	1.68	0.52
3:L:3269[A]:SER:O	3:L:3272[A]:HIS:HB2	2.09	0.52
3:L:3285[A]:VAL:CG2	3:L:3286[A]:THR:N	2.73	0.52
3:L:3287[A]:ILE:O	3:L:3287[A]:ILE:HG23	2.09	0.52
3:O:3114[A]:PRO:CD	3:O:3115[A]:LEU:N	2.72	0.52
3:O:3115[B]:LEU:HD22	3:O:3115[B]:LEU:O	2.10	0.52
3:O:3230[B]:PHE:H	3:O:3243[B]:GLY:CA	2.22	0.52
3:O:3287[B]:ILE:O	3:O:3287[B]:ILE:HG23	2.10	0.52
3:O:3300[B]:LEU:N	3:O:3300[B]:LEU:CD2	2.73	0.52
1:P:1013:ILE:HD11	1:P:1175:PHE:CD2	2.45	0.52
2:Q:2392:ASP:HB2	2:Q:2491:PRO:HG3	1.90	0.52
2:Q:2821:LEU:HD11	2:Q:2879:LEU:HG	1.92	0.52
3:R:2951[B]:ASP:O	3:R:2956[B]:LYS:HE2	2.09	0.52
3:I:2970[B]:PRO:CD	3:R:2989[B]:HIS:CE1	2.93	0.52
3:R:3028[A]:PRO:HG2	3:R:3029[A]:LYS:CG	2.40	0.52
3:R:3285[A]:VAL:CG2	3:R:3286[A]:THR:N	2.73	0.52
3:R:3293[A]:LYS:CB	3:R:3294[A]:SER:CB	2.54	0.52
3:R:3293[B]:LYS:CG	3:R:3294[B]:SER:HB2	2.36	0.52
3:U:3135[A]:LYS:HG3	3:U:3141[A]:TYR:HE1	1.29	0.52
1:V:22:LEU:HB3	1:V:122:VAL:HG21	1.92	0.52
1:V:730:PHE:CD1	1:V:780:GLU:HA	2.44	0.52
3:X:2965[A]:LEU:HD11	3:X:2974[A]:ALA:C	2.28	0.52
3:O:2977[B]:CYS:H	3:X:3153[B]:LYS:HG2	1.74	0.52
1:A:1144:VAL:HG23	1:A:1194:SER:O	2.09	0.52
1:A:1195:ASP:HA	1:A:1196:ILE:CG2	2.40	0.52
3:C:2961[A]:HIS:HB3	3:C:3111[A]:SER:HB3	1.92	0.52
3:C:3114[A]:PRO:CD	3:C:3115[A]:LEU:N	2.72	0.52
3:C:3173[A]:THR:HG22	3:C:3175[A]:TYR:H	1.73	0.52
3:C:3176[B]:LYS:NZ	3:C:3176[B]:LYS:CB	2.73	0.52
3:C:3248[B]:LEU:CB	3:L:2972[B]:GLY:C	2.54	0.52
3:C:3293[B]:LYS:CG	3:C:3294[B]:SER:HB2	2.36	0.52
1:D:855:ARG:HD3	1:D:959:PHE:HD2	1.75	0.52
3:F:3115[A]:LEU:O	3:F:3115[A]:LEU:HD22	2.10	0.52
3:F:3139[B]:LEU:CD2	3:F:3139[B]:LEU:N	2.73	0.52
3:F:3180[B]:TYR:C	3:F:3183[B]:LEU:HD22	2.30	0.52
3:F:3287[A]:ILE:HG23	3:F:3287[A]:ILE:O	2.09	0.52
3:I:2952[A]:ALA:CA	3:I:2956[A]:LYS:HB3	2.38	0.52

Continued on next page...

Continued from previous page...

Atom-1	Atom-2	Interatomic distance (Å)	Clash overlap (Å)
3:I:2952[B]:ALA:CB	3:I:2956[B]:LYS:HB3	2.40	0.52
3:I:2961[B]:HIS:HA	3:R:2975[B]:PHE:CE2	2.33	0.52
3:I:2970[B]:PRO:HD3	3:R:2989[B]:HIS:CE1	2.45	0.52
3:I:2983[B]:VAL:CG2	3:R:3162[B]:ASP:OD1	2.57	0.52
3:I:2937[B]:ASN:ND2	3:I:3006[B]:LYS:CD	2.73	0.52
3:I:3089[A]:HIS:CE1	3:I:3119[A]:HIS:CE1	2.81	0.52
3:I:3115[A]:LEU:O	3:I:3115[A]:LEU:HD22	2.10	0.52
3:I:3135[B]:LYS:HG3	3:I:3141[B]:TYR:CD1	2.33	0.52
3:I:3180[A]:TYR:C	3:I:3183[A]:LEU:HD22	2.30	0.52
1:J:960:PHE:HD1	1:J:962:GLY:H	1.58	0.52
3:C:3107[B]:LEU:CD1	3:L:2974[B]:ALA:O	2.41	0.52
3:L:3038[B]:ILE:HG23	3:L:3040[B]:VAL:HG22	1.90	0.52
3:L:3115[A]:LEU:O	3:L:3115[A]:LEU:HD22	2.10	0.52
3:C:3147[B]:GLU:CD	3:L:3169[B]:LYS:HZ2	1.91	0.52
3:L:3300[A]:LEU:N	3:L:3300[A]:LEU:CD2	2.73	0.52
1:M:892:TYR:CE1	1:M:1184:MET:HG3	2.45	0.52
2:N:2270:ILE:HB	2:N:2297:HIS:CD2	2.44	0.52
3:O:3176[B]:LYS:NZ	3:O:3176[B]:LYS:CB	2.73	0.52
3:O:3183[B]:LEU:N	3:O:3184[B]:ASN:HA	2.11	0.52
2:Q:2822:LYS:HD3	2:Q:2829:CYS:HB2	1.91	0.52
2:Q:2884:LYS:HG2	2:Q:2891:LEU:HD23	1.92	0.52
3:R:2935[B]:ILE:N	3:R:2935[B]:ILE:CD1	2.73	0.52
3:R:3287[A]:ILE:HG23	3:R:3287[A]:ILE:O	2.09	0.52
3:U:3092[A]:ILE:CG2	3:U:3096[A]:VAL:CG2	2.88	0.52
3:U:3139[A]:LEU:CD2	3:U:3139[A]:LEU:N	2.73	0.52
3:U:3219[A]:LEU:N	3:U:3219[A]:LEU:CD2	2.73	0.52
3:U:3287[A]:ILE:O	3:U:3287[A]:ILE:HG23	2.09	0.52
2:W:2107:LEU:HD23	2:W:2208:PRO:HB2	1.90	0.52
3:X:2951[B]:ASP:O	3:X:2956[B]:LYS:HE2	2.09	0.52
3:X:3273[A]:LEU:HB2	3:X:3275[A]:LEU:CD1	2.34	0.52
3:X:3287[A]:ILE:O	3:X:3287[A]:ILE:HG23	2.10	0.52
1:Y:516:TRP:HH2	1:Y:637:VAL:HG22	1.75	0.52
1:Y:71:LEU:HD22	1:Y:266:LEU:HD21	1.91	0.52
1:A:1028:VAL:HA	1:A:1035:TYR:CD2	2.43	0.52
2:B:2332:PRO:HB2	2:B:2337:SER:HB2	1.91	0.52
3:C:2937[B]:ASN:ND2	3:C:3006[B]:LYS:CD	2.73	0.52
3:C:2960[B]:PHE:N	3:C:2960[B]:PHE:CD1	2.72	0.52
3:C:3155[B]:MET:HG2	3:L:3154[B]:PRO:C	2.30	0.52
3:C:3273[A]:LEU:HB2	3:C:3275[A]:LEU:CD1	2.34	0.52
3:F:2948[A]:ASP:CB	3:F:2949[A]:LYS:HA	2.16	0.52
3:F:3092[A]:ILE:CG2	3:F:3096[A]:VAL:CG2	2.87	0.52

Continued on next page...

Continued from previous page...

Atom-1	Atom-2	Interatomic distance (Å)	Clash overlap (Å)
3:F:2961[A]:HIS:HB3	3:F:3111[A]:SER:HB3	1.92	0.52
3:F:3014[A]:TRP:CZ3	3:F:3119[A]:HIS:ND1	2.77	0.52
3:F:3228[B]:VAL:O	3:F:3228[B]:VAL:HG23	2.10	0.52
1:G:1286:ARG:HG3	1:G:1337:ARG:NH2	2.25	0.52
1:G:387:ASN:OD1	1:G:387:ASN:N	2.40	0.52
2:H:2811:HIS:HB3	2:H:2847:HIS:HD2	1.75	0.52
2:H:2903:TYR:HH	3:I:2932[A]:PRO:HD2	1.74	0.52
3:I:3028[A]:PRO:HG2	3:I:3029[A]:LYS:CG	2.40	0.52
1:J:1018:ILE:HA	1:J:1021:LEU:HB2	1.91	0.52
1:J:1182:ASN:O	1:J:1182:ASN:ND2	2.43	0.52
1:J:217:PHE:O	1:J:220:TRP:HB3	2.10	0.52
1:J:695:TYR:HD1	1:J:695:TYR:H	1.56	0.52
1:J:729:VAL:HG11	1:J:785:LEU:HD12	1.92	0.52
1:J:95:THR:O	1:J:153:ASN:ND2	2.43	0.52
2:K:2571:ARG:NH1	2:K:2771:TYR:HB3	2.25	0.52
3:L:2945[A]:VAL:HG22	3:L:2954[A]:TYR:HB2	1.91	0.52
3:C:2968[B]:GLN:NE2	3:L:3086[B]:GLU:HB3	2.18	0.52
3:C:2972[B]:GLY:CA	3:L:3090[B]:ASN:CB	2.88	0.52
3:L:3096[B]:VAL:HG11	3:L:3115[B]:LEU:HD12	1.89	0.52
3:L:2961[B]:HIS:HB3	3:L:3111[B]:SER:HB3	1.91	0.52
2:N:2394:VAL:HG11	2:N:2451:LEU:HD12	1.90	0.52
3:O:2945[A]:VAL:HG22	3:O:2954[A]:TYR:HB2	1.91	0.52
3:O:3307[B]:PHE:HE1	3:O:3309[B]:PRO:CG	2.08	0.52
1:P:724:LYS:HA	1:P:728:ARG:NH1	2.25	0.52
2:Q:2692:LYS:HE2	2:Q:2700:PHE:HE2	1.74	0.52
2:Q:2800:LYS:O	3:R:3023[A]:ILE:HD13	2.02	0.52
3:R:2933[A]:SER:CB	3:R:2936[A]:GLU:CB	2.86	0.52
3:R:3139[B]:LEU:N	3:R:3139[B]:LEU:CD2	2.73	0.52
3:R:3300[B]:LEU:CD2	3:R:3300[B]:LEU:N	2.73	0.52
1:S:142:ARG:O	1:S:145:GLN:NE2	2.42	0.52
3:U:3066[B]:TYR:CE1	3:U:3193[B]:HIS:CE1	2.98	0.52
3:X:2933[A]:SER:CB	3:X:2936[A]:GLU:CB	2.85	0.52
3:O:2970[B]:PRO:O	3:X:2989[B]:HIS:HB2	2.10	0.52
3:X:3038[A]:ILE:HG23	3:X:3040[A]:VAL:HG22	1.90	0.52
3:X:3115[A]:LEU:O	3:X:3115[A]:LEU:HD22	2.10	0.52
3:X:3115[B]:LEU:HD22	3:X:3115[B]:LEU:O	2.10	0.52
3:X:3014[A]:TRP:CZ3	3:X:3119[A]:HIS:ND1	2.77	0.52
1:Y:865:LYS:HG3	1:Y:871:GLN:HG3	1.92	0.52
1:A:1017:HIS:O	1:A:1021:LEU:HG	2.08	0.52
3:C:2935[A]:ILE:CD1	3:C:2936[A]:GLU:N	2.73	0.52
3:C:3092[B]:ILE:CG2	3:C:3096[B]:VAL:CG2	2.88	0.52

Continued on next page...

Continued from previous page...

Atom-1	Atom-2	Interatomic distance (Å)	Clash overlap (Å)
3:C:3139[A]:LEU:CD2	3:C:3139[A]:LEU:N	2.73	0.52
3:C:3230[B]:PHE:H	3:C:3243[B]:GLY:CA	2.22	0.52
3:C:3269[B]:SER:O	3:C:3272[B]:HIS:HB2	2.09	0.52
3:C:3287[B]:ILE:HG23	3:C:3287[B]:ILE:O	2.10	0.52
1:D:972:SER:HA	1:D:1028:VAL:HG22	1.92	0.52
3:F:2935[B]:ILE:CD1	3:F:2935[B]:ILE:N	2.73	0.52
3:F:2969[A]:TYR:CE2	3:F:2970[A]:PRO:CG	2.86	0.52
1:G:125:SER:OG	1:G:127:GLU:OE2	2.27	0.52
1:G:1299:GLN:HB2	1:G:1311:CYS:SG	2.50	0.52
1:D:109:LEU:HD21	2:H:2635:TYR:HB2	1.91	0.52
3:I:2965[A]:LEU:HD11	3:I:2974[A]:ALA:C	2.28	0.52
3:I:3115[B]:LEU:O	3:I:3115[B]:LEU:HD22	2.10	0.52
3:I:3176[B]:LYS:CB	3:I:3176[B]:LYS:NZ	2.73	0.52
3:I:3132[A]:ALA:CB	3:I:3197[A]:ILE:CD1	2.86	0.52
3:I:3269[A]:SER:O	3:I:3272[A]:HIS:HB2	2.09	0.52
3:I:3275[B]:LEU:N	3:I:3275[B]:LEU:CD1	2.73	0.52
1:J:980:TYR:HE1	1:J:1021:LEU:HD13	1.74	0.52
2:K:2172:ILE:HG13	2:K:2173:VAL:HG13	1.92	0.52
3:L:2952[A]:ALA:CB	3:L:2956[A]:LYS:HB3	2.40	0.52
3:L:3028[A]:PRO:HG2	3:L:3029[A]:LYS:CG	2.40	0.52
3:L:3028[B]:PRO:HG2	3:L:3029[B]:LYS:CG	2.40	0.52
3:L:3269[B]:SER:O	3:L:3272[B]:HIS:HB2	2.09	0.52
3:L:3293[B]:LYS:CG	3:L:3294[B]:SER:HB2	2.36	0.52
1:M:1583:CYS:SG	1:M:1584:GLY:N	2.80	0.52
3:O:2935[B]:ILE:CD1	3:O:2936[B]:GLU:N	2.73	0.52
1:P:468:CYS:SG	1:P:669:LYS:HB3	2.50	0.52
3:I:3160[B]:SER:CB	3:R:2982[B]:MET:CB	2.88	0.52
3:R:2937[A]:ASN:ND2	3:R:3006[A]:LYS:CD	2.73	0.52
3:R:3014[A]:TRP:CZ3	3:R:3119[A]:HIS:ND1	2.77	0.52
3:R:3139[A]:LEU:N	3:R:3139[A]:LEU:CD2	2.73	0.52
3:R:3147[B]:GLU:CB	3:R:3149[B]:ASN:ND2	2.73	0.52
3:R:3176[B]:LYS:NZ	3:R:3176[B]:LYS:CB	2.73	0.52
3:R:3228[B]:VAL:CG2	3:R:3245[B]:PHE:CE2	2.89	0.52
3:I:2965[B]:LEU:HA	3:R:3253[B]:GLU:CD	2.30	0.52
3:R:3300[A]:LEU:CD2	3:R:3300[A]:LEU:N	2.73	0.52
2:T:2403:PHE:CZ	2:T:2480:LEU:HD21	2.45	0.52
3:U:3275[A]:LEU:N	3:U:3275[A]:LEU:CD1	2.73	0.52
1:V:563:ILE:HG22	1:V:565:GLU:HG3	1.91	0.52
2:W:2627:GLY:HA3	2:W:2703:PHE:O	2.09	0.52
3:X:2935[B]:ILE:CD1	3:X:2936[B]:GLU:N	2.73	0.52
3:X:2952[A]:ALA:CA	3:X:2956[A]:LYS:HB3	2.38	0.52

Continued on next page...

Continued from previous page...

Atom-1	Atom-2	Interatomic distance (Å)	Clash overlap (Å)
3:X:3028[A]:PRO:HG2	3:X:3029[A]:LYS:CG	2.40	0.52
3:X:3096[A]:VAL:HG11	3:X:3115[A]:LEU:HD12	1.89	0.52
3:X:3180[B]:TYR:C	3:X:3183[B]:LEU:HD22	2.30	0.52
3:X:3287[B]:ILE:O	3:X:3287[B]:ILE:HG23	2.10	0.52
3:X:3300[B]:LEU:N	3:X:3300[B]:LEU:CD2	2.73	0.52
1:Y:1000:GLU:HG2	1:Y:1133:ILE:HG23	1.91	0.52
1:Y:1301:PRO:HA	1:Y:1308:VAL:HA	1.92	0.52
1:Y:904:HIS:HB3	1:Y:1105:VAL:HG21	1.91	0.52
1:Y:904:HIS:O	1:Y:907:ARG:HB3	2.10	0.52
1:Y:914:GLU:OE1	1:Y:926:LEU:N	2.39	0.52
2:Z:2595:TRP:HE1	2:Z:2710:HIS:HD2	1.57	0.52
1:A:996:ILE:HG23	1:A:1133:ILE:HG22	1.90	0.52
1:A:1414:THR:HG23	1:A:1477:LEU:HD13	1.91	0.52
1:A:198:GLU:OE1	1:A:198:GLU:N	2.36	0.52
3:C:2935[B]:ILE:CD1	3:C:2936[B]:GLU:N	2.73	0.52
3:C:3028[B]:PRO:HG2	3:C:3029[B]:LYS:CG	2.40	0.52
3:C:3256[B]:TRP:CE2	3:L:2965[B]:LEU:CA	2.93	0.52
3:C:3275[B]:LEU:N	3:C:3275[B]:LEU:CD1	2.73	0.52
3:C:3284[B]:LYS:CE	3:C:3284[B]:LYS:CA	2.85	0.52
3:C:3285[B]:VAL:CG2	3:C:3286[B]:THR:N	2.73	0.52
3:C:3287[A]:ILE:O	3:C:3287[A]:ILE:HG23	2.09	0.52
3:C:3300[A]:LEU:N	3:C:3300[A]:LEU:CD2	2.73	0.52
3:C:3300[B]:LEU:CD2	3:C:3300[B]:LEU:N	2.73	0.52
1:D:1582:ASN:ND2	1:D:1627:ARG:HE	2.07	0.52
1:D:439:LEU:HD23	1:D:509:ILE:HD12	1.91	0.52
2:E:2181:THR:HB	2:E:2374:ASN:H	1.73	0.52
3:F:2952[A]:ALA:CA	3:F:2956[A]:LYS:HB3	2.38	0.52
3:F:3147[A]:GLU:CB	3:F:3149[A]:ASN:ND2	2.73	0.52
3:F:3180[A]:TYR:C	3:F:3183[A]:LEU:HD22	2.30	0.52
3:F:3196[A]:THR:CA	3:F:3199[A]:GLN:OE1	2.58	0.52
3:F:3228[A]:VAL:HG23	3:F:3228[A]:VAL:O	2.10	0.52
3:F:3230[B]:PHE:H	3:F:3243[B]:GLY:CA	2.22	0.52
1:G:237:LEU:HB2	1:G:820:VAL:HB	1.92	0.52
3:I:2967[B]:CYS:N	3:R:3256[B]:TRP:CD1	2.59	0.52
3:I:3139[A]:LEU:N	3:I:3139[A]:LEU:CD2	2.73	0.52
3:I:3147[B]:GLU:CB	3:I:3149[B]:ASN:ND2	2.73	0.52
3:I:3284[A]:LYS:CE	3:I:3284[A]:LYS:CA	2.85	0.52
1:J:121:ASN:HD22	1:J:124:TYR:H	1.57	0.52
1:J:1441:SER:OG	1:J:1442:MET:N	2.41	0.52
3:L:3092[A]:ILE:CG2	3:L:3096[A]:VAL:CG2	2.88	0.52
3:L:3114[A]:PRO:CD	3:L:3115[A]:LEU:N	2.72	0.52

Continued on next page...

Continued from previous page...

Atom-1	Atom-2	Interatomic distance (Å)	Clash overlap (Å)
3:L:3219[B]:LEU:CD2	3:L:3219[B]:LEU:N	2.73	0.52
3:L:3228[B]:VAL:HG23	3:L:3228[B]:VAL:O	2.10	0.52
1:M:873:VAL:HA	1:M:876:PHE:CD1	2.45	0.52
1:M:965:ASP:N	1:M:966:SER:HA	2.24	0.52
2:N:2179:ASP:HA	2:N:2300:ASN:ND2	2.24	0.52
3:O:2933[B]:SER:CB	3:O:2936[B]:GLU:CB	2.85	0.52
3:O:2952[A]:ALA:CB	3:O:2956[A]:LYS:HB3	2.40	0.52
3:O:2965[B]:LEU:HD11	3:O:2974[B]:ALA:C	2.28	0.52
3:O:2961[A]:HIS:HB3	3:O:3111[A]:SER:HB3	1.92	0.52
3:O:3153[B]:LYS:CG	3:X:3176[B]:LYS:HZ1	2.22	0.52
3:O:3176[A]:LYS:CB	3:O:3176[A]:LYS:NZ	2.73	0.52
3:O:3285[A]:VAL:CG2	3:O:3286[A]:THR:N	2.73	0.52
3:I:2989[B]:HIS:CD2	3:R:2970[B]:PRO:CB	2.92	0.52
1:S:110:PHE:N	1:S:119:LYS:O	2.37	0.52
1:S:972:SER:HA	1:S:1028:VAL:HG22	1.92	0.52
2:T:2394:VAL:HG11	2:T:2451:LEU:HD12	1.91	0.52
2:T:2825:ILE:HG22	2:T:2863:ARG:NH2	2.24	0.52
3:U:2952[B]:ALA:CB	3:U:2956[B]:LYS:HB3	2.40	0.52
3:U:2961[A]:HIS:HB3	3:U:3111[A]:SER:HB3	1.92	0.52
3:U:3183[B]:LEU:N	3:U:3184[B]:ASN:HA	2.12	0.52
1:V:22:LEU:HD12	1:V:25:MET:HG2	1.92	0.52
1:V:945:ALA:O	1:V:957:ASN:ND2	2.43	0.52
1:V:993:ASN:OD1	1:V:1136:ARG:NH2	2.23	0.52
2:W:2184:MET:HE3	2:W:2231:LEU:HD11	1.91	0.52
3:X:2952[B]:ALA:CB	3:X:2956[B]:LYS:HB3	2.40	0.52
1:Y:1470:GLU:OE2	1:Y:1473:ARG:NH1	2.43	0.52
1:A:973:ARG:O	1:A:1028:VAL:HG13	2.10	0.52
1:A:885:SER:HB2	1:A:886:PRO:HA	1.91	0.52
3:C:2935[A]:ILE:CD1	3:C:2935[A]:ILE:N	2.73	0.52
3:C:3115[B]:LEU:O	3:C:3115[B]:LEU:HD22	2.10	0.52
3:C:3147[B]:GLU:CB	3:C:3149[B]:ASN:ND2	2.73	0.52
3:C:3180[A]:TYR:C	3:C:3183[A]:LEU:HD22	2.30	0.52
1:D:1470:GLU:HB3	1:D:1537:ILE:CD1	2.40	0.52
1:D:1604:ASP:OD1	1:D:1605:ARG:NH1	2.43	0.52
2:E:2156:ARG:HD2	2:E:2357:VAL:HG12	1.91	0.52
2:E:2568:HIS:HD2	2:E:2718:TRP:CH2	2.28	0.52
2:E:2509:ILE:HD11	2:E:2605:LEU:HD23	1.92	0.52
3:F:3028[A]:PRO:HG2	3:F:3029[A]:LYS:CG	2.40	0.52
3:F:3042[A]:ASP:OD2	3:F:3042[A]:ASP:N	2.41	0.52
3:F:3291[A]:ASP:OD2	3:F:3293[A]:LYS:NZ	2.43	0.52
1:G:564:ASP:HB3	1:G:610:THR:HA	1.92	0.52

Continued on next page...

Continued from previous page...

Atom-1	Atom-2	Interatomic distance (Å)	Clash overlap (Å)
3:I:3028[B]:PRO:HG2	3:I:3029[B]:LYS:CG	2.40	0.52
3:I:3014[B]:TRP:CZ3	3:I:3119[B]:HIS:ND1	2.77	0.52
3:L:2952[B]:ALA:N	3:L:2953[B]:GLY:HA2	2.06	0.52
3:L:2952[B]:ALA:CA	3:L:2956[B]:LYS:HB3	2.38	0.52
3:L:3019[A]:HIS:N	3:L:3019[A]:HIS:CD2	2.75	0.52
2:K:2800:LYS:HB3	3:L:3023[A]:ILE:CD1	2.39	0.52
3:L:3139[A]:LEU:CD2	3:L:3139[A]:LEU:N	2.73	0.52
3:L:3147[A]:GLU:CB	3:L:3149[A]:ASN:ND2	2.73	0.52
1:M:293:LEU:O	1:M:296:ARG:HG2	2.10	0.52
1:M:480:CYS:SG	1:M:621:LEU:HD11	2.49	0.52
1:M:885:SER:HB3	1:M:886:PRO:HA	1.92	0.52
3:O:2935[B]:ILE:CD1	3:O:2935[B]:ILE:N	2.73	0.52
3:O:2952[A]:ALA:HB3	3:O:2954[A]:TYR:N	2.17	0.52
3:O:2971[B]:ASP:CG	3:O:2973[B]:THR:HG1	2.12	0.52
3:O:2975[B]:PHE:CD1	3:X:3158[B]:PHE:N	2.60	0.52
1:P:11:THR:HG22	1:P:13:ASP:H	1.75	0.52
1:P:517:THR:HG21	1:P:708:PHE:HE1	1.74	0.52
3:R:3115[A]:LEU:O	3:R:3115[A]:LEU:HD22	2.10	0.52
3:R:3147[A]:GLU:CG	3:R:3149[A]:ASN:ND2	2.73	0.52
3:R:3307[B]:PHE:HE1	3:R:3309[B]:PRO:CG	2.08	0.52
1:S:954:ALA:O	1:S:956:PRO:HD3	2.09	0.52
2:T:2606:LEU:HD21	2:T:2709:VAL:HG21	1.92	0.52
3:U:3028[A]:PRO:HG2	3:U:3029[A]:LYS:CG	2.40	0.52
3:U:3028[B]:PRO:HG2	3:U:3029[B]:LYS:CG	2.40	0.52
1:V:929:TRP:O	1:V:1048:ASN:ND2	2.43	0.52
3:O:3102[B]:TYR:HA	3:X:2971[B]:ASP:HA	1.86	0.52
3:O:3253[B]:GLU:OE2	3:X:3161[B]:GLU:OE1	2.26	0.52
3:X:3176[A]:LYS:CE	3:X:3176[A]:LYS:N	2.73	0.52
3:X:3176[B]:LYS:CB	3:X:3176[B]:LYS:NZ	2.73	0.52
3:X:3219[B]:LEU:N	3:X:3219[B]:LEU:CD2	2.73	0.52
3:O:2965[B]:LEU:O	3:X:3254[B]:MET:HE1	2.10	0.52
3:X:3269[B]:SER:O	3:X:3272[B]:HIS:HB2	2.09	0.52
2:Z:2359:ASN:N	2:Z:2359:ASN:OD1	2.43	0.52
1:A:941:LEU:HD11	1:A:959:PHE:HD2	1.75	0.51
3:C:3092[A]:ILE:CG2	3:C:3096[A]:VAL:CG2	2.88	0.51
3:C:3114[B]:PRO:CD	3:C:3115[B]:LEU:N	2.72	0.51
3:C:3147[B]:GLU:OE2	3:L:3163[B]:ASN:O	2.27	0.51
2:E:2808:PHE:CE2	2:E:2899:PRO:HG3	2.45	0.51
3:F:2935[A]:ILE:CD1	3:F:2935[A]:ILE:N	2.73	0.51
3:F:3066[B]:TYR:CE1	3:F:3193[B]:HIS:CE1	2.98	0.51
3:F:3147[B]:GLU:CB	3:F:3149[B]:ASN:ND2	2.73	0.51

Continued on next page...

Continued from previous page...

Atom-1	Atom-2	Interatomic distance (Å)	Clash overlap (Å)
3:F:3176[B]:LYS:CE	3:F:3176[B]:LYS:N	2.73	0.51
1:G:22:LEU:HD12	1:G:25:MET:HG2	1.92	0.51
2:H:2161:GLN:NE2	2:H:2345:ASN:OD1	2.43	0.51
3:I:3139[B]:LEU:CD2	3:I:3139[B]:LEU:N	2.73	0.51
3:I:3147[A]:GLU:CB	3:I:3149[A]:ASN:ND2	2.73	0.51
3:I:3147[B]:GLU:CG	3:I:3149[B]:ASN:ND2	2.73	0.51
3:I:3196[B]:THR:CA	3:I:3199[B]:GLN:OE1	2.58	0.51
3:I:3275[A]:LEU:N	3:I:3275[A]:LEU:CD1	2.73	0.51
1:J:1046:HIS:HA	1:J:1049:VAL:HB	1.92	0.51
1:J:61:GLY:HA2	1:J:354:PHE:CE1	2.45	0.51
1:J:473:ALA:HB3	1:M:1639:LYS:HE3	1.92	0.51
2:K:2551:PRO:HD3	2:K:2751:TRP:CH2	2.45	0.51
2:K:2512:LEU:HD11	2:K:2591:PRO:HG3	1.91	0.51
1:G:1072:CYS:HA	2:K:2902:ILE:HG22	1.92	0.51
3:L:2951[B]:ASP:O	3:L:2956[B]:LYS:HE2	2.10	0.51
3:L:2988[B]:TRP:HE3	3:L:2989[B]:HIS:CE1	2.25	0.51
3:L:3101[A]:PRO:HG2	3:L:3102[A]:TYR:CD1	2.46	0.51
3:L:3176[A]:LYS:CE	3:L:3176[A]:LYS:H	2.17	0.51
3:L:3180[A]:TYR:C	3:L:3183[A]:LEU:HD22	2.30	0.51
3:L:3180[B]:TYR:C	3:L:3183[B]:LEU:HD22	2.30	0.51
3:L:3230[A]:PHE:H	3:L:3243[A]:GLY:CA	2.22	0.51
1:M:1262:ASN:OD1	1:M:1263:LEU:N	2.43	0.51
1:M:1427:HIS:CE1	1:M:1457:HIS:CE1	2.98	0.51
1:M:1493:MET:HG2	1:M:1511:SER:O	2.10	0.51
1:M:1315:GLY:HA3	1:M:1601:TRP:CB	2.40	0.51
1:M:1458:HIS:NE2	4:M:2105:CUO:O1	2.43	0.51
2:N:2128:LEU:HD13	2:N:2286:HIS:CG	2.45	0.51
3:O:3092[B]:ILE:CG2	3:O:3096[B]:VAL:CG2	2.88	0.51
3:O:3101[A]:PRO:HG2	3:O:3102[A]:TYR:CD1	2.46	0.51
3:O:3147[B]:GLU:CB	3:O:3149[B]:ASN:ND2	2.73	0.51
3:O:3180[A]:TYR:C	3:O:3183[A]:LEU:HD22	2.30	0.51
1:P:37:ILE:HD13	1:P:75:GLN:HG3	1.91	0.51
5:Q:3003:NAG:C6	5:Q:3004:NAG:N2	2.73	0.51
3:R:2935[A]:ILE:CD1	3:R:2936[A]:GLU:N	2.73	0.51
3:R:3219[B]:LEU:CD2	3:R:3219[B]:LEU:N	2.73	0.51
1:S:419:THR:O	1:S:1062:PHE:HE1	1.93	0.51
1:S:928:TYR:HB2	1:S:1048:ASN:HB2	1.91	0.51
3:U:2935[B]:ILE:CD1	3:U:2936[B]:GLU:N	2.73	0.51
3:U:3285[A]:VAL:CG2	3:U:3286[A]:THR:N	2.73	0.51
1:V:1411:PHE:O	1:V:1475:ARG:NH2	2.41	0.51
1:V:1421:VAL:HG23	1:V:1422:HIS:HD1	1.75	0.51

Continued on next page...

Continued from previous page...

Atom-1	Atom-2	Interatomic distance (Å)	Clash overlap (Å)
3:X:3101[B]:PRO:HG2	3:X:3102[B]:TYR:CD1	2.46	0.51
3:X:3139[B]:LEU:N	3:X:3139[B]:LEU:CD2	2.73	0.51
1:Y:422:LEU:HD13	1:Y:696:GLN:HG2	1.90	0.51
2:Z:2605:LEU:O	2:Z:2622:ASN:ND2	2.40	0.51
5:Z:3003:NAG:C6	5:Z:3004:NAG:C1	2.86	0.51
2:B:2168:ARG:NH2	2:E:2515:ARG:HD2	2.26	0.51
3:C:2952[A]:ALA:CB	3:C:2956[A]:LYS:HB3	2.40	0.51
3:C:3096[A]:VAL:HG11	3:C:3115[A]:LEU:HD12	1.89	0.51
2:E:2234:GLN:HG3	2:E:2235:PRO:HD2	1.91	0.51
2:E:2265:ILE:HD11	2:E:2400:LEU:CD1	2.40	0.51
3:F:2937[B]:ASN:ND2	3:F:3006[B]:LYS:CD	2.73	0.51
3:F:3092[B]:ILE:CG2	3:F:3096[B]:VAL:CG2	2.88	0.51
3:F:2979[A]:GLN:CG	3:F:3155[A]:MET:HE2	2.32	0.51
3:F:3176[A]:LYS:N	3:F:3176[A]:LYS:CE	2.73	0.51
1:G:979:LEU:HB3	1:G:980:TYR:CD2	2.44	0.51
3:I:2952[A]:ALA:CB	3:I:2956[A]:LYS:HB3	2.40	0.51
3:I:3150[B]:LYS:HD2	3:R:3160[B]:SER:CB	2.39	0.51
3:I:3153[B]:LYS:HD2	3:R:3155[B]:MET:C	2.31	0.51
3:I:3188[B]:ASP:OD2	3:I:3188[B]:ASP:N	2.36	0.51
1:J:1171:LYS:HG2	1:J:1173:GLY:H	1.75	0.51
3:L:2935[A]:ILE:N	3:L:2935[A]:ILE:CD1	2.73	0.51
3:L:3176[A]:LYS:NZ	3:L:3176[A]:LYS:CB	2.73	0.51
3:L:3291[B]:ASP:OD2	3:L:3293[B]:LYS:NZ	2.43	0.51
1:M:1335:LEU:HD23	1:M:1339:SER:HA	1.92	0.51
2:N:2172:ILE:HG13	2:N:2173:VAL:HG13	1.92	0.51
3:O:2968[B]:GLN:HB3	3:X:2979[B]:GLN:CB	2.39	0.51
3:O:3019[B]:HIS:CD2	3:O:3019[B]:HIS:N	2.75	0.51
3:O:3101[B]:PRO:HG2	3:O:3102[B]:TYR:CD1	2.45	0.51
3:O:3114[B]:PRO:CD	3:O:3115[B]:LEU:N	2.72	0.51
3:O:3273[A]:LEU:O	3:O:3275[A]:LEU:HD12	2.11	0.51
3:O:3293[A]:LYS:CG	3:O:3294[A]:SER:HB2	2.36	0.51
1:P:1400:ASN:ND2	1:P:1433:TRP:HZ3	2.07	0.51
1:P:607:HIS:HE2	1:P:634:HIS:CE1	2.28	0.51
3:R:2952[B]:ALA:CA	3:R:2956[B]:LYS:HB3	2.38	0.51
2:T:2622:ASN:HB3	2:T:2625:LEU:HD12	1.93	0.51
3:U:3115[A]:LEU:O	3:U:3115[A]:LEU:HD22	2.10	0.51
3:U:3139[B]:LEU:CD2	3:U:3139[B]:LEU:N	2.73	0.51
3:U:3176[A]:LYS:H	3:U:3176[A]:LYS:CE	2.17	0.51
3:U:3228[A]:VAL:CG2	3:U:3245[A]:PHE:CE2	2.89	0.51
3:U:3275[B]:LEU:CD1	3:U:3275[B]:LEU:N	2.73	0.51
3:U:3284[A]:LYS:CA	3:U:3284[A]:LYS:CE	2.85	0.51

Continued on next page...

Continued from previous page...

Atom-1	Atom-2	Interatomic distance (Å)	Clash overlap (Å)
3:U:3287[B]:ILE:HG23	3:U:3287[B]:ILE:O	2.09	0.51
3:U:3298[A]:ASN:HA	3:U:3299[A]:LEU:HB3	1.87	0.51
3:U:3300[A]:LEU:N	3:U:3300[A]:LEU:CD2	2.73	0.51
2:W:2823:ILE:HD13	2:W:2856:ILE:HG21	1.91	0.51
2:W:2476:LEU:HD22	5:W:3004:NAG:H81	1.92	0.51
3:X:3147[A]:GLU:CB	3:X:3149[A]:ASN:ND2	2.73	0.51
3:X:3176[A]:LYS:NZ	3:X:3176[A]:LYS:CB	2.73	0.51
3:X:3273[B]:LEU:O	3:X:3275[B]:LEU:HD12	2.11	0.51
3:X:3300[A]:LEU:N	3:X:3300[A]:LEU:CD2	2.73	0.51
1:Y:7:VAL:HG23	1:Y:91:TYR:O	2.10	0.51
2:Z:2651:GLN:CD	2:Z:2651:GLN:H	2.13	0.51
1:A:1245:GLU:OE1	1:A:1246:GLY:N	2.28	0.51
1:A:300:ALA:HB2	1:A:406:PRO:HD3	1.92	0.51
1:A:989:THR:OG1	1:A:990:HIS:N	2.44	0.51
2:B:2569:TRP:O	2:B:2572:VAL:HG23	2.10	0.51
3:C:2945[A]:VAL:HG22	3:C:2954[A]:TYR:HB2	1.91	0.51
3:C:2965[A]:LEU:HD11	3:C:2974[A]:ALA:C	2.28	0.51
3:C:3230[A]:PHE:H	3:C:3243[A]:GLY:CA	2.22	0.51
1:D:1018:ILE:HD12	1:D:1045:HIS:CD2	2.45	0.51
1:D:1129:LEU:O	1:D:1133:ILE:HG12	2.11	0.51
1:D:1421:VAL:HG23	1:D:1422:HIS:HD1	1.75	0.51
1:D:157:GLU:OE2	1:D:296:ARG:NH2	2.43	0.51
2:E:2179:ASP:HA	2:E:2300:ASN:ND2	2.26	0.51
2:E:2798:GLN:O	2:E:2803:ARG:NH1	2.44	0.51
3:F:2952[B]:ALA:CB	3:F:2956[B]:LYS:HB3	2.40	0.51
3:F:2960[A]:PHE:CD2	3:F:3157[A]:PRO:CG	2.74	0.51
3:F:3275[A]:LEU:CD1	3:F:3275[A]:LEU:N	2.73	0.51
3:F:3285[A]:VAL:CG2	3:F:3286[A]:THR:N	2.73	0.51
3:F:3300[B]:LEU:CD2	3:F:3300[B]:LEU:N	2.73	0.51
1:G:1102:PRO:HA	1:G:1105:VAL:HG22	1.91	0.51
1:D:329:ARG:HD3	1:G:1583:CYS:H	1.76	0.51
2:H:2275:GLY:HA3	2:H:2283:ASN:HB2	1.93	0.51
2:H:2738:ALA:HB2	1:J:1233:SER:HA	1.92	0.51
2:H:2568:HIS:ND1	2:H:2765:PRO:HB3	2.24	0.51
3:I:2945[B]:VAL:HG22	3:I:2954[B]:TYR:HB2	1.91	0.51
3:I:3101[B]:PRO:HG2	3:I:3102[B]:TYR:CD1	2.46	0.51
3:I:2961[B]:HIS:HB3	3:I:3111[B]:SER:HB3	1.92	0.51
3:I:3176[A]:LYS:NZ	3:I:3176[A]:LYS:CB	2.73	0.51
3:I:3285[A]:VAL:CG2	3:I:3286[A]:THR:N	2.73	0.51
3:I:3291[A]:ASP:OD2	3:I:3293[A]:LYS:NZ	2.43	0.51
1:J:424:PHE:HB2	1:J:1128:GLN:HE22	1.75	0.51

Continued on next page...

Continued from previous page...

Atom-1	Atom-2	Interatomic distance (Å)	Clash overlap (Å)
1:J:493:LEU:HD12	1:J:668:MET:HG3	1.92	0.51
1:J:550:ILE:N	1:J:557:VAL:O	2.30	0.51
1:G:1558:LEU:HD13	2:K:2440:ASP:HA	1.92	0.51
3:C:3157[B]:PRO:HA	3:L:2982[B]:MET:SD	2.50	0.51
3:L:3115[B]:LEU:O	3:L:3115[B]:LEU:HD22	2.10	0.51
3:L:3287[B]:ILE:O	3:L:3287[B]:ILE:HG23	2.10	0.51
1:M:1229:LYS:H	1:M:1229:LYS:HD2	1.76	0.51
1:M:1242:ASN:OD1	1:M:1244:GLY:N	2.40	0.51
3:O:3028[A]:PRO:HG2	3:O:3029[A]:LYS:CG	2.40	0.51
3:O:3269[B]:SER:O	3:O:3272[B]:HIS:HB2	2.09	0.51
2:N:2901:LEU:HB2	1:P:1074:ILE:HB	1.91	0.51
2:Q:2830:GLN:HB2	2:Q:2863:ARG:NH1	2.25	0.51
3:I:3254[B]:MET:CB	3:R:2966[B]:SER:CB	2.88	0.51
3:I:2972[B]:GLY:N	3:R:3089[B]:HIS:CD2	2.78	0.51
3:I:2973[B]:THR:OG1	3:R:3093[B]:HIS:CD2	2.64	0.51
3:R:3180[A]:TYR:C	3:R:3183[A]:LEU:HD22	2.30	0.51
3:I:3157[B]:PRO:HD3	3:R:3254[B]:MET:HE2	1.91	0.51
3:U:2933[A]:SER:CB	3:U:2936[A]:GLU:CB	2.86	0.51
3:U:2935[A]:ILE:CD1	3:U:2935[A]:ILE:N	2.73	0.51
3:U:2937[B]:ASN:ND2	3:U:3006[B]:LYS:CD	2.73	0.51
3:U:2937[A]:ASN:ND2	3:U:3006[A]:LYS:CD	2.73	0.51
3:U:3114[A]:PRO:CD	3:U:3115[A]:LEU:N	2.72	0.51
3:U:3115[B]:LEU:HD22	3:U:3115[B]:LEU:O	2.10	0.51
3:U:3180[B]:TYR:C	3:U:3183[B]:LEU:HD22	2.30	0.51
3:U:3293[A]:LYS:CG	3:U:3294[A]:SER:HB2	2.36	0.51
1:V:1582:ASN:CB	1:V:1583:CYS:HB2	2.28	0.51
1:V:210:HIS:HA	1:V:213:VAL:HG22	1.92	0.51
3:X:3298[B]:ASN:CA	3:X:3299[B]:LEU:CB	2.85	0.51
1:Y:639:ARG:HB2	1:Y:703:TYR:CE1	2.46	0.51
1:A:473:ALA:H	1:A:474:LEU:HD23	1.76	0.51
1:A:571:PRO:O	1:A:573:LYS:NZ	2.44	0.51
1:A:946:GLU:HA	1:A:955:LYS:HB3	1.93	0.51
3:C:2975[B]:PHE:CE1	3:L:3107[B]:LEU:HD12	2.39	0.51
3:C:3028[A]:PRO:HG2	3:C:3029[A]:LYS:CG	2.40	0.51
3:C:3255[B]:PRO:CD	3:L:2961[B]:HIS:C	2.78	0.51
3:C:3273[A]:LEU:O	3:C:3275[A]:LEU:HD12	2.11	0.51
1:D:1055:THR:HG21	1:D:1121:LEU:HD13	1.91	0.51
1:D:1407:THR:HG22	1:D:1426:LEU:HD21	1.93	0.51
3:F:2935[B]:ILE:CD1	3:F:2936[B]:GLU:N	2.73	0.51
3:F:2952[A]:ALA:CB	3:F:2956[A]:LYS:HB3	2.40	0.51
3:F:2952[B]:ALA:CA	3:F:2956[B]:LYS:HB3	2.38	0.51

Continued on next page...

Continued from previous page...

Atom-1	Atom-2	Interatomic distance (Å)	Clash overlap (Å)
3:F:3101[B]:PRO:HG2	3:F:3102[B]:TYR:CD1	2.46	0.51
3:F:2962[A]:GLY:N	3:F:3111[A]:SER:OG	2.44	0.51
3:F:3132[B]:ALA:HB1	3:F:3197[B]:ILE:HD13	1.89	0.51
3:F:3273[A]:LEU:O	3:F:3275[A]:LEU:HD12	2.11	0.51
1:G:1059:LEU:HD13	1:G:1063:ARG:HH21	1.74	0.51
1:G:865:LYS:NZ	1:G:966:SER:OG	2.43	0.51
2:H:2457:LYS:HZ1	1:J:1206:HIS:HB3	1.75	0.51
3:I:2965[B]:LEU:HD11	3:I:2974[B]:ALA:C	2.29	0.51
3:I:2985[B]:PHE:HE2	3:R:2968[B]:GLN:O	1.93	0.51
3:I:3219[B]:LEU:CD2	3:I:3219[B]:LEU:N	2.73	0.51
3:I:3285[B]:VAL:CG2	3:I:3286[B]:THR:N	2.73	0.51
3:I:3291[B]:ASP:OD2	3:I:3293[B]:LYS:NZ	2.43	0.51
3:I:3300[A]:LEU:CD2	3:I:3300[A]:LEU:N	2.73	0.51
1:J:566:ARG:HH12	1:J:803:LYS:NZ	2.09	0.51
3:L:2962[A]:GLY:N	3:L:3111[A]:SER:OG	2.44	0.51
3:L:3139[B]:LEU:CD2	3:L:3139[B]:LEU:N	2.73	0.51
3:C:2984[B]:THR:CB	3:L:3154[B]:PRO:HG2	2.40	0.51
3:L:3273[B]:LEU:O	3:L:3275[B]:LEU:HD12	2.11	0.51
1:M:980:TYR:CE1	1:M:1021:LEU:HB3	2.45	0.51
1:M:148:GLN:C	1:M:150:GLY:H	2.13	0.51
1:M:23:ARG:HA	1:M:122:VAL:HG11	1.93	0.51
3:O:2948[B]:ASP:CB	3:O:2949[B]:LYS:HA	2.16	0.51
3:O:2952[A]:ALA:N	3:O:2953[A]:GLY:HA2	2.06	0.51
3:O:3219[B]:LEU:N	3:O:3219[B]:LEU:CD2	2.73	0.51
3:O:3273[B]:LEU:O	3:O:3275[B]:LEU:HD12	2.11	0.51
3:O:3287[A]:ILE:HG23	3:O:3287[A]:ILE:O	2.10	0.51
3:O:3298[A]:ASN:HA	3:O:3299[A]:LEU:HB3	1.88	0.51
3:O:3298[B]:ASN:HA	3:O:3299[B]:LEU:HB3	1.88	0.51
1:P:1210:LYS:HA	1:P:1211:TYR:HB3	1.93	0.51
3:R:3104[B]:MET:HA	3:R:3110[B]:THR:CG2	2.17	0.51
3:R:3151[B]:LEU:HB2	3:R:3175[B]:TYR:HE2	1.68	0.51
3:R:3228[B]:VAL:O	3:R:3228[B]:VAL:HG23	2.10	0.51
3:R:3273[B]:LEU:O	3:R:3275[B]:LEU:HD12	2.11	0.51
1:S:1348:TRP:CD1	1:S:1403:LEU:HD13	2.45	0.51
2:T:2625:LEU:HD22	2:T:2626:ARG:HB2	1.92	0.51
3:U:2945[B]:VAL:HG22	3:U:2954[B]:TYR:HB2	1.91	0.51
3:U:3096[A]:VAL:HG11	3:U:3115[A]:LEU:HD12	1.89	0.51
1:V:568:PHE:N	1:V:568:PHE:CD1	2.78	0.51
1:V:846:MET:HE1	1:V:854:LEU:HD22	1.93	0.51
2:W:2610:ASP:OD1	2:W:2610:ASP:N	2.44	0.51
3:X:3092[B]:ILE:CG2	3:X:3096[B]:VAL:CG2	2.88	0.51

Continued on next page...

Continued from previous page...

Atom-1	Atom-2	Interatomic distance (Å)	Clash overlap (Å)
3:X:3293[A]:LYS:CB	3:X:3294[A]:SER:CB	2.54	0.51
1:A:1302:SER:HB3	1:A:1303:GLU:CA	2.37	0.51
1:A:1348:TRP:CD1	1:A:1403:LEU:HD13	2.45	0.51
2:B:2802:ASP:OD2	2:B:2903:TYR:OH	2.20	0.51
3:C:3079[B]:CYS:HB3	3:L:3161[B]:GLU:CB	2.41	0.51
3:C:2961[B]:HIS:HB3	3:C:3111[B]:SER:HB3	1.91	0.51
3:C:3120[B]:HIS:NE2	3:L:2969[B]:TYR:HE2	1.94	0.51
1:D:1082:SER:O	1:D:1086:LEU:HG	2.09	0.51
5:D:5014:NAG:C4	5:D:5015:NAG:N2	2.73	0.51
1:D:573:LYS:HB3	1:D:574:GLY:HA2	1.93	0.51
1:D:806:ASN:ND2	5:D:5007:NAG:C8	2.73	0.51
2:E:2546:LEU:H	2:E:2557:ALA:HA	1.75	0.51
2:E:2728:ARG:HE	2:E:2730:LEU:HD12	1.75	0.51
1:G:203:ASP:O	1:G:206:PHE:HB3	2.11	0.51
2:H:2667:GLU:HB3	2:H:2730:LEU:HD22	1.91	0.51
3:I:2935[A]:ILE:CD1	3:I:2936[A]:GLU:N	2.73	0.51
3:I:3135[B]:LYS:HB2	3:I:3141[B]:TYR:HD1	1.76	0.51
1:J:1033:LEU:HA	1:J:1036:SER:HB3	1.92	0.51
1:J:1145:THR:HB	1:J:1191:PRO:HB2	1.92	0.51
1:J:527:LEU:HD23	1:J:632:LEU:HD12	1.92	0.51
1:J:982:LYS:N	1:J:983:PRO:HD3	2.25	0.51
3:L:3101[B]:PRO:HG2	3:L:3102[B]:TYR:CD1	2.46	0.51
3:L:3176[A]:LYS:CE	3:L:3176[A]:LYS:N	2.73	0.51
3:O:2971[A]:ASP:CG	3:O:2973[A]:THR:HG1	2.09	0.51
3:O:2986[B]:PRO:CB	3:O:3127[B]:TRP:CZ3	2.94	0.51
3:O:3176[B]:LYS:CE	3:O:3176[B]:LYS:N	2.73	0.51
3:O:3285[B]:VAL:CG2	3:O:3286[B]:THR:N	2.73	0.51
1:P:132:ASN:HB2	1:P:133:LYS:HA	1.92	0.51
1:P:494:VAL:HG23	1:P:671:PHE:CZ	2.45	0.51
2:Q:2631:TYR:H	2:Q:2631:TYR:HD1	1.58	0.51
3:R:2986[B]:PRO:CB	3:R:3127[B]:TRP:CZ3	2.94	0.51
3:I:3155[B]:MET:HB3	3:R:3153[B]:LYS:CD	2.35	0.51
3:R:3176[A]:LYS:CB	3:R:3176[A]:LYS:NZ	2.73	0.51
3:R:3180[B]:TYR:C	3:R:3183[B]:LEU:HD22	2.30	0.51
3:R:3273[A]:LEU:O	3:R:3275[A]:LEU:HD12	2.11	0.51
3:U:2935[A]:ILE:CD1	3:U:2936[A]:GLU:N	2.73	0.51
1:V:43:GLU:HG3	1:V:44:PRO:HA	1.92	0.51
3:X:2935[B]:ILE:CD1	3:X:2935[B]:ILE:N	2.73	0.51
3:X:3092[A]:ILE:CG2	3:X:3096[A]:VAL:CG2	2.88	0.51
3:X:3104[B]:MET:HA	3:X:3110[B]:THR:CG2	2.17	0.51
3:X:2961[A]:HIS:HB3	3:X:3111[A]:SER:HB3	1.92	0.51

Continued on next page...

Continued from previous page...

Atom-1	Atom-2	Interatomic distance (Å)	Clash overlap (Å)
3:X:2986[A]:PRO:CB	3:X:3127[A]:TRP:CZ3	2.94	0.51
3:X:3196[A]:THR:CA	3:X:3199[A]:GLN:OE1	2.58	0.51
3:X:3285[A]:VAL:CG2	3:X:3286[A]:THR:N	2.73	0.51
3:X:3291[B]:ASP:OD2	3:X:3293[B]:LYS:NZ	2.44	0.51
2:Z:2128:LEU:HB2	2:Z:2286:HIS:HB3	1.91	0.51
3:C:2975[B]:PHE:O	3:L:3254[B]:MET:O	2.29	0.51
3:C:3139[B]:LEU:N	3:C:3139[B]:LEU:CD2	2.73	0.51
3:C:3147[B]:GLU:CG	3:C:3149[B]:ASN:ND2	2.73	0.51
3:C:3176[A]:LYS:NZ	3:C:3176[A]:LYS:CB	2.73	0.51
1:D:1276:ASN:OD1	1:D:1280:GLN:NE2	2.43	0.51
1:D:1321:HIS:H	1:D:1321:HIS:CD2	2.28	0.51
1:D:583:LEU:O	1:D:587:PHE:HD1	1.92	0.51
2:E:2180:TRP:HB2	2:E:2243:LEU:HD13	1.93	0.51
3:F:2937[A]:ASN:ND2	3:F:3006[A]:LYS:CD	2.73	0.51
3:F:3291[B]:ASP:OD2	3:F:3293[B]:LYS:NZ	2.43	0.51
3:I:2935[B]:ILE:CD1	3:I:2935[B]:ILE:N	2.73	0.51
3:I:2937[A]:ASN:ND2	3:I:3006[A]:LYS:CD	2.73	0.51
3:I:2982[B]:MET:HB3	3:R:3160[B]:SER:CB	2.40	0.51
3:I:3092[B]:ILE:CG2	3:I:3096[B]:VAL:CG2	2.88	0.51
1:J:1470:GLU:HB3	1:J:1537:ILE:CD1	2.41	0.51
1:J:320:LYS:NZ	1:J:337:ASP:HB3	2.25	0.51
1:J:598:GLN:HE22	1:J:778:LYS:H	1.58	0.51
3:L:2933[A]:SER:CB	3:L:2936[A]:GLU:CB	2.86	0.51
3:L:2937[A]:ASN:ND2	3:L:3006[A]:LYS:CD	2.73	0.51
3:L:2988[A]:TRP:HE3	3:L:2989[A]:HIS:CE1	2.25	0.51
3:L:3211[A]:ASP:OD1	3:L:3211[A]:ASP:N	2.28	0.51
3:L:3273[A]:LEU:HB2	3:L:3275[A]:LEU:CD1	2.34	0.51
3:L:3273[A]:LEU:O	3:L:3275[A]:LEU:HD12	2.11	0.51
3:L:3291[A]:ASP:OD2	3:L:3293[A]:LYS:NZ	2.43	0.51
1:M:1230:LEU:HD13	1:M:1230:LEU:H	1.76	0.51
1:M:2:LEU:H	1:M:274:TYR:HA	1.76	0.51
2:N:2821:LEU:HD11	2:N:2879:LEU:HD23	1.91	0.51
3:O:2937[A]:ASN:ND2	3:O:3006[A]:LYS:CD	2.73	0.51
3:O:2986[A]:PRO:CB	3:O:3127[A]:TRP:CZ3	2.94	0.51
3:O:2961[B]:HIS:HB3	3:O:3111[B]:SER:HB3	1.92	0.51
3:O:2962[B]:GLY:N	3:O:3111[B]:SER:OG	2.44	0.51
3:O:3219[A]:LEU:N	3:O:3219[A]:LEU:CD2	2.73	0.51
1:P:1587:ALA:HA	1:P:1614:GLU:HG2	1.91	0.51
1:P:212:ASN:OD1	1:P:215:ARG:NH1	2.43	0.51
1:P:728:ARG:HE	1:P:730:PHE:HZ	1.58	0.51
3:R:2933[B]:SER:CB	3:R:2936[B]:GLU:CB	2.85	0.51

Continued on next page...

Continued from previous page...

Atom-1	Atom-2	Interatomic distance (Å)	Clash overlap (Å)
3:I:3093[B]:HIS:CG	3:R:2971[B]:ASP:O	2.64	0.51
3:I:3249[B]:GLY:N	3:R:2974[B]:ALA:N	2.58	0.51
3:R:3101[B]:PRO:HG2	3:R:3102[B]:TYR:CD1	2.46	0.51
3:R:2961[A]:HIS:HB3	3:R:3111[A]:SER:HB3	1.92	0.51
3:R:3176[B]:LYS:CE	3:R:3176[B]:LYS:N	2.73	0.51
2:T:2128:LEU:HD13	2:T:2286:HIS:CG	2.46	0.51
3:U:2986[B]:PRO:CB	3:U:3127[B]:TRP:CZ3	2.94	0.51
3:U:3147[A]:GLU:CG	3:U:3149[A]:ASN:ND2	2.73	0.51
3:U:3176[A]:LYS:N	3:U:3176[A]:LYS:CE	2.73	0.51
3:U:3183[A]:LEU:N	3:U:3184[A]:ASN:HA	2.12	0.51
3:U:3300[B]:LEU:CD2	3:U:3300[B]:LEU:N	2.73	0.51
1:V:1470:GLU:HG3	1:V:1530:LEU:HD12	1.92	0.51
2:W:2650:GLY:H	2:W:2654:SER:HB3	1.76	0.51
3:X:3151[B]:LEU:HB2	3:X:3175[B]:TYR:HE2	1.67	0.51
3:X:3228[B]:VAL:O	3:X:3228[B]:VAL:HG23	2.10	0.51
1:Y:527:LEU:HD23	1:Y:632:LEU:HD12	1.92	0.51
1:A:1013:ILE:HG21	1:A:1192:TYR:CD1	2.45	0.51
3:C:2937[A]:ASN:ND2	3:C:3006[A]:LYS:CD	2.73	0.51
3:C:2951[B]:ASP:O	3:C:2956[B]:LYS:HE2	2.09	0.51
3:C:2951[A]:ASP:O	3:C:2956[A]:LYS:HE2	2.09	0.51
3:C:2986[A]:PRO:CB	3:C:3127[A]:TRP:CZ3	2.94	0.51
2:E:2172:ILE:HG13	2:E:2173:VAL:HG13	1.93	0.51
2:E:2580:SER:O	2:E:2583:ARG:HB3	2.11	0.51
3:F:2961[B]:HIS:CD2	3:F:2988[B]:TRP:CZ3	2.96	0.51
3:F:3101[A]:PRO:HG2	3:F:3102[A]:TYR:CD1	2.45	0.51
3:F:3196[B]:THR:O	3:F:3199[B]:GLN:HB2	2.11	0.51
1:G:1060:GLN:HB2	1:G:1067:TYR:HB3	1.92	0.51
1:G:108:PRO:O	1:G:121:ASN:N	2.42	0.51
1:G:128:ILE:HG13	1:G:130:PHE:O	2.10	0.51
1:G:1471:LEU:HD11	1:G:1540:LEU:HD23	1.92	0.51
2:H:2551:PRO:HA	2:H:2554:PRO:HD2	1.91	0.51
2:H:2695:MET:HA	2:H:2695:MET:HE2	1.93	0.51
3:I:3104[B]:MET:HA	3:I:3110[B]:THR:CG2	2.17	0.51
3:I:2962[A]:GLY:N	3:I:3111[A]:SER:OG	2.44	0.51
1:J:555:ALA:HB3	1:J:558:HIS:CE1	2.46	0.51
1:J:7:VAL:HG13	1:J:104:LEU:HD22	1.93	0.51
3:L:2962[B]:GLY:N	3:L:3111[B]:SER:OG	2.44	0.51
3:C:3173[B]:THR:C	3:L:3154[B]:PRO:HD3	2.30	0.51
3:L:3293[A]:LYS:CG	3:L:3294[A]:SER:HB2	2.36	0.51
1:M:402:THR:HG23	1:M:659:CYS:HA	1.92	0.51
1:M:643:ILE:HD13	1:M:708:PHE:HB2	1.91	0.51

Continued on next page...

Continued from previous page...

Atom-1	Atom-2	Interatomic distance (Å)	Clash overlap (Å)
2:N:2562:GLY:H	2:N:2846:TRP:HB2	1.76	0.51
3:O:2951[B]:ASP:O	3:O:2956[B]:LYS:HE2	2.09	0.51
3:O:3096[B]:VAL:HG11	3:O:3115[B]:LEU:HD12	1.89	0.51
3:O:3180[B]:TYR:C	3:O:3183[B]:LEU:HD22	2.30	0.51
3:O:3300[B]:LEU:H	3:O:3300[B]:LEU:CD2	2.24	0.51
3:R:2952[A]:ALA:CB	3:R:2956[A]:LYS:HB3	2.40	0.51
3:R:3023[B]:ILE:O	3:R:3025[B]:VAL:N	2.44	0.51
3:R:3114[B]:PRO:CD	3:R:3115[B]:LEU:N	2.73	0.51
3:I:3163[B]:ASN:CG	3:R:3150[B]:LYS:HE3	2.19	0.51
1:S:77:GLU:O	1:S:81:VAL:HG23	2.11	0.51
1:S:979:LEU:CB	1:S:980:TYR:HA	2.38	0.51
3:U:2962[A]:GLY:N	3:U:3111[A]:SER:OG	2.44	0.51
3:U:3291[A]:ASP:OD2	3:U:3293[A]:LYS:NZ	2.43	0.51
1:V:1315:GLY:HA3	1:V:1601:TRP:HB2	1.91	0.51
3:X:2952[A]:ALA:CB	3:X:2956[A]:LYS:HB3	2.40	0.51
3:X:3275[B]:LEU:N	3:X:3275[B]:LEU:CD1	2.73	0.51
1:Y:1315:GLY:HA3	1:Y:1601:TRP:CG	2.46	0.51
1:Y:361:GLU:HG2	1:Y:363:THR:HG22	1.92	0.51
1:A:1067:TYR:HD1	1:A:1067:TYR:H	1.58	0.51
1:A:965:ASP:O	1:A:969:ALA:N	2.44	0.51
2:B:2115:SER:OG	2:B:2116:SER:N	2.41	0.51
3:C:2935[B]:ILE:N	3:C:2935[B]:ILE:CD1	2.73	0.51
3:C:3023[A]:ILE:O	3:C:3025[A]:VAL:N	2.44	0.51
3:C:3115[A]:LEU:O	3:C:3115[A]:LEU:HD22	2.10	0.51
3:C:3153[B]:LYS:O	3:L:3153[B]:LYS:O	2.28	0.51
3:C:3196[A]:THR:O	3:C:3199[A]:GLN:HB2	2.11	0.51
3:F:3176[A]:LYS:H	3:F:3176[A]:LYS:CE	2.17	0.51
3:I:2982[B]:MET:HE3	3:I:3254[B]:MET:CE	2.37	0.51
3:I:2986[A]:PRO:CB	3:I:3127[A]:TRP:CZ3	2.94	0.51
3:I:3273[A]:LEU:O	3:I:3275[A]:LEU:HD12	2.11	0.51
1:J:837:HIS:HA	1:J:1113:HIS:O	2.10	0.51
1:J:1155:LEU:HB2	1:J:1177:VAL:CG1	2.41	0.51
1:J:552:PHE:HZ	1:J:623:TYR:HE1	1.58	0.51
2:K:2556:TYR:HD1	2:K:2557:ALA:N	2.08	0.51
3:L:3151[B]:LEU:CB	3:L:3175[B]:TYR:CD2	2.93	0.51
3:L:3196[B]:THR:O	3:L:3200[B]:LEU:N	2.44	0.51
3:L:3300[B]:LEU:CD2	3:L:3300[B]:LEU:N	2.73	0.51
1:M:1164:ASP:OD1	1:M:1212:HIS:NE2	2.27	0.51
1:M:563:ILE:O	1:M:612:GLY:HA3	2.11	0.51
3:O:2952[B]:ALA:CB	3:O:2956[B]:LYS:HB3	2.40	0.51
3:O:3023[B]:ILE:O	3:O:3025[B]:VAL:N	2.44	0.51

Continued on next page...

Continued from previous page...

Atom-1	Atom-2	Interatomic distance (Å)	Clash overlap (Å)
3:O:3028[B]:PRO:HG2	3:O:3029[B]:LYS:CG	2.40	0.51
3:O:3139[B]:LEU:N	3:O:3139[B]:LEU:CD2	2.73	0.51
3:O:3147[A]:GLU:CB	3:O:3149[A]:ASN:ND2	2.73	0.51
3:R:3101[A]:PRO:HG2	3:R:3102[A]:TYR:CD1	2.46	0.51
3:R:3228[A]:VAL:HG23	3:R:3228[A]:VAL:O	2.10	0.51
3:R:3275[A]:LEU:N	3:R:3275[A]:LEU:CD1	2.73	0.51
3:U:3092[B]:ILE:CG2	3:U:3096[B]:VAL:CG2	2.88	0.51
3:U:2986[A]:PRO:CB	3:U:3127[A]:TRP:CZ3	2.94	0.51
3:U:3147[A]:GLU:CB	3:U:3149[A]:ASN:ND2	2.73	0.51
3:U:3228[B]:VAL:O	3:U:3228[B]:VAL:HG23	2.10	0.51
2:W:2361:LYS:HD2	2:W:2362:GLN:N	2.26	0.51
2:W:2554:PRO:HA	2:W:2555:GLU:HB2	1.93	0.51
2:W:2816:SER:HB2	2:W:2886:VAL:HG21	1.92	0.51
3:X:2937[A]:ASN:ND2	3:X:3006[A]:LYS:CD	2.73	0.51
3:X:2969[B]:TYR:CG	3:X:2970[B]:PRO:HD2	2.42	0.51
3:X:3028[B]:PRO:HG2	3:X:3029[B]:LYS:CG	2.40	0.51
3:X:3104[A]:MET:HA	3:X:3110[A]:THR:CG2	2.17	0.51
3:X:2961[B]:HIS:HB3	3:X:3111[B]:SER:HB3	1.92	0.51
1:A:1573:CYS:HA	1:A:1583:CYS:O	2.11	0.51
2:B:2497:GLU:HB2	2:B:2498:VAL:HA	1.91	0.51
3:C:3219[B]:LEU:N	3:C:3219[B]:LEU:CD2	2.73	0.51
3:C:3300[B]:LEU:H	3:C:3300[B]:LEU:CD2	2.24	0.51
1:D:1082:SER:HB3	1:D:1083:PRO:HD3	1.93	0.51
1:D:1358:LEU:O	1:D:1375:ASN:ND2	2.38	0.51
2:E:2554:PRO:HA	2:E:2555:GLU:CB	2.41	0.51
3:F:3023[B]:ILE:O	3:F:3025[B]:VAL:N	2.44	0.51
3:F:3300[A]:LEU:H	3:F:3300[A]:LEU:CD2	2.24	0.51
3:I:3023[A]:ILE:O	3:I:3025[A]:VAL:N	2.44	0.51
3:I:3114[A]:PRO:CD	3:I:3115[A]:LEU:N	2.72	0.51
1:J:898:GLY:HA2	1:J:1186:TRP:CB	2.41	0.51
2:K:2795:ILE:O	2:K:2799:LYS:HG3	2.10	0.51
2:K:2816:SER:HB2	2:K:2886:VAL:HG22	1.93	0.51
3:L:2969[A]:TYR:CE2	3:L:2970[A]:PRO:CG	2.86	0.51
3:C:3160[B]:SER:CA	3:L:3150[B]:LYS:HZ2	2.17	0.51
3:C:2963[B]:MET:HE1	3:L:3222[B]:ILE:HD12	1.92	0.51
1:M:1013:ILE:HG21	1:M:1192:TYR:CD1	2.46	0.51
3:O:2952[A]:ALA:CA	3:O:2956[A]:LYS:HB3	2.38	0.51
3:O:3153[B]:LYS:HG2	3:X:3176[B]:LYS:HZ1	1.73	0.51
3:O:3196[B]:THR:O	3:O:3200[B]:LEU:N	2.44	0.51
3:O:3300[A]:LEU:CD2	3:O:3300[A]:LEU:H	2.24	0.51
1:P:480:CYS:HA	1:P:490:TRP:CE2	2.45	0.51

Continued on next page...

Continued from previous page...

Atom-1	Atom-2	Interatomic distance (Å)	Clash overlap (Å)
1:P:533:VAL:HG12	1:P:540:THR:HG22	1.93	0.51
1:P:883:CYS:HB3	1:P:884:PRO:HD2	1.93	0.51
2:Q:2446:GLU:HG2	2:Q:2448:THR:HG23	1.93	0.51
2:Q:2665:GLU:OE1	2:Q:2798:GLN:NE2	2.39	0.51
3:R:2952[B]:ALA:CB	3:R:2956[B]:LYS:HB3	2.40	0.51
3:I:3255[B]:PRO:HG3	3:R:2963[B]:MET:N	2.25	0.51
3:I:3150[B]:LYS:O	3:R:3172[B]:SER:CB	2.59	0.51
3:R:3201[A]:GLU:O	3:R:3205[A]:LYS:HB2	2.11	0.51
3:R:3275[B]:LEU:N	3:R:3275[B]:LEU:CD1	2.73	0.51
3:U:2952[B]:ALA:CA	3:U:2956[B]:LYS:HB3	2.38	0.51
3:U:3101[B]:PRO:HG2	3:U:3102[B]:TYR:CD1	2.45	0.51
3:U:3228[A]:VAL:HG23	3:U:3228[A]:VAL:O	2.10	0.51
1:V:1195:ASP:OD1	1:V:1196:ILE:N	2.44	0.51
2:W:2394:VAL:HG11	2:W:2451:LEU:HD12	1.93	0.51
3:X:3101[A]:PRO:HG2	3:X:3102[A]:TYR:CD1	2.46	0.51
3:O:2971[B]:ASP:CG	3:X:3158[B]:PHE:HZ	2.13	0.51
1:Y:411:ASP:OD1	1:Y:411:ASP:N	2.35	0.51
1:Y:706:LEU:HB2	1:Y:713:ILE:HD11	1.93	0.51
2:Z:2224:THR:HG23	2:Z:2278:GLU:HB3	1.93	0.51
1:A:1046:HIS:HA	1:A:1049:VAL:HB	1.93	0.51
3:C:3093[B]:HIS:CE1	3:C:3119[B]:HIS:CD2	2.92	0.51
3:C:3147[A]:GLU:CB	3:C:3149[A]:ASN:ND2	2.73	0.51
3:C:3176[B]:LYS:N	3:C:3176[B]:LYS:CE	2.73	0.51
3:C:3273[B]:LEU:O	3:C:3275[B]:LEU:HD12	2.11	0.51
1:D:135:THR:OG1	1:D:135:THR:O	2.28	0.51
3:C:3268[A]:LYS:HG2	1:D:1539:GLN:HE22	1.76	0.51
1:D:316:ASN:HD21	1:D:340:GLN:HE21	1.59	0.51
2:E:2802:ASP:OD2	2:E:2903:TYR:OH	2.18	0.51
3:F:3273[B]:LEU:O	3:F:3275[B]:LEU:HD12	2.11	0.51
2:H:2500:ILE:HG13	2:H:2501:PRO:HD2	1.92	0.51
2:H:2830:GLN:H	2:H:2863:ARG:NH2	2.09	0.51
3:I:2982[B]:MET:HE3	3:R:2977[B]:CYS:SG	2.51	0.51
3:I:3023[B]:ILE:O	3:I:3025[B]:VAL:N	2.44	0.51
3:I:3101[A]:PRO:HG2	3:I:3102[A]:TYR:CD1	2.46	0.51
3:I:3196[A]:THR:OG1	3:I:3199[A]:GLN:HB2	2.11	0.51
3:I:3228[B]:VAL:HG23	3:I:3228[B]:VAL:O	2.10	0.51
3:I:3300[A]:LEU:CD2	3:I:3300[A]:LEU:H	2.24	0.51
1:J:1300:CYS:HB3	1:J:1494:ARG:NH1	2.26	0.51
1:J:483:GLY:HA2	1:J:773:PHE:CZ	2.46	0.51
2:K:2547:MET:O	2:K:2751:TRP:HH2	1.94	0.51
2:K:2863:ARG:HB2	2:K:2865:ILE:HG12	1.93	0.51

Continued on next page...

Continued from previous page...

Atom-1	Atom-2	Interatomic distance (Å)	Clash overlap (Å)
3:L:3023[A]:ILE:O	3:L:3025[A]:VAL:N	2.44	0.51
3:O:2952[B]:ALA:CA	3:O:2956[B]:LYS:HB3	2.38	0.51
3:O:3023[A]:ILE:O	3:O:3025[A]:VAL:N	2.44	0.51
3:O:3115[A]:LEU:O	3:O:3115[A]:LEU:HD22	2.10	0.51
3:O:3176[A]:LYS:CE	3:O:3176[A]:LYS:N	2.73	0.51
3:O:3196[B]:THR:OG1	3:O:3199[B]:GLN:HB2	2.11	0.51
1:P:1286:ARG:HD2	1:P:1333:GLU:OE1	2.11	0.51
1:P:59:LEU:HD13	1:P:68:TRP:CD1	2.45	0.51
2:Q:2191:LEU:HD13	2:Q:2296:LEU:HD22	1.93	0.51
3:I:3120[B]:HIS:HD2	3:R:2969[B]:TYR:HE2	1.52	0.51
3:R:3023[A]:ILE:O	3:R:3025[A]:VAL:N	2.44	0.51
3:I:3172[B]:SER:OG	3:R:3150[B]:LYS:C	2.49	0.51
3:R:3300[A]:LEU:CD2	3:R:3300[A]:LEU:H	2.24	0.51
1:S:895:CYS:O	1:S:897:HIS:ND1	2.42	0.51
2:T:2856:ILE:HG22	2:T:2859:VAL:HB	1.92	0.51
3:U:2952[A]:ALA:CB	3:U:2956[A]:LYS:HB3	2.40	0.51
3:U:2962[B]:GLY:N	3:U:3111[B]:SER:OG	2.44	0.51
3:U:3042[A]:ASP:OD2	3:U:3042[A]:ASP:N	2.41	0.51
3:U:2961[B]:HIS:HB3	3:U:3111[B]:SER:HB3	1.92	0.51
3:U:3114[B]:PRO:CD	3:U:3115[B]:LEU:N	2.72	0.51
3:U:3147[B]:GLU:CB	3:U:3149[B]:ASN:ND2	2.73	0.51
3:U:3196[A]:THR:O	3:U:3199[A]:GLN:HB2	2.11	0.51
3:U:3201[B]:GLU:O	3:U:3205[B]:LYS:HB2	2.11	0.51
3:U:3300[B]:LEU:CD2	3:U:3300[B]:LEU:H	2.24	0.51
1:V:1472:GLN:OE1	1:V:1475:ARG:NH1	2.44	0.51
1:V:841:LYS:HA	1:V:1117:ASP:HB2	1.92	0.51
1:V:926:LEU:HD11	1:V:1043:MET:HB3	1.92	0.51
1:V:980:TYR:CE2	1:V:1021:LEU:HB3	2.46	0.51
2:W:2415:PRO:HG2	2:W:2417:VAL:O	2.12	0.51
2:W:2497:GLU:HB2	2:W:2498:VAL:HA	1.92	0.51
3:O:2969[B]:TYR:CB	3:X:2988[B]:TRP:O	2.59	0.51
3:X:3023[A]:ILE:O	3:X:3025[A]:VAL:N	2.44	0.51
3:X:3096[B]:VAL:HG11	3:X:3115[B]:LEU:HD12	1.89	0.51
3:X:3114[B]:PRO:CD	3:X:3115[B]:LEU:N	2.72	0.51
3:O:2976[B]:ALA:CB	3:X:3156[B]:MET:HG2	2.41	0.51
3:X:3196[B]:THR:O	3:X:3199[B]:GLN:HB2	2.11	0.51
1:Y:905:TRP:CZ2	1:Y:1083:PRO:HG2	2.46	0.51
2:Z:2172:ILE:HG13	2:Z:2173:VAL:HG13	1.93	0.51
1:A:1596:GLU:O	1:A:1597:THR:HG22	2.12	0.50
3:C:2975[B]:PHE:HZ	3:L:2961[B]:HIS:CD2	2.28	0.50
3:C:3101[A]:PRO:HG2	3:C:3102[A]:TYR:CD1	2.46	0.50

Continued on next page...

Continued from previous page...

Atom-1	Atom-2	Interatomic distance (Å)	Clash overlap (Å)
3:C:3196[B]:THR:OG1	3:C:3199[B]:GLN:HB2	2.11	0.50
3:C:3196[B]:THR:CA	3:C:3199[B]:GLN:OE1	2.58	0.50
3:C:3291[A]:ASP:OD2	3:C:3293[A]:LYS:NZ	2.43	0.50
1:D:1299:GLN:HB2	1:D:1311:CYS:SG	2.52	0.50
1:D:490:TRP:HE1	1:D:670:PRO:HD3	1.76	0.50
2:E:2224:THR:HG23	2:E:2278:GLU:HB3	1.93	0.50
2:E:2795:ILE:O	2:E:2798:GLN:HG2	2.11	0.50
3:F:2935[A]:ILE:CD1	3:F:2936[A]:GLU:N	2.73	0.50
3:F:3196[B]:THR:O	3:F:3200[B]:LEU:N	2.43	0.50
3:F:3201[A]:GLU:O	3:F:3205[A]:LYS:HB2	2.11	0.50
3:F:3293[B]:LYS:CG	3:F:3294[B]:SER:HB2	2.36	0.50
3:I:3254[B]:MET:CE	3:R:3157[B]:PRO:HD3	2.41	0.50
3:I:3300[B]:LEU:H	3:I:3300[B]:LEU:CD2	2.24	0.50
1:J:622:HIS:HE1	1:J:767:LYS:H	1.54	0.50
3:L:2952[A]:ALA:CA	3:L:2956[A]:LYS:HB3	2.38	0.50
3:L:3147[A]:GLU:CG	3:L:3149[A]:ASN:ND2	2.73	0.50
3:L:3217[A]:PHE:CB	3:L:3219[A]:LEU:HD21	2.42	0.50
3:C:2977[B]:CYS:N	3:L:3254[B]:MET:O	2.39	0.50
1:M:1542:ARG:O	1:M:1546:LYS:HG2	2.11	0.50
1:M:447:MET:HA	1:M:455:TYR:HB2	1.93	0.50
1:M:449:ASP:OD2	1:M:1280:GLN:NE2	2.44	0.50
1:M:965:ASP:H	1:M:966:SER:HA	1.76	0.50
2:N:2132:CYS:HB2	2:N:2142:ALA:CB	2.41	0.50
2:N:2556:TYR:CE1	2:N:2844:MET:HG3	2.46	0.50
3:O:2935[A]:ILE:CD1	3:O:2936[A]:GLU:N	2.73	0.50
3:O:2937[B]:ASN:ND2	3:O:3006[B]:LYS:CD	2.73	0.50
3:O:3176[B]:LYS:CE	3:O:3176[B]:LYS:H	2.17	0.50
3:O:3228[A]:VAL:HG23	3:O:3228[A]:VAL:O	2.10	0.50
1:P:928:TYR:HB2	1:P:1048:ASN:HB2	1.92	0.50
2:Q:2361:LYS:HD2	2:Q:2362:GLN:N	2.26	0.50
3:R:2961[B]:HIS:HB3	3:R:3111[B]:SER:HB3	1.92	0.50
3:R:3115[B]:LEU:HD22	3:R:3115[B]:LEU:O	2.10	0.50
3:R:3196[B]:THR:O	3:R:3199[B]:GLN:HB2	2.11	0.50
1:S:516:TRP:CD1	1:S:579:LEU:HB3	2.45	0.50
3:U:3201[A]:GLU:O	3:U:3205[A]:LYS:HB2	2.11	0.50
3:U:3285[B]:VAL:CG2	3:U:3286[B]:THR:N	2.73	0.50
1:V:905:TRP:HE1	1:V:1083:PRO:CD	2.24	0.50
3:X:2962[B]:GLY:N	3:X:3111[B]:SER:OG	2.44	0.50
3:O:3251[B]:ASP:CG	3:X:2968[B]:GLN:OE1	2.49	0.50
3:X:2961[A]:HIS:CD2	3:X:2988[A]:TRP:CZ3	2.96	0.50
3:X:3066[B]:TYR:CE1	3:X:3193[B]:HIS:CE1	2.98	0.50

Continued on next page...

Continued from previous page...

Atom-1	Atom-2	Interatomic distance (Å)	Clash overlap (Å)
3:X:3228[A]:VAL:O	3:X:3228[A]:VAL:HG23	2.10	0.50
1:Y:462:HIS:HA	1:Y:490:TRP:CH2	2.45	0.50
1:Y:565:GLU:C	1:Y:567:LEU:HA	2.32	0.50
2:Z:2610:ASP:HA	2:Z:2621:GLU:HA	1.93	0.50
3:C:2964[B]:PRO:O	3:L:3255[B]:PRO:HA	2.07	0.50
3:C:3101[B]:PRO:HG2	3:C:3102[B]:TYR:CD1	2.46	0.50
3:C:3154[B]:PRO:HD3	3:L:3173[B]:THR:O	2.10	0.50
3:C:3228[A]:VAL:O	3:C:3228[A]:VAL:HG23	2.10	0.50
3:C:3291[B]:ASP:OD2	3:C:3293[B]:LYS:NZ	2.43	0.50
1:D:1030:MET:HA	1:D:1036:SER:HA	1.93	0.50
1:D:957:ASN:N	1:D:958:PRO:HA	2.26	0.50
3:F:3135[A]:LYS:HB2	3:F:3141[A]:TYR:HD1	1.76	0.50
3:F:3176[A]:LYS:NZ	3:F:3176[A]:LYS:CB	2.73	0.50
2:H:2134:ASN:OD1	2:H:2137:ALA:N	2.45	0.50
3:I:2983[B]:VAL:HB	3:R:3160[B]:SER:CA	2.23	0.50
3:I:2986[B]:PRO:CB	3:I:3127[B]:TRP:CZ3	2.94	0.50
3:I:2960[A]:PHE:CD2	3:I:3157[A]:PRO:CG	2.74	0.50
3:I:3228[B]:VAL:CG2	3:I:3245[B]:PHE:CE2	2.89	0.50
1:J:1280:GLN:NE2	1:J:1337:ARG:HB3	2.26	0.50
1:J:346:GLY:O	1:J:349:GLU:HB2	2.12	0.50
1:J:982:LYS:H	1:J:983:PRO:HD3	1.76	0.50
2:K:2680:HIS:NE2	2:K:2684:HIS:CD2	2.79	0.50
3:L:2948[B]:ASP:CB	3:L:2949[B]:LYS:CA	2.78	0.50
1:M:387:ASN:OD1	1:M:387:ASN:N	2.43	0.50
1:M:765:GLY:O	1:M:768:GLU:HG2	2.10	0.50
2:N:2571:ARG:NH1	2:N:2715:ASP:OD1	2.44	0.50
3:O:3163[B]:ASN:HD22	3:X:3148[B]:ILE:CG2	2.22	0.50
3:O:3196[A]:THR:O	3:O:3199[A]:GLN:HB2	2.11	0.50
3:O:3254[B]:MET:HG2	3:X:3159[B]:SER:CB	2.40	0.50
1:P:1438:ASP:OD1	1:P:1439:VAL:N	2.44	0.50
1:P:550:ILE:HG13	1:P:558:HIS:H	1.75	0.50
2:Q:2390:GLN:NE2	2:Q:2494:GLN:O	2.44	0.50
3:I:3221[B]:ALA:HB2	3:R:2964[B]:PRO:C	2.23	0.50
3:I:2980[B]:HIS:CA	3:R:2968[B]:GLN:HG2	2.36	0.50
3:R:3135[B]:LYS:HB2	3:R:3141[B]:TYR:HD1	1.76	0.50
3:R:3201[B]:GLU:O	3:R:3205[B]:LYS:HB2	2.12	0.50
1:S:1565:SER:HB3	1:S:1594:GLY:H	1.75	0.50
1:S:166:GLU:OE2	1:S:297:ARG:NH1	2.44	0.50
1:S:517:THR:HG21	1:S:708:PHE:HE1	1.76	0.50
2:T:2816:SER:HB2	2:T:2886:VAL:HG21	1.93	0.50
3:U:3196[B]:THR:CA	3:U:3199[B]:GLN:OE1	2.58	0.50

Continued on next page...

Continued from previous page...

Atom-1	Atom-2	Interatomic distance (Å)	Clash overlap (Å)
1:V:1170:MET:SD	1:V:1199:VAL:HG23	2.51	0.50
1:V:1315:GLY:HA3	1:V:1601:TRP:CB	2.41	0.50
2:W:2799:LYS:HA	2:W:2803:ARG:HH12	1.77	0.50
3:X:2937[B]:ASN:ND2	3:X:3006[B]:LYS:CD	2.73	0.50
3:X:2986[B]:PRO:CB	3:X:3127[B]:TRP:CZ3	2.94	0.50
1:S:1618:LEU:HD23	3:X:3136[B]:TYR:CE2	2.47	0.50
3:X:3273[A]:LEU:O	3:X:3275[A]:LEU:HD12	2.11	0.50
1:Y:705:THR:HG22	1:Y:1118:THR:HG23	1.92	0.50
1:Y:643:ILE:HD13	1:Y:708:PHE:HB2	1.93	0.50
1:Y:906:HIS:HA	1:Y:909:ILE:HB	1.92	0.50
1:A:1299:GLN:O	1:A:1301:PRO:HD3	2.11	0.50
1:A:943:LEU:HD13	1:A:944:GLU:N	2.26	0.50
3:C:2962[A]:GLY:N	3:C:3111[A]:SER:OG	2.44	0.50
3:C:2969[B]:TYR:CD2	3:C:2970[B]:PRO:CD	2.85	0.50
3:C:3196[A]:THR:OG1	3:C:3199[A]:GLN:HB2	2.12	0.50
3:C:3201[A]:GLU:O	3:C:3205[A]:LYS:HB2	2.11	0.50
1:D:1206:HIS:CE1	1:D:1209:ASP:HB3	2.47	0.50
1:D:395:THR:HG22	1:D:396:ILE:HG13	1.92	0.50
1:D:754:GLU:OE2	1:D:799:ARG:NH2	2.43	0.50
1:D:4:ARG:HD2	1:D:89:ILE:O	2.11	0.50
2:E:2472:ASN:N	2:E:2473:GLY:HA2	2.26	0.50
3:F:3004[A]:GLY:O	3:F:3006[A]:LYS:N	2.44	0.50
3:F:3023[A]:ILE:O	3:F:3025[A]:VAL:N	2.44	0.50
3:F:3066[A]:TYR:CE1	3:F:3193[A]:HIS:CE1	2.98	0.50
3:F:3217[B]:PHE:CB	3:F:3219[B]:LEU:HD21	2.42	0.50
1:G:975:PRO:HG2	1:G:1024:GLY:HA3	1.91	0.50
1:G:120:LYS:H	1:G:121:ASN:HA	1.75	0.50
5:G:2110:NAG:C4	5:G:2111:NAG:HN2	2.24	0.50
2:H:2683:ILE:O	2:H:2687:ILE:HG12	2.11	0.50
2:H:2811:HIS:HB3	2:H:2847:HIS:CD2	2.46	0.50
3:I:2962[B]:GLY:N	3:I:3111[B]:SER:OG	2.44	0.50
3:I:2973[B]:THR:O	3:R:3107[B]:LEU:HD12	2.10	0.50
3:I:3159[B]:SER:HA	3:R:3150[B]:LYS:CB	2.30	0.50
3:I:3161[B]:GLU:HA	3:R:3147[B]:GLU:HG2	1.93	0.50
3:I:3196[B]:THR:OG1	3:I:3199[B]:GLN:HB2	2.11	0.50
3:I:3201[A]:GLU:O	3:I:3205[A]:LYS:HB2	2.11	0.50
3:I:3228[A]:VAL:O	3:I:3228[A]:VAL:HG23	2.10	0.50
3:I:3273[B]:LEU:O	3:I:3275[B]:LEU:HD12	2.11	0.50
1:J:480:CYS:SG	1:J:621:LEU:HD11	2.51	0.50
1:J:724:LYS:HA	1:J:728:ARG:HH12	1.77	0.50
2:K:2868:GLU:OE1	2:K:2868:GLU:N	2.45	0.50

Continued on next page...

Continued from previous page...

Atom-1	Atom-2	Interatomic distance (Å)	Clash overlap (Å)
3:L:2957[B]:ILE:HA	3:L:2960[B]:PHE:HE1	1.64	0.50
3:L:2937[B]:ASN:ND2	3:L:3006[B]:LYS:CD	2.73	0.50
3:C:2973[B]:THR:N	3:L:3090[B]:ASN:HB3	2.26	0.50
3:L:3196[B]:THR:OG1	3:L:3199[B]:GLN:HB2	2.11	0.50
3:C:2963[B]:MET:C	3:L:3255[B]:PRO:HB3	2.32	0.50
3:L:3307[B]:PHE:HE1	3:L:3309[B]:PRO:CG	2.08	0.50
1:M:1348:TRP:HH2	1:M:1461:VAL:HG23	1.77	0.50
2:N:2180:TRP:HD1	2:N:2247:ILE:HD11	1.76	0.50
3:O:3220[A]:ARG:HH11	3:O:3220[A]:ARG:CG	2.12	0.50
1:P:1407:THR:HG22	1:P:1426:LEU:HD21	1.93	0.50
1:P:597:VAL:O	1:P:601:VAL:HG12	2.11	0.50
2:Q:2132:CYS:O	2:Q:2334:LYS:HD3	2.11	0.50
3:R:3004[B]:GLY:O	3:R:3006[B]:LYS:N	2.44	0.50
3:R:3135[A]:LYS:HG3	3:R:3141[A]:TYR:CD1	2.33	0.50
3:R:3196[B]:THR:OG1	3:R:3199[B]:GLN:HB2	2.11	0.50
3:U:3196[B]:THR:OG1	3:U:3199[B]:GLN:HB2	2.11	0.50
3:U:3219[B]:LEU:CD2	3:U:3219[B]:LEU:N	2.73	0.50
3:U:3276[A]:ASP:O	3:U:3277[A]:ALA:HB3	2.12	0.50
1:V:1427:HIS:HD2	1:V:1457:HIS:CE1	2.28	0.50
3:X:2952[B]:ALA:CB	3:X:2953[B]:GLY:CA	2.82	0.50
3:X:3180[A]:TYR:C	3:X:3183[A]:LEU:HD22	2.30	0.50
3:X:3196[A]:THR:O	3:X:3199[A]:GLN:HB2	2.11	0.50
1:Y:566:ARG:HH11	1:Y:803:LYS:NZ	2.09	0.50
1:A:1210:LYS:HA	1:A:1211:TYR:HD2	1.76	0.50
1:A:269:TYR:HA	1:A:272:LEU:HD13	1.91	0.50
1:A:747:PHE:HB2	1:A:799:ARG:HB3	1.93	0.50
1:D:1249:TRP:HZ2	1:D:1537:ILE:HD12	1.76	0.50
1:D:73:LEU:HD11	1:D:210:HIS:O	2.12	0.50
2:E:2500:ILE:HD11	2:E:2775:GLY:O	2.12	0.50
2:E:2533:ASP:OD1	2:E:2533:ASP:N	2.44	0.50
3:F:3147[A]:GLU:CG	3:F:3149[A]:ASN:ND2	2.73	0.50
3:F:3176[B]:LYS:CB	3:F:3176[B]:LYS:NZ	2.73	0.50
3:F:3196[A]:THR:O	3:F:3199[A]:GLN:HB2	2.11	0.50
3:F:3276[A]:ASP:O	3:F:3277[A]:ALA:HB3	2.12	0.50
1:G:1324:ARG:HG2	1:G:1516:VAL:HG12	1.93	0.50
1:J:110:PHE:N	1:J:119:LYS:O	2.37	0.50
3:L:2951[A]:ASP:O	3:L:2956[A]:LYS:HE2	2.09	0.50
3:C:3156[B]:MET:CG	3:L:2984[B]:THR:OG1	2.59	0.50
3:L:3196[A]:THR:OG1	3:L:3199[A]:GLN:HB2	2.11	0.50
3:L:3228[A]:VAL:HG23	3:L:3228[A]:VAL:O	2.10	0.50
3:L:3276[B]:ASP:O	3:L:3277[B]:ALA:HB3	2.12	0.50

Continued on next page...

Continued from previous page...

Atom-1	Atom-2	Interatomic distance (Å)	Clash overlap (Å)
1:M:979:LEU:HB3	1:M:980:TYR:CA	2.42	0.50
3:O:2962[A]:GLY:N	3:O:3111[A]:SER:OG	2.44	0.50
3:O:3196[A]:THR:OG1	3:O:3199[A]:GLN:HB2	2.11	0.50
3:O:3276[B]:ASP:O	3:O:3277[B]:ALA:HB3	2.12	0.50
3:O:3288[A]:MET:CA	3:O:3295[A]:LEU:HG	2.42	0.50
1:P:1348:TRP:CH2	1:P:1461:VAL:HG23	2.46	0.50
1:P:1631:GLU:OE1	1:S:329:ARG:NH1	2.44	0.50
1:P:566:ARG:HH22	1:P:803:LYS:HD3	1.76	0.50
3:R:2949[B]:LYS:C	3:R:2949[B]:LYS:HZ3	2.10	0.50
3:R:2951[B]:ASP:C	3:R:2956[B]:LYS:HZ1	2.07	0.50
3:I:3160[B]:SER:HA	3:R:2983[B]:VAL:HB	1.92	0.50
3:R:2986[A]:PRO:CB	3:R:3127[A]:TRP:CZ3	2.94	0.50
3:R:3183[A]:LEU:H	3:R:3184[A]:ASN:CA	2.22	0.50
3:R:3196[B]:THR:N	3:R:3199[B]:GLN:CB	2.65	0.50
3:R:3196[A]:THR:O	3:R:3199[A]:GLN:HB2	2.11	0.50
3:R:3196[A]:THR:OG1	3:R:3199[A]:GLN:HB2	2.11	0.50
3:R:3276[B]:ASP:O	3:R:3277[B]:ALA:HB3	2.12	0.50
3:U:3135[B]:LYS:HB2	3:U:3141[B]:TYR:HD1	1.76	0.50
3:U:3273[B]:LEU:O	3:U:3275[B]:LEU:HD12	2.11	0.50
1:V:548:ALA:H	1:V:559:THR:HG22	1.76	0.50
1:V:866:GLU:C	1:V:868:THR:H	2.13	0.50
1:V:957:ASN:ND2	1:V:960:PHE:HB2	2.26	0.50
3:X:2962[A]:GLY:N	3:X:3111[A]:SER:OG	2.44	0.50
3:X:3023[B]:ILE:O	3:X:3025[B]:VAL:N	2.44	0.50
3:X:3196[A]:THR:O	3:X:3200[A]:LEU:N	2.44	0.50
1:Y:1018:ILE:HA	1:Y:1021:LEU:HB2	1.93	0.50
1:Y:1162:ALA:HA	1:Y:1168:GLN:O	2.12	0.50
1:Y:1321:HIS:CD2	1:Y:1465:TRP:HH2	2.30	0.50
1:Y:305:ASN:N	1:Y:400:ILE:O	2.27	0.50
2:Z:2265:ILE:HD12	2:Z:2443:TYR:CG	2.46	0.50
1:A:716:LEU:O	1:A:720:VAL:HG13	2.11	0.50
1:A:875:ALA:C	1:A:877:HIS:H	2.15	0.50
3:C:3023[B]:ILE:O	3:C:3025[B]:VAL:N	2.44	0.50
3:C:3038[A]:ILE:HG23	3:C:3040[A]:VAL:HG22	1.90	0.50
3:C:3183[A]:LEU:H	3:C:3184[A]:ASN:CA	2.21	0.50
1:D:1189:ASP:OD2	1:D:1190:ARG:NH1	2.44	0.50
1:A:1486:LEU:HD12	2:E:2486:ILE:HG22	1.92	0.50
3:F:2933[A]:SER:CB	3:F:2936[A]:GLU:CB	2.85	0.50
3:F:3038[A]:ILE:HG23	3:F:3040[A]:VAL:HG22	1.90	0.50
3:F:2986[B]:PRO:CB	3:F:3127[B]:TRP:CZ3	2.94	0.50
3:F:3285[B]:VAL:CG2	3:F:3286[B]:THR:N	2.73	0.50

Continued on next page...

Continued from previous page...

Atom-1	Atom-2	Interatomic distance (Å)	Clash overlap (Å)
1:G:1275:ARG:HH22	1:G:1357:ARG:NH1	2.10	0.50
1:G:197:LEU:HB3	1:G:344:LEU:HD13	1.94	0.50
3:I:2951[A]:ASP:O	3:I:2956[A]:LYS:HE2	2.09	0.50
3:I:2961[A]:HIS:HB3	3:I:3111[A]:SER:HB3	1.92	0.50
3:I:3114[B]:PRO:CD	3:I:3115[B]:LEU:N	2.72	0.50
1:J:488:PRO:HB2	1:J:641:TRP:CE3	2.46	0.50
1:J:854:LEU:HG	1:J:959:PHE:HE2	1.76	0.50
2:K:2687:ILE:HD11	2:K:2695:MET:HG2	1.93	0.50
3:C:3220[B]:ARG:HD3	3:L:2964[B]:PRO:HB3	1.93	0.50
3:C:3256[B]:TRP:CA	3:L:2965[B]:LEU:O	2.56	0.50
3:L:3196[B]:THR:O	3:L:3199[B]:GLN:HB2	2.11	0.50
3:L:3196[A]:THR:O	3:L:3200[A]:LEU:N	2.44	0.50
3:L:3201[B]:GLU:O	3:L:3205[B]:LYS:HB2	2.11	0.50
3:C:2974[B]:ALA:CB	3:L:3253[B]:GLU:OE1	2.58	0.50
2:N:2849:ASP:OD2	2:N:2850:ARG:NH2	2.45	0.50
3:O:3135[B]:LYS:HB2	3:O:3141[B]:TYR:HD1	1.76	0.50
2:Q:2240:GLN:HG3	2:Q:2241:THR:N	2.26	0.50
3:R:2962[B]:GLY:N	3:R:3111[B]:SER:OG	2.44	0.50
3:R:2965[B]:LEU:CG	3:R:2974[B]:ALA:CB	2.85	0.50
3:R:3217[B]:PHE:CB	3:R:3219[B]:LEU:HD21	2.42	0.50
3:R:3276[A]:ASP:O	3:R:3277[A]:ALA:HB3	2.12	0.50
1:S:1161:ILE:HB	1:S:1203:MET:HE3	1.92	0.50
1:S:551:GLU:OE2	1:S:1368:ARG:NH1	2.44	0.50
1:S:432:THR:HG23	1:S:435:GLU:H	1.77	0.50
3:U:2969[A]:TYR:CD2	3:U:2970[A]:PRO:HD2	2.47	0.50
3:U:3101[A]:PRO:HG2	3:U:3102[A]:TYR:CD1	2.46	0.50
3:U:3176[B]:LYS:N	3:U:3176[B]:LYS:CE	2.73	0.50
3:U:3066[A]:TYR:CE1	3:U:3193[A]:HIS:CE1	2.98	0.50
3:U:3217[A]:PHE:CB	3:U:3219[A]:LEU:HD21	2.42	0.50
3:U:3288[A]:MET:CA	3:U:3295[A]:LEU:HG	2.42	0.50
3:U:3300[A]:LEU:H	3:U:3300[A]:LEU:CD2	2.24	0.50
1:V:963:ALA:HB3	1:V:1038:PHE:O	2.10	0.50
1:V:622:HIS:HE1	1:V:767:LYS:H	1.60	0.50
3:X:3276[B]:ASP:O	3:X:3277[B]:ALA:HB3	2.12	0.50
1:Y:566:ARG:N	1:Y:567:LEU:HA	2.25	0.50
1:Y:492:ARG:NH1	1:Y:638:ASP:OD1	2.45	0.50
3:C:3285[A]:VAL:CG2	3:C:3286[A]:THR:N	2.73	0.50
3:F:3014[A]:TRP:CD1	3:F:3014[A]:TRP:C	2.85	0.50
3:F:3028[B]:PRO:HG2	3:F:3029[B]:LYS:CG	2.40	0.50
3:F:3219[B]:LEU:CD2	3:F:3219[B]:LEU:N	2.73	0.50
3:F:3288[A]:MET:CA	3:F:3295[A]:LEU:HG	2.42	0.50

Continued on next page...

Continued from previous page...

Atom-1	Atom-2	Interatomic distance (Å)	Clash overlap (Å)
1:G:474:LEU:HD22	1:G:475:ASN:H	1.77	0.50
1:G:594:ASP:OD1	1:G:775:ARG:NH1	2.45	0.50
1:G:896:HIS:HB2	1:G:905:TRP:CG	2.47	0.50
1:G:931:TRP:CZ3	1:G:995:ILE:HD11	2.46	0.50
2:H:2568:HIS:NE2	2:H:2669:TYR:OH	2.44	0.50
2:H:2800:LYS:O	3:I:3023[A]:ILE:HD13	2.03	0.50
3:I:3147[A]:GLU:CG	3:I:3149[A]:ASN:ND2	2.73	0.50
1:J:1427:HIS:CE1	1:J:1457:HIS:CE1	2.99	0.50
3:L:2952[B]:ALA:CB	3:L:2956[B]:LYS:HB3	2.40	0.50
3:L:2969[A]:TYR:CD2	3:L:2970[A]:PRO:HD2	2.47	0.50
3:L:3217[B]:PHE:CB	3:L:3219[B]:LEU:HD21	2.42	0.50
3:L:3300[A]:LEU:H	3:L:3300[A]:LEU:CD2	2.24	0.50
3:L:3300[B]:LEU:H	3:L:3300[B]:LEU:CD2	2.24	0.50
1:M:1323:HIS:CD2	1:M:1458:HIS:CE1	3.00	0.50
1:M:1339:SER:CB	1:M:1340:GLY:HA2	2.42	0.50
1:M:157:GLU:OE2	1:M:296:ARG:NH2	2.41	0.50
2:N:2548:CYS:HB2	2:N:2558:CYS:HA	1.93	0.50
2:N:2647:LEU:HD12	2:N:2656:LEU:HB2	1.94	0.50
3:O:2965[B]:LEU:CG	3:O:2974[B]:ALA:CB	2.85	0.50
3:O:3276[A]:ASP:O	3:O:3277[A]:ALA:HB3	2.12	0.50
2:Q:2394:VAL:HG11	2:Q:2451:LEU:HD12	1.93	0.50
3:I:3252[B]:TYR:CD1	3:R:3108[B]:HIS:CE1	2.99	0.50
3:R:3217[A]:PHE:CB	3:R:3219[A]:LEU:HD21	2.42	0.50
3:R:3300[B]:LEU:H	3:R:3300[B]:LEU:CD2	2.24	0.50
2:T:2303:ARG:NH2	2:T:2372:GLU:O	2.44	0.50
3:U:3023[B]:ILE:O	3:U:3025[B]:VAL:N	2.44	0.50
3:U:3176[B]:LYS:CB	3:U:3176[B]:LYS:NZ	2.73	0.50
3:U:3196[B]:THR:O	3:U:3199[B]:GLN:HB2	2.11	0.50
3:U:3273[A]:LEU:O	3:U:3275[A]:LEU:HD12	2.11	0.50
3:U:3291[B]:ASP:OD2	3:U:3293[B]:LYS:NZ	2.43	0.50
1:V:904:HIS:O	1:V:907:ARG:HB3	2.12	0.50
2:W:2390:GLN:NE2	2:W:2494:GLN:O	2.44	0.50
3:O:3101[B]:PRO:CB	3:X:2971[B]:ASP:C	2.53	0.50
3:X:3196[A]:THR:OG1	3:X:3199[A]:GLN:HB2	2.12	0.50
3:X:3196[B]:THR:OG1	3:X:3199[B]:GLN:HB2	2.11	0.50
3:X:3285[B]:VAL:CG2	3:X:3286[B]:THR:N	2.73	0.50
3:X:3300[B]:LEU:H	3:X:3300[B]:LEU:CD2	2.24	0.50
1:Y:1315:GLY:HA3	1:Y:1601:TRP:CB	2.42	0.50
1:A:500:ASN:O	1:A:504:THR:OG1	2.23	0.50
2:B:2242:TRP:O	2:B:2246:ASN:ND2	2.36	0.50
3:C:3196[B]:THR:O	3:C:3199[B]:GLN:HB2	2.11	0.50

Continued on next page...

Continued from previous page...

Atom-1	Atom-2	Interatomic distance (Å)	Clash overlap (Å)
3:C:3196[A]:THR:CA	3:C:3199[A]:GLN:OE1	2.58	0.50
1:D:1279:LYS:O	1:D:1282:ALA:N	2.42	0.50
3:F:2969[A]:TYR:CD2	3:F:2970[A]:PRO:HD2	2.47	0.50
3:F:3307[B]:PHE:C	3:F:3307[B]:PHE:CD1	2.85	0.50
2:H:2546:LEU:HA	2:H:2557:ALA:HA	1.93	0.50
3:I:3135[A]:LYS:HB2	3:I:3141[A]:TYR:HD1	1.76	0.50
1:J:516:TRP:HZ3	1:J:633:HIS:HD1	1.60	0.50
1:J:718:ARG:HG3	1:J:832:LYS:HB2	1.92	0.50
3:C:2972[B]:GLY:C	3:L:3090[B]:ASN:CB	2.80	0.50
3:L:3201[A]:GLU:O	3:L:3205[A]:LYS:HB2	2.11	0.50
3:C:3249[B]:GLY:O	3:L:3252[B]:TYR:CD2	2.65	0.50
3:L:3288[B]:MET:CA	3:L:3295[B]:LEU:HG	2.42	0.50
1:M:1141:ARG:HB2	1:M:1197:THR:OG1	2.12	0.50
3:O:3147[A]:GLU:CG	3:O:3149[A]:ASN:ND2	2.73	0.50
3:O:3291[B]:ASP:OD2	3:O:3293[B]:LYS:NZ	2.43	0.50
3:O:3307[A]:PHE:C	3:O:3307[A]:PHE:CD1	2.85	0.50
1:P:898:GLY:HA2	1:P:1186:TRP:HB2	1.93	0.50
3:I:3156[B]:MET:N	3:R:2979[B]:GLN:NE2	2.56	0.50
3:R:3298[B]:ASN:HA	3:R:3299[B]:LEU:HB3	1.88	0.50
3:R:3307[B]:PHE:C	3:R:3307[B]:PHE:CD1	2.85	0.50
2:T:2261:VAL:HG21	2:T:2441:ARG:HG3	1.93	0.50
2:T:2830:GLN:OE1	2:T:2863:ARG:NH1	2.44	0.50
1:V:166:GLU:OE2	1:V:297:ARG:NH1	2.45	0.50
1:V:718:ARG:HH11	1:V:830:ASN:ND2	2.10	0.50
3:X:3196[B]:THR:CA	3:X:3199[B]:GLN:OE1	2.58	0.50
1:A:119:LYS:HB3	1:A:120:LYS:HD2	1.93	0.50
1:A:637:VAL:HA	1:A:640:LEU:HD12	1.94	0.50
2:B:2749:PHE:O	2:B:2754:ASN:ND2	2.31	0.50
3:C:2933[B]:SER:C	3:C:2936[B]:GLU:H	2.16	0.50
3:C:2935[A]:ILE:CD1	3:C:2935[A]:ILE:H	2.25	0.50
3:C:3135[B]:LYS:HB2	3:C:3141[B]:TYR:HD1	1.76	0.50
3:C:3185[B]:TYR:CD2	3:C:3185[B]:TYR:C	2.86	0.50
2:E:2157:LEU:O	2:E:2160:VAL:HG22	2.12	0.50
1:A:1078:ARG:NH2	2:E:2877:ILE:O	2.45	0.50
3:F:2939[B]:ARG:NE	3:F:3031[B]:ASN:ND2	2.60	0.50
3:F:2962[B]:GLY:N	3:F:3111[B]:SER:OG	2.44	0.50
3:F:2986[A]:PRO:CB	3:F:3127[A]:TRP:CZ3	2.94	0.50
3:F:3273[A]:LEU:HB2	3:F:3275[A]:LEU:CD1	2.34	0.50
3:F:3300[B]:LEU:CD2	3:F:3300[B]:LEU:H	2.24	0.50
1:G:1087:ALA:HB3	1:G:1090:ILE:HG13	1.92	0.50
1:G:120:LYS:HB3	1:G:122:VAL:N	2.27	0.50

Continued on next page...

Continued from previous page...

Atom-1	Atom-2	Interatomic distance (Å)	Clash overlap (Å)
3:I:2960[A]:PHE:CD1	3:I:2960[A]:PHE:N	2.72	0.50
1:J:1582:ASN:HB3	1:J:1583:CYS:HB3	1.94	0.50
3:C:3256[B]:TRP:CE2	3:L:2965[B]:LEU:O	2.51	0.50
3:L:3220[A]:ARG:HH11	3:L:3220[A]:ARG:CG	2.12	0.50
3:L:3293[B]:LYS:HB2	3:L:3294[B]:SER:CA	2.41	0.50
3:O:2969[A]:TYR:CD2	3:O:2970[A]:PRO:HD2	2.47	0.50
3:O:3228[B]:VAL:HG23	3:O:3228[B]:VAL:O	2.10	0.50
1:P:1132:GLU:OE2	1:P:1136:ARG:NE	2.31	0.50
1:P:450:LYS:HE3	1:P:451:SER:H	1.77	0.50
1:P:843:VAL:HG22	1:P:928:TYR:O	2.12	0.50
3:R:2937[B]:ASN:ND2	3:R:3006[B]:LYS:CD	2.73	0.50
3:R:2962[A]:GLY:N	3:R:3111[A]:SER:OG	2.44	0.50
3:R:3042[B]:ASP:OD2	3:R:3042[B]:ASP:N	2.41	0.50
3:R:3151[B]:LEU:CB	3:R:3175[B]:TYR:CD2	2.93	0.50
3:I:3251[B]:ASP:C	3:R:3251[B]:ASP:HB3	2.32	0.50
1:S:930:ASP:OD1	1:S:1051:ARG:NH2	2.44	0.50
1:S:855:ARG:HD2	1:S:947:TYR:CD2	2.46	0.50
3:U:2948[A]:ASP:CB	3:U:2949[A]:LYS:CA	2.78	0.50
3:U:2960[B]:PHE:N	3:U:2960[B]:PHE:CD1	2.72	0.50
3:U:3293[B]:LYS:HB2	3:U:3294[B]:SER:CA	2.41	0.50
1:V:1427:HIS:HD2	1:V:1457:HIS:HE1	1.59	0.50
1:V:1423:TYR:OH	1:V:1461:VAL:O	2.25	0.50
2:W:2128:LEU:HD23	2:W:2216:PHE:HZ	1.76	0.50
2:T:2097:LEU:HD12	2:W:2235:PRO:HG2	1.94	0.50
3:X:3004[B]:GLY:O	3:X:3006[B]:LYS:N	2.44	0.50
3:X:3135[A]:LYS:HB2	3:X:3141[A]:TYR:HD1	1.76	0.50
3:X:3217[A]:PHE:CB	3:X:3219[A]:LEU:HD21	2.42	0.50
3:X:3288[A]:MET:CA	3:X:3295[A]:LEU:HG	2.42	0.50
1:Y:1008:GLU:HA	1:Y:1011:TYR:HB3	1.93	0.50
1:Y:305:ASN:HB3	1:Y:400:ILE:HB	1.94	0.50
2:B:2161:GLN:NE2	2:B:2348:THR:HG21	2.27	0.50
3:C:3152[B]:LYS:HG3	3:L:3172[B]:SER:HG	1.75	0.50
3:C:3276[A]:ASP:O	3:C:3277[A]:ALA:HB3	2.12	0.50
1:D:1321:HIS:O	1:D:1324:ARG:HB3	2.11	0.50
2:E:2603:PRO:HG2	2:E:2606:LEU:HD12	1.93	0.50
3:F:3196[B]:THR:OG1	3:F:3199[B]:GLN:HG3	2.12	0.50
1:G:127:GLU:CG	1:G:135:THR:H	2.24	0.50
3:I:2952[B]:ALA:CA	3:I:2956[B]:LYS:HB3	2.38	0.50
3:I:2969[A]:TYR:CE2	3:I:2970[A]:PRO:CG	2.86	0.50
3:I:3276[A]:ASP:O	3:I:3277[A]:ALA:HB3	2.12	0.50
1:J:41:HIS:NE2	1:J:58:CYS:SG	2.85	0.50

Continued on next page...

Continued from previous page...

Atom-1	Atom-2	Interatomic distance (Å)	Clash overlap (Å)
1:J:69:HIS:CD2	4:J:5001:CUO:O1	2.64	0.50
1:J:931:TRP:CZ3	1:J:995:ILE:HD11	2.46	0.50
2:K:2282:LEU:HD21	2:K:2294:PHE:HA	1.94	0.50
3:L:2933[A]:SER:C	3:L:2936[A]:GLU:H	2.15	0.50
3:L:2981[A]:GLY:N	3:L:3086[A]:GLU:OE1	2.45	0.50
3:C:3151[B]:LEU:CA	3:L:3154[B]:PRO:HB2	2.40	0.50
3:L:3307[B]:PHE:C	3:L:3307[B]:PHE:CD1	2.85	0.50
3:O:2960[B]:PHE:CD2	3:O:3157[B]:PRO:CG	2.74	0.50
3:O:3196[B]:THR:O	3:O:3199[B]:GLN:HB2	2.11	0.50
1:P:1604:ASP:OD1	1:P:1605:ARG:NH1	2.44	0.50
3:R:3014[B]:TRP:CD1	3:R:3014[B]:TRP:C	2.85	0.50
1:S:1231:VAL:O	1:S:1233:SER:N	2.44	0.50
1:S:1467:ILE:HD13	1:S:1532:PHE:HB2	1.93	0.50
1:S:514:TRP:CZ2	1:S:606:ILE:HD11	2.47	0.50
2:T:2107:LEU:O	2:T:2111:GLN:HB2	2.12	0.50
3:U:2935[B]:ILE:H	3:U:2935[B]:ILE:CD1	2.25	0.50
3:U:2969[B]:TYR:CD2	3:U:2970[B]:PRO:HD2	2.47	0.50
1:V:1324:ARG:NH1	1:V:1519:TYR:HB3	2.26	0.50
1:V:372:ALA:O	1:V:375:SER:OG	2.26	0.50
1:V:730:PHE:N	1:V:821:ILE:O	2.27	0.50
1:V:882:TRP:CD1	1:V:1086:LEU:HD11	2.47	0.50
3:O:3102[B]:TYR:HA	3:X:2971[B]:ASP:CA	2.42	0.50
3:X:3093[B]:HIS:HB2	3:X:3248[B]:LEU:HD13	1.94	0.50
1:A:874:ALA:HA	1:A:913:PHE:HZ	1.76	0.49
2:B:2184:MET:HE3	2:B:2231:LEU:HD11	1.94	0.49
3:C:2952[A]:ALA:CA	3:C:2956[A]:LYS:HB3	2.38	0.49
3:C:2962[B]:GLY:N	3:C:3111[B]:SER:OG	2.44	0.49
3:C:3014[A]:TRP:CD1	3:C:3014[A]:TRP:C	2.85	0.49
3:C:3135[A]:LYS:HB2	3:C:3141[A]:TYR:HD1	1.76	0.49
3:C:3183[B]:LEU:N	3:C:3184[B]:ASN:HA	2.12	0.49
3:C:3201[B]:GLU:O	3:C:3205[B]:LYS:HB2	2.11	0.49
3:C:3222[B]:ILE:CD1	3:L:2963[B]:MET:HE3	2.42	0.49
1:D:1361:GLU:HG3	1:D:1363:THR:H	1.77	0.49
1:D:567:LEU:HD11	1:D:579:LEU:HD11	1.93	0.49
1:D:891:LYS:HB2	1:D:892:TYR:CD2	2.47	0.49
3:F:3173[B]:THR:HG22	3:F:3174[B]:GLY:H	1.67	0.49
3:F:3151[A]:LEU:CB	3:F:3175[A]:TYR:CD2	2.93	0.49
3:F:3151[B]:LEU:CB	3:F:3175[B]:TYR:CD2	2.93	0.49
3:F:3185[A]:TYR:C	3:F:3185[A]:TYR:CD2	2.86	0.49
1:G:1033:LEU:HD11	1:G:1183:GLU:HB2	1.93	0.49
3:I:2952[A]:ALA:N	3:I:2953[A]:GLY:HA2	2.06	0.49

Continued on next page...

Continued from previous page...

Atom-1	Atom-2	Interatomic distance (Å)	Clash overlap (Å)
3:I:3014[B]:TRP:C	3:I:3014[B]:TRP:CD1	2.85	0.49
3:I:3196[B]:THR:O	3:I:3199[B]:GLN:HB2	2.11	0.49
3:I:3288[B]:MET:CA	3:I:3295[B]:LEU:HG	2.42	0.49
3:I:3307[B]:PHE:CD1	3:I:3307[B]:PHE:C	2.85	0.49
1:J:972:SER:HA	1:J:1028:VAL:HG22	1.94	0.49
1:J:1316:MET:HB3	1:J:1318:VAL:HG22	1.94	0.49
1:J:329:ARG:HB3	1:M:1584:GLY:N	2.26	0.49
3:L:2986[A]:PRO:CB	3:L:3127[A]:TRP:CZ3	2.94	0.49
3:L:2986[B]:PRO:CB	3:L:3127[B]:TRP:CZ3	2.94	0.49
3:L:3176[B]:LYS:CB	3:L:3176[B]:LYS:NZ	2.73	0.49
3:O:2969[B]:TYR:CG	3:O:2970[B]:PRO:HD2	2.42	0.49
3:O:2939[B]:ARG:NE	3:O:3031[B]:ASN:ND2	2.60	0.49
3:O:3038[A]:ILE:HG23	3:O:3040[A]:VAL:HG22	1.90	0.49
3:O:3093[A]:HIS:HB2	3:O:3248[A]:LEU:HD13	1.94	0.49
1:P:1034:GLU:HB2	1:P:1180:SER:OG	2.12	0.49
1:P:1475:ARG:NE	1:P:1541:GLU:OE2	2.30	0.49
3:R:3066[A]:TYR:CE1	3:R:3193[A]:HIS:CE1	2.98	0.49
3:R:3176[A]:LYS:CE	3:R:3176[A]:LYS:N	2.73	0.49
3:R:3196[B]:THR:OG1	3:R:3199[B]:GLN:HG3	2.12	0.49
3:R:3293[A]:LYS:HB2	3:R:3294[A]:SER:CA	2.41	0.49
1:S:899:MET:HE2	1:S:1012:GLU:CD	2.33	0.49
3:U:2939[A]:ARG:NE	3:U:3031[A]:ASN:ND2	2.60	0.49
3:U:3093[B]:HIS:HB2	3:U:3248[B]:LEU:HD13	1.94	0.49
3:U:3104[A]:MET:HA	3:U:3110[A]:THR:CG2	2.17	0.49
3:U:3135[A]:LYS:HB2	3:U:3141[A]:TYR:HD1	1.76	0.49
3:U:3196[A]:THR:OG1	3:U:3199[A]:GLN:HB2	2.12	0.49
1:V:1396:GLU:OE2	1:V:1569:ARG:NH2	2.45	0.49
1:V:843:VAL:HG11	1:V:1044:LEU:HD13	1.93	0.49
2:W:2257:CYS:O	2:W:2261:VAL:HG23	2.12	0.49
3:X:2935[A]:ILE:CD1	3:X:2935[A]:ILE:H	2.25	0.49
3:X:2939[A]:ARG:NE	3:X:3031[A]:ASN:ND2	2.60	0.49
3:X:3135[B]:LYS:HB2	3:X:3141[B]:TYR:HD1	1.76	0.49
1:Y:126:GLY:HA3	1:Y:202:TYR:O	2.11	0.49
1:Y:1492:PRO:HA	1:Y:1512:ARG:HA	1.94	0.49
1:Y:238:ASN:OD1	1:Y:238:ASN:N	2.40	0.49
2:Z:2154:TRP:HD1	2:Z:2333:LEU:HD12	1.77	0.49
1:A:460:GLU:CD	1:A:1368:ARG:HH22	2.12	0.49
3:C:2935[B]:ILE:CD1	3:C:2935[B]:ILE:H	2.25	0.49
3:C:3217[B]:PHE:CB	3:C:3219[B]:LEU:HD21	2.42	0.49
3:C:3307[B]:PHE:C	3:C:3307[B]:PHE:CD1	2.85	0.49
1:D:711:LEU:HD21	1:D:719:TYR:HD2	1.76	0.49

Continued on next page...

Continued from previous page...

Atom-1	Atom-2	Interatomic distance (Å)	Clash overlap (Å)
2:E:2647:LEU:HG	2:E:2656:LEU:HG	1.93	0.49
3:F:2935[B]:ILE:CD1	3:F:2935[B]:ILE:H	2.25	0.49
3:F:3196[B]:THR:OG1	3:F:3199[B]:GLN:HB2	2.11	0.49
1:G:37:ILE:HD13	1:G:75:GLN:HG3	1.94	0.49
3:I:2935[A]:ILE:H	3:I:2935[A]:ILE:CD1	2.25	0.49
3:I:2939[A]:ARG:NE	3:I:3031[A]:ASN:ND2	2.60	0.49
3:I:3066[A]:TYR:CE1	3:I:3193[A]:HIS:CE1	2.98	0.49
3:I:3196[A]:THR:O	3:I:3199[A]:GLN:HB2	2.11	0.49
3:I:3219[A]:LEU:N	3:I:3219[A]:LEU:CD2	2.73	0.49
1:J:145:GLN:HG2	1:J:151:GLN:CD	2.31	0.49
3:L:2935[A]:ILE:CD1	3:L:2936[A]:GLU:N	2.73	0.49
3:L:2935[B]:ILE:CD1	3:L:2936[B]:GLU:N	2.73	0.49
3:C:2966[B]:SER:HB3	3:L:2982[B]:MET:HE1	1.94	0.49
3:L:3014[B]:TRP:C	3:L:3014[B]:TRP:CD1	2.85	0.49
3:L:3096[A]:VAL:HG11	3:L:3115[A]:LEU:HD12	1.89	0.49
3:L:3185[B]:TYR:CD2	3:L:3185[B]:TYR:C	2.85	0.49
3:L:3066[B]:TYR:CE1	3:L:3193[B]:HIS:CE1	2.98	0.49
3:L:3284[B]:LYS:CE	3:L:3284[B]:LYS:CA	2.85	0.49
1:M:1622:GLN:HG2	1:M:1652:PHE:CD1	2.47	0.49
1:M:137:ARG:NH2	1:M:203:ASP:OD1	2.37	0.49
1:J:1583:CYS:O	1:M:329:ARG:HA	2.12	0.49
1:M:329:ARG:HH11	1:M:329:ARG:HB3	1.76	0.49
1:M:804:ASP:H	1:M:810:LEU:HD13	1.77	0.49
1:M:81:VAL:HA	1:M:85:SER:HB3	1.94	0.49
1:M:861:PHE:CD2	1:M:870:TYR:HB2	2.47	0.49
3:O:2948[B]:ASP:CB	3:O:2949[B]:LYS:CA	2.78	0.49
3:O:3135[A]:LYS:HB2	3:O:3141[A]:TYR:HD1	1.76	0.49
3:O:3176[B]:LYS:C	3:O:3177[B]:SER:HG	1.99	0.49
3:O:3185[B]:TYR:CD2	3:O:3185[B]:TYR:C	2.86	0.49
3:O:3066[B]:TYR:CE1	3:O:3193[B]:HIS:CE1	2.98	0.49
3:O:3201[B]:GLU:O	3:O:3205[B]:LYS:HB2	2.11	0.49
3:O:3275[A]:LEU:CD1	3:O:3275[A]:LEU:N	2.73	0.49
3:O:3275[B]:LEU:CD1	3:O:3275[B]:LEU:N	2.73	0.49
3:I:3155[B]:MET:HA	3:R:2979[B]:GLN:HE21	1.77	0.49
3:R:3232[B]:VAL:HG23	3:R:3273[B]:LEU:HD11	1.94	0.49
3:R:3291[A]:ASP:OD2	3:R:3293[A]:LYS:NZ	2.43	0.49
1:S:1219:ASP:N	1:S:1223:ALA:O	2.36	0.49
1:S:1362:ALA:HA	1:S:1378:PHE:CG	2.47	0.49
2:T:2867:PRO:HG2	3:U:2932[A]:PRO:HG2	1.93	0.49
3:U:2939[B]:ARG:NE	3:U:3031[B]:ASN:ND2	2.60	0.49
3:U:3023[A]:ILE:O	3:U:3025[A]:VAL:N	2.44	0.49

Continued on next page...

Continued from previous page...

Atom-1	Atom-2	Interatomic distance (Å)	Clash overlap (Å)
3:U:3232[A]:VAL:HG23	3:U:3273[A]:LEU:HD11	1.94	0.49
3:U:3276[B]:ASP:O	3:U:3277[B]:ALA:HB3	2.12	0.49
1:V:1322:TRP:CD1	1:V:1493:MET:HB3	2.47	0.49
1:V:559:THR:HG21	1:V:627:ASP:HA	1.94	0.49
3:X:3176[B]:LYS:N	3:X:3176[B]:LYS:CE	2.73	0.49
1:Y:483:GLY:HA2	1:Y:773:PHE:CZ	2.46	0.49
1:Y:499:GLU:HG3	1:Y:511:VAL:HG12	1.95	0.49
1:A:449:ASP:HB3	1:A:1276:ASN:OD1	2.12	0.49
1:A:572:SER:O	1:A:578:PHE:HB2	2.12	0.49
3:C:3151[B]:LEU:CB	3:C:3175[B]:TYR:CD2	2.93	0.49
1:D:256:ILE:O	1:D:260:ASN:ND2	2.45	0.49
2:E:2451:LEU:HD22	2:E:2456:LEU:HD11	1.94	0.49
3:F:2933[A]:SER:C	3:F:2936[A]:GLU:H	2.16	0.49
3:F:3196[A]:THR:OG1	3:F:3199[A]:GLN:HB2	2.11	0.49
3:F:3276[B]:ASP:O	3:F:3277[B]:ALA:HB3	2.12	0.49
1:G:489:HIS:HB3	1:G:689:PRO:HB3	1.95	0.49
2:H:2542:TYR:HB2	2:H:2573:TYR:HE1	1.77	0.49
2:H:2650:GLY:N	2:H:2651:GLN:HA	2.27	0.49
3:I:3160[B]:SER:CA	3:R:2983[B]:VAL:HB	2.42	0.49
3:I:3176[A]:LYS:H	3:I:3176[A]:LYS:CE	2.17	0.49
3:I:3185[A]:TYR:C	3:I:3185[A]:TYR:CD2	2.85	0.49
3:I:3196[A]:THR:OG1	3:I:3199[A]:GLN:HG3	2.12	0.49
3:I:3201[B]:GLU:O	3:I:3205[B]:LYS:HB2	2.11	0.49
2:K:2735:ALA:HB2	2:K:2769:PHE:CZ	2.47	0.49
3:L:2933[B]:SER:C	3:L:2936[B]:GLU:H	2.16	0.49
3:L:3014[A]:TRP:CD1	3:L:3014[A]:TRP:C	2.85	0.49
3:L:3023[B]:ILE:O	3:L:3025[B]:VAL:N	2.44	0.49
6:M:2111:BMA:H2	7:M:2113:MAN:C3	2.31	0.49
1:M:633:HIS:HD1	1:M:633:HIS:C	2.15	0.49
1:M:639:ARG:HB2	1:M:703:TYR:CE2	2.47	0.49
2:N:2595:TRP:CE2	2:N:2683:ILE:HG13	2.47	0.49
3:O:3014[A]:TRP:C	3:O:3014[A]:TRP:CD1	2.85	0.49
3:O:3185[A]:TYR:C	3:O:3185[A]:TYR:CD2	2.86	0.49
3:O:3217[A]:PHE:CB	3:O:3219[A]:LEU:HD21	2.42	0.49
1:P:324:PRO:HG2	1:P:376:ASN:OD1	2.12	0.49
1:P:744:VAL:HG12	1:P:802:ILE:HG23	1.94	0.49
3:R:2969[A]:TYR:CD2	3:R:2970[A]:PRO:HD2	2.47	0.49
3:R:2939[A]:ARG:NE	3:R:3031[A]:ASN:ND2	2.60	0.49
3:R:2981[B]:GLY:N	3:R:3086[B]:GLU:OE1	2.45	0.49
3:R:3169[A]:LYS:C	3:R:3172[A]:SER:HG	2.04	0.49
3:U:2935[A]:ILE:H	3:U:2935[A]:ILE:CD1	2.25	0.49

Continued on next page...

Continued from previous page...

Atom-1	Atom-2	Interatomic distance (Å)	Clash overlap (Å)
3:U:2952[A]:ALA:CA	3:U:2956[A]:LYS:HB3	2.38	0.49
3:U:3004[A]:GLY:O	3:U:3006[A]:LYS:N	2.44	0.49
1:V:567:LEU:HD13	1:V:609:TRP:CD1	2.46	0.49
3:X:2935[B]:ILE:CD1	3:X:2935[B]:ILE:H	2.25	0.49
3:X:3201[B]:GLU:O	3:X:3205[B]:LYS:HB2	2.11	0.49
3:X:3307[B]:PHE:C	3:X:3307[B]:PHE:CD1	2.85	0.49
1:Y:1312:CYS:HA	1:Y:1322:TRP:CE2	2.47	0.49
1:Y:1492:PRO:HB2	1:Y:1497:SER:HB3	1.94	0.49
1:A:1441:SER:OG	1:A:1442:MET:N	2.43	0.49
1:A:456:GLN:HG2	1:A:551:GLU:HB3	1.95	0.49
2:B:2680:HIS:CD2	2:B:2684:HIS:HD2	2.31	0.49
3:C:2960[A]:PHE:CD2	3:C:3157[A]:PRO:CG	2.74	0.49
3:C:3066[B]:TYR:CE1	3:C:3193[B]:HIS:CE1	2.98	0.49
1:D:1324:ARG:NH1	1:D:1516:VAL:O	2.46	0.49
1:D:730:PHE:CE1	1:D:780:GLU:HG2	2.47	0.49
3:F:3135[B]:LYS:HB2	3:F:3141[B]:TYR:HD1	1.76	0.49
2:H:2361:LYS:HD2	2:H:2362:GLN:H	1.77	0.49
3:I:2935[B]:ILE:H	3:I:2935[B]:ILE:CD1	2.25	0.49
3:I:2965[B]:LEU:CD2	3:R:3250[B]:GLY:H	2.25	0.49
3:I:3066[B]:TYR:CE1	3:I:3193[B]:HIS:CE1	2.98	0.49
3:I:3268[A]:LYS:CG	1:J:1539:GLN:HE22	2.25	0.49
1:J:194:MET:HA	1:J:200:THR:HA	1.95	0.49
3:L:3014[B]:TRP:HH2	3:L:3123[B]:THR:HG23	1.78	0.49
3:L:3276[A]:ASP:O	3:L:3277[A]:ALA:HB3	2.12	0.49
1:M:127:GLU:OE2	1:M:135:THR:N	2.42	0.49
3:O:2963[B]:MET:SD	3:X:2975[B]:PHE:CZ	3.02	0.49
3:O:3196[A]:THR:O	3:O:3200[A]:LEU:N	2.43	0.49
3:O:3201[A]:GLU:O	3:O:3205[A]:LYS:HB2	2.11	0.49
3:O:3291[A]:ASP:OD2	3:O:3293[A]:LYS:NZ	2.43	0.49
1:P:1562:ILE:HD11	1:P:1645:PHE:CZ	2.48	0.49
1:P:432:THR:HG23	1:P:435:GLU:H	1.76	0.49
2:Q:2252:GLU:CD	2:Q:2393:ARG:HH12	2.16	0.49
2:Q:2568:HIS:ND1	2:Q:2765:PRO:HB3	2.28	0.49
3:R:3014[B]:TRP:HH2	3:R:3123[B]:THR:HG23	1.78	0.49
1:S:598:GLN:O	1:S:602:THR:OG1	2.23	0.49
1:S:949:ASP:OD1	1:S:950:ALA:N	2.40	0.49
3:U:3147[B]:GLU:CG	3:U:3149[B]:ASN:ND2	2.73	0.49
1:V:1019:HIS:CE1	1:V:1046:HIS:HE1	2.31	0.49
1:V:460:GLU:O	1:V:467:LYS:NZ	2.36	0.49
3:X:2939[B]:ARG:HG3	3:X:2939[B]:ARG:NH1	2.28	0.49
3:X:2969[A]:TYR:CD2	3:X:2970[A]:PRO:HD2	2.47	0.49

Continued on next page...

Continued from previous page...

Atom-1	Atom-2	Interatomic distance (Å)	Clash overlap (Å)
3:X:2939[B]:ARG:NE	3:X:3031[B]:ASN:ND2	2.60	0.49
3:X:3047[B]:ARG:HH21	3:X:3113[B]:ASP:CG	2.16	0.49
3:O:3252[B]:TYR:CB	3:X:3156[B]:MET:CB	2.66	0.49
1:Y:1470:GLU:HB3	1:Y:1537:ILE:CD1	2.42	0.49
1:A:1301:PRO:HA	1:A:1308:VAL:HA	1.95	0.49
2:B:2680:HIS:HB2	2:B:2714:VAL:HG11	1.93	0.49
3:C:2969[A]:TYR:CD2	3:C:2970[A]:PRO:HD2	2.47	0.49
3:C:3014[A]:TRP:HH2	3:C:3123[A]:THR:HG23	1.78	0.49
3:C:2986[B]:PRO:CB	3:C:3127[B]:TRP:CZ3	2.94	0.49
3:C:3217[A]:PHE:CB	3:C:3219[A]:LEU:HD21	2.42	0.49
3:C:3256[B]:TRP:CD1	3:L:2975[B]:PHE:O	2.65	0.49
1:G:1339:SER:CB	1:G:1340:GLY:HA2	2.38	0.49
2:H:2541:GLY:O	2:H:2547:MET:HE1	2.13	0.49
2:H:2553:ALA:N	2:H:2554:PRO:HD2	2.28	0.49
3:I:2933[B]:SER:CB	3:I:2936[B]:GLU:CB	2.85	0.49
3:I:2933[B]:SER:C	3:I:2936[B]:GLU:H	2.16	0.49
3:I:2977[B]:CYS:SG	3:R:2982[B]:MET:HE3	2.52	0.49
3:I:2980[B]:HIS:HD2	3:R:2969[B]:TYR:O	1.94	0.49
3:I:3185[B]:TYR:CD2	3:I:3185[B]:TYR:C	2.86	0.49
3:I:3264[A]:TYR:HD1	3:I:3264[A]:TYR:C	2.16	0.49
3:I:3288[A]:MET:CA	3:I:3295[A]:LEU:HG	2.42	0.49
1:J:1215:LEU:HD22	1:J:1229:LYS:NZ	2.27	0.49
1:J:428:ILE:HD12	1:J:514:TRP:HB3	1.94	0.49
3:C:3086[B]:GLU:CG	3:L:2968[B]:GLN:NE2	2.70	0.49
3:L:3285[B]:VAL:CG2	3:L:3286[B]:THR:N	2.73	0.49
3:L:3298[B]:ASN:HA	3:L:3299[B]:LEU:HB3	1.88	0.49
2:N:2866:PRO:HB2	2:N:2868:GLU:OE1	2.11	0.49
3:O:3183[B]:LEU:H	3:O:3184[B]:ASN:CA	2.22	0.49
3:O:3264[B]:TYR:C	3:O:3264[B]:TYR:HD1	2.16	0.49
1:P:1015:HIS:CD2	1:P:1045:HIS:HE1	2.31	0.49
1:P:483:GLY:HA2	1:P:773:PHE:CZ	2.48	0.49
2:Q:2525:LYS:NZ	2:Q:2526:ARG:HH12	2.11	0.49
2:Q:2553:ALA:N	2:Q:2554:PRO:HD2	2.28	0.49
2:Q:2805:PHE:CE1	2:Q:2855:ASP:HB3	2.47	0.49
3:R:2939[A]:ARG:HG3	3:R:2939[A]:ARG:NH1	2.28	0.49
3:R:2979[A]:GLN:NE2	3:R:3155[A]:MET:HE2	2.27	0.49
3:I:3252[B]:TYR:CD2	3:R:3108[B]:HIS:CE1	3.00	0.49
3:R:3185[A]:TYR:C	3:R:3185[A]:TYR:CD2	2.86	0.49
1:S:462:HIS:HA	1:S:490:TRP:CH2	2.47	0.49
2:T:2825:ILE:HG22	2:T:2863:ARG:HH21	1.76	0.49
3:U:3014[B]:TRP:CD1	3:U:3014[B]:TRP:C	2.85	0.49

Continued on next page...

Continued from previous page...

Atom-1	Atom-2	Interatomic distance (Å)	Clash overlap (Å)
1:V:1351:PRO:HA	1:V:1400:ASN:HB2	1.92	0.49
1:V:898:GLY:N	1:V:899:MET:SD	2.73	0.49
2:W:2180:TRP:CH2	2:W:2300:ASN:HB3	2.48	0.49
2:W:2571:ARG:NH1	2:W:2771:TYR:HB3	2.27	0.49
3:X:3232[B]:VAL:HG23	3:X:3273[B]:LEU:HD11	1.95	0.49
3:X:3276[A]:ASP:O	3:X:3277[A]:ALA:HB3	2.12	0.49
1:Y:215:ARG:NE	1:Y:279:LEU:HA	2.28	0.49
2:Z:2090:LYS:NZ	2:Z:2099:GLU:OE2	2.45	0.49
2:Z:2121:THR:O	2:Z:2124:SER:HB3	2.13	0.49
1:A:105:VAL:HB	1:A:137:ARG:HH12	1.77	0.49
1:A:646:ALA:O	1:A:649:ILE:HG12	2.12	0.49
3:C:2971[B]:ASP:OD2	3:L:3248[B]:LEU:CD2	2.60	0.49
3:C:3228[B]:VAL:O	3:C:3228[B]:VAL:HG23	2.10	0.49
3:C:3232[A]:VAL:HG23	3:C:3273[A]:LEU:HD11	1.95	0.49
3:C:3275[A]:LEU:CD1	3:C:3275[A]:LEU:N	2.73	0.49
3:C:3300[A]:LEU:CD2	3:C:3300[A]:LEU:H	2.24	0.49
1:D:467:LYS:HB2	1:D:471:PRO:HG3	1.94	0.49
2:E:2472:ASN:HB2	2:E:2474:THR:N	2.28	0.49
3:F:3120[A]:HIS:CE1	4:F:3402[A]:CUO:O1	2.66	0.49
3:F:3201[B]:GLU:O	3:F:3205[B]:LYS:HB2	2.11	0.49
1:G:145:GLN:HG2	1:G:151:GLN:HB2	1.95	0.49
1:G:293:LEU:O	1:G:296:ARG:HG2	2.12	0.49
2:H:2866:PRO:CB	2:H:2868:GLU:HG3	2.43	0.49
3:I:3264[B]:TYR:C	3:I:3264[B]:TYR:HD1	2.16	0.49
4:C:3401[A]:CUO:O1	3:L:3120[A]:HIS:CE1	2.66	0.49
3:L:3151[A]:LEU:CB	3:L:3175[A]:TYR:CD2	2.93	0.49
3:L:3307[A]:PHE:C	3:L:3307[A]:PHE:CD1	2.85	0.49
1:M:1166:THR:H	1:M:1167:ASP:HA	1.77	0.49
1:M:1290:ILE:HD13	1:M:1329:LEU:HG	1.93	0.49
1:M:1315:GLY:HA3	1:M:1601:TRP:CG	2.47	0.49
1:M:899:MET:HB3	1:M:1012:GLU:OE1	2.13	0.49
1:M:901:THR:HG22	1:M:904:HIS:HB2	1.94	0.49
3:O:2939[B]:ARG:HG3	3:O:2939[B]:ARG:NH1	2.28	0.49
3:O:3014[A]:TRP:HH2	3:O:3123[A]:THR:HG23	1.78	0.49
3:O:3196[B]:THR:OG1	3:O:3199[B]:GLN:HG3	2.12	0.49
3:O:3232[A]:VAL:HG23	3:O:3273[A]:LEU:HD11	1.94	0.49
3:O:3120[B]:HIS:CE1	4:O:3401[B]:CUO:O1	2.66	0.49
3:R:2935[B]:ILE:CD1	3:R:2936[B]:GLU:N	2.73	0.49
3:R:2939[B]:ARG:NE	3:R:3031[B]:ASN:ND2	2.60	0.49
3:I:3259[B]:ASP:CG	3:R:3162[B]:ASP:HB3	2.30	0.49
3:R:3196[A]:THR:CA	3:R:3199[A]:GLN:OE1	2.58	0.49

Continued on next page...

Continued from previous page...

Atom-1	Atom-2	Interatomic distance (Å)	Clash overlap (Å)
3:R:3264[A]:TYR:HD1	3:R:3264[A]:TYR:C	2.16	0.49
1:S:462:HIS:HA	1:S:490:TRP:HH2	1.77	0.49
1:S:49:ALA:H	1:S:55:ILE:HD12	1.78	0.49
2:T:2808:PHE:HZ	2:T:2821:LEU:HD13	1.78	0.49
3:U:3089[B]:HIS:CE1	3:U:3093[B]:HIS:CE1	3.01	0.49
3:U:3191[A]:ASN:ND2	3:U:3191[A]:ASN:N	2.60	0.49
3:U:3211[B]:ASP:N	3:U:3211[B]:ASP:OD1	2.28	0.49
3:U:3307[A]:PHE:C	3:U:3307[A]:PHE:CD1	2.85	0.49
1:V:41:HIS:O	1:V:201:SER:OG	2.27	0.49
2:W:2762:VAL:O	2:W:2768:LEU:HD23	2.13	0.49
3:X:2954[B]:TYR:CD2	3:X:2954[B]:TYR:C	2.86	0.49
3:O:3101[B]:PRO:O	3:X:2971[B]:ASP:HA	2.10	0.49
3:X:3089[B]:HIS:CE1	3:X:3093[B]:HIS:CE1	3.01	0.49
3:X:3293[A]:LYS:HB2	3:X:3294[A]:SER:CA	2.41	0.49
3:X:3300[A]:LEU:H	3:X:3300[A]:LEU:CD2	2.24	0.49
3:X:3307[A]:PHE:CD1	3:X:3307[A]:PHE:C	2.85	0.49
2:Z:2849:ASP:HB3	2:Z:2850:ARG:NE	2.27	0.49
1:A:480:CYS:HA	1:A:490:TRP:CE2	2.48	0.49
1:A:717:GLN:O	1:A:720:VAL:HG22	2.13	0.49
2:B:2573:TYR:CE2	2:B:2707:PHE:HE2	2.28	0.49
3:C:3014[B]:TRP:CD1	3:C:3014[B]:TRP:C	2.85	0.49
3:C:2939[B]:ARG:NE	3:C:3031[B]:ASN:ND2	2.60	0.49
3:C:3089[A]:HIS:CE1	3:C:3093[A]:HIS:CE1	3.01	0.49
3:C:3120[B]:HIS:NE2	4:C:3402[B]:CUO:O1	2.30	0.49
3:C:3185[A]:TYR:C	3:C:3185[A]:TYR:CD2	2.86	0.49
3:C:3196[B]:THR:O	3:C:3200[B]:LEU:N	2.43	0.49
3:C:3264[A]:TYR:HD1	3:C:3264[A]:TYR:C	2.16	0.49
1:D:644:TRP:O	1:D:647:LEU:HB2	2.12	0.49
1:D:830:ASN:HB3	1:D:832:LYS:HB2	1.95	0.49
1:A:1074:ILE:HB	2:E:2901:LEU:HB2	1.94	0.49
3:F:3014[B]:TRP:HH2	3:F:3123[B]:THR:HG23	1.78	0.49
3:F:3093[A]:HIS:HB2	3:F:3248[A]:LEU:HD13	1.94	0.49
3:F:3264[B]:TYR:C	3:F:3264[B]:TYR:CD1	2.86	0.49
3:F:3307[A]:PHE:CD1	3:F:3307[A]:PHE:C	2.85	0.49
1:G:1284:GLU:OE1	1:G:1337:ARG:NH1	2.46	0.49
1:G:1636:ASN:OD1	5:G:2112:NAG:C7	2.60	0.49
1:G:1636:ASN:OD1	5:G:2112:NAG:N2	2.46	0.49
1:G:306:PHE:HB3	1:G:308:LEU:HD13	1.94	0.49
1:G:655:TYR:HE2	1:G:693:TYR:HB3	1.78	0.49
2:H:2680:HIS:NE2	2:H:2684:HIS:CD2	2.81	0.49
1:J:1361:GLU:HG3	1:J:1363:THR:H	1.77	0.49

Continued on next page...

Continued from previous page...

Atom-1	Atom-2	Interatomic distance (Å)	Clash overlap (Å)
1:J:63:PRO:HA	1:J:172:GLU:HG3	1.94	0.49
2:K:2279:LEU:HD12	2:K:2284:HIS:HD2	1.78	0.49
3:L:2935[B]:ILE:CD1	3:L:2935[B]:ILE:H	2.25	0.49
3:L:2939[B]:ARG:NE	3:L:3031[B]:ASN:ND2	2.60	0.49
3:L:3196[B]:THR:OG1	3:L:3199[B]:GLN:HG3	2.12	0.49
1:M:1103:PHE:HE2	2:Q:2871:PHE:HA	1.78	0.49
2:N:2536:PHE:HE1	2:N:2708:TYR:HE2	1.60	0.49
3:O:2933[A]:SER:C	3:O:2936[A]:GLU:H	2.16	0.49
3:O:2981[A]:GLY:N	3:O:3086[A]:GLU:OE1	2.45	0.49
3:O:3307[B]:PHE:CD1	3:O:3307[B]:PHE:C	2.85	0.49
3:O:3120[A]:HIS:CE1	4:O:3401[A]:CUO:O1	2.66	0.49
2:Q:2336:PHE:HB3	2:Q:2348:THR:HG22	1.94	0.49
3:R:2935[B]:ILE:H	3:R:2935[B]:ILE:CD1	2.25	0.49
3:R:2935[A]:ILE:CD1	3:R:2935[A]:ILE:H	2.25	0.49
3:R:3093[A]:HIS:HB2	3:R:3248[A]:LEU:HD13	1.94	0.49
3:R:3288[B]:MET:CA	3:R:3295[B]:LEU:HG	2.42	0.49
1:S:1063:ARG:HB3	1:S:1065:LYS:HE3	1.95	0.49
2:T:2665:GLU:OE1	2:T:2798:GLN:NE2	2.46	0.49
3:U:2939[B]:ARG:NH1	3:U:2939[B]:ARG:HG3	2.28	0.49
3:U:3176[A]:LYS:CB	3:U:3176[A]:LYS:NZ	2.73	0.49
3:U:3196[A]:THR:CA	3:U:3199[A]:GLN:OE1	2.58	0.49
1:S:1558:LEU:HD13	2:W:2440:ASP:HA	1.94	0.49
3:X:2933[B]:SER:C	3:X:2936[B]:GLU:H	2.15	0.49
3:X:3014[B]:TRP:C	3:X:3014[B]:TRP:CD1	2.85	0.49
3:X:3014[B]:TRP:HH2	3:X:3123[B]:THR:HG23	1.78	0.49
3:X:2960[A]:PHE:CD2	3:X:3157[A]:PRO:CG	2.74	0.49
3:X:3201[A]:GLU:O	3:X:3205[A]:LYS:HB2	2.11	0.49
3:X:3217[B]:PHE:CB	3:X:3219[B]:LEU:HD21	2.42	0.49
1:A:1018:ILE:HA	1:A:1021:LEU:HB2	1.95	0.49
1:A:611:GLY:HA2	1:A:617:SER:HB2	1.94	0.49
1:D:1200:MET:HE2	1:D:1205:LEU:HB3	1.95	0.49
5:D:5010:NAG:H61	5:D:5011:NAG:C1	2.43	0.49
2:E:2099:GLU:HA	2:E:2172:ILE:HD11	1.95	0.49
3:F:2939[B]:ARG:HG3	3:F:2939[B]:ARG:NH1	2.28	0.49
3:F:3047[A]:ARG:HH21	3:F:3113[A]:ASP:CG	2.16	0.49
3:F:3293[A]:LYS:CG	3:F:3294[A]:SER:HB2	2.36	0.49
3:I:2989[B]:HIS:HD2	3:R:2970[B]:PRO:HA	1.72	0.49
3:I:3014[A]:TRP:HH2	3:I:3123[A]:THR:HG23	1.78	0.49
3:I:3264[A]:TYR:CD1	3:I:3264[A]:TYR:C	2.86	0.49
3:I:3307[A]:PHE:CD1	3:I:3307[A]:PHE:C	2.85	0.49
1:J:1279:LYS:HE3	1:J:1376:PRO:HG3	1.93	0.49

Continued on next page...

Continued from previous page...

Atom-1	Atom-2	Interatomic distance (Å)	Clash overlap (Å)
1:J:139:VAL:HG11	1:J:144:TYR:OH	2.13	0.49
1:J:135:THR:HG22	1:J:192:HIS:HB3	1.94	0.49
3:L:3147[B]:GLU:CG	3:L:3149[B]:ASN:ND2	2.73	0.49
3:L:3219[A]:LEU:N	3:L:3219[A]:LEU:CD2	2.73	0.49
1:M:1081:MET:HG2	1:M:1100:SER:O	2.12	0.49
1:M:142:ARG:NH1	1:M:340:GLN:OE1	2.45	0.49
1:M:552:PHE:HZ	1:M:623:TYR:HE1	1.61	0.49
1:M:801:ASP:OD1	1:M:801:ASP:N	2.45	0.49
3:O:3157[B]:PRO:HB3	3:X:3150[B]:LYS:HA	1.93	0.49
3:R:2961[B]:HIS:CD2	3:R:2988[B]:TRP:CZ3	2.96	0.49
3:R:3185[B]:TYR:C	3:R:3185[B]:TYR:CD2	2.86	0.49
3:I:2963[B]:MET:HE1	3:R:3223[B]:GLY:HA3	1.91	0.49
1:S:1333:GLU:O	1:S:1337:ARG:HG3	2.12	0.49
1:S:1315:GLY:HA3	1:S:1601:TRP:HB2	1.94	0.49
2:T:2625:LEU:HA	2:T:2638:ARG:NH2	2.27	0.49
3:U:2933[A]:SER:C	3:U:2936[A]:GLU:H	2.16	0.49
3:U:2954[B]:TYR:CA	3:U:2957[B]:ILE:HG22	2.43	0.49
3:U:3014[B]:TRP:HH2	3:U:3123[B]:THR:HG23	1.78	0.49
3:U:3089[A]:HIS:CE1	3:U:3093[A]:HIS:CE1	3.01	0.49
3:U:2960[B]:PHE:CD2	3:U:3157[B]:PRO:CG	2.74	0.49
3:U:3288[B]:MET:CA	3:U:3295[B]:LEU:HG	2.42	0.49
2:W:2903:TYR:OH	3:X:2932[A]:PRO:HD2	2.12	0.49
3:X:3014[A]:TRP:CD1	3:X:3014[A]:TRP:C	2.85	0.49
3:X:3014[A]:TRP:HH2	3:X:3123[A]:THR:HG23	1.77	0.49
3:O:3169[B]:LYS:HA	3:X:3148[B]:ILE:HG21	1.91	0.49
3:O:3255[B]:PRO:N	3:X:3169[B]:LYS:HG3	2.27	0.49
1:A:980:TYR:HE1	1:A:1021:LEU:HD13	1.77	0.49
1:A:1205:LEU:HD23	1:A:1211:TYR:HB2	1.94	0.49
1:A:1348:TRP:HD1	1:A:1403:LEU:HD13	1.76	0.49
3:C:2969[B]:TYR:CD2	3:L:3093[B]:HIS:NE2	2.79	0.49
3:C:3004[A]:GLY:O	3:C:3006[A]:LYS:N	2.44	0.49
3:C:3014[B]:TRP:HH2	3:C:3123[B]:THR:HG23	1.78	0.49
3:C:3196[A]:THR:O	3:C:3200[A]:LEU:N	2.44	0.49
3:C:3232[B]:VAL:HG23	3:C:3273[B]:LEU:HD11	1.94	0.49
3:C:3276[B]:ASP:O	3:C:3277[B]:ALA:HB3	2.12	0.49
3:C:3293[B]:LYS:HB2	3:C:3294[B]:SER:CA	2.41	0.49
3:C:3307[A]:PHE:C	3:C:3307[A]:PHE:CD1	2.85	0.49
3:F:2954[B]:TYR:C	3:F:2954[B]:TYR:CD2	2.86	0.49
3:F:3196[B]:THR:CA	3:F:3199[B]:GLN:OE1	2.58	0.49
2:H:2615:TRP:NE1	2:K:2121:THR:HG23	2.28	0.49
2:H:2813:ILE:CG2	2:H:2896:LEU:HD21	2.42	0.49

Continued on next page...

Continued from previous page...

Atom-1	Atom-2	Interatomic distance (Å)	Clash overlap (Å)
3:I:2935[B]:ILE:CD1	3:I:2936[B]:GLU:N	2.73	0.49
3:I:2969[A]:TYR:CD2	3:I:2970[A]:PRO:HD2	2.47	0.49
3:I:2970[B]:PRO:HD3	3:R:2989[B]:HIS:ND1	2.21	0.49
3:I:3183[B]:LEU:N	3:I:3184[B]:ASN:HA	2.11	0.49
3:I:3298[B]:ASN:CA	3:I:3299[B]:LEU:CB	2.85	0.49
1:J:195:SER:CB	1:J:386:ILE:HD11	2.43	0.49
2:K:2679:ILE:O	2:K:2682:SER:HB3	2.13	0.49
3:L:2933[B]:SER:CB	3:L:2936[B]:GLU:CB	2.85	0.49
3:L:2954[A]:TYR:CD2	3:L:2954[A]:TYR:C	2.86	0.49
3:C:3255[B]:PRO:CD	3:L:2959[B]:SER:O	2.61	0.49
3:L:3066[A]:TYR:CE1	3:L:3193[A]:HIS:CE1	2.98	0.49
3:L:3196[B]:THR:CA	3:L:3199[B]:GLN:HB2	2.43	0.49
3:L:3264[A]:TYR:CD1	3:L:3264[A]:TYR:C	2.86	0.49
3:L:3275[B]:LEU:CD1	3:L:3275[B]:LEU:N	2.73	0.49
1:M:898:GLY:HA2	1:M:1186:TRP:HB2	1.95	0.49
1:J:328:LYS:NZ	1:M:1631:GLU:OE1	2.30	0.49
1:M:289:LEU:HD22	1:M:293:LEU:HD13	1.93	0.49
1:M:425:ARG:NE	1:M:499:GLU:OE2	2.38	0.49
2:N:2329:MET:HA	2:N:2354:PRO:HG2	1.95	0.49
3:O:2933[B]:SER:C	3:O:2936[B]:GLU:H	2.15	0.49
3:O:3014[B]:TRP:CD1	3:O:3014[B]:TRP:C	2.85	0.49
3:O:3089[A]:HIS:CE1	3:O:3093[A]:HIS:CE1	3.01	0.49
3:O:3196[B]:THR:CA	3:O:3199[B]:GLN:OE1	2.58	0.49
1:P:1086:LEU:CD1	1:P:1090:ILE:HD11	2.43	0.49
3:O:3196[A]:THR:CG2	1:P:416:ASN:ND2	2.59	0.49
1:P:449:ASP:HB3	1:P:1280:GLN:NE2	2.28	0.49
2:Q:2340:ALA:HB1	2:Q:2341:PRO:CD	2.42	0.49
3:R:2954[B]:TYR:C	3:R:2954[B]:TYR:CD2	2.86	0.49
3:I:3093[B]:HIS:CD2	3:R:2971[B]:ASP:O	2.62	0.49
3:R:3089[A]:HIS:CE1	3:R:3093[A]:HIS:CE1	3.01	0.49
3:R:3211[B]:ASP:N	3:R:3211[B]:ASP:OD1	2.28	0.49
1:S:557:VAL:HB	1:S:558:HIS:HA	1.95	0.49
3:U:2933[B]:SER:C	3:U:2936[B]:GLU:H	2.15	0.49
3:U:2954[B]:TYR:C	3:U:2954[B]:TYR:CD2	2.86	0.49
3:U:3047[B]:ARG:HH21	3:U:3113[B]:ASP:CG	2.16	0.49
3:U:3196[B]:THR:OG1	3:U:3199[B]:GLN:HG3	2.12	0.49
3:U:3217[B]:PHE:CB	3:U:3219[B]:LEU:HD21	2.42	0.49
3:U:3264[B]:TYR:CD1	3:U:3264[B]:TYR:C	2.86	0.49
3:U:3120[A]:HIS:CE1	4:U:3401[A]:CUO:O1	2.66	0.49
2:W:2240:GLN:HE21	2:W:2241:THR:HG22	1.78	0.49
2:W:2451:LEU:HD22	2:W:2456:LEU:HD11	1.95	0.49

Continued on next page...

Continued from previous page...

Atom-1	Atom-2	Interatomic distance (Å)	Clash overlap (Å)
3:X:2961[B]:HIS:CD2	3:X:2988[B]:TRP:CZ3	2.96	0.49
3:X:3151[A]:LEU:CB	3:X:3175[A]:TYR:CD2	2.93	0.49
3:X:3200[A]:LEU:HD22	3:X:3204[A]:LEU:HD11	1.95	0.49
3:X:3264[B]:TYR:CD1	3:X:3264[B]:TYR:C	2.86	0.49
1:Y:1422:HIS:NE2	1:Y:1608:ARG:HB2	2.28	0.49
2:Z:2240:GLN:HG2	2:Z:2244:PHE:CD1	2.48	0.49
2:B:2887:ASP:OD1	2:B:2887:ASP:N	2.34	0.49
3:C:3086[B]:GLU:HG2	3:L:2968[B]:GLN:HE21	1.78	0.49
3:C:3151[A]:LEU:CB	3:C:3175[A]:TYR:CD2	2.93	0.49
1:D:215:ARG:NE	1:D:279:LEU:HA	2.27	0.49
1:D:947:TYR:HE1	1:D:956:PRO:HG2	1.78	0.49
2:E:2819:VAL:HG22	2:E:2883:ILE:HG13	1.94	0.49
3:F:2933[B]:SER:C	3:F:2936[B]:GLU:H	2.16	0.49
3:F:3089[A]:HIS:CE1	3:F:3093[A]:HIS:CE1	3.01	0.49
3:F:3143[B]:SER:OG	3:F:3144[B]:ALA:N	2.46	0.49
3:F:3185[B]:TYR:C	3:F:3185[B]:TYR:CD2	2.86	0.49
3:F:3232[A]:VAL:HG23	3:F:3273[A]:LEU:HD11	1.94	0.49
1:G:1260:ARG:HD3	1:G:1331:GLU:OE1	2.13	0.49
1:G:277:ASP:OD1	1:G:278:ASP:N	2.46	0.49
2:H:2572:VAL:HG22	2:H:2768:LEU:HD22	1.95	0.49
3:I:2933[A]:SER:C	3:I:2936[A]:GLU:H	2.16	0.49
3:I:2939[A]:ARG:NH1	3:I:2939[A]:ARG:HG3	2.28	0.49
3:I:2965[B]:LEU:CG	3:I:2974[B]:ALA:CB	2.85	0.49
3:I:3096[A]:VAL:HG11	3:I:3115[A]:LEU:HD12	1.89	0.49
3:I:3151[B]:LEU:HB2	3:I:3175[B]:TYR:HE2	1.68	0.49
3:I:3155[B]:MET:SD	3:R:3154[B]:PRO:HD2	2.53	0.49
3:I:3183[A]:LEU:H	3:I:3184[A]:ASN:CA	2.22	0.49
3:I:3217[A]:PHE:CB	3:I:3219[A]:LEU:HD21	2.42	0.49
2:H:2744:PHE:HZ	1:J:1212:HIS:HB3	1.78	0.49
1:J:120:LYS:N	1:J:121:ASN:HA	2.27	0.49
1:J:1335:LEU:HA	1:J:1339:SER:HB3	1.93	0.49
3:L:3176[B]:LYS:N	3:L:3176[B]:LYS:CE	2.73	0.49
3:C:3253[B]:GLU:HB3	3:L:3252[B]:TYR:CB	2.42	0.49
3:L:3264[B]:TYR:C	3:L:3264[B]:TYR:CD1	2.86	0.49
3:L:3264[A]:TYR:C	3:L:3264[A]:TYR:HD1	2.16	0.49
1:M:1400:ASN:ND2	1:M:1433:TRP:HZ3	2.11	0.49
2:N:2374:ASN:ND2	2:Q:2098:GLN:HE22	2.11	0.49
2:N:2805:PHE:CE1	2:N:2855:ASP:HB3	2.48	0.49
3:O:3196[A]:THR:CA	3:O:3199[A]:GLN:HB2	2.43	0.49
3:O:3196[A]:THR:OG1	3:O:3199[A]:GLN:HG3	2.12	0.49
3:O:3217[B]:PHE:HD2	3:O:3300[B]:LEU:HD12	1.78	0.49

Continued on next page...

Continued from previous page...

Atom-1	Atom-2	Interatomic distance (Å)	Clash overlap (Å)
3:O:3264[A]:TYR:C	3:O:3264[A]:TYR:HD1	2.16	0.49
1:P:899:MET:HE2	1:P:1012:GLU:CD	2.33	0.49
3:I:2967[B]:CYS:HB3	3:R:2979[B]:GLN:C	2.15	0.49
3:R:3196[A]:THR:O	3:R:3200[A]:LEU:N	2.43	0.49
3:R:3219[A]:LEU:CD2	3:R:3219[A]:LEU:N	2.73	0.49
1:S:834:ASP:N	1:S:834:ASP:OD1	2.38	0.49
3:U:2952[A]:ALA:CB	3:U:2953[A]:GLY:CA	2.82	0.49
3:U:3185[B]:TYR:C	3:U:3185[B]:TYR:CD2	2.86	0.49
3:U:3191[B]:ASN:N	3:U:3191[B]:ASN:ND2	2.60	0.49
3:U:3196[A]:THR:O	3:U:3200[A]:LEU:N	2.43	0.49
3:U:3196[A]:THR:OG1	3:U:3199[A]:GLN:HG3	2.12	0.49
3:U:3264[A]:TYR:HD1	3:U:3264[A]:TYR:C	2.16	0.49
1:V:137:ARG:NH1	1:V:203:ASP:OD1	2.46	0.49
1:V:49:ALA:HB3	1:V:55:ILE:HD12	1.94	0.49
1:V:745:ASP:HB2	1:V:801:ASP:OD1	2.12	0.49
3:X:2933[B]:SER:HA	3:X:2935[B]:ILE:HD11	1.95	0.49
3:X:3185[A]:TYR:CD2	3:X:3185[A]:TYR:C	2.86	0.49
3:X:3185[B]:TYR:CD2	3:X:3185[B]:TYR:C	2.86	0.49
1:Y:22:LEU:HG	1:Y:122:VAL:HG11	1.94	0.49
1:Y:1299:GLN:HB2	1:Y:1311:CYS:SG	2.53	0.49
1:Y:1365:TYR:CD1	1:Y:1372:ILE:HG22	2.35	0.49
1:Y:1639:LYS:NZ	1:Y:1642:GLN:HG3	2.28	0.49
1:Y:392:PRO:HB2	1:Y:394:GLN:HG2	1.95	0.49
1:A:1627:ARG:NH2	1:A:1629:GLU:OE1	2.43	0.48
1:A:187:GLY:HA3	1:A:195:SER:N	2.27	0.48
2:B:2670:CYS:N	2:B:2737:CYS:SG	2.86	0.48
3:C:2939[B]:ARG:NH1	3:C:2939[B]:ARG:HG3	2.28	0.48
3:C:2961[B]:HIS:CD2	3:C:2988[B]:TRP:CZ3	2.96	0.48
3:C:3047[B]:ARG:HH21	3:C:3113[B]:ASP:CG	2.16	0.48
3:C:3288[A]:MET:CA	3:C:3295[A]:LEU:HG	2.42	0.48
1:D:104:LEU:HB3	1:D:123:PHE:HD2	1.77	0.48
1:D:1296:VAL:HG13	1:D:1384:PHE:HZ	1.78	0.48
1:D:514:TRP:CZ2	1:D:606:ILE:HD11	2.48	0.48
1:D:664:VAL:O	1:D:689:PRO:HD2	2.13	0.48
1:D:902:PHE:HB3	1:D:903:PRO:HD3	1.93	0.48
3:F:3089[B]:HIS:CE1	3:F:3093[B]:HIS:CE1	3.01	0.48
3:F:3147[B]:GLU:CG	3:F:3149[B]:ASN:ND2	2.73	0.48
3:F:3217[A]:PHE:CB	3:F:3219[A]:LEU:HD21	2.42	0.48
1:G:954:ALA:O	1:G:956:PRO:HD3	2.13	0.48
2:H:2402:GLY:HA3	2:H:2403:PHE:HD1	1.78	0.48
2:H:2695:MET:CE	2:H:2707:PHE:HB2	2.43	0.48

Continued on next page...

Continued from previous page...

Atom-1	Atom-2	Interatomic distance (Å)	Clash overlap (Å)
3:I:2954[B]:TYR:CD2	3:I:2954[B]:TYR:C	2.86	0.48
3:I:2991[A]:LEU:HD23	3:I:3158[A]:PHE:CE1	2.48	0.48
3:I:3014[A]:TRP:C	3:I:3014[A]:TRP:CD1	2.85	0.48
3:I:2981[A]:GLY:N	3:I:3086[A]:GLU:OE1	2.45	0.48
3:I:3089[A]:HIS:CE1	3:I:3093[A]:HIS:CE1	3.01	0.48
3:I:3163[B]:ASN:O	3:R:3147[B]:GLU:CD	2.52	0.48
3:I:3264[B]:TYR:C	3:I:3264[B]:TYR:CD1	2.86	0.48
1:J:1302:SER:HB3	1:J:1494:ARG:NH2	2.28	0.48
2:K:2411:PHE:HE2	2:K:2445:MET:HE2	1.78	0.48
3:L:2939[B]:ARG:NH1	3:L:2939[B]:ARG:HG3	2.28	0.48
3:L:2948[A]:ASP:CB	3:L:2949[A]:LYS:CA	2.78	0.48
3:C:3089[B]:HIS:CE1	3:L:2971[B]:ASP:HB3	2.47	0.48
3:L:3114[B]:PRO:CD	3:L:3115[B]:LEU:N	2.72	0.48
3:L:3135[B]:LYS:HB2	3:L:3141[B]:TYR:HD1	1.76	0.48
3:C:3153[B]:LYS:CA	3:L:3173[B]:THR:C	2.78	0.48
3:L:3191[A]:ASN:N	3:L:3191[A]:ASN:ND2	2.60	0.48
3:L:3284[A]:LYS:CA	3:L:3284[A]:LYS:CE	2.85	0.48
1:M:1427:HIS:CE1	1:M:1458:HIS:CE1	3.00	0.48
1:M:1324:ARG:NH1	1:M:1519:TYR:HB3	2.28	0.48
1:M:622:HIS:HE1	1:M:767:LYS:H	1.59	0.48
3:O:2935[B]:ILE:H	3:O:2935[B]:ILE:CD1	2.25	0.48
3:O:2954[B]:TYR:CA	3:O:2957[B]:ILE:HG22	2.43	0.48
3:O:3157[B]:PRO:CA	3:X:3153[B]:LYS:N	2.60	0.48
3:O:3157[B]:PRO:O	3:X:3149[B]:ASN:CA	2.57	0.48
1:P:563:ILE:O	1:P:612:GLY:HA3	2.13	0.48
3:R:2937[B]:ASN:CB	3:R:3006[B]:LYS:CE	2.86	0.48
3:R:2952[A]:ALA:CB	3:R:2953[A]:GLY:CA	2.82	0.48
3:I:3256[B]:TRP:NE1	3:R:2965[B]:LEU:HD12	2.26	0.48
3:R:3014[A]:TRP:C	3:R:3014[A]:TRP:CD1	2.85	0.48
3:I:2971[B]:ASP:O	3:R:3093[B]:HIS:HB2	2.13	0.48
3:R:3135[A]:LYS:HB2	3:R:3141[A]:TYR:HD1	1.76	0.48
3:R:3147[B]:GLU:CG	3:R:3149[B]:ASN:ND2	2.73	0.48
3:R:2979[A]:GLN:CG	3:R:3155[A]:MET:HE2	2.32	0.48
3:R:3191[A]:ASN:N	3:R:3191[A]:ASN:ND2	2.60	0.48
3:R:3196[A]:THR:OG1	3:R:3199[A]:GLN:HG3	2.12	0.48
3:R:3307[A]:PHE:C	3:R:3307[A]:PHE:CD1	2.85	0.48
1:S:14:GLU:O	1:S:17:ASN:ND2	2.46	0.48
2:T:2341:PRO:HG2	2:T:2342:TYR:CD1	2.47	0.48
3:U:3183[B]:LEU:H	3:U:3184[B]:ASN:CA	2.22	0.48
3:U:3185[A]:TYR:CD2	3:U:3185[A]:TYR:C	2.86	0.48
3:U:3217[A]:PHE:HD2	3:U:3300[A]:LEU:HD12	1.79	0.48

Continued on next page...

Continued from previous page...

Atom-1	Atom-2	Interatomic distance (Å)	Clash overlap (Å)
1:V:1156:LEU:HD13	1:V:1176:TYR:CE1	2.48	0.48
1:V:140:ASP:OD1	1:V:142:ARG:NE	2.38	0.48
5:V:5015:NAG:O3	5:V:5016:NAG:C1	2.60	0.48
3:O:3252[B]:TYR:CD2	3:X:2966[B]:SER:O	2.53	0.48
3:X:3047[A]:ARG:HH21	3:X:3113[A]:ASP:CG	2.16	0.48
3:X:3120[B]:HIS:CE1	4:X:3401[B]:CUO:O1	2.66	0.48
3:X:3264[A]:TYR:C	3:X:3264[A]:TYR:CD1	2.86	0.48
3:X:3264[A]:TYR:HD1	3:X:3264[A]:TYR:C	2.16	0.48
3:X:3232[A]:VAL:HG23	3:X:3273[A]:LEU:HD11	1.94	0.48
1:Y:975:PRO:HG3	1:Y:1026:GLU:HG3	1.95	0.48
1:Y:826:ILE:HG12	1:Y:827:ALA:N	2.28	0.48
1:A:398:ARG:HH21	1:A:663:GLU:CD	2.16	0.48
3:C:2933[B]:SER:HA	3:C:2935[B]:ILE:HD11	1.95	0.48
3:C:3047[A]:ARG:HH21	3:C:3113[A]:ASP:CG	2.16	0.48
3:C:3149[B]:ASN:O	3:L:3172[B]:SER:CA	2.60	0.48
3:C:3191[B]:ASN:ND2	3:C:3191[B]:ASN:N	2.60	0.48
3:C:3264[B]:TYR:C	3:C:3264[B]:TYR:CD1	2.86	0.48
3:C:3264[B]:TYR:C	3:C:3264[B]:TYR:HD1	2.16	0.48
1:D:462:HIS:HA	1:D:490:TRP:CH2	2.47	0.48
3:F:2954[B]:TYR:CA	3:F:2957[B]:ILE:HG22	2.43	0.48
3:F:3014[B]:TRP:C	3:F:3014[B]:TRP:CD1	2.85	0.48
3:F:2939[A]:ARG:NE	3:F:3031[A]:ASN:ND2	2.60	0.48
3:F:3047[B]:ARG:HH21	3:F:3113[B]:ASP:CG	2.16	0.48
1:G:902:PHE:HB3	1:G:903:PRO:HD3	1.93	0.48
3:I:2985[B]:PHE:CD2	3:R:2968[B]:GLN:O	2.67	0.48
3:I:2939[B]:ARG:NE	3:I:3031[B]:ASN:ND2	2.60	0.48
3:I:3047[B]:ARG:HH21	3:I:3113[B]:ASP:CG	2.16	0.48
3:I:3150[B]:LYS:CD	3:R:3160[B]:SER:CB	2.91	0.48
3:I:3157[B]:PRO:HD3	3:R:2982[B]:MET:CE	2.43	0.48
3:I:3176[B]:LYS:N	3:I:3176[B]:LYS:CE	2.73	0.48
3:I:3217[B]:PHE:CB	3:I:3219[B]:LEU:HD21	2.42	0.48
2:K:2179:ASP:HB3	2:K:2303:ARG:HH12	1.78	0.48
3:L:3014[A]:TRP:HH2	3:L:3123[A]:THR:HG23	1.78	0.48
3:L:3185[A]:TYR:CD2	3:L:3185[A]:TYR:C	2.86	0.48
3:L:3196[A]:THR:O	3:L:3199[A]:GLN:HB2	2.11	0.48
1:M:294:LYS:HA	1:M:297:ARG:HD2	1.95	0.48
2:N:2373:MET:HB3	2:N:2381:LEU:HD11	1.96	0.48
3:O:2939[A]:ARG:NE	3:O:3031[A]:ASN:ND2	2.60	0.48
3:O:3143[A]:SER:OG	3:O:3144[A]:ALA:N	2.46	0.48
3:O:3217[A]:PHE:HD2	3:O:3300[A]:LEU:HD12	1.79	0.48
1:P:1145:THR:OG1	1:P:1233:SER:HB3	2.13	0.48

Continued on next page...

Continued from previous page...

Atom-1	Atom-2	Interatomic distance (Å)	Clash overlap (Å)
3:R:2933[B]:SER:C	3:R:2936[B]:GLU:H	2.16	0.48
3:R:2933[A]:SER:HA	3:R:2935[A]:ILE:HD11	1.95	0.48
3:R:2933[A]:SER:C	3:R:2936[A]:GLU:H	2.15	0.48
3:R:2939[B]:ARG:HG3	3:R:2939[B]:ARG:NH1	2.28	0.48
3:I:3171[B]:HIS:HA	3:R:3152[B]:LYS:HB3	1.95	0.48
3:R:3183[B]:LEU:H	3:R:3184[B]:ASN:CA	2.22	0.48
3:R:3264[B]:TYR:CD1	3:R:3264[B]:TYR:C	2.86	0.48
1:S:597:VAL:O	1:S:601:VAL:HG12	2.13	0.48
2:T:2172:ILE:HG13	2:T:2173:VAL:HG13	1.95	0.48
2:T:2265:ILE:HD12	2:T:2443:TYR:CD1	2.47	0.48
2:T:2279:LEU:HD12	2:T:2284:HIS:HD2	1.78	0.48
2:T:2504:ARG:HD3	2:T:2775:GLY:O	2.13	0.48
3:U:2954[A]:TYR:CD2	3:U:2954[A]:TYR:C	2.86	0.48
3:U:3004[B]:GLY:O	3:U:3006[B]:LYS:N	2.44	0.48
3:U:3047[A]:ARG:HH21	3:U:3113[A]:ASP:CG	2.16	0.48
3:U:3307[B]:PHE:CD1	3:U:3307[B]:PHE:C	2.85	0.48
1:V:904:HIS:HB3	1:V:1105:VAL:HG21	1.95	0.48
2:Z:2562:GLY:H	2:Z:2846:TRP:HB2	1.78	0.48
1:A:1148:LEU:HB2	1:A:1188:PHE:CD2	2.48	0.48
1:A:213:VAL:HA	1:A:216:HIS:ND1	2.29	0.48
1:A:494:VAL:HG23	1:A:671:PHE:CZ	2.48	0.48
2:B:2268:ASN:HD22	2:B:2428:VAL:HA	1.78	0.48
3:C:2939[A]:ARG:NE	3:C:3031[A]:ASN:ND2	2.60	0.48
3:C:2961[A]:HIS:CD2	3:C:2988[A]:TRP:CZ3	2.97	0.48
3:C:3093[B]:HIS:HB2	3:C:3248[B]:LEU:HD13	1.94	0.48
3:C:3196[B]:THR:OG1	3:C:3199[B]:GLN:HG3	2.12	0.48
3:C:3219[A]:LEU:N	3:C:3219[A]:LEU:CD2	2.73	0.48
1:D:145:GLN:HB3	1:D:146:ALA:H	1.48	0.48
1:D:449:ASP:N	1:D:449:ASP:OD1	2.46	0.48
3:F:2933[B]:SER:HA	3:F:2935[B]:ILE:HD11	1.95	0.48
3:F:3228[B]:VAL:CG2	3:F:3245[B]:PHE:CE1	2.97	0.48
2:H:2300:ASN:OD1	2:H:2303:ARG:NH1	2.47	0.48
2:H:2887:ASP:HB2	2:H:2890:VAL:HG23	1.95	0.48
3:I:2933[A]:SER:CB	3:I:2936[A]:GLU:CB	2.85	0.48
3:I:3014[B]:TRP:HH2	3:I:3123[B]:THR:HG23	1.78	0.48
3:I:3090[B]:ASN:CB	3:R:2971[B]:ASP:O	2.61	0.48
3:I:3147[A]:GLU:CD	3:I:3149[A]:ASN:HD21	2.17	0.48
3:I:3153[B]:LYS:HB3	3:R:3155[B]:MET:CA	2.42	0.48
3:I:3196[B]:THR:O	3:I:3200[B]:LEU:N	2.44	0.48
3:I:3276[B]:ASP:O	3:I:3277[B]:ALA:HB3	2.12	0.48
1:J:1157:VAL:HG21	1:J:1229:LYS:HE2	1.93	0.48

Continued on next page...

Continued from previous page...

Atom-1	Atom-2	Interatomic distance (Å)	Clash overlap (Å)
1:J:1403:LEU:HD21	1:J:1429:THR:HG21	1.96	0.48
1:J:1563:LYS:H	1:J:1563:LYS:HG2	1.38	0.48
1:J:411:ASP:OD1	1:J:658:TYR:OH	2.23	0.48
1:J:555:ALA:HB3	1:J:558:HIS:HE1	1.77	0.48
1:J:308:LEU:O	1:J:772:ARG:NH2	2.46	0.48
2:K:2336:PHE:HB3	2:K:2348:THR:HG22	1.95	0.48
2:K:2903:TYR:OH	3:L:2932[A]:PRO:HD2	2.13	0.48
3:L:3093[B]:HIS:HB2	3:L:3248[B]:LEU:HD13	1.94	0.48
3:L:3196[A]:THR:CA	3:L:3199[A]:GLN:HB2	2.43	0.48
3:L:3220[B]:ARG:CG	3:L:3220[B]:ARG:HH11	2.12	0.48
1:M:1028:VAL:HA	1:M:1035:TYR:CD2	2.48	0.48
2:N:2240:GLN:HG2	2:N:2244:PHE:CD1	2.48	0.48
3:O:2933[A]:SER:CB	3:O:2936[A]:GLU:CB	2.85	0.48
3:O:2935[A]:ILE:CD1	3:O:2935[A]:ILE:H	2.25	0.48
3:O:2991[B]:LEU:HD23	3:O:3158[B]:PHE:CE1	2.47	0.48
3:O:3109[B]:TYR:CG	3:X:2969[B]:TYR:C	2.82	0.48
3:O:3255[B]:PRO:HD3	3:X:3158[B]:PHE:C	2.33	0.48
3:O:3284[A]:LYS:C	3:O:3284[A]:LYS:HD3	2.32	0.48
1:P:1348:TRP:CG	1:P:1430:ILE:HD11	2.48	0.48
1:P:4:ARG:HD3	1:P:77:GLU:OE2	2.13	0.48
1:P:879:SER:O	1:P:879:SER:OG	2.31	0.48
1:P:999:LEU:HB3	1:P:1133:ILE:HD11	1.95	0.48
2:Q:2627:GLY:HA3	2:Q:2703:PHE:O	2.13	0.48
1:M:1078:ARG:NH1	2:Q:2870:LEU:O	2.45	0.48
3:R:2952[A]:ALA:HB3	3:R:2954[A]:TYR:N	2.17	0.48
3:R:3047[A]:ARG:HH21	3:R:3113[A]:ASP:CG	2.16	0.48
3:I:2975[B]:PHE:CB	3:R:3107[B]:LEU:HD11	2.19	0.48
3:R:3143[A]:SER:OG	3:R:3144[A]:ALA:N	2.46	0.48
3:R:3196[B]:THR:HG23	3:R:3199[B]:GLN:OE1	2.14	0.48
3:R:3228[A]:VAL:CG2	3:R:3245[A]:PHE:CE1	2.97	0.48
3:R:3264[A]:TYR:C	3:R:3264[A]:TYR:CD1	2.86	0.48
3:R:3291[B]:ASP:OD2	3:R:3293[B]:LYS:NZ	2.43	0.48
1:S:1465:TRP:O	1:S:1469:GLN:HG3	2.12	0.48
2:T:2730:LEU:HA	1:V:1245:GLU:HB3	1.95	0.48
3:U:3196[A]:THR:CA	3:U:3199[A]:GLN:HB2	2.43	0.48
3:U:3264[B]:TYR:C	3:U:3264[B]:TYR:HD1	2.16	0.48
3:U:3120[B]:HIS:CE1	4:U:3401[B]:CUO:O1	2.66	0.48
1:V:1013:ILE:HD11	1:V:1148:LEU:CD1	2.43	0.48
1:V:1150:GLY:N	1:V:1186:TRP:O	2.41	0.48
1:V:1427:HIS:CD2	1:V:1457:HIS:HE1	2.31	0.48
1:V:307:ARG:HH21	1:V:397:PRO:HB3	1.78	0.48

Continued on next page...

Continued from previous page...

Atom-1	Atom-2	Interatomic distance (Å)	Clash overlap (Å)
1:V:914:GLU:OE1	1:V:926:LEU:N	2.35	0.48
3:X:2933[A]:SER:C	3:X:2936[A]:GLU:H	2.16	0.48
3:X:3081[B]:PHE:C	3:X:3081[B]:PHE:CD1	2.87	0.48
3:X:3143[A]:SER:OG	3:X:3144[A]:ALA:N	2.46	0.48
3:X:3217[A]:PHE:HD2	3:X:3300[A]:LEU:HD12	1.78	0.48
3:C:2954[B]:TYR:CD2	3:C:2954[B]:TYR:C	2.86	0.48
3:C:3089[B]:HIS:CE1	3:C:3093[B]:HIS:CE1	3.01	0.48
3:C:3153[B]:LYS:NZ	3:L:3158[B]:PHE:HE2	2.03	0.48
3:C:3196[B]:THR:CA	3:C:3199[B]:GLN:HB2	2.43	0.48
3:F:2935[A]:ILE:H	3:F:2935[A]:ILE:CD1	2.25	0.48
3:F:3143[A]:SER:OG	3:F:3144[A]:ALA:N	2.46	0.48
3:F:3200[B]:LEU:HD22	3:F:3204[B]:LEU:HD11	1.95	0.48
3:F:3219[A]:LEU:CD2	3:F:3219[A]:LEU:N	2.73	0.48
1:G:1494:ARG:NH1	1:G:1494:ARG:HG3	2.28	0.48
1:G:572:SER:O	1:G:578:PHE:HB2	2.13	0.48
2:H:2797:LYS:HZ3	3:I:3028[A]:PRO:CD	2.13	0.48
3:I:2954[A]:TYR:C	3:I:2954[A]:TYR:CD2	2.86	0.48
3:I:2982[B]:MET:CG	3:R:3156[B]:MET:CB	2.84	0.48
3:I:2961[A]:HIS:CD2	3:I:2988[A]:TRP:CZ3	2.96	0.48
3:I:3120[A]:HIS:CE1	4:I:3402[A]:CUO:O1	2.66	0.48
3:I:3143[A]:SER:OG	3:I:3144[A]:ALA:N	2.46	0.48
3:I:3149[B]:ASN:ND2	3:R:3163[B]:ASN:CA	2.76	0.48
3:I:3153[B]:LYS:O	3:R:3154[B]:PRO:C	2.45	0.48
3:I:3196[B]:THR:HG23	3:I:3199[B]:GLN:OE1	2.14	0.48
1:J:1414:THR:HG23	1:J:1477:LEU:HD13	1.95	0.48
1:J:1427:HIS:HE1	1:J:1458:HIS:CD2	2.32	0.48
3:L:3089[A]:HIS:CE1	3:L:3093[A]:HIS:CE1	3.01	0.48
3:L:3196[A]:THR:OG1	3:L:3199[A]:GLN:HG3	2.12	0.48
3:L:3232[B]:VAL:HG23	3:L:3273[B]:LEU:HD11	1.95	0.48
3:L:3228[B]:VAL:CG2	3:L:3245[B]:PHE:CE1	2.97	0.48
1:M:1195:ASP:OD1	1:M:1197:THR:OG1	2.24	0.48
1:M:841:LYS:HA	1:M:1117:ASP:HB2	1.95	0.48
3:O:2939[A]:ARG:HG3	3:O:2939[A]:ARG:NH1	2.28	0.48
3:O:2969[B]:TYR:HD1	3:X:3158[B]:PHE:HD1	1.44	0.48
3:O:3163[B]:ASN:HB2	3:X:3149[B]:ASN:HB3	1.91	0.48
1:P:112:ASP:N	1:P:112:ASP:OD1	2.42	0.48
1:P:61:GLY:HA3	1:P:352:TRP:CG	2.47	0.48
2:Q:2509:ILE:HD11	2:Q:2605:LEU:HD23	1.94	0.48
3:R:2949[A]:LYS:HZ3	3:R:2949[A]:LYS:C	2.12	0.48
3:R:3143[B]:SER:OG	3:R:3144[B]:ALA:N	2.47	0.48
3:I:3147[B]:GLU:N	3:R:3161[B]:GLU:HA	2.27	0.48

Continued on next page...

Continued from previous page...

Atom-1	Atom-2	Interatomic distance (Å)	Clash overlap (Å)
3:R:3196[B]:THR:CA	3:R:3199[B]:GLN:HB2	2.43	0.48
3:R:3284[A]:LYS:HD3	3:R:3284[A]:LYS:C	2.31	0.48
1:S:717:GLN:O	1:S:721:GLU:HG2	2.14	0.48
2:T:2502:LEU:HD12	2:T:2505:ILE:HD11	1.96	0.48
2:T:2825:ILE:HG13	2:T:2877:ILE:HG12	1.94	0.48
3:U:2954[A]:TYR:CA	3:U:2957[A]:ILE:HG22	2.43	0.48
3:U:3014[A]:TRP:HH2	3:U:3123[A]:THR:HG23	1.78	0.48
3:U:3183[A]:LEU:H	3:U:3184[A]:ASN:CA	2.22	0.48
3:U:3196[B]:THR:HG23	3:U:3199[B]:GLN:OE1	2.14	0.48
1:V:1143:ALA:HA	1:V:1195:ASP:HA	1.96	0.48
1:V:468:CYS:SG	1:V:669:LYS:HB3	2.53	0.48
1:V:597:VAL:HG11	1:V:775:ARG:HB2	1.95	0.48
2:W:2671:ASP:O	2:W:2675:GLN:HG2	2.14	0.48
3:O:3101[B]:PRO:O	3:X:2971[B]:ASP:CA	2.59	0.48
3:X:3004[A]:GLY:O	3:X:3006[A]:LYS:N	2.44	0.48
3:X:3066[A]:TYR:CE1	3:X:3193[A]:HIS:CE1	2.98	0.48
3:X:3275[A]:LEU:CD1	3:X:3275[A]:LEU:N	2.73	0.48
1:Y:1074:ILE:HA	1:Y:1077:LEU:HB2	1.96	0.48
1:Y:668:MET:N	1:Y:687:SER:O	2.27	0.48
3:C:2939[A]:ARG:NH1	3:C:2939[A]:ARG:HG3	2.28	0.48
3:C:2952[B]:ALA:CA	3:C:2956[B]:LYS:HB3	2.38	0.48
3:C:2965[B]:LEU:HB3	3:L:3256[B]:TRP:CH2	2.39	0.48
3:C:2982[B]:MET:HG3	3:L:3156[B]:MET:HG3	1.84	0.48
3:C:3149[B]:ASN:CB	3:L:3169[B]:LYS:H	2.22	0.48
3:C:3180[B]:TYR:CB	3:C:3183[B]:LEU:CD2	2.90	0.48
3:C:3264[A]:TYR:CD1	3:C:3264[A]:TYR:C	2.86	0.48
3:C:3298[A]:ASN:CB	3:C:3300[A]:LEU:CD2	2.61	0.48
1:D:447:MET:HA	1:D:455:TYR:HB3	1.96	0.48
1:D:806:ASN:OD1	1:D:808:THR:OG1	2.28	0.48
1:D:965:ASP:O	1:D:966:SER:OG	2.30	0.48
3:F:3264[A]:TYR:HD1	3:F:3264[A]:TYR:C	2.16	0.48
3:F:3293[B]:LYS:CD	3:F:3294[B]:SER:N	2.64	0.48
3:I:2939[B]:ARG:NH1	3:I:2939[B]:ARG:HG3	2.28	0.48
3:I:3093[B]:HIS:HB2	3:I:3248[B]:LEU:HD13	1.94	0.48
3:I:3173[A]:THR:HG22	3:I:3174[A]:GLY:H	1.67	0.48
3:I:3196[A]:THR:CA	3:I:3199[A]:GLN:HB2	2.43	0.48
1:J:92:TRP:CE3	1:J:102:PRO:HD3	2.49	0.48
1:J:497:GLN:NE2	1:J:683:THR:OG1	2.46	0.48
1:J:885:SER:HB2	1:J:886:PRO:HA	1.96	0.48
3:C:3170[B]:ALA:CA	3:L:3148[B]:ILE:HG22	2.44	0.48
3:C:3155[B]:MET:H	3:L:3153[B]:LYS:CA	2.25	0.48

Continued on next page...

Continued from previous page...

Atom-1	Atom-2	Interatomic distance (Å)	Clash overlap (Å)
3:L:3196[A]:THR:HG23	3:L:3199[A]:GLN:OE1	2.14	0.48
1:M:1520:GLN:HE21	1:M:1526:LYS:HG3	1.78	0.48
1:M:473:ALA:O	1:M:476:ARG:NH1	2.45	0.48
1:M:904:HIS:HB3	1:M:1105:VAL:HG21	1.96	0.48
3:O:3089[B]:HIS:CE1	3:O:3093[B]:HIS:CE1	3.01	0.48
3:O:3217[B]:PHE:CB	3:O:3219[B]:LEU:HD21	2.42	0.48
3:O:3264[B]:TYR:C	3:O:3264[B]:TYR:CD1	2.86	0.48
3:O:3264[A]:TYR:C	3:O:3264[A]:TYR:CD1	2.86	0.48
1:P:120:LYS:H	1:P:121:ASN:HA	1.78	0.48
1:P:956:PRO:HB2	1:P:957:ASN:C	2.34	0.48
2:Q:2310:GLU:HG3	2:Q:2371:LEU:HD13	1.94	0.48
2:Q:2628:HIS:HB2	2:Q:2635:TYR:CE2	2.49	0.48
3:R:2933[B]:SER:HA	3:R:2935[B]:ILE:HD11	1.95	0.48
3:R:2991[A]:LEU:HD23	3:R:3158[A]:PHE:CE1	2.48	0.48
3:R:3004[A]:GLY:O	3:R:3006[A]:LYS:N	2.44	0.48
3:R:3093[B]:HIS:HB2	3:R:3248[B]:LEU:HD13	1.94	0.48
3:R:3232[A]:VAL:HG23	3:R:3273[A]:LEU:HD11	1.95	0.48
1:S:1002:GLU:HG3	1:S:1065:LYS:HD2	1.93	0.48
1:S:1163:ALA:O	1:S:1167:ASP:HB3	2.13	0.48
1:S:691:ASP:O	1:S:698:GLU:HG3	2.14	0.48
2:T:2156:ARG:HD2	2:T:2357:VAL:HG12	1.95	0.48
3:U:3014[A]:TRP:CD1	3:U:3014[A]:TRP:C	2.85	0.48
3:U:3232[B]:VAL:HG23	3:U:3273[B]:LEU:HD11	1.94	0.48
1:V:1356:PRO:HD2	1:V:1359:ILE:HD11	1.94	0.48
3:X:3147[A]:GLU:CD	3:X:3149[A]:ASN:HD21	2.17	0.48
3:X:3120[A]:HIS:CE1	4:X:3401[A]:CUO:O1	2.66	0.48
1:Y:306:PHE:HB3	1:Y:308:LEU:HD13	1.96	0.48
2:Z:2116:SER:HA	2:Z:2121:THR:HG21	1.94	0.48
1:A:201:SER:HA	1:A:206:PHE:CD2	2.49	0.48
1:A:240:PHE:HA	1:A:263:ALA:HB3	1.94	0.48
2:B:2263:PHE:HE1	2:B:2304:LEU:HB3	1.79	0.48
2:B:2412:GLN:HG2	2:B:2422:GLU:HA	1.94	0.48
3:C:2933[A]:SER:C	3:C:2936[A]:GLU:H	2.16	0.48
3:C:2954[A]:TYR:C	3:C:2954[A]:TYR:CD2	2.86	0.48
3:C:2963[B]:MET:HE3	3:L:3222[B]:ILE:HD12	1.94	0.48
3:C:2968[B]:GLN:HA	3:C:2973[B]:THR:O	2.14	0.48
3:C:3081[B]:PHE:C	3:C:3081[B]:PHE:CD1	2.87	0.48
3:C:3220[A]:ARG:HH11	3:C:3220[A]:ARG:CG	2.12	0.48
3:C:3217[A]:PHE:HD2	3:C:3300[A]:LEU:HD12	1.79	0.48
1:D:1149:GLU:HG3	1:D:1187:LYS:HB3	1.95	0.48
3:F:2939[A]:ARG:HG3	3:F:2939[A]:ARG:NH1	2.28	0.48

Continued on next page...

Continued from previous page...

Atom-1	Atom-2	Interatomic distance (Å)	Clash overlap (Å)
3:F:2949[B]:LYS:C	3:F:2953[B]:GLY:H	2.17	0.48
3:F:2994[B]:LYS:HE2	3:F:3183[B]:LEU:O	2.14	0.48
3:F:3196[A]:THR:OG1	3:F:3199[A]:GLN:HG3	2.12	0.48
1:G:430:SER:O	1:G:933:ARG:NH2	2.46	0.48
3:I:2954[B]:TYR:CA	3:I:2957[B]:ILE:HG22	2.43	0.48
3:I:3153[B]:LYS:HE3	3:R:3158[B]:PHE:N	1.92	0.48
3:I:3254[B]:MET:HE1	3:R:3157[B]:PRO:HD3	1.94	0.48
4:I:3401[A]:CUO:O1	3:R:3120[A]:HIS:CE1	2.66	0.48
1:J:903:PRO:HG2	1:J:904:HIS:CD2	2.49	0.48
1:J:991:LEU:O	1:J:995:ILE:HG13	2.14	0.48
2:K:2457:LYS:O	2:K:2460:SER:OG	2.30	0.48
3:L:2994[B]:LYS:HE2	3:L:3183[B]:LEU:O	2.14	0.48
3:L:2939[A]:ARG:NE	3:L:3031[A]:ASN:ND2	2.60	0.48
3:L:3217[A]:PHE:HD2	3:L:3300[A]:LEU:HD12	1.78	0.48
1:M:1361:GLU:HG3	1:M:1363:THR:H	1.78	0.48
2:N:2128:LEU:HD13	2:N:2286:HIS:HB3	1.96	0.48
3:O:2963[B]:MET:HE2	3:X:2975[B]:PHE:HB2	1.94	0.48
3:O:3004[A]:GLY:O	3:O:3006[A]:LYS:N	2.44	0.48
3:O:3038[B]:ILE:HG23	3:X:2969[B]:TYR:HE1	1.71	0.48
3:O:3093[B]:HIS:HB2	3:O:3248[B]:LEU:HD13	1.94	0.48
1:P:164:GLU:OE1	1:P:296:ARG:NH1	2.46	0.48
1:P:361:GLU:HG2	1:P:363:THR:HG22	1.94	0.48
1:P:954:ALA:O	1:P:956:PRO:HD3	2.13	0.48
5:Q:3003:NAG:H61	5:Q:3004:NAG:C1	2.43	0.48
3:I:3160[B]:SER:OG	3:R:2983[B]:VAL:HG23	2.13	0.48
3:I:2982[B]:MET:HB2	3:R:3156[B]:MET:HB3	1.94	0.48
3:R:3200[A]:LEU:HD22	3:R:3204[A]:LEU:HD11	1.95	0.48
3:R:3264[B]:TYR:HD1	3:R:3264[B]:TYR:C	2.16	0.48
3:R:3217[A]:PHE:HD2	3:R:3300[A]:LEU:HD12	1.79	0.48
3:U:3143[B]:SER:OG	3:U:3144[B]:ALA:N	2.47	0.48
1:V:450:LYS:HA	1:V:450:LYS:HD2	1.40	0.48
1:V:757:VAL:HG21	1:V:781:ILE:HG22	1.94	0.48
1:V:858:MET:HG3	1:V:959:PHE:CZ	2.48	0.48
3:X:2949[A]:LYS:C	3:X:2953[A]:GLY:H	2.17	0.48
3:X:3081[A]:PHE:CD1	3:X:3081[A]:PHE:C	2.87	0.48
1:Y:133:LYS:HE3	1:Y:134:VAL:HG23	1.95	0.48
1:Y:547:LYS:HD2	1:Y:558:HIS:HD2	1.78	0.48
1:Y:862:ALA:HA	1:Y:870:TYR:HB3	1.95	0.48
1:Y:854:LEU:HD23	1:Y:941:LEU:HD21	1.96	0.48
2:Z:2189:GLY:HA2	2:Z:2192:THR:HG22	1.94	0.48
1:A:554:LYS:HD3	1:A:554:LYS:HA	1.72	0.48

Continued on next page...

Continued from previous page...

Atom-1	Atom-2	Interatomic distance (Å)	Clash overlap (Å)
2:B:2500:ILE:HD11	2:B:2775:GLY:O	2.13	0.48
3:C:3120[A]:HIS:CE1	4:C:3402[A]:CUO:O1	2.66	0.48
3:C:3176[A]:LYS:N	3:C:3176[A]:LYS:CE	2.73	0.48
3:C:3200[A]:LEU:HD22	3:C:3204[A]:LEU:HD11	1.95	0.48
1:D:69:HIS:NE2	4:D:5001:CUO:O1	2.47	0.48
2:E:2086:ASN:N	2:E:2086:ASN:OD1	2.44	0.48
3:F:3081[B]:PHE:C	3:F:3081[B]:PHE:CD1	2.87	0.48
3:F:3148[B]:ILE:HG22	3:F:3152[B]:LYS:CE	2.44	0.48
3:F:3183[B]:LEU:H	3:F:3184[B]:ASN:CA	2.21	0.48
3:F:3229[A]:ASN:OD1	3:F:3244[A]:THR:HB	2.14	0.48
1:G:1392:ASP:OD2	1:G:1437:ARG:NE	2.46	0.48
2:H:2130:PRO:HG2	2:H:2140:ARG:HB2	1.94	0.48
3:I:3093[A]:HIS:HB2	3:I:3248[A]:LEU:HD13	1.94	0.48
3:I:3217[A]:PHE:HD2	3:I:3300[A]:LEU:HD12	1.78	0.48
3:I:3221[B]:ALA:HB3	3:R:2964[B]:PRO:HB2	1.81	0.48
3:I:3285[B]:VAL:CG2	3:I:3286[B]:THR:H	2.27	0.48
1:J:447:MET:HA	1:J:455:TYR:CB	2.43	0.48
1:J:956:PRO:HB2	1:J:957:ASN:C	2.33	0.48
2:H:2515:ARG:HD2	2:K:2168:ARG:NH2	2.29	0.48
2:H:2097:LEU:HD12	2:K:2235:PRO:HG2	1.96	0.48
3:L:2933[A]:SER:HA	3:L:2935[A]:ILE:HD11	1.95	0.48
3:L:3093[A]:HIS:HB2	3:L:3248[A]:LEU:HD13	1.94	0.48
3:L:3143[A]:SER:OG	3:L:3144[A]:ALA:N	2.47	0.48
3:L:3264[B]:TYR:C	3:L:3264[B]:TYR:HD1	2.16	0.48
3:L:3217[B]:PHE:HD2	3:L:3300[B]:LEU:HD12	1.79	0.48
1:M:494:VAL:HG13	1:M:631:TRP:HZ3	1.79	0.48
2:N:2440:ASP:OD2	2:N:2441:ARG:NH1	2.47	0.48
2:N:2819:VAL:HB	2:N:2835:ILE:HB	1.96	0.48
3:O:2937[A]:ASN:CB	3:O:3006[A]:LYS:CE	2.86	0.48
3:O:2981[B]:GLY:N	3:O:3086[B]:GLU:OE1	2.45	0.48
3:O:2994[A]:LYS:HE2	3:O:3183[A]:LEU:O	2.14	0.48
3:O:3161[B]:GLU:HG2	3:X:3146[B]:CYS:SG	2.54	0.48
3:O:3196[A]:THR:HG23	3:O:3199[A]:GLN:OE1	2.14	0.48
3:O:3196[B]:THR:CA	3:O:3199[B]:GLN:HB2	2.43	0.48
1:P:43:GLU:HG3	1:P:44:PRO:HA	1.94	0.48
3:R:3066[B]:TYR:CE1	3:R:3193[B]:HIS:CE1	2.98	0.48
3:R:3147[A]:GLU:CD	3:R:3149[A]:ASN:HD21	2.17	0.48
3:I:3159[B]:SER:O	3:R:3150[B]:LYS:CB	2.55	0.48
3:I:3153[B]:LYS:NZ	3:R:3157[B]:PRO:N	2.62	0.48
3:R:3228[B]:VAL:CG2	3:R:3245[B]:PHE:CE1	2.97	0.48
3:R:3229[A]:ASN:OD1	3:R:3244[A]:THR:HB	2.14	0.48

Continued on next page...

Continued from previous page...

Atom-1	Atom-2	Interatomic distance (Å)	Clash overlap (Å)
1:S:980:TYR:OH	1:S:1021:LEU:HD22	2.14	0.48
1:S:1346:TRP:O	1:S:1460:ASN:ND2	2.47	0.48
1:S:236:GLY:HA2	1:S:819:ILE:HB	1.96	0.48
3:U:2937[A]:ASN:CB	3:U:3006[A]:LYS:CE	2.86	0.48
3:U:2994[B]:LYS:HE2	3:U:3183[B]:LEU:O	2.14	0.48
3:U:3081[A]:PHE:C	3:U:3081[A]:PHE:CD1	2.87	0.48
1:V:1005:CYS:O	1:V:1009:VAL:HG23	2.14	0.48
1:V:597:VAL:HG12	1:V:773:PHE:CD1	2.49	0.48
3:X:2933[A]:SER:HA	3:X:2935[A]:ILE:HD11	1.95	0.48
1:Y:527:LEU:HD22	1:Y:629:MET:HG3	1.96	0.48
2:Z:2546:LEU:H	2:Z:2557:ALA:HA	1.79	0.48
1:A:572:SER:HA	1:A:573:LYS:HA	1.47	0.48
2:B:2157:LEU:O	2:B:2160:VAL:HG22	2.14	0.48
3:C:3081[A]:PHE:CD1	3:C:3081[A]:PHE:C	2.87	0.48
3:C:3196[B]:THR:HG23	3:C:3199[B]:GLN:OE1	2.14	0.48
3:C:3196[A]:THR:CA	3:C:3199[A]:GLN:HB2	2.43	0.48
1:D:1013:ILE:HG21	1:D:1192:TYR:CD1	2.48	0.48
1:D:1584:GLY:HA3	1:G:329:ARG:HB2	1.96	0.48
1:D:203:ASP:O	1:D:206:PHE:HB3	2.14	0.48
1:D:480:CYS:HA	1:D:490:TRP:CE2	2.49	0.48
1:D:47:CYS:N	1:D:57:CYS:SG	2.87	0.48
3:F:2952[B]:ALA:HB1	3:F:2957[B]:ILE:H	1.79	0.48
3:F:3081[A]:PHE:CD1	3:F:3081[A]:PHE:C	2.87	0.48
3:F:3220[B]:ARG:CG	3:F:3220[B]:ARG:HH11	2.12	0.48
1:G:387:ASN:ND2	5:G:2106:NAG:C6	2.77	0.48
2:H:2807:GLY:O	2:H:2899:PRO:HA	2.14	0.48
3:I:3148[A]:ILE:HG22	3:I:3152[A]:LYS:CE	2.44	0.48
3:I:3183[B]:LEU:H	3:I:3184[B]:ASN:CA	2.22	0.48
3:I:3196[B]:THR:OG1	3:I:3199[B]:GLN:HG3	2.12	0.48
3:I:3217[B]:PHE:HD2	3:I:3300[B]:LEU:HD12	1.78	0.48
2:K:2265:ILE:HD12	2:K:2443:TYR:CD1	2.49	0.48
3:L:2935[A]:ILE:H	3:L:2935[A]:ILE:CD1	2.25	0.48
3:L:2954[B]:TYR:CD2	3:L:2954[B]:TYR:C	2.86	0.48
3:L:3089[B]:HIS:CE1	3:L:3093[B]:HIS:CE1	3.01	0.48
3:L:3147[B]:GLU:CD	3:L:3149[B]:ASN:HD21	2.17	0.48
3:L:3228[A]:VAL:CG2	3:L:3245[A]:PHE:CE1	2.97	0.48
3:O:2954[A]:TYR:CA	3:O:2957[A]:ILE:HG22	2.43	0.48
3:O:2954[B]:TYR:C	3:O:2954[B]:TYR:CD2	2.86	0.48
3:O:2954[A]:TYR:CD2	3:O:2954[A]:TYR:C	2.86	0.48
3:O:2976[B]:ALA:CB	3:X:3156[B]:MET:CG	2.91	0.48
3:O:2979[A]:GLN:NE2	3:O:3155[A]:MET:HE3	1.97	0.48

Continued on next page...

Continued from previous page...

Atom-1	Atom-2	Interatomic distance (Å)	Clash overlap (Å)
3:O:3200[A]:LEU:HD22	3:O:3204[A]:LEU:HD11	1.95	0.48
3:O:3228[A]:VAL:CG2	3:O:3245[A]:PHE:CE1	2.97	0.48
1:P:855:ARG:HH21	1:P:941:LEU:HA	1.79	0.48
2:Q:2668:ASP:OD1	2:Q:2669:TYR:N	2.47	0.48
2:Q:2825:ILE:HG23	2:Q:2826:GLU:N	2.28	0.48
2:Q:2856:ILE:HG22	2:Q:2859:VAL:HB	1.95	0.48
3:I:2988[B]:TRP:CZ2	3:R:2975[B]:PHE:HE2	2.31	0.48
3:R:3047[B]:ARG:HH21	3:R:3113[B]:ASP:CG	2.16	0.48
1:S:1239:GLY:O	1:S:1242:ASN:ND2	2.46	0.48
1:S:1491:GLN:OE1	1:S:1491:GLN:N	2.46	0.48
1:S:873:VAL:HA	1:S:876:PHE:CE2	2.48	0.48
2:T:2682:SER:HA	2:T:2836:PHE:CD1	2.48	0.48
2:T:2824:CYS:O	2:T:2877:ILE:HA	2.13	0.48
3:U:2952[B]:ALA:HB1	3:U:2957[B]:ILE:H	1.79	0.48
3:U:2965[B]:LEU:CD1	3:U:2974[B]:ALA:HA	2.22	0.48
3:U:2961[A]:HIS:CD2	3:U:2988[A]:TRP:CZ3	2.97	0.48
3:U:3143[A]:SER:OG	3:U:3144[A]:ALA:N	2.47	0.48
3:U:3151[B]:LEU:CB	3:U:3175[B]:TYR:CD2	2.93	0.48
3:U:3229[A]:ASN:OD1	3:U:3244[A]:THR:HB	2.14	0.48
1:V:951:ASN:N	1:V:951:ASN:OD1	2.46	0.48
3:X:2952[B]:ALA:N	3:X:2953[B]:GLY:CA	2.71	0.48
3:X:2994[A]:LYS:HE2	3:X:3183[A]:LEU:O	2.14	0.48
3:X:3089[A]:HIS:CE1	3:X:3093[A]:HIS:CE1	3.01	0.48
3:O:3157[B]:PRO:HA	3:X:3150[B]:LYS:C	2.33	0.48
3:X:3196[A]:THR:OG1	3:X:3199[A]:GLN:HG3	2.12	0.48
3:X:3264[B]:TYR:HD1	3:X:3264[B]:TYR:C	2.16	0.48
1:Y:972:SER:HA	1:Y:1028:VAL:HG22	1.96	0.48
1:A:1145:THR:HB	1:A:1191:PRO:HB2	1.96	0.48
1:A:893:ALA:HB2	1:A:1182:ASN:HB2	1.96	0.48
1:A:646:ALA:HB1	1:A:713:ILE:HD12	1.95	0.48
2:B:2826:GLU:OE1	2:B:2876:LYS:NZ	2.44	0.48
3:C:2976[B]:ALA:HB2	3:L:3253[B]:GLU:HG3	1.96	0.48
1:D:1058:ALA:HB1	1:D:1126:ILE:HD12	1.95	0.48
1:D:1171:LYS:HG2	1:D:1173:GLY:H	1.79	0.48
1:D:258:LYS:O	1:D:261:SER:OG	2.32	0.48
1:D:630:PHE:O	1:D:633:HIS:HB3	2.14	0.48
2:E:2225:ARG:NH1	2:E:2291:ASP:OD1	2.47	0.48
2:E:2575:LEU:HD23	2:E:2575:LEU:HA	1.73	0.48
3:F:2952[A]:ALA:N	3:F:2953[A]:GLY:HA2	2.06	0.48
3:F:3217[A]:PHE:HD2	3:F:3300[A]:LEU:HD12	1.78	0.48
1:G:1574:VAL:HG22	1:G:1620:LEU:HD21	1.95	0.48

Continued on next page...

Continued from previous page...

Atom-1	Atom-2	Interatomic distance (Å)	Clash overlap (Å)
5:G:2111:NAG:H83	5:G:2111:NAG:O3	2.14	0.48
1:G:278:ASP:O	1:G:279:LEU:HG	2.13	0.48
3:I:2954[A]:TYR:CA	3:I:2957[A]:ILE:HG22	2.43	0.48
3:I:3004[A]:GLY:O	3:I:3006[A]:LYS:N	2.44	0.48
3:I:3108[B]:HIS:CE1	3:R:3251[B]:ASP:CB	2.97	0.48
3:I:3151[A]:LEU:CB	3:I:3175[A]:TYR:CD2	2.93	0.48
3:I:3196[A]:THR:HG23	3:I:3199[A]:GLN:OE1	2.14	0.48
3:I:3211[B]:ASP:N	3:I:3211[B]:ASP:OD1	2.27	0.48
1:J:1400:ASN:HD22	1:J:1403:LEU:HG	1.79	0.48
1:J:753:ASN:N	1:J:753:ASN:OD1	2.46	0.48
3:L:2937[A]:ASN:CB	3:L:3006[A]:LYS:CE	2.85	0.48
3:L:2952[B]:ALA:HB1	3:L:2957[B]:ILE:H	1.79	0.48
3:C:2985[B]:PHE:CZ	3:L:2969[B]:TYR:O	2.66	0.48
3:L:3081[B]:PHE:C	3:L:3081[B]:PHE:CD1	2.87	0.48
3:L:3104[A]:MET:HA	3:L:3110[A]:THR:CG2	2.17	0.48
3:L:3148[A]:ILE:HG22	3:L:3152[A]:LYS:CE	2.44	0.48
1:M:1348:TRP:CH2	1:M:1461:VAL:HG23	2.49	0.48
1:M:151:GLN:OE1	1:M:151:GLN:N	2.47	0.48
1:J:331:SER:HA	1:M:1581:GLU:HG3	1.94	0.48
1:M:588:GLU:OE2	1:M:728:ARG:NH2	2.36	0.48
3:O:2949[B]:LYS:C	3:O:2953[B]:GLY:H	2.17	0.48
3:O:3014[B]:TRP:HH2	3:O:3123[B]:THR:HG23	1.78	0.48
3:R:2949[A]:LYS:C	3:R:2953[A]:GLY:H	2.17	0.48
3:R:2954[A]:TYR:C	3:R:2954[A]:TYR:CD2	2.86	0.48
3:R:3284[A]:LYS:CA	3:R:3284[A]:LYS:CE	2.85	0.48
1:S:1421:VAL:HG23	1:S:1422:HIS:HD1	1.78	0.48
1:S:1596:GLU:O	1:S:1597:THR:HG22	2.14	0.48
1:S:1604:ASP:OD1	1:S:1605:ARG:NH1	2.47	0.48
1:S:906:HIS:CD2	4:S:2104:CUO:O1	2.67	0.48
2:T:2168:ARG:NH2	2:W:2515:ARG:HD2	2.28	0.48
3:U:2933[A]:SER:HA	3:U:2935[A]:ILE:HD11	1.96	0.48
3:U:2968[A]:GLN:HA	3:U:2973[A]:THR:O	2.14	0.48
3:U:2994[A]:LYS:HE2	3:U:3183[A]:LEU:O	2.14	0.48
3:U:3081[B]:PHE:CD1	3:U:3081[B]:PHE:C	2.87	0.48
3:U:3151[A]:LEU:CB	3:U:3175[A]:TYR:CD2	2.93	0.48
3:U:3196[A]:THR:HG23	3:U:3199[A]:GLN:OE1	2.14	0.48
2:W:2336:PHE:HB3	2:W:2348:THR:HG22	1.95	0.48
2:W:2343:ASN:HD22	2:W:2349:THR:HG23	1.77	0.48
2:W:2802:ASP:OD2	3:X:2932[A]:PRO:CD	2.62	0.48
3:X:3217[B]:PHE:HD2	3:X:3300[B]:LEU:HD12	1.78	0.48
1:Y:1471:LEU:HD12	1:Y:1537:ILE:HD13	1.95	0.48

Continued on next page...

Continued from previous page...

Atom-1	Atom-2	Interatomic distance (Å)	Clash overlap (Å)
1:Y:1565:SER:HB3	1:Y:1594:GLY:H	1.79	0.48
2:Z:2746:MET:O	2:Z:2750:ILE:HG13	2.14	0.48
1:A:177:VAL:HA	1:A:180:ASN:OD1	2.14	0.48
1:A:944:GLU:O	1:A:957:ASN:ND2	2.47	0.48
1:A:954:ALA:O	1:A:956:PRO:HD3	2.13	0.48
2:B:2650:GLY:N	2:B:2651:GLN:HA	2.29	0.48
3:C:2949[B]:LYS:C	3:C:2953[B]:GLY:H	2.17	0.48
3:C:2952[B]:ALA:N	3:C:2953[B]:GLY:HA2	2.06	0.48
3:C:3093[A]:HIS:HB2	3:C:3248[A]:LEU:HD13	1.94	0.48
3:C:3104[B]:MET:HA	3:C:3110[B]:THR:CG2	2.17	0.48
3:C:3196[A]:THR:HG23	3:C:3199[A]:GLN:OE1	2.14	0.48
3:C:3285[B]:VAL:CG2	3:C:3286[B]:THR:H	2.27	0.48
1:D:1396:GLU:O	1:D:1400:ASN:ND2	2.47	0.48
1:D:1257:SER:O	1:D:1525:TYR:HA	2.13	0.48
1:D:456:GLN:HG2	1:D:551:GLU:HB3	1.96	0.48
1:D:928:TYR:HB2	1:D:1048:ASN:HB2	1.95	0.48
2:E:2158:TYR:O	2:E:2161:GLN:HB3	2.14	0.48
2:E:2652:LYS:HE2	2:E:2657:PHE:CZ	2.49	0.48
2:E:2800:LYS:HB3	3:F:3023[A]:ILE:HD13	1.95	0.48
3:F:3125[B]:ARG:O	3:F:3129[B]:ILE:HG13	2.14	0.48
3:F:3196[A]:THR:HG23	3:F:3199[A]:GLN:OE1	2.14	0.48
3:F:3196[B]:THR:CA	3:F:3199[B]:GLN:HB2	2.43	0.48
3:F:3217[B]:PHE:HD2	3:F:3300[B]:LEU:HD12	1.78	0.48
3:F:3264[A]:TYR:C	3:F:3264[A]:TYR:CD1	2.86	0.48
3:F:3275[B]:LEU:N	3:F:3275[B]:LEU:CD1	2.73	0.48
1:G:346:GLY:O	1:G:349:GLU:HB3	2.14	0.48
2:H:2414:CYS:SG	2:H:2465:LYS:HD2	2.54	0.48
2:H:2622:ASN:O	2:H:2625:LEU:HD12	2.14	0.48
2:H:2866:PRO:HB2	2:H:2868:GLU:HG3	1.96	0.48
3:I:3081[A]:PHE:C	3:I:3081[A]:PHE:CD1	2.87	0.48
1:J:415:VAL:HG21	1:J:697:ALA:HB2	1.94	0.48
2:K:2653:GLU:HG3	2:K:2653:GLU:H	1.53	0.48
3:L:2933[B]:SER:HA	3:L:2935[B]:ILE:HD11	1.96	0.48
3:L:2952[A]:ALA:HB1	3:L:2957[A]:ILE:H	1.79	0.48
3:L:3135[A]:LYS:HB2	3:L:3141[A]:TYR:HD1	1.76	0.48
3:C:3172[B]:SER:CB	3:L:3152[B]:LYS:HB2	2.42	0.48
3:L:2994[A]:LYS:HE2	3:L:3183[A]:LEU:O	2.14	0.48
1:M:494:VAL:HG23	1:M:671:PHE:CZ	2.49	0.48
2:N:2153:GLN:HG3	2:N:2305:TRP:HH2	1.79	0.48
3:O:3066[A]:TYR:CE1	3:O:3193[A]:HIS:CE1	2.98	0.48
3:O:3081[A]:PHE:C	3:O:3081[A]:PHE:CD1	2.87	0.48

Continued on next page...

Continued from previous page...

Atom-1	Atom-2	Interatomic distance (Å)	Clash overlap (Å)
3:O:3232[B]:VAL:HG23	3:O:3273[B]:LEU:HD11	1.94	0.48
1:P:447:MET:HA	1:P:455:TYR:CB	2.42	0.48
1:P:904:HIS:O	1:P:907:ARG:HB3	2.14	0.48
2:Q:2504:ARG:HG2	2:Q:2582:ARG:HH21	1.79	0.48
3:R:2968[A]:GLN:HA	3:R:2973[A]:THR:O	2.14	0.48
3:R:2968[B]:GLN:HA	3:R:2973[B]:THR:O	2.14	0.48
3:R:3014[A]:TRP:HH2	3:R:3123[A]:THR:HG23	1.78	0.48
3:R:3151[A]:LEU:CB	3:R:3175[A]:TYR:CD2	2.93	0.48
3:R:3196[B]:THR:O	3:R:3200[B]:LEU:N	2.44	0.48
1:S:904:HIS:O	1:S:907:ARG:HB3	2.13	0.48
2:T:2800:LYS:C	3:U:3023[A]:ILE:HD11	2.29	0.48
1:V:560:SER:O	1:V:617:SER:HB3	2.14	0.48
1:V:597:VAL:O	1:V:601:VAL:HG12	2.14	0.48
3:X:2954[A]:TYR:CD2	3:X:2954[A]:TYR:C	2.86	0.48
3:X:2994[B]:LYS:HE2	3:X:3183[B]:LEU:O	2.14	0.48
3:X:3196[B]:THR:OG1	3:X:3199[B]:GLN:HG3	2.12	0.48
3:X:3288[B]:MET:CA	3:X:3295[B]:LEU:HG	2.42	0.48
1:Y:1055:THR:HA	1:Y:1119:LEU:HD13	1.95	0.48
1:Y:1315:GLY:HA3	1:Y:1601:TRP:HB2	1.95	0.48
1:Y:593:CYS:HB3	1:Y:775:ARG:NE	2.29	0.48
1:Y:896:HIS:HB2	1:Y:905:TRP:CG	2.48	0.48
2:Z:2131:LEU:HD12	2:Z:2335:PRO:HB3	1.95	0.48
2:Z:2805:PHE:CE1	2:Z:2855:ASP:HB3	2.49	0.48
1:A:905:TRP:HE1	1:A:1083:PRO:HD2	1.79	0.47
1:A:1571:TYR:HE1	1:A:1631:GLU:HB3	1.78	0.47
1:A:611:GLY:HA3	1:A:619:SER:HB3	1.96	0.47
3:C:2981[A]:GLY:N	3:C:3086[A]:GLU:OE1	2.45	0.47
3:C:3125[A]:ARG:O	3:C:3129[A]:ILE:HG13	2.14	0.47
3:C:3125[B]:ARG:O	3:C:3129[B]:ILE:HG13	2.14	0.47
3:C:3147[B]:GLU:CD	3:C:3149[B]:ASN:HD21	2.17	0.47
3:C:3191[A]:ASN:N	3:C:3191[A]:ASN:ND2	2.60	0.47
3:C:3217[B]:PHE:HD2	3:C:3300[B]:LEU:HD12	1.78	0.47
1:D:464:LEU:HD11	1:D:767:LYS:HD3	1.96	0.47
2:E:2783:PHE:HB3	2:E:2791:LEU:HD21	1.95	0.47
3:F:2949[A]:LYS:C	3:F:2953[A]:GLY:H	2.17	0.47
3:F:3196[A]:THR:CA	3:F:3199[A]:GLN:HB2	2.43	0.47
3:F:3284[A]:LYS:CE	3:F:3284[A]:LYS:CA	2.85	0.47
1:G:301:ARG:HD2	1:G:361:GLU:OE2	2.14	0.47
3:I:2968[B]:GLN:HG2	3:R:2981[B]:GLY:N	2.28	0.47
3:I:3284[B]:LYS:C	3:I:3284[B]:LYS:HD3	2.32	0.47
1:J:1085:SER:HB2	1:J:1100:SER:HB2	1.96	0.47

Continued on next page...

Continued from previous page...

Atom-1	Atom-2	Interatomic distance (Å)	Clash overlap (Å)
3:L:3200[A]:LEU:HD22	3:L:3204[A]:LEU:HD11	1.95	0.47
1:M:1018:ILE:HD12	1:M:1045:HIS:CD2	2.49	0.47
1:M:1348:TRP:CZ3	1:M:1460:ASN:HB3	2.49	0.47
2:N:2603:PRO:HG2	2:N:2606:LEU:HD12	1.96	0.47
2:N:2665:GLU:HB2	2:N:2798:GLN:NE2	2.29	0.47
3:O:2991[A]:LEU:HD23	3:O:3158[A]:PHE:CE1	2.48	0.47
3:O:3104[B]:MET:HA	3:O:3110[B]:THR:CG2	2.17	0.47
3:O:3196[A]:THR:CA	3:O:3199[A]:GLN:OE1	2.58	0.47
1:P:1033:LEU:HG	1:P:1180:SER:HB3	1.96	0.47
1:P:979:LEU:HB2	1:P:980:TYR:CA	2.38	0.47
3:R:2949[B]:LYS:C	3:R:2953[B]:GLY:H	2.17	0.47
3:R:2971[B]:ASP:CG	3:R:2973[B]:THR:HG1	2.08	0.47
3:R:3125[B]:ARG:O	3:R:3129[B]:ILE:HG13	2.14	0.47
3:R:3147[B]:GLU:CD	3:R:3149[B]:ASN:HD21	2.17	0.47
1:S:1228:LEU:HD13	1:S:1228:LEU:H	1.78	0.47
1:S:194:MET:HA	1:S:200:THR:HA	1.96	0.47
1:S:906:HIS:NE2	4:S:2104:CUO:O1	2.47	0.47
2:T:2361:LYS:HD2	2:T:2362:GLN:N	2.29	0.47
3:U:3093[A]:HIS:HB2	3:U:3248[A]:LEU:HD13	1.95	0.47
3:U:3230[A]:PHE:H	3:U:3243[A]:GLY:HA3	1.79	0.47
3:U:3229[B]:ASN:OD1	3:U:3244[B]:THR:HB	2.14	0.47
3:X:2968[A]:GLN:HA	3:X:2973[A]:THR:O	2.14	0.47
3:X:3093[A]:HIS:HB2	3:X:3248[A]:LEU:HD13	1.95	0.47
3:X:3125[A]:ARG:O	3:X:3129[A]:ILE:HG13	2.14	0.47
3:O:3160[B]:SER:HB3	3:X:3149[B]:ASN:N	2.28	0.47
3:O:2975[B]:PHE:CA	3:X:3156[B]:MET:CG	2.90	0.47
3:X:3228[B]:VAL:CG2	3:X:3245[B]:PHE:CE1	2.97	0.47
3:X:3291[A]:ASP:OD2	3:X:3293[A]:LYS:NZ	2.43	0.47
1:Y:1013:ILE:HG21	1:Y:1192:TYR:CD1	2.49	0.47
1:Y:1563:LYS:HE3	5:Y:2115:NAG:H3	1.96	0.47
1:Y:321:LEU:HD11	1:Y:377:TYR:CD1	2.49	0.47
1:Y:684:ARG:HH11	1:Y:684:ARG:HB3	1.78	0.47
1:Y:664:VAL:O	1:Y:689:PRO:HD2	2.14	0.47
1:Y:906:HIS:CD2	4:Y:2104:CUO:O1	2.66	0.47
2:Z:2823:ILE:HG13	2:Z:2832:ALA:HB2	1.96	0.47
1:A:72:TYR:HE2	1:A:206:PHE:HE2	1.61	0.47
2:B:2551:PRO:HA	2:B:2552:GLU:HA	1.49	0.47
2:B:2472:ASN:ND2	5:B:3003:NAG:C7	2.75	0.47
3:C:2937[A]:ASN:CB	3:C:3006[A]:LYS:CE	2.86	0.47
3:C:2949[A]:LYS:C	3:C:2953[A]:GLY:H	2.17	0.47
3:C:2954[A]:TYR:CA	3:C:2957[A]:ILE:HG22	2.43	0.47

Continued on next page...

Continued from previous page...

Atom-1	Atom-2	Interatomic distance (Å)	Clash overlap (Å)
3:C:2985[B]:PHE:CZ	3:L:2970[B]:PRO:CB	2.84	0.47
3:C:3147[A]:GLU:CD	3:C:3149[A]:ASN:HD21	2.17	0.47
1:D:1002:GLU:HB3	1:D:1065:LYS:NZ	2.29	0.47
1:D:670:PRO:HD2	1:D:671:PHE:HD1	1.79	0.47
2:E:2651:GLN:HE21	2:E:2652:LYS:HG3	1.78	0.47
2:E:2672:PHE:HZ	2:E:2718:TRP:HA	1.79	0.47
3:F:2968[B]:GLN:HA	3:F:2973[B]:THR:O	2.14	0.47
3:F:3230[A]:PHE:H	3:F:3243[A]:GLY:HA3	1.79	0.47
3:F:3229[B]:ASN:OD1	3:F:3244[B]:THR:HB	2.14	0.47
1:G:1034:GLU:HB2	1:G:1182:ASN:ND2	2.29	0.47
1:G:177:VAL:HG11	1:G:358:TYR:CE1	2.50	0.47
2:H:2122:ILE:O	2:H:2125:PHE:HB2	2.13	0.47
2:H:2644:LEU:HB2	2:H:2686:LEU:HB3	1.96	0.47
3:I:2952[B]:ALA:HB1	3:I:2957[B]:ILE:H	1.79	0.47
3:I:3004[B]:GLY:O	3:I:3006[B]:LYS:N	2.44	0.47
3:I:3196[A]:THR:O	3:I:3200[A]:LEU:N	2.43	0.47
3:I:3200[B]:LEU:HD22	3:I:3204[B]:LEU:HD11	1.95	0.47
3:I:3228[B]:VAL:CG2	3:I:3245[B]:PHE:CE1	2.97	0.47
3:I:3232[A]:VAL:HG23	3:I:3273[A]:LEU:HD11	1.95	0.47
1:J:1438:ASP:HB2	1:M:1372:ILE:HD12	1.96	0.47
2:K:2496:LEU:HB3	2:K:2498:VAL:HG22	1.95	0.47
3:L:2968[B]:GLN:HA	3:L:2973[B]:THR:O	2.14	0.47
3:C:3120[B]:HIS:HD2	3:L:2969[B]:TYR:OH	1.91	0.47
3:L:3081[A]:PHE:CD1	3:L:3081[A]:PHE:C	2.87	0.47
3:C:2972[B]:GLY:CA	3:L:3086[B]:GLU:HG2	2.42	0.47
3:L:3196[B]:THR:HG23	3:L:3199[B]:GLN:OE1	2.14	0.47
1:M:1575:PRO:HA	1:M:1581:GLU:O	2.14	0.47
2:N:2129:PRO:O	2:N:2131:LEU:HD23	2.14	0.47
3:O:2933[B]:SER:HA	3:O:2935[B]:ILE:HD11	1.95	0.47
3:O:2976[B]:ALA:H	3:X:3156[B]:MET:CG	1.99	0.47
3:O:3047[B]:ARG:HH21	3:O:3113[B]:ASP:CG	2.16	0.47
3:O:3125[A]:ARG:O	3:O:3129[A]:ILE:HG13	2.14	0.47
3:O:3143[B]:SER:OG	3:O:3144[B]:ALA:N	2.46	0.47
3:O:3151[B]:LEU:CB	3:O:3175[B]:TYR:CD2	2.93	0.47
3:O:3293[A]:LYS:HB2	3:O:3294[A]:SER:CA	2.41	0.47
1:P:1551:ASP:OD1	1:P:1551:ASP:N	2.47	0.47
1:P:961:SER:HB2	1:P:973:ARG:HA	1.95	0.47
1:P:981:GLU:HG2	1:P:983:PRO:HD2	1.96	0.47
2:Q:2240:GLN:HG2	2:Q:2244:PHE:CD1	2.49	0.47
2:Q:2840:GLY:O	2:Q:2843:GLU:HB2	2.15	0.47
5:Q:3003:NAG:H61	5:Q:3004:NAG:N2	2.30	0.47

Continued on next page...

Continued from previous page...

Atom-1	Atom-2	Interatomic distance (Å)	Clash overlap (Å)
3:R:2994[A]:LYS:HE2	3:R:3183[A]:LEU:O	2.14	0.47
3:R:3125[A]:ARG:O	3:R:3129[A]:ILE:HG13	2.14	0.47
3:R:3298[A]:ASN:CA	3:R:3299[A]:LEU:CB	2.85	0.47
1:S:929:TRP:O	1:S:1048:ASN:ND2	2.47	0.47
1:S:1181:GLU:H	1:S:1181:GLU:CD	2.17	0.47
1:S:411:ASP:HB2	1:S:654:PRO:HA	1.95	0.47
1:S:750:ALA:HA	1:S:796:TYR:HB3	1.96	0.47
2:T:2327:GLU:HG3	2:T:2327:GLU:H	1.44	0.47
2:T:2597:MET:SD	2:T:2651:GLN:NE2	2.76	0.47
3:U:2933[B]:SER:HA	3:U:2935[B]:ILE:HD11	1.95	0.47
3:U:3200[A]:LEU:HD22	3:U:3204[A]:LEU:HD11	1.95	0.47
1:V:215:ARG:HE	1:V:279:LEU:HA	1.78	0.47
1:V:564:ASP:OD1	1:V:564:ASP:N	2.38	0.47
3:X:2991[A]:LEU:HD23	3:X:3158[A]:PHE:CE1	2.47	0.47
3:X:3110[B]:THR:C	3:X:3112[B]:TYR:N	2.68	0.47
3:X:3143[B]:SER:OG	3:X:3144[B]:ALA:N	2.47	0.47
3:X:3147[A]:GLU:CG	3:X:3149[A]:ASN:ND2	2.73	0.47
3:X:3196[A]:THR:HG23	3:X:3199[A]:GLN:OE1	2.14	0.47
3:X:3196[B]:THR:HG23	3:X:3199[B]:GLN:OE1	2.14	0.47
1:Y:127:GLU:HA	1:Y:134:VAL:HG13	1.95	0.47
1:Y:760:ILE:HG21	1:Y:777:TYR:HE2	1.79	0.47
1:Y:871:GLN:NE2	1:Y:964:ILE:O	2.47	0.47
2:Z:2879:LEU:HD12	2:Z:2899:PRO:HB2	1.96	0.47
1:A:1145:THR:OG1	1:A:1233:SER:HB3	2.14	0.47
1:A:1578:ILE:HA	1:A:1579:GLY:HA2	1.58	0.47
1:A:466:ALA:HB1	1:A:476:ARG:HG3	1.95	0.47
2:B:2568:HIS:HD2	2:B:2765:PRO:HB3	1.79	0.47
3:C:2952[B]:ALA:HB1	3:C:2957[B]:ILE:H	1.79	0.47
3:C:3143[B]:SER:OG	3:C:3144[B]:ALA:N	2.47	0.47
3:C:3169[B]:LYS:O	3:L:3152[B]:LYS:CD	2.62	0.47
3:C:3228[B]:VAL:CG2	3:C:3245[B]:PHE:CE1	2.97	0.47
3:F:2991[B]:LEU:HD23	3:F:3158[B]:PHE:CE1	2.48	0.47
3:F:3110[B]:THR:C	3:F:3112[B]:TYR:N	2.68	0.47
3:F:3228[A]:VAL:CG2	3:F:3245[A]:PHE:CE1	2.97	0.47
3:F:3285[A]:VAL:CG2	3:F:3286[A]:THR:H	2.27	0.47
1:G:1358:LEU:O	1:G:1375:ASN:ND2	2.42	0.47
1:G:1559:LEU:HD21	1:G:1590:PHE:CE1	2.49	0.47
1:G:801:ASP:OD1	1:G:801:ASP:N	2.46	0.47
1:G:872:GLN:O	1:G:875:ALA:N	2.45	0.47
2:H:2166:LEU:HA	2:H:2169:HIS:HB2	1.95	0.47
2:H:2728:ARG:HB3	2:H:2730:LEU:HD12	1.96	0.47

Continued on next page...

Continued from previous page...

Atom-1	Atom-2	Interatomic distance (Å)	Clash overlap (Å)
3:I:2933[A]:SER:HA	3:I:2935[A]:ILE:HD11	1.95	0.47
3:I:3148[B]:ILE:HG22	3:I:3152[B]:LYS:CE	2.44	0.47
3:I:3223[B]:GLY:HA3	3:R:2963[B]:MET:HE3	1.91	0.47
3:I:3293[A]:LYS:HB2	3:I:3294[A]:SER:CA	2.41	0.47
1:J:324:PRO:HA	1:J:332:ASP:OD1	2.14	0.47
1:J:40:TYR:HE2	1:J:75:GLN:HE21	1.61	0.47
1:J:855:ARG:HH21	1:J:941:LEU:HA	1.79	0.47
1:J:946:GLU:HA	1:J:955:LYS:HB3	1.96	0.47
2:K:2240:GLN:HE21	2:K:2241:THR:HG22	1.79	0.47
3:L:2954[A]:TYR:CA	3:L:2957[A]:ILE:HG22	2.43	0.47
3:L:3047[B]:ARG:HH21	3:L:3113[B]:ASP:CG	2.16	0.47
3:L:3125[A]:ARG:O	3:L:3129[A]:ILE:HG13	2.14	0.47
3:L:3143[B]:SER:OG	3:L:3144[B]:ALA:N	2.46	0.47
3:C:3172[B]:SER:CB	3:L:3150[B]:LYS:HA	2.27	0.47
3:L:3200[B]:LEU:HD22	3:L:3204[B]:LEU:HD11	1.95	0.47
3:L:3229[B]:ASN:OD1	3:L:3244[B]:THR:HB	2.14	0.47
3:L:3230[A]:PHE:H	3:L:3243[A]:GLY:HA3	1.80	0.47
3:C:2965[B]:LEU:C	3:L:3256[B]:TRP:O	2.45	0.47
3:O:2968[A]:GLN:HA	3:O:2973[A]:THR:O	2.14	0.47
3:O:3196[B]:THR:HG23	3:O:3199[B]:GLN:OE1	2.14	0.47
1:P:837:HIS:HA	1:P:1113:HIS:O	2.13	0.47
1:P:1279:LYS:HB2	1:P:1376:PRO:HG3	1.96	0.47
1:P:1324:ARG:NE	1:P:1462:ASP:OD1	2.44	0.47
3:R:3148[A]:ILE:HG22	3:R:3152[A]:LYS:CE	2.44	0.47
3:R:2994[B]:LYS:HE2	3:R:3183[B]:LEU:O	2.14	0.47
3:R:3217[B]:PHE:HD2	3:R:3300[B]:LEU:HD12	1.78	0.47
3:I:2959[B]:SER:HA	3:R:3255[B]:PRO:HG2	1.50	0.47
1:S:1179:GLY:HA2	1:S:1183:GLU:OE1	2.14	0.47
1:S:1286:ARG:HG3	1:S:1337:ARG:NH2	2.29	0.47
1:S:898:GLY:N	1:S:899:MET:SD	2.74	0.47
2:T:2435:MET:SD	2:T:2436:PRO:HD2	2.54	0.47
1:V:1578:ILE:HA	1:V:1579:GLY:HA2	1.55	0.47
2:W:2728:ARG:HB3	2:W:2730:LEU:HD12	1.96	0.47
3:X:2968[B]:GLN:HA	3:X:2973[B]:THR:O	2.14	0.47
3:X:2981[B]:GLY:N	3:X:3086[B]:GLU:OE1	2.45	0.47
3:X:3200[B]:LEU:HD22	3:X:3204[B]:LEU:HD11	1.95	0.47
3:X:3230[A]:PHE:H	3:X:3243[A]:GLY:HA3	1.79	0.47
3:X:3230[B]:PHE:H	3:X:3243[B]:GLY:HA3	1.79	0.47
1:Y:1475:ARG:NE	1:Y:1541:GLU:OE2	2.32	0.47
1:Y:325:THR:N	1:Y:332:ASP:OD1	2.47	0.47
2:Z:2286:HIS:NE2	2:Z:2433:THR:HG22	2.29	0.47

Continued on next page...

Continued from previous page...

Atom-1	Atom-2	Interatomic distance (Å)	Clash overlap (Å)
2:Z:2625:LEU:O	2:Z:2638:ARG:NH2	2.47	0.47
3:C:3110[A]:THR:O	3:C:3111[A]:SER:C	2.53	0.47
3:C:3154[B]:PRO:CA	3:L:3174[B]:GLY:N	2.77	0.47
1:D:841:LYS:HA	1:D:1117:ASP:HB2	1.95	0.47
2:E:2823:ILE:HD11	2:E:2859:VAL:HG12	1.96	0.47
3:F:2994[A]:LYS:HE2	3:F:3183[A]:LEU:O	2.14	0.47
3:F:3147[B]:GLU:CD	3:F:3149[B]:ASN:HD21	2.17	0.47
1:G:1348:TRP:HD1	1:G:1403:LEU:HD13	1.78	0.47
1:G:1578:ILE:HA	1:G:1579:GLY:HA2	1.55	0.47
1:G:293:LEU:O	1:G:297:ARG:HG3	2.14	0.47
2:H:2340:ALA:HB1	2:H:2341:PRO:CD	2.41	0.47
3:I:2933[B]:SER:HA	3:I:2935[B]:ILE:HD11	1.96	0.47
3:I:2994[A]:LYS:HE2	3:I:3183[A]:LEU:O	2.14	0.47
3:I:2994[B]:LYS:HE2	3:I:3183[B]:LEU:O	2.14	0.47
3:I:3146[A]:CYS:HA	3:I:3147[A]:GLU:HA	1.70	0.47
3:I:3196[B]:THR:CA	3:I:3199[B]:GLN:HB2	2.43	0.47
1:J:73:LEU:HD21	1:J:210:HIS:HB2	1.96	0.47
2:K:2400:LEU:HB2	2:K:2439:PHE:HD2	1.80	0.47
3:L:2932[B]:PRO:CA	3:L:2935[B]:ILE:CD1	2.85	0.47
3:L:3298[A]:ASN:CA	3:L:3299[A]:LEU:CB	2.85	0.47
1:M:1470:GLU:OE2	1:M:1473:ARG:NH1	2.47	0.47
1:M:394:GLN:H	1:M:394:GLN:HG3	1.36	0.47
1:M:516:TRP:CD1	1:M:579:LEU:HD22	2.50	0.47
1:M:979:LEU:HB3	1:M:980:TYR:HA	1.96	0.47
3:O:2952[A]:ALA:HB1	3:O:2957[A]:ILE:H	1.79	0.47
3:O:3183[A]:LEU:H	3:O:3184[A]:ASN:CA	2.22	0.47
3:O:3229[A]:ASN:OD1	3:O:3244[A]:THR:HB	2.14	0.47
3:O:3288[B]:MET:CA	3:O:3295[B]:LEU:HG	2.42	0.47
1:P:1258:ARG:HD2	1:P:1524:HIS:O	2.14	0.47
3:R:3081[A]:PHE:C	3:R:3081[A]:PHE:CD1	2.87	0.47
3:R:2981[A]:GLY:N	3:R:3086[A]:GLU:OE1	2.45	0.47
3:I:3169[B]:LYS:HE2	3:R:3147[B]:GLU:H	1.07	0.47
3:R:3196[A]:THR:HG23	3:R:3199[A]:GLN:OE1	2.14	0.47
3:R:3229[B]:ASN:OD1	3:R:3244[B]:THR:HB	2.14	0.47
3:I:2966[B]:SER:HA	3:R:3255[B]:PRO:C	2.35	0.47
1:S:151:GLN:OE1	1:S:151:GLN:N	2.42	0.47
3:U:3147[A]:GLU:CD	3:U:3149[A]:ASN:HD21	2.17	0.47
3:U:3147[B]:GLU:CD	3:U:3149[B]:ASN:HD21	2.17	0.47
1:V:838:ARG:NH2	1:V:915:ASN:OD1	2.47	0.47
3:X:3229[B]:ASN:OD1	3:X:3244[B]:THR:HB	2.14	0.47
1:Y:836:GLN:HB2	1:Y:1113:HIS:CG	2.49	0.47

Continued on next page...

Continued from previous page...

Atom-1	Atom-2	Interatomic distance (Å)	Clash overlap (Å)
1:Y:387:ASN:OD1	1:Y:387:ASN:N	2.39	0.47
2:Z:2565:THR:OG1	2:Z:2741:GLN:NE2	2.47	0.47
5:Z:3003:NAG:C6	5:Z:3004:NAG:HN2	2.27	0.47
1:A:907:ARG:HG3	1:A:1112:PHE:HE2	1.79	0.47
3:C:2940[A]:ASN:O	3:C:2944[A]:ALA:N	2.48	0.47
3:C:2991[B]:LEU:HD23	3:C:3158[B]:PHE:CE1	2.48	0.47
3:C:3089[B]:HIS:CE1	3:C:3119[B]:HIS:CE1	2.81	0.47
3:C:3096[B]:VAL:HG11	3:C:3115[B]:LEU:HD12	1.89	0.47
3:C:2994[B]:LYS:HE2	3:C:3183[B]:LEU:O	2.14	0.47
3:C:3228[A]:VAL:CG2	3:C:3245[A]:PHE:CE1	2.97	0.47
1:D:1156:LEU:HB2	1:D:1176:TYR:CE1	2.50	0.47
2:E:2090:LYS:NZ	2:E:2099:GLU:OE2	2.46	0.47
2:E:2570:HIS:CD2	2:E:2711:HIS:CE1	2.98	0.47
3:F:2968[A]:GLN:HA	3:F:2973[A]:THR:O	2.14	0.47
3:F:3096[A]:VAL:HG11	3:F:3115[A]:LEU:HD12	1.89	0.47
3:F:3148[A]:ILE:HG22	3:F:3152[A]:LYS:CE	2.44	0.47
3:F:3200[A]:LEU:HD22	3:F:3204[A]:LEU:HD11	1.95	0.47
3:F:3293[B]:LYS:HB2	3:F:3294[B]:SER:CA	2.41	0.47
1:G:497:GLN:HG2	1:G:683:THR:HG21	1.96	0.47
2:H:2704:ASP:O	2:H:2707:PHE:HB3	2.15	0.47
3:I:3047[A]:ARG:HH21	3:I:3113[A]:ASP:CG	2.16	0.47
3:I:3191[A]:ASN:ND2	3:I:3191[A]:ASN:N	2.60	0.47
3:I:3285[A]:VAL:CG2	3:I:3286[A]:THR:H	2.27	0.47
1:J:1280:GLN:NE2	1:J:1337:ARG:HD3	2.30	0.47
2:K:2128:LEU:O	2:K:2130:PRO:HD3	2.13	0.47
2:K:2158:TYR:O	2:K:2161:GLN:HB3	2.14	0.47
2:K:2309:GLN:NE2	2:K:2319:ALA:O	2.40	0.47
2:K:2572:VAL:HG22	2:K:2768:LEU:HD13	1.96	0.47
3:L:2949[A]:LYS:C	3:L:2953[A]:GLY:H	2.17	0.47
3:L:2961[A]:HIS:CD2	3:L:2988[A]:TRP:CZ3	2.96	0.47
3:L:3110[B]:THR:C	3:L:3112[B]:TYR:N	2.68	0.47
3:L:3180[B]:TYR:CB	3:L:3183[B]:LEU:CD2	2.90	0.47
3:L:3191[B]:ASN:N	3:L:3191[B]:ASN:ND2	2.60	0.47
3:O:2960[A]:PHE:N	3:O:2960[A]:PHE:CD1	2.72	0.47
3:O:3191[B]:ASN:ND2	3:O:3191[B]:ASN:N	2.60	0.47
3:O:3229[B]:ASN:OD1	3:O:3244[B]:THR:HB	2.14	0.47
3:O:3283[A]:ILE:HB	3:O:3305[A]:ILE:HD11	1.97	0.47
1:P:1166:THR:HB	1:P:1167:ASP:C	2.35	0.47
3:R:3081[B]:PHE:CD1	3:R:3081[B]:PHE:C	2.87	0.47
3:R:3110[B]:THR:O	3:R:3111[B]:SER:C	2.52	0.47
3:R:3230[A]:PHE:H	3:R:3243[A]:GLY:HA3	1.80	0.47

Continued on next page...

Continued from previous page...

Atom-1	Atom-2	Interatomic distance (Å)	Clash overlap (Å)
1:S:187:GLY:HA2	1:S:193:SER:HB2	1.97	0.47
1:S:277:ASP:OD1	1:S:278:ASP:N	2.46	0.47
1:S:43:GLU:HG3	1:S:44:PRO:HA	1.97	0.47
1:P:1638:SER:OG	1:S:472:ASP:OD2	2.29	0.47
1:S:876:PHE:CD1	1:S:1083:PRO:HB2	2.48	0.47
2:T:2844:MET:O	2:T:2846:TRP:HD1	1.98	0.47
3:U:2940[B]:ASN:O	3:U:2944[B]:ALA:N	2.48	0.47
3:U:3264[A]:TYR:C	3:U:3264[A]:TYR:CD1	2.86	0.47
1:V:92:TRP:CE3	1:V:102:PRO:HD3	2.49	0.47
1:V:1407:THR:HG22	1:V:1426:LEU:HD21	1.96	0.47
1:V:1574:VAL:HG22	1:V:1620:LEU:HD21	1.96	0.47
1:V:547:LYS:HE2	1:V:558:HIS:CD2	2.50	0.47
1:V:843:VAL:HG13	1:V:927:PRO:HB2	1.97	0.47
3:X:2935[A]:ILE:CG1	3:X:2936[A]:GLU:N	2.78	0.47
3:X:3110[A]:THR:O	3:X:3111[A]:SER:C	2.53	0.47
2:Z:2279:LEU:HD12	2:Z:2284:HIS:HD2	1.77	0.47
1:A:490:TRP:HE1	1:A:670:PRO:HD3	1.79	0.47
2:B:2294:PHE:O	2:B:2297:HIS:HB3	2.14	0.47
3:C:2933[A]:SER:HA	3:C:2935[A]:ILE:HD11	1.95	0.47
3:C:2937[B]:ASN:CB	3:C:3006[B]:LYS:CE	2.86	0.47
3:C:2952[A]:ALA:HB1	3:C:2957[A]:ILE:H	1.79	0.47
3:C:2968[A]:GLN:HA	3:C:2973[A]:THR:O	2.14	0.47
1:D:1018:ILE:HA	1:D:1021:LEU:HB2	1.96	0.47
1:D:1283:ASP:N	1:D:1283:ASP:OD1	2.48	0.47
1:D:1258:ARG:HB3	1:D:1342:ALA:HB2	1.97	0.47
1:D:745:ASP:HB2	1:D:801:ASP:OD1	2.14	0.47
1:D:855:ARG:HD3	1:D:959:PHE:CD2	2.49	0.47
3:F:3014[A]:TRP:HH2	3:F:3123[A]:THR:HG23	1.78	0.47
3:F:3151[A]:LEU:HB2	3:F:3175[A]:TYR:HE2	1.68	0.47
1:G:321:LEU:HD11	1:G:377:TYR:CD2	2.50	0.47
1:G:597:VAL:O	1:G:601:VAL:HG12	2.14	0.47
2:H:2660:VAL:HG13	2:H:2663:MET:HE2	1.96	0.47
2:H:2800:LYS:HB3	3:I:3023[A]:ILE:CD1	2.45	0.47
3:I:2985[B]:PHE:CE2	3:I:2989[B]:HIS:NE2	2.83	0.47
3:I:3110[B]:THR:C	3:I:3112[B]:TYR:N	2.68	0.47
3:I:3155[B]:MET:HA	3:R:2979[B]:GLN:NE2	2.29	0.47
3:I:3173[B]:THR:HA	3:R:3154[B]:PRO:HA	1.96	0.47
1:J:980:TYR:CE1	1:J:1021:LEU:HD13	2.49	0.47
1:J:177:VAL:O	1:J:181:PRO:HD3	2.14	0.47
2:K:2616:THR:HB	2:K:2618:SER:H	1.78	0.47
3:L:2935[B]:ILE:CG1	3:L:2936[B]:GLU:N	2.78	0.47

Continued on next page...

Continued from previous page...

Atom-1	Atom-2	Interatomic distance (Å)	Clash overlap (Å)
3:L:2949[B]:LYS:C	3:L:2953[B]:GLY:H	2.17	0.47
3:C:3255[B]:PRO:HA	3:L:2964[B]:PRO:O	2.12	0.47
3:L:3183[B]:LEU:H	3:L:3184[B]:ASN:CA	2.22	0.47
3:L:3230[B]:PHE:H	3:L:3243[B]:GLY:HA3	1.79	0.47
3:L:3229[A]:ASN:OD1	3:L:3244[A]:THR:HB	2.14	0.47
1:M:909:ILE:HG12	1:M:1084:PHE:HZ	1.79	0.47
3:O:3047[A]:ARG:HH21	3:O:3113[A]:ASP:CG	2.16	0.47
3:O:3081[B]:PHE:C	3:O:3081[B]:PHE:CD1	2.87	0.47
3:O:3110[A]:THR:C	3:O:3112[A]:TYR:N	2.68	0.47
3:O:3113[A]:ASP:O	3:O:3114[A]:PRO:C	2.53	0.47
3:R:2952[A]:ALA:N	3:R:2953[A]:GLY:HA2	2.06	0.47
3:I:3255[B]:PRO:N	3:R:2966[B]:SER:OG	2.47	0.47
3:I:3078[B]:PHE:HE2	3:R:3161[B]:GLU:OE1	1.98	0.47
3:I:3154[B]:PRO:CD	3:R:3173[B]:THR:C	2.83	0.47
3:I:2959[B]:SER:HB3	3:R:3255[B]:PRO:CB	2.36	0.47
1:S:416:ASN:CG	3:X:3196[A]:THR:CG2	2.32	0.47
3:U:2935[A]:ILE:CG1	3:U:2936[A]:GLU:N	2.78	0.47
3:U:2939[A]:ARG:HG3	3:U:2939[A]:ARG:NH1	2.28	0.47
3:U:2949[A]:LYS:C	3:U:2953[A]:GLY:H	2.17	0.47
3:U:3110[B]:THR:O	3:U:3111[B]:SER:C	2.53	0.47
1:V:840:ARG:HD2	1:V:1116:TYR:CZ	2.50	0.47
1:V:149:GLU:HG3	1:V:150:GLY:N	2.29	0.47
2:W:2225:ARG:HD2	2:W:2274:LEU:HD22	1.96	0.47
2:W:2560:LEU:HD13	2:W:2569:TRP:CD1	2.50	0.47
2:W:2867:PRO:HG2	3:X:2932[A]:PRO:CG	2.45	0.47
2:W:2885:SER:OG	2:W:2886:VAL:N	2.47	0.47
3:X:3148[A]:ILE:HG22	3:X:3152[A]:LYS:CE	2.44	0.47
3:X:3228[A]:VAL:CG2	3:X:3245[A]:PHE:CE1	2.97	0.47
1:Y:4:ARG:NH1	1:Y:77:GLU:OE1	2.48	0.47
1:Y:81:VAL:HA	1:Y:85:SER:H	1.79	0.47
1:A:1156:LEU:HB2	1:A:1176:TYR:CE2	2.50	0.47
1:A:1403:LEU:HD21	1:A:1429:THR:HG21	1.96	0.47
1:A:482:HIS:CE1	1:A:621:LEU:HD11	2.50	0.47
1:A:760:ILE:HG21	1:A:777:TYR:HE2	1.80	0.47
1:A:965:ASP:HB3	1:A:1038:PHE:CE2	2.50	0.47
3:C:2966[B]:SER:O	3:L:2981[B]:GLY:C	2.53	0.47
3:C:2994[A]:LYS:HE2	3:C:3183[A]:LEU:O	2.14	0.47
3:C:3229[A]:ASN:OD1	3:C:3244[A]:THR:HB	2.14	0.47
1:D:118:ALA:HB1	1:D:119:LYS:HA	1.96	0.47
1:D:460:GLU:CD	1:D:1368:ARG:HH21	2.18	0.47
1:D:961:SER:HB3	1:D:972:SER:O	2.14	0.47

Continued on next page...

Continued from previous page...

Atom-1	Atom-2	Interatomic distance (Å)	Clash overlap (Å)
3:F:2952[A]:ALA:CB	3:F:2953[A]:GLY:CA	2.82	0.47
3:F:2969[B]:TYR:CE2	3:F:2970[B]:PRO:CG	2.86	0.47
3:F:3183[A]:LEU:H	3:F:3184[A]:ASN:CA	2.22	0.47
3:F:3264[B]:TYR:HD1	3:F:3264[B]:TYR:C	2.16	0.47
3:F:3232[B]:VAL:HG23	3:F:3273[B]:LEU:HD11	1.95	0.47
1:G:1404:TYR:O	1:G:1407:THR:OG1	2.28	0.47
5:G:2111:NAG:C8	5:G:2111:NAG:C3	2.85	0.47
2:H:2564:PRO:HA	2:H:2673:GLU:HG3	1.97	0.47
3:I:2935[B]:ILE:CG1	3:I:2936[B]:GLU:N	2.78	0.47
3:I:2952[A]:ALA:HB1	3:I:2957[A]:ILE:H	1.79	0.47
3:I:2968[B]:GLN:HA	3:I:2973[B]:THR:O	2.14	0.47
3:I:2969[A]:TYR:CD2	3:I:2970[A]:PRO:N	2.83	0.47
3:I:2982[B]:MET:CE	3:I:3254[B]:MET:HE2	2.45	0.47
3:I:3081[B]:PHE:C	3:I:3081[B]:PHE:CD1	2.87	0.47
3:I:3125[A]:ARG:O	3:I:3129[A]:ILE:HG13	2.14	0.47
3:I:3125[B]:ARG:O	3:I:3129[B]:ILE:HG13	2.14	0.47
3:I:3143[B]:SER:OG	3:I:3144[B]:ALA:N	2.46	0.47
3:I:3229[B]:ASN:OD1	3:I:3244[B]:THR:HB	2.14	0.47
1:J:1596:GLU:O	1:J:1597:THR:HG22	2.14	0.47
1:J:163:LEU:HB3	1:J:293:LEU:HD21	1.96	0.47
2:K:2149:ALA:HA	2:K:2260:GLU:HG2	1.97	0.47
2:K:2235:PRO:HG3	2:K:2240:GLN:NE2	2.27	0.47
2:K:2568:HIS:HD2	2:K:2718:TRP:CH2	2.33	0.47
3:L:2954[B]:TYR:CA	3:L:2957[B]:ILE:HG22	2.43	0.47
3:C:2968[B]:GLN:CG	3:L:2981[B]:GLY:N	2.75	0.47
3:L:3147[A]:GLU:CD	3:L:3149[A]:ASN:HD21	2.17	0.47
3:L:3182[B]:GLN:H	3:L:3182[B]:GLN:HG2	1.56	0.47
1:M:1019:HIS:NE2	1:M:1046:HIS:CE1	2.83	0.47
2:N:2509:ILE:HD11	2:N:2605:LEU:HD23	1.97	0.47
3:O:2933[A]:SER:HA	3:O:2935[A]:ILE:HD11	1.95	0.47
3:O:3148[B]:ILE:HG22	3:O:3152[B]:LYS:CE	2.44	0.47
3:O:3147[A]:GLU:CD	3:O:3149[A]:ASN:HD21	2.17	0.47
3:O:3154[B]:PRO:CG	3:X:3175[B]:TYR:CG	2.94	0.47
1:P:1528:ASP:OD1	1:P:1528:ASP:N	2.48	0.47
1:P:419:THR:HA	1:P:420:SER:HA	1.68	0.47
2:Q:2149:ALA:HA	2:Q:2260:GLU:HG2	1.97	0.47
2:Q:2726:LYS:HE3	2:Q:2726:LYS:HB2	1.77	0.47
3:R:2937[A]:ASN:CB	3:R:3006[A]:LYS:CE	2.85	0.47
3:R:2952[A]:ALA:HB1	3:R:2957[A]:ILE:H	1.79	0.47
3:I:2992[B]:TYR:CE2	3:R:2969[B]:TYR:HE1	2.31	0.47
3:I:3107[B]:LEU:HD22	3:R:3252[B]:TYR:HB3	1.97	0.47

Continued on next page...

Continued from previous page...

Atom-1	Atom-2	Interatomic distance (Å)	Clash overlap (Å)
3:R:3285[B]:VAL:CG2	3:R:3286[B]:THR:H	2.27	0.47
2:T:2749:PHE:HA	2:T:2754:ASN:HD22	1.79	0.47
3:U:2985[A]:PHE:CE2	3:U:2989[A]:HIS:NE2	2.83	0.47
1:V:1302:SER:HA	1:V:1303:GLU:HA	1.66	0.47
1:V:583:LEU:HG	1:V:602:THR:HG21	1.97	0.47
1:V:843:VAL:HG22	1:V:928:TYR:O	2.14	0.47
2:W:2177:TYR:HB2	2:W:2300:ASN:HB2	1.97	0.47
3:X:2935[B]:ILE:CG1	3:X:2936[B]:GLU:N	2.78	0.47
3:O:3109[B]:TYR:CD2	3:X:2969[B]:TYR:C	2.81	0.47
3:X:3125[B]:ARG:O	3:X:3129[B]:ILE:HG13	2.14	0.47
3:X:3137[A]:ARG:HB3	3:X:3139[A]:LEU:HD21	1.97	0.47
3:X:3182[A]:GLN:H	3:X:3182[A]:GLN:HG2	1.56	0.47
3:X:3196[A]:THR:CA	3:X:3199[A]:GLN:HB2	2.43	0.47
1:Y:977:GLU:HG2	1:Y:1021:LEU:HD22	1.97	0.47
1:Y:327:ASP:HB3	1:Y:329:ARG:HG3	1.97	0.47
1:Y:860:ALA:HB3	1:Y:920:ASN:ND2	2.29	0.47
2:Z:2556:TYR:HE1	2:Z:2845:PRO:HD2	1.78	0.47
1:A:81:VAL:HA	1:A:85:SER:HB3	1.96	0.47
2:B:2554:PRO:HA	2:B:2555:GLU:CB	2.45	0.47
2:B:2903:TYR:OH	3:C:2932[A]:PRO:HD2	2.14	0.47
3:C:3113[B]:ASP:O	3:C:3114[B]:PRO:C	2.53	0.47
3:C:3148[A]:ILE:HG22	3:C:3152[A]:LYS:CE	2.44	0.47
3:C:3200[B]:LEU:CD2	3:C:3204[B]:LEU:CD1	2.93	0.47
1:D:353:ASN:HD22	1:D:772:ARG:NH2	2.13	0.47
3:F:2935[B]:ILE:CG1	3:F:2936[B]:GLU:N	2.78	0.47
3:F:2985[B]:PHE:CE2	3:F:2989[B]:HIS:NE2	2.83	0.47
3:F:3196[B]:THR:HG23	3:F:3199[B]:GLN:OE1	2.14	0.47
1:G:1636:ASN:HB3	1:G:1639:LYS:HD3	1.95	0.47
1:G:440:ARG:O	1:G:444:GLU:HB2	2.14	0.47
1:G:664:VAL:O	1:G:689:PRO:HD2	2.15	0.47
3:I:2935[A]:ILE:CG1	3:I:2936[A]:GLU:N	2.78	0.47
3:I:2949[A]:LYS:C	3:I:2953[A]:GLY:H	2.17	0.47
3:I:2985[A]:PHE:CE2	3:I:2989[A]:HIS:NE2	2.83	0.47
3:I:3110[A]:THR:C	3:I:3112[A]:TYR:N	2.68	0.47
3:I:3110[B]:THR:O	3:I:3111[B]:SER:C	2.53	0.47
3:I:3147[B]:GLU:CD	3:I:3149[B]:ASN:HD21	2.17	0.47
3:I:3155[B]:MET:HB2	3:R:3153[B]:LYS:HG2	1.83	0.47
3:I:3232[B]:VAL:HG23	3:I:3273[B]:LEU:HD11	1.94	0.47
2:H:2900:SER:HA	1:J:1075:GLU:HG2	1.97	0.47
1:J:882:TRP:HB3	1:J:1086:LEU:HD11	1.97	0.47
3:L:2985[B]:PHE:CE2	3:L:2989[B]:HIS:NE2	2.83	0.47

Continued on next page...

Continued from previous page...

Atom-1	Atom-2	Interatomic distance (Å)	Clash overlap (Å)
3:L:3125[B]:ARG:O	3:L:3129[B]:ILE:HG13	2.14	0.47
3:L:3200[B]:LEU:CD2	3:L:3204[B]:LEU:CD1	2.93	0.47
3:L:3285[A]:VAL:CG2	3:L:3286[A]:THR:H	2.27	0.47
1:M:1274:LEU:HD21	1:M:1344:PRO:HD3	1.96	0.47
3:O:3162[B]:ASP:OD2	3:X:3150[B]:LYS:CE	2.62	0.47
1:P:1199:VAL:O	1:P:1203:MET:HG3	2.15	0.47
1:P:480:CYS:SG	1:P:621:LEU:HD11	2.54	0.47
1:P:832:LYS:HA	1:P:832:LYS:NZ	2.29	0.47
1:P:879:SER:HA	1:P:893:ALA:HA	1.96	0.47
1:P:979:LEU:HD23	1:P:980:TYR:HD1	1.80	0.47
2:Q:2551:PRO:HA	2:Q:2552:GLU:HA	1.56	0.47
3:R:2935[A]:ILE:CG1	3:R:2936[A]:GLU:N	2.78	0.47
3:R:2940[A]:ASN:O	3:R:2944[A]:ALA:N	2.48	0.47
3:R:2952[B]:ALA:HB1	3:R:2957[B]:ILE:H	1.79	0.47
3:R:3200[B]:LEU:HD22	3:R:3204[B]:LEU:HD11	1.95	0.47
3:I:2964[B]:PRO:N	3:R:3255[B]:PRO:HG3	2.30	0.47
5:S:2114:NAG:O7	5:S:2114:NAG:H3	2.15	0.47
1:S:931:TRP:CZ3	1:S:995:ILE:HD11	2.50	0.47
1:S:962:GLY:HA2	1:S:971:THR:HB	1.97	0.47
2:T:2240:GLN:HG2	2:T:2244:PHE:CD1	2.50	0.47
3:U:3125[A]:ARG:O	3:U:3129[A]:ILE:HG13	2.14	0.47
3:U:3228[A]:VAL:CG2	3:U:3245[A]:PHE:CE1	2.97	0.47
1:V:1493:MET:HG2	1:V:1511:SER:O	2.14	0.47
1:V:547:LYS:HG3	1:V:559:THR:O	2.15	0.47
3:X:2954[B]:TYR:CA	3:X:2957[B]:ILE:HG22	2.43	0.47
3:X:2988[B]:TRP:HE3	3:X:2989[B]:HIS:CE1	2.25	0.47
3:X:3014[B]:TRP:CD2	3:X:3092[B]:ILE:CD1	2.98	0.47
1:Y:1536:SER:O	1:Y:1539:GLN:HG2	2.15	0.47
1:Y:867:VAL:HG12	1:Y:872:GLN:NE2	2.30	0.47
1:A:1211:TYR:O	1:A:1211:TYR:CG	2.67	0.47
1:A:1316:MET:SD	1:A:1316:MET:N	2.88	0.47
3:C:2940[B]:ASN:O	3:C:2944[B]:ALA:N	2.48	0.47
3:C:2984[B]:THR:OG1	3:L:3156[B]:MET:HG2	2.15	0.47
3:C:2985[A]:PHE:CE2	3:C:2989[A]:HIS:NE2	2.83	0.47
3:C:3230[B]:PHE:H	3:C:3243[B]:GLY:HA3	1.80	0.47
3:C:3230[A]:PHE:H	3:C:3243[A]:GLY:HA3	1.79	0.47
3:C:3285[A]:VAL:CG2	3:C:3286[A]:THR:H	2.27	0.47
3:C:3288[B]:MET:CA	3:C:3295[B]:LEU:HG	2.42	0.47
1:D:188:GLY:O	1:D:386:ILE:HD11	2.15	0.47
1:D:589:GLN:HG2	1:D:594:ASP:HB3	1.97	0.47
2:E:2272:SER:HA	2:E:2283:ASN:ND2	2.29	0.47

Continued on next page...

Continued from previous page...

Atom-1	Atom-2	Interatomic distance (Å)	Clash overlap (Å)
2:E:2844:MET:O	2:E:2846:TRP:HD1	1.97	0.47
3:F:2952[A]:ALA:HB1	3:F:2957[A]:ILE:H	1.79	0.47
3:F:2954[A]:TYR:C	3:F:2954[A]:TYR:CD2	2.86	0.47
3:F:2979[A]:GLN:NE2	3:F:3155[A]:MET:HE2	2.27	0.47
3:F:2985[A]:PHE:CE2	3:F:2989[A]:HIS:NE2	2.83	0.47
3:F:3004[B]:GLY:O	3:F:3006[B]:LYS:N	2.44	0.47
3:F:3147[A]:GLU:CD	3:F:3149[A]:ASN:HD21	2.17	0.47
3:F:3196[A]:THR:O	3:F:3200[A]:LEU:N	2.44	0.47
1:G:1321:HIS:ND1	1:G:1513:PRO:HB3	2.29	0.47
1:G:1348:TRP:CD1	1:G:1403:LEU:HD13	2.50	0.47
2:H:2270:ILE:HB	2:H:2297:HIS:CD2	2.50	0.47
3:I:2981[B]:GLY:N	3:I:3086[B]:GLU:OE1	2.45	0.47
3:I:3089[B]:HIS:CD2	3:R:2972[B]:GLY:H	2.32	0.47
3:I:3147[B]:GLU:OE2	3:R:3163[B]:ASN:O	2.33	0.47
1:J:1242:ASN:HB3	1:J:1479:TYR:OH	2.15	0.47
1:J:634:HIS:HA	1:J:637:VAL:HG23	1.95	0.47
1:J:745:ASP:HB2	1:J:801:ASP:OD1	2.15	0.47
2:K:2302:ASP:HB3	2:K:2368:TYR:OH	2.15	0.47
2:K:2506:ARG:HG3	2:K:2589:ALA:HB1	1.97	0.47
2:K:2879:LEU:HD22	2:K:2901:LEU:HD11	1.96	0.47
3:C:3222[B]:ILE:CD1	3:L:2963[B]:MET:CE	2.91	0.47
3:L:2968[A]:GLN:HA	3:L:2973[A]:THR:O	2.14	0.47
3:C:3169[B]:LYS:HG3	3:L:3150[B]:LYS:N	2.30	0.47
3:L:3074[B]:GLU:OE2	3:L:3208[B]:GLN:HG2	2.15	0.47
3:C:3252[B]:TYR:CZ	3:L:3224[B]:GLN:HA	2.49	0.47
1:M:995:ILE:HG22	1:M:999:LEU:HD22	1.97	0.47
3:O:2965[B]:LEU:HD22	3:X:3156[B]:MET:HE2	1.97	0.47
3:O:3137[A]:ARG:HB3	3:O:3139[A]:LEU:HD21	1.97	0.47
1:P:411:ASP:HB3	1:P:658:TYR:OH	2.15	0.47
1:P:473:ALA:HB3	1:P:476:ARG:HG2	1.96	0.47
1:P:4:ARG:HD2	1:P:89:ILE:O	2.14	0.47
2:Q:2685:TYR:OH	2:Q:2886:VAL:HA	2.15	0.47
3:R:2935[B]:ILE:CG1	3:R:2936[B]:GLU:N	2.78	0.47
3:R:3230[B]:PHE:H	3:R:3243[B]:GLY:HA3	1.80	0.47
1:P:329:ARG:NH2	1:S:1574:VAL:H	2.13	0.47
1:S:210:HIS:HA	1:S:213:VAL:HG22	1.97	0.47
1:S:245:GLU:OE1	1:S:249:ARG:NH1	2.48	0.47
1:S:428:ILE:HD12	1:S:514:TRP:HB3	1.96	0.47
1:S:904:HIS:HB3	1:S:1105:VAL:HG21	1.96	0.47
1:S:920:ASN:N	1:S:920:ASN:OD1	2.47	0.47
3:U:2935[B]:ILE:CG1	3:U:2936[B]:GLU:N	2.78	0.47

Continued on next page...

Continued from previous page...

Atom-1	Atom-2	Interatomic distance (Å)	Clash overlap (Å)
3:U:2960[A]:PHE:CD2	3:U:3157[A]:PRO:CG	2.74	0.47
3:U:3180[A]:TYR:CB	3:U:3183[A]:LEU:CD2	2.90	0.47
3:U:3196[B]:THR:CA	3:U:3199[B]:GLN:HB2	2.43	0.47
3:U:3200[B]:LEU:CD2	3:U:3204[B]:LEU:CD1	2.93	0.47
3:U:3217[B]:PHE:HD2	3:U:3300[B]:LEU:HD12	1.78	0.47
3:U:3228[B]:VAL:CG2	3:U:3245[B]:PHE:CE1	2.97	0.47
1:V:103:GLU:OE2	1:V:106:GLN:NE2	2.48	0.47
1:V:847:THR:O	1:V:851:MET:HG3	2.14	0.47
2:W:2286:HIS:CD2	2:W:2433:THR:HG22	2.50	0.47
3:X:2952[B]:ALA:N	3:X:2953[B]:GLY:HA2	2.06	0.47
3:X:3173[A]:THR:HG22	3:X:3174[A]:GLY:H	1.67	0.47
3:X:3196[B]:THR:O	3:X:3200[B]:LEU:N	2.44	0.47
3:X:3229[A]:ASN:OD1	3:X:3244[A]:THR:HB	2.14	0.47
3:X:3298[A]:ASN:CA	3:X:3299[A]:LEU:HB2	2.44	0.47
1:Y:59:LEU:HD13	1:Y:68:TRP:CD1	2.49	0.47
1:A:1493:MET:O	1:A:1497:SER:HB3	2.15	0.47
1:A:1500:THR:HA	1:A:1501:ALA:HA	1.67	0.47
1:A:566:ARG:HH12	1:A:743:ASN:CB	2.25	0.47
1:A:854:LEU:HG	1:A:959:PHE:HE2	1.80	0.47
2:B:2189:GLY:HA2	2:B:2192:THR:HG22	1.96	0.47
3:C:2985[B]:PHE:CE2	3:C:2989[B]:HIS:NE2	2.83	0.47
3:C:3196[A]:THR:OG1	3:C:3199[A]:GLN:HG3	2.12	0.47
2:E:2504:ARG:HD3	2:E:2775:GLY:O	2.15	0.47
3:F:3093[B]:HIS:HB2	3:F:3248[B]:LEU:HD13	1.94	0.47
3:F:3096[B]:VAL:HG11	3:F:3115[B]:LEU:HD12	1.89	0.47
3:F:3110[A]:THR:O	3:F:3111[A]:SER:C	2.53	0.47
3:F:3125[A]:ARG:O	3:F:3129[A]:ILE:HG13	2.14	0.47
3:F:3074[B]:GLU:OE2	3:F:3208[B]:GLN:HG2	2.15	0.47
3:F:3284[A]:LYS:CE	3:F:3285[A]:VAL:H	2.28	0.47
3:F:3283[B]:ILE:HB	3:F:3305[B]:ILE:HD11	1.97	0.47
1:G:1302:SER:OG	1:G:1494:ARG:NH2	2.48	0.47
1:G:180:ASN:OD1	1:G:344:LEU:HB2	2.15	0.47
1:G:223:LEU:HG	1:G:290:GLU:OE2	2.14	0.47
1:G:533:VAL:HG12	1:G:540:THR:HG22	1.96	0.47
1:G:852:ASN:O	1:G:856:THR:OG1	2.33	0.47
2:H:2151:PHE:HB3	2:H:2152:PRO:HD3	1.96	0.47
2:H:2161:GLN:OE1	2:H:2348:THR:HG21	2.14	0.47
2:H:2603:PRO:HG2	2:H:2606:LEU:HD12	1.96	0.47
3:I:3176[A]:LYS:CE	3:I:3176[A]:LYS:N	2.73	0.47
3:I:3196[A]:THR:CA	3:I:3199[A]:GLN:OE1	2.58	0.47
1:J:458:LEU:O	1:J:461:PHE:HB2	2.15	0.47

Continued on next page...

Continued from previous page...

Atom-1	Atom-2	Interatomic distance (Å)	Clash overlap (Å)
2:K:2571:ARG:HG3	2:K:2715:ASP:OD1	2.15	0.47
3:L:3004[B]:GLY:O	3:L:3006[B]:LYS:N	2.44	0.47
3:L:3014[B]:TRP:CD2	3:L:3092[B]:ILE:CD1	2.98	0.47
3:L:3196[A]:THR:CA	3:L:3199[A]:GLN:OE1	2.58	0.47
3:L:3284[A]:LYS:C	3:L:3284[A]:LYS:HD3	2.32	0.47
1:M:1596:GLU:O	1:M:1597:THR:HG22	2.14	0.47
1:M:51:ASP:HA	1:M:52:GLY:HA2	1.58	0.47
1:M:931:TRP:HE3	1:M:991:LEU:HD13	1.80	0.47
1:M:958:PRO:O	1:M:959:PHE:HB2	2.15	0.47
3:O:2928[B]:ASN:C	3:O:2930[B]:LEU:HD22	2.36	0.47
3:O:2949[A]:LYS:C	3:O:2953[A]:GLY:H	2.17	0.47
3:O:2952[B]:ALA:HB1	3:O:2957[B]:ILE:H	1.79	0.47
3:O:3014[B]:TRP:CG	3:O:3092[B]:ILE:CD1	2.98	0.47
3:O:3110[B]:THR:O	3:O:3111[B]:SER:C	2.53	0.47
3:O:3147[B]:GLU:CD	3:O:3149[B]:ASN:HD21	2.17	0.47
1:P:1018:ILE:HD12	1:P:1045:HIS:HD2	1.80	0.47
1:P:1171:LYS:NZ	1:P:1174:GLU:OE2	2.29	0.47
3:R:2985[A]:PHE:CE2	3:R:2989[A]:HIS:NE2	2.83	0.47
3:I:3150[B]:LYS:HB2	3:R:3159[B]:SER:C	2.23	0.47
1:S:1639:LYS:HZ1	5:S:2115:NAG:C8	2.28	0.47
1:S:372:ALA:HB3	1:S:375:SER:HB3	1.96	0.47
1:S:855:ARG:HH21	1:S:941:LEU:HA	1.79	0.47
2:T:2556:TYR:CE1	2:T:2844:MET:HG3	2.50	0.47
2:T:2745:PRO:HB2	2:T:2750:ILE:HD12	1.97	0.47
3:U:3110[A]:THR:C	3:U:3112[A]:TYR:N	2.68	0.47
3:U:3125[B]:ARG:O	3:U:3129[B]:ILE:HG13	2.14	0.47
3:U:3148[A]:ILE:HG22	3:U:3152[A]:LYS:CE	2.44	0.47
1:V:1231:VAL:C	1:V:1233:SER:H	2.18	0.47
3:X:2933[B]:SER:CB	3:X:2936[B]:GLU:CB	2.85	0.47
3:X:2939[A]:ARG:NH1	3:X:2939[A]:ARG:HG3	2.28	0.47
3:X:2949[B]:LYS:C	3:X:2953[B]:GLY:H	2.17	0.47
3:X:2952[A]:ALA:HB1	3:X:2957[A]:ILE:H	1.79	0.47
3:X:3137[B]:ARG:HB3	3:X:3139[B]:LEU:HD21	1.97	0.47
3:X:3183[B]:LEU:N	3:X:3184[B]:ASN:HA	2.12	0.47
1:Y:531:THR:HG22	1:Y:542:PRO:HA	1.95	0.47
1:Y:602:THR:O	1:Y:605:SER:OG	2.29	0.47
1:A:467:LYS:HB2	1:A:479:CYS:SG	2.54	0.47
1:A:874:ALA:HA	1:A:913:PHE:CZ	2.50	0.47
1:A:949:ASP:OD1	1:A:950:ALA:N	2.47	0.47
3:C:3298[B]:ASN:CA	3:C:3299[B]:LEU:HB2	2.44	0.47
1:D:17:ASN:OD1	1:D:85:SER:N	2.47	0.47

Continued on next page...

Continued from previous page...

Atom-1	Atom-2	Interatomic distance (Å)	Clash overlap (Å)
1:D:456:GLN:O	1:D:460:GLU:HG3	2.15	0.47
2:E:2344:LEU:HA	2:E:2345:ASN:C	2.34	0.47
3:F:2933[A]:SER:HA	3:F:2935[A]:ILE:HD11	1.95	0.47
3:F:2966[B]:SER:C	3:F:2967[B]:CYS:SG	2.94	0.47
3:F:2965[A]:LEU:HD22	3:F:2975[A]:PHE:O	2.15	0.47
3:F:3200[B]:LEU:CD2	3:F:3204[B]:LEU:CD1	2.93	0.47
1:G:1319:PHE:CE2	1:G:1424:GLU:HG3	2.50	0.47
2:H:2800:LYS:C	3:I:3023[A]:ILE:CD1	2.78	0.47
3:I:3283[A]:ILE:HB	3:I:3305[A]:ILE:HD11	1.97	0.47
1:J:1209:ASP:O	1:J:1211:TYR:HD2	1.98	0.47
2:K:2132:CYS:HB2	2:K:2142:ALA:CB	2.45	0.47
3:L:2935[A]:ILE:CG1	3:L:2936[A]:GLU:N	2.78	0.47
3:L:2940[B]:ASN:O	3:L:2944[B]:ALA:N	2.48	0.47
3:L:3148[B]:ILE:HG22	3:L:3152[B]:LYS:CE	2.44	0.47
2:N:2115:SER:OG	2:N:2116:SER:N	2.47	0.47
2:N:2382:GLU:O	2:N:2386:ARG:HG3	2.14	0.47
3:O:2940[A]:ASN:O	3:O:2944[A]:ALA:N	2.48	0.47
3:O:2985[A]:PHE:CE2	3:O:2989[A]:HIS:NE2	2.83	0.47
3:O:3200[B]:LEU:CD2	3:O:3204[B]:LEU:CD1	2.93	0.47
3:O:3220[B]:ARG:CG	3:O:3220[B]:ARG:HH11	2.12	0.47
3:O:3293[B]:LYS:HB2	3:O:3294[B]:SER:CA	2.41	0.47
1:P:103:GLU:OE2	1:P:106:GLN:NE2	2.48	0.47
1:P:1161:ILE:HB	1:P:1203:MET:HE3	1.97	0.47
1:P:739:GLN:OE1	1:P:739:GLN:N	2.48	0.47
1:P:797:THR:HG22	1:P:798:LEU:H	1.80	0.47
2:Q:2190:LEU:O	2:Q:2209:PHE:HB2	2.15	0.47
3:R:2954[A]:TYR:CA	3:R:2957[A]:ILE:HG22	2.43	0.47
3:R:2965[B]:LEU:HD22	3:R:2975[B]:PHE:O	2.15	0.47
3:R:2980[A]:HIS:ND1	3:R:2980[A]:HIS:N	2.60	0.47
3:R:3074[A]:GLU:OE2	3:R:3208[A]:GLN:HG2	2.15	0.47
1:S:1019:HIS:CE1	1:S:1046:HIS:HE1	2.31	0.47
1:S:1462:ASP:O	1:S:1465:TRP:HB3	2.15	0.47
1:S:1578:ILE:HA	1:S:1579:GLY:HA2	1.64	0.47
1:S:712:SER:O	1:S:716:LEU:N	2.48	0.47
2:T:2569:TRP:O	2:T:2572:VAL:HG23	2.14	0.47
3:U:2949[B]:LYS:C	3:U:2953[B]:GLY:H	2.17	0.47
3:U:2985[B]:PHE:CE2	3:U:2989[B]:HIS:NE2	2.83	0.47
3:U:3014[B]:TRP:CD2	3:U:3092[B]:ILE:CD1	2.98	0.47
3:U:3110[A]:THR:O	3:U:3111[A]:SER:C	2.53	0.47
3:U:3148[B]:ILE:HG22	3:U:3152[B]:LYS:CE	2.44	0.47
3:U:3196[B]:THR:O	3:U:3200[B]:LEU:N	2.43	0.47

Continued on next page...

Continued from previous page...

Atom-1	Atom-2	Interatomic distance (Å)	Clash overlap (Å)
3:U:3298[A]:ASN:CB	3:U:3300[A]:LEU:CD2	2.61	0.47
1:V:1019:HIS:NE2	1:V:1046:HIS:HE1	2.13	0.47
1:V:430:SER:O	1:V:933:ARG:NH2	2.41	0.47
5:V:5011:NAG:H61	5:V:5012:NAG:C1	2.45	0.47
1:V:554:LYS:HA	1:V:554:LYS:HD3	1.70	0.47
1:V:871:GLN:O	1:V:875:ALA:N	2.48	0.47
2:W:2089:ARG:HB2	2:W:2368:TYR:CD1	2.50	0.47
2:W:2344:LEU:HD23	2:W:2349:THR:OG1	2.15	0.47
2:W:2562:GLY:H	2:W:2846:TRP:HB2	1.79	0.47
3:X:2940[B]:ASN:O	3:X:2944[B]:ALA:N	2.48	0.47
3:X:2952[B]:ALA:HB1	3:X:2957[B]:ILE:H	1.79	0.47
3:X:2952[A]:ALA:N	3:X:2953[A]:GLY:HA2	2.06	0.47
3:O:2968[B]:GLN:C	3:X:2988[B]:TRP:HB2	2.35	0.47
3:X:3203[B]:HIS:O	3:X:3206[B]:LYS:HB3	2.15	0.47
3:X:3218[B]:LEU:HA	3:X:3218[B]:LEU:HD12	1.78	0.47
1:Y:1427:HIS:HD2	1:Y:1457:HIS:CE1	2.33	0.47
1:Y:830:ASN:OD1	1:Y:832:LYS:HB2	2.15	0.47
1:A:1158:GLU:CD	1:A:1216:ARG:HE	2.18	0.46
1:A:1160:PHE:HB3	1:A:1171:LYS:HA	1.97	0.46
1:A:104:LEU:HD23	1:A:123:PHE:CE2	2.50	0.46
1:A:1324:ARG:NH1	1:A:1516:VAL:O	2.48	0.46
3:C:2935[B]:ILE:CG1	3:C:2936[B]:GLU:N	2.78	0.46
3:C:2965[B]:LEU:HD22	3:C:2975[B]:PHE:O	2.16	0.46
3:C:2966[B]:SER:HB2	3:L:2982[B]:MET:HE2	1.97	0.46
3:C:3293[A]:LYS:HB2	3:C:3294[A]:SER:CA	2.41	0.46
1:D:637:VAL:HA	1:D:640:LEU:HD12	1.96	0.46
2:E:2128:LEU:HD13	2:E:2286:HIS:CG	2.50	0.46
2:E:2867:PRO:O	2:E:2870:LEU:HB3	2.14	0.46
3:F:3079[A]:CYS:SG	3:F:3146[A]:CYS:O	2.73	0.46
3:F:3014[B]:TRP:CG	3:F:3092[B]:ILE:CD1	2.98	0.46
1:G:695:TYR:N	1:G:695:TYR:CD1	2.81	0.46
1:G:883:CYS:O	1:G:885:SER:N	2.48	0.46
3:I:2940[A]:ASN:O	3:I:2944[A]:ALA:N	2.48	0.46
3:I:2940[B]:ASN:O	3:I:2944[B]:ALA:N	2.48	0.46
3:I:2966[A]:SER:C	3:I:2967[A]:CYS:SG	2.94	0.46
3:I:2968[B]:GLN:HE21	3:R:3086[B]:GLU:HG2	0.41	0.46
3:I:3119[B]:HIS:NE2	3:R:2971[B]:ASP:HA	2.24	0.46
3:I:3160[B]:SER:CA	3:R:2983[B]:VAL:N	2.35	0.46
3:I:3074[B]:GLU:OE2	3:I:3208[B]:GLN:HG2	2.15	0.46
3:I:3229[A]:ASN:OD1	3:I:3244[A]:THR:HB	2.14	0.46
3:I:3283[B]:ILE:HB	3:I:3305[B]:ILE:HD11	1.97	0.46

Continued on next page...

Continued from previous page...

Atom-1	Atom-2	Interatomic distance (Å)	Clash overlap (Å)
1:J:1299:GLN:O	1:J:1301:PRO:HD3	2.14	0.46
1:J:1404:TYR:O	1:J:1407:THR:OG1	2.29	0.46
1:J:232:ARG:HA	1:J:233:PRO:HD3	1.79	0.46
2:K:2822:LYS:HG2	2:K:2831:GLU:HA	1.96	0.46
3:L:2966[A]:SER:C	3:L:2967[A]:CYS:SG	2.94	0.46
3:L:3014[A]:TRP:CD2	3:L:3092[A]:ILE:CD1	2.98	0.46
3:L:3014[B]:TRP:CG	3:L:3092[B]:ILE:CD1	2.98	0.46
3:L:3110[B]:THR:O	3:L:3111[B]:SER:C	2.53	0.46
3:L:3183[A]:LEU:H	3:L:3184[A]:ASN:CA	2.22	0.46
3:L:3284[A]:LYS:CE	3:L:3285[A]:VAL:H	2.28	0.46
3:L:3284[B]:LYS:HD3	3:L:3285[B]:VAL:O	2.16	0.46
1:M:1505:ARG:O	1:M:1509:THR:OG1	2.33	0.46
1:M:306:PHE:HB3	1:M:308:LEU:HD13	1.96	0.46
1:M:330:GLN:H	1:M:330:GLN:HG3	1.49	0.46
2:N:2377:SER:HB3	2:N:2380:GLN:HG3	1.96	0.46
2:N:2622:ASN:O	2:N:2625:LEU:HD12	2.15	0.46
3:O:2994[B]:LYS:HE2	3:O:3183[B]:LEU:O	2.14	0.46
3:O:3200[A]:LEU:CD2	3:O:3204[A]:LEU:CD1	2.93	0.46
3:O:3230[A]:PHE:H	3:O:3243[A]:GLY:HA3	1.79	0.46
1:P:1046:HIS:HA	1:P:1049:VAL:HB	1.97	0.46
1:P:1180:SER:OG	1:P:1181:GLU:N	2.47	0.46
1:P:1143:ALA:HA	1:P:1195:ASP:O	2.15	0.46
1:P:1313:LEU:HD23	1:P:1318:VAL:HG23	1.96	0.46
1:P:643:ILE:HD13	1:P:708:PHE:HB2	1.97	0.46
1:P:656:LYS:HB2	1:P:658:TYR:CE1	2.50	0.46
1:P:867:VAL:O	1:P:868:THR:OG1	2.22	0.46
2:Q:2572:VAL:HG13	2:Q:2768:LEU:HD21	1.95	0.46
2:Q:2599:SER:O	2:Q:2645:PHE:HB3	2.15	0.46
3:R:2966[B]:SER:C	3:R:2967[B]:CYS:SG	2.94	0.46
3:I:2982[B]:MET:SD	3:R:2967[B]:CYS:SG	3.13	0.46
3:R:2965[B]:LEU:CD1	3:R:2974[B]:ALA:CA	2.89	0.46
3:R:2987[A]:HIS:O	3:R:2991[A]:LEU:HB2	2.15	0.46
3:R:3014[A]:TRP:CD2	3:R:3092[A]:ILE:CD1	2.98	0.46
3:R:3079[B]:CYS:SG	3:R:3146[B]:CYS:O	2.74	0.46
3:R:3148[B]:ILE:HG22	3:R:3152[B]:LYS:CE	2.44	0.46
1:S:353:ASN:HD22	1:S:772:ARG:NH2	2.12	0.46
1:S:588:GLU:HG3	1:S:724:LYS:HD2	1.97	0.46
2:T:2871:PHE:HZ	1:V:1071:ASN:HD22	1.61	0.46
3:U:2961[B]:HIS:CD2	3:U:2988[B]:TRP:CZ3	2.96	0.46
3:U:3014[A]:TRP:CG	3:U:3092[A]:ILE:CD1	2.98	0.46
3:U:3191[A]:ASN:C	3:U:3192[A]:PHE:O	2.52	0.46

Continued on next page...

Continued from previous page...

Atom-1	Atom-2	Interatomic distance (Å)	Clash overlap (Å)
1:V:324:PRO:HG2	1:V:376:ASN:ND2	2.30	0.46
2:W:2218:SER:OG	2:W:2221:THR:OG1	2.24	0.46
3:X:2932[B]:PRO:CA	3:X:2935[B]:ILE:CD1	2.85	0.46
3:X:3074[A]:GLU:OE2	3:X:3208[A]:GLN:HG2	2.15	0.46
3:O:3255[B]:PRO:HG2	3:X:3163[B]:ASN:ND2	2.29	0.46
3:X:3074[B]:GLU:OE2	3:X:3208[B]:GLN:HG2	2.15	0.46
1:V:331:SER:HB2	1:Y:1581:GLU:OE2	2.14	0.46
1:Y:630:PHE:O	1:Y:633:HIS:HB3	2.15	0.46
1:Y:859:ALA:N	1:Y:957:ASN:HD21	2.13	0.46
1:A:1163:ALA:HA	1:A:1211:TYR:H	1.80	0.46
1:A:121:ASN:HD21	1:A:123:PHE:HB2	1.80	0.46
1:A:569:LYS:C	1:A:571:PRO:HD3	2.36	0.46
2:B:2539:ILE:O	2:B:2573:TYR:OH	2.14	0.46
2:B:2830:GLN:HB2	2:B:2863:ARG:NH1	2.31	0.46
3:C:2969[B]:TYR:CD2	3:C:2970[B]:PRO:N	2.83	0.46
3:C:3110[B]:THR:C	3:C:3112[B]:TYR:N	2.68	0.46
3:C:3229[B]:ASN:OD1	3:C:3244[B]:THR:HB	2.14	0.46
1:D:1551:ASP:HB3	1:D:1652:PHE:HE1	1.79	0.46
1:D:452:ILE:HD11	1:D:676:PRO:O	2.16	0.46
1:D:729:VAL:HG11	1:D:785:LEU:HD12	1.97	0.46
2:E:2131:LEU:HD12	2:E:2335:PRO:HG3	1.97	0.46
3:F:2928[B]:ASN:C	3:F:2930[B]:LEU:HD22	2.36	0.46
3:F:2940[B]:ASN:O	3:F:2944[B]:ALA:N	2.48	0.46
3:F:2954[A]:TYR:CA	3:F:2957[A]:ILE:HG22	2.43	0.46
3:F:2987[B]:HIS:O	3:F:2991[B]:LEU:HB2	2.16	0.46
3:F:3014[A]:TRP:CG	3:F:3092[A]:ILE:CD1	2.98	0.46
3:F:3151[B]:LEU:HB2	3:F:3175[B]:TYR:HE2	1.68	0.46
3:F:3284[B]:LYS:HD3	3:F:3285[B]:VAL:O	2.15	0.46
1:G:1013:ILE:HG21	1:G:1192:TYR:CD1	2.50	0.46
1:G:1482:ALA:HB2	1:G:1517:PHE:HZ	1.80	0.46
3:I:3014[B]:TRP:CD2	3:I:3092[B]:ILE:CD1	2.98	0.46
3:I:3079[A]:CYS:SG	3:I:3146[A]:CYS:O	2.74	0.46
3:L:3146[A]:CYS:HA	3:L:3147[A]:GLU:HA	1.70	0.46
3:L:3146[B]:CYS:HA	3:L:3147[B]:GLU:HA	1.70	0.46
3:C:2975[B]:PHE:O	3:L:3256[B]:TRP:NE1	2.49	0.46
3:L:3288[A]:MET:CA	3:L:3295[A]:LEU:HG	2.42	0.46
1:M:1045:HIS:HB3	1:M:1046:HIS:HD1	1.81	0.46
1:M:996:ILE:HG23	1:M:1133:ILE:HG22	1.97	0.46
1:M:1303:GLU:N	1:M:1303:GLU:OE1	2.48	0.46
1:M:1331:GLU:HB2	1:M:1343:VAL:CG2	2.45	0.46
1:M:302:ALA:H	1:M:363:THR:HB	1.81	0.46

Continued on next page...

Continued from previous page...

Atom-1	Atom-2	Interatomic distance (Å)	Clash overlap (Å)
1:M:464:LEU:HD22	1:M:622:HIS:HB3	1.97	0.46
2:N:2590:VAL:HA	2:N:2591:PRO:HD3	1.81	0.46
1:J:136:ALA:HB3	2:N:2619:VAL:HB	1.97	0.46
3:O:3014[B]:TRP:CD2	3:O:3092[B]:ILE:CD1	2.98	0.46
3:O:3147[B]:GLU:CG	3:O:3149[B]:ASN:ND2	2.73	0.46
3:O:3151[A]:LEU:CB	3:O:3175[A]:TYR:CD2	2.93	0.46
3:O:3203[B]:HIS:O	3:O:3206[B]:LYS:HB3	2.16	0.46
3:O:3298[B]:ASN:CA	3:O:3299[B]:LEU:HB2	2.44	0.46
1:P:416:ASN:HD22	1:P:416:ASN:H	1.62	0.46
2:Q:2903:TYR:O	2:Q:2905:PRO:HD3	2.16	0.46
3:R:2965[A]:LEU:HD13	3:R:2975[A]:PHE:O	2.16	0.46
3:R:3110[A]:THR:O	3:R:3111[A]:SER:C	2.53	0.46
3:R:3151[A]:LEU:HB2	3:R:3175[A]:TYR:HE2	1.68	0.46
3:R:3284[A]:LYS:HD3	3:R:3285[A]:VAL:O	2.16	0.46
3:R:3298[B]:ASN:CA	3:R:3299[B]:LEU:CB	2.85	0.46
1:S:1438:ASP:OD1	1:S:1439:VAL:N	2.48	0.46
1:S:4:ARG:HD2	1:S:89:ILE:O	2.15	0.46
1:S:956:PRO:HB2	1:S:957:ASN:C	2.36	0.46
2:T:2131:LEU:CD1	2:T:2335:PRO:HB3	2.46	0.46
3:U:3137[A]:ARG:HB3	3:U:3139[A]:LEU:HD21	1.97	0.46
3:U:3074[B]:GLU:OE2	3:U:3208[B]:GLN:HG2	2.15	0.46
3:X:3219[A]:LEU:CD2	3:X:3219[A]:LEU:N	2.73	0.46
3:X:3284[A]:LYS:HD3	3:X:3285[A]:VAL:O	2.16	0.46
1:Y:220:TRP:CZ3	1:Y:223:LEU:HD22	2.50	0.46
1:A:733:PHE:CE2	1:A:818:PRO:HG3	2.51	0.46
3:C:2966[B]:SER:C	3:C:2967[B]:CYS:SG	2.94	0.46
3:C:2969[A]:TYR:CD2	3:C:2970[A]:PRO:N	2.83	0.46
3:C:2965[A]:LEU:HD13	3:C:2975[A]:PHE:O	2.16	0.46
3:C:3014[A]:TRP:CD2	3:C:3092[A]:ILE:CD1	2.98	0.46
3:C:3137[A]:ARG:HD3	3:C:3137[A]:ARG:HA	1.71	0.46
3:C:3284[B]:LYS:CE	3:C:3285[B]:VAL:H	2.29	0.46
2:B:2743:ALA:HB1	1:D:1210:LYS:HG3	1.97	0.46
1:D:1323:HIS:CD2	4:D:5004:CUO:O1	2.68	0.46
1:D:1271:MET:HG2	1:D:1358:LEU:HD13	1.97	0.46
1:D:1622:GLN:HG2	1:D:1652:PHE:CD1	2.50	0.46
1:D:493:LEU:HD12	1:D:668:MET:HG3	1.97	0.46
2:E:2582:ARG:HA	2:E:2586:ALA:HB3	1.97	0.46
2:E:2720:ILE:HG12	2:E:2781:LEU:HG	1.97	0.46
3:F:3110[B]:THR:O	3:F:3111[B]:SER:C	2.53	0.46
3:F:3113[A]:ASP:O	3:F:3114[A]:PRO:C	2.53	0.46
3:F:3074[A]:GLU:OE2	3:F:3208[A]:GLN:HG2	2.16	0.46

Continued on next page...

Continued from previous page...

Atom-1	Atom-2	Interatomic distance (Å)	Clash overlap (Å)
3:F:3230[B]:PHE:H	3:F:3243[B]:GLY:HA3	1.80	0.46
1:G:928:TYR:HB2	1:G:1048:ASN:HB2	1.98	0.46
1:G:1146:PHE:HZ	1:G:1159:TYR:CG	2.33	0.46
1:G:140:ASP:CG	1:G:142:ARG:HE	2.19	0.46
1:G:1250:ILE:O	1:G:1473:ARG:NH2	2.47	0.46
1:G:252:ASN:HD22	1:G:258:LYS:HB2	1.81	0.46
1:G:357:PRO:HB3	1:G:774:ASP:HB2	1.97	0.46
1:G:403:TYR:O	1:G:658:TYR:HB3	2.15	0.46
3:I:2965[A]:LEU:HD22	3:I:2975[A]:PHE:O	2.15	0.46
3:I:2968[A]:GLN:HA	3:I:2973[A]:THR:O	2.14	0.46
3:I:2968[B]:GLN:OE1	3:R:2981[B]:GLY:HA2	2.15	0.46
3:I:3074[A]:GLU:OE2	3:I:3208[A]:GLN:HG2	2.15	0.46
3:I:3113[B]:ASP:O	3:I:3114[B]:PRO:C	2.53	0.46
3:I:3176[B]:LYS:C	3:I:3177[B]:SER:HG	2.00	0.46
1:J:55:ILE:HG21	1:J:350:MET:HA	1.97	0.46
1:J:640:LEU:HD23	1:J:643:ILE:HD12	1.98	0.46
2:K:2533:ASP:N	2:K:2533:ASP:OD1	2.49	0.46
3:L:2965[A]:LEU:HD22	3:L:2975[A]:PHE:O	2.15	0.46
3:C:2968[B]:GLN:C	3:L:2985[B]:PHE:CE2	2.89	0.46
3:L:3074[A]:GLU:OE2	3:L:3208[A]:GLN:HG2	2.15	0.46
3:L:3110[A]:THR:O	3:L:3111[A]:SER:C	2.53	0.46
3:C:3153[B]:LYS:HE3	3:L:3155[B]:MET:C	2.36	0.46
3:L:3200[A]:LEU:CD2	3:L:3204[A]:LEU:CD1	2.93	0.46
1:M:148:GLN:O	1:M:150:GLY:N	2.49	0.46
1:M:450:LYS:HE3	1:M:451:SER:H	1.80	0.46
1:M:4:ARG:NH1	1:M:77:GLU:OE1	2.48	0.46
3:O:2935[A]:ILE:CG1	3:O:2936[A]:GLU:N	2.78	0.46
3:O:2935[B]:ILE:CG1	3:O:2936[B]:GLU:N	2.78	0.46
3:O:2970[B]:PRO:O	3:X:2989[B]:HIS:CB	2.63	0.46
3:O:3079[B]:CYS:SG	3:O:3146[B]:CYS:O	2.73	0.46
3:O:3156[B]:MET:CE	3:X:3173[B]:THR:HG23	2.45	0.46
3:O:3159[B]:SER:N	3:X:3148[B]:ILE:O	2.47	0.46
3:O:3203[A]:HIS:O	3:O:3206[A]:LYS:HB3	2.16	0.46
3:O:3284[A]:LYS:HD3	3:O:3285[A]:VAL:O	2.16	0.46
1:P:53:SER:O	1:P:55:ILE:HG13	2.15	0.46
5:Q:3003:NAG:H62	5:Q:3004:NAG:N2	2.31	0.46
3:I:2992[B]:TYR:HE2	3:R:2969[B]:TYR:CE1	2.33	0.46
3:R:2985[B]:PHE:CE2	3:R:2989[B]:HIS:NE2	2.83	0.46
3:R:3014[A]:TRP:CG	3:R:3092[A]:ILE:CD1	2.98	0.46
3:R:3110[B]:THR:C	3:R:3112[B]:TYR:N	2.68	0.46
3:I:2988[B]:TRP:CD1	3:R:3153[B]:LYS:HD3	2.51	0.46

Continued on next page...

Continued from previous page...

Atom-1	Atom-2	Interatomic distance (Å)	Clash overlap (Å)
1:S:1403:LEU:HD21	1:S:1429:THR:HG21	1.95	0.46
1:S:227:ARG:HB2	1:S:227:ARG:HE	1.34	0.46
1:S:355:ALA:HA	1:S:734:LEU:HD12	1.97	0.46
1:S:881:GLN:OE1	1:S:891:LYS:HE2	2.15	0.46
2:T:2235:PRO:HG3	2:T:2240:GLN:NE2	2.30	0.46
2:T:2528:LYS:HA	2:T:2536:PHE:HB3	1.97	0.46
2:T:2651:GLN:H	2:T:2652:LYS:HE2	1.79	0.46
3:U:2966[A]:SER:C	3:U:2967[A]:CYS:SG	2.94	0.46
3:U:2987[B]:HIS:O	3:U:2991[B]:LEU:HB2	2.16	0.46
3:U:3014[A]:TRP:CD2	3:U:3092[A]:ILE:CD1	2.98	0.46
3:U:3220[B]:ARG:HG2	3:U:3221[B]:ALA:N	2.09	0.46
3:U:3220[B]:ARG:CG	3:U:3220[B]:ARG:HH11	2.12	0.46
3:U:3284[A]:LYS:C	3:U:3284[A]:LYS:HD3	2.32	0.46
3:U:3293[A]:LYS:HB2	3:U:3294[A]:SER:CA	2.41	0.46
1:V:1016:ASN:HD22	1:V:1177:VAL:HA	1.81	0.46
1:V:133:LYS:HA	1:V:134:VAL:HA	1.82	0.46
2:T:2168:ARG:O	2:W:2503:ASN:HB3	2.15	0.46
3:X:2985[B]:PHE:CE2	3:X:2989[B]:HIS:NE2	2.83	0.46
3:X:3014[B]:TRP:CG	3:X:3092[B]:ILE:CD1	2.98	0.46
3:X:3079[A]:CYS:SG	3:X:3146[A]:CYS:O	2.74	0.46
3:X:3151[B]:LEU:CB	3:X:3175[B]:TYR:CD2	2.93	0.46
3:X:3203[A]:HIS:O	3:X:3206[A]:LYS:HB3	2.16	0.46
1:Y:1166:THR:N	1:Y:1167:ASP:HA	2.30	0.46
1:Y:1149:GLU:HG3	1:Y:1187:LYS:HB3	1.97	0.46
1:Y:250:ASP:HA	1:Y:258:LYS:NZ	2.30	0.46
2:Z:2156:ARG:HD2	2:Z:2357:VAL:HG12	1.97	0.46
2:Z:2572:VAL:HG22	2:Z:2768:LEU:CD2	2.44	0.46
2:Z:2816:SER:HB2	2:Z:2886:VAL:HB	1.97	0.46
1:A:1059:LEU:HD11	1:A:1129:LEU:HD23	1.97	0.46
1:A:1485:ALA:O	1:A:1489:MET:HG2	2.15	0.46
1:A:150:GLY:HA2	1:A:152:LYS:N	2.30	0.46
1:A:361:GLU:HG2	1:A:363:THR:HG22	1.97	0.46
1:A:885:SER:HB3	1:A:891:LYS:NZ	2.29	0.46
2:B:2394:VAL:HG11	2:B:2451:LEU:HD12	1.98	0.46
3:C:2987[B]:HIS:O	3:C:2991[B]:LEU:HB2	2.16	0.46
3:C:3079[A]:CYS:SG	3:C:3146[A]:CYS:O	2.74	0.46
3:C:3159[B]:SER:OG	3:L:3151[B]:LEU:HA	2.15	0.46
3:C:3173[B]:THR:HG23	3:L:3173[B]:THR:OG1	2.16	0.46
3:C:3284[B]:LYS:HD3	3:C:3285[B]:VAL:O	2.16	0.46
3:C:3283[B]:ILE:HB	3:C:3305[B]:ILE:HD11	1.97	0.46
1:D:987:LYS:HD2	1:D:988:TYR:CE1	2.51	0.46

Continued on next page...

Continued from previous page...

Atom-1	Atom-2	Interatomic distance (Å)	Clash overlap (Å)
2:E:2472:ASN:HB2	2:E:2474:THR:H	1.80	0.46
3:F:2940[A]:ASN:O	3:F:2944[A]:ALA:N	2.48	0.46
3:F:3288[B]:MET:CA	3:F:3295[B]:LEU:HG	2.42	0.46
3:I:2937[A]:ASN:CB	3:I:3006[A]:LYS:CE	2.86	0.46
3:I:3161[B]:GLU:CA	3:R:3147[B]:GLU:HG2	2.46	0.46
3:I:3255[B]:PRO:CB	3:R:2959[B]:SER:HB3	2.40	0.46
3:I:3264[A]:TYR:HD1	3:I:3265[A]:ASP:N	2.14	0.46
3:I:3284[B]:LYS:HD3	3:I:3285[B]:VAL:O	2.15	0.46
1:J:1163:ALA:O	1:J:1167:ASP:HB3	2.16	0.46
1:J:164:GLU:CG	1:J:297:ARG:HE	2.28	0.46
1:J:518:LYS:HD2	1:J:519:PRO:HD2	1.96	0.46
1:J:912:ASN:ND2	1:J:1093:ASP:OD2	2.48	0.46
2:K:2792:GLU:OE2	2:K:2796:GLN:NE2	2.41	0.46
2:K:2682:SER:HA	2:K:2836:PHE:CD2	2.51	0.46
3:L:2928[B]:ASN:C	3:L:2930[B]:LEU:HD22	2.36	0.46
3:L:2965[B]:LEU:HD13	3:L:2975[B]:PHE:O	2.16	0.46
3:L:2969[A]:TYR:CD2	3:L:2970[A]:PRO:N	2.83	0.46
3:L:2985[A]:PHE:CE2	3:L:2989[A]:HIS:NE2	2.83	0.46
3:L:3113[B]:ASP:O	3:L:3114[B]:PRO:C	2.53	0.46
1:G:1617:LYS:O	3:L:3197[B]:ILE:HD12	2.14	0.46
3:L:3196[B]:THR:CA	3:L:3199[B]:GLN:OE1	2.58	0.46
3:L:3203[B]:HIS:O	3:L:3206[B]:LYS:HB3	2.16	0.46
3:L:3232[A]:VAL:HG23	3:L:3273[A]:LEU:HD11	1.95	0.46
3:L:3298[B]:ASN:CA	3:L:3299[B]:LEU:CB	2.86	0.46
1:M:729:VAL:HG11	1:M:785:LEU:HD12	1.98	0.46
2:N:2631:TYR:HD1	2:N:2631:TYR:H	1.63	0.46
3:O:2928[A]:ASN:C	3:O:2930[A]:LEU:HD22	2.36	0.46
3:O:2966[B]:SER:C	3:O:2967[B]:CYS:SG	2.94	0.46
3:O:2969[A]:TYR:CD2	3:O:2970[A]:PRO:N	2.83	0.46
3:O:2965[A]:LEU:HD22	3:O:2975[A]:PHE:O	2.15	0.46
3:O:2985[B]:PHE:CE2	3:O:2989[B]:HIS:NE2	2.83	0.46
3:O:3038[B]:ILE:HG23	3:O:3040[B]:VAL:HG22	1.90	0.46
3:O:3014[A]:TRP:CD2	3:O:3092[A]:ILE:CD1	2.98	0.46
3:O:3074[A]:GLU:OE2	3:O:3208[A]:GLN:HG2	2.15	0.46
3:O:3284[B]:LYS:HD3	3:O:3285[B]:VAL:O	2.16	0.46
1:P:187:GLY:HA3	1:P:195:SER:HB3	1.97	0.46
1:P:575:ASP:N	1:P:575:ASP:OD1	2.42	0.46
1:P:792:MET:HB2	1:P:793:PHE:HD1	1.80	0.46
3:R:3014[B]:TRP:CD2	3:R:3092[B]:ILE:CD1	2.98	0.46
3:R:3203[B]:HIS:O	3:R:3206[B]:LYS:HB3	2.16	0.46
3:R:3288[A]:MET:CA	3:R:3295[A]:LEU:HG	2.42	0.46

Continued on next page...

Continued from previous page...

Atom-1	Atom-2	Interatomic distance (Å)	Clash overlap (Å)
3:R:3298[A]:ASN:CA	3:R:3299[A]:LEU:HB2	2.44	0.46
1:S:120:LYS:HB3	1:S:121:ASN:HA	1.98	0.46
1:S:226:HIS:HA	1:S:227:ARG:HB2	1.97	0.46
3:U:2928[B]:ASN:C	3:U:2930[B]:LEU:HD22	2.36	0.46
3:U:3079[A]:CYS:SG	3:U:3146[A]:CYS:O	2.74	0.46
3:U:3079[B]:CYS:SG	3:U:3146[B]:CYS:O	2.74	0.46
3:U:3284[B]:LYS:CE	3:U:3285[B]:VAL:H	2.28	0.46
1:V:1250:ILE:O	1:V:1473:ARG:NH2	2.49	0.46
1:V:949:ASP:CB	1:V:953:GLU:HB2	2.41	0.46
2:W:2398:PHE:HE1	2:W:2466:THR:HG21	1.79	0.46
3:X:2965[B]:LEU:HD22	3:X:2975[B]:PHE:O	2.15	0.46
3:X:2987[A]:HIS:O	3:X:2991[A]:LEU:HB2	2.16	0.46
3:X:3113[A]:ASP:O	3:X:3114[A]:PRO:C	2.53	0.46
3:X:3196[B]:THR:CA	3:X:3199[B]:GLN:HB2	2.43	0.46
3:X:3298[B]:ASN:CA	3:X:3299[B]:LEU:HB2	2.44	0.46
1:Y:212:ASN:OD1	1:Y:215:ARG:NH1	2.48	0.46
2:Z:2225:ARG:NH1	2:Z:2291:ASP:OD1	2.48	0.46
1:A:184:TYR:CE2	1:A:386:ILE:HG12	2.50	0.46
1:A:877:HIS:CE1	1:A:905:TRP:HZ3	2.33	0.46
1:A:979:LEU:HB2	1:A:980:TYR:CD1	2.50	0.46
2:B:2472:ASN:N	2:B:2473:GLY:HA2	2.31	0.46
3:C:2966[A]:SER:C	3:C:2967[A]:CYS:SG	2.94	0.46
3:C:3110[A]:THR:C	3:C:3112[A]:TYR:N	2.68	0.46
3:C:3203[A]:HIS:O	3:C:3206[A]:LYS:HB3	2.16	0.46
1:D:432:THR:HG23	1:D:435:GLU:H	1.81	0.46
1:D:440:ARG:O	1:D:444:GLU:HB2	2.15	0.46
3:F:2935[A]:ILE:CG1	3:F:2936[A]:GLU:N	2.78	0.46
3:F:2985[A]:PHE:CE2	3:F:2989[A]:HIS:CD2	3.04	0.46
3:F:3180[B]:TYR:CB	3:F:3183[B]:LEU:CD2	2.90	0.46
3:F:3264[B]:TYR:HD1	3:F:3265[B]:ASP:N	2.14	0.46
3:F:3284[B]:LYS:HD3	3:F:3284[B]:LYS:C	2.32	0.46
5:G:2112:NAG:O6	5:G:2112:NAG:O4	2.23	0.46
1:G:163:LEU:HB3	1:G:293:LEU:HD21	1.96	0.46
1:G:630:PHE:O	1:G:633:HIS:HB3	2.16	0.46
2:H:2779:ASP:HA	2:H:2780:HIS:HA	1.45	0.46
3:I:3150[B]:LYS:HE2	3:R:3157[B]:PRO:HB2	1.96	0.46
3:I:3200[A]:LEU:HD22	3:I:3204[A]:LEU:HD11	1.95	0.46
3:I:3200[B]:LEU:CD2	3:I:3204[B]:LEU:CD1	2.93	0.46
3:I:3203[B]:HIS:O	3:I:3206[B]:LYS:HB3	2.16	0.46
3:I:3228[A]:VAL:CG2	3:I:3245[A]:PHE:CE1	2.96	0.46
3:I:3230[B]:PHE:H	3:I:3243[B]:GLY:HA3	1.79	0.46

Continued on next page...

Continued from previous page...

Atom-1	Atom-2	Interatomic distance (Å)	Clash overlap (Å)
3:I:3284[B]:LYS:CE	3:I:3284[B]:LYS:CA	2.85	0.46
3:I:3293[B]:LYS:HB2	3:I:3294[B]:SER:CA	2.41	0.46
3:I:3298[A]:ASN:CA	3:I:3299[A]:LEU:HB2	2.44	0.46
3:L:3284[B]:LYS:CE	3:L:3285[B]:VAL:H	2.28	0.46
3:L:3298[B]:ASN:CA	3:L:3299[B]:LEU:HB2	2.45	0.46
1:M:1059:LEU:HD13	1:M:1063:ARG:NH2	2.31	0.46
2:N:2234:GLN:HG3	2:N:2235:PRO:HD2	1.98	0.46
2:N:2235:PRO:HG3	2:N:2240:GLN:NE2	2.31	0.46
3:O:2966[A]:SER:C	3:O:2967[A]:CYS:SG	2.94	0.46
3:O:2976[A]:ALA:O	3:O:2978[A]:CYS:N	2.46	0.46
3:O:2987[A]:HIS:O	3:O:2991[A]:LEU:HB2	2.15	0.46
3:O:3284[A]:LYS:CE	3:O:3285[A]:VAL:H	2.28	0.46
3:O:3284[B]:LYS:CE	3:O:3285[B]:VAL:H	2.28	0.46
1:P:1339:SER:HB2	1:P:1340:GLY:CA	2.46	0.46
2:Q:2885:SER:HB3	2:Q:2890:VAL:HG12	1.96	0.46
3:R:2928[A]:ASN:C	3:R:2930[A]:LEU:HD22	2.36	0.46
3:R:3146[B]:CYS:HA	3:R:3147[B]:GLU:HA	1.70	0.46
3:R:3196[B]:THR:CA	3:R:3199[B]:GLN:OE1	2.58	0.46
3:R:3293[B]:LYS:HB2	3:R:3294[B]:SER:CA	2.41	0.46
3:R:3281[A]:PHE:HE1	3:R:3305[A]:ILE:HG21	1.81	0.46
1:S:618:MET:HA	1:S:624:THR:HB	1.97	0.46
1:S:673:PHE:HB3	1:S:677:LEU:HB2	1.97	0.46
1:S:748:VAL:HG22	1:S:781:ILE:HD11	1.97	0.46
1:S:760:ILE:HG21	1:S:777:TYR:HE2	1.80	0.46
1:S:899:MET:HE2	1:S:1012:GLU:OE2	2.15	0.46
3:U:3113[B]:ASP:O	3:U:3114[B]:PRO:C	2.53	0.46
3:U:3264[A]:TYR:HD1	3:U:3265[A]:ASP:N	2.14	0.46
3:U:3284[B]:LYS:HD3	3:U:3285[B]:VAL:O	2.16	0.46
3:U:3284[A]:LYS:HD3	3:U:3285[A]:VAL:O	2.16	0.46
1:V:899:MET:HE2	1:V:1012:GLU:OE2	2.15	0.46
1:V:1002:GLU:HB3	1:V:1065:LYS:HD3	1.97	0.46
1:V:1082:SER:OG	1:V:1083:PRO:HD3	2.16	0.46
1:V:883:CYS:N	1:V:894:CYS:SG	2.88	0.46
1:S:1487:PRO:HD3	2:W:2486:ILE:HB	1.97	0.46
3:X:2928[B]:ASN:C	3:X:2930[B]:LEU:HD22	2.36	0.46
3:X:2965[A]:LEU:HD22	3:X:2975[A]:PHE:O	2.15	0.46
3:O:2968[B]:GLN:HA	3:X:2979[B]:GLN:HG2	1.96	0.46
3:X:3284[A]:LYS:CE	3:X:3285[A]:VAL:H	2.29	0.46
3:X:3284[B]:LYS:HD3	3:X:3285[B]:VAL:O	2.16	0.46
1:Y:958:PRO:CA	1:Y:959:PHE:HB2	2.44	0.46
2:Z:2155:HIS:O	2:Z:2159:VAL:HG23	2.15	0.46

Continued on next page...

Continued from previous page...

Atom-1	Atom-2	Interatomic distance (Å)	Clash overlap (Å)
2:Z:2795:ILE:O	2:Z:2799:LYS:HG3	2.16	0.46
1:A:1210:LYS:HG3	2:E:2743:ALA:CB	2.46	0.46
1:A:135:THR:HB	1:A:193:SER:HB3	1.96	0.46
1:A:904:HIS:HE2	1:A:1004:PHE:HE2	1.62	0.46
2:B:2086:ASN:H	2:B:2086:ASN:ND2	2.14	0.46
2:B:2344:LEU:O	2:E:2515:ARG:HB3	2.15	0.46
3:C:2935[A]:ILE:CG1	3:C:2936[A]:GLU:N	2.78	0.46
3:C:2985[B]:PHE:CE2	3:C:2989[B]:HIS:CD2	3.04	0.46
3:C:2987[A]:HIS:O	3:C:2991[A]:LEU:HB2	2.15	0.46
3:C:2991[A]:LEU:HD23	3:C:3158[A]:PHE:CE1	2.48	0.46
3:C:3104[A]:MET:HA	3:C:3110[A]:THR:CG2	2.17	0.46
3:C:3151[A]:LEU:HB2	3:C:3175[A]:TYR:HE2	1.68	0.46
3:C:3284[A]:LYS:CE	3:C:3285[A]:VAL:H	2.28	0.46
3:C:3283[A]:ILE:HB	3:C:3305[A]:ILE:HD11	1.97	0.46
1:D:673:PHE:HB3	1:D:677:LEU:HD13	1.98	0.46
3:F:2961[A]:HIS:CD2	3:F:2988[A]:TRP:CZ3	2.96	0.46
3:F:2987[A]:HIS:O	3:F:2991[A]:LEU:HB2	2.16	0.46
3:F:3014[A]:TRP:CD2	3:F:3092[A]:ILE:CD1	2.98	0.46
3:F:3113[B]:ASP:O	3:F:3114[B]:PRO:C	2.53	0.46
1:G:1576:THR:H	1:G:1581:GLU:CB	2.28	0.46
1:G:177:VAL:O	1:G:181:PRO:HD3	2.15	0.46
1:G:307:ARG:HH12	1:G:484:MET:HE1	1.80	0.46
3:I:2965[A]:LEU:HD13	3:I:2975[A]:PHE:O	2.16	0.46
3:I:3153[B]:LYS:O	3:R:3154[B]:PRO:HA	2.15	0.46
3:I:3203[A]:HIS:O	3:I:3206[A]:LYS:HB3	2.16	0.46
3:I:3264[B]:TYR:HD1	3:I:3265[B]:ASP:N	2.14	0.46
1:J:1077:LEU:HB3	1:J:1103:PHE:CE1	2.51	0.46
1:J:1494:ARG:NH1	1:J:1494:ARG:HG3	2.30	0.46
2:H:2094:ARG:HE	2:K:2094:ARG:HH21	1.63	0.46
3:C:3090[B]:ASN:HB3	3:L:2973[B]:THR:N	2.29	0.46
3:L:2976[A]:ALA:O	3:L:2978[A]:CYS:N	2.46	0.46
3:L:2987[A]:HIS:O	3:L:2991[A]:LEU:HB2	2.15	0.46
1:M:1315:GLY:HA3	1:M:1601:TRP:HB2	1.96	0.46
2:N:2550:THR:O	2:N:2554:PRO:HD3	2.16	0.46
3:O:2969[B]:TYR:HB3	3:X:3158[B]:PHE:CE2	2.45	0.46
3:O:2965[B]:LEU:CD1	3:O:2974[B]:ALA:CA	2.89	0.46
3:O:3264[B]:TYR:HD1	3:O:3265[B]:ASP:N	2.14	0.46
1:P:625:SER:HA	1:P:630:PHE:CG	2.51	0.46
1:P:64:THR:HG21	1:P:239:LEU:HB2	1.97	0.46
2:Q:2180:TRP:HH2	2:Q:2297:HIS:O	1.99	0.46
3:R:2952[A]:ALA:N	3:R:2953[A]:GLY:CA	2.71	0.46

Continued on next page...

Continued from previous page...

Atom-1	Atom-2	Interatomic distance (Å)	Clash overlap (Å)
3:R:2954[B]:TYR:CA	3:R:2957[B]:ILE:HG22	2.43	0.46
3:R:3104[A]:MET:HA	3:R:3110[A]:THR:CG2	2.17	0.46
3:R:3191[B]:ASN:C	3:R:3192[B]:PHE:O	2.52	0.46
3:R:3074[B]:GLU:OE2	3:R:3208[B]:GLN:HG2	2.15	0.46
3:R:3264[B]:TYR:HD1	3:R:3265[B]:ASP:N	2.14	0.46
1:S:807:GLY:HA2	1:S:808:THR:C	2.36	0.46
2:T:2644:LEU:HD11	2:T:2683:ILE:HD13	1.96	0.46
3:U:2966[B]:SER:C	3:U:2967[B]:CYS:SG	2.94	0.46
3:U:2981[A]:GLY:N	3:U:3086[A]:GLU:OE1	2.45	0.46
3:U:3203[A]:HIS:O	3:U:3206[A]:LYS:HB3	2.16	0.46
3:U:3283[B]:ILE:HB	3:U:3305[B]:ILE:HD11	1.97	0.46
1:V:514:TRP:CZ2	1:V:606:ILE:HD11	2.50	0.46
1:V:717:GLN:O	1:V:720:VAL:HG22	2.15	0.46
2:W:2401:GLU:HG2	2:W:2402:GLY:H	1.80	0.46
3:X:3079[B]:CYS:SG	3:X:3146[B]:CYS:O	2.74	0.46
3:X:3191[A]:ASN:N	3:X:3191[A]:ASN:ND2	2.60	0.46
3:X:3263[B]:LEU:N	3:X:3263[B]:LEU:CD1	2.79	0.46
3:X:3283[B]:ILE:HB	3:X:3305[B]:ILE:HD11	1.97	0.46
1:Y:578:PHE:HD1	1:Y:578:PHE:H	1.63	0.46
2:Z:2109:ARG:NH1	2:Z:2169:HIS:O	2.48	0.46
2:Z:2572:VAL:HG22	2:Z:2768:LEU:HD22	1.97	0.46
1:A:120:LYS:HB3	1:A:121:ASN:HA	1.97	0.46
1:A:462:HIS:HA	1:A:490:TRP:HH2	1.80	0.46
1:A:949:ASP:HB2	1:A:953:GLU:HB2	1.98	0.46
2:B:2158:TYR:O	2:B:2161:GLN:HB3	2.15	0.46
2:B:2802:ASP:OD1	2:B:2906:ALA:N	2.44	0.46
3:C:3148[B]:ILE:HG22	3:C:3152[B]:LYS:CE	2.44	0.46
3:C:3200[B]:LEU:HD22	3:C:3204[B]:LEU:HD11	1.95	0.46
3:C:3284[B]:LYS:C	3:C:3284[B]:LYS:HD3	2.32	0.46
1:D:447:MET:HA	1:D:455:TYR:CB	2.46	0.46
1:D:905:TRP:HE1	1:D:1083:PRO:HD2	1.81	0.46
2:E:2525:LYS:NZ	2:E:2526:ARG:HH12	2.14	0.46
2:E:2715:ASP:HB3	2:E:2778:TYR:OH	2.16	0.46
3:F:2928[A]:ASN:C	3:F:2930[A]:LEU:HD22	2.36	0.46
3:F:2982[B]:MET:CE	3:F:3254[B]:MET:HE2	2.45	0.46
3:F:3110[A]:THR:C	3:F:3112[A]:TYR:N	2.68	0.46
3:F:3284[B]:LYS:CE	3:F:3285[B]:VAL:H	2.29	0.46
1:G:1166:THR:OG1	1:G:1168:GLN:OE1	2.30	0.46
1:G:1315:GLY:HA3	1:G:1601:TRP:HB2	1.98	0.46
1:G:548:ALA:O	1:G:559:THR:HG22	2.15	0.46
1:G:999:LEU:HD12	1:G:1059:LEU:HD12	1.98	0.46

Continued on next page...

Continued from previous page...

Atom-1	Atom-2	Interatomic distance (Å)	Clash overlap (Å)
2:H:2121:THR:O	2:H:2124:SER:HB3	2.16	0.46
2:H:2286:HIS:NE2	2:H:2433:THR:HG22	2.31	0.46
3:I:2928[A]:ASN:C	3:I:2930[A]:LEU:HD22	2.36	0.46
3:I:2928[B]:ASN:C	3:I:2930[B]:LEU:HD22	2.36	0.46
1:J:22:LEU:HG	1:J:122:VAL:HB	1.97	0.46
3:L:2940[A]:ASN:O	3:L:2944[A]:ALA:N	2.48	0.46
3:L:2966[B]:SER:C	3:L:2967[B]:CYS:SG	2.94	0.46
3:L:3264[A]:TYR:HD1	3:L:3265[A]:ASP:N	2.14	0.46
3:L:3281[A]:PHE:HE1	3:L:3305[A]:ILE:HG21	1.81	0.46
3:L:3284[A]:LYS:HD3	3:L:3285[A]:VAL:O	2.16	0.46
1:M:1129:LEU:O	1:M:1133:ILE:HG23	2.16	0.46
1:M:1189:ASP:HA	2:Q:2809:LEU:HD12	1.96	0.46
1:M:1394:GLN:HG3	1:M:1433:TRP:HA	1.98	0.46
1:M:1438:ASP:OD1	1:M:1439:VAL:N	2.49	0.46
2:N:2116:SER:HA	2:N:2121:THR:HG21	1.97	0.46
3:O:2940[B]:ASN:O	3:O:2944[B]:ALA:N	2.48	0.46
3:O:2965[A]:LEU:HD13	3:O:2975[A]:PHE:O	2.16	0.46
3:O:2965[B]:LEU:HD13	3:O:2975[B]:PHE:O	2.16	0.46
3:O:2987[B]:HIS:O	3:O:2991[B]:LEU:HB2	2.16	0.46
3:O:3074[B]:GLU:OE2	3:O:3208[B]:GLN:HG2	2.15	0.46
3:O:3125[B]:ARG:O	3:O:3129[B]:ILE:HG13	2.14	0.46
3:O:3141[A]:TYR:C	3:O:3141[A]:TYR:CD2	2.86	0.46
3:O:3148[A]:ILE:HG22	3:O:3152[A]:LYS:CE	2.44	0.46
3:O:3200[B]:LEU:HD22	3:O:3204[B]:LEU:HD11	1.95	0.46
3:O:3298[A]:ASN:CA	3:O:3299[A]:LEU:HB2	2.44	0.46
1:P:1462:ASP:OD2	1:P:1525:TYR:OH	2.23	0.46
2:Q:2568:HIS:HE1	2:Q:2742:MET:SD	2.38	0.46
3:I:3155[B]:MET:HE3	3:R:3155[B]:MET:HA	1.96	0.46
3:R:3283[A]:ILE:HB	3:R:3305[A]:ILE:HD11	1.97	0.46
5:S:2108:NAG:O6	5:S:2109:NAG:C1	2.63	0.46
1:S:250:ASP:HA	1:S:258:LYS:NZ	2.31	0.46
1:S:807:GLY:HA2	1:S:808:THR:HB	1.97	0.46
1:S:931:TRP:CE3	1:S:991:LEU:HD13	2.51	0.46
3:U:2928[A]:ASN:C	3:U:2930[A]:LEU:HD22	2.36	0.46
3:U:2961[A]:HIS:HB2	3:U:2992[A]:TYR:HE2	1.81	0.46
3:U:2965[B]:LEU:HD22	3:U:2975[B]:PHE:O	2.16	0.46
3:U:3203[B]:HIS:O	3:U:3206[B]:LYS:HB3	2.16	0.46
3:U:3298[A]:ASN:CA	3:U:3299[A]:LEU:HB2	2.44	0.46
1:V:1260:ARG:HD2	1:V:1343:VAL:O	2.16	0.46
1:V:1309:HIS:CD2	1:V:1309:HIS:N	2.83	0.46
1:V:1390:ASP:HB2	1:V:1438:ASP:OD2	2.15	0.46

Continued on next page...

Continued from previous page...

Atom-1	Atom-2	Interatomic distance (Å)	Clash overlap (Å)
2:W:2327:GLU:HG3	2:W:2327:GLU:H	1.57	0.46
3:X:2940[A]:ASN:O	3:X:2944[A]:ALA:N	2.48	0.46
3:X:2954[A]:TYR:CA	3:X:2957[A]:ILE:HG22	2.43	0.46
3:X:3200[A]:LEU:CD2	3:X:3204[A]:LEU:CD1	2.93	0.46
3:X:3285[A]:VAL:CG2	3:X:3286[A]:THR:H	2.27	0.46
3:X:3298[B]:ASN:CB	3:X:3300[B]:LEU:CD2	2.61	0.46
1:Y:472:ASP:HA	1:Y:473:ALA:HA	1.67	0.46
2:Z:2128:LEU:HD22	2:Z:2286:HIS:HB3	1.98	0.46
2:Z:2680:HIS:NE2	2:Z:2684:HIS:CD2	2.83	0.46
1:A:234:ASN:O	1:A:821:ILE:HA	2.16	0.46
1:A:183:HIS:CG	1:A:344:LEU:HD21	2.51	0.46
1:A:376:ASN:HB2	1:A:665:TYR:CG	2.51	0.46
1:A:483:GLY:HA2	1:A:773:PHE:CZ	2.51	0.46
1:A:980:TYR:CE1	1:A:1021:LEU:HD13	2.50	0.46
3:C:2956[A]:LYS:O	3:C:2959[A]:SER:OG	2.33	0.46
3:C:2965[A]:LEU:HD22	3:C:2975[A]:PHE:O	2.15	0.46
3:C:3143[A]:SER:OG	3:C:3144[A]:ALA:N	2.46	0.46
3:C:3079[B]:CYS:SG	3:C:3146[B]:CYS:O	2.74	0.46
1:D:22:LEU:HD12	1:D:25:MET:HG2	1.97	0.46
1:D:468:CYS:HA	1:D:469:PRO:C	2.37	0.46
2:E:2657:PHE:O	2:E:2661:MET:HG2	2.15	0.46
3:F:3137[B]:ARG:O	3:F:3139[B]:LEU:HD22	2.16	0.46
1:G:23:ARG:HD3	1:G:120:LYS:HD3	1.97	0.46
1:G:1287:TYR:HA	1:G:1290:ILE:HB	1.98	0.46
1:G:597:VAL:HG23	1:G:598:GLN:H	1.81	0.46
2:H:2803:ARG:HH21	2:H:2805:PHE:HZ	1.64	0.46
3:I:2949[B]:LYS:C	3:I:2953[B]:GLY:H	2.17	0.46
3:I:2985[B]:PHE:CE2	3:I:2989[B]:HIS:CD2	3.04	0.46
3:I:2961[B]:HIS:CD2	3:I:2988[B]:TRP:CZ3	2.96	0.46
3:I:2987[A]:HIS:O	3:I:2991[A]:LEU:HB2	2.16	0.46
3:I:3079[B]:CYS:SG	3:I:3146[B]:CYS:O	2.74	0.46
3:I:3284[B]:LYS:CE	3:I:3285[B]:VAL:H	2.29	0.46
3:I:3301[B]:PRO:HB2	3:I:3302[B]:SER:H	1.33	0.46
1:J:1324:ARG:NH1	1:J:1519:TYR:HB3	2.31	0.46
3:L:2971[B]:ASP:OD2	3:L:3248[B]:LEU:HD21	2.16	0.46
3:L:3283[A]:ILE:HB	3:L:3305[A]:ILE:HD11	1.97	0.46
1:M:1206:HIS:CD2	1:M:1207:TYR:H	2.34	0.46
1:M:1578:ILE:HA	1:M:1579:GLY:HA2	1.64	0.46
1:M:525:SER:HA	1:M:528:ALA:HB3	1.98	0.46
2:N:2177:TYR:HB2	2:N:2300:ASN:HB2	1.98	0.46
2:N:2325:ALA:HA	1:P:1649:THR:HG23	1.97	0.46

Continued on next page...

Continued from previous page...

Atom-1	Atom-2	Interatomic distance (Å)	Clash overlap (Å)
2:N:2638:ARG:HG2	2:N:2687:ILE:O	2.15	0.46
2:N:2762:VAL:O	2:N:2768:LEU:HD23	2.16	0.46
3:O:2961[A]:HIS:CD2	3:O:2988[A]:TRP:CZ3	2.96	0.46
3:O:2961[B]:HIS:CD2	3:O:2988[B]:TRP:CZ3	2.96	0.46
3:O:3196[B]:THR:CB	3:O:3199[B]:GLN:OE1	2.64	0.46
3:R:2991[B]:LEU:HD23	3:R:3158[B]:PHE:CE1	2.48	0.46
3:R:3079[A]:CYS:SG	3:R:3146[A]:CYS:O	2.74	0.46
3:R:3110[A]:THR:C	3:R:3112[A]:TYR:N	2.68	0.46
3:R:3284[B]:LYS:HD3	3:R:3285[B]:VAL:O	2.16	0.46
1:S:1156:LEU:HB2	1:S:1176:TYR:CE1	2.51	0.46
1:P:109:LEU:HD21	2:T:2635:TYR:HB2	1.98	0.46
3:U:2940[A]:ASN:O	3:U:2944[A]:ALA:N	2.48	0.46
3:U:2969[A]:TYR:CD2	3:U:2970[A]:PRO:N	2.83	0.46
3:U:2994[A]:LYS:O	3:U:2997[A]:GLU:N	2.49	0.46
3:U:3196[A]:THR:CB	3:U:3199[A]:GLN:OE1	2.64	0.46
3:U:3263[B]:LEU:N	3:U:3263[B]:LEU:CD1	2.79	0.46
3:U:3285[B]:VAL:CG2	3:U:3286[B]:THR:H	2.27	0.46
1:V:150:GLY:HA2	1:V:151:GLN:C	2.35	0.46
1:V:854:LEU:HG	1:V:959:PHE:CE2	2.51	0.46
2:W:2089:ARG:HD3	2:W:2163:GLU:OE2	2.16	0.46
3:X:2928[A]:ASN:C	3:X:2930[A]:LEU:HD22	2.36	0.46
3:X:2966[A]:SER:C	3:X:2967[A]:CYS:SG	2.94	0.46
3:X:2969[A]:TYR:CD2	3:X:2970[A]:PRO:N	2.83	0.46
3:X:2981[A]:GLY:N	3:X:3086[A]:GLU:OE1	2.45	0.46
3:X:3137[B]:ARG:O	3:X:3139[B]:LEU:HD22	2.16	0.46
3:X:3196[A]:THR:CB	3:X:3199[A]:GLN:OE1	2.64	0.46
3:X:3263[A]:LEU:N	3:X:3263[A]:LEU:CD1	2.79	0.46
3:X:3284[B]:LYS:CE	3:X:3285[B]:VAL:H	2.28	0.46
1:Y:669:LYS:HB2	1:Y:670:PRO:HD3	1.98	0.46
2:B:2126:HIS:O	2:B:2143:CYS:HB3	2.16	0.46
2:B:2218:SER:HB2	2:B:2221:THR:HG23	1.98	0.46
2:B:2888:GLY:N	2:B:2889:ALA:HA	2.31	0.46
3:C:2994[B]:LYS:O	3:C:2997[B]:GLU:N	2.49	0.46
3:C:3013[B]:ASP:CG	3:C:3015[B]:THR:HG1	2.16	0.46
3:C:3196[A]:THR:CB	3:C:3199[A]:GLN:OE1	2.64	0.46
1:D:1433:TRP:N	1:D:1433:TRP:HE3	2.14	0.46
6:D:5012:BMA:H3	7:D:5013:MAN:H2	1.54	0.46
1:D:956:PRO:HD2	1:D:957:ASN:HA	1.97	0.46
2:E:2639:GLU:OE1	2:E:2690:HIS:HB2	2.16	0.46
2:E:2805:PHE:CE1	2:E:2855:ASP:HB3	2.51	0.46
3:F:2965[B]:LEU:HD13	3:F:2975[B]:PHE:O	2.16	0.46

Continued on next page...

Continued from previous page...

Atom-1	Atom-2	Interatomic distance (Å)	Clash overlap (Å)
3:F:2985[B]:PHE:CE2	3:F:2989[B]:HIS:CD2	3.04	0.46
3:F:2994[B]:LYS:O	3:F:2997[B]:GLU:N	2.49	0.46
3:F:3203[B]:HIS:O	3:F:3206[B]:LYS:HB3	2.16	0.46
1:G:53:SER:O	1:G:55:ILE:HG13	2.16	0.46
1:G:792:MET:HB2	1:G:793:PHE:CD1	2.51	0.46
1:G:877:HIS:CE1	1:G:905:TRP:HZ3	2.34	0.46
2:H:2870:LEU:HD11	2:H:2901:LEU:HD23	1.97	0.46
3:I:2965[B]:LEU:CA	3:R:3253[B]:GLU:CD	2.68	0.46
3:I:2971[A]:ASP:CG	3:I:2973[A]:THR:HG1	2.12	0.46
3:I:3014[A]:TRP:CD2	3:I:3092[A]:ILE:CD1	2.98	0.46
3:I:3135[A]:LYS:HB2	3:I:3141[A]:TYR:CD1	2.51	0.46
3:I:3157[B]:PRO:CD	3:R:2982[B]:MET:CE	2.93	0.46
1:J:913:PHE:HE2	1:J:1042:PHE:CD1	2.33	0.46
1:J:1494:ARG:HH11	1:J:1494:ARG:HG3	1.80	0.46
1:J:730:PHE:CE2	1:J:780:GLU:HB3	2.51	0.46
2:K:2115:SER:OG	2:K:2116:SER:N	2.49	0.46
3:L:2985[A]:PHE:CE2	3:L:2989[A]:HIS:CD2	3.04	0.46
3:L:3113[A]:ASP:O	3:L:3114[A]:PRO:C	2.53	0.46
1:M:854:LEU:HD23	1:M:941:LEU:HD21	1.98	0.46
2:N:2625:LEU:HD13	2:N:2626:ARG:HB2	1.98	0.46
2:N:2866:PRO:HA	2:N:2867:PRO:HD3	1.78	0.46
3:O:3025[A]:VAL:CG2	3:O:3047[A]:ARG:NH1	2.73	0.46
3:O:3014[A]:TRP:CG	3:O:3092[A]:ILE:CD1	2.98	0.46
3:O:3137[B]:ARG:O	3:O:3139[B]:LEU:HD22	2.16	0.46
3:O:3230[B]:PHE:H	3:O:3243[B]:GLY:HA3	1.79	0.46
3:O:3255[B]:PRO:HB3	3:X:3161[B]:GLU:CA	2.46	0.46
3:O:3283[B]:ILE:HB	3:O:3305[B]:ILE:HD11	1.97	0.46
2:N:2743:ALA:HB1	1:P:1210:LYS:HG3	1.98	0.46
1:P:239:LEU:H	1:P:239:LEU:HD12	1.80	0.46
1:P:636:GLN:OE1	1:P:639:ARG:NH1	2.48	0.46
2:Q:2545:SER:CA	2:Q:2546:LEU:HB3	2.44	0.46
3:R:2940[B]:ASN:O	3:R:2944[B]:ALA:N	2.48	0.46
3:R:2965[A]:LEU:HD22	3:R:2975[A]:PHE:O	2.15	0.46
3:R:3023[B]:ILE:O	3:R:3026[B]:THR:OG1	2.34	0.46
3:R:3185[B]:TYR:CE2	3:R:3187[B]:TYR:HE2	2.31	0.46
3:R:3196[A]:THR:CB	3:R:3199[A]:GLN:OE1	2.64	0.46
3:R:3283[B]:ILE:HB	3:R:3305[B]:ILE:HD11	1.97	0.46
3:U:2952[A]:ALA:HB1	3:U:2957[A]:ILE:H	1.79	0.46
3:U:2991[B]:LEU:HD23	3:U:3158[B]:PHE:CE1	2.48	0.46
3:U:3074[A]:GLU:OE2	3:U:3208[A]:GLN:HG2	2.15	0.46
3:U:3106[B]:THR:HG23	3:U:3106[B]:THR:O	2.16	0.46

Continued on next page...

Continued from previous page...

Atom-1	Atom-2	Interatomic distance (Å)	Clash overlap (Å)
3:U:3200[B]:LEU:HD22	3:U:3204[B]:LEU:HD11	1.95	0.46
1:V:1321:HIS:ND1	1:V:1513:PRO:HB3	2.31	0.46
1:V:780:GLU:O	1:V:781:ILE:HG12	2.14	0.46
1:V:902:PHE:CD2	1:V:1012:GLU:HB2	2.50	0.46
3:X:2985[A]:PHE:CE2	3:X:2989[A]:HIS:NE2	2.83	0.46
3:X:3137[A]:ARG:O	3:X:3139[A]:LEU:HD22	2.16	0.46
3:X:3281[B]:PHE:HE1	3:X:3305[B]:ILE:HG21	1.81	0.46
1:A:1225:VAL:HG12	1:A:1226:THR:H	1.80	0.46
1:A:1423:TYR:OH	1:A:1461:VAL:HG13	2.16	0.46
1:A:321:LEU:HB2	1:A:338:ALA:HB2	1.98	0.46
1:A:747:PHE:HE1	1:A:756:PHE:HD2	1.64	0.46
1:A:832:LYS:HG3	1:A:832:LYS:O	2.15	0.46
1:A:912:ASN:HD21	1:A:1091:ASN:ND2	2.12	0.46
2:B:2394:VAL:H	2:B:2448:THR:CG2	2.20	0.46
2:B:2609:ALA:HA	2:B:2625:LEU:HD23	1.97	0.46
3:C:2994[A]:LYS:O	3:C:2997[A]:GLU:N	2.49	0.46
3:C:3014[A]:TRP:CG	3:C:3092[A]:ILE:CD1	2.98	0.46
3:C:3284[A]:LYS:HD3	3:C:3285[A]:VAL:O	2.16	0.46
1:D:904:HIS:HB3	1:D:1105:VAL:HG21	1.96	0.46
2:E:2627:GLY:HA3	2:E:2703:PHE:O	2.16	0.46
3:F:3263[B]:LEU:N	3:F:3263[B]:LEU:CD1	2.79	0.46
1:G:1026:GLU:OE1	1:G:1028:VAL:N	2.49	0.46
1:G:1325:LEU:O	1:G:1328:SER:HB3	2.16	0.46
1:G:1636:ASN:HB2	1:G:1639:LYS:HD3	1.98	0.46
1:G:742:ALA:HA	1:G:805:VAL:HG23	1.97	0.46
2:H:2128:LEU:HB2	2:H:2286:HIS:HB3	1.98	0.46
3:I:2987[B]:HIS:O	3:I:2991[B]:LEU:HB2	2.15	0.46
3:I:2994[B]:LYS:O	3:I:2997[B]:GLU:N	2.49	0.46
3:I:3191[B]:ASN:N	3:I:3191[B]:ASN:ND2	2.60	0.46
3:I:3251[B]:ASP:HB3	3:I:3252[B]:TYR:CD1	2.40	0.46
3:I:3263[B]:LEU:CD1	3:I:3263[B]:LEU:N	2.79	0.46
1:J:480:CYS:HA	1:J:490:TRP:CE2	2.51	0.46
1:J:880:THR:HB	1:J:882:TRP:CZ2	2.50	0.46
3:L:2948[A]:ASP:CB	3:L:2949[A]:LYS:HA	2.16	0.46
3:L:3137[A]:ARG:HB3	3:L:3139[A]:LEU:HD21	1.97	0.46
5:M:2114:NAG:H62	5:M:2115:NAG:HN2	1.75	0.46
1:M:589:GLN:HG2	1:M:594:ASP:CB	2.46	0.46
1:M:935:ILE:HD11	1:M:980:TYR:HD2	1.80	0.46
1:P:376:ASN:HB2	1:P:665:TYR:CE1	2.51	0.46
2:Q:2115:SER:OG	2:Q:2116:SER:N	2.49	0.46
3:R:2985[A]:PHE:CE2	3:R:2989[A]:HIS:CD2	3.04	0.46

Continued on next page...

Continued from previous page...

Atom-1	Atom-2	Interatomic distance (Å)	Clash overlap (Å)
3:R:3106[B]:THR:HG23	3:R:3106[B]:THR:O	2.16	0.46
3:R:3182[A]:GLN:H	3:R:3182[A]:GLN:HG2	1.56	0.46
3:R:3196[B]:THR:CB	3:R:3199[B]:GLN:OE1	2.64	0.46
3:R:3196[A]:THR:CA	3:R:3199[A]:GLN:HB2	2.43	0.46
3:R:3285[B]:VAL:CG2	3:R:3286[B]:THR:N	2.73	0.46
1:P:329:ARG:HH22	1:S:1574:VAL:H	1.63	0.46
1:S:61:GLY:N	1:S:176:GLU:OE2	2.43	0.46
1:S:664:VAL:O	1:S:689:PRO:HD2	2.16	0.46
1:S:801:ASP:N	1:S:801:ASP:OD1	2.48	0.46
3:U:2979[A]:GLN:NE2	3:U:3155[A]:MET:HE2	2.31	0.46
3:U:3014[B]:TRP:CG	3:U:3092[B]:ILE:CD1	2.98	0.46
3:U:3191[B]:ASN:C	3:U:3192[B]:PHE:O	2.52	0.46
3:U:3263[A]:LEU:CD1	3:U:3263[A]:LEU:N	2.79	0.46
3:U:3284[A]:LYS:CE	3:U:3285[A]:VAL:H	2.28	0.46
1:V:1316:MET:HB3	1:V:1318:VAL:HG22	1.97	0.46
1:V:1498:ASN:ND2	1:V:1500:THR:O	2.49	0.46
1:V:48:LYS:HE3	1:V:54:THR:HG22	1.97	0.46
2:W:2568:HIS:HD2	2:W:2718:TRP:CH2	2.34	0.46
2:W:2740:ASP:OD1	2:W:2740:ASP:N	2.49	0.46
3:X:2965[B]:LEU:HD13	3:X:2975[B]:PHE:O	2.16	0.46
3:X:2994[A]:LYS:O	3:X:2997[A]:GLU:N	2.49	0.46
3:X:3110[B]:THR:O	3:X:3111[B]:SER:C	2.53	0.46
3:X:3134[A]:GLN:O	3:X:3136[A]:TYR:N	2.49	0.46
3:X:3283[A]:ILE:HB	3:X:3305[A]:ILE:HD11	1.97	0.46
1:Y:92:TRP:O	1:Y:212:ASN:ND2	2.49	0.46
2:Z:2128:LEU:O	2:Z:2130:PRO:HD3	2.16	0.46
2:Z:2783:PHE:HB3	2:Z:2791:LEU:HD21	1.97	0.46
1:A:1145:THR:HG22	1:A:1193:LYS:HG2	1.97	0.45
1:A:958:PRO:O	1:A:959:PHE:HB2	2.15	0.45
2:B:2145:LEU:HG	2:B:2148:MET:SD	2.55	0.45
3:C:2928[A]:ASN:C	3:C:2930[A]:LEU:HD22	2.36	0.45
3:C:2932[A]:PRO:CA	3:C:2935[A]:ILE:CD1	2.85	0.45
3:C:2954[B]:TYR:CA	3:C:2957[B]:ILE:HG22	2.43	0.45
3:C:3119[B]:HIS:O	3:C:3122[B]:ASN:HB3	2.17	0.45
3:C:3204[B]:LEU:N	3:C:3204[B]:LEU:CD1	2.80	0.45
3:C:3263[B]:LEU:CD1	3:C:3263[B]:LEU:N	2.79	0.45
1:D:1391:ARG:NH1	1:D:1451:ASP:OD1	2.49	0.45
1:D:465:PRO:HD2	1:D:467:LYS:HZ1	1.79	0.45
1:D:522:ALA:HA	1:D:568:PHE:CZ	2.51	0.45
1:D:784:ALA:O	1:D:788:LEU:HG	2.16	0.45
2:E:2403:PHE:CZ	2:E:2428:VAL:HG21	2.51	0.45

Continued on next page...

Continued from previous page...

Atom-1	Atom-2	Interatomic distance (Å)	Clash overlap (Å)
3:F:2937[A]:ASN:CB	3:F:3006[A]:LYS:CE	2.85	0.45
3:F:3137[A]:ARG:HB3	3:F:3139[A]:LEU:HD21	1.97	0.45
3:F:3135[A]:LYS:HG3	3:F:3141[A]:TYR:HE1	1.29	0.45
3:F:3264[A]:TYR:HD1	3:F:3265[A]:ASP:N	2.14	0.45
3:F:3284[A]:LYS:HD3	3:F:3284[A]:LYS:C	2.32	0.45
1:G:1026:GLU:OE2	1:G:1028:VAL:HG12	2.15	0.45
1:G:1301:PRO:HA	1:G:1308:VAL:HA	1.99	0.45
1:G:22:LEU:HD23	1:G:123:PHE:CE1	2.51	0.45
2:H:2217:ILE:HD11	2:H:2287:TYR:HE1	1.81	0.45
2:H:2625:LEU:O	2:H:2638:ARG:NH2	2.49	0.45
2:H:2663:MET:HG3	2:H:2675:GLN:HB2	1.98	0.45
2:H:2822:LYS:HD2	2:H:2831:GLU:HA	1.97	0.45
3:I:3110[A]:THR:O	3:I:3111[A]:SER:C	2.53	0.45
3:I:3196[B]:THR:CB	3:I:3199[B]:GLN:OE1	2.64	0.45
3:I:3256[B]:TRP:NE1	3:R:2965[B]:LEU:HD13	2.29	0.45
1:J:901:THR:HG23	1:J:1077:LEU:HD12	1.97	0.45
1:J:1578:ILE:HA	1:J:1579:GLY:HA2	1.59	0.45
1:J:494:VAL:HG23	1:J:671:PHE:HZ	1.81	0.45
1:J:949:ASP:CB	1:J:953:GLU:HB2	2.44	0.45
3:L:2961[B]:HIS:CD2	3:L:2988[B]:TRP:CZ3	2.97	0.45
3:L:2987[B]:HIS:O	3:L:2991[B]:LEU:HB2	2.15	0.45
3:L:3137[B]:ARG:HB3	3:L:3139[B]:LEU:HD21	1.97	0.45
3:L:3264[B]:TYR:HD1	3:L:3265[B]:ASP:N	2.14	0.45
1:M:1145:THR:OG1	1:M:1233:SER:HB3	2.16	0.45
2:N:2778:TYR:HB2	2:N:2781:LEU:HD12	1.97	0.45
3:O:3004[B]:GLY:O	3:O:3006[B]:LYS:N	2.44	0.45
3:O:3079[A]:CYS:SG	3:O:3146[A]:CYS:O	2.74	0.45
3:O:3196[A]:THR:CB	3:O:3199[A]:GLN:OE1	2.64	0.45
3:O:3263[B]:LEU:CD1	3:O:3263[B]:LEU:N	2.79	0.45
3:O:3294[A]:SER:O	3:O:3294[A]:SER:OG	2.34	0.45
1:P:1241:GLY:HA2	1:P:1252:PRO:HB3	1.97	0.45
1:P:262:LYS:NZ	1:P:795:GLU:OE1	2.49	0.45
1:P:40:TYR:CE2	1:P:75:GLN:HG2	2.50	0.45
1:P:76:PHE:CD2	1:P:89:ILE:HG21	2.51	0.45
3:I:2979[B]:GLN:O	3:R:2967[B]:CYS:HB3	2.16	0.45
3:R:2994[A]:LYS:O	3:R:2997[A]:GLU:N	2.49	0.45
3:R:3119[A]:HIS:O	3:R:3122[A]:ASN:HB3	2.17	0.45
3:R:3134[A]:GLN:O	3:R:3136[A]:TYR:N	2.49	0.45
3:I:3162[B]:ASP:C	3:R:3147[B]:GLU:OE1	2.48	0.45
3:R:3263[A]:LEU:CD1	3:R:3263[A]:LEU:N	2.79	0.45
1:S:1171:LYS:HG2	1:S:1173:GLY:H	1.81	0.45

Continued on next page...

Continued from previous page...

Atom-1	Atom-2	Interatomic distance (Å)	Clash overlap (Å)
1:S:308:LEU:O	1:S:772:ARG:NH2	2.50	0.45
1:S:961:SER:HB3	1:S:972:SER:O	2.16	0.45
2:T:2887:ASP:N	2:T:2887:ASP:OD1	2.48	0.45
2:T:2867:PRO:HG2	3:U:2932[A]:PRO:CG	2.45	0.45
3:U:2969[B]:TYR:CD2	3:U:2970[B]:PRO:N	2.83	0.45
3:U:2985[B]:PHE:CE2	3:U:2989[B]:HIS:CD2	3.04	0.45
3:U:2987[A]:HIS:O	3:U:2991[A]:LEU:HB2	2.16	0.45
3:U:3087[B]:MET:HA	3:U:3090[B]:ASN:OD1	2.17	0.45
3:U:3134[A]:GLN:O	3:U:3136[A]:TYR:N	2.49	0.45
3:U:3134[B]:GLN:O	3:U:3136[B]:TYR:N	2.49	0.45
3:U:3264[B]:TYR:HD1	3:U:3265[B]:ASP:N	2.14	0.45
3:U:3298[A]:ASN:CA	3:U:3299[A]:LEU:CB	2.85	0.45
1:V:1170:MET:N	1:V:1203:MET:HE1	2.30	0.45
2:W:2723:GLU:HG2	2:W:2788:ILE:CD1	2.46	0.45
3:X:2937[A]:ASN:CB	3:X:3006[A]:LYS:CE	2.86	0.45
3:X:3014[A]:TRP:CD2	3:X:3092[A]:ILE:CD1	2.98	0.45
3:X:3014[A]:TRP:CG	3:X:3092[A]:ILE:CD1	2.98	0.45
3:X:3119[A]:HIS:O	3:X:3122[A]:ASN:HB3	2.16	0.45
3:X:3134[B]:GLN:O	3:X:3136[B]:TYR:N	2.49	0.45
3:X:3137[A]:ARG:HA	3:X:3137[A]:ARG:HD3	1.71	0.45
3:X:3196[A]:THR:N	3:X:3199[A]:GLN:CB	2.65	0.45
3:X:3281[A]:PHE:HE1	3:X:3305[A]:ILE:HG21	1.81	0.45
1:A:428:ILE:HD12	1:A:514:TRP:HB3	1.99	0.45
2:B:2462:PHE:CE1	2:B:2486:ILE:HD13	2.51	0.45
3:C:2965[B]:LEU:HD13	3:C:2975[B]:PHE:O	2.16	0.45
3:C:3256[B]:TRP:NE1	3:L:2975[B]:PHE:O	2.49	0.45
1:D:1313:LEU:HD13	1:D:1322:TRP:CD1	2.51	0.45
1:D:28:ASP:HB3	1:D:33:GLY:HA2	1.98	0.45
1:D:613:SER:HA	1:D:805:VAL:HG12	1.97	0.45
1:D:962:GLY:HA2	1:D:971:THR:HB	1.97	0.45
2:E:2737:CYS:O	2:E:2739:LEU:HD23	2.15	0.45
1:A:1211:TYR:OH	2:E:2739:LEU:HD12	2.16	0.45
3:F:3148[A]:ILE:O	3:F:3148[A]:ILE:HG22	2.17	0.45
1:G:1302:SER:HA	1:G:1303:GLU:HA	1.68	0.45
1:G:1331:GLU:OE1	1:G:1342:ALA:HB1	2.16	0.45
2:H:2500:ILE:HD11	2:H:2775:GLY:O	2.16	0.45
3:I:2965[B]:LEU:HD22	3:I:2975[B]:PHE:O	2.15	0.45
3:I:2985[A]:PHE:CE2	3:I:2989[A]:HIS:CD2	3.04	0.45
3:I:3113[A]:ASP:O	3:I:3114[A]:PRO:C	2.53	0.45
3:I:3134[B]:GLN:O	3:I:3136[B]:TYR:N	2.49	0.45
3:I:3137[B]:ARG:O	3:I:3139[B]:LEU:HD22	2.16	0.45

Continued on next page...

Continued from previous page...

Atom-1	Atom-2	Interatomic distance (Å)	Clash overlap (Å)
3:I:3151[B]:LEU:CB	3:I:3175[B]:TYR:CD2	2.93	0.45
1:J:1424:GLU:O	1:J:1427:HIS:HB3	2.16	0.45
2:K:2329:MET:HA	2:K:2354:PRO:HG2	1.96	0.45
2:H:2114:ARG:HG3	2:K:2526:ARG:HE	1.81	0.45
3:L:2961[B]:HIS:HB2	3:L:2992[B]:TYR:HE2	1.81	0.45
3:L:2965[B]:LEU:HD22	3:L:2975[B]:PHE:O	2.15	0.45
3:L:3137[B]:ARG:O	3:L:3139[B]:LEU:HD22	2.16	0.45
3:L:3196[B]:THR:CB	3:L:3199[B]:GLN:OE1	2.64	0.45
3:C:2973[B]:THR:HG22	3:L:3249[B]:GLY:N	2.31	0.45
2:N:2244:PHE:HE2	2:N:2374:ASN:HD22	1.64	0.45
3:O:2956[A]:LYS:O	3:O:2959[A]:SER:OG	2.33	0.45
3:O:2965[B]:LEU:HD22	3:O:2975[B]:PHE:O	2.15	0.45
3:O:2985[B]:PHE:CE2	3:O:2989[B]:HIS:CD2	3.04	0.45
3:O:3137[B]:ARG:HB3	3:O:3139[B]:LEU:HD21	1.97	0.45
3:O:3244[A]:THR:H	3:O:3264[A]:TYR:HE2	1.65	0.45
3:O:3301[B]:PRO:HB2	3:O:3302[B]:SER:H	1.33	0.45
1:P:931:TRP:CZ3	1:P:995:ILE:HD11	2.51	0.45
2:Q:2888:GLY:HA2	2:Q:2889:ALA:HA	1.70	0.45
3:I:2992[B]:TYR:HE2	3:R:2969[B]:TYR:HE1	1.62	0.45
3:R:2994[B]:LYS:O	3:R:2997[B]:GLU:N	2.49	0.45
3:R:3191[B]:ASN:ND2	3:R:3191[B]:ASN:N	2.60	0.45
1:S:731:ALA:HB2	1:S:781:ILE:HD12	1.99	0.45
2:T:2180:TRP:HB3	2:T:2184:MET:HE1	1.97	0.45
2:T:2630:LYS:C	2:T:2632:GLU:H	2.18	0.45
3:U:3113[A]:ASP:O	3:U:3114[A]:PRO:C	2.53	0.45
3:U:3135[A]:LYS:HB2	3:U:3141[A]:TYR:CD1	2.51	0.45
1:V:133:LYS:HD2	1:V:134:VAL:HG22	1.98	0.45
1:V:428:ILE:HD12	1:V:514:TRP:HB3	1.97	0.45
1:V:688:VAL:HA	1:V:689:PRO:HD3	1.74	0.45
1:V:896:HIS:HB2	1:V:905:TRP:CD1	2.52	0.45
2:W:2340:ALA:HB1	2:W:2341:PRO:CD	2.42	0.45
3:X:3047[B]:ARG:NH2	3:X:3113[B]:ASP:OD1	2.43	0.45
3:X:3135[B]:LYS:HB2	3:X:3141[B]:TYR:CD1	2.51	0.45
1:Y:25:MET:HA	1:Y:83:HIS:CD2	2.51	0.45
1:Y:950:ALA:HA	1:Y:951:ASN:HA	1.55	0.45
2:Z:2606:LEU:HD13	2:Z:2706:ILE:HG13	1.96	0.45
2:B:2610:ASP:N	2:B:2610:ASP:OD1	2.49	0.45
3:C:3134[B]:GLN:O	3:C:3136[B]:TYR:N	2.49	0.45
3:C:3196[B]:THR:CB	3:C:3199[B]:GLN:OE1	2.64	0.45
3:C:3264[A]:TYR:HD1	3:C:3265[A]:ASP:N	2.14	0.45
1:D:1167:ASP:N	1:D:1167:ASP:OD1	2.45	0.45

Continued on next page...

Continued from previous page...

Atom-1	Atom-2	Interatomic distance (Å)	Clash overlap (Å)
1:D:176:GLU:O	1:D:180:ASN:ND2	2.49	0.45
1:D:17:ASN:HD21	1:D:86:THR:N	2.11	0.45
1:D:304:ALA:HB1	1:D:306:PHE:HE1	1.82	0.45
1:D:732:GLY:HA2	1:D:777:TYR:O	2.16	0.45
2:E:2274:LEU:HD23	2:E:2274:LEU:HA	1.77	0.45
2:E:2344:LEU:HA	2:E:2345:ASN:O	2.17	0.45
2:E:2672:PHE:CZ	2:E:2718:TRP:HA	2.52	0.45
3:F:2966[A]:SER:C	3:F:2967[A]:CYS:SG	2.94	0.45
3:F:2969[A]:TYR:CD2	3:F:2970[A]:PRO:N	2.83	0.45
3:F:3106[A]:THR:O	3:F:3106[A]:THR:HG23	2.16	0.45
3:F:3079[B]:CYS:SG	3:F:3146[B]:CYS:O	2.73	0.45
3:F:3196[A]:THR:CB	3:F:3199[A]:GLN:OE1	2.64	0.45
3:F:3263[A]:LEU:CD1	3:F:3263[A]:LEU:N	2.79	0.45
3:F:3284[A]:LYS:HD3	3:F:3285[A]:VAL:O	2.16	0.45
1:G:1169:LYS:HE3	1:G:1169:LYS:HB2	1.70	0.45
1:G:883:CYS:HB3	1:G:884:PRO:CD	2.47	0.45
2:H:2625:LEU:HD13	2:H:2626:ARG:N	2.30	0.45
3:I:2949[A]:LYS:C	3:I:2949[A]:LYS:CD	2.85	0.45
3:I:2966[B]:SER:C	3:I:2967[B]:CYS:SG	2.94	0.45
3:I:2991[B]:LEU:HD23	3:I:3158[B]:PHE:CE1	2.48	0.45
3:I:3025[B]:VAL:CG2	3:I:3047[B]:ARG:NH1	2.73	0.45
3:I:3087[A]:MET:HA	3:I:3090[A]:ASN:OD1	2.17	0.45
3:I:3153[B]:LYS:CD	3:R:3155[B]:MET:HB3	2.33	0.45
3:I:3204[A]:LEU:N	3:I:3204[A]:LEU:CD1	2.80	0.45
3:I:3253[B]:GLU:HB2	3:R:2965[B]:LEU:HD22	1.42	0.45
3:I:3284[A]:LYS:HD3	3:I:3284[A]:LYS:C	2.32	0.45
3:I:3284[A]:LYS:CE	3:I:3285[A]:VAL:H	2.28	0.45
1:J:1445:LEU:HD13	1:J:1594:GLY:HA2	1.99	0.45
1:J:961:SER:HB2	1:J:972:SER:O	2.16	0.45
2:K:2180:TRP:HB2	2:K:2243:LEU:HD13	1.98	0.45
2:K:2561:HIS:HA	2:K:2562:GLY:HA2	1.71	0.45
2:K:2783:PHE:HB3	2:K:2791:LEU:HD21	1.98	0.45
1:G:1189:ASP:HB2	2:K:2851:ASN:OD1	2.16	0.45
3:L:2928[A]:ASN:C	3:L:2930[A]:LEU:HD22	2.36	0.45
3:L:2994[B]:LYS:O	3:L:2997[B]:GLU:N	2.49	0.45
3:L:3134[A]:GLN:O	3:L:3136[A]:TYR:N	2.50	0.45
3:L:3135[B]:LYS:HB2	3:L:3141[B]:TYR:CD1	2.52	0.45
3:L:3204[A]:LEU:CD1	3:L:3204[A]:LEU:N	2.80	0.45
1:M:1279:LYS:O	1:M:1283:ASP:N	2.45	0.45
1:M:1280:GLN:HG2	1:M:1337:ARG:HH11	1.80	0.45
1:M:931:TRP:CZ3	1:M:995:ILE:HD11	2.52	0.45

Continued on next page...

Continued from previous page...

Atom-1	Atom-2	Interatomic distance (Å)	Clash overlap (Å)
3:O:2994[B]:LYS:O	3:O:2997[B]:GLU:N	2.49	0.45
3:O:3087[A]:MET:HA	3:O:3090[A]:ASN:OD1	2.17	0.45
3:O:3146[B]:CYS:HA	3:O:3147[B]:GLU:HA	1.70	0.45
3:O:3228[B]:VAL:CG2	3:O:3245[B]:PHE:CE1	2.97	0.45
1:P:1575:PRO:HA	1:P:1581:GLU:O	2.17	0.45
1:P:944:GLU:O	1:P:957:ASN:ND2	2.48	0.45
2:Q:2142:ALA:HA	2:Q:2143:CYS:HA	1.71	0.45
3:R:2965[B]:LEU:HD13	3:R:2975[B]:PHE:O	2.16	0.45
3:R:2985[B]:PHE:CE2	3:R:2989[B]:HIS:CD2	3.04	0.45
3:R:3148[B]:ILE:O	3:R:3148[B]:ILE:HG22	2.17	0.45
1:S:353:ASN:HD22	1:S:772:ARG:HH22	1.64	0.45
2:T:2225:ARG:HB2	2:T:2274:LEU:O	2.17	0.45
2:T:2822:LYS:HE2	2:T:2882:GLU:OE1	2.16	0.45
1:V:938:LEU:HD23	1:V:1041:ILE:HD12	1.97	0.45
1:V:452:ILE:HD11	1:V:676:PRO:O	2.15	0.45
2:W:2181:THR:HB	2:W:2374:ASN:H	1.81	0.45
2:W:2800:LYS:HB3	3:X:3023[A]:ILE:CD1	2.46	0.45
3:X:2937[B]:ASN:CB	3:X:3006[B]:LYS:CE	2.86	0.45
3:X:2965[A]:LEU:HD13	3:X:2975[A]:PHE:O	2.16	0.45
3:X:3106[B]:THR:O	3:X:3106[B]:THR:HG23	2.17	0.45
3:O:3156[B]:MET:SD	3:X:3173[B]:THR:CG2	3.05	0.45
3:X:3285[B]:VAL:CG2	3:X:3286[B]:THR:H	2.27	0.45
1:Y:1427:HIS:CD2	1:Y:1457:HIS:HE1	2.33	0.45
1:Y:148:GLN:C	1:Y:150:GLY:H	2.18	0.45
1:Y:1596:GLU:O	1:Y:1597:THR:HG22	2.16	0.45
1:Y:236:GLY:HA2	1:Y:819:ILE:HG13	1.98	0.45
1:Y:516:TRP:HD1	1:Y:579:LEU:HB3	1.82	0.45
1:Y:885:SER:HA	1:Y:888:ALA:H	1.80	0.45
2:Z:2819:VAL:HG22	2:Z:2883:ILE:HG22	1.99	0.45
1:A:1000:GLU:HG2	1:A:1133:ILE:HB	1.99	0.45
1:A:1403:LEU:O	1:A:1407:THR:OG1	2.35	0.45
1:A:1422:HIS:NE2	1:A:1608:ARG:HB2	2.32	0.45
1:A:277:ASP:N	1:A:277:ASP:OD1	2.24	0.45
1:A:364:ASP:O	1:A:368:SER:OG	2.31	0.45
1:A:601:VAL:HG11	1:A:777:TYR:CG	2.51	0.45
1:A:943:LEU:HD13	1:A:944:GLU:H	1.82	0.45
2:B:2738:ALA:HB1	2:B:2740:ASP:OD1	2.17	0.45
3:C:2966[B]:SER:CB	3:L:2982[B]:MET:CE	2.93	0.45
3:C:2976[B]:ALA:H	3:L:3253[B]:GLU:CA	2.30	0.45
3:C:3074[B]:GLU:OE2	3:C:3208[B]:GLN:HG2	2.15	0.45
3:C:3014[B]:TRP:CD2	3:C:3092[B]:ILE:CD1	2.98	0.45

Continued on next page...

Continued from previous page...

Atom-1	Atom-2	Interatomic distance (Å)	Clash overlap (Å)
3:C:3147[B]:GLU:CG	3:L:3161[B]:GLU:N	2.79	0.45
3:C:3074[A]:GLU:OE2	3:C:3208[A]:GLN:HG2	2.15	0.45
3:C:3250[B]:GLY:H	3:L:3252[B]:TYR:HB3	1.49	0.45
3:C:3263[A]:LEU:N	3:C:3263[A]:LEU:CD1	2.79	0.45
1:D:1412:GLU:OE2	1:D:1552:ARG:NH1	2.40	0.45
1:D:564:ASP:OD1	1:D:564:ASP:N	2.49	0.45
3:F:2965[B]:LEU:HD22	3:F:2975[B]:PHE:O	2.15	0.45
3:F:2994[A]:LYS:O	3:F:2997[A]:GLU:N	2.49	0.45
3:F:3134[A]:GLN:O	3:F:3136[A]:TYR:N	2.50	0.45
3:F:3137[A]:ARG:O	3:F:3139[A]:LEU:HD22	2.16	0.45
3:F:3146[A]:CYS:HA	3:F:3147[A]:GLU:HA	1.70	0.45
3:F:3196[B]:THR:CB	3:F:3199[B]:GLN:OE1	2.64	0.45
3:F:3244[B]:THR:H	3:F:3264[B]:TYR:HE2	1.65	0.45
3:F:3283[A]:ILE:HB	3:F:3305[A]:ILE:HD11	1.97	0.45
1:G:902:PHE:CD1	1:G:1012:GLU:HB2	2.52	0.45
1:G:304:ALA:HB3	1:G:360:HIS:HB3	1.99	0.45
1:G:415:VAL:HG11	1:G:697:ALA:N	2.32	0.45
1:G:95:THR:O	1:G:153:ASN:ND2	2.50	0.45
2:H:2572:VAL:HG22	2:H:2768:LEU:CD2	2.46	0.45
3:I:3023[B]:ILE:O	3:I:3026[B]:THR:OG1	2.34	0.45
3:I:3119[B]:HIS:O	3:I:3122[B]:ASN:HB3	2.17	0.45
3:I:3156[B]:MET:H	3:R:2979[B]:GLN:HE21	1.63	0.45
3:I:3284[A]:LYS:HD3	3:I:3285[A]:VAL:O	2.16	0.45
3:L:2949[B]:LYS:CD	3:L:2949[B]:LYS:C	2.85	0.45
3:L:3047[B]:ARG:NH2	3:L:3113[B]:ASP:OD1	2.43	0.45
3:L:3079[A]:CYS:SG	3:L:3146[A]:CYS:O	2.74	0.45
3:L:3203[A]:HIS:O	3:L:3206[A]:LYS:HB3	2.15	0.45
3:L:3244[B]:THR:H	3:L:3264[B]:TYR:HE2	1.65	0.45
1:M:306:PHE:CE2	1:M:399:PRO:HG3	2.52	0.45
1:M:695:TYR:HB3	1:M:696:GLN:HG3	1.99	0.45
2:N:2872:GLU:O	1:P:1078:ARG:NH1	2.43	0.45
3:O:3134[B]:GLN:O	3:O:3136[B]:TYR:N	2.49	0.45
3:O:3204[A]:LEU:CD1	3:O:3204[A]:LEU:N	2.80	0.45
3:O:3264[A]:TYR:HD1	3:O:3265[A]:ASP:N	2.14	0.45
3:O:3281[B]:PHE:HE1	3:O:3305[B]:ILE:HG21	1.81	0.45
1:P:1427:HIS:HD2	1:P:1457:HIS:HE1	1.63	0.45
1:P:730:PHE:CD1	1:P:780:GLU:HA	2.52	0.45
2:Q:2402:GLY:HA3	2:Q:2403:PHE:HB2	1.98	0.45
2:Q:2732:HIS:CD2	2:Q:2732:HIS:H	2.35	0.45
3:R:2928[B]:ASN:C	3:R:2930[B]:LEU:HD22	2.36	0.45
3:R:3134[B]:GLN:O	3:R:3136[B]:TYR:N	2.49	0.45

Continued on next page...

Continued from previous page...

Atom-1	Atom-2	Interatomic distance (Å)	Clash overlap (Å)
3:R:3137[B]:ARG:O	3:R:3139[B]:LEU:HD22	2.16	0.45
3:R:3204[B]:LEU:N	3:R:3204[B]:LEU:CD1	2.80	0.45
3:R:3264[A]:TYR:HD1	3:R:3265[A]:ASP:N	2.14	0.45
1:S:1012:GLU:O	1:S:1015:HIS:N	2.50	0.45
1:S:622:HIS:HE1	1:S:767:LYS:H	1.64	0.45
2:T:2236:ALA:HB3	2:T:2239:LYS:HB3	1.98	0.45
2:T:2706:ILE:O	2:T:2710:HIS:N	2.44	0.45
3:U:2965[A]:LEU:HD13	3:U:2975[A]:PHE:O	2.16	0.45
3:U:2994[B]:LYS:O	3:U:2997[B]:GLU:N	2.49	0.45
3:U:3132[B]:ALA:HB3	3:U:3197[B]:ILE:HD13	1.98	0.45
3:U:3244[A]:THR:H	3:U:3264[A]:TYR:HE2	1.65	0.45
1:V:424:PHE:CZ	1:V:1125:SER:HB2	2.52	0.45
1:V:830:ASN:HB3	1:V:831:VAL:HA	1.98	0.45
3:X:3087[B]:MET:HA	3:X:3090[B]:ASN:OD1	2.17	0.45
3:X:3191[A]:ASN:C	3:X:3192[A]:PHE:O	2.52	0.45
3:X:3204[A]:LEU:N	3:X:3204[A]:LEU:CD1	2.80	0.45
3:X:3264[A]:TYR:HD1	3:X:3265[A]:ASP:N	2.14	0.45
3:X:3294[B]:SER:O	3:X:3294[B]:SER:OG	2.34	0.45
1:Y:931:TRP:CG	1:Y:1018:ILE:HD11	2.51	0.45
1:Y:1019:HIS:NE2	1:Y:1046:HIS:HE1	2.12	0.45
1:V:1372:ILE:HD12	1:Y:1438:ASP:HB2	1.99	0.45
1:Y:515:ASP:OD1	1:Y:517:THR:OG1	2.25	0.45
1:Y:483:GLY:HA3	1:Y:771:TRP:CE3	2.52	0.45
1:Y:86:THR:HB	1:Y:87:LEU:HD12	1.98	0.45
2:B:2572:VAL:HG22	2:B:2768:LEU:CD2	2.46	0.45
2:B:2702:SER:HA	2:B:2707:PHE:CD2	2.52	0.45
3:C:2952[B]:ALA:N	3:C:2953[B]:GLY:CA	2.71	0.45
3:C:2985[A]:PHE:CE2	3:C:2989[A]:HIS:CD2	3.04	0.45
3:C:3110[B]:THR:O	3:C:3111[B]:SER:C	2.53	0.45
3:C:3137[A]:ARG:HB3	3:C:3139[A]:LEU:HD21	1.97	0.45
3:C:3173[A]:THR:HG22	3:C:3174[A]:GLY:H	1.67	0.45
1:D:1470:GLU:OE2	1:D:1473:ARG:NH1	2.50	0.45
1:D:1562:ILE:HG13	1:D:1564:ALA:O	2.15	0.45
1:D:465:PRO:HD2	1:D:467:LYS:HZ3	1.81	0.45
1:D:587:PHE:HE2	1:D:643:ILE:HB	1.81	0.45
1:D:760:ILE:HG21	1:D:777:TYR:HE2	1.82	0.45
1:D:834:ASP:OD1	1:D:834:ASP:N	2.48	0.45
3:F:2956[B]:LYS:O	3:F:2959[B]:SER:OG	2.33	0.45
3:F:2957[B]:ILE:HA	3:F:2960[B]:PHE:HE1	1.64	0.45
3:F:2961[B]:HIS:HB2	3:F:2992[B]:TYR:HE2	1.81	0.45
3:F:3134[B]:GLN:O	3:F:3136[B]:TYR:N	2.49	0.45

Continued on next page...

Continued from previous page...

Atom-1	Atom-2	Interatomic distance (Å)	Clash overlap (Å)
3:F:3148[B]:ILE:O	3:F:3148[B]:ILE:HG22	2.17	0.45
3:F:3281[B]:PHE:HE1	3:F:3305[B]:ILE:HG21	1.81	0.45
1:G:1142:VAL:HG12	1:G:1143:ALA:N	2.32	0.45
1:G:728:ARG:HE	1:G:730:PHE:HZ	1.65	0.45
2:H:2657:PHE:CD1	2:H:2783:PHE:HE2	2.35	0.45
3:I:2949[B]:LYS:CD	3:I:2949[B]:LYS:C	2.85	0.45
3:I:3135[B]:LYS:HB2	3:I:3141[B]:TYR:CD1	2.51	0.45
2:K:2286:HIS:CD2	2:K:2433:THR:HG22	2.52	0.45
3:L:2939[A]:ARG:NH1	3:L:2939[A]:ARG:HG3	2.28	0.45
3:L:3047[A]:ARG:HH21	3:L:3113[A]:ASP:CG	2.16	0.45
3:L:3119[A]:HIS:O	3:L:3122[A]:ASN:HB3	2.17	0.45
3:C:2964[B]:PRO:CA	3:L:3255[B]:PRO:HB3	2.47	0.45
3:L:3263[A]:LEU:CD1	3:L:3263[A]:LEU:N	2.79	0.45
3:L:3281[B]:PHE:HE1	3:L:3305[B]:ILE:HG21	1.81	0.45
1:M:140:ASP:OD1	1:M:141:ALA:N	2.50	0.45
1:M:516:TRP:HH2	1:M:637:VAL:HG23	1.80	0.45
2:N:2132:CYS:H	2:N:2142:ALA:HB2	1.80	0.45
3:O:2937[B]:ASN:CB	3:O:3006[B]:LYS:CE	2.86	0.45
3:O:3159[B]:SER:C	3:X:3151[B]:LEU:HD12	2.37	0.45
3:R:2966[A]:SER:C	3:R:2967[A]:CYS:SG	2.94	0.45
3:R:2969[A]:TYR:CD2	3:R:2970[A]:PRO:N	2.83	0.45
3:R:3087[B]:MET:HA	3:R:3090[B]:ASN:OD1	2.17	0.45
3:R:3096[A]:VAL:HG11	3:R:3115[A]:LEU:HD12	1.89	0.45
3:R:3113[A]:ASP:O	3:R:3114[A]:PRO:C	2.53	0.45
3:R:3284[B]:LYS:CE	3:R:3285[B]:VAL:H	2.29	0.45
1:S:1415:ASP:OD1	1:S:1416:PHE:N	2.48	0.45
1:S:398:ARG:NH2	1:S:663:GLU:OE1	2.49	0.45
1:S:614:GLU:HA	1:S:615:PRO:HD3	1.87	0.45
1:S:903:PRO:HG2	1:S:904:HIS:CD2	2.52	0.45
2:T:2628:HIS:HB2	2:T:2635:TYR:CE2	2.52	0.45
3:U:2949[B]:LYS:CD	3:U:2949[B]:LYS:C	2.85	0.45
3:U:2965[B]:LEU:HD13	3:U:2975[B]:PHE:O	2.16	0.45
3:U:3119[B]:HIS:O	3:U:3122[B]:ASN:HB3	2.16	0.45
3:U:3137[A]:ARG:O	3:U:3139[A]:LEU:HD22	2.16	0.45
3:U:3283[A]:ILE:HB	3:U:3305[A]:ILE:HD11	1.97	0.45
1:V:1243:PHE:CD2	1:V:1249:TRP:HD1	2.34	0.45
1:V:1599:MET:HG3	1:V:1600:PRO:HD2	1.97	0.45
1:V:59:LEU:HD13	1:V:68:TRP:CD1	2.51	0.45
2:W:2866:PRO:HB2	2:W:2868:GLU:HG3	1.98	0.45
3:X:3110[A]:THR:C	3:X:3112[A]:TYR:H	2.20	0.45
1:Y:1077:LEU:HD23	1:Y:1103:PHE:HE1	1.82	0.45

Continued on next page...

Continued from previous page...

Atom-1	Atom-2	Interatomic distance (Å)	Clash overlap (Å)
1:Y:949:ASP:OD1	1:Y:950:ALA:N	2.49	0.45
2:Z:2568:HIS:CD2	2:Z:2718:TRP:CH2	3.05	0.45
2:Z:2568:HIS:HD2	2:Z:2718:TRP:CH2	2.35	0.45
2:Z:2568:HIS:HE1	2:Z:2742:MET:SD	2.40	0.45
1:A:567:LEU:CB	1:A:571:PRO:HG2	2.43	0.45
2:B:2114:ARG:HG3	2:E:2526:ARG:HH21	1.81	0.45
2:B:2382:GLU:O	2:B:2386:ARG:HG3	2.17	0.45
2:B:2805:PHE:CE1	2:B:2855:ASP:HB3	2.51	0.45
3:C:2928[B]:ASN:C	3:C:2930[B]:LEU:HD22	2.36	0.45
3:C:3004[B]:GLY:O	3:C:3006[B]:LYS:N	2.44	0.45
3:C:3014[B]:TRP:CG	3:C:3092[B]:ILE:CD1	2.98	0.45
3:C:3148[A]:ILE:HG22	3:C:3148[A]:ILE:O	2.17	0.45
3:C:3155[B]:MET:SD	3:L:3154[B]:PRO:N	2.88	0.45
3:C:3163[B]:ASN:HD21	3:L:3149[B]:ASN:HB2	1.45	0.45
3:C:3222[B]:ILE:CD1	3:C:3223[B]:GLY:N	2.73	0.45
3:C:3253[B]:GLU:CB	3:L:2976[B]:ALA:H	1.90	0.45
3:F:3119[A]:HIS:O	3:F:3122[A]:ASN:HB3	2.17	0.45
3:F:3191[A]:ASN:C	3:F:3192[A]:PHE:O	2.52	0.45
3:F:3203[A]:HIS:O	3:F:3206[A]:LYS:HB3	2.16	0.45
3:F:3244[A]:THR:H	3:F:3264[A]:TYR:HE2	1.65	0.45
1:G:1166:THR:HG1	1:G:1166:THR:H	1.34	0.45
5:G:2110:NAG:H4	5:G:2111:NAG:N2	2.31	0.45
3:I:2952[B]:ALA:N	3:I:2953[B]:GLY:HA2	2.06	0.45
3:I:2979[A]:GLN:HB2	3:I:2988[A]:TRP:CD1	2.52	0.45
3:I:3087[B]:MET:HA	3:I:3090[B]:ASN:OD1	2.17	0.45
3:I:3119[A]:HIS:O	3:I:3122[A]:ASN:HB3	2.17	0.45
3:I:3134[A]:GLN:O	3:I:3136[A]:TYR:N	2.49	0.45
1:J:92:TRP:CZ3	1:J:102:PRO:HD3	2.51	0.45
3:C:3156[B]:MET:CB	3:L:2982[B]:MET:HB2	2.22	0.45
3:L:3134[B]:GLN:O	3:L:3136[B]:TYR:N	2.49	0.45
3:L:3137[A]:ARG:O	3:L:3139[A]:LEU:HD22	2.16	0.45
3:L:3262[A]:PHE:C	3:L:3263[A]:LEU:HD12	2.37	0.45
3:L:3283[B]:ILE:HB	3:L:3305[B]:ILE:HD11	1.97	0.45
1:M:1166:THR:N	1:M:1167:ASP:HA	2.32	0.45
1:M:991:LEU:O	1:M:995:ILE:HG13	2.17	0.45
2:N:2128:LEU:HD22	2:N:2287:TYR:CE1	2.51	0.45
3:O:2969[B]:TYR:CD2	3:O:2970[B]:PRO:N	2.83	0.45
3:O:3119[B]:HIS:O	3:O:3122[B]:ASN:HB3	2.17	0.45
1:P:1075:GLU:HG3	1:P:1075:GLU:H	1.35	0.45
1:P:1082:SER:HB3	1:P:1083:PRO:HD3	1.98	0.45
1:P:1400:ASN:HD22	1:P:1433:TRP:HZ3	1.64	0.45

Continued on next page...

Continued from previous page...

Atom-1	Atom-2	Interatomic distance (Å)	Clash overlap (Å)
1:P:1423:TYR:OH	1:P:1461:VAL:O	2.28	0.45
1:P:398:ARG:NH2	1:P:663:GLU:OE1	2.42	0.45
3:R:2948[B]:ASP:CB	3:R:2949[B]:LYS:HA	2.16	0.45
3:I:2962[B]:GLY:N	3:R:3255[B]:PRO:HD3	2.32	0.45
1:S:1029:SER:OG	1:S:1030:MET:N	2.49	0.45
1:S:877:HIS:ND1	1:S:1036:SER:OG	2.49	0.45
1:S:1153:LYS:HG2	1:S:1153:LYS:H	1.50	0.45
1:S:730:PHE:O	1:S:820:VAL:HA	2.17	0.45
2:T:2217:ILE:HG22	2:T:2218:SER:H	1.81	0.45
2:T:2823:ILE:O	2:T:2823:ILE:HG13	2.16	0.45
3:U:2949[A]:LYS:C	3:U:2949[A]:LYS:CD	2.85	0.45
3:U:2965[A]:LEU:HD22	3:U:2975[A]:PHE:O	2.15	0.45
3:U:2979[A]:GLN:HB2	3:U:2988[A]:TRP:CD1	2.52	0.45
3:U:3180[B]:TYR:CB	3:U:3183[B]:LEU:CD2	2.90	0.45
3:U:3196[B]:THR:CB	3:U:3199[B]:GLN:OE1	2.64	0.45
3:U:3200[A]:LEU:CD2	3:U:3204[A]:LEU:CD1	2.93	0.45
3:U:3230[B]:PHE:H	3:U:3243[B]:GLY:HA3	1.79	0.45
3:U:3244[B]:THR:H	3:U:3264[B]:TYR:HE2	1.65	0.45
1:V:308:LEU:HG	1:V:343:ILE:HD11	1.98	0.45
2:W:2412:GLN:HG2	2:W:2422:GLU:HA	1.99	0.45
3:X:2986[A]:PRO:CB	3:X:3127[A]:TRP:CE3	3.00	0.45
3:X:2979[A]:GLN:HB2	3:X:2988[A]:TRP:CD1	2.52	0.45
3:X:3244[A]:THR:H	3:X:3264[A]:TYR:HE2	1.65	0.45
1:Y:1473:ARG:HG3	1:Y:1479:TYR:CG	2.51	0.45
1:Y:1604:ASP:OD1	1:Y:1605:ARG:NH1	2.50	0.45
1:Y:277:ASP:OD1	1:Y:278:ASP:N	2.50	0.45
1:Y:991:LEU:HA	1:Y:991:LEU:HD12	1.69	0.45
2:Z:2156:ARG:HH22	2:Z:2309:GLN:HE22	1.65	0.45
2:Z:2472:ASN:N	2:Z:2473:GLY:HA2	2.31	0.45
1:A:19:GLN:HG2	1:A:110:PHE:CD2	2.52	0.45
1:A:470:ARG:O	1:A:472:ASP:N	2.45	0.45
1:A:729:VAL:HG22	1:A:781:ILE:O	2.17	0.45
2:B:2638:ARG:NH2	2:B:2706:ILE:HG13	2.32	0.45
3:C:3101[A]:PRO:O	3:C:3109[A]:TYR:HD2	2.00	0.45
3:C:3152[B]:LYS:N	3:L:3172[B]:SER:HB2	2.32	0.45
3:C:3173[B]:THR:HA	3:L:3153[B]:LYS:C	2.37	0.45
3:C:3204[A]:LEU:N	3:C:3204[A]:LEU:CD1	2.79	0.45
3:C:3262[A]:PHE:C	3:C:3263[A]:LEU:HD12	2.37	0.45
1:D:905:TRP:CD1	1:D:1084:PHE:HE2	2.35	0.45
1:D:464:LEU:HD13	1:D:622:HIS:CD2	2.51	0.45
5:D:5005:NAG:C6	5:D:5006:NAG:HN2	2.01	0.45

Continued on next page...

Continued from previous page...

Atom-1	Atom-2	Interatomic distance (Å)	Clash overlap (Å)
3:F:2937[B]:ASN:CB	3:F:3006[B]:LYS:CE	2.85	0.45
3:F:2986[A]:PRO:CB	3:F:3127[A]:TRP:CE3	3.00	0.45
3:F:3023[B]:ILE:HA	3:F:3026[B]:THR:HG1	1.82	0.45
3:F:3087[B]:MET:HA	3:F:3090[B]:ASN:OD1	2.17	0.45
3:F:3104[A]:MET:HA	3:F:3110[A]:THR:CG2	2.17	0.45
3:F:3110[A]:THR:C	3:F:3112[A]:TYR:H	2.20	0.45
3:F:3132[A]:ALA:HB3	3:F:3197[A]:ILE:HD13	1.98	0.45
3:F:3298[B]:ASN:CA	3:F:3299[B]:LEU:HB2	2.44	0.45
1:G:1604:ASP:OD1	1:G:1605:ARG:NH1	2.49	0.45
5:G:2112:NAG:C4	5:G:2113:NAG:O7	2.62	0.45
1:G:7:VAL:HG23	1:G:91:TYR:O	2.16	0.45
3:I:2952[A]:ALA:CB	3:I:2953[A]:GLY:CA	2.82	0.45
3:I:2965[B]:LEU:CD1	3:I:2974[B]:ALA:CA	2.89	0.45
3:I:2976[A]:ALA:O	3:I:2978[A]:CYS:N	2.46	0.45
3:I:3110[B]:THR:C	3:I:3112[B]:TYR:H	2.20	0.45
3:I:3150[B]:LYS:HG3	3:R:3163[B]:ASN:CB	2.46	0.45
3:I:3163[B]:ASN:HB3	3:R:3149[B]:ASN:ND2	2.30	0.45
1:J:977:GLU:HG2	1:J:1021:LEU:O	2.17	0.45
1:J:1143:ALA:HA	1:J:1195:ASP:HA	1.99	0.45
1:J:93:ASP:HA	1:J:212:ASN:ND2	2.31	0.45
2:K:2360:TYR:HB2	2:K:2366:TYR:CE1	2.52	0.45
2:K:2147:GLY:HA3	2:K:2437:TRP:CE3	2.51	0.45
3:L:2954[A]:TYR:C	3:L:2957[A]:ILE:HG22	2.37	0.45
3:L:2965[A]:LEU:HD13	3:L:2975[A]:PHE:O	2.16	0.45
3:L:2979[A]:GLN:HB2	3:L:2988[A]:TRP:CD1	2.52	0.45
3:L:3034[B]:HIS:HB3	3:L:3035[B]:HIS:CE1	2.50	0.45
3:L:3185[B]:TYR:CE2	3:L:3187[B]:TYR:HE2	2.31	0.45
3:L:3294[A]:SER:OG	3:L:3294[A]:SER:O	2.34	0.45
1:M:1260:ARG:HD3	1:M:1331:GLU:OE1	2.16	0.45
1:M:1571:TYR:HE2	1:M:1631:GLU:HB3	1.81	0.45
1:M:63:PRO:HA	1:M:172:GLU:HG3	1.97	0.45
1:M:904:HIS:O	1:M:907:ARG:HB3	2.17	0.45
2:N:2128:LEU:HB3	2:N:2129:PRO:HD3	1.98	0.45
2:N:2569:TRP:O	2:N:2572:VAL:HG23	2.16	0.45
3:O:3191[A]:ASN:N	3:O:3191[A]:ASN:ND2	2.60	0.45
2:Q:2606:LEU:HD13	2:Q:2706:ILE:HG13	1.98	0.45
3:R:2956[A]:LYS:O	3:R:2959[A]:SER:OG	2.33	0.45
3:R:3119[B]:HIS:O	3:R:3122[B]:ASN:HB3	2.17	0.45
3:R:3262[B]:PHE:C	3:R:3263[B]:LEU:HD12	2.37	0.45
1:S:1271:MET:HG2	1:S:1358:LEU:HD13	1.99	0.45
1:S:1325:LEU:HG	1:S:1516:VAL:HG11	1.99	0.45

Continued on next page...

Continued from previous page...

Atom-1	Atom-2	Interatomic distance (Å)	Clash overlap (Å)
1:S:593:CYS:O	1:S:597:VAL:HG22	2.17	0.45
1:S:601:VAL:HG11	1:S:777:TYR:CD1	2.52	0.45
1:S:601:VAL:HG11	1:S:777:TYR:CG	2.51	0.45
2:T:2186:GLU:HA	2:T:2232:PHE:HE1	1.82	0.45
2:T:2561:HIS:HB3	2:T:2677:GLU:OE2	2.17	0.45
3:U:2954[B]:TYR:C	3:U:2957[B]:ILE:HG22	2.37	0.45
3:U:3204[A]:LEU:CD1	3:U:3204[A]:LEU:N	2.80	0.45
1:V:1562:ILE:HD11	1:V:1645:PHE:CZ	2.52	0.45
1:V:495:VAL:HG12	1:V:511:VAL:HG11	1.99	0.45
2:W:2128:LEU:HD13	2:W:2286:HIS:CG	2.52	0.45
3:X:2951[B]:ASP:C	3:X:2956[B]:LYS:HZ1	2.13	0.45
3:X:2985[A]:PHE:CE2	3:X:2989[A]:HIS:CD2	3.04	0.45
3:X:2985[B]:PHE:CE2	3:X:2989[B]:HIS:CD2	3.04	0.45
3:X:3113[B]:ASP:O	3:X:3114[B]:PRO:C	2.53	0.45
3:X:3200[B]:LEU:CD2	3:X:3204[B]:LEU:CD1	2.93	0.45
3:X:3262[B]:PHE:C	3:X:3263[B]:LEU:HD12	2.37	0.45
1:Y:1423:TYR:OH	1:Y:1461:VAL:HG12	2.16	0.45
1:Y:469:PRO:O	1:Y:673:PHE:HZ	2.00	0.45
1:Y:53:SER:O	1:Y:55:ILE:HG13	2.17	0.45
1:A:163:LEU:HD21	1:A:219:LEU:HD13	1.97	0.45
1:A:407:GLN:OE1	1:A:407:GLN:N	2.39	0.45
1:A:647:LEU:O	1:A:651:ARG:HB2	2.17	0.45
2:B:2715:ASP:HB3	2:B:2778:TYR:OH	2.16	0.45
3:C:3019[A]:HIS:CD2	3:C:3020[A]:SER:H	2.35	0.45
3:C:3034[A]:HIS:HB3	3:C:3035[A]:HIS:CE1	2.50	0.45
3:C:3134[A]:GLN:O	3:C:3136[A]:TYR:N	2.49	0.45
3:C:3153[B]:LYS:HE3	3:L:3158[B]:PHE:HB2	1.98	0.45
3:C:3264[B]:TYR:HD1	3:C:3265[B]:ASP:N	2.14	0.45
1:D:1161:ILE:HD11	1:D:1196:ILE:CD1	2.42	0.45
1:D:1493:MET:HG2	1:D:1511:SER:O	2.16	0.45
1:D:838:ARG:NH1	1:D:915:ASN:OD1	2.50	0.45
3:F:2969[A]:TYR:CD2	3:F:2970[A]:PRO:CG	3.00	0.45
3:F:2981[A]:GLY:N	3:F:3086[A]:GLU:OE1	2.45	0.45
3:F:3014[B]:TRP:CD2	3:F:3092[B]:ILE:CD1	2.98	0.45
3:F:3119[B]:HIS:O	3:F:3122[B]:ASN:HB3	2.17	0.45
3:F:3262[A]:PHE:C	3:F:3263[A]:LEU:HD12	2.37	0.45
1:G:126:GLY:HA3	1:G:127:GLU:HA	1.72	0.45
2:H:2575:LEU:HA	2:H:2575:LEU:HD23	1.82	0.45
3:I:2965[B]:LEU:HD13	3:I:2975[B]:PHE:O	2.16	0.45
3:I:2994[A]:LYS:O	3:I:2997[A]:GLU:N	2.49	0.45
3:I:3038[B]:ILE:HG23	3:I:3040[B]:VAL:HG22	1.90	0.45

Continued on next page...

Continued from previous page...

Atom-1	Atom-2	Interatomic distance (Å)	Clash overlap (Å)
3:I:3044[A]:LYS:HG2	3:I:3044[A]:LYS:H	1.65	0.45
3:I:3132[B]:ALA:HB3	3:I:3197[B]:ILE:HD13	1.99	0.45
3:I:3148[B]:ILE:HG22	3:I:3148[B]:ILE:O	2.17	0.45
3:I:3230[A]:PHE:H	3:I:3243[A]:GLY:HA3	1.79	0.45
3:I:3263[A]:LEU:N	3:I:3263[A]:LEU:CD1	2.79	0.45
2:H:2870:LEU:O	1:J:1078:ARG:NH1	2.49	0.45
1:J:1421:VAL:HG23	1:J:1422:HIS:HD1	1.82	0.45
5:J:5009:NAG:C6	5:J:5010:NAG:C1	2.94	0.45
1:J:906:HIS:CD2	1:J:1046:HIS:CE1	3.05	0.45
3:L:2952[B]:ALA:CB	3:L:2953[B]:GLY:CA	2.82	0.45
3:L:3106[B]:THR:O	3:L:3106[B]:THR:HG23	2.17	0.45
3:L:3101[A]:PRO:O	3:L:3109[A]:TYR:HD2	2.00	0.45
3:L:3110[A]:THR:C	3:L:3112[A]:TYR:N	2.68	0.45
3:L:2986[A]:PRO:CB	3:L:3127[A]:TRP:CE3	3.00	0.45
3:C:3174[B]:GLY:N	3:L:3154[B]:PRO:N	2.64	0.45
3:L:3132[A]:ALA:HB3	3:L:3197[A]:ILE:HD13	1.99	0.45
3:L:3244[A]:THR:H	3:L:3264[A]:TYR:HE2	1.64	0.45
3:L:3298[A]:ASN:CA	3:L:3299[A]:LEU:C	2.85	0.45
1:M:1378:PHE:O	1:M:1391:ARG:NH1	2.50	0.45
1:M:1627:ARG:NH2	1:M:1629:GLU:OE1	2.50	0.45
1:M:896:HIS:HB2	1:M:905:TRP:CD1	2.52	0.45
2:N:2275:GLY:HA3	2:N:2283:ASN:HB2	1.98	0.45
2:N:2156:ARG:HD2	2:N:2357:VAL:HG12	1.99	0.45
3:O:2969[A]:TYR:CD2	3:O:2970[A]:PRO:CG	3.00	0.45
3:O:3106[A]:THR:O	3:O:3106[A]:THR:HG23	2.16	0.45
3:O:3137[A]:ARG:O	3:O:3139[A]:LEU:HD22	2.16	0.45
3:O:3262[A]:PHE:C	3:O:3263[A]:LEU:HD12	2.37	0.45
3:O:3263[A]:LEU:CD1	3:O:3263[A]:LEU:N	2.79	0.45
1:P:156:LEU:O	1:P:160:LEU:HB2	2.17	0.45
1:P:613:SER:HA	1:P:805:VAL:O	2.16	0.45
2:Q:2830:GLN:H	2:Q:2863:ARG:HH22	1.64	0.45
3:R:3132[A]:ALA:HB3	3:R:3197[A]:ILE:HD13	1.99	0.45
3:R:3203[A]:HIS:O	3:R:3206[A]:LYS:HB3	2.16	0.45
2:T:2274:LEU:HA	2:T:2274:LEU:HD23	1.78	0.45
3:U:2985[A]:PHE:CE2	3:U:2989[A]:HIS:CD2	3.04	0.45
3:U:3180[A]:TYR:CA	3:U:3183[A]:LEU:CD2	2.95	0.45
1:V:607:HIS:CE1	1:V:634:HIS:HE1	2.35	0.45
1:V:717:GLN:O	1:V:721:GLU:HG3	2.17	0.45
1:V:958:PRO:O	1:V:959:PHE:HB2	2.17	0.45
2:W:2361:LYS:HD2	2:W:2362:GLN:HG3	1.98	0.45
2:W:2564:PRO:HA	2:W:2673:GLU:HG3	1.99	0.45

Continued on next page...

Continued from previous page...

Atom-1	Atom-2	Interatomic distance (Å)	Clash overlap (Å)
3:X:2949[B]:LYS:C	3:X:2949[B]:LYS:CD	2.85	0.45
3:X:2954[A]:TYR:C	3:X:2957[A]:ILE:HG22	2.37	0.45
3:X:3027[B]:GLU:CD	3:X:3028[B]:PRO:CD	2.86	0.45
3:X:3241[A]:PHE:CZ	3:X:3243[A]:GLY:O	2.70	0.45
3:X:3298[B]:ASN:CA	3:X:3299[B]:LEU:C	2.86	0.45
1:Y:1286:ARG:HA	1:Y:1286:ARG:HD2	1.66	0.45
1:Y:1296:VAL:HG11	1:Y:1447:TYR:CE1	2.51	0.45
1:Y:784:ALA:O	1:Y:788:LEU:HB2	2.16	0.45
1:Y:885:SER:HB3	1:Y:886:PRO:HA	1.99	0.45
1:Y:843:VAL:HG13	1:Y:927:PRO:HB2	1.99	0.45
1:A:177:VAL:O	1:A:181:PRO:HD3	2.16	0.45
1:A:304:ALA:HB1	1:A:306:PHE:CE1	2.48	0.45
1:A:460:GLU:CB	1:A:465:PRO:HG2	2.44	0.45
3:C:2948[B]:ASP:CB	3:C:2949[B]:LYS:CA	2.78	0.45
3:C:2959[B]:SER:O	3:L:3255[B]:PRO:HD2	2.16	0.45
3:C:3038[B]:ILE:HG23	3:C:3040[B]:VAL:HG22	1.90	0.45
3:C:3203[B]:HIS:O	3:C:3206[B]:LYS:HB3	2.16	0.45
3:C:3241[B]:PHE:CZ	3:C:3243[B]:GLY:O	2.70	0.45
1:D:1033:LEU:HA	1:D:1036:SER:HB3	1.98	0.45
1:D:1091:ASN:HA	1:D:1092:PRO:HD3	1.82	0.45
5:D:5014:NAG:C3	5:D:5015:NAG:HN2	2.27	0.45
1:D:513:TYR:OH	1:D:704:ASP:OD1	2.28	0.45
1:D:953:GLU:OE2	1:D:956:PRO:HG3	2.17	0.45
2:E:2465:LYS:HB2	2:E:2465:LYS:HE3	1.67	0.45
2:E:2786:MET:HE1	2:E:2794:LEU:HD22	1.99	0.45
3:F:2949[B]:LYS:CD	3:F:2949[B]:LYS:C	2.85	0.45
3:F:2965[A]:LEU:HD13	3:F:2975[A]:PHE:O	2.16	0.45
3:F:3025[A]:VAL:CG2	3:F:3047[A]:ARG:NH1	2.73	0.45
3:F:3283[B]:ILE:C	3:F:3283[B]:ILE:CD1	2.85	0.45
1:G:1019:HIS:CE1	1:G:1046:HIS:HE1	2.35	0.45
1:G:1150:GLY:N	1:G:1186:TRP:O	2.46	0.45
1:G:456:GLN:O	1:G:460:GLU:HG3	2.16	0.45
3:I:2954[A]:TYR:C	3:I:2957[A]:ILE:HG22	2.37	0.45
3:I:3108[B]:HIS:CE1	3:R:3252[B]:TYR:CG	3.05	0.45
3:I:3101[B]:PRO:O	3:I:3109[B]:TYR:HD2	2.00	0.45
3:I:3110[A]:THR:C	3:I:3112[A]:TYR:H	2.20	0.45
3:I:3133[B]:LEU:O	3:I:3136[B]:TYR:HB3	2.17	0.45
3:I:3137[B]:ARG:HB3	3:I:3139[B]:LEU:HD21	1.97	0.45
3:I:3180[A]:TYR:CA	3:I:3183[A]:LEU:CD2	2.95	0.45
3:I:3191[B]:ASN:C	3:I:3192[B]:PHE:O	2.52	0.45
1:J:1075:GLU:OE2	1:J:1076:ILE:HG13	2.17	0.45

Continued on next page...

Continued from previous page...

Atom-1	Atom-2	Interatomic distance (Å)	Clash overlap (Å)
1:J:1427:HIS:CE1	1:J:1457:HIS:HE1	2.35	0.45
1:J:1530:LEU:HA	1:J:1530:LEU:HD23	1.78	0.45
1:J:567:LEU:HD23	1:J:571:PRO:CG	2.47	0.45
1:J:639:ARG:HB2	1:J:703:TYR:CE1	2.52	0.45
1:J:832:LYS:HA	1:J:833:PHE:HA	1.57	0.45
1:J:905:TRP:HE1	1:J:1083:PRO:HD2	1.82	0.45
3:L:2985[B]:PHE:CE2	3:L:2989[B]:HIS:CD2	3.04	0.45
3:L:3014[A]:TRP:CG	3:L:3092[A]:ILE:CD1	2.98	0.45
3:L:3101[B]:PRO:O	3:L:3109[B]:TYR:HD2	2.00	0.45
3:L:3110[B]:THR:C	3:L:3112[B]:TYR:H	2.21	0.45
3:L:3185[B]:TYR:HE2	3:L:3187[B]:TYR:CD2	2.35	0.45
3:L:3191[A]:ASN:C	3:L:3192[A]:PHE:O	2.52	0.45
3:L:3263[B]:LEU:N	3:L:3263[B]:LEU:CD1	2.79	0.45
1:M:294:LYS:HA	1:M:297:ARG:CD	2.46	0.45
1:M:2:LEU:O	1:M:275:ALA:N	2.47	0.45
1:M:483:GLY:HA2	1:M:773:PHE:CE1	2.52	0.45
3:O:3113[B]:ASP:O	3:O:3114[B]:PRO:C	2.53	0.45
3:O:3132[B]:ALA:HB3	3:O:3197[B]:ILE:HD13	1.99	0.45
3:O:3204[B]:LEU:N	3:O:3204[B]:LEU:CD1	2.79	0.45
1:P:838:ARG:NH1	1:P:915:ASN:OD1	2.31	0.45
3:I:2976[B]:ALA:HB3	3:R:2976[B]:ALA:H	1.81	0.45
3:R:2986[B]:PRO:CB	3:R:3127[B]:TRP:CE3	3.00	0.45
3:R:3101[A]:PRO:O	3:R:3109[A]:TYR:HD2	2.00	0.45
3:R:3137[B]:ARG:HB3	3:R:3139[B]:LEU:HD21	1.97	0.45
3:R:3137[A]:ARG:O	3:R:3139[A]:LEU:HD22	2.16	0.45
3:I:3152[B]:LYS:HB2	3:R:3172[B]:SER:H	0.33	0.45
3:R:3196[A]:THR:N	3:R:3199[A]:GLN:CB	2.65	0.45
3:R:3241[A]:PHE:CZ	3:R:3243[A]:GLY:O	2.70	0.45
3:R:3263[B]:LEU:CD1	3:R:3263[B]:LEU:N	2.79	0.45
3:R:3285[A]:VAL:CG2	3:R:3286[A]:THR:H	2.27	0.45
3:R:3298[B]:ASN:CA	3:R:3299[B]:LEU:HB2	2.44	0.45
3:R:3301[A]:PRO:HB2	3:R:3302[A]:SER:H	1.33	0.45
1:S:1101:VAL:HG11	2:W:2873:HIS:HD2	1.81	0.45
1:S:1423:TYR:OH	1:S:1461:VAL:HG12	2.17	0.45
1:S:1489:MET:HA	1:S:1513:PRO:HB2	1.98	0.45
2:T:2546:LEU:N	2:T:2557:ALA:HA	2.26	0.45
3:U:3281[B]:PHE:HE1	3:U:3305[B]:ILE:HG21	1.81	0.45
1:V:107:HIS:O	1:V:121:ASN:ND2	2.50	0.45
1:V:1300:CYS:HB3	1:V:1494:ARG:NH1	2.32	0.45
3:X:3019[B]:HIS:CD2	3:X:3020[B]:SER:H	2.35	0.45
3:X:3023[B]:ILE:O	3:X:3026[B]:THR:OG1	2.34	0.45

Continued on next page...

Continued from previous page...

Atom-1	Atom-2	Interatomic distance (Å)	Clash overlap (Å)
3:X:3101[A]:PRO:O	3:X:3109[A]:TYR:HD2	2.00	0.45
3:X:3119[B]:HIS:O	3:X:3122[B]:ASN:HB3	2.17	0.45
3:X:3191[B]:ASN:C	3:X:3192[B]:PHE:O	2.52	0.45
3:X:3204[B]:LEU:N	3:X:3204[B]:LEU:CD1	2.80	0.45
3:X:3241[B]:PHE:CE2	3:X:3243[B]:GLY:O	2.70	0.45
3:X:3264[B]:TYR:HD1	3:X:3265[B]:ASP:N	2.14	0.45
1:Y:140:ASP:OD2	1:Y:142:ARG:NE	2.38	0.45
1:Y:490:TRP:HE1	1:Y:670:PRO:CD	2.29	0.45
2:Z:2161:GLN:NE2	2:Z:2348:THR:HG21	2.32	0.45
1:A:1359:ILE:HG22	1:A:1377:PHE:HB3	1.99	0.45
1:A:447:MET:HA	1:A:455:TYR:CB	2.46	0.45
3:C:2949[B]:LYS:C	3:C:2949[B]:LYS:CD	2.85	0.45
3:C:2969[B]:TYR:CE2	3:L:3120[B]:HIS:CD2	2.88	0.45
3:C:2979[A]:GLN:HB2	3:C:2988[A]:TRP:CD1	2.52	0.45
3:C:2986[B]:PRO:CB	3:C:3127[B]:TRP:CE3	3.00	0.45
3:C:3019[B]:HIS:CD2	3:C:3020[B]:SER:H	2.35	0.45
3:C:3047[B]:ARG:NH2	3:C:3113[B]:ASP:OD1	2.43	0.45
3:C:3135[A]:LYS:HB2	3:C:3141[A]:TYR:CD1	2.51	0.45
3:C:3172[B]:SER:CB	3:L:3152[B]:LYS:CA	2.95	0.45
3:C:3180[B]:TYR:CA	3:C:3183[B]:LEU:CD2	2.95	0.45
3:C:3241[B]:PHE:CE2	3:C:3243[B]:GLY:O	2.70	0.45
3:C:3262[B]:PHE:C	3:C:3263[B]:LEU:HD12	2.37	0.45
1:D:1301:PRO:O	1:D:1494:ARG:NH2	2.50	0.45
1:D:1300:CYS:HB3	1:D:1494:ARG:NH1	2.32	0.45
1:D:447:MET:HE1	1:D:544:PRO:O	2.17	0.45
1:D:638:ASP:HB3	1:D:703:TYR:OH	2.17	0.45
2:E:2130:PRO:HG2	2:E:2140:ARG:HD2	1.98	0.45
2:E:2213:HIS:CD2	2:E:2222:MET:HG2	2.52	0.45
3:F:3241[B]:PHE:CE2	3:F:3243[B]:GLY:O	2.70	0.45
1:G:1475:ARG:NE	1:G:1541:GLU:OE2	2.30	0.45
1:G:184:TYR:CE1	1:G:386:ILE:HG12	2.52	0.45
1:G:712:SER:O	1:G:716:LEU:N	2.40	0.45
1:G:982:LYS:N	1:G:983:PRO:CD	2.80	0.45
2:H:2825:ILE:HG23	2:H:2826:GLU:H	1.81	0.45
3:I:2932[B]:PRO:CA	3:I:2935[B]:ILE:CD1	2.85	0.45
3:I:2954[B]:TYR:C	3:I:2957[B]:ILE:HG22	2.37	0.45
3:I:2956[B]:LYS:O	3:I:2959[B]:SER:OG	2.33	0.45
3:I:3014[B]:TRP:CG	3:I:3092[B]:ILE:CD1	2.98	0.45
1:J:732:GLY:HA2	1:J:777:TYR:O	2.17	0.45
2:K:2822:LYS:HG2	2:K:2831:GLU:H	1.81	0.45
3:L:2969[A]:TYR:CD2	3:L:2970[A]:PRO:CG	3.00	0.45

Continued on next page...

Continued from previous page...

Atom-1	Atom-2	Interatomic distance (Å)	Clash overlap (Å)
3:C:3249[B]:GLY:N	3:L:2973[B]:THR:HG22	2.32	0.45
3:L:3119[B]:HIS:O	3:L:3122[B]:ASN:HB3	2.17	0.45
3:L:3132[B]:ALA:HB3	3:L:3197[B]:ILE:HD13	1.99	0.45
1:M:321:LEU:HD11	1:M:377:TYR:CD1	2.52	0.45
1:M:735:LEU:HB2	1:M:773:PHE:HD2	1.82	0.45
2:N:2327:GLU:HG3	2:N:2327:GLU:H	1.40	0.45
3:O:2986[B]:PRO:CB	3:O:3127[B]:TRP:CE3	3.00	0.45
3:O:2994[A]:LYS:O	3:O:2997[A]:GLU:N	2.49	0.45
3:O:3110[A]:THR:O	3:O:3111[A]:SER:C	2.53	0.45
3:O:3110[A]:THR:C	3:O:3112[A]:TYR:H	2.20	0.45
3:O:3182[B]:GLN:HG2	3:O:3182[B]:GLN:H	1.56	0.45
3:O:3241[B]:PHE:CE2	3:O:3243[B]:GLY:O	2.70	0.45
3:O:3093[B]:HIS:HD2	3:O:3248[B]:LEU:CD2	2.30	0.45
3:O:3266[B]:ILE:O	3:O:3269[B]:SER:HB2	2.17	0.45
2:Q:2451:LEU:HD11	2:Q:2462:PHE:CZ	2.51	0.45
2:Q:2522:SER:O	2:Q:2526:ARG:HG2	2.16	0.45
2:Q:2500:ILE:HD11	2:Q:2776:TYR:HA	1.99	0.45
2:Q:2791:LEU:HA	2:Q:2791:LEU:HD23	1.85	0.45
3:R:3027[B]:GLU:CD	3:R:3028[B]:PRO:CD	2.86	0.45
3:R:3146[A]:CYS:HA	3:R:3147[A]:GLU:HA	1.70	0.45
3:R:3183[A]:LEU:N	3:R:3184[A]:ASN:CA	2.80	0.45
3:R:3191[A]:ASN:C	3:R:3192[A]:PHE:O	2.52	0.45
3:R:3200[A]:LEU:CD2	3:R:3204[A]:LEU:CD1	2.93	0.45
3:R:3241[B]:PHE:CZ	3:R:3243[B]:GLY:O	2.70	0.45
3:R:3298[B]:ASN:CB	3:R:3299[B]:LEU:C	2.85	0.45
3:U:3023[B]:ILE:HA	3:U:3026[B]:THR:HG1	1.81	0.45
3:U:3106[A]:THR:O	3:U:3106[A]:THR:HG23	2.17	0.45
3:U:3110[A]:THR:C	3:U:3112[A]:TYR:H	2.20	0.45
3:U:3119[A]:HIS:O	3:U:3122[A]:ASN:HB3	2.17	0.45
3:U:3133[A]:LEU:O	3:U:3136[A]:TYR:HB3	2.17	0.45
3:U:3137[B]:ARG:HB3	3:U:3139[B]:LEU:HD21	1.97	0.45
3:U:3204[B]:LEU:N	3:U:3204[B]:LEU:CD1	2.80	0.45
3:U:3301[A]:PRO:HB2	3:U:3302[A]:SER:H	1.33	0.45
1:V:901:THR:HG22	1:V:904:HIS:HB2	1.99	0.45
1:V:907:ARG:CZ	1:V:1108:TYR:HB3	2.47	0.45
2:W:2556:TYR:CE1	2:W:2844:MET:HG3	2.52	0.45
3:X:3110[B]:THR:C	3:X:3112[B]:TYR:H	2.20	0.45
3:X:3135[A]:LYS:HB2	3:X:3141[A]:TYR:CD1	2.51	0.45
3:X:3148[A]:ILE:O	3:X:3148[A]:ILE:HG22	2.17	0.45
3:O:3157[B]:PRO:HA	3:X:3150[B]:LYS:CA	2.47	0.45
3:X:3298[A]:ASN:CA	3:X:3299[A]:LEU:C	2.85	0.45

Continued on next page...

Continued from previous page...

Atom-1	Atom-2	Interatomic distance (Å)	Clash overlap (Å)
1:Y:1007:PHE:CE1	1:Y:1011:TYR:HB2	2.51	0.45
1:Y:134:VAL:HG12	1:Y:135:THR:H	1.82	0.45
1:Y:1506:LEU:HG	1:Y:1506:LEU:H	1.39	0.45
1:Y:142:ARG:HH22	1:Y:316:ASN:ND2	2.14	0.45
1:Y:516:TRP:CD1	1:Y:579:LEU:HB3	2.52	0.45
1:Y:684:ARG:NH1	1:Y:684:ARG:HB3	2.32	0.45
1:A:389:THR:HA	2:Z:2136:THR:HB	1.99	0.45
2:Z:2181:THR:HB	2:Z:2374:ASN:H	1.82	0.45
2:Z:2278:GLU:O	2:Z:2281:SER:OG	2.32	0.45
2:B:2448:THR:OG1	2:B:2449:ASP:N	2.49	0.44
2:B:2630:LYS:HA	2:B:2630:LYS:HD2	1.77	0.44
3:C:2961[B]:HIS:HB2	3:C:2992[B]:TYR:HE2	1.80	0.44
3:C:2989[A]:HIS:CD2	4:C:3402[A]:CUO:O1	2.70	0.44
3:C:3087[A]:MET:HA	3:C:3090[A]:ASN:OD1	2.17	0.44
3:C:3119[A]:HIS:O	3:C:3122[A]:ASN:HB3	2.17	0.44
3:C:2986[A]:PRO:CB	3:C:3127[A]:TRP:CE3	3.00	0.44
3:C:3229[A]:ASN:O	3:C:3286[A]:THR:N	2.50	0.44
1:D:906:HIS:HD2	1:D:1046:HIS:CD2	2.35	0.44
2:B:2901:LEU:H	1:D:1075:GLU:HG3	1.81	0.44
1:D:905:TRP:HZ2	1:D:1083:PRO:HG2	1.82	0.44
1:D:1393:THR:HG22	1:D:1434:LEU:HD12	1.99	0.44
1:D:901:THR:HG22	1:D:904:HIS:HD2	1.82	0.44
2:E:2128:LEU:HD23	2:E:2216:PHE:HZ	1.80	0.44
3:F:3204[A]:LEU:N	3:F:3204[A]:LEU:CD1	2.80	0.44
3:F:3241[B]:PHE:CZ	3:F:3243[B]:GLY:O	2.70	0.44
3:F:3298[B]:ASN:CB	3:F:3299[B]:LEU:C	2.86	0.44
1:G:1075:GLU:HG3	1:G:1075:GLU:H	1.38	0.44
1:G:1302:SER:H	1:G:1494:ARG:HH22	1.64	0.44
1:G:411:ASP:N	1:G:411:ASP:OD1	2.49	0.44
3:I:2932[A]:PRO:CA	3:I:2935[A]:ILE:CD1	2.85	0.44
3:I:2977[B]:CYS:HB3	3:R:2982[B]:MET:CE	2.42	0.44
3:I:3027[B]:GLU:CD	3:I:3028[B]:PRO:CD	2.86	0.44
3:I:3106[A]:THR:O	3:I:3106[A]:THR:HG23	2.16	0.44
3:I:3137[A]:ARG:O	3:I:3139[A]:LEU:HD22	2.16	0.44
3:I:3150[B]:LYS:HD3	3:R:3160[B]:SER:N	1.89	0.44
3:I:3162[B]:ASP:OD1	3:R:2983[B]:VAL:HG22	2.17	0.44
3:I:3241[B]:PHE:CZ	3:I:3243[B]:GLY:O	2.70	0.44
3:I:3253[B]:GLU:HA	3:R:3252[B]:TYR:O	2.17	0.44
3:I:3244[B]:THR:H	3:I:3264[B]:TYR:HE2	1.65	0.44
3:I:3266[B]:ILE:O	3:I:3269[B]:SER:HB2	2.17	0.44
3:I:3283[B]:ILE:C	3:I:3283[B]:ILE:CD1	2.85	0.44

Continued on next page...

Continued from previous page...

Atom-1	Atom-2	Interatomic distance (Å)	Clash overlap (Å)
1:J:23:ARG:HD3	1:J:120:LYS:HD3	1.99	0.44
1:J:1321:HIS:CD2	1:J:1465:TRP:HH2	2.35	0.44
1:J:452:ILE:HD11	1:J:679:ASN:HD21	1.82	0.44
1:J:957:ASN:N	1:J:958:PRO:HA	2.32	0.44
2:K:2541:GLY:O	2:K:2545:SER:OG	2.28	0.44
3:L:2986[B]:PRO:CB	3:L:3127[B]:TRP:CE3	3.00	0.44
3:L:3004[A]:GLY:O	3:L:3006[A]:LYS:N	2.44	0.44
3:L:3196[A]:THR:CB	3:L:3199[A]:GLN:OE1	2.64	0.44
1:M:148:GLN:O	1:M:149:GLU:HG2	2.17	0.44
1:M:1636:ASN:OD1	5:M:2118:NAG:H82	2.17	0.44
3:O:2985[A]:PHE:CE2	3:O:2989[A]:HIS:CD2	3.04	0.44
3:O:3019[B]:HIS:CD2	3:O:3020[B]:SER:H	2.35	0.44
3:O:3106[B]:THR:HG23	3:O:3106[B]:THR:O	2.16	0.44
3:O:3110[B]:THR:C	3:O:3112[B]:TYR:H	2.20	0.44
3:O:3134[A]:GLN:O	3:O:3136[A]:TYR:N	2.49	0.44
3:O:3133[A]:LEU:O	3:O:3136[A]:TYR:HB3	2.17	0.44
3:O:3137[B]:ARG:HD3	3:O:3137[B]:ARG:HA	1.71	0.44
3:O:3241[B]:PHE:CZ	3:O:3243[B]:GLY:O	2.70	0.44
1:P:1149:GLU:HG3	1:P:1187:LYS:HE2	2.00	0.44
1:P:1321:HIS:CD2	1:P:1465:TRP:CH2	3.01	0.44
1:P:300:ALA:HB2	1:P:406:PRO:HD3	2.00	0.44
3:R:2979[B]:GLN:HB2	3:R:2988[B]:TRP:CD1	2.52	0.44
3:R:3038[A]:ILE:HG23	3:R:3040[A]:VAL:HG22	1.90	0.44
3:R:3110[A]:THR:C	3:R:3112[A]:TYR:H	2.21	0.44
3:I:3150[B]:LYS:O	3:R:3172[B]:SER:HB2	2.15	0.44
3:R:3241[A]:PHE:CE2	3:R:3243[A]:GLY:O	2.70	0.44
3:R:3266[B]:ILE:O	3:R:3269[B]:SER:HB2	2.18	0.44
1:S:472:ASP:HA	1:S:473:ALA:HA	1.69	0.44
1:S:957:ASN:N	1:S:958:PRO:HA	2.33	0.44
2:T:2252:GLU:HA	2:T:2385:ILE:HD13	1.99	0.44
2:T:2884:LYS:HB3	2:T:2889:ALA:O	2.17	0.44
3:U:3185[A]:TYR:HE2	3:U:3187[A]:TYR:CD2	2.35	0.44
2:W:2823:ILE:HG13	2:W:2830:GLN:NE2	2.23	0.44
3:X:2994[B]:LYS:O	3:X:2997[B]:GLU:N	2.49	0.44
3:X:3019[A]:HIS:CD2	3:X:3020[A]:SER:H	2.35	0.44
3:X:3087[A]:MET:HA	3:X:3090[A]:ASN:OD1	2.17	0.44
3:O:3157[B]:PRO:CA	3:X:3152[B]:LYS:N	2.80	0.44
3:X:3229[B]:ASN:O	3:X:3286[B]:THR:N	2.50	0.44
3:X:3241[A]:PHE:CE2	3:X:3243[A]:GLY:O	2.70	0.44
3:X:3093[A]:HIS:HD2	3:X:3248[A]:LEU:CD2	2.31	0.44
3:X:2989[B]:HIS:CD2	4:X:3401[B]:CUO:O1	2.70	0.44

Continued on next page...

Continued from previous page...

Atom-1	Atom-2	Interatomic distance (Å)	Clash overlap (Å)
1:Y:1156:LEU:HB2	1:Y:1176:TYR:CE1	2.52	0.44
1:Y:1349:VAL:HG13	1:Y:1404:TYR:HA	2.00	0.44
2:Z:2340:ALA:HB1	2:Z:2341:PRO:CD	2.47	0.44
1:A:133:LYS:HG3	1:A:134:VAL:N	2.32	0.44
1:A:17:ASN:OD1	1:A:18:LEU:N	2.50	0.44
1:A:593:CYS:O	1:A:597:VAL:HG23	2.17	0.44
2:B:2135:PRO:HG3	2:B:2342:TYR:CE2	2.52	0.44
3:C:2954[B]:TYR:C	3:C:2957[B]:ILE:HG22	2.37	0.44
3:C:2988[B]:TRP:CD1	3:C:3158[B]:PHE:CE2	3.06	0.44
3:C:3113[A]:ASP:O	3:C:3114[A]:PRO:C	2.53	0.44
3:C:3014[A]:TRP:CH2	3:C:3123[A]:THR:HG23	2.53	0.44
3:C:3133[B]:LEU:O	3:C:3136[B]:TYR:HB3	2.17	0.44
3:C:3200[A]:LEU:CD2	3:C:3204[A]:LEU:CD1	2.93	0.44
3:C:3241[A]:PHE:CZ	3:C:3243[A]:GLY:O	2.70	0.44
3:C:3256[B]:TRP:CZ2	3:L:2965[B]:LEU:HG	2.49	0.44
3:C:3266[A]:ILE:O	3:C:3269[A]:SER:HB2	2.17	0.44
1:D:170:HIS:O	1:D:173:VAL:HG22	2.17	0.44
1:D:748:VAL:HG22	1:D:781:ILE:HD11	1.99	0.44
1:D:957:ASN:CB	1:D:960:PHE:HB2	2.47	0.44
3:F:3019[B]:HIS:CD2	3:F:3020[B]:SER:H	2.36	0.44
3:F:3027[B]:GLU:CD	3:F:3028[B]:PRO:CD	2.86	0.44
3:F:3014[B]:TRP:CH2	3:F:3123[B]:THR:HG23	2.53	0.44
3:F:3191[B]:ASN:C	3:F:3192[B]:PHE:O	2.52	0.44
3:F:3241[A]:PHE:CE2	3:F:3243[A]:GLY:O	2.70	0.44
3:F:3241[A]:PHE:CZ	3:F:3243[A]:GLY:O	2.70	0.44
3:F:3262[B]:PHE:C	3:F:3263[B]:LEU:HD12	2.37	0.44
3:F:3283[A]:ILE:C	3:F:3283[A]:ILE:CD1	2.85	0.44
3:F:3293[A]:LYS:HB2	3:F:3294[A]:SER:CA	2.41	0.44
1:G:1000:GLU:OE1	1:G:1141:ARG:NH2	2.50	0.44
1:G:1324:ARG:NH1	1:G:1516:VAL:O	2.50	0.44
3:I:3107[B]:LEU:HD12	3:R:2973[B]:THR:C	2.37	0.44
3:I:3183[A]:LEU:N	3:I:3184[A]:ASN:HA	2.12	0.44
3:I:3229[B]:ASN:O	3:I:3286[B]:THR:N	2.50	0.44
1:J:1160:PHE:HB3	1:J:1171:LYS:HA	1.98	0.44
1:J:247:PHE:O	1:J:252:ASN:ND2	2.37	0.44
1:J:906:HIS:HA	1:J:909:ILE:HG22	1.99	0.44
1:J:932:THR:O	1:J:989:THR:OG1	2.32	0.44
3:L:2994[A]:LYS:O	3:L:2997[A]:GLU:N	2.49	0.44
3:L:3087[A]:MET:HA	3:L:3090[A]:ASN:OD1	2.17	0.44
3:L:3135[A]:LYS:HB2	3:L:3141[A]:TYR:CD1	2.51	0.44
3:L:3200[A]:LEU:CD2	3:L:3204[A]:LEU:HD11	2.48	0.44

Continued on next page...

Continued from previous page...

Atom-1	Atom-2	Interatomic distance (Å)	Clash overlap (Å)
3:L:3204[B]:LEU:CD1	3:L:3204[B]:LEU:N	2.80	0.44
3:C:3252[B]:TYR:HB3	3:L:3253[B]:GLU:CG	2.47	0.44
1:M:1240:ILE:HD12	1:M:1247:ARG:HG3	2.00	0.44
1:M:956:PRO:HD2	1:M:957:ASN:O	2.17	0.44
2:N:2502:LEU:HB3	2:Q:2168:ARG:HA	1.99	0.44
3:O:2963[B]:MET:CE	3:X:2969[B]:TYR:N	2.81	0.44
3:O:2989[A]:HIS:CD2	4:O:3401[A]:CUO:O1	2.71	0.44
3:O:3027[B]:GLU:CD	3:O:3028[B]:PRO:CD	2.86	0.44
3:O:3087[B]:MET:HA	3:O:3090[B]:ASN:OD1	2.17	0.44
3:O:3180[A]:TYR:CB	3:O:3183[A]:LEU:CD2	2.89	0.44
3:O:3132[A]:ALA:HB3	3:O:3197[A]:ILE:HD13	1.99	0.44
3:O:2989[B]:HIS:CD2	4:O:3401[B]:CUO:O1	2.70	0.44
1:P:842:ASN:HB3	1:P:928:TYR:CE1	2.52	0.44
2:Q:2270:ILE:HB	2:Q:2297:HIS:CD2	2.53	0.44
2:Q:2765:PRO:HA	2:Q:2768:LEU:HD12	1.98	0.44
3:I:2992[B]:TYR:CE2	3:R:2969[B]:TYR:CE1	3.05	0.44
3:R:2979[A]:GLN:HB2	3:R:2988[A]:TRP:CD1	2.52	0.44
3:R:3014[B]:TRP:CG	3:R:3092[B]:ILE:CD1	2.98	0.44
3:R:3093[A]:HIS:HB2	3:R:3248[A]:LEU:CD1	2.48	0.44
3:R:3180[B]:TYR:CA	3:R:3183[B]:LEU:CD2	2.95	0.44
3:R:3200[B]:LEU:CD2	3:R:3204[B]:LEU:CD1	2.93	0.44
3:R:3262[A]:PHE:C	3:R:3263[A]:LEU:HD12	2.37	0.44
3:R:3283[A]:ILE:C	3:R:3283[A]:ILE:CD1	2.85	0.44
2:Q:2635:TYR:HB2	1:S:109:LEU:HD21	1.99	0.44
1:S:1315:GLY:HA3	1:S:1601:TRP:CG	2.52	0.44
1:S:385:ALA:HB2	1:S:391:MET:SD	2.57	0.44
2:T:2571:ARG:NH1	2:T:2771:TYR:HB3	2.32	0.44
3:U:2956[B]:LYS:O	3:U:2959[B]:SER:OG	2.33	0.44
3:U:2961[B]:HIS:HB2	3:U:2992[B]:TYR:HE2	1.81	0.44
3:U:3013[B]:ASP:OD1	3:U:3015[B]:THR:OG1	2.23	0.44
3:U:3229[A]:ASN:O	3:U:3286[A]:THR:N	2.50	0.44
1:V:71:LEU:HD22	1:V:266:LEU:HD21	1.99	0.44
1:V:991:LEU:O	1:V:995:ILE:HG13	2.18	0.44
2:W:2644:LEU:HD22	2:W:2687:ILE:HG22	1.99	0.44
3:O:2974[B]:ALA:N	3:X:2977[B]:CYS:O	2.46	0.44
3:X:3148[B]:ILE:HG22	3:X:3148[B]:ILE:O	2.17	0.44
3:X:3149[B]:ASN:OD1	3:X:3149[B]:ASN:N	2.51	0.44
3:O:2967[B]:CYS:CB	3:X:3155[B]:MET:CG	2.82	0.44
3:X:3244[B]:THR:H	3:X:3264[B]:TYR:HE2	1.65	0.44
3:X:3266[B]:ILE:O	3:X:3269[B]:SER:HB2	2.17	0.44
1:Y:1134:ASN:HB2	1:Y:1253:ILE:HD12	2.00	0.44

Continued on next page...

Continued from previous page...

Atom-1	Atom-2	Interatomic distance (Å)	Clash overlap (Å)
1:Y:1290:ILE:HD13	1:Y:1329:LEU:HG	1.99	0.44
1:Y:183:HIS:O	1:Y:195:SER:HA	2.17	0.44
1:A:117:LYS:HG2	1:A:117:LYS:H	1.33	0.44
1:A:1209:ASP:HA	2:E:2743:ALA:HB1	1.99	0.44
1:A:1211:TYR:OH	2:E:2739:LEU:HB2	2.18	0.44
1:A:1305:GLY:HA3	1:A:1306:THR:HA	1.60	0.44
1:A:40:TYR:CG	1:A:246:PRO:HG2	2.52	0.44
1:A:173:VAL:HG12	1:A:354:PHE:CD1	2.53	0.44
2:B:2252:GLU:CD	2:B:2393:ARG:HH12	2.20	0.44
3:C:2954[A]:TYR:C	3:C:2957[A]:ILE:HG22	2.37	0.44
3:C:2982[B]:MET:HB2	3:L:3156[B]:MET:CB	2.09	0.44
3:C:3132[B]:ALA:HB3	3:C:3197[B]:ILE:HD13	1.99	0.44
3:C:3133[A]:LEU:O	3:C:3136[A]:TYR:HB3	2.17	0.44
3:C:3154[B]:PRO:O	3:L:3155[B]:MET:CE	2.64	0.44
1:D:670:PRO:HD2	1:D:671:PHE:CD1	2.53	0.44
2:E:2147:GLY:N	2:E:2264:GLU:OE2	2.48	0.44
2:E:2573:TYR:CE2	2:E:2707:PHE:HE2	2.33	0.44
3:F:3180[A]:TYR:CB	3:F:3183[A]:LEU:CD2	2.90	0.44
3:F:3191[B]:ASN:ND2	3:F:3191[B]:ASN:N	2.60	0.44
3:F:3229[A]:ASN:O	3:F:3286[A]:THR:N	2.50	0.44
3:F:3232[A]:VAL:HG21	3:F:3273[A]:LEU:HD11	2.00	0.44
3:F:3298[B]:ASN:CA	3:F:3299[B]:LEU:C	2.86	0.44
1:G:1581:GLU:HG3	1:G:1582:ASN:N	2.31	0.44
1:G:562:GLN:HG2	1:G:563:ILE:N	2.33	0.44
1:G:784:ALA:O	1:G:788:LEU:HB2	2.17	0.44
2:H:2286:HIS:CD2	2:H:2433:THR:HG22	2.51	0.44
2:H:2450:ILE:O	2:H:2454:MET:HG3	2.17	0.44
3:I:2981[B]:GLY:CA	3:R:2966[B]:SER:O	2.65	0.44
3:I:2986[A]:PRO:CB	3:I:3127[A]:TRP:CE3	3.00	0.44
3:I:3137[A]:ARG:HD3	3:I:3137[A]:ARG:HA	1.72	0.44
1:J:1315:GLY:HA3	1:J:1601:TRP:CG	2.53	0.44
1:J:876:PHE:HD1	1:J:876:PHE:H	1.65	0.44
2:K:2821:LEU:HD11	2:K:2879:LEU:HD23	1.98	0.44
3:L:2949[A]:LYS:CD	3:L:2949[A]:LYS:C	2.85	0.44
3:C:3089[B]:HIS:CD2	3:L:2970[B]:PRO:HB2	2.39	0.44
3:L:2991[B]:LEU:HD23	3:L:3158[B]:PHE:CE1	2.47	0.44
3:L:3019[B]:HIS:CD2	3:L:3020[B]:SER:H	2.35	0.44
3:L:3087[B]:MET:HA	3:L:3090[B]:ASN:OD1	2.17	0.44
1:M:1240:ILE:HG22	1:M:1250:ILE:HG21	1.99	0.44
1:M:1348:TRP:CG	1:M:1430:ILE:HD11	2.51	0.44
1:M:883:CYS:HB3	1:M:884:PRO:CD	2.47	0.44

Continued on next page...

Continued from previous page...

Atom-1	Atom-2	Interatomic distance (Å)	Clash overlap (Å)
2:N:2161:GLN:NE2	2:N:2348:THR:HG21	2.33	0.44
3:O:3101[A]:PRO:O	3:O:3109[A]:TYR:HD2	2.00	0.44
3:O:3241[A]:PHE:CZ	3:O:3243[A]:GLY:O	2.70	0.44
3:O:3255[B]:PRO:CB	3:X:3161[B]:GLU:HA	2.48	0.44
1:P:1209:ASP:O	1:P:1211:TYR:HD2	2.00	0.44
1:P:450:LYS:CE	1:P:451:SER:H	2.30	0.44
1:P:729:VAL:HG11	1:P:785:LEU:HD12	1.99	0.44
3:R:2954[A]:TYR:C	3:R:2957[A]:ILE:HG22	2.37	0.44
3:R:2986[A]:PRO:CB	3:R:3127[A]:TRP:CE3	3.00	0.44
3:R:2961[A]:HIS:CD2	3:R:2988[A]:TRP:CZ3	2.96	0.44
3:R:3019[B]:HIS:CD2	3:R:3020[B]:SER:H	2.35	0.44
3:I:3174[B]:GLY:H	3:R:3154[B]:PRO:CB	2.02	0.44
3:I:3150[B]:LYS:HB2	3:R:3169[B]:LYS:HE3	1.99	0.44
3:R:3218[B]:LEU:HD12	3:R:3218[B]:LEU:HA	1.78	0.44
1:S:1575:PRO:HA	1:S:1581:GLU:O	2.18	0.44
1:S:729:VAL:HG23	1:S:820:VAL:HG13	1.99	0.44
2:T:2317:LEU:HB3	2:T:2318:PRO:HD2	2.00	0.44
2:T:2161:GLN:NE2	2:T:2348:THR:HG21	2.32	0.44
2:T:2833:GLY:HA3	2:T:2854:MET:HE1	1.99	0.44
3:U:3087[A]:MET:HA	3:U:3090[A]:ASN:OD1	2.17	0.44
3:U:3132[A]:ALA:HB3	3:U:3197[A]:ILE:HD13	1.98	0.44
3:U:3133[B]:LEU:O	3:U:3136[B]:TYR:HB3	2.17	0.44
3:U:3137[B]:ARG:O	3:U:3139[B]:LEU:HD22	2.16	0.44
3:U:3241[A]:PHE:CZ	3:U:3243[A]:GLY:O	2.70	0.44
3:U:3241[B]:PHE:CZ	3:U:3243[B]:GLY:O	2.70	0.44
3:U:3262[A]:PHE:C	3:U:3263[A]:LEU:HD12	2.37	0.44
3:U:3298[A]:ASN:CA	3:U:3299[A]:LEU:C	2.85	0.44
3:U:3301[B]:PRO:HB2	3:U:3302[B]:SER:H	1.33	0.44
1:V:1086:LEU:HD13	1:V:1090:ILE:HG21	1.98	0.44
1:V:111:ILE:HG23	2:Z:2637:VAL:HG11	1.99	0.44
2:W:2722:GLN:NE2	2:W:2769:PHE:O	2.33	0.44
3:X:2969[A]:TYR:CD2	3:X:2970[A]:PRO:CG	3.00	0.44
3:X:2986[B]:PRO:CB	3:X:3127[B]:TRP:CE3	3.00	0.44
3:O:2969[B]:TYR:CA	3:X:2991[B]:LEU:HD22	2.36	0.44
3:X:3133[A]:LEU:O	3:X:3136[A]:TYR:HB3	2.17	0.44
3:O:3159[B]:SER:HB2	3:X:3152[B]:LYS:HG2	1.12	0.44
3:X:3200[B]:LEU:CD2	3:X:3204[B]:LEU:HD11	2.47	0.44
3:X:3262[A]:PHE:C	3:X:3263[A]:LEU:HD12	2.37	0.44
1:Y:1156:LEU:HB2	1:Y:1176:TYR:HE1	1.83	0.44
1:Y:654:PRO:HB2	1:Y:658:TYR:HE2	1.82	0.44
2:Z:2142:ALA:HB3	2:Z:2434:GLU:HA	1.99	0.44

Continued on next page...

Continued from previous page...

Atom-1	Atom-2	Interatomic distance (Å)	Clash overlap (Å)
2:Z:2627:GLY:HA3	2:Z:2703:PHE:O	2.17	0.44
2:Z:2782:ASN:HB2	2:Z:2786:MET:O	2.17	0.44
1:A:192:HIS:O	1:A:193:SER:OG	2.30	0.44
1:A:903:PRO:HG2	1:A:904:HIS:CD2	2.53	0.44
1:A:974:ALA:HB1	1:A:1022:VAL:HG22	2.00	0.44
2:B:2155:HIS:CD2	2:B:2298:HIS:CE1	3.05	0.44
3:C:2965[B]:LEU:HB2	3:L:3222[B]:ILE:N	2.31	0.44
3:C:3027[A]:GLU:CD	3:C:3028[A]:PRO:CD	2.86	0.44
3:C:3137[A]:ARG:O	3:C:3139[A]:LEU:HD22	2.16	0.44
3:C:3146[B]:CYS:HA	3:C:3147[B]:GLU:HA	1.70	0.44
3:C:3161[B]:GLU:N	3:L:2983[B]:VAL:CG2	2.41	0.44
3:C:3200[A]:LEU:CD2	3:C:3204[A]:LEU:HD11	2.48	0.44
3:C:3241[A]:PHE:CE2	3:C:3243[A]:GLY:O	2.70	0.44
2:B:2739:LEU:HD12	1:D:1211:TYR:OH	2.17	0.44
1:D:1494:ARG:HH11	1:D:1494:ARG:CG	2.16	0.44
1:D:350:MET:O	1:D:352:TRP:HD1	2.00	0.44
1:D:516:TRP:CD1	1:D:579:LEU:HD13	2.53	0.44
2:E:2631:TYR:HD1	2:E:2631:TYR:H	1.64	0.44
3:F:3023[B]:ILE:O	3:F:3026[B]:THR:OG1	2.34	0.44
3:F:3087[A]:MET:HA	3:F:3090[A]:ASN:OD1	2.17	0.44
3:F:3104[B]:MET:HA	3:F:3110[B]:THR:CG2	2.17	0.44
3:F:3133[B]:LEU:O	3:F:3136[B]:TYR:HB3	2.17	0.44
3:F:3200[A]:LEU:CD2	3:F:3204[A]:LEU:CD1	2.93	0.44
3:F:3218[B]:LEU:HD12	3:F:3218[B]:LEU:HA	1.78	0.44
1:G:1055:THR:HA	1:G:1119:LEU:HD13	1.99	0.44
2:H:2424:SER:HB3	2:H:2445:MET:HG2	1.99	0.44
2:H:2527:LEU:HD22	2:H:2581:MET:HG3	2.00	0.44
2:H:2680:HIS:CD2	2:H:2684:HIS:HD2	2.36	0.44
3:I:3023[B]:ILE:HA	3:I:3026[B]:THR:HG1	1.83	0.44
3:I:3014[A]:TRP:CG	3:I:3092[A]:ILE:CD1	2.98	0.44
3:I:3014[A]:TRP:CH2	3:I:3123[A]:THR:HG23	2.53	0.44
3:I:3137[A]:ARG:HB3	3:I:3139[A]:LEU:HD21	1.97	0.44
3:I:3169[B]:LYS:O	3:R:3152[B]:LYS:CA	2.62	0.44
3:I:3180[B]:TYR:CB	3:I:3183[B]:LEU:CD2	2.89	0.44
3:I:3185[A]:TYR:HE2	3:I:3187[A]:TYR:CD2	2.35	0.44
3:I:3196[A]:THR:CB	3:I:3199[A]:GLN:OE1	2.64	0.44
3:I:3200[A]:LEU:CD2	3:I:3204[A]:LEU:CD1	2.93	0.44
3:I:3298[B]:ASN:CA	3:I:3299[B]:LEU:C	2.86	0.44
1:J:119:LYS:HB2	1:J:120:LYS:CA	2.48	0.44
1:J:1629:GLU:HG3	1:J:1630:MET:N	2.33	0.44
2:K:2390:GLN:O	2:K:2491:PRO:HB3	2.18	0.44

Continued on next page...

Continued from previous page...

Atom-1	Atom-2	Interatomic distance (Å)	Clash overlap (Å)
2:K:2602:LEU:HG	2:K:2603:PRO:HD2	2.00	0.44
3:L:2988[B]:TRP:CD1	3:L:3158[B]:PHE:CE2	3.06	0.44
3:L:3266[A]:ILE:O	3:L:3269[A]:SER:HB2	2.17	0.44
3:L:3283[B]:ILE:CD1	3:L:3283[B]:ILE:C	2.85	0.44
1:M:930:ASP:OD1	1:M:1051:ARG:NH2	2.51	0.44
2:N:2797:LYS:HA	2:N:2800:LYS:HD3	1.98	0.44
3:O:2956[B]:LYS:O	3:O:2959[B]:SER:OG	2.33	0.44
3:O:3027[A]:GLU:CD	3:O:3028[A]:PRO:CD	2.86	0.44
3:O:3135[B]:LYS:HB2	3:O:3141[B]:TYR:CD1	2.51	0.44
3:O:3093[A]:HIS:HD2	3:O:3248[A]:LEU:CD2	2.30	0.44
3:O:3262[B]:PHE:C	3:O:3263[B]:LEU:HD12	2.37	0.44
3:O:3300[A]:LEU:H	3:O:3300[A]:LEU:HD23	1.83	0.44
1:P:1013:ILE:HG21	1:P:1192:TYR:CD1	2.53	0.44
1:P:567:LEU:HB2	1:P:571:PRO:CA	2.46	0.44
1:P:745:ASP:HB2	1:P:801:ASP:OD1	2.16	0.44
1:P:962:GLY:HA2	1:P:971:THR:HB	1.99	0.44
1:M:1649:THR:HA	2:Q:2327:GLU:HG2	2.00	0.44
3:R:2988[B]:TRP:CD1	3:R:3158[B]:PHE:CE2	3.06	0.44
3:R:3031[B]:ASN:HA	3:R:3032[B]:PRO:HD2	1.87	0.44
3:R:3106[A]:THR:O	3:R:3106[A]:THR:HG23	2.16	0.44
3:R:3110[B]:THR:C	3:R:3112[B]:TYR:H	2.20	0.44
3:R:3047[A]:ARG:NH2	3:R:3113[A]:ASP:OD1	2.43	0.44
3:R:3284[A]:LYS:CE	3:R:3285[A]:VAL:H	2.29	0.44
1:S:1485:ALA:O	1:S:1489:MET:HG2	2.18	0.44
1:S:400:ILE:HG23	1:S:663:GLU:HG2	1.99	0.44
1:S:739:GLN:OE1	1:S:739:GLN:N	2.51	0.44
2:T:2132:CYS:HB2	2:T:2142:ALA:HB1	1.99	0.44
2:T:2550:THR:O	2:T:2553:ALA:N	2.27	0.44
2:T:2799:LYS:HA	2:T:2803:ARG:NH1	2.32	0.44
3:U:2988[B]:TRP:CD1	3:U:3158[B]:PHE:CE2	3.06	0.44
3:U:3200[A]:LEU:CD2	3:U:3204[A]:LEU:HD11	2.48	0.44
1:V:639:ARG:HB2	1:V:703:TYR:CE1	2.52	0.44
2:W:2124:SER:HB2	2:W:2129:PRO:HG2	2.00	0.44
2:W:2745:PRO:HA	2:W:2764:THR:HA	1.99	0.44
3:X:2931[A]:THR:O	3:X:2934[A]:GLU:HG3	2.18	0.44
3:O:2974[B]:ALA:HA	3:X:2979[B]:GLN:OE1	2.17	0.44
3:O:2971[B]:ASP:OD2	3:X:3158[B]:PHE:HZ	2.00	0.44
3:X:3183[A]:LEU:H	3:X:3184[A]:ASN:CA	2.21	0.44
3:X:3222[B]:ILE:CD1	3:X:3223[B]:GLY:N	2.73	0.44
3:X:3093[A]:HIS:HB2	3:X:3248[A]:LEU:CD1	2.48	0.44
3:X:3293[B]:LYS:HB2	3:X:3294[B]:SER:CA	2.41	0.44

Continued on next page...

Continued from previous page...

Atom-1	Atom-2	Interatomic distance (Å)	Clash overlap (Å)
1:Y:999:LEU:HB3	1:Y:1133:ILE:HD11	2.00	0.44
1:Y:638:ASP:O	1:Y:641:TRP:HB3	2.18	0.44
2:Z:2234:GLN:HG3	2:Z:2235:PRO:HD2	1.99	0.44
1:A:1145:THR:HB	1:A:1191:PRO:CB	2.47	0.44
1:A:1260:ARG:HD3	1:A:1331:GLU:OE1	2.17	0.44
1:A:1622:GLN:HG2	1:A:1652:PHE:CD1	2.53	0.44
2:B:2814:LYS:HE3	2:B:2843:GLU:HB3	1.99	0.44
3:C:2931[B]:THR:O	3:C:2934[B]:GLU:HG3	2.18	0.44
3:C:2951[B]:ASP:C	3:C:2956[B]:LYS:HZ1	2.09	0.44
3:C:2963[B]:MET:HE1	3:L:3223[B]:GLY:CA	2.47	0.44
3:C:3025[B]:VAL:CG2	3:C:3047[B]:ARG:NH1	2.73	0.44
3:C:3218[A]:LEU:HA	3:C:3218[A]:LEU:HD12	1.78	0.44
3:C:3229[B]:ASN:O	3:C:3286[B]:THR:N	2.50	0.44
3:C:3244[A]:THR:H	3:C:3264[A]:TYR:HE2	1.65	0.44
3:C:3298[A]:ASN:CB	3:C:3299[A]:LEU:C	2.86	0.44
1:D:999:LEU:HD12	1:D:1056:TRP:HD1	1.82	0.44
1:D:464:LEU:HD13	1:D:622:HIS:CG	2.52	0.44
2:E:2329:MET:HA	2:E:2354:PRO:HG2	2.00	0.44
2:E:2389:ARG:HG2	2:E:2393:ARG:HH22	1.82	0.44
3:F:2954[B]:TYR:C	3:F:2957[B]:ILE:HG22	2.37	0.44
3:F:2979[B]:GLN:HB2	3:F:2988[B]:TRP:CD1	2.52	0.44
3:F:2989[A]:HIS:CD2	4:F:3402[A]:CUO:O1	2.71	0.44
3:F:3110[B]:THR:C	3:F:3112[B]:TYR:H	2.20	0.44
3:F:3266[A]:ILE:O	3:F:3269[A]:SER:HB2	2.17	0.44
1:G:1245:GLU:OE1	1:G:1245:GLU:N	2.45	0.44
1:G:946:GLU:HG2	1:G:955:LYS:HB3	1.99	0.44
1:G:961:SER:HB3	1:G:974:ALA:HB3	2.00	0.44
3:I:3019[A]:HIS:CD2	3:I:3020[A]:SER:H	2.35	0.44
3:I:3101[A]:PRO:O	3:I:3109[A]:TYR:HD2	2.00	0.44
3:I:3106[B]:THR:HG23	3:I:3106[B]:THR:O	2.17	0.44
3:I:3160[B]:SER:O	3:R:3147[B]:GLU:HG3	2.18	0.44
3:I:3163[B]:ASN:HD22	3:R:3150[B]:LYS:HG3	0.59	0.44
3:I:3241[B]:PHE:CE2	3:I:3243[B]:GLY:O	2.70	0.44
3:I:3283[A]:ILE:C	3:I:3283[A]:ILE:CD1	2.85	0.44
3:I:3298[A]:ASN:CA	3:I:3299[A]:LEU:C	2.86	0.44
3:I:2989[A]:HIS:CD2	4:I:3402[A]:CUO:O1	2.71	0.44
1:J:570:GLN:HA	1:J:571:PRO:C	2.38	0.44
2:K:2114:ARG:HA	2:K:2114:ARG:HD3	1.82	0.44
3:L:3106[A]:THR:HG23	3:L:3106[A]:THR:O	2.16	0.44
3:L:3169[B]:LYS:C	3:L:3172[B]:SER:HG	2.03	0.44
3:L:3241[A]:PHE:CE2	3:L:3243[A]:GLY:O	2.70	0.44

Continued on next page...

Continued from previous page...

Atom-1	Atom-2	Interatomic distance (Å)	Clash overlap (Å)
3:L:3241[B]:PHE:CZ	3:L:3243[B]:GLY:O	2.70	0.44
3:L:3293[A]:LYS:HB2	3:L:3294[A]:SER:CA	2.41	0.44
1:M:669:LYS:HA	1:M:669:LYS:HD2	1.63	0.44
2:N:2361:LYS:HD2	2:N:2362:GLN:N	2.32	0.44
2:N:2472:ASN:N	2:N:2473:GLY:HA2	2.33	0.44
2:N:2866:PRO:HB2	2:N:2868:GLU:CD	2.37	0.44
3:O:2954[A]:TYR:C	3:O:2957[A]:ILE:HG22	2.37	0.44
3:O:3104[A]:MET:SD	3:O:3110[A]:THR:CG2	3.06	0.44
3:O:3180[B]:TYR:CA	3:O:3183[B]:LEU:CD2	2.95	0.44
3:O:3285[B]:VAL:CG2	3:O:3286[B]:THR:H	2.27	0.44
1:P:1091:ASN:HA	1:P:1092:PRO:HD3	1.61	0.44
1:P:1279:LYS:HE3	1:P:1376:PRO:HG3	2.00	0.44
1:P:788:LEU:HB3	1:P:790:VAL:HG23	1.99	0.44
3:R:2940[A]:ASN:O	3:R:2943[A]:ALA:HB3	2.18	0.44
3:R:3019[A]:HIS:CD2	3:R:3020[A]:SER:H	2.35	0.44
2:Q:2800:LYS:HB3	3:R:3023[A]:ILE:HD13	1.99	0.44
3:R:3093[A]:HIS:HD2	3:R:3248[A]:LEU:CD2	2.30	0.44
3:I:2973[B]:THR:C	3:R:3107[B]:LEU:HD12	2.38	0.44
3:R:3014[A]:TRP:CH2	3:R:3123[A]:THR:HG23	2.53	0.44
3:R:3133[B]:LEU:O	3:R:3136[B]:TYR:HB3	2.18	0.44
3:R:3204[A]:LEU:N	3:R:3204[A]:LEU:CD1	2.80	0.44
3:R:3093[B]:HIS:HD2	3:R:3248[B]:LEU:CD2	2.31	0.44
3:R:3244[A]:THR:H	3:R:3264[A]:TYR:HE2	1.65	0.44
3:R:3266[A]:ILE:O	3:R:3269[A]:SER:HB2	2.17	0.44
3:R:3298[A]:ASN:CB	3:R:3299[A]:LEU:C	2.86	0.44
1:S:1195:ASP:HA	1:S:1196:ILE:HG22	1.98	0.44
1:S:1335:LEU:HD23	1:S:1339:SER:HA	1.99	0.44
1:S:1634:ALA:HB2	1:S:1639:LYS:NZ	2.33	0.44
1:S:22:LEU:HD12	1:S:25:MET:HG2	1.98	0.44
1:S:903:PRO:HG3	1:S:1004:PHE:HZ	1.83	0.44
3:U:2979[B]:GLN:HB2	3:U:2988[B]:TRP:CD1	2.52	0.44
3:U:2986[A]:PRO:CB	3:U:3127[A]:TRP:CE3	3.00	0.44
3:U:3023[B]:ILE:O	3:U:3026[B]:THR:OG1	2.34	0.44
3:U:3110[B]:THR:C	3:U:3112[B]:TYR:N	2.68	0.44
3:U:3148[A]:ILE:O	3:U:3148[A]:ILE:HG22	2.17	0.44
2:T:2873:HIS:ND1	1:V:1101:VAL:HG21	2.32	0.44
1:V:1324:ARG:NH1	1:V:1516:VAL:O	2.50	0.44
1:V:1587:ALA:HA	1:V:1614:GLU:HG2	1.99	0.44
3:X:2956[B]:LYS:O	3:X:2959[B]:SER:OG	2.33	0.44
3:X:2954[B]:TYR:C	3:X:2957[B]:ILE:HG22	2.37	0.44
3:X:2971[A]:ASP:CG	3:X:2973[A]:THR:HG1	2.10	0.44

Continued on next page...

Continued from previous page...

Atom-1	Atom-2	Interatomic distance (Å)	Clash overlap (Å)
3:O:2972[B]:GLY:HA3	3:X:2985[B]:PHE:O	2.18	0.44
3:X:3028[B]:PRO:HG2	3:X:3029[B]:LYS:HG3	2.00	0.44
3:X:3146[A]:CYS:HA	3:X:3147[A]:GLU:HA	1.70	0.44
3:X:3146[B]:CYS:HA	3:X:3147[B]:GLU:HA	1.70	0.44
3:X:3196[B]:THR:CB	3:X:3199[B]:GLN:OE1	2.64	0.44
3:X:3200[A]:LEU:CD2	3:X:3204[A]:LEU:HD11	2.48	0.44
1:Y:1158:GLU:HB2	1:Y:1171:LYS:HE3	2.00	0.44
2:Z:2107:LEU:HA	2:Z:2110:MET:HG2	1.98	0.44
2:Z:2310:GLU:HG3	2:Z:2371:LEU:HD13	1.99	0.44
2:Z:2824:CYS:HB3	2:Z:2826:GLU:O	2.17	0.44
2:B:2089:ARG:HB3	2:B:2175:VAL:O	2.18	0.44
2:B:2745:PRO:HB2	2:B:2750:ILE:HD12	1.99	0.44
2:B:2791:LEU:HA	2:B:2791:LEU:HD23	1.84	0.44
3:C:3087[B]:MET:HA	3:C:3090[B]:ASN:OD1	2.17	0.44
3:C:3106[A]:THR:O	3:C:3106[A]:THR:HG23	2.17	0.44
3:C:3110[A]:THR:C	3:C:3112[A]:TYR:H	2.20	0.44
3:C:3137[B]:ARG:O	3:C:3139[B]:LEU:HD22	2.16	0.44
3:C:3298[A]:ASN:CA	3:C:3299[A]:LEU:C	2.85	0.44
3:C:3299[A]:LEU:HB3	3:C:3300[A]:LEU:H	1.54	0.44
3:C:3300[B]:LEU:H	3:C:3300[B]:LEU:HD23	1.83	0.44
4:C:3401[A]:CUO:O1	3:L:2989[A]:HIS:CD2	2.70	0.44
1:D:737:GLY:HA2	1:D:771:TRP:CZ2	2.52	0.44
1:D:991:LEU:H	1:D:991:LEU:HD22	1.82	0.44
2:E:2554:PRO:HA	2:E:2555:GLU:HB3	1.98	0.44
3:F:2986[B]:PRO:CB	3:F:3127[B]:TRP:CE3	3.00	0.44
3:F:3185[B]:TYR:HE2	3:F:3187[B]:TYR:CD2	2.35	0.44
3:F:3093[B]:HIS:HB2	3:F:3248[B]:LEU:CD1	2.48	0.44
3:F:3300[B]:LEU:H	3:F:3300[B]:LEU:HD23	1.83	0.44
1:G:1172:ALA:CB	1:G:1196:ILE:HG13	2.48	0.44
1:G:1245:GLU:H	1:G:1245:GLU:CD	2.17	0.44
1:G:1470:GLU:HG2	1:G:1537:ILE:CD1	2.46	0.44
1:G:392:PRO:O	1:G:395:THR:OG1	2.31	0.44
1:G:899:MET:HE2	1:G:1012:GLU:CD	2.38	0.44
2:H:2107:LEU:O	2:H:2111:GLN:HB2	2.18	0.44
2:H:2133:PRO:HG2	2:H:2140:ARG:HA	1.99	0.44
2:H:2849:ASP:HB3	2:H:2850:ARG:NH1	2.33	0.44
3:I:2969[A]:TYR:CD2	3:I:2970[A]:PRO:CG	3.00	0.44
3:I:3241[A]:PHE:CZ	3:I:3243[A]:GLY:O	2.70	0.44
3:I:3262[B]:PHE:C	3:I:3263[B]:LEU:HD12	2.37	0.44
1:J:875:ALA:HA	1:J:1038:PHE:CZ	2.52	0.44
1:J:1315:GLY:HA3	1:J:1601:TRP:CB	2.48	0.44

Continued on next page...

Continued from previous page...

Atom-1	Atom-2	Interatomic distance (Å)	Clash overlap (Å)
1:J:270:GLU:N	1:J:270:GLU:OE1	2.47	0.44
1:J:464:LEU:HD22	1:J:622:HIS:CG	2.52	0.44
2:K:2327:GLU:H	2:K:2327:GLU:HG3	1.45	0.44
2:K:2663:MET:HG3	2:K:2675:GLN:HB2	1.98	0.44
3:C:2982[B]:MET:HE2	3:L:2966[B]:SER:CB	2.47	0.44
3:L:2979[B]:GLN:HB2	3:L:2988[B]:TRP:CD1	2.52	0.44
3:L:2988[A]:TRP:CD1	3:L:3158[A]:PHE:CE2	3.06	0.44
3:L:3019[A]:HIS:CD2	3:L:3020[A]:SER:H	2.36	0.44
3:L:3027[A]:GLU:CD	3:L:3028[A]:PRO:CD	2.86	0.44
3:L:3104[A]:MET:SD	3:L:3110[A]:THR:CG2	3.06	0.44
3:L:3104[B]:MET:SD	3:L:3110[B]:THR:CG2	3.06	0.44
3:L:3148[A]:ILE:HG22	3:L:3148[A]:ILE:O	2.17	0.44
3:L:3241[A]:PHE:CZ	3:L:3243[A]:GLY:O	2.70	0.44
3:L:3298[A]:ASN:CA	3:L:3299[A]:LEU:HB2	2.44	0.44
1:M:108:PRO:HA	1:M:124:TYR:CG	2.52	0.44
1:M:472:ASP:HA	1:M:473:ALA:HA	1.70	0.44
2:N:2562:GLY:H	2:N:2846:TRP:CB	2.30	0.44
3:O:2949[A]:LYS:C	3:O:2949[A]:LYS:CD	2.85	0.44
3:O:2949[B]:LYS:CD	3:O:2949[B]:LYS:C	2.85	0.44
3:O:2979[B]:GLN:HB2	3:O:2988[B]:TRP:CD1	2.52	0.44
3:O:3244[B]:THR:H	3:O:3264[B]:TYR:HE2	1.65	0.44
3:O:3093[B]:HIS:HB2	3:O:3248[B]:LEU:CD1	2.48	0.44
1:P:1156:LEU:HB2	1:P:1176:TYR:CE1	2.53	0.44
1:P:140:ASP:OD1	1:P:142:ARG:NE	2.34	0.44
1:P:1411:PHE:HB3	1:P:1544:LEU:HD21	1.99	0.44
1:P:448:SER:O	1:P:450:LYS:HG2	2.18	0.44
1:P:587:PHE:HA	1:P:644:TRP:HD1	1.83	0.44
1:P:736:MET:HG2	1:P:772:ARG:HD2	2.00	0.44
2:Q:2879:LEU:HA	2:Q:2879:LEU:HD12	1.77	0.44
3:R:2948[B]:ASP:CB	3:R:2949[B]:LYS:CA	2.78	0.44
3:R:2969[A]:TYR:CD2	3:R:2970[A]:PRO:CG	3.00	0.44
3:R:3023[B]:ILE:HA	3:R:3026[B]:THR:HG1	1.82	0.44
3:R:3087[A]:MET:HA	3:R:3090[A]:ASN:OD1	2.17	0.44
3:R:3113[B]:ASP:O	3:R:3114[B]:PRO:C	2.53	0.44
3:R:3133[A]:LEU:O	3:R:3136[A]:TYR:HB3	2.18	0.44
3:I:3169[B]:LYS:NZ	3:R:3149[B]:ASN:CG	2.62	0.44
3:R:3241[B]:PHE:CE2	3:R:3243[B]:GLY:O	2.71	0.44
3:R:3298[A]:ASN:CA	3:R:3299[A]:LEU:C	2.86	0.44
1:S:1236:TYR:HB3	2:W:2736:TYR:HB3	1.99	0.44
1:S:7:VAL:HG21	1:S:208:LEU:HD23	2.00	0.44
1:S:627:ASP:HA	1:S:628:PRO:HD3	1.86	0.44

Continued on next page...

Continued from previous page...

Atom-1	Atom-2	Interatomic distance (Å)	Clash overlap (Å)
2:T:2128:LEU:O	2:T:2130:PRO:HD3	2.18	0.44
2:T:2186:GLU:HA	2:T:2232:PHE:CE1	2.53	0.44
2:T:2526:ARG:HE	2:W:2114:ARG:HG3	1.82	0.44
2:T:2840:GLY:O	2:T:2843:GLU:HB2	2.17	0.44
3:U:2969[B]:TYR:CD2	3:U:2970[B]:PRO:CG	3.00	0.44
3:U:2976[B]:ALA:O	3:U:2978[B]:CYS:N	2.46	0.44
3:U:3027[B]:GLU:CD	3:U:3028[B]:PRO:CD	2.86	0.44
3:U:3028[B]:PRO:HG2	3:U:3029[B]:LYS:HG3	2.00	0.44
3:U:3101[A]:PRO:O	3:U:3109[A]:TYR:HD2	2.00	0.44
3:U:3101[B]:PRO:O	3:U:3109[B]:TYR:HD2	2.00	0.44
3:U:3093[A]:HIS:HB2	3:U:3248[A]:LEU:CD1	2.48	0.44
3:U:3262[B]:PHE:C	3:U:3263[B]:LEU:HD12	2.37	0.44
1:V:931:TRP:CB	1:V:1018:ILE:HD11	2.47	0.44
1:V:1037:ALA:C	1:V:1039:ASP:H	2.21	0.44
1:V:437:TYR:CE1	1:V:535:PRO:HD2	2.53	0.44
1:V:949:ASP:C	1:V:952:GLY:H	2.21	0.44
1:V:956:PRO:HD2	1:V:957:ASN:O	2.18	0.44
2:W:2286:HIS:NE2	2:W:2433:THR:HG22	2.32	0.44
2:W:2373:MET:HB3	2:W:2381:LEU:HD11	2.00	0.44
3:X:2949[A]:LYS:C	3:X:2949[A]:LYS:CD	2.85	0.44
3:O:3156[B]:MET:SD	3:X:3173[B]:THR:HG22	2.57	0.44
3:X:3176[B]:LYS:C	3:X:3177[B]:SER:HG	2.06	0.44
3:X:3241[B]:PHE:CZ	3:X:3243[B]:GLY:O	2.70	0.44
1:Y:1302:SER:HB3	1:Y:1303:GLU:CD	2.37	0.44
1:Y:147:SER:O	1:Y:149:GLU:N	2.49	0.44
1:Y:492:ARG:NH2	1:Y:641:TRP:CE2	2.85	0.44
1:Y:262:LYS:NZ	1:Y:795:GLU:OE1	2.50	0.44
1:Y:817:PRO:HA	1:Y:818:PRO:HD3	1.87	0.44
1:Y:987:LYS:H	1:Y:987:LYS:HG2	1.51	0.44
1:A:1163:ALA:HB2	1:A:1205:LEU:HD21	1.99	0.44
1:A:1315:GLY:HA3	1:A:1601:TRP:CB	2.48	0.44
1:A:1643:LYS:HD2	1:A:1643:LYS:HA	1.76	0.44
1:A:372:ALA:O	1:A:375:SER:OG	2.31	0.44
1:A:457:ALA:O	1:A:460:GLU:HB2	2.17	0.44
1:A:76:PHE:HD2	1:A:89:ILE:HD13	1.83	0.44
1:A:855:ARG:HH21	1:A:941:LEU:HA	1.83	0.44
2:B:2782:ASN:HB2	2:B:2786:MET:O	2.18	0.44
2:B:2907:LYS:HE2	2:B:2907:LYS:HB3	1.66	0.44
3:C:3101[B]:PRO:O	3:C:3109[B]:TYR:HD2	2.00	0.44
3:C:3014[B]:TRP:CH2	3:C:3123[B]:THR:HG23	2.53	0.44
3:C:3293[A]:LYS:CB	3:C:3294[A]:SER:CA	2.96	0.44

Continued on next page...

Continued from previous page...

Atom-1	Atom-2	Interatomic distance (Å)	Clash overlap (Å)
1:D:1166:THR:CB	1:D:1168:GLN:HG3	2.48	0.44
1:D:120:LYS:HA	1:D:120:LYS:HD2	1.72	0.44
2:E:2651:GLN:NE2	2:E:2652:LYS:HG3	2.33	0.44
3:F:2931[A]:THR:O	3:F:2934[A]:GLU:HG3	2.18	0.44
3:F:2931[B]:THR:O	3:F:2934[B]:GLU:HG3	2.18	0.44
3:F:3106[B]:THR:HG23	3:F:3106[B]:THR:O	2.16	0.44
3:F:3135[A]:LYS:HB2	3:F:3141[A]:TYR:CD1	2.52	0.44
3:F:3200[B]:LEU:CD2	3:F:3204[B]:LEU:HD11	2.47	0.44
3:F:3093[B]:HIS:HD2	3:F:3248[B]:LEU:CD2	2.31	0.44
1:G:127:GLU:HG2	1:G:135:THR:N	2.31	0.44
2:H:2133:PRO:HG3	2:H:2141:HIS:CE1	2.53	0.44
2:H:2132:CYS:O	2:H:2334:LYS:HD3	2.18	0.44
3:I:2940[A]:ASN:O	3:I:2943[A]:ALA:HB3	2.18	0.44
3:I:2979[B]:GLN:HB2	3:I:2988[B]:TRP:CD1	2.52	0.44
3:I:3104[A]:MET:SD	3:I:3110[A]:THR:CG2	3.06	0.44
3:I:3204[B]:LEU:CD1	3:I:3204[B]:LEU:N	2.80	0.44
3:I:3262[A]:PHE:C	3:I:3263[A]:LEU:HD12	2.38	0.44
3:I:3298[B]:ASN:CA	3:I:3299[B]:LEU:HB2	2.44	0.44
1:J:1498:ASN:ND2	1:J:1500:THR:O	2.51	0.44
2:K:2283:ASN:ND2	2:K:2283:ASN:O	2.51	0.44
2:K:2158:TYR:HE2	2:K:2294:PHE:CE1	2.35	0.44
2:K:2265:ILE:HD12	2:K:2443:TYR:CG	2.53	0.44
3:L:3028[B]:PRO:HG2	3:L:3029[B]:LYS:HG3	2.00	0.44
3:L:3110[A]:THR:C	3:L:3112[A]:TYR:H	2.20	0.44
3:L:3133[A]:LEU:O	3:L:3136[A]:TYR:HB3	2.17	0.44
3:L:3148[B]:ILE:HG22	3:L:3148[B]:ILE:O	2.17	0.44
3:L:3180[A]:TYR:CA	3:L:3183[A]:LEU:CD2	2.95	0.44
3:L:3093[A]:HIS:HB2	3:L:3248[A]:LEU:CD1	2.48	0.44
3:C:2974[B]:ALA:O	3:L:3249[B]:GLY:HA2	2.18	0.44
3:L:3266[B]:ILE:O	3:L:3269[B]:SER:HB2	2.18	0.44
1:M:1614:GLU:OE1	1:M:1614:GLU:N	2.50	0.44
1:M:567:LEU:HD12	1:M:567:LEU:HA	1.89	0.44
2:N:2504:ARG:HD3	2:N:2775:GLY:O	2.17	0.44
3:O:2954[B]:TYR:C	3:O:2957[B]:ILE:HG22	2.37	0.44
3:O:3119[A]:HIS:O	3:O:3122[A]:ASN:HB3	2.17	0.44
3:O:3229[B]:ASN:O	3:O:3286[B]:THR:N	2.50	0.44
3:O:3300[B]:LEU:H	3:O:3300[B]:LEU:HD23	1.83	0.44
1:P:1073:ALA:O	1:P:1077:LEU:HB2	2.18	0.44
1:P:1078:ARG:HB2	1:P:1078:ARG:HH11	1.82	0.44
1:P:746:LEU:HD21	1:P:781:ILE:HD11	1.99	0.44
2:Q:2107:LEU:HD22	2:Q:2209:PHE:CE2	2.53	0.44

Continued on next page...

Continued from previous page...

Atom-1	Atom-2	Interatomic distance (Å)	Clash overlap (Å)
2:Q:2568:HIS:HD2	2:Q:2718:TRP:CH2	2.35	0.44
3:R:2931[A]:THR:O	3:R:2934[A]:GLU:HG3	2.18	0.44
3:R:2951[B]:ASP:OD2	3:R:2952[B]:ALA:CB	2.66	0.44
3:R:3135[A]:LYS:HB2	3:R:3141[A]:TYR:CD1	2.52	0.44
3:R:3148[A]:ILE:O	3:R:3148[A]:ILE:HG22	2.17	0.44
3:R:3200[A]:LEU:CD2	3:R:3204[A]:LEU:HD11	2.48	0.44
3:R:3229[B]:ASN:O	3:R:3286[B]:THR:N	2.50	0.44
3:R:3293[A]:LYS:CB	3:R:3294[A]:SER:CA	2.96	0.44
3:R:3298[B]:ASN:CA	3:R:3299[B]:LEU:C	2.85	0.44
1:S:1082:SER:O	1:S:1086:LEU:HD23	2.18	0.44
3:U:2937[B]:ASN:CB	3:U:3006[B]:LYS:CE	2.86	0.44
3:U:2988[A]:TRP:CD1	3:U:3158[A]:PHE:CE2	3.06	0.44
3:U:3014[A]:TRP:CH2	3:U:3123[A]:THR:HG23	2.53	0.44
3:U:2986[B]:PRO:CB	3:U:3127[B]:TRP:CE3	3.00	0.44
3:U:3241[A]:PHE:CE2	3:U:3243[A]:GLY:O	2.70	0.44
3:U:3266[B]:ILE:O	3:U:3269[B]:SER:HB2	2.17	0.44
3:U:3266[A]:ILE:O	3:U:3269[A]:SER:HB2	2.18	0.44
1:V:1249:TRP:CZ2	1:V:1537:ILE:HD12	2.53	0.44
1:V:329:ARG:NH2	1:Y:1584:GLY:HA2	2.33	0.44
2:W:2446:GLU:HG2	2:W:2448:THR:HG23	2.00	0.44
3:X:2988[A]:TRP:CD1	3:X:3158[A]:PHE:CE2	3.06	0.44
3:X:3014[B]:TRP:CH2	3:X:3123[B]:THR:HG23	2.53	0.44
3:O:2977[B]:CYS:SG	3:X:3154[B]:PRO:O	2.67	0.44
1:Y:1325:LEU:HD11	1:Y:1511:SER:HA	2.00	0.44
1:Y:1636:ASN:HB3	1:Y:1638:SER:O	2.16	0.44
1:V:1583:CYS:C	1:Y:329:ARG:HB3	2.38	0.44
1:Y:490:TRP:HE1	1:Y:670:PRO:HD2	1.82	0.44
1:A:1412:GLU:OE2	1:A:1552:ARG:NH1	2.51	0.44
1:A:643:ILE:HD13	1:A:708:PHE:HB2	1.99	0.44
1:A:817:PRO:HA	1:A:818:PRO:HD3	1.78	0.44
2:B:2780:HIS:HD2	2:B:2782:ASN:ND2	2.15	0.44
3:C:2931[A]:THR:O	3:C:2934[A]:GLU:HG3	2.18	0.44
3:C:2969[A]:TYR:CD2	3:C:2970[A]:PRO:CG	3.00	0.44
3:C:2988[A]:TRP:CD1	3:C:3158[A]:PHE:CE2	3.06	0.44
3:C:3133[B]:LEU:HA	3:C:3133[B]:LEU:HD12	1.86	0.44
3:C:3244[B]:THR:H	3:C:3264[B]:TYR:HE2	1.65	0.44
3:C:3093[A]:HIS:HB2	3:C:3248[A]:LEU:CD1	2.48	0.44
3:C:3283[A]:ILE:CD1	3:C:3283[A]:ILE:C	2.85	0.44
3:C:3298[B]:ASN:CA	3:C:3299[B]:LEU:C	2.85	0.44
1:D:23:ARG:HD3	1:D:120:LYS:HG2	2.00	0.44
1:D:1231:VAL:HG22	1:D:1231:VAL:O	2.18	0.44

Continued on next page...

Continued from previous page...

Atom-1	Atom-2	Interatomic distance (Å)	Clash overlap (Å)
1:D:1286:ARG:NH2	1:D:1333:GLU:OE2	2.49	0.44
1:D:320:LYS:HD3	1:D:337:ASP:HB3	2.00	0.44
2:E:2180:TRP:CD1	2:E:2247:ILE:HD11	2.53	0.44
2:E:2345:ASN:HA	2:E:2346:PRO:HD2	1.86	0.44
2:E:2680:HIS:CD2	2:E:2684:HIS:HD2	2.35	0.44
2:E:2723:GLU:HG2	2:E:2788:ILE:CD1	2.47	0.44
3:F:2933[A]:SER:CA	3:F:2936[A]:GLU:HB3	2.48	0.44
3:F:2979[A]:GLN:HB2	3:F:2988[A]:TRP:CD1	2.52	0.44
3:F:3027[A]:GLU:CD	3:F:3028[A]:PRO:CD	2.86	0.44
3:F:3101[A]:PRO:O	3:F:3109[A]:TYR:HD2	2.00	0.44
3:F:3047[A]:ARG:NH2	3:F:3113[A]:ASP:OD1	2.43	0.44
3:F:3133[A]:LEU:O	3:F:3136[A]:TYR:HB3	2.17	0.44
3:F:3204[B]:LEU:N	3:F:3204[B]:LEU:CD1	2.80	0.44
3:F:3222[B]:ILE:CD1	3:F:3223[B]:GLY:N	2.73	0.44
3:F:3281[A]:PHE:HE1	3:F:3305[A]:ILE:HG21	1.81	0.44
1:G:1145:THR:HB	1:G:1191:PRO:HB2	1.99	0.44
1:G:1324:ARG:NE	1:G:1462:ASP:OD1	2.42	0.44
1:G:1536:SER:O	1:G:1539:GLN:HG2	2.18	0.44
1:G:470:ARG:HA	1:G:470:ARG:HD2	1.80	0.44
1:G:566:ARG:HA	1:G:567:LEU:HB2	2.00	0.44
1:G:710:GLY:H	1:G:711:LEU:HD12	1.82	0.44
3:I:2931[A]:THR:O	3:I:2934[A]:GLU:HG3	2.18	0.44
3:I:2973[B]:THR:HG21	3:R:3106[B]:THR:O	2.18	0.44
3:I:2988[A]:TRP:CD1	3:I:3158[A]:PHE:CE2	3.06	0.44
3:I:3155[B]:MET:H	3:R:3153[B]:LYS:C	2.10	0.44
3:I:3241[A]:PHE:CE2	3:I:3243[A]:GLY:O	2.71	0.44
3:I:3281[B]:PHE:HE1	3:I:3305[B]:ILE:HG21	1.81	0.44
3:I:3298[B]:ASN:CB	3:I:3299[B]:LEU:C	2.85	0.44
1:J:1552:ARG:HB2	1:J:1653:VAL:HG22	1.98	0.44
1:J:2:LEU:HD12	1:J:2:LEU:HA	1.88	0.44
2:K:2574:LEU:HD12	2:K:2574:LEU:HA	1.85	0.44
3:L:2940[A]:ASN:O	3:L:2943[A]:ALA:HB3	2.18	0.44
3:L:2937[B]:ASN:CB	3:L:3006[B]:LYS:CE	2.86	0.44
3:L:3034[A]:HIS:HB3	3:L:3035[A]:HIS:CE1	2.50	0.44
3:L:3014[A]:TRP:CH2	3:L:3123[A]:THR:HG23	2.53	0.44
3:L:3014[B]:TRP:CH2	3:L:3123[B]:THR:HG23	2.53	0.44
3:L:3200[B]:LEU:CD2	3:L:3204[B]:LEU:HD11	2.48	0.44
1:M:1030:MET:HA	1:M:1036:SER:HA	2.00	0.44
1:M:1093:ASP:HB2	1:M:1096:THR:OG1	2.17	0.44
1:M:1331:GLU:HB2	1:M:1343:VAL:HG23	1.99	0.44
1:M:173:VAL:HG23	1:M:174:GLN:HG2	1.99	0.44

Continued on next page...

Continued from previous page...

Atom-1	Atom-2	Interatomic distance (Å)	Clash overlap (Å)
2:N:2263:PHE:HE1	2:N:2304:LEU:HB3	1.82	0.44
2:N:2554:PRO:HA	2:N:2555:GLU:HB3	2.00	0.44
2:N:2627:GLY:HA3	2:N:2703:PHE:O	2.18	0.44
3:O:2931[B]:THR:O	3:O:2934[B]:GLU:HG3	2.18	0.44
3:O:2988[A]:TRP:CD1	3:O:3158[A]:PHE:CE2	3.06	0.44
3:O:3110[B]:THR:C	3:O:3112[B]:TYR:N	2.68	0.44
3:O:3133[B]:LEU:O	3:O:3136[B]:TYR:HB3	2.17	0.44
3:O:3200[B]:LEU:CD2	3:O:3204[B]:LEU:HD11	2.48	0.44
3:O:3266[A]:ILE:O	3:O:3269[A]:SER:HB2	2.18	0.44
1:P:1274:LEU:HD21	1:P:1344:PRO:HD3	1.99	0.44
1:P:781:ILE:HG22	1:P:781:ILE:O	2.18	0.44
1:P:870:TYR:OH	1:P:963:ALA:HB1	2.18	0.44
2:Q:2327:GLU:HG3	2:Q:2327:GLU:H	1.44	0.44
2:Q:2799:LYS:HA	2:Q:2803:ARG:NH1	2.33	0.44
3:R:2987[B]:HIS:O	3:R:2991[B]:LEU:HB2	2.16	0.44
3:R:3027[A]:GLU:CD	3:R:3028[A]:PRO:CD	2.86	0.44
3:R:3101[B]:PRO:O	3:R:3109[B]:TYR:HD2	2.00	0.44
1:S:516:TRP:HH2	1:S:637:VAL:HG22	1.82	0.44
1:S:905:TRP:CZ3	1:S:909:ILE:HG13	2.53	0.44
1:S:980:TYR:CE2	1:S:1021:LEU:HD13	2.53	0.44
2:T:2873:HIS:CD2	2:T:2873:HIS:H	2.36	0.44
3:U:3019[B]:HIS:CD2	3:U:3020[B]:SER:H	2.35	0.44
3:U:3298[A]:ASN:CB	3:U:3299[A]:LEU:C	2.85	0.44
3:U:3298[B]:ASN:CA	3:U:3299[B]:LEU:C	2.85	0.44
1:V:282:ASN:OD1	1:V:282:ASN:N	2.49	0.44
3:X:2933[A]:SER:CA	3:X:2936[A]:GLU:HB3	2.48	0.44
3:X:2985[B]:PHE:HE2	3:X:2989[B]:HIS:HE2	1.66	0.44
3:X:3024[A]:LEU:C	3:X:3024[A]:LEU:CD1	2.85	0.44
3:X:3044[A]:LYS:H	3:X:3044[A]:LYS:HG2	1.64	0.44
2:Z:2134:ASN:ND2	2:Z:2137:ALA:HB2	2.33	0.44
2:Z:2539:ILE:O	2:Z:2573:TYR:OH	2.23	0.44
2:Z:2844:MET:O	2:Z:2846:TRP:HD1	2.01	0.44
1:A:1161:ILE:HB	1:A:1203:MET:HE3	1.99	0.44
1:A:1258:ARG:NH2	1:A:1332:ASP:OD1	2.50	0.44
1:A:1482:ALA:HB2	1:A:1517:PHE:HZ	1.83	0.44
1:A:282:ASN:OD1	1:A:282:ASN:N	2.51	0.44
3:C:2951[A]:ASP:OD2	3:C:2952[A]:ALA:CB	2.66	0.44
3:C:3023[A]:ILE:O	3:C:3026[A]:THR:OG1	2.34	0.44
3:C:3147[A]:GLU:CG	3:C:3149[A]:ASN:ND2	2.73	0.44
3:C:3155[B]:MET:HG2	3:L:3153[B]:LYS:O	2.15	0.44
3:C:3172[B]:SER:OG	3:L:3150[B]:LYS:N	2.49	0.44

Continued on next page...

Continued from previous page...

Atom-1	Atom-2	Interatomic distance (Å)	Clash overlap (Å)
3:C:3132[A]:ALA:HB3	3:C:3197[A]:ILE:HD13	1.99	0.44
1:D:226:HIS:HA	1:D:227:ARG:HA	1.55	0.44
1:D:35:GLN:HG3	1:D:129:LYS:HB2	2.00	0.44
1:D:446:PHE:CZ	1:D:455:TYR:HA	2.53	0.44
1:D:527:LEU:O	1:D:561:ARG:NH1	2.51	0.44
1:D:353:ASN:HD22	1:D:772:ARG:HH22	1.66	0.44
1:D:836:GLN:O	1:D:1113:HIS:HB3	2.18	0.44
1:D:843:VAL:HG22	1:D:928:TYR:O	2.18	0.44
1:D:995:ILE:O	1:D:999:LEU:HD22	2.18	0.44
2:E:2415:PRO:HD2	2:E:2418:GLY:O	2.17	0.44
3:F:3034[B]:HIS:HB3	3:F:3035[B]:HIS:CE1	2.50	0.44
3:F:3137[B]:ARG:HA	3:F:3137[B]:ARG:HD3	1.72	0.44
3:F:2995[B]:GLN:CG	3:F:3168[B]:THR:HG21	2.48	0.44
1:G:105:VAL:HB	1:G:137:ARG:NH1	2.32	0.44
1:G:434:GLU:HG3	1:G:434:GLU:H	1.55	0.44
1:G:398:ARG:HH21	1:G:663:GLU:CD	2.21	0.44
1:G:949:ASP:HB2	1:G:953:GLU:HB2	2.00	0.44
2:H:2128:LEU:O	2:H:2130:PRO:HD3	2.18	0.44
3:I:3163[B]:ASN:O	3:R:3147[B]:GLU:OE2	2.36	0.44
3:I:3200[B]:LEU:CD2	3:I:3204[B]:LEU:HD11	2.48	0.44
3:I:3093[A]:HIS:HB2	3:I:3248[A]:LEU:CD1	2.48	0.44
3:I:3093[A]:HIS:HD2	3:I:3248[A]:LEU:CD2	2.30	0.44
3:I:3266[A]:ILE:O	3:I:3269[A]:SER:HB2	2.18	0.44
3:I:3298[A]:ASN:CB	3:I:3299[A]:LEU:C	2.86	0.44
1:J:1347:ASP:HA	1:J:1460:ASN:ND2	2.33	0.44
1:J:293:LEU:O	1:J:296:ARG:HG2	2.18	0.44
1:J:840:ARG:HD3	1:J:926:LEU:O	2.17	0.44
3:L:3025[A]:VAL:CG2	3:L:3047[A]:ARG:NH1	2.73	0.44
3:L:3191[B]:ASN:C	3:L:3192[B]:PHE:O	2.52	0.44
3:L:3241[B]:PHE:CE2	3:L:3243[B]:GLY:O	2.70	0.44
1:M:1212:HIS:N	1:M:1212:HIS:CD2	2.86	0.44
1:M:873:VAL:HA	1:M:876:PHE:HE1	1.80	0.44
3:O:2933[B]:SER:CA	3:O:2936[B]:GLU:HB3	2.48	0.44
3:O:2940[A]:ASN:O	3:O:2943[A]:ALA:HB3	2.18	0.44
3:O:2951[B]:ASP:OD2	3:O:2952[B]:ALA:CB	2.66	0.44
3:O:3148[A]:ILE:O	3:O:3148[A]:ILE:HG22	2.17	0.44
3:O:3148[B]:ILE:O	3:O:3148[B]:ILE:HG22	2.17	0.44
1:P:1639:LYS:HD2	1:S:472:ASP:CB	2.45	0.44
1:P:979:LEU:HD23	1:P:980:TYR:CD1	2.52	0.44
2:Q:2830:GLN:H	2:Q:2863:ARG:NH2	2.15	0.44
3:R:2949[A]:LYS:CD	3:R:2949[A]:LYS:C	2.85	0.44

Continued on next page...

Continued from previous page...

Atom-1	Atom-2	Interatomic distance (Å)	Clash overlap (Å)
3:R:2988[A]:TRP:CD1	3:R:3158[A]:PHE:CE2	3.06	0.44
4:I:3401[A]:CUO:O1	3:R:2989[A]:HIS:CD2	2.70	0.44
3:I:2971[B]:ASP:O	3:R:3090[B]:ASN:CB	2.66	0.44
3:R:3149[B]:ASN:OD1	3:R:3149[B]:ASN:N	2.51	0.44
3:I:3155[B]:MET:CB	3:R:3153[B]:LYS:HB3	2.47	0.44
1:S:1160:PHE:HB3	1:S:1171:LYS:HA	2.00	0.44
1:S:1390:ASP:HB2	1:S:1438:ASP:OD2	2.17	0.44
1:S:1622:GLN:HG3	1:S:1622:GLN:H	1.47	0.44
1:S:318:ARG:HB2	1:S:382:GLU:HB2	1.98	0.44
1:S:464:LEU:HD22	1:S:622:HIS:CG	2.53	0.44
2:T:2239:LYS:HG2	2:T:2240:GLN:N	2.33	0.44
2:T:2877:ILE:HB	1:V:1078:ARG:HH21	1.82	0.44
3:U:2969[A]:TYR:CD2	3:U:2970[A]:PRO:CG	3.00	0.44
3:U:3093[A]:HIS:HD2	3:U:3248[A]:LEU:CD2	2.31	0.44
3:U:3104[B]:MET:SD	3:U:3110[B]:THR:CG2	3.06	0.44
3:U:3110[B]:THR:C	3:U:3112[B]:TYR:H	2.21	0.44
3:U:3014[B]:TRP:CH2	3:U:3123[B]:THR:HG23	2.53	0.44
3:U:3148[B]:ILE:O	3:U:3148[B]:ILE:HG22	2.17	0.44
3:U:3183[A]:LEU:N	3:U:3184[A]:ASN:CA	2.80	0.44
3:U:3217[B]:PHE:CD2	3:U:3300[B]:LEU:HD12	2.53	0.44
3:U:3281[A]:PHE:HE1	3:U:3305[A]:ILE:HG21	1.81	0.44
3:U:3284[B]:LYS:CA	3:U:3284[B]:LYS:CE	2.85	0.44
3:U:3298[B]:ASN:CA	3:U:3299[B]:LEU:HB2	2.44	0.44
1:V:464:LEU:HG	1:V:465:PRO:HA	1.99	0.44
2:W:2765:PRO:HA	2:W:2768:LEU:HD11	2.00	0.44
3:X:3001[B]:LYS:H	3:X:3003[B]:LYS:HG3	1.83	0.44
3:X:3229[A]:ASN:O	3:X:3286[A]:THR:N	2.50	0.44
3:X:3093[B]:HIS:HB2	3:X:3248[B]:LEU:CD1	2.47	0.44
3:X:2989[A]:HIS:CD2	4:X:3401[A]:CUO:O1	2.70	0.44
1:Y:114:THR:O	1:Y:116:LYS:HG3	2.18	0.44
2:Z:2803:ARG:HH21	2:Z:2805:PHE:HZ	1.66	0.44
2:B:2549:PRO:HA	2:B:2550:THR:HG23	1.99	0.43
2:B:2680:HIS:CD2	2:B:2684:HIS:CD2	3.06	0.43
3:C:3028[B]:PRO:HG2	3:C:3029[B]:LYS:HG3	2.00	0.43
3:C:3191[B]:ASN:C	3:C:3192[B]:PHE:O	2.52	0.43
3:C:3217[A]:PHE:CD2	3:C:3300[A]:LEU:HD12	2.53	0.43
1:D:717:GLN:O	1:D:720:VAL:HG22	2.18	0.43
1:D:997:SER:O	1:D:1000:GLU:HB2	2.18	0.43
3:F:3019[A]:HIS:CD2	3:F:3020[A]:SER:H	2.35	0.43
3:F:3093[A]:HIS:HD2	3:F:3248[A]:LEU:CD2	2.31	0.43
3:F:3101[B]:PRO:O	3:F:3109[B]:TYR:HD2	2.00	0.43

Continued on next page...

Continued from previous page...

Atom-1	Atom-2	Interatomic distance (Å)	Clash overlap (Å)
1:D:1390:ASP:HB3	1:G:1372:ILE:CD1	2.49	0.43
1:G:387:ASN:HD21	5:G:2106:NAG:C6	2.31	0.43
1:G:419:THR:HA	1:G:420:SER:HA	1.65	0.43
1:G:494:VAL:HG13	1:G:631:TRP:HZ3	1.82	0.43
1:G:464:LEU:HD22	1:G:622:HIS:HB3	1.99	0.43
1:G:704:ASP:N	1:G:704:ASP:OD1	2.50	0.43
1:G:717:GLN:HA	1:G:720:VAL:HG22	1.99	0.43
1:G:939:PRO:O	1:G:943:LEU:HG	2.17	0.43
1:G:979:LEU:HB3	1:G:980:TYR:CG	2.52	0.43
2:H:2339:GLY:HA2	2:H:2349:THR:HG21	2.00	0.43
2:H:2780:HIS:CE1	2:H:2782:ASN:HD21	2.35	0.43
3:I:2931[B]:THR:O	3:I:2934[B]:GLU:HG3	2.18	0.43
3:I:3019[B]:HIS:CD2	3:I:3020[B]:SER:H	2.35	0.43
3:I:3047[A]:ARG:NH2	3:I:3113[A]:ASP:OD1	2.43	0.43
3:I:2986[B]:PRO:CB	3:I:3127[B]:TRP:CE3	3.00	0.43
3:I:3133[A]:LEU:O	3:I:3136[A]:TYR:HB3	2.17	0.43
3:I:3232[A]:VAL:HG21	3:I:3273[A]:LEU:HD11	2.00	0.43
2:K:2130:PRO:HB2	2:K:2142:ALA:HB3	2.00	0.43
3:L:2933[A]:SER:CA	3:L:2936[A]:GLU:HB3	2.48	0.43
3:C:2975[B]:PHE:CA	3:L:3253[B]:GLU:HB2	2.46	0.43
3:L:3229[A]:ASN:O	3:L:3286[A]:THR:N	2.50	0.43
3:L:3298[B]:ASN:CA	3:L:3299[B]:LEU:C	2.85	0.43
1:M:882:TRP:HE1	1:M:1090:ILE:HD13	1.83	0.43
2:N:2628:HIS:HB2	2:N:2635:TYR:CE2	2.53	0.43
2:N:2866:PRO:HB2	2:N:2868:GLU:OE2	2.18	0.43
3:O:2951[A]:ASP:OD2	3:O:2952[A]:ALA:CB	2.66	0.43
3:O:2968[B]:GLN:HB3	3:X:2979[B]:GLN:CG	2.48	0.43
3:O:2979[A]:GLN:HB2	3:O:2988[A]:TRP:CD1	2.52	0.43
3:O:3014[B]:TRP:CH2	3:O:3123[B]:THR:HG23	2.53	0.43
3:O:3217[B]:PHE:CD2	3:O:3300[B]:LEU:HD12	2.53	0.43
3:O:3298[B]:ASN:CB	3:O:3299[B]:LEU:C	2.86	0.43
1:P:899:MET:HB3	1:P:1012:GLU:OE1	2.18	0.43
1:P:728:ARG:HD2	1:P:780:GLU:OE2	2.18	0.43
1:P:733:PHE:CZ	1:P:746:LEU:HD22	2.53	0.43
1:P:945:ALA:C	1:P:957:ASN:HD22	2.21	0.43
3:R:3044[A]:LYS:HG2	3:R:3044[A]:LYS:H	1.65	0.43
3:R:3104[B]:MET:SD	3:R:3110[B]:THR:CG2	3.06	0.43
3:R:3200[B]:LEU:CD2	3:R:3204[B]:LEU:HD11	2.48	0.43
1:S:21:SER:HB2	1:S:83:HIS:O	2.18	0.43
1:S:482:HIS:CE1	1:S:621:LEU:HD11	2.53	0.43
1:S:633:HIS:HD1	1:S:633:HIS:C	2.20	0.43

Continued on next page...

Continued from previous page...

Atom-1	Atom-2	Interatomic distance (Å)	Clash overlap (Å)
2:T:2644:LEU:HD22	2:T:2687:ILE:HG22	2.00	0.43
3:U:3241[B]:PHE:CE2	3:U:3243[B]:GLY:O	2.70	0.43
3:U:3284[B]:LYS:C	3:U:3284[B]:LYS:HD3	2.31	0.43
1:V:988:TYR:O	1:V:992:ALA:HB3	2.18	0.43
2:W:2267:HIS:CD2	2:W:2297:HIS:HE1	2.29	0.43
2:W:2156:ARG:HD2	2:W:2357:VAL:HG12	1.99	0.43
2:W:2472:ASN:OD1	2:W:2472:ASN:N	2.48	0.43
2:W:2870:LEU:HA	2:W:2877:ILE:HD11	1.99	0.43
3:X:2940[A]:ASN:O	3:X:2943[A]:ALA:HB3	2.18	0.43
3:X:2965[A]:LEU:CG	3:X:2974[A]:ALA:CB	2.85	0.43
3:X:3028[A]:PRO:HG2	3:X:3029[A]:LYS:HG3	2.00	0.43
3:X:3133[B]:LEU:O	3:X:3136[B]:TYR:HB3	2.17	0.43
3:O:2975[B]:PHE:HD1	3:X:3156[B]:MET:O	2.00	0.43
3:X:3180[A]:TYR:CA	3:X:3183[A]:LEU:CD2	2.95	0.43
3:X:3183[A]:LEU:N	3:X:3184[A]:ASN:CA	2.80	0.43
3:X:3283[B]:ILE:C	3:X:3283[B]:ILE:CD1	2.85	0.43
1:Y:1171:LYS:HG2	1:Y:1173:GLY:H	1.83	0.43
1:Y:567:LEU:N	1:Y:568:PHE:CA	2.77	0.43
1:Y:566:ARG:HH12	1:Y:745:ASP:CG	2.21	0.43
2:Z:2303:ARG:NH2	2:Z:2372:GLU:O	2.51	0.43
2:Z:2551:PRO:HA	2:Z:2552:GLU:HA	1.49	0.43
1:A:1210:LYS:HG2	2:E:2744:PHE:CD2	2.53	0.43
3:C:3185[A]:TYR:HE2	3:C:3187[A]:TYR:CD2	2.35	0.43
3:C:3200[B]:LEU:CD2	3:C:3204[B]:LEU:HD11	2.48	0.43
3:C:3266[B]:ILE:O	3:C:3269[B]:SER:HB2	2.17	0.43
3:C:3298[B]:ASN:CB	3:C:3299[B]:LEU:C	2.85	0.43
1:D:480:CYS:SG	1:D:621:LEU:HD11	2.58	0.43
1:D:572:SER:HA	1:D:573:LYS:HA	1.42	0.43
1:D:588:GLU:HG3	1:D:724:LYS:HD2	1.99	0.43
1:D:893:ALA:HB2	1:D:1182:ASN:HB2	1.99	0.43
3:F:2951[A]:ASP:OD2	3:F:2952[A]:ALA:CB	2.66	0.43
3:F:2954[A]:TYR:C	3:F:2957[A]:ILE:HG22	2.37	0.43
3:F:2976[A]:ALA:O	3:F:2978[A]:CYS:N	2.46	0.43
3:F:2991[A]:LEU:HD23	3:F:3158[A]:PHE:CE1	2.48	0.43
3:F:3014[A]:TRP:CH2	3:F:3123[A]:THR:HG23	2.53	0.43
3:F:3131[B]:GLN:HE21	3:F:3131[B]:GLN:HB3	1.66	0.43
3:F:3093[A]:HIS:HB2	3:F:3248[A]:LEU:CD1	2.48	0.43
3:F:3266[B]:ILE:O	3:F:3269[B]:SER:HB2	2.18	0.43
3:F:3217[A]:PHE:CD2	3:F:3300[A]:LEU:HD12	2.53	0.43
1:G:22:LEU:HD23	1:G:123:PHE:HE1	1.83	0.43
1:G:125:SER:OG	1:G:125:SER:O	2.31	0.43

Continued on next page...

Continued from previous page...

Atom-1	Atom-2	Interatomic distance (Å)	Clash overlap (Å)
1:G:1262:ASN:OD1	1:G:1263:LEU:N	2.52	0.43
1:G:1346:TRP:O	1:G:1460:ASN:ND2	2.51	0.43
2:H:2381:LEU:HA	2:H:2381:LEU:HD23	1.84	0.43
2:H:2679:ILE:O	2:H:2682:SER:HB3	2.18	0.43
3:I:2988[B]:TRP:CD1	3:I:3158[B]:PHE:CE2	3.06	0.43
3:I:3086[B]:GLU:HG3	3:R:2968[B]:GLN:HG3	1.47	0.43
3:I:3104[B]:MET:SD	3:I:3110[B]:THR:CG2	3.06	0.43
3:I:3132[A]:ALA:HB3	3:I:3197[A]:ILE:HD13	1.98	0.43
3:I:3200[A]:LEU:CD2	3:I:3204[A]:LEU:HD11	2.48	0.43
3:I:3093[B]:HIS:HB2	3:I:3248[B]:LEU:CD1	2.48	0.43
3:I:3293[A]:LYS:CB	3:I:3294[A]:SER:CA	2.96	0.43
1:J:1230:LEU:H	1:J:1230:LEU:HD23	1.83	0.43
1:J:1390:ASP:HB2	1:J:1438:ASP:OD2	2.18	0.43
1:J:1438:ASP:OD1	1:J:1439:VAL:N	2.50	0.43
1:J:98:MET:O	1:J:144:TYR:HB3	2.18	0.43
1:J:1519:TYR:OH	1:J:1530:LEU:HD11	2.18	0.43
1:J:237:LEU:HB2	1:J:820:VAL:HB	2.00	0.43
1:J:918:ARG:HD3	1:J:924:GLY:O	2.18	0.43
2:K:2089:ARG:HD2	2:K:2175:VAL:O	2.18	0.43
2:K:2198:ASP:O	2:K:2202:GLY:N	2.50	0.43
2:K:2403:PHE:CD2	2:K:2476:LEU:HD13	2.52	0.43
2:K:2826:GLU:HB3	2:K:2827:ALA:H	1.51	0.43
3:C:2982[B]:MET:HE2	3:L:2966[B]:SER:HB2	1.99	0.43
3:L:2991[A]:LEU:HD23	3:L:3158[A]:PHE:CE1	2.48	0.43
3:L:3262[B]:PHE:C	3:L:3263[B]:LEU:HD12	2.37	0.43
3:L:3285[B]:VAL:CG2	3:L:3286[B]:THR:H	2.27	0.43
3:L:3217[B]:PHE:CD2	3:L:3300[B]:LEU:HD12	2.53	0.43
1:M:1427:HIS:CE1	1:M:1457:HIS:HE1	2.35	0.43
1:M:935:ILE:HD11	1:M:980:TYR:CD2	2.53	0.43
3:O:3023[B]:ILE:HA	3:O:3026[B]:THR:HG1	1.82	0.43
3:O:3034[B]:HIS:HB3	3:O:3035[B]:HIS:CE1	2.50	0.43
3:O:2995[A]:GLN:CG	3:O:3168[A]:THR:HG21	2.48	0.43
3:O:3191[A]:ASN:C	3:O:3192[A]:PHE:O	2.52	0.43
3:O:3093[A]:HIS:HB2	3:O:3248[A]:LEU:CD1	2.48	0.43
3:O:3298[B]:ASN:CA	3:O:3299[B]:LEU:C	2.86	0.43
1:P:1578:ILE:HA	1:P:1579:GLY:HA2	1.58	0.43
1:P:387:ASN:ND2	5:P:5005:NAG:C7	2.79	0.43
1:P:977:GLU:HG3	1:P:978:ALA:H	1.83	0.43
3:R:2949[B]:LYS:C	3:R:2949[B]:LYS:CD	2.85	0.43
3:R:2952[A]:ALA:CA	3:R:2956[A]:LYS:CB	2.89	0.43
3:R:3001[B]:LYS:H	3:R:3003[B]:LYS:HG3	1.83	0.43

Continued on next page...

Continued from previous page...

Atom-1	Atom-2	Interatomic distance (Å)	Clash overlap (Å)
3:R:3023[A]:ILE:HA	3:R:3026[A]:THR:HG1	1.82	0.43
3:R:3149[A]:ASN:N	3:R:3149[A]:ASN:OD1	2.51	0.43
1:S:1296:VAL:HG13	1:S:1384:PHE:HZ	1.83	0.43
2:T:2572:VAL:HG13	2:T:2768:LEU:HD23	1.99	0.43
2:T:2627:GLY:HA3	2:T:2703:PHE:O	2.18	0.43
3:U:2931[A]:THR:O	3:U:2934[A]:GLU:HG3	2.18	0.43
3:U:2989[B]:HIS:CD2	4:U:3401[B]:CUO:O1	2.71	0.43
3:U:3096[B]:VAL:CG1	3:U:3115[B]:LEU:CD1	2.86	0.43
3:U:3149[B]:ASN:N	3:U:3149[B]:ASN:OD1	2.51	0.43
3:U:3217[A]:PHE:CD2	3:U:3300[A]:LEU:HD12	2.53	0.43
3:U:2989[A]:HIS:CD2	4:U:3401[A]:CUO:O1	2.71	0.43
1:V:1286:ARG:HD2	1:V:1286:ARG:HA	1.74	0.43
1:V:385:ALA:HB2	1:V:391:MET:SD	2.58	0.43
2:W:2237:LEU:H	2:W:2237:LEU:HD13	1.82	0.43
3:X:2979[B]:GLN:HB2	3:X:2988[B]:TRP:CD1	2.52	0.43
3:X:3027[A]:GLU:CD	3:X:3028[A]:PRO:CD	2.86	0.43
3:X:3104[A]:MET:SD	3:X:3110[A]:THR:CG2	3.06	0.43
3:X:3101[B]:PRO:O	3:X:3109[B]:TYR:HD2	2.00	0.43
3:X:3104[B]:MET:SD	3:X:3110[B]:THR:CG2	3.06	0.43
3:X:3096[A]:VAL:CG1	3:X:3115[A]:LEU:CD1	2.86	0.43
3:X:3132[A]:ALA:HB3	3:X:3197[A]:ILE:HD13	1.99	0.43
3:X:3196[A]:THR:OG1	3:X:3199[A]:GLN:CD	2.57	0.43
2:Z:2226:GLU:OE1	2:Z:2277:LYS:HG2	2.17	0.43
1:A:1325:LEU:O	1:A:1328:SER:HB3	2.17	0.43
1:A:206:PHE:HE1	4:A:5001:CUO:O2	2.01	0.43
1:A:806:ASN:OD1	1:A:807:GLY:N	2.51	0.43
2:B:2553:ALA:N	2:B:2554:PRO:CD	2.81	0.43
3:C:2940[A]:ASN:O	3:C:2943[A]:ALA:HB3	2.18	0.43
3:C:2948[A]:ASP:CB	3:C:2949[A]:LYS:CA	2.78	0.43
3:C:3104[A]:MET:SD	3:C:3110[A]:THR:CG2	3.06	0.43
3:C:3110[B]:THR:C	3:C:3112[B]:TYR:H	2.20	0.43
1:D:322:CYS:HA	1:D:333:ASN:O	2.18	0.43
1:D:456:GLN:HG2	1:D:551:GLU:CB	2.48	0.43
1:D:816:PRO:HA	1:D:817:PRO:HD3	1.89	0.43
1:D:975:PRO:HB2	1:D:1024:GLY:HA3	2.00	0.43
3:F:2949[A]:LYS:CD	3:F:2949[A]:LYS:C	2.85	0.43
3:F:2988[B]:TRP:CD1	3:F:3158[B]:PHE:CE2	3.06	0.43
3:F:3148[B]:ILE:HG22	3:F:3152[B]:LYS:HE3	2.01	0.43
3:F:2988[A]:TRP:CD1	3:F:3158[A]:PHE:CE2	3.06	0.43
3:F:3180[A]:TYR:CA	3:F:3183[A]:LEU:CD2	2.95	0.43
3:F:3200[A]:LEU:CD2	3:F:3204[A]:LEU:HD11	2.48	0.43

Continued on next page...

Continued from previous page...

Atom-1	Atom-2	Interatomic distance (Å)	Clash overlap (Å)
3:F:3232[B]:VAL:HG21	3:F:3273[B]:LEU:HD11	2.00	0.43
3:F:3284[B]:LYS:CD	3:F:3284[B]:LYS:C	2.86	0.43
1:G:1148:LEU:HB2	1:G:1188:PHE:HD2	1.83	0.43
1:G:14:GLU:O	1:G:17:ASN:ND2	2.48	0.43
1:G:630:PHE:CE2	1:G:634:HIS:CE1	3.06	0.43
1:G:353:ASN:HB3	1:G:772:ARG:NH2	2.33	0.43
2:H:2666:GLN:HG3	2:H:2671:ASP:O	2.18	0.43
3:I:3034[B]:HIS:HB3	3:I:3035[B]:HIS:CE1	2.50	0.43
3:I:3148[A]:ILE:HG22	3:I:3148[A]:ILE:O	2.17	0.43
3:I:3251[B]:ASP:HB2	3:R:3251[B]:ASP:CG	2.38	0.43
3:I:3232[B]:VAL:HG21	3:I:3273[B]:LEU:HD11	2.00	0.43
3:I:3217[B]:PHE:CD2	3:I:3300[B]:LEU:HD12	2.53	0.43
1:J:1010:GLN:HE22	1:J:1193:LYS:H	1.66	0.43
1:J:954:ALA:O	1:J:956:PRO:HD3	2.18	0.43
2:K:2090:LYS:NZ	2:K:2099:GLU:OE2	2.32	0.43
2:K:2341:PRO:HG2	2:K:2342:TYR:CD2	2.53	0.43
3:L:3027[B]:GLU:CD	3:L:3028[B]:PRO:CD	2.86	0.43
3:L:3196[A]:THR:OG1	3:L:3199[A]:GLN:CD	2.57	0.43
3:L:3229[B]:ASN:O	3:L:3286[B]:THR:N	2.50	0.43
3:L:3232[B]:VAL:HG21	3:L:3273[B]:LEU:HD11	2.00	0.43
1:M:187:GLY:HA3	1:M:195:SER:HB3	1.99	0.43
1:M:891:LYS:HB2	1:M:892:TYR:CD2	2.53	0.43
1:M:906:HIS:HA	1:M:909:ILE:HB	2.00	0.43
3:O:2940[B]:ASN:O	3:O:2943[B]:ALA:HB3	2.18	0.43
3:O:2979[A]:GLN:NE2	3:O:3155[A]:MET:HE2	2.33	0.43
3:O:3019[A]:HIS:CD2	3:O:3020[A]:SER:H	2.35	0.43
3:O:3028[B]:PRO:HG2	3:O:3029[B]:LYS:HG3	2.00	0.43
3:O:2986[A]:PRO:CB	3:O:3127[A]:TRP:CE3	3.00	0.43
3:O:2995[B]:GLN:CG	3:O:3168[B]:THR:HG21	2.48	0.43
3:O:3196[A]:THR:OG1	3:O:3199[A]:GLN:CD	2.57	0.43
3:O:3217[A]:PHE:CD2	3:O:3300[A]:LEU:HD12	2.53	0.43
1:P:1427:HIS:CD2	1:P:1457:HIS:HE1	2.37	0.43
1:P:415:VAL:HB	1:P:697:ALA:HB2	1.99	0.43
1:P:568:PHE:N	1:P:568:PHE:CD1	2.85	0.43
2:Q:2249:LEU:HD11	2:Q:2395:PHE:HE2	1.83	0.43
2:N:2168:ARG:O	2:Q:2503:ASN:HB3	2.19	0.43
2:Q:2561:HIS:HB3	2:Q:2677:GLU:OE2	2.18	0.43
3:R:3025[B]:VAL:CG2	3:R:3047[B]:ARG:NH1	2.73	0.43
3:I:2965[B]:LEU:HG	3:R:3249[B]:GLY:HA3	1.98	0.43
3:R:3298[A]:ASN:CB	3:R:3300[A]:LEU:CD2	2.61	0.43
1:S:1074:ILE:O	1:S:1078:ARG:HG2	2.18	0.43

Continued on next page...

Continued from previous page...

Atom-1	Atom-2	Interatomic distance (Å)	Clash overlap (Å)
1:S:1195:ASP:HA	1:S:1196:ILE:CG2	2.49	0.43
1:S:515:ASP:O	1:S:518:LYS:HG2	2.17	0.43
3:U:2956[A]:LYS:O	3:U:2959[A]:SER:OG	2.33	0.43
3:U:2991[A]:LEU:HD23	3:U:3158[A]:PHE:CE1	2.47	0.43
3:U:3027[A]:GLU:CD	3:U:3028[A]:PRO:CD	2.86	0.43
3:U:3148[A]:ILE:HG22	3:U:3152[A]:LYS:HE3	2.01	0.43
3:U:3200[B]:LEU:CD2	3:U:3204[B]:LEU:HD11	2.48	0.43
1:V:1156:LEU:HD11	1:V:1174:GLU:HG3	2.00	0.43
1:V:1512:ARG:HA	1:V:1513:PRO:HD3	1.86	0.43
1:V:452:ILE:HD12	1:V:1367:SER:CB	2.48	0.43
6:V:5013:BMA:O4	7:V:5014:MAN:H2	2.17	0.43
2:W:2345:ASN:HA	2:W:2346:PRO:HD2	1.71	0.43
3:X:3093[B]:HIS:HD2	3:X:3248[B]:LEU:CD2	2.31	0.43
3:X:3106[A]:THR:HG23	3:X:3106[A]:THR:O	2.17	0.43
3:X:3110[A]:THR:C	3:X:3112[A]:TYR:N	2.68	0.43
3:X:3014[A]:TRP:CH2	3:X:3123[A]:THR:HG23	2.52	0.43
1:Y:603:HIS:O	1:Y:606:ILE:HG22	2.19	0.43
2:Z:2500:ILE:HD11	2:Z:2776:TYR:HA	1.99	0.43
2:Z:2524:LEU:HA	2:Z:2581:MET:HE1	1.99	0.43
1:A:229:LEU:HB3	1:A:230:PRO:HD2	1.99	0.43
2:B:2163:GLU:HG3	2:B:2175:VAL:HG23	2.00	0.43
3:C:3001[B]:LYS:N	3:C:3003[B]:LYS:HG3	2.34	0.43
3:C:3028[A]:PRO:HG2	3:C:3029[A]:LYS:HG3	2.00	0.43
3:C:3104[B]:MET:SD	3:C:3110[B]:THR:CG2	3.06	0.43
3:C:3149[A]:ASN:OD1	3:C:3149[A]:ASN:N	2.51	0.43
3:C:3163[B]:ASN:HD22	3:L:3149[B]:ASN:HB2	1.48	0.43
3:C:3093[B]:HIS:HB2	3:C:3248[B]:LEU:CD1	2.48	0.43
1:D:1060:GLN:OE1	1:D:1063:ARG:NH1	2.51	0.43
1:D:1210:LYS:HD2	1:D:1210:LYS:O	2.18	0.43
1:D:547:LYS:HD2	1:D:558:HIS:HB3	1.99	0.43
1:D:71:LEU:HD22	1:D:266:LEU:HD21	1.99	0.43
3:F:2940[A]:ASN:O	3:F:2943[A]:ALA:HB3	2.18	0.43
3:F:2940[B]:ASN:O	3:F:2943[B]:ALA:HB3	2.18	0.43
3:F:3001[B]:LYS:H	3:F:3003[B]:LYS:HG3	1.83	0.43
3:F:3001[B]:LYS:N	3:F:3003[B]:LYS:HG3	2.34	0.43
3:F:3149[A]:ASN:OD1	3:F:3149[A]:ASN:N	2.51	0.43
3:F:3185[B]:TYR:CE2	3:F:3187[B]:TYR:HE2	2.31	0.43
3:F:3217[B]:PHE:CD2	3:F:3300[B]:LEU:HD12	2.53	0.43
1:G:1356:PRO:HD2	1:G:1359:ILE:HD11	2.01	0.43
2:H:2156:ARG:O	2:H:2160:VAL:HG13	2.17	0.43
3:I:2933[B]:SER:CA	3:I:2936[B]:GLU:HB3	2.48	0.43

Continued on next page...

Continued from previous page...

Atom-1	Atom-2	Interatomic distance (Å)	Clash overlap (Å)
3:I:3014[B]:TRP:CH2	3:I:3123[B]:THR:HG23	2.53	0.43
3:I:3244[A]:THR:H	3:I:3264[A]:TYR:HE2	1.65	0.43
1:J:108:PRO:HB3	1:J:124:TYR:CE2	2.53	0.43
1:J:1271:MET:HG2	1:J:1358:LEU:HD13	2.00	0.43
1:J:462:HIS:HA	1:J:490:TRP:CH2	2.52	0.43
1:J:638:ASP:HB3	1:J:703:TYR:OH	2.18	0.43
1:J:979:LEU:HD12	1:J:1021:LEU:HD22	2.01	0.43
3:L:2931[B]:THR:O	3:L:2934[B]:GLU:HG3	2.18	0.43
3:L:2933[B]:SER:CA	3:L:2936[B]:GLU:HB3	2.48	0.43
3:L:3133[B]:LEU:O	3:L:3136[B]:TYR:HB3	2.17	0.43
3:L:3169[A]:LYS:C	3:L:3172[A]:SER:HG	2.03	0.43
3:C:2963[B]:MET:HE3	3:L:3222[B]:ILE:CD1	2.48	0.43
3:L:3232[A]:VAL:HG21	3:L:3273[A]:LEU:HD11	2.00	0.43
3:L:2982[A]:MET:HE1	3:L:3254[A]:MET:HE2	2.00	0.43
1:M:450:LYS:HD3	1:M:1338:GLY:O	2.18	0.43
1:M:1250:ILE:O	1:M:1473:ARG:NH2	2.51	0.43
2:N:2132:CYS:HB2	2:N:2142:ALA:HB1	2.00	0.43
2:N:2247:ILE:HG12	2:N:2266:VAL:HG11	1.99	0.43
2:N:2462:PHE:CE2	2:N:2486:ILE:HD13	2.53	0.43
3:O:3023[A]:ILE:HA	3:O:3026[A]:THR:HG1	1.82	0.43
3:O:3104[B]:MET:SD	3:O:3110[B]:THR:CG2	3.06	0.43
3:O:3183[B]:LEU:N	3:O:3184[B]:ASN:CA	2.80	0.43
3:O:3241[A]:PHE:CE2	3:O:3243[A]:GLY:O	2.70	0.43
3:O:3252[B]:TYR:HB3	3:X:3156[B]:MET:CG	2.49	0.43
1:P:603:HIS:O	1:P:606:ILE:HG22	2.19	0.43
2:Q:2156:ARG:O	2:Q:2160:VAL:HG13	2.18	0.43
2:Q:2545:SER:HB2	2:Q:2547:MET:HG2	1.99	0.43
2:Q:2549:PRO:HA	2:Q:2550:THR:HA	1.49	0.43
3:R:2961[A]:HIS:HB2	3:R:2992[A]:TYR:HE2	1.81	0.43
3:I:3255[B]:PRO:CB	3:R:2964[B]:PRO:CA	2.95	0.43
3:I:3120[B]:HIS:HD2	3:R:2969[B]:TYR:CE2	2.21	0.43
3:I:3248[B]:LEU:C	3:R:2974[B]:ALA:H	2.20	0.43
3:R:3001[B]:LYS:N	3:R:3003[B]:LYS:HG3	2.34	0.43
3:R:3180[A]:TYR:CA	3:R:3183[A]:LEU:CD2	2.95	0.43
3:R:3222[B]:ILE:CD1	3:R:3223[B]:GLY:N	2.73	0.43
3:R:3244[B]:THR:H	3:R:3264[B]:TYR:HE2	1.65	0.43
3:R:3293[B]:LYS:CB	3:R:3294[B]:SER:CA	2.96	0.43
1:S:1380:GLY:HA3	1:S:1450:TYR:O	2.19	0.43
1:S:1422:HIS:NE2	1:S:1608:ARG:HB2	2.34	0.43
1:S:450:LYS:HE2	1:S:450:LYS:N	2.33	0.43
3:U:2940[B]:ASN:O	3:U:2943[B]:ALA:HB3	2.18	0.43

Continued on next page...

Continued from previous page...

Atom-1	Atom-2	Interatomic distance (Å)	Clash overlap (Å)
3:U:3180[B]:TYR:CA	3:U:3183[B]:LEU:CD2	2.95	0.43
3:U:3196[B]:THR:N	3:U:3199[B]:GLN:CB	2.64	0.43
3:U:3285[A]:VAL:CG2	3:U:3286[A]:THR:H	2.27	0.43
2:T:2488:ARG:O	1:V:1483:ASN:HB3	2.18	0.43
1:V:499:GLU:HG3	1:V:511:VAL:H	1.83	0.43
2:W:2799:LYS:HA	2:W:2803:ARG:NH1	2.34	0.43
3:X:2940[B]:ASN:O	3:X:2943[B]:ALA:HB3	2.18	0.43
3:X:2951[A]:ASP:OD2	3:X:2952[A]:ALA:CB	2.66	0.43
3:X:3132[B]:ALA:HB3	3:X:3197[B]:ILE:HD13	1.99	0.43
3:X:3196[B]:THR:OG1	3:X:3199[B]:GLN:CD	2.57	0.43
3:X:3266[A]:ILE:O	3:X:3269[A]:SER:HB2	2.18	0.43
1:Y:797:THR:HG22	1:Y:798:LEU:H	1.83	0.43
1:Y:961:SER:HB2	1:Y:972:SER:O	2.18	0.43
2:Z:2129:PRO:O	2:Z:2131:LEU:HD23	2.18	0.43
2:Z:2156:ARG:O	2:Z:2160:VAL:HG13	2.18	0.43
1:A:451:SER:HB3	1:A:1273:SER:HA	1.99	0.43
1:A:695:TYR:N	1:A:695:TYR:CD1	2.87	0.43
1:A:732:GLY:HA2	1:A:777:TYR:O	2.18	0.43
1:A:835:GLU:C	1:A:836:GLN:HE21	2.21	0.43
2:B:2522:SER:O	2:B:2526:ARG:HG2	2.18	0.43
2:B:2799:LYS:HA	2:B:2803:ARG:HH12	1.83	0.43
2:B:2823:ILE:HG22	2:B:2879:LEU:HD12	2.00	0.43
3:C:2940[B]:ASN:O	3:C:2943[B]:ALA:HB3	2.18	0.43
3:C:2979[B]:GLN:HB2	3:C:2988[B]:TRP:CD1	2.52	0.43
3:C:3001[A]:LYS:N	3:C:3003[A]:LYS:HG3	2.34	0.43
3:C:3135[B]:LYS:HB2	3:C:3141[B]:TYR:CD1	2.52	0.43
3:C:3148[B]:ILE:HG22	3:C:3152[B]:LYS:HE3	2.01	0.43
3:C:3161[B]:GLU:OE1	3:L:3079[B]:CYS:HA	2.18	0.43
1:D:138:ALA:O	1:D:188:GLY:HA3	2.19	0.43
1:D:563:ILE:HD12	1:D:613:SER:OG	2.18	0.43
1:D:957:ASN:HB3	1:D:960:PHE:HB2	2.00	0.43
1:D:987:LYS:HB3	1:D:988:TYR:HD1	1.84	0.43
2:E:2546:LEU:HG	2:E:2842:THR:HG21	2.00	0.43
3:F:2951[B]:ASP:OD2	3:F:2952[B]:ALA:CB	2.66	0.43
3:F:3001[A]:LYS:N	3:F:3003[A]:LYS:HG3	2.34	0.43
3:F:3135[B]:LYS:HB2	3:F:3141[B]:TYR:CD1	2.52	0.43
3:F:3132[B]:ALA:HB3	3:F:3197[B]:ILE:HD13	1.98	0.43
3:F:3196[A]:THR:OG1	3:F:3199[A]:GLN:CD	2.57	0.43
3:F:3228[A]:VAL:CG2	3:F:3245[A]:PHE:CD2	3.02	0.43
3:F:3298[A]:ASN:CB	3:F:3299[A]:LEU:C	2.85	0.43
1:G:226:HIS:HA	1:G:227:ARG:HB2	2.00	0.43

Continued on next page...

Continued from previous page...

Atom-1	Atom-2	Interatomic distance (Å)	Clash overlap (Å)
1:G:732:GLY:HA2	1:G:777:TYR:O	2.18	0.43
2:H:2179:ASP:HB3	2:H:2303:ARG:NH1	2.33	0.43
3:I:3001[B]:LYS:H	3:I:3003[B]:LYS:HG3	1.83	0.43
3:I:3148[A]:ILE:HG22	3:I:3152[A]:LYS:HE3	2.01	0.43
3:I:2995[A]:GLN:CG	3:I:3168[A]:THR:HG21	2.48	0.43
3:I:3196[A]:THR:OG1	3:I:3199[A]:GLN:CD	2.57	0.43
3:I:3196[B]:THR:OG1	3:I:3199[B]:GLN:CD	2.57	0.43
1:J:206:PHE:O	1:J:209:HIS:HB3	2.19	0.43
1:J:294:LYS:HA	1:J:297:ARG:HD2	2.00	0.43
2:K:2644:LEU:H	2:K:2644:LEU:HD23	1.84	0.43
3:C:3090[B]:ASN:CG	3:L:2972[B]:GLY:C	2.67	0.43
3:L:3001[B]:LYS:N	3:L:3003[B]:LYS:HG3	2.34	0.43
3:L:3028[A]:PRO:HG2	3:L:3029[A]:LYS:HG3	2.00	0.43
1:M:1247:ARG:HD3	1:M:1247:ARG:HA	1.78	0.43
1:M:1621:ASN:HB3	1:M:1624:SER:H	1.83	0.43
1:M:293:LEU:O	1:M:297:ARG:HG3	2.18	0.43
1:M:480:CYS:HA	1:M:490:TRP:CE2	2.53	0.43
1:M:566:ARG:O	1:M:609:TRP:NE1	2.52	0.43
3:O:2968[B]:GLN:C	3:X:2988[B]:TRP:CA	2.70	0.43
3:O:3001[B]:LYS:N	3:O:3003[B]:LYS:HG3	2.34	0.43
3:O:3047[A]:ARG:NH2	3:O:3113[A]:ASP:OD1	2.43	0.43
3:O:3192[A]:PHE:HA	3:O:3192[A]:PHE:HD2	1.77	0.43
3:O:3218[B]:LEU:HD13	3:O:3261[B]:LEU:HD23	2.01	0.43
1:P:1427:HIS:HD2	1:P:1457:HIS:CE1	2.36	0.43
1:P:17:ASN:OD1	1:P:85:SER:N	2.52	0.43
1:P:947:TYR:HE1	1:P:956:PRO:HG2	1.83	0.43
2:Q:2089:ARG:HB2	2:Q:2368:TYR:CD1	2.54	0.43
3:R:2931[B]:THR:O	3:R:2934[B]:GLU:HG3	2.18	0.43
3:R:3001[A]:LYS:N	3:R:3003[A]:LYS:HG3	2.34	0.43
3:R:2995[B]:GLN:CG	3:R:3168[B]:THR:HG21	2.48	0.43
3:R:3228[A]:VAL:CG2	3:R:3245[A]:PHE:CD2	3.02	0.43
3:R:3229[A]:ASN:O	3:R:3286[A]:THR:N	2.50	0.43
1:S:1075:GLU:HG2	2:W:2900:SER:HA	2.01	0.43
1:S:89:ILE:H	1:S:89:ILE:HG12	1.63	0.43
2:T:2207:ASN:HA	2:T:2208:PRO:HD2	1.84	0.43
2:T:2525:LYS:HE3	2:T:2526:ARG:HH12	1.83	0.43
3:U:2940[A]:ASN:O	3:U:2943[A]:ALA:HB3	2.18	0.43
3:U:3001[B]:LYS:H	3:U:3003[B]:LYS:HG3	1.83	0.43
3:U:3019[A]:HIS:CD2	3:U:3020[A]:SER:H	2.35	0.43
3:U:3283[B]:ILE:C	3:U:3283[B]:ILE:CD1	2.85	0.43
3:U:3293[B]:LYS:CB	3:U:3294[B]:SER:CA	2.96	0.43

Continued on next page...

Continued from previous page...

Atom-1	Atom-2	Interatomic distance (Å)	Clash overlap (Å)
1:V:1171:LYS:HG2	1:V:1173:GLY:H	1.83	0.43
1:V:1397:LEU:HA	1:V:1433:TRP:HD1	1.84	0.43
1:V:1467:ILE:HD13	1:V:1532:PHE:HB2	2.00	0.43
1:V:376:ASN:HB3	1:V:665:TYR:CE1	2.52	0.43
2:W:2641:GLN:HB3	2:W:2643:GLU:OE1	2.18	0.43
2:W:2726:LYS:HB2	2:W:2726:LYS:HE3	1.64	0.43
2:W:2480:LEU:HD21	5:W:3004:NAG:H83	2.00	0.43
3:X:3218[B]:LEU:HD13	3:X:3261[B]:LEU:HD23	2.01	0.43
1:Y:448:SER:HA	1:Y:449:ASP:HA	1.54	0.43
1:Y:357:PRO:HB3	1:Y:774:ASP:HB2	2.00	0.43
1:Y:7:VAL:HG21	1:Y:208:LEU:HD23	1.99	0.43
2:Z:2134:ASN:C	2:Z:2134:ASN:HD22	2.22	0.43
2:Z:2549:PRO:HA	2:Z:2550:THR:HA	1.41	0.43
2:Z:2734:LYS:HG2	2:Z:2735:ALA:H	1.82	0.43
2:B:2446:GLU:HG2	2:B:2448:THR:HG23	2.01	0.43
2:B:2502:LEU:O	2:B:2505:ILE:HG12	2.19	0.43
3:C:3106[B]:THR:O	3:C:3106[B]:THR:HG23	2.17	0.43
3:C:3228[A]:VAL:CG2	3:C:3245[A]:PHE:CD2	3.02	0.43
3:C:3256[B]:TRP:HZ2	3:L:2965[B]:LEU:HG	1.81	0.43
1:D:1296:VAL:HG11	1:D:1447:TYR:CE1	2.53	0.43
1:D:270:GLU:OE1	1:D:270:GLU:N	2.51	0.43
3:F:3028[B]:PRO:HG2	3:F:3029[B]:LYS:HG3	2.00	0.43
3:F:3104[B]:MET:SD	3:F:3110[B]:THR:CG2	3.06	0.43
3:F:3218[B]:LEU:HD13	3:F:3261[B]:LEU:HD23	2.01	0.43
3:F:3298[A]:ASN:CA	3:F:3299[A]:LEU:C	2.85	0.43
1:G:122:VAL:HG23	1:G:123:PHE:CD1	2.54	0.43
1:G:1411:PHE:HB3	1:G:1544:LEU:HD21	2.00	0.43
1:G:728:ARG:HD2	1:G:780:GLU:OE2	2.17	0.43
2:H:2549:PRO:HA	2:H:2550:THR:HA	1.39	0.43
2:H:2803:ARG:HE	2:H:2805:PHE:HZ	1.66	0.43
2:H:2814:LYS:HD2	2:H:2814:LYS:HA	1.87	0.43
3:I:3028[A]:PRO:HG2	3:I:3029[A]:LYS:HG3	2.00	0.43
3:I:3083[B]:ILE:HD11	3:I:3260[B]:ARG:CG	2.49	0.43
3:I:3108[B]:HIS:CE1	3:R:3252[B]:TYR:CD1	3.06	0.43
3:I:3131[A]:GLN:HE21	3:I:3131[A]:GLN:HB3	1.66	0.43
3:I:3148[B]:ILE:HG22	3:I:3152[B]:LYS:HE3	2.01	0.43
1:J:159:VAL:HG11	1:J:216:HIS:CE1	2.54	0.43
1:J:1622:GLN:HG2	1:J:1652:PHE:CD1	2.54	0.43
1:J:66:PRO:O	1:J:70:ARG:HB3	2.18	0.43
3:L:2961[A]:HIS:HB2	3:L:2992[A]:TYR:HE2	1.81	0.43
3:L:3141[B]:TYR:C	3:L:3141[B]:TYR:CD2	2.86	0.43

Continued on next page...

Continued from previous page...

Atom-1	Atom-2	Interatomic distance (Å)	Clash overlap (Å)
3:L:3183[A]:LEU:N	3:L:3184[A]:ASN:CA	2.80	0.43
3:L:3293[A]:LYS:CB	3:L:3294[A]:SER:CA	2.96	0.43
2:N:2089:ARG:HB3	2:N:2175:VAL:O	2.19	0.43
3:O:3023[A]:ILE:O	3:O:3026[A]:THR:OG1	2.34	0.43
3:O:3014[A]:TRP:CH2	3:O:3123[A]:THR:HG23	2.53	0.43
3:O:3180[B]:TYR:CB	3:O:3183[B]:LEU:CD2	2.90	0.43
3:O:3183[A]:LEU:N	3:O:3184[A]:ASN:CA	2.80	0.43
3:O:3191[B]:ASN:C	3:O:3192[B]:PHE:O	2.52	0.43
1:P:321:LEU:HD11	1:P:377:TYR:CD2	2.54	0.43
1:P:729:VAL:O	1:P:780:GLU:O	2.36	0.43
3:R:2970[A]:PRO:C	3:R:2972[A]:GLY:N	2.72	0.43
3:R:3028[A]:PRO:HG2	3:R:3029[A]:LYS:HG3	2.00	0.43
3:I:2965[B]:LEU:CA	3:R:3221[B]:ALA:CB	2.86	0.43
1:S:1248:ARG:O	1:S:1250:ILE:HG13	2.19	0.43
2:T:2271:HIS:O	2:T:2283:ASN:HB3	2.19	0.43
2:T:2858:ASP:O	2:T:2862:LYS:HG2	2.18	0.43
3:U:2931[B]:THR:O	3:U:2934[B]:GLU:HG3	2.18	0.43
3:U:2952[B]:ALA:CB	3:U:2953[B]:GLY:CA	2.82	0.43
3:U:3093[B]:HIS:HD2	3:U:3248[B]:LEU:CD2	2.31	0.43
3:U:3267[B]:SER:HG	3:U:3267[B]:SER:H	1.26	0.43
1:V:1455:PHE:CE1	1:V:1456:LEU:HD12	2.53	0.43
1:V:883:CYS:HA	1:V:884:PRO:HA	1.70	0.43
2:W:2161:GLN:NE2	2:W:2348:THR:HG21	2.33	0.43
3:O:2968[B]:GLN:C	3:X:2988[B]:TRP:CB	2.87	0.43
3:X:3001[B]:LYS:N	3:X:3003[B]:LYS:HG3	2.34	0.43
3:X:3183[B]:LEU:H	3:X:3184[B]:ASN:CA	2.22	0.43
3:X:3185[A]:TYR:HE2	3:X:3187[A]:TYR:CD2	2.35	0.43
3:X:3217[A]:PHE:CD2	3:X:3300[A]:LEU:HD12	2.53	0.43
3:X:3218[A]:LEU:HD13	3:X:3261[A]:LEU:HD23	2.01	0.43
1:Y:100:GLN:NE2	1:Y:103:GLU:OE1	2.47	0.43
1:Y:999:LEU:HD12	1:Y:1056:TRP:HD1	1.82	0.43
1:Y:1179:GLY:HA2	1:Y:1183:GLU:OE1	2.19	0.43
1:Y:708:PHE:HB3	1:Y:716:LEU:HD22	2.01	0.43
1:Y:308:LEU:O	1:Y:772:ARG:NH2	2.51	0.43
2:Z:2470:ALA:HB2	2:Z:2476:LEU:HD21	2.00	0.43
1:A:1114:TYR:HE2	1:A:1116:TYR:CE2	2.37	0.43
1:A:1318:VAL:HA	1:A:1321:HIS:ND1	2.33	0.43
1:A:641:TRP:CD1	1:A:641:TRP:C	2.91	0.43
1:A:830:ASN:HB3	1:A:832:LYS:H	1.82	0.43
1:A:831:VAL:HG12	1:A:831:VAL:O	2.18	0.43
2:B:2302:ASP:HB3	2:B:2368:TYR:OH	2.18	0.43

Continued on next page...

Continued from previous page...

Atom-1	Atom-2	Interatomic distance (Å)	Clash overlap (Å)
2:B:2648:ALA:HA	2:B:2654:SER:HB2	2.00	0.43
3:C:2949[A]:LYS:C	3:C:2949[A]:LYS:CD	2.85	0.43
3:C:2970[B]:PRO:C	3:C:2972[B]:GLY:N	2.72	0.43
3:C:3083[A]:ILE:HD11	3:C:3260[A]:ARG:CG	2.49	0.43
3:C:3293[B]:LYS:CB	3:C:3294[B]:SER:CA	2.96	0.43
1:D:1286:ARG:NE	1:D:1333:GLU:OE1	2.51	0.43
1:D:1362:ALA:HA	1:D:1378:PHE:CG	2.54	0.43
1:D:448:SER:HA	1:D:449:ASP:HA	1.40	0.43
1:D:449:ASP:HB2	1:D:1280:GLN:HE22	1.82	0.43
1:D:460:GLU:OE2	1:D:1368:ARG:NH2	2.51	0.43
2:E:2666:GLN:OE1	2:E:2671:ASP:HB3	2.19	0.43
2:E:2840:GLY:O	2:E:2843:GLU:HB2	2.19	0.43
2:E:2848:PHE:HA	2:E:2848:PHE:HD1	1.70	0.43
3:F:3083[A]:ILE:HD11	3:F:3260[A]:ARG:CG	2.49	0.43
3:F:3285[B]:VAL:CG2	3:F:3286[B]:THR:H	2.27	0.43
1:G:1147:MET:HB3	1:G:1230:LEU:HD11	2.01	0.43
1:G:1247:ARG:HA	1:G:1247:ARG:HD3	1.85	0.43
1:G:1315:GLY:HA3	1:G:1601:TRP:CG	2.53	0.43
1:G:148:GLN:HA	1:G:149:GLU:C	2.38	0.43
1:G:37:ILE:O	1:G:40:TYR:HB2	2.19	0.43
1:G:590:ASP:HB3	1:G:653:LYS:NZ	2.33	0.43
1:G:816:PRO:HA	1:G:817:PRO:HD3	1.92	0.43
1:G:926:LEU:HD11	1:G:1043:MET:HB3	2.01	0.43
1:G:946:GLU:HG2	1:G:955:LYS:HD3	2.01	0.43
1:G:988:TYR:HB3	1:G:992:ALA:HB3	2.00	0.43
2:H:2356:ASP:O	2:H:2363:ASN:ND2	2.51	0.43
2:H:2571:ARG:HG3	2:H:2715:ASP:OD1	2.19	0.43
2:H:2782:ASN:ND2	2:H:2782:ASN:O	2.50	0.43
3:I:2940[B]:ASN:O	3:I:2943[B]:ALA:HB3	2.18	0.43
3:I:2951[B]:ASP:OD2	3:I:2952[B]:ALA:CB	2.66	0.43
3:I:3013[B]:ASP:CA	3:I:3122[B]:ASN:ND2	2.74	0.43
3:I:3151[B]:LEU:H	3:R:3169[B]:LYS:CG	2.19	0.43
3:I:3093[B]:HIS:HD2	3:I:3248[B]:LEU:CD2	2.31	0.43
3:I:3218[B]:LEU:HD13	3:I:3261[B]:LEU:HD23	2.01	0.43
3:I:3293[B]:LYS:CB	3:I:3294[B]:SER:CA	2.96	0.43
3:I:3217[A]:PHE:CD2	3:I:3300[A]:LEU:HD12	2.53	0.43
1:J:1094:ALA:O	1:J:1097:ARG:HB3	2.18	0.43
1:J:1286:ARG:O	1:J:1289:GLU:HB3	2.18	0.43
1:J:1528:ASP:N	1:J:1528:ASP:OD1	2.51	0.43
1:J:409:PHE:O	1:J:654:PRO:HG3	2.18	0.43
1:J:982:LYS:N	1:J:983:PRO:CD	2.81	0.43

Continued on next page...

Continued from previous page...

Atom-1	Atom-2	Interatomic distance (Å)	Clash overlap (Å)
3:L:2951[B]:ASP:OD2	3:L:2952[B]:ALA:CB	2.66	0.43
3:L:3182[A]:GLN:HG2	3:L:3182[A]:GLN:H	1.56	0.43
1:M:127:GLU:CD	1:M:134:VAL:HB	2.39	0.43
1:M:573:LYS:HB3	1:M:574:GLY:HA2	2.01	0.43
1:M:945:ALA:O	1:M:957:ASN:ND2	2.51	0.43
2:N:2477:PRO:O	2:N:2479:SER:N	2.51	0.43
2:N:2861:LYS:HE3	3:O:2936[A]:GLU:OE1	2.19	0.43
3:O:3196[A]:THR:N	3:O:3199[A]:GLN:CB	2.65	0.43
3:O:3083[B]:ILE:HD11	3:O:3260[B]:ARG:CG	2.49	0.43
1:P:1144:VAL:N	1:P:1194:SER:O	2.49	0.43
1:P:1219:ASP:N	1:P:1223:ALA:O	2.38	0.43
1:P:1321:HIS:HD2	1:P:1465:TRP:HH2	1.64	0.43
1:P:1638:SER:HA	1:P:1639:LYS:HA	1.62	0.43
5:P:5005:NAG:O3	5:P:5006:NAG:N2	2.51	0.43
1:P:552:PHE:HZ	1:P:623:TYR:HE1	1.65	0.43
2:Q:2252:GLU:HG3	2:Q:2385:ILE:HG23	2.00	0.43
3:R:2933[B]:SER:CA	3:R:2936[B]:GLU:HB3	2.48	0.43
3:R:2940[B]:ASN:O	3:R:2943[B]:ALA:HB3	2.18	0.43
3:R:3148[B]:ILE:HG22	3:R:3152[B]:LYS:HE3	2.01	0.43
3:R:3218[A]:LEU:HD13	3:R:3261[A]:LEU:HD23	2.01	0.43
1:S:1299:GLN:O	1:S:1301:PRO:HD3	2.19	0.43
1:S:135:THR:HG22	1:S:192:HIS:HB3	2.00	0.43
3:U:3023[A]:ILE:HA	3:U:3026[A]:THR:HG1	1.82	0.43
3:U:3135[B]:LYS:HB2	3:U:3141[B]:TYR:CD1	2.51	0.43
3:U:3148[B]:ILE:HG22	3:U:3152[B]:LYS:HE3	2.01	0.43
3:U:3218[A]:LEU:HD12	3:U:3218[A]:LEU:HA	1.78	0.43
1:V:228:GLY:H	1:V:229:LEU:HG	1.83	0.43
2:W:2116:SER:HA	2:W:2121:THR:HG21	2.01	0.43
2:W:2246:ASN:HB3	2:W:2266:VAL:HG22	2.01	0.43
2:W:2312:GLN:HB2	2:W:2319:ALA:HB2	2.00	0.43
3:X:2970[A]:PRO:C	3:X:2972[A]:GLY:N	2.72	0.43
3:X:2988[B]:TRP:CD1	3:X:3158[B]:PHE:CE2	3.06	0.43
3:X:3001[A]:LYS:H	3:X:3003[A]:LYS:HG3	1.83	0.43
3:X:3149[A]:ASN:OD1	3:X:3149[A]:ASN:N	2.51	0.43
3:X:2995[B]:GLN:CG	3:X:3168[B]:THR:HG21	2.48	0.43
3:X:3293[B]:LYS:CB	3:X:3294[B]:SER:CA	2.96	0.43
3:X:3298[A]:ASN:CB	3:X:3299[A]:LEU:C	2.85	0.43
1:Y:931:TRP:CB	1:Y:1018:ILE:HD11	2.48	0.43
1:Y:1018:ILE:HD12	1:Y:1045:HIS:HD2	1.84	0.43
1:Y:1025:THR:HG23	1:Y:1221:THR:HA	2.01	0.43
1:Y:1401:ARG:HB3	1:Y:1401:ARG:HH11	1.84	0.43

Continued on next page...

Continued from previous page...

Atom-1	Atom-2	Interatomic distance (Å)	Clash overlap (Å)
1:Y:1427:HIS:HD2	1:Y:1457:HIS:HE1	1.67	0.43
1:Y:1599:MET:SD	1:Y:1600:PRO:HD2	2.59	0.43
1:Y:195:SER:HB2	1:Y:386:ILE:HD11	2.00	0.43
1:Y:514:TRP:CZ3	1:Y:606:ILE:HD11	2.53	0.43
2:Z:2562:GLY:H	2:Z:2846:TRP:CB	2.31	0.43
1:A:838:ARG:HD3	1:A:1114:TYR:HB3	2.00	0.43
1:A:1638:SER:HA	1:A:1639:LYS:HA	1.74	0.43
1:A:183:HIS:CD2	1:A:344:LEU:HD21	2.54	0.43
1:A:784:ALA:O	1:A:788:LEU:HB2	2.18	0.43
1:A:854:LEU:HG	1:A:959:PHE:CE2	2.53	0.43
1:A:899:MET:HB3	1:A:1012:GLU:OE1	2.19	0.43
1:A:535:PRO:HG3	1:A:985:PHE:CE1	2.53	0.43
2:B:2361:LYS:H	2:B:2361:LYS:HG3	1.53	0.43
3:C:2949[B]:LYS:C	3:C:2953[B]:GLY:N	2.72	0.43
3:C:3180[A]:TYR:CB	3:C:3183[A]:LEU:CD2	2.89	0.43
3:C:3183[B]:LEU:N	3:C:3184[B]:ASN:CA	2.80	0.43
3:C:3217[B]:PHE:CD2	3:C:3300[B]:LEU:HD12	2.53	0.43
3:C:3093[A]:HIS:HD2	3:C:3248[A]:LEU:CD2	2.31	0.43
3:C:3083[B]:ILE:HD11	3:C:3260[B]:ARG:CG	2.49	0.43
3:C:3284[A]:LYS:CA	3:C:3284[A]:LYS:CE	2.86	0.43
1:D:132:ASN:HA	1:D:133:LYS:HA	1.86	0.43
1:D:361:GLU:HG2	1:D:363:THR:HG22	2.00	0.43
2:E:2270:ILE:HB	2:E:2297:HIS:CD2	2.54	0.43
2:E:2830:GLN:N	2:E:2830:GLN:OE1	2.52	0.43
3:F:2933[B]:SER:CA	3:F:2936[B]:GLU:HB3	2.48	0.43
3:F:2965[A]:LEU:CG	3:F:2974[A]:ALA:CB	2.85	0.43
3:F:2988[A]:TRP:CZ3	3:F:2989[A]:HIS:CE1	3.07	0.43
3:F:3148[A]:ILE:HG22	3:F:3152[A]:LYS:HE3	2.01	0.43
1:G:1369:THR:HB	1:G:1371:GLN:HG2	2.01	0.43
2:H:2454:MET:HE2	2:H:2454:MET:HB3	1.97	0.43
2:H:2808:PHE:HZ	2:H:2821:LEU:HD13	1.83	0.43
3:I:3001[A]:LYS:H	3:I:3003[A]:LYS:HG3	1.83	0.43
3:I:3001[A]:LYS:N	3:I:3003[A]:LYS:HG3	2.34	0.43
3:I:3149[A]:ASN:N	3:I:3149[A]:ASN:OD1	2.51	0.43
3:I:3228[B]:VAL:CG2	3:I:3245[B]:PHE:CD2	3.02	0.43
1:J:1315:GLY:HA3	1:J:1601:TRP:HB2	2.00	0.43
2:K:2403:PHE:CE2	2:K:2476:LEU:HD13	2.54	0.43
3:L:2954[B]:TYR:C	3:L:2957[B]:ILE:HG22	2.37	0.43
3:L:3023[B]:ILE:HA	3:L:3026[B]:THR:HG1	1.82	0.43
3:C:2972[B]:GLY:HA3	3:L:3086[B]:GLU:O	2.19	0.43
3:C:3172[B]:SER:CB	3:L:3152[B]:LYS:CB	2.96	0.43

Continued on next page...

Continued from previous page...

Atom-1	Atom-2	Interatomic distance (Å)	Clash overlap (Å)
3:L:3180[A]:TYR:CB	3:L:3183[A]:LEU:CD2	2.89	0.43
3:L:3218[A]:LEU:HD13	3:L:3261[A]:LEU:HD23	2.01	0.43
1:M:494:VAL:HG13	1:M:631:TRP:CZ3	2.54	0.43
1:M:17:ASN:ND2	1:M:86:THR:H	2.10	0.43
2:N:2117:ASP:OD1	2:N:2168:ARG:NH2	2.52	0.43
2:N:2231:LEU:HD12	2:N:2273:TRP:HE3	1.83	0.43
2:N:2286:HIS:NE2	2:N:2433:THR:HG22	2.34	0.43
2:N:2311:LEU:O	2:N:2315:ARG:HG3	2.19	0.43
3:O:2976[B]:ALA:O	3:O:2978[B]:CYS:N	2.46	0.43
3:O:2988[B]:TRP:CZ3	3:O:2989[B]:HIS:CE1	3.07	0.43
3:O:3028[A]:PRO:HG2	3:O:3029[A]:LYS:HG3	2.00	0.43
3:O:3185[A]:TYR:HE2	3:O:3187[A]:TYR:CD2	2.35	0.43
3:O:3200[A]:LEU:CD2	3:O:3204[A]:LEU:HD11	2.48	0.43
3:O:3283[A]:ILE:C	3:O:3283[A]:ILE:CD1	2.85	0.43
3:O:3284[B]:LYS:HD3	3:O:3284[B]:LYS:C	2.31	0.43
3:O:3293[A]:LYS:CB	3:O:3294[A]:SER:CA	2.96	0.43
1:P:1329:LEU:HB2	1:P:1507:THR:HG21	2.01	0.43
1:P:195:SER:HB2	1:P:386:ILE:HD11	2.00	0.43
1:P:669:LYS:HB2	1:P:670:PRO:HD3	2.01	0.43
1:P:977:GLU:HB3	1:P:979:LEU:HD21	2.00	0.43
2:Q:2596:THR:HG21	2:Q:2783:PHE:CZ	2.53	0.43
3:R:2951[A]:ASP:OD2	3:R:2952[A]:ALA:CB	2.66	0.43
3:R:3044[B]:LYS:HG2	3:R:3044[B]:LYS:H	1.64	0.43
3:R:3047[B]:ARG:NH2	3:R:3113[B]:ASP:OD1	2.43	0.43
3:R:3173[B]:THR:HA	3:R:3154[B]:PRO:CA	2.48	0.43
3:R:3217[B]:PHE:CD2	3:R:3300[B]:LEU:HD12	2.53	0.43
1:S:1394:GLN:HB2	1:S:1433:TRP:CB	2.48	0.43
1:S:926:LEU:HA	1:S:927:PRO:HD3	1.81	0.43
2:T:2370:MET:HE2	2:T:2370:MET:HB2	1.70	0.43
3:U:2933[A]:SER:CA	3:U:2936[A]:GLU:HB3	2.48	0.43
3:U:3001[B]:LYS:N	3:U:3003[B]:LYS:HG3	2.34	0.43
3:U:3083[B]:ILE:HD11	3:U:3260[B]:ARG:CG	2.49	0.43
3:U:3047[B]:ARG:NH2	3:U:3113[B]:ASP:OD1	2.43	0.43
3:U:3146[B]:CYS:HA	3:U:3147[B]:GLU:HA	1.70	0.43
3:U:3228[A]:VAL:CG2	3:U:3245[A]:PHE:CD2	3.02	0.43
3:U:3228[B]:VAL:CG2	3:U:3245[B]:PHE:CD2	3.02	0.43
1:V:1559:LEU:HD21	1:V:1590:PHE:HE1	1.83	0.43
1:V:226:HIS:O	1:V:227:ARG:HG2	2.19	0.43
1:V:562:GLN:HG2	1:V:614:GLU:HG3	2.00	0.43
2:W:2275:GLY:HA3	2:W:2283:ASN:H	1.84	0.43
2:W:2840:GLY:O	2:W:2843:GLU:HB2	2.19	0.43

Continued on next page...

Continued from previous page...

Atom-1	Atom-2	Interatomic distance (Å)	Clash overlap (Å)
3:X:3023[A]:ILE:O	3:X:3026[A]:THR:OG1	2.34	0.43
3:X:3228[A]:VAL:CG2	3:X:3245[A]:PHE:CD2	3.02	0.43
3:X:3284[A]:LYS:CA	3:X:3284[A]:LYS:CE	2.85	0.43
1:Y:1108:TYR:HB2	1:Y:1114:TYR:CE1	2.54	0.43
1:Y:1313:LEU:HD13	1:Y:1322:TRP:CD1	2.53	0.43
1:Y:63:PRO:HA	1:Y:172:GLU:HG3	2.00	0.43
5:Y:2114:NAG:H62	5:Y:2115:NAG:C8	2.48	0.43
2:Z:2390:GLN:O	2:Z:2491:PRO:HB3	2.18	0.43
2:Z:2547:MET:O	2:Z:2751:TRP:HH2	2.02	0.43
2:Z:2695:MET:HE2	2:Z:2704:ASP:HB3	2.01	0.43
1:A:904:HIS:HE1	1:A:1106:PHE:CZ	2.37	0.43
1:A:177:VAL:HG11	1:A:358:TYR:CE1	2.54	0.43
1:A:398:ARG:HA	1:A:399:PRO:HD3	1.87	0.43
1:A:641:TRP:HZ2	1:A:693:TYR:HD1	1.65	0.43
2:B:2887:ASP:C	2:B:2889:ALA:HA	2.40	0.43
3:C:2969[B]:TYR:CG	3:L:2989[B]:HIS:NE2	2.87	0.43
3:C:2971[B]:ASP:HA	3:L:3089[B]:HIS:C	2.38	0.43
3:C:2971[A]:ASP:CG	3:C:2973[A]:THR:HG1	2.18	0.43
1:D:1427:HIS:HD2	1:D:1457:HIS:HE2	1.66	0.43
1:D:956:PRO:CD	1:D:957:ASN:HA	2.48	0.43
2:E:2240:GLN:HG2	2:E:2244:PHE:CD1	2.53	0.43
3:F:3083[B]:ILE:HD11	3:F:3260[B]:ARG:CG	2.49	0.43
3:F:2995[A]:GLN:CG	3:F:3168[A]:THR:HG21	2.48	0.43
3:F:3183[B]:LEU:N	3:F:3184[B]:ASN:CA	2.80	0.43
3:F:3228[B]:VAL:CG2	3:F:3245[B]:PHE:CD2	3.02	0.43
3:F:3294[A]:SER:O	3:F:3294[A]:SER:OG	2.34	0.43
1:G:1028:VAL:HA	1:G:1035:TYR:CD2	2.53	0.43
1:G:1146:PHE:CE2	1:G:1175:PHE:HE1	2.37	0.43
1:G:1158:GLU:HG2	1:G:1174:GLU:HB3	2.01	0.43
1:G:260:ASN:OD1	1:G:260:ASN:N	2.50	0.43
1:G:425:ARG:NE	1:G:499:GLU:OE2	2.51	0.43
2:H:2156:ARG:HD2	2:H:2357:VAL:HG12	2.01	0.43
3:I:2951[A]:ASP:OD2	3:I:2952[A]:ALA:CB	2.66	0.43
3:I:3174[B]:GLY:HA3	3:R:3154[B]:PRO:HB2	1.96	0.43
3:I:3299[B]:LEU:HB3	3:I:3300[B]:LEU:H	1.53	0.43
1:J:1146:PHE:HZ	1:J:1159:TYR:CG	2.36	0.43
1:J:1215:LEU:HD22	1:J:1229:LYS:HZ1	1.84	0.43
1:J:121:ASN:ND2	1:J:124:TYR:H	2.16	0.43
1:J:1303:GLU:HA	1:J:1304:ASP:HA	1.80	0.43
1:G:1078:ARG:NH2	2:K:2875:SER:O	2.33	0.43
3:L:2951[A]:ASP:OD2	3:L:2952[A]:ALA:CB	2.66	0.43

Continued on next page...

Continued from previous page...

Atom-1	Atom-2	Interatomic distance (Å)	Clash overlap (Å)
3:L:3001[A]:LYS:N	3:L:3003[A]:LYS:HG3	2.34	0.43
3:L:3148[A]:ILE:HG22	3:L:3152[A]:LYS:HE3	2.01	0.43
3:L:3148[B]:ILE:HG22	3:L:3152[B]:LYS:HE3	2.01	0.43
3:L:3217[A]:PHE:CD2	3:L:3300[A]:LEU:HD12	2.53	0.43
3:L:3228[B]:VAL:CG2	3:L:3245[B]:PHE:CD2	3.02	0.43
3:L:3093[B]:HIS:HB2	3:L:3248[B]:LEU:CD1	2.48	0.43
3:L:3300[B]:LEU:H	3:L:3300[B]:LEU:HD23	1.83	0.43
3:O:2931[A]:THR:O	3:O:2934[A]:GLU:HG3	2.18	0.43
3:O:3031[A]:ASN:HA	3:O:3032[A]:PRO:HD2	1.87	0.43
3:O:3149[B]:ASN:OD1	3:O:3149[B]:ASN:N	2.51	0.43
3:O:3284[B]:LYS:CE	3:O:3284[B]:LYS:CA	2.85	0.43
1:P:1170:MET:HB3	1:P:1203:MET:HE2	2.01	0.43
1:P:278:ASP:O	1:P:279:LEU:HG	2.19	0.43
1:P:829:ALA:HA	1:P:830:ASN:CG	2.39	0.43
2:Q:2603:PRO:HG2	2:Q:2606:LEU:HD12	2.00	0.43
2:Q:2808:PHE:CZ	2:Q:2899:PRO:HG3	2.54	0.43
2:Q:2890:VAL:H	2:Q:2891:LEU:HA	1.81	0.43
3:R:2956[B]:LYS:O	3:R:2959[B]:SER:OG	2.33	0.43
3:R:2954[B]:TYR:C	3:R:2957[B]:ILE:HG22	2.37	0.43
3:I:3255[B]:PRO:HB3	3:R:2964[B]:PRO:N	2.33	0.43
3:R:3048[B]:ASP:HB3	3:R:3099[B]:PRO:HD2	2.01	0.43
3:R:3104[A]:MET:SD	3:R:3110[A]:THR:CG2	3.06	0.43
3:R:3013[B]:ASP:CA	3:R:3122[B]:ASN:ND2	2.73	0.43
3:I:3169[B]:LYS:NZ	3:R:3149[B]:ASN:ND2	2.66	0.43
1:S:792:MET:O	1:S:796:TYR:OH	2.16	0.43
2:T:2722:GLN:NE2	2:T:2769:PHE:O	2.45	0.43
3:U:2951[B]:ASP:OD2	3:U:2952[B]:ALA:CB	2.66	0.43
3:U:2954[A]:TYR:C	3:U:2957[A]:ILE:HG22	2.37	0.43
3:U:2988[A]:TRP:CZ3	3:U:2989[A]:HIS:CE1	3.07	0.43
3:U:3001[A]:LYS:H	3:U:3003[A]:LYS:HG3	1.83	0.43
3:U:2995[A]:GLN:CG	3:U:3168[A]:THR:HG21	2.48	0.43
3:U:3093[B]:HIS:HB2	3:U:3248[B]:LEU:CD1	2.48	0.43
1:V:1274:LEU:HD11	1:V:1334:LEU:HD21	2.00	0.43
1:V:1581:GLU:HG3	1:V:1582:ASN:H	1.84	0.43
1:V:1642:GLN:H	1:V:1642:GLN:CD	2.21	0.43
1:V:7:VAL:HG23	1:V:91:TYR:O	2.19	0.43
1:V:943:LEU:HD12	1:V:944:GLU:N	2.33	0.43
2:W:2244:PHE:CE1	2:W:2248:ILE:HG13	2.53	0.43
3:X:2932[A]:PRO:CA	3:X:2935[A]:ILE:CD1	2.85	0.43
3:X:2933[B]:SER:CA	3:X:2936[B]:GLU:HB3	2.48	0.43
3:X:2951[B]:ASP:OD2	3:X:2952[B]:ALA:CB	2.66	0.43

Continued on next page...

Continued from previous page...

Atom-1	Atom-2	Interatomic distance (Å)	Clash overlap (Å)
3:X:3228[B]:VAL:CG2	3:X:3245[B]:PHE:CD2	3.02	0.43
1:Y:564:ASP:HA	1:Y:609:TRP:O	2.19	0.43
2:Z:2257:CYS:N	2:Z:2324:CYS:SG	2.91	0.43
2:Z:2833:GLY:HA3	2:Z:2854:MET:HE1	2.01	0.43
1:A:1152:LYS:HD2	1:A:1152:LYS:N	2.34	0.43
1:A:1286:ARG:HA	1:A:1286:ARG:HD2	1.58	0.43
1:A:1417:CYS:N	1:A:1484:CYS:SG	2.92	0.43
2:B:2549:PRO:HA	2:B:2550:THR:HA	1.89	0.43
2:B:2716:ARG:NH2	2:B:2780:HIS:O	2.44	0.43
3:C:2956[B]:LYS:O	3:C:2959[B]:SER:OG	2.33	0.43
3:C:2979[A]:GLN:HA	3:C:2979[A]:GLN:OE1	2.19	0.43
3:C:3001[B]:LYS:H	3:C:3003[B]:LYS:HG3	1.83	0.43
3:C:3027[B]:GLU:CD	3:C:3028[B]:PRO:CD	2.86	0.43
3:C:3048[B]:ASP:HB3	3:C:3099[B]:PRO:HD2	2.01	0.43
3:C:3229[B]:ASN:N	3:C:3286[B]:THR:O	2.52	0.43
1:D:801:ASP:OD1	1:D:801:ASP:N	2.49	0.43
2:B:2094:ARG:NH2	2:E:2094:ARG:HH21	2.15	0.43
2:E:2435:MET:HA	2:E:2436:PRO:HD3	1.91	0.43
2:B:2114:ARG:HG3	2:E:2526:ARG:HE	1.83	0.43
2:E:2807:GLY:O	2:E:2899:PRO:HA	2.18	0.43
3:F:2956[A]:LYS:O	3:F:2959[A]:SER:OG	2.33	0.43
3:F:2988[B]:TRP:CZ3	3:F:2989[B]:HIS:CE1	3.07	0.43
1:G:1161:ILE:HG13	1:G:1196:ILE:HD11	2.01	0.43
1:G:499:GLU:HG3	1:G:511:VAL:H	1.83	0.43
1:G:483:GLY:HA3	1:G:771:TRP:CE3	2.54	0.43
2:H:2266:VAL:O	2:H:2269:SER:OG	2.24	0.43
3:I:2949[B]:LYS:C	3:I:2953[B]:GLY:N	2.72	0.43
3:I:2970[A]:PRO:C	3:I:2972[A]:GLY:N	2.72	0.43
3:I:3229[A]:ASN:O	3:I:3286[A]:THR:N	2.50	0.43
3:I:3255[B]:PRO:HD3	3:R:2962[B]:GLY:N	2.34	0.43
3:I:3225[B]:SER:C	3:I:3290[B]:ILE:HG23	2.39	0.43
1:J:473:ALA:HB2	1:M:1639:LYS:HG3	2.01	0.43
3:L:3196[B]:THR:OG1	3:L:3199[B]:GLN:CD	2.57	0.43
3:L:3093[A]:HIS:HD2	3:L:3248[A]:LEU:CD2	2.31	0.43
3:L:3083[A]:ILE:HD11	3:L:3260[A]:ARG:CG	2.49	0.43
3:L:3218[B]:LEU:HD13	3:L:3261[B]:LEU:HD23	2.01	0.43
3:L:3293[B]:LYS:CB	3:L:3294[B]:SER:CA	2.96	0.43
1:M:877:HIS:HB3	1:M:1034:GLU:HA	2.01	0.43
2:N:2280:TYR:HD1	2:N:2287:TYR:CD1	2.37	0.43
2:N:2740:ASP:N	2:N:2740:ASP:OD1	2.51	0.43
3:O:2988[B]:TRP:CD1	3:O:3158[B]:PHE:CE2	3.06	0.43

Continued on next page...

Continued from previous page...

Atom-1	Atom-2	Interatomic distance (Å)	Clash overlap (Å)
3:O:3298[A]:ASN:CB	3:O:3299[A]:LEU:C	2.85	0.43
3:O:3301[A]:PRO:HB2	3:O:3302[A]:SER:H	1.33	0.43
1:P:1209:ASP:O	1:P:1211:TYR:HB3	2.19	0.43
1:P:605:SER:HA	1:P:761:ALA:HB3	2.01	0.43
1:P:622:HIS:HE1	1:P:767:LYS:H	1.63	0.43
3:R:2976[B]:ALA:O	3:R:2978[B]:CYS:N	2.46	0.43
3:R:3135[B]:LYS:HB2	3:R:3141[B]:TYR:CD1	2.51	0.43
3:R:3141[A]:TYR:C	3:R:3141[A]:TYR:CD2	2.86	0.43
3:R:3183[B]:LEU:N	3:R:3184[B]:ASN:CA	2.80	0.43
3:R:3083[B]:ILE:HD11	3:R:3260[B]:ARG:CG	2.49	0.43
1:S:543:ASN:HA	1:S:544:PRO:HD3	1.86	0.43
1:S:803:LYS:HA	1:S:809:ALA:HA	2.00	0.43
1:S:931:TRP:HE3	1:S:991:LEU:HD13	1.83	0.43
2:T:2109:ARG:O	2:T:2113:ASP:N	2.51	0.43
2:T:2130:PRO:CB	2:T:2142:ALA:HB3	2.49	0.43
2:T:2336:PHE:HB3	2:T:2348:THR:HG22	2.00	0.43
2:T:2390:GLN:O	2:T:2491:PRO:HB3	2.19	0.43
2:T:2559:CYS:SG	2:T:2560:LEU:N	2.91	0.43
2:T:2568:HIS:CD2	2:T:2718:TRP:HH2	2.36	0.43
1:P:117:LYS:HG3	2:T:2634:THR:OG1	2.18	0.43
2:T:2684:HIS:CE1	2:T:2711:HIS:HE1	2.37	0.43
3:U:2933[B]:SER:CA	3:U:2936[B]:GLU:HB3	2.48	0.43
3:U:2951[A]:ASP:OD2	3:U:2952[A]:ALA:CB	2.66	0.43
3:U:3294[B]:SER:OG	3:U:3294[B]:SER:O	2.34	0.43
1:V:435:GLU:HB3	1:V:509:ILE:HD11	2.01	0.43
2:W:2275:GLY:HA3	2:W:2283:ASN:HB2	2.01	0.43
2:W:2830:GLN:H	2:W:2830:GLN:HE21	1.67	0.43
3:X:2979[A]:GLN:NE2	3:X:3155[A]:MET:HE2	2.32	0.43
3:X:2988[B]:TRP:CZ3	3:X:2989[B]:HIS:CE1	3.07	0.43
3:X:3047[A]:ARG:NH2	3:X:3113[A]:ASP:OD1	2.43	0.43
3:X:3013[A]:ASP:CA	3:X:3122[A]:ASN:ND2	2.73	0.43
1:Y:1059:LEU:O	1:Y:1063:ARG:N	2.50	0.43
1:Y:1407:THR:HG22	1:Y:1426:LEU:HD21	2.01	0.43
1:Y:744:VAL:HG12	1:Y:802:ILE:HG23	2.01	0.43
2:B:2884:LYS:HG3	2:B:2891:LEU:HG	2.01	0.42
3:C:2933[A]:SER:CA	3:C:2936[A]:GLU:HB3	2.48	0.42
3:C:3090[B]:ASN:HA	3:L:2971[B]:ASP:HB2	2.01	0.42
3:C:3150[B]:LYS:N	3:L:3158[B]:PHE:O	2.42	0.42
3:C:3218[A]:LEU:HD13	3:C:3261[A]:LEU:HD23	2.01	0.42
1:D:905:TRP:HE1	1:D:1083:PRO:CD	2.32	0.42
1:D:1155:LEU:HD11	1:D:1228:LEU:HD11	2.00	0.42

Continued on next page...

Continued from previous page...

Atom-1	Atom-2	Interatomic distance (Å)	Clash overlap (Å)
1:D:1578:ILE:HA	1:D:1579:GLY:HA2	1.63	0.42
1:D:1616:LYS:HA	1:D:1616:LYS:HD3	1.90	0.42
2:E:2446:GLU:HG2	2:E:2448:THR:HG23	2.01	0.42
2:E:2866:PRO:HA	2:E:2867:PRO:HD3	1.65	0.42
3:F:2938[B]:LEU:HA	3:F:2938[B]:LEU:HD12	1.85	0.42
3:F:2949[B]:LYS:C	3:F:2949[B]:LYS:NZ	2.73	0.42
3:F:3185[A]:TYR:HE2	3:F:3187[A]:TYR:CD2	2.35	0.42
3:F:3293[A]:LYS:CB	3:F:3294[A]:SER:CA	2.96	0.42
1:G:979:LEU:HD23	1:G:1021:LEU:HD22	2.01	0.42
1:G:449:ASP:HB2	1:G:1338:GLY:HA3	1.99	0.42
1:G:1500:THR:HA	1:G:1501:ALA:HA	1.76	0.42
2:H:2304:LEU:HD12	2:H:2304:LEU:HA	1.76	0.42
2:H:2252:GLU:HA	2:H:2385:ILE:HD13	2.01	0.42
3:I:2965[B]:LEU:O	3:R:3221[B]:ALA:HB2	2.19	0.42
3:I:2969[B]:TYR:CE2	3:I:2970[B]:PRO:CG	2.86	0.42
3:I:2970[B]:PRO:C	3:I:2972[B]:GLY:N	2.72	0.42
3:I:3001[B]:LYS:N	3:I:3003[B]:LYS:HG3	2.34	0.42
3:I:3028[B]:PRO:HG2	3:I:3029[B]:LYS:HG3	2.00	0.42
3:I:3108[B]:HIS:HE1	3:R:3251[B]:ASP:CB	2.32	0.42
3:I:3149[B]:ASN:N	3:I:3149[B]:ASN:OD1	2.50	0.42
3:I:3152[B]:LYS:HB2	3:R:3171[B]:HIS:CA	2.49	0.42
3:I:3155[B]:MET:CG	3:R:3153[B]:LYS:HG2	2.49	0.42
3:I:3165[B]:ASN:O	3:R:3149[B]:ASN:CB	2.42	0.42
1:J:1323:HIS:CD2	1:J:1458:HIS:CE1	3.07	0.42
3:L:2931[A]:THR:O	3:L:2934[A]:GLU:HG3	2.18	0.42
3:L:2949[A]:LYS:C	3:L:2953[A]:GLY:N	2.72	0.42
3:C:3153[B]:LYS:CD	3:L:2988[B]:TRP:HD1	2.29	0.42
3:L:3023[A]:ILE:HA	3:L:3026[A]:THR:HG1	1.84	0.42
3:L:3299[B]:LEU:HB3	3:L:3300[B]:LEU:H	1.54	0.42
1:M:868:THR:HG23	1:M:919:ARG:NE	2.34	0.42
3:O:3001[A]:LYS:H	3:O:3003[A]:LYS:HG3	1.83	0.42
3:O:3083[A]:ILE:HD11	3:O:3260[A]:ARG:CG	2.49	0.42
3:O:3101[B]:PRO:C	3:X:2971[B]:ASP:C	2.78	0.42
3:O:3148[B]:ILE:HG22	3:O:3152[B]:LYS:HE3	2.01	0.42
3:O:3229[A]:ASN:O	3:O:3286[A]:THR:N	2.50	0.42
3:O:3298[A]:ASN:CA	3:O:3299[A]:LEU:C	2.85	0.42
1:P:999:LEU:HD21	1:P:1121:LEU:HD22	1.99	0.42
1:P:1243:PHE:HD2	1:P:1474:TYR:HA	1.84	0.42
1:P:695:TYR:OH	1:P:703:TYR:HD2	1.97	0.42
1:P:929:TRP:CZ3	1:P:935:ILE:HD12	2.54	0.42
2:Q:2758:THR:O	2:Q:2762:VAL:HG22	2.19	0.42

Continued on next page...

Continued from previous page...

Atom-1	Atom-2	Interatomic distance (Å)	Clash overlap (Å)
3:R:2932[A]:PRO:CA	3:R:2935[A]:ILE:CD1	2.85	0.42
3:R:3028[B]:PRO:HG2	3:R:3029[B]:LYS:HG3	2.00	0.42
3:R:3132[B]:ALA:HB3	3:R:3197[B]:ILE:HD13	1.99	0.42
3:R:3301[B]:PRO:HB2	3:R:3302[B]:SER:H	1.33	0.42
1:S:488:PRO:HB2	1:S:641:TRP:CE3	2.53	0.42
1:S:741:SER:OG	1:S:763:LEU:HA	2.19	0.42
1:S:896:HIS:HB2	1:S:905:TRP:CD1	2.54	0.42
2:T:2497:GLU:HB2	2:T:2498:VAL:HA	2.00	0.42
2:T:2726:LYS:HE3	2:T:2726:LYS:HB2	1.71	0.42
3:U:2970[A]:PRO:C	3:U:2972[A]:GLY:N	2.72	0.42
3:U:2988[B]:TRP:CZ3	3:U:2989[B]:HIS:CE1	3.07	0.42
3:U:3038[B]:ILE:HG23	3:U:3040[B]:VAL:HG22	1.90	0.42
3:U:3218[B]:LEU:HD13	3:U:3261[B]:LEU:HD23	2.01	0.42
1:V:1328:SER:HB2	1:V:1523:LEU:HD13	2.00	0.42
1:V:1539:GLN:O	1:V:1542:ARG:HB3	2.19	0.42
1:V:1549:GLY:O	1:V:1655:SER:HB2	2.18	0.42
1:V:424:PHE:CE1	1:V:1125:SER:HB2	2.54	0.42
1:V:7:VAL:HG21	1:V:208:LEU:HD23	2.00	0.42
1:V:980:TYR:CD2	1:V:1021:LEU:HD13	2.54	0.42
2:W:2386:ARG:HB3	2:W:2496:LEU:HD21	2.01	0.42
3:X:3048[A]:ASP:HB3	3:X:3099[A]:PRO:HD2	2.01	0.42
3:X:3148[A]:ILE:HG22	3:X:3152[A]:LYS:HE3	2.01	0.42
3:X:3298[B]:ASN:CB	3:X:3299[B]:LEU:C	2.86	0.42
3:X:3217[B]:PHE:CD2	3:X:3300[B]:LEU:HD12	2.53	0.42
1:Y:137:ARG:HA	1:Y:193:SER:OG	2.18	0.42
1:Y:1382:ILE:N	1:Y:1387:ALA:O	2.38	0.42
2:Z:2795:ILE:O	2:Z:2798:GLN:HG2	2.19	0.42
2:Z:2820:HIS:HB2	2:Z:2882:GLU:HG3	2.01	0.42
1:A:1553:ILE:HD11	1:A:1622:GLN:HG3	2.01	0.42
1:A:995:ILE:HG22	1:A:999:LEU:HD22	2.00	0.42
3:C:2938[A]:LEU:HA	3:C:2938[A]:LEU:HD12	1.85	0.42
3:C:2951[B]:ASP:OD2	3:C:2952[B]:ALA:CB	2.66	0.42
3:C:2967[B]:CYS:SG	3:L:2982[B]:MET:N	2.89	0.42
3:C:2988[A]:TRP:CZ3	3:C:2989[A]:HIS:CE1	3.07	0.42
3:C:3023[B]:ILE:HA	3:C:3026[B]:THR:HG1	1.83	0.42
3:C:3086[B]:GLU:HG2	3:L:2968[B]:GLN:NE2	2.34	0.42
3:C:3131[B]:GLN:HB3	3:C:3131[B]:GLN:HE21	1.66	0.42
3:C:3196[B]:THR:OG1	3:C:3199[B]:GLN:CD	2.57	0.42
3:C:3228[B]:VAL:CG2	3:C:3245[B]:PHE:CD2	3.02	0.42
3:C:3283[B]:ILE:CD1	3:C:3283[B]:ILE:C	2.85	0.42
1:D:468:CYS:SG	1:D:669:LYS:HB3	2.59	0.42

Continued on next page...

Continued from previous page...

Atom-1	Atom-2	Interatomic distance (Å)	Clash overlap (Å)
3:F:3137[A]:ARG:HA	3:F:3137[A]:ARG:HD3	1.71	0.42
3:F:3141[A]:TYR:CD2	3:F:3141[A]:TYR:C	2.86	0.42
3:F:3196[B]:THR:OG1	3:F:3199[B]:GLN:OE1	2.38	0.42
3:F:3218[A]:LEU:HD13	3:F:3261[A]:LEU:HD23	2.01	0.42
3:F:3232[B]:VAL:HG21	3:F:3273[B]:LEU:CD1	2.49	0.42
3:F:3299[B]:LEU:HB3	3:F:3300[B]:LEU:H	1.54	0.42
1:G:449:ASP:OD2	1:G:1280:GLN:NE2	2.51	0.42
1:G:1582:ASN:HB3	1:G:1583:CYS:CB	2.37	0.42
1:G:323:ILE:HA	1:G:324:PRO:HD3	1.92	0.42
1:G:40:TYR:CE2	1:G:75:GLN:HG2	2.54	0.42
1:G:767:LYS:HE2	1:G:767:LYS:HB3	1.94	0.42
1:G:929:TRP:CZ3	1:G:935:ILE:HD12	2.53	0.42
2:H:2470:ALA:HB2	2:H:2476:LEU:HD11	2.00	0.42
2:H:2647:LEU:HA	2:H:2647:LEU:HD12	1.81	0.42
3:I:2961[B]:HIS:HB2	3:I:2992[B]:TYR:HE2	1.81	0.42
3:I:2976[B]:ALA:O	3:I:2978[B]:CYS:N	2.46	0.42
3:I:3027[A]:GLU:CD	3:I:3028[A]:PRO:CD	2.86	0.42
3:I:3150[B]:LYS:HG3	3:R:3163[B]:ASN:CG	2.34	0.42
3:I:3281[A]:PHE:HE1	3:I:3305[A]:ILE:HG21	1.81	0.42
2:H:2457:LYS:NZ	1:J:1206:HIS:HB3	2.34	0.42
1:J:1263:LEU:HD11	1:J:1358:LEU:HD22	2.01	0.42
1:J:1298:ALA:O	5:J:5010:NAG:H62	2.19	0.42
1:J:219:LEU:O	1:J:223:LEU:HB2	2.19	0.42
1:J:285:THR:HG22	1:J:287:GLU:H	1.83	0.42
1:J:567:LEU:HA	1:J:567:LEU:HD13	1.79	0.42
1:J:634:HIS:HA	1:J:637:VAL:CG2	2.49	0.42
1:J:689:PRO:HA	1:J:692:VAL:HG23	2.01	0.42
2:K:2128:LEU:HA	2:K:2128:LEU:HD12	1.78	0.42
2:K:2822:LYS:HB3	2:K:2829:CYS:HB3	2.01	0.42
3:L:2979[B]:GLN:OE1	3:L:2979[B]:GLN:HA	2.19	0.42
3:L:2988[A]:TRP:CZ3	3:L:2989[A]:HIS:CE1	3.07	0.42
3:L:3096[B]:VAL:CG1	3:L:3115[B]:LEU:CD1	2.86	0.42
3:L:3149[A]:ASN:OD1	3:L:3149[A]:ASN:N	2.51	0.42
3:L:2995[A]:GLN:CG	3:L:3168[A]:THR:HG21	2.48	0.42
3:C:3223[B]:GLY:C	3:L:3252[B]:TYR:CD1	2.88	0.42
3:L:3301[B]:PRO:HB2	3:L:3302[B]:SER:H	1.33	0.42
1:M:893:ALA:HB2	1:M:1182:ASN:HB2	2.01	0.42
1:M:1424:GLU:O	1:M:1427:HIS:HB3	2.19	0.42
1:M:597:VAL:O	1:M:601:VAL:HG13	2.19	0.42
2:N:2180:TRP:CH2	2:N:2300:ASN:HB3	2.55	0.42
2:N:2744:PHE:HA	2:N:2745:PRO:HD3	1.87	0.42

Continued on next page...

Continued from previous page...

Atom-1	Atom-2	Interatomic distance (Å)	Clash overlap (Å)
2:N:2874:ASP:O	2:N:2876:LYS:HG3	2.19	0.42
3:O:2949[B]:LYS:C	3:O:2953[B]:GLY:N	2.72	0.42
3:O:3228[B]:VAL:CG2	3:O:3245[B]:PHE:CD2	3.02	0.42
1:P:1473:ARG:HG3	1:P:1479:TYR:CG	2.55	0.42
1:P:145:GLN:OE1	1:P:151:GLN:HG3	2.19	0.42
1:P:607:HIS:NE2	1:P:634:HIS:CE1	2.88	0.42
2:Q:2128:LEU:HD22	2:Q:2287:TYR:CE1	2.55	0.42
3:R:2988[A]:TRP:CZ3	3:R:2989[A]:HIS:CE1	3.07	0.42
3:R:2995[A]:GLN:CG	3:R:3168[A]:THR:HG21	2.49	0.42
3:R:3182[B]:GLN:H	3:R:3182[B]:GLN:HG2	1.56	0.42
3:R:3185[B]:TYR:HE2	3:R:3187[B]:TYR:CD2	2.35	0.42
3:R:3196[B]:THR:OG1	3:R:3199[B]:GLN:OE1	2.37	0.42
3:I:2974[B]:ALA:CA	3:R:3248[B]:LEU:C	2.87	0.42
3:R:3281[B]:PHE:HE1	3:R:3305[B]:ILE:HG21	1.81	0.42
3:R:3225[B]:SER:C	3:R:3290[B]:ILE:HG23	2.39	0.42
1:S:1398:PHE:HA	1:S:1399:GLY:HA2	1.53	0.42
1:S:1382:ILE:HD13	1:S:1447:TYR:HD2	1.84	0.42
1:S:361:GLU:HG2	1:S:363:THR:HG22	2.01	0.42
1:S:516:TRP:HD1	1:S:579:LEU:HB3	1.84	0.42
2:T:2576:HIS:CD2	2:T:2759:THR:HG21	2.54	0.42
3:U:3013[B]:ASP:CG	3:U:3015[B]:THR:HG1	2.18	0.42
3:U:3083[A]:ILE:HD11	3:U:3260[A]:ARG:CG	2.49	0.42
3:U:3232[B]:VAL:HG21	3:U:3273[B]:LEU:CD1	2.49	0.42
3:U:3298[B]:ASN:CB	3:U:3299[B]:LEU:C	2.86	0.42
3:U:3299[B]:LEU:HB3	3:U:3300[B]:LEU:H	1.54	0.42
3:U:3300[A]:LEU:H	3:U:3300[A]:LEU:HD23	1.83	0.42
1:V:109:LEU:HD13	2:Z:2626:ARG:NH1	2.34	0.42
1:V:163:LEU:HB3	1:V:293:LEU:HD21	2.00	0.42
1:V:80:LEU:HA	1:V:80:LEU:HD12	1.81	0.42
3:X:3038[B]:ILE:HG23	3:X:3040[B]:VAL:HG22	1.90	0.42
3:O:3160[B]:SER:HG	3:X:3150[B]:LYS:HB2	1.81	0.42
3:X:3196[A]:THR:OG1	3:X:3199[A]:GLN:OE1	2.38	0.42
1:Y:1190:ARG:HA	1:Y:1191:PRO:HD3	1.92	0.42
1:Y:450:LYS:HG3	1:Y:450:LYS:H	1.54	0.42
2:Z:2542:TYR:HB2	2:Z:2573:TYR:CE1	2.51	0.42
2:Z:2561:HIS:ND1	2:Z:2561:HIS:N	2.67	0.42
1:A:1158:GLU:HG2	1:A:1216:ARG:O	2.19	0.42
1:A:1321:HIS:O	1:A:1324:ARG:HB3	2.19	0.42
1:A:1633:THR:HA	1:A:1639:LYS:O	2.19	0.42
1:A:496:MET:O	1:A:500:ASN:ND2	2.50	0.42
1:A:843:VAL:HG13	1:A:927:PRO:HB2	1.99	0.42

Continued on next page...

Continued from previous page...

Atom-1	Atom-2	Interatomic distance (Å)	Clash overlap (Å)
1:A:905:TRP:CZ3	1:A:909:ILE:HG13	2.53	0.42
2:B:2107:LEU:O	2:B:2111:GLN:HB2	2.19	0.42
2:B:2181:THR:HB	2:B:2373:MET:SD	2.59	0.42
2:B:2505:ILE:HD12	2:B:2507:ARG:HH21	1.84	0.42
2:B:2643:GLU:O	2:B:2647:LEU:N	2.46	0.42
2:B:2884:LYS:HD2	2:B:2889:ALA:HB3	2.02	0.42
3:C:2979[B]:GLN:OE1	3:C:2979[B]:GLN:HA	2.19	0.42
3:C:3232[A]:VAL:HG21	3:C:3273[A]:LEU:CD1	2.50	0.42
1:D:1385:GLU:OE1	1:D:1440:HIS:HE1	2.02	0.42
1:D:931:TRP:CZ3	1:D:995:ILE:HD11	2.54	0.42
2:E:2549:PRO:HA	2:E:2550:THR:HA	1.56	0.42
2:E:2660:VAL:HG11	2:E:2783:PHE:CE1	2.54	0.42
2:E:2660:VAL:HG13	2:E:2663:MET:HE2	2.01	0.42
3:F:3023[A]:ILE:HA	3:F:3026[A]:THR:HG1	1.84	0.42
3:F:3104[A]:MET:SD	3:F:3110[A]:THR:CG2	3.06	0.42
1:G:1321:HIS:HE1	1:G:1489:MET:SD	2.42	0.42
1:G:497:GLN:CG	1:G:683:THR:HG21	2.50	0.42
1:G:736:MET:HG3	1:G:772:ARG:HD2	2.00	0.42
3:I:3038[A]:ILE:HG23	3:I:3040[A]:VAL:HG22	1.89	0.42
3:I:3228[A]:VAL:CG2	3:I:3245[A]:PHE:CD2	3.02	0.42
3:I:3255[B]:PRO:CB	3:R:2959[B]:SER:HA	2.46	0.42
1:J:1002:GLU:HG3	1:J:1003:ASP:N	2.34	0.42
1:J:227:ARG:HH22	1:J:297:ARG:HH22	1.67	0.42
1:J:545:PHE:O	1:J:561:ARG:NH2	2.52	0.42
1:J:514:TRP:CZ2	1:J:606:ILE:HD11	2.54	0.42
1:J:804:ASP:OD2	5:J:5007:NAG:O6	2.37	0.42
1:J:902:PHE:N	1:J:903:PRO:HD2	2.34	0.42
2:K:2545:SER:HB3	2:K:2547:MET:HB3	2.01	0.42
2:K:2536:PHE:HE1	2:K:2708:TYR:HE2	1.67	0.42
3:L:2940[B]:ASN:O	3:L:2943[B]:ALA:HB3	2.18	0.42
3:L:3096[A]:VAL:CG1	3:L:3115[A]:LEU:CD1	2.86	0.42
3:C:3151[B]:LEU:C	3:L:3154[B]:PRO:HB3	2.36	0.42
3:C:3174[B]:GLY:N	3:L:3154[B]:PRO:HB3	2.30	0.42
3:C:3149[B]:ASN:HD21	3:L:3163[B]:ASN:HB3	1.82	0.42
3:L:3185[A]:TYR:CE2	3:L:3187[A]:TYR:HE2	2.31	0.42
3:L:3228[A]:VAL:CG2	3:L:3245[A]:PHE:CD2	3.02	0.42
1:M:1077:LEU:HB3	1:M:1103:PHE:CE1	2.53	0.42
1:M:127:GLU:CD	1:M:135:THR:H	2.22	0.42
1:M:1435:GLY:O	1:M:1441:SER:OG	2.29	0.42
1:M:797:THR:HG22	1:M:798:LEU:H	1.84	0.42
2:N:2126:HIS:O	2:N:2143:CYS:HB3	2.20	0.42

Continued on next page...

Continued from previous page...

Atom-1	Atom-2	Interatomic distance (Å)	Clash overlap (Å)
2:N:2844:MET:O	2:N:2846:TRP:HD1	2.03	0.42
3:O:2949[A]:LYS:C	3:O:2949[A]:LYS:NZ	2.73	0.42
3:O:3001[A]:LYS:N	3:O:3003[A]:LYS:HG3	2.34	0.42
3:O:3013[A]:ASP:CA	3:O:3122[A]:ASN:ND2	2.74	0.42
1:P:1001:GLN:HG3	1:P:1007:PHE:HA	2.00	0.42
1:P:1438:ASP:HB3	1:P:1441:SER:HB3	2.01	0.42
1:P:554:LYS:HD3	1:P:554:LYS:HA	1.76	0.42
1:P:566:ARG:HH22	1:P:803:LYS:CD	2.31	0.42
1:P:816:PRO:HA	1:P:817:PRO:HD3	1.87	0.42
1:P:865:LYS:HA	1:P:865:LYS:HD2	1.80	0.42
2:Q:2184:MET:HE3	2:Q:2231:LEU:HD11	2.00	0.42
2:Q:2579:GLU:HG2	2:Q:2756:ASN:HD22	1.84	0.42
3:R:2949[B]:LYS:C	3:R:2953[B]:GLY:N	2.72	0.42
3:R:2979[B]:GLN:HA	3:R:2979[B]:GLN:OE1	2.19	0.42
3:R:2988[B]:TRP:CZ3	3:R:2989[B]:HIS:CE1	3.07	0.42
3:R:3148[A]:ILE:HG22	3:R:3152[A]:LYS:HE3	2.01	0.42
1:S:1081:MET:O	1:S:1085:SER:HB3	2.20	0.42
1:S:1491:GLN:HA	1:S:1492:PRO:HD3	1.90	0.42
1:S:554:LYS:HD2	1:S:554:LYS:HA	1.63	0.42
1:S:585:LEU:O	1:S:588:GLU:HB3	2.19	0.42
2:T:2402:GLY:HA3	2:T:2403:PHE:HB2	2.02	0.42
2:T:2551:PRO:HA	2:T:2552:GLU:HA	1.51	0.42
3:U:2976[A]:ALA:O	3:U:2978[A]:CYS:N	2.46	0.42
3:U:3048[B]:ASP:HB3	3:U:3099[B]:PRO:HD2	2.01	0.42
3:U:3104[A]:MET:SD	3:U:3110[A]:THR:CG2	3.06	0.42
3:U:3196[B]:THR:OG1	3:U:3199[B]:GLN:CD	2.57	0.42
3:U:3196[B]:THR:OG1	3:U:3199[B]:GLN:OE1	2.38	0.42
3:U:3229[B]:ASN:O	3:U:3286[B]:THR:N	2.50	0.42
3:U:3284[B]:LYS:C	3:U:3284[B]:LYS:CD	2.86	0.42
1:V:302:ALA:H	1:V:363:THR:HB	1.84	0.42
2:W:2825:ILE:HG23	2:W:2826:GLU:H	1.83	0.42
3:X:2931[B]:THR:O	3:X:2934[B]:GLU:HG3	2.18	0.42
3:X:2965[B]:LEU:CG	3:X:2974[B]:ALA:CB	2.85	0.42
3:X:2988[A]:TRP:CZ3	3:X:2989[A]:HIS:CE1	3.07	0.42
3:O:2971[B]:ASP:OD2	3:X:3158[B]:PHE:CZ	2.73	0.42
3:X:3180[B]:TYR:CB	3:X:3183[B]:LEU:CD2	2.90	0.42
3:X:3196[B]:THR:OG1	3:X:3199[B]:GLN:OE1	2.38	0.42
3:X:3232[B]:VAL:HG21	3:X:3273[B]:LEU:CD1	2.50	0.42
3:X:3232[B]:VAL:HG21	3:X:3273[B]:LEU:HD11	2.00	0.42
3:X:3283[A]:ILE:C	3:X:3283[A]:ILE:CD1	2.85	0.42
1:Y:1018:ILE:O	1:Y:1022:VAL:HG12	2.19	0.42

Continued on next page...

Continued from previous page...

Atom-1	Atom-2	Interatomic distance (Å)	Clash overlap (Å)
1:Y:516:TRP:CD1	1:Y:579:LEU:HD13	2.54	0.42
1:Y:568:PHE:CE2	1:Y:609:TRP:HD1	2.37	0.42
1:Y:637:VAL:HA	1:Y:640:LEU:HD12	2.01	0.42
1:Y:801:ASP:N	1:Y:801:ASP:OD1	2.52	0.42
1:A:1518:ASP:OD2	1:A:1521:ASN:HB2	2.19	0.42
1:A:177:VAL:HG11	1:A:358:TYR:CZ	2.54	0.42
1:A:909:ILE:HG12	1:A:1084:PHE:HZ	1.85	0.42
2:B:2336:PHE:HA	2:B:2343:ASN:ND2	2.34	0.42
2:B:2904:ALA:HA	2:B:2905:PRO:HD2	1.95	0.42
3:C:2952[B]:ALA:CA	3:C:2956[B]:LYS:CB	2.89	0.42
3:C:2965[B]:LEU:CG	3:C:2974[B]:ALA:CB	2.85	0.42
3:C:2970[B]:PRO:C	3:C:2972[B]:GLY:H	2.23	0.42
3:C:3001[A]:LYS:H	3:C:3003[A]:LYS:HG3	1.83	0.42
3:C:3025[A]:VAL:CG2	3:C:3047[A]:ARG:NH1	2.73	0.42
3:C:3148[B]:ILE:HG22	3:C:3148[B]:ILE:O	2.17	0.42
3:C:3183[A]:LEU:N	3:C:3184[A]:ASN:CA	2.80	0.42
3:C:3196[B]:THR:OG1	3:C:3199[B]:GLN:OE1	2.38	0.42
3:C:3299[B]:LEU:HB3	3:C:3300[B]:LEU:H	1.54	0.42
1:D:398:ARG:HA	1:D:399:PRO:HD3	1.90	0.42
2:E:2814:LYS:HA	2:E:2814:LYS:HD3	1.83	0.42
2:E:2879:LEU:HG	2:E:2901:LEU:HD11	2.02	0.42
3:F:2979[B]:GLN:HA	3:F:2979[B]:GLN:OE1	2.19	0.42
3:F:3001[A]:LYS:H	3:F:3003[A]:LYS:HG3	1.83	0.42
3:F:3211[B]:ASP:N	3:F:3211[B]:ASP:OD1	2.28	0.42
3:F:3218[A]:LEU:HA	3:F:3218[A]:LEU:HD12	1.78	0.42
1:G:107:HIS:CE1	1:G:109:LEU:HB2	2.54	0.42
1:G:1137:LYS:HA	1:G:1141:ARG:NH1	2.35	0.42
5:G:2110:NAG:C4	5:G:2111:NAG:N2	2.80	0.42
1:G:572:SER:HA	1:G:573:LYS:HA	1.54	0.42
2:H:2317:LEU:HB3	2:H:2318:PRO:HD2	2.00	0.42
2:H:2402:GLY:HA3	2:H:2403:PHE:CD1	2.54	0.42
2:H:2651:GLN:HE21	2:H:2652:LYS:HD3	1.84	0.42
3:I:2952[A]:ALA:N	3:I:2953[A]:GLY:CA	2.71	0.42
3:I:2963[B]:MET:CE	3:R:3223[B]:GLY:CA	2.89	0.42
3:I:3153[B]:LYS:CB	3:R:3158[B]:PHE:CB	2.76	0.42
3:I:3174[B]:GLY:N	3:R:3154[B]:PRO:CD	2.78	0.42
3:I:3183[A]:LEU:N	3:I:3184[A]:ASN:CA	2.80	0.42
1:J:1206:HIS:CE1	1:J:1209:ASP:HB2	2.54	0.42
1:J:95:THR:HB	1:J:156:LEU:HD13	2.01	0.42
1:J:403:TYR:O	1:J:658:TYR:HB3	2.20	0.42
1:J:904:HIS:O	1:J:907:ARG:HB3	2.19	0.42

Continued on next page...

Continued from previous page...

Atom-1	Atom-2	Interatomic distance (Å)	Clash overlap (Å)
2:K:2156:ARG:HD2	2:K:2357:VAL:HG12	2.01	0.42
3:L:3141[A]:TYR:C	3:L:3141[A]:TYR:CD2	2.86	0.42
3:C:3172[B]:SER:CA	3:L:3149[B]:ASN:O	2.66	0.42
3:L:3283[A]:ILE:C	3:L:3283[A]:ILE:CD1	2.85	0.42
3:L:3225[B]:SER:C	3:L:3290[B]:ILE:HG23	2.39	0.42
1:M:1210:LYS:CA	1:M:1211:TYR:HB2	2.46	0.42
1:M:133:LYS:HB3	1:M:134:VAL:H	1.48	0.42
1:M:518:LYS:O	1:M:520:PHE:HD1	2.01	0.42
1:M:982:LYS:N	1:M:983:PRO:HD3	2.34	0.42
3:O:2979[B]:GLN:HA	3:O:2979[B]:GLN:OE1	2.20	0.42
3:O:3135[A]:LYS:HB2	3:O:3141[A]:TYR:CD1	2.51	0.42
1:P:1039:ASP:OD1	1:P:1041:ILE:HG12	2.18	0.42
1:M:1486:LEU:HD12	2:Q:2486:ILE:HG22	2.02	0.42
3:R:3196[B]:THR:OG1	3:R:3199[B]:GLN:CD	2.57	0.42
2:Q:2637:VAL:HG11	1:S:111:ILE:HG23	2.02	0.42
2:T:2179:ASP:HB3	2:T:2303:ARG:HH12	1.85	0.42
3:U:3133[A]:LEU:HD12	3:U:3133[A]:LEU:HA	1.86	0.42
3:U:3185[A]:TYR:CE2	3:U:3187[A]:TYR:HE2	2.31	0.42
3:U:3232[A]:VAL:HG21	3:U:3273[A]:LEU:CD1	2.50	0.42
1:V:1034:GLU:HB2	1:V:1180:SER:OG	2.20	0.42
1:V:1528:ASP:N	1:V:1528:ASP:OD1	2.53	0.42
1:V:426:LYS:HE3	1:V:435:GLU:OE2	2.19	0.42
1:V:464:LEU:HD22	1:V:622:HIS:HB3	2.02	0.42
1:V:760:ILE:HG21	1:V:777:TYR:CE2	2.52	0.42
2:W:2612:TYR:OH	2:W:2617:ASP:OD1	2.28	0.42
2:W:2641:GLN:HA	2:W:2642:PRO:HD3	1.85	0.42
3:X:2949[B]:LYS:C	3:X:2949[B]:LYS:NZ	2.73	0.42
3:X:2979[A]:GLN:HA	3:X:2979[A]:GLN:OE1	2.19	0.42
3:X:3180[A]:TYR:CB	3:X:3183[A]:LEU:CD2	2.90	0.42
1:Y:142:ARG:O	1:Y:145:GLN:HG2	2.18	0.42
1:Y:170:HIS:O	1:Y:174:GLN:HG3	2.19	0.42
1:Y:282:ASN:N	1:Y:282:ASN:OD1	2.52	0.42
2:Z:2797:LYS:HA	2:Z:2800:LYS:HD3	2.02	0.42
1:A:882:TRP:CD1	1:A:1086:LEU:HD13	2.54	0.42
1:A:977:GLU:OE1	1:A:978:ALA:N	2.49	0.42
2:B:2128:LEU:O	2:B:2130:PRO:HD3	2.20	0.42
3:C:3133[B]:LEU:HD13	3:C:3197[B]:ILE:HG23	2.02	0.42
3:C:3196[A]:THR:OG1	3:C:3199[A]:GLN:CD	2.57	0.42
1:D:109:LEU:HG	1:D:119:LYS:HB3	2.01	0.42
1:D:1575:PRO:HA	1:D:1581:GLU:O	2.20	0.42
1:D:177:VAL:HG11	1:D:358:TYR:CZ	2.55	0.42

Continued on next page...

Continued from previous page...

Atom-1	Atom-2	Interatomic distance (Å)	Clash overlap (Å)
1:D:964:ILE:HG22	1:D:970:SER:C	2.40	0.42
2:E:2092:VAL:HG23	2:E:2177:TYR:O	2.20	0.42
2:E:2128:LEU:O	2:E:2130:PRO:HD3	2.19	0.42
3:F:2979[A]:GLN:HA	3:F:2979[A]:GLN:OE1	2.19	0.42
3:F:3028[A]:PRO:HG2	3:F:3029[A]:LYS:HG3	2.00	0.42
3:F:3048[A]:ASP:HB3	3:F:3099[A]:PRO:HD2	2.01	0.42
3:F:3222[A]:ILE:CD1	3:F:3223[A]:GLY:N	2.73	0.42
3:F:3299[A]:LEU:HB3	3:F:3300[A]:LEU:H	1.54	0.42
1:G:1323:HIS:CD2	1:G:1458:HIS:CE1	3.07	0.42
1:G:1275:ARG:HH22	1:G:1357:ARG:HH11	1.65	0.42
1:G:516:TRP:CD1	1:G:579:LEU:HD13	2.54	0.42
1:G:603:HIS:O	1:G:606:ILE:HG22	2.19	0.42
1:G:673:PHE:HB3	1:G:677:LEU:HB2	2.01	0.42
1:G:858:MET:HG3	1:G:959:PHE:CZ	2.54	0.42
2:H:2132:CYS:CB	2:H:2143:CYS:HA	2.47	0.42
2:H:2234:GLN:HG3	2:H:2235:PRO:HD2	2.02	0.42
2:H:2344:LEU:HA	2:H:2345:ASN:C	2.40	0.42
2:H:2573:TYR:HE2	2:H:2707:PHE:CE2	2.37	0.42
3:I:3300[A]:LEU:HD23	3:I:3300[A]:LEU:H	1.83	0.42
1:J:907:ARG:HD3	1:J:1050:ASP:OD1	2.19	0.42
1:J:1156:LEU:HB2	1:J:1176:TYR:CE1	2.55	0.42
1:J:1196:ILE:O	1:J:1199:VAL:HG13	2.20	0.42
1:J:704:ASP:OD1	1:J:704:ASP:N	2.51	0.42
1:J:740:THR:HG21	5:J:5007:NAG:O6	2.20	0.42
1:J:714:ARG:HH11	1:J:837:HIS:CE1	2.37	0.42
2:K:2545:SER:O	2:K:2558:CYS:N	2.48	0.42
2:K:2504:ARG:HD2	2:K:2775:GLY:O	2.20	0.42
3:L:2970[A]:PRO:C	3:L:2972[A]:GLY:N	2.72	0.42
3:C:2969[B]:TYR:HH	3:L:3120[B]:HIS:CD2	2.26	0.42
3:L:3133[B]:LEU:HD12	3:L:3133[B]:LEU:HA	1.85	0.42
3:L:3151[A]:LEU:CB	3:L:3175[A]:TYR:CE2	2.86	0.42
1:M:1308:VAL:HG11	5:M:2115:NAG:O6	2.19	0.42
1:M:1473:ARG:HG3	1:M:1479:TYR:CG	2.54	0.42
1:M:535:PRO:O	1:M:538:LYS:HE3	2.19	0.42
2:N:2178:TRP:CZ3	2:N:2188:PRO:HD3	2.55	0.42
2:N:2870:LEU:HA	2:N:2877:ILE:HD11	2.00	0.42
3:O:2961[A]:HIS:HB2	3:O:2992[A]:TYR:HE2	1.80	0.42
3:O:3048[B]:ASP:HB3	3:O:3099[B]:PRO:HD2	2.01	0.42
3:O:3154[B]:PRO:HD2	3:X:3176[B]:LYS:HE2	1.86	0.42
3:O:3196[B]:THR:OG1	3:O:3199[B]:GLN:CD	2.57	0.42
3:O:3232[B]:VAL:HG21	3:O:3273[B]:LEU:CD1	2.50	0.42

Continued on next page...

Continued from previous page...

Atom-1	Atom-2	Interatomic distance (Å)	Clash overlap (Å)
1:P:1319:PHE:CE2	1:P:1424:GLU:HG3	2.55	0.42
1:P:450:LYS:HZ1	1:P:1273:SER:CB	2.29	0.42
1:P:77:GLU:O	1:P:81:VAL:HG23	2.19	0.42
2:Q:2783:PHE:HB2	2:Q:2791:LEU:HD11	2.02	0.42
2:Q:2808:PHE:CE2	2:Q:2899:PRO:HG3	2.54	0.42
2:Q:2562:GLY:H	2:Q:2846:TRP:HB2	1.85	0.42
2:Q:2889:ALA:H	2:Q:2890:VAL:HA	1.82	0.42
3:R:2982[B]:MET:HE3	3:R:3254[B]:MET:CE	2.47	0.42
3:R:3083[A]:ILE:HD11	3:R:3260[A]:ARG:CG	2.49	0.42
3:I:3155[B]:MET:CA	3:R:3153[B]:LYS:HD2	2.40	0.42
3:R:3196[A]:THR:OG1	3:R:3199[A]:GLN:CD	2.57	0.42
3:R:3217[A]:PHE:CD2	3:R:3300[A]:LEU:HD12	2.53	0.42
3:R:3093[B]:HIS:HB2	3:R:3248[B]:LEU:CD1	2.48	0.42
3:R:3225[A]:SER:C	3:R:3290[A]:ILE:HG23	2.39	0.42
1:S:633:HIS:O	1:S:636:GLN:HB3	2.19	0.42
1:S:401:VAL:HG23	1:S:661:ASN:HB3	2.00	0.42
1:S:980:TYR:CZ	1:S:1021:LEU:HD22	2.54	0.42
2:T:2606:LEU:HD22	2:T:2706:ILE:HG12	2.02	0.42
2:T:2731:PRO:HB3	2:T:2734:LYS:HG3	1.99	0.42
2:T:2819:VAL:HG13	2:T:2883:ILE:HG12	2.02	0.42
1:V:975:PRO:HG2	1:V:1024:GLY:H	1.84	0.42
1:V:904:HIS:HE1	1:V:1106:PHE:CZ	2.37	0.42
2:W:2670:CYS:N	2:W:2737:CYS:SG	2.93	0.42
2:W:2830:GLN:HG2	2:W:2863:ARG:CZ	2.50	0.42
3:X:2949[A]:LYS:NZ	3:X:2949[A]:LYS:C	2.73	0.42
3:X:3034[B]:HIS:HB3	3:X:3035[B]:HIS:CE1	2.50	0.42
3:X:3041[B]:ALA:O	3:X:3042[B]:ASP:HB2	2.20	0.42
3:X:2995[A]:GLN:CG	3:X:3168[A]:THR:HG21	2.48	0.42
3:X:3133[A]:LEU:HD13	3:X:3197[A]:ILE:HG23	2.02	0.42
3:X:3074[A]:GLU:CD	3:X:3212[A]:ARG:NH2	2.73	0.42
3:X:3083[B]:ILE:HD11	3:X:3260[B]:ARG:CG	2.49	0.42
3:X:3293[A]:LYS:CB	3:X:3294[A]:SER:CA	2.96	0.42
1:Y:1263:LEU:HD11	1:Y:1358:LEU:HD22	2.01	0.42
1:Y:1630:MET:HE2	1:Y:1648:PRO:HG3	2.02	0.42
1:Y:48:LYS:HE3	1:Y:54:THR:HG22	2.02	0.42
2:Z:2431:GLY:O	2:Z:2434:GLU:HG2	2.19	0.42
2:Z:2647:LEU:HA	2:Z:2647:LEU:HD12	1.75	0.42
1:A:979:LEU:CD2	1:A:1021:LEU:HD22	2.50	0.42
1:A:1140:ASN:OD1	1:A:1239:GLY:N	2.52	0.42
1:A:561:ARG:NH2	1:A:629:MET:HB2	2.35	0.42
3:C:2966[B]:SER:HB2	3:C:2977[B]:CYS:H	1.85	0.42

Continued on next page...

Continued from previous page...

Atom-1	Atom-2	Interatomic distance (Å)	Clash overlap (Å)
3:C:2969[B]:TYR:CD2	3:C:2971[B]:ASP:N	2.73	0.42
3:C:3148[A]:ILE:HG22	3:C:3152[A]:LYS:HE3	2.01	0.42
3:C:3196[A]:THR:OG1	3:C:3199[A]:GLN:OE1	2.38	0.42
1:D:1438:ASP:OD1	1:D:1439:VAL:N	2.52	0.42
2:E:2403:PHE:CD1	2:E:2403:PHE:N	2.85	0.42
2:E:2550:THR:N	2:E:2554:PRO:HD3	2.34	0.42
2:E:2568:HIS:HE1	2:E:2742:MET:SD	2.43	0.42
2:E:2544:GLY:HA3	2:E:2699:MET:O	2.18	0.42
3:F:2970[A]:PRO:C	3:F:2972[A]:GLY:N	2.72	0.42
3:F:3028[A]:PRO:HG2	3:F:3029[A]:LYS:HG2	2.02	0.42
3:F:3146[A]:CYS:O	3:F:3146[A]:CYS:SG	2.78	0.42
3:F:3191[A]:ASN:ND2	3:F:3191[A]:ASN:N	2.60	0.42
1:G:127:GLU:HG2	1:G:135:THR:HG23	2.02	0.42
1:G:460:GLU:CD	1:G:1368:ARG:HH21	2.23	0.42
1:G:304:ALA:HB1	1:G:306:PHE:CE1	2.51	0.42
2:H:2746:MET:HG3	2:H:2765:PRO:HD3	2.02	0.42
2:H:2808:PHE:HB3	2:H:2810:LEU:HD21	2.01	0.42
2:H:2888:GLY:HA2	2:H:2889:ALA:HA	1.86	0.42
3:I:2985[B]:PHE:CE2	3:R:2969[B]:TYR:O	2.73	0.42
3:I:3090[B]:ASN:HB3	3:R:2971[B]:ASP:O	2.20	0.42
3:I:3146[A]:CYS:SG	3:I:3146[A]:CYS:O	2.78	0.42
3:I:3196[B]:THR:OG1	3:I:3199[B]:GLN:OE1	2.37	0.42
3:I:3218[B]:LEU:HA	3:I:3218[B]:LEU:HD12	1.78	0.42
1:J:1034:GLU:CB	1:J:1182:ASN:HD21	2.33	0.42
1:J:468:CYS:HB2	1:J:477:VAL:O	2.20	0.42
2:K:2667:GLU:HB3	2:K:2730:LEU:CD2	2.50	0.42
2:K:2805:PHE:HB2	2:K:2902:ILE:CG1	2.50	0.42
3:L:2979[A]:GLN:HA	3:L:2979[A]:GLN:OE1	2.19	0.42
3:C:3172[B]:SER:OG	3:L:3152[B]:LYS:HB2	2.11	0.42
3:C:3152[B]:LYS:CG	3:L:3172[B]:SER:OG	2.66	0.42
3:C:2965[B]:LEU:HB2	3:L:3221[B]:ALA:HA	0.84	0.42
1:M:1146:PHE:HZ	1:M:1159:TYR:CG	2.38	0.42
1:M:1427:HIS:HE1	1:M:1458:HIS:CD2	2.38	0.42
1:M:282:ASN:N	1:M:282:ASN:OD1	2.51	0.42
1:M:843:VAL:HG22	1:M:928:TYR:O	2.20	0.42
2:N:2664:PHE:HB3	2:N:2795:ILE:HD11	2.01	0.42
3:O:2970[B]:PRO:HD2	3:X:2991[B]:LEU:HD22	2.01	0.42
3:O:3023[B]:ILE:O	3:O:3026[B]:THR:OG1	2.34	0.42
3:O:3251[B]:ASP:HB2	3:X:2968[B]:GLN:CG	2.49	0.42
2:N:2168:ARG:CZ	2:Q:2515:ARG:HD2	2.49	0.42
2:Q:2780:HIS:ND1	2:Q:2782:ASN:OD1	2.53	0.42

Continued on next page...

Continued from previous page...

Atom-1	Atom-2	Interatomic distance (Å)	Clash overlap (Å)
2:Q:2562:GLY:H	2:Q:2846:TRP:CB	2.33	0.42
3:R:2970[B]:PRO:C	3:R:2972[B]:GLY:H	2.23	0.42
3:I:2973[B]:THR:CG2	3:R:3106[B]:THR:C	2.82	0.42
3:I:3171[B]:HIS:C	3:R:3152[B]:LYS:O	2.53	0.42
1:S:630:PHE:O	1:S:633:HIS:HB3	2.19	0.42
1:S:647:LEU:HD13	1:S:651:ARG:NH2	2.34	0.42
2:T:2181:THR:HB	2:T:2373:MET:SD	2.60	0.42
2:T:2884:LYS:HG2	2:T:2891:LEU:HB3	2.01	0.42
3:U:3025[B]:VAL:CG2	3:U:3047[B]:ARG:NH1	2.73	0.42
3:U:3048[A]:ASP:HB3	3:U:3099[A]:PRO:HD2	2.01	0.42
3:U:3133[A]:LEU:HD13	3:U:3197[A]:ILE:HG23	2.02	0.42
3:U:3183[B]:LEU:N	3:U:3184[B]:ASN:CA	2.80	0.42
1:V:1323:HIS:CD2	4:V:5004:CUO:O1	2.72	0.42
1:V:386:ILE:HD13	1:V:386:ILE:O	2.20	0.42
1:V:387:ASN:OD1	1:V:387:ASN:N	2.41	0.42
1:V:563:ILE:HG13	1:V:614:GLU:HG2	2.02	0.42
1:V:630:PHE:CE2	1:V:634:HIS:CE1	3.08	0.42
1:V:938:LEU:H	1:V:938:LEU:HD12	1.85	0.42
2:W:2275:GLY:HA2	2:W:2281:SER:HB2	2.01	0.42
2:W:2279:LEU:HD12	2:W:2284:HIS:HD2	1.84	0.42
1:Y:1327:VAL:O	1:Y:1331:GLU:HB3	2.20	0.42
1:Y:177:VAL:O	1:Y:181:PRO:HD3	2.20	0.42
1:Y:51:ASP:HA	1:Y:52:GLY:HA3	1.70	0.42
1:Y:880:THR:O	1:Y:882:TRP:N	2.51	0.42
1:Y:915:ASN:O	1:Y:919:ARG:N	2.31	0.42
2:Z:2329:MET:HE2	2:Z:2358:PHE:HE2	1.85	0.42
2:Z:2643:GLU:HA	2:Z:2646:ALA:HB3	2.00	0.42
2:Z:2678:VAL:HG11	2:Z:2852:TYR:CE2	2.55	0.42
1:A:1077:LEU:HB3	1:A:1103:PHE:CE1	2.55	0.42
1:A:1542:ARG:O	1:A:1546:LYS:HG2	2.19	0.42
1:A:1567:ASP:OD1	1:A:1591:SER:OG	2.21	0.42
2:B:2718:TRP:HZ3	2:B:2721:TRP:CE3	2.37	0.42
3:C:2989[B]:HIS:NE2	3:L:2969[B]:TYR:CA	2.81	0.42
3:C:3155[B]:MET:O	3:L:3150[B]:LYS:O	2.37	0.42
3:C:3232[B]:VAL:HG21	3:C:3273[B]:LEU:CD1	2.50	0.42
3:C:3225[A]:SER:C	3:C:3290[A]:ILE:HG23	2.39	0.42
1:D:21:SER:HB2	1:D:83:HIS:O	2.19	0.42
1:D:276:PHE:HB2	1:D:279:LEU:HD23	2.02	0.42
1:D:682:LYS:O	1:D:685:GLU:HB3	2.19	0.42
2:E:2116:SER:HA	2:E:2121:THR:HG21	2.02	0.42
2:E:2333:LEU:HB3	2:E:2336:PHE:HD2	1.84	0.42

Continued on next page...

Continued from previous page...

Atom-1	Atom-2	Interatomic distance (Å)	Clash overlap (Å)
3:F:2932[A]:PRO:CA	3:F:2935[A]:ILE:CD1	2.85	0.42
3:F:2970[B]:PRO:C	3:F:2972[B]:GLY:N	2.72	0.42
3:F:3034[A]:HIS:HB3	3:F:3035[A]:HIS:CE1	2.50	0.42
3:F:3196[A]:THR:OG1	3:F:3199[A]:GLN:OE1	2.38	0.42
3:F:3196[B]:THR:OG1	3:F:3199[B]:GLN:CD	2.57	0.42
1:G:1028:VAL:HA	1:G:1035:TYR:HD2	1.85	0.42
1:G:1245:GLU:HG2	2:K:2729:LYS:O	2.20	0.42
1:G:1638:SER:OG	1:G:1639:LYS:N	2.53	0.42
1:G:483:GLY:HA2	1:G:773:PHE:CZ	2.54	0.42
1:G:428:ILE:HG13	1:G:513:TYR:O	2.20	0.42
2:H:2129:PRO:O	2:H:2131:LEU:HD23	2.20	0.42
2:H:2667:GLU:HG2	2:H:2728:ARG:NH2	2.34	0.42
3:I:2933[A]:SER:CA	3:I:2936[A]:GLU:HB3	2.48	0.42
3:I:2979[B]:GLN:OE1	3:I:2979[B]:GLN:HA	2.20	0.42
3:I:2988[A]:TRP:CZ3	3:I:2989[A]:HIS:CE1	3.07	0.42
3:I:3048[B]:ASP:HB3	3:I:3099[B]:PRO:HD2	2.01	0.42
3:I:3146[B]:CYS:O	3:I:3146[B]:CYS:SG	2.78	0.42
3:I:3083[A]:ILE:HD11	3:I:3260[A]:ARG:CG	2.49	0.42
1:J:499:GLU:HG3	1:J:511:VAL:H	1.85	0.42
1:J:872:GLN:O	1:J:875:ALA:HB3	2.19	0.42
2:K:2426:PHE:HB3	2:K:2445:MET:HE1	2.00	0.42
2:K:2758:THR:O	2:K:2762:VAL:HG22	2.20	0.42
3:L:2939[A]:ARG:CB	3:L:3032[A]:PRO:HG2	2.44	0.42
3:L:3133[B]:LEU:HD13	3:L:3197[B]:ILE:HG23	2.02	0.42
3:L:3232[B]:VAL:HG21	3:L:3273[B]:LEU:CD1	2.50	0.42
3:L:3083[B]:ILE:HD11	3:L:3260[B]:ARG:CG	2.49	0.42
3:L:3298[A]:ASN:CB	3:L:3299[A]:LEU:C	2.86	0.42
3:L:3298[B]:ASN:CB	3:L:3299[B]:LEU:C	2.86	0.42
1:M:1171:LYS:HG2	1:M:1173:GLY:H	1.85	0.42
1:M:1243:PHE:O	1:M:1476:LYS:HD3	2.19	0.42
1:M:187:GLY:HA2	1:M:193:SER:HB2	2.02	0.42
1:M:492:ARG:HG3	1:M:638:ASP:OD1	2.18	0.42
1:M:618:MET:HB3	1:M:618:MET:HE3	1.56	0.42
1:M:639:ARG:NH2	1:M:707:PHE:O	2.53	0.42
1:M:870:TYR:HA	1:M:873:VAL:HG12	2.02	0.42
3:O:3001[B]:LYS:H	3:O:3003[B]:LYS:HG3	1.83	0.42
3:O:3048[A]:ASP:HB3	3:O:3099[A]:PRO:HD2	2.01	0.42
3:O:3196[A]:THR:OG1	3:O:3199[A]:GLN:OE1	2.38	0.42
3:O:3133[B]:LEU:HD13	3:O:3197[B]:ILE:HG23	2.02	0.42
3:O:3228[A]:VAL:CG2	3:O:3245[A]:PHE:CD2	3.02	0.42
3:O:3232[A]:VAL:HG21	3:O:3273[A]:LEU:CD1	2.49	0.42

Continued on next page...

Continued from previous page...

Atom-1	Atom-2	Interatomic distance (Å)	Clash overlap (Å)
3:O:3229[A]:ASN:N	3:O:3286[A]:THR:O	2.52	0.42
1:P:1035:TYR:O	1:P:1038:PHE:HD1	2.02	0.42
1:P:1086:LEU:HD13	1:P:1090:ILE:HD11	2.01	0.42
1:P:131:GLU:OE2	1:P:192:HIS:HE1	2.02	0.42
1:P:929:TRP:CE3	1:P:939:PRO:HD3	2.54	0.42
2:Q:2680:HIS:CE1	2:Q:2711:HIS:CE1	3.08	0.42
3:R:2965[A]:LEU:CG	3:R:2974[A]:ALA:CB	2.85	0.42
3:R:2966[A]:SER:HB2	3:R:2977[A]:CYS:H	1.85	0.42
3:R:3001[A]:LYS:H	3:R:3003[A]:LYS:HG3	1.83	0.42
3:R:3028[A]:PRO:HG2	3:R:3029[A]:LYS:HG2	2.02	0.42
3:R:3014[B]:TRP:CH2	3:R:3123[B]:THR:HG23	2.53	0.42
3:I:3155[B]:MET:HA	3:R:3155[B]:MET:HE3	2.01	0.42
3:R:3180[A]:TYR:CB	3:R:3183[A]:LEU:CD2	2.90	0.42
3:R:3185[A]:TYR:HE2	3:R:3187[A]:TYR:CD2	2.36	0.42
1:S:446:PHE:CZ	1:S:455:TYR:HA	2.55	0.42
2:T:2234:GLN:HG3	2:T:2235:PRO:HD2	2.00	0.42
2:T:2442:LEU:HG	1:V:1604:ASP:HB2	2.01	0.42
3:U:2979[A]:GLN:OE1	3:U:2979[A]:GLN:HA	2.19	0.42
3:U:3196[A]:THR:OG1	3:U:3199[A]:GLN:CD	2.57	0.42
1:V:899:MET:HE2	1:V:1012:GLU:OE1	2.20	0.42
1:V:452:ILE:HA	1:V:1368:ARG:HD3	2.00	0.42
1:V:1392:ASP:H	1:V:1435:GLY:HA2	1.85	0.42
1:V:995:ILE:O	1:V:999:LEU:HD22	2.20	0.42
2:W:2625:LEU:H	2:W:2625:LEU:HD23	1.85	0.42
2:W:2533:ASP:HB2	2:W:2755:PRO:HG3	2.01	0.42
3:X:2966[B]:SER:HB2	3:X:2977[B]:CYS:H	1.85	0.42
3:O:3108[B]:HIS:CG	3:X:2969[B]:TYR:O	2.70	0.42
3:X:2979[B]:GLN:OE1	3:X:2979[B]:GLN:HA	2.19	0.42
3:X:3146[B]:CYS:SG	3:X:3146[B]:CYS:O	2.78	0.42
3:O:3159[B]:SER:CB	3:X:3151[B]:LEU:HB2	2.42	0.42
3:X:3232[A]:VAL:HG21	3:X:3273[A]:LEU:CD1	2.50	0.42
1:Y:1172:ALA:CB	1:Y:1196:ILE:HG13	2.50	0.42
1:Y:217:PHE:O	1:Y:220:TRP:HB3	2.19	0.42
2:Z:2177:TYR:HB2	2:Z:2300:ASN:HB2	2.01	0.42
1:A:1023:GLY:HA2	1:A:1029:SER:HB3	2.00	0.42
1:A:1067:TYR:CD1	1:A:1067:TYR:N	2.87	0.42
2:B:2089:ARG:HD2	2:B:2175:VAL:O	2.20	0.42
2:B:2726:LYS:HE3	2:B:2726:LYS:HB2	1.84	0.42
2:B:2830:GLN:HB2	2:B:2863:ARG:NH2	2.33	0.42
3:C:2966[A]:SER:HB2	3:C:2977[A]:CYS:H	1.85	0.42
3:C:2988[B]:TRP:CZ3	3:C:2989[B]:HIS:CE1	3.07	0.42

Continued on next page...

Continued from previous page...

Atom-1	Atom-2	Interatomic distance (Å)	Clash overlap (Å)
3:C:3048[A]:ASP:HB3	3:C:3099[A]:PRO:HD2	2.01	0.42
3:C:3113[A]:ASP:OD2	3:C:3115[A]:LEU:HB2	2.20	0.42
3:C:3152[B]:LYS:CB	3:L:3172[B]:SER:OG	2.67	0.42
3:C:3218[B]:LEU:HD13	3:C:3261[B]:LEU:HD23	2.01	0.42
1:D:1319:PHE:CZ	1:D:1424:GLU:HG3	2.55	0.42
1:D:1636:ASN:OD1	5:D:5014:NAG:C7	2.67	0.42
1:D:187:GLY:HA3	1:D:195:SER:HB3	2.02	0.42
1:D:205:LEU:HD23	1:D:205:LEU:HA	1.88	0.42
1:D:597:VAL:O	1:D:601:VAL:HG12	2.19	0.42
1:D:639:ARG:HB2	1:D:703:TYR:CE2	2.55	0.42
2:E:2447:ILE:O	2:E:2450:ILE:HG22	2.20	0.42
3:F:2949[A]:LYS:C	3:F:2953[A]:GLY:N	2.73	0.42
3:F:2949[B]:LYS:C	3:F:2953[B]:GLY:N	2.72	0.42
3:F:3182[A]:GLN:H	3:F:3182[A]:GLN:HG2	1.56	0.42
3:F:3293[B]:LYS:CG	3:F:3294[B]:SER:CB	2.98	0.42
1:G:105:VAL:CG1	1:G:123:PHE:HB3	2.48	0.42
1:G:127:GLU:OE2	1:G:134:VAL:HG13	2.19	0.42
1:G:212:ASN:O	1:G:215:ARG:HB3	2.19	0.42
1:G:227:ARG:HA	1:G:228:GLY:HA2	1.85	0.42
1:G:838:ARG:NH1	1:G:915:ASN:OD1	2.50	0.42
2:H:2302:ASP:OD2	2:H:2366:TYR:OH	2.30	0.42
2:H:2303:ARG:NH2	2:H:2372:GLU:O	2.53	0.42
2:H:2656:LEU:HD23	2:H:2656:LEU:HA	1.81	0.42
3:I:2937[B]:ASN:CB	3:I:3006[B]:LYS:CE	2.86	0.42
3:I:2956[A]:LYS:O	3:I:2959[A]:SER:OG	2.33	0.42
3:I:3041[B]:ALA:O	3:I:3042[B]:ASP:HB2	2.20	0.42
3:I:3041[A]:ALA:O	3:I:3042[A]:ASP:HB2	2.20	0.42
3:I:3149[B]:ASN:HD22	3:R:3163[B]:ASN:CA	2.31	0.42
3:I:3196[A]:THR:OG1	3:I:3199[A]:GLN:OE1	2.38	0.42
1:J:1166:THR:N	1:J:1167:ASP:HA	2.34	0.42
1:J:1286:ARG:HD3	1:J:1286:ARG:HA	1.82	0.42
1:J:1427:HIS:HD1	1:J:1461:VAL:HG21	1.85	0.42
2:K:2849:ASP:HB3	2:K:2850:ARG:NH1	2.34	0.42
2:K:2888:GLY:HA2	2:K:2889:ALA:HA	1.83	0.42
2:K:2898:LYS:H	2:K:2898:LYS:HG3	1.47	0.42
3:L:3001[A]:LYS:H	3:L:3003[A]:LYS:HG3	1.83	0.42
3:L:3001[B]:LYS:H	3:L:3003[B]:LYS:HG3	1.83	0.42
3:L:3146[A]:CYS:SG	3:L:3146[A]:CYS:O	2.78	0.42
3:L:3183[B]:LEU:N	3:L:3184[B]:ASN:CA	2.80	0.42
3:C:3252[B]:TYR:HB2	3:L:3253[B]:GLU:CB	2.43	0.42
1:M:1392:ASP:H	1:M:1435:GLY:HA2	1.84	0.42

Continued on next page...

Continued from previous page...

Atom-1	Atom-2	Interatomic distance (Å)	Clash overlap (Å)
1:M:415:VAL:CB	1:M:697:ALA:HB2	2.50	0.42
2:N:2764:THR:HA	2:N:2765:PRO:HD3	1.95	0.42
3:O:2961[B]:HIS:HB2	3:O:2992[B]:TYR:HE2	1.81	0.42
3:O:3041[B]:ALA:O	3:O:3042[B]:ASP:HB2	2.20	0.42
3:O:3096[A]:VAL:CG1	3:O:3115[A]:LEU:CD1	2.86	0.42
3:O:3148[A]:ILE:HG22	3:O:3152[A]:LYS:HE3	2.01	0.42
3:O:3154[B]:PRO:HG3	3:X:3175[B]:TYR:CG	2.51	0.42
3:O:3232[A]:VAL:HG21	3:O:3273[A]:LEU:HD11	2.00	0.42
3:O:3232[B]:VAL:HG21	3:O:3273[B]:LEU:HD11	2.00	0.42
3:O:3285[A]:VAL:CG2	3:O:3286[A]:THR:H	2.27	0.42
1:P:1562:ILE:HG22	1:P:1563:LYS:N	2.35	0.42
1:P:416:ASN:ND2	1:P:416:ASN:H	2.17	0.42
1:P:353:ASN:HD22	1:P:772:ARG:NH2	2.17	0.42
1:P:990:HIS:O	1:P:991:LEU:HB2	2.20	0.42
2:N:2235:PRO:HG2	2:Q:2097:LEU:HD12	2.02	0.42
2:Q:2128:LEU:HB2	2:Q:2286:HIS:HB3	2.02	0.42
2:Q:2353:LYS:HB2	2:Q:2356:ASP:OD2	2.19	0.42
2:Q:2545:SER:HA	2:Q:2546:LEU:CB	2.49	0.42
2:Q:2811:HIS:HB3	2:Q:2847:HIS:CD2	2.54	0.42
3:I:2961[B]:HIS:ND1	3:R:2969[B]:TYR:CD1	2.72	0.42
3:R:3004[A]:GLY:C	3:R:3006[A]:LYS:N	2.74	0.42
3:R:3041[B]:ALA:O	3:R:3042[B]:ASP:HB2	2.20	0.42
1:S:639:ARG:O	1:S:643:ILE:HG13	2.20	0.42
2:T:2089:ARG:HD3	2:T:2163:GLU:OE2	2.20	0.42
2:T:2556:TYR:HE1	2:T:2845:PRO:HD2	1.84	0.42
3:U:3028[A]:PRO:HG2	3:U:3029[A]:LYS:HG3	2.00	0.42
3:U:3044[A]:LYS:H	3:U:3044[A]:LYS:HG2	1.64	0.42
3:U:3182[B]:GLN:HG2	3:U:3182[B]:GLN:H	1.56	0.42
1:V:1059:LEU:HD22	1:V:1063:ARG:HH21	1.85	0.42
1:V:1203:MET:HB2	1:V:1205:LEU:HB2	2.00	0.42
1:V:1562:ILE:HG22	1:V:1563:LYS:N	2.35	0.42
2:W:2092:VAL:HG13	2:W:2190:LEU:HD23	2.01	0.42
3:X:2938[B]:LEU:HD12	3:X:2938[B]:LEU:HA	1.85	0.42
3:X:3004[B]:GLY:C	3:X:3006[B]:LYS:N	2.73	0.42
3:X:3133[A]:LEU:HD12	3:X:3133[A]:LEU:HA	1.86	0.42
3:X:3200[A]:LEU:O	3:X:3203[A]:HIS:HB3	2.20	0.42
3:X:3273[B]:LEU:HB2	3:X:3275[B]:LEU:CD1	2.34	0.42
3:X:3284[A]:LYS:C	3:X:3284[A]:LYS:HD3	2.32	0.42
1:Y:1345:TYR:HB2	1:Y:1460:ASN:HB2	2.02	0.42
1:Y:1578:ILE:HA	1:Y:1579:GLY:HA2	1.53	0.42
1:Y:486:THR:HA	1:Y:489:HIS:ND1	2.35	0.42

Continued on next page...

Continued from previous page...

Atom-1	Atom-2	Interatomic distance (Å)	Clash overlap (Å)
1:A:1142:VAL:O	1:A:1195:ASP:HB2	2.19	0.42
1:A:566:ARG:HA	1:A:567:LEU:HB2	2.02	0.42
1:A:80:LEU:HD12	1:A:80:LEU:HA	1.92	0.42
1:A:956:PRO:HD2	1:A:957:ASN:O	2.20	0.42
2:B:2086:ASN:H	2:B:2086:ASN:HD22	1.67	0.42
2:B:2121:THR:O	2:B:2124:SER:HB3	2.20	0.42
2:B:2779:ASP:HA	2:B:2780:HIS:HA	1.66	0.42
3:C:2933[B]:SER:CA	3:C:2936[B]:GLU:HB3	2.48	0.42
3:C:2949[A]:LYS:C	3:C:2953[A]:GLY:N	2.72	0.42
3:C:3182[A]:GLN:HG2	3:C:3182[A]:GLN:H	1.56	0.42
1:D:319:ILE:O	1:D:338:ALA:N	2.51	0.42
1:D:716:LEU:O	1:D:720:VAL:HG13	2.20	0.42
2:E:2257:CYS:O	2:E:2261:VAL:HG23	2.20	0.42
2:E:2551:PRO:HA	2:E:2552:GLU:HA	1.60	0.42
3:F:3171[A]:HIS:C	3:F:3173[A]:THR:N	2.73	0.42
3:F:3229[B]:ASN:O	3:F:3286[B]:THR:N	2.50	0.42
3:F:3293[B]:LYS:CB	3:F:3294[B]:SER:CA	2.96	0.42
1:G:1091:ASN:HA	1:G:1092:PRO:HD3	1.79	0.42
1:G:1438:ASP:OD1	1:G:1439:VAL:N	2.53	0.42
1:G:43:GLU:HG3	1:G:44:PRO:HA	2.02	0.42
1:G:832:LYS:HB3	1:G:832:LYS:HE2	1.77	0.42
1:G:858:MET:HG3	1:G:959:PHE:CE1	2.55	0.42
3:I:2970[A]:PRO:C	3:I:2972[A]:GLY:H	2.23	0.42
3:I:2988[B]:TRP:CZ3	3:I:2989[B]:HIS:CE1	3.07	0.42
3:I:3183[B]:LEU:N	3:I:3184[B]:ASN:CA	2.80	0.42
1:J:1145:THR:OG1	1:J:1233:SER:HB3	2.20	0.42
1:J:1325:LEU:HG	1:J:1516:VAL:HG11	2.02	0.42
1:J:187:GLY:HA2	1:J:193:SER:HB2	2.02	0.42
1:J:84:GLY:CA	1:J:85:SER:HB3	2.50	0.42
1:J:843:VAL:HG22	1:J:929:TRP:HB3	2.02	0.42
2:K:2502:LEU:HA	2:K:2502:LEU:HD12	1.85	0.42
2:K:2808:PHE:HB3	2:K:2810:LEU:HD21	2.02	0.42
2:K:2805:PHE:HA	2:K:2855:ASP:HA	2.01	0.42
1:G:1078:ARG:NH1	2:K:2872:GLU:O	2.43	0.42
3:L:2988[B]:TRP:CZ3	3:L:2989[B]:HIS:CE1	3.07	0.42
3:L:3028[B]:PRO:HG2	3:L:3029[B]:LYS:HG2	2.02	0.42
3:L:3041[B]:ALA:O	3:L:3042[B]:ASP:HB2	2.20	0.42
3:L:3048[A]:ASP:HB3	3:L:3099[A]:PRO:HD2	2.01	0.42
3:L:3146[B]:CYS:SG	3:L:3146[B]:CYS:O	2.78	0.42
3:L:2995[B]:GLN:CG	3:L:3168[B]:THR:HG21	2.48	0.42
1:M:855:ARG:HD2	1:M:947:TYR:CG	2.55	0.42

Continued on next page...

Continued from previous page...

Atom-1	Atom-2	Interatomic distance (Å)	Clash overlap (Å)
2:N:2565:THR:HG21	2:N:2741:GLN:HB3	2.02	0.42
3:O:3113[B]:ASP:OD2	3:O:3115[B]:LEU:HB2	2.20	0.42
3:O:3096[B]:VAL:CG1	3:O:3115[B]:LEU:CD1	2.86	0.42
3:O:3133[A]:LEU:HD13	3:O:3197[A]:ILE:HG23	2.02	0.42
3:O:3185[B]:TYR:HE2	3:O:3187[B]:TYR:CD2	2.35	0.42
3:O:3293[B]:LYS:CB	3:O:3294[B]:SER:CA	2.96	0.42
1:P:1400:ASN:OD1	1:P:1402:TYR:N	2.52	0.42
1:P:73:LEU:HD11	1:P:210:HIS:O	2.19	0.42
1:P:949:ASP:CG	1:P:950:ALA:H	2.22	0.42
2:Q:2244:PHE:HE2	2:Q:2374:ASN:HD22	1.66	0.42
2:Q:2251:LEU:HA	2:Q:2308:TRP:HD1	1.85	0.42
3:R:3133[A]:LEU:HD13	3:R:3197[A]:ILE:HG23	2.02	0.42
3:R:3146[B]:CYS:O	3:R:3146[B]:CYS:SG	2.78	0.42
3:R:3200[A]:LEU:O	3:R:3203[A]:HIS:HB3	2.20	0.42
1:S:116:LYS:O	1:S:117:LYS:HD2	2.20	0.42
1:S:1347:ASP:HA	1:S:1460:ASN:ND2	2.34	0.42
3:U:3001[A]:LYS:N	3:U:3003[A]:LYS:HG3	2.34	0.42
3:U:3196[A]:THR:N	3:U:3199[A]:GLN:CB	2.64	0.42
3:U:3074[B]:GLU:CD	3:U:3212[B]:ARG:NH2	2.73	0.42
1:V:1248:ARG:HD2	1:V:1249:TRP:H	1.84	0.42
1:V:1567:ASP:OD1	1:V:1591:SER:OG	2.33	0.42
2:W:2302:ASP:HB3	2:W:2368:TYR:OH	2.20	0.42
2:W:2377:SER:HB3	2:W:2380:GLN:HG3	2.02	0.42
2:W:2500:ILE:HD11	2:W:2776:TYR:HA	2.00	0.42
3:X:3001[A]:LYS:N	3:X:3003[A]:LYS:HG3	2.34	0.42
3:X:3048[B]:ASP:HB3	3:X:3099[B]:PRO:HD2	2.01	0.42
3:X:3113[A]:ASP:OD2	3:X:3115[A]:LEU:HB2	2.20	0.42
3:X:3113[B]:ASP:OD2	3:X:3115[B]:LEU:HB2	2.20	0.42
3:X:3146[A]:CYS:SG	3:X:3146[A]:CYS:O	2.78	0.42
3:X:3148[A]:ILE:HD12	3:X:3175[A]:TYR:OH	2.20	0.42
3:O:2967[B]:CYS:CB	3:X:3155[B]:MET:SD	3.08	0.42
3:X:3200[B]:LEU:O	3:X:3203[B]:HIS:HB3	2.20	0.42
3:X:3083[A]:ILE:HD11	3:X:3260[A]:ARG:CG	2.49	0.42
3:X:3225[B]:SER:C	3:X:3290[B]:ILE:HG23	2.39	0.42
1:Y:98:MET:HB3	1:Y:144:TYR:HD1	1.85	0.42
1:Y:73:LEU:HD11	1:Y:210:HIS:O	2.20	0.42
2:Z:2142:ALA:N	2:Z:2433:THR:O	2.36	0.42
1:A:1030:MET:HB3	1:A:1030:MET:HE2	1.90	0.42
1:A:1279:LYS:HE3	1:A:1376:PRO:HG3	2.02	0.42
1:A:956:PRO:HB2	1:A:957:ASN:C	2.40	0.42
2:B:2606:LEU:HB3	2:B:2706:ILE:HD11	2.02	0.42

Continued on next page...

Continued from previous page...

Atom-1	Atom-2	Interatomic distance (Å)	Clash overlap (Å)
3:C:3004[A]:GLY:C	3:C:3006[A]:LYS:N	2.74	0.42
3:C:3041[A]:ALA:O	3:C:3042[A]:ASP:HB2	2.20	0.42
3:C:2995[B]:GLN:CG	3:C:3168[B]:THR:HG21	2.48	0.42
1:D:128:ILE:HG22	1:D:134:VAL:HA	2.01	0.42
2:B:2326:ILE:HD11	1:D:1650:ILE:HG12	2.01	0.42
3:C:3196[A]:THR:HG21	1:D:416:ASN:HB2	2.01	0.42
1:D:593:CYS:O	1:D:597:VAL:HG23	2.20	0.42
1:D:830:ASN:HA	1:D:831:VAL:C	2.39	0.42
2:E:2830:GLN:HB2	2:E:2863:ARG:NH2	2.35	0.42
3:F:2949[A]:LYS:C	3:F:2949[A]:LYS:NZ	2.73	0.42
3:F:3004[B]:GLY:C	3:F:3006[B]:LYS:N	2.74	0.42
3:F:3133[B]:LEU:HD13	3:F:3197[B]:ILE:HG23	2.02	0.42
3:F:3242[B]:GLY:C	3:F:3243[B]:GLY:O	2.58	0.42
1:G:907:ARG:HD3	1:G:1050:ASP:OD1	2.20	0.42
1:G:907:ARG:NH1	1:G:1114:TYR:OH	2.50	0.42
1:G:1231:VAL:O	1:G:1233:SER:N	2.53	0.42
1:G:1304:ASP:N	1:G:1305:GLY:HA2	2.35	0.42
1:G:1328:SER:HB2	1:G:1523:LEU:HD13	2.01	0.42
1:G:904:HIS:O	1:G:907:ARG:HB3	2.20	0.42
1:G:956:PRO:HB2	1:G:957:ASN:C	2.40	0.42
3:I:2970[B]:PRO:C	3:I:2972[B]:GLY:H	2.23	0.42
3:I:3028[A]:PRO:HG2	3:I:3029[A]:LYS:HG2	2.02	0.42
3:I:3048[A]:ASP:HB3	3:I:3099[A]:PRO:HD2	2.01	0.42
3:I:3137[B]:ARG:HD3	3:I:3137[B]:ARG:HA	1.72	0.42
3:I:3155[B]:MET:CG	3:R:3154[B]:PRO:CD	2.96	0.42
3:I:3200[B]:LEU:O	3:I:3203[B]:HIS:HB3	2.20	0.42
3:I:3272[A]:HIS:CD2	1:J:1543:ILE:HD11	2.55	0.42
1:J:1150:GLY:HA2	1:J:1186:TRP:CE2	2.55	0.42
1:J:730:PHE:CD2	1:J:780:GLU:HB3	2.54	0.42
1:J:601:VAL:HG11	1:J:777:TYR:CG	2.55	0.42
3:C:3161[B]:GLU:HA	3:L:3147[B]:GLU:HG2	0.76	0.42
3:L:3148[B]:ILE:HD12	3:L:3175[B]:TYR:OH	2.20	0.42
3:L:3180[B]:TYR:CA	3:L:3183[B]:LEU:CD2	2.95	0.42
3:L:3196[A]:THR:OG1	3:L:3199[A]:GLN:OE1	2.37	0.42
3:L:3200[B]:LEU:O	3:L:3203[B]:HIS:HB3	2.20	0.42
3:L:3294[B]:SER:OG	3:L:3294[B]:SER:O	2.34	0.42
1:M:1140:ASN:OD1	1:M:1239:GLY:N	2.43	0.42
1:M:1369:THR:HB	1:M:1371:GLN:HG2	2.00	0.42
1:M:1406:HIS:O	1:M:1410:VAL:HG23	2.20	0.42
2:N:2207:ASN:HA	2:N:2208:PRO:HD2	1.92	0.42
3:O:2949[A]:LYS:C	3:O:2953[A]:GLY:N	2.72	0.42

Continued on next page...

Continued from previous page...

Atom-1	Atom-2	Interatomic distance (Å)	Clash overlap (Å)
3:O:2966[A]:SER:HB2	3:O:2977[A]:CYS:H	1.85	0.42
3:O:2970[A]:PRO:C	3:O:2972[A]:GLY:H	2.23	0.42
3:O:2979[A]:GLN:HA	3:O:2979[A]:GLN:OE1	2.19	0.42
3:O:2989[A]:HIS:NE2	4:O:3401[A]:CUO:O1	2.53	0.42
3:O:3146[A]:CYS:O	3:O:3146[A]:CYS:SG	2.78	0.42
3:O:3200[A]:LEU:O	3:O:3203[A]:HIS:HB3	2.20	0.42
3:O:3218[A]:LEU:HD13	3:O:3261[A]:LEU:HD23	2.01	0.42
3:O:3283[B]:ILE:CD1	3:O:3283[B]:ILE:C	2.85	0.42
3:O:3229[B]:ASN:N	3:O:3286[B]:THR:O	2.52	0.42
1:P:1077:LEU:HD12	1:P:1077:LEU:HA	1.92	0.42
1:P:1178:LEU:HA	1:P:1178:LEU:HD12	1.90	0.42
1:P:1346:TRP:CE3	1:P:1356:PRO:HG3	2.54	0.42
1:P:307:ARG:NH1	1:P:400:ILE:HD11	2.35	0.42
1:P:718:ARG:HA	1:P:718:ARG:HD2	1.89	0.42
2:Q:2622:ASN:HA	2:Q:2623:PRO:HD3	1.94	0.42
3:I:2982[B]:MET:CB	3:R:3156[B]:MET:HB3	2.50	0.42
3:I:3149[B]:ASN:HB2	3:R:3163[B]:ASN:HD21	0.46	0.42
3:R:3222[A]:ILE:CD1	3:R:3223[A]:GLY:N	2.73	0.42
1:S:1007:PHE:CE1	1:S:1011:TYR:HB2	2.54	0.42
1:S:1275:ARG:HH12	1:S:1357:ARG:NH1	2.06	0.42
1:S:523:LEU:HA	1:S:524:PRO:HD3	1.94	0.42
3:U:2949[A]:LYS:C	3:U:2949[A]:LYS:NZ	2.73	0.42
3:U:2949[B]:LYS:NZ	3:U:2949[B]:LYS:C	2.73	0.42
3:U:2979[B]:GLN:OE1	3:U:2979[B]:GLN:HA	2.20	0.42
3:U:3004[B]:GLY:C	3:U:3006[B]:LYS:N	2.74	0.42
3:U:3028[B]:PRO:HG2	3:U:3029[B]:LYS:HG2	2.02	0.42
3:U:3149[A]:ASN:N	3:U:3149[A]:ASN:OD1	2.51	0.42
3:U:3200[B]:LEU:O	3:U:3203[B]:HIS:HB3	2.20	0.42
1:V:1406:HIS:HB3	1:V:1426:LEU:HD13	2.01	0.42
1:V:173:VAL:HG23	1:V:174:GLN:HG2	2.01	0.42
1:V:897:HIS:HB3	1:V:899:MET:CE	2.48	0.42
3:X:3025[B]:VAL:CG2	3:X:3047[B]:ARG:NH1	2.73	0.42
3:X:3133[B]:LEU:HD13	3:X:3197[B]:ILE:HG23	2.02	0.42
3:O:3222[B]:ILE:H	3:X:3161[B]:GLU:HG2	1.85	0.42
3:X:3151[A]:LEU:CB	3:X:3175[A]:TYR:CE2	2.86	0.42
1:Y:1171:LYS:NZ	1:Y:1174:GLU:OE2	2.50	0.42
1:Y:1228:LEU:O	1:Y:1228:LEU:HD22	2.20	0.42
1:Y:1415:ASP:OD1	1:Y:1416:PHE:N	2.53	0.42
1:Y:494:VAL:CG2	1:Y:671:PHE:HZ	2.33	0.42
1:Y:866:GLU:HG3	1:Y:867:VAL:N	2.35	0.42
1:Y:891:LYS:HB2	1:Y:892:TYR:HA	2.02	0.42

Continued on next page...

Continued from previous page...

Atom-1	Atom-2	Interatomic distance (Å)	Clash overlap (Å)
2:Z:2092:VAL:HG23	2:Z:2177:TYR:O	2.20	0.42
2:Z:2145:LEU:HD22	2:Z:2154:TRP:CD1	2.55	0.42
2:Z:2876:LYS:HB3	2:Z:2876:LYS:NZ	2.34	0.42
1:A:480:CYS:SG	1:A:621:LEU:HD11	2.59	0.41
1:A:816:PRO:HA	1:A:817:PRO:HD3	1.95	0.41
2:B:2600:ASP:OD1	2:B:2601:ASN:N	2.53	0.41
3:C:2959[B]:SER:O	3:L:3255[B]:PRO:CD	2.68	0.41
3:C:3067[B]:ARG:HA	3:C:3067[B]:ARG:HD3	1.87	0.41
3:C:2995[A]:GLN:CG	3:C:3168[A]:THR:HG21	2.48	0.41
3:C:3182[B]:GLN:H	3:C:3182[B]:GLN:HG2	1.56	0.41
3:C:3185[B]:TYR:CE2	3:C:3187[B]:TYR:HE2	2.31	0.41
3:C:3193[B]:HIS:ND1	3:C:3193[B]:HIS:N	2.68	0.41
1:D:1156:LEU:HD13	1:D:1176:TYR:CE1	2.55	0.41
1:D:1211:TYR:OH	1:D:1234:VAL:HB	2.20	0.41
1:D:1528:ASP:OD1	1:D:1528:ASP:N	2.53	0.41
1:D:1564:ALA:HB1	5:D:5014:NAG:C8	2.50	0.41
1:D:671:PHE:O	1:D:684:ARG:HG3	2.20	0.41
1:D:517:THR:HG21	1:D:708:PHE:HE1	1.85	0.41
2:E:2180:TRP:CD1	2:E:2243:LEU:HD22	2.55	0.41
2:E:2400:LEU:HB2	2:E:2439:PHE:HD2	1.84	0.41
2:E:2644:LEU:HD13	2:E:2686:LEU:HB3	2.01	0.41
2:E:2667:GLU:HB3	2:E:2730:LEU:HD13	2.02	0.41
3:F:2982[A]:MET:HE1	3:F:3254[A]:MET:HE2	2.02	0.41
3:F:3146[B]:CYS:HA	3:F:3147[B]:GLU:HA	1.70	0.41
1:G:1148:LEU:HD23	1:G:1229:LYS:HE2	2.01	0.41
3:I:2995[B]:GLN:CG	3:I:3168[B]:THR:HG21	2.48	0.41
3:I:3185[B]:TYR:HE2	3:I:3187[B]:TYR:CD2	2.35	0.41
3:I:3232[B]:VAL:HG21	3:I:3273[B]:LEU:CD1	2.50	0.41
1:J:1148:LEU:HB2	1:J:1188:PHE:CD2	2.46	0.41
1:J:1494:ARG:HH11	1:J:1494:ARG:CG	2.33	0.41
1:J:1562:ILE:HG13	1:J:1564:ALA:O	2.20	0.41
1:J:322:CYS:HA	1:J:333:ASN:O	2.20	0.41
1:J:464:LEU:HD12	1:J:464:LEU:HA	1.85	0.41
1:J:566:ARG:HH22	1:J:803:LYS:NZ	2.18	0.41
1:J:913:PHE:CD2	1:J:1043:MET:HG2	2.55	0.41
2:K:2561:HIS:HB3	2:K:2677:GLU:OE2	2.20	0.41
2:K:2711:HIS:HA	2:K:2714:VAL:HG22	2.01	0.41
3:C:3158[B]:PHE:CG	3:L:3153[B]:LYS:HE2	2.29	0.41
3:L:3200[A]:LEU:O	3:L:3203[A]:HIS:HB3	2.20	0.41
3:L:3232[A]:VAL:HG21	3:L:3273[A]:LEU:CD1	2.50	0.41
1:M:1484:CYS:O	2:Q:2487:VAL:HG22	2.20	0.41

Continued on next page...

Continued from previous page...

Atom-1	Atom-2	Interatomic distance (Å)	Clash overlap (Å)
1:M:1485:ALA:O	1:M:1489:MET:HG2	2.20	0.41
1:M:84:GLY:HA2	1:M:85:SER:HB3	2.02	0.41
2:N:2778:TYR:HB2	2:N:2781:LEU:CD1	2.50	0.41
3:O:2988[A]:TRP:CZ3	3:O:2989[A]:HIS:CE1	3.07	0.41
3:O:3149[A]:ASN:N	3:O:3149[A]:ASN:OD1	2.51	0.41
3:O:3185[A]:TYR:CE2	3:O:3187[A]:TYR:HE2	2.31	0.41
1:P:107:HIS:HA	1:P:108:PRO:HD3	1.89	0.41
1:P:524:PRO:HD2	1:P:527:LEU:HD11	2.01	0.41
1:P:71:LEU:HD13	1:P:266:LEU:HD21	2.01	0.41
1:P:40:TYR:HE2	1:P:75:GLN:HG2	1.85	0.41
1:P:930:ASP:OD1	1:P:1051:ARG:NH2	2.53	0.41
2:Q:2261:VAL:HG21	2:Q:2441:ARG:HG3	2.01	0.41
2:Q:2398:PHE:HE1	2:Q:2466:THR:HG21	1.85	0.41
2:Q:2568:HIS:CD2	2:Q:2718:TRP:CH2	3.08	0.41
3:R:2952[B]:ALA:CA	3:R:2956[B]:LYS:CB	2.89	0.41
3:R:3048[A]:ASP:HB3	3:R:3099[A]:PRO:HD2	2.01	0.41
3:R:3133[B]:LEU:HD13	3:R:3197[B]:ILE:HG23	2.02	0.41
3:R:3228[B]:VAL:CG2	3:R:3245[B]:PHE:CD2	3.02	0.41
3:R:3232[B]:VAL:HG21	3:R:3273[B]:LEU:CD1	2.49	0.41
3:R:3284[B]:LYS:C	3:R:3284[B]:LYS:HD3	2.32	0.41
3:R:3281[A]:PHE:CZ	3:R:3305[A]:ILE:HG21	2.55	0.41
1:S:1019:HIS:CE1	1:S:1046:HIS:CE1	3.08	0.41
1:S:1055:THR:HG21	1:S:1121:LEU:HD13	2.01	0.41
1:S:1263:LEU:HD11	1:S:1358:LEU:HD22	2.02	0.41
1:S:285:THR:HB	1:S:288:GLU:H	1.85	0.41
1:S:932:THR:O	1:S:989:THR:OG1	2.37	0.41
2:T:2104:ILE:O	2:T:2108:LYS:HB2	2.20	0.41
3:U:2989[B]:HIS:NE2	4:U:3401[B]:CUO:O1	2.53	0.41
3:U:3041[B]:ALA:O	3:U:3042[B]:ASP:HB2	2.20	0.41
3:U:3096[A]:VAL:CG1	3:U:3115[A]:LEU:CD1	2.86	0.41
3:U:3171[A]:HIS:C	3:U:3173[A]:THR:N	2.73	0.41
3:U:2987[B]:HIS:CD2	3:U:3178[B]:PHE:CE1	3.08	0.41
3:U:3193[B]:HIS:N	3:U:3193[B]:HIS:ND1	2.68	0.41
1:V:128:ILE:HG12	1:V:130:PHE:O	2.20	0.41
1:V:664:VAL:HG12	1:V:690:THR:HG22	2.00	0.41
2:W:2191:LEU:HD13	2:W:2296:LEU:HD22	2.01	0.41
2:W:2381:LEU:HD23	2:W:2381:LEU:HA	1.92	0.41
3:O:2971[B]:ASP:C	3:X:2988[B]:TRP:HE3	2.23	0.41
1:Y:1019:HIS:CE1	1:Y:1046:HIS:HE1	2.37	0.41
1:Y:843:VAL:CG1	1:Y:927:PRO:HB2	2.50	0.41
1:V:109:LEU:HD21	2:Z:2635:TYR:HB2	2.02	0.41

Continued on next page...

Continued from previous page...

Atom-1	Atom-2	Interatomic distance (Å)	Clash overlap (Å)
1:A:1091:ASN:HA	1:A:1092:PRO:HD3	1.76	0.41
1:A:119:LYS:CB	1:A:120:LYS:HA	2.34	0.41
1:A:1361:GLU:HG3	1:A:1363:THR:H	1.85	0.41
1:A:139:VAL:HG11	1:A:144:TYR:CZ	2.55	0.41
1:A:718:ARG:HD3	1:A:834:ASP:OD2	2.19	0.41
3:C:2970[A]:PRO:C	3:C:2972[A]:GLY:N	2.72	0.41
3:C:3004[B]:GLY:C	3:C:3006[B]:LYS:N	2.73	0.41
3:C:3146[B]:CYS:SG	3:C:3146[B]:CYS:O	2.78	0.41
3:C:3163[B]:ASN:O	3:L:3147[B]:GLU:OE2	2.38	0.41
3:C:3169[B]:LYS:CG	3:L:3149[B]:ASN:CG	2.49	0.41
3:C:3180[A]:TYR:CA	3:C:3183[A]:LEU:CD2	2.95	0.41
3:C:3185[A]:TYR:CE2	3:C:3187[A]:TYR:HE2	2.31	0.41
3:C:3200[B]:LEU:O	3:C:3203[B]:HIS:HB3	2.20	0.41
3:C:3222[A]:ILE:CD1	3:C:3223[A]:GLY:N	2.73	0.41
4:C:3401[A]:CUO:O1	3:L:2989[A]:HIS:NE2	2.53	0.41
1:D:23:ARG:HD3	1:D:120:LYS:HD3	2.02	0.41
1:D:472:ASP:HA	1:D:473:ALA:HA	1.74	0.41
1:D:1634:ALA:HB1	5:D:5014:NAG:O7	2.19	0.41
2:E:2107:LEU:HA	2:E:2110:MET:HG2	2.02	0.41
3:F:3041[A]:ALA:O	3:F:3042[A]:ASP:HB2	2.20	0.41
3:F:3193[B]:HIS:ND1	3:F:3193[B]:HIS:N	2.68	0.41
1:G:1144:VAL:HG12	1:G:1194:SER:O	2.19	0.41
1:G:1339:SER:HB3	1:G:1340:GLY:CA	2.40	0.41
1:G:149:GLU:O	1:G:151:GLN:N	2.53	0.41
1:G:806:ASN:OD1	1:G:808:THR:HG22	2.20	0.41
2:H:2406:SER:OG	2:H:2430:GLY:N	2.33	0.41
3:I:3004[B]:GLY:C	3:I:3006[B]:LYS:N	2.74	0.41
2:H:2800:LYS:HB3	3:I:3023[A]:ILE:HD13	2.02	0.41
3:I:3161[B]:GLU:C	3:R:3147[B]:GLU:HG3	2.40	0.41
3:I:3242[A]:GLY:C	3:I:3243[A]:GLY:O	2.58	0.41
3:I:3259[B]:ASP:N	3:R:3162[B]:ASP:CB	2.77	0.41
2:H:2744:PHE:CZ	1:J:1212:HIS:HB3	2.55	0.41
1:J:19:GLN:HG2	1:J:110:PHE:CD2	2.55	0.41
1:J:494:VAL:HG23	1:J:671:PHE:CZ	2.56	0.41
1:J:946:GLU:HG2	1:J:955:LYS:HD3	2.01	0.41
2:K:2481:LEU:HA	2:K:2482:PRO:HD3	1.94	0.41
2:K:2568:HIS:CD2	2:K:2718:TRP:CH2	3.08	0.41
3:L:3041[A]:ALA:O	3:L:3042[A]:ASP:HB2	2.20	0.41
3:L:3048[B]:ASP:HB3	3:L:3099[B]:PRO:HD2	2.01	0.41
3:L:3176[A]:LYS:C	3:L:3177[A]:SER:HG	1.98	0.41
3:L:3299[A]:LEU:HB3	3:L:3300[A]:LEU:H	1.54	0.41

Continued on next page...

Continued from previous page...

Atom-1	Atom-2	Interatomic distance (Å)	Clash overlap (Å)
1:M:1636:ASN:HB2	1:M:1638:SER:O	2.19	0.41
1:M:603:HIS:HD2	1:M:633:HIS:CE1	2.38	0.41
2:N:2155:HIS:O	2:N:2159:VAL:HG23	2.21	0.41
3:O:2966[B]:SER:HB2	3:O:2977[B]:CYS:H	1.85	0.41
3:O:2979[B]:GLN:NE2	3:O:3155[B]:MET:HE2	2.34	0.41
3:O:3004[A]:GLY:C	3:O:3006[A]:LYS:N	2.74	0.41
3:O:3148[B]:ILE:HD12	3:O:3175[B]:TYR:OH	2.20	0.41
3:O:3200[B]:LEU:O	3:O:3203[B]:HIS:HB3	2.20	0.41
1:P:1324:ARG:NH1	1:P:1519:TYR:HB3	2.34	0.41
1:P:489:HIS:CD2	1:P:689:PRO:HB2	2.56	0.41
1:P:492:ARG:HD2	1:P:692:VAL:HG13	2.01	0.41
1:P:64:THR:HG22	1:P:240:PHE:CE1	2.55	0.41
1:P:92:TRP:CE3	1:P:102:PRO:HD3	2.55	0.41
3:I:3153[B]:LYS:HG2	3:R:3155[B]:MET:CG	2.50	0.41
1:S:714:ARG:NH1	1:S:1115:GLU:OE1	2.52	0.41
1:S:1166:THR:N	1:S:1167:ASP:HA	2.35	0.41
1:S:1312:CYS:HA	1:S:1322:TRP:CE2	2.54	0.41
1:S:1438:ASP:HB3	1:S:1441:SER:HB3	2.01	0.41
1:S:305:ASN:HB3	1:S:400:ILE:HB	2.02	0.41
1:S:72:TYR:HD1	1:S:247:PHE:HZ	1.67	0.41
2:T:2132:CYS:O	2:T:2334:LYS:HD3	2.21	0.41
3:U:2949[B]:LYS:C	3:U:2953[B]:GLY:N	2.73	0.41
3:U:2970[B]:PRO:C	3:U:2972[B]:GLY:H	2.23	0.41
3:U:3011[A]:TYR:CB	3:U:3121[A]:SER:HB2	2.49	0.41
3:U:3133[B]:LEU:HD13	3:U:3197[B]:ILE:HG23	2.02	0.41
3:U:3148[A]:ILE:HD12	3:U:3175[A]:TYR:OH	2.20	0.41
1:V:482:HIS:CE1	1:V:621:LEU:HD11	2.55	0.41
1:V:949:ASP:O	1:V:952:GLY:N	2.52	0.41
2:W:2553:ALA:N	2:W:2554:PRO:CD	2.84	0.41
3:X:2952[B]:ALA:CA	3:X:2956[B]:LYS:CB	2.89	0.41
3:X:2988[A]:TRP:HE3	3:X:2989[A]:HIS:CE1	2.25	0.41
3:X:3028[A]:PRO:HG2	3:X:3029[A]:LYS:HG2	2.02	0.41
3:X:2987[B]:HIS:CD2	3:X:3178[B]:PHE:CE1	3.08	0.41
3:X:3299[A]:LEU:HB3	3:X:3300[A]:LEU:H	1.54	0.41
3:X:3301[A]:PRO:HB2	3:X:3302[A]:SER:H	1.33	0.41
3:X:3281[A]:PHE:CZ	3:X:3305[A]:ILE:HG21	2.55	0.41
3:X:3209[A]:GLU:O	3:X:3310[A]:GLY:C	2.59	0.41
1:Y:1319:PHE:CE2	1:Y:1424:GLU:HG3	2.55	0.41
1:Y:1489:MET:HB3	1:Y:1514:ASN:ND2	2.36	0.41
2:Z:2469:VAL:HG12	2:Z:2475:GLU:HG2	2.02	0.41
1:A:1010:GLN:H	1:A:1010:GLN:HG2	1.67	0.41

Continued on next page...

Continued from previous page...

Atom-1	Atom-2	Interatomic distance (Å)	Clash overlap (Å)
2:B:2191:LEU:HD12	2:B:2191:LEU:HA	1.87	0.41
2:B:2406:SER:O	2:B:2471:HIS:HB2	2.20	0.41
3:C:2938[A]:LEU:O	3:C:2939[A]:ARG:C	2.58	0.41
3:C:3023[A]:ILE:HA	3:C:3026[A]:THR:HG1	1.82	0.41
3:C:3028[A]:PRO:HG2	3:C:3029[A]:LYS:HG2	2.02	0.41
3:C:3146[A]:CYS:HA	3:C:3147[A]:GLU:HA	1.70	0.41
1:D:1023:GLY:HA2	1:D:1029:SER:OG	2.21	0.41
1:D:1248:ARG:HG3	1:D:1249:TRP:H	1.85	0.41
1:D:1260:ARG:HD2	1:D:1343:VAL:O	2.21	0.41
1:D:40:TYR:CD1	1:D:246:PRO:HG2	2.54	0.41
1:D:282:ASN:N	1:D:282:ASN:OD1	2.53	0.41
1:D:601:VAL:HG11	1:D:777:TYR:CG	2.56	0.41
1:D:899:MET:HE2	1:D:1012:GLU:OE2	2.20	0.41
2:E:2089:ARG:HD3	2:E:2163:GLU:OE2	2.20	0.41
2:E:2304:LEU:HD12	2:E:2304:LEU:HA	1.89	0.41
2:E:2554:PRO:CB	2:E:2556:TYR:HB2	2.51	0.41
3:F:3004[A]:GLY:C	3:F:3006[A]:LYS:N	2.73	0.41
3:F:3209[B]:GLU:O	3:F:3310[B]:GLY:C	2.59	0.41
1:G:104:LEU:HD23	1:G:123:PHE:CE2	2.51	0.41
1:G:590:ASP:N	1:G:590:ASP:OD1	2.54	0.41
1:G:938:LEU:HD11	1:G:976:THR:HG21	2.02	0.41
2:H:2089:ARG:HB2	2:H:2368:TYR:CD1	2.56	0.41
2:H:2157:LEU:O	2:H:2160:VAL:HG22	2.20	0.41
2:H:2680:HIS:CD2	2:H:2684:HIS:CD2	3.08	0.41
3:I:2949[A]:LYS:C	3:I:2949[A]:LYS:NZ	2.73	0.41
3:I:2949[B]:LYS:NZ	3:I:2949[B]:LYS:C	2.73	0.41
3:I:2963[A]:MET:SD	3:I:2963[A]:MET:O	2.79	0.41
3:I:2968[B]:GLN:O	3:R:2985[B]:PHE:CE2	2.74	0.41
3:I:2971[B]:ASP:O	3:R:3093[B]:HIS:CB	2.67	0.41
3:I:2979[A]:GLN:OE1	3:I:2979[A]:GLN:HA	2.19	0.41
3:I:3148[A]:ILE:HD12	3:I:3175[A]:TYR:OH	2.20	0.41
3:I:3200[A]:LEU:O	3:I:3203[A]:HIS:HB3	2.20	0.41
3:I:3218[A]:LEU:HD13	3:I:3261[A]:LEU:HD23	2.01	0.41
3:I:2989[A]:HIS:NE2	4:I:3402[A]:CUO:O1	2.53	0.41
1:J:464:LEU:HD22	1:J:622:HIS:CD2	2.54	0.41
1:J:728:ARG:HE	1:J:730:PHE:HZ	1.68	0.41
2:K:2361:LYS:HE2	2:K:2362:GLN:HG3	2.01	0.41
2:K:2575:LEU:HD23	2:K:2575:LEU:HA	1.87	0.41
3:L:2963[B]:MET:O	3:L:2963[B]:MET:SD	2.79	0.41
3:L:2963[A]:MET:O	3:L:2963[A]:MET:SD	2.78	0.41
3:L:3196[A]:THR:N	3:L:3199[A]:GLN:CB	2.65	0.41

Continued on next page...

Continued from previous page...

Atom-1	Atom-2	Interatomic distance (Å)	Clash overlap (Å)
3:L:3196[B]:THR:OG1	3:L:3199[B]:GLN:OE1	2.38	0.41
3:L:3281[B]:PHE:CZ	3:L:3305[B]:ILE:HG21	2.55	0.41
1:M:1458:HIS:CE1	4:M:2105:CUO:O1	2.74	0.41
1:M:164:GLU:OE2	1:M:301:ARG:NH2	2.53	0.41
1:M:705:THR:HG22	1:M:1118:THR:HG22	2.02	0.41
1:M:862:ALA:HA	1:M:870:TYR:HD2	1.85	0.41
2:N:2641:GLN:HA	2:N:2642:PRO:HD3	1.87	0.41
3:O:2949[B]:LYS:C	3:O:2949[B]:LYS:HZ3	2.14	0.41
3:O:3047[B]:ARG:NH2	3:O:3113[B]:ASP:OD1	2.43	0.41
3:O:3131[A]:GLN:HE21	3:O:3131[A]:GLN:HB3	1.66	0.41
3:O:3180[B]:TYR:HA	3:O:3183[B]:LEU:CD2	2.51	0.41
1:P:150:GLY:HA2	1:P:151:GLN:HA	1.77	0.41
1:P:177:VAL:HA	1:P:180:ASN:ND2	2.35	0.41
1:P:450:LYS:HZ2	1:P:505:ARG:HH21	1.67	0.41
3:R:2949[A]:LYS:C	3:R:2953[A]:GLY:N	2.73	0.41
3:R:2970[A]:PRO:C	3:R:2972[A]:GLY:H	2.23	0.41
3:R:2979[A]:GLN:OE1	3:R:2979[A]:GLN:HA	2.19	0.41
3:R:3041[A]:ALA:O	3:R:3042[A]:ASP:HB2	2.20	0.41
3:R:3173[B]:THR:HG22	3:R:3174[B]:GLY:H	1.67	0.41
3:R:2987[A]:HIS:CD2	3:R:3178[A]:PHE:CE1	3.08	0.41
3:R:3180[B]:TYR:CB	3:R:3183[B]:LEU:CD2	2.90	0.41
3:R:3083[B]:ILE:HD11	3:R:3260[B]:ARG:HG3	2.03	0.41
3:R:3294[B]:SER:OG	3:R:3294[B]:SER:O	2.34	0.41
1:S:980:TYR:CE1	1:S:1021:LEU:HB3	2.55	0.41
1:S:1166:THR:OG1	1:S:1168:GLN:N	2.52	0.41
2:T:2549:PRO:HA	2:T:2550:THR:HA	1.56	0.41
2:T:2575:LEU:HD11	2:T:2774:LEU:HB3	2.01	0.41
3:U:2963[A]:MET:SD	3:U:2963[A]:MET:O	2.79	0.41
3:U:3034[A]:HIS:HB3	3:U:3035[A]:HIS:CE1	2.50	0.41
3:U:3182[A]:GLN:HG2	3:U:3182[A]:GLN:H	1.56	0.41
3:U:3200[A]:LEU:O	3:U:3203[A]:HIS:HB3	2.20	0.41
3:U:3222[B]:ILE:CD1	3:U:3223[B]:GLY:N	2.73	0.41
3:U:3218[A]:LEU:HD13	3:U:3261[A]:LEU:HD23	2.01	0.41
1:V:1249:TRP:HZ2	1:V:1537:ILE:HD12	1.85	0.41
1:V:1304:ASP:OD1	1:V:1306:THR:N	2.53	0.41
1:V:1573:CYS:HB2	1:V:1627:ARG:CG	2.49	0.41
1:V:225:LYS:HE2	1:V:225:LYS:HB2	1.93	0.41
1:V:518:LYS:HE2	1:V:520:PHE:HB3	2.00	0.41
1:V:567:LEU:HB2	1:V:571:PRO:HD2	2.01	0.41
2:W:2180:TRP:HH2	2:W:2297:HIS:O	2.02	0.41
3:X:3185[B]:TYR:HE2	3:X:3187[B]:TYR:CD2	2.35	0.41

Continued on next page...

Continued from previous page...

Atom-1	Atom-2	Interatomic distance (Å)	Clash overlap (Å)
3:X:3209[B]:GLU:O	3:X:3310[B]:GLY:C	2.59	0.41
1:Y:1166:THR:HB	1:Y:1167:ASP:C	2.40	0.41
1:Y:898:GLY:HA2	1:Y:1186:TRP:CB	2.44	0.41
1:Y:859:ALA:HB2	1:Y:957:ASN:ND2	2.35	0.41
2:Z:2638:ARG:HG2	2:Z:2687:ILE:O	2.20	0.41
1:A:100:GLN:HE21	1:A:100:GLN:HA	1.85	0.41
1:A:103:GLU:OE2	1:A:106:GLN:NE2	2.54	0.41
1:A:1180:SER:N	1:A:1183:GLU:OE1	2.53	0.41
1:A:119:LYS:HA	1:A:119:LYS:HD2	1.86	0.41
1:A:1322:TRP:HZ2	1:A:1495:PRO:HG3	1.85	0.41
1:A:1498:ASN:ND2	1:A:1500:THR:O	2.54	0.41
1:A:232:ARG:NE	1:A:267:PHE:HE2	2.19	0.41
3:C:2961[B]:HIS:C	3:L:3255[B]:PRO:CD	2.88	0.41
3:C:3141[A]:TYR:C	3:C:3141[A]:TYR:CD2	2.86	0.41
3:C:3153[B]:LYS:HD3	3:L:3155[B]:MET:HE1	2.01	0.41
3:C:3171[B]:HIS:C	3:C:3173[B]:THR:N	2.73	0.41
3:C:2987[B]:HIS:CD2	3:C:3178[B]:PHE:CE1	3.08	0.41
3:C:3232[B]:VAL:HG21	3:C:3273[B]:LEU:HD11	2.00	0.41
3:C:3300[A]:LEU:HD23	3:C:3300[A]:LEU:H	1.83	0.41
3:C:3281[A]:PHE:HE1	3:C:3305[A]:ILE:HG21	1.81	0.41
1:D:1099:TYR:CD2	1:D:1112:PHE:HE1	2.39	0.41
1:D:1170:MET:SD	1:D:1199:VAL:HG23	2.60	0.41
1:D:1319:PHE:CE2	1:D:1424:GLU:HG3	2.54	0.41
1:D:1275:ARG:HH21	1:D:1375:ASN:ND2	2.17	0.41
1:D:1562:ILE:CG2	1:D:1644:ILE:HG21	2.50	0.41
1:D:442:ALA:HB2	1:D:507:SER:HB3	2.01	0.41
2:E:2240:GLN:HG3	2:E:2241:THR:N	2.35	0.41
3:F:3232[B]:VAL:CG2	3:F:3273[B]:LEU:CD1	2.98	0.41
3:F:3232[A]:VAL:HG21	3:F:3273[A]:LEU:CD1	2.50	0.41
3:F:3083[A]:ILE:HD11	3:F:3260[A]:ARG:HG3	2.03	0.41
1:G:1018:ILE:HD12	1:G:1045:HIS:CD2	2.55	0.41
1:G:104:LEU:HB3	1:G:123:PHE:CD2	2.50	0.41
1:G:1280:GLN:HB3	1:G:1280:GLN:HE21	1.66	0.41
1:G:69:HIS:CD2	1:G:210:HIS:CE1	3.08	0.41
1:G:686:HIS:NE2	1:G:698:GLU:HB3	2.35	0.41
2:H:2502:LEU:HA	2:H:2502:LEU:HD12	1.89	0.41
3:I:3232[A]:VAL:HG21	3:I:3273[A]:LEU:CD1	2.50	0.41
1:J:385:ALA:HB2	1:J:391:MET:SD	2.60	0.41
2:K:2263:PHE:HE1	2:K:2304:LEU:HB3	1.85	0.41
2:K:2304:LEU:O	2:K:2307:VAL:HB	2.20	0.41
2:K:2549:PRO:HA	2:K:2550:THR:HA	1.48	0.41

Continued on next page...

Continued from previous page...

Atom-1	Atom-2	Interatomic distance (Å)	Clash overlap (Å)
2:K:2536:PHE:HE1	2:K:2708:TYR:CE2	2.38	0.41
3:L:2952[B]:ALA:CA	3:L:2956[B]:LYS:CB	2.89	0.41
3:L:2965[A]:LEU:CG	3:L:2974[A]:ALA:CB	2.85	0.41
3:L:2970[A]:PRO:C	3:L:2972[A]:GLY:H	2.23	0.41
3:C:3151[B]:LEU:C	3:L:3154[B]:PRO:CB	2.88	0.41
3:L:3229[A]:ASN:N	3:L:3286[A]:THR:O	2.52	0.41
1:M:1207:TYR:O	1:M:1207:TYR:HD1	2.03	0.41
1:M:1256:ALA:HB1	1:M:1526:LYS:HB2	2.02	0.41
1:M:132:ASN:HB2	1:M:133:LYS:HG2	2.02	0.41
1:M:200:THR:O	1:M:206:PHE:HB2	2.20	0.41
1:M:419:THR:HA	1:M:420:SER:HA	1.60	0.41
1:M:84:GLY:CA	1:M:85:SER:HB3	2.50	0.41
1:M:979:LEU:CB	1:M:980:TYR:HD1	2.33	0.41
2:N:2107:LEU:O	2:N:2111:GLN:HB2	2.20	0.41
2:N:2181:THR:HB	2:N:2374:ASN:H	1.86	0.41
2:N:2187:VAL:HG12	2:N:2188:PRO:HD2	2.02	0.41
2:N:2638:ARG:NH2	2:N:2706:ILE:HD11	2.35	0.41
3:O:2952[B]:ALA:CA	3:O:2956[B]:LYS:CB	2.89	0.41
3:O:2963[B]:MET:O	3:O:2963[B]:MET:SD	2.79	0.41
3:O:2980[B]:HIS:HA	3:O:2985[B]:PHE:HD2	1.86	0.41
3:O:3028[B]:PRO:HG2	3:O:3029[B]:LYS:HG2	2.02	0.41
3:O:3116[A]:PHE:CD1	3:O:3116[A]:PHE:C	2.94	0.41
3:O:3146[B]:CYS:SG	3:O:3146[B]:CYS:O	2.78	0.41
3:O:3148[A]:ILE:HD12	3:O:3175[A]:TYR:OH	2.20	0.41
3:O:3196[B]:THR:OG1	3:O:3199[B]:GLN:OE1	2.37	0.41
1:P:1118:THR:HB	1:P:1120:GLU:HG2	2.02	0.41
2:Q:2764:THR:HG22	2:Q:2766:SER:H	1.84	0.41
2:Q:2823:ILE:HD12	2:Q:2860:LEU:HD21	2.03	0.41
3:R:2963[B]:MET:O	3:R:2963[B]:MET:SD	2.79	0.41
3:R:3232[A]:VAL:HG21	3:R:3273[A]:LEU:CD1	2.50	0.41
3:R:3229[A]:ASN:N	3:R:3286[A]:THR:O	2.52	0.41
3:R:3300[B]:LEU:H	3:R:3300[B]:LEU:HD23	1.83	0.41
1:S:1248:ARG:HG3	1:S:1249:TRP:H	1.86	0.41
1:S:1634:ALA:HB3	1:S:1639:LYS:HD3	2.02	0.41
1:S:407:GLN:HA	1:S:408:GLY:HA2	1.68	0.41
1:S:834:ASP:HB2	1:S:837:HIS:HB3	2.02	0.41
1:S:977:GLU:HG3	1:S:978:ALA:H	1.84	0.41
1:S:995:ILE:HG22	1:S:999:LEU:HD22	2.02	0.41
2:T:2339:GLY:HA2	2:T:2349:THR:HG21	2.03	0.41
2:T:2866:PRO:HA	2:T:2867:PRO:HD3	1.96	0.41
3:U:2963[B]:MET:O	3:U:2963[B]:MET:SD	2.79	0.41

Continued on next page...

Continued from previous page...

Atom-1	Atom-2	Interatomic distance (Å)	Clash overlap (Å)
3:U:3013[B]:ASP:CA	3:U:3122[B]:ASN:ND2	2.73	0.41
3:U:3137[A]:ARG:HD3	3:U:3137[A]:ARG:HA	1.71	0.41
3:U:3146[A]:CYS:O	3:U:3146[A]:CYS:SG	2.78	0.41
3:U:3148[B]:ILE:HD12	3:U:3175[B]:TYR:OH	2.20	0.41
3:U:2995[B]:GLN:CG	3:U:3168[B]:THR:HG21	2.48	0.41
3:U:3196[A]:THR:OG1	3:U:3199[A]:GLN:OE1	2.38	0.41
1:V:407:GLN:HA	1:V:408:GLY:HA2	1.73	0.41
1:V:480:CYS:HA	1:V:490:TRP:CE2	2.54	0.41
1:V:547:LYS:HG2	1:V:558:HIS:HB3	2.02	0.41
1:V:587:PHE:HA	1:V:644:TRP:HD1	1.86	0.41
1:V:879:SER:OG	1:V:879:SER:O	2.34	0.41
2:W:2092:VAL:HG23	2:W:2177:TYR:O	2.19	0.41
2:W:2191:LEU:O	2:W:2225:ARG:NH2	2.53	0.41
3:X:3004[A]:GLY:C	3:X:3006[A]:LYS:N	2.74	0.41
3:X:3137[B]:ARG:HD3	3:X:3137[B]:ARG:HA	1.71	0.41
3:O:3161[B]:GLU:OE1	3:X:3144[B]:ALA:CB	2.68	0.41
3:X:3192[A]:PHE:HA	3:X:3192[A]:PHE:HD2	1.77	0.41
3:X:3218[A]:LEU:HA	3:X:3218[A]:LEU:HD12	1.78	0.41
1:Y:266:LEU:HD12	1:Y:266:LEU:HA	1.90	0.41
2:Z:2398:PHE:CE1	2:Z:2484:ALA:HB2	2.55	0.41
2:Z:2575:LEU:HA	2:Z:2575:LEU:HD23	1.94	0.41
2:Z:2745:PRO:HA	2:Z:2764:THR:HA	2.02	0.41
1:A:1470:GLU:HG3	1:A:1530:LEU:HD12	2.02	0.41
1:A:1649:THR:HG22	2:E:2325:ALA:HA	2.02	0.41
3:C:3146[A]:CYS:O	3:C:3146[A]:CYS:SG	2.78	0.41
3:C:3148[B]:ILE:HD12	3:C:3175[B]:TYR:OH	2.21	0.41
3:C:3151[B]:LEU:O	3:L:3154[B]:PRO:CB	2.61	0.41
3:C:3284[A]:LYS:HD3	3:C:3284[A]:LYS:C	2.32	0.41
3:C:3281[B]:PHE:CZ	3:C:3305[B]:ILE:HG21	2.55	0.41
1:D:11:THR:HG22	1:D:13:ASP:H	1.86	0.41
1:D:407:GLN:HA	1:D:408:GLY:HA2	1.69	0.41
2:E:2725:GLN:OE1	2:E:2728:ARG:NH2	2.31	0.41
2:E:2858:ASP:O	2:E:2862:LYS:HG2	2.20	0.41
3:F:2961[A]:HIS:HB2	3:F:2992[A]:TYR:HE2	1.80	0.41
3:F:2976[B]:ALA:O	3:F:2978[B]:CYS:N	2.46	0.41
3:F:3067[A]:ARG:HD3	3:F:3067[A]:ARG:HA	1.87	0.41
3:F:3298[A]:ASN:CA	3:F:3299[A]:LEU:HB2	2.44	0.41
1:G:1108:TYR:HB2	1:G:1114:TYR:CE1	2.55	0.41
1:G:1275:ARG:HH21	1:G:1375:ASN:ND2	2.18	0.41
1:G:1415:ASP:OD1	1:G:1484:CYS:HB2	2.19	0.41
1:G:897:HIS:HB3	1:G:899:MET:SD	2.61	0.41

Continued on next page...

Continued from previous page...

Atom-1	Atom-2	Interatomic distance (Å)	Clash overlap (Å)
2:H:2554:PRO:HB3	2:H:2556:TYR:HB2	2.01	0.41
3:I:2938[B]:LEU:HD12	3:I:2938[B]:LEU:HA	1.85	0.41
3:I:2966[A]:SER:HB2	3:I:2977[A]:CYS:H	1.85	0.41
3:I:3180[A]:TYR:HA	3:I:3183[A]:LEU:CD2	2.51	0.41
1:J:212:ASN:O	1:J:215:ARG:HB3	2.21	0.41
1:J:474:LEU:HD22	1:J:475:ASN:H	1.85	0.41
1:J:543:ASN:HA	1:J:544:PRO:HD3	1.87	0.41
1:J:604:ASN:O	1:J:607:HIS:HB2	2.20	0.41
1:J:4:ARG:HD2	1:J:89:ILE:O	2.20	0.41
2:K:2322:SER:HB3	2:K:2329:MET:HE2	2.02	0.41
2:K:2650:GLY:N	2:K:2651:GLN:HA	2.35	0.41
3:L:3013[A]:ASP:CG	3:L:3015[A]:THR:HG1	2.22	0.41
3:L:3010[B]:PRO:HG2	3:L:3118[B]:VAL:HG13	2.03	0.41
3:L:3133[A]:LEU:HA	3:L:3133[A]:LEU:HD12	1.86	0.41
3:L:3133[A]:LEU:HD13	3:L:3197[A]:ILE:HG23	2.02	0.41
3:L:3185[A]:TYR:HD2	3:L:3186[A]:GLU:N	2.19	0.41
3:L:3185[B]:TYR:HD2	3:L:3186[B]:GLU:N	2.19	0.41
3:L:3242[A]:GLY:C	3:L:3243[A]:GLY:O	2.58	0.41
1:M:1301:PRO:HB3	1:M:1308:VAL:HG12	2.03	0.41
1:M:1528:ASP:N	1:M:1528:ASP:OD1	2.54	0.41
1:M:294:LYS:O	1:M:297:ARG:HB2	2.20	0.41
1:M:319:ILE:HG23	1:M:379:VAL:HG13	2.01	0.41
1:M:323:ILE:HA	1:M:324:PRO:HD3	1.84	0.41
1:M:627:ASP:HA	1:M:628:PRO:HD3	1.88	0.41
2:N:2454:MET:HB3	2:N:2456:LEU:HG	2.03	0.41
3:O:2965[A]:LEU:CG	3:O:2974[A]:ALA:CB	2.85	0.41
3:O:2970[A]:PRO:C	3:O:2972[A]:GLY:N	2.72	0.41
3:O:3116[B]:PHE:C	3:O:3116[B]:PHE:CD1	2.94	0.41
3:O:3281[A]:PHE:CZ	3:O:3305[A]:ILE:HG21	2.55	0.41
3:O:3209[A]:GLU:O	3:O:3310[A]:GLY:C	2.59	0.41
1:P:1081:MET:HG2	1:P:1100:SER:O	2.20	0.41
1:P:35:GLN:HE22	1:P:127:GLU:HG3	1.86	0.41
1:P:604:ASN:ND2	1:P:763:LEU:H	2.19	0.41
2:Q:2858:ASP:O	2:Q:2862:LYS:HG2	2.20	0.41
3:R:2933[A]:SER:CA	3:R:2936[A]:GLU:HB3	2.48	0.41
3:I:2975[B]:PHE:CE2	3:R:2988[B]:TRP:CH2	3.04	0.41
3:R:2939[B]:ARG:CB	3:R:3032[B]:PRO:HG2	2.44	0.41
3:R:3148[B]:ILE:HD12	3:R:3175[B]:TYR:OH	2.20	0.41
3:R:3196[A]:THR:OG1	3:R:3199[A]:GLN:OE1	2.38	0.41
1:S:320:LYS:HB2	1:S:380:THR:HG23	2.01	0.41
1:S:486:THR:HA	1:S:489:HIS:ND1	2.35	0.41

Continued on next page...

Continued from previous page...

Atom-1	Atom-2	Interatomic distance (Å)	Clash overlap (Å)
1:S:490:TRP:HE1	1:S:670:PRO:CD	2.33	0.41
1:S:780:GLU:C	1:S:782:THR:H	2.24	0.41
2:T:2415:PRO:HD3	2:T:2454:MET:HE3	2.01	0.41
3:U:3023[A]:ILE:O	3:U:3026[A]:THR:OG1	2.34	0.41
3:U:3113[B]:ASP:OD2	3:U:3115[B]:LEU:HB2	2.20	0.41
3:U:3113[A]:ASP:OD2	3:U:3115[A]:LEU:HB2	2.20	0.41
3:U:3116[B]:PHE:CD1	3:U:3116[B]:PHE:C	2.94	0.41
3:U:3074[A]:GLU:CD	3:U:3212[A]:ARG:NH2	2.73	0.41
3:U:3229[B]:ASN:N	3:U:3286[B]:THR:O	2.52	0.41
3:U:3225[B]:SER:C	3:U:3290[B]:ILE:HG23	2.39	0.41
1:V:1013:ILE:HG21	1:V:1192:TYR:CE1	2.54	0.41
1:V:1311:CYS:HB3	1:V:1495:PRO:HD3	2.01	0.41
1:V:151:GLN:HG3	1:V:151:GLN:H	1.54	0.41
2:W:2534:PHE:CE2	2:W:2755:PRO:HB3	2.55	0.41
3:X:2963[B]:MET:O	3:X:2963[B]:MET:SD	2.79	0.41
3:X:2989[A]:HIS:NE2	4:X:3401[A]:CUO:O1	2.54	0.41
3:X:3171[B]:HIS:C	3:X:3173[B]:THR:N	2.73	0.41
3:X:3185[B]:TYR:CZ	3:X:3187[B]:TYR:CE2	3.09	0.41
1:Y:1029:SER:OG	1:Y:1030:MET:N	2.51	0.41
1:Y:893:ALA:HB2	1:Y:1182:ASN:HD22	1.85	0.41
1:Y:1458:HIS:HA	1:Y:1461:VAL:HB	2.01	0.41
1:Y:1568:VAL:HB	1:Y:1632:LEU:HG	2.02	0.41
2:Z:2360:TYR:HB2	2:Z:2366:TYR:CE1	2.55	0.41
2:Z:2392:ASP:OD2	2:Z:2488:ARG:NH2	2.49	0.41
1:A:1090:ILE:H	1:A:1090:ILE:HG12	1.60	0.41
1:A:1033:LEU:H	1:A:1180:SER:HB2	1.85	0.41
1:A:120:LYS:HB3	1:A:121:ASN:CA	2.50	0.41
1:A:451:SER:CB	1:A:1273:SER:HA	2.51	0.41
1:A:71:LEU:HA	1:A:71:LEU:HD12	1.83	0.41
2:B:2867:PRO:CG	3:C:2932[A]:PRO:HG2	2.42	0.41
3:C:3028[B]:PRO:HG2	3:C:3029[B]:LYS:HG2	2.02	0.41
3:C:3113[B]:ASP:OD2	3:C:3115[B]:LEU:HB2	2.20	0.41
3:C:3200[A]:LEU:O	3:C:3203[A]:HIS:HB3	2.20	0.41
3:C:3209[A]:GLU:O	3:C:3310[A]:GLY:C	2.59	0.41
1:D:1148:LEU:HD23	1:D:1229:LYS:HD2	2.02	0.41
1:D:1406:HIS:O	1:D:1410:VAL:HG23	2.20	0.41
1:D:398:ARG:HH21	1:D:663:GLU:CD	2.23	0.41
2:E:2890:VAL:HG13	2:E:2891:LEU:C	2.40	0.41
3:F:2970[A]:PRO:C	3:F:2972[A]:GLY:H	2.23	0.41
3:F:3146[B]:CYS:O	3:F:3146[B]:CYS:SG	2.78	0.41
3:F:3148[A]:ILE:HD12	3:F:3175[A]:TYR:OH	2.20	0.41

Continued on next page...

Continued from previous page...

Atom-1	Atom-2	Interatomic distance (Å)	Clash overlap (Å)
3:F:3281[B]:PHE:CZ	3:F:3305[B]:ILE:HG21	2.55	0.41
1:G:1082:SER:OG	1:G:1083:PRO:HD3	2.20	0.41
1:G:456:GLN:HG2	1:G:551:GLU:CB	2.47	0.41
1:G:733:PHE:HZ	1:G:746:LEU:HD13	1.86	0.41
1:G:891:LYS:HB2	1:G:892:TYR:HB3	2.01	0.41
2:H:2110:MET:O	2:H:2119:PHE:N	2.52	0.41
3:I:2963[B]:MET:O	3:I:2963[B]:MET:SD	2.79	0.41
3:I:3004[A]:GLY:C	3:I:3006[A]:LYS:N	2.74	0.41
3:I:3113[A]:ASP:OD2	3:I:3115[A]:LEU:HB2	2.20	0.41
3:I:3096[A]:VAL:CG1	3:I:3115[A]:LEU:CD1	2.86	0.41
3:I:3133[A]:LEU:HD13	3:I:3197[A]:ILE:HG23	2.02	0.41
3:I:3191[A]:ASN:C	3:I:3192[A]:PHE:O	2.52	0.41
3:I:3196[A]:THR:N	3:I:3199[A]:GLN:CB	2.64	0.41
3:I:3209[A]:GLU:O	3:I:3310[A]:GLY:C	2.59	0.41
3:I:3225[A]:SER:C	3:I:3290[A]:ILE:HG23	2.39	0.41
1:J:1018:ILE:HB	1:J:1045:HIS:NE2	2.35	0.41
1:J:1182:ASN:HD22	1:J:1182:ASN:N	2.09	0.41
1:J:260:ASN:OD1	1:J:271:HIS:NE2	2.51	0.41
1:J:319:ILE:HG22	1:J:338:ALA:HB3	2.03	0.41
1:J:415:VAL:HG11	1:J:697:ALA:HB2	2.03	0.41
1:J:767:LYS:HB3	1:J:767:LYS:HE2	1.83	0.41
2:K:2179:ASP:HB3	2:K:2303:ARG:NH1	2.35	0.41
2:K:2296:LEU:O	2:K:2299:SER:HB3	2.20	0.41
1:G:1074:ILE:HG21	2:K:2870:LEU:HD22	2.02	0.41
3:L:2970[B]:PRO:C	3:L:2972[B]:GLY:N	2.72	0.41
3:L:3028[B]:PRO:HG2	3:L:3029[B]:LYS:N	2.36	0.41
1:M:1207:TYR:O	1:M:1207:TYR:CD1	2.74	0.41
1:M:1215:LEU:HD11	1:M:1228:LEU:HD21	2.03	0.41
1:M:1300:CYS:HB3	1:M:1494:ARG:NH1	2.34	0.41
1:M:804:ASP:HB2	1:M:810:LEU:HD11	2.02	0.41
2:N:2742:MET:HA	2:N:2765:PRO:HB2	2.03	0.41
3:O:3041[A]:ALA:O	3:O:3042[A]:ASP:HB2	2.20	0.41
3:O:3185[B]:TYR:HD2	3:O:3186[B]:GLU:N	2.19	0.41
3:O:3209[B]:GLU:O	3:O:3310[B]:GLY:C	2.59	0.41
1:P:1225:VAL:HG12	1:P:1226:THR:H	1.85	0.41
1:P:1299:GLN:HB2	1:P:1311:CYS:SG	2.60	0.41
2:N:2097:LEU:HD12	2:Q:2235:PRO:HG2	2.03	0.41
2:Q:2451:LEU:HD23	2:Q:2451:LEU:HA	1.87	0.41
2:Q:2561:HIS:HA	2:Q:2562:GLY:HA2	1.80	0.41
3:R:2938[B]:LEU:O	3:R:2939[B]:ARG:C	2.58	0.41
3:R:3028[B]:PRO:HG2	3:R:3029[B]:LYS:HG2	2.02	0.41

Continued on next page...

Continued from previous page...

Atom-1	Atom-2	Interatomic distance (Å)	Clash overlap (Å)
3:I:3154[B]:PRO:N	3:R:3173[B]:THR:C	2.74	0.41
3:R:3148[A]:ILE:HD12	3:R:3175[A]:TYR:OH	2.20	0.41
3:I:2966[B]:SER:CA	3:R:3255[B]:PRO:C	2.89	0.41
1:S:41:HIS:O	1:S:201:SER:OG	2.27	0.41
1:S:241:HIS:CD2	1:S:795:GLU:HA	2.56	0.41
2:T:2740:ASP:OD2	1:V:1232:THR:HA	2.20	0.41
3:U:2952[B]:ALA:CA	3:U:2956[B]:LYS:CB	2.89	0.41
3:U:2970[B]:PRO:C	3:U:2972[B]:GLY:N	2.72	0.41
3:U:3028[B]:PRO:HG2	3:U:3029[B]:LYS:N	2.36	0.41
3:U:3041[A]:ALA:O	3:U:3042[A]:ASP:HB2	2.20	0.41
1:V:1018:ILE:HB	1:V:1045:HIS:NE2	2.36	0.41
1:V:319:ILE:HG22	1:V:338:ALA:HB3	2.02	0.41
1:V:4:ARG:HD2	1:V:89:ILE:O	2.20	0.41
1:V:669:LYS:HB2	1:V:670:PRO:HD3	2.03	0.41
2:W:2525:LYS:NZ	2:W:2526:ARG:HH12	2.18	0.41
2:W:2656:LEU:HA	2:W:2656:LEU:HD23	1.84	0.41
3:X:2949[A]:LYS:C	3:X:2953[A]:GLY:N	2.72	0.41
3:X:2970[A]:PRO:C	3:X:2972[A]:GLY:H	2.23	0.41
3:X:3010[B]:PRO:HG2	3:X:3118[B]:VAL:HG13	2.03	0.41
3:O:2971[B]:ASP:CG	3:X:3158[B]:PHE:CZ	2.92	0.41
3:X:3182[B]:GLN:H	3:X:3182[B]:GLN:HG2	1.56	0.41
3:X:3298[A]:ASN:CB	3:X:3300[A]:LEU:CD2	2.61	0.41
1:Y:260:ASN:OD1	1:Y:271:HIS:NE2	2.49	0.41
1:Y:385:ALA:HB2	1:Y:391:MET:SD	2.61	0.41
1:Y:474:LEU:HA	1:Y:474:LEU:HD12	1.78	0.41
2:Z:2394:VAL:H	2:Z:2448:THR:HB	1.85	0.41
1:A:1319:PHE:HB3	1:A:1420:GLU:OE2	2.21	0.41
1:A:1647:ASN:HA	1:A:1648:PRO:HD3	1.93	0.41
1:A:293:LEU:O	1:A:296:ARG:HG2	2.20	0.41
2:B:2469:VAL:HG12	2:B:2475:GLU:HG2	2.03	0.41
3:C:2969[B]:TYR:CE2	3:L:3093[B]:HIS:NE2	2.78	0.41
3:C:2970[A]:PRO:C	3:C:2972[A]:GLY:H	2.23	0.41
3:C:2989[A]:HIS:NE2	4:C:3402[A]:CUO:O1	2.54	0.41
3:C:3041[B]:ALA:O	3:C:3042[B]:ASP:HB2	2.20	0.41
1:D:425:ARG:HB2	1:D:703:TYR:CD2	2.55	0.41
1:D:622:HIS:HE1	1:D:766:SER:HB3	1.85	0.41
2:E:2415:PRO:HD3	2:E:2454:MET:HE1	2.02	0.41
2:E:2822:LYS:HG3	2:E:2830:GLN:C	2.41	0.41
3:F:2970[B]:PRO:C	3:F:2972[B]:GLY:H	2.23	0.41
3:F:3180[B]:TYR:CA	3:F:3183[B]:LEU:CD2	2.95	0.41
3:F:3200[A]:LEU:O	3:F:3203[A]:HIS:HB3	2.20	0.41

Continued on next page...

Continued from previous page...

Atom-1	Atom-2	Interatomic distance (Å)	Clash overlap (Å)
1:G:905:TRP:HE1	1:G:1083:PRO:HD2	1.85	0.41
1:G:1576:THR:H	1:G:1581:GLU:CG	2.32	0.41
2:H:2765:PRO:HA	2:H:2768:LEU:HD11	2.01	0.41
3:I:3028[A]:PRO:HG2	3:I:3029[A]:LYS:N	2.36	0.41
3:I:3185[B]:TYR:CE2	3:I:3187[B]:TYR:HE2	2.31	0.41
1:J:1312:CYS:HA	1:J:1322:TRP:CE2	2.56	0.41
1:J:1599:MET:HA	1:J:1600:PRO:HD2	1.93	0.41
2:K:2398:PHE:HE2	2:K:2466:THR:HG21	1.86	0.41
3:L:2966[B]:SER:HB2	3:L:2977[B]:CYS:H	1.85	0.41
3:L:3028[A]:PRO:HG2	3:L:3029[A]:LYS:N	2.36	0.41
3:L:3067[B]:ARG:HD3	3:L:3067[B]:ARG:HA	1.87	0.41
3:L:3180[A]:TYR:HA	3:L:3183[A]:LEU:CD2	2.51	0.41
3:L:3185[A]:TYR:HE2	3:L:3187[A]:TYR:CD2	2.35	0.41
1:M:1156:LEU:HB2	1:M:1176:TYR:CE1	2.56	0.41
1:M:1146:PHE:CD2	1:M:1231:VAL:HG12	2.55	0.41
1:M:436:GLU:O	1:M:440:ARG:HB2	2.20	0.41
1:M:450:LYS:NZ	1:M:505:ARG:HH21	2.18	0.41
1:M:548:ALA:HA	1:M:549:PRO:HD3	1.94	0.41
1:M:597:VAL:HG23	1:M:598:GLN:H	1.85	0.41
1:M:89:ILE:HG12	1:M:89:ILE:H	1.69	0.41
3:O:2933[A]:SER:CA	3:O:2936[A]:GLU:HB3	2.48	0.41
3:O:2989[B]:HIS:NE2	4:O:3401[B]:CUO:O1	2.53	0.41
3:O:3028[A]:PRO:HG2	3:O:3029[A]:LYS:HG2	2.02	0.41
3:O:3083[A]:ILE:HD11	3:O:3260[A]:ARG:HG3	2.03	0.41
3:O:3113[A]:ASP:OD2	3:O:3115[A]:LEU:HB2	2.20	0.41
3:O:3293[B]:LYS:CG	3:O:3294[B]:SER:CB	2.98	0.41
1:P:975:PRO:HG3	1:P:1026:GLU:HG2	2.03	0.41
1:P:1152:LYS:HZ3	1:P:1183:GLU:HG2	1.85	0.41
1:P:1560:HIS:HB3	1:P:1602:GLN:HG3	2.03	0.41
1:P:639:ARG:HB2	1:P:703:TYR:CE1	2.55	0.41
1:P:745:ASP:OD1	1:P:759:SER:OG	2.31	0.41
2:N:2515:ARG:HD2	2:Q:2168:ARG:NH2	2.36	0.41
2:Q:2156:ARG:HD2	2:Q:2357:VAL:HG12	2.02	0.41
2:Q:2898:LYS:H	2:Q:2898:LYS:HG3	1.43	0.41
3:R:3004[B]:GLY:C	3:R:3006[B]:LYS:N	2.74	0.41
2:Q:2800:LYS:HB3	3:R:3023[A]:ILE:CD1	2.51	0.41
3:R:3034[B]:HIS:HB3	3:R:3035[B]:HIS:CE1	2.50	0.41
3:R:3113[A]:ASP:OD2	3:R:3115[A]:LEU:HB2	2.20	0.41
3:R:3133[B]:LEU:HA	3:R:3133[B]:LEU:HD12	1.86	0.41
3:R:3193[A]:HIS:ND1	3:R:3193[A]:HIS:N	2.68	0.41
3:R:3232[B]:VAL:HG21	3:R:3273[B]:LEU:HD11	2.00	0.41

Continued on next page...

Continued from previous page...

Atom-1	Atom-2	Interatomic distance (Å)	Clash overlap (Å)
1:S:1234:VAL:O	2:W:2739:LEU:HG	2.21	0.41
1:S:1339:SER:CB	1:S:1340:GLY:HA2	2.51	0.41
1:S:285:THR:HG22	1:S:287:GLU:H	1.85	0.41
1:S:817:PRO:HA	1:S:818:PRO:HD3	1.87	0.41
2:T:2345:ASN:HA	2:T:2346:PRO:HD2	1.96	0.41
2:T:2648:ALA:HB2	2:T:2656:LEU:HD12	2.03	0.41
3:U:2966[A]:SER:HB2	3:U:2977[A]:CYS:H	1.85	0.41
3:U:2989[A]:HIS:NE2	4:U:3401[A]:CUO:O1	2.53	0.41
3:U:3116[A]:PHE:CD1	3:U:3116[A]:PHE:C	2.94	0.41
3:U:3146[B]:CYS:O	3:U:3146[B]:CYS:SG	2.78	0.41
3:U:3185[B]:TYR:HD2	3:U:3186[B]:GLU:N	2.19	0.41
1:V:877:HIS:HE1	1:V:1042:PHE:CE2	2.39	0.41
2:T:2323:ASN:HB3	1:V:1652:PHE:O	2.21	0.41
1:V:40:TYR:HE2	1:V:75:GLN:HG2	1.85	0.41
1:V:816:PRO:HA	1:V:817:PRO:HD3	1.95	0.41
1:V:95:THR:HG21	1:V:159:VAL:HG21	2.02	0.41
2:W:2622:ASN:HA	2:W:2623:PRO:HD3	1.94	0.41
3:X:2989[B]:HIS:O	3:X:2991[B]:LEU:N	2.54	0.41
3:X:3031[B]:ASN:HA	3:X:3032[B]:PRO:HD2	1.87	0.41
3:X:3183[B]:LEU:N	3:X:3184[B]:ASN:CA	2.80	0.41
3:X:3193[A]:HIS:N	3:X:3193[A]:HIS:ND1	2.68	0.41
1:Y:1229:LYS:HD3	1:Y:1230:LEU:N	2.34	0.41
1:Y:1417:CYS:O	1:Y:1421:VAL:HG22	2.20	0.41
1:Y:183:HIS:HE1	1:Y:206:PHE:HD1	1.69	0.41
1:Y:407:GLN:HA	1:Y:408:GLY:HA2	1.78	0.41
2:Z:2133:PRO:HG2	2:Z:2140:ARG:HA	2.03	0.41
2:Z:2779:ASP:HA	2:Z:2780:HIS:HA	1.73	0.41
1:A:1560:HIS:HB3	1:A:1602:GLN:HG3	2.03	0.41
1:A:450:LYS:HG3	1:A:551:GLU:OE1	2.20	0.41
1:A:456:GLN:O	1:A:460:GLU:HG3	2.21	0.41
1:A:747:PHE:CE1	1:A:756:PHE:HD2	2.38	0.41
1:A:901:THR:HG22	1:A:904:HIS:HB2	2.01	0.41
2:B:2824:CYS:HB3	2:B:2826:GLU:O	2.20	0.41
2:B:2885:SER:OG	2:B:2886:VAL:N	2.54	0.41
3:C:3077[B]:ASP:HB3	3:C:3080[B]:ASP:OD2	2.21	0.41
3:C:3137[B]:ARG:HB3	3:C:3139[B]:LEU:HD21	1.97	0.41
3:C:3180[A]:TYR:HA	3:C:3183[A]:LEU:CD2	2.51	0.41
3:C:3281[B]:PHE:HE1	3:C:3305[B]:ILE:HG21	1.81	0.41
1:D:514:TRP:HZ2	1:D:606:ILE:HD11	1.86	0.41
2:E:2097:LEU:HD23	2:E:2097:LEU:HA	1.92	0.41
2:E:2104:ILE:HG21	2:E:2196:TYR:CD2	2.56	0.41

Continued on next page...

Continued from previous page...

Atom-1	Atom-2	Interatomic distance (Å)	Clash overlap (Å)
2:E:2145:LEU:HD22	2:E:2154:TRP:CD1	2.56	0.41
3:F:2963[B]:MET:O	3:F:2963[B]:MET:SD	2.79	0.41
3:F:3116[B]:PHE:CD1	3:F:3116[B]:PHE:C	2.94	0.41
3:F:3180[A]:TYR:HA	3:F:3183[A]:LEU:CD2	2.51	0.41
3:F:3209[A]:GLU:O	3:F:3310[A]:GLY:C	2.59	0.41
3:F:3274[B]:ARG:CA	3:F:3274[B]:ARG:NE	2.84	0.41
3:F:3300[A]:LEU:H	3:F:3300[A]:LEU:HD23	1.83	0.41
1:G:674:LYS:HE3	1:G:674:LYS:HB2	1.89	0.41
1:G:41:HIS:HD2	1:G:68:TRP:CZ3	2.38	0.41
1:G:737:GLY:HA2	1:G:771:TRP:CZ2	2.55	0.41
2:H:2625:LEU:HD13	2:H:2626:ARG:HG2	2.01	0.41
2:H:2811:HIS:NE2	2:H:2896:LEU:HD22	2.36	0.41
3:I:2980[B]:HIS:HA	3:I:2985[B]:PHE:HD2	1.86	0.41
3:I:3024[A]:LEU:CD1	3:I:3024[A]:LEU:C	2.85	0.41
3:I:3116[A]:PHE:CD1	3:I:3116[A]:PHE:C	2.94	0.41
3:I:3139[A]:LEU:H	3:I:3139[A]:LEU:CD2	2.34	0.41
3:I:3180[B]:TYR:CA	3:I:3183[B]:LEU:CD2	2.95	0.41
1:J:705:THR:HG22	1:J:1118:THR:HG23	2.02	0.41
1:J:1252:PRO:HD3	1:J:1473:ARG:NH2	2.36	0.41
1:J:1647:ASN:HA	1:J:1648:PRO:HD3	1.93	0.41
1:J:306:PHE:CE2	1:J:399:PRO:HG3	2.56	0.41
2:K:2562:GLY:H	2:K:2846:TRP:CB	2.34	0.41
2:K:2569:TRP:HZ2	2:K:2748:PRO:HG3	1.86	0.41
2:K:2677:GLU:O	2:K:2680:HIS:HB3	2.20	0.41
3:L:3116[A]:PHE:C	3:L:3116[A]:PHE:CD1	2.94	0.41
3:L:3011[A]:TYR:CB	3:L:3121[A]:SER:HB2	2.49	0.41
3:L:3137[B]:ARG:HD3	3:L:3137[B]:ARG:HA	1.71	0.41
3:C:3156[B]:MET:C	3:L:3153[B]:LYS:NZ	2.72	0.41
3:C:2979[B]:GLN:CD	3:L:3156[B]:MET:HE2	2.36	0.41
3:L:3192[A]:PHE:HA	3:L:3192[A]:PHE:HD2	1.77	0.41
3:L:3274[A]:ARG:NE	3:L:3274[A]:ARG:CA	2.84	0.41
3:L:3281[A]:PHE:CZ	3:L:3305[A]:ILE:HG21	2.55	0.41
1:M:447:MET:HA	1:M:455:TYR:CB	2.50	0.41
3:O:2989[B]:HIS:O	3:O:2991[B]:LEU:N	2.54	0.41
3:O:3028[A]:PRO:HG2	3:O:3029[A]:LYS:N	2.36	0.41
3:O:3034[A]:HIS:HB3	3:O:3035[A]:HIS:CE1	2.50	0.41
3:O:3180[A]:TYR:HA	3:O:3183[A]:LEU:CD2	2.51	0.41
3:O:3221[B]:ALA:HA	3:X:3161[B]:GLU:HG2	1.21	0.41
3:O:3083[B]:ILE:HD11	3:O:3260[B]:ARG:HG3	2.03	0.41
3:O:3281[A]:PHE:HE1	3:O:3305[A]:ILE:HG21	1.81	0.41
3:O:3281[B]:PHE:CZ	3:O:3305[B]:ILE:HG21	2.56	0.41

Continued on next page...

Continued from previous page...

Atom-1	Atom-2	Interatomic distance (Å)	Clash overlap (Å)
1:P:1077:LEU:O	1:P:1102:PRO:HG2	2.21	0.41
1:P:1380:GLY:HA3	1:P:1450:TYR:O	2.21	0.41
1:P:1562:ILE:HG22	1:P:1563:LYS:H	1.85	0.41
1:P:187:GLY:HA2	1:P:193:SER:HB2	2.03	0.41
1:P:327:ASP:OD1	1:P:328:LYS:N	2.54	0.41
1:P:732:GLY:HA2	1:P:777:TYR:O	2.20	0.41
1:P:891:LYS:HB3	1:P:892:TYR:HD2	1.81	0.41
2:Q:2377:SER:HB3	2:Q:2380:GLN:HG3	2.02	0.41
3:R:2963[A]:MET:SD	3:R:2963[A]:MET:O	2.79	0.41
4:I:3401[A]:CUO:O1	3:R:2989[A]:HIS:NE2	2.54	0.41
3:R:3139[B]:LEU:H	3:R:3139[B]:LEU:CD2	2.34	0.41
3:R:3074[A]:GLU:CD	3:R:3212[A]:ARG:NH2	2.73	0.41
1:S:120:LYS:H	1:S:121:ASN:HA	1.86	0.41
2:T:2527:LEU:HD22	2:T:2581:MET:HG2	2.02	0.41
3:U:2949[A]:LYS:C	3:U:2953[A]:GLY:N	2.73	0.41
3:U:2965[A]:LEU:CG	3:U:2974[A]:ALA:CB	2.85	0.41
3:U:3004[A]:GLY:C	3:U:3006[A]:LYS:N	2.74	0.41
3:U:3180[B]:TYR:HA	3:U:3183[B]:LEU:CD2	2.51	0.41
3:U:3281[B]:PHE:CZ	3:U:3305[B]:ILE:HG21	2.55	0.41
1:V:548:ALA:N	1:V:559:THR:HG22	2.35	0.41
1:V:904:HIS:H	1:V:904:HIS:CD2	2.38	0.41
3:X:2948[B]:ASP:HB2	3:X:2953[B]:GLY:HA3	1.99	0.41
3:O:2968[B]:GLN:HB3	3:X:2979[B]:GLN:HG2	2.03	0.41
3:X:2980[B]:HIS:HA	3:X:2985[B]:PHE:HD2	1.86	0.41
3:X:2989[B]:HIS:NE2	4:X:3401[B]:CUO:O1	2.53	0.41
3:X:3023[A]:ILE:HA	3:X:3026[A]:THR:HG1	1.81	0.41
3:X:3028[B]:PRO:HG2	3:X:3029[B]:LYS:N	2.36	0.41
3:X:3087[B]:MET:HE3	3:X:3246[B]:CYS:O	2.21	0.41
3:X:3083[A]:ILE:HD11	3:X:3260[A]:ARG:HG3	2.03	0.41
1:Y:554:LYS:HD3	1:Y:554:LYS:HA	1.79	0.41
2:Z:2602:LEU:HG	2:Z:2603:PRO:HD2	2.02	0.41
2:Z:2716:ARG:O	2:Z:2720:ILE:HG13	2.21	0.41
3:C:2976[A]:ALA:O	3:C:2978[A]:CYS:N	2.46	0.41
3:C:2980[A]:HIS:HA	3:C:2985[A]:PHE:HD2	1.86	0.41
3:C:2980[B]:HIS:HA	3:C:2985[B]:PHE:HD2	1.86	0.41
3:C:3028[A]:PRO:HG2	3:C:3029[A]:LYS:N	2.36	0.41
3:C:3116[A]:PHE:C	3:C:3116[A]:PHE:CD1	2.94	0.41
3:C:3116[B]:PHE:CD1	3:C:3116[B]:PHE:C	2.94	0.41
3:C:3180[B]:TYR:HA	3:C:3183[B]:LEU:CD2	2.51	0.41
5:D:5007:NAG:O4	5:D:5008:NAG:O7	2.39	0.41
1:D:1564:ALA:HB1	5:D:5014:NAG:H81	2.03	0.41

Continued on next page...

Continued from previous page...

Atom-1	Atom-2	Interatomic distance (Å)	Clash overlap (Å)
1:D:588:GLU:OE2	1:D:728:ARG:NH1	2.53	0.41
1:D:946:GLU:CG	1:D:955:LYS:HB3	2.51	0.41
2:B:2582:ARG:HG2	2:E:2109:ARG:HD3	2.02	0.41
2:E:2361:LYS:HD3	2:E:2367:GLU:HG2	2.03	0.41
3:F:3028[A]:PRO:HG2	3:F:3029[A]:LYS:N	2.36	0.41
3:F:3113[B]:ASP:OD2	3:F:3115[B]:LEU:HB2	2.20	0.41
3:F:3133[A]:LEU:HD13	3:F:3197[A]:ILE:HG23	2.02	0.41
3:F:3139[A]:LEU:CD2	3:F:3139[A]:LEU:H	2.34	0.41
1:G:1037:ALA:HA	1:G:1042:PHE:CG	2.56	0.41
1:G:1002:GLU:HG3	1:G:1065:LYS:HD3	2.01	0.41
1:G:1081:MET:HG2	1:G:1100:SER:O	2.21	0.41
1:G:1302:SER:CB	1:G:1494:ARG:HH22	2.34	0.41
1:G:977:GLU:OE1	1:G:978:ALA:N	2.54	0.41
2:H:2561:HIS:HA	2:H:2562:GLY:HA2	1.83	0.41
2:H:2816:SER:HB2	2:H:2886:VAL:HG21	2.03	0.41
3:I:2971[B]:ASP:O	3:R:3093[B]:HIS:CD2	2.51	0.41
3:I:3096[B]:VAL:CG1	3:I:3115[B]:LEU:CD1	2.86	0.41
3:I:2987[B]:HIS:CD2	3:I:3178[B]:PHE:CE1	3.08	0.41
3:I:3185[B]:TYR:HD2	3:I:3186[B]:GLU:N	2.19	0.41
3:I:3281[A]:PHE:CZ	3:I:3305[A]:ILE:HG21	2.55	0.41
1:J:1258:ARG:HG2	1:J:1335:LEU:HD11	2.01	0.41
1:J:418:ASP:OD1	1:J:418:ASP:N	2.53	0.41
1:J:572:SER:OG	1:J:574:GLY:HA3	2.21	0.41
2:K:2130:PRO:CB	2:K:2142:ALA:HB3	2.51	0.41
2:K:2746:MET:HG2	2:K:2763:SER:O	2.20	0.41
3:C:2975[B]:PHE:CZ	3:L:2961[B]:HIS:CD2	3.09	0.41
3:L:2970[B]:PRO:C	3:L:2972[B]:GLY:H	2.23	0.41
3:L:3004[B]:GLY:C	3:L:3006[B]:LYS:N	2.74	0.41
3:L:3089[A]:HIS:HD1	3:L:3119[A]:HIS:HE1	1.65	0.41
3:L:3139[B]:LEU:CD2	3:L:3139[B]:LEU:H	2.34	0.41
3:C:3155[B]:MET:C	3:L:3153[B]:LYS:HE3	2.40	0.41
3:L:3218[A]:LEU:HD12	3:L:3218[A]:LEU:HA	1.78	0.41
3:L:3083[A]:ILE:HD11	3:L:3260[A]:ARG:HG3	2.03	0.41
1:M:1080:PRO:HB2	1:M:1085:SER:CB	2.50	0.41
1:M:1156:LEU:HD13	1:M:1176:TYR:CE1	2.56	0.41
1:M:988:TYR:HB3	1:M:992:ALA:HB3	2.02	0.41
2:N:2184:MET:HB2	2:N:2231:LEU:O	2.20	0.41
2:N:2595:TRP:CD2	2:N:2683:ILE:HG13	2.56	0.41
3:O:2970[B]:PRO:CG	3:X:2991[B]:LEU:HD12	2.50	0.41
3:O:2989[A]:HIS:O	3:O:2991[A]:LEU:N	2.54	0.41
3:O:3004[B]:GLY:C	3:O:3006[B]:LYS:N	2.74	0.41

Continued on next page...

Continued from previous page...

Atom-1	Atom-2	Interatomic distance (Å)	Clash overlap (Å)
3:O:3084[A]:GLN:HB3	3:O:3084[A]:GLN:HE21	1.71	0.41
3:O:3139[B]:LEU:CD2	3:O:3139[B]:LEU:H	2.34	0.41
3:O:3151[A]:LEU:HB2	3:O:3175[A]:TYR:HE2	1.68	0.41
1:P:567:LEU:HB2	1:P:571:PRO:HB3	2.01	0.41
2:Q:2134:ASN:OD1	2:Q:2137:ALA:HB2	2.20	0.41
3:R:3146[A]:CYS:O	3:R:3146[A]:CYS:SG	2.78	0.41
3:R:3151[B]:LEU:CB	3:R:3175[B]:TYR:CE2	2.85	0.41
3:R:3074[B]:GLU:CD	3:R:3212[B]:ARG:NH2	2.73	0.41
3:R:3218[B]:LEU:HD13	3:R:3261[B]:LEU:HD23	2.01	0.41
1:S:1359:ILE:O	1:S:1391:ARG:NH2	2.54	0.41
1:S:1487:PRO:O	1:S:1491:GLN:NE2	2.52	0.41
1:S:718:ARG:HA	1:S:718:ARG:HD2	1.81	0.41
2:T:2361:LYS:HD2	2:T:2362:GLN:H	1.85	0.41
2:T:2381:LEU:HD23	2:T:2381:LEU:HA	1.90	0.41
2:T:2481:LEU:HA	2:T:2481:LEU:HD23	1.96	0.41
1:V:1149:GLU:HG3	1:V:1187:LYS:HB3	2.02	0.41
1:V:1492:PRO:HB2	1:V:1497:SER:HB3	2.03	0.41
1:V:425:ARG:HD2	1:V:703:TYR:CE1	2.56	0.41
1:V:912:ASN:OD1	1:V:1096:THR:HG21	2.21	0.41
2:W:2745:PRO:HB2	2:W:2750:ILE:HD12	2.03	0.41
3:X:2951[A]:ASP:C	3:X:2956[A]:LYS:HZ1	2.13	0.41
3:X:2966[A]:SER:HB2	3:X:2977[A]:CYS:H	1.85	0.41
3:O:3106[B]:THR:CG2	3:X:2970[B]:PRO:O	2.46	0.41
3:X:2942[A]:LEU:CD1	3:X:3033[A]:PHE:CZ	3.04	0.41
3:X:3116[B]:PHE:C	3:X:3116[B]:PHE:CD1	2.94	0.41
1:Y:1300:CYS:SG	1:Y:1494:ARG:HB3	2.61	0.41
1:Y:1493:MET:HG2	1:Y:1511:SER:O	2.21	0.41
1:Y:913:PHE:O	1:Y:917:LEU:HB2	2.20	0.41
2:Z:2122:ILE:O	2:Z:2125:PHE:HB2	2.21	0.41
2:Z:2724:LEU:O	2:Z:2728:ARG:HG3	2.21	0.41
1:A:1059:LEU:HB3	1:A:1063:ARG:NH2	2.36	0.41
1:A:1075:GLU:H	1:A:1075:GLU:HG3	1.61	0.41
1:A:837:HIS:HA	1:A:1113:HIS:O	2.21	0.41
1:A:468:CYS:SG	1:A:669:LYS:HB3	2.61	0.41
1:A:749:VAL:HB	1:A:754:GLU:HB3	2.03	0.41
1:A:236:GLY:HA2	1:A:819:ILE:HB	2.03	0.41
3:C:3148[A]:ILE:HD12	3:C:3175[A]:TYR:OH	2.20	0.41
3:C:3185[B]:TYR:HD2	3:C:3186[B]:GLU:N	2.19	0.41
3:C:3192[B]:PHE:HA	3:C:3192[B]:PHE:HD2	1.77	0.41
3:C:3232[B]:VAL:CG2	3:C:3273[B]:LEU:CD1	2.99	0.41
3:C:3298[B]:ASN:HA	3:C:3300[B]:LEU:N	2.36	0.41

Continued on next page...

Continued from previous page...

Atom-1	Atom-2	Interatomic distance (Å)	Clash overlap (Å)
1:D:1278:PHE:HD2	1:D:1376:PRO:HB2	1.85	0.41
2:E:2100:ILE:O	2:E:2104:ILE:HG12	2.21	0.41
2:E:2647:LEU:HA	2:E:2647:LEU:HD12	1.64	0.41
2:E:2568:HIS:CD2	2:E:2718:TRP:CH2	3.08	0.41
1:G:1319:PHE:CZ	1:G:1424:GLU:HG3	2.55	0.41
1:G:294:LYS:HA	1:G:297:ARG:HD2	2.03	0.41
1:G:792:MET:HB2	1:G:793:PHE:HD1	1.86	0.41
1:G:943:LEU:HD12	1:G:944:GLU:H	1.86	0.41
2:H:2309:GLN:HG2	2:H:2319:ALA:HB1	2.02	0.41
2:H:2442:LEU:HG	1:J:1604:ASP:HB2	2.02	0.41
2:H:2527:LEU:HG	2:H:2536:PHE:HB2	2.03	0.41
2:H:2742:MET:HA	2:H:2765:PRO:HB2	2.02	0.41
3:I:2954[B]:TYR:HA	3:I:2957[B]:ILE:CG2	2.50	0.41
3:I:2965[A]:LEU:CG	3:I:2974[A]:ALA:CB	2.85	0.41
3:I:3148[B]:ILE:HD12	3:I:3175[B]:TYR:OH	2.20	0.41
3:I:3163[B]:ASN:ND2	3:R:3150[B]:LYS:CG	2.37	0.41
3:I:3171[A]:HIS:C	3:I:3173[A]:THR:N	2.73	0.41
3:I:3180[B]:TYR:HA	3:I:3183[B]:LEU:CD2	2.51	0.41
3:I:3209[B]:GLU:O	3:I:3310[B]:GLY:C	2.59	0.41
1:J:1480:ASN:ND2	1:J:1518:ASP:HB3	2.34	0.41
1:J:1550:ARG:HD2	1:J:1551:ASP:H	1.86	0.41
1:J:51:ASP:HA	1:J:52:GLY:HA2	1.66	0.41
1:J:876:PHE:CD2	1:J:1083:PRO:HB2	2.56	0.41
1:J:877:HIS:CE1	1:J:905:TRP:HZ3	2.39	0.41
2:K:2305:TRP:HZ2	2:K:2358:PHE:CE1	2.39	0.41
3:L:2980[A]:HIS:HA	3:L:2985[A]:PHE:HD2	1.86	0.41
3:L:2980[B]:HIS:HA	3:L:2985[B]:PHE:HD2	1.86	0.41
3:L:3028[A]:PRO:HG2	3:L:3029[A]:LYS:HG2	2.02	0.41
3:L:3067[A]:ARG:HA	3:L:3067[A]:ARG:HD3	1.87	0.41
3:C:2969[B]:TYR:CE2	3:L:3089[B]:HIS:NE2	2.86	0.41
3:L:3196[B]:THR:N	3:L:3199[B]:GLN:CB	2.64	0.41
3:L:3218[B]:LEU:HD12	3:L:3218[B]:LEU:HA	1.78	0.41
3:L:3209[A]:GLU:O	3:L:3310[A]:GLY:C	2.59	0.41
3:L:3209[B]:GLU:O	3:L:3310[B]:GLY:C	2.59	0.41
1:M:1007:PHE:CE1	1:M:1011:TYR:HB2	2.55	0.41
1:M:92:TRP:CE3	1:M:102:PRO:HD3	2.55	0.41
1:M:416:ASN:HD22	1:M:416:ASN:N	2.17	0.41
1:M:67:MET:HG2	1:M:67:MET:H	1.57	0.41
2:N:2398:PHE:CE2	2:N:2484:ALA:HB2	2.56	0.41
2:N:2570:HIS:CD2	2:N:2711:HIS:CE1	3.09	0.41
2:N:2606:LEU:HD21	2:N:2709:VAL:HG21	2.03	0.41

Continued on next page...

Continued from previous page...

Atom-1	Atom-2	Interatomic distance (Å)	Clash overlap (Å)
3:O:3031[B]:ASN:HA	3:O:3032[B]:PRO:HD2	1.87	0.41
3:O:3218[B]:LEU:HA	3:O:3218[B]:LEU:HD12	1.79	0.41
3:O:3223[B]:GLY:N	3:X:3162[B]:ASP:OD1	2.53	0.41
1:P:119:LYS:H	1:P:119:LYS:HG2	1.71	0.41
1:P:1573:CYS:HA	1:P:1583:CYS:O	2.21	0.41
1:P:16:LEU:HD12	1:P:113:PRO:HG2	2.02	0.41
2:Q:2471:HIS:O	2:Q:2471:HIS:ND1	2.47	0.41
3:R:2980[B]:HIS:HA	3:R:2985[B]:PHE:HD2	1.86	0.41
3:R:3023[A]:ILE:O	3:R:3026[A]:THR:OG1	2.34	0.41
3:R:3028[A]:PRO:HG2	3:R:3029[A]:LYS:N	2.36	0.41
3:R:3028[B]:PRO:HG2	3:R:3029[B]:LYS:N	2.36	0.41
3:R:3113[B]:ASP:OD2	3:R:3115[B]:LEU:HB2	2.20	0.41
3:R:3010[A]:PRO:HG2	3:R:3118[A]:VAL:HG13	2.03	0.41
3:I:2982[B]:MET:SD	3:R:3156[B]:MET:HB2	2.60	0.41
3:R:3180[A]:TYR:HA	3:R:3183[A]:LEU:CD2	2.51	0.41
3:R:3200[B]:LEU:O	3:R:3203[B]:HIS:HB3	2.20	0.41
3:R:3265[A]:ASP:OD1	3:R:3266[A]:ILE:N	2.54	0.41
1:S:1057:GLN:NE2	1:S:1067:TYR:O	2.43	0.41
1:S:1086:LEU:HB3	1:S:1090:ILE:HD12	2.03	0.41
1:S:1170:MET:HB3	1:S:1203:MET:HE2	2.03	0.41
1:S:1426:LEU:O	1:S:1429:THR:HB	2.20	0.41
1:S:1348:TRP:CZ3	1:S:1460:ASN:HB3	2.56	0.41
1:S:664:VAL:HG12	1:S:690:THR:HG22	2.02	0.41
1:S:902:PHE:N	1:S:903:PRO:HD2	2.36	0.41
1:S:913:PHE:O	1:S:917:LEU:HB2	2.21	0.41
2:T:2679:ILE:O	2:T:2682:SER:HB3	2.21	0.41
2:T:2749:PHE:HA	2:T:2754:ASN:ND2	2.36	0.41
3:U:3010[A]:PRO:HG2	3:U:3118[A]:VAL:HG13	2.03	0.41
3:U:3034[B]:HIS:HB3	3:U:3035[B]:HIS:CE1	2.50	0.41
3:U:3077[B]:ASP:HB3	3:U:3080[B]:ASP:OD2	2.21	0.41
3:U:3193[A]:HIS:ND1	3:U:3193[A]:HIS:N	2.69	0.41
3:U:3281[A]:PHE:CZ	3:U:3305[A]:ILE:HG21	2.55	0.41
1:V:1008:GLU:HA	1:V:1011:TYR:HB3	2.03	0.41
1:V:1145:THR:HB	1:V:1191:PRO:HB2	2.03	0.41
1:V:1267:GLU:HG2	1:V:1267:GLU:H	1.74	0.41
1:V:227:ARG:HA	1:V:228:GLY:HA2	1.84	0.41
1:V:237:LEU:HA	1:V:240:PHE:CD2	2.56	0.41
2:W:2612:TYR:HB2	1:Y:138:ALA:HB1	2.02	0.41
2:W:2667:GLU:HB3	2:W:2730:LEU:HD13	2.03	0.41
2:W:2744:PHE:HA	2:W:2745:PRO:HD3	1.84	0.41
2:W:2506:ARG:NH1	2:W:2778:TYR:OH	2.51	0.41

Continued on next page...

Continued from previous page...

Atom-1	Atom-2	Interatomic distance (Å)	Clash overlap (Å)
1:S:1078:ARG:NH1	2:W:2872:GLU:O	2.45	0.41
3:X:2963[A]:MET:SD	3:X:2963[A]:MET:O	2.79	0.41
3:X:3023[B]:ILE:HA	3:X:3026[B]:THR:HG1	1.83	0.41
3:X:3067[B]:ARG:HA	3:X:3067[B]:ARG:HD3	1.87	0.41
3:X:3010[A]:PRO:HG2	3:X:3118[A]:VAL:HG13	2.03	0.41
3:X:3171[A]:HIS:C	3:X:3173[A]:THR:N	2.73	0.41
3:X:3180[A]:TYR:HA	3:X:3183[A]:LEU:CD2	2.51	0.41
3:X:3265[A]:ASP:OD1	3:X:3266[A]:ILE:N	2.54	0.41
1:Y:899:MET:HB3	1:Y:1012:GLU:OE1	2.21	0.41
1:Y:1403:LEU:HD21	1:Y:1429:THR:HG21	2.03	0.41
1:Y:1573:CYS:HB2	1:Y:1627:ARG:HG2	2.03	0.41
1:Y:1301:PRO:HD2	5:Y:2110:NAG:H83	2.02	0.41
1:Y:398:ARG:HA	1:Y:399:PRO:HD3	1.91	0.41
1:Y:548:ALA:HA	1:Y:549:PRO:HD3	1.97	0.41
1:Y:834:ASP:N	1:Y:834:ASP:OD1	2.54	0.41
2:Z:2660:VAL:HG13	2:Z:2663:MET:HE2	2.01	0.41
1:A:1492:PRO:HB2	1:A:1497:SER:CB	2.48	0.41
1:A:203:ASP:HA	1:A:204:PRO:HD2	1.92	0.41
1:A:40:TYR:CD1	1:A:246:PRO:HG2	2.56	0.41
2:B:2786:MET:HB3	2:B:2786:MET:HE2	1.93	0.41
3:C:2954[A]:TYR:HA	3:C:2957[A]:ILE:CG2	2.50	0.41
3:C:2963[A]:MET:O	3:C:2963[A]:MET:SD	2.79	0.41
3:C:3242[A]:GLY:O	3:C:3243[A]:GLY:O	2.39	0.41
3:C:3274[A]:ARG:NE	3:C:3274[A]:ARG:CA	2.84	0.41
1:D:1562:ILE:C	1:D:1564:ALA:H	2.23	0.41
1:D:225:LYS:HD2	1:D:231:THR:HG21	2.03	0.41
1:D:568:PHE:O	1:D:569:LYS:HD2	2.20	0.41
1:D:587:PHE:O	1:D:651:ARG:NH2	2.43	0.41
1:D:59:LEU:HD13	1:D:68:TRP:CD1	2.56	0.41
1:D:717:GLN:NE2	1:D:832:LYS:HE3	2.35	0.41
2:E:2582:ARG:HG2	2:E:2586:ALA:O	2.20	0.41
2:E:2764:THR:HA	2:E:2765:PRO:HD3	1.96	0.41
3:F:2952[B]:ALA:N	3:F:2953[B]:GLY:CA	2.71	0.41
3:F:2966[A]:SER:HB2	3:F:2977[A]:CYS:H	1.85	0.41
3:F:3048[B]:ASP:HB3	3:F:3099[B]:PRO:HD2	2.01	0.41
3:F:3116[A]:PHE:CD1	3:F:3116[A]:PHE:C	2.94	0.41
3:F:3137[B]:ARG:HB3	3:F:3139[B]:LEU:HD21	1.97	0.41
3:F:3265[B]:ASP:OD1	3:F:3266[B]:ILE:N	2.54	0.41
3:F:3229[A]:ASN:N	3:F:3286[A]:THR:O	2.52	0.41
1:G:1033:LEU:HA	1:G:1036:SER:OG	2.21	0.41
1:G:1149:GLU:HG3	1:G:1187:LYS:HE2	2.03	0.41

Continued on next page...

Continued from previous page...

Atom-1	Atom-2	Interatomic distance (Å)	Clash overlap (Å)
1:G:35:GLN:NE2	1:G:129:LYS:HB2	2.36	0.41
1:G:1380:GLY:O	1:G:1389:THR:HG23	2.21	0.41
1:G:164:GLU:OE2	1:G:297:ARG:HG2	2.21	0.41
3:I:2949[A]:LYS:C	3:I:2953[A]:GLY:N	2.73	0.41
3:I:2980[A]:HIS:HA	3:I:2985[A]:PHE:HD2	1.86	0.41
3:I:2989[B]:HIS:O	3:I:2991[B]:LEU:N	2.54	0.41
3:I:3028[B]:PRO:HG2	3:I:3029[B]:LYS:HG2	2.02	0.41
3:I:3106[B]:THR:C	3:R:2973[B]:THR:HG21	2.40	0.41
3:I:3193[A]:HIS:N	3:I:3193[A]:HIS:ND1	2.69	0.41
3:I:3281[B]:PHE:CZ	3:I:3305[B]:ILE:HG21	2.55	0.41
1:J:1302:SER:HA	1:J:1303:GLU:HA	1.90	0.41
1:J:750:ALA:HA	1:J:796:TYR:HB3	2.02	0.41
1:J:842:ASN:OD1	1:J:843:VAL:N	2.54	0.41
1:J:891:LYS:HA	1:J:892:TYR:HA	1.92	0.41
2:K:2399:LEU:HD12	2:K:2399:LEU:HA	1.87	0.41
2:K:2818:ASP:OD2	2:K:2820:HIS:NE2	2.54	0.41
3:L:2989[A]:HIS:O	3:L:2991[A]:LEU:N	2.54	0.41
3:L:3010[A]:PRO:HG2	3:L:3118[A]:VAL:HG13	2.03	0.41
3:L:3116[B]:PHE:C	3:L:3116[B]:PHE:CD1	2.94	0.41
3:L:3139[A]:LEU:CD2	3:L:3139[A]:LEU:H	2.34	0.41
3:L:3074[B]:GLU:CD	3:L:3212[B]:ARG:NH2	2.73	0.41
3:L:3242[B]:GLY:C	3:L:3243[B]:GLY:O	2.58	0.41
3:L:3242[A]:GLY:O	3:L:3243[A]:GLY:O	2.39	0.41
3:L:3083[B]:ILE:HD11	3:L:3260[B]:ARG:HG3	2.03	0.41
1:M:876:PHE:CE2	1:M:1083:PRO:HB2	2.56	0.41
1:M:131:GLU:OE2	1:M:192:HIS:HE1	2.04	0.41
2:N:2539:ILE:O	2:N:2573:TYR:OH	2.28	0.41
2:N:2534:PHE:CD2	2:N:2755:PRO:HB3	2.56	0.41
3:O:3028[B]:PRO:HG2	3:O:3029[B]:LYS:N	2.36	0.41
3:O:3160[B]:SER:OG	3:X:3150[B]:LYS:HB3	2.15	0.41
3:O:3180[A]:TYR:CA	3:O:3183[A]:LEU:CD2	2.95	0.41
3:O:3182[A]:GLN:HG2	3:O:3182[A]:GLN:H	1.56	0.41
1:P:1086:LEU:N	1:P:1086:LEU:HD12	2.36	0.41
1:P:305:ASN:HB3	1:P:400:ILE:HB	2.03	0.41
1:P:450:LYS:HD3	1:P:1338:GLY:O	2.20	0.41
3:R:2942[A]:LEU:CD1	3:R:3033[A]:PHE:CZ	3.04	0.41
3:I:2991[B]:LEU:CD2	3:R:3153[B]:LYS:HG3	2.51	0.41
3:R:3171[A]:HIS:C	3:R:3173[A]:THR:N	2.73	0.41
3:R:3193[B]:HIS:ND1	3:R:3193[B]:HIS:N	2.68	0.41
3:R:3209[B]:GLU:O	3:R:3310[B]:GLY:C	2.59	0.41
1:S:1017:HIS:C	1:S:1021:LEU:HG	2.41	0.41

Continued on next page...

Continued from previous page...

Atom-1	Atom-2	Interatomic distance (Å)	Clash overlap (Å)
1:S:1258:ARG:HG2	1:S:1335:LEU:CD1	2.51	0.41
1:S:1319:PHE:CE2	1:S:1424:GLU:HG3	2.56	0.41
1:S:188:GLY:O	1:S:386:ILE:HD11	2.20	0.41
2:T:2132:CYS:HB2	2:T:2142:ALA:CB	2.51	0.41
2:T:2764:THR:HG22	2:T:2766:SER:H	1.84	0.41
2:T:2889:ALA:H	2:T:2890:VAL:HA	1.84	0.41
3:U:3013[A]:ASP:CG	3:U:3015[A]:THR:HG1	2.21	0.41
3:U:3232[B]:VAL:HG21	3:U:3273[B]:LEU:HD11	2.00	0.41
3:U:3298[B]:ASN:HA	3:U:3300[B]:LEU:N	2.36	0.41
1:V:1258:ARG:HD2	1:V:1524:HIS:O	2.20	0.41
1:V:1350:GLU:HA	1:V:1351:PRO:HD2	1.93	0.41
1:V:1410:VAL:HG22	1:V:1422:HIS:HB3	2.03	0.41
1:V:1571:TYR:HA	1:V:1585:ASN:O	2.21	0.41
1:V:570:GLN:HB2	1:V:570:GLN:HE21	1.54	0.41
2:W:2156:ARG:O	2:W:2160:VAL:HG13	2.21	0.41
3:X:2938[B]:LEU:O	3:X:2939[B]:ARG:C	2.58	0.41
3:X:2976[B]:ALA:O	3:X:2978[B]:CYS:N	2.46	0.41
3:X:2980[A]:HIS:HA	3:X:2985[A]:PHE:HD2	1.86	0.41
3:X:2980[A]:HIS:ND1	3:X:2980[A]:HIS:N	2.59	0.41
3:X:3025[A]:VAL:CG2	3:X:3047[A]:ARG:NH1	2.73	0.41
3:X:3041[A]:ALA:O	3:X:3042[A]:ASP:HB2	2.20	0.41
3:O:2975[B]:PHE:CD2	3:X:3172[B]:SER:O	2.74	0.41
3:X:3281[B]:PHE:CZ	3:X:3305[B]:ILE:HG21	2.55	0.41
1:Y:907:ARG:NH1	1:Y:1114:TYR:OH	2.54	0.41
1:Y:1195:ASP:O	1:Y:1197:THR:N	2.54	0.41
1:Y:1334:LEU:HD12	1:Y:1334:LEU:HA	1.90	0.41
1:Y:1622:GLN:HG3	1:Y:1622:GLN:H	1.43	0.41
1:Y:69:HIS:NE2	4:Y:2102:CUO:O2	2.53	0.41
1:Y:589:GLN:HG2	1:Y:594:ASP:CB	2.49	0.41
1:Y:704:ASP:OD1	1:Y:705:THR:N	2.49	0.41
1:A:128:ILE:N	1:A:133:LYS:O	2.49	0.40
1:A:1400:ASN:HA	1:A:1400:ASN:HD22	1.53	0.40
1:A:1519:TYR:CE2	1:A:1520:GLN:HG3	2.56	0.40
1:A:1528:ASP:N	1:A:1528:ASP:OD1	2.55	0.40
1:A:1565:SER:HB3	1:A:1594:GLY:H	1.86	0.40
1:A:462:HIS:HA	1:A:490:TRP:CH2	2.56	0.40
2:B:2647:LEU:O	2:B:2654:SER:HB2	2.20	0.40
2:B:2687:ILE:HD11	2:B:2695:MET:HG2	2.04	0.40
3:C:2963[B]:MET:SD	3:C:2963[B]:MET:O	2.79	0.40
3:C:3010[B]:PRO:HG2	3:C:3118[B]:VAL:HG13	2.03	0.40
3:C:3023[B]:ILE:O	3:C:3026[B]:THR:OG1	2.34	0.40

Continued on next page...

Continued from previous page...

Atom-1	Atom-2	Interatomic distance (Å)	Clash overlap (Å)
3:C:3133[A]:LEU:HD13	3:C:3197[A]:ILE:HG23	2.02	0.40
3:C:3183[B]:LEU:H	3:C:3184[B]:ASN:CA	2.22	0.40
3:C:3191[A]:ASN:C	3:C:3192[A]:PHE:O	2.52	0.40
3:C:3306[A]:LEU:CD1	3:C:3306[A]:LEU:C	2.86	0.40
1:D:7:VAL:HG21	1:D:208:LEU:HD23	2.03	0.40
3:F:2931[A]:THR:O	3:F:2934[A]:GLU:HB2	2.22	0.40
3:F:3028[B]:PRO:HG2	3:F:3029[B]:LYS:HG2	2.02	0.40
3:F:3084[A]:GLN:HE21	3:F:3084[A]:GLN:HB3	1.71	0.40
1:G:1025:THR:HG23	1:G:1221:THR:HA	2.02	0.40
1:G:1156:LEU:HB2	1:G:1176:TYR:CE1	2.55	0.40
1:G:1248:ARG:HG3	1:G:1249:TRP:N	2.36	0.40
1:G:695:TYR:HD1	1:G:695:TYR:N	2.19	0.40
2:H:2145:LEU:HD12	2:H:2145:LEU:HA	1.93	0.40
2:H:2107:LEU:HD22	2:H:2209:PHE:CE1	2.55	0.40
2:H:2311:LEU:HD23	2:H:2311:LEU:HA	1.98	0.40
2:H:2590:VAL:HA	2:H:2591:PRO:HD3	1.90	0.40
2:H:2568:HIS:HD2	2:H:2718:TRP:CH2	2.40	0.40
3:I:2951[B]:ASP:CG	3:I:2952[B]:ALA:N	2.74	0.40
3:I:2952[A]:ALA:CA	3:I:2956[A]:LYS:CB	2.89	0.40
3:I:2970[B]:PRO:CA	3:R:2989[B]:HIS:HD2	2.29	0.40
3:I:3010[B]:PRO:HG2	3:I:3118[B]:VAL:HG13	2.03	0.40
3:I:3037[B]:TYR:C	3:I:3038[B]:ILE:HG13	2.42	0.40
3:I:3093[B]:HIS:NE2	3:R:2969[B]:TYR:CD2	2.90	0.40
3:I:3113[B]:ASP:OD2	3:I:3115[B]:LEU:HB2	2.20	0.40
3:I:3139[B]:LEU:CD2	3:I:3139[B]:LEU:H	2.34	0.40
3:I:3153[B]:LYS:O	3:R:3154[B]:PRO:CA	2.68	0.40
3:I:3265[B]:ASP:OD1	3:I:3266[B]:ILE:N	2.54	0.40
3:I:3229[B]:ASN:N	3:I:3286[B]:THR:O	2.52	0.40
3:I:3299[A]:LEU:HB3	3:I:3300[A]:LEU:H	1.54	0.40
2:H:2901:LEU:H	1:J:1075:GLU:HG3	1.86	0.40
1:J:1051:ARG:HD2	1:J:1118:THR:O	2.20	0.40
2:K:2303:ARG:NH2	2:K:2372:GLU:O	2.53	0.40
3:L:3031[B]:ASN:HA	3:L:3032[B]:PRO:HD2	1.87	0.40
3:L:3113[A]:ASP:OD2	3:L:3115[A]:LEU:HB2	2.20	0.40
3:L:3113[B]:ASP:OD2	3:L:3115[B]:LEU:HB2	2.20	0.40
1:M:1339:SER:OG	1:M:1340:GLY:HA2	2.21	0.40
2:N:2403:PHE:CZ	2:N:2428:VAL:HG21	2.56	0.40
2:N:2579:GLU:CD	2:N:2582:ARG:HH12	2.24	0.40
2:N:2622:ASN:HA	2:N:2623:PRO:HD3	1.96	0.40
3:O:2963[A]:MET:O	3:O:2963[A]:MET:SD	2.79	0.40
3:O:3010[B]:PRO:HG2	3:O:3118[B]:VAL:HG13	2.03	0.40

Continued on next page...

Continued from previous page...

Atom-1	Atom-2	Interatomic distance (Å)	Clash overlap (Å)
3:O:3139[A]:LEU:H	3:O:3139[A]:LEU:CD2	2.34	0.40
3:O:2987[A]:HIS:CD2	3:O:3178[A]:PHE:CE1	3.08	0.40
3:O:2987[B]:HIS:CD2	3:O:3178[B]:PHE:CE1	3.08	0.40
1:P:424:PHE:HB2	1:P:1128:GLN:NE2	2.36	0.40
1:P:1137:LYS:HA	1:P:1141:ARG:NH1	2.36	0.40
1:P:1293:PHE:O	1:P:1311:CYS:HB2	2.20	0.40
1:P:398:ARG:HH21	1:P:663:GLU:CD	2.23	0.40
1:P:953:GLU:HG3	1:P:954:ALA:O	2.21	0.40
2:Q:2361:LYS:HD2	2:Q:2362:GLN:H	1.85	0.40
2:Q:2470:ALA:HB2	2:Q:2476:LEU:HD21	2.02	0.40
3:R:3116[A]:PHE:C	3:R:3116[A]:PHE:CD1	2.94	0.40
3:R:3180[B]:TYR:HA	3:R:3183[B]:LEU:CD2	2.51	0.40
3:R:3232[A]:VAL:HG21	3:R:3273[A]:LEU:HD11	2.00	0.40
3:R:3298[A]:ASN:HA	3:R:3300[A]:LEU:N	2.36	0.40
1:S:1034:GLU:HG3	1:S:1182:ASN:HD21	1.86	0.40
1:S:474:LEU:HD12	1:S:475:ASN:N	2.36	0.40
1:S:909:ILE:HG12	1:S:1084:PHE:CZ	2.50	0.40
2:T:2344:LEU:HA	2:T:2344:LEU:HD13	1.89	0.40
2:T:2446:GLU:HG2	2:T:2448:THR:HG22	2.04	0.40
3:U:2970[A]:PRO:C	3:U:2972[A]:GLY:H	2.23	0.40
3:U:2966[B]:SER:HB2	3:U:2977[B]:CYS:H	1.85	0.40
3:U:2989[A]:HIS:O	3:U:2991[A]:LEU:N	2.54	0.40
3:U:2989[B]:HIS:O	3:U:2991[B]:LEU:N	2.54	0.40
3:U:3028[A]:PRO:HG2	3:U:3029[A]:LYS:HG2	2.02	0.40
3:U:3083[B]:ILE:CD1	3:U:3260[B]:ARG:HB2	2.52	0.40
3:U:3274[A]:ARG:NE	3:U:3274[A]:ARG:CA	2.84	0.40
3:U:3283[A]:ILE:C	3:U:3283[A]:ILE:CD1	2.85	0.40
1:V:1572:ILE:HD13	1:V:1615:LEU:HD23	2.02	0.40
1:V:78:GLN:HE21	1:V:256:ILE:HG21	1.85	0.40
3:X:2989[A]:HIS:O	3:X:2991[A]:LEU:N	2.54	0.40
3:X:3028[B]:PRO:HG2	3:X:3029[B]:LYS:HG2	2.02	0.40
3:X:3180[B]:TYR:HA	3:X:3183[B]:LEU:CD2	2.51	0.40
3:O:2965[B]:LEU:CA	3:X:3254[B]:MET:HE3	2.37	0.40
3:O:2965[B]:LEU:CB	3:X:3254[B]:MET:HE3	2.24	0.40
1:Y:1356:PRO:HD2	1:Y:1359:ILE:HD11	2.04	0.40
1:Y:1347:ASP:HA	1:Y:1460:ASN:ND2	2.36	0.40
1:Y:194:MET:HA	1:Y:200:THR:CA	2.48	0.40
1:Y:710:GLY:O	1:Y:841:LYS:HE2	2.21	0.40
2:Z:2353:LYS:O	2:Z:2357:VAL:HG23	2.21	0.40
1:A:1260:ARG:HD2	1:A:1343:VAL:O	2.21	0.40
2:B:2528:LYS:NZ	2:B:2626:ARG:O	2.54	0.40

Continued on next page...

Continued from previous page...

Atom-1	Atom-2	Interatomic distance (Å)	Clash overlap (Å)
2:B:2547:MET:O	2:B:2554:PRO:HG2	2.21	0.40
2:B:2556:TYR:CE1	2:B:2844:MET:HG3	2.57	0.40
2:B:2840:GLY:O	2:B:2843:GLU:HB2	2.21	0.40
3:C:3013[A]:ASP:CA	3:C:3122[A]:ASN:ND2	2.74	0.40
3:C:3185[B]:TYR:CZ	3:C:3187[B]:TYR:CE2	3.09	0.40
3:C:3298[A]:ASN:HA	3:C:3300[A]:LEU:N	2.36	0.40
3:C:3281[A]:PHE:CZ	3:C:3305[A]:ILE:HG21	2.55	0.40
1:D:1016:ASN:HD22	1:D:1177:VAL:HA	1.85	0.40
1:D:1037:ALA:HA	1:D:1042:PHE:CD2	2.57	0.40
1:D:177:VAL:O	1:D:181:PRO:HD3	2.20	0.40
1:D:278:ASP:O	1:D:279:LEU:HG	2.21	0.40
1:D:417:MET:HB3	1:D:418:ASP:H	1.59	0.40
1:D:512:PRO:HG2	1:D:632:LEU:HD23	2.02	0.40
1:D:564:ASP:HA	1:D:609:TRP:O	2.21	0.40
1:D:639:ARG:O	1:D:642:ALA:HB3	2.21	0.40
1:D:979:LEU:CB	1:D:980:TYR:HA	2.51	0.40
2:E:2403:PHE:HD2	2:E:2480:LEU:HG	1.87	0.40
3:F:2938[A]:LEU:O	3:F:2939[A]:ARG:C	2.58	0.40
3:F:2963[A]:MET:O	3:F:2963[A]:MET:SD	2.79	0.40
3:F:2965[B]:LEU:CG	3:F:2974[B]:ALA:CB	2.85	0.40
3:F:2989[B]:HIS:O	3:F:2991[B]:LEU:N	2.54	0.40
3:F:2942[A]:LEU:CD1	3:F:3033[A]:PHE:CZ	3.04	0.40
3:F:3067[B]:ARG:HD3	3:F:3067[B]:ARG:HA	1.87	0.40
3:F:3299[B]:LEU:O	3:F:3300[B]:LEU:C	2.60	0.40
1:G:1290:ILE:HD11	1:G:1333:GLU:HG3	2.03	0.40
1:G:1454:PHE:O	1:G:1457:HIS:HB3	2.21	0.40
1:G:1512:ARG:O	1:G:1516:VAL:HG23	2.21	0.40
1:G:930:ASP:HB3	1:G:933:ARG:HD2	2.03	0.40
2:H:2275:GLY:HA2	2:H:2281:SER:HB2	2.03	0.40
2:H:2398:PHE:HE2	2:H:2466:THR:HG21	1.86	0.40
2:H:2400:LEU:HA	2:H:2400:LEU:HD23	1.85	0.40
2:H:2695:MET:HE1	2:H:2707:PHE:HB2	2.01	0.40
2:H:2825:ILE:HG23	2:H:2826:GLU:N	2.36	0.40
3:I:3185[A]:TYR:HD2	3:I:3186[A]:GLU:N	2.19	0.40
3:I:3185[B]:TYR:CZ	3:I:3187[B]:TYR:CE2	3.09	0.40
3:I:3193[B]:HIS:N	3:I:3193[B]:HIS:ND1	2.69	0.40
3:I:3083[B]:ILE:CD1	3:I:3260[B]:ARG:HB2	2.52	0.40
3:I:3083[A]:ILE:HD11	3:I:3260[A]:ARG:HG3	2.03	0.40
3:I:3301[A]:PRO:HB2	3:I:3302[A]:SER:H	1.33	0.40
1:J:1081:MET:SD	1:J:1102:PRO:HG3	2.62	0.40
1:J:148:GLN:O	1:J:149:GLU:HB2	2.22	0.40

Continued on next page...

Continued from previous page...

Atom-1	Atom-2	Interatomic distance (Å)	Clash overlap (Å)
1:J:320:LYS:HZ3	1:J:337:ASP:HB3	1.85	0.40
1:J:639:ARG:O	1:J:643:ILE:HG13	2.21	0.40
1:J:810:LEU:HA	1:J:810:LEU:HD12	1.93	0.40
1:J:876:PHE:CD1	1:J:876:PHE:N	2.90	0.40
2:K:2135:PRO:HG2	2:K:2342:TYR:CZ	2.56	0.40
2:K:2224:THR:HG23	2:K:2278:GLU:HG3	2.04	0.40
2:K:2271:HIS:O	2:K:2283:ASN:HB3	2.21	0.40
2:K:2631:TYR:HH	2:K:2700:PHE:HE1	1.68	0.40
3:L:2938[B]:LEU:HD12	3:L:2938[B]:LEU:HA	1.85	0.40
3:L:2966[A]:SER:HB2	3:L:2977[A]:CYS:H	1.85	0.40
3:L:3037[A]:TYR:C	3:L:3038[A]:ILE:HG13	2.42	0.40
3:C:3155[B]:MET:CE	3:L:3153[B]:LYS:CD	2.88	0.40
3:L:3180[B]:TYR:HA	3:L:3183[B]:LEU:CD2	2.51	0.40
3:L:3276[A]:ASP:C	3:L:3278[A]:HIS:N	2.75	0.40
3:L:3300[A]:LEU:HD23	3:L:3300[A]:LEU:H	1.83	0.40
1:M:1005:CYS:O	1:M:1009:VAL:HG23	2.21	0.40
1:M:1019:HIS:CE1	1:M:1046:HIS:HE1	2.38	0.40
1:M:876:PHE:CD2	1:M:1083:PRO:HB2	2.56	0.40
1:M:1091:ASN:HA	1:M:1092:PRO:HD3	1.83	0.40
1:M:1390:ASP:HB2	1:M:1438:ASP:OD2	2.22	0.40
1:M:95:THR:O	1:M:153:ASN:ND2	2.54	0.40
1:M:324:PRO:HA	1:M:332:ASP:OD2	2.21	0.40
1:M:320:LYS:HB2	1:M:380:THR:HG23	2.02	0.40
1:M:318:ARG:HB2	1:M:382:GLU:HB2	2.02	0.40
1:M:747:PHE:HD1	1:M:756:PHE:HA	1.87	0.40
1:M:884:PRO:O	1:M:888:ALA:HB2	2.22	0.40
2:N:2235:PRO:HG3	2:N:2240:GLN:HE22	1.85	0.40
2:N:2668:ASP:HB3	2:N:2671:ASP:HB2	2.04	0.40
3:O:2980[A]:HIS:HA	3:O:2985[A]:PHE:HD2	1.86	0.40
3:O:3037[A]:TYR:C	3:O:3038[A]:ILE:HG13	2.42	0.40
3:O:3157[B]:PRO:CD	3:X:3153[B]:LYS:CA	2.99	0.40
3:O:3171[A]:HIS:C	3:O:3173[A]:THR:N	2.73	0.40
3:O:3242[B]:GLY:O	3:O:3243[B]:GLY:O	2.39	0.40
1:P:1380:GLY:O	1:P:1389:THR:HG23	2.22	0.40
1:P:1616:LYS:HD3	1:P:1616:LYS:HA	1.89	0.40
1:P:450:LYS:HD2	1:P:450:LYS:HA	1.71	0.40
2:Q:2891:LEU:H	2:Q:2891:LEU:HD12	1.86	0.40
3:R:2989[A]:HIS:O	3:R:2991[A]:LEU:N	2.54	0.40
3:R:3242[B]:GLY:O	3:R:3243[B]:GLY:O	2.40	0.40
3:R:3254[A]:MET:HE2	3:R:3254[A]:MET:HB2	1.88	0.40
3:I:2965[B]:LEU:HD12	3:R:3256[B]:TRP:HE1	1.81	0.40

Continued on next page...

Continued from previous page...

Atom-1	Atom-2	Interatomic distance (Å)	Clash overlap (Å)
3:R:3283[B]:ILE:C	3:R:3283[B]:ILE:CD1	2.85	0.40
3:R:3209[A]:GLU:O	3:R:3310[A]:GLY:C	2.59	0.40
1:S:982:LYS:N	1:S:983:PRO:CD	2.84	0.40
2:T:2092:VAL:HG23	2:T:2177:TYR:O	2.22	0.40
3:U:2931[B]:THR:O	3:U:2934[B]:GLU:HB2	2.22	0.40
3:U:3185[A]:TYR:HD2	3:U:3186[A]:GLU:N	2.19	0.40
1:V:524:PRO:HD2	1:V:527:LEU:HD11	2.03	0.40
1:V:71:LEU:HB2	1:V:266:LEU:HD21	2.03	0.40
1:V:729:VAL:HG11	1:V:785:LEU:HD12	2.03	0.40
2:W:2184:MET:HB2	2:W:2231:LEU:O	2.21	0.40
2:W:2684:HIS:HA	2:W:2695:MET:HG3	2.03	0.40
3:O:3112[B]:TYR:CZ	3:X:2969[B]:TYR:CE1	3.09	0.40
3:X:3044[B]:LYS:H	3:X:3044[B]:LYS:HG2	1.65	0.40
3:X:3176[B]:LYS:O	3:X:3177[B]:SER:CB	2.70	0.40
3:X:3180[B]:TYR:CA	3:X:3183[B]:LEU:CD2	2.95	0.40
3:X:3191[B]:ASN:N	3:X:3191[B]:ASN:ND2	2.60	0.40
1:Y:810:LEU:HD11	5:Y:2108:NAG:O6	2.21	0.40
2:Z:2771:TYR:HB2	2:Z:2776:TYR:CE1	2.56	0.40
2:Z:2819:VAL:HB	2:Z:2835:ILE:HG23	2.03	0.40
1:A:1001:GLN:HE21	1:A:1001:GLN:HB3	1.77	0.40
1:A:243:PRO:HB2	1:A:248:GLY:HA3	2.02	0.40
1:A:597:VAL:O	1:A:601:VAL:HG12	2.21	0.40
1:A:896:HIS:HB2	1:A:905:TRP:CD1	2.56	0.40
2:B:2145:LEU:HA	2:B:2145:LEU:HD12	1.84	0.40
2:B:2848:PHE:HD1	2:B:2848:PHE:HA	1.76	0.40
3:C:2949[B]:LYS:C	3:C:2949[B]:LYS:NZ	2.73	0.40
3:C:2989[A]:HIS:O	3:C:2991[A]:LEU:N	2.54	0.40
3:C:3139[A]:LEU:CD2	3:C:3139[A]:LEU:H	2.34	0.40
3:C:3168[A]:THR:O	3:C:3172[A]:SER:N	2.55	0.40
3:C:3265[A]:ASP:OD1	3:C:3266[A]:ILE:N	2.54	0.40
1:D:1470:GLU:HB3	1:D:1537:ILE:HD11	2.03	0.40
1:D:1249:TRP:CZ2	1:D:1537:ILE:HD12	2.55	0.40
1:D:3:ILE:O	1:D:88:GLY:N	2.48	0.40
1:D:450:LYS:HD3	1:D:450:LYS:O	2.22	0.40
1:D:513:TYR:HB2	1:D:636:GLN:HB2	2.02	0.40
1:D:907:ARG:HD3	1:D:1050:ASP:OD1	2.22	0.40
1:D:843:VAL:HG13	1:D:927:PRO:HB2	2.03	0.40
2:E:2122:ILE:HD11	2:E:2165:SER:OG	2.21	0.40
3:F:2931[B]:THR:O	3:F:2934[B]:GLU:HB2	2.22	0.40
3:F:2979[B]:GLN:CG	3:F:3155[B]:MET:HE2	2.46	0.40
3:F:3010[B]:PRO:HG2	3:F:3118[B]:VAL:HG13	2.03	0.40

Continued on next page...

Continued from previous page...

Atom-1	Atom-2	Interatomic distance (Å)	Clash overlap (Å)
3:F:3041[B]:ALA:O	3:F:3042[B]:ASP:HB2	2.20	0.40
3:F:2987[B]:HIS:CD2	3:F:3178[B]:PHE:CE1	3.08	0.40
3:F:3298[A]:ASN:HA	3:F:3300[A]:LEU:N	2.37	0.40
3:F:3301[B]:PRO:HB2	3:F:3302[B]:SER:H	1.33	0.40
1:G:1473:ARG:HG3	1:G:1479:TYR:CG	2.56	0.40
1:G:1408:LEU:HD23	1:G:1547:ASN:HD21	1.86	0.40
2:H:2089:ARG:HD3	2:H:2163:GLU:OE2	2.21	0.40
3:I:2938[B]:LEU:O	3:I:2939[B]:ARG:C	2.58	0.40
3:I:2989[B]:HIS:C	3:I:2991[B]:LEU:N	2.75	0.40
3:I:3011[B]:TYR:CB	3:I:3121[B]:SER:HB2	2.49	0.40
3:I:3133[B]:LEU:HD13	3:I:3197[B]:ILE:HG23	2.02	0.40
3:I:3150[B]:LYS:CD	3:R:3160[B]:SER:CA	2.73	0.40
3:I:3223[B]:GLY:CA	3:R:2963[B]:MET:HE3	2.51	0.40
1:J:321:LEU:HD11	1:J:377:TYR:CD1	2.55	0.40
1:J:177:VAL:HG11	1:J:358:TYR:CZ	2.56	0.40
1:J:902:PHE:CE2	1:J:1012:GLU:HG3	2.56	0.40
2:K:2117:ASP:OD2	2:K:2168:ARG:NH2	2.54	0.40
2:K:2448:THR:OG1	2:K:2449:ASP:N	2.55	0.40
3:L:2949[B]:LYS:NZ	3:L:2949[B]:LYS:C	2.73	0.40
3:L:3004[A]:GLY:C	3:L:3006[A]:LYS:N	2.74	0.40
3:L:3176[A]:LYS:O	3:L:3177[A]:SER:CB	2.70	0.40
3:L:3222[A]:ILE:CD1	3:L:3223[A]:GLY:N	2.73	0.40
3:C:2965[B]:LEU:HB3	3:L:3256[B]:TRP:CD2	2.11	0.40
1:M:1210:LYS:CA	1:M:1211:TYR:CB	2.96	0.40
1:M:1492:PRO:HA	1:M:1512:ARG:HA	2.02	0.40
1:M:398:ARG:HA	1:M:399:PRO:HD3	1.85	0.40
1:M:651:ARG:HG3	1:M:717:GLN:HE22	1.87	0.40
1:M:979:LEU:HB3	1:M:980:TYR:CB	2.52	0.40
2:N:2224:THR:HG23	2:N:2278:GLU:HB3	2.03	0.40
2:N:2527:LEU:HD11	2:N:2580:SER:HB3	2.03	0.40
3:O:3265[B]:ASP:OD1	3:O:3266[B]:ILE:N	2.54	0.40
1:P:754:GLU:OE2	1:P:799:ARG:NH2	2.53	0.40
3:R:2991[A]:LEU:O	3:R:2994[A]:LYS:CB	2.70	0.40
3:R:3083[B]:ILE:CD1	3:R:3260[B]:ARG:HB2	2.52	0.40
3:R:3274[B]:ARG:CA	3:R:3274[B]:ARG:NE	2.84	0.40
3:R:3299[A]:LEU:HB3	3:R:3300[A]:LEU:H	1.54	0.40
3:R:3211[A]:ASP:CB	3:R:3309[A]:PRO:HA	2.46	0.40
1:S:1384:PHE:CZ	1:S:1385:GLU:HG3	2.56	0.40
1:S:1632:LEU:HD22	1:S:1644:ILE:HD11	2.02	0.40
1:S:307:ARG:HG2	1:S:774:ASP:HA	2.04	0.40
1:S:403:TYR:HD2	1:S:658:TYR:CD1	2.39	0.40

Continued on next page...

Continued from previous page...

Atom-1	Atom-2	Interatomic distance (Å)	Clash overlap (Å)
1:S:500:ASN:O	1:S:504:THR:OG1	2.32	0.40
1:S:843:VAL:HG22	1:S:928:TYR:O	2.21	0.40
2:T:2526:ARG:HB3	2:T:2584:HIS:CD2	2.57	0.40
2:T:2890:VAL:H	2:T:2891:LEU:HA	1.83	0.40
3:U:2991[A]:LEU:O	3:U:2994[A]:LYS:CB	2.70	0.40
3:U:3024[B]:LEU:C	3:U:3024[B]:LEU:CD1	2.85	0.40
3:U:3037[A]:TYR:C	3:U:3038[A]:ILE:HG13	2.42	0.40
3:U:3083[B]:ILE:HD11	3:U:3260[B]:ARG:HG3	2.03	0.40
3:U:3137[B]:ARG:HD3	3:U:3137[B]:ARG:HA	1.71	0.40
3:U:3209[B]:GLU:O	3:U:3310[B]:GLY:C	2.59	0.40
1:V:1565:SER:HB3	1:V:1594:GLY:H	1.86	0.40
1:V:215:ARG:NE	1:V:279:LEU:HA	2.35	0.40
2:W:2338:PHE:O	2:W:2343:ASN:HB3	2.20	0.40
3:X:2949[B]:LYS:C	3:X:2953[B]:GLY:N	2.72	0.40
3:X:2954[B]:TYR:HA	3:X:2957[B]:ILE:CG2	2.50	0.40
3:X:3131[B]:GLN:HB3	3:X:3131[B]:GLN:HE21	1.66	0.40
3:X:3185[B]:TYR:HD2	3:X:3186[B]:GLU:N	2.19	0.40
1:Y:1293:PHE:O	1:Y:1311:CYS:HB2	2.22	0.40
2:Z:2553:ALA:N	2:Z:2554:PRO:CD	2.84	0.40
1:A:489:HIS:CD2	1:A:689:PRO:HB3	2.57	0.40
1:A:695:TYR:HD1	1:A:695:TYR:N	2.19	0.40
1:A:83:HIS:O	1:A:85:SER:HB3	2.21	0.40
2:B:2214:ILE:HD13	2:B:2287:TYR:HD1	1.86	0.40
2:B:2502:LEU:HD12	2:B:2502:LEU:HA	1.84	0.40
3:C:3242[A]:GLY:C	3:C:3243[A]:GLY:O	2.58	0.40
3:C:3083[B]:ILE:HD11	3:C:3260[B]:ARG:HG3	2.03	0.40
1:D:1017:HIS:CD2	1:D:1176:TYR:HD2	2.39	0.40
1:D:572:SER:HB2	1:D:578:PHE:HB2	2.03	0.40
1:D:627:ASP:HA	1:D:628:PRO:HD3	1.95	0.40
2:E:2181:THR:HB	2:E:2374:ASN:N	2.36	0.40
2:E:2262:GLN:O	2:E:2266:VAL:HG23	2.20	0.40
3:F:2980[A]:HIS:HA	3:F:2985[A]:PHE:HD2	1.86	0.40
3:F:3031[B]:ASN:HA	3:F:3032[B]:PRO:HD2	1.87	0.40
3:F:3083[B]:ILE:HD11	3:F:3260[B]:ARG:HG3	2.03	0.40
3:F:3113[A]:ASP:OD2	3:F:3115[A]:LEU:HB2	2.20	0.40
3:F:3148[B]:ILE:HD12	3:F:3175[B]:TYR:OH	2.20	0.40
3:F:3185[A]:TYR:HD2	3:F:3186[A]:GLU:N	2.19	0.40
3:F:3193[A]:HIS:ND1	3:F:3193[A]:HIS:N	2.68	0.40
3:F:3242[A]:GLY:C	3:F:3243[A]:GLY:O	2.58	0.40
3:F:3242[B]:GLY:O	3:F:3243[B]:GLY:O	2.40	0.40
3:F:3281[A]:PHE:CZ	3:F:3305[A]:ILE:HG21	2.55	0.40

Continued on next page...

Continued from previous page...

Atom-1	Atom-2	Interatomic distance (Å)	Clash overlap (Å)
3:F:2989[A]:HIS:NE2	4:F:3402[A]:CUO:O1	2.54	0.40
1:G:398:ARG:HA	1:G:399:PRO:HD3	1.93	0.40
1:G:597:VAL:HG12	1:G:773:PHE:CD1	2.57	0.40
3:I:2931[A]:THR:O	3:I:2934[A]:GLU:HB2	2.22	0.40
3:I:2951[A]:ASP:CG	3:I:2952[A]:ALA:N	2.74	0.40
3:I:2961[A]:HIS:HB2	3:I:2992[A]:TYR:HE2	1.80	0.40
3:I:3010[A]:PRO:HG2	3:I:3118[A]:VAL:HG13	2.03	0.40
3:I:3037[A]:TYR:C	3:I:3038[A]:ILE:HG13	2.42	0.40
3:I:3083[B]:ILE:HD11	3:I:3260[B]:ARG:HG3	2.03	0.40
3:I:3265[A]:ASP:OD1	3:I:3266[A]:ILE:N	2.54	0.40
3:I:3229[A]:ASN:N	3:I:3286[A]:THR:O	2.52	0.40
3:I:3298[B]:ASN:HA	3:I:3300[B]:LEU:N	2.37	0.40
1:J:872:GLN:NE2	1:J:1090:ILE:O	2.47	0.40
1:J:472:ASP:HA	1:J:473:ALA:HA	1.82	0.40
1:J:633:HIS:O	1:J:636:GLN:HB3	2.21	0.40
2:K:2134:ASN:OD1	2:K:2137:ALA:HB2	2.21	0.40
2:K:2241:THR:HG23	2:K:2244:PHE:HB2	2.02	0.40
2:K:2156:ARG:NH1	2:K:2360:TYR:HB3	2.36	0.40
2:K:2381:LEU:O	2:K:2385:ILE:HG13	2.21	0.40
2:H:2168:ARG:O	2:K:2503:ASN:HB3	2.22	0.40
3:L:2930[A]:LEU:HD13	3:L:2930[A]:LEU:N	2.36	0.40
3:L:2938[A]:LEU:HD12	3:L:2938[A]:LEU:HA	1.85	0.40
3:L:2989[B]:HIS:O	3:L:2991[B]:LEU:N	2.54	0.40
3:L:2991[B]:LEU:O	3:L:2994[B]:LYS:CB	2.70	0.40
3:L:3023[B]:ILE:O	3:L:3026[B]:THR:OG1	2.34	0.40
3:C:3163[B]:ASN:N	3:L:3147[B]:GLU:OE2	2.32	0.40
3:L:3265[B]:ASP:OD1	3:L:3266[B]:ILE:N	2.54	0.40
3:L:3301[A]:PRO:HB2	3:L:3302[A]:SER:H	1.33	0.40
1:M:1022:VAL:HG13	1:M:1030:MET:HB2	2.03	0.40
1:M:837:HIS:HA	1:M:1113:HIS:O	2.21	0.40
1:M:1296:VAL:N	1:M:1446:ASP:O	2.54	0.40
1:M:881:GLN:NE2	1:M:888:ALA:HB3	2.34	0.40
1:M:897:HIS:HB3	1:M:899:MET:CE	2.51	0.40
1:M:73:LEU:HD22	1:M:89:ILE:HD12	2.03	0.40
3:O:2931[B]:THR:O	3:O:2934[B]:GLU:HB2	2.22	0.40
3:O:3176[A]:LYS:C	3:O:3177[A]:SER:HG	2.04	0.40
3:O:3185[A]:TYR:HD2	3:O:3186[A]:GLU:N	2.19	0.40
3:O:3193[A]:HIS:ND1	3:O:3193[A]:HIS:N	2.68	0.40
3:O:3242[B]:GLY:C	3:O:3243[B]:GLY:O	2.58	0.40
3:O:3228[A]:VAL:CG2	3:O:3245[A]:PHE:CZ	2.86	0.40
1:P:550:ILE:HG22	1:P:552:PHE:CE1	2.57	0.40

Continued on next page...

Continued from previous page...

Atom-1	Atom-2	Interatomic distance (Å)	Clash overlap (Å)
1:P:514:TRP:CZ2	1:P:606:ILE:HD11	2.56	0.40
1:P:633:HIS:O	1:P:636:GLN:HB3	2.21	0.40
1:P:92:TRP:CZ3	1:P:102:PRO:HD3	2.56	0.40
1:P:991:LEU:HD21	1:P:1017:HIS:CG	2.56	0.40
2:Q:2235:PRO:HG3	2:Q:2240:GLN:OE1	2.21	0.40
3:R:2931[A]:THR:O	3:R:2934[A]:GLU:HB2	2.22	0.40
2:Q:2861:LYS:NZ	3:R:2936[A]:GLU:OE1	2.52	0.40
3:R:2989[A]:HIS:C	3:R:2991[A]:LEU:N	2.75	0.40
3:R:3010[B]:PRO:HG2	3:R:3118[B]:VAL:HG13	2.03	0.40
3:R:3037[A]:TYR:C	3:R:3038[A]:ILE:HG13	2.42	0.40
3:R:3131[B]:GLN:HB3	3:R:3131[B]:GLN:HE21	1.66	0.40
3:R:3133[A]:LEU:HA	3:R:3133[A]:LEU:HD12	1.86	0.40
3:I:3150[B]:LYS:CG	3:R:3163[B]:ASN:ND2	2.52	0.40
3:R:3168[B]:THR:O	3:R:3172[B]:SER:N	2.55	0.40
3:R:3176[B]:LYS:O	3:R:3177[B]:SER:CB	2.70	0.40
1:S:1348:TRP:CD2	1:S:1430:ILE:HD11	2.56	0.40
1:S:717:GLN:O	1:S:720:VAL:HG22	2.21	0.40
1:S:816:PRO:HA	1:S:817:PRO:HD3	1.88	0.40
1:S:897:HIS:C	1:S:899:MET:HA	2.42	0.40
3:U:2989[B]:HIS:C	3:U:2991[B]:LEU:N	2.75	0.40
3:U:3180[A]:TYR:HA	3:U:3183[A]:LEU:CD2	2.51	0.40
3:U:3273[B]:LEU:C	3:U:3275[B]:LEU:HD12	2.42	0.40
3:U:3298[A]:ASN:HA	3:U:3300[A]:LEU:N	2.36	0.40
1:V:1015:HIS:NE2	1:V:1019:HIS:CD2	2.89	0.40
1:V:1143:ALA:O	1:V:1235:ILE:N	2.52	0.40
1:V:1153:LYS:H	1:V:1153:LYS:HG2	1.48	0.40
1:V:1300:CYS:SG	1:V:1494:ARG:HD2	2.62	0.40
1:V:1622:GLN:HG3	1:V:1622:GLN:H	1.45	0.40
1:V:279:LEU:HD12	1:V:279:LEU:O	2.20	0.40
1:V:361:GLU:HG2	1:V:363:THR:HG22	2.03	0.40
1:V:573:LYS:HA	1:V:573:LYS:HD2	1.93	0.40
2:W:2695:MET:SD	2:W:2701:SER:HB2	2.61	0.40
3:X:2931[A]:THR:O	3:X:2934[A]:GLU:HB2	2.22	0.40
3:X:3028[A]:PRO:HG2	3:X:3029[A]:LYS:N	2.36	0.40
3:O:2967[B]:CYS:SG	3:X:3150[B]:LYS:O	2.79	0.40
3:X:3148[B]:ILE:HD12	3:X:3175[B]:TYR:OH	2.20	0.40
3:X:3242[B]:GLY:C	3:X:3243[B]:GLY:O	2.58	0.40
3:X:3265[B]:ASP:OD1	3:X:3266[B]:ILE:N	2.54	0.40
1:Y:1359:ILE:O	1:Y:1391:ARG:NH2	2.53	0.40
1:Y:563:ILE:O	1:Y:612:GLY:N	2.54	0.40
1:Y:975:PRO:HG2	1:Y:1024:GLY:HA3	2.03	0.40

Continued on next page...

Continued from previous page...

Atom-1	Atom-2	Interatomic distance (Å)	Clash overlap (Å)
2:Z:2369:ASP:OD1	2:Z:2369:ASP:N	2.55	0.40
2:Z:2465:LYS:HE2	2:Z:2467:LYS:HE3	2.04	0.40
2:Z:2889:ALA:HB3	2:Z:2890:VAL:C	2.41	0.40
1:A:210:HIS:ND1	1:A:213:VAL:HG21	2.37	0.40
1:A:636:GLN:O	1:A:640:LEU:HG	2.21	0.40
1:A:76:PHE:CE2	1:A:89:ILE:HG21	2.56	0.40
2:B:2500:ILE:HG13	2:B:2501:PRO:CD	2.50	0.40
2:B:2561:HIS:HA	2:B:2562:GLY:HA2	1.85	0.40
3:C:2991[B]:LEU:O	3:C:2994[B]:LYS:CB	2.70	0.40
3:C:3013[B]:ASP:OD1	3:C:3015[B]:THR:OG1	2.23	0.40
3:C:3139[B]:LEU:H	3:C:3139[B]:LEU:CD2	2.34	0.40
3:C:3159[B]:SER:OG	3:L:3151[B]:LEU:N	2.52	0.40
3:C:3185[A]:TYR:HD2	3:C:3186[A]:GLU:N	2.19	0.40
3:C:3185[B]:TYR:HE2	3:C:3187[B]:TYR:CD2	2.35	0.40
3:C:3185[A]:TYR:CZ	3:C:3187[A]:TYR:CE2	3.09	0.40
3:C:3231[A]:ASP:CA	3:C:3284[A]:LYS:O	2.70	0.40
3:C:3298[A]:ASN:CA	3:C:3299[A]:LEU:HB2	2.44	0.40
1:D:882:TRP:HB3	1:D:1086:LEU:HD11	2.03	0.40
1:D:35:GLN:NE2	1:D:127:GLU:O	2.52	0.40
1:D:434:GLU:H	1:D:434:GLU:HG3	1.64	0.40
2:E:2450:ILE:O	2:E:2454:MET:HG3	2.21	0.40
3:F:3028[B]:PRO:HG2	3:F:3029[B]:LYS:N	2.36	0.40
3:F:3139[B]:LEU:CD2	3:F:3139[B]:LEU:H	2.34	0.40
3:F:3200[B]:LEU:O	3:F:3203[B]:HIS:HB3	2.20	0.40
3:F:3083[B]:ILE:CD1	3:F:3260[B]:ARG:HB2	2.51	0.40
1:G:1380:GLY:HA3	1:G:1450:TYR:O	2.21	0.40
1:G:512:PRO:HG2	1:G:632:LEU:HD22	2.03	0.40
1:G:892:TYR:HB2	1:G:893:ALA:H	1.70	0.40
3:I:2930[B]:LEU:N	3:I:2930[B]:LEU:HD13	2.36	0.40
3:I:2968[B]:GLN:O	3:R:2985[B]:PHE:HE2	2.04	0.40
3:I:3028[B]:PRO:HG2	3:I:3029[B]:LYS:N	2.36	0.40
3:I:2942[A]:LEU:CD1	3:I:3033[A]:PHE:CZ	3.04	0.40
3:I:3094[B]:SER:HG	3:I:3227[B]:ASP:CG	2.25	0.40
3:I:3133[B]:LEU:HA	3:I:3133[B]:LEU:HD12	1.86	0.40
3:I:3149[B]:ASN:ND2	3:R:3163[B]:ASN:C	2.67	0.40
3:I:3242[B]:GLY:O	3:I:3243[B]:GLY:O	2.40	0.40
3:I:3268[A]:LYS:HG2	1:J:1539:GLN:HE22	1.86	0.40
1:J:1091:ASN:HA	1:J:1092:PRO:HD3	1.78	0.40
1:J:1618:LEU:O	1:J:1620:LEU:HD13	2.20	0.40
1:J:492:ARG:HG3	1:J:638:ASP:OD1	2.21	0.40
1:J:236:GLY:HA2	1:J:819:ILE:HB	2.04	0.40

Continued on next page...

Continued from previous page...

Atom-1	Atom-2	Interatomic distance (Å)	Clash overlap (Å)
2:K:2800:LYS:O	3:L:3023[A]:ILE:HD11	2.21	0.40
2:K:2814:LYS:HD3	2:K:2814:LYS:HA	1.91	0.40
3:L:2931[A]:THR:O	3:L:2934[A]:GLU:HB2	2.22	0.40
3:L:3122[B]:ASN:O	3:L:3126[B]:ILE:HG13	2.22	0.40
3:L:3148[A]:ILE:HD12	3:L:3175[A]:TYR:OH	2.20	0.40
3:L:3176[B]:LYS:O	3:L:3177[B]:SER:CB	2.70	0.40
3:L:3185[B]:TYR:CZ	3:L:3187[B]:TYR:CE2	3.09	0.40
1:M:425:ARG:HD2	1:M:703:TYR:CZ	2.57	0.40
2:N:2500:ILE:HD11	2:N:2504:ARG:O	2.21	0.40
3:O:3010[A]:PRO:HG2	3:O:3118[A]:VAL:HG13	2.03	0.40
3:O:3037[B]:TYR:C	3:O:3038[B]:ILE:HG13	2.42	0.40
3:O:3168[B]:THR:O	3:O:3172[B]:SER:N	2.55	0.40
3:O:3193[B]:HIS:N	3:O:3193[B]:HIS:ND1	2.69	0.40
3:O:3298[B]:ASN:HA	3:O:3300[B]:LEU:N	2.37	0.40
1:P:1002:GLU:HB2	1:P:1065:LYS:CD	2.51	0.40
1:P:1055:THR:HA	1:P:1119:LEU:HD13	2.02	0.40
1:P:1312:CYS:HA	1:P:1322:TRP:CE2	2.56	0.40
1:P:1325:LEU:HG	1:P:1516:VAL:HG11	2.03	0.40
1:P:599:PHE:HZ	1:P:637:VAL:O	2.04	0.40
2:Q:2457:LYS:HB2	2:Q:2457:LYS:HE2	1.92	0.40
3:R:3037[B]:TYR:C	3:R:3038[B]:ILE:HG13	2.42	0.40
3:R:3242[B]:GLY:C	3:R:3243[B]:GLY:O	2.58	0.40
3:R:3265[B]:ASP:OD1	3:R:3266[B]:ILE:N	2.54	0.40
3:R:3273[B]:LEU:C	3:R:3275[B]:LEU:HD12	2.42	0.40
1:S:1557:PHE:HB3	1:S:1559:LEU:HD13	2.04	0.40
1:S:246:PRO:HB3	1:S:249:ARG:NE	2.35	0.40
1:S:73:LEU:HD11	1:S:210:HIS:O	2.21	0.40
2:T:2816:SER:HB2	2:T:2886:VAL:CG2	2.51	0.40
2:T:2823:ILE:HD11	2:T:2863:ARG:HD3	2.04	0.40
3:U:2938[A]:LEU:O	3:U:2939[A]:ARG:C	2.58	0.40
3:U:2991[B]:LEU:O	3:U:2994[B]:LYS:CB	2.69	0.40
3:U:3028[A]:PRO:HG2	3:U:3029[A]:LYS:N	2.36	0.40
3:U:3139[A]:LEU:CD2	3:U:3139[A]:LEU:H	2.34	0.40
3:U:3185[B]:TYR:HE2	3:U:3187[B]:TYR:CD2	2.35	0.40
3:U:3231[A]:ASP:CA	3:U:3284[A]:LYS:O	2.70	0.40
3:U:3293[B]:LYS:CG	3:U:3294[B]:SER:CB	2.98	0.40
3:U:3209[A]:GLU:O	3:U:3310[A]:GLY:C	2.59	0.40
1:V:999:LEU:HA	1:V:1056:TRP:HD1	1.86	0.40
1:V:109:LEU:HA	1:V:109:LEU:HD12	1.92	0.40
1:V:1166:THR:HB	1:V:1167:ASP:C	2.42	0.40
5:V:5005:NAG:O4	5:V:5006:NAG:O7	2.39	0.40

Continued on next page...

Continued from previous page...

Atom-1	Atom-2	Interatomic distance (Å)	Clash overlap (Å)
2:W:2121:THR:O	2:W:2124:SER:OG	2.24	0.40
3:X:3139[A]:LEU:H	3:X:3139[A]:LEU:CD2	2.34	0.40
3:O:3158[B]:PHE:HB2	3:X:3152[B]:LYS:HD2	0.94	0.40
3:X:3242[B]:GLY:O	3:X:3243[B]:GLY:O	2.40	0.40
3:X:3298[A]:ASN:HA	3:X:3300[A]:LEU:N	2.37	0.40
1:Y:1429:THR:HG23	1:Y:1433:TRP:CE2	2.56	0.40
1:Y:1647:ASN:HA	1:Y:1648:PRO:HD3	1.98	0.40
1:Y:43:GLU:HG3	1:Y:44:PRO:HA	2.04	0.40
1:Y:978:ALA:HB1	1:Y:979:LEU:HD13	2.04	0.40
2:Z:2116:SER:CA	2:Z:2121:THR:HG21	2.52	0.40
2:Z:2304:LEU:HD12	2:Z:2304:LEU:HA	1.95	0.40
2:Z:2502:LEU:HD12	2:Z:2502:LEU:HA	1.85	0.40
2:Z:2764:THR:HG22	2:Z:2766:SER:H	1.87	0.40

All (1) symmetry-related close contacts are listed below. The label for Atom-2 includes the symmetry operator and encoded unit-cell translations to be applied.

Atom-1	Atom-2	Interatomic distance (Å)	Clash overlap (Å)
1:A:1:ASN:N	1:b:887:ASP:OD1[1_455]	2.19	0.01

5.3 Torsion angles [i](#)

5.3.1 Protein backbone [i](#)

In the following table, the Percentiles column shows the percent Ramachandran outliers of the chain as a percentile score with respect to all X-ray entries followed by that with respect to entries of similar resolution.

The Analysed column shows the number of residues for which the backbone conformation was analysed, and the total number of residues.

Mol	Chain	Analysed	Favoured	Allowed	Outliers	Percentiles	
1	A	1654/2000 (83%)	1552 (94%)	89 (5%)	13 (1%)	22	64
1	D	1654/2000 (83%)	1541 (93%)	100 (6%)	13 (1%)	22	64
1	G	1654/2000 (83%)	1560 (94%)	78 (5%)	16 (1%)	18	59
1	J	1654/2000 (83%)	1537 (93%)	103 (6%)	14 (1%)	22	64
1	M	1654/2000 (83%)	1569 (95%)	73 (4%)	12 (1%)	25	67
1	P	1654/2000 (83%)	1562 (94%)	78 (5%)	14 (1%)	22	64

Continued on next page...

Continued from previous page...

Mol	Chain	Analysed	Favoured	Allowed	Outliers	Percentiles	
1	S	1654/2000 (83%)	1581 (96%)	64 (4%)	9 (0%)	32	74
1	V	1654/2000 (83%)	1570 (95%)	68 (4%)	16 (1%)	18	59
1	Y	1654/2000 (83%)	1580 (96%)	66 (4%)	8 (0%)	32	74
1	b	1654/2000 (83%)	1564 (95%)	80 (5%)	10 (1%)	28	70
2	B	823/920 (90%)	778 (94%)	40 (5%)	5 (1%)	28	70
2	E	823/920 (90%)	781 (95%)	34 (4%)	8 (1%)	18	59
2	H	823/920 (90%)	787 (96%)	33 (4%)	3 (0%)	38	78
2	K	823/920 (90%)	778 (94%)	37 (4%)	8 (1%)	18	59
2	N	823/920 (90%)	789 (96%)	32 (4%)	2 (0%)	51	86
2	Q	823/920 (90%)	787 (96%)	32 (4%)	4 (0%)	32	74
2	T	823/920 (90%)	794 (96%)	22 (3%)	7 (1%)	20	62
2	W	823/920 (90%)	791 (96%)	28 (3%)	4 (0%)	32	74
2	Z	823/920 (90%)	797 (97%)	23 (3%)	3 (0%)	38	78
2	c	823/920 (90%)	791 (96%)	29 (4%)	3 (0%)	38	78
3	C	720/394 (183%)	666 (92%)	48 (7%)	6 (1%)	22	64
3	F	720/394 (183%)	666 (92%)	48 (7%)	6 (1%)	22	64
3	I	720/394 (183%)	666 (92%)	48 (7%)	6 (1%)	22	64
3	L	720/394 (183%)	666 (92%)	48 (7%)	6 (1%)	22	64
3	O	720/394 (183%)	666 (92%)	48 (7%)	6 (1%)	22	64
3	R	720/394 (183%)	666 (92%)	48 (7%)	6 (1%)	22	64
3	U	720/394 (183%)	666 (92%)	48 (7%)	6 (1%)	22	64
3	X	720/394 (183%)	666 (92%)	48 (7%)	6 (1%)	22	64
3	a	720/394 (183%)	666 (92%)	48 (7%)	6 (1%)	22	64
3	d	720/394 (183%)	666 (92%)	48 (7%)	6 (1%)	22	64
All	All	31970/33140 (96%)	30149 (94%)	1589 (5%)	232 (1%)	25	67

All (232) Ramachandran outliers are listed below:

Mol	Chain	Res	Type
1	A	1196	ILE
1	D	695	TYR
1	D	1196	ILE
1	G	331	SER
1	G	1086	LEU

Continued on next page...

Continued from previous page...

Mol	Chain	Res	Type
1	J	883	CYS
1	M	127	GLU
1	M	695	TYR
2	N	2340	ALA
1	P	781	ILE
1	P	1436	GLY
1	S	51	ASP
1	S	1196	ILE
2	T	2424	SER
2	T	2631	TYR
1	V	867	VAL
1	Y	148	GLN
2	Z	2340	ALA
1	b	134	VAL
1	b	331	SER
1	b	675	SER
1	b	1301	PRO
1	A	149	GLU
1	A	831	VAL
1	A	1436	GLY
2	B	2343	ASN
2	B	2404	GLY
3	C	3111[A]	SER
3	C	3111[B]	SER
3	C	3301[A]	PRO
3	C	3301[B]	PRO
2	E	2340	ALA
2	E	2419	ASP
3	F	3111[A]	SER
3	F	3111[B]	SER
3	F	3301[A]	PRO
3	F	3301[B]	PRO
1	G	116	LYS
1	G	150	GLY
1	G	563	ILE
1	G	674	LYS
2	H	2340	ALA
3	I	3111[A]	SER
3	I	3111[B]	SER
3	I	3301[A]	PRO
3	I	3301[B]	PRO
1	J	84	GLY

Continued on next page...

Continued from previous page...

Mol	Chain	Res	Type
1	J	952	GLY
1	J	1436	GLY
2	K	2738	ALA
2	K	2831	GLU
2	K	2877	ILE
2	K	2894	ASN
3	L	3111[A]	SER
3	L	3111[B]	SER
3	L	3301[A]	PRO
3	L	3301[B]	PRO
1	M	84	GLY
1	M	149	GLU
1	M	447	MET
1	M	1436	GLY
3	O	3111[A]	SER
3	O	3111[B]	SER
3	O	3301[A]	PRO
3	O	3301[B]	PRO
1	P	962	GLY
1	P	1484	CYS
1	P	1485	ALA
2	Q	2340	ALA
3	R	3111[A]	SER
3	R	3111[B]	SER
3	R	3301[A]	PRO
3	R	3301[B]	PRO
1	S	153	ASN
1	S	781	ILE
1	S	1232	THR
1	S	1436	GLY
2	T	2202	GLY
3	U	3111[A]	SER
3	U	3111[B]	SER
3	U	3301[A]	PRO
3	U	3301[B]	PRO
1	V	753	ASN
1	V	1436	GLY
1	V	1485	ALA
3	X	3111[A]	SER
3	X	3111[B]	SER
3	X	3301[A]	PRO
3	X	3301[B]	PRO

Continued on next page...

Continued from previous page...

Mol	Chain	Res	Type
1	Y	611	GLY
1	Y	807	GLY
3	a	3111[A]	SER
3	a	3111[B]	SER
3	a	3301[A]	PRO
3	a	3301[B]	PRO
1	b	867	VAL
1	b	1485	ALA
2	c	2404	GLY
2	c	2461	HIS
3	d	3111[A]	SER
3	d	3111[B]	SER
3	d	3301[A]	PRO
3	d	3301[B]	PRO
1	A	333	ASN
2	B	2547	MET
1	D	134	VAL
1	D	417	MET
1	D	867	VAL
1	D	1484	CYS
1	D	1485	ALA
2	E	2779	ASP
1	G	867	VAL
1	G	1211	TYR
1	G	1436	GLY
2	H	2738	ALA
1	M	227	ARG
1	M	867	VAL
1	P	227	ARG
1	P	881	GLN
1	S	149	GLU
2	T	2461	HIS
1	V	781	ILE
1	V	834	ASP
1	V	1037	ALA
1	V	1232	THR
2	W	2344	LEU
2	W	2418	GLY
1	Y	153	ASN
1	Y	881	GLN
1	Y	1228	LEU
1	A	867	VAL

Continued on next page...

Continued from previous page...

Mol	Chain	Res	Type
1	A	875	ALA
1	A	1232	THR
2	B	2738	ALA
3	C	3099[A]	PRO
3	C	3099[B]	PRO
1	D	884	PRO
1	D	956	PRO
1	D	1436	GLY
2	E	2344	LEU
2	E	2461	HIS
2	E	2548	CYS
3	F	3099[A]	PRO
3	F	3099[B]	PRO
1	G	153	ASN
3	I	3099[A]	PRO
3	I	3099[B]	PRO
1	J	555	ALA
1	J	867	VAL
1	J	1301	PRO
1	J	1582	ASN
2	K	2830	GLN
3	L	3099[A]	PRO
3	L	3099[B]	PRO
1	M	464	LEU
1	M	1211	TYR
3	O	3099[A]	PRO
3	O	3099[B]	PRO
1	P	571	PRO
1	P	1036	SER
3	R	3099[A]	PRO
3	R	3099[B]	PRO
1	S	1301	PRO
3	U	3099[A]	PRO
3	U	3099[B]	PRO
1	V	116	LYS
1	V	330	GLN
1	V	1583	CYS
2	W	2461	HIS
3	X	3099[A]	PRO
3	X	3099[B]	PRO
3	a	3099[A]	PRO
3	a	3099[B]	PRO

Continued on next page...

Continued from previous page...

Mol	Chain	Res	Type
1	b	962	GLY
3	d	3099[A]	PRO
3	d	3099[B]	PRO
1	A	464	LEU
2	B	2548	CYS
1	G	53	SER
1	G	983	PRO
2	H	2894	ASN
1	J	884	PRO
1	J	956	PRO
2	Q	2831	GLU
1	S	1432	SER
2	T	2738	ALA
1	V	570	GLN
2	W	2340	ALA
1	Y	884	PRO
1	A	956	PRO
2	E	2738	ALA
1	G	883	CYS
1	G	956	PRO
1	J	116	LYS
2	K	2340	ALA
1	P	884	PRO
2	Q	2738	ALA
2	T	2237	LEU
2	T	2650	GLY
1	V	153	ASN
2	Z	2499	ALA
1	D	831	VAL
1	G	676	PRO
1	P	956	PRO
2	Q	2217	ILE
1	V	982	LYS
1	b	956	PRO
1	b	1196	ILE
1	G	1196	ILE
1	J	1196	ILE
1	M	982	LYS
1	Y	1196	ILE
1	b	52	GLY
1	M	126	GLY
1	P	867	VAL

Continued on next page...

Continued from previous page...

Mol	Chain	Res	Type
1	P	982	LYS
1	V	1083	PRO
2	Z	2650	GLY
2	c	2549	PRO
1	A	921	GLY
1	A	1083	PRO
1	A	1301	PRO
1	D	464	LEU
2	E	2418	GLY
1	J	52	GLY
2	K	2415	PRO
1	P	1196	ILE
1	J	556	GLY
2	K	2339	GLY
1	V	1196	ILE
2	N	2477	PRO
1	D	571	PRO

5.3.2 Protein sidechains ⓘ

In the following table, the Percentiles column shows the percent sidechain outliers of the chain as a percentile score with respect to all X-ray entries followed by that with respect to entries of similar resolution.

The Analysed column shows the number of residues for which the sidechain conformation was analysed, and the total number of residues.

Mol	Chain	Analysed	Rotameric	Outliers	Percentiles	
1	A	1429/1738 (82%)	1278 (89%)	151 (11%)	8	30
1	D	1429/1738 (82%)	1267 (89%)	162 (11%)	7	27
1	G	1429/1738 (82%)	1264 (88%)	165 (12%)	6	27
1	J	1429/1738 (82%)	1266 (89%)	163 (11%)	7	27
1	M	1429/1738 (82%)	1284 (90%)	145 (10%)	9	33
1	P	1429/1738 (82%)	1264 (88%)	165 (12%)	6	27
1	S	1429/1738 (82%)	1269 (89%)	160 (11%)	7	28
1	V	1429/1738 (82%)	1270 (89%)	159 (11%)	7	28
1	Y	1429/1738 (82%)	1261 (88%)	168 (12%)	6	25
1	b	1429/1738 (82%)	1277 (89%)	152 (11%)	8	30
2	B	731/814 (90%)	666 (91%)	65 (9%)	11	40

Continued on next page...

Continued from previous page...

Mol	Chain	Analysed	Rotameric	Outliers	Percentiles	
2	E	731/814 (90%)	655 (90%)	76 (10%)	8	31
2	H	731/814 (90%)	634 (87%)	97 (13%)	4	20
2	K	731/814 (90%)	656 (90%)	75 (10%)	8	31
2	N	731/814 (90%)	652 (89%)	79 (11%)	7	29
2	Q	731/814 (90%)	654 (90%)	77 (10%)	8	30
2	T	731/814 (90%)	660 (90%)	71 (10%)	9	35
2	W	731/814 (90%)	659 (90%)	72 (10%)	9	34
2	Z	731/814 (90%)	655 (90%)	76 (10%)	8	31
2	c	731/814 (90%)	652 (89%)	79 (11%)	7	29
3	C	636/343 (185%)	432 (68%)	204 (32%)	0	1
3	F	636/343 (185%)	432 (68%)	204 (32%)	0	1
3	I	636/343 (185%)	432 (68%)	204 (32%)	0	1
3	L	636/343 (185%)	430 (68%)	206 (32%)	0	1
3	O	636/343 (185%)	430 (68%)	206 (32%)	0	1
3	R	636/343 (185%)	432 (68%)	204 (32%)	0	1
3	U	636/343 (185%)	432 (68%)	204 (32%)	0	1
3	X	636/343 (185%)	432 (68%)	204 (32%)	0	1
3	a	636/343 (185%)	432 (68%)	204 (32%)	0	1
3	d	636/343 (185%)	432 (68%)	204 (32%)	0	1
All	All	27960/28950 (97%)	23559 (84%)	4401 (16%)	4	14

All (4401) residues with a non-rotameric sidechain are listed below:

Mol	Chain	Res	Type
1	A	16	LEU
1	A	26	GLN
1	A	62	MET
1	A	67	MET
1	A	83	HIS
1	A	114	THR
1	A	117	LYS
1	A	133	LYS
1	A	134	VAL
1	A	140	ASP
1	A	149	GLU

Continued on next page...

Continued from previous page...

Mol	Chain	Res	Type
1	A	151	GLN
1	A	163	LEU
1	A	174	GLN
1	A	179	HIS
1	A	185	LEU
1	A	205	LEU
1	A	219	LEU
1	A	235	CYS
1	A	238	ASN
1	A	239	LEU
1	A	245	GLU
1	A	266	LEU
1	A	277	ASP
1	A	279	LEU
1	A	282	ASN
1	A	285	THR
1	A	336	ASN
1	A	344	LEU
1	A	365	THR
1	A	367	LEU
1	A	368	SER
1	A	373	LEU
1	A	376	ASN
1	A	384	THR
1	A	386	ILE
1	A	417	MET
1	A	430	SER
1	A	432	THR
1	A	434	GLU
1	A	456	GLN
1	A	497	GLN
1	A	509	ILE
1	A	515	ASP
1	A	516	TRP
1	A	527	LEU
1	A	554	LYS
1	A	557	VAL
1	A	568	PHE
1	A	569	LYS
1	A	570	GLN
1	A	572	SER
1	A	579	LEU

Continued on next page...

Continued from previous page...

Mol	Chain	Res	Type
1	A	603	HIS
1	A	610	THR
1	A	624	THR
1	A	650	GLN
1	A	688	VAL
1	A	692	VAL
1	A	695	TYR
1	A	729	VAL
1	A	741	SER
1	A	744	VAL
1	A	783	ASP
1	A	801	ASP
1	A	810	LEU
1	A	833	PHE
1	A	836	GLN
1	A	865	LYS
1	A	881	GLN
1	A	907	ARG
1	A	917	LEU
1	A	935	ILE
1	A	943	LEU
1	A	955	LYS
1	A	965	ASP
1	A	979	LEU
1	A	981	GLU
1	A	982	LYS
1	A	985	PHE
1	A	999	LEU
1	A	1001	GLN
1	A	1003	ASP
1	A	1013	ILE
1	A	1015	HIS
1	A	1017	HIS
1	A	1033	LEU
1	A	1067	TYR
1	A	1075	GLU
1	A	1089	ASP
1	A	1090	ILE
1	A	1098	GLU
1	A	1126	ILE
1	A	1139	LYS
1	A	1144	VAL

Continued on next page...

Continued from previous page...

Mol	Chain	Res	Type
1	A	1152	LYS
1	A	1155	LEU
1	A	1157	VAL
1	A	1160	PHE
1	A	1166	THR
1	A	1170	MET
1	A	1195	ASP
1	A	1196	ILE
1	A	1200	MET
1	A	1206	HIS
1	A	1209	ASP
1	A	1210	LYS
1	A	1211	TYR
1	A	1219	ASP
1	A	1221	THR
1	A	1227	ASP
1	A	1229	LYS
1	A	1230	LEU
1	A	1245	GLU
1	A	1248	ARG
1	A	1249	TRP
1	A	1258	ARG
1	A	1266	PHE
1	A	1280	GLN
1	A	1286	ARG
1	A	1302	SER
1	A	1303	GLU
1	A	1307	MET
1	A	1308	VAL
1	A	1316	MET
1	A	1325	LEU
1	A	1331	GLU
1	A	1354	GLU
1	A	1367	SER
1	A	1369	THR
1	A	1396	GLU
1	A	1400	ASN
1	A	1407	THR
1	A	1427	HIS
1	A	1430	ILE
1	A	1441	SER
1	A	1494	ARG

Continued on next page...

Continued from previous page...

Mol	Chain	Res	Type
1	A	1508	PHE
1	A	1509	THR
1	A	1516	VAL
1	A	1517	PHE
1	A	1563	LYS
1	A	1568	VAL
1	A	1581	GLU
1	A	1597	THR
1	A	1608	ARG
1	A	1622	GLN
1	A	1632	LEU
1	A	1642	GLN
1	A	1643	LYS
1	A	1649	THR
2	B	2084	ARG
2	B	2089	ARG
2	B	2094	ARG
2	B	2131	LEU
2	B	2132	CYS
2	B	2145	LEU
2	B	2160	VAL
2	B	2166	LEU
2	B	2180	TRP
2	B	2184	MET
2	B	2185	THR
2	B	2191	LEU
2	B	2205	THR
2	B	2216	PHE
2	B	2237	LEU
2	B	2240	GLN
2	B	2241	THR
2	B	2260	GLU
2	B	2267	HIS
2	B	2274	LEU
2	B	2285	LEU
2	B	2326	ILE
2	B	2327	GLU
2	B	2329	MET
2	B	2333	LEU
2	B	2361	LYS
2	B	2406	SER
2	B	2411	PHE

Continued on next page...

Continued from previous page...

Mol	Chain	Res	Type
2	B	2456	LEU
2	B	2500	ILE
2	B	2507	ARG
2	B	2546	LEU
2	B	2547	MET
2	B	2550	THR
2	B	2555	GLU
2	B	2556	TYR
2	B	2561	HIS
2	B	2572	VAL
2	B	2595	TRP
2	B	2597	MET
2	B	2616	THR
2	B	2617	ASP
2	B	2625	LEU
2	B	2644	LEU
2	B	2658	LYS
2	B	2680	HIS
2	B	2718	TRP
2	B	2728	ARG
2	B	2752	GLU
2	B	2758	THR
2	B	2768	LEU
2	B	2769	PHE
2	B	2772	LYS
2	B	2809	LEU
2	B	2814	LYS
2	B	2822	LYS
2	B	2828	ASP
2	B	2850	ARG
2	B	2851	ASN
2	B	2876	LYS
2	B	2883	ILE
2	B	2887	ASP
2	B	2894	ASN
2	B	2900	SER
2	B	2907	LYS
3	C	2929[A]	SER
3	C	2929[B]	SER
3	C	2930[A]	LEU
3	C	2930[B]	LEU
3	C	2931[A]	THR

Continued on next page...

Continued from previous page...

Mol	Chain	Res	Type
3	C	2931[B]	THR
3	C	2933[A]	SER
3	C	2933[B]	SER
3	C	2935[A]	ILE
3	C	2935[B]	ILE
3	C	2942[A]	LEU
3	C	2942[B]	LEU
3	C	2946[A]	GLN
3	C	2946[B]	GLN
3	C	2949[A]	LYS
3	C	2949[B]	LYS
3	C	2954[A]	TYR
3	C	2954[B]	TYR
3	C	2959[A]	SER
3	C	2959[B]	SER
3	C	2960[A]	PHE
3	C	2960[B]	PHE
3	C	2963[A]	MET
3	C	2963[B]	MET
3	C	2965[A]	LEU
3	C	2965[B]	LEU
3	C	2968[A]	GLN
3	C	2968[B]	GLN
3	C	2973[A]	THR
3	C	2973[B]	THR
3	C	2980[A]	HIS
3	C	2980[B]	HIS
3	C	2982[A]	MET
3	C	2982[B]	MET
3	C	2990[A]	ARG
3	C	2990[B]	ARG
3	C	2995[A]	GLN
3	C	2995[B]	GLN
3	C	2996[A]	MET
3	C	2996[B]	MET
3	C	3000[A]	LEU
3	C	3000[B]	LEU
3	C	3001[A]	LYS
3	C	3001[B]	LYS
3	C	3006[A]	LYS
3	C	3006[B]	LYS
3	C	3019[A]	HIS

Continued on next page...

Continued from previous page...

Mol	Chain	Res	Type
3	C	3019[B]	HIS
3	C	3021[A]	LEU
3	C	3021[B]	LEU
3	C	3023[A]	ILE
3	C	3023[B]	ILE
3	C	3024[A]	LEU
3	C	3024[B]	LEU
3	C	3026[A]	THR
3	C	3026[B]	THR
3	C	3029[A]	LYS
3	C	3029[B]	LYS
3	C	3030[A]	ASN
3	C	3030[B]	ASN
3	C	3042[A]	ASP
3	C	3042[B]	ASP
3	C	3044[A]	LYS
3	C	3044[B]	LYS
3	C	3048[A]	ASP
3	C	3048[B]	ASP
3	C	3063[A]	SER
3	C	3063[B]	SER
3	C	3067[A]	ARG
3	C	3067[B]	ARG
3	C	3077[A]	ASP
3	C	3077[B]	ASP
3	C	3081[A]	PHE
3	C	3081[B]	PHE
3	C	3107[A]	LEU
3	C	3107[B]	LEU
3	C	3110[A]	THR
3	C	3110[B]	THR
3	C	3111[A]	SER
3	C	3111[B]	SER
3	C	3115[A]	LEU
3	C	3115[B]	LEU
3	C	3123[A]	THR
3	C	3123[B]	THR
3	C	3131[A]	GLN
3	C	3131[B]	GLN
3	C	3133[A]	LEU
3	C	3133[B]	LEU
3	C	3134[A]	GLN

Continued on next page...

Continued from previous page...

Mol	Chain	Res	Type
3	C	3134[B]	GLN
3	C	3135[A]	LYS
3	C	3135[B]	LYS
3	C	3139[A]	LEU
3	C	3139[B]	LEU
3	C	3141[A]	TYR
3	C	3141[B]	TYR
3	C	3147[A]	GLU
3	C	3147[B]	GLU
3	C	3151[A]	LEU
3	C	3151[B]	LEU
3	C	3156[A]	MET
3	C	3156[B]	MET
3	C	3159[A]	SER
3	C	3159[B]	SER
3	C	3160[A]	SER
3	C	3160[B]	SER
3	C	3161[A]	GLU
3	C	3161[B]	GLU
3	C	3162[A]	ASP
3	C	3162[B]	ASP
3	C	3163[A]	ASN
3	C	3163[B]	ASN
3	C	3169[A]	LYS
3	C	3169[B]	LYS
3	C	3172[A]	SER
3	C	3172[B]	SER
3	C	3176[A]	LYS
3	C	3176[B]	LYS
3	C	3181[A]	GLN
3	C	3181[B]	GLN
3	C	3182[A]	GLN
3	C	3182[B]	GLN
3	C	3185[A]	TYR
3	C	3185[B]	TYR
3	C	3186[A]	GLU
3	C	3186[B]	GLU
3	C	3188[A]	ASP
3	C	3188[B]	ASP
3	C	3191[A]	ASN
3	C	3191[B]	ASN
3	C	3192[A]	PHE

Continued on next page...

Continued from previous page...

Mol	Chain	Res	Type
3	C	3192[B]	PHE
3	C	3193[A]	HIS
3	C	3193[B]	HIS
3	C	3195[A]	MET
3	C	3195[B]	MET
3	C	3200[A]	LEU
3	C	3200[B]	LEU
3	C	3205[A]	LYS
3	C	3205[B]	LYS
3	C	3210[A]	LYS
3	C	3210[B]	LYS
3	C	3211[A]	ASP
3	C	3211[B]	ASP
3	C	3212[A]	ARG
3	C	3212[B]	ARG
3	C	3218[A]	LEU
3	C	3218[B]	LEU
3	C	3220[A]	ARG
3	C	3220[B]	ARG
3	C	3222[A]	ILE
3	C	3222[B]	ILE
3	C	3224[A]	GLN
3	C	3224[B]	GLN
3	C	3225[A]	SER
3	C	3225[B]	SER
3	C	3230[A]	PHE
3	C	3230[B]	PHE
3	C	3244[A]	THR
3	C	3244[B]	THR
3	C	3251[A]	ASP
3	C	3251[B]	ASP
3	C	3260[A]	ARG
3	C	3260[B]	ARG
3	C	3264[A]	TYR
3	C	3264[B]	TYR
3	C	3267[A]	SER
3	C	3267[B]	SER
3	C	3268[A]	LYS
3	C	3268[B]	LYS
3	C	3271[A]	VAL
3	C	3271[B]	VAL
3	C	3272[A]	HIS

Continued on next page...

Continued from previous page...

Mol	Chain	Res	Type
3	C	3272[B]	HIS
3	C	3274[A]	ARG
3	C	3274[B]	ARG
3	C	3276[A]	ASP
3	C	3276[B]	ASP
3	C	3278[A]	HIS
3	C	3278[B]	HIS
3	C	3279[A]	ASP
3	C	3279[B]	ASP
3	C	3283[A]	ILE
3	C	3283[B]	ILE
3	C	3284[A]	LYS
3	C	3284[B]	LYS
3	C	3286[A]	THR
3	C	3286[B]	THR
3	C	3287[A]	ILE
3	C	3287[B]	ILE
3	C	3288[A]	MET
3	C	3288[B]	MET
3	C	3293[A]	LYS
3	C	3293[B]	LYS
3	C	3297[A]	PRO
3	C	3297[B]	PRO
3	C	3302[A]	SER
3	C	3302[B]	SER
3	C	3304[A]	THR
3	C	3304[B]	THR
3	C	3306[A]	LEU
3	C	3306[B]	LEU
3	C	3308[A]	LYS
3	C	3308[B]	LYS
1	D	2	LEU
1	D	3	ILE
1	D	26	GLN
1	D	28	ASP
1	D	32	SER
1	D	55	ILE
1	D	62	MET
1	D	70	ARG
1	D	83	HIS
1	D	96	LYS
1	D	110	PHE

Continued on next page...

Continued from previous page...

Mol	Chain	Res	Type
1	D	119	LYS
1	D	128	ILE
1	D	130	PHE
1	D	134	VAL
1	D	135	THR
1	D	137	ARG
1	D	140	ASP
1	D	163	LEU
1	D	179	HIS
1	D	185	LEU
1	D	190	PHE
1	D	205	LEU
1	D	214	GLU
1	D	225	LYS
1	D	226	HIS
1	D	235	CYS
1	D	238	ASN
1	D	249	ARG
1	D	251	THR
1	D	261	SER
1	D	266	LEU
1	D	285	THR
1	D	289	LEU
1	D	296	ARG
1	D	325	THR
1	D	336	ASN
1	D	337	ASP
1	D	365	THR
1	D	371	LEU
1	D	384	THR
1	D	386	ILE
1	D	394	GLN
1	D	416	ASN
1	D	419	THR
1	D	423	ARG
1	D	449	ASP
1	D	450	LYS
1	D	456	GLN
1	D	499	GLU
1	D	509	ILE
1	D	515	ASP
1	D	527	LEU

Continued on next page...

Continued from previous page...

Mol	Chain	Res	Type
1	D	560	SER
1	D	567	LEU
1	D	568	PHE
1	D	570	GLN
1	D	572	SER
1	D	573	LYS
1	D	579	LEU
1	D	589	GLN
1	D	603	HIS
1	D	609	TRP
1	D	633	HIS
1	D	677	LEU
1	D	692	VAL
1	D	695	TYR
1	D	719	TYR
1	D	729	VAL
1	D	736	MET
1	D	744	VAL
1	D	753	ASN
1	D	781	ILE
1	D	808	THR
1	D	813	THR
1	D	830	ASN
1	D	835	GLU
1	D	836	GLN
1	D	842	ASN
1	D	861	PHE
1	D	865	LYS
1	D	870	TYR
1	D	877	HIS
1	D	880	THR
1	D	891	LYS
1	D	892	TYR
1	D	896	HIS
1	D	901	THR
1	D	907	ARG
1	D	935	ILE
1	D	964	ILE
1	D	979	LEU
1	D	984	ASP
1	D	990	HIS
1	D	999	LEU

Continued on next page...

Continued from previous page...

Mol	Chain	Res	Type
1	D	1001	GLN
1	D	1007	PHE
1	D	1008	GLU
1	D	1013	ILE
1	D	1015	HIS
1	D	1017	HIS
1	D	1033	LEU
1	D	1067	TYR
1	D	1075	GLU
1	D	1077	LEU
1	D	1091	ASN
1	D	1096	THR
1	D	1118	THR
1	D	1122	ASN
1	D	1126	ILE
1	D	1133	ILE
1	D	1140	ASN
1	D	1155	LEU
1	D	1157	VAL
1	D	1160	PHE
1	D	1167	ASP
1	D	1174	GLU
1	D	1195	ASP
1	D	1206	HIS
1	D	1210	LYS
1	D	1221	THR
1	D	1228	LEU
1	D	1230	LEU
1	D	1232	THR
1	D	1234	VAL
1	D	1249	TRP
1	D	1258	ARG
1	D	1266	PHE
1	D	1283	ASP
1	D	1286	ARG
1	D	1302	SER
1	D	1304	ASP
1	D	1306	THR
1	D	1307	MET
1	D	1328	SER
1	D	1366	ASN
1	D	1369	THR

Continued on next page...

Continued from previous page...

Mol	Chain	Res	Type
1	D	1408	LEU
1	D	1427	HIS
1	D	1433	TRP
1	D	1478	SER
1	D	1484	CYS
1	D	1494	ARG
1	D	1505	ARG
1	D	1516	VAL
1	D	1542	ARG
1	D	1547	ASN
1	D	1550	ARG
1	D	1563	LYS
1	D	1568	VAL
1	D	1582	ASN
1	D	1598	GLU
1	D	1621	ASN
1	D	1622	GLN
1	D	1629	GLU
1	D	1632	LEU
1	D	1635	VAL
1	D	1636	ASN
1	D	1639	LYS
1	D	1641	THR
1	D	1647	ASN
1	D	1650	ILE
2	E	2086	ASN
2	E	2089	ARG
2	E	2117	ASP
2	E	2134	ASN
2	E	2145	LEU
2	E	2184	MET
2	E	2191	LEU
2	E	2205	THR
2	E	2211	HIS
2	E	2220	GLU
2	E	2233	GLU
2	E	2237	LEU
2	E	2239	LYS
2	E	2254	THR
2	E	2260	GLU
2	E	2267	HIS
2	E	2274	LEU

Continued on next page...

Continued from previous page...

Mol	Chain	Res	Type
2	E	2277	LYS
2	E	2326	ILE
2	E	2327	GLU
2	E	2328	LEU
2	E	2333	LEU
2	E	2344	LEU
2	E	2354	PRO
2	E	2378	ILE
2	E	2403	PHE
2	E	2435	MET
2	E	2457	LYS
2	E	2459	ASP
2	E	2474	THR
2	E	2480	LEU
2	E	2489	ILE
2	E	2496	LEU
2	E	2500	ILE
2	E	2533	ASP
2	E	2548	CYS
2	E	2556	TYR
2	E	2561	HIS
2	E	2572	VAL
2	E	2575	LEU
2	E	2579	GLU
2	E	2581	MET
2	E	2595	TRP
2	E	2597	MET
2	E	2600	ASP
2	E	2616	THR
2	E	2617	ASP
2	E	2630	LYS
2	E	2631	TYR
2	E	2647	LEU
2	E	2652	LYS
2	E	2653	GLU
2	E	2680	HIS
2	E	2684	HIS
2	E	2686	LEU
2	E	2739	LEU
2	E	2742	MET
2	E	2758	THR
2	E	2769	PHE

Continued on next page...

Continued from previous page...

Mol	Chain	Res	Type
2	E	2772	LYS
2	E	2780	HIS
2	E	2784	HIS
2	E	2814	LYS
2	E	2816	SER
2	E	2824	CYS
2	E	2826	GLU
2	E	2828	ASP
2	E	2847	HIS
2	E	2848	PHE
2	E	2851	ASN
2	E	2858	ASP
2	E	2868	GLU
2	E	2876	LYS
2	E	2879	LEU
2	E	2898	LYS
2	E	2901	LEU
3	F	2929[A]	SER
3	F	2929[B]	SER
3	F	2930[A]	LEU
3	F	2930[B]	LEU
3	F	2931[A]	THR
3	F	2931[B]	THR
3	F	2933[A]	SER
3	F	2933[B]	SER
3	F	2935[A]	ILE
3	F	2935[B]	ILE
3	F	2942[A]	LEU
3	F	2942[B]	LEU
3	F	2946[A]	GLN
3	F	2946[B]	GLN
3	F	2949[A]	LYS
3	F	2949[B]	LYS
3	F	2954[A]	TYR
3	F	2954[B]	TYR
3	F	2959[A]	SER
3	F	2959[B]	SER
3	F	2960[A]	PHE
3	F	2960[B]	PHE
3	F	2963[A]	MET
3	F	2963[B]	MET
3	F	2965[A]	LEU

Continued on next page...

Continued from previous page...

Mol	Chain	Res	Type
3	F	2965[B]	LEU
3	F	2968[A]	GLN
3	F	2968[B]	GLN
3	F	2973[A]	THR
3	F	2973[B]	THR
3	F	2980[A]	HIS
3	F	2980[B]	HIS
3	F	2982[A]	MET
3	F	2982[B]	MET
3	F	2990[A]	ARG
3	F	2990[B]	ARG
3	F	2995[A]	GLN
3	F	2995[B]	GLN
3	F	2996[A]	MET
3	F	2996[B]	MET
3	F	3000[A]	LEU
3	F	3000[B]	LEU
3	F	3001[A]	LYS
3	F	3001[B]	LYS
3	F	3006[A]	LYS
3	F	3006[B]	LYS
3	F	3019[A]	HIS
3	F	3019[B]	HIS
3	F	3021[A]	LEU
3	F	3021[B]	LEU
3	F	3023[A]	ILE
3	F	3023[B]	ILE
3	F	3024[A]	LEU
3	F	3024[B]	LEU
3	F	3026[A]	THR
3	F	3026[B]	THR
3	F	3029[A]	LYS
3	F	3029[B]	LYS
3	F	3030[A]	ASN
3	F	3030[B]	ASN
3	F	3042[A]	ASP
3	F	3042[B]	ASP
3	F	3044[A]	LYS
3	F	3044[B]	LYS
3	F	3048[A]	ASP
3	F	3048[B]	ASP
3	F	3063[A]	SER

Continued on next page...

Continued from previous page...

Mol	Chain	Res	Type
3	F	3063[B]	SER
3	F	3067[A]	ARG
3	F	3067[B]	ARG
3	F	3077[A]	ASP
3	F	3077[B]	ASP
3	F	3081[A]	PHE
3	F	3081[B]	PHE
3	F	3107[A]	LEU
3	F	3107[B]	LEU
3	F	3110[A]	THR
3	F	3110[B]	THR
3	F	3111[A]	SER
3	F	3111[B]	SER
3	F	3115[A]	LEU
3	F	3115[B]	LEU
3	F	3123[A]	THR
3	F	3123[B]	THR
3	F	3131[A]	GLN
3	F	3131[B]	GLN
3	F	3133[A]	LEU
3	F	3133[B]	LEU
3	F	3134[A]	GLN
3	F	3134[B]	GLN
3	F	3135[A]	LYS
3	F	3135[B]	LYS
3	F	3139[A]	LEU
3	F	3139[B]	LEU
3	F	3141[A]	TYR
3	F	3141[B]	TYR
3	F	3147[A]	GLU
3	F	3147[B]	GLU
3	F	3151[A]	LEU
3	F	3151[B]	LEU
3	F	3156[A]	MET
3	F	3156[B]	MET
3	F	3159[A]	SER
3	F	3159[B]	SER
3	F	3160[A]	SER
3	F	3160[B]	SER
3	F	3161[A]	GLU
3	F	3161[B]	GLU
3	F	3162[A]	ASP

Continued on next page...

Continued from previous page...

Mol	Chain	Res	Type
3	F	3162[B]	ASP
3	F	3163[A]	ASN
3	F	3163[B]	ASN
3	F	3169[A]	LYS
3	F	3169[B]	LYS
3	F	3172[A]	SER
3	F	3172[B]	SER
3	F	3176[A]	LYS
3	F	3176[B]	LYS
3	F	3181[A]	GLN
3	F	3181[B]	GLN
3	F	3182[A]	GLN
3	F	3182[B]	GLN
3	F	3185[A]	TYR
3	F	3185[B]	TYR
3	F	3186[A]	GLU
3	F	3186[B]	GLU
3	F	3188[A]	ASP
3	F	3188[B]	ASP
3	F	3191[A]	ASN
3	F	3191[B]	ASN
3	F	3192[A]	PHE
3	F	3192[B]	PHE
3	F	3193[A]	HIS
3	F	3193[B]	HIS
3	F	3195[A]	MET
3	F	3195[B]	MET
3	F	3200[A]	LEU
3	F	3200[B]	LEU
3	F	3205[A]	LYS
3	F	3205[B]	LYS
3	F	3210[A]	LYS
3	F	3210[B]	LYS
3	F	3211[A]	ASP
3	F	3211[B]	ASP
3	F	3212[A]	ARG
3	F	3212[B]	ARG
3	F	3218[A]	LEU
3	F	3218[B]	LEU
3	F	3220[A]	ARG
3	F	3220[B]	ARG
3	F	3222[A]	ILE

Continued on next page...

Continued from previous page...

Mol	Chain	Res	Type
3	F	3222[B]	ILE
3	F	3224[A]	GLN
3	F	3224[B]	GLN
3	F	3225[A]	SER
3	F	3225[B]	SER
3	F	3230[A]	PHE
3	F	3230[B]	PHE
3	F	3244[A]	THR
3	F	3244[B]	THR
3	F	3251[A]	ASP
3	F	3251[B]	ASP
3	F	3260[A]	ARG
3	F	3260[B]	ARG
3	F	3264[A]	TYR
3	F	3264[B]	TYR
3	F	3267[A]	SER
3	F	3267[B]	SER
3	F	3268[A]	LYS
3	F	3268[B]	LYS
3	F	3271[A]	VAL
3	F	3271[B]	VAL
3	F	3272[A]	HIS
3	F	3272[B]	HIS
3	F	3274[A]	ARG
3	F	3274[B]	ARG
3	F	3276[A]	ASP
3	F	3276[B]	ASP
3	F	3278[A]	HIS
3	F	3278[B]	HIS
3	F	3279[A]	ASP
3	F	3279[B]	ASP
3	F	3283[A]	ILE
3	F	3283[B]	ILE
3	F	3284[A]	LYS
3	F	3284[B]	LYS
3	F	3286[A]	THR
3	F	3286[B]	THR
3	F	3287[A]	ILE
3	F	3287[B]	ILE
3	F	3288[A]	MET
3	F	3288[B]	MET
3	F	3293[A]	LYS

Continued on next page...

Continued from previous page...

Mol	Chain	Res	Type
3	F	3293[B]	LYS
3	F	3297[A]	PRO
3	F	3297[B]	PRO
3	F	3302[A]	SER
3	F	3302[B]	SER
3	F	3304[A]	THR
3	F	3304[B]	THR
3	F	3306[A]	LEU
3	F	3306[B]	LEU
3	F	3308[A]	LYS
3	F	3308[B]	LYS
1	G	17	ASN
1	G	19	GLN
1	G	26	GLN
1	G	53	SER
1	G	62	MET
1	G	70	ARG
1	G	83	HIS
1	G	116	LYS
1	G	119	LYS
1	G	128	ILE
1	G	132	ASN
1	G	142	ARG
1	G	148	GLN
1	G	166	GLU
1	G	191	THR
1	G	205	LEU
1	G	214	GLU
1	G	223	LEU
1	G	226	HIS
1	G	238	ASN
1	G	260	ASN
1	G	266	LEU
1	G	280	SER
1	G	285	THR
1	G	290	GLU
1	G	325	THR
1	G	331	SER
1	G	337	ASP
1	G	344	LEU
1	G	349	GLU
1	G	353	ASN

Continued on next page...

Continued from previous page...

Mol	Chain	Res	Type
1	G	354	PHE
1	G	384	THR
1	G	386	ILE
1	G	387	ASN
1	G	395	THR
1	G	400	ILE
1	G	411	ASP
1	G	450	LYS
1	G	451	SER
1	G	472	ASP
1	G	474	LEU
1	G	476	ARG
1	G	494	VAL
1	G	497	GLN
1	G	509	ILE
1	G	515	ASP
1	G	540	THR
1	G	565	GLU
1	G	566	ARG
1	G	568	PHE
1	G	570	GLN
1	G	572	SER
1	G	584	SER
1	G	588	GLU
1	G	590	ASP
1	G	597	VAL
1	G	600	GLU
1	G	603	HIS
1	G	609	TRP
1	G	610	THR
1	G	618	MET
1	G	624	THR
1	G	675	SER
1	G	684	ARG
1	G	687	SER
1	G	695	TYR
1	G	722	GLU
1	G	726	LYS
1	G	727	ASP
1	G	744	VAL
1	G	753	ASN
1	G	783	ASP

Continued on next page...

Continued from previous page...

Mol	Chain	Res	Type
1	G	788	LEU
1	G	797	THR
1	G	808	THR
1	G	821	ILE
1	G	832	LYS
1	G	834	ASP
1	G	842	ASN
1	G	856	THR
1	G	861	PHE
1	G	866	GLU
1	G	885	SER
1	G	892	TYR
1	G	894	CYS
1	G	896	HIS
1	G	901	THR
1	G	930	ASP
1	G	935	ILE
1	G	943	LEU
1	G	953	GLU
1	G	961	SER
1	G	965	ASP
1	G	973	ARG
1	G	979	LEU
1	G	987	LYS
1	G	988	TYR
1	G	999	LEU
1	G	1001	GLN
1	G	1012	GLU
1	G	1015	HIS
1	G	1017	HIS
1	G	1026	GLU
1	G	1033	LEU
1	G	1075	GLU
1	G	1078	ARG
1	G	1097	ARG
1	G	1106	PHE
1	G	1118	THR
1	G	1126	ILE
1	G	1140	ASN
1	G	1154	SER
1	G	1156	LEU
1	G	1157	VAL

Continued on next page...

Continued from previous page...

Mol	Chain	Res	Type
1	G	1160	PHE
1	G	1166	THR
1	G	1167	ASP
1	G	1174	GLU
1	G	1182	ASN
1	G	1183	GLU
1	G	1195	ASP
1	G	1210	LYS
1	G	1226	THR
1	G	1228	LEU
1	G	1230	LEU
1	G	1240	ILE
1	G	1243	PHE
1	G	1245	GLU
1	G	1254	THR
1	G	1255	SER
1	G	1258	ARG
1	G	1260	ARG
1	G	1280	GLN
1	G	1286	ARG
1	G	1304	ASP
1	G	1339	SER
1	G	1354	GLU
1	G	1366	ASN
1	G	1368	ARG
1	G	1369	THR
1	G	1372	ILE
1	G	1381	LYS
1	G	1401	ARG
1	G	1427	HIS
1	G	1441	SER
1	G	1445	LEU
1	G	1456	LEU
1	G	1470	GLU
1	G	1471	LEU
1	G	1476	LYS
1	G	1478	SER
1	G	1494	ARG
1	G	1559	LEU
1	G	1563	LYS
1	G	1568	VAL
1	G	1578	ILE

Continued on next page...

Continued from previous page...

Mol	Chain	Res	Type
1	G	1585	ASN
1	G	1599	MET
1	G	1621	ASN
1	G	1622	GLN
1	G	1632	LEU
1	G	1642	GLN
1	G	1643	LYS
1	G	1655	SER
2	H	2083	VAL
2	H	2086	ASN
2	H	2089	ARG
2	H	2131	LEU
2	H	2143	CYS
2	H	2145	LEU
2	H	2166	LEU
2	H	2168	ARG
2	H	2180	TRP
2	H	2186	GLU
2	H	2187	VAL
2	H	2203	ILE
2	H	2204	GLU
2	H	2205	THR
2	H	2224	THR
2	H	2226	GLU
2	H	2231	LEU
2	H	2233	GLU
2	H	2237	LEU
2	H	2241	THR
2	H	2260	GLU
2	H	2267	HIS
2	H	2274	LEU
2	H	2277	LYS
2	H	2327	GLU
2	H	2328	LEU
2	H	2333	LEU
2	H	2345	ASN
2	H	2359	ASN
2	H	2361	LYS
2	H	2373	MET
2	H	2403	PHE
2	H	2456	LEU
2	H	2457	LYS

Continued on next page...

Continued from previous page...

Mol	Chain	Res	Type
2	H	2469	VAL
2	H	2480	LEU
2	H	2497	GLU
2	H	2500	ILE
2	H	2505	ILE
2	H	2545	SER
2	H	2547	MET
2	H	2548	CYS
2	H	2556	TYR
2	H	2561	HIS
2	H	2572	VAL
2	H	2575	LEU
2	H	2595	TRP
2	H	2597	MET
2	H	2600	ASP
2	H	2615	TRP
2	H	2616	THR
2	H	2617	ASP
2	H	2625	LEU
2	H	2630	LYS
2	H	2631	TYR
2	H	2635	TYR
2	H	2637	VAL
2	H	2644	LEU
2	H	2652	LYS
2	H	2654	SER
2	H	2662	LEU
2	H	2680	HIS
2	H	2687	ILE
2	H	2739	LEU
2	H	2742	MET
2	H	2750	ILE
2	H	2758	THR
2	H	2768	LEU
2	H	2769	PHE
2	H	2772	LYS
2	H	2780	HIS
2	H	2782	ASN
2	H	2788	ILE
2	H	2809	LEU
2	H	2822	LYS
2	H	2826	GLU

Continued on next page...

Continued from previous page...

Mol	Chain	Res	Type
2	H	2831	GLU
2	H	2842	THR
2	H	2844	MET
2	H	2848	PHE
2	H	2849	ASP
2	H	2851	ASN
2	H	2858	ASP
2	H	2863	ARG
2	H	2864	ASN
2	H	2868	GLU
2	H	2871	PHE
2	H	2876	LYS
2	H	2878	ARG
2	H	2883	ILE
2	H	2884	LYS
2	H	2887	ASP
2	H	2890	VAL
2	H	2891	LEU
2	H	2898	LYS
2	H	2900	SER
2	H	2903	TYR
3	I	2929[A]	SER
3	I	2929[B]	SER
3	I	2930[A]	LEU
3	I	2930[B]	LEU
3	I	2931[A]	THR
3	I	2931[B]	THR
3	I	2933[A]	SER
3	I	2933[B]	SER
3	I	2935[A]	ILE
3	I	2935[B]	ILE
3	I	2942[A]	LEU
3	I	2942[B]	LEU
3	I	2946[A]	GLN
3	I	2946[B]	GLN
3	I	2949[A]	LYS
3	I	2949[B]	LYS
3	I	2954[A]	TYR
3	I	2954[B]	TYR
3	I	2959[A]	SER
3	I	2959[B]	SER
3	I	2960[A]	PHE

Continued on next page...

Continued from previous page...

Mol	Chain	Res	Type
3	I	2960[B]	PHE
3	I	2963[A]	MET
3	I	2963[B]	MET
3	I	2965[A]	LEU
3	I	2965[B]	LEU
3	I	2968[A]	GLN
3	I	2968[B]	GLN
3	I	2973[A]	THR
3	I	2973[B]	THR
3	I	2980[A]	HIS
3	I	2980[B]	HIS
3	I	2982[A]	MET
3	I	2982[B]	MET
3	I	2990[A]	ARG
3	I	2990[B]	ARG
3	I	2995[A]	GLN
3	I	2995[B]	GLN
3	I	2996[A]	MET
3	I	2996[B]	MET
3	I	3000[A]	LEU
3	I	3000[B]	LEU
3	I	3001[A]	LYS
3	I	3001[B]	LYS
3	I	3006[A]	LYS
3	I	3006[B]	LYS
3	I	3019[A]	HIS
3	I	3019[B]	HIS
3	I	3021[A]	LEU
3	I	3021[B]	LEU
3	I	3023[A]	ILE
3	I	3023[B]	ILE
3	I	3024[A]	LEU
3	I	3024[B]	LEU
3	I	3026[A]	THR
3	I	3026[B]	THR
3	I	3029[A]	LYS
3	I	3029[B]	LYS
3	I	3030[A]	ASN
3	I	3030[B]	ASN
3	I	3042[A]	ASP
3	I	3042[B]	ASP
3	I	3044[A]	LYS

Continued on next page...

Continued from previous page...

Mol	Chain	Res	Type
3	I	3044[B]	LYS
3	I	3048[A]	ASP
3	I	3048[B]	ASP
3	I	3063[A]	SER
3	I	3063[B]	SER
3	I	3067[A]	ARG
3	I	3067[B]	ARG
3	I	3077[A]	ASP
3	I	3077[B]	ASP
3	I	3081[A]	PHE
3	I	3081[B]	PHE
3	I	3107[A]	LEU
3	I	3107[B]	LEU
3	I	3110[A]	THR
3	I	3110[B]	THR
3	I	3111[A]	SER
3	I	3111[B]	SER
3	I	3115[A]	LEU
3	I	3115[B]	LEU
3	I	3123[A]	THR
3	I	3123[B]	THR
3	I	3131[A]	GLN
3	I	3131[B]	GLN
3	I	3133[A]	LEU
3	I	3133[B]	LEU
3	I	3134[A]	GLN
3	I	3134[B]	GLN
3	I	3135[A]	LYS
3	I	3135[B]	LYS
3	I	3139[A]	LEU
3	I	3139[B]	LEU
3	I	3141[A]	TYR
3	I	3141[B]	TYR
3	I	3147[A]	GLU
3	I	3147[B]	GLU
3	I	3151[A]	LEU
3	I	3151[B]	LEU
3	I	3156[A]	MET
3	I	3156[B]	MET
3	I	3159[A]	SER
3	I	3159[B]	SER
3	I	3160[A]	SER

Continued on next page...

Continued from previous page...

Mol	Chain	Res	Type
3	I	3160[B]	SER
3	I	3161[A]	GLU
3	I	3161[B]	GLU
3	I	3162[A]	ASP
3	I	3162[B]	ASP
3	I	3163[A]	ASN
3	I	3163[B]	ASN
3	I	3169[A]	LYS
3	I	3169[B]	LYS
3	I	3172[A]	SER
3	I	3172[B]	SER
3	I	3176[A]	LYS
3	I	3176[B]	LYS
3	I	3181[A]	GLN
3	I	3181[B]	GLN
3	I	3182[A]	GLN
3	I	3182[B]	GLN
3	I	3185[A]	TYR
3	I	3185[B]	TYR
3	I	3186[A]	GLU
3	I	3186[B]	GLU
3	I	3188[A]	ASP
3	I	3188[B]	ASP
3	I	3191[A]	ASN
3	I	3191[B]	ASN
3	I	3192[A]	PHE
3	I	3192[B]	PHE
3	I	3193[A]	HIS
3	I	3193[B]	HIS
3	I	3195[A]	MET
3	I	3195[B]	MET
3	I	3200[A]	LEU
3	I	3200[B]	LEU
3	I	3205[A]	LYS
3	I	3205[B]	LYS
3	I	3210[A]	LYS
3	I	3210[B]	LYS
3	I	3211[A]	ASP
3	I	3211[B]	ASP
3	I	3212[A]	ARG
3	I	3212[B]	ARG
3	I	3218[A]	LEU

Continued on next page...

Continued from previous page...

Mol	Chain	Res	Type
3	I	3218[B]	LEU
3	I	3220[A]	ARG
3	I	3220[B]	ARG
3	I	3222[A]	ILE
3	I	3222[B]	ILE
3	I	3224[A]	GLN
3	I	3224[B]	GLN
3	I	3225[A]	SER
3	I	3225[B]	SER
3	I	3230[A]	PHE
3	I	3230[B]	PHE
3	I	3244[A]	THR
3	I	3244[B]	THR
3	I	3251[A]	ASP
3	I	3251[B]	ASP
3	I	3260[A]	ARG
3	I	3260[B]	ARG
3	I	3264[A]	TYR
3	I	3264[B]	TYR
3	I	3267[A]	SER
3	I	3267[B]	SER
3	I	3268[A]	LYS
3	I	3268[B]	LYS
3	I	3271[A]	VAL
3	I	3271[B]	VAL
3	I	3272[A]	HIS
3	I	3272[B]	HIS
3	I	3274[A]	ARG
3	I	3274[B]	ARG
3	I	3276[A]	ASP
3	I	3276[B]	ASP
3	I	3278[A]	HIS
3	I	3278[B]	HIS
3	I	3279[A]	ASP
3	I	3279[B]	ASP
3	I	3283[A]	ILE
3	I	3283[B]	ILE
3	I	3284[A]	LYS
3	I	3284[B]	LYS
3	I	3286[A]	THR
3	I	3286[B]	THR
3	I	3287[A]	ILE

Continued on next page...

Continued from previous page...

Mol	Chain	Res	Type
3	I	3287[B]	ILE
3	I	3288[A]	MET
3	I	3288[B]	MET
3	I	3293[A]	LYS
3	I	3293[B]	LYS
3	I	3297[A]	PRO
3	I	3297[B]	PRO
3	I	3302[A]	SER
3	I	3302[B]	SER
3	I	3304[A]	THR
3	I	3304[B]	THR
3	I	3306[A]	LEU
3	I	3306[B]	LEU
3	I	3308[A]	LYS
3	I	3308[B]	LYS
1	J	2	LEU
1	J	4	ARG
1	J	17	ASN
1	J	19	GLN
1	J	22	LEU
1	J	26	GLN
1	J	59	LEU
1	J	62	MET
1	J	70	ARG
1	J	100	GLN
1	J	121	ASN
1	J	131	GLU
1	J	133	LYS
1	J	137	ARG
1	J	142	ARG
1	J	144	TYR
1	J	145	GLN
1	J	151	GLN
1	J	160	LEU
1	J	163	LEU
1	J	179	HIS
1	J	185	LEU
1	J	205	LEU
1	J	211	SER
1	J	214	GLU
1	J	219	LEU
1	J	223	LEU

Continued on next page...

Continued from previous page...

Mol	Chain	Res	Type
1	J	235	CYS
1	J	238	ASN
1	J	239	LEU
1	J	249	ARG
1	J	266	LEU
1	J	279	LEU
1	J	281	LEU
1	J	289	LEU
1	J	329	ARG
1	J	330	GLN
1	J	332	ASP
1	J	336	ASN
1	J	376	ASN
1	J	384	THR
1	J	386	ILE
1	J	391	MET
1	J	407	GLN
1	J	419	THR
1	J	420	SER
1	J	424	PHE
1	J	432	THR
1	J	433	THR
1	J	434	GLU
1	J	450	LYS
1	J	452	ILE
1	J	456	GLN
1	J	467	LYS
1	J	472	ASP
1	J	474	LEU
1	J	509	ILE
1	J	527	LEU
1	J	557	VAL
1	J	559	THR
1	J	560	SER
1	J	567	LEU
1	J	568	PHE
1	J	572	SER
1	J	578	PHE
1	J	597	VAL
1	J	603	HIS
1	J	609	TRP
1	J	617	SER

Continued on next page...

Continued from previous page...

Mol	Chain	Res	Type
1	J	633	HIS
1	J	669	LYS
1	J	675	SER
1	J	695	TYR
1	J	712	SER
1	J	719	TYR
1	J	739	GLN
1	J	744	VAL
1	J	753	ASN
1	J	782	THR
1	J	797	THR
1	J	806	ASN
1	J	810	LEU
1	J	832	LYS
1	J	865	LYS
1	J	881	GLN
1	J	894	CYS
1	J	901	THR
1	J	912	ASN
1	J	917	LEU
1	J	930	ASP
1	J	935	ILE
1	J	936	ASP
1	J	941	LEU
1	J	953	GLU
1	J	965	ASP
1	J	973	ARG
1	J	999	LEU
1	J	1001	GLN
1	J	1015	HIS
1	J	1017	HIS
1	J	1025	THR
1	J	1033	LEU
1	J	1075	GLU
1	J	1078	ARG
1	J	1093	ASP
1	J	1131	ARG
1	J	1152	LYS
1	J	1157	VAL
1	J	1160	PHE
1	J	1167	ASP
1	J	1168	GLN

Continued on next page...

Continued from previous page...

Mol	Chain	Res	Type
1	J	1182	ASN
1	J	1199	VAL
1	J	1200	MET
1	J	1206	HIS
1	J	1210	LYS
1	J	1215	LEU
1	J	1221	THR
1	J	1228	LEU
1	J	1231	VAL
1	J	1233	SER
1	J	1243	PHE
1	J	1249	TRP
1	J	1258	ARG
1	J	1260	ARG
1	J	1266	PHE
1	J	1280	GLN
1	J	1284	GLU
1	J	1286	ARG
1	J	1307	MET
1	J	1331	GLU
1	J	1339	SER
1	J	1341	VAL
1	J	1348	TRP
1	J	1372	ILE
1	J	1393	THR
1	J	1396	GLU
1	J	1430	ILE
1	J	1441	SER
1	J	1458	HIS
1	J	1473	ARG
1	J	1478	SER
1	J	1494	ARG
1	J	1516	VAL
1	J	1550	ARG
1	J	1553	ILE
1	J	1559	LEU
1	J	1562	ILE
1	J	1563	LYS
1	J	1567	ASP
1	J	1568	VAL
1	J	1580	GLU
1	J	1583	CYS

Continued on next page...

Continued from previous page...

Mol	Chain	Res	Type
1	J	1597	THR
1	J	1599	MET
1	J	1602	GLN
1	J	1608	ARG
1	J	1620	LEU
1	J	1629	GLU
1	J	1632	LEU
1	J	1633	THR
1	J	1639	LYS
1	J	1642	GLN
2	K	2089	ARG
2	K	2108	LYS
2	K	2117	ASP
2	K	2131	LEU
2	K	2145	LEU
2	K	2166	LEU
2	K	2178	TRP
2	K	2180	TRP
2	K	2184	MET
2	K	2185	THR
2	K	2205	THR
2	K	2211	HIS
2	K	2220	GLU
2	K	2222	MET
2	K	2237	LEU
2	K	2239	LYS
2	K	2244	PHE
2	K	2248	ILE
2	K	2267	HIS
2	K	2274	LEU
2	K	2282	LEU
2	K	2283	ASN
2	K	2327	GLU
2	K	2333	LEU
2	K	2344	LEU
2	K	2355	SER
2	K	2361	LYS
2	K	2370	MET
2	K	2373	MET
2	K	2421	TYR
2	K	2460	SER
2	K	2471	HIS

Continued on next page...

Continued from previous page...

Mol	Chain	Res	Type
2	K	2480	LEU
2	K	2489	ILE
2	K	2507	ARG
2	K	2533	ASP
2	K	2546	LEU
2	K	2547	MET
2	K	2548	CYS
2	K	2556	TYR
2	K	2561	HIS
2	K	2572	VAL
2	K	2579	GLU
2	K	2581	MET
2	K	2595	TRP
2	K	2600	ASP
2	K	2616	THR
2	K	2620	ILE
2	K	2625	LEU
2	K	2644	LEU
2	K	2653	GLU
2	K	2714	VAL
2	K	2758	THR
2	K	2769	PHE
2	K	2780	HIS
2	K	2809	LEU
2	K	2814	LYS
2	K	2826	GLU
2	K	2835	ILE
2	K	2848	PHE
2	K	2849	ASP
2	K	2862	LYS
2	K	2868	GLU
2	K	2870	LEU
2	K	2873	HIS
2	K	2875	SER
2	K	2876	LYS
2	K	2880	GLU
2	K	2881	VAL
2	K	2883	ILE
2	K	2891	LEU
2	K	2895	SER
2	K	2898	LYS
2	K	2900	SER

Continued on next page...

Continued from previous page...

Mol	Chain	Res	Type
2	K	2902	ILE
3	L	2929[A]	SER
3	L	2929[B]	SER
3	L	2930[A]	LEU
3	L	2930[B]	LEU
3	L	2931[A]	THR
3	L	2931[B]	THR
3	L	2933[A]	SER
3	L	2933[B]	SER
3	L	2935[A]	ILE
3	L	2935[B]	ILE
3	L	2942[A]	LEU
3	L	2942[B]	LEU
3	L	2946[A]	GLN
3	L	2946[B]	GLN
3	L	2949[A]	LYS
3	L	2949[B]	LYS
3	L	2954[A]	TYR
3	L	2954[B]	TYR
3	L	2959[A]	SER
3	L	2959[B]	SER
3	L	2960[A]	PHE
3	L	2960[B]	PHE
3	L	2963[A]	MET
3	L	2963[B]	MET
3	L	2965[A]	LEU
3	L	2965[B]	LEU
3	L	2968[A]	GLN
3	L	2968[B]	GLN
3	L	2973[A]	THR
3	L	2973[B]	THR
3	L	2980[A]	HIS
3	L	2980[B]	HIS
3	L	2982[A]	MET
3	L	2982[B]	MET
3	L	2990[A]	ARG
3	L	2990[B]	ARG
3	L	2995[A]	GLN
3	L	2995[B]	GLN
3	L	2996[A]	MET
3	L	2996[B]	MET
3	L	3000[A]	LEU

Continued on next page...

Continued from previous page...

Mol	Chain	Res	Type
3	L	3000[B]	LEU
3	L	3001[A]	LYS
3	L	3001[B]	LYS
3	L	3006[A]	LYS
3	L	3006[B]	LYS
3	L	3019[A]	HIS
3	L	3019[B]	HIS
3	L	3021[A]	LEU
3	L	3021[B]	LEU
3	L	3023[A]	ILE
3	L	3023[B]	ILE
3	L	3024[A]	LEU
3	L	3024[B]	LEU
3	L	3026[A]	THR
3	L	3026[B]	THR
3	L	3029[A]	LYS
3	L	3029[B]	LYS
3	L	3030[A]	ASN
3	L	3030[B]	ASN
3	L	3042[A]	ASP
3	L	3042[B]	ASP
3	L	3044[A]	LYS
3	L	3044[B]	LYS
3	L	3048[A]	ASP
3	L	3048[B]	ASP
3	L	3063[A]	SER
3	L	3063[B]	SER
3	L	3067[A]	ARG
3	L	3067[B]	ARG
3	L	3077[A]	ASP
3	L	3077[B]	ASP
3	L	3081[A]	PHE
3	L	3081[B]	PHE
3	L	3107[A]	LEU
3	L	3107[B]	LEU
3	L	3110[A]	THR
3	L	3110[B]	THR
3	L	3111[A]	SER
3	L	3111[B]	SER
3	L	3115[A]	LEU
3	L	3115[B]	LEU
3	L	3123[A]	THR

Continued on next page...

Continued from previous page...

Mol	Chain	Res	Type
3	L	3123[B]	THR
3	L	3131[A]	GLN
3	L	3131[B]	GLN
3	L	3133[A]	LEU
3	L	3133[B]	LEU
3	L	3134[A]	GLN
3	L	3134[B]	GLN
3	L	3135[A]	LYS
3	L	3135[B]	LYS
3	L	3139[A]	LEU
3	L	3139[B]	LEU
3	L	3141[A]	TYR
3	L	3141[B]	TYR
3	L	3147[A]	GLU
3	L	3147[B]	GLU
3	L	3151[A]	LEU
3	L	3151[B]	LEU
3	L	3156[A]	MET
3	L	3156[B]	MET
3	L	3159[A]	SER
3	L	3159[B]	SER
3	L	3160[A]	SER
3	L	3160[B]	SER
3	L	3161[A]	GLU
3	L	3161[B]	GLU
3	L	3162[A]	ASP
3	L	3162[B]	ASP
3	L	3163[A]	ASN
3	L	3163[B]	ASN
3	L	3169[A]	LYS
3	L	3169[B]	LYS
3	L	3172[A]	SER
3	L	3172[B]	SER
3	L	3176[A]	LYS
3	L	3176[B]	LYS
3	L	3181[A]	GLN
3	L	3181[B]	GLN
3	L	3182[A]	GLN
3	L	3182[B]	GLN
3	L	3185[A]	TYR
3	L	3185[B]	TYR
3	L	3186[A]	GLU

Continued on next page...

Continued from previous page...

Mol	Chain	Res	Type
3	L	3186[B]	GLU
3	L	3188[A]	ASP
3	L	3188[B]	ASP
3	L	3191[A]	ASN
3	L	3191[B]	ASN
3	L	3192[A]	PHE
3	L	3192[B]	PHE
3	L	3193[A]	HIS
3	L	3193[B]	HIS
3	L	3195[A]	MET
3	L	3195[B]	MET
3	L	3200[A]	LEU
3	L	3200[B]	LEU
3	L	3205[A]	LYS
3	L	3205[B]	LYS
3	L	3210[A]	LYS
3	L	3210[B]	LYS
3	L	3211[A]	ASP
3	L	3211[B]	ASP
3	L	3212[A]	ARG
3	L	3212[B]	ARG
3	L	3218[A]	LEU
3	L	3218[B]	LEU
3	L	3220[A]	ARG
3	L	3220[B]	ARG
3	L	3222[A]	ILE
3	L	3222[B]	ILE
3	L	3224[A]	GLN
3	L	3224[B]	GLN
3	L	3225[A]	SER
3	L	3225[B]	SER
3	L	3230[A]	PHE
3	L	3230[B]	PHE
3	L	3244[A]	THR
3	L	3244[B]	THR
3	L	3251[A]	ASP
3	L	3251[B]	ASP
3	L	3260[A]	ARG
3	L	3260[B]	ARG
3	L	3264[A]	TYR
3	L	3264[B]	TYR
3	L	3267[A]	SER

Continued on next page...

Continued from previous page...

Mol	Chain	Res	Type
3	L	3267[B]	SER
3	L	3268[A]	LYS
3	L	3268[B]	LYS
3	L	3271[A]	VAL
3	L	3271[B]	VAL
3	L	3272[A]	HIS
3	L	3272[B]	HIS
3	L	3274[A]	ARG
3	L	3274[B]	ARG
3	L	3276[A]	ASP
3	L	3276[B]	ASP
3	L	3278[A]	HIS
3	L	3278[B]	HIS
3	L	3279[A]	ASP
3	L	3279[B]	ASP
3	L	3280[A]	ASP
3	L	3280[B]	ASP
3	L	3283[A]	ILE
3	L	3283[B]	ILE
3	L	3284[A]	LYS
3	L	3284[B]	LYS
3	L	3286[A]	THR
3	L	3286[B]	THR
3	L	3287[A]	ILE
3	L	3287[B]	ILE
3	L	3288[A]	MET
3	L	3288[B]	MET
3	L	3293[A]	LYS
3	L	3293[B]	LYS
3	L	3297[A]	PRO
3	L	3297[B]	PRO
3	L	3302[A]	SER
3	L	3302[B]	SER
3	L	3304[A]	THR
3	L	3304[B]	THR
3	L	3306[A]	LEU
3	L	3306[B]	LEU
3	L	3308[A]	LYS
3	L	3308[B]	LYS
1	M	4	ARG
1	M	26	GLN
1	M	51	ASP

Continued on next page...

Continued from previous page...

Mol	Chain	Res	Type
1	M	67	MET
1	M	70	ARG
1	M	100	GLN
1	M	109	LEU
1	M	114	THR
1	M	119	LYS
1	M	130	PHE
1	M	133	LYS
1	M	142	ARG
1	M	160	LEU
1	M	163	LEU
1	M	167	ASP
1	M	179	HIS
1	M	185	LEU
1	M	205	LEU
1	M	227	ARG
1	M	235	CYS
1	M	238	ASN
1	M	266	LEU
1	M	281	LEU
1	M	289	LEU
1	M	290	GLU
1	M	308	LEU
1	M	313	THR
1	M	329	ARG
1	M	330	GLN
1	M	336	ASN
1	M	365	THR
1	M	376	ASN
1	M	386	ILE
1	M	387	ASN
1	M	394	GLN
1	M	395	THR
1	M	407	GLN
1	M	416	ASN
1	M	424	PHE
1	M	448	SER
1	M	474	LEU
1	M	494	VAL
1	M	509	ILE
1	M	515	ASP
1	M	527	LEU

Continued on next page...

Continued from previous page...

Mol	Chain	Res	Type
1	M	539	GLU
1	M	557	VAL
1	M	562	GLN
1	M	565	GLU
1	M	568	PHE
1	M	572	SER
1	M	589	GLN
1	M	595	PHE
1	M	597	VAL
1	M	603	HIS
1	M	606	ILE
1	M	609	TRP
1	M	633	HIS
1	M	650	GLN
1	M	677	LEU
1	M	687	SER
1	M	688	VAL
1	M	695	TYR
1	M	705	THR
1	M	711	LEU
1	M	729	VAL
1	M	744	VAL
1	M	783	ASP
1	M	797	THR
1	M	808	THR
1	M	828	ASP
1	M	834	ASP
1	M	836	GLN
1	M	841	LYS
1	M	861	PHE
1	M	864	ASP
1	M	870	TYR
1	M	887	ASP
1	M	891	LYS
1	M	892	TYR
1	M	896	HIS
1	M	901	THR
1	M	909	ILE
1	M	913	PHE
1	M	922	TRP
1	M	930	ASP
1	M	935	ILE

Continued on next page...

Continued from previous page...

Mol	Chain	Res	Type
1	M	943	LEU
1	M	965	ASP
1	M	980	TYR
1	M	999	LEU
1	M	1002	GLU
1	M	1015	HIS
1	M	1017	HIS
1	M	1075	GLU
1	M	1086	LEU
1	M	1093	ASP
1	M	1098	GLU
1	M	1106	PHE
1	M	1110	LYS
1	M	1126	ILE
1	M	1139	LYS
1	M	1141	ARG
1	M	1157	VAL
1	M	1160	PHE
1	M	1164	ASP
1	M	1182	ASN
1	M	1205	LEU
1	M	1207	TYR
1	M	1210	LYS
1	M	1211	TYR
1	M	1212	HIS
1	M	1221	THR
1	M	1229	LYS
1	M	1230	LEU
1	M	1233	SER
1	M	1248	ARG
1	M	1258	ARG
1	M	1266	PHE
1	M	1280	GLN
1	M	1286	ARG
1	M	1307	MET
1	M	1343	VAL
1	M	1357	ARG
1	M	1366	ASN
1	M	1430	ILE
1	M	1439	VAL
1	M	1471	LEU
1	M	1494	ARG

Continued on next page...

Continued from previous page...

Mol	Chain	Res	Type
1	M	1509	THR
1	M	1516	VAL
1	M	1550	ARG
1	M	1559	LEU
1	M	1567	ASP
1	M	1568	VAL
1	M	1580	GLU
1	M	1597	THR
1	M	1622	GLN
1	M	1632	LEU
1	M	1640	ILE
1	M	1642	GLN
1	M	1643	LYS
1	M	1649	THR
1	M	1653	VAL
1	M	1656	ASP
2	N	2089	ARG
2	N	2094	ARG
2	N	2098	GLN
2	N	2131	LEU
2	N	2132	CYS
2	N	2141	HIS
2	N	2145	LEU
2	N	2160	VAL
2	N	2185	THR
2	N	2187	VAL
2	N	2190	LEU
2	N	2205	THR
2	N	2211	HIS
2	N	2221	THR
2	N	2231	LEU
2	N	2241	THR
2	N	2260	GLU
2	N	2267	HIS
2	N	2327	GLU
2	N	2333	LEU
2	N	2344	LEU
2	N	2359	ASN
2	N	2361	LYS
2	N	2432	SER
2	N	2471	HIS
2	N	2476	LEU

Continued on next page...

Continued from previous page...

Mol	Chain	Res	Type
2	N	2479	SER
2	N	2495	ASN
2	N	2505	ILE
2	N	2507	ARG
2	N	2531	GLU
2	N	2552	GLU
2	N	2556	TYR
2	N	2561	HIS
2	N	2566	PHE
2	N	2571	ARG
2	N	2572	VAL
2	N	2575	LEU
2	N	2579	GLU
2	N	2581	MET
2	N	2595	TRP
2	N	2597	MET
2	N	2616	THR
2	N	2617	ASP
2	N	2621	GLU
2	N	2625	LEU
2	N	2631	TYR
2	N	2647	LEU
2	N	2649	GLU
2	N	2680	HIS
2	N	2723	GLU
2	N	2730	LEU
2	N	2752	GLU
2	N	2758	THR
2	N	2760	ARG
2	N	2769	PHE
2	N	2780	HIS
2	N	2809	LEU
2	N	2818	ASP
2	N	2826	GLU
2	N	2828	ASP
2	N	2830	GLN
2	N	2848	PHE
2	N	2851	ASN
2	N	2856	ILE
2	N	2868	GLU
2	N	2870	LEU
2	N	2872	GLU

Continued on next page...

Continued from previous page...

Mol	Chain	Res	Type
2	N	2873	HIS
2	N	2876	LYS
2	N	2877	ILE
2	N	2882	GLU
2	N	2886	VAL
2	N	2887	ASP
2	N	2890	VAL
2	N	2891	LEU
2	N	2898	LYS
2	N	2900	SER
2	N	2901	LEU
3	O	2929[A]	SER
3	O	2929[B]	SER
3	O	2930[A]	LEU
3	O	2930[B]	LEU
3	O	2931[A]	THR
3	O	2931[B]	THR
3	O	2933[A]	SER
3	O	2933[B]	SER
3	O	2935[A]	ILE
3	O	2935[B]	ILE
3	O	2942[A]	LEU
3	O	2942[B]	LEU
3	O	2946[A]	GLN
3	O	2946[B]	GLN
3	O	2949[A]	LYS
3	O	2949[B]	LYS
3	O	2954[A]	TYR
3	O	2954[B]	TYR
3	O	2959[A]	SER
3	O	2959[B]	SER
3	O	2960[A]	PHE
3	O	2960[B]	PHE
3	O	2963[A]	MET
3	O	2963[B]	MET
3	O	2965[A]	LEU
3	O	2965[B]	LEU
3	O	2968[A]	GLN
3	O	2968[B]	GLN
3	O	2973[A]	THR
3	O	2973[B]	THR
3	O	2980[A]	HIS

Continued on next page...

Continued from previous page...

Mol	Chain	Res	Type
3	O	2980[B]	HIS
3	O	2982[A]	MET
3	O	2982[B]	MET
3	O	2990[A]	ARG
3	O	2990[B]	ARG
3	O	2995[A]	GLN
3	O	2995[B]	GLN
3	O	2996[A]	MET
3	O	2996[B]	MET
3	O	3000[A]	LEU
3	O	3000[B]	LEU
3	O	3001[A]	LYS
3	O	3001[B]	LYS
3	O	3006[A]	LYS
3	O	3006[B]	LYS
3	O	3019[A]	HIS
3	O	3019[B]	HIS
3	O	3021[A]	LEU
3	O	3021[B]	LEU
3	O	3023[A]	ILE
3	O	3023[B]	ILE
3	O	3024[A]	LEU
3	O	3024[B]	LEU
3	O	3026[A]	THR
3	O	3026[B]	THR
3	O	3029[A]	LYS
3	O	3029[B]	LYS
3	O	3030[A]	ASN
3	O	3030[B]	ASN
3	O	3042[A]	ASP
3	O	3042[B]	ASP
3	O	3044[A]	LYS
3	O	3044[B]	LYS
3	O	3048[A]	ASP
3	O	3048[B]	ASP
3	O	3063[A]	SER
3	O	3063[B]	SER
3	O	3067[A]	ARG
3	O	3067[B]	ARG
3	O	3077[A]	ASP
3	O	3077[B]	ASP
3	O	3081[A]	PHE

Continued on next page...

Continued from previous page...

Mol	Chain	Res	Type
3	O	3081[B]	PHE
3	O	3107[A]	LEU
3	O	3107[B]	LEU
3	O	3110[A]	THR
3	O	3110[B]	THR
3	O	3111[A]	SER
3	O	3111[B]	SER
3	O	3115[A]	LEU
3	O	3115[B]	LEU
3	O	3123[A]	THR
3	O	3123[B]	THR
3	O	3131[A]	GLN
3	O	3131[B]	GLN
3	O	3133[A]	LEU
3	O	3133[B]	LEU
3	O	3134[A]	GLN
3	O	3134[B]	GLN
3	O	3135[A]	LYS
3	O	3135[B]	LYS
3	O	3139[A]	LEU
3	O	3139[B]	LEU
3	O	3141[A]	TYR
3	O	3141[B]	TYR
3	O	3147[A]	GLU
3	O	3147[B]	GLU
3	O	3151[A]	LEU
3	O	3151[B]	LEU
3	O	3156[A]	MET
3	O	3156[B]	MET
3	O	3159[A]	SER
3	O	3159[B]	SER
3	O	3160[A]	SER
3	O	3160[B]	SER
3	O	3161[A]	GLU
3	O	3161[B]	GLU
3	O	3162[A]	ASP
3	O	3162[B]	ASP
3	O	3163[A]	ASN
3	O	3163[B]	ASN
3	O	3169[A]	LYS
3	O	3169[B]	LYS
3	O	3172[A]	SER

Continued on next page...

Continued from previous page...

Mol	Chain	Res	Type
3	O	3172[B]	SER
3	O	3176[A]	LYS
3	O	3176[B]	LYS
3	O	3181[A]	GLN
3	O	3181[B]	GLN
3	O	3182[A]	GLN
3	O	3182[B]	GLN
3	O	3185[A]	TYR
3	O	3185[B]	TYR
3	O	3186[A]	GLU
3	O	3186[B]	GLU
3	O	3188[A]	ASP
3	O	3188[B]	ASP
3	O	3191[A]	ASN
3	O	3191[B]	ASN
3	O	3192[A]	PHE
3	O	3192[B]	PHE
3	O	3193[A]	HIS
3	O	3193[B]	HIS
3	O	3195[A]	MET
3	O	3195[B]	MET
3	O	3200[A]	LEU
3	O	3200[B]	LEU
3	O	3205[A]	LYS
3	O	3205[B]	LYS
3	O	3210[A]	LYS
3	O	3210[B]	LYS
3	O	3211[A]	ASP
3	O	3211[B]	ASP
3	O	3212[A]	ARG
3	O	3212[B]	ARG
3	O	3218[A]	LEU
3	O	3218[B]	LEU
3	O	3220[A]	ARG
3	O	3220[B]	ARG
3	O	3222[A]	ILE
3	O	3222[B]	ILE
3	O	3224[A]	GLN
3	O	3224[B]	GLN
3	O	3225[A]	SER
3	O	3225[B]	SER
3	O	3230[A]	PHE

Continued on next page...

Continued from previous page...

Mol	Chain	Res	Type
3	O	3230[B]	PHE
3	O	3244[A]	THR
3	O	3244[B]	THR
3	O	3251[A]	ASP
3	O	3251[B]	ASP
3	O	3260[A]	ARG
3	O	3260[B]	ARG
3	O	3264[A]	TYR
3	O	3264[B]	TYR
3	O	3267[A]	SER
3	O	3267[B]	SER
3	O	3268[A]	LYS
3	O	3268[B]	LYS
3	O	3271[A]	VAL
3	O	3271[B]	VAL
3	O	3272[A]	HIS
3	O	3272[B]	HIS
3	O	3274[A]	ARG
3	O	3274[B]	ARG
3	O	3276[A]	ASP
3	O	3276[B]	ASP
3	O	3278[A]	HIS
3	O	3278[B]	HIS
3	O	3279[A]	ASP
3	O	3279[B]	ASP
3	O	3280[A]	ASP
3	O	3280[B]	ASP
3	O	3283[A]	ILE
3	O	3283[B]	ILE
3	O	3284[A]	LYS
3	O	3284[B]	LYS
3	O	3286[A]	THR
3	O	3286[B]	THR
3	O	3287[A]	ILE
3	O	3287[B]	ILE
3	O	3288[A]	MET
3	O	3288[B]	MET
3	O	3293[A]	LYS
3	O	3293[B]	LYS
3	O	3297[A]	PRO
3	O	3297[B]	PRO
3	O	3302[A]	SER

Continued on next page...

Continued from previous page...

Mol	Chain	Res	Type
3	O	3302[B]	SER
3	O	3304[A]	THR
3	O	3304[B]	THR
3	O	3306[A]	LEU
3	O	3306[B]	LEU
3	O	3308[A]	LYS
3	O	3308[B]	LYS
1	P	2	LEU
1	P	4	ARG
1	P	17	ASN
1	P	19	GLN
1	P	23	ARG
1	P	28	ASP
1	P	37	ILE
1	P	62	MET
1	P	67	MET
1	P	70	ARG
1	P	83	HIS
1	P	104	LEU
1	P	109	LEU
1	P	114	THR
1	P	116	LYS
1	P	119	LYS
1	P	120	LYS
1	P	130	PHE
1	P	142	ARG
1	P	151	GLN
1	P	152	LYS
1	P	160	LEU
1	P	179	HIS
1	P	185	LEU
1	P	190	PHE
1	P	205	LEU
1	P	214	GLU
1	P	239	LEU
1	P	266	LEU
1	P	289	LEU
1	P	325	THR
1	P	329	ARG
1	P	365	THR
1	P	376	ASN
1	P	386	ILE

Continued on next page...

Continued from previous page...

Mol	Chain	Res	Type
1	P	407	GLN
1	P	411	ASP
1	P	418	ASP
1	P	420	SER
1	P	423	ARG
1	P	424	PHE
1	P	448	SER
1	P	449	ASP
1	P	450	LYS
1	P	452	ILE
1	P	464	LEU
1	P	474	LEU
1	P	504	THR
1	P	515	ASP
1	P	516	TRP
1	P	527	LEU
1	P	547	LYS
1	P	557	VAL
1	P	560	SER
1	P	562	GLN
1	P	565	GLU
1	P	568	PHE
1	P	575	ASP
1	P	576	HIS
1	P	579	LEU
1	P	583	LEU
1	P	584	SER
1	P	589	GLN
1	P	603	HIS
1	P	609	TRP
1	P	624	THR
1	P	633	HIS
1	P	666	ARG
1	P	674	LYS
1	P	692	VAL
1	P	729	VAL
1	P	734	LEU
1	P	736	MET
1	P	744	VAL
1	P	775	ARG
1	P	776	VAL
1	P	788	LEU

Continued on next page...

Continued from previous page...

Mol	Chain	Res	Type
1	P	797	THR
1	P	832	LYS
1	P	841	LYS
1	P	847	THR
1	P	861	PHE
1	P	870	TYR
1	P	877	HIS
1	P	881	GLN
1	P	885	SER
1	P	892	TYR
1	P	901	THR
1	P	917	LEU
1	P	930	ASP
1	P	935	ILE
1	P	955	LYS
1	P	961	SER
1	P	965	ASP
1	P	979	LEU
1	P	980	TYR
1	P	984	ASP
1	P	987	LYS
1	P	999	LEU
1	P	1001	GLN
1	P	1003	ASP
1	P	1015	HIS
1	P	1017	HIS
1	P	1033	LEU
1	P	1034	GLU
1	P	1067	TYR
1	P	1068	ASN
1	P	1075	GLU
1	P	1078	ARG
1	P	1086	LEU
1	P	1089	ASP
1	P	1093	ASP
1	P	1103	PHE
1	P	1118	THR
1	P	1122	ASN
1	P	1125	SER
1	P	1131	ARG
1	P	1137	LYS
1	P	1140	ASN

Continued on next page...

Continued from previous page...

Mol	Chain	Res	Type
1	P	1156	LEU
1	P	1157	VAL
1	P	1160	PHE
1	P	1161	ILE
1	P	1168	GLN
1	P	1174	GLU
1	P	1182	ASN
1	P	1196	ILE
1	P	1200	MET
1	P	1209	ASP
1	P	1210	LYS
1	P	1211	TYR
1	P	1213	VAL
1	P	1221	THR
1	P	1226	THR
1	P	1230	LEU
1	P	1243	PHE
1	P	1247	ARG
1	P	1249	TRP
1	P	1255	SER
1	P	1258	ARG
1	P	1260	ARG
1	P	1266	PHE
1	P	1286	ARG
1	P	1302	SER
1	P	1304	ASP
1	P	1310	THR
1	P	1313	LEU
1	P	1331	GLU
1	P	1357	ARG
1	P	1394	GLN
1	P	1401	ARG
1	P	1421	VAL
1	P	1427	HIS
1	P	1430	ILE
1	P	1441	SER
1	P	1484	CYS
1	P	1494	ARG
1	P	1516	VAL
1	P	1550	ARG
1	P	1551	ASP
1	P	1559	LEU

Continued on next page...

Continued from previous page...

Mol	Chain	Res	Type
1	P	1568	VAL
1	P	1608	ARG
1	P	1622	GLN
1	P	1643	LYS
2	Q	2089	ARG
2	Q	2114	ARG
2	Q	2131	LEU
2	Q	2132	CYS
2	Q	2145	LEU
2	Q	2160	VAL
2	Q	2180	TRP
2	Q	2185	THR
2	Q	2187	VAL
2	Q	2205	THR
2	Q	2211	HIS
2	Q	2222	MET
2	Q	2227	VAL
2	Q	2240	GLN
2	Q	2241	THR
2	Q	2260	GLU
2	Q	2267	HIS
2	Q	2274	LEU
2	Q	2326	ILE
2	Q	2327	GLU
2	Q	2333	LEU
2	Q	2361	LYS
2	Q	2403	PHE
2	Q	2441	ARG
2	Q	2448	THR
2	Q	2450	ILE
2	Q	2466	THR
2	Q	2497	GLU
2	Q	2500	ILE
2	Q	2503	ASN
2	Q	2533	ASP
2	Q	2547	MET
2	Q	2548	CYS
2	Q	2555	GLU
2	Q	2556	TYR
2	Q	2561	HIS
2	Q	2571	ARG
2	Q	2572	VAL

Continued on next page...

Continued from previous page...

Mol	Chain	Res	Type
2	Q	2575	LEU
2	Q	2579	GLU
2	Q	2581	MET
2	Q	2593	TRP
2	Q	2595	TRP
2	Q	2600	ASP
2	Q	2617	ASP
2	Q	2631	TYR
2	Q	2643	GLU
2	Q	2651	GLN
2	Q	2699	MET
2	Q	2750	ILE
2	Q	2758	THR
2	Q	2768	LEU
2	Q	2769	PHE
2	Q	2772	LYS
2	Q	2781	LEU
2	Q	2788	ILE
2	Q	2802	ASP
2	Q	2814	LYS
2	Q	2816	SER
2	Q	2830	GLN
2	Q	2847	HIS
2	Q	2848	PHE
2	Q	2851	ASN
2	Q	2863	ARG
2	Q	2868	GLU
2	Q	2873	HIS
2	Q	2877	ILE
2	Q	2878	ARG
2	Q	2879	LEU
2	Q	2880	GLU
2	Q	2882	GLU
2	Q	2883	ILE
2	Q	2891	LEU
2	Q	2895	SER
2	Q	2898	LYS
2	Q	2900	SER
2	Q	2907	LYS
3	R	2929[A]	SER
3	R	2929[B]	SER
3	R	2930[A]	LEU

Continued on next page...

Continued from previous page...

Mol	Chain	Res	Type
3	R	2930[B]	LEU
3	R	2931[A]	THR
3	R	2931[B]	THR
3	R	2933[A]	SER
3	R	2933[B]	SER
3	R	2935[A]	ILE
3	R	2935[B]	ILE
3	R	2942[A]	LEU
3	R	2942[B]	LEU
3	R	2946[A]	GLN
3	R	2946[B]	GLN
3	R	2949[A]	LYS
3	R	2949[B]	LYS
3	R	2954[A]	TYR
3	R	2954[B]	TYR
3	R	2959[A]	SER
3	R	2959[B]	SER
3	R	2960[A]	PHE
3	R	2960[B]	PHE
3	R	2963[A]	MET
3	R	2963[B]	MET
3	R	2965[A]	LEU
3	R	2965[B]	LEU
3	R	2968[A]	GLN
3	R	2968[B]	GLN
3	R	2973[A]	THR
3	R	2973[B]	THR
3	R	2980[A]	HIS
3	R	2980[B]	HIS
3	R	2982[A]	MET
3	R	2982[B]	MET
3	R	2990[A]	ARG
3	R	2990[B]	ARG
3	R	2995[A]	GLN
3	R	2995[B]	GLN
3	R	2996[A]	MET
3	R	2996[B]	MET
3	R	3000[A]	LEU
3	R	3000[B]	LEU
3	R	3001[A]	LYS
3	R	3001[B]	LYS
3	R	3006[A]	LYS

Continued on next page...

Continued from previous page...

Mol	Chain	Res	Type
3	R	3006[B]	LYS
3	R	3019[A]	HIS
3	R	3019[B]	HIS
3	R	3021[A]	LEU
3	R	3021[B]	LEU
3	R	3023[A]	ILE
3	R	3023[B]	ILE
3	R	3024[A]	LEU
3	R	3024[B]	LEU
3	R	3026[A]	THR
3	R	3026[B]	THR
3	R	3029[A]	LYS
3	R	3029[B]	LYS
3	R	3030[A]	ASN
3	R	3030[B]	ASN
3	R	3042[A]	ASP
3	R	3042[B]	ASP
3	R	3044[A]	LYS
3	R	3044[B]	LYS
3	R	3048[A]	ASP
3	R	3048[B]	ASP
3	R	3063[A]	SER
3	R	3063[B]	SER
3	R	3067[A]	ARG
3	R	3067[B]	ARG
3	R	3077[A]	ASP
3	R	3077[B]	ASP
3	R	3081[A]	PHE
3	R	3081[B]	PHE
3	R	3107[A]	LEU
3	R	3107[B]	LEU
3	R	3110[A]	THR
3	R	3110[B]	THR
3	R	3111[A]	SER
3	R	3111[B]	SER
3	R	3115[A]	LEU
3	R	3115[B]	LEU
3	R	3123[A]	THR
3	R	3123[B]	THR
3	R	3131[A]	GLN
3	R	3131[B]	GLN
3	R	3133[A]	LEU

Continued on next page...

Continued from previous page...

Mol	Chain	Res	Type
3	R	3133[B]	LEU
3	R	3134[A]	GLN
3	R	3134[B]	GLN
3	R	3135[A]	LYS
3	R	3135[B]	LYS
3	R	3139[A]	LEU
3	R	3139[B]	LEU
3	R	3141[A]	TYR
3	R	3141[B]	TYR
3	R	3147[A]	GLU
3	R	3147[B]	GLU
3	R	3151[A]	LEU
3	R	3151[B]	LEU
3	R	3156[A]	MET
3	R	3156[B]	MET
3	R	3159[A]	SER
3	R	3159[B]	SER
3	R	3160[A]	SER
3	R	3160[B]	SER
3	R	3161[A]	GLU
3	R	3161[B]	GLU
3	R	3162[A]	ASP
3	R	3162[B]	ASP
3	R	3163[A]	ASN
3	R	3163[B]	ASN
3	R	3169[A]	LYS
3	R	3169[B]	LYS
3	R	3172[A]	SER
3	R	3172[B]	SER
3	R	3176[A]	LYS
3	R	3176[B]	LYS
3	R	3181[A]	GLN
3	R	3181[B]	GLN
3	R	3182[A]	GLN
3	R	3182[B]	GLN
3	R	3185[A]	TYR
3	R	3185[B]	TYR
3	R	3186[A]	GLU
3	R	3186[B]	GLU
3	R	3188[A]	ASP
3	R	3188[B]	ASP
3	R	3191[A]	ASN

Continued on next page...

Continued from previous page...

Mol	Chain	Res	Type
3	R	3191[B]	ASN
3	R	3192[A]	PHE
3	R	3192[B]	PHE
3	R	3193[A]	HIS
3	R	3193[B]	HIS
3	R	3195[A]	MET
3	R	3195[B]	MET
3	R	3200[A]	LEU
3	R	3200[B]	LEU
3	R	3205[A]	LYS
3	R	3205[B]	LYS
3	R	3210[A]	LYS
3	R	3210[B]	LYS
3	R	3211[A]	ASP
3	R	3211[B]	ASP
3	R	3212[A]	ARG
3	R	3212[B]	ARG
3	R	3218[A]	LEU
3	R	3218[B]	LEU
3	R	3220[A]	ARG
3	R	3220[B]	ARG
3	R	3222[A]	ILE
3	R	3222[B]	ILE
3	R	3224[A]	GLN
3	R	3224[B]	GLN
3	R	3225[A]	SER
3	R	3225[B]	SER
3	R	3230[A]	PHE
3	R	3230[B]	PHE
3	R	3244[A]	THR
3	R	3244[B]	THR
3	R	3251[A]	ASP
3	R	3251[B]	ASP
3	R	3260[A]	ARG
3	R	3260[B]	ARG
3	R	3264[A]	TYR
3	R	3264[B]	TYR
3	R	3267[A]	SER
3	R	3267[B]	SER
3	R	3268[A]	LYS
3	R	3268[B]	LYS
3	R	3271[A]	VAL

Continued on next page...

Continued from previous page...

Mol	Chain	Res	Type
3	R	3271[B]	VAL
3	R	3272[A]	HIS
3	R	3272[B]	HIS
3	R	3274[A]	ARG
3	R	3274[B]	ARG
3	R	3276[A]	ASP
3	R	3276[B]	ASP
3	R	3278[A]	HIS
3	R	3278[B]	HIS
3	R	3279[A]	ASP
3	R	3279[B]	ASP
3	R	3283[A]	ILE
3	R	3283[B]	ILE
3	R	3284[A]	LYS
3	R	3284[B]	LYS
3	R	3286[A]	THR
3	R	3286[B]	THR
3	R	3287[A]	ILE
3	R	3287[B]	ILE
3	R	3288[A]	MET
3	R	3288[B]	MET
3	R	3293[A]	LYS
3	R	3293[B]	LYS
3	R	3297[A]	PRO
3	R	3297[B]	PRO
3	R	3302[A]	SER
3	R	3302[B]	SER
3	R	3304[A]	THR
3	R	3304[B]	THR
3	R	3306[A]	LEU
3	R	3306[B]	LEU
3	R	3308[A]	LYS
3	R	3308[B]	LYS
1	S	2	LEU
1	S	17	ASN
1	S	37	ILE
1	S	62	MET
1	S	67	MET
1	S	70	ARG
1	S	83	HIS
1	S	89	ILE
1	S	117	LYS

Continued on next page...

Continued from previous page...

Mol	Chain	Res	Type
1	S	130	PHE
1	S	142	ARG
1	S	148	GLN
1	S	149	GLU
1	S	152	LYS
1	S	179	HIS
1	S	185	LEU
1	S	205	LEU
1	S	214	GLU
1	S	226	HIS
1	S	227	ARG
1	S	238	ASN
1	S	239	LEU
1	S	266	LEU
1	S	289	LEU
1	S	296	ARG
1	S	308	LEU
1	S	326	GLU
1	S	327	ASP
1	S	329	ARG
1	S	331	SER
1	S	332	ASP
1	S	336	ASN
1	S	386	ILE
1	S	391	MET
1	S	393	THR
1	S	394	GLN
1	S	398	ARG
1	S	407	GLN
1	S	420	SER
1	S	424	PHE
1	S	450	LYS
1	S	456	GLN
1	S	472	ASP
1	S	474	LEU
1	S	486	THR
1	S	509	ILE
1	S	525	SER
1	S	559	THR
1	S	562	GLN
1	S	564	ASP
1	S	568	PHE

Continued on next page...

Continued from previous page...

Mol	Chain	Res	Type
1	S	569	LYS
1	S	570	GLN
1	S	572	SER
1	S	573	LYS
1	S	576	HIS
1	S	597	VAL
1	S	603	HIS
1	S	609	TRP
1	S	613	SER
1	S	618	MET
1	S	624	THR
1	S	633	HIS
1	S	688	VAL
1	S	705	THR
1	S	729	VAL
1	S	741	SER
1	S	754	GLU
1	S	775	ARG
1	S	797	THR
1	S	803	LYS
1	S	806	ASN
1	S	810	LEU
1	S	813	THR
1	S	828	ASP
1	S	831	VAL
1	S	832	LYS
1	S	836	GLN
1	S	838	ARG
1	S	841	LYS
1	S	861	PHE
1	S	865	LYS
1	S	868	THR
1	S	877	HIS
1	S	880	THR
1	S	881	GLN
1	S	891	LYS
1	S	896	HIS
1	S	917	LEU
1	S	920	ASN
1	S	929	TRP
1	S	930	ASP
1	S	935	ILE

Continued on next page...

Continued from previous page...

Mol	Chain	Res	Type
1	S	943	LEU
1	S	953	GLU
1	S	955	LYS
1	S	977	GLU
1	S	989	THR
1	S	999	LEU
1	S	1015	HIS
1	S	1017	HIS
1	S	1025	THR
1	S	1059	LEU
1	S	1075	GLU
1	S	1078	ARG
1	S	1089	ASP
1	S	1097	ARG
1	S	1106	PHE
1	S	1120	GLU
1	S	1121	LEU
1	S	1126	ILE
1	S	1131	ARG
1	S	1137	LYS
1	S	1145	THR
1	S	1153	LYS
1	S	1155	LEU
1	S	1157	VAL
1	S	1160	PHE
1	S	1164	ASP
1	S	1166	THR
1	S	1167	ASP
1	S	1181	GLU
1	S	1190	ARG
1	S	1196	ILE
1	S	1200	MET
1	S	1217	ILE
1	S	1219	ASP
1	S	1224	GLU
1	S	1225	VAL
1	S	1228	LEU
1	S	1230	LEU
1	S	1242	ASN
1	S	1243	PHE
1	S	1258	ARG
1	S	1260	ARG

Continued on next page...

Continued from previous page...

Mol	Chain	Res	Type
1	S	1284	GLU
1	S	1286	ARG
1	S	1302	SER
1	S	1325	LEU
1	S	1341	VAL
1	S	1354	GLU
1	S	1371	GLN
1	S	1396	GLU
1	S	1398	PHE
1	S	1408	LEU
1	S	1427	HIS
1	S	1441	SER
1	S	1465	TRP
1	S	1484	CYS
1	S	1494	ARG
1	S	1500	THR
1	S	1559	LEU
1	S	1568	VAL
1	S	1597	THR
1	S	1620	LEU
1	S	1622	GLN
1	S	1632	LEU
1	S	1641	THR
1	S	1643	LYS
1	S	1644	ILE
2	T	2089	ARG
2	T	2114	ARG
2	T	2117	ASP
2	T	2131	LEU
2	T	2132	CYS
2	T	2145	LEU
2	T	2160	VAL
2	T	2166	LEU
2	T	2180	TRP
2	T	2185	THR
2	T	2186	GLU
2	T	2215	SER
2	T	2222	MET
2	T	2237	LEU
2	T	2241	THR
2	T	2260	GLU
2	T	2267	HIS

Continued on next page...

Continued from previous page...

Mol	Chain	Res	Type
2	T	2327	GLU
2	T	2333	LEU
2	T	2344	LEU
2	T	2349	THR
2	T	2359	ASN
2	T	2361	LYS
2	T	2370	MET
2	T	2424	SER
2	T	2425	HIS
2	T	2441	ARG
2	T	2445	MET
2	T	2478	GLU
2	T	2505	ILE
2	T	2507	ARG
2	T	2548	CYS
2	T	2556	TYR
2	T	2558	CYS
2	T	2561	HIS
2	T	2572	VAL
2	T	2575	LEU
2	T	2579	GLU
2	T	2580	SER
2	T	2581	MET
2	T	2595	TRP
2	T	2601	ASN
2	T	2617	ASP
2	T	2625	LEU
2	T	2630	LYS
2	T	2643	GLU
2	T	2652	LYS
2	T	2662	LEU
2	T	2680	HIS
2	T	2723	GLU
2	T	2739	LEU
2	T	2758	THR
2	T	2768	LEU
2	T	2769	PHE
2	T	2772	LYS
2	T	2809	LEU
2	T	2823	ILE
2	T	2828	ASP
2	T	2831	GLU

Continued on next page...

Continued from previous page...

Mol	Chain	Res	Type
2	T	2848	PHE
2	T	2851	ASN
2	T	2865	ILE
2	T	2872	GLU
2	T	2873	HIS
2	T	2876	LYS
2	T	2878	ARG
2	T	2882	GLU
2	T	2890	VAL
2	T	2891	LEU
2	T	2892	ASP
2	T	2901	LEU
3	U	2929[A]	SER
3	U	2929[B]	SER
3	U	2930[A]	LEU
3	U	2930[B]	LEU
3	U	2931[A]	THR
3	U	2931[B]	THR
3	U	2933[A]	SER
3	U	2933[B]	SER
3	U	2935[A]	ILE
3	U	2935[B]	ILE
3	U	2942[A]	LEU
3	U	2942[B]	LEU
3	U	2946[A]	GLN
3	U	2946[B]	GLN
3	U	2949[A]	LYS
3	U	2949[B]	LYS
3	U	2954[A]	TYR
3	U	2954[B]	TYR
3	U	2959[A]	SER
3	U	2959[B]	SER
3	U	2960[A]	PHE
3	U	2960[B]	PHE
3	U	2963[A]	MET
3	U	2963[B]	MET
3	U	2965[A]	LEU
3	U	2965[B]	LEU
3	U	2968[A]	GLN
3	U	2968[B]	GLN
3	U	2973[A]	THR
3	U	2973[B]	THR

Continued on next page...

Continued from previous page...

Mol	Chain	Res	Type
3	U	2980[A]	HIS
3	U	2980[B]	HIS
3	U	2982[A]	MET
3	U	2982[B]	MET
3	U	2990[A]	ARG
3	U	2990[B]	ARG
3	U	2995[A]	GLN
3	U	2995[B]	GLN
3	U	2996[A]	MET
3	U	2996[B]	MET
3	U	3000[A]	LEU
3	U	3000[B]	LEU
3	U	3001[A]	LYS
3	U	3001[B]	LYS
3	U	3006[A]	LYS
3	U	3006[B]	LYS
3	U	3019[A]	HIS
3	U	3019[B]	HIS
3	U	3021[A]	LEU
3	U	3021[B]	LEU
3	U	3023[A]	ILE
3	U	3023[B]	ILE
3	U	3024[A]	LEU
3	U	3024[B]	LEU
3	U	3026[A]	THR
3	U	3026[B]	THR
3	U	3029[A]	LYS
3	U	3029[B]	LYS
3	U	3030[A]	ASN
3	U	3030[B]	ASN
3	U	3042[A]	ASP
3	U	3042[B]	ASP
3	U	3044[A]	LYS
3	U	3044[B]	LYS
3	U	3048[A]	ASP
3	U	3048[B]	ASP
3	U	3063[A]	SER
3	U	3063[B]	SER
3	U	3067[A]	ARG
3	U	3067[B]	ARG
3	U	3077[A]	ASP
3	U	3077[B]	ASP

Continued on next page...

Continued from previous page...

Mol	Chain	Res	Type
3	U	3081[A]	PHE
3	U	3081[B]	PHE
3	U	3107[A]	LEU
3	U	3107[B]	LEU
3	U	3110[A]	THR
3	U	3110[B]	THR
3	U	3111[A]	SER
3	U	3111[B]	SER
3	U	3115[A]	LEU
3	U	3115[B]	LEU
3	U	3123[A]	THR
3	U	3123[B]	THR
3	U	3131[A]	GLN
3	U	3131[B]	GLN
3	U	3133[A]	LEU
3	U	3133[B]	LEU
3	U	3134[A]	GLN
3	U	3134[B]	GLN
3	U	3135[A]	LYS
3	U	3135[B]	LYS
3	U	3139[A]	LEU
3	U	3139[B]	LEU
3	U	3141[A]	TYR
3	U	3141[B]	TYR
3	U	3147[A]	GLU
3	U	3147[B]	GLU
3	U	3151[A]	LEU
3	U	3151[B]	LEU
3	U	3156[A]	MET
3	U	3156[B]	MET
3	U	3159[A]	SER
3	U	3159[B]	SER
3	U	3160[A]	SER
3	U	3160[B]	SER
3	U	3161[A]	GLU
3	U	3161[B]	GLU
3	U	3162[A]	ASP
3	U	3162[B]	ASP
3	U	3163[A]	ASN
3	U	3163[B]	ASN
3	U	3169[A]	LYS
3	U	3169[B]	LYS

Continued on next page...

Continued from previous page...

Mol	Chain	Res	Type
3	U	3172[A]	SER
3	U	3172[B]	SER
3	U	3176[A]	LYS
3	U	3176[B]	LYS
3	U	3181[A]	GLN
3	U	3181[B]	GLN
3	U	3182[A]	GLN
3	U	3182[B]	GLN
3	U	3185[A]	TYR
3	U	3185[B]	TYR
3	U	3186[A]	GLU
3	U	3186[B]	GLU
3	U	3188[A]	ASP
3	U	3188[B]	ASP
3	U	3191[A]	ASN
3	U	3191[B]	ASN
3	U	3192[A]	PHE
3	U	3192[B]	PHE
3	U	3193[A]	HIS
3	U	3193[B]	HIS
3	U	3195[A]	MET
3	U	3195[B]	MET
3	U	3200[A]	LEU
3	U	3200[B]	LEU
3	U	3205[A]	LYS
3	U	3205[B]	LYS
3	U	3210[A]	LYS
3	U	3210[B]	LYS
3	U	3211[A]	ASP
3	U	3211[B]	ASP
3	U	3212[A]	ARG
3	U	3212[B]	ARG
3	U	3218[A]	LEU
3	U	3218[B]	LEU
3	U	3220[A]	ARG
3	U	3220[B]	ARG
3	U	3222[A]	ILE
3	U	3222[B]	ILE
3	U	3224[A]	GLN
3	U	3224[B]	GLN
3	U	3225[A]	SER
3	U	3225[B]	SER

Continued on next page...

Continued from previous page...

Mol	Chain	Res	Type
3	U	3230[A]	PHE
3	U	3230[B]	PHE
3	U	3244[A]	THR
3	U	3244[B]	THR
3	U	3251[A]	ASP
3	U	3251[B]	ASP
3	U	3260[A]	ARG
3	U	3260[B]	ARG
3	U	3264[A]	TYR
3	U	3264[B]	TYR
3	U	3267[A]	SER
3	U	3267[B]	SER
3	U	3268[A]	LYS
3	U	3268[B]	LYS
3	U	3271[A]	VAL
3	U	3271[B]	VAL
3	U	3272[A]	HIS
3	U	3272[B]	HIS
3	U	3274[A]	ARG
3	U	3274[B]	ARG
3	U	3276[A]	ASP
3	U	3276[B]	ASP
3	U	3278[A]	HIS
3	U	3278[B]	HIS
3	U	3279[A]	ASP
3	U	3279[B]	ASP
3	U	3283[A]	ILE
3	U	3283[B]	ILE
3	U	3284[A]	LYS
3	U	3284[B]	LYS
3	U	3286[A]	THR
3	U	3286[B]	THR
3	U	3287[A]	ILE
3	U	3287[B]	ILE
3	U	3288[A]	MET
3	U	3288[B]	MET
3	U	3293[A]	LYS
3	U	3293[B]	LYS
3	U	3297[A]	PRO
3	U	3297[B]	PRO
3	U	3302[A]	SER
3	U	3302[B]	SER

Continued on next page...

Continued from previous page...

Mol	Chain	Res	Type
3	U	3304[A]	THR
3	U	3304[B]	THR
3	U	3306[A]	LEU
3	U	3306[B]	LEU
3	U	3308[A]	LYS
3	U	3308[B]	LYS
1	V	51	ASP
1	V	67	MET
1	V	70	ARG
1	V	96	LYS
1	V	111	ILE
1	V	120	LYS
1	V	121	ASN
1	V	132	ASN
1	V	133	LYS
1	V	134	VAL
1	V	149	GLU
1	V	151	GLN
1	V	160	LEU
1	V	163	LEU
1	V	179	HIS
1	V	185	LEU
1	V	193	SER
1	V	205	LEU
1	V	223	LEU
1	V	235	CYS
1	V	245	GLU
1	V	249	ARG
1	V	250	ASP
1	V	264	SER
1	V	266	LEU
1	V	289	LEU
1	V	290	GLU
1	V	326	GLU
1	V	336	ASN
1	V	337	ASP
1	V	354	PHE
1	V	365	THR
1	V	386	ILE
1	V	387	ASN
1	V	390	LEU
1	V	391	MET

Continued on next page...

Continued from previous page...

Mol	Chain	Res	Type
1	V	393	THR
1	V	395	THR
1	V	407	GLN
1	V	416	ASN
1	V	424	PHE
1	V	434	GLU
1	V	450	LYS
1	V	456	GLN
1	V	472	ASP
1	V	474	LEU
1	V	494	VAL
1	V	511	VAL
1	V	518	LYS
1	V	527	LEU
1	V	529	ASP
1	V	560	SER
1	V	564	ASP
1	V	567	LEU
1	V	568	PHE
1	V	570	GLN
1	V	589	GLN
1	V	603	HIS
1	V	625	SER
1	V	633	HIS
1	V	684	ARG
1	V	688	VAL
1	V	719	TYR
1	V	744	VAL
1	V	770	THR
1	V	775	ARG
1	V	776	VAL
1	V	781	ILE
1	V	797	THR
1	V	830	ASN
1	V	831	VAL
1	V	834	ASP
1	V	835	GLU
1	V	841	LYS
1	V	842	ASN
1	V	861	PHE
1	V	864	ASP
1	V	865	LYS

Continued on next page...

Continued from previous page...

Mol	Chain	Res	Type
1	V	879	SER
1	V	907	ARG
1	V	909	ILE
1	V	935	ILE
1	V	941	LEU
1	V	949	ASP
1	V	951	ASN
1	V	953	GLU
1	V	955	LYS
1	V	961	SER
1	V	965	ASP
1	V	979	LEU
1	V	980	TYR
1	V	981	GLU
1	V	984	ASP
1	V	987	LYS
1	V	999	LEU
1	V	1001	GLN
1	V	1002	GLU
1	V	1013	ILE
1	V	1015	HIS
1	V	1017	HIS
1	V	1033	LEU
1	V	1068	ASN
1	V	1075	GLU
1	V	1078	ARG
1	V	1088	SER
1	V	1090	ILE
1	V	1091	ASN
1	V	1106	PHE
1	V	1118	THR
1	V	1122	ASN
1	V	1126	ILE
1	V	1140	ASN
1	V	1153	LYS
1	V	1157	VAL
1	V	1160	PHE
1	V	1174	GLU
1	V	1181	GLU
1	V	1182	ASN
1	V	1196	ILE
1	V	1205	LEU

Continued on next page...

Continued from previous page...

Mol	Chain	Res	Type
1	V	1206	HIS
1	V	1207	TYR
1	V	1215	LEU
1	V	1221	THR
1	V	1226	THR
1	V	1229	LYS
1	V	1230	LEU
1	V	1243	PHE
1	V	1247	ARG
1	V	1249	TRP
1	V	1258	ARG
1	V	1260	ARG
1	V	1267	GLU
1	V	1286	ARG
1	V	1304	ASP
1	V	1309	HIS
1	V	1313	LEU
1	V	1348	TRP
1	V	1381	LYS
1	V	1396	GLU
1	V	1415	ASP
1	V	1427	HIS
1	V	1430	ILE
1	V	1433	TRP
1	V	1441	SER
1	V	1484	CYS
1	V	1494	ARG
1	V	1509	THR
1	V	1516	VAL
1	V	1568	VAL
1	V	1580	GLU
1	V	1604	ASP
1	V	1608	ARG
1	V	1620	LEU
1	V	1622	GLN
1	V	1632	LEU
1	V	1641	THR
1	V	1643	LYS
1	V	1649	THR
2	W	2089	ARG
2	W	2108	LYS
2	W	2114	ARG

Continued on next page...

Continued from previous page...

Mol	Chain	Res	Type
2	W	2138	LYS
2	W	2143	CYS
2	W	2145	LEU
2	W	2160	VAL
2	W	2180	TRP
2	W	2184	MET
2	W	2185	THR
2	W	2187	VAL
2	W	2191	LEU
2	W	2205	THR
2	W	2215	SER
2	W	2233	GLU
2	W	2237	LEU
2	W	2241	THR
2	W	2244	PHE
2	W	2260	GLU
2	W	2267	HIS
2	W	2270	ILE
2	W	2309	GLN
2	W	2327	GLU
2	W	2333	LEU
2	W	2349	THR
2	W	2361	LYS
2	W	2403	PHE
2	W	2416	ASP
2	W	2417	VAL
2	W	2448	THR
2	W	2480	LEU
2	W	2500	ILE
2	W	2507	ARG
2	W	2533	ASP
2	W	2556	TYR
2	W	2561	HIS
2	W	2575	LEU
2	W	2579	GLU
2	W	2595	TRP
2	W	2617	ASP
2	W	2620	ILE
2	W	2631	TYR
2	W	2644	LEU
2	W	2655	THR
2	W	2680	HIS

Continued on next page...

Continued from previous page...

Mol	Chain	Res	Type
2	W	2723	GLU
2	W	2742	MET
2	W	2746	MET
2	W	2758	THR
2	W	2768	LEU
2	W	2769	PHE
2	W	2772	LYS
2	W	2780	HIS
2	W	2784	HIS
2	W	2794	LEU
2	W	2811	HIS
2	W	2814	LYS
2	W	2816	SER
2	W	2828	ASP
2	W	2830	GLN
2	W	2848	PHE
2	W	2851	ASN
2	W	2856	ILE
2	W	2861	LYS
2	W	2868	GLU
2	W	2873	HIS
2	W	2876	LYS
2	W	2878	ARG
2	W	2879	LEU
2	W	2891	LEU
2	W	2895	SER
2	W	2898	LYS
3	X	2929[A]	SER
3	X	2929[B]	SER
3	X	2930[A]	LEU
3	X	2930[B]	LEU
3	X	2931[A]	THR
3	X	2931[B]	THR
3	X	2933[A]	SER
3	X	2933[B]	SER
3	X	2935[A]	ILE
3	X	2935[B]	ILE
3	X	2942[A]	LEU
3	X	2942[B]	LEU
3	X	2946[A]	GLN
3	X	2946[B]	GLN
3	X	2949[A]	LYS

Continued on next page...

Continued from previous page...

Mol	Chain	Res	Type
3	X	2949[B]	LYS
3	X	2954[A]	TYR
3	X	2954[B]	TYR
3	X	2959[A]	SER
3	X	2959[B]	SER
3	X	2960[A]	PHE
3	X	2960[B]	PHE
3	X	2963[A]	MET
3	X	2963[B]	MET
3	X	2965[A]	LEU
3	X	2965[B]	LEU
3	X	2968[A]	GLN
3	X	2968[B]	GLN
3	X	2973[A]	THR
3	X	2973[B]	THR
3	X	2980[A]	HIS
3	X	2980[B]	HIS
3	X	2982[A]	MET
3	X	2982[B]	MET
3	X	2990[A]	ARG
3	X	2990[B]	ARG
3	X	2995[A]	GLN
3	X	2995[B]	GLN
3	X	2996[A]	MET
3	X	2996[B]	MET
3	X	3000[A]	LEU
3	X	3000[B]	LEU
3	X	3001[A]	LYS
3	X	3001[B]	LYS
3	X	3006[A]	LYS
3	X	3006[B]	LYS
3	X	3019[A]	HIS
3	X	3019[B]	HIS
3	X	3021[A]	LEU
3	X	3021[B]	LEU
3	X	3023[A]	ILE
3	X	3023[B]	ILE
3	X	3024[A]	LEU
3	X	3024[B]	LEU
3	X	3026[A]	THR
3	X	3026[B]	THR
3	X	3029[A]	LYS

Continued on next page...

Continued from previous page...

Mol	Chain	Res	Type
3	X	3029[B]	LYS
3	X	3030[A]	ASN
3	X	3030[B]	ASN
3	X	3042[A]	ASP
3	X	3042[B]	ASP
3	X	3044[A]	LYS
3	X	3044[B]	LYS
3	X	3048[A]	ASP
3	X	3048[B]	ASP
3	X	3063[A]	SER
3	X	3063[B]	SER
3	X	3067[A]	ARG
3	X	3067[B]	ARG
3	X	3077[A]	ASP
3	X	3077[B]	ASP
3	X	3081[A]	PHE
3	X	3081[B]	PHE
3	X	3107[A]	LEU
3	X	3107[B]	LEU
3	X	3110[A]	THR
3	X	3110[B]	THR
3	X	3111[A]	SER
3	X	3111[B]	SER
3	X	3115[A]	LEU
3	X	3115[B]	LEU
3	X	3123[A]	THR
3	X	3123[B]	THR
3	X	3131[A]	GLN
3	X	3131[B]	GLN
3	X	3133[A]	LEU
3	X	3133[B]	LEU
3	X	3134[A]	GLN
3	X	3134[B]	GLN
3	X	3135[A]	LYS
3	X	3135[B]	LYS
3	X	3139[A]	LEU
3	X	3139[B]	LEU
3	X	3141[A]	TYR
3	X	3141[B]	TYR
3	X	3147[A]	GLU
3	X	3147[B]	GLU
3	X	3151[A]	LEU

Continued on next page...

Continued from previous page...

Mol	Chain	Res	Type
3	X	3151[B]	LEU
3	X	3156[A]	MET
3	X	3156[B]	MET
3	X	3159[A]	SER
3	X	3159[B]	SER
3	X	3160[A]	SER
3	X	3160[B]	SER
3	X	3161[A]	GLU
3	X	3161[B]	GLU
3	X	3162[A]	ASP
3	X	3162[B]	ASP
3	X	3163[A]	ASN
3	X	3163[B]	ASN
3	X	3169[A]	LYS
3	X	3169[B]	LYS
3	X	3172[A]	SER
3	X	3172[B]	SER
3	X	3176[A]	LYS
3	X	3176[B]	LYS
3	X	3181[A]	GLN
3	X	3181[B]	GLN
3	X	3182[A]	GLN
3	X	3182[B]	GLN
3	X	3185[A]	TYR
3	X	3185[B]	TYR
3	X	3186[A]	GLU
3	X	3186[B]	GLU
3	X	3188[A]	ASP
3	X	3188[B]	ASP
3	X	3191[A]	ASN
3	X	3191[B]	ASN
3	X	3192[A]	PHE
3	X	3192[B]	PHE
3	X	3193[A]	HIS
3	X	3193[B]	HIS
3	X	3195[A]	MET
3	X	3195[B]	MET
3	X	3200[A]	LEU
3	X	3200[B]	LEU
3	X	3205[A]	LYS
3	X	3205[B]	LYS
3	X	3210[A]	LYS

Continued on next page...

Continued from previous page...

Mol	Chain	Res	Type
3	X	3210[B]	LYS
3	X	3211[A]	ASP
3	X	3211[B]	ASP
3	X	3212[A]	ARG
3	X	3212[B]	ARG
3	X	3218[A]	LEU
3	X	3218[B]	LEU
3	X	3220[A]	ARG
3	X	3220[B]	ARG
3	X	3222[A]	ILE
3	X	3222[B]	ILE
3	X	3224[A]	GLN
3	X	3224[B]	GLN
3	X	3225[A]	SER
3	X	3225[B]	SER
3	X	3230[A]	PHE
3	X	3230[B]	PHE
3	X	3244[A]	THR
3	X	3244[B]	THR
3	X	3251[A]	ASP
3	X	3251[B]	ASP
3	X	3260[A]	ARG
3	X	3260[B]	ARG
3	X	3264[A]	TYR
3	X	3264[B]	TYR
3	X	3267[A]	SER
3	X	3267[B]	SER
3	X	3268[A]	LYS
3	X	3268[B]	LYS
3	X	3271[A]	VAL
3	X	3271[B]	VAL
3	X	3272[A]	HIS
3	X	3272[B]	HIS
3	X	3274[A]	ARG
3	X	3274[B]	ARG
3	X	3276[A]	ASP
3	X	3276[B]	ASP
3	X	3278[A]	HIS
3	X	3278[B]	HIS
3	X	3279[A]	ASP
3	X	3279[B]	ASP
3	X	3283[A]	ILE

Continued on next page...

Continued from previous page...

Mol	Chain	Res	Type
3	X	3283[B]	ILE
3	X	3284[A]	LYS
3	X	3284[B]	LYS
3	X	3286[A]	THR
3	X	3286[B]	THR
3	X	3287[A]	ILE
3	X	3287[B]	ILE
3	X	3288[A]	MET
3	X	3288[B]	MET
3	X	3293[A]	LYS
3	X	3293[B]	LYS
3	X	3297[A]	PRO
3	X	3297[B]	PRO
3	X	3302[A]	SER
3	X	3302[B]	SER
3	X	3304[A]	THR
3	X	3304[B]	THR
3	X	3306[A]	LEU
3	X	3306[B]	LEU
3	X	3308[A]	LYS
3	X	3308[B]	LYS
1	Y	2	LEU
1	Y	4	ARG
1	Y	17	ASN
1	Y	28	ASP
1	Y	57	CYS
1	Y	62	MET
1	Y	67	MET
1	Y	70	ARG
1	Y	86	THR
1	Y	104	LEU
1	Y	116	LYS
1	Y	117	LYS
1	Y	119	LYS
1	Y	132	ASN
1	Y	133	LYS
1	Y	140	ASP
1	Y	152	LYS
1	Y	163	LEU
1	Y	167	ASP
1	Y	179	HIS
1	Y	182	ILE

Continued on next page...

Continued from previous page...

Mol	Chain	Res	Type
1	Y	185	LEU
1	Y	192	HIS
1	Y	193	SER
1	Y	205	LEU
1	Y	214	GLU
1	Y	221	GLN
1	Y	226	HIS
1	Y	235	CYS
1	Y	238	ASN
1	Y	239	LEU
1	Y	264	SER
1	Y	266	LEU
1	Y	281	LEU
1	Y	285	THR
1	Y	289	LEU
1	Y	325	THR
1	Y	326	GLU
1	Y	329	ARG
1	Y	330	GLN
1	Y	336	ASN
1	Y	350	MET
1	Y	365	THR
1	Y	386	ILE
1	Y	387	ASN
1	Y	391	MET
1	Y	407	GLN
1	Y	411	ASP
1	Y	413	ASN
1	Y	415	VAL
1	Y	418	ASP
1	Y	424	PHE
1	Y	444	GLU
1	Y	448	SER
1	Y	450	LYS
1	Y	467	LYS
1	Y	476	ARG
1	Y	509	ILE
1	Y	515	ASP
1	Y	527	LEU
1	Y	560	SER
1	Y	565	GLU
1	Y	566	ARG

Continued on next page...

Continued from previous page...

Mol	Chain	Res	Type
1	Y	567	LEU
1	Y	569	LYS
1	Y	570	GLN
1	Y	575	ASP
1	Y	578	PHE
1	Y	597	VAL
1	Y	603	HIS
1	Y	609	TRP
1	Y	610	THR
1	Y	619	SER
1	Y	624	THR
1	Y	633	HIS
1	Y	692	VAL
1	Y	696	GLN
1	Y	722	GLU
1	Y	736	MET
1	Y	739	GLN
1	Y	744	VAL
1	Y	788	LEU
1	Y	797	THR
1	Y	805	VAL
1	Y	806	ASN
1	Y	819	ILE
1	Y	826	ILE
1	Y	832	LYS
1	Y	836	GLN
1	Y	865	LYS
1	Y	866	GLU
1	Y	896	HIS
1	Y	901	THR
1	Y	917	LEU
1	Y	930	ASP
1	Y	935	ILE
1	Y	948	THR
1	Y	951	ASN
1	Y	965	ASP
1	Y	967	ILE
1	Y	979	LEU
1	Y	981	GLU
1	Y	987	LYS
1	Y	989	THR
1	Y	991	LEU

Continued on next page...

Continued from previous page...

Mol	Chain	Res	Type
1	Y	995	ILE
1	Y	999	LEU
1	Y	1001	GLN
1	Y	1007	PHE
1	Y	1015	HIS
1	Y	1017	HIS
1	Y	1025	THR
1	Y	1030	MET
1	Y	1033	LEU
1	Y	1067	TYR
1	Y	1075	GLU
1	Y	1077	LEU
1	Y	1086	LEU
1	Y	1093	ASP
1	Y	1097	ARG
1	Y	1122	ASN
1	Y	1140	ASN
1	Y	1142	VAL
1	Y	1145	THR
1	Y	1154	SER
1	Y	1157	VAL
1	Y	1160	PHE
1	Y	1161	ILE
1	Y	1164	ASP
1	Y	1170	MET
1	Y	1228	LEU
1	Y	1230	LEU
1	Y	1231	VAL
1	Y	1232	THR
1	Y	1245	GLU
1	Y	1247	ARG
1	Y	1258	ARG
1	Y	1260	ARG
1	Y	1286	ARG
1	Y	1304	ASP
1	Y	1307	MET
1	Y	1331	GLU
1	Y	1341	VAL
1	Y	1366	ASN
1	Y	1369	THR
1	Y	1372	ILE
1	Y	1381	LYS

Continued on next page...

Continued from previous page...

Mol	Chain	Res	Type
1	Y	1396	GLU
1	Y	1401	ARG
1	Y	1421	VAL
1	Y	1427	HIS
1	Y	1471	LEU
1	Y	1494	ARG
1	Y	1506	LEU
1	Y	1516	VAL
1	Y	1550	ARG
1	Y	1551	ASP
1	Y	1568	VAL
1	Y	1578	ILE
1	Y	1581	GLU
1	Y	1597	THR
1	Y	1608	ARG
1	Y	1621	ASN
1	Y	1622	GLN
1	Y	1629	GLU
1	Y	1632	LEU
1	Y	1642	GLN
1	Y	1656	ASP
2	Z	2084	ARG
2	Z	2089	ARG
2	Z	2117	ASP
2	Z	2131	LEU
2	Z	2132	CYS
2	Z	2134	ASN
2	Z	2143	CYS
2	Z	2145	LEU
2	Z	2166	LEU
2	Z	2180	TRP
2	Z	2184	MET
2	Z	2190	LEU
2	Z	2191	LEU
2	Z	2211	HIS
2	Z	2221	THR
2	Z	2233	GLU
2	Z	2241	THR
2	Z	2249	LEU
2	Z	2258	ASP
2	Z	2260	GLU
2	Z	2267	HIS

Continued on next page...

Continued from previous page...

Mol	Chain	Res	Type
2	Z	2277	LYS
2	Z	2282	LEU
2	Z	2309	GLN
2	Z	2327	GLU
2	Z	2333	LEU
2	Z	2345	ASN
2	Z	2359	ASN
2	Z	2361	LYS
2	Z	2373	MET
2	Z	2425	HIS
2	Z	2441	ARG
2	Z	2445	MET
2	Z	2460	SER
2	Z	2495	ASN
2	Z	2502	LEU
2	Z	2507	ARG
2	Z	2548	CYS
2	Z	2556	TYR
2	Z	2558	CYS
2	Z	2560	LEU
2	Z	2561	HIS
2	Z	2565	THR
2	Z	2572	VAL
2	Z	2579	GLU
2	Z	2595	TRP
2	Z	2600	ASP
2	Z	2608	ASP
2	Z	2620	ILE
2	Z	2630	LYS
2	Z	2643	GLU
2	Z	2653	GLU
2	Z	2674	VAL
2	Z	2680	HIS
2	Z	2758	THR
2	Z	2768	LEU
2	Z	2769	PHE
2	Z	2780	HIS
2	Z	2809	LEU
2	Z	2828	ASP
2	Z	2835	ILE
2	Z	2848	PHE
2	Z	2849	ASP

Continued on next page...

Continued from previous page...

Mol	Chain	Res	Type
2	Z	2850	ARG
2	Z	2851	ASN
2	Z	2856	ILE
2	Z	2863	ARG
2	Z	2868	GLU
2	Z	2873	HIS
2	Z	2876	LYS
2	Z	2878	ARG
2	Z	2884	LYS
2	Z	2891	LEU
2	Z	2895	SER
2	Z	2898	LYS
2	Z	2900	SER
3	a	2929[A]	SER
3	a	2929[B]	SER
3	a	2930[A]	LEU
3	a	2930[B]	LEU
3	a	2931[A]	THR
3	a	2931[B]	THR
3	a	2933[A]	SER
3	a	2933[B]	SER
3	a	2935[A]	ILE
3	a	2935[B]	ILE
3	a	2942[A]	LEU
3	a	2942[B]	LEU
3	a	2946[A]	GLN
3	a	2946[B]	GLN
3	a	2949[A]	LYS
3	a	2949[B]	LYS
3	a	2954[A]	TYR
3	a	2954[B]	TYR
3	a	2959[A]	SER
3	a	2959[B]	SER
3	a	2960[A]	PHE
3	a	2960[B]	PHE
3	a	2963[A]	MET
3	a	2963[B]	MET
3	a	2965[A]	LEU
3	a	2965[B]	LEU
3	a	2968[A]	GLN
3	a	2968[B]	GLN
3	a	2973[A]	THR

Continued on next page...

Continued from previous page...

Mol	Chain	Res	Type
3	a	2973[B]	THR
3	a	2980[A]	HIS
3	a	2980[B]	HIS
3	a	2982[A]	MET
3	a	2982[B]	MET
3	a	2990[A]	ARG
3	a	2990[B]	ARG
3	a	2995[A]	GLN
3	a	2995[B]	GLN
3	a	2996[A]	MET
3	a	2996[B]	MET
3	a	3000[A]	LEU
3	a	3000[B]	LEU
3	a	3001[A]	LYS
3	a	3001[B]	LYS
3	a	3006[A]	LYS
3	a	3006[B]	LYS
3	a	3019[A]	HIS
3	a	3019[B]	HIS
3	a	3021[A]	LEU
3	a	3021[B]	LEU
3	a	3023[A]	ILE
3	a	3023[B]	ILE
3	a	3024[A]	LEU
3	a	3024[B]	LEU
3	a	3026[A]	THR
3	a	3026[B]	THR
3	a	3029[A]	LYS
3	a	3029[B]	LYS
3	a	3030[A]	ASN
3	a	3030[B]	ASN
3	a	3042[A]	ASP
3	a	3042[B]	ASP
3	a	3044[A]	LYS
3	a	3044[B]	LYS
3	a	3048[A]	ASP
3	a	3048[B]	ASP
3	a	3063[A]	SER
3	a	3063[B]	SER
3	a	3067[A]	ARG
3	a	3067[B]	ARG
3	a	3077[A]	ASP

Continued on next page...

Continued from previous page...

Mol	Chain	Res	Type
3	a	3077[B]	ASP
3	a	3081[A]	PHE
3	a	3081[B]	PHE
3	a	3107[A]	LEU
3	a	3107[B]	LEU
3	a	3110[A]	THR
3	a	3110[B]	THR
3	a	3111[A]	SER
3	a	3111[B]	SER
3	a	3115[A]	LEU
3	a	3115[B]	LEU
3	a	3123[A]	THR
3	a	3123[B]	THR
3	a	3131[A]	GLN
3	a	3131[B]	GLN
3	a	3133[A]	LEU
3	a	3133[B]	LEU
3	a	3134[A]	GLN
3	a	3134[B]	GLN
3	a	3135[A]	LYS
3	a	3135[B]	LYS
3	a	3139[A]	LEU
3	a	3139[B]	LEU
3	a	3141[A]	TYR
3	a	3141[B]	TYR
3	a	3147[A]	GLU
3	a	3147[B]	GLU
3	a	3151[A]	LEU
3	a	3151[B]	LEU
3	a	3156[A]	MET
3	a	3156[B]	MET
3	a	3159[A]	SER
3	a	3159[B]	SER
3	a	3160[A]	SER
3	a	3160[B]	SER
3	a	3161[A]	GLU
3	a	3161[B]	GLU
3	a	3162[A]	ASP
3	a	3162[B]	ASP
3	a	3163[A]	ASN
3	a	3163[B]	ASN
3	a	3169[A]	LYS

Continued on next page...

Continued from previous page...

Mol	Chain	Res	Type
3	a	3169[B]	LYS
3	a	3172[A]	SER
3	a	3172[B]	SER
3	a	3176[A]	LYS
3	a	3176[B]	LYS
3	a	3181[A]	GLN
3	a	3181[B]	GLN
3	a	3182[A]	GLN
3	a	3182[B]	GLN
3	a	3185[A]	TYR
3	a	3185[B]	TYR
3	a	3186[A]	GLU
3	a	3186[B]	GLU
3	a	3188[A]	ASP
3	a	3188[B]	ASP
3	a	3191[A]	ASN
3	a	3191[B]	ASN
3	a	3192[A]	PHE
3	a	3192[B]	PHE
3	a	3193[A]	HIS
3	a	3193[B]	HIS
3	a	3195[A]	MET
3	a	3195[B]	MET
3	a	3200[A]	LEU
3	a	3200[B]	LEU
3	a	3205[A]	LYS
3	a	3205[B]	LYS
3	a	3210[A]	LYS
3	a	3210[B]	LYS
3	a	3211[A]	ASP
3	a	3211[B]	ASP
3	a	3212[A]	ARG
3	a	3212[B]	ARG
3	a	3218[A]	LEU
3	a	3218[B]	LEU
3	a	3220[A]	ARG
3	a	3220[B]	ARG
3	a	3222[A]	ILE
3	a	3222[B]	ILE
3	a	3224[A]	GLN
3	a	3224[B]	GLN
3	a	3225[A]	SER

Continued on next page...

Continued from previous page...

Mol	Chain	Res	Type
3	a	3225[B]	SER
3	a	3230[A]	PHE
3	a	3230[B]	PHE
3	a	3244[A]	THR
3	a	3244[B]	THR
3	a	3251[A]	ASP
3	a	3251[B]	ASP
3	a	3260[A]	ARG
3	a	3260[B]	ARG
3	a	3264[A]	TYR
3	a	3264[B]	TYR
3	a	3267[A]	SER
3	a	3267[B]	SER
3	a	3268[A]	LYS
3	a	3268[B]	LYS
3	a	3271[A]	VAL
3	a	3271[B]	VAL
3	a	3272[A]	HIS
3	a	3272[B]	HIS
3	a	3274[A]	ARG
3	a	3274[B]	ARG
3	a	3276[A]	ASP
3	a	3276[B]	ASP
3	a	3278[A]	HIS
3	a	3278[B]	HIS
3	a	3279[A]	ASP
3	a	3279[B]	ASP
3	a	3283[A]	ILE
3	a	3283[B]	ILE
3	a	3284[A]	LYS
3	a	3284[B]	LYS
3	a	3286[A]	THR
3	a	3286[B]	THR
3	a	3287[A]	ILE
3	a	3287[B]	ILE
3	a	3288[A]	MET
3	a	3288[B]	MET
3	a	3293[A]	LYS
3	a	3293[B]	LYS
3	a	3297[A]	PRO
3	a	3297[B]	PRO
3	a	3302[A]	SER

Continued on next page...

Continued from previous page...

Mol	Chain	Res	Type
3	a	3302[B]	SER
3	a	3304[A]	THR
3	a	3304[B]	THR
3	a	3306[A]	LEU
3	a	3306[B]	LEU
3	a	3308[A]	LYS
3	a	3308[B]	LYS
1	b	2	LEU
1	b	17	ASN
1	b	19	GLN
1	b	26	GLN
1	b	35	GLN
1	b	53	SER
1	b	55	ILE
1	b	56	VAL
1	b	62	MET
1	b	67	MET
1	b	70	ARG
1	b	89	ILE
1	b	119	LYS
1	b	120	LYS
1	b	127	GLU
1	b	128	ILE
1	b	129	LYS
1	b	130	PHE
1	b	142	ARG
1	b	148	GLN
1	b	163	LEU
1	b	179	HIS
1	b	185	LEU
1	b	190	PHE
1	b	205	LEU
1	b	214	GLU
1	b	219	LEU
1	b	223	LEU
1	b	227	ARG
1	b	235	CYS
1	b	237	LEU
1	b	238	ASN
1	b	239	LEU
1	b	249	ARG
1	b	279	LEU

Continued on next page...

Continued from previous page...

Mol	Chain	Res	Type
1	b	281	LEU
1	b	289	LEU
1	b	329	ARG
1	b	354	PHE
1	b	371	LEU
1	b	376	ASN
1	b	384	THR
1	b	387	ASN
1	b	391	MET
1	b	407	GLN
1	b	411	ASP
1	b	420	SER
1	b	423	ARG
1	b	424	PHE
1	b	448	SER
1	b	456	GLN
1	b	474	LEU
1	b	476	ARG
1	b	494	VAL
1	b	516	TRP
1	b	520	PHE
1	b	527	LEU
1	b	561	ARG
1	b	564	ASP
1	b	572	SER
1	b	573	LYS
1	b	579	LEU
1	b	603	HIS
1	b	609	TRP
1	b	675	SER
1	b	687	SER
1	b	688	VAL
1	b	692	VAL
1	b	695	TYR
1	b	722	GLU
1	b	739	GLN
1	b	744	VAL
1	b	762	VAL
1	b	797	THR
1	b	819	ILE
1	b	821	ILE
1	b	830	ASN

Continued on next page...

Continued from previous page...

Mol	Chain	Res	Type
1	b	836	GLN
1	b	838	ARG
1	b	864	ASP
1	b	865	LYS
1	b	877	HIS
1	b	883	CYS
1	b	885	SER
1	b	901	THR
1	b	907	ARG
1	b	909	ILE
1	b	930	ASP
1	b	935	ILE
1	b	955	LYS
1	b	965	ASP
1	b	967	ILE
1	b	979	LEU
1	b	980	TYR
1	b	982	LYS
1	b	987	LYS
1	b	999	LEU
1	b	1001	GLN
1	b	1015	HIS
1	b	1017	HIS
1	b	1033	LEU
1	b	1053	TRP
1	b	1067	TYR
1	b	1068	ASN
1	b	1075	GLU
1	b	1082	SER
1	b	1118	THR
1	b	1157	VAL
1	b	1160	PHE
1	b	1167	ASP
1	b	1182	ASN
1	b	1183	GLU
1	b	1209	ASP
1	b	1221	THR
1	b	1224	GLU
1	b	1227	ASP
1	b	1230	LEU
1	b	1233	SER
1	b	1247	ARG

Continued on next page...

Continued from previous page...

Mol	Chain	Res	Type
1	b	1248	ARG
1	b	1258	ARG
1	b	1260	ARG
1	b	1266	PHE
1	b	1284	GLU
1	b	1286	ARG
1	b	1331	GLU
1	b	1368	ARG
1	b	1372	ILE
1	b	1381	LYS
1	b	1396	GLU
1	b	1401	ARG
1	b	1427	HIS
1	b	1430	ILE
1	b	1439	VAL
1	b	1441	SER
1	b	1494	ARG
1	b	1500	THR
1	b	1509	THR
1	b	1516	VAL
1	b	1563	LYS
1	b	1568	VAL
1	b	1578	ILE
1	b	1580	GLU
1	b	1581	GLU
1	b	1596	GLU
1	b	1598	GLU
1	b	1608	ARG
1	b	1620	LEU
1	b	1622	GLN
1	b	1632	LEU
1	b	1640	ILE
1	b	1642	GLN
2	c	2089	ARG
2	c	2131	LEU
2	c	2132	CYS
2	c	2145	LEU
2	c	2160	VAL
2	c	2166	LEU
2	c	2178	TRP
2	c	2180	TRP
2	c	2185	THR

Continued on next page...

Continued from previous page...

Mol	Chain	Res	Type
2	c	2203	ILE
2	c	2221	THR
2	c	2226	GLU
2	c	2234	GLN
2	c	2241	THR
2	c	2249	LEU
2	c	2255	ASP
2	c	2267	HIS
2	c	2270	ILE
2	c	2326	ILE
2	c	2327	GLU
2	c	2333	LEU
2	c	2344	LEU
2	c	2361	LYS
2	c	2373	MET
2	c	2406	SER
2	c	2452	GLN
2	c	2471	HIS
2	c	2480	LEU
2	c	2495	ASN
2	c	2497	GLU
2	c	2500	ILE
2	c	2507	ARG
2	c	2546	LEU
2	c	2548	CYS
2	c	2552	GLU
2	c	2556	TYR
2	c	2561	HIS
2	c	2565	THR
2	c	2572	VAL
2	c	2575	LEU
2	c	2579	GLU
2	c	2581	MET
2	c	2595	TRP
2	c	2597	MET
2	c	2608	ASP
2	c	2616	THR
2	c	2630	LYS
2	c	2631	TYR
2	c	2640	ILE
2	c	2649	GLU
2	c	2653	GLU

Continued on next page...

Continued from previous page...

Mol	Chain	Res	Type
2	c	2680	HIS
2	c	2683	ILE
2	c	2742	MET
2	c	2750	ILE
2	c	2758	THR
2	c	2763	SER
2	c	2769	PHE
2	c	2779	ASP
2	c	2782	ASN
2	c	2784	HIS
2	c	2786	MET
2	c	2809	LEU
2	c	2823	ILE
2	c	2828	ASP
2	c	2830	GLN
2	c	2848	PHE
2	c	2850	ARG
2	c	2855	ASP
2	c	2860	LEU
2	c	2870	LEU
2	c	2874	ASP
2	c	2879	LEU
2	c	2882	GLU
2	c	2891	LEU
2	c	2892	ASP
2	c	2898	LYS
2	c	2900	SER
2	c	2901	LEU
3	d	2929[A]	SER
3	d	2929[B]	SER
3	d	2930[A]	LEU
3	d	2930[B]	LEU
3	d	2931[A]	THR
3	d	2931[B]	THR
3	d	2933[A]	SER
3	d	2933[B]	SER
3	d	2935[A]	ILE
3	d	2935[B]	ILE
3	d	2942[A]	LEU
3	d	2942[B]	LEU
3	d	2946[A]	GLN
3	d	2946[B]	GLN

Continued on next page...

Continued from previous page...

Mol	Chain	Res	Type
3	d	2949[A]	LYS
3	d	2949[B]	LYS
3	d	2954[A]	TYR
3	d	2954[B]	TYR
3	d	2959[A]	SER
3	d	2959[B]	SER
3	d	2960[A]	PHE
3	d	2960[B]	PHE
3	d	2963[A]	MET
3	d	2963[B]	MET
3	d	2965[A]	LEU
3	d	2965[B]	LEU
3	d	2968[A]	GLN
3	d	2968[B]	GLN
3	d	2973[A]	THR
3	d	2973[B]	THR
3	d	2980[A]	HIS
3	d	2980[B]	HIS
3	d	2982[A]	MET
3	d	2982[B]	MET
3	d	2990[A]	ARG
3	d	2990[B]	ARG
3	d	2995[A]	GLN
3	d	2995[B]	GLN
3	d	2996[A]	MET
3	d	2996[B]	MET
3	d	3000[A]	LEU
3	d	3000[B]	LEU
3	d	3001[A]	LYS
3	d	3001[B]	LYS
3	d	3006[A]	LYS
3	d	3006[B]	LYS
3	d	3019[A]	HIS
3	d	3019[B]	HIS
3	d	3021[A]	LEU
3	d	3021[B]	LEU
3	d	3023[A]	ILE
3	d	3023[B]	ILE
3	d	3024[A]	LEU
3	d	3024[B]	LEU
3	d	3026[A]	THR
3	d	3026[B]	THR

Continued on next page...

Continued from previous page...

Mol	Chain	Res	Type
3	d	3029[A]	LYS
3	d	3029[B]	LYS
3	d	3030[A]	ASN
3	d	3030[B]	ASN
3	d	3042[A]	ASP
3	d	3042[B]	ASP
3	d	3044[A]	LYS
3	d	3044[B]	LYS
3	d	3048[A]	ASP
3	d	3048[B]	ASP
3	d	3063[A]	SER
3	d	3063[B]	SER
3	d	3067[A]	ARG
3	d	3067[B]	ARG
3	d	3077[A]	ASP
3	d	3077[B]	ASP
3	d	3081[A]	PHE
3	d	3081[B]	PHE
3	d	3107[A]	LEU
3	d	3107[B]	LEU
3	d	3110[A]	THR
3	d	3110[B]	THR
3	d	3111[A]	SER
3	d	3111[B]	SER
3	d	3115[A]	LEU
3	d	3115[B]	LEU
3	d	3123[A]	THR
3	d	3123[B]	THR
3	d	3131[A]	GLN
3	d	3131[B]	GLN
3	d	3133[A]	LEU
3	d	3133[B]	LEU
3	d	3134[A]	GLN
3	d	3134[B]	GLN
3	d	3135[A]	LYS
3	d	3135[B]	LYS
3	d	3139[A]	LEU
3	d	3139[B]	LEU
3	d	3141[A]	TYR
3	d	3141[B]	TYR
3	d	3147[A]	GLU
3	d	3147[B]	GLU

Continued on next page...

Continued from previous page...

Mol	Chain	Res	Type
3	d	3151[A]	LEU
3	d	3151[B]	LEU
3	d	3156[A]	MET
3	d	3156[B]	MET
3	d	3159[A]	SER
3	d	3159[B]	SER
3	d	3160[A]	SER
3	d	3160[B]	SER
3	d	3161[A]	GLU
3	d	3161[B]	GLU
3	d	3162[A]	ASP
3	d	3162[B]	ASP
3	d	3163[A]	ASN
3	d	3163[B]	ASN
3	d	3169[A]	LYS
3	d	3169[B]	LYS
3	d	3172[A]	SER
3	d	3172[B]	SER
3	d	3176[A]	LYS
3	d	3176[B]	LYS
3	d	3181[A]	GLN
3	d	3181[B]	GLN
3	d	3182[A]	GLN
3	d	3182[B]	GLN
3	d	3185[A]	TYR
3	d	3185[B]	TYR
3	d	3186[A]	GLU
3	d	3186[B]	GLU
3	d	3188[A]	ASP
3	d	3188[B]	ASP
3	d	3191[A]	ASN
3	d	3191[B]	ASN
3	d	3192[A]	PHE
3	d	3192[B]	PHE
3	d	3193[A]	HIS
3	d	3193[B]	HIS
3	d	3195[A]	MET
3	d	3195[B]	MET
3	d	3200[A]	LEU
3	d	3200[B]	LEU
3	d	3205[A]	LYS
3	d	3205[B]	LYS

Continued on next page...

Continued from previous page...

Mol	Chain	Res	Type
3	d	3210[A]	LYS
3	d	3210[B]	LYS
3	d	3211[A]	ASP
3	d	3211[B]	ASP
3	d	3212[A]	ARG
3	d	3212[B]	ARG
3	d	3218[A]	LEU
3	d	3218[B]	LEU
3	d	3220[A]	ARG
3	d	3220[B]	ARG
3	d	3222[A]	ILE
3	d	3222[B]	ILE
3	d	3224[A]	GLN
3	d	3224[B]	GLN
3	d	3225[A]	SER
3	d	3225[B]	SER
3	d	3230[A]	PHE
3	d	3230[B]	PHE
3	d	3244[A]	THR
3	d	3244[B]	THR
3	d	3251[A]	ASP
3	d	3251[B]	ASP
3	d	3260[A]	ARG
3	d	3260[B]	ARG
3	d	3264[A]	TYR
3	d	3264[B]	TYR
3	d	3267[A]	SER
3	d	3267[B]	SER
3	d	3268[A]	LYS
3	d	3268[B]	LYS
3	d	3271[A]	VAL
3	d	3271[B]	VAL
3	d	3272[A]	HIS
3	d	3272[B]	HIS
3	d	3274[A]	ARG
3	d	3274[B]	ARG
3	d	3276[A]	ASP
3	d	3276[B]	ASP
3	d	3278[A]	HIS
3	d	3278[B]	HIS
3	d	3279[A]	ASP
3	d	3279[B]	ASP

Continued on next page...

Continued from previous page...

Mol	Chain	Res	Type
3	d	3283[A]	ILE
3	d	3283[B]	ILE
3	d	3284[A]	LYS
3	d	3284[B]	LYS
3	d	3286[A]	THR
3	d	3286[B]	THR
3	d	3287[A]	ILE
3	d	3287[B]	ILE
3	d	3288[A]	MET
3	d	3288[B]	MET
3	d	3293[A]	LYS
3	d	3293[B]	LYS
3	d	3297[A]	PRO
3	d	3297[B]	PRO
3	d	3302[A]	SER
3	d	3302[B]	SER
3	d	3304[A]	THR
3	d	3304[B]	THR
3	d	3306[A]	LEU
3	d	3306[B]	LEU
3	d	3308[A]	LYS
3	d	3308[B]	LYS

Some sidechains can be flipped to improve hydrogen bonding and reduce clashes. All (300) such sidechains are listed below:

Mol	Chain	Res	Type
1	A	19	GLN
1	A	35	GLN
1	A	100	GLN
1	A	106	GLN
1	A	121	ASN
1	A	151	GLN
1	A	180	ASN
1	A	238	ASN
1	A	376	ASN
1	A	497	GLN
1	A	636	GLN
1	A	696	GLN
1	A	779	HIS
1	A	836	GLN
1	A	871	GLN
1	A	877	HIS

Continued on next page...

Continued from previous page...

Mol	Chain	Res	Type
1	A	897	HIS
1	A	912	ASN
1	A	1001	GLN
1	A	1045	HIS
1	A	1366	ASN
1	A	1400	ASN
1	A	1548	GLN
1	A	1622	GLN
2	B	2210	ASN
2	B	2211	HIS
2	B	2240	GLN
2	B	2268	ASN
2	B	2297	HIS
2	B	2461	HIS
2	B	2780	HIS
2	B	2851	ASN
2	B	2894	ASN
1	D	19	GLN
1	D	100	GLN
1	D	192	HIS
1	D	241	HIS
1	D	340	GLN
1	D	353	ASN
1	D	482	HIS
1	D	570	GLN
1	D	636	GLN
1	D	645	GLN
1	D	679	ASN
1	D	696	GLN
1	D	836	GLN
1	D	904	HIS
1	D	1071	ASN
1	D	1140	ASN
1	D	1212	HIS
1	D	1242	ASN
1	D	1321	HIS
1	D	1400	ASN
1	D	1440	HIS
1	D	1460	ASN
1	D	1520	GLN
1	D	1582	ASN
1	D	1647	ASN

Continued on next page...

Continued from previous page...

Mol	Chain	Res	Type
2	E	2213	HIS
2	E	2283	ASN
2	E	2297	HIS
2	E	2412	GLN
2	E	2471	HIS
2	E	2495	ASN
2	E	2568	HIS
2	E	2651	GLN
2	E	2894	ASN
1	G	1	ASN
1	G	35	GLN
1	G	161	ASN
1	G	224	GLN
1	G	558	HIS
1	G	877	HIS
1	G	881	GLN
1	G	897	HIS
1	G	957	ASN
1	G	1045	HIS
1	G	1140	ASN
1	G	1182	ASN
1	G	1242	ASN
1	G	1280	GLN
1	G	1321	HIS
1	G	1457	HIS
1	G	1547	ASN
1	G	1642	GLN
2	H	2141	HIS
2	H	2230	HIS
2	H	2390	GLN
2	H	2471	HIS
2	H	2684	HIS
2	H	2782	ASN
2	H	2873	HIS
2	H	2894	ASN
1	J	121	ASN
1	J	145	GLN
1	J	148	GLN
1	J	151	GLN
1	J	161	ASN
1	J	192	HIS
1	J	216	HIS

Continued on next page...

Continued from previous page...

Mol	Chain	Res	Type
1	J	330	GLN
1	J	353	ASN
1	J	376	ASN
1	J	407	GLN
1	J	416	ASN
1	J	497	GLN
1	J	558	HIS
1	J	562	GLN
1	J	598	GLN
1	J	622	HIS
1	J	837	HIS
1	J	871	GLN
1	J	881	GLN
1	J	897	HIS
1	J	1001	GLN
1	J	1168	GLN
1	J	1182	ASN
1	J	1280	GLN
1	J	1400	ASN
1	J	1440	HIS
1	J	1457	HIS
1	J	1602	GLN
1	J	1625	HIS
1	J	1642	GLN
2	K	2240	GLN
2	K	2283	ASN
2	K	2343	ASN
2	K	2345	ASN
2	K	2359	ASN
2	K	2584	HIS
2	K	2741	GLN
2	K	2847	HIS
1	M	17	ASN
1	M	106	GLN
1	M	180	ASN
1	M	192	HIS
1	M	216	HIS
1	M	336	ASN
1	M	645	GLN
1	M	881	GLN
1	M	897	HIS
1	M	1001	GLN

Continued on next page...

Continued from previous page...

Mol	Chain	Res	Type
1	M	1068	ASN
1	M	1091	ASN
1	M	1168	GLN
1	M	1206	HIS
1	M	1280	GLN
1	M	1321	HIS
1	M	1457	HIS
1	M	1520	GLN
2	N	2098	GLN
2	N	2161	GLN
2	N	2230	HIS
2	N	2240	GLN
2	N	2297	HIS
2	N	2374	ASN
2	N	2495	ASN
2	N	2568	HIS
2	N	2798	GLN
1	P	100	GLN
1	P	151	GLN
1	P	180	ASN
1	P	192	HIS
1	P	353	ASN
1	P	407	GLN
1	P	416	ASN
1	P	622	HIS
1	P	679	ASN
1	P	836	GLN
1	P	897	HIS
1	P	957	ASN
1	P	1045	HIS
1	P	1140	ASN
1	P	1280	GLN
1	P	1321	HIS
1	P	1457	HIS
1	P	1520	GLN
1	P	1547	ASN
2	Q	2210	ASN
2	Q	2297	HIS
2	Q	2503	ASN
2	Q	2568	HIS
2	Q	2641	GLN
2	Q	2732	HIS

Continued on next page...

Continued from previous page...

Mol	Chain	Res	Type
2	Q	2873	HIS
1	S	241	HIS
1	S	340	GLN
1	S	353	ASN
1	S	394	GLN
1	S	497	GLN
1	S	562	GLN
1	S	622	HIS
1	S	830	ASN
1	S	871	GLN
1	S	897	HIS
1	S	957	ASN
1	S	1128	GLN
1	S	1366	ASN
1	S	1520	GLN
1	S	1647	ASN
2	T	2230	HIS
2	T	2240	GLN
2	T	2461	HIS
2	T	2741	GLN
1	V	17	ASN
1	V	19	GLN
1	V	78	GLN
1	V	121	ASN
1	V	180	ASN
1	V	260	ASN
1	V	360	HIS
1	V	570	GLN
1	V	622	HIS
1	V	679	ASN
1	V	837	HIS
1	V	871	GLN
1	V	897	HIS
1	V	957	ASN
1	V	1071	ASN
1	V	1140	ASN
1	V	1242	ASN
1	V	1400	ASN
1	V	1457	HIS
1	V	1520	GLN
1	V	1582	ASN
2	W	2210	ASN

Continued on next page...

Continued from previous page...

Mol	Chain	Res	Type
2	W	2211	HIS
2	W	2240	GLN
2	W	2297	HIS
2	W	2425	HIS
2	W	2568	HIS
2	W	2741	GLN
2	W	2784	HIS
2	W	2830	GLN
1	Y	305	ASN
1	Y	360	HIS
1	Y	570	GLN
1	Y	622	HIS
1	Y	679	ASN
1	Y	696	GLN
1	Y	836	GLN
1	Y	890	GLN
1	Y	897	HIS
1	Y	912	ASN
1	Y	920	ASN
1	Y	951	ASN
1	Y	957	ASN
1	Y	1001	GLN
1	Y	1057	GLN
1	Y	1091	ASN
1	Y	1140	ASN
1	Y	1206	HIS
1	Y	1299	GLN
1	Y	1406	HIS
1	Y	1440	HIS
1	Y	1457	HIS
1	Y	1510	ASN
1	Y	1585	ASN
1	Y	1621	ASN
1	Y	1642	GLN
2	Z	2134	ASN
2	Z	2141	HIS
2	Z	2284	HIS
2	Z	2297	HIS
2	Z	2309	GLN
2	Z	2312	GLN
2	Z	2561	HIS
2	Z	2568	HIS

Continued on next page...

Continued from previous page...

Mol	Chain	Res	Type
2	Z	2710	HIS
2	Z	2741	GLN
1	b	145	GLN
1	b	161	ASN
1	b	353	ASN
1	b	376	ASN
1	b	407	GLN
1	b	475	ASN
1	b	570	GLN
1	b	779	HIS
1	b	897	HIS
1	b	951	ASN
1	b	1045	HIS
1	b	1182	ASN
1	b	1242	ASN
1	b	1321	HIS
1	b	1400	ASN
1	b	1457	HIS
2	c	2146	HIS
2	c	2210	ASN
2	c	2211	HIS
2	c	2240	GLN
2	c	2297	HIS
2	c	2374	ASN
2	c	2390	GLN
2	c	2425	HIS
2	c	2495	ASN
2	c	2576	HIS
2	c	2780	HIS
2	c	2798	GLN
2	c	2847	HIS
2	c	2894	ASN

5.3.3 RNA ⓘ

There are no RNA molecules in this entry.

5.4 Non-standard residues in protein, DNA, RNA chains ⓘ

There are no non-standard protein/DNA/RNA residues in this entry.

5.5 Carbohydrates [i](#)

There are no carbohydrates in this entry.

5.6 Ligand geometry [i](#)

230 ligands are modelled in this entry.

In the following table, the Counts columns list the number of bonds (or angles) for which Mogul statistics could be retrieved, the number of bonds (or angles) that are observed in the model and the number of bonds (or angles) that are defined in the chemical component dictionary. The Link column lists molecule types, if any, to which the group is linked. The Z score for a bond length (or angle) is the number of standard deviations the observed value is removed from the expected value. A bond length (or angle) with $|Z| > 2$ is considered an outlier worth inspection. RMSZ is the root-mean-square of all Z scores of the bond lengths (or angles).

Mol	Type	Chain	Res	Link	Bond lengths			Bond angles		
					Counts	RMSZ	$\# Z > 2$	Counts	RMSZ	$\# Z > 2$
4	CUO	A	5001	1	0,4,4	0.00	-	0,4,4	0.00	-
4	CUO	A	5002	1	0,4,4	0.00	-	0,4,4	0.00	-
4	CUO	A	5003	1	0,4,4	0.00	-	0,4,4	0.00	-
4	CUO	A	5004	1	0,4,4	0.00	-	0,4,4	0.00	-
5	NAG	A	5005	1,5	14,14,15	0.61	0	15,19,21	1.77	4 (26%)
5	NAG	A	5006	5	14,14,15	0.33	0	15,19,21	0.54	0
5	NAG	A	5007	1,5	14,14,15	0.94	1 (7%)	15,19,21	1.48	2 (13%)
5	NAG	A	5008	5	14,14,15	0.23	0	15,19,21	1.04	1 (6%)
5	NAG	A	5009	1,5	14,14,15	0.59	0	15,19,21	1.70	2 (13%)
5	NAG	A	5010	5,6	14,14,15	0.51	0	15,19,21	1.10	1 (6%)
6	BMA	A	5011	5,7	11,11,12	0.50	0	13,15,17	2.31	4 (30%)
7	MAN	A	5012	6	11,11,12	0.24	0	13,15,17	0.67	0
5	NAG	A	5013	1,5	14,14,15	0.63	0	15,19,21	1.07	1 (6%)
5	NAG	A	5014	5,6	14,14,15	0.56	0	15,19,21	1.25	1 (6%)
6	BMA	A	5015	5	11,11,12	0.26	0	13,15,17	1.11	2 (15%)
4	CUO	A	5016[C]	-	0,4,4	0.00	-	0,4,4	0.00	-
4	CUO	A	5016[D]	-	0,4,4	0.00	-	0,4,4	0.00	-
4	CUO	B	3001	2	0,4,4	0.00	-	0,4,4	0.00	-
4	CUO	B	3002	2	0,4,4	0.00	-	0,4,4	0.00	-
5	NAG	B	3003	2,5	14,14,15	1.12	1 (7%)	15,19,21	1.29	2 (13%)
5	NAG	B	3004	5	14,14,15	0.42	0	15,19,21	0.92	0
4	CUO	C	3401[A]	3	0,4,4	0.00	-	0,4,4	0.00	-
4	CUO	C	3401[B]	3	0,4,4	0.00	-	0,4,4	0.00	-
4	CUO	C	3402[A]	3	0,4,4	0.00	-	0,4,4	0.00	-
4	CUO	C	3402[B]	3	0,4,4	0.00	-	0,4,4	0.00	-

Mol	Type	Chain	Res	Link	Bond lengths			Bond angles		
					Counts	RMSZ	# Z > 2	Counts	RMSZ	# Z > 2
4	CUO	D	5001	1	0,4,4	0.00	-	0,4,4	0.00	-
4	CUO	D	5002	1	0,4,4	0.00	-	0,4,4	0.00	-
4	CUO	D	5003	1	0,4,4	0.00	-	0,4,4	0.00	-
4	CUO	D	5004	1	0,4,4	0.00	-	0,4,4	0.00	-
5	NAG	D	5005	1,5	14,14,15	1.05	1 (7%)	15,19,21	1.74	2 (13%)
5	NAG	D	5006	5	14,14,15	0.48	0	15,19,21	1.32	3 (20%)
5	NAG	D	5007	1,5	14,14,15	0.82	1 (7%)	15,19,21	1.22	2 (13%)
5	NAG	D	5008	5,6	14,14,15	0.27	0	15,19,21	0.70	1 (6%)
6	BMA	D	5009	5	11,11,12	0.25	0	13,15,17	0.43	0
5	NAG	D	5010	1,5	14,14,15	0.67	0	15,19,21	1.24	1 (6%)
5	NAG	D	5011	5,6	14,14,15	0.26	0	15,19,21	0.63	0
6	BMA	D	5012	5,7	11,11,12	0.28	0	13,15,17	0.73	0
7	MAN	D	5013	6	11,11,12	0.27	0	13,15,17	0.97	1 (7%)
5	NAG	D	5014	1,5	14,14,15	0.39	0	15,19,21	0.99	1 (6%)
5	NAG	D	5015	5	14,14,15	0.36	0	15,19,21	0.85	1 (6%)
4	CUO	D	5016[C]	-	0,4,4	0.00	-	0,4,4	0.00	-
4	CUO	D	5016[D]	-	0,4,4	0.00	-	0,4,4	0.00	-
4	CUO	E	3001	2	0,4,4	0.00	-	0,4,4	0.00	-
4	CUO	E	3002	2	0,4,4	0.00	-	0,4,4	0.00	-
5	NAG	E	3003	2,5	14,14,15	0.51	0	15,19,21	1.72	3 (20%)
5	NAG	E	3004	5	14,14,15	0.38	0	15,19,21	1.04	2 (13%)
4	CUO	F	3401[A]	3	0,4,4	0.00	-	0,4,4	0.00	-
4	CUO	F	3401[B]	3	0,4,4	0.00	-	0,4,4	0.00	-
4	CUO	F	3402[A]	3	0,4,4	0.00	-	0,4,4	0.00	-
4	CUO	F	3402[B]	3	0,4,4	0.00	-	0,4,4	0.00	-
4	CUO	G	2101[C]	-	0,4,4	0.00	-	0,4,4	0.00	-
4	CUO	G	2101[D]	-	0,4,4	0.00	-	0,4,4	0.00	-
4	CUO	G	2102	1	0,4,4	0.00	-	0,4,4	0.00	-
4	CUO	G	2103	1	0,4,4	0.00	-	0,4,4	0.00	-
4	CUO	G	2104	1	0,4,4	0.00	-	0,4,4	0.00	-
4	CUO	G	2105	1	0,4,4	0.00	-	0,4,4	0.00	-
5	NAG	G	2106	1,5	14,14,15	0.59	0	15,19,21	1.06	1 (6%)
5	NAG	G	2107	5	14,14,15	0.43	0	15,19,21	1.02	1 (6%)
5	NAG	G	2108	5	14,14,15	0.93	1 (7%)	15,19,21	2.04	3 (20%)
5	NAG	G	2109	5	14,14,15	0.30	0	15,19,21	0.66	0
5	NAG	G	2110	1,5	14,14,15	0.55	0	15,19,21	1.31	2 (13%)
5	NAG	G	2111	5	14,14,15	0.50	0	15,19,21	0.96	2 (13%)
5	NAG	G	2112	1,5	14,14,15	0.70	0	15,19,21	1.80	4 (26%)
5	NAG	G	2113	5,6	14,14,15	0.57	0	15,19,21	0.97	0

Mol	Type	Chain	Res	Link	Bond lengths			Bond angles		
					Counts	RMSZ	# Z > 2	Counts	RMSZ	# Z > 2
6	BMA	G	2114	5	11,11,12	0.23	0	13,15,17	0.53	0
4	CUO	H	3001	2	0,4,4	0.00	-	0,4,4	0.00	-
4	CUO	H	3002	2	0,4,4	0.00	-	0,4,4	0.00	-
5	NAG	H	3003	2,5	14,14,15	0.82	1 (7%)	15,19,21	1.26	2 (13%)
5	NAG	H	3004	5	14,14,15	0.33	0	15,19,21	0.81	1 (6%)
4	CUO	I	3401[A]	3	0,4,4	0.00	-	0,4,4	0.00	-
4	CUO	I	3401[B]	3	0,4,4	0.00	-	0,4,4	0.00	-
4	CUO	I	3402[A]	3	0,4,4	0.00	-	0,4,4	0.00	-
4	CUO	I	3402[B]	3	0,4,4	0.00	-	0,4,4	0.00	-
4	CUO	J	5001	1	0,4,4	0.00	-	0,4,4	0.00	-
4	CUO	J	5002	1	0,4,4	0.00	-	0,4,4	0.00	-
4	CUO	J	5003	1	0,4,4	0.00	-	0,4,4	0.00	-
4	CUO	J	5004	1	0,4,4	0.00	-	0,4,4	0.00	-
5	NAG	J	5005	1,5	14,14,15	0.64	0	15,19,21	1.53	3 (20%)
5	NAG	J	5006	5	14,14,15	0.31	0	15,19,21	0.52	0
5	NAG	J	5007	1,5	14,14,15	0.86	1 (7%)	15,19,21	1.76	4 (26%)
5	NAG	J	5008	5	14,14,15	0.31	0	15,19,21	0.76	0
5	NAG	J	5009	1,5	14,14,15	0.57	0	15,19,21	1.17	2 (13%)
5	NAG	J	5010	5	14,14,15	0.35	0	15,19,21	0.99	1 (6%)
5	NAG	J	5011	1,5	14,14,15	0.72	1 (7%)	15,19,21	1.99	4 (26%)
5	NAG	J	5012	5,6	14,14,15	0.41	0	15,19,21	1.17	1 (6%)
6	BMA	J	5013	5	11,11,12	0.29	0	13,15,17	0.63	0
4	CUO	J	5014[C]	-	0,4,4	0.00	-	0,4,4	0.00	-
4	CUO	J	5014[D]	-	0,4,4	0.00	-	0,4,4	0.00	-
4	CUO	K	3001	2	0,4,4	0.00	-	0,4,4	0.00	-
4	CUO	K	3002	2	0,4,4	0.00	-	0,4,4	0.00	-
5	NAG	K	3003	2,5	14,14,15	0.48	0	15,19,21	1.00	0
5	NAG	K	3004	5	14,14,15	0.49	0	15,19,21	1.02	1 (6%)
4	CUO	M	2101[C]	-	0,4,4	0.00	-	0,4,4	0.00	-
4	CUO	M	2101[D]	-	0,4,4	0.00	-	0,4,4	0.00	-
4	CUO	M	2102	1	0,4,4	0.00	-	0,4,4	0.00	-
4	CUO	M	2103	1	0,4,4	0.00	-	0,4,4	0.00	-
4	CUO	M	2104	1	0,4,4	0.00	-	0,4,4	0.00	-
4	CUO	M	2105	1	0,4,4	0.00	-	0,4,4	0.00	-
5	NAG	M	2106	1,5	14,14,15	0.88	1 (7%)	15,19,21	1.25	2 (13%)
5	NAG	M	2107	5,6	14,14,15	0.35	0	15,19,21	2.01	3 (20%)
6	BMA	M	2108	5	11,11,12	0.23	0	13,15,17	1.23	2 (15%)
5	NAG	M	2109	1,5	14,14,15	1.12	1 (7%)	15,19,21	2.22	3 (20%)
5	NAG	M	2110	5,6	14,14,15	0.58	0	15,19,21	1.64	4 (26%)

Mol	Type	Chain	Res	Link	Bond lengths			Bond angles		
					Counts	RMSZ	# Z > 2	Counts	RMSZ	# Z > 2
6	BMA	M	2111	5,7	11,11,12	0.45	0	13,15,17	2.64	4 (30%)
7	MAN	M	2112	6	11,11,12	0.22	0	13,15,17	0.49	0
7	MAN	M	2113	6	11,11,12	0.42	0	13,15,17	2.06	4 (30%)
5	NAG	M	2114	1,5	14,14,15	0.73	1 (7%)	15,19,21	1.58	2 (13%)
5	NAG	M	2115	5,6	14,14,15	0.51	0	15,19,21	1.66	4 (26%)
6	BMA	M	2116	5,7	11,11,12	0.23	0	13,15,17	1.98	4 (30%)
7	MAN	M	2117	6	11,11,12	0.32	0	13,15,17	0.90	1 (7%)
5	NAG	M	2118	1,5	14,14,15	0.43	0	15,19,21	1.02	1 (6%)
5	NAG	M	2119	5	14,14,15	0.41	0	15,19,21	1.17	1 (6%)
4	CUO	N	3001	2	0,4,4	0.00	-	0,4,4	0.00	-
4	CUO	N	3002	2	0,4,4	0.00	-	0,4,4	0.00	-
5	NAG	N	3003	2,5	14,14,15	1.11	1 (7%)	15,19,21	1.47	2 (13%)
5	NAG	N	3004	5	14,14,15	0.31	0	15,19,21	0.70	0
4	CUO	O	3401[A]	3	0,4,4	0.00	-	0,4,4	0.00	-
4	CUO	O	3401[B]	3	0,4,4	0.00	-	0,4,4	0.00	-
4	CUO	P	5001	1	0,4,4	0.00	-	0,4,4	0.00	-
4	CUO	P	5002	1	0,4,4	0.00	-	0,4,4	0.00	-
4	CUO	P	5003	1	0,4,4	0.00	-	0,4,4	0.00	-
4	CUO	P	5004	1	0,4,4	0.00	-	0,4,4	0.00	-
5	NAG	P	5005	1,5	14,14,15	1.01	1 (7%)	15,19,21	1.57	2 (13%)
5	NAG	P	5006	5,6	14,14,15	0.41	0	15,19,21	0.80	0
6	BMA	P	5007	5	11,11,12	0.25	0	13,15,17	0.60	0
5	NAG	P	5008	1,5	14,14,15	0.74	1 (7%)	15,19,21	1.40	2 (13%)
5	NAG	P	5009	5	14,14,15	0.40	0	15,19,21	1.06	2 (13%)
5	NAG	P	5010	1,5	14,14,15	0.72	0	15,19,21	1.33	1 (6%)
5	NAG	P	5011	5,6	14,14,15	0.30	0	15,19,21	1.16	1 (6%)
6	BMA	P	5012	5	11,11,12	0.28	0	13,15,17	1.39	2 (15%)
5	NAG	P	5013	1,5	14,14,15	0.94	1 (7%)	15,19,21	2.06	2 (13%)
5	NAG	P	5014	5	14,14,15	0.41	0	15,19,21	1.17	2 (13%)
4	CUO	P	5015[C]	-	0,4,4	0.00	-	0,4,4	0.00	-
4	CUO	P	5015[D]	-	0,4,4	0.00	-	0,4,4	0.00	-
4	CUO	Q	3001	2	0,4,4	0.00	-	0,4,4	0.00	-
4	CUO	Q	3002	2	0,4,4	0.00	-	0,4,4	0.00	-
5	NAG	Q	3003	2,5	14,14,15	0.83	1 (7%)	15,19,21	1.46	2 (13%)
5	NAG	Q	3004	5	14,14,15	0.42	0	15,19,21	1.14	3 (20%)
4	CUO	S	2101[C]	-	0,4,4	0.00	-	0,4,4	0.00	-
4	CUO	S	2101[D]	-	0,4,4	0.00	-	0,4,4	0.00	-
4	CUO	S	2102	1	0,4,4	0.00	-	0,4,4	0.00	-

Mol	Type	Chain	Res	Link	Bond lengths			Bond angles		
					Counts	RMSZ	# Z > 2	Counts	RMSZ	# Z > 2
4	CUO	S	2103	1	0,4,4	0.00	-	0,4,4	0.00	-
4	CUO	S	2104	1	0,4,4	0.00	-	0,4,4	0.00	-
4	CUO	S	2105	1	0,4,4	0.00	-	0,4,4	0.00	-
5	NAG	S	2106	1,5	14,14,15	0.96	1 (7%)	15,19,21	1.92	2 (13%)
5	NAG	S	2107	5	14,14,15	0.38	0	15,19,21	0.73	1 (6%)
5	NAG	S	2108	1,5	14,14,15	0.93	1 (7%)	15,19,21	1.15	2 (13%)
5	NAG	S	2109	5	14,14,15	0.27	0	15,19,21	0.81	1 (6%)
5	NAG	S	2110	1,5	14,14,15	0.66	0	15,19,21	1.24	3 (20%)
5	NAG	S	2111	5,6	14,14,15	0.41	0	15,19,21	1.02	1 (6%)
6	BMA	S	2112	5,7	11,11,12	0.29	0	13,15,17	2.05	3 (23%)
7	MAN	S	2113	6	11,11,12	0.24	0	13,15,17	0.47	0
5	NAG	S	2114	1,5	14,14,15	0.72	1 (7%)	15,19,21	1.36	3 (20%)
5	NAG	S	2115	5	14,14,15	0.55	0	15,19,21	1.08	1 (6%)
4	CUO	T	3001	2	0,4,4	0.00	-	0,4,4	0.00	-
4	CUO	T	3002	2	0,4,4	0.00	-	0,4,4	0.00	-
5	NAG	T	3003	2,5	14,14,15	1.09	1 (7%)	15,19,21	1.61	1 (6%)
5	NAG	T	3004	5,6	14,14,15	0.33	0	15,19,21	0.99	1 (6%)
6	BMA	T	3005	5	11,11,12	0.22	0	13,15,17	0.53	0
4	CUO	U	3401[A]	3	0,4,4	0.00	-	0,4,4	0.00	-
4	CUO	U	3401[B]	3	0,4,4	0.00	-	0,4,4	0.00	-
4	CUO	V	5001	1	0,4,4	0.00	-	0,4,4	0.00	-
4	CUO	V	5002	1	0,4,4	0.00	-	0,4,4	0.00	-
4	CUO	V	5003	1	0,4,4	0.00	-	0,4,4	0.00	-
4	CUO	V	5004	1	0,4,4	0.00	-	0,4,4	0.00	-
5	NAG	V	5005	1,5	14,14,15	0.77	1 (7%)	15,19,21	1.26	1 (6%)
5	NAG	V	5006	5,6	14,14,15	0.30	0	15,19,21	1.32	2 (13%)
6	BMA	V	5007	5	11,11,12	0.26	0	13,15,17	0.95	1 (7%)
5	NAG	V	5008	1,5	14,14,15	0.81	1 (7%)	15,19,21	1.49	2 (13%)
5	NAG	V	5009	5,6	14,14,15	0.36	0	15,19,21	2.23	3 (20%)
6	BMA	V	5010	5	11,11,12	0.23	0	13,15,17	0.79	0
5	NAG	V	5011	1,5	14,14,15	0.79	1 (7%)	15,19,21	1.51	2 (13%)
5	NAG	V	5012	5,6	14,14,15	0.49	0	15,19,21	0.97	1 (6%)
6	BMA	V	5013	5,7	11,11,12	0.62	0	13,15,17	1.42	2 (15%)
7	MAN	V	5014	6	11,11,12	0.22	0	13,15,17	1.34	2 (15%)
5	NAG	V	5015	1,5	14,14,15	0.72	0	15,19,21	1.36	1 (6%)
5	NAG	V	5016	5,6	14,14,15	0.41	0	15,19,21	1.17	2 (13%)
6	BMA	V	5017	5	11,11,12	0.31	0	13,15,17	0.95	1 (7%)
4	CUO	V	5018[C]	-	0,4,4	0.00	-	0,4,4	0.00	-

Mol	Type	Chain	Res	Link	Bond lengths			Bond angles		
					Counts	RMSZ	# Z > 2	Counts	RMSZ	# Z > 2
4	CUO	V	5018[D]	-	0,4,4	0.00	-	0,4,4	0.00	-
4	CUO	W	3001	2	0,4,4	0.00	-	0,4,4	0.00	-
4	CUO	W	3002	2	0,4,4	0.00	-	0,4,4	0.00	-
5	NAG	W	3003	2,5	14,14,15	0.69	0	15,19,21	1.17	1 (6%)
5	NAG	W	3004	5	14,14,15	0.29	0	15,19,21	0.60	0
4	CUO	X	3401[A]	3	0,4,4	0.00	-	0,4,4	0.00	-
4	CUO	X	3401[B]	3	0,4,4	0.00	-	0,4,4	0.00	-
4	CUO	Y	2101[C]	-	0,4,4	0.00	-	0,4,4	0.00	-
4	CUO	Y	2101[D]	-	0,4,4	0.00	-	0,4,4	0.00	-
4	CUO	Y	2102	1	0,4,4	0.00	-	0,4,4	0.00	-
4	CUO	Y	2103	1	0,4,4	0.00	-	0,4,4	0.00	-
4	CUO	Y	2104	1	0,4,4	0.00	-	0,4,4	0.00	-
4	CUO	Y	2105	1	0,4,4	0.00	-	0,4,4	0.00	-
5	NAG	Y	2106	1,5	14,14,15	0.81	1 (7%)	15,19,21	1.58	2 (13%)
5	NAG	Y	2107	5	14,14,15	0.53	0	15,19,21	0.93	1 (6%)
5	NAG	Y	2108	1,5	14,14,15	0.83	1 (7%)	15,19,21	1.20	1 (6%)
5	NAG	Y	2109	5	14,14,15	0.34	0	15,19,21	0.80	0
5	NAG	Y	2110	1,5	14,14,15	0.72	0	15,19,21	2.02	5 (33%)
5	NAG	Y	2111	5,6	14,14,15	0.37	0	15,19,21	1.37	2 (13%)
6	BMA	Y	2112	5,7	11,11,12	0.29	0	13,15,17	1.47	1 (7%)
7	MAN	Y	2113	6	11,11,12	0.42	0	13,15,17	2.00	3 (23%)
5	NAG	Y	2114	1,5	14,14,15	1.03	1 (7%)	15,19,21	2.46	4 (26%)
5	NAG	Y	2115	5,6	14,14,15	0.44	0	15,19,21	1.20	2 (13%)
6	BMA	Y	2116	5	11,11,12	0.22	0	13,15,17	0.52	0
4	CUO	Z	3001	2	0,4,4	0.00	-	0,4,4	0.00	-
4	CUO	Z	3002	2	0,4,4	0.00	-	0,4,4	0.00	-
5	NAG	Z	3003	2,5	14,14,15	1.02	1 (7%)	15,19,21	2.51	4 (26%)
5	NAG	Z	3004	5	14,14,15	0.32	0	15,19,21	1.69	3 (20%)
4	CUO	b	2101[C]	-	0,4,4	0.00	-	0,4,4	0.00	-
4	CUO	b	2101[D]	-	0,4,4	0.00	-	0,4,4	0.00	-
4	CUO	b	2102	1	0,4,4	0.00	-	0,4,4	0.00	-
4	CUO	b	2103	1	0,4,4	0.00	-	0,4,4	0.00	-
4	CUO	b	2104	1	0,4,4	0.00	-	0,4,4	0.00	-
4	CUO	b	2105	1	0,4,4	0.00	-	0,4,4	0.00	-
5	NAG	b	2106	1,5	14,14,15	0.74	1 (7%)	15,19,21	1.11	1 (6%)
5	NAG	b	2107	5,6	14,14,15	0.36	0	15,19,21	0.89	0
6	BMA	b	2108	5	11,11,12	0.25	0	13,15,17	0.90	1 (7%)
5	NAG	b	2109	1,5	14,14,15	1.24	1 (7%)	15,19,21	1.69	2 (13%)
5	NAG	b	2110	5	14,14,15	0.54	0	15,19,21	1.13	1 (6%)

Mol	Type	Chain	Res	Link	Bond lengths			Bond angles		
					Counts	RMSZ	# Z > 2	Counts	RMSZ	# Z > 2
5	NAG	b	2111	1,5	14,14,15	0.64	0	15,19,21	1.15	1 (6%)
5	NAG	b	2112	5,6	14,14,15	0.36	0	15,19,21	0.98	1 (6%)
6	BMA	b	2113	5,7	11,11,12	0.62	0	13,15,17	2.41	4 (30%)
7	MAN	b	2114	6	11,11,12	0.27	0	13,15,17	0.71	0
5	NAG	b	2115	1,5	14,14,15	0.55	0	15,19,21	2.32	3 (20%)
5	NAG	b	2116	5	14,14,15	0.24	0	15,19,21	0.73	0
4	CUO	c	3001	2	0,4,4	0.00	-	0,4,4	0.00	-
4	CUO	c	3002	2	0,4,4	0.00	-	0,4,4	0.00	-
5	NAG	c	3003	2,5	14,14,15	1.18	1 (7%)	15,19,21	2.25	4 (26%)
5	NAG	c	3004	5	14,14,15	0.44	0	15,19,21	0.79	0
4	CUO	d	3401[A]	3	0,4,4	0.00	-	0,4,4	0.00	-
4	CUO	d	3401[B]	3	0,4,4	0.00	-	0,4,4	0.00	-

In the following table, the Chirals column lists the number of chiral outliers, the number of chiral centers analysed, the number of these observed in the model and the number defined in the chemical component dictionary. Similar counts are reported in the Torsion and Rings columns. '-' means no outliers of that kind were identified.

Mol	Type	Chain	Res	Link	Chirals	Torsions	Rings
4	CUO	A	5001	1	-	0/0/4/4	0/1/1/1
4	CUO	A	5002	1	-	0/0/4/4	0/1/1/1
4	CUO	A	5003	1	-	0/0/4/4	0/1/1/1
4	CUO	A	5004	1	-	0/0/4/4	0/1/1/1
5	NAG	A	5005	1,5	-	0/6/23/26	0/1/1/1
5	NAG	A	5006	5	-	0/6/23/26	0/1/1/1
5	NAG	A	5007	1,5	-	0/6/23/26	0/1/1/1
5	NAG	A	5008	5	-	0/6/23/26	0/1/1/1
5	NAG	A	5009	1,5	-	0/6/23/26	0/1/1/1
5	NAG	A	5010	5,6	-	0/6/23/26	0/1/1/1
6	BMA	A	5011	5,7	-	0/2/19/22	0/1/1/1
7	MAN	A	5012	6	-	0/2/19/22	0/1/1/1
5	NAG	A	5013	1,5	-	0/6/23/26	0/1/1/1
5	NAG	A	5014	5,6	-	0/6/23/26	0/1/1/1
6	BMA	A	5015	5	-	0/2/19/22	0/1/1/1
4	CUO	A	5016[C]	-	-	0/0/4/4	0/1/1/1
4	CUO	A	5016[D]	-	-	0/0/4/4	0/1/1/1
4	CUO	B	3001	2	-	0/0/4/4	0/1/1/1
4	CUO	B	3002	2	-	0/0/4/4	0/1/1/1
5	NAG	B	3003	2,5	-	0/6/23/26	0/1/1/1
5	NAG	B	3004	5	-	0/6/23/26	0/1/1/1
4	CUO	C	3401[A]	3	-	0/0/4/4	0/1/1/1

Continued on next page...

Continued from previous page...

Mol	Type	Chain	Res	Link	Chirals	Torsions	Rings
4	CUO	C	3401[B]	3	-	0/0/4/4	0/1/1/1
4	CUO	C	3402[A]	3	-	0/0/4/4	0/1/1/1
4	CUO	C	3402[B]	3	-	0/0/4/4	0/1/1/1
4	CUO	D	5001	1	-	0/0/4/4	0/1/1/1
4	CUO	D	5002	1	-	0/0/4/4	0/1/1/1
4	CUO	D	5003	1	-	0/0/4/4	0/1/1/1
4	CUO	D	5004	1	-	0/0/4/4	0/1/1/1
5	NAG	D	5005	1,5	-	0/6/23/26	0/1/1/1
5	NAG	D	5006	5	-	0/6/23/26	0/1/1/1
5	NAG	D	5007	1,5	-	0/6/23/26	0/1/1/1
5	NAG	D	5008	5,6	-	0/6/23/26	0/1/1/1
6	BMA	D	5009	5	-	0/2/19/22	0/1/1/1
5	NAG	D	5010	1,5	-	0/6/23/26	0/1/1/1
5	NAG	D	5011	5,6	-	0/6/23/26	0/1/1/1
6	BMA	D	5012	5,7	-	0/2/19/22	0/1/1/1
7	MAN	D	5013	6	-	0/2/19/22	0/1/1/1
5	NAG	D	5014	1,5	-	0/6/23/26	0/1/1/1
5	NAG	D	5015	5	-	0/6/23/26	0/1/1/1
4	CUO	D	5016[C]	-	-	0/0/4/4	0/1/1/1
4	CUO	D	5016[D]	-	-	0/0/4/4	0/1/1/1
4	CUO	E	3001	2	-	0/0/4/4	0/1/1/1
4	CUO	E	3002	2	-	0/0/4/4	0/1/1/1
5	NAG	E	3003	2,5	-	0/6/23/26	0/1/1/1
5	NAG	E	3004	5	-	0/6/23/26	0/1/1/1
4	CUO	F	3401[A]	3	-	0/0/4/4	0/1/1/1
4	CUO	F	3401[B]	3	-	0/0/4/4	0/1/1/1
4	CUO	F	3402[A]	3	-	0/0/4/4	0/1/1/1
4	CUO	F	3402[B]	3	-	0/0/4/4	0/1/1/1
4	CUO	G	2101[C]	-	-	0/0/4/4	0/1/1/1
4	CUO	G	2101[D]	-	-	0/0/4/4	0/1/1/1
4	CUO	G	2102	1	-	0/0/4/4	0/1/1/1
4	CUO	G	2103	1	-	0/0/4/4	0/1/1/1
4	CUO	G	2104	1	-	0/0/4/4	0/1/1/1
4	CUO	G	2105	1	-	0/0/4/4	0/1/1/1
5	NAG	G	2106	1,5	-	0/6/23/26	0/1/1/1
5	NAG	G	2107	5	-	0/6/23/26	0/1/1/1
5	NAG	G	2108	5	-	0/6/23/26	0/1/1/1
5	NAG	G	2109	5	-	0/6/23/26	0/1/1/1
5	NAG	G	2110	1,5	-	0/6/23/26	0/1/1/1
5	NAG	G	2111	5	-	0/6/23/26	0/1/1/1
5	NAG	G	2112	1,5	-	0/6/23/26	0/1/1/1
5	NAG	G	2113	5,6	-	0/6/23/26	0/1/1/1

Continued on next page...

Continued from previous page...

Mol	Type	Chain	Res	Link	Chirals	Torsions	Rings
6	BMA	G	2114	5	-	0/2/19/22	0/1/1/1
4	CUO	H	3001	2	-	0/0/4/4	0/1/1/1
4	CUO	H	3002	2	-	0/0/4/4	0/1/1/1
5	NAG	H	3003	2,5	-	0/6/23/26	0/1/1/1
5	NAG	H	3004	5	-	0/6/23/26	0/1/1/1
4	CUO	I	3401[A]	3	-	0/0/4/4	0/1/1/1
4	CUO	I	3401[B]	3	-	0/0/4/4	0/1/1/1
4	CUO	I	3402[A]	3	-	0/0/4/4	0/1/1/1
4	CUO	I	3402[B]	3	-	0/0/4/4	0/1/1/1
4	CUO	J	5001	1	-	0/0/4/4	0/1/1/1
4	CUO	J	5002	1	-	0/0/4/4	0/1/1/1
4	CUO	J	5003	1	-	0/0/4/4	0/1/1/1
4	CUO	J	5004	1	-	0/0/4/4	0/1/1/1
5	NAG	J	5005	1,5	-	0/6/23/26	0/1/1/1
5	NAG	J	5006	5	-	0/6/23/26	0/1/1/1
5	NAG	J	5007	1,5	-	0/6/23/26	0/1/1/1
5	NAG	J	5008	5	-	0/6/23/26	0/1/1/1
5	NAG	J	5009	1,5	-	0/6/23/26	0/1/1/1
5	NAG	J	5010	5	-	0/6/23/26	0/1/1/1
5	NAG	J	5011	1,5	-	0/6/23/26	0/1/1/1
5	NAG	J	5012	5,6	-	0/6/23/26	0/1/1/1
6	BMA	J	5013	5	-	0/2/19/22	0/1/1/1
4	CUO	J	5014[C]	-	-	0/0/4/4	0/1/1/1
4	CUO	J	5014[D]	-	-	0/0/4/4	0/1/1/1
4	CUO	K	3001	2	-	0/0/4/4	0/1/1/1
4	CUO	K	3002	2	-	0/0/4/4	0/1/1/1
5	NAG	K	3003	2,5	-	0/6/23/26	0/1/1/1
5	NAG	K	3004	5	-	0/6/23/26	0/1/1/1
4	CUO	M	2101[C]	-	-	0/0/4/4	0/1/1/1
4	CUO	M	2101[D]	-	-	0/0/4/4	0/1/1/1
4	CUO	M	2102	1	-	0/0/4/4	0/1/1/1
4	CUO	M	2103	1	-	0/0/4/4	0/1/1/1
4	CUO	M	2104	1	-	0/0/4/4	0/1/1/1
4	CUO	M	2105	1	-	0/0/4/4	0/1/1/1
5	NAG	M	2106	1,5	-	0/6/23/26	0/1/1/1
5	NAG	M	2107	5,6	-	0/6/23/26	0/1/1/1
6	BMA	M	2108	5	-	0/2/19/22	0/1/1/1
5	NAG	M	2109	1,5	-	0/6/23/26	0/1/1/1
5	NAG	M	2110	5,6	-	0/6/23/26	0/1/1/1
6	BMA	M	2111	5,7	-	0/2/19/22	0/1/1/1
7	MAN	M	2112	6	-	0/2/19/22	0/1/1/1
7	MAN	M	2113	6	-	0/2/19/22	0/1/1/1

Continued on next page...

Continued from previous page...

Mol	Type	Chain	Res	Link	Chirals	Torsions	Rings
5	NAG	M	2114	1,5	-	0/6/23/26	0/1/1/1
5	NAG	M	2115	5,6	-	0/6/23/26	0/1/1/1
6	BMA	M	2116	5,7	-	0/2/19/22	0/1/1/1
7	MAN	M	2117	6	-	0/2/19/22	0/1/1/1
5	NAG	M	2118	1,5	-	0/6/23/26	0/1/1/1
5	NAG	M	2119	5	-	0/6/23/26	0/1/1/1
4	CUO	N	3001	2	-	0/0/4/4	0/1/1/1
4	CUO	N	3002	2	-	0/0/4/4	0/1/1/1
5	NAG	N	3003	2,5	-	0/6/23/26	0/1/1/1
5	NAG	N	3004	5	-	0/6/23/26	0/1/1/1
4	CUO	O	3401[A]	3	-	0/0/4/4	0/1/1/1
4	CUO	O	3401[B]	3	-	0/0/4/4	0/1/1/1
4	CUO	P	5001	1	-	0/0/4/4	0/1/1/1
4	CUO	P	5002	1	-	0/0/4/4	0/1/1/1
4	CUO	P	5003	1	-	0/0/4/4	0/1/1/1
4	CUO	P	5004	1	-	0/0/4/4	0/1/1/1
5	NAG	P	5005	1,5	-	0/6/23/26	0/1/1/1
5	NAG	P	5006	5,6	-	0/6/23/26	0/1/1/1
6	BMA	P	5007	5	-	0/2/19/22	0/1/1/1
5	NAG	P	5008	1,5	-	0/6/23/26	0/1/1/1
5	NAG	P	5009	5	-	0/6/23/26	0/1/1/1
5	NAG	P	5010	1,5	-	0/6/23/26	0/1/1/1
5	NAG	P	5011	5,6	-	0/6/23/26	0/1/1/1
6	BMA	P	5012	5	-	0/2/19/22	0/1/1/1
5	NAG	P	5013	1,5	-	0/6/23/26	0/1/1/1
5	NAG	P	5014	5	-	0/6/23/26	0/1/1/1
4	CUO	P	5015[C]	-	-	0/0/4/4	0/1/1/1
4	CUO	P	5015[D]	-	-	0/0/4/4	0/1/1/1
4	CUO	Q	3001	2	-	0/0/4/4	0/1/1/1
4	CUO	Q	3002	2	-	0/0/4/4	0/1/1/1
5	NAG	Q	3003	2,5	-	0/6/23/26	0/1/1/1
5	NAG	Q	3004	5	-	0/6/23/26	0/1/1/1
4	CUO	S	2101[C]	-	-	0/0/4/4	0/1/1/1
4	CUO	S	2101[D]	-	-	0/0/4/4	0/1/1/1
4	CUO	S	2102	1	-	0/0/4/4	0/1/1/1
4	CUO	S	2103	1	-	0/0/4/4	0/1/1/1
4	CUO	S	2104	1	-	0/0/4/4	0/1/1/1
4	CUO	S	2105	1	-	0/0/4/4	0/1/1/1
5	NAG	S	2106	1,5	-	0/6/23/26	0/1/1/1
5	NAG	S	2107	5	-	0/6/23/26	0/1/1/1
5	NAG	S	2108	1,5	-	0/6/23/26	0/1/1/1
5	NAG	S	2109	5	-	0/6/23/26	0/1/1/1

Continued on next page...

Continued from previous page...

Mol	Type	Chain	Res	Link	Chirals	Torsions	Rings
5	NAG	S	2110	1,5	-	0/6/23/26	0/1/1/1
5	NAG	S	2111	5,6	-	0/6/23/26	0/1/1/1
6	BMA	S	2112	5,7	-	0/2/19/22	0/1/1/1
7	MAN	S	2113	6	-	0/2/19/22	0/1/1/1
5	NAG	S	2114	1,5	-	0/6/23/26	0/1/1/1
5	NAG	S	2115	5	-	0/6/23/26	0/1/1/1
4	CUO	T	3001	2	-	0/0/4/4	0/1/1/1
4	CUO	T	3002	2	-	0/0/4/4	0/1/1/1
5	NAG	T	3003	2,5	-	0/6/23/26	0/1/1/1
5	NAG	T	3004	5,6	-	0/6/23/26	0/1/1/1
6	BMA	T	3005	5	-	0/2/19/22	0/1/1/1
4	CUO	U	3401[A]	3	-	0/0/4/4	0/1/1/1
4	CUO	U	3401[B]	3	-	0/0/4/4	0/1/1/1
4	CUO	V	5001	1	-	0/0/4/4	0/1/1/1
4	CUO	V	5002	1	-	0/0/4/4	0/1/1/1
4	CUO	V	5003	1	-	0/0/4/4	0/1/1/1
4	CUO	V	5004	1	-	0/0/4/4	0/1/1/1
5	NAG	V	5005	1,5	-	0/6/23/26	0/1/1/1
5	NAG	V	5006	5,6	-	0/6/23/26	0/1/1/1
6	BMA	V	5007	5	-	0/2/19/22	0/1/1/1
5	NAG	V	5008	1,5	-	0/6/23/26	0/1/1/1
5	NAG	V	5009	5,6	-	0/6/23/26	0/1/1/1
6	BMA	V	5010	5	-	0/2/19/22	0/1/1/1
5	NAG	V	5011	1,5	-	0/6/23/26	0/1/1/1
5	NAG	V	5012	5,6	-	0/6/23/26	0/1/1/1
6	BMA	V	5013	5,7	-	0/2/19/22	0/1/1/1
7	MAN	V	5014	6	-	0/2/19/22	0/1/1/1
5	NAG	V	5015	1,5	-	0/6/23/26	0/1/1/1
5	NAG	V	5016	5,6	-	0/6/23/26	0/1/1/1
6	BMA	V	5017	5	-	0/2/19/22	0/1/1/1
4	CUO	V	5018[C]	-	-	0/0/4/4	0/1/1/1
4	CUO	V	5018[D]	-	-	0/0/4/4	0/1/1/1
4	CUO	W	3001	2	-	0/0/4/4	0/1/1/1
4	CUO	W	3002	2	-	0/0/4/4	0/1/1/1
5	NAG	W	3003	2,5	-	0/6/23/26	0/1/1/1
5	NAG	W	3004	5	-	0/6/23/26	0/1/1/1
4	CUO	X	3401[A]	3	-	0/0/4/4	0/1/1/1
4	CUO	X	3401[B]	3	-	0/0/4/4	0/1/1/1
4	CUO	Y	2101[C]	-	-	0/0/4/4	0/1/1/1
4	CUO	Y	2101[D]	-	-	0/0/4/4	0/1/1/1
4	CUO	Y	2102	1	-	0/0/4/4	0/1/1/1
4	CUO	Y	2103	1	-	0/0/4/4	0/1/1/1

Continued on next page...

Continued from previous page...

Mol	Type	Chain	Res	Link	Chirals	Torsions	Rings
4	CUO	Y	2104	1	-	0/0/4/4	0/1/1/1
4	CUO	Y	2105	1	-	0/0/4/4	0/1/1/1
5	NAG	Y	2106	1,5	-	0/6/23/26	0/1/1/1
5	NAG	Y	2107	5	-	0/6/23/26	0/1/1/1
5	NAG	Y	2108	1,5	-	0/6/23/26	0/1/1/1
5	NAG	Y	2109	5	-	0/6/23/26	0/1/1/1
5	NAG	Y	2110	1,5	-	0/6/23/26	0/1/1/1
5	NAG	Y	2111	5,6	-	0/6/23/26	0/1/1/1
6	BMA	Y	2112	5,7	-	0/2/19/22	0/1/1/1
7	MAN	Y	2113	6	-	0/2/19/22	0/1/1/1
5	NAG	Y	2114	1,5	-	0/6/23/26	0/1/1/1
5	NAG	Y	2115	5,6	-	0/6/23/26	0/1/1/1
6	BMA	Y	2116	5	-	0/2/19/22	0/1/1/1
4	CUO	Z	3001	2	-	0/0/4/4	0/1/1/1
4	CUO	Z	3002	2	-	0/0/4/4	0/1/1/1
5	NAG	Z	3003	2,5	-	0/6/23/26	0/1/1/1
5	NAG	Z	3004	5	-	0/6/23/26	0/1/1/1
4	CUO	b	2101[C]	-	-	0/0/4/4	0/1/1/1
4	CUO	b	2101[D]	-	-	0/0/4/4	0/1/1/1
4	CUO	b	2102	1	-	0/0/4/4	0/1/1/1
4	CUO	b	2103	1	-	0/0/4/4	0/1/1/1
4	CUO	b	2104	1	-	0/0/4/4	0/1/1/1
4	CUO	b	2105	1	-	0/0/4/4	0/1/1/1
5	NAG	b	2106	1,5	-	0/6/23/26	0/1/1/1
5	NAG	b	2107	5,6	-	0/6/23/26	0/1/1/1
6	BMA	b	2108	5	-	0/2/19/22	0/1/1/1
5	NAG	b	2109	1,5	-	0/6/23/26	0/1/1/1
5	NAG	b	2110	5	-	0/6/23/26	0/1/1/1
5	NAG	b	2111	1,5	-	0/6/23/26	0/1/1/1
5	NAG	b	2112	5,6	-	0/6/23/26	0/1/1/1
6	BMA	b	2113	5,7	-	0/2/19/22	0/1/1/1
7	MAN	b	2114	6	-	0/2/19/22	0/1/1/1
5	NAG	b	2115	1,5	-	0/6/23/26	0/1/1/1
5	NAG	b	2116	5	-	0/6/23/26	0/1/1/1
4	CUO	c	3001	2	-	0/0/4/4	0/1/1/1
4	CUO	c	3002	2	-	0/0/4/4	0/1/1/1
5	NAG	c	3003	2,5	-	0/6/23/26	0/1/1/1
5	NAG	c	3004	5	-	0/6/23/26	0/1/1/1
4	CUO	d	3401[A]	3	-	0/0/4/4	0/1/1/1
4	CUO	d	3401[B]	3	-	0/0/4/4	0/1/1/1

All (30) bond length outliers are listed below:

Mol	Chain	Res	Type	Atoms	Z	Observed(Å)	Ideal(Å)
5	S	2114	NAG	C1-C2	2.02	1.55	1.52
5	Y	2108	NAG	C1-C2	2.11	1.55	1.52
5	M	2114	NAG	C1-C2	2.15	1.55	1.52
5	V	5005	NAG	C1-C2	2.15	1.55	1.52
5	J	5011	NAG	C1-C2	2.21	1.55	1.52
5	P	5008	NAG	C1-C2	2.23	1.55	1.52
5	b	2106	NAG	C1-C2	2.25	1.55	1.52
5	V	5011	NAG	C1-C2	2.36	1.55	1.52
5	Y	2106	NAG	C1-C2	2.36	1.55	1.52
5	Q	3003	NAG	C1-C2	2.45	1.55	1.52
5	V	5008	NAG	C1-C2	2.51	1.55	1.52
5	M	2106	NAG	C1-C2	2.72	1.56	1.52
5	H	3003	NAG	C1-C2	2.75	1.56	1.52
5	J	5007	NAG	C1-C2	2.81	1.56	1.52
5	S	2106	NAG	C1-C2	2.84	1.56	1.52
5	D	5007	NAG	C1-C2	2.90	1.56	1.52
5	G	2108	NAG	C1-C2	3.00	1.56	1.52
5	P	5013	NAG	C1-C2	3.12	1.56	1.52
5	S	2108	NAG	C1-C2	3.14	1.56	1.52
5	A	5007	NAG	C1-C2	3.30	1.57	1.52
5	Z	3003	NAG	C1-C2	3.33	1.57	1.52
5	Y	2114	NAG	C1-C2	3.46	1.57	1.52
5	P	5005	NAG	C1-C2	3.55	1.57	1.52
5	D	5005	NAG	C1-C2	3.64	1.57	1.52
5	T	3003	NAG	C1-C2	3.74	1.57	1.52
5	M	2109	NAG	C1-C2	3.87	1.57	1.52
5	c	3003	NAG	C1-C2	3.93	1.57	1.52
5	B	3003	NAG	C1-C2	3.95	1.57	1.52
5	N	3003	NAG	C1-C2	3.98	1.57	1.52
5	b	2109	NAG	C1-C2	4.34	1.58	1.52

All (211) bond angle outliers are listed below:

Mol	Chain	Res	Type	Atoms	Z	Observed(°)	Ideal(°)
5	b	2115	NAG	C2-N2-C7	-7.18	112.46	122.94
6	M	2111	BMA	C2-C3-C4	-5.20	101.81	110.88
5	M	2107	NAG	O4-C4-C3	-5.15	99.14	110.36
5	V	5009	NAG	O4-C4-C3	-4.86	99.78	110.36
5	A	5009	NAG	O5-C1-C2	-4.48	105.23	111.47
6	S	2112	BMA	O3-C3-C2	-4.34	102.13	110.02
5	M	2115	NAG	O5-C1-C2	-3.86	106.09	111.47
5	P	5005	NAG	O4-C4-C3	-3.83	102.03	110.36
5	G	2108	NAG	O5-C1-C2	-3.79	106.20	111.47

Continued on next page...

Continued from previous page...

Mol	Chain	Res	Type	Atoms	Z	Observed(°)	Ideal(°)
5	Z	3003	NAG	C2-N2-C7	-3.70	117.54	122.94
5	J	5011	NAG	C3-C4-C5	-3.70	103.69	110.22
5	A	5005	NAG	O4-C4-C3	-3.61	102.50	110.36
5	b	2115	NAG	C6-C5-C4	-3.58	104.63	113.00
5	G	2110	NAG	O5-C1-C2	-3.55	106.53	111.47
5	E	3003	NAG	O4-C4-C3	-3.53	102.67	110.36
5	V	5006	NAG	O4-C4-C3	-3.53	102.69	110.36
5	A	5014	NAG	O5-C1-C2	-3.51	106.59	111.47
5	P	5011	NAG	O5-C1-C2	-3.41	106.73	111.47
5	H	3003	NAG	C2-N2-C7	-3.40	117.98	122.94
5	A	5005	NAG	C2-N2-C7	-3.37	118.02	122.94
5	D	5010	NAG	O5-C1-C2	-3.25	106.94	111.47
5	D	5006	NAG	C2-N2-C7	-3.25	118.20	122.94
5	P	5013	NAG	C3-C4-C5	-3.23	104.53	110.22
5	E	3003	NAG	O5-C1-C2	-3.18	107.04	111.47
5	E	3003	NAG	C2-N2-C7	-3.16	118.33	122.94
5	Y	2110	NAG	O5-C1-C2	-3.15	107.09	111.47
5	M	2110	NAG	C4-C3-C2	-3.13	106.43	111.02
5	W	3003	NAG	C2-N2-C7	-3.13	118.38	122.94
5	V	5011	NAG	O5-C1-C2	-3.12	107.13	111.47
5	M	2109	NAG	C3-C4-C5	-3.11	104.73	110.22
5	b	2110	NAG	O5-C1-C2	-3.11	107.14	111.47
5	G	2112	NAG	C4-C3-C2	-3.11	106.46	111.02
5	J	5007	NAG	C2-N2-C7	-3.09	118.43	122.94
5	Y	2106	NAG	C2-N2-C7	-3.07	118.47	122.94
5	J	5005	NAG	C2-N2-C7	-3.06	118.47	122.94
5	Y	2114	NAG	C3-C4-C5	-2.98	104.96	110.22
6	M	2116	BMA	C1-C2-C3	-2.98	105.87	109.65
7	V	5014	MAN	O5-C1-C2	-2.95	106.16	110.79
5	G	2112	NAG	C2-N2-C7	-2.94	118.65	122.94
5	V	5008	NAG	O5-C1-C2	-2.92	107.41	111.47
5	S	2111	NAG	O5-C1-C2	-2.85	107.50	111.47
5	c	3003	NAG	C2-N2-C7	-2.80	118.85	122.94
5	S	2106	NAG	C2-N2-C7	-2.80	118.85	122.94
5	Y	2110	NAG	C2-N2-C7	-2.78	118.88	122.94
5	S	2110	NAG	O5-C1-C2	-2.76	107.64	111.47
5	P	5008	NAG	O4-C4-C3	-2.75	104.37	110.36
6	M	2116	BMA	O5-C1-C2	-2.75	106.48	110.79
5	b	2109	NAG	O5-C1-C2	-2.75	107.65	111.47
6	M	2111	BMA	C6-C5-C4	-2.74	106.59	113.00
5	G	2107	NAG	C1-O5-C5	-2.72	108.42	112.17
5	b	2112	NAG	O4-C4-C5	-2.71	102.46	109.28

Continued on next page...

Continued from previous page...

Mol	Chain	Res	Type	Atoms	Z	Observed(°)	Ideal(°)
6	A	5011	BMA	O3-C3-C2	-2.67	105.16	110.02
5	P	5008	NAG	O5-C1-C2	-2.67	107.75	111.47
5	b	2111	NAG	O5-C1-C2	-2.64	107.80	111.47
7	M	2113	MAN	C6-C5-C4	-2.61	106.90	113.00
5	V	5005	NAG	O4-C4-C3	-2.60	104.69	110.36
5	Y	2111	NAG	O4-C4-C3	-2.59	104.72	110.36
5	J	5005	NAG	O4-C4-C3	-2.57	104.76	110.36
5	S	2114	NAG	O5-C1-C2	-2.56	107.91	111.47
6	M	2116	BMA	C6-C5-C4	-2.53	107.08	113.00
5	M	2115	NAG	C2-N2-C7	-2.52	119.26	122.94
6	V	5017	BMA	O5-C1-C2	-2.51	106.85	110.79
7	M	2117	MAN	C1-O5-C5	-2.49	108.73	112.17
5	Z	3003	NAG	C3-C4-C5	-2.44	105.93	110.22
5	D	5014	NAG	O5-C1-C2	-2.42	108.10	111.47
5	Y	2115	NAG	O4-C4-C3	-2.42	105.10	110.36
5	N	3003	NAG	C3-C4-C5	-2.36	106.05	110.22
5	D	5005	NAG	C3-C4-C5	-2.36	106.06	110.22
5	B	3003	NAG	C4-C3-C2	-2.32	107.62	111.02
5	G	2111	NAG	O5-C1-C2	-2.31	108.26	111.47
5	Q	3004	NAG	C2-N2-C7	-2.31	119.57	122.94
5	P	5009	NAG	C1-C2-N2	-2.29	106.57	110.49
5	Q	3003	NAG	C3-C4-C5	-2.28	106.19	110.22
5	D	5007	NAG	O5-C1-C2	-2.27	108.31	111.47
5	G	2110	NAG	C2-N2-C7	-2.27	119.64	122.94
5	M	2114	NAG	C3-C4-C5	-2.26	106.24	110.22
6	b	2108	BMA	C1-O5-C5	-2.24	109.08	112.17
5	M	2115	NAG	C3-C4-C5	-2.24	106.27	110.22
5	J	5007	NAG	O5-C1-C2	-2.23	108.37	111.47
5	E	3004	NAG	O5-C1-C2	-2.22	108.39	111.47
5	Z	3004	NAG	C1-C2-N2	-2.22	106.70	110.49
5	b	2115	NAG	O4-C4-C3	-2.21	105.55	110.36
5	H	3004	NAG	O5-C1-C2	-2.20	108.41	111.47
5	J	5007	NAG	C3-C4-C5	-2.19	106.35	110.22
5	Y	2110	NAG	C3-C4-C5	-2.19	106.36	110.22
5	Y	2114	NAG	C2-N2-C7	-2.19	119.75	122.94
5	J	5010	NAG	C2-N2-C7	-2.18	119.77	122.94
5	Y	2110	NAG	O4-C4-C3	-2.18	105.62	110.36
5	S	2110	NAG	C2-N2-C7	-2.15	119.81	122.94
5	D	5006	NAG	C4-C3-C2	-2.15	107.87	111.02
5	G	2111	NAG	C1-C2-N2	-2.15	106.82	110.49
5	E	3004	NAG	C1-O5-C5	-2.13	109.23	112.17
5	S	2115	NAG	C1-C2-N2	-2.12	106.86	110.49

Continued on next page...

Continued from previous page...

Mol	Chain	Res	Type	Atoms	Z	Observed(°)	Ideal(°)
5	S	2108	NAG	C3-C4-C5	-2.11	106.50	110.22
5	Y	2115	NAG	C2-N2-C7	-2.10	119.88	122.94
5	A	5007	NAG	C3-C4-C5	-2.09	106.53	110.22
5	M	2106	NAG	O4-C4-C3	-2.09	105.81	110.36
5	Q	3004	NAG	O5-C1-C2	-2.08	108.58	111.47
5	Z	3003	NAG	O5-C1-C2	-2.07	108.59	111.47
5	G	2106	NAG	C2-N2-C7	-2.06	119.94	122.94
7	V	5014	MAN	C2-C3-C4	-2.05	107.30	110.88
5	V	5016	NAG	C2-N2-C7	-2.05	119.96	122.94
5	J	5009	NAG	O5-C1-C2	-2.04	108.63	111.47
5	P	5014	NAG	C2-N2-C7	-2.04	119.97	122.94
5	Y	2107	NAG	C2-N2-C7	-2.03	119.98	122.94
5	A	5010	NAG	O5-C1-C2	-2.03	108.64	111.47
5	G	2112	NAG	C3-C4-C5	-2.03	106.64	110.22
5	c	3003	NAG	C3-C4-C5	-2.03	106.64	110.22
5	J	5011	NAG	C2-N2-C7	-2.02	120.00	122.94
5	c	3003	NAG	C6-C5-C4	-2.02	108.28	113.00
5	H	3003	NAG	C4-C3-C2	-2.00	108.08	111.02
5	D	5006	NAG	C1-O5-C5	2.00	114.93	112.17
5	S	2107	NAG	C1-O5-C5	2.02	114.94	112.17
5	D	5007	NAG	C1-O5-C5	2.02	114.95	112.17
5	b	2106	NAG	C4-C3-C2	2.03	113.99	111.02
5	M	2110	NAG	O4-C4-C3	2.05	114.82	110.36
5	D	5008	NAG	C1-O5-C5	2.07	115.02	112.17
5	S	2108	NAG	C1-O5-C5	2.09	115.04	112.17
5	V	5016	NAG	C8-C7-N2	2.11	119.92	116.11
5	P	5009	NAG	O5-C1-C2	2.12	114.43	111.47
5	Q	3004	NAG	C1-O5-C5	2.14	115.12	112.17
5	P	5014	NAG	C8-C7-N2	2.15	119.99	116.11
5	M	2119	NAG	C8-C7-N2	2.15	119.99	116.11
5	S	2114	NAG	O4-C4-C3	2.17	115.08	110.36
6	S	2112	BMA	C1-O5-C5	2.18	115.17	112.17
5	J	5012	NAG	C8-C7-N2	2.19	120.05	116.11
5	M	2118	NAG	C1-O5-C5	2.22	115.23	112.17
5	M	2109	NAG	C4-C3-C2	2.23	114.28	111.02
5	D	5015	NAG	C1-O5-C5	2.24	115.26	112.17
6	V	5013	BMA	C3-C4-C5	2.32	114.31	110.22
5	S	2109	NAG	C1-O5-C5	2.33	115.38	112.17
5	Z	3004	NAG	O7-C7-N2	2.36	126.45	121.92
6	P	5012	BMA	C1-C2-C3	2.38	112.66	109.65
6	A	5015	BMA	C1-C2-C3	2.38	112.67	109.65
6	V	5007	BMA	C1-C2-C3	2.40	112.70	109.65

Continued on next page...

Continued from previous page...

Mol	Chain	Res	Type	Atoms	Z	Observed(°)	Ideal(°)
6	A	5015	BMA	C1-O5-C5	2.41	115.48	112.17
6	A	5011	BMA	O3-C3-C4	2.42	115.62	110.36
5	A	5005	NAG	C4-C3-C2	2.43	114.59	111.02
7	D	5013	MAN	C1-C2-C3	2.48	112.79	109.65
5	S	2114	NAG	C4-C3-C2	2.55	114.75	111.02
6	M	2108	BMA	C1-O5-C5	2.58	115.73	112.17
5	S	2110	NAG	C1-O5-C5	2.61	115.76	112.17
5	M	2106	NAG	C1-O5-C5	2.64	115.80	112.17
5	Y	2114	NAG	C4-C3-C2	2.65	114.91	111.02
5	A	5005	NAG	C1-O5-C5	2.68	115.86	112.17
5	K	3004	NAG	C1-O5-C5	2.72	115.91	112.17
5	V	5012	NAG	C1-O5-C5	2.77	115.98	112.17
5	V	5009	NAG	O4-C4-C5	2.77	116.27	109.28
5	B	3003	NAG	C1-O5-C5	2.85	116.10	112.17
6	M	2108	BMA	C1-C2-C3	2.86	113.28	109.65
5	M	2110	NAG	O4-C4-C5	2.89	116.58	109.28
5	M	2115	NAG	C1-O5-C5	2.90	116.16	112.17
7	Y	2113	MAN	O5-C1-C2	2.95	115.42	110.79
5	Y	2108	NAG	C4-C3-C2	2.95	115.35	111.02
6	M	2111	BMA	C1-C2-C3	2.96	113.40	109.65
5	A	5008	NAG	C1-O5-C5	2.96	116.25	112.17
5	T	3004	NAG	C1-O5-C5	2.97	116.27	112.17
5	V	5008	NAG	C1-O5-C5	3.01	116.32	112.17
6	b	2113	BMA	C3-C4-C5	3.02	115.53	110.22
6	b	2113	BMA	C2-C3-C4	3.06	116.22	110.88
5	J	5009	NAG	C1-O5-C5	3.08	116.41	112.17
5	V	5006	NAG	C1-O5-C5	3.08	116.42	112.17
6	b	2113	BMA	C1-O5-C5	3.13	116.48	112.17
5	P	5005	NAG	C1-O5-C5	3.15	116.51	112.17
5	A	5013	NAG	C1-O5-C5	3.21	116.59	112.17
5	G	2108	NAG	C4-C3-C2	3.28	115.83	111.02
7	M	2113	MAN	C3-C4-C5	3.31	116.05	110.22
6	V	5013	BMA	C1-C2-C3	3.34	113.89	109.65
5	P	5010	NAG	C1-O5-C5	3.36	116.80	112.17
5	V	5015	NAG	C1-O5-C5	3.43	116.89	112.17
6	P	5012	BMA	C1-O5-C5	3.47	116.95	112.17
5	M	2107	NAG	O4-C4-C5	3.52	118.16	109.28
7	M	2113	MAN	C1-C2-C3	3.52	114.12	109.65
5	Y	2106	NAG	C1-O5-C5	3.68	117.24	112.17
5	J	5005	NAG	C1-O5-C5	3.69	117.26	112.17
5	A	5007	NAG	C1-O5-C5	3.72	117.29	112.17
6	A	5011	BMA	C1-O5-C5	3.73	117.31	112.17

Continued on next page...

Continued from previous page...

Mol	Chain	Res	Type	Atoms	Z	Observed(°)	Ideal(°)
5	J	5011	NAG	C1-O5-C5	3.76	117.35	112.17
5	V	5011	NAG	C1-O5-C5	3.78	117.38	112.17
5	A	5009	NAG	C1-O5-C5	3.81	117.42	112.17
6	Y	2112	BMA	C1-C2-C3	3.87	114.55	109.65
5	M	2110	NAG	C1-O5-C5	4.00	117.68	112.17
5	N	3003	NAG	C1-O5-C5	4.03	117.72	112.17
5	Y	2111	NAG	C1-O5-C5	4.15	117.89	112.17
5	M	2107	NAG	C1-O5-C5	4.16	117.89	112.17
5	Q	3003	NAG	C1-O5-C5	4.19	117.95	112.17
7	Y	2113	MAN	C1-O5-C5	4.24	118.01	112.17
5	G	2112	NAG	C1-O5-C5	4.29	118.08	112.17
7	M	2113	MAN	C1-O5-C5	4.36	118.17	112.17
7	Y	2113	MAN	C1-C2-C3	4.36	115.18	109.65
5	J	5007	NAG	C1-O5-C5	4.47	118.32	112.17
5	J	5011	NAG	O4-C4-C3	4.49	120.13	110.36
5	G	2108	NAG	C1-O5-C5	4.53	118.41	112.17
5	M	2114	NAG	C1-O5-C5	4.54	118.42	112.17
6	M	2116	BMA	C1-O5-C5	4.69	118.63	112.17
5	b	2109	NAG	C1-O5-C5	4.69	118.63	112.17
5	Z	3004	NAG	C2-N2-C7	4.75	129.87	122.94
6	S	2112	BMA	C1-C2-C3	4.86	115.81	109.65
5	T	3003	NAG	C1-O5-C5	5.18	119.31	112.17
5	Y	2110	NAG	C1-O5-C5	5.28	119.44	112.17
5	D	5005	NAG	C1-O5-C5	5.45	119.67	112.17
6	b	2113	BMA	C1-C2-C3	5.68	116.85	109.65
5	S	2106	NAG	C1-O5-C5	5.80	120.16	112.17
6	A	5011	BMA	C1-C2-C3	5.86	117.08	109.65
5	V	5009	NAG	C1-O5-C5	6.17	120.68	112.17
5	P	5013	NAG	C1-O5-C5	6.24	120.76	112.17
6	M	2111	BMA	C1-O5-C5	6.72	121.43	112.17
5	M	2109	NAG	C1-O5-C5	6.99	121.79	112.17
5	c	3003	NAG	C1-O5-C5	7.27	122.19	112.17
5	Z	3003	NAG	C1-O5-C5	7.82	122.94	112.17
5	Y	2114	NAG	C1-O5-C5	7.89	123.04	112.17

There are no chirality outliers.

There are no torsion outliers.

There are no ring outliers.

102 monomers are involved in 211 short contacts:

Mol	Chain	Res	Type	Clashes	Symm-Clashes
4	A	5001	CUO	2	0
5	A	5007	NAG	2	0
5	A	5014	NAG	1	0
5	B	3003	NAG	3	0
5	B	3004	NAG	1	0
4	C	3401[A]	CUO	5	0
4	C	3401[B]	CUO	2	0
4	C	3402[A]	CUO	5	0
4	C	3402[B]	CUO	2	0
4	D	5001	CUO	1	0
4	D	5004	CUO	1	0
5	D	5005	NAG	4	0
5	D	5006	NAG	3	0
5	D	5007	NAG	4	0
5	D	5008	NAG	1	0
5	D	5010	NAG	1	0
5	D	5011	NAG	1	0
6	D	5012	BMA	1	0
7	D	5013	MAN	1	0
5	D	5014	NAG	9	0
5	D	5015	NAG	4	0
5	E	3003	NAG	1	0
5	E	3004	NAG	1	0
4	F	3401[B]	CUO	2	0
4	F	3402[A]	CUO	5	0
4	G	2104	CUO	1	0
5	G	2106	NAG	3	0
5	G	2110	NAG	3	0
5	G	2111	NAG	7	0
5	G	2112	NAG	8	0
5	G	2113	NAG	3	0
5	H	3003	NAG	2	0
4	I	3401[A]	CUO	5	0
4	I	3401[B]	CUO	1	0
4	I	3402[A]	CUO	5	0
4	I	3402[B]	CUO	1	0
4	J	5001	CUO	1	0
4	J	5002	CUO	1	0
5	J	5005	NAG	1	0
5	J	5007	NAG	6	0
5	J	5009	NAG	1	0
5	J	5010	NAG	2	0
5	J	5011	NAG	2	0

Continued on next page...

Continued from previous page...

Mol	Chain	Res	Type	Clashes	Symm-Clashes
4	M	2104	CUO	1	0
4	M	2105	CUO	2	0
6	M	2111	BMA	2	0
7	M	2113	MAN	2	0
5	M	2114	NAG	6	0
5	M	2115	NAG	8	0
6	M	2116	BMA	1	0
5	M	2118	NAG	1	0
5	N	3003	NAG	1	0
4	O	3401[A]	CUO	5	0
4	O	3401[B]	CUO	5	0
5	P	5005	NAG	3	0
5	P	5006	NAG	1	0
5	P	5010	NAG	1	0
5	P	5011	NAG	2	0
6	P	5012	BMA	1	0
5	P	5013	NAG	1	0
5	Q	3003	NAG	6	0
5	Q	3004	NAG	6	0
4	S	2102	CUO	1	0
4	S	2104	CUO	2	0
5	S	2108	NAG	2	0
5	S	2109	NAG	1	0
5	S	2110	NAG	1	0
5	S	2114	NAG	3	0
5	S	2115	NAG	3	0
4	T	3002	CUO	1	0
5	T	3003	NAG	2	0
5	T	3004	NAG	3	0
4	U	3401[A]	CUO	5	0
4	U	3401[B]	CUO	5	0
4	V	5003	CUO	1	0
4	V	5004	CUO	1	0
5	V	5005	NAG	2	0
5	V	5006	NAG	2	0
5	V	5008	NAG	1	0
5	V	5011	NAG	1	0
5	V	5012	NAG	1	0
6	V	5013	BMA	1	0
7	V	5014	MAN	1	0
5	V	5015	NAG	7	0
5	V	5016	NAG	9	0

Continued on next page...

Continued from previous page...

Mol	Chain	Res	Type	Clashes	Symm-Clashes
6	V	5017	BMA	2	0
4	W	3002	CUO	1	0
5	W	3003	NAG	4	0
5	W	3004	NAG	2	0
4	X	3401[A]	CUO	5	0
4	X	3401[B]	CUO	5	0
4	Y	2102	CUO	1	0
4	Y	2104	CUO	1	0
4	Y	2105	CUO	1	0
5	Y	2108	NAG	2	0
5	Y	2109	NAG	1	0
5	Y	2110	NAG	1	0
5	Y	2114	NAG	3	0
5	Y	2115	NAG	5	0
6	Y	2116	BMA	1	0
5	Z	3003	NAG	6	0
5	Z	3004	NAG	5	0

5.7 Other polymers [i](#)

There are no such residues in this entry.

5.8 Polymer linkage issues [i](#)

There are no chain breaks in this entry.

6 Fit of model and data ⓘ

6.1 Protein, DNA and RNA chains ⓘ

In the following table, the column labelled ‘#RSRZ> 2’ contains the number (and percentage) of RSRZ outliers, followed by percent RSRZ outliers for the chain as percentile scores relative to all X-ray entries and entries of similar resolution. The OWAB column contains the minimum, median, 95th percentile and maximum values of the occupancy-weighted average B-factor per residue. The column labelled ‘Q< 0.9’ lists the number of (and percentage) of residues with an average occupancy less than 0.9.

Mol	Chain	Analysed	<RSRZ>	#RSRZ>2	OWAB(Å ²)	Q<0.9
1	A	1656/2000 (82%)	-0.30	28 (1%) 70 42	36, 70, 118, 164	0
1	D	1656/2000 (82%)	-0.30	34 (2%) 64 34	37, 67, 114, 176	0
1	G	1656/2000 (82%)	-0.33	24 (1%) 75 49	31, 68, 109, 152	0
1	J	1656/2000 (82%)	-0.30	31 (1%) 67 37	30, 64, 119, 162	0
1	M	1656/2000 (82%)	-0.40	21 (1%) 77 51	29, 56, 109, 157	0
1	P	1656/2000 (82%)	-0.44	19 (1%) 80 55	27, 53, 97, 176	0
1	S	1656/2000 (82%)	-0.40	32 (1%) 67 37	31, 60, 108, 164	0
1	V	1656/2000 (82%)	-0.46	15 (0%) 84 61	26, 55, 105, 154	0
1	Y	1656/2000 (82%)	-0.36	17 (1%) 82 58	31, 66, 112, 160	0
1	b	1656/2000 (82%)	-0.41	17 (1%) 82 58	30, 60, 105, 161	0
2	B	825/920 (89%)	-0.52	4 (0%) 90 74	32, 57, 101, 140	0
2	E	825/920 (89%)	-0.48	8 (0%) 82 58	30, 59, 106, 137	0
2	H	825/920 (89%)	-0.42	10 (1%) 79 53	31, 63, 112, 147	0
2	K	825/920 (89%)	-0.43	6 (0%) 87 67	34, 60, 101, 158	0
2	N	825/920 (89%)	-0.54	5 (0%) 89 71	21, 46, 92, 135	0
2	Q	825/920 (89%)	-0.54	3 (0%) 92 77	26, 49, 100, 134	0
2	T	825/920 (89%)	-0.51	3 (0%) 92 77	30, 53, 93, 137	0
2	W	825/920 (89%)	-0.54	2 (0%) 94 85	25, 53, 99, 129	0
2	Z	825/920 (89%)	-0.51	5 (0%) 89 71	25, 52, 95, 130	0
2	c	825/920 (89%)	-0.52	6 (0%) 87 67	26, 55, 103, 135	0
3	C	366/394 (92%)	2.75	232 (63%) 0 0	68, 90, 99, 110	0
3	F	366/394 (92%)	2.44	196 (53%) 0 0	56, 78, 88, 107	0
3	I	366/394 (92%)	2.52	204 (55%) 0 0	57, 79, 91, 111	0
3	L	366/394 (92%)	2.61	215 (58%) 0 0	64, 89, 99, 106	0

Continued on next page...

Continued from previous page...

Mol	Chain	Analysed	<RSRZ>	#RSRZ>2	OWAB(Å ²)	Q<0.9
3	O	366/394 (92%)	2.37	192 (52%) 0 0	52, 75, 95, 107	0
3	R	366/394 (92%)	2.52	215 (58%) 0 0	59, 79, 90, 109	0
3	U	366/394 (92%)	2.28	171 (46%) 0 0	52, 74, 93, 103	0
3	X	366/394 (92%)	4.89	344 (93%) 0 0	79, 102, 111, 116	0
3	a	366/394 (92%)	2.40	190 (51%) 0 0	54, 76, 88, 96	0
3	d	366/394 (92%)	4.58	331 (90%) 0 0	81, 99, 107, 111	0
All	All	28470/33140 (85%)	0.02	2580 (9%) 10 4	21, 63, 107, 176	0

All (2580) RSRZ outliers are listed below:

Mol	Chain	Res	Type	RSRZ
3	d	2977[A]	CYS	16.0
3	d	3101[A]	PRO	15.1
3	X	2979[A]	GLN	14.3
3	a	3062[A]	GLN	13.4
3	O	3062[A]	GLN	12.9
3	d	3094[A]	SER	12.6
3	X	3110[A]	THR	12.5
3	X	3111[A]	SER	12.3
3	X	2931[A]	THR	12.2
3	L	3166[A]	GLU	11.8
3	d	3179[A]	ASP	11.7
3	d	3142[A]	ASN	11.5
1	V	1577	GLY	11.2
3	d	3163[A]	ASN	11.0
3	I	2929[A]	SER	10.8
3	R	2948[A]	ASP	10.8
3	F	3062[A]	GLN	10.7
3	d	3139[A]	LEU	10.6
3	X	2984[A]	THR	10.5
3	d	3105[A]	SER	10.4
3	d	2931[A]	THR	10.3
3	X	3091[A]	ALA	10.3
3	X	3142[A]	ASN	10.2
3	R	3162[A]	ASP	10.1
3	X	3108[A]	HIS	10.0
3	X	2952[A]	ALA	9.9
3	C	3062[A]	GLN	9.8
3	d	2932[A]	PRO	9.8
3	d	3168[A]	THR	9.7

Continued on next page...

Continued from previous page...

Mol	Chain	Res	Type	RSRZ
3	d	3079[A]	CYS	9.7
3	X	3063[A]	SER	9.7
3	d	3041[A]	ALA	9.6
3	d	2999[A]	ALA	9.6
3	X	3040[A]	VAL	9.5
3	O	3002[A]	ALA	9.5
3	X	3282[A]	ASP	9.5
3	d	3062[A]	GLN	9.5
3	d	2954[A]	TYR	9.5
3	C	2929[A]	SER	9.4
3	X	3250[A]	GLY	9.3
3	d	2978[A]	CYS	9.2
3	d	3146[A]	CYS	9.2
3	X	3245[A]	PHE	9.1
3	a	2981[A]	GLY	9.1
3	L	3062[A]	GLN	9.1
3	X	3140[A]	PRO	9.0
3	X	2928[A]	ASN	9.0
3	d	3181[A]	GLN	9.0
3	X	3252[A]	TYR	8.9
3	I	3101[A]	PRO	8.9
3	d	3278[A]	HIS	8.9
3	d	3091[A]	ALA	8.9
3	X	3092[A]	ILE	8.9
3	X	3013[A]	ASP	8.8
3	X	2953[A]	GLY	8.8
3	X	3157[A]	PRO	8.8
3	X	3005[A]	ALA	8.7
3	X	3070[A]	ALA	8.7
3	X	2963[A]	MET	8.7
3	R	2930[A]	LEU	8.6
3	I	3002[A]	ALA	8.6
3	C	2953[A]	GLY	8.5
3	X	3184[A]	ASN	8.5
3	X	3291[A]	ASP	8.5
3	d	3100[A]	SER	8.5
3	a	3243[A]	GLY	8.5
3	X	3090[A]	ASN	8.5
3	a	3293[A]	LYS	8.4
3	X	3062[A]	GLN	8.4
3	X	3016[A]	THR	8.4
3	X	3048[A]	ASP	8.4

Continued on next page...

Continued from previous page...

Mol	Chain	Res	Type	RSRZ
3	X	3008[A]	GLY	8.4
3	X	3182[A]	GLN	8.4
3	C	3101[A]	PRO	8.4
3	X	3160[A]	SER	8.3
3	d	3048[A]	ASP	8.3
3	a	2963[A]	MET	8.3
3	X	2981[A]	GLY	8.3
3	d	3082[A]	GLU	8.3
3	d	2941[A]	ALA	8.3
3	C	3162[A]	ASP	8.3
3	O	3101[A]	PRO	8.3
3	R	3243[A]	GLY	8.2
3	R	3101[A]	PRO	8.2
3	X	3246[A]	CYS	8.2
3	X	3143[A]	SER	8.1
3	O	2948[A]	ASP	8.0
3	X	3080[A]	ASP	8.0
3	d	3282[A]	ASP	8.0
2	K	2083	VAL	8.0
3	C	3037[A]	TYR	8.0
3	I	2979[A]	GLN	8.0
3	X	2964[A]	PRO	8.0
3	X	3144[A]	ALA	8.0
3	I	2948[A]	ASP	7.9
3	F	3166[A]	GLU	7.9
3	d	3243[A]	GLY	7.9
3	X	3253[A]	GLU	7.9
3	X	3256[A]	TRP	7.9
3	X	2983[A]	VAL	7.9
3	d	3034[A]	HIS	7.9
3	d	3138[A]	GLY	7.9
3	U	3162[A]	ASP	7.9
3	X	2982[A]	MET	7.8
3	U	3002[A]	ALA	7.8
3	d	2974[A]	ALA	7.8
3	X	3179[A]	ASP	7.8
3	a	2964[A]	PRO	7.8
3	X	3026[A]	THR	7.7
3	d	2959[A]	SER	7.7
3	R	2931[A]	THR	7.7
3	X	3170[A]	ALA	7.7
3	X	3050[A]	ARG	7.7

Continued on next page...

Continued from previous page...

Mol	Chain	Res	Type	RSRZ
3	X	2956[A]	LYS	7.7
3	d	2967[A]	CYS	7.7
3	a	3302[A]	SER	7.7
3	d	3164[A]	PRO	7.7
3	X	3255[A]	PRO	7.7
3	X	3107[A]	LEU	7.7
3	X	3247[A]	VAL	7.6
3	d	2987[A]	HIS	7.6
3	d	3165[A]	ASN	7.6
3	R	3112[A]	TYR	7.6
3	d	3098[A]	GLY	7.6
3	O	3220[A]	ARG	7.6
3	d	2930[A]	LEU	7.6
3	X	3123[A]	THR	7.6
3	d	3255[A]	PRO	7.6
3	F	2948[A]	ASP	7.6
3	F	3221[A]	ALA	7.5
3	d	3112[A]	TYR	7.5
3	C	2952[A]	ALA	7.5
3	d	3194[A]	GLY	7.5
1	D	571	PRO	7.5
3	d	3012[A]	TRP	7.5
3	d	3301[A]	PRO	7.5
3	C	2979[A]	GLN	7.4
1	G	1577	GLY	7.4
3	L	3101[A]	PRO	7.4
3	d	2929[A]	SER	7.4
3	X	3119[A]	HIS	7.4
3	X	3240[A]	THR	7.4
3	X	3299[A]	LEU	7.4
3	L	3162[A]	ASP	7.4
3	X	3164[A]	PRO	7.4
3	C	3166[A]	GLU	7.4
3	F	3106[A]	THR	7.3
3	X	3012[A]	TRP	7.3
3	X	3104[A]	MET	7.3
3	X	2947[A]	ALA	7.3
3	d	3106[A]	THR	7.3
3	X	3262[A]	PHE	7.3
1	A	1167	ASP	7.3
3	L	2988[A]	TRP	7.2
3	d	3031[A]	ASN	7.2

Continued on next page...

Continued from previous page...

Mol	Chain	Res	Type	RSRZ
3	R	2929[A]	SER	7.2
3	d	3093[A]	HIS	7.2
3	d	3040[A]	VAL	7.2
3	R	3016[A]	THR	7.2
3	C	2947[A]	ALA	7.2
3	a	3101[A]	PRO	7.2
3	X	3194[A]	GLY	7.2
3	X	3125[A]	ARG	7.2
3	d	3111[A]	SER	7.2
3	X	3086[A]	GLU	7.1
3	d	3095[A]	TRP	7.1
3	d	2982[A]	MET	7.1
3	X	2962[A]	GLY	7.1
3	I	2982[A]	MET	7.1
3	U	2932[A]	PRO	7.1
3	X	2985[A]	PHE	7.1
3	d	3185[A]	TYR	7.1
3	X	3079[A]	CYS	7.1
3	C	2932[A]	PRO	7.1
3	X	3162[A]	ASP	7.1
3	I	3162[A]	ASP	7.1
3	X	3141[A]	TYR	7.0
3	F	3085[A]	PHE	7.0
3	X	3077[A]	ASP	7.0
3	L	3310[A]	GLY	7.0
3	X	3088[A]	GLY	7.0
3	X	3051[A]	PRO	7.0
3	X	3035[A]	HIS	7.0
3	d	2948[A]	ASP	7.0
3	O	2967[A]	CYS	7.0
3	L	3156[A]	MET	7.0
3	F	2979[A]	GLN	6.9
3	X	3154[A]	PRO	6.9
3	d	3097[A]	GLY	6.9
3	L	2948[A]	ASP	6.9
3	R	2973[A]	THR	6.9
3	d	3244[A]	THR	6.9
3	U	3101[A]	PRO	6.9
3	d	2951[A]	ASP	6.9
3	U	3293[A]	LYS	6.9
3	X	3006[A]	LYS	6.9
3	d	3124[A]	ASP	6.8

Continued on next page...

Continued from previous page...

Mol	Chain	Res	Type	RSRZ
3	U	3156[A]	MET	6.8
3	d	3182[A]	GLN	6.8
3	F	3101[A]	PRO	6.8
3	X	3100[A]	SER	6.8
3	d	3156[A]	MET	6.8
3	L	3151[A]	LEU	6.8
3	d	3141[A]	TYR	6.8
3	I	2947[A]	ALA	6.8
3	I	3107[A]	LEU	6.7
3	X	3039[A]	ASP	6.7
3	a	3154[A]	PRO	6.7
3	d	3099[A]	PRO	6.7
3	d	3217[A]	PHE	6.7
3	d	3110[A]	THR	6.7
3	F	2929[A]	SER	6.7
3	X	2940[A]	ASN	6.6
3	d	2944[A]	ALA	6.7
3	X	3122[A]	ASN	6.6
3	C	3103[A]	GLY	6.6
3	U	2999[A]	ALA	6.6
3	a	3162[A]	ASP	6.6
3	F	3063[A]	SER	6.6
3	d	3085[A]	PHE	6.6
3	X	3106[A]	THR	6.6
3	d	3107[A]	LEU	6.6
3	X	2946[A]	GLN	6.6
3	X	3047[A]	ARG	6.6
3	C	2982[A]	MET	6.6
3	R	3104[A]	MET	6.5
3	X	3173[A]	THR	6.5
3	d	3193[A]	HIS	6.5
3	d	3177[A]	SER	6.5
3	U	3077[A]	ASP	6.5
3	I	3160[A]	SER	6.5
3	L	3030[A]	ASN	6.5
3	C	3094[A]	SER	6.5
3	d	3086[A]	GLU	6.5
3	d	3294[A]	SER	6.5
3	X	3007[A]	ILE	6.5
3	C	2963[A]	MET	6.5
3	d	3155[A]	MET	6.5
3	a	2965[A]	LEU	6.5

Continued on next page...

Continued from previous page...

Mol	Chain	Res	Type	RSRZ
3	O	3194[A]	GLY	6.5
3	F	2931[A]	THR	6.5
3	L	2931[A]	THR	6.4
3	X	3292[A]	GLY	6.4
3	X	3087[A]	MET	6.4
3	d	3208[A]	GLN	6.4
3	X	3229[A]	ASN	6.4
3	X	2954[A]	TYR	6.4
3	X	2958[A]	ALA	6.4
3	X	3126[A]	ILE	6.4
3	d	3123[A]	THR	6.4
3	X	3066[A]	TYR	6.4
3	L	3077[A]	ASP	6.4
3	R	2932[A]	PRO	6.4
3	d	3254[A]	MET	6.4
3	X	2965[A]	LEU	6.4
3	d	3302[A]	SER	6.3
3	X	3230[A]	PHE	6.3
3	X	3127[A]	TRP	6.3
3	d	3096[A]	VAL	6.3
3	d	3122[A]	ASN	6.3
3	X	3069[A]	ILE	6.3
2	N	2651	GLN	6.3
3	d	2976[A]	ALA	6.3
3	X	2993[A]	MET	6.3
3	X	3093[A]	HIS	6.3
3	X	3138[A]	GLY	6.3
1	b	1577	GLY	6.3
3	U	2953[A]	GLY	6.3
3	I	3166[A]	GLU	6.3
3	R	3292[A]	GLY	6.3
3	X	3180[A]	TYR	6.3
3	C	3220[A]	ARG	6.3
3	L	2979[A]	GLN	6.2
3	d	3298[A]	ASN	6.2
3	L	2986[A]	PRO	6.2
3	U	3161[A]	GLU	6.2
3	O	2965[A]	LEU	6.2
3	d	3036[A]	GLY	6.2
3	C	3112[A]	TYR	6.2
3	d	2969[A]	TYR	6.2
3	d	2933[A]	SER	6.2

Continued on next page...

Continued from previous page...

Mol	Chain	Res	Type	RSRZ
1	P	887	ASP	6.2
3	X	3183[A]	LEU	6.2
3	L	2984[A]	THR	6.2
3	d	2981[A]	GLY	6.1
3	L	3272[A]	HIS	6.1
3	O	3179[A]	ASP	6.1
3	X	3096[A]	VAL	6.1
3	d	2998[A]	ASP	6.1
3	I	3302[A]	SER	6.1
3	I	3102[A]	TYR	6.1
3	O	2936[A]	GLU	6.1
3	F	2983[A]	VAL	6.1
3	d	2947[A]	ALA	6.1
3	F	3220[A]	ARG	6.1
3	d	3000[A]	LEU	6.1
3	d	3121[A]	SER	6.1
1	S	956	PRO	6.1
3	d	3014[A]	TRP	6.1
3	L	2952[A]	ALA	6.1
2	N	2083	VAL	6.0
3	L	3007[A]	ILE	6.0
3	X	2959[A]	SER	6.0
3	d	2962[A]	GLY	6.0
3	F	2964[A]	PRO	6.0
3	U	3294[A]	SER	6.0
3	C	3104[A]	MET	6.0
3	d	3092[A]	ILE	6.0
3	O	3166[A]	GLU	6.0
3	X	3117[A]	TYR	6.0
3	d	3303[A]	PRO	6.0
3	C	3086[A]	GLU	6.0
3	d	3258[A]	PHE	6.0
3	F	2932[A]	PRO	6.0
3	d	3137[A]	ARG	6.0
3	X	3068[A]	GLN	6.0
3	I	3028[A]	PRO	5.9
3	L	3028[A]	PRO	5.9
3	a	3294[A]	SER	5.9
3	R	3161[A]	GLU	5.9
3	d	3219[A]	LEU	5.9
3	d	2989[A]	HIS	5.9
3	X	3146[A]	CYS	5.9

Continued on next page...

Continued from previous page...

Mol	Chain	Res	Type	RSRZ
3	d	3035[A]	HIS	5.9
3	a	3160[A]	SER	5.9
3	X	3009[A]	ILE	5.9
3	F	3040[A]	VAL	5.9
3	X	2961[A]	HIS	5.9
3	X	3011[A]	TYR	5.9
3	X	3286[A]	THR	5.9
3	d	3178[A]	PHE	5.9
1	M	1304	ASP	5.9
3	d	2940[A]	ASN	5.9
3	I	3159[A]	SER	5.8
3	R	3248[A]	LEU	5.8
3	R	3027[A]	GLU	5.8
3	R	3002[A]	ALA	5.8
3	C	3016[A]	THR	5.8
3	d	2984[A]	THR	5.8
3	d	3242[A]	GLY	5.8
3	X	3030[A]	ASN	5.8
3	F	3002[A]	ALA	5.8
3	F	3216[A]	GLY	5.8
3	I	3243[A]	GLY	5.8
3	a	3107[A]	LEU	5.8
3	X	3298[A]	ASN	5.8
3	d	2958[A]	ALA	5.8
3	F	2963[A]	MET	5.8
3	L	2982[A]	MET	5.8
3	d	3158[A]	PHE	5.8
3	U	2979[A]	GLN	5.8
3	X	3023[A]	ILE	5.8
3	R	3293[A]	LYS	5.8
3	R	3062[A]	GLN	5.8
3	C	2981[A]	GLY	5.8
3	C	3079[A]	CYS	5.8
3	d	3308[A]	LYS	5.8
3	R	3092[A]	ILE	5.8
3	L	3302[A]	SER	5.8
3	F	2936[A]	GLU	5.7
3	d	3295[A]	LEU	5.7
3	O	2977[A]	CYS	5.7
3	C	3161[A]	GLU	5.7
3	C	3255[A]	PRO	5.7
3	d	3104[A]	MET	5.7

Continued on next page...

Continued from previous page...

Mol	Chain	Res	Type	RSRZ
3	O	2937[A]	ASN	5.7
3	X	3249[A]	GLY	5.7
3	X	3067[A]	ARG	5.7
3	O	2929[A]	SER	5.7
3	U	2982[A]	MET	5.7
3	X	3103[A]	GLY	5.7
3	d	3192[A]	PHE	5.7
3	a	3166[A]	GLU	5.7
3	X	3083[A]	ILE	5.7
3	I	3293[A]	LYS	5.7
3	X	2986[A]	PRO	5.7
3	X	3101[A]	PRO	5.7
3	O	3282[A]	ASP	5.7
3	R	3076[A]	ARG	5.7
3	X	3109[A]	TYR	5.7
3	X	3264[A]	TYR	5.7
3	X	2975[A]	PHE	5.7
3	d	3224[A]	GLN	5.6
3	F	3102[A]	TYR	5.6
3	X	2934[A]	GLU	5.6
3	d	3018[A]	PHE	5.6
3	C	3302[A]	SER	5.6
3	X	3269[A]	SER	5.6
3	I	2937[A]	ASN	5.6
3	R	3020[A]	SER	5.6
3	I	3282[A]	ASP	5.6
3	C	3063[A]	SER	5.6
3	I	2931[A]	THR	5.6
3	R	3272[A]	HIS	5.6
3	d	3144[A]	ALA	5.6
3	C	2986[A]	PRO	5.6
3	X	3195[A]	MET	5.6
3	U	3102[A]	TYR	5.6
3	I	2946[A]	GLN	5.6
3	a	3155[A]	MET	5.6
3	C	3077[A]	ASP	5.6
3	U	2963[A]	MET	5.6
3	C	3272[A]	HIS	5.6
3	R	3215[A]	ALA	5.6
1	V	828	ASP	5.5
3	X	3289[A]	GLY	5.5
3	d	2992[A]	TYR	5.5

Continued on next page...

Continued from previous page...

Mol	Chain	Res	Type	RSRZ
3	X	2978[A]	CYS	5.5
3	O	3243[A]	GLY	5.5
3	I	2974[A]	ALA	5.5
3	X	3294[A]	SER	5.5
3	I	2978[A]	CYS	5.5
3	a	3282[A]	ASP	5.5
3	L	3259[A]	ASP	5.5
3	a	3039[A]	ASP	5.5
3	d	2936[A]	GLU	5.5
3	d	2983[A]	VAL	5.5
3	X	3222[A]	ILE	5.5
3	L	3142[A]	ASN	5.5
3	X	3099[A]	PRO	5.5
3	X	3155[A]	MET	5.5
1	D	1577	GLY	5.5
3	d	2996[A]	MET	5.5
3	X	3094[A]	SER	5.5
3	R	3173[A]	THR	5.5
3	a	3002[A]	ALA	5.5
3	d	3063[A]	SER	5.5
3	d	2942[A]	LEU	5.5
3	d	3215[A]	ALA	5.5
3	U	2965[A]	LEU	5.4
3	X	3248[A]	LEU	5.4
3	X	2929[A]	SER	5.4
3	I	3291[A]	ASP	5.4
3	O	3160[A]	SER	5.4
3	C	2935[A]	ILE	5.4
3	a	3204[A]	LEU	5.4
3	d	3001[A]	LYS	5.4
3	a	2979[A]	GLN	5.4
3	I	2983[A]	VAL	5.4
3	C	3168[A]	THR	5.4
3	X	3118[A]	VAL	5.4
3	d	3167[A]	VAL	5.4
3	X	3084[A]	GLN	5.4
3	L	3107[A]	LEU	5.4
3	d	3114[A]	PRO	5.4
3	F	3016[A]	THR	5.4
3	C	3156[A]	MET	5.4
3	X	3085[A]	PHE	5.4
3	U	3137[A]	ARG	5.4

Continued on next page...

Continued from previous page...

Mol	Chain	Res	Type	RSRZ
3	X	3281[A]	PHE	5.4
3	R	2947[A]	ALA	5.4
3	U	3240[A]	THR	5.4
3	d	2988[A]	TRP	5.4
3	C	2937[A]	ASN	5.4
3	d	3272[A]	HIS	5.4
3	I	3264[A]	TYR	5.4
3	X	2992[A]	TYR	5.4
3	X	2932[A]	PRO	5.3
3	X	3293[A]	LYS	5.3
3	X	3151[A]	LEU	5.3
3	I	2960[A]	PHE	5.3
1	D	1166	THR	5.3
3	X	2980[A]	HIS	5.3
3	X	3015[A]	THR	5.3
3	X	2996[A]	MET	5.3
3	X	3290[A]	ILE	5.3
3	L	3086[A]	GLU	5.3
3	d	2968[A]	GLN	5.3
3	X	3161[A]	GLU	5.3
3	O	3094[A]	SER	5.3
3	L	3112[A]	TYR	5.3
3	R	3106[A]	THR	5.3
3	U	2948[A]	ASP	5.3
3	d	3197[A]	ILE	5.3
3	C	3293[A]	LYS	5.3
3	I	3094[A]	SER	5.3
3	X	2936[A]	GLU	5.3
3	X	3124[A]	ASP	5.3
3	X	2951[A]	ASP	5.2
3	F	3164[A]	PRO	5.2
3	C	3092[A]	ILE	5.2
3	F	3215[A]	ALA	5.2
3	d	3196[A]	THR	5.2
3	d	3191[A]	ASN	5.2
3	C	3002[A]	ALA	5.2
3	X	3175[A]	TYR	5.2
3	C	2936[A]	GLU	5.2
3	C	2977[A]	CYS	5.2
3	U	2955[A]	GLN	5.2
3	d	2961[A]	HIS	5.2
3	X	2966[A]	SER	5.2

Continued on next page...

Continued from previous page...

Mol	Chain	Res	Type	RSRZ
3	d	2985[A]	PHE	5.2
3	d	3154[A]	PRO	5.2
3	X	3188[A]	ASP	5.2
3	L	3102[A]	TYR	5.2
3	F	3019[A]	HIS	5.2
3	X	3014[A]	TRP	5.2
3	d	3277[A]	ALA	5.2
3	d	2986[A]	PRO	5.2
3	R	3294[A]	SER	5.2
3	C	3085[A]	PHE	5.2
3	I	3157[A]	PRO	5.1
3	U	2929[A]	SER	5.1
3	O	2987[A]	HIS	5.1
3	d	3090[A]	ASN	5.1
3	X	2957[A]	ILE	5.1
1	D	955	LYS	5.1
3	C	3049[A]	PRO	5.1
3	C	3078[A]	PHE	5.1
3	C	3145[A]	ASN	5.1
3	X	3134[A]	GLN	5.1
3	X	3251[A]	ASP	5.1
3	a	3106[A]	THR	5.1
3	a	3291[A]	ASP	5.1
3	I	3288[A]	MET	5.1
3	O	3106[A]	THR	5.1
3	d	2945[A]	VAL	5.1
3	L	3276[A]	ASP	5.1
3	O	3180[A]	TYR	5.1
1	G	1576	THR	5.1
3	C	3282[A]	ASP	5.1
3	C	3188[A]	ASP	5.1
3	X	3288[A]	MET	5.1
3	X	3081[A]	PHE	5.1
3	C	3100[A]	SER	5.1
3	L	3085[A]	PHE	5.1
3	C	3184[A]	ASN	5.1
3	X	3129[A]	ILE	5.1
3	d	3020[A]	SER	5.0
3	U	2952[A]	ALA	5.0
3	F	3280[A]	ASP	5.0
3	C	3243[A]	GLY	5.0
3	X	3258[A]	PHE	5.0

Continued on next page...

Continued from previous page...

Mol	Chain	Res	Type	RSRZ
3	O	2931[A]	THR	5.0
3	O	3097[A]	GLY	5.0
3	C	3309[A]	PRO	5.0
3	d	3076[A]	ARG	5.0
3	F	2973[A]	THR	5.0
3	d	3180[A]	TYR	5.0
3	O	3146[A]	CYS	5.0
1	A	826	ILE	5.0
3	F	2947[A]	ALA	5.0
3	X	3064[A]	PHE	5.0
3	L	3155[A]	MET	5.0
3	R	2963[A]	MET	5.0
3	d	3201[A]	GLU	5.0
3	L	3210[A]	LYS	5.0
3	C	2930[A]	LEU	5.0
3	L	3303[A]	PRO	5.0
3	F	3177[A]	SER	5.0
3	d	3043[A]	THR	5.0
3	L	2987[A]	HIS	5.0
3	I	3100[A]	SER	5.0
3	L	3293[A]	LYS	5.0
3	F	3162[A]	ASP	5.0
3	C	3172[A]	SER	4.9
3	L	3050[A]	ARG	4.9
3	R	2982[A]	MET	4.9
3	F	2928[A]	ASN	4.9
3	L	2972[A]	GLY	4.9
3	X	3112[A]	TYR	4.9
3	a	3102[A]	TYR	4.9
3	d	3046[A]	THR	4.9
3	C	3143[A]	SER	4.9
3	X	3275[A]	LEU	4.9
3	U	3286[A]	THR	4.9
3	O	3013[A]	ASP	4.9
3	R	3166[A]	GLU	4.9
3	C	3286[A]	THR	4.9
3	X	3032[A]	PRO	4.9
3	X	3242[A]	GLY	4.9
3	F	3030[A]	ASN	4.9
3	I	2959[A]	SER	4.9
3	L	3277[A]	ALA	4.9
1	b	419	THR	4.9

Continued on next page...

Continued from previous page...

Mol	Chain	Res	Type	RSRZ
3	d	3143[A]	SER	4.9
3	R	3244[A]	THR	4.9
3	I	2928[A]	ASN	4.9
3	d	3222[A]	ILE	4.9
3	I	2987[A]	HIS	4.9
3	U	3153[A]	LYS	4.9
3	L	3264[A]	TYR	4.9
3	X	3280[A]	ASP	4.9
3	X	3220[A]	ARG	4.9
3	d	3247[A]	VAL	4.9
1	D	420	SER	4.9
3	X	2998[A]	ASP	4.8
3	X	2967[A]	CYS	4.8
3	X	3028[A]	PRO	4.8
3	d	3187[A]	TYR	4.8
3	O	3004[A]	GLY	4.8
3	a	3008[A]	GLY	4.8
3	X	3185[A]	TYR	4.8
3	X	2990[A]	ARG	4.8
3	d	3299[A]	LEU	4.8
3	L	3145[A]	ASN	4.8
3	d	2970[A]	PRO	4.8
3	d	3275[A]	LEU	4.8
1	G	833	PHE	4.8
3	U	3302[A]	SER	4.8
3	I	3250[A]	GLY	4.8
3	I	3310[A]	GLY	4.8
3	d	2950[A]	THR	4.8
3	F	3243[A]	GLY	4.8
3	R	2974[A]	ALA	4.8
3	a	2962[A]	GLY	4.8
2	E	2651	GLN	4.8
3	U	2977[A]	CYS	4.8
3	a	3301[A]	PRO	4.8
3	d	3279[A]	ASP	4.8
3	d	3220[A]	ARG	4.8
1	A	1086	LEU	4.8
3	I	2932[A]	PRO	4.8
3	X	3137[A]	ARG	4.8
3	O	3162[A]	ASP	4.8
3	X	3130[A]	TRP	4.8
3	F	2974[A]	ALA	4.7

Continued on next page...

Continued from previous page...

Mol	Chain	Res	Type	RSRZ
3	X	2944[A]	ALA	4.7
3	F	3179[A]	ASP	4.7
3	d	2946[A]	GLN	4.7
3	L	3143[A]	SER	4.7
3	C	2983[A]	VAL	4.7
3	X	3208[A]	GLN	4.7
3	F	3173[A]	THR	4.7
3	F	3151[A]	LEU	4.7
3	X	3190[A]	LEU	4.7
3	d	3145[A]	ASN	4.7
3	L	2953[A]	GLY	4.7
3	d	3005[A]	ALA	4.7
3	R	3102[A]	TYR	4.7
3	F	2978[A]	CYS	4.7
3	L	3079[A]	CYS	4.7
3	L	3184[A]	ASN	4.7
3	R	3160[A]	SER	4.7
3	I	3106[A]	THR	4.7
3	d	3240[A]	THR	4.7
3	U	3039[A]	ASP	4.7
3	R	3146[A]	CYS	4.7
3	d	3160[A]	SER	4.7
3	X	3095[A]	TRP	4.7
3	d	3102[A]	TYR	4.7
3	X	2989[A]	HIS	4.7
3	R	3096[A]	VAL	4.7
3	d	3067[A]	ARG	4.7
3	U	2984[A]	THR	4.6
3	R	3194[A]	GLY	4.6
3	X	3308[A]	LYS	4.6
3	I	2977[A]	CYS	4.6
3	d	2991[A]	LEU	4.6
3	U	3037[A]	TYR	4.6
3	X	3156[A]	MET	4.6
3	a	2982[A]	MET	4.6
3	U	2981[A]	GLY	4.6
3	X	3045[A]	THR	4.6
3	X	3172[A]	SER	4.6
3	F	3255[A]	PRO	4.6
3	I	3155[A]	MET	4.6
3	a	3157[A]	PRO	4.6
1	A	834	ASP	4.6

Continued on next page...

Continued from previous page...

Mol	Chain	Res	Type	RSRZ
3	C	3019[A]	HIS	4.6
3	X	2948[A]	ASP	4.6
3	d	3276[A]	ASP	4.6
3	I	3247[A]	VAL	4.6
3	F	3186[A]	GLU	4.6
3	X	3038[A]	ILE	4.6
3	d	3019[A]	HIS	4.6
3	X	3263[A]	LEU	4.6
3	a	2952[A]	ALA	4.6
1	J	962	GLY	4.6
3	R	3241[A]	PHE	4.6
3	d	3230[A]	PHE	4.6
3	d	2979[A]	GLN	4.6
3	F	3260[A]	ARG	4.6
3	X	2991[A]	LEU	4.6
3	X	3041[A]	ALA	4.6
3	X	3022[A]	PRO	4.6
3	a	2932[A]	PRO	4.6
3	R	3111[A]	SER	4.6
3	L	3006[A]	LYS	4.6
3	d	3013[A]	ASP	4.6
3	X	3306[A]	LEU	4.6
3	L	3243[A]	GLY	4.6
3	R	2984[A]	THR	4.6
3	C	2951[A]	ASP	4.6
3	d	3008[A]	GLY	4.5
3	d	3088[A]	GLY	4.5
3	d	3184[A]	ASN	4.5
1	D	419	THR	4.5
1	M	831	VAL	4.5
2	E	2083	VAL	4.5
3	X	2968[A]	GLN	4.5
3	F	3144[A]	ALA	4.5
3	L	3221[A]	ALA	4.5
3	C	3032[A]	PRO	4.5
3	I	2981[A]	GLY	4.5
3	X	3178[A]	PHE	4.5
3	X	3074[A]	GLU	4.5
3	L	3255[A]	PRO	4.5
3	U	3310[A]	GLY	4.5
3	d	3171[A]	HIS	4.5
3	d	3266[A]	ILE	4.5

Continued on next page...

Continued from previous page...

Mol	Chain	Res	Type	RSRZ
1	D	1576	THR	4.5
3	F	2951[A]	ASP	4.5
3	I	3227[A]	ASP	4.5
3	O	3077[A]	ASP	4.5
3	a	3094[A]	SER	4.5
3	C	2950[A]	THR	4.5
3	C	3033[A]	PHE	4.5
3	d	3216[A]	GLY	4.5
3	d	3288[A]	MET	4.5
3	F	3038[A]	ILE	4.5
3	X	3163[A]	ASN	4.5
3	a	2974[A]	ALA	4.5
3	I	2973[A]	THR	4.5
3	I	3248[A]	LEU	4.5
3	d	3170[A]	ALA	4.5
3	F	3185[A]	TYR	4.5
3	U	3007[A]	ILE	4.4
3	F	3282[A]	ASP	4.4
3	d	3026[A]	THR	4.4
3	C	3041[A]	ALA	4.4
2	Z	2555	GLU	4.4
1	M	1577	GLY	4.4
1	G	956	PRO	4.4
3	X	3193[A]	HIS	4.4
3	X	3273[A]	LEU	4.4
3	X	3254[A]	MET	4.4
2	T	2555	GLU	4.4
3	C	3106[A]	THR	4.4
3	a	3173[A]	THR	4.4
3	d	3042[A]	ASP	4.4
3	I	3108[A]	HIS	4.4
3	F	3217[A]	PHE	4.4
3	d	3033[A]	PHE	4.4
3	a	3224[A]	GLN	4.4
3	d	3066[A]	TYR	4.4
3	R	3077[A]	ASP	4.4
3	X	3259[A]	ASP	4.4
3	a	3241[A]	PHE	4.4
3	O	2963[A]	MET	4.4
3	U	2968[A]	GLN	4.4
3	d	3183[A]	LEU	4.4
3	F	3272[A]	HIS	4.4

Continued on next page...

Continued from previous page...

Mol	Chain	Res	Type	RSRZ
3	C	3308[A]	LYS	4.4
3	L	3295[A]	LEU	4.4
3	X	3089[A]	HIS	4.4
3	d	3286[A]	THR	4.4
3	C	2928[A]	ASN	4.3
3	d	3030[A]	ASN	4.3
3	I	3245[A]	PHE	4.3
3	R	2950[A]	THR	4.3
3	X	3097[A]	GLY	4.3
3	F	3180[A]	TYR	4.3
3	O	3063[A]	SER	4.3
3	a	3209[A]	GLU	4.3
3	U	2947[A]	ALA	4.3
3	U	3224[A]	GLN	4.3
1	J	873	VAL	4.3
3	F	2977[A]	CYS	4.3
3	X	3228[A]	VAL	4.3
3	X	2933[A]	SER	4.3
3	a	3140[A]	PRO	4.3
3	d	3148[A]	ILE	4.3
3	C	3296[A]	PRO	4.3
3	I	3158[A]	PHE	4.3
3	d	3116[A]	PHE	4.3
3	I	3005[A]	ALA	4.3
3	F	3077[A]	ASP	4.3
3	I	3272[A]	HIS	4.3
3	L	2936[A]	GLU	4.3
3	X	3034[A]	HIS	4.3
3	a	3027[A]	GLU	4.3
3	d	3119[A]	HIS	4.3
3	X	3072[A]	ALA	4.3
3	U	3241[A]	PHE	4.3
3	U	3062[A]	GLN	4.3
1	J	887	ASP	4.3
3	d	3010[A]	PRO	4.3
1	D	1165	GLY	4.3
1	S	954	ALA	4.3
3	C	3088[A]	GLY	4.3
3	X	3241[A]	PHE	4.3
2	N	2084	ARG	4.3
3	X	3076[A]	ARG	4.3
1	S	1578	ILE	4.3

Continued on next page...

Continued from previous page...

Mol	Chain	Res	Type	RSRZ
3	d	3004[A]	GLY	4.3
1	G	570	GLN	4.2
3	I	3040[A]	VAL	4.2
3	L	3090[A]	ASN	4.2
3	F	3037[A]	TYR	4.2
3	X	3024[A]	LEU	4.2
3	C	2964[A]	PRO	4.2
3	L	2964[A]	PRO	4.2
3	U	3028[A]	PRO	4.2
3	U	3215[A]	ALA	4.2
3	a	3086[A]	GLU	4.2
1	J	961	SER	4.2
3	F	2981[A]	GLY	4.2
3	I	3292[A]	GLY	4.2
3	X	3217[A]	PHE	4.2
3	C	2948[A]	ASP	4.2
3	O	3240[A]	THR	4.2
1	J	886	PRO	4.2
3	U	3155[A]	MET	4.2
3	R	3019[A]	HIS	4.2
3	X	3159[A]	SER	4.2
3	X	3031[A]	ASN	4.2
1	V	831	VAL	4.2
3	X	3098[A]	GLY	4.2
3	d	2990[A]	ARG	4.2
3	O	3288[A]	MET	4.2
3	L	3111[A]	SER	4.2
3	L	3160[A]	SER	4.2
3	U	3063[A]	SER	4.2
3	I	3048[A]	ASP	4.2
3	C	3067[A]	ARG	4.2
3	O	3296[A]	PRO	4.2
3	R	3306[A]	LEU	4.2
3	C	2990[A]	ARG	4.2
3	R	3064[A]	PHE	4.2
3	U	3030[A]	ASN	4.2
3	X	3215[A]	ALA	4.2
3	d	2928[A]	ASN	4.2
3	F	3046[A]	THR	4.2
3	a	3244[A]	THR	4.2
3	O	2959[A]	SER	4.2
3	U	3027[A]	GLU	4.2

Continued on next page...

Continued from previous page...

Mol	Chain	Res	Type	RSRZ
3	L	3215[A]	ALA	4.1
1	A	1577	GLY	4.1
3	X	3260[A]	ARG	4.1
3	R	3143[A]	SER	4.1
3	R	3107[A]	LEU	4.1
3	a	3249[A]	GLY	4.1
1	P	834	ASP	4.1
3	U	3216[A]	GLY	4.1
3	X	3216[A]	GLY	4.1
3	U	2936[A]	GLU	4.1
3	a	2973[A]	THR	4.1
3	C	3247[A]	VAL	4.1
1	G	563	ILE	4.1
3	U	3166[A]	GLU	4.1
3	d	3283[A]	ILE	4.1
1	S	831	VAL	4.1
3	I	3185[A]	TYR	4.1
3	a	3048[A]	ASP	4.1
3	d	3126[A]	ILE	4.1
1	D	956	PRO	4.1
3	d	3125[A]	ARG	4.1
3	R	3240[A]	THR	4.1
1	J	1577	GLY	4.1
3	d	3083[A]	ILE	4.1
3	a	2968[A]	GLN	4.1
3	C	3310[A]	GLY	4.1
3	L	3213[A]	VAL	4.1
3	L	3137[A]	ARG	4.1
3	R	3094[A]	SER	4.1
3	R	3206[A]	LYS	4.1
3	d	3218[A]	LEU	4.1
3	d	3140[A]	PRO	4.1
1	D	570	GLN	4.1
3	R	3114[A]	PRO	4.1
3	C	3090[A]	ASN	4.1
3	a	2936[A]	GLU	4.1
3	R	3007[A]	ILE	4.1
1	G	828	ASP	4.1
3	d	2971[A]	ASP	4.1
3	a	2946[A]	GLN	4.1
3	I	3112[A]	TYR	4.1
3	L	2950[A]	THR	4.1

Continued on next page...

Continued from previous page...

Mol	Chain	Res	Type	RSRZ
3	U	3100[A]	SER	4.1
3	d	3077[A]	ASP	4.1
3	X	3027[A]	GLU	4.1
1	J	830	ASN	4.1
3	X	3149[A]	ASN	4.1
1	b	831	VAL	4.0
3	I	3156[A]	MET	4.0
3	X	3043[A]	THR	4.0
3	a	2947[A]	ALA	4.0
3	d	3259[A]	ASP	4.0
3	O	3216[A]	GLY	4.0
3	U	2964[A]	PRO	4.0
3	X	2935[A]	ILE	4.0
3	I	3244[A]	THR	4.0
3	R	3148[A]	ILE	4.0
3	X	3145[A]	ASN	4.0
3	O	2952[A]	ALA	4.0
3	L	3222[A]	ILE	4.0
3	L	3078[A]	PHE	4.0
1	P	570	GLN	4.0
3	d	3115[A]	LEU	4.0
3	d	3227[A]	ASP	4.0
3	X	3307[A]	PHE	4.0
3	d	2966[A]	SER	4.0
3	F	3047[A]	ARG	4.0
3	F	3230[A]	PHE	4.0
3	d	2975[A]	PHE	4.0
3	d	3113[A]	ASP	4.0
3	a	2959[A]	SER	4.0
3	F	2972[A]	GLY	4.0
3	L	2983[A]	VAL	4.0
3	X	2945[A]	VAL	4.0
3	R	2952[A]	ALA	4.0
3	d	3157[A]	PRO	4.0
3	X	3186[A]	GLU	4.0
1	P	831	VAL	4.0
3	a	3298[A]	ASN	4.0
3	F	3302[A]	SER	4.0
3	d	3147[A]	GLU	4.0
3	I	3194[A]	GLY	4.0
3	C	3294[A]	SER	4.0
3	C	3142[A]	ASN	4.0

Continued on next page...

Continued from previous page...

Mol	Chain	Res	Type	RSRZ
3	F	3224[A]	GLN	4.0
1	V	954	ALA	4.0
3	I	3161[A]	GLU	4.0
3	R	3142[A]	ASN	4.0
3	I	3296[A]	PRO	4.0
3	U	3164[A]	PRO	4.0
2	H	2555	GLU	3.9
3	O	3261[A]	LEU	3.9
3	X	3189[A]	ASN	3.9
3	d	3134[A]	GLN	3.9
3	d	2939[A]	ARG	3.9
3	d	3065[A]	PHE	3.9
3	I	3276[A]	ASP	3.9
3	C	3244[A]	THR	3.9
3	L	3094[A]	SER	3.9
3	a	3250[A]	GLY	3.9
3	R	3309[A]	PRO	3.9
3	C	3209[A]	GLU	3.9
3	L	2973[A]	THR	3.9
3	a	3257[A]	ALA	3.9
3	L	3275[A]	LEU	3.9
3	O	3008[A]	GLY	3.9
2	E	2889	ALA	3.9
3	X	2977[A]	CYS	3.9
1	b	1246	GLY	3.9
3	X	3158[A]	PHE	3.9
3	d	3214[A]	PHE	3.9
3	I	3140[A]	PRO	3.9
3	U	2969[A]	TYR	3.9
3	d	3264[A]	TYR	3.9
3	O	3019[A]	HIS	3.9
3	O	3028[A]	PRO	3.9
3	L	3209[A]	GLU	3.9
3	L	3266[A]	ILE	3.9
3	X	3261[A]	LEU	3.9
3	U	3223[A]	GLY	3.9
3	d	3009[A]	ILE	3.9
3	U	2933[A]	SER	3.9
3	X	3213[A]	VAL	3.9
3	d	3300[A]	LEU	3.9
3	I	3099[A]	PRO	3.9
3	O	2932[A]	PRO	3.9

Continued on next page...

Continued from previous page...

Mol	Chain	Res	Type	RSRZ
3	O	3278[A]	HIS	3.9
3	C	3257[A]	ALA	3.9
3	I	3091[A]	ALA	3.9
3	L	2947[A]	ALA	3.9
3	d	3002[A]	ALA	3.9
3	d	3261[A]	LEU	3.8
3	I	2956[A]	LYS	3.8
3	X	3153[A]	LYS	3.8
3	d	3176[A]	LYS	3.8
3	F	3086[A]	GLU	3.8
3	C	3248[A]	LEU	3.8
3	I	3087[A]	MET	3.8
3	I	3006[A]	LYS	3.8
3	X	3033[A]	PHE	3.8
3	X	3192[A]	PHE	3.8
3	O	3100[A]	SER	3.8
3	L	3158[A]	PHE	3.8
2	H	2874	ASP	3.8
3	R	2940[A]	ASN	3.8
3	C	3015[A]	THR	3.8
3	U	3299[A]	LEU	3.8
3	O	2986[A]	PRO	3.8
3	X	3133[A]	LEU	3.8
3	R	3088[A]	GLY	3.8
3	U	3253[A]	GLU	3.8
3	X	2942[A]	LEU	3.8
3	X	3000[A]	LEU	3.8
3	U	3309[A]	PRO	3.8
3	d	3032[A]	PRO	3.8
3	L	3194[A]	GLY	3.8
3	X	3150[A]	LYS	3.8
3	a	3272[A]	HIS	3.8
3	C	2991[A]	LEU	3.8
3	L	3260[A]	ARG	3.8
3	a	3030[A]	ASN	3.8
3	F	2959[A]	SER	3.8
3	F	3095[A]	TRP	3.8
3	O	2974[A]	ALA	3.8
3	C	3123[A]	THR	3.8
3	F	2984[A]	THR	3.8
1	V	829	ALA	3.8
3	U	3098[A]	GLY	3.8

Continued on next page...

Continued from previous page...

Mol	Chain	Res	Type	RSRZ
3	F	2957[A]	ILE	3.8
3	L	3248[A]	LEU	3.8
3	F	2987[A]	HIS	3.8
3	R	3209[A]	GLU	3.7
3	d	3051[A]	PRO	3.7
3	O	3092[A]	ILE	3.7
3	C	3210[A]	LYS	3.7
3	U	2987[A]	HIS	3.7
3	X	3120[A]	HIS	3.7
3	a	2933[A]	SER	3.7
1	A	1023	GLY	3.7
3	C	3259[A]	ASP	3.7
3	F	3146[A]	CYS	3.7
3	R	2967[A]	CYS	3.7
3	C	3297[A]	PRO	3.7
3	L	3190[A]	LEU	3.7
1	V	1088	SER	3.7
3	O	3173[A]	THR	3.7
3	U	3080[A]	ASP	3.7
3	X	3018[A]	PHE	3.7
3	R	3026[A]	THR	3.7
3	R	3093[A]	HIS	3.7
3	R	3254[A]	MET	3.7
3	O	3205[A]	LYS	3.7
3	X	3301[A]	PRO	3.7
3	d	2957[A]	ILE	3.7
3	d	3305[A]	ILE	3.7
3	C	3046[A]	THR	3.7
3	C	3226[A]	ALA	3.7
3	I	3286[A]	THR	3.7
3	X	3169[A]	LYS	3.7
3	O	3276[A]	ASP	3.7
3	U	3158[A]	PHE	3.7
3	X	3265[A]	ASP	3.7
3	R	3249[A]	GLY	3.7
3	d	2943[A]	ALA	3.7
3	X	3139[A]	LEU	3.7
3	X	3207[A]	ILE	3.7
3	a	3007[A]	ILE	3.7
2	c	2083	VAL	3.7
3	L	3282[A]	ASP	3.7
3	O	3255[A]	PRO	3.7

Continued on next page...

Continued from previous page...

Mol	Chain	Res	Type	RSRZ
3	U	3272[A]	HIS	3.7
3	O	3023[A]	ILE	3.7
3	L	2932[A]	PRO	3.7
3	d	3039[A]	ASP	3.7
3	d	3198[A]	PRO	3.7
3	U	3031[A]	ASN	3.7
3	d	3221[A]	ALA	3.7
3	d	3248[A]	LEU	3.7
3	C	3102[A]	TYR	3.7
3	X	3167[A]	VAL	3.7
3	O	2947[A]	ALA	3.7
3	d	3136[A]	TYR	3.7
3	O	3020[A]	SER	3.7
3	U	2959[A]	SER	3.7
3	a	3216[A]	GLY	3.7
1	D	887	ASP	3.7
3	d	3162[A]	ASP	3.7
3	O	3037[A]	TYR	3.7
2	K	2555	GLU	3.7
3	O	3103[A]	GLY	3.7
3	X	3300[A]	LEU	3.7
3	I	3277[A]	ALA	3.7
3	C	3187[A]	TYR	3.7
3	F	3027[A]	GLU	3.7
3	L	3242[A]	GLY	3.6
3	F	3210[A]	LYS	3.6
3	X	3105[A]	SER	3.6
2	Z	2825	ILE	3.6
3	U	3259[A]	ASP	3.6
3	X	3214[A]	PHE	3.6
3	d	3262[A]	PHE	3.6
3	F	3083[A]	ILE	3.6
3	O	2992[A]	TYR	3.6
3	d	3027[A]	GLU	3.6
3	L	3083[A]	ILE	3.6
3	d	3281[A]	PHE	3.6
1	M	420	SER	3.6
3	L	3240[A]	THR	3.6
3	F	3039[A]	ASP	3.6
3	R	3105[A]	SER	3.6
1	S	833	PHE	3.6
3	U	2983[A]	VAL	3.6

Continued on next page...

Continued from previous page...

Mol	Chain	Res	Type	RSRZ
3	U	3099[A]	PRO	3.6
3	a	3040[A]	VAL	3.6
3	U	3094[A]	SER	3.6
3	a	3037[A]	TYR	3.6
3	a	3240[A]	THR	3.6
1	A	562	GLN	3.6
3	X	3021[A]	LEU	3.6
3	a	3096[A]	VAL	3.6
3	X	3114[A]	PRO	3.6
3	R	3190[A]	LEU	3.6
3	C	3082[A]	GLU	3.6
3	X	3025[A]	VAL	3.6
3	d	3253[A]	GLU	3.6
3	C	3047[A]	ARG	3.6
3	X	3244[A]	THR	3.6
3	d	3172[A]	SER	3.6
3	a	3019[A]	HIS	3.6
3	L	3296[A]	PRO	3.6
3	O	3250[A]	GLY	3.6
3	R	3210[A]	LYS	3.6
3	d	2997[A]	GLU	3.6
3	a	3248[A]	LEU	3.6
3	C	3224[A]	GLN	3.6
3	a	3092[A]	ILE	3.6
3	a	3225[A]	SER	3.6
3	I	3062[A]	GLN	3.6
3	d	3188[A]	ASP	3.6
3	X	3223[A]	GLY	3.6
1	P	956	PRO	3.6
3	d	3129[A]	ILE	3.6
3	L	3116[A]	PHE	3.5
3	I	3297[A]	PRO	3.5
3	R	3157[A]	PRO	3.5
3	a	3206[A]	LYS	3.5
1	M	148	GLN	3.5
3	F	3219[A]	LEU	3.5
3	U	2962[A]	GLY	3.5
3	X	3219[A]	LEU	3.5
3	X	3187[A]	TYR	3.5
3	d	3089[A]	HIS	3.5
3	d	3044[A]	LYS	3.5
3	R	3288[A]	MET	3.5

Continued on next page...

Continued from previous page...

Mol	Chain	Res	Type	RSRZ
3	O	3184[A]	ASN	3.5
3	I	3067[A]	ARG	3.5
3	C	3080[A]	ASP	3.5
3	L	3119[A]	HIS	3.5
3	U	3211[A]	ASP	3.5
3	L	3161[A]	GLU	3.5
3	C	3256[A]	TRP	3.5
3	a	3035[A]	HIS	3.5
3	a	3168[A]	THR	3.5
3	d	3159[A]	SER	3.5
3	I	3220[A]	ARG	3.5
3	X	3283[A]	ILE	3.5
3	C	3146[A]	CYS	3.5
3	I	2952[A]	ALA	3.5
3	O	3257[A]	ALA	3.5
3	R	3091[A]	ALA	3.5
3	R	3015[A]	THR	3.5
3	X	2950[A]	THR	3.5
3	a	3105[A]	SER	3.5
3	F	3154[A]	PRO	3.5
3	I	3029[A]	LYS	3.5
3	L	3032[A]	PRO	3.5
3	a	3114[A]	PRO	3.5
3	L	3004[A]	GLY	3.5
3	F	3092[A]	ILE	3.5
3	O	2966[A]	SER	3.5
3	O	2964[A]	PRO	3.5
3	d	3049[A]	PRO	3.5
3	C	3066[A]	TYR	3.5
3	L	3031[A]	ASN	3.5
3	R	3291[A]	ASP	3.5
3	X	3276[A]	ASP	3.5
3	a	2948[A]	ASP	3.5
3	O	3015[A]	THR	3.5
3	d	3306[A]	LEU	3.5
3	U	3005[A]	ALA	3.5
3	d	3103[A]	GLY	3.5
3	L	2960[A]	PHE	3.5
3	F	3096[A]	VAL	3.5
3	C	3276[A]	ASP	3.5
1	V	1166	THR	3.5
3	C	3292[A]	GLY	3.5

Continued on next page...

Continued from previous page...

Mol	Chain	Res	Type	RSRZ
3	L	2929[A]	SER	3.5
3	L	2959[A]	SER	3.5
3	I	2936[A]	GLU	3.5
3	I	3044[A]	LYS	3.5
3	R	3037[A]	TYR	3.5
1	b	563	ILE	3.5
3	U	3038[A]	ILE	3.5
3	O	2982[A]	MET	3.5
3	O	3227[A]	ASP	3.5
3	R	2951[A]	ASP	3.5
3	R	3103[A]	GLY	3.5
3	R	3282[A]	ASP	3.5
3	U	3097[A]	GLY	3.5
3	O	3221[A]	ALA	3.5
3	C	3154[A]	PRO	3.5
3	R	2969[A]	TYR	3.5
3	X	3121[A]	SER	3.5
3	F	3222[A]	ILE	3.5
3	F	3104[A]	MET	3.5
3	X	3019[A]	HIS	3.5
3	X	3206[A]	LYS	3.5
3	L	3039[A]	ASP	3.5
3	O	3144[A]	ALA	3.5
3	C	2934[A]	GLU	3.5
3	R	3049[A]	PRO	3.5
3	a	2984[A]	THR	3.5
3	d	3173[A]	THR	3.5
3	d	3273[A]	LEU	3.5
3	a	3119[A]	HIS	3.5
2	W	2651	GLN	3.4
3	L	3080[A]	ASP	3.4
3	a	3181[A]	GLN	3.4
3	C	3040[A]	VAL	3.4
3	C	3044[A]	LYS	3.4
1	Y	833	PHE	3.4
3	X	3071[A]	PHE	3.4
3	a	3103[A]	GLY	3.4
3	L	3278[A]	HIS	3.4
3	X	2976[A]	ALA	3.4
3	X	3272[A]	HIS	3.4
3	C	3099[A]	PRO	3.4
3	C	3114[A]	PRO	3.4

Continued on next page...

Continued from previous page...

Mol	Chain	Res	Type	RSRZ
3	F	3168[A]	THR	3.4
3	F	3103[A]	GLY	3.4
3	O	3249[A]	GLY	3.4
3	d	3260[A]	ARG	3.4
3	I	3039[A]	ASP	3.4
3	R	2983[A]	VAL	3.4
3	O	3014[A]	TRP	3.4
3	F	3240[A]	THR	3.4
3	O	3123[A]	THR	3.4
3	L	2995[A]	GLN	3.4
3	C	3165[A]	ASN	3.4
3	U	3154[A]	PRO	3.4
3	X	3309[A]	PRO	3.4
2	K	2418	GLY	3.4
3	O	3111[A]	SER	3.4
3	a	3063[A]	SER	3.4
3	d	2934[A]	GLU	3.4
3	X	3017[A]	ALA	3.4
3	F	3206[A]	LYS	3.4
3	L	3014[A]	TRP	3.4
3	a	3022[A]	PRO	3.4
3	X	3274[A]	ARG	3.4
3	L	3002[A]	ALA	3.4
3	d	3016[A]	THR	3.4
3	O	3093[A]	HIS	3.4
3	a	3108[A]	HIS	3.4
3	U	3076[A]	ARG	3.4
3	U	3291[A]	ASP	3.4
3	a	2956[A]	LYS	3.4
3	F	3107[A]	LEU	3.4
3	O	2969[A]	TYR	3.4
3	O	3204[A]	LEU	3.4
3	X	2995[A]	GLN	3.4
3	a	2960[A]	PHE	3.4
3	d	3120[A]	HIS	3.4
3	R	3310[A]	GLY	3.4
3	C	3124[A]	ASP	3.4
3	C	3227[A]	ASP	3.4
3	F	3256[A]	TRP	3.4
3	C	2967[A]	CYS	3.4
1	b	1501	ALA	3.4
3	X	3132[A]	ALA	3.4

Continued on next page...

Continued from previous page...

Mol	Chain	Res	Type	RSRZ
3	X	3225[A]	SER	3.4
3	I	3014[A]	TRP	3.4
3	a	3276[A]	ASP	3.4
1	M	951	ASN	3.4
3	I	3221[A]	ALA	3.4
3	a	3190[A]	LEU	3.4
3	C	2931[A]	THR	3.4
3	a	3161[A]	GLU	3.4
3	L	3212[A]	ARG	3.4
3	L	3226[A]	ALA	3.4
3	X	3277[A]	ALA	3.4
3	a	3183[A]	LEU	3.4
3	X	3116[A]	PHE	3.4
3	R	2972[A]	GLY	3.4
1	M	569	LYS	3.4
3	a	3142[A]	ASN	3.4
3	a	3184[A]	ASN	3.4
1	V	1165	GLY	3.4
3	O	3026[A]	THR	3.4
3	R	3063[A]	SER	3.4
3	X	3268[A]	LYS	3.4
3	a	2931[A]	THR	3.4
3	X	3115[A]	LEU	3.3
3	C	3277[A]	ALA	3.3
3	L	3114[A]	PRO	3.3
3	C	3283[A]	ILE	3.3
3	I	3004[A]	GLY	3.3
3	F	3194[A]	GLY	3.3
3	R	3165[A]	ASN	3.3
3	a	3299[A]	LEU	3.3
3	d	3293[A]	LYS	3.3
3	O	2993[A]	MET	3.3
3	X	3271[A]	VAL	3.3
3	O	3177[A]	SER	3.3
3	O	3302[A]	SER	3.3
3	L	2990[A]	ARG	3.3
3	R	3085[A]	PHE	3.3
3	F	3161[A]	GLU	3.3
3	L	3048[A]	ASP	3.3
1	A	830	ASN	3.3
3	L	2963[A]	MET	3.3
3	F	3172[A]	SER	3.3

Continued on next page...

Continued from previous page...

Mol	Chain	Res	Type	RSRZ
3	L	3294[A]	SER	3.3
3	X	3287[A]	ILE	3.3
3	R	3256[A]	TRP	3.3
1	S	562	GLN	3.3
3	F	3248[A]	LEU	3.3
3	R	3156[A]	MET	3.3
3	C	2999[A]	ALA	3.3
3	F	2952[A]	ALA	3.3
1	P	1577	GLY	3.3
3	O	2968[A]	GLN	3.3
3	F	3158[A]	PHE	3.3
3	R	3276[A]	ASP	3.3
3	O	3119[A]	HIS	3.3
3	U	3252[A]	TYR	3.3
3	O	3067[A]	ARG	3.3
3	a	2975[A]	PHE	3.3
3	I	3226[A]	ALA	3.3
3	d	2935[A]	ILE	3.3
3	a	2930[A]	LEU	3.3
3	R	3012[A]	TRP	3.3
3	L	3008[A]	GLY	3.3
3	O	3277[A]	ALA	3.3
3	O	3108[A]	HIS	3.3
3	X	3165[A]	ASN	3.3
3	a	3255[A]	PRO	3.3
3	O	3286[A]	THR	3.3
3	d	2956[A]	LYS	3.3
3	d	3287[A]	ILE	3.3
3	O	3289[A]	GLY	3.3
3	d	3109[A]	TYR	3.3
3	R	3035[A]	HIS	3.3
3	I	3142[A]	ASN	3.3
1	V	448	SER	3.3
3	L	3224[A]	GLN	3.3
3	X	3205[A]	LYS	3.3
3	X	3296[A]	PRO	3.3
3	a	3146[A]	CYS	3.3
3	O	3310[A]	GLY	3.3
3	R	3097[A]	GLY	3.3
3	C	3180[A]	TYR	3.3
3	d	3117[A]	TYR	3.3
3	O	3153[A]	LYS	3.3

Continued on next page...

Continued from previous page...

Mol	Chain	Res	Type	RSRZ
3	R	3044[A]	LYS	3.3
3	R	3086[A]	GLU	3.2
3	R	3164[A]	PRO	3.2
3	I	3127[A]	TRP	3.2
3	U	2946[A]	GLN	3.2
3	F	3226[A]	ALA	3.2
1	P	870	TYR	3.2
3	F	2930[A]	LEU	3.2
3	R	3117[A]	TYR	3.2
3	U	2960[A]	PHE	3.2
3	C	3007[A]	ILE	3.2
1	A	473	ALA	3.2
3	U	3243[A]	GLY	3.2
3	X	3078[A]	PHE	3.2
3	L	2934[A]	GLU	3.2
3	O	3161[A]	GLU	3.2
1	D	886	PRO	3.2
1	M	571	PRO	3.2
3	C	3036[A]	GLY	3.2
3	L	2957[A]	ILE	3.2
3	X	3075[A]	GLN	3.2
3	d	3225[A]	SER	3.2
3	U	2931[A]	THR	3.2
2	B	2555	GLU	3.2
3	L	2977[A]	CYS	3.2
3	a	2967[A]	CYS	3.2
3	I	2972[A]	GLY	3.2
3	R	2970[A]	PRO	3.2
3	a	2970[A]	PRO	3.2
3	d	3150[A]	LYS	3.2
1	G	1257	SER	3.2
1	Y	1638	SER	3.2
3	C	3177[A]	SER	3.2
3	F	3100[A]	SER	3.2
1	b	1025	THR	3.2
3	F	2967[A]	CYS	3.2
3	I	3255[A]	PRO	3.2
3	X	2941[A]	ALA	3.2
3	d	3128[A]	ALA	3.2
3	L	3244[A]	THR	3.2
3	C	2968[A]	GLN	3.2
3	R	2968[A]	GLN	3.2

Continued on next page...

Continued from previous page...

Mol	Chain	Res	Type	RSRZ
3	R	2979[A]	GLN	3.2
3	a	2955[A]	GLN	3.2
2	W	2552	GLU	3.2
3	F	3253[A]	GLU	3.2
3	R	3031[A]	ASN	3.2
3	L	3159[A]	SER	3.2
3	a	2966[A]	SER	3.2
3	d	3161[A]	GLU	3.2
3	C	3110[A]	THR	3.2
3	R	3050[A]	ARG	3.2
3	U	2973[A]	THR	3.2
3	O	2953[A]	GLY	3.2
3	X	3174[A]	GLY	3.2
3	d	3080[A]	ASP	3.2
3	F	3082[A]	GLU	3.2
3	F	3142[A]	ASN	3.2
3	R	2978[A]	CYS	3.2
3	O	2933[A]	SER	3.2
1	J	921	GLY	3.2
3	C	3087[A]	MET	3.2
3	R	3250[A]	GLY	3.2
3	a	3148[A]	ILE	3.2
3	d	3084[A]	GLN	3.2
3	O	3293[A]	LYS	3.2
3	X	3135[A]	LYS	3.2
3	a	2983[A]	VAL	3.2
3	I	3163[A]	ASN	3.2
3	R	2995[A]	GLN	3.2
3	U	3210[A]	LYS	3.2
3	L	3108[A]	HIS	3.2
3	d	3166[A]	GLU	3.2
3	U	2930[A]	LEU	3.2
3	C	2949[A]	LYS	3.2
3	a	3085[A]	PHE	3.2
3	d	3246[A]	CYS	3.2
1	b	965	ASP	3.2
3	U	3264[A]	TYR	3.2
3	L	3092[A]	ILE	3.2
1	Y	961	SER	3.2
3	R	2933[A]	SER	3.2
3	I	3209[A]	GLU	3.2
3	I	3252[A]	TYR	3.2

Continued on next page...

Continued from previous page...

Mol	Chain	Res	Type	RSRZ
3	U	3019[A]	HIS	3.2
1	A	1169	LYS	3.1
1	J	1229	LYS	3.1
2	B	2867	PRO	3.1
3	L	2991[A]	LEU	3.1
3	O	3248[A]	LEU	3.1
3	O	2990[A]	ARG	3.1
3	F	2937[A]	ASN	3.1
3	X	3102[A]	TYR	3.1
3	d	3011[A]	TYR	3.1
3	R	2988[A]	TRP	3.1
2	B	2497	GLU	3.1
3	X	3082[A]	GLU	3.1
1	G	1625	HIS	3.1
3	I	3211[A]	ASP	3.1
3	L	2951[A]	ASP	3.1
3	a	3296[A]	PRO	3.1
3	I	3079[A]	CYS	3.1
3	X	3065[A]	PHE	3.1
3	O	3091[A]	ALA	3.1
3	F	3303[A]	PRO	3.1
1	P	417	MET	3.1
3	X	2988[A]	TRP	3.1
3	L	3186[A]	GLU	3.1
3	I	3137[A]	ARG	3.1
3	O	3170[A]	ALA	3.1
3	L	3084[A]	GLN	3.1
3	d	2955[A]	GLN	3.1
3	C	2933[A]	SER	3.1
3	I	3143[A]	SER	3.1
3	a	3038[A]	ILE	3.1
3	a	3292[A]	GLY	3.1
3	O	3039[A]	ASP	3.1
3	a	3252[A]	TYR	3.1
3	a	2929[A]	SER	3.1
3	F	2950[A]	THR	3.1
3	U	3040[A]	VAL	3.1
3	X	3221[A]	ALA	3.1
3	I	2991[A]	LEU	3.1
3	d	3075[A]	GLN	3.1
3	U	3146[A]	CYS	3.1
3	U	3249[A]	GLY	3.1

Continued on next page...

Continued from previous page...

Mol	Chain	Res	Type	RSRZ
3	a	3088[A]	GLY	3.1
3	C	3260[A]	ARG	3.1
3	U	3254[A]	MET	3.1
3	a	2958[A]	ALA	3.1
3	a	3242[A]	GLY	3.1
1	P	1002	GLU	3.1
3	R	3079[A]	CYS	3.1
3	R	3184[A]	ASN	3.1
3	d	3195[A]	MET	3.1
1	D	1638	SER	3.1
3	I	3080[A]	ASP	3.1
3	X	3029[A]	LYS	3.1
3	X	3168[A]	THR	3.1
3	d	3205[A]	LYS	3.1
3	C	3068[A]	GLN	3.1
3	C	2987[A]	HIS	3.1
3	X	2987[A]	HIS	3.1
1	S	834	ASP	3.1
3	I	3299[A]	LEU	3.1
3	R	3028[A]	PRO	3.1
3	O	2984[A]	THR	3.1
1	Y	964	ILE	3.1
3	R	3242[A]	GLY	3.1
3	a	3214[A]	PHE	3.1
3	a	3310[A]	GLY	3.1
1	Y	831	VAL	3.1
3	d	3025[A]	VAL	3.1
3	C	3125[A]	ARG	3.1
3	L	3309[A]	PRO	3.1
3	X	2930[A]	LEU	3.1
3	O	2928[A]	ASN	3.1
3	O	3048[A]	ASP	3.1
3	F	2982[A]	MET	3.1
3	R	3137[A]	ARG	3.1
3	U	3306[A]	LEU	3.1
3	X	3002[A]	ALA	3.1
3	d	2980[A]	HIS	3.1
3	O	3114[A]	PRO	3.0
3	X	3297[A]	PRO	3.0
3	C	3030[A]	ASN	3.0
3	F	3148[A]	ILE	3.0
3	O	3294[A]	SER	3.0

Continued on next page...

Continued from previous page...

Mol	Chain	Res	Type	RSRZ
3	C	3285[A]	VAL	3.0
3	U	3244[A]	THR	3.0
2	H	2549	PRO	3.0
3	C	3006[A]	LYS	3.0
3	U	3006[A]	LYS	3.0
3	F	2933[A]	SER	3.0
3	F	3127[A]	TRP	3.0
3	I	3063[A]	SER	3.0
3	L	3105[A]	SER	3.0
3	O	2951[A]	ASP	3.0
3	d	3265[A]	ASP	3.0
3	I	2990[A]	ARG	3.0
3	F	3288[A]	MET	3.0
3	X	3295[A]	LEU	3.0
1	V	982	LYS	3.0
3	O	3117[A]	TYR	3.0
3	R	3216[A]	GLY	3.0
3	X	2969[A]	TYR	3.0
2	c	2831	GLU	3.0
3	I	3181[A]	GLN	3.0
3	a	3177[A]	SER	3.0
3	L	3261[A]	LEU	3.0
3	I	3301[A]	PRO	3.0
3	I	3077[A]	ASP	3.0
3	O	2979[A]	GLN	3.0
3	C	3307[A]	PHE	3.0
3	X	2972[A]	GLY	3.0
3	a	2953[A]	GLY	3.0
3	O	3107[A]	LEU	3.0
3	d	2995[A]	GLN	3.0
3	F	3191[A]	ASN	3.0
1	A	833	PHE	3.0
3	L	2985[A]	PHE	3.0
3	L	3214[A]	PHE	3.0
3	F	3112[A]	TYR	3.0
3	I	3074[A]	GLU	3.0
3	I	2963[A]	MET	3.0
3	U	3276[A]	ASP	3.0
3	R	2937[A]	ASN	3.0
3	C	2958[A]	ALA	3.0
3	F	3110[A]	THR	3.0
3	L	3016[A]	THR	3.0

Continued on next page...

Continued from previous page...

Mol	Chain	Res	Type	RSRZ
3	a	3210[A]	LYS	3.0
3	d	2949[A]	LYS	3.0
1	J	1022	VAL	3.0
3	a	3245[A]	PHE	3.0
3	C	3083[A]	ILE	3.0
3	C	3298[A]	ASN	3.0
3	I	3222[A]	ILE	3.0
3	L	3144[A]	ALA	3.0
3	d	3209[A]	GLU	3.0
2	K	2650	GLY	3.0
3	U	3194[A]	GLY	3.0
3	F	3259[A]	ASP	3.0
3	C	2966[A]	SER	3.0
3	I	3021[A]	LEU	3.0
3	R	2959[A]	SER	3.0
3	R	3151[A]	LEU	3.0
3	X	3046[A]	THR	3.0
3	d	3304[A]	THR	3.0
3	a	3278[A]	HIS	3.0
3	C	3012[A]	TRP	3.0
3	F	3264[A]	TYR	3.0
3	F	3276[A]	ASP	3.0
3	L	3118[A]	VAL	3.0
3	L	3265[A]	ASP	3.0
3	U	3050[A]	ARG	3.0
3	a	3111[A]	SER	3.0
3	L	3157[A]	PRO	3.0
3	C	3175[A]	TYR	2.9
3	O	3215[A]	ALA	2.9
3	C	3111[A]	SER	2.9
3	F	2968[A]	GLN	2.9
3	O	3157[A]	PRO	2.9
3	R	3074[A]	GLU	2.9
3	U	3173[A]	THR	2.9
3	X	3197[A]	ILE	2.9
2	Q	2891	LEU	2.9
3	O	3308[A]	LYS	2.9
1	D	834	ASP	2.9
1	S	936	ASP	2.9
3	X	3279[A]	ASP	2.9
1	S	416	ASN	2.9
3	L	2933[A]	SER	2.9

Continued on next page...

Continued from previous page...

Mol	Chain	Res	Type	RSRZ
3	C	3025[A]	VAL	2.9
3	R	3290[A]	ILE	2.9
3	a	3046[A]	THR	2.9
3	C	3117[A]	TYR	2.9
3	L	2958[A]	ALA	2.9
3	d	3017[A]	ALA	2.9
3	F	3241[A]	PHE	2.9
3	L	3064[A]	PHE	2.9
3	R	3214[A]	PHE	2.9
3	F	3048[A]	ASP	2.9
3	d	3050[A]	ARG	2.9
3	L	3097[A]	GLY	2.9
3	R	2949[A]	LYS	2.9
3	C	2965[A]	LEU	2.9
3	F	3190[A]	LEU	2.9
3	O	3183[A]	LEU	2.9
3	C	3217[A]	PHE	2.9
3	O	3258[A]	PHE	2.9
3	F	3153[A]	LYS	2.9
3	U	3209[A]	GLU	2.9
3	C	3098[A]	GLY	2.9
3	a	3023[A]	ILE	2.9
3	a	3159[A]	SER	2.9
3	I	2941[A]	ALA	2.9
3	U	3226[A]	ALA	2.9
3	F	3013[A]	ASP	2.9
3	X	3231[A]	ASP	2.9
3	R	3021[A]	LEU	2.9
3	R	3221[A]	ALA	2.9
3	I	2984[A]	THR	2.9
3	I	3168[A]	THR	2.9
3	U	3044[A]	LYS	2.9
3	I	2971[A]	ASP	2.9
3	I	2995[A]	GLN	2.9
3	U	3079[A]	CYS	2.9
3	I	3268[A]	LYS	2.9
3	R	3257[A]	ALA	2.9
3	R	3100[A]	SER	2.9
3	a	3014[A]	TRP	2.9
1	M	964	ILE	2.9
3	R	3251[A]	ASP	2.9
3	a	2995[A]	GLN	2.9

Continued on next page...

Continued from previous page...

Mol	Chain	Res	Type	RSRZ
3	d	3199[A]	GLN	2.9
3	C	3241[A]	PHE	2.9
1	J	558	HIS	2.9
3	L	3146[A]	CYS	2.9
3	I	2934[A]	GLU	2.9
3	I	3295[A]	LEU	2.9
3	L	3263[A]	LEU	2.9
3	R	3115[A]	LEU	2.9
3	O	3241[A]	PHE	2.9
3	I	3105[A]	SER	2.9
3	R	3046[A]	THR	2.9
3	I	2955[A]	GLN	2.9
3	X	3181[A]	GLN	2.9
3	a	3075[A]	GLN	2.9
3	I	3050[A]	ARG	2.9
3	O	3137[A]	ARG	2.9
3	R	2953[A]	GLY	2.9
3	R	2962[A]	GLY	2.9
2	c	2733	ASP	2.9
3	X	2994[A]	LYS	2.9
3	C	3108[A]	HIS	2.9
3	C	3218[A]	LEU	2.9
3	F	3242[A]	GLY	2.9
3	I	3263[A]	LEU	2.9
3	X	3073[A]	LEU	2.9
3	d	2953[A]	GLY	2.9
3	C	3095[A]	TRP	2.8
3	L	3167[A]	VAL	2.8
3	O	3172[A]	SER	2.8
3	R	3066[A]	TYR	2.8
3	a	3227[A]	ASP	2.8
3	F	3278[A]	HIS	2.8
3	L	3019[A]	HIS	2.8
3	O	3164[A]	PRO	2.8
3	R	3067[A]	ARG	2.8
3	L	3015[A]	THR	2.8
3	I	3097[A]	GLY	2.8
3	a	3261[A]	LEU	2.8
3	C	3164[A]	PRO	2.8
2	E	2479	SER	2.8
3	F	3012[A]	TRP	2.8
3	U	2958[A]	ALA	2.8

Continued on next page...

Continued from previous page...

Mol	Chain	Res	Type	RSRZ
3	X	2937[A]	ASN	2.8
3	L	3038[A]	ILE	2.8
3	X	3266[A]	ILE	2.8
3	F	3182[A]	GLN	2.8
3	X	2943[A]	ALA	2.8
3	L	2938[A]	LEU	2.8
3	L	2993[A]	MET	2.8
1	P	151	GLN	2.8
3	C	3105[A]	SER	2.8
3	L	3165[A]	ASN	2.8
3	L	3220[A]	ARG	2.8
3	R	3008[A]	GLY	2.8
3	I	3241[A]	PHE	2.8
3	R	3203[A]	HIS	2.8
3	a	3211[A]	ASP	2.8
3	C	2955[A]	GLN	2.8
3	L	3047[A]	ARG	2.8
3	L	3268[A]	LYS	2.8
3	U	3205[A]	LYS	2.8
3	d	3037[A]	TYR	2.8
3	O	3244[A]	THR	2.8
3	F	3051[A]	PRO	2.8
3	a	3220[A]	ARG	2.8
3	d	3108[A]	HIS	2.8
3	a	3112[A]	TYR	2.8
1	G	151	GLN	2.8
3	F	3249[A]	GLY	2.8
3	C	3096[A]	VAL	2.8
3	F	3160[A]	SER	2.8
3	d	3269[A]	SER	2.8
3	L	3087[A]	MET	2.8
3	a	3156[A]	MET	2.8
3	O	2949[A]	LYS	2.8
3	C	3221[A]	ALA	2.8
3	F	3171[A]	HIS	2.8
3	I	3035[A]	HIS	2.8
3	d	3203[A]	HIS	2.8
1	D	151	GLN	2.8
3	I	3071[A]	PHE	2.8
3	L	3258[A]	PHE	2.8
3	U	3247[A]	VAL	2.8
3	O	3105[A]	SER	2.8

Continued on next page...

Continued from previous page...

Mol	Chain	Res	Type	RSRZ
1	G	413	ASN	2.8
3	U	3206[A]	LYS	2.8
3	R	3045[A]	THR	2.8
3	F	3157[A]	PRO	2.8
3	L	2942[A]	LEU	2.8
3	O	3185[A]	TYR	2.8
1	V	833	PHE	2.8
3	F	3065[A]	PHE	2.8
3	F	3178[A]	PHE	2.8
3	I	3290[A]	ILE	2.8
3	d	3169[A]	LYS	2.8
1	V	1302	SER	2.8
3	F	3165[A]	ASN	2.8
3	I	3219[A]	LEU	2.8
3	R	3145[A]	ASN	2.8
3	a	3189[A]	ASN	2.8
3	L	2946[A]	GLN	2.8
3	R	2956[A]	LYS	2.8
3	C	3225[A]	SER	2.8
3	F	3021[A]	LEU	2.8
2	E	2084	ARG	2.8
3	C	3028[A]	PRO	2.8
3	C	3212[A]	ARG	2.8
3	F	3244[A]	THR	2.8
3	O	3223[A]	GLY	2.8
3	L	3297[A]	PRO	2.8
3	R	3245[A]	PHE	2.8
3	U	3308[A]	LYS	2.8
1	P	828	ASP	2.8
3	C	3192[A]	PHE	2.7
3	O	3071[A]	PHE	2.7
3	d	3132[A]	ALA	2.7
3	C	2970[A]	PRO	2.7
3	I	3309[A]	PRO	2.7
3	I	3179[A]	ASP	2.7
3	U	3282[A]	ASP	2.7
3	d	3131[A]	GLN	2.7
3	d	3130[A]	TRP	2.7
2	E	2891	LEU	2.7
3	d	3204[A]	LEU	2.7
3	I	3098[A]	GLY	2.7
1	A	1185	PRO	2.7

Continued on next page...

Continued from previous page...

Mol	Chain	Res	Type	RSRZ
3	C	3023[A]	ILE	2.7
1	A	1166	THR	2.7
1	D	722	GLU	2.7
2	E	2831	GLU	2.7
3	R	3032[A]	PRO	2.7
3	C	2984[A]	THR	2.7
3	F	3263[A]	LEU	2.7
3	L	2930[A]	LEU	2.7
3	L	3288[A]	MET	2.7
3	a	3268[A]	LYS	2.7
3	a	3223[A]	GLY	2.7
3	R	3213[A]	VAL	2.7
3	I	3007[A]	ILE	2.7
3	O	3007[A]	ILE	2.7
3	F	3309[A]	PRO	2.7
3	L	3168[A]	THR	2.7
3	L	3308[A]	LYS	2.7
3	X	3042[A]	ASP	2.7
3	d	3087[A]	MET	2.7
3	d	3151[A]	LEU	2.7
1	S	1583	CYS	2.7
3	C	3178[A]	PHE	2.7
3	U	3250[A]	GLY	2.7
3	U	3262[A]	PHE	2.7
3	O	3086[A]	GLU	2.7
3	O	3210[A]	LYS	2.7
3	R	3224[A]	GLN	2.7
3	I	3273[A]	LEU	2.7
3	O	3168[A]	THR	2.7
3	d	3045[A]	THR	2.7
3	C	3004[A]	GLY	2.7
3	R	3065[A]	PHE	2.7
3	X	3257[A]	ALA	2.7
3	L	3290[A]	ILE	2.7
1	D	1302	SER	2.7
3	R	3255[A]	PRO	2.7
3	X	3203[A]	HIS	2.7
1	P	418	ASP	2.7
3	L	3249[A]	GLY	2.7
3	C	3185[A]	TYR	2.7
3	F	3209[A]	GLU	2.7
3	I	3086[A]	GLU	2.7

Continued on next page...

Continued from previous page...

Mol	Chain	Res	Type	RSRZ
3	X	2997[A]	GLU	2.7
3	a	3180[A]	TYR	2.7
3	O	2935[A]	ILE	2.7
3	I	3139[A]	LEU	2.7
3	F	3281[A]	PHE	2.7
3	R	2928[A]	ASN	2.7
1	J	954	ALA	2.7
3	F	3137[A]	ARG	2.7
3	I	2930[A]	LEU	2.7
3	O	3171[A]	HIS	2.7
3	C	3091[A]	ALA	2.7
3	R	3252[A]	TYR	2.7
3	a	2957[A]	ILE	2.7
3	a	3179[A]	ASP	2.7
3	I	3010[A]	PRO	2.7
3	O	3158[A]	PHE	2.7
3	R	2946[A]	GLN	2.7
3	U	3184[A]	ASN	2.7
3	X	2974[A]	ALA	2.7
3	d	3251[A]	ASP	2.7
2	H	2651	GLN	2.7
3	U	3140[A]	PRO	2.7
1	P	961	SER	2.7
3	I	3083[A]	ILE	2.7
3	L	3286[A]	THR	2.7
3	d	2938[A]	LEU	2.7
3	U	3288[A]	MET	2.7
3	d	2963[A]	MET	2.7
1	D	1303	GLU	2.7
3	L	3027[A]	GLU	2.7
3	C	3017[A]	ALA	2.7
3	d	2994[A]	LYS	2.6
3	U	3190[A]	LEU	2.6
3	U	3300[A]	LEU	2.6
3	d	3047[A]	ARG	2.6
3	O	3291[A]	ASP	2.6
3	F	3155[A]	MET	2.6
3	I	2958[A]	ALA	2.6
3	O	3140[A]	PRO	2.6
3	O	3141[A]	TYR	2.6
3	R	3144[A]	ALA	2.6
3	I	3269[A]	SER	2.6

Continued on next page...

Continued from previous page...

Mol	Chain	Res	Type	RSRZ
1	Y	830	ASN	2.6
3	I	2975[A]	PHE	2.6
3	O	2971[A]	ASP	2.6
3	O	2975[A]	PHE	2.6
3	d	3064[A]	PHE	2.6
3	d	3229[A]	ASN	2.6
1	G	831	VAL	2.6
3	X	3004[A]	GLY	2.6
3	d	3223[A]	GLY	2.6
3	C	2957[A]	ILE	2.6
3	a	3164[A]	PRO	2.6
3	a	3222[A]	ILE	2.6
3	d	3212[A]	ARG	2.6
3	O	3089[A]	HIS	2.6
3	R	2992[A]	TYR	2.6
3	U	2954[A]	TYR	2.6
1	D	326	GLU	2.6
1	M	887	ASP	2.6
1	M	1167	ASP	2.6
1	S	1577	GLY	2.6
3	C	3279[A]	ASP	2.6
3	R	3006[A]	LYS	2.6
3	R	3118[A]	VAL	2.6
3	d	2993[A]	MET	2.6
3	d	3152[A]	LYS	2.6
3	d	3213[A]	VAL	2.6
3	U	3067[A]	ARG	2.6
1	S	571	PRO	2.6
3	F	3041[A]	ALA	2.6
3	L	3185[A]	TYR	2.6
2	c	2841	GLU	2.6
3	L	2937[A]	ASN	2.6
3	I	3092[A]	ILE	2.6
3	I	3215[A]	ALA	2.6
3	L	3091[A]	ALA	2.6
3	X	3128[A]	ALA	2.6
1	G	571	PRO	2.6
3	C	2989[A]	HIS	2.6
3	F	3293[A]	LYS	2.6
3	I	3253[A]	GLU	2.6
3	U	3260[A]	ARG	2.6
1	V	834	ASP	2.6

Continued on next page...

Continued from previous page...

Mol	Chain	Res	Type	RSRZ
3	C	2940[A]	ASN	2.6
1	D	948	THR	2.6
3	I	3141[A]	TYR	2.6
3	O	3136[A]	TYR	2.6
3	U	2992[A]	TYR	2.6
3	X	3243[A]	GLY	2.6
3	U	3160[A]	SER	2.6
3	X	3131[A]	GLN	2.6
3	d	3200[A]	LEU	2.6
3	U	3163[A]	ASN	2.6
3	C	3137[A]	ARG	2.6
3	a	3192[A]	PHE	2.6
1	D	946	GLU	2.6
3	L	3088[A]	GLY	2.6
1	M	891	LYS	2.6
3	a	3121[A]	SER	2.6
3	C	2954[A]	TYR	2.6
3	F	3033[A]	PHE	2.6
3	L	3117[A]	TYR	2.6
3	R	2958[A]	ALA	2.6
3	R	3188[A]	ASP	2.6
3	d	3280[A]	ASP	2.6
1	D	1025	THR	2.6
3	C	3173[A]	THR	2.6
3	U	3168[A]	THR	2.6
1	J	1184	MET	2.6
3	R	3153[A]	LYS	2.6
3	a	2942[A]	LEU	2.6
3	C	3084[A]	GLN	2.6
3	F	3257[A]	ALA	2.6
3	L	3066[A]	TYR	2.6
3	U	3078[A]	PHE	2.6
3	a	3079[A]	CYS	2.6
3	a	3091[A]	ALA	2.6
3	d	3307[A]	PHE	2.6
3	F	2962[A]	GLY	2.6
3	O	3165[A]	ASN	2.6
3	a	3031[A]	ASN	2.6
3	I	3240[A]	THR	2.6
3	a	3097[A]	GLY	2.6
3	R	2987[A]	HIS	2.6
1	J	1247	ARG	2.6

Continued on next page...

Continued from previous page...

Mol	Chain	Res	Type	RSRZ
3	d	3190[A]	LEU	2.6
1	Y	562	GLN	2.6
3	L	2969[A]	TYR	2.6
3	d	3241[A]	PHE	2.6
3	O	3027[A]	GLU	2.6
3	U	2967[A]	CYS	2.6
3	O	2940[A]	ASN	2.6
3	R	3090[A]	ASN	2.6
3	X	3191[A]	ASN	2.6
3	I	3260[A]	ARG	2.6
3	R	3024[A]	LEU	2.6
3	X	2939[A]	ARG	2.6
1	G	964	ILE	2.6
3	F	3108[A]	HIS	2.6
3	R	3158[A]	PHE	2.6
3	C	3264[A]	TYR	2.6
3	d	3252[A]	TYR	2.6
3	F	3004[A]	GLY	2.6
3	I	2933[A]	SER	2.6
2	Q	2549	PRO	2.6
3	I	3046[A]	THR	2.6
3	L	3046[A]	THR	2.6
3	R	3023[A]	ILE	2.6
3	U	3093[A]	HIS	2.6
3	d	3081[A]	PHE	2.5
3	C	3144[A]	ALA	2.5
3	X	3147[A]	GLU	2.5
3	d	3074[A]	GLU	2.5
3	O	2972[A]	GLY	2.5
3	a	3004[A]	GLY	2.5
3	F	3094[A]	SER	2.5
3	a	2938[A]	LEU	2.5
3	O	3079[A]	CYS	2.5
3	R	3078[A]	PHE	2.5
3	F	2934[A]	GLU	2.5
3	F	2946[A]	GLN	2.5
3	O	3112[A]	TYR	2.5
3	O	3151[A]	LEU	2.5
3	d	3268[A]	LYS	2.5
3	L	3163[A]	ASN	2.5
1	D	971	THR	2.5
1	J	863	ALA	2.5

Continued on next page...

Continued from previous page...

Mol	Chain	Res	Type	RSRZ
3	L	2992[A]	TYR	2.5
1	M	828	ASP	2.5
3	F	3126[A]	ILE	2.5
3	I	3078[A]	PHE	2.5
3	L	3269[A]	SER	2.5
3	U	3255[A]	PRO	2.5
1	A	892	TYR	2.5
1	S	295	GLN	2.5
3	I	3119[A]	HIS	2.5
3	O	3090[A]	ASN	2.5
3	R	3108[A]	HIS	2.5
3	C	3249[A]	GLY	2.5
3	I	2988[A]	TRP	2.5
3	I	3016[A]	THR	2.5
3	I	3103[A]	GLY	2.5
3	I	3173[A]	THR	2.5
3	d	3070[A]	ALA	2.5
3	L	3115[A]	LEU	2.5
3	O	2942[A]	LEU	2.5
3	L	2935[A]	ILE	2.5
3	O	3065[A]	PHE	2.5
3	O	3085[A]	PHE	2.5
3	R	3192[A]	PHE	2.5
3	X	2960[A]	PHE	2.5
3	F	3111[A]	SER	2.5
3	a	3124[A]	ASP	2.5
3	O	3285[A]	VAL	2.5
3	L	3065[A]	PHE	2.5
1	P	572	SER	2.5
2	N	2858	ASP	2.5
3	R	2934[A]	GLU	2.5
1	b	969	ALA	2.5
1	V	1025	THR	2.5
3	a	3095[A]	TRP	2.5
3	F	2975[A]	PHE	2.5
3	I	3081[A]	PHE	2.5
3	a	3262[A]	PHE	2.5
3	R	3246[A]	CYS	2.5
3	X	3210[A]	LYS	2.5
1	D	962	GLY	2.5
1	b	962	GLY	2.5
3	C	2972[A]	GLY	2.5

Continued on next page...

Continued from previous page...

Mol	Chain	Res	Type	RSRZ
3	F	3292[A]	GLY	2.5
3	U	3232[A]	VAL	2.5
3	C	3278[A]	HIS	2.5
1	Y	957	ASN	2.5
3	a	3090[A]	ASN	2.5
3	R	3168[A]	THR	2.5
3	C	3261[A]	LEU	2.5
3	U	3004[A]	GLY	2.5
3	a	3185[A]	TYR	2.5
1	D	830	ASN	2.5
1	P	830	ASN	2.5
1	M	1303	GLU	2.5
3	F	2942[A]	LEU	2.5
3	O	2962[A]	GLY	2.5
3	a	3194[A]	GLY	2.5
1	G	1168	GLN	2.5
3	F	2986[A]	PRO	2.5
3	L	2970[A]	PRO	2.5
3	d	3263[A]	LEU	2.5
1	S	558	HIS	2.5
3	R	3159[A]	SER	2.5
1	S	419	THR	2.5
1	Y	1247	ARG	2.5
1	M	562	GLN	2.5
3	C	3039[A]	ASP	2.5
3	O	3181[A]	GLN	2.5
3	R	2986[A]	PRO	2.5
3	C	2959[A]	SER	2.5
3	I	3287[A]	ILE	2.5
3	L	3127[A]	TRP	2.5
3	O	3191[A]	ASN	2.5
3	L	3139[A]	LEU	2.5
3	C	2960[A]	PHE	2.5
3	I	3230[A]	PHE	2.5
1	A	250	ASP	2.5
1	S	795	GLU	2.5
1	b	970	SER	2.5
2	Z	2497	GLU	2.5
3	C	2996[A]	MET	2.4
1	G	1246	GLY	2.4
3	F	3205[A]	LYS	2.4
1	Y	971	THR	2.4

Continued on next page...

Continued from previous page...

Mol	Chain	Res	Type	RSRZ
3	C	2969[A]	TYR	2.4
3	I	2940[A]	ASN	2.4
3	X	3036[A]	GLY	2.4
3	F	2958[A]	ALA	2.4
3	F	3181[A]	GLN	2.4
1	b	828	ASP	2.4
3	F	3035[A]	HIS	2.4
3	I	2951[A]	ASP	2.4
3	O	2997[A]	GLU	2.4
3	d	3069[A]	ILE	2.4
3	F	3087[A]	MET	2.4
3	L	3012[A]	TRP	2.4
3	O	3159[A]	SER	2.4
3	U	3014[A]	TRP	2.4
3	C	2962[A]	GLY	2.4
1	S	1087	ALA	2.4
3	C	3116[A]	PHE	2.4
1	A	956	PRO	2.4
3	C	3074[A]	GLU	2.4
3	F	3028[A]	PRO	2.4
3	I	3038[A]	ILE	2.4
3	d	3207[A]	ILE	2.4
3	L	2996[A]	MET	2.4
3	X	3171[A]	HIS	2.4
1	G	1244	GLY	2.4
3	F	3076[A]	ARG	2.4
3	U	3185[A]	TYR	2.4
1	S	570	GLN	2.4
3	C	2997[A]	GLU	2.4
3	U	3157[A]	PRO	2.4
1	G	1167	ASP	2.4
3	F	3159[A]	SER	2.4
1	S	787	ALA	2.4
3	C	3215[A]	ALA	2.4
3	L	3037[A]	TYR	2.4
3	U	3267[A]	SER	2.4
3	a	3264[A]	TYR	2.4
3	a	3028[A]	PRO	2.4
3	R	2965[A]	LEU	2.4
3	d	3285[A]	VAL	2.4
3	C	3281[A]	PHE	2.4
1	J	572	SER	2.4

Continued on next page...

Continued from previous page...

Mol	Chain	Res	Type	RSRZ
1	M	963	ALA	2.4
3	X	2999[A]	ALA	2.4
3	a	3012[A]	TRP	2.4
3	L	3021[A]	LEU	2.4
3	O	3110[A]	THR	2.4
3	R	3183[A]	LEU	2.4
3	I	3013[A]	ASP	2.4
3	I	3205[A]	LYS	2.4
3	R	2977[A]	CYS	2.4
3	a	3077[A]	ASP	2.4
3	d	2960[A]	PHE	2.4
3	U	3091[A]	ALA	2.4
3	U	3159[A]	SER	2.4
3	C	3075[A]	GLN	2.4
3	d	2965[A]	LEU	2.4
3	F	3026[A]	THR	2.4
3	I	3123[A]	THR	2.4
3	R	3004[A]	GLY	2.4
3	R	3281[A]	PHE	2.4
3	d	3245[A]	PHE	2.4
3	R	3264[A]	TYR	2.4
1	A	964	ILE	2.4
3	C	3038[A]	ILE	2.4
1	b	570	GLN	2.4
1	Y	115	GLY	2.4
1	b	1296	VAL	2.4
3	O	2985[A]	PHE	2.4
3	I	2935[A]	ILE	2.4
2	B	2479	SER	2.4
3	C	3121[A]	SER	2.4
3	C	3268[A]	LYS	2.4
3	I	3246[A]	CYS	2.4
3	O	3006[A]	LYS	2.4
3	X	2949[A]	LYS	2.4
3	a	2991[A]	LEU	2.4
3	a	3158[A]	PHE	2.4
1	J	1185	PRO	2.4
3	U	3090[A]	ASN	2.4
3	X	3037[A]	TYR	2.4
3	X	3200[A]	LEU	2.4
1	J	831	VAL	2.4
3	F	3250[A]	GLY	2.4

Continued on next page...

Continued from previous page...

Mol	Chain	Res	Type	RSRZ
3	I	3096[A]	VAL	2.4
3	O	3104[A]	MET	2.4
3	R	3302[A]	SER	2.4
3	a	3084[A]	GLN	2.4
1	M	1097	ARG	2.4
2	K	2649	GLU	2.4
1	Y	1306	THR	2.4
3	L	2974[A]	ALA	2.4
3	O	3046[A]	THR	2.4
2	H	2858	ASP	2.4
3	C	3183[A]	LEU	2.4
3	X	3224[A]	GLN	2.4
1	G	152	LYS	2.4
1	V	956	PRO	2.4
3	L	2997[A]	GLU	2.4
3	C	3031[A]	ASN	2.4
3	O	3043[A]	THR	2.4
3	U	2950[A]	THR	2.4
3	C	3291[A]	ASP	2.3
3	I	2953[A]	GLY	2.3
3	I	3280[A]	ASP	2.3
3	U	3245[A]	PHE	2.3
3	I	2949[A]	LYS	2.3
3	I	3111[A]	SER	2.3
3	L	2966[A]	SER	2.3
3	L	3110[A]	THR	2.3
1	A	1165	GLY	2.3
3	C	2988[A]	TRP	2.3
3	C	3213[A]	VAL	2.3
3	U	3220[A]	ARG	2.3
3	a	3145[A]	ASN	2.3
3	O	3292[A]	GLY	2.3
3	C	2993[A]	MET	2.3
3	U	3134[A]	GLN	2.3
3	U	3105[A]	SER	2.3
3	F	3183[A]	LEU	2.3
1	A	916	GLY	2.3
1	J	868	THR	2.3
3	C	3246[A]	CYS	2.3
3	F	3310[A]	GLY	2.3
3	L	3071[A]	PHE	2.3
3	a	3104[A]	MET	2.3

Continued on next page...

Continued from previous page...

Mol	Chain	Res	Type	RSRZ
3	d	3127[A]	TRP	2.3
3	C	2946[A]	GLN	2.3
3	L	3075[A]	GLN	2.3
2	H	2875	SER	2.3
3	I	2954[A]	TYR	2.3
3	a	3175[A]	TYR	2.3
2	H	2650	GLY	2.3
3	C	3065[A]	PHE	2.3
3	I	3085[A]	PHE	2.3
3	a	2928[A]	ASN	2.3
1	P	148	GLN	2.3
3	C	3208[A]	GLN	2.3
3	d	3231[A]	ASP	2.3
3	F	3050[A]	ARG	2.3
3	L	3076[A]	ARG	2.3
3	O	3050[A]	ARG	2.3
1	J	943	LEU	2.3
3	R	3083[A]	ILE	2.3
1	P	1638	SER	2.3
2	T	2417	VAL	2.3
3	L	3010[A]	PRO	2.3
3	O	3198[A]	PRO	2.3
3	O	3301[A]	PRO	2.3
3	F	3097[A]	GLY	2.3
3	U	3192[A]	PHE	2.3
3	a	3071[A]	PHE	2.3
3	L	3104[A]	MET	2.3
3	R	3201[A]	GLU	2.3
3	U	2928[A]	ASN	2.3
3	C	2998[A]	ASP	2.3
3	I	3257[A]	ALA	2.3
2	T	2890	VAL	2.3
3	I	3281[A]	PHE	2.3
3	R	3033[A]	PHE	2.3
3	U	3089[A]	HIS	2.3
1	D	1169	LYS	2.3
1	J	955	LYS	2.3
3	F	3275[A]	LEU	2.3
3	I	3153[A]	LYS	2.3
3	O	3045[A]	THR	2.3
3	O	3298[A]	ASN	2.3
3	L	3187[A]	TYR	2.3

Continued on next page...

Continued from previous page...

Mol	Chain	Res	Type	RSRZ
3	R	3295[A]	LEU	2.3
3	U	3265[A]	ASP	2.3
3	d	3038[A]	ILE	2.3
3	R	2981[A]	GLY	2.3
1	M	885	SER	2.3
3	C	3269[A]	SER	2.3
3	I	3076[A]	ARG	2.3
3	d	3296[A]	PRO	2.3
1	J	1210	LYS	2.3
3	d	3210[A]	LYS	2.3
1	J	148	GLN	2.3
1	G	419	THR	2.3
3	I	3298[A]	ASN	2.3
3	R	3017[A]	ALA	2.3
3	U	2935[A]	ILE	2.3
3	F	3064[A]	PHE	2.3
3	L	3211[A]	ASP	2.3
3	L	3281[A]	PHE	2.3
3	U	3281[A]	PHE	2.3
3	X	3211[A]	ASP	2.3
3	a	2990[A]	ARG	2.3
3	d	3028[A]	PRO	2.3
1	S	1082	SER	2.3
1	S	148	GLN	2.3
3	C	3263[A]	LEU	2.3
3	C	3275[A]	LEU	2.3
3	L	2968[A]	GLN	2.3
3	O	3275[A]	LEU	2.3
3	U	3092[A]	ILE	2.3
3	L	3250[A]	GLY	2.3
1	D	1034	GLU	2.3
3	L	2965[A]	LEU	2.3
3	U	2991[A]	LEU	2.3
3	X	3218[A]	LEU	2.3
1	D	562	GLN	2.3
3	O	3083[A]	ILE	2.3
3	R	3119[A]	HIS	2.3
3	a	3033[A]	PHE	2.3
1	S	1639	LYS	2.3
3	I	2950[A]	THR	2.3
3	I	3210[A]	LYS	2.3
3	I	3289[A]	GLY	2.3

Continued on next page...

Continued from previous page...

Mol	Chain	Res	Type	RSRZ
3	L	2962[A]	GLY	2.3
3	O	3206[A]	LYS	2.3
3	R	3098[A]	GLY	2.3
3	R	3048[A]	ASP	2.3
3	C	3155[A]	MET	2.3
3	O	3190[A]	LEU	2.3
3	L	3063[A]	SER	2.3
3	C	2992[A]	TYR	2.3
3	C	3169[A]	LYS	2.3
3	I	3093[A]	HIS	2.3
3	O	3011[A]	TYR	2.3
3	R	3034[A]	HIS	2.3
3	U	3258[A]	PHE	2.3
3	d	3175[A]	TYR	2.3
1	D	408	GLY	2.3
1	G	977	GLU	2.3
1	M	898	GLY	2.3
3	X	3201[A]	GLU	2.3
3	C	3022[A]	PRO	2.3
3	C	3306[A]	LEU	2.3
3	I	3047[A]	ARG	2.3
3	I	3294[A]	SER	2.3
3	L	3089[A]	HIS	2.3
3	L	3103[A]	GLY	2.2
3	O	3272[A]	HIS	2.3
3	U	3256[A]	TRP	2.2
3	C	3122[A]	ASN	2.2
3	C	3190[A]	LEU	2.2
3	C	3299[A]	LEU	2.2
3	F	3080[A]	ASP	2.2
3	R	3219[A]	LEU	2.2
3	X	3196[A]	THR	2.2
3	a	3050[A]	ARG	2.2
1	b	964	ILE	2.2
3	C	3153[A]	LYS	2.2
3	F	3114[A]	PRO	2.2
3	R	3297[A]	PRO	2.2
2	c	2651	GLN	2.2
3	O	2983[A]	VAL	2.2
3	R	3247[A]	VAL	2.2
3	F	3008[A]	GLY	2.2
3	X	3212[A]	ARG	2.2

Continued on next page...

Continued from previous page...

Mol	Chain	Res	Type	RSRZ
3	C	3163[A]	ASN	2.2
3	O	2978[A]	CYS	2.2
3	R	3307[A]	PHE	2.2
3	U	3110[A]	THR	2.2
1	J	867	VAL	2.2
3	C	3232[A]	VAL	2.2
3	L	3072[A]	ALA	2.2
3	F	3308[A]	LYS	2.2
3	L	3218[A]	LEU	2.2
2	H	2744	PHE	2.2
3	C	3013[A]	ASP	2.2
3	C	3211[A]	ASP	2.2
3	F	3231[A]	ASP	2.2
2	Z	2083	VAL	2.2
3	I	3090[A]	ASN	2.2
3	d	3202[A]	VAL	2.2
1	D	898	GLY	2.2
3	I	3066[A]	TYR	2.2
3	a	3215[A]	ALA	2.2
3	C	2994[A]	LYS	2.2
1	M	972	SER	2.2
3	I	3089[A]	HIS	2.2
3	L	2989[A]	HIS	2.2
3	d	3153[A]	LYS	2.2
3	O	2991[A]	LEU	2.2
3	U	3225[A]	SER	2.2
3	a	2996[A]	MET	2.2
1	A	831	VAL	2.2
1	J	898	GLY	2.2
2	c	2084	ARG	2.2
3	U	3251[A]	ASP	2.2
3	C	3252[A]	TYR	2.2
3	F	3301[A]	PRO	2.2
3	R	3110[A]	THR	2.2
3	d	3309[A]	PRO	2.2
3	L	2978[A]	CYS	2.2
3	L	3009[A]	ILE	2.2
3	U	3033[A]	PHE	2.2
3	a	3083[A]	ILE	2.2
3	I	3027[A]	GLU	2.2
3	F	3145[A]	ASN	2.2
3	O	3226[A]	ALA	2.2

Continued on next page...

Continued from previous page...

Mol	Chain	Res	Type	RSRZ
3	R	3180[A]	TYR	2.2
3	a	3297[A]	PRO	2.2
3	a	3309[A]	PRO	2.2
2	Z	2548	CYS	2.2
3	C	3107[A]	LEU	2.2
3	C	3295[A]	LEU	2.2
3	O	3256[A]	TRP	2.2
1	A	973	ARG	2.2
1	S	966	SER	2.2
3	L	3228[A]	VAL	2.2
3	O	3076[A]	ARG	2.2
3	R	3178[A]	PHE	2.2
3	d	3206[A]	LYS	2.2
1	A	571	PRO	2.2
1	S	950	ALA	2.2
1	S	1185	PRO	2.2
3	C	2995[A]	GLN	2.2
3	R	3263[A]	LEU	2.2
1	A	1097	ARG	2.2
3	L	3192[A]	PHE	2.2
3	a	3065[A]	PHE	2.2
3	F	2997[A]	GLU	2.2
3	L	3121[A]	SER	2.2
3	F	3174[A]	GLY	2.2
3	a	3117[A]	TYR	2.2
3	L	3291[A]	ASP	2.2
3	X	3049[A]	PRO	2.2
3	a	2951[A]	ASP	2.2
3	d	3024[A]	LEU	2.2
3	I	3165[A]	ASN	2.2
1	G	568	PHE	2.2
3	d	3007[A]	ILE	2.2
3	d	3256[A]	TRP	2.2
3	I	3175[A]	TYR	2.2
3	X	3177[A]	SER	2.2
3	X	3267[A]	SER	2.2
1	S	788	LEU	2.2
3	F	3273[A]	LEU	2.2
3	C	3150[A]	LYS	2.2
3	O	3208[A]	GLN	2.2
3	R	3220[A]	ARG	2.2
3	C	3045[A]	THR	2.2

Continued on next page...

Continued from previous page...

Mol	Chain	Res	Type	RSRZ
3	L	3123[A]	THR	2.2
3	O	3281[A]	PHE	2.2
3	R	3189[A]	ASN	2.2
3	U	3016[A]	THR	2.2
3	a	3123[A]	THR	2.2
3	C	3186[A]	GLU	2.2
3	R	3167[A]	VAL	2.2
3	F	3269[A]	SER	2.2
3	R	3080[A]	ASP	2.2
3	U	2971[A]	ASP	2.2
3	U	3298[A]	ASN	2.2
3	X	3166[A]	GLU	2.2
3	X	3209[A]	GLU	2.2
3	C	3176[A]	LYS	2.2
3	I	3041[A]	ALA	2.2
3	L	3141[A]	TYR	2.2
3	R	3029[A]	LYS	2.2
3	I	3084[A]	GLN	2.2
3	R	3051[A]	PRO	2.2
3	F	3156[A]	MET	2.2
3	d	3118[A]	VAL	2.2
3	U	2972[A]	GLY	2.2
3	U	3008[A]	GLY	2.2
1	J	1211	TYR	2.1
3	O	3139[A]	LEU	2.1
3	U	3012[A]	TRP	2.1
3	I	3075[A]	GLN	2.1
3	L	3100[A]	SER	2.1
1	J	1235	ILE	2.1
3	F	3010[A]	PRO	2.1
3	R	3022[A]	PRO	2.1
3	a	3067[A]	ARG	2.1
1	D	1621	ASN	2.1
3	C	3034[A]	HIS	2.1
3	U	3165[A]	ASN	2.1
3	U	3183[A]	LEU	2.1
3	a	2937[A]	ASN	2.1
3	F	3136[A]	TYR	2.1
3	U	3221[A]	ALA	2.1
3	I	3224[A]	GLN	2.1
1	Y	450	LYS	2.1
1	Y	886	PRO	2.1

Continued on next page...

Continued from previous page...

Mol	Chain	Res	Type	RSRZ
3	C	3076[A]	ARG	2.1
3	X	3020[A]	SER	2.1
3	F	3211[A]	ASP	2.1
3	I	2962[A]	GLY	2.1
3	R	3039[A]	ASP	2.1
1	A	474	LEU	2.1
3	I	3183[A]	LEU	2.1
3	F	2985[A]	PHE	2.1
3	R	3071[A]	PHE	2.1
3	a	3016[A]	THR	2.1
3	d	3071[A]	PHE	2.1
2	Q	2552	GLU	2.1
3	L	3153[A]	LYS	2.1
3	R	3084[A]	GLN	2.1
3	R	3260[A]	ARG	2.1
3	O	3096[A]	VAL	2.1
3	R	3207[A]	ILE	2.1
3	C	3010[A]	PRO	2.1
1	Y	1625	HIS	2.1
2	E	2646	ALA	2.1
3	X	3136[A]	TYR	2.1
3	F	2949[A]	LYS	2.1
3	X	3001[A]	LYS	2.1
3	X	3226[A]	ALA	2.1
3	a	3221[A]	ALA	2.1
3	d	3135[A]	LYS	2.1
3	X	3113[A]	ASP	2.1
3	U	3035[A]	HIS	2.1
1	D	114	THR	2.1
3	F	3123[A]	THR	2.1
3	O	3016[A]	THR	2.1
1	D	1168	GLN	2.1
2	H	2083	VAL	2.1
3	U	3228[A]	VAL	2.1
3	F	2976[A]	ALA	2.1
3	I	3037[A]	TYR	2.1
3	I	3259[A]	ASP	2.1
3	O	2958[A]	ALA	2.1
3	O	3252[A]	TYR	2.1
3	X	3227[A]	ASP	2.1
3	a	3109[A]	TYR	2.1
3	a	3113[A]	ASP	2.1

Continued on next page...

Continued from previous page...

Mol	Chain	Res	Type	RSRZ
3	O	3012[A]	TRP	2.1
1	S	951	ASN	2.1
1	b	1086	LEU	2.1
1	J	833	PHE	2.1
3	L	3154[A]	PRO	2.1
3	L	3307[A]	PHE	2.1
3	a	3099[A]	PRO	2.1
3	d	3297[A]	PRO	2.1
1	M	1094	ALA	2.1
3	F	3279[A]	ASP	2.1
3	L	3074[A]	GLU	2.1
3	L	3257[A]	ALA	2.1
3	R	3277[A]	ALA	2.1
3	F	3283[A]	ILE	2.1
3	O	3068[A]	GLN	2.1
3	R	3030[A]	ASN	2.1
3	R	3139[A]	LEU	2.1
3	a	3110[A]	THR	2.1
3	d	2937[A]	ASN	2.1
1	P	331	SER	2.1
2	N	2555	GLU	2.1
3	L	2967[A]	CYS	2.1
3	F	3291[A]	ASP	2.1
3	R	3211[A]	ASP	2.1
1	J	151	GLN	2.1
3	I	3275[A]	LEU	2.1
3	C	3158[A]	PHE	2.1
3	O	3245[A]	PHE	2.1
3	a	3064[A]	PHE	2.1
3	O	3209[A]	GLU	2.1
1	b	410	LYS	2.1
1	D	1578	ILE	2.1
3	C	3126[A]	ILE	2.1
3	R	3269[A]	SER	2.1
3	U	3269[A]	SER	2.1
1	S	878	GLY	2.1
3	R	3036[A]	GLY	2.1
3	R	3204[A]	LEU	2.1
3	O	3182[A]	GLN	2.1
3	a	3036[A]	GLY	2.1
1	A	521	THR	2.1
1	Y	114	THR	2.1

Continued on next page...

Continued from previous page...

Mol	Chain	Res	Type	RSRZ
3	L	3173[A]	THR	2.1
3	I	2970[A]	PRO	2.1
3	C	3042[A]	ASP	2.1
3	C	3115[A]	LEU	2.1
3	F	2953[A]	GLY	2.1
3	O	3295[A]	LEU	2.1
3	I	3012[A]	TRP	2.1
3	F	3258[A]	PHE	2.1
1	A	946	GLU	2.1
3	I	2986[A]	PRO	2.1
3	L	3170[A]	ALA	2.1
3	U	3106[A]	THR	2.1
1	P	568	PHE	2.0
3	U	2956[A]	LYS	2.0
3	U	3064[A]	PHE	2.0
3	X	3044[A]	LYS	2.0
3	I	3186[A]	GLU	2.0
2	K	2417	VAL	2.0
3	F	3091[A]	ALA	2.0
3	L	3011[A]	TYR	2.0
3	R	3041[A]	ALA	2.0
3	U	3196[A]	THR	2.0
1	A	832	LYS	2.0
3	F	3029[A]	LYS	2.0
3	a	2994[A]	LYS	2.0
3	a	3205[A]	LYS	2.0
3	R	3089[A]	HIS	2.0
1	S	892	TYR	2.0
3	L	3247[A]	VAL	2.0
3	O	3246[A]	CYS	2.0
3	a	3271[A]	VAL	2.0
3	d	2952[A]	ALA	2.0
3	I	3049[A]	PRO	2.0
1	A	152	LYS	2.0
3	I	3138[A]	GLY	2.0
3	L	2928[A]	ASN	2.0
3	F	3262[A]	PHE	2.0
3	O	3214[A]	PHE	2.0
3	L	3279[A]	ASP	2.0
3	R	3075[A]	GLN	2.0
3	d	3291[A]	ASP	2.0
3	I	2976[A]	ALA	2.0

Continued on next page...

Continued from previous page...

Mol	Chain	Res	Type	RSRZ
3	I	3228[A]	VAL	2.0
3	X	3232[A]	VAL	2.0
3	I	3200[A]	LEU	2.0
3	R	3273[A]	LEU	2.0
1	J	975	PRO	2.0
1	S	753	ASN	2.0
1	S	961	SER	2.0
3	F	3113[A]	ASP	2.0
3	O	3251[A]	ASP	2.0
3	U	2961[A]	HIS	2.0
3	a	2988[A]	TRP	2.0
2	H	2832	ALA	2.0
3	a	2969[A]	TYR	2.0
1	G	1247	ARG	2.0
3	O	3021[A]	LEU	2.0
3	R	3299[A]	LEU	2.0
3	I	3189[A]	ASN	2.0
3	R	3229[A]	ASN	2.0
3	U	3229[A]	ASN	2.0
1	G	78	GLN	2.0
3	O	2946[A]	GLN	2.0
1	S	1302	SER	2.0
3	U	3109[A]	TYR	2.0
3	X	3285[A]	VAL	2.0
3	a	3020[A]	SER	2.0
3	U	2957[A]	ILE	2.0
3	R	3258[A]	PHE	2.0
1	J	956	PRO	2.0
1	Y	416	ASN	2.0
3	F	3067[A]	ARG	2.0
3	R	2991[A]	LEU	2.0

6.2 Non-standard residues in protein, DNA, RNA chains ⓘ

There are no non-standard protein/DNA/RNA residues in this entry.

6.3 Carbohydrates ⓘ

There are no carbohydrates in this entry.

6.4 Ligands ⓘ

In the following table, the Atoms column lists the number of modelled atoms in the group and the number defined in the chemical component dictionary. LLDF column lists the quality of electron density of the group with respect to its neighbouring residues in protein, DNA or RNA chains. The B-factors column lists the minimum, median, 95th percentile and maximum values of B factors of atoms in the group. The column labelled 'Q < 0.9' lists the number of atoms with occupancy less than 0.9.

Mol	Type	Chain	Res	Atoms	RSCC	RSR	LLDF	B-factors(Å ²)	Q<0.9
5	NAG	G	2112	14/15	0.87	0.25	2.18	79,88,107,112	0
5	NAG	G	2106	14/15	0.86	0.22	1.60	61,73,85,88	0
5	NAG	V	5015	14/15	0.89	0.28	1.24	79,97,106,109	0
5	NAG	M	2118	14/15	0.85	0.19	0.82	88,96,102,103	0
5	NAG	B	3003	14/15	0.89	0.19	0.74	59,68,91,95	0
4	CUO	Y	2103	4/4	0.93	0.18	0.69	58,65,82,85	0
5	NAG	b	2115	14/15	0.83	0.22	0.63	97,107,114,118	0
5	NAG	V	5005	14/15	0.92	0.17	0.59	50,66,77,82	0
5	NAG	D	5011	14/15	0.82	0.21	0.51	69,84,96,97	0
5	NAG	P	5005	14/15	0.86	0.19	0.50	46,67,81,90	0
5	NAG	D	5014	14/15	0.81	0.19	0.47	77,91,99,104	0
4	CUO	V	5001	4/4	0.96	0.15	0.37	39,39,64,66	0
5	NAG	c	3003	14/15	0.90	0.21	0.29	75,83,99,108	0
4	CUO	B	3001	4/4	0.91	0.15	0.26	49,55,75,88	0
5	NAG	J	5011	14/15	0.84	0.21	0.18	78,100,106,118	0
5	NAG	S	2106	14/15	0.90	0.16	0.15	57,62,72,81	0
5	NAG	H	3003	14/15	0.93	0.18	0.11	71,77,85,90	0
5	NAG	D	5007	14/15	0.88	0.15	0.09	71,83,92,99	0
5	NAG	Y	2106	14/15	0.91	0.15	0.03	51,66,83,92	0
5	NAG	J	5005	14/15	0.89	0.15	0.02	53,69,82,85	0
4	CUO	A	5002	4/4	0.91	0.17	0.01	55,75,89,91	0
5	NAG	G	2108	14/15	0.90	0.14	-0.05	47,61,75,75	0
4	CUO	c	3001	4/4	0.90	0.16	-0.09	48,56,77,80	0
5	NAG	T	3003	14/15	0.88	0.17	-0.23	59,71,83,91	0
5	NAG	D	5005	14/15	0.93	0.16	-0.26	59,67,76,76	0
5	NAG	Y	2114	14/15	0.81	0.21	-0.28	78,87,93,98	0
5	NAG	b	2111	14/15	0.91	0.19	-0.36	62,72,77,78	0
4	CUO	E	3001	4/4	0.89	0.13	-0.43	55,55,80,85	0
4	CUO	D	5001	4/4	0.92	0.14	-0.54	64,68,95,98	0
5	NAG	A	5005	14/15	0.90	0.11	-0.54	62,79,86,94	0
5	NAG	P	5013	14/15	0.89	0.19	-0.56	74,81,89,91	0
4	CUO	S	2103	4/4	0.96	0.13	-0.56	49,52,72,80	0
4	CUO	V	5002	4/4	0.92	0.14	-0.58	50,61,67,72	0
5	NAG	K	3003	14/15	0.84	0.15	-0.59	80,94,105,105	0
5	NAG	D	5010	14/15	0.92	0.15	-0.60	52,57,72,76	0

Continued on next page...

Continued from previous page...

Mol	Type	Chain	Res	Atoms	RSCC	RSR	LLDF	B-factors(\AA^2)	Q<0.9
4	CUO	W	3001	4/4	0.95	0.13	-0.60	37,41,72,78	0
4	CUO	G	2103	4/4	0.93	0.14	-0.60	49,58,62,73	0
4	CUO	J	5002	4/4	0.94	0.13	-0.60	53,56,80,83	0
4	CUO	S	2102	4/4	0.94	0.13	-0.61	54,65,85,90	0
4	CUO	U	3401[B]	4/4	0.69	0.36	-0.65	81,81,81,81	4
4	CUO	U	3401[A]	4/4	0.69	0.36	-0.65	81,81,81,81	4
5	NAG	A	5013	14/15	0.89	0.14	-0.66	85,93,112,115	0
4	CUO	Q	3001	4/4	0.95	0.12	-0.67	37,43,64,70	0
5	NAG	A	5009	14/15	0.88	0.18	-0.69	57,79,95,97	0
4	CUO	D	5002	4/4	0.94	0.14	-0.71	51,60,82,85	0
5	NAG	W	3003	14/15	0.90	0.15	-0.72	56,63,83,93	0
5	NAG	M	2106	14/15	0.93	0.13	-0.72	52,67,74,75	0
4	CUO	P	5001	4/4	0.95	0.13	-0.74	36,38,56,71	0
5	NAG	P	5010	14/15	0.95	0.16	-0.74	52,60,70,76	0
5	NAG	b	2106	14/15	0.94	0.13	-0.74	56,62,71,72	0
5	NAG	M	2114	14/15	0.91	0.19	-0.75	60,67,72,81	0
5	NAG	S	2114	14/15	0.91	0.16	-0.76	80,84,96,97	0
5	NAG	V	5011	14/15	0.93	0.16	-0.81	49,68,77,78	0
5	NAG	S	2108	14/15	0.90	0.15	-0.86	87,95,100,108	0
4	CUO	B	3002	4/4	0.94	0.14	-0.88	57,58,80,91	0
4	CUO	b	2103	4/4	0.94	0.13	-0.92	55,59,71,73	0
4	CUO	A	5001	4/4	0.90	0.12	-0.94	70,73,87,92	0
4	CUO	V	5004	4/4	0.96	0.12	-0.95	44,50,62,65	0
4	CUO	N	3001	4/4	0.93	0.14	-0.96	36,39,74,80	0
4	CUO	T	3001	4/4	0.96	0.13	-0.98	44,59,84,85	0
4	CUO	X	3401[B]	4/4	0.39	0.56	-0.99	121,121,121,121	4
4	CUO	J	5014[D]	4/4	0.59	0.31	-1.00	98,98,98,98	4
4	CUO	K	3002	4/4	0.95	0.11	-1.02	52,69,75,79	0
4	CUO	G	2104	4/4	0.90	0.17	-1.07	58,85,92,97	0
4	CUO	P	5003	4/4	0.93	0.14	-1.07	45,54,76,83	0
4	CUO	T	3002	4/4	0.93	0.13	-1.08	52,69,74,84	0
5	NAG	Y	2110	14/15	0.96	0.13	-1.08	60,66,76,78	0
4	CUO	S	2105	4/4	0.94	0.13	-1.09	45,45,62,71	0
5	NAG	V	5008	14/15	0.93	0.15	-1.10	46,58,71,75	0
4	CUO	Y	2104	4/4	0.90	0.13	-1.14	69,75,80,100	0
4	CUO	Z	3001	4/4	0.96	0.12	-1.14	46,54,67,69	0
4	CUO	M	2102	4/4	0.97	0.11	-1.14	41,52,59,63	0
4	CUO	C	3402[A]	4/4	0.73	0.31	-1.17	100,100,100,100	4
4	CUO	F	3402[A]	4/4	0.74	0.28	-1.20	85,85,85,85	4
4	CUO	C	3402[B]	4/4	0.73	0.31	-1.20	100,100,100,100	4
4	CUO	F	3402[B]	4/4	0.74	0.28	-1.22	85,85,85,85	4
4	CUO	X	3401[A]	4/4	0.39	0.56	-1.22	121,121,121,121	4

Continued on next page...

Continued from previous page...

Mol	Type	Chain	Res	Atoms	RSCC	RSR	LLDF	B-factors(Å ²)	Q<0.9
4	CUO	C	3401[A]	4/4	0.71	0.28	-1.28	99,99,99,99	4
5	NAG	S	2110	14/15	0.95	0.14	-1.30	61,71,75,75	0
4	CUO	P	5004	4/4	0.95	0.13	-1.31	40,48,67,68	0
4	CUO	C	3401[B]	4/4	0.71	0.28	-1.33	99,99,99,99	4
5	NAG	G	2110	14/15	0.93	0.15	-1.38	56,67,78,80	0
4	CUO	G	2102	4/4	0.97	0.10	-1.40	57,62,65,70	0
4	CUO	O	3401[A]	4/4	0.67	0.32	-1.42	85,85,85,85	4
5	NAG	J	5009	14/15	0.91	0.19	-1.42	64,80,91,91	0
4	CUO	O	3401[B]	4/4	0.67	0.32	-1.42	85,85,85,85	4
4	CUO	J	5004	4/4	0.95	0.11	-1.43	49,58,62,63	0
4	CUO	M	2101[D]	4/4	0.71	0.27	-1.43	103,103,103,103	4
4	CUO	M	2103	4/4	0.97	0.11	-1.44	50,59,66,68	0
4	CUO	N	3002	4/4	0.95	0.12	-1.47	48,51,70,74	0
4	CUO	J	5001	4/4	0.93	0.12	-1.49	49,52,60,69	0
4	CUO	Y	2101[D]	4/4	0.72	0.28	-1.49	99,99,99,99	4
4	CUO	V	5003	4/4	0.90	0.11	-1.51	66,79,89,90	0
4	CUO	V	5018[D]	4/4	0.52	0.36	-1.53	113,113,113,113	4
4	CUO	H	3001	4/4	0.95	0.11	-1.64	58,60,72,78	0
4	CUO	G	2101[D]	4/4	0.69	0.28	-1.64	104,104,104,104	4
4	CUO	M	2104	4/4	0.90	0.10	-1.65	58,70,74,76	0
4	CUO	P	5002	4/4	0.94	0.12	-1.68	56,59,75,82	0
4	CUO	D	5016[D]	4/4	0.59	0.30	-1.71	109,109,109,109	4
4	CUO	F	3401[B]	4/4	0.70	0.23	-1.71	86,86,86,86	4
4	CUO	S	2104	4/4	0.93	0.11	-1.71	74,79,82,87	0
4	CUO	d	3401[B]	4/4	0.60	0.43	-1.73	111,111,111,111	4
4	CUO	b	2102	4/4	0.95	0.10	-1.75	60,63,73,78	0
4	CUO	I	3401[A]	4/4	0.76	0.21	-1.76	84,84,84,84	4
4	CUO	A	5016[D]	4/4	0.62	0.20	-1.77	95,95,95,95	4
4	CUO	b	2104	4/4	0.91	0.13	-1.83	60,75,83,94	0
4	CUO	Z	3002	4/4	0.94	0.11	-1.84	48,68,69,72	0
4	CUO	Y	2102	4/4	0.95	0.10	-1.88	59,67,69,83	0
4	CUO	I	3402[B]	4/4	0.49	0.23	-2.02	84,84,84,84	4
4	CUO	b	2105	4/4	0.92	0.11	-2.14	54,57,68,74	0
4	CUO	I	3401[B]	4/4	0.76	0.21	-2.14	84,84,84,84	4
4	CUO	A	5004	4/4	0.96	0.11	-2.16	51,60,67,70	0
4	CUO	d	3401[A]	4/4	0.60	0.43	-2.20	111,111,111,111	4
4	CUO	Q	3002	4/4	0.94	0.10	-2.26	53,62,64,73	0
4	CUO	F	3401[A]	4/4	0.70	0.23	-2.39	86,86,86,86	4
4	CUO	W	3002	4/4	0.94	0.12	-2.44	58,62,70,77	0
4	CUO	c	3002	4/4	0.95	0.08	-2.48	70,71,79,80	0
4	CUO	D	5004	4/4	0.98	0.07	-2.63	52,54,59,62	0
4	CUO	I	3402[A]	4/4	0.49	0.23	-2.64	84,84,84,84	4

Continued on next page...

Continued from previous page...

Mol	Type	Chain	Res	Atoms	RSCC	RSR	LLDF	B-factors(\AA^2)	Q<0.9
4	CUO	A	5003	4/4	0.94	0.07	-2.67	79,87,89,89	0
4	CUO	G	2105	4/4	0.96	0.08	-2.79	58,60,66,69	0
4	CUO	J	5003	4/4	0.94	0.09	-2.83	89,96,96,103	0
4	CUO	M	2105	4/4	0.95	0.12	-2.84	48,60,61,62	0
4	CUO	K	3001	4/4	0.96	0.08	-2.85	57,73,73,80	0
4	CUO	D	5003	4/4	0.94	0.08	-2.93	60,62,67,79	0
5	NAG	Z	3003	14/15	0.95	0.10	-3.10	69,77,85,86	0
4	CUO	H	3002	4/4	0.97	0.08	-3.13	67,79,83,84	0
4	CUO	Y	2105	4/4	0.96	0.10	-3.45	47,59,61,62	0
4	CUO	E	3002	4/4	0.98	0.06	-4.08	57,61,67,68	0
5	NAG	K	3004	14/15	0.62	0.23	-	104,115,125,125	0
5	NAG	P	5009	14/15	0.66	0.32	-	78,96,107,116	0
5	NAG	N	3004	14/15	0.92	0.20	-	53,71,87,100	0
6	BMA	P	5007	11/12	0.76	0.18	-	114,119,149,149	0
5	NAG	G	2109	14/15	0.87	0.14	-	54,72,84,88	0
5	NAG	A	5008	14/15	0.81	0.27	-	106,116,123,129	0
5	NAG	A	5010	14/15	0.80	0.29	-	99,105,109,109	0
6	BMA	A	5015	11/12	0.72	0.31	-	108,114,120,126	0
6	BMA	J	5013	11/12	0.83	0.30	-	107,110,117,128	0
5	NAG	E	3003	14/15	0.92	0.17	-	67,77,90,98	0
6	BMA	D	5012	11/12	0.75	0.26	-	98,113,119,128	0
5	NAG	W	3004	14/15	0.88	0.20	-	71,82,95,107	0
7	MAN	M	2117	11/12	0.78	0.20	-	94,114,123,126	0
4	CUO	D	5016[C]	4/4	0.59	0.30	-	109,109,109,109	4
6	BMA	M	2116	11/12	0.71	0.25	-	97,112,128,130	0
6	BMA	b	2113	11/12	0.86	0.17	-	96,97,104,125	0
6	BMA	V	5013	11/12	0.58	0.23	-	85,101,110,113	0
6	BMA	b	2108	11/12	0.74	0.49	-	102,117,134,138	0
6	BMA	G	2114	11/12	0.77	0.28	-	111,120,128,129	0
5	NAG	M	2107	14/15	0.94	0.22	-	65,83,94,109	0
5	NAG	G	2107	14/15	0.90	0.20	-	43,67,86,87	0
4	CUO	b	2101[C]	4/4	0.68	0.31	-	106,106,106,106	4
6	BMA	Y	2116	11/12	0.70	0.25	-	101,110,119,119	0
6	BMA	M	2108	11/12	0.76	0.30	-	102,116,123,123	0
5	NAG	S	2107	14/15	0.85	0.19	-	64,84,98,101	0
4	CUO	P	5015[D]	4/4	0.52	0.42	-	114,114,114,114	4
5	NAG	J	5006	14/15	0.76	0.25	-	50,90,102,103	0
4	CUO	b	2101[D]	4/4	0.68	0.31	-	106,106,106,106	4
6	BMA	S	2112	11/12	0.87	0.14	-	112,120,124,127	0
5	NAG	b	2112	14/15	0.86	0.15	-	72,80,89,91	0
5	NAG	b	2109	14/15	0.94	0.11	-	57,70,80,85	0
7	MAN	M	2113	11/12	0.60	0.44	-	135,140,150,154	0

Continued on next page...

Continued from previous page...

Mol	Type	Chain	Res	Atoms	RSCC	RSR	LLDF	B-factors(Å ²)	Q<0.9
4	CUO	P	5015[C]	4/4	0.52	0.42	-	114,114,114,114	4
5	NAG	G	2113	14/15	0.91	0.13	-	84,91,98,102	0
4	CUO	Y	2101[C]	4/4	0.72	0.28	-	99,99,99,99	4
5	NAG	b	2110	14/15	0.91	0.16	-	55,73,85,91	0
5	NAG	J	5008	14/15	0.84	0.22	-	86,100,114,132	0
4	CUO	J	5014[C]	4/4	0.59	0.31	-	98,98,98,98	4
4	CUO	S	2101[D]	4/4	0.65	0.27	-	94,94,94,94	4
6	BMA	V	5010	11/12	0.74	0.35	-	104,115,132,134	0
4	CUO	A	5016[C]	4/4	0.62	0.20	-	95,95,95,95	4
5	NAG	M	2119	14/15	0.76	0.26	-	91,104,121,126	0
6	BMA	T	3005	11/12	0.39	0.29	-	96,123,130,130	0
7	MAN	D	5013	11/12	0.72	0.21	-	114,118,122,128	0
5	NAG	Y	2107	14/15	0.88	0.15	-	75,89,96,100	0
5	NAG	V	5012	14/15	0.82	0.20	-	74,88,101,105	0
5	NAG	b	2107	14/15	0.91	0.23	-	61,80,101,112	0
5	NAG	V	5016	14/15	0.84	0.17	-	88,108,127,131	0
5	NAG	T	3004	14/15	0.82	0.30	-	88,97,115,124	0
6	BMA	M	2111	11/12	0.59	0.40	-	124,134,140,150	0
5	NAG	Q	3003	14/15	0.94	0.14	-	57,70,83,84	0
4	CUO	S	2101[C]	4/4	0.65	0.27	-	94,94,94,94	4
5	NAG	P	5008	14/15	0.95	0.08	-	57,70,74,80	0
5	NAG	A	5014	14/15	0.84	0.15	-	84,94,107,114	0
5	NAG	N	3003	14/15	0.90	0.14	-	41,56,75,80	0
5	NAG	E	3004	14/15	0.82	0.28	-	72,91,105,110	0
5	NAG	B	3004	14/15	0.84	0.26	-	84,92,107,111	0
5	NAG	D	5008	14/15	0.91	0.14	-	88,104,119,123	0
5	NAG	S	2109	14/15	0.83	0.25	-	73,97,113,113	0
5	NAG	G	2111	14/15	0.92	0.16	-	80,88,92,93	0
4	CUO	G	2101[C]	4/4	0.69	0.28	-	104,104,104,104	4
5	NAG	J	5007	14/15	0.90	0.22	-	73,78,87,92	0
5	NAG	J	5012	14/15	0.80	0.19	-	88,104,108,111	0
5	NAG	P	5006	14/15	0.89	0.16	-	61,82,96,102	0
7	MAN	S	2113	11/12	0.83	0.18	-	114,125,132,145	0
5	NAG	D	5006	14/15	0.94	0.19	-	49,57,73,79	0
6	BMA	V	5007	11/12	0.85	0.24	-	82,103,108,108	0
6	BMA	P	5012	11/12	0.68	0.19	-	98,114,124,127	0
5	NAG	V	5009	14/15	0.84	0.20	-	70,82,98,108	0
5	NAG	A	5006	14/15	0.83	0.23	-	69,83,96,102	0
5	NAG	H	3004	14/15	0.73	0.36	-	89,102,108,116	0
5	NAG	Q	3004	14/15	0.74	0.32	-	69,83,101,104	0
5	NAG	Y	2111	14/15	0.85	0.19	-	67,81,92,93	0
5	NAG	M	2109	14/15	0.86	0.16	-	79,85,93,96	0

Continued on next page...

Continued from previous page...

Mol	Type	Chain	Res	Atoms	RSCC	RSR	LLDF	B-factors(\AA^2)	Q<0.9
5	NAG	M	2110	14/15	0.80	0.29	-	92,105,121,128	0
5	NAG	J	5010	14/15	0.85	0.19	-	82,97,104,106	0
6	BMA	Y	2112	11/12	0.85	0.26	-	79,99,114,127	0
5	NAG	V	5006	14/15	0.81	0.26	-	78,91,95,98	0
5	NAG	P	5014	14/15	0.88	0.21	-	49,73,85,91	0
7	MAN	A	5012	11/12	0.70	0.20	-	103,117,133,133	0
5	NAG	M	2115	14/15	0.86	0.16	-	58,78,82,90	0
5	NAG	P	5011	14/15	0.84	0.17	-	61,77,95,103	0
5	NAG	Z	3004	14/15	0.84	0.19	-	84,93,116,127	0
6	BMA	V	5017	11/12	0.64	0.29	-	130,136,142,143	0
5	NAG	S	2111	14/15	0.90	0.17	-	87,92,98,104	0
4	CUO	M	2101[C]	4/4	0.71	0.27	-	103,103,103,103	4
5	NAG	b	2116	14/15	0.81	0.16	-	97,115,121,125	0
7	MAN	b	2114	11/12	0.82	0.15	-	107,112,125,133	0
5	NAG	A	5007	14/15	0.91	0.13	-	88,95,105,109	0
5	NAG	c	3004	14/15	0.92	0.24	-	83,92,102,114	0
4	CUO	V	5018[C]	4/4	0.52	0.36	-	113,113,113,113	4
6	BMA	A	5011	11/12	0.88	0.17	-	110,124,133,139	0
7	MAN	Y	2113	11/12	0.70	0.32	-	87,103,122,135	0
5	NAG	D	5015	14/15	0.86	0.23	-	80,95,108,108	0
6	BMA	D	5009	11/12	0.81	0.23	-	110,119,126,133	0
5	NAG	Y	2108	14/15	0.88	0.19	-	70,80,88,90	0
7	MAN	M	2112	11/12	0.63	0.36	-	121,135,151,154	0
5	NAG	Y	2115	14/15	0.90	0.14	-	76,89,100,104	0
5	NAG	S	2115	14/15	0.79	0.19	-	62,82,95,101	0
5	NAG	Y	2109	14/15	0.86	0.21	-	82,92,100,100	0
7	MAN	V	5014	11/12	0.72	0.31	-	94,107,126,132	0

6.5 Other polymers

There are no such residues in this entry.