



# Full wwPDB X-ray Structure Validation Report ⓘ

Aug 27, 2017 – 09:46 AM EDT

PDB ID : 4YM7  
Title : RNA polymerase I structure with an alternative dimer hinge  
Authors : Kostrewa, D.; Kuhn, C.-D.; Engel, C.; Cramer, P.  
Deposited on : unknown  
Resolution : 5.50 Å(reported)

This is a Full wwPDB X-ray Structure Validation Report for a publicly released PDB entry.

We welcome your comments at [validation@mail.wwpdb.org](mailto:validation@mail.wwpdb.org)

A user guide is available at

<http://wwpdb.org/validation/2016/XrayValidationReportHelp>

with specific help available everywhere you see the ⓘ symbol.

---

The following versions of software and data (see [references ⓘ](#)) were used in the production of this report:

MolProbity : 4.02b-467  
Xtriage (Phenix) : 1.9-1692  
EDS : rb-20029824  
Percentile statistics : 20161228.v01 (using entries in the PDB archive December 28th 2016)  
Refmac : 5.8.0135  
CCP4 : 6.5.0  
Ideal geometry (proteins) : Engh & Huber (2001)  
Ideal geometry (DNA, RNA) : Parkinson et al. (1996)  
Validation Pipeline (wwPDB-VP) : rb-20029824



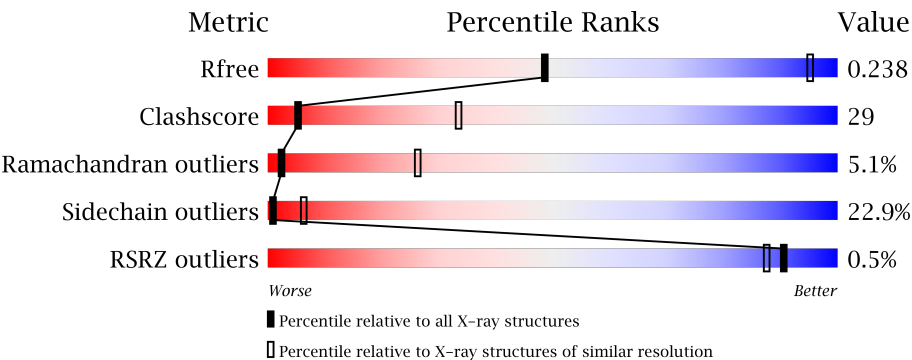
# 1 Overall quality at a glance i

The following experimental techniques were used to determine the structure:

*X-RAY DIFFRACTION*

The reported resolution of this entry is 5.50 Å.

Percentile scores (ranging between 0-100) for global validation metrics of the entry are shown in the following graphic. The table shows the number of entries on which the scores are based.



Metric	Whole archive (#Entries)	Similar resolution (#Entries, resolution range(Å))
R <sub>free</sub>	100719	1052 (7.20-3.70)
Clashscore	112137	1021 (7.20-3.76)
Ramachandran outliers	110173	1082 (7.20-3.70)
Sidechain outliers	110143	1055 (7.20-3.70)
RSRZ outliers	101464	1061 (7.20-3.70)


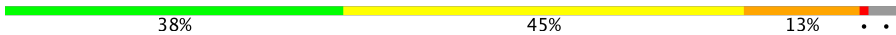
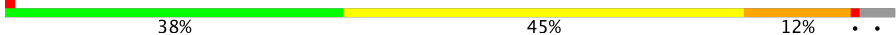




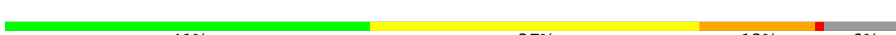

















The table below summarises the geometric issues observed across the polymeric chains and their fit to the electron density. The red, orange, yellow and green segments on the lower bar indicate the fraction of residues that contain outliers for  $\geq 3$ , 2, 1 and 0 types of geometric quality criteria. A grey segment represents the fraction of residues that are not modelled. The numeric value for each fraction is indicated below the corresponding segment, with a dot representing fractions  $\leq 5\%$ . The upper red bar (where present) indicates the fraction of residues that have poor fit to the electron density. The numeric value is given above the bar.

Mol	Chain	Length	Quality of chain
1	AA	1664	<div><div></div><div><div></div><div>36%</div><div>41%</div><div>11%</div><div>•</div><div>11%</div></div></div>
1	BA	1664	<div><div></div><div><div></div><div>35%</div><div>41%</div><div>11%</div><div>•</div><div>12%</div></div></div>
1	CA	1664	<div><div></div><div><div></div><div>34%</div><div>42%</div><div>12%</div><div>•</div><div>11%</div></div></div>
1	DA	1664	<div><div></div><div><div></div><div>34%</div><div>42%</div><div>12%</div><div>•</div><div>11%</div></div></div>
1	EA	1664	<div><div></div><div><div></div><div>34%</div><div>43%</div><div>12%</div><div>•</div><div>11%</div></div></div>

Continued on next page...



Continued from previous page...

Mol	Chain	Length	Quality of chain
1	FA	1664	
2	AB	1203	
2	BB	1203	
2	CB	1203	
2	DB	1203	
2	EB	1203	
2	FB	1203	
3	AC	335	
3	BC	335	
3	CC	335	
3	DC	335	
3	EC	335	
3	FC	335	
4	AD	137	
4	BD	137	
4	CD	137	
4	DD	137	
4	ED	137	
4	FD	137	
5	AE	215	
5	BE	215	
5	CE	215	
5	DE	215	
5	EE	215	
5	FE	215	

Continued on next page...



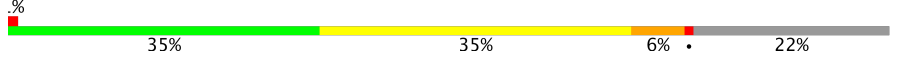
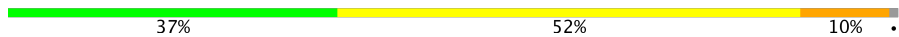





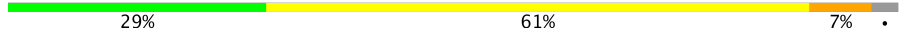
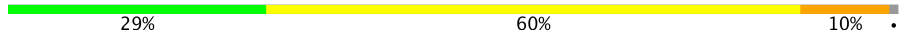
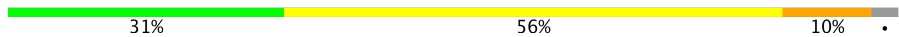
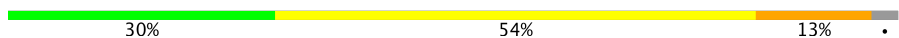


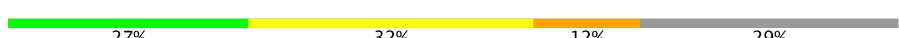











Continued from previous page...

Mol	Chain	Length	Quality of chain
6	AF	155	
6	BF	155	
6	CF	155	
6	DF	155	
6	EF	155	
6	FF	155	
7	AG	326	
7	AO	326	
7	BG	326	
7	BO	326	
7	CG	326	
7	CO	326	
7	DG	326	
7	DO	326	
7	EG	326	
7	EO	326	
7	FG	326	
7	FO	326	
8	AH	146	
8	BH	146	
8	CH	146	
8	DH	146	
8	EH	146	
8	FH	146	
9	AI	125	

Continued on next page...



Continued from previous page...

Mol	Chain	Length	Quality of chain
9	BI	125	
9	CI	125	
9	DI	125	
9	EI	125	
9	FI	125	
10	AJ	70	
10	BJ	70	
10	CJ	70	
10	DJ	70	
10	EJ	70	
10	FJ	70	
11	AK	142	
11	BK	142	
11	CK	142	
11	DK	142	
11	EK	142	
11	FK	142	
12	AL	70	
12	BL	70	
12	CL	70	
12	DL	70	
12	EL	70	
12	FL	70	
13	AM	415	
13	BM	415	

Continued on next page...



*Continued from previous page...*

Mol	Chain	Length	Quality of chain
13	CM	415	11% 12% . . 74%
13	DM	415	10% 13% . 74%
13	EM	415	9% 13% . 73%
13	FM	415	9% 12% . . 73%
14	AN	233	.% 23% 28% 8% . 39%
14	BN	233	.% 24% 30% 6% . 39%
14	CN	233	24% 27% 9% . 39%
14	DN	233	24% 29% 8% . 38%
14	EN	233	23% 30% 7% . 38%
14	FN	233	21% 32% 8% . 38%



## 2 Entry composition

There are 15 unique types of molecules in this entry. The entry contains 204233 atoms, of which 0 are hydrogens and 0 are deuteriums.

In the tables below, the ZeroOcc column contains the number of atoms modelled with zero occupancy, the AltConf column contains the number of residues with at least one atom in alternate conformation and the Trace column contains the number of residues modelled with at most 2 atoms.

- Molecule 1 is a protein called DNA-directed RNA polymerase I subunit RPA190.

Mol	Chain	Residues	Atoms					ZeroOcc	AltConf	Trace
1	AA	1484	Total	C	N	O	S	0	0	0
			11703	7385	2036	2220	62			
1	BA	1462	Total	C	N	O	S	0	0	0
			11540	7291	2003	2184	62			
1	CA	1483	Total	C	N	O	S	0	0	0
			11695	7381	2035	2217	62			
1	DA	1483	Total	C	N	O	S	0	0	0
			11697	7381	2034	2220	62			
1	EA	1484	Total	C	N	O	S	0	0	0
			11706	7390	2036	2218	62			
1	FA	1484	Total	C	N	O	S	0	0	0
			11709	7392	2036	2219	62			

- Molecule 2 is a protein called DNA-directed RNA polymerase I subunit RPA135.

Mol	Chain	Residues	Atoms					ZeroOcc	AltConf	Trace
2	AB	1154	Total	C	N	O	S	0	0	0
			9187	5822	1606	1708	51			
2	BB	1153	Total	C	N	O	S	0	0	0
			9175	5812	1603	1709	51			
2	CB	1170	Total	C	N	O	S	0	0	0
			9304	5892	1629	1732	51			
2	DB	1165	Total	C	N	O	S	0	0	0
			9269	5871	1622	1725	51			
2	EB	1164	Total	C	N	O	S	0	0	0
			9265	5871	1619	1724	51			
2	FB	1165	Total	C	N	O	S	0	0	0
			9270	5872	1622	1725	51			

- Molecule 3 is a protein called DNA-directed RNA polymerases I and III subunit RPAC1.



Mol	Chain	Residues	Atoms					ZeroOcc	AltConf	Trace
3	AC	304	Total	C	N	O	S	0	0	0
			2413	1534	414	457	8			
3	BC	304	Total	C	N	O	S	0	0	0
			2413	1534	414	457	8			
3	CC	304	Total	C	N	O	S	0	0	0
			2413	1534	414	457	8			
3	DC	304	Total	C	N	O	S	0	0	0
			2413	1534	414	457	8			
3	EC	304	Total	C	N	O	S	0	0	0
			2413	1534	414	457	8			
3	FC	304	Total	C	N	O	S	0	0	0
			2413	1534	414	457	8			

- Molecule 4 is a protein called DNA-directed RNA polymerase I subunit RPA14.

Mol	Chain	Residues	Atoms				ZeroOcc	AltConf	Trace
4	AD	58	Total	C	N	O	0	0	0
			459	289	78	92			
4	BD	58	Total	C	N	O	0	0	0
			459	289	78	92			
4	CD	58	Total	C	N	O	0	0	0
			459	289	78	92			
4	DD	58	Total	C	N	O	0	0	0
			459	289	78	92			
4	ED	58	Total	C	N	O	0	0	0
			459	289	78	92			
4	FD	58	Total	C	N	O	0	0	0
			459	289	78	92			

- Molecule 5 is a protein called DNA-directed RNA polymerases I, II, and III subunit RPABC1.

Mol	Chain	Residues	Atoms					ZeroOcc	AltConf	Trace
5	AE	215	Total	C	N	O	S	0	0	0
			1760	1116	310	322	12			
5	BE	215	Total	C	N	O	S	0	0	0
			1760	1116	310	322	12			
5	CE	215	Total	C	N	O	S	0	0	0
			1760	1116	310	322	12			
5	DE	215	Total	C	N	O	S	0	0	0
			1760	1116	310	322	12			
5	EE	215	Total	C	N	O	S	0	0	0
			1760	1116	310	322	12			
5	FE	215	Total	C	N	O	S	0	0	0
			1760	1116	310	322	12			



- Molecule 6 is a protein called DNA-directed RNA polymerases I, II, and III subunit RPABC2.

Mol	Chain	Residues	Atoms					ZeroOcc	AltConf	Trace
6	AF	98	Total	C	N	O	S	0	0	0
			807	512	142	150	3			
6	BF	98	Total	C	N	O	S	0	0	0
			807	512	142	150	3			
6	CF	99	Total	C	N	O	S	0	0	0
			816	517	143	153	3			
6	DF	99	Total	C	N	O	S	0	0	0
			816	517	143	153	3			
6	EF	99	Total	C	N	O	S	0	0	0
			816	517	143	153	3			
6	FF	99	Total	C	N	O	S	0	0	0
			816	517	143	153	3			

- Molecule 7 is a protein called DNA-directed RNA polymerase I subunit RPA43.

Mol	Chain	Residues	Atoms					ZeroOcc	AltConf	Trace
7	AG	202	Total	C	N	O	S	0	0	0
			1599	1025	276	293	5			
7	AO	52	Total	C	N	O		0	0	0
			413	253	64	96				
7	BG	195	Total	C	N	O	S	0	0	0
			1539	992	264	278	5			
7	BO	51	Total	C	N	O		0	0	0
			404	248	63	93				
7	CG	202	Total	C	N	O	S	0	0	0
			1599	1025	276	293	5			
7	CO	50	Total	C	N	O		0	0	0
			398	245	62	91				
7	DG	202	Total	C	N	O	S	0	0	0
			1599	1025	276	293	5			
7	DO	52	Total	C	N	O		0	0	0
			413	253	64	96				
7	EG	202	Total	C	N	O	S	0	0	0
			1599	1025	276	293	5			
7	EO	52	Total	C	N	O		0	0	0
			413	253	64	96				
7	FG	202	Total	C	N	O	S	0	0	0
			1599	1025	276	293	5			
7	FO	52	Total	C	N	O		0	0	0
			413	253	64	96				

- Molecule 8 is a protein called DNA-directed RNA polymerases I, II, and III subunit RPABC3.



Mol	Chain	Residues	Atoms					ZeroOcc	AltConf	Trace
8	AH	132	Total	C	N	O	S	0	0	0
			1063	670	180	209	4			
8	BH	131	Total	C	N	O	S	0	0	0
			1052	664	176	208	4			
8	CH	131	Total	C	N	O	S	0	0	0
			1052	664	176	208	4			
8	DH	134	Total	C	N	O	S	0	0	0
			1075	677	182	212	4			
8	EH	134	Total	C	N	O	S	0	0	0
			1075	677	182	212	4			
8	FH	134	Total	C	N	O	S	0	0	0
			1075	677	182	212	4			

- Molecule 9 is a protein called DNA-directed RNA polymerase I subunit RPA12.

Mol	Chain	Residues	Atoms					ZeroOcc	AltConf	Trace
9	AI	124	Total	C	N	O	S	0	0	0
			943	584	160	190	9			
9	BI	97	Total	C	N	O	S	0	0	0
			716	439	120	148	9			
9	CI	124	Total	C	N	O	S	0	0	0
			943	584	160	190	9			
9	DI	124	Total	C	N	O	S	0	0	0
			943	584	160	190	9			
9	EI	117	Total	C	N	O	S	0	0	0
			898	556	152	181	9			
9	FI	124	Total	C	N	O	S	0	0	0
			943	584	160	190	9			

- Molecule 10 is a protein called DNA-directed RNA polymerases I, II, and III subunit RPABC5.

Mol	Chain	Residues	Atoms					ZeroOcc	AltConf	Trace
10	AJ	68	Total	C	N	O	S	0	0	0
			558	356	97	99	6			
10	BJ	69	Total	C	N	O	S	0	0	0
			569	362	101	100	6			
10	CJ	68	Total	C	N	O	S	0	0	0
			558	356	97	99	6			
10	DJ	69	Total	C	N	O	S	0	0	0
			569	362	101	100	6			
10	EJ	68	Total	C	N	O	S	0	0	0
			558	356	97	99	6			
10	FJ	68	Total	C	N	O	S	0	0	0
			558	356	97	99	6			



- Molecule 11 is a protein called DNA-directed RNA polymerases I and III subunit RPAC2.

Mol	Chain	Residues	Atoms					ZeroOcc	AltConf	Trace
11	AK	101	Total	C	N	O	S	0	0	0
			793	496	130	162	5			
11	BK	100	Total	C	N	O	S	0	0	0
			786	491	129	161	5			
11	CK	101	Total	C	N	O	S	0	0	0
			793	496	130	162	5			
11	DK	101	Total	C	N	O	S	0	0	0
			793	496	130	162	5			
11	EK	100	Total	C	N	O	S	0	0	0
			786	491	129	161	5			
11	FK	100	Total	C	N	O	S	0	0	0
			786	491	129	161	5			

- Molecule 12 is a protein called DNA-directed RNA polymerases I, II, and III subunit RPABC4.

Mol	Chain	Residues	Atoms					ZeroOcc	AltConf	Trace
12	AL	44	Total	C	N	O	S	0	0	0
			352	217	70	61	4			
12	BL	44	Total	C	N	O	S	0	0	0
			352	217	70	61	4			
12	CL	44	Total	C	N	O	S	0	0	0
			352	217	70	61	4			
12	DL	44	Total	C	N	O	S	0	0	0
			352	217	70	61	4			
12	EL	44	Total	C	N	O	S	0	0	0
			352	217	70	61	4			
12	FL	44	Total	C	N	O	S	0	0	0
			352	217	70	61	4			

- Molecule 13 is a protein called DNA-directed RNA polymerase I subunit RPA49.

Mol	Chain	Residues	Atoms				ZeroOcc	AltConf	Trace
13	AM	109	Total	C	N	O	0	0	0
			863	548	143	172			
13	BM	109	Total	C	N	O	0	0	0
			863	548	143	172			
13	CM	109	Total	C	N	O	0	0	0
			863	548	143	172			
13	DM	109	Total	C	N	O	0	0	0
			863	548	143	172			
13	EM	110	Total	C	N	O	0	0	0
			869	551	144	174			

*Continued on next page...*



*Continued from previous page...*

Mol	Chain	Residues	Atoms				ZeroOcc	AltConf	Trace
13	FM	110	Total	C	N	O	0	0	0
			869	551	144	174			

- Molecule 14 is a protein called DNA-directed RNA polymerase I subunit RPA34.

Mol	Chain	Residues	Atoms					ZeroOcc	AltConf	Trace
14	AN	142	Total	C	N	O	S	0	0	0
			1127	719	183	221	4			
14	BN	143	Total	C	N	O	S	0	0	0
			1130	719	184	223	4			
14	CN	143	Total	C	N	O	S	0	0	0
			1137	728	184	221	4			
14	DN	145	Total	C	N	O	S	0	0	0
			1146	729	186	227	4			
14	EN	144	Total	C	N	O	S	0	0	0
			1140	726	186	224	4			
14	FN	145	Total	C	N	O	S	0	0	0
			1146	729	187	226	4			

- Molecule 15 is ZINC ION (three-letter code: ZN) (formula: Zn).

Mol	Chain	Residues	Atoms		ZeroOcc	AltConf
15	BA	2	Total	Zn	0	0
			2	2		
15	CA	2	Total	Zn	0	0
			2	2		
15	AB	1	Total	Zn	0	0
			1	1		
15	BL	1	Total	Zn	0	0
			1	1		
15	EB	1	Total	Zn	0	0
			1	1		
15	BI	2	Total	Zn	0	0
			2	2		
15	BB	1	Total	Zn	0	0
			1	1		
15	AJ	1	Total	Zn	0	0
			1	1		
15	EI	2	Total	Zn	0	0
			2	2		
15	DL	1	Total	Zn	0	0
			1	1		

*Continued on next page...*



*Continued from previous page...*

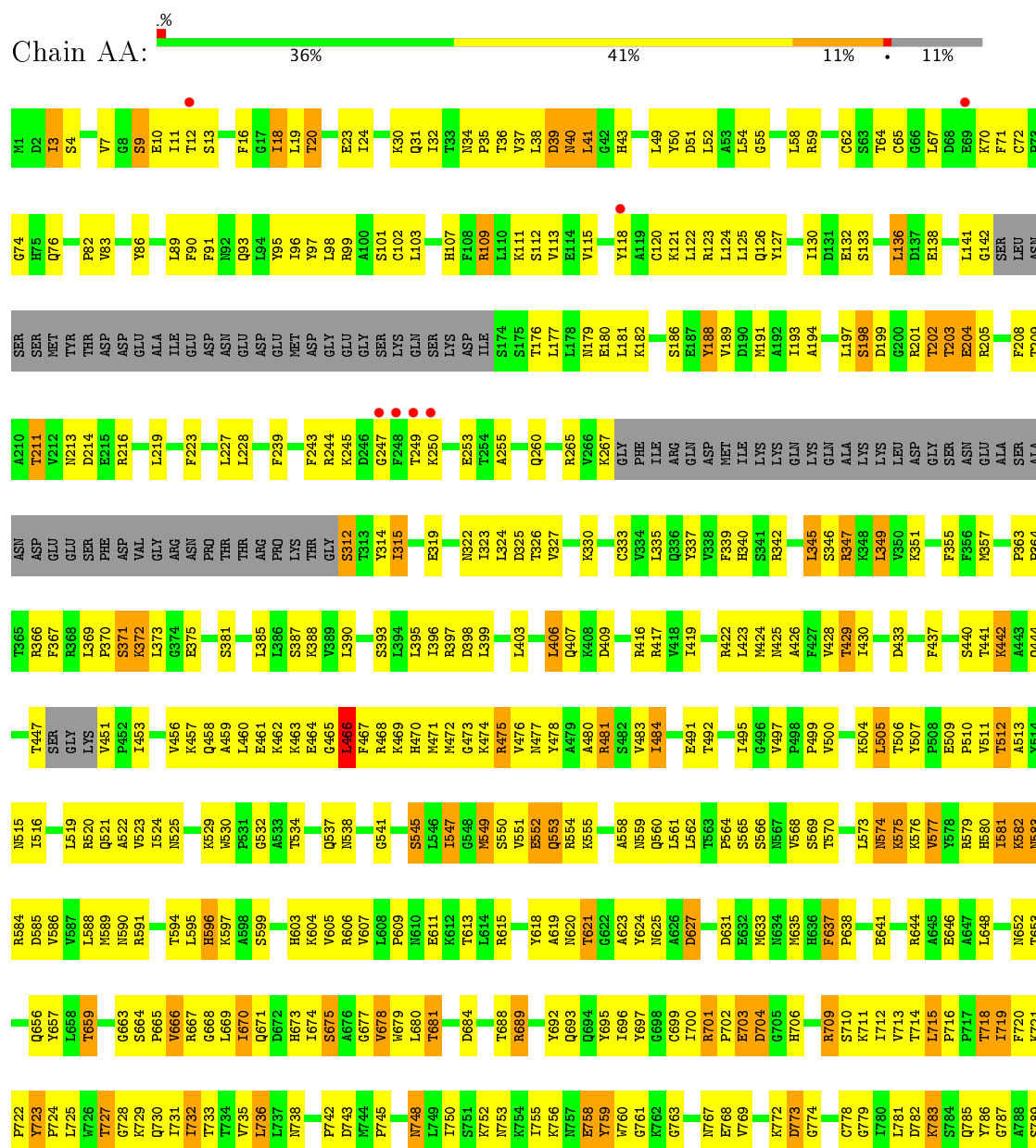
Mol	Chain	Residues	Atoms		ZeroOcc	AltConf
15	FL	1	Total 1	Zn 1	0	0
15	AA	2	Total 2	Zn 2	0	0
15	BJ	1	Total 1	Zn 1	0	0
15	FJ	1	Total 1	Zn 1	0	0
15	DI	2	Total 2	Zn 2	0	0
15	EA	2	Total 2	Zn 2	0	0
15	FA	2	Total 2	Zn 2	0	0
15	AI	2	Total 2	Zn 2	0	0
15	CJ	1	Total 1	Zn 1	0	0
15	DA	2	Total 2	Zn 2	0	0
15	FI	2	Total 2	Zn 2	0	0
15	AL	1	Total 1	Zn 1	0	0
15	FB	1	Total 1	Zn 1	0	0
15	EL	1	Total 1	Zn 1	0	0
15	DJ	1	Total 1	Zn 1	0	0
15	CB	1	Total 1	Zn 1	0	0
15	CI	2	Total 2	Zn 2	0	0
15	EJ	1	Total 1	Zn 1	0	0
15	CL	1	Total 1	Zn 1	0	0
15	DB	1	Total 1	Zn 1	0	0



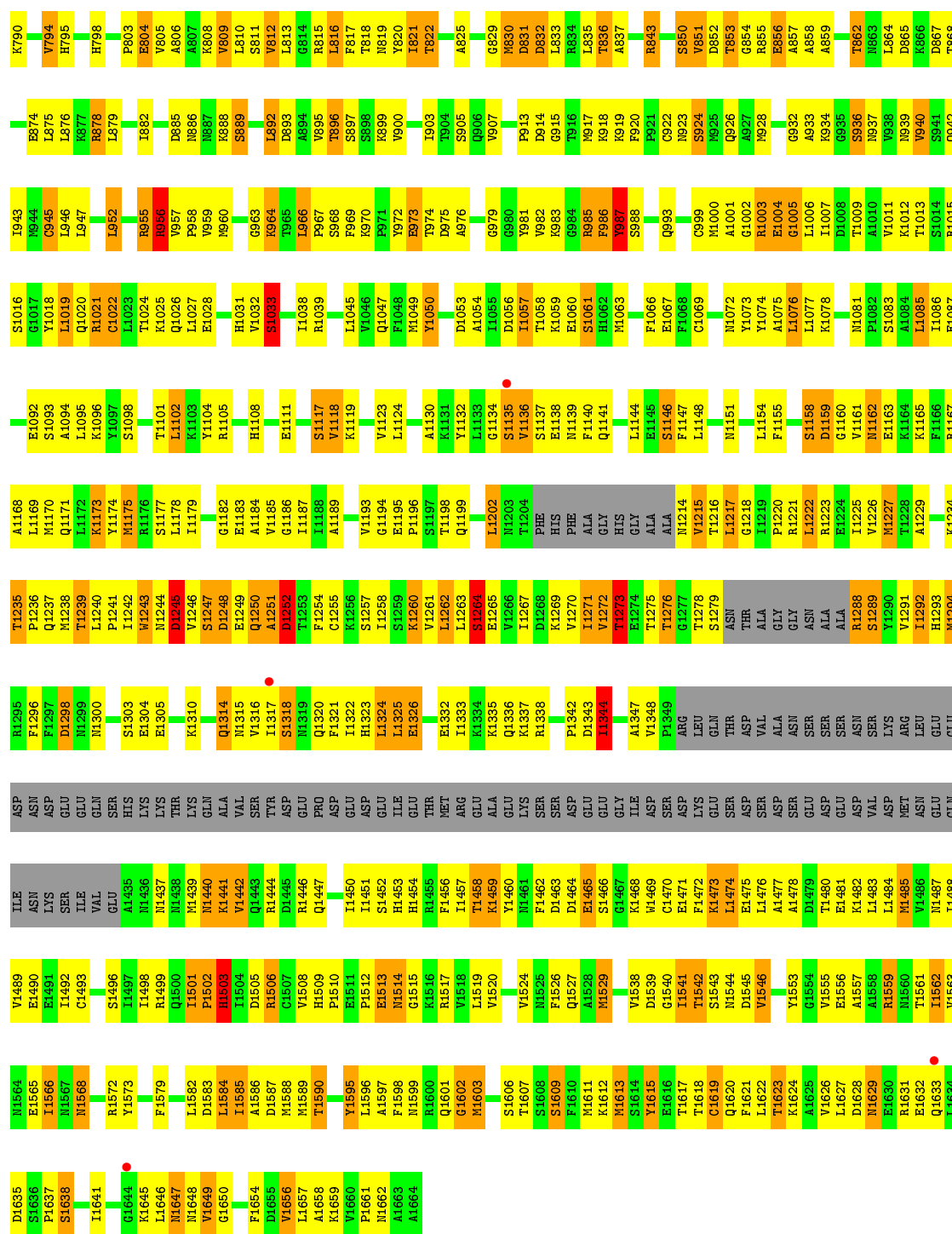
### 3 Residue-property plots

These plots are drawn for all protein, RNA and DNA chains in the entry. The first graphic for a chain summarises the proportions of the various outlier classes displayed in the second graphic. The second graphic shows the sequence view annotated by issues in geometry and electron density. Residues are color-coded according to the number of geometric quality criteria for which they contain at least one outlier: green = 0, yellow = 1, orange = 2 and red = 3 or more. A red dot above a residue indicates a poor fit to the electron density ( $RSRZ > 2$ ). Stretches of 2 or more consecutive residues without any outlier are shown as a green connector. Residues present in the sample, but not in the model, are shown in grey.

- Molecule 1: DNA-directed RNA polymerase I subunit RPA190







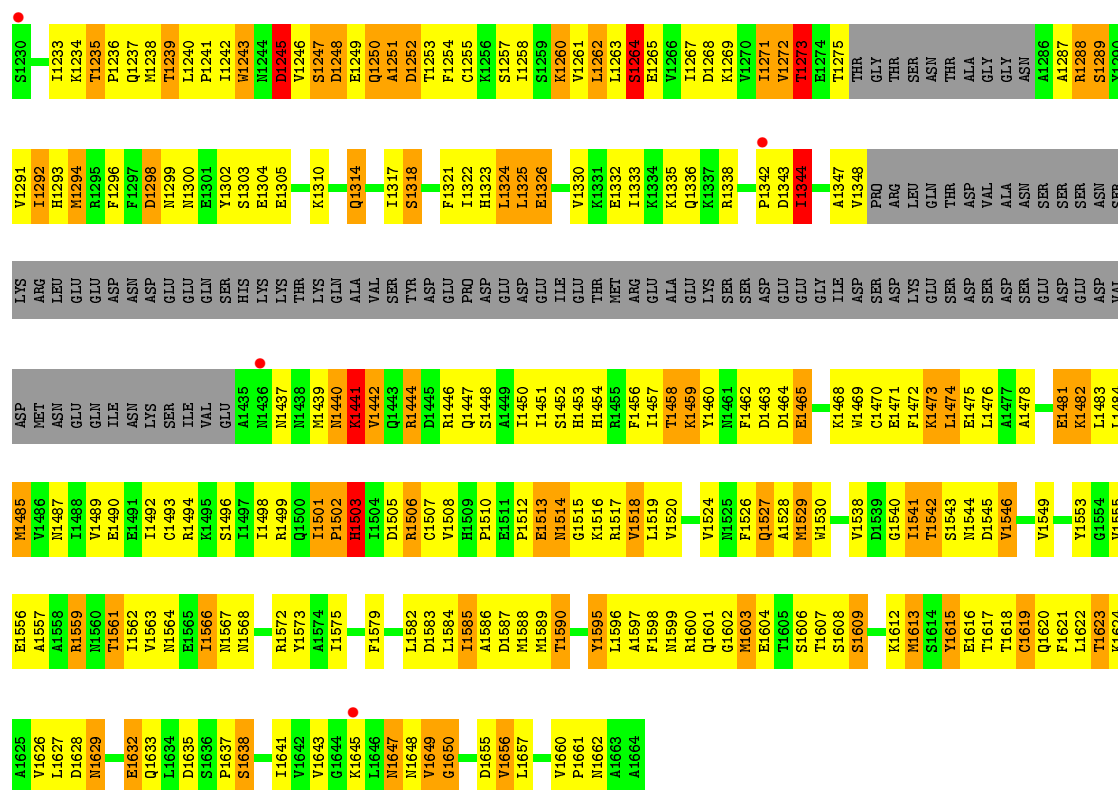
- Molecule 1: DNA-directed RNA polymerase I subunit RPA190



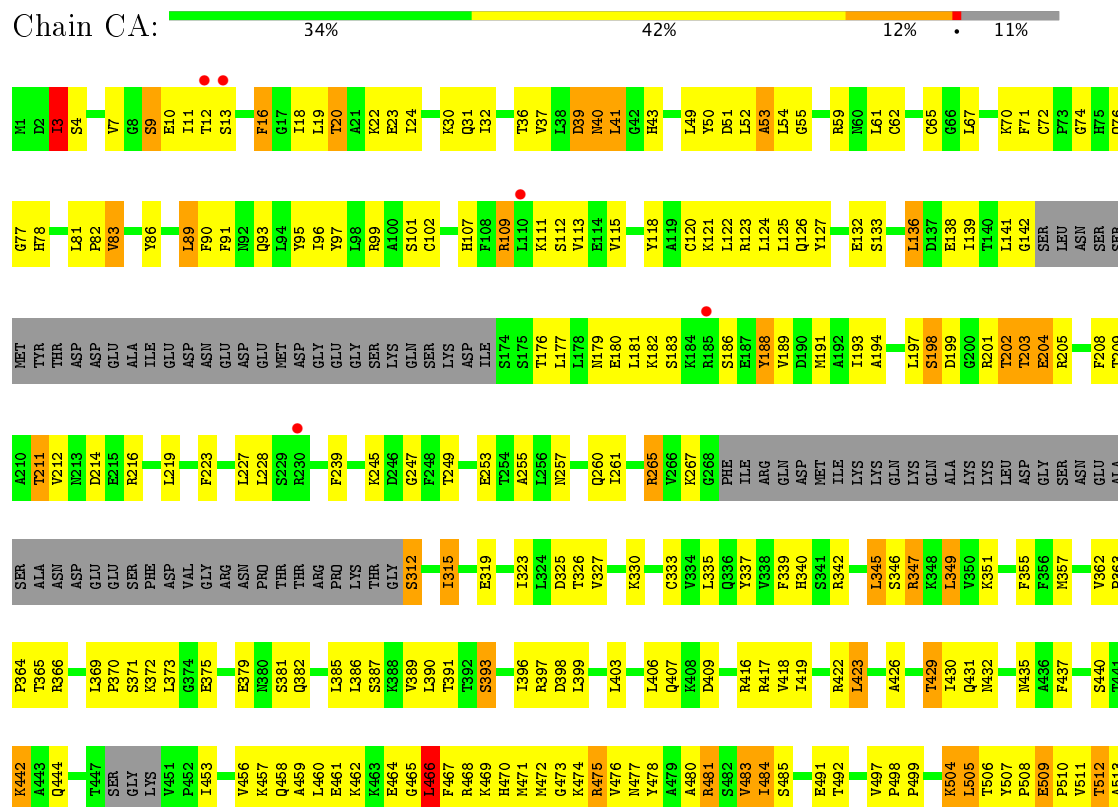


H162	E163	K164	K165	K166	R167	A168	L169	M170	Q171	L172	K173	L174	M175	R176	S177	L178	G182	V185	G186	I187	S189	V193	G194	S195	G196	S197	P198	Q199	L200	L201	L202	L203	L204	L205	L206	L207	L208	L209	L210	L211	L212	L213	L214	L215	L216	L217	L218	L219	L220	L221	L222	L223	L224	L225	L226	L227	L228	L229	L230	L231	L232	L233	L234	L235	L236	L237	L238	L239	L240	L241	L242	L243	L244	L245	L246	L247	L248	L249	L250	L251	L252	L253	L254	L255	L256	L257	L258	L259	L260	L261	L262	L263	L264	L265	L266	L267	L268	L269	L270	L271	L272	L273	L274	L275	L276	L277	L278	L279	L280	L281	L282	L283	L284	L285	L286	L287	L288	L289	L290	L291	L292	L293	L294	L295	L296	L297	L298	L299	L300	L301	L302	L303	L304	L305	L306	L307	L308	L309	L310	L311	L312	L313	L314	L315	L316	L317	L318	L319	L320	L321	L322	L323	L324	L325	L326	L327	L328	L329	L330	L331	L332	L333	L334	L335	L336	L337	L338	L339	L340	L341	L342	L343	L344	L345	L346	L347	L348	L349	L350	L351	L352	L353	L354	L355	L356	L357	L358	L359	L360	L361	L362	L363	L364	L365	L366	L367	L368	L369	L370	L371	L372	L373	L374	L375	L376	L377	L378	L379	L380	L381	L382	L383	L384	L385	L386	L387	L388	L389	L390	L391	L392	L393	L394	L395	L396	L397	L398	L399	L400	L401	L402	L403	L404	L405	L406	L407	L408	L409	L410	L411	L412	L413	L414	L415	L416	L417	L418	L419	L420	L421	L422	L423	L424	L425	L426	L427	L428	L429	L430	L431	L432	L433	L434	L435	L436	L437	L438	L439	L440	L441	L442	L443	L444	L445	L446	L447	L448	L449	L450	L451	L452	L453	L454	L455	L456	L457	L458	L459	L460	L461	L462	L463	L464	L465	L466	L467	L468	L469	L470	L471	L472	L473	L474	L475	L476	L477	L478	L479	L480	L481	L482	L483	L484	L485	L486	L487	L488	L489	L490	L491	L492	L493	L494	L495	L496	L497	L498	L499	L500	L501	L502	L503	L504	L505	L506	L507	L508	L509	L510	L511	L512	L513	L514	L515	L516	L517	L518	L519	L520	L521	L522	L523	L524	L525	L526	L527	L528	L529	L530	L531	L532	L533	L534	L535	L536	L537	L538	L539	L540	L541	L542	L543	L544	L545	L546	L547	L548	L549	L550	L551	L552	L553	L554	L555	L556	L557	L558	L559	L560	L561	L562	L563	L564	L565	L566	L567	L568	L569	L570	L571	L572	L573	L574	L575	L576	L577	L578	L579	L580	L581	L582	L583	L584	L585	L586	L587	L588	L589	L590	L591	L592	L593	L594	L595	L596	L597	L598	L599	L600	L601	L602	L603	L604	L605	L606	L607	L608	L609	L610	L611	L612	L613	L614	L615	L616	L617	L618	L619	L620	L621	L622	L623	L624	L625	L626	L627	L628	L629	L630	L631	L632	L633	L634	L635	L636	L637	L638	L639	L640	L641	L642	L643	L644	L645	L646	L647	L648	L649	L650	L651	L652	L653	L654	L655	L656	L657	L658	L659	L660	L661	L662	L663	L664	L665	L666	L667	L668	L669	L670	L671	L672	L673	L674	L675	L676	L677	L678	L679	L680	L681	L682	L683	L684	L685	L686	L687	L688	L689	L690	L691	L692	L693	L694	L695	L696	L697	L698	L699	L700	L701	L702	L703	L704	L705	L706	L707	L708	L709	L710	L711	L712	L713	L714	L715	L716	L717	L718	L719	L720	L721	L722	L723	L724	L725	L726	L727	L728	L729	L730	L731	L732	L733	L734	L735	L736	L737	L738	L739	L740	L741	L742	L743	L744	L745	L746	L747	L748	L749	L750	L751	L752	L753	L754	L755	L756	L757	L758	L759	L760	L761	L762	L763	L764	L765	L766	L767	L768	L769	L770	L771	L772	L773	L774	L775	L776	L777	L778	L779	L780	L781	L782	L783	L784	L785	L786	L787	L788	L789	L790	L791	L792	L793	L794	L795	L796	L797	L798	L799	L800	L801	L802	L803	L804	L805	L806	L807	L808	L809	L810	L811	L812	L813	L814	L815	L816	L817	L818	L819	L820	L821	L822	L823	L824	L825	L826	L827	L828	L829	L830	L831	L832	L833	L834	L835	L836	L837	L838	L839	L840	L841	L842	L843	L844	L845	L846	L847	L848	L849	L850	L851	L852	L853	L854	L855	L856	L857	L858	L859	L860	L861	L862	L863	L864	L865	L866	L867	L868	L869	L870	L871	L872	L873	L874	L875	L876	L877	L878	L879	L880	L881	L882	L883	L884	L885	L886	L887	L888	L889	L890	L891	L892	L893	L894	L895	L896	L897	L898	L899	L900	L901	L902	L903	L904	L905	L906	L907	L908	L909	L910	L911	L912	L913	L914	L915	L916	L917	L918	L919	L920	L921	L922	L923	L924	L925	L926	L927	L928	L929	L930	L931	L932	L933	L934	L935	L936	L937	L938	L939	L940	L941	L942	L943	L944	L945	L946	L947	L948	L949	L950	L951	L952	L953	L954	L955	L956	L957	L958	L959	L960	L961	L962	L963	L964	L965	L966	L967	L968	L969	L970	L971	L972	L973	L974	L975	L976	L977	L978	L979	L980	L981	L982	L983	L984	L985	L986	L987	L988	L989	L990	L991	L992	L993	L994	L995	L996	L997	L998	L999	L1000	L1001	L1002	L1003	L1004	L1005	L1006	L1007	L1008	L1009	L1010	L1011	L1012	L1013	L1014	L1015	L1016	L1017	L1018	L1019	L1020	L1021	L1022	L1023	L1024	L1025	L1026	L1027	L1028	L1029	L1030	L1031	L1032	L1033	L1034	L1035	L1036	L1037	L1038	L1039	L1040	L1041	L1042	L1043	L1044	L1045	L1046	L1047	L1048	L1049	L1050	L1051	L1052	L1053	L1054	L1055	L1056	L1057	L1058	L1059	L1060	L1061	L1062	L1063	L1064	L1065	L1066	L1067	L1068	L1069	L1070	L1071	L1072	L1073	L1074	L1075	L1076	L1077	L1078	L1079	L1080	L1081	L1082	L1083	L1084	L1085	L1086	L1087	L1088	L1089	L1090	L1091	L1092	L1093	L1094	L1095	L1096	L1097	L1098	L1099	L1100	L1101	L1102	L1103	L1104	L1105	L1106	L1107	L1108	L1109	L1110	L1111	L1112	L1113	L1114	L1115	L1116	L1117	L1118	L1119	L1120	L1121	L1122	L1123	L1124	L1125	L1126	L1127	L1128	L1129	L1130	L1131	L1132	L1133	L1134	L1135	L1136	L1137	L1138	L1139	L1140	L1141	L1142	L1143	L1144	L1145	L1146	L1147	L1148	L1149	L1150	L1151	L1152	L1153	L1154	L1155	L1156	L1157	L1158	L1159	L1160	L1161	L1162	L1163	L1164	L1165	L1166	L1167	L1168	L1169	L1170	L1171	L1172	L1173	L1174	L1175	L1176	L1177	L1178	L1179	L1180	L1181	L1182	L1183	L1184	L1185	L1186	L1187	L1188	L1189	L1190	L1191	L1192	L1193	L1194	L1195	L1196	L1197	L1198	L1199	L1200	L1201	L1202	L1203	L1204	L1205	L1206	L1207	L1208	L1209	L1210	L1211	L1212	L1213	L1214	L1215	L1216	L1217	L1218	L1219	L1220	L1221	L1222	L1223	L1224	L1225	L1226	L1227	L1228	L1229	L1230	L1231	L1232	L1233	L1234	L1235	L1236	L1237	L1238	L1239	L1240	L1241	L1242	L1243	L1244	L1245	L1246	L1247	L1248	L1249	L1250	L1251	L1252	L1253	L1254	L1255	L1256	L1257	L1258	L1259	L1260	L1261	L1262	L1263	L1264	L1265	L1266	L1267	L1268	L1269	L1270	L1271	L1272	L1273	L1274	L1275	L1276	L1277	L1278	L1279	L1280	L1281	L1282	L1283	L1284	L1285	L1286	L1287	L1288	L1289	L1290	L1291	L1292	L1293	L1294	L1295	L1296	L1297	L1298	L1299	L1300	L1301	L1302	L1303	L1304	L1305	L1306	L1307	L1308	L1309	L1310	L1311	L1312	L1313	L1314	L1315	L1316	L1317	L1318	L1319	L1320	L1321	L1322	L1323	L1324	L1325	L1326	L1327	L1328	L1329	L1330	L1331	L1332	L1333	L1334	L1335	L1336	L1337	L1338	L1339	L1340	L1341	L1342	L1343	L1344	L1345	L1346	L1347	L1348	L1349	L1350	L1351	L1352	L1353	L1354	L1355	L1356	L1357	L1358	L1359	L1360	L1361	L1362	L1363	L1364	L1365	L1366	L1367	L1368	L1369	L1370	L1371	L1372	L1373	L1374	L1375	L1376	L1377	L1378	L1379	L1380	L1381	L1382	L1383	L1384	L1385	L1386	L1387	L1388	L1389	L1390	L1391	L1392	L1393	L1394	L1395	L1396	L1397	L1398	L1399	L1400	L1401	L1402	L1403	L1404	L1405	L1406	L1407	L1408	L1409	L1410	L1411	L1412	L1413	L1414	L1415	L1416	L1417	L1418	L1419	L1420	L1421	L1422	L1423	L1424	L1425	L1426	L1427	L1428	L1429	L1430	L1431	L1432	L1433	L1434	L1435	L1436	L1437	L1438	L1439	L1440	L1441	L1442	L1443	L1444	L1445	L1446	L1447	L1448	L1449	L1450	L1451	L1452	L1453	L1454	L1455	L1456	L1457	L1458	L1459	L1460	L1461	L1462	L1463	L1464	L1465	L1466	L1467	L1468	L1469	L1470	L1471	L1472	L1473	L1474	L1475	L1476	L1477	L1478	L1479	L1480	L1481	L1482	L1483	L1484	L1485	L1486	L1487	L1488	L1489	L1490	L1491	L1492	L1493	L1494	L1495	L1496	L1497	L1498	L1499	L1500	L1501	L1502	L1503	L1504	L1505	L1506	L1507	L1508	L1509	L1510	L1511	L1512	L1513	L1514	L1515	L1516	L1517	L1518	L1519	L1520	L1521	L1522	L1523	L1524	L1525	L1526	L1527	L1528	L1529	L1530	L1531	L1532	L1533	L1534	L1535	L1536	L1537	L1538	L1539	L1540	L1541	L1542	L1543	L1544	L1545	L1546	L1547	L1548	L1549	L1550	L1551	L1552	L1553	L1554	L1555	L1556	L1557	L1558	L1559	L1560	L1561	L1562	L1563	L1564	L1565	L1566	L1567	L1568	L1569	L1570	L1571	L1572	L1573	L1574	L1575	L1576	L1577	L1578	L1579	L1580	L1581	L1582	L1583	L1584	L1585	L1586	L1587	L1588	L1589	L1590	L1591	L1592	L1593	L1594	L1595	L1596	L1597	L1598	L1599	L1600	L1601	L1602	L1603	L1604	L1605	L1606	L1607	L1608	L1609	L1610	L1611	L1612	L1613	L1614	L1615	L1616	L1617	L1618	L1619	L1620	L1621	L1622	L1623</
------	------	------	------	------	------	------	------	------	------	------	------	------	------	------	------	------	------	------	------	------	------	------	------	------	------	------	------	------	------	------	------	------	------	------	------	------	------	------	------	------	------	------	------	------	------	------	------	------	------	------	------	------	------	------	------	------	------	------	------	------	------	------	------	------	------	------	------	------	------	------	------	------	------	------	------	------	------	------	------	------	------	------	------	------	------	------	------	------	------	------	------	------	------	------	------	------	------	------	------	------	------	------	------	------	------	------	------	------	------	------	------	------	------	------	------	------	------	------	------	------	------	------	------	------	------	------	------	------	------	------	------	------	------	------	------	------	------	------	------	------	------	------	------	------	------	------	------	------	------	------	------	------	------	------	------	------	------	------	------	------	------	------	------	------	------	------	------	------	------	------	------	------	------	------	------	------	------	------	------	------	------	------	------	------	------	------	------	------	------	------	------	------	------	------	------	------	------	------	------	------	------	------	------	------	------	------	------	------	------	------	------	------	------	------	------	------	------	------	------	------	------	------	------	------	------	------	------	------	------	------	------	------	------	------	------	------	------	------	------	------	------	------	------	------	------	------	------	------	------	------	------	------	------	------	------	------	------	------	------	------	------	------	------	------	------	------	------	------	------	------	------	------	------	------	------	------	------	------	------	------	------	------	------	------	------	------	------	------	------	------	------	------	------	------	------	------	------	------	------	------	------	------	------	------	------	------	------	------	------	------	------	------	------	------	------	------	------	------	------	------	------	------	------	------	------	------	------	------	------	------	------	------	------	------	------	------	------	------	------	------	------	------	------	------	------	------	------	------	------	------	------	------	------	------	------	------	------	------	------	------	------	------	------	------	------	------	------	------	------	------	------	------	------	------	------	------	------	------	------	------	------	------	------	------	------	------	------	------	------	------	------	------	------	------	------	------	------	------	------	------	------	------	------	------	------	------	------	------	------	------	------	------	------	------	------	------	------	------	------	------	------	------	------	------	------	------	------	------	------	------	------	------	------	------	------	------	------	------	------	------	------	------	------	------	------	------	------	------	------	------	------	------	------	------	------	------	------	------	------	------	------	------	------	------	------	------	------	------	------	------	------	------	------	------	------	------	------	------	------	------	------	------	------	------	------	------	------	------	------	------	------	------	------	------	------	------	------	------	------	------	------	------	------	------	------	------	------	------	------	------	------	------	------	------	------	------	------	------	------	------	------	------	------	------	------	------	------	------	------	------	------	------	------	------	------	------	------	------	------	------	------	------	------	------	------	------	------	------	------	------	------	------	------	------	------	------	------	------	------	------	------	------	------	------	------	------	------	------	------	------	------	------	------	------	------	------	------	------	------	------	------	------	------	------	------	------	------	------	------	------	------	------	------	------	------	------	------	------	------	------	------	------	------	------	------	------	------	------	------	------	------	------	------	------	------	------	------	------	------	------	------	------	------	------	------	------	------	------	------	------	------	------	------	------	------	------	------	------	------	------	------	------	------	------	------	------	------	------	------	------	------	------	------	------	------	------	------	------	------	------	------	------	------	------	------	------	------	------	------	------	------	------	------	------	------	------	------	------	------	------	------	------	------	------	------	------	------	------	------	------	------	------	------	------	------	------	------	------	------	------	------	------	------	------	------	------	------	------	------	------	------	------	------	------	------	------	------	------	------	------	------	------	------	------	------	------	------	------	------	------	------	------	------	------	------	------	------	------	------	------	------	------	------	------	------	------	------	------	------	------	------	------	------	------	------	------	------	------	------	------	------	------	------	------	------	------	------	------	------	------	------	------	------	------	------	------	------	------	------	------	------	------	------	------	------	------	------	------	------	------	------	------	------	------	------	------	------	------	------	------	------	------	------	------	------	------	------	------	------	------	------	------	------	------	------	------	------	------	------	------	------	------	------	------	------	------	------	------	-------	-------	-------	-------	-------	-------	-------	-------	-------	-------	-------	-------	-------	-------	-------	-------	-------	-------	-------	-------	-------	-------	-------	-------	-------	-------	-------	-------	-------	-------	-------	-------	-------	-------	-------	-------	-------	-------	-------	-------	-------	-------	-------	-------	-------	-------	-------	-------	-------	-------	-------	-------	-------	-------	-------	-------	-------	-------	-------	-------	-------	-------	-------	-------	-------	-------	-------	-------	-------	-------	-------	-------	-------	-------	-------	-------	-------	-------	-------	-------	-------	-------	-------	-------	-------	-------	-------	-------	-------	-------	-------	-------	-------	-------	-------	-------	-------	-------	-------	-------	-------	-------	-------	-------	-------	-------	-------	-------	-------	-------	-------	-------	-------	-------	-------	-------	-------	-------	-------	-------	-------	-------	-------	-------	-------	-------	-------	-------	-------	-------	-------	-------	-------	-------	-------	-------	-------	-------	-------	-------	-------	-------	-------	-------	-------	-------	-------	-------	-------	-------	-------	-------	-------	-------	-------	-------	-------	-------	-------	-------	-------	-------	-------	-------	-------	-------	-------	-------	-------	-------	-------	-------	-------	-------	-------	-------	-------	-------	-------	-------	-------	-------	-------	-------	-------	-------	-------	-------	-------	-------	-------	-------	-------	-------	-------	-------	-------	-------	-------	-------	-------	-------	-------	-------	-------	-------	-------	-------	-------	-------	-------	-------	-------	-------	-------	-------	-------	-------	-------	-------	-------	-------	-------	-------	-------	-------	-------	-------	-------	-------	-------	-------	-------	-------	-------	-------	-------	-------	-------	-------	-------	-------	-------	-------	-------	-------	-------	-------	-------	-------	-------	-------	-------	-------	-------	-------	-------	-------	-------	-------	-------	-------	-------	-------	-------	-------	-------	-------	-------	-------	-------	-------	-------	-------	-------	-------	-------	-------	-------	-------	-------	-------	-------	-------	-------	-------	-------	-------	-------	-------	-------	-------	-------	-------	-------	-------	-------	-------	-------	-------	-------	-------	-------	-------	-------	-------	-------	-------	-------	-------	-------	-------	-------	-------	-------	-------	-------	-------	-------	-------	-------	-------	-------	-------	-------	-------	-------	-------	-------	-------	-------	-------	-------	-------	-------	-------	-------	-------	-------	-------	-------	-------	-------	-------	-------	-------	-------	-------	-------	-------	-------	-------	-------	-------	-------	-------	-------	-------	-------	-------	-------	-------	-------	-------	-------	-------	-------	-------	-------	-------	-------	-------	-------	-------	-------	-------	-------	-------	-------	-------	-------	-------	-------	-------	-------	-------	-------	-------	-------	-------	-------	-------	-------	-------	-------	-------	-------	-------	-------	-------	-------	-------	-------	-------	-------	-------	-------	-------	-------	-------	-------	-------	-------	-------	-------	-------	-------	-------	-------	-------	-------	-------	-------	-------	-------	-------	-------	-------	-------	-------	-------	-------	-------	-------	-------	-------	-------	-------	-------	-------	-------	-------	-------	-------	-------	-------	-------	-------	-------	-------	-------	-------	-------	-------	-------	-------	-------	-------	-------	-------	-------	-------	-------	-------	-------	-------	-------	-------	-------	-------	-------	-------	-------	-------	-------	-------	-------	-------	-------	-------	-------	-------	-------	-------	-------	-------	-------	-------	-------	-------	-------	-------	-------	-------	-------	-------	-------	-------	-------	-------	-------	-------	-------	-------	-------	-------	-------	-------	-------	-------	-------	-------	-------	-------	-------	-------	-------	-------	-------	-------	-------	-------	-------	-------	-------	-------	-------	-------	-------	-------	-------	-------	-------	-------	-------	-------	-------	-------	-------	-------	-------	-------	-------	-------	-------	-------	-------	-------	-------	-------	-------	-------	-------	-------	-------	-------	-------	-------	-------	-------	-------	-------	-------	-------	-------	-------	-------	-------	-------	-------	-------	-------	-------	-------	-------	-------	-------	-------	-------	-------	-------	-------	-------	-------	-------	-------	-------	-------	-------	-------	-------	-------	-------	-------	-------	-------	-------	-------	-------	-------	-------	-------	-------	-------	-------	-------	-------	-------	-------	-------	-------	-------	-------	-------	-------	-------	-------	-------	-------	-------	-------	-------	-------	---------





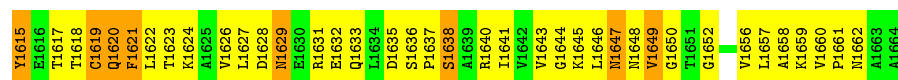
- Molecule 1: DNA-directed RNA polymerase I subunit RPA190





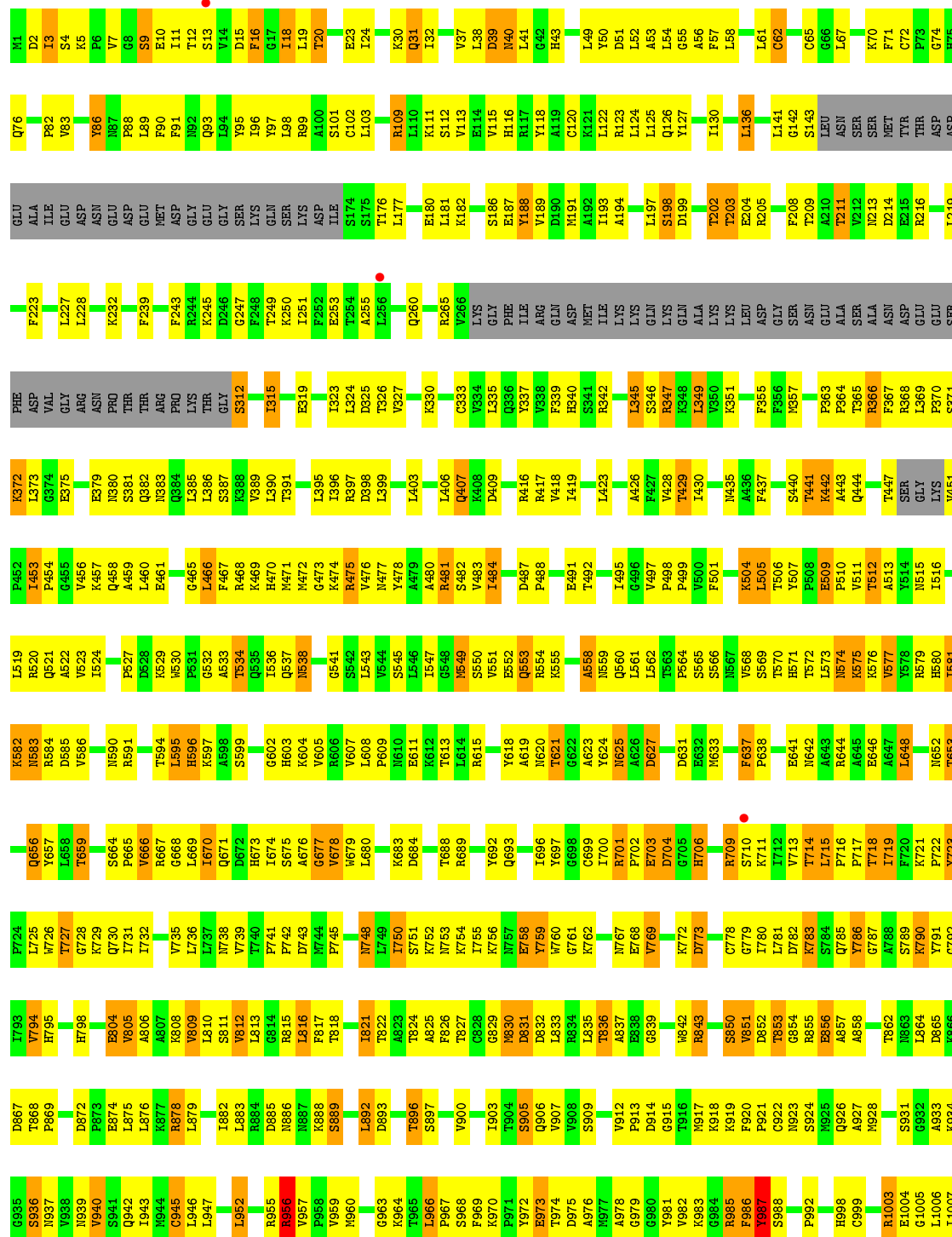
T1542	A1478	SER	ALA	E1224	V1161	K1079	T1009	A933	T882	Q785	I719	L645	Y578	Y514
S1543	D1479	GLU	A1287	I1225	M1162	Y1080	A1010	S936	M863	Y786	F720	E646	R579	N515
M1544	T1480	SER	S1288	V1226	E1163	M1081	K1012	M081	G787	K721	K721	A647	B580	L516
D1545	E1481	GLU	R1289	T1227	K1164	P1082	Y1011	N937	L864	A788	P722	L648	I581	
V1546	A1482	ASP	A1229	T1228	K1165	S1083	T1013	V938	D865	S789	O723	N652	K582	L519
	L1483	VAL	A1229	T1228	F1166	A1084	S1014	N939	K866	K790	P724	N652	N583	R520
V1549	L1484	ASP			R1167	L1085	R1015	V940	D867	Y793	L725	T653	R584	Q521
	M1485	ASP			A1168	L1086	R1016			G792			D585	A522
Y1553	V1486	ASN			L1169	E1087	S1016	S941	D872	I793	W726	Y657	N589	N525
G1554	N1487	LEU	M1294	K1234	L1169	E1087	G1017	Q942	P873	W794	G728	T659	N524	L524
E1555	N1488	GLU	F1296	T1235	M1170	E1092	L1018	I943	R874	H795	K729		N525	
E1556	N1489	GLN	F1296	P1236	Q1171	S1093	L1019	N944	R874					
E1557	E1490	ASP	F1297	Q1237	K1172	S1093	Q1020	G945	L875		Q730			
	E1491	ASN	D1298	M1238	L1473	A1094	R1021	L946	L876		I731			
A1558	E1491	ASP	M1299	T1239	Y1174	L1095	C1022	L947	K877	H798	I732	S664	P527	G526
	I1492	GLU	M1300	L1240	M1175	K1096	C1022		R878			P665	R590	P527
I1559	I1493	GLU		L1241	R1176	T1101	T1023		R878	P803	I733	P666	T594	B529
N1560	K1494	ILE	S1303	I1242	S1177	T1024	T1024	L952	L879	B804	T734	R667	L595	B530
T1561	K1495	GLU	E1304	M1243	L1177	L1402	Q1026		R879	V805	V735	G668	B596	P531
V1562	S1496	GLN	E1305	I1244	L1178	K1103	K1026	R955	L882	S811	D743	S675	K597	G532
V1563	A1496	HIS	F1306	I1179	E1186	Y1104	L1027	K964	S889	V812	M744	A676	K604	N538
N1564		LYS	D1307		I1187	R1105	E1028	L966	P957	K808	P745	G677	V605	E539
E1565		LYS							P958				R606	B540
E1566		LYS							V959	S811			V607	G541
N1567		THR							K888	L810	D743	S675	H603	Q537
N1568		LYS							S889	V812			K604	N538
		ALA							K964	V812			V605	E539
		ALA							L966	L813			R606	B540
		VAL							P957	G814			V607	G541
		VAL							P958	R815			V607	G541
		THR							V959	L810			H603	Q537
		LYS								S811			K604	N538
		LYS								V812			V605	E539
		ALA								L813			R606	B540
		VAL								G814			V607	G541
		ASP								R815			V607	G541
		ASP								L810			H603	Q537
		PRO								S811			K604	N538
		ASP								V812			V605	E539
		GLU								L813			R606	B540
		GLU								G814			V607	G541
		ILE								R815			H603	Q537
		THR								S811			K604	N538
		THR								V812			V605	E539
		THR								L813			R606	B540
		THR								G814			V607	G541
		THR								R815			H603	Q537
		THR								S811			K604	N538
		THR								V812			V605	E539
		THR								L813			R606	B540
		THR								G814			V607	G541
		THR								R815			H603	Q537
		THR								S811			K604	N538
		THR								V812			V605	E539
		THR								L813			R606	B540
		THR								G814			V607	G541
		THR								R815			H603	Q537
		THR								S811			K604	N538
		THR								V812			V605	E539
		THR								L813			R606	B540
		THR								G814			V607	G541
		THR								R815			H603	Q537
		THR								S811			K604	N538
		THR								V812			V605	E539
		THR								L813			R606	B540
		THR								G814			V607	G541
		THR								R815			H603	Q537
		THR								S811			K604	N538
		THR								V812			V605	E539
		THR								L813			R606	B540
		THR								G814			V607	G541
		THR								R815			H603	Q537
		THR								S811			K604	N538
		THR								V812			V605	E539
		THR								L813			R606	B540
		THR								G814			V607	G541
		THR								R815			H603	Q537
		THR								S811			K604	N538
		THR								V812			V605	E539
		THR								L813			R606	B540
		THR								G814			V607	G541
		THR								R815			H603	Q537
		THR								S811			K604	N538
		THR								V812			V605	E539
		THR								L813			R606	B540
		THR								G814			V607	G541
		THR								R815			H603	Q537
		THR								S811			K604	N538
		THR								V812			V605	E539
		THR								L813			R606	B540
		THR								G814			V607	G541
		THR								R815			H603	Q537
		THR								S811			K604	N538
		THR								V812			V605	E539
		THR								L813			R606	B540
		THR								G814			V607	G541
		THR								R815			H603	Q537
		THR								S811			K604	N538
		THR								V812			V605	E539
		THR								L813			R606	B540
		THR								G814			V607	G541
		THR								R815			H603	Q537
		THR								S811			K604	N538
		THR								V812			V605	E539
		THR								L813			R606	B540
		THR								G814			V607	G541
		THR								R815			H603	Q537
		THR								S811			K604	N538
		THR								V812			V605	E539
		THR								L813			R606	B540
		THR								G814			V607	G541
		THR								R815			H603	Q537
		THR								S811			K604	N538
		THR								V812			V605	E539
		THR								L813			R606	B540
		THR								G814			V607	G541
		THR								R815			H603	Q537
		THR								S811			K604	N538
		THR								V812			V605	E539
		THR								L813			R606	B540
		THR								G814			V607	G541
		THR								R815			H603	Q537
		THR								S811			K604	N538
		THR								V812			V605	E539
		THR								L813			R606	B540
		THR								G814			V607	G541
		THR								R815			H603	Q537
		THR								S811			K604	N538
		THR								V812			V605	E539
		THR								L813			R606	B540
		THR								G814			V607	G541
		THR								R815			H603	Q537
		THR								S811			K604	N538
		THR								V812			V605	E539
		THR								L813			R606	B540
		THR								G814			V607	G541
		THR								R815			H603	Q537
		THR								S811			K604	N538
		THR								V812			V605	E539
		THR								L813				



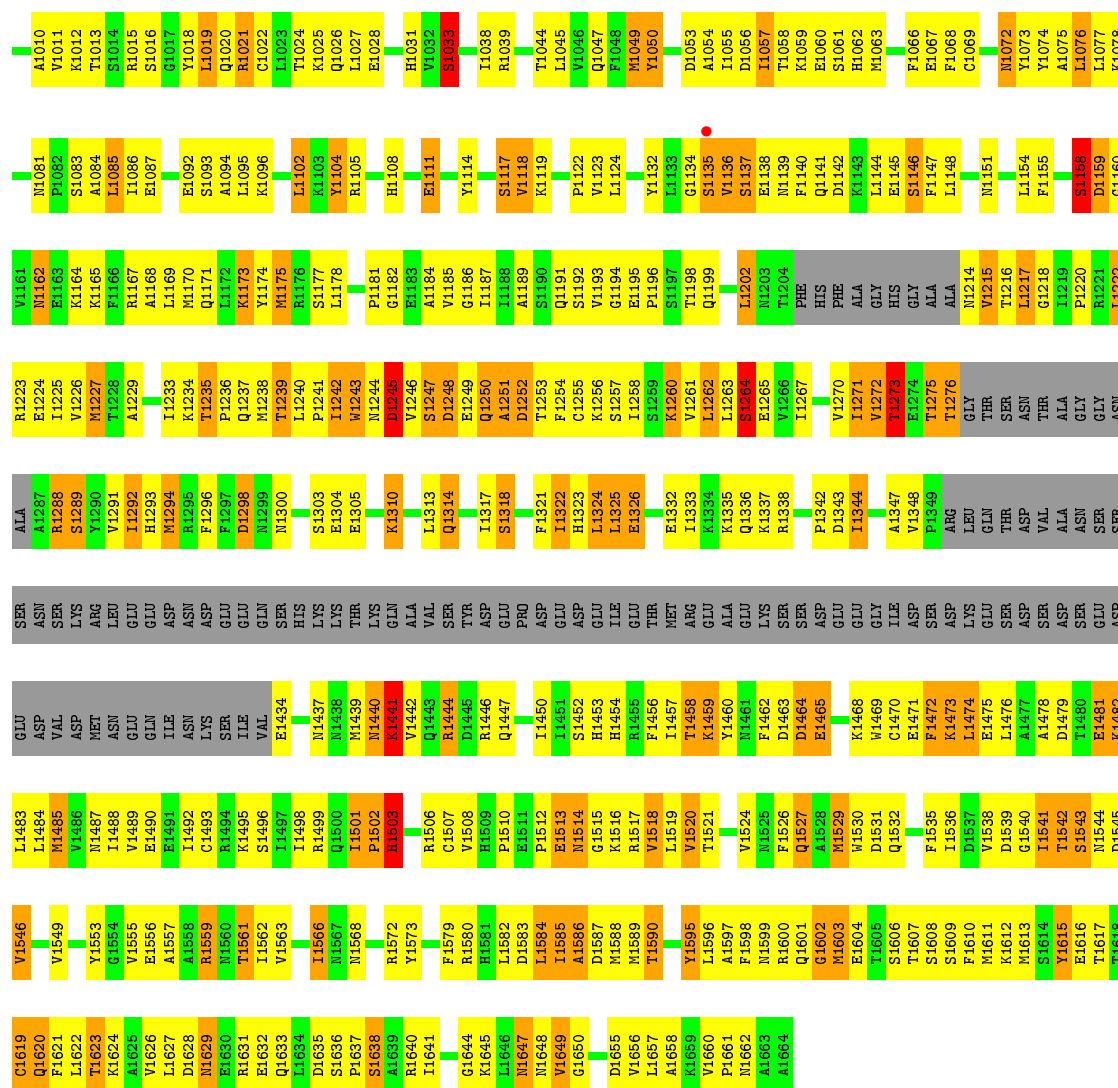


• Molecule 1: DNA-directed RNA polymerase I subunit RPA190

Chain DA: 34% 42% 12% 11%

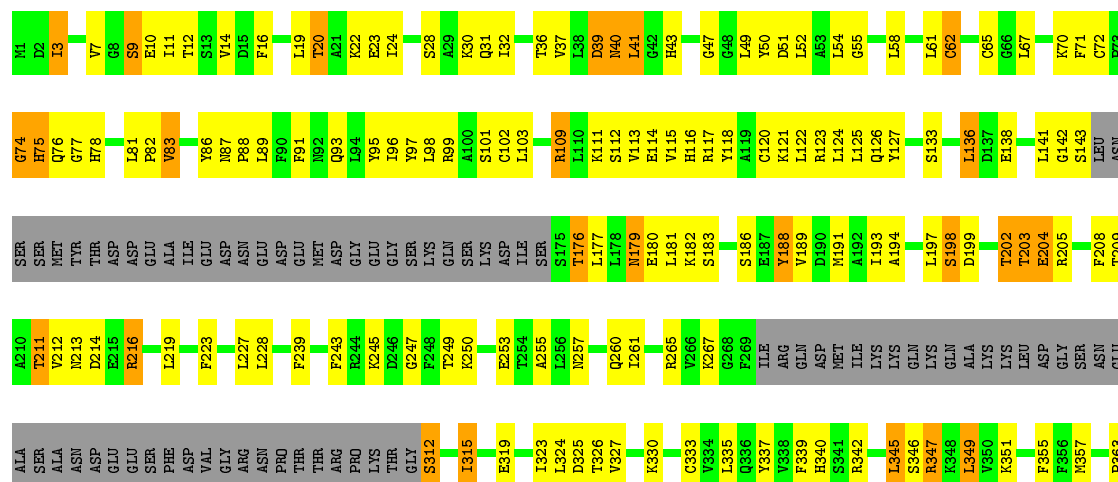






• Molecule 1: DNA-directed RNA polymerase I subunit RPA190

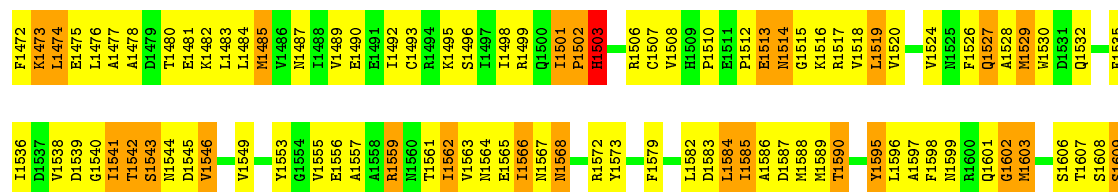
Chain EA: 34% 43% 12% 11%





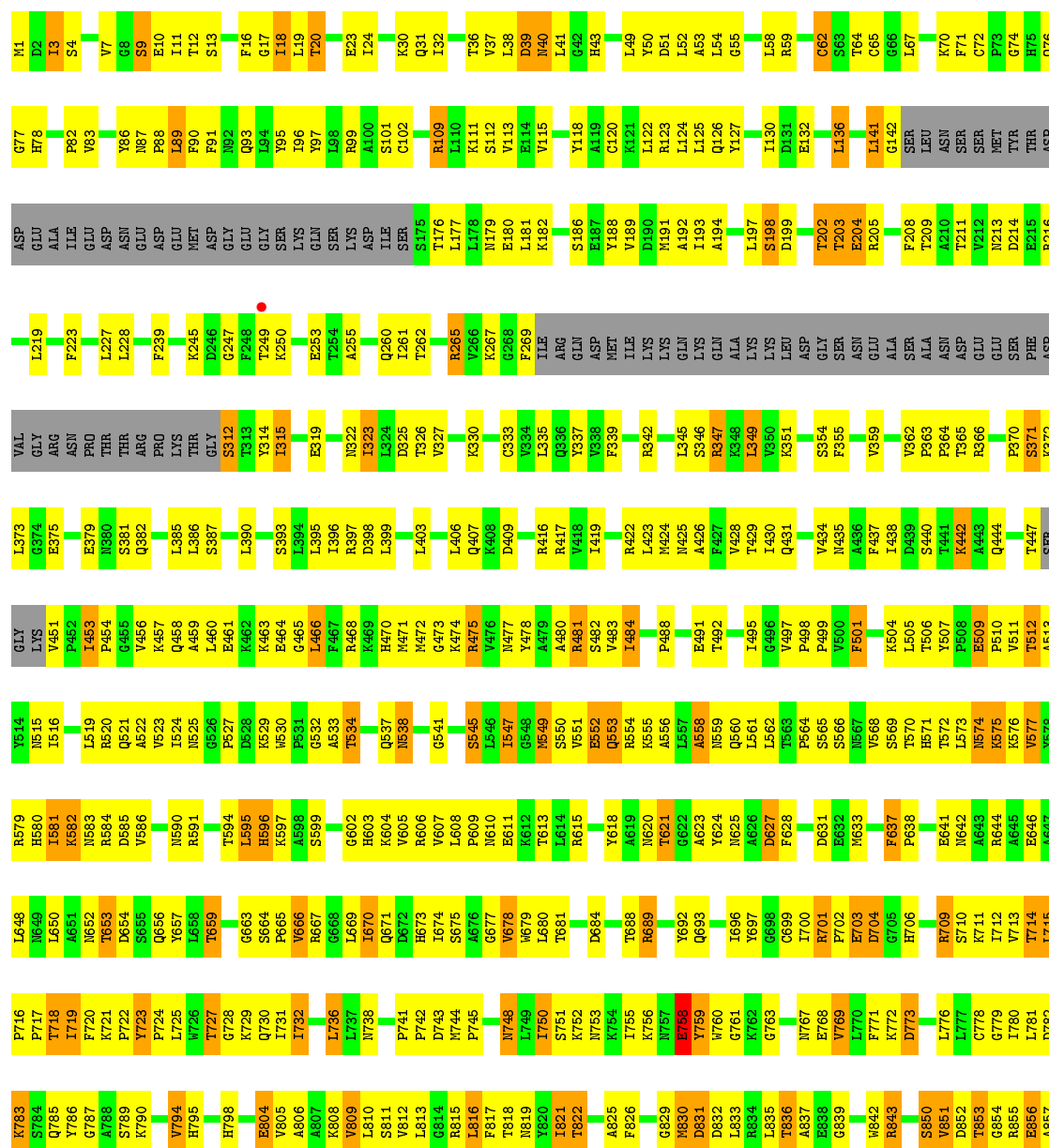






• Molecule 1: DNA-directed RNA polymerase I subunit RPA190

Chain FA: 34% 42% 12% 11%







Response	Percentage
Yes	38%
No	45%
Don't know	13%











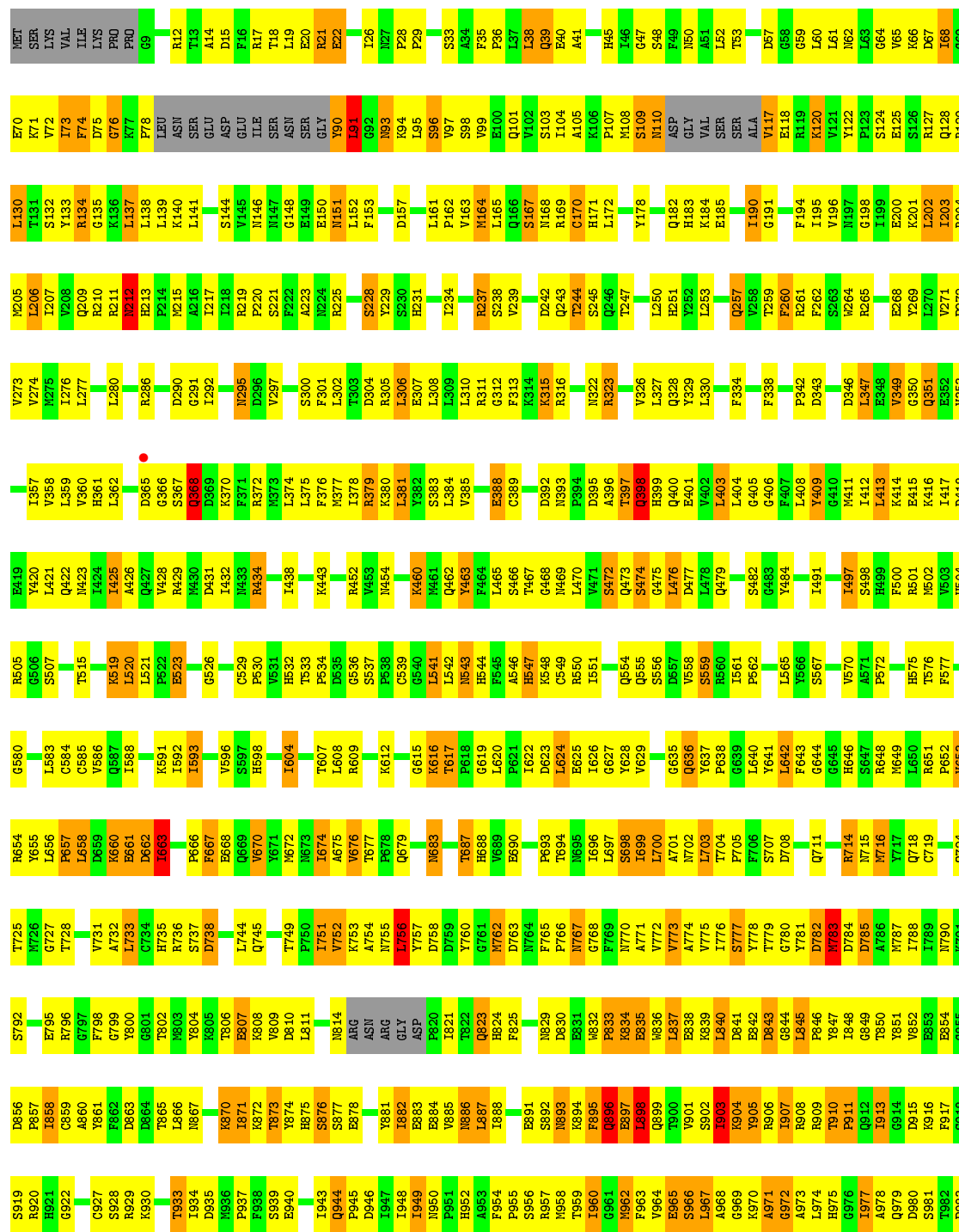
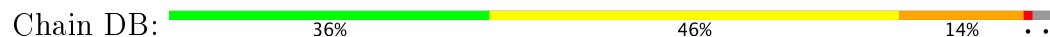








- Molecule 2: DNA-directed RNA polymerase I subunit RPA135









K1139	V1052	D990	K930	T865	Y800
K1140	M1053	T991	W931	T866	G801
L1141	S1054	P992	P932	L867	T802
L1142			T933		M803
T1143	Q1058	D994	D934	K870	Y804
K1144	P1059	P995	D935	L871	
SER	V1060	P996	P936	T872	E807
GLU	K1061	G997	P937	K873	K808
ASP	G1062	E998	F938	T874	V809
GLY		Q999	S939	H875	D810
GLU		L1000	E940	S876	L811
K1150	G1068	A1001	T941	S877	
L1151	F1069	K1002	G942	E878	N814
L1152	V1071	A1003	Q944	P879	ARG
F1153	G1072		Q945	T881	ARG
D1154	E1073	M1006	D946	T882	ARG
L1155	W1074	Y1007	D947	E883	GLY
S1156	E1075		I947	E884	ASP
Q1157	R1076	M1010	I948	E885	P820
E1160	D1077	E1011	I949		
L1161	A1078	P1012	N950	K891	D830
G1162	L1079	M1013	P951	N893	E831
Q1163	G1081	Y1014	H952	K894	W832
	H1082	S1015	A953	F895	P833
		G1016	F954	Q896	K834
L1166		A1017	P955	E897	E835
F1167	S1085	T1018	S956	L888	W836
V1168	F1086	L1019	N957	K899	L837
		E1020	N958	T900	E838
T1173	Q1089	E1021	T959	Y901	K339
T1174	D1090	L1022	P960	S902	L840
T1175	R1091	R1023	G961	I903	D841
L1176	L1092	A1024	W962	R904	E842
A1177	L1093	D1025	F963	Y905	D843
L1178	M1094	I1026	V964	R906	G844
P1179		Y1027	E965	T907	L845
F1180	S1102	V1028	S966	R908	P846
L1182	V1103	G1029	A968	R909	Y847
		V1030	P969	T910	I848
L1185	S1109	V1031	K970	P911	G849
L1186	L1110	Y1032	A971	Q912	T850
E1188	T1112	Y1033	G972	T913	Y851
L1189	V1117	R1037	H975	E914	V852
L1190	R1118	H1038	G976		
A1191	R1119	M1039	I977		
L1192	L1120	V1040	A978		
G1193		M1041	Q979	D915	E853
L1194	S1123	D1042	D980	R916	E854
R1195	T1124	N1041	S981	F917	G855
L1196	T1125	K1043	T982	S918	D856
L1197	V1126	F1044	N981	S919	P857
R1197	C1127	Q1045	P983	R920	L858
Y1198			W984	H921	C859
			I985	G922	A860
E1201	R1130	V1047	P986		
P1202		S1048	N987		Y861
K1203	E1136	T1049	P987	C927	F862
	D1137	G1050	E888	S928	D863
	L1132	P1054	P989	R930	P864

• Molecule 2: DNA-directed RNA polymerase I subunit RPA135

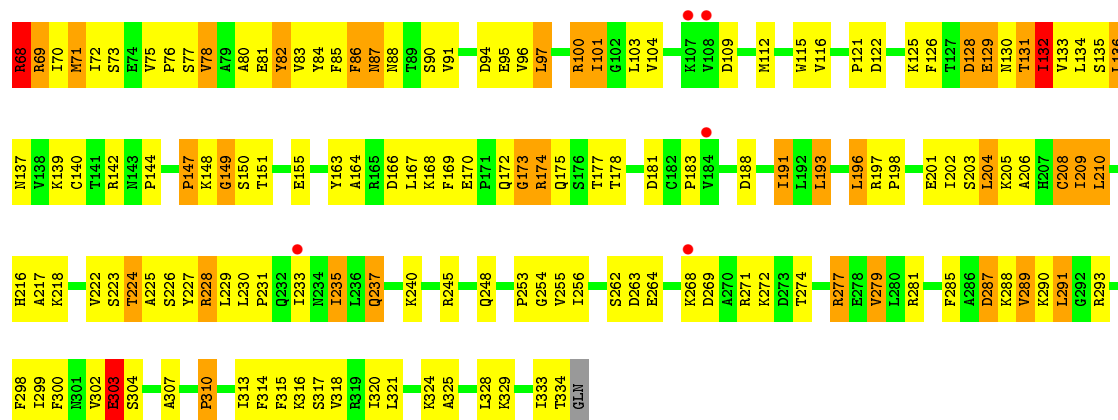
Chain FB: 36% 45% 14% ..

Q587	I588	K519	R434	K370	R286	V208	G135	D75
I589	K520	I438	I438	M373	R286	Q209	K136	G76
K591	I521	M439	F440	M373	D290	R210	L137	K77
I592	E522	E522	F440	L375	G291	R211	L138	P78
I593	E523	E523	F440	F376	L292	R212	L139	L7U
				M377	M295	R213	K140	ASN
V596	F526	F526	K443	M377	M295	R214	K141	SER
S597	F527	F527	K443	L378	M295	R215	K142	GLU
H598			L450	M379	M295	R216	W143	ASP
			M451	K380	F301	S228	M146	GLU
I604	P630	P630	M452	L381	L302	Y229	M147	ILE
	H532	H532	M453	F382	T303	S230	G148	SER
L608	T533	T533	M454	S383	D304	R231	G149	ASN
R609	P634	P634		L384	L306	S221	E150	T13
			I457	V385	L307	G89	G89	A14
W610	D535	D535	G458	C389	L308	Y228	M151	R17
W611	E536	E536	S459			Y229	L152	T18
K612	S537	S537	K460			S230	F153	L19
	P538	P538	M461	D382	R311	H231	G92	E20
G615	C539	C539	Q462	M393	G312	R311	K94	R21
W616	G540	G540	Y463	F394	F313	K314	L156	E22
T617	L541	L541		D395	K314	K315	D157	
	L542	L542		A396	K315	R237	C158	I26
L620	M543	M543	S467	T397	R316	S238		
P621			G468	C398	R323	V239	L161	S33
I622	A546	A546	M469	R399	R323		P162	A34
D623	H547	H547	L470	Q400	V326	D242	V163	F35
L624	K548	K548	L624	E401	L327	Q243	M164	P36
E625	C549	C549	S471	Y402	L327	T244	S103	L37
I626	R550	R550	Q473	L403	Q328	S245	S167	I38
G627			S474	L404	Y329	T246	M168	Q39
W628	Q554	Q554	G475	G405	L330	T247	R169	E40
V629	Q555	Q555	L476	G406			C170	A41
			D477	F407	F334	L250	H171	A41
			L478	L408		E251	L172	R45
G635	V568	V568	Q479	Y409	F338	R252	S109	I46
R636	S569	S569	Q480	G410		L253	N110	I46
V637	R560	R560	L481	M411	D343		ASP	G47
P638	L561	L561	L482	L412	Q344	Q257	GLY	
G639	P562	P562	L483	L413	S345	T258	V181	N50
L640	L563	L563	G483	K414	D346	T259	Q182	A51
W641	L565	L565	Y484	E415	L347	F260	H183	L52
L642	L566	L566		E416	E348	R261	K184	T53
F643	S567	S567	I491	K416	F348	R261	E185	E34
G644	P644	P644	M492	L417	V349	T262		G55
G645	L570	L570	F493	D418	G350	S263	I190	P56
H646	A571	A571	Y494	E419	Q351	G191	K120	D57
P572	P572	P572		L420	R352	R265	Y121	G58
			I497	L421	V353		V122	G59
			S498	Q422		E268	P123	L60
	H575	H575	H499	M423	L357	L270	L124	L61
R651	T576	T576	F490	L424	V358	Y269	G198	L62
P652	F577	F577	E500	L424	L359	V271	L199	N62
G653	A578	A578	R501	I425	L359	P272	E200	
L654	A579	A579	M502	I426	V360	V273	K201	R66
G655	G580	G580	F503	Q427	H361	V273	L282	D67
L656	P581	P581	H504	V428	L362	T274	L202	
P582	R505	R505	E505	V429		M275	L130	I68
			G506	M430	D365	L276	T131	
L658	L583	L583	S507	D431		L277	S132	V72
R659	C584	C584		I432	Q368	L277	Y133	I73
K660	C585	C585		L432	L369	T280	L206	T74
P661	V586	V586	T515	M432			L207	

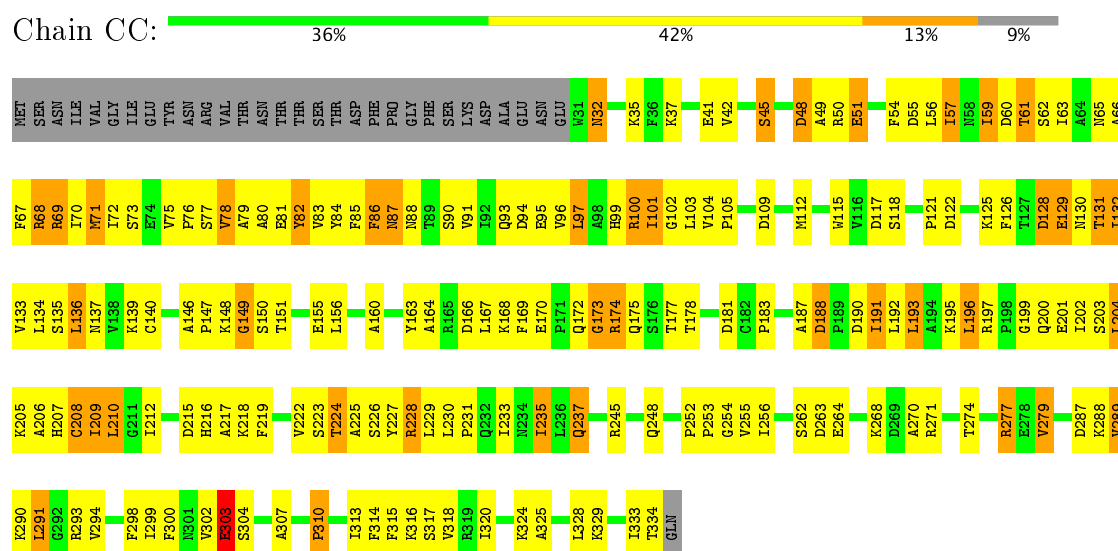




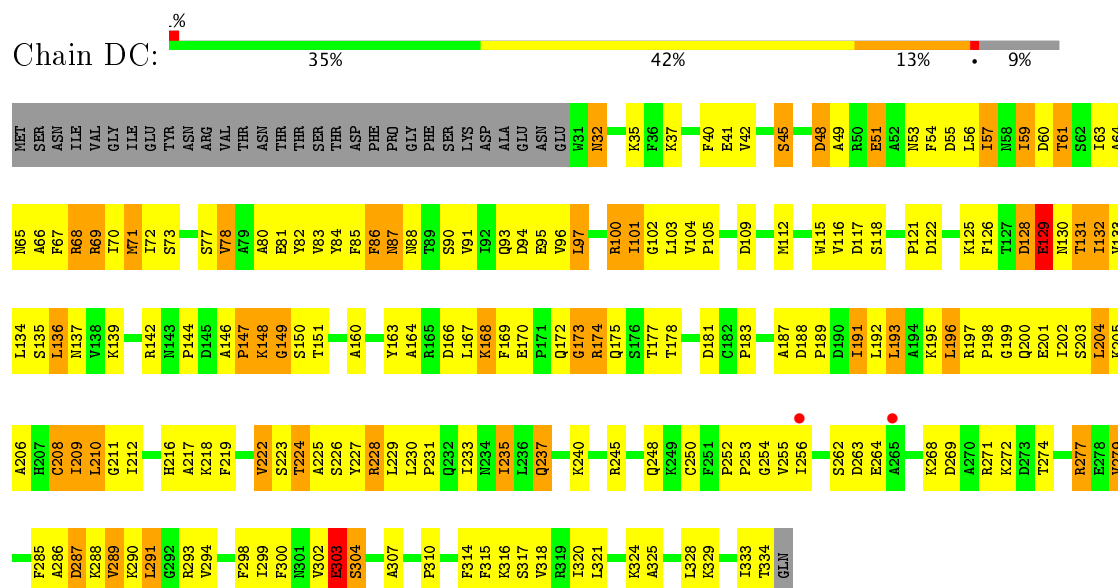




- Molecule 3: DNA-directed RNA polymerases I and III subunit RPA1

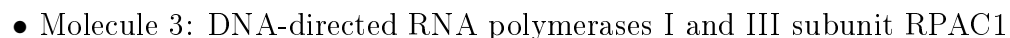


- Molecule 3: DNA-directed RNA polymerases I and III subunit RPAC1



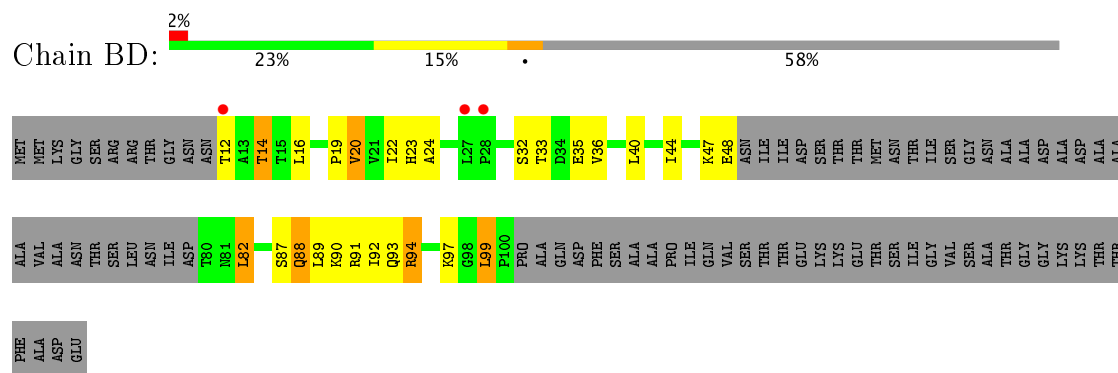


Chain EC: 

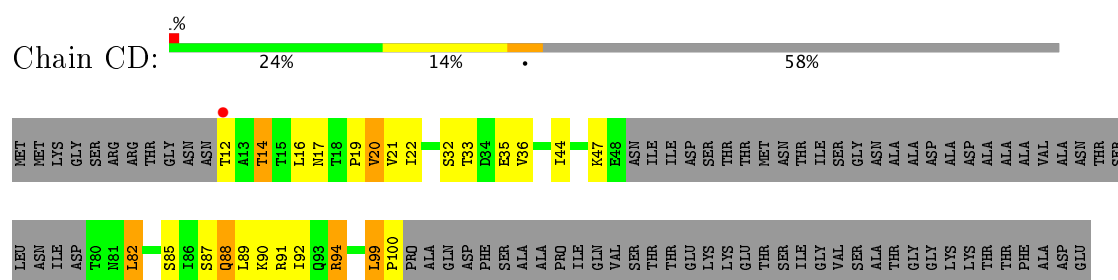




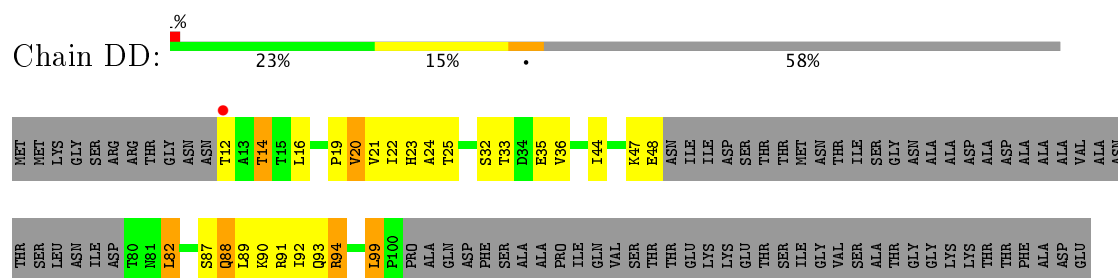
- Molecule 4: DNA-directed RNA polymerase I subunit RPA14



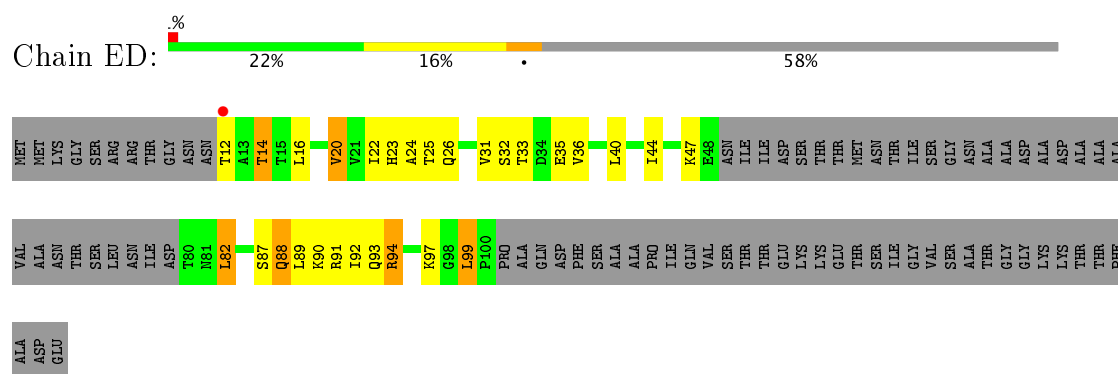
- Molecule 4: DNA-directed RNA polymerase I subunit RPA14



- Molecule 4: DNA-directed RNA polymerase I subunit RPA14



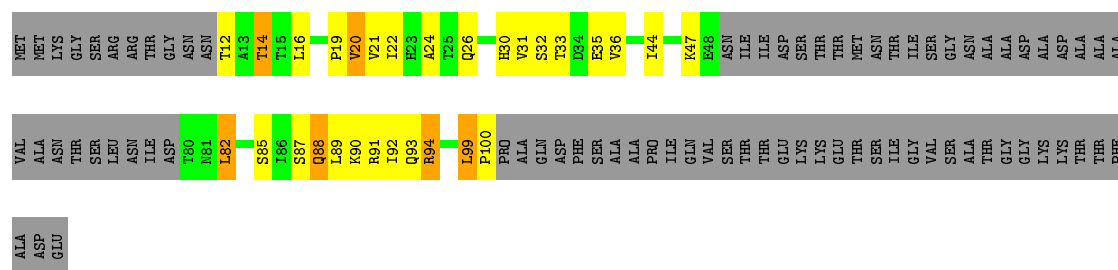
- Molecule 4: DNA-directed RNA polymerase I subunit RPA14



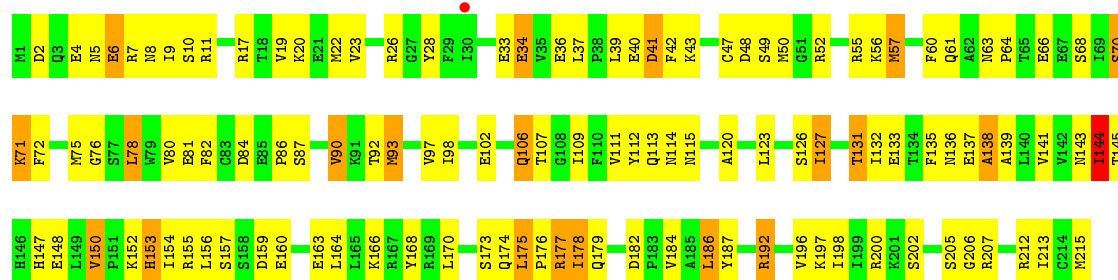
- Molecule 4: DNA-directed RNA polymerase I subunit RPA14



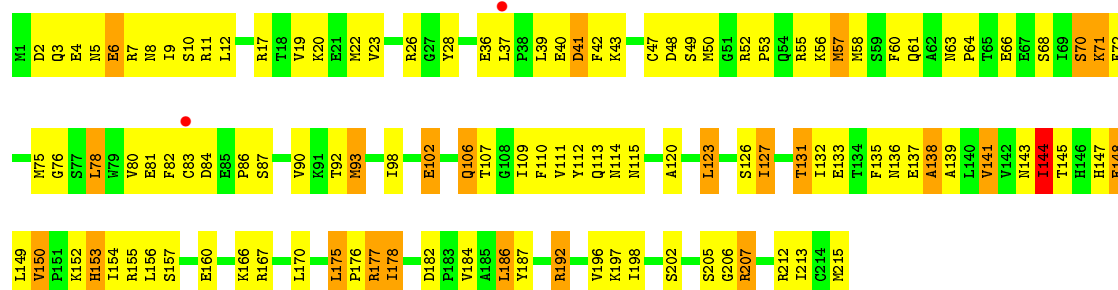




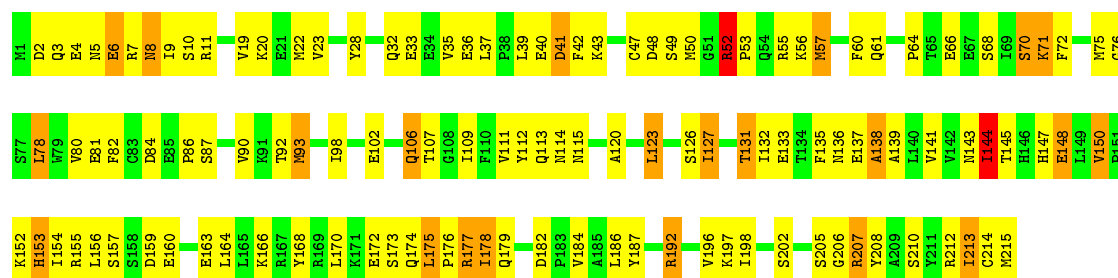
- Molecule 5: DNA-directed RNA polymerases I, II, and III subunit RPABC1



- Molecule 5: DNA-directed RNA polymerases I, II, and III subunit RPABC1

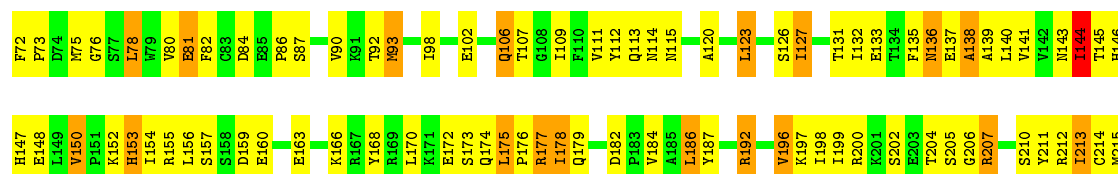
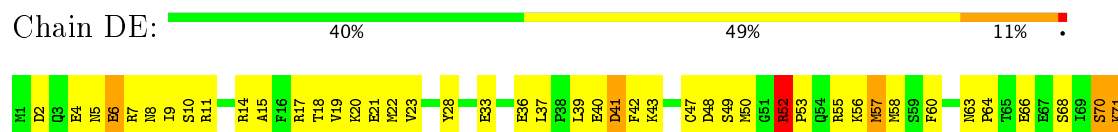


- Molecule 5: DNA-directed RNA polymerases I, II, and III subunit RPABC1

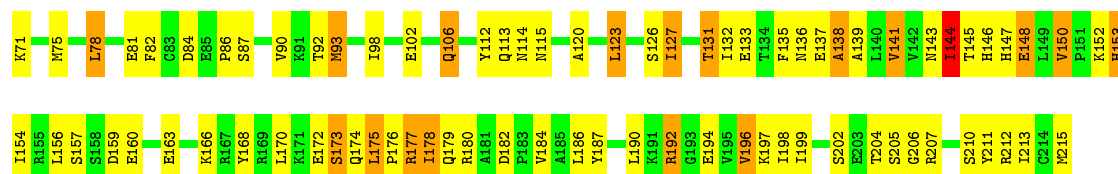
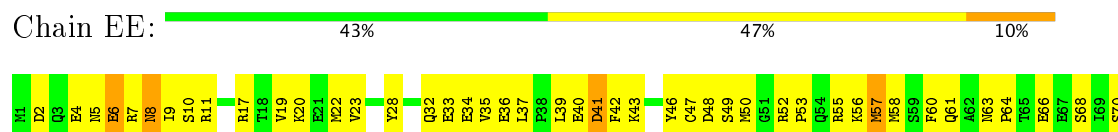


- Molecule 5: DNA-directed RNA polymerases I, II, and III subunit RPABC1

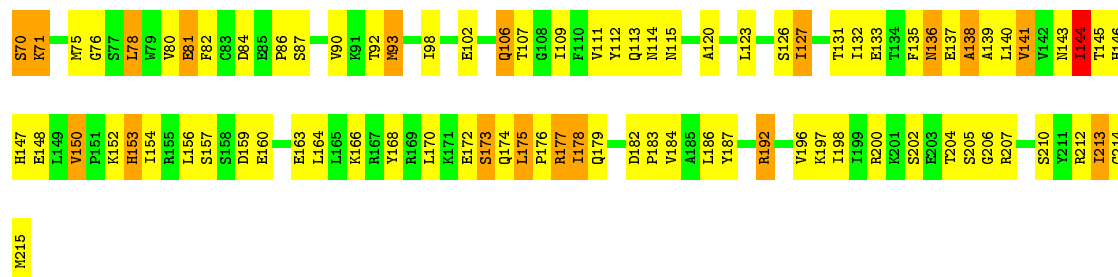
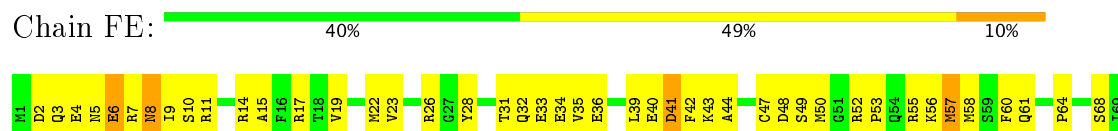




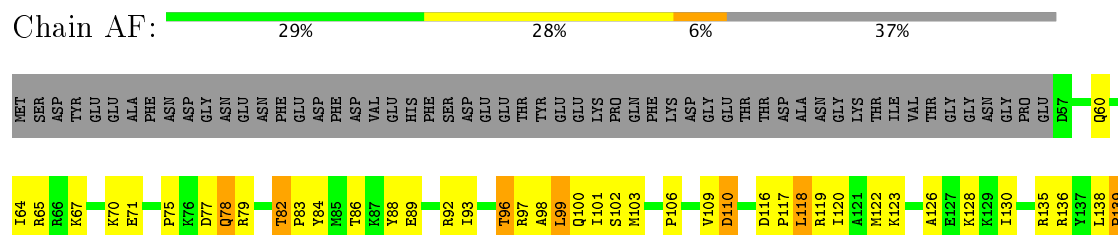
- Molecule 5: DNA-directed RNA polymerases I, II, and III subunit RPABC1



- Molecule 5: DNA-directed RNA polymerases I, II, and III subunit RPABC1



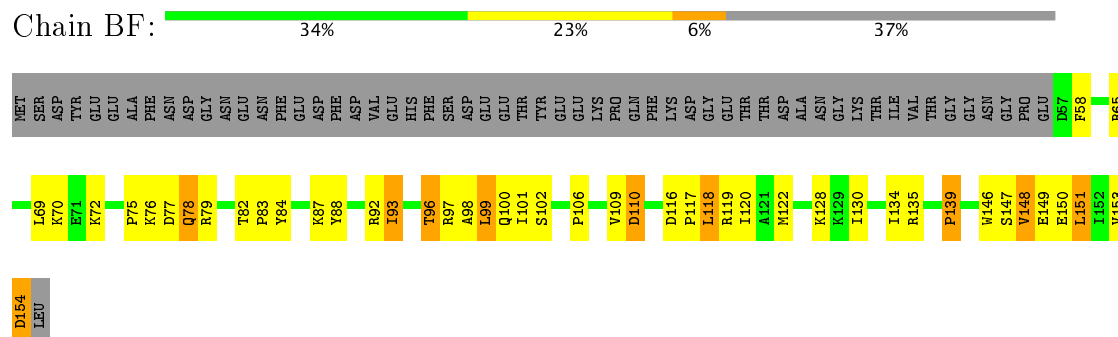
- Molecule 6: DNA-directed RNA polymerases I, II, and III subunit RPABC2



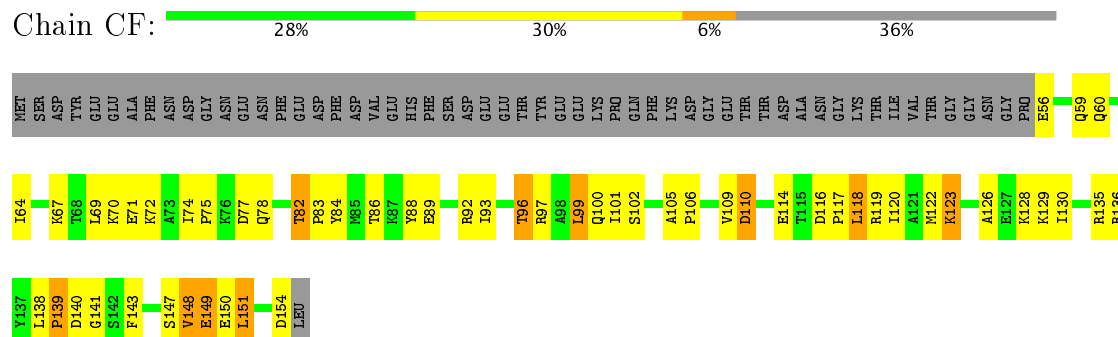




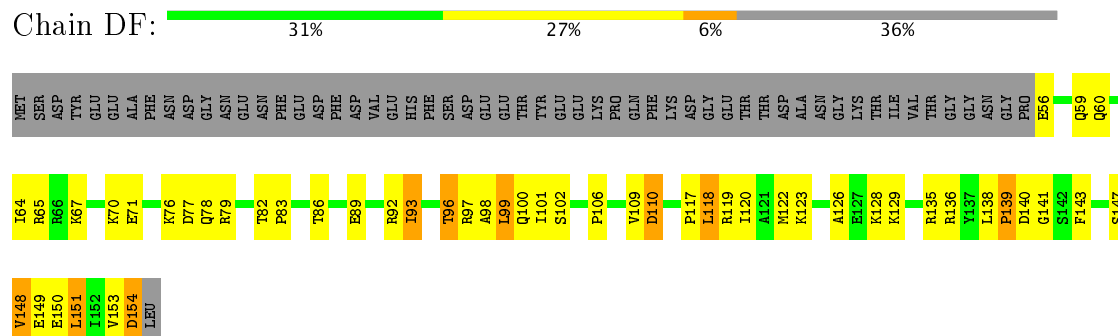
- Molecule 6: DNA-directed RNA polymerases I, II, and III subunit RPABC2



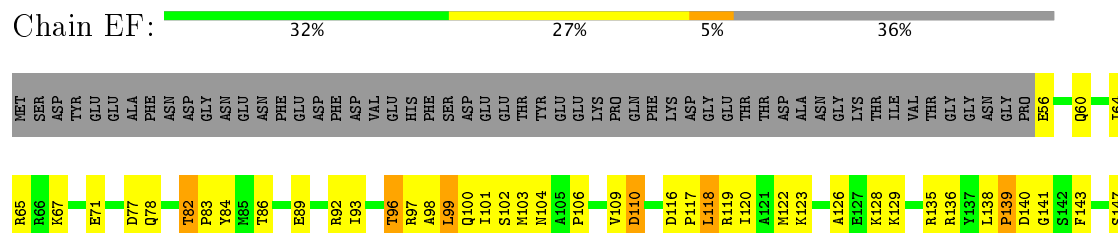
- Molecule 6: DNA-directed RNA polymerases I, II, and III subunit RPABC2



- Molecule 6: DNA-directed RNA polymerases I, II, and III subunit RPABC2



- Molecule 6: DNA-directed RNA polymerases I, II, and III subunit RPABC2













Chain BG: 

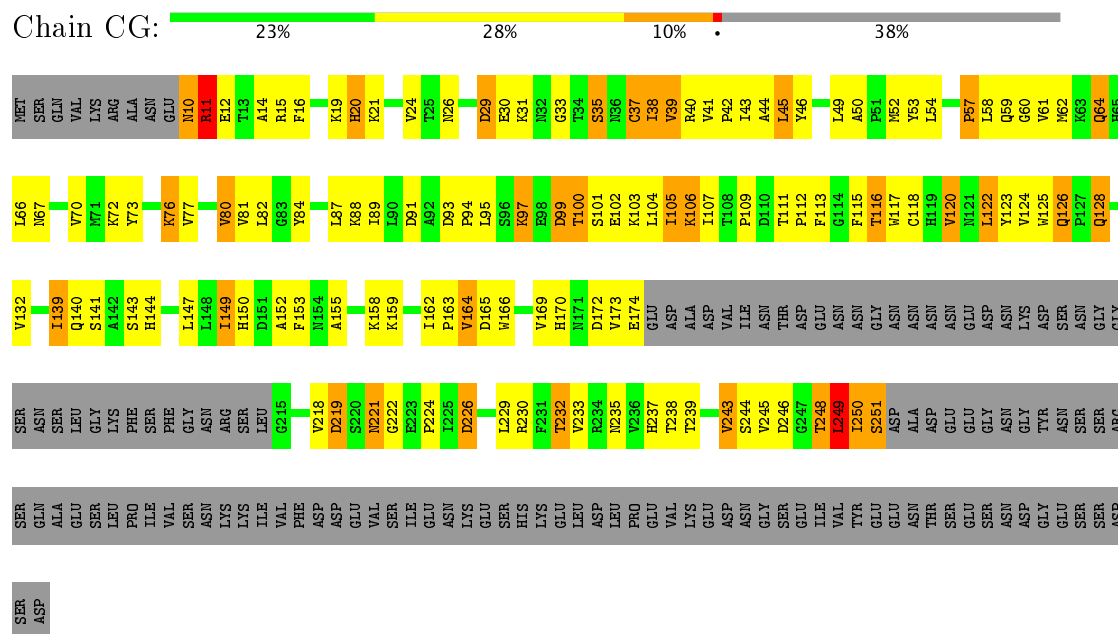


Chain BO:  9% 84%

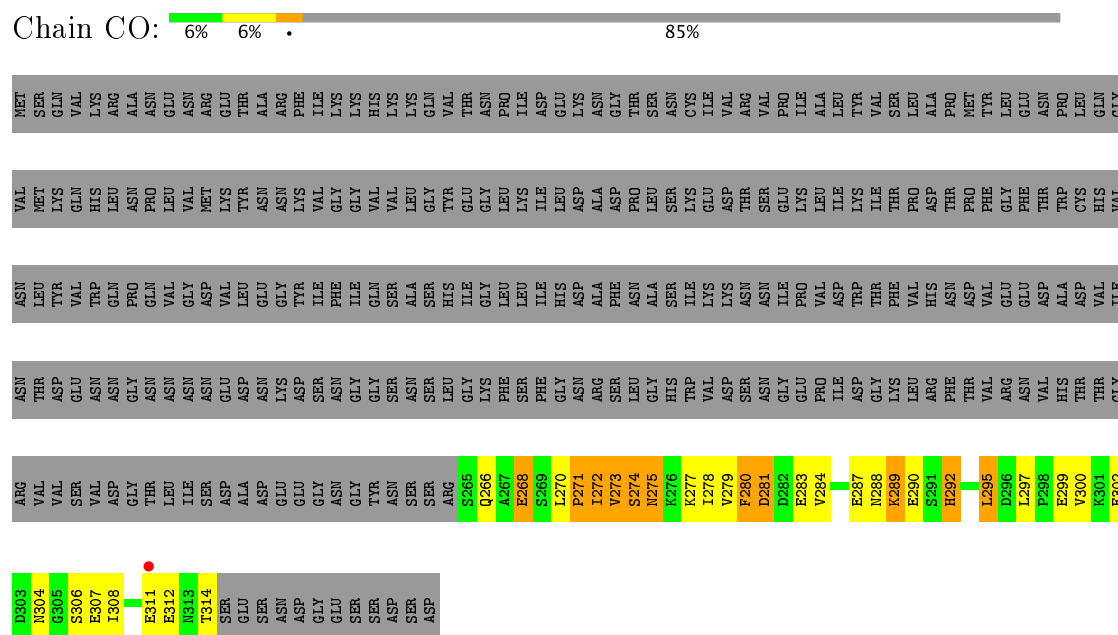




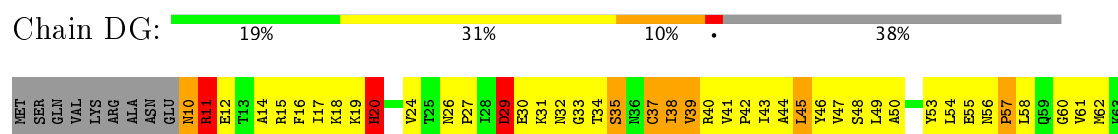
## • Molecule 7: DNA-directed RNA polymerase I subunit RPA43



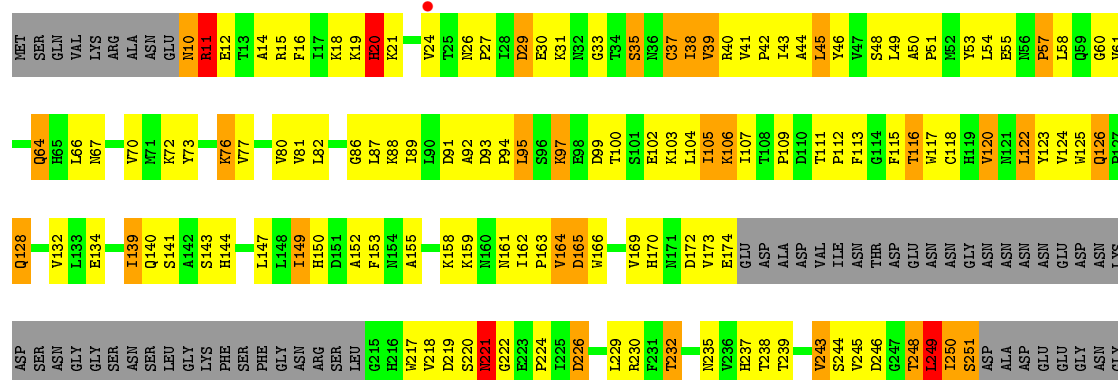
## • Molecule 7: DNA-directed RNA polymerase I subunit RPA43



## • Molecule 7: DNA-directed RNA polymerase I subunit RPA43









GLY	TTR
GLU	ASN
SER	SER
SER	SER
ASP	ARG
SER	SER
ASP	GLN
	ALA
	GLU
	SER
	LEU
	PRO
	ILE
	VAL
	SER
	ASN
	LYS
	LYS
	ILE
	VAL
	PHE
	ASP
	ASP
	GLU
	VAL
	SER
	ILE
	GLU
	ASN
	LYS
	GLU
	SER
	SER
	LYS
	GLU
	LEU
	ASP
	LEU
	PRO
	GLU
	VAL
	LYS
	GLU
	ASP
	ASN
	GLY
	SER
	GLU
	ILE
	VAL
	TTR
	GLU
	GLU
	ASN
	THR
	SER
	GLU
	SER
	ASN

- Molecule 7: DNA-directed RNA polymerase I subunit RPA43

Chain EO:  84%

MET	SER	GLN	VAL	LVS	ARG	ALA	ASN	ASU	GLU	ARG	GLU	THR	ARG	LVS	LVS	HIS	LVS	LVS	GLN	VAL	THR	ASP	GLU	LVS	ASN	CYS	ILE	VAL	ARG	VAL	PRO	PRO	ILE	ALA	LEU	VAL	TRP	THR	SER	LEU	LEU	GLN
VAL	MET	LVS	GLN	HIS	LEU	ASN	PRO	LEU	VAL	MET	LVS	THR	ASN	VAL	GLY	VAL	VAL	LEU	GLY	THR	GLU	ASP	LEU	ASP	SER	LVS	GLU	ASP	THR	SER	GLU	LEU	LEU	ILE	LEU	TRP	THR	PHE	CYS	HIS		

[illegible]

N304	G305	S306	E307	I308	V309	E312	N313	T314	S315	E316	ASP	ASP	GLU	GLY	GLY	ASN	GLY	TYR	ASN	ASP	ASP	ASP	ARG	S265	Q266	A267	E268	S269	L270	P271	I272	V273	S274	N275	K276	F280	D281	D282	E283	V284	S285	I286	E287	N288	K289	E290	S291	H292	K293	E294	L295	D296	L297	V300	K301	E302
------	------	------	------	------	------	------	------	------	------	------	-----	-----	-----	-----	-----	-----	-----	-----	-----	-----	-----	-----	-----	------	------	------	------	------	------	------	------	------	------	------	------	------	------	------	------	------	------	------	------	------	------	------	------	------	------	------	------	------	------	------	------	------

- Molecule 7: DNA-directed RNA polymerase I subunit RPA43

Chain FG: 

[illegible][illegible]


• Molecule 7: DNA-directed RNA polymerase I subunit RPA43

- Molecule 7: DNA-directed RNA polymerase I subunit RPA43

Chain FO:  5% 7% 1% 84%

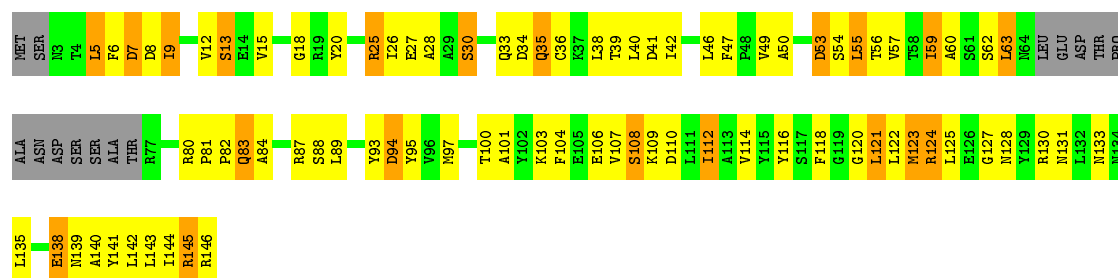
MET	SER	GLN	VAL	LYS	ARG	ALA	ASN	GLU	ASN	ARG	GLU	THR	ALA	LYS	ILE	LYS	HIS	LYS	LYS	GLN	VAL	THR	PRO	ILE	ASP	GLU	LYS	ASN	CYS	ILE	VAL	ARG	VAL	PRO	ILE	LYS	TYR	LEU	ASN	GLU	GLN
-----	-----	-----	-----	-----	-----	-----	-----	-----	-----	-----	-----	-----	-----	-----	-----	-----	-----	-----	-----	-----	-----	-----	-----	-----	-----	-----	-----	-----	-----	-----	-----	-----	-----	-----	-----	-----	-----	-----	-----	-----	-----





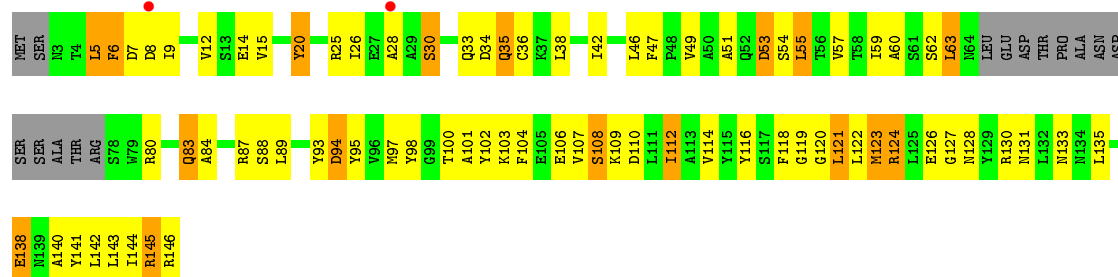
- Molecule 8: DNA-directed RNA polymerases I, II, and III subunit RPABC3

Chain AH: 34% 43% 14% 10%



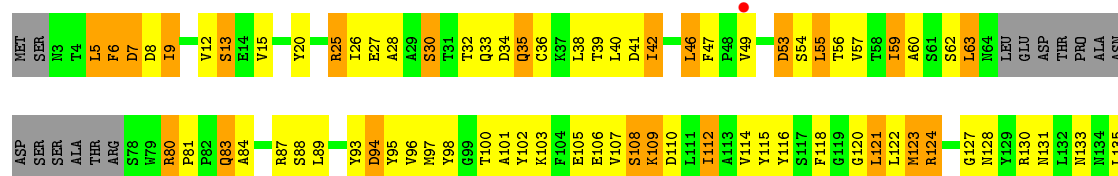
- Molecule 8: DNA-directed RNA polymerases I, II, and III subunit RPABC3

Chain BH: 37% 41% 12% 10%



- Molecule 8: DNA-directed RNA polymerases I, II, and III subunit RPABC3


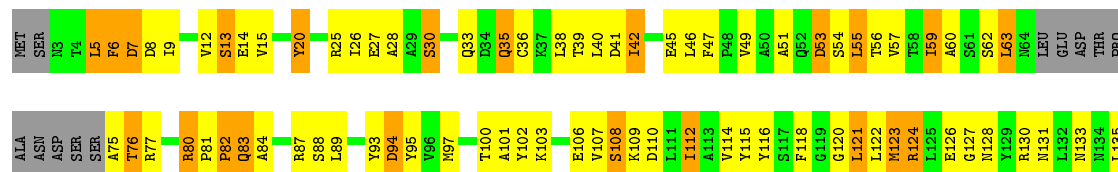
Chain CH: 32% 41% 16% 10%



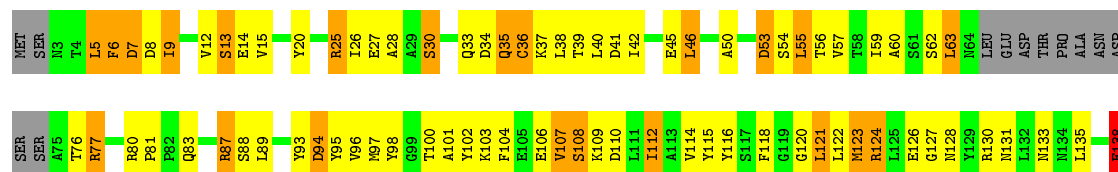




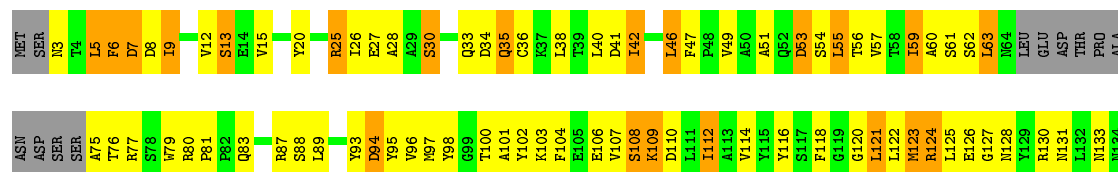
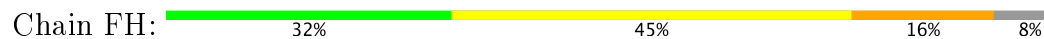
- Molecule 8: DNA-directed RNA polymerases I, II, and III subunit RPABC3



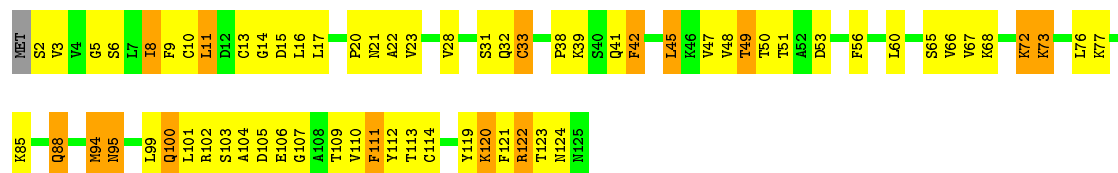
- Molecule 8: DNA-directed RNA polymerases I, II, and III subunit RPABC3



- Molecule 8: DNA-directed RNA polymerases I, II, and III subunit RPABC3



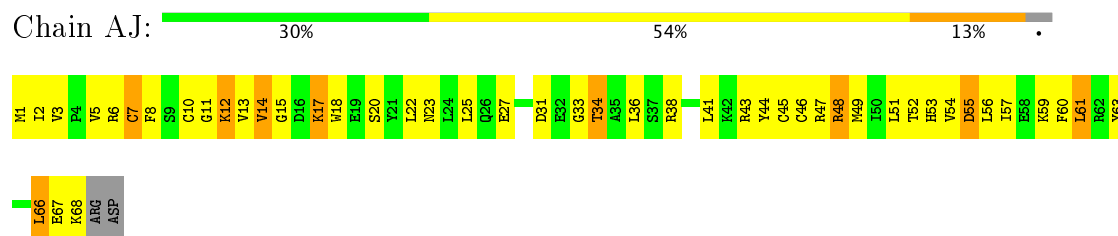
- Molecule 9: DNA-directed RNA polymerase I subunit RPA12



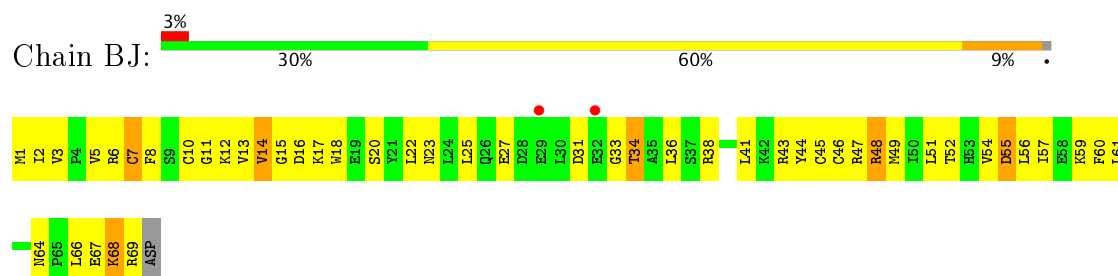




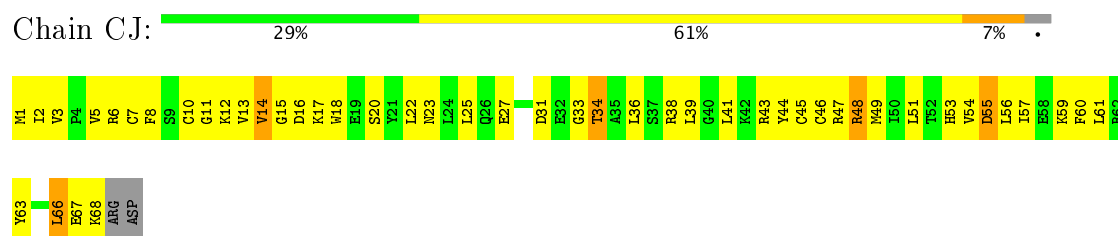




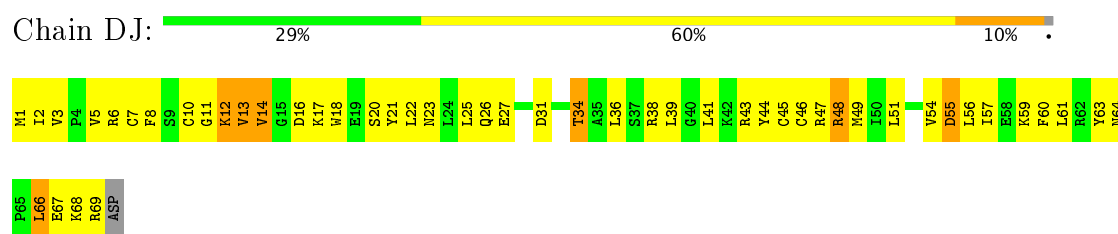
- Molecule 10: DNA-directed RNA polymerases I, II, and III subunit RPABC5



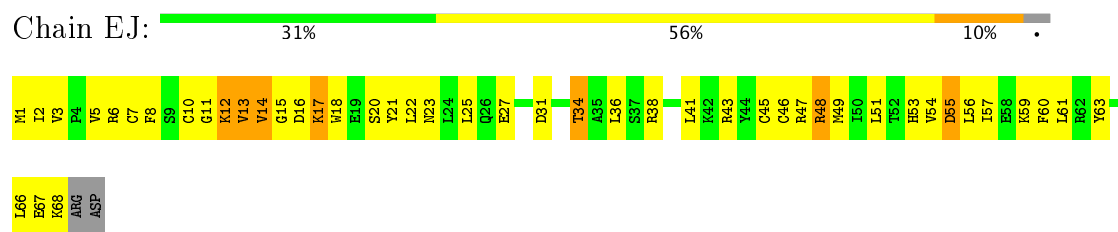
- Molecule 10: DNA-directed RNA polymerases I, II, and III subunit RPABC5



- Molecule 10: DNA-directed RNA polymerases I, II, and III subunit RPABC5



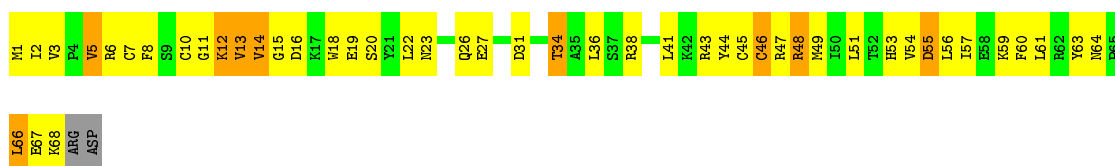
- Molecule 10: DNA-directed RNA polymerases I, II, and III subunit RPABC5



- Molecule 10: DNA-directed RNA polymerases I, II, and III subunit RPABC5

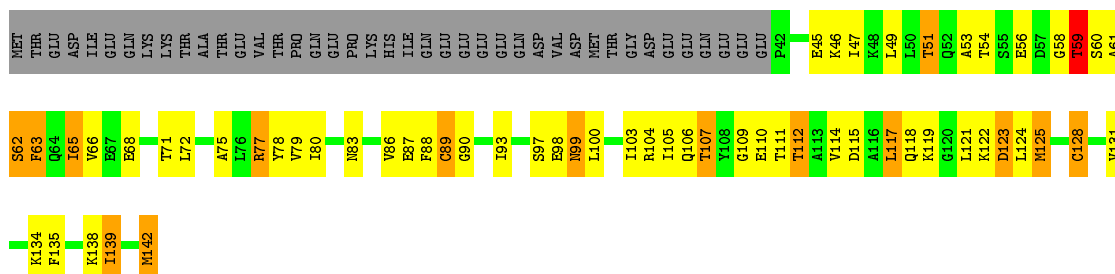






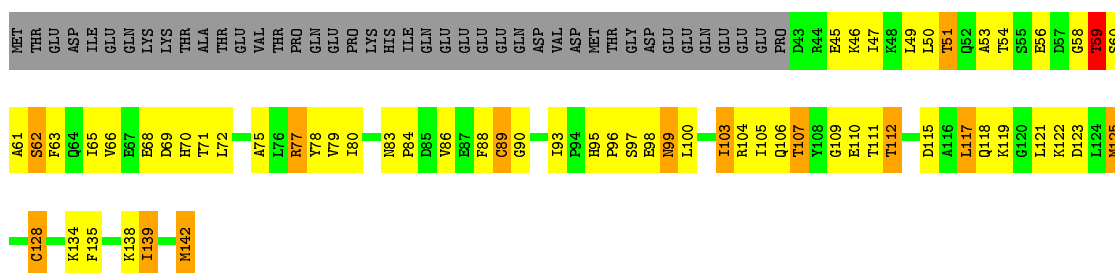
- Molecule 11: DNA-directed RNA polymerases I and III subunit RPAC2

Chain AK: 28% 32% 11% 29%



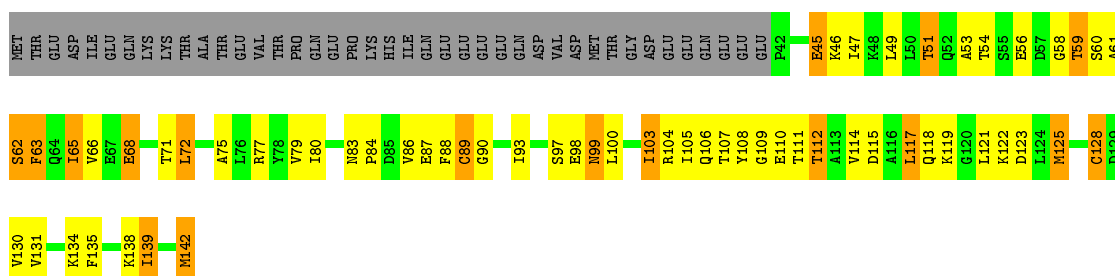
- Molecule 11: DNA-directed RNA polymerases I and III subunit RPAC2

Chain BK: 26% 35% 9% 30%



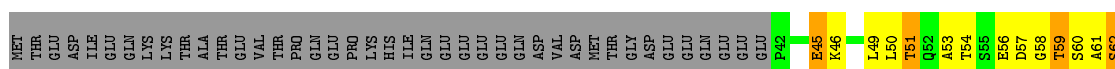
- Molecule 11: DNA-directed RNA polymerases I and III subunit RPAC2

Chain CK: 27% 32% 12% 29%

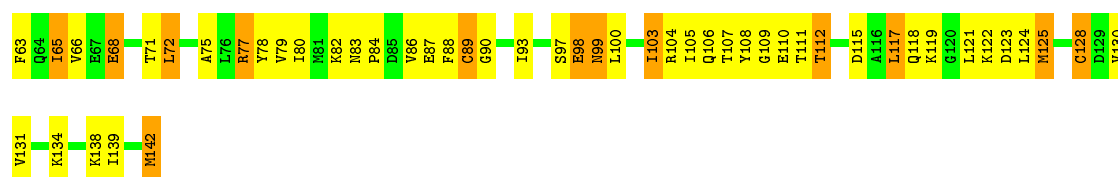


- Molecule 11: DNA-directed RNA polymerases I and III subunit RPAC2

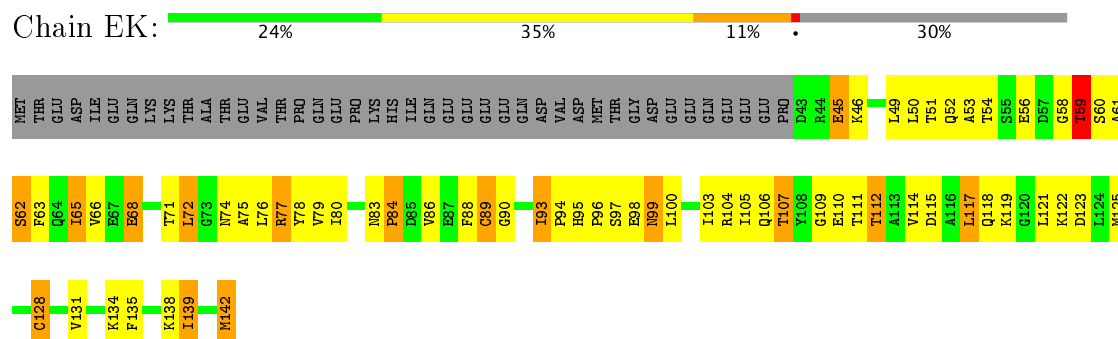
Chain DK: 26% 33% 12% 29%



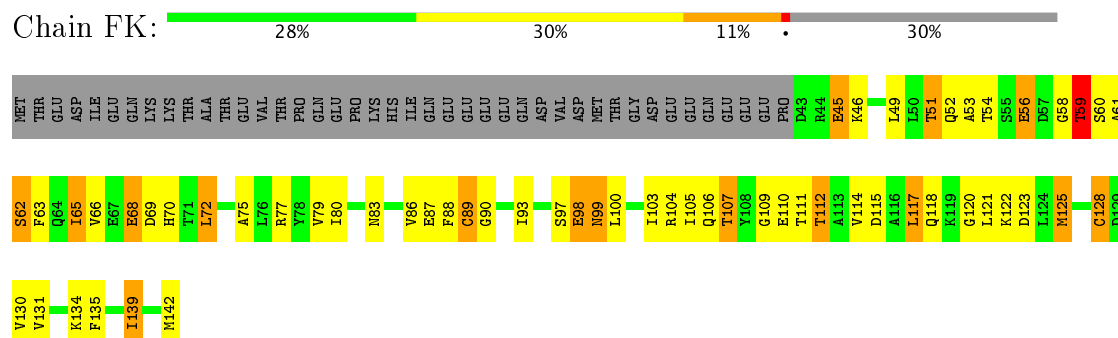




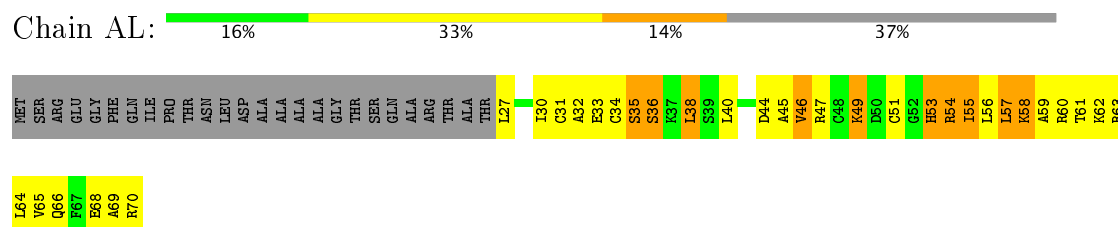
- Molecule 11: DNA-directed RNA polymerases I and III subunit RPAC2



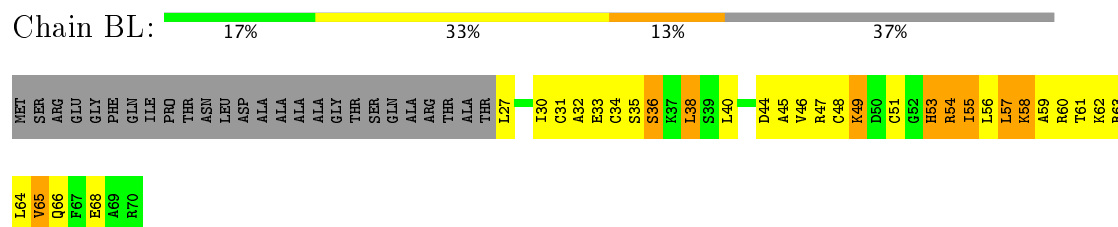
- Molecule 11: DNA-directed RNA polymerases I and III subunit RPAC2



- Molecule 12: DNA-directed RNA polymerases I, II, and III subunit RPABC4



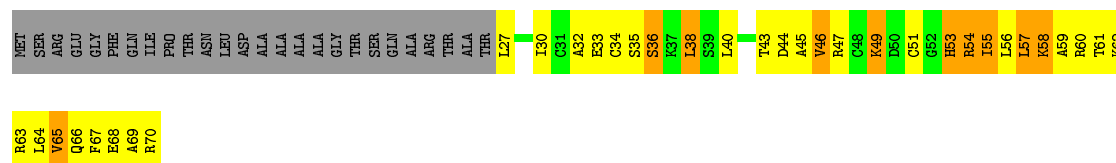
- Molecule 12: DNA-directed RNA polymerases I, II, and III subunit RPABC4





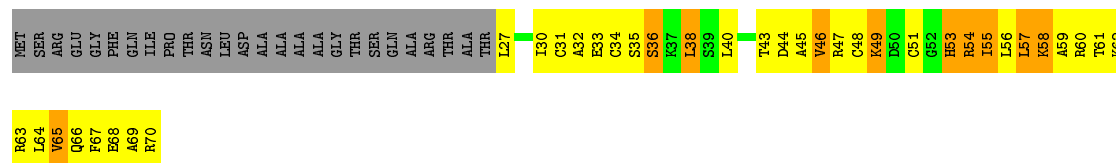
- Molecule 12: DNA-directed RNA polymerases I, II, and III subunit RPABC4

Chain CL: 



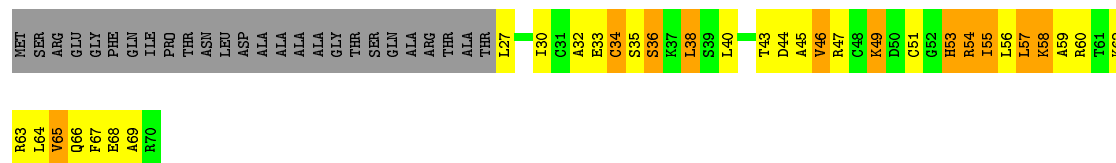
- Molecule 12: DNA-directed RNA polymerases I, II, and III subunit RPABC4

Chain DL: 



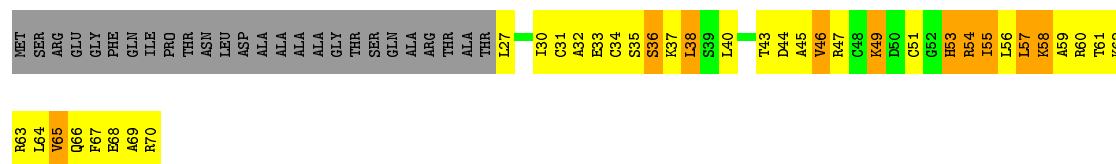
- Molecule 12: DNA-directed RNA polymerases I, II, and III subunit RPABC4

Chain EL: 



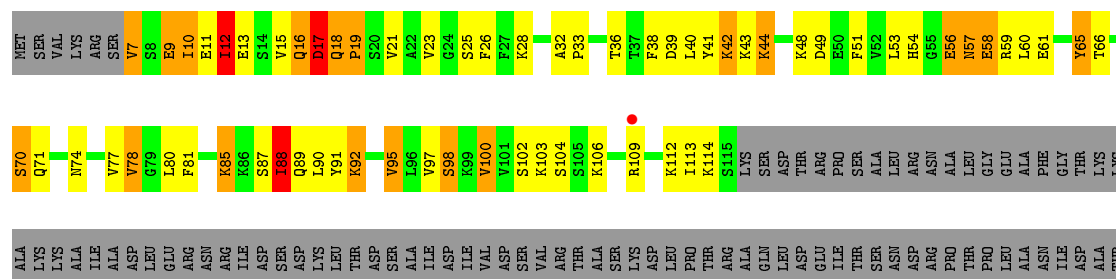
- Molecule 12: DNA-directed RNA polymerases I, II, and III subunit RPABC4

Chain FL: 



- Molecule 13: DNA-directed RNA polymerase I subunit RPA49

Chain AM: 





[illegible]

- Molecule 13: DNA-directed RNA polymerase I subunit RPA49

Chain BM:  10% 12% . 74%

[illegible]

- Molecule 13: DNA-directed RNA polymerase I subunit RPA49

Chain CM:  11% 12% .. 74%

[illegible]



[illegible]

- Molecule 13: DNA-directed RNA polymerase I subunit RPA49

Chain DM:  10% 13% 0% 74%

VAL	ARG	MET	THR	LYS	T66
ALA	SER	THR	VAL	ALA	D67
GLN	TYR	LYS	GLU	LYS	S68
ALA	PHE	LEU	GLN	ALA	S69
GLU	ILE	GLN	ILE	ILE	S70
ALA	ASP	LEU	TYR	ALA	Q71
PHE	PRO	LEU	TYR	ALA	
GLY	GLN	TYR	PRO	ASP	Y76
ILE	ASN	TYR	ILE	LEU	Y77
PRO	GLU	LEU	GLU	GLU	Y78
LYS	ASP	SER	SER	ARG	G79
SER	LYS	LEU	ILE	ASN	L80
THR	ILE	LEU	ILE	ARG	F81
ALA	LEU	LEU	PRO	ILE	
ALA	CYS	GLY	LYS	LYS	K85
SER	TYR	VAL	GLY	SER	F86
TYR	ILE	TYR	GLU	ASP	S87
LYS	LEU	GLU	LEU	LYS	Q18
ILE	ALA	ASN	GLN	LEU	Q89
ALA	ILE	ARG	PHE	THR	L90
THR	ILE	ARG	ILE	ASP	Y91
THR	MET	VAL	ARG	SER	F92
LYS	HIS	ASN	VAL	ALA	
VAL	LEU	ASN	SER	ILE	Y95
PRO	ASP	LYS	SER	ILE	L96
PHE	ASN	THR	ILE	ILE	Y97
LYS	PHE	LYS	LEU	VAL	S98
LEU	ILE	LEU	LYS	LYS	F99
PRO	VAL	LEU	GLU	SER	Y100
GLU	GLU	GLU	ALA	VAL	
MET	ILE	ARG	ASP	VAL	K103
THR	THR	LEU	LYS	THR	S104
ARG	PRO	ASN	GLU	ALA	
GLY	LEU	SER	LYS	SER	R109
ARG	ALA	PRO	LYS	LYS	G110
HIS	HIS	PRO	LEU	ASP	P111
GLY	GLU	GLU	GLU	LEU	K112
PRO	LEU	ILE	LEU	PRO	L113
ARG	ASN	LEU	PHE	THR	K114
ARG	LEU	VAL	PRO	ARG	G115
ARG	LYS	ASP	TYR	ALA	LYS
	PRO	GLY	GLN	GLN	SER
	SER	ILE	ASN	LEU	ASP
	LYS	LEU	ASN	ASP	THR
	VAL	SER	SER	GLU	D49
	VAL	ARG	LYS	ILE	E50
	SER	PHE	TYR	THR	F51
	LEU	THR	VAL	SER	Y52
	PHE	VAL	ALA	ALA	L53
	ARG	ILE	LYS	ASN	ARG
	VAL	LYS	LYS	ARG	H54
	LEU	PRO	LEU	PRO	G55
	GLY	GLY	ASP	ALA	E56
	ALA	GLN	SER	LEU	N57
	PHE	ILE	SER	GLY	E58
	VAL	GLY	THR	GLU	R59
	LYS	ARG	GLN	LEU	L60
	GLY	SER	PRO	ASN	E61
	ALA	LYS	THR	ILE	Y62
	THR	ASP	GLN	ASP	THR
			ILE	ALA	Y63

- Molecule 13: DNA-directed RNA polymerase I subunit RPA49

Chain EM: 9% 13% . 73%

GLN	PRO	GLN	ASN	PHE	T66	MET
	SER	SER	ILE	GLY	D67	SER
	GLN	ASP	ASP	THR	S68	VAL
	MET	ALA	ALA	LVS	S69	LVS
	THR	THR	THR	LVS	S70	ARG
	THR	ASP	ASP	ALA	Q71	S6
	LVS	VAL	VAL	LVS	Q71	V7
	LEU	GLU	GLU	LVS	N74	S8
	GLN	GLN	GLN	ALA	Q75	E9
	LEU	LEU	ILE	ILE	Y76	I10
TYR	LEU	TYR	TYR	ALA	V77	E11
	TYR	TYR	PRO	ASP	Y78	I12
	TYR	ILE	ILE	LEU	G79	E13
	LEU	GLU	GLU	GLU	L80	S14
	SER	SER	SER	ARG	F81	V15
	LEU	ILE	ILE	ASN	N82	Q16
	LEU	LEU	ILE	ARG	P83	D17
	LEU	LEU	PRO	ILE	E84	Q18
	GLY	GLY	LVS	ASP	K85	P19
	VAL	VAL	LVS	SER	K86	S20
THR	TYR	TYR	GLU	ASP	S87	V21
	GLY	GLY	LEU	LVS	I88	A22
	ASN	ASN	GLM	LEU	Q89	V23
	ARG	ARG	PHE	THR	L90	G24
	ARG	ARG	ILE	ASP	Y91	S25
	VAL	VAL	ARG	SER	K92	F26
	ASN	ASN	VAL	ALA	Y95	F27
	ASN	ASN	SER	ILE	L96	K28
	LVS	LVS	SER	ASP	S96	G29
	THR	THR	ILE	ILE	Y97	F30
LEU	LVS	LEU	LEU	VAL	S98	R31
	LEU	LEU	LVS	ASP	K99	A32
	LEU	LEU	GLU	SER	Y100	T36
	GLU	GLU	ALA	VAL	K103	T37
	ARG	ARG	ASP	ARG	S104	F38
	LEU	LEU	LVS	THR	S105	F39
	ASN	ASN	GLU	ALA	Y109	L40
	SER	SER	LVS	LVS	K109	Y41
	PRO	PRO	LVS	ASP	K112	K42
	GLU	GLU	GLU	LEU	I113	K43
ILE	ILE	LEU	LEU	PRO	I114	K44
	LEU	PHE	THR	THR	S115	K48
	VAL	PRO	ARG	ARG	LVS	D49
	ASP	TYR	TYR	ALA	GLM	E50
	GLY	GLM	GLM	LVS	LVS	F51
	ILE	ILE	ASN	LEU	ASP	P52
	LEU	LEU	ASN	ASP	THR	L53
	SER	SER	SER	GLU	ARG	H54
	PHE	PHE	TYR	ILE	PRO	G55
	THR	THR	VAL	THR	SER	E56
ILE	VAL	VAL	ALA	ASN	ALA	N57
	ILE	ILE	LVS	ASP	ARG	E58
	LVS	LVS	LVS	ARG	ASN	R59
	PRO	PRO	LEU	PRO	ALA	L60
	GLY	GLY	ASP	THR	LEU	E61
	PHE	PHE	SER	THR	GLY	Y62
	THR	THR	LEU	LEU	GLU	Y63
	THR	THR	THR	ALA	ALA	Y64
	THR	THR	THR	THR	THR	Y65
	THR	THR	THR	THR	THR	Y66



ARG SER LYS ARG ASP ARG SER TYR PHE ILE ASP ASP PRO GLN ASN GLU ASP ASP LYS ILE LEU CYS TYR ILE LEU LEU ALA ILE ILE MET HIS HIS LEU LEU ASN ASP ASN PHE ILE ILE VAL VAL GLU GLU THR ILE PRO PRO LEU LEU ALA ALA HIS HIS LEU LEU ASN GLU LEU LEU VAL VAL LYS LYS SER SER PRO PRO LYS LYS ARG ARG VAL VAL LEU LEU GLY GLY ALA ALA ILE ILE VAL VAL

LYS  
GLY  
ALA  
THR  
VAL  
ALA  
GLN  
ALA  
GLU  
ALA  
PHE  
GLY  
ILE  
PRO  
LYS  
SER  
THR  
ALA  
ALA  
SER  
TYR  
LYS  
ILE  
ALA  
THR  
MET  
LYS  
VAL  
PRO  
PHE  
LYS  
LEU  
PRO  
GLU  
MET  
THR  
ARG  
ARG  
GLY  
ARG  
GLY  
PRO  
ARG  
ARG

- Molecule 13: DNA-directed RNA polymerase I subunit RPA49

Chain FM:  9% 12% .. 73%

MET	SER	VAL	LNS	ARG	S6	V7	S8	E9	I10	E11	I12	E13	S14	V15	Q16	D17	Q18	P19	S20	V21	V23	G24	S25	F26	F27	K28	G29	F30	R31	A32	T36	T37	F38	D39	L40	L41	Y42	K42	K43	K44	K48	F51	V52	L53	H54	G55	G56	N57	E58	R59	L60	E61	Y62	E63	G64	G65	G66
-----	-----	-----	-----	-----	----	----	----	----	-----	-----	-----	-----	-----	-----	-----	-----	-----	-----	-----	-----	-----	-----	-----	-----	-----	-----	-----	-----	-----	-----	-----	-----	-----	-----	-----	-----	-----	-----	-----	-----	-----	-----	-----	-----	-----	-----	-----	-----	-----	-----	-----	-----	-----	-----	-----	-----	-----

[illegible]

PHE GLY THR LYS LYS ALA LYS LYS ALA ALA ILE ASP LEU GLU ARG ASN ASP SER ASP LYS LEU THR ASP SER ALA ASP VAL VAL ASP SER VAL THR ALA LYS ASP SER VAL ARG THR ALA LYS ASP GLN LEU PRO THR ARG ALA GLN LEU ASP GLU ILE THR SER ASN ASP PRO ARG PRO THR PRO LEU


ASN	IIE	ASP	ALA	THR	ASP	VAL	GLU	GLN	ILE	PRO	TYR	PRO	IIE	GLU	SER	ILE	ILE	PRO	LYS	LYS	LEU	GLY	PHE	IIE	ARG	VAL	SER	SER	SER	IIE	LEU	LYS	GLU	ALA	GLA	ASP	LYS	GLY	GLU	LYS	LYS	LYS	LEU	LEU	LEU	PHE	PRO	TYR	GLN	GLN	ASN	ASN	SER	SER	LYS	TYR	VAL	VAL	ALA	LYS	LYS	LEU	LEU	ASP	SER	SER	LEU	THR
-----	-----	-----	-----	-----	-----	-----	-----	-----	-----	-----	-----	-----	-----	-----	-----	-----	-----	-----	-----	-----	-----	-----	-----	-----	-----	-----	-----	-----	-----	-----	-----	-----	-----	-----	-----	-----	-----	-----	-----	-----	-----	-----	-----	-----	-----	-----	-----	-----	-----	-----	-----	-----	-----	-----	-----	-----	-----	-----	-----	-----	-----	-----	-----	-----	-----	-----	-----	-----

GLN PRO SER GLN MET THR LYS LEU LEU LEU TYR TYR LEU SER LEU LEU GLY VAL VAL TYR GLU ASN ARG ARG VAL ASN ASN LYS THR LYS LEU LEU LEU GLU GLU ARG LEU ASN SER PRO PRO GLU GLU ILE LEU LEU VAL VAL ASP GLY ILE LEU SER ARG PHE THR VAL ILE LYS PRO GLY GLN PHE CYS

ARG SER LYS ASP ARG ASP SER TYR PHE ILE LEU PRO ASN GLN ASN ASP ASP LYS LYS LEU CYS TYR ILE LEU ALA ILE ILE MET HIS HIS ASP ASN PHE ILE VAL VAL GLU GLU THR PRO LEU ALA HIS HIS LEU ASN LYS LYS VAL VAL SER SER PHE ARG VAL LEU GLY ALA ILE VAL

LYS	GLY	ALA	THR	VAL	ALA	GLN	ALA	ALA	GLU	ALA	PHE	GLY	ILE	PRO	LYS	SER	THR	ALA	ALA	SER	TYR	LYS	ILE	ALA	THR	MET	LYS	VAL	PRO	PHE	LYS	LEU	PRO	GLU	MET	THR	ARG	ARG	GLY	GLY	PRO	ARG	ARG
-----	-----	-----	-----	-----	-----	-----	-----	-----	-----	-----	-----	-----	-----	-----	-----	-----	-----	-----	-----	-----	-----	-----	-----	-----	-----	-----	-----	-----	-----	-----	-----	-----	-----	-----	-----	-----	-----	-----	-----	-----	-----	-----	-----

- Molecule 14: DNA-directed RNA polymerase I subunit RPA34

Chain AN: 


NET	SER	SER	LEV	SER	SER	LEV	ASP	TR	VAL	SER	ASP	SER	ASP	ASP	GLU	VAL	ILE	SER	ASN	GLU	PHE	S24	I26	P26	D27	G28	G28	F29	K30	K31	C32	K33	K36	N37	F38	PRQ	LEV	ASN	GLY	ASP	ASN	LYS	LYS	LYS	ALA	LYS	Q50	Q51	Q52	Q53	W54	L55	K56	F57	F58	P59	T60
-----	-----	-----	-----	-----	-----	-----	-----	----	-----	-----	-----	-----	-----	-----	-----	-----	-----	-----	-----	-----	-----	-----	-----	-----	-----	-----	-----	-----	-----	-----	-----	-----	-----	-----	-----	-----	-----	-----	-----	-----	-----	-----	-----	-----	-----	-----	-----	-----	-----	-----	-----	-----	-----	-----	-----	-----	-----

S65 L66 K67 K68 S69 L70 P71 P72 D73 D74 F75 F76 F77 F78 T79 M80 M81 T81 I82 I83 D83 K84 R85 R86 Y87 D88 K88 I89 M90 M91 D91 D92 D93 T8R ASP ILE GLU S97 S98 L104 S105 N106 M107 T108 L109 L110 L111 E112 E113 E114 S115 S116 L118 L119 K120 K121 S122 S123 T124 A125 A126 K126 D127 P130 L131 Q132 F132 F133

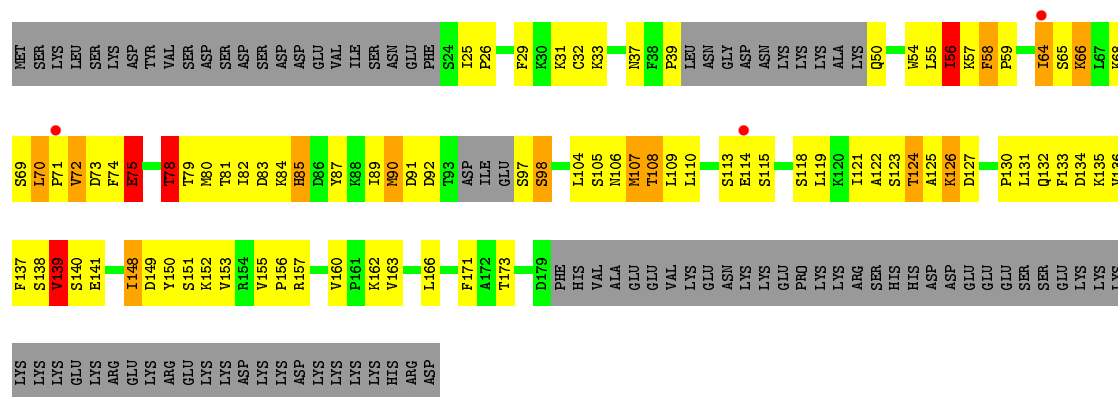
D134  
K135  
V136  
F137  
F138  
V139  
S140  
S141  
I148  
D149  
Y150  
S151  
K152  
V153  
R154  
V155  
P156  
R157  
V160  
V163  
L166  
F171  
A172  
T173  
E178  
D179  
F180  
HIS  
VAL  
ALA  
GLU  
GLU  
VAL  
VAL  
LYS  
GLU  
GLU  
ASN  
LYS  
LYS  
GLU  
PHE  
LYS  
LYS  
ARG  
SER  
HIS  
HIS  
HIS  
ASP  
ASP  
GLU  
PHE  
GLU  
SER  
SER  
GLU

LVS  
LVS  
LVS  
LVS  
LVS  
LVS  
LVS  
GLU  
GLU  
ARG  
ARG  
GLU  
LVS  
ARG  
GLU  
LVS  
LVS  
ASP  
LVS  
LVS  
ASP  
LVS  
LVS  
LVS  
LVS  
HIS  
ARG  
ASP

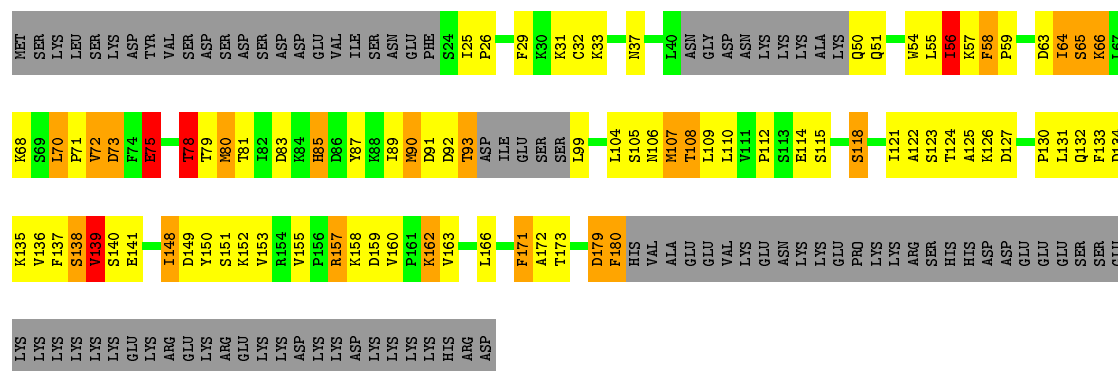
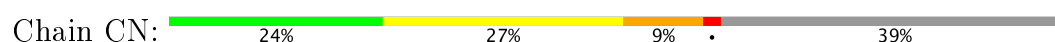
- Molecule 14: DNA-directed RNA polymerase I subunit RPA34

Chain BN: 

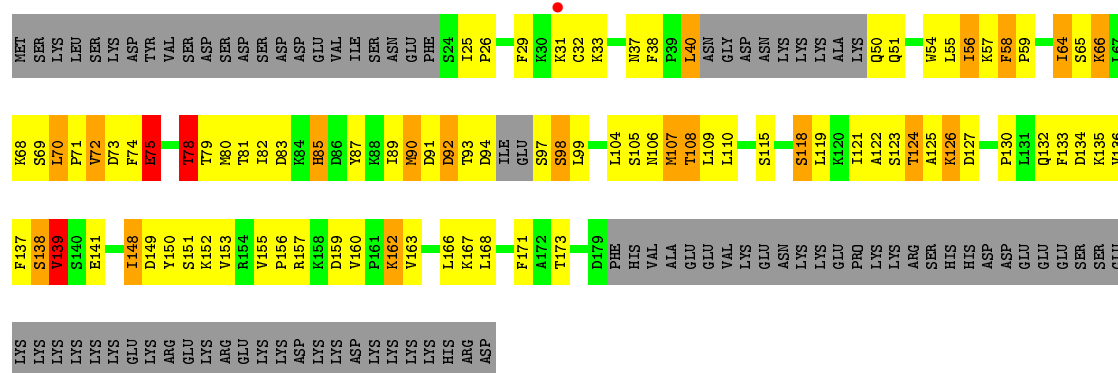
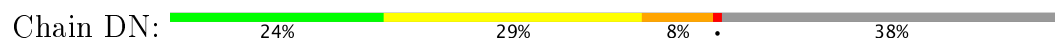




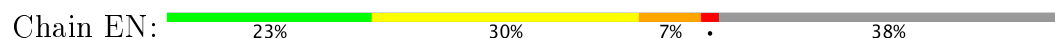
- Molecule 14: DNA-directed RNA polymerase I subunit RPA34



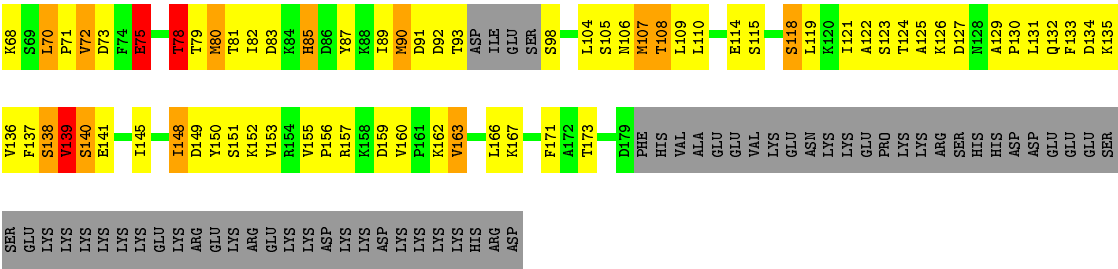
- Molecule 14: DNA-directed RNA polymerase I subunit RPA34



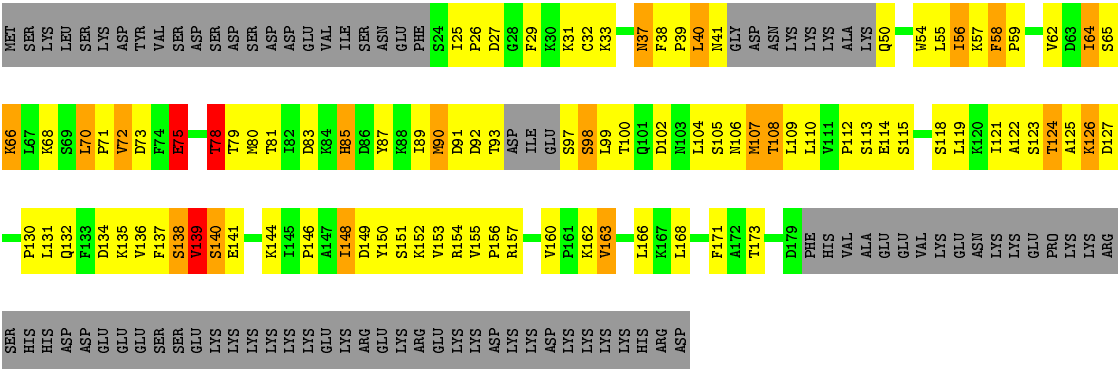
- Molecule 14: DNA-directed RNA polymerase I subunit RPA34







● Molecule 14: DNA-directed RNA polymerase I subunit RPA34





## 4 Data and refinement statistics

Property	Value	Source
Space group	C 1 2 1	Depositor
Cell constants a, b, c, $\alpha$ , $\beta$ , $\gamma$	619.48Å 306.62Å 251.78Å 90.00° 97.50° 90.00°	Depositor
Resolution (Å)	49.69 – 5.50 49.69 – 5.50	Depositor EDS
% Data completeness (in resolution range)	99.1 (49.69-5.50) 99.1 (49.69-5.50)	Depositor EDS
$R_{merge}$	0.22	Depositor
$R_{sym}$	(Not available)	Depositor
$\langle I/\sigma(I) \rangle$ <sup>1</sup>	2.77 (at 5.39Å)	Xtriage
Refinement program	PHENIX	Depositor
R, $R_{free}$	0.196 , 0.235 0.197 , 0.238	Depositor DCC
$R_{free}$ test set	1989 reflections (1.33%)	DCC
Wilson B-factor (Å <sup>2</sup> )	117.0	Xtriage
Anisotropy	0.698	Xtriage
Bulk solvent $k_{sol}$ (e/Å <sup>3</sup> ), $B_{sol}$ (Å <sup>2</sup> )	0.28 , 214.4	EDS
L-test for twinning <sup>2</sup>	$\langle  L  \rangle = 0.34$ , $\langle L^2 \rangle = 0.17$	Xtriage
Estimated twinning fraction	No twinning to report.	Xtriage
$F_o, F_c$ correlation	0.89	EDS
Total number of atoms	204233	wwPDB-VP
Average B, all atoms (Å <sup>2</sup> )	195.0	wwPDB-VP

Xtriage's analysis on translational NCS is as follows: *The largest off-origin peak in the Patterson function is 2.15% of the height of the origin peak. No significant pseudotranslation is detected.*

<sup>1</sup>Intensities estimated from amplitudes.

<sup>2</sup>Theoretical values of  $\langle |L| \rangle$ ,  $\langle L^2 \rangle$  for acentric reflections are 0.5, 0.333 respectively for untwinned datasets, and 0.375, 0.2 for perfectly twinned datasets.



## 5 Model quality ⓘ

### 5.1 Standard geometry ⓘ

Bond lengths and bond angles in the following residue types are not validated in this section:  
ZN

The Z score for a bond length (or angle) is the number of standard deviations the observed value is removed from the expected value. A bond length (or angle) with  $|Z| > 5$  is considered an outlier worth inspection. RMSZ is the root-mean-square of all Z scores of the bond lengths (or angles).

Mol	Chain	Bond lengths		Bond angles	
		RMSZ	$\# Z  > 5$	RMSZ	$\# Z  > 5$
1	AA	0.61	0/11916	0.69	0/16097
1	BA	0.53	0/11752	0.66	0/15875
1	CA	0.66	2/11908 (0.0%)	0.72	0/16086
1	DA	0.67	2/11910 (0.0%)	0.72	0/16090
1	EA	0.68	3/11919 (0.0%)	0.74	2/16099 (0.0%)
1	FA	0.69	2/11923 (0.0%)	0.73	0/16106
2	AB	0.60	0/9389	0.70	0/12685
2	BB	0.57	1/9377 (0.0%)	0.69	0/12671
2	CB	0.70	7/9509 (0.1%)	0.75	1/12847 (0.0%)
2	DB	0.69	4/9474 (0.0%)	0.75	2/12802 (0.0%)
2	EB	0.70	2/9470 (0.0%)	0.75	1/12796 (0.0%)
2	FB	0.70	1/9475 (0.0%)	0.75	1/12802 (0.0%)
3	AC	0.61	0/2465	0.70	0/3342
3	BC	0.53	0/2465	0.66	0/3342
3	CC	0.68	0/2465	0.73	0/3342
3	DC	0.67	0/2465	0.72	0/3342
3	EC	0.73	0/2465	0.76	0/3342
3	FC	0.70	0/2465	0.73	0/3342
4	AD	0.58	0/465	0.69	0/630
4	BD	0.52	0/465	0.68	0/630
4	CD	0.69	0/465	0.76	0/630
4	DD	0.64	0/465	0.75	0/630
4	ED	0.67	0/465	0.74	0/630
4	FD	0.71	0/465	0.78	0/630
5	AE	0.54	0/1796	0.66	0/2416
5	BE	0.49	0/1796	0.64	0/2416
5	CE	0.60	0/1796	0.71	2/2416 (0.1%)
5	DE	0.60	0/1796	0.72	2/2416 (0.1%)
5	EE	0.59	0/1796	0.69	0/2416
5	FE	0.64	0/1796	0.71	0/2416
6	AF	0.56	0/821	0.64	0/1106
6	BF	0.50	0/821	0.59	0/1106



Mol	Chain	Bond lengths		Bond angles	
		RMSZ	# Z  >5	RMSZ	# Z  >5
6	CF	0.66	0/830	0.68	0/1118
6	DF	0.64	0/830	0.68	0/1118
6	EF	0.66	0/830	0.68	0/1118
6	FF	0.65	0/830	0.68	0/1118
7	AG	0.59	0/1637	0.72	1/2226 (0.0%)
7	AO	0.83	0/417	0.78	0/562
7	BG	0.52	0/1577	0.67	0/2145
7	BO	0.84	0/408	0.78	0/550
7	CG	0.68	0/1637	0.76	1/2226 (0.0%)
7	CO	1.02	3/402 (0.7%)	0.93	0/542
7	DG	0.66	0/1637	0.77	1/2226 (0.0%)
7	DO	0.95	0/417	0.91	0/562
7	EG	0.65	0/1637	0.73	2/2226 (0.1%)
7	EO	0.94	0/417	0.86	0/562
7	FG	0.70	0/1637	0.79	2/2226 (0.1%)
7	FO	0.97	2/417 (0.5%)	0.90	0/562
8	AH	0.70	0/1081	0.72	0/1463
8	BH	0.52	0/1070	0.63	0/1449
8	CH	0.70	0/1070	0.72	0/1449
8	DH	0.71	0/1093	0.71	0/1480
8	EH	0.73	1/1093 (0.1%)	0.75	0/1480
8	FH	0.78	0/1093	0.78	0/1480
9	AI	0.69	0/956	0.73	0/1288
9	BI	0.61	1/721 (0.1%)	0.66	0/969
9	CI	0.72	2/956 (0.2%)	0.75	1/1288 (0.1%)
9	DI	0.71	0/956	0.73	0/1288
9	EI	0.83	1/910 (0.1%)	0.77	0/1223
9	FI	0.81	2/956 (0.2%)	0.75	0/1288
10	AJ	0.60	0/567	0.64	0/761
10	BJ	0.59	0/578	0.65	0/775
10	CJ	0.72	0/567	0.69	0/761
10	DJ	0.64	0/578	0.67	0/775
10	EJ	0.74	0/567	0.71	0/761
10	FJ	0.71	1/567 (0.2%)	0.70	0/761
11	AK	0.64	0/804	0.69	0/1083
11	BK	0.50	0/796	0.63	0/1072
11	CK	0.69	0/804	0.70	0/1083
11	DK	0.64	0/804	0.69	0/1083
11	EK	0.68	0/796	0.71	0/1072
11	FK	0.66	0/796	0.70	0/1072
12	AL	0.71	0/354	0.74	0/468
12	BL	0.64	1/354 (0.3%)	0.71	0/468
12	CL	0.77	0/354	0.79	0/468



Mol	Chain	Bond lengths		Bond angles	
		RMSZ	# Z  >5	RMSZ	# Z  >5
12	DL	0.71	1/354 (0.3%)	0.77	0/468
12	EL	0.83	1/354 (0.3%)	0.85	0/468
12	FL	0.72	0/354	0.75	0/468
13	AM	0.68	0/879	0.73	0/1180
13	BM	0.66	0/879	0.73	0/1180
13	CM	0.77	0/879	0.76	0/1180
13	DM	0.75	0/879	0.75	0/1180
13	EM	0.78	2/885 (0.2%)	0.78	0/1188
13	FM	0.79	1/885 (0.1%)	0.79	0/1188
14	AN	0.68	0/1148	0.76	1/1546 (0.1%)
14	BN	0.64	0/1151	0.77	1/1552 (0.1%)
14	CN	0.76	0/1159	0.82	1/1563 (0.1%)
14	DN	0.73	0/1167	0.82	0/1574
14	EN	0.78	0/1161	0.82	1/1566 (0.1%)
14	FN	0.76	1/1167 (0.1%)	0.82	0/1574
All	All	0.66	44/208122 (0.0%)	0.72	23/281066 (0.0%)

Chiral center outliers are detected by calculating the chiral volume of a chiral center and verifying if the center is modelled as a planar moiety or with the opposite hand. A planarity outlier is detected by checking planarity of atoms in a peptide group, atoms in a mainchain group or atoms of a sidechain that are expected to be planar.

Mol	Chain	#Chirality outliers	#Planarity outliers
1	EA	0	1

All (44) bond length outliers are listed below:

Mol	Chain	Res	Type	Atoms	Z	Observed(Å)	Ideal(Å)
7	FO	294	GLU	CB-CG	7.84	1.67	1.52
1	EA	65	CYS	CB-SG	-7.74	1.69	1.82
9	EI	33	CYS	CB-SG	-7.71	1.69	1.82
1	EA	75	HIS	CA-CB	-7.70	1.37	1.53
7	FO	294	GLU	CG-CD	6.88	1.62	1.51
1	EA	75	HIS	CG-CD2	6.52	1.46	1.35
12	DL	48	CYS	CB-SG	-6.29	1.71	1.82
2	CB	10	GLN	CB-CG	6.24	1.69	1.52
2	CB	1128	CYS	CB-SG	-6.15	1.71	1.82
2	CB	807	GLU	CG-CD	6.04	1.61	1.51
9	FI	125	ASN	CB-CG	5.98	1.64	1.51
2	EB	1028	VAL	CB-CG1	-5.89	1.40	1.52
1	DA	1616	GLU	CG-CD	5.87	1.60	1.51
2	DB	20	GLU	CG-CD	5.81	1.60	1.51

*Continued on next page...*



*Continued from previous page...*

Mol	Chain	Res	Type	Atoms	Z	Observed(Å)	Ideal(Å)
2	DB	807	GLU	CG-CD	5.80	1.60	1.51
12	EL	34	CYS	CB-SG	-5.78	1.72	1.81
1	FA	758	GLU	CB-CG	5.75	1.63	1.52
2	CB	10	GLN	CG-CD	5.69	1.64	1.51
9	FI	89	CYS	CB-SG	5.65	1.91	1.82
13	FM	9	GLU	CB-CG	5.62	1.62	1.52
2	DB	388	GLU	CG-CD	5.61	1.60	1.51
7	CO	283	GLU	CB-CG	5.57	1.62	1.52
2	FB	807	GLU	CG-CD	5.57	1.60	1.51
9	CI	13	CYS	CB-SG	-5.51	1.72	1.81
13	EM	9	GLU	CG-CD	5.48	1.60	1.51
2	DB	20	GLU	CB-CG	5.48	1.62	1.52
7	CO	283	GLU	CG-CD	5.47	1.60	1.51
2	EB	807	GLU	CG-CD	5.43	1.60	1.51
1	FA	65	CYS	CB-SG	-5.39	1.73	1.81
1	CA	65	CYS	CB-SG	-5.36	1.73	1.81
1	DA	65	CYS	CB-SG	-5.35	1.73	1.81
8	EH	36	CYS	CB-SG	-5.34	1.73	1.81
2	CB	807	GLU	CB-CG	5.31	1.62	1.52
12	BL	48	CYS	CB-SG	-5.31	1.73	1.81
2	CB	20	GLU	CG-CD	5.25	1.59	1.51
2	CB	388	GLU	CB-CG	5.23	1.62	1.52
1	CA	911	CYS	CB-SG	-5.23	1.73	1.81
13	EM	9	GLU	CB-CG	5.15	1.61	1.52
14	FN	100	THR	CA-CB	5.12	1.66	1.53
2	BB	388	GLU	CB-CG	5.11	1.61	1.52
9	BI	89	CYS	CB-SG	5.09	1.90	1.82
7	CO	299	GLU	CB-CG	5.08	1.61	1.52
9	CI	125	ASN	CB-CG	5.02	1.62	1.51
10	FJ	46	CYS	CB-SG	5.01	1.90	1.82

All (23) bond angle outliers are listed below:

Mol	Chain	Res	Type	Atoms	Z	Observed(°)	Ideal(°)
7	FG	11	ARG	NE-CZ-NH1	9.99	125.30	120.30
7	DG	11	ARG	NE-CZ-NH1	9.12	124.86	120.30
1	EA	75	HIS	CG-ND1-CE1	9.08	120.91	108.20
7	CG	11	ARG	NE-CZ-NH1	8.63	124.62	120.30
7	AG	11	ARG	NE-CZ-NH1	8.54	124.57	120.30
1	EA	75	HIS	N-CA-CB	8.50	125.89	110.60
7	EG	11	ARG	NE-CZ-NH1	7.71	124.15	120.30
5	CE	52	ARG	CB-CG-CD	6.74	129.13	111.60

*Continued on next page...*



*Continued from previous page...*

Mol	Chain	Res	Type	Atoms	Z	Observed(°)	Ideal(°)
5	DE	52	ARG	CB-CG-CD	6.38	128.19	111.60
7	FG	11	ARG	CB-CG-CD	6.38	128.18	111.60
7	EG	11	ARG	CB-CG-CD	5.95	127.07	111.60
2	DB	91	LEU	CA-CB-CG	5.76	128.54	115.30
2	CB	91	LEU	CB-CG-CD1	5.62	120.55	111.00
5	CE	52	ARG	CG-CD-NE	5.60	123.56	111.80
14	AN	56	ILE	CB-CA-C	-5.56	100.49	111.60
14	CN	56	ILE	CB-CA-C	-5.52	100.57	111.60
2	DB	903	ILE	CB-CA-C	-5.34	100.91	111.60
2	EB	91	LEU	CA-CB-CG	5.31	127.51	115.30
5	DE	52	ARG	CG-CD-NE	5.26	122.84	111.80
2	FB	903	ILE	CB-CA-C	-5.20	101.20	111.60
9	CI	99	LEU	CA-CB-CG	5.12	127.09	115.30
14	EN	56	ILE	CB-CA-C	-5.09	101.43	111.60
14	BN	56	ILE	CB-CA-C	-5.06	101.48	111.60

There are no chirality outliers.

All (1) planarity outliers are listed below:

Mol	Chain	Res	Type	Group
1	EA	75	HIS	Sidechain

## 5.2 Too-close contacts ⓘ

In the following table, the Non-H and H(model) columns list the number of non-hydrogen atoms and hydrogen atoms in the chain respectively. The H(added) column lists the number of hydrogen atoms added and optimized by MolProbity. The Clashes column lists the number of clashes within the asymmetric unit, whereas Symm-Clashes lists symmetry related clashes.

Mol	Chain	Non-H	H(model)	H(added)	Clashes	Symm-Clashes
1	AA	11703	0	11787	744	0
1	BA	11540	0	11624	709	0
1	CA	11695	0	11780	785	0
1	DA	11697	0	11775	791	0
1	EA	11706	0	11788	781	0
1	FA	11709	0	11790	792	0
2	AB	9187	0	9100	594	0
2	BB	9175	0	9074	571	0
2	CB	9304	0	9216	623	0
2	DB	9269	0	9175	644	0
2	EB	9265	0	9179	642	0

*Continued on next page...*



*Continued from previous page...*

Mol	Chain	Non-H	H(model)	H(added)	Clashes	Symm-Clashes
2	FB	9270	0	9180	644	0
3	AC	2413	0	2404	153	0
3	BC	2413	0	2404	145	0
3	CC	2413	0	2404	172	0
3	DC	2413	0	2404	170	0
3	EC	2413	0	2404	160	0
3	FC	2413	0	2404	161	0
4	AD	459	0	462	25	0
4	BD	459	0	462	32	0
4	CD	459	0	462	26	0
4	DD	459	0	462	26	0
4	ED	459	0	462	29	0
4	FD	459	0	462	32	0
5	AE	1760	0	1788	79	0
5	BE	1760	0	1788	84	0
5	CE	1760	0	1788	83	0
5	DE	1760	0	1788	98	0
5	EE	1760	0	1788	83	0
5	FE	1760	0	1788	101	0
6	AF	807	0	827	43	0
6	BF	807	0	827	43	0
6	CF	816	0	833	40	0
6	DF	816	0	833	37	0
6	EF	816	0	833	42	0
6	FF	816	0	833	39	0
7	AG	1599	0	1602	112	0
7	AO	413	0	389	47	0
7	BG	1539	0	1552	106	0
7	BO	404	0	383	47	0
7	CG	1599	0	1602	101	0
7	CO	398	0	378	42	0
7	DG	1599	0	1602	115	0
7	DO	413	0	389	34	0
7	EG	1599	0	1602	116	0
7	EO	413	0	389	47	0
7	FG	1599	0	1602	112	0
7	FO	413	0	389	38	0
8	AH	1063	0	1034	58	0
8	BH	1052	0	1021	59	0
8	CH	1052	0	1021	70	0
8	DH	1075	0	1046	72	0
8	EH	1075	0	1046	63	0

*Continued on next page...*



*Continued from previous page...*

Mol	Chain	Non-H	H(model)	H(added)	Clashes	Symm-Clashes
8	FH	1075	0	1046	63	0
9	AI	943	0	929	62	0
9	BI	716	0	709	37	0
9	CI	943	0	929	63	0
9	DI	943	0	929	64	0
9	EI	898	0	880	54	0
9	FI	943	0	929	65	0
10	AJ	558	0	572	42	0
10	BJ	569	0	585	37	0
10	CJ	558	0	572	43	0
10	DJ	569	0	585	39	0
10	EJ	558	0	572	35	0
10	FJ	558	0	572	39	0
11	AK	793	0	790	41	0
11	BK	786	0	782	42	0
11	CK	793	0	790	46	0
11	DK	793	0	790	50	0
11	EK	786	0	782	46	0
11	FK	786	0	782	45	0
12	AL	352	0	374	48	0
12	BL	352	0	374	25	0
12	CL	352	0	374	42	0
12	DL	352	0	374	42	0
12	EL	352	0	374	34	0
12	FL	352	0	374	45	0
13	AM	863	0	864	59	0
13	BM	863	0	864	77	0
13	CM	863	0	864	61	0
13	DM	863	0	864	58	0
13	EM	869	0	869	67	0
13	FM	869	0	869	71	0
14	AN	1127	0	1133	85	0
14	BN	1130	0	1138	79	0
14	CN	1137	0	1148	84	0
14	DN	1146	0	1153	78	0
14	EN	1140	0	1150	77	0
14	FN	1146	0	1155	78	0
15	AA	2	0	0	0	0
15	AB	1	0	0	0	0
15	AI	2	0	0	0	0
15	AJ	1	0	0	0	0
15	AL	1	0	0	0	0

*Continued on next page...*



*Continued from previous page...*

Mol	Chain	Non-H	H(model)	H(added)	Clashes	Symm-Clashes
15	BA	2	0	0	0	0
15	BB	1	0	0	0	0
15	BI	2	0	0	0	0
15	BJ	1	0	0	0	0
15	BL	1	0	0	0	0
15	CA	2	0	0	0	0
15	CB	1	0	0	0	0
15	CI	2	0	0	0	0
15	CJ	1	0	0	0	0
15	CL	1	0	0	0	0
15	DA	2	0	0	0	0
15	DB	1	0	0	0	0
15	DI	2	0	0	0	0
15	DJ	1	0	0	0	0
15	DL	1	0	0	0	0
15	EA	2	0	0	0	0
15	EB	1	0	0	0	0
15	EI	2	0	0	0	0
15	EJ	1	0	0	0	0
15	EL	1	0	0	0	0
15	FA	2	0	0	0	0
15	FB	1	0	0	0	0
15	FI	2	0	0	0	0
15	FJ	1	0	0	0	0
15	FL	1	0	0	0	0
All	All	204233	0	204265	11918	0

The all-atom clashscore is defined as the number of clashes found per 1000 atoms (including hydrogen atoms). The all-atom clashscore for this structure is 29.

All (11918) close contacts within the same asymmetric unit are listed below, sorted by their clash magnitude.

Atom-1	Atom-2	Interatomic distance (Å)	Clash overlap (Å)
7:FG:11:ARG:HG2	7:FG:11:ARG:HH11	1.10	1.15
7:DG:11:ARG:HH11	7:DG:11:ARG:HG3	1.13	1.11
7:AG:11:ARG:HG3	7:AG:11:ARG:HH11	1.14	1.10
7:EG:11:ARG:HH11	7:EG:11:ARG:HG2	1.13	1.10
7:CG:11:ARG:HG3	7:CG:11:ARG:HH11	1.11	1.08
2:CB:935:ASP:OD1	3:CC:69:ARG:NH2	1.93	1.00
12:AL:34:CYS:HB3	12:AL:51:CYS:SG	2.02	0.99
1:EA:970:LYS:HG2	1:EA:973:GLU:HG2	1.45	0.99

*Continued on next page...*



*Continued from previous page...*

Atom-1	Atom-2	Interatomic distance (Å)	Clash overlap (Å)
7:BG:49:LEU:HD11	7:BG:53:TYR:HB2	1.42	0.99
12:CL:34:CYS:HB3	12:CL:51:CYS:SG	2.02	0.99
2:FB:75:ASP:OD1	2:FB:93:ASN:ND2	1.96	0.99
3:EC:115:TRP:HA	3:EC:210:LEU:HD11	1.46	0.98
2:FB:699:ILE:HG12	2:FB:700:LEU:HD12	1.45	0.97
7:EG:49:LEU:HD11	7:EG:53:TYR:HB2	1.46	0.97
7:AG:49:LEU:HD11	7:AG:53:TYR:HB2	1.44	0.97
7:CG:49:LEU:HD11	7:CG:53:TYR:HB2	1.45	0.96
12:EL:34:CYS:HB3	12:EL:51:CYS:SG	2.05	0.96
1:AA:1243:TRP:O	1:AA:1517:ARG:NH1	1.98	0.96
1:DA:1202:LEU:HD22	9:DI:99:LEU:HD22	1.48	0.96
1:EA:429:THR:OG1	7:EO:273:VAL:HG11	1.66	0.96
12:BL:34:CYS:HB3	12:BL:51:CYS:SG	2.05	0.95
2:DB:360:VAL:HA	2:DB:370:LYS:HZ3	1.31	0.95
2:FB:655:TYR:HA	2:FB:688:HIS:HD2	1.32	0.95
2:DB:699:ILE:HG12	2:DB:700:LEU:HD12	1.49	0.95
1:FA:395:LEU:HD22	7:FO:276:LYS:HD3	1.47	0.94
2:EB:360:VAL:HA	2:EB:370:LYS:HZ3	1.29	0.94
2:EB:699:ILE:HG12	2:EB:700:LEU:HD12	1.49	0.94
2:AB:699:ILE:HG12	2:AB:700:LEU:HD12	1.50	0.94
12:DL:34:CYS:HB3	12:DL:51:CYS:SG	2.07	0.94
12:FL:34:CYS:HB3	12:FL:51:CYS:SG	2.08	0.94
7:CG:149:ILE:HG22	7:CG:150:HIS:HD2	1.34	0.93
1:EA:1033:SER:HB3	6:EF:139:PRO:HG2	1.50	0.93
5:AE:57:MET:N	5:AE:57:MET:SD	2.42	0.93
1:CA:1243:TRP:O	1:CA:1517:ARG:NH1	2.01	0.93
3:CC:115:TRP:HA	3:CC:210:LEU:HD11	1.49	0.93
1:DA:1202:LEU:HD13	9:DI:99:LEU:HD13	1.49	0.93
8:DH:5:LEU:HB2	8:DH:60:ALA:HA	1.49	0.93
2:DB:212:ASN:HD21	2:DB:239:VAL:HG22	1.32	0.93
7:FG:149:ILE:HG22	7:FG:150:HIS:HD2	1.34	0.93
3:AC:115:TRP:HA	3:AC:210:LEU:HD11	1.49	0.92
8:BH:5:LEU:HB2	8:BH:60:ALA:HA	1.51	0.92
1:AA:964:LYS:NZ	2:AB:672:MET:O	2.02	0.92
3:FC:115:TRP:HA	3:FC:210:LEU:HD11	1.50	0.92
7:DG:49:LEU:HD11	7:DG:53:TYR:HB2	1.49	0.92
7:FG:11:ARG:NH1	7:FG:11:ARG:HG2	1.78	0.92
7:CG:248:THR:OG1	7:CG:249:LEU:N	2.03	0.91
1:EA:680:LEU:HD21	1:EA:731:ILE:HD12	1.53	0.91
3:EC:100:ARG:NH1	3:EC:193:LEU:O	2.03	0.91
2:EB:212:ASN:HD21	2:EB:239:VAL:HG22	1.35	0.91

*Continued on next page...*



*Continued from previous page...*

Atom-1	Atom-2	Interatomic distance (Å)	Clash overlap (Å)
1:EA:825:ALA:HB1	2:EB:776:ILE:HD11	1.50	0.91
1:BA:1243:TRP:O	1:BA:1517:ARG:NH1	2.04	0.91
2:BB:212:ASN:HD21	2:BB:239:VAL:HG22	1.31	0.91
1:DA:1243:TRP:O	1:DA:1517:ARG:NH1	2.04	0.90
1:FA:1243:TRP:O	1:FA:1517:ARG:NH1	2.03	0.90
8:FH:53:ASP:HB3	8:FH:55:LEU:HD11	1.53	0.90
2:AB:655:TYR:HA	2:AB:688:HIS:HD2	1.37	0.90
2:CB:893:ASN:O	2:CB:895:PHE:N	2.04	0.90
1:AA:475:ARG:HE	7:AO:316:GLU:HG2	1.37	0.90
2:CB:360:VAL:HA	2:CB:370:LYS:HZ1	1.35	0.90
1:CA:1287:ALA:HA	1:CA:1478:ALA:HB2	1.52	0.90
2:CB:699:ILE:HG12	2:CB:700:LEU:HD12	1.51	0.90
8:DH:53:ASP:HB3	8:DH:55:LEU:HD11	1.52	0.89
2:DB:935:ASP:OD1	3:DC:69:ARG:NH2	2.05	0.89
1:BA:719:ILE:HG12	8:BH:97:MET:HG2	1.54	0.89
2:AB:358:VAL:O	2:AB:370:LYS:NZ	2.05	0.89
1:EA:1243:TRP:O	1:EA:1517:ARG:NH1	2.06	0.89
3:CC:32:ASN:HB2	3:CC:35:LYS:HE3	1.52	0.89
2:CB:804:TYR:HB3	2:CB:904:LYS:HD3	1.54	0.89
1:DA:1225:ILE:HD13	1:DA:1566:ILE:HG23	1.53	0.89
7:EG:248:THR:OG1	7:EG:249:LEU:N	2.06	0.89
3:FC:100:ARG:NH1	3:FC:193:LEU:O	2.05	0.89
1:FA:1059:LYS:HD2	1:FA:1177:SER:HA	1.55	0.88
3:BC:115:TRP:HA	3:BC:210:LEU:HD11	1.52	0.88
14:EN:78:THR:HB	14:EN:89:ILE:HB	1.55	0.88
7:FG:248:THR:OG1	7:FG:249:LEU:N	2.03	0.88
1:CA:1291:VAL:HG13	1:CA:1473:LYS:HB2	1.54	0.88
1:DA:429:THR:HG21	7:DO:274:SER:HB3	1.54	0.88
7:FG:43:ILE:HD11	7:FG:120:VAL:HG12	1.55	0.88
1:AA:1225:ILE:HD13	1:AA:1566:ILE:HG23	1.54	0.88
7:BG:248:THR:OG1	7:BG:249:LEU:N	2.07	0.88
7:DG:11:ARG:NH1	7:DG:11:ARG:HG3	1.84	0.88
12:DL:34:CYS:CB	12:DL:51:CYS:SG	2.62	0.88
1:FA:1291:VAL:HG13	1:FA:1473:LYS:HB2	1.55	0.88
7:FG:49:LEU:HD11	7:FG:53:TYR:HB2	1.54	0.88
1:CA:477:ASN:O	2:CB:1091:ARG:NH2	2.06	0.88
1:CA:1225:ILE:HD13	1:CA:1566:ILE:HG23	1.54	0.88
2:EB:1052:VAL:HA	2:EB:1059:PRO:HA	1.53	0.88
2:EB:935:ASP:OD1	3:EC:69:ARG:NH2	2.07	0.88
1:DA:477:ASN:OD1	2:DB:1047:ARG:NH1	2.07	0.87
1:BA:964:LYS:NZ	2:BB:672:MET:O	2.06	0.87

*Continued on next page...*



*Continued from previous page...*

Atom-1	Atom-2	Interatomic distance (Å)	Clash overlap (Å)
2:CB:212:ASN:HD21	2:CB:239:VAL:HG22	1.39	0.87
7:CG:11:ARG:NH1	7:CG:11:ARG:HG3	1.84	0.87
7:AG:248:THR:OG1	7:AG:249:LEU:N	2.02	0.87
1:BA:425:ASN:HD21	7:BO:274:SER:HB2	1.39	0.87
2:EB:811:LEU:HD13	2:EB:823:GLN:HE21	1.40	0.87
1:EA:1291:VAL:HG13	1:EA:1473:LYS:HB2	1.57	0.87
1:BA:1292:ILE:HD11	1:BA:1473:LYS:H	1.40	0.87
5:DE:5:ASN:HD21	5:DE:52:ARG:HH21	1.20	0.87
12:CL:47:ARG:HB3	12:CL:54:ARG:HG3	1.55	0.87
3:DC:115:TRP:HA	3:DC:210:LEU:HD11	1.56	0.87
2:FB:212:ASN:HD21	2:FB:239:VAL:HG22	1.38	0.87
1:AA:1059:LYS:HD2	1:AA:1177:SER:HA	1.57	0.87
1:BA:1225:ILE:HD13	1:BA:1566:ILE:HG23	1.57	0.87
7:BG:43:ILE:HD11	7:BG:120:VAL:HG12	1.56	0.87
13:CM:10:ILE:HD11	14:CN:72:VAL:HB	1.57	0.87
3:DC:126:PHE:HA	3:DC:130:ASN:HD22	1.39	0.87
2:FB:850:THR:H	2:FB:882:ILE:HG13	1.39	0.87
2:AB:850:THR:H	2:AB:882:ILE:HG13	1.40	0.86
13:AM:10:ILE:HD11	14:AN:72:VAL:HB	1.57	0.86
3:CC:126:PHE:HA	3:CC:130:ASN:HD22	1.39	0.86
1:FA:1273:THR:HA	9:FI:48:VAL:HG22	1.57	0.86
3:EC:69:ARG:O	3:EC:73:SER:OG	1.93	0.86
2:BB:804:TYR:HB3	2:BB:904:LYS:HD3	1.56	0.86
3:BC:32:ASN:HB2	3:BC:35:LYS:HE3	1.57	0.86
7:AG:43:ILE:HD11	7:AG:120:VAL:HG12	1.56	0.86
3:DC:32:ASN:HB2	3:DC:35:LYS:HE3	1.57	0.86
7:EG:11:ARG:NH1	7:EG:11:ARG:HG2	1.80	0.86
8:CH:5:LEU:HB2	8:CH:60:ALA:HA	1.56	0.86
1:DA:964:LYS:NZ	2:DB:672:MET:O	2.09	0.86
1:EA:1261:VAL:C	1:EA:1262:LEU:N	2.28	0.86
1:DA:1292:ILE:HD11	1:DA:1473:LYS:H	1.38	0.86
7:AO:272:ILE:O	7:AO:275:ASN:ND2	2.09	0.86
1:CA:729:LYS:HD2	8:CH:120:GLY:HA3	1.58	0.86
2:DB:358:VAL:O	2:DB:370:LYS:NZ	2.08	0.86
3:DC:100:ARG:NH1	3:DC:193:LEU:O	2.08	0.86
13:FM:10:ILE:HD11	14:FN:72:VAL:HB	1.56	0.86
7:AG:11:ARG:HG3	7:AG:11:ARG:NH1	1.84	0.86
3:AC:100:ARG:NH1	3:AC:193:LEU:O	2.08	0.86
1:EA:1251:ALA:O	1:EA:1254:PHE:N	2.09	0.86
3:BC:100:ARG:NH1	3:BC:193:LEU:O	2.08	0.85
12:EL:47:ARG:HB3	12:EL:54:ARG:HG3	1.58	0.85

*Continued on next page...*



*Continued from previous page...*

Atom-1	Atom-2	Interatomic distance (Å)	Clash overlap (Å)
1:EA:843:ARG:NH1	2:EB:988:GLU:OE2	2.09	0.85
7:AG:35:SER:OG	7:AG:132:VAL:O	1.95	0.85
12:EL:34:CYS:CB	12:EL:51:CYS:SG	2.63	0.85
7:EO:272:ILE:HG23	7:EO:275:ASN:HB2	1.58	0.85
1:FA:1456:PHE:HB3	1:FA:1474:LEU:HD11	1.58	0.85
3:CC:100:ARG:NH1	3:CC:193:LEU:O	2.09	0.85
1:DA:76:GLN:HE22	2:DB:1111:LEU:HD12	1.41	0.85
2:DB:811:LEU:HD13	2:DB:823:GLN:HE21	1.42	0.85
8:EH:5:LEU:HB2	8:EH:60:ALA:HA	1.58	0.85
2:FB:360:VAL:HA	2:FB:370:LYS:HZ1	1.40	0.85
1:AA:120:CYS:HB3	1:AA:189:VAL:HG21	1.59	0.85
1:AA:843:ARG:NH1	2:AB:988:GLU:OE2	2.10	0.85
6:CF:110:ASP:N	6:CF:110:ASP:OD1	2.10	0.85
7:DG:43:ILE:HD11	7:DG:120:VAL:HG12	1.58	0.85
3:AC:103:LEU:O	10:AJ:6:ARG:NH2	2.07	0.85
1:CA:970:LYS:HG2	1:CA:973:GLU:HG2	1.59	0.85
2:CB:655:TYR:HA	2:CB:688:HIS:HD2	1.41	0.85
2:EB:132:SER:HB2	2:EB:134:ARG:HD3	1.57	0.85
2:AB:360:VAL:HA	2:AB:370:LYS:HZ1	1.41	0.85
2:AB:520:LEU:HD21	2:AB:530:PRO:HA	1.59	0.85
14:CN:78:THR:HB	14:CN:89:ILE:HB	1.58	0.85
1:DA:477:ASN:O	2:DB:1091:ARG:NH2	2.09	0.85
1:FA:1033:SER:HB3	6:FF:139:PRO:HG2	1.59	0.85
14:FN:78:THR:HB	14:FN:89:ILE:HB	1.59	0.85
2:CB:1017:ALA:O	3:CC:65:ASN:ND2	2.10	0.84
1:FA:794:VAL:HG23	1:FA:795:HIS:H	1.41	0.84
1:AA:1033:SER:HB3	6:AF:139:PRO:HG2	1.59	0.84
11:AK:89:CYS:SG	11:AK:90:GLY:N	2.50	0.84
8:EH:93:TYR:HA	8:EH:145:ARG:HG3	1.58	0.84
2:FB:358:VAL:O	2:FB:370:LYS:NZ	2.10	0.84
7:FO:265:SER:OG	7:FO:266:GLN:N	1.98	0.84
8:AH:93:TYR:HA	8:AH:145:ARG:HG3	1.59	0.84
14:AN:179:ASP:HB2	14:AN:180:PHE:CE1	2.12	0.84
1:DA:1291:VAL:HG13	1:DA:1473:LYS:HB2	1.59	0.84
2:DB:850:THR:H	2:DB:882:ILE:HG13	1.40	0.84
4:DD:44:ILE:HD13	4:DD:90:LYS:HG3	1.59	0.84
5:EE:198:ILE:HD11	5:EE:212:ARG:HG2	1.59	0.84
1:BA:477:ASN:OD1	2:BB:1047:ARG:NH1	2.10	0.84
1:FA:477:ASN:OD1	2:FB:1047:ARG:NH1	2.11	0.84
5:CE:57:MET:SD	5:CE:57:MET:N	2.48	0.84
7:CG:35:SER:OG	7:CG:132:VAL:O	1.95	0.84

*Continued on next page...*



*Continued from previous page...*

Atom-1	Atom-2	Interatomic distance (Å)	Clash overlap (Å)
1:EA:719:ILE:HG12	8:EH:97:MET:HG2	1.59	0.84
1:AA:1291:VAL:HG13	1:AA:1473:LYS:HB2	1.60	0.84
14:CN:179:ASP:HB2	14:CN:180:PHE:CE1	2.12	0.84
1:FA:964:LYS:NZ	2:FB:672:MET:O	2.09	0.84
8:AH:53:ASP:HB3	8:AH:55:LEU:HD11	1.57	0.84
1:CA:825:ALA:HB1	2:CB:776:ILE:HD11	1.60	0.84
1:DA:1059:LYS:HD2	1:DA:1177:SER:HA	1.58	0.84
7:DG:248:THR:OG1	7:DG:249:LEU:N	2.08	0.84
1:EA:794:VAL:HG23	1:EA:795:HIS:H	1.41	0.84
2:EB:850:THR:H	2:EB:882:ILE:HG13	1.40	0.84
2:CB:397:THR:HB	2:CB:666:PRO:HB3	1.60	0.84
3:CC:84:TYR:O	3:CC:204:LEU:HB2	1.77	0.84
1:EA:1456:PHE:HB3	1:EA:1474:LEU:HD11	1.58	0.84
2:CB:132:SER:HB2	2:CB:134:ARG:HD3	1.60	0.83
2:FB:935:ASP:OD1	3:FC:69:ARG:NH2	2.11	0.83
13:EM:12:ILE:HG21	14:EN:68:LYS:HA	1.58	0.83
2:EB:358:VAL:O	2:EB:370:LYS:NZ	2.10	0.83
1:CA:1059:LYS:HD2	1:CA:1177:SER:HA	1.61	0.83
1:CA:120:CYS:HB3	1:CA:189:VAL:HG21	1.60	0.83
2:CB:203:ILE:HD13	2:CB:405:GLY:HA3	1.59	0.83
2:EB:804:TYR:HB3	2:EB:904:LYS:HD3	1.60	0.83
2:AB:1017:ALA:O	3:AC:65:ASN:ND2	2.11	0.83
2:CB:929:ARG:NH2	11:CK:97:SER:OG	2.11	0.83
7:EO:266:GLN:O	7:EO:269:SER:N	2.11	0.83
2:BB:132:SER:HB2	2:BB:134:ARG:HD3	1.60	0.83
1:DA:794:VAL:HG23	1:DA:795:HIS:H	1.43	0.83
7:BG:149:ILE:HG22	7:BG:150:HIS:HD2	1.44	0.83
7:CO:273:VAL:O	7:CO:275:ASN:N	2.11	0.83
2:DB:655:TYR:HA	2:DB:688:HIS:HD2	1.42	0.83
5:DE:57:MET:SD	5:DE:57:MET:N	2.52	0.83
8:BH:53:ASP:HB3	8:BH:55:LEU:HD11	1.60	0.83
1:CA:1456:PHE:HB3	1:CA:1474:LEU:HD11	1.60	0.83
7:AG:149:ILE:HG22	7:AG:150:HIS:HD2	1.42	0.83
1:CA:1251:ALA:O	1:CA:1254:PHE:N	2.12	0.83
8:CH:53:ASP:HB3	8:CH:55:LEU:HD11	1.59	0.83
11:CK:88:PHE:HB3	11:CK:106:GLN:HB2	1.61	0.83
1:DA:1456:PHE:HB3	1:DA:1474:LEU:HD11	1.60	0.83
1:BA:1291:VAL:HG13	1:BA:1473:LYS:HB2	1.61	0.83
2:BB:699:ILE:HG12	2:BB:700:LEU:HD12	1.61	0.83
3:CC:103:LEU:O	10:CJ:6:ARG:NH2	2.12	0.83
1:AA:794:VAL:HG23	1:AA:795:HIS:H	1.44	0.82

*Continued on next page...*



*Continued from previous page...*

Atom-1	Atom-2	Interatomic distance (Å)	Clash overlap (Å)
2:BB:360:VAL:HA	2:BB:370:LYS:HZ1	1.44	0.82
12:BL:47:ARG:HB3	12:BL:54:ARG:HG3	1.61	0.82
2:CB:358:VAL:O	2:CB:370:LYS:NZ	2.11	0.82
3:DC:83:VAL:HG13	3:DC:206:ALA:HB2	1.61	0.82
1:EA:1059:LYS:HD2	1:EA:1177:SER:HA	1.60	0.82
1:FA:843:ARG:NH1	2:FB:988:GLU:OE2	2.11	0.82
7:FG:35:SER:OG	7:FG:132:VAL:O	1.95	0.82
2:BB:1060:VAL:HG23	7:BO:314:THR:HG23	1.58	0.82
2:EB:73:ILE:HG13	2:EB:429:ARG:HH22	1.45	0.82
8:EH:53:ASP:HB3	8:EH:55:LEU:HD11	1.60	0.82
1:FA:1251:ALA:O	1:FA:1254:PHE:N	2.12	0.82
1:FA:970:LYS:HG2	1:FA:973:GLU:HG2	1.60	0.82
8:AH:5:LEU:HB2	8:AH:60:ALA:HA	1.62	0.82
12:AL:63:ARG:HG2	12:AL:64:LEU:H	1.42	0.82
3:EC:84:TYR:O	3:EC:204:LEU:HB2	1.80	0.82
7:EG:35:SER:OG	7:EG:132:VAL:O	1.97	0.82
1:FA:120:CYS:HB3	1:FA:189:VAL:HG21	1.62	0.82
5:FE:5:ASN:HD21	5:FE:52:ARG:HH21	1.26	0.82
1:AA:477:ASN:O	2:AB:1091:ARG:NH2	2.12	0.82
11:AK:88:PHE:HB3	11:AK:106:GLN:HB2	1.62	0.82
1:CA:680:LEU:HD21	1:CA:731:ILE:HD12	1.59	0.82
2:CB:850:THR:H	2:CB:882:ILE:HG13	1.42	0.82
2:EB:520:LEU:HD21	2:EB:530:PRO:HA	1.59	0.82
14:DN:78:THR:HB	14:DN:89:ILE:HB	1.60	0.82
1:AA:611:GLU:OE1	1:AA:615:ARG:NH1	2.13	0.82
1:BA:1456:PHE:HB3	1:BA:1474:LEU:HD11	1.61	0.82
5:FE:57:MET:N	5:FE:57:MET:SD	2.53	0.82
1:BA:970:LYS:HG2	1:BA:973:GLU:HG2	1.60	0.82
1:DA:1251:ALA:O	1:DA:1254:PHE:N	2.12	0.82
6:EF:110:ASP:OD1	6:EF:110:ASP:N	2.13	0.82
1:FA:835:LEU:HG	1:FA:985:ARG:HH12	1.44	0.82
14:AN:78:THR:HB	14:AN:89:ILE:HB	1.62	0.82
1:BA:1059:LYS:HD2	1:BA:1177:SER:HA	1.62	0.82
1:DA:669:LEU:HD12	1:DA:786:TYR:HD1	1.44	0.82
1:FA:1292:ILE:HD11	1:FA:1473:LYS:H	1.42	0.82
2:CB:94:LYS:HB3	2:CB:146:ASN:HA	1.61	0.82
2:DB:804:TYR:HB3	2:DB:904:LYS:HD3	1.59	0.82
1:FA:1276:THR:HG23	1:FA:1288:ARG:HH11	1.43	0.82
1:BA:835:LEU:HG	1:BA:985:ARG:HH12	1.43	0.81
3:BC:126:PHE:HA	3:BC:130:ASN:HD22	1.45	0.81
1:DA:970:LYS:HG2	1:DA:973:GLU:HG2	1.61	0.81

*Continued on next page...*



*Continued from previous page...*

Atom-1	Atom-2	Interatomic distance (Å)	Clash overlap (Å)
12:FL:47:ARG:HB3	12:FL:54:ARG:HG3	1.62	0.81
1:BA:1033:SER:HB3	6:BF:139:PRO:HG2	1.60	0.81
2:CB:520:LEU:HD21	2:CB:530:PRO:HA	1.61	0.81
7:EG:149:ILE:HG22	7:EG:150:HIS:HD2	1.45	0.81
2:AB:212:ASN:HD21	2:AB:239:VAL:HG22	1.43	0.81
2:AB:929:ARG:NH2	11:AK:97:SER:OG	2.13	0.81
8:CH:93:TYR:HA	8:CH:145:ARG:HG3	1.60	0.81
13:BM:40:LEU:HD11	13:BM:51:PHE:HB3	1.62	0.81
2:DB:651:ARG:NH2	2:DB:690:GLU:OE1	2.13	0.81
1:CA:794:VAL:HG23	1:CA:795:HIS:H	1.43	0.81
1:CA:1246:VAL:HG13	1:CA:1250:GLN:HB3	1.59	0.81
3:AC:100:ARG:O	3:AC:103:LEU:N	2.14	0.81
7:DG:149:ILE:HG22	7:DG:150:HIS:HD2	1.42	0.81
2:FB:1017:ALA:O	3:FC:65:ASN:ND2	2.14	0.81
2:BB:94:LYS:HB3	2:BB:146:ASN:HA	1.60	0.81
2:BB:358:VAL:O	2:BB:370:LYS:NZ	2.14	0.81
2:BB:520:LEU:HD21	2:BB:530:PRO:HA	1.62	0.81
10:BJ:10:CYS:SG	10:BJ:43:ARG:NH1	2.54	0.81
1:AA:715:LEU:HD22	1:AA:716:PRO:HD2	1.61	0.81
7:BG:35:SER:OG	7:BG:132:VAL:O	1.98	0.81
1:EA:1225:ILE:HD13	1:EA:1566:ILE:HG23	1.62	0.81
2:FB:929:ARG:NH2	11:FK:97:SER:OG	2.13	0.81
1:AA:124:LEU:HD11	1:AA:189:VAL:HG22	1.63	0.81
2:BB:655:TYR:HA	2:BB:688:HIS:HD2	1.45	0.81
1:BA:825:ALA:HB1	2:BB:776:ILE:HD11	1.62	0.81
3:AC:32:ASN:HB2	3:AC:35:LYS:HE3	1.63	0.81
1:BA:477:ASN:O	2:BB:1091:ARG:NH2	2.14	0.81
6:BF:110:ASP:OD1	6:BF:110:ASP:N	2.14	0.81
14:DN:40:LEU:HA	14:DN:51:GLN:HE22	1.43	0.81
1:BA:124:LEU:HD11	1:BA:189:VAL:HG22	1.63	0.80
3:BC:228:ARG:NH1	14:BN:173:THR:OG1	2.15	0.80
2:EB:203:ILE:HD13	2:EB:405:GLY:HA3	1.63	0.80
1:EA:818:THR:HG23	2:EB:780:GLY:HA3	1.63	0.80
9:EI:109:THR:OG1	9:EI:124:ASN:ND2	2.14	0.80
3:FC:125:LYS:O	3:FC:130:ASN:ND2	2.15	0.80
3:DC:84:TYR:O	3:DC:204:LEU:HB2	1.81	0.80
12:DL:63:ARG:HG2	12:DL:64:LEU:H	1.43	0.80
2:FB:1052:VAL:HA	2:FB:1059:PRO:HA	1.63	0.80
11:FK:112:THR:N	11:FK:115:ASP:OD2	2.13	0.80
1:EA:120:CYS:HB3	1:EA:189:VAL:HG21	1.63	0.80
3:FC:103:LEU:O	10:FJ:6:ARG:NH2	2.13	0.80

*Continued on next page...*



*Continued from previous page...*

Atom-1	Atom-2	Interatomic distance (Å)	Clash overlap (Å)
1:CA:477:ASN:OD1	2:CB:1047:ARG:NH1	2.14	0.80
3:EC:126:PHE:HA	3:EC:130:ASN:HD22	1.45	0.80
13:AM:40:LEU:HD11	13:AM:51:PHE:HB3	1.63	0.80
14:BN:78:THR:HB	14:BN:89:ILE:HB	1.64	0.80
3:FC:83:VAL:HG13	3:FC:206:ALA:HB2	1.63	0.80
8:FH:5:LEU:HB2	8:FH:60:ALA:HA	1.63	0.80
1:AA:1513:GLU:O	1:AA:1515:GLY:N	2.15	0.80
11:AK:54:THR:HG22	11:AK:61:ALA:HA	1.62	0.80
2:DB:520:LEU:HD21	2:DB:530:PRO:HA	1.63	0.80
1:FA:611:GLU:OE1	1:FA:615:ARG:NH1	2.14	0.80
8:AH:55:LEU:HD23	8:AH:146:ARG:HG2	1.64	0.80
1:BA:1617:THR:HB	1:BA:1620:GLN:HG2	1.64	0.80
2:AB:1041:ASN:O	2:AB:1043:LYS:N	2.15	0.80
3:EC:228:ARG:NH1	14:EN:173:THR:OG1	2.15	0.80
8:FH:55:LEU:HD23	8:FH:146:ARG:HG2	1.62	0.80
1:DA:1276:THR:HG23	1:DA:1288:ARG:HH11	1.47	0.80
1:EA:966:LEU:HG	1:EA:968:SER:H	1.45	0.80
6:AF:110:ASP:N	6:AF:110:ASP:OD1	2.13	0.80
1:BA:1251:ALA:O	1:BA:1254:PHE:N	2.14	0.80
1:CA:1292:ILE:HD11	1:CA:1473:LYS:H	1.46	0.80
5:CE:41:ASP:N	5:CE:41:ASP:OD1	2.15	0.80
1:DA:120:CYS:HB3	1:DA:189:VAL:HG21	1.64	0.80
2:DB:1041:ASN:O	2:DB:1043:LYS:N	2.15	0.80
1:EA:477:ASN:OD1	2:EB:1047:ARG:NH1	2.14	0.80
1:EA:964:LYS:NZ	2:EB:672:MET:O	2.15	0.80
1:AA:76:GLN:HE22	2:AB:1111:LEU:HD12	1.46	0.79
2:AB:161:LEU:HD12	2:AB:162:PRO:HD2	1.64	0.79
1:CA:835:LEU:HG	1:CA:985:ARG:HH12	1.47	0.79
7:DG:35:SER:OG	7:DG:132:VAL:O	2.01	0.79
1:FA:1305:GLU:HG3	9:FI:60:LEU:HG	1.64	0.79
3:AC:83:VAL:HG13	3:AC:206:ALA:HB2	1.63	0.79
3:CC:69:ARG:O	3:CC:73:SER:OG	2.00	0.79
1:AA:825:ALA:HB1	2:AB:776:ILE:HD11	1.64	0.79
11:CK:54:THR:HG22	11:CK:61:ALA:HA	1.65	0.79
1:DA:560:GLN:O	1:DA:575:LYS:NZ	2.14	0.79
2:DB:132:SER:HB2	2:DB:134:ARG:HD3	1.64	0.79
2:EB:893:ASN:O	2:EB:895:PHE:N	2.15	0.79
1:BA:76:GLN:HE22	2:BB:1111:LEU:HD12	1.47	0.79
2:CB:897:GLU:HB3	12:CL:43:THR:HG23	1.62	0.79
2:CB:885:VAL:HG11	12:CL:58:LYS:HB3	1.64	0.79
7:CG:40:ARG:NH1	7:CG:123:TYR:OH	2.15	0.79

*Continued on next page...*



*Continued from previous page...*

Atom-1	Atom-2	Interatomic distance (Å)	Clash overlap (Å)
7:DO:301:LYS:HA	7:DO:307:GLU:HA	1.65	0.79
1:EA:936:SER:HB2	9:EI:112:TYR:OH	1.81	0.79
3:FC:84:TYR:O	3:FC:204:LEU:HB2	1.82	0.79
2:CB:811:LEU:HD13	2:CB:823:GLN:HE21	1.48	0.79
13:DM:32:ALA:HB3	14:DN:121:ILE:HD11	1.64	0.79
3:FC:69:ARG:O	3:FC:73:SER:OG	1.99	0.79
6:FF:110:ASP:N	6:FF:110:ASP:OD1	2.15	0.79
1:AA:970:LYS:HG2	1:AA:973:GLU:HG2	1.62	0.79
2:BB:850:THR:H	2:BB:882:ILE:HG13	1.46	0.79
8:CH:55:LEU:HD23	8:CH:146:ARG:HG2	1.65	0.79
11:DK:88:PHE:HB3	11:DK:106:GLN:HB2	1.65	0.79
3:EC:125:LYS:O	3:EC:130:ASN:ND2	2.16	0.79
3:EC:83:VAL:HG13	3:EC:206:ALA:HB2	1.64	0.79
7:EG:153:PHE:HB3	7:EG:243:VAL:HG21	1.63	0.79
10:FJ:10:CYS:SG	10:FJ:43:ARG:NH1	2.55	0.79
1:AA:835:LEU:HG	1:AA:985:ARG:HH12	1.46	0.79
1:BA:794:VAL:HG23	1:BA:795:HIS:H	1.47	0.79
1:FA:1657:LEU:HD11	6:FF:135:ARG:HB2	1.65	0.79
3:AC:69:ARG:O	3:AC:73:SER:OG	2.00	0.79
12:AL:47:ARG:HB3	12:AL:54:ARG:HG3	1.65	0.79
14:DN:93:THR:HG23	14:DN:99:LEU:HD11	1.64	0.79
1:EA:956:ARG:HE	1:EA:979:GLY:HA3	1.48	0.79
5:BE:5:ASN:HD21	5:BE:52:ARG:HH21	1.30	0.79
8:CH:5:LEU:HD22	8:CH:135:LEU:HD23	1.63	0.79
1:FA:966:LEU:HG	1:FA:968:SER:H	1.48	0.79
2:FB:203:ILE:HD13	2:FB:405:GLY:HA3	1.64	0.79
2:BB:970:LYS:NZ	2:BB:1011:GLU:OE2	2.13	0.78
3:EC:103:LEU:O	10:EJ:6:ARG:NH2	2.15	0.78
2:AB:804:TYR:HB3	2:AB:904:LYS:HD3	1.65	0.78
1:CA:699:CYS:SG	1:CA:700:ILE:N	2.56	0.78
5:DE:136:ASN:OD1	5:DE:138:ALA:N	2.16	0.78
13:DM:12:ILE:HG21	14:DN:68:LYS:HA	1.65	0.78
1:EA:124:LEU:HD11	1:EA:189:VAL:HG22	1.64	0.78
2:FB:132:SER:HB2	2:FB:134:ARG:HD3	1.66	0.78
3:AC:84:TYR:O	3:AC:204:LEU:HB2	1.82	0.78
3:BC:84:TYR:O	3:BC:204:LEU:HB2	1.83	0.78
2:DB:929:ARG:NH2	11:DK:97:SER:OG	2.16	0.78
1:AA:1484:LEU:HG	2:AB:308:LEU:HD11	1.66	0.78
2:AB:935:ASP:OD1	3:AC:69:ARG:NH2	2.16	0.78
2:CB:612:LYS:NZ	2:CB:624:LEU:O	2.16	0.78
2:CB:73:ILE:HG13	2:CB:429:ARG:HH22	1.49	0.78

*Continued on next page...*



*Continued from previous page...*

Atom-1	Atom-2	Interatomic distance (Å)	Clash overlap (Å)
1:DA:524:ILE:O	1:DA:554:ARG:NH1	2.16	0.78
2:DB:94:LYS:HB3	2:DB:146:ASN:HA	1.65	0.78
2:FB:848:ILE:HD11	12:FL:58:LYS:HD3	1.64	0.78
7:FG:45:LEU:HD11	7:FG:118:CYS:HB2	1.65	0.78
1:AA:1456:PHE:HB3	1:AA:1474:LEU:HD11	1.64	0.78
2:DB:1052:VAL:HA	2:DB:1059:PRO:HA	1.65	0.78
3:EC:32:ASN:HB2	3:EC:35:LYS:HE3	1.64	0.78
1:FA:1225:ILE:HD13	1:FA:1566:ILE:HG23	1.64	0.78
7:CG:43:ILE:HD11	7:CG:120:VAL:HG12	1.64	0.78
5:FE:198:ILE:HD11	5:FE:212:ARG:HG2	1.65	0.78
1:AA:211:THR:HB	5:AE:173:SER:HB2	1.65	0.78
1:EA:1292:ILE:HD11	1:EA:1473:LYS:H	1.47	0.78
1:FA:1202:LEU:HD13	9:FI:99:LEU:HD13	1.65	0.78
1:FA:11:ILE:HG21	2:FB:1198:TYR:HB2	1.65	0.78
3:FC:228:ARG:NH1	14:FN:173:THR:OG1	2.16	0.78
1:AA:1344:ILE:HG22	2:AB:334:PHE:HE2	1.47	0.78
1:AA:1292:ILE:HD11	1:AA:1473:LYS:H	1.49	0.78
1:AA:680:LEU:HD21	1:AA:731:ILE:HD12	1.65	0.78
2:CB:651:ARG:NH2	2:CB:690:GLU:OE1	2.16	0.78
2:BB:396:ALA:HB1	2:BB:523:GLU:HG3	1.66	0.78
1:EA:1246:VAL:HG13	1:EA:1250:GLN:HB3	1.64	0.78
2:EB:94:LYS:HB3	2:EB:146:ASN:HA	1.66	0.78
2:EB:655:TYR:HA	2:EB:688:HIS:HD2	1.47	0.78
1:FA:825:ALA:HB1	2:FB:776:ILE:HD11	1.63	0.78
2:CB:848:ILE:HG13	12:CL:60:ARG:HA	1.66	0.78
1:FA:124:LEU:HD11	1:FA:189:VAL:HG22	1.65	0.78
7:BG:153:PHE:HB3	7:BG:243:VAL:HG21	1.64	0.77
1:CA:1657:LEU:HD11	6:CF:135:ARG:HB2	1.66	0.77
3:EC:135:SER:HA	3:EC:205:LYS:HA	1.65	0.77
8:FH:93:TYR:HA	8:FH:145:ARG:HG3	1.65	0.77
2:AB:132:SER:HB2	2:AB:134:ARG:HD3	1.64	0.77
1:BA:120:CYS:HB3	1:BA:189:VAL:HG21	1.66	0.77
3:CC:83:VAL:HG13	3:CC:206:ALA:HB2	1.63	0.77
2:BB:1041:ASN:O	2:BB:1043:LYS:N	2.18	0.77
2:BB:1052:VAL:HA	2:BB:1059:PRO:HA	1.65	0.77
2:CB:138:LEU:HD22	2:CB:157:ASP:HA	1.64	0.77
5:FE:136:ASN:OD1	5:FE:138:ALA:N	2.16	0.77
12:CL:63:ARG:HG2	12:CL:64:LEU:H	1.50	0.77
2:DB:161:LEU:HD12	2:DB:162:PRO:HD2	1.66	0.77
1:EA:669:LEU:HD12	1:EA:786:TYR:HD1	1.48	0.77
14:FN:87:TYR:HB3	14:FN:139:VAL:HG12	1.67	0.77

*Continued on next page...*



*Continued from previous page...*

Atom-1	Atom-2	Interatomic distance (Å)	Clash overlap (Å)
7:AG:105:ILE:HG12	7:AG:116:THR:HB	1.66	0.77
1:DA:124:LEU:HD11	1:DA:189:VAL:HG22	1.67	0.77
8:DH:93:TYR:HA	8:DH:145:ARG:HG3	1.66	0.77
1:DA:1617:THR:HB	1:DA:1620:GLN:HG2	1.67	0.77
1:DA:966:LEU:HG	1:DA:968:SER:H	1.48	0.77
13:DM:40:LEU:HD11	13:DM:51:PHE:HB3	1.67	0.77
2:FB:1041:ASN:O	2:FB:1043:LYS:N	2.17	0.77
2:AB:1052:VAL:HA	2:AB:1059:PRO:HA	1.65	0.77
2:EB:533:THR:OG1	2:EB:542:LEU:O	2.01	0.77
1:AA:422:ARG:HD3	7:AO:272:ILE:HG13	1.66	0.77
1:BA:669:LEU:HD12	1:BA:786:TYR:HD1	1.50	0.77
2:BB:1110:ILE:H	2:BB:1111:LEU:HD23	1.49	0.77
2:DB:12:ARG:HH22	2:DB:17:ARG:HH22	1.33	0.77
5:DE:6:GLU:HA	5:DE:9:ILE:HB	1.66	0.77
1:FA:1553:TYR:HD1	5:FE:144:ILE:HB	1.50	0.77
1:FA:964:LYS:HZ1	1:FA:967:PRO:HA	1.49	0.77
7:DG:153:PHE:HB3	7:DG:243:VAL:HG21	1.67	0.77
1:EA:809:VAL:O	1:EA:813:LEU:HG	1.84	0.77
2:EB:397:THR:HB	2:EB:666:PRO:HB3	1.65	0.77
2:FB:127:ARG:NH1	2:FB:185:GLU:OE2	2.18	0.77
2:FB:397:THR:HB	2:FB:666:PRO:HB3	1.66	0.77
12:FL:34:CYS:CB	12:FL:51:CYS:SG	2.67	0.77
2:BB:162:PRO:HG3	2:BB:462:GLN:HG3	1.67	0.76
2:BB:203:ILE:HD13	2:BB:405:GLY:HA3	1.65	0.76
13:CM:12:ILE:HG21	14:CN:68:LYS:HA	1.67	0.76
7:CO:274:SER:OG	7:CO:275:ASN:OD1	2.03	0.76
3:EC:100:ARG:O	3:EC:103:LEU:N	2.17	0.76
1:FA:956:ARG:HE	1:FA:979:GLY:HA3	1.51	0.76
1:CA:966:LEU:HG	1:CA:968:SER:H	1.50	0.76
2:DB:728:THR:OG1	2:DB:766:PRO:O	2.04	0.76
3:EC:328:LEU:HB3	11:EK:121:LEU:HD11	1.66	0.76
2:FB:884:GLU:O	2:FB:903:ILE:HG22	1.86	0.76
5:FE:6:GLU:HA	5:FE:9:ILE:HB	1.67	0.76
2:FB:885:VAL:HG11	12:FL:58:LYS:HB3	1.67	0.76
11:BK:88:PHE:HB3	11:BK:106:GLN:HB2	1.67	0.76
1:CA:1202:LEU:HD13	9:CI:99:LEU:HD13	1.68	0.76
2:EB:929:ARG:NH2	11:EK:97:SER:OG	2.17	0.76
1:FA:1513:GLU:O	1:FA:1515:GLY:N	2.18	0.76
2:FB:811:LEU:HD13	2:FB:823:GLN:HE21	1.50	0.76
1:AA:477:ASN:OD1	2:AB:1047:ARG:NH1	2.18	0.76
2:AB:588:ILE:O	2:AB:591:LYS:HG2	1.84	0.76

*Continued on next page...*



*Continued from previous page...*

Atom-1	Atom-2	Interatomic distance (Å)	Clash overlap (Å)
1:BA:1050:TYR:HB3	1:BA:1054:ALA:HA	1.65	0.76
1:BA:966:LEU:HG	1:BA:968:SER:H	1.50	0.76
3:DC:69:ARG:O	3:DC:73:SER:OG	2.02	0.76
7:EG:43:ILE:HD11	7:EG:120:VAL:HG12	1.66	0.76
1:FA:818:THR:HG23	2:FB:780:GLY:HA3	1.68	0.76
1:AA:1657:LEU:HD11	6:AF:135:ARG:HB2	1.66	0.76
1:BA:1287:ALA:HB1	1:BA:1478:ALA:HB2	1.67	0.76
1:EA:856:GLU:OE1	1:EA:857:ALA:N	2.19	0.76
3:EC:174:ARG:O	3:EC:178:THR:OG1	2.02	0.76
2:FB:655:TYR:HA	2:FB:688:HIS:CD2	2.19	0.76
7:FO:277:LYS:NZ	7:FO:281:ASP:OD2	2.15	0.76
2:AB:127:ARG:NH1	2:AB:185:GLU:OE2	2.19	0.76
1:BA:1513:GLU:O	1:BA:1515:GLY:N	2.19	0.76
1:CA:964:LYS:HZ1	1:CA:967:PRO:HA	1.49	0.76
3:CC:125:LYS:O	3:CC:130:ASN:ND2	2.18	0.76
1:EA:1050:TYR:HB3	1:EA:1054:ALA:HA	1.68	0.76
5:EE:6:GLU:HA	5:EE:9:ILE:HB	1.68	0.76
2:EB:651:ARG:NH2	2:EB:690:GLU:OE1	2.18	0.76
2:AB:884:GLU:O	2:AB:903:ILE:HG22	1.85	0.76
3:BC:69:ARG:O	3:BC:73:SER:OG	2.03	0.76
1:CA:809:VAL:O	1:CA:813:LEU:HG	1.85	0.76
4:CD:22:ILE:O	7:CG:76:LYS:NZ	2.19	0.76
13:CM:15:VAL:HG22	13:CM:90:LEU:HD12	1.68	0.76
1:DA:512:THR:OG1	1:DA:513:ALA:N	2.13	0.76
3:AC:45:SER:OG	3:AC:271:ARG:NH2	2.19	0.76
2:CB:848:ILE:HD11	12:CL:58:LYS:HD3	1.68	0.76
1:DA:1474:LEU:HD13	1:DA:1475:GLU:H	1.51	0.76
8:EH:55:LEU:HD23	8:EH:146:ARG:HG2	1.66	0.76
1:AA:964:LYS:HZ1	1:AA:967:PRO:HA	1.49	0.76
8:BH:55:LEU:HD23	8:BH:146:ARG:HG2	1.66	0.76
2:FB:161:LEU:HD12	2:FB:162:PRO:HD2	1.68	0.76
9:FI:109:THR:OG1	9:FI:124:ASN:ND2	2.19	0.76
14:FN:40:LEU:HD12	14:FN:41:ASN:H	1.48	0.76
2:BB:73:ILE:HG13	2:BB:429:ARG:HH22	1.51	0.75
1:FA:477:ASN:O	2:FB:1091:ARG:NH2	2.20	0.75
1:AA:966:LEU:HG	1:AA:968:SER:H	1.51	0.75
1:EA:194:ALA:O	1:EA:198:SER:OG	2.04	0.75
2:EB:970:LYS:NZ	2:EB:1011:GLU:OE2	2.16	0.75
2:EB:467:THR:HB	2:EB:469:ASN:HD22	1.51	0.75
11:FK:54:THR:HG22	11:FK:61:ALA:HA	1.68	0.75
5:AE:6:GLU:HA	5:AE:9:ILE:HB	1.67	0.75

*Continued on next page...*



*Continued from previous page...*

Atom-1	Atom-2	Interatomic distance (Å)	Clash overlap (Å)
7:AG:45:LEU:HD11	7:AG:118:CYS:HB2	1.69	0.75
1:AA:395:LEU:HD13	7:AO:276:LYS:HB2	1.67	0.75
1:CA:1305:GLU:HG3	9:CI:60:LEU:HG	1.66	0.75
1:DA:1513:GLU:O	1:DA:1515:GLY:N	2.19	0.75
1:FA:399:LEU:HD11	7:FO:270:LEU:HB3	1.68	0.75
1:FA:560:GLN:O	1:FA:575:LYS:NZ	2.15	0.75
3:FC:126:PHE:HA	3:FC:130:ASN:HD22	1.51	0.75
13:FM:40:LEU:HD11	13:FM:51:PHE:HB3	1.66	0.75
1:AA:1251:ALA:O	1:AA:1254:PHE:N	2.17	0.75
1:AA:422:ARG:NH1	7:AO:270:LEU:O	2.19	0.75
1:EA:209:THR:HG21	5:EE:174:GLN:HG3	1.68	0.75
12:FL:34:CYS:SG	12:FL:36:SER:OG	2.44	0.75
1:CA:611:GLU:OE1	1:CA:615:ARG:NH1	2.20	0.75
5:CE:136:ASN:OD1	5:CE:138:ALA:N	2.19	0.75
7:EO:272:ILE:HD13	7:EO:275:ASN:H	1.51	0.75
1:FA:1484:LEU:HG	2:FB:308:LEU:HD11	1.66	0.75
2:AB:651:ARG:NH2	2:AB:690:GLU:OE1	2.20	0.75
2:CB:674:ILE:HG23	2:CB:688:HIS:HB2	1.69	0.75
2:DB:73:ILE:HG13	2:DB:429:ARG:HH22	1.52	0.75
2:EB:22:GLU:OE2	10:EJ:55:ASP:N	2.17	0.75
2:FB:788:ILE:HB	2:FB:948:ILE:HB	1.68	0.75
1:CA:97:TYR:O	1:CA:101:SER:OG	2.05	0.75
1:CA:1028:GLU:HA	1:CA:1187:ILE:HG12	1.68	0.75
2:DB:674:ILE:HG23	2:DB:688:HIS:HB2	1.69	0.75
7:FG:153:PHE:HB3	7:FG:243:VAL:HG21	1.68	0.75
2:CB:467:THR:HB	2:CB:469:ASN:HD22	1.52	0.75
13:CM:40:LEU:HD11	13:CM:51:PHE:HB3	1.67	0.75
1:DA:835:LEU:HG	1:DA:985:ARG:HH12	1.51	0.75
11:DK:89:CYS:SG	11:DK:90:GLY:N	2.60	0.75
2:EB:1041:ASN:O	2:EB:1043:LYS:N	2.20	0.75
13:EM:38:PHE:HB3	13:EM:53:LEU:HD11	1.69	0.75
2:BB:161:LEU:HD12	2:BB:162:PRO:HD2	1.67	0.75
3:BC:329:LYS:HD2	11:BK:122:LYS:HE2	1.68	0.75
3:CC:126:PHE:HA	3:CC:130:ASN:ND2	2.01	0.75
5:BE:6:GLU:HA	5:BE:9:ILE:HB	1.68	0.74
13:BM:10:ILE:HD11	14:BN:72:VAL:HB	1.68	0.74
2:CB:1052:VAL:HA	2:CB:1059:PRO:HA	1.67	0.74
5:CE:175:LEU:HD13	5:CE:176:PRO:HD2	1.69	0.74
7:CG:89:ILE:HA	7:CG:118:CYS:SG	2.27	0.74
1:FA:1050:TYR:HB3	1:FA:1054:ALA:HA	1.69	0.74
2:CB:884:GLU:O	2:CB:903:ILE:HG22	1.85	0.74

*Continued on next page...*



*Continued from previous page...*

Atom-1	Atom-2	Interatomic distance (Å)	Clash overlap (Å)
9:CI:13:CYS:SG	9:CI:14:GLY:N	2.60	0.74
2:DB:970:LYS:NZ	2:DB:1011:GLU:OE2	2.15	0.74
2:DB:1017:ALA:O	3:DC:65:ASN:ND2	2.20	0.74
6:DF:110:ASP:OD1	6:DF:110:ASP:N	2.19	0.74
13:DM:10:ILE:HD11	14:DN:72:VAL:HB	1.67	0.74
1:EA:709:ARG:O	1:EA:711:LYS:N	2.18	0.74
2:EB:138:LEU:HD22	2:EB:157:ASP:HA	1.66	0.74
11:EK:54:THR:HG22	11:EK:61:ALA:HA	1.69	0.74
2:FB:588:ILE:O	2:FB:591:LYS:HG2	1.86	0.74
2:AB:934:ILE:HG21	3:AC:73:SER:HB3	1.70	0.74
8:AH:5:LEU:HD22	8:AH:135:LEU:HD23	1.69	0.74
14:AN:87:TYR:HB3	14:AN:139:VAL:HG12	1.68	0.74
1:BA:611:GLU:OE1	1:BA:615:ARG:NH1	2.20	0.74
1:CA:512:THR:OG1	1:CA:513:ALA:N	2.18	0.74
1:DA:141:LEU:HG	1:DA:142:GLY:H	1.52	0.74
2:DB:884:GLU:O	2:DB:903:ILE:HG22	1.85	0.74
2:FB:520:LEU:HD21	2:FB:530:PRO:HA	1.68	0.74
5:AE:93:MET:HG2	5:AE:120:ALA:HB1	1.69	0.74
1:CA:964:LYS:NZ	2:CB:672:MET:O	2.19	0.74
12:CL:34:CYS:CB	12:CL:51:CYS:SG	2.62	0.74
2:DB:203:ILE:HD13	2:DB:405:GLY:HA3	1.70	0.74
13:DM:80:LEU:HD21	14:DN:40:LEU:HD12	1.70	0.74
8:EH:5:LEU:HD22	8:EH:135:LEU:HD23	1.69	0.74
1:FA:509:GLU:OE1	1:FA:584:ARG:NH1	2.21	0.74
3:AC:197:ARG:HG2	10:AJ:61:LEU:HD22	1.69	0.74
1:CA:620:ASN:OD1	1:CA:667:ARG:NH2	2.20	0.74
7:DG:45:LEU:HD11	7:DG:118:CYS:HB2	1.69	0.74
1:FA:809:VAL:O	1:FA:813:LEU:HG	1.87	0.74
2:BB:397:THR:HB	2:BB:666:PRO:HB3	1.69	0.74
1:CA:1050:TYR:HB3	1:CA:1054:ALA:HA	1.66	0.74
1:EA:745:PRO:HG2	1:EA:1075:ALA:HB2	1.69	0.74
1:AA:1246:VAL:HG13	1:AA:1250:GLN:HB3	1.68	0.74
2:AB:567:SER:HB2	14:AN:59:PRO:HB3	1.68	0.74
3:AC:126:PHE:HA	3:AC:130:ASN:HD22	1.51	0.74
3:BC:103:LEU:O	10:BJ:6:ARG:NH2	2.20	0.74
3:BC:135:SER:HA	3:BC:205:LYS:HA	1.70	0.74
12:BL:53:HIS:O	12:BL:55:ILE:N	2.17	0.74
1:DA:1553:TYR:HD1	5:DE:144:ILE:HB	1.51	0.74
5:DE:175:LEU:HD13	5:DE:176:PRO:HD2	1.70	0.74
1:FA:1252:ASP:HA	1:FA:1255:CYS:SG	2.28	0.74
1:FA:512:THR:OG1	1:FA:513:ALA:N	2.17	0.74

*Continued on next page...*



*Continued from previous page...*

Atom-1	Atom-2	Interatomic distance (Å)	Clash overlap (Å)
2:AB:970:LYS:NZ	2:AB:1011:GLU:OE2	2.14	0.74
2:DB:212:ASN:OD1	2:DB:212:ASN:N	2.17	0.74
2:EB:567:SER:HB2	14:EN:59:PRO:HB3	1.70	0.74
10:EJ:10:CYS:SG	10:EJ:43:ARG:NH1	2.61	0.74
1:FA:669:LEU:HD12	1:FA:786:TYR:HD1	1.52	0.74
5:FE:175:LEU:HD13	5:FE:176:PRO:HD2	1.70	0.74
8:FH:118:PHE:HB2	8:FH:121:LEU:HB2	1.70	0.74
11:FK:89:CYS:SG	11:FK:90:GLY:N	2.60	0.74
1:AA:1557:ALA:HB2	5:AE:150:VAL:HG22	1.68	0.74
1:CA:1617:THR:HB	1:CA:1620:GLN:HG2	1.70	0.74
2:EB:884:GLU:O	2:EB:903:ILE:HG22	1.88	0.74
14:EN:87:TYR:HB3	14:EN:139:VAL:HG12	1.70	0.74
1:AA:194:ALA:O	1:AA:198:SER:OG	2.06	0.74
2:CB:1041:ASN:O	2:CB:1043:LYS:N	2.21	0.74
2:BB:138:LEU:HD22	2:BB:157:ASP:HA	1.70	0.73
1:CA:113:VAL:HG13	1:CA:182:LYS:HG3	1.70	0.73
1:DA:1028:GLU:HA	1:DA:1187:ILE:HG12	1.69	0.73
2:AB:152:LEU:HD13	2:AB:443:LYS:HG3	1.69	0.73
2:AB:203:ILE:HD13	2:AB:405:GLY:HA3	1.68	0.73
5:AE:198:ILE:HD11	5:AE:212:ARG:HG2	1.68	0.73
1:BA:1474:LEU:HD13	1:BA:1475:GLU:H	1.52	0.73
5:BE:57:MET:N	5:BE:57:MET:SD	2.57	0.73
1:CA:124:LEU:HD11	1:CA:189:VAL:HG22	1.70	0.73
2:CB:152:LEU:HD13	2:CB:443:LYS:HG3	1.68	0.73
2:DB:213:HIS:HB2	2:DB:643:PHE:CZ	2.22	0.73
3:DC:100:ARG:O	3:DC:103:LEU:N	2.18	0.73
8:DH:55:LEU:HD23	8:DH:146:ARG:HG2	1.70	0.73
13:EM:10:ILE:HD11	14:EN:72:VAL:HB	1.70	0.73
1:FA:1261:VAL:HG12	1:FA:1498:ILE:HD12	1.68	0.73
2:FB:1047:ARG:NH2	2:FB:1051:PRO:O	2.21	0.73
12:FL:63:ARG:HG2	12:FL:64:LEU:H	1.53	0.73
1:AA:1050:TYR:HB3	1:AA:1054:ALA:HA	1.69	0.73
1:AA:1474:LEU:HD13	1:AA:1475:GLU:H	1.54	0.73
2:AB:396:ALA:HB1	2:AB:523:GLU:HG3	1.71	0.73
1:BA:40:ASN:N	1:BA:40:ASN:OD1	2.21	0.73
11:BK:89:CYS:SG	11:BK:90:GLY:N	2.61	0.73
1:CA:1276:THR:HG23	1:CA:1288:ARG:HH11	1.53	0.73
1:EA:835:LEU:HG	1:EA:985:ARG:HH12	1.51	0.73
2:FB:651:ARG:NH2	2:FB:690:GLU:OE1	2.21	0.73
1:AA:1261:VAL:HG12	1:AA:1498:ILE:HD12	1.70	0.73
1:BA:908:VAL:HG11	9:BI:82:ILE:HG13	1.71	0.73

*Continued on next page...*



*Continued from previous page...*

Atom-1	Atom-2	Interatomic distance (Å)	Clash overlap (Å)
12:BL:63:ARG:HG2	12:BL:64:LEU:H	1.54	0.73
7:CO:270:LEU:HG	7:CO:271:PRO:HD2	1.70	0.73
1:FA:1474:LEU:HD13	1:FA:1475:GLU:H	1.52	0.73
1:AA:1237:GLN:H	1:AA:1544:ASN:HB3	1.54	0.73
13:AM:15:VAL:HG22	13:AM:90:LEU:HD12	1.69	0.73
13:BM:38:PHE:HB3	13:BM:53:LEU:HD11	1.70	0.73
2:DB:130:LEU:HD22	2:DB:198:GLY:HA3	1.70	0.73
1:EA:1263:LEU:HB2	1:EA:1496:SER:HB2	1.70	0.73
1:EA:30:LYS:NZ	1:EA:51:ASP:OD2	2.18	0.73
1:FA:1264:SER:O	9:FI:56:PHE:HB3	1.88	0.73
5:FE:153:HIS:CD2	5:FE:184:VAL:HG11	2.22	0.73
10:AJ:7:CYS:SG	10:AJ:8:PHE:N	2.61	0.73
1:BA:97:TYR:O	1:BA:101:SER:OG	2.06	0.73
2:BB:651:ARG:NH2	2:BB:690:GLU:OE1	2.22	0.73
1:CA:856:GLU:OE1	1:CA:857:ALA:N	2.21	0.73
1:CA:76:GLN:HE22	2:CB:1111:LEU:HD12	1.54	0.73
3:CC:197:ARG:HG2	10:CJ:61:LEU:HD22	1.71	0.73
7:CG:45:LEU:HD11	7:CG:118:CYS:HB2	1.68	0.73
3:DC:103:LEU:O	10:DJ:6:ARG:NH2	2.21	0.73
1:EA:729:LYS:HD2	8:EH:120:GLY:HA3	1.70	0.73
5:BE:136:ASN:OD1	5:BE:138:ALA:N	2.22	0.73
1:CA:509:GLU:OE1	1:CA:584:ARG:NH1	2.21	0.73
2:CB:75:ASP:OD2	2:CB:93:ASN:ND2	2.21	0.73
1:DA:1050:TYR:HB3	1:DA:1054:ALA:HA	1.68	0.73
3:DC:126:PHE:HA	3:DC:130:ASN:ND2	2.02	0.73
2:EB:749:THR:OG1	2:EB:763:ASP:OD1	2.06	0.73
2:EB:753:LYS:O	2:EB:981:SER:OG	2.05	0.73
1:FA:641:GLU:HB2	6:FF:99:LEU:HD22	1.71	0.73
2:FB:714:ARG:HG3	2:FB:922:GLY:HA3	1.71	0.73
2:FB:776:ILE:HB	2:FB:1026:ILE:HD13	1.71	0.73
2:AB:397:THR:HB	2:AB:666:PRO:HB3	1.71	0.73
2:BB:212:ASN:OD1	2:BB:212:ASN:N	2.22	0.73
2:DB:751:ILE:HG12	2:DB:969:GLY:HA2	1.71	0.73
2:FB:109:SER:OG	2:FB:110:ASN:N	2.21	0.73
2:FB:533:THR:OG1	2:FB:542:LEU:O	2.05	0.73
1:CA:1293:HIS:HE1	1:CA:1469:TRP:HB2	1.54	0.73
2:EB:788:ILE:HB	2:EB:948:ILE:HB	1.70	0.73
8:EH:62:SER:OG	8:EH:63:LEU:N	2.19	0.73
11:EK:88:PHE:HB3	11:EK:106:GLN:HB2	1.69	0.73
2:BB:1002:LYS:NZ	14:BN:166:LEU:HD13	2.03	0.73
3:CC:136:LEU:O	3:CC:203:SER:HA	1.89	0.73

*Continued on next page...*



*Continued from previous page...*

Atom-1	Atom-2	Interatomic distance (Å)	Clash overlap (Å)
1:EA:611:GLU:OE1	1:EA:615:ARG:NH1	2.22	0.73
2:EB:751:ILE:HG12	2:EB:969:GLY:HA2	1.69	0.73
1:BA:512:THR:OG1	1:BA:513:ALA:N	2.17	0.72
1:FA:40:ASN:OD1	1:FA:40:ASN:N	2.21	0.72
1:FA:680:LEU:HD21	1:FA:731:ILE:HD12	1.71	0.72
1:FA:850:SER:O	1:FA:852:ASP:N	2.22	0.72
2:FB:152:LEU:HD13	2:FB:443:LYS:HG3	1.70	0.72
2:AB:73:ILE:HG13	2:AB:429:ARG:HH22	1.54	0.72
8:AH:95:TYR:HD2	8:AH:144:ILE:HD13	1.55	0.72
2:BB:109:SER:OG	2:BB:110:ASN:N	2.19	0.72
2:CB:73:ILE:HD13	2:CB:74:PHE:H	1.54	0.72
3:CC:135:SER:HA	3:CC:205:LYS:HA	1.71	0.72
1:DA:1033:SER:HB3	6:DF:139:PRO:HG2	1.69	0.72
3:EC:164:ALA:HB2	3:EC:191:ILE:HB	1.71	0.72
7:BG:237:HIS:HB2	7:BG:244:SER:HB3	1.71	0.72
1:CA:1261:VAL:HG12	1:CA:1498:ILE:HD12	1.71	0.72
1:CA:1263:LEU:HB2	1:CA:1496:SER:HB2	1.72	0.72
1:DA:38:LEU:HD12	7:DO:291:SER:HB3	1.71	0.72
2:FB:804:TYR:HB3	2:FB:904:LYS:HD3	1.72	0.72
3:AC:125:LYS:O	3:AC:130:ASN:ND2	2.23	0.72
1:CA:1470:CYS:SG	1:CA:1471:GLU:N	2.62	0.72
8:DH:5:LEU:HD22	8:DH:135:LEU:HD23	1.71	0.72
1:EA:699:CYS:SG	1:EA:700:ILE:N	2.63	0.72
2:EB:623:ASP:HA	2:EB:663:ILE:HG21	1.71	0.72
7:EO:266:GLN:O	7:EO:268:GLU:N	2.23	0.72
2:BB:73:ILE:HD13	2:BB:74:PHE:H	1.54	0.72
1:DA:968:SER:CB	2:DB:676:VAL:HG23	2.20	0.72
2:DB:397:THR:HB	2:DB:666:PRO:HB3	1.71	0.72
3:DC:228:ARG:NH1	14:DN:173:THR:OG1	2.20	0.72
2:EB:229:TYR:HA	2:EB:253:LEU:HD22	1.72	0.72
1:FA:1264:SER:HB3	9:FI:56:PHE:CD1	2.24	0.72
2:FB:888:ILE:HG13	12:FL:54:ARG:O	1.89	0.72
2:AB:212:ASN:OD1	2:AB:212:ASN:N	2.23	0.72
1:BA:729:LYS:HD2	8:BH:120:GLY:HA3	1.70	0.72
2:BB:884:GLU:O	2:BB:903:ILE:HG22	1.88	0.72
12:DL:47:ARG:HB3	12:DL:54:ARG:HG3	1.71	0.72
1:EA:532:GLY:O	1:EA:580:HIS:N	2.16	0.72
1:EA:715:LEU:HD22	1:EA:716:PRO:HD2	1.71	0.72
2:EB:699:ILE:H	2:EB:699:ILE:HD13	1.54	0.72
5:EE:5:ASN:HD21	5:EE:52:ARG:HH21	1.36	0.72
1:FA:709:ARG:O	1:FA:711:LYS:N	2.21	0.72

*Continued on next page...*



*Continued from previous page...*

Atom-1	Atom-2	Interatomic distance (Å)	Clash overlap (Å)
1:AA:1202:LEU:HD11	9:AI:101:LEU:HD11	1.70	0.72
2:AB:73:ILE:HD13	2:AB:74:PHE:H	1.54	0.72
1:AA:1009:THR:HG21	9:AI:101:LEU:HD23	1.72	0.72
2:BB:935:ASP:OD1	3:BC:69:ARG:NH2	2.23	0.72
2:CB:229:TYR:HA	2:CB:253:LEU:HD22	1.70	0.72
3:EC:126:PHE:HA	3:EC:130:ASN:ND2	2.04	0.72
2:FB:94:LYS:HB3	2:FB:146:ASN:HA	1.71	0.72
1:AA:669:LEU:HD12	1:AA:786:TYR:HD1	1.55	0.72
3:BC:125:LYS:O	3:BC:130:ASN:ND2	2.22	0.72
1:CA:1513:GLU:O	1:CA:1515:GLY:N	2.23	0.72
3:FC:84:TYR:HB3	12:FL:64:LEU:HD11	1.72	0.72
1:CA:40:ASN:N	1:CA:40:ASN:OD1	2.21	0.72
1:CA:30:LYS:NZ	1:CA:51:ASP:OD2	2.20	0.72
7:CG:149:ILE:HG22	7:CG:150:HIS:CD2	2.23	0.72
2:DB:623:ASP:HA	2:DB:663:ILE:HG21	1.72	0.72
10:EJ:7:CYS:SG	10:EJ:8:PHE:N	2.62	0.72
1:FA:82:PRO:HG2	1:FA:396:ILE:HD12	1.70	0.72
3:FC:32:ASN:HB2	3:FC:35:LYS:HE3	1.72	0.72
4:FD:44:ILE:HD13	4:FD:90:LYS:HG3	1.72	0.72
1:AA:618:TYR:HB3	1:AA:670:ILE:HD11	1.72	0.72
1:BA:1016:SER:HB2	1:BA:1019:LEU:HD22	1.70	0.72
2:CB:754:ALA:O	2:CB:756:LEU:N	2.23	0.72
1:DA:99:ARG:O	1:DA:109:ARG:NH2	2.22	0.72
1:DA:1261:VAL:HG12	1:DA:1498:ILE:HD12	1.72	0.72
1:DA:1217:LEU:HD13	1:DA:1573:TYR:HE1	1.55	0.72
1:DA:1557:ALA:HB2	5:DE:150:VAL:HG22	1.72	0.72
2:EB:152:LEU:HD13	2:EB:443:LYS:HG3	1.71	0.72
3:FC:135:SER:HA	3:FC:205:LYS:HA	1.72	0.72
2:AB:655:TYR:HA	2:AB:688:HIS:CD2	2.23	0.71
1:BA:524:ILE:O	1:BA:554:ARG:NH1	2.22	0.71
1:BA:809:VAL:O	1:BA:813:LEU:HG	1.90	0.71
5:BE:175:LEU:HD13	5:BE:176:PRO:HD2	1.72	0.71
13:CM:38:PHE:HB3	13:CM:53:LEU:HD11	1.71	0.71
1:DA:809:VAL:O	1:DA:813:LEU:HG	1.90	0.71
2:DB:467:THR:HB	2:DB:469:ASN:HD22	1.55	0.71
1:EA:1638:SER:HA	1:EA:1641:ILE:HD12	1.71	0.71
2:EB:134:ARG:HA	2:EB:163:VAL:HG23	1.72	0.71
1:BA:618:TYR:HB3	1:BA:670:ILE:HD11	1.71	0.71
3:BC:136:LEU:O	3:BC:203:SER:HA	1.90	0.71
12:BL:34:CYS:CB	12:BL:51:CYS:SG	2.61	0.71
1:CA:524:ILE:O	1:CA:554:ARG:NH1	2.22	0.71

*Continued on next page...*



*Continued from previous page...*

Atom-1	Atom-2	Interatomic distance (Å)	Clash overlap (Å)
2:CB:130:LEU:HD22	2:CB:198:GLY:HA3	1.72	0.71
3:CC:201:GLU:O	3:CC:202:ILE:HD12	1.91	0.71
8:CH:62:SER:OG	8:CH:63:LEU:N	2.21	0.71
7:CO:272:ILE:HG23	7:CO:275:ASN:HD21	1.56	0.71
2:DB:848:ILE:HG13	12:DL:60:ARG:HA	1.71	0.71
13:DM:38:PHE:HB3	13:DM:53:LEU:HD11	1.72	0.71
5:FE:41:ASP:N	5:FE:41:ASP:OD1	2.14	0.71
1:AA:1322:ILE:HG21	1:AA:1457:ILE:HD11	1.72	0.71
1:AA:709:ARG:O	1:AA:711:LYS:N	2.21	0.71
1:AA:748:ASN:HD22	1:AA:748:ASN:N	1.89	0.71
1:AA:804:GLU:OE1	1:AA:804:GLU:N	2.23	0.71
2:BB:674:ILE:HG23	2:BB:688:HIS:HB2	1.73	0.71
3:BC:83:VAL:HG13	3:BC:206:ALA:HB2	1.72	0.71
13:EM:40:LEU:HD11	13:EM:51:PHE:HB3	1.71	0.71
13:EM:80:LEU:HD13	14:EN:39:PRO:HG2	1.72	0.71
2:BB:431:ASP:HB3	2:BB:438:ILE:HD11	1.73	0.71
1:CA:1033:SER:HB3	6:CF:139:PRO:HG2	1.70	0.71
2:EB:971:ALA:O	2:EB:974:LEU:N	2.24	0.71
1:AA:748:ASN:ND2	1:AA:1072:ASN:OD1	2.23	0.71
1:CA:618:TYR:O	1:CA:621:THR:OG1	2.06	0.71
1:CA:11:ILE:HG21	2:CB:1198:TYR:HB2	1.73	0.71
1:DA:985:ARG:HD2	1:DA:987:TYR:HB3	1.72	0.71
3:DC:314:PHE:O	3:DC:317:SER:OG	2.08	0.71
3:DC:329:LYS:HD2	11:DK:122:LYS:HE2	1.72	0.71
5:DE:93:MET:HG2	5:DE:120:ALA:HB1	1.72	0.71
12:EL:63:ARG:HG2	12:EL:64:LEU:H	1.56	0.71
1:FA:1028:GLU:HA	1:FA:1187:ILE:HG12	1.71	0.71
1:FA:1263:LEU:HB2	1:FA:1496:SER:HB2	1.72	0.71
1:FA:1293:HIS:HE1	1:FA:1469:TRP:HB2	1.56	0.71
1:FA:1202:LEU:HD22	9:FI:99:LEU:HD22	1.71	0.71
14:AN:97:SER:HB3	14:AN:105:SER:HB3	1.73	0.71
1:BA:11:ILE:HG21	2:BB:1198:TYR:HB2	1.73	0.71
1:BA:818:THR:HG23	2:BB:780:GLY:HA3	1.73	0.71
5:CE:5:ASN:HD21	5:CE:52:ARG:HH21	1.37	0.71
9:DI:99:LEU:HB2	9:DI:111:PHE:HZ	1.56	0.71
1:EA:865:ASP:OD2	1:EA:867:ASP:N	2.22	0.71
5:EE:153:HIS:CD2	5:EE:184:VAL:HG11	2.26	0.71
1:AA:882:ILE:HD13	1:AA:888:LYS:HB3	1.73	0.71
1:BA:1557:ALA:HB2	5:BE:150:VAL:HG22	1.73	0.71
1:BA:55:GLY:HA2	1:BA:72:CYS:SG	2.31	0.71
11:CK:89:CYS:SG	11:CK:90:GLY:N	2.64	0.71

*Continued on next page...*



*Continued from previous page...*

Atom-1	Atom-2	Interatomic distance (Å)	Clash overlap (Å)
2:EB:972:GLY:HA2	2:EB:977:ILE:HG22	1.72	0.71
5:EE:41:ASP:OD1	5:EE:41:ASP:N	2.18	0.71
14:FN:105:SER:OG	14:FN:132:GLN:NE2	2.23	0.71
1:AA:113:VAL:HG13	1:AA:182:LYS:HG3	1.70	0.71
2:BB:776:ILE:HB	2:BB:1026:ILE:HD13	1.72	0.71
7:BG:105:ILE:HG12	7:BG:116:THR:HB	1.73	0.71
7:CG:105:ILE:HG12	7:CG:116:THR:HB	1.73	0.71
14:CN:93:THR:HG23	14:CN:99:LEU:HD21	1.71	0.71
1:DA:549:MET:SD	1:DA:553:GLN:NE2	2.63	0.71
1:EA:1513:GLU:O	1:EA:1515:GLY:N	2.23	0.71
1:EA:385:LEU:HD13	1:EA:437:PHE:HA	1.73	0.71
3:EC:329:LYS:HD2	11:EK:122:LYS:HE2	1.71	0.71
1:FA:1638:SER:HA	1:FA:1641:ILE:HD12	1.73	0.71
1:FA:532:GLY:O	1:FA:580:HIS:N	2.17	0.71
1:FA:855:ARG:O	1:FA:858:ALA:N	2.23	0.71
2:AB:788:ILE:HB	2:AB:948:ILE:HB	1.71	0.71
1:BA:745:PRO:HG2	1:BA:1075:ALA:HB2	1.72	0.71
1:CA:510:PRO:O	1:CA:515:ASN:ND2	2.23	0.71
2:CB:970:LYS:NZ	2:CB:1011:GLU:OE2	2.19	0.71
7:DG:105:ILE:HG12	7:DG:116:THR:HB	1.72	0.71
1:EA:40:ASN:N	1:EA:40:ASN:OD1	2.23	0.71
12:AL:34:CYS:CB	12:AL:51:CYS:SG	2.64	0.71
9:BI:13:CYS:SG	9:BI:14:GLY:N	2.63	0.71
5:DE:41:ASP:OD1	5:DE:41:ASP:N	2.17	0.71
1:EA:1276:THR:HG23	1:EA:1288:ARG:HH11	1.56	0.71
1:EA:1474:LEU:HD13	1:EA:1475:GLU:H	1.55	0.71
1:EA:618:TYR:HB3	1:EA:670:ILE:HD11	1.71	0.71
1:EA:97:TYR:O	1:EA:101:SER:OG	2.08	0.71
1:FA:1617:THR:HB	1:FA:1620:GLN:HG2	1.72	0.71
2:FB:73:ILE:HD13	2:FB:74:PHE:H	1.56	0.71
2:FB:967:LEU:H	2:FB:967:LEU:HD12	1.55	0.71
2:BB:52:LEU:HB3	2:BB:61:LEU:HD11	1.71	0.70
7:BG:45:LEU:HD11	7:BG:118:CYS:HB2	1.72	0.70
1:CA:391:THR:HG21	7:CO:284:VAL:HG21	1.73	0.70
2:CB:788:ILE:HB	2:CB:948:ILE:HB	1.72	0.70
2:DB:213:HIS:HB2	2:DB:643:PHE:HZ	1.56	0.70
2:DB:229:TYR:HA	2:DB:253:LEU:HD22	1.72	0.70
2:DB:832:TRP:HZ3	2:DB:834:LYS:HA	1.55	0.70
1:EA:472:MET:SD	1:EA:1025:LYS:NZ	2.58	0.70
1:AA:809:VAL:O	1:AA:813:LEU:HG	1.91	0.70
1:BA:1246:VAL:HG13	1:BA:1250:GLN:HB3	1.73	0.70

*Continued on next page...*



*Continued from previous page...*

Atom-1	Atom-2	Interatomic distance (Å)	Clash overlap (Å)
1:BA:1241:PRO:HG3	1:BA:1540:GLY:HA3	1.73	0.70
9:CI:99:LEU:HB2	9:CI:111:PHE:HZ	1.56	0.70
2:DB:431:ASP:HB3	2:DB:438:ILE:HD11	1.71	0.70
1:FA:1647:ASN:HB3	1:FA:1649:VAL:HG23	1.72	0.70
1:AA:433:ASP:OD1	7:AO:277:LYS:NZ	2.22	0.70
1:AA:512:THR:OG1	1:AA:513:ALA:N	2.16	0.70
2:AB:623:ASP:HA	2:AB:663:ILE:HG21	1.74	0.70
2:CB:212:ASN:N	2:CB:212:ASN:OD1	2.22	0.70
6:DF:97:ARG:HA	6:DF:100:GLN:HG3	1.73	0.70
2:AB:752:VAL:HG21	2:AB:965:GLU:HG2	1.73	0.70
2:AB:774:ALA:HB3	2:AB:948:ILE:HA	1.74	0.70
4:AD:44:ILE:HD13	4:AD:90:LYS:HG3	1.72	0.70
5:BE:198:ILE:HD11	5:BE:212:ARG:HG2	1.72	0.70
1:CA:669:LEU:HD22	1:CA:673:HIS:ND1	2.06	0.70
2:CB:109:SER:OG	2:CB:110:ASN:N	2.23	0.70
1:DA:855:ARG:O	1:DA:858:ALA:N	2.24	0.70
2:DB:52:LEU:HB3	2:DB:61:LEU:HD11	1.73	0.70
3:DC:197:ARG:HG2	10:DJ:61:LEU:HD22	1.72	0.70
1:EA:1322:ILE:HG21	1:EA:1457:ILE:HD11	1.72	0.70
2:EB:845:LEU:HD12	12:EL:58:LYS:HD2	1.74	0.70
2:EB:886:ASN:O	2:EB:902:SER:N	2.22	0.70
1:FA:693:GLN:OE1	11:FK:88:PHE:HA	1.91	0.70
1:FA:76:GLN:HE22	2:FB:1111:LEU:HD12	1.55	0.70
1:AA:669:LEU:HD22	1:AA:673:HIS:ND1	2.06	0.70
2:AB:1047:ARG:NH2	2:AB:1051:PRO:O	2.25	0.70
5:AE:136:ASN:OD1	5:AE:138:ALA:N	2.25	0.70
5:AE:192:ARG:NH2	5:AE:215:MET:O	2.24	0.70
1:BA:1322:ILE:HG21	1:BA:1457:ILE:HD11	1.72	0.70
2:CB:567:SER:HB2	14:CN:59:PRO:HB3	1.72	0.70
1:DA:1139:ASN:HB2	5:DE:205:SER:HA	1.72	0.70
2:EB:396:ALA:HB1	2:EB:523:GLU:HG3	1.73	0.70
2:EB:834:LYS:O	2:EB:836:TRP:N	2.24	0.70
2:FB:892:SER:OG	2:FB:896:GLN:NE2	2.25	0.70
1:CA:385:LEU:HD13	1:CA:437:PHE:HA	1.74	0.70
1:CA:748:ASN:N	1:CA:748:ASN:HD22	1.88	0.70
11:DK:54:THR:HG22	11:DK:61:ALA:HA	1.73	0.70
1:FA:1217:LEU:HD13	1:FA:1573:TYR:HE1	1.56	0.70
2:FB:262:PHE:CE2	2:FB:269:TYR:HB2	2.26	0.70
8:BH:5:LEU:HD22	8:BH:135:LEU:HD23	1.72	0.70
5:CE:93:MET:HG2	5:CE:120:ALA:HB1	1.73	0.70
1:EA:1617:THR:HB	1:EA:1620:GLN:HG2	1.72	0.70

*Continued on next page...*



*Continued from previous page...*

Atom-1	Atom-2	Interatomic distance (Å)	Clash overlap (Å)
1:FA:1220:PRO:O	1:FA:1223:ARG:N	2.25	0.70
5:FE:137:GLU:O	5:FE:139:ALA:N	2.23	0.70
2:AB:109:SER:OG	2:AB:110:ASN:N	2.21	0.70
2:AB:94:LYS:HB3	2:AB:146:ASN:HA	1.74	0.70
1:CA:82:PRO:HG2	1:CA:396:ILE:HD12	1.73	0.70
1:DA:1293:HIS:HE1	1:DA:1469:TRP:HB2	1.56	0.70
1:DA:1555:VAL:N	5:DE:182:ASP:OD1	2.20	0.70
1:EA:123:ARG:HD3	1:EA:337:TYR:CE1	2.25	0.70
2:FB:749:THR:OG1	2:FB:763:ASP:OD1	2.10	0.70
1:AA:461:GLU:HA	1:AA:465:GLY:HA2	1.74	0.70
1:AA:1590:THR:OG1	5:AE:212:ARG:NH2	2.24	0.70
2:CB:655:TYR:HA	2:CB:688:HIS:CD2	2.26	0.70
2:DB:629:VAL:HG11	2:DB:636:GLN:HG2	1.74	0.70
2:EB:1047:ARG:NH2	2:EB:1051:PRO:O	2.25	0.70
2:FB:674:ILE:HG23	2:FB:688:HIS:HB2	1.72	0.70
1:AA:856:GLU:OE1	1:AA:857:ALA:N	2.25	0.70
1:BA:1293:HIS:HE1	1:BA:1469:TRP:HB2	1.57	0.70
2:BB:98:SER:HA	2:BB:421:LEU:HD21	1.74	0.70
1:CA:1235:THR:O	1:CA:1544:ASN:ND2	2.25	0.70
1:CA:1237:GLN:H	1:CA:1544:ASN:HB3	1.56	0.70
1:CA:1322:ILE:HG21	1:CA:1457:ILE:HD11	1.74	0.70
2:CB:751:ILE:HG12	2:CB:969:GLY:HA2	1.72	0.70
2:CB:72:VAL:HG22	2:CB:96:SER:HA	1.74	0.70
3:CC:109:ASP:HB3	3:CC:112:MET:HE3	1.72	0.70
2:DB:134:ARG:HA	2:DB:163:VAL:HG23	1.72	0.70
5:DE:153:HIS:CD2	5:DE:184:VAL:HG11	2.27	0.70
2:AB:170:CYS:SG	2:AB:172:LEU:N	2.65	0.69
4:AD:36:VAL:HG21	7:AG:38:ILE:HD13	1.74	0.69
1:DA:956:ARG:HE	1:DA:979:GLY:HA3	1.55	0.69
2:DB:683:ASN:HA	14:DN:150:TYR:CE1	2.27	0.69
8:DH:62:SER:OG	8:DH:63:LEU:N	2.25	0.69
1:FA:194:ALA:O	1:FA:198:SER:OG	2.09	0.69
2:FB:972:GLY:HA2	2:FB:977:ILE:HG22	1.74	0.69
1:AA:141:LEU:HG	1:AA:142:GLY:H	1.57	0.69
3:AC:328:LEU:HB3	11:AK:121:LEU:HD11	1.73	0.69
1:CA:1335:LYS:HD2	1:CA:1338:ARG:HH21	1.57	0.69
1:CA:855:ARG:O	1:CA:858:ALA:N	2.25	0.69
2:CB:127:ARG:NH1	2:CB:185:GLU:OE2	2.24	0.69
9:CI:109:THR:OG1	9:CI:124:ASN:ND2	2.26	0.69
9:CI:6:SER:H	9:CI:45:LEU:HD22	1.56	0.69
3:DC:125:LYS:O	3:DC:130:ASN:ND2	2.24	0.69

*Continued on next page...*



*Continued from previous page...*

Atom-1	Atom-2	Interatomic distance (Å)	Clash overlap (Å)
1:EA:509:GLU:OE1	1:EA:584:ARG:NH1	2.25	0.69
1:EA:82:PRO:HG2	1:EA:396:ILE:HD12	1.74	0.69
1:AA:745:PRO:HG2	1:AA:1075:ALA:HB2	1.74	0.69
3:AC:329:LYS:HD2	11:AK:122:LYS:HE2	1.74	0.69
13:AM:38:PHE:HB3	13:AM:53:LEU:HD11	1.74	0.69
2:BB:629:VAL:HG11	2:BB:636:GLN:HG2	1.73	0.69
2:BB:567:SER:HB2	14:BN:59:PRO:HB3	1.73	0.69
1:CA:1217:LEU:HD13	1:CA:1573:TYR:HE1	1.57	0.69
1:CA:1202:LEU:HD11	9:CI:101:LEU:HD11	1.74	0.69
2:DB:752:VAL:HG21	2:DB:965:GLU:HG2	1.74	0.69
9:DI:88:GLN:OE1	9:DI:119:TYR:HB2	1.92	0.69
1:EA:1335:LYS:HD2	1:EA:1338:ARG:HH21	1.58	0.69
1:FA:729:LYS:HD2	8:FH:120:GLY:HA3	1.74	0.69
2:FB:474:SER:O	2:FB:476:LEU:N	2.25	0.69
2:AB:891:GLU:O	2:AB:894:LYS:N	2.26	0.69
5:AE:152:LYS:HE3	5:AE:154:ILE:HD11	1.74	0.69
5:BE:153:HIS:CD2	5:BE:184:VAL:HG11	2.27	0.69
1:CA:1220:PRO:O	1:CA:1223:ARG:N	2.25	0.69
1:DA:509:GLU:OE1	1:DA:584:ARG:NH1	2.23	0.69
2:EB:161:LEU:HD12	2:EB:162:PRO:HD2	1.73	0.69
2:EB:832:TRP:HZ3	2:EB:834:LYS:HA	1.57	0.69
2:FB:170:CYS:SG	2:FB:172:LEU:N	2.66	0.69
2:AB:162:PRO:HG3	2:AB:462:GLN:HG3	1.75	0.69
1:BA:721:LYS:HG2	1:BA:722:PRO:HA	1.75	0.69
4:BD:22:ILE:O	7:BG:76:LYS:NZ	2.26	0.69
1:DA:721:LYS:HG2	1:DA:722:PRO:HA	1.73	0.69
3:DC:164:ALA:HB2	3:DC:191:ILE:HB	1.74	0.69
14:DN:87:TYR:HB3	14:DN:139:VAL:HG12	1.72	0.69
1:EA:1016:SER:HB2	1:EA:1019:LEU:HD22	1.74	0.69
1:EA:510:PRO:O	1:EA:515:ASN:ND2	2.25	0.69
1:EA:524:ILE:O	1:EA:554:ARG:NH1	2.25	0.69
2:FB:73:ILE:HG13	2:FB:429:ARG:HH22	1.57	0.69
1:AA:387:SER:HA	1:AA:390:LEU:HD12	1.75	0.69
2:AB:612:LYS:NZ	2:AB:624:LEU:O	2.25	0.69
1:BA:1059:LYS:NZ	1:BA:1178:LEU:O	2.25	0.69
2:BB:467:THR:HB	2:BB:469:ASN:HD22	1.56	0.69
1:CA:1335:LYS:HD2	1:CA:1338:ARG:NH2	2.07	0.69
2:CB:98:SER:OG	2:CB:99:VAL:N	2.20	0.69
3:CC:100:ARG:O	3:CC:103:LEU:N	2.20	0.69
1:CA:936:SER:HB2	9:CI:112:TYR:OH	1.92	0.69
3:DC:198:PRO:O	10:DJ:64:ASN:ND2	2.21	0.69

*Continued on next page...*



*Continued from previous page...*

Atom-1	Atom-2	Interatomic distance (Å)	Clash overlap (Å)
14:DN:105:SER:OG	14:DN:132:GLN:NE2	2.25	0.69
1:EA:748:ASN:N	1:EA:748:ASN:HD22	1.90	0.69
1:EA:782:ASP:OD1	1:EA:783:LYS:N	2.25	0.69
1:FA:748:ASN:HD22	1:FA:748:ASN:N	1.91	0.69
1:AA:637:PHE:HD1	1:AA:638:PRO:HD2	1.58	0.69
2:AB:699:ILE:H	2:AB:699:ILE:HD13	1.58	0.69
2:BB:788:ILE:HB	2:BB:948:ILE:HB	1.73	0.69
11:BK:54:THR:HG22	11:BK:61:ALA:HA	1.74	0.69
1:CA:669:LEU:HD12	1:CA:786:TYR:HD1	1.56	0.69
2:CB:774:ALA:HB3	2:CB:948:ILE:HA	1.75	0.69
2:DB:1002:LYS:NZ	14:DN:166:LEU:HD13	2.08	0.69
3:FC:225:ALA:HB1	3:FC:302:VAL:HG22	1.74	0.69
2:AB:533:THR:OG1	2:AB:542:LEU:O	2.08	0.69
2:AB:674:ILE:HG23	2:AB:688:HIS:HB2	1.73	0.69
1:BA:1647:ASN:HB3	1:BA:1649:VAL:HG23	1.75	0.69
1:CA:782:ASP:OD1	1:CA:783:LYS:N	2.24	0.69
2:CB:971:ALA:O	2:CB:974:LEU:N	2.26	0.69
1:DA:715:LEU:HD22	1:DA:716:PRO:HD2	1.74	0.69
5:DE:48:ASP:O	5:DE:50:MET:N	2.26	0.69
1:EA:1226:VAL:HG12	1:EA:1227:MET:HG2	1.75	0.69
1:EA:477:ASN:O	2:EB:1091:ARG:NH2	2.26	0.69
1:FA:113:VAL:HG13	1:FA:182:LYS:HG3	1.75	0.69
3:FC:164:ALA:HB2	3:FC:191:ILE:HB	1.75	0.69
7:FG:149:ILE:HG22	7:FG:150:HIS:CD2	2.24	0.69
8:FH:5:LEU:HD22	8:FH:135:LEU:HD23	1.75	0.69
3:AC:136:LEU:O	3:AC:203:SER:HA	1.93	0.69
7:AG:40:ARG:NH1	7:AG:123:TYR:OH	2.25	0.69
1:BA:956:ARG:HE	1:BA:979:GLY:HA3	1.58	0.69
2:BB:1202:PRO:HG3	7:BG:46:TYR:CE2	2.27	0.69
7:CO:272:ILE:HG23	7:CO:275:ASN:ND2	2.07	0.69
2:DB:533:THR:OG1	2:DB:542:LEU:O	2.09	0.69
1:EA:1220:PRO:O	1:EA:1223:ARG:N	2.26	0.69
1:FA:699:CYS:SG	1:FA:700:ILE:N	2.66	0.69
1:FA:856:GLU:OE1	1:FA:857:ALA:N	2.26	0.69
2:FB:212:ASN:OD1	2:FB:212:ASN:N	2.25	0.69
1:AA:1217:LEU:HD13	1:AA:1573:TYR:HE1	1.57	0.69
2:AB:811:LEU:HD13	2:AB:823:GLN:HE21	1.57	0.69
1:CA:721:LYS:HG2	1:CA:722:PRO:HA	1.74	0.69
2:CB:533:THR:OG1	2:CB:542:LEU:O	2.09	0.69
12:CL:53:HIS:O	12:CL:55:ILE:N	2.23	0.69
13:DM:112:LYS:HG3	13:DM:113:ILE:HD12	1.74	0.69

*Continued on next page...*



*Continued from previous page...*

Atom-1	Atom-2	Interatomic distance (Å)	Clash overlap (Å)
2:EB:612:LYS:NZ	2:EB:624:LEU:O	2.26	0.69
3:EC:136:LEU:O	3:EC:203:SER:HA	1.93	0.69
1:FA:618:TYR:O	1:FA:621:THR:OG1	2.11	0.69
5:FE:86:PRO:HA	5:FE:113:GLN:HB2	1.75	0.69
1:AA:472:MET:SD	1:AA:1025:LYS:NZ	2.58	0.69
1:BA:1333:ILE:HD11	1:BA:1483:LEU:HD11	1.75	0.69
2:BB:98:SER:OG	2:BB:99:VAL:N	2.26	0.69
2:DB:138:LEU:HD22	2:DB:157:ASP:HA	1.75	0.69
2:DB:98:SER:OG	2:DB:99:VAL:N	2.24	0.69
7:EG:24:VAL:O	7:EG:128:GLN:NE2	2.25	0.69
2:FB:170:CYS:SG	2:FB:171:HIS:N	2.65	0.69
1:BA:532:GLY:O	1:BA:580:HIS:N	2.15	0.68
1:CA:882:ILE:HD13	1:CA:888:LYS:HB3	1.75	0.68
2:CB:431:ASP:HB3	2:CB:438:ILE:HD11	1.74	0.68
2:CB:834:LYS:O	2:CB:836:TRP:N	2.26	0.68
7:CG:24:VAL:O	7:CG:128:GLN:NE2	2.25	0.68
1:DA:611:GLU:OE1	1:DA:615:ARG:NH1	2.26	0.68
5:DE:192:ARG:NH2	5:DE:215:MET:O	2.26	0.68
3:EC:90:SER:OG	3:EC:91:VAL:N	2.25	0.68
2:FB:623:ASP:HA	2:FB:663:ILE:HG21	1.75	0.68
13:FM:38:PHE:HB3	13:FM:53:LEU:HD11	1.75	0.68
1:AA:1276:THR:HG23	1:AA:1288:ARG:HH11	1.58	0.68
1:AA:463:LYS:NZ	7:AO:315:SER:OG	2.24	0.68
1:BA:964:LYS:HZ1	1:BA:967:PRO:HA	1.58	0.68
2:BB:213:HIS:HB2	2:BB:643:PHE:CZ	2.28	0.68
1:CA:418:VAL:HG11	7:CO:268:GLU:HG3	1.74	0.68
12:DL:53:HIS:O	12:DL:55:ILE:N	2.24	0.68
4:ED:44:ILE:HD13	4:ED:90:LYS:HG3	1.76	0.68
1:AA:1617:THR:HB	1:AA:1620:GLN:HG2	1.74	0.68
2:AB:848:ILE:HD11	12:AL:58:LYS:HD3	1.76	0.68
2:BB:327:LEU:HD13	2:BB:351:GLN:HG2	1.75	0.68
2:CB:38:LEU:O	2:CB:41:ALA:N	2.23	0.68
1:DA:1237:GLN:H	1:DA:1544:ASN:HB3	1.57	0.68
1:DA:11:ILE:HG21	2:DB:1198:TYR:HB2	1.75	0.68
2:DB:210:ARG:NH2	2:DB:625:GLU:OE2	2.26	0.68
3:DC:229:LEU:O	3:DC:293:ARG:NH1	2.26	0.68
13:DM:15:VAL:HG22	13:DM:90:LEU:HD12	1.76	0.68
11:EK:89:CYS:SG	11:EK:90:GLY:N	2.66	0.68
1:FA:472:MET:SD	1:FA:1025:LYS:NZ	2.61	0.68
2:FB:431:ASP:HB3	2:FB:438:ILE:HD11	1.75	0.68
3:FC:314:PHE:O	3:FC:317:SER:OG	2.11	0.68

*Continued on next page...*



*Continued from previous page...*

Atom-1	Atom-2	Interatomic distance (Å)	Clash overlap (Å)
2:AB:229:TYR:HA	2:AB:253:LEU:HD22	1.73	0.68
2:BB:104:ILE:HB	2:BB:169:ARG:HG3	1.74	0.68
2:CB:832:TRP:HZ3	2:CB:834:LYS:HA	1.58	0.68
2:CB:876:SER:O	2:CB:878:GLU:N	2.20	0.68
3:DC:136:LEU:O	3:DC:203:SER:HA	1.93	0.68
11:DK:98:GLU:O	11:DK:100:LEU:N	2.26	0.68
1:FA:1276:THR:O	9:FI:44:ASN:HB3	1.94	0.68
1:FA:141:LEU:HG	1:FA:142:GLY:H	1.59	0.68
13:FM:32:ALA:HB3	14:FN:121:ILE:HD11	1.75	0.68
1:AA:97:TYR:O	1:AA:101:SER:OG	2.11	0.68
1:CA:618:TYR:HB3	1:CA:670:ILE:HD11	1.74	0.68
3:CC:90:SER:OG	3:CC:91:VAL:N	2.26	0.68
5:DE:86:PRO:HA	5:DE:113:GLN:HB2	1.76	0.68
1:FA:1136:VAL:HG11	1:FA:1140:PHE:HD2	1.59	0.68
13:BM:78:VAL:O	13:BM:91:TYR:N	2.26	0.68
14:BN:87:TYR:HB3	14:BN:139:VAL:HG12	1.73	0.68
1:DA:637:PHE:HD1	1:DA:638:PRO:HD2	1.58	0.68
1:EA:512:THR:OG1	1:EA:513:ALA:N	2.21	0.68
1:EA:574:ASN:N	1:EA:574:ASN:OD1	2.24	0.68
7:EG:45:LEU:HD11	7:EG:118:CYS:HB2	1.75	0.68
11:FK:88:PHE:HB3	11:FK:106:GLN:HB2	1.73	0.68
2:AB:431:ASP:HB3	2:AB:438:ILE:HD11	1.76	0.68
2:AB:833:PRO:HG2	2:AB:836:TRP:CZ2	2.29	0.68
9:AI:6:SER:H	9:AI:45:LEU:HD22	1.58	0.68
1:BA:1003:ARG:NH2	2:BB:520:LEU:HD22	2.08	0.68
5:BE:87:SER:HA	5:BE:115:ASN:HB3	1.76	0.68
1:CA:471:MET:HA	1:CA:474:LYS:HE3	1.76	0.68
1:DA:1242:ILE:HD11	1:DA:1517:ARG:HB3	1.76	0.68
3:DC:201:GLU:O	3:DC:202:ILE:HD12	1.93	0.68
1:EA:1007:ILE:HG22	2:EB:515:THR:HG22	1.75	0.68
2:EB:891:GLU:O	2:EB:894:LYS:N	2.26	0.68
5:EE:175:LEU:HD13	5:EE:176:PRO:HD2	1.76	0.68
1:FA:1215:VAL:HG22	1:FA:1216:THR:H	1.59	0.68
2:FB:52:LEU:HB3	2:FB:61:LEU:HD11	1.75	0.68
2:FB:834:LYS:C	2:FB:836:TRP:H	1.95	0.68
2:FB:834:LYS:O	2:FB:836:TRP:N	2.26	0.68
1:AA:471:MET:HA	1:AA:474:LYS:HE3	1.76	0.68
2:AB:138:LEU:HD22	2:AB:157:ASP:HA	1.75	0.68
2:AB:346:ASP:OD1	13:AM:113:ILE:HG23	1.93	0.68
1:BA:812:VAL:HG12	1:BA:813:LEU:HD23	1.75	0.68
1:CA:1447:GLN:HG3	1:CA:1460:TYR:HB3	1.76	0.68

*Continued on next page...*



*Continued from previous page...*

Atom-1	Atom-2	Interatomic distance (Å)	Clash overlap (Å)
1:CA:1563:VAL:HA	1:CA:1566:ILE:HD11	1.74	0.68
1:DA:964:LYS:NZ	1:DA:967:PRO:HA	2.09	0.68
3:EC:225:ALA:HB1	3:EC:302:VAL:HG22	1.75	0.68
5:EE:93:MET:HG2	5:EE:120:ALA:HB1	1.76	0.68
1:FA:1563:VAL:HA	1:FA:1566:ILE:HD11	1.76	0.68
1:AA:1563:VAL:HA	1:AA:1566:ILE:HD11	1.76	0.68
1:AA:509:GLU:OE1	1:AA:584:ARG:NH1	2.25	0.68
1:AA:524:ILE:O	1:AA:554:ARG:NH1	2.27	0.68
3:AC:135:SER:HA	3:AC:205:LYS:HA	1.74	0.68
9:AI:88:GLN:OE1	9:AI:119:TYR:HB2	1.94	0.68
1:BA:620:ASN:OD1	1:BA:667:ARG:NH2	2.26	0.68
1:BA:985:ARG:HD2	1:BA:987:TYR:HB3	1.74	0.68
2:BB:575:HIS:HE2	13:BM:76:TYR:HH	1.40	0.68
2:BB:906:ARG:NE	3:BC:95:GLU:OE2	2.27	0.68
1:CA:892:LEU:O	1:CA:896:THR:OG1	2.12	0.68
2:CB:749:THR:OG1	2:CB:763:ASP:OD1	2.11	0.68
1:DA:40:ASN:N	1:DA:40:ASN:OD1	2.26	0.68
2:DB:857:PRO:HA	2:DB:871:ILE:HD11	1.76	0.68
13:DM:21:VAL:HB	14:DN:109:LEU:HD11	1.76	0.68
2:EB:834:LYS:HB2	1:FA:553:GLN:NE2	2.09	0.68
8:EH:118:PHE:HB2	8:EH:121:LEU:HB2	1.76	0.68
3:FC:329:LYS:HD2	11:FK:122:LYS:HE2	1.76	0.68
3:FC:85:PHE:O	12:FL:64:LEU:HA	1.94	0.68
2:AB:749:THR:OG1	2:AB:763:ASP:OD1	2.11	0.68
2:AB:833:PRO:O	2:AB:834:LYS:HB3	1.94	0.68
5:AE:156:LEU:HD21	5:AE:197:LYS:HB2	1.74	0.68
1:AA:1039:ARG:NH2	5:AE:168:TYR:O	2.27	0.68
9:AI:13:CYS:SG	9:AI:14:GLY:N	2.67	0.68
1:CA:211:THR:HB	5:CE:173:SER:HB2	1.76	0.68
2:CB:554:GLN:HA	2:CB:646:HIS:CD2	2.29	0.68
5:CE:153:HIS:CD2	5:CE:184:VAL:HG11	2.29	0.68
1:EA:850:SER:OG	1:EA:851:VAL:N	2.26	0.68
2:EB:98:SER:OG	2:EB:99:VAL:N	2.27	0.68
3:EC:201:GLU:O	3:EC:202:ILE:HD12	1.94	0.68
3:EC:229:LEU:O	3:EC:293:ARG:NH1	2.26	0.68
14:EN:122:ALA:O	14:EN:130:PRO:HA	1.94	0.68
2:FB:134:ARG:HA	2:FB:163:VAL:HG23	1.75	0.68
14:FN:122:ALA:O	14:FN:130:PRO:HA	1.94	0.68
2:AB:327:LEU:HD13	2:AB:351:GLN:HG2	1.75	0.67
1:AA:936:SER:HB2	9:AI:112:TYR:OH	1.94	0.67
1:BA:1263:LEU:HB2	1:BA:1496:SER:HB2	1.75	0.67

*Continued on next page...*



*Continued from previous page...*

Atom-1	Atom-2	Interatomic distance (Å)	Clash overlap (Å)
1:BA:882:ILE:HD13	1:BA:888:LYS:HB3	1.74	0.67
2:CB:776:ILE:HB	2:CB:1026:ILE:HD13	1.75	0.67
2:DB:834:LYS:C	2:DB:836:TRP:H	1.97	0.67
2:DB:972:GLY:HA2	2:DB:977:ILE:HG22	1.76	0.67
1:EA:560:GLN:O	1:EA:575:LYS:NZ	2.19	0.67
1:EA:55:GLY:HA2	1:EA:72:CYS:SG	2.35	0.67
2:EB:162:PRO:HG3	2:EB:462:GLN:HG3	1.75	0.67
8:EH:63:LEU:HB2	8:EH:88:SER:HB2	1.76	0.67
9:EI:13:CYS:SG	9:EI:14:GLY:N	2.66	0.67
2:FB:138:LEU:HD22	2:FB:157:ASP:HA	1.75	0.67
5:AE:175:LEU:HD13	5:AE:176:PRO:HD2	1.77	0.67
2:BB:547:HIS:HB2	2:BB:760:TYR:OH	1.95	0.67
2:CB:575:HIS:HE2	13:CM:76:TYR:HH	1.40	0.67
5:DE:198:ILE:HD11	5:DE:212:ARG:HG2	1.75	0.67
1:DA:1657:LEU:HD11	6:DF:135:ARG:HB2	1.76	0.67
12:DL:45:ALA:O	12:DL:47:ARG:N	2.27	0.67
1:EA:637:PHE:HD1	1:EA:638:PRO:HD2	1.59	0.67
13:EM:12:ILE:CG2	14:EN:68:LYS:HA	2.23	0.67
1:FA:637:PHE:HD1	1:FA:638:PRO:HD2	1.59	0.67
1:AA:693:GLN:NE2	11:AK:87:GLU:O	2.24	0.67
1:BA:1028:GLU:HA	1:BA:1187:ILE:HG12	1.77	0.67
1:BA:30:LYS:NZ	1:BA:51:ASP:OD2	2.22	0.67
1:BA:748:ASN:N	1:BA:748:ASN:HD22	1.92	0.67
2:CB:161:LEU:HD12	2:CB:162:PRO:HD2	1.74	0.67
2:CB:213:HIS:HB2	2:CB:643:PHE:CZ	2.29	0.67
5:CE:6:GLU:HA	5:CE:9:ILE:HB	1.75	0.67
2:DB:396:ALA:HB1	2:DB:523:GLU:HG3	1.76	0.67
13:DM:12:ILE:CG2	14:DN:68:LYS:HA	2.24	0.67
5:EE:136:ASN:OD1	5:EE:138:ALA:N	2.26	0.67
1:EA:1657:LEU:HD11	6:EF:135:ARG:HB2	1.75	0.67
7:EG:105:ILE:HG12	7:EG:116:THR:HB	1.74	0.67
2:EB:1060:VAL:HG23	7:EO:316:GLU:OE1	1.93	0.67
1:FA:1335:LYS:HD2	1:FA:1338:ARG:NH2	2.09	0.67
1:FA:721:LYS:HG2	1:FA:722:PRO:HA	1.76	0.67
1:AA:850:SER:OG	1:AA:851:VAL:N	2.27	0.67
2:AB:130:LEU:HD22	2:AB:198:GLY:HA3	1.76	0.67
12:AL:34:CYS:SG	12:AL:36:SER:OG	2.53	0.67
1:BA:680:LEU:HD21	1:BA:731:ILE:HD12	1.77	0.67
1:BA:82:PRO:HG2	1:BA:396:ILE:HD12	1.75	0.67
13:BM:15:VAL:HG22	13:BM:90:LEU:HD12	1.75	0.67
8:CH:95:TYR:HD2	8:CH:144:ILE:HD13	1.59	0.67

*Continued on next page...*



*Continued from previous page...*

Atom-1	Atom-2	Interatomic distance (Å)	Clash overlap (Å)
1:DA:418:VAL:HG11	7:DO:268:GLU:HG3	1.76	0.67
2:DB:845:LEU:HD12	12:DL:58:LYS:HD2	1.75	0.67
1:EA:1108:HIS:CG	1:EA:1117:SER:HB3	2.28	0.67
2:FB:104:ILE:HA	2:FB:137:LEU:HD22	1.75	0.67
8:FH:63:LEU:HB3	8:FH:89:LEU:HB3	1.76	0.67
1:AA:209:THR:HG21	5:AE:174:GLN:HG3	1.77	0.67
2:AB:170:CYS:SG	2:AB:171:HIS:N	2.66	0.67
2:AB:754:ALA:O	2:AB:756:LEU:N	2.28	0.67
5:AE:153:HIS:CD2	5:AE:184:VAL:HG11	2.29	0.67
2:BB:210:ARG:NH2	2:BB:625:GLU:OE2	2.27	0.67
2:BB:286:ARG:HG2	13:BM:27:PHE:CD1	2.29	0.67
1:CA:1016:SER:HB2	1:CA:1019:LEU:HD22	1.75	0.67
5:CE:133:GLU:HB3	5:CE:135:PHE:HE1	1.59	0.67
1:DA:1470:CYS:SG	1:DA:1471:GLU:N	2.68	0.67
1:DA:618:TYR:HB3	1:DA:670:ILE:HD11	1.77	0.67
5:DE:137:GLU:O	5:DE:139:ALA:N	2.28	0.67
2:FB:408:LEU:HA	2:FB:411:MET:HG3	1.76	0.67
14:FN:148:ILE:H	14:FN:148:ILE:HD12	1.58	0.67
1:AA:956:ARG:HE	1:AA:979:GLY:HA3	1.60	0.67
1:BA:1217:LEU:HD11	1:BA:1572:ARG:HD2	1.77	0.67
2:BB:152:LEU:HD13	2:BB:443:LYS:HG3	1.76	0.67
2:BB:833:PRO:O	2:BB:834:LYS:HB3	1.93	0.67
3:CC:228:ARG:NH1	14:CN:173:THR:OG1	2.27	0.67
1:DA:669:LEU:HD12	1:DA:786:TYR:CD1	2.29	0.67
2:EB:52:LEU:HB3	2:EB:61:LEU:HD11	1.76	0.67
13:EM:77:VAL:O	14:EN:56:ILE:HD12	1.95	0.67
2:FB:213:HIS:HB2	2:FB:643:PHE:CZ	2.30	0.67
2:FB:857:PRO:HA	2:FB:871:ILE:HD11	1.77	0.67
4:FD:82:LEU:HD22	7:FG:67:ASN:HD22	1.60	0.67
1:AA:1293:HIS:HE1	1:AA:1469:TRP:HB2	1.59	0.67
2:AB:845:LEU:HD12	12:AL:58:LYS:HD2	1.77	0.67
2:BB:832:TRP:HZ3	2:BB:834:LYS:HA	1.59	0.67
2:BB:834:LYS:C	2:BB:836:TRP:H	1.97	0.67
8:BH:93:TYR:HA	8:BH:145:ARG:HG3	1.74	0.67
9:BI:73:LYS:HA	9:BI:76:LEU:HD12	1.76	0.67
2:CB:752:VAL:HG21	2:CB:965:GLU:HG2	1.76	0.67
2:CB:906:ARG:NE	3:CC:95:GLU:OE2	2.26	0.67
1:DA:1662:ASN:HB3	7:DG:57:PRO:HD2	1.77	0.67
1:DA:491:GLU:OE1	1:DA:815:ARG:NH2	2.16	0.67
1:DA:745:PRO:HG2	1:DA:1075:ALA:HB2	1.77	0.67
2:DB:162:PRO:HG3	2:DB:462:GLN:HG3	1.76	0.67

*Continued on next page...*



*Continued from previous page...*

Atom-1	Atom-2	Interatomic distance (Å)	Clash overlap (Å)
1:EA:1028:GLU:HA	1:EA:1187:ILE:HG12	1.77	0.67
1:FA:574:ASN:N	1:FA:574:ASN:OD1	2.24	0.67
1:BA:618:TYR:O	1:BA:621:THR:OG1	2.13	0.67
2:BB:833:PRO:HG2	2:BB:836:TRP:CZ2	2.30	0.67
4:BD:16:LEU:O	7:BG:64:GLN:NE2	2.28	0.67
1:DA:97:TYR:O	1:DA:101:SER:OG	2.13	0.67
14:DN:148:ILE:H	14:DN:148:ILE:HD12	1.59	0.67
7:DO:283:GLU:HA	7:DO:286:ILE:HD11	1.77	0.67
2:EB:738:ASP:OD1	2:EB:738:ASP:N	2.28	0.67
1:FA:812:VAL:HG12	1:FA:813:LEU:HD23	1.77	0.67
1:FA:945:CYS:HB3	1:FA:946:LEU:HD23	1.77	0.67
2:FB:612:LYS:NZ	2:FB:624:LEU:O	2.27	0.67
8:FH:107:VAL:HG23	8:FH:112:ILE:HA	1.77	0.67
8:FH:57:VAL:HG13	8:FH:144:ILE:HG13	1.75	0.67
2:AB:562:PRO:HG3	2:AB:588:ILE:HD13	1.77	0.67
1:BA:1215:VAL:HG22	1:BA:1216:THR:H	1.58	0.67
1:BA:1621:PHE:CD1	1:BA:1624:LYS:HE2	2.30	0.67
1:BA:549:MET:SD	1:BA:553:GLN:HB2	2.34	0.67
2:BB:72:VAL:HG22	2:BB:96:SER:HA	1.76	0.67
7:BO:276:LYS:O	7:BO:278:ILE:N	2.28	0.67
1:CA:125:LEU:HD11	1:CA:219:LEU:HD12	1.77	0.67
2:CB:52:LEU:HB3	2:CB:61:LEU:HD11	1.75	0.67
3:CC:255:VAL:HG12	3:CC:256:ILE:HG12	1.76	0.67
8:CH:136:LYS:HE3	13:EM:11:GLU:OE1	1.94	0.67
2:DB:655:TYR:HA	2:DB:688:HIS:CD2	2.29	0.67
1:EA:1261:VAL:HG12	1:EA:1498:ILE:HD12	1.75	0.67
10:FJ:2:ILE:HD12	10:FJ:57:ILE:HD13	1.76	0.67
2:AB:832:TRP:HZ3	2:AB:834:LYS:HA	1.59	0.67
2:BB:623:ASP:HA	2:BB:663:ILE:HG21	1.77	0.67
4:BD:44:ILE:HD13	4:BD:90:LYS:HG3	1.77	0.67
1:CA:461:GLU:HA	1:CA:465:GLY:HA2	1.77	0.67
2:CB:396:ALA:HB1	2:CB:523:GLU:HG3	1.77	0.67
2:CB:629:VAL:HG11	2:CB:636:GLN:HG2	1.77	0.67
2:DB:73:ILE:HD13	2:DB:74:PHE:H	1.59	0.67
7:DG:237:HIS:HB2	7:DG:244:SER:HB3	1.77	0.67
1:EA:669:LEU:HD22	1:EA:673:HIS:ND1	2.10	0.67
1:FA:850:SER:OG	1:FA:851:VAL:N	2.26	0.67
2:FB:229:TYR:HA	2:FB:253:LEU:HD22	1.77	0.67
1:AA:1028:GLU:HA	1:AA:1187:ILE:HG12	1.77	0.66
1:BA:113:VAL:HG13	1:BA:182:LYS:HG3	1.77	0.66
1:CA:945:CYS:HB3	1:CA:946:LEU:HD23	1.77	0.66

*Continued on next page...*



*Continued from previous page...*

Atom-1	Atom-2	Interatomic distance (Å)	Clash overlap (Å)
10:CJ:10:CYS:SG	10:CJ:43:ARG:NH1	2.67	0.66
2:DB:999:GLN:NE2	14:DN:166:LEU:HD21	2.10	0.66
1:EA:720:PHE:CZ	8:EH:141:TYR:HE2	2.14	0.66
2:EB:863:ASP:HB3	2:EB:866:LEU:HB2	1.75	0.66
13:FM:15:VAL:HG22	13:FM:90:LEU:HD12	1.76	0.66
14:AN:148:ILE:HD12	14:AN:148:ILE:H	1.60	0.66
2:BB:752:VAL:HG21	2:BB:965:GLU:HG2	1.77	0.66
8:CH:106:GLU:HA	8:CH:112:ILE:HG12	1.77	0.66
1:DA:1322:ILE:HG21	1:DA:1457:ILE:HD11	1.76	0.66
1:DA:55:GLY:HA2	1:DA:72:CYS:SG	2.35	0.66
13:EM:15:VAL:HG22	13:EM:90:LEU:HD12	1.75	0.66
1:AA:385:LEU:HD13	1:AA:437:PHE:HA	1.78	0.66
2:AB:210:ARG:NH2	2:AB:625:GLU:OE2	2.28	0.66
2:BB:863:ASP:HB3	2:BB:866:LEU:HB2	1.77	0.66
1:CA:574:ASN:OD1	1:CA:574:ASN:N	2.25	0.66
1:CA:715:LEU:HD22	1:CA:716:PRO:HD2	1.76	0.66
2:DB:520:LEU:CD2	2:DB:530:PRO:HA	2.26	0.66
2:DB:834:LYS:O	2:DB:836:TRP:N	2.28	0.66
4:DD:22:ILE:CD1	7:DG:45:LEU:HA	2.25	0.66
1:EA:850:SER:O	1:EA:852:ASP:N	2.28	0.66
2:EB:212:ASN:N	2:EB:212:ASN:OD1	2.28	0.66
2:EB:790:ASN:OD1	2:EB:792:SER:N	2.28	0.66
12:EL:53:HIS:O	12:EL:55:ILE:N	2.25	0.66
1:FA:974:THR:O	1:FA:974:THR:OG1	2.11	0.66
5:AE:5:ASN:HD21	5:AE:52:ARG:HH21	1.40	0.66
1:BA:194:ALA:O	1:BA:198:SER:OG	2.13	0.66
1:BA:581:ILE:HD11	1:BA:605:VAL:HG21	1.77	0.66
1:BA:637:PHE:HD1	1:BA:638:PRO:HD2	1.59	0.66
2:BB:834:LYS:O	2:BB:836:TRP:N	2.28	0.66
1:CA:956:ARG:HE	1:CA:979:GLY:HA3	1.60	0.66
2:CB:972:GLY:HA2	2:CB:977:ILE:HG22	1.78	0.66
3:CC:314:PHE:O	3:CC:317:SER:OG	2.14	0.66
1:DA:1220:PRO:O	1:DA:1223:ARG:N	2.29	0.66
2:DB:788:ILE:HB	2:DB:948:ILE:HB	1.77	0.66
4:ED:22:ILE:O	7:EG:76:LYS:NZ	2.27	0.66
9:EI:99:LEU:HB2	9:EI:111:PHE:HZ	1.59	0.66
1:FA:471:MET:HA	1:FA:474:LYS:HE3	1.77	0.66
2:FB:213:HIS:HB2	2:FB:643:PHE:HZ	1.59	0.66
2:FB:906:ARG:NE	3:FC:95:GLU:OE2	2.28	0.66
2:AB:972:GLY:HA2	2:AB:977:ILE:HG22	1.76	0.66
7:AG:153:PHE:HB3	7:AG:243:VAL:HG21	1.76	0.66

*Continued on next page...*



*Continued from previous page...*

Atom-1	Atom-2	Interatomic distance (Å)	Clash overlap (Å)
1:DA:549:MET:SD	1:DA:553:GLN:HB2	2.35	0.66
1:DA:1482:LYS:NZ	2:DB:304:ASP:OD1	2.27	0.66
5:DE:133:GLU:HB3	5:DE:135:PHE:HE1	1.61	0.66
1:EA:425:ASN:OD1	7:EO:273:VAL:HG12	1.96	0.66
1:FA:522:ALA:HB1	1:FA:532:GLY:HA2	1.77	0.66
1:FA:748:ASN:ND2	1:FA:1072:ASN:OD1	2.28	0.66
3:FC:136:LEU:O	3:FC:203:SER:HA	1.96	0.66
12:FL:53:HIS:O	12:FL:55:ILE:N	2.26	0.66
1:AA:1662:ASN:HB3	7:AG:57:PRO:HD2	1.77	0.66
1:AA:618:TYR:O	1:AA:621:THR:OG1	2.13	0.66
2:AB:885:VAL:HG11	12:AL:58:LYS:HB3	1.76	0.66
1:AA:372:LYS:HB3	7:AO:297:LEU:HD22	1.78	0.66
3:BC:100:ARG:O	3:BC:103:LEU:N	2.21	0.66
4:BD:36:VAL:HG22	7:BG:38:ILE:HG21	1.77	0.66
1:CA:709:ARG:O	1:CA:711:LYS:N	2.23	0.66
9:CI:41:GLN:HB3	9:CI:42:PHE:CE2	2.31	0.66
14:CN:148:ILE:H	14:CN:148:ILE:HD12	1.60	0.66
1:EA:620:ASN:OD1	1:EA:667:ARG:NH2	2.28	0.66
1:FA:385:LEU:HD13	1:FA:437:PHE:HA	1.78	0.66
1:FA:758:GLU:O	1:FA:760:TRP:N	2.28	0.66
3:FC:100:ARG:HH12	3:FC:193:LEU:HA	1.61	0.66
7:FG:88:LYS:O	7:FG:118:CYS:HB3	1.95	0.66
2:AB:971:ALA:O	2:AB:974:LEU:N	2.28	0.66
11:AK:112:THR:N	11:AK:115:ASP:OD2	2.27	0.66
1:CA:641:GLU:HB2	6:CF:99:LEU:HD22	1.77	0.66
1:DA:1621:PHE:CD1	1:DA:1624:LYS:HE2	2.31	0.66
2:DB:17:ARG:HD2	2:DB:758:ASP:HB3	1.76	0.66
2:FB:752:VAL:HG21	2:FB:965:GLU:HG2	1.78	0.66
7:FG:24:VAL:O	7:FG:128:GLN:NE2	2.28	0.66
13:FM:78:VAL:O	13:FM:91:TYR:N	2.25	0.66
1:AA:40:ASN:OD1	1:AA:40:ASN:N	2.28	0.66
2:AB:1026:ILE:HD11	2:AB:1028:VAL:HG13	1.77	0.66
1:AA:11:ILE:HG21	2:AB:1198:TYR:HB2	1.77	0.66
9:AI:109:THR:OG1	9:AI:124:ASN:ND2	2.29	0.66
2:BB:751:ILE:HG12	2:BB:969:GLY:HA2	1.78	0.66
3:BC:126:PHE:HA	3:BC:130:ASN:ND2	2.09	0.66
1:CA:19:LEU:HB3	1:CA:24:ILE:HD11	1.76	0.66
1:CA:440:SER:N	1:CA:458:GLN:HE22	1.94	0.66
2:CB:1110:ILE:H	2:CB:1111:LEU:HD23	1.59	0.66
11:CK:98:GLU:O	11:CK:100:LEU:N	2.28	0.66
14:CN:87:TYR:HB3	14:CN:139:VAL:HG12	1.77	0.66

*Continued on next page...*



*Continued from previous page...*

Atom-1	Atom-2	Interatomic distance (Å)	Clash overlap (Å)
1:DA:1016:SER:HB2	1:DA:1019:LEU:HD22	1.75	0.66
1:DA:812:VAL:HG12	1:DA:813:LEU:HD23	1.78	0.66
10:DJ:10:CYS:SG	10:DJ:43:ARG:NH1	2.69	0.66
1:FA:669:LEU:HD22	1:FA:673:HIS:ND1	2.11	0.66
1:FA:968:SER:CB	2:FB:676:VAL:HG23	2.26	0.66
2:FB:396:ALA:HB1	2:FB:523:GLU:HG3	1.77	0.66
1:FA:720:PHE:CZ	8:FH:141:TYR:HE2	2.13	0.66
2:AB:213:HIS:HB2	2:AB:643:PHE:CZ	2.31	0.66
2:AB:751:ILE:HG12	2:AB:969:GLY:HA2	1.78	0.66
14:AN:97:SER:HA	14:AN:104:LEU:O	1.95	0.66
7:AO:300:VAL:O	7:AO:302:GLU:N	2.29	0.66
3:BC:333:ILE:CD1	11:BK:47:ILE:HG13	2.26	0.66
13:BM:21:VAL:HB	14:BN:109:LEU:HD11	1.77	0.66
1:CA:1487:ASN:O	1:CA:1490:GLU:N	2.28	0.66
1:CA:194:ALA:O	1:CA:198:SER:OG	2.13	0.66
5:CE:86:PRO:HA	5:CE:113:GLN:HB2	1.76	0.66
1:DA:440:SER:N	1:DA:458:GLN:HE22	1.93	0.66
14:DN:58:PHE:HA	14:DN:139:VAL:HG23	1.76	0.66
1:EA:669:LEU:HD12	1:EA:786:TYR:CD1	2.31	0.66
1:FA:804:GLU:OE1	1:FA:804:GLU:N	2.29	0.66
9:FI:6:SER:H	9:FI:45:LEU:HD22	1.60	0.66
1:AA:30:LYS:NZ	1:AA:51:ASP:OD2	2.19	0.66
1:AA:574:ASN:OD1	1:AA:574:ASN:N	2.29	0.66
1:BA:709:ARG:O	1:BA:711:LYS:N	2.25	0.66
2:BB:699:ILE:H	2:BB:699:ILE:HD13	1.60	0.66
5:BE:41:ASP:OD1	5:BE:41:ASP:N	2.25	0.66
1:CA:1647:ASN:HB3	1:CA:1649:VAL:HG23	1.77	0.66
2:DB:1026:ILE:HD11	2:DB:1028:VAL:HG13	1.78	0.66
8:EH:63:LEU:HB3	8:EH:89:LEU:HB3	1.77	0.66
1:FA:745:PRO:HG2	1:FA:1075:ALA:HB2	1.77	0.66
1:AA:1016:SER:HB2	1:AA:1019:LEU:HD22	1.77	0.65
3:AC:228:ARG:NH1	14:AN:173:THR:OG1	2.25	0.65
13:AM:10:ILE:HB	14:AN:70:LEU:HD21	1.76	0.65
1:BA:1273:THR:OG1	1:BA:1291:VAL:HB	1.96	0.65
1:BA:722:PRO:HD2	8:BH:46:LEU:HD13	1.78	0.65
1:DA:748:ASN:N	1:DA:748:ASN:HD22	1.93	0.65
8:DH:57:VAL:HG13	8:DH:144:ILE:HG13	1.77	0.65
9:DI:6:SER:H	9:DI:45:LEU:HD22	1.61	0.65
13:DM:77:VAL:O	14:DN:56:ILE:HD12	1.95	0.65
1:EA:618:TYR:O	1:EA:621:THR:OG1	2.13	0.65
3:EC:109:ASP:HB3	3:EC:112:MET:HE2	1.78	0.65

*Continued on next page...*



*Continued from previous page...*

Atom-1	Atom-2	Interatomic distance (Å)	Clash overlap (Å)
2:FB:1110:ILE:H	2:FB:1111:LEU:HD23	1.61	0.65
8:FH:106:GLU:HG2	8:FH:112:ILE:HD11	1.79	0.65
2:BB:212:ASN:ND2	2:BB:239:VAL:HG22	2.08	0.65
3:BC:229:LEU:O	3:BC:293:ARG:NH1	2.30	0.65
1:CA:1059:LYS:NZ	1:CA:1178:LEU:O	2.24	0.65
1:CA:974:THR:OG1	1:CA:974:THR:O	2.08	0.65
1:DA:385:LEU:HD13	1:DA:437:PHE:HA	1.77	0.65
1:EA:804:GLU:OE1	1:EA:804:GLU:N	2.29	0.65
1:EA:897:SER:HA	1:EA:900:VAL:HG22	1.78	0.65
2:EB:834:LYS:C	2:EB:836:TRP:H	1.97	0.65
3:EC:224:THR:HB	10:EJ:10:CYS:HB2	1.78	0.65
1:FA:1335:LYS:HD2	1:FA:1338:ARG:HH21	1.61	0.65
1:FA:715:LEU:HD22	1:FA:716:PRO:HD2	1.78	0.65
2:FB:251:HIS:HB2	2:FB:259:THR:OG1	1.97	0.65
5:FE:93:MET:HG2	5:FE:120:ALA:HB1	1.77	0.65
1:AA:865:ASP:OD2	1:AA:867:ASP:N	2.26	0.65
2:AB:1110:ILE:H	2:AB:1111:LEU:HD23	1.61	0.65
12:AL:40:LEU:HD22	12:AL:44:ASP:HB3	1.78	0.65
2:BB:262:PHE:CE2	2:BB:269:TYR:HB2	2.31	0.65
2:BB:562:PRO:HG3	2:BB:588:ILE:HD13	1.78	0.65
2:BB:612:LYS:NZ	2:BB:624:LEU:O	2.29	0.65
1:CA:1662:ASN:HB3	7:CG:57:PRO:HD2	1.78	0.65
12:CL:34:CYS:SG	12:CL:36:SER:OG	2.54	0.65
3:DC:328:LEU:HD11	11:DK:65:ILE:HD11	1.77	0.65
12:DL:33:GLU:HG2	12:DL:55:ILE:HG12	1.79	0.65
1:EA:469:LYS:NZ	7:EO:314:THR:O	2.30	0.65
2:EB:772:VAL:HG12	2:EB:946:ASP:H	1.62	0.65
13:EM:32:ALA:HB3	14:EN:121:ILE:HD11	1.78	0.65
1:AA:581:ILE:HD11	1:AA:605:VAL:HG21	1.79	0.65
1:AA:855:ARG:O	1:AA:858:ALA:N	2.29	0.65
11:AK:98:GLU:O	11:AK:100:LEU:N	2.28	0.65
1:BA:509:GLU:OE1	1:BA:584:ARG:NH1	2.29	0.65
1:BA:856:GLU:OE1	1:BA:857:ALA:N	2.29	0.65
7:CG:153:PHE:HB3	7:CG:243:VAL:HG21	1.79	0.65
2:DB:38:LEU:O	2:DB:41:ALA:N	2.22	0.65
3:DC:135:SER:HA	3:DC:205:LYS:HA	1.78	0.65
2:EB:104:ILE:HA	2:EB:137:LEU:HD22	1.78	0.65
1:FA:1273:THR:OG1	1:FA:1291:VAL:HB	1.96	0.65
2:FB:754:ALA:O	2:FB:756:LEU:N	2.28	0.65
3:FC:126:PHE:HA	3:FC:130:ASN:ND2	2.11	0.65
2:AB:134:ARG:HA	2:AB:163:VAL:HG23	1.76	0.65

*Continued on next page...*



*Continued from previous page...*

Atom-1	Atom-2	Interatomic distance (Å)	Clash overlap (Å)
1:AA:399:LEU:HD11	7:AO:270:LEU:HD13	1.77	0.65
2:BB:213:HIS:HB2	2:BB:643:PHE:HZ	1.61	0.65
1:CA:1638:SER:HA	1:CA:1641:ILE:HD12	1.77	0.65
2:CB:833:PRO:O	2:CB:834:LYS:HB3	1.95	0.65
11:CK:58:GLY:C	11:CK:60:SER:H	2.00	0.65
1:DA:1059:LYS:NZ	1:DA:1178:LEU:O	2.27	0.65
5:DE:147:HIS:HB3	5:DE:150:VAL:HG23	1.78	0.65
2:EB:520:LEU:CD2	2:EB:530:PRO:HA	2.25	0.65
2:EB:751:ILE:HG23	2:EB:752:VAL:HG22	1.76	0.65
1:FA:1094:ALA:HB2	1:FA:1132:TYR:HB3	1.79	0.65
1:FA:511:VAL:HG22	1:FA:519:LEU:HD12	1.79	0.65
5:FE:48:ASP:O	5:FE:50:MET:N	2.28	0.65
7:FG:105:ILE:HG12	7:FG:116:THR:HB	1.77	0.65
7:FG:237:HIS:HB2	7:FG:244:SER:HB3	1.79	0.65
1:FA:693:GLN:NE2	11:FK:87:GLU:O	2.26	0.65
1:AA:1305:GLU:HG3	9:AI:60:LEU:HG	1.77	0.65
13:BM:32:ALA:HB3	14:BN:121:ILE:HD11	1.77	0.65
1:CA:812:VAL:HG12	1:CA:813:LEU:HD23	1.77	0.65
1:DA:1273:THR:OG1	1:DA:1291:VAL:HB	1.96	0.65
6:DF:147:SER:HB3	6:DF:150:GLU:HG2	1.79	0.65
1:EA:471:MET:HA	1:EA:474:LYS:HE3	1.77	0.65
2:EB:629:VAL:HG11	2:EB:636:GLN:HG2	1.77	0.65
2:EB:674:ILE:HG23	2:EB:688:HIS:HB2	1.77	0.65
5:EE:192:ARG:NH2	5:EE:215:MET:O	2.29	0.65
9:EI:73:LYS:HA	9:EI:76:LEU:HD12	1.78	0.65
1:FA:596:HIS:CD2	1:FA:596:HIS:H	2.15	0.65
2:FB:262:PHE:CZ	2:FB:269:TYR:HB2	2.31	0.65
1:AA:55:GLY:HA2	1:AA:72:CYS:SG	2.37	0.65
1:AA:964:LYS:NZ	1:AA:967:PRO:HA	2.11	0.65
3:AC:128:ASP:OD1	3:AC:174:ARG:NH1	2.28	0.65
7:AG:237:HIS:HB2	7:AG:244:SER:HB3	1.79	0.65
2:BB:738:ASP:N	2:BB:738:ASP:OD1	2.29	0.65
7:BG:37:CYS:HB3	7:BG:125:TRP:CD1	2.32	0.65
1:CA:123:ARG:HD3	1:CA:337:TYR:CE1	2.32	0.65
2:CB:98:SER:HA	2:CB:421:LEU:HD21	1.79	0.65
1:CA:1273:THR:HA	9:CI:48:VAL:HG22	1.78	0.65
3:CC:85:PHE:O	12:CL:64:LEU:HA	1.97	0.65
1:DA:975:ASP:OD1	1:DA:976:ALA:N	2.29	0.65
1:EA:1662:ASN:HB3	7:EG:57:PRO:HD2	1.77	0.65
2:EB:903:ILE:HD13	2:EB:905:TYR:CE1	2.31	0.65
1:FA:1333:ILE:HD11	1:FA:1483:LEU:HD11	1.78	0.65

*Continued on next page...*



*Continued from previous page...*

Atom-1	Atom-2	Interatomic distance (Å)	Clash overlap (Å)
2:FB:971:ALA:O	2:FB:974:LEU:N	2.30	0.65
9:FI:13:CYS:SG	9:FI:14:GLY:N	2.69	0.65
1:AA:99:ARG:O	1:AA:109:ARG:NH2	2.29	0.65
1:CA:1252:ASP:HA	1:CA:1255:CYS:SG	2.36	0.65
1:EA:1288:ARG:HB2	1:EA:1478:ALA:HA	1.78	0.65
5:EE:86:PRO:HA	5:EE:113:GLN:HB2	1.79	0.65
12:EL:34:CYS:SG	12:EL:36:SER:OG	2.54	0.65
1:FA:125:LEU:HD11	1:FA:219:LEU:HD12	1.79	0.65
1:FA:1545:ASP:OD1	1:FA:1546:VAL:N	2.27	0.65
2:AB:17:ARG:HD2	2:AB:758:ASP:HB3	1.79	0.65
2:AB:262:PHE:CE2	2:AB:269:TYR:HB2	2.32	0.65
2:AB:520:LEU:CD2	2:AB:530:PRO:HA	2.26	0.65
1:BA:809:VAL:HG13	1:BA:813:LEU:HD11	1.79	0.65
2:BB:127:ARG:NH1	2:BB:185:GLU:OE2	2.29	0.65
2:BB:520:LEU:CD2	2:BB:530:PRO:HA	2.27	0.65
5:BE:93:MET:HG2	5:BE:120:ALA:HB1	1.77	0.65
14:BN:148:ILE:H	14:BN:148:ILE:HD12	1.62	0.65
1:CA:964:LYS:NZ	1:CA:967:PRO:HA	2.10	0.65
1:CA:1009:THR:HG21	9:CI:101:LEU:HD23	1.79	0.65
10:CJ:45:CYS:O	10:CJ:48:ARG:HB3	1.96	0.65
1:DA:1272:VAL:HG12	1:DA:1273:THR:H	1.62	0.65
13:DM:40:LEU:HD12	13:DM:41:TYR:H	1.62	0.65
1:EA:1333:ILE:HD11	1:EA:1483:LEU:HD11	1.79	0.65
2:EB:754:ALA:O	2:EB:756:LEU:N	2.30	0.65
2:FB:832:TRP:HZ3	2:FB:834:LYS:HA	1.61	0.65
1:AA:19:LEU:HB3	1:AA:24:ILE:HD11	1.79	0.65
2:AB:629:VAL:HG11	2:AB:636:GLN:HG2	1.77	0.65
9:AI:99:LEU:HB2	9:AI:111:PHE:HZ	1.61	0.65
13:AM:112:LYS:HG3	13:AM:113:ILE:HD12	1.78	0.65
7:AO:272:ILE:HG22	7:AO:275:ASN:HD21	1.62	0.65
1:BA:1237:GLN:H	1:BA:1544:ASN:HB3	1.60	0.65
1:BA:560:GLN:O	1:BA:575:LYS:NZ	2.18	0.65
3:BC:128:ASP:OD1	3:BC:174:ARG:NH1	2.30	0.65
3:BC:277:ARG:HG3	3:BC:291:LEU:HD13	1.79	0.65
11:BK:112:THR:N	11:BK:115:ASP:OD2	2.28	0.65
1:DA:194:ALA:O	1:DA:198:SER:OG	2.14	0.65
1:DA:693:GLN:OE1	11:DK:88:PHE:HA	1.97	0.65
1:DA:709:ARG:O	1:DA:711:LYS:N	2.26	0.65
1:DA:964:LYS:HZ1	1:DA:967:PRO:HA	1.62	0.65
2:DB:474:SER:O	2:DB:476:LEU:N	2.30	0.65
2:DB:790:ASN:OD1	2:DB:792:SER:N	2.29	0.65

*Continued on next page...*



*Continued from previous page...*

Atom-1	Atom-2	Interatomic distance (Å)	Clash overlap (Å)
6:DF:128:LYS:NZ	6:DF:148:VAL:O	2.26	0.65
1:DA:693:GLN:NE2	11:DK:87:GLU:O	2.22	0.65
2:EB:17:ARG:HD2	2:EB:758:ASP:HB3	1.79	0.65
1:EA:641:GLU:HB2	6:EF:99:LEU:HD22	1.79	0.65
1:FA:1016:SER:HB2	1:FA:1019:LEU:HD22	1.79	0.65
1:FA:1237:GLN:H	1:FA:1544:ASN:HB3	1.61	0.65
1:FA:1601:GLN:O	1:FA:1603:MET:N	2.26	0.65
2:FB:130:LEU:HD22	2:FB:198:GLY:HA3	1.79	0.65
11:FK:98:GLU:O	11:FK:100:LEU:N	2.31	0.65
7:FO:266:GLN:OE1	7:FO:267:ALA:N	2.30	0.65
7:AG:24:VAL:O	7:AG:128:GLN:NE2	2.28	0.64
9:AI:41:GLN:HB3	9:AI:42:PHE:CE2	2.31	0.64
5:BE:156:LEU:HD21	5:BE:197:LYS:HB2	1.79	0.64
1:CA:596:HIS:H	1:CA:596:HIS:CD2	2.16	0.64
7:CG:237:HIS:HB2	7:CG:244:SER:HB3	1.79	0.64
1:DA:1012:LYS:HE3	2:DB:515:THR:HG23	1.79	0.64
1:DA:19:LEU:HB3	1:DA:24:ILE:HD11	1.80	0.64
2:DB:833:PRO:HG2	2:DB:836:TRP:CZ2	2.31	0.64
1:EA:855:ARG:O	1:EA:858:ALA:N	2.30	0.64
8:EH:57:VAL:HG13	8:EH:144:ILE:HG13	1.77	0.64
8:FH:62:SER:OG	8:FH:63:LEU:N	2.29	0.64
12:FL:45:ALA:O	12:FL:47:ARG:N	2.30	0.64
2:CB:162:PRO:HG3	2:CB:462:GLN:HG3	1.77	0.64
2:CB:967:LEU:H	2:CB:967:LEU:HD12	1.61	0.64
6:CF:128:LYS:NZ	6:CF:148:VAL:O	2.25	0.64
13:CM:32:ALA:HB3	14:CN:121:ILE:HD11	1.79	0.64
3:CC:253:PRO:HG2	14:CN:180:PHE:CD1	2.32	0.64
14:CN:71:PRO:HB2	14:CN:89:ILE:HD12	1.77	0.64
1:DA:1235:THR:O	1:DA:1544:ASN:ND2	2.30	0.64
1:DA:882:ILE:HD13	1:DA:888:LYS:HB3	1.79	0.64
1:DA:974:THR:O	1:DA:974:THR:OG1	2.08	0.64
9:DI:41:GLN:HB3	9:DI:42:PHE:CE2	2.32	0.64
1:EA:1545:ASP:OD1	1:EA:1546:VAL:N	2.28	0.64
1:EA:596:HIS:CD2	1:EA:596:HIS:H	2.15	0.64
9:EI:41:GLN:HB3	9:EI:42:PHE:CE2	2.32	0.64
10:EJ:45:CYS:O	10:EJ:48:ARG:HB3	1.96	0.64
1:EA:391:THR:HG21	7:EO:284:VAL:HG21	1.77	0.64
1:FA:99:ARG:O	1:FA:109:ARG:NH2	2.30	0.64
13:AM:78:VAL:O	13:AM:91:TYR:N	2.27	0.64
1:BA:1217:LEU:HD13	1:BA:1573:TYR:HE1	1.62	0.64
1:CA:615:ARG:NH2	2:CB:928:SER:OG	2.31	0.64

*Continued on next page...*



*Continued from previous page...*

Atom-1	Atom-2	Interatomic distance (Å)	Clash overlap (Å)
2:CB:403:LEU:HD11	2:CB:408:LEU:HB2	1.79	0.64
2:CB:834:LYS:C	2:CB:836:TRP:H	1.99	0.64
8:CH:30:SER:HB3	8:CH:36:CYS:HB3	1.79	0.64
2:DB:612:LYS:NZ	2:DB:624:LEU:O	2.30	0.64
2:EB:212:ASN:ND2	2:EB:239:VAL:HG22	2.11	0.64
13:EM:78:VAL:O	13:EM:91:TYR:N	2.26	0.64
11:FK:49:LEU:HD12	11:FK:62:SER:O	1.98	0.64
2:AB:467:THR:HB	2:AB:469:ASN:HD22	1.62	0.64
1:BA:1216:THR:OG1	1:BA:1234:LYS:HB2	1.97	0.64
1:BA:715:LEU:HD22	1:BA:716:PRO:HD2	1.77	0.64
1:BA:804:GLU:OE1	1:BA:804:GLU:N	2.30	0.64
2:BB:17:ARG:HD2	2:BB:758:ASP:HB3	1.79	0.64
3:BC:198:PRO:O	10:BJ:64:ASN:ND2	2.27	0.64
4:BD:36:VAL:HG21	7:BG:38:ILE:HD13	1.79	0.64
1:CA:1474:LEU:HD13	1:CA:1475:GLU:H	1.62	0.64
1:CA:975:ASP:OD1	1:CA:976:ALA:N	2.30	0.64
2:CB:699:ILE:HD13	2:CB:699:ILE:H	1.60	0.64
8:DH:118:PHE:HB2	8:DH:121:LEU:HB2	1.78	0.64
2:DB:567:SER:HB2	14:DN:59:PRO:HB3	1.79	0.64
3:EC:100:ARG:HH12	3:EC:193:LEU:HA	1.62	0.64
1:FA:964:LYS:NZ	1:FA:967:PRO:HA	2.12	0.64
4:FD:89:LEU:HA	4:FD:92:ILE:HD12	1.79	0.64
1:AA:945:CYS:HB3	1:AA:946:LEU:HD23	1.78	0.64
1:AA:470:HIS:O	2:AB:1058:GLN:NE2	2.29	0.64
1:BA:461:GLU:HA	1:BA:465:GLY:HA2	1.78	0.64
1:CA:1333:ILE:HD11	1:CA:1483:LEU:HD11	1.80	0.64
2:CB:588:ILE:O	2:CB:591:LYS:HG2	1.97	0.64
2:CB:891:GLU:O	2:CB:894:LYS:N	2.30	0.64
1:CA:1658:ALA:HB2	7:CG:107:ILE:HD11	1.79	0.64
1:DA:1508:VAL:O	1:DA:1510:PRO:HD3	1.98	0.64
2:DB:109:SER:OG	2:DB:110:ASN:N	2.28	0.64
2:EB:73:ILE:HD13	2:EB:74:PHE:H	1.62	0.64
2:EB:833:PRO:O	2:EB:834:LYS:HB3	1.97	0.64
1:FA:524:ILE:O	1:FA:554:ARG:NH1	2.29	0.64
1:FA:620:ASN:OD1	1:FA:667:ARG:NH2	2.29	0.64
2:FB:327:LEU:HD13	2:FB:351:GLN:HG2	1.79	0.64
2:FB:886:ASN:O	2:FB:902:SER:N	2.21	0.64
1:AA:960:MET:O	1:AA:963:GLY:N	2.28	0.64
1:BA:897:SER:HA	1:BA:900:VAL:HG22	1.80	0.64
2:CB:772:VAL:HG12	2:CB:946:ASP:H	1.62	0.64
3:CC:225:ALA:HB1	3:CC:302:VAL:HG22	1.80	0.64

*Continued on next page...*



*Continued from previous page...*

Atom-1	Atom-2	Interatomic distance (Å)	Clash overlap (Å)
8:CH:63:LEU:HB3	8:CH:89:LEU:HB3	1.77	0.64
13:CM:77:VAL:O	14:CN:56:ILE:HD12	1.98	0.64
1:DA:748:ASN:ND2	1:DA:1072:ASN:OD1	2.30	0.64
2:DB:848:ILE:HD11	12:DL:58:LYS:HD3	1.79	0.64
5:FE:55:ARG:NH2	5:FE:113:GLN:OE1	2.31	0.64
2:AB:97:VAL:HG13	2:AB:141:LEU:HD11	1.80	0.64
13:BM:12:ILE:HG21	14:BN:68:LYS:HA	1.79	0.64
2:CB:134:ARG:HA	2:CB:163:VAL:HG23	1.77	0.64
1:CA:1557:ALA:HB2	5:CE:150:VAL:HG22	1.80	0.64
8:CH:107:VAL:HG23	8:CH:112:ILE:HA	1.79	0.64
1:DA:96:ILE:HG23	1:DA:228:LEU:HD21	1.78	0.64
8:DH:30:SER:HB3	8:DH:36:CYS:HB3	1.80	0.64
1:EA:1601:GLN:O	1:EA:1603:MET:N	2.28	0.64
1:EA:1647:ASN:HB3	1:EA:1649:VAL:HG23	1.79	0.64
1:EA:721:LYS:HG2	1:EA:722:PRO:HA	1.78	0.64
3:EC:128:ASP:OD1	3:EC:174:ARG:NH1	2.28	0.64
4:ED:36:VAL:HG21	7:EG:38:ILE:HD13	1.79	0.64
2:FB:782:ASP:HB3	2:FB:788:ILE:HG12	1.77	0.64
2:FB:790:ASN:OD1	2:FB:792:SER:N	2.31	0.64
1:AA:620:ASN:OD1	1:AA:667:ARG:NH2	2.30	0.64
1:AA:818:THR:HG23	2:AB:780:GLY:HA3	1.79	0.64
1:BA:945:CYS:HB3	1:BA:946:LEU:HD23	1.80	0.64
5:BE:137:GLU:O	5:BE:139:ALA:N	2.30	0.64
1:CA:637:PHE:HD1	1:CA:638:PRO:HD2	1.63	0.64
1:CA:850:SER:OG	1:CA:851:VAL:N	2.31	0.64
7:CG:88:LYS:O	7:CG:118:CYS:HB3	1.97	0.64
12:CL:30:ILE:O	12:CL:57:LEU:HD12	1.97	0.64
2:DB:833:PRO:O	2:DB:834:LYS:HB3	1.97	0.64
1:EA:1335:LYS:HD2	1:EA:1338:ARG:NH2	2.12	0.64
2:EB:18:THR:HA	2:EB:21:ARG:HH21	1.62	0.64
14:FN:55:LEU:HD12	14:FN:56:ILE:H	1.61	0.64
2:BB:655:TYR:HA	2:BB:688:HIS:CD2	2.30	0.64
8:BH:62:SER:OG	8:BH:63:LEU:N	2.31	0.64
1:DA:102:CYS:HB2	1:DA:109:ARG:HG2	1.80	0.64
1:DA:1590:THR:OG1	5:DE:212:ARG:NH2	2.30	0.64
2:DB:104:ILE:HA	2:DB:137:LEU:HD22	1.79	0.64
1:EA:1293:HIS:HE1	1:EA:1469:TRP:HB2	1.63	0.64
1:EA:141:LEU:HG	1:EA:142:GLY:H	1.62	0.64
1:EA:1563:VAL:HA	1:EA:1566:ILE:HD11	1.80	0.64
1:EA:461:GLU:HA	1:EA:465:GLY:HA2	1.79	0.64
2:EB:675:ALA:O	2:EB:690:GLU:HG2	1.98	0.64

*Continued on next page...*



*Continued from previous page...*

Atom-1	Atom-2	Interatomic distance (Å)	Clash overlap (Å)
3:EC:325:ALA:O	3:EC:328:LEU:N	2.31	0.64
1:FA:1242:ILE:HD11	1:FA:1517:ARG:HB3	1.80	0.64
2:FB:751:ILE:HG12	2:FB:969:GLY:HA2	1.80	0.64
2:FB:887:LEU:O	2:FB:888:ILE:HD12	1.98	0.64
3:FC:201:GLU:O	3:FC:202:ILE:HD12	1.98	0.64
4:FD:22:ILE:HD12	7:FG:45:LEU:HA	1.80	0.64
2:FB:1002:LYS:NZ	14:FN:166:LEU:HD13	2.13	0.64
2:AB:262:PHE:CZ	2:AB:269:TYR:HB2	2.33	0.64
1:BA:549:MET:SD	1:BA:553:GLN:NE2	2.71	0.64
2:BB:972:GLY:HA2	2:BB:977:ILE:HG22	1.80	0.64
3:BC:224:THR:HB	10:BJ:10:CYS:HB2	1.80	0.64
2:CB:17:ARG:HD2	2:CB:758:ASP:HB3	1.80	0.64
8:CH:63:LEU:HB2	8:CH:88:SER:HB2	1.80	0.64
1:DA:1215:VAL:HG22	1:DA:1216:THR:H	1.63	0.64
2:DB:776:ILE:HB	2:DB:1026:ILE:HD13	1.80	0.64
2:DB:1046:VAL:HG22	2:DB:1047:ARG:H	1.63	0.64
2:DB:891:GLU:O	2:DB:894:LYS:N	2.26	0.64
2:EB:1037:ARG:O	2:EB:1039:MET:N	2.30	0.64
7:EG:237:HIS:HB2	7:EG:244:SER:HB3	1.80	0.64
14:EN:105:SER:OG	14:EN:132:GLN:NE2	2.31	0.64
2:FB:655:TYR:HD1	2:FB:688:HIS:HE2	1.46	0.64
2:FB:843:ASP:OD1	2:FB:845:LEU:HG	1.98	0.64
5:CE:198:ILE:HD11	5:CE:212:ARG:HG2	1.80	0.63
1:DA:1003:ARG:CZ	2:DB:520:LEU:HD22	2.28	0.63
1:DA:1202:LEU:HD11	9:DI:101:LEU:HD11	1.79	0.63
1:DA:349:LEU:HD12	1:DA:351:LYS:HE3	1.80	0.63
1:EA:440:SER:N	1:EA:458:GLN:HE22	1.95	0.63
2:EB:848:ILE:HD11	12:EL:58:LYS:HD3	1.80	0.63
10:FJ:7:CYS:SG	10:FJ:8:PHE:N	2.71	0.63
13:FM:112:LYS:HG3	13:FM:113:ILE:HD12	1.80	0.63
1:AA:1059:LYS:NZ	1:AA:1178:LEU:O	2.27	0.63
1:AA:1252:ASP:HA	1:AA:1255:CYS:SG	2.38	0.63
2:AB:857:PRO:HA	2:AB:871:ILE:HD11	1.79	0.63
1:BA:596:HIS:CD2	1:BA:596:HIS:H	2.17	0.63
12:BL:45:ALA:O	12:BL:47:ARG:N	2.32	0.63
1:CA:719:ILE:HG12	8:CH:97:MET:HG2	1.81	0.63
1:DA:519:LEU:O	1:DA:523:VAL:HG23	1.98	0.63
2:DB:832:TRP:CZ3	2:DB:834:LYS:HA	2.32	0.63
2:DB:72:VAL:HG22	2:DB:96:SER:HA	1.79	0.63
9:DI:38:PRO:HG2	9:DI:41:GLN:HB2	1.79	0.63
2:EB:1143:THR:HG23	7:EG:18:LYS:HE2	1.81	0.63

*Continued on next page...*



*Continued from previous page...*

Atom-1	Atom-2	Interatomic distance (Å)	Clash overlap (Å)
1:FA:1059:LYS:NZ	1:FA:1178:LEU:O	2.26	0.63
3:FC:197:ARG:HG2	10:FJ:61:LEU:HD22	1.80	0.63
2:AB:1195:ARG:HH21	2:AB:1197:ARG:HD2	1.64	0.63
2:AB:52:LEU:HB3	2:AB:61:LEU:HD11	1.78	0.63
2:AB:213:HIS:HB2	2:AB:643:PHE:HZ	1.63	0.63
1:BA:1305:GLU:HG3	9:BI:60:LEU:HG	1.79	0.63
2:CB:783:MET:O	2:CB:785:ASP:N	2.32	0.63
2:DB:897:GLU:HB3	12:DL:43:THR:HG23	1.80	0.63
11:DK:49:LEU:HD12	11:DK:62:SER:O	1.98	0.63
1:EA:1215:VAL:HG22	1:EA:1216:THR:H	1.64	0.63
3:EC:77:SER:O	3:EC:210:LEU:HA	1.98	0.63
2:EB:311:ARG:HH22	9:EI:8:ILE:HD12	1.63	0.63
1:FA:1246:VAL:HG13	1:FA:1250:GLN:HB3	1.80	0.63
1:AA:1661:PRO:HA	7:AG:102:GLU:HA	1.79	0.63
2:AB:834:LYS:C	2:AB:836:TRP:H	2.02	0.63
7:AG:250:ILE:HG22	7:AG:251:SER:H	1.63	0.63
1:DA:1326:GLU:OE1	1:DA:1454:HIS:HB3	1.99	0.63
2:DB:262:PHE:CE2	2:DB:269:TYR:HB2	2.33	0.63
2:EB:728:THR:OG1	2:EB:766:PRO:O	2.13	0.63
3:EC:101:ILE:HA	3:EC:104:VAL:HG23	1.80	0.63
2:FB:162:PRO:HG3	2:FB:462:GLN:HG3	1.79	0.63
2:FB:72:VAL:HG22	2:FB:96:SER:HA	1.80	0.63
3:FC:100:ARG:O	3:FC:103:LEU:N	2.24	0.63
3:AC:126:PHE:HA	3:AC:130:ASN:ND2	2.13	0.63
8:AH:107:VAL:HG23	8:AH:112:ILE:HA	1.80	0.63
1:BA:511:VAL:HG22	1:BA:519:LEU:HD12	1.81	0.63
2:BB:295:ASN:HB3	14:BN:104:LEU:HD13	1.79	0.63
1:CA:1620:GLN:O	1:CA:1623:THR:N	2.32	0.63
7:CG:139:ILE:HD12	7:CG:140:GLN:H	1.63	0.63
9:CI:38:PRO:HG2	9:CI:41:GLN:HB2	1.79	0.63
4:DD:22:ILE:HG23	7:DG:44:ALA:O	1.98	0.63
8:DH:38:LEU:HD11	8:DH:123:MET:HG3	1.80	0.63
1:DA:1264:SER:O	9:DI:56:PHE:HB3	1.98	0.63
1:EA:1305:GLU:HG3	9:EI:60:LEU:HG	1.79	0.63
4:FD:36:VAL:HG21	7:FG:38:ILE:HD13	1.79	0.63
1:AA:510:PRO:O	1:AA:515:ASN:ND2	2.30	0.63
5:AE:133:GLU:HB3	5:AE:135:PHE:HE1	1.63	0.63
11:AK:58:GLY:C	11:AK:60:SER:H	2.01	0.63
1:BA:669:LEU:HD13	1:BA:673:HIS:HB3	1.80	0.63
2:BB:754:ALA:O	2:BB:756:LEU:N	2.31	0.63
1:CA:1195:GLU:O	1:CA:1198:THR:OG1	2.15	0.63

*Continued on next page...*



*Continued from previous page...*

Atom-1	Atom-2	Interatomic distance (Å)	Clash overlap (Å)
1:CA:1246:VAL:HG22	1:CA:1250:GLN:NE2	2.14	0.63
3:CC:164:ALA:HB2	3:CC:191:ILE:HB	1.80	0.63
1:DA:1136:VAL:HG11	1:DA:1140:PHE:HD2	1.63	0.63
2:DB:403:LEU:HD11	2:DB:408:LEU:HB2	1.81	0.63
2:DB:699:ILE:HD13	2:DB:699:ILE:H	1.62	0.63
3:DC:255:VAL:HG12	3:DC:256:ILE:HG12	1.79	0.63
7:DG:40:ARG:NH1	7:DG:123:TYR:OH	2.31	0.63
11:DK:49:LEU:HD11	11:DK:54:THR:HG21	1.81	0.63
2:EB:109:SER:OG	2:EB:110:ASN:N	2.31	0.63
8:EH:106:GLU:HA	8:EH:112:ILE:HG12	1.78	0.63
13:FM:77:VAL:O	14:FN:56:ILE:HD12	1.98	0.63
1:AA:1263:LEU:HB2	1:AA:1496:SER:HB2	1.80	0.63
2:AB:738:ASP:N	2:AB:738:ASP:OD1	2.32	0.63
8:AH:106:GLU:HA	8:AH:112:ILE:HG12	1.80	0.63
13:AM:12:ILE:HG21	14:AN:68:LYS:HA	1.81	0.63
1:BA:19:LEU:HB3	1:BA:24:ILE:HD11	1.80	0.63
1:BA:975:ASP:OD1	1:BA:976:ALA:N	2.31	0.63
2:BB:749:THR:OG1	2:BB:763:ASP:OD1	2.17	0.63
3:BC:101:ILE:HA	3:BC:104:VAL:HG23	1.79	0.63
10:CJ:7:CYS:SG	10:CJ:8:PHE:N	2.71	0.63
1:DA:1563:VAL:HA	1:DA:1566:ILE:HD11	1.81	0.63
1:DA:511:VAL:HG22	1:DA:519:LEU:HD12	1.81	0.63
2:DB:554:GLN:HA	2:DB:646:HIS:CD2	2.33	0.63
2:DB:749:THR:OG1	2:DB:763:ASP:OD1	2.17	0.63
1:EA:1454:HIS:HB2	1:EA:1457:ILE:HG13	1.79	0.63
2:EB:857:PRO:HA	2:EB:871:ILE:HD11	1.80	0.63
2:EB:906:ARG:NE	3:EC:95:GLU:OE2	2.32	0.63
2:FB:833:PRO:O	2:FB:834:LYS:HB3	1.97	0.63
8:FH:106:GLU:HA	8:FH:112:ILE:HG12	1.80	0.63
1:AA:82:PRO:HG2	1:AA:396:ILE:HD12	1.81	0.63
3:AC:164:ALA:HB2	3:AC:191:ILE:HB	1.80	0.63
1:BA:1288:ARG:HB2	1:BA:1478:ALA:HA	1.81	0.63
2:BB:783:MET:O	2:BB:785:ASP:N	2.32	0.63
6:BF:128:LYS:NZ	6:BF:148:VAL:O	2.31	0.63
10:BJ:2:ILE:HG12	10:BJ:3:VAL:H	1.62	0.63
2:CB:1178:ILE:HD12	2:CB:1179:PRO:O	1.99	0.63
2:CB:327:LEU:HD13	2:CB:351:GLN:HG2	1.78	0.63
2:CB:833:PRO:HG2	2:CB:836:TRP:CZ2	2.33	0.63
3:CC:128:ASP:OD1	3:CC:174:ARG:NH1	2.29	0.63
7:CG:40:ARG:HD3	7:CG:123:TYR:HE1	1.64	0.63
1:DA:125:LEU:HD11	1:DA:219:LEU:HD12	1.79	0.63

*Continued on next page...*



*Continued from previous page...*

Atom-1	Atom-2	Interatomic distance (Å)	Clash overlap (Å)
1:DA:58:LEU:HD11	7:DO:295:LEU:HD11	1.79	0.63
3:DC:224:THR:HB	10:DJ:10:CYS:HB2	1.81	0.63
12:DL:34:CYS:SG	12:DL:36:SER:OG	2.57	0.63
1:EA:1456:PHE:CB	1:EA:1474:LEU:HD11	2.28	0.63
1:EA:966:LEU:HD12	1:EA:967:PRO:HD2	1.80	0.63
1:EA:11:ILE:HG21	2:EB:1198:TYR:HB2	1.79	0.63
2:EB:327:LEU:HD13	2:EB:351:GLN:HG2	1.81	0.63
2:EB:403:LEU:HD11	2:EB:408:LEU:HB2	1.79	0.63
2:EB:1017:ALA:O	3:EC:65:ASN:ND2	2.32	0.63
1:FA:1322:ILE:HG21	1:FA:1457:ILE:HD11	1.81	0.63
1:FA:1647:ASN:HD22	1:FA:1648:ASN:H	1.47	0.63
2:FB:520:LEU:CD2	2:FB:530:PRO:HA	2.28	0.63
9:FI:99:LEU:HB2	9:FI:111:PHE:HZ	1.63	0.63
1:AA:1508:VAL:O	1:AA:1510:PRO:HD3	1.99	0.63
1:AA:1236:PRO:HB2	1:AA:1524:VAL:HG23	1.80	0.63
1:AA:1638:SER:HA	1:AA:1641:ILE:HD12	1.79	0.63
2:AB:898:LEU:HD22	12:AL:46:VAL:HG22	1.80	0.63
2:BB:811:LEU:HD13	2:BB:823:GLN:HE21	1.64	0.63
5:BE:86:PRO:HA	5:BE:113:GLN:HB2	1.80	0.63
8:BH:95:TYR:HD2	8:BH:144:ILE:HD13	1.64	0.63
2:CB:773:VAL:HG21	2:CB:1031:VAL:HB	1.81	0.63
1:DA:113:VAL:HG13	1:DA:182:LYS:HG3	1.80	0.63
1:DA:729:LYS:HD2	8:DH:120:GLY:HA3	1.80	0.63
1:DA:752:LYS:HG3	1:DA:768:GLU:HA	1.80	0.63
5:DE:5:ASN:ND2	5:DE:52:ARG:HH21	1.93	0.63
7:DG:88:LYS:O	7:DG:118:CYS:HB3	1.98	0.63
8:DH:95:TYR:HD2	8:DH:144:ILE:HD13	1.63	0.63
1:EA:964:LYS:HZ1	1:EA:967:PRO:HA	1.64	0.63
2:EB:104:ILE:HB	2:EB:169:ARG:HG3	1.79	0.63
2:EB:588:ILE:O	2:EB:591:LYS:HG2	1.99	0.63
8:EH:13:SER:N	8:EH:27:GLU:O	2.28	0.63
14:EN:148:ILE:H	14:EN:148:ILE:HD12	1.63	0.63
2:FB:17:ARG:HD2	2:FB:758:ASP:HB3	1.80	0.63
13:FM:81:PHE:HD1	13:FM:88:ILE:HB	1.63	0.63
1:AA:985:ARG:HD2	1:AA:987:TYR:HB3	1.81	0.62
2:BB:335:ARG:NH1	13:BM:113:ILE:HG23	2.14	0.62
9:BI:6:SER:H	9:BI:45:LEU:HD22	1.64	0.62
1:BA:756:LYS:HG2	9:BI:85:LYS:NZ	2.14	0.62
1:CA:1215:VAL:HG22	1:CA:1216:THR:H	1.63	0.62
1:CA:1247:SER:OG	1:CA:1249:GLU:N	2.32	0.62
1:CA:1545:ASP:OD1	1:CA:1546:VAL:N	2.30	0.62

*Continued on next page...*



*Continued from previous page...*

Atom-1	Atom-2	Interatomic distance (Å)	Clash overlap (Å)
1:CA:669:LEU:HD13	1:CA:673:HIS:HB3	1.80	0.62
8:CH:38:LEU:HD11	8:CH:123:MET:HG3	1.80	0.62
11:CK:125:MET:HA	11:CK:128:CYS:SG	2.39	0.62
1:DA:1216:THR:OG1	1:DA:1234:LYS:HB2	1.99	0.62
9:DI:72:LYS:HB2	9:DI:73:LYS:HE3	1.81	0.62
1:FA:753:ASN:ND2	1:FA:767:ASN:O	2.32	0.62
2:FB:210:ARG:NH2	2:FB:625:GLU:OE2	2.32	0.62
4:FD:22:ILE:O	7:FG:76:LYS:NZ	2.31	0.62
1:AA:1247:SER:OG	1:AA:1249:GLU:N	2.30	0.62
1:AA:850:SER:O	1:AA:852:ASP:N	2.32	0.62
2:AB:22:GLU:OE2	10:AJ:55:ASP:N	2.29	0.62
12:AL:53:HIS:O	12:AL:55:ILE:N	2.28	0.62
1:BA:1273:THR:HA	9:BI:48:VAL:HG22	1.80	0.62
1:BA:1289:SER:HA	1:BA:1475:GLU:OE1	1.98	0.62
2:BB:1046:VAL:HG22	2:BB:1047:ARG:H	1.64	0.62
2:BB:38:LEU:O	2:BB:41:ALA:N	2.24	0.62
6:BF:101:ILE:HG21	6:BF:120:ILE:HG21	1.80	0.62
1:CA:558:ALA:O	1:CA:561:LEU:HG	1.99	0.62
3:CC:45:SER:OG	3:CC:271:ARG:NH2	2.27	0.62
3:EC:255:VAL:HG12	3:EC:256:ILE:HG12	1.81	0.62
12:EL:45:ALA:O	12:EL:47:ARG:N	2.32	0.62
1:FA:480:ALA:HB2	2:FB:1046:VAL:HG23	1.81	0.62
2:FB:38:LEU:O	2:FB:41:ALA:N	2.24	0.62
1:AA:1637:PRO:HG3	1:AA:1647:ASN:HD21	1.64	0.62
1:AA:782:ASP:OD1	1:AA:783:LYS:N	2.31	0.62
3:AC:100:ARG:HH12	3:AC:193:LEU:HA	1.64	0.62
3:AC:101:ILE:HA	3:AC:104:VAL:HG23	1.80	0.62
3:AC:225:ALA:HB1	3:AC:302:VAL:HG22	1.81	0.62
8:AH:38:LEU:HD11	8:AH:123:MET:HG3	1.81	0.62
3:BC:201:GLU:O	3:BC:202:ILE:HD12	2.00	0.62
1:CA:745:PRO:HG2	1:CA:1075:ALA:HB2	1.81	0.62
1:CA:818:THR:HG23	2:CB:780:GLY:HA3	1.81	0.62
1:CA:874:GLU:O	1:CA:878:ARG:HB2	1.99	0.62
2:CB:228:SER:HB2	2:CB:253:LEU:HD13	1.81	0.62
2:CB:520:LEU:CD2	2:CB:530:PRO:HA	2.29	0.62
1:DA:1526:PHE:O	1:DA:1529:MET:N	2.32	0.62
1:DA:387:SER:HA	1:DA:390:LEU:HD12	1.79	0.62
1:DA:82:PRO:HG2	1:DA:396:ILE:HD12	1.80	0.62
2:DB:104:ILE:HB	2:DB:169:ARG:HG3	1.82	0.62
8:DH:63:LEU:HB3	8:DH:89:LEU:HB3	1.80	0.62
1:EA:113:VAL:HG13	1:EA:182:LYS:HG3	1.79	0.62

*Continued on next page...*



*Continued from previous page...*

Atom-1	Atom-2	Interatomic distance (Å)	Clash overlap (Å)
1:EA:545:SER:O	1:EA:545:SER:OG	2.18	0.62
2:EB:562:PRO:HG3	2:EB:588:ILE:HD13	1.81	0.62
2:EB:776:ILE:HB	2:EB:1026:ILE:HD13	1.80	0.62
4:ED:82:LEU:HD22	7:EG:67:ASN:HD22	1.63	0.62
11:EK:112:THR:N	11:EK:115:ASP:OD2	2.32	0.62
1:FA:882:ILE:HD13	1:FA:888:LYS:HB3	1.79	0.62
2:FB:467:THR:HB	2:FB:469:ASN:HD22	1.64	0.62
5:FE:192:ARG:NH2	5:FE:215:MET:O	2.33	0.62
1:AA:1298:ASP:N	1:AA:1298:ASP:OD1	2.30	0.62
3:AC:229:LEU:O	3:AC:293:ARG:NH1	2.33	0.62
1:BA:1321:PHE:HD1	1:BA:1496:SER:HG	1.47	0.62
6:BF:101:ILE:HD13	6:BF:120:ILE:HG22	1.81	0.62
7:BG:40:ARG:NH1	7:BG:123:TYR:OH	2.31	0.62
1:CA:387:SER:HA	1:CA:390:LEU:HD12	1.80	0.62
1:DA:1294:MET:HG2	1:DA:1296:PHE:CE1	2.35	0.62
1:DA:1601:GLN:O	1:DA:1603:MET:N	2.31	0.62
2:CB:829:ASN:HB2	1:DA:538:ASN:HD21	1.64	0.62
1:DA:809:VAL:HG13	1:DA:813:LEU:HD11	1.80	0.62
2:DB:1110:ILE:H	2:DB:1111:LEU:HD23	1.63	0.62
2:DB:843:ASP:OD1	2:DB:845:LEU:HG	1.99	0.62
1:EA:1022:CYS:SG	1:EA:1615:TYR:OH	2.56	0.62
1:EA:975:ASP:OD1	1:EA:976:ALA:N	2.32	0.62
8:EH:107:VAL:HG23	8:EH:112:ILE:HA	1.80	0.62
1:FA:1344:ILE:HD13	2:FB:329:TYR:HE2	1.64	0.62
3:FC:229:LEU:O	3:FC:293:ARG:NH1	2.33	0.62
4:FD:33:THR:O	4:FD:36:VAL:HB	1.99	0.62
1:AA:641:GLU:HB2	6:AF:99:LEU:HD22	1.82	0.62
3:AC:109:ASP:HB3	3:AC:112:MET:HE2	1.82	0.62
4:BD:24:ALA:HA	7:BG:43:ILE:HA	1.79	0.62
8:BH:118:PHE:HB2	8:BH:121:LEU:HB2	1.81	0.62
8:BH:60:ALA:O	8:BH:140:ALA:HB1	2.00	0.62
14:BN:58:PHE:HA	14:BN:139:VAL:HG23	1.80	0.62
13:BM:77:VAL:O	14:BN:56:ILE:HD12	1.99	0.62
1:DA:1273:THR:HA	9:DI:48:VAL:HG22	1.82	0.62
2:DB:751:ILE:HG23	2:DB:752:VAL:HG22	1.80	0.62
4:DD:22:ILE:HD12	7:DG:45:LEU:HA	1.81	0.62
2:EB:105:ALA:O	2:EB:135:GLY:HA3	1.99	0.62
1:EA:928:MET:HG2	2:EB:955:PRO:HG3	1.81	0.62
11:EK:58:GLY:C	11:EK:60:SER:H	2.02	0.62
2:FB:501:ARG:HG3	2:FB:699:ILE:HD12	1.82	0.62
1:FA:1118:VAL:HG11	5:FE:154:ILE:HG13	1.80	0.62

*Continued on next page...*



*Continued from previous page...*

Atom-1	Atom-2	Interatomic distance (Å)	Clash overlap (Å)
7:FG:40:ARG:NH1	7:FG:123:TYR:OH	2.33	0.62
7:FO:272:ILE:HG13	7:FO:274:SER:H	1.62	0.62
1:AA:74:GLY:HA3	1:AA:364:PRO:HB3	1.82	0.62
9:BI:41:GLN:HB3	9:BI:42:PHE:CE2	2.35	0.62
12:BL:40:LEU:HD22	12:BL:44:ASP:HB3	1.81	0.62
1:CA:1324:LEU:HD22	1:CA:1492:ILE:HG13	1.82	0.62
1:DA:1246:VAL:HG13	1:DA:1250:GLN:HB3	1.80	0.62
1:DA:67:LEU:HD13	1:DA:71:PHE:HB3	1.80	0.62
1:DA:825:ALA:HB1	2:DB:776:ILE:HD11	1.82	0.62
2:DB:850:THR:N	2:DB:882:ILE:HG13	2.12	0.62
2:DB:967:LEU:H	2:DB:967:LEU:HD12	1.62	0.62
2:DB:934:ILE:HG21	3:DC:73:SER:HB3	1.81	0.62
6:DF:101:ILE:HD13	6:DF:120:ILE:HG22	1.81	0.62
1:EA:1202:LEU:HD11	9:EI:101:LEU:HD11	1.80	0.62
1:EA:1246:VAL:HG22	1:EA:1250:GLN:NE2	2.14	0.62
2:EB:431:ASP:HB3	2:EB:438:ILE:HD11	1.82	0.62
2:EB:893:ASN:ND2	2:EB:893:ASN:O	2.33	0.62
1:FA:618:TYR:HB3	1:FA:670:ILE:HD11	1.80	0.62
2:FB:22:GLU:OE2	10:FJ:55:ASP:N	2.32	0.62
3:FC:328:LEU:HD11	11:FK:65:ILE:HD11	1.82	0.62
1:AA:1217:LEU:HD11	1:AA:1572:ARG:HD2	1.81	0.62
1:AA:729:LYS:HD2	8:AH:120:GLY:HA3	1.81	0.62
1:BA:425:ASN:OD1	7:BO:274:SER:N	2.32	0.62
1:BA:669:LEU:HD22	1:BA:673:HIS:ND1	2.15	0.62
2:BB:848:ILE:HD11	12:BL:58:LYS:HD3	1.81	0.62
1:BA:843:ARG:NH1	2:BB:988:GLU:OE2	2.28	0.62
14:BN:55:LEU:HB3	14:BN:136:VAL:HG22	1.82	0.62
2:CB:584:CYS:HB2	2:CB:598:HIS:ND1	2.14	0.62
3:CC:229:LEU:O	3:CC:293:ARG:NH1	2.33	0.62
8:CH:60:ALA:O	8:CH:140:ALA:HB1	2.00	0.62
1:DA:1585:ILE:O	1:DA:1589:MET:HG3	2.00	0.62
1:DA:211:THR:O	1:DA:214:ASP:N	2.32	0.62
2:DB:127:ARG:NH1	2:DB:185:GLU:OE2	2.30	0.62
3:DC:45:SER:OG	3:DC:271:ARG:NH2	2.28	0.62
11:DK:46:LYS:HE3	11:DK:66:VAL:O	2.00	0.62
1:EA:99:ARG:O	1:EA:109:ARG:NH2	2.33	0.62
2:EB:228:SER:HB2	2:EB:253:LEU:HD13	1.82	0.62
1:EA:388:LYS:HG2	7:EO:281:ASP:OD1	2.00	0.62
1:FA:1447:GLN:HG3	1:FA:1460:TYR:HB3	1.80	0.62
2:FB:429:ARG:O	2:FB:433:ASN:ND2	2.28	0.62
2:FB:738:ASP:N	2:FB:738:ASP:OD1	2.32	0.62

*Continued on next page...*



*Continued from previous page...*

Atom-1	Atom-2	Interatomic distance (Å)	Clash overlap (Å)
1:FA:1202:LEU:HD11	9:FI:101:LEU:HD11	1.80	0.62
1:BA:1136:VAL:HG11	1:BA:1140:PHE:HD2	1.64	0.62
1:BA:1342:PRO:HD2	2:BB:272:PRO:HG3	1.82	0.62
1:BA:1657:LEU:HD11	6:BF:135:ARG:HB2	1.80	0.62
14:CN:179:ASP:HB2	14:CN:180:PHE:CD1	2.34	0.62
1:DA:620:ASN:OD1	1:DA:667:ARG:NH2	2.32	0.62
2:DB:1178:ILE:HD12	2:DB:1179:PRO:O	2.00	0.62
1:DA:722:PRO:HD2	8:DH:46:LEU:HD13	1.82	0.62
8:DH:76:THR:HG22	8:DH:77:ARG:H	1.65	0.62
11:DK:58:GLY:C	11:DK:60:SER:H	2.03	0.62
1:EA:1060:GLU:O	1:EA:1063:MET:N	2.32	0.62
1:EA:1247:SER:OG	1:EA:1249:GLU:N	2.30	0.62
2:FB:35:PHE:HB3	2:FB:38:LEU:HD23	1.82	0.62
1:AA:836:THR:OG1	1:AA:837:ALA:N	2.31	0.62
5:AE:86:PRO:HA	5:AE:113:GLN:HB2	1.82	0.62
7:AG:111:THR:HG1	7:AG:113:PHE:HD1	1.47	0.62
14:AN:71:PRO:HB2	14:AN:89:ILE:HD12	1.82	0.62
7:AO:275:ASN:O	7:BG:159:LYS:NZ	2.32	0.62
1:BA:1236:PRO:HB2	1:BA:1524:VAL:HG23	1.81	0.62
4:BD:19:PRO:HB3	7:BG:46:TYR:O	2.00	0.62
2:CB:22:GLU:OE2	10:CJ:55:ASP:N	2.30	0.62
2:DB:738:ASP:OD1	2:DB:738:ASP:N	2.31	0.62
1:EA:1470:CYS:SG	1:EA:1471:GLU:N	2.73	0.62
1:EA:1647:ASN:HD22	1:EA:1648:ASN:H	1.48	0.62
3:EC:85:PHE:O	12:EL:64:LEU:HA	1.99	0.62
5:EE:156:LEU:HD21	5:EE:197:LYS:HB2	1.82	0.62
1:FA:1344:ILE:HG22	2:FB:334:PHE:HE2	1.63	0.62
1:FA:1526:PHE:O	1:FA:1529:MET:N	2.32	0.62
2:FB:772:VAL:HG12	2:FB:946:ASP:H	1.64	0.62
1:AA:1235:THR:O	1:AA:1544:ASN:ND2	2.33	0.62
2:AB:903:ILE:HD13	2:AB:905:TYR:CE1	2.35	0.62
1:BA:450:LYS:NZ	1:BA:450:LYS:HB3	2.13	0.62
2:BB:1186:ASP:OD2	2:BB:1198:TYR:OH	2.15	0.62
2:BB:586:VAL:HG22	2:BB:640:LEU:HD23	1.82	0.62
5:BE:55:ARG:NH2	5:BE:113:GLN:OE1	2.33	0.62
8:BH:63:LEU:HB2	8:BH:88:SER:HB2	1.81	0.62
3:BC:328:LEU:HB3	11:BK:121:LEU:HD11	1.82	0.62
11:BK:58:GLY:C	11:BK:60:SER:H	2.02	0.62
1:CA:113:VAL:HG22	1:CA:182:LYS:NZ	2.15	0.62
5:CE:28:TYR:CE1	5:CE:78:LEU:HB3	2.35	0.62
6:CF:101:ILE:HG21	6:CF:120:ILE:HG21	1.81	0.62

*Continued on next page...*



*Continued from previous page...*

Atom-1	Atom-2	Interatomic distance (Å)	Clash overlap (Å)
14:CN:85:HIS:HB3	14:CN:87:TYR:CE1	2.35	0.62
1:DA:1647:ASN:HD22	1:DA:1648:ASN:H	1.48	0.62
10:DJ:7:CYS:SG	10:DJ:8:PHE:N	2.73	0.62
2:EB:1046:VAL:HG22	2:EB:1047:ARG:H	1.64	0.62
2:EB:832:TRP:CZ3	2:EB:834:LYS:HA	2.35	0.62
7:EG:229:LEU:HD12	7:EG:230:ARG:H	1.64	0.62
11:EK:98:GLU:O	11:EK:100:LEU:N	2.33	0.62
1:FA:1294:MET:HG2	1:FA:1296:PHE:CE1	2.35	0.62
1:FA:74:GLY:HA3	1:FA:364:PRO:HB3	1.81	0.62
2:FB:338:PHE:CZ	2:FB:353:VAL:HG13	2.35	0.62
10:FJ:43:ARG:O	10:FJ:47:ARG:HG3	2.00	0.62
1:AA:875:LEU:O	1:AA:879:LEU:HG	2.00	0.61
2:AB:834:LYS:O	2:AB:836:TRP:N	2.32	0.61
8:AH:63:LEU:HB2	8:AH:88:SER:HB2	1.81	0.61
1:AA:719:ILE:HG12	8:AH:97:MET:HG2	1.81	0.61
1:BA:892:LEU:O	1:BA:896:THR:OG1	2.18	0.61
2:CB:213:HIS:HB2	2:CB:643:PHE:HZ	1.64	0.61
5:CE:137:GLU:O	5:CE:139:ALA:N	2.33	0.61
1:DA:1272:VAL:O	1:DA:1273:THR:OG1	2.18	0.61
1:DA:1288:ARG:HB2	1:DA:1478:ALA:HA	1.82	0.61
2:DB:1047:ARG:NH2	2:DB:1051:PRO:O	2.33	0.61
1:DA:1003:ARG:NH2	2:DB:520:LEU:HD22	2.14	0.61
9:DI:94:MET:HG2	9:DI:114:CYS:HA	1.82	0.61
10:DJ:45:CYS:O	10:DJ:48:ARG:HB3	2.00	0.61
1:EA:74:GLY:HA3	1:EA:364:PRO:HB3	1.81	0.61
2:EB:35:PHE:HB3	2:EB:38:LEU:HD23	1.81	0.61
7:EO:283:GLU:O	7:EO:286:ILE:HB	2.00	0.61
1:FA:1003:ARG:NH2	2:FB:520:LEU:HD22	2.15	0.61
1:FA:1216:THR:OG1	1:FA:1234:LYS:HB2	2.00	0.61
1:FA:1217:LEU:HD11	1:FA:1572:ARG:HD2	1.82	0.61
1:FA:1601:GLN:C	1:FA:1603:MET:H	2.03	0.61
5:FE:19:VAL:O	5:FE:23:VAL:HG23	2.00	0.61
9:FI:88:GLN:OE1	9:FI:119:TYR:HB2	1.99	0.61
13:FM:21:VAL:HB	14:FN:109:LEU:HD11	1.82	0.61
1:AA:596:HIS:H	1:AA:596:HIS:CD2	2.17	0.61
1:AA:693:GLN:OE1	11:AK:88:PHE:HA	2.00	0.61
3:AC:90:SER:OG	3:AC:91:VAL:N	2.33	0.61
1:BA:113:VAL:HG22	1:BA:182:LYS:NZ	2.15	0.61
2:BB:832:TRP:CZ3	2:BB:834:LYS:HA	2.35	0.61
2:BB:1002:LYS:HZ2	14:BN:166:LEU:HD13	1.65	0.61
1:CA:468:ARG:HD2	1:CA:1021:ARG:NH1	2.15	0.61

*Continued on next page...*



*Continued from previous page...*

Atom-1	Atom-2	Interatomic distance (Å)	Clash overlap (Å)
2:CB:939:SER:OG	2:CB:943:ILE:N	2.31	0.61
3:CC:329:LYS:HD2	11:CK:122:LYS:HE2	1.82	0.61
12:CL:45:ALA:O	12:CL:47:ARG:N	2.33	0.61
1:DA:1241:PRO:HG3	1:DA:1540:GLY:HA3	1.81	0.61
2:DB:549:CYS:H	2:DB:550:ARG:NH1	1.97	0.61
2:DB:754:ALA:O	2:DB:756:LEU:N	2.33	0.61
2:DB:904:LYS:C	2:DB:905:TYR:HD1	2.02	0.61
10:DJ:2:ILE:HG12	10:DJ:3:VAL:H	1.65	0.61
1:EA:945:CYS:HB3	1:EA:946:LEU:HD23	1.81	0.61
2:EB:849:GLY:H	2:EB:882:ILE:HB	1.64	0.61
2:EB:714:ARG:HG3	2:EB:922:GLY:HA3	1.82	0.61
2:FB:699:ILE:HD13	2:FB:699:ILE:H	1.63	0.61
5:FE:87:SER:HA	5:FE:115:ASN:HB3	1.82	0.61
9:FI:73:LYS:HA	9:FI:76:LEU:HD12	1.82	0.61
1:AA:1175:MET:O	1:AA:1178:LEU:HG	2.00	0.61
3:BC:225:ALA:HB1	3:BC:302:VAL:HG22	1.81	0.61
7:BG:149:ILE:HD11	7:BG:155:ALA:HB2	1.81	0.61
4:BD:19:PRO:HG3	7:BG:47:VAL:HG12	1.81	0.61
1:CA:1117:SER:OG	1:CA:1117:SER:O	2.16	0.61
1:CA:865:ASP:OD2	1:CA:867:ASP:N	2.30	0.61
8:CH:118:PHE:HB2	8:CH:121:LEU:HB2	1.82	0.61
9:CI:73:LYS:HA	9:CI:76:LEU:HD12	1.80	0.61
2:DB:675:ALA:O	2:DB:690:GLU:HG2	2.00	0.61
8:DH:38:LEU:HD12	8:DH:124:ARG:O	2.00	0.61
1:EA:1217:LEU:HD11	1:EA:1572:ARG:HD2	1.82	0.61
1:EA:125:LEU:HD11	1:EA:219:LEU:HD12	1.82	0.61
2:EB:752:VAL:HG21	2:EB:965:GLU:HG2	1.83	0.61
2:EB:967:LEU:H	2:EB:967:LEU:HD12	1.64	0.61
2:FB:547:HIS:HB2	2:FB:760:TYR:OH	2.00	0.61
3:FC:328:LEU:HB3	11:FK:121:LEU:HD11	1.81	0.61
7:FO:286:ILE:O	7:FO:289:LYS:N	2.31	0.61
1:AA:721:LYS:HG2	1:AA:722:PRO:HA	1.83	0.61
13:AM:12:ILE:CG2	14:AN:68:LYS:HA	2.31	0.61
4:BD:89:LEU:HA	4:BD:92:ILE:HD12	1.81	0.61
13:BM:81:PHE:HD1	13:BM:88:ILE:HB	1.64	0.61
1:BA:425:ASN:ND2	7:BO:274:SER:HB2	2.12	0.61
1:DA:1263:LEU:HB2	1:DA:1496:SER:HB2	1.81	0.61
1:DA:1647:ASN:HB3	1:DA:1649:VAL:HG23	1.81	0.61
2:DB:1002:LYS:HZ3	14:DN:166:LEU:HD13	1.64	0.61
2:DB:170:CYS:SG	2:DB:171:HIS:N	2.74	0.61
14:DN:55:LEU:O	14:DN:136:VAL:HG13	2.00	0.61

*Continued on next page...*



*Continued from previous page...*

Atom-1	Atom-2	Interatomic distance (Å)	Clash overlap (Å)
1:EA:1326:GLU:OE1	1:EA:1454:HIS:HB3	2.00	0.61
1:FA:1456:PHE:CB	1:FA:1474:LEU:HD11	2.30	0.61
10:FJ:45:CYS:O	10:FJ:48:ARG:HB3	2.00	0.61
1:AA:918:LYS:O	1:AA:923:ASN:ND2	2.32	0.61
7:AG:139:ILE:HD12	7:AG:140:GLN:H	1.65	0.61
2:AB:300:SER:HB3	9:AI:49:THR:HG23	1.82	0.61
14:AN:179:ASP:HB2	14:AN:180:PHE:CD1	2.36	0.61
1:BA:385:LEU:HD13	1:BA:437:PHE:HA	1.80	0.61
1:BA:865:ASP:OD2	1:BA:867:ASP:N	2.31	0.61
5:BE:40:GLU:HA	5:BE:43:LYS:HE3	1.81	0.61
1:CA:1502:PRO:O	1:CA:1503:HIS:HB2	1.99	0.61
1:CA:1585:ILE:O	1:CA:1589:MET:HG3	2.01	0.61
1:CA:804:GLU:N	1:CA:804:GLU:OE1	2.32	0.61
2:CB:104:ILE:HB	2:CB:169:ARG:HG3	1.82	0.61
1:DA:985:ARG:HG2	1:DA:988:SER:H	1.65	0.61
2:DB:152:LEU:HD13	2:DB:443:LYS:HG3	1.82	0.61
5:DE:152:LYS:HE3	5:DE:154:ILE:HD11	1.83	0.61
1:EA:1003:ARG:NH2	2:EB:520:LEU:HD22	2.14	0.61
1:EA:482:SER:HB2	2:EB:1044:PHE:HB3	1.80	0.61
1:EA:76:GLN:HE22	2:EB:1111:LEU:HD12	1.65	0.61
2:EB:428:VAL:O	2:EB:432:ILE:HD12	2.01	0.61
1:FA:1637:PRO:HG3	1:FA:1647:ASN:HD21	1.64	0.61
2:FB:380:LYS:HG3	2:FB:637:TYR:CD2	2.35	0.61
2:FB:863:ASP:HB3	2:FB:866:LEU:HB2	1.81	0.61
3:FC:45:SER:OG	3:FC:271:ARG:NH2	2.26	0.61
1:AA:1647:ASN:HB3	1:AA:1649:VAL:HG23	1.81	0.61
2:AB:295:ASN:HB3	14:AN:104:LEU:HD13	1.81	0.61
1:CA:1027:LEU:HD21	1:CA:1588:MET:HG2	1.83	0.61
2:CB:1037:ARG:O	2:CB:1039:MET:N	2.32	0.61
2:CB:714:ARG:HG3	2:CB:922:GLY:HA3	1.82	0.61
10:CJ:2:ILE:HG12	10:CJ:3:VAL:H	1.66	0.61
1:DA:804:GLU:OE1	1:DA:804:GLU:N	2.34	0.61
2:DB:170:CYS:SG	2:DB:172:LEU:N	2.73	0.61
2:DB:811:LEU:HD13	2:DB:823:GLN:NE2	2.13	0.61
1:EA:956:ARG:HG2	1:EA:979:GLY:O	2.01	0.61
8:EH:35:GLN:O	8:EH:127:GLY:HA2	2.00	0.61
1:FA:669:LEU:HD12	1:FA:786:TYR:CD1	2.35	0.61
1:FA:782:ASP:OD1	1:FA:783:LYS:N	2.32	0.61
1:FA:1272:VAL:C	9:FI:48:VAL:HG13	2.20	0.61
1:AA:752:LYS:HG3	1:AA:768:GLU:HA	1.83	0.61
5:AE:147:HIS:HB3	5:AE:150:VAL:HG23	1.81	0.61

*Continued on next page...*



*Continued from previous page...*

Atom-1	Atom-2	Interatomic distance (Å)	Clash overlap (Å)
4:AD:82:LEU:HD22	7:AG:67:ASN:HD22	1.65	0.61
2:BB:683:ASN:HA	14:BN:150:TYR:CE1	2.35	0.61
1:CA:854:GLY:O	1:CA:974:THR:HB	2.01	0.61
1:DA:596:HIS:H	1:DA:596:HIS:CD2	2.18	0.61
2:DB:97:VAL:HG13	2:DB:141:LEU:HD11	1.83	0.61
9:DI:109:THR:OG1	9:DI:124:ASN:ND2	2.34	0.61
13:DM:81:PHE:HD1	13:DM:88:ILE:HB	1.64	0.61
14:DN:55:LEU:HB3	14:DN:136:VAL:HG22	1.82	0.61
1:EA:211:THR:O	1:EA:214:ASP:N	2.34	0.61
2:EB:127:ARG:NH1	2:EB:185:GLU:OE2	2.28	0.61
2:EB:301:PHE:HD1	2:EB:302:LEU:HD23	1.64	0.61
8:EH:60:ALA:O	8:EH:140:ALA:HB1	2.00	0.61
1:FA:1272:VAL:HG12	1:FA:1273:THR:H	1.65	0.61
1:FA:510:PRO:O	1:FA:515:ASN:ND2	2.33	0.61
2:FB:693:PRO:O	2:FB:696:ILE:HG13	1.99	0.61
2:FB:757:TYR:CZ	2:FB:762:MET:HB3	2.36	0.61
1:FA:209:THR:HG21	5:FE:174:GLN:HG3	1.82	0.61
11:FK:58:GLY:C	11:FK:60:SER:H	2.02	0.61
14:FN:58:PHE:HA	14:FN:139:VAL:HG23	1.82	0.61
2:AB:403:LEU:HD11	2:AB:408:LEU:HB2	1.82	0.61
8:AH:62:SER:OG	8:AH:63:LEU:N	2.32	0.61
2:BB:751:ILE:HG23	2:BB:752:VAL:HG22	1.83	0.61
1:CA:1264:SER:O	9:CI:56:PHE:HB3	2.00	0.61
1:CA:897:SER:HA	1:CA:900:VAL:HG22	1.82	0.61
2:DB:1138:ALA:O	2:DB:1141:LEU:HG	2.01	0.61
2:DB:1186:ASP:O	2:DB:1190:SER:OG	2.17	0.61
1:DA:1344:ILE:HD13	2:DB:329:TYR:HE2	1.65	0.61
2:DB:782:ASP:HB3	2:DB:788:ILE:HG12	1.82	0.61
1:DA:843:ARG:NH1	2:DB:988:GLU:OE2	2.27	0.61
13:DM:56:GLU:HB2	13:DM:61:GLU:HA	1.82	0.61
1:EA:19:LEU:HB3	1:EA:24:ILE:HD11	1.80	0.61
2:EB:213:HIS:HB2	2:EB:643:PHE:CZ	2.36	0.61
7:EG:149:ILE:HD11	7:EG:155:ALA:HB2	1.83	0.61
8:EH:106:GLU:HG2	8:EH:112:ILE:HD11	1.83	0.61
13:FM:15:VAL:HA	13:FM:90:LEU:HB2	1.83	0.61
2:AB:586:VAL:HG22	2:AB:640:LEU:HD23	1.83	0.61
2:AB:66:LYS:C	2:AB:68:ILE:H	2.04	0.61
2:AB:783:MET:O	2:AB:785:ASP:N	2.34	0.61
1:AA:1658:ALA:HB2	7:AG:107:ILE:HD11	1.81	0.61
2:AB:946:ASP:OD2	10:AJ:48:ARG:NH2	2.34	0.61
1:BA:1326:GLU:OE1	1:BA:1454:HIS:HB3	2.01	0.61

*Continued on next page...*



*Continued from previous page...*

Atom-1	Atom-2	Interatomic distance (Å)	Clash overlap (Å)
1:BA:1585:ILE:O	1:BA:1589:MET:HG3	2.01	0.61
1:BA:211:THR:O	1:BA:214:ASP:N	2.32	0.61
2:CB:549:CYS:H	2:CB:550:ARG:NH1	1.98	0.61
2:CB:547:HIS:HB2	2:CB:760:TYR:OH	2.01	0.61
2:CB:986:PHE:CD2	2:CB:992:PRO:HG3	2.35	0.61
4:CD:32:SER:N	4:CD:35:GLU:OE2	2.33	0.61
3:DC:128:ASP:OD1	3:DC:174:ARG:NH1	2.32	0.61
3:DC:225:ALA:HB1	3:DC:302:VAL:HG22	1.83	0.61
1:EA:1487:ASN:O	1:EA:1490:GLU:N	2.34	0.61
1:EA:669:LEU:HD13	1:EA:673:HIS:HB3	1.82	0.61
2:EB:380:LYS:HE3	2:EB:637:TYR:HB3	1.83	0.61
2:EB:72:VAL:HG22	2:EB:96:SER:HA	1.80	0.61
1:FA:1031:HIS:HB2	1:FA:1182:GLY:O	2.01	0.61
1:FA:897:SER:HA	1:FA:900:VAL:HG22	1.83	0.61
3:FC:277:ARG:HG3	3:FC:291:LEU:HD13	1.83	0.61
8:FH:95:TYR:HD2	8:FH:144:ILE:HD13	1.66	0.61
1:AA:1484:LEU:CG	2:AB:308:LEU:HD11	2.31	0.61
7:AO:284:VAL:HG12	7:AO:288:ASN:HD21	1.65	0.61
5:BE:5:ASN:ND2	5:BE:52:ARG:HH21	1.98	0.61
1:CA:141:LEU:HG	1:CA:142:GLY:H	1.65	0.61
2:CB:428:VAL:O	2:CB:432:ILE:HD12	2.01	0.61
1:DA:1502:PRO:O	1:DA:1503:HIS:HB2	1.99	0.61
2:EB:1195:ARG:HH21	2:EB:1197:ARG:HD2	1.65	0.61
2:EB:887:LEU:O	2:EB:888:ILE:HD12	2.00	0.61
9:EI:6:SER:H	9:EI:45:LEU:HD22	1.64	0.61
11:EK:49:LEU:HD11	11:EK:54:THR:HG21	1.83	0.61
1:FA:1463:ASP:C	1:FA:1465:GLU:H	2.05	0.61
2:FB:833:PRO:HG2	2:FB:836:TRP:CZ2	2.36	0.61
2:FB:852:VAL:HG13	2:FB:856:ASP:HB2	1.82	0.61
3:FC:316:LYS:O	3:FC:320:ILE:N	2.33	0.61
1:AA:395:LEU:HD12	7:AO:273:VAL:HG13	1.83	0.60
2:AB:714:ARG:HG3	2:AB:922:GLY:HA3	1.83	0.60
3:AC:253:PRO:HG2	14:AN:180:PHE:CD1	2.36	0.60
14:AN:105:SER:OG	14:AN:132:GLN:NE2	2.33	0.60
2:AB:986:PHE:CD1	14:AN:160:VAL:HG21	2.36	0.60
7:BG:82:LEU:HG	7:BG:124:VAL:HA	1.83	0.60
14:BN:122:ALA:O	14:BN:130:PRO:HA	2.02	0.60
1:CA:1463:ASP:C	1:CA:1465:GLU:H	2.04	0.60
1:CA:674:ILE:O	1:CA:678:VAL:HG23	2.01	0.60
2:CB:863:ASP:HB3	2:CB:866:LEU:HB2	1.83	0.60
1:CA:843:ARG:NH1	2:CB:988:GLU:OE2	2.23	0.60

*Continued on next page...*



*Continued from previous page...*

Atom-1	Atom-2	Interatomic distance (Å)	Clash overlap (Å)
1:CA:693:GLN:OE1	11:CK:88:PHE:HA	2.01	0.60
1:DA:1216:THR:HG23	1:DA:1234:LYS:HD2	1.83	0.60
1:DA:1292:ILE:O	1:DA:1292:ILE:HD12	2.01	0.60
7:DG:61:VAL:HG11	7:DG:87:LEU:HD21	1.83	0.60
1:EA:558:ALA:O	1:EA:561:LEU:HG	2.01	0.60
1:EA:818:THR:CG2	2:EB:780:GLY:HA3	2.30	0.60
8:EH:38:LEU:HD11	8:EH:123:MET:HG3	1.81	0.60
1:FA:1474:LEU:HD13	1:FA:1475:GLU:N	2.14	0.60
1:FA:1508:VAL:O	1:FA:1510:PRO:HD3	2.01	0.60
1:FA:596:HIS:HD2	1:FA:596:HIS:H	1.49	0.60
1:AA:1579:PHE:HA	1:AA:1582:LEU:HG	1.83	0.60
1:AA:123:ARG:HD3	1:AA:337:TYR:CE1	2.36	0.60
2:AB:1186:ASP:O	2:AB:1190:SER:OG	2.19	0.60
2:AB:772:VAL:HG12	2:AB:946:ASP:H	1.65	0.60
2:AB:843:ASP:OD1	2:AB:845:LEU:HG	2.00	0.60
6:AF:99:LEU:HB3	7:AG:112:PRO:HD3	1.82	0.60
1:BA:123:ARG:HD3	1:BA:337:TYR:CE1	2.35	0.60
1:BA:603:HIS:NE2	1:BA:624:TYR:OH	2.34	0.60
2:BB:533:THR:OG1	2:BB:542:LEU:O	2.18	0.60
2:BB:75:ASP:OD1	2:BB:76:GLY:N	2.33	0.60
8:BH:30:SER:HB3	8:BH:36:CYS:HB3	1.81	0.60
13:CM:15:VAL:HA	13:CM:90:LEU:HB2	1.81	0.60
1:DA:461:GLU:HA	1:DA:465:GLY:HA2	1.83	0.60
8:DH:106:GLU:HA	8:DH:112:ILE:HG12	1.84	0.60
1:EA:1661:PRO:HA	7:EG:102:GLU:HA	1.83	0.60
1:EA:113:VAL:HG22	1:EA:182:LYS:NZ	2.16	0.60
2:EB:474:SER:O	2:EB:476:LEU:N	2.34	0.60
8:EH:95:TYR:HD2	8:EH:144:ILE:HD13	1.66	0.60
1:FA:1620:GLN:O	1:FA:1623:THR:N	2.34	0.60
3:FC:255:VAL:HG12	3:FC:256:ILE:HG12	1.82	0.60
1:FA:1590:THR:OG1	5:FE:212:ARG:NH2	2.34	0.60
1:AA:1220:PRO:O	1:AA:1223:ARG:N	2.34	0.60
1:AA:1601:GLN:C	1:AA:1603:MET:H	2.05	0.60
2:AB:675:ALA:O	2:AB:690:GLU:HG2	2.00	0.60
12:AL:32:ALA:HB2	12:AL:57:LEU:HG	1.83	0.60
3:AC:84:TYR:HB3	12:AL:64:LEU:HD11	1.82	0.60
1:BA:1656:VAL:HG23	7:BG:107:ILE:HB	1.83	0.60
8:BH:57:VAL:HG13	8:BH:144:ILE:HG13	1.84	0.60
2:BB:1049:THR:HG21	7:BO:304:ASN:HB3	1.83	0.60
1:CA:1344:ILE:HG22	2:CB:334:PHE:HE2	1.65	0.60
2:CB:841:ASP:HB3	2:CB:843:ASP:OD1	2.02	0.60

*Continued on next page...*



*Continued from previous page...*

Atom-1	Atom-2	Interatomic distance (Å)	Clash overlap (Å)
1:CA:1661:PRO:HA	7:CG:102:GLU:HA	1.82	0.60
8:CH:106:GLU:HG2	8:CH:112:ILE:HD11	1.83	0.60
10:CJ:36:LEU:HD11	10:CJ:51:LEU:HB2	1.83	0.60
13:CM:12:ILE:CG2	14:CN:68:LYS:HA	2.30	0.60
1:DA:1058:THR:C	1:DA:1060:GLU:H	2.05	0.60
1:DA:1263:LEU:HG	1:DA:1267:ILE:HD11	1.83	0.60
1:DA:211:THR:HB	5:DE:173:SER:HB2	1.83	0.60
8:DH:107:VAL:HG23	8:DH:112:ILE:HA	1.83	0.60
1:EA:1502:PRO:O	1:EA:1503:HIS:HB2	2.01	0.60
1:EA:549:MET:SD	1:EA:553:GLN:NE2	2.74	0.60
3:EC:88:ASN:OD1	3:EC:202:ILE:HD11	2.01	0.60
1:FA:1019:LEU:HD23	1:FA:1020:GLN:N	2.16	0.60
1:FA:1235:THR:O	1:FA:1544:ASN:ND2	2.35	0.60
1:FA:1546:VAL:O	1:FA:1549:VAL:N	2.34	0.60
5:FE:137:GLU:C	5:FE:139:ALA:H	2.03	0.60
11:FK:60:SER:OG	11:FK:104:ARG:NH2	2.33	0.60
3:AC:228:ARG:NH1	14:AN:173:THR:H	1.99	0.60
7:AG:37:CYS:HB3	7:AG:125:TRP:CD1	2.36	0.60
1:BA:1060:GLU:O	1:BA:1063:MET:N	2.34	0.60
1:BA:1474:LEU:HD13	1:BA:1475:GLU:N	2.16	0.60
2:BB:852:VAL:HG13	2:BB:856:ASP:HB2	1.84	0.60
5:BE:192:ARG:NH2	5:BE:215:MET:O	2.34	0.60
1:CA:1019:LEU:HD23	1:CA:1020:GLN:N	2.17	0.60
1:CA:363:PRO:HB3	2:CB:1187:SER:OG	2.01	0.60
2:CB:623:ASP:HA	2:CB:663:ILE:HG21	1.82	0.60
2:CB:738:ASP:OD1	2:CB:738:ASP:N	2.33	0.60
1:DA:1474:LEU:HD13	1:DA:1475:GLU:N	2.15	0.60
2:DB:327:LEU:HD13	2:DB:351:GLN:HG2	1.82	0.60
2:EB:383:SER:OG	2:EB:384:LEU:N	2.34	0.60
2:EB:52:LEU:HD22	2:EB:61:LEU:HD21	1.82	0.60
2:EB:655:TYR:HA	2:EB:688:HIS:CD2	2.34	0.60
13:EM:58:GLU:HG2	13:EM:59:ARG:N	2.14	0.60
1:FA:1202:LEU:HD11	9:FI:101:LEU:HD21	1.84	0.60
2:FB:886:ASN:N	2:FB:902:SER:O	2.28	0.60
1:AA:1216:THR:OG1	1:AA:1234:LYS:HB2	2.01	0.60
1:AA:473:GLY:HA2	2:AB:1071:VAL:O	2.01	0.60
1:AA:456:VAL:HG11	2:AB:1192:MET:SD	2.42	0.60
2:AB:501:ARG:HG3	2:AB:699:ILE:HD12	1.84	0.60
13:AM:56:GLU:HB2	13:AM:61:GLU:HA	1.83	0.60
1:BA:1220:PRO:O	1:BA:1223:ARG:N	2.34	0.60
1:BA:615:ARG:NH2	2:BB:928:SER:OG	2.34	0.60

*Continued on next page...*



*Continued from previous page...*

Atom-1	Atom-2	Interatomic distance (Å)	Clash overlap (Å)
1:CA:1202:LEU:HD22	9:CI:99:LEU:HD22	1.82	0.60
2:DB:18:THR:HA	2:DB:21:ARG:NH2	2.17	0.60
1:EA:456:VAL:HG11	2:EB:1192:MET:SD	2.41	0.60
2:EB:346:ASP:OD1	13:EM:113:ILE:HG23	2.01	0.60
2:EB:625:GLU:HB2	2:EB:643:PHE:O	2.01	0.60
7:EG:37:CYS:HB3	7:EG:125:TRP:CD1	2.36	0.60
10:EJ:2:ILE:HG12	10:EJ:3:VAL:H	1.67	0.60
1:FA:1288:ARG:HB2	1:FA:1478:ALA:HA	1.83	0.60
1:FA:491:GLU:OE1	1:FA:815:ARG:NH2	2.19	0.60
1:FA:537:GLN:HE21	1:FA:541:GLY:HA2	1.66	0.60
1:FA:1344:ILE:HD13	2:FB:329:TYR:CE2	2.37	0.60
4:FD:22:ILE:CD1	7:FG:45:LEU:HA	2.31	0.60
7:FG:45:LEU:CD1	7:FG:118:CYS:HB2	2.32	0.60
1:AA:1487:ASN:O	1:AA:1490:GLU:N	2.35	0.60
1:AA:1545:ASP:OD1	1:AA:1546:VAL:N	2.31	0.60
2:AB:904:LYS:C	2:AB:905:TYR:HD1	2.04	0.60
1:BA:1272:VAL:HG12	1:BA:1273:THR:H	1.66	0.60
8:BH:106:GLU:HA	8:BH:112:ILE:HG12	1.82	0.60
2:CB:262:PHE:CE2	2:CB:269:TYR:HB2	2.36	0.60
2:CB:392:ASP:HB3	2:CB:399:HIS:CE1	2.37	0.60
2:CB:75:ASP:OD1	2:CB:77:LYS:NZ	2.35	0.60
5:CE:192:ARG:NH2	5:CE:215:MET:O	2.34	0.60
14:CN:58:PHE:HA	14:CN:139:VAL:HG23	1.84	0.60
1:DA:945:CYS:HB3	1:DA:946:LEU:HD23	1.84	0.60
14:DN:122:ALA:O	14:DN:130:PRO:HA	2.01	0.60
1:EA:1245:ASP:OD2	1:EA:1245:ASP:N	2.31	0.60
2:EB:504:HIS:HB3	2:EB:542:LEU:HD23	1.84	0.60
1:EA:1658:ALA:HB2	7:EG:107:ILE:HD11	1.83	0.60
7:EO:285:SER:O	7:EO:289:LYS:HB2	2.02	0.60
7:FO:296:ASP:CG	7:FO:297:LEU:H	2.04	0.60
1:BA:1563:VAL:HA	1:BA:1566:ILE:HD11	1.82	0.60
4:BD:19:PRO:HG3	7:BG:47:VAL:CG1	2.32	0.60
12:BL:33:GLU:HG2	12:BL:55:ILE:HG12	1.84	0.60
2:CB:1150:LYS:HZ2	2:CB:1150:LYS:N	1.98	0.60
2:DB:41:ALA:HB1	2:DB:501:ARG:HH11	1.67	0.60
8:DH:63:LEU:HB2	8:DH:88:SER:HB2	1.83	0.60
1:EA:748:ASN:ND2	1:EA:1072:ASN:OD1	2.35	0.60
1:EA:1601:GLN:C	1:EA:1603:MET:H	2.04	0.60
2:EB:783:MET:O	2:EB:785:ASP:N	2.35	0.60
5:EE:133:GLU:HB3	5:EE:135:PHE:HE1	1.67	0.60
8:FH:60:ALA:O	8:FH:140:ALA:HB1	2.02	0.60

*Continued on next page...*



*Continued from previous page...*

Atom-1	Atom-2	Interatomic distance (Å)	Clash overlap (Å)
9:FI:41:GLN:HB3	9:FI:42:PHE:CE2	2.37	0.60
1:AA:1248:ASP:O	1:AA:1251:ALA:HB3	2.02	0.60
1:AA:1502:PRO:O	1:AA:1503:HIS:HB2	2.01	0.60
5:AE:178:ILE:HG22	5:AE:212:ARG:HB3	1.84	0.60
1:BA:1016:SER:CB	1:BA:1019:LEU:HD22	2.32	0.60
2:BB:588:ILE:O	2:BB:591:LYS:HG2	2.02	0.60
8:BH:63:LEU:HB3	8:BH:89:LEU:HB3	1.82	0.60
12:BL:32:ALA:HB3	12:BL:55:ILE:HG13	1.84	0.60
1:CA:1226:VAL:HG12	1:CA:1227:MET:HG2	1.84	0.60
1:CA:545:SER:O	1:CA:545:SER:OG	2.20	0.60
2:CB:1046:VAL:HG22	2:CB:1047:ARG:H	1.67	0.60
3:CC:223:SER:HB2	3:CC:303:GLU:HB3	1.83	0.60
14:CN:70:LEU:O	14:CN:70:LEU:HG	2.01	0.60
1:DA:1463:ASP:C	1:DA:1465:GLU:H	2.03	0.60
2:DB:18:THR:HA	2:DB:21:ARG:HH21	1.65	0.60
4:DD:32:SER:N	4:DD:35:GLU:OE2	2.35	0.60
5:DE:28:TYR:CE1	5:DE:78:LEU:HB3	2.37	0.60
1:FA:1108:HIS:CG	1:FA:1117:SER:HB3	2.35	0.60
1:FA:1236:PRO:HB2	1:FA:1524:VAL:HG23	1.83	0.60
2:FB:98:SER:OG	2:FB:99:VAL:N	2.32	0.60
5:FE:47:CYS:SG	5:FE:53:PRO:HA	2.42	0.60
8:FH:38:LEU:HD12	8:FH:124:ARG:O	2.01	0.60
13:FM:56:GLU:HB2	13:FM:61:GLU:HA	1.83	0.60
1:AA:785:GLN:O	1:AA:794:VAL:HG22	2.02	0.60
1:AA:975:ASP:OD1	1:AA:976:ALA:N	2.34	0.60
7:AO:284:VAL:O	7:AO:288:ASN:ND2	2.35	0.60
1:BA:1108:HIS:CG	1:BA:1117:SER:HB3	2.36	0.60
2:BB:1047:ARG:NH2	2:BB:1051:PRO:O	2.35	0.60
2:BB:971:ALA:O	2:BB:974:LEU:N	2.35	0.60
1:BA:399:LEU:HD13	7:BO:271:PRO:HG2	1.83	0.60
1:CA:99:ARG:O	1:CA:109:ARG:NH2	2.35	0.60
1:CA:1216:THR:OG1	1:CA:1234:LYS:HB2	2.01	0.60
6:CF:70:LYS:HG3	7:CG:94:PRO:O	2.01	0.60
7:CG:37:CYS:HB3	7:CG:125:TRP:CD1	2.37	0.60
1:DA:680:LEU:HD21	1:DA:731:ILE:HD12	1.82	0.60
11:DK:112:THR:N	11:DK:115:ASP:OD2	2.30	0.60
1:EA:1237:GLN:H	1:EA:1544:ASN:HB3	1.66	0.60
1:FA:1136:VAL:HG22	1:FA:1174:TYR:CD1	2.37	0.60
1:FA:586:VAL:HG13	1:FA:638:PRO:HG2	1.83	0.60
2:FB:474:SER:C	2:FB:476:LEU:H	2.05	0.60
2:FB:562:PRO:HG3	2:FB:588:ILE:HD13	1.84	0.60

*Continued on next page...*



*Continued from previous page...*

Atom-1	Atom-2	Interatomic distance (Å)	Clash overlap (Å)
5:FE:133:GLU:HB3	5:FE:135:PHE:HE1	1.67	0.60
2:AB:104:ILE:HA	2:AB:137:LEU:HD22	1.83	0.60
13:AM:15:VAL:HA	13:AM:90:LEU:HB2	1.83	0.60
2:BB:134:ARG:HA	2:BB:163:VAL:HG23	1.82	0.60
2:BB:807:GLU:O	2:BB:902:SER:OG	2.10	0.60
5:BE:133:GLU:HB3	5:BE:135:PHE:HE1	1.66	0.60
5:BE:48:ASP:O	5:BE:50:MET:N	2.34	0.60
1:CA:203:THR:OG1	1:CA:204:GLU:N	2.32	0.60
2:CB:852:VAL:HG13	2:CB:856:ASP:HB2	1.84	0.60
11:CK:49:LEU:HD11	11:CK:54:THR:HG21	1.83	0.60
1:DA:1019:LEU:HD23	1:DA:1020:GLN:N	2.16	0.60
1:DA:510:PRO:O	1:DA:515:ASN:ND2	2.33	0.60
1:EA:1019:LEU:HD23	1:EA:1020:GLN:N	2.15	0.60
1:EA:1447:GLN:HG3	1:EA:1460:TYR:HB3	1.82	0.60
1:EA:1217:LEU:HD13	1:EA:1573:TYR:HE1	1.67	0.60
1:EA:699:CYS:O	1:EA:815:ARG:NH1	2.35	0.60
1:EA:974:THR:OG1	1:EA:974:THR:O	2.14	0.60
1:EA:1009:THR:HG21	9:EI:101:LEU:HD23	1.84	0.60
1:FA:697:TYR:HE1	1:FA:702:PRO:CD	2.14	0.60
1:FA:850:SER:O	1:FA:853:THR:N	2.34	0.60
2:FB:549:CYS:H	2:FB:550:ARG:NH1	2.00	0.60
9:FI:10:CYS:HB3	9:FI:13:CYS:SG	2.41	0.60
2:AB:1138:ALA:O	2:AB:1141:LEU:HG	2.02	0.59
2:AB:547:HIS:HB2	2:AB:760:TYR:OH	2.02	0.59
3:AC:277:ARG:HG3	3:AC:291:LEU:HD13	1.82	0.59
11:AK:49:LEU:HD11	11:AK:54:THR:HG21	1.84	0.59
1:BA:574:ASN:OD1	1:BA:574:ASN:N	2.35	0.59
5:BE:147:HIS:HB3	5:BE:150:VAL:HG23	1.84	0.59
1:CA:1272:VAL:O	1:CA:1273:THR:OG1	2.17	0.59
3:CC:230:LEU:HD12	3:CC:231:PRO:HD2	1.83	0.59
13:CM:81:PHE:HD1	13:CM:88:ILE:HB	1.67	0.59
1:DA:1094:ALA:HB2	1:DA:1132:TYR:HB3	1.84	0.59
1:EA:1236:PRO:HB2	1:EA:1524:VAL:HG23	1.83	0.59
1:EA:1658:ALA:O	7:EG:104:LEU:HA	2.02	0.59
1:EA:753:ASN:ND2	1:EA:767:ASN:O	2.35	0.59
2:EB:940:GLU:HB2	2:EB:1012:PRO:HB2	1.83	0.59
13:EM:113:ILE:HG22	13:EM:113:ILE:O	2.01	0.59
1:FA:1136:VAL:HG22	1:FA:1174:TYR:CE1	2.36	0.59
1:FA:11:ILE:CG2	2:FB:1198:TYR:HB2	2.32	0.59
1:FA:97:TYR:O	1:FA:101:SER:OG	2.18	0.59
2:FB:1195:ARG:HH21	2:FB:1197:ARG:HD2	1.66	0.59

*Continued on next page...*



*Continued from previous page...*

Atom-1	Atom-2	Interatomic distance (Å)	Clash overlap (Å)
3:FC:42:VAL:HG22	3:FC:56:LEU:HD22	1.84	0.59
1:AA:499:PRO:HG3	1:AA:609:PRO:HA	1.84	0.59
2:AB:1037:ARG:O	2:AB:1039:MET:N	2.35	0.59
2:AB:470:LEU:HD22	2:AB:484:TYR:HE1	1.67	0.59
10:AJ:31:ASP:OD1	10:AJ:34:THR:HB	2.01	0.59
2:AB:1002:LYS:NZ	14:AN:166:LEU:HD13	2.17	0.59
11:BK:49:LEU:HD12	11:BK:62:SER:O	2.01	0.59
14:BN:55:LEU:HD12	14:BN:56:ILE:H	1.67	0.59
1:CA:1094:ALA:HB2	1:CA:1132:TYR:HB3	1.84	0.59
2:CB:210:ARG:NH2	2:CB:625:GLU:OE2	2.35	0.59
13:CM:40:LEU:HD12	13:CM:41:TYR:H	1.66	0.59
14:CN:55:LEU:O	14:CN:136:VAL:HG13	2.02	0.59
2:EB:841:ASP:HB3	2:EB:843:ASP:OD1	2.03	0.59
1:FA:558:ALA:O	1:FA:561:LEU:HG	2.02	0.59
1:FA:896:THR:O	1:FA:900:VAL:HG13	2.02	0.59
12:FL:40:LEU:HD22	12:FL:44:ASP:HB3	1.84	0.59
14:AN:58:PHE:HA	14:AN:139:VAL:HG23	1.83	0.59
7:AO:272:ILE:HG22	7:AO:275:ASN:ND2	2.17	0.59
1:BA:510:PRO:O	1:BA:515:ASN:ND2	2.35	0.59
7:BG:89:ILE:HA	7:BG:118:CYS:SG	2.43	0.59
10:BJ:41:LEU:HD22	10:BJ:46:CYS:HB3	1.83	0.59
1:CA:1019:LEU:HD21	1:CA:1194:GLY:HA2	1.84	0.59
2:CB:1026:ILE:HD11	2:CB:1028:VAL:HG13	1.84	0.59
2:CB:532:HIS:CD2	2:CB:700:LEU:HD22	2.37	0.59
2:CB:934:ILE:HG21	3:CC:73:SER:HB3	1.83	0.59
14:CN:122:ALA:O	14:CN:130:PRO:HA	2.01	0.59
1:DA:574:ASN:N	1:DA:574:ASN:OD1	2.32	0.59
1:DA:669:LEU:HD13	1:DA:673:HIS:HB3	1.84	0.59
1:DA:7:VAL:HG12	1:DA:9:SER:H	1.66	0.59
2:DB:714:ARG:HG3	2:DB:922:GLY:HA3	1.83	0.59
5:DE:19:VAL:O	5:DE:23:VAL:HG23	2.02	0.59
11:DK:51:THR:O	11:DK:54:THR:OG1	2.19	0.59
1:EA:1033:SER:HB3	6:EF:139:PRO:CG	2.30	0.59
1:EA:1146:SER:OG	1:EA:1147:PHE:N	2.31	0.59
1:EA:1272:VAL:HG12	1:EA:1273:THR:H	1.67	0.59
1:EA:892:LEU:O	1:EA:896:THR:OG1	2.19	0.59
2:EB:1150:LYS:N	2:EB:1150:LYS:HZ2	1.99	0.59
2:EB:18:THR:HA	2:EB:21:ARG:NH2	2.16	0.59
4:ED:89:LEU:HA	4:ED:92:ILE:HD12	1.84	0.59
1:FA:1487:ASN:O	1:FA:1490:GLU:N	2.36	0.59
2:FB:52:LEU:HD22	2:FB:61:LEU:HD21	1.85	0.59

*Continued on next page...*



*Continued from previous page...*

Atom-1	Atom-2	Interatomic distance (Å)	Clash overlap (Å)
3:FC:77:SER:O	3:FC:210:LEU:HA	2.02	0.59
1:FA:1555:VAL:N	5:FE:182:ASP:OD1	2.31	0.59
7:FG:37:CYS:HB3	7:FG:125:TRP:CD1	2.37	0.59
12:AL:63:ARG:HG2	12:AL:64:LEU:N	2.15	0.59
14:AN:55:LEU:O	14:AN:136:VAL:HG13	2.01	0.59
1:BA:530:TRP:HZ2	1:BA:582:LYS:HA	1.67	0.59
2:BB:1037:ARG:O	2:BB:1039:MET:N	2.34	0.59
2:BB:1121:GLY:HA2	7:BG:241:ARG:NH2	2.16	0.59
2:BB:250:LEU:HD11	2:BB:378:ILE:HD13	1.84	0.59
1:CA:549:MET:SD	1:CA:553:GLN:HB2	2.42	0.59
2:CB:170:CYS:SG	2:CB:172:LEU:N	2.73	0.59
2:CB:383:SER:OG	2:CB:384:LEU:N	2.33	0.59
2:CB:526:GLY:HA2	2:CB:696:ILE:HG22	1.84	0.59
3:CC:174:ARG:O	3:CC:178:THR:OG1	2.12	0.59
1:DA:1638:SER:HA	1:DA:1641:ILE:HD12	1.84	0.59
2:DB:274:VAL:HA	2:DB:277:LEU:HD12	1.84	0.59
2:DB:383:SER:OG	2:DB:384:LEU:N	2.34	0.59
1:EA:511:VAL:HG22	1:EA:519:LEU:HD12	1.84	0.59
1:EA:718:THR:O	8:EH:98:TYR:N	2.35	0.59
2:EB:795:GLU:OE2	3:EC:216:HIS:HA	2.02	0.59
13:EM:40:LEU:HD12	13:EM:41:TYR:H	1.68	0.59
1:FA:1263:LEU:O	1:FA:1265:GLU:N	2.36	0.59
1:FA:461:GLU:HA	1:FA:465:GLY:HA2	1.83	0.59
1:FA:831:ASP:N	1:FA:831:ASP:OD1	2.35	0.59
1:FA:843:ARG:NE	1:FA:945:CYS:O	2.34	0.59
2:FB:1138:ALA:O	2:FB:1141:LEU:HG	2.01	0.59
2:FB:554:GLN:HA	2:FB:646:HIS:CD2	2.38	0.59
2:FB:751:ILE:HG23	2:FB:752:VAL:HG22	1.84	0.59
2:FB:774:ALA:HB3	2:FB:948:ILE:HA	1.83	0.59
2:FB:849:GLY:H	2:FB:882:ILE:HB	1.67	0.59
1:AA:102:CYS:HB2	1:AA:109:ARG:HG2	1.84	0.59
1:AA:1273:THR:OG1	1:AA:1291:VAL:HB	2.03	0.59
2:AB:104:ILE:HB	2:AB:169:ARG:HG3	1.84	0.59
2:AB:228:SER:HB2	2:AB:253:LEU:HD13	1.85	0.59
2:AB:863:ASP:HB3	2:AB:866:LEU:HB2	1.83	0.59
3:AC:85:PHE:O	12:AL:64:LEU:HA	2.02	0.59
8:AH:118:PHE:HB2	8:AH:121:LEU:HB2	1.85	0.59
1:BA:1019:LEU:HD23	1:BA:1020:GLN:N	2.18	0.59
1:BA:102:CYS:HB2	1:BA:109:ARG:HG2	1.82	0.59
1:BA:669:LEU:HD12	1:BA:786:TYR:CD1	2.33	0.59
2:BB:857:PRO:HA	2:BB:871:ILE:HD11	1.85	0.59

*Continued on next page...*



*Continued from previous page...*

Atom-1	Atom-2	Interatomic distance (Å)	Clash overlap (Å)
11:BK:98:GLU:O	11:BK:100:LEU:N	2.35	0.59
14:BN:105:SER:OG	14:BN:132:GLN:NE2	2.35	0.59
1:CA:1151:ASN:HB3	1:CA:1154:LEU:HD12	1.85	0.59
1:CA:1623:THR:HA	1:CA:1626:VAL:HG22	1.85	0.59
2:CB:35:PHE:HB3	2:CB:38:LEU:HD23	1.83	0.59
6:CF:92:ARG:O	6:CF:96:THR:OG1	2.21	0.59
13:CM:113:ILE:O	13:CM:113:ILE:HG22	2.03	0.59
1:DA:1236:PRO:HB2	1:DA:1524:VAL:HG23	1.84	0.59
1:DA:897:SER:HA	1:DA:900:VAL:HG22	1.84	0.59
1:DA:937:ASN:HB3	9:DI:82:ILE:HD11	1.84	0.59
2:DB:971:ALA:O	2:DB:974:LEU:N	2.36	0.59
3:DC:85:PHE:O	12:DL:64:LEU:HA	2.03	0.59
11:DK:60:SER:OG	11:DK:104:ARG:NH2	2.30	0.59
2:EB:1047:ARG:NH2	2:EB:1059:PRO:HB3	2.18	0.59
1:FA:1003:ARG:CZ	2:FB:520:LEU:HD22	2.32	0.59
4:FD:32:SER:N	4:FD:35:GLU:OE2	2.35	0.59
5:FE:5:ASN:ND2	5:FE:52:ARG:HH21	1.98	0.59
7:FG:10:ASN:HB2	7:FG:14:ALA:HB3	1.84	0.59
1:FA:1662:ASN:HB3	7:FG:57:PRO:HD2	1.84	0.59
8:FH:63:LEU:HB2	8:FH:88:SER:HB2	1.84	0.59
11:FK:80:ILE:HD13	11:FK:105:ILE:HD11	1.83	0.59
13:FM:10:ILE:HB	14:FN:70:LEU:HD21	1.84	0.59
1:AA:943:ILE:HA	1:AA:986:PHE:HB2	1.85	0.59
2:AB:888:ILE:HG13	12:AL:55:ILE:HA	1.85	0.59
1:BA:1272:VAL:O	1:BA:1273:THR:OG1	2.19	0.59
1:BA:1617:THR:CB	1:BA:1620:GLN:HG2	2.33	0.59
1:BA:509:GLU:OE1	1:BA:579:ARG:NH2	2.34	0.59
1:BA:74:GLY:HA3	1:BA:364:PRO:HB3	1.84	0.59
3:BC:45:SER:OG	3:BC:271:ARG:NH2	2.24	0.59
1:DA:1146:SER:OG	1:DA:1147:PHE:N	2.33	0.59
1:DA:1484:LEU:HD13	2:DB:305:ARG:CZ	2.32	0.59
1:DA:1545:ASP:OD1	1:DA:1546:VAL:N	2.29	0.59
1:DA:835:LEU:HD22	1:DA:915:GLY:O	2.02	0.59
2:DB:98:SER:HA	2:DB:421:LEU:HD21	1.84	0.59
2:DB:849:GLY:H	2:DB:882:ILE:HB	1.68	0.59
14:DN:75:GLU:H	14:DN:91:ASP:CB	2.16	0.59
1:EA:1508:VAL:O	1:EA:1510:PRO:HD3	2.01	0.59
6:EF:97:ARG:HA	6:EF:100:GLN:HG3	1.85	0.59
1:FA:440:SER:N	1:FA:458:GLN:HE22	2.01	0.59
1:FA:865:ASP:OD2	1:FA:867:ASP:N	2.34	0.59
2:FB:392:ASP:HB3	2:FB:399:HIS:CE1	2.37	0.59

*Continued on next page...*



*Continued from previous page...*

Atom-1	Atom-2	Interatomic distance (Å)	Clash overlap (Å)
4:FD:22:ILE:HG23	7:FG:44:ALA:O	2.02	0.59
14:FN:55:LEU:O	14:FN:136:VAL:HG13	2.03	0.59
1:AA:615:ARG:NH2	2:AB:928:SER:OG	2.36	0.59
2:AB:956:SER:O	9:AI:107:GLY:HA2	2.02	0.59
1:BA:782:ASP:OD1	1:BA:783:LYS:N	2.36	0.59
3:BC:329:LYS:CD	11:BK:122:LYS:HE2	2.33	0.59
1:CA:1508:VAL:O	1:CA:1510:PRO:HD3	2.02	0.59
2:CB:104:ILE:HA	2:CB:137:LEU:HD22	1.85	0.59
8:CH:15:VAL:HG22	8:CH:26:ILE:HG12	1.85	0.59
1:DA:1019:LEU:HD21	1:DA:1194:GLY:HA2	1.84	0.59
1:DA:323:ILE:O	1:DA:327:VAL:HG23	2.03	0.59
1:EA:478:TYR:O	2:EB:1091:ARG:NH2	2.36	0.59
2:EB:887:LEU:HB3	2:EB:901:VAL:HG13	1.84	0.59
5:EE:152:LYS:HE3	5:EE:154:ILE:HD11	1.84	0.59
11:EK:49:LEU:HD12	11:EK:62:SER:O	2.03	0.59
1:AA:812:VAL:HG12	1:AA:813:LEU:HD23	1.84	0.59
2:AB:832:TRP:CZ3	2:AB:834:LYS:HA	2.37	0.59
6:AF:101:ILE:HG21	6:AF:120:ILE:HG21	1.84	0.59
1:BA:1235:THR:O	1:BA:1544:ASN:ND2	2.36	0.59
1:BA:1623:THR:HA	1:BA:1626:VAL:HG22	1.85	0.59
1:BA:855:ARG:O	1:BA:858:ALA:N	2.35	0.59
2:BB:170:CYS:SG	2:BB:172:LEU:N	2.74	0.59
2:BB:773:VAL:HG21	2:BB:1031:VAL:HB	1.85	0.59
7:BO:300:VAL:O	7:BO:308:ILE:HG13	2.02	0.59
1:CA:55:GLY:HA2	1:CA:72:CYS:SG	2.42	0.59
5:CE:152:LYS:HE3	5:CE:154:ILE:HD11	1.83	0.59
5:CE:156:LEU:HD21	5:CE:197:LYS:HB2	1.83	0.59
1:DA:1463:ASP:O	1:DA:1465:GLU:N	2.35	0.59
1:DA:856:GLU:OE1	1:DA:857:ALA:N	2.35	0.59
2:DB:108:MET:SD	2:DB:120:LYS:HA	2.42	0.59
7:DG:33:GLY:HA3	7:DG:230:ARG:NH1	2.18	0.59
1:EA:1289:SER:HA	1:EA:1475:GLU:OE1	2.03	0.59
1:EA:985:ARG:HD2	1:EA:987:TYR:HB3	1.84	0.59
2:EB:262:PHE:CE2	2:EB:269:TYR:HB2	2.37	0.59
2:FB:718:GLN:CD	2:FB:920:ARG:HA	2.23	0.59
2:FB:693:PRO:HB2	2:FB:984:TRP:CZ3	2.38	0.59
6:FF:147:SER:HB3	6:FF:150:GLU:HG2	1.83	0.59
1:AA:558:ALA:O	1:AA:561:LEU:HG	2.03	0.59
3:AC:77:SER:O	3:AC:210:LEU:HA	2.03	0.59
1:BA:947:LEU:HB2	1:BA:982:VAL:HG11	1.84	0.59
4:BD:22:ILE:HD12	7:BG:45:LEU:HA	1.84	0.59

*Continued on next page...*



*Continued from previous page...*

Atom-1	Atom-2	Interatomic distance (Å)	Clash overlap (Å)
7:BG:250:ILE:HG22	7:BG:251:SER:H	1.68	0.59
1:CA:1060:GLU:O	1:CA:1063:MET:N	2.35	0.59
1:CA:680:LEU:HD12	1:CA:820:TYR:CD1	2.38	0.59
2:CB:857:PRO:HA	2:CB:871:ILE:HD11	1.85	0.59
3:CC:70:ILE:O	3:CC:72:ILE:N	2.35	0.59
1:DA:818:THR:HG23	2:DB:780:GLY:HA3	1.83	0.59
2:DB:986:PHE:CD2	2:DB:992:PRO:HG3	2.38	0.59
5:DE:137:GLU:C	5:DE:139:ALA:H	2.04	0.59
6:DF:83:PRO:O	6:DF:151:LEU:HD22	2.03	0.59
11:DK:118:GLN:O	11:DK:121:LEU:N	2.36	0.59
1:EA:1092:GLU:O	1:EA:1094:ALA:N	2.35	0.59
2:EB:41:ALA:HB1	2:EB:501:ARG:HH11	1.67	0.59
2:EB:547:HIS:HB2	2:EB:760:TYR:OH	2.02	0.59
2:EB:811:LEU:HD13	2:EB:823:GLN:NE2	2.14	0.59
7:EG:89:ILE:HA	7:EG:118:CYS:SG	2.43	0.59
14:EN:58:PHE:HA	14:EN:139:VAL:HG23	1.85	0.59
14:EN:71:PRO:HB2	14:EN:89:ILE:HD12	1.85	0.59
1:FA:1502:PRO:O	1:FA:1503:HIS:HB2	2.02	0.59
1:FA:447:THR:HG1	1:FA:451:VAL:N	2.01	0.59
1:FA:7:VAL:HG11	2:FB:1175:THR:O	2.03	0.59
7:EG:226:ASP:O	2:FB:434:ARG:NH1	2.36	0.59
1:AA:1136:VAL:HG11	1:AA:1140:PHE:HD2	1.67	0.59
1:AA:1538:VAL:HA	1:AA:1541:ILE:HD11	1.85	0.59
1:AA:591:ARG:HB2	1:AA:633:MET:HG2	1.83	0.59
2:AB:412:ILE:O	2:AB:416:LYS:HG2	2.03	0.59
3:AC:201:GLU:O	3:AC:202:ILE:HD12	2.01	0.59
8:AH:60:ALA:O	8:AH:140:ALA:HB1	2.03	0.59
1:BA:1463:ASP:C	1:BA:1465:GLU:H	2.06	0.59
1:BA:440:SER:N	1:BA:458:GLN:HE22	2.01	0.59
1:BA:748:ASN:ND2	1:BA:1072:ASN:OD1	2.36	0.59
2:BB:554:GLN:HA	2:BB:646:HIS:CD2	2.38	0.59
3:BC:255:VAL:HG12	3:BC:256:ILE:HG12	1.85	0.59
7:AO:279:VAL:HG22	7:BG:159:LYS:NZ	2.18	0.59
14:BN:55:LEU:O	14:BN:136:VAL:HG13	2.02	0.59
1:CA:1601:GLN:C	1:CA:1603:MET:H	2.06	0.59
1:CA:549:MET:SD	1:CA:553:GLN:NE2	2.76	0.59
1:CA:947:LEU:HB2	1:CA:982:VAL:HG11	1.84	0.59
7:CG:10:ASN:HB2	7:CG:14:ALA:HB3	1.85	0.59
2:DB:212:ASN:ND2	2:DB:239:VAL:HG22	2.11	0.59
2:DB:75:ASP:OD2	2:DB:93:ASN:ND2	2.36	0.59
5:DE:178:ILE:HG22	5:DE:212:ARG:HB3	1.85	0.59

*Continued on next page...*



*Continued from previous page...*

Atom-1	Atom-2	Interatomic distance (Å)	Clash overlap (Å)
2:EB:683:ASN:HA	14:EN:150:TYR:CE1	2.37	0.59
12:EL:30:ILE:O	12:EL:57:LEU:HD12	2.02	0.59
1:FA:1247:SER:OG	1:FA:1249:GLU:N	2.33	0.59
1:FA:1263:LEU:C	1:FA:1265:GLU:H	2.06	0.59
1:FA:1298:ASP:OD1	1:FA:1298:ASP:N	2.31	0.59
1:FA:1658:ALA:O	7:FG:104:LEU:HA	2.03	0.59
2:FB:609:ARG:O	2:FB:612:LYS:HB3	2.03	0.59
7:FG:50:ALA:HA	7:FG:113:PHE:CE2	2.38	0.59
1:AA:1019:LEU:HD23	1:AA:1020:GLN:N	2.18	0.58
1:AA:399:LEU:CD1	7:AO:270:LEU:HD13	2.33	0.58
2:AB:41:ALA:HB1	2:AB:501:ARG:HH11	1.68	0.58
3:AC:147:PRO:HG2	3:AC:150:SER:HB2	1.85	0.58
1:CA:1273:THR:OG1	1:CA:1291:VAL:HB	2.03	0.58
1:CA:1294:MET:HG2	1:CA:1296:PHE:CE1	2.38	0.58
1:CA:966:LEU:HD12	1:CA:967:PRO:HD2	1.83	0.58
2:CB:105:ALA:O	2:CB:135:GLY:HA3	2.03	0.58
2:CB:693:PRO:HB2	2:CB:984:TRP:CZ3	2.37	0.58
3:CC:88:ASN:OD1	3:CC:202:ILE:HD11	2.03	0.58
3:CC:65:ASN:OD1	3:CC:68:ARG:NH1	2.36	0.58
2:DB:228:SER:HB2	2:DB:253:LEU:HD13	1.84	0.58
2:DB:35:PHE:HB3	2:DB:38:LEU:HD23	1.85	0.58
2:DB:886:ASN:O	2:DB:902:SER:N	2.27	0.58
1:DA:615:ARG:NH2	2:DB:928:SER:OG	2.37	0.58
3:DC:233:ILE:HD11	3:DC:291:LEU:HG	1.84	0.58
7:DG:149:ILE:HG22	7:DG:150:HIS:CD2	2.32	0.58
1:EA:468:ARG:HD2	1:EA:1021:ARG:NH1	2.17	0.58
4:ED:32:SER:N	4:ED:35:GLU:OE2	2.36	0.58
2:FB:832:TRP:CZ3	2:FB:834:LYS:HA	2.38	0.58
1:AA:522:ALA:HB1	1:AA:532:GLY:HA2	1.84	0.58
5:AE:19:VAL:O	5:AE:23:VAL:HG23	2.03	0.58
13:AM:59:ARG:HD2	13:AM:60:LEU:HD21	1.85	0.58
1:BA:1540:GLY:HA2	5:BE:148:GLU:OE2	2.03	0.58
2:BB:916:LYS:HE3	2:BB:1040:VAL:HG13	1.85	0.58
2:BB:1060:VAL:HG21	7:BO:311:GLU:OE2	2.03	0.58
2:BB:41:ALA:HB1	2:BB:501:ARG:HH11	1.68	0.58
5:BE:178:ILE:HG22	5:BE:212:ARG:HB3	1.85	0.58
1:CA:1456:PHE:CB	1:CA:1474:LEU:HD11	2.32	0.58
2:CB:41:ALA:HB1	2:CB:501:ARG:HH11	1.68	0.58
2:CB:832:TRP:CZ3	2:CB:834:LYS:HA	2.38	0.58
4:CD:82:LEU:HD22	7:CG:67:ASN:HD22	1.68	0.58
1:DA:1601:GLN:C	1:DA:1603:MET:H	2.06	0.58

*Continued on next page...*



*Continued from previous page...*

Atom-1	Atom-2	Interatomic distance (Å)	Clash overlap (Å)
1:DA:1617:THR:CB	1:DA:1620:GLN:HG2	2.33	0.58
1:DA:473:GLY:HA2	2:DB:1071:VAL:O	2.03	0.58
2:DB:393:ASN:ND2	2:DB:395:ASP:HB2	2.18	0.58
2:DB:693:PRO:HB2	2:DB:984:TRP:CZ3	2.38	0.58
2:DB:852:VAL:HG13	2:DB:856:ASP:HB2	1.84	0.58
7:DG:72:LYS:O	7:DG:81:VAL:HG23	2.03	0.58
1:EA:477:ASN:OD1	2:EB:1049:THR:HG23	2.03	0.58
3:FC:128:ASP:OD1	3:FC:174:ARG:NH1	2.36	0.58
5:FE:56:LYS:HG3	5:FE:84:ASP:OD2	2.03	0.58
1:AA:1215:VAL:HG22	1:AA:1216:THR:H	1.67	0.58
1:AA:1289:SER:HA	1:AA:1475:GLU:OE1	2.04	0.58
1:AA:585:ASP:OD1	1:AA:644:ARG:NH1	2.36	0.58
2:AB:940:GLU:HB2	2:AB:1012:PRO:HB2	1.84	0.58
5:AE:157:SER:OG	5:AE:160:GLU:HG3	2.04	0.58
9:AI:73:LYS:HA	9:AI:76:LEU:HD12	1.85	0.58
14:AN:122:ALA:O	14:AN:130:PRO:HA	2.03	0.58
1:BA:387:SER:HA	1:BA:390:LEU:HD12	1.84	0.58
1:BA:596:HIS:H	1:BA:596:HIS:HD2	1.50	0.58
2:BB:262:PHE:CZ	2:BB:269:TYR:HB2	2.37	0.58
1:CA:1139:ASN:HB2	5:CE:205:SER:HA	1.85	0.58
1:DA:1118:VAL:HG11	5:DE:154:ILE:HG13	1.85	0.58
1:DA:447:THR:HG1	1:DA:451:VAL:N	2.01	0.58
2:DB:625:GLU:HB2	2:DB:643:PHE:O	2.03	0.58
2:DB:703:LEU:HD23	2:DB:754:ALA:HB3	1.85	0.58
2:DB:547:HIS:HB2	2:DB:760:TYR:OH	2.04	0.58
3:DC:101:ILE:HA	3:DC:104:VAL:HG23	1.83	0.58
2:DB:22:GLU:OE2	10:DJ:55:ASP:N	2.33	0.58
1:EA:1621:PHE:CD1	1:EA:1624:LYS:HE2	2.38	0.58
2:EB:52:LEU:HB3	2:EB:61:LEU:CD1	2.33	0.58
7:EG:82:LEU:HG	7:EG:124:VAL:HA	1.85	0.58
1:FA:1258:ILE:O	1:FA:1501:ILE:HG13	2.03	0.58
1:FA:1621:PHE:CD1	1:FA:1624:LYS:HE2	2.38	0.58
1:FA:55:GLY:HA2	1:FA:72:CYS:SG	2.43	0.58
2:FB:274:VAL:HA	2:FB:277:LEU:HD12	1.85	0.58
2:FB:41:ALA:HB1	2:FB:501:ARG:HH11	1.67	0.58
2:FB:904:LYS:C	2:FB:905:TYR:HD1	2.06	0.58
8:FH:101:ALA:HB2	8:FH:116:TYR:CE1	2.37	0.58
1:AA:1326:GLU:OE1	1:AA:1454:HIS:HB3	2.03	0.58
1:AA:1333:ILE:HD11	1:AA:1483:LEU:HD11	1.85	0.58
1:AA:349:LEU:HD12	1:AA:351:LYS:HE3	1.85	0.58
1:AA:545:SER:O	1:AA:545:SER:OG	2.19	0.58

*Continued on next page...*



*Continued from previous page...*

Atom-1	Atom-2	Interatomic distance (Å)	Clash overlap (Å)
2:AB:916:LYS:HE3	2:AB:1040:VAL:HG13	1.86	0.58
2:AB:19:LEU:HD21	10:AJ:25:LEU:HB3	1.84	0.58
2:AB:782:ASP:HB3	2:AB:788:ILE:HG12	1.85	0.58
3:AC:65:ASN:OD1	3:AC:68:ARG:NH1	2.36	0.58
8:AH:15:VAL:HG22	8:AH:26:ILE:HG12	1.84	0.58
7:AO:265:SER:O	7:AO:267:ALA:N	2.29	0.58
7:AO:265:SER:N	7:AO:268:GLU:OE1	2.36	0.58
1:BA:1261:VAL:HG12	1:BA:1498:ILE:HD12	1.84	0.58
4:CD:89:LEU:HA	4:CD:92:ILE:HD12	1.86	0.58
1:DA:537:GLN:HE21	1:DA:541:GLY:HA2	1.67	0.58
1:DA:581:ILE:HD11	1:DA:605:VAL:HG21	1.85	0.58
1:DA:966:LEU:HD23	1:DA:969:PHE:CD2	2.39	0.58
2:DB:584:CYS:HB2	2:DB:598:HIS:ND1	2.18	0.58
2:DB:863:ASP:HB3	2:DB:866:LEU:HB2	1.86	0.58
4:DD:89:LEU:HA	4:DD:92:ILE:HD12	1.86	0.58
14:DN:55:LEU:HD12	14:DN:56:ILE:H	1.67	0.58
13:DM:10:ILE:HB	14:DN:70:LEU:HD21	1.86	0.58
2:EB:1178:ILE:HD12	2:EB:1179:PRO:O	2.03	0.58
2:EB:213:HIS:HB2	2:EB:643:PHE:HZ	1.68	0.58
9:EI:38:PRO:HG2	9:EI:41:GLN:HB2	1.85	0.58
1:FA:482:SER:HB2	2:FB:1044:PHE:HB3	1.85	0.58
1:AA:475:ARG:NH1	2:AB:1068:GLY:O	2.36	0.58
2:AB:975:HIS:NE2	2:AB:1003:ALA:HB2	2.18	0.58
2:AB:1046:VAL:HG22	2:AB:1047:ARG:H	1.67	0.58
2:AB:474:SER:O	2:AB:476:LEU:N	2.36	0.58
6:AF:100:GLN:HG2	7:AG:112:PRO:CB	2.34	0.58
14:AN:55:LEU:HB3	14:AN:136:VAL:HG22	1.84	0.58
2:BB:774:ALA:HB3	2:BB:948:ILE:HA	1.85	0.58
7:BG:37:CYS:HB3	7:BG:125:TRP:HD1	1.69	0.58
9:BI:2:SER:HA	9:BI:9:PHE:O	2.04	0.58
3:CC:101:ILE:HA	3:CC:104:VAL:HG23	1.84	0.58
1:DA:1342:PRO:CG	2:DB:259:THR:HG22	2.33	0.58
1:DA:586:VAL:HG13	1:DA:638:PRO:HG2	1.84	0.58
5:EE:137:GLU:O	5:EE:139:ALA:N	2.36	0.58
1:FA:669:LEU:HD13	1:FA:673:HIS:HB3	1.85	0.58
7:FG:72:LYS:O	7:FG:81:VAL:HG23	2.04	0.58
1:AA:211:THR:O	1:AA:214:ASP:N	2.37	0.58
9:AI:101:LEU:HD11	9:AI:122:ARG:HH22	1.68	0.58
1:BA:558:ALA:O	1:BA:561:LEU:HG	2.04	0.58
1:BA:674:ILE:O	1:BA:678:VAL:HG23	2.04	0.58
1:CA:1240:LEU:HD11	1:CA:1529:MET:SD	2.42	0.58

*Continued on next page...*



*Continued from previous page...*

Atom-1	Atom-2	Interatomic distance (Å)	Clash overlap (Å)
1:CA:1248:ASP:O	1:CA:1251:ALA:HB3	2.03	0.58
1:CA:1619:CYS:O	1:CA:1622:LEU:HB3	2.04	0.58
1:CA:522:ALA:HB1	1:CA:532:GLY:HA2	1.86	0.58
1:CA:835:LEU:HD22	1:CA:915:GLY:O	2.04	0.58
2:CB:474:SER:O	2:CB:476:LEU:N	2.36	0.58
2:CB:572:PRO:O	2:CB:576:THR:OG1	2.06	0.58
2:CB:846:PRO:HG3	2:CB:858:ILE:O	2.03	0.58
2:CB:795:GLU:OE2	3:CC:216:HIS:HA	2.04	0.58
1:DA:669:LEU:HD22	1:DA:673:HIS:ND1	2.19	0.58
1:DA:785:GLN:O	1:DA:794:VAL:HG22	2.02	0.58
2:DB:1053:ASN:ND2	2:DB:1054:SER:H	2.02	0.58
3:DC:303:GLU:OE1	10:DJ:43:ARG:NH2	2.36	0.58
14:DN:71:PRO:HB2	14:DN:89:ILE:HD12	1.86	0.58
1:EA:553:GLN:NE2	2:FB:834:LYS:HB2	2.18	0.58
2:EB:130:LEU:HD22	2:EB:198:GLY:HA3	1.84	0.58
2:EB:983:PRO:HB2	2:EB:984:TRP:CE3	2.39	0.58
5:EE:57:MET:SD	5:EE:57:MET:N	2.67	0.58
2:FB:242:ASP:OD1	2:FB:244:THR:HG23	2.04	0.58
2:FB:783:MET:O	2:FB:785:ASP:N	2.37	0.58
3:FC:109:ASP:HB3	3:FC:112:MET:HE2	1.83	0.58
1:AA:1474:LEU:HD13	1:AA:1475:GLU:N	2.16	0.58
1:AA:125:LEU:HD11	1:AA:219:LEU:HD12	1.85	0.58
1:BA:1553:TYR:CZ	5:BE:147:HIS:CD2	2.92	0.58
2:BB:1026:ILE:HD11	2:BB:1028:VAL:HG13	1.86	0.58
7:BG:88:LYS:O	7:BG:118:CYS:HB3	2.03	0.58
9:BI:38:PRO:HG2	9:BI:41:GLN:HB2	1.86	0.58
1:CA:1236:PRO:HB2	1:CA:1524:VAL:HG23	1.86	0.58
2:CB:262:PHE:CZ	2:CB:269:TYR:HB2	2.39	0.58
2:CB:675:ALA:O	2:CB:690:GLU:HG2	2.02	0.58
5:CE:7:ARG:O	5:CE:11:ARG:HG3	2.03	0.58
3:CC:328:LEU:HB3	11:CK:121:LEU:HD11	1.85	0.58
1:DA:1456:PHE:CB	1:DA:1474:LEU:HD11	2.31	0.58
2:DB:572:PRO:O	2:DB:576:THR:OG1	2.13	0.58
2:DB:588:ILE:O	2:DB:591:LYS:HG2	2.02	0.58
7:DG:37:CYS:HB3	7:DG:125:TRP:CD1	2.38	0.58
9:DI:2:SER:HB2	9:DI:11:LEU:HD21	1.85	0.58
10:DJ:43:ARG:O	10:DJ:47:ARG:HG3	2.04	0.58
12:DL:32:ALA:HB2	12:DL:57:LEU:HG	1.86	0.58
1:EA:1294:MET:HG2	1:EA:1296:PHE:CE1	2.38	0.58
2:EB:850:THR:N	2:EB:882:ILE:HG13	2.16	0.58
1:FA:468:ARG:HD2	1:FA:1021:ARG:NH1	2.19	0.58

*Continued on next page...*



*Continued from previous page...*

Atom-1	Atom-2	Interatomic distance (Å)	Clash overlap (Å)
1:FA:1151:ASN:HB3	1:FA:1154:LEU:HD12	1.85	0.58
1:FA:111:LYS:O	1:FA:115:VAL:HG23	2.03	0.58
2:FB:962:MET:O	2:FB:965:GLU:N	2.37	0.58
3:FC:230:LEU:HD12	3:FC:231:PRO:HD2	1.85	0.58
7:FG:40:ARG:HD3	7:FG:123:TYR:HE1	1.69	0.58
8:FH:7:ASP:HB2	8:FH:57:VAL:O	2.03	0.58
1:AA:1463:ASP:C	1:AA:1465:GLU:H	2.06	0.58
2:AB:558:VAL:HA	2:AB:561:ILE:HG13	1.86	0.58
1:BA:1294:MET:HG2	1:BA:1296:PHE:CE1	2.39	0.58
2:BB:130:LEU:HD22	2:BB:198:GLY:HA3	1.85	0.58
7:BG:61:VAL:HG11	7:BG:87:LEU:HD21	1.84	0.58
13:BM:10:ILE:HB	14:BN:70:LEU:HD21	1.85	0.58
1:CA:550:SER:O	1:CA:553:GLN:HG3	2.03	0.58
1:CA:499:PRO:HG3	1:CA:609:PRO:HA	1.86	0.58
1:CA:591:ARG:HB2	1:CA:633:MET:HG2	1.86	0.58
2:CB:751:ILE:HG23	2:CB:752:VAL:HG22	1.85	0.58
2:CB:874:TYR:CZ	2:CB:876:SER:HB2	2.39	0.58
1:DA:1217:LEU:HD11	1:DA:1572:ARG:HD2	1.85	0.58
1:DA:1538:VAL:HA	1:DA:1541:ILE:HD11	1.86	0.58
1:DA:1586:ALA:O	1:DA:1589:MET:N	2.36	0.58
1:DA:727:THR:OG1	1:DA:728:GLY:N	2.37	0.58
1:FA:943:ILE:HA	1:FA:986:PHE:HB2	1.85	0.58
2:FB:644:GLY:HA2	2:FB:648:ARG:CZ	2.34	0.58
12:FL:33:GLU:HG2	12:FL:55:ILE:HG12	1.85	0.58
7:FO:297:LEU:HD22	7:FO:310:TYR:CE2	2.38	0.58
1:AA:1108:HIS:CG	1:AA:1117:SER:HB3	2.39	0.58
6:AF:101:ILE:HD13	6:AF:120:ILE:HG22	1.85	0.58
8:AH:7:ASP:HB2	8:AH:57:VAL:O	2.04	0.58
1:BA:1447:GLN:HG3	1:BA:1460:TYR:HB3	1.84	0.58
2:BB:52:LEU:HB3	2:BB:61:LEU:CD1	2.34	0.58
4:BD:32:SER:N	4:BD:35:GLU:OE2	2.37	0.58
1:CA:1289:SER:HA	1:CA:1475:GLU:OE1	2.02	0.58
1:CA:596:HIS:H	1:CA:596:HIS:HD2	1.51	0.58
1:CA:809:VAL:HG13	1:CA:813:LEU:HD11	1.85	0.58
6:CF:101:ILE:HD13	6:CF:120:ILE:HG22	1.85	0.58
1:DA:1333:ILE:HD11	1:DA:1483:LEU:HD11	1.85	0.58
1:DA:758:GLU:O	1:DA:760:TRP:N	2.36	0.58
1:EA:1273:THR:OG1	1:EA:1291:VAL:HB	2.03	0.58
1:EA:943:ILE:HA	1:EA:986:PHE:HB2	1.85	0.58
1:EA:480:ALA:HB2	2:EB:1046:VAL:HG23	1.86	0.58
2:EB:960:ILE:O	2:EB:963:PHE:HB2	2.04	0.58

*Continued on next page...*



*Continued from previous page...*

Atom-1	Atom-2	Interatomic distance (Å)	Clash overlap (Å)
1:FA:1271:ILE:HG23	9:FI:50:THR:HG22	1.85	0.58
2:FB:675:ALA:O	2:FB:690:GLU:HG2	2.03	0.58
5:FE:156:LEU:HD21	5:FE:197:LYS:HB2	1.86	0.58
11:FK:46:LYS:HE3	11:FK:66:VAL:O	2.03	0.58
2:AB:392:ASP:HB3	2:AB:399:HIS:CE1	2.39	0.58
5:AE:7:ARG:O	5:AE:11:ARG:HG3	2.03	0.58
7:AG:88:LYS:O	7:AG:118:CYS:HB3	2.03	0.58
11:AK:83:ASN:HB3	11:AK:86:VAL:HG23	1.85	0.58
1:BA:1324:LEU:HD22	1:BA:1492:ILE:HG13	1.85	0.58
1:BA:1502:PRO:O	1:BA:1503:HIS:HB2	2.03	0.58
2:BB:286:ARG:HG2	13:BM:27:PHE:CG	2.38	0.58
7:AG:174:GLU:HG3	2:BB:463:TYR:HE2	1.69	0.58
2:BB:940:GLU:HB2	2:BB:1012:PRO:HB2	1.86	0.58
6:BF:70:LYS:HG3	7:BG:94:PRO:O	2.04	0.58
1:CA:850:SER:O	1:CA:852:ASP:N	2.37	0.58
2:CB:1138:ALA:O	2:CB:1141:LEU:HG	2.03	0.58
2:CB:1143:THR:HG23	2:CB:1143:THR:O	2.03	0.58
2:CB:408:LEU:HA	2:CB:411:MET:HG3	1.86	0.58
13:CM:78:VAL:O	13:CM:91:TYR:N	2.29	0.58
1:CA:422:ARG:HD2	7:CO:271:PRO:O	2.03	0.58
1:DA:123:ARG:HD3	1:DA:337:TYR:CE1	2.38	0.58
1:DA:1289:SER:HA	1:DA:1475:GLU:OE1	2.04	0.58
1:DA:947:LEU:HB2	1:DA:982:VAL:HG11	1.86	0.58
3:DC:77:SER:O	3:DC:210:LEU:HA	2.04	0.58
14:DN:97:SER:HB3	14:DN:105:SER:HB3	1.86	0.58
1:EA:1637:PRO:HG3	1:EA:1647:ASN:HD21	1.68	0.58
1:EA:522:ALA:HB1	1:EA:532:GLY:HA2	1.86	0.58
1:EA:727:THR:OG1	1:EA:728:GLY:N	2.33	0.58
2:EB:1151:ILE:HG22	2:EB:1152:PHE:H	1.69	0.58
2:EB:939:SER:OG	2:EB:943:ILE:N	2.37	0.58
2:EB:98:SER:HA	2:EB:421:LEU:HD21	1.85	0.58
10:EJ:31:ASP:OD1	10:EJ:34:THR:HB	2.03	0.58
12:EL:40:LEU:HD22	12:EL:44:ASP:HB3	1.86	0.58
7:EO:267:ALA:O	7:EO:270:LEU:HG	2.04	0.58
1:FA:1538:VAL:HA	1:FA:1541:ILE:HD11	1.85	0.58
1:FA:530:TRP:HZ2	1:FA:582:LYS:HA	1.68	0.58
2:FB:1198:TYR:H	2:FB:1198:TYR:HD2	1.50	0.58
2:FB:66:LYS:C	2:FB:68:ILE:H	2.06	0.58
2:FB:775:VAL:H	2:FB:1028:VAL:HG12	1.69	0.58
1:FA:818:THR:CG2	2:FB:780:GLY:HA3	2.34	0.58
7:FO:282:ASP:O	7:FO:286:ILE:HG12	2.04	0.58

*Continued on next page...*



*Continued from previous page...*

Atom-1	Atom-2	Interatomic distance (Å)	Clash overlap (Å)
2:AB:1006:ASN:HB3	2:AB:1010:ASN:O	2.03	0.57
6:AF:147:SER:HB3	6:AF:150:GLU:HG2	1.86	0.57
1:BA:1019:LEU:HD21	1:BA:1194:GLY:HA2	1.85	0.57
2:BB:52:LEU:HD22	2:BB:61:LEU:HD21	1.86	0.57
2:BB:753:LYS:O	2:BB:981:SER:OG	2.18	0.57
3:BC:150:SER:OG	3:BC:155:GLU:OE2	2.15	0.57
10:BJ:43:ARG:O	10:BJ:47:ARG:HG3	2.04	0.57
1:CA:1003:ARG:NH2	2:CB:520:LEU:HD22	2.19	0.57
1:CA:1291:VAL:HG22	1:CA:1473:LYS:CD	2.34	0.57
1:CA:1288:ARG:HB2	1:CA:1478:ALA:HA	1.86	0.57
1:DA:1447:GLN:HG3	1:DA:1460:TYR:HB3	1.85	0.57
1:DA:596:HIS:HD2	1:DA:596:HIS:H	1.51	0.57
1:DA:597:LYS:HB2	2:DB:1082:HIS:CE1	2.38	0.57
2:DB:548:LYS:HA	2:DB:550:ARG:NH2	2.19	0.57
1:EA:1094:ALA:HB2	1:EA:1132:TYR:HB3	1.86	0.57
9:EI:88:GLN:OE1	9:EI:119:TYR:HB2	2.03	0.57
1:FA:7:VAL:HG12	1:FA:9:SER:H	1.69	0.57
1:FA:1482:LYS:NZ	2:FB:304:ASP:OD1	2.31	0.57
2:FB:380:LYS:HE3	2:FB:637:TYR:HB3	1.85	0.57
5:FE:98:ILE:O	5:FE:102:GLU:HB2	2.04	0.57
1:AA:892:LEU:O	1:AA:896:THR:OG1	2.22	0.57
1:AA:1003:ARG:NH2	2:AB:520:LEU:HD22	2.19	0.57
2:AB:967:LEU:HD12	2:AB:967:LEU:H	1.67	0.57
7:AG:45:LEU:CD1	7:AG:118:CYS:HB2	2.35	0.57
2:AB:848:ILE:HG13	12:AL:60:ARG:HA	1.85	0.57
7:AO:279:VAL:HG22	7:BG:159:LYS:HZ2	1.68	0.57
1:BA:125:LEU:HD11	1:BA:219:LEU:HD12	1.86	0.57
3:BC:314:PHE:O	3:BC:317:SER:OG	2.17	0.57
3:CC:325:ALA:O	3:CC:328:LEU:N	2.35	0.57
4:CD:22:ILE:H	7:CG:76:LYS:NZ	2.03	0.57
14:CN:55:LEU:HB3	14:CN:136:VAL:HG22	1.86	0.57
2:DB:783:MET:O	2:DB:785:ASP:N	2.37	0.57
7:DG:139:ILE:HD12	7:DG:140:GLN:H	1.69	0.57
2:DB:286:ARG:HG2	13:DM:27:PHE:CG	2.39	0.57
1:EA:1543:SER:OG	1:EA:1544:ASN:N	2.37	0.57
1:EA:896:THR:O	1:EA:900:VAL:HG13	2.04	0.57
2:EB:886:ASN:N	2:EB:902:SER:O	2.29	0.57
2:EB:904:LYS:C	2:EB:905:TYR:HD1	2.08	0.57
8:EH:30:SER:HB3	8:EH:36:CYS:HB3	1.85	0.57
12:EL:33:GLU:HG2	12:EL:55:ILE:HG12	1.85	0.57
1:FA:102:CYS:HB2	1:FA:109:ARG:HG2	1.86	0.57

*Continued on next page...*



*Continued from previous page...*

Atom-1	Atom-2	Interatomic distance (Å)	Clash overlap (Å)
1:FA:30:LYS:NZ	1:FA:51:ASP:OD2	2.27	0.57
1:FA:752:LYS:HG3	1:FA:768:GLU:HA	1.86	0.57
11:FK:83:ASN:HB3	11:FK:86:VAL:HG23	1.85	0.57
1:AA:1288:ARG:HB2	1:AA:1478:ALA:HA	1.86	0.57
1:AA:699:CYS:SG	1:AA:700:ILE:N	2.77	0.57
2:AB:98:SER:OG	2:AB:99:VAL:N	2.37	0.57
1:BA:586:VAL:HG13	1:BA:638:PRO:HG2	1.86	0.57
1:BA:58:LEU:HA	7:BO:298:PRO:HG3	1.85	0.57
1:BA:752:LYS:HG3	1:BA:768:GLU:HA	1.86	0.57
2:BB:403:LEU:HD11	2:BB:408:LEU:HB2	1.85	0.57
2:BB:986:PHE:CD2	2:BB:992:PRO:HG3	2.39	0.57
3:BC:164:ALA:HB2	3:BC:191:ILE:HB	1.86	0.57
6:BF:106:PRO:HG2	7:BG:55:GLU:HG2	1.85	0.57
1:CA:1269:LYS:HD2	1:CA:1271:ILE:HD11	1.87	0.57
1:CA:1298:ASP:OD1	1:CA:1298:ASP:N	2.37	0.57
1:DA:1276:THR:HG23	1:DA:1288:ARG:NH1	2.18	0.57
1:DA:91:PHE:CD2	1:DA:249:THR:HG22	2.39	0.57
2:DB:644:GLY:HA2	2:DB:648:ARG:CZ	2.34	0.57
7:DG:50:ALA:HA	7:DG:113:PHE:CE2	2.38	0.57
1:DA:1305:GLU:HG3	9:DI:60:LEU:HG	1.85	0.57
7:EO:314:THR:HB	7:EO:316:GLU:OE2	2.05	0.57
1:FA:1139:ASN:HB2	5:FE:205:SER:HA	1.86	0.57
2:FB:104:ILE:HD12	2:FB:169:ARG:HG3	1.86	0.57
7:FG:139:ILE:HD12	7:FG:140:GLN:H	1.68	0.57
1:AA:1085:LEU:HD13	6:AF:84:TYR:OH	2.04	0.57
1:AA:1585:ILE:O	1:AA:1589:MET:HG3	2.04	0.57
1:AA:897:SER:HA	1:AA:900:VAL:HG22	1.86	0.57
7:AG:10:ASN:HB2	7:AG:14:ALA:HB3	1.86	0.57
8:AH:57:VAL:HG13	8:AH:144:ILE:HG13	1.84	0.57
1:BA:1151:ASN:HB3	1:BA:1154:LEU:HD12	1.85	0.57
1:BA:422:ARG:NH1	7:BO:270:LEU:O	2.37	0.57
2:BB:714:ARG:HG3	2:BB:922:GLY:HA3	1.86	0.57
2:BB:887:LEU:O	2:BB:888:ILE:HD12	2.04	0.57
11:BK:80:ILE:HD13	11:BK:105:ILE:HD11	1.85	0.57
13:BM:56:GLU:HB2	13:BM:61:GLU:HA	1.86	0.57
7:AG:159:LYS:NZ	7:BO:278:ILE:HB	2.20	0.57
1:CA:1242:ILE:HD11	1:CA:1517:ARG:HB3	1.87	0.57
1:CA:511:VAL:HG22	1:CA:519:LEU:HD12	1.85	0.57
1:CA:581:ILE:HD11	1:CA:605:VAL:HG21	1.84	0.57
2:CB:212:ASN:ND2	2:CB:239:VAL:HG22	2.14	0.57
14:CN:55:LEU:HD12	14:CN:56:ILE:H	1.70	0.57

*Continued on next page...*



*Continued from previous page...*

Atom-1	Atom-2	Interatomic distance (Å)	Clash overlap (Å)
1:DA:1105:ARG:NH1	1:DA:1138:GLU:OE1	2.34	0.57
1:DA:914:ASP:O	1:DA:919:LYS:NZ	2.30	0.57
2:DB:757:TYR:CZ	2:DB:762:MET:HB3	2.39	0.57
2:DB:986:PHE:CD1	14:DN:160:VAL:HG21	2.39	0.57
6:DF:92:ARG:O	6:DF:96:THR:OG1	2.21	0.57
7:CG:159:LYS:NZ	7:DO:276:LYS:HA	2.18	0.57
1:EA:1622:LEU:HD11	2:EB:1194:ILE:HD13	1.86	0.57
2:EB:1053:ASN:ND2	2:EB:1054:SER:H	2.03	0.57
1:EA:429:THR:HG1	7:EO:273:VAL:HG11	1.70	0.57
3:FC:83:VAL:HG22	3:FC:206:ALA:HB1	1.85	0.57
14:FN:55:LEU:HB3	14:FN:136:VAL:HG22	1.86	0.57
13:FM:12:ILE:HG21	14:FN:68:LYS:HA	1.86	0.57
1:AA:468:ARG:HD2	1:AA:1021:ARG:NH1	2.19	0.57
1:AA:1647:ASN:HD22	1:AA:1648:ASN:H	1.52	0.57
1:AA:968:SER:CB	2:AB:676:VAL:HG23	2.34	0.57
2:AB:554:GLN:HA	2:AB:646:HIS:CD2	2.39	0.57
9:AI:94:MET:HG2	9:AI:114:CYS:HA	1.85	0.57
3:AC:321:LEU:HD11	11:AK:124:LEU:HD21	1.86	0.57
12:AL:45:ALA:O	12:AL:47:ARG:N	2.37	0.57
1:BA:1456:PHE:CB	1:BA:1474:LEU:HD11	2.32	0.57
2:BB:757:TYR:CZ	2:BB:762:MET:HB3	2.40	0.57
5:BE:137:GLU:C	5:BE:139:ALA:H	2.08	0.57
1:CA:1175:MET:O	1:CA:1178:LEU:HG	2.04	0.57
1:CA:1332:GLU:O	1:CA:1336:GLN:HG2	2.04	0.57
12:CL:33:GLU:HG2	12:CL:55:ILE:HG12	1.85	0.57
13:CM:56:GLU:HB2	13:CM:61:GLU:HA	1.86	0.57
2:DB:1195:ARG:HH21	2:DB:1197:ARG:HD2	1.70	0.57
2:DB:843:ASP:HB2	2:DB:845:LEU:HD21	1.85	0.57
2:DB:960:ILE:O	2:DB:963:PHE:HB2	2.03	0.57
3:DC:174:ARG:O	3:DC:178:THR:OG1	2.12	0.57
1:EA:928:MET:HG3	1:EA:933:ALA:HB3	1.87	0.57
1:EA:936:SER:O	1:EA:940:VAL:HG23	2.05	0.57
2:EB:392:ASP:HB3	2:EB:399:HIS:CE1	2.39	0.57
2:EB:693:PRO:O	2:EB:696:ILE:HG13	2.03	0.57
2:EB:774:ALA:HB3	2:EB:948:ILE:HA	1.85	0.57
11:EK:80:ILE:HD13	11:EK:105:ILE:HD11	1.86	0.57
3:EC:83:VAL:N	12:EL:67:PHE:O	2.29	0.57
13:EM:81:PHE:HD1	13:EM:88:ILE:HB	1.69	0.57
2:EB:999:GLN:NE2	14:EN:166:LEU:HD21	2.20	0.57
1:FA:1326:GLU:OE1	1:FA:1454:HIS:HB3	2.04	0.57
1:FA:581:ILE:HD11	1:FA:605:VAL:HG21	1.86	0.57

*Continued on next page...*



*Continued from previous page...*

Atom-1	Atom-2	Interatomic distance (Å)	Clash overlap (Å)
1:FA:874:GLU:O	1:FA:878:ARG:HB2	2.03	0.57
1:FA:966:LEU:HD12	1:FA:967:PRO:HD2	1.87	0.57
2:FB:655:TYR:HD1	2:FB:688:HIS:NE2	2.01	0.57
3:FC:216:HIS:CE1	3:FC:218:LYS:HB3	2.40	0.57
12:FL:32:ALA:HB2	12:FL:57:LEU:HG	1.84	0.57
1:AA:363:PRO:HB3	2:AB:1187:SER:OG	2.05	0.57
2:AB:72:VAL:HG11	2:AB:94:LYS:HE3	1.86	0.57
2:AB:99:VAL:HG11	2:AB:139:LEU:HD13	1.87	0.57
7:AG:93:ASP:HB2	7:AG:104:LEU:HD12	1.85	0.57
1:BA:1105:ARG:NH1	1:BA:1138:GLU:OE1	2.35	0.57
1:BA:512:THR:O	1:BA:516:ILE:HB	2.05	0.57
1:BA:545:SER:OG	1:BA:545:SER:O	2.19	0.57
2:BB:273:VAL:HA	2:BB:276:ILE:HD13	1.87	0.57
2:BB:703:LEU:HD23	2:BB:754:ALA:HB3	1.85	0.57
2:BB:887:LEU:HB3	2:BB:901:VAL:HG13	1.87	0.57
13:BM:113:ILE:O	13:BM:113:ILE:HG22	2.04	0.57
1:BA:422:ARG:HD3	7:BO:272:ILE:HB	1.85	0.57
1:CA:1092:GLU:O	1:CA:1094:ALA:N	2.38	0.57
1:CA:1484:LEU:HG	2:CB:308:LEU:HD11	1.86	0.57
1:CA:530:TRP:HZ2	1:CA:582:LYS:HA	1.70	0.57
1:CA:713:VAL:HB	1:CA:738:ASN:HD21	1.70	0.57
2:CB:117:VAL:HG12	2:CB:118:GLU:H	1.70	0.57
7:CG:250:ILE:HG22	7:CG:251:SER:H	1.68	0.57
7:DG:89:ILE:HA	7:DG:118:CYS:SG	2.43	0.57
12:DL:63:ARG:HG2	12:DL:64:LEU:N	2.16	0.57
1:EA:1151:ASN:HB3	1:EA:1154:LEU:HD12	1.86	0.57
1:EA:1248:ASP:O	1:EA:1251:ALA:HB3	2.04	0.57
1:EA:596:HIS:H	1:EA:596:HIS:HD2	1.49	0.57
7:EG:139:ILE:HD12	7:EG:140:GLN:H	1.68	0.57
1:FA:1019:LEU:HD21	1:FA:1194:GLY:HA2	1.86	0.57
1:FA:1060:GLU:O	1:FA:1063:MET:N	2.35	0.57
2:FB:825:PHE:HE2	2:FB:899:GLN:HA	1.70	0.57
7:FG:29:ASP:O	7:FG:31:LYS:N	2.37	0.57
13:FM:16:GLN:HG3	13:FM:17:ASP:H	1.70	0.57
1:AA:113:VAL:HG22	1:AA:182:LYS:NZ	2.19	0.57
1:AA:596:HIS:H	1:AA:596:HIS:HD2	1.52	0.57
5:AE:70:SER:OG	5:AE:71:LYS:N	2.37	0.57
1:AA:425:ASN:OD1	7:AO:272:ILE:HG23	2.05	0.57
1:BA:1003:ARG:CZ	2:BB:520:LEU:HD22	2.34	0.57
5:BE:98:ILE:O	5:BE:102:GLU:HB2	2.04	0.57
14:BN:110:LEU:HB3	14:BN:119:LEU:HB3	1.87	0.57

*Continued on next page...*



*Continued from previous page...*

Atom-1	Atom-2	Interatomic distance (Å)	Clash overlap (Å)
1:CA:1136:VAL:HG11	1:CA:1140:PHE:HD2	1.69	0.57
1:CA:74:GLY:HA3	1:CA:364:PRO:HB3	1.85	0.57
2:CB:1195:ARG:HH21	2:CB:1197:ARG:HD2	1.68	0.57
2:CB:825:PHE:HE2	2:CB:899:GLN:HA	1.68	0.57
1:CA:1539:ASP:O	5:CE:147:HIS:NE2	2.38	0.57
7:CG:61:VAL:HG11	7:CG:87:LEU:HD21	1.87	0.57
9:CI:72:LYS:HB2	9:CI:73:LYS:HE3	1.86	0.57
10:CJ:2:ILE:HG12	10:CJ:3:VAL:HG23	1.85	0.57
2:DB:940:GLU:HB2	2:DB:1012:PRO:HB2	1.86	0.57
1:EA:470:HIS:O	2:EB:1058:GLN:NE2	2.36	0.57
2:EB:190:ILE:HG12	2:EB:191:GLY:N	2.19	0.57
2:EB:234:ILE:HB	2:EB:250:LEU:HB2	1.86	0.57
2:EB:397:THR:HA	2:EB:400:GLN:OE1	2.05	0.57
3:EC:80:ALA:HA	3:EC:208:CYS:HB3	1.85	0.57
11:EK:118:GLN:O	11:EK:121:LEU:N	2.37	0.57
1:FA:1440:ASN:OD1	1:FA:1440:ASN:N	2.37	0.57
1:FA:785:GLN:O	1:FA:794:VAL:HG22	2.05	0.57
2:FB:1047:ARG:NH2	2:FB:1059:PRO:HB3	2.19	0.57
2:FB:105:ALA:O	2:FB:135:GLY:HA3	2.04	0.57
2:AB:718:GLN:CD	2:AB:920:ARG:HA	2.24	0.57
3:AC:42:VAL:HG22	3:AC:56:LEU:HD22	1.87	0.57
1:BA:618:TYR:HB3	1:BA:670:ILE:CD1	2.34	0.57
1:BA:759:TYR:CE1	1:BA:913:PRO:HG3	2.39	0.57
2:BB:474:SER:O	2:BB:476:LEU:N	2.38	0.57
7:BG:57:PRO:HG2	7:BG:58:LEU:H	1.68	0.57
8:BH:38:LEU:HD11	8:BH:123:MET:HG3	1.87	0.57
1:CA:669:LEU:HD12	1:CA:786:TYR:CD1	2.39	0.57
2:CB:986:PHE:CD1	14:CN:160:VAL:HG21	2.40	0.57
2:CB:845:LEU:HD12	12:CL:58:LYS:HD2	1.85	0.57
5:DE:55:ARG:NH2	5:DE:113:GLN:OE1	2.38	0.57
6:DF:101:ILE:HG21	6:DF:120:ILE:HG21	1.85	0.57
1:EA:1016:SER:CB	1:EA:1019:LEU:HD22	2.35	0.57
1:EA:1136:VAL:HG11	1:EA:1140:PHE:HD2	1.69	0.57
1:EA:1474:LEU:HD13	1:EA:1475:GLU:N	2.19	0.57
2:EB:572:PRO:O	2:EB:576:THR:OG1	2.12	0.57
3:EC:314:PHE:O	3:EC:317:SER:OG	2.17	0.57
7:EG:149:ILE:HG22	7:EG:150:HIS:CD2	2.34	0.57
10:EJ:36:LEU:HD11	10:EJ:51:LEU:HB2	1.86	0.57
1:FA:1485:MET:HA	1:FA:1488:ILE:HD12	1.86	0.57
2:FB:97:VAL:HG13	2:FB:141:LEU:HD11	1.86	0.57
7:FG:29:ASP:C	7:FG:31:LYS:H	2.07	0.57

*Continued on next page...*



*Continued from previous page...*

Atom-1	Atom-2	Interatomic distance (Å)	Clash overlap (Å)
1:FA:719:ILE:HG12	8:FH:97:MET:HG2	1.87	0.57
1:AA:1136:VAL:HG22	1:AA:1174:TYR:CE1	2.39	0.57
1:AA:1294:MET:HG2	1:AA:1296:PHE:CE1	2.40	0.57
1:AA:1456:PHE:CB	1:AA:1474:LEU:HD11	2.33	0.57
2:AB:775:VAL:H	2:AB:1028:VAL:HG12	1.69	0.57
2:AB:693:PRO:O	2:AB:696:ILE:HG13	2.04	0.57
10:AJ:45:CYS:O	10:AJ:48:ARG:HB3	2.05	0.57
1:BA:1512:PRO:HB3	1:BA:1517:ARG:HA	1.86	0.57
1:BA:519:LEU:O	1:BA:523:VAL:HG23	2.03	0.57
1:BA:641:GLU:HB2	6:BF:99:LEU:HD22	1.87	0.57
1:BA:585:ASP:OD1	1:BA:644:ARG:NH1	2.38	0.57
1:BA:966:LEU:HD23	1:BA:969:PHE:CD2	2.40	0.57
1:BA:76:GLN:NE2	2:BB:1111:LEU:HD12	2.19	0.57
2:BB:229:TYR:HA	2:BB:253:LEU:HD22	1.86	0.57
1:BA:1553:TYR:HD1	5:BE:144:ILE:HB	1.70	0.57
1:CA:1326:GLU:OE1	1:CA:1454:HIS:HB3	2.05	0.57
3:CC:102:GLY:HA3	12:CL:69:ALA:CB	2.35	0.57
14:CN:75:GLU:H	14:CN:91:ASP:CB	2.17	0.57
1:DA:1173:LYS:O	1:DA:1177:SER:OG	2.13	0.57
1:DA:74:GLY:HA3	1:DA:364:PRO:HB3	1.87	0.57
2:DB:558:VAL:HA	2:DB:561:ILE:HG13	1.87	0.57
3:DC:230:LEU:HD12	3:DC:231:PRO:HD2	1.87	0.57
8:DH:13:SER:N	8:DH:27:GLU:O	2.36	0.57
8:DH:7:ASP:HB2	8:DH:57:VAL:O	2.05	0.57
1:EA:1557:ALA:HB2	5:EE:150:VAL:HG22	1.86	0.57
1:EA:874:GLU:O	1:EA:878:ARG:HB2	2.05	0.57
2:EB:170:CYS:SG	2:EB:172:LEU:N	2.77	0.57
2:EB:38:LEU:O	2:EB:41:ALA:N	2.24	0.57
2:EB:782:ASP:HB3	2:EB:788:ILE:HG12	1.86	0.57
4:ED:22:ILE:HG23	7:EG:44:ALA:O	2.05	0.57
4:ED:31:VAL:HG23	7:EG:38:ILE:HB	1.87	0.57
1:FA:1162:ASN:H	1:FA:1165:LYS:HD2	1.69	0.57
1:FA:480:ALA:HB1	1:FA:501:PHE:CZ	2.39	0.57
2:FB:532:HIS:ND1	2:FB:700:LEU:HD13	2.19	0.57
3:FC:100:ARG:HH12	3:FC:193:LEU:C	2.07	0.57
3:FC:218:LYS:NZ	12:FL:69:ALA:HB3	2.18	0.57
8:FH:38:LEU:HD13	8:FH:125:LEU:HB2	1.85	0.57
2:FB:848:ILE:HG13	12:FL:59:ALA:O	2.04	0.57
1:AA:67:LEU:HD13	1:AA:71:PHE:HB3	1.86	0.57
2:AB:757:TYR:CZ	2:AB:762:MET:HB3	2.40	0.57
7:AG:40:ARG:HD3	7:AG:123:TYR:HE1	1.70	0.57

*Continued on next page...*



*Continued from previous page...*

Atom-1	Atom-2	Interatomic distance (Å)	Clash overlap (Å)
8:AH:63:LEU:HB3	8:AH:89:LEU:HB3	1.86	0.57
2:AB:731:VAL:HG11	10:AJ:59:LYS:HB3	1.87	0.57
12:BL:34:CYS:SG	12:BL:36:SER:OG	2.63	0.57
1:CA:477:ASN:OD1	2:CB:1049:THR:HG23	2.04	0.57
2:CB:59:GLY:O	2:CB:62:ASN:N	2.38	0.57
2:CB:625:GLU:HB2	2:CB:643:PHE:O	2.05	0.57
5:CE:64:PRO:HB3	5:CE:68:SER:HB2	1.87	0.57
1:DA:1247:SER:OG	1:DA:1249:GLU:N	2.38	0.57
1:DA:482:SER:HB2	2:DB:1044:PHE:HB3	1.87	0.57
2:DB:52:LEU:HD22	2:DB:61:LEU:HD21	1.86	0.57
2:DB:886:ASN:N	2:DB:902:SER:O	2.29	0.57
1:EA:203:THR:OG1	1:EA:204:GLU:N	2.37	0.57
1:EA:759:TYR:CE1	1:EA:913:PRO:HG3	2.39	0.57
2:EB:251:HIS:HB2	2:EB:259:THR:OG1	2.04	0.57
5:EE:137:GLU:C	5:EE:139:ALA:H	2.08	0.57
2:EB:575:HIS:NE2	13:EM:76:TYR:OH	2.38	0.57
14:EN:109:LEU:O	14:EN:110:LEU:HD23	2.05	0.57
1:FA:1454:HIS:HB2	1:FA:1457:ILE:HG13	1.86	0.57
1:FA:422:ARG:HD2	7:FO:270:LEU:O	2.05	0.57
1:FA:478:TYR:N	2:FB:1047:ARG:O	2.37	0.57
2:FB:72:VAL:HG13	2:FB:95:LEU:O	2.05	0.57
2:FB:703:LEU:HD23	2:FB:754:ALA:HB3	1.87	0.57
1:FA:211:THR:HB	5:FE:173:SER:HB2	1.87	0.57
9:FI:101:LEU:O	9:FI:106:GLU:HG2	2.05	0.57
13:FM:23:VAL:HG13	14:FN:108:THR:O	2.05	0.57
1:AA:1272:VAL:HG12	1:AA:1273:THR:H	1.69	0.56
1:AA:1257:SER:HA	1:AA:1499:ARG:NH2	2.20	0.56
1:AA:976:ALA:HB1	1:AA:981:TYR:HB3	1.85	0.56
2:AB:251:HIS:HB2	2:AB:259:THR:OG1	2.04	0.56
2:AB:470:LEU:HD22	2:AB:484:TYR:CE1	2.40	0.56
2:AB:72:VAL:HG22	2:AB:96:SER:HA	1.86	0.56
3:AC:195:LYS:HB2	10:AJ:57:ILE:HD11	1.87	0.56
11:AK:60:SER:OG	11:AK:104:ARG:NH2	2.31	0.56
1:BA:484:ILE:HG23	1:BA:631:ASP:O	2.05	0.56
1:BA:699:CYS:O	1:BA:815:ARG:NH1	2.37	0.56
2:BB:178:TYR:O	2:BB:182:GLN:HG2	2.05	0.56
7:BG:45:LEU:CD1	7:BG:118:CYS:HB2	2.35	0.56
8:BH:106:GLU:HG2	8:BH:112:ILE:HD11	1.87	0.56
10:BJ:7:CYS:SG	10:BJ:8:PHE:N	2.78	0.56
11:BK:125:MET:HA	11:BK:128:CYS:SG	2.44	0.56
13:BM:40:LEU:HD12	13:BM:41:TYR:H	1.70	0.56

*Continued on next page...*



*Continued from previous page...*

Atom-1	Atom-2	Interatomic distance (Å)	Clash overlap (Å)
1:CA:1458:THR:HG21	1:CA:1475:GLU:HG2	1.87	0.56
1:CA:1512:PRO:HB3	1:CA:1517:ARG:HA	1.87	0.56
1:CA:537:GLN:HE21	1:CA:541:GLY:HA2	1.70	0.56
1:CA:947:LEU:HB2	1:CA:982:VAL:HG21	1.87	0.56
2:CB:211:ARG:NH2	2:CB:243:GLN:OE1	2.33	0.56
5:CE:87:SER:HA	5:CE:115:ASN:HB3	1.87	0.56
5:CE:19:VAL:O	5:CE:23:VAL:HG23	2.05	0.56
2:DB:903:ILE:HD13	2:DB:905:TYR:CE1	2.40	0.56
1:DA:1531:ASP:OD2	5:DE:11:ARG:NH1	2.38	0.56
5:DE:87:SER:HA	5:DE:115:ASN:HB3	1.87	0.56
1:EA:1272:VAL:O	1:EA:1273:THR:OG1	2.22	0.56
1:EA:581:ILE:HD11	1:EA:605:VAL:HG21	1.87	0.56
1:EA:586:VAL:HG13	1:EA:638:PRO:HG2	1.86	0.56
1:EA:693:GLN:OE1	11:EK:88:PHE:HA	2.05	0.56
2:EB:1201:GLU:HG3	2:EB:1203:LYS:H	1.70	0.56
2:EB:73:ILE:HG13	2:EB:429:ARG:NH2	2.18	0.56
6:EF:99:LEU:HB3	7:EG:112:PRO:HD3	1.87	0.56
1:FA:1092:GLU:O	1:FA:1094:ALA:N	2.37	0.56
2:FB:228:SER:HB2	2:FB:253:LEU:HD13	1.87	0.56
2:FB:629:VAL:HG11	2:FB:636:GLN:HG2	1.86	0.56
2:FB:934:ILE:HG21	3:FC:73:SER:HB3	1.86	0.56
7:FG:33:GLY:HA3	7:FG:230:ARG:NH1	2.20	0.56
1:AA:1003:ARG:CZ	2:AB:520:LEU:HD22	2.35	0.56
1:AA:1241:PRO:HG3	1:AA:1540:GLY:HA3	1.85	0.56
1:AA:203:THR:OG1	1:AA:204:GLU:N	2.37	0.56
6:AF:97:ARG:HG2	6:AF:130:ILE:HD13	1.87	0.56
2:BB:1083:GLY:HA3	6:BF:88:TYR:CE1	2.39	0.56
2:BB:228:SER:HB2	2:BB:253:LEU:HD13	1.86	0.56
2:BB:72:VAL:HG11	2:BB:94:LYS:HE3	1.88	0.56
2:BB:782:ASP:HB3	2:BB:788:ILE:HG12	1.87	0.56
5:BE:152:LYS:HE3	5:BE:154:ILE:HD11	1.87	0.56
8:BH:116:TYR:HB2	8:BH:123:MET:SD	2.45	0.56
1:CA:1526:PHE:O	1:CA:1529:MET:N	2.37	0.56
1:CA:470:HIS:O	2:CB:1058:GLN:NE2	2.39	0.56
1:CA:586:VAL:HG13	1:CA:638:PRO:HG2	1.86	0.56
2:CB:18:THR:HA	2:CB:21:ARG:HH21	1.70	0.56
14:CN:93:THR:C	14:CN:99:LEU:HG	2.26	0.56
1:DA:1027:LEU:HD21	1:DA:1588:MET:HG2	1.86	0.56
1:DA:1117:SER:OG	1:DA:1117:SER:O	2.21	0.56
5:DE:156:LEU:HD21	5:DE:197:LYS:HB2	1.87	0.56
1:EA:1298:ASP:OD1	1:EA:1298:ASP:N	2.35	0.56

*Continued on next page...*



*Continued from previous page...*

Atom-1	Atom-2	Interatomic distance (Å)	Clash overlap (Å)
1:EA:1324:LEU:HD22	1:EA:1492:ILE:HG13	1.87	0.56
2:EB:311:ARG:HH22	9:EI:8:ILE:CD1	2.17	0.56
2:EB:687:THR:OG1	2:EB:688:HIS:ND1	2.37	0.56
3:EC:45:SER:OG	3:EC:271:ARG:NH2	2.29	0.56
7:EG:29:ASP:C	7:EG:31:LYS:H	2.08	0.56
7:EG:29:ASP:O	7:EG:31:LYS:N	2.38	0.56
9:EI:2:SER:HA	9:EI:9:PHE:O	2.05	0.56
2:FB:104:ILE:HB	2:FB:169:ARG:HG3	1.85	0.56
2:FB:939:SER:OG	2:FB:943:ILE:N	2.38	0.56
5:FE:76:GLY:H	5:FE:106:GLN:HG2	1.68	0.56
10:FJ:31:ASP:OD1	10:FJ:34:THR:HB	2.04	0.56
1:AA:1270:VAL:HB	9:AI:51:THR:HG21	1.86	0.56
1:AA:758:GLU:O	1:AA:760:TRP:N	2.38	0.56
13:AM:40:LEU:HD12	13:AM:41:TYR:H	1.70	0.56
1:CA:1262:LEU:HD12	1:CA:1264:SER:HG	1.69	0.56
1:CA:507:TYR:HB3	1:CA:579:ARG:HH12	1.70	0.56
1:CA:611:GLU:CD	1:CA:615:ARG:HD2	2.25	0.56
1:CA:699:CYS:O	1:CA:815:ARG:NH1	2.38	0.56
1:DA:1151:ASN:HB3	1:DA:1154:LEU:HD12	1.86	0.56
1:DA:1264:SER:HB3	9:DI:56:PHE:CD1	2.40	0.56
1:DA:836:THR:OG1	1:DA:837:ALA:N	2.38	0.56
2:DB:75:ASP:OD1	2:DB:76:GLY:N	2.26	0.56
2:DB:825:PHE:HE2	2:DB:899:GLN:HA	1.70	0.56
9:DI:13:CYS:SG	9:DI:14:GLY:N	2.76	0.56
1:EA:1458:THR:HG21	1:EA:1475:GLU:HG2	1.88	0.56
1:EA:91:PHE:CD2	1:EA:249:THR:HG22	2.39	0.56
1:EA:713:VAL:HB	1:EA:738:ASN:HD21	1.71	0.56
4:ED:47:LYS:HD3	4:ED:82:LEU:HD13	1.86	0.56
13:EM:56:GLU:HB2	13:EM:61:GLU:HA	1.87	0.56
1:FA:1276:THR:HG23	1:FA:1288:ARG:NH1	2.17	0.56
1:FA:1557:ALA:HB2	5:FE:150:VAL:HG22	1.86	0.56
6:FF:101:ILE:HD13	6:FF:120:ILE:HG22	1.87	0.56
9:FI:2:SER:HA	9:FI:9:PHE:O	2.05	0.56
2:FB:848:ILE:HG13	12:FL:60:ARG:HA	1.86	0.56
1:AA:1218:GLY:O	1:AA:1222:LEU:HD22	2.05	0.56
1:AA:7:VAL:HG12	1:AA:9:SER:H	1.71	0.56
3:AC:325:ALA:O	3:AC:328:LEU:N	2.37	0.56
7:AG:33:GLY:HA3	7:AG:230:ARG:NH1	2.20	0.56
1:BA:875:LEU:O	1:BA:879:LEU:HG	2.04	0.56
3:BC:329:LYS:CE	11:BK:122:LYS:HE2	2.35	0.56
7:BG:72:LYS:O	7:BG:81:VAL:HG23	2.05	0.56

*Continued on next page...*



*Continued from previous page...*

Atom-1	Atom-2	Interatomic distance (Å)	Clash overlap (Å)
1:CA:491:GLU:OE1	1:CA:815:ARG:NH2	2.21	0.56
2:CB:18:THR:HA	2:CB:21:ARG:NH2	2.20	0.56
2:CB:570:VAL:HG13	2:CB:596:VAL:HG13	1.86	0.56
3:CC:77:SER:O	3:CC:210:LEU:HA	2.06	0.56
5:CE:178:ILE:HG22	5:CE:212:ARG:HB3	1.87	0.56
1:DA:550:SER:O	1:DA:553:GLN:HG3	2.06	0.56
2:DB:412:ILE:O	2:DB:416:LYS:HG2	2.04	0.56
2:DB:772:VAL:HG12	2:DB:946:ASP:H	1.71	0.56
2:DB:903:ILE:HD12	2:DB:903:ILE:N	2.20	0.56
5:DE:127:ILE:HD11	5:DE:132:ILE:HD11	1.88	0.56
14:DN:97:SER:HA	14:DN:104:LEU:O	2.04	0.56
1:EA:1028:GLU:OE1	1:EA:1638:SER:HB2	2.05	0.56
1:EA:102:CYS:HB2	1:EA:109:ARG:HG2	1.86	0.56
3:EC:233:ILE:HD11	3:EC:291:LEU:HG	1.86	0.56
11:EK:60:SER:OG	11:EK:104:ARG:NH2	2.36	0.56
1:FA:1447:GLN:NE2	1:FA:1459:LYS:HG2	2.20	0.56
1:FA:976:ALA:HB1	1:FA:981:TYR:HB3	1.87	0.56
2:FB:986:PHE:CD2	2:FB:992:PRO:HG3	2.41	0.56
3:FC:85:PHE:HA	3:FC:204:LEU:HD13	1.88	0.56
1:AA:323:ILE:O	1:AA:327:VAL:HG23	2.06	0.56
2:AB:886:ASN:O	2:AB:902:SER:N	2.28	0.56
2:AB:98:SER:HA	2:AB:421:LEU:HD21	1.86	0.56
1:BA:1298:ASP:OD1	1:BA:1298:ASP:N	2.39	0.56
1:BA:250:LYS:HD3	1:BA:428:VAL:HG22	1.87	0.56
1:BA:471:MET:HA	1:BA:474:LYS:HE3	1.86	0.56
2:CB:380:LYS:HG3	2:CB:637:TYR:CD2	2.40	0.56
2:CB:501:ARG:HG3	2:CB:699:ILE:HD12	1.88	0.56
3:CC:83:VAL:HG22	3:CC:206:ALA:HB1	1.88	0.56
11:CK:112:THR:N	11:CK:115:ASP:OD2	2.36	0.56
2:DB:212:ASN:OD1	2:DB:239:VAL:HG13	2.06	0.56
7:DG:24:VAL:O	7:DG:128:GLN:NE2	2.37	0.56
11:DK:75:ALA:O	11:DK:79:VAL:HG23	2.05	0.56
2:EB:1026:ILE:HD11	2:EB:1028:VAL:HG13	1.86	0.56
2:EB:96:SER:OG	2:EB:144:SER:O	2.22	0.56
14:EN:90:MET:O	14:EN:137:PHE:HB3	2.05	0.56
1:FA:513:ALA:O	1:FA:516:ILE:HG22	2.06	0.56
1:FA:928:MET:HG3	1:FA:933:ALA:HB3	1.88	0.56
2:FB:843:ASP:HB2	2:FB:845:LEU:HD21	1.86	0.56
2:FB:960:ILE:O	2:FB:963:PHE:HB2	2.05	0.56
2:FB:311:ARG:HH22	9:FI:8:ILE:HD12	1.70	0.56
1:AA:511:VAL:HG22	1:AA:519:LEU:HD12	1.86	0.56

*Continued on next page...*



*Continued from previous page...*

Atom-1	Atom-2	Interatomic distance (Å)	Clash overlap (Å)
1:AA:519:LEU:O	1:AA:523:VAL:HG23	2.06	0.56
1:BA:1508:VAL:O	1:BA:1510:PRO:HD3	2.06	0.56
1:BA:1526:PHE:O	1:BA:1529:MET:N	2.39	0.56
1:BA:572:THR:HA	7:BG:52:MET:SD	2.45	0.56
1:BA:964:LYS:NZ	1:BA:967:PRO:HA	2.21	0.56
2:BB:104:ILE:HA	2:BB:137:LEU:HD22	1.86	0.56
2:BB:1186:ASP:O	2:BB:1190:SER:OG	2.24	0.56
3:BC:228:ARG:NH1	14:BN:173:THR:H	2.04	0.56
3:BC:90:SER:OG	3:BC:91:VAL:N	2.37	0.56
9:BI:2:SER:HB2	9:BI:11:LEU:HD21	1.88	0.56
10:BJ:18:TRP:O	10:BJ:22:LEU:HG	2.06	0.56
7:BO:276:LYS:C	7:BO:278:ILE:H	2.09	0.56
1:CA:188:TYR:O	1:CA:191:MET:N	2.39	0.56
1:CA:189:VAL:O	1:CA:193:ILE:HG13	2.06	0.56
9:CI:23:VAL:HB	9:CI:39:LYS:HE3	1.88	0.56
12:CL:38:LEU:HD12	12:CL:49:LYS:HD3	1.88	0.56
1:DA:1276:THR:O	9:DI:44:ASN:HB3	2.05	0.56
1:DA:1585:ILE:O	1:DA:1588:MET:HB3	2.04	0.56
1:DA:545:SER:OG	1:DA:545:SER:O	2.23	0.56
2:DB:190:ILE:HG12	2:DB:191:GLY:N	2.20	0.56
2:EB:532:HIS:ND1	2:EB:700:LEU:HD13	2.21	0.56
1:FA:947:LEU:HB2	1:FA:982:VAL:HG11	1.87	0.56
2:FB:548:LYS:HA	2:FB:550:ARG:NH2	2.21	0.56
2:FB:903:ILE:HD13	2:FB:905:TYR:CE1	2.41	0.56
4:FD:47:LYS:HD3	4:FD:82:LEU:HD13	1.88	0.56
9:FI:38:PRO:HG2	9:FI:41:GLN:HB2	1.87	0.56
1:AA:1324:LEU:HD22	1:AA:1492:ILE:HG13	1.87	0.56
1:AA:440:SER:N	1:AA:458:GLN:HE22	2.04	0.56
1:AA:513:ALA:O	1:AA:516:ILE:HG22	2.05	0.56
2:AB:212:ASN:ND2	2:AB:239:VAL:HG22	2.18	0.56
4:AD:33:THR:O	4:AD:36:VAL:HB	2.05	0.56
11:AK:80:ILE:HD13	11:AK:105:ILE:HD11	1.87	0.56
1:BA:927:ALA:O	1:BA:931:SER:OG	2.21	0.56
2:BB:1138:ALA:O	2:BB:1141:LEU:HG	2.06	0.56
2:BB:301:PHE:HD1	2:BB:302:LEU:HD23	1.69	0.56
7:BG:139:ILE:HD12	7:BG:140:GLN:H	1.69	0.56
1:CA:785:GLN:O	1:CA:794:VAL:HG22	2.05	0.56
1:CA:1007:ILE:HG22	2:CB:515:THR:HG22	1.87	0.56
2:CB:548:LYS:HA	2:CB:550:ARG:NH2	2.20	0.56
2:CB:849:GLY:H	2:CB:882:ILE:HB	1.71	0.56
3:CC:233:ILE:HD11	3:CC:291:LEU:HG	1.87	0.56

*Continued on next page...*



*Continued from previous page...*

Atom-1	Atom-2	Interatomic distance (Å)	Clash overlap (Å)
1:CA:693:GLN:NE2	11:CK:87:GLU:O	2.31	0.56
1:DA:379:GLU:HA	7:DO:292:HIS:CD2	2.40	0.56
2:DB:392:ASP:HB3	2:DB:399:HIS:CE1	2.41	0.56
2:DB:995:TYR:CE1	14:DN:162:LYS:HG3	2.40	0.56
7:DG:111:THR:HG1	7:DG:113:PHE:HD1	1.53	0.56
7:DG:26:ASN:ND2	7:DG:37:CYS:SG	2.79	0.56
8:DH:30:SER:HG	8:DH:33:GLN:H	1.53	0.56
13:DM:15:VAL:HA	13:DM:90:LEU:HB2	1.86	0.56
2:EB:526:GLY:HA2	2:EB:696:ILE:HG22	1.86	0.56
7:EG:93:ASP:HB2	7:EG:104:LEU:HD12	1.88	0.56
13:EM:112:LYS:HG3	13:EM:113:ILE:HD12	1.88	0.56
13:EM:16:GLN:HG3	13:EM:17:ASP:H	1.70	0.56
2:FB:301:PHE:HD1	2:FB:302:LEU:HD23	1.71	0.56
2:FB:661:GLU:HG3	2:FB:662:ASP:N	2.20	0.56
6:FF:101:ILE:HG21	6:FF:120:ILE:HG21	1.86	0.56
1:FA:1085:LEU:HD13	6:FF:84:TYR:OH	2.04	0.56
2:AB:532:HIS:CD2	2:AB:700:LEU:HD22	2.41	0.56
2:AB:526:GLY:HA2	2:AB:696:ILE:HG22	1.87	0.56
2:AB:849:GLY:H	2:AB:882:ILE:HB	1.71	0.56
13:AM:113:ILE:HG22	13:AM:113:ILE:O	2.06	0.56
1:BA:1146:SER:OG	1:BA:1147:PHE:N	2.39	0.56
1:BA:491:GLU:OE1	1:BA:815:ARG:NH2	2.20	0.56
2:BB:1060:VAL:HG22	2:BB:1061:LYS:N	2.21	0.56
2:BB:929:ARG:NH2	11:BK:97:SER:OG	2.39	0.56
6:BF:147:SER:HB3	6:BF:150:GLU:HG2	1.88	0.56
13:BM:59:ARG:HD2	13:BM:60:LEU:HD21	1.88	0.56
1:CA:1245:ASP:OD2	1:CA:1245:ASP:N	2.38	0.56
1:CA:584:ARG:HD3	6:CF:116:ASP:HB2	1.87	0.56
1:CA:718:THR:OG1	1:CA:730:GLN:OE1	2.24	0.56
2:CB:782:ASP:HB3	2:CB:788:ILE:HG12	1.88	0.56
1:DA:1094:ALA:HB1	1:DA:1135:SER:HB2	1.88	0.56
2:DB:474:SER:C	2:DB:476:LEU:H	2.09	0.56
2:DB:609:ARG:O	2:DB:612:LYS:HB3	2.05	0.56
2:DB:66:LYS:C	2:DB:68:ILE:H	2.09	0.56
14:DN:38:PHE:HE2	14:DN:40:LEU:HD13	1.69	0.56
1:EA:1216:THR:OG1	1:EA:1234:LYS:HB2	2.06	0.56
2:EB:416:LYS:HD2	2:EB:460:LYS:HD2	1.88	0.56
1:EA:993:GLN:CD	2:EB:676:VAL:HG21	2.26	0.56
7:EG:57:PRO:HG2	7:EG:58:LEU:H	1.70	0.56
1:FA:697:TYR:HE1	1:FA:702:PRO:HD3	1.71	0.56
2:FB:1024:ALA:O	2:FB:1026:ILE:N	2.38	0.56

*Continued on next page...*



*Continued from previous page...*

Atom-1	Atom-2	Interatomic distance (Å)	Clash overlap (Å)
2:FB:683:ASN:OD1	14:FN:154:ARG:NH2	2.26	0.56
14:FN:71:PRO:HB2	14:FN:89:ILE:HD12	1.86	0.56
1:AA:1094:ALA:HB2	1:AA:1132:TYR:HB3	1.88	0.56
1:AA:1272:VAL:O	1:AA:1273:THR:OG1	2.21	0.56
1:AA:1526:PHE:O	1:AA:1529:MET:N	2.38	0.56
2:AB:913:ILE:HD13	2:AB:930:LYS:HG3	1.87	0.56
8:AH:106:GLU:HG2	8:AH:112:ILE:HD11	1.87	0.56
1:BA:1019:LEU:HD21	1:BA:1194:GLY:CA	2.35	0.56
1:BA:1027:LEU:HD21	1:BA:1588:MET:HG2	1.87	0.56
2:BB:94:LYS:O	2:BB:146:ASN:N	2.19	0.56
5:BE:157:SER:OG	5:BE:160:GLU:HG3	2.06	0.56
1:CA:720:PHE:CZ	8:CH:141:TYR:HE2	2.24	0.56
1:CA:896:THR:O	1:CA:900:VAL:HG13	2.06	0.56
2:CB:693:PRO:O	2:CB:696:ILE:HG13	2.06	0.56
13:CM:59:ARG:HD2	13:CM:60:LEU:HD21	1.87	0.56
2:DB:887:LEU:O	2:DB:888:ILE:HD12	2.06	0.56
1:EA:1545:ASP:CG	1:EA:1546:VAL:N	2.59	0.56
1:EA:697:TYR:HE1	1:EA:702:PRO:HD3	1.70	0.56
2:EB:1186:ASP:O	2:EB:1190:SER:OG	2.24	0.56
7:EG:88:LYS:O	7:EG:118:CYS:HB3	2.05	0.56
8:EH:38:LEU:HD12	8:EH:124:ARG:O	2.05	0.56
2:FB:567:SER:HB2	14:FN:59:PRO:HB3	1.88	0.56
3:FC:289:VAL:HG12	3:FC:290:LYS:H	1.71	0.56
3:FC:325:ALA:O	3:FC:328:LEU:N	2.37	0.56
12:FL:30:ILE:O	12:FL:57:LEU:HD12	2.06	0.56
13:FM:80:LEU:HD13	14:FN:39:PRO:HG2	1.87	0.56
13:FM:81:PHE:HB2	13:FM:88:ILE:HD13	1.86	0.56
1:AA:1601:GLN:O	1:AA:1603:MET:N	2.33	0.56
1:AA:624:TYR:O	1:AA:625:ASN:HB3	2.05	0.56
3:AC:83:VAL:HG12	3:AC:204:LEU:HD12	1.88	0.56
3:AC:303:GLU:OE1	10:AJ:43:ARG:NH2	2.39	0.56
10:AJ:2:ILE:HD12	10:AJ:57:ILE:HD13	1.87	0.56
1:BA:1175:MET:O	1:BA:1178:LEU:HG	2.06	0.56
7:CG:26:ASN:ND2	7:CG:37:CYS:SG	2.79	0.56
9:CI:23:VAL:HG21	9:CI:28:VAL:HG13	1.88	0.56
11:CK:49:LEU:HD12	11:CK:62:SER:O	2.06	0.56
13:CM:112:LYS:HG3	13:CM:113:ILE:HD12	1.88	0.56
1:CA:426:ALA:HA	7:CO:273:VAL:HG21	1.86	0.56
1:DA:1335:LYS:HD2	1:DA:1338:ARG:NH2	2.21	0.56
1:DA:1620:GLN:O	1:DA:1623:THR:N	2.38	0.56
1:DA:475:ARG:NH1	2:DB:1068:GLY:O	2.39	0.56

*Continued on next page...*



*Continued from previous page...*

Atom-1	Atom-2	Interatomic distance (Å)	Clash overlap (Å)
2:DB:380:LYS:HE3	2:DB:637:TYR:HB3	1.87	0.56
2:DB:846:PRO:HG3	2:DB:858:ILE:O	2.06	0.56
1:DA:1271:ILE:HG23	9:DI:50:THR:HG22	1.87	0.56
9:DI:73:LYS:HA	9:DI:76:LEU:HD12	1.87	0.56
14:DN:69:SER:CB	8:FH:75:ALA:HB2	2.35	0.56
1:EA:1585:ILE:O	1:EA:1589:MET:HG3	2.06	0.56
2:EB:59:GLY:O	2:EB:62:ASN:N	2.39	0.56
10:EJ:43:ARG:NH1	10:EJ:46:CYS:SG	2.79	0.56
7:EO:297:LEU:HD22	7:EO:297:LEU:H	1.71	0.56
1:FA:591:ARG:HB2	1:FA:633:MET:HG2	1.88	0.56
1:FA:885:ASP:O	1:FA:889:SER:HB3	2.06	0.56
1:FA:960:MET:O	1:FA:963:GLY:N	2.35	0.56
2:FB:98:SER:HA	2:FB:421:LEU:HD21	1.87	0.56
14:FN:107:MET:SD	14:FN:107:MET:N	2.78	0.56
7:FO:297:LEU:HD13	7:FO:310:TYR:HD2	1.69	0.56
2:AB:850:THR:N	2:AB:882:ILE:HG13	2.18	0.56
1:BA:93:GLN:HB2	1:BA:355:PHE:HE2	1.71	0.56
1:BA:850:SER:OG	1:BA:851:VAL:N	2.37	0.56
8:BH:35:GLN:O	8:BH:127:GLY:HA2	2.05	0.56
9:BI:10:CYS:HB3	9:BI:13:CYS:SG	2.45	0.56
13:BM:12:ILE:CG2	14:BN:68:LYS:HA	2.36	0.56
7:BO:273:VAL:O	7:BO:277:LYS:HB2	2.05	0.56
7:AG:159:LYS:HZ1	7:BO:278:ILE:HB	1.70	0.56
2:CB:851:TYR:HD1	2:CB:881:TYR:CE1	2.24	0.56
5:CE:137:GLU:C	5:CE:139:ALA:H	2.08	0.56
2:DB:501:ARG:HG3	2:DB:699:ILE:HD12	1.87	0.56
2:DB:774:ALA:HB3	2:DB:948:ILE:HA	1.88	0.56
3:DC:90:SER:OG	3:DC:91:VAL:N	2.39	0.56
11:DK:86:VAL:HG13	11:DK:105:ILE:HG23	1.87	0.56
1:EA:875:LEU:O	1:EA:879:LEU:HG	2.06	0.56
10:EJ:43:ARG:O	10:EJ:47:ARG:HG3	2.06	0.56
1:FA:456:VAL:HG11	2:FB:1192:MET:SD	2.46	0.56
2:FB:1026:ILE:HD11	2:FB:1028:VAL:HG13	1.87	0.56
2:FB:501:ARG:NH2	2:FB:546:ALA:O	2.39	0.56
3:FC:83:VAL:N	12:FL:67:PHE:O	2.30	0.56
2:FB:683:ASN:HA	14:FN:150:TYR:CE1	2.41	0.56
2:AB:693:PRO:HB2	2:AB:984:TRP:CZ3	2.41	0.55
3:AC:147:PRO:O	3:AC:149:GLY:N	2.39	0.55
5:AE:137:GLU:O	5:AE:139:ALA:N	2.39	0.55
2:BB:251:HIS:HB2	2:BB:259:THR:OG1	2.06	0.55
2:BB:59:GLY:O	2:BB:62:ASN:N	2.39	0.55

*Continued on next page...*



*Continued from previous page...*

Atom-1	Atom-2	Interatomic distance (Å)	Clash overlap (Å)
14:BN:72:VAL:HG22	14:BN:137:PHE:HE1	1.71	0.55
1:CA:1146:SER:OG	1:CA:1147:PHE:N	2.36	0.55
1:CA:1617:THR:CB	1:CA:1620:GLN:HG2	2.35	0.55
1:CA:475:ARG:HH11	1:CA:475:ARG:HB3	1.71	0.55
1:CA:753:ASN:ND2	1:CA:767:ASN:O	2.40	0.55
1:CA:473:GLY:HA2	2:CB:1071:VAL:O	2.06	0.55
2:CB:1073:GLU:H	2:CB:1073:GLU:CD	2.08	0.55
2:CB:170:CYS:SG	2:CB:171:HIS:N	2.79	0.55
2:CB:807:GLU:O	2:CB:902:SER:OG	2.05	0.55
9:CI:10:CYS:HB3	9:CI:13:CYS:SG	2.46	0.55
1:DA:399:LEU:HD13	7:DO:271:PRO:HG2	1.89	0.55
1:DA:471:MET:HA	1:DA:474:LYS:HE3	1.87	0.55
2:DB:262:PHE:CZ	2:DB:269:TYR:HB2	2.41	0.55
2:DB:380:LYS:HG3	2:DB:637:TYR:CD2	2.41	0.55
2:DB:851:TYR:HD1	2:DB:881:TYR:CE1	2.24	0.55
1:DA:641:GLU:HB2	6:DF:99:LEU:HD22	1.88	0.55
10:DJ:2:ILE:HD12	10:DJ:57:ILE:HD13	1.86	0.55
3:DC:328:LEU:HB3	11:DK:121:LEU:HD11	1.87	0.55
1:EA:1294:MET:N	1:EA:1294:MET:SD	2.80	0.55
1:EA:812:VAL:HG12	1:EA:813:LEU:HD23	1.89	0.55
2:EB:916:LYS:HE3	2:EB:1040:VAL:HG13	1.88	0.55
2:EB:628:TYR:HD1	2:EB:640:LEU:HD13	1.70	0.55
3:EC:100:ARG:HH12	3:EC:193:LEU:C	2.09	0.55
3:EC:100:ARG:HH12	3:EC:193:LEU:CA	2.19	0.55
6:EF:101:ILE:HG21	6:EF:120:ILE:HG21	1.86	0.55
14:EN:55:LEU:HB3	14:EN:136:VAL:HG22	1.89	0.55
14:EN:92:ASP:O	14:EN:93:THR:OG1	2.21	0.55
1:FA:1216:THR:HG23	1:FA:1234:LYS:HD2	1.87	0.55
1:FA:1022:CYS:HA	1:FA:1615:TYR:OH	2.06	0.55
2:FB:178:TYR:O	2:FB:182:GLN:HG2	2.06	0.55
2:FB:383:SER:OG	2:FB:384:LEU:N	2.39	0.55
3:FC:101:ILE:HA	3:FC:104:VAL:HG23	1.89	0.55
1:AA:1617:THR:CB	1:AA:1620:GLN:HG2	2.36	0.55
2:AB:887:LEU:O	2:AB:887:LEU:HD22	2.07	0.55
5:AE:98:ILE:O	5:AE:102:GLU:HB2	2.06	0.55
14:AN:149:ASP:O	14:AN:153:VAL:HG12	2.06	0.55
1:BA:1136:VAL:HG22	1:BA:1174:TYR:CE1	2.41	0.55
1:BA:203:THR:OG1	1:BA:204:GLU:N	2.39	0.55
2:BB:975:HIS:NE2	2:BB:1003:ALA:HB2	2.22	0.55
2:BB:19:LEU:N	2:BB:19:LEU:HD23	2.21	0.55
3:BC:100:ARG:HH12	3:BC:193:LEU:HA	1.71	0.55

*Continued on next page...*



*Continued from previous page...*

Atom-1	Atom-2	Interatomic distance (Å)	Clash overlap (Å)
3:BC:83:VAL:HG12	3:BC:204:LEU:HD12	1.88	0.55
1:BA:756:LYS:HG2	9:BI:85:LYS:CE	2.36	0.55
14:BN:148:ILE:HD13	14:BN:150:TYR:OH	2.06	0.55
1:CA:1463:ASP:O	1:CA:1465:GLU:N	2.33	0.55
1:CA:976:ALA:HB1	1:CA:981:TYR:HB3	1.88	0.55
2:CB:274:VAL:HA	2:CB:277:LEU:HD12	1.88	0.55
2:CB:73:ILE:HG13	2:CB:429:ARG:NH2	2.21	0.55
2:CB:903:ILE:HD13	2:CB:905:TYR:CE1	2.40	0.55
2:CB:983:PRO:HB2	2:CB:984:TRP:CE3	2.42	0.55
1:DA:1454:HIS:HB2	1:DA:1457:ILE:HG13	1.88	0.55
1:DA:1292:ILE:CD1	1:DA:1473:LYS:H	2.17	0.55
1:DA:1559:ARG:O	1:DA:1563:VAL:HG23	2.06	0.55
1:DA:20:THR:HG23	1:DA:23:GLU:HG3	1.89	0.55
1:DA:699:CYS:O	1:DA:815:ARG:NH1	2.40	0.55
2:DB:693:PRO:O	2:DB:696:ILE:HG13	2.06	0.55
7:DG:57:PRO:HG2	7:DG:58:LEU:H	1.72	0.55
1:EA:908:VAL:HG11	9:EI:82:ILE:HG13	1.88	0.55
2:EB:408:LEU:HA	2:EB:411:MET:HG3	1.87	0.55
2:EB:644:GLY:HA2	2:EB:648:ARG:CZ	2.36	0.55
1:FA:1146:SER:OG	1:FA:1147:PHE:N	2.38	0.55
1:FA:615:ARG:NH2	2:FB:928:SER:OG	2.38	0.55
2:FB:1046:VAL:HG22	2:FB:1047:ARG:H	1.71	0.55
2:FB:311:ARG:HH22	9:FI:8:ILE:CD1	2.19	0.55
3:AC:59:ILE:HD11	3:AC:63:ILE:HB	1.88	0.55
7:AG:89:ILE:HA	7:AG:118:CYS:SG	2.46	0.55
1:BA:1257:SER:HA	1:BA:1499:ARG:NH2	2.21	0.55
1:BA:339:PHE:O	1:BA:1629:ASN:HB2	2.06	0.55
1:BA:850:SER:O	1:BA:852:ASP:N	2.39	0.55
2:BB:917:PHE:HD2	2:BB:1035:ARG:HA	1.72	0.55
2:BB:584:CYS:HB2	2:BB:598:HIS:ND1	2.22	0.55
7:BO:283:GLU:O	7:BO:286:ILE:HB	2.06	0.55
1:CA:1217:LEU:HD13	1:CA:1573:TYR:CE1	2.40	0.55
1:CA:803:PRO:O	1:CA:806:ALA:HB3	2.05	0.55
6:CF:147:SER:HB3	6:CF:150:GLU:HG2	1.87	0.55
1:DA:1108:HIS:CG	1:DA:1117:SER:HB3	2.41	0.55
1:DA:1487:ASN:O	1:DA:1490:GLU:N	2.39	0.55
1:DA:470:HIS:O	2:DB:1058:GLN:NE2	2.38	0.55
2:DB:526:GLY:HA2	2:DB:696:ILE:HG22	1.89	0.55
3:DC:289:VAL:HG12	3:DC:290:LYS:H	1.71	0.55
1:EA:509:GLU:OE1	1:EA:579:ARG:NH2	2.37	0.55
1:EA:615:ARG:NH2	2:EB:928:SER:OG	2.39	0.55

*Continued on next page...*



*Continued from previous page...*

Atom-1	Atom-2	Interatomic distance (Å)	Clash overlap (Å)
1:EA:618:TYR:HB3	1:EA:670:ILE:CD1	2.36	0.55
2:EB:250:LEU:HD11	2:EB:378:ILE:HD13	1.88	0.55
2:EB:501:ARG:HG3	2:EB:699:ILE:HD12	1.88	0.55
1:FA:937:ASN:O	1:FA:940:VAL:HB	2.06	0.55
2:FB:970:LYS:NZ	2:FB:1011:GLU:OE2	2.24	0.55
6:FF:128:LYS:NZ	6:FF:148:VAL:O	2.38	0.55
1:AA:1292:ILE:HD12	1:AA:1292:ILE:O	2.05	0.55
1:AA:560:GLN:O	1:AA:575:LYS:NZ	2.28	0.55
1:AA:928:MET:HG3	1:AA:933:ALA:HB3	1.88	0.55
2:AB:1024:ALA:O	2:AB:1026:ILE:N	2.39	0.55
2:AB:408:LEU:HA	2:AB:411:MET:HG3	1.88	0.55
2:AB:584:CYS:HB2	2:AB:598:HIS:ND1	2.22	0.55
2:AB:609:ARG:O	2:AB:612:LYS:HB3	2.06	0.55
4:AD:32:SER:N	4:AD:35:GLU:OE2	2.40	0.55
5:AE:177:ARG:HD3	5:AE:215:MET:HB2	1.89	0.55
6:AF:92:ARG:O	6:AF:96:THR:OG1	2.23	0.55
7:AG:72:LYS:O	7:AG:81:VAL:HG23	2.07	0.55
1:BA:96:ILE:HG23	1:BA:228:LEU:HD21	1.88	0.55
1:BA:785:GLN:O	1:BA:794:VAL:HG22	2.06	0.55
1:BA:896:THR:O	1:BA:900:VAL:HG13	2.07	0.55
6:BF:92:ARG:O	6:BF:96:THR:OG1	2.21	0.55
2:CB:97:VAL:HG13	2:CB:141:LEU:HD11	1.89	0.55
2:CB:558:VAL:HA	2:CB:561:ILE:HG13	1.88	0.55
2:CB:956:SER:O	9:CI:107:GLY:HA2	2.05	0.55
14:CN:105:SER:OG	14:CN:132:GLN:NE2	2.39	0.55
1:DA:1092:GLU:O	1:DA:1094:ALA:N	2.39	0.55
1:DA:1342:PRO:HG2	2:DB:259:THR:HG22	1.88	0.55
2:DB:887:LEU:HB3	2:DB:901:VAL:HG13	1.88	0.55
7:DG:29:ASP:C	7:DG:31:LYS:H	2.10	0.55
1:EA:1241:PRO:HG3	1:EA:1540:GLY:HA3	1.87	0.55
1:EA:483:VAL:HG21	2:EB:1042:ASP:HA	1.87	0.55
2:EB:210:ARG:NH2	2:EB:625:GLU:OE2	2.39	0.55
2:EB:554:GLN:HA	2:EB:646:HIS:CD2	2.41	0.55
2:EB:662:ASP:OD1	2:EB:663:ILE:N	2.39	0.55
2:EB:773:VAL:HG21	2:EB:1031:VAL:HB	1.88	0.55
7:EG:159:LYS:HZ1	7:FO:279:VAL:HG23	1.71	0.55
7:EO:280:PHE:O	7:EO:283:GLU:HG3	2.06	0.55
1:FA:1241:PRO:HG3	1:FA:1540:GLY:HA3	1.87	0.55
2:FB:138:LEU:O	2:FB:139:LEU:HD23	2.06	0.55
2:AB:250:LEU:HD11	2:AB:378:ILE:HD13	1.87	0.55
2:AB:776:ILE:HB	2:AB:1026:ILE:HD13	1.88	0.55

*Continued on next page...*



*Continued from previous page...*

Atom-1	Atom-2	Interatomic distance (Å)	Clash overlap (Å)
3:AC:163:TYR:N	3:AC:166:ASP:OD2	2.39	0.55
5:AE:40:GLU:HA	5:AE:43:LYS:HE3	1.87	0.55
1:BA:1335:LYS:HD2	1:BA:1338:ARG:HH21	1.72	0.55
1:BA:758:GLU:O	1:BA:760:TRP:N	2.39	0.55
1:BA:7:VAL:HG11	2:BB:1175:THR:O	2.06	0.55
1:BA:456:VAL:HG11	2:BB:1192:MET:SD	2.47	0.55
1:CA:697:TYR:HE1	1:CA:702:PRO:CD	2.20	0.55
1:CA:985:ARG:HD2	1:CA:987:TYR:HB3	1.88	0.55
2:CB:562:PRO:HG3	2:CB:588:ILE:HD13	1.89	0.55
3:CC:84:TYR:HB3	12:CL:64:LEU:HD11	1.88	0.55
5:CE:48:ASP:O	5:CE:50:MET:N	2.38	0.55
2:CB:888:ILE:HG13	12:CL:54:ARG:O	2.06	0.55
1:CA:470:HIS:NE2	7:CO:314:THR:O	2.39	0.55
1:DA:1298:ASP:OD1	1:DA:1298:ASP:N	2.39	0.55
2:DB:773:VAL:HG21	2:DB:1031:VAL:HB	1.89	0.55
2:DB:744:LEU:HD11	2:DB:799:GLY:HA2	1.89	0.55
10:DJ:43:ARG:NH1	10:DJ:46:CYS:SG	2.79	0.55
1:EA:1262:LEU:HD12	1:EA:1264:SER:HG	1.72	0.55
1:EA:1263:LEU:O	1:EA:1265:GLU:N	2.39	0.55
1:EA:1556:GLU:O	1:EA:1559:ARG:HB3	2.05	0.55
1:EA:831:ASP:N	1:EA:831:ASP:OD1	2.31	0.55
7:EO:290:GLU:O	7:EO:293:LYS:N	2.30	0.55
1:FA:315:ILE:HG13	1:FA:319:GLU:HB2	1.88	0.55
2:FB:290:ASP:O	2:FB:292:ILE:N	2.40	0.55
3:FC:172:GLN:HB2	3:FC:175:GLN:NE2	2.21	0.55
4:FD:82:LEU:HD22	7:FG:67:ASN:ND2	2.21	0.55
5:FE:147:HIS:HB3	5:FE:150:VAL:HG23	1.86	0.55
12:FL:32:ALA:HB3	12:FL:55:ILE:HG13	1.89	0.55
1:AA:480:ALA:HB2	2:AB:1046:VAL:HG23	1.87	0.55
9:AI:2:SER:HB2	9:AI:11:LEU:HD21	1.88	0.55
1:BA:1148:LEU:HD11	1:BA:1167:ARG:HB2	1.89	0.55
1:BA:974:THR:OG1	1:BA:974:THR:O	2.18	0.55
2:BB:675:ALA:HB2	2:BB:686:HIS:CG	2.41	0.55
2:BB:903:ILE:HD13	2:BB:905:TYR:CE1	2.41	0.55
5:BE:7:ARG:O	5:BE:11:ARG:HG3	2.07	0.55
10:BJ:36:LEU:HD11	10:BJ:51:LEU:HB2	1.89	0.55
2:CB:656:LEU:HG	2:CB:687:THR:O	2.07	0.55
3:CC:86:PHE:HE2	3:CC:205:LYS:HE3	1.71	0.55
3:CC:289:VAL:HG12	3:CC:290:LYS:H	1.72	0.55
2:DB:1047:ARG:NH2	2:DB:1059:PRO:HB3	2.21	0.55
2:DB:902:SER:OG	2:DB:903:ILE:N	2.39	0.55

*Continued on next page...*



*Continued from previous page...*

Atom-1	Atom-2	Interatomic distance (Å)	Clash overlap (Å)
2:DB:983:PRO:HB2	2:DB:984:TRP:CE3	2.42	0.55
1:DA:1553:TYR:CD1	5:DE:144:ILE:HB	2.39	0.55
1:DA:1656:VAL:HG23	7:DG:107:ILE:HB	1.87	0.55
4:DD:36:VAL:HG21	7:DG:38:ILE:HD13	1.89	0.55
11:DK:53:ALA:HB1	11:DK:104:ARG:HH12	1.72	0.55
11:DK:60:SER:HG	11:DK:104:ARG:HH21	1.51	0.55
11:DK:83:ASN:HB3	11:DK:86:VAL:HG23	1.87	0.55
1:EA:1617:THR:CB	1:EA:1620:GLN:HG2	2.37	0.55
1:EA:315:ILE:HG13	1:EA:319:GLU:HB2	1.87	0.55
1:EA:93:GLN:HB2	1:EA:355:PHE:HE2	1.70	0.55
2:EB:757:TYR:CZ	2:EB:762:MET:HB3	2.41	0.55
6:EF:65:ARG:NH1	6:EF:65:ARG:HB3	2.22	0.55
6:EF:92:ARG:O	6:EF:96:THR:OG1	2.21	0.55
3:EC:84:TYR:HB3	12:EL:64:LEU:HD11	1.88	0.55
1:FA:703:GLU:H	1:FA:703:GLU:CD	2.09	0.55
2:FB:1047:ARG:NH1	2:FB:1050:GLY:H	2.05	0.55
2:FB:47:GLY:HA2	2:FB:50:ASN:HD22	1.72	0.55
14:FN:37:ASN:HD22	14:FN:38:PHE:H	1.55	0.55
1:AA:1136:VAL:HG22	1:AA:1174:TYR:CD1	2.42	0.55
1:AA:1031:HIS:HB2	1:AA:1182:GLY:O	2.06	0.55
1:AA:1470:CYS:SG	1:AA:1471:GLU:N	2.80	0.55
1:AA:795:HIS:O	1:AA:798:HIS:HB3	2.07	0.55
2:AB:898:LEU:N	12:AL:46:VAL:HG21	2.22	0.55
14:AN:55:LEU:HD12	14:AN:56:ILE:H	1.72	0.55
1:BA:1094:ALA:HB2	1:BA:1132:TYR:HB3	1.87	0.55
1:BA:1638:SER:HA	1:BA:1641:ILE:HD12	1.88	0.55
1:BA:697:TYR:HE1	1:BA:702:PRO:HD3	1.71	0.55
2:BB:383:SER:OG	2:BB:384:LEU:N	2.39	0.55
2:BB:967:LEU:HD12	2:BB:967:LEU:H	1.71	0.55
2:BB:693:PRO:HB2	2:BB:984:TRP:CZ3	2.41	0.55
2:BB:845:LEU:HD12	12:BL:58:LYS:HD2	1.89	0.55
14:BN:97:SER:HB3	14:BN:105:SER:HB3	1.89	0.55
1:DA:203:THR:OG1	1:DA:204:GLU:N	2.39	0.55
1:DA:697:TYR:HE1	1:DA:702:PRO:CD	2.20	0.55
1:DA:966:LEU:HD11	1:DA:968:SER:HB3	1.88	0.55
2:DB:504:HIS:HB3	2:DB:542:LEU:HD23	1.89	0.55
2:DB:575:HIS:NE2	13:DM:76:TYR:OH	2.38	0.55
5:DE:98:ILE:O	5:DE:102:GLU:HB2	2.05	0.55
1:EA:1263:LEU:C	1:EA:1265:GLU:H	2.10	0.55
1:FA:835:LEU:HD22	1:FA:915:GLY:O	2.07	0.55
2:FB:403:LEU:HD11	2:FB:408:LEU:HB2	1.87	0.55

*Continued on next page...*



*Continued from previous page...*

Atom-1	Atom-2	Interatomic distance (Å)	Clash overlap (Å)
4:FD:89:LEU:O	4:FD:92:ILE:N	2.35	0.55
1:AA:1151:ASN:HB3	1:AA:1154:LEU:HD12	1.88	0.55
1:AA:406:LEU:HB3	7:AO:266:GLN:CB	2.37	0.55
5:AE:28:TYR:CE1	5:AE:78:LEU:HB3	2.42	0.55
9:AI:122:ARG:O	9:AI:122:ARG:HG3	2.07	0.55
11:AK:54:THR:HG22	11:AK:61:ALA:CA	2.36	0.55
13:AM:42:LYS:O	14:AN:29:PHE:HA	2.07	0.55
1:BA:1241:PRO:HG3	1:BA:1540:GLY:CA	2.37	0.55
2:BB:294:GLY:O	13:BM:28:LYS:NZ	2.32	0.55
2:BB:913:ILE:HD13	2:BB:930:LYS:HG3	1.89	0.55
3:BC:65:ASN:OD1	3:BC:68:ARG:NH1	2.40	0.55
3:BC:86:PHE:HE2	3:BC:205:LYS:HE3	1.72	0.55
7:BG:24:VAL:O	7:BG:128:GLN:NE2	2.40	0.55
3:BC:197:ARG:HG2	10:BJ:61:LEU:HD22	1.89	0.55
1:CA:1262:LEU:HD12	1:CA:1264:SER:OG	2.07	0.55
2:CB:775:VAL:H	2:CB:1028:VAL:HG12	1.71	0.55
2:CB:1047:ARG:NH1	2:CB:1050:GLY:H	2.05	0.55
2:CB:533:THR:OG1	2:CB:534:PRO:HD2	2.06	0.55
2:CB:644:GLY:HA2	2:CB:648:ARG:CZ	2.37	0.55
3:CC:100:ARG:HH12	3:CC:193:LEU:HA	1.71	0.55
2:CB:295:ASN:HB3	14:CN:104:LEU:HD13	1.88	0.55
1:DA:1136:VAL:HG22	1:DA:1174:TYR:CD1	2.42	0.55
1:DA:1335:LYS:HD2	1:DA:1338:ARG:HH21	1.72	0.55
1:DA:1555:VAL:CG1	5:DE:178:ILE:HD13	2.37	0.55
7:DG:86:GLY:O	7:DG:120:VAL:HG23	2.06	0.55
8:DH:97:MET:HB3	8:DH:118:PHE:CD1	2.42	0.55
2:EB:47:GLY:HA2	2:EB:50:ASN:HD22	1.72	0.55
2:EB:987:ASN:O	2:EB:989:ASP:N	2.40	0.55
3:EC:86:PHE:HE2	3:EC:205:LYS:HE3	1.72	0.55
7:EO:283:GLU:HA	7:EO:286:ILE:HD12	1.89	0.55
1:FA:416:ARG:O	1:FA:419:ILE:HB	2.06	0.55
1:FA:804:GLU:CD	1:FA:804:GLU:H	2.09	0.55
1:FA:809:VAL:HG13	1:FA:813:LEU:HD11	1.88	0.55
2:FB:604:ILE:O	2:FB:608:LEU:HG	2.07	0.55
2:FB:38:LEU:HD21	2:FB:760:TYR:O	2.06	0.55
2:FB:773:VAL:HG21	2:FB:1031:VAL:HB	1.87	0.55
2:FB:776:ILE:HD12	2:FB:777:SER:H	1.72	0.55
8:FH:101:ALA:HB2	8:FH:116:TYR:HE1	1.72	0.55
1:AA:1458:THR:HG21	1:AA:1475:GLU:HG2	1.89	0.55
1:AA:835:LEU:HD22	1:AA:915:GLY:O	2.07	0.55
2:AB:1151:ILE:HG22	2:AB:1152:PHE:H	1.72	0.55

*Continued on next page...*



*Continued from previous page...*

Atom-1	Atom-2	Interatomic distance (Å)	Clash overlap (Å)
13:AM:81:PHE:HD1	13:AM:88:ILE:HB	1.71	0.55
1:BA:1139:ASN:HB2	5:BE:205:SER:HA	1.89	0.55
2:BB:35:PHE:HB3	2:BB:38:LEU:HD23	1.88	0.55
1:BA:1007:ILE:HG22	2:BB:515:THR:HG22	1.89	0.55
2:BB:851:TYR:HD1	2:BB:881:TYR:CE1	2.25	0.55
2:BB:904:LYS:C	2:BB:905:TYR:HD1	2.10	0.55
2:BB:97:VAL:HG13	2:BB:141:LEU:HD11	1.89	0.55
3:BC:109:ASP:HB3	3:BC:112:MET:HE3	1.88	0.55
3:BC:85:PHE:CG	3:BC:204:LEU:HD13	2.42	0.55
5:BE:19:VAL:O	5:BE:23:VAL:HG23	2.07	0.55
2:CB:96:SER:OG	2:CB:144:SER:O	2.21	0.55
2:CB:609:ARG:O	2:CB:612:LYS:HB3	2.07	0.55
2:CB:790:ASN:OD1	2:CB:792:SER:N	2.40	0.55
3:CC:37:LYS:HD2	11:CK:130:VAL:HG22	1.88	0.55
4:CD:33:THR:O	4:CD:36:VAL:HB	2.07	0.55
7:CG:229:LEU:HD12	7:CG:230:ARG:H	1.71	0.55
7:CG:45:LEU:CD1	7:CG:118:CYS:HB2	2.36	0.55
10:CJ:6:ARG:HB3	10:CJ:11:GLY:O	2.07	0.55
1:DA:850:SER:OG	1:DA:851:VAL:N	2.33	0.55
2:DB:987:ASN:O	2:DB:989:ASP:N	2.40	0.55
3:DC:128:ASP:C	3:DC:130:ASN:H	2.10	0.55
3:DC:42:VAL:HG22	3:DC:56:LEU:HD22	1.87	0.55
3:DC:66:ALA:O	3:DC:70:ILE:HG13	2.07	0.55
9:DI:13:CYS:HB3	9:DI:33:CYS:HB3	1.88	0.55
2:DB:885:VAL:HG11	12:DL:58:LYS:HB3	1.89	0.55
1:EA:1235:THR:O	1:EA:1544:ASN:ND2	2.40	0.55
2:EB:1186:ASP:OD2	2:EB:1198:TYR:OH	2.16	0.55
1:FA:1114:TYR:O	5:FE:152:LYS:NZ	2.38	0.55
1:FA:1647:ASN:HD22	1:FA:1648:ASN:N	2.04	0.55
1:FA:371:SER:HB3	7:FO:311:GLU:HA	1.89	0.55
1:FA:484:ILE:HG23	1:FA:631:ASP:O	2.06	0.55
2:FB:140:LYS:HE2	2:FB:153:PHE:HD2	1.72	0.55
2:FB:397:THR:HA	2:FB:400:GLN:OE1	2.07	0.55
2:FB:572:PRO:O	2:FB:576:THR:OG1	2.13	0.55
1:AA:987:TYR:C	1:AA:987:TYR:CD2	2.81	0.55
2:AB:383:SER:OG	2:AB:384:LEU:N	2.39	0.55
2:AB:644:GLY:HA2	2:AB:648:ARG:CZ	2.37	0.55
7:AG:67:ASN:O	7:AG:70:VAL:HG23	2.07	0.55
1:BA:127:TYR:CE2	1:BA:193:ILE:HD13	2.41	0.55
1:BA:843:ARG:NE	1:BA:945:CYS:O	2.38	0.55
2:BB:74:PHE:HB2	2:BB:91:LEU:O	2.07	0.55

*Continued on next page...*



*Continued from previous page...*

Atom-1	Atom-2	Interatomic distance (Å)	Clash overlap (Å)
7:BG:33:GLY:HA3	7:BG:230:ARG:NH1	2.22	0.55
8:BH:97:MET:HB3	8:BH:118:PHE:CD1	2.42	0.55
11:BK:49:LEU:HD11	11:BK:54:THR:HG21	1.89	0.55
10:BJ:69:ARG:HD3	12:BL:33:GLU:O	2.07	0.55
1:CA:1241:PRO:HG3	1:CA:1540:GLY:HA3	1.89	0.55
1:CA:1217:LEU:HD11	1:CA:1572:ARG:HD2	1.87	0.55
1:CA:519:LEU:O	1:CA:523:VAL:HG23	2.07	0.55
1:CA:624:TYR:O	1:CA:625:ASN:HB3	2.07	0.55
1:CA:914:ASP:O	1:CA:919:LYS:NZ	2.31	0.55
1:DA:1170:MET:HA	1:DA:1173:LYS:HB3	1.89	0.55
1:DA:1322:ILE:O	1:DA:1325:LEU:N	2.40	0.55
1:DA:718:THR:OG1	1:DA:730:GLN:OE1	2.24	0.55
2:DB:909:ARG:O	2:DB:1035:ARG:NH2	2.38	0.55
2:DB:679:GLN:NE2	14:DN:155:VAL:O	2.38	0.55
5:EE:147:HIS:HB3	5:EE:150:VAL:HG23	1.88	0.55
5:EE:198:ILE:HD12	5:EE:210:SER:OG	2.07	0.55
2:EB:848:ILE:HG13	12:EL:60:ARG:HA	1.88	0.55
14:EN:75:GLU:H	14:EN:91:ASP:CB	2.19	0.55
1:FA:1254:PHE:CE2	1:FA:1258:ILE:HD13	2.42	0.55
1:FA:19:LEU:HB3	1:FA:24:ILE:HD11	1.89	0.55
1:FA:809:VAL:HG12	1:FA:810:LEU:N	2.21	0.55
2:FB:555:GLN:NE2	2:FB:644:GLY:O	2.40	0.55
2:FB:99:VAL:HG11	2:FB:139:LEU:HD13	1.88	0.55
7:FG:250:ILE:HG22	7:FG:251:SER:H	1.72	0.55
1:FA:721:LYS:H	8:FH:96:VAL:HB	1.72	0.55
14:FN:55:LEU:C	14:FN:56:ILE:HG13	2.28	0.55
3:AC:70:ILE:O	3:AC:72:ILE:N	2.40	0.54
6:AF:102:SER:HB3	6:AF:117:PRO:HB3	1.88	0.54
1:BA:729:LYS:HD2	8:BH:120:GLY:CA	2.37	0.54
1:BA:669:LEU:H	1:BA:787:GLY:HA2	1.71	0.54
2:BB:73:ILE:HG13	2:BB:429:ARG:NH2	2.22	0.54
4:BD:22:ILE:HG23	7:BG:44:ALA:O	2.07	0.54
2:CB:940:GLU:HB2	2:CB:1012:PRO:HB2	1.89	0.54
2:CB:290:ASP:O	2:CB:292:ILE:N	2.40	0.54
3:CC:150:SER:OG	3:CC:155:GLU:OE2	2.19	0.54
7:CG:111:THR:HG1	7:CG:113:PHE:HD1	1.56	0.54
9:CI:2:SER:HA	9:CI:9:PHE:O	2.06	0.54
14:CN:75:GLU:H	14:CN:91:ASP:CG	2.10	0.54
1:DA:522:ALA:HB1	1:DA:532:GLY:HA2	1.87	0.54
1:DA:505:LEU:O	1:DA:581:ILE:HG22	2.07	0.54
1:DA:875:LEU:O	1:DA:879:LEU:HG	2.06	0.54

*Continued on next page...*



*Continued from previous page...*

Atom-1	Atom-2	Interatomic distance (Å)	Clash overlap (Å)
2:DB:1153:ILE:HD12	2:DB:1154:ASP:H	1.72	0.54
2:DB:612:LYS:N	2:DB:620:LEU:HD21	2.22	0.54
3:DC:223:SER:HB2	3:DC:303:GLU:HB3	1.89	0.54
4:DD:47:LYS:HD3	4:DD:82:LEU:HD13	1.89	0.54
10:DJ:41:LEU:HD22	10:DJ:46:CYS:HB3	1.89	0.54
1:EA:719:ILE:HG22	1:EA:725:LEU:H	1.72	0.54
1:EA:758:GLU:O	1:EA:760:TRP:N	2.40	0.54
1:EA:822:THR:O	2:EB:778:TYR:HE1	1.89	0.54
1:EA:952:LEU:CD1	2:EB:519:LYS:HD2	2.37	0.54
2:EB:852:VAL:HG13	2:EB:856:ASP:HB2	1.89	0.54
2:EB:346:ASP:H	13:EM:113:ILE:HG13	1.72	0.54
1:FA:1195:GLU:O	1:FA:1198:THR:OG1	2.24	0.54
1:FA:1324:LEU:HD22	1:FA:1492:ILE:HG13	1.88	0.54
1:FA:699:CYS:O	1:FA:815:ARG:NH1	2.39	0.54
1:FA:987:TYR:CD2	1:FA:987:TYR:C	2.80	0.54
1:FA:1012:LYS:HE3	2:FB:515:THR:HG23	1.88	0.54
2:FB:913:ILE:HD13	2:FB:930:LYS:HG3	1.88	0.54
3:FC:100:ARG:HH12	3:FC:193:LEU:CA	2.19	0.54
1:AA:1440:ASN:N	1:AA:1440:ASN:OD1	2.40	0.54
1:AA:1621:PHE:CD1	1:AA:1624:LYS:HE2	2.41	0.54
2:AB:140:LYS:HE2	2:AB:153:PHE:HD2	1.72	0.54
2:CB:380:LYS:HE3	2:CB:637:TYR:HB3	1.89	0.54
2:CB:876:SER:C	2:CB:878:GLU:H	2.10	0.54
2:CB:887:LEU:HB3	2:CB:901:VAL:HG13	1.89	0.54
3:CC:147:PRO:O	3:CC:149:GLY:N	2.41	0.54
4:CD:36:VAL:HG21	7:CG:38:ILE:HD13	1.90	0.54
8:CH:97:MET:HB3	8:CH:118:PHE:CD1	2.42	0.54
12:CL:40:LEU:HD22	12:CL:44:ASP:HB3	1.89	0.54
13:CM:58:GLU:HG2	13:CM:59:ARG:N	2.22	0.54
1:DA:1263:LEU:C	1:DA:1265:GLU:H	2.11	0.54
1:DA:530:TRP:HZ2	1:DA:582:LYS:HA	1.71	0.54
1:DA:7:VAL:HG11	2:DB:1175:THR:O	2.08	0.54
3:DC:147:PRO:HG2	3:DC:150:SER:HB2	1.89	0.54
6:DF:70:LYS:HG3	7:DG:94:PRO:O	2.08	0.54
13:DM:78:VAL:O	13:DM:91:TYR:N	2.35	0.54
14:DN:107:MET:SD	14:DN:107:MET:N	2.80	0.54
1:EA:1545:ASP:CG	1:EA:1546:VAL:H	2.11	0.54
1:EA:512:THR:O	1:EA:516:ILE:HB	2.08	0.54
2:EB:1048:SER:OG	2:EB:1049:THR:N	2.40	0.54
2:EB:349:VAL:O	2:EB:353:VAL:HG23	2.06	0.54
2:EB:854:GLU:HG3	2:EB:875:HIS:HA	1.89	0.54

*Continued on next page...*



*Continued from previous page...*

Atom-1	Atom-2	Interatomic distance (Å)	Clash overlap (Å)
7:EG:250:ILE:HG22	7:EG:251:SER:H	1.71	0.54
9:EI:101:LEU:HD11	9:EI:122:ARG:HH22	1.72	0.54
1:FA:1248:ASP:O	1:FA:1251:ALA:HB3	2.08	0.54
1:FA:239:PHE:CG	1:FA:260:GLN:HG2	2.42	0.54
1:FA:975:ASP:OD1	1:FA:976:ALA:N	2.40	0.54
1:FA:956:ARG:HG2	1:FA:979:GLY:O	2.07	0.54
10:FJ:18:TRP:O	10:FJ:22:LEU:HG	2.07	0.54
7:FO:265:SER:HB3	7:FO:268:GLU:HG2	1.87	0.54
1:AA:1314:GLN:O	1:AA:1318:SER:HB3	2.06	0.54
1:AA:1540:GLY:O	1:AA:1542:THR:N	2.40	0.54
1:AA:1027:LEU:HD21	1:AA:1588:MET:HG2	1.88	0.54
1:AA:339:PHE:O	1:AA:1629:ASN:HB2	2.08	0.54
1:BA:1601:GLN:C	1:BA:1603:MET:H	2.10	0.54
2:BB:105:ALA:O	2:BB:135:GLY:HA3	2.07	0.54
8:BH:107:VAL:HG23	8:BH:112:ILE:HA	1.88	0.54
10:BJ:45:CYS:O	10:BJ:48:ARG:HB3	2.07	0.54
1:CA:1540:GLY:O	1:CA:1542:THR:N	2.38	0.54
1:CA:579:ARG:HG3	1:CA:579:ARG:HH11	1.71	0.54
1:CA:9:SER:OG	4:CD:20:VAL:HG21	2.07	0.54
6:CF:83:PRO:O	6:CF:151:LEU:HD22	2.06	0.54
9:CI:101:LEU:O	9:CI:106:GLU:HG2	2.07	0.54
1:DA:223:PHE:CZ	1:DA:227:LEU:HD21	2.42	0.54
13:DM:16:GLN:HG3	13:DM:17:ASP:H	1.72	0.54
1:EA:836:THR:OG1	1:EA:837:ALA:N	2.40	0.54
1:EA:937:ASN:O	1:EA:940:VAL:HB	2.07	0.54
1:FA:1175:MET:O	1:FA:1178:LEU:HG	2.08	0.54
1:FA:550:SER:O	1:FA:553:GLN:HG3	2.07	0.54
1:FA:966:LEU:HD23	1:FA:969:PHE:CD2	2.42	0.54
2:FB:18:THR:HA	2:FB:21:ARG:NH2	2.22	0.54
6:FF:92:ARG:O	6:FF:96:THR:OG1	2.21	0.54
1:AA:669:LEU:HD12	1:AA:786:TYR:CD1	2.38	0.54
2:AB:773:VAL:HG21	2:AB:1031:VAL:HB	1.88	0.54
2:AB:1047:ARG:HG3	2:AB:1068:GLY:HA2	1.90	0.54
2:AB:18:THR:HA	2:AB:21:ARG:HH21	1.70	0.54
2:AB:35:PHE:HB3	2:AB:38:LEU:HD23	1.89	0.54
2:AB:825:PHE:HE2	2:AB:899:GLN:HA	1.73	0.54
3:AC:255:VAL:HG12	3:AC:256:ILE:HG12	1.89	0.54
7:AG:50:ALA:HA	7:AG:113:PHE:CE2	2.43	0.54
10:AJ:43:ARG:O	10:AJ:47:ARG:HG3	2.08	0.54
1:BA:1226:VAL:HG12	1:BA:1227:MET:HG2	1.89	0.54
1:BA:1344:ILE:HD13	2:BB:329:TYR:HE2	1.72	0.54

*Continued on next page...*



*Continued from previous page...*

Atom-1	Atom-2	Interatomic distance (Å)	Clash overlap (Å)
1:BA:1538:VAL:HA	1:BA:1541:ILE:HD11	1.89	0.54
1:BA:1596:LEU:HD22	1:BA:1602:GLY:HA2	1.89	0.54
2:BB:412:ILE:O	2:BB:416:LYS:HG2	2.07	0.54
2:BB:707:SER:HB2	2:BB:715:ASN:OD1	2.07	0.54
2:BB:187:SER:CB	10:BJ:59:LYS:HZ3	2.19	0.54
7:BO:287:GLU:O	7:BO:291:SER:N	2.39	0.54
1:CA:1216:THR:HG23	1:CA:1234:LYS:HD2	1.89	0.54
1:CA:1257:SER:HA	1:CA:1499:ARG:NH2	2.22	0.54
1:CA:512:THR:O	1:CA:516:ILE:HB	2.06	0.54
1:CA:532:GLY:O	1:CA:580:HIS:N	2.24	0.54
2:CB:12:ARG:NH2	2:CB:755:ASN:OD1	2.40	0.54
2:CB:848:ILE:CG1	12:CL:60:ARG:HA	2.35	0.54
2:CB:964:VAL:O	2:CB:966:SER:N	2.40	0.54
5:CE:39:LEU:O	5:CE:42:PHE:HB3	2.08	0.54
1:DA:1540:GLY:O	1:DA:1542:THR:N	2.38	0.54
1:DA:58:LEU:HD22	7:DO:296:ASP:OD1	2.07	0.54
1:DA:896:THR:O	1:DA:900:VAL:HG13	2.08	0.54
2:DB:1123:ILE:HD12	2:DB:1124:SER:H	1.72	0.54
2:EB:1138:ALA:O	2:EB:1141:LEU:HG	2.07	0.54
2:FB:533:THR:OG1	2:FB:534:PRO:HD2	2.08	0.54
2:FB:584:CYS:HB2	2:FB:598:HIS:ND1	2.23	0.54
3:FC:65:ASN:OD1	3:FC:68:ARG:NH1	2.41	0.54
11:FK:49:LEU:HD11	11:FK:54:THR:HG21	1.90	0.54
2:AB:18:THR:HA	2:AB:21:ARG:NH2	2.22	0.54
3:AC:85:PHE:CG	3:AC:204:LEU:HD13	2.41	0.54
5:AE:127:ILE:HD11	5:AE:132:ILE:HD11	1.89	0.54
1:BA:1136:VAL:HG22	1:BA:1174:TYR:CD1	2.42	0.54
1:BA:1458:THR:HG21	1:BA:1475:GLU:HG2	1.90	0.54
1:BA:521:GLN:O	1:BA:524:ILE:HB	2.07	0.54
2:BB:140:LYS:HE2	2:BB:153:PHE:HD2	1.72	0.54
2:BB:693:PRO:O	2:BB:696:ILE:HG13	2.08	0.54
3:BC:147:PRO:HG2	3:BC:150:SER:HB2	1.89	0.54
3:BC:223:SER:HB2	3:BC:303:GLU:HB3	1.89	0.54
11:BK:83:ASN:HB3	11:BK:86:VAL:HG23	1.88	0.54
9:BI:33:CYS:HB2	13:BM:60:LEU:CD2	2.38	0.54
1:CA:52:LEU:C	1:CA:54:LEU:H	2.10	0.54
2:CB:302:LEU:HD11	2:CB:379:ARG:CZ	2.38	0.54
1:DA:1545:ASP:CG	1:DA:1546:VAL:N	2.61	0.54
1:DA:189:VAL:O	1:DA:193:ILE:HG13	2.08	0.54
2:DB:338:PHE:CZ	2:DB:353:VAL:HG13	2.42	0.54
2:DB:38:LEU:HD21	2:DB:760:TYR:O	2.07	0.54

*Continued on next page...*



*Continued from previous page...*

Atom-1	Atom-2	Interatomic distance (Å)	Clash overlap (Å)
2:DB:707:SER:HB2	2:DB:715:ASN:OD1	2.08	0.54
2:DB:718:GLN:CD	2:DB:920:ARG:HA	2.28	0.54
3:DC:59:ILE:HG12	3:DC:60:ASP:N	2.23	0.54
3:DC:69:ARG:HD3	11:DK:71:THR:OG1	2.08	0.54
8:DH:106:GLU:HG2	8:DH:112:ILE:HD11	1.88	0.54
9:DI:23:VAL:HG21	9:DI:28:VAL:HG13	1.89	0.54
1:EA:3:ILE:HA	7:EG:111:THR:HG22	1.90	0.54
7:EG:132:VAL:HG23	7:EG:232:THR:HB	1.88	0.54
9:EI:95:ASN:HB2	9:EI:113:THR:HB	1.89	0.54
14:EN:55:LEU:HD12	14:EN:56:ILE:H	1.72	0.54
13:EM:77:VAL:HG21	14:EN:64:ILE:HD12	1.90	0.54
1:FA:1144:LEU:O	1:FA:1148:LEU:HB2	2.08	0.54
1:FA:1226:VAL:HG12	1:FA:1227:MET:HG2	1.90	0.54
2:FB:412:ILE:O	2:FB:416:LYS:HG2	2.07	0.54
5:FE:143:ASN:O	5:FE:145:THR:N	2.40	0.54
7:FG:39:VAL:HB	7:FG:126:GLN:HE21	1.72	0.54
13:FM:57:ASN:O	13:FM:103:LYS:NZ	2.40	0.54
1:AA:1335:LYS:HD2	1:AA:1338:ARG:HH21	1.72	0.54
3:AC:88:ASN:OD1	3:AC:202:ILE:HD11	2.07	0.54
1:BA:349:LEU:HD12	1:BA:351:LYS:HE3	1.89	0.54
2:BB:1073:GLU:H	2:BB:1073:GLU:CD	2.10	0.54
2:BB:1195:ARG:HH21	2:BB:1197:ARG:HD2	1.71	0.54
1:BA:818:THR:CG2	2:BB:780:GLY:HA3	2.37	0.54
3:BC:77:SER:O	3:BC:210:LEU:HA	2.08	0.54
1:CA:1019:LEU:HD21	1:CA:1194:GLY:CA	2.38	0.54
1:CA:1263:LEU:HG	1:CA:1267:ILE:HD11	1.89	0.54
1:CA:809:VAL:HG12	1:CA:810:LEU:N	2.22	0.54
9:CI:88:GLN:OE1	9:CI:119:TYR:HB2	2.07	0.54
10:CJ:54:VAL:C	10:CJ:56:LEU:H	2.10	0.54
7:CO:311:GLU:O	7:CO:312:GLU:HG3	2.08	0.54
1:DA:1559:ARG:NH2	5:DE:200:ARG:HD3	2.23	0.54
2:DB:52:LEU:HB3	2:DB:61:LEU:CD1	2.37	0.54
2:DB:661:GLU:HG3	2:DB:662:ASP:N	2.20	0.54
2:DB:821:ILE:HD11	2:DB:899:GLN:OE1	2.07	0.54
2:DB:913:ILE:HD13	2:DB:930:LYS:HG3	1.89	0.54
7:DG:132:VAL:HG23	7:DG:232:THR:HB	1.90	0.54
1:EA:1257:SER:HA	1:EA:1499:ARG:NH2	2.23	0.54
1:EA:1647:ASN:HD22	1:EA:1648:ASN:N	2.05	0.54
1:EA:480:ALA:HB2	2:EB:1046:VAL:HA	1.89	0.54
2:EB:178:TYR:O	2:EB:182:GLN:HG2	2.08	0.54
13:EM:15:VAL:HA	13:EM:90:LEU:HB2	1.90	0.54

*Continued on next page...*



*Continued from previous page...*

Atom-1	Atom-2	Interatomic distance (Å)	Clash overlap (Å)
3:FC:88:ASN:OD1	3:FC:202:ILE:HD11	2.06	0.54
11:FK:75:ALA:O	11:FK:79:VAL:HG23	2.07	0.54
13:FM:40:LEU:HD12	13:FM:41:TYR:H	1.72	0.54
1:AA:586:VAL:HG13	1:AA:638:PRO:HG2	1.89	0.54
2:AB:1047:ARG:NH2	2:AB:1059:PRO:HB3	2.22	0.54
2:AB:1073:GLU:H	2:AB:1073:GLU:CD	2.11	0.54
4:AD:22:ILE:HG23	7:AG:44:ALA:O	2.07	0.54
7:AG:229:LEU:HD12	7:AG:230:ARG:H	1.73	0.54
8:AH:30:SER:HB3	8:AH:36:CYS:HB3	1.89	0.54
1:BA:99:ARG:O	1:BA:109:ARG:NH2	2.40	0.54
1:BA:753:ASN:ND2	1:BA:767:ASN:O	2.41	0.54
2:BB:170:CYS:SG	2:BB:171:HIS:N	2.81	0.54
2:BB:849:GLY:H	2:BB:882:ILE:HB	1.72	0.54
1:CA:1260:LYS:HA	1:CA:1499:ARG:O	2.07	0.54
1:CA:928:MET:HG3	1:CA:933:ALA:HB3	1.89	0.54
2:CB:1047:ARG:NH2	2:CB:1051:PRO:O	2.41	0.54
2:CB:1053:ASN:ND2	2:CB:1054:SER:H	2.06	0.54
5:CE:76:GLY:H	5:CE:106:GLN:HG2	1.72	0.54
1:DA:1136:VAL:HG22	1:DA:1174:TYR:CE1	2.43	0.54
2:DB:906:ARG:NE	3:DC:95:GLU:OE2	2.37	0.54
1:DA:1137:SER:HB2	5:DE:205:SER:HB2	1.88	0.54
9:DI:101:LEU:HD11	9:DI:122:ARG:HH22	1.73	0.54
1:EA:1216:THR:HG23	1:EA:1234:LYS:HD2	1.88	0.54
1:EA:14:VAL:HG22	2:EB:1198:TYR:HB3	1.89	0.54
5:EE:178:ILE:HG22	5:EE:212:ARG:HB3	1.90	0.54
7:EG:40:ARG:NH1	7:EG:123:TYR:OH	2.41	0.54
14:EN:70:LEU:HG	14:EN:70:LEU:O	2.08	0.54
1:FA:136:LEU:HD13	1:FA:189:VAL:HG23	1.90	0.54
1:FA:1463:ASP:O	1:FA:1465:GLU:N	2.38	0.54
1:FA:1470:CYS:SG	1:FA:1471:GLU:N	2.81	0.54
1:FA:1646:LEU:HD11	2:FB:1085:SER:HB3	1.90	0.54
2:FB:211:ARG:NH2	2:FB:243:GLN:OE1	2.31	0.54
5:FE:127:ILE:HD11	5:FE:132:ILE:HD11	1.90	0.54
7:FG:132:VAL:HG23	7:FG:232:THR:HB	1.89	0.54
10:FJ:43:ARG:NH1	10:FJ:46:CYS:SG	2.80	0.54
1:AA:1447:GLN:HG3	1:AA:1460:TYR:HB3	1.90	0.54
2:AB:532:HIS:ND1	2:AB:700:LEU:HD13	2.23	0.54
2:AB:790:ASN:OD1	2:AB:792:SER:N	2.41	0.54
2:AB:888:ILE:HG13	12:AL:54:ARG:O	2.08	0.54
3:AC:233:ILE:HD11	3:AC:291:LEU:HG	1.88	0.54
11:AK:125:MET:HA	11:AK:128:CYS:SG	2.48	0.54

*Continued on next page...*



*Continued from previous page...*

Atom-1	Atom-2	Interatomic distance (Å)	Clash overlap (Å)
13:AM:10:ILE:HG22	13:AM:11:GLU:H	1.73	0.54
13:AM:77:VAL:HG21	14:AN:64:ILE:HD12	1.90	0.54
1:BA:713:VAL:HB	1:BA:738:ASN:HD21	1.73	0.54
2:BB:1060:VAL:HG21	7:BO:311:GLU:CD	2.28	0.54
2:BB:345:SER:HA	13:BM:113:ILE:CG1	2.38	0.54
5:BE:70:SER:OG	5:BE:71:LYS:N	2.40	0.54
7:BG:29:ASP:C	7:BG:31:LYS:H	2.11	0.54
1:CA:102:CYS:HB2	1:CA:109:ARG:HG2	1.90	0.54
1:CA:752:LYS:HG3	1:CA:768:GLU:HA	1.90	0.54
2:CB:190:ILE:HG12	2:CB:191:GLY:N	2.23	0.54
14:CN:90:MET:O	14:CN:137:PHE:HB3	2.07	0.54
2:DB:1060:VAL:HG22	2:DB:1061:LYS:N	2.23	0.54
2:DB:1157:GLN:HB3	2:DB:1168:VAL:HG12	1.89	0.54
1:DA:1344:ILE:HG22	2:DB:334:PHE:HE2	1.72	0.54
7:DG:80:VAL:HG12	7:DG:82:LEU:HD23	1.90	0.54
8:DH:35:GLN:O	8:DH:127:GLY:HA2	2.07	0.54
12:DL:32:ALA:HB3	12:DL:55:ILE:HG13	1.88	0.54
13:DM:39:ASP:C	13:DM:53:LEU:HD12	2.28	0.54
1:EA:1252:ASP:HA	1:EA:1255:CYS:SG	2.48	0.54
1:EA:363:PRO:HB3	2:EB:1187:SER:OG	2.08	0.54
2:EB:262:PHE:CZ	2:EB:269:TYR:HB2	2.43	0.54
14:EN:55:LEU:O	14:EN:136:VAL:HG13	2.07	0.54
1:FA:1028:GLU:HB3	1:FA:1187:ILE:HD11	1.90	0.54
1:FA:1556:GLU:O	1:FA:1559:ARG:HB3	2.08	0.54
1:FA:624:TYR:O	1:FA:625:ASN:HB3	2.08	0.54
11:FK:128:CYS:O	11:FK:131:VAL:HB	2.07	0.54
1:AA:1294:MET:SD	1:AA:1294:MET:N	2.81	0.54
1:AA:315:ILE:HG13	1:AA:319:GLU:HB2	1.89	0.54
1:AA:659:THR:HG23	1:AA:664:SER:O	2.06	0.54
1:AA:759:TYR:CE1	1:AA:913:PRO:HG3	2.42	0.54
2:AB:960:ILE:O	2:AB:963:PHE:HB2	2.08	0.54
4:AD:22:ILE:H	7:AG:76:LYS:NZ	2.05	0.54
5:AE:28:TYR:HA	5:AE:64:PRO:HA	1.89	0.54
1:BA:1335:LYS:HD2	1:BA:1338:ARG:NH2	2.23	0.54
1:BA:854:GLY:O	1:BA:974:THR:HB	2.07	0.54
4:BD:22:ILE:CD1	7:BG:45:LEU:HA	2.37	0.54
2:CB:52:LEU:HD22	2:CB:61:LEU:HD21	1.89	0.54
1:DA:1324:LEU:HD22	1:DA:1492:ILE:HG13	1.90	0.54
1:DA:512:THR:O	1:DA:516:ILE:HB	2.08	0.54
1:DA:850:SER:O	1:DA:852:ASP:N	2.41	0.54
1:EA:499:PRO:HG3	1:EA:609:PRO:HA	1.90	0.54

*Continued on next page...*



*Continued from previous page...*

Atom-1	Atom-2	Interatomic distance (Å)	Clash overlap (Å)
2:EB:280:LEU:HD12	2:EB:371:PHE:HD1	1.72	0.54
1:FA:1263:LEU:HG	1:FA:1267:ILE:HD11	1.90	0.54
1:FA:1272:VAL:O	1:FA:1273:THR:OG1	2.22	0.54
2:FB:1002:LYS:HZ2	14:FN:166:LEU:HD13	1.71	0.54
2:FB:52:LEU:HB3	2:FB:61:LEU:CD1	2.38	0.54
7:FG:82:LEU:HG	7:FG:124:VAL:HA	1.89	0.54
8:FH:116:TYR:HB2	8:FH:123:MET:SD	2.48	0.54
13:FM:113:ILE:HG22	13:FM:113:ILE:O	2.07	0.54
1:AA:1117:SER:OG	1:AA:1117:SER:O	2.19	0.54
1:AA:1022:CYS:HA	1:AA:1615:TYR:HH	1.73	0.54
1:AA:1022:CYS:SG	1:AA:1615:TYR:OH	2.64	0.54
1:AA:189:VAL:O	1:AA:193:ILE:HG13	2.08	0.54
2:AB:472:SER:OG	2:AB:473:GLN:N	2.40	0.54
5:AE:133:GLU:HB3	5:AE:135:PHE:CE1	2.41	0.54
1:AA:214:ASP:OD2	5:AE:177:ARG:NH2	2.40	0.54
10:AJ:10:CYS:SG	10:AJ:43:ARG:NH1	2.81	0.54
12:AL:30:ILE:O	12:AL:57:LEU:HD12	2.08	0.54
1:BA:1262:LEU:HD12	1:BA:1264:SER:OG	2.08	0.54
1:BA:522:ALA:HB1	1:BA:532:GLY:HA2	1.90	0.54
1:BA:611:GLU:CD	1:BA:615:ARG:HD2	2.28	0.54
1:BA:956:ARG:HG2	1:BA:979:GLY:O	2.07	0.54
3:BC:233:ILE:HD11	3:BC:291:LEU:HG	1.90	0.54
9:BI:89:CYS:SG	9:BI:117:CYS:SG	3.06	0.54
1:CA:472:MET:SD	1:CA:1025:LYS:NZ	2.61	0.54
1:CA:758:GLU:O	1:CA:760:TRP:N	2.40	0.54
2:CB:301:PHE:HD1	2:CB:302:LEU:HD23	1.72	0.54
4:CD:47:LYS:HD3	4:CD:82:LEU:HD13	1.89	0.54
7:CG:82:LEU:HG	7:CG:124:VAL:HA	1.89	0.54
1:DA:693:GLN:O	1:DA:696:ILE:HB	2.08	0.54
1:DA:697:TYR:HE1	1:DA:702:PRO:HD3	1.74	0.54
1:DA:701:ARG:O	1:DA:704:ASP:HB2	2.07	0.54
1:DA:782:ASP:OD1	1:DA:783:LYS:N	2.41	0.54
1:DA:480:ALA:HB2	2:DB:1046:VAL:HG23	1.89	0.54
2:DB:105:ALA:O	2:DB:135:GLY:HA3	2.07	0.54
2:DB:586:VAL:HB	2:DB:593:ILE:HG22	1.90	0.54
1:DA:1555:VAL:HG11	5:DE:178:ILE:HD13	1.90	0.54
2:EB:209:GLN:OE1	2:EB:237:ARG:HB2	2.08	0.54
2:EB:380:LYS:HG3	2:EB:637:TYR:CD2	2.43	0.54
2:EB:46:ILE:HG22	2:EB:50:ASN:HD21	1.73	0.54
5:EE:127:ILE:HD11	5:EE:132:ILE:HD11	1.89	0.54
8:EH:15:VAL:HG22	8:EH:26:ILE:HG12	1.89	0.54

*Continued on next page...*



*Continued from previous page...*

Atom-1	Atom-2	Interatomic distance (Å)	Clash overlap (Å)
1:FA:123:ARG:HD3	1:FA:337:TYR:CE1	2.43	0.54
1:FA:477:ASN:OD1	2:FB:1049:THR:HG23	2.07	0.54
2:FB:1186:ASP:O	2:FB:1190:SER:OG	2.27	0.54
1:FA:18:ILE:HA	2:FB:1193:GLY:O	2.08	0.54
5:FE:70:SER:OG	5:FE:71:LYS:N	2.39	0.54
9:FI:101:LEU:HD11	9:FI:122:ARG:HH22	1.73	0.54
13:FM:77:VAL:HG21	14:FN:64:ILE:HD12	1.90	0.54
2:AB:286:ARG:HD2	9:AI:9:PHE:CG	2.43	0.53
2:AB:428:VAL:O	2:AB:432:ILE:HD12	2.08	0.53
1:AA:1553:TYR:HD1	5:AE:144:ILE:HB	1.73	0.53
5:AE:22:MET:HA	5:AE:187:TYR:CZ	2.43	0.53
1:BA:1245:ASP:OD2	1:BA:1245:ASP:N	2.34	0.53
1:BA:1292:ILE:HD12	1:BA:1292:ILE:O	2.08	0.53
1:BA:1545:ASP:OD1	1:BA:1546:VAL:N	2.36	0.53
1:BA:499:PRO:HG3	1:BA:609:PRO:HA	1.90	0.53
2:BB:1048:SER:OG	2:BB:1049:THR:N	2.39	0.53
7:BG:93:ASP:HB2	7:BG:104:LEU:HD12	1.91	0.53
9:BI:23:VAL:HG21	9:BI:28:VAL:HG13	1.90	0.53
1:CA:1244:ASN:HA	1:CA:1517:ARG:HH11	1.73	0.53
2:CB:903:ILE:HD12	2:CB:903:ILE:N	2.23	0.53
5:CE:147:HIS:HB3	5:CE:150:VAL:HG23	1.89	0.53
7:CG:139:ILE:CD1	7:CG:140:GLN:H	2.20	0.53
8:CH:38:LEU:HD12	8:CH:124:ARG:O	2.07	0.53
1:DA:30:LYS:NZ	1:DA:51:ASP:OD2	2.24	0.53
7:DG:29:ASP:O	7:DG:31:LYS:N	2.41	0.53
14:DN:26:PRO:HB2	14:DN:29:PHE:CD1	2.42	0.53
1:EA:1621:PHE:O	1:EA:1624:LYS:HB2	2.08	0.53
1:EA:555:LYS:O	1:EA:558:ALA:HB3	2.08	0.53
1:EA:61:LEU:HG	1:EA:67:LEU:O	2.09	0.53
2:EB:170:CYS:SG	2:EB:171:HIS:N	2.80	0.53
1:FA:1659:LYS:HA	7:FG:104:LEU:HD23	1.90	0.53
8:FH:13:SER:N	8:FH:27:GLU:O	2.34	0.53
8:FH:35:GLN:O	8:FH:127:GLY:HA2	2.08	0.53
2:FB:575:HIS:NE2	13:FM:76:TYR:OH	2.38	0.53
1:FA:399:LEU:CD1	7:FO:270:LEU:HB3	2.37	0.53
1:AA:1216:THR:HG23	1:AA:1234:LYS:HD2	1.89	0.53
1:AA:974:THR:O	1:AA:974:THR:OG1	2.21	0.53
11:AK:75:ALA:O	11:AK:79:VAL:HG23	2.08	0.53
13:AM:58:GLU:HG2	13:AM:59:ARG:N	2.23	0.53
1:AA:58:LEU:HD11	7:AO:295:LEU:HD21	1.91	0.53
1:BA:943:ILE:HA	1:BA:986:PHE:HB2	1.89	0.53

*Continued on next page...*



*Continued from previous page...*

Atom-1	Atom-2	Interatomic distance (Å)	Clash overlap (Å)
2:BB:275:MET:SD	2:BB:330:LEU:HD21	2.47	0.53
2:BB:558:VAL:HA	2:BB:561:ILE:HG13	1.91	0.53
6:BF:102:SER:HB3	6:BF:117:PRO:HB3	1.89	0.53
5:CE:40:GLU:HA	5:CE:43:LYS:HE3	1.91	0.53
9:CI:2:SER:O	9:CI:9:PHE:N	2.35	0.53
13:CM:21:VAL:HB	14:CN:109:LEU:HD11	1.91	0.53
1:DA:1556:GLU:O	1:DA:1559:ARG:HB3	2.08	0.53
1:DA:816:LEU:HG	1:DA:817:PHE:N	2.24	0.53
1:DA:966:LEU:HD12	1:DA:967:PRO:HD2	1.90	0.53
2:DB:533:THR:OG1	2:DB:534:PRO:HD2	2.08	0.53
7:DG:229:LEU:HD12	7:DG:230:ARG:H	1.72	0.53
3:EC:197:ARG:HG2	10:EJ:61:LEU:HD22	1.90	0.53
3:EC:227:TYR:HA	3:EC:299:ILE:O	2.08	0.53
4:ED:16:LEU:O	7:EG:64:GLN:NE2	2.41	0.53
5:EE:39:LEU:O	5:EE:42:PHE:HB3	2.08	0.53
10:EJ:54:VAL:HG12	10:EJ:56:LEU:HB2	1.88	0.53
13:EM:10:ILE:HG22	13:EM:11:GLU:N	2.24	0.53
1:FA:1095:LEU:CD2	1:FA:1134:GLY:HA3	2.38	0.53
1:FA:1170:MET:HA	1:FA:1173:LYS:HB3	1.90	0.53
1:FA:39:ASP:OD2	1:FA:43:HIS:HB2	2.08	0.53
2:FB:416:LYS:HD2	2:FB:460:LYS:HD2	1.89	0.53
2:FB:902:SER:OG	2:FB:903:ILE:N	2.41	0.53
2:AB:934:ILE:HG21	3:AC:73:SER:CB	2.38	0.53
7:AG:149:ILE:HG22	7:AG:150:HIS:CD2	2.32	0.53
8:AH:94:ASP:N	8:AH:94:ASP:OD1	2.40	0.53
9:AI:38:PRO:HG2	9:AI:41:GLN:HB2	1.90	0.53
14:AN:75:GLU:H	14:AN:91:ASP:CB	2.22	0.53
2:BB:242:ASP:OD2	2:BB:414:LYS:NZ	2.26	0.53
2:BB:718:GLN:CD	2:BB:920:ARG:HA	2.29	0.53
2:BB:939:SER:OG	2:BB:943:ILE:N	2.40	0.53
4:BD:89:LEU:HD23	4:BD:92:ILE:HD12	1.90	0.53
10:BJ:54:VAL:HG12	10:BJ:56:LEU:HB2	1.89	0.53
13:BM:81:PHE:HB2	13:BM:88:ILE:HD13	1.89	0.53
14:BN:69:SER:HB3	8:DH:75:ALA:HB2	1.90	0.53
7:BO:272:ILE:HG13	7:BO:274:SER:H	1.73	0.53
1:CA:1016:SER:CB	1:CA:1019:LEU:HD22	2.36	0.53
2:CB:276:ILE:O	2:CB:280:LEU:HG	2.09	0.53
2:CB:66:LYS:C	2:CB:68:ILE:H	2.09	0.53
2:CB:532:HIS:ND1	2:CB:700:LEU:HD13	2.23	0.53
5:CE:133:GLU:HB3	5:CE:135:PHE:CE1	2.42	0.53
5:CE:70:SER:OG	5:CE:71:LYS:N	2.41	0.53

*Continued on next page...*



*Continued from previous page...*

Atom-1	Atom-2	Interatomic distance (Å)	Clash overlap (Å)
9:CI:65:SER:OG	9:CI:66:VAL:N	2.40	0.53
10:CJ:31:ASP:OD1	10:CJ:34:THR:HB	2.08	0.53
10:CJ:54:VAL:HG12	10:CJ:56:LEU:HB2	1.90	0.53
10:CJ:2:ILE:HD12	10:CJ:57:ILE:HD13	1.89	0.53
1:DA:111:LYS:O	1:DA:115:VAL:HG23	2.08	0.53
1:DA:1647:ASN:HD22	1:DA:1648:ASN:N	2.05	0.53
1:DA:591:ARG:HB2	1:DA:633:MET:HG2	1.90	0.53
1:DA:671:GLN:HA	2:DB:952:HIS:HD2	1.73	0.53
3:DC:84:TYR:HB3	12:DL:64:LEU:HD11	1.89	0.53
1:EA:1104:TYR:HE2	1:EA:1119:LYS:HD2	1.72	0.53
1:EA:882:ILE:HD13	1:EA:888:LYS:HB3	1.89	0.53
2:EB:338:PHE:CZ	2:EB:353:VAL:HG13	2.44	0.53
2:EB:66:LYS:C	2:EB:68:ILE:H	2.11	0.53
3:EC:83:VAL:HG22	3:EC:206:ALA:HB1	1.89	0.53
3:EC:97:LEU:O	3:EC:100:ARG:HB2	2.08	0.53
9:EI:94:MET:HG2	9:EI:114:CYS:HA	1.89	0.53
13:EM:57:ASN:O	13:EM:103:LYS:NZ	2.41	0.53
14:EN:110:LEU:CD2	14:EN:121:ILE:HA	2.38	0.53
1:FA:1559:ARG:HD2	1:FA:1587:ASP:OD1	2.08	0.53
1:FA:349:LEU:HD12	1:FA:351:LYS:HE3	1.89	0.53
1:FA:936:SER:O	1:FA:940:VAL:HG23	2.07	0.53
2:FB:307:GLU:OE2	2:FB:311:ARG:NH1	2.37	0.53
2:FB:662:ASP:OD1	2:FB:663:ILE:N	2.41	0.53
2:FB:787:MET:O	2:FB:788:ILE:HD13	2.08	0.53
5:FE:22:MET:HA	5:FE:187:TYR:CZ	2.43	0.53
2:AB:1160:GLU:HG2	2:AB:1166:LYS:HG2	1.90	0.53
2:AB:302:LEU:HD11	2:AB:379:ARG:CZ	2.39	0.53
2:AB:468:GLY:O	2:AB:482:SER:HA	2.08	0.53
2:AB:714:ARG:NH1	9:AI:105:ASP:HA	2.24	0.53
5:AE:33:GLU:O	5:AE:36:GLU:N	2.41	0.53
2:BB:1198:TYR:N	2:BB:1198:TYR:CD2	2.75	0.53
1:CA:1105:ARG:NH1	1:CA:1138:GLU:OE1	2.39	0.53
1:CA:1238:MET:HG3	1:CA:1524:VAL:HG22	1.90	0.53
1:CA:513:ALA:O	1:CA:516:ILE:HG22	2.08	0.53
2:CB:209:GLN:OE1	2:CB:237:ARG:HB2	2.08	0.53
2:CB:888:ILE:HG13	12:CL:55:ILE:HA	1.89	0.53
5:CE:98:ILE:O	5:CE:102:GLU:HB2	2.09	0.53
1:CA:763:GLY:HA3	8:CH:25:ARG:NE	2.23	0.53
4:DD:89:LEU:O	4:DD:92:ILE:N	2.37	0.53
1:EA:1019:LEU:HD21	1:EA:1194:GLY:HA2	1.90	0.53
1:EA:809:VAL:HG13	1:EA:813:LEU:HD11	1.90	0.53

*Continued on next page...*



*Continued from previous page...*

Atom-1	Atom-2	Interatomic distance (Å)	Clash overlap (Å)
2:EB:242:ASP:OD2	2:EB:414:LYS:NZ	2.35	0.53
2:EB:280:LEU:O	2:EB:323:ARG:NH2	2.42	0.53
2:EB:584:CYS:HB2	2:EB:598:HIS:ND1	2.23	0.53
3:EC:70:ILE:O	3:EC:72:ILE:N	2.41	0.53
5:EE:98:ILE:O	5:EE:102:GLU:HB2	2.07	0.53
11:EK:46:LYS:HE3	11:EK:66:VAL:O	2.08	0.53
2:EB:986:PHE:CD1	14:EN:160:VAL:HG21	2.44	0.53
14:EN:26:PRO:HB2	14:EN:29:PHE:CD1	2.44	0.53
1:FA:1545:ASP:CG	1:FA:1546:VAL:N	2.61	0.53
1:FA:718:THR:OG1	1:FA:730:GLN:OE1	2.26	0.53
1:FA:928:MET:HG2	2:FB:955:PRO:HG3	1.90	0.53
3:FC:97:LEU:O	3:FC:100:ARG:HB2	2.08	0.53
6:FF:70:LYS:HG3	7:FG:94:PRO:O	2.07	0.53
8:FH:30:SER:HB3	8:FH:36:CYS:HB3	1.91	0.53
13:FM:58:GLU:HG2	13:FM:59:ARG:N	2.22	0.53
1:AA:1092:GLU:O	1:AA:1094:ALA:N	2.40	0.53
1:AA:1162:ASN:H	1:AA:1165:LYS:HD2	1.72	0.53
1:AA:892:LEU:HG	1:AA:893:ASP:N	2.24	0.53
1:AA:597:LYS:HB2	2:AB:1082:HIS:CE1	2.44	0.53
2:AB:504:HIS:HB3	2:AB:542:LEU:HD23	1.90	0.53
3:AC:223:SER:HB2	3:AC:303:GLU:HB3	1.90	0.53
3:AC:314:PHE:O	3:AC:317:SER:OG	2.20	0.53
12:AL:33:GLU:HG2	12:AL:55:ILE:HG12	1.89	0.53
1:BA:111:LYS:O	1:BA:115:VAL:HG23	2.08	0.53
1:BA:1332:GLU:O	1:BA:1336:GLN:HG2	2.09	0.53
1:BA:1440:ASN:N	1:BA:1440:ASN:OD1	2.41	0.53
1:BA:480:ALA:HB2	2:BB:1046:VAL:HA	1.91	0.53
1:BA:513:ALA:O	1:BA:516:ILE:HG22	2.09	0.53
1:BA:9:SER:OG	4:BD:20:VAL:HG21	2.08	0.53
2:BB:18:THR:HA	2:BB:21:ARG:HH21	1.73	0.53
2:BB:392:ASP:HB3	2:BB:399:HIS:CE1	2.43	0.53
2:BB:604:ILE:O	2:BB:608:LEU:HG	2.09	0.53
1:AA:552:GLU:HB3	2:BB:837:LEU:HD12	1.90	0.53
3:BC:95:GLU:HG2	3:BC:96:VAL:N	2.24	0.53
13:BM:80:LEU:HD11	14:BN:39:PRO:HD2	1.90	0.53
1:CA:211:THR:O	1:CA:214:ASP:N	2.33	0.53
1:CA:426:ALA:CA	7:CO:273:VAL:HG21	2.38	0.53
2:CB:975:HIS:NE2	2:CB:1003:ALA:HB2	2.23	0.53
3:CC:228:ARG:NH1	14:CN:173:THR:H	2.06	0.53
1:DA:1546:VAL:O	1:DA:1549:VAL:N	2.42	0.53
2:DB:251:HIS:HB2	2:DB:259:THR:OG1	2.09	0.53

*Continued on next page...*



*Continued from previous page...*

Atom-1	Atom-2	Interatomic distance (Å)	Clash overlap (Å)
2:DB:772:VAL:HB	2:DB:946:ASP:OD2	2.09	0.53
8:DH:14:GLU:HG2	8:DH:15:VAL:N	2.23	0.53
1:EA:985:ARG:HG2	1:EA:988:SER:H	1.74	0.53
2:EB:775:VAL:H	2:EB:1028:VAL:HG12	1.73	0.53
1:FA:1016:SER:CB	1:FA:1019:LEU:HD22	2.39	0.53
2:FB:1037:ARG:O	2:FB:1039:MET:N	2.40	0.53
3:FC:37:LYS:HD2	11:FK:130:VAL:HG22	1.90	0.53
1:AA:1022:CYS:HG	1:AA:1615:TYR:HH	1.56	0.53
1:AA:756:LYS:HG2	9:AI:85:LYS:NZ	2.24	0.53
10:AJ:2:ILE:HG12	10:AJ:3:VAL:H	1.71	0.53
6:BF:58:PHE:HZ	7:BG:117:TRP:CH2	2.27	0.53
14:BN:90:MET:O	14:BN:137:PHE:HB3	2.09	0.53
1:CA:1621:PHE:CD1	1:CA:1624:LYS:HE2	2.44	0.53
1:CA:342:ARG:CZ	1:CA:342:ARG:HB2	2.38	0.53
3:CC:86:PHE:CE2	3:CC:205:LYS:HE3	2.44	0.53
7:CG:72:LYS:O	7:CG:81:VAL:HG23	2.09	0.53
1:DA:1239:THR:HG23	1:DA:1520:VAL:HG13	1.91	0.53
1:DA:624:TYR:O	1:DA:625:ASN:HB3	2.08	0.53
1:DA:874:GLU:O	1:DA:878:ARG:HB2	2.08	0.53
2:DB:301:PHE:HD1	2:DB:302:LEU:HD23	1.73	0.53
2:DB:917:PHE:HD2	2:DB:1035:ARG:HA	1.73	0.53
7:DG:82:LEU:HG	7:DG:124:VAL:HA	1.90	0.53
14:DN:31:LYS:O	14:DN:33:LYS:N	2.42	0.53
1:EA:1596:LEU:HD22	1:EA:1602:GLY:HA2	1.90	0.53
1:EA:7:VAL:HG12	1:EA:9:SER:H	1.72	0.53
1:EA:896:THR:HG21	1:EA:956:ARG:NH1	2.24	0.53
1:EA:987:TYR:C	1:EA:987:TYR:CD2	2.81	0.53
3:EC:86:PHE:CE2	3:EC:205:LYS:HE3	2.43	0.53
7:EG:10:ASN:HB2	7:EG:14:ALA:HB3	1.91	0.53
8:EH:12:VAL:HA	8:EH:28:ALA:HB2	1.91	0.53
2:EB:885:VAL:HG11	12:EL:58:LYS:HB3	1.89	0.53
14:EN:55:LEU:HB2	14:EN:133:PHE:CZ	2.43	0.53
14:EN:85:HIS:HB3	14:EN:87:TYR:CE1	2.44	0.53
1:FA:692:TYR:O	1:FA:696:ILE:HG12	2.08	0.53
1:FA:3:ILE:HA	7:FG:111:THR:HG22	1.91	0.53
14:FN:75:GLU:H	14:FN:91:ASP:CB	2.20	0.53
1:AA:1269:LYS:HD2	1:AA:1271:ILE:HD11	1.89	0.53
1:AA:993:GLN:CD	2:AB:676:VAL:HG21	2.28	0.53
1:BA:697:TYR:HE1	1:BA:702:PRO:CD	2.22	0.53
1:BA:836:THR:OG1	1:BA:837:ALA:N	2.42	0.53
2:BB:474:SER:C	2:BB:476:LEU:H	2.12	0.53

*Continued on next page...*



*Continued from previous page...*

Atom-1	Atom-2	Interatomic distance (Å)	Clash overlap (Å)
2:BB:504:HIS:HB3	2:BB:542:LEU:HD23	1.91	0.53
2:BB:612:LYS:N	2:BB:620:LEU:HD21	2.23	0.53
2:BB:772:VAL:HG12	2:BB:946:ASP:H	1.74	0.53
7:BG:149:ILE:HG22	7:BG:150:HIS:CD2	2.33	0.53
2:BB:1055:LEU:HD11	7:BO:312:GLU:HG3	1.91	0.53
1:CA:1108:HIS:CG	1:CA:1117:SER:HB3	2.44	0.53
1:CA:1117:SER:C	1:CA:1119:LYS:H	2.11	0.53
2:CB:1151:ILE:HG22	2:CB:1152:PHE:H	1.73	0.53
2:CB:397:THR:HA	2:CB:400:GLN:OE1	2.08	0.53
2:CB:904:LYS:C	2:CB:905:TYR:HD1	2.11	0.53
13:CM:89:GLN:O	13:CM:90:LEU:HD23	2.08	0.53
1:DA:555:LYS:O	1:DA:558:ALA:HB3	2.08	0.53
1:DA:850:SER:O	1:DA:853:THR:N	2.36	0.53
1:DA:1344:ILE:HG23	2:DB:271:VAL:HG22	1.90	0.53
2:DB:408:LEU:HA	2:DB:411:MET:HG3	1.89	0.53
7:DG:66:LEU:HD11	7:DG:87:LEU:HD22	1.91	0.53
8:DH:12:VAL:HA	8:DH:28:ALA:HB2	1.90	0.53
14:DN:90:MET:O	14:DN:137:PHE:HB3	2.09	0.53
2:EB:1198:TYR:HD2	2:EB:1198:TYR:H	1.57	0.53
2:EB:470:LEU:HD22	2:EB:484:TYR:HE1	1.74	0.53
2:EB:986:PHE:CD2	2:EB:992:PRO:HG3	2.44	0.53
1:FA:1019:LEU:HD21	1:FA:1194:GLY:CA	2.38	0.53
1:FA:1289:SER:HA	1:FA:1475:GLU:OE1	2.08	0.53
1:FA:545:SER:O	1:FA:545:SER:OG	2.25	0.53
5:FE:40:GLU:HA	5:FE:43:LYS:HE3	1.91	0.53
8:FH:38:LEU:HD11	8:FH:123:MET:HG3	1.90	0.53
1:AA:1245:ASP:N	1:AA:1245:ASP:OD2	2.37	0.53
1:AA:1217:LEU:HD13	1:AA:1573:TYR:CE1	2.41	0.53
1:AA:835:LEU:HG	1:AA:985:ARG:NH1	2.21	0.53
1:AA:885:ASP:O	1:AA:889:SER:HB3	2.07	0.53
2:AB:429:ARG:O	2:AB:433:ASN:ND2	2.32	0.53
2:AB:501:ARG:HG3	2:AB:699:ILE:CD1	2.39	0.53
2:AB:983:PRO:HB2	2:AB:984:TRP:CE3	2.44	0.53
6:AF:119:ARG:HA	6:AF:122:MET:HG3	1.90	0.53
1:BA:1326:GLU:HG2	1:BA:1456:PHE:HD2	1.74	0.53
1:BA:1291:VAL:HA	1:BA:1473:LYS:HB2	1.90	0.53
1:BA:90:PHE:HE1	1:BA:1623:THR:HG23	1.74	0.53
2:BB:532:HIS:CD2	2:BB:700:LEU:HD22	2.44	0.53
2:BB:625:GLU:HB2	2:BB:643:PHE:O	2.08	0.53
2:BB:843:ASP:OD1	2:BB:845:LEU:HG	2.09	0.53
2:BB:987:ASN:O	2:BB:989:ASP:N	2.42	0.53

*Continued on next page...*



*Continued from previous page...*

Atom-1	Atom-2	Interatomic distance (Å)	Clash overlap (Å)
10:BJ:31:ASP:OD1	10:BJ:34:THR:HB	2.08	0.53
1:CA:697:TYR:HE1	1:CA:702:PRO:HD3	1.72	0.53
2:CB:459:SER:O	2:CB:462:GLN:N	2.42	0.53
2:CB:52:LEU:HB3	2:CB:61:LEU:CD1	2.38	0.53
2:CB:757:TYR:CZ	2:CB:762:MET:HB3	2.44	0.53
7:CG:29:ASP:C	7:CG:31:LYS:H	2.11	0.53
1:DA:1344:ILE:HD13	2:DB:329:TYR:CE2	2.44	0.53
1:DA:1463:ASP:HB2	1:DA:1469:TRP:CD1	2.44	0.53
2:DB:244:THR:HG21	2:DB:414:LYS:HD3	1.90	0.53
2:DB:462:GLN:O	2:DB:466:SER:N	2.42	0.53
2:DB:470:LEU:HD22	2:DB:484:TYR:HE1	1.73	0.53
8:DH:94:ASP:N	8:DH:94:ASP:OD1	2.42	0.53
1:EA:1049:MET:HG2	1:EA:1054:ALA:HB2	1.90	0.53
2:EB:301:PHE:CD1	2:EB:302:LEU:HD23	2.43	0.53
3:EC:65:ASN:OD1	3:EC:68:ARG:NH1	2.42	0.53
9:EI:10:CYS:HB3	9:EI:13:CYS:SG	2.49	0.53
10:EJ:2:ILE:HD12	10:EJ:57:ILE:HD13	1.91	0.53
1:FA:1092:GLU:O	1:FA:1095:LEU:N	2.39	0.53
1:FA:1661:PRO:HA	7:FG:102:GLU:HA	1.91	0.53
1:FA:211:THR:O	1:FA:214:ASP:N	2.39	0.53
1:FA:678:VAL:O	1:FA:681:THR:N	2.41	0.53
1:FA:67:LEU:HD13	1:FA:71:PHE:HB3	1.90	0.53
2:FB:665:GLY:N	2:FB:668:GLU:OE1	2.41	0.53
3:FC:147:PRO:O	3:FC:149:GLY:N	2.42	0.53
3:FC:277:ARG:NH1	3:FC:291:LEU:HD13	2.24	0.53
1:AA:1019:LEU:HD21	1:AA:1194:GLY:HA2	1.90	0.53
1:AA:1620:GLN:O	1:AA:1623:THR:N	2.41	0.53
2:AB:474:SER:C	2:AB:476:LEU:H	2.12	0.53
3:AC:248:GLN:HG3	3:AC:256:ILE:O	2.09	0.53
3:AC:59:ILE:HG12	3:AC:60:ASP:N	2.24	0.53
5:AE:41:ASP:N	5:AE:41:ASP:OD1	2.23	0.53
14:AN:85:HIS:HB3	14:AN:87:TYR:CE1	2.44	0.53
2:BB:628:TYR:HD1	2:BB:640:LEU:HD13	1.72	0.53
2:BB:675:ALA:O	2:BB:690:GLU:HG2	2.09	0.53
2:BB:744:LEU:HD11	2:BB:799:GLY:HA2	1.89	0.53
2:BB:825:PHE:HE2	2:BB:899:GLN:HA	1.74	0.53
1:BA:1662:ASN:HB3	7:BG:57:PRO:HD2	1.89	0.53
1:CA:1240:LEU:HD23	1:CA:1541:ILE:HG23	1.90	0.53
1:CA:1608:SER:OG	1:CA:1636:SER:OG	2.27	0.53
1:CA:748:ASN:ND2	1:CA:1072:ASN:OD1	2.42	0.53
2:CB:250:LEU:HD11	2:CB:378:ILE:HD13	1.91	0.53

*Continued on next page...*



*Continued from previous page...*

Atom-1	Atom-2	Interatomic distance (Å)	Clash overlap (Å)
2:CB:72:VAL:HA	2:CB:95:LEU:O	2.09	0.53
2:CB:962:MET:O	2:CB:965:GLU:N	2.42	0.53
11:CK:60:SER:HG	11:CK:104:ARG:HH21	1.57	0.53
2:DB:655:TYR:HD1	2:DB:688:HIS:HE2	1.57	0.53
4:DD:24:ALA:HA	7:DG:43:ILE:HA	1.90	0.53
1:EA:1620:GLN:O	1:EA:1623:THR:N	2.41	0.53
1:EA:701:ARG:O	1:EA:704:ASP:HB2	2.09	0.53
7:EG:37:CYS:HB3	7:EG:125:TRP:HD1	1.73	0.53
1:EA:763:GLY:HA3	8:EH:25:ARG:NE	2.24	0.53
10:EJ:6:ARG:HB3	10:EJ:11:GLY:O	2.07	0.53
1:FA:323:ILE:O	1:FA:327:VAL:HG23	2.09	0.53
2:FB:891:GLU:O	2:FB:894:LYS:N	2.31	0.53
3:FC:216:HIS:O	3:FC:218:LYS:N	2.42	0.53
10:FJ:2:ILE:HG12	10:FJ:3:VAL:H	1.73	0.53
10:FJ:45:CYS:O	10:FJ:49:MET:HG2	2.09	0.53
1:AA:1226:VAL:HG12	1:AA:1227:MET:HG2	1.91	0.53
1:AA:39:ASP:OD2	1:AA:43:HIS:HB2	2.08	0.53
1:AA:1555:VAL:CG1	5:AE:178:ILE:HD13	2.39	0.53
13:AM:16:GLN:HG3	13:AM:17:ASP:H	1.74	0.53
5:BE:177:ARG:HD3	5:BE:215:MET:HB2	1.91	0.53
10:BJ:2:ILE:HD12	10:BJ:57:ILE:HD13	1.91	0.53
7:BO:298:PRO:O	7:BO:310:TYR:OH	2.27	0.53
1:CA:1590:THR:OG1	5:CE:212:ARG:NH2	2.42	0.53
1:CA:864:LEU:HD11	1:CA:875:LEU:HA	1.91	0.53
1:CA:968:SER:CB	2:CB:676:VAL:HG23	2.39	0.53
8:CH:5:LEU:CD2	8:CH:135:LEU:HD23	2.35	0.53
1:DA:1016:SER:CB	1:DA:1019:LEU:HD22	2.38	0.53
2:DB:662:ASP:OD1	2:DB:663:ILE:N	2.42	0.53
1:DA:968:SER:HB2	2:DB:676:VAL:HG23	1.88	0.53
1:DA:1530:TRP:O	5:DE:14:ARG:NH2	2.41	0.53
8:DH:116:TYR:HB2	8:DH:123:MET:SD	2.49	0.53
7:DO:282:ASP:O	7:DO:286:ILE:HG12	2.09	0.53
1:EA:1609:SER:O	1:EA:1612:LYS:HB2	2.09	0.53
1:EA:323:ILE:O	1:EA:327:VAL:HG23	2.09	0.53
1:EA:680:LEU:HD12	1:EA:820:TYR:CD1	2.44	0.53
9:EI:122:ARG:HG3	9:EI:122:ARG:O	2.09	0.53
1:FA:1073:TYR:CZ	1:FA:1077:LEU:HD22	2.44	0.53
1:FA:1559:ARG:O	1:FA:1563:VAL:HG23	2.09	0.53
1:FA:457:LYS:C	1:FA:459:ALA:H	2.12	0.53
1:FA:864:LEU:HD11	1:FA:875:LEU:HA	1.89	0.53
2:FB:628:TYR:HD1	2:FB:640:LEU:HD13	1.74	0.53

*Continued on next page...*



*Continued from previous page...*

Atom-1	Atom-2	Interatomic distance (Å)	Clash overlap (Å)
3:FC:70:ILE:O	3:FC:72:ILE:N	2.42	0.53
5:FE:80:VAL:HG22	5:FE:109:ILE:HB	1.91	0.53
1:AA:1024:THR:O	1:AA:1028:GLU:N	2.41	0.52
1:AA:1512:PRO:HB3	1:AA:1517:ARG:HA	1.91	0.52
2:AB:105:ALA:O	2:AB:135:GLY:HA3	2.09	0.52
7:AG:139:ILE:CD1	7:AG:140:GLN:H	2.21	0.52
8:AH:38:LEU:HD12	8:AH:124:ARG:O	2.08	0.52
1:AA:720:PHE:CZ	8:AH:141:TYR:HE2	2.27	0.52
10:AJ:41:LEU:HD22	10:AJ:46:CYS:HB3	1.89	0.52
3:BC:42:VAL:HG22	3:BC:56:LEU:HD22	1.91	0.52
5:BE:143:ASN:O	5:BE:145:THR:N	2.41	0.52
1:CA:681:THR:HG21	1:CA:781:LEU:HG	1.90	0.52
2:CB:362:LEU:HB2	2:CB:370:LYS:HE2	1.91	0.52
3:CC:216:HIS:CE1	3:CC:218:LYS:HB3	2.44	0.52
3:CC:79:ALA:HB3	3:CC:219:PHE:CE1	2.44	0.52
1:DA:1102:LEU:HD22	1:DA:1141:GLN:HE21	1.74	0.52
1:DA:1263:LEU:O	1:DA:1265:GLU:N	2.42	0.52
1:DA:39:ASP:OD2	1:DA:43:HIS:HB2	2.09	0.52
3:DC:100:ARG:HH12	3:DC:193:LEU:HA	1.73	0.52
4:DD:82:LEU:HD22	7:DG:67:ASN:HD22	1.74	0.52
14:DN:148:ILE:HD13	14:DN:150:TYR:OH	2.09	0.52
1:DA:372:LYS:HZ1	7:DO:297:LEU:HD11	1.75	0.52
2:EB:164:MET:O	2:EB:167:SER:OG	2.14	0.52
2:EB:459:SER:O	2:EB:462:GLN:N	2.42	0.52
6:EF:100:GLN:HG2	7:EG:112:PRO:CB	2.38	0.52
1:FA:1640:ARG:O	1:FA:1644:GLY:N	2.32	0.52
1:FA:727:THR:OG1	1:FA:728:GLY:N	2.43	0.52
1:AA:1117:SER:C	1:AA:1119:LYS:H	2.13	0.52
1:AA:670:ILE:N	1:AA:670:ILE:HD13	2.24	0.52
1:AA:699:CYS:O	1:AA:815:ARG:NH1	2.43	0.52
2:AB:542:LEU:C	2:AB:543:ASN:HD22	2.12	0.52
2:AB:604:ILE:O	2:AB:608:LEU:HG	2.10	0.52
2:AB:848:ILE:HD12	2:AB:885:VAL:HG21	1.91	0.52
5:AE:48:ASP:O	5:AE:50:MET:N	2.42	0.52
7:AG:57:PRO:HG2	7:AG:58:LEU:H	1.74	0.52
10:AJ:36:LEU:HD11	10:AJ:51:LEU:HB2	1.91	0.52
1:BA:1216:THR:HG23	1:BA:1234:LYS:HD2	1.89	0.52
1:BA:1242:ILE:HD11	1:BA:1517:ARG:HB3	1.90	0.52
1:BA:20:THR:HG23	1:BA:23:GLU:HG3	1.91	0.52
1:BA:253:GLU:O	1:BA:312:SER:HA	2.09	0.52
1:BA:11:ILE:CG2	2:BB:1198:TYR:HB2	2.40	0.52

*Continued on next page...*



*Continued from previous page...*

Atom-1	Atom-2	Interatomic distance (Å)	Clash overlap (Å)
2:BB:99:VAL:HG11	2:BB:139:LEU:HD13	1.91	0.52
4:BD:94:ARG:HD2	4:BD:99:LEU:HD13	1.91	0.52
12:BL:32:ALA:HB2	12:BL:57:LEU:HG	1.89	0.52
2:CB:251:HIS:HB2	2:CB:259:THR:OG1	2.08	0.52
2:CB:280:LEU:HD12	2:CB:371:PHE:HD1	1.75	0.52
2:CB:776:ILE:HD12	2:CB:777:SER:H	1.74	0.52
5:CE:43:LYS:O	5:CE:47:CYS:HB2	2.09	0.52
6:CF:136:ARG:O	6:CF:143:PHE:HB2	2.09	0.52
10:CJ:48:ARG:HB3	10:CJ:48:ARG:HH11	1.74	0.52
1:DA:1314:GLN:O	1:DA:1318:SER:HB3	2.09	0.52
1:DA:1242:ILE:CD1	1:DA:1517:ARG:HB3	2.38	0.52
1:DA:976:ALA:HB1	1:DA:981:TYR:HB3	1.90	0.52
2:DB:1198:TYR:H	2:DB:1198:TYR:HD2	1.56	0.52
2:DB:885:VAL:HA	2:DB:903:ILE:HG22	1.92	0.52
2:DB:74:PHE:HD2	2:DB:91:LEU:HD22	1.75	0.52
4:DD:33:THR:O	4:DD:36:VAL:HB	2.10	0.52
1:EA:176:THR:HA	1:EA:179:ASN:ND2	2.24	0.52
2:EB:744:LEU:HD12	2:EB:800:TYR:O	2.09	0.52
3:EC:83:VAL:HG12	3:EC:204:LEU:HD12	1.90	0.52
9:EI:72:LYS:HB2	9:EI:73:LYS:HE3	1.91	0.52
1:FA:512:THR:O	1:FA:516:ILE:HB	2.09	0.52
1:FA:9:SER:OG	4:FD:20:VAL:HG21	2.09	0.52
2:FB:903:ILE:N	2:FB:903:ILE:HD12	2.23	0.52
14:FN:31:LYS:O	14:FN:33:LYS:N	2.42	0.52
7:FO:267:ALA:C	7:FO:269:SER:H	2.12	0.52
1:AA:111:LYS:O	1:AA:115:VAL:HG23	2.09	0.52
1:AA:1454:HIS:HB2	1:AA:1457:ILE:HG13	1.92	0.52
1:AA:1555:VAL:HG13	1:AA:1556:GLU:N	2.24	0.52
1:BA:1217:LEU:HD11	1:BA:1572:ARG:CD	2.38	0.52
1:BA:835:LEU:HG	1:BA:985:ARG:NH1	2.19	0.52
1:BA:1344:ILE:HD13	2:BB:329:TYR:CE2	2.44	0.52
2:BB:627:GLY:H	2:BB:642:LEU:HD22	1.75	0.52
2:BB:687:THR:OG1	2:BB:688:HIS:ND1	2.42	0.52
14:BN:97:SER:HA	14:BN:104:LEU:O	2.08	0.52
1:CA:1066:PHE:HB3	1:CA:1147:PHE:CE2	2.44	0.52
2:CB:886:ASN:O	2:CB:902:SER:N	2.30	0.52
2:CB:998:GLU:O	2:CB:1001:ALA:N	2.42	0.52
3:CC:147:PRO:HG2	3:CC:150:SER:HB2	1.90	0.52
5:CE:177:ARG:CZ	5:CE:179:GLN:HE22	2.22	0.52
7:CG:57:PRO:HG2	7:CG:58:LEU:H	1.74	0.52
11:CK:60:SER:OG	11:CK:104:ARG:NH2	2.36	0.52

*Continued on next page...*



*Continued from previous page...*

Atom-1	Atom-2	Interatomic distance (Å)	Clash overlap (Å)
13:CM:10:ILE:HB	14:CN:70:LEU:HD21	1.91	0.52
1:DA:1024:THR:O	1:DA:1028:GLU:N	2.43	0.52
1:DA:1237:GLN:HG2	1:DA:1544:ASN:HD22	1.74	0.52
1:DA:920:PHE:CG	1:DA:921:PRO:HA	2.44	0.52
2:DB:628:TYR:HD1	2:DB:640:LEU:HD13	1.74	0.52
9:DI:10:CYS:HB3	9:DI:13:CYS:SG	2.48	0.52
1:EA:1027:LEU:HD21	1:EA:1588:MET:HG2	1.91	0.52
1:EA:349:LEU:HD12	1:EA:351:LYS:HE3	1.90	0.52
2:EB:244:THR:HG21	2:EB:414:LYS:HD3	1.90	0.52
2:EB:609:ARG:O	2:EB:612:LYS:HB3	2.10	0.52
2:EB:876:SER:O	2:EB:878:GLU:N	2.34	0.52
5:EE:87:SER:HA	5:EE:115:ASN:HB3	1.92	0.52
1:EA:718:THR:HG22	8:EH:98:TYR:O	2.10	0.52
1:FA:1021:ARG:O	1:FA:1025:LYS:HB2	2.09	0.52
1:FA:1264:SER:HA	1:FA:1267:ILE:HD12	1.91	0.52
1:FA:674:ILE:O	1:FA:678:VAL:HG23	2.09	0.52
1:FA:808:LYS:O	1:FA:809:VAL:C	2.47	0.52
2:FB:1157:GLN:HB3	2:FB:1168:VAL:HG12	1.92	0.52
2:FB:854:GLU:HG3	2:FB:875:HIS:HA	1.92	0.52
1:FA:58:LEU:HD11	7:FO:295:LEU:HD11	1.90	0.52
1:AA:1012:LYS:HE3	2:AB:515:THR:HG23	1.90	0.52
1:AA:1258:ILE:O	1:AA:1501:ILE:HG13	2.10	0.52
1:AA:804:GLU:H	1:AA:804:GLU:CD	2.10	0.52
1:AA:966:LEU:HD12	1:AA:967:PRO:HD2	1.90	0.52
2:AB:1178:ILE:HD12	2:AB:1179:PRO:O	2.09	0.52
2:AB:301:PHE:HD1	2:AB:302:LEU:HD23	1.73	0.52
3:AC:100:ARG:HH12	3:AC:193:LEU:C	2.13	0.52
3:AC:289:VAL:HG12	3:AC:290:LYS:H	1.73	0.52
2:AB:713:PRO:HG3	9:AI:100:GLN:NE2	2.24	0.52
9:AI:2:SER:HA	9:AI:9:PHE:O	2.08	0.52
12:AL:38:LEU:HD12	12:AL:49:LYS:HD3	1.91	0.52
13:AM:41:TYR:CD2	14:AN:25:ILE:HD11	2.43	0.52
14:AN:55:LEU:HB2	14:AN:133:PHE:CZ	2.45	0.52
7:BG:40:ARG:HD3	7:BG:123:TYR:HE1	1.74	0.52
1:CA:1073:TYR:CE1	1:CA:1077:LEU:HD22	2.45	0.52
1:CA:1463:ASP:HB2	1:CA:1469:TRP:CD1	2.44	0.52
1:CA:875:LEU:O	1:CA:879:LEU:HG	2.09	0.52
10:CJ:43:ARG:O	10:CJ:47:ARG:HG3	2.08	0.52
11:CK:118:GLN:O	11:CK:121:LEU:N	2.43	0.52
13:CM:81:PHE:HB2	13:CM:88:ILE:HD13	1.92	0.52
1:DA:1516:LYS:O	1:DA:1518:VAL:HB	2.09	0.52

*Continued on next page...*



*Continued from previous page...*

Atom-1	Atom-2	Interatomic distance (Å)	Clash overlap (Å)
1:DA:197:LEU:HD23	1:DA:202:THR:O	2.10	0.52
1:DA:719:ILE:HG12	8:DH:97:MET:HG2	1.92	0.52
1:DA:1484:LEU:HG	2:DB:308:LEU:HD11	1.92	0.52
2:DB:708:ASP:OD1	2:DB:708:ASP:N	2.41	0.52
2:DB:841:ASP:HB3	2:DB:843:ASP:OD1	2.09	0.52
2:DB:848:ILE:HD12	2:DB:885:VAL:HG21	1.91	0.52
3:DC:109:ASP:HB3	3:DC:112:MET:HE2	1.92	0.52
5:DE:40:GLU:HA	5:DE:43:LYS:HE3	1.91	0.52
7:DG:45:LEU:CD1	7:DG:118:CYS:HB2	2.39	0.52
2:EB:703:LEU:HD23	2:EB:754:ALA:HB3	1.91	0.52
3:EC:230:LEU:HD12	3:EC:231:PRO:HD2	1.91	0.52
5:EE:159:ASP:O	5:EE:163:GLU:HG2	2.09	0.52
7:EG:46:TYR:CD1	7:EG:117:TRP:CD1	2.98	0.52
1:FA:93:GLN:HB2	1:FA:355:PHE:HE2	1.73	0.52
1:FA:521:GLN:O	1:FA:524:ILE:HB	2.08	0.52
1:FA:855:ARG:NH1	1:FA:868:THR:O	2.42	0.52
1:FA:882:ILE:HD11	9:FI:67:VAL:HG11	1.90	0.52
2:FB:286:ARG:HG2	13:FM:27:PHE:CG	2.44	0.52
2:FB:359:LEU:HD22	2:FB:361:HIS:CE1	2.44	0.52
2:FB:744:LEU:HD11	2:FB:799:GLY:HA2	1.91	0.52
3:FC:147:PRO:HG2	3:FC:150:SER:HB2	1.90	0.52
4:FD:30:HIS:NE2	7:FG:26:ASN:OD1	2.25	0.52
1:AA:1016:SER:CB	1:AA:1019:LEU:HD22	2.39	0.52
1:AA:1597:ALA:O	1:AA:1602:GLY:HA3	2.09	0.52
1:AA:188:TYR:O	1:AA:191:MET:N	2.42	0.52
1:AA:426:ALA:O	1:AA:430:ILE:HG22	2.09	0.52
1:AA:663:GLY:O	1:AA:790:LYS:HE3	2.10	0.52
2:AB:612:LYS:N	2:AB:620:LEU:HD21	2.25	0.52
3:AC:228:ARG:HD3	14:AN:173:THR:CG2	2.40	0.52
1:AA:1555:VAL:N	5:AE:182:ASP:OD1	2.34	0.52
11:AK:53:ALA:HB1	11:AK:104:ARG:HH12	1.74	0.52
1:BA:1484:LEU:HG	2:BB:308:LEU:HD11	1.90	0.52
2:BB:18:THR:HA	2:BB:21:ARG:NH2	2.25	0.52
2:BB:359:LEU:HD22	2:BB:361:HIS:CE1	2.45	0.52
3:BC:85:PHE:O	12:BL:64:LEU:HA	2.09	0.52
7:BG:66:LEU:HD11	7:BG:87:LEU:HD22	1.92	0.52
1:CA:748:ASN:N	1:CA:748:ASN:ND2	2.57	0.52
1:DA:1532:GLN:HB2	1:DA:1536:ILE:HD11	1.92	0.52
1:DA:339:PHE:O	1:DA:1629:ASN:HB2	2.09	0.52
1:DA:558:ALA:O	1:DA:561:LEU:HG	2.10	0.52
1:DA:753:ASN:OD1	1:DA:755:ILE:N	2.40	0.52

*Continued on next page...*



*Continued from previous page...*

Atom-1	Atom-2	Interatomic distance (Å)	Clash overlap (Å)
1:DA:947:LEU:HB2	1:DA:982:VAL:HG21	1.91	0.52
2:DB:211:ARG:NH2	2:DB:243:GLN:OE1	2.30	0.52
1:EA:1292:ILE:HD12	1:EA:1292:ILE:O	2.10	0.52
1:EA:756:LYS:HG2	9:EI:85:LYS:NZ	2.24	0.52
2:EB:1006:ASN:HB3	2:EB:1010:ASN:O	2.09	0.52
7:EG:33:GLY:HA3	7:EG:230:ARG:NH1	2.24	0.52
12:EL:32:ALA:HB2	12:EL:57:LEU:HG	1.91	0.52
7:EO:290:GLU:O	7:EO:292:HIS:N	2.42	0.52
1:FA:602:GLY:O	1:FA:653:THR:HG22	2.09	0.52
2:FB:1053:ASN:ND2	2:FB:1054:SER:H	2.07	0.52
2:FB:1056:THR:HB	2:FB:1058:GLN:HG3	1.92	0.52
2:FB:887:LEU:HD22	2:FB:887:LEU:O	2.10	0.52
5:FE:177:ARG:NH1	5:FE:179:GLN:HE22	2.07	0.52
1:AA:136:LEU:HD13	1:AA:189:VAL:HG23	1.92	0.52
1:AA:874:GLU:O	1:AA:878:ARG:HB2	2.10	0.52
2:AB:772:VAL:O	2:AB:946:ASP:HB2	2.10	0.52
2:AB:854:GLU:HG3	2:AB:875:HIS:HA	1.91	0.52
2:AB:903:ILE:N	2:AB:903:ILE:HD12	2.24	0.52
4:AD:47:LYS:HD3	4:AD:82:LEU:HD13	1.90	0.52
5:AE:55:ARG:NH2	5:AE:113:GLN:OE1	2.42	0.52
1:BA:968:SER:CB	2:BB:676:VAL:HG23	2.40	0.52
2:BB:349:VAL:O	2:BB:353:VAL:HG23	2.09	0.52
2:BB:887:LEU:HD22	2:BB:887:LEU:O	2.08	0.52
1:CA:1246:VAL:HG22	1:CA:1250:GLN:HE22	1.73	0.52
1:CA:1562:ILE:O	1:CA:1566:ILE:HG13	2.09	0.52
1:CA:39:ASP:OD2	1:CA:43:HIS:HB2	2.09	0.52
3:CC:253:PRO:HG2	14:CN:180:PHE:CG	2.44	0.52
7:CG:149:ILE:HD11	7:CG:155:ALA:HB2	1.91	0.52
3:CC:253:PRO:HB2	14:CN:180:PHE:HD1	1.75	0.52
2:DB:1006:ASN:HB3	2:DB:1010:ASN:O	2.08	0.52
1:DA:830:MET:HB3	2:DB:1008:HIS:HB3	1.90	0.52
2:DB:1151:ILE:HG22	2:DB:1152:PHE:H	1.74	0.52
2:DB:242:ASP:OD1	2:DB:244:THR:HG23	2.09	0.52
2:DB:250:LEU:HD11	2:DB:378:ILE:HD13	1.92	0.52
6:DF:102:SER:HB3	6:DF:117:PRO:HB3	1.92	0.52
7:DG:149:ILE:HD11	7:DG:155:ALA:HB2	1.92	0.52
1:DA:1270:VAL:HB	9:DI:51:THR:HG21	1.92	0.52
11:DK:125:MET:HA	11:DK:128:CYS:SG	2.50	0.52
1:EA:842:TRP:CZ3	1:EA:910:LYS:HG3	2.45	0.52
1:EA:843:ARG:NE	1:EA:945:CYS:O	2.40	0.52
2:EB:972:GLY:CA	2:EB:977:ILE:HG22	2.39	0.52

*Continued on next page...*



*Continued from previous page...*

Atom-1	Atom-2	Interatomic distance (Å)	Clash overlap (Å)
7:EO:281:ASP:O	7:EO:284:VAL:N	2.41	0.52
1:FA:1217:LEU:HD13	1:FA:1573:TYR:CE1	2.43	0.52
1:FA:59:ARG:CZ	7:FO:298:PRO:HB3	2.40	0.52
1:FA:646:GLU:CD	2:FB:1086:PHE:HB2	2.30	0.52
1:FA:918:LYS:O	1:FA:923:ASN:ND2	2.40	0.52
2:FB:1006:ASN:HB3	2:FB:1010:ASN:O	2.10	0.52
2:FB:707:SER:HB2	2:FB:715:ASN:OD1	2.10	0.52
7:FG:57:PRO:HG2	7:FG:58:LEU:H	1.75	0.52
7:FG:61:VAL:HG11	7:FG:87:LEU:HD21	1.91	0.52
2:AB:703:LEU:HD21	2:AB:757:TYR:HD2	1.73	0.52
6:AF:128:LYS:NZ	6:AF:148:VAL:O	2.36	0.52
7:AG:37:CYS:HB3	7:AG:125:TRP:HD1	1.73	0.52
13:AM:32:ALA:HB3	14:AN:121:ILE:HD11	1.92	0.52
1:BA:936:SER:O	1:BA:940:VAL:HG23	2.10	0.52
3:BC:333:ILE:HD13	11:BK:47:ILE:HG13	1.92	0.52
1:CA:1555:VAL:HG13	1:CA:1556:GLU:N	2.25	0.52
2:CB:886:ASN:N	2:CB:902:SER:O	2.32	0.52
2:CB:995:TYR:CE1	14:CN:162:LYS:HG3	2.44	0.52
7:CG:33:GLY:HA3	7:CG:230:ARG:NH1	2.25	0.52
1:DA:1447:GLN:NE2	1:DA:1459:LYS:HG2	2.24	0.52
1:DA:956:ARG:HG2	1:DA:979:GLY:O	2.10	0.52
1:DA:987:TYR:CD2	1:DA:987:TYR:C	2.83	0.52
2:DB:586:VAL:HG22	2:DB:640:LEU:HD23	1.91	0.52
3:DC:59:ILE:HG12	3:DC:60:ASP:H	1.74	0.52
13:DM:113:ILE:O	13:DM:113:ILE:HG22	2.09	0.52
7:DO:314:THR:HB	7:DO:316:GLU:HG3	1.92	0.52
1:EA:1440:ASN:OD1	1:EA:1440:ASN:N	2.42	0.52
1:EA:1623:THR:HA	1:EA:1626:VAL:HG22	1.91	0.52
1:EA:39:ASP:OD2	1:EA:43:HIS:HB2	2.09	0.52
1:EA:783:LYS:HE3	1:EA:932:GLY:HA3	1.92	0.52
1:EA:947:LEU:HB2	1:EA:982:VAL:HG11	1.90	0.52
2:EB:274:VAL:HA	2:EB:277:LEU:HD12	1.92	0.52
2:EB:612:LYS:N	2:EB:620:LEU:HD21	2.24	0.52
2:EB:718:GLN:CD	2:EB:920:ARG:HA	2.30	0.52
2:EB:833:PRO:HG2	2:EB:836:TRP:CZ2	2.45	0.52
5:EE:177:ARG:HD3	5:EE:215:MET:HB2	1.91	0.52
8:EH:97:MET:HB3	8:EH:118:PHE:CD1	2.45	0.52
1:FA:719:ILE:HG22	1:FA:725:LEU:H	1.75	0.52
3:FC:45:SER:HG	3:FC:271:ARG:HH22	1.56	0.52
3:FC:54:PHE:CZ	3:FC:300:PHE:HB3	2.45	0.52
5:FE:178:ILE:HG22	5:FE:212:ARG:HB3	1.91	0.52

*Continued on next page...*



*Continued from previous page...*

Atom-1	Atom-2	Interatomic distance (Å)	Clash overlap (Å)
2:FB:295:ASN:HB3	14:FN:104:LEU:HD13	1.91	0.52
14:FN:26:PRO:HB2	14:FN:29:PHE:CD1	2.45	0.52
1:AA:1092:GLU:O	1:AA:1095:LEU:N	2.42	0.52
1:AA:1102:LEU:CD1	1:AA:1105:ARG:HH21	2.23	0.52
1:AA:1244:ASN:HA	1:AA:1517:ARG:HH11	1.74	0.52
1:AA:549:MET:SD	1:AA:553:GLN:HB2	2.49	0.52
1:AA:669:LEU:HD13	1:AA:673:HIS:HB3	1.90	0.52
2:AB:276:ILE:O	2:AB:280:LEU:HG	2.10	0.52
5:AE:80:VAL:HG22	5:AE:109:ILE:HB	1.91	0.52
1:BA:1247:SER:OG	1:BA:1249:GLU:N	2.37	0.52
1:BA:1470:CYS:SG	1:BA:1471:GLU:N	2.83	0.52
2:BB:662:ASP:OD1	2:BB:663:ILE:N	2.42	0.52
13:BM:10:ILE:HG22	13:BM:11:GLU:H	1.75	0.52
1:CA:95:TYR:CZ	1:CA:245:LYS:HB3	2.45	0.52
2:CB:264:TRP:NE1	2:CB:265:ARG:HG2	2.24	0.52
2:CB:244:THR:HG21	2:CB:414:LYS:HD3	1.91	0.52
2:CB:649:MET:HE3	2:CB:666:PRO:HG2	1.92	0.52
2:CB:885:VAL:HA	2:CB:903:ILE:HG22	1.92	0.52
3:CC:235:ILE:HA	3:CC:289:VAL:HG13	1.92	0.52
11:CK:54:THR:HG22	11:CK:61:ALA:CA	2.36	0.52
13:CM:39:ASP:C	13:CM:53:LEU:HD12	2.30	0.52
1:DA:1324:LEU:HD22	1:DA:1492:ILE:HG23	1.92	0.52
1:DA:607:VAL:O	1:DA:608:LEU:HD23	2.10	0.52
1:DA:618:TYR:O	1:DA:621:THR:OG1	2.26	0.52
1:DA:843:ARG:NE	1:DA:945:CYS:O	2.41	0.52
2:DB:72:VAL:HG11	2:DB:94:LYS:HE3	1.92	0.52
1:DA:683:LYS:HB2	8:DH:20:TYR:CE1	2.45	0.52
14:DN:55:LEU:HB2	14:DN:133:PHE:CZ	2.45	0.52
2:DB:1052:VAL:HG13	7:DO:306:SER:HB2	1.92	0.52
1:EA:1032:VAL:O	1:EA:1182:GLY:N	2.43	0.52
1:EA:1463:ASP:HB2	1:EA:1469:TRP:CD1	2.44	0.52
1:EA:1258:ILE:O	1:EA:1501:ILE:HG13	2.10	0.52
2:EB:1110:ILE:H	2:EB:1111:LEU:HD23	1.75	0.52
2:EB:501:ARG:NH2	2:EB:546:ALA:O	2.42	0.52
5:EE:5:ASN:ND2	5:EE:52:ARG:HH21	2.05	0.52
7:EO:290:GLU:C	7:EO:292:HIS:H	2.13	0.52
1:FA:693:GLN:O	1:FA:696:ILE:HB	2.09	0.52
1:FA:70:LYS:C	1:FA:71:PHE:HD1	2.13	0.52
2:FB:260:PHE:HD1	2:FB:261:ARG:N	2.07	0.52
7:FG:149:ILE:HD11	7:FG:155:ALA:HB2	1.92	0.52
7:FG:158:LYS:O	7:FG:162:ILE:HG13	2.10	0.52

*Continued on next page...*



*Continued from previous page...*

Atom-1	Atom-2	Interatomic distance (Å)	Clash overlap (Å)
14:FN:92:ASP:O	14:FN:93:THR:OG1	2.27	0.52
1:AA:1506:ARG:CZ	1:AA:1506:ARG:HB2	2.38	0.52
1:AA:239:PHE:CG	1:AA:260:GLN:HG2	2.44	0.52
1:AA:674:ILE:O	1:AA:678:VAL:HG23	2.10	0.52
1:AA:713:VAL:HG12	1:AA:714:THR:H	1.75	0.52
2:AB:1047:ARG:NH1	2:AB:1050:GLY:H	2.08	0.52
2:AB:852:VAL:HG13	2:AB:856:ASP:HB2	1.92	0.52
2:AB:846:PRO:HG3	2:AB:858:ILE:O	2.10	0.52
5:AE:106:GLN:O	5:AE:131:THR:HG23	2.10	0.52
1:BA:597:LYS:HB2	2:BB:1082:HIS:CE1	2.45	0.52
2:BB:345:SER:HA	13:BM:113:ILE:HD11	1.91	0.52
2:BB:609:ARG:O	2:BB:612:LYS:HB3	2.09	0.52
1:CA:1028:GLU:OE1	1:CA:1638:SER:HB2	2.10	0.52
1:CA:1474:LEU:HD13	1:CA:1475:GLU:N	2.25	0.52
1:CA:1237:GLN:HB2	1:CA:1544:ASN:HB2	1.91	0.52
1:CA:7:VAL:HG12	1:CA:9:SER:H	1.73	0.52
2:CB:848:ILE:HD12	2:CB:885:VAL:HG21	1.92	0.52
3:CC:163:TYR:N	3:CC:166:ASP:OD2	2.38	0.52
3:CC:316:LYS:O	3:CC:320:ILE:N	2.40	0.52
5:CE:64:PRO:HB3	5:CE:68:SER:CB	2.40	0.52
2:DB:1024:ALA:O	2:DB:1026:ILE:N	2.43	0.52
2:DB:775:VAL:H	2:DB:1028:VAL:HG12	1.73	0.52
2:DB:209:GLN:OE1	2:DB:237:ARG:HB2	2.10	0.52
2:DB:776:ILE:HD12	2:DB:777:SER:H	1.74	0.52
5:DE:39:LEU:O	5:DE:42:PHE:HB3	2.09	0.52
4:DD:25:THR:OG1	7:DG:42:PRO:HB2	2.10	0.52
14:DN:90:MET:HB2	14:DN:92:ASP:OD1	2.09	0.52
1:EA:1144:LEU:O	1:EA:1148:LEU:HB2	2.10	0.52
1:EA:1526:PHE:O	1:EA:1529:MET:N	2.42	0.52
1:EA:603:HIS:HE2	1:EA:624:TYR:HH	1.57	0.52
2:EB:474:SER:C	2:EB:476:LEU:H	2.12	0.52
7:EG:18:LYS:O	7:EG:20:HIS:N	2.43	0.52
7:EG:140:GLN:HB3	7:EG:217:TRP:HD1	1.75	0.52
7:EG:61:VAL:HG11	7:EG:87:LEU:HD21	1.91	0.52
9:EI:2:SER:HB2	9:EI:11:LEU:HD21	1.91	0.52
10:EJ:54:VAL:C	10:EJ:56:LEU:H	2.12	0.52
11:EK:135:PHE:CE2	11:EK:139:ILE:HG13	2.45	0.52
1:FA:1027:LEU:HD21	1:FA:1588:MET:HG2	1.91	0.52
1:FA:875:LEU:O	1:FA:879:LEU:HG	2.10	0.52
1:FA:646:GLU:OE1	2:FB:1086:PHE:HB2	2.09	0.52
2:FB:807:GLU:O	2:FB:902:SER:OG	2.10	0.52

*Continued on next page...*



*Continued from previous page...*

Atom-1	Atom-2	Interatomic distance (Å)	Clash overlap (Å)
2:FB:983:PRO:HB2	2:FB:984:TRP:CE3	2.45	0.52
5:FE:154:ILE:HB	5:FE:197:LYS:HB3	1.91	0.52
1:AA:1146:SER:OG	1:AA:1147:PHE:N	2.41	0.52
1:AA:618:TYR:HB3	1:AA:670:ILE:CD1	2.39	0.52
2:AB:1093:LEU:HD11	2:AB:1179:PRO:HB3	1.92	0.52
2:AB:178:TYR:O	2:AB:182:GLN:HG2	2.10	0.52
3:AC:230:LEU:HD12	3:AC:231:PRO:HD2	1.91	0.52
4:AD:89:LEU:HA	4:AD:92:ILE:HD12	1.92	0.52
1:BA:1248:ASP:O	1:BA:1251:ALA:HB3	2.10	0.52
1:BA:1321:PHE:HD1	1:BA:1496:SER:OG	1.93	0.52
2:BB:125:GLU:O	2:BB:129:ARG:HB2	2.10	0.52
2:BB:277:LEU:HG	2:BB:374:LEU:HD21	1.92	0.52
2:BB:408:LEU:HA	2:BB:411:MET:HG3	1.92	0.52
3:BC:277:ARG:NH1	3:BC:291:LEU:HD13	2.25	0.52
13:BM:58:GLU:HG2	13:BM:59:ARG:N	2.25	0.52
13:BM:77:VAL:HG21	14:BN:64:ILE:HD12	1.91	0.52
2:BB:1050:GLY:O	7:BO:306:SER:HB2	2.09	0.52
1:CA:469:LYS:HZ3	7:CO:314:THR:C	2.13	0.52
1:CA:680:LEU:HD12	1:CA:820:TYR:CG	2.45	0.52
1:CA:816:LEU:HG	1:CA:817:PHE:N	2.25	0.52
2:CB:138:LEU:O	2:CB:139:LEU:HD23	2.10	0.52
5:CE:28:TYR:HA	5:CE:64:PRO:HA	1.92	0.52
1:CA:1271:ILE:HG22	9:CI:48:VAL:HG12	1.92	0.52
1:DA:1263:LEU:HA	1:DA:1498:ILE:HD11	1.93	0.52
2:DB:72:VAL:HG13	2:DB:95:LEU:O	2.09	0.52
3:DC:51:GLU:HB3	3:DC:303:GLU:HA	1.92	0.52
3:DC:325:ALA:O	3:DC:328:LEU:N	2.43	0.52
7:DG:10:ASN:HB2	7:DG:14:ALA:HB3	1.91	0.52
14:DN:85:HIS:HB3	14:DN:87:TYR:CE1	2.45	0.52
1:EA:7:VAL:HG11	2:EB:1175:THR:O	2.10	0.52
2:EB:772:VAL:HB	2:EB:946:ASP:OD2	2.11	0.52
2:EB:851:TYR:HD1	2:EB:881:TYR:CE1	2.28	0.52
3:EC:223:SER:HB2	3:EC:303:GLU:HB3	1.92	0.52
7:EG:72:LYS:O	7:EG:81:VAL:HG23	2.09	0.52
1:FA:1058:THR:C	1:FA:1060:GLU:H	2.12	0.52
1:FA:1269:LYS:HD2	1:FA:1271:ILE:HD11	1.91	0.52
1:FA:188:TYR:O	1:FA:191:MET:N	2.43	0.52
1:FA:250:LYS:HD3	1:FA:428:VAL:HG22	1.92	0.52
2:FB:1178:ILE:HD12	2:FB:1179:PRO:O	2.09	0.52
2:FB:393:ASN:ND2	2:FB:395:ASP:HB2	2.24	0.52
2:FB:504:HIS:HB3	2:FB:542:LEU:HD23	1.91	0.52

*Continued on next page...*



*Continued from previous page...*

Atom-1	Atom-2	Interatomic distance (Å)	Clash overlap (Å)
2:FB:380:LYS:HE3	2:FB:637:TYR:CB	2.40	0.52
2:FB:916:LYS:HE3	2:FB:1040:VAL:HG13	1.91	0.52
3:FC:248:GLN:HG3	3:FC:256:ILE:O	2.10	0.52
7:FG:53:TYR:HB3	7:FG:56:ASN:O	2.10	0.52
9:FI:122:ARG:O	9:FI:122:ARG:HG3	2.09	0.52
13:FM:39:ASP:C	13:FM:53:LEU:HD12	2.31	0.52
1:AA:1195:GLU:O	1:AA:1198:THR:OG1	2.27	0.51
1:AA:1246:VAL:HG22	1:AA:1250:GLN:NE2	2.24	0.51
2:AB:858:ILE:HG12	2:AB:872:LYS:O	2.10	0.51
2:AB:821:ILE:HD11	2:AB:899:GLN:OE1	2.10	0.51
3:AC:253:PRO:HB2	14:AN:180:PHE:HD1	1.75	0.51
7:AG:29:ASP:C	7:AG:31:LYS:H	2.14	0.51
11:AK:49:LEU:HD12	11:AK:62:SER:O	2.10	0.51
3:AC:87:ASN:OD1	12:AL:60:ARG:HD3	2.10	0.51
1:BA:1012:LYS:HE3	2:BB:515:THR:HG23	1.92	0.51
1:BA:1447:GLN:NE2	1:BA:1459:LYS:HG2	2.25	0.51
2:BB:526:GLY:HA2	2:BB:696:ILE:HG22	1.91	0.51
3:BC:163:TYR:N	3:BC:166:ASP:OD2	2.40	0.51
10:BJ:2:ILE:HG12	10:BJ:3:VAL:HG23	1.92	0.51
1:CA:315:ILE:HG13	1:CA:319:GLU:HB2	1.92	0.51
1:CA:509:GLU:OE1	1:CA:579:ARG:NH2	2.42	0.51
2:CB:1143:THR:HG21	2:CB:1150:LYS:N	2.25	0.51
2:CB:906:ARG:HD2	3:CC:93:GLN:HG3	1.92	0.51
4:CD:14:THR:OG1	4:CD:16:LEU:HB2	2.10	0.51
7:CG:29:ASP:O	7:CG:31:LYS:N	2.43	0.51
14:CN:71:PRO:HD2	14:CN:89:ILE:HD11	1.91	0.51
1:DA:1184:ALA:O	1:DA:1186:GLY:N	2.43	0.51
1:DA:1217:LEU:HD13	1:DA:1573:TYR:CE1	2.40	0.51
1:DA:456:VAL:O	1:DA:459:ALA:HB3	2.10	0.51
1:DA:602:GLY:O	1:DA:653:THR:HG22	2.10	0.51
1:DA:918:LYS:O	1:DA:923:ASN:ND2	2.40	0.51
2:DB:162:PRO:HB2	2:DB:409:TYR:OH	2.10	0.51
2:DB:604:ILE:O	2:DB:608:LEU:HG	2.10	0.51
3:DC:191:ILE:O	3:DC:193:LEU:HD13	2.10	0.51
7:DG:29:ASP:OD1	7:DG:29:ASP:N	2.39	0.51
8:DH:5:LEU:O	8:DH:6:PHE:HB2	2.10	0.51
9:DI:95:ASN:HB2	9:DI:113:THR:HB	1.92	0.51
12:DL:40:LEU:HD22	12:DL:44:ASP:HB3	1.91	0.51
2:DB:848:ILE:CG1	12:DL:60:ARG:HA	2.40	0.51
1:EA:70:LYS:HE2	1:EA:71:PHE:CE1	2.44	0.51
3:EC:188:ASP:O	3:EC:191:ILE:HG13	2.11	0.51

*Continued on next page...*



*Continued from previous page...*

Atom-1	Atom-2	Interatomic distance (Å)	Clash overlap (Å)
6:EF:100:GLN:HG2	7:EG:112:PRO:HB3	1.92	0.51
9:EI:109:THR:HG21	9:EI:122:ARG:NH1	2.25	0.51
13:EM:10:ILE:HG22	13:EM:11:GLU:H	1.74	0.51
1:FA:1531:ASP:OD2	5:FE:11:ARG:NH1	2.43	0.51
1:FA:456:VAL:O	1:FA:459:ALA:HB3	2.10	0.51
1:FA:713:VAL:HG12	1:FA:714:THR:H	1.74	0.51
1:FA:1553:TYR:CD1	5:FE:144:ILE:HB	2.39	0.51
1:FA:214:ASP:OD2	5:FE:177:ARG:NH2	2.43	0.51
1:AA:1463:ASP:O	1:AA:1465:GLU:N	2.39	0.51
1:AA:947:LEU:HB2	1:AA:982:VAL:HG11	1.92	0.51
1:AA:478:TYR:N	2:AB:1047:ARG:O	2.43	0.51
2:AB:851:TYR:HD1	2:AB:881:TYR:CE1	2.28	0.51
7:AG:149:ILE:HD11	7:AG:155:ALA:HB2	1.91	0.51
11:AK:118:GLN:O	11:AK:121:LEU:N	2.44	0.51
1:BA:1463:ASP:O	1:BA:1465:GLU:N	2.39	0.51
1:BA:1647:ASN:HD22	1:BA:1648:ASN:H	1.56	0.51
1:BA:1661:PRO:HA	7:BG:102:GLU:HA	1.92	0.51
1:BA:70:LYS:HE2	1:BA:71:PHE:CE1	2.44	0.51
2:BB:307:GLU:OE2	2:BB:311:ARG:NH1	2.44	0.51
2:BB:909:ARG:O	2:BB:1035:ARG:NH2	2.39	0.51
1:CA:1031:HIS:HB2	1:CA:1182:GLY:O	2.10	0.51
1:CA:1272:VAL:HG12	1:CA:1273:THR:H	1.75	0.51
1:CA:456:VAL:HG11	2:CB:1192:MET:SD	2.49	0.51
2:CB:260:PHE:HD1	2:CB:261:ARG:N	2.08	0.51
2:CB:612:LYS:N	2:CB:620:LEU:HD21	2.25	0.51
2:CB:902:SER:OG	2:CB:903:ILE:N	2.42	0.51
7:CG:218:VAL:HA	7:CG:224:PRO:HA	1.92	0.51
7:CG:226:ASP:O	2:DB:434:ARG:HD3	2.10	0.51
13:CM:7:VAL:HA	14:CN:73:ASP:OD2	2.10	0.51
1:DA:492:THR:HG23	1:DA:811:SER:OG	2.10	0.51
2:DB:1198:TYR:N	2:DB:1198:TYR:CD2	2.78	0.51
2:DB:132:SER:HA	2:DB:195:ILE:O	2.10	0.51
2:DB:939:SER:OG	2:DB:943:ILE:N	2.41	0.51
2:DB:962:MET:O	2:DB:965:GLU:N	2.43	0.51
1:DA:1661:PRO:HA	7:DG:102:GLU:HA	1.93	0.51
8:DH:60:ALA:O	8:DH:140:ALA:HB1	2.11	0.51
14:DN:72:VAL:HG22	14:DN:137:PHE:HE1	1.74	0.51
1:EA:549:MET:SD	1:EA:553:GLN:HB2	2.50	0.51
1:EA:920:PHE:CG	1:EA:921:PRO:HA	2.45	0.51
1:EA:879:LEU:HD12	1:EA:972:TYR:HB3	1.93	0.51
2:EB:903:ILE:HD13	2:EB:905:TYR:HE1	1.73	0.51

*Continued on next page...*



*Continued from previous page...*

Atom-1	Atom-2	Interatomic distance (Å)	Clash overlap (Å)
3:EC:245:ARG:N	3:EC:245:ARG:HD2	2.25	0.51
5:EE:22:MET:HA	5:EE:187:TYR:CZ	2.46	0.51
6:EF:128:LYS:NZ	6:EF:148:VAL:O	2.36	0.51
1:FA:1299:ASN:HA	1:FA:1302:TYR:CE2	2.46	0.51
1:FA:836:THR:OG1	1:FA:837:ALA:N	2.43	0.51
11:FK:58:GLY:O	11:FK:60:SER:N	2.42	0.51
13:FM:112:LYS:O	13:FM:113:ILE:HG13	2.10	0.51
14:FN:97:SER:HB3	14:FN:105:SER:HB3	1.92	0.51
14:FN:72:VAL:HG22	14:FN:137:PHE:HE1	1.76	0.51
1:AA:1585:ILE:O	1:AA:1588:MET:HB3	2.10	0.51
1:AA:718:THR:OG1	1:AA:730:GLN:OE1	2.28	0.51
2:AB:205:MET:HB2	2:AB:502:MET:O	2.10	0.51
3:AC:253:PRO:HG2	14:AN:180:PHE:CG	2.46	0.51
1:BA:7:VAL:HG12	1:BA:9:SER:H	1.76	0.51
2:BB:47:GLY:HA2	2:BB:50:ASN:HD22	1.75	0.51
3:BC:88:ASN:OD1	3:BC:202:ILE:HD11	2.09	0.51
2:BB:1002:LYS:HZ3	14:BN:166:LEU:HD13	1.73	0.51
2:CB:1117:VAL:HG21	2:CB:1162:GLY:N	2.26	0.51
1:DA:1512:PRO:HB3	1:DA:1517:ARG:HA	1.93	0.51
7:DG:93:ASP:HB2	7:DG:104:LEU:HD12	1.91	0.51
10:DJ:31:ASP:OD1	10:DJ:34:THR:HB	2.10	0.51
11:DK:117:LEU:O	11:DK:121:LEU:HB2	2.10	0.51
1:EA:1095:LEU:CD2	1:EA:1134:GLY:HA3	2.40	0.51
2:EB:772:VAL:O	2:EB:946:ASP:HB2	2.10	0.51
2:EB:858:ILE:HG12	2:EB:872:LYS:O	2.11	0.51
13:EM:39:ASP:C	13:EM:53:LEU:HD12	2.31	0.51
1:FA:1240:LEU:HD11	1:FA:1529:MET:SD	2.51	0.51
1:FA:1245:ASP:OD2	1:FA:1245:ASP:N	2.38	0.51
1:FA:1251:ALA:O	1:FA:1253:THR:N	2.43	0.51
1:FA:1555:VAL:HG13	1:FA:1556:GLU:N	2.25	0.51
1:FA:189:VAL:O	1:FA:193:ILE:HG13	2.11	0.51
1:FA:203:THR:OG1	1:FA:204:GLU:N	2.42	0.51
2:FB:117:VAL:HG12	2:FB:118:GLU:H	1.75	0.51
2:FB:1198:TYR:CD2	2:FB:1198:TYR:N	2.76	0.51
2:FB:273:VAL:HA	2:FB:276:ILE:HD13	1.92	0.51
5:FE:177:ARG:HD3	5:FE:215:MET:HB2	1.92	0.51
6:FF:97:ARG:HA	6:FF:100:GLN:HG3	1.92	0.51
1:FA:1656:VAL:HG23	7:FG:107:ILE:HB	1.91	0.51
7:FG:37:CYS:HB3	7:FG:125:TRP:HD1	1.74	0.51
13:FM:16:GLN:HB3	13:FM:92:LYS:H	1.74	0.51
1:AA:1332:GLU:O	1:AA:1336:GLN:HG2	2.10	0.51

*Continued on next page...*



*Continued from previous page...*

Atom-1	Atom-2	Interatomic distance (Å)	Clash overlap (Å)
1:AA:1242:ILE:HD11	1:AA:1517:ARG:HB3	1.91	0.51
1:AA:1240:LEU:HD23	1:AA:1541:ILE:HG23	1.92	0.51
2:AB:555:GLN:NE2	2:AB:644:GLY:O	2.43	0.51
3:AC:228:ARG:HG3	3:AC:299:ILE:HD12	1.92	0.51
1:BA:1092:GLU:O	1:BA:1094:ALA:N	2.43	0.51
1:BA:537:GLN:HE21	1:BA:541:GLY:HA2	1.76	0.51
1:BA:699:CYS:SG	1:BA:700:ILE:N	2.82	0.51
2:BB:46:ILE:HG22	2:BB:50:ASN:HD21	1.75	0.51
2:BB:903:ILE:HD12	2:BB:903:ILE:N	2.25	0.51
3:BC:209:ILE:HG12	3:BC:210:LEU:O	2.09	0.51
1:BA:684:ASP:OD1	8:BH:20:TYR:HB3	2.11	0.51
14:BN:71:PRO:HB2	14:BN:89:ILE:HD12	1.92	0.51
1:CA:831:ASP:OD1	1:CA:831:ASP:N	2.33	0.51
2:CB:887:LEU:O	2:CB:888:ILE:HD12	2.10	0.51
3:CC:277:ARG:HG3	3:CC:291:LEU:HD13	1.91	0.51
3:CC:70:ILE:C	3:CC:72:ILE:H	2.13	0.51
5:CE:22:MET:HA	5:CE:187:TYR:CZ	2.45	0.51
13:CM:16:GLN:HG3	13:CM:17:ASP:H	1.75	0.51
1:DA:1202:LEU:HD22	9:DI:99:LEU:CD2	2.31	0.51
1:DA:188:TYR:O	1:DA:191:MET:N	2.44	0.51
1:DA:879:LEU:HD12	1:DA:972:TYR:HB3	1.92	0.51
2:DB:893:ASN:ND2	2:DB:895:PHE:HD1	2.09	0.51
3:DC:199:GLY:HA3	10:DJ:66:LEU:HD22	1.92	0.51
9:DI:99:LEU:HB2	9:DI:111:PHE:CZ	2.42	0.51
1:EA:1170:MET:HA	1:EA:1173:LYS:HB3	1.93	0.51
1:EA:1463:ASP:C	1:EA:1465:GLU:H	2.13	0.51
1:EA:752:LYS:HG3	1:EA:768:GLU:HA	1.93	0.51
2:EB:273:VAL:HA	2:EB:276:ILE:HD13	1.92	0.51
2:EB:586:VAL:HG22	2:EB:640:LEU:HD23	1.92	0.51
5:EE:28:TYR:CE1	5:EE:78:LEU:HB3	2.45	0.51
5:EE:56:LYS:HG3	5:EE:84:ASP:OD2	2.10	0.51
7:EG:45:LEU:CD1	7:EG:118:CYS:HB2	2.40	0.51
14:EN:131:LEU:HG	14:EN:132:GLN:N	2.26	0.51
1:FA:1170:MET:O	1:FA:1173:LYS:N	2.43	0.51
1:FA:1292:ILE:HD12	1:FA:1292:ILE:O	2.09	0.51
1:FA:697:TYR:CE1	1:FA:702:PRO:HD3	2.46	0.51
2:FB:687:THR:OG1	2:FB:688:HIS:ND1	2.43	0.51
1:AA:1335:LYS:HD2	1:AA:1338:ARG:NH2	2.25	0.51
1:AA:806:ALA:O	1:AA:809:VAL:N	2.44	0.51
1:AA:928:MET:HG2	2:AB:955:PRO:HG3	1.92	0.51
2:AB:38:LEU:HD21	2:AB:760:TYR:O	2.11	0.51

*Continued on next page...*



*Continued from previous page...*

Atom-1	Atom-2	Interatomic distance (Å)	Clash overlap (Å)
2:AB:772:VAL:HB	2:AB:946:ASP:OD2	2.10	0.51
13:AM:23:VAL:HB	13:AM:95:VAL:HG22	1.92	0.51
1:BA:533:ALA:HB2	1:BA:579:ARG:HA	1.92	0.51
2:BB:846:PRO:HG3	2:BB:858:ILE:O	2.09	0.51
1:CA:1271:ILE:HG23	9:CI:50:THR:HG22	1.93	0.51
1:CA:339:PHE:O	1:CA:1629:ASN:HB2	2.11	0.51
1:CA:379:GLU:HA	7:CO:292:HIS:CD2	2.45	0.51
1:CA:476:VAL:HG11	2:CB:1091:ARG:O	2.11	0.51
1:CA:701:ARG:O	1:CA:704:ASP:HB2	2.09	0.51
2:CB:162:PRO:HB2	2:CB:409:TYR:OH	2.11	0.51
2:CB:622:ILE:HD12	2:CB:622:ILE:H	1.76	0.51
2:CB:871:ILE:HD13	2:CB:873:THR:HG22	1.93	0.51
3:CC:277:ARG:NH1	3:CC:291:LEU:HD13	2.26	0.51
5:CE:55:ARG:NH2	5:CE:113:GLN:OE1	2.44	0.51
3:CC:328:LEU:HD11	11:CK:65:ILE:HD11	1.93	0.51
12:CL:32:ALA:HB2	12:CL:57:LEU:HG	1.92	0.51
1:CA:422:ARG:HA	7:CO:272:ILE:HD12	1.93	0.51
1:DA:1237:GLN:HB2	1:DA:1544:ASN:HB2	1.91	0.51
1:DA:1640:ARG:O	1:DA:1644:GLY:N	2.34	0.51
2:DB:346:ASP:OD1	13:DM:113:ILE:HG23	2.11	0.51
2:DB:359:LEU:HD22	2:DB:361:HIS:CE1	2.46	0.51
2:DB:470:LEU:HD22	2:DB:484:TYR:CE1	2.46	0.51
1:EA:1540:GLY:O	1:EA:1542:THR:N	2.40	0.51
1:EA:491:GLU:OE1	1:EA:815:ARG:NH2	2.24	0.51
1:EA:607:VAL:O	1:EA:608:LEU:HD23	2.11	0.51
2:EB:1077:ASP:O	2:EB:1080:ILE:HB	2.11	0.51
2:EB:211:ARG:NH2	2:EB:243:GLN:OE1	2.37	0.51
2:EB:975:HIS:NE2	2:EB:1003:ALA:HB2	2.25	0.51
2:EB:14:ALA:HB2	2:EB:980:ASP:CB	2.40	0.51
5:EE:19:VAL:O	5:EE:23:VAL:HG23	2.11	0.51
8:EH:103:LYS:HB3	8:EH:115:TYR:HB2	1.93	0.51
1:EA:395:LEU:HD13	7:EO:276:LYS:HB2	1.93	0.51
7:EO:301:LYS:HA	7:EO:307:GLU:HA	1.92	0.51
5:FE:28:TYR:CE1	5:FE:78:LEU:HB3	2.45	0.51
14:FN:148:ILE:HD13	14:FN:150:TYR:OH	2.10	0.51
1:AA:1019:LEU:HD21	1:AA:1194:GLY:CA	2.41	0.51
1:AA:1098:SER:OG	1:AA:1141:GLN:NE2	2.44	0.51
1:AA:1263:LEU:HG	1:AA:1267:ILE:HD11	1.92	0.51
1:AA:1609:SER:O	1:AA:1612:LYS:HB2	2.10	0.51
1:AA:896:THR:O	1:AA:900:VAL:HG13	2.09	0.51
2:AB:397:THR:HA	2:AB:400:GLN:OE1	2.10	0.51

*Continued on next page...*



*Continued from previous page...*

Atom-1	Atom-2	Interatomic distance (Å)	Clash overlap (Å)
2:AB:649:MET:HE3	2:AB:666:PRO:HG2	1.93	0.51
1:AA:1271:ILE:HG23	9:AI:50:THR:HG22	1.93	0.51
3:AC:103:LEU:O	10:AJ:6:ARG:CZ	2.58	0.51
14:AN:70:LEU:HG	14:AN:70:LEU:O	2.09	0.51
14:AN:97:SER:CB	14:AN:105:SER:HB3	2.40	0.51
1:BA:1263:LEU:HG	1:BA:1267:ILE:HD11	1.93	0.51
1:BA:1454:HIS:HB2	1:BA:1457:ILE:HG13	1.91	0.51
1:BA:372:LYS:HG2	7:BO:310:TYR:HD2	1.76	0.51
1:BA:507:TYR:HB2	1:BA:637:PHE:CZ	2.46	0.51
1:BA:482:SER:HB2	2:BB:1044:PHE:HB3	1.92	0.51
2:BB:501:ARG:NH2	2:BB:546:ALA:O	2.44	0.51
2:BB:790:ASN:OD1	2:BB:792:SER:N	2.44	0.51
5:BE:56:LYS:HG3	5:BE:84:ASP:OD2	2.10	0.51
1:BA:727:THR:HG21	8:BH:119:GLY:O	2.10	0.51
13:BM:112:LYS:HG3	13:BM:113:ILE:HD12	1.92	0.51
1:CA:1104:TYR:HE2	1:CA:1119:LYS:HD2	1.75	0.51
1:CA:862:THR:HA	9:CI:67:VAL:HG12	1.92	0.51
1:CA:943:ILE:HA	1:CA:986:PHE:HB2	1.92	0.51
2:CB:72:VAL:HG11	2:CB:94:LYS:HE3	1.93	0.51
3:CC:85:PHE:HA	3:CC:204:LEU:HD13	1.93	0.51
4:CD:44:ILE:HD13	4:CD:90:LYS:HG3	1.92	0.51
4:CD:22:ILE:H	7:CG:76:LYS:HZ1	1.58	0.51
8:CH:13:SER:N	8:CH:27:GLU:O	2.38	0.51
1:DA:1195:GLU:O	1:DA:1198:THR:OG1	2.24	0.51
1:DA:778:CYS:SG	1:DA:779:GLY:N	2.83	0.51
2:DB:164:MET:HG3	2:DB:165:LEU:N	2.25	0.51
2:DB:772:VAL:O	2:DB:946:ASP:HB2	2.10	0.51
5:DE:198:ILE:HD12	5:DE:210:SER:OG	2.11	0.51
1:EA:1586:ALA:O	1:EA:1589:MET:N	2.43	0.51
1:EA:809:VAL:HG12	1:EA:810:LEU:N	2.26	0.51
2:EB:70:GLU:HG2	2:EB:97:VAL:C	2.31	0.51
3:EC:59:ILE:HD11	3:EC:63:ILE:HB	1.91	0.51
1:FA:20:THR:HG23	1:FA:23:GLU:HG3	1.93	0.51
1:FA:342:ARG:HB2	1:FA:342:ARG:CZ	2.39	0.51
2:EB:837:LEU:HD12	1:FA:552:GLU:HB3	1.91	0.51
2:FB:627:GLY:H	2:FB:642:LEU:HD22	1.75	0.51
2:FB:876:SER:O	2:FB:878:GLU:N	2.34	0.51
3:FC:90:SER:OG	3:FC:91:VAL:N	2.43	0.51
5:FE:198:ILE:HD12	5:FE:210:SER:OG	2.10	0.51
8:FH:97:MET:HB3	8:FH:118:PHE:CD1	2.46	0.51
9:FI:23:VAL:HG21	9:FI:28:VAL:HG13	1.91	0.51

*Continued on next page...*



*Continued from previous page...*

Atom-1	Atom-2	Interatomic distance (Å)	Clash overlap (Å)
13:FM:89:GLN:O	13:FM:90:LEU:HD23	2.10	0.51
1:AA:1559:ARG:O	1:AA:1563:VAL:HG23	2.11	0.51
2:AB:501:ARG:NH2	2:AB:546:ALA:O	2.44	0.51
8:AH:35:GLN:O	8:AH:127:GLY:HA2	2.11	0.51
3:AC:224:THR:HB	10:AJ:10:CYS:HB2	1.93	0.51
10:AJ:18:TRP:O	10:AJ:22:LEU:HG	2.11	0.51
1:AA:406:LEU:HB3	7:AO:266:GLN:HB3	1.92	0.51
1:BA:136:LEU:HD13	1:BA:189:VAL:HG23	1.93	0.51
1:BA:426:ALA:O	1:BA:430:ILE:HG22	2.11	0.51
2:BB:1157:GLN:HB3	2:BB:1168:VAL:HG12	1.92	0.51
3:BC:316:LYS:O	3:BC:320:ILE:N	2.43	0.51
7:BG:29:ASP:O	7:BG:31:LYS:N	2.43	0.51
12:BL:31:CYS:HA	12:BL:56:LEU:HD23	1.93	0.51
1:CA:1085:LEU:HD13	6:CF:84:TYR:OH	2.11	0.51
1:CA:497:VAL:HG23	1:CA:606:ARG:O	2.11	0.51
1:CA:669:LEU:H	1:CA:787:GLY:HA2	1.75	0.51
2:CB:72:VAL:HG13	2:CB:95:LEU:O	2.10	0.51
3:CC:227:TYR:HA	3:CC:299:ILE:O	2.11	0.51
8:CH:57:VAL:HG13	8:CH:144:ILE:HG13	1.92	0.51
8:CH:7:ASP:HB2	8:CH:57:VAL:O	2.09	0.51
1:DA:1457:ILE:HA	1:DA:1474:LEU:CD2	2.40	0.51
1:DA:1485:MET:O	1:DA:1489:VAL:HG23	2.10	0.51
5:DE:143:ASN:O	5:DE:145:THR:N	2.44	0.51
1:EA:1193:VAL:O	1:EA:1196:PRO:HD2	2.10	0.51
1:EA:1579:PHE:HA	1:EA:1582:LEU:HG	1.91	0.51
1:EA:892:LEU:HG	1:EA:893:ASP:OD1	2.11	0.51
1:EA:1007:ILE:CG2	2:EB:515:THR:HG22	2.40	0.51
2:FB:36:PRO:O	2:FB:39:GLN:HG3	2.11	0.51
2:FB:744:LEU:HD12	2:FB:745:GLN:H	1.76	0.51
2:FB:834:LYS:C	2:FB:836:TRP:N	2.63	0.51
1:FA:1580:ARG:NH2	5:FE:204:THR:HG23	2.26	0.51
1:AA:20:THR:HG23	1:AA:23:GLU:HG3	1.92	0.51
1:AA:719:ILE:HG22	1:AA:725:LEU:H	1.76	0.51
2:AB:1018:THR:HB	2:AB:1020:GLU:OE1	2.09	0.51
3:AC:134:LEU:HD23	3:AC:169:PHE:HA	1.93	0.51
3:AC:316:LYS:O	3:AC:320:ILE:N	2.37	0.51
1:AA:862:THR:HA	9:AI:67:VAL:HG12	1.93	0.51
14:AN:72:VAL:HG22	14:AN:137:PHE:HE1	1.76	0.51
1:BA:893:ASP:OD2	1:BA:956:ARG:N	2.37	0.51
2:BB:1060:VAL:HG21	7:BO:311:GLU:OE1	2.10	0.51
2:BB:1083:GLY:HA3	6:BF:88:TYR:HE1	1.76	0.51

*Continued on next page...*



*Continued from previous page...*

Atom-1	Atom-2	Interatomic distance (Å)	Clash overlap (Å)
1:CA:1105:ARG:NH2	1:CA:1138:GLU:OE2	2.43	0.51
1:CA:907:VAL:HG12	1:CA:945:CYS:SG	2.49	0.51
2:CB:703:LEU:HD23	2:CB:754:ALA:HB3	1.92	0.51
1:DA:1545:ASP:CG	1:DA:1546:VAL:H	2.14	0.51
1:DA:315:ILE:HG13	1:DA:319:GLU:HB2	1.92	0.51
2:DB:59:GLY:O	2:DB:62:ASN:N	2.44	0.51
7:DO:312:GLU:O	7:DO:314:THR:N	2.44	0.51
1:EA:1332:GLU:O	1:EA:1336:GLN:HG2	2.11	0.51
1:EA:692:TYR:O	1:EA:696:ILE:HG12	2.11	0.51
1:EA:964:LYS:NZ	1:EA:967:PRO:HA	2.25	0.51
2:EB:1044:PHE:O	2:EB:1045:GLN:HB3	2.10	0.51
2:EB:572:PRO:HG2	13:EM:70:SER:HB2	1.91	0.51
2:EB:662:ASP:O	2:EB:663:ILE:HB	2.10	0.51
2:EB:72:VAL:HG13	2:EB:95:LEU:O	2.11	0.51
1:EA:862:THR:HA	9:EI:67:VAL:HG12	1.92	0.51
14:EN:57:LYS:HD3	14:EN:138:SER:OG	2.11	0.51
1:FA:1272:VAL:HG23	9:FI:49:THR:O	2.11	0.51
1:FA:1244:ASN:HA	1:FA:1517:ARG:HH11	1.76	0.51
1:FA:507:TYR:HB3	1:FA:579:ARG:HH12	1.74	0.51
1:FA:794:VAL:HG23	1:FA:795:HIS:N	2.21	0.51
3:FC:216:HIS:ND1	3:FC:218:LYS:HD2	2.25	0.51
7:EG:159:LYS:NZ	7:FO:279:VAL:HG23	2.25	0.51
3:AC:95:GLU:HG2	3:AC:96:VAL:N	2.25	0.51
13:AM:23:VAL:HG13	14:AN:108:THR:O	2.11	0.51
14:AN:37:ASN:HD22	14:AN:38:PHE:H	1.58	0.51
1:BA:52:LEU:C	1:BA:54:LEU:H	2.15	0.51
1:BA:874:GLU:O	1:BA:878:ARG:HB2	2.10	0.51
2:BB:1093:LEU:HD11	2:BB:1179:PRO:HB3	1.93	0.51
2:BB:380:LYS:HE3	2:BB:637:TYR:HB3	1.92	0.51
1:CA:1601:GLN:O	1:CA:1603:MET:N	2.36	0.51
2:CB:474:SER:C	2:CB:476:LEU:H	2.13	0.51
2:CB:887:LEU:O	2:CB:887:LEU:HD22	2.10	0.51
9:CI:2:SER:HB2	9:CI:11:LEU:HD21	1.93	0.51
1:DA:1291:VAL:HA	1:DA:1473:LYS:HB2	1.92	0.51
1:DA:507:TYR:HB2	1:DA:637:PHE:CZ	2.46	0.51
1:DA:603:HIS:HE2	1:DA:624:TYR:HH	1.59	0.51
2:DB:428:VAL:O	2:DB:432:ILE:HD12	2.11	0.51
7:DG:80:VAL:O	7:DG:124:VAL:HG13	2.10	0.51
9:DI:2:SER:HA	9:DI:9:PHE:O	2.10	0.51
1:EA:1105:ARG:NH1	1:EA:1138:GLU:OE1	2.42	0.51
1:EA:1028:GLU:CD	1:EA:1637:PRO:HB2	2.32	0.51

*Continued on next page...*



*Continued from previous page...*

Atom-1	Atom-2	Interatomic distance (Å)	Clash overlap (Å)
1:EA:536:ILE:HG12	1:EA:577:VAL:HG22	1.92	0.51
8:EH:7:ASP:HB2	8:EH:57:VAL:O	2.10	0.51
3:EC:303:GLU:OE1	10:EJ:43:ARG:NH2	2.44	0.51
1:FA:1262:LEU:HD12	1:FA:1264:SER:HG	1.76	0.51
1:FA:585:ASP:OD1	1:FA:644:ARG:NH1	2.43	0.51
1:FA:689:ARG:HD2	8:FH:81:PRO:HG3	1.92	0.51
7:FG:100:THR:O	7:FG:102:GLU:N	2.44	0.51
7:FG:67:ASN:O	7:FG:70:VAL:HG23	2.11	0.51
1:FA:888:LYS:HG2	9:FI:67:VAL:HG21	1.91	0.51
1:AA:1612:LYS:HB3	1:AA:1621:PHE:CG	2.46	0.51
1:AA:1647:ASN:HD22	1:AA:1648:ASN:N	2.09	0.51
1:AA:753:ASN:ND2	1:AA:767:ASN:O	2.44	0.51
2:AB:244:THR:OG1	2:AB:244:THR:O	2.29	0.51
2:AB:52:LEU:HB3	2:AB:61:LEU:CD1	2.41	0.51
1:BA:1586:ALA:O	1:BA:1589:MET:N	2.44	0.51
1:BA:928:MET:HG2	2:BB:955:PRO:HG3	1.92	0.51
2:BB:66:LYS:C	2:BB:68:ILE:H	2.13	0.51
2:BB:14:ALA:HB2	2:BB:980:ASP:CB	2.41	0.51
3:BC:137:ASN:CG	3:BC:203:SER:HB2	2.32	0.51
13:BM:16:GLN:HG3	13:BM:17:ASP:H	1.74	0.51
14:BN:75:GLU:H	14:BN:91:ASP:CB	2.24	0.51
7:BO:307:GLU:O	7:BO:309:VAL:N	2.41	0.51
1:CA:1263:LEU:HA	1:CA:1498:ILE:HD11	1.93	0.51
1:CA:521:GLN:O	1:CA:524:ILE:HB	2.10	0.51
2:CB:1180:PHE:O	2:CB:1182:LEU:N	2.44	0.51
7:CO:274:SER:OG	7:CO:275:ASN:N	2.43	0.51
2:DB:656:LEU:HG	2:DB:687:THR:O	2.11	0.51
2:DB:915:ASP:OD1	2:DB:1038:HIS:ND1	2.43	0.51
1:DA:214:ASP:OD2	5:DE:177:ARG:NH2	2.44	0.51
7:DG:158:LYS:O	7:DG:162:ILE:HG13	2.11	0.51
13:DM:58:GLU:HG2	13:DM:59:ARG:N	2.25	0.51
1:EA:785:GLN:O	1:EA:794:VAL:HG22	2.11	0.51
1:EA:850:SER:O	1:EA:853:THR:N	2.37	0.51
1:EA:976:ALA:HB1	1:EA:981:TYR:HB3	1.93	0.51
3:EC:128:ASP:C	3:EC:130:ASN:H	2.15	0.51
5:EE:33:GLU:O	5:EE:36:GLU:N	2.44	0.51
1:FA:113:VAL:HG22	1:FA:182:LYS:NZ	2.25	0.51
1:FA:519:LEU:HD13	1:FA:577:VAL:HB	1.92	0.51
4:FD:94:ARG:HD2	4:FD:99:LEU:HD13	1.92	0.51
5:FE:26:ARG:NH2	5:FE:133:GLU:OE1	2.42	0.51
5:FE:157:SER:OG	5:FE:160:GLU:HG3	2.09	0.51

*Continued on next page...*



*Continued from previous page...*

Atom-1	Atom-2	Interatomic distance (Å)	Clash overlap (Å)
7:FG:166:TRP:CE2	7:FG:219:ASP:HB2	2.45	0.51
11:FK:118:GLN:O	11:FK:121:LEU:N	2.43	0.51
14:FN:70:LEU:HG	14:FN:70:LEU:O	2.09	0.51
7:FO:301:LYS:NZ	7:FO:307:GLU:OE1	2.40	0.51
1:AA:701:ARG:O	1:AA:704:ASP:HB2	2.12	0.50
1:AA:794:VAL:HG23	1:AA:795:HIS:N	2.22	0.50
1:AA:783:LYS:HE3	1:AA:932:GLY:HA3	1.93	0.50
10:AJ:54:VAL:C	10:AJ:56:LEU:H	2.14	0.50
3:AC:69:ARG:HD3	11:AK:71:THR:OG1	2.10	0.50
2:AB:898:LEU:HD13	12:AL:46:VAL:HG11	1.93	0.50
1:CA:122:LEU:O	1:CA:126:GLN:HG3	2.11	0.50
1:CA:1490:GLU:O	1:CA:1493:CYS:HB2	2.11	0.50
1:CA:20:THR:HG23	1:CA:23:GLU:HG3	1.93	0.50
2:CB:94:LYS:O	2:CB:146:ASN:N	2.20	0.50
3:CC:95:GLU:HG2	3:CC:96:VAL:N	2.27	0.50
7:CG:29:ASP:N	7:CG:29:ASP:OD1	2.40	0.50
7:CG:50:ALA:HA	7:CG:113:PHE:CE2	2.46	0.50
1:DA:1019:LEU:HD21	1:DA:1194:GLY:CA	2.41	0.50
1:DA:1555:VAL:HG13	1:DA:1556:GLU:N	2.26	0.50
1:DA:505:LEU:HD13	1:DA:637:PHE:HB2	1.93	0.50
2:DB:1037:ARG:O	2:DB:1039:MET:N	2.43	0.50
2:DB:532:HIS:ND1	2:DB:700:LEU:HD13	2.26	0.50
1:EA:1056:ASP:OD1	1:EA:1057:ILE:N	2.44	0.50
1:EA:460:LEU:O	1:EA:466:LEU:HB3	2.11	0.50
1:EA:597:LYS:HB2	2:EB:1082:HIS:NE2	2.26	0.50
2:EB:35:PHE:O	2:EB:38:LEU:HD23	2.11	0.50
2:EB:302:LEU:HD11	2:EB:379:ARG:CZ	2.40	0.50
1:EA:722:PRO:HD2	8:EH:46:LEU:HD13	1.92	0.50
1:FA:1342:PRO:HD2	2:FB:272:PRO:HG3	1.91	0.50
1:FA:1450:ILE:O	1:FA:1454:HIS:ND1	2.39	0.50
2:FB:1000:LEU:HD13	2:FB:1009:GLY:HA2	1.92	0.50
2:FB:210:ARG:NH2	2:FB:625:GLU:OE1	2.44	0.50
1:AA:1589:MET:O	1:AA:1596:LEU:HB2	2.10	0.50
1:AA:697:TYR:HE1	1:AA:702:PRO:CD	2.23	0.50
2:AB:326:VAL:O	2:AB:330:LEU:HG	2.11	0.50
2:AB:876:SER:O	2:AB:878:GLU:N	2.37	0.50
2:AB:887:LEU:HB3	2:AB:901:VAL:HG13	1.92	0.50
3:AC:100:ARG:HH12	3:AC:193:LEU:CA	2.23	0.50
9:AI:10:CYS:HB3	9:AI:13:CYS:SG	2.51	0.50
13:AM:10:ILE:HG22	13:AM:11:GLU:N	2.25	0.50
1:BA:1263:LEU:HA	1:BA:1498:ILE:HD11	1.93	0.50

*Continued on next page...*



*Continued from previous page...*

Atom-1	Atom-2	Interatomic distance (Å)	Clash overlap (Å)
1:BA:39:ASP:OD2	1:BA:43:HIS:HB2	2.11	0.50
1:BA:591:ARG:HB2	1:BA:633:MET:HG2	1.93	0.50
2:BB:644:GLY:HA2	2:BB:648:ARG:CZ	2.41	0.50
2:BB:744:LEU:HD12	2:BB:745:GLN:H	1.76	0.50
2:BB:775:VAL:H	2:BB:1028:VAL:HG12	1.77	0.50
2:BB:776:ILE:HD12	2:BB:777:SER:H	1.75	0.50
2:BB:572:PRO:HG2	13:BM:70:SER:HB2	1.93	0.50
14:BN:149:ASP:O	14:BN:153:VAL:HG12	2.12	0.50
1:CA:1104:TYR:CE2	1:CA:1119:LYS:HD2	2.45	0.50
1:CA:1218:GLY:O	1:CA:1222:LEU:HD22	2.11	0.50
1:CA:1344:ILE:CD1	1:CA:1344:ILE:H	2.23	0.50
1:CA:1545:ASP:CG	1:CA:1546:VAL:N	2.65	0.50
1:CA:727:THR:OG1	1:CA:728:GLY:N	2.43	0.50
2:CB:1178:ILE:HG13	2:CB:1178:ILE:O	2.10	0.50
2:CB:974:LEU:O	10:CJ:47:ARG:NH1	2.44	0.50
3:CC:310:PRO:O	3:CC:313:ILE:N	2.44	0.50
5:CE:157:SER:OG	5:CE:160:GLU:HG3	2.11	0.50
5:CE:33:GLU:O	5:CE:36:GLU:N	2.44	0.50
1:DA:1142:ASP:O	1:DA:1145:GLU:N	2.45	0.50
1:DA:1247:SER:OG	1:DA:1248:ASP:N	2.43	0.50
1:DA:943:ILE:HA	1:DA:986:PHE:HB2	1.94	0.50
2:DB:975:HIS:NE2	2:DB:1003:ALA:HB2	2.26	0.50
1:DA:76:GLN:NE2	2:DB:1111:LEU:HD12	2.17	0.50
10:DJ:18:TRP:O	10:DJ:22:LEU:HG	2.10	0.50
13:DM:77:VAL:HG21	14:DN:64:ILE:HD12	1.92	0.50
1:EA:1472:PHE:O	1:EA:1473:LYS:HB3	2.11	0.50
1:EA:1640:ARG:O	1:EA:1644:GLY:N	2.40	0.50
1:EA:239:PHE:CG	1:EA:260:GLN:HG2	2.46	0.50
1:EA:808:LYS:O	1:EA:809:VAL:C	2.49	0.50
2:EB:117:VAL:HG12	2:EB:118:GLU:H	1.76	0.50
2:EB:138:LEU:O	2:EB:139:LEU:HD23	2.12	0.50
2:EB:290:ASP:O	2:EB:292:ILE:N	2.44	0.50
1:EA:9:SER:OG	4:ED:20:VAL:HG21	2.11	0.50
5:EE:143:ASN:O	5:EE:145:THR:N	2.44	0.50
5:EE:55:ARG:NH2	5:EE:113:GLN:OE1	2.44	0.50
1:FA:91:PHE:CD2	1:FA:249:THR:HG22	2.46	0.50
1:FA:920:PHE:CG	1:FA:921:PRO:HA	2.47	0.50
1:FA:985:ARG:HG2	1:FA:988:SER:H	1.76	0.50
2:FB:1153:ILE:HD12	2:FB:1154:ASP:H	1.75	0.50
2:FB:972:GLY:CA	2:FB:977:ILE:HG22	2.40	0.50
3:FC:222:VAL:C	3:FC:224:THR:H	2.14	0.50

*Continued on next page...*



*Continued from previous page...*

Atom-1	Atom-2	Interatomic distance (Å)	Clash overlap (Å)
3:FC:227:TYR:HA	3:FC:299:ILE:O	2.11	0.50
7:FG:229:LEU:HD12	7:FG:230:ARG:H	1.76	0.50
11:FK:51:THR:O	11:FK:54:THR:OG1	2.27	0.50
1:AA:1028:GLU:OE1	1:AA:1638:SER:HB2	2.11	0.50
1:AA:23:GLU:OE1	2:AB:1195:ARG:NH1	2.44	0.50
2:AB:549:CYS:H	2:AB:550:ARG:NH1	2.09	0.50
2:AB:834:LYS:HB2	1:BA:553:GLN:NE2	2.26	0.50
1:BA:1264:SER:HG	1:BA:1494:ARG:HA	1.77	0.50
1:BA:1556:GLU:O	1:BA:1559:ARG:HB3	2.12	0.50
1:BA:1601:GLN:O	1:BA:1603:MET:N	2.38	0.50
1:BA:706:HIS:NE2	1:BA:739:VAL:O	2.41	0.50
1:BA:678:VAL:HG22	1:BA:781:LEU:O	2.11	0.50
2:BB:876:SER:O	2:BB:878:GLU:N	2.36	0.50
2:BB:983:PRO:HB2	2:BB:984:TRP:CE3	2.46	0.50
3:BC:128:ASP:C	3:BC:130:ASN:H	2.14	0.50
1:CA:1647:ASN:HD22	1:CA:1648:ASN:H	1.58	0.50
1:CA:136:LEU:HD13	1:CA:189:VAL:HG23	1.93	0.50
1:CA:709:ARG:C	1:CA:711:LYS:H	2.12	0.50
2:CB:1160:GLU:HG2	2:CB:1166:LYS:HG2	1.94	0.50
3:CC:128:ASP:C	3:CC:130:ASN:H	2.14	0.50
1:CA:209:THR:HG21	5:CE:174:GLN:HG3	1.93	0.50
8:CH:116:TYR:HB2	8:CH:123:MET:SD	2.51	0.50
8:CH:5:LEU:CB	8:CH:60:ALA:HA	2.37	0.50
11:CK:90:GLY:O	11:CK:103:ILE:HD13	2.11	0.50
12:CL:63:ARG:HG2	12:CL:64:LEU:N	2.23	0.50
1:DA:692:TYR:O	1:DA:696:ILE:HG12	2.11	0.50
1:DA:480:ALA:HB2	2:DB:1046:VAL:HA	1.92	0.50
5:DE:133:GLU:HB3	5:DE:135:PHE:CE1	2.43	0.50
6:DF:119:ARG:HA	6:DF:122:MET:HG3	1.93	0.50
12:DL:38:LEU:HD12	12:DL:49:LYS:HD3	1.92	0.50
1:EA:1104:TYR:CE2	1:EA:1119:LYS:HD2	2.46	0.50
1:EA:1217:LEU:HD11	1:EA:1572:ARG:CD	2.41	0.50
1:EA:126:GLN:NE2	1:EA:340:HIS:O	2.43	0.50
1:EA:521:GLN:O	1:EA:524:ILE:HB	2.11	0.50
1:EA:794:VAL:HG23	1:EA:795:HIS:N	2.20	0.50
2:EB:998:GLU:O	2:EB:1001:ALA:N	2.45	0.50
2:EB:1178:ILE:HD12	2:EB:1182:LEU:HB3	1.92	0.50
2:EB:542:LEU:C	2:EB:543:ASN:HD22	2.15	0.50
2:EB:789:ILE:HD11	2:EB:947:ILE:HG12	1.93	0.50
2:EB:72:VAL:HA	2:EB:95:LEU:O	2.11	0.50
3:EC:81:GLU:OE1	3:EC:81:GLU:HA	2.11	0.50

*Continued on next page...*



*Continued from previous page...*

Atom-1	Atom-2	Interatomic distance (Å)	Clash overlap (Å)
4:ED:22:ILE:CD1	7:EG:45:LEU:HA	2.41	0.50
2:EB:181:VAL:HG22	10:EJ:63:TYR:OH	2.11	0.50
1:FA:1057:ILE:HD12	1:FA:1057:ILE:H	1.76	0.50
1:FA:1555:VAL:CG1	5:FE:178:ILE:HD13	2.42	0.50
3:FC:66:ALA:O	3:FC:70:ILE:HG13	2.11	0.50
12:FL:30:ILE:HD12	12:FL:59:ALA:HB2	1.94	0.50
1:AA:521:GLN:O	1:AA:524:ILE:HB	2.11	0.50
1:AA:697:TYR:HE1	1:AA:702:PRO:HD3	1.77	0.50
1:AA:936:SER:O	1:AA:940:VAL:HG23	2.11	0.50
3:AC:150:SER:OG	3:AC:155:GLU:OE2	2.17	0.50
4:AD:22:ILE:CD1	7:AG:45:LEU:HA	2.42	0.50
9:AI:23:VAL:HG21	9:AI:28:VAL:HG13	1.93	0.50
9:AI:65:SER:OG	9:AI:66:VAL:N	2.45	0.50
1:BA:778:CYS:SG	1:BA:779:GLY:N	2.85	0.50
1:BA:960:MET:O	1:BA:963:GLY:N	2.37	0.50
3:BC:66:ALA:O	3:BC:70:ILE:HG13	2.12	0.50
7:BG:80:VAL:HG12	7:BG:82:LEU:HD23	1.92	0.50
10:BJ:54:VAL:C	10:BJ:56:LEU:H	2.13	0.50
12:BL:30:ILE:O	12:BL:57:LEU:HD12	2.10	0.50
1:CA:505:LEU:HD13	1:CA:637:PHE:HB2	1.93	0.50
1:CA:618:TYR:HB3	1:CA:670:ILE:CD1	2.39	0.50
1:CA:753:ASN:OD1	1:CA:755:ILE:N	2.45	0.50
2:CB:178:TYR:O	2:CB:182:GLN:HG2	2.12	0.50
2:CB:215:MET:O	2:CB:234:ILE:HD13	2.11	0.50
2:CB:380:LYS:HE3	2:CB:637:TYR:CB	2.41	0.50
2:CB:542:LEU:C	2:CB:543:ASN:HD22	2.14	0.50
5:CE:177:ARG:HD3	5:CE:215:MET:HB2	1.93	0.50
8:CH:33:GLN:HG3	8:CH:131:ASN:HD21	1.76	0.50
11:CK:83:ASN:HB3	11:CK:86:VAL:HG23	1.93	0.50
13:CM:78:VAL:HG23	14:CN:55:LEU:HD13	1.93	0.50
1:CA:429:THR:HG21	7:CO:274:SER:HB3	1.93	0.50
7:CO:278:ILE:HB	7:DG:159:LYS:HZ2	1.76	0.50
1:DA:674:ILE:O	1:DA:678:VAL:HG23	2.12	0.50
2:DB:302:LEU:HD11	2:DB:379:ARG:CZ	2.41	0.50
2:DB:425:ILE:HG22	2:DB:426:ALA:N	2.26	0.50
2:DB:73:ILE:HG13	2:DB:429:ARG:NH2	2.25	0.50
2:DB:874:TYR:CZ	2:DB:876:SER:HB2	2.47	0.50
7:DG:155:ALA:HA	7:DG:245:VAL:HB	1.94	0.50
11:DK:90:GLY:O	11:DK:103:ILE:HD13	2.11	0.50
7:DO:266:GLN:O	7:DO:269:SER:N	2.35	0.50
1:EA:1057:ILE:HD12	1:EA:1057:ILE:H	1.76	0.50

*Continued on next page...*



*Continued from previous page...*

Atom-1	Atom-2	Interatomic distance (Å)	Clash overlap (Å)
1:EA:1314:GLN:O	1:EA:1318:SER:HB3	2.11	0.50
1:EA:1447:GLN:NE2	1:EA:1459:LYS:HG2	2.26	0.50
1:EA:447:THR:HG1	1:EA:451:VAL:N	2.09	0.50
2:EB:1073:GLU:H	2:EB:1073:GLU:CD	2.15	0.50
2:EB:214:PRO:HB3	2:EB:377:MET:CE	2.41	0.50
2:EB:649:MET:HE3	2:EB:666:PRO:HG2	1.92	0.50
6:EF:67:LYS:O	6:EF:71:GLU:HG3	2.11	0.50
7:EO:290:GLU:C	7:EO:292:HIS:N	2.65	0.50
1:FA:1457:ILE:HA	1:FA:1474:LEU:CD2	2.40	0.50
1:FA:1291:VAL:HA	1:FA:1473:LYS:HB2	1.93	0.50
1:FA:1562:ILE:O	1:FA:1566:ILE:HG13	2.11	0.50
1:FA:470:HIS:O	2:FB:1058:GLN:NE2	2.43	0.50
1:FA:659:THR:HG22	1:FA:666:VAL:HG22	1.93	0.50
1:FA:492:THR:HG23	1:FA:811:SER:OG	2.11	0.50
2:FB:290:ASP:OD1	13:FM:28:LYS:HE2	2.12	0.50
3:FC:230:LEU:O	3:FC:294:VAL:HG23	2.11	0.50
3:FC:223:SER:HB2	3:FC:303:GLU:HB3	1.92	0.50
7:FG:139:ILE:CD1	7:FG:140:GLN:H	2.24	0.50
11:FK:61:ALA:O	11:FK:104:ARG:HD2	2.12	0.50
1:AA:1291:VAL:HG22	1:AA:1473:LYS:CD	2.42	0.50
1:AA:1555:VAL:HG11	5:AE:178:ILE:HD13	1.93	0.50
1:AA:36:THR:HG22	1:AA:37:VAL:N	2.27	0.50
1:AA:680:LEU:HD12	1:AA:820:TYR:CD1	2.46	0.50
2:AB:625:GLU:HB2	2:AB:643:PHE:O	2.12	0.50
1:AA:934:LYS:HE2	2:AB:956:SER:OG	2.12	0.50
3:AC:128:ASP:C	3:AC:130:ASN:H	2.15	0.50
1:AA:1656:VAL:HG23	7:AG:107:ILE:HB	1.94	0.50
1:AA:1005:GLY:HA3	9:AI:100:GLN:O	2.11	0.50
11:AK:46:LYS:HE3	11:AK:66:VAL:O	2.11	0.50
13:AM:89:GLN:O	13:AM:90:LEU:HD23	2.11	0.50
1:BA:1252:ASP:HA	1:BA:1255:CYS:SG	2.52	0.50
1:BA:892:LEU:HG	1:BA:893:ASP:N	2.26	0.50
7:BG:105:ILE:HG12	7:BG:116:THR:CB	2.41	0.50
7:BG:29:ASP:N	7:BG:29:ASP:OD1	2.36	0.50
1:BA:425:ASN:OD1	7:BO:272:ILE:HG13	2.11	0.50
2:CB:420:TYR:CE1	2:CB:424:ILE:HD11	2.47	0.50
2:CB:843:ASP:OD1	2:CB:845:LEU:HG	2.12	0.50
3:CC:97:LEU:O	3:CC:100:ARG:HB2	2.12	0.50
3:CC:253:PRO:CG	14:CN:180:PHE:CD1	2.94	0.50
1:DA:795:HIS:O	1:DA:798:HIS:HB3	2.12	0.50
2:DB:138:LEU:O	2:DB:139:LEU:HD23	2.11	0.50

*Continued on next page...*



*Continued from previous page...*

Atom-1	Atom-2	Interatomic distance (Å)	Clash overlap (Å)
1:EA:1218:GLY:O	1:EA:1222:LEU:HD22	2.11	0.50
1:EA:127:TYR:HD1	1:EA:202:THR:HG21	1.77	0.50
1:EA:416:ARG:O	1:EA:419:ILE:HB	2.11	0.50
10:EJ:48:ARG:HB3	10:EJ:48:ARG:HH11	1.76	0.50
12:EL:32:ALA:HB3	12:EL:55:ILE:HG13	1.94	0.50
1:FA:1073:TYR:CE1	1:FA:1077:LEU:HD22	2.47	0.50
1:FA:1242:ILE:CD1	1:FA:1517:ARG:HB3	2.42	0.50
1:FA:1559:ARG:NH2	5:FE:200:ARG:HD3	2.26	0.50
1:FA:127:TYR:HD1	1:FA:202:THR:HG21	1.76	0.50
1:FA:701:ARG:O	1:FA:704:ASP:HB2	2.12	0.50
1:FA:753:ASN:OD1	1:FA:755:ILE:N	2.43	0.50
2:FB:841:ASP:HB3	2:FB:843:ASP:OD1	2.11	0.50
1:AA:1144:LEU:O	1:AA:1148:LEU:HB2	2.11	0.50
1:AA:1202:LEU:HD22	9:AI:99:LEU:HD22	1.92	0.50
1:AA:1596:LEU:HD22	1:AA:1602:GLY:HA2	1.92	0.50
1:AA:611:GLU:CD	1:AA:615:ARG:HD2	2.31	0.50
2:AB:277:LEU:HG	2:AB:374:LEU:HD21	1.92	0.50
2:AB:748:GLN:HB3	10:AJ:52:THR:O	2.12	0.50
2:AB:843:ASP:HB2	2:AB:845:LEU:HD21	1.93	0.50
2:AB:733:LEU:HD22	10:AJ:60:PHE:HE2	1.77	0.50
12:AL:32:ALA:HB3	12:AL:55:ILE:HG13	1.93	0.50
1:BA:1620:GLN:O	1:BA:1623:THR:N	2.45	0.50
1:BA:468:ARG:HD2	1:BA:1021:ARG:NH1	2.26	0.50
1:BA:507:TYR:HB3	1:BA:579:ARG:HH12	1.74	0.50
2:BB:1198:TYR:H	2:BB:1198:TYR:HD2	1.53	0.50
1:CA:1326:GLU:HG2	1:CA:1456:PHE:HD2	1.76	0.50
1:CA:713:VAL:HG12	1:CA:714:THR:H	1.77	0.50
1:CA:808:LYS:O	1:CA:809:VAL:C	2.50	0.50
2:CB:703:LEU:HD21	2:CB:757:TYR:HD2	1.76	0.50
2:CB:898:LEU:HD22	12:CL:46:VAL:HG22	1.93	0.50
3:CC:80:ALA:HA	3:CC:208:CYS:HB3	1.92	0.50
5:CE:72:PHE:CZ	5:CE:155:ARG:HG2	2.47	0.50
7:CG:93:ASP:HB2	7:CG:104:LEU:HD12	1.92	0.50
7:CG:235:ASN:HB3	7:CG:246:ASP:HB3	1.94	0.50
1:DA:1144:LEU:O	1:DA:1148:LEU:HB2	2.11	0.50
1:DA:536:ILE:HG12	1:DA:577:VAL:HG22	1.94	0.50
2:DB:774:ALA:HA	2:DB:1028:VAL:CG1	2.40	0.50
2:DB:203:ILE:H	2:DB:203:ILE:CD1	2.18	0.50
2:DB:277:LEU:HG	2:DB:374:LEU:HD21	1.93	0.50
2:DB:38:LEU:HD22	2:DB:38:LEU:H	1.77	0.50
2:DB:72:VAL:HA	2:DB:95:LEU:O	2.12	0.50

*Continued on next page...*



*Continued from previous page...*

Atom-1	Atom-2	Interatomic distance (Å)	Clash overlap (Å)
1:EA:1276:THR:HG23	1:EA:1288:ARG:NH1	2.27	0.50
1:EA:519:LEU:O	1:EA:523:VAL:HG23	2.12	0.50
1:EA:854:GLY:O	1:EA:974:THR:HB	2.11	0.50
1:EA:885:ASP:O	1:EA:889:SER:HB3	2.11	0.50
5:EE:32:GLN:O	5:EE:35:VAL:HB	2.12	0.50
1:FA:339:PHE:O	1:FA:1629:ASN:HB2	2.11	0.50
2:FB:244:THR:OG1	2:FB:244:THR:O	2.23	0.50
2:FB:250:LEU:HD11	2:FB:378:ILE:HD13	1.93	0.50
2:FB:526:GLY:HA2	2:FB:696:ILE:HG22	1.93	0.50
2:FB:848:ILE:HD11	12:FL:58:LYS:CD	2.38	0.50
2:FB:14:ALA:HB2	2:FB:980:ASP:CB	2.42	0.50
5:FE:64:PRO:HG2	5:FE:75:MET:HB3	1.94	0.50
5:AE:137:GLU:C	5:AE:139:ALA:H	2.15	0.50
1:AA:1559:ARG:NH2	5:AE:200:ARG:HD3	2.27	0.50
6:AF:100:GLN:HG2	7:AG:112:PRO:HB3	1.94	0.50
1:BA:1144:LEU:O	1:BA:1148:LEU:HB2	2.12	0.50
2:BB:260:PHE:CD2	2:BB:276:ILE:HG12	2.47	0.50
2:BB:360:VAL:HA	2:BB:370:LYS:NZ	2.23	0.50
2:BB:38:LEU:HD21	2:BB:760:TYR:O	2.12	0.50
7:BG:41:VAL:O	7:BG:122:LEU:HB2	2.12	0.50
9:BI:2:SER:O	9:BI:9:PHE:N	2.40	0.50
7:BO:291:SER:HA	7:BO:294:GLU:OE2	2.12	0.50
1:CA:1040:ASP:CG	1:CA:1041:ALA:H	2.15	0.50
1:CA:239:PHE:CG	1:CA:260:GLN:HG2	2.47	0.50
3:CC:160:ALA:HA	3:CC:196:LEU:HD12	1.94	0.50
3:CC:216:HIS:ND1	3:CC:218:LYS:HB3	2.27	0.50
13:CM:10:ILE:HG22	13:CM:11:GLU:H	1.75	0.50
1:DA:487:ASP:OD1	2:DB:781:TYR:OH	2.16	0.50
2:DB:1044:PHE:O	2:DB:1045:GLN:HB3	2.10	0.50
3:DC:83:VAL:HG12	3:DC:204:LEU:HD12	1.93	0.50
5:DE:72:PHE:CZ	5:DE:155:ARG:HG2	2.47	0.50
6:DF:60:GLN:O	6:DF:64:ILE:HG13	2.11	0.50
7:DG:46:TYR:CD1	7:DG:117:TRP:CD1	2.99	0.50
8:DH:15:VAL:HG22	8:DH:26:ILE:HG12	1.93	0.50
11:DK:61:ALA:O	11:DK:104:ARG:HD2	2.12	0.50
1:EA:189:VAL:O	1:EA:193:ILE:HG13	2.11	0.50
1:EA:497:VAL:HG23	1:EA:606:ARG:O	2.11	0.50
2:EB:1047:ARG:HG3	2:EB:1068:GLY:HA2	1.92	0.50
2:EB:858:ILE:HG12	2:EB:859:CYS:N	2.27	0.50
2:EB:789:ILE:CD1	2:EB:947:ILE:HG12	2.42	0.50
7:EG:39:VAL:HB	7:EG:126:GLN:HE21	1.76	0.50

*Continued on next page...*



*Continued from previous page...*

Atom-1	Atom-2	Interatomic distance (Å)	Clash overlap (Å)
14:EN:148:ILE:HD13	14:EN:150:TYR:OH	2.11	0.50
1:FA:1062:HIS:HD2	1:FA:1068:PHE:CD1	2.30	0.50
1:FA:892:LEU:O	1:FA:896:THR:OG1	2.29	0.50
2:FB:18:THR:HA	2:FB:21:ARG:HH21	1.75	0.50
2:FB:215:MET:O	2:FB:234:ILE:HD13	2.12	0.50
2:FB:162:PRO:HB2	2:FB:409:TYR:OH	2.12	0.50
2:FB:73:ILE:HG23	2:FB:74:PHE:N	2.27	0.50
3:FC:172:GLN:H	3:FC:175:GLN:HB2	1.77	0.50
9:FI:11:LEU:H	9:FI:11:LEU:HD12	1.77	0.50
9:FI:94:MET:HG2	9:FI:114:CYS:HA	1.93	0.50
2:FB:1002:LYS:O	14:FN:168:LEU:HD23	2.12	0.50
14:FN:90:MET:O	14:FN:137:PHE:HB3	2.11	0.50
7:FO:277:LYS:HG3	7:FO:281:ASP:OD2	2.12	0.50
3:AC:253:PRO:HB2	14:AN:180:PHE:CD1	2.47	0.50
3:AC:70:ILE:C	3:AC:72:ILE:H	2.16	0.50
4:AD:22:ILE:O	7:AG:76:LYS:NZ	2.44	0.50
11:AK:60:SER:HG	11:AK:104:ARG:HH21	1.55	0.50
14:AN:148:ILE:HD13	14:AN:150:TYR:OH	2.11	0.50
2:BB:332:ASP:HB2	13:BM:114:LYS:HG3	1.94	0.50
7:BG:132:VAL:HG23	7:BG:232:THR:HB	1.93	0.50
1:CA:1021:ARG:O	1:CA:1025:LYS:HB2	2.11	0.50
1:CA:1102:LEU:CD1	1:CA:1105:ARG:HH21	2.25	0.50
1:CA:1094:ALA:HB1	1:CA:1135:SER:HB2	1.94	0.50
1:CA:111:LYS:O	1:CA:115:VAL:HG23	2.12	0.50
1:CA:552:GLU:HB3	2:DB:837:LEU:HD12	1.94	0.50
1:CA:836:THR:OG1	1:CA:837:ALA:N	2.45	0.50
1:CA:987:TYR:CD2	1:CA:987:TYR:C	2.85	0.50
2:CB:140:LYS:HE2	2:CB:153:PHE:HD2	1.77	0.50
3:CC:85:PHE:CG	3:CC:204:LEU:HD13	2.45	0.50
7:CG:132:VAL:HG23	7:CG:232:THR:HB	1.94	0.50
13:CM:77:VAL:O	14:CN:55:LEU:HD12	2.12	0.50
2:DB:164:MET:O	2:DB:167:SER:OG	2.21	0.50
3:DC:160:ALA:HA	3:DC:196:LEU:HD12	1.94	0.50
7:DG:37:CYS:HB3	7:DG:125:TRP:HD1	1.76	0.50
1:EA:547:ILE:C	1:EA:549:MET:H	2.14	0.50
1:EA:58:LEU:HD11	7:EO:295:LEU:HD11	1.92	0.50
2:EB:655:TYR:HD1	2:EB:688:HIS:HE2	1.60	0.50
3:EC:59:ILE:HG12	3:EC:60:ASP:N	2.27	0.50
1:FA:1263:LEU:HA	1:FA:1498:ILE:HD11	1.93	0.50
1:FA:519:LEU:O	1:FA:523:VAL:HG23	2.11	0.50
2:FB:417:ILE:O	2:FB:420:TYR:HB3	2.12	0.50

*Continued on next page...*



*Continued from previous page...*

Atom-1	Atom-2	Interatomic distance (Å)	Clash overlap (Å)
3:FC:227:TYR:CD1	3:FC:298:PHE:HD2	2.29	0.50
5:FE:112:TYR:CE1	5:FE:136:ASN:HB2	2.47	0.50
8:FH:5:LEU:O	8:FH:6:PHE:HB2	2.11	0.50
10:FJ:54:VAL:HG12	10:FJ:56:LEU:HB2	1.94	0.50
11:FK:54:THR:HG22	11:FK:61:ALA:CA	2.41	0.50
1:AA:956:ARG:HG2	1:AA:979:GLY:O	2.12	0.50
2:AB:161:LEU:HD11	2:AB:409:TYR:CE2	2.47	0.50
6:AF:106:PRO:HG2	7:AG:55:GLU:HG2	1.93	0.50
9:AI:11:LEU:H	9:AI:11:LEU:HD12	1.76	0.50
9:AI:109:THR:HG21	9:AI:122:ARG:NH1	2.27	0.50
14:AN:110:LEU:CD2	14:AN:121:ILE:HA	2.42	0.50
1:BA:11:ILE:O	1:BA:11:ILE:HD12	2.12	0.50
1:BA:579:ARG:HH11	1:BA:579:ARG:HG3	1.76	0.50
1:BA:987:TYR:C	1:BA:987:TYR:CD2	2.85	0.50
2:BB:242:ASP:OD1	2:BB:244:THR:HG23	2.11	0.50
2:BB:626:ILE:N	2:BB:668:GLU:OE2	2.45	0.50
3:BC:77:SER:OG	3:BC:78:VAL:N	2.45	0.50
11:BK:51:THR:O	11:BK:54:THR:OG1	2.27	0.50
1:CA:1440:ASN:O	1:CA:1444:ARG:HB3	2.12	0.50
1:CA:323:ILE:O	1:CA:327:VAL:HG23	2.12	0.50
2:CB:1201:GLU:HG3	2:CB:1203:LYS:H	1.76	0.50
2:CB:661:GLU:HG3	2:CB:662:ASP:N	2.26	0.50
3:CC:230:LEU:O	3:CC:294:VAL:HG23	2.12	0.50
9:CI:94:MET:HG2	9:CI:114:CYS:HA	1.94	0.50
11:CK:115:ASP:O	11:CK:118:GLN:N	2.45	0.50
7:CO:275:ASN:N	7:CO:275:ASN:OD1	2.34	0.50
1:DA:1170:MET:O	1:DA:1173:LYS:N	2.45	0.50
1:DA:1174:TYR:O	1:DA:1177:SER:N	2.36	0.50
1:DA:713:VAL:HB	1:DA:738:ASN:HD21	1.76	0.50
2:DB:264:TRP:NE1	2:DB:265:ARG:HG2	2.27	0.50
2:DB:572:PRO:HG2	13:DM:70:SER:HB2	1.94	0.50
2:DB:624:LEU:HD12	2:DB:625:GLU:H	1.77	0.50
2:DB:916:LYS:HE3	2:DB:1040:VAL:HG13	1.94	0.50
3:DC:209:ILE:HG12	3:DC:210:LEU:N	2.27	0.50
4:DD:90:LYS:HA	4:DD:93:GLN:HG2	1.94	0.50
13:DM:81:PHE:HB2	13:DM:88:ILE:HD13	1.93	0.50
1:EA:121:LYS:O	1:EA:124:LEU:N	2.45	0.50
1:EA:1512:PRO:HB3	1:EA:1517:ARG:HA	1.93	0.50
1:EA:127:TYR:CE2	1:EA:193:ILE:HD13	2.47	0.50
1:EA:579:ARG:HH11	1:EA:579:ARG:HG3	1.77	0.50
2:EB:164:MET:HE3	2:EB:194:PHE:CZ	2.47	0.50

*Continued on next page...*



*Continued from previous page...*

Atom-1	Atom-2	Interatomic distance (Å)	Clash overlap (Å)
2:EB:215:MET:HE3	2:EB:394:PRO:HB3	1.93	0.50
2:EB:398:GLN:HB3	2:EB:399:HIS:ND1	2.27	0.50
2:EB:420:TYR:CE1	2:EB:424:ILE:HD11	2.47	0.50
2:EB:661:GLU:HG3	2:EB:662:ASP:N	2.27	0.50
2:EB:902:SER:OG	2:EB:903:ILE:N	2.45	0.50
3:EC:216:HIS:CE1	3:EC:218:LYS:HB3	2.47	0.50
3:EC:70:ILE:C	3:EC:72:ILE:H	2.14	0.50
8:EH:9:ILE:HD13	8:EH:56:THR:HG23	1.93	0.50
14:EN:31:LYS:O	14:EN:33:LYS:N	2.45	0.50
14:EN:64:ILE:C	14:EN:66:LYS:H	2.15	0.50
1:FA:835:LEU:HG	1:FA:985:ARG:NH1	2.19	0.50
2:FB:1201:GLU:HG3	2:FB:1203:LYS:H	1.75	0.50
2:FB:825:PHE:HZ	2:FB:899:GLN:O	1.95	0.50
2:FB:888:ILE:CD1	12:FL:55:ILE:HA	2.42	0.50
7:FG:91:ASP:OD2	7:FG:103:LYS:HG2	2.11	0.50
7:FG:40:ARG:HB2	7:FG:123:TYR:CE1	2.47	0.50
1:AA:1202:LEU:HD13	9:AI:99:LEU:HD13	1.93	0.49
1:AA:32:ILE:HG21	1:AA:49:LEU:HD23	1.94	0.49
1:AA:530:TRP:HZ2	1:AA:582:LYS:HA	1.76	0.49
2:AB:244:THR:HG21	2:AB:414:LYS:HD3	1.93	0.49
7:AG:91:ASP:OD2	7:AG:103:LYS:HG2	2.12	0.49
1:BA:1637:PRO:CB	1:BA:1647:ASN:HD21	2.25	0.49
1:BA:624:TYR:O	1:BA:625:ASN:HB3	2.11	0.49
2:BB:428:VAL:O	2:BB:432:ILE:HD12	2.11	0.49
7:AG:226:ASP:O	2:BB:434:ARG:NH1	2.45	0.49
5:BE:28:TYR:CE1	5:BE:78:LEU:HB3	2.46	0.49
2:CB:858:ILE:HG12	2:CB:859:CYS:N	2.26	0.49
3:CC:203:SER:O	3:CC:204:LEU:HB3	2.11	0.49
3:CC:83:VAL:HG12	3:CC:204:LEU:HD12	1.93	0.49
7:CG:37:CYS:HB3	7:CG:125:TRP:HD1	1.77	0.49
7:CG:158:LYS:O	7:CG:162:ILE:HG13	2.11	0.49
9:CI:101:LEU:HD11	9:CI:122:ARG:HH22	1.77	0.49
14:CN:149:ASP:O	14:CN:153:VAL:HG12	2.11	0.49
7:CO:292:HIS:O	7:CO:295:LEU:HB2	2.12	0.49
1:DA:499:PRO:O	1:DA:501:PHE:N	2.45	0.49
1:DA:794:VAL:HG23	1:DA:795:HIS:N	2.22	0.49
2:DB:260:PHE:HD1	2:DB:261:ARG:N	2.10	0.49
1:EA:1066:PHE:HB3	1:EA:1147:PHE:CE2	2.47	0.49
1:EA:584:ARG:HD3	6:EF:116:ASP:HB2	1.92	0.49
1:EA:681:THR:HG21	1:EA:781:LEU:HG	1.94	0.49
2:EB:219:ARG:HG2	2:EB:221:SER:HB3	1.93	0.49

*Continued on next page...*



*Continued from previous page...*

Atom-1	Atom-2	Interatomic distance (Å)	Clash overlap (Å)
2:EB:380:LYS:HE3	2:EB:637:TYR:CB	2.42	0.49
2:EB:707:SER:HB2	2:EB:715:ASN:OD1	2.12	0.49
4:ED:36:VAL:HG22	7:EG:38:ILE:HG21	1.94	0.49
8:EH:39:THR:HG22	8:EH:124:ARG:HB3	1.93	0.49
13:EM:18:GLN:HG3	13:EM:19:PRO:HD2	1.94	0.49
1:FA:1024:THR:O	1:FA:1028:GLU:N	2.45	0.49
1:FA:1637:PRO:CG	1:FA:1647:ASN:HD21	2.24	0.49
1:FA:387:SER:HA	1:FA:390:LEU:HD12	1.95	0.49
2:EB:829:ASN:HB2	1:FA:538:ASN:HD21	1.75	0.49
1:FA:669:LEU:H	1:FA:787:GLY:HA2	1.76	0.49
2:FB:362:LEU:HB2	2:FB:370:LYS:HE2	1.93	0.49
3:FC:59:ILE:HD11	3:FC:63:ILE:HB	1.93	0.49
4:FD:21:VAL:O	4:FD:22:ILE:HD13	2.12	0.49
3:FC:224:THR:HB	10:FJ:10:CYS:HB2	1.94	0.49
1:AA:1264:SER:O	9:AI:56:PHE:HB3	2.11	0.49
2:AB:274:VAL:HA	2:AB:277:LEU:HD12	1.94	0.49
2:AB:764:ASN:HB3	10:AJ:59:LYS:NZ	2.27	0.49
5:AE:87:SER:HA	5:AE:115:ASN:HB3	1.94	0.49
7:AG:66:LEU:HD11	7:AG:87:LEU:HD22	1.94	0.49
2:AB:1002:LYS:HZ3	14:AN:166:LEU:HD13	1.76	0.49
14:AN:171:PHE:CE1	14:AN:180:PHE:HE2	2.30	0.49
1:BA:1125:ALA:O	5:BE:167:ARG:NH2	2.45	0.49
1:BA:1314:GLN:O	1:BA:1318:SER:HB3	2.12	0.49
1:BA:456:VAL:O	1:BA:460:LEU:HG	2.11	0.49
2:BB:834:LYS:C	2:BB:836:TRP:N	2.65	0.49
3:BC:209:ILE:HG12	3:BC:210:LEU:N	2.27	0.49
4:BD:22:ILE:HD13	7:BG:46:TYR:H	1.77	0.49
9:BI:23:VAL:HB	9:BI:39:LYS:HE3	1.93	0.49
9:BI:94:MET:HG2	9:BI:114:CYS:HA	1.94	0.49
1:CA:1144:LEU:O	1:CA:1148:LEU:HB2	2.11	0.49
1:CA:1136:VAL:HG22	1:CA:1174:TYR:CE1	2.47	0.49
1:CA:597:LYS:HB2	2:CB:1082:HIS:CE1	2.47	0.49
1:CA:778:CYS:SG	1:CA:779:GLY:N	2.85	0.49
2:CB:1198:TYR:H	2:CB:1198:TYR:HD2	1.59	0.49
2:CB:811:LEU:HD13	2:CB:823:GLN:NE2	2.22	0.49
2:CB:977:ILE:HD13	2:CB:978:ALA:O	2.12	0.49
1:CA:1264:SER:HB3	9:CI:56:PHE:CD1	2.46	0.49
12:CL:32:ALA:HB3	12:CL:55:ILE:HG13	1.93	0.49
13:CM:26:PHE:CZ	13:CM:98:SER:HB2	2.46	0.49
7:CO:273:VAL:HG12	7:CO:274:SER:H	1.77	0.49
1:DA:507:TYR:OH	1:DA:641:GLU:N	2.45	0.49

*Continued on next page...*



*Continued from previous page...*

Atom-1	Atom-2	Interatomic distance (Å)	Clash overlap (Å)
2:DB:15:ASP:O	2:DB:753:LYS:HE3	2.12	0.49
2:DB:203:ILE:H	2:DB:203:ILE:HD12	1.76	0.49
2:DB:398:GLN:HB3	2:DB:399:HIS:ND1	2.28	0.49
2:DB:532:HIS:CD2	2:DB:700:LEU:HD22	2.47	0.49
2:DB:705:PRO:HG3	2:DB:920:ARG:CZ	2.41	0.49
5:DE:20:LYS:NZ	5:DE:37:LEU:HD22	2.27	0.49
13:DM:112:LYS:O	13:DM:113:ILE:HG13	2.13	0.49
2:EB:888:ILE:HG13	12:EL:55:ILE:HA	1.95	0.49
2:EB:903:ILE:HD12	2:EB:903:ILE:N	2.26	0.49
14:EN:55:LEU:C	14:EN:56:ILE:HG13	2.32	0.49
1:FA:1220:PRO:O	1:FA:1223:ARG:HB2	2.12	0.49
1:FA:1264:SER:HB3	9:FI:56:PHE:HD1	1.74	0.49
1:FA:1585:ILE:O	1:FA:1588:MET:HB3	2.13	0.49
2:FB:19:LEU:HD23	2:FB:19:LEU:N	2.27	0.49
2:FB:312:GLY:O	2:FB:316:ARG:HB2	2.12	0.49
2:FB:612:LYS:N	2:FB:620:LEU:HD21	2.27	0.49
2:FB:655:TYR:CZ	2:FB:657:PRO:HG2	2.47	0.49
2:FB:885:VAL:HA	2:FB:903:ILE:HG22	1.93	0.49
13:FM:16:GLN:CG	13:FM:17:ASP:H	2.25	0.49
1:AA:1148:LEU:HD11	1:AA:1167:ARG:HB2	1.92	0.49
1:AA:91:PHE:CD2	1:AA:249:THR:HG22	2.47	0.49
1:AA:657:TYR:O	1:AA:665:PRO:HA	2.13	0.49
2:AB:655:TYR:HD1	2:AB:688:HIS:HE2	1.60	0.49
2:AB:848:ILE:CG1	12:AL:60:ARG:HA	2.42	0.49
14:AN:26:PRO:HB2	14:AN:29:PHE:CD1	2.46	0.49
1:BA:1033:SER:HB3	6:BF:139:PRO:CG	2.36	0.49
1:BA:1237:GLN:HB2	1:BA:1544:ASN:HB2	1.94	0.49
1:BA:247:GLY:O	1:BA:442:LYS:HG2	2.13	0.49
1:BA:903:ILE:O	1:BA:907:VAL:HG23	2.11	0.49
7:BG:229:LEU:HD12	7:BG:230:ARG:H	1.76	0.49
13:BM:15:VAL:HA	13:BM:90:LEU:HB2	1.94	0.49
7:BO:282:ASP:O	7:BO:286:ILE:HG13	2.11	0.49
1:CA:1049:MET:HG2	1:CA:1054:ALA:HB2	1.92	0.49
1:CA:1263:LEU:O	1:CA:1265:GLU:N	2.45	0.49
1:CA:1656:VAL:HG23	7:CG:107:ILE:HB	1.93	0.49
1:CA:61:LEU:HG	1:CA:67:LEU:O	2.12	0.49
2:CB:1198:TYR:CD2	2:CB:1198:TYR:N	2.80	0.49
2:CB:277:LEU:HG	2:CB:374:LEU:HD21	1.93	0.49
2:CB:675:ALA:HB2	2:CB:686:HIS:CG	2.47	0.49
2:CB:987:ASN:O	2:CB:989:ASP:N	2.45	0.49
3:CC:100:ARG:HH12	3:CC:193:LEU:C	2.14	0.49

*Continued on next page...*



*Continued from previous page...*

Atom-1	Atom-2	Interatomic distance (Å)	Clash overlap (Å)
11:CK:58:GLY:C	11:CK:60:SER:N	2.64	0.49
1:DA:1028:GLU:OE1	1:DA:1638:SER:HB2	2.12	0.49
1:DA:480:ALA:HB1	1:DA:501:PHE:CZ	2.47	0.49
1:DA:618:TYR:HB3	1:DA:670:ILE:CD1	2.42	0.49
1:DA:476:VAL:HG21	2:DB:1091:ARG:HE	1.77	0.49
2:DB:168:ASN:OD1	2:DB:169:ARG:HG2	2.13	0.49
2:DB:234:ILE:HB	2:DB:250:LEU:HB2	1.93	0.49
2:DB:379:ARG:CZ	2:DB:580:GLY:HA2	2.43	0.49
3:DC:95:GLU:HG2	3:DC:96:VAL:N	2.27	0.49
7:DG:62:MET:HA	7:DG:66:LEU:HB2	1.93	0.49
7:DO:274:SER:HA	7:DO:277:LYS:HB3	1.94	0.49
1:EA:530:TRP:HZ2	1:EA:582:LYS:HA	1.76	0.49
1:EA:748:ASN:N	1:EA:748:ASN:ND2	2.60	0.49
3:EC:69:ARG:HD3	11:EK:71:THR:OG1	2.11	0.49
5:EE:182:ASP:OD2	5:EE:184:VAL:HG23	2.12	0.49
7:EG:139:ILE:CD1	7:EG:140:GLN:H	2.24	0.49
13:EM:112:LYS:O	13:EM:113:ILE:HG13	2.13	0.49
13:EM:23:VAL:HB	13:EM:95:VAL:HG22	1.93	0.49
1:FA:1247:SER:OG	1:FA:1248:ASP:N	2.45	0.49
1:FA:748:ASN:ND2	1:FA:748:ASN:N	2.59	0.49
2:FB:501:ARG:HG3	2:FB:699:ILE:CD1	2.42	0.49
3:FC:134:LEU:HD23	3:FC:169:PHE:HA	1.95	0.49
6:FF:83:PRO:O	6:FF:151:LEU:HD22	2.12	0.49
7:FG:93:ASP:HB2	7:FG:104:LEU:HD12	1.94	0.49
9:FI:13:CYS:HB3	9:FI:33:CYS:HB3	1.94	0.49
11:FK:135:PHE:CE2	11:FK:139:ILE:HG13	2.47	0.49
12:FL:64:LEU:HD12	12:FL:65:VAL:N	2.27	0.49
1:AA:1073:TYR:HD2	1:AA:1074:TYR:CE2	2.31	0.49
1:AA:818:THR:CG2	2:AB:780:GLY:HA3	2.42	0.49
2:AB:1053:ASN:ND2	2:AB:1054:SER:H	2.10	0.49
2:AB:1117:VAL:HG21	2:AB:1162:GLY:N	2.28	0.49
2:AB:201:LYS:NZ	2:AB:466:SER:HA	2.27	0.49
2:AB:38:LEU:O	2:AB:41:ALA:N	2.34	0.49
7:AO:286:ILE:C	7:AO:288:ASN:H	2.14	0.49
1:BA:1098:SER:OG	1:BA:1141:GLN:NE2	2.45	0.49
1:BA:123:ARG:HG3	1:BA:193:ILE:HD11	1.94	0.49
1:BA:753:ASN:OD1	1:BA:755:ILE:N	2.45	0.49
1:BA:850:SER:O	1:BA:853:THR:N	2.44	0.49
2:BB:1160:GLU:HG2	2:BB:1166:LYS:HG2	1.94	0.49
2:BB:301:PHE:CD1	2:BB:302:LEU:HD23	2.47	0.49
2:BB:304:ASP:O	2:BB:308:LEU:HG	2.11	0.49

*Continued on next page...*



*Continued from previous page...*

Atom-1	Atom-2	Interatomic distance (Å)	Clash overlap (Å)
3:BC:100:ARG:HH12	3:BC:193:LEU:C	2.14	0.49
5:BE:43:LYS:O	5:BE:47:CYS:HB2	2.12	0.49
7:BG:140:GLN:HB3	7:BG:217:TRP:HD1	1.76	0.49
13:BM:16:GLN:HB3	13:BM:92:LYS:H	1.77	0.49
14:BN:26:PRO:HB2	14:BN:29:PHE:CD1	2.47	0.49
1:CA:476:VAL:HG23	2:CB:1091:ARG:HH21	1.77	0.49
2:CB:628:TYR:HD1	2:CB:640:LEU:HD13	1.76	0.49
5:CE:127:ILE:HD11	5:CE:132:ILE:HD11	1.93	0.49
6:CF:100:GLN:HG2	7:CG:112:PRO:CB	2.42	0.49
11:CK:58:GLY:O	11:CK:60:SER:N	2.45	0.49
13:CM:18:GLN:HG3	13:CM:19:PRO:HD2	1.94	0.49
1:DA:1241:PRO:HG3	1:DA:1540:GLY:CA	2.43	0.49
1:DA:597:LYS:NZ	1:DA:656:GLN:HE22	2.10	0.49
2:DB:1047:ARG:HG3	2:DB:1068:GLY:HA2	1.93	0.49
3:DC:216:HIS:ND1	3:DC:218:LYS:HD2	2.27	0.49
3:DC:277:ARG:HG3	3:DC:291:LEU:HD13	1.95	0.49
9:DI:10:CYS:HB2	9:DI:17:LEU:HD21	1.94	0.49
13:DM:57:ASN:O	13:DM:103:LYS:NZ	2.45	0.49
1:EA:1264:SER:HA	1:EA:1267:ILE:HD12	1.95	0.49
1:EA:1262:LEU:HD12	1:EA:1264:SER:OG	2.12	0.49
1:EA:1559:ARG:O	1:EA:1563:VAL:HG23	2.13	0.49
1:EA:947:LEU:HB2	1:EA:982:VAL:HG21	1.93	0.49
1:EA:821:ILE:CD1	2:EB:777:SER:HB2	2.42	0.49
2:EB:971:ALA:O	2:EB:973:ALA:N	2.45	0.49
3:EC:142:ARG:O	3:EC:144:PRO:HD3	2.13	0.49
3:EC:160:ALA:HA	3:EC:196:LEU:HD12	1.94	0.49
11:EK:128:CYS:O	11:EK:131:VAL:HB	2.11	0.49
1:FA:758:GLU:O	1:FA:761:GLY:N	2.38	0.49
2:FB:917:PHE:HD2	2:FB:1035:ARG:HA	1.77	0.49
2:FB:887:LEU:HB3	2:FB:901:VAL:HG13	1.94	0.49
3:FC:203:SER:O	3:FC:204:LEU:HB3	2.12	0.49
1:AA:753:ASN:OD1	1:AA:755:ILE:N	2.44	0.49
2:AB:751:ILE:HG23	2:AB:752:VAL:HG22	1.94	0.49
5:AE:5:ASN:ND2	5:AE:52:ARG:HH21	2.08	0.49
8:AH:5:LEU:CD2	8:AH:135:LEU:HD23	2.41	0.49
9:AI:33:CYS:HB2	13:AM:60:LEU:CD2	2.43	0.49
1:BA:1104:TYR:HE2	1:BA:1119:LYS:HD2	1.76	0.49
1:BA:1240:LEU:HD23	1:BA:1541:ILE:HG23	1.95	0.49
1:BA:1637:PRO:HG3	1:BA:1647:ASN:HD21	1.76	0.49
1:BA:718:THR:OG1	1:BA:730:GLN:OE1	2.30	0.49
2:BB:380:LYS:HG3	2:BB:637:TYR:CD2	2.47	0.49

*Continued on next page...*



*Continued from previous page...*

Atom-1	Atom-2	Interatomic distance (Å)	Clash overlap (Å)
2:BB:244:THR:HG21	2:BB:414:LYS:HD3	1.95	0.49
2:BB:72:VAL:HA	2:BB:95:LEU:O	2.11	0.49
3:BC:254:GLY:O	3:BC:268:LYS:HB2	2.12	0.49
3:BC:289:VAL:HG12	3:BC:290:LYS:H	1.77	0.49
14:BN:107:MET:SD	14:BN:107:MET:N	2.82	0.49
14:BN:58:PHE:CD1	14:BN:58:PHE:N	2.81	0.49
1:CA:1440:ASN:OD1	1:CA:1440:ASN:N	2.45	0.49
1:CA:1585:ILE:O	1:CA:1588:MET:HB3	2.12	0.49
1:CA:885:ASP:O	1:CA:889:SER:HB3	2.12	0.49
2:CB:304:ASP:O	2:CB:308:LEU:HG	2.12	0.49
3:CC:136:LEU:HD22	3:CC:167:LEU:HA	1.95	0.49
3:CC:69:ARG:HD3	11:CK:71:THR:OG1	2.13	0.49
7:CO:280:PHE:O	7:CO:284:VAL:HG23	2.12	0.49
1:DA:468:ARG:HD2	1:DA:1021:ARG:NH1	2.27	0.49
1:DA:223:PHE:CE2	1:DA:227:LEU:HD11	2.47	0.49
1:DA:809:VAL:HG12	1:DA:810:LEU:N	2.28	0.49
2:DB:878:GLU:OE2	2:DB:907:ILE:HG23	2.12	0.49
3:DC:100:ARG:HH12	3:DC:193:LEU:C	2.16	0.49
3:DC:181:ASP:O	3:DC:183:PRO:HD3	2.13	0.49
3:DC:80:ALA:HA	3:DC:208:CYS:HB3	1.94	0.49
11:DK:58:GLY:O	11:DK:60:SER:N	2.45	0.49
7:DO:290:GLU:OE2	7:DO:291:SER:OG	2.29	0.49
1:EA:1456:PHE:HB3	1:EA:1474:LEU:CD1	2.36	0.49
1:EA:247:GLY:O	1:EA:442:LYS:HG2	2.12	0.49
1:EA:631:ASP:N	1:EA:631:ASP:OD1	2.46	0.49
1:EA:804:GLU:CD	1:EA:804:GLU:H	2.15	0.49
2:EB:1053:ASN:HD22	2:EB:1054:SER:H	1.60	0.49
2:EB:1117:VAL:HG21	2:EB:1162:GLY:N	2.27	0.49
2:EB:45:HIS:CD2	2:EB:45:HIS:H	2.31	0.49
2:EB:834:LYS:C	2:EB:836:TRP:N	2.64	0.49
5:EE:64:PRO:HG2	5:EE:75:MET:HB3	1.95	0.49
12:EL:38:LEU:HD12	12:EL:49:LYS:HD3	1.94	0.49
14:EN:107:MET:N	14:EN:107:MET:SD	2.83	0.49
1:FA:1447:GLN:HE22	1:FA:1459:LYS:HG2	1.77	0.49
2:FB:1038:HIS:CE1	2:FB:1042:ASP:OD2	2.65	0.49
2:FB:1048:SER:OG	2:FB:1049:THR:N	2.46	0.49
2:FB:1043:LYS:HG2	2:FB:1063:ARG:HG2	1.94	0.49
2:FB:1151:ILE:HG22	2:FB:1152:PHE:H	1.78	0.49
3:FC:80:ALA:HA	3:FC:208:CYS:HB3	1.93	0.49
4:FD:36:VAL:HG22	7:FG:38:ILE:HG21	1.94	0.49
1:AA:550:SER:O	1:AA:553:GLN:HG3	2.13	0.49

*Continued on next page...*



*Continued from previous page...*

Atom-1	Atom-2	Interatomic distance (Å)	Clash overlap (Å)
2:AB:324:THR:HG23	2:AB:347:LEU:HD21	1.95	0.49
2:AB:996:PHE:HA	2:AB:999:GLN:HG3	1.94	0.49
6:AF:83:PRO:O	6:AF:151:LEU:HD22	2.13	0.49
6:AF:70:LYS:HG3	7:AG:94:PRO:O	2.12	0.49
10:AJ:54:VAL:HG12	10:AJ:56:LEU:HB2	1.94	0.49
13:AM:39:ASP:C	13:AM:53:LEU:HD12	2.32	0.49
14:AN:107:MET:N	14:AN:107:MET:SD	2.83	0.49
14:AN:31:LYS:O	14:AN:33:LYS:N	2.46	0.49
1:BA:90:PHE:CE1	1:BA:1623:THR:HG23	2.48	0.49
1:BA:315:ILE:HG13	1:BA:319:GLU:HB2	1.93	0.49
1:BA:323:ILE:O	1:BA:327:VAL:HG23	2.12	0.49
2:BB:841:ASP:HB3	2:BB:843:ASP:OD1	2.13	0.49
1:CA:1196:PRO:C	1:CA:1198:THR:H	2.15	0.49
3:CC:253:PRO:HB2	14:CN:180:PHE:CD1	2.48	0.49
6:CF:102:SER:HB3	6:CF:117:PRO:HB3	1.94	0.49
6:CF:123:LYS:O	6:CF:126:ALA:HB3	2.13	0.49
3:CC:224:THR:HB	10:CJ:10:CYS:HB2	1.94	0.49
1:DA:1028:GLU:CD	1:DA:1637:PRO:HB2	2.33	0.49
1:DA:1252:ASP:HA	1:DA:1255:CYS:SG	2.52	0.49
1:DA:253:GLU:O	1:DA:312:SER:HA	2.11	0.49
1:DA:936:SER:O	1:DA:940:VAL:HG23	2.13	0.49
2:DB:242:ASP:OD2	2:DB:414:LYS:NZ	2.36	0.49
2:DB:655:TYR:HD1	2:DB:688:HIS:NE2	2.10	0.49
3:DC:209:ILE:HG12	3:DC:210:LEU:O	2.13	0.49
5:DE:70:SER:OG	5:DE:71:LYS:N	2.43	0.49
5:DE:64:PRO:HG2	5:DE:75:MET:HB3	1.94	0.49
9:DI:122:ARG:HG3	9:DI:122:ARG:O	2.13	0.49
1:EA:1031:HIS:HB2	1:EA:1182:GLY:O	2.12	0.49
1:EA:550:SER:O	1:EA:553:GLN:HG3	2.13	0.49
1:EA:585:ASP:OD1	1:EA:644:ARG:NH1	2.45	0.49
1:EA:669:LEU:H	1:EA:787:GLY:HA2	1.77	0.49
2:EB:1076:ARG:O	2:EB:1080:ILE:HG13	2.11	0.49
2:EB:242:ASP:OD1	2:EB:244:THR:HG23	2.13	0.49
2:EB:67:ASP:O	2:EB:68:ILE:HD13	2.13	0.49
3:EC:85:PHE:CG	3:EC:204:LEU:HD13	2.47	0.49
1:FA:1460:TYR:HA	1:FA:1472:PHE:HB3	1.94	0.49
1:FA:778:CYS:SG	1:FA:779:GLY:N	2.85	0.49
1:FA:806:ALA:O	1:FA:809:VAL:N	2.46	0.49
2:FB:21:ARG:HD3	2:FB:763:ASP:HB3	1.94	0.49
4:FD:89:LEU:HD23	4:FD:92:ILE:HD12	1.93	0.49
9:FI:101:LEU:CD1	9:FI:122:ARG:HH22	2.26	0.49

*Continued on next page...*



*Continued from previous page...*

Atom-1	Atom-2	Interatomic distance (Å)	Clash overlap (Å)
14:FN:110:LEU:CD2	14:FN:121:ILE:HA	2.42	0.49
1:AA:38:LEU:HB2	7:AO:291:SER:HB3	1.94	0.49
2:AB:264:TRP:NE1	2:AB:265:ARG:HG2	2.27	0.49
2:AB:972:GLY:CA	2:AB:977:ILE:HG22	2.43	0.49
1:AA:722:PRO:HD2	8:AH:46:LEU:HD13	1.95	0.49
1:BA:1104:TYR:CE2	1:BA:1119:LYS:HD2	2.48	0.49
1:BA:1647:ASN:HD22	1:BA:1648:ASN:N	2.11	0.49
2:BB:1024:ALA:O	2:BB:1026:ILE:N	2.45	0.49
2:BB:886:ASN:O	2:BB:902:SER:N	2.34	0.49
3:BC:86:PHE:CE2	3:BC:205:LYS:HE3	2.47	0.49
1:BA:1590:THR:OG1	5:BE:212:ARG:NH2	2.46	0.49
1:CA:1073:TYR:CZ	1:CA:1077:LEU:HD22	2.48	0.49
1:CA:1637:PRO:CB	1:CA:1647:ASN:HD21	2.25	0.49
1:CA:467:PHE:O	1:CA:471:MET:HB2	2.13	0.49
1:CA:547:ILE:C	1:CA:549:MET:H	2.16	0.49
1:CA:835:LEU:HG	1:CA:985:ARG:NH1	2.23	0.49
2:CB:774:ALA:HA	2:CB:1028:VAL:CG1	2.43	0.49
2:CB:1143:THR:CG2	2:CB:1150:LYS:N	2.75	0.49
2:CB:728:THR:HG21	2:CB:765:PHE:HA	1.95	0.49
8:CH:42:ILE:HD13	8:CH:95:TYR:CE2	2.48	0.49
1:DA:1485:MET:HA	1:DA:1488:ILE:HD12	1.93	0.49
1:DA:759:TYR:CE1	1:DA:913:PRO:HG3	2.48	0.49
1:DA:478:TYR:N	2:DB:1047:ARG:O	2.45	0.49
2:DB:539:CYS:C	2:DB:541:LEU:H	2.15	0.49
2:DB:542:LEU:C	2:DB:543:ASN:HD22	2.16	0.49
2:DB:380:LYS:HE3	2:DB:637:TYR:CB	2.43	0.49
3:DC:102:GLY:HA3	12:DL:69:ALA:CB	2.43	0.49
3:DC:135:SER:O	3:DC:168:LYS:HG3	2.13	0.49
9:DI:15:ASP:CG	9:DI:32:GLN:HG3	2.33	0.49
1:DA:372:LYS:HZ3	7:DO:297:LEU:HD21	1.78	0.49
1:EA:753:ASN:OD1	1:EA:755:ILE:N	2.42	0.49
1:EA:835:LEU:HD22	1:EA:915:GLY:O	2.13	0.49
1:EA:920:PHE:CD1	1:EA:921:PRO:HA	2.48	0.49
2:EB:744:LEU:HD12	2:EB:745:GLN:H	1.76	0.49
3:EC:77:SER:OG	3:EC:78:VAL:N	2.44	0.49
4:ED:24:ALA:HA	7:EG:43:ILE:HG22	1.94	0.49
11:EK:83:ASN:HB3	11:EK:86:VAL:HG23	1.94	0.49
1:FA:1117:SER:OG	1:FA:1117:SER:O	2.25	0.49
1:FA:1609:SER:O	1:FA:1612:LYS:HB2	2.12	0.49
1:FA:892:LEU:HG	1:FA:893:ASP:OD1	2.11	0.49
1:FA:985:ARG:HD2	1:FA:987:TYR:HB3	1.95	0.49

*Continued on next page...*



*Continued from previous page...*

Atom-1	Atom-2	Interatomic distance (Å)	Clash overlap (Å)
2:FB:1047:ARG:CZ	2:FB:1059:PRO:HB3	2.42	0.49
2:FB:212:ASN:ND2	2:FB:239:VAL:HG22	2.15	0.49
3:FC:160:ALA:HA	3:FC:196:LEU:HD12	1.95	0.49
7:FG:26:ASN:ND2	7:FG:37:CYS:SG	2.86	0.49
1:AA:1637:PRO:CG	1:AA:1647:ASN:HD21	2.25	0.49
1:AA:507:TYR:HB3	1:AA:579:ARG:HH12	1.78	0.49
1:AA:669:LEU:HD23	1:AA:669:LEU:HA	1.60	0.49
1:AA:680:LEU:HD12	1:AA:820:TYR:CG	2.48	0.49
2:AB:917:PHE:HD2	2:AB:1035:ARG:HA	1.78	0.49
2:AB:1047:ARG:CZ	2:AB:1059:PRO:HB3	2.43	0.49
2:AB:19:LEU:HD23	2:AB:19:LEU:N	2.27	0.49
2:AB:52:LEU:HD22	2:AB:61:LEU:HD21	1.95	0.49
2:AB:903:ILE:HD13	2:AB:905:TYR:HE1	1.78	0.49
2:AB:987:ASN:O	2:AB:989:ASP:N	2.46	0.49
2:AB:986:PHE:CD2	2:AB:992:PRO:HG3	2.48	0.49
3:AC:310:PRO:O	3:AC:313:ILE:N	2.46	0.49
8:AH:59:ILE:HG13	8:AH:142:LEU:HA	1.95	0.49
11:AK:58:GLY:O	11:AK:60:SER:N	2.45	0.49
1:BA:1102:LEU:HD12	1:BA:1105:ARG:HE	1.78	0.49
1:BA:1463:ASP:HB2	1:BA:1469:TRP:CD1	2.48	0.49
1:BA:1613:MET:HA	1:BA:1618:THR:HA	1.94	0.49
1:BA:701:ARG:O	1:BA:704:ASP:HB2	2.13	0.49
2:BB:1047:ARG:HG3	2:BB:1068:GLY:HA2	1.95	0.49
3:BC:248:GLN:HG3	3:BC:256:ILE:O	2.12	0.49
1:CA:1344:ILE:H	1:CA:1344:ILE:HD12	1.76	0.49
1:CA:1456:PHE:HB3	1:CA:1474:LEU:CD1	2.39	0.49
1:CA:36:THR:HA	7:CO:288:ASN:OD1	2.13	0.49
2:CB:840:LEU:HD12	2:CB:857:PRO:HB2	1.93	0.49
8:CH:5:LEU:O	8:CH:6:PHE:HB2	2.13	0.49
9:CI:122:ARG:O	9:CI:122:ARG:HG3	2.13	0.49
10:CJ:18:TRP:O	10:CJ:22:LEU:HG	2.12	0.49
14:CN:26:PRO:HB2	14:CN:29:PHE:CD1	2.48	0.49
1:DA:1072:ASN:O	1:DA:1075:ALA:N	2.46	0.49
1:DA:927:ALA:O	1:DA:931:SER:OG	2.14	0.49
2:DB:970:LYS:NZ	2:DB:1028:VAL:O	2.40	0.49
2:DB:1053:ASN:HD22	2:DB:1054:SER:H	1.61	0.49
2:DB:19:LEU:N	2:DB:19:LEU:HD23	2.27	0.49
6:DF:100:GLN:HG2	7:DG:112:PRO:CB	2.42	0.49
13:DM:10:ILE:HD12	14:DN:70:LEU:O	2.12	0.49
14:DN:26:PRO:HB2	14:DN:29:PHE:CE1	2.48	0.49
1:EA:1242:ILE:HD11	1:EA:1517:ARG:HB3	1.95	0.49

*Continued on next page...*



*Continued from previous page...*

Atom-1	Atom-2	Interatomic distance (Å)	Clash overlap (Å)
1:EA:1559:ARG:HD2	1:EA:1587:ASP:OD1	2.12	0.49
1:EA:387:SER:HA	1:EA:390:LEU:HD12	1.94	0.49
1:EA:82:PRO:HG3	1:EA:393:SER:O	2.13	0.49
1:EA:480:ALA:HB1	1:EA:501:PHE:CZ	2.48	0.49
1:EA:956:ARG:HE	1:EA:979:GLY:CA	2.20	0.49
2:EB:132:SER:HA	2:EB:195:ILE:O	2.13	0.49
2:EB:345:SER:HA	13:EM:113:ILE:HD11	1.95	0.49
2:EB:350:GLY:O	2:EB:353:VAL:HB	2.13	0.49
2:EB:38:LEU:H	2:EB:38:LEU:HD22	1.78	0.49
2:EB:744:LEU:HD11	2:EB:799:GLY:HA2	1.95	0.49
2:EB:885:VAL:HA	2:EB:903:ILE:HG22	1.95	0.49
3:EC:245:ARG:HD2	3:EC:245:ARG:H	1.77	0.49
2:EB:934:ILE:HG21	3:EC:73:SER:HB3	1.94	0.49
6:EF:101:ILE:HD13	6:EF:120:ILE:HG22	1.95	0.49
8:EH:103:LYS:O	8:EH:104:PHE:HD1	1.96	0.49
8:EH:40:LEU:HD12	8:EH:41:ASP:N	2.28	0.49
1:FA:1162:ASN:O	1:FA:1165:LYS:HB2	2.13	0.49
1:FA:795:HIS:O	1:FA:798:HIS:HB3	2.13	0.49
2:FB:45:HIS:H	2:FB:45:HIS:CD2	2.31	0.49
2:FB:627:GLY:O	2:FB:641:TYR:N	2.46	0.49
2:FB:940:GLU:HB2	2:FB:1012:PRO:HB2	1.93	0.49
3:FC:85:PHE:CG	3:FC:204:LEU:HD13	2.47	0.49
1:FA:1658:ALA:HB2	7:FG:107:ILE:HD11	1.94	0.49
4:FD:31:VAL:HG23	7:FG:38:ILE:HB	1.95	0.49
8:FH:124:ARG:NH1	8:FH:126:GLU:OE1	2.45	0.49
14:FN:155:VAL:HG13	14:FN:156:PRO:HD2	1.95	0.49
1:AA:1562:ILE:O	1:AA:1566:ILE:HG13	2.13	0.49
1:AA:505:LEU:O	1:AA:581:ILE:HG22	2.13	0.49
1:AA:95:TYR:CZ	1:AA:245:LYS:HB3	2.48	0.49
2:AB:117:VAL:HG12	2:AB:118:GLU:H	1.77	0.49
2:AB:655:TYR:CZ	2:AB:657:PRO:HG2	2.48	0.49
2:AB:662:ASP:OD1	2:AB:663:ILE:N	2.46	0.49
3:AC:216:HIS:CE1	3:AC:218:LYS:HB3	2.48	0.49
1:BA:1162:ASN:H	1:BA:1165:LYS:HD2	1.76	0.49
2:BB:874:TYR:CZ	2:BB:876:SER:HB2	2.48	0.49
5:BE:64:PRO:HG2	5:BE:75:MET:HB3	1.95	0.49
13:BM:57:ASN:O	13:BM:103:LYS:NZ	2.45	0.49
1:CA:1579:PHE:HA	1:CA:1582:LEU:HG	1.95	0.49
1:CA:113:VAL:HG22	1:CA:182:LYS:CE	2.42	0.49
1:CA:939:ASN:O	1:CA:942:GLN:HB2	2.13	0.49
2:CB:349:VAL:O	2:CB:353:VAL:HG23	2.13	0.49

*Continued on next page...*



*Continued from previous page...*

Atom-1	Atom-2	Interatomic distance (Å)	Clash overlap (Å)
5:CE:64:PRO:HG2	5:CE:75:MET:HB3	1.95	0.49
1:DA:1559:ARG:HD2	1:DA:1587:ASP:OD1	2.12	0.49
2:DB:972:GLY:CA	2:DB:977:ILE:HG22	2.43	0.49
2:EB:1144:LYS:HG2	2:EB:1150:LYS:HD2	1.94	0.49
2:EB:550:ARG:O	2:EB:551:ILE:HD13	2.13	0.49
8:EH:116:TYR:HB2	8:EH:123:MET:SD	2.52	0.49
13:EM:10:ILE:HB	14:EN:70:LEU:HD21	1.94	0.49
1:FA:1257:SER:HA	1:FA:1499:ARG:NH2	2.28	0.49
1:FA:1446:ARG:HH12	1:FA:1462:PHE:HB3	1.77	0.49
1:FA:555:LYS:O	1:FA:558:ALA:HB3	2.12	0.49
1:FA:579:ARG:HH11	1:FA:579:ARG:HG3	1.78	0.49
1:FA:816:LEU:HG	1:FA:817:PHE:N	2.26	0.49
2:FB:656:LEU:HG	2:FB:687:THR:O	2.12	0.49
3:FC:133:VAL:HG12	3:FC:170:GLU:HB2	1.93	0.49
3:FC:209:ILE:HG12	3:FC:210:LEU:N	2.28	0.49
1:AA:1060:GLU:O	1:AA:1063:MET:N	2.42	0.49
1:AA:1102:LEU:HD22	1:AA:1141:GLN:HE21	1.77	0.49
1:AA:342:ARG:HB2	1:AA:342:ARG:CZ	2.43	0.49
1:AA:50:TYR:OH	1:AA:370:PRO:HG3	2.13	0.49
2:AB:732:ALA:O	2:AB:736:ARG:HG3	2.13	0.49
2:AB:888:ILE:HD11	12:AL:55:ILE:HB	1.95	0.49
2:AB:974:LEU:O	10:AJ:47:ARG:NH1	2.46	0.49
3:AC:209:ILE:HG12	3:AC:210:LEU:N	2.28	0.49
4:AD:85:SER:O	4:AD:88:GLN:N	2.43	0.49
1:BA:1105:ARG:HH22	1:BA:1138:GLU:CD	2.17	0.49
1:BA:1105:ARG:NH2	1:BA:1138:GLU:OE2	2.46	0.49
1:BA:1325:LEU:HD22	1:BA:1492:ILE:HG21	1.95	0.49
1:BA:369:LEU:HD12	2:BB:1054:SER:HB2	1.95	0.49
1:BA:416:ARG:O	1:BA:419:ILE:HB	2.13	0.49
1:BA:32:ILE:HG21	1:BA:49:LEU:HD23	1.95	0.49
1:BA:550:SER:O	1:BA:553:GLN:HG3	2.13	0.49
1:BA:631:ASP:OD1	1:BA:631:ASP:N	2.45	0.49
1:BA:966:LEU:HD12	1:BA:967:PRO:HD2	1.94	0.49
2:BB:1053:ASN:ND2	2:BB:1054:SER:H	2.11	0.49
2:BB:138:LEU:O	2:BB:139:LEU:HD23	2.13	0.49
2:BB:190:ILE:HG12	2:BB:191:GLY:N	2.27	0.49
2:BB:476:LEU:HA	2:BB:476:LEU:HD23	1.62	0.49
3:BC:147:PRO:O	3:BC:149:GLY:N	2.46	0.49
7:BG:155:ALA:HA	7:BG:245:VAL:HB	1.94	0.49
8:BH:15:VAL:HG22	8:BH:26:ILE:HG12	1.95	0.49
11:BK:135:PHE:CE2	11:BK:139:ILE:HG13	2.48	0.49

*Continued on next page...*



*Continued from previous page...*

Atom-1	Atom-2	Interatomic distance (Å)	Clash overlap (Å)
14:BN:55:LEU:HB2	14:BN:133:PHE:CZ	2.48	0.49
1:CA:1138:GLU:O	1:CA:1141:GLN:HB3	2.13	0.49
1:CA:91:PHE:CD2	1:CA:249:THR:HG22	2.47	0.49
1:CA:669:LEU:HD13	1:CA:673:HIS:CG	2.48	0.49
1:CA:839:GLY:O	1:CA:842:TRP:HB2	2.12	0.49
1:CA:964:LYS:HE2	1:CA:964:LYS:HB3	1.60	0.49
1:CA:96:ILE:HG23	1:CA:228:LEU:HD21	1.95	0.49
2:CB:1047:ARG:HG3	2:CB:1068:GLY:HA2	1.95	0.49
2:CB:655:TYR:CE2	2:CB:657:PRO:HB2	2.47	0.49
3:CC:245:ARG:N	3:CC:245:ARG:HD2	2.28	0.49
7:CG:40:ARG:HB2	7:CG:123:TYR:CE1	2.48	0.49
8:CH:108:SER:O	8:CH:110:ASP:N	2.46	0.49
1:DA:1619:CYS:O	1:DA:1622:LEU:HB3	2.12	0.49
1:DA:369:LEU:HD12	2:DB:1054:SER:HB2	1.95	0.49
2:DB:807:GLU:O	2:DB:902:SER:OG	2.08	0.49
2:DB:94:LYS:O	2:DB:146:ASN:N	2.25	0.49
7:DG:250:ILE:HG22	7:DG:251:SER:H	1.76	0.49
14:DN:149:ASP:O	14:DN:153:VAL:HG12	2.13	0.49
14:DN:70:LEU:HG	14:DN:70:LEU:O	2.13	0.49
1:EA:1310:LYS:O	1:EA:1313:LEU:HB3	2.12	0.49
1:EA:537:GLN:HE21	1:EA:541:GLY:HA2	1.78	0.49
1:EA:591:ARG:HB2	1:EA:633:MET:HG2	1.94	0.49
1:EA:721:LYS:H	8:EH:96:VAL:HB	1.78	0.49
1:EA:795:HIS:O	1:EA:798:HIS:HB3	2.13	0.49
2:EB:409:TYR:O	2:EB:413:LEU:HB2	2.13	0.49
2:EB:897:GLU:HB3	12:EL:43:THR:HG23	1.94	0.49
2:EB:915:ASP:OD1	2:EB:1038:HIS:ND1	2.46	0.49
5:EE:48:ASP:O	5:EE:50:MET:N	2.46	0.49
1:FA:1028:GLU:HA	1:FA:1187:ILE:CG1	2.42	0.49
1:FA:1296:PHE:O	1:FA:1468:LYS:NZ	2.45	0.49
1:FA:1472:PHE:O	1:FA:1473:LYS:HB3	2.13	0.49
1:FA:1028:GLU:OE1	1:FA:1638:SER:HB2	2.13	0.49
2:FB:190:ILE:HG12	2:FB:191:GLY:N	2.26	0.49
2:FB:532:HIS:CD2	2:FB:700:LEU:HD22	2.48	0.49
2:FB:851:TYR:HD1	2:FB:881:TYR:CE1	2.31	0.49
5:FE:3:GLN:O	5:FE:7:ARG:HG2	2.13	0.49
13:FM:10:ILE:HG22	13:FM:11:GLU:N	2.28	0.49
1:AA:1189:ALA:O	1:AA:1193:VAL:HG23	2.13	0.48
1:AA:1263:LEU:C	1:AA:1265:GLU:H	2.17	0.48
1:AA:519:LEU:HD13	1:AA:577:VAL:HB	1.95	0.48
1:AA:855:ARG:NH1	1:AA:868:THR:O	2.43	0.48

*Continued on next page...*



*Continued from previous page...*

Atom-1	Atom-2	Interatomic distance (Å)	Clash overlap (Å)
2:AB:776:ILE:HD12	2:AB:777:SER:H	1.77	0.48
2:AB:94:LYS:O	2:AB:146:ASN:N	2.22	0.48
8:AH:101:ALA:HB2	8:AH:116:TYR:CE1	2.48	0.48
8:AH:103:LYS:O	8:AH:104:PHE:HD1	1.96	0.48
8:AH:13:SER:N	8:AH:27:GLU:O	2.42	0.48
2:AB:898:LEU:HD22	12:AL:46:VAL:CG2	2.43	0.48
1:BA:122:LEU:O	1:BA:126:GLN:HG3	2.12	0.48
1:BA:659:THR:HG22	1:BA:666:VAL:HG22	1.93	0.48
1:BA:896:THR:HG21	1:BA:956:ARG:NH1	2.28	0.48
2:BB:350:GLY:O	2:BB:353:VAL:HB	2.13	0.48
3:BC:325:ALA:O	3:BC:328:LEU:N	2.43	0.48
13:BM:80:LEU:CD1	14:BN:39:PRO:HD2	2.43	0.48
14:BN:97:SER:OG	14:BN:98:SER:N	2.46	0.48
1:CA:1485:MET:O	1:CA:1489:VAL:HG23	2.13	0.48
1:CA:90:PHE:HE1	1:CA:1623:THR:HG23	1.77	0.48
1:CA:1122:PRO:HG3	5:CE:207:ARG:HB3	1.95	0.48
1:DA:1073:TYR:CZ	1:DA:1077:LEU:HD22	2.47	0.48
1:DA:1238:MET:HG3	1:DA:1524:VAL:HG22	1.95	0.48
1:DA:1326:GLU:HG2	1:DA:1456:PHE:HD2	1.77	0.48
1:DA:1649:VAL:CG1	2:DB:1083:GLY:HA2	2.43	0.48
1:DA:52:LEU:C	1:DA:54:LEU:H	2.16	0.48
3:DC:88:ASN:OD1	3:DC:202:ILE:HD11	2.12	0.48
3:DC:68:ARG:O	3:DC:72:ILE:HD12	2.13	0.48
1:EA:1072:ASN:O	1:EA:1075:ALA:N	2.46	0.48
1:EA:1240:LEU:HD23	1:EA:1541:ILE:HG23	1.93	0.48
1:EA:697:TYR:HE1	1:EA:702:PRO:CD	2.26	0.48
2:EB:1047:ARG:CZ	2:EB:1059:PRO:HB3	2.43	0.48
2:EB:533:THR:OG1	2:EB:534:PRO:HD2	2.13	0.48
2:EB:604:ILE:O	2:EB:608:LEU:HG	2.13	0.48
2:EB:787:MET:O	2:EB:788:ILE:HD13	2.12	0.48
3:EC:147:PRO:O	3:EC:149:GLY:N	2.46	0.48
7:EG:66:LEU:HD11	7:EG:87:LEU:HD22	1.94	0.48
8:EH:13:SER:HB2	8:EH:27:GLU:HB2	1.95	0.48
10:EJ:3:VAL:CG1	10:EJ:15:GLY:HA2	2.43	0.48
1:FA:1168:ALA:O	1:FA:1171:GLN:N	2.46	0.48
1:FA:1549:VAL:HG21	1:FA:1561:THR:HG21	1.95	0.48
2:FB:161:LEU:HD12	2:FB:162:PRO:CD	2.41	0.48
2:FB:845:LEU:HD12	12:FL:58:LYS:HD2	1.95	0.48
2:FB:847:TYR:O	2:FB:882:ILE:HD12	2.13	0.48
2:AB:73:ILE:HG13	2:AB:429:ARG:NH2	2.25	0.48
13:AM:112:LYS:O	13:AM:113:ILE:HG13	2.13	0.48

*Continued on next page...*



*Continued from previous page...*

Atom-1	Atom-2	Interatomic distance (Å)	Clash overlap (Å)
1:BA:1326:GLU:O	1:BA:1330:VAL:HG23	2.13	0.48
1:BA:1559:ARG:O	1:BA:1563:VAL:HG23	2.13	0.48
1:BA:659:THR:HG23	1:BA:664:SER:O	2.12	0.48
1:BA:809:VAL:HG12	1:BA:810:LEU:N	2.27	0.48
1:BA:492:THR:HG23	1:BA:811:SER:OG	2.13	0.48
2:BB:1130:ARG:NH2	2:BB:1195:ARG:HD2	2.27	0.48
2:BB:326:VAL:O	2:BB:330:LEU:HG	2.13	0.48
11:BK:118:GLN:O	11:BK:121:LEU:N	2.46	0.48
1:CA:1556:GLU:O	1:CA:1559:ARG:HB3	2.13	0.48
2:CB:501:ARG:NH2	2:CB:546:ALA:O	2.46	0.48
3:CC:245:ARG:H	3:CC:245:ARG:HD2	1.78	0.48
7:CG:66:LEU:HD11	7:CG:87:LEU:HD22	1.94	0.48
10:CJ:43:ARG:NH1	10:CJ:46:CYS:SG	2.86	0.48
1:DA:1104:TYR:HE2	1:DA:1119:LYS:HD2	1.77	0.48
1:DA:532:GLY:O	1:DA:580:HIS:N	2.24	0.48
2:DB:1201:GLU:HG3	2:DB:1203:LYS:H	1.78	0.48
2:DB:323:ARG:O	2:DB:327:LEU:HG	2.13	0.48
5:DE:112:TYR:CE1	5:DE:136:ASN:HB2	2.47	0.48
7:DG:41:VAL:O	7:DG:122:LEU:HB2	2.13	0.48
13:DM:89:GLN:O	13:DM:90:LEU:HD23	2.12	0.48
1:EA:1440:ASN:O	1:EA:1444:ARG:HB3	2.13	0.48
2:EB:586:VAL:O	2:EB:593:ILE:HG22	2.13	0.48
5:EE:48:ASP:OD1	5:EE:48:ASP:N	2.45	0.48
5:EE:64:PRO:HB3	5:EE:68:SER:HB2	1.95	0.48
7:EG:46:TYR:CD1	7:EG:117:TRP:HD1	2.31	0.48
9:EI:99:LEU:HB2	9:EI:111:PHE:CZ	2.44	0.48
10:EJ:45:CYS:O	10:EJ:49:MET:HG2	2.13	0.48
13:EM:16:GLN:CG	13:EM:17:ASP:H	2.25	0.48
13:EM:80:LEU:CD1	14:EN:39:PRO:HG2	2.42	0.48
1:FA:1262:LEU:O	1:FA:1265:GLU:HB2	2.13	0.48
1:FA:1273:THR:N	9:FI:48:VAL:HG13	2.28	0.48
1:FA:1314:GLN:O	1:FA:1318:SER:HB3	2.13	0.48
1:FA:253:GLU:O	1:FA:312:SER:HA	2.13	0.48
1:FA:1053:ASP:HB3	5:FE:205:SER:HB2	1.95	0.48
8:FH:40:LEU:HD12	8:FH:41:ASP:N	2.28	0.48
14:FN:85:HIS:HB3	14:FN:87:TYR:CE1	2.48	0.48
1:AA:1073:TYR:CE1	1:AA:1077:LEU:HD22	2.48	0.48
1:AA:1446:ARG:HH22	1:AA:1462:PHE:H	1.61	0.48
1:AA:1260:LYS:HA	1:AA:1499:ARG:O	2.13	0.48
1:AA:70:LYS:HE2	1:AA:71:PHE:CE1	2.49	0.48
1:AA:96:ILE:HG23	1:AA:228:LEU:HD21	1.94	0.48

*Continued on next page...*



*Continued from previous page...*

Atom-1	Atom-2	Interatomic distance (Å)	Clash overlap (Å)
2:AB:1060:VAL:HG22	2:AB:1061:LYS:N	2.28	0.48
2:AB:59:GLY:O	2:AB:62:ASN:N	2.46	0.48
2:AB:714:ARG:HG2	2:AB:959:THR:CG2	2.43	0.48
3:AC:227:TYR:CD1	3:AC:298:PHE:HD2	2.31	0.48
4:AD:94:ARG:HD2	4:AD:99:LEU:HD13	1.94	0.48
7:AG:77:VAL:HG11	7:AG:124:VAL:HG21	1.95	0.48
14:AN:26:PRO:HB2	14:AN:29:PHE:CE1	2.48	0.48
7:AO:267:ALA:HA	7:AO:270:LEU:HB2	1.96	0.48
1:BA:1299:ASN:HA	1:BA:1302:TYR:CE2	2.49	0.48
1:BA:1597:ALA:O	1:BA:1602:GLY:HA3	2.13	0.48
1:BA:91:PHE:CD2	1:BA:249:THR:HG22	2.48	0.48
1:BA:937:ASN:O	1:BA:940:VAL:HB	2.13	0.48
2:BB:346:ASP:CG	13:BM:113:ILE:HA	2.33	0.48
14:BN:70:LEU:HG	14:BN:70:LEU:O	2.13	0.48
1:CA:125:LEU:CD1	1:CA:219:LEU:HD12	2.43	0.48
1:CA:555:LYS:O	1:CA:558:ALA:HB3	2.13	0.48
1:CA:806:ALA:O	1:CA:809:VAL:N	2.46	0.48
1:CA:937:ASN:O	1:CA:940:VAL:HB	2.13	0.48
2:CB:1024:ALA:O	2:CB:1026:ILE:N	2.46	0.48
2:CB:1060:VAL:HG21	7:CO:311:GLU:OE2	2.13	0.48
2:CB:548:LYS:HG2	2:CB:550:ARG:NH2	2.27	0.48
2:CB:847:TYR:O	2:CB:882:ILE:HD12	2.13	0.48
1:DA:1010:ALA:HB1	2:DB:536:GLY:HA2	1.94	0.48
1:DA:1117:SER:C	1:DA:1119:LYS:H	2.15	0.48
1:DA:1441:LYS:HA	1:DA:1444:ARG:HD2	1.96	0.48
1:DA:1450:ILE:HG22	1:DA:1457:ILE:HG21	1.95	0.48
1:DA:10:GLU:CG	1:DA:1645:LYS:HE3	2.43	0.48
2:DB:117:VAL:HG12	2:DB:118:GLU:H	1.79	0.48
2:DB:555:GLN:HE21	2:DB:556:SER:N	2.12	0.48
1:DA:671:GLN:CA	2:DB:952:HIS:HD2	2.27	0.48
3:DC:131:THR:HG22	3:DC:132:ILE:H	1.78	0.48
3:DC:245:ARG:HD2	3:DC:245:ARG:H	1.78	0.48
3:DC:77:SER:OG	3:DC:78:VAL:N	2.45	0.48
5:DE:76:GLY:H	5:DE:106:GLN:HG2	1.78	0.48
5:DE:7:ARG:O	5:DE:11:ARG:HG3	2.14	0.48
9:DI:95:ASN:N	9:DI:113:THR:O	2.40	0.48
1:EA:1085:LEU:HD13	6:EF:84:TYR:OH	2.13	0.48
1:EA:1326:GLU:HG2	1:EA:1456:PHE:HD2	1.78	0.48
1:EA:1562:ILE:O	1:EA:1566:ILE:HG13	2.14	0.48
1:EA:507:TYR:HB3	1:EA:579:ARG:HH12	1.77	0.48
2:EB:19:LEU:N	2:EB:19:LEU:HD23	2.29	0.48

*Continued on next page...*



*Continued from previous page...*

Atom-1	Atom-2	Interatomic distance (Å)	Clash overlap (Å)
2:EB:260:PHE:HD1	2:EB:261:ARG:N	2.11	0.48
2:EB:274:VAL:HG11	2:EB:313:PHE:HB2	1.96	0.48
2:EB:858:ILE:HD11	2:EB:872:LYS:HB3	1.96	0.48
4:ED:22:ILE:HD12	7:EG:45:LEU:HA	1.94	0.48
8:EH:101:ALA:HB2	8:EH:116:TYR:CE1	2.49	0.48
1:FA:1218:GLY:O	1:FA:1222:LEU:HD22	2.13	0.48
1:FA:127:TYR:CE2	1:FA:193:ILE:HD13	2.48	0.48
1:FA:95:TYR:CZ	1:FA:245:LYS:HB3	2.48	0.48
1:FA:934:LYS:HE2	2:FB:956:SER:OG	2.13	0.48
2:FB:108:MET:SD	2:FB:120:LYS:HA	2.53	0.48
2:FB:870:LYS:HE2	2:FB:870:LYS:HB2	1.49	0.48
11:FK:86:VAL:HG13	11:FK:105:ILE:HG23	1.94	0.48
1:AA:1049:MET:HG2	1:AA:1054:ALA:HB2	1.93	0.48
1:AA:127:TYR:CE2	1:AA:193:ILE:HD13	2.49	0.48
1:AA:1450:ILE:HG22	1:AA:1457:ILE:HG21	1.94	0.48
1:AA:416:ARG:O	1:AA:419:ILE:HB	2.14	0.48
2:AB:1060:VAL:HG23	7:AO:314:THR:HB	1.94	0.48
2:AB:707:SER:HB2	2:AB:715:ASN:OD1	2.13	0.48
2:AB:837:LEU:HA	2:AB:837:LEU:HD22	1.63	0.48
3:AC:216:HIS:ND1	3:AC:218:LYS:HD2	2.28	0.48
5:AE:76:GLY:H	5:AE:106:GLN:HG2	1.78	0.48
6:AF:67:LYS:O	6:AF:71:GLU:HG3	2.13	0.48
8:AH:116:TYR:HB2	8:AH:123:MET:SD	2.53	0.48
11:AK:135:PHE:CE2	11:AK:139:ILE:HG13	2.49	0.48
1:BA:1217:LEU:HD13	1:BA:1573:TYR:CE1	2.47	0.48
1:BA:1018:TYR:HD2	1:BA:1227:MET:HE1	1.78	0.48
1:BA:692:TYR:O	1:BA:696:ILE:HG12	2.13	0.48
1:BA:67:LEU:HD13	1:BA:71:PHE:HB3	1.94	0.48
2:BB:302:LEU:HD11	2:BB:379:ARG:CZ	2.42	0.48
2:BB:38:LEU:H	2:BB:38:LEU:HD22	1.77	0.48
2:BB:470:LEU:HD22	2:BB:484:TYR:HE1	1.79	0.48
2:BB:716:MET:O	2:BB:719:CYS:HB2	2.13	0.48
3:BC:136:LEU:HD13	3:BC:166:ASP:O	2.14	0.48
3:BC:97:LEU:O	3:BC:100:ARG:HB2	2.14	0.48
6:BF:83:PRO:O	6:BF:151:LEU:HD22	2.13	0.48
11:BK:46:LYS:HE3	11:BK:66:VAL:O	2.13	0.48
14:BN:56:ILE:HG22	14:BN:57:LYS:H	1.78	0.48
1:CA:1263:LEU:C	1:CA:1265:GLU:H	2.16	0.48
2:CB:132:SER:HA	2:CB:195:ILE:O	2.13	0.48
2:CB:526:GLY:CA	2:CB:696:ILE:HG22	2.44	0.48
2:CB:683:ASN:HA	14:CN:150:TYR:CE1	2.48	0.48

*Continued on next page...*



*Continued from previous page...*

Atom-1	Atom-2	Interatomic distance (Å)	Clash overlap (Å)
2:CB:744:LEU:HD11	2:CB:799:GLY:HA2	1.95	0.48
3:CC:133:VAL:HG12	3:CC:170:GLU:HB2	1.96	0.48
1:CA:1555:VAL:N	5:CE:182:ASP:OD1	2.33	0.48
6:CF:99:LEU:HB3	7:CG:112:PRO:HD3	1.96	0.48
4:CD:36:VAL:HG22	7:CG:38:ILE:HG21	1.95	0.48
8:CH:94:ASP:OD1	8:CH:94:ASP:N	2.46	0.48
13:CM:23:VAL:HG13	14:CN:108:THR:O	2.12	0.48
14:CN:110:LEU:CD2	14:CN:121:ILE:HA	2.43	0.48
2:DB:161:LEU:HD11	2:DB:409:TYR:CE2	2.48	0.48
2:DB:397:THR:HA	2:DB:400:GLN:OE1	2.13	0.48
2:DB:887:LEU:HD22	2:DB:887:LEU:O	2.13	0.48
1:EA:1246:VAL:HG22	1:EA:1250:GLN:HE22	1.76	0.48
1:EA:96:ILE:HG23	1:EA:228:LEU:HD21	1.94	0.48
2:EB:244:THR:O	2:EB:244:THR:OG1	2.31	0.48
2:EB:260:PHE:CD2	2:EB:276:ILE:HG12	2.48	0.48
1:EA:1003:ARG:NH2	2:EB:533:THR:HG21	2.27	0.48
2:EB:655:TYR:HD1	2:EB:688:HIS:NE2	2.11	0.48
14:EN:58:PHE:N	14:EN:58:PHE:CD1	2.80	0.48
1:FA:1530:TRP:O	5:FE:14:ARG:NH2	2.46	0.48
2:FB:629:VAL:HB	2:FB:639:GLY:H	1.78	0.48
11:FK:90:GLY:O	11:FK:103:ILE:HD13	2.13	0.48
2:FB:345:SER:HA	13:FM:113:ILE:CG1	2.43	0.48
1:AA:1545:ASP:CG	1:AA:1546:VAL:N	2.66	0.48
1:AA:456:VAL:O	1:AA:459:ALA:HB3	2.13	0.48
1:AA:732:ILE:H	1:AA:732:ILE:HG12	1.26	0.48
1:AA:808:LYS:O	1:AA:809:VAL:C	2.51	0.48
1:AA:809:VAL:HG13	1:AA:813:LEU:HD11	1.95	0.48
2:AB:655:TYR:HD1	2:AB:688:HIS:NE2	2.11	0.48
2:AB:703:LEU:HD23	2:AB:754:ALA:HB3	1.95	0.48
5:AE:39:LEU:O	5:AE:42:PHE:HB3	2.13	0.48
1:BA:1446:ARG:HG2	1:BA:1450:ILE:HD13	1.94	0.48
1:BA:607:VAL:O	1:BA:608:LEU:HD23	2.14	0.48
1:BA:697:TYR:CE1	1:BA:702:PRO:HD3	2.49	0.48
1:BA:731:ILE:O	1:BA:735:VAL:HG23	2.14	0.48
2:BB:117:VAL:HG12	2:BB:118:GLU:H	1.78	0.48
2:BB:162:PRO:HB2	2:BB:409:TYR:OH	2.14	0.48
2:BB:532:HIS:ND1	2:BB:700:LEU:HD13	2.29	0.48
1:BA:934:LYS:HE2	2:BB:956:SER:OG	2.14	0.48
9:BI:20:PRO:C	9:BI:22:ALA:H	2.17	0.48
2:BB:346:ASP:OD2	13:BM:114:LYS:HG3	2.14	0.48
1:CA:1102:LEU:HD22	1:CA:1141:GLN:HE21	1.78	0.48

*Continued on next page...*



*Continued from previous page...*

Atom-1	Atom-2	Interatomic distance (Å)	Clash overlap (Å)
1:CA:124:LEU:HD12	1:CA:133:SER:HA	1.95	0.48
1:CA:1276:THR:HG23	1:CA:1288:ARG:NH1	2.25	0.48
1:CA:504:LYS:HD3	2:CB:1046:VAL:HG11	1.95	0.48
2:CB:273:VAL:HA	2:CB:276:ILE:HD13	1.95	0.48
3:CC:181:ASP:O	3:CC:183:PRO:HD3	2.14	0.48
8:CH:102:TYR:HE2	8:CH:116:TYR:C	2.17	0.48
14:CN:148:ILE:HD13	14:CN:150:TYR:OH	2.12	0.48
1:DA:1073:TYR:CE1	1:DA:1077:LEU:HD22	2.49	0.48
1:DA:16:PHE:N	1:DA:16:PHE:CD1	2.81	0.48
1:DA:457:LYS:C	1:DA:459:ALA:H	2.15	0.48
1:DA:475:ARG:HB3	1:DA:475:ARG:HH11	1.79	0.48
2:DB:312:GLY:O	2:DB:316:ARG:HB2	2.13	0.48
2:DB:555:GLN:NE2	2:DB:644:GLY:O	2.47	0.48
2:DB:753:LYS:O	2:DB:981:SER:OG	2.12	0.48
2:DB:845:LEU:HD12	12:DL:58:LYS:CD	2.44	0.48
1:DA:934:LYS:HE2	2:DB:956:SER:OG	2.13	0.48
3:DC:147:PRO:O	3:DC:149:GLY:N	2.46	0.48
3:DC:204:LEU:HG	3:DC:204:LEU:O	2.14	0.48
8:DH:101:ALA:HB2	8:DH:116:TYR:CE1	2.48	0.48
1:EA:1027:LEU:O	1:EA:1030:VAL:HB	2.13	0.48
1:EA:118:TYR:CD2	1:EA:223:PHE:HD1	2.31	0.48
1:EA:1291:VAL:HG22	1:EA:1473:LYS:CD	2.43	0.48
2:EB:326:VAL:O	2:EB:330:LEU:HG	2.13	0.48
11:EK:58:GLY:O	11:EK:60:SER:N	2.46	0.48
1:FA:1039:ARG:NH2	5:FE:168:TYR:O	2.44	0.48
1:FA:509:GLU:OE1	1:FA:579:ARG:NH2	2.45	0.48
1:FA:596:HIS:N	1:FA:596:HIS:CD2	2.80	0.48
2:FB:548:LYS:HA	2:FB:550:ARG:HH22	1.78	0.48
2:FB:705:PRO:HG3	2:FB:920:ARG:CZ	2.44	0.48
3:FC:233:ILE:HD11	3:FC:291:LEU:HG	1.96	0.48
5:FE:39:LEU:O	5:FE:42:PHE:HB3	2.13	0.48
8:FH:102:TYR:HE2	8:FH:116:TYR:C	2.16	0.48
9:FI:2:SER:HB2	9:FI:11:LEU:HD21	1.94	0.48
10:FJ:41:LEU:HD22	10:FJ:46:CYS:HB3	1.95	0.48
1:AA:1288:ARG:HE	1:AA:1480:THR:HB	1.79	0.48
1:AA:13:SER:OG	1:AA:1631:ARG:NH1	2.47	0.48
1:AA:681:THR:O	1:AA:729:LYS:NZ	2.22	0.48
1:AA:809:VAL:HG12	1:AA:810:LEU:N	2.29	0.48
1:AA:895:VAL:O	1:AA:899:LYS:HG2	2.13	0.48
2:AB:380:LYS:HE3	2:AB:637:TYR:HB3	1.96	0.48
3:AC:136:LEU:HD13	3:AC:166:ASP:O	2.13	0.48

*Continued on next page...*



*Continued from previous page...*

Atom-1	Atom-2	Interatomic distance (Å)	Clash overlap (Å)
1:AA:1270:VAL:HB	9:AI:51:THR:CG2	2.44	0.48
2:AB:887:LEU:HD13	12:AL:56:LEU:O	2.13	0.48
13:AM:81:PHE:HB2	13:AM:88:ILE:HD13	1.95	0.48
1:BA:1170:MET:HA	1:BA:1173:LYS:HB3	1.94	0.48
1:BA:223:PHE:CE2	1:BA:227:LEU:HD11	2.47	0.48
2:BB:132:SER:HA	2:BB:195:ILE:O	2.13	0.48
2:BB:212:ASN:OD1	2:BB:239:VAL:HG13	2.13	0.48
2:BB:290:ASP:OD1	13:BM:28:LYS:HE2	2.13	0.48
2:BB:381:LEU:O	2:BB:385:VAL:HG23	2.13	0.48
2:BB:398:GLN:HB3	2:BB:399:HIS:ND1	2.29	0.48
2:BB:205:MET:HB2	2:BB:502:MET:O	2.13	0.48
8:BH:101:ALA:HB2	8:BH:116:TYR:CE1	2.49	0.48
1:BA:426:ALA:HB2	7:BO:273:VAL:HG21	1.95	0.48
7:BO:300:VAL:HB	7:BO:308:ILE:HB	1.96	0.48
1:CA:1001:ALA:O	1:CA:1004:GLU:HB2	2.14	0.48
1:CA:1058:THR:C	1:CA:1060:GLU:H	2.17	0.48
1:CA:1136:VAL:HG22	1:CA:1174:TYR:CD1	2.49	0.48
1:CA:1292:ILE:O	1:CA:1292:ILE:HD12	2.12	0.48
1:CA:1649:VAL:O	1:CA:1652:GLY:N	2.42	0.48
1:CA:460:LEU:O	1:CA:466:LEU:HB3	2.13	0.48
1:CA:697:TYR:CE1	1:CA:702:PRO:HD3	2.48	0.48
1:CA:920:PHE:CD1	1:CA:921:PRO:HA	2.49	0.48
2:CB:1044:PHE:O	2:CB:1045:GLN:HB3	2.12	0.48
2:CB:972:GLY:CA	2:CB:977:ILE:HG22	2.41	0.48
6:CF:97:ARG:HA	6:CF:100:GLN:HG3	1.94	0.48
8:CH:12:VAL:HA	8:CH:28:ALA:HB2	1.94	0.48
11:CK:128:CYS:O	11:CK:131:VAL:HB	2.14	0.48
1:DA:896:THR:HG21	1:DA:956:ARG:NH1	2.29	0.48
1:DA:920:PHE:CD1	1:DA:921:PRO:HA	2.48	0.48
1:DA:476:VAL:HG23	2:DB:1091:ARG:HH21	1.78	0.48
2:DB:474:SER:C	2:DB:476:LEU:N	2.67	0.48
2:DB:655:TYR:CZ	2:DB:657:PRO:HG2	2.48	0.48
2:DB:796:ARG:HD2	10:DJ:7:CYS:O	2.14	0.48
2:DB:876:SER:O	2:DB:878:GLU:N	2.37	0.48
3:DC:70:ILE:O	3:DC:72:ILE:N	2.47	0.48
7:DG:46:TYR:HD1	7:DG:117:TRP:HD1	1.62	0.48
9:DI:2:SER:O	9:DI:9:PHE:N	2.43	0.48
1:EA:589:MET:SD	1:EA:635:MET:HG3	2.53	0.48
1:EA:678:VAL:O	1:EA:681:THR:N	2.45	0.48
1:EA:806:ALA:O	1:EA:809:VAL:N	2.46	0.48
1:EA:93:GLN:HG3	1:EA:1627:LEU:HD13	1.96	0.48

*Continued on next page...*



*Continued from previous page...*

Atom-1	Atom-2	Interatomic distance (Å)	Clash overlap (Å)
1:EA:1484:LEU:CG	2:EB:308:LEU:HD11	2.44	0.48
2:EB:636:GLN:HB3	2:EB:671:TYR:OH	2.14	0.48
3:DC:148:LYS:NZ	3:EC:148:LYS:HE2	2.28	0.48
3:EC:329:LYS:CD	11:EK:122:LYS:HE2	2.39	0.48
1:FA:4:SER:HB2	1:FA:573:LEU:CD2	2.43	0.48
2:FB:234:ILE:HB	2:FB:250:LEU:HB2	1.96	0.48
2:FB:586:VAL:HG22	2:FB:640:LEU:HD23	1.96	0.48
2:FB:753:LYS:O	2:FB:981:SER:OG	2.11	0.48
2:FB:792:SER:HB2	2:FB:933:THR:HB	1.96	0.48
2:FB:888:ILE:HD11	12:FL:55:ILE:HA	1.95	0.48
3:FC:181:ASP:O	3:FC:183:PRO:HD3	2.13	0.48
6:FF:93:ILE:HA	6:FF:93:ILE:HD13	1.59	0.48
11:FK:117:LEU:O	11:FK:121:LEU:HB2	2.14	0.48
1:AA:603:HIS:NE2	1:AA:624:TYR:OH	2.46	0.48
1:AA:70:LYS:C	1:AA:71:PHE:HD1	2.17	0.48
1:AA:937:ASN:O	1:AA:940:VAL:HB	2.13	0.48
2:AB:687:THR:OG1	2:AB:688:HIS:ND1	2.47	0.48
3:AC:245:ARG:HD2	3:AC:245:ARG:H	1.78	0.48
10:AJ:2:ILE:HG12	10:AJ:3:VAL:HG23	1.95	0.48
2:AB:898:LEU:CD2	12:AL:46:VAL:HG13	2.44	0.48
1:BA:1028:GLU:CD	1:BA:1637:PRO:HB2	2.33	0.48
1:BA:928:MET:HG3	1:BA:933:ALA:HB3	1.95	0.48
2:BB:209:GLN:OE1	2:BB:237:ARG:HB2	2.13	0.48
2:BB:274:VAL:HG11	2:BB:313:PHE:HB2	1.95	0.48
2:BB:501:ARG:HG3	2:BB:699:ILE:HD12	1.96	0.48
3:BC:227:TYR:HA	3:BC:299:ILE:O	2.14	0.48
13:BM:39:ASP:C	13:BM:53:LEU:HD12	2.34	0.48
1:CA:719:ILE:HG23	1:CA:723:TYR:O	2.13	0.48
1:CA:7:VAL:HG11	2:CB:1175:THR:O	2.13	0.48
2:CB:692:THR:HB	2:CB:693:PRO:HD2	1.96	0.48
3:CC:73:SER:O	3:CC:212:ILE:HD13	2.14	0.48
1:DA:697:TYR:CE1	1:DA:702:PRO:HD3	2.49	0.48
1:DA:713:VAL:HG23	1:DA:738:ASN:OD1	2.13	0.48
2:DB:178:TYR:O	2:DB:182:GLN:HG2	2.13	0.48
2:DB:202:LEU:HD13	2:DB:500:PHE:CE2	2.48	0.48
2:DB:548:LYS:HA	2:DB:550:ARG:HH22	1.78	0.48
1:DA:1270:VAL:HB	9:DI:51:THR:CG2	2.42	0.48
1:EA:1000:MET:SD	2:EB:520:LEU:O	2.72	0.48
1:EA:1019:LEU:HD21	1:EA:1194:GLY:CA	2.44	0.48
1:EA:596:HIS:CD2	1:EA:596:HIS:N	2.78	0.48
2:EB:97:VAL:HG13	2:EB:141:LEU:HD11	1.95	0.48

*Continued on next page...*



*Continued from previous page...*

Atom-1	Atom-2	Interatomic distance (Å)	Clash overlap (Å)
2:EB:526:GLY:CA	2:EB:696:ILE:HG22	2.44	0.48
2:EB:942:GLY:C	2:EB:943:ILE:HD12	2.34	0.48
4:ED:89:LEU:O	4:ED:92:ILE:N	2.43	0.48
7:EO:290:GLU:HA	7:EO:293:LYS:HG3	1.95	0.48
1:FA:1446:ARG:HH22	1:FA:1462:PHE:H	1.60	0.48
1:FA:1458:THR:HG21	1:FA:1475:GLU:HG2	1.95	0.48
1:FA:435:ASN:O	1:FA:438:ILE:N	2.47	0.48
1:FA:456:VAL:O	1:FA:460:LEU:HG	2.13	0.48
2:FB:542:LEU:C	2:FB:543:ASN:HD22	2.17	0.48
5:FE:7:ARG:O	5:FE:11:ARG:HG3	2.14	0.48
1:FA:1275:THR:HG22	9:FI:46:LYS:HB2	1.94	0.48
12:FL:38:LEU:HD12	12:FL:49:LYS:HD3	1.95	0.48
1:AA:1458:THR:HG23	1:AA:1473:LYS:O	2.13	0.48
1:AA:1623:THR:HA	1:AA:1626:VAL:HG22	1.94	0.48
1:AA:223:PHE:CE2	1:AA:227:LEU:HD11	2.48	0.48
1:AA:103:LEU:HD11	1:AA:243:PHE:HZ	1.79	0.48
1:AA:569:SER:OG	1:AA:570:THR:HG23	2.13	0.48
2:AB:380:LYS:HG3	2:AB:637:TYR:CD2	2.49	0.48
2:AB:141:LEU:HD23	2:AB:450:LEU:HD11	1.96	0.48
3:AC:195:LYS:HB2	10:AJ:57:ILE:CD1	2.43	0.48
1:BA:1073:TYR:CZ	1:BA:1077:LEU:HD22	2.49	0.48
1:BA:1218:GLY:O	1:BA:1222:LEU:HD22	2.14	0.48
1:BA:1457:ILE:HA	1:BA:1474:LEU:CD2	2.43	0.48
1:BA:189:VAL:O	1:BA:193:ILE:HG13	2.13	0.48
7:BG:125:TRP:CZ2	7:BG:127:PRO:HG3	2.49	0.48
8:BH:97:MET:N	8:BH:142:LEU:O	2.46	0.48
14:BN:66:LYS:HD3	8:DH:77:ARG:NH1	2.29	0.48
1:CA:1292:ILE:CD1	1:CA:1473:LYS:H	2.23	0.48
1:CA:936:SER:O	1:CA:940:VAL:HG23	2.13	0.48
2:CB:1186:ASP:O	2:CB:1190:SER:OG	2.31	0.48
4:CD:94:ARG:HD2	4:CD:99:LEU:HD13	1.96	0.48
1:DA:1039:ARG:HB3	1:DA:1044:THR:O	2.14	0.48
1:DA:1458:THR:HG21	1:DA:1475:GLU:HG2	1.95	0.48
1:DA:1562:ILE:O	1:DA:1566:ILE:HG13	2.14	0.48
1:DA:864:LEU:HD11	1:DA:875:LEU:HA	1.95	0.48
1:DA:928:MET:HG3	1:DA:933:ALA:HB3	1.94	0.48
2:DB:12:ARG:HH22	2:DB:17:ARG:NH2	2.08	0.48
2:DB:210:ARG:HH22	2:DB:625:GLU:CD	2.17	0.48
2:DB:67:ASP:O	2:DB:68:ILE:HD13	2.13	0.48
5:DE:80:VAL:HG22	5:DE:109:ILE:HB	1.96	0.48
7:DO:300:VAL:O	7:DO:308:ILE:HG13	2.14	0.48

*Continued on next page...*



*Continued from previous page...*

Atom-1	Atom-2	Interatomic distance (Å)	Clash overlap (Å)
2:EB:125:GLU:O	2:EB:129:ARG:HB2	2.14	0.48
2:EB:104:ILE:HD12	2:EB:169:ARG:HG3	1.96	0.48
2:EB:825:PHE:HE2	2:EB:899:GLN:HA	1.79	0.48
3:EC:250:CYS:O	3:EC:278:GLU:HB3	2.14	0.48
1:EA:1656:VAL:HG23	7:EG:107:ILE:HB	1.94	0.48
7:EG:46:TYR:HD1	7:EG:117:TRP:HD1	1.61	0.48
8:EH:5:LEU:O	8:EH:6:PHE:HB2	2.13	0.48
11:EK:115:ASP:O	11:EK:118:GLN:N	2.47	0.48
11:EK:58:GLY:C	11:EK:60:SER:N	2.67	0.48
2:EB:575:HIS:HE2	13:EM:76:TYR:HH	1.48	0.48
1:FA:1619:CYS:O	1:FA:1622:LEU:HB3	2.13	0.48
1:FA:395:LEU:HD13	7:FO:276:LYS:HB3	1.96	0.48
1:FA:657:TYR:O	1:FA:665:PRO:HA	2.14	0.48
1:FA:920:PHE:CD1	1:FA:921:PRO:HA	2.49	0.48
2:FB:389:CYS:HB2	2:FB:635:GLY:O	2.14	0.48
1:FA:1007:ILE:HG22	2:FB:515:THR:HG22	1.96	0.48
2:FB:703:LEU:HD21	2:FB:757:TYR:HD2	1.79	0.48
1:FA:992:PRO:HG3	2:FB:984:TRP:CE2	2.48	0.48
4:FD:90:LYS:HA	4:FD:93:GLN:HG2	1.96	0.48
5:FE:28:TYR:HA	5:FE:64:PRO:HA	1.96	0.48
9:FI:95:ASN:HB2	9:FI:113:THR:HB	1.95	0.48
11:FK:125:MET:HA	11:FK:128:CYS:SG	2.53	0.48
14:FN:149:ASP:O	14:FN:153:VAL:HG12	2.14	0.48
2:AB:312:GLY:O	2:AB:316:ARG:HB2	2.14	0.48
2:AB:876:SER:C	2:AB:878:GLU:H	2.17	0.48
7:AG:18:LYS:O	7:AG:20:HIS:N	2.47	0.48
3:AC:328:LEU:HD11	11:AK:65:ILE:HD11	1.96	0.48
2:BB:161:LEU:HD11	2:BB:409:TYR:CE2	2.48	0.48
2:BB:244:THR:OG1	2:BB:244:THR:O	2.29	0.48
3:BC:133:VAL:HG12	3:BC:170:GLU:HB2	1.96	0.48
3:BC:48:ASP:CG	3:BC:49:ALA:N	2.68	0.48
5:BE:178:ILE:HD11	5:BE:182:ASP:HB3	1.96	0.48
8:BH:124:ARG:NH1	8:BH:126:GLU:OE1	2.47	0.48
2:BB:986:PHE:CD1	14:BN:160:VAL:HG21	2.48	0.48
1:CA:1105:ARG:HH12	1:CA:1138:GLU:CD	2.17	0.48
1:CA:1586:ALA:O	1:CA:1589:MET:N	2.47	0.48
1:CA:759:TYR:CE1	1:CA:913:PRO:HG3	2.49	0.48
1:CA:480:ALA:HB2	2:CB:1046:VAL:HG23	1.95	0.48
2:CB:586:VAL:O	2:CB:593:ILE:HG22	2.13	0.48
2:CB:848:ILE:HB	12:CL:60:ARG:HG3	1.95	0.48
7:CG:46:TYR:CD1	7:CG:117:TRP:CD1	3.02	0.48

*Continued on next page...*



*Continued from previous page...*

Atom-1	Atom-2	Interatomic distance (Å)	Clash overlap (Å)
8:CH:97:MET:N	8:CH:142:LEU:O	2.46	0.48
9:CI:13:CYS:HB3	9:CI:33:CYS:HB3	1.95	0.48
1:CA:937:ASN:HB3	9:CI:82:ILE:HD11	1.96	0.48
13:CM:77:VAL:HG21	14:CN:64:ILE:HD12	1.95	0.48
14:CN:55:LEU:HB2	14:CN:133:PHE:CZ	2.49	0.48
1:DA:1104:TYR:CE2	1:DA:1119:LYS:HD2	2.49	0.48
1:DA:1262:LEU:HD12	1:DA:1264:SER:OG	2.14	0.48
1:DA:1262:LEU:HD12	1:DA:1264:SER:HG	1.78	0.48
1:DA:596:HIS:CD2	1:DA:596:HIS:N	2.82	0.48
1:DA:729:LYS:HE3	1:DA:779:GLY:O	2.14	0.48
2:DB:787:MET:O	2:DB:788:ILE:HD13	2.14	0.48
2:DB:858:ILE:HG12	2:DB:872:LYS:O	2.14	0.48
1:EA:124:LEU:HD12	1:EA:133:SER:HA	1.94	0.48
1:EA:1292:ILE:CD1	1:EA:1473:LYS:H	2.24	0.48
2:EB:655:TYR:CE2	2:EB:657:PRO:HB2	2.49	0.48
3:EC:277:ARG:HG3	3:EC:291:LEU:HD13	1.95	0.48
5:EE:43:LYS:O	5:EE:47:CYS:HB2	2.14	0.48
11:EK:54:THR:HG22	11:EK:61:ALA:CA	2.41	0.48
1:FA:1224:GLU:HB3	1:FA:1233:ILE:HG22	1.96	0.48
1:FA:1260:LYS:HA	1:FA:1499:ARG:O	2.14	0.48
1:FA:1292:ILE:CD1	1:FA:1473:LYS:H	2.21	0.48
1:FA:1564:ASN:O	1:FA:1567:ASN:HB3	2.13	0.48
1:FA:702:PRO:HD2	1:FA:703:GLU:OE2	2.14	0.48
1:FA:699:CYS:O	1:FA:812:VAL:HG22	2.13	0.48
2:FB:381:LEU:O	2:FB:385:VAL:HG23	2.13	0.48
2:FB:205:MET:HB2	2:FB:502:MET:O	2.13	0.48
3:FC:70:ILE:C	3:FC:72:ILE:H	2.17	0.48
10:FJ:2:ILE:HG12	10:FJ:3:VAL:HG23	1.96	0.48
13:FM:12:ILE:CG2	14:FN:68:LYS:HA	2.44	0.48
1:AA:1457:ILE:HA	1:AA:1474:LEU:HD22	1.96	0.48
1:AA:1263:LEU:HA	1:AA:1498:ILE:HD11	1.95	0.48
1:AA:507:TYR:HB2	1:AA:637:PHE:CZ	2.49	0.48
2:AB:1130:ARG:NH2	2:AB:1195:ARG:HD2	2.29	0.48
2:AB:190:ILE:HG12	2:AB:191:GLY:N	2.29	0.48
2:AB:234:ILE:HB	2:AB:250:LEU:HB2	1.96	0.48
2:AB:533:THR:OG1	2:AB:534:PRO:HD2	2.13	0.48
2:AB:871:ILE:HD13	2:AB:873:THR:HG22	1.94	0.48
5:AE:43:LYS:O	5:AE:47:CYS:HB2	2.14	0.48
1:BA:1226:VAL:HG22	1:BA:1598:PHE:CE1	2.49	0.48
1:BA:95:TYR:CZ	1:BA:245:LYS:HB3	2.49	0.48
1:BA:467:PHE:O	1:BA:471:MET:HB2	2.14	0.48

*Continued on next page...*



*Continued from previous page...*

Atom-1	Atom-2	Interatomic distance (Å)	Clash overlap (Å)
1:BA:885:ASP:O	1:BA:889:SER:HB3	2.14	0.48
2:BB:73:ILE:HG23	2:BB:74:PHE:N	2.28	0.48
3:BC:172:GLN:H	3:BC:175:GLN:HB2	1.78	0.48
3:BC:181:ASP:O	3:BC:183:PRO:HD3	2.14	0.48
1:CA:1446:ARG:HH12	1:CA:1462:PHE:HB3	1.79	0.48
1:CA:475:ARG:NH1	2:CB:1068:GLY:O	2.47	0.48
2:CB:1018:THR:HB	2:CB:1020:GLU:OE1	2.14	0.48
2:CB:151:ASN:N	2:CB:151:ASN:OD1	2.46	0.48
2:CB:409:TYR:O	2:CB:413:LEU:HB2	2.14	0.48
1:CA:818:THR:CG2	2:CB:780:GLY:HA3	2.43	0.48
7:CG:41:VAL:O	7:CG:122:LEU:HB2	2.14	0.48
8:CH:35:GLN:O	8:CH:127:GLY:HA2	2.14	0.48
3:CC:83:VAL:N	12:CL:67:PHE:O	2.40	0.48
1:DA:1258:ILE:O	1:DA:1501:ILE:HG13	2.13	0.48
1:DA:484:ILE:HG23	1:DA:631:ASP:O	2.14	0.48
1:DA:70:LYS:C	1:DA:71:PHE:HD1	2.17	0.48
2:DB:615:GLY:C	2:DB:617:THR:H	2.17	0.48
7:DO:272:ILE:HG23	7:DO:275:ASN:HD22	1.77	0.48
1:EA:339:PHE:O	1:EA:1629:ASN:HB2	2.14	0.48
1:EA:624:TYR:O	1:EA:625:ASN:HB3	2.14	0.48
1:EA:659:THR:HG23	1:EA:664:SER:O	2.14	0.48
1:EA:669:LEU:HA	1:EA:669:LEU:HD23	1.55	0.48
1:EA:70:LYS:C	1:EA:71:PHE:HD1	2.17	0.48
2:EB:917:PHE:HD2	2:EB:1035:ARG:HA	1.78	0.48
2:EB:913:ILE:HD11	2:EB:929:ARG:N	2.29	0.48
5:EE:133:GLU:HB3	5:EE:135:PHE:CE1	2.49	0.48
9:EI:101:LEU:O	9:EI:106:GLU:HG2	2.14	0.48
13:EM:14:SER:O	13:EM:90:LEU:N	2.45	0.48
1:FA:1104:TYR:HE2	1:FA:1119:LYS:HD2	1.79	0.48
1:FA:13:SER:OG	1:FA:1631:ARG:NH1	2.46	0.48
2:FB:1117:VAL:HG21	2:FB:1162:GLY:N	2.29	0.48
2:FB:212:ASN:OD1	2:FB:239:VAL:HG13	2.13	0.48
1:FA:1484:LEU:CG	2:FB:308:LEU:HD11	2.39	0.48
2:FB:846:PRO:HG3	2:FB:858:ILE:O	2.14	0.48
2:FB:876:SER:C	2:FB:878:GLU:H	2.15	0.48
2:FB:964:VAL:O	2:FB:966:SER:N	2.47	0.48
3:FC:310:PRO:O	3:FC:313:ILE:N	2.47	0.48
1:AA:1446:ARG:HH12	1:AA:1462:PHE:HB3	1.79	0.47
2:AB:1150:LYS:HZ2	2:AB:1150:LYS:N	2.12	0.47
2:AB:273:VAL:HA	2:AB:276:ILE:HD13	1.96	0.47
3:AC:121:PRO:O	3:AC:125:LYS:HB2	2.14	0.47

*Continued on next page...*



*Continued from previous page...*

Atom-1	Atom-2	Interatomic distance (Å)	Clash overlap (Å)
3:AC:133:VAL:HG12	3:AC:170:GLU:HB2	1.95	0.47
5:AE:178:ILE:HD11	5:AE:182:ASP:HB3	1.96	0.47
6:AF:97:ARG:HG2	6:AF:130:ILE:CD1	2.44	0.47
1:BA:808:LYS:O	1:BA:809:VAL:C	2.51	0.47
2:BB:549:CYS:H	2:BB:550:ARG:NH1	2.12	0.47
8:BH:38:LEU:HD12	8:BH:124:ARG:O	2.14	0.47
1:BA:722:PRO:CD	8:BH:46:LEU:HD13	2.44	0.47
13:BM:85:LYS:C	13:BM:87:SER:H	2.17	0.47
1:CA:719:ILE:HG22	1:CA:725:LEU:H	1.79	0.47
1:CA:892:LEU:HG	1:CA:893:ASP:N	2.29	0.47
5:CE:159:ASP:O	5:CE:163:GLU:HG2	2.14	0.47
6:CF:67:LYS:O	6:CF:71:GLU:HG3	2.14	0.47
1:DA:1162:ASN:H	1:DA:1165:LYS:HD2	1.79	0.47
1:DA:1175:MET:O	1:DA:1178:LEU:HG	2.14	0.47
1:DA:835:LEU:HG	1:DA:985:ARG:NH1	2.26	0.47
2:DB:1048:SER:O	2:DB:1049:THR:OG1	2.31	0.47
2:DB:73:ILE:HG23	2:DB:74:PHE:N	2.28	0.47
2:DB:850:THR:O	2:DB:881:TYR:HA	2.14	0.47
2:DB:979:GLN:HA	2:DB:979:GLN:OE1	2.13	0.47
1:DA:992:PRO:HG3	2:DB:984:TRP:CE2	2.48	0.47
5:DE:33:GLU:O	5:DE:36:GLU:N	2.47	0.47
7:DG:139:ILE:CD1	7:DG:140:GLN:H	2.27	0.47
12:DL:31:CYS:HA	12:DL:56:LEU:HD23	1.95	0.47
1:EA:1006:LEU:O	1:EA:1010:ALA:HB3	2.14	0.47
1:EA:1130:ALA:HB1	6:EF:82:THR:HB	1.94	0.47
1:EA:386:LEU:O	1:EA:389:VAL:HB	2.14	0.47
1:EA:498:PRO:O	1:EA:501:PHE:HB2	2.14	0.47
1:EA:670:ILE:HD13	1:EA:670:ILE:N	2.28	0.47
2:EB:1026:ILE:CD1	2:EB:1028:VAL:HG13	2.44	0.47
2:EB:467:THR:HB	2:EB:469:ASN:ND2	2.24	0.47
2:EB:549:CYS:H	2:EB:550:ARG:NH1	2.12	0.47
2:EB:714:ARG:HG2	2:EB:959:THR:CG2	2.44	0.47
3:EC:134:LEU:HD23	3:EC:169:PHE:HA	1.96	0.47
3:EC:67:PHE:CE1	3:EC:318:VAL:HG22	2.49	0.47
7:EG:80:VAL:HG12	7:EG:82:LEU:HD23	1.95	0.47
8:EH:88:SER:OG	8:EH:89:LEU:N	2.47	0.47
10:EJ:16:ASP:C	10:EJ:18:TRP:H	2.18	0.47
1:FA:1102:LEU:HD22	1:FA:1141:GLN:HE21	1.79	0.47
1:FA:1617:THR:CB	1:FA:1620:GLN:HG2	2.41	0.47
1:FA:52:LEU:C	1:FA:54:LEU:H	2.18	0.47
1:FA:854:GLY:O	1:FA:974:THR:HB	2.13	0.47

*Continued on next page...*



*Continued from previous page...*

Atom-1	Atom-2	Interatomic distance (Å)	Clash overlap (Å)
2:FB:1073:GLU:CD	2:FB:1073:GLU:H	2.17	0.47
2:FB:472:SER:OG	2:FB:473:GLN:N	2.47	0.47
2:FB:772:VAL:O	2:FB:946:ASP:HB2	2.13	0.47
2:FB:772:VAL:HB	2:FB:946:ASP:OD2	2.14	0.47
2:FB:986:PHE:CD1	14:FN:160:VAL:HG21	2.49	0.47
6:FF:72:LYS:HD2	6:FF:141:GLY:C	2.34	0.47
12:FL:63:ARG:HG2	12:FL:64:LEU:N	2.25	0.47
14:FN:97:SER:HA	14:FN:104:LEU:O	2.14	0.47
1:AA:118:TYR:CD2	1:AA:223:PHE:HD1	2.33	0.47
1:AA:1202:LEU:HD22	9:AI:99:LEU:HD13	1.97	0.47
1:AA:1237:GLN:HB2	1:AA:1544:ASN:HB2	1.97	0.47
1:AA:512:THR:O	1:AA:516:ILE:HB	2.14	0.47
2:AB:323:ARG:O	2:AB:327:LEU:HG	2.14	0.47
10:AJ:6:ARG:HB3	10:AJ:11:GLY:O	2.13	0.47
1:BA:1200:MET:HG2	1:BA:1573:TYR:CD2	2.49	0.47
2:BB:1093:LEU:HA	2:BB:1093:LEU:HD12	1.64	0.47
2:BB:577:PHE:HE2	13:BM:26:PHE:O	1.96	0.47
2:BB:853:GLU:HB3	2:BB:879:PRO:HB3	1.95	0.47
2:BB:97:VAL:O	2:BB:421:LEU:HD22	2.14	0.47
3:BC:174:ARG:O	3:BC:178:THR:OG1	2.18	0.47
5:BE:22:MET:HA	5:BE:187:TYR:CZ	2.49	0.47
5:BE:80:VAL:HG22	5:BE:109:ILE:HB	1.96	0.47
7:BG:158:LYS:O	7:BG:162:ILE:HG13	2.14	0.47
11:BK:58:GLY:O	11:BK:60:SER:N	2.47	0.47
1:CA:1080:TYR:HB3	1:CA:1172:LEU:HD21	1.95	0.47
1:CA:1183:GLU:HA	6:CF:88:TYR:OH	2.14	0.47
1:CA:603:HIS:NE2	1:CA:624:TYR:OH	2.44	0.47
1:CA:70:LYS:C	1:CA:71:PHE:HD1	2.17	0.47
1:CA:843:ARG:NE	1:CA:945:CYS:O	2.42	0.47
2:CB:19:LEU:N	2:CB:19:LEU:HD23	2.29	0.47
2:CB:662:ASP:OD1	2:CB:663:ILE:N	2.47	0.47
14:CN:72:VAL:O	14:CN:73:ASP:C	2.53	0.47
1:DA:11:ILE:O	1:DA:11:ILE:HD12	2.14	0.47
1:DA:1202:LEU:HD11	9:DI:101:LEU:HD21	1.96	0.47
1:DA:1248:ASP:O	1:DA:1251:ALA:HB3	2.14	0.47
1:DA:1291:VAL:HG22	1:DA:1473:LYS:CD	2.44	0.47
1:DA:250:LYS:HD3	1:DA:428:VAL:HG22	1.95	0.47
1:DA:498:PRO:HA	1:DA:499:PRO:HD3	1.66	0.47
2:DB:219:ARG:HG2	2:DB:221:SER:HB3	1.95	0.47
2:DB:744:LEU:HD12	2:DB:745:GLN:H	1.79	0.47
2:DB:774:ALA:HA	2:DB:1028:VAL:HG12	1.96	0.47

*Continued on next page...*



*Continued from previous page...*

Atom-1	Atom-2	Interatomic distance (Å)	Clash overlap (Å)
2:DB:888:ILE:HG13	12:DL:55:ILE:HA	1.95	0.47
3:DC:136:LEU:HD13	3:DC:166:ASP:O	2.12	0.47
5:DE:177:ARG:HD3	5:DE:215:MET:HB2	1.95	0.47
7:DG:80:VAL:HG12	7:DG:82:LEU:CD2	2.44	0.47
3:DC:321:LEU:HD11	11:DK:124:LEU:HD21	1.97	0.47
14:DN:82:ILE:HB	14:DN:87:TYR:CE1	2.48	0.47
1:EA:1018:TYR:HD2	1:EA:1227:MET:HE1	1.79	0.47
1:EA:513:ALA:O	1:EA:516:ILE:HG22	2.14	0.47
1:EA:527:PRO:HG3	1:EA:534:THR:HA	1.95	0.47
1:EA:52:LEU:C	1:EA:54:LEU:H	2.18	0.47
3:EC:223:SER:OG	10:EJ:12:LYS:HA	2.14	0.47
7:EO:306:SER:O	7:EO:308:ILE:N	2.47	0.47
1:FA:1105:ARG:NH1	1:FA:1138:GLU:OE1	2.45	0.47
1:FA:261:ILE:HG22	1:FA:265:ARG:HE	1.78	0.47
2:FB:476:LEU:HA	2:FB:476:LEU:HD23	1.55	0.47
2:FB:895:PHE:O	2:FB:896:GLN:C	2.52	0.47
10:FJ:3:VAL:CG1	10:FJ:15:GLY:HA2	2.44	0.47
1:AA:1073:TYR:CZ	1:AA:1077:LEU:HD22	2.49	0.47
1:AA:335:LEU:O	1:AA:339:PHE:HD1	1.98	0.47
1:AA:669:LEU:H	1:AA:787:GLY:HA2	1.79	0.47
2:AB:290:ASP:O	2:AB:292:ILE:N	2.47	0.47
2:AB:660:LYS:HB3	2:AB:661:GLU:H	1.51	0.47
2:AB:70:GLU:HG2	2:AB:97:VAL:C	2.35	0.47
5:AE:64:PRO:HB3	5:AE:68:SER:HB2	1.96	0.47
7:AG:41:VAL:O	7:AG:122:LEU:HB2	2.13	0.47
1:BA:1049:MET:HG2	1:BA:1054:ALA:HB2	1.95	0.47
1:BA:555:LYS:O	1:BA:558:ALA:HB3	2.14	0.47
1:BA:646:GLU:OE1	2:BB:1084:THR:HB	2.14	0.47
2:BB:332:ASP:OD1	13:BM:114:LYS:HB2	2.14	0.47
2:BB:54:GLU:HB3	2:BB:55:GLY:H	1.55	0.47
5:BE:64:PRO:HB3	5:BE:68:SER:HB2	1.95	0.47
13:BM:10:ILE:HG22	13:BM:11:GLU:N	2.28	0.47
1:CA:507:TYR:HB3	1:CA:579:ARG:NH1	2.28	0.47
1:CA:736:LEU:HA	1:CA:736:LEU:HD22	1.61	0.47
1:CA:966:LEU:HD23	1:CA:969:PHE:CD2	2.48	0.47
2:CB:548:LYS:HA	2:CB:550:ARG:HH22	1.79	0.47
2:CB:586:VAL:HG22	2:CB:640:LEU:HD23	1.96	0.47
3:CC:51:GLU:HB3	3:CC:303:GLU:HA	1.96	0.47
5:CE:3:GLN:O	5:CE:7:ARG:HG2	2.14	0.47
11:CK:53:ALA:HB1	11:CK:104:ARG:HH12	1.79	0.47
13:CM:80:LEU:HD22	14:CN:51:GLN:OE1	2.14	0.47

*Continued on next page...*



*Continued from previous page...*

Atom-1	Atom-2	Interatomic distance (Å)	Clash overlap (Å)
1:CA:399:LEU:HD13	7:CO:271:PRO:HG2	1.95	0.47
3:DC:250:CYS:HB3	3:DC:279:VAL:HG13	1.95	0.47
5:DE:28:TYR:HA	5:DE:64:PRO:HA	1.96	0.47
8:DH:30:SER:HG	8:DH:33:GLN:N	2.11	0.47
1:DA:1202:LEU:HD11	9:DI:101:LEU:CG	2.43	0.47
13:DM:30:PHE:CE1	13:DM:62:TYR:HE2	2.33	0.47
1:EA:1148:LEU:HD11	1:EA:1167:ARG:HB2	1.96	0.47
1:EA:1217:LEU:HD11	1:EA:1572:ARG:NE	2.29	0.47
1:EA:1260:LYS:HA	1:EA:1499:ARG:O	2.14	0.47
1:EA:1263:LEU:HA	1:EA:1498:ILE:HD11	1.96	0.47
1:EA:197:LEU:HD23	1:EA:202:THR:O	2.14	0.47
1:EA:250:LYS:HD3	1:EA:428:VAL:HG22	1.95	0.47
1:EA:729:LYS:HE3	1:EA:779:GLY:O	2.14	0.47
2:EB:323:ARG:O	2:EB:327:LEU:HG	2.15	0.47
2:EB:99:VAL:HG11	2:EB:139:LEU:HD13	1.96	0.47
3:EC:164:ALA:CB	3:EC:191:ILE:HB	2.43	0.47
2:EB:713:PRO:HG3	9:EI:100:GLN:NE2	2.29	0.47
2:EB:956:SER:O	9:EI:107:GLY:HA2	2.13	0.47
9:EI:57:PRO:HA	9:EI:61:ARG:HG2	1.96	0.47
11:EK:117:LEU:O	11:EK:121:LEU:HB2	2.14	0.47
13:EM:26:PHE:CZ	13:EM:98:SER:HB2	2.49	0.47
1:FA:1240:LEU:HD23	1:FA:1541:ILE:HG23	1.96	0.47
1:FA:1272:VAL:CG1	1:FA:1273:THR:H	2.26	0.47
1:FA:1516:LYS:O	1:FA:1518:VAL:HB	2.15	0.47
2:FB:376:PHE:HB2	2:FB:592:ILE:HD11	1.97	0.47
2:FB:636:GLN:HG3	2:FB:637:TYR:N	2.29	0.47
3:FC:48:ASP:CG	3:FC:49:ALA:N	2.68	0.47
7:FG:41:VAL:HA	7:FG:42:PRO:HD3	1.78	0.47
13:FM:81:PHE:CD1	13:FM:88:ILE:HB	2.46	0.47
1:AA:1447:GLN:NE2	1:AA:1459:LYS:HG2	2.30	0.47
1:AA:1022:CYS:HA	1:AA:1615:TYR:OH	2.14	0.47
2:AB:1044:PHE:O	2:AB:1045:GLN:HB3	2.14	0.47
2:AB:1051:PRO:HA	7:AO:307:GLU:HB3	1.96	0.47
2:AB:151:ASN:N	2:AB:151:ASN:OD1	2.47	0.47
2:AB:161:LEU:HD12	2:AB:162:PRO:CD	2.41	0.47
2:AB:242:ASP:OD2	2:AB:414:LYS:NZ	2.32	0.47
2:AB:425:ILE:HG22	2:AB:426:ALA:N	2.29	0.47
2:AB:751:ILE:HG22	2:AB:770:ASN:OD1	2.14	0.47
2:AB:886:ASN:N	2:AB:902:SER:O	2.34	0.47
7:AG:29:ASP:O	7:AG:31:LYS:N	2.47	0.47
1:BA:1540:GLY:O	1:BA:1542:THR:N	2.44	0.47

*Continued on next page...*



*Continued from previous page...*

Atom-1	Atom-2	Interatomic distance (Å)	Clash overlap (Å)
1:BA:70:LYS:C	1:BA:71:PHE:HD1	2.18	0.47
4:BD:24:ALA:HA	7:BG:43:ILE:HG22	1.96	0.47
13:BM:26:PHE:CZ	13:BM:98:SER:HB2	2.49	0.47
1:CA:1028:GLU:HB3	1:CA:1187:ILE:HD11	1.95	0.47
1:CA:1472:PHE:O	1:CA:1473:LYS:HB3	2.13	0.47
1:CA:718:THR:O	8:CH:98:TYR:N	2.47	0.47
1:CA:719:ILE:O	1:CA:724:PRO:HA	2.14	0.47
1:CA:67:LEU:HD13	1:CA:71:PHE:HB3	1.95	0.47
1:CA:903:ILE:O	1:CA:907:VAL:HG23	2.14	0.47
1:CA:93:GLN:HG3	1:CA:1627:LEU:HD13	1.96	0.47
2:CB:470:LEU:HD22	2:CB:484:TYR:HE1	1.80	0.47
2:CB:744:LEU:HD12	2:CB:745:GLN:H	1.79	0.47
2:CB:787:MET:O	2:CB:788:ILE:HD13	2.15	0.47
2:CB:718:GLN:CD	2:CB:920:ARG:HA	2.34	0.47
2:CB:913:ILE:HD11	2:CB:929:ARG:N	2.28	0.47
4:CD:47:LYS:NZ	7:CG:67:ASN:HD21	2.13	0.47
5:CE:5:ASN:ND2	5:CE:52:ARG:HH21	2.06	0.47
3:CC:195:LYS:HB2	10:CJ:57:ILE:HD11	1.97	0.47
1:DA:1264:SER:HA	1:DA:1267:ILE:HD12	1.95	0.47
1:DA:1539:ASP:O	5:DE:147:HIS:CD2	2.68	0.47
1:DA:426:ALA:O	1:DA:430:ILE:HG22	2.14	0.47
1:DA:754:LYS:HB2	1:DA:782:ASP:OD2	2.14	0.47
1:DA:960:MET:O	1:DA:963:GLY:N	2.38	0.47
2:DB:300:SER:OG	9:DI:47:VAL:HG12	2.15	0.47
2:DB:627:GLY:O	2:DB:641:TYR:N	2.47	0.47
2:DB:859:CYS:SG	2:DB:860:ALA:N	2.87	0.47
2:DB:985:ILE:O	14:DN:160:VAL:HG22	2.15	0.47
3:DC:59:ILE:HD11	3:DC:63:ILE:HB	1.95	0.47
6:DF:76:LYS:HG3	6:DF:79:ARG:CZ	2.45	0.47
11:DK:58:GLY:C	11:DK:60:SER:N	2.68	0.47
13:DM:81:PHE:CD1	13:DM:88:ILE:HB	2.48	0.47
14:DN:71:PRO:HD2	14:DN:89:ILE:HD11	1.95	0.47
1:EA:1060:GLU:O	1:EA:1061:SER:C	2.52	0.47
1:EA:1451:ILE:HA	1:EA:1457:ILE:HB	1.96	0.47
1:EA:103:LEU:HD11	1:EA:243:PHE:HZ	1.79	0.47
2:EB:1198:TYR:CD2	2:EB:1198:TYR:N	2.82	0.47
2:EB:276:ILE:O	2:EB:280:LEU:HG	2.14	0.47
2:EB:76:GLY:HA3	2:EB:77:LYS:HZ2	1.79	0.47
4:ED:33:THR:O	4:ED:36:VAL:HB	2.14	0.47
5:EE:177:ARG:CZ	5:EE:179:GLN:HE22	2.28	0.47
5:EE:154:ILE:HB	5:EE:197:LYS:HB3	1.95	0.47

*Continued on next page...*



*Continued from previous page...*

Atom-1	Atom-2	Interatomic distance (Å)	Clash overlap (Å)
6:EF:123:LYS:O	6:EF:126:ALA:HB3	2.15	0.47
7:EG:10:ASN:HB3	7:EG:11:ARG:H	1.52	0.47
9:EI:11:LEU:HD12	9:EI:11:LEU:H	1.78	0.47
10:EJ:2:ILE:HG12	10:EJ:3:VAL:HG23	1.97	0.47
1:FA:1325:LEU:HD13	1:FA:1325:LEU:HA	1.72	0.47
1:FA:1485:MET:O	1:FA:1489:VAL:HG23	2.15	0.47
1:FA:1586:ALA:O	1:FA:1589:MET:N	2.46	0.47
1:FA:1589:MET:O	1:FA:1596:LEU:HB2	2.15	0.47
1:FA:533:ALA:HB2	1:FA:579:ARG:HA	1.96	0.47
1:FA:678:VAL:HG22	1:FA:781:LEU:O	2.14	0.47
2:FB:415:GLU:O	2:FB:418:ASP:HB3	2.15	0.47
2:FB:811:LEU:HD13	2:FB:823:GLN:NE2	2.24	0.47
2:FB:72:VAL:HA	2:FB:95:LEU:O	2.14	0.47
3:FC:228:ARG:NH1	14:FN:173:THR:H	2.13	0.47
6:FF:98:ALA:HB2	6:FF:118:LEU:HD13	1.97	0.47
7:FG:80:VAL:HG12	7:FG:82:LEU:HD23	1.96	0.47
8:FH:100:THR:O	8:FH:116:TYR:HA	2.14	0.47
12:FL:63:ARG:HH11	12:FL:63:ARG:HG3	1.80	0.47
2:AB:242:ASP:OD1	2:AB:244:THR:HG23	2.15	0.47
2:AB:359:LEU:HD22	2:AB:361:HIS:CE1	2.49	0.47
5:AE:170:LEU:HD13	5:AE:175:LEU:HD23	1.97	0.47
7:AG:62:MET:HA	7:AG:66:LEU:HB2	1.96	0.47
1:BA:1292:ILE:CD1	1:BA:1473:LYS:H	2.17	0.47
1:BA:1487:ASN:O	1:BA:1490:GLU:N	2.47	0.47
1:BA:480:ALA:HB2	2:BB:1046:VAL:HG23	1.95	0.47
2:BB:108:MET:SD	2:BB:120:LYS:HA	2.55	0.47
2:BB:960:ILE:O	2:BB:963:PHE:HB2	2.15	0.47
3:BC:227:TYR:CD1	3:BC:298:PHE:HD2	2.32	0.47
7:BG:50:ALA:HA	7:BG:113:PHE:CE2	2.48	0.47
1:BA:712:ILE:HD12	11:BK:88:PHE:CE1	2.50	0.47
1:CA:1067:GLU:O	1:CA:1069:CYS:N	2.47	0.47
1:CA:1270:VAL:HB	9:CI:51:THR:CG2	2.45	0.47
1:CA:1276:THR:O	9:CI:44:ASN:HB3	2.14	0.47
1:CA:1538:VAL:HA	1:CA:1541:ILE:HD11	1.96	0.47
1:CA:39:ASP:OD1	1:CA:41:LEU:N	2.46	0.47
1:CA:669:LEU:HA	1:CA:669:LEU:HD23	1.58	0.47
2:CB:1002:LYS:NZ	14:CN:166:LEU:HD13	2.29	0.47
2:CB:622:ILE:H	2:CB:622:ILE:CD1	2.28	0.47
2:CB:891:GLU:HA	12:CL:54:ARG:HH11	1.78	0.47
3:CC:146:ALA:HB2	3:CC:156:LEU:HA	1.96	0.47
3:CC:62:SER:OG	3:CC:63:ILE:HD12	2.14	0.47

*Continued on next page...*



*Continued from previous page...*

Atom-1	Atom-2	Interatomic distance (Å)	Clash overlap (Å)
3:CC:75:VAL:HA	3:CC:76:PRO:HD3	1.76	0.47
1:CA:1658:ALA:CB	7:CG:107:ILE:HD11	2.45	0.47
14:CN:64:ILE:C	14:CN:66:LYS:H	2.18	0.47
1:DA:1058:THR:C	1:DA:1060:GLU:N	2.67	0.47
1:DA:136:LEU:HD13	1:DA:189:VAL:HG23	1.95	0.47
1:DA:533:ALA:HB2	1:DA:579:ARG:HA	1.97	0.47
1:DA:603:HIS:NE2	1:DA:624:TYR:OH	2.46	0.47
1:DA:719:ILE:HG23	1:DA:723:TYR:O	2.14	0.47
1:DA:939:ASN:O	1:DA:942:GLN:HB2	2.14	0.47
2:DB:381:LEU:O	2:DB:385:VAL:HG23	2.15	0.47
3:DC:61:THR:HA	3:DC:298:PHE:CZ	2.50	0.47
7:DG:18:LYS:O	7:DG:20:HIS:N	2.47	0.47
13:DM:59:ARG:HD2	13:DM:60:LEU:HD21	1.97	0.47
1:EA:113:VAL:HG22	1:EA:182:LYS:HZ1	1.79	0.47
1:EA:1136:VAL:HG22	1:EA:1174:TYR:CD1	2.49	0.47
1:EA:659:THR:HG22	1:EA:666:VAL:HG22	1.96	0.47
1:EA:674:ILE:O	1:EA:678:VAL:HG23	2.14	0.47
1:EA:839:GLY:O	1:EA:842:TRP:HB2	2.15	0.47
2:EB:205:MET:HB2	2:EB:502:MET:O	2.15	0.47
2:EB:304:ASP:O	2:EB:308:LEU:HG	2.15	0.47
2:EB:757:TYR:CE2	2:EB:762:MET:HB3	2.49	0.47
4:ED:88:GLN:NE2	4:ED:91:ARG:HH21	2.13	0.47
7:EG:91:ASP:OD2	7:EG:103:LYS:HG2	2.14	0.47
7:EG:40:ARG:HD3	7:EG:123:TYR:HE1	1.79	0.47
14:EN:56:ILE:HG22	14:EN:57:LYS:H	1.80	0.47
1:FA:1117:SER:C	1:FA:1119:LYS:H	2.17	0.47
1:FA:507:TYR:HB3	1:FA:579:ARG:NH1	2.30	0.47
1:FA:611:GLU:CD	1:FA:615:ARG:HD2	2.35	0.47
1:FA:669:LEU:HD13	1:FA:673:HIS:CG	2.49	0.47
1:FA:473:GLY:HA2	2:FB:1071:VAL:O	2.15	0.47
3:FC:199:GLY:HA3	10:FJ:66:LEU:HD22	1.95	0.47
14:FN:55:LEU:HD12	14:FN:56:ILE:N	2.29	0.47
1:AA:952:LEU:HD21	1:AA:1000:MET:O	2.15	0.47
1:AA:1324:LEU:HD22	1:AA:1492:ILE:HG23	1.97	0.47
1:AA:537:GLN:HE21	1:AA:541:GLY:HA2	1.79	0.47
1:AA:589:MET:SD	1:AA:635:MET:HG3	2.55	0.47
1:AA:709:ARG:C	1:AA:711:LYS:H	2.14	0.47
1:AA:816:LEU:HG	1:AA:817:PHE:N	2.27	0.47
1:AA:903:ILE:O	1:AA:907:VAL:HG23	2.14	0.47
2:AB:1136:GLU:HG3	2:AB:1136:GLU:H	1.31	0.47
2:AB:315:LYS:HG3	2:AB:316:ARG:N	2.28	0.47

*Continued on next page...*



*Continued from previous page...*

Atom-1	Atom-2	Interatomic distance (Å)	Clash overlap (Å)
2:AB:728:THR:OG1	2:AB:766:PRO:O	2.20	0.47
2:AB:848:ILE:HD12	2:AB:885:VAL:CG2	2.45	0.47
2:AB:939:SER:OG	2:AB:943:ILE:N	2.48	0.47
7:AG:29:ASP:OD1	7:AG:29:ASP:N	2.41	0.47
8:AH:12:VAL:HB	8:AH:53:ASP:H	1.79	0.47
9:AI:72:LYS:HB2	9:AI:73:LYS:HE3	1.95	0.47
14:AN:71:PRO:HD2	14:AN:89:ILE:HD11	1.95	0.47
2:BB:290:ASP:O	2:BB:292:ILE:N	2.47	0.47
2:BB:871:ILE:HD13	2:BB:873:THR:HG22	1.97	0.47
2:BB:848:ILE:HD12	2:BB:885:VAL:HG21	1.96	0.47
4:BD:14:THR:OG1	4:BD:16:LEU:HB2	2.13	0.47
4:BD:90:LYS:HA	4:BD:93:GLN:HG2	1.97	0.47
14:BN:55:LEU:C	14:BN:56:ILE:HG13	2.34	0.47
1:CA:1555:VAL:HG13	1:CA:1556:GLU:H	1.78	0.47
1:CA:335:LEU:O	1:CA:339:PHE:HD1	1.98	0.47
2:CB:561:ILE:HB	2:CB:562:PRO:HD3	1.97	0.47
3:CC:228:ARG:HG3	3:CC:299:ILE:HD12	1.97	0.47
7:CO:289:LYS:HE2	7:CO:289:LYS:C	2.34	0.47
1:DA:1021:ARG:O	1:DA:1025:LYS:HB2	2.15	0.47
1:DA:1597:ALA:O	1:DA:1602:GLY:HA3	2.14	0.47
1:DA:719:ILE:HG22	1:DA:725:LEU:H	1.78	0.47
1:DA:907:VAL:HG12	1:DA:945:CYS:SG	2.55	0.47
2:DB:1043:LYS:HG2	2:DB:1063:ARG:HG2	1.96	0.47
2:DB:374:LEU:O	2:DB:378:ILE:HG12	2.14	0.47
2:DB:679:GLN:HG3	14:DN:155:VAL:O	2.14	0.47
2:DB:898:LEU:HD22	12:DL:46:VAL:HG22	1.97	0.47
3:DC:203:SER:O	3:DC:204:LEU:HB3	2.14	0.47
5:DE:176:PRO:HB2	5:DE:212:ARG:CD	2.44	0.47
7:DG:41:VAL:HA	7:DG:42:PRO:HD3	1.76	0.47
1:EA:113:VAL:O	1:EA:116:HIS:HB3	2.15	0.47
1:EA:1290:TYR:O	1:EA:1473:LYS:HG3	2.15	0.47
1:EA:335:LEU:O	1:EA:339:PHE:HD1	1.98	0.47
2:EB:1024:ALA:O	2:EB:1026:ILE:N	2.47	0.47
2:EB:362:LEU:HB2	2:EB:370:LYS:HE2	1.96	0.47
2:EB:141:LEU:HD23	2:EB:450:LEU:HD11	1.95	0.47
2:EB:532:HIS:CD2	2:EB:700:LEU:HD22	2.50	0.47
2:EB:73:ILE:HG23	2:EB:74:PHE:N	2.30	0.47
2:EB:931:TRP:HA	2:EB:932:PRO:HD3	1.80	0.47
3:EC:54:PHE:CZ	3:EC:300:PHE:HB3	2.50	0.47
13:EM:16:GLN:HB3	13:EM:92:LYS:H	1.79	0.47
1:FA:10:GLU:CG	1:FA:1645:LYS:HE3	2.44	0.47

*Continued on next page...*



*Continued from previous page...*

Atom-1	Atom-2	Interatomic distance (Å)	Clash overlap (Å)
1:FA:1451:ILE:HA	1:FA:1457:ILE:HB	1.96	0.47
1:FA:819:ASN:O	1:FA:822:THR:OG1	2.32	0.47
2:FB:1150:LYS:HZ2	2:FB:1150:LYS:N	2.11	0.47
2:FB:795:GLU:OE2	3:FC:216:HIS:HA	2.15	0.47
3:FC:48:ASP:OD2	3:FC:50:ARG:N	2.46	0.47
3:FC:54:PHE:CE1	3:FC:300:PHE:HB3	2.49	0.47
5:FE:133:GLU:HB3	5:FE:135:PHE:CE1	2.47	0.47
7:FG:140:GLN:HB3	7:FG:217:TRP:HD1	1.79	0.47
7:FG:95:LEU:HA	7:FG:95:LEU:HD23	1.73	0.47
8:FH:128:ASN:OD1	8:FH:130:ARG:HB2	2.14	0.47
1:AA:1066:PHE:HB3	1:AA:1147:PHE:CE2	2.50	0.47
1:AA:1263:LEU:O	1:AA:1265:GLU:N	2.47	0.47
1:AA:1457:ILE:HA	1:AA:1474:LEU:CD2	2.44	0.47
1:AA:719:ILE:HG23	1:AA:723:TYR:O	2.14	0.47
1:AA:966:LEU:HD11	1:AA:968:SER:HB3	1.95	0.47
2:AB:125:GLU:O	2:AB:129:ARG:HB2	2.14	0.47
2:AB:559:SER:C	2:AB:561:ILE:H	2.18	0.47
3:AC:102:GLY:HA3	12:AL:69:ALA:CB	2.44	0.47
3:AC:225:ALA:HB2	3:AC:302:VAL:HG13	1.96	0.47
6:AF:138:LEU:O	6:AF:140:ASP:N	2.42	0.47
11:AK:47:ILE:HD11	11:AK:63:PHE:HB3	1.97	0.47
1:BA:519:LEU:HD13	1:BA:577:VAL:HB	1.95	0.47
1:BA:674:ILE:HG12	1:BA:783:LYS:HB2	1.95	0.47
2:BB:260:PHE:HD2	2:BB:276:ILE:HG12	1.79	0.47
2:BB:425:ILE:HG22	2:BB:426:ALA:N	2.30	0.47
2:BB:470:LEU:HD22	2:BB:484:TYR:CE1	2.49	0.47
2:BB:548:LYS:HA	2:BB:550:ARG:NH2	2.30	0.47
7:BG:53:TYR:HB3	7:BG:56:ASN:O	2.14	0.47
1:CA:1105:ARG:HH22	1:CA:1138:GLU:CD	2.18	0.47
1:CA:1170:MET:HA	1:CA:1173:LYS:HB3	1.97	0.47
1:CA:1612:LYS:HB3	1:CA:1621:PHE:CG	2.49	0.47
1:CA:93:GLN:HB2	1:CA:355:PHE:HE2	1.78	0.47
2:CB:323:ARG:O	2:CB:327:LEU:HG	2.15	0.47
2:CB:575:HIS:NE2	13:CM:76:TYR:OH	2.40	0.47
3:CC:67:PHE:O	3:CC:70:ILE:HB	2.15	0.47
11:CK:135:PHE:CE2	11:CK:139:ILE:HG13	2.49	0.47
14:CN:58:PHE:CD1	14:CN:58:PHE:N	2.83	0.47
1:DA:1028:GLU:HA	1:DA:1187:ILE:CG1	2.41	0.47
1:DA:1105:ARG:HH12	1:DA:1138:GLU:CD	2.17	0.47
1:DA:885:ASP:O	1:DA:889:SER:HB3	2.14	0.47
2:DB:1093:LEU:HD12	2:DB:1093:LEU:HA	1.62	0.47

*Continued on next page...*



*Continued from previous page...*

Atom-1	Atom-2	Interatomic distance (Å)	Clash overlap (Å)
2:DB:196:VAL:HG13	2:DB:462:GLN:HG2	1.97	0.47
2:DB:468:GLY:O	2:DB:482:SER:HA	2.13	0.47
3:DC:134:LEU:HD23	3:DC:169:PHE:HA	1.97	0.47
6:DF:100:GLN:HG2	7:DG:112:PRO:HB3	1.97	0.47
9:DI:103:SER:HB3	9:DI:104:ALA:H	1.59	0.47
1:EA:1477:ALA:O	1:EA:1480:THR:OG1	2.29	0.47
2:EB:1123:ILE:HD12	2:EB:1124:SER:H	1.79	0.47
2:EB:379:ARG:CZ	2:EB:580:GLY:HA2	2.45	0.47
2:EB:539:CYS:C	2:EB:541:LEU:H	2.18	0.47
2:EB:954:PHE:N	2:EB:955:PRO:HD2	2.30	0.47
2:EB:962:MET:O	2:EB:965:GLU:N	2.47	0.47
1:FA:1539:ASP:O	5:FE:147:HIS:CD2	2.68	0.47
2:FB:774:ALA:HA	2:FB:1028:VAL:CG1	2.45	0.47
2:FB:209:GLN:OE1	2:FB:237:ARG:HB2	2.15	0.47
2:FB:1052:VAL:HG22	7:FO:307:GLU:O	2.15	0.47
1:AA:1170:MET:HA	1:AA:1173:LYS:HB3	1.96	0.47
1:AA:509:GLU:OE1	1:AA:579:ARG:NH2	2.40	0.47
1:AA:896:THR:HG21	1:AA:956:ARG:NH1	2.30	0.47
2:AB:293:ILE:HD12	2:AB:302:LEU:HB3	1.96	0.47
2:AB:870:LYS:HE2	2:AB:870:LYS:HB2	1.50	0.47
3:AC:253:PRO:CG	14:AN:180:PHE:CD1	2.97	0.47
7:AG:158:LYS:HE3	7:AG:246:ASP:OD1	2.15	0.47
11:AK:58:GLY:C	11:AK:60:SER:N	2.67	0.47
12:AL:61:THR:O	12:AL:63:ARG:N	2.48	0.47
1:BA:480:ALA:HB1	1:BA:501:PHE:CZ	2.50	0.47
1:BA:596:HIS:N	1:BA:596:HIS:CD2	2.80	0.47
2:BB:1058:GLN:H	2:BB:1058:GLN:HG3	1.48	0.47
2:BB:656:LEU:HD21	2:BB:689:VAL:HG12	1.97	0.47
5:BE:127:ILE:HD11	5:BE:132:ILE:HD11	1.96	0.47
8:BH:63:LEU:HB3	8:BH:89:LEU:H	1.78	0.47
9:BI:13:CYS:HB3	9:BI:33:CYS:HB3	1.96	0.47
10:BJ:3:VAL:CG1	10:BJ:15:GLY:HA2	2.45	0.47
1:CA:1621:PHE:O	1:CA:1624:LYS:HB2	2.15	0.47
1:CA:10:GLU:CG	1:CA:1645:LYS:HE3	2.45	0.47
1:CA:126:GLN:NE2	1:CA:340:HIS:O	2.48	0.47
1:CA:693:GLN:O	1:CA:696:ILE:HB	2.15	0.47
1:CA:956:ARG:HG2	1:CA:979:GLY:O	2.14	0.47
2:CB:242:ASP:OD1	2:CB:244:THR:HG23	2.15	0.47
2:CB:346:ASP:OD1	13:CM:113:ILE:HG23	2.15	0.47
2:CB:360:VAL:HA	2:CB:370:LYS:NZ	2.19	0.47
2:CB:534:PRO:O	2:CB:539:CYS:HA	2.14	0.47

*Continued on next page...*



*Continued from previous page...*

Atom-1	Atom-2	Interatomic distance (Å)	Clash overlap (Å)
2:CB:73:ILE:HG23	2:CB:74:PHE:N	2.30	0.47
2:CB:960:ILE:O	2:CB:963:PHE:HB2	2.14	0.47
3:CC:48:ASP:OD2	3:CC:50:ARG:N	2.46	0.47
3:CC:303:GLU:OE1	10:CJ:43:ARG:NH2	2.48	0.47
10:CJ:33:GLY:O	10:CJ:47:ARG:NH2	2.48	0.47
14:CN:56:ILE:HG22	14:CN:57:LYS:H	1.80	0.47
1:DA:1085:LEU:H	1:DA:1085:LEU:HG	1.50	0.47
1:DA:1446:ARG:HH12	1:DA:1462:PHE:HB3	1.80	0.47
1:DA:1229:ALA:CB	1:DA:1597:ALA:HB2	2.45	0.47
1:DA:735:VAL:O	1:DA:739:VAL:HG22	2.14	0.47
1:DA:804:GLU:H	1:DA:804:GLU:CD	2.16	0.47
2:DB:1077:ASP:O	2:DB:1080:ILE:HB	2.15	0.47
2:DB:716:MET:O	2:DB:719:CYS:HB2	2.14	0.47
3:DC:237:GLN:NE2	3:DC:288:LYS:HE2	2.29	0.47
3:DC:85:PHE:HA	3:DC:204:LEU:HD13	1.95	0.47
6:DF:93:ILE:HA	6:DF:93:ILE:HD13	1.62	0.47
1:DA:888:LYS:HG2	9:DI:67:VAL:HG21	1.97	0.47
14:DN:55:LEU:C	14:DN:56:ILE:HG13	2.34	0.47
7:CG:159:LYS:HZ3	7:DO:276:LYS:HA	1.80	0.47
1:EA:1056:ASP:OD1	1:EA:1058:THR:HG23	2.15	0.47
1:EA:707:THR:O	1:EA:708:THR:OG1	2.31	0.47
1:EA:67:LEU:HD13	1:EA:71:PHE:HB3	1.97	0.47
1:EA:699:CYS:O	1:EA:812:VAL:HG22	2.14	0.47
2:EB:887:LEU:O	2:EB:887:LEU:HD22	2.14	0.47
4:ED:14:THR:OG1	4:ED:16:LEU:HB2	2.15	0.47
4:ED:82:LEU:HD22	7:EG:67:ASN:ND2	2.28	0.47
5:EE:170:LEU:HD13	5:EE:175:LEU:HD23	1.96	0.47
10:EJ:18:TRP:O	10:EJ:22:LEU:HG	2.15	0.47
1:FA:1617:THR:OG1	1:FA:1617:THR:O	2.33	0.47
1:FA:16:PHE:N	1:FA:16:PHE:CD1	2.83	0.47
1:FA:457:LYS:C	1:FA:459:ALA:N	2.67	0.47
1:FA:498:PRO:HA	1:FA:499:PRO:HD3	1.66	0.47
1:FA:631:ASP:N	1:FA:631:ASP:OD1	2.45	0.47
5:FE:152:LYS:HE3	5:FE:154:ILE:HD11	1.95	0.47
5:FE:178:ILE:HD12	5:FE:179:GLN:N	2.30	0.47
7:FO:296:ASP:CG	7:FO:297:LEU:N	2.68	0.47
1:AA:1054:ALA:O	1:AA:1179:ILE:HG22	2.15	0.47
2:AB:190:ILE:HG12	2:AB:191:GLY:O	2.15	0.47
2:AB:349:VAL:O	2:AB:353:VAL:HG23	2.14	0.47
2:AB:38:LEU:H	2:AB:38:LEU:HD22	1.79	0.47
2:AB:398:GLN:HB3	2:AB:399:HIS:ND1	2.29	0.47

*Continued on next page...*



*Continued from previous page...*

Atom-1	Atom-2	Interatomic distance (Å)	Clash overlap (Å)
2:AB:902:SER:OG	2:AB:903:ILE:N	2.46	0.47
1:BA:1024:THR:O	1:BA:1028:GLU:N	2.48	0.47
1:BA:1553:TYR:CD1	5:BE:144:ILE:HB	2.50	0.47
1:BA:1559:ARG:HD2	1:BA:1587:ASP:OD1	2.15	0.47
2:BB:586:VAL:O	2:BB:593:ILE:HG22	2.15	0.47
3:BC:173:GLY:C	3:BC:175:GLN:H	2.18	0.47
1:CA:113:VAL:HG13	1:CA:182:LYS:CG	2.43	0.47
1:CA:90:PHE:CE1	1:CA:1623:THR:HG23	2.49	0.47
1:CA:431:GLN:O	1:CA:435:ASN:ND2	2.48	0.47
1:CA:484:ILE:HG23	1:CA:631:ASP:O	2.15	0.47
2:CB:234:ILE:HB	2:CB:250:LEU:HB2	1.95	0.47
2:CB:141:LEU:HD23	2:CB:450:LEU:HD11	1.96	0.47
3:CC:77:SER:OG	3:CC:78:VAL:N	2.47	0.47
1:CA:604:LYS:HZ2	6:CF:119:ARG:HH22	1.62	0.47
1:CA:721:LYS:H	8:CH:96:VAL:HB	1.80	0.47
11:CK:117:LEU:O	11:CK:121:LEU:HB2	2.15	0.47
1:DA:1028:GLU:HB3	1:DA:1187:ILE:HD11	1.96	0.47
1:DA:1218:GLY:O	1:DA:1222:LEU:HD22	2.14	0.47
1:DA:699:CYS:SG	1:DA:700:ILE:N	2.88	0.47
1:DA:1342:PRO:HD2	2:DB:272:PRO:HG3	1.96	0.47
2:DB:778:TYR:CE2	2:DB:937:PRO:HD3	2.50	0.47
3:DC:86:PHE:HE2	3:DC:205:LYS:HE3	1.80	0.47
3:DC:83:VAL:HG22	3:DC:206:ALA:HB1	1.96	0.47
3:DC:216:HIS:CE1	3:DC:218:LYS:HB3	2.50	0.47
6:DF:98:ALA:HB2	6:DF:118:LEU:HD13	1.97	0.47
8:DH:128:ASN:OD1	8:DH:130:ARG:HB2	2.14	0.47
8:DH:59:ILE:HG12	8:DH:141:TYR:O	2.15	0.47
12:DL:30:ILE:O	12:DL:57:LEU:HD12	2.14	0.47
2:DB:975:HIS:HE1	14:DN:167:LYS:O	1.98	0.47
1:EA:693:GLN:O	1:EA:696:ILE:HB	2.15	0.47
1:EA:803:PRO:O	1:EA:806:ALA:HB3	2.15	0.47
1:EA:855:ARG:NH1	1:EA:868:THR:O	2.45	0.47
2:EB:470:LEU:HD22	2:EB:484:TYR:CE1	2.50	0.47
2:EB:846:PRO:HG3	2:EB:858:ILE:O	2.14	0.47
3:EC:172:GLN:HB2	3:EC:175:GLN:NE2	2.29	0.47
3:EC:248:GLN:HG3	3:EC:256:ILE:O	2.15	0.47
3:EC:95:GLU:HG2	3:EC:96:VAL:N	2.29	0.47
7:EG:80:VAL:O	7:EG:124:VAL:HG13	2.15	0.47
7:EG:29:ASP:OD1	7:EG:29:ASP:N	2.43	0.47
4:ED:24:ALA:HA	7:EG:43:ILE:HA	1.96	0.47
1:FA:1095:LEU:HD21	1:FA:1134:GLY:HA3	1.97	0.47

*Continued on next page...*



*Continued from previous page...*

Atom-1	Atom-2	Interatomic distance (Å)	Clash overlap (Å)
1:FA:93:GLN:HG3	1:FA:1627:LEU:HD13	1.97	0.47
1:FA:603:HIS:NE2	1:FA:624:TYR:OH	2.43	0.47
2:FB:276:ILE:O	2:FB:280:LEU:HG	2.15	0.47
2:FB:979:GLN:HA	2:FB:979:GLN:OE1	2.15	0.47
10:FJ:6:ARG:HB3	10:FJ:11:GLY:O	2.14	0.47
1:AA:1217:LEU:HD11	1:AA:1572:ARG:CD	2.44	0.47
1:AA:1227:MET:HE2	1:AA:1227:MET:HB3	1.66	0.47
1:AA:371:SER:HA	7:AO:310:TYR:O	2.15	0.47
1:AA:914:ASP:O	1:AA:919:LYS:NZ	2.33	0.47
2:AB:913:ILE:HD11	2:AB:929:ARG:N	2.30	0.47
7:AG:105:ILE:HG23	7:AG:115:PHE:O	2.14	0.47
7:AG:82:LEU:HG	7:AG:124:VAL:HA	1.96	0.47
13:AM:65:TYR:O	13:AM:97:VAL:N	2.41	0.47
1:BA:534:THR:OG1	1:BA:535:GLN:HG2	2.15	0.47
1:BA:947:LEU:HB2	1:BA:982:VAL:HG21	1.96	0.47
2:BB:274:VAL:HA	2:BB:277:LEU:HD12	1.97	0.47
2:BB:346:ASP:H	13:BM:113:ILE:HG13	1.79	0.47
2:BB:728:THR:HG21	2:BB:765:PHE:HA	1.95	0.47
2:BB:843:ASP:HB2	2:BB:845:LEU:HD21	1.97	0.47
7:BG:105:ILE:HG23	7:BG:115:PHE:O	2.13	0.47
7:BG:139:ILE:CD1	7:BG:140:GLN:H	2.27	0.47
1:CA:1067:GLU:C	1:CA:1069:CYS:N	2.68	0.47
1:CA:1168:ALA:O	1:CA:1171:GLN:N	2.48	0.47
1:CA:1543:SER:OG	1:CA:1544:ASN:N	2.48	0.47
1:CA:480:ALA:HB2	2:CB:1046:VAL:HA	1.97	0.47
2:CB:220:PRO:O	2:CB:223:ALA:HB3	2.15	0.47
2:CB:971:ALA:O	2:CB:973:ALA:N	2.48	0.47
2:CB:14:ALA:HB2	2:CB:980:ASP:CB	2.44	0.47
3:CC:131:THR:HG23	3:CC:209:ILE:HG22	1.97	0.47
1:DA:1342:PRO:HG3	2:DB:259:THR:HG22	1.97	0.47
1:DA:513:ALA:O	1:DA:516:ILE:HG22	2.15	0.47
1:DA:644:ARG:HH21	6:DF:118:LEU:HD23	1.79	0.47
2:DB:169:ARG:HA	2:DB:169:ARG:HD3	1.74	0.47
2:DB:562:PRO:HG3	2:DB:588:ILE:HD13	1.96	0.47
2:DB:652:PRO:O	2:DB:653:VAL:HG13	2.15	0.47
2:DB:872:LYS:HA	2:DB:872:LYS:HD3	1.71	0.47
2:DB:858:ILE:HD13	2:DB:873:THR:O	2.14	0.47
8:DH:5:LEU:CD2	8:DH:135:LEU:HD23	2.43	0.47
7:DO:266:GLN:HB3	7:DO:267:ALA:H	1.55	0.47
1:EA:703:GLU:H	1:EA:703:GLU:CD	2.18	0.47
1:EA:713:VAL:HG23	1:EA:738:ASN:OD1	2.15	0.47

*Continued on next page...*



*Continued from previous page...*

Atom-1	Atom-2	Interatomic distance (Å)	Clash overlap (Å)
2:EB:1136:GLU:H	2:EB:1136:GLU:HG3	1.40	0.47
2:EB:59:GLY:O	2:EB:61:LEU:N	2.48	0.47
2:EB:611:TRP:C	2:EB:620:LEU:HD21	2.35	0.47
5:EE:7:ARG:O	5:EE:11:ARG:HG3	2.15	0.47
10:EJ:3:VAL:HG12	10:EJ:15:GLY:HA2	1.95	0.47
11:EK:59:THR:HA	11:EK:107:THR:HG23	1.96	0.47
1:FA:1022:CYS:SG	1:FA:1598:PHE:HB2	2.55	0.47
1:FA:1094:ALA:HB1	1:FA:1135:SER:HB2	1.97	0.47
1:FA:197:LEU:HD23	1:FA:202:THR:O	2.15	0.47
1:FA:32:ILE:HG21	1:FA:49:LEU:HD23	1.97	0.47
1:FA:510:PRO:HG2	6:FF:102:SER:OG	2.14	0.47
1:FA:829:GLY:HA2	2:FB:1027:TYR:CD2	2.50	0.47
2:FB:125:GLU:O	2:FB:129:ARG:HB2	2.14	0.47
3:FC:128:ASP:C	3:FC:130:ASN:H	2.19	0.47
3:FC:174:ARG:O	3:FC:178:THR:OG1	2.14	0.47
3:FC:51:GLU:HB3	3:FC:303:GLU:HA	1.96	0.47
1:AA:1102:LEU:HD12	1:AA:1105:ARG:HE	1.79	0.47
1:AA:670:ILE:HD13	1:AA:670:ILE:H	1.80	0.47
2:AB:1104:CYS:HB2	2:AB:1128:CYS:SG	2.54	0.47
2:AB:274:VAL:HG11	2:AB:313:PHE:HB2	1.97	0.47
2:AB:389:CYS:HB2	2:AB:635:GLY:O	2.15	0.47
2:AB:527:PHE:CE2	2:AB:651:ARG:HD3	2.50	0.47
9:AI:113:THR:HG23	9:AI:120:LYS:HB3	1.97	0.47
2:AB:898:LEU:HD22	12:AL:46:VAL:HG13	1.97	0.47
14:AN:56:ILE:HG22	14:AN:57:LYS:H	1.79	0.47
1:BA:1117:SER:OG	1:BA:1117:SER:O	2.27	0.47
1:BA:1579:PHE:HA	1:BA:1582:LEU:HG	1.96	0.47
1:BA:472:MET:SD	1:BA:1025:LYS:NZ	2.70	0.47
1:BA:879:LEU:HD12	1:BA:972:TYR:HB3	1.97	0.47
3:BC:69:ARG:HD3	11:BK:71:THR:OG1	2.15	0.47
11:BK:75:ALA:O	11:BK:79:VAL:HG23	2.15	0.47
13:BM:62:TYR:O	13:BM:63:GLU:HG3	2.15	0.47
1:CA:1451:ILE:HA	1:CA:1457:ILE:HB	1.96	0.47
1:CA:1559:ARG:O	1:CA:1563:VAL:HG23	2.15	0.47
2:CB:104:ILE:HD12	2:CB:169:ARG:HG3	1.96	0.47
2:CB:108:MET:SD	2:CB:120:LYS:HA	2.55	0.47
2:CB:548:LYS:HA	2:CB:550:ARG:CZ	2.45	0.47
2:CB:626:ILE:N	2:CB:668:GLU:OE2	2.47	0.47
2:CB:821:ILE:HD11	2:CB:899:GLN:OE1	2.15	0.47
3:CC:237:GLN:NE2	3:CC:288:LYS:HE2	2.29	0.47
6:CF:138:LEU:HB3	6:CF:140:ASP:OD1	2.15	0.47

*Continued on next page...*



*Continued from previous page...*

Atom-1	Atom-2	Interatomic distance (Å)	Clash overlap (Å)
8:CH:40:LEU:HD12	8:CH:41:ASP:N	2.30	0.47
13:CM:10:ILE:HG22	13:CM:11:GLU:N	2.30	0.47
14:CN:31:LYS:O	14:CN:33:LYS:N	2.48	0.47
1:DA:93:GLN:HB2	1:DA:355:PHE:HE2	1.80	0.47
1:DA:416:ARG:O	1:DA:419:ILE:HB	2.15	0.47
5:DE:18:THR:HA	5:DE:21:GLU:OE1	2.15	0.47
10:DJ:6:ARG:HB3	10:DJ:11:GLY:O	2.13	0.47
1:EA:1227:MET:HB3	1:EA:1227:MET:HE2	1.71	0.47
1:EA:864:LEU:HD11	1:EA:875:LEU:HA	1.97	0.47
2:EB:523:GLU:H	2:EB:523:GLU:HG2	1.40	0.47
4:ED:94:ARG:HD2	4:ED:99:LEU:HD13	1.96	0.47
7:EG:140:GLN:HB3	7:EG:217:TRP:CD1	2.50	0.47
9:EI:94:MET:SD	9:EI:121:PHE:HE1	2.38	0.47
13:EM:89:GLN:O	13:EM:90:LEU:HD23	2.14	0.47
1:FA:1463:ASP:HB2	1:FA:1469:TRP:CD1	2.49	0.47
1:FA:669:LEU:HD23	1:FA:669:LEU:HA	1.56	0.47
2:FB:1178:ILE:HD12	2:FB:1182:LEU:HB3	1.95	0.47
2:FB:301:PHE:CD1	2:FB:302:LEU:HD23	2.49	0.47
1:FA:1484:LEU:HD13	2:FB:305:ARG:CZ	2.44	0.47
2:FB:859:CYS:SG	2:FB:860:ALA:N	2.88	0.47
3:FC:285:PHE:C	3:FC:287:ASP:H	2.19	0.47
3:FC:81:GLU:HA	3:FC:81:GLU:OE1	2.15	0.47
5:FE:41:ASP:O	5:FE:44:ALA:HB3	2.15	0.47
7:FG:100:THR:C	7:FG:102:GLU:N	2.68	0.47
7:FG:165:ASP:OD2	7:FG:220:SER:HA	2.15	0.47
1:AA:1344:ILE:H	1:AA:1344:ILE:HD12	1.79	0.46
1:AA:1217:LEU:CD1	1:AA:1573:TYR:HE1	2.27	0.46
1:AA:18:ILE:HA	2:AB:1193:GLY:O	2.14	0.46
1:AA:748:ASN:HD22	1:AA:748:ASN:H	1.63	0.46
1:AA:819:ASN:O	1:AA:822:THR:OG1	2.33	0.46
2:AB:1048:SER:OG	2:AB:1049:THR:N	2.49	0.46
2:AB:262:PHE:O	2:AB:268:GLU:HG2	2.15	0.46
3:AC:172:GLN:H	3:AC:175:GLN:HB2	1.80	0.46
4:AD:24:ALA:HA	7:AG:43:ILE:HA	1.97	0.46
8:AH:9:ILE:HD13	8:AH:56:THR:HG23	1.95	0.46
10:AJ:45:CYS:O	10:AJ:49:MET:HG2	2.15	0.46
1:BA:1450:ILE:O	1:BA:1454:HIS:ND1	2.39	0.46
1:BA:1291:VAL:HG22	1:BA:1473:LYS:CD	2.45	0.46
1:BA:1617:THR:OG1	1:BA:1617:THR:O	2.33	0.46
1:BA:498:PRO:HA	1:BA:499:PRO:HD3	1.75	0.46
1:BA:816:LEU:HG	1:BA:817:PHE:N	2.30	0.46

*Continued on next page...*



*Continued from previous page...*

Atom-1	Atom-2	Interatomic distance (Å)	Clash overlap (Å)
1:BA:976:ALA:HB1	1:BA:981:TYR:HB3	1.96	0.46
2:BB:1006:ASN:HB3	2:BB:1010:ASN:O	2.15	0.46
2:BB:497:ILE:HA	2:BB:497:ILE:HD12	1.69	0.46
2:BB:72:VAL:HG13	2:BB:95:LEU:O	2.14	0.46
2:BB:970:LYS:HG2	2:BB:1000:LEU:HD21	1.96	0.46
2:BB:974:LEU:O	10:BJ:47:ARG:NH1	2.48	0.46
3:BC:67:PHE:CE1	3:BC:318:VAL:HG22	2.50	0.46
11:BK:117:LEU:O	11:BK:121:LEU:HB2	2.15	0.46
1:CA:113:VAL:HG11	1:CA:181:LEU:HD23	1.97	0.46
1:CA:1200:MET:HG2	1:CA:1573:TYR:CD2	2.50	0.46
1:CA:223:PHE:CZ	1:CA:227:LEU:HD21	2.50	0.46
2:CB:1073:GLU:O	2:CB:1076:ARG:HB3	2.15	0.46
2:CB:286:ARG:HG2	13:CM:27:PHE:CG	2.50	0.46
2:CB:425:ILE:HG22	2:CB:426:ALA:N	2.30	0.46
1:CA:1137:SER:HB2	5:CE:205:SER:HB2	1.96	0.46
9:CI:99:LEU:HB2	9:CI:111:PHE:CZ	2.43	0.46
13:CM:51:PHE:O	13:CM:66:THR:HG23	2.15	0.46
1:DA:1105:ARG:NH2	1:DA:1138:GLU:OE2	2.46	0.46
1:DA:95:TYR:CZ	1:DA:245:LYS:HB3	2.50	0.46
1:DA:829:GLY:HA2	2:DB:1027:TYR:CD2	2.50	0.46
2:DB:104:ILE:HD12	2:DB:169:ARG:HG3	1.97	0.46
2:DB:211:ARG:N	2:DB:401:GLU:OE2	2.49	0.46
2:DB:276:ILE:O	2:DB:280:LEU:HG	2.14	0.46
2:DB:376:PHE:HB2	2:DB:592:ILE:HD11	1.97	0.46
2:DB:751:ILE:HG22	2:DB:770:ASN:OD1	2.15	0.46
2:DB:954:PHE:H	2:DB:955:PRO:HD2	1.80	0.46
5:DE:143:ASN:HB3	5:DE:146:HIS:CE1	2.50	0.46
1:EA:1269:LYS:HD2	1:EA:1271:ILE:HD11	1.97	0.46
1:EA:1296:PHE:O	1:EA:1468:LYS:NZ	2.44	0.46
1:EA:32:ILE:HG23	1:EA:47:GLY:O	2.15	0.46
1:EA:719:ILE:HG23	1:EA:723:TYR:O	2.14	0.46
2:EB:567:SER:HB2	14:EN:59:PRO:CB	2.43	0.46
2:EB:832:TRP:HE3	2:EB:834:LYS:H	1.63	0.46
2:EB:876:SER:C	2:EB:878:GLU:H	2.15	0.46
3:EC:328:LEU:HD13	3:EC:328:LEU:HA	1.50	0.46
3:EC:48:ASP:CG	3:EC:49:ALA:N	2.68	0.46
5:EE:28:TYR:HA	5:EE:64:PRO:HA	1.97	0.46
11:EK:77:ARG:HG3	11:EK:78:TYR:N	2.30	0.46
1:FA:118:TYR:CD2	1:FA:223:PHE:HD1	2.33	0.46
1:FA:426:ALA:O	1:FA:430:ILE:HG22	2.15	0.46
1:FA:527:PRO:HG3	1:FA:534:THR:HA	1.96	0.46

*Continued on next page...*



*Continued from previous page...*

Atom-1	Atom-2	Interatomic distance (Å)	Clash overlap (Å)
1:FA:719:ILE:HG23	1:FA:723:TYR:O	2.14	0.46
2:FB:428:VAL:O	2:FB:432:ILE:HD12	2.14	0.46
6:FF:106:PRO:HG2	7:FG:55:GLU:HG2	1.97	0.46
13:FM:62:TYR:O	13:FM:63:GLU:HG3	2.15	0.46
14:FN:97:SER:OG	14:FN:98:SER:N	2.48	0.46
1:AA:1220:PRO:O	1:AA:1223:ARG:HB2	2.16	0.46
1:AA:579:ARG:HH11	1:AA:579:ARG:HG3	1.80	0.46
2:AB:1120:ILE:HD11	7:BO:287:GLU:HG3	1.97	0.46
2:AB:138:LEU:O	2:AB:139:LEU:HD23	2.15	0.46
2:AB:260:PHE:HD1	2:AB:261:ARG:N	2.13	0.46
2:AB:275:MET:SD	2:AB:330:LEU:HD21	2.56	0.46
2:AB:906:ARG:HD2	3:AC:93:GLN:HG3	1.96	0.46
5:AE:64:PRO:HG2	5:AE:75:MET:HB3	1.97	0.46
13:AM:81:PHE:HB3	14:AN:52:GLN:O	2.15	0.46
1:BA:1070:LEU:HD11	1:BA:1161:VAL:HG11	1.98	0.46
1:BA:1269:LYS:HD2	1:BA:1271:ILE:HD11	1.97	0.46
1:BA:379:GLU:HB3	7:BO:292:HIS:CD2	2.51	0.46
1:BA:985:ARG:HG2	1:BA:988:SER:H	1.79	0.46
2:BB:1044:PHE:O	2:BB:1045:GLN:HB3	2.16	0.46
1:BA:1622:LEU:HD11	2:BB:1194:ILE:HD13	1.97	0.46
2:BB:397:THR:HA	2:BB:400:GLN:OE1	2.15	0.46
2:BB:379:ARG:CZ	2:BB:580:GLY:HA2	2.45	0.46
3:BC:245:ARG:H	3:BC:245:ARG:HD2	1.81	0.46
4:BD:33:THR:O	4:BD:36:VAL:HB	2.15	0.46
6:BF:97:ARG:HA	6:BF:100:GLN:HG3	1.97	0.46
1:BA:1657:LEU:HA	7:BG:107:ILE:HG12	1.98	0.46
9:BI:20:PRO:O	9:BI:22:ALA:N	2.48	0.46
14:BN:71:PRO:HD2	14:BN:89:ILE:HD11	1.97	0.46
1:CA:1450:ILE:O	1:CA:1454:HIS:ND1	2.41	0.46
1:CA:1564:ASN:O	1:CA:1567:ASN:HB3	2.15	0.46
1:CA:678:VAL:HG22	1:CA:781:LEU:O	2.14	0.46
2:CB:161:LEU:HD11	2:CB:409:TYR:CE2	2.50	0.46
2:CB:244:THR:OG1	2:CB:244:THR:O	2.32	0.46
2:CB:791:LYS:NZ	3:CC:215:ASP:O	2.48	0.46
3:CC:59:ILE:HG12	3:CC:60:ASP:N	2.30	0.46
7:CG:38:ILE:H	7:CG:38:ILE:HG13	1.20	0.46
13:CM:112:LYS:O	13:CM:113:ILE:HG13	2.15	0.46
1:DA:1102:LEU:CD1	1:DA:1105:ARG:HH21	2.29	0.46
2:DB:38:LEU:O	2:DB:40:GLU:N	2.48	0.46
2:DB:415:GLU:O	2:DB:418:ASP:HB3	2.15	0.46
2:DB:532:HIS:CE1	2:DB:544:HIS:CE1	3.03	0.46

*Continued on next page...*



*Continued from previous page...*

Atom-1	Atom-2	Interatomic distance (Å)	Clash overlap (Å)
2:DB:636:GLN:HG3	2:DB:637:TYR:N	2.30	0.46
2:DB:832:TRP:HE3	2:DB:834:LYS:H	1.61	0.46
3:DC:65:ASN:OD1	3:DC:68:ARG:NH1	2.47	0.46
3:DC:85:PHE:CG	3:DC:204:LEU:HD13	2.50	0.46
1:EA:1238:MET:SD	1:EA:1524:VAL:HA	2.56	0.46
1:EA:1240:LEU:HD11	1:EA:1529:MET:SD	2.55	0.46
1:EA:1565:GLU:O	1:EA:1568:ASN:HB3	2.15	0.46
1:EA:188:TYR:O	1:EA:191:MET:N	2.48	0.46
1:EA:754:LYS:HB2	1:EA:782:ASP:OD2	2.15	0.46
1:EA:835:LEU:HG	1:EA:985:ARG:NH1	2.26	0.46
2:EB:492:ASN:OD1	2:EB:494:TYR:HB2	2.14	0.46
2:EB:526:GLY:N	2:EB:696:ILE:HG22	2.31	0.46
3:EC:59:ILE:HG12	3:EC:60:ASP:H	1.79	0.46
12:EL:33:GLU:HG3	12:EL:53:HIS:ND1	2.30	0.46
1:FA:1189:ALA:O	1:FA:1193:VAL:HG23	2.16	0.46
1:FA:1565:GLU:O	1:FA:1568:ASN:HB3	2.14	0.46
1:FA:663:GLY:O	1:FA:790:LYS:HE3	2.15	0.46
1:FA:618:TYR:HB3	1:FA:670:ILE:CD1	2.46	0.46
2:FB:1026:ILE:HG13	2:FB:1026:ILE:O	2.13	0.46
2:FB:1058:GLN:HG3	2:FB:1058:GLN:H	1.48	0.46
2:FB:1093:LEU:HD11	2:FB:1179:PRO:HB3	1.97	0.46
2:FB:122:TYR:CE2	2:FB:183:HIS:CD2	3.03	0.46
2:FB:944:GLN:HA	2:FB:945:PRO:HD3	1.73	0.46
3:FC:73:SER:O	3:FC:212:ILE:HD13	2.15	0.46
1:AA:90:PHE:HE1	1:AA:1623:THR:HG23	1.81	0.46
1:AA:93:GLN:HB2	1:AA:355:PHE:HE2	1.78	0.46
2:AB:420:TYR:CE1	2:AB:424:ILE:HD11	2.50	0.46
1:AA:934:LYS:HB3	2:AB:955:PRO:HG2	1.97	0.46
3:AC:86:PHE:HE2	3:AC:205:LYS:HE3	1.81	0.46
4:AD:36:VAL:HG22	7:AG:38:ILE:HG21	1.96	0.46
8:AH:5:LEU:O	8:AH:6:PHE:HB2	2.15	0.46
1:AA:712:ILE:N	11:AK:106:GLN:OE1	2.39	0.46
7:AO:300:VAL:HG23	7:AO:308:ILE:HB	1.96	0.46
1:BA:132:GLU:OE2	1:BA:201:ARG:NH2	2.49	0.46
1:BA:680:LEU:HD12	1:BA:820:TYR:CD1	2.50	0.46
2:BB:548:LYS:HG2	2:BB:550:ARG:NH2	2.30	0.46
2:BB:661:GLU:HG3	2:BB:662:ASP:N	2.30	0.46
2:BB:821:ILE:HD11	2:BB:899:GLN:OE1	2.16	0.46
4:BD:47:LYS:HD3	4:BD:82:LEU:HD13	1.96	0.46
1:BA:1553:TYR:HB3	5:BE:150:VAL:HG21	1.97	0.46
14:BN:72:VAL:HG22	14:BN:137:PHE:CE1	2.51	0.46

*Continued on next page...*



*Continued from previous page...*

Atom-1	Atom-2	Interatomic distance (Å)	Clash overlap (Å)
1:CA:1237:GLN:H	1:CA:1544:ASN:CB	2.26	0.46
1:CA:1272:VAL:C	9:CI:48:VAL:HG13	2.36	0.46
1:CA:1326:GLU:O	1:CA:1330:VAL:HG23	2.16	0.46
1:CA:197:LEU:HD23	1:CA:202:THR:O	2.14	0.46
1:CA:515:ASN:ND2	1:CA:519:LEU:HD11	2.30	0.46
1:CA:596:HIS:CD2	1:CA:596:HIS:N	2.81	0.46
1:CA:476:VAL:HG21	2:CB:1091:ARG:HE	1.80	0.46
2:CB:219:ARG:HG2	2:CB:221:SER:HB3	1.97	0.46
2:CB:800:TYR:CD1	2:CB:910:THR:HG23	2.49	0.46
3:CC:172:GLN:H	3:CC:175:GLN:HB2	1.79	0.46
5:CE:120:ALA:O	5:CE:123:LEU:HB2	2.16	0.46
1:CA:1553:TYR:HD1	5:CE:144:ILE:HB	1.80	0.46
1:CA:1539:ASP:O	5:CE:147:HIS:CD2	2.69	0.46
1:DA:13:SER:OG	1:DA:1631:ARG:NH1	2.49	0.46
1:DA:1450:ILE:O	1:DA:1454:HIS:ND1	2.39	0.46
1:DA:670:ILE:HD13	1:DA:670:ILE:N	2.31	0.46
1:DA:839:GLY:O	1:DA:842:TRP:HB2	2.16	0.46
2:DB:1047:ARG:CZ	2:DB:1059:PRO:HB3	2.45	0.46
1:DA:1484:LEU:HD21	2:DB:304:ASP:HB3	1.98	0.46
2:DB:876:SER:C	2:DB:878:GLU:H	2.19	0.46
1:DA:928:MET:HG2	2:DB:955:PRO:HG3	1.98	0.46
3:DC:197:ARG:H	3:DC:200:GLN:NE2	2.12	0.46
7:DG:46:TYR:CD1	7:DG:117:TRP:HD1	2.34	0.46
2:CB:463:TYR:HE2	7:DG:174:GLU:HG3	1.80	0.46
8:DH:59:ILE:HG13	8:DH:142:LEU:HA	1.98	0.46
8:DH:5:LEU:CB	8:DH:60:ALA:HA	2.34	0.46
11:DK:80:ILE:HD13	11:DK:105:ILE:HD11	1.97	0.46
11:DK:54:THR:HG22	11:DK:61:ALA:CA	2.43	0.46
1:EA:1095:LEU:HD21	1:EA:1134:GLY:HA3	1.97	0.46
1:EA:505:LEU:HD13	1:EA:637:PHE:HB2	1.97	0.46
1:EA:832:ASP:OD2	1:EA:924:SER:OG	2.20	0.46
1:EA:966:LEU:HD23	1:EA:969:PHE:CD2	2.50	0.46
2:EB:687:THR:HG1	2:EB:688:HIS:CE1	2.33	0.46
14:EN:64:ILE:O	14:EN:66:LYS:N	2.49	0.46
1:FA:1097:TYR:HD2	1:FA:1123:VAL:HG13	1.79	0.46
1:FA:1623:THR:HA	1:FA:1626:VAL:HG22	1.97	0.46
1:FA:642:ASN:HB3	2:FB:1086:PHE:CD1	2.50	0.46
2:FB:156:ARG:HA	2:FB:156:ARG:HD2	1.49	0.46
2:FB:662:ASP:O	2:FB:663:ILE:HB	2.16	0.46
2:FB:837:LEU:HD22	2:FB:837:LEU:HA	1.60	0.46
3:FC:83:VAL:HG13	3:FC:206:ALA:CB	2.42	0.46

*Continued on next page...*



*Continued from previous page...*

Atom-1	Atom-2	Interatomic distance (Å)	Clash overlap (Å)
5:FE:33:GLU:O	5:FE:36:GLU:N	2.49	0.46
7:FG:29:ASP:N	7:FG:29:ASP:OD1	2.40	0.46
7:FG:59:GLN:O	7:FG:62:MET:N	2.48	0.46
8:FH:94:ASP:N	8:FH:94:ASP:OD1	2.48	0.46
9:FI:121:PHE:HD1	9:FI:121:PHE:H	1.63	0.46
13:FM:10:ILE:HG22	13:FM:11:GLU:H	1.81	0.46
2:AB:998:GLU:O	2:AB:1001:ALA:N	2.49	0.46
1:AA:1003:ARG:NH2	2:AB:533:THR:HG21	2.31	0.46
2:AB:655:TYR:CE2	2:AB:657:PRO:HB2	2.51	0.46
2:AB:841:ASP:HB3	2:AB:843:ASP:OD1	2.15	0.46
2:AB:764:ASN:HB3	10:AJ:59:LYS:HZ1	1.81	0.46
1:BA:1076:LEU:HD23	1:BA:1076:LEU:HA	1.77	0.46
1:BA:214:ASP:OD2	5:BE:177:ARG:NH2	2.48	0.46
1:BA:795:HIS:O	1:BA:798:HIS:HB3	2.15	0.46
2:BB:203:ILE:HD12	2:BB:203:ILE:H	1.80	0.46
2:BB:751:ILE:HG22	2:BB:770:ASN:OD1	2.15	0.46
8:BH:14:GLU:HG2	8:BH:15:VAL:N	2.30	0.46
7:BO:288:ASN:O	7:BO:292:HIS:ND1	2.49	0.46
1:CA:1003:ARG:CZ	2:CB:520:LEU:HD22	2.45	0.46
1:CA:1224:GLU:HB3	1:CA:1233:ILE:HG22	1.97	0.46
1:CA:1440:ASN:C	1:CA:1442:VAL:H	2.18	0.46
1:CA:1454:HIS:HB2	1:CA:1457:ILE:HG13	1.98	0.46
1:CA:1226:VAL:HG22	1:CA:1598:PHE:CE1	2.51	0.46
2:CB:1130:ARG:NH2	2:CB:1195:ARG:HD2	2.30	0.46
2:CB:125:GLU:O	2:CB:129:ARG:HB2	2.16	0.46
2:CB:825:PHE:HZ	2:CB:899:GLN:O	1.98	0.46
3:CC:204:LEU:HG	3:CC:204:LEU:O	2.15	0.46
3:CC:66:ALA:O	3:CC:70:ILE:HG13	2.15	0.46
2:CB:187:SER:CB	10:CJ:59:LYS:HZ3	2.28	0.46
11:CK:46:LYS:HE3	11:CK:66:VAL:O	2.16	0.46
1:DA:1031:HIS:HB2	1:DA:1182:GLY:O	2.16	0.46
1:DA:1124:LEU:HA	1:DA:1124:LEU:HD23	1.71	0.46
1:DA:569:SER:OG	1:DA:570:THR:HG23	2.16	0.46
1:DA:571:HIS:CE1	1:DA:572:THR:HG23	2.50	0.46
2:DB:1047:ARG:NH1	2:DB:1050:GLY:H	2.13	0.46
1:DA:23:GLU:OE1	2:DB:1195:ARG:NH1	2.47	0.46
2:DB:871:ILE:HD13	2:DB:873:THR:HG22	1.96	0.46
2:DB:996:PHE:HA	2:DB:999:GLN:HG3	1.98	0.46
4:DD:93:GLN:HG3	4:DD:94:ARG:N	2.30	0.46
10:DJ:54:VAL:C	10:DJ:56:LEU:H	2.19	0.46
13:DM:10:ILE:HG22	13:DM:11:GLU:H	1.80	0.46

*Continued on next page...*



*Continued from previous page...*

Atom-1	Atom-2	Interatomic distance (Å)	Clash overlap (Å)
13:DM:10:ILE:HG22	13:DM:11:GLU:N	2.30	0.46
1:EA:1490:GLU:O	1:EA:1493:CYS:HB2	2.16	0.46
2:EB:1110:ILE:HD13	2:EB:1111:LEU:HD23	1.97	0.46
2:EB:1130:ARG:NH2	2:EB:1195:ARG:HD2	2.30	0.46
2:EB:1151:ILE:HG22	2:EB:1152:PHE:N	2.30	0.46
2:EB:215:MET:O	2:EB:234:ILE:HD13	2.15	0.46
2:EB:260:PHE:HD2	2:EB:276:ILE:HG12	1.81	0.46
2:EB:264:TRP:NE1	2:EB:265:ARG:HG2	2.30	0.46
2:EB:393:ASN:ND2	2:EB:395:ASP:HB2	2.30	0.46
2:EB:636:GLN:HG3	2:EB:637:TYR:N	2.30	0.46
2:EB:843:ASP:OD1	2:EB:845:LEU:HG	2.16	0.46
3:EC:113:LEU:HD11	3:EC:130:ASN:C	2.36	0.46
3:EC:132:ILE:HD13	3:EC:132:ILE:HA	1.65	0.46
6:EF:136:ARG:O	6:EF:143:PHE:HB2	2.15	0.46
6:EF:86:THR:HG23	6:EF:89:GLU:OE1	2.15	0.46
14:EN:71:PRO:HD2	14:EN:89:ILE:HD11	1.96	0.46
1:FA:90:PHE:HE1	1:FA:1623:THR:HG23	1.80	0.46
1:FA:457:LYS:O	1:FA:459:ALA:N	2.48	0.46
1:FA:53:ALA:O	1:FA:54:LEU:HD23	2.16	0.46
1:FA:729:LYS:HE3	1:FA:779:GLY:O	2.14	0.46
1:FA:955:ARG:HB3	1:FA:955:ARG:HH11	1.80	0.46
2:FB:286:ARG:HG2	13:FM:27:PHE:CD1	2.51	0.46
2:FB:280:LEU:O	2:FB:323:ARG:NH2	2.48	0.46
2:FB:582:SER:O	2:FB:598:HIS:NE2	2.49	0.46
2:FB:872:LYS:HA	2:FB:872:LYS:HD3	1.57	0.46
6:FF:118:LEU:HD13	6:FF:118:LEU:HA	1.80	0.46
14:FN:139:VAL:HB	14:FN:140:SER:H	1.27	0.46
1:AA:1101:THR:O	1:AA:1105:ARG:HB2	2.16	0.46
1:AA:1612:LYS:HD3	1:AA:1621:PHE:CD1	2.50	0.46
1:AA:1646:LEU:HD11	2:AB:1085:SER:HB3	1.98	0.46
1:AA:816:LEU:HG	1:AA:817:PHE:HD1	1.80	0.46
2:AB:548:LYS:HA	2:AB:550:ARG:NH2	2.30	0.46
2:AB:970:LYS:HG2	2:AB:1000:LEU:HD21	1.97	0.46
3:AC:173:GLY:C	3:AC:175:GLN:H	2.19	0.46
5:AE:56:LYS:HG3	5:AE:84:ASP:OD2	2.16	0.46
14:AN:109:LEU:O	14:AN:110:LEU:HD23	2.15	0.46
1:BA:1619:CYS:O	1:BA:1622:LEU:HB3	2.15	0.46
2:BB:276:ILE:O	2:BB:280:LEU:HG	2.15	0.46
1:BA:1116:GLN:HB3	5:BE:207:ARG:HH21	1.80	0.46
1:BA:683:LYS:HB2	8:BH:20:TYR:CE1	2.51	0.46
8:BH:94:ASP:OD1	8:BH:94:ASP:N	2.49	0.46

*Continued on next page...*



*Continued from previous page...*

Atom-1	Atom-2	Interatomic distance (Å)	Clash overlap (Å)
9:BI:60:LEU:HD23	9:BI:60:LEU:HA	1.77	0.46
1:BA:395:LEU:HB2	7:BO:273:VAL:HG13	1.98	0.46
1:CA:1101:THR:O	1:CA:1105:ARG:HB2	2.16	0.46
1:CA:1216:THR:HB	1:CA:1221:ARG:HD3	1.98	0.46
1:CA:197:LEU:HD21	1:CA:203:THR:O	2.16	0.46
1:CA:498:PRO:HA	1:CA:499:PRO:HD3	1.74	0.46
1:CA:4:SER:HB2	1:CA:573:LEU:CD2	2.45	0.46
1:CA:735:VAL:O	1:CA:739:VAL:HG22	2.16	0.46
3:CC:61:THR:HA	3:CC:298:PHE:CZ	2.51	0.46
1:CA:1130:ALA:HB1	6:CF:82:THR:HB	1.98	0.46
8:CH:33:GLN:HB2	8:CH:36:CYS:HB2	1.97	0.46
13:CM:85:LYS:C	13:CM:87:SER:H	2.19	0.46
1:DA:1057:ILE:H	1:DA:1057:ILE:HD12	1.80	0.46
1:DA:1344:ILE:HD12	1:DA:1344:ILE:H	1.80	0.46
1:DA:1260:LYS:HA	1:DA:1499:ARG:O	2.16	0.46
1:DA:239:PHE:CG	1:DA:260:GLN:HG2	2.50	0.46
1:DA:456:VAL:O	1:DA:460:LEU:HG	2.16	0.46
3:DC:245:ARG:HD2	3:DC:245:ARG:N	2.30	0.46
5:DE:176:PRO:HB2	5:DE:212:ARG:HD3	1.98	0.46
6:DF:153:VAL:O	6:DF:154:ASP:HB2	2.15	0.46
14:DN:75:GLU:H	14:DN:91:ASP:CG	2.18	0.46
7:DO:302:GLU:HB3	7:DO:303:ASP:H	1.59	0.46
2:EB:693:PRO:HB2	2:EB:984:TRP:CZ3	2.50	0.46
7:EG:87:LEU:HA	7:EG:120:VAL:HG23	1.98	0.46
7:EO:276:LYS:O	7:EO:280:PHE:HB2	2.15	0.46
1:FA:1189:ALA:HA	1:FA:1192:SER:OG	2.16	0.46
1:FA:497:VAL:HG23	1:FA:606:ARG:O	2.15	0.46
1:FA:595:LEU:HA	1:FA:595:LEU:HD22	1.77	0.46
2:FB:1047:ARG:HG3	2:FB:1068:GLY:HA2	1.98	0.46
2:FB:210:ARG:HH22	2:FB:625:GLU:CD	2.19	0.46
1:FA:488:PRO:HD2	2:FB:781:TYR:CZ	2.50	0.46
3:FC:209:ILE:HG12	3:FC:210:LEU:O	2.15	0.46
8:FH:15:VAL:HG22	8:FH:26:ILE:HG12	1.96	0.46
8:FH:12:VAL:HA	8:FH:28:ALA:HB2	1.98	0.46
9:FI:109:THR:HG21	9:FI:122:ARG:NH1	2.30	0.46
9:FI:2:SER:O	9:FI:9:PHE:N	2.43	0.46
1:AA:113:VAL:HG13	1:AA:182:LYS:CG	2.44	0.46
1:AA:1148:LEU:CD2	1:AA:1163:GLU:HG2	2.46	0.46
1:AA:1148:LEU:HD21	1:AA:1163:GLU:HG2	1.98	0.46
1:AA:113:VAL:HG11	1:AA:181:LEU:HD23	1.97	0.46
1:AA:832:ASP:OD2	1:AA:924:SER:OG	2.25	0.46

*Continued on next page...*



*Continued from previous page...*

Atom-1	Atom-2	Interatomic distance (Å)	Clash overlap (Å)
1:AA:850:SER:O	1:AA:853:THR:N	2.46	0.46
2:AB:209:GLN:OE1	2:AB:237:ARG:HB2	2.16	0.46
2:AB:534:PRO:O	2:AB:539:CYS:HA	2.14	0.46
2:AB:850:THR:O	2:AB:881:TYR:HA	2.15	0.46
8:AH:40:LEU:HD12	8:AH:41:ASP:N	2.30	0.46
3:AC:195:LYS:HE3	10:AJ:2:ILE:HD11	1.97	0.46
1:BA:1562:ILE:O	1:BA:1566:ILE:HG13	2.15	0.46
1:BA:748:ASN:ND2	1:BA:748:ASN:N	2.57	0.46
1:BA:93:GLN:HG3	1:BA:1627:LEU:HD13	1.97	0.46
2:BB:1047:ARG:NH2	2:BB:1059:PRO:HB3	2.31	0.46
2:BB:1153:ILE:HD12	2:BB:1154:ASP:H	1.80	0.46
2:BB:211:ARG:NH2	2:BB:243:GLN:OE1	2.36	0.46
2:BB:234:ILE:HB	2:BB:250:LEU:HB2	1.97	0.46
2:BB:262:PHE:O	2:BB:268:GLU:HG2	2.15	0.46
2:BB:705:PRO:HG3	2:BB:920:ARG:CZ	2.45	0.46
2:BB:714:ARG:HG2	2:BB:959:THR:CG2	2.45	0.46
2:BB:778:TYR:CE2	2:BB:937:PRO:HD3	2.51	0.46
7:BG:140:GLN:HB3	7:BG:217:TRP:CD1	2.51	0.46
11:BK:53:ALA:HB1	11:BK:104:ARG:HH12	1.80	0.46
1:CA:1612:LYS:HD3	1:CA:1621:PHE:CD1	2.51	0.46
1:CA:530:TRP:CZ2	1:CA:607:VAL:HG21	2.51	0.46
1:CA:602:GLY:O	1:CA:653:THR:HG22	2.16	0.46
2:CB:770:ASN:O	10:CJ:48:ARG:NE	2.48	0.46
2:CB:850:THR:N	2:CB:882:ILE:HG13	2.20	0.46
3:CC:254:GLY:O	3:CC:268:LYS:HB2	2.15	0.46
3:CC:48:ASP:CG	3:CC:49:ALA:N	2.69	0.46
9:CI:95:ASN:HB2	9:CI:113:THR:HB	1.97	0.46
9:CI:94:MET:SD	9:CI:121:PHE:HE1	2.39	0.46
1:DA:1076:LEU:HD23	1:DA:1076:LEU:HA	1.72	0.46
1:DA:1102:LEU:HD12	1:DA:1102:LEU:HA	1.61	0.46
1:DA:1105:ARG:HH22	1:DA:1138:GLU:CD	2.18	0.46
1:DA:1164:LYS:O	1:DA:1167:ARG:HB3	2.15	0.46
1:DA:1262:LEU:O	1:DA:1265:GLU:HB2	2.16	0.46
2:DB:1060:VAL:HG22	2:DB:1061:LYS:H	1.80	0.46
2:DB:561:ILE:HB	2:DB:562:PRO:HD3	1.98	0.46
2:DB:854:GLU:HG3	2:DB:875:HIS:HA	1.98	0.46
3:DC:97:LEU:O	3:DC:100:ARG:HB2	2.15	0.46
5:DE:56:LYS:HG3	5:DE:84:ASP:OD2	2.16	0.46
7:DG:105:ILE:HG23	7:DG:115:PHE:O	2.16	0.46
3:DC:223:SER:OG	10:DJ:12:LYS:HA	2.16	0.46
10:DJ:2:ILE:HG12	10:DJ:3:VAL:HG23	1.96	0.46

*Continued on next page...*



*Continued from previous page...*

Atom-1	Atom-2	Interatomic distance (Å)	Clash overlap (Å)
1:EA:1555:VAL:HG13	1:EA:1556:GLU:H	1.81	0.46
1:EA:10:GLU:HG3	1:EA:1645:LYS:HE3	1.97	0.46
1:EA:211:THR:HB	5:EE:173:SER:HB2	1.98	0.46
1:EA:467:PHE:O	1:EA:471:MET:HB2	2.16	0.46
1:EA:727:THR:OG1	1:EA:729:LYS:N	2.44	0.46
1:EA:903:ILE:O	1:EA:907:VAL:HG23	2.16	0.46
1:EA:964:LYS:HE2	1:EA:964:LYS:HB3	1.60	0.46
2:EB:212:ASN:OD1	2:EB:239:VAL:HG13	2.15	0.46
2:EB:257:GLN:HG3	2:EB:316:ARG:HH22	1.81	0.46
2:EB:296:ASP:O	2:EB:298:LYS:N	2.49	0.46
2:EB:306:LEU:HD23	2:EB:310:LEU:HG	1.98	0.46
1:EA:1003:ARG:CZ	2:EB:520:LEU:HD22	2.46	0.46
2:EB:800:TYR:CD1	2:EB:910:THR:HG23	2.51	0.46
2:EB:848:ILE:HD12	2:EB:885:VAL:HG21	1.97	0.46
2:EB:954:PHE:H	2:EB:955:PRO:HD2	1.80	0.46
3:EC:51:GLU:HB3	3:EC:303:GLU:HA	1.96	0.46
4:ED:22:ILE:H	7:EG:76:LYS:NZ	2.12	0.46
7:EG:41:VAL:O	7:EG:122:LEU:HB2	2.15	0.46
1:FA:1326:GLU:O	1:FA:1330:VAL:HG23	2.15	0.46
1:FA:475:ARG:NH1	2:FB:1068:GLY:O	2.49	0.46
2:FB:194:PHE:O	2:FB:200:GLU:HA	2.16	0.46
2:FB:850:THR:N	2:FB:882:ILE:HG13	2.17	0.46
3:FC:103:LEU:HB2	10:FJ:5:VAL:HG11	1.98	0.46
3:FC:198:PRO:O	10:FJ:64:ASN:ND2	2.41	0.46
3:FC:230:LEU:HD11	3:FC:270:ALA:HB3	1.97	0.46
3:FC:95:GLU:HG2	3:FC:96:VAL:N	2.31	0.46
7:FG:66:LEU:HD11	7:FG:87:LEU:HD22	1.97	0.46
8:FH:59:ILE:HG13	8:FH:142:LEU:HA	1.97	0.46
10:FJ:48:ARG:HH11	10:FJ:48:ARG:HB3	1.81	0.46
13:FM:70:SER:O	13:FM:74:ASN:HB2	2.16	0.46
7:FO:266:GLN:HB3	7:FO:267:ALA:H	1.52	0.46
1:AA:1021:ARG:O	1:AA:1025:LYS:HB2	2.16	0.46
1:AA:1321:PHE:HD1	1:AA:1496:SER:OG	1.99	0.46
1:AA:1637:PRO:CB	1:AA:1647:ASN:HD21	2.27	0.46
1:AA:113:VAL:HG22	1:AA:182:LYS:CE	2.45	0.46
1:AA:250:LYS:HD3	1:AA:428:VAL:HG22	1.98	0.46
1:AA:369:LEU:HD12	2:AB:1054:SER:HB2	1.98	0.46
2:AB:1178:ILE:HD12	2:AB:1182:LEU:HB3	1.98	0.46
2:AB:459:SER:O	2:AB:462:GLN:N	2.49	0.46
5:AE:20:LYS:NZ	5:AE:34:GLU:O	2.44	0.46
7:AG:58:LEU:HD23	7:AG:58:LEU:HA	1.61	0.46

*Continued on next page...*



*Continued from previous page...*

Atom-1	Atom-2	Interatomic distance (Å)	Clash overlap (Å)
7:AG:80:VAL:HG12	7:AG:82:LEU:HD23	1.96	0.46
8:AH:100:THR:O	8:AH:116:TYR:HA	2.16	0.46
1:AA:372:LYS:CB	7:AO:297:LEU:HD22	2.46	0.46
1:BA:1457:ILE:HA	1:BA:1474:LEU:HD22	1.97	0.46
1:BA:406:LEU:CD2	7:BO:270:LEU:HD11	2.46	0.46
1:BA:584:ARG:HD3	6:BF:116:ASP:HB2	1.98	0.46
1:BA:804:GLU:CD	1:BA:804:GLU:H	2.15	0.46
1:BA:955:ARG:HB3	1:BA:955:ARG:HH11	1.80	0.46
2:BB:467:THR:HB	2:BB:469:ASN:ND2	2.27	0.46
3:BC:134:LEU:HD23	3:BC:169:PHE:HA	1.97	0.46
3:BC:136:LEU:HD22	3:BC:167:LEU:HA	1.97	0.46
3:BC:245:ARG:HD2	3:BC:245:ARG:N	2.31	0.46
5:BE:133:GLU:HB3	5:BE:135:PHE:CE1	2.49	0.46
11:BK:58:GLY:C	11:BK:60:SER:N	2.69	0.46
14:BN:31:LYS:O	14:BN:33:LYS:N	2.49	0.46
1:CA:1073:TYR:HD2	1:CA:1074:TYR:CE2	2.33	0.46
2:CB:559:SER:C	2:CB:561:ILE:H	2.19	0.46
2:CB:999:GLN:NE2	14:CN:166:LEU:HD21	2.31	0.46
3:CC:201:GLU:C	3:CC:202:ILE:HD12	2.36	0.46
3:CC:333:ILE:HA	3:CC:333:ILE:HD12	1.65	0.46
1:CA:1556:GLU:HG3	5:CE:153:HIS:NE2	2.31	0.46
8:CH:100:THR:O	8:CH:116:TYR:HA	2.16	0.46
8:CH:59:ILE:HG13	8:CH:142:LEU:HA	1.98	0.46
14:CN:109:LEU:O	14:CN:110:LEU:HD23	2.15	0.46
1:DA:1238:MET:O	1:DA:1521:THR:HG23	2.16	0.46
1:DA:345:LEU:H	1:DA:345:LEU:HG	1.36	0.46
1:DA:507:TYR:HB3	1:DA:579:ARG:HH12	1.81	0.46
1:DA:62:CYS:HB2	1:DA:72:CYS:SG	2.55	0.46
1:DA:806:ALA:O	1:DA:809:VAL:N	2.49	0.46
2:DB:1136:GLU:HG3	2:DB:1136:GLU:H	1.32	0.46
2:DB:244:THR:O	2:DB:244:THR:OG1	2.29	0.46
2:DB:273:VAL:O	2:DB:277:LEU:HD12	2.15	0.46
2:DB:295:ASN:HB3	14:DN:104:LEU:HD13	1.98	0.46
2:DB:307:GLU:OE2	2:DB:311:ARG:NH1	2.45	0.46
2:DB:409:TYR:O	2:DB:413:LEU:HB2	2.15	0.46
1:DA:818:THR:CG2	2:DB:780:GLY:HA3	2.46	0.46
2:DB:904:LYS:C	2:DB:905:TYR:CD1	2.87	0.46
2:DB:906:ARG:HD2	3:DC:93:GLN:HG3	1.97	0.46
2:DB:908:ARG:NH2	12:DL:70:ARG:OXT	2.48	0.46
7:DO:315:SER:OG	7:DO:315:SER:O	2.32	0.46
1:EA:1184:ALA:O	1:EA:1186:GLY:N	2.49	0.46

*Continued on next page...*



*Continued from previous page...*

Atom-1	Atom-2	Interatomic distance (Å)	Clash overlap (Å)
1:EA:1440:ASN:C	1:EA:1442:VAL:H	2.18	0.46
1:EA:1463:ASP:O	1:EA:1465:GLU:N	2.45	0.46
1:EA:674:ILE:HG12	1:EA:783:LYS:HB2	1.97	0.46
11:EK:68:GLU:HG2	11:EK:72:LEU:HD23	1.98	0.46
14:EN:149:ASP:O	14:EN:153:VAL:HG12	2.16	0.46
14:EN:72:VAL:HG22	14:EN:137:PHE:HE1	1.79	0.46
7:EO:273:VAL:CG1	7:EO:274:SER:N	2.75	0.46
1:FA:1238:MET:HG3	1:FA:1524:VAL:HG22	1.97	0.46
1:FA:50:TYR:OH	1:FA:370:PRO:HG3	2.15	0.46
1:FA:670:ILE:N	1:FA:670:ILE:HD13	2.29	0.46
1:FA:896:THR:HG21	1:FA:956:ARG:NH1	2.30	0.46
2:FB:302:LEU:HD11	2:FB:379:ARG:CZ	2.45	0.46
5:FE:159:ASP:O	5:FE:163:GLU:HG2	2.16	0.46
13:FM:16:GLN:CB	13:FM:91:TYR:HA	2.46	0.46
1:AA:1566:ILE:HG13	1:AA:1566:ILE:H	1.15	0.46
1:AA:603:HIS:HE2	1:AA:624:TYR:HH	1.62	0.46
1:AA:659:THR:HG22	1:AA:666:VAL:HG22	1.97	0.46
1:AA:748:ASN:ND2	1:AA:748:ASN:N	2.57	0.46
1:AA:1007:ILE:HG22	2:AB:515:THR:HG22	1.98	0.46
2:AB:73:ILE:HG23	2:AB:74:PHE:N	2.30	0.46
2:AB:894:LYS:HA	12:AL:54:ARG:NH1	2.30	0.46
2:AB:904:LYS:C	2:AB:905:TYR:CD1	2.88	0.46
1:BA:1094:ALA:HB1	1:BA:1135:SER:HB2	1.98	0.46
1:BA:335:LEU:O	1:BA:339:PHE:HD1	1.98	0.46
2:BB:140:LYS:HE2	2:BB:153:PHE:CD2	2.51	0.46
2:BB:708:ASP:N	2:BB:708:ASP:OD1	2.47	0.46
2:BB:886:ASN:N	2:BB:902:SER:O	2.39	0.46
7:BG:67:ASN:O	7:BG:70:VAL:HG23	2.16	0.46
12:BL:64:LEU:HD12	12:BL:65:VAL:N	2.31	0.46
1:CA:1024:THR:O	1:CA:1028:GLU:N	2.48	0.46
1:CA:127:TYR:HD1	1:CA:202:THR:HG21	1.81	0.46
1:CA:1325:LEU:HA	1:CA:1325:LEU:HD13	1.68	0.46
1:CA:426:ALA:O	1:CA:430:ILE:HG22	2.16	0.46
1:CA:674:ILE:CG2	1:CA:931:SER:HB2	2.46	0.46
1:CA:674:ILE:HG22	1:CA:675:SER:N	2.30	0.46
1:CA:692:TYR:O	1:CA:696:ILE:HG12	2.14	0.46
1:CA:724:PRO:O	1:CA:725:LEU:HD23	2.15	0.46
2:CB:660:LYS:HB3	2:CB:661:GLU:H	1.52	0.46
2:CB:731:VAL:HG11	10:CJ:59:LYS:HB3	1.97	0.46
3:CC:172:GLN:HB2	3:CC:175:GLN:NE2	2.31	0.46
6:CF:119:ARG:HA	6:CF:122:MET:HG3	1.96	0.46

*Continued on next page...*



*Continued from previous page...*

Atom-1	Atom-2	Interatomic distance (Å)	Clash overlap (Å)
2:CB:286:ARG:HG2	13:CM:27:PHE:CD1	2.51	0.46
13:CM:33:PRO:HG2	13:CM:57:ASN:ND2	2.31	0.46
1:CA:429:THR:HG21	7:CO:274:SER:CB	2.46	0.46
1:DA:905:SER:OG	1:DA:906:GLN:N	2.48	0.46
2:DB:1058:GLN:HG3	2:DB:1058:GLN:H	1.46	0.46
2:DB:122:TYR:CE2	2:DB:183:HIS:CD2	3.04	0.46
2:DB:423:ASN:O	2:DB:426:ALA:N	2.49	0.46
2:DB:542:LEU:HD23	2:DB:542:LEU:HA	1.79	0.46
2:DB:744:LEU:HD12	2:DB:800:TYR:O	2.16	0.46
3:DC:133:VAL:HG12	3:DC:170:GLU:HB2	1.97	0.46
3:DC:216:HIS:ND1	3:DC:218:LYS:HB3	2.30	0.46
3:DC:88:ASN:O	12:DL:60:ARG:NH1	2.47	0.46
10:DJ:21:TYR:CZ	10:DJ:25:LEU:HD11	2.51	0.46
14:DN:64:ILE:C	14:DN:66:LYS:H	2.20	0.46
1:EA:1446:ARG:HH12	1:EA:1462:PHE:HB3	1.80	0.46
1:EA:1291:VAL:HA	1:EA:1473:LYS:HB2	1.96	0.46
1:EA:1564:ASN:O	1:EA:1567:ASN:HB3	2.16	0.46
1:EA:507:TYR:HB2	1:EA:637:PHE:CZ	2.51	0.46
1:EA:732:ILE:H	1:EA:732:ILE:HG12	1.31	0.46
1:EA:828:CYS:SG	2:EB:963:PHE:HZ	2.39	0.46
1:EA:95:TYR:CZ	1:EA:245:LYS:HB3	2.50	0.46
3:EC:146:ALA:HB2	3:EC:156:LEU:HA	1.98	0.46
3:EC:203:SER:O	3:EC:204:LEU:HB3	2.16	0.46
3:EC:71:MET:HE3	3:EC:313:ILE:HG22	1.97	0.46
8:EH:14:GLU:HG2	8:EH:15:VAL:N	2.31	0.46
1:FA:1326:GLU:HG2	1:FA:1456:PHE:HD2	1.80	0.46
1:FA:1585:ILE:O	1:FA:1589:MET:HG3	2.15	0.46
2:FB:1060:VAL:HG22	2:FB:1061:LYS:N	2.30	0.46
2:FB:702:ASN:OD1	2:FB:756:LEU:HD13	2.16	0.46
2:FB:778:TYR:CE2	2:FB:937:PRO:HD3	2.51	0.46
3:FC:191:ILE:O	3:FC:193:LEU:HD13	2.16	0.46
3:FC:209:ILE:H	3:FC:209:ILE:HD13	1.80	0.46
5:FE:127:ILE:HD11	5:FE:132:ILE:CD1	2.46	0.46
9:FI:10:CYS:HB2	9:FI:17:LEU:HD21	1.98	0.46
1:AA:1124:LEU:HA	1:AA:1124:LEU:HD23	1.75	0.46
1:AA:1032:VAL:O	1:AA:1182:GLY:N	2.49	0.46
1:AA:1262:LEU:HD12	1:AA:1264:SER:OG	2.15	0.46
1:AA:1451:ILE:HA	1:AA:1457:ILE:HB	1.98	0.46
2:AB:210:ARG:HB2	2:AB:399:HIS:C	2.36	0.46
2:AB:526:GLY:CA	2:AB:696:ILE:HG22	2.46	0.46
2:AB:505:ARG:HG3	2:AB:541:LEU:HD23	1.96	0.46

*Continued on next page...*



*Continued from previous page...*

Atom-1	Atom-2	Interatomic distance (Å)	Clash overlap (Å)
2:AB:787:MET:O	2:AB:788:ILE:HD13	2.16	0.46
1:BA:1324:LEU:HD22	1:BA:1492:ILE:HG23	1.98	0.46
1:BA:507:TYR:HB3	1:BA:579:ARG:NH1	2.31	0.46
1:BA:527:PRO:HG3	1:BA:534:THR:HA	1.98	0.46
2:BB:338:PHE:CZ	2:BB:353:VAL:HG13	2.51	0.46
6:BF:93:ILE:HD13	6:BF:93:ILE:HA	1.63	0.46
13:BM:30:PHE:CE1	13:BM:62:TYR:HE2	2.34	0.46
13:BM:70:SER:O	13:BM:74:ASN:HB2	2.16	0.46
1:CA:1189:ALA:O	1:CA:1193:VAL:HG23	2.16	0.46
1:CA:1603:MET:O	1:CA:1606:SER:N	2.43	0.46
1:CA:1640:ARG:O	1:CA:1643:VAL:N	2.49	0.46
1:CA:727:THR:OG1	1:CA:729:LYS:N	2.43	0.46
1:CA:780:ILE:HG13	1:CA:780:ILE:H	1.62	0.46
2:CB:1077:ASP:O	2:CB:1080:ILE:HB	2.16	0.46
2:CB:201:LYS:NZ	2:CB:466:SER:HA	2.31	0.46
2:CB:604:ILE:O	2:CB:608:LEU:HG	2.15	0.46
2:CB:916:LYS:HE3	2:CB:1040:VAL:HG13	1.97	0.46
2:CB:714:ARG:HG2	2:CB:959:THR:CG2	2.46	0.46
3:CC:228:ARG:HH12	14:CN:172:ALA:HB1	1.80	0.46
6:CF:69:LEU:O	6:CF:72:LYS:HB2	2.15	0.46
7:CG:163:PRO:HB2	7:CG:166:TRP:CD1	2.51	0.46
7:CG:41:VAL:HA	7:CG:42:PRO:HD3	1.77	0.46
1:DA:1229:ALA:HB1	1:DA:1595:TYR:CD2	2.51	0.46
1:DA:669:LEU:H	1:DA:787:GLY:HA2	1.81	0.46
2:DB:14:ALA:HB3	2:DB:978:ALA:O	2.16	0.46
2:DB:326:VAL:O	2:DB:330:LEU:HG	2.16	0.46
2:DB:501:ARG:NH2	2:DB:546:ALA:O	2.49	0.46
2:DB:676:VAL:HG12	2:DB:677:THR:N	2.31	0.46
1:EA:1546:VAL:O	1:EA:1549:VAL:N	2.49	0.46
1:EA:1637:PRO:CB	1:EA:1647:ASN:HD21	2.29	0.46
1:EA:16:PHE:N	1:EA:16:PHE:CD1	2.83	0.46
1:EA:892:LEU:HG	1:EA:893:ASP:N	2.30	0.46
2:EB:286:ARG:HG2	13:EM:27:PHE:CG	2.51	0.46
2:EB:359:LEU:HD23	2:EB:359:LEU:HA	1.58	0.46
2:EB:36:PRO:O	2:EB:39:GLN:HG3	2.16	0.46
2:EB:665:GLY:N	2:EB:668:GLU:OE1	2.48	0.46
3:EC:140:CYS:HB2	3:EC:196:LEU:HD13	1.97	0.46
7:EG:50:ALA:HA	7:EG:113:PHE:CE2	2.51	0.46
9:EI:13:CYS:HB3	9:EI:33:CYS:HB3	1.97	0.46
1:FA:1104:TYR:CE2	1:FA:1119:LYS:HD2	2.51	0.46
1:FA:1196:PRO:C	1:FA:1198:THR:H	2.18	0.46

*Continued on next page...*



*Continued from previous page...*

Atom-1	Atom-2	Interatomic distance (Å)	Clash overlap (Å)
1:FA:1512:PRO:HB3	1:FA:1517:ARG:HA	1.98	0.46
1:FA:1239:THR:HG23	1:FA:1520:VAL:HG13	1.96	0.46
1:FA:1621:PHE:O	1:FA:1624:LYS:HB2	2.16	0.46
1:FA:892:LEU:HG	1:FA:893:ASP:N	2.31	0.46
1:FA:903:ILE:O	1:FA:907:VAL:HG23	2.16	0.46
2:FB:1086:PHE:O	2:FB:1089:GLN:N	2.49	0.46
2:FB:302:LEU:HD11	2:FB:379:ARG:NH1	2.31	0.46
2:FB:54:GLU:HB3	2:FB:55:GLY:H	1.58	0.46
2:FB:571:ALA:HA	2:FB:572:PRO:HD3	1.75	0.46
2:FB:853:GLU:HB3	2:FB:879:PRO:HB3	1.98	0.46
9:FI:20:PRO:C	9:FI:22:ALA:H	2.19	0.46
1:AA:1057:ILE:H	1:AA:1057:ILE:HD12	1.80	0.46
1:AA:1273:THR:HA	9:AI:48:VAL:HG22	1.98	0.46
1:AA:52:LEU:C	1:AA:54:LEU:H	2.18	0.46
1:AA:727:THR:OG1	1:AA:728:GLY:N	2.49	0.46
2:AB:1198:TYR:HD2	2:AB:1198:TYR:H	1.61	0.46
2:AB:214:PRO:HB3	2:AB:377:MET:CE	2.46	0.46
3:AC:136:LEU:HD22	3:AC:167:LEU:HA	1.98	0.46
3:AC:59:ILE:HG12	3:AC:60:ASP:H	1.79	0.46
3:AC:70:ILE:HG21	3:AC:317:SER:HA	1.99	0.46
3:AC:77:SER:OG	3:AC:78:VAL:N	2.49	0.46
4:AD:22:ILE:HD12	7:AG:45:LEU:HA	1.98	0.46
7:AG:132:VAL:HG23	7:AG:232:THR:HB	1.96	0.46
10:AJ:18:TRP:CZ2	10:AJ:53:HIS:HD2	2.34	0.46
1:BA:1117:SER:C	1:BA:1119:LYS:H	2.19	0.46
1:BA:1246:VAL:HG22	1:BA:1250:GLN:NE2	2.30	0.46
2:BB:19:LEU:HD21	10:BJ:25:LEU:HB3	1.98	0.46
2:BB:219:ARG:HG2	2:BB:221:SER:HB3	1.98	0.46
2:BB:323:ARG:O	2:BB:327:LEU:HG	2.15	0.46
2:BB:768:GLY:HA3	2:BB:1032:TYR:CZ	2.51	0.46
2:BB:1007:TYR:CG	3:BC:281:ARG:HD3	2.51	0.46
3:BC:45:SER:HB3	3:BC:53:ASN:HB3	1.97	0.46
3:BC:84:TYR:HB3	12:BL:64:LEU:HD11	1.97	0.46
1:BA:1264:SER:O	9:BI:56:PHE:HB3	2.16	0.46
1:CA:1596:LEU:HD22	1:CA:1602:GLY:HA2	1.97	0.46
1:CA:462:LYS:HD3	1:CA:469:LYS:HZ2	1.81	0.46
1:CA:492:THR:HG23	1:CA:811:SER:OG	2.16	0.46
1:CA:11:ILE:CG2	2:CB:1198:TYR:HB2	2.45	0.46
2:CB:381:LEU:O	2:CB:385:VAL:HG23	2.16	0.46
2:CB:642:LEU:HD22	2:CB:642:LEU:HA	1.76	0.46
3:CC:82:TYR:O	3:CC:207:HIS:N	2.47	0.46

*Continued on next page...*



*Continued from previous page...*

Atom-1	Atom-2	Interatomic distance (Å)	Clash overlap (Å)
3:CC:88:ASN:O	12:CL:60:ARG:NH1	2.46	0.46
7:CG:73:TYR:CD2	7:CG:238:THR:HB	2.51	0.46
11:CK:51:THR:O	11:CK:54:THR:OG1	2.32	0.46
14:CN:93:THR:HG22	14:CN:99:LEU:HD11	1.97	0.46
1:CA:470:HIS:NE2	7:CO:314:THR:C	2.70	0.46
1:DA:1055:ILE:HD13	1:DA:1055:ILE:HA	1.83	0.46
1:DA:753:ASN:ND2	1:DA:767:ASN:O	2.49	0.46
1:DA:826:PHE:H	2:DB:776:ILE:HD11	1.81	0.46
2:DB:1073:GLU:CD	2:DB:1073:GLU:H	2.18	0.46
1:DA:472:MET:HB3	2:DB:1076:ARG:HD3	1.98	0.46
2:DB:1076:ARG:O	2:DB:1080:ILE:HG13	2.15	0.46
2:DB:1119:ARG:HD2	2:DB:1119:ARG:HA	1.52	0.46
2:DB:1178:ILE:HG13	2:DB:1178:ILE:O	2.15	0.46
2:DB:570:VAL:HG13	2:DB:596:VAL:HG13	1.97	0.46
3:DC:316:LYS:O	3:DC:320:ILE:N	2.43	0.46
9:DI:65:SER:OG	9:DI:66:VAL:N	2.48	0.46
1:EA:1262:LEU:O	1:EA:1265:GLU:HB2	2.16	0.46
2:EB:275:MET:SD	2:EB:330:LEU:HD21	2.56	0.46
2:EB:615:GLY:C	2:EB:617:THR:H	2.18	0.46
2:EB:660:LYS:HB3	2:EB:661:GLU:H	1.50	0.46
2:EB:626:ILE:N	2:EB:668:GLU:OE2	2.48	0.46
2:EB:699:ILE:N	2:EB:699:ILE:HD13	2.29	0.46
2:EB:888:ILE:HG13	12:EL:54:ARG:O	2.16	0.46
5:EE:127:ILE:HD11	5:EE:132:ILE:CD1	2.46	0.46
5:EE:40:GLU:HA	5:EE:43:LYS:HE3	1.98	0.46
7:EG:165:ASP:OD2	7:EG:220:SER:HA	2.15	0.46
14:EN:54:TRP:CZ2	14:EN:135:LYS:HD2	2.51	0.46
1:FA:1263:LEU:C	1:FA:1265:GLU:N	2.70	0.46
1:FA:1271:ILE:HG22	9:FI:48:VAL:HG12	1.98	0.46
1:FA:480:ALA:HB2	2:FB:1046:VAL:HA	1.97	0.46
2:FB:468:GLY:O	2:FB:482:SER:HA	2.16	0.46
2:FB:558:VAL:HA	2:FB:561:ILE:HG13	1.97	0.46
2:FB:642:LEU:HA	2:FB:642:LEU:HD22	1.76	0.46
2:FB:975:HIS:NE2	2:FB:1003:ALA:HB2	2.31	0.46
1:FA:1270:VAL:HB	9:FI:51:THR:CG2	2.46	0.46
9:FI:8:ILE:H	9:FI:16:LEU:CD1	2.29	0.46
1:AA:1168:ALA:O	1:AA:1171:GLN:N	2.49	0.45
1:AA:1325:LEU:HD13	1:AA:1325:LEU:HA	1.65	0.45
1:AA:532:GLY:O	1:AA:580:HIS:N	2.25	0.45
1:AA:584:ARG:HD3	6:AF:116:ASP:HB2	1.98	0.45
1:AA:966:LEU:HD23	1:AA:969:PHE:CD2	2.51	0.45

*Continued on next page...*



*Continued from previous page...*

Atom-1	Atom-2	Interatomic distance (Å)	Clash overlap (Å)
2:AB:1026:ILE:CD1	2:AB:1028:VAL:HG13	2.46	0.45
2:AB:169:ARG:HD3	2:AB:169:ARG:HA	1.80	0.45
2:AB:280:LEU:HD12	2:AB:371:PHE:HD1	1.82	0.45
2:AB:716:MET:O	2:AB:719:CYS:HB2	2.16	0.45
3:AC:245:ARG:N	3:AC:245:ARG:HD2	2.31	0.45
10:AJ:60:PHE:O	10:AJ:63:TYR:N	2.47	0.45
1:BA:1078:LYS:HA	1:BA:1078:LYS:HD2	1.69	0.45
1:BA:1251:ALA:O	1:BA:1253:THR:N	2.49	0.45
1:BA:993:GLN:CD	2:BB:676:VAL:HG21	2.37	0.45
2:BB:280:LEU:HD12	2:BB:371:PHE:HD1	1.81	0.45
2:BB:347:LEU:HA	2:BB:347:LEU:HD13	1.70	0.45
2:BB:840:LEU:HD12	2:BB:857:PRO:HB2	1.98	0.45
9:BI:57:PRO:HA	9:BI:61:ARG:HG2	1.97	0.45
12:BL:38:LEU:HD12	12:BL:49:LYS:HD3	1.98	0.45
13:BM:42:LYS:O	14:BN:29:PHE:HA	2.16	0.45
1:CA:1640:ARG:O	1:CA:1644:GLY:N	2.40	0.45
1:CA:1659:LYS:HA	7:CG:104:LEU:HD23	1.98	0.45
2:CB:1060:VAL:HG22	2:CB:1061:LYS:N	2.31	0.45
2:CB:472:SER:OG	2:CB:473:GLN:N	2.47	0.45
3:CC:71:MET:HE3	3:CC:71:MET:HB3	1.91	0.45
8:CH:93:TYR:N	8:CH:93:TYR:CD1	2.84	0.45
11:CK:75:ALA:O	11:CK:79:VAL:HG23	2.16	0.45
14:CN:131:LEU:HG	14:CN:132:GLN:N	2.31	0.45
7:CO:280:PHE:HD1	7:CO:280:PHE:HA	1.72	0.45
1:DA:1026:GLN:HA	1:DA:1611:MET:CE	2.46	0.45
1:DA:1158:SER:HB3	1:DA:1159:ASP:H	1.56	0.45
1:DA:1240:LEU:HD23	1:DA:1541:ILE:HG23	1.98	0.45
1:DA:457:LYS:O	1:DA:459:ALA:N	2.49	0.45
10:DJ:16:ASP:C	10:DJ:18:TRP:H	2.19	0.45
1:EA:1263:LEU:HG	1:EA:1267:ILE:HD11	1.99	0.45
1:EA:1450:ILE:HG22	1:EA:1457:ILE:HG21	1.98	0.45
1:EA:602:GLY:O	1:EA:653:THR:HG22	2.16	0.45
1:EA:695:TYR:HE1	1:EA:820:TYR:HA	1.80	0.45
1:EA:483:VAL:CG2	2:EB:1042:ASP:HA	2.45	0.45
2:EB:359:LEU:HD22	2:EB:361:HIS:CE1	2.51	0.45
3:EC:85:PHE:HA	3:EC:204:LEU:HD13	1.98	0.45
8:EH:5:LEU:CD2	8:EH:135:LEU:HD23	2.43	0.45
1:FA:123:ARG:HG3	1:FA:193:ILE:HD11	1.98	0.45
1:FA:82:PRO:HG3	1:FA:393:SER:O	2.17	0.45
1:FA:460:LEU:O	1:FA:466:LEU:HB3	2.16	0.45
2:FB:264:TRP:NE1	2:FB:265:ARG:HG2	2.31	0.45

*Continued on next page...*



*Continued from previous page...*

Atom-1	Atom-2	Interatomic distance (Å)	Clash overlap (Å)
2:FB:379:ARG:CZ	2:FB:580:GLY:HA2	2.45	0.45
3:FC:188:ASP:O	3:FC:191:ILE:HG13	2.16	0.45
3:FC:235:ILE:H	3:FC:235:ILE:HG12	1.47	0.45
5:FE:112:TYR:CZ	5:FE:136:ASN:HB2	2.51	0.45
1:AA:1058:THR:C	1:AA:1060:GLU:H	2.18	0.45
1:AA:1626:VAL:HG11	2:AB:1194:ILE:HD13	1.98	0.45
1:AA:126:GLN:NE2	1:AA:340:HIS:O	2.47	0.45
1:AA:484:ILE:HG23	1:AA:631:ASP:O	2.15	0.45
1:AA:678:VAL:HG22	1:AA:781:LEU:O	2.17	0.45
2:AB:211:ARG:NH2	2:AB:243:GLN:OE1	2.38	0.45
2:AB:257:GLN:HG3	2:AB:316:ARG:HH22	1.81	0.45
2:AB:359:LEU:HD23	2:AB:359:LEU:HA	1.61	0.45
2:AB:45:HIS:CD2	2:AB:45:HIS:H	2.32	0.45
2:AB:476:LEU:HA	2:AB:476:LEU:HD23	1.57	0.45
3:AC:64:ALA:O	3:AC:67:PHE:HB2	2.16	0.45
7:AG:125:TRP:CZ2	7:AG:127:PRO:HG3	2.50	0.45
11:AK:51:THR:O	11:AK:54:THR:OG1	2.33	0.45
14:AN:55:LEU:C	14:AN:56:ILE:HG13	2.36	0.45
14:AN:87:TYR:HB3	14:AN:139:VAL:CG1	2.43	0.45
1:BA:1291:VAL:HG12	1:BA:1292:ILE:H	1.82	0.45
1:BA:709:ARG:C	1:BA:711:LYS:H	2.15	0.45
1:BA:727:THR:OG1	1:BA:728:GLY:N	2.49	0.45
2:BB:774:ALA:HA	2:BB:1028:VAL:CG1	2.47	0.45
2:BB:1047:ARG:NH1	2:BB:1050:GLY:H	2.13	0.45
2:BB:656:LEU:HG	2:BB:687:THR:O	2.15	0.45
7:BG:134:GLU:O	7:BG:149:ILE:HG23	2.16	0.45
7:BG:218:VAL:HA	7:BG:224:PRO:HA	1.98	0.45
7:BG:38:ILE:HG13	7:BG:38:ILE:H	1.27	0.45
1:CA:1142:ASP:O	1:CA:1145:GLU:N	2.49	0.45
1:CA:1173:LYS:O	1:CA:1177:SER:OG	2.14	0.45
1:CA:1054:ALA:O	1:CA:1179:ILE:HG22	2.16	0.45
1:CA:1287:ALA:HA	1:CA:1478:ALA:CB	2.36	0.45
1:CA:536:ILE:HG12	1:CA:577:VAL:HG22	1.97	0.45
1:CA:595:LEU:HD22	1:CA:595:LEU:HA	1.79	0.45
2:CB:1178:ILE:HD12	2:CB:1182:LEU:HB3	1.98	0.45
2:CB:301:PHE:CD1	2:CB:302:LEU:HD23	2.50	0.45
2:CB:38:LEU:H	2:CB:38:LEU:HD22	1.81	0.45
2:CB:468:GLY:O	2:CB:482:SER:HA	2.16	0.45
2:CB:476:LEU:HD23	2:CB:476:LEU:HA	1.52	0.45
2:CB:571:ALA:HA	2:CB:572:PRO:HD3	1.74	0.45
2:CB:627:GLY:O	2:CB:641:TYR:N	2.49	0.45

*Continued on next page...*



*Continued from previous page...*

Atom-1	Atom-2	Interatomic distance (Å)	Clash overlap (Å)
2:CB:834:LYS:C	2:CB:836:TRP:N	2.65	0.45
3:CC:67:PHE:HE1	3:CC:318:VAL:HA	1.81	0.45
5:CE:143:ASN:O	5:CE:145:THR:N	2.50	0.45
7:CG:67:ASN:O	7:CG:70:VAL:HG23	2.16	0.45
11:CK:138:LYS:O	11:CK:142:MET:HB2	2.15	0.45
11:CK:68:GLU:HG2	11:CK:72:LEU:HD23	1.98	0.45
12:CL:61:THR:O	12:CL:63:ARG:N	2.49	0.45
1:DA:1226:VAL:HG12	1:DA:1227:MET:HG2	1.98	0.45
1:DA:113:VAL:HG11	1:DA:181:LEU:HD23	1.98	0.45
1:DA:713:VAL:HG12	1:DA:714:THR:H	1.80	0.45
2:DB:271:VAL:HB	2:DB:276:ILE:HD11	1.98	0.45
2:DB:290:ASP:O	2:DB:292:ILE:N	2.48	0.45
3:DC:41:GLU:O	3:DC:57:ILE:HD12	2.15	0.45
7:DG:140:GLN:HB3	7:DG:217:TRP:HD1	1.80	0.45
14:DN:58:PHE:CD1	14:DN:58:PHE:N	2.84	0.45
1:EA:1220:PRO:O	1:EA:1223:ARG:HB2	2.16	0.45
1:EA:618:TYR:O	1:EA:620:ASN:N	2.50	0.45
2:EB:1058:GLN:H	2:EB:1058:GLN:HG3	1.51	0.45
2:EB:151:ASN:N	2:EB:151:ASN:OD1	2.48	0.45
2:EB:617:THR:HB	2:EB:620:LEU:HD23	1.98	0.45
3:EC:303:GLU:O	3:EC:304:SER:HB2	2.16	0.45
6:EF:119:ARG:HA	6:EF:122:MET:HG3	1.98	0.45
1:EA:1202:LEU:HD21	9:EI:101:LEU:CD2	2.46	0.45
13:EM:16:GLN:HE21	13:EM:18:GLN:H	1.63	0.45
1:FA:1637:PRO:CB	1:FA:1647:ASN:HD21	2.28	0.45
1:FA:379:GLU:HA	7:FO:292:HIS:NE2	2.31	0.45
1:FA:505:LEU:O	1:FA:581:ILE:HG22	2.17	0.45
1:FA:964:LYS:HB3	1:FA:964:LYS:HE2	1.63	0.45
2:FB:161:LEU:HD11	2:FB:409:TYR:CE2	2.50	0.45
2:FB:326:VAL:O	2:FB:330:LEU:HG	2.15	0.45
2:FB:523:GLU:HG2	2:FB:523:GLU:H	1.39	0.45
2:FB:615:GLY:C	2:FB:617:THR:H	2.20	0.45
5:FE:64:PRO:HB3	5:FE:68:SER:HB2	1.97	0.45
6:FF:69:LEU:O	6:FF:72:LYS:HB2	2.17	0.45
8:FH:93:TYR:CD1	8:FH:93:TYR:N	2.84	0.45
1:AA:843:ARG:NE	1:AA:945:CYS:O	2.44	0.45
2:AB:834:LYS:C	2:AB:836:TRP:N	2.69	0.45
5:AE:159:ASP:O	5:AE:163:GLU:HG2	2.16	0.45
9:AI:33:CYS:HB2	13:AM:60:LEU:HD22	1.97	0.45
9:AI:13:CYS:HB3	9:AI:33:CYS:HB3	1.97	0.45
9:AI:99:LEU:HB2	9:AI:111:PHE:CZ	2.48	0.45

*Continued on next page...*



*Continued from previous page...*

Atom-1	Atom-2	Interatomic distance (Å)	Clash overlap (Å)
13:AM:33:PRO:HG2	13:AM:57:ASN:ND2	2.31	0.45
1:BA:1092:GLU:O	1:BA:1095:LEU:N	2.46	0.45
1:BA:530:TRP:CZ2	1:BA:582:LYS:HA	2.49	0.45
2:BB:210:ARG:HH22	2:BB:625:GLU:CD	2.20	0.45
2:BB:201:LYS:NZ	2:BB:466:SER:HA	2.31	0.45
3:BC:59:ILE:HG12	3:BC:60:ASP:N	2.31	0.45
1:BA:650:LEU:CD2	6:BF:87:LYS:HD3	2.46	0.45
7:BG:18:LYS:O	7:BG:20:HIS:N	2.50	0.45
8:BH:46:LEU:HD23	8:BH:46:LEU:HA	1.78	0.45
9:BI:88:GLN:NE2	9:BI:117:CYS:SG	2.89	0.45
7:BO:265:SER:N	7:BO:268:GLU:OE2	2.49	0.45
1:CA:1220:PRO:O	1:CA:1223:ARG:HB2	2.16	0.45
2:CB:501:ARG:HG3	2:CB:699:ILE:CD1	2.46	0.45
2:CB:895:PHE:O	2:CB:896:GLN:C	2.54	0.45
2:CB:913:ILE:HD13	2:CB:930:LYS:HG3	1.97	0.45
2:CB:960:ILE:H	2:CB:960:ILE:HG12	1.37	0.45
2:CB:970:LYS:HG2	2:CB:1000:LEU:HD21	1.98	0.45
3:CC:209:ILE:HG12	3:CC:210:LEU:O	2.16	0.45
3:CC:248:GLN:HG3	3:CC:256:ILE:O	2.16	0.45
3:CC:55:ASP:C	3:CC:56:LEU:HD23	2.36	0.45
1:CA:1270:VAL:HB	9:CI:51:THR:HG21	1.99	0.45
13:CM:38:PHE:O	14:CN:118:SER:HA	2.17	0.45
1:DA:1245:ASP:OD2	1:DA:1245:ASP:N	2.47	0.45
1:DA:1342:PRO:HD3	2:DB:257:GLN:OE1	2.16	0.45
1:DA:1348:VAL:HG11	2:DB:225:ARG:NH2	2.31	0.45
1:DA:457:LYS:C	1:DA:459:ALA:N	2.70	0.45
2:DB:1117:VAL:HG21	2:DB:1162:GLY:N	2.31	0.45
2:DB:362:LEU:HB2	2:DB:370:LYS:HE2	1.98	0.45
2:DB:964:VAL:O	2:DB:966:SER:N	2.48	0.45
5:DE:15:ALA:HA	5:DE:140:LEU:O	2.17	0.45
5:DE:43:LYS:O	5:DE:47:CYS:HB2	2.17	0.45
8:DH:40:LEU:HD12	8:DH:41:ASP:N	2.30	0.45
1:DA:1272:VAL:HG23	9:DI:49:THR:O	2.15	0.45
1:EA:657:TYR:O	1:EA:665:PRO:HA	2.17	0.45
1:EA:952:LEU:HD11	2:EB:519:LYS:HD2	1.97	0.45
2:EB:1046:VAL:HG22	2:EB:1047:ARG:N	2.31	0.45
2:EB:417:ILE:O	2:EB:420:TYR:HB3	2.17	0.45
5:EE:157:SER:OG	5:EE:160:GLU:HG3	2.16	0.45
4:ED:25:THR:OG1	7:EG:42:PRO:HB2	2.16	0.45
8:EH:87:ARG:HB2	8:EH:87:ARG:HE	1.58	0.45
3:EC:218:LYS:NZ	12:EL:69:ALA:HB3	2.31	0.45

*Continued on next page...*



*Continued from previous page...*

Atom-1	Atom-2	Interatomic distance (Å)	Clash overlap (Å)
13:EM:10:ILE:HD12	14:EN:70:LEU:O	2.16	0.45
13:EM:36:THR:HG23	13:EM:57:ASN:ND2	2.32	0.45
1:FA:1229:ALA:CB	1:FA:1597:ALA:HB2	2.46	0.45
1:FA:1256:LYS:HD3	1:FA:1305:GLU:O	2.16	0.45
1:FA:1549:VAL:HG11	1:FA:1561:THR:OG1	2.16	0.45
1:FA:1601:GLN:C	1:FA:1603:MET:N	2.69	0.45
1:FA:547:ILE:C	1:FA:549:MET:H	2.18	0.45
2:FB:1082:HIS:HB2	2:FB:1084:THR:HG23	1.98	0.45
2:FB:260:PHE:C	2:FB:260:PHE:CD1	2.90	0.45
11:FK:58:GLY:C	11:FK:60:SER:N	2.68	0.45
2:AB:1186:ASP:OD2	2:AB:1198:TYR:OH	2.24	0.45
1:AA:952:LEU:CD1	2:AB:519:LYS:HD2	2.47	0.45
2:AB:675:ALA:HB2	2:AB:686:HIS:CG	2.52	0.45
5:AE:143:ASN:O	5:AE:145:THR:N	2.50	0.45
6:AF:97:ARG:HG3	6:AF:101:ILE:CD1	2.46	0.45
12:AL:33:GLU:HG3	12:AL:53:HIS:ND1	2.32	0.45
13:AM:9:GLU:HG2	14:AN:70:LEU:O	2.16	0.45
1:BA:1294:MET:N	1:BA:1294:MET:SD	2.89	0.45
1:BA:1540:GLY:HA2	5:BE:148:GLU:CD	2.37	0.45
1:BA:1217:LEU:HD11	1:BA:1572:ARG:NE	2.32	0.45
1:BA:1621:PHE:O	1:BA:1624:LYS:HB2	2.16	0.45
1:BA:835:LEU:HD22	1:BA:915:GLY:O	2.16	0.45
1:BA:934:LYS:HB3	2:BB:955:PRO:HG2	1.97	0.45
2:BB:359:LEU:HA	2:BB:359:LEU:HD23	1.62	0.45
2:BB:374:LEU:O	2:BB:378:ILE:HG12	2.17	0.45
2:BB:215:MET:HE3	2:BB:394:PRO:HB3	1.96	0.45
2:BB:852:VAL:HG22	2:BB:856:ASP:HB3	1.99	0.45
3:BC:230:LEU:HD12	3:BC:231:PRO:HD2	1.99	0.45
3:BC:54:PHE:CZ	3:BC:300:PHE:HB3	2.52	0.45
10:BJ:16:ASP:C	10:BJ:18:TRP:H	2.19	0.45
1:CA:1546:VAL:HG21	1:CA:1595:TYR:CE2	2.52	0.45
1:CA:1229:ALA:CB	1:CA:1597:ALA:HB2	2.47	0.45
2:CB:1006:ASN:HB3	2:CB:1010:ASN:O	2.16	0.45
2:CB:505:ARG:HG3	2:CB:541:LEU:HD23	1.98	0.45
2:CB:389:CYS:HB2	2:CB:635:GLY:O	2.16	0.45
2:CB:532:HIS:CG	2:CB:700:LEU:HD22	2.50	0.45
2:CB:741:LEU:HD23	2:CB:741:LEU:HA	1.79	0.45
2:CB:804:TYR:HE1	2:CB:883:GLU:OE2	1.99	0.45
2:CB:964:VAL:C	2:CB:966:SER:N	2.70	0.45
3:CC:209:ILE:HG12	3:CC:210:LEU:N	2.31	0.45
1:DA:1621:PHE:O	1:DA:1624:LYS:HB2	2.16	0.45

*Continued on next page...*



*Continued from previous page...*

Atom-1	Atom-2	Interatomic distance (Å)	Clash overlap (Å)
1:DA:597:LYS:HB2	2:DB:1082:HIS:NE2	2.30	0.45
5:DE:22:MET:HA	5:DE:187:TYR:CZ	2.51	0.45
2:DB:1141:LEU:CD1	7:DG:17:ILE:HG21	2.47	0.45
7:DG:58:LEU:HD23	7:DG:58:LEU:HA	1.64	0.45
8:DH:102:TYR:HE2	8:DH:116:TYR:C	2.20	0.45
1:EA:1175:MET:O	1:EA:1178:LEU:HG	2.17	0.45
1:EA:1195:GLU:O	1:EA:1198:THR:OG1	2.29	0.45
1:EA:1485:MET:O	1:EA:1489:VAL:HG23	2.15	0.45
1:EA:782:ASP:O	1:EA:785:GLN:N	2.33	0.45
2:EB:551:ILE:CD1	2:EB:649:MET:HA	2.47	0.45
2:EB:658:LEU:HB3	2:EB:659:ASP:H	1.50	0.45
2:EB:692:THR:HB	2:EB:693:PRO:HD2	1.98	0.45
3:EC:328:LEU:HD11	11:EK:65:ILE:HD11	1.97	0.45
5:EE:20:LYS:NZ	5:EE:37:LEU:HD22	2.30	0.45
6:EF:120:ILE:O	6:EF:123:LYS:N	2.50	0.45
6:EF:147:SER:HB3	6:EF:150:GLU:HG2	1.98	0.45
1:FA:1039:ARG:HB3	1:FA:1044:THR:O	2.16	0.45
1:FA:1237:GLN:HB2	1:FA:1544:ASN:HB2	1.98	0.45
1:FA:1026:GLN:HA	1:FA:1611:MET:CE	2.46	0.45
1:FA:247:GLY:O	1:FA:442:LYS:HG2	2.17	0.45
1:FA:727:THR:OG1	1:FA:729:LYS:N	2.45	0.45
2:FB:1038:HIS:HE1	2:FB:1042:ASP:OD2	2.00	0.45
2:FB:323:ARG:O	2:FB:327:LEU:HG	2.16	0.45
2:FB:349:VAL:O	2:FB:353:VAL:HG23	2.16	0.45
4:FD:14:THR:OG1	4:FD:16:LEU:HB2	2.16	0.45
4:FD:22:ILE:H	7:FG:76:LYS:NZ	2.14	0.45
7:FG:49:LEU:HG	7:FG:50:ALA:O	2.16	0.45
9:FI:72:LYS:HB2	9:FI:73:LYS:HE3	1.99	0.45
10:FJ:54:VAL:C	10:FJ:56:LEU:H	2.18	0.45
13:FM:36:THR:HG23	13:FM:57:ASN:ND2	2.31	0.45
1:AA:1006:LEU:HD22	9:AI:103:SER:HA	1.97	0.45
1:AA:1247:SER:OG	1:AA:1248:ASP:N	2.49	0.45
1:AA:854:GLY:O	1:AA:974:THR:HB	2.17	0.45
2:AB:1056:THR:HB	2:AB:1058:GLN:HG3	1.98	0.45
2:AB:1198:TYR:CD2	2:AB:1198:TYR:N	2.82	0.45
2:AB:304:ASP:O	2:AB:308:LEU:HG	2.16	0.45
2:AB:383:SER:HB2	2:AB:388:GLU:HB2	1.98	0.45
2:AB:811:LEU:HD13	2:AB:823:GLN:NE2	2.29	0.45
3:AC:216:HIS:ND1	3:AC:218:LYS:HB3	2.32	0.45
1:BA:1260:LYS:HA	1:BA:1499:ARG:O	2.17	0.45
2:BB:1017:ALA:O	3:BC:65:ASN:ND2	2.50	0.45

*Continued on next page...*



*Continued from previous page...*

Atom-1	Atom-2	Interatomic distance (Å)	Clash overlap (Å)
2:BB:462:GLN:O	2:BB:466:SER:N	2.48	0.45
6:BF:98:ALA:HB2	6:BF:118:LEU:HD13	1.99	0.45
14:BN:82:ILE:HB	14:BN:87:TYR:CE1	2.51	0.45
1:CA:1516:LYS:O	1:CA:1518:VAL:HB	2.17	0.45
1:CA:1555:VAL:CG1	5:CE:178:ILE:HD13	2.47	0.45
1:CA:118:TYR:CD2	1:CA:223:PHE:HD1	2.35	0.45
1:CA:253:GLU:O	1:CA:312:SER:HA	2.17	0.45
1:CA:456:VAL:O	1:CA:459:ALA:HB3	2.17	0.45
1:CA:830:MET:HE1	2:CB:963:PHE:CD2	2.52	0.45
1:CA:893:ASP:OD2	1:CA:956:ARG:HB2	2.17	0.45
2:CB:1116:SER:OG	2:CB:1159:TRP:HB2	2.16	0.45
2:CB:412:ILE:O	2:CB:416:LYS:HG2	2.16	0.45
2:CB:463:TYR:HE1	2:CB:467:THR:HG21	1.80	0.45
2:CB:655:TYR:HD1	2:CB:688:HIS:HE2	1.65	0.45
2:CB:714:ARG:HA	2:CB:714:ARG:HD3	1.77	0.45
2:CB:843:ASP:HB2	2:CB:845:LEU:HD21	1.98	0.45
2:CB:898:LEU:HA	2:CB:898:LEU:HD13	1.68	0.45
3:CC:173:GLY:C	3:CC:175:GLN:H	2.19	0.45
5:CE:112:TYR:CE1	5:CE:136:ASN:HB2	2.52	0.45
14:CN:90:MET:HB2	14:CN:92:ASP:OD1	2.16	0.45
1:DA:1039:ARG:NH2	5:DE:168:TYR:O	2.49	0.45
1:DA:892:LEU:O	1:DA:896:THR:OG1	2.35	0.45
2:DB:151:ASN:OD1	2:DB:151:ASN:N	2.50	0.45
2:DB:262:PHE:O	2:DB:268:GLU:HG2	2.16	0.45
2:DB:301:PHE:CD1	2:DB:302:LEU:HD23	2.51	0.45
2:DB:626:ILE:N	2:DB:668:GLU:OE2	2.49	0.45
5:DE:64:PRO:HB3	5:DE:68:SER:HB2	1.97	0.45
1:EA:1117:SER:O	1:EA:1117:SER:OG	2.29	0.45
1:EA:1229:ALA:CB	1:EA:1597:ALA:HB2	2.46	0.45
1:EA:719:ILE:O	1:EA:724:PRO:HA	2.17	0.45
2:EB:1026:ILE:HD11	2:EB:1028:VAL:CG1	2.46	0.45
2:EB:277:LEU:HG	2:EB:374:LEU:HD21	1.99	0.45
2:EB:72:VAL:HG11	2:EB:94:LYS:HE3	1.98	0.45
3:EC:228:ARG:HD3	14:EN:173:THR:CG2	2.47	0.45
11:EK:76:LEU:O	11:EK:80:ILE:HG13	2.16	0.45
1:FA:1006:LEU:O	1:FA:1010:ALA:HB3	2.17	0.45
1:FA:1098:SER:OG	1:FA:1141:GLN:NE2	2.49	0.45
1:FA:1272:VAL:HG12	1:FA:1273:THR:N	2.32	0.45
1:FA:1580:ARG:CZ	5:FE:204:THR:HG23	2.46	0.45
1:FA:572:THR:HA	7:FG:52:MET:SD	2.57	0.45
2:FB:1053:ASN:HD22	2:FB:1054:SER:H	1.63	0.45

*Continued on next page...*



*Continued from previous page...*

Atom-1	Atom-2	Interatomic distance (Å)	Clash overlap (Å)
2:FB:1117:VAL:HB	2:FB:1160:GLU:O	2.16	0.45
13:FM:59:ARG:HD2	13:FM:60:LEU:HD21	1.97	0.45
14:FN:55:LEU:O	14:FN:136:VAL:HA	2.17	0.45
7:FO:267:ALA:C	7:FO:269:SER:N	2.70	0.45
1:AA:1344:ILE:H	1:AA:1344:ILE:CD1	2.25	0.45
1:AA:1463:ASP:HB2	1:AA:1469:TRP:CD1	2.51	0.45
1:AA:82:PRO:HG3	1:AA:393:SER:O	2.16	0.45
1:AA:505:LEU:HD13	1:AA:637:PHE:HB2	1.99	0.45
1:AA:696:ILE:O	1:AA:700:ILE:HG13	2.17	0.45
1:AA:729:LYS:HE3	1:AA:779:GLY:O	2.17	0.45
8:AH:40:LEU:HD13	8:AH:123:MET:CE	2.46	0.45
13:AM:43:LYS:HE3	14:AN:27:ASP:O	2.15	0.45
14:AN:90:MET:O	14:AN:137:PHE:HB3	2.16	0.45
1:BA:1322:ILE:CG2	1:BA:1457:ILE:HD11	2.45	0.45
1:BA:1485:MET:O	1:BA:1489:VAL:HG23	2.17	0.45
1:BA:1555:VAL:HG13	1:BA:1556:GLU:N	2.30	0.45
1:BA:862:THR:HA	9:BI:67:VAL:HG12	1.98	0.45
2:BB:260:PHE:HD1	2:BB:261:ARG:N	2.15	0.45
2:BB:732:ALA:O	2:BB:736:ARG:HG3	2.16	0.45
6:BF:119:ARG:HA	6:BF:122:MET:HG3	1.99	0.45
1:CA:1095:LEU:CD2	1:CA:1134:GLY:HA3	2.47	0.45
1:CA:1457:ILE:HA	1:CA:1474:LEU:HD22	1.97	0.45
1:CA:223:PHE:CE2	1:CA:227:LEU:HD11	2.52	0.45
1:CA:522:ALA:O	1:CA:525:ASN:N	2.49	0.45
1:CA:631:ASP:N	1:CA:631:ASP:OD1	2.45	0.45
1:CA:507:TYR:HB2	1:CA:637:PHE:CZ	2.52	0.45
1:CA:89:LEU:HA	1:CA:89:LEU:HD22	1.76	0.45
2:CB:848:ILE:HD12	2:CB:885:VAL:CG2	2.46	0.45
5:CE:175:LEU:HA	5:CE:175:LEU:HD22	1.63	0.45
1:DA:1543:SER:OG	1:DA:1544:ASN:N	2.48	0.45
1:DA:869:PRO:HG2	1:DA:872:ASP:HB2	1.99	0.45
2:DB:1048:SER:OG	2:DB:1049:THR:N	2.47	0.45
2:DB:526:GLY:CA	2:DB:696:ILE:HG22	2.46	0.45
2:DB:565:LEU:HD23	2:DB:565:LEU:HA	1.65	0.45
2:DB:687:THR:OG1	2:DB:688:HIS:ND1	2.49	0.45
2:DB:847:TYR:O	2:DB:882:ILE:HD12	2.16	0.45
2:DB:800:TYR:CD1	2:DB:910:THR:HG23	2.52	0.45
3:DC:71:MET:HB3	3:DC:71:MET:HE3	1.93	0.45
5:DE:198:ILE:O	5:DE:199:ILE:HD13	2.17	0.45
12:DL:63:ARG:HH11	12:DL:63:ARG:HG3	1.81	0.45
1:EA:1251:ALA:O	1:EA:1253:THR:N	2.49	0.45

*Continued on next page...*



*Continued from previous page...*

Atom-1	Atom-2	Interatomic distance (Å)	Clash overlap (Å)
1:EA:20:THR:HG23	1:EA:23:GLU:HG3	1.98	0.45
1:EA:214:ASP:OD2	5:EE:177:ARG:NH2	2.50	0.45
1:EA:534:THR:OG1	1:EA:535:GLN:HG2	2.17	0.45
1:EA:731:ILE:O	1:EA:735:VAL:HG23	2.17	0.45
1:EA:816:LEU:HG	1:EA:817:PHE:N	2.30	0.45
2:EB:1178:ILE:HG13	2:EB:1178:ILE:O	2.12	0.45
2:EB:260:PHE:CD1	2:EB:260:PHE:C	2.90	0.45
2:EB:460:LYS:O	2:EB:463:TYR:HB3	2.16	0.45
2:EB:751:ILE:HG23	2:EB:752:VAL:CG2	2.46	0.45
3:EC:310:PRO:O	3:EC:313:ILE:N	2.49	0.45
1:EA:1659:LYS:HA	7:EG:104:LEU:HD23	1.97	0.45
3:EC:329:LYS:CE	11:EK:122:LYS:HE2	2.47	0.45
2:FB:1093:LEU:HD12	2:FB:1093:LEU:HA	1.58	0.45
2:FB:158:CYS:O	2:FB:457:ILE:N	2.49	0.45
5:FE:177:ARG:CZ	5:FE:179:GLN:HE22	2.29	0.45
4:FD:36:VAL:CG2	7:FG:38:ILE:HD13	2.46	0.45
9:FI:111:PHE:HA	9:FI:121:PHE:O	2.16	0.45
9:FI:23:VAL:HB	9:FI:39:LYS:HE3	1.98	0.45
12:FL:63:ARG:NH1	12:FL:63:ARG:HG3	2.32	0.45
2:AB:164:MET:HE3	2:AB:194:PHE:CZ	2.52	0.45
2:AB:301:PHE:CD1	2:AB:302:LEU:HD23	2.51	0.45
2:AB:625:GLU:O	2:AB:642:LEU:HD13	2.17	0.45
2:AB:663:ILE:HD12	2:AB:663:ILE:HA	1.61	0.45
2:AB:744:LEU:HD11	2:AB:799:GLY:HA2	1.98	0.45
3:AC:203:SER:O	3:AC:204:LEU:HB3	2.16	0.45
8:AH:93:TYR:CD1	8:AH:93:TYR:N	2.85	0.45
14:AN:58:PHE:CD1	14:AN:58:PHE:N	2.84	0.45
1:BA:1101:THR:O	1:BA:1105:ARG:HB2	2.15	0.45
1:BA:61:LEU:HG	1:BA:67:LEU:O	2.17	0.45
1:BA:713:VAL:HG23	1:BA:738:ASN:OD1	2.17	0.45
1:BA:773:ASP:OD2	1:BA:773:ASP:N	2.49	0.45
2:BB:542:LEU:C	2:BB:543:ASN:HD22	2.19	0.45
2:BB:876:SER:C	2:BB:878:GLU:H	2.19	0.45
3:BC:85:PHE:HA	3:BC:204:LEU:HD13	1.99	0.45
8:BH:12:VAL:HB	8:BH:53:ASP:H	1.82	0.45
14:BN:26:PRO:HB2	14:BN:29:PHE:CE1	2.51	0.45
1:CA:1072:ASN:O	1:CA:1075:ALA:N	2.50	0.45
1:CA:1162:ASN:H	1:CA:1165:LYS:HD2	1.81	0.45
2:CB:203:ILE:CD1	2:CB:203:ILE:H	2.24	0.45
2:CB:210:ARG:HB2	2:CB:399:HIS:C	2.36	0.45
2:CB:840:LEU:HD11	2:CB:858:ILE:C	2.36	0.45

*Continued on next page...*



*Continued from previous page...*

Atom-1	Atom-2	Interatomic distance (Å)	Clash overlap (Å)
2:CB:70:GLU:HG2	2:CB:97:VAL:C	2.37	0.45
8:CH:80:ARG:HB2	11:CK:108:TYR:HE1	1.82	0.45
1:DA:1189:ALA:O	1:DA:1193:VAL:HG23	2.16	0.45
1:DA:1202:LEU:HD11	9:DI:101:LEU:CD1	2.44	0.45
1:DA:1224:GLU:HB3	1:DA:1233:ILE:HG22	1.98	0.45
1:DA:1484:LEU:CD2	2:DB:304:ASP:HB3	2.47	0.45
1:DA:585:ASP:OD1	1:DA:644:ARG:NH1	2.49	0.45
2:DB:1093:LEU:HD11	2:DB:1179:PRO:HB3	1.99	0.45
2:DB:1189:LEU:HA	2:DB:1189:LEU:HD22	1.61	0.45
2:DB:526:GLY:N	2:DB:696:ILE:HG22	2.32	0.45
3:DC:172:GLN:H	3:DC:175:GLN:HB2	1.81	0.45
3:DC:137:ASN:CG	3:DC:203:SER:HB2	2.37	0.45
3:DC:81:GLU:OE1	3:DC:81:GLU:HA	2.17	0.45
9:DI:11:LEU:HD12	9:DI:11:LEU:H	1.82	0.45
10:DJ:60:PHE:O	10:DJ:63:TYR:N	2.46	0.45
13:DM:10:ILE:HD13	14:DN:70:LEU:HG	1.99	0.45
1:EA:253:GLU:O	1:EA:312:SER:HA	2.17	0.45
1:EA:32:ILE:HG21	1:EA:49:LEU:HD23	1.98	0.45
1:EA:621:THR:HG23	1:EA:626:ALA:HB3	1.99	0.45
1:EA:484:ILE:HG23	1:EA:631:ASP:O	2.16	0.45
2:EB:107:PRO:HG2	2:EB:133:TYR:CZ	2.51	0.45
2:EB:161:LEU:HD11	2:EB:409:TYR:CE2	2.51	0.45
2:EB:425:ILE:HG22	2:EB:426:ALA:N	2.32	0.45
2:EB:548:LYS:HG2	2:EB:550:ARG:NH2	2.31	0.45
2:EB:627:GLY:H	2:EB:642:LEU:HD22	1.82	0.45
2:EB:547:HIS:NE2	2:EB:694:THR:O	2.50	0.45
3:EC:285:PHE:C	3:EC:287:ASP:H	2.20	0.45
3:EC:42:VAL:HG22	3:EC:56:LEU:HD22	1.99	0.45
1:EA:935:GLY:N	9:EI:125:ASN:O	2.50	0.45
9:EI:8:ILE:H	9:EI:16:LEU:CD1	2.29	0.45
14:EN:110:LEU:HB3	14:EN:119:LEU:HB3	1.98	0.45
7:EO:272:ILE:HG12	7:EO:273:VAL:N	2.31	0.45
1:FA:191:MET:SD	1:FA:191:MET:C	2.95	0.45
1:FA:1342:PRO:HG3	2:FB:259:THR:HG22	1.98	0.45
3:FC:136:LEU:HD13	3:FC:166:ASP:O	2.17	0.45
3:FC:59:ILE:HG12	3:FC:60:ASP:N	2.31	0.45
6:FF:102:SER:HB3	6:FF:117:PRO:HB3	1.99	0.45
6:FF:97:ARG:HG2	6:FF:130:ILE:HD13	1.98	0.45
9:FI:20:PRO:O	9:FI:22:ALA:N	2.49	0.45
9:FI:57:PRO:HA	9:FI:61:ARG:HG2	1.98	0.45
3:FC:218:LYS:HZ1	12:FL:69:ALA:HB3	1.82	0.45

*Continued on next page...*



*Continued from previous page...*

Atom-1	Atom-2	Interatomic distance (Å)	Clash overlap (Å)
1:AA:674:ILE:HG12	1:AA:783:LYS:HB2	1.98	0.45
2:AB:54:GLU:HB3	2:AB:55:GLY:H	1.58	0.45
2:AB:376:PHE:HB2	2:AB:592:ILE:HD11	1.99	0.45
2:AB:717:TYR:HB2	9:AI:104:ALA:HB1	1.99	0.45
3:AC:142:ARG:O	3:AC:144:PRO:HD3	2.17	0.45
4:AD:82:LEU:HD22	7:AG:67:ASN:ND2	2.30	0.45
4:AD:90:LYS:HA	4:AD:93:GLN:HG2	1.99	0.45
2:AB:748:GLN:HA	10:AJ:54:VAL:HG23	1.99	0.45
11:AK:117:LEU:O	11:AK:121:LEU:HB2	2.17	0.45
11:AK:128:CYS:O	11:AK:131:VAL:HB	2.17	0.45
3:AC:228:ARG:HH12	14:AN:172:ALA:HB1	1.82	0.45
1:BA:50:TYR:OH	1:BA:370:PRO:HG3	2.16	0.45
1:BA:754:LYS:HB2	1:BA:782:ASP:OD2	2.17	0.45
2:BB:1201:GLU:HG3	2:BB:1203:LYS:H	1.81	0.45
2:BB:994:ASP:N	2:BB:994:ASP:OD1	2.50	0.45
7:BG:46:TYR:CD1	7:BG:117:TRP:CD1	3.04	0.45
2:AB:434:ARG:HD3	7:BG:226:ASP:O	2.17	0.45
13:BM:65:TYR:O	13:BM:97:VAL:N	2.45	0.45
1:CA:1039:ARG:NH2	5:CE:168:TYR:O	2.49	0.45
1:CA:1322:ILE:CG2	1:CA:1457:ILE:HD11	2.46	0.45
1:CA:1501:ILE:O	1:CA:1504:ILE:N	2.49	0.45
1:CA:1239:THR:HG23	1:CA:1520:VAL:HG13	1.98	0.45
1:CA:1637:PRO:HG3	1:CA:1647:ASN:HD21	1.82	0.45
1:CA:369:LEU:HA	1:CA:370:PRO:HD3	1.86	0.45
1:CA:478:TYR:O	2:CB:1091:ARG:NH2	2.50	0.45
2:CB:350:GLY:O	2:CB:353:VAL:HB	2.17	0.45
2:CB:376:PHE:HB2	2:CB:592:ILE:HD11	1.98	0.45
2:CB:71:LYS:HB3	2:CB:425:ILE:CD1	2.47	0.45
2:CB:772:VAL:O	2:CB:946:ASP:HB2	2.17	0.45
3:CC:100:ARG:HH12	3:CC:193:LEU:CA	2.30	0.45
3:CC:59:ILE:HD11	3:CC:63:ILE:HB	1.98	0.45
5:CE:182:ASP:OD2	5:CE:184:VAL:HG23	2.16	0.45
5:CE:32:GLN:O	5:CE:35:VAL:HB	2.15	0.45
8:CH:105:GLU:OE2	8:CH:115:TYR:OH	2.25	0.45
8:CH:33:GLN:HB2	8:CH:36:CYS:CB	2.46	0.45
14:CN:72:VAL:HG22	14:CN:137:PHE:HE1	1.82	0.45
1:DA:1637:PRO:CB	1:DA:1647:ASN:HD21	2.30	0.45
1:DA:495:ILE:HB	1:DA:603:HIS:ND1	2.31	0.45
1:DA:855:ARG:NH1	1:DA:868:THR:O	2.46	0.45
2:DB:417:ILE:O	2:DB:420:TYR:HB3	2.17	0.45
2:DB:858:ILE:HD11	2:DB:872:LYS:HB3	1.98	0.45

*Continued on next page...*



*Continued from previous page...*

Atom-1	Atom-2	Interatomic distance (Å)	Clash overlap (Å)
2:DB:792:SER:HB2	2:DB:933:THR:HB	1.97	0.45
1:DA:1122:PRO:HG3	5:DE:207:ARG:HB3	1.98	0.45
7:DG:134:GLU:O	7:DG:149:ILE:HG23	2.16	0.45
14:DN:155:VAL:HG13	14:DN:156:PRO:HD2	1.98	0.45
1:EA:1446:ARG:HG2	1:EA:1450:ILE:HD13	1.99	0.45
1:EA:1612:LYS:HD3	1:EA:1621:PHE:CD1	2.52	0.45
1:EA:597:LYS:HB2	2:EB:1082:HIS:CE1	2.51	0.45
2:EB:570:VAL:HG13	2:EB:596:VAL:HG13	1.98	0.45
2:EB:622:ILE:HD12	2:EB:622:ILE:H	1.81	0.45
3:EC:173:GLY:C	3:EC:175:GLN:H	2.20	0.45
4:ED:40:LEU:HD22	4:ED:93:GLN:HB3	1.99	0.45
7:EG:95:LEU:HD23	7:EG:95:LEU:HA	1.73	0.45
9:EI:2:SER:O	9:EI:9:PHE:N	2.41	0.45
13:EM:85:LYS:C	13:EM:87:SER:H	2.19	0.45
1:FA:1217:LEU:HD11	1:FA:1572:ARG:CD	2.46	0.45
1:FA:505:LEU:HD13	1:FA:637:PHE:HB2	1.99	0.45
2:FB:1150:LYS:HD3	2:FB:1150:LYS:N	2.32	0.45
2:FB:1195:ARG:NH2	2:FB:1197:ARG:HD2	2.31	0.45
2:FB:203:ILE:CD1	2:FB:203:ILE:H	2.26	0.45
2:FB:201:LYS:NZ	2:FB:466:SER:HA	2.32	0.45
2:FB:733:LEU:HD22	10:FJ:60:PHE:HE2	1.82	0.45
1:FA:826:PHE:H	2:FB:776:ILE:HD11	1.82	0.45
2:FB:892:SER:OG	2:FB:893:ASN:N	2.50	0.45
2:FB:949:ILE:HG13	2:FB:950:ASN:N	2.31	0.45
3:FC:97:LEU:HD23	3:FC:97:LEU:HA	1.57	0.45
8:FH:108:SER:O	8:FH:110:ASP:N	2.49	0.45
14:FN:38:PHE:HA	14:FN:39:PRO:HD2	1.50	0.45
1:AA:1239:THR:HG23	1:AA:1520:VAL:HG13	1.98	0.45
1:AA:124:LEU:HD12	1:AA:133:SER:HA	1.98	0.45
1:AA:697:TYR:CE1	1:AA:702:PRO:HD3	2.52	0.45
1:AA:864:LEU:HD11	1:AA:875:LEU:HA	1.99	0.45
1:AA:957:VAL:HG13	1:AA:958:PRO:HD2	1.99	0.45
2:AB:168:ASN:OD1	2:AB:169:ARG:HG2	2.17	0.45
2:AB:47:GLY:HA2	2:AB:50:ASN:HD22	1.82	0.45
2:AB:617:THR:HB	2:AB:620:LEU:HD23	1.98	0.45
2:AB:662:ASP:O	2:AB:663:ILE:HB	2.17	0.45
2:AB:874:TYR:CZ	2:AB:876:SER:HB2	2.52	0.45
3:AC:172:GLN:HB2	3:AC:175:GLN:NE2	2.32	0.45
5:AE:144:ILE:N	5:AE:144:ILE:HD13	2.32	0.45
6:AF:97:ARG:HA	6:AF:100:GLN:HG3	1.99	0.45
7:AG:46:TYR:CD1	7:AG:117:TRP:CD1	3.04	0.45

*Continued on next page...*



*Continued from previous page...*

Atom-1	Atom-2	Interatomic distance (Å)	Clash overlap (Å)
13:AM:70:SER:O	13:AM:74:ASN:HB2	2.17	0.45
1:BA:1021:ARG:HH12	1:BA:1615:TYR:HA	1.82	0.45
1:BA:1317:ILE:HA	1:BA:1321:PHE:HB3	1.98	0.45
1:BA:1545:ASP:CG	1:BA:1546:VAL:N	2.71	0.45
1:BA:1655:ASP:HB2	6:BF:135:ARG:HB3	1.99	0.45
1:BA:536:ILE:HG12	1:BA:577:VAL:HG22	1.98	0.45
1:BA:1484:LEU:HD21	2:BB:304:ASP:HB3	1.98	0.45
2:BB:202:LEU:HD13	2:BB:500:PHE:CE2	2.52	0.45
2:BB:863:ASP:OD2	2:BB:866:LEU:HD12	2.17	0.45
6:BF:100:GLN:HG2	7:BG:112:PRO:CB	2.47	0.45
11:BK:80:ILE:HG22	11:BK:86:VAL:HG21	1.98	0.45
13:BM:23:VAL:HG13	14:BN:108:THR:O	2.17	0.45
1:CA:1102:LEU:HA	1:CA:1102:LEU:HD12	1.65	0.45
1:CA:1102:LEU:HD12	1:CA:1105:ARG:HE	1.82	0.45
1:CA:1217:LEU:HD11	1:CA:1572:ARG:CD	2.47	0.45
1:CA:127:TYR:CE2	1:CA:193:ILE:HD13	2.52	0.45
2:CB:203:ILE:HD12	2:CB:203:ILE:H	1.82	0.45
2:CB:655:TYR:HD1	2:CB:688:HIS:NE2	2.14	0.45
2:CB:832:TRP:HE3	2:CB:834:LYS:H	1.65	0.45
2:CB:858:ILE:HD11	2:CB:872:LYS:HB3	1.98	0.45
8:CH:42:ILE:HG23	8:CH:95:TYR:CE2	2.52	0.45
1:DA:1018:TYR:HD2	1:DA:1227:MET:HE1	1.82	0.45
1:DA:1649:VAL:HG11	2:DB:1080:ILE:O	2.17	0.45
1:DA:18:ILE:HA	2:DB:1193:GLY:O	2.15	0.45
1:DA:385:LEU:O	1:DA:389:VAL:HG23	2.17	0.45
2:CB:834:LYS:HB2	1:DA:553:GLN:NE2	2.31	0.45
1:DA:595:LEU:HD22	1:DA:595:LEU:HA	1.72	0.45
1:DA:499:PRO:HG3	1:DA:609:PRO:HA	1.98	0.45
1:DA:937:ASN:O	1:DA:940:VAL:HB	2.17	0.45
1:DA:956:ARG:HB3	1:DA:957:VAL:H	1.51	0.45
2:DB:460:LYS:O	2:DB:463:TYR:HB3	2.17	0.45
2:DB:825:PHE:HZ	2:DB:899:GLN:O	1.99	0.45
2:DB:840:LEU:HD11	2:DB:858:ILE:C	2.38	0.45
3:DC:45:SER:HB3	3:DC:53:ASN:HB3	1.99	0.45
4:DD:14:THR:OG1	4:DD:16:LEU:HB2	2.17	0.45
5:DE:157:SER:OG	5:DE:160:GLU:HG3	2.16	0.45
7:DG:100:THR:O	7:DG:102:GLU:N	2.49	0.45
8:DH:138:GLU:HB2	8:DH:139:ASN:H	1.59	0.45
1:DA:1490:GLU:HG2	9:DI:55:ALA:HB1	1.98	0.45
9:DI:57:PRO:HA	9:DI:61:ARG:HG2	1.99	0.45
13:DM:16:GLN:HB3	13:DM:91:TYR:HA	1.99	0.45

*Continued on next page...*



*Continued from previous page...*

Atom-1	Atom-2	Interatomic distance (Å)	Clash overlap (Å)
13:DM:85:LYS:C	13:DM:87:SER:H	2.20	0.45
14:DN:110:LEU:CD2	14:DN:121:ILE:HA	2.47	0.45
1:EA:1637:PRO:CG	1:EA:1647:ASN:HD21	2.28	0.45
1:EA:223:PHE:CE2	1:EA:227:LEU:HD11	2.52	0.45
1:EA:426:ALA:O	1:EA:430:ILE:HG22	2.17	0.45
1:EA:62:CYS:HB2	1:EA:72:CYS:SG	2.57	0.45
1:EA:825:ALA:HB1	2:EB:776:ILE:CD1	2.34	0.45
2:EB:1053:ASN:ND2	2:EB:1054:SER:N	2.63	0.45
2:EB:1160:GLU:HG2	2:EB:1166:LYS:HG2	1.98	0.45
2:EB:156:ARG:HD2	2:EB:156:ARG:HA	1.50	0.45
2:EB:347:LEU:HD13	2:EB:347:LEU:HA	1.70	0.45
2:EB:703:LEU:HD21	2:EB:757:TYR:HD2	1.82	0.45
2:EB:874:TYR:CZ	2:EB:876:SER:HB2	2.52	0.45
2:EB:949:ILE:HG13	2:EB:950:ASN:N	2.31	0.45
2:EB:960:ILE:O	2:EB:963:PHE:N	2.50	0.45
5:EE:148:GLU:HG3	5:EE:148:GLU:H	1.53	0.45
6:EF:60:GLN:O	6:EF:64:ILE:HG13	2.16	0.45
7:EG:26:ASN:ND2	7:EG:37:CYS:SG	2.90	0.45
1:FA:1010:ALA:HB1	2:FB:536:GLY:HA2	1.99	0.45
1:FA:1262:LEU:HD12	1:FA:1264:SER:OG	2.17	0.45
1:FA:1310:LYS:O	1:FA:1313:LEU:HB3	2.17	0.45
1:FA:713:VAL:HB	1:FA:738:ASN:HD21	1.82	0.45
2:FB:1044:PHE:O	2:FB:1045:GLN:HB3	2.17	0.45
1:FA:967:PRO:O	2:FB:674:ILE:N	2.50	0.45
2:FB:72:VAL:HG11	2:FB:94:LYS:HE3	1.98	0.45
2:FB:90:TYR:CG	2:FB:91:LEU:N	2.81	0.45
2:FB:95:LEU:HD22	2:FB:440:PHE:CD1	2.52	0.45
5:FE:71:LYS:NZ	5:FE:160:GLU:OE2	2.40	0.45
6:FF:76:LYS:HG3	6:FF:79:ARG:CZ	2.47	0.45
1:AA:10:GLU:CG	1:AA:1645:LYS:HE3	2.47	0.45
1:AA:1139:ASN:HB2	5:AE:205:SER:HA	1.98	0.45
1:AA:1546:VAL:HG21	1:AA:1595:TYR:CE2	2.52	0.45
1:AA:497:VAL:HG23	1:AA:606:ARG:O	2.17	0.45
1:AA:778:CYS:SG	1:AA:779:GLY:N	2.90	0.45
1:AA:858:ALA:O	1:AA:862:THR:OG1	2.33	0.45
1:AA:939:ASN:O	1:AA:942:GLN:HB2	2.17	0.45
3:AC:209:ILE:HG12	3:AC:210:LEU:O	2.16	0.45
8:AH:38:LEU:HD13	8:AH:125:LEU:HB2	1.99	0.45
12:AL:31:CYS:HA	12:AL:56:LEU:HD23	1.99	0.45
13:AM:44:LYS:HA	13:AM:44:LYS:HD2	1.67	0.45
1:BA:103:LEU:HD11	1:BA:243:PHE:HZ	1.81	0.45

*Continued on next page...*



*Continued from previous page...*

Atom-1	Atom-2	Interatomic distance (Å)	Clash overlap (Å)
1:BA:1555:VAL:HG13	1:BA:1556:GLU:H	1.82	0.45
1:BA:324:LEU:HA	1:BA:324:LEU:HD23	1.83	0.45
1:BA:473:GLY:HA2	2:BB:1071:VAL:O	2.17	0.45
2:BB:789:ILE:HA	2:BB:789:ILE:HD13	1.84	0.45
3:BC:131:THR:HG22	3:BC:132:ILE:H	1.82	0.45
3:BC:167:LEU:HD21	3:BC:193:LEU:HD21	1.98	0.45
5:BE:120:ALA:O	5:BE:123:LEU:HB2	2.17	0.45
14:BN:55:LEU:HB3	14:BN:136:VAL:CG2	2.47	0.45
14:BN:66:LYS:HB2	8:DH:77:ARG:HH12	1.82	0.45
1:CA:1317:ILE:HA	1:CA:1321:PHE:HB3	1.99	0.45
1:CA:1242:ILE:CD1	1:CA:1517:ARG:HB3	2.46	0.45
1:CA:1604:GLU:HA	1:CA:1612:LYS:HE2	1.99	0.45
1:CA:646:GLU:OE1	2:CB:1086:PHE:HB2	2.16	0.45
1:CA:729:LYS:HE3	1:CA:779:GLY:O	2.17	0.45
2:CB:1056:THR:HB	2:CB:1058:GLN:HG3	1.99	0.45
2:CB:483:GLY:C	2:CB:484:TYR:HD2	2.20	0.45
3:CC:81:GLU:OE1	3:CC:81:GLU:HA	2.16	0.45
5:CE:56:LYS:HG3	5:CE:84:ASP:OD2	2.17	0.45
1:CA:514:TYR:OH	6:CF:102:SER:HA	2.17	0.45
4:CD:22:ILE:HD12	7:CG:45:LEU:HA	1.99	0.45
7:CG:46:TYR:HD1	7:CG:117:TRP:HD1	1.65	0.45
2:CB:848:ILE:HG13	12:CL:59:ALA:O	2.17	0.45
13:CM:65:TYR:O	13:CM:97:VAL:N	2.45	0.45
14:CN:26:PRO:HB2	14:CN:29:PHE:CE1	2.52	0.45
1:DA:1086:ILE:HD13	1:DA:1086:ILE:HA	1.84	0.45
1:DA:1102:LEU:HD12	1:DA:1105:ARG:HE	1.81	0.45
1:DA:1317:ILE:HA	1:DA:1321:PHE:HB3	1.98	0.45
1:DA:407:GLN:H	1:DA:407:GLN:HG2	1.53	0.45
1:DA:659:THR:HG22	1:DA:666:VAL:HG22	1.99	0.45
2:DB:800:TYR:CD2	2:DB:800:TYR:C	2.90	0.45
3:DC:188:ASP:O	3:DC:191:ILE:HG13	2.17	0.45
4:DD:19:PRO:HB3	7:DG:46:TYR:O	2.17	0.45
5:DE:55:ARG:O	5:DE:58:MET:HB2	2.17	0.45
7:DO:276:LYS:O	7:DO:279:VAL:N	2.50	0.45
2:EB:1052:VAL:HG12	2:EB:1059:PRO:HG3	1.99	0.45
2:EB:1119:ARG:HA	2:EB:1119:ARG:HD2	1.58	0.45
3:EC:277:ARG:NH1	3:EC:291:LEU:HD13	2.32	0.45
9:EI:109:THR:HG21	9:EI:122:ARG:CZ	2.47	0.45
13:EM:51:PHE:O	13:EM:66:THR:HG23	2.17	0.45
1:FA:11:ILE:O	1:FA:11:ILE:HD12	2.17	0.45
1:FA:1640:ARG:O	1:FA:1643:VAL:N	2.50	0.45

*Continued on next page...*



*Continued from previous page...*

Atom-1	Atom-2	Interatomic distance (Å)	Clash overlap (Å)
1:FA:82:PRO:HD3	1:FA:393:SER:OG	2.16	0.45
2:FB:140:LYS:HE2	2:FB:153:PHE:CD2	2.52	0.45
2:FB:548:LYS:HG2	2:FB:550:ARG:NH2	2.31	0.45
2:FB:675:ALA:HB2	2:FB:686:HIS:CG	2.52	0.45
1:FA:615:ARG:NH2	2:FB:928:SER:O	2.50	0.45
3:FC:68:ARG:O	3:FC:70:ILE:N	2.50	0.45
5:FE:139:ALA:O	5:FE:141:VAL:N	2.50	0.45
6:FF:123:LYS:O	6:FF:126:ALA:HB3	2.17	0.45
6:FF:67:LYS:O	6:FF:71:GLU:HG3	2.17	0.45
7:FG:80:VAL:O	7:FG:124:VAL:HG13	2.17	0.45
7:FG:168:PHE:HD1	7:FG:217:TRP:CE2	2.35	0.45
4:FD:19:PRO:HG3	7:FG:47:VAL:CG1	2.47	0.45
2:FB:346:ASP:OD1	13:FM:113:ILE:HG23	2.16	0.45
14:FN:113:SER:OG	14:FN:114:GLU:N	2.50	0.45
1:AA:1162:ASN:O	1:AA:1165:LYS:HB2	2.17	0.44
1:AA:596:HIS:CD2	1:AA:596:HIS:N	2.83	0.44
1:AA:829:GLY:HA2	2:AB:1027:TYR:CD2	2.52	0.44
2:AB:1110:ILE:HD13	2:AB:1111:LEU:HD23	1.99	0.44
2:AB:548:LYS:HG2	2:AB:550:ARG:NH2	2.32	0.44
2:AB:708:ASP:N	2:AB:708:ASP:OD1	2.50	0.44
2:AB:728:THR:HG21	2:AB:765:PHE:HA	1.98	0.44
2:AB:825:PHE:HZ	2:AB:899:GLN:O	1.99	0.44
8:AH:101:ALA:HB2	8:AH:116:TYR:HE1	1.82	0.44
8:AH:50:ALA:O	8:AH:53:ASP:HB2	2.17	0.44
1:BA:1031:HIS:HB2	1:BA:1182:GLY:O	2.17	0.44
1:BA:1440:ASN:O	1:BA:1444:ARG:HB3	2.16	0.44
1:BA:674:ILE:HG22	1:BA:675:SER:N	2.32	0.44
1:BA:729:LYS:HE3	1:BA:779:GLY:O	2.17	0.44
2:BB:555:GLN:NE2	2:BB:644:GLY:O	2.50	0.44
1:BA:821:ILE:CD1	2:BB:777:SER:HB2	2.47	0.44
2:BB:902:SER:OG	2:BB:903:ILE:N	2.50	0.44
2:BB:979:GLN:OE1	2:BB:979:GLN:HA	2.17	0.44
3:BC:237:GLN:NE2	3:BC:288:LYS:HE2	2.32	0.44
3:BC:86:PHE:O	3:BC:87:ASN:HB2	2.17	0.44
5:BE:64:PRO:HB3	5:BE:68:SER:CB	2.48	0.44
5:BE:72:PHE:CZ	5:BE:155:ARG:HG2	2.52	0.44
9:BI:11:LEU:H	9:BI:11:LEU:HD12	1.82	0.44
1:CA:1081:ASN:ND2	1:CA:1084:ALA:HB2	2.33	0.44
1:CA:138:GLU:O	1:CA:139:ILE:HD13	2.18	0.44
1:CA:505:LEU:O	1:CA:581:ILE:HG22	2.17	0.44
1:CA:722:PRO:HD2	8:CH:46:LEU:HD13	1.98	0.44

*Continued on next page...*



*Continued from previous page...*

Atom-1	Atom-2	Interatomic distance (Å)	Clash overlap (Å)
1:CA:920:PHE:CG	1:CA:921:PRO:HA	2.52	0.44
2:CB:1112:THR:OG1	2:CB:1128:CYS:SG	2.75	0.44
2:CB:878:GLU:HA	2:CB:879:PRO:HD2	1.82	0.44
2:CB:916:LYS:HZ3	2:CB:924:LYS:HE2	1.81	0.44
3:CC:188:ASP:O	3:CC:191:ILE:HG13	2.17	0.44
6:CF:129:LYS:HA	6:CF:129:LYS:HD3	1.69	0.44
10:CJ:18:TRP:CZ2	10:CJ:53:HIS:HD2	2.34	0.44
10:CJ:41:LEU:HD22	10:CJ:46:CYS:HB3	1.98	0.44
11:CK:119:LYS:O	11:CK:123:ASP:HB2	2.17	0.44
1:DA:1073:TYR:HD2	1:DA:1074:TYR:CE2	2.34	0.44
1:DA:1095:LEU:CD2	1:DA:1134:GLY:HA3	2.47	0.44
1:DA:1617:THR:O	1:DA:1617:THR:OG1	2.34	0.44
1:DA:669:LEU:HD23	1:DA:669:LEU:HA	1.66	0.44
2:DB:1018:THR:HB	2:DB:1020:GLU:OE1	2.18	0.44
2:DB:696:ILE:HD12	2:DB:697:LEU:HG	2.00	0.44
2:DB:501:ARG:HG3	2:DB:699:ILE:CD1	2.47	0.44
2:DB:728:THR:HG21	2:DB:765:PHE:HA	1.98	0.44
2:DB:837:LEU:HA	2:DB:837:LEU:HD22	1.52	0.44
2:DB:895:PHE:O	2:DB:896:GLN:C	2.55	0.44
7:DG:91:ASP:OD2	7:DG:103:LYS:HG2	2.17	0.44
8:DH:100:THR:O	8:DH:116:TYR:HA	2.16	0.44
1:EA:1189:ALA:O	1:EA:1193:VAL:HG23	2.17	0.44
1:EA:1321:PHE:HD1	1:EA:1496:SER:OG	2.00	0.44
1:EA:1608:SER:OG	1:EA:1636:SER:OG	2.35	0.44
1:EA:197:LEU:HD21	1:EA:203:THR:O	2.17	0.44
2:EB:834:LYS:HD3	2:EB:835:GLU:OE1	2.17	0.44
2:EB:891:GLU:O	2:EB:893:ASN:N	2.50	0.44
5:EE:198:ILE:O	5:EE:199:ILE:HD13	2.16	0.44
6:EF:106:PRO:HG2	7:EG:55:GLU:HG2	1.99	0.44
12:EL:63:ARG:HG2	12:EL:64:LEU:N	2.29	0.44
1:FA:1073:TYR:HD2	1:FA:1074:TYR:CE2	2.34	0.44
1:FA:335:LEU:O	1:FA:339:PHE:HD1	2.00	0.44
1:FA:379:GLU:OE2	7:FO:289:LYS:HG3	2.17	0.44
2:FB:1011:GLU:HA	2:FB:1012:PRO:HD3	1.87	0.44
2:FB:206:LEU:HD23	2:FB:206:LEU:HA	1.84	0.44
2:FB:999:GLN:NE2	14:FN:166:LEU:HD21	2.32	0.44
3:FC:41:GLU:O	3:FC:57:ILE:HD12	2.17	0.44
3:FC:86:PHE:O	3:FC:87:ASN:HB2	2.17	0.44
13:FM:65:TYR:O	13:FM:97:VAL:N	2.42	0.44
14:FN:71:PRO:HD2	14:FN:89:ILE:HD11	1.98	0.44
2:AB:194:PHE:O	2:AB:200:GLU:HA	2.17	0.44

*Continued on next page...*



*Continued from previous page...*

Atom-1	Atom-2	Interatomic distance (Å)	Clash overlap (Å)
2:AB:210:ARG:HH22	2:AB:625:GLU:CD	2.20	0.44
2:AB:887:LEU:O	2:AB:888:ILE:HD12	2.17	0.44
3:AC:97:LEU:HD23	3:AC:97:LEU:HA	1.57	0.44
7:AG:39:VAL:HB	7:AG:126:GLN:HE21	1.82	0.44
7:AG:158:LYS:O	7:AG:162:ILE:HG13	2.17	0.44
7:AG:38:ILE:HG13	7:AG:38:ILE:H	1.31	0.44
13:AM:80:LEU:HD22	14:AN:51:GLN:OE1	2.17	0.44
1:BA:1058:THR:C	1:BA:1060:GLU:H	2.20	0.44
1:BA:1262:LEU:HD12	1:BA:1264:SER:HG	1.82	0.44
1:BA:2:ASP:HB3	1:BA:5:LYS:HD3	1.99	0.44
1:BA:477:ASN:OD1	2:BB:1049:THR:HG23	2.16	0.44
1:BA:832:ASP:OD2	1:BA:924:SER:OG	2.20	0.44
2:BB:472:SER:OG	2:BB:473:GLN:N	2.50	0.44
2:BB:662:ASP:O	2:BB:663:ILE:HB	2.17	0.44
3:BC:203:SER:O	3:BC:204:LEU:HB3	2.17	0.44
5:BE:76:GLY:H	5:BE:106:GLN:HG2	1.83	0.44
8:BH:33:GLN:HG3	8:BH:131:ASN:HD21	1.82	0.44
10:BJ:43:ARG:NH1	10:BJ:46:CYS:SG	2.90	0.44
1:CA:1012:LYS:HE3	2:CB:515:THR:HG23	1.99	0.44
1:CA:1457:ILE:HA	1:CA:1474:LEU:CD2	2.47	0.44
2:CB:1047:ARG:NH2	2:CB:1059:PRO:HB3	2.32	0.44
2:CB:1053:ASN:HD22	2:CB:1054:SER:H	1.64	0.44
2:CB:94:LYS:HG2	2:CB:147:ASN:H	1.82	0.44
2:CB:372:ARG:HA	2:CB:375:LEU:HD12	1.99	0.44
2:CB:59:GLY:O	2:CB:61:LEU:N	2.50	0.44
3:CC:134:LEU:HD23	3:CC:169:PHE:HA	1.99	0.44
9:CI:20:PRO:C	9:CI:22:ALA:H	2.20	0.44
10:CJ:54:VAL:O	10:CJ:56:LEU:N	2.38	0.44
14:CN:171:PHE:CE1	14:CN:180:PHE:HE2	2.34	0.44
1:DA:1325:LEU:HD22	1:DA:1492:ILE:HG21	1.97	0.44
1:DA:363:PRO:HB3	2:DB:1187:SER:OG	2.17	0.44
1:DA:854:GLY:O	1:DA:974:THR:HB	2.17	0.44
2:DB:970:LYS:HE3	2:DB:1029:GLY:HA2	1.99	0.44
2:DB:304:ASP:O	2:DB:308:LEU:HG	2.17	0.44
2:DB:14:ALA:HB2	2:DB:980:ASP:CB	2.46	0.44
1:DA:9:SER:OG	4:DD:20:VAL:HG21	2.18	0.44
1:EA:1566:ILE:HG13	1:EA:1566:ILE:H	1.15	0.44
1:EA:1590:THR:OG1	5:EE:212:ARG:NH2	2.50	0.44
1:EA:50:TYR:OH	1:EA:370:PRO:HG3	2.17	0.44
1:EA:545:SER:C	1:EA:547:ILE:H	2.20	0.44
14:EN:82:ILE:HB	14:EN:87:TYR:CE1	2.53	0.44

*Continued on next page...*



*Continued from previous page...*

Atom-1	Atom-2	Interatomic distance (Å)	Clash overlap (Å)
1:FA:49:LEU:HD23	1:FA:49:LEU:HA	1.81	0.44
1:FA:597:LYS:HB2	2:FB:1082:HIS:CE1	2.52	0.44
2:FB:1119:ARG:HD2	2:FB:1119:ARG:HA	1.61	0.44
2:FB:242:ASP:OD2	2:FB:414:LYS:NZ	2.28	0.44
2:FB:95:LEU:HD21	2:FB:143:TRP:CZ2	2.52	0.44
3:FC:215:ASP:OD2	12:FL:70:ARG:NH2	2.49	0.44
3:FC:312:GLU:O	3:FC:315:PHE:N	2.51	0.44
1:FA:1045:LEU:O	5:FE:176:PRO:HG3	2.16	0.44
5:FE:178:ILE:HD11	5:FE:182:ASP:HB3	1.99	0.44
10:FJ:45:CYS:HA	10:FJ:48:ARG:NH1	2.32	0.44
1:AA:1105:ARG:NH1	1:AA:1138:GLU:OE1	2.47	0.44
1:AA:1238:MET:HG3	1:AA:1524:VAL:HG22	1.98	0.44
1:AA:1348:VAL:HG13	2:AB:268:GLU:O	2.16	0.44
1:AA:1477:ALA:O	1:AA:1480:THR:OG1	2.33	0.44
1:AA:1585:ILE:HG12	1:AA:1585:ILE:H	1.14	0.44
1:AA:703:GLU:H	1:AA:703:GLU:CD	2.19	0.44
1:AA:772:LYS:HE3	1:AA:772:LYS:HB3	1.86	0.44
2:AB:1178:ILE:HB	2:AB:1182:LEU:HD23	2.00	0.44
2:AB:104:ILE:HD12	2:AB:169:ARG:HG3	1.98	0.44
2:AB:36:PRO:O	2:AB:39:GLN:HG3	2.17	0.44
3:AC:131:THR:HG22	3:AC:132:ILE:H	1.82	0.44
3:AC:83:VAL:HG22	3:AC:206:ALA:HB1	1.99	0.44
6:AF:60:GLN:O	6:AF:64:ILE:HG13	2.17	0.44
7:AG:105:ILE:HG12	7:AG:116:THR:CB	2.43	0.44
8:AH:97:MET:HB3	8:AH:118:PHE:CD1	2.53	0.44
12:AL:30:ILE:HD12	12:AL:59:ALA:HB2	1.99	0.44
14:AN:97:SER:OG	14:AN:98:SER:N	2.49	0.44
2:BB:413:LEU:HD13	2:BB:413:LEU:HA	1.72	0.44
2:BB:642:LEU:HD22	2:BB:642:LEU:HA	1.76	0.44
3:BC:100:ARG:HH12	3:BC:193:LEU:CA	2.29	0.44
8:BH:102:TYR:HE2	8:BH:116:TYR:C	2.21	0.44
8:BH:12:VAL:HG12	8:BH:51:ALA:HA	1.99	0.44
1:CA:1028:GLU:HA	1:CA:1187:ILE:CG1	2.41	0.44
1:CA:1247:SER:OG	1:CA:1248:ASP:N	2.50	0.44
1:CA:349:LEU:HD12	1:CA:351:LYS:HE3	1.98	0.44
1:CA:41:LEU:HB3	1:CA:43:HIS:CE1	2.53	0.44
1:CA:975:ASP:CG	1:CA:976:ALA:N	2.71	0.44
2:CB:169:ARG:HD3	2:CB:169:ARG:HA	1.78	0.44
2:CB:462:GLN:O	2:CB:466:SER:N	2.51	0.44
2:CB:470:LEU:HD22	2:CB:484:TYR:CE1	2.53	0.44
2:CB:744:LEU:HD12	2:CB:800:TYR:O	2.16	0.44

*Continued on next page...*



*Continued from previous page...*

Atom-1	Atom-2	Interatomic distance (Å)	Clash overlap (Å)
2:CB:38:LEU:HD21	2:CB:760:TYR:O	2.16	0.44
2:CB:931:TRP:HA	2:CB:932:PRO:HD3	1.87	0.44
7:CG:66:LEU:HB3	7:CG:84:TYR:CE2	2.52	0.44
9:CI:109:THR:HG21	9:CI:122:ARG:NH1	2.32	0.44
14:CN:107:MET:N	14:CN:107:MET:SD	2.88	0.44
2:CB:1052:VAL:HG22	7:CO:307:GLU:O	2.16	0.44
1:DA:1138:GLU:O	1:DA:1141:GLN:HB3	2.17	0.44
1:DA:369:LEU:HA	1:DA:370:PRO:HD3	1.84	0.44
2:DB:1046:VAL:HG22	2:DB:1047:ARG:N	2.32	0.44
2:DB:1053:ASN:ND2	2:DB:1054:SER:N	2.64	0.44
2:DB:971:ALA:O	2:DB:973:ALA:N	2.49	0.44
4:DD:88:GLN:NE2	4:DD:91:ARG:HH21	2.15	0.44
5:DE:47:CYS:SG	5:DE:53:PRO:HA	2.57	0.44
9:DI:101:LEU:CD1	9:DI:122:ARG:HH22	2.30	0.44
11:DK:45:GLU:HG3	11:DK:45:GLU:H	1.38	0.44
13:DM:23:VAL:HG13	14:DN:108:THR:O	2.17	0.44
1:EA:663:GLY:O	1:EA:790:LYS:HE3	2.17	0.44
1:EA:939:ASN:O	1:EA:942:GLN:HB2	2.17	0.44
2:EB:768:GLY:HA3	2:EB:1032:TYR:CZ	2.52	0.44
2:EB:76:GLY:C	2:EB:77:LYS:HG2	2.37	0.44
2:EB:944:GLN:HA	2:EB:945:PRO:HD3	1.69	0.44
3:EC:316:LYS:O	3:EC:320:ILE:N	2.42	0.44
5:EE:177:ARG:NH1	5:EE:179:GLN:HE22	2.14	0.44
9:EI:19:ASN:OD1	9:EI:20:PRO:HD2	2.18	0.44
10:EJ:21:TYR:CZ	10:EJ:25:LEU:HD11	2.52	0.44
13:EM:30:PHE:CE1	13:EM:62:TYR:HE2	2.34	0.44
13:EM:70:SER:O	13:EM:74:ASN:HB2	2.17	0.44
13:EM:21:VAL:HB	14:EN:109:LEU:HD11	1.99	0.44
1:FA:1291:VAL:HG22	1:FA:1473:LYS:CD	2.47	0.44
1:FA:1540:GLY:O	1:FA:1542:THR:N	2.48	0.44
1:FA:1579:PHE:HA	1:FA:1582:LEU:HG	1.98	0.44
1:FA:475:ARG:HH11	1:FA:475:ARG:HB3	1.82	0.44
2:FB:1077:ASP:O	2:FB:1080:ILE:HB	2.18	0.44
2:FB:277:LEU:HG	2:FB:374:LEU:HD21	1.99	0.44
3:FC:61:THR:HA	3:FC:298:PHE:CZ	2.52	0.44
4:FD:93:GLN:HG3	4:FD:94:ARG:N	2.31	0.44
11:FK:80:ILE:HG22	11:FK:86:VAL:HG21	1.98	0.44
13:FM:14:SER:O	13:FM:90:LEU:N	2.50	0.44
1:AA:247:GLY:O	1:AA:442:LYS:HG2	2.18	0.44
1:AA:395:LEU:HD21	7:AO:280:PHE:CD2	2.52	0.44
1:AA:830:MET:HE2	2:AB:967:LEU:HD11	1.99	0.44

*Continued on next page...*



*Continued from previous page...*

Atom-1	Atom-2	Interatomic distance (Å)	Clash overlap (Å)
1:AA:899:LYS:O	1:AA:903:ILE:HG12	2.17	0.44
1:AA:947:LEU:HB2	1:AA:982:VAL:HG21	1.98	0.44
2:AB:1107:CYS:O	2:AB:1197:ARG:HG3	2.17	0.44
2:AB:1123:ILE:HD12	2:AB:1124:SER:H	1.82	0.44
2:AB:140:LYS:HE2	2:AB:153:PHE:CD2	2.51	0.44
2:AB:219:ARG:HG2	2:AB:221:SER:HB3	1.99	0.44
2:AB:611:TRP:C	2:AB:620:LEU:HD21	2.37	0.44
2:AB:678:PRO:HB2	2:AB:679:GLN:NE2	2.32	0.44
3:AC:253:PRO:C	3:AC:255:VAL:H	2.19	0.44
14:AN:54:TRP:CZ2	14:AN:135:LYS:HD2	2.52	0.44
2:BB:393:ASN:ND2	2:BB:395:ASP:HB2	2.33	0.44
2:BB:572:PRO:O	2:BB:576:THR:OG1	2.17	0.44
4:BD:88:GLN:NE2	4:BD:91:ARG:HH21	2.16	0.44
7:BG:46:TYR:HD1	7:BG:117:TRP:HD1	1.65	0.44
9:BI:8:ILE:H	9:BI:16:LEU:CD1	2.30	0.44
1:CA:1291:VAL:HA	1:CA:1473:LYS:HB2	2.00	0.44
1:CA:892:LEU:HD11	1:CA:956:ARG:NH1	2.32	0.44
2:CB:460:LYS:O	2:CB:463:TYR:HB3	2.17	0.44
2:CB:903:ILE:HD13	2:CB:905:TYR:HE1	1.81	0.44
1:DA:813:LEU:O	1:DA:816:LEU:N	2.51	0.44
2:DB:463:TYR:HE1	2:DB:467:THR:HG21	1.82	0.44
2:DB:559:SER:C	2:DB:561:ILE:H	2.20	0.44
2:DB:989:ASP:HB3	2:DB:990:ASP:H	1.62	0.44
3:DC:132:ILE:HA	3:DC:132:ILE:HD13	1.77	0.44
3:DC:233:ILE:HA	3:DC:233:ILE:HD13	1.78	0.44
13:DM:65:TYR:O	13:DM:97:VAL:N	2.44	0.44
1:EA:1195:GLU:HB3	1:EA:1196:PRO:HD3	1.99	0.44
1:EA:1484:LEU:HG	2:EB:308:LEU:HD11	1.98	0.44
1:EA:1555:VAL:HG13	1:EA:1556:GLU:N	2.32	0.44
1:EA:952:LEU:HD22	1:EA:952:LEU:HA	1.86	0.44
2:EB:1060:VAL:HG22	2:EB:1061:LYS:N	2.32	0.44
2:EB:1110:ILE:HD13	2:EB:1111:LEU:CD2	2.47	0.44
2:EB:137:LEU:HD23	2:EB:161:LEU:HD23	2.00	0.44
2:EB:38:LEU:HD21	2:EB:760:TYR:O	2.17	0.44
2:EB:392:ASP:HB3	2:EB:399:HIS:NE2	2.32	0.44
3:EC:216:HIS:ND1	3:EC:218:LYS:HB3	2.31	0.44
6:EF:102:SER:HB3	6:EF:117:PRO:HB3	1.98	0.44
1:EA:689:ARG:HD2	8:EH:81:PRO:HG3	1.99	0.44
1:EA:1202:LEU:HD11	9:EI:101:LEU:HD21	1.98	0.44
1:FA:1060:GLU:O	1:FA:1061:SER:C	2.55	0.44
1:FA:1195:GLU:HB3	1:FA:1196:PRO:HD3	1.99	0.44

*Continued on next page...*



*Continued from previous page...*

Atom-1	Atom-2	Interatomic distance (Å)	Clash overlap (Å)
1:FA:223:PHE:CE2	1:FA:227:LEU:HD11	2.51	0.44
1:FA:379:GLU:HA	7:FO:292:HIS:CD2	2.53	0.44
1:FA:597:LYS:HB2	2:FB:1082:HIS:NE2	2.33	0.44
2:FB:1104:CYS:SG	2:FB:1106:GLU:HB2	2.57	0.44
2:FB:378:ILE:H	2:FB:378:ILE:HG12	1.62	0.44
2:FB:378:ILE:O	2:FB:381:LEU:HB3	2.16	0.44
3:FC:135:SER:O	3:FC:168:LYS:HG3	2.18	0.44
3:FC:210:LEU:HD12	3:FC:210:LEU:H	1.81	0.44
6:FF:153:VAL:O	6:FF:154:ASP:HB2	2.18	0.44
7:FG:134:GLU:O	7:FG:149:ILE:HG23	2.17	0.44
7:FG:43:ILE:HG13	7:FG:43:ILE:H	1.67	0.44
2:FB:848:ILE:CG1	12:FL:60:ARG:HA	2.47	0.44
1:AA:1317:ILE:HA	1:AA:1321:PHE:HB3	1.98	0.44
1:AA:476:VAL:HG23	2:AB:1091:ARG:HH21	1.82	0.44
1:AA:646:GLU:OE1	2:AB:1084:THR:HB	2.17	0.44
1:AA:90:PHE:CE1	1:AA:1623:THR:HG23	2.53	0.44
2:AB:744:LEU:HD12	2:AB:800:TYR:O	2.16	0.44
3:AC:285:PHE:C	3:AC:287:ASP:H	2.19	0.44
3:AC:85:PHE:HA	3:AC:204:LEU:HD13	1.99	0.44
4:AD:93:GLN:HG3	4:AD:94:ARG:N	2.31	0.44
2:BB:315:LYS:HG3	2:BB:316:ARG:N	2.31	0.44
2:BB:45:HIS:CD2	2:BB:45:HIS:H	2.34	0.44
2:BB:792:SER:HB2	2:BB:933:THR:HB	1.99	0.44
4:BD:89:LEU:O	4:BD:92:ILE:N	2.47	0.44
10:BJ:33:GLY:O	10:BJ:47:ARG:NH2	2.50	0.44
11:BK:59:THR:HA	11:BK:107:THR:HG23	2.00	0.44
13:BM:76:TYR:CE1	14:BN:57:LYS:HG3	2.53	0.44
7:BO:276:LYS:C	7:BO:278:ILE:N	2.70	0.44
7:BO:284:VAL:O	7:BO:288:ASN:HB2	2.17	0.44
1:CA:1238:MET:SD	1:CA:1524:VAL:HA	2.57	0.44
1:CA:16:PHE:CD1	1:CA:16:PHE:N	2.85	0.44
1:CA:416:ARG:O	1:CA:419:ILE:HB	2.18	0.44
1:CA:783:LYS:HE3	1:CA:932:GLY:HA3	1.99	0.44
2:CB:373:MET:O	2:CB:376:PHE:HB3	2.18	0.44
2:CB:651:ARG:O	2:CB:663:ILE:HD12	2.17	0.44
1:DA:1637:PRO:HG3	1:DA:1647:ASN:HD21	1.81	0.44
1:DA:497:VAL:HB	1:DA:607:VAL:HA	1.99	0.44
2:DB:1180:PHE:O	2:DB:1182:LEU:N	2.50	0.44
2:DB:140:LYS:HE2	2:DB:153:PHE:HD2	1.83	0.44
2:DB:205:MET:HB2	2:DB:502:MET:O	2.17	0.44
2:DB:215:MET:O	2:DB:234:ILE:HD13	2.18	0.44

*Continued on next page...*



*Continued from previous page...*

Atom-1	Atom-2	Interatomic distance (Å)	Clash overlap (Å)
2:DB:529:CYS:SG	2:DB:530:PRO:HD2	2.56	0.44
2:DB:59:GLY:O	2:DB:61:LEU:N	2.51	0.44
2:DB:848:ILE:HD12	2:DB:885:VAL:CG2	2.47	0.44
2:DB:858:ILE:HG12	2:DB:859:CYS:N	2.33	0.44
2:DB:893:ASN:ND2	2:DB:895:PHE:CD1	2.86	0.44
3:DC:277:ARG:NH1	3:DC:291:LEU:HD13	2.33	0.44
7:DG:218:VAL:HA	7:DG:224:PRO:HA	1.99	0.44
4:DD:22:ILE:H	7:DG:76:LYS:NZ	2.16	0.44
7:DG:97:LYS:H	7:DG:97:LYS:HG3	1.59	0.44
13:DM:16:GLN:HB3	13:DM:92:LYS:H	1.82	0.44
1:EA:1105:ARG:HH12	1:EA:1138:GLU:CD	2.19	0.44
1:EA:1168:ALA:O	1:EA:1171:GLN:N	2.51	0.44
1:EA:1321:PHE:CD2	1:EA:1321:PHE:C	2.90	0.44
1:EA:1597:ALA:O	1:EA:1602:GLY:HA3	2.18	0.44
1:EA:949:GLN:HA	1:EA:981:TYR:HA	1.98	0.44
1:EA:76:GLN:NE2	2:EB:1111:LEU:HD12	2.32	0.44
2:EB:184:LYS:HE2	2:EB:735:HIS:CD2	2.52	0.44
2:EB:555:GLN:HE21	2:EB:556:SER:N	2.15	0.44
2:EB:717:TYR:HB2	9:EI:104:ALA:HB1	2.00	0.44
2:EB:858:ILE:HD13	2:EB:873:THR:O	2.18	0.44
4:ED:92:ILE:HG23	7:EG:150:HIS:O	2.18	0.44
8:EH:124:ARG:NH1	8:EH:126:GLU:OE1	2.50	0.44
8:EH:62:SER:HA	8:EH:141:TYR:CD1	2.52	0.44
9:EI:101:LEU:CD1	9:EI:122:ARG:HH22	2.30	0.44
1:EA:425:ASN:OD1	7:EO:273:VAL:N	2.49	0.44
1:FA:1325:LEU:HD22	1:FA:1492:ILE:HG21	1.99	0.44
1:FA:1490:GLU:O	1:FA:1493:CYS:HB2	2.18	0.44
1:FA:96:ILE:HG23	1:FA:228:LEU:HD21	1.98	0.44
1:FA:382:GLN:O	1:FA:386:LEU:HG	2.18	0.44
2:FB:848:ILE:HD11	12:FL:58:LYS:HG2	1.99	0.44
7:FG:18:LYS:O	7:FG:20:HIS:N	2.50	0.44
11:FK:59:THR:HA	11:FK:107:THR:HG23	1.98	0.44
3:FC:218:LYS:HZ2	12:FL:69:ALA:HB3	1.83	0.44
14:FN:26:PRO:HB2	14:FN:29:PHE:CE1	2.52	0.44
1:AA:1094:ALA:HB1	1:AA:1135:SER:HB2	2.00	0.44
1:AA:1460:TYR:HA	1:AA:1472:PHE:HB3	2.00	0.44
1:AA:1584:LEU:HD13	1:AA:1584:LEU:HA	1.86	0.44
1:AA:674:ILE:HG22	1:AA:675:SER:N	2.33	0.44
2:AB:215:MET:O	2:AB:234:ILE:HD13	2.18	0.44
2:AB:212:ASN:OD1	2:AB:239:VAL:HG13	2.17	0.44
2:AB:526:GLY:N	2:AB:696:ILE:HG22	2.32	0.44

*Continued on next page...*



*Continued from previous page...*

Atom-1	Atom-2	Interatomic distance (Å)	Clash overlap (Å)
2:AB:778:TYR:CE2	2:AB:937:PRO:HD3	2.53	0.44
2:AB:832:TRP:HE3	2:AB:834:LYS:H	1.65	0.44
2:AB:848:ILE:HG13	12:AL:59:ALA:O	2.18	0.44
2:AB:994:ASP:N	2:AB:994:ASP:OD1	2.51	0.44
13:AM:10:ILE:HD13	14:AN:70:LEU:HG	2.00	0.44
1:AA:429:THR:HG21	7:AO:274:SER:HA	1.99	0.44
1:BA:1062:HIS:HD2	1:BA:1068:PHE:CD1	2.35	0.44
1:BA:1441:LYS:HA	1:BA:1444:ARG:HD2	1.99	0.44
1:BA:1440:ASN:C	1:BA:1442:VAL:H	2.21	0.44
2:BB:312:GLY:O	2:BB:316:ARG:HB2	2.17	0.44
2:BB:526:GLY:N	2:BB:696:ILE:HG22	2.33	0.44
3:BC:121:PRO:O	3:BC:125:LYS:HB2	2.18	0.44
3:BC:83:VAL:HG22	3:BC:206:ALA:HB1	1.99	0.44
7:BG:60:GLY:O	7:BG:64:GLN:HB2	2.17	0.44
1:CA:81:LEU:C	1:CA:83:VAL:H	2.20	0.44
1:CA:896:THR:HG21	1:CA:956:ARG:NH1	2.31	0.44
1:CA:76:GLN:NE2	2:CB:1111:LEU:HD12	2.29	0.44
2:CB:45:HIS:H	2:CB:45:HIS:CD2	2.33	0.44
2:CB:548:LYS:HA	2:CB:550:ARG:NH1	2.32	0.44
2:CB:379:ARG:CZ	2:CB:580:GLY:HA2	2.48	0.44
2:CB:829:ASN:OD1	2:CB:829:ASN:N	2.50	0.44
2:CB:854:GLU:HG3	2:CB:875:HIS:HA	1.99	0.44
2:CB:887:LEU:HD13	12:CL:56:LEU:O	2.17	0.44
2:CB:972:GLY:O	2:CB:976:GLY:N	2.49	0.44
6:CF:100:GLN:HG2	7:CG:112:PRO:HB3	2.00	0.44
10:CJ:45:CYS:O	10:CJ:49:MET:HG2	2.18	0.44
14:CN:157:ARG:HG2	14:CN:158:LYS:O	2.18	0.44
2:CB:1052:VAL:CG2	7:CO:308:ILE:HD13	2.47	0.44
1:DA:1018:TYR:OH	1:DA:1615:TYR:HE1	2.01	0.44
1:DA:1078:LYS:HA	1:DA:1078:LYS:HD2	1.73	0.44
1:DA:1440:ASN:OD1	1:DA:1440:ASN:N	2.50	0.44
1:DA:1446:ARG:HH22	1:DA:1462:PHE:H	1.65	0.44
1:DA:93:GLN:HG3	1:DA:1627:LEU:HD13	1.98	0.44
1:DA:335:LEU:O	1:DA:339:PHE:HD1	2.00	0.44
1:DA:773:ASP:N	1:DA:773:ASP:OD2	2.50	0.44
2:DB:273:VAL:HA	2:DB:276:ILE:HD13	1.98	0.44
2:DB:902:SER:O	2:DB:903:ILE:HG23	2.17	0.44
2:DB:954:PHE:N	2:DB:955:PRO:HD2	2.33	0.44
3:DC:227:TYR:CD1	3:DC:298:PHE:HD2	2.36	0.44
3:DC:37:LYS:HD2	11:DK:130:VAL:HG22	2.00	0.44
4:DD:94:ARG:HD2	4:DD:99:LEU:HD13	1.99	0.44

*Continued on next page...*



*Continued from previous page...*

Atom-1	Atom-2	Interatomic distance (Å)	Clash overlap (Å)
5:DE:80:VAL:HG13	5:DE:109:ILE:HB	1.99	0.44
8:DH:124:ARG:NH1	8:DH:126:GLU:OE1	2.51	0.44
1:DA:1272:VAL:C	9:DI:48:VAL:HG13	2.38	0.44
11:DK:77:ARG:HG3	11:DK:78:TYR:N	2.32	0.44
11:DK:78:TYR:OH	11:DK:82:LYS:NZ	2.38	0.44
11:DK:80:ILE:HG22	11:DK:86:VAL:HG21	2.00	0.44
12:DL:63:ARG:NH1	12:DL:63:ARG:HG3	2.32	0.44
13:DM:67:ASP:OD2	13:DM:69:SER:OG	2.33	0.44
13:DM:23:VAL:HB	13:DM:95:VAL:HG22	2.00	0.44
1:EA:1139:ASN:HB2	5:EE:205:SER:HA	1.99	0.44
1:EA:510:PRO:HG2	6:EF:102:SER:OG	2.18	0.44
1:EA:646:GLU:OE1	2:EB:1086:PHE:HB2	2.17	0.44
2:EB:101:GLN:O	2:EB:139:LEU:HD22	2.18	0.44
2:EB:262:PHE:O	2:EB:268:GLU:HG2	2.18	0.44
2:EB:296:ASP:C	2:EB:298:LYS:H	2.19	0.44
2:EB:38:LEU:HD22	2:EB:38:LEU:N	2.32	0.44
2:EB:476:LEU:HD23	2:EB:476:LEU:HA	1.56	0.44
6:EF:141:GLY:O	6:EF:143:PHE:HD2	2.00	0.44
1:FA:1124:LEU:HA	1:FA:1124:LEU:HD23	1.62	0.44
1:FA:1200:MET:HG2	1:FA:1573:TYR:CD2	2.52	0.44
1:FA:1018:TYR:HD2	1:FA:1227:MET:HE1	1.83	0.44
1:FA:1440:ASN:O	1:FA:1444:ARG:HB3	2.17	0.44
1:FA:1457:ILE:HA	1:FA:1474:LEU:HD22	2.00	0.44
1:FA:1474:LEU:HD22	1:FA:1474:LEU:HA	1.65	0.44
1:FA:113:VAL:HG11	1:FA:181:LEU:HD23	2.00	0.44
1:FA:507:TYR:OH	1:FA:641:GLU:N	2.51	0.44
1:FA:569:SER:OG	1:FA:570:THR:HG23	2.18	0.44
1:FA:752:LYS:HA	1:FA:769:VAL:HG23	1.99	0.44
1:FA:899:LYS:O	1:FA:903:ILE:HG12	2.18	0.44
2:FB:1020:GLU:HG3	3:FC:61:THR:OG1	2.18	0.44
2:FB:106:LYS:HB3	2:FB:171:HIS:CE1	2.52	0.44
2:FB:1110:ILE:HD13	2:FB:1111:LEU:HD23	1.99	0.44
2:FB:132:SER:HA	2:FB:195:ILE:O	2.17	0.44
2:FB:101:GLN:O	2:FB:139:LEU:HD22	2.18	0.44
2:FB:480:GLN:HG2	2:FB:484:TYR:OH	2.18	0.44
2:FB:874:TYR:CZ	2:FB:876:SER:HB2	2.52	0.44
1:FA:644:ARG:HH21	6:FF:118:LEU:HD23	1.82	0.44
6:FF:86:THR:HG23	6:FF:89:GLU:OE1	2.18	0.44
7:FG:57:PRO:O	7:FG:61:VAL:HG23	2.18	0.44
8:FH:33:GLN:HG3	8:FH:131:ASN:HD21	1.82	0.44
8:FH:40:LEU:HD13	8:FH:123:MET:CE	2.48	0.44

*Continued on next page...*



*Continued from previous page...*

Atom-1	Atom-2	Interatomic distance (Å)	Clash overlap (Å)
10:FJ:56:LEU:O	10:FJ:59:LYS:HB2	2.17	0.44
11:FK:45:GLU:HG3	11:FK:45:GLU:H	1.42	0.44
1:AA:1559:ARG:HD2	1:AA:1587:ASP:OD1	2.18	0.44
1:AA:1662:ASN:HB3	7:AG:57:PRO:CD	2.46	0.44
1:AA:4:SER:HB2	1:AA:573:LEU:CD2	2.48	0.44
1:AA:692:TYR:O	1:AA:696:ILE:HG12	2.18	0.44
1:AA:852:ASP:OD1	1:AA:855:ARG:NE	2.51	0.44
1:AA:856:GLU:HG3	1:AA:856:GLU:H	1.56	0.44
2:AB:572:PRO:O	2:AB:576:THR:OG1	2.16	0.44
2:AB:617:THR:CB	2:AB:620:LEU:HD23	2.48	0.44
2:AB:21:ARG:HD3	2:AB:763:ASP:HB3	1.98	0.44
7:AG:218:VAL:HA	7:AG:224:PRO:HA	1.99	0.44
8:AH:128:ASN:OD1	8:AH:130:ARG:HB2	2.17	0.44
9:AI:109:THR:HG21	9:AI:122:ARG:CZ	2.48	0.44
13:AM:18:GLN:HG3	13:AM:19:PRO:HD2	2.00	0.44
1:BA:1011:VAL:HG21	2:BB:518:ARG:CD	2.48	0.44
1:BA:1348:VAL:HG11	2:BB:225:ARG:NH2	2.33	0.44
1:BA:16:PHE:N	1:BA:16:PHE:CD1	2.85	0.44
1:BA:342:ARG:HB2	1:BA:342:ARG:CZ	2.46	0.44
1:BA:621:THR:HG1	1:BA:621:THR:H	1.47	0.44
1:BA:663:GLY:O	1:BA:790:LYS:HE3	2.18	0.44
1:BA:657:TYR:O	1:BA:665:PRO:HA	2.17	0.44
3:BC:134:LEU:HD12	3:BC:208:CYS:SG	2.58	0.44
1:BA:1553:TYR:CE1	5:BE:147:HIS:CD2	3.06	0.44
5:BE:39:LEU:O	5:BE:42:PHE:HB3	2.17	0.44
6:BF:79:ARG:HB3	6:BF:146:TRP:CZ2	2.53	0.44
7:BG:166:TRP:CE2	7:BG:219:ASP:HB2	2.53	0.44
8:BH:100:THR:O	8:BH:116:TYR:HA	2.18	0.44
8:BH:57:VAL:HG13	8:BH:144:ILE:CG1	2.48	0.44
9:BI:65:SER:OG	9:BI:66:VAL:N	2.51	0.44
14:BN:85:HIS:HB3	14:BN:87:TYR:CE1	2.52	0.44
1:CA:1263:LEU:HD12	1:CA:1263:LEU:HA	1.85	0.44
1:CA:261:ILE:HG22	1:CA:265:ARG:HE	1.82	0.44
1:CA:659:THR:HG23	1:CA:664:SER:O	2.17	0.44
1:CA:82:PRO:HG2	1:CA:396:ILE:CD1	2.45	0.44
1:CA:832:ASP:OD2	1:CA:924:SER:OG	2.18	0.44
2:CB:703:LEU:HD23	2:CB:703:LEU:HA	1.75	0.44
2:CB:934:ILE:HG21	3:CC:73:SER:CB	2.46	0.44
1:CA:928:MET:HG2	2:CB:955:PRO:HG3	1.99	0.44
5:CE:178:ILE:HD11	5:CE:182:ASP:HB3	1.98	0.44
5:CE:8:ASN:HA	5:CE:11:ARG:HG3	1.99	0.44

*Continued on next page...*



*Continued from previous page...*

Atom-1	Atom-2	Interatomic distance (Å)	Clash overlap (Å)
2:CB:181:VAL:HG22	10:CJ:63:TYR:OH	2.18	0.44
1:DA:1162:ASN:O	1:DA:1165:LYS:HB2	2.17	0.44
1:DA:1332:GLU:O	1:DA:1336:GLN:HG2	2.18	0.44
1:DA:631:ASP:N	1:DA:631:ASP:OD1	2.45	0.44
2:DB:894:LYS:HB2	2:DB:894:LYS:HE3	1.80	0.44
2:DB:965:GLU:HB3	2:DB:1031:VAL:HG22	1.99	0.44
5:DE:52:ARG:HA	5:DE:53:PRO:HD3	1.80	0.44
7:DG:39:VAL:HB	7:DG:126:GLN:HE21	1.83	0.44
7:DG:67:ASN:O	7:DG:70:VAL:HG23	2.17	0.44
13:DM:16:GLN:CB	13:DM:91:TYR:HA	2.48	0.44
1:EA:10:GLU:CG	1:EA:1645:LYS:HE3	2.47	0.44
1:EA:1162:ASN:H	1:EA:1165:LYS:HD2	1.81	0.44
1:EA:1136:VAL:HG22	1:EA:1174:TYR:CE1	2.51	0.44
1:EA:122:LEU:O	1:EA:126:GLN:HG3	2.17	0.44
1:EA:213:ASN:O	1:EA:216:ARG:HB3	2.18	0.44
1:EA:257:ASN:O	1:EA:261:ILE:HG13	2.18	0.44
1:EA:342:ARG:CZ	1:EA:342:ARG:HB2	2.46	0.44
1:EA:552:GLU:OE2	1:EA:552:GLU:N	2.51	0.44
2:EB:728:THR:HG21	2:EB:765:PHE:HA	1.98	0.44
2:EB:872:LYS:HD3	2:EB:872:LYS:HA	1.66	0.44
2:EB:898:LEU:HA	2:EB:898:LEU:HD13	1.58	0.44
2:EB:74:PHE:CD1	2:EB:94:LYS:HA	2.52	0.44
2:EB:964:VAL:O	2:EB:966:SER:N	2.50	0.44
3:EC:235:ILE:HA	3:EC:289:VAL:HG13	2.00	0.44
8:EH:138:GLU:HB2	8:EH:139:ASN:H	1.62	0.44
11:EK:95:HIS:HA	11:EK:96:PRO:HD3	1.81	0.44
13:EM:104:SER:OG	13:EM:105:SER:N	2.50	0.44
13:EM:18:GLN:CG	13:EM:19:PRO:HD2	2.48	0.44
13:EM:81:PHE:HB2	13:EM:88:ILE:HD13	1.99	0.44
1:FA:127:TYR:CD1	1:FA:202:THR:HG21	2.53	0.44
1:FA:1332:GLU:O	1:FA:1336:GLN:HG2	2.18	0.44
1:FA:1261:VAL:O	1:FA:1498:ILE:HB	2.17	0.44
1:FA:223:PHE:CZ	1:FA:227:LEU:HD21	2.53	0.44
1:FA:956:ARG:HE	1:FA:979:GLY:CA	2.24	0.44
2:FB:273:VAL:O	2:FB:277:LEU:HD12	2.18	0.44
2:FB:858:ILE:HG12	2:FB:872:LYS:O	2.18	0.44
2:FB:956:SER:O	9:FI:107:GLY:HA2	2.18	0.44
3:FC:134:LEU:HD12	3:FC:208:CYS:SG	2.58	0.44
3:FC:136:LEU:HD22	3:FC:167:LEU:HA	2.00	0.44
6:FF:58:PHE:HZ	7:FG:117:TRP:CH2	2.35	0.44
7:FG:89:ILE:HA	7:FG:118:CYS:SG	2.57	0.44

*Continued on next page...*



*Continued from previous page...*

Atom-1	Atom-2	Interatomic distance (Å)	Clash overlap (Å)
1:AA:1018:TYR:HD2	1:AA:1227:MET:HE1	1.83	0.44
1:AA:127:TYR:HD1	1:AA:202:THR:HG21	1.83	0.44
1:AA:1485:MET:O	1:AA:1489:VAL:HG23	2.16	0.44
1:AA:1559:ARG:CZ	5:AE:200:ARG:HD3	2.47	0.44
1:AA:16:PHE:CD1	1:AA:16:PHE:N	2.85	0.44
1:AA:367:PHE:O	2:AB:1055:LEU:HD22	2.18	0.44
2:AB:250:LEU:CD1	2:AB:378:ILE:HD13	2.48	0.44
2:AB:460:LYS:O	2:AB:463:TYR:HB3	2.18	0.44
2:AB:627:GLY:H	2:AB:642:LEU:HD22	1.82	0.44
12:AL:63:ARG:HH11	12:AL:63:ARG:HG3	1.82	0.44
1:BA:1028:GLU:OE1	1:BA:1638:SER:HB2	2.17	0.44
1:BA:589:MET:SD	1:BA:635:MET:HG3	2.58	0.44
2:BB:161:LEU:HD12	2:BB:162:PRO:CD	2.42	0.44
2:BB:210:ARG:HB2	2:BB:399:HIS:C	2.38	0.44
1:BA:1116:GLN:HE21	5:BE:207:ARG:HE	1.65	0.44
1:BA:510:PRO:HG2	6:BF:102:SER:OG	2.18	0.44
3:BC:314:PHE:CD2	11:BK:135:PHE:CZ	3.06	0.44
13:BM:80:LEU:O	13:BM:88:ILE:HD12	2.18	0.44
14:BN:110:LEU:CD2	14:BN:121:ILE:HA	2.48	0.44
1:CA:1092:GLU:O	1:CA:1095:LEU:N	2.50	0.44
1:CA:1597:ALA:O	1:CA:1602:GLY:HA3	2.17	0.44
1:CA:1660:VAL:HA	1:CA:1661:PRO:HD3	1.87	0.44
1:CA:850:SER:O	1:CA:853:THR:N	2.45	0.44
1:CA:952:LEU:HD22	1:CA:952:LEU:HA	1.85	0.44
1:CA:879:LEU:HD12	1:CA:972:TYR:HB3	1.99	0.44
2:CB:359:LEU:HD22	2:CB:361:HIS:CE1	2.53	0.44
2:CB:47:GLY:HA2	2:CB:50:ASN:HD22	1.82	0.44
2:CB:848:ILE:HG12	2:CB:848:ILE:H	1.56	0.44
2:CB:954:PHE:N	2:CB:955:PRO:HD2	2.32	0.44
2:CB:996:PHE:HA	2:CB:999:GLN:HG3	2.00	0.44
3:CC:230:LEU:HD11	3:CC:270:ALA:HB3	1.99	0.44
7:CG:105:ILE:HG23	7:CG:115:PHE:O	2.18	0.44
8:CH:25:ARG:NH2	8:CH:39:THR:HG21	2.32	0.44
9:CI:111:PHE:HA	9:CI:121:PHE:O	2.18	0.44
11:CK:80:ILE:HD13	11:CK:105:ILE:HD11	1.99	0.44
1:CA:422:ARG:HD3	7:CO:272:ILE:HB	1.99	0.44
1:DA:1440:ASN:O	1:DA:1444:ARG:HB3	2.18	0.44
1:DA:856:GLU:HG3	1:DA:856:GLU:H	1.67	0.44
1:DA:11:ILE:CG2	2:DB:1198:TYR:HB2	2.45	0.44
2:DB:378:ILE:O	2:DB:381:LEU:HB3	2.18	0.44
2:DB:210:ARG:NH2	2:DB:625:GLU:OE1	2.51	0.44

*Continued on next page...*



*Continued from previous page...*

Atom-1	Atom-2	Interatomic distance (Å)	Clash overlap (Å)
2:DB:840:LEU:HD12	2:DB:857:PRO:HB2	1.98	0.44
3:DC:53:ASN:ND2	3:DC:300:PHE:O	2.51	0.44
5:DE:127:ILE:HD11	5:DE:132:ILE:CD1	2.47	0.44
6:DF:65:ARG:NH1	6:DF:65:ARG:HB3	2.32	0.44
9:DI:121:PHE:H	9:DI:121:PHE:HD1	1.64	0.44
1:EA:1324:LEU:HD22	1:EA:1492:ILE:HG23	1.99	0.44
1:EA:1237:GLN:HB3	1:EA:1520:VAL:CG1	2.48	0.44
1:EA:1538:VAL:HA	1:EA:1541:ILE:HD11	2.00	0.44
1:EA:475:ARG:HB3	1:EA:475:ARG:HH11	1.83	0.44
1:EA:491:GLU:OE2	1:EA:808:LYS:HE3	2.17	0.44
1:EA:697:TYR:CE1	1:EA:702:PRO:HD3	2.49	0.44
1:EA:960:MET:O	1:EA:963:GLY:N	2.46	0.44
2:EB:1047:ARG:NH1	2:EB:1050:GLY:H	2.16	0.44
2:EB:1180:PHE:O	2:EB:1182:LEU:N	2.51	0.44
2:EB:463:TYR:HE1	2:EB:467:THR:HG21	1.83	0.44
1:EA:821:ILE:HD13	2:EB:777:SER:HB2	1.98	0.44
2:EB:785:ASP:HB3	2:EB:957:ARG:HH22	1.83	0.44
2:EB:902:SER:O	2:EB:903:ILE:HG23	2.18	0.44
3:EC:209:ILE:H	3:EC:209:ILE:HD13	1.83	0.44
3:EC:54:PHE:CD1	3:EC:54:PHE:N	2.86	0.44
13:EM:59:ARG:HD2	13:EM:60:LEU:HD21	2.00	0.44
1:FA:1226:VAL:HG22	1:FA:1598:PHE:CE1	2.53	0.44
1:FA:670:ILE:O	1:FA:673:HIS:HB2	2.18	0.44
2:FB:274:VAL:HG11	2:FB:313:PHE:HB2	1.99	0.44
2:FB:757:TYR:CE2	2:FB:762:MET:HB3	2.52	0.44
2:FB:840:LEU:HD12	2:FB:857:PRO:HB2	2.00	0.44
3:FC:77:SER:OG	3:FC:78:VAL:N	2.51	0.44
5:FE:175:LEU:HA	5:FE:175:LEU:HD22	1.63	0.44
14:FN:64:ILE:C	14:FN:66:LYS:H	2.20	0.44
1:FA:425:ASN:OD1	7:FO:273:VAL:N	2.51	0.44
1:AA:1095:LEU:CD2	1:AA:1134:GLY:HA3	2.47	0.44
1:AA:1450:ILE:O	1:AA:1454:HIS:ND1	2.41	0.44
1:AA:456:VAL:O	1:AA:460:LEU:HG	2.18	0.44
1:AA:547:ILE:C	1:AA:549:MET:H	2.21	0.44
2:AB:260:PHE:CD2	2:AB:276:ILE:HG12	2.52	0.44
2:AB:699:ILE:N	2:AB:699:ILE:HD13	2.29	0.44
3:AC:131:THR:HG23	3:AC:209:ILE:HG22	1.99	0.44
5:AE:26:ARG:NH2	5:AE:133:GLU:OE1	2.44	0.44
4:AD:39:PHE:CD2	7:AG:123:TYR:HD2	2.35	0.44
13:AM:57:ASN:O	13:AM:103:LYS:NZ	2.50	0.44
1:BA:1105:ARG:HH12	1:BA:1138:GLU:CD	2.20	0.44

*Continued on next page...*



*Continued from previous page...*

Atom-1	Atom-2	Interatomic distance (Å)	Clash overlap (Å)
1:BA:1263:LEU:O	1:BA:1265:GLU:N	2.51	0.44
1:BA:1450:ILE:HG22	1:BA:1457:ILE:HG21	2.00	0.44
1:BA:1472:PHE:O	1:BA:1473:LYS:HB3	2.17	0.44
1:BA:1612:LYS:HD3	1:BA:1621:PHE:CD1	2.52	0.44
1:BA:530:TRP:CZ2	1:BA:607:VAL:HG21	2.52	0.44
1:BA:806:ALA:O	1:BA:809:VAL:N	2.51	0.44
2:BB:1046:VAL:HG22	2:BB:1047:ARG:N	2.31	0.44
2:BB:1178:ILE:HD12	2:BB:1182:LEU:HB3	2.00	0.44
2:BB:533:THR:OG1	2:BB:534:PRO:HD2	2.18	0.44
2:BB:380:LYS:HE3	2:BB:637:TYR:CB	2.47	0.44
2:BB:744:LEU:HD12	2:BB:800:TYR:O	2.18	0.44
1:BA:644:ARG:HH21	6:BF:118:LEU:HD23	1.82	0.44
11:BK:50:LEU:O	11:BK:54:THR:HG23	2.18	0.44
14:BN:64:ILE:C	14:BN:66:LYS:H	2.20	0.44
1:CA:1446:ARG:HG2	1:CA:1450:ILE:HD13	2.00	0.44
1:CA:1028:GLU:CD	1:CA:1637:PRO:HB2	2.39	0.44
1:CA:794:VAL:HG23	1:CA:795:HIS:N	2.21	0.44
2:CB:1076:ARG:O	2:CB:1080:ILE:HG13	2.17	0.44
2:CB:212:ASN:OD1	2:CB:239:VAL:HG13	2.18	0.44
13:CM:51:PHE:H	13:CM:66:THR:CG2	2.31	0.44
1:DA:1196:PRO:C	1:DA:1198:THR:H	2.20	0.44
1:DA:1337:LYS:HE2	1:DA:1337:LYS:HB3	1.85	0.44
1:DA:1600:ARG:HB3	1:DA:1601:GLN:OE1	2.17	0.44
2:DB:1002:LYS:O	14:DN:168:LEU:HD23	2.17	0.44
2:DB:107:PRO:HG2	2:DB:133:TYR:CZ	2.53	0.44
2:DB:349:VAL:O	2:DB:353:VAL:HG23	2.17	0.44
2:DB:372:ARG:HA	2:DB:375:LEU:HD12	2.00	0.44
3:DC:173:GLY:C	3:DC:175:GLN:H	2.20	0.44
7:DG:106:LYS:O	7:DG:107:ILE:HD13	2.17	0.44
8:DH:57:VAL:HG13	8:DH:144:ILE:CG1	2.45	0.44
11:DK:138:LYS:O	11:DK:142:MET:HB2	2.17	0.44
7:DO:290:GLU:CD	7:DO:291:SER:N	2.71	0.44
1:EA:674:ILE:HG22	1:EA:675:SER:N	2.32	0.44
1:EA:709:ARG:C	1:EA:711:LYS:H	2.14	0.44
1:EA:751:SER:OG	1:EA:752:LYS:N	2.50	0.44
2:EB:863:ASP:OD2	2:EB:866:LEU:HD12	2.18	0.44
2:EB:961:GLY:HA2	2:EB:964:VAL:HG23	1.99	0.44
1:EA:514:TYR:OH	6:EF:102:SER:HA	2.18	0.44
8:EH:94:ASP:OD1	8:EH:94:ASP:N	2.50	0.44
14:EN:139:VAL:HB	14:EN:140:SER:H	1.33	0.44
1:FA:1056:ASP:OD1	1:FA:1057:ILE:N	2.51	0.44

*Continued on next page...*



*Continued from previous page...*

Atom-1	Atom-2	Interatomic distance (Å)	Clash overlap (Å)
1:FA:773:ASP:N	1:FA:773:ASP:OD2	2.51	0.44
1:FA:808:LYS:O	1:FA:811:SER:N	2.51	0.44
2:FB:1123:ILE:HD12	2:FB:1124:SER:H	1.83	0.44
2:FB:1115:GLN:NE2	2:FB:1124:SER:OG	2.51	0.44
2:FB:586:VAL:HB	2:FB:593:ILE:HG22	2.00	0.44
2:FB:954:PHE:H	2:FB:955:PRO:HD2	1.83	0.44
3:FC:76:PRO:HA	3:FC:211:GLY:O	2.18	0.44
3:FC:216:HIS:ND1	3:FC:218:LYS:HB3	2.32	0.44
3:FC:229:LEU:O	3:FC:231:PRO:HD3	2.18	0.44
3:FC:328:LEU:HA	3:FC:328:LEU:HD13	1.48	0.44
5:FE:143:ASN:HB3	5:FE:146:HIS:CE1	2.53	0.44
7:FG:105:ILE:HG23	7:FG:115:PHE:O	2.17	0.44
7:FG:80:VAL:HG12	7:FG:82:LEU:CD2	2.48	0.44
13:FM:10:ILE:HD12	13:FM:10:ILE:N	2.33	0.44
7:FO:267:ALA:O	7:FO:269:SER:N	2.51	0.44
1:AA:1001:ALA:O	1:AA:1004:GLU:HB2	2.17	0.43
1:AA:1241:PRO:HG3	1:AA:1540:GLY:CA	2.48	0.43
1:AA:1440:ASN:C	1:AA:1442:VAL:H	2.21	0.43
1:AA:1617:THR:OG1	1:AA:1617:THR:O	2.31	0.43
1:AA:462:LYS:HD3	1:AA:469:LYS:HZ2	1.83	0.43
1:AA:491:GLU:OE1	1:AA:815:ARG:NH2	2.28	0.43
1:AA:555:LYS:O	1:AA:558:ALA:HB3	2.18	0.43
2:AB:656:LEU:HG	2:AB:687:THR:O	2.18	0.43
2:AB:744:LEU:HD12	2:AB:745:GLN:H	1.83	0.43
2:AB:898:LEU:HD13	2:AB:898:LEU:HA	1.64	0.43
2:AB:949:ILE:HG13	2:AB:950:ASN:N	2.33	0.43
7:AG:162:ILE:HG13	7:AG:162:ILE:H	1.66	0.43
7:AG:233:VAL:HG13	7:AG:245:VAL:HG13	2.00	0.43
11:AK:138:LYS:O	11:AK:142:MET:HB2	2.18	0.43
1:BA:113:VAL:HG22	1:BA:182:LYS:CE	2.48	0.43
1:BA:1102:LEU:HD22	1:BA:1141:GLN:HE21	1.81	0.43
1:BA:1148:LEU:CD2	1:BA:1163:GLU:HG2	2.48	0.43
1:BA:1224:GLU:HB3	1:BA:1233:ILE:HG22	1.99	0.43
1:BA:1447:GLN:HE22	1:BA:1459:LYS:HG2	1.83	0.43
1:BA:98:LEU:HA	1:BA:324:LEU:HD21	1.99	0.43
1:BA:956:ARG:HB3	1:BA:957:VAL:H	1.47	0.43
2:BB:35:PHE:O	2:BB:38:LEU:HD23	2.18	0.43
2:BB:748:GLN:HE22	10:BJ:49:MET:HA	1.84	0.43
3:BC:97:LEU:HD23	3:BC:97:LEU:HA	1.62	0.43
12:BL:61:THR:O	12:BL:63:ARG:N	2.51	0.43
1:CA:1026:GLN:HA	1:CA:1611:MET:CE	2.47	0.43

*Continued on next page...*



*Continued from previous page...*

Atom-1	Atom-2	Interatomic distance (Å)	Clash overlap (Å)
1:CA:1085:LEU:H	1:CA:1085:LEU:HG	1.55	0.43
1:CA:32:ILE:HG21	1:CA:49:LEU:HD23	2.00	0.43
1:CA:50:TYR:OH	1:CA:370:PRO:HG3	2.17	0.43
1:CA:718:THR:HG22	8:CH:98:TYR:O	2.18	0.43
2:CB:1007:TYR:C	2:CB:1009:GLY:H	2.22	0.43
2:CB:1048:SER:OG	2:CB:1049:THR:N	2.50	0.43
2:CB:1107:CYS:O	2:CB:1197:ARG:HG3	2.18	0.43
2:CB:565:LEU:HA	2:CB:565:LEU:HD23	1.69	0.43
2:CB:99:VAL:HG11	2:CB:139:LEU:HD13	1.99	0.43
5:CE:80:VAL:HG22	5:CE:109:ILE:HB	1.99	0.43
4:CD:19:PRO:HB3	7:CG:46:TYR:O	2.18	0.43
9:CI:20:PRO:O	9:CI:22:ALA:N	2.51	0.43
11:CK:114:VAL:O	11:CK:117:LEU:HB3	2.18	0.43
1:DA:1263:LEU:C	1:DA:1265:GLU:N	2.72	0.43
1:DA:1580:ARG:NH2	5:DE:204:THR:HG23	2.33	0.43
1:DA:1604:GLU:HA	1:DA:1612:LYS:HE2	2.00	0.43
1:DA:527:PRO:HG3	1:DA:534:THR:HA	2.00	0.43
1:DA:808:LYS:O	1:DA:809:VAL:C	2.56	0.43
1:DA:969:PHE:CD2	1:DA:978:ALA:HA	2.53	0.43
2:DB:703:LEU:HD23	2:DB:703:LEU:HA	1.73	0.43
12:DL:33:GLU:HG3	12:DL:53:HIS:ND1	2.33	0.43
13:DM:66:THR:HG22	13:DM:96:LEU:HG	2.00	0.43
14:DN:57:LYS:HD3	14:DN:138:SER:OG	2.18	0.43
1:EA:1022:CYS:HA	1:EA:1615:TYR:OH	2.18	0.43
1:EA:1117:SER:C	1:EA:1119:LYS:H	2.21	0.43
1:EA:1261:VAL:C	1:EA:1498:ILE:HB	2.38	0.43
1:EA:1344:ILE:H	1:EA:1344:ILE:CD1	2.30	0.43
1:EA:1526:PHE:O	1:EA:1528:ALA:N	2.51	0.43
1:EA:670:ILE:H	1:EA:670:ILE:HD13	1.82	0.43
1:EA:810:LEU:O	1:EA:813:LEU:N	2.51	0.43
2:EB:360:VAL:HA	2:EB:370:LYS:NZ	2.15	0.43
1:EA:996:TYR:OH	2:EB:521:LEU:O	2.29	0.43
2:EB:979:GLN:OE1	2:EB:979:GLN:HA	2.18	0.43
3:EC:163:TYR:N	3:EC:166:ASP:OD2	2.47	0.43
3:EC:289:VAL:HG12	3:EC:290:LYS:H	1.81	0.43
3:EC:229:LEU:HD22	3:EC:295:ARG:HA	1.99	0.43
7:EG:92:ALA:O	7:EG:94:PRO:HD3	2.18	0.43
2:EB:898:LEU:HD22	12:EL:46:VAL:HG22	1.99	0.43
12:EL:63:ARG:HG3	12:EL:63:ARG:NH1	2.33	0.43
1:FA:38:LEU:HB2	7:FO:291:SER:HB3	2.00	0.43
1:FA:571:HIS:CE1	1:FA:572:THR:HG23	2.52	0.43

*Continued on next page...*



*Continued from previous page...*

Atom-1	Atom-2	Interatomic distance (Å)	Clash overlap (Å)
1:FA:70:LYS:HE2	1:FA:71:PHE:CE1	2.53	0.43
2:FB:939:SER:HA	2:FB:1013:MET:SD	2.58	0.43
2:FB:1094:ASN:N	2:FB:1094:ASN:OD1	2.50	0.43
2:FB:586:VAL:O	2:FB:593:ILE:HG22	2.18	0.43
2:FB:850:THR:O	2:FB:881:TYR:HA	2.18	0.43
1:FA:934:LYS:HG3	2:FB:956:SER:HB3	2.00	0.43
2:FB:970:LYS:HG2	2:FB:1000:LEU:HD21	2.00	0.43
5:FE:55:ARG:O	5:FE:58:MET:HB2	2.18	0.43
7:FG:31:LYS:O	7:FG:33:GLY:N	2.51	0.43
14:FN:87:TYR:HB3	14:FN:139:VAL:CG1	2.41	0.43
14:FN:75:GLU:H	14:FN:91:ASP:CG	2.21	0.43
1:FA:370:PRO:O	7:FO:310:TYR:HB3	2.18	0.43
1:AA:1623:THR:O	1:AA:1627:LEU:HG	2.19	0.43
1:AA:223:PHE:CZ	1:AA:227:LEU:HD21	2.54	0.43
1:AA:879:LEU:HD12	1:AA:972:TYR:HB3	2.00	0.43
2:AB:21:ARG:HB3	2:AB:21:ARG:HE	1.68	0.43
2:AB:347:LEU:HD13	2:AB:347:LEU:HA	1.72	0.43
2:AB:203:ILE:HA	2:AB:484:TYR:O	2.18	0.43
2:AB:714:ARG:HD3	2:AB:714:ARG:HA	1.77	0.43
2:AB:785:ASP:HB3	2:AB:957:ARG:HH22	1.83	0.43
1:AA:1271:ILE:HG22	9:AI:48:VAL:HG12	1.99	0.43
13:AM:66:THR:HB	13:AM:71:GLN:HG3	2.00	0.43
1:BA:1240:LEU:HD11	1:BA:1529:MET:SD	2.58	0.43
1:BA:1612:LYS:HB3	1:BA:1621:PHE:CG	2.52	0.43
3:BC:59:ILE:HG12	3:BC:60:ASP:H	1.84	0.43
7:BG:91:ASP:OD2	7:BG:103:LYS:HG2	2.18	0.43
7:BG:26:ASN:HA	7:BG:27:PRO:HD3	1.91	0.43
2:BB:286:ARG:HD2	9:BI:9:PHE:CG	2.53	0.43
12:BL:63:ARG:HG2	12:BL:64:LEU:N	2.28	0.43
13:BM:23:VAL:HB	13:BM:95:VAL:HG22	1.99	0.43
1:CA:1323:HIS:CD2	1:CA:1454:HIS:CD2	3.06	0.43
1:CA:1481:GLU:HG2	1:CA:1481:GLU:H	1.59	0.43
1:CA:49:LEU:HA	1:CA:49:LEU:HD23	1.79	0.43
1:CA:918:LYS:O	1:CA:923:ASN:ND2	2.43	0.43
2:CB:416:LYS:HD2	2:CB:460:LYS:HD2	1.99	0.43
2:CB:707:SER:HB2	2:CB:715:ASN:OD1	2.18	0.43
2:CB:728:THR:OG1	2:CB:766:PRO:O	2.18	0.43
2:CB:902:SER:O	2:CB:903:ILE:HG23	2.18	0.43
3:CC:67:PHE:CE1	3:CC:318:VAL:HG22	2.53	0.43
4:CD:21:VAL:O	4:CD:22:ILE:HD13	2.18	0.43
5:CE:170:LEU:HD13	5:CE:175:LEU:HD23	1.99	0.43

*Continued on next page...*



*Continued from previous page...*

Atom-1	Atom-2	Interatomic distance (Å)	Clash overlap (Å)
7:CG:80:VAL:O	7:CG:124:VAL:HG13	2.18	0.43
8:CH:108:SER:O	8:CH:109:LYS:C	2.56	0.43
10:CJ:60:PHE:O	10:CJ:63:TYR:N	2.48	0.43
1:DA:113:VAL:HG22	1:DA:182:LYS:NZ	2.33	0.43
1:DA:1490:GLU:O	1:DA:1493:CYS:HB2	2.19	0.43
1:DA:15:ASP:OD1	1:DA:1631:ARG:HA	2.18	0.43
1:DA:247:GLY:O	1:DA:442:LYS:HG2	2.18	0.43
1:DA:521:GLN:O	1:DA:524:ILE:HB	2.18	0.43
1:DA:719:ILE:HG22	1:DA:725:LEU:HB2	2.00	0.43
1:DA:706:HIS:NE2	1:DA:739:VAL:O	2.49	0.43
1:DA:831:ASP:O	1:DA:918:LYS:HB2	2.17	0.43
1:DA:966:LEU:HG	1:DA:968:SER:N	2.26	0.43
2:DB:393:ASN:HD21	2:DB:395:ASP:HB2	1.81	0.43
2:DB:666:PRO:O	2:DB:670:VAL:HG22	2.18	0.43
5:DE:170:LEU:HD13	5:DE:175:LEU:HD23	2.00	0.43
7:DG:144:HIS:HA	7:DG:157:ILE:O	2.18	0.43
7:DG:235:ASN:HB3	7:DG:246:ASP:HB3	2.00	0.43
7:DG:40:ARG:HD3	7:DG:123:TYR:HE1	1.83	0.43
8:DH:56:THR:O	8:DH:144:ILE:HG23	2.18	0.43
1:EA:1159:ASP:O	1:EA:1161:VAL:N	2.51	0.43
1:EA:1344:ILE:HG22	2:EB:334:PHE:HE2	1.84	0.43
1:EA:36:THR:HA	7:EO:288:ASN:OD1	2.17	0.43
1:EA:457:LYS:C	1:EA:459:ALA:H	2.21	0.43
1:EA:498:PRO:HA	1:EA:499:PRO:HD3	1.66	0.43
1:EA:492:THR:HG23	1:EA:811:SER:OG	2.18	0.43
1:EA:956:ARG:NE	1:EA:979:GLY:HA3	2.24	0.43
2:EB:477:ASP:O	2:EB:478:LEU:HG	2.18	0.43
2:EB:52:LEU:HD22	2:EB:61:LEU:CD2	2.48	0.43
3:EC:209:ILE:HG12	3:EC:210:LEU:O	2.18	0.43
5:EE:64:PRO:HB3	5:EE:68:SER:CB	2.48	0.43
7:EG:218:VAL:HA	7:EG:224:PRO:HA	1.99	0.43
2:EB:975:HIS:HE1	14:EN:167:LYS:O	2.01	0.43
1:FA:1062:HIS:CD2	1:FA:1068:PHE:CD1	3.06	0.43
1:FA:1241:PRO:HG3	1:FA:1540:GLY:CA	2.48	0.43
1:FA:914:ASP:O	1:FA:919:LYS:NZ	2.35	0.43
2:FB:1130:ARG:NH2	2:FB:1195:ARG:HD2	2.33	0.43
2:FB:1180:PHE:O	2:FB:1182:LEU:N	2.51	0.43
2:FB:362:LEU:HD23	2:FB:362:LEU:HA	1.75	0.43
2:FB:470:LEU:HD22	2:FB:484:TYR:HE1	1.83	0.43
2:FB:744:LEU:HD12	2:FB:745:GLN:N	2.33	0.43
2:FB:987:ASN:O	2:FB:989:ASP:N	2.51	0.43

*Continued on next page...*



*Continued from previous page...*

Atom-1	Atom-2	Interatomic distance (Å)	Clash overlap (Å)
8:FH:108:SER:O	8:FH:109:LYS:C	2.57	0.43
14:FN:40:LEU:HD12	14:FN:41:ASN:N	2.26	0.43
1:AA:1237:GLN:H	1:AA:1544:ASN:CB	2.27	0.43
1:AA:553:GLN:NE2	2:BB:834:LYS:HB2	2.34	0.43
2:AB:210:ARG:NH2	2:AB:625:GLU:OE1	2.52	0.43
3:AC:135:SER:O	3:AC:168:LYS:HG3	2.18	0.43
5:AE:177:ARG:CZ	5:AE:179:GLN:HE22	2.32	0.43
1:AA:1657:LEU:HA	7:AG:107:ILE:HG12	1.99	0.43
9:AI:101:LEU:CD1	9:AI:122:ARG:HH22	2.32	0.43
10:AJ:33:GLY:O	10:AJ:47:ARG:NH2	2.51	0.43
3:AC:103:LEU:O	10:AJ:6:ARG:NE	2.51	0.43
13:AM:18:GLN:HB3	14:AN:36:LYS:HE3	2.00	0.43
7:AO:311:GLU:O	7:AO:312:GLU:HB2	2.17	0.43
1:BA:1001:ALA:O	1:BA:1004:GLU:HB2	2.18	0.43
1:BA:1263:LEU:C	1:BA:1265:GLU:H	2.21	0.43
1:BA:668:GLY:HA3	1:BA:787:GLY:C	2.39	0.43
1:BA:839:GLY:O	1:BA:842:TRP:HB2	2.17	0.43
2:BB:1136:GLU:HG3	2:BB:1136:GLU:H	1.35	0.43
2:BB:426:ALA:O	2:BB:429:ARG:HB3	2.18	0.43
3:BC:71:MET:HE3	3:BC:71:MET:HB3	1.93	0.43
5:BE:112:TYR:CE1	5:BE:136:ASN:HB2	2.52	0.43
6:BF:118:LEU:HD13	6:BF:118:LEU:HA	1.82	0.43
6:BF:153:VAL:O	6:BF:154:ASP:HB2	2.18	0.43
1:BA:720:PHE:CZ	8:BH:141:TYR:HE2	2.35	0.43
11:BK:95:HIS:HA	11:BK:96:PRO:HD3	1.81	0.43
7:BO:283:GLU:HA	7:BO:286:ILE:HD12	2.01	0.43
1:CA:1463:ASP:C	1:CA:1465:GLU:N	2.71	0.43
1:CA:483:VAL:N	1:CA:632:GLU:HG2	2.33	0.43
1:DA:1067:GLU:C	1:DA:1069:CYS:N	2.70	0.43
1:DA:1243:TRP:CE3	1:DA:1243:TRP:HA	2.53	0.43
1:DA:1246:VAL:HG22	1:DA:1250:GLN:NE2	2.33	0.43
2:DB:194:PHE:O	2:DB:200:GLU:HA	2.18	0.43
2:DB:347:LEU:HA	2:DB:347:LEU:HD13	1.75	0.43
2:DB:389:CYS:HB2	2:DB:635:GLY:O	2.18	0.43
1:DA:3:ILE:HA	7:DG:111:THR:HG22	2.00	0.43
7:DG:131:ASP:O	7:DG:233:VAL:HG23	2.18	0.43
7:DG:53:TYR:HB3	7:DG:56:ASN:O	2.18	0.43
3:DC:195:LYS:HB2	10:DJ:57:ILE:CD1	2.48	0.43
3:DC:83:VAL:N	12:DL:67:PHE:O	2.41	0.43
1:EA:1441:LYS:HA	1:EA:1444:ARG:HD2	2.00	0.43
1:EA:1546:VAL:HG21	1:EA:1595:TYR:CE2	2.54	0.43

*Continued on next page...*



*Continued from previous page...*

Atom-1	Atom-2	Interatomic distance (Å)	Clash overlap (Å)
1:EA:77:GLY:O	1:EA:78:HIS:HB3	2.18	0.43
2:EB:548:LYS:HA	2:EB:550:ARG:NH2	2.34	0.43
2:EB:909:ARG:O	2:EB:1035:ARG:NH2	2.42	0.43
2:EB:778:TYR:CE2	2:EB:937:PRO:HD3	2.54	0.43
3:EC:147:PRO:HG2	3:EC:150:SER:HB2	1.99	0.43
3:EC:181:ASP:O	3:EC:183:PRO:HD3	2.19	0.43
3:EC:67:PHE:HE1	3:EC:318:VAL:HA	1.83	0.43
3:EC:97:LEU:HD23	3:EC:97:LEU:HA	1.57	0.43
5:EE:178:ILE:HD11	5:EE:182:ASP:HB3	2.00	0.43
11:EK:83:ASN:HA	11:EK:84:PRO:HD2	1.84	0.43
13:EM:66:THR:HB	13:EM:71:GLN:HG3	2.00	0.43
1:EA:399:LEU:HD13	7:EO:271:PRO:HG2	2.00	0.43
7:EO:286:ILE:HG22	7:EO:287:GLU:N	2.33	0.43
1:FA:1584:LEU:HA	1:FA:1584:LEU:HD13	1.89	0.43
1:FA:674:ILE:CG2	1:FA:931:SER:HB2	2.48	0.43
2:FB:350:GLY:O	2:FB:353:VAL:HB	2.18	0.43
2:FB:459:SER:O	2:FB:462:GLN:N	2.51	0.43
2:FB:565:LEU:HA	2:FB:565:LEU:HD23	1.72	0.43
2:FB:622:ILE:H	2:FB:622:ILE:HD12	1.83	0.43
2:FB:98:SER:O	2:FB:141:LEU:HD12	2.18	0.43
8:FH:118:PHE:N	8:FH:118:PHE:CD2	2.86	0.43
14:FN:54:TRP:CZ2	14:FN:135:LYS:HD2	2.53	0.43
1:AA:1078:LYS:HA	1:AA:1078:LYS:HD2	1.75	0.43
1:AA:477:ASN:OD1	2:AB:1049:THR:HG23	2.17	0.43
2:AB:1110:ILE:HD13	2:AB:1111:LEU:CD2	2.49	0.43
2:AB:302:LEU:HD11	2:AB:379:ARG:NH1	2.33	0.43
2:AB:931:TRP:HA	2:AB:932:PRO:HD3	1.82	0.43
2:AB:906:ARG:NE	3:AC:95:GLU:OE2	2.47	0.43
5:AE:82:PHE:CZ	5:AE:111:VAL:HG21	2.54	0.43
6:AF:136:ARG:O	6:AF:143:PHE:HB2	2.18	0.43
7:AO:265:SER:C	7:AO:267:ALA:H	2.16	0.43
1:BA:952:LEU:HD21	1:BA:1000:MET:O	2.18	0.43
1:BA:1238:MET:HG3	1:BA:1524:VAL:HG22	2.00	0.43
1:BA:759:TYR:HB3	1:BA:920:PHE:CD2	2.53	0.43
2:BB:1119:ARG:HA	2:BB:1119:ARG:HD2	1.57	0.43
2:BB:1117:VAL:HG21	2:BB:1162:GLY:N	2.34	0.43
1:BA:363:PRO:HB3	2:BB:1187:SER:OG	2.19	0.43
2:BB:526:GLY:CA	2:BB:696:ILE:HG22	2.48	0.43
2:BB:774:ALA:HA	2:BB:1028:VAL:HG12	2.00	0.43
2:BB:944:GLN:HA	2:BB:945:PRO:HD3	1.75	0.43
2:BB:949:ILE:HG13	2:BB:950:ASN:N	2.33	0.43

*Continued on next page...*



*Continued from previous page...*

Atom-1	Atom-2	Interatomic distance (Å)	Clash overlap (Å)
8:BH:101:ALA:HB2	8:BH:116:TYR:HE1	1.83	0.43
10:BJ:3:VAL:HG12	10:BJ:15:GLY:HA2	2.00	0.43
7:BO:304:ASN:HB2	7:BO:306:SER:HB3	2.00	0.43
1:CA:1184:ALA:O	1:CA:1186:GLY:N	2.51	0.43
1:CA:1546:VAL:O	1:CA:1549:VAL:N	2.51	0.43
1:CA:1022:CYS:SG	1:CA:1615:TYR:OH	2.76	0.43
1:CA:385:LEU:O	1:CA:389:VAL:HG23	2.18	0.43
1:CA:247:GLY:O	1:CA:442:LYS:HG2	2.19	0.43
1:CA:756:LYS:HE3	1:CA:759:TYR:HE2	1.83	0.43
2:CB:526:GLY:N	2:CB:696:ILE:HG22	2.33	0.43
2:CB:636:GLN:HG3	2:CB:637:TYR:N	2.32	0.43
2:CB:662:ASP:O	2:CB:663:ILE:HB	2.19	0.43
2:CB:825:PHE:CE2	2:CB:899:GLN:HA	2.52	0.43
2:CB:772:VAL:HB	2:CB:946:ASP:OD2	2.19	0.43
3:CC:42:VAL:HG22	3:CC:56:LEU:HD22	2.00	0.43
7:CG:166:TRP:CE2	7:CG:219:ASP:HB2	2.54	0.43
8:CH:62:SER:HA	8:CH:141:TYR:CD1	2.53	0.43
8:CH:9:ILE:HD13	8:CH:56:THR:HG23	1.99	0.43
13:CM:51:PHE:H	13:CM:66:THR:HG23	1.82	0.43
1:DA:1623:THR:HA	1:DA:1626:VAL:HG22	1.99	0.43
2:DB:36:PRO:O	2:DB:39:GLN:HG3	2.18	0.43
3:DC:328:LEU:HA	3:DC:328:LEU:HD13	1.59	0.43
6:DF:138:LEU:HB3	6:DF:140:ASP:OD1	2.19	0.43
1:DA:399:LEU:CD1	7:DO:271:PRO:HG2	2.48	0.43
1:EA:1001:ALA:O	1:EA:1004:GLU:HB2	2.17	0.43
1:EA:1337:LYS:HE2	1:EA:1337:LYS:HB3	1.78	0.43
1:EA:650:LEU:O	1:EA:650:LEU:HD23	2.18	0.43
2:EB:1013:MET:O	2:EB:1022:LEU:HG	2.18	0.43
2:EB:656:LEU:HG	2:EB:687:THR:O	2.18	0.43
1:EA:1051:GLY:O	5:EE:204:THR:HB	2.18	0.43
8:EH:102:TYR:HE2	8:EH:116:TYR:C	2.21	0.43
1:EA:1006:LEU:HD22	9:EI:103:SER:HA	2.00	0.43
2:EB:345:SER:HA	13:EM:113:ILE:CG1	2.47	0.43
13:EM:65:TYR:O	13:EM:97:VAL:N	2.47	0.43
13:EM:82:ASN:HA	13:EM:83:PRO:HD2	1.86	0.43
14:EN:145:ILE:H	14:EN:145:ILE:HG13	1.65	0.43
1:FA:1085:LEU:H	1:FA:1085:LEU:HG	1.59	0.43
1:FA:1597:ALA:O	1:FA:1602:GLY:HA3	2.18	0.43
1:FA:554:ARG:O	1:FA:555:LYS:C	2.57	0.43
1:FA:499:PRO:HG3	1:FA:609:PRO:HA	2.00	0.43
2:FB:954:PHE:N	2:FB:955:PRO:HD2	2.34	0.43

*Continued on next page...*



*Continued from previous page...*

Atom-1	Atom-2	Interatomic distance (Å)	Clash overlap (Å)
3:FC:134:LEU:HD23	3:FC:169:PHE:HD1	1.84	0.43
3:FC:83:VAL:HG12	3:FC:204:LEU:HD12	2.00	0.43
7:FG:144:HIS:HA	7:FG:157:ILE:O	2.18	0.43
7:FG:60:GLY:O	7:FG:64:GLN:HB2	2.17	0.43
8:FH:46:LEU:HA	8:FH:46:LEU:HD23	1.83	0.43
7:FO:297:LEU:HD13	7:FO:310:TYR:CD2	2.50	0.43
1:AA:1007:ILE:O	1:AA:1011:VAL:HB	2.17	0.43
1:AA:122:LEU:O	1:AA:126:GLN:HG3	2.18	0.43
1:AA:132:GLU:OE2	1:AA:201:ARG:NH2	2.50	0.43
1:AA:213:ASN:ND2	1:AA:1606:SER:O	2.52	0.43
1:AA:492:THR:HG23	1:AA:811:SER:OG	2.17	0.43
1:AA:62:CYS:SG	1:AA:64:THR:N	2.88	0.43
2:AB:338:PHE:CZ	2:AB:353:VAL:HG13	2.53	0.43
2:AB:523:GLU:HG2	2:AB:523:GLU:H	1.45	0.43
1:AA:821:ILE:CD1	2:AB:777:SER:HB2	2.48	0.43
2:AB:840:LEU:HD11	2:AB:858:ILE:C	2.39	0.43
6:AF:118:LEU:HD13	6:AF:118:LEU:HA	1.78	0.43
6:AF:79:ARG:HB3	6:AF:146:TRP:CZ2	2.53	0.43
13:AM:102:SER:O	13:AM:106:LYS:HB2	2.19	0.43
1:AA:406:LEU:HB3	7:AO:266:GLN:HB2	1.99	0.43
1:BA:1456:PHE:HB3	1:BA:1474:LEU:CD1	2.41	0.43
1:BA:1481:GLU:HG2	1:BA:1481:GLU:H	1.45	0.43
1:BA:1546:VAL:HG21	1:BA:1595:TYR:CE2	2.53	0.43
1:BA:34:ASN:HA	1:BA:35:PRO:HD3	1.88	0.43
1:BA:677:GLY:O	1:BA:681:THR:HG23	2.19	0.43
1:BA:772:LYS:HB3	1:BA:772:LYS:HE3	1.90	0.43
2:BB:917:PHE:CD2	2:BB:1035:ARG:HA	2.53	0.43
2:BB:1111:LEU:HD23	2:BB:1111:LEU:H	1.83	0.43
2:BB:250:LEU:CD1	2:BB:378:ILE:HD13	2.47	0.43
2:BB:772:VAL:HB	2:BB:946:ASP:OD2	2.18	0.43
5:BE:154:ILE:HB	5:BE:197:LYS:HB3	2.00	0.43
10:BJ:48:ARG:HB3	10:BJ:48:ARG:HH11	1.82	0.43
13:BM:16:GLN:CG	13:BM:17:ASP:H	2.31	0.43
14:BN:124:THR:C	14:BN:126:LYS:H	2.22	0.43
14:BN:54:TRP:CZ2	14:BN:135:LYS:HD2	2.53	0.43
14:BN:55:LEU:O	14:BN:136:VAL:HA	2.19	0.43
1:CA:1057:ILE:H	1:CA:1057:ILE:HD12	1.84	0.43
1:CA:1314:GLN:O	1:CA:1318:SER:HB3	2.17	0.43
1:CA:585:ASP:OD1	1:CA:644:ARG:NH1	2.50	0.43
2:CB:1046:VAL:HG22	2:CB:1047:ARG:N	2.33	0.43
2:CB:1057:MET:HB2	2:CB:1097:ASP:HB2	1.99	0.43

*Continued on next page...*



*Continued from previous page...*

Atom-1	Atom-2	Interatomic distance (Å)	Clash overlap (Å)
2:CB:417:ILE:O	2:CB:420:TYR:HB3	2.18	0.43
2:CB:800:TYR:CE1	2:CB:910:THR:HG23	2.53	0.43
2:CB:872:LYS:HD3	2:CB:872:LYS:HA	1.58	0.43
6:CF:128:LYS:NZ	6:CF:149:GLU:HA	2.34	0.43
3:CC:199:GLY:HA3	10:CJ:66:LEU:HD13	2.00	0.43
13:CM:18:GLN:CG	13:CM:19:PRO:HD2	2.49	0.43
1:DA:1191:GLN:C	1:DA:1193:VAL:H	2.20	0.43
1:DA:1264:SER:HB3	9:DI:56:PHE:HD1	1.84	0.43
1:DA:507:TYR:HB3	1:DA:579:ARG:NH1	2.33	0.43
1:DA:671:GLN:HB2	2:DB:783:MET:HG2	2.00	0.43
10:DJ:45:CYS:O	10:DJ:49:MET:HG2	2.18	0.43
10:DJ:48:ARG:HH11	10:DJ:48:ARG:HB3	1.84	0.43
9:DI:11:LEU:HB3	13:DM:29:GLY:O	2.19	0.43
1:EA:1112:PRO:HB2	1:EA:1114:TYR:CE1	2.54	0.43
1:EA:136:LEU:HD13	1:EA:189:VAL:HG23	2.00	0.43
1:EA:1612:LYS:HB3	1:EA:1621:PHE:CG	2.53	0.43
1:EA:515:ASN:ND2	1:EA:519:LEU:HD11	2.33	0.43
1:EA:717:PRO:HB3	1:EA:726:TRP:CZ2	2.53	0.43
2:EB:140:LYS:HE2	2:EB:153:PHE:HD2	1.83	0.43
11:EK:75:ALA:O	11:EK:79:VAL:HG23	2.19	0.43
14:EN:78:THR:OG1	14:EN:89:ILE:O	2.17	0.43
1:FA:1609:SER:HA	1:FA:1612:LYS:HD2	2.00	0.43
2:FB:250:LEU:HA	2:FB:250:LEU:HD23	1.89	0.43
2:FB:863:ASP:OD2	2:FB:866:LEU:HD12	2.19	0.43
3:FC:142:ARG:O	3:FC:144:PRO:HD3	2.19	0.43
3:FC:45:SER:HB3	3:FC:53:ASN:HB3	2.00	0.43
7:FG:100:THR:C	7:FG:102:GLU:H	2.21	0.43
1:AA:1196:PRO:C	1:AA:1198:THR:H	2.21	0.43
1:AA:1543:SER:OG	1:AA:1544:ASN:N	2.50	0.43
1:AA:1582:LEU:HD23	1:AA:1582:LEU:N	2.33	0.43
1:AA:76:GLN:NE2	2:AB:1111:LEU:HD12	2.23	0.43
2:AB:547:HIS:O	2:AB:550:ARG:NH1	2.37	0.43
2:AB:703:LEU:HD23	2:AB:703:LEU:HA	1.88	0.43
2:AB:840:LEU:HD12	2:AB:857:PRO:HB2	1.99	0.43
5:AE:175:LEU:HD22	5:AE:175:LEU:HA	1.61	0.43
6:AF:98:ALA:HB2	6:AF:118:LEU:HD13	1.99	0.43
12:AL:63:ARG:NH1	12:AL:63:ARG:HG3	2.32	0.43
2:BB:878:GLU:OE2	2:BB:907:ILE:HG23	2.19	0.43
2:BB:850:THR:N	2:BB:882:ILE:HG13	2.22	0.43
7:BG:80:VAL:O	7:BG:124:VAL:HG13	2.19	0.43
7:BG:58:LEU:HD23	7:BG:58:LEU:HA	1.59	0.43

*Continued on next page...*



*Continued from previous page...*

Atom-1	Atom-2	Interatomic distance (Å)	Clash overlap (Å)
1:CA:1202:LEU:HD22	9:CI:99:LEU:CD2	2.46	0.43
1:CA:1261:VAL:O	1:CA:1498:ILE:HB	2.18	0.43
2:CB:965:GLU:HB3	2:CB:1031:VAL:HG22	2.00	0.43
2:CB:262:PHE:O	2:CB:268:GLU:HG2	2.19	0.43
2:CB:205:MET:HB2	2:CB:502:MET:O	2.18	0.43
9:CI:57:PRO:HA	9:CI:61:ARG:HG2	2.01	0.43
13:CM:81:PHE:CD1	13:CM:88:ILE:HB	2.51	0.43
13:CM:16:GLN:HB3	13:CM:92:LYS:H	1.83	0.43
1:DA:1323:HIS:CD2	1:DA:1454:HIS:CD2	3.05	0.43
1:DA:1463:ASP:C	1:DA:1465:GLU:N	2.71	0.43
1:DA:1612:LYS:O	1:DA:1615:TYR:N	2.46	0.43
1:DA:831:ASP:OD1	1:DA:831:ASP:N	2.43	0.43
1:DA:88:PRO:HB3	1:DA:435:ASN:OD1	2.19	0.43
1:DA:903:ILE:O	1:DA:907:VAL:HG23	2.18	0.43
2:DB:206:LEU:HD23	2:DB:206:LEU:HA	1.89	0.43
2:DB:306:LEU:HD23	2:DB:310:LEU:HG	1.99	0.43
2:DB:903:ILE:HD13	2:DB:905:TYR:HE1	1.83	0.43
3:DC:209:ILE:H	3:DC:209:ILE:HD13	1.83	0.43
3:DC:269:ASP:OD1	3:DC:272:LYS:HE3	2.18	0.43
3:DC:64:ALA:O	3:DC:67:PHE:HB2	2.19	0.43
3:DC:97:LEU:HD23	3:DC:97:LEU:HA	1.57	0.43
7:DG:163:PRO:HG2	7:DG:166:TRP:CD1	2.54	0.43
8:DH:88:SER:OG	8:DH:89:LEU:N	2.51	0.43
9:DI:20:PRO:C	9:DI:22:ALA:H	2.22	0.43
1:EA:1028:GLU:OE1	1:EA:1638:SER:N	2.46	0.43
1:EA:1094:ALA:HB1	1:EA:1135:SER:HB2	2.01	0.43
1:EA:10:GLU:OE2	2:EB:1176:VAL:HG23	2.19	0.43
1:EA:1613:MET:HA	1:EA:1618:THR:HA	2.01	0.43
1:EA:780:ILE:H	1:EA:780:ILE:HG13	1.67	0.43
1:EA:966:LEU:HD12	1:EA:967:PRO:CD	2.46	0.43
2:EB:501:ARG:HG3	2:EB:699:ILE:CD1	2.48	0.43
2:EB:532:HIS:CE1	2:EB:544:HIS:CE1	3.07	0.43
2:EB:555:GLN:NE2	2:EB:644:GLY:O	2.52	0.43
3:EC:133:VAL:C	3:EC:134:LEU:HG	2.39	0.43
1:EA:1039:ARG:NH2	5:EE:168:TYR:O	2.51	0.43
6:EF:98:ALA:HB2	6:EF:118:LEU:HD13	2.01	0.43
1:EA:756:LYS:HG2	9:EI:85:LYS:CE	2.48	0.43
11:EK:114:VAL:O	11:EK:117:LEU:HB3	2.19	0.43
13:EM:76:TYR:CE1	14:EN:57:LYS:HG3	2.53	0.43
2:EB:1002:LYS:NZ	14:EN:166:LEU:HD13	2.33	0.43
14:EN:75:GLU:H	14:EN:91:ASP:CG	2.22	0.43

*Continued on next page...*



*Continued from previous page...*

Atom-1	Atom-2	Interatomic distance (Å)	Clash overlap (Å)
7:EO:272:ILE:HD13	7:EO:275:ASN:N	2.26	0.43
1:FA:1261:VAL:HA	1:FA:1265:GLU:OE2	2.18	0.43
1:FA:1450:ILE:HG22	1:FA:1457:ILE:HG21	2.00	0.43
1:FA:1229:ALA:HB1	1:FA:1595:TYR:CD2	2.53	0.43
1:FA:62:CYS:HB2	1:FA:72:CYS:SG	2.59	0.43
1:FA:864:LEU:HD12	1:FA:875:LEU:HD13	2.00	0.43
1:FA:855:ARG:HH12	1:FA:867:ASP:C	2.22	0.43
1:FA:87:ASN:HA	1:FA:88:PRO:HD2	1.86	0.43
1:FA:956:ARG:NE	1:FA:979:GLY:HA3	2.27	0.43
2:FB:539:CYS:C	2:FB:541:LEU:H	2.22	0.43
2:FB:796:ARG:HD2	10:FJ:7:CYS:O	2.18	0.43
2:FB:821:ILE:HD11	2:FB:899:GLN:OE1	2.18	0.43
2:FB:800:TYR:CE1	2:FB:910:THR:HG23	2.54	0.43
2:FB:931:TRP:HA	2:FB:932:PRO:HD3	1.84	0.43
5:FE:82:PHE:CZ	5:FE:111:VAL:HG21	2.54	0.43
6:FF:119:ARG:HA	6:FF:122:MET:HG3	2.01	0.43
9:FI:94:MET:SD	9:FI:121:PHE:HE1	2.41	0.43
10:FJ:18:TRP:CD2	10:FJ:22:LEU:HD21	2.54	0.43
11:FK:52:GLN:OE1	11:FK:52:GLN:N	2.37	0.43
1:AA:1011:VAL:HG21	2:AB:518:ARG:CD	2.49	0.43
1:AA:1325:LEU:HD22	1:AA:1492:ILE:HG21	2.00	0.43
1:AA:476:VAL:HG11	2:AB:1091:ARG:O	2.18	0.43
1:AA:476:VAL:HG21	2:AB:1091:ARG:HE	1.83	0.43
1:AA:907:VAL:HG12	1:AA:945:CYS:SG	2.59	0.43
2:AB:1076:ARG:O	2:AB:1080:ILE:HG13	2.19	0.43
2:AB:203:ILE:H	2:AB:203:ILE:HD12	1.84	0.43
2:AB:68:ILE:HA	2:AB:68:ILE:HD13	1.70	0.43
1:AA:934:LYS:HG3	2:AB:956:SER:HB3	2.00	0.43
2:AB:964:VAL:O	2:AB:966:SER:N	2.52	0.43
3:AC:86:PHE:CE2	3:AC:205:LYS:HE3	2.54	0.43
3:AC:210:LEU:HD12	3:AC:210:LEU:H	1.84	0.43
7:AG:106:LYS:HG3	7:AG:107:ILE:N	2.34	0.43
7:AG:40:ARG:HB2	7:AG:123:TYR:CE1	2.54	0.43
1:AA:1202:LEU:HD11	9:AI:101:LEU:HD21	2.01	0.43
10:AJ:3:VAL:CG1	10:AJ:15:GLY:HA2	2.49	0.43
11:AK:115:ASP:O	11:AK:118:GLN:N	2.50	0.43
1:BA:1124:LEU:HD23	1:BA:1124:LEU:HA	1.76	0.43
1:BA:1272:VAL:CG1	1:BA:1273:THR:H	2.28	0.43
1:BA:1490:GLU:O	1:BA:1493:CYS:HB2	2.18	0.43
1:BA:1196:PRO:HB3	1:BA:1575:ILE:HG21	2.00	0.43
1:BA:918:LYS:O	1:BA:923:ASN:ND2	2.47	0.43

*Continued on next page...*



*Continued from previous page...*

Atom-1	Atom-2	Interatomic distance (Å)	Clash overlap (Å)
1:BA:783:LYS:HE3	1:BA:932:GLY:HA3	2.01	0.43
2:BB:1018:THR:HB	2:BB:1020:GLU:OE1	2.19	0.43
2:BB:492:ASN:OD1	2:BB:494:TYR:HB2	2.19	0.43
4:BD:88:GLN:O	4:BD:92:ILE:HG13	2.18	0.43
5:BE:139:ALA:O	5:BE:141:VAL:N	2.51	0.43
1:BA:399:LEU:HD13	7:BO:271:PRO:O	2.19	0.43
1:CA:1018:TYR:HD2	1:CA:1227:MET:HE1	1.84	0.43
1:CA:1262:LEU:O	1:CA:1265:GLU:HB2	2.18	0.43
1:CA:13:SER:OG	1:CA:1631:ARG:NH1	2.51	0.43
1:CA:1613:MET:HA	1:CA:1618:THR:HA	2.00	0.43
1:CA:641:GLU:HB2	6:CF:99:LEU:CD2	2.48	0.43
1:CA:864:LEU:HD12	1:CA:875:LEU:HD13	2.01	0.43
2:CB:271:VAL:HB	2:CB:276:ILE:HD11	2.01	0.43
3:CC:137:ASN:CG	3:CC:203:SER:HB2	2.38	0.43
6:CF:97:ARG:HG2	6:CF:130:ILE:HD13	2.01	0.43
9:CI:86:CYS:HA	9:CI:87:PRO:HD3	1.85	0.43
12:CL:63:ARG:HH11	12:CL:63:ARG:HG3	1.84	0.43
7:CO:272:ILE:CG2	7:CO:275:ASN:HD21	2.27	0.43
7:CO:287:GLU:O	7:CO:288:ASN:C	2.57	0.43
1:DA:1261:VAL:O	1:DA:1498:ILE:HB	2.19	0.43
1:DA:61:LEU:HG	1:DA:67:LEU:O	2.19	0.43
2:DB:1104:CYS:SG	2:DB:1106:GLU:HB2	2.59	0.43
2:DB:219:ARG:HA	2:DB:220:PRO:HD2	1.85	0.43
2:DB:366:GLY:O	2:DB:367:SER:C	2.56	0.43
2:DB:48:SER:C	2:DB:406:GLY:HA3	2.39	0.43
2:DB:551:ILE:CD1	2:DB:649:MET:HA	2.48	0.43
3:DC:54:PHE:CZ	3:DC:300:PHE:HB3	2.54	0.43
4:DD:19:PRO:HG3	7:DG:47:VAL:CG1	2.48	0.43
5:DE:213:ILE:HD13	5:DE:214:CYS:N	2.33	0.43
8:DH:97:MET:N	8:DH:142:LEU:O	2.48	0.43
8:DH:46:LEU:HA	8:DH:46:LEU:HD23	1.80	0.43
2:DB:845:LEU:HD12	12:DL:58:LYS:CE	2.48	0.43
1:EA:718:THR:OG1	1:EA:730:GLN:OE1	2.36	0.43
2:EB:1093:LEU:HD12	2:EB:1093:LEU:HA	1.65	0.43
2:EB:169:ARG:HD3	2:EB:169:ARG:HA	1.77	0.43
2:EB:571:ALA:HA	2:EB:572:PRO:HD3	1.74	0.43
2:EB:683:ASN:ND2	2:EB:683:ASN:H	2.17	0.43
2:EB:905:TYR:N	2:EB:905:TYR:CD1	2.86	0.43
3:EC:216:HIS:ND1	3:EC:218:LYS:HD2	2.34	0.43
3:EC:71:MET:H	3:EC:71:MET:HG2	1.58	0.43
6:EF:129:LYS:HD3	6:EF:129:LYS:HA	1.79	0.43

*Continued on next page...*



*Continued from previous page...*

Atom-1	Atom-2	Interatomic distance (Å)	Clash overlap (Å)
9:EI:65:SER:OG	9:EI:66:VAL:N	2.50	0.43
11:EK:119:LYS:O	11:EK:123:ASP:HB2	2.18	0.43
14:EN:107:MET:O	14:EN:108:THR:HG23	2.19	0.43
14:EN:26:PRO:HB2	14:EN:29:PHE:CE1	2.53	0.43
14:EN:37:ASN:HD22	14:EN:38:PHE:H	1.65	0.43
7:EO:293:LYS:HB3	7:EO:293:LYS:NZ	2.34	0.43
1:FA:4:SER:HB2	1:FA:573:LEU:HD22	2.00	0.43
1:FA:1342:PRO:CG	2:FB:259:THR:HG22	2.48	0.43
2:FB:373:MET:O	2:FB:376:PHE:HB3	2.19	0.43
2:FB:858:ILE:HG12	2:FB:859:CYS:N	2.33	0.43
2:FB:996:PHE:HA	2:FB:999:GLN:HG3	2.01	0.43
3:FC:163:TYR:N	3:FC:166:ASP:OD2	2.48	0.43
7:FG:43:ILE:HD12	7:FG:43:ILE:C	2.39	0.43
2:FB:572:PRO:HG2	13:FM:70:SER:HB2	2.00	0.43
1:AA:1240:LEU:HD11	1:AA:1529:MET:SD	2.58	0.43
1:AA:34:ASN:HA	1:AA:35:PRO:HD3	1.90	0.43
1:AA:467:PHE:O	1:AA:471:MET:HB2	2.19	0.43
1:AA:484:ILE:HG21	1:AA:633:MET:HG3	2.00	0.43
1:AA:93:GLN:HG3	1:AA:1627:LEU:HD13	2.00	0.43
2:AB:409:TYR:O	2:AB:413:LEU:HB2	2.19	0.43
4:AD:14:THR:OG1	4:AD:16:LEU:HB2	2.18	0.43
5:AE:178:ILE:HD12	5:AE:179:GLN:N	2.34	0.43
11:AK:114:VAL:O	11:AK:117:LEU:HB3	2.19	0.43
2:AB:885:VAL:O	12:AL:57:LEU:HB3	2.19	0.43
13:AM:10:ILE:HD12	14:AN:70:LEU:O	2.18	0.43
14:AN:155:VAL:HG13	14:AN:156:PRO:HD2	2.00	0.43
1:BA:1247:SER:OG	1:BA:1248:ASP:N	2.51	0.43
1:BA:124:LEU:HD12	1:BA:133:SER:HA	2.01	0.43
1:BA:1446:ARG:HH12	1:BA:1462:PHE:HB3	1.84	0.43
1:BA:1566:ILE:HG13	1:BA:1566:ILE:H	1.23	0.43
1:BA:380:ASN:O	1:BA:383:ASN:HB2	2.19	0.43
1:BA:457:LYS:C	1:BA:459:ALA:H	2.22	0.43
1:BA:588:LEU:HD12	1:BA:588:LEU:HA	1.88	0.43
1:BA:756:LYS:HE3	1:BA:759:TYR:HE2	1.83	0.43
2:BB:1043:LYS:HG2	2:BB:1063:ARG:HG2	2.01	0.43
2:BB:561:ILE:HB	2:BB:562:PRO:HD3	2.01	0.43
3:BC:240:LYS:HE3	3:BC:240:LYS:HB2	1.89	0.43
3:BC:45:SER:HG	3:BC:271:ARG:HH22	1.58	0.43
7:BG:165:ASP:OD2	7:BG:220:SER:HA	2.18	0.43
8:BH:88:SER:OG	8:BH:89:LEU:N	2.52	0.43
10:BJ:45:CYS:O	10:BJ:49:MET:HG2	2.19	0.43

*Continued on next page...*



*Continued from previous page...*

Atom-1	Atom-2	Interatomic distance (Å)	Clash overlap (Å)
13:BM:77:VAL:O	14:BN:55:LEU:HD12	2.18	0.43
1:CA:1474:LEU:HA	1:CA:1474:LEU:HD22	1.86	0.43
1:CA:1617:THR:OG1	1:CA:1617:THR:O	2.36	0.43
1:CA:616:LEU:HD12	1:CA:617:HIS:N	2.34	0.43
1:CA:657:TYR:O	1:CA:665:PRO:HA	2.18	0.43
2:CB:260:PHE:O	2:CB:270:LEU:HA	2.19	0.43
2:CB:293:ILE:HD12	2:CB:302:LEU:HB3	2.01	0.43
2:CB:262:PHE:CD1	2:CB:357:ILE:HG12	2.54	0.43
3:CC:41:GLU:O	3:CC:57:ILE:HD12	2.19	0.43
4:CD:89:LEU:O	4:CD:92:ILE:N	2.39	0.43
8:CH:47:PHE:O	8:CH:49:VAL:HG23	2.19	0.43
1:DA:1244:ASN:HA	1:DA:1517:ARG:HH11	1.83	0.43
1:DA:912:VAL:HA	1:DA:913:PRO:HA	1.77	0.43
2:DB:467:THR:HB	2:DB:469:ASN:ND2	2.28	0.43
2:DB:47:GLY:HA2	2:DB:50:ASN:HD22	1.84	0.43
2:DB:662:ASP:O	2:DB:663:ILE:HB	2.18	0.43
2:DB:870:LYS:HE2	2:DB:870:LYS:HB2	1.56	0.43
2:DB:944:GLN:HA	2:DB:945:PRO:HD3	1.74	0.43
3:DC:230:LEU:O	3:DC:294:VAL:HG23	2.19	0.43
1:DA:1556:GLU:HG3	5:DE:153:HIS:NE2	2.33	0.43
6:DF:67:LYS:O	6:DF:71:GLU:HG3	2.19	0.43
1:DA:1271:ILE:HG22	9:DI:48:VAL:HG12	2.01	0.43
14:DN:72:VAL:HG22	14:DN:137:PHE:CE1	2.53	0.43
14:DN:56:ILE:HG22	14:DN:57:LYS:H	1.84	0.43
1:EA:1458:THR:HG23	1:EA:1473:LYS:O	2.18	0.43
1:EA:1457:ILE:HA	1:EA:1474:LEU:CD2	2.49	0.43
1:EA:1516:LYS:O	1:EA:1518:VAL:HB	2.19	0.43
1:EA:1229:ALA:HB1	1:EA:1595:TYR:CD2	2.54	0.43
2:EB:203:ILE:CD1	2:EB:203:ILE:H	2.27	0.43
2:EB:637:TYR:HA	2:EB:638:PRO:HD3	1.80	0.43
2:EB:895:PHE:O	2:EB:896:GLN:C	2.56	0.43
2:EB:14:ALA:HB2	2:EB:980:ASP:HB2	2.00	0.43
3:EC:131:THR:HG23	3:EC:209:ILE:HG22	2.01	0.43
3:EC:312:GLU:O	3:EC:315:PHE:N	2.52	0.43
7:EG:73:TYR:CD2	7:EG:238:THR:HB	2.53	0.43
1:FA:1072:ASN:O	1:FA:1075:ALA:N	2.51	0.43
1:FA:1344:ILE:H	1:FA:1344:ILE:HD12	1.83	0.43
1:FA:90:PHE:CE1	1:FA:1623:THR:HG23	2.54	0.43
1:FA:939:ASN:O	1:FA:942:GLN:HB2	2.18	0.43
1:FA:947:LEU:HB2	1:FA:982:VAL:HG21	1.99	0.43
2:FB:1110:ILE:HD13	2:FB:1111:LEU:CD2	2.48	0.43

*Continued on next page...*



*Continued from previous page...*

Atom-1	Atom-2	Interatomic distance (Å)	Clash overlap (Å)
2:FB:1136:GLU:H	2:FB:1136:GLU:HG3	1.36	0.43
2:FB:216:ALA:C	2:FB:217:ILE:HD12	2.39	0.43
2:FB:260:PHE:HD1	2:FB:260:PHE:C	2.22	0.43
2:FB:683:ASN:ND2	2:FB:683:ASN:H	2.16	0.43
2:FB:800:TYR:CD1	2:FB:910:THR:HG23	2.54	0.43
3:FC:131:THR:HG23	3:FC:209:ILE:HG22	2.01	0.43
8:FH:47:PHE:O	8:FH:49:VAL:HG23	2.19	0.43
8:FH:9:ILE:HD13	8:FH:56:THR:HG23	2.00	0.43
8:FH:57:VAL:HG13	8:FH:144:ILE:CG1	2.44	0.43
10:FJ:26:GLN:HA	10:FJ:26:GLN:OE1	2.18	0.43
1:AA:1067:GLU:C	1:AA:1069:CYS:N	2.72	0.43
1:AA:1472:PHE:O	1:AA:1473:LYS:HB3	2.17	0.43
1:AA:395:LEU:HD21	7:AO:280:PHE:CE2	2.53	0.43
1:AA:758:GLU:O	1:AA:761:GLY:N	2.39	0.43
2:AB:219:ARG:HA	2:AB:220:PRO:HD2	1.83	0.43
3:AC:209:ILE:H	3:AC:209:ILE:HD13	1.84	0.43
7:AG:92:ALA:O	7:AG:94:PRO:HD3	2.18	0.43
9:AI:23:VAL:HB	9:AI:39:LYS:HE3	2.01	0.43
1:BA:1227:MET:HE2	1:BA:1227:MET:HB3	1.67	0.43
1:BA:1238:MET:SD	1:BA:1524:VAL:HA	2.59	0.43
1:BA:223:PHE:CZ	1:BA:227:LEU:HD21	2.54	0.43
1:BA:313:THR:HG22	1:BA:314:TYR:N	2.34	0.43
1:BA:88:PRO:HB3	1:BA:435:ASN:OD1	2.19	0.43
1:BA:498:PRO:O	1:BA:501:PHE:HB2	2.19	0.43
2:BB:1006:ASN:HD22	3:BC:277:ARG:HB2	1.84	0.43
2:BB:295:ASN:CB	14:BN:104:LEU:HD13	2.47	0.43
1:CA:121:LYS:HE3	1:CA:219:LEU:HD22	2.01	0.43
1:CA:369:LEU:HD12	2:CB:1054:SER:HB2	2.01	0.43
1:CA:913:PRO:HB3	1:CA:926:GLN:OE1	2.19	0.43
2:CB:196:VAL:HG13	2:CB:462:GLN:HG2	2.00	0.43
3:CC:54:PHE:CZ	3:CC:300:PHE:HB3	2.54	0.43
5:CE:48:ASP:N	5:CE:48:ASP:OD1	2.51	0.43
13:CM:16:GLN:CG	13:CM:17:ASP:H	2.30	0.43
1:DA:122:LEU:O	1:DA:126:GLN:HG3	2.18	0.43
1:DA:127:TYR:CE2	1:DA:193:ILE:HD13	2.54	0.43
1:DA:715:LEU:HA	1:DA:715:LEU:HD22	1.87	0.43
1:DA:76:GLN:H	1:DA:76:GLN:HG2	1.59	0.43
2:DB:1026:ILE:CD1	2:DB:1028:VAL:HG13	2.46	0.43
2:DB:125:GLU:O	2:DB:129:ARG:HB2	2.19	0.43
2:DB:220:PRO:O	2:DB:223:ALA:HB3	2.18	0.43
2:DB:315:LYS:HG3	2:DB:316:ARG:N	2.34	0.43

*Continued on next page...*



*Continued from previous page...*

Atom-1	Atom-2	Interatomic distance (Å)	Clash overlap (Å)
2:DB:642:LEU:HD22	2:DB:642:LEU:HA	1.77	0.43
2:DB:949:ILE:HG13	2:DB:950:ASN:N	2.34	0.43
3:DC:121:PRO:O	3:DC:125:LYS:HB2	2.18	0.43
3:DC:128:ASP:HB2	3:DC:129:GLU:H	1.74	0.43
5:DE:176:PRO:HB2	5:DE:212:ARG:NE	2.34	0.43
1:DA:644:ARG:NH2	6:DF:118:LEU:HD23	2.34	0.43
1:DA:1658:ALA:O	7:DG:104:LEU:HA	2.19	0.43
3:DC:197:ARG:HG2	10:DJ:61:LEU:HB3	1.99	0.43
13:DM:16:GLN:CG	13:DM:17:ASP:H	2.30	0.43
14:DN:118:SER:O	14:DN:119:LEU:HD23	2.19	0.43
1:EA:1108:HIS:ND1	1:EA:1117:SER:HB3	2.33	0.43
1:EA:1191:GLN:C	1:EA:1193:VAL:H	2.21	0.43
1:EA:76:GLN:HB3	1:EA:364:PRO:HD3	2.01	0.43
2:EB:196:VAL:HG13	2:EB:462:GLN:HG2	2.01	0.43
6:EF:138:LEU:HB3	6:EF:140:ASP:OD1	2.18	0.43
7:EG:111:THR:HB	7:EG:112:PRO:HD2	2.01	0.43
1:FA:1025:LYS:HE3	1:FA:1638:SER:OG	2.19	0.43
1:FA:1585:ILE:H	1:FA:1585:ILE:HG12	1.11	0.43
1:FA:505:LEU:HA	1:FA:505:LEU:HD23	1.71	0.43
1:FA:644:ARG:NH2	6:FF:118:LEU:HD23	2.34	0.43
1:FA:709:ARG:C	1:FA:711:LYS:H	2.18	0.43
2:FB:202:LEU:HD13	2:FB:500:PHE:CE2	2.53	0.43
3:FC:225:ALA:HB2	3:FC:302:VAL:HG13	2.00	0.43
5:FE:198:ILE:HD11	5:FE:212:ARG:CG	2.44	0.43
7:FG:87:LEU:HA	7:FG:120:VAL:HG23	2.01	0.43
13:FM:10:ILE:HD13	14:FN:70:LEU:HG	2.00	0.43
13:FM:9:GLU:HG2	14:FN:70:LEU:O	2.19	0.43
1:AA:481:ARG:HA	1:AA:633:MET:O	2.19	0.43
1:AA:552:GLU:OE2	1:AA:552:GLU:N	2.51	0.43
1:AA:719:ILE:O	1:AA:724:PRO:HA	2.18	0.43
1:AA:803:PRO:O	1:AA:806:ALA:HB3	2.19	0.43
2:AB:1026:ILE:O	2:AB:1026:ILE:HG13	2.17	0.43
2:AB:1046:VAL:HG22	2:AB:1047:ARG:N	2.34	0.43
2:AB:474:SER:C	2:AB:476:LEU:N	2.72	0.43
2:AB:14:ALA:HB2	2:AB:980:ASP:CB	2.48	0.43
3:AC:216:HIS:O	3:AC:218:LYS:N	2.52	0.43
3:AC:80:ALA:HA	3:AC:208:CYS:HB3	2.00	0.43
3:AC:97:LEU:O	3:AC:100:ARG:HB2	2.19	0.43
6:AF:86:THR:HG23	6:AF:89:GLU:OE1	2.19	0.43
7:AG:80:VAL:O	7:AG:124:VAL:HG13	2.18	0.43
7:AG:221:ASN:N	7:AG:221:ASN:OD1	2.52	0.43

*Continued on next page...*



*Continued from previous page...*

Atom-1	Atom-2	Interatomic distance (Å)	Clash overlap (Å)
8:AH:12:VAL:HA	8:AH:28:ALA:HB2	2.01	0.43
1:AA:1202:LEU:HD21	9:AI:101:LEU:CD2	2.49	0.43
9:AI:23:VAL:HG21	9:AI:28:VAL:HG22	2.00	0.43
1:BA:1168:ALA:O	1:BA:1171:GLN:N	2.52	0.43
1:BA:121:LYS:HE3	1:BA:219:LEU:HD13	2.01	0.43
1:BA:431:GLN:O	1:BA:435:ASN:ND2	2.52	0.43
1:BA:741:PRO:HA	1:BA:742:PRO:HD3	1.88	0.43
2:BB:1053:ASN:HD22	2:BB:1054:SER:H	1.65	0.43
2:BB:703:LEU:HD21	2:BB:757:TYR:HD2	1.84	0.43
3:BC:116:VAL:HG22	3:BC:130:ASN:OD1	2.19	0.43
3:BC:70:ILE:O	3:BC:72:ILE:N	2.51	0.43
1:CA:132:GLU:OE2	1:CA:201:ARG:NH2	2.51	0.43
1:CA:1493:CYS:C	1:CA:1495:LYS:H	2.22	0.43
1:CA:1611:MET:O	1:CA:1614:SER:OG	2.34	0.43
1:CA:432:ASN:HA	1:CA:435:ASN:HD22	1.83	0.43
1:CA:507:TYR:HA	1:CA:508:PRO:HD2	1.87	0.43
1:CA:507:TYR:OH	1:CA:641:GLU:N	2.52	0.43
1:CA:882:ILE:HD11	9:CI:67:VAL:HG11	1.99	0.43
1:CA:985:ARG:HG2	1:CA:988:SER:H	1.83	0.43
2:CB:774:ALA:HA	2:CB:1028:VAL:HG12	1.99	0.43
2:CB:290:ASP:C	2:CB:292:ILE:H	2.22	0.43
2:CB:704:THR:HA	2:CB:705:PRO:HD2	1.88	0.43
5:CE:55:ARG:HB3	5:CE:82:PHE:HB3	2.01	0.43
7:CG:163:PRO:HG2	7:CG:166:TRP:CD1	2.54	0.43
7:CG:58:LEU:HA	7:CG:58:LEU:HD23	1.67	0.43
7:CG:80:VAL:HG12	7:CG:82:LEU:HD23	2.01	0.43
12:CL:30:ILE:HD12	12:CL:59:ALA:HB2	2.00	0.43
14:CN:58:PHE:HA	14:CN:139:VAL:CG2	2.48	0.43
1:DA:1062:HIS:HD2	1:DA:1068:PHE:CD1	2.37	0.43
1:DA:1114:TYR:O	5:DE:152:LYS:NZ	2.50	0.43
1:DA:1021:ARG:HH12	1:DA:1615:TYR:HA	1.84	0.43
1:DA:50:TYR:OH	1:DA:370:PRO:HG3	2.19	0.43
1:DA:488:PRO:HD2	2:DB:781:TYR:CZ	2.54	0.43
1:DA:985:ARG:HG3	1:DA:987:TYR:H	1.84	0.43
2:DB:1153:ILE:CD1	2:DB:1154:ASP:H	2.31	0.43
2:DB:210:ARG:HH21	2:DB:667:PHE:HB2	1.84	0.43
3:DC:201:GLU:C	3:DC:202:ILE:HD12	2.39	0.43
3:DC:67:PHE:HE1	3:DC:318:VAL:HA	1.84	0.43
7:DG:168:PHE:HD1	7:DG:217:TRP:CE2	2.37	0.43
9:DI:20:PRO:O	9:DI:22:ALA:N	2.50	0.43
13:DM:80:LEU:HD12	13:DM:91:TYR:CE1	2.53	0.43

*Continued on next page...*



*Continued from previous page...*

Atom-1	Atom-2	Interatomic distance (Å)	Clash overlap (Å)
1:EA:1217:LEU:HD13	1:EA:1573:TYR:CE1	2.51	0.43
2:EB:1026:ILE:O	2:EB:1026:ILE:HG13	2.19	0.43
2:EB:1125:THR:HG22	2:EB:1126:VAL:H	1.84	0.43
2:EB:163:VAL:HG12	2:EB:164:MET:N	2.34	0.43
2:EB:290:ASP:C	2:EB:292:ILE:H	2.22	0.43
2:EB:412:ILE:O	2:EB:416:LYS:HG2	2.18	0.43
2:EB:434:ARG:HD3	7:FG:226:ASP:O	2.18	0.43
3:EC:209:ILE:HG12	3:EC:210:LEU:N	2.34	0.43
5:EE:106:GLN:O	5:EE:131:THR:HG23	2.19	0.43
14:EN:155:VAL:HG13	14:EN:156:PRO:HD2	2.01	0.43
7:EO:266:GLN:O	7:EO:267:ALA:C	2.56	0.43
1:FA:1102:LEU:HD12	1:FA:1105:ARG:HE	1.83	0.43
1:FA:197:LEU:HD21	1:FA:203:THR:O	2.19	0.43
2:FB:625:GLU:HB2	2:FB:643:PHE:O	2.18	0.43
2:FB:184:LYS:HE2	2:FB:735:HIS:CD2	2.54	0.43
2:FB:903:ILE:HD13	2:FB:905:TYR:HE1	1.83	0.43
7:FG:97:LYS:H	7:FG:97:LYS:HG3	1.52	0.43
1:FA:718:THR:HG22	8:FH:98:TYR:O	2.19	0.43
10:FJ:3:VAL:HG12	10:FJ:15:GLY:HA2	2.01	0.43
1:AA:1314:GLN:HG3	1:AA:1315:ASN:N	2.34	0.42
1:AA:253:GLU:O	1:AA:312:SER:HA	2.19	0.42
1:AA:3:ILE:HG12	1:AA:3:ILE:H	1.57	0.42
2:AB:1111:LEU:HD23	2:AB:1111:LEU:H	1.84	0.42
2:AB:260:PHE:C	2:AB:260:PHE:CD1	2.92	0.42
2:AB:467:THR:HB	2:AB:469:ASN:ND2	2.31	0.42
2:AB:561:ILE:HB	2:AB:562:PRO:HD3	2.01	0.42
5:AE:93:MET:O	5:AE:97:VAL:HG23	2.19	0.42
7:AG:235:ASN:HB3	7:AG:246:ASP:HB3	2.01	0.42
11:AK:59:THR:HA	11:AK:107:THR:HG23	2.01	0.42
3:AC:81:GLU:OE1	12:AL:70:ARG:NH1	2.52	0.42
14:AN:55:LEU:HB3	14:AN:136:VAL:CG2	2.48	0.42
1:BA:1263:LEU:HA	1:BA:1263:LEU:HD12	1.87	0.42
1:BA:475:ARG:HH11	1:BA:475:ARG:HB3	1.84	0.42
1:BA:703:GLU:CD	1:BA:703:GLU:H	2.22	0.42
1:BA:892:LEU:HG	1:BA:893:ASP:OD1	2.19	0.42
2:BB:615:GLY:C	2:BB:617:THR:H	2.23	0.42
2:BB:858:ILE:HG12	2:BB:872:LYS:O	2.19	0.42
2:BB:848:ILE:HD12	2:BB:885:VAL:CG2	2.49	0.42
3:BC:81:GLU:OE1	3:BC:81:GLU:HA	2.18	0.42
5:BE:28:TYR:HA	5:BE:64:PRO:HA	2.01	0.42
7:BG:39:VAL:HB	7:BG:126:GLN:HE21	1.83	0.42

*Continued on next page...*



*Continued from previous page...*

Atom-1	Atom-2	Interatomic distance (Å)	Clash overlap (Å)
8:BH:128:ASN:OD1	8:BH:130:ARG:HB2	2.19	0.42
8:BH:5:LEU:O	8:BH:6:PHE:HB2	2.18	0.42
2:BB:328:GLN:NE2	13:BM:111:PRO:O	2.51	0.42
1:CA:457:LYS:C	1:CA:459:ALA:H	2.23	0.42
1:CA:530:TRP:CZ2	1:CA:582:LYS:HA	2.53	0.42
2:CB:1086:PHE:O	2:CB:1089:GLN:N	2.52	0.42
2:CB:22:GLU:O	2:CB:26:ILE:HG13	2.18	0.42
2:CB:504:HIS:HB3	2:CB:542:LEU:HD23	2.00	0.42
2:CB:54:GLU:HB3	2:CB:55:GLY:H	1.56	0.42
2:CB:858:ILE:HG12	2:CB:872:LYS:O	2.19	0.42
2:CB:878:GLU:OE2	2:CB:907:ILE:HG23	2.19	0.42
2:CB:894:LYS:HB2	2:CB:894:LYS:HE3	1.84	0.42
2:CB:909:ARG:O	2:CB:1035:ARG:NH2	2.44	0.42
3:CC:133:VAL:C	3:CC:134:LEU:HG	2.38	0.42
3:CC:140:CYS:HB2	3:CC:196:LEU:HD13	2.02	0.42
3:CC:87:ASN:OD1	3:CC:88:ASN:N	2.52	0.42
6:CF:118:LEU:HA	6:CF:118:LEU:HD13	1.82	0.42
7:CG:162:ILE:H	7:CG:162:ILE:HG13	1.64	0.42
7:CG:39:VAL:HB	7:CG:126:GLN:HE21	1.83	0.42
8:CH:101:ALA:HB2	8:CH:116:TYR:CE1	2.53	0.42
13:CM:12:ILE:HA	13:CM:88:ILE:HG23	2.01	0.42
14:CN:171:PHE:CD1	14:CN:180:PHE:HE2	2.36	0.42
1:DA:1237:GLN:H	1:DA:1544:ASN:CB	2.30	0.42
1:DA:342:ARG:CZ	1:DA:342:ARG:HB2	2.48	0.42
1:DA:380:ASN:O	1:DA:383:ASN:HB2	2.19	0.42
1:DA:646:GLU:C	1:DA:648:LEU:H	2.22	0.42
1:DA:756:LYS:HE3	1:DA:759:TYR:HE2	1.84	0.42
1:DA:780:ILE:HG13	1:DA:780:ILE:H	1.75	0.42
1:DA:678:VAL:HG22	1:DA:781:LEU:O	2.19	0.42
1:DA:830:MET:CB	2:DB:1008:HIS:HB3	2.49	0.42
2:DB:362:LEU:HA	2:DB:362:LEU:HD23	1.75	0.42
1:DA:1003:ARG:NH1	2:DB:520:LEU:HD22	2.34	0.42
2:DB:61:LEU:O	2:DB:64:GLY:N	2.51	0.42
2:DB:732:ALA:O	2:DB:736:ARG:HG3	2.19	0.42
2:DB:887:LEU:HD13	12:DL:56:LEU:O	2.19	0.42
2:DB:785:ASP:HB3	2:DB:957:ARG:HH22	1.84	0.42
7:DG:40:ARG:HB2	7:DG:123:TYR:CE1	2.53	0.42
7:DG:60:GLY:O	7:DG:64:GLN:HB2	2.19	0.42
11:DK:115:ASP:O	11:DK:118:GLN:N	2.52	0.42
13:DM:76:TYR:CE1	14:DN:57:LYS:HG3	2.54	0.42
14:DN:124:THR:C	14:DN:126:LYS:H	2.23	0.42

*Continued on next page...*



*Continued from previous page...*

Atom-1	Atom-2	Interatomic distance (Å)	Clash overlap (Å)
7:DO:266:GLN:O	7:DO:268:GLU:N	2.52	0.42
1:EA:1033:SER:O	1:EA:1181:PRO:HB3	2.19	0.42
1:EA:1164:LYS:O	1:EA:1167:ARG:HB3	2.19	0.42
2:EB:296:ASP:C	2:EB:298:LYS:N	2.72	0.42
2:EB:696:ILE:H	2:EB:696:ILE:HG13	1.73	0.42
2:EB:844:GLY:HA2	2:EB:860:ALA:HB3	2.01	0.42
3:EC:61:THR:HA	3:EC:298:PHE:CZ	2.54	0.42
11:EK:138:LYS:O	11:EK:142:MET:HB2	2.19	0.42
13:EM:12:ILE:HA	13:EM:88:ILE:HG23	2.00	0.42
7:EO:304:ASN:HD22	7:EO:306:SER:HB2	1.83	0.42
1:FA:1526:PHE:O	1:FA:1528:ALA:N	2.52	0.42
1:FA:17:GLY:O	2:FB:1194:ILE:HA	2.19	0.42
1:FA:780:ILE:H	1:FA:780:ILE:HG13	1.67	0.42
1:FA:674:ILE:HG12	1:FA:783:LYS:HB2	2.00	0.42
2:FB:141:LEU:HD23	2:FB:450:LEU:HD11	2.00	0.42
2:FB:420:TYR:CE1	2:FB:424:ILE:HD11	2.54	0.42
1:FA:1003:ARG:NH2	2:FB:533:THR:HG21	2.34	0.42
2:FB:570:VAL:HG13	2:FB:596:VAL:HG13	1.99	0.42
2:FB:608:LEU:O	2:FB:612:LYS:N	2.44	0.42
2:FB:90:TYR:CD1	2:FB:91:LEU:N	2.86	0.42
3:FC:172:GLN:H	3:FC:175:GLN:CD	2.22	0.42
10:FJ:36:LEU:HD11	10:FJ:51:LEU:HB2	2.01	0.42
7:FO:308:ILE:HD13	7:FO:308:ILE:HA	1.72	0.42
1:AA:1130:ALA:HB1	6:AF:82:THR:HB	2.00	0.42
1:AA:1193:VAL:O	1:AA:1196:PRO:HD2	2.19	0.42
1:AA:11:ILE:HD12	1:AA:11:ILE:O	2.19	0.42
1:AA:549:MET:SD	1:AA:553:GLN:NE2	2.92	0.42
1:AA:695:TYR:HE1	1:AA:820:TYR:HA	1.83	0.42
1:AA:865:ASP:HB3	1:AA:868:THR:OG1	2.19	0.42
2:AB:692:THR:HB	2:AB:693:PRO:HD2	2.00	0.42
2:AB:768:GLY:C	2:AB:769:PHE:CD2	2.92	0.42
1:AA:671:GLN:CA	2:AB:952:HIS:HD2	2.33	0.42
3:AC:73:SER:O	3:AC:212:ILE:HD13	2.19	0.42
5:AE:127:ILE:HD11	5:AE:132:ILE:CD1	2.48	0.42
6:AF:75:PRO:HG2	6:AF:78:GLN:OE1	2.19	0.42
14:AN:131:LEU:HG	14:AN:132:GLN:N	2.34	0.42
1:BA:1582:LEU:N	1:BA:1582:LEU:HD23	2.34	0.42
1:BA:509:GLU:HA	1:BA:510:PRO:HD3	1.83	0.42
1:BA:713:VAL:HG12	1:BA:714:THR:H	1.82	0.42
1:BA:785:GLN:HB3	1:BA:793:ILE:HG22	2.01	0.42
1:BA:852:ASP:OD1	1:BA:855:ARG:NE	2.49	0.42

*Continued on next page...*



*Continued from previous page...*

Atom-1	Atom-2	Interatomic distance (Å)	Clash overlap (Å)
2:BB:551:ILE:CD1	2:BB:649:MET:HA	2.49	0.42
2:BB:547:HIS:NE2	2:BB:694:THR:O	2.52	0.42
2:BB:699:ILE:HD13	2:BB:699:ILE:N	2.31	0.42
2:BB:895:PHE:O	2:BB:896:GLN:C	2.58	0.42
3:BC:67:PHE:O	3:BC:71:MET:HG2	2.18	0.42
5:BE:82:PHE:CZ	5:BE:111:VAL:HG21	2.54	0.42
5:BE:47:CYS:SG	5:BE:53:PRO:HA	2.59	0.42
7:BG:41:VAL:HA	7:BG:42:PRO:HD3	1.84	0.42
3:BC:321:LEU:HD23	11:BK:128:CYS:HB3	2.00	0.42
1:CA:1055:ILE:HD13	1:CA:1055:ILE:HA	1.92	0.42
1:CA:1647:ASN:HD22	1:CA:1648:ASN:N	2.17	0.42
1:CA:257:ASN:O	1:CA:261:ILE:HG13	2.19	0.42
2:CB:242:ASP:OD2	2:CB:414:LYS:NZ	2.44	0.42
2:CB:280:LEU:O	2:CB:323:ARG:NH2	2.52	0.42
2:CB:547:HIS:NE2	2:CB:694:THR:O	2.51	0.42
2:CB:74:PHE:HB2	2:CB:91:LEU:HB3	2.01	0.42
1:CA:3:ILE:HA	7:CG:111:THR:HG22	2.00	0.42
7:CG:163:PRO:HG2	7:CG:166:TRP:NE1	2.34	0.42
14:CN:55:LEU:C	14:CN:56:ILE:HG13	2.40	0.42
1:DA:1660:VAL:HA	1:DA:1661:PRO:HD3	1.90	0.42
1:DA:340:HIS:HB3	1:DA:342:ARG:O	2.20	0.42
1:DA:366:ARG:HG3	1:DA:367:PHE:CD1	2.54	0.42
1:DA:32:ILE:HG21	1:DA:49:LEU:HD23	2.00	0.42
1:DA:543:LEU:HD23	1:DA:543:LEU:HA	1.78	0.42
1:DA:717:PRO:HB3	1:DA:726:TRP:CZ2	2.54	0.42
1:DA:748:ASN:N	1:DA:748:ASN:ND2	2.60	0.42
2:DB:1103:VAL:CG1	2:DB:1110:ILE:HG22	2.50	0.42
2:DB:70:GLU:HG2	2:DB:97:VAL:C	2.39	0.42
3:DC:227:TYR:HA	3:DC:299:ILE:O	2.19	0.42
5:DE:120:ALA:O	5:DE:123:LEU:HB2	2.20	0.42
9:DI:111:PHE:HA	9:DI:121:PHE:O	2.20	0.42
11:DK:80:ILE:HG13	11:DK:80:ILE:H	1.67	0.42
14:DN:110:LEU:HB3	14:DN:119:LEU:HB3	2.00	0.42
1:EA:1097:TYR:HD2	1:EA:1123:VAL:HG13	1.84	0.42
1:EA:1314:GLN:HG3	1:EA:1315:ASN:N	2.34	0.42
1:EA:1325:LEU:HD22	1:EA:1492:ILE:HG21	2.01	0.42
1:EA:380:ASN:HA	7:EO:312:GLU:OE1	2.19	0.42
1:EA:81:LEU:C	1:EA:83:VAL:H	2.21	0.42
1:EA:907:VAL:HG12	1:EA:945:CYS:SG	2.59	0.42
1:EA:480:ALA:CB	2:EB:1046:VAL:HA	2.49	0.42
2:EB:46:ILE:HG22	2:EB:50:ASN:ND2	2.34	0.42

*Continued on next page...*



*Continued from previous page...*

Atom-1	Atom-2	Interatomic distance (Å)	Clash overlap (Å)
2:EB:529:CYS:SG	2:EB:530:PRO:HD2	2.59	0.42
2:EB:501:ARG:HH21	2:EB:545:PHE:HB2	1.84	0.42
2:EB:887:LEU:HD13	12:EL:56:LEU:O	2.19	0.42
4:ED:93:GLN:HG3	4:ED:94:ARG:N	2.33	0.42
7:EG:38:ILE:H	7:EG:38:ILE:HG13	1.29	0.42
11:EK:52:GLN:OE1	11:EK:52:GLN:N	2.39	0.42
12:EL:64:LEU:HD12	12:EL:65:VAL:N	2.34	0.42
13:EM:80:LEU:HD22	14:EN:51:GLN:OE1	2.18	0.42
13:EM:81:PHE:CD1	13:EM:88:ILE:HB	2.52	0.42
2:EB:295:ASN:HB3	14:EN:104:LEU:HD13	2.01	0.42
1:FA:507:TYR:HB2	1:FA:637:PHE:CZ	2.54	0.42
1:FA:545:SER:C	1:FA:547:ILE:H	2.22	0.42
1:FA:554:ARG:O	1:FA:556:ALA:N	2.51	0.42
3:FC:197:ARG:HB3	3:FC:198:PRO:HD2	2.00	0.42
5:FE:32:GLN:O	5:FE:35:VAL:HB	2.18	0.42
12:FL:61:THR:O	12:FL:63:ARG:N	2.52	0.42
1:AA:1490:GLU:O	1:AA:1493:CYS:HB2	2.19	0.42
2:AB:381:LEU:O	2:AB:385:VAL:HG23	2.20	0.42
5:AE:164:LEU:HD12	5:AE:164:LEU:HA	1.87	0.42
9:AI:10:CYS:HB2	9:AI:17:LEU:HD21	2.00	0.42
3:AC:223:SER:OG	10:AJ:12:LYS:HA	2.18	0.42
10:AJ:66:LEU:HA	12:AL:35:SER:OG	2.18	0.42
14:AN:171:PHE:CD1	14:AN:180:PHE:HE2	2.37	0.42
1:BA:11:ILE:HD11	1:BA:1643:VAL:HG11	2.00	0.42
1:BA:719:ILE:HG22	1:BA:725:LEU:H	1.84	0.42
1:BA:808:LYS:O	1:BA:811:SER:N	2.52	0.42
1:BA:831:ASP:N	1:BA:831:ASP:OD1	2.44	0.42
2:BB:1178:ILE:HB	2:BB:1182:LEU:HD23	2.00	0.42
2:BB:288:ILE:HG22	2:BB:289:PHE:N	2.34	0.42
2:BB:351:GLN:O	2:BB:354:LEU:N	2.51	0.42
2:BB:611:TRP:C	2:BB:620:LEU:HD21	2.39	0.42
2:BB:70:GLU:CD	2:BB:96:SER:HB2	2.39	0.42
2:BB:744:LEU:HD12	2:BB:745:GLN:N	2.34	0.42
1:BA:722:PRO:HG2	8:BH:46:LEU:HD13	2.00	0.42
9:BI:58:SER:H	9:BI:61:ARG:HB3	1.84	0.42
11:BK:69:ASP:HB2	11:BK:70:HIS:H	1.71	0.42
2:BB:566:TYR:HB3	13:BM:74:ASN:OD1	2.20	0.42
1:CA:1226:VAL:HG12	1:CA:1227:MET:N	2.34	0.42
1:CA:1303:SER:O	1:CA:1307:ASP:HA	2.20	0.42
1:CA:659:THR:HG22	1:CA:666:VAL:HG22	2.00	0.42
1:CA:732:ILE:HG12	1:CA:732:ILE:H	1.27	0.42

*Continued on next page...*



*Continued from previous page...*

Atom-1	Atom-2	Interatomic distance (Å)	Clash overlap (Å)
2:CB:1000:LEU:HD13	2:CB:1009:GLY:HA2	2.02	0.42
2:CB:137:LEU:HD23	2:CB:161:LEU:HD23	2.00	0.42
2:CB:572:PRO:HG2	13:CM:70:SER:HB2	2.01	0.42
2:CB:783:MET:O	2:CB:784:ASP:C	2.57	0.42
2:CB:994:ASP:OD1	2:CB:994:ASP:N	2.51	0.42
3:CC:128:ASP:C	3:CC:130:ASN:N	2.73	0.42
3:CC:131:THR:HG22	3:CC:132:ILE:H	1.85	0.42
3:CC:195:LYS:HB2	10:CJ:57:ILE:CD1	2.50	0.42
3:CC:216:HIS:ND1	3:CC:218:LYS:HD2	2.34	0.42
3:CC:70:ILE:HG21	3:CC:317:SER:HA	2.01	0.42
4:CD:22:ILE:HG23	7:CG:44:ALA:O	2.18	0.42
6:CF:60:GLN:O	6:CF:64:ILE:HG13	2.20	0.42
7:CG:50:ALA:HB1	7:CG:52:MET:HG2	2.01	0.42
8:CH:42:ILE:HD13	8:CH:95:TYR:HE2	1.83	0.42
11:CK:47:ILE:HD11	11:CK:63:PHE:HB3	2.00	0.42
1:DA:1056:ASP:OD1	1:DA:1058:THR:HG23	2.20	0.42
1:DA:141:LEU:HG	1:DA:142:GLY:N	2.28	0.42
1:DA:1257:SER:HA	1:DA:1499:ARG:NH2	2.34	0.42
1:DA:1527:GLN:HA	1:DA:1530:TRP:CE3	2.54	0.42
1:DA:703:GLU:CD	1:DA:703:GLU:H	2.23	0.42
1:DA:70:LYS:HE2	1:DA:71:PHE:CE1	2.53	0.42
1:DA:772:LYS:HE3	1:DA:772:LYS:HB3	1.85	0.42
2:DB:161:LEU:HD12	2:DB:162:PRO:CD	2.42	0.42
3:DC:100:ARG:HH12	3:DC:193:LEU:CA	2.33	0.42
3:DC:254:GLY:O	3:DC:268:LYS:HB2	2.19	0.42
3:DC:86:PHE:O	3:DC:87:ASN:HB2	2.19	0.42
8:DH:80:ARG:HB2	11:DK:108:TYR:HE1	1.84	0.42
1:EA:111:LYS:O	1:EA:115:VAL:HG23	2.19	0.42
1:EA:1237:GLN:HB2	1:EA:1544:ASN:HB2	2.02	0.42
1:EA:369:LEU:HD23	1:EA:369:LEU:HA	1.82	0.42
1:EA:37:VAL:HG22	1:EA:49:LEU:HB2	2.02	0.42
1:EA:507:TYR:HB3	1:EA:579:ARG:NH1	2.35	0.42
1:EA:530:TRP:CZ2	1:EA:607:VAL:HG21	2.53	0.42
1:EA:949:GLN:HB2	1:EA:981:TYR:HD1	1.84	0.42
2:EB:260:PHE:HD1	2:EB:260:PHE:C	2.22	0.42
2:EB:463:TYR:CD1	2:EB:463:TYR:C	2.93	0.42
2:EB:527:PHE:HE2	2:EB:669:GLN:NE2	2.17	0.42
2:EB:800:TYR:CE1	2:EB:910:THR:HG23	2.53	0.42
2:EB:74:PHE:HB2	2:EB:91:LEU:O	2.19	0.42
2:EB:989:ASP:HB3	2:EB:990:ASP:H	1.63	0.42
3:EC:254:GLY:O	3:EC:268:LYS:HB2	2.18	0.42

*Continued on next page...*



*Continued from previous page...*

Atom-1	Atom-2	Interatomic distance (Å)	Clash overlap (Å)
5:EE:120:ALA:O	5:EE:123:LEU:HB2	2.19	0.42
5:EE:112:TYR:CE1	5:EE:136:ASN:HB2	2.54	0.42
12:EL:63:ARG:HG3	12:EL:63:ARG:HH11	1.84	0.42
1:FA:1441:LYS:HA	1:FA:1444:ARG:HD2	2.00	0.42
1:FA:1555:VAL:HG11	5:FE:178:ILE:HD13	2.02	0.42
1:FA:262:THR:HA	1:FA:265:ARG:CZ	2.49	0.42
1:FA:856:GLU:HG3	1:FA:856:GLU:H	1.62	0.42
2:FB:1117:VAL:HA	2:FB:1118:PRO:HD3	1.89	0.42
2:FB:168:ASN:OD1	2:FB:169:ARG:HG2	2.18	0.42
2:FB:416:LYS:HZ3	2:FB:471:VAL:CG1	2.32	0.42
2:FB:462:GLN:O	2:FB:466:SER:N	2.52	0.42
2:FB:652:PRO:O	2:FB:653:VAL:HG13	2.19	0.42
2:FB:744:LEU:HD12	2:FB:800:TYR:O	2.18	0.42
2:FB:844:GLY:HA2	2:FB:860:ALA:HB3	2.01	0.42
2:FB:965:GLU:HB3	2:FB:1031:VAL:HG22	2.02	0.42
2:FB:994:ASP:OD1	2:FB:994:ASP:N	2.52	0.42
11:FK:115:ASP:O	11:FK:118:GLN:N	2.52	0.42
13:FM:16:GLN:HB3	13:FM:91:TYR:HA	2.02	0.42
13:FM:18:GLN:HG3	13:FM:19:PRO:HD2	2.01	0.42
7:FO:272:ILE:HG12	7:FO:275:ASN:ND2	2.34	0.42
1:AA:1076:LEU:HD23	1:AA:1076:LEU:HA	1.76	0.42
1:AA:1102:LEU:HD13	1:AA:1105:ARG:HH21	1.84	0.42
1:AA:597:LYS:HB2	2:AB:1082:HIS:NE2	2.35	0.42
1:AA:773:ASP:N	1:AA:773:ASP:OD2	2.52	0.42
1:AA:913:PRO:HB3	1:AA:926:GLN:OE1	2.20	0.42
2:AB:774:ALA:HA	2:AB:1028:VAL:CG1	2.49	0.42
2:AB:1151:ILE:HG22	2:AB:1152:PHE:N	2.34	0.42
2:AB:280:LEU:O	2:AB:323:ARG:NH2	2.53	0.42
2:AB:548:LYS:HA	2:AB:550:ARG:NH1	2.35	0.42
2:AB:853:GLU:HB3	2:AB:879:PRO:HB3	2.02	0.42
1:AA:671:GLN:C	2:AB:952:HIS:CD2	2.93	0.42
3:AC:303:GLU:O	3:AC:304:SER:HB2	2.19	0.42
1:BA:113:VAL:HG13	1:BA:182:LYS:CG	2.47	0.42
1:BA:1333:ILE:CD1	1:BA:1483:LEU:HD21	2.49	0.42
1:BA:1596:LEU:HD23	1:BA:1596:LEU:HA	1.81	0.42
1:BA:713:VAL:HB	1:BA:738:ASN:ND2	2.33	0.42
1:BA:751:SER:OG	1:BA:752:LYS:N	2.52	0.42
1:BA:920:PHE:CG	1:BA:921:PRO:HA	2.55	0.42
2:BB:1178:ILE:HD12	2:BB:1179:PRO:O	2.19	0.42
2:BB:45:HIS:CE1	2:BB:205:MET:SD	3.12	0.42
2:BB:523:GLU:H	2:BB:523:GLU:HG2	1.48	0.42

*Continued on next page...*



*Continued from previous page...*

Atom-1	Atom-2	Interatomic distance (Å)	Clash overlap (Å)
2:BB:531:VAL:O	2:BB:716:MET:HG3	2.19	0.42
2:BB:622:ILE:H	2:BB:622:ILE:HD12	1.84	0.42
3:BC:197:ARG:HB3	3:BC:198:PRO:HD2	2.01	0.42
3:BC:228:ARG:HD3	14:BN:173:THR:CG2	2.49	0.42
3:BC:235:ILE:HA	3:BC:289:VAL:HG13	2.02	0.42
3:BC:82:TYR:HB3	3:BC:84:TYR:HE1	1.84	0.42
5:BE:176:PRO:HB2	5:BE:212:ARG:HD3	2.02	0.42
8:BH:103:LYS:O	8:BH:104:PHE:HD1	2.02	0.42
8:BH:12:VAL:HA	8:BH:28:ALA:HB2	2.02	0.42
1:CA:621:THR:HG23	1:CA:626:ALA:HB3	2.02	0.42
1:CA:795:HIS:O	1:CA:798:HIS:HB3	2.18	0.42
2:CB:792:SER:HB2	2:CB:933:THR:HB	2.00	0.42
7:CG:106:LYS:HG3	7:CG:107:ILE:N	2.34	0.42
9:CI:11:LEU:H	9:CI:11:LEU:HD12	1.83	0.42
1:CA:1275:THR:HG22	9:CI:46:LYS:HB2	2.00	0.42
2:CB:898:LEU:HD22	12:CL:46:VAL:HG13	2.01	0.42
12:CL:63:ARG:HG3	12:CL:63:ARG:NH1	2.34	0.42
1:DA:1049:MET:HG2	1:DA:1054:ALA:HB2	2.01	0.42
1:DA:1226:VAL:HG12	1:DA:1227:MET:N	2.35	0.42
1:DA:1310:LYS:O	1:DA:1313:LEU:HB3	2.19	0.42
1:DA:1507:CYS:SG	1:DA:1508:VAL:N	2.91	0.42
1:DA:1655:ASP:HB2	6:DF:135:ARG:HB3	2.00	0.42
1:DA:209:THR:HG21	5:DE:174:GLN:HG3	2.00	0.42
1:DA:481:ARG:HA	1:DA:633:MET:O	2.19	0.42
1:DA:966:LEU:CG	1:DA:968:SER:H	2.23	0.42
2:DB:1110:ILE:O	2:DB:1110:ILE:HG12	2.16	0.42
2:DB:1141:LEU:HD13	7:DG:17:ILE:HG21	2.02	0.42
2:DB:91:LEU:CD1	2:DB:342:PRO:HB2	2.49	0.42
2:DB:649:MET:HE3	2:DB:666:PRO:HG2	2.01	0.42
2:DB:655:TYR:CE2	2:DB:657:PRO:HB2	2.54	0.42
2:DB:825:PHE:CE2	2:DB:899:GLN:HA	2.53	0.42
2:DB:968:ALA:O	2:DB:979:GLN:HG3	2.19	0.42
3:DC:197:ARG:HB3	3:DC:198:PRO:HD2	2.01	0.42
3:DC:73:SER:O	3:DC:212:ILE:HD13	2.19	0.42
10:DJ:39:LEU:HA	10:DJ:39:LEU:HD23	1.82	0.42
12:DL:61:THR:O	12:DL:63:ARG:N	2.52	0.42
13:DM:44:LYS:HA	13:DM:44:LYS:HD2	1.67	0.42
1:EA:1058:THR:C	1:EA:1060:GLU:H	2.21	0.42
1:EA:1102:LEU:HA	1:EA:1102:LEU:HD12	1.65	0.42
1:EA:1224:GLU:HB3	1:EA:1233:ILE:HG22	2.01	0.42
1:EA:1263:LEU:C	1:EA:1265:GLU:N	2.73	0.42

*Continued on next page...*



*Continued from previous page...*

Atom-1	Atom-2	Interatomic distance (Å)	Clash overlap (Å)
1:EA:1527:GLN:HA	1:EA:1530:TRP:CE3	2.54	0.42
1:EA:1619:CYS:O	1:EA:1622:LEU:HB3	2.19	0.42
1:EA:211:THR:O	1:EA:212:VAL:C	2.58	0.42
1:EA:678:VAL:HG13	1:EA:781:LEU:O	2.19	0.42
2:EB:389:CYS:HB2	2:EB:635:GLY:O	2.20	0.42
2:EB:376:PHE:HB2	2:EB:592:ILE:HD11	2.01	0.42
2:EB:612:LYS:HD2	2:EB:622:ILE:C	2.40	0.42
2:EB:840:LEU:HD12	2:EB:857:PRO:HB2	2.02	0.42
2:EB:878:GLU:HA	2:EB:879:PRO:HD2	1.85	0.42
2:EB:994:ASP:N	2:EB:994:ASP:OD1	2.53	0.42
3:EC:45:SER:HB3	3:EC:53:ASN:HB3	2.00	0.42
3:EC:55:ASP:C	3:EC:56:LEU:HD23	2.40	0.42
7:EG:49:LEU:HD12	7:EG:50:ALA:N	2.34	0.42
8:EH:128:ASN:OD1	8:EH:130:ARG:HB2	2.19	0.42
1:FA:723:TYR:CD1	1:FA:724:PRO:HD2	2.54	0.42
2:FB:1052:VAL:HG12	2:FB:1059:PRO:HG3	2.00	0.42
2:FB:398:GLN:HB3	2:FB:399:HIS:ND1	2.35	0.42
2:FB:492:ASN:OD1	2:FB:494:TYR:HB2	2.19	0.42
1:FA:968:SER:HB2	2:FB:676:VAL:HG23	1.98	0.42
2:FB:800:TYR:CD2	2:FB:800:TYR:C	2.93	0.42
2:FB:832:TRP:HE3	2:FB:834:LYS:H	1.67	0.42
2:FB:971:ALA:O	2:FB:973:ALA:N	2.52	0.42
3:FC:115:TRP:HB3	3:FC:116:VAL:H	1.65	0.42
4:FD:88:GLN:NE2	4:FD:91:ARG:HH21	2.16	0.42
7:FG:168:PHE:HD1	7:FG:217:TRP:CD2	2.38	0.42
8:FH:3:ASN:N	8:FH:61:SER:HG	2.17	0.42
10:FJ:16:ASP:C	10:FJ:18:TRP:H	2.23	0.42
12:FL:30:ILE:HD11	12:FL:37:LYS:NZ	2.35	0.42
1:AA:123:ARG:HG3	1:AA:193:ILE:HD11	2.01	0.42
1:AA:345:LEU:H	1:AA:345:LEU:HG	1.33	0.42
1:AA:530:TRP:CZ2	1:AA:607:VAL:HG21	2.55	0.42
1:AA:1342:PRO:HD2	2:AB:272:PRO:HG3	2.02	0.42
2:AB:452:ARG:HB2	2:AB:452:ARG:HE	1.64	0.42
2:AB:617:THR:OG1	2:AB:620:LEU:HD23	2.19	0.42
2:AB:656:LEU:HD21	2:AB:689:VAL:HG12	2.02	0.42
2:AB:848:ILE:HG12	2:AB:848:ILE:H	1.61	0.42
6:AF:100:GLN:HG2	7:AG:112:PRO:HB2	2.01	0.42
8:AH:47:PHE:O	8:AH:49:VAL:HG23	2.19	0.42
11:AK:89:CYS:HA	11:AK:104:ARG:O	2.20	0.42
14:AN:124:THR:C	14:AN:126:LYS:H	2.23	0.42
1:BA:1073:TYR:CE1	1:BA:1077:LEU:HD22	2.54	0.42

*Continued on next page...*



*Continued from previous page...*

Atom-1	Atom-2	Interatomic distance (Å)	Clash overlap (Å)
1:BA:1271:ILE:HG23	9:BI:50:THR:HG22	2.01	0.42
1:BA:1649:VAL:HG11	2:BB:1080:ILE:O	2.20	0.42
1:BA:859:ALA:HB1	1:BA:865:ASP:O	2.20	0.42
1:BA:975:ASP:CG	1:BA:976:ALA:N	2.73	0.42
2:BB:1111:LEU:HD23	2:BB:1111:LEU:N	2.35	0.42
2:BB:898:LEU:HD13	2:BB:898:LEU:HA	1.64	0.42
3:BC:142:ARG:O	3:BC:144:PRO:HD3	2.19	0.42
3:BC:67:PHE:HE1	3:BC:318:VAL:HA	1.84	0.42
3:BC:48:ASP:OD2	3:BC:50:ARG:N	2.51	0.42
10:BJ:2:ILE:HG13	10:BJ:55:ASP:OD1	2.20	0.42
11:BK:119:LYS:O	11:BK:123:ASP:HB2	2.20	0.42
13:BM:23:VAL:HG11	14:BN:107:MET:HG3	2.01	0.42
2:BB:572:PRO:CG	13:BM:70:SER:HB2	2.50	0.42
1:CA:1342:PRO:HD2	2:CB:272:PRO:HG3	2.02	0.42
1:CA:1441:LYS:HA	1:CA:1444:ARG:HD2	2.00	0.42
1:CA:1646:LEU:HA	1:CA:1646:LEU:HD12	1.89	0.42
1:CA:456:VAL:O	1:CA:460:LEU:HG	2.19	0.42
1:CA:467:PHE:HA	1:CA:471:MET:CE	2.49	0.42
1:CA:545:SER:C	1:CA:547:ILE:H	2.23	0.42
1:CA:670:ILE:HD13	1:CA:670:ILE:N	2.34	0.42
1:CA:729:LYS:HD2	8:CH:120:GLY:CA	2.40	0.42
1:CA:892:LEU:HG	1:CA:893:ASP:OD1	2.19	0.42
2:CB:1158:ILE:HA	2:CB:1167:PHE:O	2.20	0.42
2:CB:347:LEU:HD13	2:CB:347:LEU:HA	1.66	0.42
2:CB:35:PHE:O	2:CB:38:LEU:HD23	2.19	0.42
2:CB:627:GLY:H	2:CB:642:LEU:HD22	1.84	0.42
1:CA:992:PRO:HG3	2:CB:984:TRP:CE2	2.54	0.42
3:CC:67:PHE:O	3:CC:71:MET:HG2	2.19	0.42
7:CG:46:TYR:CD1	7:CG:117:TRP:HD1	2.37	0.42
7:CG:91:ASP:OD2	7:CG:103:LYS:HG2	2.19	0.42
14:CN:139:VAL:HB	14:CN:140:SER:H	1.30	0.42
1:DA:1092:GLU:O	1:DA:1095:LEU:N	2.47	0.42
1:DA:118:TYR:CD2	1:DA:223:PHE:HD1	2.37	0.42
1:DA:1460:TYR:HA	1:DA:1472:PHE:HB3	2.02	0.42
1:DA:1472:PHE:O	1:DA:1473:LYS:HB3	2.18	0.42
2:DB:1153:ILE:HD12	2:DB:1154:ASP:N	2.34	0.42
2:DB:366:GLY:O	2:DB:368:GLN:N	2.53	0.42
2:DB:392:ASP:HB3	2:DB:399:HIS:NE2	2.35	0.42
2:DB:463:TYR:CD1	2:DB:463:TYR:C	2.92	0.42
3:DC:137:ASN:N	3:DC:137:ASN:HD22	2.18	0.42
3:DC:142:ARG:O	3:DC:144:PRO:HD3	2.19	0.42

*Continued on next page...*



*Continued from previous page...*

Atom-1	Atom-2	Interatomic distance (Å)	Clash overlap (Å)
3:DC:228:ARG:HG3	3:DC:299:ILE:HD12	2.01	0.42
4:DD:22:ILE:O	4:DD:23:HIS:ND1	2.52	0.42
5:DE:81:GLU:HG3	5:DE:82:PHE:N	2.34	0.42
7:DG:139:ILE:HD13	7:DG:139:ILE:HA	1.91	0.42
10:DJ:36:LEU:HD11	10:DJ:51:LEU:HB2	2.02	0.42
1:EA:1142:ASP:O	1:EA:1145:GLU:N	2.52	0.42
1:EA:1617:THR:OG1	1:EA:1617:THR:O	2.37	0.42
1:EA:395:LEU:HD21	7:EO:280:PHE:CE2	2.55	0.42
1:EA:748:ASN:HD22	1:EA:748:ASN:H	1.65	0.42
2:EB:1093:LEU:HD11	2:EB:1179:PRO:HB3	2.00	0.42
2:EB:962:MET:O	2:EB:963:PHE:C	2.58	0.42
3:EC:210:LEU:HD12	3:EC:210:LEU:H	1.85	0.42
5:EE:190:LEU:HA	5:EE:194:GLU:OE1	2.19	0.42
8:EH:100:THR:O	8:EH:116:TYR:HA	2.20	0.42
10:EJ:12:LYS:HD3	10:EJ:13:VAL:O	2.19	0.42
10:EJ:18:TRP:CZ2	10:EJ:53:HIS:HD2	2.38	0.42
7:EO:314:THR:HB	7:EO:316:GLU:CD	2.40	0.42
1:FA:1216:THR:HB	1:FA:1221:ARG:HD3	2.01	0.42
1:FA:509:GLU:HG3	1:FA:579:ARG:CZ	2.49	0.42
1:FA:495:ILE:HG22	1:FA:604:LYS:O	2.19	0.42
1:FA:810:LEU:O	1:FA:813:LEU:N	2.50	0.42
1:FA:912:VAL:HA	1:FA:913:PRO:HA	1.76	0.42
2:FB:290:ASP:C	2:FB:292:ILE:H	2.22	0.42
2:FB:214:PRO:HB3	2:FB:377:MET:CE	2.49	0.42
2:FB:732:ALA:O	2:FB:736:ARG:HG3	2.19	0.42
3:FC:254:GLY:O	3:FC:268:LYS:HB2	2.18	0.42
5:FE:164:LEU:HD12	5:FE:164:LEU:HA	1.79	0.42
8:FH:5:LEU:CD2	8:FH:135:LEU:HD23	2.47	0.42
1:FA:717:PRO:HD3	8:FH:79:TRP:CE3	2.54	0.42
3:FC:192:LEU:HD22	10:FJ:19:GLU:HG2	2.02	0.42
12:FL:64:LEU:HD12	12:FL:65:VAL:H	1.84	0.42
13:FM:82:ASN:HA	13:FM:83:PRO:HD2	1.90	0.42
14:FN:58:PHE:N	14:FN:58:PHE:CD1	2.87	0.42
1:AA:1134:GLY:HA2	1:AA:1171:GLN:HG2	2.02	0.42
1:AA:1555:VAL:HG13	1:AA:1556:GLU:H	1.84	0.42
1:AA:39:ASP:OD1	1:AA:41:LEU:N	2.52	0.42
1:AA:588:LEU:HD12	1:AA:588:LEU:HA	1.85	0.42
1:AA:967:PRO:O	2:AB:674:ILE:N	2.53	0.42
2:AB:470:LEU:N	2:AB:481:VAL:O	2.53	0.42
2:AB:59:GLY:O	2:AB:61:LEU:N	2.52	0.42
2:AB:885:VAL:HA	2:AB:903:ILE:HG22	2.01	0.42

*Continued on next page...*



*Continued from previous page...*

Atom-1	Atom-2	Interatomic distance (Å)	Clash overlap (Å)
14:AN:178:GLU:C	14:AN:180:PHE:H	2.23	0.42
14:AN:82:ILE:HB	14:AN:87:TYR:CE1	2.55	0.42
1:BA:1600:ARG:HB3	1:BA:1601:GLN:OE1	2.20	0.42
1:BA:1609:SER:O	1:BA:1612:LYS:HB2	2.19	0.42
1:BA:87:ASN:HA	1:BA:88:PRO:HD2	1.85	0.42
1:BA:913:PRO:HB3	1:BA:926:GLN:OE1	2.19	0.42
2:BB:1026:ILE:HG13	2:BB:1026:ILE:O	2.18	0.42
2:BB:94:LYS:HG2	2:BB:147:ASN:H	1.84	0.42
2:BB:362:LEU:HD23	2:BB:362:LEU:HA	1.77	0.42
2:BB:378:ILE:H	2:BB:378:ILE:HG12	1.56	0.42
2:BB:854:GLU:HG3	2:BB:875:HIS:HA	2.01	0.42
3:BC:87:ASN:OD1	12:BL:60:ARG:HD3	2.19	0.42
5:BE:20:LYS:NZ	5:BE:37:LEU:HD22	2.34	0.42
1:CA:11:ILE:HG13	1:CA:11:ILE:H	1.63	0.42
1:CA:1325:LEU:HD22	1:CA:1492:ILE:HG21	2.01	0.42
1:CA:1582:LEU:HD23	1:CA:1582:LEU:N	2.34	0.42
1:CA:422:ARG:CD	7:CO:272:ILE:HB	2.48	0.42
1:CA:481:ARG:HA	1:CA:633:MET:O	2.19	0.42
1:CA:957:VAL:HG13	1:CA:958:PRO:HD2	2.00	0.42
2:CB:1143:THR:CG2	2:CB:1150:LYS:HD3	2.50	0.42
2:CB:202:LEU:HD13	2:CB:500:PHE:CE2	2.54	0.42
2:CB:480:GLN:OE1	2:CB:506:GLY:HA3	2.20	0.42
2:CB:745:GLN:HA	2:CB:745:GLN:NE2	2.34	0.42
2:CB:979:GLN:HA	2:CB:979:GLN:OE1	2.19	0.42
5:CE:52:ARG:HA	5:CE:53:PRO:HD3	1.82	0.42
6:CF:114:GLU:HG3	6:CF:120:ILE:HG13	2.01	0.42
7:CG:226:ASP:O	2:DB:434:ARG:NH1	2.53	0.42
2:CB:731:VAL:HG13	10:CJ:60:PHE:CD1	2.55	0.42
1:CA:469:LYS:NZ	7:CO:314:THR:O	2.40	0.42
1:DA:1060:GLU:O	1:DA:1063:MET:N	2.47	0.42
1:DA:1446:ARG:HG2	1:DA:1450:ILE:HD13	2.02	0.42
1:DA:1322:ILE:CG2	1:DA:1457:ILE:HD11	2.47	0.42
1:DA:441:THR:C	1:DA:443:ALA:H	2.21	0.42
1:DA:751:SER:OG	1:DA:752:LYS:N	2.53	0.42
2:DB:45:HIS:H	2:DB:45:HIS:CD2	2.35	0.42
2:DB:71:LYS:HB3	2:DB:425:ILE:CD1	2.49	0.42
2:DB:184:LYS:HE2	2:DB:735:HIS:NE2	2.34	0.42
2:DB:824:HIS:O	2:DB:861:TYR:HB2	2.19	0.42
3:DC:128:ASP:C	3:DC:130:ASN:N	2.72	0.42
3:DC:163:TYR:C	3:DC:193:LEU:HD22	2.40	0.42
3:DC:216:HIS:O	3:DC:218:LYS:N	2.53	0.42

*Continued on next page...*



*Continued from previous page...*

Atom-1	Atom-2	Interatomic distance (Å)	Clash overlap (Å)
5:DE:82:PHE:CZ	5:DE:111:VAL:HG21	2.54	0.42
5:DE:70:SER:O	5:DE:73:PRO:HG3	2.19	0.42
1:DA:762:LYS:HE2	8:DH:27:GLU:OE2	2.18	0.42
13:DM:51:PHE:O	13:DM:66:THR:HG23	2.19	0.42
1:EA:1062:HIS:HD2	1:EA:1068:PHE:CD1	2.37	0.42
1:EA:1226:VAL:HG12	1:EA:1227:MET:N	2.35	0.42
1:EA:1307:ASP:O	1:EA:1499:ARG:NH1	2.46	0.42
1:EA:1226:VAL:HG22	1:EA:1598:PHE:CE1	2.55	0.42
1:EA:713:VAL:HB	1:EA:738:ASN:ND2	2.33	0.42
2:EB:214:PRO:HB3	2:EB:377:MET:HE2	2.01	0.42
2:EB:381:LEU:O	2:EB:385:VAL:HG23	2.20	0.42
2:EB:565:LEU:HA	2:EB:565:LEU:HD23	1.71	0.42
2:EB:871:ILE:HD13	2:EB:873:THR:HG22	2.00	0.42
3:EC:132:ILE:HD12	3:EC:132:ILE:HG23	1.79	0.42
3:EC:235:ILE:HG23	3:EC:289:VAL:HG22	2.02	0.42
5:EE:8:ASN:HA	5:EE:11:ARG:HG3	2.02	0.42
8:EH:93:TYR:CD1	8:EH:93:TYR:N	2.87	0.42
9:EI:121:PHE:HD1	9:EI:121:PHE:H	1.65	0.42
11:EK:45:GLU:HG3	11:EK:45:GLU:H	1.35	0.42
14:EN:129:ALA:HA	14:EN:130:PRO:HD3	1.93	0.42
1:FA:1275:THR:HG23	1:FA:1289:SER:OG	2.19	0.42
1:FA:1295:ARG:HA	1:FA:1468:LYS:O	2.20	0.42
1:FA:888:LYS:HG2	9:FI:67:VAL:CG2	2.49	0.42
2:FB:774:ALA:HA	2:FB:1028:VAL:HG12	2.01	0.42
2:FB:617:THR:HB	2:FB:620:LEU:HD23	2.02	0.42
2:FB:611:TRP:C	2:FB:620:LEU:HD21	2.40	0.42
3:FC:228:ARG:HG3	3:FC:299:ILE:HD12	2.01	0.42
6:FF:79:ARG:HB3	6:FF:146:TRP:CZ2	2.54	0.42
8:FH:103:LYS:O	8:FH:104:PHE:HD1	2.03	0.42
12:FL:31:CYS:HA	12:FL:56:LEU:HD23	2.02	0.42
14:FN:124:THR:C	14:FN:126:LYS:H	2.22	0.42
14:FN:57:LYS:HD3	14:FN:138:SER:OG	2.20	0.42
1:AA:1002:GLY:O	1:AA:1006:LEU:HG	2.20	0.42
1:AA:1262:LEU:HD12	1:AA:1264:SER:HG	1.85	0.42
1:AA:1237:GLN:HB3	1:AA:1520:VAL:CG1	2.49	0.42
1:AA:522:ALA:O	1:AA:525:ASN:N	2.53	0.42
1:AA:59:ARG:CZ	7:AO:298:PRO:HB3	2.50	0.42
1:AA:715:LEU:HD22	1:AA:715:LEU:HA	1.87	0.42
2:AB:492:ASN:OD1	2:AB:494:TYR:HB2	2.19	0.42
1:AA:993:GLN:CG	2:AB:676:VAL:HG21	2.50	0.42
2:AB:495:ARG:HA	2:AB:723:LYS:HG2	2.02	0.42

*Continued on next page...*



*Continued from previous page...*

Atom-1	Atom-2	Interatomic distance (Å)	Clash overlap (Å)
3:AC:53:ASN:ND2	3:AC:300:PHE:O	2.52	0.42
2:AB:795:GLU:O	3:AC:99:HIS:CE1	2.72	0.42
4:AD:88:GLN:NE2	4:AD:91:ARG:HH21	2.17	0.42
1:AA:1654:PHE:HE2	6:AF:92:ARG:HD3	1.84	0.42
7:AG:49:LEU:HG	7:AG:50:ALA:O	2.20	0.42
14:AN:55:LEU:HD22	14:AN:133:PHE:CE2	2.55	0.42
1:BA:126:GLN:NE2	1:BA:340:HIS:O	2.48	0.42
1:BA:456:VAL:O	1:BA:459:ALA:HB3	2.19	0.42
1:BA:794:VAL:HG23	1:BA:795:HIS:N	2.26	0.42
2:BB:137:LEU:HD23	2:BB:161:LEU:HD23	2.01	0.42
2:BB:302:LEU:HD11	2:BB:379:ARG:NH1	2.34	0.42
2:BB:745:GLN:HA	2:BB:745:GLN:NE2	2.35	0.42
7:BG:158:LYS:HE3	7:BG:246:ASP:OD1	2.19	0.42
10:BJ:6:ARG:HB3	10:BJ:11:GLY:O	2.19	0.42
11:BK:77:ARG:HG3	11:BK:78:TYR:N	2.35	0.42
7:BO:274:SER:O	7:BO:277:LYS:N	2.52	0.42
1:CA:1060:GLU:O	1:CA:1061:SER:C	2.57	0.42
1:CA:1078:LYS:HA	1:CA:1078:LYS:HD2	1.69	0.42
1:CA:1241:PRO:HG3	1:CA:1540:GLY:CA	2.50	0.42
1:CA:1294:MET:SD	1:CA:1294:MET:N	2.92	0.42
1:CA:362:VAL:HA	1:CA:363:PRO:HD3	1.91	0.42
1:CA:52:LEU:C	1:CA:54:LEU:N	2.72	0.42
1:CA:713:VAL:HG12	1:CA:714:THR:N	2.34	0.42
1:CA:733:THR:HG23	1:CA:774:GLY:O	2.19	0.42
2:CB:161:LEU:HD12	2:CB:162:PRO:CD	2.46	0.42
2:CB:53:THR:HA	2:CB:59:GLY:HA3	2.01	0.42
2:CB:876:SER:C	2:CB:878:GLU:N	2.71	0.42
10:CJ:39:LEU:HD23	10:CJ:39:LEU:HA	1.80	0.42
13:CM:23:VAL:HB	13:CM:95:VAL:HG22	2.02	0.42
3:CC:253:PRO:HD2	14:CN:180:PHE:CE1	2.55	0.42
1:DA:1193:VAL:O	1:DA:1196:PRO:HD2	2.20	0.42
1:DA:1261:VAL:HA	1:DA:1265:GLU:OE2	2.19	0.42
1:DA:1555:VAL:HG13	1:DA:1556:GLU:H	1.85	0.42
1:DA:391:THR:O	1:DA:395:LEU:HG	2.20	0.42
2:DB:472:SER:OG	2:DB:473:GLN:N	2.51	0.42
2:DB:627:GLY:H	2:DB:642:LEU:HD22	1.84	0.42
2:DB:745:GLN:NE2	2:DB:745:GLN:HA	2.33	0.42
2:DB:998:GLU:O	2:DB:1001:ALA:N	2.53	0.42
3:DC:146:ALA:O	3:DC:148:LYS:N	2.52	0.42
5:DE:137:GLU:C	5:DE:139:ALA:N	2.70	0.42
6:DF:129:LYS:HD3	6:DF:129:LYS:HA	1.79	0.42

*Continued on next page...*



*Continued from previous page...*

Atom-1	Atom-2	Interatomic distance (Å)	Clash overlap (Å)
6:DF:99:LEU:HB3	7:DG:112:PRO:HD3	2.02	0.42
1:DA:1006:LEU:HD21	9:DI:100:GLN:HE21	1.85	0.42
7:DO:284:VAL:HG13	7:DO:288:ASN:ND2	2.35	0.42
1:EA:1273:THR:HA	9:EI:48:VAL:HG22	2.02	0.42
1:EA:1321:PHE:HD2	1:EA:1322:ILE:HD13	1.85	0.42
1:EA:999:CYS:O	1:EA:1003:ARG:HB3	2.20	0.42
2:EB:1086:PHE:O	2:EB:1089:GLN:N	2.53	0.42
2:EB:474:SER:C	2:EB:476:LEU:N	2.73	0.42
3:EC:211:GLY:HA3	3:EC:219:PHE:CZ	2.55	0.42
3:EC:253:PRO:C	3:EC:255:VAL:H	2.23	0.42
3:EC:62:SER:HB2	11:EK:74:ASN:OD1	2.20	0.42
7:EG:39:VAL:O	7:EG:123:TYR:HA	2.20	0.42
8:EH:108:SER:O	8:EH:110:ASP:N	2.52	0.42
8:EH:50:ALA:O	8:EH:53:ASP:HB2	2.20	0.42
1:FA:1008:ASP:OD1	2:FB:515:THR:HG21	2.20	0.42
1:FA:1582:LEU:HA	1:FA:1585:ILE:HG13	2.00	0.42
1:FA:132:GLU:HG2	1:FA:192:ALA:HB1	2.00	0.42
1:FA:780:ILE:C	1:FA:781:LEU:HD23	2.40	0.42
2:FB:164:MET:HE3	2:FB:194:PHE:CZ	2.54	0.42
1:FA:1344:ILE:HG23	2:FB:271:VAL:HG22	2.01	0.42
2:FB:301:PHE:O	2:FB:305:ARG:HG2	2.18	0.42
2:FB:35:PHE:O	2:FB:38:LEU:HD23	2.20	0.42
2:FB:915:ASP:OD1	2:FB:1038:HIS:ND1	2.53	0.42
3:FC:136:LEU:HD12	3:FC:137:ASN:N	2.35	0.42
4:FD:85:SER:O	4:FD:88:GLN:N	2.47	0.42
6:FF:136:ARG:O	6:FF:143:PHE:HB2	2.19	0.42
4:FD:19:PRO:HB3	7:FG:46:TYR:O	2.20	0.42
9:FI:95:ASN:O	9:FI:96:TYR:HB3	2.20	0.42
10:FJ:12:LYS:HD3	10:FJ:13:VAL:O	2.20	0.42
11:FK:69:ASP:HB2	11:FK:70:HIS:H	1.72	0.42
1:AA:1056:ASP:OD1	1:AA:1058:THR:HG23	2.20	0.42
1:AA:1242:ILE:CD1	1:AA:1517:ARG:HB3	2.49	0.42
1:AA:121:LYS:O	1:AA:124:LEU:N	2.53	0.42
1:AA:1326:GLU:HG2	1:AA:1456:PHE:HD2	1.85	0.42
1:AA:987:TYR:C	1:AA:987:TYR:HD2	2.22	0.42
2:AB:1189:LEU:HD22	2:AB:1189:LEU:HA	1.66	0.42
2:AB:28:PRO:HA	2:AB:29:PRO:HD3	1.92	0.42
2:AB:665:GLY:N	2:AB:668:GLU:OE1	2.47	0.42
2:AB:894:LYS:HB2	2:AB:894:LYS:HE3	1.86	0.42
3:AC:88:ASN:O	12:AL:60:ARG:NH1	2.46	0.42
7:AG:122:LEU:HA	7:AG:122:LEU:HD22	1.87	0.42

*Continued on next page...*



*Continued from previous page...*

Atom-1	Atom-2	Interatomic distance (Å)	Clash overlap (Å)
7:AG:144:HIS:HA	7:AG:157:ILE:O	2.20	0.42
9:AI:111:PHE:HA	9:AI:121:PHE:O	2.19	0.42
9:AI:20:PRO:C	9:AI:22:ALA:H	2.23	0.42
12:AL:40:LEU:HA	12:AL:40:LEU:HD23	1.84	0.42
13:AM:59:ARG:HG3	13:AM:60:LEU:HG	2.02	0.42
13:AM:85:LYS:C	13:AM:87:SER:H	2.22	0.42
1:AA:422:ARG:HD2	7:AO:270:LEU:O	2.20	0.42
1:BA:1007:ILE:O	1:BA:1011:VAL:HB	2.20	0.42
1:BA:1258:ILE:HD11	1:BA:1507:CYS:CB	2.50	0.42
1:BA:569:SER:OG	1:BA:570:THR:HG23	2.19	0.42
1:BA:505:LEU:HD13	1:BA:637:PHE:HB2	2.00	0.42
1:BA:670:ILE:HD13	1:BA:670:ILE:N	2.34	0.42
2:BB:1076:ARG:O	2:BB:1080:ILE:HG13	2.20	0.42
1:BA:1344:ILE:HG22	2:BB:334:PHE:HE2	1.85	0.42
2:BB:550:ARG:O	2:BB:551:ILE:HD13	2.19	0.42
2:BB:649:MET:HE3	2:BB:666:PRO:HG2	2.02	0.42
2:BB:748:GLN:HB3	10:BJ:52:THR:OG1	2.19	0.42
2:BB:98:SER:O	2:BB:141:LEU:HD12	2.20	0.42
4:BD:23:HIS:O	7:BG:44:ALA:N	2.38	0.42
13:BM:16:GLN:CB	13:BM:91:TYR:HA	2.50	0.42
7:BO:266:GLN:O	7:BO:269:SER:N	2.49	0.42
1:CA:1291:VAL:HG12	1:CA:1292:ILE:H	1.83	0.42
1:CA:36:THR:HG22	1:CA:37:VAL:N	2.35	0.42
1:CA:423:LEU:HD23	1:CA:423:LEU:HA	1.91	0.42
1:CA:462:LYS:HD3	1:CA:469:LYS:NZ	2.34	0.42
1:CA:527:PRO:HG3	1:CA:534:THR:HA	2.01	0.42
2:CB:274:VAL:HG11	2:CB:313:PHE:HB2	2.01	0.42
2:CB:257:GLN:HG3	2:CB:316:ARG:HH22	1.85	0.42
2:CB:322:ASN:O	2:CB:326:VAL:HG23	2.20	0.42
2:CB:415:GLU:O	2:CB:418:ASP:HB3	2.20	0.42
2:CB:573:ALA:HA	2:CB:576:THR:HB	2.02	0.42
2:CB:852:VAL:HG22	2:CB:856:ASP:HB3	2.02	0.42
3:CC:101:ILE:HG12	3:CC:101:ILE:H	1.40	0.42
1:CA:1658:ALA:O	7:CG:104:LEU:HA	2.20	0.42
8:CH:30:SER:OG	8:CH:33:GLN:N	2.43	0.42
1:DA:1007:ILE:O	1:DA:1011:VAL:HB	2.19	0.42
1:DA:103:LEU:HD11	1:DA:243:PHE:HZ	1.85	0.42
1:DA:1066:PHE:HA	1:DA:1069:CYS:HB2	2.02	0.42
1:DA:1067:GLU:O	1:DA:1069:CYS:N	2.53	0.42
1:DA:1081:ASN:ND2	1:DA:1084:ALA:HB2	2.35	0.42
1:DA:702:PRO:HB2	11:DK:53:ALA:HB1	2.01	0.42

*Continued on next page...*



*Continued from previous page...*

Atom-1	Atom-2	Interatomic distance (Å)	Clash overlap (Å)
2:DB:714:ARG:HD3	2:DB:714:ARG:HA	1.74	0.42
2:DB:985:ILE:HG12	2:DB:985:ILE:H	1.56	0.42
3:DC:136:LEU:HD22	3:DC:167:LEU:HA	2.00	0.42
3:DC:193:LEU:HD12	3:DC:193:LEU:HA	1.82	0.42
3:DC:86:PHE:CE2	3:DC:205:LYS:HE3	2.55	0.42
3:DC:67:PHE:CE1	3:DC:318:VAL:HG22	2.55	0.42
5:DE:15:ALA:HB1	5:DE:140:LEU:HB2	2.02	0.42
6:DF:118:LEU:HD13	6:DF:118:LEU:HA	1.73	0.42
13:DM:30:PHE:HE1	13:DM:62:TYR:HE2	1.67	0.42
1:EA:1059:LYS:NZ	1:EA:1178:LEU:O	2.40	0.42
1:EA:1243:TRP:HA	1:EA:1243:TRP:CE3	2.55	0.42
1:EA:324:LEU:HA	1:EA:324:LEU:HD23	1.81	0.42
1:EA:407:GLN:H	1:EA:407:GLN:HG2	1.55	0.42
1:EA:484:ILE:HG21	1:EA:633:MET:HG3	2.02	0.42
1:EA:509:GLU:HG3	1:EA:579:ARG:NH2	2.35	0.42
1:EA:509:GLU:HG3	1:EA:579:ARG:CZ	2.50	0.42
1:EA:773:ASP:N	1:EA:773:ASP:OD2	2.53	0.42
2:EB:1011:GLU:HA	2:EB:1012:PRO:HD3	1.88	0.42
2:EB:774:ALA:HA	2:EB:1028:VAL:CG1	2.50	0.42
2:EB:38:LEU:O	2:EB:40:GLU:N	2.53	0.42
2:EB:480:GLN:OE1	2:EB:506:GLY:HA3	2.20	0.42
2:EB:847:TYR:O	2:EB:882:ILE:HD12	2.19	0.42
3:EC:201:GLU:C	3:EC:202:ILE:HD12	2.39	0.42
3:EC:67:PHE:O	3:EC:71:MET:HG2	2.20	0.42
5:EE:46:TYR:HD2	5:EE:57:MET:HB2	1.85	0.42
7:EG:106:LYS:O	7:EG:107:ILE:HD13	2.20	0.42
8:EH:46:LEU:HD23	8:EH:46:LEU:HA	1.70	0.42
3:EC:102:GLY:HA3	12:EL:69:ALA:CB	2.50	0.42
13:EM:22:ALA:O	14:EN:109:LEU:HD12	2.20	0.42
14:EN:163:VAL:O	14:EN:166:LEU:HD11	2.20	0.42
1:FA:1102:LEU:CD1	1:FA:1105:ARG:HH21	2.32	0.42
1:FA:36:THR:HG22	1:FA:37:VAL:N	2.35	0.42
2:FB:1073:GLU:O	2:FB:1076:ARG:HB3	2.19	0.42
2:FB:219:ARG:HG2	2:FB:221:SER:HB3	2.01	0.42
2:FB:347:LEU:HA	2:FB:347:LEU:HD13	1.75	0.42
2:FB:658:LEU:HB3	2:FB:659:ASP:H	1.44	0.42
2:FB:834:LYS:O	2:FB:837:LEU:N	2.43	0.42
2:FB:898:LEU:HD13	2:FB:898:LEU:HA	1.72	0.42
5:FE:153:HIS:ND1	5:FE:153:HIS:N	2.67	0.42
12:FL:33:GLU:HG3	12:FL:53:HIS:ND1	2.35	0.42
1:AA:1060:GLU:O	1:AA:1061:SER:C	2.59	0.42

*Continued on next page...*



*Continued from previous page...*

Atom-1	Atom-2	Interatomic distance (Å)	Clash overlap (Å)
1:AA:1337:LYS:HB3	1:AA:1337:LYS:HE2	1.76	0.42
1:AA:1344:ILE:HD13	2:AB:329:TYR:CE2	2.55	0.42
1:AA:1621:PHE:O	1:AA:1624:LYS:HB2	2.20	0.42
1:AA:1646:LEU:HD12	1:AA:1646:LEU:HA	1.83	0.42
2:AB:1157:GLN:HB3	2:AB:1168:VAL:HG12	2.00	0.42
2:AB:203:ILE:CD1	2:AB:203:ILE:H	2.26	0.42
2:AB:206:LEU:HD23	2:AB:206:LEU:HA	1.91	0.42
2:AB:22:GLU:O	2:AB:26:ILE:HG13	2.19	0.42
2:AB:542:LEU:HA	2:AB:542:LEU:HD23	1.92	0.42
2:AB:617:THR:O	2:AB:620:LEU:HB3	2.20	0.42
2:AB:944:GLN:HA	2:AB:945:PRO:HD3	1.74	0.42
3:AC:233:ILE:HA	3:AC:233:ILE:HD13	1.72	0.42
7:AG:46:TYR:HD1	7:AG:117:TRP:HD1	1.67	0.42
1:BA:1474:LEU:HD22	1:BA:1474:LEU:HA	1.76	0.42
1:BA:509:GLU:HG3	1:BA:579:ARG:CZ	2.49	0.42
3:BC:209:ILE:HD13	3:BC:209:ILE:H	1.85	0.42
3:BC:228:ARG:HG3	3:BC:299:ILE:HD12	2.01	0.42
6:BF:65:ARG:HB3	6:BF:65:ARG:NH1	2.35	0.42
1:CA:1601:GLN:C	1:CA:1603:MET:N	2.72	0.42
1:CA:589:MET:SD	1:CA:635:MET:HG3	2.59	0.42
1:CA:819:ASN:O	1:CA:822:THR:OG1	2.32	0.42
1:CA:893:ASP:OD2	1:CA:956:ARG:N	2.38	0.42
2:CB:1151:ILE:HG22	2:CB:1152:PHE:N	2.34	0.42
2:CB:260:PHE:CD1	2:CB:260:PHE:C	2.93	0.42
2:CB:501:ARG:HH21	2:CB:545:PHE:HB2	1.84	0.42
2:CB:655:TYR:CZ	2:CB:657:PRO:HG2	2.54	0.42
8:CH:103:LYS:HB3	8:CH:115:TYR:HB2	2.02	0.42
9:CI:37:TYR:HA	9:CI:38:PRO:HD2	1.90	0.42
13:CM:76:TYR:CE1	14:CN:57:LYS:HG3	2.54	0.42
1:DA:113:VAL:O	1:DA:116:HIS:HB3	2.19	0.42
1:DA:1323:HIS:CD2	1:DA:1454:HIS:HD2	2.37	0.42
1:DA:1596:LEU:HD22	1:DA:1602:GLY:HA2	2.01	0.42
1:DA:86:TYR:CE1	1:DA:251:ILE:HD12	2.55	0.42
1:DA:53:ALA:O	1:DA:54:LEU:HD23	2.20	0.42
1:DA:816:LEU:HG	1:DA:817:PHE:HD1	1.84	0.42
1:DA:913:PRO:HB3	1:DA:926:GLN:OE1	2.20	0.42
2:DB:768:GLY:HA3	2:DB:1032:TYR:CZ	2.54	0.42
2:DB:184:LYS:HE2	2:DB:735:HIS:CD2	2.55	0.42
2:DB:727:GLY:HA3	2:DB:767:ASN:OD1	2.20	0.42
2:DB:78:PRO:HB3	2:DB:90:TYR:CE2	2.55	0.42
7:DG:100:THR:C	7:DG:102:GLU:N	2.72	0.42

*Continued on next page...*



*Continued from previous page...*

Atom-1	Atom-2	Interatomic distance (Å)	Clash overlap (Å)
1:DA:882:ILE:HD11	9:DI:67:VAL:HG11	2.02	0.42
13:DM:36:THR:HG23	13:DM:57:ASN:ND2	2.35	0.42
1:EA:113:VAL:HG22	1:EA:182:LYS:CE	2.50	0.42
1:EA:1261:VAL:O	1:EA:1498:ILE:HB	2.20	0.42
1:EA:1649:VAL:O	1:EA:1652:GLY:N	2.45	0.42
1:EA:127:TYR:CD1	1:EA:202:THR:HG21	2.54	0.42
1:EA:603:HIS:NE2	1:EA:624:TYR:OH	2.46	0.42
1:EA:713:VAL:HG12	1:EA:714:THR:H	1.84	0.42
1:EA:912:VAL:HA	1:EA:913:PRO:HA	1.86	0.42
2:EB:1150:LYS:HD3	2:EB:1150:LYS:N	2.35	0.42
2:EB:479:GLN:HG2	2:EB:479:GLN:H	1.71	0.42
2:EB:617:THR:O	2:EB:620:LEU:HB3	2.19	0.42
2:EB:589:ASP:HA	2:EB:643:PHE:HD1	1.85	0.42
2:EB:678:PRO:HB2	2:EB:679:GLN:NE2	2.33	0.42
7:EG:104:LEU:O	7:EG:105:ILE:HD12	2.20	0.42
7:EG:155:ALA:HA	7:EG:245:VAL:HB	2.02	0.42
8:EH:101:ALA:HB2	8:EH:116:TYR:HE1	1.83	0.42
13:EM:38:PHE:O	14:EN:118:SER:HA	2.20	0.42
1:FA:1646:LEU:HD12	1:FA:1646:LEU:HA	1.85	0.42
1:FA:484:ILE:HG13	1:FA:628:PHE:CE1	2.54	0.42
1:FA:585:ASP:HA	1:FA:644:ARG:NH1	2.35	0.42
2:FB:107:PRO:HG2	2:FB:133:TYR:CZ	2.54	0.42
1:FA:363:PRO:HB3	2:FB:1187:SER:OG	2.19	0.42
2:FB:151:ASN:N	2:FB:151:ASN:OD1	2.52	0.42
2:FB:210:ARG:HH21	2:FB:667:PHE:HB2	1.85	0.42
2:FB:262:PHE:CD1	2:FB:357:ILE:HG12	2.55	0.42
2:FB:838:GLU:C	2:FB:840:LEU:H	2.23	0.42
4:FD:94:ARG:NH1	4:FD:100:PRO:HG2	2.34	0.42
4:FD:24:ALA:HA	7:FG:43:ILE:HG22	2.02	0.42
5:FE:17:ARG:NH1	5:FE:36:GLU:HA	2.34	0.42
6:FF:116:ASP:OD1	6:FF:118:LEU:N	2.43	0.42
13:FM:51:PHE:O	13:FM:66:THR:HG23	2.20	0.42
1:AA:1272:VAL:CG1	1:AA:1273:THR:H	2.31	0.42
1:AA:1474:LEU:HA	1:AA:1474:LEU:HD22	1.75	0.42
1:AA:1488:ILE:HG13	1:AA:1488:ILE:H	1.54	0.42
1:AA:1226:VAL:HG22	1:AA:1598:PHE:CE1	2.55	0.42
1:AA:1619:CYS:O	1:AA:1622:LEU:HB3	2.20	0.42
1:AA:314:TYR:CD2	1:AA:424:MET:HG3	2.55	0.42
1:AA:545:SER:C	1:AA:547:ILE:H	2.22	0.42
1:AA:955:ARG:HH11	1:AA:955:ARG:HB3	1.85	0.42
1:AA:985:ARG:HG2	1:AA:988:SER:H	1.85	0.42

*Continued on next page...*



*Continued from previous page...*

Atom-1	Atom-2	Interatomic distance (Å)	Clash overlap (Å)
2:AB:122:TYR:CE2	2:AB:183:HIS:CD2	3.07	0.42
3:AC:181:ASP:O	3:AC:183:PRO:HD3	2.20	0.42
3:AC:222:VAL:C	3:AC:224:THR:H	2.23	0.42
7:AG:50:ALA:HB1	7:AG:52:MET:HG2	2.00	0.42
8:AH:118:PHE:N	8:AH:118:PHE:CD2	2.88	0.42
13:AM:77:VAL:O	14:AN:55:LEU:HD12	2.20	0.42
1:BA:1176:ARG:CD	6:BF:84:TYR:CE1	3.03	0.42
1:BA:1226:VAL:HG12	1:BA:1227:MET:N	2.35	0.42
1:BA:1323:HIS:CD2	1:BA:1454:HIS:CD2	3.08	0.42
1:BA:1460:TYR:HA	1:BA:1472:PHE:HB3	2.00	0.42
1:BA:1463:ASP:C	1:BA:1465:GLU:N	2.73	0.42
1:BA:1258:ILE:O	1:BA:1501:ILE:HG13	2.19	0.42
1:BA:966:LEU:CG	1:BA:968:SER:H	2.28	0.42
2:BB:1053:ASN:ND2	2:BB:1054:SER:N	2.68	0.42
2:BB:376:PHE:HB2	2:BB:592:ILE:HD11	2.01	0.42
2:BB:527:PHE:CE2	2:BB:651:ARG:HD3	2.55	0.42
2:BB:655:TYR:HD1	2:BB:688:HIS:HE2	1.67	0.42
3:BC:53:ASN:ND2	3:BC:300:PHE:O	2.53	0.42
4:BD:93:GLN:HG3	4:BD:94:ARG:N	2.35	0.42
7:BG:80:VAL:HG12	7:BG:82:LEU:CD2	2.49	0.42
1:CA:1007:ILE:O	1:CA:1011:VAL:HB	2.19	0.42
1:CA:597:LYS:HB2	2:CB:1082:HIS:NE2	2.35	0.42
1:CA:756:LYS:HD3	9:CI:92:GLU:OE1	2.19	0.42
1:CA:82:PRO:HD3	1:CA:393:SER:OG	2.19	0.42
2:CB:716:MET:O	2:CB:719:CYS:HB2	2.19	0.42
2:CB:959:THR:O	2:CB:961:GLY:N	2.53	0.42
3:CC:230:LEU:HD12	3:CC:231:PRO:CD	2.49	0.42
9:CI:113:THR:HG23	9:CI:120:LYS:HB3	2.00	0.42
1:CA:1274:GLU:O	9:CI:46:LYS:HA	2.19	0.42
10:CJ:16:ASP:C	10:CJ:18:TRP:H	2.22	0.42
14:CN:63:ASP:OD1	14:CN:65:SER:OG	2.37	0.42
1:DA:1235:THR:HA	1:DA:1236:PRO:HD2	1.95	0.42
1:DA:98:LEU:HA	1:DA:324:LEU:HD21	2.01	0.42
1:DA:484:ILE:HG21	1:DA:633:MET:HG3	2.02	0.42
2:DB:548:LYS:HA	2:DB:550:ARG:CZ	2.50	0.42
2:DB:561:ILE:HD11	2:DB:619:GLY:O	2.19	0.42
2:DB:663:ILE:HA	2:DB:663:ILE:HD12	1.54	0.42
3:DC:248:GLN:HG3	3:DC:256:ILE:O	2.20	0.42
3:DC:333:ILE:HD11	11:DK:49:LEU:N	2.35	0.42
4:DD:21:VAL:O	4:DD:22:ILE:HD13	2.20	0.42
5:DE:159:ASP:O	5:DE:163:GLU:HG2	2.19	0.42

*Continued on next page...*



*Continued from previous page...*

Atom-1	Atom-2	Interatomic distance (Å)	Clash overlap (Å)
5:DE:175:LEU:HA	5:DE:175:LEU:HD22	1.61	0.42
13:DM:14:SER:O	13:DM:90:LEU:N	2.50	0.42
14:DN:55:LEU:HD22	14:DN:133:PHE:CE2	2.54	0.42
1:EA:1457:ILE:HA	1:EA:1474:LEU:HD22	2.02	0.42
1:EA:1662:ASN:HB3	7:EG:57:PRO:CD	2.49	0.42
1:EA:363:PRO:HA	1:EA:364:PRO:HD3	1.91	0.42
1:EA:441:THR:C	1:EA:443:ALA:H	2.23	0.42
1:EA:569:SER:OG	1:EA:570:THR:HG23	2.19	0.42
1:EA:815:ARG:HD2	1:EA:815:ARG:HH11	1.74	0.42
2:EB:203:ILE:H	2:EB:203:ILE:HD12	1.84	0.42
2:EB:206:LEU:HD23	2:EB:206:LEU:HA	1.89	0.42
2:EB:322:ASN:O	2:EB:326:VAL:HG23	2.20	0.42
2:EB:54:GLU:HB3	2:EB:55:GLY:H	1.64	0.42
2:EB:652:PRO:O	2:EB:653:VAL:HG13	2.20	0.42
2:EB:776:ILE:HD12	2:EB:777:SER:H	1.84	0.42
6:EF:83:PRO:O	6:EF:151:LEU:HD22	2.20	0.42
7:EG:158:LYS:O	7:EG:162:ILE:HG13	2.20	0.42
7:EG:132:VAL:CG2	7:EG:232:THR:HB	2.49	0.42
7:EG:67:ASN:O	7:EG:70:VAL:HG23	2.20	0.42
11:EK:50:LEU:O	11:EK:54:THR:HG23	2.20	0.42
13:EM:23:VAL:HG13	14:EN:108:THR:O	2.20	0.42
14:EN:55:LEU:HB3	14:EN:136:VAL:CG2	2.50	0.42
1:FA:1148:LEU:HD11	1:FA:1167:ARG:HB2	2.00	0.42
1:FA:1321:PHE:HD2	1:FA:1322:ILE:HD13	1.85	0.42
1:FA:425:ASN:HD21	7:FO:274:SER:HB2	1.85	0.42
2:FB:1053:ASN:ND2	2:FB:1054:SER:N	2.67	0.42
2:FB:169:ARG:HD3	2:FB:169:ARG:HA	1.82	0.42
2:FB:286:ARG:NH2	13:FM:28:LYS:HD2	2.34	0.42
2:FB:475:GLY:C	2:FB:477:ASP:N	2.71	0.42
2:FB:68:ILE:HA	2:FB:68:ILE:HD13	1.68	0.42
3:FC:146:ALA:O	3:FC:148:LYS:N	2.52	0.42
5:FE:213:ILE:HD13	5:FE:214:CYS:N	2.35	0.42
1:FA:1130:ALA:HB1	6:FF:82:THR:HB	2.02	0.42
7:FG:139:ILE:O	7:FG:140:GLN:HG3	2.20	0.42
7:FG:145:ILE:HB	7:FG:157:ILE:HB	2.02	0.42
8:FH:5:LEU:CB	8:FH:60:ALA:HA	2.41	0.42
13:FM:59:ARG:O	13:FM:60:LEU:HD23	2.20	0.42
13:FM:85:LYS:C	13:FM:87:SER:H	2.22	0.42
1:AA:1159:ASP:O	1:AA:1161:VAL:HG23	2.20	0.41
1:AA:1291:VAL:HA	1:AA:1473:LYS:HB2	2.01	0.41
1:AA:859:ALA:HB1	1:AA:865:ASP:O	2.20	0.41

*Continued on next page...*



*Continued from previous page...*

Atom-1	Atom-2	Interatomic distance (Å)	Clash overlap (Å)
2:AB:1119:ARG:HD2	2:AB:1119:ARG:HA	1.61	0.41
2:AB:23:SER:HA	2:AB:26:ILE:CD1	2.50	0.41
2:AB:290:ASP:C	2:AB:292:ILE:H	2.24	0.41
3:AC:61:THR:HA	3:AC:298:PHE:CZ	2.54	0.41
7:AG:137:ILE:HD11	7:AG:229:LEU:HB2	2.02	0.41
8:AH:138:GLU:HB2	8:AH:139:ASN:H	1.67	0.41
14:AN:75:GLU:H	14:AN:91:ASP:CG	2.23	0.41
7:AO:265:SER:O	7:AO:265:SER:OG	2.37	0.41
1:BA:1038:ILE:HB	1:BA:1047:GLN:HB2	2.01	0.41
1:BA:1102:LEU:HA	1:BA:1102:LEU:HD12	1.65	0.41
1:BA:1546:VAL:O	1:BA:1549:VAL:N	2.53	0.41
1:BA:966:LEU:HD11	1:BA:968:SER:HB3	2.02	0.41
2:BB:190:ILE:HD12	2:BB:497:ILE:HD11	2.02	0.41
2:BB:215:MET:O	2:BB:234:ILE:HD13	2.19	0.41
2:BB:559:SER:C	2:BB:561:ILE:H	2.24	0.41
2:BB:637:TYR:HA	2:BB:638:PRO:HD3	1.83	0.41
2:BB:785:ASP:HB3	2:BB:957:ARG:HH22	1.85	0.41
2:BB:971:ALA:O	2:BB:973:ALA:N	2.53	0.41
3:BC:328:LEU:HD13	3:BC:328:LEU:HA	1.59	0.41
5:BE:135:PHE:HZ	5:BE:186:LEU:O	2.02	0.41
2:BB:1141:LEU:CD1	7:BG:17:ILE:HD13	2.50	0.41
13:BM:82:ASN:HA	13:BM:83:PRO:HD2	1.92	0.41
14:BN:74:PHE:HZ	14:BN:135:LYS:HZ3	1.67	0.41
1:CA:1589:MET:O	1:CA:1596:LEU:HB2	2.19	0.41
1:CA:70:LYS:HE2	1:CA:71:PHE:CE1	2.54	0.41
1:CA:77:GLY:O	1:CA:78:HIS:HB3	2.20	0.41
2:CB:1153:ILE:CG1	2:CB:1154:ASP:H	2.33	0.41
2:CB:1157:GLN:HB3	2:CB:1168:VAL:HG12	2.02	0.41
1:CA:1482:LYS:NZ	2:CB:304:ASP:OD1	2.52	0.41
1:CA:1484:LEU:CG	2:CB:308:LEU:HD11	2.48	0.41
2:CB:214:PRO:HB3	2:CB:377:MET:CE	2.50	0.41
2:CB:378:ILE:HG12	2:CB:378:ILE:H	1.58	0.41
2:CB:673:ASN:HB2	2:CB:687:THR:HG23	2.01	0.41
3:CC:105:PRO:HB2	3:CC:187:ALA:HB3	2.02	0.41
3:CC:255:VAL:HG12	3:CC:256:ILE:CG1	2.48	0.41
3:CC:70:ILE:C	3:CC:72:ILE:N	2.73	0.41
6:CF:72:LYS:HD2	6:CF:141:GLY:C	2.41	0.41
7:CG:233:VAL:HG13	7:CG:245:VAL:HG13	2.02	0.41
9:CI:95:ASN:N	9:CI:113:THR:O	2.46	0.41
2:CB:733:LEU:HD22	10:CJ:60:PHE:HE2	1.85	0.41
11:CK:45:GLU:H	11:CK:45:GLU:HG3	1.34	0.41

*Continued on next page...*



*Continued from previous page...*

Atom-1	Atom-2	Interatomic distance (Å)	Clash overlap (Å)
12:CL:64:LEU:HD12	12:CL:65:VAL:N	2.35	0.41
14:CN:54:TRP:CZ2	14:CN:135:LYS:HD2	2.55	0.41
14:CN:57:LYS:HD3	14:CN:138:SER:OG	2.20	0.41
7:CO:280:PHE:C	7:CO:284:VAL:HG23	2.41	0.41
1:DA:1111:GLU:H	1:DA:1111:GLU:HG2	1.71	0.41
1:DA:1481:GLU:HG2	1:DA:1481:GLU:H	1.44	0.41
1:DA:1540:GLY:O	1:DA:1542:THR:HG22	2.20	0.41
1:DA:2:ASP:HB3	1:DA:5:LYS:HD3	2.00	0.41
1:DA:855:ARG:HH12	1:DA:867:ASP:C	2.24	0.41
1:DA:900:VAL:HB	1:DA:981:TYR:CE1	2.54	0.41
1:DA:1012:LYS:CE	2:DB:515:THR:HG23	2.49	0.41
2:DB:210:ARG:NH2	2:DB:625:GLU:CD	2.73	0.41
2:DB:714:ARG:HG2	2:DB:959:THR:CG2	2.51	0.41
2:DB:966:SER:HB3	2:DB:967:LEU:H	1.68	0.41
2:DB:98:SER:O	2:DB:141:LEU:HD12	2.20	0.41
3:DC:240:LYS:HE3	3:DC:240:LYS:HB2	1.91	0.41
4:DD:89:LEU:HD23	4:DD:92:ILE:HD12	2.02	0.41
7:DG:243:VAL:H	7:DG:243:VAL:HG13	1.43	0.41
8:DH:39:THR:HG22	8:DH:124:ARG:HB3	2.01	0.41
8:DH:47:PHE:O	8:DH:49:VAL:HG23	2.20	0.41
1:EA:1640:ARG:O	1:EA:1643:VAL:N	2.53	0.41
1:EA:509:GLU:HA	1:EA:510:PRO:HD3	1.80	0.41
2:EB:187:SER:CB	10:EJ:59:LYS:HZ3	2.32	0.41
2:EB:415:GLU:O	2:EB:418:ASP:HB3	2.19	0.41
2:EB:501:ARG:O	2:EB:544:HIS:HA	2.20	0.41
2:EB:959:THR:O	2:EB:961:GLY:N	2.53	0.41
5:EE:196:VAL:O	5:EE:211:TYR:HB3	2.20	0.41
7:EG:105:ILE:HG23	7:EG:115:PHE:O	2.20	0.41
8:EH:9:ILE:HG12	8:EH:9:ILE:H	1.73	0.41
14:EN:67:LEU:O	14:EN:68:LYS:HD2	2.20	0.41
1:FA:1596:LEU:HA	1:FA:1596:LEU:HD23	1.93	0.41
1:FA:654:ASP:C	1:FA:656:GLN:N	2.74	0.41
2:FB:624:LEU:HD12	2:FB:625:GLU:H	1.85	0.41
2:FB:716:MET:O	2:FB:719:CYS:HB2	2.20	0.41
2:FB:731:VAL:HA	10:FJ:60:PHE:CZ	2.55	0.41
2:FB:960:ILE:O	2:FB:963:PHE:N	2.53	0.41
5:FE:15:ALA:HB1	5:FE:140:LEU:HB2	2.02	0.41
5:FE:182:ASP:HA	5:FE:183:PRO:HD3	1.96	0.41
7:FG:162:ILE:HA	7:FG:163:PRO:HD2	1.78	0.41
10:FJ:53:HIS:CG	10:FJ:54:VAL:N	2.88	0.41
1:AA:1276:THR:HG23	1:AA:1288:ARG:NH1	2.31	0.41

*Continued on next page...*



*Continued from previous page...*

Atom-1	Atom-2	Interatomic distance (Å)	Clash overlap (Å)
1:AA:41:LEU:HD23	1:AA:41:LEU:HA	1.87	0.41
1:AA:462:LYS:HD3	1:AA:469:LYS:NZ	2.35	0.41
1:AA:507:TYR:HB3	1:AA:579:ARG:NH1	2.34	0.41
1:AA:952:LEU:HA	1:AA:952:LEU:HD22	1.88	0.41
1:AA:956:ARG:HB3	1:AA:957:VAL:H	1.43	0.41
2:AB:1011:GLU:HA	2:AB:1012:PRO:HD3	1.86	0.41
2:AB:1038:HIS:CE1	2:AB:1042:ASP:OD2	2.73	0.41
2:AB:134:ARG:HB2	2:AB:161:LEU:C	2.41	0.41
3:AC:136:LEU:HD12	3:AC:137:ASN:N	2.35	0.41
4:AD:24:ALA:HA	7:AG:43:ILE:HG22	2.02	0.41
6:AF:119:ARG:O	6:AF:122:MET:HB2	2.21	0.41
6:AF:153:VAL:O	6:AF:154:ASP:HB2	2.20	0.41
1:BA:1018:TYR:O	1:BA:1022:CYS:N	2.46	0.41
1:BA:1021:ARG:O	1:BA:1025:LYS:HB2	2.20	0.41
1:BA:1085:LEU:HG	1:BA:1085:LEU:H	1.52	0.41
1:BA:1116:GLN:HE21	5:BE:207:ARG:NE	2.18	0.41
1:BA:1600:ARG:HB2	1:BA:1616:GLU:OE1	2.20	0.41
1:BA:43:HIS:HA	1:BA:44:PRO:HD3	1.91	0.41
1:BA:644:ARG:NH2	6:BF:118:LEU:HD23	2.35	0.41
2:BB:219:ARG:HA	2:BB:220:PRO:HD2	1.87	0.41
2:BB:141:LEU:HD23	2:BB:450:LEU:HD11	2.03	0.41
3:BC:285:PHE:C	3:BC:287:ASP:H	2.24	0.41
3:BC:310:PRO:O	3:BC:313:ILE:N	2.53	0.41
6:BF:69:LEU:O	6:BF:72:LYS:HB2	2.20	0.41
8:BH:63:LEU:CB	8:BH:88:SER:HB2	2.49	0.41
1:BA:718:THR:HG22	8:BH:98:TYR:O	2.20	0.41
7:BO:301:LYS:NZ	7:BO:305:GLY:HA2	2.35	0.41
1:CA:121:LYS:O	1:CA:124:LEU:N	2.53	0.41
1:CA:393:SER:O	1:CA:396:ILE:HB	2.19	0.41
2:CB:467:THR:HB	2:CB:469:ASN:ND2	2.26	0.41
2:CB:492:ASN:OD1	2:CB:494:TYR:HB2	2.19	0.41
2:CB:617:THR:OG1	2:CB:620:LEU:HD23	2.20	0.41
2:CB:665:GLY:N	2:CB:668:GLU:OE1	2.47	0.41
2:CB:755:ASN:C	2:CB:757:TYR:N	2.74	0.41
2:CB:885:VAL:HA	2:CB:903:ILE:CG2	2.50	0.41
2:CB:954:PHE:H	2:CB:955:PRO:HD2	1.85	0.41
3:CC:117:ASP:O	3:CC:125:LYS:HG3	2.20	0.41
3:CC:190:ASP:O	3:CC:192:LEU:N	2.53	0.41
5:CE:198:ILE:HD12	5:CE:210:SER:OG	2.20	0.41
9:CI:103:SER:HB3	9:CI:104:ALA:H	1.63	0.41
3:CC:333:ILE:HD11	11:CK:49:LEU:N	2.35	0.41

*Continued on next page...*



*Continued from previous page...*

Atom-1	Atom-2	Interatomic distance (Å)	Clash overlap (Å)
1:DA:1220:PRO:O	1:DA:1223:ARG:HB2	2.20	0.41
1:DA:1256:LYS:HD3	1:DA:1305:GLU:O	2.21	0.41
1:DA:1462:PHE:HB3	1:DA:1464:ASP:OD1	2.20	0.41
1:DA:1579:PHE:HA	1:DA:1582:LEU:HG	2.02	0.41
1:DA:49:LEU:HA	1:DA:49:LEU:HD23	1.79	0.41
1:DA:4:SER:HB2	1:DA:573:LEU:CD2	2.51	0.41
2:DB:260:PHE:CD2	2:DB:276:ILE:HG12	2.55	0.41
2:DB:637:TYR:HA	2:DB:638:PRO:HD3	1.88	0.41
2:DB:733:LEU:HD12	2:DB:904:LYS:NZ	2.35	0.41
8:DH:101:ALA:HB2	8:DH:116:TYR:HE1	1.85	0.41
8:DH:83:GLN:HB2	8:DH:84:ALA:H	1.53	0.41
8:DH:42:ILE:HD13	8:DH:95:TYR:CE2	2.54	0.41
14:DN:55:LEU:HD12	14:DN:56:ILE:N	2.33	0.41
14:DN:97:SER:OG	14:DN:98:SER:N	2.53	0.41
1:EA:113:VAL:H	1:EA:113:VAL:HG23	1.60	0.41
1:EA:1447:GLN:HE22	1:EA:1459:LYS:HG2	1.84	0.41
1:EA:76:GLN:N	1:EA:364:PRO:HG3	2.35	0.41
1:EA:595:LEU:HD22	1:EA:595:LEU:HA	1.82	0.41
1:EA:495:ILE:HG22	1:EA:604:LYS:O	2.20	0.41
1:EA:678:VAL:HG22	1:EA:781:LEU:O	2.19	0.41
1:EA:899:LYS:O	1:EA:903:ILE:HG12	2.19	0.41
2:EB:21:ARG:HG3	2:EB:763:ASP:HB3	2.02	0.41
2:EB:894:LYS:HB2	2:EB:894:LYS:HE3	1.88	0.41
3:EC:204:LEU:O	3:EC:204:LEU:HG	2.20	0.41
3:EC:228:ARG:NH1	14:EN:173:THR:H	2.18	0.41
5:EE:17:ARG:O	5:EE:20:LYS:HB2	2.20	0.41
6:EF:97:ARG:HG3	6:EF:101:ILE:CD1	2.50	0.41
7:EG:106:LYS:HG3	7:EG:107:ILE:N	2.35	0.41
9:EI:88:GLN:NE2	9:EI:117:CYS:SG	2.93	0.41
11:EK:93:ILE:HA	11:EK:94:PRO:HD2	1.85	0.41
14:EN:80:MET:HB2	14:EN:80:MET:HE3	1.76	0.41
1:EA:425:ASN:OD1	7:EO:272:ILE:HG12	2.21	0.41
7:EO:290:GLU:HA	7:EO:293:LYS:CD	2.50	0.41
1:FA:314:TYR:CD2	1:FA:424:MET:HG3	2.54	0.41
1:FA:457:LYS:O	1:FA:460:LEU:N	2.53	0.41
1:FA:751:SER:O	1:FA:769:VAL:N	2.48	0.41
2:FB:1104:CYS:HB2	2:FB:1128:CYS:HB2	2.03	0.41
2:FB:103:SER:O	2:FB:137:LEU:HD22	2.19	0.41
2:FB:163:VAL:HG12	2:FB:164:MET:N	2.35	0.41
2:FB:214:PRO:HB3	2:FB:377:MET:HE2	2.02	0.41
2:FB:961:GLY:HA2	2:FB:964:VAL:HG23	2.03	0.41

*Continued on next page...*



*Continued from previous page...*

Atom-1	Atom-2	Interatomic distance (Å)	Clash overlap (Å)
4:FD:88:GLN:O	4:FD:92:ILE:HG13	2.20	0.41
7:FG:46:TYR:CD1	7:FG:117:TRP:CD1	3.09	0.41
13:FM:44:LYS:HD2	13:FM:44:LYS:HA	1.62	0.41
14:FN:109:LEU:O	14:FN:110:LEU:HD23	2.20	0.41
14:FN:72:VAL:HG22	14:FN:137:PHE:CE1	2.54	0.41
1:AA:103:LEU:HD11	1:AA:243:PHE:CZ	2.55	0.41
1:AA:731:ILE:O	1:AA:735:VAL:HG23	2.20	0.41
2:AB:107:PRO:HG2	2:AB:133:TYR:CZ	2.55	0.41
1:AA:1344:ILE:HG23	2:AB:271:VAL:HG22	2.02	0.41
2:AB:292:ILE:HD13	2:AB:292:ILE:HA	1.91	0.41
2:AB:417:ILE:O	2:AB:420:TYR:HB3	2.20	0.41
5:AE:186:LEU:HA	5:AE:186:LEU:HD22	1.79	0.41
10:AJ:3:VAL:HG12	10:AJ:15:GLY:HA2	2.02	0.41
12:AL:45:ALA:HB1	12:AL:47:ARG:HG2	2.02	0.41
14:AN:64:ILE:C	14:AN:66:LYS:H	2.22	0.41
1:BA:1637:PRO:CG	1:BA:1647:ASN:HD21	2.32	0.41
2:BB:505:ARG:HG3	2:BB:541:LEU:HD23	2.02	0.41
2:BB:586:VAL:HB	2:BB:593:ILE:HG22	2.01	0.41
3:BC:86:PHE:HB2	3:BC:203:SER:O	2.20	0.41
3:BC:48:ASP:OD1	3:BC:49:ALA:N	2.52	0.41
5:BE:182:ASP:OD2	5:BE:184:VAL:HG23	2.20	0.41
7:BG:162:ILE:HA	7:BG:163:PRO:HD2	1.85	0.41
11:BK:90:GLY:O	11:BK:103:ILE:HD13	2.20	0.41
12:BL:30:ILE:HD12	12:BL:59:ALA:HB2	2.02	0.41
13:BM:112:LYS:O	13:BM:113:ILE:HG13	2.20	0.41
13:BM:80:LEU:HD12	13:BM:91:TYR:CE1	2.56	0.41
13:BM:81:PHE:CD1	13:BM:88:ILE:HB	2.49	0.41
1:CA:1322:ILE:O	1:CA:1325:LEU:N	2.53	0.41
1:CA:345:LEU:H	1:CA:345:LEU:HG	1.25	0.41
1:CA:782:ASP:CG	1:CA:783:LYS:N	2.74	0.41
1:CA:912:VAL:HA	1:CA:913:PRO:HA	1.78	0.41
2:CB:1117:VAL:HG21	2:CB:1162:GLY:CA	2.50	0.41
3:CC:155:GLU:H	3:CC:155:GLU:HG2	1.69	0.41
3:CC:163:TYR:O	3:CC:166:ASP:HB2	2.21	0.41
4:CD:19:PRO:CB	4:CD:22:ILE:HD11	2.50	0.41
13:CM:59:ARG:O	13:CM:60:LEU:HD23	2.21	0.41
1:DA:1095:LEU:HD21	1:DA:1134:GLY:HA3	2.03	0.41
1:DA:213:ASN:ND2	1:DA:1606:SER:O	2.52	0.41
1:DA:804:GLU:O	1:DA:805:VAL:C	2.58	0.41
2:DB:1011:GLU:HA	2:DB:1012:PRO:HD3	1.84	0.41
2:DB:687:THR:HG1	2:DB:688:HIS:CE1	2.38	0.41

*Continued on next page...*



*Continued from previous page...*

Atom-1	Atom-2	Interatomic distance (Å)	Clash overlap (Å)
3:DC:303:GLU:O	3:DC:304:SER:HB2	2.20	0.41
5:DE:17:ARG:NH1	5:DE:36:GLU:HA	2.35	0.41
7:DG:166:TRP:CE2	7:DG:219:ASP:HB2	2.55	0.41
10:DJ:18:TRP:CE2	10:DJ:22:LEU:HD21	2.55	0.41
1:DA:372:LYS:HZ3	7:DO:297:LEU:CD2	2.33	0.41
1:EA:1124:LEU:HD23	1:EA:1124:LEU:HA	1.68	0.41
1:EA:1493:CYS:C	1:EA:1495:LYS:H	2.22	0.41
1:EA:642:ASN:O	1:EA:645:ALA:HB3	2.21	0.41
1:EA:756:LYS:C	1:EA:758:GLU:N	2.73	0.41
1:EA:987:TYR:C	1:EA:987:TYR:HD2	2.24	0.41
2:EB:376:PHE:C	2:EB:376:PHE:CD2	2.92	0.41
2:EB:838:GLU:C	2:EB:840:LEU:H	2.23	0.41
2:EB:848:ILE:HD12	2:EB:885:VAL:CG2	2.50	0.41
3:EC:197:ARG:HB3	3:EC:198:PRO:HD2	2.02	0.41
3:EC:54:PHE:CE1	3:EC:300:PHE:HB3	2.54	0.41
2:EB:346:ASP:CG	13:EM:113:ILE:HA	2.41	0.41
13:EM:80:LEU:HD12	13:EM:91:TYR:CE1	2.55	0.41
1:FA:122:LEU:O	1:FA:126:GLN:HG3	2.20	0.41
1:FA:499:PRO:C	1:FA:501:PHE:N	2.74	0.41
1:FA:549:MET:SD	1:FA:553:GLN:NE2	2.93	0.41
1:FA:552:GLU:O	1:FA:555:LYS:N	2.53	0.41
1:FA:670:ILE:H	1:FA:670:ILE:HD13	1.85	0.41
1:FA:719:ILE:O	1:FA:724:PRO:HA	2.20	0.41
1:FA:750:ILE:H	1:FA:750:ILE:HG13	1.65	0.41
1:FA:987:TYR:C	1:FA:987:TYR:HD2	2.23	0.41
1:FA:830:MET:HB3	2:FB:1008:HIS:HB3	2.02	0.41
2:FB:154:GLU:HG2	2:FB:156:ARG:HD3	2.01	0.41
2:FB:244:THR:HG21	2:FB:414:LYS:HD3	2.02	0.41
2:FB:548:LYS:HA	2:FB:550:ARG:CZ	2.50	0.41
2:FB:59:GLY:O	2:FB:62:ASN:N	2.54	0.41
2:FB:663:ILE:HD12	2:FB:663:ILE:HA	1.49	0.41
3:FC:311:GLU:OE2	3:FC:311:GLU:N	2.49	0.41
9:FI:10:CYS:CB	9:FI:13:CYS:SG	3.06	0.41
12:FL:40:LEU:HD23	12:FL:40:LEU:HA	1.85	0.41
2:FB:898:LEU:HD22	12:FL:46:VAL:HG22	2.01	0.41
13:FM:12:ILE:HA	13:FM:88:ILE:HG23	2.01	0.41
13:FM:66:THR:HG22	13:FM:96:LEU:HG	2.02	0.41
14:FN:99:LEU:HA	14:FN:99:LEU:HD23	1.92	0.41
1:AA:1086:ILE:HD13	1:AA:1086:ILE:HA	1.76	0.41
1:AA:1322:ILE:CG2	1:AA:1457:ILE:HD11	2.46	0.41
1:AA:1601:GLN:C	1:AA:1603:MET:N	2.71	0.41

*Continued on next page...*



*Continued from previous page...*

Atom-1	Atom-2	Interatomic distance (Å)	Clash overlap (Å)
1:AA:58:LEU:HD11	7:AO:295:LEU:HD11	2.01	0.41
2:AB:954:PHE:N	2:AB:955:PRO:HD2	2.36	0.41
3:AC:48:ASP:CG	3:AC:49:ALA:N	2.74	0.41
1:AA:3:ILE:HA	7:AG:111:THR:HG22	2.02	0.41
8:AH:108:SER:O	8:AH:110:ASP:N	2.52	0.41
7:AO:276:LYS:O	7:AO:279:VAL:HG23	2.20	0.41
1:BA:1055:ILE:HD13	1:BA:1055:ILE:HA	1.87	0.41
1:BA:1242:ILE:CD1	1:BA:1517:ARG:HB3	2.51	0.41
1:BA:1516:LYS:O	1:BA:1518:VAL:HB	2.20	0.41
1:BA:10:GLU:CG	1:BA:1645:LYS:HE3	2.50	0.41
1:BA:82:PRO:HD3	1:BA:393:SER:OG	2.20	0.41
1:BA:669:LEU:HD23	1:BA:669:LEU:HA	1.60	0.41
2:BB:262:PHE:CD1	2:BB:357:ILE:HG12	2.54	0.41
2:BB:215:MET:CE	2:BB:394:PRO:HB3	2.50	0.41
2:BB:859:CYS:SG	2:BB:860:ALA:N	2.93	0.41
3:BC:80:ALA:HA	3:BC:208:CYS:HB3	2.02	0.41
10:BJ:68:LYS:NZ	10:BJ:68:LYS:HB2	2.36	0.41
1:CA:750:ILE:H	1:CA:750:ILE:HG13	1.64	0.41
2:CB:1013:MET:O	2:CB:1022:LEU:HG	2.20	0.41
2:CB:107:PRO:HG2	2:CB:133:TYR:CZ	2.54	0.41
2:CB:1178:ILE:HB	2:CB:1182:LEU:HD23	2.02	0.41
2:CB:732:ALA:O	2:CB:736:ARG:HG3	2.20	0.41
2:CB:778:TYR:HB3	2:CB:779:THR:H	1.61	0.41
2:CB:778:TYR:CE2	2:CB:937:PRO:HD3	2.55	0.41
5:CE:106:GLN:O	5:CE:131:THR:HG23	2.20	0.41
7:CG:155:ALA:HA	7:CG:245:VAL:HB	2.02	0.41
11:CK:83:ASN:HA	11:CK:84:PRO:HD2	1.91	0.41
13:CM:20:SER:O	14:CN:112:PRO:HD3	2.21	0.41
7:CO:280:PHE:O	7:CO:281:ASP:C	2.58	0.41
1:DA:1337:LYS:H	1:DA:1337:LYS:HG2	1.73	0.41
1:DA:1447:GLN:HE22	1:DA:1459:LYS:HG2	1.85	0.41
1:DA:1474:LEU:HD22	1:DA:1474:LEU:HA	1.64	0.41
1:DA:1596:LEU:HA	1:DA:1596:LEU:HD23	1.77	0.41
1:DA:1601:GLN:C	1:DA:1603:MET:N	2.71	0.41
1:DA:90:PHE:HE1	1:DA:1623:THR:HG23	1.85	0.41
1:DA:197:LEU:HD21	1:DA:203:THR:O	2.20	0.41
1:DA:91:PHE:CG	1:DA:249:THR:HG22	2.56	0.41
1:DA:363:PRO:O	1:DA:368:ARG:NE	2.52	0.41
1:DA:467:PHE:O	1:DA:471:MET:HB2	2.20	0.41
1:DA:501:PHE:O	1:DA:504:LYS:N	2.24	0.41
1:DA:657:TYR:O	1:DA:665:PRO:HA	2.21	0.41

*Continued on next page...*



*Continued from previous page...*

Atom-1	Atom-2	Interatomic distance (Å)	Clash overlap (Å)
1:DA:696:ILE:O	1:DA:700:ILE:HG13	2.20	0.41
1:DA:892:LEU:HG	1:DA:893:ASP:OD1	2.20	0.41
2:DB:834:LYS:O	2:DB:837:LEU:N	2.46	0.41
3:DC:333:ILE:HD12	3:DC:333:ILE:HA	1.86	0.41
5:DE:178:ILE:HD12	5:DE:179:GLN:N	2.35	0.41
7:DG:105:ILE:HG12	7:DG:116:THR:CB	2.46	0.41
14:DN:58:PHE:HA	14:DN:139:VAL:CG2	2.46	0.41
1:EA:1021:ARG:HH12	1:EA:1615:TYR:HA	1.84	0.41
1:EA:1024:THR:O	1:EA:1028:GLU:N	2.54	0.41
1:EA:1021:ARG:O	1:EA:1025:LYS:HB2	2.21	0.41
1:EA:1073:TYR:CE1	1:EA:1077:LEU:HD22	2.55	0.41
1:EA:1176:ARG:HD3	6:EF:84:TYR:HE1	1.86	0.41
1:EA:345:LEU:H	1:EA:345:LEU:HG	1.34	0.41
1:EA:611:GLU:CD	1:EA:615:ARG:HD2	2.40	0.41
1:EA:28:SER:CB	1:EA:78:HIS:HD1	2.32	0.41
1:EA:888:LYS:CG	9:EI:69:THR:HG22	2.50	0.41
2:EB:1094:ASN:OD1	2:EB:1094:ASN:N	2.53	0.41
2:EB:158:CYS:O	2:EB:457:ILE:N	2.52	0.41
2:EB:250:LEU:CD1	2:EB:378:ILE:HD13	2.51	0.41
2:EB:215:MET:CE	2:EB:394:PRO:HB3	2.49	0.41
2:EB:745:GLN:HA	2:EB:745:GLN:NE2	2.35	0.41
3:EC:233:ILE:HD13	3:EC:233:ILE:HA	1.70	0.41
4:ED:22:ILE:O	4:ED:23:HIS:ND1	2.54	0.41
7:EG:139:ILE:HA	7:EG:139:ILE:HD13	1.94	0.41
6:EF:103:MET:O	7:EG:51:PRO:HG2	2.20	0.41
10:EJ:41:LEU:HD22	10:EJ:46:CYS:HB3	2.02	0.41
10:EJ:8:PHE:HD1	10:EJ:8:PHE:HA	1.67	0.41
1:FA:1527:GLN:HA	1:FA:1530:TRP:CE3	2.55	0.41
1:FA:354:SER:HB2	1:FA:355:PHE:HD1	1.85	0.41
1:FA:431:GLN:O	1:FA:434:VAL:HB	2.20	0.41
1:FA:499:PRO:O	1:FA:501:PHE:N	2.53	0.41
1:FA:581:ILE:HB	1:FA:637:PHE:CE2	2.56	0.41
1:FA:62:CYS:SG	1:FA:64:THR:N	2.89	0.41
2:FB:1151:ILE:HD13	7:FG:21:LYS:HB3	2.02	0.41
2:FB:1189:LEU:HA	2:FB:1189:LEU:HD22	1.55	0.41
2:FB:262:PHE:O	2:FB:268:GLU:HG2	2.20	0.41
2:FB:393:ASN:HD21	2:FB:395:ASP:HB2	1.86	0.41
2:FB:561:ILE:HB	2:FB:562:PRO:HD3	2.02	0.41
2:FB:902:SER:O	2:FB:903:ILE:HG23	2.19	0.41
1:FA:934:LYS:HB3	2:FB:955:PRO:HG2	2.03	0.41
1:FA:1137:SER:HB2	5:FE:205:SER:HB2	2.01	0.41

*Continued on next page...*



*Continued from previous page...*

Atom-1	Atom-2	Interatomic distance (Å)	Clash overlap (Å)
5:FE:55:ARG:HB3	5:FE:82:PHE:HB3	2.02	0.41
7:FG:45:LEU:O	7:FG:117:TRP:HA	2.21	0.41
7:FG:62:MET:HA	7:FG:66:LEU:HB2	2.01	0.41
11:FK:114:VAL:O	11:FK:117:LEU:HB3	2.21	0.41
2:FB:575:HIS:HE2	13:FM:76:TYR:HH	1.54	0.41
14:FN:144:LYS:O	14:FN:146:PRO:HD3	2.20	0.41
1:AA:1170:MET:O	1:AA:1173:LYS:N	2.53	0.41
1:AA:1258:ILE:HB	1:AA:1501:ILE:HD12	2.01	0.41
1:AA:1463:ASP:C	1:AA:1465:GLU:N	2.72	0.41
1:AA:457:LYS:C	1:AA:459:ALA:H	2.23	0.41
1:AA:736:LEU:HA	1:AA:736:LEU:HD22	1.65	0.41
2:AB:1201:GLU:HG3	2:AB:1203:LYS:H	1.84	0.41
2:AB:565:LEU:HD23	2:AB:565:LEU:HA	1.77	0.41
2:AB:628:TYR:HD1	2:AB:640:LEU:HD13	1.85	0.41
2:AB:954:PHE:H	2:AB:955:PRO:HD2	1.85	0.41
3:AC:117:ASP:O	3:AC:125:LYS:HG3	2.21	0.41
7:AG:31:LYS:O	7:AG:33:GLY:N	2.53	0.41
11:AK:77:ARG:HG3	11:AK:78:TYR:N	2.35	0.41
13:AM:21:VAL:HB	14:AN:109:LEU:HD11	2.03	0.41
1:BA:1506:ARG:CZ	1:BA:1506:ARG:HB2	2.48	0.41
1:BA:1543:SER:OG	1:BA:1544:ASN:N	2.52	0.41
1:BA:1564:ASN:O	1:BA:1567:ASN:HB3	2.21	0.41
2:BB:570:VAL:HG13	2:BB:596:VAL:HG13	2.02	0.41
2:BB:687:THR:HG1	2:BB:688:HIS:CE1	2.38	0.41
4:BD:89:LEU:HD23	4:BD:89:LEU:HA	1.79	0.41
7:BG:46:TYR:CD1	7:BG:117:TRP:HD1	2.38	0.41
2:BB:733:LEU:HD22	10:BJ:60:PHE:HE2	1.85	0.41
1:CA:1159:ASP:O	1:CA:1161:VAL:HG23	2.21	0.41
1:CA:1258:ILE:O	1:CA:1501:ILE:HG13	2.21	0.41
1:CA:41:LEU:HD23	1:CA:41:LEU:HA	1.86	0.41
1:CA:669:LEU:HD13	1:CA:673:HIS:CB	2.47	0.41
1:CA:751:SER:OG	1:CA:752:LYS:N	2.54	0.41
1:CA:855:ARG:HH12	1:CA:867:ASP:C	2.24	0.41
2:CB:164:MET:HE3	2:CB:194:PHE:CZ	2.55	0.41
1:CA:1348:VAL:HG13	2:CB:268:GLU:O	2.20	0.41
2:CB:283:THR:OG1	2:CB:284:SER:N	2.54	0.41
2:CB:296:ASP:O	2:CB:298:LYS:N	2.53	0.41
2:CB:637:TYR:HA	2:CB:638:PRO:HD3	1.82	0.41
2:CB:702:ASN:OD1	2:CB:756:LEU:HD13	2.20	0.41
2:CB:792:SER:HB3	2:CB:796:ARG:NH2	2.35	0.41
2:CB:824:HIS:O	2:CB:861:TYR:HB2	2.21	0.41

*Continued on next page...*



*Continued from previous page...*

Atom-1	Atom-2	Interatomic distance (Å)	Clash overlap (Å)
7:CG:100:THR:O	7:CG:102:GLU:N	2.54	0.41
7:CG:58:LEU:HD23	7:CG:89:ILE:HD11	2.02	0.41
13:CM:8:SER:HB2	14:CN:73:ASP:OD1	2.20	0.41
1:DA:1168:ALA:O	1:DA:1171:GLN:N	2.54	0.41
1:DA:1272:VAL:HG12	1:DA:1273:THR:N	2.32	0.41
1:DA:499:PRO:C	1:DA:501:PHE:N	2.73	0.41
1:DA:964:LYS:HE2	1:DA:964:LYS:HB3	1.71	0.41
1:DA:964:LYS:HZ3	1:DA:967:PRO:HA	1.85	0.41
2:DB:128:GLN:NE2	2:DB:735:HIS:HA	2.35	0.41
2:DB:771:ALA:O	2:DB:1030:VAL:HG12	2.20	0.41
3:DC:192:LEU:HA	3:DC:192:LEU:HD12	1.89	0.41
3:DC:235:ILE:H	3:DC:235:ILE:HG12	1.51	0.41
8:DH:30:SER:OG	8:DH:33:GLN:N	2.38	0.41
1:EA:473:GLY:HA2	2:EB:1071:VAL:O	2.19	0.41
1:EA:600:MET:SD	2:EB:1079:LEU:HD21	2.61	0.41
1:EA:905:SER:OG	1:EA:906:GLN:N	2.53	0.41
1:EA:98:LEU:HA	1:EA:324:LEU:HD21	2.01	0.41
2:EB:624:LEU:HD12	2:EB:625:GLU:H	1.85	0.41
2:EB:70:GLU:HG2	2:EB:97:VAL:O	2.20	0.41
2:EB:75:ASP:N	2:EB:75:ASP:OD1	2.52	0.41
2:EB:783:MET:O	2:EB:784:ASP:C	2.59	0.41
2:EB:977:ILE:HD13	2:EB:978:ALA:O	2.20	0.41
3:EC:193:LEU:HA	3:EC:193:LEU:HD12	1.77	0.41
5:EE:37:LEU:HD12	5:EE:37:LEU:HA	1.96	0.41
1:EA:719:ILE:CG1	8:EH:97:MET:HG2	2.42	0.41
1:FA:1459:LYS:HB3	1:FA:1459:LYS:HE3	1.92	0.41
1:FA:1546:VAL:HG21	1:FA:1595:TYR:CE2	2.55	0.41
1:FA:1612:LYS:O	1:FA:1615:TYR:N	2.48	0.41
1:FA:659:THR:HG23	1:FA:664:SER:O	2.19	0.41
2:FB:203:ILE:H	2:FB:203:ILE:HD12	1.85	0.41
2:FB:374:LEU:O	2:FB:378:ILE:HG12	2.20	0.41
2:FB:397:THR:HG1	2:FB:523:GLU:C	2.24	0.41
2:FB:208:VAL:HG23	2:FB:401:GLU:HG2	2.03	0.41
2:FB:483:GLY:C	2:FB:484:TYR:HD2	2.23	0.41
2:FB:658:LEU:HD12	2:FB:658:LEU:HA	1.94	0.41
2:FB:699:ILE:HD13	2:FB:699:ILE:N	2.34	0.41
1:FA:821:ILE:CD1	2:FB:777:SER:HB2	2.51	0.41
2:FB:825:PHE:CE2	2:FB:899:GLN:HA	2.52	0.41
2:FB:785:ASP:HB3	2:FB:957:ARG:HH22	1.85	0.41
3:FC:240:LYS:HE3	3:FC:240:LYS:HB2	1.86	0.41
5:FE:144:ILE:HD13	5:FE:144:ILE:N	2.36	0.41

*Continued on next page...*



*Continued from previous page...*

Atom-1	Atom-2	Interatomic distance (Å)	Clash overlap (Å)
6:FF:100:GLN:HG2	7:FG:112:PRO:CB	2.50	0.41
8:FH:12:VAL:HG12	8:FH:51:ALA:HA	2.03	0.41
13:FM:23:VAL:HB	13:FM:95:VAL:HG22	2.02	0.41
13:FM:65:TYR:C	13:FM:65:TYR:CD2	2.94	0.41
1:AA:1261:VAL:O	1:AA:1498:ILE:HB	2.21	0.41
1:AA:1292:ILE:CD1	1:AA:1473:LYS:H	2.26	0.41
1:AA:509:GLU:HA	1:AA:510:PRO:HD3	1.82	0.41
1:AA:584:ARG:HD3	6:AF:116:ASP:OD2	2.21	0.41
1:AA:733:THR:HG23	1:AA:774:GLY:O	2.20	0.41
1:AA:98:LEU:HA	1:AA:324:LEU:HD21	2.03	0.41
3:AC:67:PHE:HE1	3:AC:318:VAL:HA	1.85	0.41
5:AE:112:TYR:CE1	5:AE:136:ASN:HB2	2.55	0.41
5:AE:72:PHE:CZ	5:AE:155:ARG:HG2	2.54	0.41
7:AG:165:ASP:OD2	7:AG:220:SER:HA	2.20	0.41
8:AH:83:GLN:HB2	8:AH:84:ALA:H	1.57	0.41
8:AH:63:LEU:CB	8:AH:88:SER:HB2	2.48	0.41
13:AM:16:GLN:HB3	13:AM:92:LYS:H	1.84	0.41
1:BA:522:ALA:O	1:BA:525:ASN:N	2.53	0.41
1:BA:706:HIS:CD2	1:BA:739:VAL:HA	2.56	0.41
1:BA:665:PRO:HB2	1:BA:788:ALA:HA	2.02	0.41
1:BA:964:LYS:HB3	1:BA:964:LYS:HE2	1.74	0.41
1:BA:969:PHE:CD2	1:BA:978:ALA:HA	2.56	0.41
2:BB:156:ARG:HD2	2:BB:156:ARG:HA	1.52	0.41
2:BB:122:TYR:CE2	2:BB:183:HIS:CD2	3.09	0.41
2:BB:271:VAL:HB	2:BB:276:ILE:HD11	2.03	0.41
2:BB:345:SER:HA	13:BM:113:ILE:HG13	2.03	0.41
2:BB:416:LYS:HD2	2:BB:460:LYS:HD2	2.01	0.41
1:BA:830:MET:HE2	2:BB:967:LEU:HD11	2.03	0.41
5:BE:26:ARG:NH2	5:BE:133:GLU:OE1	2.52	0.41
5:BE:23:VAL:HG12	5:BE:28:TYR:HB2	2.02	0.41
8:BH:47:PHE:O	8:BH:49:VAL:HG23	2.21	0.41
9:BI:95:ASN:HB2	9:BI:113:THR:HB	2.02	0.41
13:BM:89:GLN:O	13:BM:90:LEU:HD23	2.20	0.41
14:BN:160:VAL:HG23	14:BN:160:VAL:H	1.61	0.41
1:CA:1222:LEU:HA	1:CA:1225:ILE:HD12	2.03	0.41
1:CA:1555:VAL:HG11	5:CE:178:ILE:HD13	2.03	0.41
1:CA:469:LYS:NZ	1:CA:470:HIS:HE1	2.19	0.41
1:CA:696:ILE:O	1:CA:700:ILE:HG13	2.21	0.41
1:CA:790:LYS:C	1:CA:792:GLY:H	2.24	0.41
1:CA:947:LEU:HD13	1:CA:982:VAL:HG11	2.03	0.41
2:CB:1053:ASN:ND2	2:CB:1054:SER:N	2.69	0.41

*Continued on next page...*



*Continued from previous page...*

Atom-1	Atom-2	Interatomic distance (Å)	Clash overlap (Å)
2:CB:1137:ASP:O	2:CB:1140:LYS:HB2	2.20	0.41
2:CB:966:SER:HB3	2:CB:967:LEU:H	1.63	0.41
3:CC:121:PRO:O	3:CC:125:LYS:HB2	2.21	0.41
3:CC:216:HIS:O	3:CC:218:LYS:N	2.54	0.41
4:CD:94:ARG:NH2	4:CD:100:PRO:HG2	2.36	0.41
8:CH:59:ILE:HG12	8:CH:141:TYR:O	2.21	0.41
1:DA:1168:ALA:HA	1:DA:1171:GLN:OE1	2.21	0.41
1:DA:1589:MET:O	1:DA:1596:LEU:HB2	2.21	0.41
1:DA:31:GLN:NE2	1:DA:32:ILE:O	2.47	0.41
1:DA:495:ILE:HG22	1:DA:604:LYS:O	2.20	0.41
1:DA:821:ILE:CD1	2:DB:777:SER:HB2	2.50	0.41
1:DA:477:ASN:OD1	2:DB:1049:THR:HG23	2.20	0.41
2:DB:359:LEU:HA	2:DB:359:LEU:HD23	1.57	0.41
2:DB:210:ARG:HB2	2:DB:399:HIS:C	2.41	0.41
2:DB:844:GLY:HA2	2:DB:860:ALA:HB3	2.02	0.41
3:DC:229:LEU:O	3:DC:231:PRO:HD3	2.21	0.41
3:DC:253:PRO:C	3:DC:255:VAL:H	2.24	0.41
3:DC:67:PHE:O	3:DC:71:MET:HG2	2.21	0.41
7:DG:38:ILE:HG13	7:DG:38:ILE:H	1.29	0.41
2:DB:848:ILE:HB	12:DL:60:ARG:HG3	2.01	0.41
12:DL:63:ARG:CG	12:DL:64:LEU:H	2.25	0.41
1:EA:1102:LEU:HD12	1:EA:1105:ARG:HE	1.85	0.41
1:EA:1241:PRO:HG3	1:EA:1540:GLY:CA	2.51	0.41
1:EA:1256:LYS:HD3	1:EA:1305:GLU:O	2.20	0.41
1:EA:1507:CYS:SG	1:EA:1519:LEU:HB2	2.60	0.41
1:EA:113:VAL:HG11	1:EA:181:LEU:HD23	2.03	0.41
1:EA:213:ASN:ND2	1:EA:1606:SER:O	2.54	0.41
1:EA:36:THR:HG22	1:EA:37:VAL:N	2.36	0.41
2:EB:731:VAL:HG13	10:EJ:60:PHE:CD1	2.56	0.41
2:EB:15:ASP:O	2:EB:753:LYS:HE3	2.20	0.41
3:EC:136:LEU:HD13	3:EC:166:ASP:O	2.20	0.41
3:EC:70:ILE:HG21	3:EC:317:SER:HA	2.01	0.41
3:EC:82:TYR:HB3	3:EC:84:TYR:HE1	1.85	0.41
7:EG:134:GLU:O	7:EG:149:ILE:HG23	2.19	0.41
1:FA:1032:VAL:O	1:FA:1182:GLY:N	2.54	0.41
1:FA:1237:GLN:HB3	1:FA:1520:VAL:CG1	2.51	0.41
1:FA:759:TYR:CE1	1:FA:913:PRO:HG3	2.55	0.41
1:FA:968:SER:O	1:FA:968:SER:OG	2.36	0.41
2:FB:1076:ARG:O	2:FB:1080:ILE:HG13	2.20	0.41
2:FB:210:ARG:NH2	2:FB:625:GLU:CD	2.74	0.41
2:FB:873:THR:HG1	2:FB:875:HIS:CD2	2.38	0.41

*Continued on next page...*



*Continued from previous page...*

Atom-1	Atom-2	Interatomic distance (Å)	Clash overlap (Å)
9:FI:109:THR:HG21	9:FI:122:ARG:CZ	2.51	0.41
9:FI:65:SER:OG	9:FI:66:VAL:N	2.54	0.41
13:FM:20:SER:O	14:FN:112:PRO:HD3	2.20	0.41
1:AA:1159:ASP:O	1:AA:1161:VAL:N	2.53	0.41
1:AA:818:THR:O	1:AA:821:ILE:HG22	2.20	0.41
2:AB:46:ILE:HG22	2:AB:50:ASN:HD21	1.84	0.41
2:AB:567:SER:HB2	14:AN:59:PRO:CB	2.44	0.41
2:AB:858:ILE:HD11	2:AB:872:LYS:HB3	2.02	0.41
2:AB:72:VAL:HA	2:AB:95:LEU:O	2.20	0.41
3:AC:254:GLY:O	3:AC:268:LYS:HB2	2.19	0.41
5:AE:154:ILE:HB	5:AE:197:LYS:HB3	2.02	0.41
1:AA:1658:ALA:CB	7:AG:107:ILE:HD11	2.48	0.41
7:AG:237:HIS:O	7:AG:244:SER:HB3	2.21	0.41
13:AM:16:GLN:HE21	13:AM:18:GLN:H	1.69	0.41
1:BA:1222:LEU:HA	1:BA:1225:ILE:HD12	2.02	0.41
1:BA:1585:ILE:H	1:BA:1585:ILE:HG12	1.21	0.41
1:BA:1604:GLU:HA	1:BA:1612:LYS:HE2	2.02	0.41
1:BA:176:THR:HA	1:BA:179:ASN:ND2	2.36	0.41
1:BA:547:ILE:C	1:BA:549:MET:H	2.24	0.41
1:BA:733:THR:HG23	1:BA:774:GLY:O	2.21	0.41
1:BA:949:GLN:HA	1:BA:981:TYR:HA	2.02	0.41
2:BB:1026:ILE:CD1	2:BB:1028:VAL:HG13	2.50	0.41
2:BB:104:ILE:CB	2:BB:169:ARG:HG3	2.47	0.41
2:BB:463:TYR:CD1	2:BB:463:TYR:C	2.93	0.41
2:BB:665:GLY:N	2:BB:668:GLU:OE1	2.49	0.41
3:BC:137:ASN:OD1	3:BC:203:SER:HB2	2.20	0.41
3:BC:303:GLU:O	3:BC:304:SER:HB2	2.21	0.41
4:BD:93:GLN:O	4:BD:97:LYS:HE3	2.20	0.41
5:BE:12:LEU:HG	5:BE:58:MET:HE1	2.03	0.41
6:BF:75:PRO:HG2	6:BF:78:GLN:OE1	2.21	0.41
2:BB:332:ASP:HB3	13:BM:114:LYS:HE3	2.03	0.41
14:BN:84:LYS:HE2	14:BN:84:LYS:HB2	1.93	0.41
1:CA:1008:ASP:OD1	2:CB:515:THR:HG21	2.20	0.41
1:CA:1290:TYR:O	1:CA:1473:LYS:HG3	2.21	0.41
1:CA:1484:LEU:HD23	1:CA:1484:LEU:HA	1.82	0.41
1:CA:1022:CYS:HA	1:CA:1615:TYR:OH	2.20	0.41
1:CA:37:VAL:HG22	1:CA:49:LEU:HB2	2.02	0.41
1:CA:618:TYR:O	1:CA:620:ASN:N	2.53	0.41
2:CB:392:ASP:HB3	2:CB:399:HIS:NE2	2.35	0.41
2:CB:398:GLN:HB3	2:CB:399:HIS:ND1	2.35	0.41
2:CB:45:HIS:CE1	2:CB:205:MET:SD	3.14	0.41

*Continued on next page...*



*Continued from previous page...*

Atom-1	Atom-2	Interatomic distance (Å)	Clash overlap (Å)
2:CB:789:ILE:CD1	2:CB:947:ILE:HG12	2.50	0.41
4:CD:88:GLN:NE2	4:CD:91:ARG:HH21	2.18	0.41
5:CE:82:PHE:CZ	5:CE:111:VAL:HG21	2.56	0.41
5:CE:148:GLU:H	5:CE:148:GLU:HG3	1.53	0.41
6:CF:86:THR:HG23	6:CF:89:GLU:OE1	2.19	0.41
7:CG:97:LYS:HG3	7:CG:97:LYS:H	1.52	0.41
9:CI:95:ASN:O	9:CI:96:TYR:HB3	2.20	0.41
13:CM:66:THR:HB	13:CM:71:GLN:HG3	2.02	0.41
14:CN:75:GLU:C	14:CN:91:ASP:HB3	2.41	0.41
1:DA:1056:ASP:OD1	1:DA:1057:ILE:N	2.54	0.41
1:DA:324:LEU:HA	1:DA:324:LEU:HD23	1.78	0.41
2:DB:35:PHE:O	2:DB:38:LEU:HD23	2.20	0.41
2:DB:559:SER:O	2:DB:561:ILE:N	2.50	0.41
2:DB:604:ILE:O	2:DB:607:THR:HB	2.20	0.41
2:DB:698:SER:O	2:DB:702:ASN:HB2	2.21	0.41
3:DC:222:VAL:C	3:DC:224:THR:H	2.24	0.41
8:DH:107:VAL:HG23	8:DH:107:VAL:H	1.55	0.41
8:DH:12:VAL:HB	8:DH:53:ASP:H	1.86	0.41
8:DH:12:VAL:HG12	8:DH:51:ALA:HA	2.02	0.41
10:DJ:56:LEU:O	10:DJ:59:LYS:HB2	2.21	0.41
12:DL:64:LEU:HD12	12:DL:65:VAL:N	2.36	0.41
1:EA:103:LEU:HD11	1:EA:243:PHE:CZ	2.56	0.41
1:EA:1196:PRO:C	1:EA:1198:THR:H	2.22	0.41
1:EA:11:ILE:HG13	1:EA:11:ILE:H	1.56	0.41
1:EA:1202:LEU:HD21	9:EI:101:LEU:HD21	2.02	0.41
1:EA:1532:GLN:O	1:EA:1535:PHE:HB2	2.21	0.41
1:EA:456:VAL:O	1:EA:459:ALA:HB3	2.20	0.41
1:EA:499:PRO:C	1:EA:501:PHE:N	2.74	0.41
1:EA:778:CYS:SG	1:EA:779:GLY:N	2.93	0.41
2:EB:23:SER:HA	2:EB:26:ILE:CD1	2.50	0.41
2:EB:919:SER:OG	2:EB:920:ARG:N	2.52	0.41
2:EB:972:GLY:O	2:EB:977:ILE:N	2.53	0.41
3:EC:47:LEU:HD23	3:EC:48:ASP:N	2.36	0.41
5:EE:112:TYR:CZ	5:EE:136:ASN:HB2	2.56	0.41
7:EG:31:LYS:O	7:EG:33:GLY:N	2.53	0.41
7:EG:58:LEU:HD23	7:EG:89:ILE:HD11	2.02	0.41
7:EG:97:LYS:H	7:EG:97:LYS:HG3	1.53	0.41
8:EH:57:VAL:HG13	8:EH:144:ILE:CG1	2.45	0.41
1:EA:1264:SER:O	9:EI:56:PHE:HB3	2.20	0.41
10:EJ:2:ILE:HG23	10:EJ:3:VAL:N	2.34	0.41
11:EK:53:ALA:HB1	11:EK:104:ARG:HH12	1.85	0.41

*Continued on next page...*



*Continued from previous page...*

Atom-1	Atom-2	Interatomic distance (Å)	Clash overlap (Å)
1:FA:1182:GLY:O	1:FA:1183:GLU:C	2.59	0.41
1:FA:1481:GLU:O	1:FA:1482:LYS:C	2.58	0.41
1:FA:213:ASN:ND2	1:FA:1606:SER:O	2.54	0.41
1:FA:732:ILE:H	1:FA:732:ILE:HG12	1.27	0.41
1:FA:771:PHE:HE2	1:FA:776:LEU:HB2	1.84	0.41
2:FB:1103:VAL:HG12	2:FB:1110:ILE:HG22	2.03	0.41
1:FA:1347:ALA:HB2	2:FB:269:TYR:CE2	2.55	0.41
2:FB:625:GLU:O	2:FB:642:LEU:HD13	2.20	0.41
1:FA:993:GLN:CD	2:FB:676:VAL:HG21	2.41	0.41
2:FB:809:VAL:HG12	2:FB:901:VAL:HB	2.03	0.41
3:FC:131:THR:HG22	3:FC:132:ILE:H	1.86	0.41
3:FC:132:ILE:HD12	3:FC:132:ILE:HG23	1.82	0.41
3:FC:173:GLY:C	3:FC:175:GLN:H	2.24	0.41
3:FC:204:LEU:HG	3:FC:204:LEU:O	2.21	0.41
5:FE:170:LEU:HD13	5:FE:175:LEU:HD23	2.03	0.41
11:FK:68:GLU:HG2	11:FK:72:LEU:HD23	2.03	0.41
13:FM:30:PHE:CE1	13:FM:62:TYR:HE2	2.38	0.41
1:AA:1264:SER:HA	1:AA:1267:ILE:HD12	2.02	0.41
1:AA:1556:GLU:O	1:AA:1559:ARG:HB3	2.20	0.41
1:AA:82:PRO:HD3	1:AA:393:SER:OG	2.21	0.41
1:AA:447:THR:HG1	1:AA:451:VAL:N	2.18	0.41
1:AA:495:ILE:HG22	1:AA:604:LYS:O	2.21	0.41
2:AB:1053:ASN:HD22	2:AB:1054:SER:H	1.69	0.41
2:AB:1092:LEU:HD22	2:AB:1092:LEU:HA	1.85	0.41
2:AB:1195:ARG:NH2	2:AB:1197:ARG:HD2	2.32	0.41
2:AB:162:PRO:HB2	2:AB:409:TYR:OH	2.19	0.41
2:AB:260:PHE:HD2	2:AB:276:ILE:HG12	1.86	0.41
2:AB:306:LEU:HD23	2:AB:310:LEU:HG	2.02	0.41
2:AB:72:VAL:HG13	2:AB:95:LEU:O	2.20	0.41
3:AC:54:PHE:CZ	3:AC:300:PHE:HB3	2.56	0.41
3:AC:79:ALA:HB3	3:AC:219:PHE:CE1	2.55	0.41
6:AF:138:LEU:HA	6:AF:139:PRO:HD3	1.89	0.41
8:AH:5:LEU:CB	8:AH:60:ALA:HA	2.41	0.41
1:BA:1095:LEU:CD2	1:BA:1134:GLY:HA3	2.50	0.41
1:BA:386:LEU:O	1:BA:389:VAL:HB	2.21	0.41
1:BA:423:LEU:HA	1:BA:423:LEU:HD23	1.77	0.41
1:BA:621:THR:HG23	1:BA:626:ALA:HB3	2.03	0.41
2:BB:1108:GLY:O	2:BB:1198:TYR:HD2	2.04	0.41
2:BB:203:ILE:CD1	2:BB:203:ILE:H	2.22	0.41
2:BB:234:ILE:O	2:BB:249:VAL:HA	2.21	0.41
2:BB:387:GLY:O	2:BB:634:ARG:HG3	2.21	0.41

*Continued on next page...*



*Continued from previous page...*

Atom-1	Atom-2	Interatomic distance (Å)	Clash overlap (Å)
2:BB:542:LEU:HD23	2:BB:542:LEU:HA	1.90	0.41
2:BB:655:TYR:HD1	2:BB:688:HIS:NE2	2.18	0.41
3:BC:269:ASP:OD1	3:BC:272:LYS:HE3	2.20	0.41
5:BE:170:LEU:HD13	5:BE:175:LEU:HD23	2.02	0.41
7:BG:243:VAL:HG13	7:BG:243:VAL:H	1.45	0.41
7:BG:57:PRO:CG	7:BG:58:LEU:H	2.34	0.41
8:BH:63:LEU:HB3	8:BH:89:LEU:N	2.35	0.41
13:BM:30:PHE:HE1	13:BM:62:TYR:HE2	1.69	0.41
1:CA:123:ARG:HH11	1:CA:123:ARG:HG2	1.86	0.41
1:CA:1323:HIS:CD2	1:CA:1454:HIS:HD2	2.39	0.41
1:CA:1532:GLN:O	1:CA:1535:PHE:HB2	2.20	0.41
1:CA:1646:LEU:HD11	2:CB:1085:SER:HB3	2.02	0.41
2:CB:452:ARG:HE	2:CB:452:ARG:HB2	1.75	0.41
1:CA:988:SER:O	2:CB:709:PHE:HE2	2.03	0.41
2:CB:890:ASP:OD2	2:CB:892:SER:OG	2.35	0.41
2:CB:944:GLN:HA	2:CB:945:PRO:HD3	1.72	0.41
2:CB:949:ILE:HG13	2:CB:950:ASN:N	2.35	0.41
8:CH:12:VAL:HB	8:CH:53:ASP:H	1.85	0.41
11:CK:80:ILE:HG22	11:CK:86:VAL:HG21	2.03	0.41
13:CM:14:SER:O	13:CM:90:LEU:N	2.50	0.41
14:CN:160:VAL:HG23	14:CN:160:VAL:H	1.61	0.41
1:DA:1254:PHE:CD1	1:DA:1535:PHE:HD1	2.39	0.41
1:DA:1549:VAL:HG21	1:DA:1561:THR:HG21	2.02	0.41
1:DA:1229:ALA:HB2	1:DA:1597:ALA:HB2	2.02	0.41
1:DA:382:GLN:O	1:DA:386:LEU:HG	2.20	0.41
1:DA:706:HIS:CD2	1:DA:739:VAL:HA	2.56	0.41
1:DA:879:LEU:O	1:DA:883:LEU:N	2.46	0.41
2:DB:350:GLY:O	2:DB:353:VAL:HB	2.20	0.41
2:DB:360:VAL:HA	2:DB:370:LYS:NZ	2.16	0.41
2:DB:38:LEU:HA	2:DB:38:LEU:HD13	1.88	0.41
2:DB:910:THR:HA	2:DB:911:PRO:HD3	1.96	0.41
2:DB:913:ILE:HD11	2:DB:929:ARG:N	2.36	0.41
3:DC:225:ALA:HB2	3:DC:302:VAL:HG13	2.03	0.41
5:DE:186:LEU:HA	5:DE:186:LEU:HD22	1.81	0.41
6:DF:86:THR:HG23	6:DF:89:GLU:OE1	2.20	0.41
6:DF:106:PRO:HG2	7:DG:55:GLU:HG2	2.02	0.41
1:DA:1275:THR:HG22	9:DI:46:LYS:HB2	2.02	0.41
3:DC:40:PHE:CE2	11:DK:131:VAL:HG22	2.55	0.41
2:DB:1002:LYS:HZ2	14:DN:166:LEU:HD13	1.85	0.41
1:EA:114:GLU:O	1:EA:117:ARG:N	2.54	0.41
1:EA:457:LYS:C	1:EA:459:ALA:N	2.73	0.41

*Continued on next page...*



*Continued from previous page...*

Atom-1	Atom-2	Interatomic distance (Å)	Clash overlap (Å)
1:EA:574:ASN:ND2	6:EF:104:ASN:HD21	2.19	0.41
2:EB:824:HIS:O	2:EB:861:TYR:HB2	2.21	0.41
3:EC:325:ALA:O	3:EC:328:LEU:HB2	2.21	0.41
2:EB:929:ARG:HH21	11:EK:95:HIS:HE1	1.68	0.41
1:FA:1032:VAL:HG22	1:FA:1038:ILE:HD12	2.02	0.41
1:FA:1138:GLU:O	1:FA:1141:GLN:HB3	2.20	0.41
1:FA:1456:PHE:HB3	1:FA:1474:LEU:CD1	2.40	0.41
1:FA:1463:ASP:C	1:FA:1465:GLU:N	2.72	0.41
1:FA:1484:LEU:CD2	2:FB:304:ASP:HB3	2.50	0.41
1:FA:1555:VAL:HG13	1:FA:1556:GLU:H	1.84	0.41
1:FA:756:LYS:C	1:FA:758:GLU:N	2.73	0.41
1:FA:481:ARG:O	2:FB:1044:PHE:HA	2.19	0.41
2:FB:1185:LEU:HD23	2:FB:1186:ASP:N	2.36	0.41
2:FB:407:PHE:CD1	2:FB:407:PHE:N	2.89	0.41
2:FB:655:TYR:CE2	2:FB:657:PRO:HB2	2.55	0.41
2:FB:73:ILE:HG13	2:FB:429:ARG:NH2	2.30	0.41
2:FB:964:VAL:C	2:FB:966:SER:N	2.71	0.41
7:FG:111:THR:HB	7:FG:112:PRO:HD2	2.03	0.41
7:FG:77:VAL:HG11	7:FG:124:VAL:HG21	2.01	0.41
7:FG:58:LEU:HA	7:FG:58:LEU:HD23	1.67	0.41
2:FB:888:ILE:HG13	12:FL:55:ILE:HA	2.03	0.41
13:FM:80:LEU:HD12	13:FM:91:TYR:CE1	2.55	0.41
1:AA:1262:LEU:O	1:AA:1265:GLU:HB2	2.20	0.41
1:AA:1539:ASP:O	5:AE:147:HIS:CD2	2.74	0.41
1:AA:1613:MET:HA	1:AA:1618:THR:HA	2.03	0.41
1:AA:369:LEU:HA	1:AA:370:PRO:HD3	1.85	0.41
1:AA:41:LEU:HD23	7:AO:294:GLU:OE1	2.19	0.41
1:AA:892:LEU:HG	1:AA:893:ASP:OD1	2.20	0.41
2:AB:97:VAL:O	2:AB:421:LEU:HD22	2.21	0.41
2:AB:792:SER:HB2	2:AB:933:THR:HB	2.02	0.41
2:AB:942:GLY:C	2:AB:943:ILE:HD12	2.42	0.41
2:AB:976:GLY:HA3	10:AJ:33:GLY:N	2.35	0.41
3:AC:160:ALA:HA	3:AC:196:LEU:HD12	2.02	0.41
7:AG:159:LYS:HZ3	7:BO:279:VAL:HG23	1.84	0.41
13:AM:59:ARG:O	13:AM:60:LEU:HD23	2.21	0.41
13:AM:77:VAL:O	14:AN:56:ILE:HD12	2.20	0.41
1:BA:113:VAL:HG11	1:BA:181:LEU:HD23	2.03	0.41
1:BA:1162:ASN:O	1:BA:1165:LYS:HB2	2.21	0.41
1:BA:1608:SER:OG	1:BA:1632:GLU:OE1	2.39	0.41
1:BA:1650:GLY:HA3	6:BF:88:TYR:CD1	2.55	0.41
2:BB:14:ALA:HB2	2:BB:980:ASP:CG	2.41	0.41

*Continued on next page...*



*Continued from previous page...*

Atom-1	Atom-2	Interatomic distance (Å)	Clash overlap (Å)
2:BB:345:SER:HA	13:BM:113:ILE:CD1	2.50	0.41
2:BB:636:GLN:HG3	2:BB:637:TYR:N	2.35	0.41
2:BB:692:THR:HB	2:BB:693:PRO:HD2	2.03	0.41
1:BA:821:ILE:HD13	2:BB:777:SER:HB2	2.01	0.41
2:BB:832:TRP:HE3	2:BB:834:LYS:H	1.69	0.41
2:BB:972:GLY:CA	2:BB:977:ILE:HG22	2.48	0.41
5:BE:106:GLN:O	5:BE:131:THR:HG23	2.20	0.41
5:BE:176:PRO:HB2	5:BE:212:ARG:CD	2.51	0.41
5:BE:17:ARG:NH1	5:BE:36:GLU:HA	2.36	0.41
7:BG:100:THR:O	7:BG:102:GLU:N	2.54	0.41
8:BH:30:SER:OG	8:BH:33:GLN:N	2.48	0.41
11:BK:54:THR:HG22	11:BK:61:ALA:CA	2.46	0.41
14:BN:110:LEU:O	14:BN:119:LEU:HD22	2.21	0.41
7:BO:275:ASN:OD1	7:BO:275:ASN:N	2.54	0.41
1:CA:1202:LEU:HD21	9:CI:101:LEU:CD2	2.50	0.41
1:CA:124:LEU:HD23	1:CA:124:LEU:HA	1.87	0.41
1:CA:1264:SER:OG	1:CA:1494:ARG:HA	2.20	0.41
1:CA:1504:ILE:HD12	1:CA:1504:ILE:N	2.36	0.41
1:CA:1238:MET:O	1:CA:1521:THR:HG23	2.21	0.41
1:CA:1217:LEU:HD11	1:CA:1572:ARG:NE	2.36	0.41
1:CA:1217:LEU:CD1	1:CA:1573:TYR:HE1	2.29	0.41
1:CA:211:THR:O	1:CA:212:VAL:C	2.59	0.41
1:CA:23:GLU:OE1	2:CB:1195:ARG:NH1	2.54	0.41
1:CA:53:ALA:O	1:CA:54:LEU:HD23	2.21	0.41
1:CA:543:LEU:HA	1:CA:543:LEU:HD23	1.84	0.41
1:CA:922:CYS:O	1:CA:924:SER:N	2.53	0.41
2:CB:152:LEU:HB3	2:CB:443:LYS:HZ1	1.86	0.41
3:CC:136:LEU:HD13	3:CC:166:ASP:O	2.20	0.41
3:CC:191:ILE:O	3:CC:193:LEU:HD13	2.21	0.41
3:CC:197:ARG:H	3:CC:200:GLN:NE2	2.19	0.41
8:CH:83:GLN:HB2	8:CH:84:ALA:H	1.57	0.41
10:CJ:3:VAL:HG12	10:CJ:15:GLY:HA2	2.03	0.41
1:DA:1038:ILE:HB	1:DA:1047:GLN:HB2	2.03	0.41
1:DA:1217:LEU:HD11	1:DA:1572:ARG:CD	2.48	0.41
1:DA:1493:CYS:C	1:DA:1495:LYS:H	2.23	0.41
1:DA:1237:GLN:HB3	1:DA:1520:VAL:CG1	2.50	0.41
1:DA:583:ASN:HA	1:DA:605:VAL:HG12	2.03	0.41
1:DA:57:PHE:CE2	1:DA:58:LEU:HG	2.56	0.41
2:DB:917:PHE:CD2	2:DB:1035:ARG:HA	2.54	0.41
2:DB:286:ARG:HG2	13:DM:27:PHE:CB	2.50	0.41
2:DB:465:LEU:HA	2:DB:465:LEU:HD23	1.92	0.41

*Continued on next page...*



*Continued from previous page...*

Atom-1	Atom-2	Interatomic distance (Å)	Clash overlap (Å)
2:DB:731:VAL:HG11	10:DJ:59:LYS:HB3	2.03	0.41
2:DB:757:TYR:CE2	2:DB:762:MET:HB3	2.56	0.41
3:DC:48:ASP:CG	3:DC:49:ALA:N	2.73	0.41
3:DC:70:ILE:C	3:DC:72:ILE:H	2.23	0.41
8:DH:33:GLN:HG3	8:DH:131:ASN:HD21	1.86	0.41
8:DH:63:LEU:CB	8:DH:88:SER:HB2	2.50	0.41
11:DK:57:ASP:OD1	11:DK:58:GLY:N	2.54	0.41
11:DK:68:GLU:HG2	11:DK:72:LEU:HD23	2.03	0.41
1:EA:1018:TYR:O	1:EA:1022:CYS:N	2.43	0.41
1:EA:1086:ILE:HG22	1:EA:1087:GLU:N	2.35	0.41
1:EA:1168:ALA:O	1:EA:1170:MET:N	2.54	0.41
1:EA:1200:MET:HG2	1:EA:1573:TYR:CD2	2.56	0.41
1:EA:1527:GLN:HG3	1:EA:1530:TRP:CZ3	2.55	0.41
1:EA:1582:LEU:HD23	1:EA:1582:LEU:N	2.36	0.41
1:EA:121:LYS:HE3	1:EA:219:LEU:HD13	2.02	0.41
1:EA:391:THR:O	1:EA:395:LEU:HG	2.21	0.41
1:EA:431:GLN:O	1:EA:434:VAL:HB	2.21	0.41
1:EA:551:VAL:HB	1:EA:552:GLU:H	1.70	0.41
1:EA:646:GLU:CD	2:EB:1086:PHE:HB2	2.41	0.41
1:EA:818:THR:O	1:EA:821:ILE:HG22	2.20	0.41
1:EA:896:THR:HG21	1:EA:956:ARG:HH12	1.86	0.41
2:EB:1153:ILE:HD12	2:EB:1154:ASP:H	1.86	0.41
2:EB:161:LEU:HD12	2:EB:162:PRO:CD	2.47	0.41
2:EB:416:LYS:HZ3	2:EB:471:VAL:CG1	2.34	0.41
2:EB:71:LYS:HB3	2:EB:425:ILE:CD1	2.50	0.41
2:EB:837:LEU:HD22	2:EB:837:LEU:HA	1.54	0.41
2:EB:870:LYS:HE2	2:EB:870:LYS:HB2	1.44	0.41
2:EB:996:PHE:HA	2:EB:999:GLN:HG3	2.03	0.41
3:EC:41:GLU:O	3:EC:57:ILE:HD12	2.20	0.41
1:EA:1553:TYR:HD1	5:EE:144:ILE:HB	1.86	0.41
1:EA:1539:ASP:O	5:EE:147:HIS:NE2	2.54	0.41
5:EE:55:ARG:O	5:EE:58:MET:HB2	2.20	0.41
7:EG:221:ASN:OD1	7:EG:221:ASN:N	2.53	0.41
1:FA:1066:PHE:HB3	1:FA:1147:PHE:CE2	2.56	0.41
1:FA:1335:LYS:HG3	1:FA:1335:LYS:O	2.21	0.41
1:FA:1649:VAL:O	1:FA:1652:GLY:N	2.44	0.41
1:FA:552:GLU:O	1:FA:553:GLN:C	2.59	0.41
1:FA:741:PRO:HA	1:FA:742:PRO:HD3	1.90	0.41
1:FA:657:TYR:HE2	1:FA:795:HIS:HA	1.86	0.41
2:FB:1000:LEU:CD1	2:FB:1009:GLY:HA2	2.51	0.41
2:FB:1091:ARG:HD2	2:FB:1091:ARG:HA	1.69	0.41

*Continued on next page...*



*Continued from previous page...*

Atom-1	Atom-2	Interatomic distance (Å)	Clash overlap (Å)
2:FB:359:LEU:HA	2:FB:359:LEU:HD23	1.53	0.41
2:FB:46:ILE:HG22	2:FB:50:ASN:HD21	1.86	0.41
2:FB:714:ARG:HD3	2:FB:714:ARG:HA	1.69	0.41
3:FC:54:PHE:CD1	3:FC:54:PHE:N	2.88	0.41
5:FE:23:VAL:HG12	5:FE:28:TYR:HB2	2.02	0.41
6:FF:105:ALA:HA	6:FF:106:PRO:HD3	1.93	0.41
8:FH:102:TYR:CD2	8:FH:102:TYR:N	2.89	0.41
2:FB:897:GLU:HB3	12:FL:43:THR:HG23	2.01	0.41
1:AA:1038:ILE:HB	1:AA:1047:GLN:HB2	2.02	0.41
1:AA:1095:LEU:HD21	1:AA:1134:GLY:HA3	2.03	0.41
1:AA:1216:THR:HB	1:AA:1221:ARG:HD3	2.03	0.41
1:AA:1028:GLU:CD	1:AA:1637:PRO:HB2	2.41	0.41
1:AA:244:ARG:HG2	1:AA:245:LYS:H	1.86	0.41
1:AA:831:ASP:N	1:AA:831:ASP:OD1	2.40	0.41
1:AA:759:TYR:HB3	1:AA:920:PHE:CD2	2.56	0.41
1:AA:474:LYS:HD3	2:AB:1096:SER:OG	2.21	0.41
3:AC:253:PRO:HD2	14:AN:180:PHE:CE1	2.55	0.41
3:AC:81:GLU:OE1	3:AC:81:GLU:HA	2.21	0.41
9:AI:8:ILE:H	9:AI:16:LEU:CD1	2.34	0.41
2:AB:848:ILE:HD11	12:AL:58:LYS:HG2	2.02	0.41
13:AM:26:PHE:CZ	13:AM:98:SER:HB2	2.56	0.41
1:BA:1527:GLN:HA	1:BA:1530:TRP:CE3	2.56	0.41
1:BA:188:TYR:O	1:BA:191:MET:N	2.54	0.41
1:BA:484:ILE:HG21	1:BA:633:MET:HG3	2.03	0.41
1:BA:545:SER:C	1:BA:547:ILE:H	2.25	0.41
1:BA:780:ILE:H	1:BA:780:ILE:HG13	1.73	0.41
2:BB:240:ARG:NH1	2:BB:360:VAL:HG11	2.36	0.41
2:BB:301:PHE:O	2:BB:305:ARG:HG2	2.21	0.41
2:BB:501:ARG:HG3	2:BB:699:ILE:CD1	2.51	0.41
2:BB:731:VAL:HG11	10:BJ:59:LYS:HB3	2.03	0.41
2:BB:878:GLU:HA	2:BB:879:PRO:HD2	1.79	0.41
2:BB:954:PHE:N	2:BB:955:PRO:HD2	2.36	0.41
2:BB:95:LEU:HD22	2:BB:440:PHE:CD1	2.56	0.41
5:BE:144:ILE:HD13	5:BE:144:ILE:N	2.36	0.41
5:BE:52:ARG:HA	5:BE:53:PRO:HD3	1.84	0.41
6:BF:70:LYS:HA	7:BG:94:PRO:CG	2.51	0.41
9:BI:33:CYS:O	13:BM:59:ARG:HD3	2.21	0.41
1:BA:905:SER:HB2	9:BI:81:THR:N	2.36	0.41
12:BL:63:ARG:HH11	12:BL:63:ARG:HG3	1.86	0.41
1:CA:1032:VAL:HG22	1:CA:1038:ILE:HD12	2.02	0.41
1:CA:1216:THR:O	1:CA:1217:LEU:HD23	2.20	0.41

*Continued on next page...*



*Continued from previous page...*

Atom-1	Atom-2	Interatomic distance (Å)	Clash overlap (Å)
1:CA:509:GLU:HG3	1:CA:579:ARG:CZ	2.51	0.41
1:CA:771:PHE:CD1	1:CA:793:ILE:HD13	2.56	0.41
2:CB:260:PHE:CD2	2:CB:276:ILE:HG12	2.56	0.41
2:CB:416:LYS:HZ3	2:CB:471:VAL:CG1	2.33	0.41
1:CA:1007:ILE:CG2	2:CB:515:THR:HG22	2.50	0.41
2:CB:870:LYS:HB2	2:CB:870:LYS:HE2	1.50	0.41
3:CC:86:PHE:O	3:CC:87:ASN:HB2	2.20	0.41
5:CE:47:CYS:SG	5:CE:53:PRO:HA	2.61	0.41
1:DA:1584:LEU:HA	1:DA:1584:LEU:HD13	1.91	0.41
1:DA:824:THR:O	2:DB:1022:LEU:HB3	2.21	0.41
1:DA:827:THR:HB	2:DB:1026:ILE:HB	2.03	0.41
3:DC:210:LEU:HD12	3:DC:210:LEU:H	1.86	0.41
5:DE:144:ILE:N	5:DE:144:ILE:HD13	2.36	0.41
7:DG:48:SER:HB3	7:DG:115:PHE:CE1	2.56	0.41
7:DG:95:LEU:HD23	7:DG:95:LEU:HA	1.69	0.41
10:DJ:12:LYS:HD3	10:DJ:13:VAL:O	2.21	0.41
10:DJ:26:GLN:OE1	10:DJ:26:GLN:HA	2.21	0.41
13:DM:66:THR:HB	13:DM:71:GLN:HG3	2.02	0.41
1:EA:1105:ARG:HH22	1:EA:1138:GLU:CD	2.24	0.41
1:EA:1344:ILE:HD12	1:EA:1344:ILE:H	1.85	0.41
1:EA:395:LEU:HD21	7:EO:280:PHE:CD2	2.56	0.41
2:EB:1018:THR:HB	2:EB:1020:GLU:OE1	2.21	0.41
2:EB:38:LEU:H	2:EB:38:LEU:CD2	2.33	0.41
2:EB:642:LEU:HD22	2:EB:642:LEU:HA	1.76	0.41
2:EB:658:LEU:HD12	2:EB:658:LEU:HA	1.97	0.41
1:EA:934:LYS:HG3	2:EB:956:SER:HB3	2.03	0.41
3:EC:134:LEU:O	3:EC:206:ALA:N	2.49	0.41
5:EE:175:LEU:HA	5:EE:175:LEU:HD22	1.60	0.41
7:EG:230:ARG:O	7:EG:249:LEU:HD21	2.21	0.41
7:EG:29:ASP:C	7:EG:31:LYS:N	2.73	0.41
7:EG:27:PRO:O	7:EG:35:SER:HA	2.21	0.41
1:FA:1325:LEU:HD12	1:FA:1329:ILE:HD12	2.03	0.41
1:FA:1238:MET:O	1:FA:1521:THR:HG23	2.20	0.41
1:FA:1584:LEU:O	1:FA:1585:ILE:C	2.59	0.41
1:FA:723:TYR:HD1	1:FA:723:TYR:HA	1.74	0.41
1:FA:88:PRO:HB3	1:FA:435:ASN:OD1	2.20	0.41
1:FA:89:LEU:HD13	1:FA:89:LEU:O	2.20	0.41
1:FA:843:ARG:NH2	1:FA:945:CYS:O	2.53	0.41
2:FB:1153:ILE:CD1	2:FB:1154:ASP:H	2.34	0.41
2:FB:425:ILE:HG22	2:FB:426:ALA:N	2.36	0.41
2:FB:579:ALA:O	2:FB:583:LEU:HD11	2.21	0.41

*Continued on next page...*



*Continued from previous page...*

Atom-1	Atom-2	Interatomic distance (Å)	Clash overlap (Å)
3:FC:63:ILE:O	3:FC:66:ALA:HB3	2.21	0.41
5:FE:182:ASP:OD2	5:FE:184:VAL:HG23	2.21	0.41
8:FH:40:LEU:HG	8:FH:42:ILE:HG12	2.02	0.41
1:AA:1229:ALA:HB1	1:AA:1595:TYR:CD2	2.56	0.41
1:AA:49:LEU:HD23	1:AA:49:LEU:HA	1.82	0.41
2:AB:378:ILE:H	2:AB:378:ILE:HG12	1.61	0.41
2:AB:548:LYS:HA	2:AB:550:ARG:CZ	2.51	0.41
2:AB:71:LYS:HB3	2:AB:425:ILE:CD1	2.51	0.41
2:AB:95:LEU:HD21	2:AB:143:TRP:CZ2	2.56	0.41
6:AF:65:ARG:HB3	6:AF:65:ARG:NH1	2.36	0.41
7:AG:80:VAL:HG12	7:AG:82:LEU:CD2	2.51	0.41
8:AH:97:MET:N	8:AH:142:LEU:O	2.49	0.41
9:AI:95:ASN:HB2	9:AI:113:THR:HB	2.02	0.41
9:AI:77:LYS:HA	9:AI:77:LYS:HD3	1.90	0.41
13:AM:16:GLN:CG	13:AM:17:ASP:H	2.31	0.41
1:BA:1097:TYR:HD2	1:BA:1123:VAL:HG13	1.86	0.41
1:BA:1070:LEU:HD13	1:BA:1166:PHE:CD1	2.56	0.41
1:BA:32:ILE:HG21	1:BA:49:LEU:CD2	2.51	0.41
1:BA:573:LEU:HD11	4:BD:16:LEU:HD11	2.03	0.41
1:BA:595:LEU:HD22	1:BA:595:LEU:HA	1.68	0.41
2:BB:168:ASN:OD1	2:BB:169:ARG:HG2	2.21	0.41
2:BB:21:ARG:HD3	2:BB:763:ASP:HB3	2.03	0.41
2:BB:273:VAL:O	2:BB:277:LEU:HD12	2.20	0.41
2:BB:71:LYS:HB3	2:BB:425:ILE:HG13	2.02	0.41
2:BB:669:GLN:HA	2:BB:672:MET:CG	2.51	0.41
3:BC:172:GLN:HB2	3:BC:175:GLN:NE2	2.35	0.41
3:BC:131:THR:HG23	3:BC:209:ILE:HG22	2.03	0.41
3:BC:216:HIS:ND1	3:BC:218:LYS:HD2	2.36	0.41
3:BC:253:PRO:C	3:BC:255:VAL:H	2.25	0.41
3:BC:333:ILE:HA	3:BC:333:ILE:HD12	1.80	0.41
5:BE:83:CYS:HB2	5:BE:110:PHE:CZ	2.55	0.41
11:BK:138:LYS:O	11:BK:142:MET:HB2	2.20	0.41
14:BN:109:LEU:O	14:BN:110:LEU:HD23	2.20	0.41
1:CA:1148:LEU:HD11	1:CA:1167:ARG:HB2	2.03	0.41
1:CA:560:GLN:O	1:CA:575:LYS:NZ	2.32	0.41
1:CA:872:ASP:OD1	1:CA:873:PRO:HD2	2.21	0.41
1:CA:993:GLN:CD	2:CB:676:VAL:HG21	2.42	0.41
2:CB:624:LEU:HD12	2:CB:625:GLU:H	1.86	0.41
2:CB:674:ILE:HG23	2:CB:688:HIS:CB	2.46	0.41
3:CC:81:GLU:OE1	12:CL:70:ARG:NH1	2.54	0.41
5:CE:20:LYS:NZ	5:CE:37:LEU:HD22	2.36	0.41

*Continued on next page...*



*Continued from previous page...*

Atom-1	Atom-2	Interatomic distance (Å)	Clash overlap (Å)
8:CH:47:PHE:HB2	8:CH:95:TYR:CD1	2.56	0.41
10:CJ:49:MET:HG2	10:CJ:49:MET:H	1.61	0.41
12:CL:33:GLU:HG3	12:CL:53:HIS:ND1	2.36	0.41
14:CN:80:MET:HE3	14:CN:80:MET:HB2	1.76	0.41
2:DB:260:PHE:C	2:DB:260:PHE:CD1	2.94	0.41
2:DB:376:PHE:CD2	2:DB:376:PHE:C	2.94	0.41
2:DB:497:ILE:HD12	2:DB:497:ILE:HA	1.75	0.41
3:DC:117:ASP:O	3:DC:125:LYS:HG3	2.20	0.41
3:DC:105:PRO:HB2	3:DC:187:ALA:HB3	2.02	0.41
7:DG:39:VAL:O	7:DG:123:TYR:HA	2.21	0.41
8:DH:103:LYS:HB3	8:DH:115:TYR:HB2	2.03	0.41
2:DB:286:ARG:HD2	9:DI:9:PHE:CG	2.56	0.41
11:DK:62:SER:HA	11:DK:103:ILE:O	2.21	0.41
11:DK:50:LEU:O	11:DK:54:THR:HG23	2.21	0.41
14:DN:74:PHE:HZ	14:DN:135:LYS:HZ3	1.68	0.41
1:EA:1242:ILE:HA	1:EA:1536:ILE:HA	2.03	0.41
1:EA:1258:ILE:HG21	1:EA:1258:ILE:HD13	1.84	0.41
1:EA:1459:LYS:HE3	1:EA:1459:LYS:HB3	1.95	0.41
1:EA:1026:GLN:HA	1:EA:1611:MET:CE	2.51	0.41
1:EA:39:ASP:OD1	1:EA:41:LEU:N	2.51	0.41
1:EA:422:ARG:HD2	7:EO:271:PRO:O	2.21	0.41
1:EA:423:LEU:HA	1:EA:423:LEU:HD23	1.83	0.41
1:EA:545:SER:CB	1:EA:547:ILE:HG13	2.50	0.41
1:EA:750:ILE:H	1:EA:750:ILE:HG13	1.70	0.41
1:EA:475:ARG:NH1	2:EB:1068:GLY:O	2.54	0.41
2:EB:315:LYS:HG3	2:EB:316:ARG:N	2.35	0.41
2:EB:387:GLY:O	2:EB:634:ARG:HG3	2.21	0.41
2:EB:852:VAL:O	2:EB:879:PRO:HA	2.21	0.41
1:EA:828:CYS:HG	2:EB:963:PHE:HZ	1.67	0.41
3:EC:66:ALA:O	3:EC:70:ILE:HG13	2.20	0.41
6:EF:97:ARG:O	6:EF:100:GLN:HB2	2.21	0.41
8:EH:63:LEU:CB	8:EH:88:SER:HB2	2.48	0.41
12:EL:30:ILE:HD12	12:EL:59:ALA:HB2	2.03	0.41
1:EA:399:LEU:HD11	7:EO:270:LEU:HB3	2.02	0.41
1:FA:1102:LEU:HA	1:FA:1102:LEU:HD12	1.57	0.41
1:FA:1202:LEU:HD22	9:FI:99:LEU:CD2	2.47	0.41
1:FA:1608:SER:OG	1:FA:1632:GLU:OE1	2.39	0.41
1:FA:24:ILE:HD13	1:FA:359:VAL:HG23	2.03	0.41
1:FA:362:VAL:HA	1:FA:363:PRO:HD3	1.94	0.41
1:FA:669:LEU:HD13	1:FA:673:HIS:CB	2.50	0.41
2:FB:1160:GLU:HG2	2:FB:1166:LYS:HG2	2.03	0.41

*Continued on next page...*



*Continued from previous page...*

Atom-1	Atom-2	Interatomic distance (Å)	Clash overlap (Å)
2:FB:1178:ILE:HB	2:FB:1179:PRO:HD2	2.03	0.41
2:FB:275:MET:SD	2:FB:330:LEU:HD21	2.62	0.41
2:FB:38:LEU:H	2:FB:38:LEU:HD22	1.85	0.41
2:FB:789:ILE:HD13	2:FB:789:ILE:HA	1.84	0.41
3:FC:67:PHE:O	3:FC:70:ILE:HB	2.20	0.41
3:FC:333:ILE:HD11	11:FK:49:LEU:N	2.36	0.41
14:FN:110:LEU:HB3	14:FN:119:LEU:HB3	2.03	0.41
1:AA:1316:VAL:HG13	1:AA:1320:GLN:CG	2.51	0.40
1:AA:631:ASP:N	1:AA:631:ASP:OD1	2.47	0.40
1:AA:713:VAL:HB	1:AA:738:ASN:HD21	1.85	0.40
2:AB:1150:LYS:HD3	2:AB:1150:LYS:N	2.36	0.40
2:AB:260:PHE:C	2:AB:260:PHE:HD1	2.24	0.40
2:AB:905:TYR:N	2:AB:905:TYR:CD1	2.89	0.40
3:AC:164:ALA:O	3:AC:167:LEU:HG	2.22	0.40
3:AC:328:LEU:HA	3:AC:328:LEU:HD13	1.57	0.40
3:AC:87:ASN:OD1	3:AC:88:ASN:N	2.54	0.40
5:AE:80:VAL:HG13	5:AE:109:ILE:HB	2.02	0.40
7:AG:10:ASN:HB3	7:AG:11:ARG:H	1.44	0.40
8:AH:33:GLN:HG3	8:AH:131:ASN:HD21	1.86	0.40
9:AI:95:ASN:N	9:AI:113:THR:O	2.47	0.40
9:AI:13:CYS:HA	13:AM:100:VAL:HG11	2.04	0.40
9:AI:60:LEU:HA	9:AI:60:LEU:HD23	1.88	0.40
11:AK:119:LYS:O	11:AK:123:ASP:HB2	2.22	0.40
13:AM:7:VAL:HA	14:AN:73:ASP:OD2	2.21	0.40
1:BA:1271:ILE:HG22	9:BI:48:VAL:HG12	2.02	0.40
1:BA:1239:THR:HG23	1:BA:1520:VAL:HG13	2.03	0.40
1:BA:232:LYS:HE3	1:BA:232:LYS:HB2	1.95	0.40
2:BB:1070:ARG:HD3	2:BB:1072:GLY:HA2	2.04	0.40
2:BB:470:LEU:HA	2:BB:470:LEU:HD12	1.79	0.40
1:BA:968:SER:HB2	2:BB:676:VAL:HG23	2.02	0.40
2:BB:71:LYS:HB3	2:BB:425:ILE:CD1	2.51	0.40
2:BB:800:TYR:C	2:BB:800:TYR:CD2	2.95	0.40
2:BB:852:VAL:O	2:BB:879:PRO:HA	2.22	0.40
2:BB:885:VAL:HA	2:BB:903:ILE:HG22	2.02	0.40
3:BC:51:GLU:HB3	3:BC:303:GLU:HA	2.03	0.40
3:BC:75:VAL:HA	3:BC:76:PRO:HD3	1.81	0.40
5:BE:3:GLN:O	5:BE:7:ARG:HG2	2.21	0.40
1:BA:584:ARG:HD3	6:BF:116:ASP:OD2	2.21	0.40
1:BA:1655:ASP:O	6:BF:134:ILE:HG12	2.21	0.40
6:BF:99:LEU:HB3	7:BG:112:PRO:HD3	2.02	0.40
8:BH:108:SER:O	8:BH:110:ASP:N	2.55	0.40

*Continued on next page...*



*Continued from previous page...*

Atom-1	Atom-2	Interatomic distance (Å)	Clash overlap (Å)
3:BC:197:ARG:HG2	10:BJ:61:LEU:HB3	2.03	0.40
13:BM:21:VAL:HG21	13:BM:78:VAL:HG11	2.03	0.40
13:BM:44:LYS:HD2	13:BM:44:LYS:HA	1.66	0.40
13:BM:59:ARG:O	13:BM:60:LEU:HD23	2.21	0.40
1:CA:1159:ASP:O	1:CA:1161:VAL:N	2.54	0.40
1:CA:1306:TYR:OH	9:CI:60:LEU:HB2	2.21	0.40
1:CA:670:ILE:O	1:CA:673:HIS:HB2	2.21	0.40
1:CA:713:VAL:HB	1:CA:738:ASN:ND2	2.34	0.40
2:CB:260:PHE:HD1	2:CB:260:PHE:C	2.25	0.40
2:CB:296:ASP:C	2:CB:298:LYS:H	2.25	0.40
2:CB:315:LYS:HG3	2:CB:316:ARG:N	2.36	0.40
2:CB:477:ASP:O	2:CB:478:LEU:HG	2.20	0.40
2:CB:539:CYS:C	2:CB:541:LEU:H	2.25	0.40
2:CB:699:ILE:HD13	2:CB:699:ILE:N	2.31	0.40
2:CB:964:VAL:HG23	2:CB:964:VAL:H	1.61	0.40
3:CC:132:ILE:HA	3:CC:132:ILE:HD13	1.71	0.40
5:CE:164:LEU:HA	5:CE:164:LEU:HD12	1.79	0.40
1:DA:1251:ALA:O	1:DA:1253:THR:N	2.54	0.40
1:DA:1237:GLN:CG	1:DA:1544:ASN:HD22	2.33	0.40
1:DA:37:VAL:O	1:DA:38:LEU:HD23	2.21	0.40
1:DA:481:ARG:O	2:DB:1044:PHE:HA	2.21	0.40
1:DA:530:TRP:CZ2	1:DA:607:VAL:HG21	2.56	0.40
1:DA:668:GLY:HA3	1:DA:787:GLY:C	2.41	0.40
1:DA:750:ILE:HG13	1:DA:750:ILE:H	1.69	0.40
1:DA:853:THR:H	1:DA:853:THR:HG1	1.64	0.40
2:DB:286:ARG:HG2	13:DM:27:PHE:CD1	2.56	0.40
2:DB:28:PRO:HA	2:DB:29:PRO:HD3	1.92	0.40
2:DB:795:GLU:OE2	3:DC:216:HIS:HA	2.20	0.40
2:DB:970:LYS:NZ	2:DB:1029:GLY:HA2	2.36	0.40
3:DC:164:ALA:HB3	3:DC:189:PRO:O	2.21	0.40
3:DC:285:PHE:C	3:DC:287:ASP:H	2.24	0.40
6:DF:138:LEU:HA	6:DF:139:PRO:HD3	1.92	0.40
6:DF:141:GLY:O	6:DF:143:PHE:HD2	2.03	0.40
7:DG:163:PRO:HG2	7:DG:166:TRP:NE1	2.36	0.40
8:DH:118:PHE:N	8:DH:118:PHE:CD2	2.88	0.40
1:DA:1006:LEU:HD21	9:DI:100:GLN:NE2	2.36	0.40
9:DI:23:VAL:HB	9:DI:39:LYS:HE3	2.03	0.40
7:DO:272:ILE:O	7:DO:275:ASN:HB3	2.21	0.40
1:EA:1176:ARG:HD3	6:EF:84:TYR:CE1	2.56	0.40
1:EA:522:ALA:O	1:EA:525:ASN:N	2.55	0.40
1:EA:865:ASP:CG	1:EA:866:LYS:N	2.75	0.40

*Continued on next page...*



*Continued from previous page...*

Atom-1	Atom-2	Interatomic distance (Å)	Clash overlap (Å)
1:EA:975:ASP:CG	1:EA:976:ALA:N	2.75	0.40
2:EB:210:ARG:HH21	2:EB:667:PHE:HB2	1.86	0.40
2:EB:586:VAL:HB	2:EB:593:ILE:HG22	2.02	0.40
2:EB:693:PRO:C	2:EB:695:ASN:H	2.25	0.40
2:EB:878:GLU:OE2	2:EB:907:ILE:HG23	2.21	0.40
2:EB:95:LEU:HD22	2:EB:440:PHE:CD1	2.56	0.40
3:EC:104:VAL:HA	3:EC:105:PRO:HD3	1.95	0.40
3:EC:86:PHE:O	3:EC:87:ASN:HB2	2.21	0.40
4:ED:93:GLN:O	4:ED:97:LYS:HE3	2.20	0.40
5:EE:139:ALA:O	5:EE:141:VAL:N	2.53	0.40
6:EF:138:LEU:HA	6:EF:139:PRO:HD3	1.95	0.40
7:EG:163:PRO:HB2	7:EG:166:TRP:CD1	2.56	0.40
10:EJ:13:VAL:O	10:EJ:17:LYS:NZ	2.52	0.40
1:FA:1076:LEU:HA	1:FA:1076:LEU:HD23	1.72	0.40
1:FA:1323:HIS:CD2	1:FA:1454:HIS:CD2	3.08	0.40
1:FA:1458:THR:HG23	1:FA:1473:LYS:O	2.20	0.40
1:FA:1482:LYS:HZ2	9:FI:6:SER:HB3	1.86	0.40
1:FA:509:GLU:HA	1:FA:510:PRO:HD3	1.81	0.40
1:FA:607:VAL:O	1:FA:608:LEU:HD23	2.21	0.40
1:FA:957:VAL:HG13	1:FA:958:PRO:HD2	2.03	0.40
2:FB:1043:LYS:HB3	2:FB:1063:ARG:HH11	1.86	0.40
2:FB:475:GLY:O	2:FB:477:ASP:N	2.54	0.40
2:FB:66:LYS:C	2:FB:68:ILE:N	2.74	0.40
2:FB:878:GLU:HA	2:FB:879:PRO:HD2	1.77	0.40
3:FC:117:ASP:O	3:FC:125:LYS:HG3	2.21	0.40
1:FA:1556:GLU:HG3	5:FE:153:HIS:NE2	2.36	0.40
5:FE:8:ASN:HA	5:FE:11:ARG:HG3	2.03	0.40
7:FG:92:ALA:O	7:FG:94:PRO:HD3	2.20	0.40
2:FB:181:VAL:HG22	10:FJ:63:TYR:OH	2.21	0.40
1:FA:712:ILE:N	11:FK:106:GLN:OE1	2.45	0.40
13:FM:30:PHE:HE1	13:FM:62:TYR:HE2	1.69	0.40
14:FN:59:PRO:HG2	14:FN:62:VAL:HG23	2.02	0.40
1:AA:10:GLU:HG3	1:AA:1645:LYS:HE3	2.02	0.40
1:AA:1102:LEU:HD12	1:AA:1102:LEU:HA	1.62	0.40
1:AA:1183:GLU:HA	6:AF:88:TYR:OH	2.21	0.40
1:AA:1243:TRP:CE3	1:AA:1243:TRP:HA	2.56	0.40
1:AA:1026:GLN:HA	1:AA:1611:MET:CE	2.51	0.40
1:AA:197:LEU:HD23	1:AA:202:THR:O	2.21	0.40
1:AA:388:LYS:HG2	7:AO:281:ASP:OD2	2.20	0.40
1:AA:668:GLY:HA3	1:AA:787:GLY:C	2.41	0.40
1:AA:65:CYS:HB2	2:AB:1115:GLN:HB2	2.03	0.40

*Continued on next page...*



*Continued from previous page...*

Atom-1	Atom-2	Interatomic distance (Å)	Clash overlap (Å)
2:AB:1178:ILE:O	2:AB:1178:ILE:HG13	2.21	0.40
2:AB:156:ARG:HD2	2:AB:156:ARG:HA	1.53	0.40
2:AB:184:LYS:HE2	2:AB:735:HIS:CD2	2.56	0.40
2:AB:532:HIS:CE1	2:AB:544:HIS:CE1	3.10	0.40
2:AB:586:VAL:O	2:AB:593:ILE:HG22	2.21	0.40
2:AB:960:ILE:H	2:AB:960:ILE:HG12	1.39	0.40
3:AC:146:ALA:O	3:AC:148:LYS:N	2.55	0.40
1:AA:9:SER:OG	4:AD:20:VAL:HG21	2.20	0.40
4:AD:33:THR:HG23	4:AD:96:PHE:CD1	2.56	0.40
5:AE:20:LYS:NZ	5:AE:37:LEU:HD22	2.36	0.40
5:AE:90:VAL:HG13	5:AE:120:ALA:HA	2.04	0.40
1:AA:1659:LYS:HA	7:AG:104:LEU:HD23	2.01	0.40
7:AG:166:TRP:CE2	7:AG:219:ASP:HB2	2.56	0.40
7:AG:46:TYR:CD1	7:AG:117:TRP:HD1	2.39	0.40
7:AG:57:PRO:O	7:AG:61:VAL:HG23	2.21	0.40
8:AH:57:VAL:HG13	8:AH:144:ILE:CG1	2.49	0.40
8:AH:81:PRO:HA	8:AH:82:PRO:HD2	1.83	0.40
1:BA:1060:GLU:O	1:BA:1061:SER:C	2.59	0.40
1:BA:1086:ILE:HD13	1:BA:1086:ILE:HA	1.83	0.40
1:BA:11:ILE:HG13	1:BA:11:ILE:H	1.56	0.40
1:BA:1200:MET:SD	1:BA:1218:GLY:HA2	2.61	0.40
1:BA:1264:SER:OG	1:BA:1494:ARG:HA	2.21	0.40
1:BA:1549:VAL:HG21	1:BA:1561:THR:HG21	2.03	0.40
1:BA:1557:ALA:HA	5:BE:149:LEU:O	2.21	0.40
1:BA:1603:MET:O	1:BA:1606:SER:N	2.46	0.40
1:BA:1660:VAL:HA	1:BA:1661:PRO:HD3	1.95	0.40
1:BA:197:LEU:HD21	1:BA:203:THR:O	2.21	0.40
1:BA:899:LYS:O	1:BA:903:ILE:HG12	2.22	0.40
2:BB:970:LYS:NZ	2:BB:1028:VAL:O	2.42	0.40
2:BB:1060:VAL:HG22	2:BB:1061:LYS:H	1.85	0.40
2:BB:1116:SER:HB3	2:BB:1125:THR:H	1.87	0.40
2:BB:324:THR:HG23	2:BB:347:LEU:HD21	2.03	0.40
2:BB:46:ILE:HG22	2:BB:50:ASN:ND2	2.36	0.40
2:BB:474:SER:C	2:BB:476:LEU:N	2.73	0.40
2:BB:468:GLY:O	2:BB:482:SER:HA	2.22	0.40
3:BC:70:ILE:HG21	3:BC:317:SER:HA	2.04	0.40
6:BF:76:LYS:HG3	6:BF:79:ARG:CZ	2.51	0.40
7:BG:122:LEU:HD22	7:BG:122:LEU:HA	1.88	0.40
6:BF:70:LYS:HA	7:BG:94:PRO:HG2	2.03	0.40
8:BH:33:GLN:HB2	8:BH:36:CYS:CB	2.50	0.40
8:BH:83:GLN:HB2	8:BH:84:ALA:H	1.58	0.40

*Continued on next page...*



*Continued from previous page...*

Atom-1	Atom-2	Interatomic distance (Å)	Clash overlap (Å)
11:BK:83:ASN:HA	11:BK:84:PRO:HD2	1.87	0.40
14:BN:155:VAL:HG13	14:BN:156:PRO:HD2	2.03	0.40
14:BN:97:SER:CB	14:BN:105:SER:HB3	2.50	0.40
1:CA:1003:ARG:NH2	2:CB:533:THR:HG21	2.35	0.40
1:CA:1015:ARG:HG3	1:CA:1015:ARG:H	1.76	0.40
1:CA:1062:HIS:HD2	1:CA:1068:PHE:CD1	2.39	0.40
1:CA:1321:PHE:HD1	1:CA:1496:SER:OG	2.04	0.40
1:CA:19:LEU:HA	1:CA:19:LEU:HD23	1.84	0.40
1:CA:382:GLN:O	1:CA:386:LEU:HG	2.22	0.40
1:CA:467:PHE:CD1	1:CA:467:PHE:N	2.90	0.40
1:CA:756:LYS:C	1:CA:758:GLU:N	2.73	0.40
2:CB:104:ILE:CB	2:CB:169:ARG:HG3	2.51	0.40
2:CB:550:ARG:O	2:CB:551:ILE:HD13	2.21	0.40
2:CB:67:ASP:O	2:CB:68:ILE:HD13	2.21	0.40
3:CC:71:MET:H	3:CC:71:MET:HG2	1.52	0.40
1:CA:644:ARG:NH2	6:CF:118:LEU:HD23	2.36	0.40
2:CB:888:ILE:CG1	12:CL:55:ILE:HA	2.51	0.40
7:CO:278:ILE:O	7:CO:281:ASP:HB2	2.22	0.40
1:DA:1022:CYS:HA	1:DA:1615:TYR:OH	2.19	0.40
1:DA:1067:GLU:C	1:DA:1069:CYS:H	2.25	0.40
1:DA:1102:LEU:HD13	1:DA:1105:ARG:HH21	1.86	0.40
1:DA:1240:LEU:O	1:DA:1518:VAL:HA	2.20	0.40
1:DA:187:GLU:HG3	1:DA:188:TYR:N	2.37	0.40
1:DA:659:THR:HG23	1:DA:664:SER:O	2.21	0.40
1:DA:709:ARG:C	1:DA:711:LYS:H	2.19	0.40
1:DA:758:GLU:O	1:DA:761:GLY:N	2.45	0.40
2:DB:1082:HIS:HB2	2:DB:1084:THR:HG23	2.03	0.40
2:DB:1176:VAL:HG22	2:DB:1177:ALA:N	2.36	0.40
2:DB:202:LEU:HD13	2:DB:500:PHE:CD2	2.56	0.40
2:DB:322:ASN:O	2:DB:326:VAL:HG23	2.21	0.40
2:DB:823:GLN:HG3	2:DB:861:TYR:CD2	2.56	0.40
3:DC:115:TRP:HB3	3:DC:116:VAL:H	1.69	0.40
1:DA:1657:LEU:HA	7:DG:107:ILE:HG12	2.02	0.40
7:DG:162:ILE:HG13	7:DG:162:ILE:H	1.66	0.40
9:DI:34:LYS:HD3	9:DI:34:LYS:HA	1.92	0.40
10:DJ:8:PHE:HD1	10:DJ:8:PHE:HA	1.68	0.40
3:DC:87:ASN:OD1	12:DL:60:ARG:HD3	2.21	0.40
1:EA:1105:ARG:NH2	1:EA:1138:GLU:OE2	2.49	0.40
1:EA:1162:ASN:O	1:EA:1165:LYS:HB2	2.22	0.40
1:EA:1170:MET:O	1:EA:1173:LYS:N	2.54	0.40
1:EA:1244:ASN:HA	1:EA:1517:ARG:HH11	1.87	0.40

*Continued on next page...*



*Continued from previous page...*

Atom-1	Atom-2	Interatomic distance (Å)	Clash overlap (Å)
1:EA:1596:LEU:HA	1:EA:1596:LEU:HD23	1.80	0.40
1:EA:646:GLU:C	1:EA:648:LEU:H	2.24	0.40
1:EA:826:PHE:H	2:EB:776:ILE:HD11	1.86	0.40
1:EA:852:ASP:OD1	1:EA:855:ARG:NE	2.52	0.40
1:EA:966:LEU:HD11	1:EA:968:SER:HB3	2.03	0.40
2:EB:215:MET:SD	2:EB:399:HIS:HB3	2.61	0.40
2:EB:22:GLU:O	2:EB:26:ILE:HG13	2.22	0.40
2:EB:559:SER:C	2:EB:561:ILE:H	2.24	0.40
2:EB:568:LEU:C	14:EN:140:SER:HB2	2.41	0.40
2:EB:577:PHE:HD1	2:EB:577:PHE:HA	1.78	0.40
2:EB:845:LEU:HD12	12:EL:58:LYS:CD	2.48	0.40
2:EB:910:THR:HA	2:EB:911:PRO:HD3	1.96	0.40
2:EB:972:GLY:O	2:EB:976:GLY:N	2.52	0.40
3:EC:131:THR:HG22	3:EC:132:ILE:H	1.86	0.40
3:EC:140:CYS:CB	3:EC:196:LEU:HD13	2.51	0.40
3:EC:70:ILE:C	3:EC:72:ILE:N	2.74	0.40
6:EF:116:ASP:OD1	6:EF:118:LEU:N	2.47	0.40
9:EI:82:ILE:N	9:EI:94:MET:O	2.52	0.40
1:FA:1001:ALA:O	1:FA:1004:GLU:HB2	2.20	0.40
1:FA:1238:MET:SD	1:FA:1524:VAL:HA	2.62	0.40
1:FA:1322:ILE:O	1:FA:1325:LEU:N	2.54	0.40
1:FA:522:ALA:O	1:FA:525:ASN:N	2.55	0.40
1:FA:618:TYR:O	1:FA:620:ASN:N	2.54	0.40
1:FA:650:LEU:HD11	6:FF:88:TYR:HD1	1.87	0.40
1:FA:969:PHE:CD2	1:FA:978:ALA:HA	2.56	0.40
2:FB:152:LEU:HA	2:FB:152:LEU:HD23	1.80	0.40
3:FC:245:ARG:HD2	3:FC:245:ARG:N	2.36	0.40
3:FC:75:VAL:HA	3:FC:76:PRO:HD3	1.79	0.40
7:FG:140:GLN:HB3	7:FG:217:TRP:CD1	2.55	0.40
1:FA:937:ASN:HB3	9:FI:82:ILE:HD11	2.03	0.40
2:FB:345:SER:HA	13:FM:113:ILE:HG12	2.04	0.40
1:AA:1028:GLU:HA	1:AA:1187:ILE:CG1	2.50	0.40
1:AA:1155:PHE:CD2	1:AA:1163:GLU:HG3	2.56	0.40
1:AA:1456:PHE:HB3	1:AA:1474:LEU:CD1	2.43	0.40
1:AA:1229:ALA:CB	1:AA:1597:ALA:HB2	2.51	0.40
1:AA:460:LEU:O	1:AA:466:LEU:HB3	2.21	0.40
1:AA:545:SER:CB	1:AA:547:ILE:HG13	2.51	0.40
2:AB:1007:TYR:C	2:AB:1009:GLY:H	2.24	0.40
2:AB:1117:VAL:HA	2:AB:1118:PRO:HD3	1.88	0.40
2:AB:222:PHE:O	2:AB:229:TYR:HB3	2.21	0.40
2:AB:379:ARG:CZ	2:AB:580:GLY:HA2	2.50	0.40

*Continued on next page...*



*Continued from previous page...*

Atom-1	Atom-2	Interatomic distance (Å)	Clash overlap (Å)
2:AB:551:ILE:CD1	2:AB:649:MET:HA	2.51	0.40
3:AC:163:TYR:O	3:AC:166:ASP:HB2	2.21	0.40
3:AC:172:GLN:N	3:AC:175:GLN:HB2	2.36	0.40
6:AF:103:MET:O	7:AG:51:PRO:HG2	2.21	0.40
7:AG:26:ASN:ND2	7:AG:37:CYS:SG	2.94	0.40
1:BA:1057:ILE:HD12	1:BA:1057:ILE:H	1.87	0.40
1:BA:1080:TYR:HB3	1:BA:1172:LEU:HD21	2.03	0.40
1:BA:1220:PRO:O	1:BA:1223:ARG:HB2	2.21	0.40
1:BA:1448:SER:HA	1:BA:1451:ILE:HD12	2.04	0.40
1:BA:1459:LYS:HB3	1:BA:1459:LYS:HE3	1.98	0.40
1:BA:1241:PRO:HG3	1:BA:1540:GLY:C	2.41	0.40
1:BA:892:LEU:HD11	1:BA:956:ARG:NH1	2.35	0.40
2:BB:101:GLN:O	2:BB:139:LEU:HD22	2.22	0.40
2:BB:1112:THR:OG1	2:BB:1128:CYS:SG	2.79	0.40
2:BB:961:GLY:HA2	2:BB:964:VAL:HG23	2.02	0.40
3:BC:140:CYS:HB2	3:BC:196:LEU:HD13	2.04	0.40
3:BC:216:HIS:O	3:BC:218:LYS:N	2.55	0.40
4:BD:40:LEU:HD22	4:BD:93:GLN:HB3	2.02	0.40
6:BF:97:ARG:HG2	6:BF:130:ILE:HD13	2.04	0.40
7:BG:129:VAL:HG12	7:BG:235:ASN:HA	2.04	0.40
7:BG:62:MET:HA	7:BG:66:LEU:HB2	2.02	0.40
7:BG:74:ASN:HB3	7:BG:77:VAL:HG23	2.04	0.40
10:BJ:56:LEU:O	10:BJ:59:LYS:HB2	2.21	0.40
14:BN:113:SER:OG	14:BN:114:GLU:N	2.54	0.40
14:BN:139:VAL:HB	14:BN:140:SER:H	1.33	0.40
1:CA:1095:LEU:HD21	1:CA:1134:GLY:HA3	2.03	0.40
1:CA:569:SER:HB2	4:CD:17:ASN:ND2	2.36	0.40
1:CA:759:TYR:HB3	1:CA:920:PHE:CD2	2.56	0.40
1:CA:771:PHE:HE2	1:CA:776:LEU:HB2	1.86	0.40
1:CA:699:CYS:O	1:CA:812:VAL:HG22	2.21	0.40
2:CB:156:ARG:HA	2:CB:156:ARG:HD2	1.65	0.40
2:CB:796:ARG:HD2	10:CJ:7:CYS:O	2.21	0.40
4:CD:32:SER:O	4:CD:36:VAL:HG23	2.21	0.40
4:CD:85:SER:O	4:CD:88:GLN:N	2.49	0.40
5:CE:127:ILE:HD11	5:CE:132:ILE:CD1	2.51	0.40
7:CG:60:GLY:O	7:CG:64:GLN:HB2	2.21	0.40
7:CG:62:MET:HA	7:CG:66:LEU:HB2	2.04	0.40
7:CG:99:ASP:O	7:CG:100:THR:C	2.59	0.40
8:CH:81:PRO:HD2	11:CK:108:TYR:OH	2.22	0.40
9:CI:60:LEU:HD23	9:CI:60:LEU:HA	1.78	0.40
13:CM:10:ILE:HD12	14:CN:70:LEU:O	2.21	0.40

*Continued on next page...*



*Continued from previous page...*

Atom-1	Atom-2	Interatomic distance (Å)	Clash overlap (Å)
1:DA:1033:SER:O	1:DA:1181:PRO:HB3	2.21	0.40
1:DA:1610:PHE:HA	1:DA:1610:PHE:HD1	1.74	0.40
1:DA:19:LEU:HD23	1:DA:19:LEU:HA	1.89	0.40
1:DA:232:LYS:HB2	1:DA:232:LYS:HE3	1.84	0.40
1:DA:453:ILE:HA	1:DA:454:PRO:HD3	1.94	0.40
1:DA:741:PRO:HA	1:DA:742:PRO:HD3	1.78	0.40
1:DA:865:ASP:OD2	1:DA:867:ASP:N	2.45	0.40
2:DB:1158:ILE:HA	2:DB:1167:PHE:O	2.22	0.40
2:DB:274:VAL:HG11	2:DB:313:PHE:HB2	2.03	0.40
2:DB:547:HIS:CD2	2:DB:694:THR:O	2.75	0.40
2:DB:586:VAL:O	2:DB:593:ILE:HG22	2.21	0.40
2:DB:696:ILE:H	2:DB:696:ILE:HG13	1.72	0.40
2:DB:99:VAL:HG11	2:DB:139:LEU:HD13	2.03	0.40
3:DC:211:GLY:HA3	3:DC:219:PHE:CZ	2.56	0.40
7:DG:163:PRO:HB2	7:DG:166:TRP:CD1	2.57	0.40
8:DH:108:SER:O	8:DH:110:ASP:N	2.54	0.40
8:DH:33:GLN:HB2	8:DH:36:CYS:CB	2.51	0.40
12:DL:45:ALA:HB1	12:DL:47:ARG:HG2	2.02	0.40
12:DL:30:ILE:HD12	12:DL:59:ALA:HB2	2.04	0.40
14:DN:55:LEU:HB3	14:DN:136:VAL:CG2	2.51	0.40
1:EA:1460:TYR:HA	1:EA:1472:PHE:HB3	2.02	0.40
1:EA:456:VAL:O	1:EA:460:LEU:HG	2.20	0.40
1:EA:554:ARG:O	1:EA:555:LYS:C	2.59	0.40
1:EA:675:SER:HB2	2:EB:952:HIS:NE2	2.36	0.40
1:EA:806:ALA:O	1:EA:807:ALA:C	2.60	0.40
1:EA:680:LEU:HD12	1:EA:820:TYR:CG	2.56	0.40
1:EA:918:LYS:O	1:EA:923:ASN:ND2	2.47	0.40
2:EB:1073:GLU:O	2:EB:1076:ARG:HB3	2.22	0.40
2:EB:1178:ILE:HB	2:EB:1182:LEU:HD23	2.04	0.40
2:EB:472:SER:OG	2:EB:473:GLN:N	2.54	0.40
2:EB:53:THR:HA	2:EB:59:GLY:HA3	2.03	0.40
2:EB:690:GLU:HG2	2:EB:690:GLU:H	1.67	0.40
5:EE:52:ARG:HA	5:EE:53:PRO:HD3	1.88	0.40
5:EE:55:ARG:HB3	5:EE:82:PHE:HB3	2.03	0.40
7:EG:48:SER:HB3	7:EG:115:PHE:CE1	2.56	0.40
7:EG:235:ASN:HB3	7:EG:246:ASP:HB3	2.03	0.40
7:EG:60:GLY:O	7:EG:64:GLN:HB2	2.20	0.40
8:EH:33:GLN:HG3	8:EH:131:ASN:HD21	1.86	0.40
1:FA:1229:ALA:HB3	1:FA:1597:ALA:HB2	2.03	0.40
1:FA:1493:CYS:C	1:FA:1495:LYS:H	2.24	0.40
1:FA:763:GLY:HA3	8:FH:25:ARG:NE	2.36	0.40

*Continued on next page...*



*Continued from previous page...*

Atom-1	Atom-2	Interatomic distance (Å)	Clash overlap (Å)
1:FA:839:GLY:O	1:FA:842:TRP:HB2	2.21	0.40
2:FB:1186:ASP:OD2	2:FB:1196:LEU:HD12	2.21	0.40
2:FB:520:LEU:HA	2:FB:520:LEU:HD12	1.95	0.40
2:FB:626:ILE:N	2:FB:668:GLU:OE2	2.54	0.40
2:FB:905:TYR:N	2:FB:905:TYR:CD1	2.89	0.40
3:FC:172:GLN:N	3:FC:175:GLN:HB2	2.37	0.40
3:FC:245:ARG:H	3:FC:245:ARG:HD2	1.86	0.40
3:FC:317:SER:O	3:FC:320:ILE:HB	2.20	0.40
8:FH:33:GLN:HB2	8:FH:36:CYS:CB	2.50	0.40
10:FJ:60:PHE:O	10:FJ:63:TYR:N	2.51	0.40
11:FK:120:GLY:O	11:FK:121:LEU:C	2.59	0.40
14:FN:131:LEU:HG	14:FN:132:GLN:N	2.36	0.40
13:FM:43:LYS:HE3	14:FN:27:ASP:O	2.21	0.40
1:AA:1184:ALA:O	1:AA:1186:GLY:N	2.55	0.40
1:AA:1323:HIS:CD2	1:AA:1454:HIS:CD2	3.10	0.40
1:AA:1565:GLU:O	1:AA:1568:ASN:HB3	2.21	0.40
2:AB:1000:LEU:HD13	2:AB:1009:GLY:HA2	2.03	0.40
2:AB:479:GLN:H	2:AB:479:GLN:HG2	1.67	0.40
1:AA:958:PRO:HG2	2:AB:522:PRO:HG3	2.02	0.40
2:AB:699:ILE:H	2:AB:699:ILE:CD1	2.32	0.40
2:AB:753:LYS:O	2:AB:981:SER:OG	2.14	0.40
3:AC:230:LEU:HD11	3:AC:270:ALA:HB3	2.03	0.40
3:AC:240:LYS:HB2	3:AC:240:LYS:HE3	1.90	0.40
3:AC:85:PHE:HA	3:AC:204:LEU:CB	2.52	0.40
5:AE:17:ARG:O	5:AE:20:LYS:HB2	2.21	0.40
14:AN:118:SER:O	14:AN:119:LEU:HD23	2.20	0.40
7:AO:270:LEU:HD23	7:AO:270:LEU:HA	1.91	0.40
1:BA:111:LYS:HG3	1:BA:234:ASP:OD2	2.21	0.40
1:BA:1237:GLN:HB3	1:BA:1520:VAL:CG1	2.51	0.40
1:BA:476:VAL:HG11	2:BB:1091:ARG:O	2.22	0.40
1:BA:597:LYS:HB2	2:BB:1082:HIS:NE2	2.37	0.40
1:BA:81:LEU:C	1:BA:83:VAL:H	2.25	0.40
1:BA:858:ALA:O	1:BA:862:THR:OG1	2.33	0.40
2:BB:233:GLY:HA2	2:BB:250:LEU:O	2.21	0.40
2:BB:214:PRO:HB3	2:BB:377:MET:CE	2.51	0.40
2:BB:858:ILE:HG12	2:BB:859:CYS:N	2.35	0.40
2:BB:824:HIS:O	2:BB:861:TYR:HB2	2.21	0.40
2:BB:999:GLN:NE2	14:BN:166:LEU:HD21	2.37	0.40
5:BE:139:ALA:C	5:BE:141:VAL:N	2.75	0.40
13:BM:16:GLN:HB3	13:BM:91:TYR:HA	2.03	0.40
14:BN:131:LEU:HG	14:BN:132:GLN:N	2.36	0.40

*Continued on next page...*



*Continued from previous page...*

Atom-1	Atom-2	Interatomic distance (Å)	Clash overlap (Å)
14:BN:75:GLU:H	14:BN:91:ASP:CG	2.24	0.40
1:CA:1158:SER:HB3	1:CA:1159:ASP:H	1.56	0.40
1:CA:1264:SER:HA	1:CA:1267:ILE:HD12	2.03	0.40
1:CA:1450:ILE:HG22	1:CA:1457:ILE:HG21	2.04	0.40
1:CA:470:HIS:CD2	7:CO:314:THR:HG22	2.56	0.40
1:CA:52:LEU:HD23	1:CA:52:LEU:HA	1.82	0.40
2:CB:101:GLN:O	2:CB:139:LEU:HD22	2.22	0.40
2:CB:206:LEU:HA	2:CB:206:LEU:HD23	1.98	0.40
2:CB:501:ARG:O	2:CB:544:HIS:HA	2.22	0.40
2:CB:68:ILE:HD13	2:CB:68:ILE:HA	1.66	0.40
2:CB:70:GLU:HG2	2:CB:97:VAL:O	2.21	0.40
2:CB:789:ILE:HD11	2:CB:947:ILE:HG12	2.03	0.40
2:CB:838:GLU:C	2:CB:840:LEU:H	2.25	0.40
2:CB:845:LEU:HD12	12:CL:58:LYS:HE2	2.02	0.40
5:CE:213:ILE:HD13	5:CE:214:CYS:N	2.35	0.40
6:CF:105:ALA:HA	6:CF:106:PRO:HD3	1.91	0.40
6:CF:74:ILE:HA	6:CF:75:PRO:HD2	1.95	0.40
7:CG:87:LEU:HA	7:CG:120:VAL:HG23	2.02	0.40
8:CH:128:ASN:OD1	8:CH:130:ARG:HB2	2.21	0.40
3:CC:199:GLY:HA3	10:CJ:66:LEU:HD22	2.03	0.40
1:DA:1226:VAL:HG22	1:DA:1598:PHE:CE1	2.56	0.40
1:DA:1529:MET:HG2	1:DA:1529:MET:H	1.66	0.40
1:DA:460:LEU:O	1:DA:466:LEU:HB3	2.21	0.40
1:DA:509:GLU:OE1	1:DA:579:ARG:NH2	2.50	0.40
1:DA:676:ALA:O	1:DA:677:GLY:C	2.60	0.40
1:DA:751:SER:O	1:DA:769:VAL:N	2.47	0.40
1:DA:790:LYS:O	1:DA:792:GLY:N	2.55	0.40
1:DA:892:LEU:HG	1:DA:893:ASP:N	2.35	0.40
1:DA:90:PHE:CE1	1:DA:1623:THR:HG23	2.57	0.40
1:DA:952:LEU:HD22	1:DA:952:LEU:HA	1.86	0.40
2:DB:1026:ILE:HD11	2:DB:1028:VAL:CG1	2.48	0.40
2:DB:96:SER:OG	2:DB:144:SER:O	2.28	0.40
2:DB:383:SER:HB2	2:DB:388:GLU:HB2	2.03	0.40
2:DB:704:THR:HA	2:DB:705:PRO:HD2	1.93	0.40
2:DB:960:ILE:O	2:DB:963:PHE:N	2.54	0.40
5:DE:177:ARG:NH1	5:DE:179:GLN:HE22	2.19	0.40
7:CO:278:ILE:HB	7:DG:159:LYS:NZ	2.36	0.40
7:DG:162:ILE:HA	7:DG:163:PRO:HD2	1.86	0.40
7:DG:221:ASN:OD1	7:DG:221:ASN:N	2.54	0.40
7:DG:137:ILE:HD11	7:DG:229:LEU:HB2	2.03	0.40
7:DG:26:ASN:HA	7:DG:27:PRO:HD3	1.89	0.40

*Continued on next page...*



*Continued from previous page...*

Atom-1	Atom-2	Interatomic distance (Å)	Clash overlap (Å)
9:DI:8:ILE:H	9:DI:16:LEU:CD1	2.35	0.40
10:DJ:45:CYS:HA	10:DJ:48:ARG:NH1	2.37	0.40
3:DC:197:ARG:CG	10:DJ:61:LEU:HB3	2.51	0.40
14:DN:54:TRP:CZ2	14:DN:135:LYS:HD2	2.56	0.40
1:DA:469:LYS:NZ	7:DO:314:THR:O	2.54	0.40
1:EA:1217:LEU:HD11	1:EA:1572:ARG:HE	1.86	0.40
2:EB:184:LYS:HE2	2:EB:735:HIS:NE2	2.37	0.40
2:EB:617:THR:CB	2:EB:620:LEU:HD23	2.51	0.40
2:EB:736:ARG:HB3	2:EB:738:ASP:OD1	2.21	0.40
2:EB:741:LEU:HD23	2:EB:741:LEU:HA	1.76	0.40
2:EB:913:ILE:HD12	2:EB:927:CYS:HB3	2.04	0.40
3:EC:136:LEU:HD22	3:EC:167:LEU:HA	2.04	0.40
3:EC:251:PHE:HB3	3:EC:255:VAL:HG11	2.02	0.40
5:EE:137:GLU:C	5:EE:139:ALA:N	2.74	0.40
7:EG:161:ASN:HB3	7:EG:248:THR:HA	2.04	0.40
9:EI:60:LEU:HD23	9:EI:60:LEU:HA	1.84	0.40
11:EK:72:LEU:HD12	11:EK:72:LEU:HA	1.54	0.40
13:EM:75:GLN:HG2	14:EN:64:ILE:HD11	2.03	0.40
1:FA:1136:VAL:HG11	1:FA:1140:PHE:CD2	2.49	0.40
1:FA:1243:TRP:CE3	1:FA:1243:TRP:HA	2.57	0.40
1:FA:1481:GLU:O	1:FA:1483:LEU:HD23	2.22	0.40
1:FA:530:TRP:CZ2	1:FA:607:VAL:HG21	2.56	0.40
1:FA:70:LYS:C	1:FA:71:PHE:CD1	2.94	0.40
1:FA:736:LEU:HD22	1:FA:736:LEU:HA	1.69	0.40
1:FA:77:GLY:O	1:FA:78:HIS:HB3	2.21	0.40
2:FB:104:ILE:CB	2:FB:169:ARG:HG3	2.51	0.40
2:FB:609:ARG:NH2	2:FB:626:ILE:HG13	2.36	0.40
2:FB:690:GLU:HG2	2:FB:690:GLU:H	1.68	0.40
2:FB:775:VAL:H	2:FB:1028:VAL:CG1	2.33	0.40
2:FB:97:VAL:O	2:FB:421:LEU:HD22	2.21	0.40
5:FE:81:GLU:HG3	5:FE:82:PHE:N	2.35	0.40
2:FB:956:SER:HB2	9:FI:107:GLY:HA3	2.04	0.40
11:FK:53:ALA:HB1	11:FK:104:ARG:HH12	1.87	0.40
13:FM:65:TYR:O	13:FM:97:VAL:HG23	2.22	0.40
14:FN:163:VAL:O	14:FN:166:LEU:HD11	2.22	0.40
1:AA:507:TYR:OH	1:AA:641:GLU:N	2.55	0.40
1:AA:583:ASN:HA	1:AA:605:VAL:HG12	2.03	0.40
1:AA:669:LEU:HG	1:AA:810:LEU:HD11	2.04	0.40
1:AA:689:ARG:O	1:AA:692:TYR:HB3	2.22	0.40
1:AA:646:GLU:OE1	2:AB:1087:LEU:HG	2.22	0.40
2:AB:1094:ASN:N	2:AB:1094:ASN:OD1	2.54	0.40

*Continued on next page...*



*Continued from previous page...*

Atom-1	Atom-2	Interatomic distance (Å)	Clash overlap (Å)
2:AB:215:MET:HE3	2:AB:394:PRO:HB3	2.03	0.40
2:AB:570:VAL:HG13	2:AB:596:VAL:HG13	2.04	0.40
2:AB:771:ALA:O	2:AB:1030:VAL:HG12	2.22	0.40
1:AA:671:GLN:HA	2:AB:952:HIS:HD2	1.86	0.40
6:AF:123:LYS:O	6:AF:126:ALA:HB3	2.22	0.40
7:AG:73:TYR:CD2	7:AG:238:THR:HB	2.56	0.40
8:AH:39:THR:HG22	8:AH:124:ARG:HB3	2.04	0.40
1:AA:763:GLY:HA3	8:AH:25:ARG:NE	2.36	0.40
1:BA:1325:LEU:HA	1:BA:1325:LEU:HD13	1.67	0.40
1:BA:1526:PHE:O	1:BA:1528:ALA:N	2.54	0.40
1:BA:345:LEU:H	1:BA:345:LEU:HG	1.34	0.40
1:BA:809:VAL:CG1	1:BA:810:LEU:N	2.84	0.40
1:BA:1482:LYS:NZ	2:BB:304:ASP:OD1	2.51	0.40
2:BB:389:CYS:HB2	2:BB:635:GLY:O	2.21	0.40
2:BB:655:TYR:CZ	2:BB:657:PRO:HG2	2.57	0.40
2:BB:872:LYS:HD3	2:BB:872:LYS:HA	1.76	0.40
2:BB:913:ILE:HD11	2:BB:929:ARG:N	2.36	0.40
3:BC:70:ILE:C	3:BC:72:ILE:H	2.24	0.40
5:BE:175:LEU:HD22	5:BE:175:LEU:HA	1.70	0.40
7:BG:50:ALA:HB1	7:BG:52:MET:HG2	2.03	0.40
1:CA:1018:TYR:OH	1:CA:1615:TYR:HE1	2.04	0.40
1:CA:1148:LEU:CD2	1:CA:1163:GLU:HG2	2.52	0.40
1:CA:1193:VAL:O	1:CA:1196:PRO:HD2	2.22	0.40
1:CA:1529:MET:HG2	1:CA:1529:MET:H	1.70	0.40
1:CA:1582:LEU:O	1:CA:1583:ASP:C	2.60	0.40
1:CA:1584:LEU:HD13	1:CA:1584:LEU:HA	1.95	0.40
1:CA:191:MET:C	1:CA:191:MET:SD	3.00	0.40
1:CA:538:ASN:HB3	1:CA:539:GLU:H	1.71	0.40
1:CA:731:ILE:O	1:CA:735:VAL:HG23	2.21	0.40
1:CA:76:GLN:H	1:CA:76:GLN:HG2	1.61	0.40
1:CA:780:ILE:C	1:CA:781:LEU:HD23	2.42	0.40
2:CB:1006:ASN:ND2	3:CC:277:ARG:HB2	2.36	0.40
2:CB:128:GLN:NE2	2:CB:735:HIS:HA	2.37	0.40
2:CB:19:LEU:HD21	10:CJ:25:LEU:HB3	2.04	0.40
2:CB:46:ILE:HG22	2:CB:50:ASN:HD21	1.87	0.40
2:CB:555:GLN:NE2	2:CB:644:GLY:O	2.55	0.40
2:CB:751:ILE:HG22	2:CB:770:ASN:OD1	2.21	0.40
2:CB:837:LEU:HA	2:CB:837:LEU:HD22	1.63	0.40
3:CC:303:GLU:O	3:CC:304:SER:HB2	2.22	0.40
8:CH:143:LEU:HD12	8:CH:143:LEU:N	2.36	0.40
8:CH:46:LEU:HA	8:CH:46:LEU:HD23	1.81	0.40

*Continued on next page...*



*Continued from previous page...*

Atom-1	Atom-2	Interatomic distance (Å)	Clash overlap (Å)
9:CI:114:CYS:SG	9:CI:115:THR:N	2.95	0.40
3:CC:329:LYS:CD	11:CK:122:LYS:HE2	2.50	0.40
13:CM:39:ASP:O	13:CM:53:LEU:HD12	2.21	0.40
2:CB:679:GLN:NE2	14:CN:155:VAL:O	2.49	0.40
7:CO:287:GLU:O	7:CO:290:GLU:N	2.52	0.40
1:DA:1195:GLU:HB3	1:DA:1196:PRO:HD3	2.03	0.40
1:DA:1608:SER:OG	1:DA:1636:SER:OG	2.37	0.40
1:DA:510:PRO:HG2	6:DF:102:SER:OG	2.21	0.40
1:DA:52:LEU:HD22	1:DA:56:ALA:HA	2.03	0.40
1:DA:70:LYS:HG2	7:DO:302:GLU:OE2	2.21	0.40
1:DA:975:ASP:CG	1:DA:976:ALA:N	2.74	0.40
2:DB:909:ARG:HH22	2:DB:1038:HIS:CG	2.39	0.40
2:DB:1056:THR:HB	2:DB:1058:GLN:HG3	2.02	0.40
2:DB:1171:ASN:HD22	2:DB:1171:ASN:N	2.20	0.40
2:DB:476:LEU:HD23	2:DB:476:LEU:HA	1.52	0.40
2:DB:71:LYS:HB3	2:DB:425:ILE:HD11	2.04	0.40
4:DD:32:SER:O	4:DD:36:VAL:HG23	2.21	0.40
5:DE:196:VAL:O	5:DE:211:TYR:HB3	2.22	0.40
5:DE:48:ASP:N	5:DE:48:ASP:OD1	2.47	0.40
6:DF:123:LYS:O	6:DF:126:ALA:HB3	2.22	0.40
6:DF:136:ARG:O	6:DF:143:PHE:HB2	2.22	0.40
7:DG:73:TYR:CD2	7:DG:238:THR:HB	2.57	0.40
8:DH:81:PRO:HA	8:DH:82:PRO:HD2	1.87	0.40
11:DK:119:LYS:O	11:DK:123:ASP:HB2	2.21	0.40
1:EA:1085:LEU:HG	1:EA:1085:LEU:H	1.55	0.40
1:EA:11:ILE:HD11	1:EA:1643:VAL:HG11	2.04	0.40
1:EA:1047:GLN:CD	1:EA:1584:LEU:HD13	2.42	0.40
1:EA:488:PRO:HD2	2:EB:781:TYR:CZ	2.56	0.40
1:EA:819:ASN:O	1:EA:822:THR:OG1	2.38	0.40
1:EA:87:ASN:HA	1:EA:88:PRO:HD2	1.90	0.40
2:EB:1111:LEU:HD23	2:EB:1111:LEU:H	1.87	0.40
2:EB:38:LEU:HD13	2:EB:38:LEU:HA	1.78	0.40
2:EB:751:ILE:HG22	2:EB:770:ASN:OD1	2.21	0.40
2:EB:985:ILE:HG12	2:EB:985:ILE:H	1.60	0.40
3:EC:128:ASP:HB2	3:EC:129:GLU:H	1.73	0.40
3:EC:317:SER:O	3:EC:320:ILE:HB	2.22	0.40
5:EE:143:ASN:HB3	5:EE:146:HIS:CE1	2.57	0.40
5:EE:20:LYS:NZ	5:EE:34:GLU:O	2.47	0.40
7:EG:86:GLY:O	7:EG:120:VAL:HG23	2.21	0.40
1:FA:1142:ASP:O	1:FA:1145:GLU:N	2.54	0.40
1:FA:1447:GLN:HE21	1:FA:1459:LYS:HA	1.87	0.40

*Continued on next page...*



Continued from previous page...

Atom-1	Atom-2	Interatomic distance (Å)	Clash overlap (Å)
1:FA:1622:LEU:HD11	2:FB:1194:ILE:HD13	2.03	0.40
1:FA:125:LEU:CD1	1:FA:219:LEU:HD12	2.50	0.40
1:FA:453:ILE:HA	1:FA:454:PRO:HD3	1.98	0.40
2:FB:775:VAL:HG23	2:FB:1028:VAL:HG12	2.03	0.40
2:FB:45:HIS:CE1	2:FB:205:MET:SD	3.15	0.40
2:FB:392:ASP:HB3	2:FB:399:HIS:NE2	2.36	0.40
2:FB:413:LEU:HA	2:FB:413:LEU:HD13	1.74	0.40
2:FB:527:PHE:HE2	2:FB:669:GLN:NE2	2.19	0.40
2:FB:714:ARG:HG2	2:FB:959:THR:CG2	2.52	0.40
2:FB:966:SER:HB3	2:FB:967:LEU:H	1.66	0.40
3:FC:150:SER:OG	3:FC:155:GLU:OE2	2.28	0.40
3:FC:237:GLN:NE2	3:FC:288:LYS:HE2	2.36	0.40
3:FC:303:GLU:O	3:FC:304:SER:HB2	2.21	0.40
1:FA:574:ASN:ND2	6:FF:104:ASN:HD21	2.20	0.40
7:FG:29:ASP:C	7:FG:31:LYS:N	2.73	0.40
9:FI:113:THR:HA	9:FI:120:LYS:HB3	2.02	0.40
9:FI:33:CYS:HB2	13:FM:60:LEU:HD22	2.03	0.40
11:FK:56:GLU:HG3	11:FK:56:GLU:H	1.59	0.40
13:FM:66:THR:HB	13:FM:71:GLN:HG3	2.03	0.40
14:FN:97:SER:CB	14:FN:105:SER:HB3	2.52	0.40

There are no symmetry-related clashes.

## 5.3 Torsion angles ⓘ

### 5.3.1 Protein backbone ⓘ

In the following table, the Percentiles column shows the percent Ramachandran outliers of the chain as a percentile score with respect to all X-ray entries followed by that with respect to entries of similar resolution.

The Analysed column shows the number of residues for which the backbone conformation was analysed, and the total number of residues.

Mol	Chain	Analysed	Favoured	Allowed	Outliers	Percentiles	
1	AA	1470/1664 (88%)	1124 (76%)	276 (19%)	70 (5%)	2	28
1	BA	1448/1664 (87%)	1124 (78%)	259 (18%)	65 (4%)	3	29
1	CA	1469/1664 (88%)	1131 (77%)	268 (18%)	70 (5%)	2	28
1	DA	1469/1664 (88%)	1138 (78%)	263 (18%)	68 (5%)	3	29

Continued on next page...



*Continued from previous page...*

Mol	Chain	Analysed	Favoured	Allowed	Outliers	Percentiles	
1	EA	1468/1664 (88%)	1127 (77%)	272 (18%)	69 (5%)	3	28
1	FA	1470/1664 (88%)	1127 (77%)	274 (19%)	69 (5%)	3	28
2	AB	1142/1203 (95%)	926 (81%)	158 (14%)	58 (5%)	2	26
2	BB	1141/1203 (95%)	923 (81%)	164 (14%)	54 (5%)	3	28
2	CB	1160/1203 (96%)	921 (79%)	171 (15%)	68 (6%)	2	23
2	DB	1155/1203 (96%)	923 (80%)	172 (15%)	60 (5%)	2	26
2	EB	1154/1203 (96%)	928 (80%)	165 (14%)	61 (5%)	2	26
2	FB	1155/1203 (96%)	925 (80%)	165 (14%)	65 (6%)	2	24
3	AC	302/335 (90%)	231 (76%)	53 (18%)	18 (6%)	2	22
3	BC	302/335 (90%)	232 (77%)	53 (18%)	17 (6%)	2	24
3	CC	302/335 (90%)	234 (78%)	52 (17%)	16 (5%)	2	26
3	DC	302/335 (90%)	233 (77%)	51 (17%)	18 (6%)	2	22
3	EC	302/335 (90%)	233 (77%)	52 (17%)	17 (6%)	2	24
3	FC	302/335 (90%)	233 (77%)	51 (17%)	18 (6%)	2	22
4	AD	54/137 (39%)	49 (91%)	5 (9%)	0	100	100
4	BD	54/137 (39%)	50 (93%)	4 (7%)	0	100	100
4	CD	54/137 (39%)	49 (91%)	5 (9%)	0	100	100
4	DD	54/137 (39%)	50 (93%)	4 (7%)	0	100	100
4	ED	54/137 (39%)	50 (93%)	3 (6%)	1 (2%)	9	48
4	FD	54/137 (39%)	49 (91%)	4 (7%)	1 (2%)	9	48
5	AE	213/215 (99%)	176 (83%)	31 (15%)	6 (3%)	6	40
5	BE	213/215 (99%)	174 (82%)	32 (15%)	7 (3%)	4	36
5	CE	213/215 (99%)	174 (82%)	33 (16%)	6 (3%)	6	40
5	DE	213/215 (99%)	176 (83%)	31 (15%)	6 (3%)	6	40
5	EE	213/215 (99%)	175 (82%)	32 (15%)	6 (3%)	6	40
5	FE	213/215 (99%)	174 (82%)	33 (16%)	6 (3%)	6	40
6	AF	96/155 (62%)	85 (88%)	10 (10%)	1 (1%)	18	61
6	BF	96/155 (62%)	87 (91%)	8 (8%)	1 (1%)	18	61
6	CF	97/155 (63%)	87 (90%)	9 (9%)	1 (1%)	18	61
6	DF	97/155 (63%)	85 (88%)	11 (11%)	1 (1%)	18	61
6	EF	97/155 (63%)	88 (91%)	8 (8%)	1 (1%)	18	61

*Continued on next page...*



*Continued from previous page...*

Mol	Chain	Analysed	Favoured	Allowed	Outliers	Percentiles	
6	FF	97/155 (63%)	88 (91%)	7 (7%)	2 (2%)	8	46
7	AG	198/326 (61%)	143 (72%)	40 (20%)	15 (8%)	1	18
7	AO	50/326 (15%)	31 (62%)	11 (22%)	8 (16%)	0	4
7	BG	191/326 (59%)	139 (73%)	37 (19%)	15 (8%)	1	17
7	BO	49/326 (15%)	33 (67%)	11 (22%)	5 (10%)	1	11
7	CG	198/326 (61%)	145 (73%)	38 (19%)	15 (8%)	1	18
7	CO	48/326 (15%)	32 (67%)	10 (21%)	6 (12%)	0	7
7	DG	198/326 (61%)	142 (72%)	38 (19%)	18 (9%)	1	15
7	DO	50/326 (15%)	31 (62%)	12 (24%)	7 (14%)	0	5
7	EG	198/326 (61%)	144 (73%)	40 (20%)	14 (7%)	1	19
7	EO	50/326 (15%)	30 (60%)	13 (26%)	7 (14%)	0	5
7	FG	198/326 (61%)	141 (71%)	40 (20%)	17 (9%)	1	15
7	FO	50/326 (15%)	34 (68%)	13 (26%)	3 (6%)	2	22
8	AH	128/146 (88%)	106 (83%)	19 (15%)	3 (2%)	7	44
8	BH	127/146 (87%)	105 (83%)	17 (13%)	5 (4%)	3	32
8	CH	127/146 (87%)	106 (84%)	18 (14%)	3 (2%)	7	43
8	DH	130/146 (89%)	104 (80%)	20 (15%)	6 (5%)	3	29
8	EH	130/146 (89%)	106 (82%)	17 (13%)	7 (5%)	2	25
8	FH	130/146 (89%)	106 (82%)	19 (15%)	5 (4%)	4	33
9	AI	122/125 (98%)	91 (75%)	28 (23%)	3 (2%)	6	41
9	BI	91/125 (73%)	70 (77%)	19 (21%)	2 (2%)	8	45
9	CI	122/125 (98%)	93 (76%)	25 (20%)	4 (3%)	4	36
9	DI	122/125 (98%)	93 (76%)	26 (21%)	3 (2%)	6	41
9	EI	113/125 (90%)	85 (75%)	25 (22%)	3 (3%)	6	40
9	FI	122/125 (98%)	92 (75%)	25 (20%)	5 (4%)	3	31
10	AJ	66/70 (94%)	45 (68%)	16 (24%)	5 (8%)	1	18
10	BJ	67/70 (96%)	45 (67%)	18 (27%)	4 (6%)	2	22
10	CJ	66/70 (94%)	47 (71%)	15 (23%)	4 (6%)	2	22
10	DJ	67/70 (96%)	47 (70%)	16 (24%)	4 (6%)	2	22
10	EJ	66/70 (94%)	47 (71%)	15 (23%)	4 (6%)	2	22
10	FJ	66/70 (94%)	47 (71%)	16 (24%)	3 (4%)	3	29

*Continued on next page...*



*Continued from previous page...*

Mol	Chain	Analysed	Favoured	Allowed	Outliers	Percentiles	
11	AK	99/142 (70%)	79 (80%)	17 (17%)	3 (3%)	5	38
11	BK	98/142 (69%)	80 (82%)	15 (15%)	3 (3%)	5	37
11	CK	99/142 (70%)	85 (86%)	11 (11%)	3 (3%)	5	38
11	DK	99/142 (70%)	81 (82%)	14 (14%)	4 (4%)	3	31
11	EK	98/142 (69%)	80 (82%)	14 (14%)	4 (4%)	3	31
11	FK	98/142 (69%)	82 (84%)	13 (13%)	3 (3%)	5	37
12	AL	42/70 (60%)	34 (81%)	5 (12%)	3 (7%)	1	19
12	BL	42/70 (60%)	33 (79%)	6 (14%)	3 (7%)	1	19
12	CL	42/70 (60%)	33 (79%)	6 (14%)	3 (7%)	1	19
12	DL	42/70 (60%)	33 (79%)	6 (14%)	3 (7%)	1	19
12	EL	42/70 (60%)	33 (79%)	6 (14%)	3 (7%)	1	19
12	FL	42/70 (60%)	34 (81%)	5 (12%)	3 (7%)	1	19
13	AM	107/415 (26%)	81 (76%)	17 (16%)	9 (8%)	1	15
13	BM	107/415 (26%)	81 (76%)	17 (16%)	9 (8%)	1	15
13	CM	107/415 (26%)	79 (74%)	19 (18%)	9 (8%)	1	15
13	DM	107/415 (26%)	82 (77%)	15 (14%)	10 (9%)	1	14
13	EM	108/415 (26%)	80 (74%)	18 (17%)	10 (9%)	1	14
13	FM	108/415 (26%)	80 (74%)	18 (17%)	10 (9%)	1	14
14	AN	136/233 (58%)	106 (78%)	17 (12%)	13 (10%)	1	13
14	BN	137/233 (59%)	110 (80%)	16 (12%)	11 (8%)	1	17
14	CN	137/233 (59%)	109 (80%)	17 (12%)	11 (8%)	1	17
14	DN	139/233 (60%)	112 (81%)	16 (12%)	11 (8%)	1	17
14	EN	138/233 (59%)	111 (80%)	15 (11%)	12 (9%)	1	15
14	FN	139/233 (60%)	112 (81%)	15 (11%)	12 (9%)	1	15
All	All	25348/33372 (76%)	19889 (78%)	4164 (16%)	1295 (5%)	2	26

All (1295) Ramachandran outliers are listed below:

Mol	Chain	Res	Type
1	AA	39	ASP
1	AA	547	ILE
1	AA	551	VAL
1	AA	710	SER
1	AA	851	VAL

*Continued on next page...*



*Continued from previous page...*

Mol	Chain	Res	Type
1	AA	936	SER
1	AA	1061	SER
1	AA	1093	SER
1	AA	1158	SER
1	AA	1215	VAL
1	AA	1251	ALA
1	AA	1252	ASP
1	AA	1264	SER
1	AA	1273	THR
1	AA	1514	ASN
1	AA	1599	ASN
2	AB	663	ILE
2	AB	676	VAL
2	AB	700	LEU
2	AB	755	ASN
2	AB	783	MET
2	AB	784	ASP
2	AB	810	ASP
2	AB	834	LYS
2	AB	896	GLN
2	AB	1025	ASP
2	AB	1042	ASP
2	AB	1044	PHE
3	AC	100	ARG
3	AC	148	LYS
5	AE	138	ALA
7	AG	99	ASP
7	AG	143	SER
7	AG	249	LEU
8	AH	109	LYS
12	AL	54	ARG
12	AL	62	LYS
13	AM	13	GLU
13	AM	85	LYS
14	AN	75	GLU
14	AN	139	VAL
7	AO	266	GLN
7	AO	303	ASP
7	AO	306	SER
7	AO	312	GLU
1	BA	39	ASP
1	BA	547	ILE

*Continued on next page...*



*Continued from previous page...*

Mol	Chain	Res	Type
1	BA	551	VAL
1	BA	710	SER
1	BA	758	GLU
1	BA	851	VAL
1	BA	936	SER
1	BA	1061	SER
1	BA	1093	SER
1	BA	1158	SER
1	BA	1215	VAL
1	BA	1251	ALA
1	BA	1252	ASP
1	BA	1264	SER
1	BA	1273	THR
1	BA	1514	ASN
1	BA	1599	ASN
2	BB	660	LYS
2	BB	663	ILE
2	BB	700	LEU
2	BB	755	ASN
2	BB	783	MET
2	BB	784	ASP
2	BB	834	LYS
2	BB	896	GLN
2	BB	1025	ASP
2	BB	1042	ASP
2	BB	1044	PHE
3	BC	148	LYS
3	BC	279	VAL
5	BE	49	SER
5	BE	138	ALA
7	BG	99	ASP
7	BG	221	ASN
8	BH	109	LYS
11	BK	99	ASN
12	BL	46	VAL
12	BL	54	ARG
12	BL	62	LYS
13	BM	17	ASP
13	BM	85	LYS
14	BN	75	GLU
14	BN	139	VAL
7	BO	313	ASN

*Continued on next page...*



*Continued from previous page...*

Mol	Chain	Res	Type
1	CA	39	ASP
1	CA	547	ILE
1	CA	551	VAL
1	CA	652	ASN
1	CA	710	SER
1	CA	851	VAL
1	CA	936	SER
1	CA	1061	SER
1	CA	1093	SER
1	CA	1158	SER
1	CA	1215	VAL
1	CA	1251	ALA
1	CA	1252	ASP
1	CA	1264	SER
1	CA	1273	THR
1	CA	1514	ASN
1	CA	1599	ASN
2	CB	90	TYR
2	CB	368	GLN
2	CB	559	SER
2	CB	660	LYS
2	CB	663	ILE
2	CB	676	VAL
2	CB	700	LEU
2	CB	755	ASN
2	CB	783	MET
2	CB	784	ASP
2	CB	834	LYS
2	CB	894	LYS
2	CB	896	GLN
2	CB	1025	ASP
2	CB	1042	ASP
2	CB	1044	PHE
3	CC	148	LYS
7	CG	99	ASP
7	CG	143	SER
7	CG	221	ASN
8	CH	109	LYS
12	CL	54	ARG
12	CL	62	LYS
13	CM	85	LYS
14	CN	75	GLU

*Continued on next page...*



*Continued from previous page...*

Mol	Chain	Res	Type
14	CN	139	VAL
7	CO	273	VAL
7	CO	274	SER
1	DA	39	ASP
1	DA	551	VAL
1	DA	710	SER
1	DA	851	VAL
1	DA	936	SER
1	DA	1061	SER
1	DA	1093	SER
1	DA	1158	SER
1	DA	1215	VAL
1	DA	1251	ALA
1	DA	1252	ASP
1	DA	1264	SER
1	DA	1273	THR
1	DA	1514	ASN
1	DA	1599	ASN
2	DB	368	GLN
2	DB	559	SER
2	DB	658	LEU
2	DB	660	LYS
2	DB	663	ILE
2	DB	700	LEU
2	DB	755	ASN
2	DB	783	MET
2	DB	784	ASP
2	DB	834	LYS
2	DB	892	SER
2	DB	893	ASN
2	DB	896	GLN
2	DB	1025	ASP
2	DB	1042	ASP
2	DB	1044	PHE
3	DC	148	LYS
3	DC	279	VAL
5	DE	49	SER
5	DE	138	ALA
7	DG	99	ASP
7	DG	143	SER
7	DG	221	ASN
7	DG	249	LEU

*Continued on next page...*



*Continued from previous page...*

Mol	Chain	Res	Type
8	DH	109	LYS
12	DL	54	ARG
12	DL	62	LYS
13	DM	85	LYS
14	DN	75	GLU
14	DN	139	VAL
7	DO	273	VAL
7	DO	301	LYS
7	DO	302	GLU
7	DO	313	ASN
1	EA	39	ASP
1	EA	255	ALA
1	EA	547	ILE
1	EA	551	VAL
1	EA	710	SER
1	EA	758	GLU
1	EA	851	VAL
1	EA	936	SER
1	EA	1061	SER
1	EA	1093	SER
1	EA	1158	SER
1	EA	1215	VAL
1	EA	1251	ALA
1	EA	1252	ASP
1	EA	1264	SER
1	EA	1273	THR
1	EA	1514	ASN
1	EA	1599	ASN
2	EB	368	GLN
2	EB	658	LEU
2	EB	660	LYS
2	EB	663	ILE
2	EB	676	VAL
2	EB	700	LEU
2	EB	755	ASN
2	EB	783	MET
2	EB	784	ASP
2	EB	810	ASP
2	EB	834	LYS
2	EB	892	SER
2	EB	894	LYS
2	EB	896	GLN

*Continued on next page...*



*Continued from previous page...*

Mol	Chain	Res	Type
2	EB	1042	ASP
2	EB	1044	PHE
3	EC	148	LYS
5	EE	144	ILE
7	EG	99	ASP
7	EG	143	SER
8	EH	109	LYS
12	EL	54	ARG
12	EL	62	LYS
13	EM	85	LYS
14	EN	75	GLU
14	EN	139	VAL
7	EO	266	GLN
7	EO	267	ALA
7	EO	307	GLU
1	FA	39	ASP
1	FA	255	ALA
1	FA	551	VAL
1	FA	652	ASN
1	FA	710	SER
1	FA	758	GLU
1	FA	851	VAL
1	FA	936	SER
1	FA	1061	SER
1	FA	1093	SER
1	FA	1158	SER
1	FA	1215	VAL
1	FA	1251	ALA
1	FA	1252	ASP
1	FA	1264	SER
1	FA	1273	THR
1	FA	1514	ASN
1	FA	1599	ASN
2	FB	90	TYR
2	FB	658	LEU
2	FB	660	LYS
2	FB	663	ILE
2	FB	676	VAL
2	FB	700	LEU
2	FB	755	ASN
2	FB	783	MET
2	FB	784	ASP

*Continued on next page...*



*Continued from previous page...*

Mol	Chain	Res	Type
2	FB	834	LYS
2	FB	892	SER
2	FB	896	GLN
2	FB	1025	ASP
2	FB	1042	ASP
2	FB	1044	PHE
3	FC	148	LYS
5	FE	49	SER
5	FE	138	ALA
7	FG	99	ASP
7	FG	143	SER
7	FG	221	ASN
8	FH	109	LYS
12	FL	54	ARG
12	FL	62	LYS
13	FM	7	VAL
13	FM	85	LYS
14	FN	75	GLU
14	FN	139	VAL
1	AA	255	ALA
1	AA	520	ARG
1	AA	619	ALA
1	AA	652	ASN
1	AA	758	GLU
1	AA	850	SER
1	AA	1272	VAL
1	AA	1464	ASP
1	AA	1482	LYS
1	AA	1503	HIS
1	AA	1650	GLY
2	AB	368	GLN
2	AB	475	GLY
2	AB	559	SER
2	AB	658	LEU
2	AB	660	LYS
2	AB	835	GLU
2	AB	877	SER
2	AB	966	SER
2	AB	971	ALA
2	AB	988	GLU
2	AB	1038	HIS
2	AB	1043	LYS

*Continued on next page...*



*Continued from previous page...*

Mol	Chain	Res	Type
3	AC	129	GLU
3	AC	173	GLY
3	AC	174	ARG
3	AC	191	ILE
3	AC	217	ALA
3	AC	279	VAL
5	AE	49	SER
5	AE	114	ASN
5	AE	144	ILE
7	AG	12	GLU
7	AG	19	LYS
7	AG	20	HIS
7	AG	100	THR
7	AG	152	ALA
7	AG	164	VAL
7	AG	221	ASN
9	AI	5	GLY
9	AI	21	ASN
10	AJ	5	VAL
10	AJ	55	ASP
11	AK	99	ASN
12	AL	46	VAL
13	AM	17	ASP
13	AM	114	LYS
14	AN	32	CYS
14	AN	73	ASP
14	AN	125	ALA
7	AO	301	LYS
7	AO	307	GLU
1	BA	347	ARG
1	BA	520	ARG
1	BA	652	ASN
1	BA	759	TYR
1	BA	850	SER
1	BA	853	THR
1	BA	1272	VAL
1	BA	1464	ASP
1	BA	1482	LYS
1	BA	1541	ILE
1	BA	1650	GLY
2	BB	38	LEU
2	BB	167	SER

*Continued on next page...*



*Continued from previous page...*

Mol	Chain	Res	Type
2	BB	368	GLN
2	BB	475	GLY
2	BB	559	SER
2	BB	658	LEU
2	BB	676	VAL
2	BB	810	ASP
2	BB	835	GLU
2	BB	877	SER
2	BB	971	ALA
2	BB	988	GLU
2	BB	989	ASP
2	BB	1038	HIS
2	BB	1043	LYS
3	BC	100	ARG
3	BC	129	GLU
3	BC	173	GLY
3	BC	303	GLU
5	BE	114	ASN
5	BE	144	ILE
7	BG	19	LYS
7	BG	20	HIS
7	BG	100	THR
7	BG	143	SER
7	BG	152	ALA
7	BG	164	VAL
7	BG	249	LEU
9	BI	5	GLY
9	BI	21	ASN
10	BJ	5	VAL
13	BM	13	GLU
13	BM	114	LYS
14	BN	32	CYS
14	BN	73	ASP
7	BO	277	LYS
7	BO	286	ILE
7	BO	302	GLU
7	BO	308	ILE
1	CA	255	ALA
1	CA	619	ALA
1	CA	704	ASP
1	CA	758	GLU
1	CA	759	TYR

*Continued on next page...*



*Continued from previous page...*

Mol	Chain	Res	Type
1	CA	850	SER
1	CA	853	THR
1	CA	1160	GLY
1	CA	1272	VAL
1	CA	1464	ASP
1	CA	1482	LYS
1	CA	1503	HIS
1	CA	1650	GLY
2	CB	12	ARG
2	CB	38	LEU
2	CB	475	GLY
2	CB	658	LEU
2	CB	756	LEU
2	CB	810	ASP
2	CB	835	GLU
2	CB	877	SER
2	CB	892	SER
2	CB	971	ALA
2	CB	988	GLU
2	CB	1038	HIS
2	CB	1043	LYS
2	CB	1181	VAL
3	CC	100	ARG
3	CC	173	GLY
3	CC	174	ARG
3	CC	191	ILE
3	CC	279	VAL
3	CC	303	GLU
3	CC	307	ALA
5	CE	49	SER
5	CE	114	ASN
5	CE	138	ALA
5	CE	144	ILE
7	CG	12	GLU
7	CG	20	HIS
7	CG	100	THR
7	CG	152	ALA
7	CG	164	VAL
7	CG	249	LEU
9	CI	5	GLY
9	CI	21	ASN
10	CJ	55	ASP

*Continued on next page...*



*Continued from previous page...*

Mol	Chain	Res	Type
11	CK	99	ASN
12	CL	46	VAL
13	CM	13	GLU
13	CM	16	GLN
13	CM	17	ASP
13	CM	114	LYS
14	CN	32	CYS
14	CN	73	ASP
7	CO	304	ASN
1	DA	255	ALA
1	DA	520	ARG
1	DA	547	ILE
1	DA	652	ASN
1	DA	704	ASP
1	DA	758	GLU
1	DA	759	TYR
1	DA	850	SER
1	DA	1160	GLY
1	DA	1272	VAL
1	DA	1464	ASP
1	DA	1482	LYS
1	DA	1503	HIS
1	DA	1541	ILE
1	DA	1650	GLY
2	DB	38	LEU
2	DB	167	SER
2	DB	475	GLY
2	DB	676	VAL
2	DB	810	ASP
2	DB	835	GLU
2	DB	877	SER
2	DB	971	ALA
2	DB	988	GLU
2	DB	1038	HIS
2	DB	1043	LYS
3	DC	100	ARG
3	DC	129	GLU
3	DC	173	GLY
3	DC	217	ALA
5	DE	114	ASN
5	DE	144	ILE
7	DG	12	GLU

*Continued on next page...*



*Continued from previous page...*

Mol	Chain	Res	Type
7	DG	19	LYS
7	DG	20	HIS
7	DG	100	THR
7	DG	152	ALA
7	DG	164	VAL
9	DI	5	GLY
9	DI	21	ASN
10	DJ	5	VAL
11	DK	99	ASN
12	DL	46	VAL
13	DM	13	GLU
13	DM	17	ASP
13	DM	114	LYS
14	DN	32	CYS
14	DN	73	ASP
7	DO	275	ASN
1	EA	652	ASN
1	EA	759	TYR
1	EA	850	SER
1	EA	940	VAL
1	EA	1050	TYR
1	EA	1160	GLY
1	EA	1272	VAL
1	EA	1347	ALA
1	EA	1464	ASP
1	EA	1482	LYS
1	EA	1503	HIS
1	EA	1650	GLY
2	EB	475	GLY
2	EB	559	SER
2	EB	701	ALA
2	EB	756	LEU
2	EB	835	GLU
2	EB	877	SER
2	EB	966	SER
2	EB	971	ALA
2	EB	988	GLU
2	EB	1025	ASP
2	EB	1038	HIS
2	EB	1043	LYS
3	EC	100	ARG
3	EC	129	GLU

*Continued on next page...*



*Continued from previous page...*

Mol	Chain	Res	Type
3	EC	173	GLY
3	EC	191	ILE
3	EC	279	VAL
3	EC	303	GLU
3	EC	307	ALA
5	EE	49	SER
5	EE	114	ASN
5	EE	138	ALA
7	EG	12	GLU
7	EG	19	LYS
7	EG	20	HIS
7	EG	100	THR
7	EG	152	ALA
7	EG	164	VAL
7	EG	221	ASN
7	EG	249	LEU
8	EH	76	THR
9	EI	5	GLY
10	EJ	5	VAL
10	EJ	55	ASP
11	EK	99	ASN
12	EL	46	VAL
13	EM	7	VAL
13	EM	13	GLU
13	EM	16	GLN
13	EM	17	ASP
13	EM	114	LYS
14	EN	73	ASP
1	FA	547	ILE
1	FA	759	TYR
1	FA	850	SER
1	FA	853	THR
1	FA	1160	GLY
1	FA	1272	VAL
1	FA	1347	ALA
1	FA	1464	ASP
1	FA	1482	LYS
1	FA	1503	HIS
1	FA	1650	GLY
2	FB	368	GLN
2	FB	475	GLY
2	FB	559	SER

*Continued on next page...*



*Continued from previous page...*

Mol	Chain	Res	Type
2	FB	810	ASP
2	FB	835	GLU
2	FB	877	SER
2	FB	966	SER
2	FB	971	ALA
2	FB	988	GLU
2	FB	1038	HIS
2	FB	1043	LYS
3	FC	100	ARG
3	FC	173	GLY
3	FC	279	VAL
3	FC	303	GLU
5	FE	114	ASN
5	FE	144	ILE
7	FG	12	GLU
7	FG	19	LYS
7	FG	20	HIS
7	FG	100	THR
7	FG	152	ALA
7	FG	164	VAL
7	FG	249	LEU
8	FH	77	ARG
9	FI	5	GLY
9	FI	21	ASN
9	FI	95	ASN
10	FJ	5	VAL
10	FJ	55	ASP
11	FK	59	THR
11	FK	99	ASN
12	FL	46	VAL
13	FM	13	GLU
13	FM	17	ASP
14	FN	32	CYS
14	FN	66	LYS
14	FN	73	ASP
7	FO	282	ASP
1	AA	216	ARG
1	AA	347	ARG
1	AA	538	ASN
1	AA	552	GLU
1	AA	704	ASP
1	AA	759	TYR

*Continued on next page...*



*Continued from previous page...*

Mol	Chain	Res	Type
1	AA	843	ARG
1	AA	853	THR
1	AA	940	VAL
1	AA	956	ARG
1	AA	1160	GLY
1	AA	1347	ALA
1	AA	1541	ILE
2	AB	38	LEU
2	AB	60	LEU
2	AB	167	SER
2	AB	291	GLY
2	AB	662	ASP
2	AB	756	LEU
2	AB	767	ASN
2	AB	989	ASP
2	AB	1022	LEU
2	AB	1045	GLN
2	AB	1156	SER
2	AB	1181	VAL
3	AC	303	GLU
3	AC	307	ALA
5	AE	2	ASP
9	AI	95	ASN
10	AJ	61	LEU
11	AK	59	THR
13	AM	16	GLN
13	AM	49	ASP
14	AN	65	SER
14	AN	66	LYS
14	AN	115	SER
14	AN	179	ASP
7	AO	304	ASN
1	BA	138	GLU
1	BA	216	ARG
1	BA	442	LYS
1	BA	538	ASN
1	BA	552	GLU
1	BA	619	ALA
1	BA	704	ASP
1	BA	940	VAL
1	BA	1033	SER
1	BA	1050	TYR

*Continued on next page...*



*Continued from previous page...*

Mol	Chain	Res	Type
1	BA	1347	ALA
1	BA	1503	HIS
1	BA	1527	GLN
2	BB	499	HIS
2	BB	756	LEU
2	BB	867	ASN
2	BB	898	LEU
2	BB	966	SER
2	BB	1022	LEU
2	BB	1045	GLN
3	BC	174	ARG
3	BC	191	ILE
3	BC	217	ALA
3	BC	307	ALA
5	BE	206	GLY
8	BH	20	TYR
10	BJ	55	ASP
11	BK	59	THR
13	BM	16	GLN
13	BM	19	PRO
14	BN	66	LYS
14	BN	115	SER
1	CA	211	THR
1	CA	347	ARG
1	CA	442	LYS
1	CA	520	ARG
1	CA	538	ASN
1	CA	1050	TYR
1	CA	1245	ASP
1	CA	1347	ALA
1	CA	1541	ILE
2	CB	10	GLN
2	CB	167	SER
2	CB	291	GLY
2	CB	398	GLN
2	CB	662	ASP
2	CB	767	ASN
2	CB	966	SER
2	CB	1022	LEU
2	CB	1045	GLN
3	CC	129	GLU
7	CG	19	LYS

*Continued on next page...*



*Continued from previous page...*

Mol	Chain	Res	Type
7	CG	101	SER
8	CH	20	TYR
9	CI	95	ASN
10	CJ	5	VAL
11	CK	59	THR
14	CN	66	LYS
14	CN	78	THR
14	CN	115	SER
1	DA	442	LYS
1	DA	619	ALA
1	DA	791	TYR
1	DA	853	THR
1	DA	1033	SER
1	DA	1050	TYR
1	DA	1347	ALA
2	DB	76	GLY
2	DB	212	ASN
2	DB	398	GLN
2	DB	701	ALA
2	DB	756	LEU
2	DB	767	ASN
2	DB	989	ASP
2	DB	1022	LEU
2	DB	1094	ASN
2	DB	1181	VAL
3	DC	174	ARG
3	DC	191	ILE
3	DC	303	GLU
3	DC	307	ALA
5	DE	2	ASP
7	DG	222	GLY
10	DJ	55	ASP
11	DK	59	THR
13	DM	16	GLN
14	DN	66	LYS
14	DN	83	ASP
14	DN	115	SER
14	DN	125	ALA
1	EA	74	GLY
1	EA	211	THR
1	EA	520	ARG
1	EA	538	ASN

*Continued on next page...*



*Continued from previous page...*

Mol	Chain	Res	Type
1	EA	552	GLU
1	EA	558	ALA
1	EA	677	GLY
1	EA	701	ARG
1	EA	704	ASP
1	EA	843	ARG
1	EA	853	THR
1	EA	956	ARG
1	EA	1033	SER
1	EA	1527	GLN
1	EA	1541	ILE
2	EB	38	LEU
2	EB	167	SER
2	EB	291	GLY
2	EB	367	SER
2	EB	767	ASN
2	EB	898	LEU
2	EB	1181	VAL
3	EC	68	ARG
8	EH	77	ARG
9	EI	95	ASN
11	EK	59	THR
13	EM	19	PRO
14	EN	32	CYS
14	EN	66	LYS
14	EN	115	SER
7	EO	291	SER
1	FA	216	ARG
1	FA	347	ARG
1	FA	520	ARG
1	FA	552	GLU
1	FA	677	GLY
1	FA	701	ARG
1	FA	704	ASP
1	FA	956	ARG
1	FA	1050	TYR
1	FA	1527	GLN
2	FB	20	GLU
2	FB	38	LEU
2	FB	60	LEU
2	FB	91	LEU
2	FB	167	SER

*Continued on next page...*



*Continued from previous page...*

Mol	Chain	Res	Type
2	FB	291	GLY
2	FB	349	VAL
2	FB	398	GLN
2	FB	701	ALA
2	FB	756	LEU
2	FB	767	ASN
2	FB	1007	TYR
2	FB	1022	LEU
3	FC	129	GLU
3	FC	174	ARG
3	FC	191	ILE
3	FC	217	ALA
3	FC	307	ALA
5	FE	2	ASP
7	FG	30	GLU
7	FG	32	ASN
7	FG	222	GLY
8	FH	20	TYR
9	FI	83	LYS
13	FM	16	GLN
13	FM	19	PRO
13	FM	114	LYS
14	FN	83	ASP
14	FN	115	SER
14	FN	125	ALA
7	FO	307	GLU
1	AA	211	THR
1	AA	442	LYS
1	AA	627	ASP
1	AA	701	ARG
1	AA	1033	SER
1	AA	1050	TYR
1	AA	1245	ASP
1	AA	1473	LYS
2	AB	212	ASN
2	AB	398	GLN
2	AB	519	LYS
2	AB	532	HIS
2	AB	701	ALA
2	AB	867	ASN
3	AC	87	ASN
5	AE	206	GLY

*Continued on next page...*



*Continued from previous page...*

Mol	Chain	Res	Type
7	AG	32	ASN
7	AG	222	GLY
13	AM	19	PRO
14	AN	78	THR
14	AN	83	ASP
1	BA	211	THR
1	BA	441	THR
1	BA	558	ALA
1	BA	627	ASP
1	BA	701	ARG
1	BA	843	ARG
1	BA	956	ARG
1	BA	987	TYR
1	BA	1245	ASP
1	BA	1473	LYS
2	BB	20	GLU
2	BB	291	GLY
2	BB	398	GLN
2	BB	662	ASP
2	BB	701	ALA
2	BB	767	ASN
2	BB	1094	ASN
2	BB	1156	SER
3	BC	68	ARG
5	BE	2	ASP
7	BG	30	GLU
7	BG	32	ASN
7	BG	222	GLY
10	BJ	17	LYS
13	BM	49	ASP
14	BN	78	THR
14	BN	83	ASP
14	BN	125	ALA
1	CA	22	LYS
1	CA	216	ARG
1	CA	552	GLU
1	CA	627	ASP
1	CA	701	ARG
1	CA	837	ALA
1	CA	956	ARG
1	CA	1441	LYS
1	CA	1473	LYS

*Continued on next page...*



*Continued from previous page...*

Mol	Chain	Res	Type
1	CA	1527	GLN
2	CB	60	LEU
2	CB	212	ASN
2	CB	519	LYS
2	CB	701	ALA
2	CB	867	ASN
2	CB	989	ASP
2	CB	1061	LYS
2	CB	1156	SER
3	CC	99	HIS
7	CG	30	GLU
7	CG	222	GLY
13	CM	19	PRO
14	CN	83	ASP
14	CN	125	ALA
1	DA	211	THR
1	DA	216	ARG
1	DA	347	ARG
1	DA	441	THR
1	DA	538	ASN
1	DA	552	GLU
1	DA	627	ASP
1	DA	701	ARG
1	DA	843	ARG
1	DA	940	VAL
1	DA	956	ARG
1	DA	1245	ASP
1	DA	1441	LYS
1	DA	1473	LYS
1	DA	1527	GLN
2	DB	60	LEU
2	DB	519	LYS
2	DB	616	LYS
2	DB	662	ASP
2	DB	966	SER
2	DB	1045	GLN
2	DB	1156	SER
7	DG	29	ASP
7	DG	30	GLU
7	DG	101	SER
8	DH	6	PHE
8	DH	20	TYR

*Continued on next page...*



*Continued from previous page...*

Mol	Chain	Res	Type
8	DH	145	ARG
9	DI	95	ASN
13	DM	19	PRO
14	DN	65	SER
14	DN	78	THR
7	DO	274	SER
1	EA	138	GLU
1	EA	188	TYR
1	EA	216	ARG
1	EA	347	ARG
1	EA	619	ALA
1	EA	627	ASP
1	EA	1344	ILE
1	EA	1441	LYS
1	EA	1473	LYS
2	EB	77	LYS
2	EB	257	GLN
2	EB	297	VAL
2	EB	662	ASP
2	EB	989	ASP
2	EB	1007	TYR
2	EB	1022	LEU
2	EB	1045	GLN
3	EC	99	HIS
3	EC	174	ARG
7	EG	30	GLU
7	EG	222	GLY
8	EH	6	PHE
13	EM	49	ASP
14	EN	65	SER
14	EN	125	ALA
7	EO	271	PRO
1	FA	442	LYS
1	FA	538	ASN
1	FA	627	ASP
1	FA	923	ASN
1	FA	940	VAL
1	FA	1441	LYS
1	FA	1473	LYS
1	FA	1541	ILE
2	FB	257	GLN
2	FB	494	TYR

*Continued on next page...*



*Continued from previous page...*

Mol	Chain	Res	Type
2	FB	519	LYS
2	FB	867	ASN
2	FB	894	LYS
2	FB	1045	GLN
2	FB	1156	SER
3	FC	68	ARG
7	FG	29	ASP
7	FG	101	SER
8	FH	6	PHE
8	FH	138	GLU
14	FN	65	SER
14	FN	78	THR
7	FO	294	GLU
1	AA	138	GLU
1	AA	322	ASN
1	AA	441	THR
1	AA	987	TYR
1	AA	1441	LYS
1	AA	1527	GLN
1	AA	1586	ALA
2	AB	257	GLN
2	AB	1052	VAL
2	AB	1094	ASN
2	AB	1153	ILE
3	AC	68	ARG
3	AC	304	SER
7	AG	30	GLU
8	AH	20	TYR
10	AJ	17	LYS
13	AM	12	ILE
13	AM	88	ILE
14	AN	140	SER
7	AO	282	ASP
1	BA	791	TYR
1	BA	1025	LYS
1	BA	1344	ILE
1	BA	1441	LYS
2	BB	519	LYS
2	BB	532	HIS
2	BB	1052	VAL
3	BC	87	ASN
3	BC	94	ASP

*Continued on next page...*



*Continued from previous page...*

Mol	Chain	Res	Type
5	BE	102	GLU
7	BG	29	ASP
7	BG	57	PRO
8	BH	6	PHE
8	BH	138	GLU
8	BH	145	ARG
13	BM	12	ILE
1	CA	188	TYR
1	CA	466	LEU
1	CA	623	ALA
1	CA	625	ASN
1	CA	794	VAL
1	CA	887	ASN
1	CA	940	VAL
1	CA	987	TYR
2	CB	349	VAL
2	CB	494	TYR
2	CB	898	LEU
2	CB	965	GLU
2	CB	1052	VAL
2	CB	1094	ASN
2	CB	1153	ILE
3	CC	87	ASN
3	CC	94	ASP
3	CC	217	ALA
5	CE	2	ASP
5	CE	206	GLY
8	CH	6	PHE
10	CJ	17	LYS
13	CM	12	ILE
13	CM	49	ASP
14	CN	65	SER
14	CN	72	VAL
7	CO	281	ASP
1	DA	188	TYR
1	DA	558	ALA
1	DA	623	ALA
1	DA	625	ASN
1	DA	987	TYR
1	DA	1185	VAL
1	DA	1472	PHE
1	DA	1502	PRO

*Continued on next page...*



*Continued from previous page...*

Mol	Chain	Res	Type
2	DB	257	GLN
2	DB	291	GLY
2	DB	349	VAL
2	DB	867	ASN
2	DB	1052	VAL
3	DC	94	ASP
3	DC	286	ALA
3	DC	304	SER
7	DG	32	ASN
7	DG	109	PRO
8	DH	138	GLU
13	DM	88	ILE
7	DO	267	ALA
1	EA	22	LYS
1	EA	623	ALA
1	EA	804	GLU
1	EA	837	ALA
1	EA	1068	PHE
1	EA	1245	ASP
2	EB	20	GLU
2	EB	60	LEU
2	EB	494	TYR
2	EB	519	LYS
2	EB	1052	VAL
2	EB	1061	LYS
2	EB	1094	ASN
2	EB	1156	SER
3	EC	71	MET
3	EC	94	ASP
3	EC	304	SER
4	ED	26	GLN
5	EE	2	ASP
5	EE	206	GLY
7	EG	109	PRO
8	EH	20	TYR
8	EH	138	GLU
10	EJ	17	LYS
14	EN	78	THR
14	EN	83	ASP
7	EO	300	VAL
7	EO	308	ILE
1	FA	141	LEU

*Continued on next page...*



*Continued from previous page...*

Mol	Chain	Res	Type
1	FA	322	ASN
1	FA	558	ALA
1	FA	610	ASN
1	FA	794	VAL
1	FA	843	ARG
1	FA	887	ASN
1	FA	1245	ASP
2	FB	89	GLY
2	FB	662	ASP
2	FB	989	ASP
2	FB	1052	VAL
2	FB	1061	LYS
2	FB	1094	ASN
2	FB	1153	ILE
3	FC	87	ASN
3	FC	94	ASP
3	FC	286	ALA
3	FC	310	PRO
7	FG	109	PRO
9	FI	102	ARG
13	FM	12	ILE
13	FM	88	ILE
1	AA	188	TYR
1	AA	466	LEU
1	AA	623	ALA
1	AA	677	GLY
1	AA	1185	VAL
1	AA	1502	PRO
2	AB	349	VAL
2	AB	657	PRO
2	AB	1061	LYS
3	AC	115	TRP
3	AC	149	GLY
3	AC	310	PRO
7	AG	109	PRO
1	BA	188	TYR
1	BA	623	ALA
1	BA	794	VAL
1	BA	1068	PHE
1	BA	1502	PRO
2	BB	911	PRO
2	BB	913	ILE

*Continued on next page...*



*Continued from previous page...*

Mol	Chain	Res	Type
2	BB	1181	VAL
6	BF	139	PRO
13	BM	88	ILE
14	BN	65	SER
1	CA	53	ALA
1	CA	393	SER
1	CA	677	GLY
1	CA	843	ARG
1	CA	1067	GLU
1	CA	1502	PRO
1	CA	1621	PHE
2	CB	257	GLN
2	CB	499	HIS
2	CB	532	HIS
2	CB	913	ILE
3	CC	149	GLY
6	CF	139	PRO
7	CG	109	PRO
9	CI	102	ARG
13	CM	88	ILE
7	CO	279	VAL
1	DA	677	GLY
1	DA	790	LYS
1	DA	794	VAL
1	DA	1586	ALA
2	DB	657	PRO
2	DB	898	LEU
2	DB	972	GLY
2	DB	1153	ILE
3	DC	87	ASN
3	DC	149	GLY
3	DC	310	PRO
10	DJ	17	LYS
13	DM	49	ASP
1	EA	466	LEU
1	EA	794	VAL
2	EB	491	ILE
2	EB	657	PRO
2	EB	867	ASN
9	EI	83	LYS
13	EM	12	ILE
14	EN	140	SER

*Continued on next page...*



*Continued from previous page...*

Mol	Chain	Res	Type
1	FA	463	LYS
1	FA	564	PRO
1	FA	623	ALA
1	FA	1005	GLY
1	FA	1081	ASN
1	FA	1183	GLU
1	FA	1185	VAL
1	FA	1502	PRO
1	FA	1586	ALA
2	FB	657	PRO
2	FB	913	ILE
2	FB	1093	LEU
2	FB	1120	ILE
2	FB	1181	VAL
4	FD	26	GLN
5	FE	206	GLY
6	FF	112	GLU
6	FF	139	PRO
7	FG	57	PRO
14	FN	140	SER
1	AA	1005	GLY
1	BA	564	PRO
1	BA	677	GLY
3	BC	149	GLY
14	BN	72	VAL
3	CC	252	PRO
7	CO	271	PRO
1	DA	1005	GLY
1	DA	1602	GLY
2	DB	911	PRO
2	DB	913	ILE
5	DE	206	GLY
6	DF	139	PRO
7	DG	57	PRO
11	DK	84	PRO
13	DM	12	ILE
14	DN	72	VAL
1	EA	1005	GLY
1	EA	1502	PRO
2	EB	349	VAL
2	EB	972	GLY
2	EB	1120	ILE

*Continued on next page...*



*Continued from previous page...*

Mol	Chain	Res	Type
2	EB	1153	ILE
3	EC	149	GLY
6	EF	139	PRO
7	EG	57	PRO
11	EK	84	PRO
13	EM	88	ILE
2	FB	76	GLY
2	FB	911	PRO
2	FB	972	GLY
3	FC	149	GLY
3	FC	252	PRO
14	FN	72	VAL
1	AA	564	PRO
1	AA	794	VAL
1	AA	1602	GLY
2	AB	148	GLY
2	AB	911	PRO
2	AB	913	ILE
6	AF	139	PRO
11	AK	109	GLY
1	BA	1160	GLY
1	BA	1185	VAL
2	BB	349	VAL
2	BB	972	GLY
3	BC	132	ILE
7	BG	109	PRO
2	CB	657	PRO
7	CG	57	PRO
1	DA	564	PRO
2	DB	903	ILE
7	DG	86	GLY
1	EA	564	PRO
1	EA	793	ILE
1	EA	1081	ASN
1	EA	1602	GLY
3	EC	147	PRO
8	EH	107	VAL
14	EN	72	VAL
10	FJ	14	VAL
11	FK	109	GLY
1	AA	742	PRO
1	AA	1509	HIS

*Continued on next page...*



*Continued from previous page...*

Mol	Chain	Res	Type
2	AB	297	VAL
7	AG	57	PRO
10	AJ	14	VAL
2	BB	1062	GLY
3	BC	310	PRO
1	CA	564	PRO
1	CA	1081	ASN
1	CA	1344	ILE
2	CB	148	GLY
2	CB	297	VAL
2	CB	491	ILE
2	CB	972	GLY
3	CC	310	PRO
10	CJ	14	VAL
11	CK	109	GLY
2	DB	148	GLY
2	DB	1062	GLY
3	DC	147	PRO
11	DK	109	GLY
1	EA	1185	VAL
2	EB	148	GLY
2	EB	833	PRO
2	EB	1062	GLY
3	EC	132	ILE
1	FA	1602	GLY
2	FB	148	GLY
1	AA	1344	ILE
2	AB	491	ILE
2	AB	1062	GLY
2	AB	1120	ILE
3	AC	147	PRO
8	AH	18	GLY
14	AN	72	VAL
1	BA	1081	ASN
2	BB	148	GLY
2	BB	491	ILE
2	BB	657	PRO
2	BB	1120	ILE
3	BC	147	PRO
10	BJ	14	VAL
11	BK	109	GLY
1	CA	3	ILE

*Continued on next page...*



*Continued from previous page...*

Mol	Chain	Res	Type
2	CB	833	PRO
2	CB	911	PRO
2	CB	960	ILE
1	DA	1322	ILE
2	DB	297	VAL
2	DB	491	ILE
3	DC	252	PRO
8	DH	82	PRO
10	DJ	14	VAL
10	EJ	14	VAL
11	EK	109	GLY
1	FA	323	ILE
1	FA	1344	ILE
1	FA	1509	HIS
2	FB	491	ILE
2	FB	903	ILE
2	FB	1062	GLY
3	FC	147	PRO
13	FM	113	ILE
1	AA	1081	ASN
1	AA	1118	VAL
2	AB	833	PRO
2	AB	972	GLY
3	AC	252	PRO
1	CA	1185	VAL
1	CA	1602	GLY
2	CB	903	ILE
2	CB	1062	GLY
13	DM	113	ILE
1	FA	1118	VAL

### 5.3.2 Protein sidechains ⓘ

In the following table, the Percentiles column shows the percent sidechain outliers of the chain as a percentile score with respect to all X-ray entries followed by that with respect to entries of similar resolution.

The Analysed column shows the number of residues for which the sidechain conformation was analysed, and the total number of residues.

Mol	Chain	Analysed	Rotameric	Outliers	Percentiles
1	AA	1310/1465 (89%)	1024 (78%)	286 (22%)	<b>1</b> <b>7</b>

*Continued on next page...*



*Continued from previous page...*

Mol	Chain	Analysed	Rotameric	Outliers	Percentiles	
1	BA	1290/1465 (88%)	1012 (78%)	278 (22%)	1	7
1	CA	1308/1465 (89%)	1020 (78%)	288 (22%)	1	7
1	DA	1309/1465 (89%)	1019 (78%)	290 (22%)	1	7
1	EA	1309/1465 (89%)	1025 (78%)	284 (22%)	1	7
1	FA	1309/1465 (89%)	1019 (78%)	290 (22%)	1	7
2	AB	1012/1053 (96%)	780 (77%)	232 (23%)	1	6
2	BB	1010/1053 (96%)	783 (78%)	227 (22%)	1	7
2	CB	1024/1053 (97%)	778 (76%)	246 (24%)	1	5
2	DB	1020/1053 (97%)	784 (77%)	236 (23%)	1	6
2	EB	1021/1053 (97%)	782 (77%)	239 (23%)	1	6
2	FB	1021/1053 (97%)	780 (76%)	241 (24%)	1	6
3	AC	268/296 (90%)	217 (81%)	51 (19%)	2	11
3	BC	268/296 (90%)	217 (81%)	51 (19%)	2	11
3	CC	268/296 (90%)	216 (81%)	52 (19%)	1	11
3	DC	268/296 (90%)	217 (81%)	51 (19%)	2	11
3	EC	268/296 (90%)	216 (81%)	52 (19%)	1	11
3	FC	268/296 (90%)	218 (81%)	50 (19%)	2	12
4	AD	55/116 (47%)	47 (86%)	8 (14%)	4	21
4	BD	55/116 (47%)	46 (84%)	9 (16%)	2	17
4	CD	55/116 (47%)	47 (86%)	8 (14%)	4	21
4	DD	55/116 (47%)	46 (84%)	9 (16%)	2	17
4	ED	55/116 (47%)	47 (86%)	8 (14%)	4	21
4	FD	55/116 (47%)	47 (86%)	8 (14%)	4	21
5	AE	197/197 (100%)	158 (80%)	39 (20%)	1	10
5	BE	197/197 (100%)	159 (81%)	38 (19%)	1	11
5	CE	197/197 (100%)	157 (80%)	40 (20%)	1	9
5	DE	197/197 (100%)	157 (80%)	40 (20%)	1	9
5	EE	197/197 (100%)	157 (80%)	40 (20%)	1	9
5	FE	197/197 (100%)	156 (79%)	41 (21%)	1	8
6	AF	88/137 (64%)	75 (85%)	13 (15%)	3	21
6	BF	88/137 (64%)	75 (85%)	13 (15%)	3	21

*Continued on next page...*



*Continued from previous page...*

Mol	Chain	Analysed	Rotameric	Outliers	Percentiles	
6	CF	89/137 (65%)	73 (82%)	16 (18%)	2	13
6	DF	89/137 (65%)	74 (83%)	15 (17%)	2	16
6	EF	89/137 (65%)	75 (84%)	14 (16%)	3	19
6	FF	89/137 (65%)	73 (82%)	16 (18%)	2	13
7	AG	180/291 (62%)	131 (73%)	49 (27%)	0	4
7	AO	50/291 (17%)	29 (58%)	21 (42%)	0	0
7	BG	173/291 (60%)	128 (74%)	45 (26%)	0	4
7	BO	49/291 (17%)	33 (67%)	16 (33%)	0	2
7	CG	180/291 (62%)	131 (73%)	49 (27%)	0	4
7	CO	48/291 (16%)	35 (73%)	13 (27%)	0	4
7	DG	180/291 (62%)	132 (73%)	48 (27%)	0	4
7	DO	50/291 (17%)	32 (64%)	18 (36%)	0	1
7	EG	180/291 (62%)	133 (74%)	47 (26%)	0	4
7	EO	50/291 (17%)	33 (66%)	17 (34%)	0	2
7	FG	180/291 (62%)	130 (72%)	50 (28%)	0	4
7	FO	50/291 (17%)	36 (72%)	14 (28%)	0	3
8	AH	116/128 (91%)	86 (74%)	30 (26%)	0	4
8	BH	115/128 (90%)	87 (76%)	28 (24%)	1	5
8	CH	115/128 (90%)	84 (73%)	31 (27%)	0	4
8	DH	117/128 (91%)	86 (74%)	31 (26%)	0	4
8	EH	117/128 (91%)	84 (72%)	33 (28%)	0	3
8	FH	117/128 (91%)	85 (73%)	32 (27%)	0	4
9	AI	109/110 (99%)	84 (77%)	25 (23%)	1	6
9	BI	86/110 (78%)	67 (78%)	19 (22%)	1	7
9	CI	109/110 (99%)	83 (76%)	26 (24%)	1	5
9	DI	109/110 (99%)	81 (74%)	28 (26%)	0	5
9	EI	104/110 (94%)	79 (76%)	25 (24%)	1	5
9	FI	109/110 (99%)	80 (73%)	29 (27%)	0	4
10	AJ	63/65 (97%)	47 (75%)	16 (25%)	0	5
10	BJ	64/65 (98%)	49 (77%)	15 (23%)	1	6
10	CJ	63/65 (97%)	49 (78%)	14 (22%)	1	7

*Continued on next page...*



*Continued from previous page...*

Mol	Chain	Analysed	Rotameric	Outliers	Percentiles	
10	DJ	64/65 (98%)	49 (77%)	15 (23%)	1	6
10	EJ	63/65 (97%)	50 (79%)	13 (21%)	1	8
10	FJ	63/65 (97%)	49 (78%)	14 (22%)	1	7
11	AK	91/130 (70%)	66 (72%)	25 (28%)	0	4
11	BK	90/130 (69%)	66 (73%)	24 (27%)	0	4
11	CK	91/130 (70%)	67 (74%)	24 (26%)	0	4
11	DK	91/130 (70%)	66 (72%)	25 (28%)	0	4
11	EK	90/130 (69%)	66 (73%)	24 (27%)	0	4
11	FK	90/130 (69%)	65 (72%)	25 (28%)	0	4
12	AL	39/57 (68%)	27 (69%)	12 (31%)	0	2
12	BL	39/57 (68%)	27 (69%)	12 (31%)	0	2
12	CL	39/57 (68%)	27 (69%)	12 (31%)	0	2
12	DL	39/57 (68%)	27 (69%)	12 (31%)	0	2
12	EL	39/57 (68%)	27 (69%)	12 (31%)	0	2
12	FL	39/57 (68%)	27 (69%)	12 (31%)	0	2
13	AM	99/371 (27%)	73 (74%)	26 (26%)	0	4
13	BM	99/371 (27%)	74 (75%)	25 (25%)	0	5
13	CM	99/371 (27%)	74 (75%)	25 (25%)	0	5
13	DM	99/371 (27%)	74 (75%)	25 (25%)	0	5
13	EM	100/371 (27%)	73 (73%)	27 (27%)	0	4
13	FM	100/371 (27%)	75 (75%)	25 (25%)	1	5
14	AN	132/220 (60%)	96 (73%)	36 (27%)	0	4
14	BN	133/220 (60%)	98 (74%)	35 (26%)	0	4
14	CN	133/220 (60%)	95 (71%)	38 (29%)	0	3
14	DN	135/220 (61%)	97 (72%)	38 (28%)	0	3
14	EN	134/220 (61%)	97 (72%)	37 (28%)	0	4
14	FN	135/220 (61%)	99 (73%)	36 (27%)	0	4
All	All	22843/29562 (77%)	17621 (77%)	5222 (23%)	1	6

All (5222) residues with a non-rotameric sidechain are listed below:

Mol	Chain	Res	Type
1	AA	3	ILE

*Continued on next page...*



*Continued from previous page...*

Mol	Chain	Res	Type
1	AA	9	SER
1	AA	12	THR
1	AA	18	ILE
1	AA	20	THR
1	AA	31	GLN
1	AA	40	ASN
1	AA	41	LEU
1	AA	83	VAL
1	AA	86	TYR
1	AA	89	LEU
1	AA	107	HIS
1	AA	109	ARG
1	AA	112	SER
1	AA	130	ILE
1	AA	136	LEU
1	AA	176	THR
1	AA	177	LEU
1	AA	179	ASN
1	AA	180	GLU
1	AA	186	SER
1	AA	198	SER
1	AA	199	ASP
1	AA	202	THR
1	AA	203	THR
1	AA	204	GLU
1	AA	205	ARG
1	AA	208	PHE
1	AA	265	ARG
1	AA	267	LYS
1	AA	312	SER
1	AA	315	ILE
1	AA	325	ASP
1	AA	326	THR
1	AA	330	LYS
1	AA	333	CYS
1	AA	345	LEU
1	AA	346	SER
1	AA	347	ARG
1	AA	349	LEU
1	AA	357	MET
1	AA	366	ARG
1	AA	371	SER

*Continued on next page...*



*Continued from previous page...*

Mol	Chain	Res	Type
1	AA	372	LYS
1	AA	373	LEU
1	AA	375	GLU
1	AA	381	SER
1	AA	397	ARG
1	AA	398	ASP
1	AA	403	LEU
1	AA	406	LEU
1	AA	407	GLN
1	AA	409	ASP
1	AA	417	ARG
1	AA	423	LEU
1	AA	429	THR
1	AA	444	GLN
1	AA	453	ILE
1	AA	464	GLU
1	AA	466	LEU
1	AA	475	ARG
1	AA	481	ARG
1	AA	483	VAL
1	AA	484	ILE
1	AA	500	VAL
1	AA	504	LYS
1	AA	505	LEU
1	AA	506	THR
1	AA	512	THR
1	AA	529	LYS
1	AA	534	THR
1	AA	545	SER
1	AA	549	MET
1	AA	553	GLN
1	AA	559	ASN
1	AA	562	LEU
1	AA	565	SER
1	AA	566	SER
1	AA	568	VAL
1	AA	574	ASN
1	AA	575	LYS
1	AA	576	LYS
1	AA	577	VAL
1	AA	581	ILE
1	AA	582	LYS

*Continued on next page...*



*Continued from previous page...*

Mol	Chain	Res	Type
1	AA	583	ASN
1	AA	590	ASN
1	AA	594	THR
1	AA	595	LEU
1	AA	596	HIS
1	AA	599	SER
1	AA	613	THR
1	AA	621	THR
1	AA	627	ASP
1	AA	637	PHE
1	AA	648	LEU
1	AA	653	THR
1	AA	656	GLN
1	AA	659	THR
1	AA	666	VAL
1	AA	670	ILE
1	AA	675	SER
1	AA	678	VAL
1	AA	679	TRP
1	AA	681	THR
1	AA	684	ASP
1	AA	688	THR
1	AA	689	ARG
1	AA	703	GLU
1	AA	706	HIS
1	AA	709	ARG
1	AA	715	LEU
1	AA	718	THR
1	AA	719	ILE
1	AA	723	TYR
1	AA	727	THR
1	AA	732	ILE
1	AA	736	LEU
1	AA	743	ASP
1	AA	748	ASN
1	AA	750	ILE
1	AA	769	VAL
1	AA	773	ASP
1	AA	783	LYS
1	AA	789	SER
1	AA	804	GLU
1	AA	805	VAL

*Continued on next page...*



*Continued from previous page...*

Mol	Chain	Res	Type
1	AA	809	VAL
1	AA	812	VAL
1	AA	816	LEU
1	AA	821	ILE
1	AA	822	THR
1	AA	830	MET
1	AA	831	ASP
1	AA	832	ASP
1	AA	833	LEU
1	AA	836	THR
1	AA	856	GLU
1	AA	862	THR
1	AA	876	LEU
1	AA	878	ARG
1	AA	886	ASN
1	AA	889	SER
1	AA	892	LEU
1	AA	896	THR
1	AA	905	SER
1	AA	917	MET
1	AA	922	CYS
1	AA	924	SER
1	AA	945	CYS
1	AA	952	LEU
1	AA	955	ARG
1	AA	956	ARG
1	AA	959	VAL
1	AA	964	LYS
1	AA	966	LEU
1	AA	973	GLU
1	AA	983	LYS
1	AA	985	ARG
1	AA	986	PHE
1	AA	987	TYR
1	AA	999	CYS
1	AA	1003	ARG
1	AA	1004	GLU
1	AA	1013	THR
1	AA	1015	ARG
1	AA	1019	LEU
1	AA	1021	ARG
1	AA	1022	CYS

*Continued on next page...*



*Continued from previous page...*

Mol	Chain	Res	Type
1	AA	1033	SER
1	AA	1045	LEU
1	AA	1053	ASP
1	AA	1057	ILE
1	AA	1076	LEU
1	AA	1083	SER
1	AA	1085	LEU
1	AA	1087	GLU
1	AA	1096	LYS
1	AA	1102	LEU
1	AA	1104	TYR
1	AA	1111	GLU
1	AA	1117	SER
1	AA	1118	VAL
1	AA	1123	VAL
1	AA	1135	SER
1	AA	1136	VAL
1	AA	1137	SER
1	AA	1146	SER
1	AA	1158	SER
1	AA	1159	ASP
1	AA	1162	ASN
1	AA	1169	LEU
1	AA	1173	LYS
1	AA	1175	MET
1	AA	1199	GLN
1	AA	1202	LEU
1	AA	1214	ASN
1	AA	1217	LEU
1	AA	1222	LEU
1	AA	1227	MET
1	AA	1235	THR
1	AA	1239	THR
1	AA	1243	TRP
1	AA	1245	ASP
1	AA	1247	SER
1	AA	1248	ASP
1	AA	1250	GLN
1	AA	1252	ASP
1	AA	1260	LYS
1	AA	1262	LEU
1	AA	1264	SER

*Continued on next page...*



*Continued from previous page...*

Mol	Chain	Res	Type
1	AA	1271	ILE
1	AA	1273	THR
1	AA	1275	THR
1	AA	1276	THR
1	AA	1278	THR
1	AA	1279	SER
1	AA	1288	ARG
1	AA	1289	SER
1	AA	1292	ILE
1	AA	1294	MET
1	AA	1298	ASP
1	AA	1300	ASN
1	AA	1303	SER
1	AA	1304	GLU
1	AA	1310	LYS
1	AA	1314	GLN
1	AA	1318	SER
1	AA	1324	LEU
1	AA	1325	LEU
1	AA	1326	GLU
1	AA	1343	ASP
1	AA	1344	ILE
1	AA	1437	ASN
1	AA	1439	MET
1	AA	1440	ASN
1	AA	1441	LYS
1	AA	1442	VAL
1	AA	1444	ARG
1	AA	1452	SER
1	AA	1453	HIS
1	AA	1458	THR
1	AA	1459	LYS
1	AA	1465	GLU
1	AA	1466	SER
1	AA	1468	LYS
1	AA	1474	LEU
1	AA	1476	LEU
1	AA	1481	GLU
1	AA	1485	MET
1	AA	1501	ILE
1	AA	1503	HIS
1	AA	1505	ASP

*Continued on next page...*



*Continued from previous page...*

Mol	Chain	Res	Type
1	AA	1506	ARG
1	AA	1513	GLU
1	AA	1514	ASN
1	AA	1519	LEU
1	AA	1529	MET
1	AA	1542	THR
1	AA	1546	VAL
1	AA	1559	ARG
1	AA	1561	THR
1	AA	1562	ILE
1	AA	1566	ILE
1	AA	1568	ASN
1	AA	1583	ASP
1	AA	1584	LEU
1	AA	1585	ILE
1	AA	1590	THR
1	AA	1595	TYR
1	AA	1603	MET
1	AA	1607	THR
1	AA	1609	SER
1	AA	1613	MET
1	AA	1615	TYR
1	AA	1619	CYS
1	AA	1623	THR
1	AA	1628	ASP
1	AA	1629	ASN
1	AA	1632	GLU
1	AA	1633	GLN
1	AA	1635	ASP
1	AA	1638	SER
1	AA	1647	ASN
1	AA	1649	VAL
1	AA	1656	VAL
2	AB	21	ARG
2	AB	22	GLU
2	AB	26	ILE
2	AB	33	SER
2	AB	37	LEU
2	AB	39	GLN
2	AB	53	THR
2	AB	57	ASP
2	AB	65	VAL

*Continued on next page...*



*Continued from previous page...*

Mol	Chain	Res	Type
2	AB	66	LYS
2	AB	68	ILE
2	AB	73	ILE
2	AB	74	PHE
2	AB	93	ASN
2	AB	96	SER
2	AB	101	GLN
2	AB	109	SER
2	AB	110	ASN
2	AB	117	VAL
2	AB	120	LYS
2	AB	124	SER
2	AB	130	LEU
2	AB	134	ARG
2	AB	137	LEU
2	AB	150	GLU
2	AB	151	ASN
2	AB	164	MET
2	AB	170	CYS
2	AB	190	ILE
2	AB	201	LYS
2	AB	202	LEU
2	AB	203	ILE
2	AB	204	ARG
2	AB	206	LEU
2	AB	207	ILE
2	AB	212	ASN
2	AB	217	ILE
2	AB	228	SER
2	AB	231	HIS
2	AB	237	ARG
2	AB	238	SER
2	AB	244	THR
2	AB	245	SER
2	AB	247	THR
2	AB	260	PHE
2	AB	295	ASN
2	AB	306	LEU
2	AB	315	LYS
2	AB	323	ARG
2	AB	328	GLN
2	AB	343	ASP

*Continued on next page...*



*Continued from previous page...*

Mol	Chain	Res	Type
2	AB	347	LEU
2	AB	351	GLN
2	AB	357	ILE
2	AB	377	MET
2	AB	379	ARG
2	AB	381	LEU
2	AB	397	THR
2	AB	398	GLN
2	AB	403	LEU
2	AB	404	LEU
2	AB	409	TYR
2	AB	413	LEU
2	AB	417	ILE
2	AB	422	GLN
2	AB	425	ILE
2	AB	434	ARG
2	AB	452	ARG
2	AB	453	VAL
2	AB	454	ASN
2	AB	460	LYS
2	AB	463	TYR
2	AB	472	SER
2	AB	474	SER
2	AB	476	LEU
2	AB	477	ASP
2	AB	479	GLN
2	AB	497	ILE
2	AB	498	SER
2	AB	505	ARG
2	AB	507	SER
2	AB	519	LYS
2	AB	520	LEU
2	AB	521	LEU
2	AB	523	GLU
2	AB	537	SER
2	AB	541	LEU
2	AB	543	ASN
2	AB	547	HIS
2	AB	577	PHE
2	AB	583	LEU
2	AB	585	CYS
2	AB	593	ILE

*Continued on next page...*



*Continued from previous page...*

Mol	Chain	Res	Type
2	AB	604	ILE
2	AB	616	LYS
2	AB	617	THR
2	AB	622	ILE
2	AB	624	LEU
2	AB	636	GLN
2	AB	642	LEU
2	AB	653	VAL
2	AB	654	ARG
2	AB	658	LEU
2	AB	660	LYS
2	AB	661	GLU
2	AB	663	ILE
2	AB	667	PHE
2	AB	670	VAL
2	AB	674	ILE
2	AB	683	ASN
2	AB	687	THR
2	AB	698	SER
2	AB	699	ILE
2	AB	703	LEU
2	AB	711	GLN
2	AB	714	ARG
2	AB	716	MET
2	AB	724	GLN
2	AB	725	THR
2	AB	733	LEU
2	AB	737	SER
2	AB	738	ASP
2	AB	749	THR
2	AB	751	ILE
2	AB	752	VAL
2	AB	756	LEU
2	AB	762	MET
2	AB	773	VAL
2	AB	777	SER
2	AB	782	ASP
2	AB	783	MET
2	AB	785	ASP
2	AB	798	PHE
2	AB	802	THR
2	AB	806	THR

*Continued on next page...*



*Continued from previous page...*

Mol	Chain	Res	Type
2	AB	808	LYS
2	AB	809	VAL
2	AB	814	ASN
2	AB	823	GLN
2	AB	829	ASN
2	AB	830	ASP
2	AB	833	PRO
2	AB	835	GLU
2	AB	837	LEU
2	AB	838	GLU
2	AB	839	LYS
2	AB	840	LEU
2	AB	842	GLU
2	AB	843	ASP
2	AB	845	LEU
2	AB	858	ILE
2	AB	865	THR
2	AB	870	LYS
2	AB	871	ILE
2	AB	873	THR
2	AB	876	SER
2	AB	882	ILE
2	AB	883	GLU
2	AB	886	ASN
2	AB	887	LEU
2	AB	895	PHE
2	AB	896	GLN
2	AB	897	GLU
2	AB	898	LEU
2	AB	903	ILE
2	AB	904	LYS
2	AB	907	ILE
2	AB	910	THR
2	AB	919	SER
2	AB	927	CYS
2	AB	933	THR
2	AB	944	GLN
2	AB	947	ILE
2	AB	949	ILE
2	AB	958	MET
2	AB	960	ILE
2	AB	962	MET

*Continued on next page...*



*Continued from previous page...*

<b>Mol</b>	<b>Chain</b>	<b>Res</b>	<b>Type</b>
2	AB	965	GLU
2	AB	967	LEU
2	AB	977	ILE
2	AB	985	ILE
2	AB	988	GLU
2	AB	991	THR
2	AB	999	GLN
2	AB	1015	SER
2	AB	1018	THR
2	AB	1026	ILE
2	AB	1027	TYR
2	AB	1028	VAL
2	AB	1030	VAL
2	AB	1033	TYR
2	AB	1034	GLN
2	AB	1036	LEU
2	AB	1040	VAL
2	AB	1043	LYS
2	AB	1044	PHE
2	AB	1045	GLN
2	AB	1047	ARG
2	AB	1058	GLN
2	AB	1070	ARG
2	AB	1075	GLU
2	AB	1077	ASP
2	AB	1085	SER
2	AB	1091	ARG
2	AB	1092	LEU
2	AB	1102	SER
2	AB	1103	VAL
2	AB	1109	SER
2	AB	1110	ILE
2	AB	1111	LEU
2	AB	1112	THR
2	AB	1119	ARG
2	AB	1120	ILE
2	AB	1127	CYS
2	AB	1136	GLU
2	AB	1140	LYS
2	AB	1142	LEU
2	AB	1150	LYS
2	AB	1151	ILE

*Continued on next page...*



*Continued from previous page...*

Mol	Chain	Res	Type
2	AB	1153	ILE
2	AB	1156	SER
2	AB	1157	GLN
2	AB	1163	GLN
2	AB	1168	VAL
2	AB	1173	THR
2	AB	1174	THR
2	AB	1181	VAL
2	AB	1185	LEU
2	AB	1189	LEU
2	AB	1190	SER
2	AB	1198	TYR
2	AB	1201	GLU
3	AC	32	ASN
3	AC	45	SER
3	AC	48	ASP
3	AC	51	GLU
3	AC	57	ILE
3	AC	59	ILE
3	AC	61	THR
3	AC	68	ARG
3	AC	69	ARG
3	AC	71	MET
3	AC	78	VAL
3	AC	82	TYR
3	AC	86	PHE
3	AC	97	LEU
3	AC	101	ILE
3	AC	122	ASP
3	AC	128	ASP
3	AC	129	GLU
3	AC	131	THR
3	AC	132	ILE
3	AC	136	LEU
3	AC	139	LYS
3	AC	151	THR
3	AC	168	LYS
3	AC	177	THR
3	AC	193	LEU
3	AC	196	LEU
3	AC	202	ILE
3	AC	204	LEU

*Continued on next page...*



*Continued from previous page...*

Mol	Chain	Res	Type
3	AC	208	CYS
3	AC	209	ILE
3	AC	210	LEU
3	AC	222	VAL
3	AC	224	THR
3	AC	226	SER
3	AC	228	ARG
3	AC	235	ILE
3	AC	237	GLN
3	AC	262	SER
3	AC	263	ASP
3	AC	264	GLU
3	AC	274	THR
3	AC	277	ARG
3	AC	279	VAL
3	AC	287	ASP
3	AC	289	VAL
3	AC	291	LEU
3	AC	303	GLU
3	AC	315	PHE
3	AC	324	LYS
3	AC	334	THR
4	AD	12	THR
4	AD	14	THR
4	AD	20	VAL
4	AD	82	LEU
4	AD	87	SER
4	AD	88	GLN
4	AD	94	ARG
4	AD	99	LEU
5	AE	4	GLU
5	AE	6	GLU
5	AE	8	ASN
5	AE	10	SER
5	AE	34	GLU
5	AE	41	ASP
5	AE	57	MET
5	AE	60	PHE
5	AE	61	GLN
5	AE	63	ASN
5	AE	66	GLU
5	AE	70	SER

*Continued on next page...*



*Continued from previous page...*

Mol	Chain	Res	Type
5	AE	71	LYS
5	AE	78	LEU
5	AE	81	GLU
5	AE	90	VAL
5	AE	92	THR
5	AE	93	MET
5	AE	106	GLN
5	AE	107	THR
5	AE	123	LEU
5	AE	126	SER
5	AE	127	ILE
5	AE	131	THR
5	AE	141	VAL
5	AE	144	ILE
5	AE	148	GLU
5	AE	150	VAL
5	AE	153	HIS
5	AE	166	LYS
5	AE	175	LEU
5	AE	177	ARG
5	AE	178	ILE
5	AE	186	LEU
5	AE	192	ARG
5	AE	196	VAL
5	AE	202	SER
5	AE	207	ARG
5	AE	213	ILE
6	AF	77	ASP
6	AF	78	GLN
6	AF	82	THR
6	AF	93	ILE
6	AF	96	THR
6	AF	99	LEU
6	AF	109	VAL
6	AF	110	ASP
6	AF	118	LEU
6	AF	148	VAL
6	AF	149	GLU
6	AF	151	LEU
6	AF	154	ASP
7	AG	10	ASN
7	AG	11	ARG

*Continued on next page...*



*Continued from previous page...*

Mol	Chain	Res	Type
7	AG	15	ARG
7	AG	16	PHE
7	AG	19	LYS
7	AG	20	HIS
7	AG	21	LYS
7	AG	24	VAL
7	AG	29	ASP
7	AG	35	SER
7	AG	37	CYS
7	AG	38	ILE
7	AG	39	VAL
7	AG	45	LEU
7	AG	54	LEU
7	AG	64	GLN
7	AG	76	LYS
7	AG	77	VAL
7	AG	95	LEU
7	AG	97	LYS
7	AG	105	ILE
7	AG	106	LYS
7	AG	116	THR
7	AG	120	VAL
7	AG	122	LEU
7	AG	126	GLN
7	AG	128	GLN
7	AG	139	ILE
7	AG	141	SER
7	AG	144	HIS
7	AG	147	LEU
7	AG	149	ILE
7	AG	164	VAL
7	AG	165	ASP
7	AG	169	VAL
7	AG	170	HIS
7	AG	172	ASP
7	AG	173	VAL
7	AG	174	GLU
7	AG	219	ASP
7	AG	221	ASN
7	AG	226	ASP
7	AG	232	THR
7	AG	239	THR

*Continued on next page...*



*Continued from previous page...*

Mol	Chain	Res	Type
7	AG	243	VAL
7	AG	248	THR
7	AG	249	LEU
7	AG	250	ILE
7	AG	251	SER
8	AH	5	LEU
8	AH	7	ASP
8	AH	8	ASP
8	AH	9	ILE
8	AH	13	SER
8	AH	25	ARG
8	AH	30	SER
8	AH	34	ASP
8	AH	35	GLN
8	AH	42	ILE
8	AH	53	ASP
8	AH	54	SER
8	AH	55	LEU
8	AH	59	ILE
8	AH	63	LEU
8	AH	80	ARG
8	AH	83	GLN
8	AH	87	ARG
8	AH	94	ASP
8	AH	108	SER
8	AH	112	ILE
8	AH	114	VAL
8	AH	121	LEU
8	AH	122	LEU
8	AH	123	MET
8	AH	124	ARG
8	AH	133	ASN
8	AH	138	GLU
8	AH	143	LEU
8	AH	145	ARG
9	AI	3	VAL
9	AI	8	ILE
9	AI	11	LEU
9	AI	15	ASP
9	AI	31	SER
9	AI	32	GLN
9	AI	33	CYS

*Continued on next page...*



*Continued from previous page...*

Mol	Chain	Res	Type
9	AI	42	PHE
9	AI	45	LEU
9	AI	47	VAL
9	AI	49	THR
9	AI	53	ASP
9	AI	68	LYS
9	AI	72	LYS
9	AI	73	LYS
9	AI	88	GLN
9	AI	94	MET
9	AI	100	GLN
9	AI	102	ARG
9	AI	106	GLU
9	AI	110	VAL
9	AI	111	PHE
9	AI	120	LYS
9	AI	122	ARG
9	AI	123	THR
10	AJ	1	MET
10	AJ	7	CYS
10	AJ	12	LYS
10	AJ	13	VAL
10	AJ	14	VAL
10	AJ	17	LYS
10	AJ	20	SER
10	AJ	23	ASN
10	AJ	27	GLU
10	AJ	34	THR
10	AJ	38	ARG
10	AJ	44	TYR
10	AJ	48	ARG
10	AJ	66	LEU
10	AJ	67	GLU
10	AJ	68	LYS
11	AK	45	GLU
11	AK	51	THR
11	AK	56	GLU
11	AK	59	THR
11	AK	62	SER
11	AK	63	PHE
11	AK	65	ILE
11	AK	68	GLU

*Continued on next page...*



*Continued from previous page...*

Mol	Chain	Res	Type
11	AK	72	LEU
11	AK	77	ARG
11	AK	89	CYS
11	AK	93	ILE
11	AK	99	ASN
11	AK	103	ILE
11	AK	107	THR
11	AK	110	GLU
11	AK	111	THR
11	AK	112	THR
11	AK	117	LEU
11	AK	123	ASP
11	AK	125	MET
11	AK	128	CYS
11	AK	134	LYS
11	AK	139	ILE
11	AK	142	MET
12	AL	27	LEU
12	AL	35	SER
12	AL	36	SER
12	AL	38	LEU
12	AL	49	LYS
12	AL	53	HIS
12	AL	55	ILE
12	AL	57	LEU
12	AL	58	LYS
12	AL	65	VAL
12	AL	66	GLN
12	AL	68	GLU
13	AM	7	VAL
13	AM	9	GLU
13	AM	10	ILE
13	AM	12	ILE
13	AM	17	ASP
13	AM	18	GLN
13	AM	25	SER
13	AM	28	LYS
13	AM	36	THR
13	AM	42	LYS
13	AM	44	LYS
13	AM	48	LYS
13	AM	54	HIS

*Continued on next page...*



*Continued from previous page...*

Mol	Chain	Res	Type
13	AM	56	GLU
13	AM	57	ASN
13	AM	58	GLU
13	AM	65	TYR
13	AM	70	SER
13	AM	78	VAL
13	AM	88	ILE
13	AM	92	LYS
13	AM	95	VAL
13	AM	98	SER
13	AM	100	VAL
13	AM	104	SER
13	AM	109	ARG
14	AN	25	ILE
14	AN	37	ASN
14	AN	50	GLN
14	AN	56	ILE
14	AN	58	PHE
14	AN	64	ILE
14	AN	70	LEU
14	AN	75	GLU
14	AN	78	THR
14	AN	79	THR
14	AN	80	MET
14	AN	81	THR
14	AN	85	HIS
14	AN	90	MET
14	AN	92	ASP
14	AN	98	SER
14	AN	106	ASN
14	AN	107	MET
14	AN	108	THR
14	AN	118	SER
14	AN	123	SER
14	AN	124	THR
14	AN	126	LYS
14	AN	127	ASP
14	AN	134	ASP
14	AN	138	SER
14	AN	139	VAL
14	AN	141	GLU
14	AN	148	ILE

*Continued on next page...*



*Continued from previous page...*

Mol	Chain	Res	Type
14	AN	151	SER
14	AN	152	LYS
14	AN	157	ARG
14	AN	163	VAL
14	AN	171	PHE
14	AN	179	ASP
14	AN	180	PHE
7	AO	265	SER
7	AO	266	GLN
7	AO	272	ILE
7	AO	275	ASN
7	AO	276	LYS
7	AO	278	ILE
7	AO	279	VAL
7	AO	280	PHE
7	AO	282	ASP
7	AO	283	GLU
7	AO	285	SER
7	AO	290	GLU
7	AO	294	GLU
7	AO	296	ASP
7	AO	297	LEU
7	AO	300	VAL
7	AO	303	ASP
7	AO	304	ASN
7	AO	306	SER
7	AO	308	ILE
7	AO	316	GLU
1	BA	3	ILE
1	BA	9	SER
1	BA	12	THR
1	BA	16	PHE
1	BA	18	ILE
1	BA	20	THR
1	BA	31	GLN
1	BA	40	ASN
1	BA	41	LEU
1	BA	62	CYS
1	BA	83	VAL
1	BA	86	TYR
1	BA	89	LEU
1	BA	107	HIS

*Continued on next page...*



*Continued from previous page...*

Mol	Chain	Res	Type
1	BA	109	ARG
1	BA	112	SER
1	BA	136	LEU
1	BA	176	THR
1	BA	177	LEU
1	BA	179	ASN
1	BA	180	GLU
1	BA	186	SER
1	BA	198	SER
1	BA	199	ASP
1	BA	202	THR
1	BA	203	THR
1	BA	204	GLU
1	BA	205	ARG
1	BA	208	PHE
1	BA	312	SER
1	BA	315	ILE
1	BA	325	ASP
1	BA	326	THR
1	BA	330	LYS
1	BA	333	CYS
1	BA	345	LEU
1	BA	346	SER
1	BA	347	ARG
1	BA	349	LEU
1	BA	365	THR
1	BA	366	ARG
1	BA	371	SER
1	BA	372	LYS
1	BA	373	LEU
1	BA	375	GLU
1	BA	381	SER
1	BA	397	ARG
1	BA	398	ASP
1	BA	403	LEU
1	BA	406	LEU
1	BA	407	GLN
1	BA	409	ASP
1	BA	417	ARG
1	BA	423	LEU
1	BA	429	THR
1	BA	444	GLN

*Continued on next page...*



*Continued from previous page...*

Mol	Chain	Res	Type
1	BA	450	LYS
1	BA	453	ILE
1	BA	464	GLU
1	BA	466	LEU
1	BA	475	ARG
1	BA	481	ARG
1	BA	483	VAL
1	BA	484	ILE
1	BA	485	SER
1	BA	504	LYS
1	BA	506	THR
1	BA	512	THR
1	BA	529	LYS
1	BA	534	THR
1	BA	545	SER
1	BA	549	MET
1	BA	553	GLN
1	BA	559	ASN
1	BA	562	LEU
1	BA	565	SER
1	BA	566	SER
1	BA	568	VAL
1	BA	574	ASN
1	BA	575	LYS
1	BA	576	LYS
1	BA	577	VAL
1	BA	581	ILE
1	BA	582	LYS
1	BA	583	ASN
1	BA	590	ASN
1	BA	594	THR
1	BA	595	LEU
1	BA	596	HIS
1	BA	599	SER
1	BA	613	THR
1	BA	621	THR
1	BA	627	ASP
1	BA	637	PHE
1	BA	648	LEU
1	BA	653	THR
1	BA	659	THR
1	BA	666	VAL

*Continued on next page...*



*Continued from previous page...*

Mol	Chain	Res	Type
1	BA	670	ILE
1	BA	675	SER
1	BA	678	VAL
1	BA	679	TRP
1	BA	684	ASP
1	BA	688	THR
1	BA	689	ARG
1	BA	703	GLU
1	BA	706	HIS
1	BA	709	ARG
1	BA	715	LEU
1	BA	718	THR
1	BA	719	ILE
1	BA	723	TYR
1	BA	727	THR
1	BA	732	ILE
1	BA	736	LEU
1	BA	743	ASP
1	BA	744	MET
1	BA	748	ASN
1	BA	750	ILE
1	BA	769	VAL
1	BA	773	ASP
1	BA	783	LYS
1	BA	789	SER
1	BA	804	GLU
1	BA	805	VAL
1	BA	809	VAL
1	BA	816	LEU
1	BA	821	ILE
1	BA	822	THR
1	BA	830	MET
1	BA	831	ASP
1	BA	832	ASP
1	BA	833	LEU
1	BA	836	THR
1	BA	856	GLU
1	BA	862	THR
1	BA	876	LEU
1	BA	878	ARG
1	BA	886	ASN
1	BA	889	SER

*Continued on next page...*



*Continued from previous page...*

Mol	Chain	Res	Type
1	BA	892	LEU
1	BA	896	THR
1	BA	905	SER
1	BA	909	SER
1	BA	917	MET
1	BA	922	CYS
1	BA	924	SER
1	BA	945	CYS
1	BA	952	LEU
1	BA	955	ARG
1	BA	956	ARG
1	BA	959	VAL
1	BA	966	LEU
1	BA	973	GLU
1	BA	983	LYS
1	BA	985	ARG
1	BA	987	TYR
1	BA	998	HIS
1	BA	1003	ARG
1	BA	1004	GLU
1	BA	1013	THR
1	BA	1015	ARG
1	BA	1019	LEU
1	BA	1021	ARG
1	BA	1033	SER
1	BA	1045	LEU
1	BA	1053	ASP
1	BA	1057	ILE
1	BA	1076	LEU
1	BA	1083	SER
1	BA	1085	LEU
1	BA	1087	GLU
1	BA	1096	LYS
1	BA	1102	LEU
1	BA	1104	TYR
1	BA	1111	GLU
1	BA	1117	SER
1	BA	1118	VAL
1	BA	1123	VAL
1	BA	1135	SER
1	BA	1136	VAL
1	BA	1137	SER

*Continued on next page...*



*Continued from previous page...*

Mol	Chain	Res	Type
1	BA	1146	SER
1	BA	1158	SER
1	BA	1159	ASP
1	BA	1162	ASN
1	BA	1169	LEU
1	BA	1173	LYS
1	BA	1175	MET
1	BA	1192	SER
1	BA	1199	GLN
1	BA	1202	LEU
1	BA	1214	ASN
1	BA	1217	LEU
1	BA	1222	LEU
1	BA	1227	MET
1	BA	1235	THR
1	BA	1239	THR
1	BA	1243	TRP
1	BA	1245	ASP
1	BA	1247	SER
1	BA	1248	ASP
1	BA	1250	GLN
1	BA	1260	LYS
1	BA	1262	LEU
1	BA	1264	SER
1	BA	1268	ASP
1	BA	1271	ILE
1	BA	1273	THR
1	BA	1275	THR
1	BA	1288	ARG
1	BA	1289	SER
1	BA	1292	ILE
1	BA	1294	MET
1	BA	1298	ASP
1	BA	1300	ASN
1	BA	1303	SER
1	BA	1304	GLU
1	BA	1310	LYS
1	BA	1314	GLN
1	BA	1318	SER
1	BA	1324	LEU
1	BA	1325	LEU
1	BA	1326	GLU

*Continued on next page...*



*Continued from previous page...*

Mol	Chain	Res	Type
1	BA	1343	ASP
1	BA	1344	ILE
1	BA	1437	ASN
1	BA	1439	MET
1	BA	1440	ASN
1	BA	1441	LYS
1	BA	1442	VAL
1	BA	1444	ARG
1	BA	1452	SER
1	BA	1453	HIS
1	BA	1458	THR
1	BA	1459	LYS
1	BA	1465	GLU
1	BA	1468	LYS
1	BA	1474	LEU
1	BA	1476	LEU
1	BA	1481	GLU
1	BA	1485	MET
1	BA	1501	ILE
1	BA	1503	HIS
1	BA	1505	ASP
1	BA	1506	ARG
1	BA	1513	GLU
1	BA	1514	ASN
1	BA	1518	VAL
1	BA	1519	LEU
1	BA	1529	MET
1	BA	1542	THR
1	BA	1546	VAL
1	BA	1559	ARG
1	BA	1561	THR
1	BA	1566	ILE
1	BA	1568	ASN
1	BA	1583	ASP
1	BA	1584	LEU
1	BA	1585	ILE
1	BA	1590	THR
1	BA	1595	TYR
1	BA	1603	MET
1	BA	1607	THR
1	BA	1609	SER
1	BA	1613	MET

*Continued on next page...*



*Continued from previous page...*

Mol	Chain	Res	Type
1	BA	1615	TYR
1	BA	1619	CYS
1	BA	1623	THR
1	BA	1628	ASP
1	BA	1629	ASN
1	BA	1632	GLU
1	BA	1633	GLN
1	BA	1635	ASP
1	BA	1638	SER
1	BA	1647	ASN
1	BA	1649	VAL
1	BA	1656	VAL
2	BB	21	ARG
2	BB	22	GLU
2	BB	26	ILE
2	BB	33	SER
2	BB	39	GLN
2	BB	53	THR
2	BB	57	ASP
2	BB	65	VAL
2	BB	68	ILE
2	BB	73	ILE
2	BB	74	PHE
2	BB	90	TYR
2	BB	91	LEU
2	BB	93	ASN
2	BB	96	SER
2	BB	101	GLN
2	BB	103	SER
2	BB	109	SER
2	BB	110	ASN
2	BB	117	VAL
2	BB	120	LYS
2	BB	124	SER
2	BB	130	LEU
2	BB	134	ARG
2	BB	137	LEU
2	BB	150	GLU
2	BB	151	ASN
2	BB	164	MET
2	BB	170	CYS
2	BB	190	ILE

*Continued on next page...*



*Continued from previous page...*

Mol	Chain	Res	Type
2	BB	201	LYS
2	BB	202	LEU
2	BB	203	ILE
2	BB	204	ARG
2	BB	206	LEU
2	BB	207	ILE
2	BB	212	ASN
2	BB	217	ILE
2	BB	228	SER
2	BB	231	HIS
2	BB	237	ARG
2	BB	238	SER
2	BB	244	THR
2	BB	245	SER
2	BB	247	THR
2	BB	260	PHE
2	BB	295	ASN
2	BB	306	LEU
2	BB	315	LYS
2	BB	323	ARG
2	BB	328	GLN
2	BB	343	ASP
2	BB	347	LEU
2	BB	351	GLN
2	BB	357	ILE
2	BB	377	MET
2	BB	379	ARG
2	BB	381	LEU
2	BB	397	THR
2	BB	398	GLN
2	BB	403	LEU
2	BB	404	LEU
2	BB	409	TYR
2	BB	413	LEU
2	BB	422	GLN
2	BB	425	ILE
2	BB	434	ARG
2	BB	452	ARG
2	BB	454	ASN
2	BB	460	LYS
2	BB	463	TYR
2	BB	472	SER

*Continued on next page...*



*Continued from previous page...*

Mol	Chain	Res	Type
2	BB	474	SER
2	BB	476	LEU
2	BB	477	ASP
2	BB	479	GLN
2	BB	497	ILE
2	BB	498	SER
2	BB	505	ARG
2	BB	507	SER
2	BB	519	LYS
2	BB	520	LEU
2	BB	521	LEU
2	BB	523	GLU
2	BB	537	SER
2	BB	541	LEU
2	BB	543	ASN
2	BB	547	HIS
2	BB	577	PHE
2	BB	583	LEU
2	BB	585	CYS
2	BB	593	ILE
2	BB	604	ILE
2	BB	616	LYS
2	BB	617	THR
2	BB	622	ILE
2	BB	624	LEU
2	BB	636	GLN
2	BB	642	LEU
2	BB	653	VAL
2	BB	654	ARG
2	BB	658	LEU
2	BB	660	LYS
2	BB	661	GLU
2	BB	663	ILE
2	BB	667	PHE
2	BB	670	VAL
2	BB	674	ILE
2	BB	683	ASN
2	BB	687	THR
2	BB	698	SER
2	BB	699	ILE
2	BB	703	LEU
2	BB	711	GLN

*Continued on next page...*



*Continued from previous page...*

Mol	Chain	Res	Type
2	BB	714	ARG
2	BB	716	MET
2	BB	724	GLN
2	BB	725	THR
2	BB	733	LEU
2	BB	737	SER
2	BB	738	ASP
2	BB	751	ILE
2	BB	752	VAL
2	BB	756	LEU
2	BB	762	MET
2	BB	773	VAL
2	BB	777	SER
2	BB	779	THR
2	BB	782	ASP
2	BB	783	MET
2	BB	785	ASP
2	BB	798	PHE
2	BB	802	THR
2	BB	808	LYS
2	BB	809	VAL
2	BB	814	ASN
2	BB	823	GLN
2	BB	829	ASN
2	BB	830	ASP
2	BB	833	PRO
2	BB	835	GLU
2	BB	837	LEU
2	BB	838	GLU
2	BB	839	LYS
2	BB	840	LEU
2	BB	842	GLU
2	BB	843	ASP
2	BB	845	LEU
2	BB	858	ILE
2	BB	865	THR
2	BB	870	LYS
2	BB	871	ILE
2	BB	873	THR
2	BB	876	SER
2	BB	882	ILE
2	BB	886	ASN

*Continued on next page...*



*Continued from previous page...*

Mol	Chain	Res	Type
2	BB	887	LEU
2	BB	895	PHE
2	BB	896	GLN
2	BB	897	GLU
2	BB	898	LEU
2	BB	903	ILE
2	BB	904	LYS
2	BB	907	ILE
2	BB	910	THR
2	BB	919	SER
2	BB	927	CYS
2	BB	933	THR
2	BB	944	GLN
2	BB	949	ILE
2	BB	958	MET
2	BB	960	ILE
2	BB	962	MET
2	BB	965	GLU
2	BB	967	LEU
2	BB	977	ILE
2	BB	985	ILE
2	BB	988	GLU
2	BB	991	THR
2	BB	999	GLN
2	BB	1015	SER
2	BB	1018	THR
2	BB	1026	ILE
2	BB	1027	TYR
2	BB	1028	VAL
2	BB	1030	VAL
2	BB	1033	TYR
2	BB	1034	GLN
2	BB	1036	LEU
2	BB	1040	VAL
2	BB	1043	LYS
2	BB	1044	PHE
2	BB	1045	GLN
2	BB	1047	ARG
2	BB	1058	GLN
2	BB	1070	ARG
2	BB	1075	GLU
2	BB	1077	ASP

*Continued on next page...*



*Continued from previous page...*

Mol	Chain	Res	Type
2	BB	1085	SER
2	BB	1091	ARG
2	BB	1092	LEU
2	BB	1094	ASN
2	BB	1102	SER
2	BB	1103	VAL
2	BB	1109	SER
2	BB	1110	ILE
2	BB	1111	LEU
2	BB	1112	THR
2	BB	1119	ARG
2	BB	1120	ILE
2	BB	1127	CYS
2	BB	1136	GLU
2	BB	1140	LYS
2	BB	1142	LEU
2	BB	1153	ILE
2	BB	1156	SER
2	BB	1157	GLN
2	BB	1163	GLN
2	BB	1168	VAL
2	BB	1173	THR
2	BB	1174	THR
2	BB	1181	VAL
2	BB	1185	LEU
2	BB	1189	LEU
2	BB	1190	SER
2	BB	1198	TYR
2	BB	1201	GLU
3	BC	32	ASN
3	BC	45	SER
3	BC	48	ASP
3	BC	51	GLU
3	BC	57	ILE
3	BC	59	ILE
3	BC	61	THR
3	BC	68	ARG
3	BC	69	ARG
3	BC	71	MET
3	BC	78	VAL
3	BC	82	TYR
3	BC	86	PHE

*Continued on next page...*



*Continued from previous page...*

Mol	Chain	Res	Type
3	BC	97	LEU
3	BC	101	ILE
3	BC	122	ASP
3	BC	128	ASP
3	BC	129	GLU
3	BC	131	THR
3	BC	132	ILE
3	BC	136	LEU
3	BC	139	LYS
3	BC	151	THR
3	BC	168	LYS
3	BC	177	THR
3	BC	188	ASP
3	BC	193	LEU
3	BC	196	LEU
3	BC	204	LEU
3	BC	208	CYS
3	BC	209	ILE
3	BC	210	LEU
3	BC	222	VAL
3	BC	224	THR
3	BC	226	SER
3	BC	228	ARG
3	BC	235	ILE
3	BC	237	GLN
3	BC	262	SER
3	BC	263	ASP
3	BC	264	GLU
3	BC	274	THR
3	BC	277	ARG
3	BC	279	VAL
3	BC	287	ASP
3	BC	289	VAL
3	BC	291	LEU
3	BC	303	GLU
3	BC	315	PHE
3	BC	324	LYS
3	BC	334	THR
4	BD	12	THR
4	BD	14	THR
4	BD	20	VAL
4	BD	48	GLU

*Continued on next page...*



*Continued from previous page...*

Mol	Chain	Res	Type
4	BD	82	LEU
4	BD	87	SER
4	BD	88	GLN
4	BD	94	ARG
4	BD	99	LEU
5	BE	4	GLU
5	BE	6	GLU
5	BE	8	ASN
5	BE	10	SER
5	BE	41	ASP
5	BE	57	MET
5	BE	60	PHE
5	BE	61	GLN
5	BE	63	ASN
5	BE	66	GLU
5	BE	70	SER
5	BE	71	LYS
5	BE	78	LEU
5	BE	81	GLU
5	BE	90	VAL
5	BE	92	THR
5	BE	93	MET
5	BE	106	GLN
5	BE	107	THR
5	BE	123	LEU
5	BE	126	SER
5	BE	127	ILE
5	BE	131	THR
5	BE	141	VAL
5	BE	144	ILE
5	BE	148	GLU
5	BE	150	VAL
5	BE	153	HIS
5	BE	166	LYS
5	BE	175	LEU
5	BE	177	ARG
5	BE	178	ILE
5	BE	186	LEU
5	BE	192	ARG
5	BE	196	VAL
5	BE	202	SER
5	BE	207	ARG

*Continued on next page...*



*Continued from previous page...*

Mol	Chain	Res	Type
5	BE	213	ILE
6	BF	77	ASP
6	BF	78	GLN
6	BF	82	THR
6	BF	93	ILE
6	BF	96	THR
6	BF	99	LEU
6	BF	109	VAL
6	BF	110	ASP
6	BF	118	LEU
6	BF	148	VAL
6	BF	149	GLU
6	BF	151	LEU
6	BF	154	ASP
7	BG	15	ARG
7	BG	16	PHE
7	BG	20	HIS
7	BG	21	LYS
7	BG	29	ASP
7	BG	34	THR
7	BG	35	SER
7	BG	37	CYS
7	BG	38	ILE
7	BG	39	VAL
7	BG	45	LEU
7	BG	54	LEU
7	BG	64	GLN
7	BG	76	LYS
7	BG	77	VAL
7	BG	80	VAL
7	BG	95	LEU
7	BG	97	LYS
7	BG	105	ILE
7	BG	106	LYS
7	BG	116	THR
7	BG	120	VAL
7	BG	122	LEU
7	BG	126	GLN
7	BG	128	GLN
7	BG	132	VAL
7	BG	139	ILE
7	BG	141	SER

*Continued on next page...*



*Continued from previous page...*

Mol	Chain	Res	Type
7	BG	144	HIS
7	BG	147	LEU
7	BG	149	ILE
7	BG	164	VAL
7	BG	165	ASP
7	BG	169	VAL
7	BG	170	HIS
7	BG	219	ASP
7	BG	221	ASN
7	BG	226	ASP
7	BG	232	THR
7	BG	239	THR
7	BG	243	VAL
7	BG	248	THR
7	BG	249	LEU
7	BG	250	ILE
7	BG	251	SER
8	BH	5	LEU
8	BH	7	ASP
8	BH	8	ASP
8	BH	9	ILE
8	BH	25	ARG
8	BH	30	SER
8	BH	34	ASP
8	BH	35	GLN
8	BH	42	ILE
8	BH	53	ASP
8	BH	54	SER
8	BH	55	LEU
8	BH	59	ILE
8	BH	63	LEU
8	BH	80	ARG
8	BH	83	GLN
8	BH	87	ARG
8	BH	94	ASP
8	BH	108	SER
8	BH	112	ILE
8	BH	114	VAL
8	BH	121	LEU
8	BH	122	LEU
8	BH	123	MET
8	BH	124	ARG

*Continued on next page...*



*Continued from previous page...*

Mol	Chain	Res	Type
8	BH	133	ASN
8	BH	138	GLU
8	BH	143	LEU
9	BI	3	VAL
9	BI	8	ILE
9	BI	11	LEU
9	BI	15	ASP
9	BI	26	SER
9	BI	31	SER
9	BI	32	GLN
9	BI	42	PHE
9	BI	45	LEU
9	BI	47	VAL
9	BI	49	THR
9	BI	53	ASP
9	BI	66	VAL
9	BI	68	LYS
9	BI	73	LYS
9	BI	88	GLN
9	BI	89	CYS
9	BI	93	GLU
9	BI	94	MET
10	BJ	1	MET
10	BJ	7	CYS
10	BJ	12	LYS
10	BJ	13	VAL
10	BJ	14	VAL
10	BJ	20	SER
10	BJ	23	ASN
10	BJ	27	GLU
10	BJ	34	THR
10	BJ	38	ARG
10	BJ	44	TYR
10	BJ	48	ARG
10	BJ	66	LEU
10	BJ	67	GLU
10	BJ	68	LYS
11	BK	45	GLU
11	BK	51	THR
11	BK	56	GLU
11	BK	59	THR
11	BK	62	SER

*Continued on next page...*



*Continued from previous page...*

Mol	Chain	Res	Type
11	BK	63	PHE
11	BK	65	ILE
11	BK	68	GLU
11	BK	72	LEU
11	BK	77	ARG
11	BK	89	CYS
11	BK	93	ILE
11	BK	99	ASN
11	BK	103	ILE
11	BK	107	THR
11	BK	110	GLU
11	BK	111	THR
11	BK	112	THR
11	BK	117	LEU
11	BK	125	MET
11	BK	128	CYS
11	BK	134	LYS
11	BK	139	ILE
11	BK	142	MET
12	BL	27	LEU
12	BL	35	SER
12	BL	36	SER
12	BL	38	LEU
12	BL	49	LYS
12	BL	53	HIS
12	BL	55	ILE
12	BL	57	LEU
12	BL	58	LYS
12	BL	65	VAL
12	BL	66	GLN
12	BL	68	GLU
13	BM	7	VAL
13	BM	9	GLU
13	BM	12	ILE
13	BM	17	ASP
13	BM	18	GLN
13	BM	25	SER
13	BM	28	LYS
13	BM	36	THR
13	BM	42	LYS
13	BM	44	LYS
13	BM	48	LYS

*Continued on next page...*



*Continued from previous page...*

Mol	Chain	Res	Type
13	BM	54	HIS
13	BM	56	GLU
13	BM	57	ASN
13	BM	58	GLU
13	BM	65	TYR
13	BM	68	SER
13	BM	70	SER
13	BM	78	VAL
13	BM	92	LYS
13	BM	95	VAL
13	BM	98	SER
13	BM	100	VAL
13	BM	104	SER
13	BM	109	ARG
14	BN	25	ILE
14	BN	37	ASN
14	BN	50	GLN
14	BN	56	ILE
14	BN	58	PHE
14	BN	64	ILE
14	BN	70	LEU
14	BN	75	GLU
14	BN	78	THR
14	BN	79	THR
14	BN	80	MET
14	BN	81	THR
14	BN	85	HIS
14	BN	90	MET
14	BN	92	ASP
14	BN	98	SER
14	BN	106	ASN
14	BN	107	MET
14	BN	108	THR
14	BN	118	SER
14	BN	123	SER
14	BN	124	THR
14	BN	126	LYS
14	BN	127	ASP
14	BN	134	ASP
14	BN	138	SER
14	BN	139	VAL
14	BN	141	GLU

*Continued on next page...*



*Continued from previous page...*

Mol	Chain	Res	Type
14	BN	148	ILE
14	BN	151	SER
14	BN	152	LYS
14	BN	157	ARG
14	BN	162	LYS
14	BN	163	VAL
14	BN	171	PHE
7	BO	268	GLU
7	BO	272	ILE
7	BO	274	SER
7	BO	275	ASN
7	BO	280	PHE
7	BO	289	LYS
7	BO	294	GLU
7	BO	295	LEU
7	BO	296	ASP
7	BO	297	LEU
7	BO	301	LYS
7	BO	302	GLU
7	BO	306	SER
7	BO	307	GLU
7	BO	311	GLU
7	BO	314	THR
1	CA	3	ILE
1	CA	9	SER
1	CA	12	THR
1	CA	16	PHE
1	CA	18	ILE
1	CA	20	THR
1	CA	31	GLN
1	CA	40	ASN
1	CA	41	LEU
1	CA	59	ARG
1	CA	62	CYS
1	CA	83	VAL
1	CA	86	TYR
1	CA	89	LEU
1	CA	107	HIS
1	CA	109	ARG
1	CA	112	SER
1	CA	136	LEU
1	CA	176	THR

*Continued on next page...*



*Continued from previous page...*

Mol	Chain	Res	Type
1	CA	177	LEU
1	CA	179	ASN
1	CA	180	GLU
1	CA	183	SER
1	CA	186	SER
1	CA	198	SER
1	CA	199	ASP
1	CA	202	THR
1	CA	203	THR
1	CA	204	GLU
1	CA	205	ARG
1	CA	208	PHE
1	CA	265	ARG
1	CA	267	LYS
1	CA	312	SER
1	CA	315	ILE
1	CA	325	ASP
1	CA	326	THR
1	CA	330	LYS
1	CA	333	CYS
1	CA	345	LEU
1	CA	346	SER
1	CA	347	ARG
1	CA	349	LEU
1	CA	357	MET
1	CA	365	THR
1	CA	366	ARG
1	CA	371	SER
1	CA	372	LYS
1	CA	373	LEU
1	CA	375	GLU
1	CA	381	SER
1	CA	397	ARG
1	CA	398	ASP
1	CA	403	LEU
1	CA	406	LEU
1	CA	407	GLN
1	CA	409	ASP
1	CA	417	ARG
1	CA	423	LEU
1	CA	429	THR
1	CA	444	GLN

*Continued on next page...*



*Continued from previous page...*

Mol	Chain	Res	Type
1	CA	453	ILE
1	CA	464	GLU
1	CA	466	LEU
1	CA	475	ARG
1	CA	481	ARG
1	CA	483	VAL
1	CA	484	ILE
1	CA	485	SER
1	CA	504	LYS
1	CA	505	LEU
1	CA	506	THR
1	CA	509	GLU
1	CA	512	THR
1	CA	529	LYS
1	CA	534	THR
1	CA	545	SER
1	CA	549	MET
1	CA	553	GLN
1	CA	559	ASN
1	CA	562	LEU
1	CA	565	SER
1	CA	566	SER
1	CA	568	VAL
1	CA	574	ASN
1	CA	575	LYS
1	CA	576	LYS
1	CA	577	VAL
1	CA	581	ILE
1	CA	582	LYS
1	CA	583	ASN
1	CA	590	ASN
1	CA	594	THR
1	CA	595	LEU
1	CA	596	HIS
1	CA	599	SER
1	CA	613	THR
1	CA	621	THR
1	CA	627	ASP
1	CA	637	PHE
1	CA	648	LEU
1	CA	653	THR
1	CA	659	THR

*Continued on next page...*



*Continued from previous page...*

Mol	Chain	Res	Type
1	CA	666	VAL
1	CA	670	ILE
1	CA	675	SER
1	CA	678	VAL
1	CA	679	TRP
1	CA	684	ASP
1	CA	688	THR
1	CA	689	ARG
1	CA	703	GLU
1	CA	706	HIS
1	CA	709	ARG
1	CA	714	THR
1	CA	715	LEU
1	CA	718	THR
1	CA	719	ILE
1	CA	723	TYR
1	CA	727	THR
1	CA	732	ILE
1	CA	736	LEU
1	CA	743	ASP
1	CA	748	ASN
1	CA	750	ILE
1	CA	769	VAL
1	CA	772	LYS
1	CA	773	ASP
1	CA	783	LYS
1	CA	789	SER
1	CA	804	GLU
1	CA	805	VAL
1	CA	809	VAL
1	CA	816	LEU
1	CA	821	ILE
1	CA	822	THR
1	CA	830	MET
1	CA	831	ASP
1	CA	832	ASP
1	CA	833	LEU
1	CA	836	THR
1	CA	856	GLU
1	CA	862	THR
1	CA	876	LEU
1	CA	878	ARG

*Continued on next page...*



*Continued from previous page...*

Mol	Chain	Res	Type
1	CA	886	ASN
1	CA	889	SER
1	CA	892	LEU
1	CA	896	THR
1	CA	905	SER
1	CA	917	MET
1	CA	922	CYS
1	CA	924	SER
1	CA	945	CYS
1	CA	952	LEU
1	CA	955	ARG
1	CA	956	ARG
1	CA	959	VAL
1	CA	964	LYS
1	CA	966	LEU
1	CA	973	GLU
1	CA	983	LYS
1	CA	985	ARG
1	CA	987	TYR
1	CA	998	HIS
1	CA	1003	ARG
1	CA	1004	GLU
1	CA	1013	THR
1	CA	1015	ARG
1	CA	1019	LEU
1	CA	1021	ARG
1	CA	1023	LEU
1	CA	1033	SER
1	CA	1045	LEU
1	CA	1053	ASP
1	CA	1057	ILE
1	CA	1076	LEU
1	CA	1083	SER
1	CA	1085	LEU
1	CA	1086	ILE
1	CA	1087	GLU
1	CA	1096	LYS
1	CA	1102	LEU
1	CA	1104	TYR
1	CA	1111	GLU
1	CA	1117	SER
1	CA	1118	VAL

*Continued on next page...*



*Continued from previous page...*

Mol	Chain	Res	Type
1	CA	1123	VAL
1	CA	1135	SER
1	CA	1136	VAL
1	CA	1137	SER
1	CA	1146	SER
1	CA	1158	SER
1	CA	1159	ASP
1	CA	1162	ASN
1	CA	1169	LEU
1	CA	1173	LYS
1	CA	1175	MET
1	CA	1199	GLN
1	CA	1202	LEU
1	CA	1214	ASN
1	CA	1217	LEU
1	CA	1222	LEU
1	CA	1227	MET
1	CA	1235	THR
1	CA	1239	THR
1	CA	1243	TRP
1	CA	1245	ASP
1	CA	1247	SER
1	CA	1248	ASP
1	CA	1250	GLN
1	CA	1260	LYS
1	CA	1262	LEU
1	CA	1264	SER
1	CA	1267	ILE
1	CA	1271	ILE
1	CA	1273	THR
1	CA	1275	THR
1	CA	1276	THR
1	CA	1288	ARG
1	CA	1289	SER
1	CA	1292	ILE
1	CA	1294	MET
1	CA	1298	ASP
1	CA	1300	ASN
1	CA	1303	SER
1	CA	1304	GLU
1	CA	1310	LYS
1	CA	1314	GLN

*Continued on next page...*



*Continued from previous page...*

Mol	Chain	Res	Type
1	CA	1318	SER
1	CA	1324	LEU
1	CA	1325	LEU
1	CA	1343	ASP
1	CA	1344	ILE
1	CA	1437	ASN
1	CA	1439	MET
1	CA	1440	ASN
1	CA	1441	LYS
1	CA	1442	VAL
1	CA	1444	ARG
1	CA	1452	SER
1	CA	1453	HIS
1	CA	1458	THR
1	CA	1459	LYS
1	CA	1465	GLU
1	CA	1466	SER
1	CA	1468	LYS
1	CA	1472	PHE
1	CA	1474	LEU
1	CA	1476	LEU
1	CA	1479	ASP
1	CA	1481	GLU
1	CA	1485	MET
1	CA	1501	ILE
1	CA	1503	HIS
1	CA	1505	ASP
1	CA	1506	ARG
1	CA	1513	GLU
1	CA	1514	ASN
1	CA	1518	VAL
1	CA	1519	LEU
1	CA	1542	THR
1	CA	1546	VAL
1	CA	1559	ARG
1	CA	1561	THR
1	CA	1562	ILE
1	CA	1566	ILE
1	CA	1568	ASN
1	CA	1583	ASP
1	CA	1584	LEU
1	CA	1585	ILE

*Continued on next page...*



*Continued from previous page...*

Mol	Chain	Res	Type
1	CA	1590	THR
1	CA	1595	TYR
1	CA	1603	MET
1	CA	1607	THR
1	CA	1609	SER
1	CA	1613	MET
1	CA	1615	TYR
1	CA	1619	CYS
1	CA	1620	GLN
1	CA	1628	ASP
1	CA	1629	ASN
1	CA	1632	GLU
1	CA	1633	GLN
1	CA	1635	ASP
1	CA	1638	SER
1	CA	1647	ASN
1	CA	1649	VAL
2	CB	21	ARG
2	CB	22	GLU
2	CB	26	ILE
2	CB	33	SER
2	CB	37	LEU
2	CB	39	GLN
2	CB	53	THR
2	CB	57	ASP
2	CB	65	VAL
2	CB	66	LYS
2	CB	68	ILE
2	CB	73	ILE
2	CB	74	PHE
2	CB	75	ASP
2	CB	77	LYS
2	CB	90	TYR
2	CB	91	LEU
2	CB	93	ASN
2	CB	96	SER
2	CB	98	SER
2	CB	101	GLN
2	CB	103	SER
2	CB	109	SER
2	CB	110	ASN
2	CB	117	VAL

*Continued on next page...*



*Continued from previous page...*

Mol	Chain	Res	Type
2	CB	120	LYS
2	CB	124	SER
2	CB	130	LEU
2	CB	134	ARG
2	CB	137	LEU
2	CB	150	GLU
2	CB	151	ASN
2	CB	164	MET
2	CB	170	CYS
2	CB	190	ILE
2	CB	201	LYS
2	CB	202	LEU
2	CB	203	ILE
2	CB	204	ARG
2	CB	206	LEU
2	CB	207	ILE
2	CB	212	ASN
2	CB	217	ILE
2	CB	228	SER
2	CB	231	HIS
2	CB	237	ARG
2	CB	238	SER
2	CB	244	THR
2	CB	245	SER
2	CB	247	THR
2	CB	260	PHE
2	CB	295	ASN
2	CB	306	LEU
2	CB	315	LYS
2	CB	323	ARG
2	CB	328	GLN
2	CB	343	ASP
2	CB	347	LEU
2	CB	351	GLN
2	CB	357	ILE
2	CB	377	MET
2	CB	379	ARG
2	CB	381	LEU
2	CB	397	THR
2	CB	398	GLN
2	CB	403	LEU
2	CB	404	LEU

*Continued on next page...*



*Continued from previous page...*

Mol	Chain	Res	Type
2	CB	409	TYR
2	CB	413	LEU
2	CB	420	TYR
2	CB	422	GLN
2	CB	425	ILE
2	CB	434	ARG
2	CB	452	ARG
2	CB	454	ASN
2	CB	460	LYS
2	CB	463	TYR
2	CB	472	SER
2	CB	474	SER
2	CB	476	LEU
2	CB	477	ASP
2	CB	479	GLN
2	CB	497	ILE
2	CB	498	SER
2	CB	504	HIS
2	CB	505	ARG
2	CB	507	SER
2	CB	519	LYS
2	CB	520	LEU
2	CB	521	LEU
2	CB	523	GLU
2	CB	537	SER
2	CB	541	LEU
2	CB	543	ASN
2	CB	547	HIS
2	CB	574	SER
2	CB	577	PHE
2	CB	583	LEU
2	CB	585	CYS
2	CB	589	ASP
2	CB	593	ILE
2	CB	604	ILE
2	CB	616	LYS
2	CB	617	THR
2	CB	622	ILE
2	CB	624	LEU
2	CB	636	GLN
2	CB	642	LEU
2	CB	653	VAL

*Continued on next page...*



*Continued from previous page...*

Mol	Chain	Res	Type
2	CB	654	ARG
2	CB	658	LEU
2	CB	660	LYS
2	CB	661	GLU
2	CB	663	ILE
2	CB	667	PHE
2	CB	670	VAL
2	CB	674	ILE
2	CB	683	ASN
2	CB	687	THR
2	CB	698	SER
2	CB	699	ILE
2	CB	703	LEU
2	CB	711	GLN
2	CB	714	ARG
2	CB	716	MET
2	CB	724	GLN
2	CB	725	THR
2	CB	733	LEU
2	CB	737	SER
2	CB	738	ASP
2	CB	749	THR
2	CB	751	ILE
2	CB	752	VAL
2	CB	756	LEU
2	CB	762	MET
2	CB	773	VAL
2	CB	777	SER
2	CB	779	THR
2	CB	782	ASP
2	CB	783	MET
2	CB	785	ASP
2	CB	798	PHE
2	CB	802	THR
2	CB	806	THR
2	CB	808	LYS
2	CB	809	VAL
2	CB	814	ASN
2	CB	823	GLN
2	CB	829	ASN
2	CB	830	ASP
2	CB	833	PRO

*Continued on next page...*



*Continued from previous page...*

Mol	Chain	Res	Type
2	CB	835	GLU
2	CB	837	LEU
2	CB	838	GLU
2	CB	839	LYS
2	CB	840	LEU
2	CB	842	GLU
2	CB	843	ASP
2	CB	845	LEU
2	CB	858	ILE
2	CB	865	THR
2	CB	870	LYS
2	CB	871	ILE
2	CB	873	THR
2	CB	876	SER
2	CB	882	ILE
2	CB	883	GLU
2	CB	886	ASN
2	CB	887	LEU
2	CB	892	SER
2	CB	895	PHE
2	CB	896	GLN
2	CB	897	GLU
2	CB	898	LEU
2	CB	903	ILE
2	CB	904	LYS
2	CB	905	TYR
2	CB	907	ILE
2	CB	910	THR
2	CB	919	SER
2	CB	927	CYS
2	CB	933	THR
2	CB	944	GLN
2	CB	947	ILE
2	CB	949	ILE
2	CB	957	ARG
2	CB	958	MET
2	CB	960	ILE
2	CB	962	MET
2	CB	965	GLU
2	CB	967	LEU
2	CB	977	ILE
2	CB	985	ILE

*Continued on next page...*



*Continued from previous page...*

Mol	Chain	Res	Type
2	CB	988	GLU
2	CB	991	THR
2	CB	999	GLN
2	CB	1015	SER
2	CB	1018	THR
2	CB	1026	ILE
2	CB	1027	TYR
2	CB	1028	VAL
2	CB	1030	VAL
2	CB	1033	TYR
2	CB	1034	GLN
2	CB	1036	LEU
2	CB	1040	VAL
2	CB	1043	LYS
2	CB	1044	PHE
2	CB	1045	GLN
2	CB	1047	ARG
2	CB	1058	GLN
2	CB	1070	ARG
2	CB	1075	GLU
2	CB	1077	ASP
2	CB	1085	SER
2	CB	1091	ARG
2	CB	1092	LEU
2	CB	1094	ASN
2	CB	1102	SER
2	CB	1103	VAL
2	CB	1109	SER
2	CB	1110	ILE
2	CB	1111	LEU
2	CB	1112	THR
2	CB	1119	ARG
2	CB	1120	ILE
2	CB	1127	CYS
2	CB	1136	GLU
2	CB	1140	LYS
2	CB	1142	LEU
2	CB	1143	THR
2	CB	1150	LYS
2	CB	1151	ILE
2	CB	1153	ILE
2	CB	1156	SER

*Continued on next page...*



*Continued from previous page...*

Mol	Chain	Res	Type
2	CB	1157	GLN
2	CB	1163	GLN
2	CB	1168	VAL
2	CB	1173	THR
2	CB	1174	THR
2	CB	1181	VAL
2	CB	1185	LEU
2	CB	1189	LEU
2	CB	1190	SER
2	CB	1198	TYR
2	CB	1201	GLU
3	CC	32	ASN
3	CC	45	SER
3	CC	48	ASP
3	CC	51	GLU
3	CC	57	ILE
3	CC	59	ILE
3	CC	61	THR
3	CC	68	ARG
3	CC	69	ARG
3	CC	71	MET
3	CC	78	VAL
3	CC	82	TYR
3	CC	86	PHE
3	CC	97	LEU
3	CC	101	ILE
3	CC	118	SER
3	CC	122	ASP
3	CC	128	ASP
3	CC	129	GLU
3	CC	131	THR
3	CC	132	ILE
3	CC	136	LEU
3	CC	139	LYS
3	CC	151	THR
3	CC	168	LYS
3	CC	177	THR
3	CC	188	ASP
3	CC	193	LEU
3	CC	196	LEU
3	CC	204	LEU
3	CC	208	CYS

*Continued on next page...*



*Continued from previous page...*

Mol	Chain	Res	Type
3	CC	209	ILE
3	CC	210	LEU
3	CC	222	VAL
3	CC	224	THR
3	CC	226	SER
3	CC	228	ARG
3	CC	235	ILE
3	CC	237	GLN
3	CC	262	SER
3	CC	263	ASP
3	CC	264	GLU
3	CC	274	THR
3	CC	277	ARG
3	CC	279	VAL
3	CC	287	ASP
3	CC	289	VAL
3	CC	291	LEU
3	CC	303	GLU
3	CC	315	PHE
3	CC	324	LYS
3	CC	334	THR
4	CD	12	THR
4	CD	14	THR
4	CD	20	VAL
4	CD	82	LEU
4	CD	87	SER
4	CD	88	GLN
4	CD	94	ARG
4	CD	99	LEU
5	CE	4	GLU
5	CE	6	GLU
5	CE	8	ASN
5	CE	10	SER
5	CE	41	ASP
5	CE	52	ARG
5	CE	57	MET
5	CE	60	PHE
5	CE	61	GLN
5	CE	66	GLU
5	CE	70	SER
5	CE	71	LYS
5	CE	78	LEU

*Continued on next page...*



*Continued from previous page...*

Mol	Chain	Res	Type
5	CE	81	GLU
5	CE	90	VAL
5	CE	92	THR
5	CE	93	MET
5	CE	106	GLN
5	CE	107	THR
5	CE	123	LEU
5	CE	126	SER
5	CE	127	ILE
5	CE	131	THR
5	CE	141	VAL
5	CE	144	ILE
5	CE	148	GLU
5	CE	150	VAL
5	CE	153	HIS
5	CE	166	LYS
5	CE	172	GLU
5	CE	175	LEU
5	CE	177	ARG
5	CE	178	ILE
5	CE	186	LEU
5	CE	192	ARG
5	CE	196	VAL
5	CE	202	SER
5	CE	207	ARG
5	CE	208	TYR
5	CE	213	ILE
6	CF	56	GLU
6	CF	59	GLN
6	CF	77	ASP
6	CF	78	GLN
6	CF	82	THR
6	CF	93	ILE
6	CF	96	THR
6	CF	99	LEU
6	CF	109	VAL
6	CF	110	ASP
6	CF	118	LEU
6	CF	123	LYS
6	CF	148	VAL
6	CF	149	GLU
6	CF	151	LEU

*Continued on next page...*



*Continued from previous page...*

Mol	Chain	Res	Type
6	CF	154	ASP
7	CG	10	ASN
7	CG	11	ARG
7	CG	15	ARG
7	CG	16	PHE
7	CG	20	HIS
7	CG	21	LYS
7	CG	29	ASP
7	CG	35	SER
7	CG	37	CYS
7	CG	38	ILE
7	CG	39	VAL
7	CG	45	LEU
7	CG	54	LEU
7	CG	59	GLN
7	CG	64	GLN
7	CG	76	LYS
7	CG	77	VAL
7	CG	80	VAL
7	CG	95	LEU
7	CG	97	LYS
7	CG	105	ILE
7	CG	106	LYS
7	CG	116	THR
7	CG	120	VAL
7	CG	122	LEU
7	CG	126	GLN
7	CG	128	GLN
7	CG	139	ILE
7	CG	141	SER
7	CG	144	HIS
7	CG	147	LEU
7	CG	149	ILE
7	CG	164	VAL
7	CG	165	ASP
7	CG	169	VAL
7	CG	170	HIS
7	CG	172	ASP
7	CG	173	VAL
7	CG	174	GLU
7	CG	219	ASP
7	CG	221	ASN

*Continued on next page...*



*Continued from previous page...*

Mol	Chain	Res	Type
7	CG	226	ASP
7	CG	232	THR
7	CG	239	THR
7	CG	243	VAL
7	CG	248	THR
7	CG	249	LEU
7	CG	250	ILE
7	CG	251	SER
8	CH	5	LEU
8	CH	7	ASP
8	CH	8	ASP
8	CH	9	ILE
8	CH	13	SER
8	CH	25	ARG
8	CH	30	SER
8	CH	32	THR
8	CH	34	ASP
8	CH	35	GLN
8	CH	42	ILE
8	CH	46	LEU
8	CH	53	ASP
8	CH	54	SER
8	CH	55	LEU
8	CH	59	ILE
8	CH	63	LEU
8	CH	80	ARG
8	CH	83	GLN
8	CH	87	ARG
8	CH	94	ASP
8	CH	108	SER
8	CH	112	ILE
8	CH	114	VAL
8	CH	121	LEU
8	CH	122	LEU
8	CH	123	MET
8	CH	124	ARG
8	CH	133	ASN
8	CH	138	GLU
8	CH	143	LEU
9	CI	3	VAL
9	CI	8	ILE
9	CI	11	LEU

*Continued on next page...*



*Continued from previous page...*

Mol	Chain	Res	Type
9	CI	15	ASP
9	CI	26	SER
9	CI	31	SER
9	CI	32	GLN
9	CI	42	PHE
9	CI	45	LEU
9	CI	49	THR
9	CI	53	ASP
9	CI	68	LYS
9	CI	72	LYS
9	CI	73	LYS
9	CI	89	CYS
9	CI	93	GLU
9	CI	97	HIS
9	CI	98	THR
9	CI	100	GLN
9	CI	102	ARG
9	CI	106	GLU
9	CI	110	VAL
9	CI	111	PHE
9	CI	120	LYS
9	CI	122	ARG
9	CI	123	THR
10	CJ	1	MET
10	CJ	12	LYS
10	CJ	13	VAL
10	CJ	14	VAL
10	CJ	20	SER
10	CJ	23	ASN
10	CJ	27	GLU
10	CJ	34	THR
10	CJ	38	ARG
10	CJ	44	TYR
10	CJ	48	ARG
10	CJ	66	LEU
10	CJ	67	GLU
10	CJ	68	LYS
11	CK	45	GLU
11	CK	51	THR
11	CK	56	GLU
11	CK	59	THR
11	CK	62	SER

*Continued on next page...*



*Continued from previous page...*

Mol	Chain	Res	Type
11	CK	63	PHE
11	CK	65	ILE
11	CK	68	GLU
11	CK	72	LEU
11	CK	77	ARG
11	CK	89	CYS
11	CK	93	ILE
11	CK	99	ASN
11	CK	103	ILE
11	CK	107	THR
11	CK	110	GLU
11	CK	111	THR
11	CK	112	THR
11	CK	117	LEU
11	CK	125	MET
11	CK	128	CYS
11	CK	134	LYS
11	CK	139	ILE
11	CK	142	MET
12	CL	27	LEU
12	CL	35	SER
12	CL	36	SER
12	CL	38	LEU
12	CL	49	LYS
12	CL	53	HIS
12	CL	55	ILE
12	CL	57	LEU
12	CL	58	LYS
12	CL	65	VAL
12	CL	66	GLN
12	CL	68	GLU
13	CM	7	VAL
13	CM	9	GLU
13	CM	12	ILE
13	CM	17	ASP
13	CM	18	GLN
13	CM	25	SER
13	CM	28	LYS
13	CM	36	THR
13	CM	42	LYS
13	CM	44	LYS
13	CM	48	LYS

*Continued on next page...*



*Continued from previous page...*

Mol	Chain	Res	Type
13	CM	54	HIS
13	CM	56	GLU
13	CM	57	ASN
13	CM	58	GLU
13	CM	65	TYR
13	CM	70	SER
13	CM	78	VAL
13	CM	88	ILE
13	CM	92	LYS
13	CM	95	VAL
13	CM	98	SER
13	CM	100	VAL
13	CM	104	SER
13	CM	109	ARG
14	CN	25	ILE
14	CN	37	ASN
14	CN	50	GLN
14	CN	56	ILE
14	CN	58	PHE
14	CN	64	ILE
14	CN	70	LEU
14	CN	75	GLU
14	CN	78	THR
14	CN	79	THR
14	CN	80	MET
14	CN	81	THR
14	CN	85	HIS
14	CN	90	MET
14	CN	93	THR
14	CN	106	ASN
14	CN	107	MET
14	CN	108	THR
14	CN	114	GLU
14	CN	118	SER
14	CN	123	SER
14	CN	124	THR
14	CN	126	LYS
14	CN	127	ASP
14	CN	134	ASP
14	CN	138	SER
14	CN	139	VAL
14	CN	141	GLU

*Continued on next page...*



*Continued from previous page...*

Mol	Chain	Res	Type
14	CN	148	ILE
14	CN	151	SER
14	CN	152	LYS
14	CN	157	ARG
14	CN	159	ASP
14	CN	162	LYS
14	CN	163	VAL
14	CN	171	PHE
14	CN	179	ASP
14	CN	180	PHE
7	CO	266	GLN
7	CO	268	GLU
7	CO	272	ILE
7	CO	275	ASN
7	CO	277	LYS
7	CO	280	PHE
7	CO	289	LYS
7	CO	292	HIS
7	CO	295	LEU
7	CO	297	LEU
7	CO	300	VAL
7	CO	302	GLU
7	CO	306	SER
1	DA	3	ILE
1	DA	9	SER
1	DA	12	THR
1	DA	16	PHE
1	DA	18	ILE
1	DA	20	THR
1	DA	31	GLN
1	DA	40	ASN
1	DA	41	LEU
1	DA	62	CYS
1	DA	83	VAL
1	DA	86	TYR
1	DA	89	LEU
1	DA	109	ARG
1	DA	112	SER
1	DA	130	ILE
1	DA	136	LEU
1	DA	143	SER
1	DA	176	THR

*Continued on next page...*



*Continued from previous page...*

Mol	Chain	Res	Type
1	DA	177	LEU
1	DA	180	GLU
1	DA	186	SER
1	DA	198	SER
1	DA	199	ASP
1	DA	202	THR
1	DA	203	THR
1	DA	205	ARG
1	DA	208	PHE
1	DA	265	ARG
1	DA	312	SER
1	DA	315	ILE
1	DA	325	ASP
1	DA	326	THR
1	DA	330	LYS
1	DA	333	CYS
1	DA	345	LEU
1	DA	346	SER
1	DA	347	ARG
1	DA	349	LEU
1	DA	357	MET
1	DA	365	THR
1	DA	366	ARG
1	DA	371	SER
1	DA	372	LYS
1	DA	373	LEU
1	DA	375	GLU
1	DA	381	SER
1	DA	397	ARG
1	DA	398	ASP
1	DA	403	LEU
1	DA	406	LEU
1	DA	407	GLN
1	DA	409	ASP
1	DA	417	ARG
1	DA	423	LEU
1	DA	429	THR
1	DA	444	GLN
1	DA	453	ILE
1	DA	466	LEU
1	DA	475	ARG
1	DA	481	ARG

*Continued on next page...*



*Continued from previous page...*

Mol	Chain	Res	Type
1	DA	483	VAL
1	DA	484	ILE
1	DA	504	LYS
1	DA	505	LEU
1	DA	506	THR
1	DA	509	GLU
1	DA	512	THR
1	DA	529	LYS
1	DA	534	THR
1	DA	549	MET
1	DA	553	GLN
1	DA	559	ASN
1	DA	562	LEU
1	DA	565	SER
1	DA	566	SER
1	DA	568	VAL
1	DA	574	ASN
1	DA	575	LYS
1	DA	576	LYS
1	DA	577	VAL
1	DA	581	ILE
1	DA	582	LYS
1	DA	583	ASN
1	DA	590	ASN
1	DA	594	THR
1	DA	595	LEU
1	DA	596	HIS
1	DA	599	SER
1	DA	613	THR
1	DA	621	THR
1	DA	627	ASP
1	DA	637	PHE
1	DA	642	ASN
1	DA	648	LEU
1	DA	653	THR
1	DA	656	GLN
1	DA	659	THR
1	DA	666	VAL
1	DA	670	ILE
1	DA	675	SER
1	DA	678	VAL
1	DA	679	TRP

*Continued on next page...*



*Continued from previous page...*

Mol	Chain	Res	Type
1	DA	684	ASP
1	DA	688	THR
1	DA	689	ARG
1	DA	703	GLU
1	DA	706	HIS
1	DA	709	ARG
1	DA	714	THR
1	DA	715	LEU
1	DA	718	THR
1	DA	719	ILE
1	DA	723	TYR
1	DA	727	THR
1	DA	732	ILE
1	DA	736	LEU
1	DA	743	ASP
1	DA	748	ASN
1	DA	750	ILE
1	DA	769	VAL
1	DA	773	ASP
1	DA	783	LYS
1	DA	786	TYR
1	DA	789	SER
1	DA	804	GLU
1	DA	805	VAL
1	DA	809	VAL
1	DA	812	VAL
1	DA	816	LEU
1	DA	821	ILE
1	DA	822	THR
1	DA	830	MET
1	DA	831	ASP
1	DA	832	ASP
1	DA	833	LEU
1	DA	836	THR
1	DA	856	GLU
1	DA	862	THR
1	DA	876	LEU
1	DA	878	ARG
1	DA	886	ASN
1	DA	889	SER
1	DA	892	LEU
1	DA	896	THR

*Continued on next page...*



*Continued from previous page...*

Mol	Chain	Res	Type
1	DA	905	SER
1	DA	909	SER
1	DA	917	MET
1	DA	922	CYS
1	DA	924	SER
1	DA	945	CYS
1	DA	952	LEU
1	DA	955	ARG
1	DA	956	ARG
1	DA	959	VAL
1	DA	966	LEU
1	DA	973	GLU
1	DA	983	LYS
1	DA	985	ARG
1	DA	986	PHE
1	DA	987	TYR
1	DA	998	HIS
1	DA	999	CYS
1	DA	1003	ARG
1	DA	1004	GLU
1	DA	1013	THR
1	DA	1015	ARG
1	DA	1019	LEU
1	DA	1021	ARG
1	DA	1033	SER
1	DA	1045	LEU
1	DA	1049	MET
1	DA	1053	ASP
1	DA	1057	ILE
1	DA	1072	ASN
1	DA	1076	LEU
1	DA	1083	SER
1	DA	1085	LEU
1	DA	1087	GLU
1	DA	1096	LYS
1	DA	1102	LEU
1	DA	1104	TYR
1	DA	1111	GLU
1	DA	1117	SER
1	DA	1118	VAL
1	DA	1123	VAL
1	DA	1135	SER

*Continued on next page...*



*Continued from previous page...*

Mol	Chain	Res	Type
1	DA	1136	VAL
1	DA	1137	SER
1	DA	1146	SER
1	DA	1155	PHE
1	DA	1158	SER
1	DA	1159	ASP
1	DA	1162	ASN
1	DA	1169	LEU
1	DA	1173	LYS
1	DA	1175	MET
1	DA	1192	SER
1	DA	1199	GLN
1	DA	1202	LEU
1	DA	1214	ASN
1	DA	1217	LEU
1	DA	1222	LEU
1	DA	1227	MET
1	DA	1235	THR
1	DA	1239	THR
1	DA	1242	ILE
1	DA	1243	TRP
1	DA	1245	ASP
1	DA	1247	SER
1	DA	1248	ASP
1	DA	1250	GLN
1	DA	1260	LYS
1	DA	1262	LEU
1	DA	1264	SER
1	DA	1271	ILE
1	DA	1273	THR
1	DA	1275	THR
1	DA	1276	THR
1	DA	1288	ARG
1	DA	1289	SER
1	DA	1292	ILE
1	DA	1294	MET
1	DA	1298	ASP
1	DA	1300	ASN
1	DA	1303	SER
1	DA	1304	GLU
1	DA	1310	LYS
1	DA	1314	GLN

*Continued on next page...*



*Continued from previous page...*

Mol	Chain	Res	Type
1	DA	1318	SER
1	DA	1324	LEU
1	DA	1325	LEU
1	DA	1326	GLU
1	DA	1343	ASP
1	DA	1344	ILE
1	DA	1434	GLU
1	DA	1437	ASN
1	DA	1439	MET
1	DA	1440	ASN
1	DA	1441	LYS
1	DA	1442	VAL
1	DA	1444	ARG
1	DA	1452	SER
1	DA	1453	HIS
1	DA	1458	THR
1	DA	1459	LYS
1	DA	1465	GLU
1	DA	1468	LYS
1	DA	1474	LEU
1	DA	1476	LEU
1	DA	1479	ASP
1	DA	1481	GLU
1	DA	1485	MET
1	DA	1501	ILE
1	DA	1503	HIS
1	DA	1506	ARG
1	DA	1513	GLU
1	DA	1514	ASN
1	DA	1518	VAL
1	DA	1519	LEU
1	DA	1520	VAL
1	DA	1529	MET
1	DA	1542	THR
1	DA	1543	SER
1	DA	1546	VAL
1	DA	1559	ARG
1	DA	1561	THR
1	DA	1566	ILE
1	DA	1568	ASN
1	DA	1583	ASP
1	DA	1584	LEU

*Continued on next page...*



*Continued from previous page...*

Mol	Chain	Res	Type
1	DA	1585	ILE
1	DA	1590	THR
1	DA	1595	TYR
1	DA	1603	MET
1	DA	1607	THR
1	DA	1609	SER
1	DA	1613	MET
1	DA	1615	TYR
1	DA	1619	CYS
1	DA	1620	GLN
1	DA	1623	THR
1	DA	1628	ASP
1	DA	1629	ASN
1	DA	1632	GLU
1	DA	1633	GLN
1	DA	1635	ASP
1	DA	1638	SER
1	DA	1647	ASN
1	DA	1649	VAL
2	DB	21	ARG
2	DB	22	GLU
2	DB	26	ILE
2	DB	33	SER
2	DB	39	GLN
2	DB	53	THR
2	DB	57	ASP
2	DB	65	VAL
2	DB	68	ILE
2	DB	73	ILE
2	DB	74	PHE
2	DB	90	TYR
2	DB	91	LEU
2	DB	93	ASN
2	DB	96	SER
2	DB	101	GLN
2	DB	103	SER
2	DB	109	SER
2	DB	110	ASN
2	DB	117	VAL
2	DB	120	LYS
2	DB	124	SER
2	DB	130	LEU

*Continued on next page...*



*Continued from previous page...*

Mol	Chain	Res	Type
2	DB	134	ARG
2	DB	137	LEU
2	DB	150	GLU
2	DB	151	ASN
2	DB	164	MET
2	DB	170	CYS
2	DB	190	ILE
2	DB	201	LYS
2	DB	202	LEU
2	DB	203	ILE
2	DB	204	ARG
2	DB	206	LEU
2	DB	207	ILE
2	DB	212	ASN
2	DB	217	ILE
2	DB	228	SER
2	DB	231	HIS
2	DB	237	ARG
2	DB	238	SER
2	DB	244	THR
2	DB	245	SER
2	DB	247	THR
2	DB	260	PHE
2	DB	295	ASN
2	DB	306	LEU
2	DB	315	LYS
2	DB	323	ARG
2	DB	328	GLN
2	DB	343	ASP
2	DB	347	LEU
2	DB	351	GLN
2	DB	357	ILE
2	DB	365	ASP
2	DB	368	GLN
2	DB	377	MET
2	DB	379	ARG
2	DB	381	LEU
2	DB	397	THR
2	DB	398	GLN
2	DB	403	LEU
2	DB	404	LEU
2	DB	409	TYR

*Continued on next page...*



*Continued from previous page...*

Mol	Chain	Res	Type
2	DB	413	LEU
2	DB	422	GLN
2	DB	425	ILE
2	DB	434	ARG
2	DB	452	ARG
2	DB	454	ASN
2	DB	460	LYS
2	DB	463	TYR
2	DB	472	SER
2	DB	474	SER
2	DB	476	LEU
2	DB	477	ASP
2	DB	479	GLN
2	DB	497	ILE
2	DB	498	SER
2	DB	505	ARG
2	DB	507	SER
2	DB	519	LYS
2	DB	520	LEU
2	DB	521	LEU
2	DB	523	GLU
2	DB	537	SER
2	DB	541	LEU
2	DB	543	ASN
2	DB	547	HIS
2	DB	577	PHE
2	DB	583	LEU
2	DB	585	CYS
2	DB	593	ILE
2	DB	604	ILE
2	DB	616	LYS
2	DB	617	THR
2	DB	622	ILE
2	DB	624	LEU
2	DB	636	GLN
2	DB	642	LEU
2	DB	653	VAL
2	DB	654	ARG
2	DB	658	LEU
2	DB	660	LYS
2	DB	661	GLU
2	DB	663	ILE

*Continued on next page...*



*Continued from previous page...*

Mol	Chain	Res	Type
2	DB	667	PHE
2	DB	670	VAL
2	DB	674	ILE
2	DB	683	ASN
2	DB	687	THR
2	DB	698	SER
2	DB	699	ILE
2	DB	703	LEU
2	DB	711	GLN
2	DB	714	ARG
2	DB	716	MET
2	DB	724	GLN
2	DB	725	THR
2	DB	733	LEU
2	DB	737	SER
2	DB	738	ASP
2	DB	751	ILE
2	DB	752	VAL
2	DB	756	LEU
2	DB	762	MET
2	DB	773	VAL
2	DB	777	SER
2	DB	779	THR
2	DB	782	ASP
2	DB	783	MET
2	DB	785	ASP
2	DB	798	PHE
2	DB	802	THR
2	DB	806	THR
2	DB	808	LYS
2	DB	809	VAL
2	DB	814	ASN
2	DB	823	GLN
2	DB	829	ASN
2	DB	830	ASP
2	DB	833	PRO
2	DB	835	GLU
2	DB	837	LEU
2	DB	838	GLU
2	DB	839	LYS
2	DB	840	LEU
2	DB	842	GLU

*Continued on next page...*



*Continued from previous page...*

Mol	Chain	Res	Type
2	DB	843	ASP
2	DB	845	LEU
2	DB	858	ILE
2	DB	865	THR
2	DB	870	LYS
2	DB	871	ILE
2	DB	873	THR
2	DB	876	SER
2	DB	882	ILE
2	DB	883	GLU
2	DB	886	ASN
2	DB	887	LEU
2	DB	895	PHE
2	DB	896	GLN
2	DB	897	GLU
2	DB	898	LEU
2	DB	903	ILE
2	DB	904	LYS
2	DB	905	TYR
2	DB	907	ILE
2	DB	910	THR
2	DB	919	SER
2	DB	927	CYS
2	DB	933	THR
2	DB	944	GLN
2	DB	949	ILE
2	DB	958	MET
2	DB	960	ILE
2	DB	962	MET
2	DB	965	GLU
2	DB	967	LEU
2	DB	977	ILE
2	DB	985	ILE
2	DB	988	GLU
2	DB	991	THR
2	DB	999	GLN
2	DB	1015	SER
2	DB	1018	THR
2	DB	1026	ILE
2	DB	1027	TYR
2	DB	1028	VAL
2	DB	1030	VAL

*Continued on next page...*



*Continued from previous page...*

Mol	Chain	Res	Type
2	DB	1031	VAL
2	DB	1033	TYR
2	DB	1034	GLN
2	DB	1036	LEU
2	DB	1039	MET
2	DB	1040	VAL
2	DB	1043	LYS
2	DB	1044	PHE
2	DB	1045	GLN
2	DB	1047	ARG
2	DB	1056	THR
2	DB	1058	GLN
2	DB	1070	ARG
2	DB	1075	GLU
2	DB	1077	ASP
2	DB	1085	SER
2	DB	1091	ARG
2	DB	1092	LEU
2	DB	1094	ASN
2	DB	1102	SER
2	DB	1103	VAL
2	DB	1109	SER
2	DB	1110	ILE
2	DB	1111	LEU
2	DB	1112	THR
2	DB	1119	ARG
2	DB	1120	ILE
2	DB	1127	CYS
2	DB	1136	GLU
2	DB	1140	LYS
2	DB	1142	LEU
2	DB	1151	ILE
2	DB	1153	ILE
2	DB	1156	SER
2	DB	1157	GLN
2	DB	1163	GLN
2	DB	1168	VAL
2	DB	1173	THR
2	DB	1174	THR
2	DB	1181	VAL
2	DB	1185	LEU
2	DB	1189	LEU

*Continued on next page...*



*Continued from previous page...*

Mol	Chain	Res	Type
2	DB	1190	SER
2	DB	1198	TYR
2	DB	1201	GLU
3	DC	32	ASN
3	DC	45	SER
3	DC	48	ASP
3	DC	51	GLU
3	DC	55	ASP
3	DC	57	ILE
3	DC	59	ILE
3	DC	61	THR
3	DC	68	ARG
3	DC	69	ARG
3	DC	71	MET
3	DC	78	VAL
3	DC	82	TYR
3	DC	86	PHE
3	DC	97	LEU
3	DC	101	ILE
3	DC	118	SER
3	DC	122	ASP
3	DC	128	ASP
3	DC	129	GLU
3	DC	131	THR
3	DC	132	ILE
3	DC	136	LEU
3	DC	139	LYS
3	DC	151	THR
3	DC	168	LYS
3	DC	177	THR
3	DC	193	LEU
3	DC	196	LEU
3	DC	204	LEU
3	DC	208	CYS
3	DC	209	ILE
3	DC	210	LEU
3	DC	222	VAL
3	DC	224	THR
3	DC	226	SER
3	DC	228	ARG
3	DC	235	ILE
3	DC	237	GLN

*Continued on next page...*



*Continued from previous page...*

Mol	Chain	Res	Type
3	DC	262	SER
3	DC	263	ASP
3	DC	264	GLU
3	DC	274	THR
3	DC	277	ARG
3	DC	287	ASP
3	DC	289	VAL
3	DC	291	LEU
3	DC	303	GLU
3	DC	315	PHE
3	DC	324	LYS
3	DC	334	THR
4	DD	12	THR
4	DD	14	THR
4	DD	20	VAL
4	DD	48	GLU
4	DD	82	LEU
4	DD	87	SER
4	DD	88	GLN
4	DD	94	ARG
4	DD	99	LEU
5	DE	4	GLU
5	DE	6	GLU
5	DE	8	ASN
5	DE	10	SER
5	DE	41	ASP
5	DE	52	ARG
5	DE	57	MET
5	DE	60	PHE
5	DE	63	ASN
5	DE	66	GLU
5	DE	70	SER
5	DE	71	LYS
5	DE	78	LEU
5	DE	81	GLU
5	DE	90	VAL
5	DE	92	THR
5	DE	93	MET
5	DE	106	GLN
5	DE	107	THR
5	DE	123	LEU
5	DE	126	SER

*Continued on next page...*



*Continued from previous page...*

Mol	Chain	Res	Type
5	DE	127	ILE
5	DE	131	THR
5	DE	136	ASN
5	DE	141	VAL
5	DE	144	ILE
5	DE	148	GLU
5	DE	150	VAL
5	DE	153	HIS
5	DE	166	LYS
5	DE	172	GLU
5	DE	175	LEU
5	DE	177	ARG
5	DE	178	ILE
5	DE	186	LEU
5	DE	192	ARG
5	DE	196	VAL
5	DE	202	SER
5	DE	207	ARG
5	DE	213	ILE
6	DF	56	GLU
6	DF	59	GLN
6	DF	77	ASP
6	DF	78	GLN
6	DF	82	THR
6	DF	93	ILE
6	DF	96	THR
6	DF	99	LEU
6	DF	109	VAL
6	DF	110	ASP
6	DF	118	LEU
6	DF	148	VAL
6	DF	149	GLU
6	DF	151	LEU
6	DF	154	ASP
7	DG	10	ASN
7	DG	11	ARG
7	DG	15	ARG
7	DG	16	PHE
7	DG	20	HIS
7	DG	29	ASP
7	DG	34	THR
7	DG	35	SER

*Continued on next page...*



*Continued from previous page...*

Mol	Chain	Res	Type
7	DG	37	CYS
7	DG	38	ILE
7	DG	39	VAL
7	DG	45	LEU
7	DG	54	LEU
7	DG	64	GLN
7	DG	70	VAL
7	DG	76	LYS
7	DG	77	VAL
7	DG	95	LEU
7	DG	97	LYS
7	DG	105	ILE
7	DG	106	LYS
7	DG	116	THR
7	DG	120	VAL
7	DG	122	LEU
7	DG	126	GLN
7	DG	128	GLN
7	DG	132	VAL
7	DG	139	ILE
7	DG	141	SER
7	DG	147	LEU
7	DG	149	ILE
7	DG	164	VAL
7	DG	165	ASP
7	DG	169	VAL
7	DG	170	HIS
7	DG	172	ASP
7	DG	173	VAL
7	DG	174	GLU
7	DG	219	ASP
7	DG	221	ASN
7	DG	226	ASP
7	DG	232	THR
7	DG	239	THR
7	DG	243	VAL
7	DG	248	THR
7	DG	249	LEU
7	DG	250	ILE
7	DG	251	SER
8	DH	5	LEU
8	DH	7	ASP

*Continued on next page...*



*Continued from previous page...*

Mol	Chain	Res	Type
8	DH	8	ASP
8	DH	9	ILE
8	DH	13	SER
8	DH	25	ARG
8	DH	30	SER
8	DH	35	GLN
8	DH	42	ILE
8	DH	45	GLU
8	DH	53	ASP
8	DH	54	SER
8	DH	55	LEU
8	DH	59	ILE
8	DH	63	LEU
8	DH	76	THR
8	DH	80	ARG
8	DH	83	GLN
8	DH	87	ARG
8	DH	94	ASP
8	DH	108	SER
8	DH	112	ILE
8	DH	114	VAL
8	DH	121	LEU
8	DH	122	LEU
8	DH	123	MET
8	DH	124	ARG
8	DH	133	ASN
8	DH	138	GLU
8	DH	143	LEU
8	DH	145	ARG
9	DI	3	VAL
9	DI	8	ILE
9	DI	11	LEU
9	DI	15	ASP
9	DI	26	SER
9	DI	31	SER
9	DI	32	GLN
9	DI	42	PHE
9	DI	45	LEU
9	DI	49	THR
9	DI	53	ASP
9	DI	66	VAL
9	DI	68	LYS

*Continued on next page...*



*Continued from previous page...*

Mol	Chain	Res	Type
9	DI	72	LYS
9	DI	73	LYS
9	DI	89	CYS
9	DI	93	GLU
9	DI	94	MET
9	DI	97	HIS
9	DI	100	GLN
9	DI	102	ARG
9	DI	106	GLU
9	DI	110	VAL
9	DI	111	PHE
9	DI	120	LYS
9	DI	121	PHE
9	DI	122	ARG
9	DI	123	THR
10	DJ	1	MET
10	DJ	12	LYS
10	DJ	13	VAL
10	DJ	14	VAL
10	DJ	20	SER
10	DJ	23	ASN
10	DJ	27	GLU
10	DJ	34	THR
10	DJ	38	ARG
10	DJ	44	TYR
10	DJ	48	ARG
10	DJ	66	LEU
10	DJ	67	GLU
10	DJ	68	LYS
10	DJ	69	ARG
11	DK	45	GLU
11	DK	51	THR
11	DK	56	GLU
11	DK	59	THR
11	DK	62	SER
11	DK	63	PHE
11	DK	65	ILE
11	DK	68	GLU
11	DK	72	LEU
11	DK	77	ARG
11	DK	89	CYS
11	DK	93	ILE

*Continued on next page...*



*Continued from previous page...*

Mol	Chain	Res	Type
11	DK	98	GLU
11	DK	99	ASN
11	DK	103	ILE
11	DK	107	THR
11	DK	110	GLU
11	DK	111	THR
11	DK	112	THR
11	DK	117	LEU
11	DK	125	MET
11	DK	128	CYS
11	DK	134	LYS
11	DK	139	ILE
11	DK	142	MET
12	DL	27	LEU
12	DL	35	SER
12	DL	36	SER
12	DL	38	LEU
12	DL	49	LYS
12	DL	53	HIS
12	DL	55	ILE
12	DL	57	LEU
12	DL	58	LYS
12	DL	65	VAL
12	DL	66	GLN
12	DL	68	GLU
13	DM	7	VAL
13	DM	9	GLU
13	DM	12	ILE
13	DM	17	ASP
13	DM	18	GLN
13	DM	25	SER
13	DM	28	LYS
13	DM	36	THR
13	DM	42	LYS
13	DM	44	LYS
13	DM	48	LYS
13	DM	54	HIS
13	DM	56	GLU
13	DM	57	ASN
13	DM	58	GLU
13	DM	65	TYR
13	DM	68	SER

*Continued on next page...*



*Continued from previous page...*

Mol	Chain	Res	Type
13	DM	70	SER
13	DM	78	VAL
13	DM	92	LYS
13	DM	95	VAL
13	DM	98	SER
13	DM	100	VAL
13	DM	104	SER
13	DM	109	ARG
14	DN	25	ILE
14	DN	37	ASN
14	DN	40	LEU
14	DN	50	GLN
14	DN	56	ILE
14	DN	58	PHE
14	DN	64	ILE
14	DN	70	LEU
14	DN	75	GLU
14	DN	78	THR
14	DN	79	THR
14	DN	80	MET
14	DN	81	THR
14	DN	85	HIS
14	DN	90	MET
14	DN	92	ASP
14	DN	94	ASP
14	DN	98	SER
14	DN	106	ASN
14	DN	107	MET
14	DN	108	THR
14	DN	118	SER
14	DN	123	SER
14	DN	124	THR
14	DN	126	LYS
14	DN	127	ASP
14	DN	134	ASP
14	DN	138	SER
14	DN	139	VAL
14	DN	141	GLU
14	DN	148	ILE
14	DN	151	SER
14	DN	152	LYS
14	DN	157	ARG

*Continued on next page...*



*Continued from previous page...*

Mol	Chain	Res	Type
14	DN	159	ASP
14	DN	162	LYS
14	DN	163	VAL
14	DN	171	PHE
7	DO	266	GLN
7	DO	268	GLU
7	DO	270	LEU
7	DO	272	ILE
7	DO	273	VAL
7	DO	276	LYS
7	DO	277	LYS
7	DO	278	ILE
7	DO	280	PHE
7	DO	281	ASP
7	DO	289	LYS
7	DO	295	LEU
7	DO	296	ASP
7	DO	297	LEU
7	DO	299	GLU
7	DO	300	VAL
7	DO	309	VAL
7	DO	315	SER
1	EA	3	ILE
1	EA	9	SER
1	EA	12	THR
1	EA	20	THR
1	EA	31	GLN
1	EA	40	ASN
1	EA	41	LEU
1	EA	62	CYS
1	EA	83	VAL
1	EA	86	TYR
1	EA	89	LEU
1	EA	109	ARG
1	EA	112	SER
1	EA	136	LEU
1	EA	143	SER
1	EA	176	THR
1	EA	177	LEU
1	EA	179	ASN
1	EA	180	GLU
1	EA	183	SER

*Continued on next page...*



*Continued from previous page...*

Mol	Chain	Res	Type
1	EA	186	SER
1	EA	198	SER
1	EA	199	ASP
1	EA	202	THR
1	EA	203	THR
1	EA	204	GLU
1	EA	205	ARG
1	EA	208	PHE
1	EA	265	ARG
1	EA	267	LYS
1	EA	312	SER
1	EA	315	ILE
1	EA	325	ASP
1	EA	326	THR
1	EA	330	LYS
1	EA	333	CYS
1	EA	345	LEU
1	EA	346	SER
1	EA	347	ARG
1	EA	349	LEU
1	EA	357	MET
1	EA	365	THR
1	EA	366	ARG
1	EA	371	SER
1	EA	372	LYS
1	EA	373	LEU
1	EA	375	GLU
1	EA	381	SER
1	EA	397	ARG
1	EA	398	ASP
1	EA	403	LEU
1	EA	406	LEU
1	EA	407	GLN
1	EA	409	ASP
1	EA	417	ARG
1	EA	423	LEU
1	EA	429	THR
1	EA	444	GLN
1	EA	453	ILE
1	EA	464	GLU
1	EA	466	LEU
1	EA	475	ARG

*Continued on next page...*



*Continued from previous page...*

Mol	Chain	Res	Type
1	EA	481	ARG
1	EA	483	VAL
1	EA	484	ILE
1	EA	485	SER
1	EA	504	LYS
1	EA	506	THR
1	EA	512	THR
1	EA	529	LYS
1	EA	534	THR
1	EA	545	SER
1	EA	549	MET
1	EA	553	GLN
1	EA	559	ASN
1	EA	562	LEU
1	EA	565	SER
1	EA	566	SER
1	EA	568	VAL
1	EA	574	ASN
1	EA	575	LYS
1	EA	576	LYS
1	EA	577	VAL
1	EA	581	ILE
1	EA	582	LYS
1	EA	583	ASN
1	EA	590	ASN
1	EA	594	THR
1	EA	595	LEU
1	EA	596	HIS
1	EA	599	SER
1	EA	613	THR
1	EA	621	THR
1	EA	627	ASP
1	EA	637	PHE
1	EA	648	LEU
1	EA	653	THR
1	EA	659	THR
1	EA	666	VAL
1	EA	670	ILE
1	EA	675	SER
1	EA	678	VAL
1	EA	679	TRP
1	EA	684	ASP

*Continued on next page...*



*Continued from previous page...*

Mol	Chain	Res	Type
1	EA	688	THR
1	EA	689	ARG
1	EA	703	GLU
1	EA	706	HIS
1	EA	709	ARG
1	EA	714	THR
1	EA	715	LEU
1	EA	718	THR
1	EA	719	ILE
1	EA	723	TYR
1	EA	727	THR
1	EA	732	ILE
1	EA	736	LEU
1	EA	743	ASP
1	EA	744	MET
1	EA	748	ASN
1	EA	750	ILE
1	EA	769	VAL
1	EA	773	ASP
1	EA	783	LYS
1	EA	789	SER
1	EA	804	GLU
1	EA	805	VAL
1	EA	809	VAL
1	EA	816	LEU
1	EA	821	ILE
1	EA	822	THR
1	EA	830	MET
1	EA	831	ASP
1	EA	832	ASP
1	EA	833	LEU
1	EA	836	THR
1	EA	856	GLU
1	EA	862	THR
1	EA	868	THR
1	EA	876	LEU
1	EA	878	ARG
1	EA	886	ASN
1	EA	889	SER
1	EA	892	LEU
1	EA	896	THR
1	EA	909	SER

*Continued on next page...*



*Continued from previous page...*

Mol	Chain	Res	Type
1	EA	917	MET
1	EA	922	CYS
1	EA	924	SER
1	EA	945	CYS
1	EA	952	LEU
1	EA	956	ARG
1	EA	959	VAL
1	EA	964	LYS
1	EA	966	LEU
1	EA	973	GLU
1	EA	983	LYS
1	EA	985	ARG
1	EA	987	TYR
1	EA	998	HIS
1	EA	999	CYS
1	EA	1003	ARG
1	EA	1004	GLU
1	EA	1013	THR
1	EA	1015	ARG
1	EA	1019	LEU
1	EA	1021	ARG
1	EA	1022	CYS
1	EA	1023	LEU
1	EA	1033	SER
1	EA	1045	LEU
1	EA	1053	ASP
1	EA	1057	ILE
1	EA	1076	LEU
1	EA	1083	SER
1	EA	1085	LEU
1	EA	1087	GLU
1	EA	1096	LYS
1	EA	1102	LEU
1	EA	1104	TYR
1	EA	1111	GLU
1	EA	1117	SER
1	EA	1118	VAL
1	EA	1123	VAL
1	EA	1135	SER
1	EA	1136	VAL
1	EA	1137	SER
1	EA	1146	SER

*Continued on next page...*



*Continued from previous page...*

Mol	Chain	Res	Type
1	EA	1155	PHE
1	EA	1158	SER
1	EA	1159	ASP
1	EA	1162	ASN
1	EA	1169	LEU
1	EA	1173	LYS
1	EA	1175	MET
1	EA	1192	SER
1	EA	1199	GLN
1	EA	1202	LEU
1	EA	1214	ASN
1	EA	1217	LEU
1	EA	1222	LEU
1	EA	1227	MET
1	EA	1235	THR
1	EA	1239	THR
1	EA	1243	TRP
1	EA	1245	ASP
1	EA	1247	SER
1	EA	1248	ASP
1	EA	1250	GLN
1	EA	1260	LYS
1	EA	1262	LEU
1	EA	1264	SER
1	EA	1267	ILE
1	EA	1271	ILE
1	EA	1273	THR
1	EA	1275	THR
1	EA	1276	THR
1	EA	1288	ARG
1	EA	1289	SER
1	EA	1292	ILE
1	EA	1293	HIS
1	EA	1294	MET
1	EA	1298	ASP
1	EA	1303	SER
1	EA	1304	GLU
1	EA	1310	LYS
1	EA	1314	GLN
1	EA	1318	SER
1	EA	1324	LEU
1	EA	1325	LEU

*Continued on next page...*



*Continued from previous page...*

Mol	Chain	Res	Type
1	EA	1326	GLU
1	EA	1343	ASP
1	EA	1344	ILE
1	EA	1437	ASN
1	EA	1439	MET
1	EA	1440	ASN
1	EA	1441	LYS
1	EA	1442	VAL
1	EA	1444	ARG
1	EA	1452	SER
1	EA	1453	HIS
1	EA	1458	THR
1	EA	1459	LYS
1	EA	1465	GLU
1	EA	1468	LYS
1	EA	1474	LEU
1	EA	1476	LEU
1	EA	1481	GLU
1	EA	1485	MET
1	EA	1501	ILE
1	EA	1503	HIS
1	EA	1506	ARG
1	EA	1513	GLU
1	EA	1514	ASN
1	EA	1519	LEU
1	EA	1529	MET
1	EA	1542	THR
1	EA	1543	SER
1	EA	1546	VAL
1	EA	1559	ARG
1	EA	1561	THR
1	EA	1562	ILE
1	EA	1566	ILE
1	EA	1568	ASN
1	EA	1583	ASP
1	EA	1584	LEU
1	EA	1585	ILE
1	EA	1590	THR
1	EA	1595	TYR
1	EA	1603	MET
1	EA	1607	THR
1	EA	1609	SER

*Continued on next page...*



*Continued from previous page...*

Mol	Chain	Res	Type
1	EA	1613	MET
1	EA	1615	TYR
1	EA	1619	CYS
1	EA	1628	ASP
1	EA	1629	ASN
1	EA	1632	GLU
1	EA	1633	GLN
1	EA	1635	ASP
1	EA	1638	SER
1	EA	1647	ASN
1	EA	1649	VAL
1	EA	1656	VAL
2	EB	21	ARG
2	EB	22	GLU
2	EB	26	ILE
2	EB	33	SER
2	EB	39	GLN
2	EB	53	THR
2	EB	57	ASP
2	EB	65	VAL
2	EB	66	LYS
2	EB	67	ASP
2	EB	68	ILE
2	EB	73	ILE
2	EB	74	PHE
2	EB	77	LYS
2	EB	91	LEU
2	EB	93	ASN
2	EB	96	SER
2	EB	98	SER
2	EB	101	GLN
2	EB	109	SER
2	EB	110	ASN
2	EB	117	VAL
2	EB	120	LYS
2	EB	124	SER
2	EB	130	LEU
2	EB	134	ARG
2	EB	137	LEU
2	EB	150	GLU
2	EB	151	ASN
2	EB	164	MET

*Continued on next page...*



*Continued from previous page...*

Mol	Chain	Res	Type
2	EB	170	CYS
2	EB	190	ILE
2	EB	201	LYS
2	EB	202	LEU
2	EB	203	ILE
2	EB	204	ARG
2	EB	206	LEU
2	EB	207	ILE
2	EB	212	ASN
2	EB	217	ILE
2	EB	228	SER
2	EB	231	HIS
2	EB	237	ARG
2	EB	238	SER
2	EB	244	THR
2	EB	245	SER
2	EB	247	THR
2	EB	260	PHE
2	EB	295	ASN
2	EB	306	LEU
2	EB	315	LYS
2	EB	323	ARG
2	EB	328	GLN
2	EB	343	ASP
2	EB	347	LEU
2	EB	351	GLN
2	EB	357	ILE
2	EB	377	MET
2	EB	379	ARG
2	EB	381	LEU
2	EB	395	ASP
2	EB	397	THR
2	EB	398	GLN
2	EB	403	LEU
2	EB	404	LEU
2	EB	409	TYR
2	EB	413	LEU
2	EB	422	GLN
2	EB	425	ILE
2	EB	434	ARG
2	EB	452	ARG
2	EB	454	ASN

*Continued on next page...*



*Continued from previous page...*

Mol	Chain	Res	Type
2	EB	460	LYS
2	EB	463	TYR
2	EB	472	SER
2	EB	474	SER
2	EB	476	LEU
2	EB	477	ASP
2	EB	479	GLN
2	EB	497	ILE
2	EB	498	SER
2	EB	505	ARG
2	EB	507	SER
2	EB	519	LYS
2	EB	520	LEU
2	EB	521	LEU
2	EB	523	GLU
2	EB	537	SER
2	EB	541	LEU
2	EB	543	ASN
2	EB	547	HIS
2	EB	577	PHE
2	EB	583	LEU
2	EB	585	CYS
2	EB	593	ILE
2	EB	604	ILE
2	EB	616	LYS
2	EB	617	THR
2	EB	622	ILE
2	EB	624	LEU
2	EB	636	GLN
2	EB	642	LEU
2	EB	653	VAL
2	EB	654	ARG
2	EB	658	LEU
2	EB	660	LYS
2	EB	661	GLU
2	EB	663	ILE
2	EB	667	PHE
2	EB	670	VAL
2	EB	674	ILE
2	EB	683	ASN
2	EB	687	THR
2	EB	698	SER

*Continued on next page...*



*Continued from previous page...*

Mol	Chain	Res	Type
2	EB	699	ILE
2	EB	703	LEU
2	EB	711	GLN
2	EB	714	ARG
2	EB	716	MET
2	EB	724	GLN
2	EB	725	THR
2	EB	737	SER
2	EB	738	ASP
2	EB	751	ILE
2	EB	752	VAL
2	EB	756	LEU
2	EB	762	MET
2	EB	773	VAL
2	EB	777	SER
2	EB	779	THR
2	EB	782	ASP
2	EB	783	MET
2	EB	785	ASP
2	EB	798	PHE
2	EB	802	THR
2	EB	808	LYS
2	EB	809	VAL
2	EB	811	LEU
2	EB	814	ASN
2	EB	823	GLN
2	EB	829	ASN
2	EB	830	ASP
2	EB	833	PRO
2	EB	835	GLU
2	EB	837	LEU
2	EB	838	GLU
2	EB	839	LYS
2	EB	840	LEU
2	EB	842	GLU
2	EB	843	ASP
2	EB	845	LEU
2	EB	858	ILE
2	EB	865	THR
2	EB	870	LYS
2	EB	871	ILE
2	EB	873	THR

*Continued on next page...*



*Continued from previous page...*

Mol	Chain	Res	Type
2	EB	876	SER
2	EB	882	ILE
2	EB	883	GLU
2	EB	886	ASN
2	EB	887	LEU
2	EB	891	GLU
2	EB	893	ASN
2	EB	895	PHE
2	EB	896	GLN
2	EB	897	GLU
2	EB	898	LEU
2	EB	903	ILE
2	EB	904	LYS
2	EB	905	TYR
2	EB	907	ILE
2	EB	910	THR
2	EB	919	SER
2	EB	927	CYS
2	EB	933	THR
2	EB	944	GLN
2	EB	947	ILE
2	EB	949	ILE
2	EB	958	MET
2	EB	960	ILE
2	EB	962	MET
2	EB	965	GLU
2	EB	967	LEU
2	EB	977	ILE
2	EB	985	ILE
2	EB	988	GLU
2	EB	991	THR
2	EB	999	GLN
2	EB	1015	SER
2	EB	1018	THR
2	EB	1026	ILE
2	EB	1027	TYR
2	EB	1028	VAL
2	EB	1030	VAL
2	EB	1033	TYR
2	EB	1034	GLN
2	EB	1036	LEU
2	EB	1039	MET

*Continued on next page...*



*Continued from previous page...*

Mol	Chain	Res	Type
2	EB	1040	VAL
2	EB	1043	LYS
2	EB	1044	PHE
2	EB	1045	GLN
2	EB	1047	ARG
2	EB	1058	GLN
2	EB	1070	ARG
2	EB	1075	GLU
2	EB	1077	ASP
2	EB	1085	SER
2	EB	1091	ARG
2	EB	1092	LEU
2	EB	1094	ASN
2	EB	1102	SER
2	EB	1103	VAL
2	EB	1109	SER
2	EB	1110	ILE
2	EB	1111	LEU
2	EB	1112	THR
2	EB	1119	ARG
2	EB	1120	ILE
2	EB	1127	CYS
2	EB	1136	GLU
2	EB	1140	LYS
2	EB	1142	LEU
2	EB	1144	LYS
2	EB	1150	LYS
2	EB	1151	ILE
2	EB	1153	ILE
2	EB	1156	SER
2	EB	1157	GLN
2	EB	1163	GLN
2	EB	1168	VAL
2	EB	1173	THR
2	EB	1174	THR
2	EB	1181	VAL
2	EB	1185	LEU
2	EB	1189	LEU
2	EB	1190	SER
2	EB	1198	TYR
2	EB	1201	GLU
3	EC	32	ASN

*Continued on next page...*



*Continued from previous page...*

Mol	Chain	Res	Type
3	EC	45	SER
3	EC	48	ASP
3	EC	51	GLU
3	EC	57	ILE
3	EC	59	ILE
3	EC	61	THR
3	EC	68	ARG
3	EC	69	ARG
3	EC	71	MET
3	EC	78	VAL
3	EC	82	TYR
3	EC	86	PHE
3	EC	97	LEU
3	EC	101	ILE
3	EC	118	SER
3	EC	122	ASP
3	EC	128	ASP
3	EC	129	GLU
3	EC	131	THR
3	EC	132	ILE
3	EC	136	LEU
3	EC	139	LYS
3	EC	151	THR
3	EC	168	LYS
3	EC	177	THR
3	EC	193	LEU
3	EC	196	LEU
3	EC	202	ILE
3	EC	204	LEU
3	EC	208	CYS
3	EC	209	ILE
3	EC	210	LEU
3	EC	222	VAL
3	EC	224	THR
3	EC	226	SER
3	EC	228	ARG
3	EC	235	ILE
3	EC	237	GLN
3	EC	262	SER
3	EC	263	ASP
3	EC	264	GLU
3	EC	272	LYS

*Continued on next page...*



*Continued from previous page...*

Mol	Chain	Res	Type
3	EC	277	ARG
3	EC	279	VAL
3	EC	287	ASP
3	EC	289	VAL
3	EC	291	LEU
3	EC	303	GLU
3	EC	315	PHE
3	EC	324	LYS
3	EC	334	THR
4	ED	12	THR
4	ED	14	THR
4	ED	20	VAL
4	ED	82	LEU
4	ED	87	SER
4	ED	88	GLN
4	ED	94	ARG
4	ED	99	LEU
5	EE	4	GLU
5	EE	6	GLU
5	EE	8	ASN
5	EE	10	SER
5	EE	41	ASP
5	EE	57	MET
5	EE	60	PHE
5	EE	61	GLN
5	EE	63	ASN
5	EE	66	GLU
5	EE	70	SER
5	EE	71	LYS
5	EE	78	LEU
5	EE	81	GLU
5	EE	90	VAL
5	EE	92	THR
5	EE	93	MET
5	EE	106	GLN
5	EE	123	LEU
5	EE	126	SER
5	EE	127	ILE
5	EE	131	THR
5	EE	141	VAL
5	EE	144	ILE
5	EE	148	GLU

*Continued on next page...*



*Continued from previous page...*

Mol	Chain	Res	Type
5	EE	150	VAL
5	EE	153	HIS
5	EE	166	LYS
5	EE	172	GLU
5	EE	173	SER
5	EE	175	LEU
5	EE	177	ARG
5	EE	178	ILE
5	EE	180	ARG
5	EE	186	LEU
5	EE	192	ARG
5	EE	196	VAL
5	EE	202	SER
5	EE	207	ARG
5	EE	213	ILE
6	EF	56	GLU
6	EF	77	ASP
6	EF	78	GLN
6	EF	82	THR
6	EF	93	ILE
6	EF	96	THR
6	EF	99	LEU
6	EF	109	VAL
6	EF	110	ASP
6	EF	118	LEU
6	EF	148	VAL
6	EF	149	GLU
6	EF	151	LEU
6	EF	154	ASP
7	EG	10	ASN
7	EG	11	ARG
7	EG	15	ARG
7	EG	16	PHE
7	EG	20	HIS
7	EG	21	LYS
7	EG	29	ASP
7	EG	35	SER
7	EG	37	CYS
7	EG	38	ILE
7	EG	39	VAL
7	EG	45	LEU
7	EG	54	LEU

*Continued on next page...*



*Continued from previous page...*

<b>Mol</b>	<b>Chain</b>	<b>Res</b>	<b>Type</b>
7	EG	64	GLN
7	EG	76	LYS
7	EG	77	VAL
7	EG	95	LEU
7	EG	97	LYS
7	EG	105	ILE
7	EG	106	LYS
7	EG	116	THR
7	EG	120	VAL
7	EG	122	LEU
7	EG	126	GLN
7	EG	128	GLN
7	EG	139	ILE
7	EG	141	SER
7	EG	144	HIS
7	EG	147	LEU
7	EG	149	ILE
7	EG	164	VAL
7	EG	165	ASP
7	EG	169	VAL
7	EG	170	HIS
7	EG	172	ASP
7	EG	173	VAL
7	EG	174	GLU
7	EG	219	ASP
7	EG	221	ASN
7	EG	226	ASP
7	EG	232	THR
7	EG	239	THR
7	EG	243	VAL
7	EG	248	THR
7	EG	249	LEU
7	EG	250	ILE
7	EG	251	SER
8	EH	5	LEU
8	EH	7	ASP
8	EH	8	ASP
8	EH	9	ILE
8	EH	13	SER
8	EH	25	ARG
8	EH	30	SER
8	EH	34	ASP

*Continued on next page...*



*Continued from previous page...*

Mol	Chain	Res	Type
8	EH	35	GLN
8	EH	37	LYS
8	EH	42	ILE
8	EH	45	GLU
8	EH	46	LEU
8	EH	53	ASP
8	EH	54	SER
8	EH	55	LEU
8	EH	59	ILE
8	EH	63	LEU
8	EH	77	ARG
8	EH	80	ARG
8	EH	83	GLN
8	EH	87	ARG
8	EH	94	ASP
8	EH	108	SER
8	EH	112	ILE
8	EH	114	VAL
8	EH	121	LEU
8	EH	122	LEU
8	EH	123	MET
8	EH	124	ARG
8	EH	133	ASN
8	EH	138	GLU
8	EH	143	LEU
9	EI	3	VAL
9	EI	8	ILE
9	EI	11	LEU
9	EI	15	ASP
9	EI	31	SER
9	EI	32	GLN
9	EI	42	PHE
9	EI	45	LEU
9	EI	49	THR
9	EI	53	ASP
9	EI	68	LYS
9	EI	72	LYS
9	EI	73	LYS
9	EI	89	CYS
9	EI	97	HIS
9	EI	98	THR
9	EI	100	GLN

*Continued on next page...*



*Continued from previous page...*

Mol	Chain	Res	Type
9	EI	102	ARG
9	EI	106	GLU
9	EI	110	VAL
9	EI	111	PHE
9	EI	120	LYS
9	EI	121	PHE
9	EI	122	ARG
9	EI	123	THR
10	EJ	1	MET
10	EJ	12	LYS
10	EJ	13	VAL
10	EJ	14	VAL
10	EJ	20	SER
10	EJ	23	ASN
10	EJ	27	GLU
10	EJ	34	THR
10	EJ	38	ARG
10	EJ	48	ARG
10	EJ	66	LEU
10	EJ	67	GLU
10	EJ	68	LYS
11	EK	45	GLU
11	EK	51	THR
11	EK	56	GLU
11	EK	59	THR
11	EK	62	SER
11	EK	63	PHE
11	EK	65	ILE
11	EK	68	GLU
11	EK	72	LEU
11	EK	77	ARG
11	EK	89	CYS
11	EK	93	ILE
11	EK	99	ASN
11	EK	103	ILE
11	EK	107	THR
11	EK	110	GLU
11	EK	111	THR
11	EK	112	THR
11	EK	117	LEU
11	EK	125	MET
11	EK	128	CYS

*Continued on next page...*



*Continued from previous page...*

Mol	Chain	Res	Type
11	EK	134	LYS
11	EK	139	ILE
11	EK	142	MET
12	EL	27	LEU
12	EL	35	SER
12	EL	36	SER
12	EL	38	LEU
12	EL	49	LYS
12	EL	53	HIS
12	EL	55	ILE
12	EL	57	LEU
12	EL	58	LYS
12	EL	65	VAL
12	EL	66	GLN
12	EL	68	GLU
13	EM	6	SER
13	EM	7	VAL
13	EM	9	GLU
13	EM	12	ILE
13	EM	17	ASP
13	EM	18	GLN
13	EM	20	SER
13	EM	25	SER
13	EM	28	LYS
13	EM	36	THR
13	EM	42	LYS
13	EM	44	LYS
13	EM	48	LYS
13	EM	54	HIS
13	EM	56	GLU
13	EM	57	ASN
13	EM	58	GLU
13	EM	65	TYR
13	EM	68	SER
13	EM	70	SER
13	EM	78	VAL
13	EM	92	LYS
13	EM	95	VAL
13	EM	98	SER
13	EM	100	VAL
13	EM	104	SER
13	EM	109	ARG

*Continued on next page...*



*Continued from previous page...*

Mol	Chain	Res	Type
14	EN	25	ILE
14	EN	37	ASN
14	EN	41	ASN
14	EN	50	GLN
14	EN	56	ILE
14	EN	58	PHE
14	EN	64	ILE
14	EN	70	LEU
14	EN	75	GLU
14	EN	78	THR
14	EN	79	THR
14	EN	80	MET
14	EN	81	THR
14	EN	85	HIS
14	EN	90	MET
14	EN	98	SER
14	EN	106	ASN
14	EN	107	MET
14	EN	108	THR
14	EN	114	GLU
14	EN	118	SER
14	EN	123	SER
14	EN	124	THR
14	EN	126	LYS
14	EN	127	ASP
14	EN	134	ASP
14	EN	138	SER
14	EN	139	VAL
14	EN	141	GLU
14	EN	148	ILE
14	EN	151	SER
14	EN	152	LYS
14	EN	157	ARG
14	EN	159	ASP
14	EN	162	LYS
14	EN	163	VAL
14	EN	171	PHE
7	EO	268	GLU
7	EO	270	LEU
7	EO	272	ILE
7	EO	273	VAL
7	EO	275	ASN

*Continued on next page...*



*Continued from previous page...*

Mol	Chain	Res	Type
7	EO	280	PHE
7	EO	283	GLU
7	EO	292	HIS
7	EO	295	LEU
7	EO	296	ASP
7	EO	297	LEU
7	EO	301	LYS
7	EO	302	GLU
7	EO	303	ASP
7	EO	304	ASN
7	EO	309	VAL
7	EO	315	SER
1	FA	1	MET
1	FA	3	ILE
1	FA	9	SER
1	FA	12	THR
1	FA	18	ILE
1	FA	20	THR
1	FA	31	GLN
1	FA	40	ASN
1	FA	41	LEU
1	FA	62	CYS
1	FA	83	VAL
1	FA	86	TYR
1	FA	89	LEU
1	FA	109	ARG
1	FA	112	SER
1	FA	130	ILE
1	FA	136	LEU
1	FA	176	THR
1	FA	177	LEU
1	FA	179	ASN
1	FA	180	GLU
1	FA	186	SER
1	FA	198	SER
1	FA	199	ASP
1	FA	202	THR
1	FA	203	THR
1	FA	204	GLU
1	FA	205	ARG
1	FA	208	PHE
1	FA	265	ARG

*Continued on next page...*



*Continued from previous page...*

Mol	Chain	Res	Type
1	FA	267	LYS
1	FA	269	PHE
1	FA	312	SER
1	FA	315	ILE
1	FA	325	ASP
1	FA	326	THR
1	FA	330	LYS
1	FA	333	CYS
1	FA	345	LEU
1	FA	346	SER
1	FA	347	ARG
1	FA	349	LEU
1	FA	365	THR
1	FA	366	ARG
1	FA	371	SER
1	FA	372	LYS
1	FA	373	LEU
1	FA	375	GLU
1	FA	381	SER
1	FA	397	ARG
1	FA	398	ASP
1	FA	403	LEU
1	FA	406	LEU
1	FA	407	GLN
1	FA	409	ASP
1	FA	417	ARG
1	FA	423	LEU
1	FA	429	THR
1	FA	444	GLN
1	FA	453	ILE
1	FA	464	GLU
1	FA	466	LEU
1	FA	475	ARG
1	FA	481	ARG
1	FA	483	VAL
1	FA	484	ILE
1	FA	501	PHE
1	FA	504	LYS
1	FA	506	THR
1	FA	509	GLU
1	FA	512	THR
1	FA	529	LYS

*Continued on next page...*



*Continued from previous page...*

Mol	Chain	Res	Type
1	FA	534	THR
1	FA	545	SER
1	FA	549	MET
1	FA	553	GLN
1	FA	559	ASN
1	FA	562	LEU
1	FA	565	SER
1	FA	566	SER
1	FA	568	VAL
1	FA	574	ASN
1	FA	575	LYS
1	FA	576	LYS
1	FA	577	VAL
1	FA	581	ILE
1	FA	582	LYS
1	FA	583	ASN
1	FA	590	ASN
1	FA	594	THR
1	FA	595	LEU
1	FA	596	HIS
1	FA	599	SER
1	FA	613	THR
1	FA	621	THR
1	FA	627	ASP
1	FA	637	PHE
1	FA	648	LEU
1	FA	653	THR
1	FA	659	THR
1	FA	666	VAL
1	FA	670	ILE
1	FA	671	GLN
1	FA	675	SER
1	FA	678	VAL
1	FA	679	TRP
1	FA	684	ASP
1	FA	688	THR
1	FA	689	ARG
1	FA	703	GLU
1	FA	706	HIS
1	FA	709	ARG
1	FA	714	THR
1	FA	715	LEU

*Continued on next page...*



*Continued from previous page...*

Mol	Chain	Res	Type
1	FA	718	THR
1	FA	719	ILE
1	FA	723	TYR
1	FA	727	THR
1	FA	732	ILE
1	FA	736	LEU
1	FA	743	ASP
1	FA	744	MET
1	FA	748	ASN
1	FA	750	ILE
1	FA	769	VAL
1	FA	772	LYS
1	FA	773	ASP
1	FA	783	LYS
1	FA	789	SER
1	FA	804	GLU
1	FA	805	VAL
1	FA	809	VAL
1	FA	816	LEU
1	FA	821	ILE
1	FA	822	THR
1	FA	830	MET
1	FA	831	ASP
1	FA	832	ASP
1	FA	833	LEU
1	FA	836	THR
1	FA	856	GLU
1	FA	862	THR
1	FA	876	LEU
1	FA	878	ARG
1	FA	886	ASN
1	FA	889	SER
1	FA	892	LEU
1	FA	896	THR
1	FA	909	SER
1	FA	917	MET
1	FA	922	CYS
1	FA	924	SER
1	FA	945	CYS
1	FA	952	LEU
1	FA	955	ARG
1	FA	956	ARG

*Continued on next page...*



*Continued from previous page...*

Mol	Chain	Res	Type
1	FA	959	VAL
1	FA	964	LYS
1	FA	966	LEU
1	FA	973	GLU
1	FA	983	LYS
1	FA	985	ARG
1	FA	986	PHE
1	FA	987	TYR
1	FA	998	HIS
1	FA	1003	ARG
1	FA	1004	GLU
1	FA	1013	THR
1	FA	1015	ARG
1	FA	1019	LEU
1	FA	1021	ARG
1	FA	1023	LEU
1	FA	1033	SER
1	FA	1045	LEU
1	FA	1049	MET
1	FA	1053	ASP
1	FA	1057	ILE
1	FA	1072	ASN
1	FA	1076	LEU
1	FA	1083	SER
1	FA	1085	LEU
1	FA	1086	ILE
1	FA	1087	GLU
1	FA	1096	LYS
1	FA	1102	LEU
1	FA	1104	TYR
1	FA	1111	GLU
1	FA	1117	SER
1	FA	1118	VAL
1	FA	1123	VAL
1	FA	1135	SER
1	FA	1137	SER
1	FA	1146	SER
1	FA	1158	SER
1	FA	1159	ASP
1	FA	1169	LEU
1	FA	1173	LYS
1	FA	1175	MET

*Continued on next page...*



*Continued from previous page...*

Mol	Chain	Res	Type
1	FA	1192	SER
1	FA	1199	GLN
1	FA	1202	LEU
1	FA	1214	ASN
1	FA	1217	LEU
1	FA	1222	LEU
1	FA	1227	MET
1	FA	1235	THR
1	FA	1239	THR
1	FA	1242	ILE
1	FA	1243	TRP
1	FA	1245	ASP
1	FA	1247	SER
1	FA	1248	ASP
1	FA	1250	GLN
1	FA	1260	LYS
1	FA	1262	LEU
1	FA	1264	SER
1	FA	1267	ILE
1	FA	1271	ILE
1	FA	1273	THR
1	FA	1275	THR
1	FA	1276	THR
1	FA	1288	ARG
1	FA	1289	SER
1	FA	1292	ILE
1	FA	1294	MET
1	FA	1298	ASP
1	FA	1303	SER
1	FA	1304	GLU
1	FA	1310	LYS
1	FA	1314	GLN
1	FA	1318	SER
1	FA	1324	LEU
1	FA	1325	LEU
1	FA	1326	GLU
1	FA	1343	ASP
1	FA	1344	ILE
1	FA	1437	ASN
1	FA	1439	MET
1	FA	1440	ASN
1	FA	1441	LYS

*Continued on next page...*



*Continued from previous page...*

Mol	Chain	Res	Type
1	FA	1442	VAL
1	FA	1444	ARG
1	FA	1452	SER
1	FA	1453	HIS
1	FA	1458	THR
1	FA	1459	LYS
1	FA	1465	GLU
1	FA	1466	SER
1	FA	1468	LYS
1	FA	1474	LEU
1	FA	1476	LEU
1	FA	1481	GLU
1	FA	1485	MET
1	FA	1501	ILE
1	FA	1503	HIS
1	FA	1505	ASP
1	FA	1506	ARG
1	FA	1513	GLU
1	FA	1514	ASN
1	FA	1519	LEU
1	FA	1529	MET
1	FA	1542	THR
1	FA	1543	SER
1	FA	1546	VAL
1	FA	1559	ARG
1	FA	1561	THR
1	FA	1562	ILE
1	FA	1566	ILE
1	FA	1568	ASN
1	FA	1583	ASP
1	FA	1584	LEU
1	FA	1585	ILE
1	FA	1590	THR
1	FA	1595	TYR
1	FA	1603	MET
1	FA	1607	THR
1	FA	1609	SER
1	FA	1613	MET
1	FA	1615	TYR
1	FA	1619	CYS
1	FA	1623	THR
1	FA	1628	ASP

*Continued on next page...*



*Continued from previous page...*

Mol	Chain	Res	Type
1	FA	1629	ASN
1	FA	1632	GLU
1	FA	1633	GLN
1	FA	1635	ASP
1	FA	1638	SER
1	FA	1647	ASN
1	FA	1649	VAL
1	FA	1656	VAL
2	FB	12	ARG
2	FB	21	ARG
2	FB	22	GLU
2	FB	26	ILE
2	FB	33	SER
2	FB	39	GLN
2	FB	53	THR
2	FB	57	ASP
2	FB	65	VAL
2	FB	66	LYS
2	FB	68	ILE
2	FB	73	ILE
2	FB	74	PHE
2	FB	77	LYS
2	FB	93	ASN
2	FB	96	SER
2	FB	98	SER
2	FB	101	GLN
2	FB	103	SER
2	FB	109	SER
2	FB	110	ASN
2	FB	117	VAL
2	FB	120	LYS
2	FB	124	SER
2	FB	130	LEU
2	FB	134	ARG
2	FB	137	LEU
2	FB	150	GLU
2	FB	151	ASN
2	FB	164	MET
2	FB	170	CYS
2	FB	190	ILE
2	FB	201	LYS
2	FB	202	LEU

*Continued on next page...*



*Continued from previous page...*

Mol	Chain	Res	Type
2	FB	203	ILE
2	FB	204	ARG
2	FB	206	LEU
2	FB	207	ILE
2	FB	212	ASN
2	FB	217	ILE
2	FB	228	SER
2	FB	231	HIS
2	FB	237	ARG
2	FB	238	SER
2	FB	244	THR
2	FB	245	SER
2	FB	247	THR
2	FB	260	PHE
2	FB	295	ASN
2	FB	306	LEU
2	FB	315	LYS
2	FB	323	ARG
2	FB	328	GLN
2	FB	343	ASP
2	FB	347	LEU
2	FB	351	GLN
2	FB	357	ILE
2	FB	365	ASP
2	FB	377	MET
2	FB	379	ARG
2	FB	395	ASP
2	FB	397	THR
2	FB	398	GLN
2	FB	403	LEU
2	FB	404	LEU
2	FB	409	TYR
2	FB	413	LEU
2	FB	422	GLN
2	FB	425	ILE
2	FB	434	ARG
2	FB	452	ARG
2	FB	454	ASN
2	FB	460	LYS
2	FB	463	TYR
2	FB	472	SER
2	FB	474	SER

*Continued on next page...*



*Continued from previous page...*

Mol	Chain	Res	Type
2	FB	476	LEU
2	FB	477	ASP
2	FB	479	GLN
2	FB	497	ILE
2	FB	498	SER
2	FB	504	HIS
2	FB	505	ARG
2	FB	507	SER
2	FB	519	LYS
2	FB	520	LEU
2	FB	521	LEU
2	FB	523	GLU
2	FB	537	SER
2	FB	541	LEU
2	FB	543	ASN
2	FB	547	HIS
2	FB	577	PHE
2	FB	583	LEU
2	FB	585	CYS
2	FB	593	ILE
2	FB	604	ILE
2	FB	616	LYS
2	FB	617	THR
2	FB	622	ILE
2	FB	624	LEU
2	FB	636	GLN
2	FB	642	LEU
2	FB	653	VAL
2	FB	654	ARG
2	FB	658	LEU
2	FB	660	LYS
2	FB	661	GLU
2	FB	663	ILE
2	FB	667	PHE
2	FB	670	VAL
2	FB	674	ILE
2	FB	683	ASN
2	FB	687	THR
2	FB	698	SER
2	FB	699	ILE
2	FB	703	LEU
2	FB	711	GLN

*Continued on next page...*



*Continued from previous page...*

Mol	Chain	Res	Type
2	FB	714	ARG
2	FB	716	MET
2	FB	724	GLN
2	FB	725	THR
2	FB	733	LEU
2	FB	737	SER
2	FB	738	ASP
2	FB	751	ILE
2	FB	752	VAL
2	FB	756	LEU
2	FB	762	MET
2	FB	773	VAL
2	FB	777	SER
2	FB	782	ASP
2	FB	783	MET
2	FB	785	ASP
2	FB	787	MET
2	FB	798	PHE
2	FB	802	THR
2	FB	806	THR
2	FB	808	LYS
2	FB	809	VAL
2	FB	814	ASN
2	FB	823	GLN
2	FB	829	ASN
2	FB	830	ASP
2	FB	833	PRO
2	FB	835	GLU
2	FB	837	LEU
2	FB	838	GLU
2	FB	839	LYS
2	FB	840	LEU
2	FB	842	GLU
2	FB	843	ASP
2	FB	845	LEU
2	FB	858	ILE
2	FB	865	THR
2	FB	870	LYS
2	FB	871	ILE
2	FB	873	THR
2	FB	876	SER
2	FB	882	ILE

*Continued on next page...*



*Continued from previous page...*

Mol	Chain	Res	Type
2	FB	883	GLU
2	FB	886	ASN
2	FB	887	LEU
2	FB	892	SER
2	FB	893	ASN
2	FB	895	PHE
2	FB	896	GLN
2	FB	897	GLU
2	FB	898	LEU
2	FB	903	ILE
2	FB	904	LYS
2	FB	905	TYR
2	FB	907	ILE
2	FB	910	THR
2	FB	919	SER
2	FB	927	CYS
2	FB	944	GLN
2	FB	947	ILE
2	FB	949	ILE
2	FB	958	MET
2	FB	960	ILE
2	FB	962	MET
2	FB	965	GLU
2	FB	967	LEU
2	FB	977	ILE
2	FB	985	ILE
2	FB	988	GLU
2	FB	991	THR
2	FB	999	GLN
2	FB	1015	SER
2	FB	1018	THR
2	FB	1026	ILE
2	FB	1027	TYR
2	FB	1028	VAL
2	FB	1030	VAL
2	FB	1031	VAL
2	FB	1033	TYR
2	FB	1034	GLN
2	FB	1036	LEU
2	FB	1040	VAL
2	FB	1043	LYS
2	FB	1044	PHE

*Continued on next page...*



*Continued from previous page...*

Mol	Chain	Res	Type
2	FB	1045	GLN
2	FB	1047	ARG
2	FB	1058	GLN
2	FB	1070	ARG
2	FB	1075	GLU
2	FB	1077	ASP
2	FB	1085	SER
2	FB	1091	ARG
2	FB	1092	LEU
2	FB	1093	LEU
2	FB	1094	ASN
2	FB	1102	SER
2	FB	1103	VAL
2	FB	1109	SER
2	FB	1110	ILE
2	FB	1111	LEU
2	FB	1112	THR
2	FB	1119	ARG
2	FB	1120	ILE
2	FB	1127	CYS
2	FB	1136	GLU
2	FB	1140	LYS
2	FB	1142	LEU
2	FB	1150	LYS
2	FB	1151	ILE
2	FB	1153	ILE
2	FB	1156	SER
2	FB	1157	GLN
2	FB	1163	GLN
2	FB	1168	VAL
2	FB	1173	THR
2	FB	1174	THR
2	FB	1181	VAL
2	FB	1185	LEU
2	FB	1189	LEU
2	FB	1190	SER
2	FB	1195	ARG
2	FB	1198	TYR
2	FB	1201	GLU
3	FC	32	ASN
3	FC	45	SER
3	FC	48	ASP

*Continued on next page...*



*Continued from previous page...*

Mol	Chain	Res	Type
3	FC	51	GLU
3	FC	57	ILE
3	FC	59	ILE
3	FC	61	THR
3	FC	68	ARG
3	FC	69	ARG
3	FC	71	MET
3	FC	78	VAL
3	FC	82	TYR
3	FC	86	PHE
3	FC	97	LEU
3	FC	101	ILE
3	FC	118	SER
3	FC	122	ASP
3	FC	128	ASP
3	FC	129	GLU
3	FC	131	THR
3	FC	132	ILE
3	FC	136	LEU
3	FC	139	LYS
3	FC	151	THR
3	FC	168	LYS
3	FC	177	THR
3	FC	193	LEU
3	FC	196	LEU
3	FC	202	ILE
3	FC	204	LEU
3	FC	208	CYS
3	FC	209	ILE
3	FC	210	LEU
3	FC	222	VAL
3	FC	224	THR
3	FC	226	SER
3	FC	228	ARG
3	FC	235	ILE
3	FC	237	GLN
3	FC	262	SER
3	FC	263	ASP
3	FC	264	GLU
3	FC	274	THR
3	FC	277	ARG
3	FC	287	ASP

*Continued on next page...*



*Continued from previous page...*

Mol	Chain	Res	Type
3	FC	289	VAL
3	FC	291	LEU
3	FC	303	GLU
3	FC	324	LYS
3	FC	334	THR
4	FD	12	THR
4	FD	14	THR
4	FD	20	VAL
4	FD	82	LEU
4	FD	87	SER
4	FD	88	GLN
4	FD	94	ARG
4	FD	99	LEU
5	FE	4	GLU
5	FE	6	GLU
5	FE	8	ASN
5	FE	10	SER
5	FE	31	THR
5	FE	34	GLU
5	FE	41	ASP
5	FE	57	MET
5	FE	60	PHE
5	FE	61	GLN
5	FE	70	SER
5	FE	71	LYS
5	FE	78	LEU
5	FE	81	GLU
5	FE	90	VAL
5	FE	92	THR
5	FE	93	MET
5	FE	106	GLN
5	FE	107	THR
5	FE	123	LEU
5	FE	126	SER
5	FE	127	ILE
5	FE	131	THR
5	FE	136	ASN
5	FE	141	VAL
5	FE	144	ILE
5	FE	148	GLU
5	FE	150	VAL
5	FE	153	HIS

*Continued on next page...*



*Continued from previous page...*

Mol	Chain	Res	Type
5	FE	166	LYS
5	FE	172	GLU
5	FE	173	SER
5	FE	175	LEU
5	FE	177	ARG
5	FE	178	ILE
5	FE	186	LEU
5	FE	192	ARG
5	FE	196	VAL
5	FE	202	SER
5	FE	207	ARG
5	FE	213	ILE
6	FF	56	GLU
6	FF	59	GLN
6	FF	77	ASP
6	FF	78	GLN
6	FF	82	THR
6	FF	93	ILE
6	FF	96	THR
6	FF	99	LEU
6	FF	109	VAL
6	FF	110	ASP
6	FF	118	LEU
6	FF	148	VAL
6	FF	149	GLU
6	FF	151	LEU
6	FF	152	ILE
6	FF	154	ASP
7	FG	10	ASN
7	FG	11	ARG
7	FG	15	ARG
7	FG	16	PHE
7	FG	20	HIS
7	FG	21	LYS
7	FG	29	ASP
7	FG	34	THR
7	FG	35	SER
7	FG	37	CYS
7	FG	38	ILE
7	FG	39	VAL
7	FG	45	LEU
7	FG	54	LEU

*Continued on next page...*



*Continued from previous page...*

Mol	Chain	Res	Type
7	FG	59	GLN
7	FG	64	GLN
7	FG	76	LYS
7	FG	77	VAL
7	FG	95	LEU
7	FG	97	LYS
7	FG	105	ILE
7	FG	106	LYS
7	FG	116	THR
7	FG	120	VAL
7	FG	122	LEU
7	FG	126	GLN
7	FG	128	GLN
7	FG	132	VAL
7	FG	139	ILE
7	FG	141	SER
7	FG	144	HIS
7	FG	147	LEU
7	FG	149	ILE
7	FG	164	VAL
7	FG	165	ASP
7	FG	169	VAL
7	FG	170	HIS
7	FG	172	ASP
7	FG	173	VAL
7	FG	174	GLU
7	FG	219	ASP
7	FG	221	ASN
7	FG	226	ASP
7	FG	232	THR
7	FG	239	THR
7	FG	243	VAL
7	FG	248	THR
7	FG	249	LEU
7	FG	250	ILE
7	FG	251	SER
8	FH	5	LEU
8	FH	7	ASP
8	FH	8	ASP
8	FH	9	ILE
8	FH	13	SER
8	FH	25	ARG

*Continued on next page...*



*Continued from previous page...*

Mol	Chain	Res	Type
8	FH	30	SER
8	FH	34	ASP
8	FH	35	GLN
8	FH	42	ILE
8	FH	46	LEU
8	FH	53	ASP
8	FH	54	SER
8	FH	55	LEU
8	FH	59	ILE
8	FH	63	LEU
8	FH	76	THR
8	FH	80	ARG
8	FH	83	GLN
8	FH	87	ARG
8	FH	94	ASP
8	FH	108	SER
8	FH	112	ILE
8	FH	114	VAL
8	FH	121	LEU
8	FH	122	LEU
8	FH	123	MET
8	FH	124	ARG
8	FH	133	ASN
8	FH	138	GLU
8	FH	143	LEU
8	FH	145	ARG
9	FI	3	VAL
9	FI	8	ILE
9	FI	11	LEU
9	FI	15	ASP
9	FI	26	SER
9	FI	31	SER
9	FI	32	GLN
9	FI	42	PHE
9	FI	45	LEU
9	FI	47	VAL
9	FI	49	THR
9	FI	53	ASP
9	FI	66	VAL
9	FI	68	LYS
9	FI	72	LYS
9	FI	73	LYS

*Continued on next page...*



*Continued from previous page...*

Mol	Chain	Res	Type
9	FI	93	GLU
9	FI	94	MET
9	FI	97	HIS
9	FI	98	THR
9	FI	100	GLN
9	FI	102	ARG
9	FI	106	GLU
9	FI	110	VAL
9	FI	111	PHE
9	FI	120	LYS
9	FI	121	PHE
9	FI	122	ARG
9	FI	123	THR
10	FJ	1	MET
10	FJ	12	LYS
10	FJ	13	VAL
10	FJ	14	VAL
10	FJ	20	SER
10	FJ	23	ASN
10	FJ	27	GLU
10	FJ	34	THR
10	FJ	38	ARG
10	FJ	44	TYR
10	FJ	48	ARG
10	FJ	66	LEU
10	FJ	67	GLU
10	FJ	68	LYS
11	FK	45	GLU
11	FK	51	THR
11	FK	56	GLU
11	FK	59	THR
11	FK	62	SER
11	FK	63	PHE
11	FK	65	ILE
11	FK	68	GLU
11	FK	72	LEU
11	FK	77	ARG
11	FK	89	CYS
11	FK	93	ILE
11	FK	98	GLU
11	FK	99	ASN
11	FK	107	THR

*Continued on next page...*



*Continued from previous page...*

Mol	Chain	Res	Type
11	FK	110	GLU
11	FK	111	THR
11	FK	112	THR
11	FK	117	LEU
11	FK	123	ASP
11	FK	125	MET
11	FK	128	CYS
11	FK	134	LYS
11	FK	139	ILE
11	FK	142	MET
12	FL	27	LEU
12	FL	35	SER
12	FL	36	SER
12	FL	38	LEU
12	FL	49	LYS
12	FL	53	HIS
12	FL	55	ILE
12	FL	57	LEU
12	FL	58	LYS
12	FL	65	VAL
12	FL	66	GLN
12	FL	68	GLU
13	FM	7	VAL
13	FM	9	GLU
13	FM	10	ILE
13	FM	12	ILE
13	FM	17	ASP
13	FM	18	GLN
13	FM	25	SER
13	FM	28	LYS
13	FM	36	THR
13	FM	42	LYS
13	FM	44	LYS
13	FM	48	LYS
13	FM	54	HIS
13	FM	56	GLU
13	FM	57	ASN
13	FM	58	GLU
13	FM	65	TYR
13	FM	68	SER
13	FM	70	SER
13	FM	92	LYS

*Continued on next page...*



*Continued from previous page...*

Mol	Chain	Res	Type
13	FM	95	VAL
13	FM	98	SER
13	FM	100	VAL
13	FM	104	SER
13	FM	109	ARG
14	FN	25	ILE
14	FN	37	ASN
14	FN	40	LEU
14	FN	50	GLN
14	FN	56	ILE
14	FN	58	PHE
14	FN	64	ILE
14	FN	70	LEU
14	FN	75	GLU
14	FN	78	THR
14	FN	79	THR
14	FN	80	MET
14	FN	81	THR
14	FN	85	HIS
14	FN	90	MET
14	FN	98	SER
14	FN	102	ASP
14	FN	106	ASN
14	FN	107	MET
14	FN	108	THR
14	FN	118	SER
14	FN	123	SER
14	FN	124	THR
14	FN	126	LYS
14	FN	127	ASP
14	FN	134	ASP
14	FN	138	SER
14	FN	139	VAL
14	FN	141	GLU
14	FN	148	ILE
14	FN	151	SER
14	FN	152	LYS
14	FN	157	ARG
14	FN	162	LYS
14	FN	163	VAL
14	FN	171	PHE
7	FO	265	SER

*Continued on next page...*



*Continued from previous page...*

Mol	Chain	Res	Type
7	FO	268	GLU
7	FO	269	SER
7	FO	272	ILE
7	FO	274	SER
7	FO	275	ASN
7	FO	277	LYS
7	FO	279	VAL
7	FO	280	PHE
7	FO	285	SER
7	FO	290	GLU
7	FO	293	LYS
7	FO	300	VAL
7	FO	302	GLU

Some sidechains can be flipped to improve hydrogen bonding and reduce clashes. All (426) such sidechains are listed below:

Mol	Chain	Res	Type
1	AA	26	ASN
1	AA	43	HIS
1	AA	76	GLN
1	AA	470	HIS
1	AA	537	GLN
1	AA	553	GLN
1	AA	590	ASN
1	AA	596	HIS
1	AA	639	GLN
1	AA	649	ASN
1	AA	748	ASN
1	AA	1141	GLN
1	AA	1250	GLN
1	AA	1293	HIS
1	AA	1299	ASN
1	AA	1443	GLN
1	AA	1447	GLN
1	AA	1514	ASN
1	AA	1544	ASN
1	AA	1620	GLN
1	AA	1633	GLN
1	AA	1647	ASN
2	AB	39	GLN
2	AB	45	HIS
2	AB	128	GLN

*Continued on next page...*



*Continued from previous page...*

Mol	Chain	Res	Type
2	AB	351	GLN
2	AB	393	ASN
2	AB	422	GLN
2	AB	427	GLN
2	AB	469	ASN
2	AB	473	GLN
2	AB	543	ASN
2	AB	555	GLN
2	AB	679	GLN
2	AB	720	GLN
2	AB	824	HIS
2	AB	886	ASN
2	AB	921	HIS
2	AB	944	GLN
2	AB	952	HIS
2	AB	1053	ASN
2	AB	1082	HIS
2	AB	1115	GLN
2	AB	1171	ASN
3	AC	32	ASN
3	AC	53	ASN
3	AC	137	ASN
4	AD	26	GLN
5	AE	5	ASN
5	AE	106	GLN
5	AE	179	GLN
6	AF	60	GLN
6	AF	104	ASN
7	AG	59	GLN
7	AG	64	GLN
7	AG	67	ASN
7	AG	150	HIS
8	AH	3	ASN
9	AI	97	HIS
9	AI	124	ASN
10	AJ	53	HIS
11	AK	64	GLN
11	AK	102	ASN
11	AK	118	GLN
13	AM	16	GLN
13	AM	82	ASN
14	AN	37	ASN

*Continued on next page...*



*Continued from previous page...*

Mol	Chain	Res	Type
14	AN	132	GLN
14	AN	170	HIS
7	AO	275	ASN
7	AO	288	ASN
7	AO	304	ASN
1	BA	43	HIS
1	BA	76	GLN
1	BA	407	GLN
1	BA	537	GLN
1	BA	596	HIS
1	BA	639	GLN
1	BA	748	ASN
1	BA	767	ASN
1	BA	1116	GLN
1	BA	1141	GLN
1	BA	1250	GLN
1	BA	1293	HIS
1	BA	1299	ASN
1	BA	1447	GLN
1	BA	1514	ASN
1	BA	1544	ASN
1	BA	1633	GLN
1	BA	1647	ASN
2	BB	39	GLN
2	BB	45	HIS
2	BB	50	ASN
2	BB	93	ASN
2	BB	128	GLN
2	BB	351	GLN
2	BB	393	ASN
2	BB	422	GLN
2	BB	427	GLN
2	BB	469	ASN
2	BB	473	GLN
2	BB	499	HIS
2	BB	543	ASN
2	BB	555	GLN
2	BB	720	GLN
2	BB	824	HIS
2	BB	886	ASN
2	BB	921	HIS
2	BB	944	GLN

*Continued on next page...*



*Continued from previous page...*

Mol	Chain	Res	Type
2	BB	1053	ASN
2	BB	1082	HIS
2	BB	1115	GLN
2	BB	1171	ASN
3	BC	32	ASN
3	BC	53	ASN
3	BC	137	ASN
4	BD	26	GLN
5	BE	5	ASN
5	BE	147	HIS
5	BE	179	GLN
6	BF	60	GLN
6	BF	104	ASN
7	BG	67	ASN
7	BG	150	HIS
8	BH	3	ASN
9	BI	88	GLN
10	BJ	53	HIS
11	BK	64	GLN
11	BK	102	ASN
13	BM	16	GLN
13	BM	57	ASN
13	BM	82	ASN
14	BN	37	ASN
14	BN	132	GLN
1	CA	43	HIS
1	CA	76	GLN
1	CA	431	GLN
1	CA	435	ASN
1	CA	537	GLN
1	CA	596	HIS
1	CA	649	ASN
1	CA	656	GLN
1	CA	671	GLN
1	CA	748	ASN
1	CA	767	ASN
1	CA	880	GLN
1	CA	1081	ASN
1	CA	1141	GLN
1	CA	1250	GLN
1	CA	1293	HIS
1	CA	1299	ASN

*Continued on next page...*



*Continued from previous page...*

Mol	Chain	Res	Type
1	CA	1443	GLN
1	CA	1447	GLN
1	CA	1620	GLN
1	CA	1633	GLN
1	CA	1647	ASN
2	CB	39	GLN
2	CB	45	HIS
2	CB	251	HIS
2	CB	393	ASN
2	CB	422	GLN
2	CB	427	GLN
2	CB	469	ASN
2	CB	473	GLN
2	CB	499	HIS
2	CB	543	ASN
2	CB	555	GLN
2	CB	824	HIS
2	CB	886	ASN
2	CB	893	ASN
2	CB	921	HIS
2	CB	944	GLN
2	CB	1053	ASN
2	CB	1115	GLN
2	CB	1171	ASN
3	CC	32	ASN
3	CC	53	ASN
3	CC	137	ASN
3	CC	200	GLN
4	CD	26	GLN
5	CE	5	ASN
5	CE	106	GLN
5	CE	179	GLN
6	CF	60	GLN
6	CF	104	ASN
7	CG	26	ASN
7	CG	59	GLN
7	CG	67	ASN
7	CG	150	HIS
8	CH	3	ASN
8	CH	133	ASN
9	CI	97	HIS
9	CI	124	ASN

*Continued on next page...*



*Continued from previous page...*

Mol	Chain	Res	Type
10	CJ	53	HIS
11	CK	64	GLN
11	CK	102	ASN
11	CK	118	GLN
13	CM	16	GLN
13	CM	57	ASN
13	CM	82	ASN
14	CN	37	ASN
14	CN	132	GLN
7	CO	292	HIS
1	DA	76	GLN
1	DA	179	ASN
1	DA	537	GLN
1	DA	538	ASN
1	DA	596	HIS
1	DA	617	HIS
1	DA	649	ASN
1	DA	656	GLN
1	DA	748	ASN
1	DA	767	ASN
1	DA	1141	GLN
1	DA	1250	GLN
1	DA	1293	HIS
1	DA	1299	ASN
1	DA	1447	GLN
1	DA	1514	ASN
1	DA	1544	ASN
1	DA	1620	GLN
1	DA	1633	GLN
1	DA	1647	ASN
2	DB	10	GLN
2	DB	39	GLN
2	DB	45	HIS
2	DB	93	ASN
2	DB	128	GLN
2	DB	351	GLN
2	DB	393	ASN
2	DB	422	GLN
2	DB	427	GLN
2	DB	469	ASN
2	DB	473	GLN
2	DB	543	ASN

*Continued on next page...*



*Continued from previous page...*

Mol	Chain	Res	Type
2	DB	555	GLN
2	DB	824	HIS
2	DB	886	ASN
2	DB	893	ASN
2	DB	921	HIS
2	DB	944	GLN
2	DB	952	HIS
2	DB	975	HIS
2	DB	1053	ASN
2	DB	1115	GLN
2	DB	1171	ASN
2	DB	1199	ASN
3	DC	32	ASN
3	DC	53	ASN
3	DC	137	ASN
3	DC	200	GLN
4	DD	26	GLN
4	DD	88	GLN
5	DE	5	ASN
5	DE	54	GLN
5	DE	99	HIS
5	DE	179	GLN
6	DF	60	GLN
6	DF	104	ASN
7	DG	26	ASN
7	DG	67	ASN
7	DG	150	HIS
8	DH	3	ASN
9	DI	97	HIS
9	DI	100	GLN
9	DI	124	ASN
10	DJ	53	HIS
11	DK	64	GLN
11	DK	102	ASN
11	DK	118	GLN
13	DM	16	GLN
13	DM	57	ASN
13	DM	82	ASN
14	DN	37	ASN
14	DN	50	GLN
14	DN	51	GLN
14	DN	132	GLN

*Continued on next page...*



*Continued from previous page...*

Mol	Chain	Res	Type
14	DN	170	HIS
7	DO	275	ASN
7	DO	304	ASN
1	EA	43	HIS
1	EA	76	GLN
1	EA	179	ASN
1	EA	407	GLN
1	EA	431	GLN
1	EA	435	ASN
1	EA	470	HIS
1	EA	537	GLN
1	EA	590	ASN
1	EA	596	HIS
1	EA	617	HIS
1	EA	639	GLN
1	EA	642	ASN
1	EA	649	ASN
1	EA	656	GLN
1	EA	671	GLN
1	EA	748	ASN
1	EA	767	ASN
1	EA	1141	GLN
1	EA	1250	GLN
1	EA	1293	HIS
1	EA	1299	ASN
1	EA	1443	GLN
1	EA	1447	GLN
1	EA	1514	ASN
1	EA	1620	GLN
1	EA	1633	GLN
1	EA	1647	ASN
2	EB	39	GLN
2	EB	45	HIS
2	EB	50	ASN
2	EB	251	HIS
2	EB	351	GLN
2	EB	393	ASN
2	EB	422	GLN
2	EB	427	GLN
2	EB	469	ASN
2	EB	473	GLN
2	EB	499	HIS

*Continued on next page...*



*Continued from previous page...*

Mol	Chain	Res	Type
2	EB	543	ASN
2	EB	555	GLN
2	EB	824	HIS
2	EB	886	ASN
2	EB	893	ASN
2	EB	921	HIS
2	EB	944	GLN
2	EB	1053	ASN
2	EB	1115	GLN
2	EB	1171	ASN
3	EC	32	ASN
3	EC	53	ASN
3	EC	137	ASN
4	ED	26	GLN
4	ED	88	GLN
5	EE	5	ASN
5	EE	99	HIS
5	EE	179	GLN
6	EF	60	GLN
6	EF	104	ASN
7	EG	59	GLN
7	EG	64	GLN
7	EG	67	ASN
8	EH	3	ASN
8	EH	133	ASN
9	EI	88	GLN
9	EI	97	HIS
9	EI	124	ASN
10	EJ	53	HIS
11	EK	64	GLN
11	EK	102	ASN
11	EK	118	GLN
13	EM	16	GLN
13	EM	57	ASN
13	EM	82	ASN
14	EN	37	ASN
14	EN	132	GLN
7	EO	304	ASN
1	FA	43	HIS
1	FA	76	GLN
1	FA	470	HIS
1	FA	537	GLN

*Continued on next page...*



*Continued from previous page...*

Mol	Chain	Res	Type
1	FA	538	ASN
1	FA	590	ASN
1	FA	596	HIS
1	FA	617	HIS
1	FA	639	GLN
1	FA	649	ASN
1	FA	656	GLN
1	FA	748	ASN
1	FA	767	ASN
1	FA	1062	HIS
1	FA	1141	GLN
1	FA	1250	GLN
1	FA	1293	HIS
1	FA	1443	GLN
1	FA	1447	GLN
1	FA	1514	ASN
1	FA	1633	GLN
1	FA	1647	ASN
2	FB	39	GLN
2	FB	45	HIS
2	FB	93	ASN
2	FB	351	GLN
2	FB	393	ASN
2	FB	422	GLN
2	FB	427	GLN
2	FB	469	ASN
2	FB	473	GLN
2	FB	543	ASN
2	FB	555	GLN
2	FB	824	HIS
2	FB	886	ASN
2	FB	893	ASN
2	FB	896	GLN
2	FB	921	HIS
2	FB	944	GLN
2	FB	1053	ASN
2	FB	1082	HIS
2	FB	1115	GLN
2	FB	1171	ASN
2	FB	1199	ASN
3	FC	32	ASN
3	FC	53	ASN

*Continued on next page...*



*Continued from previous page...*

Mol	Chain	Res	Type
3	FC	137	ASN
4	FD	26	GLN
5	FE	5	ASN
5	FE	106	GLN
5	FE	179	GLN
6	FF	60	GLN
6	FF	104	ASN
7	FG	64	GLN
7	FG	67	ASN
7	FG	150	HIS
8	FH	3	ASN
9	FI	97	HIS
9	FI	124	ASN
10	FJ	53	HIS
11	FK	64	GLN
11	FK	102	ASN
11	FK	118	GLN
13	FM	16	GLN
13	FM	57	ASN
13	FM	82	ASN
14	FN	37	ASN
14	FN	132	GLN
7	FO	275	ASN

### 5.3.3 RNA ⓘ

There are no RNA molecules in this entry.

### 5.4 Non-standard residues in protein, DNA, RNA chains ⓘ

There are no non-standard protein/DNA/RNA residues in this entry.

### 5.5 Carbohydrates ⓘ

There are no carbohydrates in this entry.

### 5.6 Ligand geometry ⓘ

Of 42 ligands modelled in this entry, 42 are monoatomic - leaving 0 for Mogul analysis.

There are no bond length outliers.



There are no bond angle outliers.

There are no chirality outliers.

There are no torsion outliers.

There are no ring outliers.

No monomer is involved in short contacts.

## 5.7 Other polymers [i](#)

There are no such residues in this entry.

## 5.8 Polymer linkage issues [i](#)

The following chains have linkage breaks:

Mol	Chain	Number of breaks
1	EA	1

All chain breaks are listed below:

Model	Chain	Residue-1	Atom-1	Residue-2	Atom-2	Distance (Å)
1	EA	1261:VAL	C	1262:LEU	N	2.28



## 6 Fit of model and data ⓘ

### 6.1 Protein, DNA and RNA chains ⓘ

In the following table, the column labelled ‘#RSRZ> 2’ contains the number (and percentage) of RSRZ outliers, followed by percent RSRZ outliers for the chain as percentile scores relative to all X-ray entries and entries of similar resolution. The OWAB column contains the minimum, median, 95<sup>th</sup> percentile and maximum values of the occupancy-weighted average B-factor per residue. The column labelled ‘Q< 0.9’ lists the number of (and percentage) of residues with an average occupancy less than 0.9.

Mol	Chain	Analysed	<RSRZ>	#RSRZ>2	OWAB(Å <sup>2</sup> )	Q<0.9
1	AA	1484/1664 (89%)	-0.15	11 (0%) 87 84	174, 197, 249, 308	0
1	BA	1462/1664 (87%)	0.05	19 (1%) 77 71	242, 262, 287, 314	0
1	CA	1483/1664 (89%)	-0.24	7 (0%) 90 87	143, 164, 201, 253	0
1	DA	1483/1664 (89%)	-0.25	4 (0%) 93 91	147, 170, 215, 278	0
1	EA	1484/1664 (89%)	-0.24	4 (0%) 93 91	149, 171, 207, 250	0
1	FA	1484/1664 (89%)	-0.28	2 (0%) 95 94	142, 160, 203, 262	0
2	AB	1154/1203 (95%)	-0.16	5 (0%) 92 89	179, 212, 250, 276	0
2	BB	1153/1203 (95%)	-0.09	9 (0%) 86 81	233, 245, 265, 279	0
2	CB	1170/1203 (97%)	-0.27	3 (0%) 93 91	144, 169, 196, 227	0
2	DB	1165/1203 (96%)	-0.22	2 (0%) 94 93	148, 169, 191, 223	0
2	EB	1164/1203 (96%)	-0.33	0 100 100	148, 162, 188, 225	0
2	FB	1165/1203 (96%)	-0.26	2 (0%) 94 93	142, 164, 191, 213	0
3	AC	304/335 (90%)	-0.06	0 100 100	190, 209, 237, 253	0
3	BC	304/335 (90%)	0.21	7 (2%) 61 57	248, 278, 311, 332	0
3	CC	304/335 (90%)	-0.18	0 100 100	162, 175, 191, 207	0
3	DC	304/335 (90%)	-0.14	2 (0%) 87 84	167, 182, 197, 206	0
3	EC	304/335 (90%)	-0.23	1 (0%) 93 91	158, 173, 190, 203	0
3	FC	304/335 (90%)	-0.20	0 100 100	154, 170, 187, 198	0
4	AD	58/137 (42%)	-0.03	1 (1%) 70 66	207, 243, 266, 270	0
4	BD	58/137 (42%)	0.43	3 (5%) 28 28	262, 281, 301, 303	0
4	CD	58/137 (42%)	-0.25	1 (1%) 70 66	171, 184, 195, 200	0
4	DD	58/137 (42%)	-0.19	1 (1%) 70 66	177, 190, 204, 207	0
4	ED	58/137 (42%)	-0.28	1 (1%) 70 66	185, 202, 214, 215	0
4	FD	58/137 (42%)	-0.26	0 100 100	162, 186, 211, 212	0

*Continued on next page...*



*Continued from previous page...*

Mol	Chain	Analysed	<RSRZ>	#RSRZ>2	OWAB(Å <sup>2</sup> )	Q<0.9
5	AE	215/215 (100%)	-0.42	1 (0%) 90 87	186, 214, 234, 243	0
5	BE	215/215 (100%)	0.06	2 (0%) 84 79	255, 281, 296, 307	0
5	CE	215/215 (100%)	-0.52	0 100 100	152, 178, 194, 206	0
5	DE	215/215 (100%)	-0.37	0 100 100	156, 187, 209, 222	0
5	EE	215/215 (100%)	-0.38	0 100 100	158, 189, 211, 228	0
5	FE	215/215 (100%)	-0.43	0 100 100	149, 179, 199, 212	0
6	AF	98/155 (63%)	-0.37	0 100 100	181, 190, 240, 243	0
6	BF	98/155 (63%)	-0.10	0 100 100	251, 265, 299, 302	0
6	CF	99/155 (63%)	-0.37	0 100 100	148, 157, 185, 188	0
6	DF	99/155 (63%)	-0.36	0 100 100	152, 162, 201, 207	0
6	EF	99/155 (63%)	-0.44	0 100 100	154, 168, 211, 214	0
6	FF	99/155 (63%)	-0.33	0 100 100	144, 152, 209, 213	0
7	AG	202/326 (61%)	-0.02	2 (0%) 82 77	199, 249, 286, 305	0
7	AO	52/326 (15%)	0.15	1 (1%) 67 63	209, 235, 287, 294	0
7	BG	195/326 (59%)	0.42	7 (3%) 43 40	259, 290, 311, 319	0
7	BO	51/326 (15%)	-0.01	1 (1%) 65 61	244, 259, 301, 312	0
7	CG	202/326 (61%)	-0.29	0 100 100	171, 186, 215, 221	0
7	CO	50/326 (15%)	-0.04	1 (2%) 65 61	159, 187, 235, 247	0
7	DG	202/326 (61%)	0.00	1 (0%) 90 87	165, 205, 241, 251	0
7	DO	52/326 (15%)	0.03	1 (1%) 67 63	167, 197, 258, 276	0
7	EG	202/326 (61%)	-0.06	1 (0%) 90 87	181, 209, 227, 234	0
7	EO	52/326 (15%)	-0.24	0 100 100	168, 190, 233, 246	0
7	FG	202/326 (61%)	-0.01	0 100 100	158, 197, 226, 232	0
7	FO	52/326 (15%)	-0.24	0 100 100	163, 191, 241, 257	0
8	AH	132/146 (90%)	-0.27	0 100 100	180, 190, 197, 206	0
8	BH	131/146 (89%)	0.47	2 (1%) 74 68	282, 313, 328, 335	0
8	CH	131/146 (89%)	-0.15	1 (0%) 86 81	162, 175, 183, 187	0
8	DH	134/146 (91%)	-0.25	0 100 100	167, 182, 196, 231	0
8	EH	134/146 (91%)	-0.20	0 100 100	164, 185, 201, 209	0
8	FH	134/146 (91%)	-0.18	0 100 100	151, 162, 173, 203	0
9	AI	124/125 (99%)	0.09	0 100 100	189, 209, 254, 260	0

*Continued on next page...*



*Continued from previous page...*

Mol	Chain	Analysed	<RSRZ>	#RSRZ>2	OWAB(Å <sup>2</sup> )	Q<0.9
9	BI	97/125 (77%)	0.22	1 (1%) 82 77	254, 264, 300, 307	0
9	CI	124/125 (99%)	-0.09	0 100 100	162, 179, 201, 206	0
9	DI	124/125 (99%)	-0.02	0 100 100	166, 187, 207, 214	0
9	EI	117/125 (93%)	-0.17	0 100 100	160, 177, 203, 235	0
9	FI	124/125 (99%)	-0.19	0 100 100	159, 181, 203, 211	0
10	AJ	68/70 (97%)	-0.24	0 100 100	194, 209, 227, 240	0
10	BJ	69/70 (98%)	0.00	2 (2%) 52 48	245, 263, 275, 279	0
10	CJ	68/70 (97%)	-0.30	0 100 100	162, 172, 183, 195	0
10	DJ	69/70 (98%)	-0.34	0 100 100	164, 174, 184, 191	0
10	EJ	68/70 (97%)	-0.42	0 100 100	155, 165, 177, 180	0
10	FJ	68/70 (97%)	-0.38	0 100 100	155, 165, 179, 186	0
11	AK	101/142 (71%)	-0.10	0 100 100	186, 193, 213, 221	0
11	BK	100/142 (70%)	0.02	0 100 100	259, 288, 305, 311	0
11	CK	101/142 (71%)	-0.22	0 100 100	157, 168, 182, 190	0
11	DK	101/142 (71%)	-0.36	0 100 100	161, 175, 190, 197	0
11	EK	100/142 (70%)	-0.38	0 100 100	154, 168, 182, 190	0
11	FK	100/142 (70%)	-0.41	0 100 100	150, 159, 174, 180	0
12	AL	44/70 (62%)	-0.04	0 100 100	201, 238, 253, 256	0
12	BL	44/70 (62%)	-0.08	0 100 100	241, 248, 255, 256	0
12	CL	44/70 (62%)	-0.26	0 100 100	163, 184, 192, 193	0
12	DL	44/70 (62%)	-0.16	0 100 100	167, 184, 191, 195	0
12	EL	44/70 (62%)	-0.40	0 100 100	158, 176, 188, 191	0
12	FL	44/70 (62%)	-0.27	0 100 100	159, 183, 193, 196	0
13	AM	109/415 (26%)	0.16	1 (0%) 84 79	228, 248, 259, 263	0
13	BM	109/415 (26%)	0.26	2 (1%) 69 64	247, 257, 278, 284	0
13	CM	109/415 (26%)	-0.11	1 (0%) 84 79	181, 196, 202, 205	0
13	DM	109/415 (26%)	0.09	1 (0%) 84 79	181, 197, 211, 218	0
13	EM	110/415 (26%)	-0.08	0 100 100	173, 189, 198, 203	0
13	FM	110/415 (26%)	0.01	1 (0%) 84 79	177, 191, 198, 200	0
14	AN	142/233 (60%)	0.16	2 (1%) 75 69	194, 234, 266, 270	0
14	BN	143/233 (61%)	0.29	3 (2%) 64 59	254, 266, 283, 297	0

*Continued on next page...*



*Continued from previous page...*

Mol	Chain	Analysed	<RSRZ>	#RSRZ>2	OWAB(Å <sup>2</sup> )	Q<0.9
14	CN	143/233 (61%)	-0.24	0 100 100	166, 187, 208, 219	0
14	DN	145/233 (62%)	-0.21	1 (0%) 87 84	167, 197, 213, 220	0
14	EN	144/233 (61%)	-0.35	0 100 100	160, 184, 203, 214	0
14	FN	145/233 (62%)	-0.26	0 100 100	157, 184, 204, 214	0
All	All	25720/33372 (77%)	-0.18	121 (0%) 90 87	142, 184, 273, 335	0

All (121) RSRZ outliers are listed below:

Mol	Chain	Res	Type	RSRZ
4	BD	12	THR	6.6
1	BA	634	ASN	3.7
3	BC	184	VAL	3.6
2	BB	441	LYS	3.5
1	AA	249	THR	3.4
1	BA	1645	LYS	3.4
3	BC	108	VAL	3.4
1	BA	317	SER	3.3
3	DC	265	ALA	3.2
7	DO	311	GLU	3.2
4	BD	28	PRO	3.2
7	BG	84	TYR	3.2
1	BA	496	GLY	3.1
13	AM	109	ARG	3.0
13	BM	111	PRO	2.9
1	BA	442	LYS	2.9
2	AB	441	LYS	2.9
1	AA	250	LYS	2.8
2	BB	143	TRP	2.8
1	CA	110	LEU	2.8
14	BN	64	ILE	2.8
5	BE	37	LEU	2.7
1	CA	1460	TYR	2.7
1	DA	256	LEU	2.7
14	AN	114	GLU	2.6
7	CO	311	GLU	2.6
2	BB	1065	ARG	2.6
7	BO	311	GLU	2.6
10	BJ	32	GLU	2.6
14	AN	31	LYS	2.5
3	DC	256	ILE	2.5
1	BA	239	PHE	2.5

*Continued on next page...*



*Continued from previous page...*

<b>Mol</b>	<b>Chain</b>	<b>Res</b>	<b>Type</b>	<b>RSRZ</b>
1	BA	635	MET	2.5
1	EA	1461	ASN	2.5
1	CA	12	THR	2.5
1	BA	1011	VAL	2.5
10	BJ	29	GLU	2.5
13	FM	111	PRO	2.5
1	BA	480	ALA	2.5
13	DM	111	PRO	2.4
1	BA	1012	LYS	2.4
7	AG	215	GLY	2.4
7	BG	97	LYS	2.4
4	DD	12	THR	2.4
4	BD	27	LEU	2.4
14	BN	71	PRO	2.4
2	AB	154	GLU	2.4
8	BH	8	ASP	2.4
1	BA	1436	ASN	2.4
3	BC	233	ILE	2.4
1	AA	118	TYR	2.4
7	BG	83	GLY	2.4
1	BA	406	LEU	2.4
7	BG	78	GLY	2.4
7	EG	24	VAL	2.4
2	BB	747	GLY	2.4
4	CD	12	THR	2.3
1	CA	1042	ASP	2.3
2	BB	767	ASN	2.3
3	BC	268	LYS	2.3
5	AE	30	ILE	2.3
14	BN	114	GLU	2.3
7	BG	77	VAL	2.3
1	AA	12	THR	2.3
1	EA	1135	SER	2.3
1	EA	1011	VAL	2.3
1	CA	230	ARG	2.3
1	AA	1317	ILE	2.3
2	CB	440	PHE	2.3
2	CB	1060	VAL	2.3
1	BA	232	LYS	2.3
3	BC	107	LYS	2.2
2	DB	365	ASP	2.2
2	FB	365	ASP	2.2

*Continued on next page...*



*Continued from previous page...*

<b>Mol</b>	<b>Chain</b>	<b>Res</b>	<b>Type</b>	<b>RSRZ</b>
9	BI	85	LYS	2.2
5	BE	83	CYS	2.2
4	AD	12	THR	2.2
3	BC	37	LYS	2.2
1	BA	636	HIS	2.2
7	AG	142	ALA	2.2
4	ED	12	THR	2.2
1	FA	249	THR	2.2
3	BC	47	LEU	2.2
1	BA	1230	SER	2.2
2	BB	814	ASN	2.2
1	CA	13	SER	2.1
1	FA	1011	VAL	2.1
2	BB	829	ASN	2.1
1	AA	69	GLU	2.1
2	DB	1199	ASN	2.1
2	AB	143	TRP	2.1
7	DG	226	ASP	2.1
14	DN	31	LYS	2.1
1	BA	251	ILE	2.1
1	CA	185	ARG	2.1
13	BM	110	GLY	2.1
1	BA	13	SER	2.1
2	FB	1061	LYS	2.1
7	BG	82	LEU	2.1
1	DA	710	SER	2.1
2	AB	837	LEU	2.1
1	AA	248	PHE	2.1
1	EA	1012	LYS	2.1
2	BB	1021	GLU	2.1
13	CM	109	ARG	2.1
2	CB	1068	GLY	2.1
1	AA	247	GLY	2.0
1	BA	1342	PRO	2.0
1	AA	1135	SER	2.0
1	DA	13	SER	2.0
1	DA	1135	SER	2.0
7	AO	298	PRO	2.0
7	BG	23	GLN	2.0
8	CH	49	VAL	2.0
8	BH	28	ALA	2.0
1	AA	1633	GLN	2.0

*Continued on next page...*



*Continued from previous page...*

Mol	Chain	Res	Type	RSRZ
2	AB	827	PHE	2.0
1	AA	1644	GLY	2.0
1	BA	481	ARG	2.0
2	BB	513	LYS	2.0
3	EC	265	ALA	2.0

## 6.2 Non-standard residues in protein, DNA, RNA chains [i](#)

There are no non-standard protein/DNA/RNA residues in this entry.

## 6.3 Carbohydrates [i](#)

There are no carbohydrates in this entry.

## 6.4 Ligands [i](#)

In the following table, the Atoms column lists the number of modelled atoms in the group and the number defined in the chemical component dictionary. LLDF column lists the quality of electron density of the group with respect to its neighbouring residues in protein, DNA or RNA chains. The B-factors column lists the minimum, median, 95<sup>th</sup> percentile and maximum values of B factors of atoms in the group. The column labelled 'Q < 0.9' lists the number of atoms with occupancy less than 0.9.

Mol	Type	Chain	Res	Atoms	RSCC	RSR	LLDF	B-factors(Å <sup>2</sup> )	Q<0.9
15	ZN	AJ	3001	1/1	0.93	0.25	-0.41	197,197,197,197	0
15	ZN	FB	3001	1/1	0.97	0.19	-0.89	163,163,163,163	0
15	ZN	BI	3002	1/1	0.91	0.30	-0.97	311,311,311,311	0
15	ZN	EA	3001	1/1	0.98	0.16	-1.11	171,171,171,171	0
15	ZN	CJ	3001	1/1	0.99	0.25	-1.12	164,164,164,164	0
15	ZN	AB	3001	1/1	0.97	0.12	-1.18	214,214,214,214	0
15	ZN	CI	3002	1/1	0.97	0.11	-1.22	195,195,195,195	0
15	ZN	BB	3001	1/1	0.98	0.17	-1.27	252,252,252,252	0
15	ZN	BJ	3001	1/1	0.88	0.15	-1.31	267,267,267,267	0
15	ZN	AA	3002	1/1	0.97	0.10	-1.43	262,262,262,262	0
15	ZN	EL	3001	1/1	0.98	0.09	-1.50	176,176,176,176	0
15	ZN	DA	3002	1/1	0.97	0.08	-1.54	211,211,211,211	0
15	ZN	CB	3001	1/1	0.99	0.13	-1.55	167,167,167,167	0
15	ZN	AI	3002	1/1	0.95	0.10	-1.59	213,213,213,213	0
15	ZN	DA	3001	1/1	0.98	0.12	-1.63	177,177,177,177	0
15	ZN	BI	3001	1/1	0.98	0.09	-1.63	257,257,257,257	0

*Continued on next page...*



*Continued from previous page...*

Mol	Type	Chain	Res	Atoms	RSCC	RSR	LLDF	B-factors( $\text{\AA}^2$ )	Q<0.9
15	ZN	EB	3001	1/1	0.97	0.15	-1.64	169,169,169,169	0
15	ZN	CA	3002	1/1	0.96	0.11	-1.64	205,205,205,205	0
15	ZN	BA	3002	1/1	0.91	0.15	-1.69	283,283,283,283	0
15	ZN	FA	3001	1/1	0.98	0.13	-1.70	178,178,178,178	0
15	ZN	DL	3001	1/1	0.99	0.07	-1.75	184,184,184,184	0
15	ZN	FL	3001	1/1	0.97	0.10	-1.78	184,184,184,184	0
15	ZN	EJ	3001	1/1	0.99	0.20	-1.79	159,159,159,159	0
15	ZN	AL	3001	1/1	0.98	0.05	-1.82	241,241,241,241	0
15	ZN	CA	3001	1/1	0.96	0.09	-1.88	168,168,168,168	0
15	ZN	CL	3001	1/1	0.98	0.07	-1.95	185,185,185,185	0
15	ZN	BL	3001	1/1	0.97	0.07	-1.97	245,245,245,245	0
15	ZN	BA	3001	1/1	0.94	0.11	-2.00	248,248,248,248	0
15	ZN	EI	3001	1/1	0.97	0.08	-2.00	187,187,187,187	0
15	ZN	FA	3002	1/1	0.93	0.12	-2.05	202,202,202,202	0
15	ZN	AA	3001	1/1	0.96	0.07	-2.07	222,222,222,222	0
15	ZN	AI	3001	1/1	0.92	0.05	-2.07	247,247,247,247	0
15	ZN	FJ	3001	1/1	0.99	0.15	-2.12	157,157,157,157	0
15	ZN	EI	3002	1/1	0.96	0.06	-2.18	198,198,198,198	0
15	ZN	CI	3001	1/1	0.97	0.07	-2.23	194,194,194,194	0
15	ZN	EA	3002	1/1	0.94	0.11	-2.30	215,215,215,215	0
15	ZN	DJ	3001	1/1	0.98	0.22	-2.36	167,167,167,167	0
15	ZN	DI	3002	1/1	0.86	0.10	-2.40	195,195,195,195	0
15	ZN	FI	3001	1/1	0.97	0.09	-2.50	189,189,189,189	0
15	ZN	DB	3001	1/1	0.97	0.18	-2.52	172,172,172,172	0
15	ZN	FI	3002	1/1	0.98	0.07	-2.59	190,190,190,190	0
15	ZN	DI	3001	1/1	1.00	0.10	-3.11	195,195,195,195	0

## 6.5 Other polymers [i](#)

There are no such residues in this entry.