



Full wwPDB/EMDatabank EM Map/Model Validation Report ⓘ

Aug 17, 2017 – 11:46 AM EDT

PDB ID : 2YPW
EMDB ID: : EMD-2232
Title : Atomic model for the N-terminus of TraO fitted in the full-length structure of the bacterial pKM101 type IV secretion system core complex
Authors : Rivera-Calzada, A.; Fronzes, R.; Savva, C.G.; Chandran, V.; Lian, P.W.; Laeremans, T.; Pardon, E.; Steyaert, J.; Remaut, H.; Waksman, G.; Orlova, E.V.
Deposited on : unknown
Resolution : 12.40 Å(reported)

This is a Full wwPDB/EMDatabank EM Map/Model Validation Report
for a publicly released PDB/EMDB entry.

We welcome your comments at validation@mail.wwpdb.org

A user guide is available at

<http://wwpdb.org/validation/2016/EMValidationReportHelp>
with specific help available everywhere you see the ⓘ symbol.

MolProbity : 4.02b-467
Percentile statistics : 20161228.v01 (using entries in the PDB archive December 28th 2016)
Ideal geometry (proteins) : Engh & Huber (2001)
Ideal geometry (DNA, RNA) : Parkinson et. al. (1996)
Validation Pipeline (wwPDB-VP) : rb-20029824

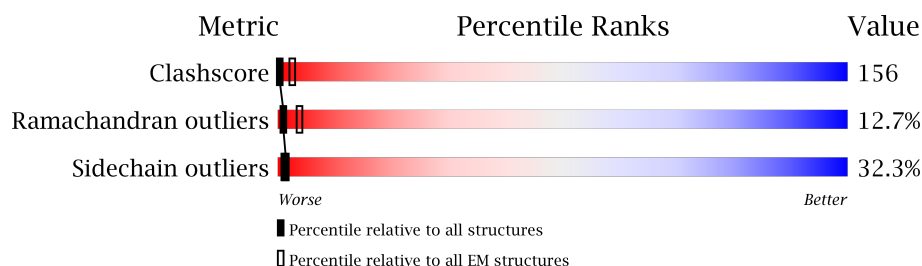
1 Overall quality at a glance

The following experimental techniques were used to determine the structure:

ELECTRON MICROSCOPY

The reported resolution of this entry is 12.40 Å.

Percentile scores (ranging between 0-100) for global validation metrics of the entry are shown in the following graphic. The table shows the number of entries on which the scores are based.




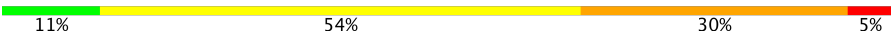



Metric	Whole archive (#Entries)	EM structures (#Entries)
Clashscore	125131	1336
Ramachandran outliers	121729	1120
Sidechain outliers	121581	1026

The table below summarises the geometric issues observed across the polymeric chains. The red, orange, yellow and green segments on the bar indicate the fraction of residues that contain outliers for ≥ 3 , 2, 1 and 0 types of geometric quality criteria. A grey segment represents the fraction of residues that are not modelled. The numeric value for each fraction is indicated below the corresponding segment, with a dot representing fractions $\leq 5\%$

Mol	Chain	Length	Quality of chain
1	A	112	11% 52% 32% 5%
1	B	112	12% 52% 31% 5%
1	C	112	11% 53% 31% 5%
1	D	112	11% 53% 31% 5%
1	E	112	12% 52% 31% 5%
1	F	112	12% 52% 31% 5%
1	G	112	11% 53% 31% 5%
1	H	112	11% 54% 30% 5%
1	I	112	11% 54% 30% 5%

Continued on next page...

Continued from previous page...

Mol	Chain	Length	Quality of chain
1	J	112	
1	K	112	
1	L	112	
1	M	112	
1	N	112	

2 Entry composition

There is only 1 type of molecule in this entry. The entry contains 12404 atoms, of which 0 are hydrogens and 0 are deuteriums.

In the tables below, the AltConf column contains the number of residues with at least one atom in alternate conformation and the Trace column contains the number of residues modelled with at most 2 atoms.

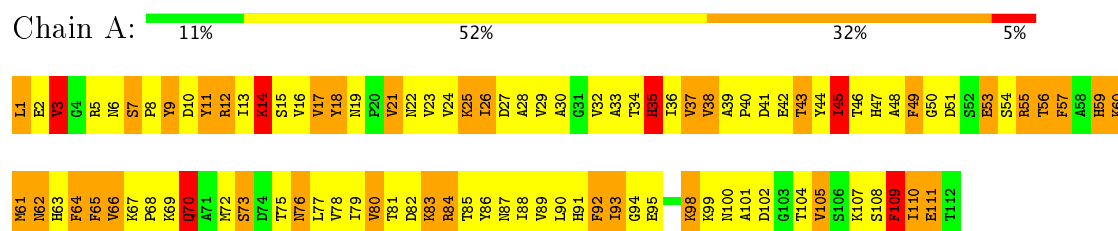
- Molecule 1 is a protein called TRAO.

Mol	Chain	Residues	Atoms					AltConf	Trace
1	A	112	Total	C	N	O	S	0	0
			886	564	151	169	2		
1	B	112	Total	C	N	O	S	0	0
			886	564	151	169	2		
1	C	112	Total	C	N	O	S	0	0
			886	564	151	169	2		
1	D	112	Total	C	N	O	S	0	0
			886	564	151	169	2		
1	E	112	Total	C	N	O	S	0	0
			886	564	151	169	2		
1	F	112	Total	C	N	O	S	0	0
			886	564	151	169	2		
1	G	112	Total	C	N	O	S	0	0
			886	564	151	169	2		
1	H	112	Total	C	N	O	S	0	0
			886	564	151	169	2		
1	I	112	Total	C	N	O	S	0	0
			886	564	151	169	2		
1	J	112	Total	C	N	O	S	0	0
			886	564	151	169	2		
1	K	112	Total	C	N	O	S	0	0
			886	564	151	169	2		
1	L	112	Total	C	N	O	S	0	0
			886	564	151	169	2		
1	M	112	Total	C	N	O	S	0	0
			886	564	151	169	2		
1	N	112	Total	C	N	O	S	0	0
			886	564	151	169	2		

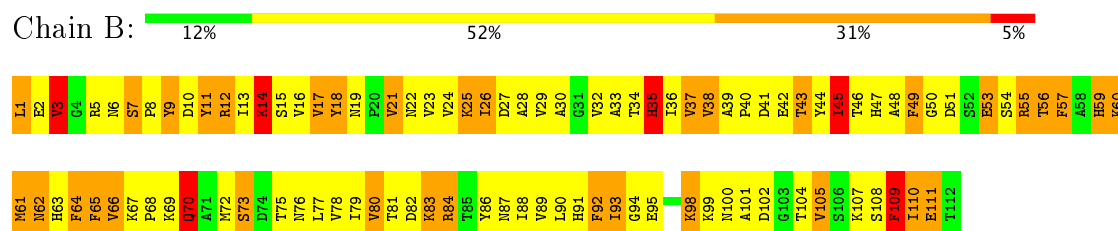
3 Residue-property plots [i](#)

These plots are drawn for all protein, RNA and DNA chains in the entry. The first graphic for a chain summarises the proportions of the various outlier classes displayed in the second graphic. The second graphic shows the sequence view annotated by issues in geometry. Residues are color-coded according to the number of geometric quality criteria for which they contain at least one outlier: green = 0, yellow = 1, orange = 2 and red = 3 or more. Stretches of 2 or more consecutive residues without any outlier are shown as a green connector. Residues present in the sample, but not in the model, are shown in grey.

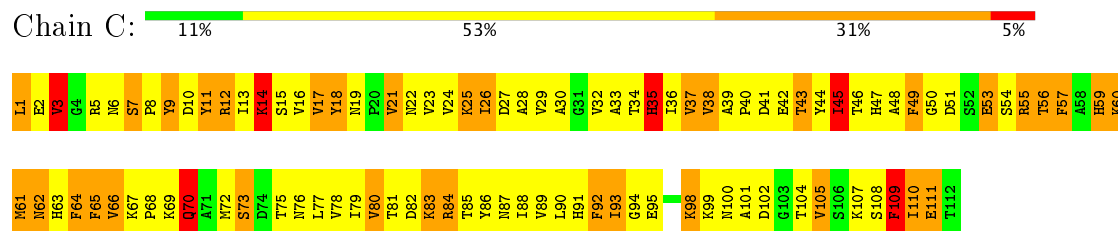
- Molecule 1: TRAO



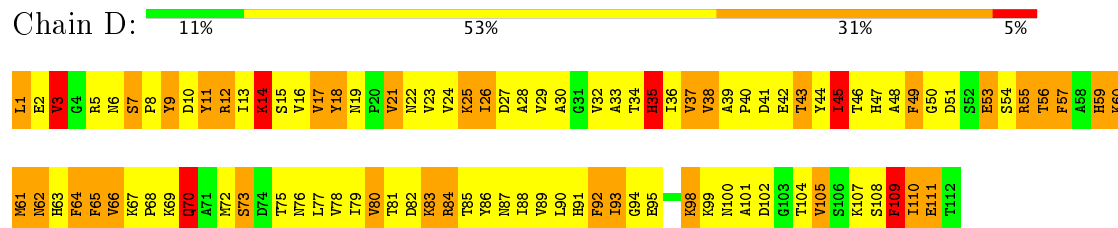
- Molecule 1: TRAO



- Molecule 1: TRAO



- Molecule 1: TRAO



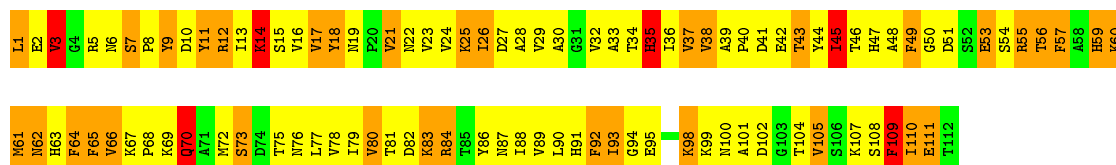
- Molecule 1: TRAO

Chain E: 12% 52% 31% 5%



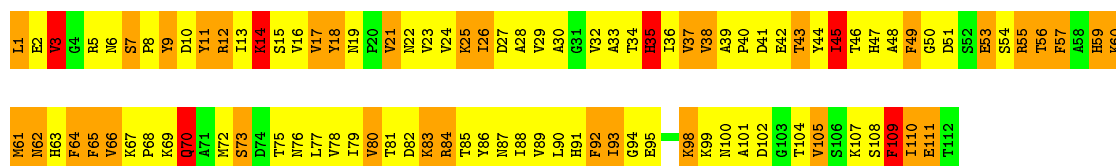
• Molecule 1: TRAO

Chain F: 12% 52% 31% 5%



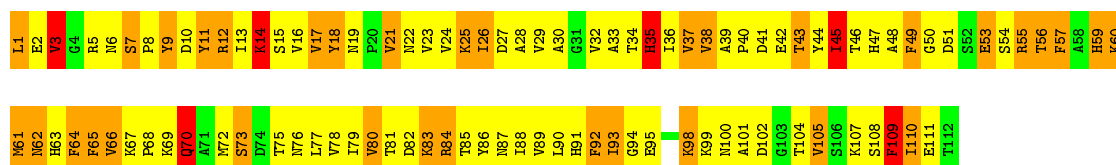
• Molecule 1: TRAO

Chain G: 11% 53% 31% 5%



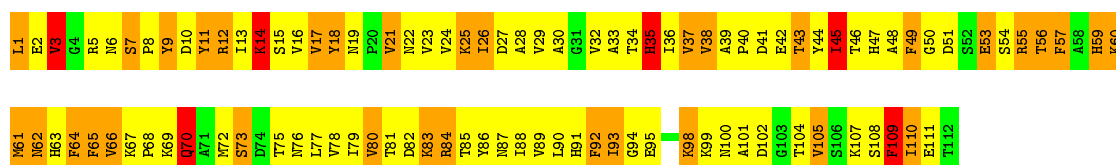
• Molecule 1: TRAO

Chain H: 11% 54% 30% 5%



• Molecule 1: TRAO

Chain I: 11% 54% 30% 5%



• Molecule 1: TRAO

Chain J: 12% 51% 32% 5%






- Molecule 1: TRAO

Chain K: 11% 54% 30% 5%




- Molecule 1: TRAO

Chain L: 11% 53% 31% 5%



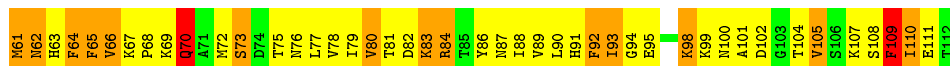

- Molecule 1: TRAO

Chain M: 11% 53% 31% 5%



- Molecule 1: TRAO

Chain N: 12% 53% 30% 5%



4 Experimental information

Property	Value	Source
Reconstruction method	SINGLE PARTICLE	Depositor
Imposed symmetry	POINT, C14	Depositor
Number of particles used	3805	Depositor
Resolution determination method	Not provided	Depositor
CTF correction method	PHASE FLIPPING, EACH CCD IMAGE	Depositor
Microscope	FEI TECNAI F20	Depositor
Voltage (kV)	200	Depositor
Electron dose ($e^-/\text{\AA}^2$)	20	Depositor
Minimum defocus (nm)	1250	Depositor
Maximum defocus (nm)	3500	Depositor
Magnification	68100	Depositor
Image detector	GENERIC GATAN	Depositor

5 Model quality

5.1 Standard geometry

The Z score for a bond length (or angle) is the number of standard deviations the observed value is removed from the expected value. A bond length (or angle) with $|Z| > 5$ is considered an outlier worth inspection. RMSZ is the root-mean-square of all Z scores of the bond lengths (or angles).

Mol	Chain	Bond lengths		Bond angles	
		RMSZ	# Z >2	RMSZ	# Z >2
1	A	1.02	0/905	1.33	0/1227
1	B	1.02	0/905	1.33	0/1227
1	C	1.02	0/905	1.33	0/1227
1	D	1.02	0/905	1.33	0/1227
1	E	1.02	0/905	1.33	0/1227
1	F	1.02	0/905	1.33	0/1227
1	G	1.02	0/905	1.33	0/1227
1	H	1.02	0/905	1.33	0/1227
1	I	1.02	0/905	1.33	0/1227
1	J	1.02	0/905	1.33	0/1227
1	K	1.02	0/905	1.33	0/1227
1	L	1.02	0/905	1.33	0/1227
1	M	1.02	0/905	1.33	0/1227
1	N	1.02	0/905	1.33	0/1227
All	All	1.02	0/12670	1.33	0/17178

Chiral center outliers are detected by calculating the chiral volume of a chiral center and verifying if the center is modelled as a planar moiety or with the opposite hand. A planarity outlier is detected by checking planarity of atoms in a peptide group, atoms in a mainchain group or atoms of a sidechain that are expected to be planar.

Mol	Chain	#Chirality outliers	#Planarity outliers
1	A	0	7
1	B	0	7
1	C	0	7
1	D	0	7
1	E	0	7
1	F	0	7
1	G	0	7
1	H	0	7
1	I	0	7
1	J	0	7
1	K	0	7

Continued on next page...

Continued from previous page...

Mol	Chain	#Chirality outliers	#Planarity outliers
1	L	0	7
1	M	0	7
1	N	0	7
All	All	0	98

There are no bond length outliers.

There are no bond angle outliers.

There are no chirality outliers.

All (98) planarity outliers are listed below:

Mol	Chain	Res	Type	Group
1	A	12	ARG	Sidechain
1	A	18	TYR	Peptide
1	A	45	ILE	Peptide
1	A	56	THR	Peptide
1	A	65	PHE	Peptide
1	A	7	SER	Peptide
1	A	99	LYS	Peptide
1	B	12	ARG	Sidechain
1	B	18	TYR	Peptide
1	B	45	ILE	Peptide
1	B	56	THR	Peptide
1	B	65	PHE	Peptide
1	B	7	SER	Peptide
1	B	99	LYS	Peptide
1	C	12	ARG	Sidechain
1	C	18	TYR	Peptide
1	C	45	ILE	Peptide
1	C	56	THR	Peptide
1	C	65	PHE	Peptide
1	C	7	SER	Peptide
1	C	99	LYS	Peptide
1	D	12	ARG	Sidechain
1	D	18	TYR	Peptide
1	D	45	ILE	Peptide
1	D	56	THR	Peptide
1	D	65	PHE	Peptide
1	D	7	SER	Peptide
1	D	99	LYS	Peptide
1	E	12	ARG	Sidechain
1	E	18	TYR	Peptide

Continued on next page...

Continued from previous page...

Mol	Chain	Res	Type	Group
1	E	45	ILE	Peptide
1	E	56	THR	Peptide
1	E	65	PHE	Peptide
1	E	7	SER	Peptide
1	E	99	LYS	Peptide
1	F	12	ARG	Sidechain
1	F	18	TYR	Peptide
1	F	45	ILE	Peptide
1	F	56	THR	Peptide
1	F	65	PHE	Peptide
1	F	7	SER	Peptide
1	F	99	LYS	Peptide
1	G	12	ARG	Sidechain
1	G	18	TYR	Peptide
1	G	45	ILE	Peptide
1	G	56	THR	Peptide
1	G	65	PHE	Peptide
1	G	7	SER	Peptide
1	G	99	LYS	Peptide
1	H	12	ARG	Sidechain
1	H	18	TYR	Peptide
1	H	45	ILE	Peptide
1	H	56	THR	Peptide
1	H	65	PHE	Peptide
1	H	7	SER	Peptide
1	H	99	LYS	Peptide
1	I	12	ARG	Sidechain
1	I	18	TYR	Peptide
1	I	45	ILE	Peptide
1	I	56	THR	Peptide
1	I	65	PHE	Peptide
1	I	7	SER	Peptide
1	I	99	LYS	Peptide
1	J	12	ARG	Sidechain
1	J	18	TYR	Peptide
1	J	45	ILE	Peptide
1	J	56	THR	Peptide
1	J	65	PHE	Peptide
1	J	7	SER	Peptide
1	J	99	LYS	Peptide
1	K	12	ARG	Sidechain
1	K	18	TYR	Peptide

Continued on next page...

Continued from previous page...

Mol	Chain	Res	Type	Group
1	K	45	ILE	Peptide
1	K	56	THR	Peptide
1	K	65	PHE	Peptide
1	K	7	SER	Peptide
1	K	99	LYS	Peptide
1	L	12	ARG	Sidechain
1	L	18	TYR	Peptide
1	L	45	ILE	Peptide
1	L	56	THR	Peptide
1	L	65	PHE	Peptide
1	L	7	SER	Peptide
1	L	99	LYS	Peptide
1	M	12	ARG	Sidechain
1	M	18	TYR	Peptide
1	M	45	ILE	Peptide
1	M	56	THR	Peptide
1	M	65	PHE	Peptide
1	M	7	SER	Peptide
1	M	99	LYS	Peptide
1	N	12	ARG	Sidechain
1	N	18	TYR	Peptide
1	N	45	ILE	Peptide
1	N	56	THR	Peptide
1	N	65	PHE	Peptide
1	N	7	SER	Peptide
1	N	99	LYS	Peptide

5.2 Too-close contacts [i](#)

In the following table, the Non-H and H(model) columns list the number of non-hydrogen atoms and hydrogen atoms in the chain respectively. The H(added) column lists the number of hydrogen atoms added and optimized by MolProbity. The Clashes column lists the number of clashes within the asymmetric unit, whereas Symm-Clashes lists symmetry related clashes.

Mol	Chain	Non-H	H(model)	H(added)	Clashes	Symm-Clashes
1	A	886	0	881	306	0
1	B	886	0	881	304	0
1	C	886	0	881	307	0
1	D	886	0	881	305	0
1	E	886	0	881	300	0
1	F	886	0	881	302	0
1	G	886	0	881	305	0

Continued on next page...

Continued from previous page...

Mol	Chain	Non-H	H(model)	H(added)	Clashes	Symm-Clashes
1	H	886	0	881	303	0
1	I	886	0	881	302	0
1	J	886	0	881	306	0
1	K	886	0	881	298	0
1	L	886	0	881	305	0
1	M	886	0	881	305	0
1	N	886	0	881	307	0
All	All	12404	0	12334	3858	0

The all-atom clashscore is defined as the number of clashes found per 1000 atoms (including hydrogen atoms). The all-atom clashscore for this structure is 156.

All (3858) close contacts within the same asymmetric unit are listed below, sorted by their clash magnitude.

Atom-1	Atom-2	Interatomic distance (Å)	Clash overlap (Å)
1:D:91:HIS:HA	1:D:104:THR:HB	1.24	1.18
1:H:91:HIS:HA	1:H:104:THR:HB	1.24	1.18
1:G:91:HIS:HA	1:G:104:THR:HB	1.24	1.18
1:E:91:HIS:HA	1:E:104:THR:HB	1.24	1.18
1:I:91:HIS:HA	1:I:104:THR:HB	1.24	1.18
1:F:91:HIS:HA	1:F:104:THR:HB	1.24	1.17
1:C:91:HIS:HA	1:C:104:THR:HB	1.24	1.17
1:J:91:HIS:HA	1:J:104:THR:HB	1.24	1.17
1:K:91:HIS:HA	1:K:104:THR:HB	1.24	1.16
1:B:91:HIS:HA	1:B:104:THR:HB	1.24	1.16
1:N:1:LEU:HD12	1:N:16:VAL:HG23	1.23	1.15
1:M:1:LEU:HD12	1:M:16:VAL:HG23	1.23	1.15
1:L:1:LEU:HD12	1:L:16:VAL:HG23	1.23	1.14
1:F:80:VAL:HG13	1:F:88:ILE:HG22	1.30	1.14
1:E:80:VAL:HG13	1:E:88:ILE:HG22	1.30	1.14
1:G:80:VAL:HG13	1:G:88:ILE:HG22	1.30	1.13
1:M:91:HIS:HA	1:M:104:THR:HB	1.24	1.13
1:I:63:HIS:HA	1:I:82:ASP:HB2	1.13	1.13
1:K:63:HIS:HA	1:K:82:ASP:HB2	1.13	1.13
1:K:1:LEU:HD12	1:K:16:VAL:HG23	1.23	1.13
1:N:91:HIS:HA	1:N:104:THR:HB	1.24	1.13
1:K:80:VAL:HG13	1:K:88:ILE:HG22	1.30	1.13
1:M:63:HIS:HA	1:M:82:ASP:HB2	1.13	1.13
1:L:91:HIS:HA	1:L:104:THR:HB	1.24	1.13
1:H:80:VAL:HG13	1:H:88:ILE:HG22	1.30	1.12
1:L:80:VAL:HG13	1:L:88:ILE:HG22	1.30	1.12

Continued on next page...

Continued from previous page...

Atom-1	Atom-2	Interatomic distance (Å)	Clash overlap (Å)
1:D:80:VAL:HG13	1:D:88:ILE:HG22	1.30	1.12
1:A:1:LEU:HD12	1:A:16:VAL:HG23	1.24	1.12
1:G:1:LEU:HD12	1:G:16:VAL:HG23	1.23	1.12
1:J:80:VAL:HG13	1:J:88:ILE:HG22	1.30	1.12
1:E:1:LEU:HD12	1:E:16:VAL:HG23	1.24	1.12
1:A:91:HIS:HA	1:A:104:THR:HB	1.24	1.12
1:G:63:HIS:HA	1:G:82:ASP:HB2	1.13	1.12
1:B:1:LEU:HD12	1:B:16:VAL:HG23	1.23	1.11
1:I:80:VAL:HG13	1:I:88:ILE:HG22	1.30	1.11
1:L:63:HIS:HA	1:L:82:ASP:HB2	1.13	1.11
1:M:80:VAL:HG13	1:M:88:ILE:HG22	1.30	1.11
1:H:63:HIS:HA	1:H:82:ASP:HB2	1.13	1.11
1:J:1:LEU:HD12	1:J:16:VAL:HG23	1.23	1.11
1:N:1:LEU:HD11	1:N:13:ILE:HD11	1.33	1.11
1:J:63:HIS:HA	1:J:82:ASP:HB2	1.13	1.11
1:A:1:LEU:HD11	1:A:13:ILE:HD11	1.33	1.11
1:A:63:HIS:HA	1:A:82:ASP:HB2	1.13	1.11
1:M:1:LEU:HD11	1:M:13:ILE:HD11	1.33	1.11
1:C:80:VAL:HG13	1:C:88:ILE:HG22	1.30	1.10
1:G:1:LEU:HD11	1:G:13:ILE:HD11	1.33	1.10
1:B:1:LEU:HD11	1:B:13:ILE:HD11	1.33	1.10
1:H:1:LEU:HD11	1:H:13:ILE:HD11	1.33	1.10
1:N:63:HIS:HA	1:N:82:ASP:HB2	1.13	1.10
1:E:53:GLU:HG2	1:F:11:TYR:HD2	1.15	1.10
1:F:1:LEU:HD11	1:F:13:ILE:HD11	1.33	1.10
1:N:80:VAL:HG13	1:N:88:ILE:HG22	1.30	1.10
1:I:1:LEU:HD11	1:I:13:ILE:HD11	1.33	1.10
1:C:1:LEU:HD11	1:C:13:ILE:HD11	1.33	1.09
1:F:63:HIS:HA	1:F:82:ASP:HB2	1.13	1.09
1:I:53:GLU:HG2	1:J:11:TYR:HD2	1.15	1.09
1:L:1:LEU:HD11	1:L:13:ILE:HD11	1.33	1.09
1:C:1:LEU:HD12	1:C:16:VAL:HG23	1.24	1.09
1:D:1:LEU:HD11	1:D:13:ILE:HD11	1.33	1.09
1:J:1:LEU:HD11	1:J:13:ILE:HD11	1.33	1.09
1:B:63:HIS:HA	1:B:82:ASP:HB2	1.13	1.09
1:E:1:LEU:HD11	1:E:13:ILE:HD11	1.33	1.09
1:F:1:LEU:HD12	1:F:16:VAL:HG23	1.23	1.09
1:A:80:VAL:HG13	1:A:88:ILE:HG22	1.30	1.09
1:E:63:HIS:HA	1:E:82:ASP:HB2	1.13	1.09
1:I:1:LEU:HD12	1:I:16:VAL:HG23	1.24	1.09
1:D:63:HIS:HA	1:D:82:ASP:HB2	1.13	1.09

Continued on next page...

Continued from previous page...

Atom-1	Atom-2	Interatomic distance (Å)	Clash overlap (Å)
1:K:1:LEU:HD11	1:K:13:ILE:HD11	1.33	1.09
1:B:80:VAL:HG13	1:B:88:ILE:HG22	1.30	1.08
1:H:53:GLU:HG2	1:I:11:TYR:HD2	1.15	1.08
1:D:53:GLU:HG2	1:E:11:TYR:HD2	1.15	1.08
1:F:53:GLU:HG2	1:G:11:TYR:HD2	1.15	1.08
1:C:63:HIS:HA	1:C:82:ASP:HB2	1.13	1.08
1:B:18:TYR:HE2	1:B:22:ASN:HB3	1.18	1.08
1:D:1:LEU:HD12	1:D:16:VAL:HG23	1.23	1.08
1:H:1:LEU:HD12	1:H:16:VAL:HG23	1.24	1.08
1:M:53:GLU:HG2	1:N:11:TYR:HD2	1.15	1.07
1:J:53:GLU:HG2	1:K:11:TYR:HD2	1.15	1.07
1:C:18:TYR:HE2	1:C:22:ASN:HB3	1.18	1.07
1:A:18:TYR:HE2	1:A:22:ASN:HB3	1.18	1.06
1:M:53:GLU:HG2	1:N:11:TYR:CD2	1.91	1.06
1:A:11:TYR:CD2	1:N:53:GLU:HG2	1.91	1.06
1:L:53:GLU:HG2	1:M:11:TYR:CD2	1.91	1.05
1:A:53:GLU:HG2	1:B:11:TYR:CD2	1.91	1.05
1:K:53:GLU:HG2	1:L:11:TYR:CD2	1.91	1.05
1:B:53:GLU:HG2	1:C:11:TYR:CD2	1.91	1.05
1:L:53:GLU:HG2	1:M:11:TYR:HD2	1.15	1.05
1:L:18:TYR:HE2	1:L:22:ASN:HB3	1.18	1.05
1:A:11:TYR:HD2	1:N:53:GLU:HG2	1.15	1.05
1:B:53:GLU:HG2	1:C:11:TYR:HD2	1.15	1.05
1:G:53:GLU:HG2	1:H:11:TYR:HD2	1.15	1.05
1:J:53:GLU:HG2	1:K:11:TYR:CD2	1.91	1.05
1:M:18:TYR:HE2	1:M:22:ASN:HB3	1.18	1.04
1:C:53:GLU:HG2	1:D:11:TYR:CD2	1.91	1.04
1:C:53:GLU:HG2	1:D:11:TYR:HD2	1.15	1.04
1:J:18:TYR:HE2	1:J:22:ASN:HB3	1.18	1.04
1:F:18:TYR:HE2	1:F:22:ASN:HB3	1.18	1.04
1:I:53:GLU:HG2	1:J:11:TYR:CD2	1.91	1.04
1:A:53:GLU:HG2	1:B:11:TYR:HD2	1.15	1.04
1:D:53:GLU:HG2	1:E:11:TYR:CD2	1.91	1.03
1:D:18:TYR:HE2	1:D:22:ASN:HB3	1.18	1.03
1:H:53:GLU:HG2	1:I:11:TYR:CD2	1.91	1.03
1:K:18:TYR:HE2	1:K:22:ASN:HB3	1.18	1.03
1:E:86:TYR:HB3	1:E:109:PHE:HB3	1.39	1.03
1:G:18:TYR:HE2	1:G:22:ASN:HB3	1.18	1.03
1:D:86:TYR:HB3	1:D:109:PHE:HB3	1.39	1.03
1:E:18:TYR:HE2	1:E:22:ASN:HB3	1.18	1.03
1:I:18:TYR:HE2	1:I:22:ASN:HB3	1.18	1.03

Continued on next page...

Continued from previous page...

Atom-1	Atom-2	Interatomic distance (Å)	Clash overlap (Å)
1:G:53:GLU:HG2	1:H:11:TYR:CD2	1.91	1.03
1:C:86:TYR:HB3	1:C:109:PHE:HB3	1.39	1.03
1:F:53:GLU:HG2	1:G:11:TYR:CD2	1.91	1.03
1:E:53:GLU:HG2	1:F:11:TYR:CD2	1.91	1.03
1:F:86:TYR:HB3	1:F:109:PHE:HB3	1.39	1.03
1:K:53:GLU:HG2	1:L:11:TYR:HD2	1.15	1.03
1:A:11:TYR:CD2	1:N:53:GLU:CG	2.42	1.03
1:M:53:GLU:CG	1:N:11:TYR:CD2	2.42	1.03
1:A:53:GLU:CG	1:B:11:TYR:CD2	2.42	1.02
1:K:53:GLU:CG	1:L:11:TYR:CD2	2.42	1.02
1:L:53:GLU:CG	1:M:11:TYR:CD2	2.42	1.02
1:B:86:TYR:HB3	1:B:109:PHE:HB3	1.39	1.02
1:B:53:GLU:CG	1:C:11:TYR:CD2	2.42	1.02
1:G:86:TYR:HB3	1:G:109:PHE:HB3	1.39	1.02
1:A:86:TYR:HB3	1:A:109:PHE:HB3	1.39	1.02
1:C:53:GLU:CG	1:D:11:TYR:CD2	2.42	1.02
1:J:53:GLU:CG	1:K:11:TYR:CD2	2.42	1.02
1:N:18:TYR:HE2	1:N:22:ASN:HB3	1.18	1.02
1:N:86:TYR:HB3	1:N:109:PHE:HB3	1.39	1.02
1:H:60:LYS:H	1:H:64:PHE:HB2	1.24	1.02
1:M:86:TYR:HB3	1:M:109:PHE:HB3	1.39	1.01
1:C:60:LYS:H	1:C:64:PHE:HB2	1.24	1.01
1:H:18:TYR:HE2	1:H:22:ASN:HB3	1.18	1.01
1:D:53:GLU:CG	1:E:11:TYR:CD2	2.42	1.01
1:G:53:GLU:CG	1:H:11:TYR:CD2	2.42	1.01
1:I:53:GLU:CG	1:J:11:TYR:CD2	2.42	1.01
1:H:86:TYR:HB3	1:H:109:PHE:HB3	1.39	1.01
1:F:53:GLU:CG	1:G:11:TYR:CD2	2.42	1.01
1:L:86:TYR:HB3	1:L:109:PHE:HB3	1.39	1.01
1:H:53:GLU:CG	1:I:11:TYR:CD2	2.42	1.01
1:B:60:LYS:H	1:B:64:PHE:HB2	1.24	1.01
1:F:60:LYS:H	1:F:64:PHE:HB2	1.24	1.01
1:H:41:ASP:HA	1:H:83:LYS:HE3	1.42	1.01
1:K:86:TYR:HB3	1:K:109:PHE:HB3	1.39	1.01
1:E:53:GLU:CG	1:F:11:TYR:CD2	2.42	1.00
1:I:86:TYR:HB3	1:I:109:PHE:HB3	1.39	1.00
1:J:86:TYR:HB3	1:J:109:PHE:HB3	1.39	1.00
1:G:41:ASP:HA	1:G:83:LYS:HE3	1.42	1.00
1:I:41:ASP:HA	1:I:83:LYS:HE3	1.42	1.00
1:N:41:ASP:HA	1:N:83:LYS:HE3	1.42	1.00
1:A:41:ASP:HA	1:A:83:LYS:HE3	1.42	1.00

Continued on next page...

Continued from previous page...

Atom-1	Atom-2	Interatomic distance (Å)	Clash overlap (Å)
1:K:60:LYS:H	1:K:64:PHE:HB2	1.24	1.00
1:F:41:ASP:HA	1:F:83:LYS:HE3	1.42	1.00
1:K:26:ILE:HA	1:K:107:LYS:HE2	1.43	1.00
1:G:60:LYS:H	1:G:64:PHE:HB2	1.24	1.00
1:A:18:TYR:CE2	1:A:22:ASN:HB3	1.98	0.99
1:A:60:LYS:H	1:A:64:PHE:HB2	1.24	0.99
1:B:18:TYR:CE2	1:B:22:ASN:HB3	1.97	0.99
1:N:18:TYR:CE2	1:N:22:ASN:HB3	1.97	0.99
1:C:18:TYR:CE2	1:C:22:ASN:HB3	1.98	0.99
1:J:26:ILE:HA	1:J:107:LYS:HE2	1.43	0.99
1:D:18:TYR:CE2	1:D:22:ASN:HB3	1.97	0.99
1:E:60:LYS:H	1:E:64:PHE:HB2	1.24	0.99
1:M:18:TYR:CE2	1:M:22:ASN:HB3	1.98	0.99
1:B:41:ASP:HA	1:B:83:LYS:HE3	1.42	0.99
1:L:26:ILE:HA	1:L:107:LYS:HE2	1.43	0.99
1:I:60:LYS:H	1:I:64:PHE:HB2	1.24	0.99
1:J:60:LYS:H	1:J:64:PHE:HB2	1.24	0.99
1:L:18:TYR:CE2	1:L:22:ASN:HB3	1.98	0.99
1:M:41:ASP:HA	1:M:83:LYS:HE3	1.42	0.99
1:E:41:ASP:HA	1:E:83:LYS:HE3	1.42	0.99
1:H:26:ILE:HA	1:H:107:LYS:HE2	1.43	0.99
1:I:26:ILE:HA	1:I:107:LYS:HE2	1.43	0.99
1:D:60:LYS:H	1:D:64:PHE:HB2	1.24	0.99
1:E:18:TYR:CE2	1:E:22:ASN:HB3	1.98	0.99
1:K:18:TYR:CE2	1:K:22:ASN:HB3	1.97	0.99
1:M:60:LYS:H	1:M:64:PHE:HB2	1.24	0.98
1:G:26:ILE:HA	1:G:107:LYS:HE2	1.43	0.98
1:L:60:LYS:H	1:L:64:PHE:HB2	1.24	0.98
1:J:41:ASP:HA	1:J:83:LYS:HE3	1.42	0.98
1:E:80:VAL:HG22	1:E:88:ILE:HG23	1.46	0.98
1:F:18:TYR:CE2	1:F:22:ASN:HB3	1.98	0.98
1:M:26:ILE:HA	1:M:107:LYS:HE2	1.43	0.98
1:C:41:ASP:HA	1:C:83:LYS:HE3	1.42	0.98
1:D:41:ASP:HA	1:D:83:LYS:HE3	1.42	0.98
1:J:18:TYR:CE2	1:J:22:ASN:HB3	1.97	0.98
1:C:26:ILE:HA	1:C:107:LYS:HE2	1.43	0.98
1:N:60:LYS:H	1:N:64:PHE:HB2	1.24	0.98
1:C:80:VAL:HG22	1:C:88:ILE:HG23	1.46	0.98
1:D:26:ILE:HA	1:D:107:LYS:HE2	1.43	0.98
1:J:80:VAL:HG22	1:J:88:ILE:HG23	1.46	0.98
1:F:26:ILE:HA	1:F:107:LYS:HE2	1.43	0.98

Continued on next page...

Continued from previous page...

Atom-1	Atom-2	Interatomic distance (Å)	Clash overlap (Å)
1:G:18:TYR:CE2	1:G:22:ASN:HB3	1.98	0.98
1:L:80:VAL:HG22	1:L:88:ILE:HG23	1.46	0.98
1:I:18:TYR:CE2	1:I:22:ASN:HB3	1.98	0.97
1:M:80:VAL:HG22	1:M:88:ILE:HG23	1.46	0.97
1:A:80:VAL:HG22	1:A:88:ILE:HG23	1.46	0.97
1:B:26:ILE:HA	1:B:107:LYS:HE2	1.43	0.97
1:E:26:ILE:HA	1:E:107:LYS:HE2	1.43	0.97
1:H:18:TYR:CE2	1:H:22:ASN:HB3	1.98	0.97
1:A:26:ILE:HA	1:A:107:LYS:HE2	1.43	0.97
1:L:41:ASP:HA	1:L:83:LYS:HE3	1.42	0.97
1:A:14:LYS:HD3	1:N:45:ILE:CG2	1.94	0.97
1:A:45:ILE:CG2	1:B:14:LYS:HD3	1.94	0.97
1:G:80:VAL:HG22	1:G:88:ILE:HG23	1.46	0.97
1:H:80:VAL:HG22	1:H:88:ILE:HG23	1.46	0.97
1:H:45:ILE:CG2	1:I:14:LYS:HD3	1.94	0.97
1:I:45:ILE:CG2	1:J:14:LYS:HD3	1.94	0.97
1:M:45:ILE:CG2	1:N:14:LYS:HD3	1.94	0.97
1:N:26:ILE:HA	1:N:107:LYS:HE2	1.43	0.97
1:N:80:VAL:HG22	1:N:88:ILE:HG23	1.46	0.97
1:B:45:ILE:CG2	1:C:14:LYS:HD3	1.94	0.96
1:J:45:ILE:CG2	1:K:14:LYS:HD3	1.94	0.96
1:K:80:VAL:HG22	1:K:88:ILE:HG23	1.46	0.96
1:B:80:VAL:HG22	1:B:88:ILE:HG23	1.46	0.96
1:D:63:HIS:HA	1:D:82:ASP:CB	1.95	0.96
1:K:63:HIS:HA	1:K:82:ASP:CB	1.95	0.96
1:K:45:ILE:CG2	1:L:14:LYS:HD3	1.94	0.96
1:E:63:HIS:HA	1:E:82:ASP:CB	1.95	0.96
1:D:80:VAL:HG22	1:D:88:ILE:HG23	1.46	0.96
1:I:63:HIS:HA	1:I:82:ASP:CB	1.95	0.96
1:L:45:ILE:CG2	1:M:14:LYS:HD3	1.94	0.96
1:M:63:HIS:HA	1:M:82:ASP:CB	1.95	0.96
1:G:45:ILE:CG2	1:H:14:LYS:HD3	1.94	0.96
1:C:45:ILE:CG2	1:D:14:LYS:HD3	1.94	0.96
1:K:41:ASP:HA	1:K:83:LYS:HE3	1.42	0.96
1:J:63:HIS:HA	1:J:82:ASP:CB	1.95	0.95
1:L:63:HIS:HA	1:L:82:ASP:CB	1.95	0.95
1:F:45:ILE:CG2	1:G:14:LYS:HD3	1.94	0.95
1:C:63:HIS:HA	1:C:82:ASP:CB	1.95	0.95
1:A:63:HIS:HA	1:A:82:ASP:CB	1.95	0.95
1:N:63:HIS:HA	1:N:82:ASP:CB	1.95	0.95
1:D:45:ILE:CG2	1:E:14:LYS:HD3	1.94	0.95

Continued on next page...

Continued from previous page...

Atom-1	Atom-2	Interatomic distance (Å)	Clash overlap (Å)
1:G:63:HIS:HA	1:G:82:ASP:CB	1.95	0.95
1:H:63:HIS:HA	1:H:82:ASP:CB	1.95	0.95
1:F:80:VAL:HG22	1:F:88:ILE:HG23	1.46	0.95
1:B:63:HIS:HA	1:B:82:ASP:CB	1.95	0.95
1:H:88:ILE:HD11	1:H:107:LYS:HG3	1.49	0.95
1:I:80:VAL:HG22	1:I:88:ILE:HG23	1.46	0.94
1:N:32:VAL:HB	1:N:51:ASP:HA	1.48	0.94
1:E:32:VAL:HB	1:E:51:ASP:HA	1.48	0.94
1:E:45:ILE:CG2	1:F:14:LYS:HD3	1.94	0.94
1:F:88:ILE:HD11	1:F:107:LYS:HG3	1.49	0.94
1:F:63:HIS:HA	1:F:82:ASP:CB	1.95	0.94
1:G:32:VAL:HB	1:G:51:ASP:HA	1.48	0.94
1:K:32:VAL:HB	1:K:51:ASP:HA	1.48	0.94
1:F:32:VAL:HB	1:F:51:ASP:HA	1.47	0.94
1:G:88:ILE:HD11	1:G:107:LYS:HG3	1.49	0.94
1:J:88:ILE:HD11	1:J:107:LYS:HG3	1.49	0.94
1:A:32:VAL:HB	1:A:51:ASP:HA	1.48	0.94
1:I:88:ILE:HD11	1:I:107:LYS:HG3	1.49	0.94
1:J:32:VAL:HB	1:J:51:ASP:HA	1.48	0.94
1:D:32:VAL:HB	1:D:51:ASP:HA	1.48	0.94
1:M:32:VAL:HB	1:M:51:ASP:HA	1.48	0.94
1:E:88:ILE:HD11	1:E:107:LYS:HG3	1.49	0.93
1:N:59:HIS:HA	1:N:64:PHE:HD2	1.34	0.93
1:I:32:VAL:HB	1:I:51:ASP:HA	1.48	0.93
1:D:88:ILE:HD11	1:D:107:LYS:HG3	1.49	0.93
1:L:32:VAL:HB	1:L:51:ASP:HA	1.48	0.93
1:C:32:VAL:HB	1:C:51:ASP:HA	1.48	0.93
1:L:59:HIS:HA	1:L:64:PHE:HD2	1.34	0.93
1:B:32:VAL:HB	1:B:51:ASP:HA	1.48	0.93
1:B:59:HIS:HA	1:B:64:PHE:HD2	1.34	0.93
1:H:49:PHE:HB2	1:H:55:ARG:HH22	1.34	0.93
1:M:88:ILE:HD11	1:M:107:LYS:HG3	1.49	0.93
1:B:88:ILE:HD11	1:B:107:LYS:HG3	1.49	0.92
1:C:49:PHE:HB2	1:C:55:ARG:HH22	1.34	0.92
1:A:88:ILE:HD11	1:A:107:LYS:HG3	1.49	0.92
1:J:59:HIS:HA	1:J:64:PHE:HD2	1.34	0.92
1:B:98:LYS:HE3	1:B:100:ASN:HA	1.50	0.92
1:B:18:TYR:CE2	1:B:23:VAL:HG13	2.04	0.92
1:H:98:LYS:HE3	1:H:100:ASN:HA	1.50	0.92
1:J:98:LYS:HE3	1:J:100:ASN:HA	1.50	0.92
1:K:88:ILE:HD11	1:K:107:LYS:HG3	1.49	0.92

Continued on next page...

Continued from previous page...

Atom-1	Atom-2	Interatomic distance (Å)	Clash overlap (Å)
1:A:18:TYR:CE2	1:A:23:VAL:HG13	2.04	0.92
1:C:98:LYS:HE3	1:C:100:ASN:HA	1.50	0.92
1:F:49:PHE:HB2	1:F:55:ARG:HH22	1.34	0.92
1:G:18:TYR:CE2	1:G:23:VAL:HG13	2.04	0.92
1:G:59:HIS:HA	1:G:64:PHE:HD2	1.34	0.92
1:H:18:TYR:CE2	1:H:23:VAL:HG13	2.04	0.92
1:C:18:TYR:CE2	1:C:23:VAL:HG13	2.04	0.92
1:D:18:TYR:CE2	1:D:23:VAL:HG13	2.04	0.92
1:H:32:VAL:HB	1:H:51:ASP:HA	1.48	0.92
1:H:59:HIS:HA	1:H:64:PHE:HD2	1.34	0.92
1:K:18:TYR:CE2	1:K:23:VAL:HG13	2.04	0.92
1:A:98:LYS:HE3	1:A:100:ASN:HA	1.50	0.92
1:F:18:TYR:CE2	1:F:23:VAL:HG13	2.04	0.92
1:I:59:HIS:HA	1:I:64:PHE:HD2	1.34	0.92
1:D:59:HIS:HA	1:D:64:PHE:HD2	1.34	0.92
1:I:18:TYR:CE2	1:I:23:VAL:HG13	2.04	0.92
1:I:49:PHE:HB2	1:I:55:ARG:HH22	1.34	0.92
1:L:18:TYR:CE2	1:L:23:VAL:HG13	2.04	0.92
1:L:88:ILE:HD11	1:L:107:LYS:HG3	1.49	0.92
1:E:18:TYR:CE2	1:E:23:VAL:HG13	2.04	0.92
1:F:59:HIS:HA	1:F:64:PHE:HD2	1.34	0.92
1:G:49:PHE:HB2	1:G:55:ARG:HH22	1.34	0.92
1:E:59:HIS:HA	1:E:64:PHE:HD2	1.34	0.92
1:B:49:PHE:HB2	1:B:55:ARG:HH22	1.34	0.91
1:D:49:PHE:HB2	1:D:55:ARG:HH22	1.34	0.91
1:N:98:LYS:HE3	1:N:100:ASN:HA	1.50	0.91
1:L:49:PHE:HB2	1:L:55:ARG:HH22	1.34	0.91
1:N:18:TYR:CE2	1:N:23:VAL:HG13	2.04	0.91
1:D:98:LYS:HE3	1:D:100:ASN:HA	1.50	0.91
1:J:18:TYR:CE2	1:J:23:VAL:HG13	2.04	0.91
1:K:59:HIS:HA	1:K:64:PHE:HD2	1.34	0.91
1:L:98:LYS:HE3	1:L:100:ASN:HA	1.50	0.91
1:M:49:PHE:HB2	1:M:55:ARG:HH22	1.34	0.91
1:N:88:ILE:HD11	1:N:107:LYS:HG3	1.49	0.91
1:C:88:ILE:HD11	1:C:107:LYS:HG3	1.49	0.91
1:E:98:LYS:HE3	1:E:100:ASN:HA	1.50	0.91
1:C:59:HIS:HA	1:C:64:PHE:HD2	1.34	0.91
1:I:98:LYS:HE3	1:I:100:ASN:HA	1.50	0.91
1:F:98:LYS:HE3	1:F:100:ASN:HA	1.50	0.91
1:M:59:HIS:HA	1:M:64:PHE:HD2	1.34	0.91
1:J:49:PHE:HB2	1:J:55:ARG:HH22	1.34	0.91

Continued on next page...

Continued from previous page...

Atom-1	Atom-2	Interatomic distance (Å)	Clash overlap (Å)
1:M:98:LYS:HE3	1:M:100:ASN:HA	1.50	0.91
1:N:49:PHE:HB2	1:N:55:ARG:HH22	1.34	0.91
1:A:59:HIS:HA	1:A:64:PHE:HD2	1.34	0.90
1:G:98:LYS:HE3	1:G:100:ASN:HA	1.50	0.90
1:M:18:TYR:CE2	1:M:23:VAL:HG13	2.04	0.90
1:K:98:LYS:HE3	1:K:100:ASN:HA	1.50	0.90
1:A:5:ARG:H	1:A:36:ILE:HB	1.36	0.90
1:C:5:ARG:H	1:C:36:ILE:HB	1.36	0.90
1:K:49:PHE:HB2	1:K:55:ARG:HH22	1.34	0.90
1:K:98:LYS:HD3	1:K:98:LYS:H	1.37	0.90
1:E:49:PHE:HB2	1:E:55:ARG:HH22	1.34	0.90
1:L:98:LYS:H	1:L:98:LYS:HD3	1.36	0.89
1:E:5:ARG:H	1:E:36:ILE:HB	1.36	0.89
1:H:98:LYS:HD3	1:H:98:LYS:H	1.37	0.89
1:I:98:LYS:H	1:I:98:LYS:HD3	1.36	0.89
1:J:91:HIS:HB3	1:J:104:THR:HG21	1.53	0.89
1:J:5:ARG:H	1:J:36:ILE:HB	1.36	0.89
1:J:98:LYS:H	1:J:98:LYS:HD3	1.37	0.89
1:M:5:ARG:H	1:M:36:ILE:HB	1.36	0.89
1:A:49:PHE:HB2	1:A:55:ARG:HH22	1.34	0.89
1:B:5:ARG:H	1:B:36:ILE:HB	1.36	0.89
1:I:91:HIS:HB3	1:I:104:THR:HG21	1.53	0.89
1:N:5:ARG:H	1:N:36:ILE:HB	1.36	0.89
1:I:2:GLU:HG2	1:I:3:VAL:H	1.38	0.88
1:L:2:GLU:HG2	1:L:3:VAL:H	1.38	0.88
1:H:91:HIS:HB3	1:H:104:THR:HG21	1.53	0.88
1:A:11:TYR:HD2	1:N:53:GLU:CG	1.84	0.88
1:I:53:GLU:CG	1:J:11:TYR:HD2	1.84	0.88
1:K:91:HIS:HB3	1:K:104:THR:HG21	1.53	0.88
1:L:5:ARG:H	1:L:36:ILE:HB	1.36	0.88
1:M:2:GLU:HG2	1:M:3:VAL:H	1.38	0.88
1:D:53:GLU:CG	1:E:11:TYR:HD2	1.84	0.88
1:J:2:GLU:HG2	1:J:3:VAL:H	1.38	0.88
1:A:91:HIS:HA	1:A:104:THR:CB	2.04	0.88
1:G:98:LYS:HD3	1:G:98:LYS:H	1.37	0.88
1:M:91:HIS:HA	1:M:104:THR:CB	2.04	0.88
1:N:91:HIS:HA	1:N:104:THR:CB	2.04	0.88
1:C:98:LYS:H	1:C:98:LYS:HD3	1.36	0.88
1:D:98:LYS:HD3	1:D:98:LYS:H	1.37	0.88
1:F:91:HIS:HB3	1:F:104:THR:HG21	1.53	0.88
1:E:91:HIS:HB3	1:E:104:THR:HG21	1.53	0.88

Continued on next page...

Continued from previous page...

Atom-1	Atom-2	Interatomic distance (Å)	Clash overlap (Å)
1:G:91:HIS:HB3	1:G:104:THR:HG21	1.53	0.88
1:I:5:ARG:H	1:I:36:ILE:HB	1.36	0.88
1:L:91:HIS:HA	1:L:104:THR:CB	2.04	0.88
1:B:91:HIS:HA	1:B:104:THR:CB	2.04	0.88
1:F:2:GLU:HG2	1:F:3:VAL:H	1.38	0.88
1:F:5:ARG:H	1:F:36:ILE:HB	1.36	0.88
1:G:5:ARG:H	1:G:36:ILE:HB	1.36	0.88
1:H:91:HIS:HA	1:H:104:THR:CB	2.03	0.88
1:L:91:HIS:HB3	1:L:104:THR:HG21	1.53	0.88
1:A:98:LYS:HD3	1:A:98:LYS:H	1.37	0.87
1:B:91:HIS:HB3	1:B:104:THR:HG21	1.53	0.87
1:D:5:ARG:H	1:D:36:ILE:HB	1.36	0.87
1:G:91:HIS:HA	1:G:104:THR:CB	2.04	0.87
1:A:91:HIS:HB3	1:A:104:THR:HG21	1.53	0.87
1:C:91:HIS:HA	1:C:104:THR:CB	2.04	0.87
1:D:91:HIS:HB3	1:D:104:THR:HG21	1.53	0.87
1:M:98:LYS:HD3	1:M:98:LYS:H	1.37	0.87
1:B:2:GLU:HG2	1:B:3:VAL:H	1.38	0.87
1:F:98:LYS:HD3	1:F:98:LYS:H	1.36	0.87
1:I:91:HIS:HA	1:I:104:THR:CB	2.04	0.87
1:K:5:ARG:H	1:K:36:ILE:HB	1.36	0.87
1:N:91:HIS:HB3	1:N:104:THR:HG21	1.53	0.87
1:N:98:LYS:HD3	1:N:98:LYS:H	1.37	0.87
1:F:91:HIS:HA	1:F:104:THR:CB	2.04	0.87
1:G:2:GLU:HG2	1:G:3:VAL:H	1.38	0.87
1:M:91:HIS:HB3	1:M:104:THR:HG21	1.53	0.87
1:A:2:GLU:HG2	1:A:3:VAL:H	1.38	0.87
1:H:56:THR:H	1:H:67:LYS:H	1.21	0.87
1:E:91:HIS:HA	1:E:104:THR:CB	2.04	0.87
1:G:56:THR:H	1:G:67:LYS:H	1.21	0.87
1:I:50:GLY:HA2	1:I:77:LEU:HD13	1.57	0.87
1:J:91:HIS:HA	1:J:104:THR:CB	2.04	0.87
1:F:56:THR:H	1:F:67:LYS:H	1.21	0.86
1:H:53:GLU:CG	1:I:11:TYR:HD2	1.84	0.86
1:C:91:HIS:HB3	1:C:104:THR:HG21	1.53	0.86
1:E:98:LYS:H	1:E:98:LYS:HD3	1.37	0.86
1:H:2:GLU:HG2	1:H:3:VAL:H	1.38	0.86
1:H:50:GLY:HA2	1:H:77:LEU:HD13	1.58	0.86
1:J:50:GLY:HA2	1:J:77:LEU:HD13	1.58	0.86
1:K:50:GLY:HA2	1:K:77:LEU:HD13	1.58	0.86
1:M:50:GLY:HA2	1:M:77:LEU:HD13	1.58	0.86

Continued on next page...

Continued from previous page...

Atom-1	Atom-2	Interatomic distance (Å)	Clash overlap (Å)
1:E:2:GLU:HG2	1:E:3:VAL:H	1.38	0.86
1:H:5:ARG:H	1:H:36:ILE:HB	1.36	0.86
1:L:50:GLY:HA2	1:L:77:LEU:HD13	1.58	0.86
1:M:63:HIS:CA	1:M:82:ASP:HB2	2.04	0.86
1:M:53:GLU:CG	1:N:11:TYR:HD2	1.84	0.86
1:N:50:GLY:HA2	1:N:77:LEU:HD13	1.58	0.86
1:G:50:GLY:HA2	1:G:77:LEU:HD13	1.58	0.86
1:B:98:LYS:HD3	1:B:98:LYS:H	1.36	0.86
1:A:50:GLY:HA2	1:A:77:LEU:HD13	1.57	0.86
1:C:2:GLU:HG2	1:C:3:VAL:H	1.38	0.86
1:I:63:HIS:CA	1:I:82:ASP:HB2	2.04	0.86
1:K:2:GLU:HG2	1:K:3:VAL:H	1.38	0.86
1:K:91:HIS:HA	1:K:104:THR:CB	2.04	0.86
1:F:50:GLY:HA2	1:F:77:LEU:HD13	1.58	0.86
1:I:56:THR:H	1:I:67:LYS:H	1.21	0.86
1:C:53:GLU:CG	1:D:11:TYR:HD2	1.84	0.86
1:D:91:HIS:HA	1:D:104:THR:CB	2.04	0.86
1:N:2:GLU:HG2	1:N:3:VAL:H	1.38	0.86
1:E:56:THR:H	1:E:67:LYS:H	1.21	0.86
1:B:50:GLY:HA2	1:B:77:LEU:HD13	1.58	0.85
1:E:50:GLY:HA2	1:E:77:LEU:HD13	1.58	0.85
1:E:63:HIS:CA	1:E:82:ASP:HB2	2.04	0.85
1:D:50:GLY:HA2	1:D:77:LEU:HD13	1.57	0.85
1:J:56:THR:H	1:J:67:LYS:H	1.21	0.85
1:C:50:GLY:HA2	1:C:77:LEU:HD13	1.58	0.85
1:D:2:GLU:HG2	1:D:3:VAL:H	1.38	0.85
1:F:63:HIS:CA	1:F:82:ASP:HB2	2.04	0.85
1:H:67:LYS:HE3	1:H:78:VAL:HG13	1.59	0.85
1:I:67:LYS:HE3	1:I:78:VAL:HG13	1.59	0.85
1:J:24:VAL:CG1	1:J:26:ILE:HD12	2.07	0.85
1:L:67:LYS:HE3	1:L:78:VAL:HG13	1.59	0.85
1:C:29:VAL:CG1	1:C:77:LEU:HD21	2.07	0.85
1:L:29:VAL:CG1	1:L:77:LEU:HD21	2.07	0.85
1:M:67:LYS:HE3	1:M:78:VAL:HG13	1.59	0.85
1:N:66:VAL:HG13	1:N:79:ILE:O	1.77	0.85
1:D:56:THR:H	1:D:67:LYS:H	1.21	0.85
1:G:29:VAL:CG1	1:G:77:LEU:HD21	2.07	0.85
1:I:29:VAL:CG1	1:I:77:LEU:HD21	2.07	0.85
1:K:24:VAL:CG1	1:K:26:ILE:HD12	2.07	0.85
1:L:66:VAL:HG13	1:L:79:ILE:O	1.77	0.85
1:B:56:THR:H	1:B:67:LYS:H	1.21	0.84

Continued on next page...

Continued from previous page...

Atom-1	Atom-2	Interatomic distance (Å)	Clash overlap (Å)
1:D:29:VAL:CG1	1:D:77:LEU:HD21	2.07	0.84
1:D:63:HIS:CA	1:D:82:ASP:HB2	2.04	0.84
1:N:29:VAL:CG1	1:N:77:LEU:HD21	2.07	0.84
1:A:63:HIS:CA	1:A:82:ASP:HB2	2.04	0.84
1:H:75:THR:HG22	1:H:92:PHE:CZ	2.13	0.84
1:I:24:VAL:CG1	1:I:26:ILE:HD12	2.07	0.84
1:N:56:THR:H	1:N:67:LYS:H	1.21	0.84
1:H:45:ILE:HG21	1:I:14:LYS:CE	2.08	0.84
1:L:63:HIS:CA	1:L:82:ASP:HB2	2.04	0.84
1:M:56:THR:H	1:M:67:LYS:H	1.21	0.84
1:B:24:VAL:CG1	1:B:26:ILE:HD12	2.07	0.84
1:C:24:VAL:CG1	1:C:26:ILE:HD12	2.07	0.84
1:D:45:ILE:HG21	1:E:14:LYS:CE	2.08	0.84
1:A:24:VAL:CG1	1:A:26:ILE:HD12	2.07	0.84
1:D:24:VAL:CG1	1:D:26:ILE:HD12	2.07	0.84
1:F:75:THR:HG22	1:F:92:PHE:CZ	2.13	0.84
1:G:45:ILE:HG21	1:H:14:LYS:CE	2.08	0.84
1:B:29:VAL:CG1	1:B:77:LEU:HD21	2.07	0.84
1:C:63:HIS:CA	1:C:82:ASP:HB2	2.04	0.84
1:D:75:THR:HG22	1:D:92:PHE:CZ	2.12	0.84
1:E:29:VAL:CG1	1:E:77:LEU:HD21	2.07	0.84
1:H:24:VAL:CG1	1:H:26:ILE:HD12	2.07	0.84
1:J:29:VAL:CG1	1:J:77:LEU:HD21	2.07	0.84
1:A:29:VAL:CG1	1:A:77:LEU:HD21	2.07	0.84
1:E:75:THR:HG22	1:E:92:PHE:CZ	2.13	0.84
1:F:45:ILE:HG21	1:G:14:LYS:CE	2.08	0.84
1:G:24:VAL:CG1	1:G:26:ILE:HD12	2.07	0.84
1:G:75:THR:HG22	1:G:92:PHE:CZ	2.13	0.84
1:G:67:LYS:HE3	1:G:78:VAL:HG13	1.59	0.84
1:I:75:THR:HG22	1:I:92:PHE:CZ	2.13	0.84
1:K:29:VAL:CG1	1:K:77:LEU:HD21	2.07	0.84
1:K:56:THR:H	1:K:67:LYS:H	1.21	0.84
1:A:66:VAL:HG13	1:A:79:ILE:O	1.77	0.84
1:F:29:VAL:CG1	1:F:77:LEU:HD21	2.07	0.84
1:H:63:HIS:CA	1:H:82:ASP:HB2	2.04	0.84
1:K:67:LYS:HE3	1:K:78:VAL:HG13	1.59	0.84
1:L:24:VAL:CG1	1:L:26:ILE:HD12	2.07	0.84
1:M:66:VAL:HG13	1:M:79:ILE:O	1.77	0.84
1:N:24:VAL:CG1	1:N:26:ILE:HD12	2.07	0.84
1:N:67:LYS:HE3	1:N:78:VAL:HG13	1.59	0.84
1:C:45:ILE:HG21	1:D:14:LYS:CE	2.08	0.84

Continued on next page...

Continued from previous page...

Atom-1	Atom-2	Interatomic distance (Å)	Clash overlap (Å)
1:E:24:VAL:CG1	1:E:26:ILE:HD12	2.07	0.84
1:E:66:VAL:HG13	1:E:79:ILE:O	1.77	0.84
1:F:66:VAL:HG13	1:F:79:ILE:O	1.77	0.84
1:H:66:VAL:HG13	1:H:79:ILE:O	1.77	0.84
1:L:53:GLU:CG	1:M:11:TYR:HD2	1.84	0.84
1:M:45:ILE:HG21	1:N:14:LYS:HE3	1.60	0.84
1:E:45:ILE:HG21	1:F:14:LYS:CE	2.08	0.84
1:F:24:VAL:CG1	1:F:26:ILE:HD12	2.07	0.84
1:J:67:LYS:HE3	1:J:78:VAL:HG13	1.59	0.84
1:K:66:VAL:HG13	1:K:79:ILE:O	1.77	0.84
1:K:45:ILE:HG21	1:L:14:LYS:HE3	1.60	0.84
1:L:34:THR:HG23	1:L:47:HIS:HB3	1.60	0.84
1:C:56:THR:H	1:C:67:LYS:H	1.21	0.83
1:D:34:THR:HG23	1:D:47:HIS:HB3	1.60	0.83
1:M:24:VAL:CG1	1:M:26:ILE:HD12	2.07	0.83
1:C:34:THR:HG23	1:C:47:HIS:HB3	1.61	0.83
1:I:45:ILE:HG21	1:J:14:LYS:CE	2.08	0.83
1:K:34:THR:HG23	1:K:47:HIS:HB3	1.60	0.83
1:L:75:THR:HG22	1:L:92:PHE:CZ	2.12	0.83
1:M:34:THR:HG23	1:M:47:HIS:HB3	1.60	0.83
1:N:75:THR:HG22	1:N:92:PHE:CZ	2.13	0.83
1:C:75:THR:HG22	1:C:92:PHE:CZ	2.13	0.83
1:D:66:VAL:HG13	1:D:79:ILE:O	1.77	0.83
1:E:34:THR:HG23	1:E:47:HIS:HB3	1.60	0.83
1:H:29:VAL:CG1	1:H:77:LEU:HD21	2.07	0.83
1:I:66:VAL:HG13	1:I:79:ILE:O	1.77	0.83
1:K:75:THR:HG22	1:K:92:PHE:CZ	2.12	0.83
1:M:29:VAL:CG1	1:M:77:LEU:HD21	2.07	0.83
1:B:34:THR:HG23	1:B:47:HIS:HB3	1.60	0.83
1:C:66:VAL:HG13	1:C:79:ILE:O	1.77	0.83
1:G:66:VAL:HG13	1:G:79:ILE:O	1.77	0.83
1:K:45:ILE:HG21	1:L:14:LYS:CE	2.08	0.83
1:L:45:ILE:HG21	1:M:14:LYS:CE	2.08	0.83
1:A:14:LYS:HE3	1:N:45:ILE:HG21	1.60	0.83
1:A:45:ILE:HG21	1:B:14:LYS:HE3	1.60	0.83
1:M:45:ILE:HG21	1:N:14:LYS:CE	2.08	0.83
1:A:26:ILE:HD11	1:A:37:VAL:HB	1.61	0.83
1:J:66:VAL:HG13	1:J:79:ILE:O	1.77	0.83
1:J:45:ILE:HG21	1:K:14:LYS:CE	2.08	0.83
1:K:63:HIS:CA	1:K:82:ASP:HB2	2.04	0.83
1:L:56:THR:H	1:L:67:LYS:H	1.21	0.83

Continued on next page...

Continued from previous page...

Atom-1	Atom-2	Interatomic distance (Å)	Clash overlap (Å)
1:M:75:THR:HG22	1:M:92:PHE:CZ	2.13	0.83
1:N:34:THR:HG23	1:N:47:HIS:HB3	1.61	0.83
1:B:66:VAL:HG13	1:B:79:ILE:O	1.77	0.83
1:B:75:THR:HG22	1:B:92:PHE:CZ	2.12	0.83
1:E:50:GLY:CA	1:E:77:LEU:HD13	2.09	0.83
1:J:34:THR:HG23	1:J:47:HIS:HB3	1.61	0.83
1:L:45:ILE:HG21	1:M:14:LYS:HE3	1.60	0.83
1:B:53:GLU:CG	1:C:11:TYR:HD2	1.84	0.83
1:C:26:ILE:HD11	1:C:37:VAL:HB	1.61	0.83
1:D:50:GLY:CA	1:D:77:LEU:HD13	2.09	0.83
1:B:45:ILE:HG21	1:C:14:LYS:CE	2.08	0.83
1:C:50:GLY:CA	1:C:77:LEU:HD13	2.09	0.83
1:F:34:THR:HG23	1:F:47:HIS:HB3	1.60	0.83
1:F:50:GLY:CA	1:F:77:LEU:HD13	2.09	0.83
1:I:45:ILE:HG21	1:J:14:LYS:HE3	1.60	0.83
1:J:75:THR:HG22	1:J:92:PHE:CZ	2.12	0.83
1:J:92:PHE:O	1:J:93:ILE:HG13	1.79	0.83
1:L:26:ILE:HD11	1:L:37:VAL:HB	1.61	0.83
1:N:26:ILE:HD11	1:N:37:VAL:HB	1.61	0.83
1:A:34:THR:HG23	1:A:47:HIS:HB3	1.60	0.83
1:F:67:LYS:HE3	1:F:78:VAL:HG13	1.59	0.83
1:J:45:ILE:HG21	1:K:14:LYS:HE3	1.60	0.83
1:A:14:LYS:CE	1:N:45:ILE:HG21	2.08	0.83
1:A:67:LYS:HE3	1:A:78:VAL:HG13	1.59	0.82
1:B:49:PHE:HB2	1:B:55:ARG:NH2	1.94	0.82
1:B:63:HIS:CA	1:B:82:ASP:HB2	2.04	0.82
1:G:18:TYR:HB3	1:G:19:ASN:O	1.79	0.82
1:K:92:PHE:O	1:K:93:ILE:HG13	1.79	0.82
1:B:26:ILE:HD11	1:B:37:VAL:HB	1.61	0.82
1:C:49:PHE:HB2	1:C:55:ARG:NH2	1.94	0.82
1:D:49:PHE:HB2	1:D:55:ARG:NH2	1.94	0.82
1:F:18:TYR:HB3	1:F:19:ASN:O	1.79	0.82
1:H:18:TYR:HB3	1:H:19:ASN:O	1.79	0.82
1:I:34:THR:HG23	1:I:47:HIS:HB3	1.61	0.82
1:A:50:GLY:CA	1:A:77:LEU:HD13	2.09	0.82
1:A:49:PHE:HB2	1:A:55:ARG:NH2	1.94	0.82
1:A:75:THR:HG22	1:A:92:PHE:CZ	2.13	0.82
1:D:26:ILE:HD11	1:D:37:VAL:HB	1.61	0.82
1:E:18:TYR:HB3	1:E:19:ASN:O	1.79	0.82
1:I:18:TYR:HB3	1:I:19:ASN:O	1.79	0.82
1:K:18:TYR:HB3	1:K:19:ASN:O	1.80	0.82

Continued on next page...

Continued from previous page...

Atom-1	Atom-2	Interatomic distance (Å)	Clash overlap (Å)
1:M:26:ILE:HD11	1:M:37:VAL:HB	1.61	0.82
1:C:13:ILE:HD12	1:C:14:LYS:HG3	1.62	0.82
1:D:13:ILE:HD12	1:D:14:LYS:HG3	1.62	0.82
1:G:34:THR:HG23	1:G:47:HIS:HB3	1.60	0.82
1:L:18:TYR:HB3	1:L:19:ASN:O	1.79	0.82
1:N:49:PHE:HB2	1:N:55:ARG:NH2	1.94	0.82
1:N:50:GLY:CA	1:N:77:LEU:HD13	2.09	0.82
1:A:45:ILE:HG21	1:B:14:LYS:CE	2.08	0.82
1:E:49:PHE:HB2	1:E:55:ARG:NH2	1.94	0.82
1:J:18:TYR:HB3	1:J:19:ASN:O	1.79	0.82
1:M:18:TYR:HB3	1:M:19:ASN:O	1.79	0.82
1:M:49:PHE:HB2	1:M:55:ARG:NH2	1.94	0.82
1:C:92:PHE:O	1:C:93:ILE:HG13	1.79	0.82
1:D:1:LEU:CD1	1:D:13:ILE:HD11	2.10	0.82
1:D:18:TYR:HB3	1:D:19:ASN:O	1.79	0.82
1:F:53:GLU:CG	1:G:11:TYR:HD2	1.84	0.82
1:G:50:GLY:CA	1:G:77:LEU:HD13	2.09	0.82
1:L:49:PHE:HB2	1:L:55:ARG:NH2	1.94	0.82
1:B:13:ILE:HD12	1:B:14:LYS:HG3	1.62	0.82
1:B:1:LEU:CD1	1:B:13:ILE:HD11	2.10	0.82
1:B:92:PHE:O	1:B:93:ILE:HG13	1.79	0.82
1:C:1:LEU:CD1	1:C:13:ILE:HD11	2.10	0.82
1:E:1:LEU:CD1	1:E:13:ILE:HD11	2.10	0.82
1:E:13:ILE:HD12	1:E:14:LYS:HG3	1.62	0.82
1:H:34:THR:HG23	1:H:47:HIS:HB3	1.61	0.82
1:I:50:GLY:CA	1:I:77:LEU:HD13	2.09	0.82
1:J:50:GLY:CA	1:J:77:LEU:HD13	2.09	0.82
1:N:18:TYR:HB3	1:N:19:ASN:O	1.79	0.82
1:A:1:LEU:CD1	1:A:13:ILE:HD11	2.10	0.82
1:A:18:TYR:HB3	1:A:19:ASN:O	1.79	0.82
1:A:92:PHE:O	1:A:93:ILE:HG13	1.79	0.82
1:F:49:PHE:HB2	1:F:55:ARG:NH2	1.94	0.82
1:H:50:GLY:CA	1:H:77:LEU:HD13	2.09	0.82
1:K:49:PHE:HB2	1:K:55:ARG:NH2	1.94	0.82
1:N:1:LEU:CD1	1:N:13:ILE:HD11	2.10	0.82
1:N:92:PHE:O	1:N:93:ILE:HG13	1.79	0.82
1:A:56:THR:H	1:A:67:LYS:H	1.21	0.82
1:C:18:TYR:HB3	1:C:19:ASN:O	1.79	0.82
1:C:45:ILE:HG21	1:D:14:LYS:HE3	1.60	0.82
1:D:92:PHE:O	1:D:93:ILE:HG13	1.79	0.82
1:F:1:LEU:CD1	1:F:13:ILE:HD11	2.10	0.82

Continued on next page...

Continued from previous page...

Atom-1	Atom-2	Interatomic distance (Å)	Clash overlap (Å)
1:I:32:VAL:HG22	1:I:48:ALA:HB3	1.61	0.82
1:I:92:PHE:O	1:I:93:ILE:HG13	1.79	0.82
1:K:26:ILE:HD11	1:K:37:VAL:HB	1.61	0.82
1:M:13:ILE:HD12	1:M:14:LYS:HG3	1.62	0.82
1:A:13:ILE:HD12	1:A:14:LYS:HG3	1.62	0.82
1:B:18:TYR:HB3	1:B:19:ASN:O	1.79	0.82
1:E:45:ILE:HG21	1:F:14:LYS:HE3	1.60	0.82
1:F:55:ARG:CD	1:G:12:ARG:NH1	2.43	0.82
1:G:55:ARG:CD	1:H:12:ARG:NH1	2.43	0.82
1:J:26:ILE:HD11	1:J:37:VAL:HB	1.61	0.82
1:J:32:VAL:HG22	1:J:48:ALA:HB3	1.62	0.82
1:B:50:GLY:CA	1:B:77:LEU:HD13	2.09	0.81
1:C:67:LYS:HE3	1:C:78:VAL:HG13	1.59	0.81
1:D:75:THR:HG22	1:D:92:PHE:HZ	1.45	0.81
1:E:26:ILE:HD11	1:E:37:VAL:HB	1.61	0.81
1:F:13:ILE:HD12	1:F:14:LYS:HG3	1.62	0.81
1:H:32:VAL:HG22	1:H:48:ALA:HB3	1.62	0.81
1:J:49:PHE:HB2	1:J:55:ARG:NH2	1.94	0.81
1:K:32:VAL:HG22	1:K:48:ALA:HB3	1.62	0.81
1:L:13:ILE:HD12	1:L:14:LYS:HG3	1.62	0.81
1:L:92:PHE:O	1:L:93:ILE:HG13	1.79	0.81
1:M:50:GLY:CA	1:M:77:LEU:HD13	2.09	0.81
1:B:45:ILE:HG21	1:C:14:LYS:HE3	1.60	0.81
1:D:67:LYS:HE3	1:D:78:VAL:HG13	1.59	0.81
1:E:55:ARG:CD	1:F:12:ARG:NH1	2.43	0.81
1:E:67:LYS:HE3	1:E:78:VAL:HG13	1.59	0.81
1:B:67:LYS:HE3	1:B:78:VAL:HG13	1.59	0.81
1:E:92:PHE:O	1:E:93:ILE:HG13	1.79	0.81
1:F:26:ILE:HD11	1:F:37:VAL:HB	1.61	0.81
1:G:1:LEU:CD1	1:G:13:ILE:HD11	2.10	0.81
1:G:49:PHE:HB2	1:G:55:ARG:NH2	1.94	0.81
1:I:49:PHE:HB2	1:I:55:ARG:NH2	1.94	0.81
1:K:50:GLY:CA	1:K:77:LEU:HD13	2.09	0.81
1:L:50:GLY:CA	1:L:77:LEU:HD13	2.09	0.81
1:N:13:ILE:HD12	1:N:14:LYS:HG3	1.62	0.81
1:G:63:HIS:CA	1:G:82:ASP:HB2	2.04	0.81
1:G:45:ILE:HG21	1:H:14:LYS:HE3	1.60	0.81
1:H:49:PHE:HB2	1:H:55:ARG:NH2	1.94	0.81
1:H:55:ARG:CD	1:I:12:ARG:NH1	2.43	0.81
1:I:55:ARG:CD	1:J:12:ARG:NH1	2.43	0.81
1:K:13:ILE:HD12	1:K:14:LYS:HG3	1.62	0.81

Continued on next page...

Continued from previous page...

Atom-1	Atom-2	Interatomic distance (Å)	Clash overlap (Å)
1:L:32:VAL:HG22	1:L:48:ALA:HB3	1.62	0.81
1:M:75:THR:HG22	1:M:92:PHE:HZ	1.45	0.81
1:C:66:VAL:HG23	1:C:68:PRO:HD3	1.63	0.81
1:F:75:THR:HG22	1:F:92:PHE:HZ	1.45	0.81
1:K:53:GLU:CG	1:L:11:TYR:HD2	1.84	0.81
1:A:12:ARG:NH1	1:N:55:ARG:CD	2.43	0.81
1:A:66:VAL:HG23	1:A:68:PRO:HD3	1.63	0.81
1:G:32:VAL:HG22	1:G:48:ALA:HB3	1.62	0.81
1:G:92:PHE:O	1:G:93:ILE:HG13	1.79	0.81
1:A:55:ARG:CD	1:B:12:ARG:NH1	2.43	0.81
1:D:66:VAL:HG23	1:D:68:PRO:HD3	1.63	0.81
1:E:66:VAL:HG23	1:E:68:PRO:HD3	1.63	0.81
1:M:32:VAL:HG22	1:M:48:ALA:HB3	1.61	0.81
1:N:24:VAL:CG1	1:N:107:LYS:HD3	2.11	0.81
1:B:66:VAL:HG23	1:B:68:PRO:HD3	1.63	0.81
1:D:24:VAL:CG1	1:D:107:LYS:HD3	2.11	0.81
1:D:45:ILE:HG21	1:E:14:LYS:HE3	1.60	0.81
1:G:13:ILE:HD12	1:G:14:LYS:HG3	1.62	0.81
1:H:26:ILE:HD11	1:H:37:VAL:HB	1.61	0.81
1:K:75:THR:HG22	1:K:92:PHE:HZ	1.45	0.81
1:M:66:VAL:HG23	1:M:68:PRO:HD3	1.63	0.81
1:N:66:VAL:HG23	1:N:68:PRO:HD3	1.63	0.81
1:C:24:VAL:CG1	1:C:107:LYS:HD3	2.11	0.81
1:D:55:ARG:CD	1:E:12:ARG:NH1	2.43	0.81
1:F:45:ILE:HG21	1:G:14:LYS:HE3	1.60	0.81
1:G:66:VAL:HG23	1:G:68:PRO:HD3	1.63	0.81
1:H:45:ILE:HG21	1:I:14:LYS:HE3	1.60	0.81
1:H:75:THR:HG22	1:H:92:PHE:HZ	1.45	0.81
1:J:13:ILE:HD12	1:J:14:LYS:HG3	1.62	0.81
1:J:75:THR:HG22	1:J:92:PHE:HZ	1.45	0.81
1:L:55:ARG:CD	1:M:12:ARG:NH1	2.43	0.81
1:G:26:ILE:HD11	1:G:37:VAL:HB	1.61	0.81
1:I:26:ILE:HD11	1:I:37:VAL:HB	1.61	0.81
1:M:92:PHE:O	1:M:93:ILE:HG13	1.79	0.81
1:A:24:VAL:CG1	1:A:107:LYS:HD3	2.11	0.80
1:B:75:THR:HG22	1:B:92:PHE:HZ	1.45	0.80
1:F:66:VAL:HG23	1:F:68:PRO:HD3	1.63	0.80
1:F:92:PHE:O	1:F:93:ILE:HG13	1.79	0.80
1:I:13:ILE:HD12	1:I:14:LYS:HG3	1.62	0.80
1:M:24:VAL:CG1	1:M:107:LYS:HD3	2.11	0.80
1:F:32:VAL:HG22	1:F:48:ALA:HB3	1.62	0.80

Continued on next page...

Continued from previous page...

Atom-1	Atom-2	Interatomic distance (Å)	Clash overlap (Å)
1:H:24:VAL:CG1	1:H:107:LYS:HD3	2.11	0.80
1:L:66:VAL:HG23	1:L:68:PRO:HD3	1.63	0.80
1:N:32:VAL:HG22	1:N:48:ALA:HB3	1.62	0.80
1:C:55:ARG:CD	1:D:12:ARG:NH1	2.43	0.80
1:G:24:VAL:CG1	1:G:107:LYS:HD3	2.11	0.80
1:H:13:ILE:HD12	1:H:14:LYS:HG3	1.62	0.80
1:H:92:PHE:O	1:H:93:ILE:HG13	1.79	0.80
1:M:55:ARG:CD	1:N:12:ARG:NH1	2.43	0.80
1:A:75:THR:HG22	1:A:92:PHE:HZ	1.45	0.80
1:J:55:ARG:CD	1:K:12:ARG:NH1	2.43	0.80
1:D:32:VAL:HG22	1:D:48:ALA:HB3	1.61	0.80
1:I:24:VAL:CG1	1:I:107:LYS:HD3	2.11	0.80
1:I:75:THR:HG22	1:I:92:PHE:HZ	1.45	0.80
1:J:63:HIS:CA	1:J:82:ASP:HB2	2.04	0.80
1:C:32:VAL:HG22	1:C:48:ALA:HB3	1.62	0.80
1:E:24:VAL:CG1	1:E:107:LYS:HD3	2.11	0.80
1:K:55:ARG:CD	1:L:12:ARG:NH1	2.43	0.80
1:L:75:THR:HG22	1:L:92:PHE:HZ	1.45	0.80
1:B:24:VAL:CG1	1:B:107:LYS:HD3	2.11	0.80
1:N:63:HIS:CA	1:N:82:ASP:HB2	2.04	0.80
1:B:32:VAL:HG22	1:B:48:ALA:HB3	1.61	0.80
1:B:55:ARG:CD	1:C:12:ARG:NH1	2.43	0.80
1:E:32:VAL:HG22	1:E:48:ALA:HB3	1.61	0.80
1:G:75:THR:HG22	1:G:92:PHE:HZ	1.45	0.80
1:H:66:VAL:HG23	1:H:68:PRO:HD3	1.63	0.80
1:I:66:VAL:HG23	1:I:68:PRO:HD3	1.63	0.80
1:J:66:VAL:HG23	1:J:68:PRO:HD3	1.63	0.80
1:A:32:VAL:HG22	1:A:48:ALA:HB3	1.62	0.80
1:F:24:VAL:CG1	1:F:107:LYS:HD3	2.11	0.80
1:I:86:TYR:CB	1:I:109:PHE:HB3	2.12	0.80
1:J:1:LEU:CD1	1:J:13:ILE:HD11	2.10	0.80
1:E:53:GLU:CG	1:F:11:TYR:HD2	1.84	0.80
1:J:86:TYR:CB	1:J:109:PHE:HB3	2.12	0.80
1:J:24:VAL:CG1	1:J:107:LYS:HD3	2.11	0.80
1:K:1:LEU:CD1	1:K:13:ILE:HD11	2.10	0.80
1:K:66:VAL:HG23	1:K:68:PRO:HD3	1.63	0.80
1:B:86:TYR:CB	1:B:109:PHE:HB3	2.12	0.79
1:E:75:THR:HG22	1:E:92:PHE:HZ	1.45	0.79
1:K:86:TYR:CB	1:K:109:PHE:HB3	2.12	0.79
1:L:24:VAL:CG1	1:L:107:LYS:HD3	2.11	0.79
1:A:86:TYR:CB	1:A:109:PHE:HB3	2.12	0.79

Continued on next page...

Continued from previous page...

Atom-1	Atom-2	Interatomic distance (Å)	Clash overlap (Å)
1:K:24:VAL:CG1	1:K:107:LYS:HD3	2.11	0.79
1:J:53:GLU:CG	1:K:11:TYR:HD2	1.84	0.79
1:L:86:TYR:CB	1:L:109:PHE:HB3	2.12	0.79
1:I:1:LEU:CD1	1:I:13:ILE:HD11	2.10	0.79
1:C:86:TYR:CB	1:C:109:PHE:HB3	2.12	0.79
1:L:1:LEU:CD1	1:L:13:ILE:HD11	2.10	0.79
1:M:86:TYR:CB	1:M:109:PHE:HB3	2.12	0.78
1:B:29:VAL:HG12	1:B:77:LEU:HD21	1.65	0.78
1:F:90:LEU:HB2	1:F:105:VAL:HG23	1.65	0.78
1:H:90:LEU:HB2	1:H:105:VAL:HG23	1.65	0.78
1:A:29:VAL:HG12	1:A:77:LEU:HD21	1.65	0.78
1:C:75:THR:HG22	1:C:92:PHE:HZ	1.45	0.78
1:G:90:LEU:HB2	1:G:105:VAL:HG23	1.65	0.78
1:C:29:VAL:HG12	1:C:77:LEU:HD21	1.65	0.78
1:N:86:TYR:CB	1:N:109:PHE:HB3	2.12	0.78
1:H:1:LEU:CD1	1:H:13:ILE:HD11	2.10	0.78
1:E:90:LEU:HB2	1:E:105:VAL:HG23	1.65	0.78
1:I:90:LEU:HB2	1:I:105:VAL:HG23	1.65	0.78
1:I:13:ILE:HB	1:I:14:LYS:HG3	1.66	0.78
1:E:29:VAL:HG12	1:E:77:LEU:HD21	1.65	0.78
1:H:13:ILE:HB	1:H:14:LYS:HG3	1.66	0.78
1:M:90:LEU:HB2	1:M:105:VAL:HG23	1.65	0.78
1:C:13:ILE:HB	1:C:14:LYS:HG3	1.66	0.78
1:H:59:HIS:HA	1:H:64:PHE:CD2	2.19	0.78
1:J:59:HIS:HA	1:J:64:PHE:CD2	2.19	0.78
1:N:75:THR:HG22	1:N:92:PHE:HZ	1.45	0.78
1:N:29:VAL:HG12	1:N:77:LEU:HD21	1.65	0.78
1:A:90:LEU:HB2	1:A:105:VAL:HG23	1.65	0.77
1:B:13:ILE:HB	1:B:14:LYS:HG3	1.66	0.77
1:G:25:LYS:HD2	1:G:25:LYS:N	2.00	0.77
1:H:55:ARG:HD3	1:I:12:ARG:HH11	1.49	0.77
1:J:80:VAL:CG1	1:J:88:ILE:HG22	2.14	0.77
1:M:29:VAL:HG12	1:M:77:LEU:HD21	1.65	0.77
1:D:90:LEU:HB2	1:D:105:VAL:HG23	1.65	0.77
1:D:25:LYS:N	1:D:25:LYS:HD2	2.00	0.77
1:D:55:ARG:HD3	1:E:12:ARG:HH11	1.49	0.77
1:J:90:LEU:HB2	1:J:105:VAL:HG23	1.65	0.77
1:B:90:LEU:HB2	1:B:105:VAL:HG23	1.65	0.77
1:F:86:TYR:CB	1:F:109:PHE:HB3	2.12	0.77
1:F:59:HIS:HA	1:F:64:PHE:CD2	2.19	0.77
1:G:86:TYR:CB	1:G:109:PHE:HB3	2.12	0.77

Continued on next page...

Continued from previous page...

Atom-1	Atom-2	Interatomic distance (Å)	Clash overlap (Å)
1:J:13:ILE:HB	1:J:14:LYS:HG3	1.66	0.77
1:D:13:ILE:HB	1:D:14:LYS:HG3	1.66	0.77
1:D:29:VAL:HG12	1:D:77:LEU:HD21	1.65	0.77
1:D:86:TYR:CB	1:D:109:PHE:HB3	2.12	0.77
1:E:86:TYR:CB	1:E:109:PHE:HB3	2.12	0.77
1:E:55:ARG:HD3	1:F:12:ARG:HH11	1.49	0.77
1:G:13:ILE:HB	1:G:14:LYS:HG3	1.66	0.77
1:G:55:ARG:HD3	1:H:12:ARG:HH11	1.49	0.77
1:H:86:TYR:CB	1:H:109:PHE:HB3	2.12	0.77
1:A:59:HIS:HA	1:A:64:PHE:CD2	2.19	0.77
1:F:45:ILE:HG21	1:G:14:LYS:HD3	1.65	0.77
1:G:45:ILE:HG21	1:H:14:LYS:HD3	1.65	0.77
1:I:56:THR:HG22	1:I:57:PHE:H	1.50	0.77
1:K:80:VAL:CG1	1:K:88:ILE:HG22	2.14	0.77
1:M:59:HIS:HA	1:M:64:PHE:CD2	2.19	0.77
1:H:29:VAL:HG12	1:H:77:LEU:HD21	1.65	0.77
1:I:29:VAL:HG12	1:I:77:LEU:HD21	1.65	0.77
1:M:1:LEU:CD1	1:M:13:ILE:HD11	2.10	0.77
1:M:45:ILE:CG2	1:N:14:LYS:HE3	2.15	0.77
1:A:13:ILE:HB	1:A:14:LYS:HG3	1.66	0.77
1:D:56:THR:HG22	1:D:57:PHE:H	1.50	0.77
1:H:25:LYS:N	1:H:25:LYS:HD2	2.00	0.77
1:K:59:HIS:HA	1:K:64:PHE:CD2	2.19	0.77
1:F:29:VAL:HG12	1:F:77:LEU:HD21	1.65	0.77
1:H:45:ILE:HG21	1:I:14:LYS:HD3	1.65	0.77
1:I:25:LYS:N	1:I:25:LYS:HD2	2.00	0.77
1:I:59:HIS:HA	1:I:64:PHE:CD2	2.19	0.77
1:J:18:TYR:CD2	1:J:23:VAL:HG22	2.20	0.77
1:L:45:ILE:HG21	1:M:14:LYS:HD3	1.65	0.77
1:L:45:ILE:CG2	1:M:14:LYS:HE3	2.15	0.77
1:A:14:LYS:HE3	1:N:45:ILE:CG2	2.15	0.77
1:B:45:ILE:HG21	1:C:14:LYS:HD3	1.65	0.77
1:F:25:LYS:HD2	1:F:25:LYS:N	2.00	0.77
1:K:13:ILE:HB	1:K:14:LYS:HG3	1.66	0.77
1:L:29:VAL:HG12	1:L:77:LEU:HD21	1.65	0.77
1:M:45:ILE:HG21	1:N:14:LYS:HD3	1.65	0.77
1:B:18:TYR:CD2	1:B:23:VAL:HG22	2.20	0.77
1:D:18:TYR:CD2	1:D:23:VAL:HG22	2.20	0.77
1:E:45:ILE:HG21	1:F:14:LYS:HD3	1.65	0.77
1:G:18:TYR:CD2	1:G:23:VAL:HG22	2.20	0.77
1:G:29:VAL:HG12	1:G:77:LEU:HD21	1.65	0.77

Continued on next page...

Continued from previous page...

Atom-1	Atom-2	Interatomic distance (Å)	Clash overlap (Å)
1:H:56:THR:HG22	1:H:57:PHE:H	1.50	0.77
1:K:45:ILE:HG21	1:L:14:LYS:HD3	1.65	0.77
1:L:80:VAL:CG1	1:L:88:ILE:HG22	2.14	0.77
1:N:56:THR:HG22	1:N:57:PHE:H	1.50	0.77
1:C:45:ILE:HG21	1:D:14:LYS:HD3	1.65	0.76
1:D:59:HIS:HA	1:D:64:PHE:CD2	2.19	0.76
1:E:18:TYR:CD2	1:E:23:VAL:HG22	2.20	0.76
1:J:25:LYS:N	1:J:25:LYS:HD2	2.00	0.76
1:J:29:VAL:HG12	1:J:77:LEU:HD21	1.65	0.76
1:K:90:LEU:HB2	1:K:105:VAL:HG23	1.65	0.76
1:C:90:LEU:HB2	1:C:105:VAL:HG23	1.65	0.76
1:H:18:TYR:CD2	1:H:23:VAL:HG22	2.20	0.76
1:J:45:ILE:HG21	1:K:14:LYS:HD3	1.65	0.76
1:N:90:LEU:HB2	1:N:105:VAL:HG23	1.65	0.76
1:A:45:ILE:HG21	1:B:14:LYS:HD3	1.65	0.76
1:C:56:THR:HG22	1:C:57:PHE:H	1.50	0.76
1:A:25:LYS:HD2	1:A:25:LYS:N	2.00	0.76
1:A:49:PHE:HB3	1:A:68:PRO:HG2	1.67	0.76
1:D:45:ILE:HG21	1:E:14:LYS:HD3	1.65	0.76
1:G:59:HIS:HA	1:G:64:PHE:CD2	2.19	0.76
1:I:55:ARG:HD3	1:J:12:ARG:HH11	1.49	0.76
1:I:45:ILE:HG21	1:J:14:LYS:HD3	1.65	0.76
1:K:25:LYS:HD2	1:K:25:LYS:N	2.00	0.76
1:K:45:ILE:CG2	1:L:14:LYS:HE3	2.15	0.76
1:L:90:LEU:HB2	1:L:105:VAL:HG23	1.65	0.76
1:N:13:ILE:HB	1:N:14:LYS:HG3	1.66	0.76
1:A:14:LYS:HD3	1:N:45:ILE:HG21	1.65	0.76
1:C:25:LYS:HD2	1:C:25:LYS:N	2.00	0.76
1:E:25:LYS:HD2	1:E:25:LYS:N	2.00	0.76
1:E:56:THR:HG22	1:E:57:PHE:H	1.50	0.76
1:K:56:THR:HG22	1:K:57:PHE:H	1.50	0.76
1:L:13:ILE:HB	1:L:14:LYS:HG3	1.66	0.76
1:B:25:LYS:N	1:B:25:LYS:HD2	2.00	0.76
1:E:13:ILE:HB	1:E:14:LYS:HG3	1.66	0.76
1:E:45:ILE:CG2	1:F:14:LYS:HE3	2.15	0.76
1:H:49:PHE:HB3	1:H:68:PRO:HG2	1.67	0.76
1:L:18:TYR:CD2	1:L:23:VAL:HG22	2.20	0.76
1:A:18:TYR:CD2	1:A:23:VAL:HG22	2.20	0.76
1:C:55:ARG:HD3	1:D:12:ARG:HH11	1.49	0.76
1:F:45:ILE:CG2	1:G:14:LYS:HE3	2.15	0.76
1:K:55:ARG:HD3	1:L:12:ARG:HH11	1.49	0.76

Continued on next page...

Continued from previous page...

Atom-1	Atom-2	Interatomic distance (Å)	Clash overlap (Å)
1:L:55:ARG:HD3	1:M:12:ARG:HH11	1.49	0.76
1:A:56:THR:HG22	1:A:57:PHE:H	1.50	0.76
1:D:45:ILE:CG2	1:E:14:LYS:HE3	2.15	0.76
1:F:56:THR:HG22	1:F:57:PHE:H	1.50	0.76
1:F:55:ARG:HD3	1:G:12:ARG:HH11	1.49	0.76
1:H:45:ILE:CG2	1:I:14:LYS:HE3	2.15	0.76
1:K:29:VAL:HG12	1:K:77:LEU:HD21	1.65	0.76
1:L:25:LYS:HD2	1:L:25:LYS:N	2.00	0.76
1:M:80:VAL:CG1	1:M:88:ILE:HG22	2.14	0.76
1:N:18:TYR:CD2	1:N:23:VAL:HG22	2.20	0.76
1:B:49:PHE:HB3	1:B:68:PRO:HG2	1.67	0.76
1:C:49:PHE:HB3	1:C:68:PRO:HG2	1.67	0.76
1:I:49:PHE:HB3	1:I:68:PRO:HG2	1.67	0.76
1:I:45:ILE:CG2	1:J:14:LYS:HE3	2.15	0.76
1:J:56:THR:HG22	1:J:57:PHE:H	1.50	0.76
1:L:56:THR:HG22	1:L:57:PHE:H	1.50	0.76
1:M:13:ILE:HB	1:M:14:LYS:HG3	1.66	0.76
1:M:25:LYS:HD2	1:M:25:LYS:N	2.00	0.76
1:N:25:LYS:HD2	1:N:25:LYS:N	2.00	0.76
1:A:45:ILE:CG2	1:B:14:LYS:HE3	2.15	0.76
1:C:45:ILE:CG2	1:D:14:LYS:HE3	2.15	0.76
1:F:49:PHE:HB3	1:F:68:PRO:HG2	1.67	0.76
1:G:45:ILE:CG2	1:H:14:LYS:HE3	2.15	0.76
1:I:18:TYR:CD2	1:I:23:VAL:HG22	2.20	0.76
1:M:49:PHE:HB3	1:M:68:PRO:HG2	1.67	0.76
1:A:55:ARG:HD3	1:B:12:ARG:HH11	1.49	0.75
1:F:13:ILE:HB	1:F:14:LYS:HG3	1.66	0.75
1:F:18:TYR:CD2	1:F:23:VAL:HG22	2.20	0.75
1:G:49:PHE:HB3	1:G:68:PRO:HG2	1.67	0.75
1:J:49:PHE:HB3	1:J:68:PRO:HG2	1.67	0.75
1:M:18:TYR:CD2	1:M:23:VAL:HG22	2.20	0.75
1:C:59:HIS:HA	1:C:64:PHE:CD2	2.19	0.75
1:M:55:ARG:HD3	1:N:12:ARG:HH11	1.49	0.75
1:B:45:ILE:CG2	1:C:14:LYS:HE3	2.15	0.75
1:B:59:HIS:HA	1:B:64:PHE:CD2	2.19	0.75
1:C:18:TYR:CD2	1:C:23:VAL:HG22	2.20	0.75
1:N:49:PHE:HB3	1:N:68:PRO:HG2	1.67	0.75
1:G:56:THR:HG22	1:G:57:PHE:H	1.50	0.75
1:M:56:THR:HG22	1:M:57:PHE:H	1.50	0.75
1:B:55:ARG:HD3	1:C:12:ARG:HH11	1.49	0.75
1:K:18:TYR:CD2	1:K:23:VAL:HG22	2.20	0.75

Continued on next page...

Continued from previous page...

Atom-1	Atom-2	Interatomic distance (Å)	Clash overlap (Å)
1:M:44:TYR:N	1:M:45:ILE:HA	2.02	0.75
1:J:45:ILE:CG2	1:K:14:LYS:HE3	2.15	0.75
1:J:55:ARG:HD3	1:K:12:ARG:HH11	1.49	0.75
1:K:49:PHE:HB3	1:K:68:PRO:HG2	1.67	0.75
1:A:12:ARG:HH11	1:N:55:ARG:HD3	1.49	0.75
1:N:80:VAL:CG1	1:N:88:ILE:HG22	2.14	0.75
1:E:59:HIS:HA	1:E:64:PHE:CD2	2.19	0.75
1:K:44:TYR:N	1:K:45:ILE:HA	2.02	0.75
1:L:98:LYS:N	1:L:98:LYS:HD3	2.02	0.75
1:L:24:VAL:HG11	1:L:107:LYS:HD3	1.69	0.74
1:M:98:LYS:HD3	1:M:98:LYS:N	2.02	0.74
1:A:53:GLU:CG	1:B:11:TYR:HD2	1.84	0.74
1:D:49:PHE:HB3	1:D:68:PRO:HG2	1.67	0.74
1:K:98:LYS:HD3	1:K:98:LYS:N	2.02	0.74
1:J:98:LYS:HD3	1:J:98:LYS:N	2.02	0.74
1:E:44:TYR:N	1:E:45:ILE:HA	2.02	0.74
1:E:49:PHE:HB3	1:E:68:PRO:HG2	1.67	0.74
1:K:24:VAL:HG11	1:K:107:LYS:HD3	1.69	0.74
1:L:49:PHE:HB3	1:L:68:PRO:HG2	1.67	0.74
1:N:98:LYS:HD3	1:N:98:LYS:N	2.02	0.74
1:A:44:TYR:N	1:A:45:ILE:HA	2.02	0.74
1:A:80:VAL:CG1	1:A:88:ILE:HG22	2.14	0.74
1:E:65:PHE:HD1	1:E:80:VAL:HG12	1.53	0.74
1:I:24:VAL:HG11	1:I:107:LYS:HD3	1.69	0.74
1:I:98:LYS:HD3	1:I:98:LYS:N	2.02	0.74
1:J:24:VAL:HG11	1:J:107:LYS:HD3	1.69	0.74
1:A:98:LYS:HD3	1:A:98:LYS:N	2.02	0.74
1:B:56:THR:HG22	1:B:57:PHE:H	1.50	0.74
1:F:53:GLU:HG3	1:G:11:TYR:CD2	2.22	0.74
1:G:53:GLU:HG3	1:H:11:TYR:CD2	2.22	0.74
1:G:53:GLU:CG	1:H:11:TYR:HD2	1.84	0.74
1:H:53:GLU:HG3	1:I:11:TYR:CD2	2.22	0.74
1:I:65:PHE:HD1	1:I:80:VAL:HG12	1.53	0.74
1:N:59:HIS:HA	1:N:64:PHE:CD2	2.19	0.74
1:E:80:VAL:HG22	1:E:88:ILE:CG2	2.18	0.74
1:H:98:LYS:HD3	1:H:98:LYS:N	2.02	0.74
1:J:65:PHE:HD1	1:J:80:VAL:HG12	1.53	0.74
1:D:53:GLU:HG3	1:E:11:TYR:CD2	2.22	0.74
1:E:53:GLU:HG3	1:F:11:TYR:CD2	2.22	0.74
1:J:44:TYR:N	1:J:45:ILE:HA	2.02	0.74
1:M:80:VAL:HG22	1:M:88:ILE:CG2	2.18	0.74

Continued on next page...

Continued from previous page...

Atom-1	Atom-2	Interatomic distance (Å)	Clash overlap (Å)
1:C:53:GLU:HG3	1:D:11:TYR:CD2	2.22	0.74
1:F:65:PHE:HD1	1:F:80:VAL:HG12	1.53	0.74
1:I:44:TYR:N	1:I:45:ILE:HA	2.02	0.74
1:A:24:VAL:HG11	1:A:107:LYS:HD3	1.69	0.74
1:C:44:TYR:N	1:C:45:ILE:HA	2.02	0.74
1:D:80:VAL:HG22	1:D:88:ILE:CG2	2.18	0.74
1:I:53:GLU:HG3	1:J:11:TYR:CD2	2.22	0.74
1:L:44:TYR:N	1:L:45:ILE:HA	2.02	0.74
1:B:80:VAL:CG1	1:B:88:ILE:HG22	2.14	0.73
1:B:98:LYS:N	1:B:98:LYS:HD3	2.02	0.73
1:C:27:ASP:OD1	1:C:105:VAL:HG11	1.88	0.73
1:H:24:VAL:HG11	1:H:107:LYS:HD3	1.69	0.73
1:N:24:VAL:HG11	1:N:107:LYS:HD3	1.69	0.73
1:N:80:VAL:HG22	1:N:88:ILE:CG2	2.18	0.73
1:A:36:ILE:HG22	1:A:44:TYR:HB3	1.69	0.73
1:B:36:ILE:HG22	1:B:44:TYR:HB3	1.69	0.73
1:G:27:ASP:OD1	1:G:105:VAL:HG11	1.88	0.73
1:G:36:ILE:HG22	1:G:44:TYR:HB3	1.69	0.73
1:G:98:LYS:N	1:G:98:LYS:HD3	2.02	0.73
1:B:53:GLU:HG3	1:C:11:TYR:CD2	2.22	0.73
1:D:65:PHE:HD1	1:D:80:VAL:HG12	1.53	0.73
1:F:27:ASP:OD1	1:F:105:VAL:HG11	1.88	0.73
1:G:44:TYR:N	1:G:45:ILE:HA	2.02	0.73
1:H:36:ILE:HG22	1:H:44:TYR:HB3	1.69	0.73
1:F:80:VAL:HG22	1:F:88:ILE:CG2	2.18	0.73
1:F:98:LYS:N	1:F:98:LYS:HD3	2.02	0.73
1:H:49:PHE:H	1:H:55:ARG:HH12	1.37	0.73
1:I:36:ILE:HG22	1:I:44:TYR:HB3	1.68	0.73
1:L:59:HIS:HA	1:L:64:PHE:CD2	2.19	0.73
1:N:36:ILE:HG22	1:N:44:TYR:HB3	1.69	0.73
1:B:27:ASP:OD1	1:B:105:VAL:HG11	1.88	0.73
1:C:36:ILE:HG22	1:C:44:TYR:HB3	1.69	0.73
1:C:80:VAL:CG1	1:C:88:ILE:HG22	2.14	0.73
1:C:98:LYS:N	1:C:98:LYS:HD3	2.02	0.73
1:H:44:TYR:N	1:H:45:ILE:HA	2.02	0.73
1:I:80:VAL:HG22	1:I:88:ILE:CG2	2.18	0.73
1:J:53:GLU:HG3	1:K:11:TYR:CD2	2.22	0.73
1:M:36:ILE:HG22	1:M:44:TYR:HB3	1.69	0.73
1:A:80:VAL:HG22	1:A:88:ILE:CG2	2.18	0.73
1:E:98:LYS:HD3	1:E:98:LYS:N	2.02	0.73
1:F:36:ILE:HG22	1:F:44:TYR:HB3	1.69	0.73

Continued on next page...

Continued from previous page...

Atom-1	Atom-2	Interatomic distance (Å)	Clash overlap (Å)
1:K:65:PHE:HD1	1:K:80:VAL:HG12	1.53	0.73
1:A:53:GLU:HG3	1:B:11:TYR:CD2	2.22	0.73
1:B:45:ILE:HG21	1:C:14:LYS:CD	2.19	0.73
1:C:45:ILE:CG2	1:D:14:LYS:CD	2.67	0.73
1:D:98:LYS:HD3	1:D:98:LYS:N	2.02	0.73
1:I:49:PHE:H	1:I:55:ARG:HH12	1.37	0.73
1:M:24:VAL:HG11	1:M:107:LYS:HD3	1.69	0.73
1:B:45:ILE:CG2	1:C:14:LYS:CD	2.67	0.73
1:D:27:ASP:OD1	1:D:105:VAL:HG11	1.88	0.73
1:D:80:VAL:CG1	1:D:88:ILE:HG22	2.14	0.73
1:E:5:ARG:HH22	1:E:24:VAL:H	1.37	0.73
1:E:49:PHE:H	1:E:55:ARG:HH12	1.37	0.73
1:F:44:TYR:N	1:F:45:ILE:HA	2.02	0.73
1:H:65:PHE:HD1	1:H:80:VAL:HG12	1.53	0.73
1:B:24:VAL:HG11	1:B:107:LYS:HD3	1.69	0.73
1:D:45:ILE:CG2	1:E:14:LYS:CD	2.67	0.73
1:K:27:ASP:OD1	1:K:105:VAL:HG11	1.88	0.73
1:L:27:ASP:OD1	1:L:105:VAL:HG11	1.88	0.73
1:L:36:ILE:HG22	1:L:44:TYR:HB3	1.69	0.73
1:N:44:TYR:N	1:N:45:ILE:HA	2.02	0.73
1:A:55:ARG:HD3	1:B:12:ARG:NH1	2.04	0.72
1:A:45:ILE:HG21	1:B:14:LYS:CD	2.19	0.72
1:D:36:ILE:HG22	1:D:44:TYR:HB3	1.69	0.72
1:J:80:VAL:HG22	1:J:88:ILE:CG2	2.18	0.72
1:K:45:ILE:CG2	1:L:14:LYS:CD	2.67	0.72
1:L:45:ILE:CG2	1:M:14:LYS:CD	2.67	0.72
1:M:27:ASP:OD1	1:M:105:VAL:HG11	1.88	0.72
1:A:12:ARG:NH1	1:N:55:ARG:HD3	2.04	0.72
1:B:55:ARG:HD3	1:C:12:ARG:NH1	2.04	0.72
1:C:55:ARG:HD3	1:D:12:ARG:NH1	2.04	0.72
1:E:36:ILE:HG22	1:E:44:TYR:HB3	1.69	0.72
1:M:55:ARG:HD3	1:N:12:ARG:NH1	2.04	0.72
1:M:45:ILE:CG2	1:N:14:LYS:CD	2.67	0.72
1:N:65:PHE:HD1	1:N:80:VAL:HG12	1.53	0.72
1:A:45:ILE:CG2	1:B:14:LYS:CD	2.67	0.72
1:B:65:PHE:HD1	1:B:80:VAL:HG12	1.53	0.72
1:C:5:ARG:HH22	1:C:24:VAL:H	1.37	0.72
1:D:60:LYS:N	1:D:64:PHE:HB2	2.04	0.72
1:E:80:VAL:CG1	1:E:88:ILE:HG22	2.14	0.72
1:F:24:VAL:HG11	1:F:107:LYS:HD3	1.69	0.72
1:G:65:PHE:HD1	1:G:80:VAL:HG12	1.53	0.72

Continued on next page...

Continued from previous page...

Atom-1	Atom-2	Interatomic distance (Å)	Clash overlap (Å)
1:H:27:ASP:OD1	1:H:105:VAL:HG11	1.88	0.72
1:K:53:GLU:HG3	1:L:11:TYR:CD2	2.22	0.72
1:L:49:PHE:H	1:L:55:ARG:HH12	1.37	0.72
1:L:55:ARG:HD3	1:M:12:ARG:NH1	2.04	0.72
1:D:49:PHE:H	1:D:55:ARG:HH12	1.37	0.72
1:F:45:ILE:CG2	1:G:14:LYS:CD	2.67	0.72
1:G:5:ARG:HH22	1:G:24:VAL:H	1.37	0.72
1:J:27:ASP:OD1	1:J:105:VAL:HG11	1.88	0.72
1:B:80:VAL:HG22	1:B:88:ILE:CG2	2.18	0.72
1:C:65:PHE:HD1	1:C:80:VAL:HG12	1.53	0.72
1:D:5:ARG:HH22	1:D:24:VAL:H	1.37	0.72
1:D:44:TYR:N	1:D:45:ILE:HA	2.02	0.72
1:E:27:ASP:OD1	1:E:105:VAL:HG11	1.88	0.72
1:G:45:ILE:CG2	1:H:14:LYS:CD	2.67	0.72
1:J:36:ILE:HG22	1:J:44:TYR:HB3	1.69	0.72
1:K:36:ILE:HG22	1:K:44:TYR:HB3	1.69	0.72
1:N:27:ASP:OD1	1:N:105:VAL:HG11	1.88	0.72
1:A:11:TYR:CD2	1:N:53:GLU:HG3	2.22	0.72
1:B:5:ARG:HH22	1:B:24:VAL:H	1.37	0.72
1:D:55:ARG:HD3	1:E:12:ARG:NH1	2.04	0.72
1:F:45:ILE:HG21	1:G:14:LYS:CD	2.19	0.72
1:G:80:VAL:HG22	1:G:88:ILE:CG2	2.18	0.72
1:J:55:ARG:HD3	1:K:12:ARG:NH1	2.04	0.72
1:K:49:PHE:H	1:K:55:ARG:HH12	1.37	0.72
1:M:53:GLU:HG3	1:N:11:TYR:CD2	2.22	0.72
1:B:44:TYR:N	1:B:45:ILE:HA	2.02	0.72
1:E:24:VAL:HG11	1:E:107:LYS:HD3	1.69	0.72
1:G:45:ILE:HG21	1:H:14:LYS:CD	2.19	0.72
1:G:49:PHE:H	1:G:55:ARG:HH12	1.37	0.72
1:H:45:ILE:CG2	1:I:14:LYS:CD	2.67	0.72
1:J:45:ILE:CG2	1:K:14:LYS:CD	2.67	0.72
1:K:55:ARG:HD3	1:L:12:ARG:NH1	2.04	0.72
1:A:14:LYS:CD	1:N:45:ILE:CG2	2.67	0.72
1:A:65:PHE:HD1	1:A:80:VAL:HG12	1.53	0.72
1:C:24:VAL:HG11	1:C:107:LYS:HD3	1.69	0.72
1:E:45:ILE:CG2	1:F:14:LYS:CD	2.67	0.72
1:E:45:ILE:HG21	1:F:14:LYS:CD	2.19	0.72
1:F:5:ARG:HH22	1:F:24:VAL:H	1.37	0.72
1:I:27:ASP:OD1	1:I:105:VAL:HG11	1.88	0.72
1:M:65:PHE:HD1	1:M:80:VAL:HG12	1.53	0.72
1:N:49:PHE:HE2	1:N:79:ILE:HD11	1.55	0.72

Continued on next page...

Continued from previous page...

Atom-1	Atom-2	Interatomic distance (Å)	Clash overlap (Å)
1:A:27:ASP:OD1	1:A:105:VAL:HG11	1.88	0.72
1:D:45:ILE:HG21	1:E:14:LYS:CD	2.19	0.72
1:E:55:ARG:HD3	1:F:12:ARG:NH1	2.04	0.72
1:H:45:ILE:HG21	1:I:14:LYS:CD	2.19	0.72
1:J:45:ILE:HG21	1:K:14:LYS:CD	2.19	0.72
1:K:38:VAL:HA	1:K:109:PHE:HE2	1.55	0.72
1:L:53:GLU:HG3	1:M:11:TYR:CD2	2.22	0.72
1:A:29:VAL:CG1	1:A:77:LEU:HD11	2.20	0.72
1:F:80:VAL:CG1	1:F:88:ILE:HG22	2.14	0.72
1:G:24:VAL:HG11	1:G:107:LYS:HD3	1.69	0.72
1:M:60:LYS:N	1:M:64:PHE:HB2	2.04	0.72
1:B:29:VAL:CG1	1:B:77:LEU:HD11	2.20	0.71
1:D:24:VAL:HG11	1:D:107:LYS:HD3	1.69	0.71
1:H:38:VAL:HA	1:H:109:PHE:HE2	1.55	0.71
1:H:80:VAL:CG1	1:H:88:ILE:HG22	2.14	0.71
1:I:38:VAL:HA	1:I:109:PHE:HE2	1.55	0.71
1:I:49:PHE:HE2	1:I:79:ILE:HD11	1.55	0.71
1:I:80:VAL:CG1	1:I:88:ILE:HG22	2.14	0.71
1:N:29:VAL:CG1	1:N:77:LEU:HD11	2.20	0.71
1:J:38:VAL:HA	1:J:109:PHE:HE2	1.55	0.71
1:I:45:ILE:HG21	1:J:14:LYS:CD	2.19	0.71
1:K:45:ILE:HG21	1:L:14:LYS:CD	2.19	0.71
1:L:65:PHE:HD1	1:L:80:VAL:HG12	1.53	0.71
1:M:29:VAL:CG1	1:M:77:LEU:HD11	2.20	0.71
1:A:49:PHE:H	1:A:55:ARG:HH12	1.37	0.71
1:C:29:VAL:CG1	1:C:77:LEU:HD11	2.20	0.71
1:C:45:ILE:HG21	1:D:14:LYS:CD	2.19	0.71
1:D:49:PHE:HE2	1:D:79:ILE:HD11	1.55	0.71
1:F:49:PHE:H	1:F:55:ARG:HH12	1.37	0.71
1:H:49:PHE:HE2	1:H:79:ILE:HD11	1.55	0.71
1:H:5:ARG:HH22	1:H:24:VAL:H	1.37	0.71
1:I:67:LYS:HA	1:I:77:LEU:O	1.90	0.71
1:K:80:VAL:HG22	1:K:88:ILE:CG2	2.18	0.71
1:L:45:ILE:HG21	1:M:14:LYS:CD	2.19	0.71
1:M:49:PHE:HE2	1:M:79:ILE:HD11	1.55	0.71
1:A:5:ARG:HH22	1:A:24:VAL:H	1.37	0.71
1:E:49:PHE:HE2	1:E:79:ILE:HD11	1.55	0.71
1:F:55:ARG:HD3	1:G:12:ARG:NH1	2.04	0.71
1:F:67:LYS:HA	1:F:77:LEU:O	1.90	0.71
1:G:38:VAL:HA	1:G:109:PHE:HE2	1.55	0.71
1:I:55:ARG:HD3	1:J:12:ARG:NH1	2.04	0.71

Continued on next page...

Continued from previous page...

Atom-1	Atom-2	Interatomic distance (Å)	Clash overlap (Å)
1:I:45:ILE:CG2	1:J:14:LYS:CD	2.67	0.71
1:M:9:TYR:HB2	1:M:11:TYR:N	2.06	0.71
1:G:9:TYR:HB2	1:G:11:TYR:N	2.06	0.71
1:M:45:ILE:HG21	1:N:14:LYS:CD	2.19	0.71
1:A:49:PHE:HE2	1:A:79:ILE:HD11	1.55	0.71
1:C:80:VAL:HG22	1:C:88:ILE:CG2	2.18	0.71
1:D:29:VAL:CG1	1:D:77:LEU:HD11	2.20	0.71
1:G:80:VAL:CG1	1:G:88:ILE:HG22	2.14	0.71
1:H:9:TYR:HB2	1:H:11:TYR:N	2.06	0.71
1:L:9:TYR:HB2	1:L:10:ASP:C	2.11	0.71
1:L:29:VAL:CG1	1:L:77:LEU:HD11	2.20	0.71
1:A:67:LYS:HA	1:A:77:LEU:O	1.90	0.71
1:B:49:PHE:H	1:B:55:ARG:HH12	1.37	0.71
1:E:29:VAL:CG1	1:E:77:LEU:HD11	2.20	0.71
1:I:9:TYR:HB2	1:I:10:ASP:C	2.11	0.71
1:J:49:PHE:HE2	1:J:79:ILE:HD11	1.55	0.71
1:K:9:TYR:HB2	1:K:11:TYR:N	2.06	0.71
1:N:9:TYR:HB2	1:N:10:ASP:C	2.11	0.71
1:C:9:TYR:HB2	1:C:11:TYR:N	2.06	0.71
1:G:67:LYS:HA	1:G:77:LEU:O	1.90	0.71
1:H:83:LYS:HE2	1:H:109:PHE:HZ	1.56	0.71
1:I:5:ARG:HH22	1:I:24:VAL:H	1.37	0.71
1:L:9:TYR:HB2	1:L:11:TYR:N	2.06	0.71
1:M:49:PHE:H	1:M:55:ARG:HH12	1.37	0.71
1:N:5:ARG:HH22	1:N:24:VAL:H	1.37	0.71
1:D:83:LYS:HE2	1:D:109:PHE:HZ	1.56	0.71
1:F:38:VAL:HA	1:F:109:PHE:HE2	1.55	0.71
1:G:55:ARG:HD3	1:H:12:ARG:NH1	2.04	0.71
1:H:67:LYS:HA	1:H:77:LEU:O	1.90	0.71
1:L:38:VAL:HA	1:L:109:PHE:HE2	1.55	0.71
1:L:49:PHE:HE2	1:L:79:ILE:HD11	1.55	0.71
1:M:9:TYR:HB2	1:M:10:ASP:C	2.11	0.71
1:A:14:LYS:CD	1:N:45:ILE:HG21	2.19	0.71
1:N:9:TYR:HB2	1:N:11:TYR:N	2.06	0.71
1:C:49:PHE:HE2	1:C:79:ILE:HD11	1.55	0.71
1:E:83:LYS:HE2	1:E:109:PHE:HZ	1.56	0.71
1:H:80:VAL:HG22	1:H:88:ILE:CG2	2.18	0.71
1:J:49:PHE:H	1:J:55:ARG:HH12	1.37	0.71
1:J:60:LYS:N	1:J:64:PHE:HB2	2.04	0.71
1:J:9:TYR:HB2	1:J:11:TYR:N	2.06	0.71
1:K:60:LYS:N	1:K:64:PHE:HB2	2.04	0.71

Continued on next page...

Continued from previous page...

Atom-1	Atom-2	Interatomic distance (Å)	Clash overlap (Å)
1:K:29:VAL:CG1	1:K:77:LEU:HD11	2.20	0.71
1:K:49:PHE:HE2	1:K:79:ILE:HD11	1.55	0.71
1:M:67:LYS:HA	1:M:77:LEU:O	1.90	0.71
1:B:60:LYS:N	1:B:64:PHE:HB2	2.04	0.70
1:D:9:TYR:HB2	1:D:11:TYR:N	2.06	0.70
1:F:9:TYR:HB2	1:F:11:TYR:N	2.06	0.70
1:F:29:VAL:CG1	1:F:77:LEU:HD11	2.20	0.70
1:G:60:LYS:N	1:G:64:PHE:HB2	2.04	0.70
1:I:60:LYS:N	1:I:64:PHE:HB2	2.04	0.70
1:I:9:TYR:HB2	1:I:11:TYR:N	2.06	0.70
1:J:9:TYR:HB2	1:J:10:ASP:C	2.11	0.70
1:J:5:ARG:HH22	1:J:24:VAL:H	1.37	0.70
1:J:29:VAL:CG1	1:J:77:LEU:HD11	2.20	0.70
1:K:9:TYR:HB2	1:K:10:ASP:C	2.11	0.70
1:M:38:VAL:HA	1:M:109:PHE:HE2	1.55	0.70
1:A:38:VAL:HA	1:A:109:PHE:HE2	1.55	0.70
1:G:49:PHE:HE2	1:G:79:ILE:HD11	1.55	0.70
1:H:9:TYR:HB2	1:H:10:ASP:C	2.11	0.70
1:H:55:ARG:HD3	1:I:12:ARG:NH1	2.04	0.70
1:I:83:LYS:HE2	1:I:109:PHE:HZ	1.56	0.70
1:L:67:LYS:HA	1:L:77:LEU:O	1.90	0.70
1:B:9:TYR:HB2	1:B:11:TYR:N	2.06	0.70
1:B:49:PHE:HE2	1:B:79:ILE:HD11	1.55	0.70
1:E:38:VAL:HA	1:E:109:PHE:HE2	1.55	0.70
1:G:9:TYR:HB2	1:G:10:ASP:C	2.11	0.70
1:B:9:TYR:HB2	1:B:10:ASP:C	2.11	0.70
1:E:67:LYS:HA	1:E:77:LEU:O	1.90	0.70
1:F:49:PHE:HE2	1:F:79:ILE:HD11	1.55	0.70
1:G:83:LYS:HE2	1:G:109:PHE:HZ	1.56	0.70
1:K:67:LYS:HA	1:K:77:LEU:O	1.90	0.70
1:L:80:VAL:HG13	1:L:88:ILE:CG2	2.18	0.70
1:N:67:LYS:HA	1:N:77:LEU:O	1.90	0.70
1:D:38:VAL:HA	1:D:109:PHE:HE2	1.55	0.70
1:D:67:LYS:HA	1:D:77:LEU:O	1.90	0.70
1:G:29:VAL:CG1	1:G:77:LEU:HD11	2.20	0.70
1:I:29:VAL:CG1	1:I:77:LEU:HD11	2.20	0.70
1:L:5:ARG:HH22	1:L:24:VAL:H	1.37	0.70
1:N:38:VAL:HA	1:N:109:PHE:HE2	1.55	0.70
1:B:80:VAL:HG13	1:B:88:ILE:CG2	2.18	0.70
1:H:29:VAL:CG1	1:H:77:LEU:HD11	2.20	0.70
1:J:67:LYS:HA	1:J:77:LEU:O	1.90	0.70

Continued on next page...

Continued from previous page...

Atom-1	Atom-2	Interatomic distance (Å)	Clash overlap (Å)
1:L:83:LYS:HE2	1:L:109:PHE:HZ	1.56	0.70
1:M:83:LYS:HE2	1:M:109:PHE:HZ	1.56	0.70
1:A:83:LYS:HE2	1:A:109:PHE:HZ	1.56	0.70
1:B:38:VAL:HA	1:B:109:PHE:HE2	1.55	0.70
1:C:83:LYS:HE2	1:C:109:PHE:HZ	1.56	0.70
1:N:56:THR:N	1:N:67:LYS:H	1.90	0.70
1:N:83:LYS:HE2	1:N:109:PHE:HZ	1.56	0.70
1:C:67:LYS:HA	1:C:77:LEU:O	1.90	0.70
1:E:9:TYR:HB2	1:E:11:TYR:N	2.06	0.70
1:K:83:LYS:HE2	1:K:109:PHE:HZ	1.56	0.70
1:N:49:PHE:H	1:N:55:ARG:HH12	1.37	0.70
1:B:67:LYS:HA	1:B:77:LEU:O	1.90	0.70
1:J:83:LYS:HE2	1:J:109:PHE:HZ	1.56	0.70
1:K:5:ARG:HH22	1:K:24:VAL:H	1.37	0.70
1:L:80:VAL:HG22	1:L:88:ILE:CG2	2.18	0.70
1:A:56:THR:N	1:A:67:LYS:H	1.90	0.69
1:A:9:TYR:HB2	1:A:11:TYR:N	2.06	0.69
1:E:60:LYS:N	1:E:64:PHE:HB2	2.04	0.69
1:M:56:THR:N	1:M:67:LYS:H	1.90	0.69
1:C:49:PHE:H	1:C:55:ARG:HH12	1.37	0.69
1:C:82:ASP:O	1:C:83:LYS:HB2	1.93	0.69
1:D:56:THR:N	1:D:67:LYS:H	1.90	0.69
1:M:5:ARG:HH22	1:M:24:VAL:H	1.37	0.69
1:A:9:TYR:HB2	1:A:10:ASP:C	2.11	0.69
1:B:82:ASP:O	1:B:83:LYS:HB2	1.93	0.69
1:C:9:TYR:HB2	1:C:10:ASP:C	2.11	0.69
1:D:9:TYR:HB2	1:D:10:ASP:C	2.11	0.69
1:F:9:TYR:HB2	1:F:10:ASP:C	2.11	0.69
1:C:56:THR:N	1:C:67:LYS:H	1.90	0.69
1:J:56:THR:N	1:J:67:LYS:H	1.90	0.69
1:E:56:THR:N	1:E:67:LYS:H	1.90	0.69
1:E:9:TYR:HB2	1:E:10:ASP:C	2.11	0.69
1:I:56:THR:N	1:I:67:LYS:H	1.90	0.69
1:A:82:ASP:O	1:A:83:LYS:HB2	1.93	0.69
1:D:82:ASP:O	1:D:83:LYS:HB2	1.93	0.69
1:F:83:LYS:HE2	1:F:109:PHE:HZ	1.56	0.69
1:C:38:VAL:HA	1:C:109:PHE:HE2	1.55	0.69
1:B:83:LYS:HE2	1:B:109:PHE:HZ	1.56	0.69
1:G:38:VAL:HG12	1:G:109:PHE:HD2	1.58	0.69
1:G:44:TYR:HB2	1:G:45:ILE:O	1.93	0.69
1:I:80:VAL:HG13	1:I:88:ILE:CG2	2.18	0.69

Continued on next page...

Continued from previous page...

Atom-1	Atom-2	Interatomic distance (Å)	Clash overlap (Å)
1:I:82:ASP:O	1:I:83:LYS:HB2	1.93	0.69
1:K:56:THR:N	1:K:67:LYS:H	1.90	0.69
1:N:60:LYS:N	1:N:64:PHE:HB2	2.04	0.69
1:D:2:GLU:HG2	1:D:3:VAL:N	2.08	0.69
1:D:44:TYR:HB2	1:D:45:ILE:O	1.93	0.69
1:H:82:ASP:O	1:H:83:LYS:HB2	1.93	0.69
1:N:38:VAL:HG12	1:N:109:PHE:HD2	1.58	0.69
1:N:82:ASP:O	1:N:83:LYS:HB2	1.93	0.69
1:A:2:GLU:HG2	1:A:3:VAL:N	2.08	0.68
1:A:44:TYR:HB2	1:A:45:ILE:O	1.93	0.68
1:L:56:THR:N	1:L:67:LYS:H	1.90	0.68
1:M:82:ASP:O	1:M:83:LYS:HB2	1.93	0.68
1:A:80:VAL:HG13	1:A:88:ILE:CG2	2.18	0.68
1:B:56:THR:N	1:B:67:LYS:H	1.90	0.68
1:D:38:VAL:HG12	1:D:109:PHE:HD2	1.58	0.68
1:F:2:GLU:HG2	1:F:3:VAL:N	2.08	0.68
1:K:38:VAL:HG12	1:K:109:PHE:HD2	1.58	0.68
1:B:84:ARG:NH1	1:B:84:ARG:HA	2.09	0.68
1:E:38:VAL:HG12	1:E:109:PHE:HD2	1.58	0.68
1:G:2:GLU:HG2	1:G:3:VAL:N	2.08	0.68
1:H:56:THR:N	1:H:67:LYS:H	1.90	0.68
1:M:2:GLU:HG2	1:M:3:VAL:N	2.08	0.68
1:A:38:VAL:HG12	1:A:109:PHE:HD2	1.58	0.68
1:C:38:VAL:HG12	1:C:109:PHE:HD2	1.58	0.68
1:E:88:ILE:HG12	1:E:107:LYS:HB2	1.76	0.68
1:F:38:VAL:HG12	1:F:109:PHE:HD2	1.58	0.68
1:F:60:LYS:N	1:F:64:PHE:HB2	2.04	0.68
1:F:56:THR:N	1:F:67:LYS:H	1.90	0.68
1:H:84:ARG:NH1	1:H:84:ARG:HA	2.09	0.68
1:J:82:ASP:O	1:J:83:LYS:HB2	1.92	0.68
1:A:84:ARG:NH1	1:A:84:ARG:HA	2.09	0.68
1:G:88:ILE:HG12	1:G:107:LYS:HB2	1.76	0.68
1:H:80:VAL:HG13	1:H:88:ILE:CG2	2.18	0.68
1:I:84:ARG:HA	1:I:84:ARG:NH1	2.09	0.68
1:J:38:VAL:HG12	1:J:109:PHE:HD2	1.58	0.68
1:L:82:ASP:O	1:L:83:LYS:HB2	1.93	0.68
1:B:2:GLU:HG2	1:B:3:VAL:N	2.08	0.68
1:F:84:ARG:NH1	1:F:84:ARG:HA	2.09	0.68
1:G:82:ASP:O	1:G:83:LYS:HB2	1.92	0.68
1:G:84:ARG:HA	1:G:84:ARG:NH1	2.09	0.68
1:H:44:TYR:HB2	1:H:45:ILE:O	1.93	0.68

Continued on next page...

Continued from previous page...

Atom-1	Atom-2	Interatomic distance (Å)	Clash overlap (Å)
1:I:2:GLU:HG2	1:I:3:VAL:N	2.08	0.68
1:I:88:ILE:HG12	1:I:107:LYS:HB2	1.76	0.68
1:J:84:ARG:NH1	1:J:84:ARG:HA	2.09	0.68
1:K:80:VAL:HG13	1:K:88:ILE:CG2	2.18	0.68
1:K:88:ILE:HG12	1:K:107:LYS:HB2	1.76	0.68
1:B:38:VAL:HG12	1:B:109:PHE:HD2	1.59	0.68
1:C:2:GLU:HG2	1:C:3:VAL:N	2.08	0.68
1:C:44:TYR:HB2	1:C:45:ILE:O	1.93	0.68
1:K:2:GLU:HG2	1:K:3:VAL:N	2.09	0.68
1:K:84:ARG:NH1	1:K:84:ARG:HA	2.09	0.68
1:C:88:ILE:HG12	1:C:107:LYS:HB2	1.76	0.68
1:I:44:TYR:HB2	1:I:45:ILE:O	1.94	0.68
1:E:82:ASP:O	1:E:83:LYS:HB2	1.93	0.68
1:F:44:TYR:HB2	1:F:45:ILE:O	1.94	0.68
1:H:38:VAL:HG12	1:H:109:PHE:HD2	1.58	0.68
1:J:44:TYR:HB2	1:J:45:ILE:O	1.93	0.68
1:B:44:TYR:HB2	1:B:45:ILE:O	1.93	0.68
1:B:44:TYR:HB2	1:B:45:ILE:C	2.15	0.68
1:C:84:ARG:NH1	1:C:84:ARG:HA	2.09	0.68
1:E:44:TYR:HB2	1:E:45:ILE:O	1.93	0.68
1:E:80:VAL:H	1:E:88:ILE:HG21	1.59	0.68
1:H:2:GLU:HG2	1:H:3:VAL:N	2.08	0.68
1:K:44:TYR:HB2	1:K:45:ILE:O	1.93	0.68
1:L:84:ARG:HA	1:L:84:ARG:NH1	2.09	0.68
1:L:88:ILE:HG12	1:L:107:LYS:HB2	1.76	0.68
1:C:44:TYR:HB2	1:C:45:ILE:C	2.15	0.67
1:H:44:TYR:HB2	1:H:45:ILE:C	2.15	0.67
1:K:50:GLY:HA2	1:K:77:LEU:CD1	2.24	0.67
1:L:38:VAL:HG12	1:L:109:PHE:HD2	1.58	0.67
1:N:88:ILE:HG12	1:N:107:LYS:HB2	1.76	0.67
1:E:2:GLU:HG2	1:E:3:VAL:N	2.09	0.67
1:F:60:LYS:H	1:F:64:PHE:CB	2.06	0.67
1:I:44:TYR:HB2	1:I:45:ILE:C	2.15	0.67
1:M:38:VAL:HG12	1:M:109:PHE:HD2	1.58	0.67
1:M:44:TYR:HB2	1:M:45:ILE:O	1.93	0.67
1:E:84:ARG:HA	1:E:84:ARG:NH1	2.09	0.67
1:F:80:VAL:H	1:F:88:ILE:HG21	1.59	0.67
1:H:60:LYS:N	1:H:64:PHE:HB2	2.04	0.67
1:J:80:VAL:H	1:J:88:ILE:HG21	1.59	0.67
1:K:82:ASP:O	1:K:83:LYS:HB2	1.93	0.67
1:L:44:TYR:HB2	1:L:45:ILE:O	1.93	0.67

Continued on next page...

Continued from previous page...

Atom-1	Atom-2	Interatomic distance (Å)	Clash overlap (Å)
1:A:44:TYR:HB2	1:A:45:ILE:C	2.15	0.67
1:G:56:THR:N	1:G:67:LYS:H	1.90	0.67
1:J:88:ILE:HG12	1:J:107:LYS:HB2	1.76	0.67
1:J:44:TYR:HB2	1:J:45:ILE:C	2.15	0.67
1:N:44:TYR:HB2	1:N:45:ILE:O	1.94	0.67
1:G:80:VAL:HG13	1:G:88:ILE:CG2	2.18	0.67
1:K:60:LYS:H	1:K:64:PHE:CB	2.06	0.67
1:K:80:VAL:H	1:K:88:ILE:HG21	1.59	0.67
1:A:60:LYS:N	1:A:64:PHE:HB2	2.04	0.67
1:H:6:ASN:HA	1:H:35:HIS:HB3	1.77	0.67
1:J:50:GLY:HA2	1:J:77:LEU:CD1	2.25	0.67
1:M:44:TYR:HB2	1:M:45:ILE:C	2.15	0.67
1:N:2:GLU:HG2	1:N:3:VAL:N	2.08	0.67
1:N:44:TYR:HB2	1:N:45:ILE:C	2.15	0.67
1:N:84:ARG:NH1	1:N:84:ARG:HA	2.09	0.67
1:B:88:ILE:HG12	1:B:107:LYS:HB2	1.76	0.67
1:B:92:PHE:C	1:B:93:ILE:HG13	2.15	0.67
1:H:88:ILE:HG12	1:H:107:LYS:HB2	1.76	0.67
1:I:6:ASN:HA	1:I:35:HIS:HB3	1.77	0.67
1:J:2:GLU:HG2	1:J:3:VAL:N	2.08	0.67
1:J:6:ASN:HA	1:J:35:HIS:HB3	1.77	0.67
1:L:60:LYS:N	1:L:64:PHE:HB2	2.04	0.67
1:M:88:ILE:HG12	1:M:107:LYS:HB2	1.76	0.67
1:N:50:GLY:HA2	1:N:77:LEU:CD1	2.24	0.67
1:A:43:THR:HG22	1:A:45:ILE:HG23	1.77	0.67
1:C:60:LYS:N	1:C:64:PHE:HB2	2.04	0.67
1:D:44:TYR:HB2	1:D:45:ILE:C	2.15	0.67
1:G:44:TYR:HB2	1:G:45:ILE:C	2.15	0.67
1:J:16:VAL:HG12	1:J:18:TYR:CE1	2.30	0.67
1:L:2:GLU:HG2	1:L:3:VAL:N	2.08	0.67
1:M:84:ARG:NH1	1:M:84:ARG:HA	2.09	0.67
1:N:43:THR:HG22	1:N:45:ILE:HG23	1.77	0.67
1:A:50:GLY:HA2	1:A:77:LEU:CD1	2.25	0.67
1:B:43:THR:HG22	1:B:45:ILE:HG23	1.77	0.67
1:G:16:VAL:HG12	1:G:18:TYR:CE1	2.30	0.67
1:G:26:ILE:HG12	1:G:37:VAL:HG23	1.77	0.67
1:H:16:VAL:HG12	1:H:18:TYR:CE1	2.30	0.67
1:H:26:ILE:HG12	1:H:37:VAL:HG23	1.77	0.67
1:I:38:VAL:HG12	1:I:109:PHE:HD2	1.58	0.67
1:I:16:VAL:HG12	1:I:18:TYR:CE1	2.30	0.67
1:I:26:ILE:HG12	1:I:37:VAL:HG23	1.77	0.67

Continued on next page...

Continued from previous page...

Atom-1	Atom-2	Interatomic distance (Å)	Clash overlap (Å)
1:K:16:VAL:HG12	1:K:18:TYR:CE1	2.30	0.67
1:L:38:VAL:HA	1:L:109:PHE:CE2	2.30	0.67
1:L:44:TYR:HB2	1:L:45:ILE:C	2.15	0.67
1:C:43:THR:HG22	1:C:45:ILE:HG23	1.77	0.67
1:D:84:ARG:NH1	1:D:84:ARG:HA	2.09	0.67
1:D:80:VAL:H	1:D:88:ILE:HG21	1.59	0.67
1:F:88:ILE:HG12	1:F:107:LYS:HB2	1.76	0.67
1:F:16:VAL:HG12	1:F:18:TYR:CE1	2.30	0.67
1:G:38:VAL:HA	1:G:109:PHE:CE2	2.30	0.67
1:G:36:ILE:CG2	1:G:44:TYR:HB3	2.25	0.67
1:G:6:ASN:HA	1:G:35:HIS:HB3	1.77	0.67
1:H:38:VAL:HA	1:H:109:PHE:CE2	2.30	0.67
1:I:38:VAL:HA	1:I:109:PHE:CE2	2.30	0.67
1:J:38:VAL:HA	1:J:109:PHE:CE2	2.30	0.67
1:K:38:VAL:HA	1:K:109:PHE:CE2	2.30	0.67
1:L:36:ILE:CG2	1:L:44:TYR:HB3	2.25	0.67
1:M:38:VAL:HA	1:M:109:PHE:CE2	2.30	0.67
1:M:43:THR:HG22	1:M:45:ILE:HG23	1.77	0.67
1:A:80:VAL:H	1:A:88:ILE:HG21	1.59	0.66
1:D:43:THR:HG22	1:D:45:ILE:HG23	1.77	0.66
1:E:44:TYR:HB2	1:E:45:ILE:C	2.15	0.66
1:G:92:PHE:C	1:G:93:ILE:HG13	2.15	0.66
1:H:92:PHE:C	1:H:93:ILE:HG13	2.15	0.66
1:I:80:VAL:H	1:I:88:ILE:HG21	1.59	0.66
1:J:26:ILE:HG12	1:J:37:VAL:HG23	1.77	0.66
1:J:92:PHE:C	1:J:93:ILE:HG13	2.15	0.66
1:K:36:ILE:CG2	1:K:44:TYR:HB3	2.25	0.66
1:K:44:TYR:HB2	1:K:45:ILE:C	2.15	0.66
1:K:6:ASN:HA	1:K:35:HIS:HB3	1.77	0.66
1:K:92:PHE:C	1:K:93:ILE:HG13	2.15	0.66
1:L:16:VAL:HG12	1:L:18:TYR:CE1	2.30	0.66
1:M:36:ILE:CG2	1:M:44:TYR:HB3	2.25	0.66
1:N:92:PHE:C	1:N:93:ILE:HG13	2.15	0.66
1:A:36:ILE:CG2	1:A:44:TYR:HB3	2.25	0.66
1:A:38:VAL:HA	1:A:109:PHE:CE2	2.30	0.66
1:A:88:ILE:HG12	1:A:107:LYS:HB2	1.76	0.66
1:B:80:VAL:H	1:B:88:ILE:HG21	1.59	0.66
1:D:50:GLY:HA2	1:D:77:LEU:CD1	2.24	0.66
1:D:88:ILE:HG12	1:D:107:LYS:HB2	1.76	0.66
1:E:43:THR:HG22	1:E:45:ILE:HG23	1.77	0.66
1:F:26:ILE:HG12	1:F:37:VAL:HG23	1.77	0.66

Continued on next page...

Continued from previous page...

Atom-1	Atom-2	Interatomic distance (Å)	Clash overlap (Å)
1:F:36:ILE:CG2	1:F:44:TYR:HB3	2.25	0.66
1:F:82:ASP:O	1:F:83:LYS:HB2	1.93	0.66
1:L:43:THR:HG22	1:L:45:ILE:HG23	1.77	0.66
1:L:92:PHE:C	1:L:93:ILE:HG13	2.15	0.66
1:M:98:LYS:HZ1	1:M:102:ASP:HB2	1.60	0.66
1:N:38:VAL:HA	1:N:109:PHE:CE2	2.31	0.66
1:F:6:ASN:HA	1:F:35:HIS:HB3	1.77	0.66
1:F:44:TYR:HB2	1:F:45:ILE:C	2.15	0.66
1:G:80:VAL:H	1:G:88:ILE:HG21	1.59	0.66
1:H:36:ILE:CG2	1:H:44:TYR:HB3	2.25	0.66
1:K:26:ILE:HG12	1:K:37:VAL:HG23	1.77	0.66
1:M:16:VAL:HG12	1:M:18:TYR:CE1	2.30	0.66
1:M:80:VAL:H	1:M:88:ILE:HG21	1.59	0.66
1:A:92:PHE:C	1:A:93:ILE:HG13	2.15	0.66
1:B:36:ILE:CG2	1:B:44:TYR:HB3	2.25	0.66
1:F:38:VAL:HA	1:F:109:PHE:CE2	2.30	0.66
1:F:92:PHE:C	1:F:93:ILE:HG13	2.15	0.66
1:G:29:VAL:HG13	1:G:77:LEU:HD21	1.77	0.66
1:H:80:VAL:H	1:H:88:ILE:HG21	1.59	0.66
1:L:80:VAL:H	1:L:88:ILE:HG21	1.59	0.66
1:N:80:VAL:HG13	1:N:88:ILE:CG2	2.18	0.66
1:B:38:VAL:HA	1:B:109:PHE:CE2	2.30	0.66
1:D:26:ILE:HG12	1:D:37:VAL:HG23	1.77	0.66
1:E:16:VAL:HG12	1:E:18:TYR:CE1	2.30	0.66
1:E:26:ILE:HG12	1:E:37:VAL:HG23	1.77	0.66
1:E:38:VAL:HA	1:E:109:PHE:CE2	2.30	0.66
1:E:50:GLY:HA2	1:E:77:LEU:CD1	2.25	0.66
1:F:29:VAL:HG13	1:F:77:LEU:HD21	1.77	0.66
1:J:36:ILE:CG2	1:J:44:TYR:HB3	2.25	0.66
1:L:6:ASN:HA	1:L:35:HIS:HB3	1.77	0.66
1:M:50:GLY:HA2	1:M:77:LEU:CD1	2.25	0.66
1:N:98:LYS:HZ1	1:N:102:ASP:HB2	1.61	0.66
1:N:36:ILE:CG2	1:N:44:TYR:HB3	2.25	0.66
1:B:50:GLY:HA2	1:B:77:LEU:CD1	2.24	0.66
1:C:92:PHE:C	1:C:93:ILE:HG13	2.15	0.66
1:F:43:THR:HG22	1:F:45:ILE:HG23	1.77	0.66
1:F:50:GLY:HA2	1:F:77:LEU:CD1	2.25	0.66
1:H:29:VAL:HG13	1:H:77:LEU:HD21	1.77	0.66
1:I:36:ILE:CG2	1:I:44:TYR:HB3	2.25	0.66
1:I:50:GLY:HA2	1:I:77:LEU:CD1	2.24	0.66
1:I:92:PHE:C	1:I:93:ILE:HG13	2.15	0.66

Continued on next page...

Continued from previous page...

Atom-1	Atom-2	Interatomic distance (Å)	Clash overlap (Å)
1:K:98:LYS:HZ1	1:K:102:ASP:HB2	1.60	0.66
1:L:98:LYS:HZ1	1:L:102:ASP:HB2	1.61	0.66
1:M:92:PHE:C	1:M:93:ILE:HG13	2.15	0.66
1:C:38:VAL:HA	1:C:109:PHE:CE2	2.31	0.66
1:D:38:VAL:HA	1:D:109:PHE:CE2	2.30	0.66
1:E:36:ILE:CG2	1:E:44:TYR:HB3	2.25	0.66
1:E:29:VAL:HG13	1:E:77:LEU:HD21	1.77	0.66
1:F:80:VAL:HG13	1:F:88:ILE:CG2	2.18	0.66
1:G:60:LYS:H	1:G:64:PHE:CB	2.06	0.66
1:K:43:THR:HG22	1:K:45:ILE:HG23	1.77	0.66
1:L:60:LYS:H	1:L:64:PHE:CB	2.06	0.66
1:C:26:ILE:HG12	1:C:37:VAL:HG23	1.77	0.66
1:C:6:ASN:HA	1:C:35:HIS:HB3	1.77	0.66
1:D:29:VAL:HG13	1:D:77:LEU:HD21	1.77	0.66
1:G:43:THR:HG22	1:G:45:ILE:HG23	1.77	0.66
1:A:98:LYS:HZ1	1:A:102:ASP:HB2	1.60	0.66
1:C:29:VAL:HG13	1:C:77:LEU:HD21	1.77	0.66
1:C:36:ILE:CG2	1:C:44:TYR:HB3	2.25	0.66
1:E:92:PHE:C	1:E:93:ILE:HG13	2.15	0.66
1:G:50:GLY:HA2	1:G:77:LEU:CD1	2.25	0.66
1:I:98:LYS:HZ1	1:I:102:ASP:HB2	1.61	0.66
1:N:16:VAL:HG12	1:N:18:TYR:CE1	2.30	0.66
1:E:6:ASN:HA	1:E:35:HIS:HB3	1.77	0.66
1:H:43:THR:HG22	1:H:45:ILE:HG23	1.77	0.66
1:I:29:VAL:HG13	1:I:77:LEU:HD21	1.77	0.66
1:A:6:ASN:HA	1:A:35:HIS:HB3	1.77	0.65
1:B:6:ASN:HA	1:B:35:HIS:HB3	1.77	0.65
1:B:26:ILE:HG12	1:B:37:VAL:HG23	1.78	0.65
1:B:29:VAL:HG13	1:B:77:LEU:HD21	1.77	0.65
1:D:16:VAL:HG12	1:D:18:TYR:CE1	2.30	0.65
1:G:5:ARG:HB2	1:G:36:ILE:HB	1.79	0.65
1:I:5:ARG:HB2	1:I:36:ILE:HB	1.79	0.65
1:J:43:THR:HG22	1:J:45:ILE:HG23	1.77	0.65
1:L:26:ILE:HG12	1:L:37:VAL:HG23	1.77	0.65
1:M:6:ASN:HA	1:M:35:HIS:HB3	1.77	0.65
1:M:56:THR:H	1:M:67:LYS:N	1.93	0.65
1:D:36:ILE:CG2	1:D:44:TYR:HB3	2.25	0.65
1:H:5:ARG:HB2	1:H:36:ILE:HB	1.79	0.65
1:I:43:THR:HG22	1:I:45:ILE:HG23	1.77	0.65
1:J:5:ARG:HB2	1:J:36:ILE:HB	1.79	0.65
1:N:80:VAL:H	1:N:88:ILE:HG21	1.59	0.65

Continued on next page...

Continued from previous page...

Atom-1	Atom-2	Interatomic distance (Å)	Clash overlap (Å)
1:A:26:ILE:HG12	1:A:37:VAL:HG23	1.77	0.65
1:M:26:ILE:HG12	1:M:37:VAL:HG23	1.77	0.65
1:N:26:ILE:HG12	1:N:37:VAL:HG23	1.77	0.65
1:A:29:VAL:HG13	1:A:77:LEU:HD21	1.77	0.65
1:B:98:LYS:HZ1	1:B:102:ASP:HB2	1.60	0.65
1:C:50:GLY:HA2	1:C:77:LEU:CD1	2.25	0.65
1:F:5:ARG:HB2	1:F:36:ILE:HB	1.79	0.65
1:J:29:VAL:HG13	1:J:77:LEU:HD21	1.77	0.65
1:K:5:ARG:HB2	1:K:36:ILE:HB	1.79	0.65
1:N:6:ASN:HA	1:N:35:HIS:HB3	1.77	0.65
1:N:56:THR:H	1:N:67:LYS:N	1.93	0.65
1:D:92:PHE:C	1:D:93:ILE:HG13	2.15	0.65
1:A:16:VAL:HG12	1:A:18:TYR:CE1	2.30	0.65
1:B:16:VAL:HG12	1:B:18:TYR:CE1	2.30	0.65
1:C:16:VAL:HG12	1:C:18:TYR:CE1	2.30	0.65
1:D:6:ASN:HA	1:D:35:HIS:HB3	1.77	0.65
1:E:5:ARG:HB2	1:E:36:ILE:HB	1.79	0.65
1:H:98:LYS:HZ1	1:H:102:ASP:HB2	1.61	0.65
1:J:80:VAL:HG13	1:J:88:ILE:CG2	2.18	0.65
1:M:55:ARG:CD	1:N:12:ARG:HH11	2.08	0.65
1:B:56:THR:H	1:B:67:LYS:N	1.93	0.65
1:C:98:LYS:HZ1	1:C:102:ASP:HB2	1.61	0.65
1:C:56:THR:H	1:C:67:LYS:N	1.93	0.65
1:J:98:LYS:HZ1	1:J:102:ASP:HB2	1.62	0.65
1:N:29:VAL:HG13	1:N:77:LEU:HD21	1.77	0.65
1:B:55:ARG:CD	1:C:12:ARG:HH11	2.08	0.65
1:D:5:ARG:HB2	1:D:36:ILE:HB	1.79	0.65
1:G:56:THR:H	1:G:67:LYS:N	1.93	0.65
1:K:29:VAL:HG13	1:K:77:LEU:HD21	1.77	0.65
1:L:56:THR:H	1:L:67:LYS:N	1.93	0.65
1:A:12:ARG:HH11	1:N:55:ARG:CD	2.08	0.65
1:H:80:VAL:CG2	1:H:88:ILE:HG23	2.26	0.65
1:L:5:ARG:HB2	1:L:36:ILE:HB	1.79	0.65
1:L:29:VAL:HG13	1:L:77:LEU:HD21	1.77	0.65
1:M:29:VAL:HG13	1:M:77:LEU:HD21	1.77	0.65
1:C:80:VAL:H	1:C:88:ILE:HG21	1.59	0.64
1:D:98:LYS:HZ1	1:D:102:ASP:HB2	1.61	0.64
1:M:60:LYS:H	1:M:64:PHE:CB	2.06	0.64
1:F:98:LYS:HZ1	1:F:102:ASP:HB2	1.61	0.64
1:F:35:HIS:HB2	1:F:45:ILE:O	1.97	0.64
1:H:35:HIS:HB2	1:H:45:ILE:O	1.97	0.64

Continued on next page...

Continued from previous page...

Atom-1	Atom-2	Interatomic distance (Å)	Clash overlap (Å)
1:L:50:GLY:HA2	1:L:77:LEU:CD1	2.25	0.64
1:A:12:ARG:HG2	1:A:13:ILE:N	2.13	0.64
1:C:5:ARG:HB2	1:C:36:ILE:HB	1.79	0.64
1:E:98:LYS:HZ1	1:E:102:ASP:HB2	1.61	0.64
1:I:35:HIS:HB2	1:I:45:ILE:O	1.97	0.64
1:J:35:HIS:HB2	1:J:45:ILE:O	1.97	0.64
1:A:55:ARG:CD	1:B:12:ARG:HH11	2.08	0.64
1:B:12:ARG:HG2	1:B:13:ILE:N	2.13	0.64
1:D:56:THR:H	1:D:67:LYS:N	1.93	0.64
1:E:80:VAL:HG13	1:E:88:ILE:CG2	2.18	0.64
1:M:5:ARG:HB2	1:M:36:ILE:HB	1.79	0.64
1:A:56:THR:H	1:A:67:LYS:N	1.93	0.64
1:C:55:ARG:CD	1:D:12:ARG:HH11	2.08	0.64
1:K:35:HIS:HB2	1:K:45:ILE:O	1.97	0.64
1:N:12:ARG:HG2	1:N:13:ILE:N	2.13	0.64
1:C:12:ARG:HG2	1:C:13:ILE:N	2.13	0.64
1:H:50:GLY:HA2	1:H:77:LEU:CD1	2.25	0.64
1:B:5:ARG:HB2	1:B:36:ILE:HB	1.79	0.64
1:G:12:ARG:HG2	1:G:13:ILE:N	2.13	0.64
1:H:24:VAL:CG2	1:H:107:LYS:HD3	2.28	0.64
1:H:60:LYS:H	1:H:64:PHE:CB	2.06	0.64
1:L:35:HIS:HB2	1:L:45:ILE:O	1.97	0.64
1:N:5:ARG:HB2	1:N:36:ILE:HB	1.79	0.64
1:B:24:VAL:CG2	1:B:107:LYS:HD3	2.28	0.64
1:F:12:ARG:HG2	1:F:13:ILE:N	2.13	0.64
1:G:98:LYS:HZ1	1:G:102:ASP:HB2	1.60	0.64
1:H:12:ARG:HG2	1:H:13:ILE:N	2.13	0.64
1:G:55:ARG:CD	1:H:12:ARG:HH11	2.08	0.64
1:K:61:MET:HG2	1:K:62:ASN:H	1.63	0.64
1:L:55:ARG:CD	1:M:12:ARG:HH11	2.09	0.64
1:A:5:ARG:HB2	1:A:36:ILE:HB	1.79	0.64
1:B:61:MET:HG2	1:B:62:ASN:H	1.63	0.64
1:C:24:VAL:CG2	1:C:107:LYS:HD3	2.28	0.64
1:D:24:VAL:CG2	1:D:107:LYS:HD3	2.28	0.64
1:E:12:ARG:HG2	1:E:13:ILE:N	2.13	0.64
1:E:24:VAL:HG11	1:E:38:VAL:CG1	2.28	0.64
1:G:24:VAL:CG2	1:G:107:LYS:HD3	2.28	0.64
1:G:35:HIS:HB2	1:G:45:ILE:O	1.97	0.64
1:J:24:VAL:CG2	1:J:107:LYS:HD3	2.28	0.64
1:L:24:VAL:CG2	1:L:107:LYS:HD3	2.28	0.64
1:M:12:ARG:HG2	1:M:13:ILE:N	2.13	0.64

Continued on next page...

Continued from previous page...

Atom-1	Atom-2	Interatomic distance (Å)	Clash overlap (Å)
1:D:12:ARG:HG2	1:D:13:ILE:N	2.13	0.64
1:D:61:MET:HG2	1:D:62:ASN:H	1.63	0.64
1:G:80:VAL:CG2	1:G:88:ILE:HG23	2.26	0.64
1:J:55:ARG:CD	1:K:12:ARG:HH11	2.08	0.64
1:K:24:VAL:HG11	1:K:38:VAL:CG1	2.28	0.64
1:M:24:VAL:CG2	1:M:107:LYS:HD3	2.28	0.64
1:F:24:VAL:CG2	1:F:107:LYS:HD3	2.28	0.63
1:A:24:VAL:CG2	1:A:107:LYS:HD3	2.28	0.63
1:A:24:VAL:HG11	1:A:38:VAL:CG1	2.28	0.63
1:B:13:ILE:HB	1:B:14:LYS:CG	2.29	0.63
1:F:24:VAL:HG11	1:F:38:VAL:CG1	2.28	0.63
1:I:56:THR:H	1:I:67:LYS:N	1.93	0.63
1:K:24:VAL:CG2	1:K:107:LYS:HD3	2.28	0.63
1:L:13:ILE:HB	1:L:14:LYS:CG	2.29	0.63
1:M:35:HIS:HB2	1:M:45:ILE:O	1.97	0.63
1:N:24:VAL:HG11	1:N:38:VAL:CG1	2.28	0.63
1:B:24:VAL:HG11	1:B:38:VAL:CG1	2.28	0.63
1:D:35:HIS:HB2	1:D:45:ILE:O	1.97	0.63
1:G:5:ARG:N	1:G:36:ILE:HB	2.13	0.63
1:K:56:THR:H	1:K:67:LYS:N	1.93	0.63
1:L:12:ARG:HG2	1:L:13:ILE:N	2.13	0.63
1:L:80:VAL:CG2	1:L:88:ILE:HG23	2.26	0.63
1:M:24:VAL:HG11	1:M:38:VAL:CG1	2.28	0.63
1:N:24:VAL:CG2	1:N:107:LYS:HD3	2.28	0.63
1:A:35:HIS:HB2	1:A:45:ILE:O	1.97	0.63
1:A:61:MET:HG2	1:A:62:ASN:H	1.63	0.63
1:C:24:VAL:HG11	1:C:38:VAL:CG1	2.28	0.63
1:F:61:MET:HG2	1:F:62:ASN:H	1.63	0.63
1:I:24:VAL:CG2	1:I:107:LYS:HD3	2.28	0.63
1:J:56:THR:H	1:J:67:LYS:N	1.93	0.63
1:L:5:ARG:N	1:L:36:ILE:HB	2.13	0.63
1:L:24:VAL:HG11	1:L:38:VAL:CG1	2.29	0.63
1:M:13:ILE:HB	1:M:14:LYS:CG	2.29	0.63
1:M:80:VAL:HG13	1:M:88:ILE:CG2	2.18	0.63
1:A:13:ILE:HB	1:A:14:LYS:CG	2.29	0.63
1:F:5:ARG:N	1:F:36:ILE:HB	2.13	0.63
1:H:56:THR:H	1:H:67:LYS:N	1.93	0.63
1:I:12:ARG:HG2	1:I:13:ILE:N	2.13	0.63
1:J:24:VAL:HG11	1:J:38:VAL:CG1	2.28	0.63
1:L:61:MET:HG2	1:L:62:ASN:H	1.63	0.63
1:N:35:HIS:HB2	1:N:45:ILE:O	1.97	0.63

Continued on next page...

Continued from previous page...

Atom-1	Atom-2	Interatomic distance (Å)	Clash overlap (Å)
1:N:61:MET:HG2	1:N:62:ASN:H	1.64	0.63
1:B:35:HIS:HB2	1:B:45:ILE:O	1.97	0.63
1:D:24:VAL:HG11	1:D:38:VAL:CG1	2.28	0.63
1:E:55:ARG:CD	1:F:12:ARG:HH11	2.08	0.63
1:H:61:MET:HG2	1:H:62:ASN:H	1.63	0.63
1:N:60:LYS:H	1:N:64:PHE:CB	2.06	0.63
1:E:24:VAL:CG2	1:E:107:LYS:HD3	2.28	0.63
1:E:56:THR:H	1:E:67:LYS:N	1.93	0.63
1:G:61:MET:HG2	1:G:62:ASN:H	1.63	0.63
1:H:5:ARG:N	1:H:36:ILE:HB	2.13	0.63
1:C:13:ILE:HB	1:C:14:LYS:CG	2.29	0.63
1:E:35:HIS:HB2	1:E:45:ILE:O	1.97	0.63
1:A:45:ILE:CG2	1:B:14:LYS:CE	2.77	0.63
1:E:61:MET:HG2	1:E:62:ASN:H	1.63	0.63
1:F:88:ILE:O	1:F:88:ILE:HG13	1.99	0.63
1:I:55:ARG:CD	1:J:12:ARG:HH11	2.08	0.63
1:K:13:ILE:HB	1:K:14:LYS:CG	2.29	0.63
1:M:5:ARG:N	1:M:36:ILE:HB	2.13	0.63
1:E:88:ILE:O	1:E:88:ILE:HG13	1.99	0.62
1:F:55:ARG:CD	1:G:12:ARG:HH11	2.08	0.62
1:G:13:ILE:HB	1:G:14:LYS:CG	2.29	0.62
1:G:24:VAL:HG11	1:G:38:VAL:CG1	2.28	0.62
1:H:13:ILE:HB	1:H:14:LYS:CG	2.29	0.62
1:J:61:MET:HG2	1:J:62:ASN:H	1.63	0.62
1:B:60:LYS:H	1:B:64:PHE:CB	2.06	0.62
1:D:60:LYS:H	1:D:64:PHE:CB	2.06	0.62
1:E:5:ARG:N	1:E:36:ILE:HB	2.13	0.62
1:I:13:ILE:HB	1:I:14:LYS:CG	2.29	0.62
1:I:61:MET:HG2	1:I:62:ASN:H	1.63	0.62
1:K:12:ARG:HG2	1:K:13:ILE:N	2.13	0.62
1:C:35:HIS:HB2	1:C:45:ILE:O	1.97	0.62
1:D:55:ARG:CD	1:E:12:ARG:HH11	2.08	0.62
1:F:13:ILE:HB	1:F:14:LYS:CG	2.29	0.62
1:F:80:VAL:CG2	1:F:88:ILE:HG23	2.26	0.62
1:G:67:LYS:HE3	1:G:78:VAL:CG1	2.30	0.62
1:I:24:VAL:HG11	1:I:38:VAL:CG1	2.28	0.62
1:I:5:ARG:N	1:I:36:ILE:HB	2.13	0.62
1:L:67:LYS:HE3	1:L:78:VAL:CG1	2.30	0.62
1:C:61:MET:HG2	1:C:62:ASN:H	1.63	0.62
1:H:67:LYS:HE3	1:H:78:VAL:CG1	2.30	0.62
1:B:88:ILE:HG13	1:B:88:ILE:O	1.99	0.62

Continued on next page...

Continued from previous page...

Atom-1	Atom-2	Interatomic distance (Å)	Clash overlap (Å)
1:D:80:VAL:HG13	1:D:88:ILE:CG2	2.18	0.62
1:H:24:VAL:HG11	1:H:38:VAL:CG1	2.28	0.62
1:M:67:LYS:HE3	1:M:78:VAL:CG1	2.30	0.62
1:N:13:ILE:HB	1:N:14:LYS:CG	2.29	0.62
1:C:60:LYS:H	1:C:64:PHE:CB	2.06	0.62
1:F:56:THR:H	1:F:67:LYS:N	1.94	0.62
1:I:79:ILE:HG22	1:I:81:THR:HG22	1.80	0.62
1:J:12:ARG:HG2	1:J:13:ILE:N	2.13	0.62
1:A:60:LYS:H	1:A:64:PHE:CB	2.06	0.62
1:E:60:LYS:H	1:E:64:PHE:CB	2.06	0.62
1:F:79:ILE:HG22	1:F:81:THR:HG22	1.81	0.62
1:G:79:ILE:HG22	1:G:81:THR:HG22	1.80	0.62
1:J:13:ILE:HB	1:J:14:LYS:CG	2.29	0.62
1:C:88:ILE:O	1:C:88:ILE:HG13	1.99	0.62
1:D:79:ILE:HG22	1:D:81:THR:HG22	1.80	0.62
1:E:79:ILE:HG22	1:E:81:THR:HG22	1.81	0.62
1:H:79:ILE:HG22	1:H:81:THR:HG22	1.80	0.62
1:J:45:ILE:CG2	1:K:14:LYS:CE	2.77	0.62
1:K:55:ARG:CD	1:L:12:ARG:HH11	2.08	0.62
1:B:17:VAL:O	1:B:18:TYR:HD1	1.83	0.61
1:D:13:ILE:HB	1:D:14:LYS:CG	2.29	0.61
1:G:88:ILE:O	1:G:88:ILE:HG13	1.99	0.61
1:J:79:ILE:HG22	1:J:81:THR:HG22	1.80	0.61
1:L:88:ILE:HG13	1:L:88:ILE:O	1.99	0.61
1:M:88:ILE:O	1:M:88:ILE:HG13	1.99	0.61
1:N:67:LYS:HE3	1:N:78:VAL:CG1	2.30	0.61
1:A:17:VAL:O	1:A:18:TYR:HD1	1.83	0.61
1:A:80:VAL:CG2	1:A:88:ILE:HG23	2.26	0.61
1:B:5:ARG:N	1:B:36:ILE:HB	2.13	0.61
1:B:80:VAL:CG2	1:B:88:ILE:HG23	2.26	0.61
1:B:45:ILE:CG2	1:C:14:LYS:CE	2.77	0.61
1:E:45:ILE:CG2	1:F:14:LYS:CE	2.77	0.61
1:K:17:VAL:O	1:K:18:TYR:HD1	1.83	0.61
1:M:17:VAL:O	1:M:18:TYR:HD1	1.83	0.61
1:A:88:ILE:O	1:A:88:ILE:HG13	1.99	0.61
1:I:67:LYS:HE3	1:I:78:VAL:CG1	2.30	0.61
1:J:98:LYS:HE3	1:J:101:ALA:H	1.66	0.61
1:K:79:ILE:HG22	1:K:81:THR:HG22	1.80	0.61
1:L:17:VAL:O	1:L:18:TYR:HD1	1.83	0.61
1:M:61:MET:HG2	1:M:62:ASN:H	1.63	0.61
1:N:5:ARG:N	1:N:36:ILE:HB	2.13	0.61

Continued on next page...

Continued from previous page...

Atom-1	Atom-2	Interatomic distance (Å)	Clash overlap (Å)
1:A:67:LYS:HE3	1:A:78:VAL:CG1	2.30	0.61
1:D:88:ILE:HG13	1:D:88:ILE:O	1.99	0.61
1:G:98:LYS:HE3	1:G:101:ALA:H	1.66	0.61
1:J:5:ARG:N	1:J:36:ILE:HB	2.13	0.61
1:K:45:ILE:CG2	1:L:14:LYS:CE	2.77	0.61
1:A:5:ARG:N	1:A:36:ILE:HB	2.13	0.61
1:A:46:THR:HG21	1:B:13:ILE:HA	1.83	0.61
1:B:67:LYS:HE3	1:B:78:VAL:CG1	2.30	0.61
1:C:67:LYS:HE3	1:C:78:VAL:CG1	2.30	0.61
1:C:79:ILE:HG22	1:C:81:THR:HG22	1.80	0.61
1:C:80:VAL:CG2	1:C:88:ILE:HG23	2.26	0.61
1:H:55:ARG:CD	1:I:12:ARG:HH11	2.09	0.61
1:K:80:VAL:CG2	1:K:88:ILE:HG23	2.26	0.61
1:L:98:LYS:HE3	1:L:101:ALA:H	1.66	0.61
1:C:17:VAL:O	1:C:18:TYR:HD1	1.83	0.61
1:C:5:ARG:N	1:C:36:ILE:HB	2.13	0.61
1:D:5:ARG:N	1:D:36:ILE:HB	2.13	0.61
1:D:67:LYS:HE3	1:D:78:VAL:CG1	2.30	0.61
1:F:17:VAL:O	1:F:18:TYR:HD1	1.83	0.61
1:I:60:LYS:H	1:I:64:PHE:CB	2.06	0.61
1:J:88:ILE:HG13	1:J:88:ILE:O	1.99	0.61
1:A:13:ILE:HA	1:N:46:THR:HG21	1.83	0.61
1:E:98:LYS:HE3	1:E:101:ALA:H	1.66	0.61
1:G:17:VAL:O	1:G:18:TYR:HD1	1.83	0.61
1:N:80:VAL:CG2	1:N:88:ILE:HG23	2.26	0.61
1:A:79:ILE:HG22	1:A:81:THR:HG22	1.80	0.61
1:F:73:SER:HB2	1:F:94:GLY:HA2	1.83	0.61
1:G:73:SER:HB2	1:G:94:GLY:HA2	1.83	0.61
1:I:88:ILE:O	1:I:88:ILE:HG13	1.99	0.61
1:M:26:ILE:CG1	1:M:37:VAL:HG23	2.31	0.61
1:M:79:ILE:HG22	1:M:81:THR:HG22	1.80	0.61
1:M:46:THR:HG21	1:N:13:ILE:HA	1.83	0.61
1:N:26:ILE:CG1	1:N:37:VAL:HG23	2.31	0.61
1:N:79:ILE:HG22	1:N:81:THR:HG22	1.81	0.61
1:J:17:VAL:O	1:J:18:TYR:HD1	1.83	0.61
1:B:98:LYS:HE3	1:B:101:ALA:H	1.66	0.61
1:B:79:ILE:HG22	1:B:81:THR:HG22	1.80	0.61
1:C:46:THR:HG21	1:D:13:ILE:HA	1.82	0.61
1:E:17:VAL:O	1:E:18:TYR:HD1	1.83	0.61
1:H:73:SER:HB2	1:H:94:GLY:HA2	1.83	0.61
1:L:79:ILE:HG22	1:L:81:THR:HG22	1.81	0.61

Continued on next page...

Continued from previous page...

Atom-1	Atom-2	Interatomic distance (Å)	Clash overlap (Å)
1:D:17:VAL:O	1:D:18:TYR:HD1	1.83	0.60
1:D:32:VAL:CG2	1:D:48:ALA:HB3	2.30	0.60
1:E:13:ILE:HB	1:E:14:LYS:CG	2.29	0.60
1:E:43:THR:CG2	1:E:45:ILE:HG23	2.31	0.60
1:E:73:SER:HB2	1:E:94:GLY:HA2	1.83	0.60
1:H:88:ILE:HG13	1:H:88:ILE:O	1.99	0.60
1:L:46:THR:HG21	1:M:13:ILE:HA	1.83	0.60
1:N:98:LYS:HE3	1:N:101:ALA:H	1.66	0.60
1:A:26:ILE:CG1	1:A:37:VAL:HG23	2.31	0.60
1:A:43:THR:CG2	1:A:45:ILE:HG23	2.32	0.60
1:B:46:THR:HG21	1:C:13:ILE:HA	1.83	0.60
1:C:43:THR:CG2	1:C:45:ILE:HG23	2.31	0.60
1:E:80:VAL:CG2	1:E:88:ILE:HG23	2.26	0.60
1:F:45:ILE:CG2	1:G:14:LYS:CE	2.77	0.60
1:H:26:ILE:CG1	1:H:37:VAL:HG23	2.31	0.60
1:I:26:ILE:CG1	1:I:37:VAL:HG23	2.31	0.60
1:J:32:VAL:CG2	1:J:48:ALA:HB3	2.30	0.60
1:L:26:ILE:CG1	1:L:37:VAL:HG23	2.31	0.60
1:M:43:THR:CG2	1:M:45:ILE:HG23	2.31	0.60
1:N:17:VAL:O	1:N:18:TYR:HD1	1.83	0.60
1:D:80:VAL:CG2	1:D:88:ILE:HG23	2.26	0.60
1:E:67:LYS:HE3	1:E:78:VAL:CG1	2.30	0.60
1:G:26:ILE:CG1	1:G:37:VAL:HG23	2.31	0.60
1:I:98:LYS:HE3	1:I:101:ALA:H	1.66	0.60
1:I:73:SER:HB2	1:I:94:GLY:HA2	1.83	0.60
1:G:43:THR:CG2	1:G:45:ILE:HG23	2.31	0.60
1:M:80:VAL:CG2	1:M:88:ILE:HG23	2.26	0.60
1:C:98:LYS:HE3	1:C:101:ALA:H	1.66	0.60
1:D:43:THR:CG2	1:D:45:ILE:HG23	2.31	0.60
1:D:46:THR:HG21	1:E:13:ILE:HA	1.83	0.60
1:F:29:VAL:HG12	1:F:92:PHE:CE2	2.36	0.60
1:G:29:VAL:HG12	1:G:92:PHE:CE2	2.37	0.60
1:H:17:VAL:O	1:H:18:TYR:HD1	1.83	0.60
1:J:26:ILE:CG1	1:J:37:VAL:HG23	2.31	0.60
1:K:26:ILE:CG1	1:K:37:VAL:HG23	2.30	0.60
1:D:98:LYS:HE3	1:D:101:ALA:H	1.66	0.60
1:H:98:LYS:HE3	1:H:101:ALA:H	1.66	0.60
1:G:46:THR:HG21	1:H:13:ILE:HA	1.83	0.60
1:H:43:THR:CG2	1:H:45:ILE:HG23	2.32	0.60
1:J:43:THR:CG2	1:J:45:ILE:HG23	2.32	0.60
1:J:67:LYS:HE3	1:J:78:VAL:CG1	2.30	0.60

Continued on next page...

Continued from previous page...

Atom-1	Atom-2	Interatomic distance (Å)	Clash overlap (Å)
1:J:73:SER:HB2	1:J:94:GLY:HA2	1.83	0.60
1:K:32:VAL:CG2	1:K:48:ALA:HB3	2.31	0.60
1:D:73:SER:HB2	1:D:94:GLY:HA2	1.83	0.60
1:E:29:VAL:HG12	1:E:92:PHE:CE2	2.37	0.60
1:F:26:ILE:CG1	1:F:37:VAL:HG23	2.31	0.60
1:H:32:VAL:CG2	1:H:48:ALA:HB3	2.30	0.60
1:H:46:THR:HG21	1:I:13:ILE:HA	1.83	0.60
1:K:5:ARG:N	1:K:36:ILE:HB	2.13	0.60
1:K:88:ILE:O	1:K:88:ILE:HG13	1.99	0.60
1:L:43:THR:CG2	1:L:45:ILE:HG23	2.31	0.60
1:M:98:LYS:HE3	1:M:101:ALA:H	1.66	0.60
1:M:29:VAL:HG12	1:M:92:PHE:CE2	2.37	0.60
1:B:26:ILE:CG1	1:B:37:VAL:HG23	2.31	0.60
1:D:26:ILE:CG1	1:D:37:VAL:HG23	2.30	0.60
1:N:88:ILE:HG13	1:N:88:ILE:O	1.99	0.60
1:D:29:VAL:HG12	1:D:92:PHE:CE2	2.37	0.60
1:E:26:ILE:CG1	1:E:37:VAL:HG23	2.31	0.60
1:F:46:THR:HG21	1:G:13:ILE:HA	1.83	0.60
1:K:43:THR:CG2	1:K:45:ILE:HG23	2.31	0.60
1:K:29:VAL:HG12	1:K:92:PHE:CE2	2.36	0.60
1:K:73:SER:HB2	1:K:94:GLY:HA2	1.83	0.60
1:M:32:VAL:CG2	1:M:48:ALA:HB3	2.30	0.60
1:A:98:LYS:HE3	1:A:101:ALA:H	1.66	0.60
1:F:43:THR:CG2	1:F:45:ILE:HG23	2.31	0.60
1:H:29:VAL:HG12	1:H:92:PHE:CE2	2.37	0.60
1:L:29:VAL:HG12	1:L:92:PHE:CE2	2.37	0.60
1:C:26:ILE:CG1	1:C:37:VAL:HG23	2.31	0.59
1:C:80:VAL:HG13	1:C:88:ILE:CG2	2.18	0.59
1:C:92:PHE:HB3	1:C:101:ALA:HB1	1.84	0.59
1:I:46:THR:HG21	1:J:13:ILE:HA	1.83	0.59
1:J:2:GLU:HG2	1:J:3:VAL:HG22	1.84	0.59
1:L:73:SER:HB2	1:L:94:GLY:HA2	1.83	0.59
1:N:43:THR:CG2	1:N:45:ILE:HG23	2.32	0.59
1:B:92:PHE:HB3	1:B:101:ALA:HB1	1.84	0.59
1:J:46:THR:HG21	1:K:13:ILE:HA	1.83	0.59
1:K:46:THR:HG21	1:L:13:ILE:HA	1.83	0.59
1:L:32:VAL:CG2	1:L:48:ALA:HB3	2.30	0.59
1:N:29:VAL:HG12	1:N:92:PHE:CE2	2.37	0.59
1:A:92:PHE:HB3	1:A:101:ALA:HB1	1.84	0.59
1:C:73:SER:HB2	1:C:94:GLY:HA2	1.83	0.59
1:F:98:LYS:HE3	1:F:101:ALA:H	1.66	0.59

Continued on next page...

Continued from previous page...

Atom-1	Atom-2	Interatomic distance (Å)	Clash overlap (Å)
1:I:17:VAL:O	1:I:18:TYR:HD1	1.83	0.59
1:K:98:LYS:HE3	1:K:101:ALA:H	1.66	0.59
1:D:92:PHE:HB3	1:D:101:ALA:HB1	1.84	0.59
1:E:46:THR:HG21	1:F:13:ILE:HA	1.83	0.59
1:G:39:ALA:HB1	1:G:40:PRO:HA	1.85	0.59
1:H:2:GLU:HG2	1:H:3:VAL:HG22	1.84	0.59
1:I:39:ALA:HB1	1:I:40:PRO:HA	1.85	0.59
1:J:29:VAL:HG12	1:J:92:PHE:CE2	2.37	0.59
1:B:29:VAL:HG12	1:B:92:PHE:CE2	2.36	0.59
1:E:92:PHE:HB3	1:E:101:ALA:HB1	1.84	0.59
1:F:92:PHE:HB3	1:F:101:ALA:HB1	1.85	0.59
1:F:39:ALA:HB1	1:F:40:PRO:HA	1.85	0.59
1:G:2:GLU:HG2	1:G:3:VAL:HG22	1.84	0.59
1:I:2:GLU:HG2	1:I:3:VAL:HG22	1.84	0.59
1:I:43:THR:CG2	1:I:45:ILE:HG23	2.32	0.59
1:J:39:ALA:HB1	1:J:40:PRO:HA	1.85	0.59
1:A:32:VAL:CG2	1:A:48:ALA:HB3	2.31	0.59
1:B:43:THR:CG2	1:B:45:ILE:HG23	2.31	0.59
1:F:67:LYS:HE3	1:F:78:VAL:CG1	2.30	0.59
1:I:29:VAL:HG12	1:I:92:PHE:CE2	2.37	0.59
1:K:2:GLU:HG2	1:K:3:VAL:HG22	1.84	0.59
1:M:13:ILE:CD1	1:M:14:LYS:HG3	2.33	0.59
1:M:73:SER:HB2	1:M:94:GLY:HA2	1.83	0.59
1:N:73:SER:HB2	1:N:94:GLY:HA2	1.83	0.59
1:A:29:VAL:HG12	1:A:92:PHE:CE2	2.37	0.59
1:A:73:SER:HB2	1:A:94:GLY:HA2	1.83	0.59
1:B:73:SER:HB2	1:B:94:GLY:HA2	1.83	0.59
1:D:39:ALA:HB1	1:D:40:PRO:HA	1.85	0.59
1:E:32:VAL:CG2	1:E:48:ALA:HB3	2.30	0.59
1:G:92:PHE:HB3	1:G:101:ALA:HB1	1.85	0.59
1:H:32:VAL:O	1:H:32:VAL:HG13	2.03	0.59
1:I:32:VAL:CG2	1:I:48:ALA:HB3	2.31	0.59
1:J:80:VAL:CG2	1:J:88:ILE:HG23	2.26	0.59
1:L:80:VAL:H	1:L:88:ILE:CG2	2.16	0.59
1:N:92:PHE:HB3	1:N:101:ALA:HB1	1.85	0.59
1:C:29:VAL:HG12	1:C:92:PHE:CE2	2.37	0.59
1:E:39:ALA:HB1	1:E:40:PRO:HA	1.85	0.59
1:G:32:VAL:CG2	1:G:48:ALA:HB3	2.31	0.59
1:H:39:ALA:HB1	1:H:40:PRO:HA	1.85	0.59
1:L:13:ILE:CD1	1:L:14:LYS:HG3	2.33	0.59
1:A:80:VAL:H	1:A:88:ILE:CG2	2.16	0.59

Continued on next page...

Continued from previous page...

Atom-1	Atom-2	Interatomic distance (Å)	Clash overlap (Å)
1:H:92:PHE:HB3	1:H:101:ALA:HB1	1.84	0.59
1:I:32:VAL:HG13	1:I:32:VAL:O	2.03	0.59
1:B:39:ALA:HB1	1:B:40:PRO:HA	1.85	0.58
1:C:2:GLU:HG2	1:C:3:VAL:HG22	1.84	0.58
1:D:2:GLU:HG2	1:D:3:VAL:HG22	1.84	0.58
1:K:13:ILE:CD1	1:K:14:LYS:HG3	2.33	0.58
1:K:39:ALA:HB1	1:K:40:PRO:HA	1.85	0.58
1:L:2:GLU:HG2	1:L:3:VAL:HG22	1.84	0.58
1:L:39:ALA:HB1	1:L:40:PRO:HA	1.85	0.58
1:M:32:VAL:O	1:M:32:VAL:HG13	2.03	0.58
1:B:2:GLU:HG2	1:B:3:VAL:HG22	1.84	0.58
1:C:39:ALA:HB1	1:C:40:PRO:HA	1.85	0.58
1:F:32:VAL:CG2	1:F:48:ALA:HB3	2.31	0.58
1:K:67:LYS:HE3	1:K:78:VAL:CG1	2.30	0.58
1:L:32:VAL:O	1:L:32:VAL:HG13	2.03	0.58
1:M:92:PHE:HB3	1:M:101:ALA:HB1	1.84	0.58
1:N:80:VAL:H	1:N:88:ILE:CG2	2.16	0.58
1:K:80:VAL:H	1:K:88:ILE:CG2	2.16	0.58
1:N:39:ALA:HB1	1:N:40:PRO:HA	1.85	0.58
1:E:32:VAL:HG13	1:E:32:VAL:O	2.03	0.58
1:F:56:THR:HG22	1:F:57:PHE:N	2.18	0.58
1:G:32:VAL:O	1:G:32:VAL:HG13	2.03	0.58
1:E:2:GLU:HG2	1:E:3:VAL:HG22	1.84	0.58
1:F:2:GLU:HG2	1:F:3:VAL:HG22	1.84	0.58
1:M:2:GLU:HG2	1:M:3:VAL:HG22	1.84	0.58
1:A:2:GLU:HG2	1:A:3:VAL:HG22	1.84	0.58
1:I:66:VAL:HG23	1:I:67:LYS:N	2.19	0.58
1:J:60:LYS:H	1:J:64:PHE:CB	2.06	0.58
1:L:66:VAL:HG23	1:L:67:LYS:N	2.19	0.58
1:M:39:ALA:HB1	1:M:40:PRO:HA	1.85	0.58
1:A:39:ALA:HB1	1:A:40:PRO:HA	1.85	0.58
1:G:80:VAL:H	1:G:88:ILE:CG2	2.16	0.58
1:I:92:PHE:HB3	1:I:101:ALA:HB1	1.84	0.58
1:J:13:ILE:CD1	1:J:14:LYS:HG3	2.33	0.58
1:J:32:VAL:O	1:J:32:VAL:HG13	2.03	0.58
1:M:37:VAL:HG12	1:M:38:VAL:N	2.19	0.58
1:M:80:VAL:H	1:M:88:ILE:CG2	2.16	0.58
1:A:32:VAL:HG13	1:A:32:VAL:O	2.03	0.58
1:A:37:VAL:HG12	1:A:38:VAL:N	2.19	0.58
1:B:80:VAL:H	1:B:88:ILE:CG2	2.16	0.58
1:D:32:VAL:HG13	1:D:32:VAL:O	2.03	0.58

Continued on next page...

Continued from previous page...

Atom-1	Atom-2	Interatomic distance (Å)	Clash overlap (Å)
1:F:80:VAL:H	1:F:88:ILE:CG2	2.16	0.58
1:G:66:VAL:HG23	1:G:67:LYS:N	2.19	0.58
1:I:80:VAL:H	1:I:88:ILE:CG2	2.16	0.58
1:J:66:VAL:HG23	1:J:67:LYS:N	2.19	0.58
1:E:80:VAL:H	1:E:88:ILE:CG2	2.16	0.58
1:N:37:VAL:HG12	1:N:38:VAL:N	2.19	0.58
1:B:32:VAL:O	1:B:32:VAL:HG13	2.03	0.58
1:B:37:VAL:HG12	1:B:38:VAL:N	2.19	0.58
1:C:37:VAL:HG12	1:C:38:VAL:N	2.19	0.58
1:D:80:VAL:H	1:D:88:ILE:CG2	2.16	0.58
1:H:56:THR:HG22	1:H:57:PHE:N	2.18	0.58
1:I:13:ILE:CD1	1:I:14:LYS:HG3	2.33	0.58
1:K:66:VAL:HG23	1:K:67:LYS:N	2.19	0.58
1:L:92:PHE:HB3	1:L:101:ALA:HB1	1.84	0.58
1:N:32:VAL:CG2	1:N:48:ALA:HB3	2.31	0.58
1:N:32:VAL:O	1:N:32:VAL:HG13	2.03	0.58
1:N:66:VAL:HG23	1:N:67:LYS:N	2.19	0.58
1:C:56:THR:HG22	1:C:57:PHE:N	2.18	0.57
1:E:79:ILE:HG22	1:E:81:THR:CG2	2.35	0.57
1:G:45:ILE:CG2	1:H:14:LYS:CE	2.77	0.57
1:H:79:ILE:HG22	1:H:81:THR:CG2	2.34	0.57
1:J:92:PHE:HB3	1:J:101:ALA:HB1	1.84	0.57
1:J:37:VAL:HG12	1:J:38:VAL:N	2.19	0.57
1:K:37:VAL:HG12	1:K:38:VAL:N	2.19	0.57
1:M:38:VAL:HG23	1:M:39:ALA:N	2.20	0.57
1:M:45:ILE:CG2	1:N:14:LYS:CE	2.77	0.57
1:N:2:GLU:HG2	1:N:3:VAL:HG22	1.84	0.57
1:N:9:TYR:HB2	1:N:11:TYR:CA	2.34	0.57
1:C:32:VAL:CG2	1:C:48:ALA:HB3	2.31	0.57
1:C:38:VAL:HG23	1:C:39:ALA:N	2.20	0.57
1:E:9:TYR:HB2	1:E:11:TYR:CA	2.34	0.57
1:H:80:VAL:H	1:H:88:ILE:CG2	2.16	0.57
1:J:9:TYR:HB2	1:J:11:TYR:CA	2.34	0.57
1:K:56:THR:HG22	1:K:57:PHE:N	2.18	0.57
1:K:92:PHE:HB3	1:K:101:ALA:HB1	1.84	0.57
1:L:37:VAL:HG12	1:L:38:VAL:N	2.19	0.57
1:M:95:GLU:O	1:M:95:GLU:HG2	2.04	0.57
1:M:9:TYR:HB2	1:M:11:TYR:CA	2.34	0.57
1:A:9:TYR:HB2	1:A:11:TYR:CA	2.34	0.57
1:C:32:VAL:HG13	1:C:32:VAL:O	2.03	0.57
1:C:80:VAL:H	1:C:88:ILE:CG2	2.16	0.57

Continued on next page...

Continued from previous page...

Atom-1	Atom-2	Interatomic distance (Å)	Clash overlap (Å)
1:D:37:VAL:HG12	1:D:38:VAL:N	2.19	0.57
1:D:56:THR:HG22	1:D:57:PHE:N	2.18	0.57
1:D:9:TYR:HB2	1:D:11:TYR:CA	2.34	0.57
1:E:37:VAL:HG12	1:E:38:VAL:N	2.19	0.57
1:F:9:TYR:HB2	1:F:11:TYR:CA	2.34	0.57
1:F:38:VAL:HG23	1:F:39:ALA:N	2.20	0.57
1:F:95:GLU:HG2	1:F:95:GLU:O	2.04	0.57
1:G:9:TYR:HB2	1:G:11:TYR:CA	2.34	0.57
1:I:38:VAL:HG23	1:I:39:ALA:N	2.20	0.57
1:N:62:ASN:CB	1:N:84:ARG:HG3	2.35	0.57
1:J:38:VAL:HG23	1:J:39:ALA:N	2.20	0.57
1:J:95:GLU:O	1:J:95:GLU:HG2	2.04	0.57
1:K:32:VAL:O	1:K:32:VAL:HG13	2.03	0.57
1:K:95:GLU:HG2	1:K:95:GLU:O	2.04	0.57
1:K:9:TYR:HB2	1:K:11:TYR:CA	2.34	0.57
1:A:56:THR:HG22	1:A:57:PHE:N	2.18	0.57
1:B:32:VAL:CG2	1:B:48:ALA:HB3	2.30	0.57
1:C:54:SER:C	1:C:55:ARG:HG2	2.25	0.57
1:C:62:ASN:CB	1:C:84:ARG:HG3	2.35	0.57
1:C:95:GLU:HG2	1:C:95:GLU:O	2.04	0.57
1:D:95:GLU:O	1:D:95:GLU:HG2	2.04	0.57
1:E:38:VAL:HG23	1:E:39:ALA:N	2.20	0.57
1:G:62:ASN:CB	1:G:84:ARG:HG3	2.35	0.57
1:H:13:ILE:CD1	1:H:14:LYS:HG3	2.33	0.57
1:I:9:TYR:HB2	1:I:11:TYR:CA	2.34	0.57
1:K:61:MET:CG	1:K:62:ASN:H	2.18	0.57
1:N:38:VAL:HG23	1:N:39:ALA:N	2.20	0.57
1:N:54:SER:C	1:N:55:ARG:HG2	2.25	0.57
1:B:38:VAL:HG23	1:B:39:ALA:N	2.20	0.57
1:D:26:ILE:HD11	1:D:37:VAL:CB	2.34	0.57
1:D:38:VAL:HG23	1:D:39:ALA:N	2.20	0.57
1:D:62:ASN:CB	1:D:84:ARG:HG3	2.35	0.57
1:F:32:VAL:O	1:F:32:VAL:HG13	2.03	0.57
1:F:62:ASN:CB	1:F:84:ARG:HG3	2.35	0.57
1:G:79:ILE:HG22	1:G:81:THR:CG2	2.34	0.57
1:H:62:ASN:CB	1:H:84:ARG:HG3	2.35	0.57
1:H:66:VAL:HG23	1:H:67:LYS:N	2.19	0.57
1:I:61:MET:CG	1:I:62:ASN:H	2.18	0.57
1:J:80:VAL:H	1:J:88:ILE:CG2	2.16	0.57
1:L:38:VAL:HG23	1:L:39:ALA:N	2.20	0.57
1:L:9:TYR:HB2	1:L:11:TYR:CA	2.34	0.57

Continued on next page...

Continued from previous page...

Atom-1	Atom-2	Interatomic distance (Å)	Clash overlap (Å)
1:M:62:ASN:CB	1:M:84:ARG:HG3	2.35	0.57
1:N:54:SER:OG	1:N:68:PRO:HA	2.04	0.57
1:A:61:MET:CG	1:A:62:ASN:H	2.18	0.57
1:B:79:ILE:HD12	1:B:107:LYS:NZ	2.20	0.57
1:B:9:TYR:HB2	1:B:11:TYR:CA	2.34	0.57
1:C:26:ILE:HD11	1:C:37:VAL:CB	2.34	0.57
1:F:54:SER:OG	1:F:68:PRO:HA	2.04	0.57
1:G:38:VAL:HG23	1:G:39:ALA:N	2.20	0.57
1:H:16:VAL:HG12	1:H:18:TYR:HE1	1.69	0.57
1:I:56:THR:HG22	1:I:57:PHE:N	2.18	0.57
1:J:79:ILE:HG22	1:J:81:THR:CG2	2.34	0.57
1:K:54:SER:OG	1:K:68:PRO:HA	2.04	0.57
1:L:54:SER:OG	1:L:68:PRO:HA	2.04	0.57
1:M:79:ILE:HD12	1:M:107:LYS:NZ	2.20	0.57
1:A:79:ILE:HD12	1:A:107:LYS:NZ	2.20	0.57
1:C:61:MET:CG	1:C:62:ASN:H	2.18	0.57
1:E:26:ILE:HD11	1:E:37:VAL:CB	2.34	0.57
1:F:79:ILE:HG22	1:F:81:THR:CG2	2.34	0.57
1:G:13:ILE:CD1	1:G:14:LYS:HG3	2.33	0.57
1:G:56:THR:HG22	1:G:57:PHE:N	2.18	0.57
1:G:61:MET:CG	1:G:62:ASN:H	2.18	0.57
1:M:66:VAL:HG23	1:M:67:LYS:N	2.19	0.57
1:A:14:LYS:CE	1:N:45:ILE:CG2	2.77	0.57
1:A:62:ASN:HB2	1:A:84:ARG:HG3	1.86	0.57
1:B:26:ILE:HD11	1:B:37:VAL:CB	2.34	0.57
1:D:54:SER:OG	1:D:68:PRO:HA	2.04	0.57
1:E:61:MET:CG	1:E:62:ASN:H	2.18	0.57
1:E:95:GLU:HG2	1:E:95:GLU:O	2.04	0.57
1:F:24:VAL:HG12	1:F:26:ILE:HD12	1.86	0.57
1:H:38:VAL:HG23	1:H:39:ALA:N	2.20	0.57
1:H:62:ASN:HB2	1:H:84:ARG:HG3	1.86	0.57
1:J:62:ASN:CB	1:J:84:ARG:HG3	2.35	0.57
1:L:95:GLU:O	1:L:95:GLU:HG2	2.04	0.57
1:M:61:MET:CG	1:M:62:ASN:H	2.18	0.57
1:M:62:ASN:HB2	1:M:84:ARG:HG3	1.86	0.57
1:A:16:VAL:HG12	1:A:18:TYR:HE1	1.69	0.57
1:A:66:VAL:HG23	1:A:67:LYS:N	2.19	0.57
1:A:62:ASN:CB	1:A:84:ARG:HG3	2.35	0.57
1:B:16:VAL:HG12	1:B:18:TYR:HE1	1.69	0.57
1:C:9:TYR:HB2	1:C:11:TYR:CA	2.34	0.57
1:D:54:SER:C	1:D:55:ARG:HG2	2.25	0.57

Continued on next page...

Continued from previous page...

Atom-1	Atom-2	Interatomic distance (Å)	Clash overlap (Å)
1:F:26:ILE:HD11	1:F:37:VAL:CB	2.35	0.57
1:F:54:SER:C	1:F:55:ARG:HG2	2.25	0.57
1:F:66:VAL:HG23	1:F:67:LYS:N	2.19	0.57
1:G:62:ASN:HB2	1:G:84:ARG:HG3	1.86	0.57
1:I:62:ASN:CB	1:I:84:ARG:HG3	2.35	0.57
1:I:79:ILE:HG22	1:I:81:THR:CG2	2.34	0.57
1:K:80:VAL:HG23	1:K:86:TYR:CD2	2.40	0.57
1:N:16:VAL:HG12	1:N:18:TYR:HE1	1.69	0.57
1:A:26:ILE:HD11	1:A:37:VAL:CB	2.34	0.56
1:A:24:VAL:HG11	1:A:38:VAL:HG11	1.87	0.56
1:B:24:VAL:HG11	1:B:38:VAL:HG11	1.87	0.56
1:B:62:ASN:CB	1:B:84:ARG:HG3	2.35	0.56
1:C:54:SER:OG	1:C:68:PRO:HA	2.04	0.56
1:F:37:VAL:HG12	1:F:38:VAL:N	2.19	0.56
1:G:26:ILE:HD11	1:G:37:VAL:CB	2.34	0.56
1:H:37:VAL:HG12	1:H:38:VAL:N	2.19	0.56
1:H:9:TYR:HB2	1:H:11:TYR:CA	2.34	0.56
1:I:80:VAL:HG23	1:I:86:TYR:CD2	2.40	0.56
1:I:80:VAL:CG2	1:I:88:ILE:HG23	2.26	0.56
1:L:79:ILE:HD12	1:L:107:LYS:NZ	2.20	0.56
1:M:54:SER:OG	1:M:68:PRO:HA	2.04	0.56
1:N:79:ILE:HD12	1:N:107:LYS:NZ	2.20	0.56
1:A:54:SER:C	1:A:55:ARG:HG2	2.25	0.56
1:A:95:GLU:HG2	1:A:95:GLU:O	2.04	0.56
1:B:79:ILE:HG22	1:B:81:THR:CG2	2.34	0.56
1:C:16:VAL:HG12	1:C:18:TYR:HE1	1.69	0.56
1:C:24:VAL:HG11	1:C:38:VAL:HG11	1.87	0.56
1:C:79:ILE:HD12	1:C:107:LYS:NZ	2.20	0.56
1:C:79:ILE:HG22	1:C:81:THR:CG2	2.34	0.56
1:E:54:SER:OG	1:E:68:PRO:HA	2.04	0.56
1:E:62:ASN:CB	1:E:84:ARG:HG3	2.35	0.56
1:E:62:ASN:HB2	1:E:84:ARG:HG3	1.86	0.56
1:F:13:ILE:CD1	1:F:14:LYS:HG3	2.33	0.56
1:F:80:VAL:HG23	1:F:86:TYR:CD2	2.40	0.56
1:H:26:ILE:HD11	1:H:37:VAL:CB	2.34	0.56
1:J:26:ILE:HD11	1:J:37:VAL:CB	2.34	0.56
1:K:26:ILE:HD11	1:K:37:VAL:CB	2.34	0.56
1:K:81:THR:O	1:K:81:THR:HG23	2.06	0.56
1:K:62:ASN:CB	1:K:84:ARG:HG3	2.35	0.56
1:L:26:ILE:HD11	1:L:37:VAL:CB	2.34	0.56
1:M:24:VAL:HG12	1:M:26:ILE:HD12	1.86	0.56

Continued on next page...

Continued from previous page...

Atom-1	Atom-2	Interatomic distance (Å)	Clash overlap (Å)
1:A:79:ILE:HG22	1:A:81:THR:CG2	2.34	0.56
1:D:66:VAL:HG23	1:D:67:LYS:N	2.19	0.56
1:D:62:ASN:HB2	1:D:84:ARG:HG3	1.86	0.56
1:G:37:VAL:HG12	1:G:38:VAL:N	2.19	0.56
1:H:95:GLU:HG2	1:H:95:GLU:O	2.04	0.56
1:I:26:ILE:HD11	1:I:37:VAL:CB	2.35	0.56
1:I:62:ASN:HB2	1:I:84:ARG:HG3	1.86	0.56
1:J:80:VAL:HG23	1:J:86:TYR:CD2	2.40	0.56
1:K:54:SER:C	1:K:55:ARG:HG2	2.25	0.56
1:K:70:GLN:H	1:K:75:THR:HB	1.70	0.56
1:L:54:SER:C	1:L:55:ARG:HG2	2.25	0.56
1:M:81:THR:O	1:M:81:THR:HG23	2.05	0.56
1:N:24:VAL:HG11	1:N:38:VAL:HG11	1.87	0.56
1:N:26:ILE:HD11	1:N:37:VAL:CB	2.34	0.56
1:B:54:SER:OG	1:B:68:PRO:HA	2.04	0.56
1:D:24:VAL:HG11	1:D:38:VAL:HG11	1.87	0.56
1:D:61:MET:CG	1:D:62:ASN:H	2.18	0.56
1:I:16:VAL:HG12	1:I:18:TYR:HE1	1.69	0.56
1:I:37:VAL:HG12	1:I:38:VAL:N	2.19	0.56
1:I:81:THR:O	1:I:81:THR:HG23	2.06	0.56
1:K:79:ILE:HD12	1:K:107:LYS:NZ	2.20	0.56
1:L:56:THR:HG22	1:L:57:PHE:N	2.18	0.56
1:L:79:ILE:HG22	1:L:81:THR:CG2	2.34	0.56
1:L:80:VAL:HG23	1:L:86:TYR:CD2	2.40	0.56
1:M:26:ILE:HD11	1:M:37:VAL:CB	2.34	0.56
1:M:54:SER:C	1:M:55:ARG:HG2	2.25	0.56
1:M:79:ILE:HG22	1:M:81:THR:CG2	2.34	0.56
1:B:54:SER:C	1:B:55:ARG:HG2	2.25	0.56
1:C:66:VAL:HG23	1:C:67:LYS:N	2.19	0.56
1:E:54:SER:C	1:E:55:ARG:HG2	2.25	0.56
1:E:56:THR:OG1	1:E:67:LYS:HB2	2.06	0.56
1:G:54:SER:OG	1:G:68:PRO:HA	2.04	0.56
1:H:80:VAL:HG23	1:H:86:TYR:CD2	2.40	0.56
1:J:54:SER:OG	1:J:68:PRO:HA	2.04	0.56
1:J:56:THR:HG22	1:J:57:PHE:N	2.18	0.56
1:J:79:ILE:HD12	1:J:107:LYS:NZ	2.20	0.56
1:K:38:VAL:HG23	1:K:39:ALA:N	2.20	0.56
1:A:70:GLN:H	1:A:75:THR:HB	1.70	0.56
1:E:80:VAL:HG23	1:E:86:TYR:CD2	2.40	0.56
1:F:81:THR:HG23	1:F:81:THR:O	2.05	0.56
1:H:81:THR:HG23	1:H:81:THR:O	2.05	0.56

Continued on next page...

Continued from previous page...

Atom-1	Atom-2	Interatomic distance (Å)	Clash overlap (Å)
1:I:54:SER:OG	1:I:68:PRO:HA	2.04	0.56
1:K:79:ILE:HG22	1:K:81:THR:CG2	2.34	0.56
1:L:62:ASN:CB	1:L:84:ARG:HG3	2.35	0.56
1:M:56:THR:OG1	1:M:67:LYS:HB2	2.06	0.56
1:M:70:GLN:H	1:M:75:THR:HB	1.70	0.56
1:A:38:VAL:HG23	1:A:39:ALA:N	2.20	0.56
1:A:54:SER:OG	1:A:68:PRO:HA	2.04	0.56
1:D:16:VAL:HG12	1:D:18:TYR:HE1	1.69	0.56
1:D:79:ILE:HD12	1:D:107:LYS:NZ	2.20	0.56
1:E:13:ILE:CD1	1:E:14:LYS:HG3	2.33	0.56
1:E:24:VAL:HG11	1:E:38:VAL:HG11	1.87	0.56
1:E:66:VAL:HG23	1:E:67:LYS:N	2.19	0.56
1:E:79:ILE:HD12	1:E:107:LYS:NZ	2.20	0.56
1:F:91:HIS:CB	1:F:104:THR:HG21	2.32	0.56
1:I:95:GLU:O	1:I:95:GLU:HG2	2.04	0.56
1:L:70:GLN:H	1:L:75:THR:HB	1.70	0.56
1:M:24:VAL:HG21	1:M:107:LYS:HB3	1.88	0.56
1:M:24:VAL:HG11	1:M:38:VAL:HG11	1.87	0.56
1:N:62:ASN:HB2	1:N:84:ARG:HG3	1.86	0.56
1:B:56:THR:OG1	1:B:67:LYS:HB2	2.06	0.56
1:B:70:GLN:H	1:B:75:THR:HB	1.70	0.56
1:B:95:GLU:O	1:B:95:GLU:HG2	2.04	0.56
1:C:62:ASN:HB2	1:C:84:ARG:HG3	1.86	0.56
1:E:81:THR:O	1:E:81:THR:HG23	2.05	0.56
1:G:91:HIS:CB	1:G:104:THR:HG21	2.33	0.56
1:G:24:VAL:HG21	1:G:107:LYS:HB3	1.88	0.56
1:G:79:ILE:HD12	1:G:107:LYS:NZ	2.20	0.56
1:J:16:VAL:HG12	1:J:18:TYR:HE1	1.69	0.56
1:J:56:THR:OG1	1:J:67:LYS:HB2	2.06	0.56
1:K:24:VAL:HG21	1:K:107:LYS:HB3	1.88	0.56
1:K:62:ASN:HB2	1:K:84:ARG:HG3	1.86	0.56
1:L:62:ASN:HB2	1:L:84:ARG:HG3	1.86	0.56
1:D:79:ILE:HG22	1:D:81:THR:CG2	2.34	0.56
1:E:84:ARG:CZ	1:E:84:ARG:HA	2.36	0.56
1:G:80:VAL:HG23	1:G:86:TYR:CD2	2.40	0.56
1:H:91:HIS:CB	1:H:104:THR:HG21	2.32	0.56
1:H:61:MET:CG	1:H:62:ASN:H	2.18	0.56
1:J:24:VAL:HG21	1:J:107:LYS:HB3	1.88	0.56
1:M:56:THR:HG22	1:M:57:PHE:N	2.18	0.56
1:A:24:VAL:HG21	1:A:107:LYS:HB3	1.88	0.56
1:E:24:VAL:HG21	1:E:107:LYS:HB3	1.88	0.56

Continued on next page...

Continued from previous page...

Atom-1	Atom-2	Interatomic distance (Å)	Clash overlap (Å)
1:F:24:VAL:HG21	1:F:107:LYS:HB3	1.88	0.56
1:F:61:MET:CG	1:F:62:ASN:H	2.18	0.56
1:G:56:THR:OG1	1:G:67:LYS:HB2	2.06	0.56
1:G:81:THR:HG23	1:G:81:THR:O	2.06	0.56
1:H:24:VAL:HG21	1:H:107:LYS:HB3	1.88	0.56
1:H:54:SER:OG	1:H:68:PRO:HA	2.04	0.56
1:I:24:VAL:HG11	1:I:38:VAL:HG11	1.87	0.56
1:J:24:VAL:HG11	1:J:38:VAL:HG11	1.87	0.56
1:J:70:GLN:H	1:J:75:THR:HB	1.70	0.56
1:K:56:THR:OG1	1:K:67:LYS:HB2	2.06	0.56
1:L:24:VAL:HG21	1:L:107:LYS:HB3	1.88	0.56
1:N:70:GLN:H	1:N:75:THR:HB	1.70	0.56
1:F:56:THR:OG1	1:F:67:LYS:HB2	2.06	0.56
1:F:62:ASN:HB2	1:F:84:ARG:HG3	1.86	0.56
1:H:54:SER:C	1:H:55:ARG:HG2	2.25	0.56
1:H:56:THR:OG1	1:H:67:LYS:HB2	2.06	0.56
1:J:61:MET:CG	1:J:62:ASN:H	2.18	0.56
1:K:24:VAL:HG12	1:K:26:ILE:HD12	1.87	0.56
1:M:80:VAL:HG23	1:M:86:TYR:CD2	2.40	0.56
1:N:24:VAL:HG21	1:N:107:LYS:HB3	1.88	0.56
1:B:66:VAL:HG23	1:B:67:LYS:N	2.19	0.55
1:B:80:VAL:HG23	1:B:86:TYR:CD2	2.40	0.55
1:C:24:VAL:HG21	1:C:107:LYS:HB3	1.88	0.55
1:C:56:THR:OG1	1:C:67:LYS:HB2	2.06	0.55
1:D:13:ILE:CD1	1:D:14:LYS:HG3	2.33	0.55
1:D:81:THR:O	1:D:81:THR:HG23	2.05	0.55
1:D:84:ARG:CZ	1:D:84:ARG:HA	2.36	0.55
1:F:24:VAL:HG11	1:F:38:VAL:HG11	1.87	0.55
1:I:54:SER:C	1:I:55:ARG:HG2	2.25	0.55
1:I:79:ILE:HD12	1:I:107:LYS:NZ	2.20	0.55
1:J:81:THR:O	1:J:81:THR:HG23	2.05	0.55
1:A:81:THR:HG23	1:A:81:THR:O	2.05	0.55
1:A:84:ARG:CZ	1:A:84:ARG:HA	2.36	0.55
1:A:80:VAL:HG23	1:A:86:TYR:CD2	2.40	0.55
1:B:24:VAL:HG21	1:B:107:LYS:HB3	1.88	0.55
1:B:56:THR:HG22	1:B:57:PHE:N	2.18	0.55
1:D:56:THR:OG1	1:D:67:LYS:HB2	2.06	0.55
1:E:91:HIS:CB	1:E:104:THR:HG21	2.32	0.55
1:G:95:GLU:O	1:G:95:GLU:HG2	2.04	0.55
1:I:91:HIS:CB	1:I:104:THR:HG21	2.33	0.55
1:I:24:VAL:HG21	1:I:107:LYS:HB3	1.88	0.55

Continued on next page...

Continued from previous page...

Atom-1	Atom-2	Interatomic distance (Å)	Clash overlap (Å)
1:I:56:THR:OG1	1:I:67:LYS:HB2	2.06	0.55
1:J:91:HIS:CB	1:J:104:THR:HG21	2.32	0.55
1:J:54:SER:C	1:J:55:ARG:HG2	2.25	0.55
1:J:62:ASN:HB2	1:J:84:ARG:HG3	1.86	0.55
1:L:24:VAL:HG11	1:L:38:VAL:HG11	1.87	0.55
1:L:61:MET:CG	1:L:62:ASN:H	2.18	0.55
1:N:79:ILE:HG22	1:N:81:THR:CG2	2.34	0.55
1:A:13:ILE:CD1	1:A:14:LYS:HG3	2.33	0.55
1:A:24:VAL:HG12	1:A:26:ILE:HD12	1.86	0.55
1:B:13:ILE:CD1	1:B:14:LYS:HG3	2.33	0.55
1:C:81:THR:HG23	1:C:81:THR:O	2.05	0.55
1:C:80:VAL:HG23	1:C:86:TYR:CD2	2.40	0.55
1:D:24:VAL:HG21	1:D:107:LYS:HB3	1.88	0.55
1:D:80:VAL:HG23	1:D:86:TYR:CD2	2.40	0.55
1:H:79:ILE:HD12	1:H:107:LYS:NZ	2.20	0.55
1:N:24:VAL:HG12	1:N:26:ILE:HD12	1.86	0.55
1:N:56:THR:OG1	1:N:67:LYS:HB2	2.06	0.55
1:N:81:THR:O	1:N:81:THR:HG23	2.06	0.55
1:N:95:GLU:O	1:N:95:GLU:HG2	2.04	0.55
1:B:81:THR:HG23	1:B:81:THR:O	2.06	0.55
1:G:24:VAL:HG11	1:G:38:VAL:HG11	1.87	0.55
1:J:24:VAL:HG12	1:J:26:ILE:HD12	1.86	0.55
1:N:61:MET:CG	1:N:62:ASN:H	2.18	0.55
1:N:80:VAL:HG23	1:N:86:TYR:CD2	2.40	0.55
1:A:45:ILE:HG22	1:B:14:LYS:HD3	1.88	0.55
1:B:84:ARG:HA	1:B:84:ARG:CZ	2.36	0.55
1:B:62:ASN:HB2	1:B:84:ARG:HG3	1.86	0.55
1:C:84:ARG:CZ	1:C:84:ARG:HA	2.36	0.55
1:F:79:ILE:HD12	1:F:107:LYS:NZ	2.20	0.55
1:G:54:SER:C	1:G:55:ARG:HG2	2.25	0.55
1:H:84:ARG:HA	1:H:84:ARG:CZ	2.36	0.55
1:J:38:VAL:HG12	1:J:109:PHE:CD2	2.41	0.55
1:L:56:THR:OG1	1:L:67:LYS:HB2	2.06	0.55
1:N:84:ARG:CZ	1:N:84:ARG:HA	2.36	0.55
1:E:24:VAL:HG12	1:E:26:ILE:HD12	1.86	0.55
1:F:84:ARG:CZ	1:F:84:ARG:HA	2.36	0.55
1:H:24:VAL:HG11	1:H:38:VAL:HG11	1.87	0.55
1:K:91:HIS:CB	1:K:104:THR:HG21	2.32	0.55
1:L:24:VAL:HG12	1:L:26:ILE:HD12	1.87	0.55
1:C:13:ILE:CD1	1:C:14:LYS:HG3	2.33	0.55
1:G:84:ARG:CZ	1:G:84:ARG:HA	2.36	0.55

Continued on next page...

Continued from previous page...

Atom-1	Atom-2	Interatomic distance (Å)	Clash overlap (Å)
1:I:84:ARG:CZ	1:I:84:ARG:HA	2.36	0.55
1:K:24:VAL:HG11	1:K:38:VAL:HG11	1.87	0.55
1:L:81:THR:O	1:L:81:THR:HG23	2.05	0.55
1:N:13:ILE:CD1	1:N:14:LYS:HG3	2.33	0.55
1:A:56:THR:OG1	1:A:67:LYS:HB2	2.06	0.55
1:A:6:ASN:HA	1:A:35:HIS:CB	2.37	0.55
1:B:24:VAL:HG12	1:B:26:ILE:HD12	1.86	0.55
1:B:61:MET:CG	1:B:62:ASN:H	2.18	0.55
1:J:2:GLU:HG2	1:J:3:VAL:CG2	2.37	0.55
1:N:56:THR:HG22	1:N:57:PHE:N	2.18	0.55
1:D:91:HIS:CB	1:D:104:THR:HG21	2.32	0.55
1:G:6:ASN:HA	1:G:35:HIS:CB	2.37	0.55
1:G:70:GLN:H	1:G:75:THR:HB	1.70	0.55
1:H:6:ASN:HA	1:H:35:HIS:CB	2.37	0.55
1:I:2:GLU:HG2	1:I:3:VAL:CG2	2.37	0.55
1:I:38:VAL:HG12	1:I:109:PHE:CD2	2.41	0.55
1:J:84:ARG:CZ	1:J:84:ARG:HA	2.36	0.55
1:K:84:ARG:CZ	1:K:84:ARG:HA	2.36	0.55
1:E:70:GLN:H	1:E:75:THR:HB	1.70	0.54
1:F:70:GLN:H	1:F:75:THR:HB	1.70	0.54
1:L:38:VAL:HG12	1:L:109:PHE:CD2	2.41	0.54
1:M:84:ARG:HA	1:M:84:ARG:CZ	2.36	0.54
1:C:70:GLN:H	1:C:75:THR:HB	1.70	0.54
1:G:16:VAL:HG12	1:G:18:TYR:HE1	1.69	0.54
1:H:2:GLU:HG2	1:H:3:VAL:CG2	2.37	0.54
1:I:24:VAL:HG12	1:I:26:ILE:HD12	1.86	0.54
1:L:45:ILE:HG22	1:M:14:LYS:HD3	1.88	0.54
1:B:38:VAL:HG12	1:B:109:PHE:CD2	2.41	0.54
1:C:6:ASN:HA	1:C:35:HIS:CB	2.37	0.54
1:D:70:GLN:H	1:D:75:THR:HB	1.70	0.54
1:G:38:VAL:HG12	1:G:109:PHE:CD2	2.41	0.54
1:J:6:ASN:HA	1:J:35:HIS:CB	2.37	0.54
1:K:2:GLU:HG2	1:K:3:VAL:CG2	2.37	0.54
1:K:6:ASN:HA	1:K:35:HIS:CB	2.37	0.54
1:L:24:VAL:HG21	1:L:107:LYS:HD3	1.90	0.54
1:A:24:VAL:HG21	1:A:107:LYS:HD3	1.90	0.54
1:B:45:ILE:HG22	1:C:14:LYS:HD3	1.88	0.54
1:D:6:ASN:HA	1:D:35:HIS:CB	2.37	0.54
1:I:70:GLN:H	1:I:75:THR:HB	1.70	0.54
1:K:16:VAL:HG12	1:K:18:TYR:HE1	1.69	0.54
1:L:91:HIS:CB	1:L:104:THR:HG21	2.33	0.54

Continued on next page...

Continued from previous page...

Atom-1	Atom-2	Interatomic distance (Å)	Clash overlap (Å)
1:M:24:VAL:HG21	1:M:107:LYS:HD3	1.90	0.54
1:M:6:ASN:HA	1:M:35:HIS:CB	2.37	0.54
1:B:6:ASN:HA	1:B:35:HIS:CB	2.37	0.54
1:D:2:GLU:HG2	1:D:3:VAL:CG2	2.37	0.54
1:F:6:ASN:HA	1:F:35:HIS:CB	2.37	0.54
1:H:38:VAL:HG12	1:H:109:PHE:CD2	2.41	0.54
1:H:70:GLN:H	1:H:75:THR:HB	1.70	0.54
1:I:24:VAL:HG21	1:I:107:LYS:HD3	1.90	0.54
1:M:2:GLU:HG2	1:M:3:VAL:CG2	2.37	0.54
1:C:91:HIS:CB	1:C:104:THR:HG21	2.32	0.54
1:C:29:VAL:HG13	1:C:77:LEU:HD11	1.90	0.54
1:E:2:GLU:HG2	1:E:3:VAL:CG2	2.37	0.54
1:F:2:GLU:HG2	1:F:3:VAL:CG2	2.37	0.54
1:H:24:VAL:HG21	1:H:107:LYS:HD3	1.90	0.54
1:J:66:VAL:CG2	1:J:68:PRO:HD3	2.37	0.54
1:C:2:GLU:HG2	1:C:3:VAL:CG2	2.37	0.54
1:H:24:VAL:HG12	1:H:26:ILE:HD12	1.86	0.54
1:L:2:GLU:HG2	1:L:3:VAL:CG2	2.37	0.54
1:N:2:GLU:HG2	1:N:3:VAL:CG2	2.37	0.54
1:F:78:VAL:O	1:F:79:ILE:HD13	2.08	0.54
1:G:2:GLU:HG2	1:G:3:VAL:CG2	2.37	0.54
1:G:90:LEU:HB2	1:G:105:VAL:CG2	2.38	0.54
1:K:78:VAL:O	1:K:79:ILE:HD13	2.08	0.54
1:M:16:VAL:HG12	1:M:18:TYR:HE1	1.69	0.54
1:N:6:ASN:HA	1:N:35:HIS:CB	2.37	0.54
1:B:29:VAL:HG13	1:B:77:LEU:HD11	1.90	0.54
1:B:2:GLU:HG2	1:B:3:VAL:CG2	2.37	0.54
1:D:29:VAL:HG13	1:D:77:LEU:HD11	1.90	0.54
1:G:24:VAL:HG21	1:G:107:LYS:HD3	1.90	0.54
1:K:24:VAL:HG21	1:K:107:LYS:HD3	1.90	0.54
1:L:6:ASN:HA	1:L:35:HIS:CB	2.37	0.54
1:L:84:ARG:HA	1:L:84:ARG:CZ	2.36	0.54
1:A:2:GLU:HG2	1:A:3:VAL:CG2	2.37	0.54
1:G:78:VAL:O	1:G:79:ILE:HD13	2.08	0.54
1:I:45:ILE:CG2	1:J:14:LYS:CE	2.77	0.54
1:J:78:VAL:O	1:J:79:ILE:HD13	2.08	0.54
1:M:91:HIS:CB	1:M:104:THR:HG21	2.32	0.54
1:N:24:VAL:HG21	1:N:107:LYS:HD3	1.90	0.54
1:C:24:VAL:HG21	1:C:107:LYS:HD3	1.90	0.53
1:K:38:VAL:HG12	1:K:109:PHE:CD2	2.41	0.53
1:L:29:VAL:HG13	1:L:77:LEU:HD11	1.90	0.53

Continued on next page...

Continued from previous page...

Atom-1	Atom-2	Interatomic distance (Å)	Clash overlap (Å)
1:B:91:HIS:CB	1:B:104:THR:HG21	2.32	0.53
1:D:86:TYR:CG	1:D:109:PHE:HB3	2.44	0.53
1:E:24:VAL:HG21	1:E:107:LYS:HD3	1.90	0.53
1:E:16:VAL:HG12	1:E:18:TYR:HE1	1.69	0.53
1:I:6:ASN:HA	1:I:35:HIS:CB	2.37	0.53
1:K:90:LEU:HB2	1:K:105:VAL:CG2	2.38	0.53
1:L:16:VAL:HG12	1:L:18:TYR:HE1	1.69	0.53
1:L:45:ILE:CG2	1:M:14:LYS:CE	2.77	0.53
1:M:38:VAL:HG12	1:M:109:PHE:CD2	2.41	0.53
1:M:66:VAL:CG2	1:M:68:PRO:HD3	2.37	0.53
1:B:24:VAL:HG21	1:B:107:LYS:HD3	1.90	0.53
1:D:24:VAL:HG12	1:D:26:ILE:HD12	1.86	0.53
1:E:78:VAL:O	1:E:79:ILE:HD13	2.08	0.53
1:L:78:VAL:O	1:L:79:ILE:HD13	2.08	0.53
1:M:29:VAL:HG13	1:M:77:LEU:HD11	1.90	0.53
1:B:26:ILE:CD1	1:B:37:VAL:HB	2.37	0.53
1:F:86:TYR:CG	1:F:109:PHE:HB3	2.44	0.53
1:H:86:TYR:CG	1:H:109:PHE:HB3	2.44	0.53
1:J:55:ARG:CG	1:K:12:ARG:HH12	2.22	0.53
1:B:86:TYR:CG	1:B:109:PHE:HB3	2.44	0.53
1:N:91:HIS:CB	1:N:104:THR:HG21	2.33	0.53
1:A:91:HIS:CB	1:A:104:THR:HG21	2.32	0.53
1:A:29:VAL:HG13	1:A:77:LEU:HD11	1.90	0.53
1:D:24:VAL:HG21	1:D:107:LYS:HD3	1.90	0.53
1:D:80:VAL:HG22	1:D:86:TYR:CZ	2.44	0.53
1:G:55:ARG:CG	1:H:12:ARG:HH12	2.22	0.53
1:J:86:TYR:CG	1:J:109:PHE:HB3	2.44	0.53
1:K:29:VAL:HG13	1:K:77:LEU:HD11	1.90	0.53
1:K:66:VAL:CG2	1:K:68:PRO:HD3	2.37	0.53
1:K:86:TYR:CG	1:K:109:PHE:HB3	2.44	0.53
1:B:55:ARG:CG	1:C:12:ARG:HH12	2.22	0.53
1:C:24:VAL:HG12	1:C:26:ILE:HD12	1.86	0.53
1:C:80:VAL:HG22	1:C:86:TYR:CZ	2.44	0.53
1:E:38:VAL:HG12	1:E:109:PHE:CD2	2.41	0.53
1:E:55:ARG:CG	1:F:12:ARG:HH12	2.22	0.53
1:F:24:VAL:HG21	1:F:107:LYS:HD3	1.90	0.53
1:H:42:GLU:HG2	1:H:43:THR:H	1.74	0.53
1:I:86:TYR:CG	1:I:109:PHE:HB3	2.44	0.53
1:I:78:VAL:O	1:I:79:ILE:HD13	2.08	0.53
1:J:24:VAL:HG21	1:J:107:LYS:HD3	1.90	0.53
1:J:42:GLU:HG2	1:J:43:THR:H	1.74	0.53

Continued on next page...

Continued from previous page...

Atom-1	Atom-2	Interatomic distance (Å)	Clash overlap (Å)
1:L:42:GLU:HG2	1:L:43:THR:H	1.74	0.53
1:M:86:TYR:CG	1:M:109:PHE:HB3	2.44	0.53
1:M:80:VAL:HG22	1:M:86:TYR:CZ	2.44	0.53
1:F:80:VAL:HG22	1:F:86:TYR:CZ	2.44	0.53
1:N:38:VAL:HG12	1:N:109:PHE:CD2	2.41	0.53
1:N:42:GLU:HG2	1:N:43:THR:H	1.74	0.53
1:N:66:VAL:CG2	1:N:68:PRO:HD3	2.37	0.53
1:A:26:ILE:CD1	1:A:37:VAL:HB	2.37	0.53
1:A:80:VAL:HG22	1:A:86:TYR:CZ	2.44	0.53
1:B:49:PHE:N	1:B:55:ARG:HH12	2.06	0.53
1:B:80:VAL:HG22	1:B:86:TYR:CZ	2.44	0.53
1:B:90:LEU:HB2	1:B:105:VAL:CG2	2.37	0.53
1:C:49:PHE:N	1:C:55:ARG:HH12	2.06	0.53
1:C:90:LEU:HB2	1:C:105:VAL:CG2	2.38	0.53
1:E:6:ASN:HA	1:E:35:HIS:CB	2.37	0.53
1:F:16:VAL:HG12	1:F:18:TYR:HE1	1.69	0.53
1:F:66:VAL:CG2	1:F:68:PRO:HD3	2.37	0.53
1:H:29:VAL:HG13	1:H:77:LEU:HD11	1.90	0.53
1:H:55:ARG:CG	1:I:12:ARG:HH12	2.22	0.53
1:M:49:PHE:N	1:M:55:ARG:HH12	2.06	0.53
1:B:30:ALA:HB2	1:B:49:PHE:HE1	1.74	0.53
1:C:30:ALA:HB2	1:C:49:PHE:HE1	1.74	0.53
1:C:55:ARG:CG	1:D:12:ARG:HH12	2.22	0.53
1:E:86:TYR:CG	1:E:109:PHE:HB3	2.44	0.53
1:G:66:VAL:CG2	1:G:68:PRO:HD3	2.37	0.53
1:G:86:TYR:CG	1:G:109:PHE:HB3	2.44	0.53
1:I:55:ARG:CG	1:J:12:ARG:HH12	2.22	0.53
1:D:78:VAL:O	1:D:79:ILE:HD13	2.08	0.52
1:E:42:GLU:HG2	1:E:43:THR:H	1.74	0.52
1:E:54:SER:HB3	1:F:100:ASN:OD1	2.09	0.52
1:F:90:LEU:HB2	1:F:105:VAL:CG2	2.38	0.52
1:G:29:VAL:HG13	1:G:77:LEU:HD11	1.90	0.52
1:G:80:VAL:HG22	1:G:86:TYR:CZ	2.44	0.52
1:J:90:LEU:HB2	1:J:105:VAL:CG2	2.38	0.52
1:K:65:PHE:CD1	1:K:80:VAL:HG12	2.41	0.52
1:L:30:ALA:HB2	1:L:49:PHE:HE1	1.74	0.52
1:L:54:SER:HB3	1:M:100:ASN:OD1	2.09	0.52
1:L:55:ARG:CG	1:M:12:ARG:HH12	2.22	0.52
1:M:78:VAL:O	1:M:79:ILE:HD13	2.08	0.52
1:A:38:VAL:HG12	1:A:109:PHE:CD2	2.41	0.52
1:A:86:TYR:CG	1:A:109:PHE:HB3	2.44	0.52

Continued on next page...

Continued from previous page...

Atom-1	Atom-2	Interatomic distance (Å)	Clash overlap (Å)
1:A:54:SER:HB3	1:B:100:ASN:OD1	2.09	0.52
1:B:54:SER:HB3	1:C:100:ASN:OD1	2.09	0.52
1:C:42:GLU:HG2	1:C:43:THR:H	1.74	0.52
1:E:29:VAL:HG13	1:E:77:LEU:HD11	1.90	0.52
1:H:78:VAL:O	1:H:79:ILE:HD13	2.08	0.52
1:A:100:ASN:OD1	1:N:54:SER:HB3	2.09	0.52
1:A:12:ARG:HH12	1:N:55:ARG:CG	2.22	0.52
1:C:54:SER:HB3	1:D:100:ASN:OD1	2.09	0.52
1:C:45:ILE:HG22	1:D:14:LYS:HD3	1.88	0.52
1:L:86:TYR:CG	1:L:109:PHE:HB3	2.44	0.52
1:L:49:PHE:N	1:L:55:ARG:HH12	2.06	0.52
1:N:26:ILE:CD1	1:N:37:VAL:HB	2.37	0.52
1:N:49:PHE:N	1:N:55:ARG:HH12	2.06	0.52
1:N:29:VAL:HG13	1:N:77:LEU:HD11	1.90	0.52
1:N:80:VAL:HG22	1:N:86:TYR:CZ	2.44	0.52
1:D:54:SER:HB3	1:E:100:ASN:OD1	2.09	0.52
1:D:55:ARG:CG	1:E:12:ARG:HH12	2.22	0.52
1:E:66:VAL:CG2	1:E:68:PRO:HD3	2.37	0.52
1:F:42:GLU:HG2	1:F:43:THR:H	1.74	0.52
1:G:54:SER:HB3	1:H:100:ASN:OD1	2.09	0.52
1:M:54:SER:HB3	1:N:100:ASN:OD1	2.09	0.52
1:N:86:TYR:CG	1:N:109:PHE:HB3	2.44	0.52
1:B:42:GLU:HG2	1:B:43:THR:H	1.74	0.52
1:C:38:VAL:HG12	1:C:109:PHE:CD2	2.41	0.52
1:F:38:VAL:HG12	1:F:109:PHE:CD2	2.41	0.52
1:J:54:SER:HB3	1:K:100:ASN:OD1	2.09	0.52
1:K:55:ARG:CG	1:L:12:ARG:HH12	2.22	0.52
1:M:30:ALA:HB2	1:M:49:PHE:HE1	1.74	0.52
1:M:45:ILE:HG22	1:N:14:LYS:HD3	1.88	0.52
1:A:30:ALA:HB2	1:A:49:PHE:HE1	1.74	0.52
1:A:55:ARG:CG	1:B:12:ARG:HH12	2.22	0.52
1:A:78:VAL:O	1:A:79:ILE:HD13	2.08	0.52
1:C:86:TYR:CG	1:C:109:PHE:HB3	2.44	0.52
1:D:49:PHE:N	1:D:55:ARG:HH12	2.06	0.52
1:E:80:VAL:HG22	1:E:86:TYR:CZ	2.44	0.52
1:M:26:ILE:CD1	1:M:37:VAL:HB	2.37	0.52
1:A:49:PHE:N	1:A:55:ARG:HH12	2.06	0.52
1:B:78:VAL:O	1:B:79:ILE:HD13	2.08	0.52
1:D:30:ALA:HB2	1:D:49:PHE:HE1	1.74	0.52
1:F:29:VAL:HG13	1:F:77:LEU:HD11	1.90	0.52
1:F:30:ALA:HB2	1:F:49:PHE:HE1	1.74	0.52

Continued on next page...

Continued from previous page...

Atom-1	Atom-2	Interatomic distance (Å)	Clash overlap (Å)
1:J:80:VAL:HG22	1:J:86:TYR:CZ	2.44	0.52
1:C:78:VAL:O	1:C:79:ILE:HD13	2.08	0.52
1:G:30:ALA:HB2	1:G:49:PHE:HE1	1.74	0.52
1:H:80:VAL:HG22	1:H:86:TYR:CZ	2.44	0.52
1:K:30:ALA:HB2	1:K:49:PHE:HE1	1.74	0.52
1:K:80:VAL:HG22	1:K:86:TYR:CZ	2.44	0.52
1:L:80:VAL:HG22	1:L:86:TYR:CZ	2.44	0.52
1:N:78:VAL:O	1:N:79:ILE:HD13	2.08	0.52
1:A:42:GLU:HG2	1:A:43:THR:H	1.74	0.52
1:A:66:VAL:CG2	1:A:68:PRO:HD3	2.37	0.52
1:E:30:ALA:HB2	1:E:49:PHE:HE1	1.74	0.52
1:G:42:GLU:HG2	1:G:43:THR:H	1.74	0.52
1:H:79:ILE:HD12	1:H:107:LYS:HZ1	1.73	0.52
1:I:29:VAL:HG13	1:I:77:LEU:HD11	1.90	0.52
1:F:83:LYS:CE	1:F:109:PHE:HZ	2.23	0.52
1:F:55:ARG:CG	1:G:12:ARG:HH12	2.22	0.52
1:G:83:LYS:CE	1:G:109:PHE:HZ	2.23	0.52
1:H:66:VAL:CG2	1:H:68:PRO:HD3	2.37	0.52
1:I:80:VAL:HG22	1:I:86:TYR:CZ	2.44	0.52
1:J:25:LYS:H	1:J:25:LYS:HD2	1.75	0.52
1:M:55:ARG:CD	1:N:12:ARG:HH12	2.23	0.52
1:M:55:ARG:CG	1:N:12:ARG:HH12	2.22	0.52
1:A:12:ARG:HH12	1:N:55:ARG:CD	2.23	0.52
1:D:66:VAL:CG2	1:D:68:PRO:HD3	2.37	0.51
1:E:65:PHE:CD1	1:E:80:VAL:HG12	2.41	0.51
1:J:29:VAL:HG13	1:J:77:LEU:HD11	1.90	0.51
1:K:25:LYS:HD2	1:K:25:LYS:H	1.75	0.51
1:M:90:LEU:HB2	1:M:105:VAL:CG2	2.38	0.51
1:D:38:VAL:HG12	1:D:109:PHE:CD2	2.41	0.51
1:D:65:PHE:CD1	1:D:80:VAL:HG12	2.41	0.51
1:A:55:ARG:CD	1:B:12:ARG:HH12	2.23	0.51
1:E:83:LYS:CE	1:E:109:PHE:HZ	2.23	0.51
1:F:65:PHE:CD1	1:F:80:VAL:HG12	2.41	0.51
1:G:24:VAL:HG12	1:G:26:ILE:HD12	1.86	0.51
1:H:30:ALA:HB2	1:H:49:PHE:HE1	1.74	0.51
1:K:49:PHE:N	1:K:55:ARG:HH12	2.06	0.51
1:A:56:THR:CG2	1:A:57:PHE:H	2.23	0.51
1:E:13:ILE:HG13	1:E:15:SER:N	2.26	0.51
1:E:45:ILE:HG22	1:E:46:THR:H	1.75	0.51
1:G:29:VAL:CG1	1:G:92:PHE:CE2	2.94	0.51
1:H:29:VAL:CG1	1:H:92:PHE:CE2	2.94	0.51

Continued on next page...

Continued from previous page...

Atom-1	Atom-2	Interatomic distance (Å)	Clash overlap (Å)
1:N:30:ALA:HB2	1:N:49:PHE:HE1	1.74	0.51
1:B:29:VAL:CG1	1:B:92:PHE:CE2	2.94	0.51
1:C:29:VAL:CG1	1:C:92:PHE:CE2	2.94	0.51
1:D:29:VAL:CG1	1:D:92:PHE:CE2	2.94	0.51
1:H:54:SER:HB3	1:I:100:ASN:OD1	2.09	0.51
1:I:29:VAL:CG1	1:I:92:PHE:CE2	2.94	0.51
1:I:54:SER:HB3	1:J:100:ASN:OD1	2.09	0.51
1:K:42:GLU:HG2	1:K:43:THR:H	1.74	0.51
1:L:25:LYS:HD2	1:L:25:LYS:H	1.75	0.51
1:L:45:ILE:HG22	1:L:46:THR:H	1.75	0.51
1:L:65:PHE:CD1	1:L:80:VAL:HG12	2.41	0.51
1:C:45:ILE:HG22	1:C:46:THR:H	1.75	0.51
1:D:13:ILE:HG13	1:D:15:SER:N	2.26	0.51
1:G:13:ILE:HG13	1:G:15:SER:N	2.26	0.51
1:I:90:LEU:HB2	1:I:105:VAL:CG2	2.38	0.51
1:L:66:VAL:CG2	1:L:68:PRO:HD3	2.37	0.51
1:A:13:ILE:HG13	1:A:15:SER:N	2.26	0.51
1:A:90:LEU:HB2	1:A:105:VAL:CG2	2.38	0.51
1:A:29:VAL:CG1	1:A:92:PHE:CE2	2.94	0.51
1:B:13:ILE:HG13	1:B:15:SER:N	2.26	0.51
1:B:45:ILE:HG22	1:B:46:THR:H	1.75	0.51
1:C:13:ILE:HG13	1:C:15:SER:N	2.26	0.51
1:C:66:VAL:CG2	1:C:68:PRO:HD3	2.37	0.51
1:D:45:ILE:HG22	1:D:46:THR:H	1.75	0.51
1:F:29:VAL:CG1	1:F:92:PHE:CE2	2.94	0.51
1:F:45:ILE:HG22	1:F:46:THR:H	1.76	0.51
1:I:42:GLU:HG2	1:I:43:THR:H	1.74	0.51
1:L:55:ARG:CD	1:M:12:ARG:HH12	2.23	0.51
1:M:42:GLU:HG2	1:M:43:THR:H	1.74	0.51
1:M:45:ILE:HG22	1:M:46:THR:H	1.75	0.51
1:F:54:SER:HB3	1:G:100:ASN:OD1	2.09	0.51
1:G:49:PHE:N	1:G:55:ARG:HH12	2.06	0.51
1:M:56:THR:CG2	1:M:57:PHE:H	2.23	0.51
1:N:13:ILE:HG13	1:N:15:SER:N	2.26	0.51
1:D:45:ILE:CG2	1:E:14:LYS:CE	2.77	0.51
1:E:29:VAL:CG1	1:E:92:PHE:CE2	2.94	0.51
1:G:45:ILE:HG22	1:G:46:THR:H	1.75	0.51
1:G:65:PHE:CD1	1:G:80:VAL:HG12	2.41	0.51
1:H:49:PHE:N	1:H:55:ARG:HH12	2.06	0.51
1:I:30:ALA:HB2	1:I:49:PHE:HE1	1.74	0.51
1:J:29:VAL:CG1	1:J:92:PHE:CE2	2.94	0.51

Continued on next page...

Continued from previous page...

Atom-1	Atom-2	Interatomic distance (Å)	Clash overlap (Å)
1:K:45:ILE:HG22	1:K:46:THR:H	1.76	0.51
1:K:54:SER:HB3	1:L:100:ASN:OD1	2.09	0.51
1:M:25:LYS:HD2	1:M:25:LYS:H	1.75	0.51
1:N:65:PHE:CD1	1:N:80:VAL:HG12	2.41	0.51
1:D:83:LYS:CE	1:D:109:PHE:HZ	2.23	0.51
1:J:30:ALA:HB2	1:J:49:PHE:HE1	1.74	0.51
1:B:66:VAL:CG2	1:B:68:PRO:HD3	2.37	0.50
1:D:90:LEU:HB2	1:D:105:VAL:CG2	2.38	0.50
1:E:49:PHE:N	1:E:55:ARG:HH12	2.06	0.50
1:K:13:ILE:HG13	1:K:15:SER:N	2.26	0.50
1:M:13:ILE:HG13	1:M:15:SER:N	2.26	0.50
1:N:29:VAL:CG1	1:N:92:PHE:CE2	2.94	0.50
1:A:45:ILE:HG22	1:A:46:THR:H	1.75	0.50
1:E:90:LEU:HB2	1:E:105:VAL:CG2	2.38	0.50
1:F:49:PHE:N	1:F:55:ARG:HH12	2.06	0.50
1:J:13:ILE:HG13	1:J:15:SER:N	2.26	0.50
1:J:45:ILE:HG22	1:J:46:THR:H	1.75	0.50
1:K:29:VAL:CG1	1:K:92:PHE:CE2	2.94	0.50
1:L:13:ILE:HG13	1:L:15:SER:N	2.26	0.50
1:N:83:LYS:CE	1:N:109:PHE:HZ	2.23	0.50
1:B:50:GLY:HA3	1:B:77:LEU:HD13	1.90	0.50
1:B:55:ARG:CD	1:C:12:ARG:HH12	2.23	0.50
1:C:50:GLY:HA3	1:C:77:LEU:HD13	1.91	0.50
1:D:50:GLY:HA3	1:D:77:LEU:HD13	1.90	0.50
1:H:13:ILE:HG13	1:H:15:SER:N	2.26	0.50
1:I:13:ILE:HG13	1:I:15:SER:N	2.26	0.50
1:I:49:PHE:N	1:I:55:ARG:HH12	2.06	0.50
1:L:29:VAL:CG1	1:L:92:PHE:CE2	2.94	0.50
1:M:29:VAL:CG1	1:M:92:PHE:CE2	2.94	0.50
1:D:42:GLU:HG2	1:D:43:THR:H	1.74	0.50
1:F:13:ILE:HG13	1:F:15:SER:N	2.26	0.50
1:K:56:THR:CG2	1:K:57:PHE:H	2.23	0.50
1:K:55:ARG:HG3	1:L:12:ARG:NH1	2.27	0.50
1:N:25:LYS:HD2	1:N:25:LYS:H	1.75	0.50
1:N:45:ILE:HG22	1:N:46:THR:H	1.76	0.50
1:C:45:ILE:CG2	1:D:14:LYS:CE	2.77	0.50
1:E:24:VAL:HG11	1:E:26:ILE:HD12	1.92	0.50
1:H:45:ILE:HG22	1:H:46:THR:H	1.76	0.50
1:J:49:PHE:CB	1:J:55:ARG:HH22	2.17	0.50
1:M:83:LYS:CE	1:M:109:PHE:HZ	2.23	0.50
1:N:49:PHE:CB	1:N:55:ARG:HH22	2.17	0.50

Continued on next page...

Continued from previous page...

Atom-1	Atom-2	Interatomic distance (Å)	Clash overlap (Å)
1:A:50:GLY:HA3	1:A:77:LEU:HD13	1.90	0.50
1:D:55:ARG:HG3	1:E:12:ARG:NH1	2.27	0.50
1:H:65:PHE:CD1	1:H:80:VAL:HG12	2.41	0.50
1:I:56:THR:CG2	1:I:57:PHE:H	2.23	0.50
1:N:90:LEU:HB2	1:N:105:VAL:CG2	2.38	0.50
1:A:25:LYS:H	1:A:25:LYS:HD2	1.75	0.50
1:C:55:ARG:HG3	1:D:12:ARG:NH1	2.27	0.50
1:G:55:ARG:HG3	1:H:12:ARG:NH1	2.27	0.50
1:H:45:ILE:CG2	1:I:14:LYS:CE	2.77	0.50
1:H:55:ARG:HG3	1:I:12:ARG:NH1	2.27	0.50
1:H:45:ILE:HG22	1:I:14:LYS:HD3	1.88	0.50
1:K:55:ARG:CD	1:L:12:ARG:HH12	2.23	0.50
1:L:55:ARG:HG3	1:M:12:ARG:NH1	2.27	0.50
1:M:55:ARG:HG3	1:N:12:ARG:NH1	2.27	0.50
1:A:12:ARG:NH1	1:N:55:ARG:HG3	2.27	0.50
1:A:65:PHE:CD1	1:A:80:VAL:HG12	2.41	0.50
1:B:54:SER:O	1:B:55:ARG:HG2	2.12	0.50
1:B:55:ARG:HG3	1:C:12:ARG:NH1	2.27	0.50
1:D:24:VAL:HG11	1:D:26:ILE:HD12	1.92	0.50
1:E:5:ARG:CB	1:E:36:ILE:HB	2.42	0.50
1:E:50:GLY:HA3	1:E:77:LEU:HD13	1.91	0.50
1:I:45:ILE:HG22	1:I:46:THR:H	1.75	0.50
1:I:54:SER:O	1:I:55:ARG:HG2	2.12	0.50
1:J:49:PHE:N	1:J:55:ARG:HH12	2.06	0.50
1:J:55:ARG:CG	1:K:12:ARG:NH1	2.75	0.50
1:C:55:ARG:CG	1:D:12:ARG:NH1	2.75	0.50
1:D:5:ARG:CB	1:D:36:ILE:HB	2.42	0.50
1:D:55:ARG:CG	1:E:12:ARG:NH1	2.75	0.50
1:E:54:SER:O	1:E:55:ARG:HG2	2.12	0.50
1:F:56:THR:CG2	1:F:57:PHE:H	2.23	0.50
1:F:5:ARG:CB	1:F:36:ILE:HB	2.42	0.50
1:H:54:SER:O	1:H:55:ARG:HG2	2.12	0.50
1:I:55:ARG:CG	1:J:12:ARG:NH1	2.75	0.50
1:A:55:ARG:CG	1:B:12:ARG:NH1	2.75	0.49
1:C:83:LYS:CE	1:C:109:PHE:HZ	2.23	0.49
1:C:5:ARG:CB	1:C:36:ILE:HB	2.42	0.49
1:E:55:ARG:CG	1:F:12:ARG:NH1	2.75	0.49
1:G:5:ARG:CB	1:G:36:ILE:HB	2.42	0.49
1:H:55:ARG:CG	1:I:12:ARG:NH1	2.75	0.49
1:I:55:ARG:HG3	1:J:12:ARG:NH1	2.27	0.49
1:K:55:ARG:CG	1:L:12:ARG:NH1	2.75	0.49

Continued on next page...

Continued from previous page...

Atom-1	Atom-2	Interatomic distance (Å)	Clash overlap (Å)
1:L:49:PHE:CB	1:L:55:ARG:HH22	2.17	0.49
1:A:55:ARG:HG3	1:B:12:ARG:NH1	2.27	0.49
1:B:25:LYS:HD2	1:B:25:LYS:H	1.75	0.49
1:C:24:VAL:HG11	1:C:26:ILE:HD12	1.92	0.49
1:E:68:PRO:O	1:E:77:LEU:HB2	2.13	0.49
1:F:50:GLY:HA3	1:F:77:LEU:HD13	1.91	0.49
1:G:55:ARG:CG	1:H:12:ARG:NH1	2.75	0.49
1:I:66:VAL:CG2	1:I:68:PRO:HD3	2.37	0.49
1:I:68:PRO:O	1:I:77:LEU:HB2	2.13	0.49
1:L:83:LYS:CE	1:L:109:PHE:HZ	2.23	0.49
1:N:50:GLY:HA3	1:N:77:LEU:HD13	1.91	0.49
1:N:54:SER:O	1:N:55:ARG:HG2	2.12	0.49
1:B:55:ARG:CG	1:C:12:ARG:NH1	2.75	0.49
1:C:68:PRO:O	1:C:77:LEU:HB2	2.13	0.49
1:D:54:SER:O	1:D:55:ARG:HG2	2.12	0.49
1:F:54:SER:O	1:F:55:ARG:HG2	2.12	0.49
1:F:55:ARG:CG	1:G:12:ARG:NH1	2.75	0.49
1:G:68:PRO:O	1:G:77:LEU:HB2	2.13	0.49
1:G:50:GLY:HA3	1:G:77:LEU:HD13	1.90	0.49
1:K:68:PRO:O	1:K:77:LEU:HB2	2.12	0.49
1:M:54:SER:O	1:M:55:ARG:HG2	2.12	0.49
1:M:91:HIS:HA	1:M:104:THR:CG2	2.42	0.49
1:N:91:HIS:HA	1:N:104:THR:CG2	2.42	0.49
1:A:49:PHE:CD2	1:A:79:ILE:HG13	2.48	0.49
1:A:91:HIS:HA	1:A:104:THR:CG2	2.42	0.49
1:E:49:PHE:CD2	1:E:79:ILE:HG13	2.48	0.49
1:E:55:ARG:HG3	1:F:12:ARG:NH1	2.27	0.49
1:H:5:ARG:CB	1:H:36:ILE:HB	2.42	0.49
1:J:38:VAL:HG13	1:J:107:LYS:HZ3	1.77	0.49
1:B:24:VAL:HG11	1:B:26:ILE:HD12	1.92	0.49
1:B:49:PHE:CD2	1:B:79:ILE:HG13	2.48	0.49
1:B:91:HIS:HA	1:B:104:THR:CG2	2.42	0.49
1:C:24:VAL:HG22	1:C:25:LYS:H	1.77	0.49
1:G:49:PHE:CD2	1:G:79:ILE:HG13	2.48	0.49
1:K:83:LYS:CE	1:K:109:PHE:HZ	2.23	0.49
1:L:32:VAL:HG11	1:L:49:PHE:O	2.13	0.49
1:M:32:VAL:HG11	1:M:49:PHE:O	2.13	0.49
1:M:50:GLY:HA3	1:M:77:LEU:HD13	1.90	0.49
1:A:54:SER:O	1:A:55:ARG:HG2	2.12	0.49
1:B:32:VAL:HG11	1:B:49:PHE:O	2.13	0.49
1:F:68:PRO:O	1:F:77:LEU:HB2	2.12	0.49

Continued on next page...

Continued from previous page...

Atom-1	Atom-2	Interatomic distance (Å)	Clash overlap (Å)
1:H:50:GLY:HA3	1:H:77:LEU:HD13	1.91	0.49
1:J:55:ARG:HG3	1:K:12:ARG:NH1	2.27	0.49
1:K:54:SER:O	1:K:55:ARG:HG2	2.12	0.49
1:L:54:SER:O	1:L:55:ARG:HG2	2.12	0.49
1:L:55:ARG:CG	1:M:12:ARG:NH1	2.75	0.49
1:M:65:PHE:CD1	1:M:80:VAL:HG12	2.41	0.49
1:N:49:PHE:CD2	1:N:79:ILE:HG13	2.48	0.49
1:N:32:VAL:HG11	1:N:49:PHE:O	2.13	0.49
1:A:12:ARG:HH12	1:N:55:ARG:HG3	1.78	0.49
1:N:68:PRO:O	1:N:77:LEU:HB2	2.13	0.49
1:B:24:VAL:HG22	1:B:25:LYS:H	1.77	0.49
1:B:68:PRO:O	1:B:77:LEU:HB2	2.12	0.49
1:D:32:VAL:HG11	1:D:49:PHE:O	2.13	0.49
1:D:49:PHE:CD2	1:D:79:ILE:HG13	2.48	0.49
1:I:50:GLY:HA3	1:I:77:LEU:HD13	1.91	0.49
1:K:32:VAL:HG11	1:K:49:PHE:O	2.13	0.49
1:K:50:GLY:HA3	1:K:77:LEU:HD13	1.90	0.49
1:L:91:HIS:HA	1:L:104:THR:CG2	2.42	0.49
1:L:68:PRO:O	1:L:77:LEU:HB2	2.13	0.49
1:L:55:ARG:HG3	1:M:12:ARG:HH12	1.78	0.49
1:A:14:LYS:HD3	1:N:45:ILE:HG22	1.88	0.49
1:A:24:VAL:HG11	1:A:26:ILE:HD12	1.92	0.49
1:A:68:PRO:O	1:A:77:LEU:HB2	2.13	0.49
1:F:49:PHE:CD2	1:F:79:ILE:HG13	2.48	0.49
1:F:55:ARG:HG3	1:G:12:ARG:HH12	1.78	0.49
1:I:5:ARG:CB	1:I:36:ILE:HB	2.42	0.49
1:I:49:PHE:CD2	1:I:79:ILE:HG13	2.48	0.49
1:I:65:PHE:CD1	1:I:80:VAL:HG12	2.41	0.49
1:J:18:TYR:CD2	1:J:23:VAL:HG13	2.46	0.49
1:J:50:GLY:HA3	1:J:77:LEU:HD13	1.91	0.49
1:J:54:SER:O	1:J:55:ARG:HG2	2.12	0.49
1:K:91:HIS:HA	1:K:104:THR:CG2	2.42	0.49
1:L:50:GLY:HA3	1:L:77:LEU:HD13	1.91	0.49
1:M:24:VAL:HG22	1:M:25:LYS:H	1.77	0.49
1:A:32:VAL:HG11	1:A:49:PHE:O	2.13	0.49
1:C:91:HIS:HA	1:C:104:THR:CG2	2.42	0.49
1:C:25:LYS:HD2	1:C:25:LYS:H	1.75	0.49
1:C:49:PHE:HE2	1:C:79:ILE:CD1	2.26	0.49
1:D:55:ARG:HG3	1:E:12:ARG:HH12	1.78	0.49
1:F:55:ARG:HG3	1:G:12:ARG:NH1	2.27	0.49
1:F:45:ILE:HG22	1:G:14:LYS:HD3	1.88	0.49

Continued on next page...

Continued from previous page...

Atom-1	Atom-2	Interatomic distance (Å)	Clash overlap (Å)
1:H:26:ILE:CD1	1:H:37:VAL:HB	2.37	0.49
1:H:49:PHE:CD2	1:H:79:ILE:HG13	2.48	0.49
1:J:49:PHE:CD2	1:J:79:ILE:HG13	2.48	0.49
1:M:49:PHE:CD2	1:M:79:ILE:HG13	2.48	0.49
1:B:55:ARG:HG3	1:C:12:ARG:HH12	1.78	0.49
1:F:24:VAL:HG11	1:F:26:ILE:HD12	1.92	0.49
1:F:32:VAL:HG11	1:F:49:PHE:O	2.13	0.49
1:F:91:HIS:HA	1:F:104:THR:CG2	2.42	0.49
1:J:55:ARG:HG3	1:K:12:ARG:HH12	1.78	0.49
1:J:56:THR:CG2	1:J:57:PHE:H	2.23	0.49
1:K:18:TYR:CD2	1:K:23:VAL:HG13	2.46	0.49
1:K:55:ARG:HG3	1:L:12:ARG:HH12	1.78	0.49
1:N:79:ILE:C	1:N:81:THR:H	2.17	0.49
1:C:55:ARG:CD	1:D:12:ARG:HH12	2.23	0.48
1:D:79:ILE:C	1:D:81:THR:H	2.17	0.48
1:E:32:VAL:HG11	1:E:49:PHE:O	2.13	0.48
1:E:79:ILE:C	1:E:81:THR:H	2.17	0.48
1:G:26:ILE:CD1	1:G:37:VAL:HB	2.37	0.48
1:I:55:ARG:HG3	1:J:12:ARG:HH12	1.78	0.48
1:J:5:ARG:CB	1:J:36:ILE:HB	2.42	0.48
1:L:18:TYR:CD2	1:L:23:VAL:HG13	2.46	0.48
1:M:79:ILE:C	1:M:81:THR:H	2.17	0.48
1:M:55:ARG:CG	1:N:12:ARG:NH1	2.75	0.48
1:N:24:VAL:HG11	1:N:26:ILE:HD12	1.92	0.48
1:A:79:ILE:C	1:A:81:THR:H	2.17	0.48
1:B:65:PHE:CD1	1:B:80:VAL:HG12	2.41	0.48
1:C:55:ARG:HG3	1:D:12:ARG:HH12	1.78	0.48
1:D:18:TYR:CD2	1:D:23:VAL:HG13	2.46	0.48
1:I:29:VAL:HG13	1:I:29:VAL:O	2.13	0.48
1:I:91:HIS:HA	1:I:104:THR:CG2	2.42	0.48
1:J:91:HIS:HA	1:J:104:THR:CG2	2.42	0.48
1:K:49:PHE:CD2	1:K:79:ILE:HG13	2.48	0.48
1:M:18:TYR:CD2	1:M:23:VAL:HG13	2.46	0.48
1:A:89:VAL:O	1:A:89:VAL:HG13	2.14	0.48
1:C:18:TYR:CD2	1:C:23:VAL:HG13	2.46	0.48
1:C:32:VAL:HG11	1:C:49:PHE:O	2.13	0.48
1:D:24:VAL:HG22	1:D:25:LYS:H	1.77	0.48
1:D:68:PRO:O	1:D:77:LEU:HB2	2.13	0.48
1:D:89:VAL:O	1:D:89:VAL:HG13	2.14	0.48
1:E:56:THR:HG22	1:E:57:PHE:N	2.18	0.48
1:E:91:HIS:HA	1:E:104:THR:CG2	2.42	0.48

Continued on next page...

Continued from previous page...

Atom-1	Atom-2	Interatomic distance (Å)	Clash overlap (Å)
1:G:32:VAL:HG11	1:G:49:PHE:O	2.13	0.48
1:G:54:SER:O	1:G:55:ARG:HG2	2.12	0.48
1:H:68:PRO:O	1:H:77:LEU:HB2	2.12	0.48
1:H:90:LEU:HB2	1:H:105:VAL:CG2	2.38	0.48
1:J:32:VAL:HG11	1:J:49:PHE:O	2.13	0.48
1:J:68:PRO:O	1:J:77:LEU:HB2	2.13	0.48
1:K:5:ARG:CB	1:K:36:ILE:HB	2.42	0.48
1:L:24:VAL:HG22	1:L:25:LYS:H	1.77	0.48
1:E:18:TYR:CD2	1:E:23:VAL:HG13	2.46	0.48
1:E:29:VAL:O	1:E:29:VAL:HG13	2.14	0.48
1:F:79:ILE:C	1:F:81:THR:H	2.17	0.48
1:G:56:THR:CG2	1:G:57:PHE:H	2.23	0.48
1:G:89:VAL:HG13	1:G:89:VAL:O	2.14	0.48
1:G:45:ILE:HG22	1:H:14:LYS:HD3	1.88	0.48
1:M:68:PRO:O	1:M:77:LEU:HB2	2.13	0.48
1:C:54:SER:O	1:C:55:ARG:HG2	2.12	0.48
1:C:79:ILE:C	1:C:81:THR:H	2.17	0.48
1:D:25:LYS:H	1:D:25:LYS:HD2	1.75	0.48
1:E:55:ARG:CD	1:F:12:ARG:HH12	2.23	0.48
1:F:89:VAL:HG13	1:F:89:VAL:O	2.14	0.48
1:G:91:HIS:HA	1:G:104:THR:CG2	2.42	0.48
1:I:26:ILE:CD1	1:I:37:VAL:HB	2.37	0.48
1:J:29:VAL:HG13	1:J:29:VAL:O	2.14	0.48
1:M:55:ARG:HG3	1:N:12:ARG:HH12	1.78	0.48
1:N:18:TYR:CD2	1:N:23:VAL:HG13	2.46	0.48
1:N:24:VAL:HG22	1:N:25:LYS:H	1.77	0.48
1:B:89:VAL:O	1:B:89:VAL:HG13	2.14	0.48
1:C:89:VAL:O	1:C:89:VAL:HG13	2.14	0.48
1:D:26:ILE:CG1	1:D:37:VAL:CG2	2.92	0.48
1:E:89:VAL:O	1:E:89:VAL:HG13	2.14	0.48
1:F:29:VAL:O	1:F:29:VAL:HG13	2.14	0.48
1:H:55:ARG:HG3	1:I:12:ARG:HH12	1.78	0.48
1:I:45:ILE:HG22	1:J:14:LYS:HD3	1.88	0.48
1:A:12:ARG:NH1	1:N:55:ARG:CG	2.75	0.48
1:A:24:VAL:HG22	1:A:25:LYS:H	1.77	0.48
1:A:55:ARG:HG3	1:B:12:ARG:HH12	1.78	0.48
1:B:24:VAL:HG23	1:B:108:SER:O	2.14	0.48
1:C:26:ILE:CG1	1:C:37:VAL:CG2	2.92	0.48
1:C:49:PHE:CD2	1:C:79:ILE:HG13	2.48	0.48
1:D:84:ARG:HB3	1:D:85:THR:H	1.34	0.48
1:F:18:TYR:CD2	1:F:23:VAL:HG13	2.46	0.48

Continued on next page...

Continued from previous page...

Atom-1	Atom-2	Interatomic distance (Å)	Clash overlap (Å)
1:F:26:ILE:CD1	1:F:37:VAL:HB	2.37	0.48
1:G:24:VAL:HG11	1:G:26:ILE:HD12	1.92	0.48
1:G:55:ARG:HG3	1:H:12:ARG:HH12	1.78	0.48
1:H:29:VAL:O	1:H:29:VAL:HG13	2.14	0.48
1:J:24:VAL:HG22	1:J:25:LYS:H	1.77	0.48
1:J:55:ARG:CD	1:K:12:ARG:HH12	2.23	0.48
1:J:45:ILE:HG22	1:K:14:LYS:HD3	1.88	0.48
1:L:49:PHE:CD2	1:L:79:ILE:HG13	2.48	0.48
1:L:79:ILE:C	1:L:81:THR:H	2.17	0.48
1:B:83:LYS:CE	1:B:109:PHE:HZ	2.23	0.48
1:B:18:TYR:CD2	1:B:23:VAL:HG13	2.46	0.48
1:D:26:ILE:HG13	1:D:37:VAL:CG2	2.44	0.48
1:G:24:VAL:HG22	1:G:25:LYS:H	1.77	0.48
1:G:79:ILE:C	1:G:81:THR:H	2.17	0.48
1:I:32:VAL:HG11	1:I:49:PHE:O	2.13	0.48
1:J:83:LYS:CE	1:J:109:PHE:HZ	2.23	0.48
1:K:79:ILE:C	1:K:81:THR:H	2.17	0.48
1:M:24:VAL:HG11	1:M:26:ILE:HD12	1.92	0.48
1:N:88:ILE:HD11	1:N:107:LYS:CG	2.34	0.48
1:B:26:ILE:CG1	1:B:37:VAL:CG2	2.92	0.48
1:D:29:VAL:O	1:D:29:VAL:HG13	2.14	0.48
1:D:56:THR:CG2	1:D:57:PHE:H	2.23	0.48
1:E:26:ILE:HG13	1:E:37:VAL:CG2	2.44	0.48
1:E:26:ILE:CG1	1:E:37:VAL:CG2	2.92	0.48
1:H:91:HIS:HA	1:H:104:THR:CG2	2.42	0.48
1:I:79:ILE:HD12	1:I:107:LYS:HZ1	1.79	0.48
1:I:89:VAL:HG13	1:I:89:VAL:O	2.14	0.48
1:I:9:TYR:HD1	1:I:9:TYR:H	1.62	0.48
1:J:79:ILE:C	1:J:81:THR:H	2.17	0.48
1:L:26:ILE:CG1	1:L:37:VAL:CG2	2.92	0.48
1:L:5:ARG:CB	1:L:36:ILE:HB	2.42	0.48
1:M:88:ILE:HD11	1:M:107:LYS:CG	2.34	0.48
1:M:89:VAL:HG13	1:M:89:VAL:O	2.14	0.48
1:N:9:TYR:HD1	1:N:9:TYR:H	1.62	0.48
1:A:26:ILE:CG1	1:A:37:VAL:CG2	2.92	0.48
1:B:29:VAL:HG13	1:B:29:VAL:O	2.13	0.48
1:B:56:THR:CG2	1:B:57:PHE:H	2.23	0.48
1:B:79:ILE:C	1:B:81:THR:H	2.17	0.48
1:D:91:HIS:HA	1:D:104:THR:CG2	2.42	0.48
1:D:24:VAL:HG23	1:D:108:SER:O	2.14	0.48
1:D:55:ARG:CD	1:E:12:ARG:HH12	2.23	0.48

Continued on next page...

Continued from previous page...

Atom-1	Atom-2	Interatomic distance (Å)	Clash overlap (Å)
1:F:24:VAL:HG22	1:F:25:LYS:H	1.77	0.48
1:G:57:PHE:HZ	1:H:105:VAL:HG13	1.79	0.48
1:H:32:VAL:HG11	1:H:49:PHE:O	2.13	0.48
1:H:79:ILE:C	1:H:81:THR:H	2.17	0.48
1:L:26:ILE:HG13	1:L:37:VAL:CG2	2.44	0.48
1:M:79:ILE:HD12	1:M:107:LYS:HZ1	1.78	0.48
1:M:26:ILE:HG13	1:M:37:VAL:CG2	2.44	0.48
1:N:24:VAL:HG23	1:N:108:SER:O	2.14	0.48
1:N:29:VAL:HG13	1:N:29:VAL:O	2.14	0.48
1:N:26:ILE:HG13	1:N:37:VAL:CG2	2.44	0.48
1:N:89:VAL:O	1:N:89:VAL:HG13	2.14	0.48
1:A:9:TYR:H	1:A:9:TYR:HD1	1.62	0.47
1:D:49:PHE:HE2	1:D:79:ILE:CD1	2.26	0.47
1:E:38:VAL:HG13	1:E:107:LYS:HZ3	1.79	0.47
1:F:38:VAL:CA	1:F:109:PHE:CE2	2.97	0.47
1:E:45:ILE:HG22	1:F:14:LYS:HD3	1.88	0.47
1:H:57:PHE:HZ	1:I:105:VAL:HG13	1.79	0.47
1:I:79:ILE:C	1:I:81:THR:H	2.17	0.47
1:I:55:ARG:CD	1:J:12:ARG:HH12	2.23	0.47
1:J:9:TYR:HD1	1:J:9:TYR:H	1.62	0.47
1:K:26:ILE:CG1	1:K:37:VAL:CG2	2.92	0.47
1:L:89:VAL:O	1:L:89:VAL:HG13	2.14	0.47
1:N:26:ILE:CG1	1:N:37:VAL:CG2	2.92	0.47
1:N:38:VAL:HG23	1:N:39:ALA:H	1.79	0.47
1:A:26:ILE:HG13	1:A:37:VAL:CG2	2.44	0.47
1:B:44:TYR:CD1	1:B:44:TYR:N	2.81	0.47
1:C:57:PHE:HZ	1:D:105:VAL:HG13	1.79	0.47
1:E:24:VAL:HG23	1:E:108:SER:O	2.14	0.47
1:E:24:VAL:HG22	1:E:25:LYS:H	1.77	0.47
1:F:26:ILE:CG1	1:F:37:VAL:CG2	2.92	0.47
1:F:55:ARG:CD	1:G:12:ARG:HH12	2.23	0.47
1:F:57:PHE:HZ	1:G:105:VAL:HG13	1.80	0.47
1:G:38:VAL:CA	1:G:109:PHE:CE2	2.98	0.47
1:H:38:VAL:HG23	1:H:39:ALA:H	1.79	0.47
1:H:49:PHE:HE2	1:H:79:ILE:CD1	2.26	0.47
1:H:9:TYR:HD1	1:H:9:TYR:H	1.62	0.47
1:I:38:VAL:HG23	1:I:39:ALA:H	1.79	0.47
1:J:26:ILE:CD1	1:J:37:VAL:HB	2.37	0.47
1:J:89:VAL:O	1:J:89:VAL:HG13	2.14	0.47
1:K:24:VAL:HG22	1:K:25:LYS:H	1.77	0.47
1:K:26:ILE:HG13	1:K:37:VAL:CG2	2.44	0.47

Continued on next page...

Continued from previous page...

Atom-1	Atom-2	Interatomic distance (Å)	Clash overlap (Å)
1:K:49:PHE:HE2	1:K:79:ILE:CD1	2.26	0.47
1:L:90:LEU:HB2	1:L:105:VAL:CG2	2.38	0.47
1:M:26:ILE:CG1	1:M:37:VAL:CG2	2.92	0.47
1:A:88:ILE:HD11	1:A:107:LYS:CG	2.34	0.47
1:D:38:VAL:HG13	1:D:107:LYS:HZ3	1.79	0.47
1:D:57:PHE:HZ	1:E:105:VAL:HG13	1.79	0.47
1:E:25:LYS:H	1:E:25:LYS:HD2	1.75	0.47
1:E:57:PHE:HZ	1:F:105:VAL:HG13	1.80	0.47
1:F:26:ILE:HG13	1:F:37:VAL:CG2	2.44	0.47
1:J:23:VAL:O	1:J:23:VAL:HG23	2.15	0.47
1:J:65:PHE:CD1	1:J:80:VAL:HG12	2.41	0.47
1:M:24:VAL:HG23	1:M:108:SER:O	2.14	0.47
1:M:38:VAL:CA	1:M:109:PHE:CE2	2.97	0.47
1:M:49:PHE:HE2	1:M:79:ILE:CD1	2.26	0.47
1:N:38:VAL:CA	1:N:109:PHE:CE2	2.98	0.47
1:A:18:TYR:CD2	1:A:23:VAL:HG13	2.46	0.47
1:C:26:ILE:HG13	1:C:37:VAL:CG2	2.44	0.47
1:D:38:VAL:HG23	1:D:39:ALA:H	1.79	0.47
1:F:24:VAL:HG23	1:F:108:SER:O	2.14	0.47
1:E:55:ARG:HG3	1:F:12:ARG:HH12	1.78	0.47
1:H:24:VAL:HG22	1:H:25:LYS:H	1.77	0.47
1:H:55:ARG:CD	1:I:12:ARG:HH12	2.23	0.47
1:H:89:VAL:O	1:H:89:VAL:HG13	2.14	0.47
1:J:26:ILE:HG13	1:J:37:VAL:CG2	2.44	0.47
1:K:29:VAL:HG13	1:K:29:VAL:O	2.13	0.47
1:L:24:VAL:HG23	1:L:108:SER:O	2.14	0.47
1:M:5:ARG:CB	1:M:36:ILE:HB	2.42	0.47
1:M:38:VAL:HG23	1:M:39:ALA:H	1.79	0.47
1:A:29:VAL:O	1:A:29:VAL:HG13	2.14	0.47
1:B:26:ILE:HG13	1:B:37:VAL:CG2	2.44	0.47
1:B:64:PHE:N	1:B:64:PHE:CD1	2.83	0.47
1:G:18:TYR:CD2	1:G:23:VAL:HG13	2.46	0.47
1:G:24:VAL:HG23	1:G:108:SER:O	2.14	0.47
1:G:26:ILE:CG1	1:G:37:VAL:CG2	2.92	0.47
1:H:23:VAL:O	1:H:23:VAL:HG23	2.15	0.47
1:H:24:VAL:HG23	1:H:108:SER:O	2.14	0.47
1:H:24:VAL:HG11	1:H:26:ILE:HD12	1.92	0.47
1:H:38:VAL:CA	1:H:109:PHE:CE2	2.98	0.47
1:I:24:VAL:HG22	1:I:25:LYS:H	1.77	0.47
1:I:57:PHE:HZ	1:J:105:VAL:HG13	1.80	0.47
1:J:26:ILE:CG1	1:J:37:VAL:CG2	2.92	0.47

Continued on next page...

Continued from previous page...

Atom-1	Atom-2	Interatomic distance (Å)	Clash overlap (Å)
1:N:92:PHE:H	1:N:104:THR:HG22	1.80	0.47
1:A:24:VAL:HG23	1:A:108:SER:O	2.14	0.47
1:C:24:VAL:HG23	1:C:108:SER:O	2.14	0.47
1:E:23:VAL:HG23	1:E:23:VAL:O	2.15	0.47
1:G:29:VAL:HG13	1:G:29:VAL:O	2.13	0.47
1:H:64:PHE:N	1:H:64:PHE:CD1	2.83	0.47
1:I:83:LYS:CE	1:I:109:PHE:HZ	2.23	0.47
1:I:24:VAL:HG23	1:I:108:SER:O	2.14	0.47
1:I:26:ILE:HG13	1:I:37:VAL:CG2	2.44	0.47
1:J:24:VAL:HG23	1:J:108:SER:O	2.14	0.47
1:K:24:VAL:HG23	1:K:108:SER:O	2.14	0.47
1:K:64:PHE:N	1:K:64:PHE:CD1	2.83	0.47
1:L:24:VAL:HG11	1:L:26:ILE:HD12	1.92	0.47
1:L:38:VAL:CA	1:L:109:PHE:CE2	2.98	0.47
1:M:9:TYR:HD1	1:M:9:TYR:H	1.62	0.47
1:N:56:THR:CG2	1:N:57:PHE:H	2.23	0.47
1:A:92:PHE:H	1:A:104:THR:HG22	1.80	0.47
1:A:83:LYS:HD3	1:A:83:LYS:HA	1.57	0.47
1:C:24:VAL:HG21	1:C:107:LYS:CD	2.45	0.47
1:C:29:VAL:HG13	1:C:29:VAL:O	2.14	0.47
1:C:65:PHE:CD1	1:C:80:VAL:HG12	2.41	0.47
1:E:24:VAL:HG21	1:E:107:LYS:CD	2.45	0.47
1:E:26:ILE:CD1	1:E:37:VAL:HB	2.37	0.47
1:F:44:TYR:CD1	1:F:44:TYR:N	2.81	0.47
1:G:9:TYR:HD1	1:G:9:TYR:H	1.62	0.47
1:H:26:ILE:CG1	1:H:37:VAL:CG2	2.92	0.47
1:I:38:VAL:CA	1:I:109:PHE:CE2	2.98	0.47
1:I:45:ILE:HG22	1:J:14:LYS:CD	2.45	0.47
1:L:88:ILE:HD11	1:L:107:LYS:CG	2.34	0.47
1:M:29:VAL:O	1:M:29:VAL:HG13	2.14	0.47
1:N:49:PHE:HE2	1:N:79:ILE:CD1	2.26	0.47
1:N:64:PHE:N	1:N:64:PHE:CD1	2.83	0.47
1:A:24:VAL:HG21	1:A:107:LYS:CD	2.45	0.47
1:C:64:PHE:CD1	1:C:64:PHE:N	2.83	0.47
1:F:79:ILE:HD12	1:F:107:LYS:HZ1	1.78	0.47
1:G:23:VAL:O	1:G:23:VAL:HG23	2.15	0.47
1:G:24:VAL:HG21	1:G:107:LYS:CD	2.45	0.47
1:J:38:VAL:CA	1:J:109:PHE:CE2	2.97	0.47
1:J:38:VAL:HG23	1:J:39:ALA:H	1.79	0.47
1:K:38:VAL:CA	1:K:109:PHE:CE2	2.98	0.47
1:K:89:VAL:HG13	1:K:89:VAL:O	2.14	0.47

Continued on next page...

Continued from previous page...

Atom-1	Atom-2	Interatomic distance (Å)	Clash overlap (Å)
1:L:29:VAL:HG13	1:L:29:VAL:O	2.14	0.47
1:M:64:PHE:N	1:M:64:PHE:CD1	2.83	0.47
1:M:84:ARG:HB3	1:M:85:THR:H	1.34	0.47
1:A:38:VAL:HG23	1:A:39:ALA:H	1.79	0.47
1:E:38:VAL:HG23	1:E:39:ALA:H	1.80	0.47
1:G:26:ILE:HG13	1:G:37:VAL:CG2	2.44	0.47
1:I:92:PHE:H	1:I:104:THR:HG22	1.80	0.47
1:I:24:VAL:HG21	1:I:107:LYS:CD	2.45	0.47
1:H:45:ILE:HG22	1:I:14:LYS:CD	2.45	0.47
1:J:45:ILE:HG22	1:K:14:LYS:CD	2.45	0.47
1:J:57:PHE:HZ	1:K:105:VAL:HG13	1.79	0.47
1:J:64:PHE:CD1	1:J:64:PHE:N	2.83	0.47
1:J:79:ILE:HG22	1:J:81:THR:CB	2.45	0.47
1:J:92:PHE:H	1:J:104:THR:HG22	1.80	0.47
1:K:9:TYR:HD1	1:K:9:TYR:H	1.62	0.47
1:K:45:ILE:HG22	1:L:14:LYS:HD3	1.88	0.47
1:L:23:VAL:HG23	1:L:23:VAL:O	2.15	0.47
1:B:57:PHE:HZ	1:C:105:VAL:HG13	1.80	0.47
1:B:5:ARG:CB	1:B:36:ILE:HB	2.42	0.47
1:G:38:VAL:HG23	1:G:39:ALA:H	1.80	0.47
1:G:49:PHE:HE2	1:G:79:ILE:CD1	2.26	0.47
1:I:26:ILE:CG1	1:I:37:VAL:CG2	2.92	0.47
1:I:79:ILE:HG22	1:I:81:THR:CB	2.45	0.47
1:K:38:VAL:HG23	1:K:39:ALA:H	1.79	0.47
1:N:5:ARG:CB	1:N:36:ILE:HB	2.42	0.47
1:C:38:VAL:HG23	1:C:39:ALA:H	1.80	0.47
1:E:36:ILE:HG12	1:E:37:VAL:N	2.30	0.47
1:F:23:VAL:HG23	1:F:23:VAL:O	2.15	0.47
1:F:9:TYR:H	1:F:9:TYR:HD1	1.62	0.47
1:G:36:ILE:HG12	1:G:37:VAL:N	2.30	0.47
1:G:79:ILE:HG22	1:G:81:THR:CB	2.45	0.47
1:H:79:ILE:HG22	1:H:81:THR:CB	2.45	0.47
1:I:64:PHE:N	1:I:64:PHE:CD1	2.83	0.47
1:J:24:VAL:HG21	1:J:107:LYS:CD	2.45	0.47
1:L:24:VAL:HG21	1:L:107:LYS:CD	2.45	0.47
1:M:57:PHE:HZ	1:N:105:VAL:HG13	1.79	0.47
1:A:5:ARG:CB	1:A:36:ILE:HB	2.42	0.46
1:B:3:VAL:HB	1:B:40:PRO:HG3	1.97	0.46
1:C:23:VAL:O	1:C:23:VAL:HG23	2.15	0.46
1:E:64:PHE:N	1:E:64:PHE:HD1	2.14	0.46
1:F:25:LYS:HD2	1:F:25:LYS:H	1.75	0.46

Continued on next page...

Continued from previous page...

Atom-1	Atom-2	Interatomic distance (Å)	Clash overlap (Å)
1:G:55:ARG:CD	1:H:12:ARG:HH12	2.23	0.46
1:H:18:TYR:CD2	1:H:23:VAL:HG13	2.46	0.46
1:H:26:ILE:HG13	1:H:37:VAL:CG2	2.44	0.46
1:K:79:ILE:HG22	1:K:81:THR:CB	2.45	0.46
1:M:92:PHE:H	1:M:104:THR:HG22	1.80	0.46
1:M:91:HIS:HB3	1:M:104:THR:CG2	2.37	0.46
1:N:3:VAL:HB	1:N:40:PRO:HG3	1.98	0.46
1:A:83:LYS:CE	1:A:109:PHE:HZ	2.23	0.46
1:B:92:PHE:H	1:B:104:THR:HG22	1.80	0.46
1:E:92:PHE:H	1:E:104:THR:HG22	1.80	0.46
1:D:45:ILE:HG22	1:E:14:LYS:CD	2.45	0.46
1:E:3:VAL:HB	1:E:40:PRO:HG3	1.97	0.46
1:H:83:LYS:CE	1:H:109:PHE:HZ	2.23	0.46
1:H:36:ILE:HG12	1:H:37:VAL:N	2.30	0.46
1:K:83:LYS:HA	1:K:83:LYS:HD3	1.57	0.46
1:K:45:ILE:HG22	1:L:14:LYS:CD	2.45	0.46
1:L:36:ILE:HG12	1:L:37:VAL:N	2.30	0.46
1:L:57:PHE:HZ	1:M:105:VAL:HG13	1.80	0.46
1:N:83:LYS:HA	1:N:83:LYS:HD3	1.57	0.46
1:C:36:ILE:HG12	1:C:37:VAL:N	2.30	0.46
1:C:3:VAL:HB	1:C:40:PRO:HG3	1.97	0.46
1:D:24:VAL:HG21	1:D:107:LYS:CD	2.45	0.46
1:E:9:TYR:HD1	1:E:9:TYR:H	1.62	0.46
1:F:36:ILE:HG12	1:F:37:VAL:N	2.30	0.46
1:F:64:PHE:N	1:F:64:PHE:CD1	2.83	0.46
1:G:91:HIS:HB3	1:G:104:THR:CG2	2.37	0.46
1:H:24:VAL:HG21	1:H:107:LYS:CD	2.45	0.46
1:I:36:ILE:HG12	1:I:37:VAL:N	2.30	0.46
1:A:64:PHE:N	1:A:64:PHE:CD1	2.83	0.46
1:E:34:THR:HG23	1:E:47:HIS:CB	2.41	0.46
1:F:64:PHE:N	1:F:64:PHE:HD1	2.14	0.46
1:I:18:TYR:CD2	1:I:23:VAL:HG13	2.46	0.46
1:I:23:VAL:HG23	1:I:23:VAL:O	2.15	0.46
1:I:64:PHE:N	1:I:64:PHE:HD1	2.14	0.46
1:K:26:ILE:CD1	1:K:37:VAL:HB	2.37	0.46
1:K:79:ILE:HD12	1:K:107:LYS:HZ1	1.80	0.46
1:M:64:PHE:N	1:M:64:PHE:HD1	2.14	0.46
1:N:24:VAL:HG21	1:N:107:LYS:CD	2.45	0.46
1:B:64:PHE:HD1	1:B:64:PHE:N	2.14	0.46
1:B:88:ILE:HD11	1:B:107:LYS:CG	2.34	0.46
1:C:45:ILE:HG22	1:D:14:LYS:CD	2.45	0.46

Continued on next page...

Continued from previous page...

Atom-1	Atom-2	Interatomic distance (Å)	Clash overlap (Å)
1:D:92:PHE:H	1:D:104:THR:HG22	1.80	0.46
1:K:24:VAL:HG11	1:K:26:ILE:HD12	1.92	0.46
1:K:57:PHE:HZ	1:L:105:VAL:HG13	1.79	0.46
1:K:64:PHE:HD1	1:K:64:PHE:N	2.14	0.46
1:K:91:HIS:HB3	1:K:104:THR:CG2	2.37	0.46
1:L:64:PHE:N	1:L:64:PHE:CD1	2.83	0.46
1:M:110:ILE:H	1:M:110:ILE:HG12	1.51	0.46
1:M:36:ILE:HG12	1:M:37:VAL:N	2.30	0.46
1:M:3:VAL:HB	1:M:40:PRO:HG3	1.97	0.46
1:A:105:VAL:HG13	1:N:57:PHE:HZ	1.79	0.46
1:A:86:TYR:HE1	1:A:88:ILE:HG12	1.81	0.46
1:D:9:TYR:HD1	1:D:9:TYR:H	1.62	0.46
1:E:110:ILE:HG12	1:E:110:ILE:H	1.51	0.46
1:E:86:TYR:HE1	1:E:88:ILE:HG12	1.81	0.46
1:F:24:VAL:HG21	1:F:107:LYS:CD	2.45	0.46
1:F:86:TYR:HE1	1:F:88:ILE:HG12	1.81	0.46
1:H:84:ARG:HB3	1:H:85:THR:H	1.34	0.46
1:K:92:PHE:H	1:K:104:THR:HG22	1.80	0.46
1:K:23:VAL:HG23	1:K:23:VAL:O	2.15	0.46
1:K:3:VAL:HB	1:K:40:PRO:HG3	1.97	0.46
1:L:92:PHE:H	1:L:104:THR:HG22	1.80	0.46
1:L:38:VAL:HG23	1:L:39:ALA:H	1.80	0.46
1:M:24:VAL:HG21	1:M:107:LYS:CD	2.45	0.46
1:M:23:VAL:HG23	1:M:23:VAL:O	2.15	0.46
1:N:36:ILE:HG12	1:N:37:VAL:N	2.30	0.46
1:N:86:TYR:HE1	1:N:88:ILE:HG12	1.81	0.46
1:A:23:VAL:O	1:A:23:VAL:HG23	2.15	0.46
1:B:24:VAL:HG21	1:B:107:LYS:CD	2.45	0.46
1:B:79:ILE:HG22	1:B:81:THR:CB	2.45	0.46
1:C:79:ILE:HG22	1:C:81:THR:CB	2.45	0.46
1:C:88:ILE:HD11	1:C:107:LYS:CG	2.34	0.46
1:E:44:TYR:CD1	1:E:44:TYR:N	2.81	0.46
1:H:56:THR:CG2	1:H:57:PHE:H	2.23	0.46
1:H:64:PHE:N	1:H:64:PHE:HD1	2.14	0.46
1:H:92:PHE:H	1:H:104:THR:HG22	1.80	0.46
1:J:110:ILE:H	1:J:110:ILE:HG12	1.51	0.46
1:K:24:VAL:HG21	1:K:107:LYS:CD	2.45	0.46
1:L:79:ILE:HG22	1:L:81:THR:CB	2.45	0.46
1:N:23:VAL:HG23	1:N:23:VAL:O	2.15	0.46
1:C:92:PHE:H	1:C:104:THR:HG22	1.80	0.46
1:C:26:ILE:CD1	1:C:37:VAL:HB	2.37	0.46

Continued on next page...

Continued from previous page...

Atom-1	Atom-2	Interatomic distance (Å)	Clash overlap (Å)
1:C:56:THR:CG2	1:C:57:PHE:H	2.23	0.46
1:C:81:THR:HA	1:C:86:TYR:CE2	2.51	0.46
1:D:26:ILE:CD1	1:D:37:VAL:HB	2.37	0.46
1:D:64:PHE:HD1	1:D:64:PHE:N	2.14	0.46
1:D:81:THR:HA	1:D:86:TYR:CE2	2.51	0.46
1:E:38:VAL:CG2	1:E:39:ALA:N	2.79	0.46
1:E:49:PHE:HE2	1:E:79:ILE:CD1	2.26	0.46
1:F:92:PHE:H	1:F:104:THR:HG22	1.80	0.46
1:G:3:VAL:HB	1:G:40:PRO:HG3	1.98	0.46
1:I:49:PHE:HE2	1:I:79:ILE:CD1	2.26	0.46
1:L:49:PHE:HE2	1:L:79:ILE:CD1	2.26	0.46
1:L:56:THR:CG2	1:L:57:PHE:H	2.23	0.46
1:L:81:THR:HA	1:L:86:TYR:CE2	2.51	0.46
1:A:36:ILE:HG12	1:A:37:VAL:N	2.30	0.46
1:A:64:PHE:N	1:A:64:PHE:HD1	2.14	0.46
1:C:1:LEU:CD1	1:C:16:VAL:H	2.29	0.46
1:D:1:LEU:CD1	1:D:16:VAL:H	2.29	0.46
1:D:3:VAL:HB	1:D:40:PRO:HG3	1.97	0.46
1:G:25:LYS:HD2	1:G:25:LYS:H	1.75	0.46
1:G:86:TYR:HE1	1:G:88:ILE:HG12	1.81	0.46
1:G:92:PHE:H	1:G:104:THR:HG22	1.80	0.46
1:H:44:TYR:N	1:H:44:TYR:CD1	2.81	0.46
1:L:3:VAL:HB	1:L:40:PRO:HG3	1.98	0.46
1:L:9:TYR:H	1:L:9:TYR:HD1	1.62	0.46
1:M:88:ILE:CG1	1:M:107:LYS:HB2	2.45	0.46
1:M:70:GLN:HB3	1:M:70:GLN:HE21	1.50	0.46
1:M:79:ILE:HG22	1:M:81:THR:CB	2.45	0.46
1:M:81:THR:HA	1:M:86:TYR:CE2	2.51	0.46
1:N:64:PHE:HD1	1:N:64:PHE:N	2.14	0.46
1:A:57:PHE:HZ	1:B:105:VAL:HG13	1.79	0.46
1:D:79:ILE:HG22	1:D:81:THR:CB	2.45	0.46
1:D:91:HIS:HB3	1:D:104:THR:CG2	2.37	0.46
1:D:45:ILE:HG22	1:E:14:LYS:HD3	1.88	0.46
1:H:1:LEU:CD1	1:H:16:VAL:H	2.29	0.46
1:H:86:TYR:HE1	1:H:88:ILE:HG12	1.81	0.46
1:I:91:HIS:HB3	1:I:104:THR:CG2	2.37	0.46
1:K:81:THR:HA	1:K:86:TYR:CE2	2.51	0.46
1:N:79:ILE:HD12	1:N:107:LYS:HZ1	1.81	0.46
1:B:45:ILE:HG22	1:C:14:LYS:CD	2.45	0.45
1:D:86:TYR:HE1	1:D:88:ILE:HG12	1.81	0.45
1:E:1:LEU:CD1	1:E:16:VAL:H	2.29	0.45

Continued on next page...

Continued from previous page...

Atom-1	Atom-2	Interatomic distance (Å)	Clash overlap (Å)
1:E:79:ILE:HG22	1:E:81:THR:CB	2.45	0.45
1:F:38:VAL:CG2	1:F:39:ALA:N	2.79	0.45
1:F:79:ILE:HG22	1:F:81:THR:CB	2.45	0.45
1:G:1:LEU:CD1	1:G:16:VAL:H	2.29	0.45
1:I:86:TYR:HE1	1:I:88:ILE:HG12	1.81	0.45
1:J:34:THR:HG23	1:J:47:HIS:CB	2.41	0.45
1:J:86:TYR:HE1	1:J:88:ILE:HG12	1.81	0.45
1:K:88:ILE:HD11	1:K:107:LYS:CG	2.34	0.45
1:L:64:PHE:N	1:L:64:PHE:HD1	2.14	0.45
1:A:79:ILE:HG22	1:A:81:THR:CB	2.45	0.45
1:B:1:LEU:CD1	1:B:16:VAL:H	2.29	0.45
1:B:81:THR:HA	1:B:86:TYR:CE2	2.51	0.45
1:B:81:THR:CA	1:B:86:TYR:HE2	2.30	0.45
1:C:64:PHE:HD1	1:C:64:PHE:N	2.14	0.45
1:D:36:ILE:HG12	1:D:37:VAL:N	2.30	0.45
1:D:81:THR:CA	1:D:86:TYR:HE2	2.30	0.45
1:H:110:ILE:HG12	1:H:110:ILE:H	1.51	0.45
1:H:49:PHE:CB	1:H:55:ARG:HH22	2.17	0.45
1:I:3:VAL:HB	1:I:40:PRO:HG3	1.98	0.45
1:J:83:LYS:HD3	1:J:83:LYS:HA	1.57	0.45
1:K:36:ILE:HG12	1:K:37:VAL:N	2.30	0.45
1:L:88:ILE:CG1	1:L:107:LYS:HB2	2.45	0.45
1:M:34:THR:OG1	1:M:47:HIS:HB2	2.17	0.45
1:N:88:ILE:CG1	1:N:107:LYS:HB2	2.45	0.45
1:N:81:THR:HA	1:N:86:TYR:CE2	2.51	0.45
1:A:34:THR:OG1	1:A:47:HIS:HB2	2.17	0.45
1:A:49:PHE:HE2	1:A:79:ILE:CD1	2.26	0.45
1:B:34:THR:OG1	1:B:47:HIS:HB2	2.17	0.45
1:B:86:TYR:HE1	1:B:88:ILE:HG12	1.81	0.45
1:E:49:PHE:CB	1:E:55:ARG:HH22	2.17	0.45
1:E:81:THR:HA	1:E:86:TYR:CE2	2.51	0.45
1:E:81:THR:CA	1:E:86:TYR:HE2	2.29	0.45
1:F:1:LEU:CD1	1:F:16:VAL:H	2.29	0.45
1:I:34:THR:HG23	1:I:47:HIS:CB	2.41	0.45
1:I:88:ILE:HD11	1:I:107:LYS:CG	2.34	0.45
1:J:36:ILE:HG12	1:J:37:VAL:N	2.30	0.45
1:J:64:PHE:N	1:J:64:PHE:HD1	2.14	0.45
1:K:29:VAL:HG12	1:K:92:PHE:HE2	1.81	0.45
1:L:34:THR:OG1	1:L:47:HIS:HB2	2.17	0.45
1:L:81:THR:CA	1:L:86:TYR:HE2	2.29	0.45
1:M:50:GLY:O	1:M:70:GLN:HG3	2.17	0.45

Continued on next page...

Continued from previous page...

Atom-1	Atom-2	Interatomic distance (Å)	Clash overlap (Å)
1:M:86:TYR:HE1	1:M:88:ILE:HG12	1.81	0.45
1:N:34:THR:OG1	1:N:47:HIS:HB2	2.17	0.45
1:A:81:THR:HA	1:A:86:TYR:CE2	2.51	0.45
1:B:36:ILE:HG12	1:B:37:VAL:N	2.30	0.45
1:C:34:THR:OG1	1:C:47:HIS:HB2	2.17	0.45
1:C:9:TYR:HD1	1:C:9:TYR:H	1.62	0.45
1:D:23:VAL:O	1:D:23:VAL:HG23	2.15	0.45
1:D:34:THR:OG1	1:D:47:HIS:HB2	2.17	0.45
1:D:64:PHE:CD1	1:D:64:PHE:N	2.83	0.45
1:F:38:VAL:HG23	1:F:39:ALA:H	1.80	0.45
1:J:81:THR:CA	1:J:86:TYR:HE2	2.29	0.45
1:K:81:THR:CA	1:K:86:TYR:HE2	2.30	0.45
1:K:86:TYR:HE1	1:K:88:ILE:HG12	1.81	0.45
1:L:29:VAL:HG12	1:L:92:PHE:HE2	1.81	0.45
1:L:45:ILE:HG22	1:M:14:LYS:CD	2.45	0.45
1:N:79:ILE:HG22	1:N:81:THR:CB	2.45	0.45
1:A:88:ILE:CG1	1:A:107:LYS:HB2	2.45	0.45
1:A:81:THR:CA	1:A:86:TYR:HE2	2.29	0.45
1:B:23:VAL:HG23	1:B:23:VAL:O	2.15	0.45
1:B:29:VAL:HG12	1:B:92:PHE:HE2	1.81	0.45
1:C:29:VAL:HG12	1:C:92:PHE:HE2	1.81	0.45
1:D:50:GLY:O	1:D:70:GLN:HG3	2.17	0.45
1:D:29:VAL:HG12	1:D:92:PHE:HE2	1.81	0.45
1:G:64:PHE:N	1:G:64:PHE:HD1	2.14	0.45
1:I:50:GLY:O	1:I:70:GLN:HG3	2.17	0.45
1:K:34:THR:HG23	1:K:47:HIS:CB	2.41	0.45
1:L:1:LEU:CD1	1:L:16:VAL:H	2.29	0.45
1:M:1:LEU:CD1	1:M:16:VAL:H	2.29	0.45
1:A:100:ASN:HA	1:A:100:ASN:HD22	1.53	0.45
1:A:3:VAL:HB	1:A:40:PRO:HG3	1.97	0.45
1:A:50:GLY:O	1:A:70:GLN:HG3	2.17	0.45
1:A:49:PHE:CB	1:A:55:ARG:HH22	2.17	0.45
1:C:81:THR:CA	1:C:86:TYR:HE2	2.29	0.45
1:E:34:THR:OG1	1:E:47:HIS:HB2	2.17	0.45
1:G:70:GLN:HE21	1:G:70:GLN:HB3	1.50	0.45
1:H:34:THR:HG23	1:H:47:HIS:CB	2.41	0.45
1:J:24:VAL:HG11	1:J:26:ILE:HD12	1.92	0.45
1:J:81:THR:HA	1:J:86:TYR:CE2	2.51	0.45
1:K:88:ILE:CG1	1:K:107:LYS:HB2	2.45	0.45
1:K:34:THR:OG1	1:K:47:HIS:HB2	2.17	0.45
1:M:81:THR:CA	1:M:86:TYR:HE2	2.29	0.45

Continued on next page...

Continued from previous page...

Atom-1	Atom-2	Interatomic distance (Å)	Clash overlap (Å)
1:A:32:VAL:HG13	1:A:48:ALA:C	2.38	0.45
1:C:11:TYR:HA	1:C:11:TYR:HD1	1.55	0.45
1:D:32:VAL:HG13	1:D:48:ALA:C	2.37	0.45
1:F:1:LEU:CG	1:F:13:ILE:HD11	2.47	0.45
1:F:34:THR:OG1	1:F:47:HIS:HB2	2.17	0.45
1:F:81:THR:CA	1:F:86:TYR:HE2	2.29	0.45
1:F:98:LYS:HE3	1:F:100:ASN:CA	2.36	0.45
1:G:64:PHE:CD1	1:G:64:PHE:N	2.83	0.45
1:H:25:LYS:H	1:H:25:LYS:HD2	1.75	0.45
1:H:91:HIS:HB3	1:H:104:THR:CG2	2.37	0.45
1:I:1:LEU:CD1	1:I:16:VAL:H	2.29	0.45
1:J:1:LEU:CG	1:J:13:ILE:HD11	2.47	0.45
1:J:79:ILE:HG22	1:J:81:THR:HB	1.99	0.45
1:L:26:ILE:CD1	1:L:37:VAL:HB	2.37	0.45
1:L:79:ILE:HG22	1:L:81:THR:HB	1.99	0.45
1:A:1:LEU:CD1	1:A:16:VAL:H	2.29	0.45
1:B:38:VAL:HG23	1:B:39:ALA:H	1.80	0.45
1:D:25:LYS:HB3	1:D:105:VAL:HG11	1.99	0.45
1:E:1:LEU:CG	1:E:13:ILE:HD11	2.47	0.45
1:E:64:PHE:N	1:E:64:PHE:CD1	2.83	0.45
1:E:83:LYS:HZ2	1:E:111:GLU:HB3	1.82	0.45
1:F:81:THR:HA	1:F:86:TYR:CE2	2.51	0.45
1:F:83:LYS:HZ2	1:F:111:GLU:HB3	1.82	0.45
1:G:13:ILE:HD12	1:G:14:LYS:O	2.17	0.45
1:H:13:ILE:HD12	1:H:14:LYS:O	2.17	0.45
1:I:81:THR:CA	1:I:86:TYR:HE2	2.29	0.45
1:J:29:VAL:HG12	1:J:92:PHE:HE2	1.81	0.45
1:L:24:VAL:HG11	1:L:38:VAL:HG13	1.99	0.45
1:M:24:VAL:HG11	1:M:38:VAL:HG13	1.99	0.45
1:A:91:HIS:HB3	1:A:104:THR:CG2	2.37	0.45
1:A:45:ILE:HG22	1:B:14:LYS:CD	2.45	0.45
1:G:25:LYS:HB3	1:G:105:VAL:HG11	1.99	0.45
1:J:3:VAL:HB	1:J:40:PRO:HG3	1.98	0.45
1:J:34:THR:OG1	1:J:47:HIS:HB2	2.17	0.45
1:K:24:VAL:HG11	1:K:38:VAL:HG13	1.99	0.45
1:M:38:VAL:CG2	1:M:39:ALA:N	2.79	0.45
1:M:5:ARG:HB2	1:M:36:ILE:CB	2.47	0.45
1:N:24:VAL:HG11	1:N:38:VAL:HG13	1.99	0.45
1:N:5:ARG:HB2	1:N:36:ILE:CB	2.47	0.45
1:A:13:ILE:HD12	1:A:14:LYS:O	2.17	0.45
1:A:5:ARG:HB2	1:A:36:ILE:CB	2.47	0.45

Continued on next page...

Continued from previous page...

Atom-1	Atom-2	Interatomic distance (Å)	Clash overlap (Å)
1:B:50:GLY:O	1:B:70:GLN:HG3	2.17	0.45
1:C:100:ASN:HD22	1:C:100:ASN:HA	1.52	0.45
1:C:13:ILE:HD12	1:C:14:LYS:O	2.17	0.45
1:C:37:VAL:CG1	1:C:38:VAL:N	2.80	0.45
1:C:50:GLY:O	1:C:70:GLN:HG3	2.17	0.45
1:C:83:LYS:HZ2	1:C:111:GLU:HB3	1.82	0.45
1:C:86:TYR:HE1	1:C:88:ILE:HG12	1.81	0.45
1:D:88:ILE:CG1	1:D:107:LYS:HB2	2.45	0.45
1:D:13:ILE:HD12	1:D:14:LYS:O	2.17	0.45
1:E:13:ILE:HD12	1:E:14:LYS:O	2.17	0.45
1:F:13:ILE:HD12	1:F:14:LYS:O	2.17	0.45
1:F:50:GLY:O	1:F:70:GLN:HG3	2.17	0.45
1:G:34:THR:OG1	1:G:47:HIS:HB2	2.17	0.45
1:G:49:PHE:CB	1:G:55:ARG:HH22	2.17	0.45
1:H:34:THR:OG1	1:H:47:HIS:HB2	2.17	0.45
1:I:13:ILE:HD12	1:I:14:LYS:O	2.17	0.45
1:I:34:THR:OG1	1:I:47:HIS:HB2	2.17	0.45
1:K:1:LEU:CG	1:K:13:ILE:HD11	2.47	0.45
1:N:1:LEU:CD1	1:N:16:VAL:H	2.29	0.45
1:N:98:LYS:HE3	1:N:100:ASN:CA	2.36	0.45
1:B:110:ILE:HG12	1:B:110:ILE:H	1.50	0.44
1:C:34:THR:HG23	1:C:47:HIS:CB	2.41	0.44
1:C:38:VAL:CA	1:C:109:PHE:CE2	2.98	0.44
1:C:49:PHE:CB	1:C:55:ARG:HH22	2.17	0.44
1:E:29:VAL:HG12	1:E:92:PHE:HE2	1.81	0.44
1:F:34:THR:HG23	1:F:47:HIS:CB	2.41	0.44
1:H:50:GLY:O	1:H:70:GLN:HG3	2.17	0.44
1:I:1:LEU:CG	1:I:13:ILE:HD11	2.47	0.44
1:I:25:LYS:HB3	1:I:105:VAL:HG11	1.99	0.44
1:J:50:GLY:O	1:J:70:GLN:HG3	2.17	0.44
1:K:44:TYR:N	1:K:44:TYR:CD1	2.81	0.44
1:K:50:GLY:O	1:K:70:GLN:HG3	2.17	0.44
1:L:38:VAL:CG2	1:L:39:ALA:N	2.79	0.44
1:L:5:ARG:HB2	1:L:36:ILE:CB	2.47	0.44
1:N:32:VAL:HG13	1:N:48:ALA:C	2.37	0.44
1:A:25:LYS:HB3	1:A:105:VAL:HG11	1.99	0.44
1:A:83:LYS:HZ2	1:A:111:GLU:HB3	1.82	0.44
1:B:5:ARG:HB2	1:B:36:ILE:CB	2.47	0.44
1:D:38:VAL:CA	1:D:109:PHE:CE2	2.98	0.44
1:F:3:VAL:HB	1:F:40:PRO:HG3	1.98	0.44
1:G:50:GLY:O	1:G:70:GLN:HG3	2.17	0.44

Continued on next page...

Continued from previous page...

Atom-1	Atom-2	Interatomic distance (Å)	Clash overlap (Å)
1:I:81:THR:HA	1:I:86:TYR:CE2	2.51	0.44
1:J:37:VAL:CG1	1:J:38:VAL:N	2.80	0.44
1:K:1:LEU:CD1	1:K:16:VAL:H	2.29	0.44
1:L:86:TYR:HE1	1:L:88:ILE:HG12	1.81	0.44
1:M:32:VAL:HG13	1:M:48:ALA:C	2.37	0.44
1:N:100:ASN:HA	1:N:100:ASN:HD22	1.53	0.44
1:N:79:ILE:HG22	1:N:81:THR:HB	1.99	0.44
1:B:38:VAL:CA	1:B:109:PHE:CE2	2.98	0.44
1:B:13:ILE:HD12	1:B:14:LYS:O	2.17	0.44
1:B:32:VAL:HG13	1:B:48:ALA:C	2.37	0.44
1:D:44:TYR:CD1	1:D:44:TYR:N	2.81	0.44
1:E:32:VAL:HG13	1:E:48:ALA:C	2.38	0.44
1:G:1:LEU:CG	1:G:13:ILE:HD11	2.47	0.44
1:H:3:VAL:HB	1:H:40:PRO:HG3	1.97	0.44
1:H:79:ILE:HG22	1:H:81:THR:HB	1.99	0.44
1:J:88:ILE:CG1	1:J:107:LYS:HB2	2.45	0.44
1:J:24:VAL:HG11	1:J:38:VAL:HG13	1.99	0.44
1:K:5:ARG:HB2	1:K:36:ILE:CB	2.47	0.44
1:L:110:ILE:HG12	1:L:110:ILE:H	1.51	0.44
1:L:37:VAL:HG11	1:L:79:ILE:HG21	2.00	0.44
1:L:98:LYS:HE3	1:L:100:ASN:CA	2.36	0.44
1:A:38:VAL:CA	1:A:109:PHE:CE2	2.98	0.44
1:B:88:ILE:CG1	1:B:107:LYS:HB2	2.45	0.44
1:B:25:LYS:HB3	1:B:105:VAL:HG11	1.99	0.44
1:B:70:GLN:HB3	1:B:70:GLN:HE21	1.50	0.44
1:C:32:VAL:HG13	1:C:48:ALA:C	2.37	0.44
1:D:1:LEU:CG	1:D:13:ILE:HD11	2.47	0.44
1:D:37:VAL:HG11	1:D:79:ILE:HG21	2.00	0.44
1:E:50:GLY:O	1:E:70:GLN:HG3	2.17	0.44
1:F:25:LYS:HB3	1:F:105:VAL:HG11	1.99	0.44
1:F:37:VAL:HG11	1:F:79:ILE:HG21	2.00	0.44
1:G:81:THR:CA	1:G:86:TYR:HE2	2.29	0.44
1:H:83:LYS:HD3	1:H:83:LYS:HA	1.57	0.44
1:J:13:ILE:HD12	1:J:14:LYS:O	2.17	0.44
1:J:37:VAL:HG11	1:J:79:ILE:HG21	2.00	0.44
1:L:34:THR:HG23	1:L:47:HIS:CB	2.41	0.44
1:A:16:VAL:CG1	1:A:18:TYR:HE1	2.31	0.44
1:C:25:LYS:HB3	1:C:105:VAL:HG11	1.99	0.44
1:C:5:ARG:HB2	1:C:36:ILE:CB	2.47	0.44
1:C:37:VAL:HG11	1:C:79:ILE:HG21	2.00	0.44
1:E:88:ILE:CG1	1:E:107:LYS:HB2	2.45	0.44

Continued on next page...

Continued from previous page...

Atom-1	Atom-2	Interatomic distance (Å)	Clash overlap (Å)
1:G:81:THR:HA	1:G:86:TYR:CE2	2.51	0.44
1:H:81:THR:HA	1:H:86:TYR:CE2	2.51	0.44
1:I:25:LYS:H	1:I:25:LYS:HD2	1.75	0.44
1:J:38:VAL:CG2	1:J:39:ALA:H	2.31	0.44
1:L:50:GLY:O	1:L:70:GLN:HG3	2.17	0.44
1:M:45:ILE:HG22	1:N:14:LYS:CD	2.45	0.44
1:N:50:GLY:O	1:N:70:GLN:HG3	2.17	0.44
1:N:81:THR:CA	1:N:86:TYR:HE2	2.29	0.44
1:A:14:LYS:CD	1:N:45:ILE:HG22	2.45	0.44
1:A:37:VAL:HG11	1:A:79:ILE:HG21	2.00	0.44
1:B:100:ASN:HD22	1:B:100:ASN:HA	1.53	0.44
1:E:38:VAL:CA	1:E:109:PHE:CE2	2.97	0.44
1:E:16:VAL:CG1	1:E:18:TYR:HE1	2.31	0.44
1:E:25:LYS:HB3	1:E:105:VAL:HG11	1.99	0.44
1:G:32:VAL:HG13	1:G:48:ALA:C	2.38	0.44
1:G:83:LYS:HD3	1:G:83:LYS:HA	1.57	0.44
1:H:37:VAL:HG11	1:H:79:ILE:HG21	2.00	0.44
1:H:81:THR:CA	1:H:86:TYR:HE2	2.29	0.44
1:I:24:VAL:HG11	1:I:38:VAL:HG13	1.99	0.44
1:I:29:VAL:HG12	1:I:92:PHE:HE2	1.81	0.44
1:J:25:LYS:HB3	1:J:105:VAL:HG11	1.99	0.44
1:J:49:PHE:HE2	1:J:79:ILE:CD1	2.26	0.44
1:L:32:VAL:HG13	1:L:48:ALA:C	2.38	0.44
1:M:109:PHE:C	1:M:109:PHE:CD1	2.91	0.44
1:M:13:ILE:HD12	1:M:14:LYS:O	2.17	0.44
1:N:109:PHE:C	1:N:109:PHE:CD1	2.91	0.44
1:B:9:TYR:HD1	1:B:9:TYR:H	1.62	0.44
1:D:79:ILE:HG22	1:D:81:THR:HB	1.99	0.44
1:E:37:VAL:HG11	1:E:79:ILE:HG21	2.00	0.44
1:I:109:PHE:C	1:I:109:PHE:CD1	2.91	0.44
1:I:24:VAL:HG11	1:I:26:ILE:HD12	1.92	0.44
1:J:5:ARG:HB2	1:J:36:ILE:CB	2.47	0.44
1:L:11:TYR:HA	1:L:11:TYR:HD1	1.55	0.44
1:L:1:LEU:CG	1:L:13:ILE:HD11	2.47	0.44
1:M:37:VAL:HG11	1:M:79:ILE:HG21	2.00	0.44
1:N:16:VAL:CG1	1:N:18:TYR:HE1	2.31	0.44
1:A:1:LEU:CG	1:A:13:ILE:HD11	2.47	0.44
1:A:44:TYR:CD1	1:A:44:TYR:N	2.81	0.44
1:B:37:VAL:HG11	1:B:79:ILE:HG21	2.00	0.44
1:D:98:LYS:HE3	1:D:100:ASN:CA	2.36	0.44
1:F:16:VAL:CG1	1:F:18:TYR:HE1	2.31	0.44

Continued on next page...

Continued from previous page...

Atom-1	Atom-2	Interatomic distance (Å)	Clash overlap (Å)
1:F:32:VAL:HG13	1:F:48:ALA:C	2.38	0.44
1:K:25:LYS:HB3	1:K:105:VAL:HG11	1.99	0.44
1:K:13:ILE:HD12	1:K:14:LYS:O	2.17	0.44
1:K:37:VAL:HG11	1:K:79:ILE:HG21	2.00	0.44
1:M:25:LYS:HB3	1:M:105:VAL:HG11	1.99	0.44
1:N:37:VAL:HG11	1:N:79:ILE:HG21	2.00	0.44
1:D:109:PHE:CD1	1:D:109:PHE:C	2.91	0.44
1:F:29:VAL:HG12	1:F:92:PHE:HE2	1.81	0.44
1:G:37:VAL:HG11	1:G:79:ILE:HG21	2.00	0.44
1:H:25:LYS:HB3	1:H:105:VAL:HG11	1.99	0.44
1:H:32:VAL:HG13	1:H:48:ALA:C	2.37	0.44
1:I:38:VAL:CG2	1:I:39:ALA:H	2.31	0.44
1:J:70:GLN:HE21	1:J:70:GLN:HB3	1.50	0.44
1:K:32:VAL:HG13	1:K:48:ALA:C	2.38	0.44
1:N:1:LEU:CG	1:N:13:ILE:HD11	2.47	0.44
1:C:109:PHE:C	1:C:109:PHE:CD1	2.91	0.43
1:C:84:ARG:HB3	1:C:85:THR:H	1.34	0.43
1:D:5:ARG:HB2	1:D:36:ILE:CB	2.47	0.43
1:E:79:ILE:HG22	1:E:81:THR:HB	1.99	0.43
1:E:80:VAL:HG23	1:E:86:TYR:CE2	2.53	0.43
1:F:88:ILE:CG1	1:F:107:LYS:HB2	2.45	0.43
1:H:98:LYS:HE3	1:H:100:ASN:CA	2.36	0.43
1:I:5:ARG:HB2	1:I:36:ILE:CB	2.47	0.43
1:J:1:LEU:CD1	1:J:16:VAL:H	2.29	0.43
1:J:88:ILE:HD11	1:J:107:LYS:CG	2.34	0.43
1:K:98:LYS:HE3	1:K:100:ASN:CA	2.36	0.43
1:L:109:PHE:CD1	1:L:109:PHE:C	2.91	0.43
1:L:44:TYR:N	1:L:44:TYR:CD1	2.81	0.43
1:C:79:ILE:HG22	1:C:81:THR:HB	1.99	0.43
1:D:16:VAL:CG1	1:D:18:TYR:HE1	2.31	0.43
1:E:109:PHE:C	1:E:109:PHE:CD1	2.91	0.43
1:F:49:PHE:HE2	1:F:79:ILE:CD1	2.26	0.43
1:F:83:LYS:HD3	1:F:83:LYS:HA	1.57	0.43
1:F:80:VAL:HG23	1:F:86:TYR:CE2	2.54	0.43
1:G:11:TYR:HD1	1:G:11:TYR:HA	1.55	0.43
1:G:79:ILE:HD12	1:G:107:LYS:HZ1	1.83	0.43
1:H:109:PHE:C	1:H:109:PHE:CD1	2.91	0.43
1:H:24:VAL:HG11	1:H:38:VAL:HG13	1.99	0.43
1:I:32:VAL:HG13	1:I:48:ALA:C	2.37	0.43
1:J:16:VAL:CG1	1:J:18:TYR:HE1	2.31	0.43
1:J:32:VAL:HG13	1:J:48:ALA:C	2.38	0.43

Continued on next page...

Continued from previous page...

Atom-1	Atom-2	Interatomic distance (Å)	Clash overlap (Å)
1:L:25:LYS:HB3	1:L:105:VAL:HG11	1.99	0.43
1:M:16:VAL:CG1	1:M:18:TYR:CE1	3.01	0.43
1:N:25:LYS:HB3	1:N:105:VAL:HG11	1.99	0.43
1:N:13:ILE:HD12	1:N:14:LYS:O	2.17	0.43
1:N:16:VAL:CG1	1:N:18:TYR:CE1	3.01	0.43
1:N:80:VAL:HG23	1:N:86:TYR:CE2	2.54	0.43
1:A:16:VAL:CG1	1:A:18:TYR:CE1	3.01	0.43
1:B:109:PHE:C	1:B:109:PHE:CD1	2.91	0.43
1:B:1:LEU:CG	1:B:13:ILE:HD11	2.47	0.43
1:C:38:VAL:HG13	1:C:107:LYS:HZ3	1.83	0.43
1:D:49:PHE:CB	1:D:55:ARG:HH22	2.17	0.43
1:E:88:ILE:HD11	1:E:107:LYS:CG	2.34	0.43
1:F:109:PHE:C	1:F:109:PHE:CD1	2.91	0.43
1:G:44:TYR:CD1	1:G:44:TYR:N	2.81	0.43
1:H:1:LEU:CG	1:H:13:ILE:HD11	2.47	0.43
1:I:37:VAL:HG11	1:I:79:ILE:HG21	2.00	0.43
1:J:98:LYS:HE3	1:J:100:ASN:CA	2.36	0.43
1:K:56:THR:CG2	1:K:57:PHE:N	2.82	0.43
1:M:80:VAL:HG23	1:M:86:TYR:CE2	2.53	0.43
1:A:80:VAL:HG23	1:A:86:TYR:CE2	2.54	0.43
1:B:16:VAL:CG1	1:B:18:TYR:CE1	3.01	0.43
1:D:18:TYR:HD2	1:D:23:VAL:HG22	1.80	0.43
1:D:38:VAL:CG2	1:D:39:ALA:H	2.31	0.43
1:E:16:VAL:CG1	1:E:18:TYR:CE1	3.01	0.43
1:F:110:ILE:HG12	1:F:110:ILE:H	1.51	0.43
1:F:16:VAL:CG1	1:F:18:TYR:CE1	3.01	0.43
1:G:109:PHE:CD1	1:G:109:PHE:C	2.91	0.43
1:H:5:ARG:HB2	1:H:36:ILE:CB	2.47	0.43
1:H:29:VAL:HG11	1:H:77:LEU:HD11	1.98	0.43
1:I:88:ILE:CG1	1:I:107:LYS:HB2	2.45	0.43
1:I:7:SER:HB3	1:I:8:PRO:O	2.19	0.43
1:K:16:VAL:CG1	1:K:18:TYR:HE1	2.31	0.43
1:L:7:SER:HB3	1:L:8:PRO:O	2.19	0.43
1:A:5:ARG:O	1:A:6:ASN:HB2	2.19	0.43
1:B:5:ARG:O	1:B:6:ASN:HB2	2.19	0.43
1:C:88:ILE:CG1	1:C:107:LYS:HB2	2.45	0.43
1:C:16:VAL:CG1	1:C:18:TYR:CE1	3.01	0.43
1:D:100:ASN:HD22	1:D:100:ASN:HA	1.53	0.43
1:D:16:VAL:CG1	1:D:18:TYR:CE1	3.01	0.43
1:D:7:SER:HB3	1:D:8:PRO:O	2.19	0.43
1:E:5:ARG:HB2	1:E:36:ILE:CB	2.47	0.43

Continued on next page...

Continued from previous page...

Atom-1	Atom-2	Interatomic distance (Å)	Clash overlap (Å)
1:G:38:VAL:HG13	1:G:107:LYS:HZ3	1.83	0.43
1:G:5:ARG:HB2	1:G:36:ILE:CB	2.47	0.43
1:I:49:PHE:CB	1:I:55:ARG:HH22	2.17	0.43
1:I:83:LYS:HA	1:I:83:LYS:HD3	1.57	0.43
1:J:61:MET:CG	1:J:62:ASN:N	2.82	0.43
1:J:80:VAL:HG23	1:J:86:TYR:CE2	2.54	0.43
1:J:86:TYR:C	1:J:87:ASN:HD22	2.22	0.43
1:K:79:ILE:HG22	1:K:81:THR:HB	1.99	0.43
1:L:13:ILE:HD12	1:L:14:LYS:O	2.17	0.43
1:L:16:VAL:CG1	1:L:18:TYR:CE1	3.01	0.43
1:M:44:TYR:N	1:M:44:TYR:CD1	2.81	0.43
1:M:86:TYR:C	1:M:87:ASN:HD22	2.22	0.43
1:N:61:MET:CG	1:N:62:ASN:N	2.82	0.43
1:A:55:ARG:HD2	1:B:12:ARG:NH1	2.33	0.43
1:B:7:SER:HB3	1:B:8:PRO:O	2.19	0.43
1:C:1:LEU:CG	1:C:13:ILE:HD11	2.47	0.43
1:C:38:VAL:CG2	1:C:39:ALA:H	2.31	0.43
1:E:18:TYR:HD2	1:E:23:VAL:HG22	1.80	0.43
1:E:86:TYR:C	1:E:87:ASN:HD22	2.22	0.43
1:F:5:ARG:HB2	1:F:36:ILE:CB	2.47	0.43
1:G:16:VAL:CG1	1:G:18:TYR:CE1	3.01	0.43
1:G:24:VAL:HG11	1:G:38:VAL:HG13	1.99	0.43
1:G:29:VAL:HG11	1:G:77:LEU:HD11	1.99	0.43
1:G:98:LYS:HE3	1:G:100:ASN:CA	2.36	0.43
1:I:16:VAL:CG1	1:I:18:TYR:HE1	2.31	0.43
1:J:56:THR:CG2	1:J:57:PHE:N	2.82	0.43
1:K:61:MET:CG	1:K:62:ASN:N	2.82	0.43
1:K:5:ARG:O	1:K:6:ASN:HB2	2.19	0.43
1:L:79:ILE:HD12	1:L:107:LYS:HZ1	1.82	0.43
1:L:86:TYR:C	1:L:87:ASN:HD22	2.22	0.43
1:M:7:SER:HB3	1:M:8:PRO:O	2.19	0.43
1:N:86:TYR:C	1:N:87:ASN:HD22	2.22	0.43
1:A:109:PHE:C	1:A:109:PHE:CD1	2.91	0.43
1:A:61:MET:CG	1:A:62:ASN:N	2.82	0.43
1:D:80:VAL:HG23	1:D:86:TYR:CE2	2.54	0.43
1:F:86:TYR:C	1:F:87:ASN:HD22	2.22	0.43
1:G:80:VAL:HG23	1:G:86:TYR:CE2	2.54	0.43
1:H:16:VAL:CG1	1:H:18:TYR:CE1	3.01	0.43
1:I:80:VAL:HG23	1:I:86:TYR:CE2	2.54	0.43
1:K:16:VAL:CG1	1:K:18:TYR:CE1	3.01	0.43
1:B:79:ILE:HD12	1:B:107:LYS:HZ1	1.82	0.43

Continued on next page...

Continued from previous page...

Atom-1	Atom-2	Interatomic distance (Å)	Clash overlap (Å)
1:C:18:TYR:HD2	1:C:23:VAL:HG22	1.80	0.43
1:F:34:THR:HA	1:F:47:HIS:HA	2.01	0.43
1:F:7:SER:HB3	1:F:8:PRO:O	2.19	0.43
1:G:88:ILE:CG1	1:G:107:LYS:HB2	2.45	0.43
1:G:16:VAL:CG1	1:G:18:TYR:HE1	2.31	0.43
1:G:79:ILE:HG22	1:G:81:THR:HB	1.99	0.43
1:I:30:ALA:CB	1:I:49:PHE:HE1	2.32	0.43
1:I:79:ILE:HG22	1:I:81:THR:HB	1.99	0.43
1:J:16:VAL:CG1	1:J:18:TYR:CE1	3.01	0.43
1:J:9:TYR:N	1:J:9:TYR:CD1	2.87	0.43
1:M:16:VAL:CG1	1:M:18:TYR:HE1	2.31	0.43
1:A:7:SER:HB3	1:A:8:PRO:O	2.19	0.43
1:A:9:TYR:N	1:A:9:TYR:CD1	2.87	0.43
1:C:56:THR:CG2	1:C:57:PHE:N	2.82	0.43
1:E:34:THR:HA	1:E:47:HIS:HA	2.01	0.43
1:F:5:ARG:O	1:F:6:ASN:HB2	2.19	0.43
1:F:79:ILE:HG22	1:F:81:THR:HB	1.99	0.43
1:G:5:ARG:O	1:G:6:ASN:HB2	2.19	0.43
1:H:7:SER:HB3	1:H:8:PRO:O	2.19	0.43
1:I:16:VAL:CG1	1:I:18:TYR:CE1	3.01	0.43
1:I:56:THR:CG2	1:I:57:PHE:N	2.82	0.43
1:I:86:TYR:C	1:I:87:ASN:HD22	2.22	0.43
1:J:30:ALA:CB	1:J:49:PHE:HE1	2.32	0.43
1:K:80:VAL:HG23	1:K:86:TYR:CE2	2.53	0.43
1:L:16:VAL:CG1	1:L:18:TYR:HE1	2.31	0.43
1:L:80:VAL:HG23	1:L:86:TYR:CE2	2.53	0.43
1:M:100:ASN:HD22	1:M:100:ASN:HA	1.52	0.43
1:M:1:LEU:CG	1:M:13:ILE:HD11	2.47	0.43
1:A:79:ILE:HG22	1:A:81:THR:HB	1.99	0.43
1:B:49:PHE:HE2	1:B:79:ILE:CD1	2.26	0.43
1:B:79:ILE:HG22	1:B:81:THR:HB	1.99	0.43
1:D:56:THR:CG2	1:D:57:PHE:N	2.82	0.43
1:E:21:VAL:HG13	1:E:110:ILE:HG13	2.01	0.43
1:F:24:VAL:HG11	1:F:38:VAL:HG13	1.99	0.43
1:F:88:ILE:HD11	1:F:107:LYS:CG	2.34	0.43
1:G:34:THR:HA	1:G:47:HIS:HA	2.01	0.43
1:H:34:THR:HA	1:H:47:HIS:HA	2.01	0.43
1:H:5:ARG:O	1:H:6:ASN:HB2	2.19	0.43
1:I:61:MET:CG	1:I:62:ASN:N	2.82	0.43
1:J:44:TYR:CD1	1:J:44:TYR:N	2.81	0.43
1:K:34:THR:HA	1:K:47:HIS:HA	2.01	0.43

Continued on next page...

Continued from previous page...

Atom-1	Atom-2	Interatomic distance (Å)	Clash overlap (Å)
1:K:86:TYR:C	1:K:87:ASN:HD22	2.22	0.43
1:L:34:THR:HA	1:L:47:HIS:HA	2.01	0.43
1:M:34:THR:HG23	1:M:47:HIS:CB	2.41	0.43
1:M:79:ILE:HG22	1:M:81:THR:HB	1.99	0.43
1:B:38:VAL:CG2	1:B:39:ALA:H	2.31	0.42
1:B:56:THR:CG2	1:B:57:PHE:N	2.82	0.42
1:B:83:LYS:HA	1:B:83:LYS:HD3	1.57	0.42
1:C:16:VAL:CG1	1:C:18:TYR:HE1	2.31	0.42
1:C:86:TYR:C	1:C:87:ASN:HD22	2.22	0.42
1:D:21:VAL:HG13	1:D:110:ILE:HG13	2.01	0.42
1:E:30:ALA:CB	1:E:49:PHE:HE1	2.32	0.42
1:F:21:VAL:HG13	1:F:110:ILE:HG13	2.01	0.42
1:F:91:HIS:HB3	1:F:104:THR:CG2	2.37	0.42
1:H:16:VAL:CG1	1:H:18:TYR:HE1	2.31	0.42
1:J:34:THR:HA	1:J:47:HIS:HA	2.01	0.42
1:J:7:SER:HB3	1:J:8:PRO:O	2.19	0.42
1:K:109:PHE:CD1	1:K:109:PHE:C	2.91	0.42
1:L:83:LYS:HD3	1:L:83:LYS:HA	1.57	0.42
1:L:55:ARG:HD2	1:M:12:ARG:NH1	2.33	0.42
1:N:30:ALA:CB	1:N:49:PHE:HE1	2.32	0.42
1:N:7:SER:HB3	1:N:8:PRO:O	2.19	0.42
1:A:29:VAL:HG12	1:A:92:PHE:HE2	1.81	0.42
1:B:80:VAL:HG23	1:B:86:TYR:CE2	2.54	0.42
1:C:21:VAL:HG13	1:C:110:ILE:HG13	2.01	0.42
1:E:24:VAL:HG11	1:E:38:VAL:HG13	1.99	0.42
1:E:56:THR:CG2	1:E:57:PHE:N	2.82	0.42
1:E:5:ARG:O	1:E:6:ASN:HB2	2.19	0.42
1:F:18:TYR:HD2	1:F:23:VAL:HG22	1.80	0.42
1:G:34:THR:HG23	1:G:47:HIS:CB	2.41	0.42
1:G:86:TYR:C	1:G:87:ASN:HD22	2.22	0.42
1:H:56:THR:CG2	1:H:57:PHE:N	2.82	0.42
1:H:86:TYR:C	1:H:87:ASN:HD22	2.22	0.42
1:I:34:THR:HA	1:I:47:HIS:HA	2.01	0.42
1:J:80:VAL:CG2	1:J:88:ILE:CG2	2.94	0.42
1:M:37:VAL:HG12	1:M:38:VAL:H	1.85	0.42
1:N:37:VAL:HG12	1:N:38:VAL:H	1.84	0.42
1:B:21:VAL:HG13	1:B:110:ILE:HG13	2.01	0.42
1:C:44:TYR:N	1:C:44:TYR:CD1	2.81	0.42
1:C:80:VAL:HG23	1:C:86:TYR:CE2	2.54	0.42
1:D:34:THR:HA	1:D:47:HIS:HA	2.01	0.42
1:E:56:THR:CG2	1:E:57:PHE:H	2.23	0.42

Continued on next page...

Continued from previous page...

Atom-1	Atom-2	Interatomic distance (Å)	Clash overlap (Å)
1:F:56:THR:CG2	1:F:57:PHE:N	2.82	0.42
1:G:80:VAL:CG2	1:G:88:ILE:CG2	2.94	0.42
1:H:30:ALA:CB	1:H:49:PHE:HE1	2.32	0.42
1:I:29:VAL:HG11	1:I:77:LEU:HD11	1.98	0.42
1:M:34:THR:HA	1:M:47:HIS:HA	2.01	0.42
1:M:30:ALA:CB	1:M:49:PHE:HE1	2.32	0.42
1:N:32:VAL:CG1	1:N:51:ASP:H	2.32	0.42
1:N:5:ARG:O	1:N:6:ASN:HB2	2.19	0.42
1:A:21:VAL:HG13	1:A:110:ILE:HG13	2.01	0.42
1:A:18:TYR:HD2	1:A:23:VAL:HG22	1.80	0.42
1:A:30:ALA:CB	1:A:49:PHE:HE1	2.32	0.42
1:B:86:TYR:C	1:B:87:ASN:HD22	2.22	0.42
1:C:36:ILE:CG1	1:C:37:VAL:N	2.83	0.42
1:C:32:VAL:CB	1:C:51:ASP:HA	2.35	0.42
1:D:37:VAL:HG12	1:D:38:VAL:H	1.84	0.42
1:D:36:ILE:CG1	1:D:37:VAL:N	2.83	0.42
1:D:61:MET:CG	1:D:62:ASN:N	2.82	0.42
1:F:29:VAL:HG11	1:F:77:LEU:HD11	1.98	0.42
1:G:45:ILE:HG22	1:H:14:LYS:CD	2.45	0.42
1:G:56:THR:CG2	1:G:57:PHE:N	2.82	0.42
1:H:29:VAL:HG12	1:H:92:PHE:HE2	1.81	0.42
1:H:80:VAL:HG23	1:H:86:TYR:CE2	2.54	0.42
1:H:88:ILE:HD11	1:H:107:LYS:CG	2.34	0.42
1:L:84:ARG:HB3	1:L:85:THR:H	1.34	0.42
1:N:38:VAL:CG2	1:N:39:ALA:H	2.31	0.42
1:A:38:VAL:CG2	1:A:39:ALA:H	2.31	0.42
1:A:32:VAL:CG1	1:A:51:ASP:H	2.32	0.42
1:A:84:ARG:HB3	1:A:85:THR:H	1.34	0.42
1:C:61:MET:CG	1:C:62:ASN:N	2.82	0.42
1:D:30:ALA:CB	1:D:49:PHE:HE1	2.32	0.42
1:D:5:ARG:O	1:D:6:ASN:HB2	2.19	0.42
1:E:36:ILE:CG1	1:E:37:VAL:N	2.83	0.42
1:E:61:MET:CG	1:E:62:ASN:N	2.82	0.42
1:F:30:ALA:CB	1:F:49:PHE:HE1	2.32	0.42
1:F:61:MET:CG	1:F:62:ASN:N	2.82	0.42
1:G:21:VAL:HG13	1:G:110:ILE:HG13	2.01	0.42
1:H:98:LYS:CE	1:H:100:ASN:HA	2.37	0.42
1:H:88:ILE:CG1	1:H:107:LYS:HB2	2.45	0.42
1:I:9:TYR:N	1:I:9:TYR:CD1	2.87	0.42
1:K:29:VAL:HG11	1:K:77:LEU:HD11	1.98	0.42
1:K:7:SER:HB3	1:K:8:PRO:O	2.19	0.42

Continued on next page...

Continued from previous page...

Atom-1	Atom-2	Interatomic distance (Å)	Clash overlap (Å)
1:L:38:VAL:HG13	1:L:107:LYS:HZ3	1.84	0.42
1:M:32:VAL:CG1	1:M:51:ASP:H	2.33	0.42
1:N:21:VAL:HG13	1:N:110:ILE:HG13	2.01	0.42
1:A:38:VAL:HG13	1:A:107:LYS:HZ3	1.84	0.42
1:B:61:MET:CG	1:B:62:ASN:N	2.82	0.42
1:D:86:TYR:C	1:D:87:ASN:HD22	2.22	0.42
1:G:29:VAL:HG12	1:G:92:PHE:HE2	1.81	0.42
1:G:7:SER:HB3	1:G:8:PRO:O	2.19	0.42
1:I:5:ARG:O	1:I:6:ASN:HB2	2.19	0.42
1:I:98:LYS:HE3	1:I:101:ALA:N	2.33	0.42
1:J:5:ARG:O	1:J:6:ASN:HB2	2.19	0.42
1:J:98:LYS:HE3	1:J:101:ALA:N	2.33	0.42
1:K:98:LYS:CE	1:K:100:ASN:HA	2.37	0.42
1:K:30:ALA:CB	1:K:49:PHE:HE1	2.32	0.42
1:K:49:PHE:CB	1:K:55:ARG:HH22	2.17	0.42
1:L:56:THR:CG2	1:L:57:PHE:N	2.82	0.42
1:L:61:MET:CG	1:L:62:ASN:N	2.82	0.42
1:M:36:ILE:CG1	1:M:37:VAL:N	2.83	0.42
1:N:34:THR:HA	1:N:47:HIS:HA	2.01	0.42
1:A:34:THR:HA	1:A:47:HIS:HA	2.01	0.42
1:A:56:THR:CG2	1:A:57:PHE:N	2.82	0.42
1:A:76:ASN:HD22	1:A:76:ASN:HA	1.65	0.42
1:A:79:ILE:HD12	1:A:107:LYS:HZ1	1.82	0.42
1:A:86:TYR:C	1:A:87:ASN:HD22	2.22	0.42
1:C:34:THR:HA	1:C:47:HIS:HA	2.01	0.42
1:F:36:ILE:CG1	1:F:37:VAL:N	2.83	0.42
1:G:36:ILE:CG1	1:G:37:VAL:N	2.83	0.42
1:H:36:ILE:CG1	1:H:37:VAL:N	2.83	0.42
1:L:37:VAL:HG12	1:L:38:VAL:H	1.85	0.42
1:L:9:TYR:N	1:L:9:TYR:CD1	2.87	0.42
1:M:49:PHE:CB	1:M:55:ARG:HH22	2.17	0.42
1:N:18:TYR:HD2	1:N:23:VAL:HG22	1.80	0.42
1:A:37:VAL:HG12	1:A:38:VAL:H	1.85	0.42
1:B:18:TYR:HD2	1:B:23:VAL:HG22	1.80	0.42
1:B:34:THR:HA	1:B:47:HIS:HA	2.01	0.42
1:C:49:PHE:CD2	1:C:79:ILE:CG1	3.03	0.42
1:C:7:SER:HB3	1:C:8:PRO:O	2.19	0.42
1:D:24:VAL:HG11	1:D:38:VAL:HG13	1.99	0.42
1:E:7:SER:HB3	1:E:8:PRO:O	2.19	0.42
1:F:70:GLN:HE21	1:F:70:GLN:HB3	1.50	0.42
1:H:21:VAL:HG13	1:H:110:ILE:HG13	2.01	0.42

Continued on next page...

Continued from previous page...

Atom-1	Atom-2	Interatomic distance (Å)	Clash overlap (Å)
1:H:38:VAL:CG2	1:H:39:ALA:H	2.31	0.42
1:I:36:ILE:CG1	1:I:37:VAL:N	2.83	0.42
1:J:29:VAL:HG11	1:J:77:LEU:HD11	1.98	0.42
1:L:38:VAL:CG2	1:L:39:ALA:H	2.31	0.42
1:L:5:ARG:O	1:L:6:ASN:HB2	2.19	0.42
1:M:21:VAL:HG13	1:M:110:ILE:HG13	2.01	0.42
1:N:110:ILE:HG12	1:N:110:ILE:H	1.50	0.42
1:N:29:VAL:HG12	1:N:92:PHE:HE2	1.81	0.42
1:B:36:ILE:CG1	1:B:37:VAL:N	2.83	0.42
1:B:30:ALA:CB	1:B:49:PHE:HE1	2.32	0.42
1:D:49:PHE:CD2	1:D:79:ILE:CG1	3.03	0.42
1:G:88:ILE:HD11	1:G:107:LYS:CG	2.34	0.42
1:I:44:TYR:N	1:I:44:TYR:CD1	2.81	0.42
1:J:98:LYS:CE	1:J:100:ASN:HA	2.37	0.42
1:J:32:VAL:CG1	1:J:51:ASP:H	2.32	0.42
1:L:21:VAL:HG13	1:L:110:ILE:HG13	2.01	0.42
1:B:49:PHE:CD2	1:B:79:ILE:CG1	3.03	0.42
1:D:34:THR:HG23	1:D:47:HIS:CB	2.41	0.42
1:D:57:PHE:HZ	1:E:105:VAL:CG1	2.33	0.42
1:F:32:VAL:CG1	1:F:51:ASP:H	2.33	0.42
1:G:32:VAL:CG1	1:G:51:ASP:H	2.32	0.42
1:H:61:MET:CG	1:H:62:ASN:N	2.82	0.42
1:I:21:VAL:HG13	1:I:110:ILE:HG13	2.01	0.42
1:I:32:VAL:CG1	1:I:51:ASP:H	2.32	0.42
1:K:98:LYS:HE3	1:K:101:ALA:N	2.33	0.42
1:L:29:VAL:HG11	1:L:77:LEU:HD11	1.98	0.42
1:N:38:VAL:HG13	1:N:107:LYS:HZ3	1.85	0.42
1:A:49:PHE:CD2	1:A:79:ILE:CG1	3.03	0.41
1:C:79:ILE:HD12	1:C:107:LYS:HZ1	1.83	0.41
1:C:30:ALA:CB	1:C:49:PHE:HE1	2.32	0.41
1:C:49:PHE:CE2	1:C:79:ILE:CG1	3.03	0.41
1:E:62:ASN:HB2	1:E:63:HIS:H	1.72	0.41
1:H:98:LYS:HE3	1:H:101:ALA:N	2.33	0.41
1:I:55:ARG:HD2	1:J:12:ARG:NH1	2.33	0.41
1:J:57:PHE:HZ	1:K:105:VAL:CG1	2.33	0.41
1:K:21:VAL:HG13	1:K:110:ILE:HG13	2.01	0.41
1:L:32:VAL:CG1	1:L:51:ASP:H	2.32	0.41
1:L:30:ALA:CB	1:L:49:PHE:HE1	2.32	0.41
1:M:5:ARG:O	1:M:6:ASN:HB2	2.19	0.41
1:B:83:LYS:HZ2	1:B:111:GLU:HB3	1.86	0.41
1:C:37:VAL:HG12	1:C:38:VAL:H	1.85	0.41

Continued on next page...

Continued from previous page...

Atom-1	Atom-2	Interatomic distance (Å)	Clash overlap (Å)
1:E:49:PHE:CD2	1:E:79:ILE:CG1	3.03	0.41
1:E:32:VAL:CG1	1:E:51:ASP:H	2.33	0.41
1:F:57:PHE:HZ	1:G:105:VAL:CG1	2.34	0.41
1:G:98:LYS:CE	1:G:100:ASN:HA	2.37	0.41
1:F:55:ARG:HD2	1:G:12:ARG:NH1	2.33	0.41
1:I:57:PHE:HZ	1:J:105:VAL:CG1	2.33	0.41
1:J:21:VAL:HG13	1:J:110:ILE:HG13	2.01	0.41
1:L:36:ILE:CG1	1:L:37:VAL:N	2.83	0.41
1:N:36:ILE:CG1	1:N:37:VAL:N	2.83	0.41
1:N:44:TYR:CD1	1:N:44:TYR:N	2.81	0.41
1:N:49:PHE:CD2	1:N:79:ILE:CG1	3.03	0.41
1:B:49:PHE:CE2	1:B:79:ILE:CG1	3.03	0.41
1:B:57:PHE:HZ	1:C:105:VAL:CG1	2.33	0.41
1:C:24:VAL:HG11	1:C:38:VAL:HG13	1.99	0.41
1:C:57:PHE:HZ	1:D:105:VAL:CG1	2.33	0.41
1:C:5:ARG:O	1:C:6:ASN:HB2	2.19	0.41
1:D:83:LYS:HZ2	1:D:111:GLU:HB3	1.85	0.41
1:D:49:PHE:CE2	1:D:79:ILE:CG1	3.03	0.41
1:G:30:ALA:CB	1:G:49:PHE:HE1	2.32	0.41
1:J:109:PHE:CD1	1:J:109:PHE:C	2.91	0.41
1:K:32:VAL:CG1	1:K:51:ASP:H	2.32	0.41
1:L:79:ILE:HG23	1:L:86:TYR:OH	2.20	0.41
1:M:79:ILE:HG23	1:M:86:TYR:OH	2.20	0.41
1:N:24:VAL:HG11	1:N:107:LYS:CD	2.46	0.41
1:N:79:ILE:HG23	1:N:86:TYR:OH	2.20	0.41
1:D:110:ILE:H	1:D:110:ILE:HG12	1.51	0.41
1:E:49:PHE:CE2	1:E:79:ILE:CG1	3.03	0.41
1:E:83:LYS:HA	1:E:83:LYS:HD3	1.57	0.41
1:E:57:PHE:HZ	1:F:105:VAL:CG1	2.33	0.41
1:H:1:LEU:N	1:H:5:ARG:HH11	2.19	0.41
1:H:32:VAL:CG1	1:H:51:ASP:H	2.32	0.41
1:I:49:PHE:CE2	1:I:79:ILE:CG1	3.03	0.41
1:I:84:ARG:HB3	1:I:85:THR:H	1.34	0.41
1:J:37:VAL:HG12	1:J:38:VAL:H	1.85	0.41
1:M:57:PHE:HZ	1:N:105:VAL:CG1	2.33	0.41
1:A:36:ILE:CG1	1:A:37:VAL:N	2.83	0.41
1:A:24:VAL:HG11	1:A:38:VAL:HG13	1.99	0.41
1:A:49:PHE:CE2	1:A:79:ILE:CG1	3.03	0.41
1:B:38:VAL:HG13	1:B:107:LYS:HZ3	1.84	0.41
1:C:55:ARG:HD2	1:D:12:ARG:NH1	2.33	0.41
1:E:100:ASN:HA	1:E:100:ASN:HD22	1.53	0.41

Continued on next page...

Continued from previous page...

Atom-1	Atom-2	Interatomic distance (Å)	Clash overlap (Å)
1:F:12:ARG:CG	1:F:13:ILE:N	2.83	0.41
1:G:49:PHE:CD2	1:G:79:ILE:CG1	3.03	0.41
1:G:57:PHE:HZ	1:H:105:VAL:CG1	2.33	0.41
1:G:62:ASN:HB2	1:G:63:HIS:H	1.73	0.41
1:J:49:PHE:CE2	1:J:79:ILE:CG1	3.03	0.41
1:K:38:VAL:HG13	1:K:107:LYS:HZ3	1.85	0.41
1:K:79:ILE:HG23	1:K:86:TYR:OH	2.20	0.41
1:L:1:LEU:N	1:L:5:ARG:HH11	2.19	0.41
1:M:1:LEU:N	1:M:5:ARG:HH11	2.19	0.41
1:N:98:LYS:HE3	1:N:101:ALA:N	2.33	0.41
1:A:79:ILE:HG23	1:A:86:TYR:OH	2.20	0.41
1:B:32:VAL:CG1	1:B:51:ASP:H	2.32	0.41
1:C:91:HIS:HB3	1:C:104:THR:CG2	2.37	0.41
1:F:49:PHE:CD2	1:F:79:ILE:CG1	3.03	0.41
1:F:79:ILE:HG23	1:F:86:TYR:OH	2.20	0.41
1:F:98:LYS:HE3	1:F:101:ALA:N	2.33	0.41
1:G:1:LEU:N	1:G:5:ARG:HH11	2.19	0.41
1:H:49:PHE:CE2	1:H:79:ILE:CG1	3.03	0.41
1:I:1:LEU:N	1:I:5:ARG:HH11	2.19	0.41
1:J:36:ILE:CG1	1:J:37:VAL:N	2.83	0.41
1:J:49:PHE:CD2	1:J:79:ILE:CG1	3.03	0.41
1:K:49:PHE:CD2	1:K:79:ILE:CG1	3.03	0.41
1:K:49:PHE:CE2	1:K:79:ILE:CG1	3.03	0.41
1:K:84:ARG:HB3	1:K:85:THR:H	1.34	0.41
1:M:32:VAL:CB	1:M:51:ASP:HA	2.35	0.41
1:M:67:LYS:HG2	1:M:77:LEU:O	2.21	0.41
1:N:56:THR:CG2	1:N:57:PHE:N	2.82	0.41
1:N:1:LEU:N	1:N:5:ARG:HH11	2.19	0.41
1:N:9:TYR:CD1	1:N:9:TYR:N	2.87	0.41
1:D:88:ILE:HD11	1:D:107:LYS:CG	2.34	0.41
1:G:18:TYR:HD2	1:G:23:VAL:HG22	1.80	0.41
1:G:67:LYS:HG2	1:G:77:LEU:O	2.21	0.41
1:L:49:PHE:CD2	1:L:79:ILE:CG1	3.03	0.41
1:L:98:LYS:HE3	1:L:101:ALA:N	2.33	0.41
1:M:18:TYR:HD2	1:M:23:VAL:HG22	1.80	0.41
1:B:16:VAL:CG1	1:B:18:TYR:HE1	2.31	0.41
1:B:67:LYS:HG2	1:B:77:LEU:O	2.21	0.41
1:B:86:TYR:CD1	1:B:86:TYR:C	2.94	0.41
1:C:67:LYS:HG2	1:C:77:LEU:O	2.21	0.41
1:C:86:TYR:CD1	1:C:86:TYR:C	2.94	0.41
1:C:79:ILE:HG23	1:C:86:TYR:OH	2.20	0.41

Continued on next page...

Continued from previous page...

Atom-1	Atom-2	Interatomic distance (Å)	Clash overlap (Å)
1:D:37:VAL:CG1	1:D:38:VAL:H	2.34	0.41
1:D:32:VAL:CG1	1:D:51:ASP:H	2.32	0.41
1:D:67:LYS:HG2	1:D:77:LEU:O	2.21	0.41
1:D:86:TYR:CD1	1:D:86:TYR:C	2.94	0.41
1:E:67:LYS:HG2	1:E:77:LEU:O	2.21	0.41
1:E:86:TYR:C	1:E:86:TYR:CD1	2.94	0.41
1:E:79:ILE:HG23	1:E:86:TYR:OH	2.20	0.41
1:F:67:LYS:HG2	1:F:77:LEU:O	2.21	0.41
1:F:86:TYR:CD1	1:F:86:TYR:C	2.94	0.41
1:H:49:PHE:CD2	1:H:79:ILE:CG1	3.03	0.41
1:K:37:VAL:HG12	1:K:38:VAL:H	1.84	0.41
1:L:49:PHE:CE2	1:L:79:ILE:CG1	3.03	0.41
1:M:49:PHE:CD2	1:M:79:ILE:CG1	3.03	0.41
1:N:79:ILE:CG2	1:N:81:THR:HB	2.51	0.41
1:A:1:LEU:N	1:A:5:ARG:HH11	2.19	0.41
1:A:67:LYS:HG2	1:A:77:LEU:O	2.21	0.41
1:A:86:TYR:CD1	1:A:86:TYR:C	2.94	0.41
1:B:37:VAL:HG12	1:B:38:VAL:H	1.85	0.41
1:C:12:ARG:CG	1:C:13:ILE:N	2.83	0.41
1:C:32:VAL:CG1	1:C:51:ASP:H	2.32	0.41
1:D:83:LYS:NZ	1:D:111:GLU:HB3	2.36	0.41
1:E:79:ILE:CG2	1:E:81:THR:HB	2.51	0.41
1:E:83:LYS:NZ	1:E:111:GLU:HB3	2.36	0.41
1:F:49:PHE:CE2	1:F:79:ILE:CG1	3.03	0.41
1:G:86:TYR:CD1	1:G:86:TYR:C	2.94	0.41
1:H:37:VAL:HB	1:H:107:LYS:HZ3	1.86	0.41
1:I:49:PHE:CD2	1:I:79:ILE:CG1	3.03	0.41
1:J:76:ASN:HD22	1:J:76:ASN:HA	1.65	0.41
1:J:83:LYS:NZ	1:J:111:GLU:HB3	2.36	0.41
1:J:79:ILE:HG23	1:J:86:TYR:OH	2.20	0.41
1:L:17:VAL:HG12	1:L:18:TYR:H	1.86	0.41
1:L:57:PHE:HZ	1:M:105:VAL:CG1	2.33	0.41
1:B:82:ASP:HB3	1:B:84:ARG:H	1.86	0.41
1:C:83:LYS:NZ	1:C:111:GLU:HB3	2.36	0.41
1:D:82:ASP:HB3	1:D:84:ARG:H	1.86	0.41
1:E:109:PHE:C	1:E:109:PHE:HD1	2.25	0.41
1:F:83:LYS:NZ	1:F:111:GLU:HB3	2.36	0.41
1:H:37:VAL:CG1	1:H:38:VAL:H	2.34	0.41
1:I:109:PHE:HD1	1:I:109:PHE:C	2.25	0.41
1:I:37:VAL:CG1	1:I:38:VAL:H	2.34	0.41
1:K:57:PHE:HZ	1:L:105:VAL:CG1	2.33	0.41

Continued on next page...

Continued from previous page...

Atom-1	Atom-2	Interatomic distance (Å)	Clash overlap (Å)
1:M:109:PHE:HD1	1:M:109:PHE:C	2.25	0.41
1:M:12:ARG:CG	1:M:13:ILE:N	2.83	0.41
1:M:29:VAL:HG12	1:M:92:PHE:HE2	1.81	0.41
1:N:98:LYS:CE	1:N:101:ALA:H	2.34	0.41
1:A:105:VAL:CG1	1:N:57:PHE:HZ	2.34	0.41
1:N:49:PHE:CE2	1:N:79:ILE:CG1	3.03	0.41
1:N:82:ASP:HB3	1:N:84:ARG:H	1.86	0.41
1:N:86:TYR:CD1	1:N:86:TYR:C	2.94	0.41
1:A:24:VAL:HG11	1:A:107:LYS:CD	2.46	0.41
1:B:24:VAL:HG11	1:B:38:VAL:HG13	1.99	0.41
1:B:1:LEU:N	1:B:5:ARG:HH11	2.19	0.41
1:B:79:ILE:HG23	1:B:86:TYR:OH	2.20	0.41
1:D:29:VAL:HG11	1:D:77:LEU:HD11	1.98	0.41
1:D:79:ILE:CG2	1:D:81:THR:HB	2.51	0.41
1:E:17:VAL:HG12	1:E:18:TYR:H	1.86	0.41
1:F:79:ILE:CG2	1:F:81:THR:HB	2.51	0.41
1:G:79:ILE:CG2	1:G:81:THR:HB	2.51	0.41
1:G:82:ASP:HB3	1:G:84:ARG:H	1.86	0.41
1:G:98:LYS:HE3	1:G:101:ALA:N	2.33	0.41
1:I:98:LYS:HE3	1:I:100:ASN:CA	2.36	0.41
1:M:17:VAL:HG12	1:M:18:TYR:H	1.86	0.41
1:M:61:MET:CG	1:M:62:ASN:N	2.82	0.41
1:M:79:ILE:CG2	1:M:81:THR:HB	2.51	0.41
1:N:34:THR:HG23	1:N:47:HIS:CB	2.41	0.41
1:A:17:VAL:HG12	1:A:18:TYR:H	1.86	0.40
1:A:57:PHE:HZ	1:B:105:VAL:CG1	2.33	0.40
1:B:109:PHE:C	1:B:109:PHE:HD1	2.25	0.40
1:C:1:LEU:N	1:C:5:ARG:HH11	2.19	0.40
1:E:37:VAL:HG12	1:E:38:VAL:H	1.85	0.40
1:E:29:VAL:HG11	1:E:77:LEU:HD11	1.99	0.40
1:F:1:LEU:N	1:F:5:ARG:HH11	2.19	0.40
1:G:49:PHE:CE2	1:G:79:ILE:CG1	3.03	0.40
1:G:84:ARG:HB3	1:G:85:THR:H	1.34	0.40
1:H:86:TYR:CD1	1:H:86:TYR:C	2.94	0.40
1:J:109:PHE:HD1	1:J:109:PHE:C	2.25	0.40
1:J:82:ASP:HB3	1:J:84:ARG:H	1.86	0.40
1:K:36:ILE:CG1	1:K:37:VAL:N	2.83	0.40
1:L:109:PHE:HD1	1:L:109:PHE:C	2.25	0.40
1:L:83:LYS:NZ	1:L:111:GLU:HB3	2.36	0.40
1:L:82:ASP:HB3	1:L:84:ARG:H	1.86	0.40
1:N:109:PHE:C	1:N:109:PHE:HD1	2.25	0.40

Continued on next page...

Continued from previous page...

Atom-1	Atom-2	Interatomic distance (Å)	Clash overlap (Å)
1:N:67:LYS:HG2	1:N:77:LEU:O	2.21	0.40
1:A:109:PHE:C	1:A:109:PHE:HD1	2.25	0.40
1:B:83:LYS:NZ	1:B:111:GLU:HB3	2.36	0.40
1:B:17:VAL:HG12	1:B:18:TYR:H	1.86	0.40
1:B:79:ILE:CG2	1:B:81:THR:HB	2.51	0.40
1:B:91:HIS:HB3	1:B:104:THR:CG2	2.37	0.40
1:C:29:VAL:HG11	1:C:77:LEU:HD11	1.98	0.40
1:C:79:ILE:CG2	1:C:81:THR:HB	2.51	0.40
1:D:17:VAL:HG12	1:D:18:TYR:H	1.86	0.40
1:D:1:LEU:N	1:D:5:ARG:HH11	2.19	0.40
1:F:109:PHE:HD1	1:F:109:PHE:C	2.25	0.40
1:F:82:ASP:HB3	1:F:84:ARG:H	1.86	0.40
1:G:83:LYS:NZ	1:G:111:GLU:HB3	2.36	0.40
1:G:61:MET:CG	1:G:62:ASN:N	2.82	0.40
1:H:109:PHE:C	1:H:109:PHE:HD1	2.25	0.40
1:H:57:PHE:HZ	1:I:105:VAL:CG1	2.33	0.40
1:H:82:ASP:HB3	1:H:84:ARG:H	1.86	0.40
1:H:79:ILE:HG23	1:H:86:TYR:OH	2.20	0.40
1:I:38:VAL:HG13	1:I:107:LYS:HZ3	1.86	0.40
1:I:17:VAL:HG12	1:I:18:TYR:H	1.86	0.40
1:I:37:VAL:HG12	1:I:38:VAL:H	1.84	0.40
1:J:24:VAL:HG11	1:J:107:LYS:CD	2.47	0.40
1:J:67:LYS:HG2	1:J:77:LEU:O	2.21	0.40
1:K:1:LEU:N	1:K:5:ARG:HH11	2.19	0.40
1:M:29:VAL:HG11	1:M:77:LEU:HD11	1.98	0.40
1:A:79:ILE:CG2	1:A:81:THR:HB	2.51	0.40
1:D:109:PHE:HD1	1:D:109:PHE:C	2.25	0.40
1:F:45:ILE:HG22	1:G:14:LYS:CD	2.45	0.40
1:H:17:VAL:HG12	1:H:18:TYR:H	1.86	0.40
1:I:79:ILE:HG23	1:I:86:TYR:OH	2.20	0.40
1:J:1:LEU:N	1:J:5:ARG:HH11	2.19	0.40
1:K:109:PHE:HD1	1:K:109:PHE:C	2.25	0.40
1:L:67:LYS:HG2	1:L:77:LEU:O	2.21	0.40
1:M:11:TYR:HA	1:M:11:TYR:HD1	1.55	0.40
1:M:49:PHE:CE2	1:M:79:ILE:CG1	3.03	0.40
1:M:83:LYS:NZ	1:M:111:GLU:HB3	2.36	0.40
1:M:86:TYR:C	1:M:86:TYR:CD1	2.94	0.40
1:A:12:ARG:NH1	1:N:55:ARG:HD2	2.33	0.40
1:A:24:VAL:CG1	1:A:38:VAL:HG11	2.52	0.40
1:D:79:ILE:HG23	1:D:86:TYR:OH	2.20	0.40
1:E:1:LEU:N	1:E:5:ARG:HH11	2.19	0.40

Continued on next page...

Continued from previous page...

Atom-1	Atom-2	Interatomic distance (Å)	Clash overlap (Å)
1:H:67:LYS:HG2	1:H:77:LEU:O	2.21	0.40
1:I:80:VAL:CG2	1:I:88:ILE:CG2	2.94	0.40
1:L:91:HIS:HB3	1:L:104:THR:CG2	2.37	0.40
1:N:24:VAL:CG1	1:N:38:VAL:HG11	2.52	0.40
1:A:83:LYS:NZ	1:A:111:GLU:HB3	2.36	0.40
1:B:45:ILE:H	1:B:45:ILE:HG13	1.76	0.40
1:B:32:VAL:CB	1:B:51:ASP:HA	2.35	0.40
1:C:109:PHE:C	1:C:109:PHE:HD1	2.25	0.40
1:C:37:VAL:CG1	1:C:38:VAL:H	2.34	0.40
1:C:83:LYS:HA	1:C:83:LYS:HD3	1.57	0.40
1:G:38:VAL:O	1:G:44:TYR:CE1	2.75	0.40
1:H:38:VAL:O	1:H:44:TYR:CE1	2.75	0.40
1:I:67:LYS:HG2	1:I:77:LEU:O	2.21	0.40
1:J:91:HIS:HB3	1:J:104:THR:CG2	2.37	0.40
1:K:12:ARG:CG	1:K:13:ILE:N	2.83	0.40
1:K:79:ILE:CG2	1:K:81:THR:HB	2.51	0.40
1:M:38:VAL:O	1:M:44:TYR:CE1	2.75	0.40
1:N:17:VAL:HG12	1:N:18:TYR:H	1.86	0.40
1:N:66:VAL:O	1:N:78:VAL:HA	2.22	0.40

There are no symmetry-related clashes.

5.3 Torsion angles [i](#)

5.3.1 Protein backbone [i](#)

In the following table, the Percentiles column shows the percent Ramachandran outliers of the chain as a percentile score with respect to all PDB entries followed by that with respect to all EM entries.

The Analysed column shows the number of residues for which the backbone conformation was analysed, and the total number of residues.

Mol	Chain	Analysed	Favoured	Allowed	Outliers	Percentiles	
1	A	110/112 (98%)	70 (64%)	26 (24%)	14 (13%)	0	7
1	B	110/112 (98%)	70 (64%)	26 (24%)	14 (13%)	0	7
1	C	110/112 (98%)	70 (64%)	26 (24%)	14 (13%)	0	7
1	D	110/112 (98%)	70 (64%)	26 (24%)	14 (13%)	0	7
1	E	110/112 (98%)	70 (64%)	26 (24%)	14 (13%)	0	7

Continued on next page...

Continued from previous page...

Mol	Chain	Analysed	Favoured	Allowed	Outliers	Percentiles	
1	F	110/112 (98%)	70 (64%)	26 (24%)	14 (13%)	0	7
1	G	110/112 (98%)	70 (64%)	26 (24%)	14 (13%)	0	7
1	H	110/112 (98%)	70 (64%)	26 (24%)	14 (13%)	0	7
1	I	110/112 (98%)	70 (64%)	26 (24%)	14 (13%)	0	7
1	J	110/112 (98%)	70 (64%)	26 (24%)	14 (13%)	0	7
1	K	110/112 (98%)	70 (64%)	26 (24%)	14 (13%)	0	7
1	L	110/112 (98%)	70 (64%)	26 (24%)	14 (13%)	0	7
1	M	110/112 (98%)	70 (64%)	26 (24%)	14 (13%)	0	7
1	N	110/112 (98%)	70 (64%)	26 (24%)	14 (13%)	0	7
All	All	1540/1568 (98%)	980 (64%)	364 (24%)	196 (13%)	1	7

All (196) Ramachandran outliers are listed below:

Mol	Chain	Res	Type
1	A	3	VAL
1	A	14	LYS
1	A	21	VAL
1	A	28	ALA
1	A	33	ALA
1	A	38	VAL
1	A	83	LYS
1	B	3	VAL
1	B	14	LYS
1	B	21	VAL
1	B	28	ALA
1	B	33	ALA
1	B	38	VAL
1	B	83	LYS
1	C	3	VAL
1	C	14	LYS
1	C	21	VAL
1	C	28	ALA
1	C	33	ALA
1	C	38	VAL
1	C	83	LYS
1	D	3	VAL
1	D	14	LYS
1	D	21	VAL
1	D	28	ALA

Continued on next page...

Continued from previous page...

Mol	Chain	Res	Type
1	D	33	ALA
1	D	38	VAL
1	D	83	LYS
1	E	3	VAL
1	E	14	LYS
1	E	21	VAL
1	E	28	ALA
1	E	33	ALA
1	E	38	VAL
1	E	83	LYS
1	F	3	VAL
1	F	14	LYS
1	F	21	VAL
1	F	28	ALA
1	F	33	ALA
1	F	38	VAL
1	F	83	LYS
1	G	3	VAL
1	G	14	LYS
1	G	21	VAL
1	G	28	ALA
1	G	33	ALA
1	G	38	VAL
1	G	83	LYS
1	H	3	VAL
1	H	14	LYS
1	H	21	VAL
1	H	28	ALA
1	H	33	ALA
1	H	38	VAL
1	H	83	LYS
1	I	3	VAL
1	I	14	LYS
1	I	21	VAL
1	I	28	ALA
1	I	33	ALA
1	I	38	VAL
1	I	83	LYS
1	J	3	VAL
1	J	14	LYS
1	J	21	VAL
1	J	28	ALA

Continued on next page...

Continued from previous page...

Mol	Chain	Res	Type
1	J	33	ALA
1	J	38	VAL
1	J	83	LYS
1	K	3	VAL
1	K	14	LYS
1	K	21	VAL
1	K	28	ALA
1	K	33	ALA
1	K	38	VAL
1	K	83	LYS
1	L	3	VAL
1	L	14	LYS
1	L	21	VAL
1	L	28	ALA
1	L	33	ALA
1	L	38	VAL
1	L	83	LYS
1	M	3	VAL
1	M	14	LYS
1	M	21	VAL
1	M	28	ALA
1	M	33	ALA
1	M	38	VAL
1	M	83	LYS
1	N	3	VAL
1	N	14	LYS
1	N	21	VAL
1	N	28	ALA
1	N	33	ALA
1	N	38	VAL
1	N	83	LYS
1	A	35	HIS
1	A	37	VAL
1	A	109	PHE
1	B	35	HIS
1	B	37	VAL
1	B	109	PHE
1	C	35	HIS
1	C	37	VAL
1	C	109	PHE
1	D	35	HIS
1	D	37	VAL

Continued on next page...

Continued from previous page...

Mol	Chain	Res	Type
1	D	109	PHE
1	E	35	HIS
1	E	37	VAL
1	E	109	PHE
1	F	35	HIS
1	F	37	VAL
1	F	109	PHE
1	G	35	HIS
1	G	37	VAL
1	G	109	PHE
1	H	35	HIS
1	H	37	VAL
1	H	109	PHE
1	I	35	HIS
1	I	37	VAL
1	I	109	PHE
1	J	35	HIS
1	J	37	VAL
1	J	109	PHE
1	K	35	HIS
1	K	37	VAL
1	K	109	PHE
1	L	35	HIS
1	L	37	VAL
1	L	109	PHE
1	M	35	HIS
1	M	37	VAL
1	M	109	PHE
1	N	35	HIS
1	N	37	VAL
1	N	109	PHE
1	A	62	ASN
1	A	70	GLN
1	A	93	ILE
1	B	62	ASN
1	B	70	GLN
1	B	93	ILE
1	C	62	ASN
1	C	70	GLN
1	C	93	ILE
1	D	62	ASN
1	D	70	GLN

Continued on next page...

Continued from previous page...

Mol	Chain	Res	Type
1	D	93	ILE
1	E	62	ASN
1	E	70	GLN
1	E	93	ILE
1	F	62	ASN
1	F	70	GLN
1	F	93	ILE
1	G	62	ASN
1	G	70	GLN
1	G	93	ILE
1	H	62	ASN
1	H	70	GLN
1	H	93	ILE
1	I	62	ASN
1	I	70	GLN
1	I	93	ILE
1	J	62	ASN
1	J	70	GLN
1	J	93	ILE
1	K	62	ASN
1	K	70	GLN
1	K	93	ILE
1	L	62	ASN
1	L	70	GLN
1	L	93	ILE
1	M	62	ASN
1	M	70	GLN
1	M	93	ILE
1	N	62	ASN
1	N	70	GLN
1	N	93	ILE
1	A	80	VAL
1	B	80	VAL
1	C	80	VAL
1	D	80	VAL
1	E	80	VAL
1	F	80	VAL
1	G	80	VAL
1	H	80	VAL
1	I	80	VAL
1	J	80	VAL
1	K	80	VAL

Continued on next page...

Continued from previous page...

Mol	Chain	Res	Type
1	L	80	VAL
1	M	80	VAL
1	N	80	VAL

5.3.2 Protein sidechains ⓘ

In the following table, the Percentiles column shows the percent sidechain outliers of the chain as a percentile score with respect to all PDB entries followed by that with respect to all EM entries.

The Analysed column shows the number of residues for which the sidechain conformation was analysed, and the total number of residues.

Mol	Chain	Analysed	Rotameric	Outliers	Percentiles	
1	A	99/99 (100%)	67 (68%)	32 (32%)	0	2
1	B	99/99 (100%)	67 (68%)	32 (32%)	0	2
1	C	99/99 (100%)	67 (68%)	32 (32%)	0	2
1	D	99/99 (100%)	67 (68%)	32 (32%)	0	2
1	E	99/99 (100%)	67 (68%)	32 (32%)	0	2
1	F	99/99 (100%)	67 (68%)	32 (32%)	0	2
1	G	99/99 (100%)	67 (68%)	32 (32%)	0	2
1	H	99/99 (100%)	67 (68%)	32 (32%)	0	2
1	I	99/99 (100%)	67 (68%)	32 (32%)	0	2
1	J	99/99 (100%)	67 (68%)	32 (32%)	0	2
1	K	99/99 (100%)	67 (68%)	32 (32%)	0	2
1	L	99/99 (100%)	67 (68%)	32 (32%)	0	2
1	M	99/99 (100%)	67 (68%)	32 (32%)	0	2
1	N	99/99 (100%)	67 (68%)	32 (32%)	0	2
All	All	1386/1386 (100%)	938 (68%)	448 (32%)	1	2

All (448) residues with a non-rotameric sidechain are listed below:

Mol	Chain	Res	Type
1	A	1	LEU
1	A	3	VAL
1	A	9	TYR
1	A	11	TYR

Continued on next page...

Continued from previous page...

Mol	Chain	Res	Type
1	A	14	LYS
1	A	17	VAL
1	A	25	LYS
1	A	26	ILE
1	A	35	HIS
1	A	43	THR
1	A	45	ILE
1	A	49	PHE
1	A	53	GLU
1	A	55	ARG
1	A	57	PHE
1	A	59	HIS
1	A	60	LYS
1	A	61	MET
1	A	64	PHE
1	A	66	VAL
1	A	69	LYS
1	A	70	GLN
1	A	72	MET
1	A	73	SER
1	A	76	ASN
1	A	84	ARG
1	A	92	PHE
1	A	98	LYS
1	A	105	VAL
1	A	109	PHE
1	A	110	ILE
1	A	111	GLU
1	B	1	LEU
1	B	3	VAL
1	B	9	TYR
1	B	11	TYR
1	B	14	LYS
1	B	17	VAL
1	B	25	LYS
1	B	26	ILE
1	B	35	HIS
1	B	43	THR
1	B	45	ILE
1	B	49	PHE
1	B	53	GLU
1	B	55	ARG

Continued on next page...

Continued from previous page...

Mol	Chain	Res	Type
1	B	57	PHE
1	B	59	HIS
1	B	60	LYS
1	B	61	MET
1	B	64	PHE
1	B	66	VAL
1	B	69	LYS
1	B	70	GLN
1	B	72	MET
1	B	73	SER
1	B	76	ASN
1	B	84	ARG
1	B	92	PHE
1	B	98	LYS
1	B	105	VAL
1	B	109	PHE
1	B	110	ILE
1	B	111	GLU
1	C	1	LEU
1	C	3	VAL
1	C	9	TYR
1	C	11	TYR
1	C	14	LYS
1	C	17	VAL
1	C	25	LYS
1	C	26	ILE
1	C	35	HIS
1	C	43	THR
1	C	45	ILE
1	C	49	PHE
1	C	53	GLU
1	C	55	ARG
1	C	57	PHE
1	C	59	HIS
1	C	60	LYS
1	C	61	MET
1	C	64	PHE
1	C	66	VAL
1	C	69	LYS
1	C	70	GLN
1	C	72	MET
1	C	73	SER

Continued on next page...

Continued from previous page...

Mol	Chain	Res	Type
1	C	76	ASN
1	C	84	ARG
1	C	92	PHE
1	C	98	LYS
1	C	105	VAL
1	C	109	PHE
1	C	110	ILE
1	C	111	GLU
1	D	1	LEU
1	D	3	VAL
1	D	9	TYR
1	D	11	TYR
1	D	14	LYS
1	D	17	VAL
1	D	25	LYS
1	D	26	ILE
1	D	35	HIS
1	D	43	THR
1	D	45	ILE
1	D	49	PHE
1	D	53	GLU
1	D	55	ARG
1	D	57	PHE
1	D	59	HIS
1	D	60	LYS
1	D	61	MET
1	D	64	PHE
1	D	66	VAL
1	D	69	LYS
1	D	70	GLN
1	D	72	MET
1	D	73	SER
1	D	76	ASN
1	D	84	ARG
1	D	92	PHE
1	D	98	LYS
1	D	105	VAL
1	D	109	PHE
1	D	110	ILE
1	D	111	GLU
1	E	1	LEU
1	E	3	VAL

Continued on next page...

Continued from previous page...

Mol	Chain	Res	Type
1	E	9	TYR
1	E	11	TYR
1	E	14	LYS
1	E	17	VAL
1	E	25	LYS
1	E	26	ILE
1	E	35	HIS
1	E	43	THR
1	E	45	ILE
1	E	49	PHE
1	E	53	GLU
1	E	55	ARG
1	E	57	PHE
1	E	59	HIS
1	E	60	LYS
1	E	61	MET
1	E	64	PHE
1	E	66	VAL
1	E	69	LYS
1	E	70	GLN
1	E	72	MET
1	E	73	SER
1	E	76	ASN
1	E	84	ARG
1	E	92	PHE
1	E	98	LYS
1	E	105	VAL
1	E	109	PHE
1	E	110	ILE
1	E	111	GLU
1	F	1	LEU
1	F	3	VAL
1	F	9	TYR
1	F	11	TYR
1	F	14	LYS
1	F	17	VAL
1	F	25	LYS
1	F	26	ILE
1	F	35	HIS
1	F	43	THR
1	F	45	ILE
1	F	49	PHE

Continued on next page...

Continued from previous page...

Mol	Chain	Res	Type
1	F	53	GLU
1	F	55	ARG
1	F	57	PHE
1	F	59	HIS
1	F	60	LYS
1	F	61	MET
1	F	64	PHE
1	F	66	VAL
1	F	69	LYS
1	F	70	GLN
1	F	72	MET
1	F	73	SER
1	F	76	ASN
1	F	84	ARG
1	F	92	PHE
1	F	98	LYS
1	F	105	VAL
1	F	109	PHE
1	F	110	ILE
1	F	111	GLU
1	G	1	LEU
1	G	3	VAL
1	G	9	TYR
1	G	11	TYR
1	G	14	LYS
1	G	17	VAL
1	G	25	LYS
1	G	26	ILE
1	G	35	HIS
1	G	43	THR
1	G	45	ILE
1	G	49	PHE
1	G	53	GLU
1	G	55	ARG
1	G	57	PHE
1	G	59	HIS
1	G	60	LYS
1	G	61	MET
1	G	64	PHE
1	G	66	VAL
1	G	69	LYS
1	G	70	GLN

Continued on next page...

Continued from previous page...

Mol	Chain	Res	Type
1	G	72	MET
1	G	73	SER
1	G	76	ASN
1	G	84	ARG
1	G	92	PHE
1	G	98	LYS
1	G	105	VAL
1	G	109	PHE
1	G	110	ILE
1	G	111	GLU
1	H	1	LEU
1	H	3	VAL
1	H	9	TYR
1	H	11	TYR
1	H	14	LYS
1	H	17	VAL
1	H	25	LYS
1	H	26	ILE
1	H	35	HIS
1	H	43	THR
1	H	45	ILE
1	H	49	PHE
1	H	53	GLU
1	H	55	ARG
1	H	57	PHE
1	H	59	HIS
1	H	60	LYS
1	H	61	MET
1	H	64	PHE
1	H	66	VAL
1	H	69	LYS
1	H	70	GLN
1	H	72	MET
1	H	73	SER
1	H	76	ASN
1	H	84	ARG
1	H	92	PHE
1	H	98	LYS
1	H	105	VAL
1	H	109	PHE
1	H	110	ILE
1	H	111	GLU

Continued on next page...

Continued from previous page...

Mol	Chain	Res	Type
1	I	1	LEU
1	I	3	VAL
1	I	9	TYR
1	I	11	TYR
1	I	14	LYS
1	I	17	VAL
1	I	25	LYS
1	I	26	ILE
1	I	35	HIS
1	I	43	THR
1	I	45	ILE
1	I	49	PHE
1	I	53	GLU
1	I	55	ARG
1	I	57	PHE
1	I	59	HIS
1	I	60	LYS
1	I	61	MET
1	I	64	PHE
1	I	66	VAL
1	I	69	LYS
1	I	70	GLN
1	I	72	MET
1	I	73	SER
1	I	76	ASN
1	I	84	ARG
1	I	92	PHE
1	I	98	LYS
1	I	105	VAL
1	I	109	PHE
1	I	110	ILE
1	I	111	GLU
1	J	1	LEU
1	J	3	VAL
1	J	9	TYR
1	J	11	TYR
1	J	14	LYS
1	J	17	VAL
1	J	25	LYS
1	J	26	ILE
1	J	35	HIS
1	J	43	THR

Continued on next page...

Continued from previous page...

Mol	Chain	Res	Type
1	J	45	ILE
1	J	49	PHE
1	J	53	GLU
1	J	55	ARG
1	J	57	PHE
1	J	59	HIS
1	J	60	LYS
1	J	61	MET
1	J	64	PHE
1	J	66	VAL
1	J	69	LYS
1	J	70	GLN
1	J	72	MET
1	J	73	SER
1	J	76	ASN
1	J	84	ARG
1	J	92	PHE
1	J	98	LYS
1	J	105	VAL
1	J	109	PHE
1	J	110	ILE
1	J	111	GLU
1	K	1	LEU
1	K	3	VAL
1	K	9	TYR
1	K	11	TYR
1	K	14	LYS
1	K	17	VAL
1	K	25	LYS
1	K	26	ILE
1	K	35	HIS
1	K	43	THR
1	K	45	ILE
1	K	49	PHE
1	K	53	GLU
1	K	55	ARG
1	K	57	PHE
1	K	59	HIS
1	K	60	LYS
1	K	61	MET
1	K	64	PHE
1	K	66	VAL

Continued on next page...

Continued from previous page...

Mol	Chain	Res	Type
1	K	69	LYS
1	K	70	GLN
1	K	72	MET
1	K	73	SER
1	K	76	ASN
1	K	84	ARG
1	K	92	PHE
1	K	98	LYS
1	K	105	VAL
1	K	109	PHE
1	K	110	ILE
1	K	111	GLU
1	L	1	LEU
1	L	3	VAL
1	L	9	TYR
1	L	11	TYR
1	L	14	LYS
1	L	17	VAL
1	L	25	LYS
1	L	26	ILE
1	L	35	HIS
1	L	43	THR
1	L	45	ILE
1	L	49	PHE
1	L	53	GLU
1	L	55	ARG
1	L	57	PHE
1	L	59	HIS
1	L	60	LYS
1	L	61	MET
1	L	64	PHE
1	L	66	VAL
1	L	69	LYS
1	L	70	GLN
1	L	72	MET
1	L	73	SER
1	L	76	ASN
1	L	84	ARG
1	L	92	PHE
1	L	98	LYS
1	L	105	VAL
1	L	109	PHE

Continued on next page...

Continued from previous page...

Mol	Chain	Res	Type
1	L	110	ILE
1	L	111	GLU
1	M	1	LEU
1	M	3	VAL
1	M	9	TYR
1	M	11	TYR
1	M	14	LYS
1	M	17	VAL
1	M	25	LYS
1	M	26	ILE
1	M	35	HIS
1	M	43	THR
1	M	45	ILE
1	M	49	PHE
1	M	53	GLU
1	M	55	ARG
1	M	57	PHE
1	M	59	HIS
1	M	60	LYS
1	M	61	MET
1	M	64	PHE
1	M	66	VAL
1	M	69	LYS
1	M	70	GLN
1	M	72	MET
1	M	73	SER
1	M	76	ASN
1	M	84	ARG
1	M	92	PHE
1	M	98	LYS
1	M	105	VAL
1	M	109	PHE
1	M	110	ILE
1	M	111	GLU
1	N	1	LEU
1	N	3	VAL
1	N	9	TYR
1	N	11	TYR
1	N	14	LYS
1	N	17	VAL
1	N	25	LYS
1	N	26	ILE

Continued on next page...

Continued from previous page...

Mol	Chain	Res	Type
1	N	35	HIS
1	N	43	THR
1	N	45	ILE
1	N	49	PHE
1	N	53	GLU
1	N	55	ARG
1	N	57	PHE
1	N	59	HIS
1	N	60	LYS
1	N	61	MET
1	N	64	PHE
1	N	66	VAL
1	N	69	LYS
1	N	70	GLN
1	N	72	MET
1	N	73	SER
1	N	76	ASN
1	N	84	ARG
1	N	92	PHE
1	N	98	LYS
1	N	105	VAL
1	N	109	PHE
1	N	110	ILE
1	N	111	GLU

Some sidechains can be flipped to improve hydrogen bonding and reduce clashes. All (59) such sidechains are listed below:

Mol	Chain	Res	Type
1	A	35	HIS
1	A	70	GLN
1	A	76	ASN
1	A	87	ASN
1	A	91	HIS
1	B	70	GLN
1	B	76	ASN
1	B	87	ASN
1	B	91	HIS
1	C	70	GLN
1	C	76	ASN
1	C	87	ASN
1	C	91	HIS
1	D	70	GLN

Continued on next page...

Continued from previous page...

Mol	Chain	Res	Type
1	D	76	ASN
1	D	87	ASN
1	D	91	HIS
1	E	70	GLN
1	E	76	ASN
1	E	87	ASN
1	E	91	HIS
1	F	70	GLN
1	F	76	ASN
1	F	87	ASN
1	F	91	HIS
1	G	70	GLN
1	G	76	ASN
1	G	87	ASN
1	G	91	HIS
1	H	70	GLN
1	H	76	ASN
1	H	87	ASN
1	H	91	HIS
1	I	35	HIS
1	I	70	GLN
1	I	76	ASN
1	I	87	ASN
1	I	91	HIS
1	J	35	HIS
1	J	70	GLN
1	J	76	ASN
1	J	87	ASN
1	J	91	HIS
1	K	70	GLN
1	K	76	ASN
1	K	87	ASN
1	K	91	HIS
1	L	70	GLN
1	L	76	ASN
1	L	87	ASN
1	L	91	HIS
1	M	70	GLN
1	M	76	ASN
1	M	87	ASN
1	M	91	HIS
1	N	70	GLN

Continued on next page...

Continued from previous page...

Mol	Chain	Res	Type
1	N	76	ASN
1	N	87	ASN
1	N	91	HIS

5.3.3 RNA [i](#)

There are no RNA molecules in this entry.

5.4 Non-standard residues in protein, DNA, RNA chains [i](#)

There are no non-standard protein/DNA/RNA residues in this entry.

5.5 Carbohydrates [i](#)

There are no carbohydrates in this entry.

5.6 Ligand geometry [i](#)

There are no ligands in this entry.

5.7 Other polymers [i](#)

There are no such residues in this entry.

5.8 Polymer linkage issues [i](#)

There are no chain breaks in this entry.