



Full wwPDB X-ray Structure Validation Report ⓘ

Feb 15, 2017 – 12:50 am GMT

PDB ID : 2YVK
Title : Crystal structure of 5-methylthioribose 1-phosphate isomerase product complex from *Bacillus subtilis*
Authors : Tamura, H.; Inoue, T.; Kai, Y.; Matsumura, H.
Deposited on : 2007-04-13
Resolution : 2.40 Å(reported)

This is a Full wwPDB X-ray Structure Validation Report for a publicly released PDB entry.

We welcome your comments at validation@mail.wwpdb.org

A user guide is available at

<http://wwpdb.org/validation/2016/XrayValidationReportHelp>

with specific help available everywhere you see the ⓘ symbol.

The following versions of software and data (see [references ⓘ](#)) were used in the production of this report:

MolProbity : 4.02b-467
Mogul : 1.7.2 (RC1), CSD as538be (2017)
Xtriage (Phenix) : 1.9-1692
EDS : trunk28620
Percentile statistics : 20161228.v01 (using entries in the PDB archive December 28th 2016)
Refmac : 5.8.0135
CCP4 : 6.5.0
Ideal geometry (proteins) : Engh & Huber (2001)
Ideal geometry (DNA, RNA) : Parkinson et al. (1996)
Validation Pipeline (wwPDB-VP) : recalc28949

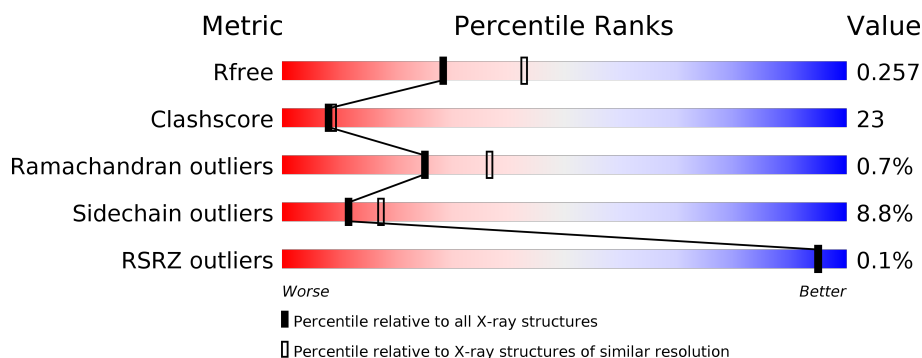
1 Overall quality at a glance

The following experimental techniques were used to determine the structure:

X-RAY DIFFRACTION

The reported resolution of this entry is 2.40 Å.

Percentile scores (ranging between 0-100) for global validation metrics of the entry are shown in the following graphic. The table shows the number of entries on which the scores are based.



Metric	Whole archive (#Entries)	Similar resolution (#Entries, resolution range(Å))
R_{free}	100719	3166 (2.40-2.40)
Clashscore	112137	3674 (2.40-2.40)
Ramachandran outliers	110173	3616 (2.40-2.40)
Sidechain outliers	110143	3617 (2.40-2.40)
RSRZ outliers	101464	3195 (2.40-2.40)

The table below summarises the geometric issues observed across the polymeric chains and their fit to the electron density. The red, orange, yellow and green segments on the lower bar indicate the fraction of residues that contain outliers for ≥ 3 , 2, 1 and 0 types of geometric quality criteria. A grey segment represents the fraction of residues that are not modelled. The numeric value for each fraction is indicated below the corresponding segment, with a dot representing fractions $\leq 5\%$. The upper red bar (where present) indicates the fraction of residues that have poor fit to the electron density. The numeric value is given above the bar.

Mol	Chain	Length	Quality of chain
1	A	374	
1	B	374	
1	C	374	
1	D	374	

The following table lists non-polymeric compounds, carbohydrate monomers and non-standard residues in protein, DNA, RNA chains that are outliers for geometric or electron-density-fit crite-

ria:

Mol	Type	Chain	Res	Chirality	Geometry	Clashes	Electron density
2	MRU	B	502	-	-	-	X
2	MRU	C	503	-	-	-	X
2	MRU	D	504	-	-	-	X

2 Entry composition

There are 3 unique types of molecules in this entry. The entry contains 11098 atoms, of which 0 are hydrogens and 0 are deuteriums.

In the tables below, the ZeroOcc column contains the number of atoms modelled with zero occupancy, the AltConf column contains the number of residues with at least one atom in alternate conformation and the Trace column contains the number of residues modelled with at most 2 atoms.

- Molecule 1 is a protein called Methylthioribose-1-phosphate isomerase.

Mol	Chain	Residues	Atoms					ZeroOcc	AltConf	Trace
1	A	349	Total	C	N	O	S	0	0	0
			2697	1704	459	524	10			
1	B	349	Total	C	N	O	S	0	0	0
			2697	1704	459	524	10			
1	C	349	Total	C	N	O	S	0	0	0
			2697	1704	459	524	10			
1	D	349	Total	C	N	O	S	0	0	0
			2697	1704	459	524	10			

There are 84 discrepancies between the modelled and reference sequences:

Chain	Residue	Modelled	Actual	Comment	Reference
A	-20	MET	-	EXPRESSION TAG	UNP O31662
A	-19	GLY	-	EXPRESSION TAG	UNP O31662
A	-18	SER	-	EXPRESSION TAG	UNP O31662
A	-17	SER	-	EXPRESSION TAG	UNP O31662
A	-16	HIS	-	EXPRESSION TAG	UNP O31662
A	-15	HIS	-	EXPRESSION TAG	UNP O31662
A	-14	HIS	-	EXPRESSION TAG	UNP O31662
A	-13	HIS	-	EXPRESSION TAG	UNP O31662
A	-12	HIS	-	EXPRESSION TAG	UNP O31662
A	-11	HIS	-	EXPRESSION TAG	UNP O31662
A	-10	SER	-	EXPRESSION TAG	UNP O31662
A	-9	SER	-	EXPRESSION TAG	UNP O31662
A	-8	GLY	-	EXPRESSION TAG	UNP O31662
A	-7	LEU	-	EXPRESSION TAG	UNP O31662
A	-6	VAL	-	EXPRESSION TAG	UNP O31662
A	-5	PRO	-	EXPRESSION TAG	UNP O31662
A	-4	ARG	-	EXPRESSION TAG	UNP O31662
A	-3	GLY	-	EXPRESSION TAG	UNP O31662
A	-2	SER	-	EXPRESSION TAG	UNP O31662
A	-1	HIS	-	EXPRESSION TAG	UNP O31662
A	0	MET	-	EXPRESSION TAG	UNP O31662

Continued on next page...

Continued from previous page...

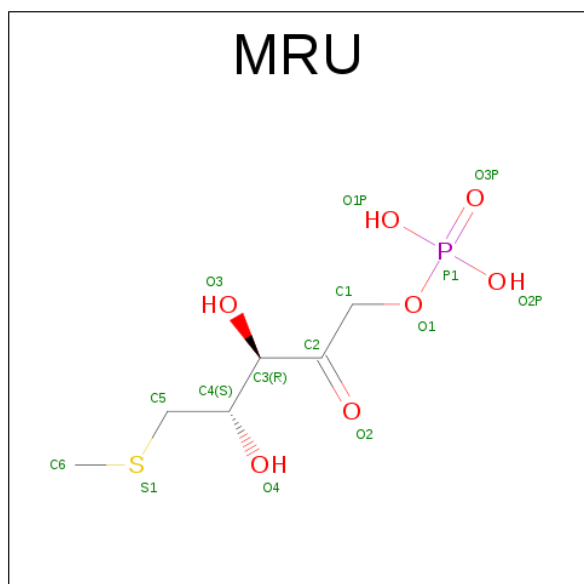
Chain	Residue	Modelled	Actual	Comment	Reference
B	-20	MET	-	EXPRESSION TAG	UNP O31662
B	-19	GLY	-	EXPRESSION TAG	UNP O31662
B	-18	SER	-	EXPRESSION TAG	UNP O31662
B	-17	SER	-	EXPRESSION TAG	UNP O31662
B	-16	HIS	-	EXPRESSION TAG	UNP O31662
B	-15	HIS	-	EXPRESSION TAG	UNP O31662
B	-14	HIS	-	EXPRESSION TAG	UNP O31662
B	-13	HIS	-	EXPRESSION TAG	UNP O31662
B	-12	HIS	-	EXPRESSION TAG	UNP O31662
B	-11	HIS	-	EXPRESSION TAG	UNP O31662
B	-10	SER	-	EXPRESSION TAG	UNP O31662
B	-9	SER	-	EXPRESSION TAG	UNP O31662
B	-8	GLY	-	EXPRESSION TAG	UNP O31662
B	-7	LEU	-	EXPRESSION TAG	UNP O31662
B	-6	VAL	-	EXPRESSION TAG	UNP O31662
B	-5	PRO	-	EXPRESSION TAG	UNP O31662
B	-4	ARG	-	EXPRESSION TAG	UNP O31662
B	-3	GLY	-	EXPRESSION TAG	UNP O31662
B	-2	SER	-	EXPRESSION TAG	UNP O31662
B	-1	HIS	-	EXPRESSION TAG	UNP O31662
B	0	MET	-	EXPRESSION TAG	UNP O31662
C	-20	MET	-	EXPRESSION TAG	UNP O31662
C	-19	GLY	-	EXPRESSION TAG	UNP O31662
C	-18	SER	-	EXPRESSION TAG	UNP O31662
C	-17	SER	-	EXPRESSION TAG	UNP O31662
C	-16	HIS	-	EXPRESSION TAG	UNP O31662
C	-15	HIS	-	EXPRESSION TAG	UNP O31662
C	-14	HIS	-	EXPRESSION TAG	UNP O31662
C	-13	HIS	-	EXPRESSION TAG	UNP O31662
C	-12	HIS	-	EXPRESSION TAG	UNP O31662
C	-11	HIS	-	EXPRESSION TAG	UNP O31662
C	-10	SER	-	EXPRESSION TAG	UNP O31662
C	-9	SER	-	EXPRESSION TAG	UNP O31662
C	-8	GLY	-	EXPRESSION TAG	UNP O31662
C	-7	LEU	-	EXPRESSION TAG	UNP O31662
C	-6	VAL	-	EXPRESSION TAG	UNP O31662
C	-5	PRO	-	EXPRESSION TAG	UNP O31662
C	-4	ARG	-	EXPRESSION TAG	UNP O31662
C	-3	GLY	-	EXPRESSION TAG	UNP O31662
C	-2	SER	-	EXPRESSION TAG	UNP O31662
C	-1	HIS	-	EXPRESSION TAG	UNP O31662
C	0	MET	-	EXPRESSION TAG	UNP O31662

Continued on next page...

Continued from previous page...

Chain	Residue	Modelled	Actual	Comment	Reference
D	-20	MET	-	EXPRESSION TAG	UNP O31662
D	-19	GLY	-	EXPRESSION TAG	UNP O31662
D	-18	SER	-	EXPRESSION TAG	UNP O31662
D	-17	SER	-	EXPRESSION TAG	UNP O31662
D	-16	HIS	-	EXPRESSION TAG	UNP O31662
D	-15	HIS	-	EXPRESSION TAG	UNP O31662
D	-14	HIS	-	EXPRESSION TAG	UNP O31662
D	-13	HIS	-	EXPRESSION TAG	UNP O31662
D	-12	HIS	-	EXPRESSION TAG	UNP O31662
D	-11	HIS	-	EXPRESSION TAG	UNP O31662
D	-10	SER	-	EXPRESSION TAG	UNP O31662
D	-9	SER	-	EXPRESSION TAG	UNP O31662
D	-8	GLY	-	EXPRESSION TAG	UNP O31662
D	-7	LEU	-	EXPRESSION TAG	UNP O31662
D	-6	VAL	-	EXPRESSION TAG	UNP O31662
D	-5	PRO	-	EXPRESSION TAG	UNP O31662
D	-4	ARG	-	EXPRESSION TAG	UNP O31662
D	-3	GLY	-	EXPRESSION TAG	UNP O31662
D	-2	SER	-	EXPRESSION TAG	UNP O31662
D	-1	HIS	-	EXPRESSION TAG	UNP O31662
D	0	MET	-	EXPRESSION TAG	UNP O31662

- Molecule 2 is 5-S-METHYL-1-O-PHOSPHONO-5-THIO-D-RIBULOSE (three-letter code: MRU) (formula: $C_6H_{13}O_7PS$).



Mol	Chain	Residues	Atoms					ZeroOcc	AltConf
2	A	1	Total	C	O	P	S	0	0
			15	6	7	1	1		
2	B	1	Total	C	O	P	S	0	0
			15	6	7	1	1		
2	C	1	Total	C	O	P	S	0	0
			15	6	7	1	1		
2	D	1	Total	C	O	P	S	0	0
			15	6	7	1	1		

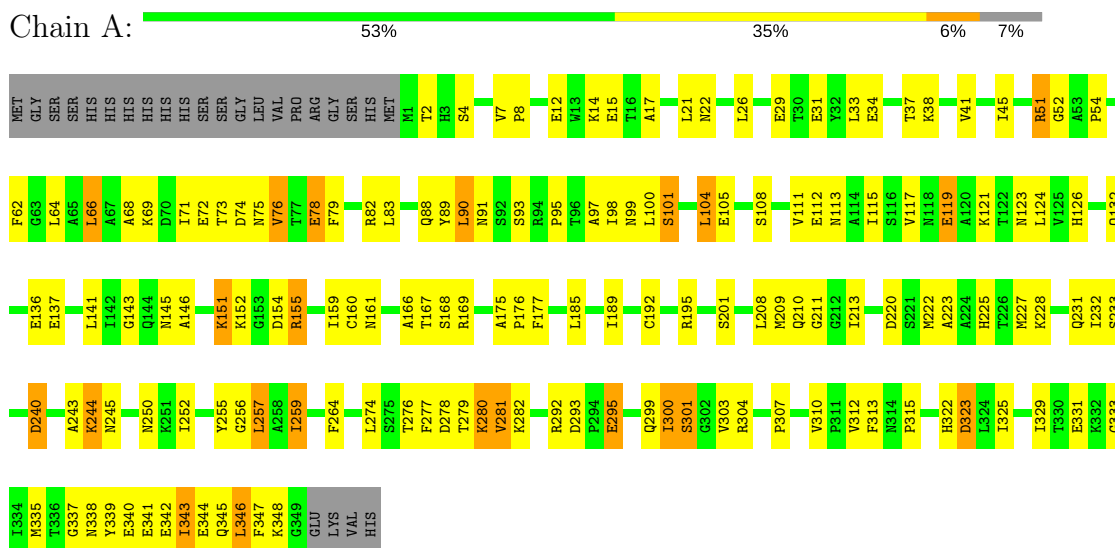
- Molecule 3 is water.

Mol	Chain	Residues	Atoms		ZeroOcc	AltConf
3	A	61	Total	O	0	0
			61	61		
3	B	56	Total	O	0	0
			56	56		
3	C	68	Total	O	0	0
			68	68		
3	D	65	Total	O	0	0
			65	65		

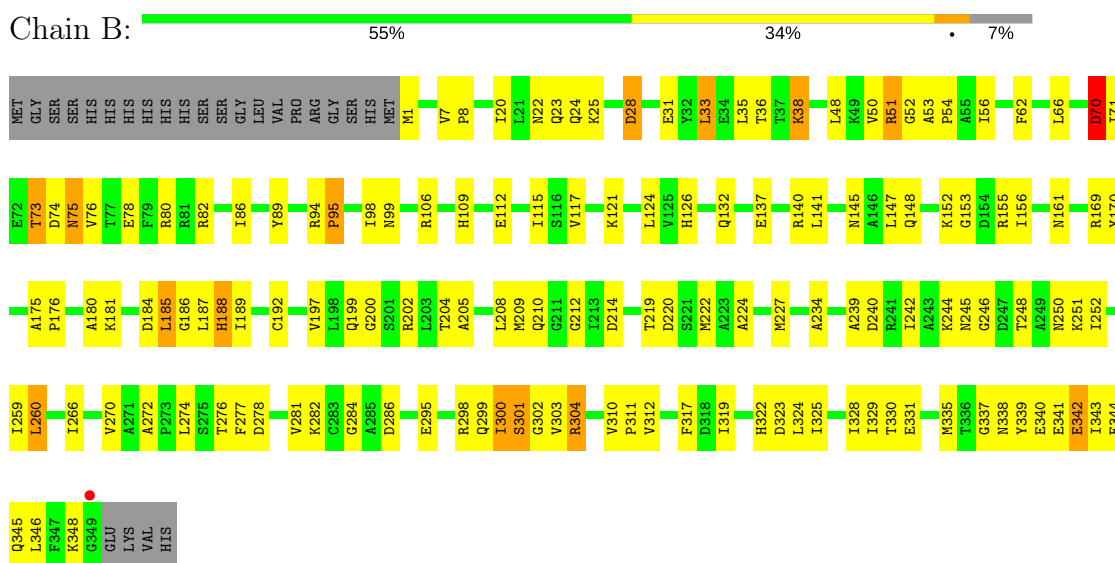
3 Residue-property plots

These plots are drawn for all protein, RNA and DNA chains in the entry. The first graphic for a chain summarises the proportions of the various outlier classes displayed in the second graphic. The second graphic shows the sequence view annotated by issues in geometry and electron density. Residues are color-coded according to the number of geometric quality criteria for which they contain at least one outlier: green = 0, yellow = 1, orange = 2 and red = 3 or more. A red dot above a residue indicates a poor fit to the electron density ($RSRZ > 2$). Stretches of 2 or more consecutive residues without any outlier are shown as a green connector. Residues present in the sample, but not in the model, are shown in grey.

• Molecule 1: Methylthioribose-1-phosphate isomerase

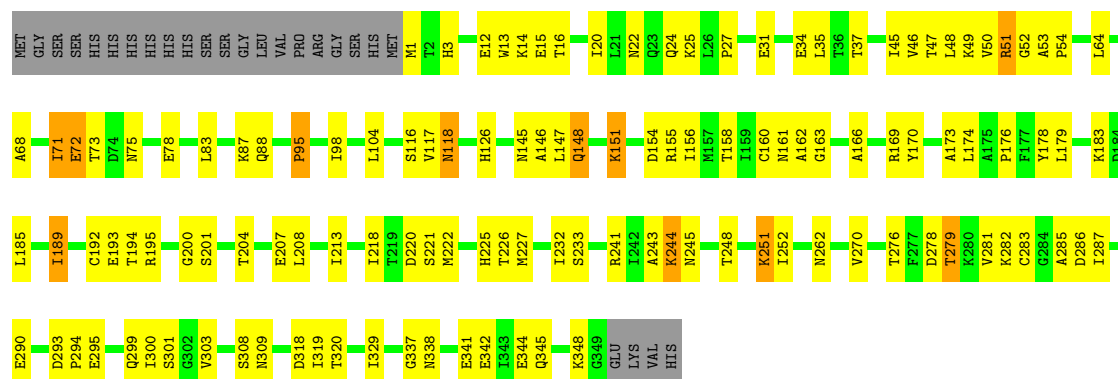


• Molecule 1: Methylthioribose-1-phosphate isomerase



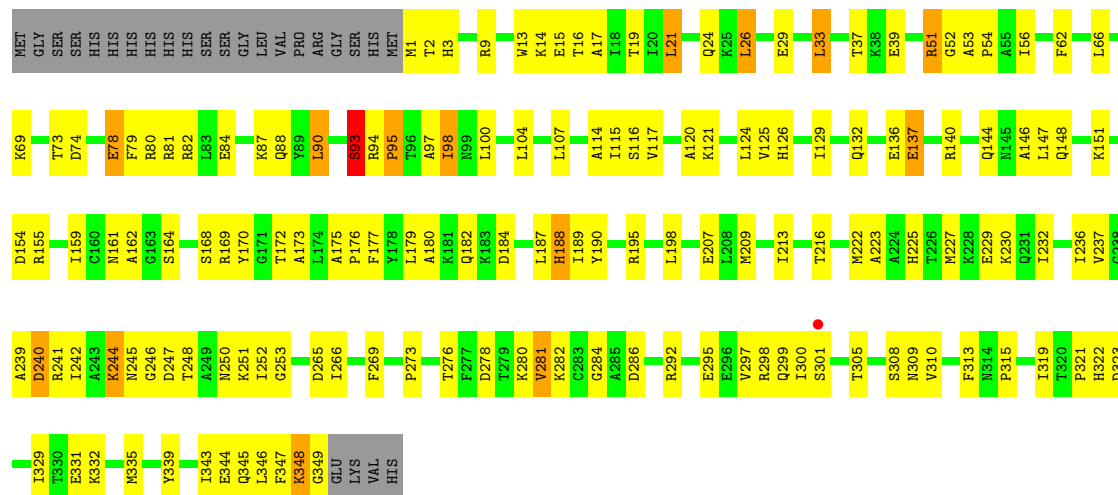
• Molecule 1: Methylthioribose-1-phosphate isomerase

Chain C:



- Molecule 1: Methylthioribose-1-phosphate isomerase

Chain D:



4 Data and refinement statistics

Property	Value	Source
Space group	P 1 21 1	Depositor
Cell constants a, b, c, α , β , γ	79.99Å 84.44Å 95.30Å 90.00° 92.34° 90.00°	Depositor
Resolution (Å)	63.16 – 2.40 63.18 – 2.40	Depositor EDS
% Data completeness (in resolution range)	99.2 (63.16-2.40) 99.0 (63.18-2.40)	Depositor EDS
R_{merge}	(Not available)	Depositor
R_{sym}	(Not available)	Depositor
$\langle I/\sigma(I) \rangle$ ¹	3.12 (at 2.40Å)	Xtriage
Refinement program	CNS 1.1	Depositor
R, R_{free}	0.212 , 0.257 0.212 , 0.257	Depositor DCC
R_{free} test set	4968 reflections (10.06%)	DCC
Wilson B-factor (Å ²)	25.8	Xtriage
Anisotropy	0.626	Xtriage
Bulk solvent k_{sol} (e/Å ³), B_{sol} (Å ²)	0.32 , 20.8	EDS
L-test for twinning ²	$\langle L \rangle = 0.47$, $\langle L^2 \rangle = 0.30$	Xtriage
Estimated twinning fraction	0.069 for h,-k,-l	Xtriage
F_o, F_c correlation	0.92	EDS
Total number of atoms	11098	wwPDB-VP
Average B, all atoms (Å ²)	27.0	wwPDB-VP

Xtriage's analysis on translational NCS is as follows: *The largest off-origin peak in the Patterson function is 9.30% of the height of the origin peak. No significant pseudotranslation is detected.*

¹Intensities estimated from amplitudes.

²Theoretical values of $\langle |L| \rangle$, $\langle L^2 \rangle$ for acentric reflections are 0.5, 0.333 respectively for untwinned datasets, and 0.375, 0.2 for perfectly twinned datasets.

5 Model quality [i](#)

5.1 Standard geometry [i](#)

Bond lengths and bond angles in the following residue types are not validated in this section: MRU

The Z score for a bond length (or angle) is the number of standard deviations the observed value is removed from the expected value. A bond length (or angle) with $|Z| > 5$ is considered an outlier worth inspection. RMSZ is the root-mean-square of all Z scores of the bond lengths (or angles).

Mol	Chain	Bond lengths		Bond angles	
		RMSZ	$\# Z > 5$	RMSZ	$\# Z > 5$
1	A	0.37	0/2742	0.67	0/3721
1	B	0.34	0/2742	0.65	0/3721
1	C	0.36	0/2742	0.64	0/3721
1	D	0.39	0/2742	0.69	0/3721
All	All	0.37	0/10968	0.66	0/14884

There are no bond length outliers.

There are no bond angle outliers.

There are no chirality outliers.

There are no planarity outliers.

5.2 Too-close contacts [i](#)

In the following table, the Non-H and H(model) columns list the number of non-hydrogen atoms and hydrogen atoms in the chain respectively. The H(added) column lists the number of hydrogen atoms added and optimized by MolProbity. The Clashes column lists the number of clashes within the asymmetric unit, whereas Symm-Clashes lists symmetry related clashes.

Mol	Chain	Non-H	H(model)	H(added)	Clashes	Symm-Clashes
1	A	2697	0	2717	141	0
1	B	2697	0	2717	133	0
1	C	2697	0	2717	119	0
1	D	2697	0	2717	130	0
2	A	15	0	10	1	0
2	B	15	0	11	5	0
2	C	15	0	11	3	0
2	D	15	0	11	4	0
3	A	61	0	0	5	0

Continued on next page...

Continued from previous page...

Mol	Chain	Non-H	H(model)	H(added)	Clashes	Symm-Clashes
3	B	56	0	0	3	0
3	C	68	0	0	5	0
3	D	65	0	0	7	0
All	All	11098	0	10911	509	0

The all-atom clashscore is defined as the number of clashes found per 1000 atoms (including hydrogen atoms). The all-atom clashscore for this structure is 23.

All (509) close contacts within the same asymmetric unit are listed below, sorted by their clash magnitude.

Atom-1	Atom-2	Interatomic distance (Å)	Clash overlap (Å)
1:C:227:MET:HA	1:C:232:ILE:HG12	1.37	1.06
1:B:345:GLN:HA	1:B:348:LYS:HE2	1.47	0.96
1:A:51:ARG:HH22	1:A:161:ASN:HD22	1.12	0.95
1:D:244:LYS:HE2	1:D:344:GLU:HG3	1.46	0.94
1:C:151:LYS:NZ	1:C:154:ASP:HB3	1.85	0.91
1:A:335:MET:HE1	1:A:343:ILE:HG22	1.53	0.89
1:B:303:VAL:HG12	1:B:304:ARG:H	1.37	0.89
1:C:227:MET:HA	1:C:232:ILE:CG1	2.06	0.86
1:C:151:LYS:HZ2	1:C:154:ASP:HB3	1.41	0.85
1:B:339:TYR:O	1:B:343:ILE:HG12	1.77	0.85
1:B:22:ASN:HB2	1:B:33:LEU:HD21	1.58	0.84
1:A:259:ILE:HD12	1:B:260:LEU:HD12	1.59	0.83
1:A:151:LYS:HA	1:A:151:LYS:HE2	1.59	0.82
1:A:115:ILE:HG22	1:A:119:GLU:OE1	1.78	0.82
1:B:299:GLN:HG2	1:B:300:ILE:N	1.94	0.82
1:A:51:ARG:NH2	1:A:161:ASN:HD22	1.77	0.82
1:B:240:ASP:OD1	2:B:502:MRU:O4	1.98	0.81
1:D:323:ASP:HB2	3:D:550:HOH:O	1.79	0.81
1:C:20:ILE:HD12	1:C:50:VAL:HG23	1.60	0.81
1:B:224:ALA:HA	1:B:227:MET:HE3	1.61	0.80
1:A:22:ASN:HB2	1:A:33:LEU:CD2	2.12	0.79
1:B:322:HIS:HA	1:B:325:ILE:HD12	1.65	0.79
1:C:341:GLU:O	1:C:344:GLU:HB3	1.82	0.78
1:C:68:ALA:O	1:C:71:ILE:HG22	1.83	0.78
1:B:145:ASN:HA	1:B:148:GLN:HE21	1.49	0.77
1:B:251:LYS:HE2	2:B:502:MRU:H11	1.66	0.77
1:B:205:ALA:O	1:B:209:MET:HG3	1.85	0.77
1:D:345:GLN:NE2	1:D:348:LYS:HE3	2.00	0.77
1:B:303:VAL:HG12	1:B:304:ARG:N	2.00	0.76
1:C:98:ILE:HD12	1:C:278:ASP:HB2	1.69	0.75

Continued on next page...

Continued from previous page...

Atom-1	Atom-2	Interatomic distance (Å)	Clash overlap (Å)
1:A:151:LYS:HD3	1:A:152:LYS:H	1.51	0.74
1:A:348:LYS:O	1:A:348:LYS:HG3	1.88	0.74
1:D:242:ILE:HG12	1:D:248:THR:HG22	1.69	0.73
1:A:293:ASP:OD2	1:A:295:GLU:HB2	1.87	0.73
1:C:22:ASN:OD1	1:C:24:GLN:HG2	1.89	0.73
1:A:341:GLU:O	1:A:345:GLN:HG2	1.88	0.73
1:C:348:LYS:NZ	1:C:348:LYS:HB2	2.03	0.72
1:B:189:ILE:CD1	1:B:208:LEU:HD13	2.19	0.72
1:B:51:ARG:HH12	1:B:161:ASN:HD22	1.35	0.72
1:A:338:ASN:HD21	1:A:341:GLU:CD	1.93	0.72
1:C:308:SER:O	1:C:309:ASN:HB2	1.88	0.72
1:A:227:MET:HA	1:A:232:ILE:HG12	1.72	0.71
1:D:345:GLN:HA	1:D:348:LYS:HE2	1.72	0.71
1:A:280:LYS:HD2	1:A:281:VAL:HG12	1.73	0.71
1:B:51:ARG:NH1	1:B:161:ASN:HD22	1.89	0.71
1:B:109:HIS:HA	1:B:112:GLU:HG3	1.72	0.71
1:D:227:MET:HA	1:D:232:ILE:HG12	1.73	0.70
1:A:299:GLN:HG3	3:A:526:HOH:O	1.90	0.70
1:D:90:LEU:O	1:D:93:SER:HB2	1.91	0.70
1:A:22:ASN:HB2	1:A:33:LEU:HD23	1.73	0.70
1:C:293:ASP:OD2	1:C:295:GLU:HB2	1.91	0.70
1:C:53:ALA:HB3	1:C:54:PRO:HD3	1.73	0.70
1:D:227:MET:HA	1:D:232:ILE:CG1	2.22	0.69
1:C:158:THR:HG22	1:C:189:ILE:HD11	1.74	0.69
1:C:245:ASN:HB2	1:C:282:LYS:O	1.92	0.69
1:A:64:LEU:HD21	1:A:83:LEU:HD21	1.74	0.69
1:A:252:ILE:HG12	1:B:222:MET:HG2	1.75	0.68
1:C:192:CYS:HB3	1:C:220:ASP:OD1	1.94	0.68
1:B:180:ALA:HA	1:B:185:LEU:HD21	1.76	0.68
1:B:189:ILE:HD11	1:B:208:LEU:HD13	1.76	0.68
1:B:155:ARG:HH11	1:B:155:ARG:HG3	1.57	0.68
1:B:147:LEU:HD11	1:B:185:LEU:HD11	1.76	0.67
1:B:22:ASN:OD1	1:B:24:GLN:HG2	1.93	0.67
1:C:75:ASN:HB3	1:C:78:GLU:HB3	1.76	0.67
1:A:339:TYR:O	1:A:343:ILE:HG23	1.93	0.67
1:C:200:GLY:HA2	1:C:204:THR:HB	1.75	0.67
1:D:244:LYS:HG3	1:D:244:LYS:O	1.93	0.67
1:D:137:GLU:OE1	1:D:140:ARG:HD2	1.95	0.66
1:D:146:ALA:HB3	1:D:176:PRO:HG3	1.76	0.66
1:B:156:ILE:HB	1:B:189:ILE:HG22	1.77	0.66
1:D:51:ARG:HH22	1:D:161:ASN:HD22	1.41	0.66

Continued on next page...

Continued from previous page...

Atom-1	Atom-2	Interatomic distance (Å)	Clash overlap (Å)
1:C:51:ARG:NH2	1:C:161:ASN:HD22	1.93	0.66
1:C:154:ASP:HB2	1:C:233:SER:CB	2.25	0.66
1:B:300:ILE:HD13	1:B:300:ILE:C	2.16	0.66
1:C:174:LEU:HD13	1:C:208:LEU:HD11	1.78	0.65
1:A:323:ASP:N	1:A:323:ASP:OD2	2.26	0.65
1:B:36:THR:O	1:B:66:LEU:HD11	1.96	0.65
1:D:278:ASP:OD2	1:D:280:LYS:HE2	1.97	0.65
1:C:195:ARG:HH22	1:C:300:ILE:HD11	1.61	0.65
1:D:278:ASP:OD1	1:D:280:LYS:HG2	1.97	0.65
1:B:22:ASN:HB2	1:B:33:LEU:CD2	2.25	0.65
1:C:154:ASP:HB2	1:C:233:SER:OG	1.97	0.65
1:D:53:ALA:HB3	1:D:54:PRO:HD3	1.78	0.64
1:D:308:SER:O	1:D:309:ASN:HB2	1.97	0.64
1:A:299:GLN:HB3	1:A:304:ARG:HA	1.80	0.64
1:B:53:ALA:HB3	1:B:54:PRO:HD3	1.79	0.64
1:C:338:ASN:ND2	1:C:341:GLU:HB3	2.12	0.64
1:D:223:ALA:O	1:D:227:MET:HG3	1.97	0.64
1:B:303:VAL:CG1	1:B:304:ARG:H	2.10	0.64
1:A:225:HIS:HE1	3:A:559:HOH:O	1.80	0.64
1:A:52:GLY:HA3	1:A:166:ALA:HB1	1.79	0.64
1:B:278:ASP:OD1	1:B:281:VAL:HG23	1.97	0.64
1:A:227:MET:HA	1:A:232:ILE:CG1	2.28	0.64
1:C:338:ASN:HD21	1:C:341:GLU:HB3	1.62	0.64
1:B:300:ILE:O	1:B:302:GLY:N	2.31	0.64
1:C:222:MET:HG2	1:D:252:ILE:HG12	1.80	0.63
1:C:98:ILE:HD12	1:C:278:ASP:CB	2.27	0.63
1:A:168:SER:C	1:A:169:ARG:HG3	2.18	0.63
1:A:54:PRO:CG	1:A:167:THR:HG22	2.28	0.63
1:A:335:MET:HG2	1:A:342:GLU:HG2	1.81	0.63
1:B:300:ILE:HD13	1:B:300:ILE:O	1.99	0.63
1:D:84:GLU:O	1:D:88:GLN:HG3	1.99	0.62
1:D:281:VAL:HG22	1:D:286:ASP:HB2	1.80	0.62
1:A:151:LYS:CD	1:A:152:LYS:H	2.10	0.62
1:A:146:ALA:HB2	1:A:329:ILE:HD13	1.80	0.62
1:C:195:ARG:HH12	1:C:300:ILE:HG13	1.65	0.62
1:D:300:ILE:HG22	1:D:301:SER:N	2.15	0.62
1:D:51:ARG:HB2	2:D:504:MRU:O3P	2.00	0.62
1:B:303:VAL:HB	3:B:554:HOH:O	2.00	0.62
1:B:251:LYS:CE	2:B:502:MRU:H11	2.30	0.61
1:A:2:THR:HA	1:A:211:GLY:HA2	1.81	0.61
1:C:195:ARG:NH1	1:C:300:ILE:HG13	2.15	0.61

Continued on next page...

Continued from previous page...

Atom-1	Atom-2	Interatomic distance (Å)	Clash overlap (Å)
1:B:192:CYS:HB3	1:B:220:ASP:OD1	2.01	0.61
1:A:259:ILE:HD13	1:A:259:ILE:C	2.21	0.61
1:A:168:SER:O	1:A:169:ARG:HG3	2.01	0.61
1:B:242:ILE:HG12	1:B:248:THR:HG22	1.83	0.61
1:D:151:LYS:HG2	1:D:154:ASP:OD2	2.01	0.60
1:A:98:ILE:HD12	1:A:278:ASP:CG	2.21	0.60
1:C:147:LEU:HD21	1:C:183:LYS:HD3	1.81	0.60
1:B:109:HIS:CE1	1:B:112:GLU:OE1	2.54	0.60
1:B:33:LEU:N	1:B:33:LEU:HD22	2.17	0.60
1:A:51:ARG:HH22	1:A:161:ASN:ND2	1.93	0.60
1:A:101:SER:O	1:A:105:GLU:HB2	2.01	0.60
1:D:246:GLY:O	1:D:248:THR:HG23	2.02	0.60
1:A:335:MET:CE	1:A:343:ILE:HG22	2.29	0.60
1:B:340:GLU:O	1:B:344:GLU:HG3	2.02	0.60
1:B:62:PHE:HZ	1:B:132:GLN:NE2	2.00	0.60
1:D:298:ARG:NH1	1:D:310:VAL:O	2.34	0.60
1:B:200:GLY:O	1:B:204:THR:HB	2.02	0.60
1:C:51:ARG:HH22	1:C:161:ASN:HD22	1.50	0.60
1:A:54:PRO:HG3	1:A:167:THR:HG22	1.84	0.59
1:A:345:GLN:HA	1:A:348:LYS:NZ	2.17	0.59
1:B:219:THR:OG1	1:B:222:MET:HG3	2.03	0.59
1:D:117:VAL:HG12	1:D:121:LYS:HE3	1.84	0.59
1:D:347:PHE:O	1:D:349:GLY:N	2.35	0.59
1:D:180:ALA:HB1	1:D:187:LEU:HD22	1.83	0.59
1:B:335:MET:SD	1:B:342:GLU:HB3	2.43	0.59
1:A:90:LEU:O	1:A:93:SER:HB2	2.01	0.59
1:A:71:ILE:HG23	1:A:82:ARG:HD3	1.85	0.59
1:C:338:ASN:ND2	1:C:341:GLU:OE1	2.36	0.58
1:A:8:PRO:HG3	1:A:169:ARG:HD2	1.86	0.58
1:C:87:LYS:HG2	1:C:104:LEU:HB3	1.86	0.58
1:B:137:GLU:OE2	1:B:141:LEU:HD21	2.03	0.57
1:A:141:LEU:HD22	1:A:331:GLU:HB2	1.84	0.57
1:B:137:GLU:O	1:B:141:LEU:HD23	2.04	0.57
1:B:329:ILE:N	1:B:329:ILE:HD12	2.19	0.57
1:D:2:THR:CG2	1:D:2:THR:O	2.52	0.57
1:B:234:ALA:HA	1:B:266:ILE:CG2	2.35	0.57
1:B:76:VAL:O	1:B:80:ARG:HG3	2.04	0.57
1:C:204:THR:O	1:C:208:LEU:HD13	2.04	0.57
1:A:137:GLU:O	1:A:141:LEU:HD13	2.03	0.57
1:A:255:TYR:O	1:A:259:ILE:HG22	2.05	0.57
1:A:274:LEU:HD13	1:A:331:GLU:CD	2.25	0.57

Continued on next page...

Continued from previous page...

Atom-1	Atom-2	Interatomic distance (Å)	Clash overlap (Å)
1:A:22:ASN:HB2	1:A:33:LEU:HD21	1.84	0.57
1:C:337:GLY:O	1:C:338:ASN:HB3	2.04	0.57
1:A:141:LEU:HD23	1:A:331:GLU:O	2.04	0.56
1:C:20:ILE:HD12	1:C:50:VAL:CG2	2.33	0.56
1:D:335:MET:HE3	1:D:346:LEU:HD22	1.87	0.56
1:A:151:LYS:CE	1:A:152:LYS:H	2.19	0.56
1:C:270:VAL:O	1:C:329:ILE:HD12	2.06	0.56
1:D:132:GLN:HG3	1:D:168:SER:OG	2.05	0.56
1:B:245:ASN:HA	1:B:340:GLU:HG2	1.88	0.56
1:C:160:CYS:SG	2:C:503:MRU:H12	2.46	0.56
1:D:78:GLU:OE1	1:D:82:ARG:NH2	2.39	0.56
1:B:224:ALA:HA	1:B:227:MET:CE	2.34	0.56
1:C:87:LYS:CG	1:C:104:LEU:HB3	2.36	0.56
1:D:151:LYS:HG2	1:D:154:ASP:CG	2.27	0.55
1:B:259:ILE:HG13	1:B:324:LEU:CD1	2.37	0.55
1:B:299:GLN:CG	1:B:300:ILE:N	2.66	0.55
1:C:276:THR:HG22	1:C:276:THR:O	2.06	0.55
1:C:218:ILE:HG22	1:D:313:PHE:HB3	1.88	0.55
1:B:299:GLN:HG2	1:B:300:ILE:H	1.68	0.55
1:A:155:ARG:NH2	1:A:231:GLN:O	2.34	0.55
1:C:195:ARG:NH1	1:C:300:ILE:CG1	2.70	0.55
1:C:178:TYR:CD1	1:C:213:ILE:HD11	2.42	0.55
1:B:270:VAL:O	1:B:328:ILE:HA	2.07	0.54
1:D:244:LYS:CE	1:D:344:GLU:HG3	2.31	0.54
1:B:71:ILE:O	1:B:71:ILE:HG22	2.07	0.54
1:D:173:ALA:O	1:D:176:PRO:HD2	2.08	0.54
1:A:177:PHE:CD2	1:A:189:ILE:HG12	2.42	0.54
1:A:195:ARG:HB2	3:A:554:HOH:O	2.06	0.54
1:D:189:ILE:HD12	1:D:189:ILE:N	2.23	0.54
1:B:23:GLN:O	1:B:202:ARG:NH2	2.41	0.54
1:A:143:GLY:HA2	1:A:176:PRO:HD3	1.88	0.54
1:B:155:ARG:HA	1:B:188:HIS:O	2.07	0.54
1:D:52:GLY:O	1:D:56:ILE:HG13	2.08	0.54
1:B:189:ILE:HD12	1:B:208:LEU:HD13	1.89	0.54
1:A:21:LEU:HD21	1:A:26:LEU:HD11	1.89	0.54
1:A:335:MET:HE2	1:A:342:GLU:HG2	1.90	0.54
1:A:340:GLU:O	1:A:344:GLU:HB2	2.07	0.54
1:B:345:GLN:O	1:B:348:LYS:HG2	2.08	0.54
1:C:213:ILE:HG23	3:C:526:HOH:O	2.08	0.53
1:A:151:LYS:HD3	1:A:152:LYS:N	2.19	0.53
1:A:151:LYS:NZ	1:A:185:LEU:HD11	2.23	0.53

Continued on next page...

Continued from previous page...

Atom-1	Atom-2	Interatomic distance (Å)	Clash overlap (Å)
1:C:201:SER:OG	1:D:305:THR:O	2.25	0.53
1:C:162:ALA:HB3	1:C:173:ALA:HB3	1.89	0.53
1:D:180:ALA:CB	1:D:187:LEU:HD22	2.38	0.53
1:A:98:ILE:HD12	1:A:278:ASP:CB	2.38	0.53
1:A:90:LEU:HB3	1:A:104:LEU:HD21	1.90	0.53
1:C:13:TRP:CZ2	1:C:15:GLU:HA	2.44	0.53
1:D:2:THR:O	1:D:2:THR:HG22	2.07	0.53
1:C:251:LYS:HD3	1:C:252:ILE:H	1.74	0.53
1:A:99:ASN:H	1:A:99:ASN:HD22	1.56	0.53
1:B:169:ARG:O	1:B:170:TYR:HB2	2.09	0.53
1:C:156:ILE:O	1:C:189:ILE:HD12	2.09	0.53
1:B:70:ASP:OD2	1:B:70:ASP:N	2.35	0.53
1:D:281:VAL:HG22	1:D:286:ASP:CB	2.38	0.52
1:A:98:ILE:HD12	1:A:278:ASP:HB2	1.91	0.52
1:C:243:ALA:C	1:C:245:ASN:N	2.61	0.52
1:C:243:ALA:C	1:C:245:ASN:H	2.10	0.52
1:D:115:ILE:C	1:D:115:ILE:HD12	2.30	0.52
1:D:244:LYS:O	1:D:343:ILE:HD12	2.10	0.52
1:A:83:LEU:HD23	1:A:83:LEU:O	2.10	0.52
1:B:52:GLY:O	1:B:56:ILE:HG13	2.09	0.52
1:C:244:LYS:HB2	1:C:279:THR:HA	1.92	0.52
1:A:225:HIS:HD2	3:B:535:HOH:O	1.92	0.52
1:C:151:LYS:HZ2	1:C:154:ASP:CB	2.19	0.52
1:D:335:MET:CE	1:D:346:LEU:HD22	2.40	0.52
1:A:68:ALA:O	1:A:121:LYS:HE2	2.10	0.52
1:B:155:ARG:NH1	1:B:155:ARG:HG3	2.24	0.52
1:B:20:ILE:HD13	1:B:35:LEU:HD21	1.91	0.52
1:B:38:LYS:HD3	1:B:89:TYR:CE2	2.45	0.52
1:C:251:LYS:HD3	1:C:252:ILE:N	2.25	0.52
1:D:297:VAL:O	1:D:297:VAL:HG12	2.09	0.52
1:A:304:ARG:NH1	1:B:28:ASP:OD2	2.40	0.52
1:C:221:SER:O	1:D:253:GLY:HA2	2.10	0.52
1:D:80:ARG:NH2	1:D:114:ALA:O	2.42	0.51
1:B:155:ARG:HG2	1:B:188:HIS:HB3	1.92	0.51
1:B:240:ASP:OD2	1:B:317:PHE:CE1	2.64	0.51
1:D:1:MET:HG3	1:D:2:THR:N	2.26	0.51
1:A:279:THR:HG22	1:A:343:ILE:HD11	1.92	0.51
1:A:54:PRO:HG2	1:A:167:THR:HG22	1.92	0.51
1:A:97:ALA:HB2	1:A:240:ASP:OD2	2.10	0.51
1:C:163:GLY:HA3	1:C:174:LEU:HD12	1.91	0.51
1:D:94:ARG:HB3	3:D:518:HOH:O	2.11	0.51

Continued on next page...

Continued from previous page...

Atom-1	Atom-2	Interatomic distance (Å)	Clash overlap (Å)
1:A:189:ILE:HD13	1:A:213:ILE:CG2	2.41	0.51
1:B:338:ASN:OD1	1:B:341:GLU:HB3	2.10	0.51
1:B:343:ILE:O	1:B:346:LEU:HB3	2.11	0.51
1:B:7:VAL:HG13	1:B:8:PRO:HD2	1.93	0.51
1:A:256:GLY:HA2	1:A:259:ILE:CG2	2.41	0.51
1:C:248:THR:OG1	1:C:320:THR:HB	2.10	0.51
1:A:303:VAL:HG11	1:B:301:SER:HB2	1.93	0.50
1:D:117:VAL:CG1	1:D:121:LYS:HE3	2.40	0.50
1:A:38:LYS:HG3	1:A:89:TYR:CE2	2.45	0.50
1:C:193:GLU:HB2	1:C:201:SER:HB2	1.93	0.50
1:D:225:HIS:CE1	1:D:229:GLU:HG3	2.46	0.50
1:A:277:PHE:HB2	1:A:347:PHE:HZ	1.75	0.50
1:B:180:ALA:HB1	1:B:185:LEU:HG	1.92	0.50
1:C:145:ASN:O	1:C:148:GLN:HG2	2.11	0.50
1:B:189:ILE:HG12	1:B:214:ASP:O	2.11	0.50
1:B:341:GLU:CD	1:C:25:LYS:HE3	2.32	0.50
1:D:26:LEU:HD12	1:D:29:GLU:O	2.11	0.50
1:B:82:ARG:HH11	1:B:82:ARG:HG3	1.76	0.50
1:C:71:ILE:HD13	1:C:72:GLU:N	2.27	0.50
1:D:159:ILE:HG22	1:D:237:VAL:CG1	2.42	0.50
1:C:20:ILE:HD13	1:C:35:LEU:HD11	1.93	0.50
1:D:345:GLN:HA	1:D:348:LYS:CE	2.40	0.49
1:A:313:PHE:CZ	1:A:315:PRO:HG3	2.47	0.49
1:D:115:ILE:HD12	1:D:116:SER:HB3	1.92	0.49
1:D:177:PHE:N	1:D:177:PHE:CD1	2.80	0.49
1:A:41:VAL:O	1:A:45:ILE:HG13	2.12	0.49
1:B:76:VAL:HG21	1:B:115:ILE:O	2.12	0.49
1:C:226:THR:HG22	1:C:232:ILE:HD11	1.94	0.49
1:A:292:ARG:HD3	3:A:553:HOH:O	2.12	0.49
1:B:197:VAL:HB	1:B:199:GLN:OE1	2.11	0.49
1:C:98:ILE:O	1:C:98:ILE:HG12	2.13	0.49
1:D:159:ILE:HG22	1:D:237:VAL:HG12	1.94	0.49
1:D:98:ILE:HD13	1:D:98:ILE:O	2.13	0.49
1:C:51:ARG:NH2	1:C:166:ALA:HB2	2.28	0.49
1:C:195:ARG:HH12	1:C:300:ILE:CG1	2.26	0.49
1:A:322:HIS:HA	1:A:325:ILE:HD12	1.95	0.49
1:D:282:LYS:N	1:D:282:LYS:HD3	2.28	0.49
1:A:7:VAL:HG13	1:A:8:PRO:HD2	1.95	0.49
1:B:227:MET:CE	1:B:260:LEU:HB3	2.42	0.49
1:C:348:LYS:HZ3	1:C:348:LYS:HB2	1.75	0.49
1:D:295:GLU:HA	1:D:295:GLU:OE1	2.12	0.49

Continued on next page...

Continued from previous page...

Atom-1	Atom-2	Interatomic distance (Å)	Clash overlap (Å)
1:A:245:ASN:HB2	1:A:282:LYS:O	2.13	0.48
1:C:147:LEU:CD2	1:C:183:LYS:HD3	2.42	0.48
1:C:244:LYS:HB3	1:C:281:VAL:O	2.13	0.48
1:A:151:LYS:CA	1:A:151:LYS:HE2	2.39	0.48
1:C:348:LYS:HZ2	1:C:348:LYS:HB2	1.74	0.48
1:D:146:ALA:CB	1:D:329:ILE:HD13	2.42	0.48
1:D:177:PHE:CD2	1:D:189:ILE:HG12	2.48	0.48
1:D:188:HIS:HE1	1:D:216:THR:OG1	1.95	0.48
1:D:252:ILE:HD13	1:D:315:PRO:HG2	1.95	0.48
1:A:223:ALA:O	1:A:227:MET:HG3	2.13	0.48
1:C:117:VAL:HG13	1:C:118:ASN:N	2.28	0.48
1:A:21:LEU:HD12	1:A:31:GLU:O	2.13	0.48
1:C:225:HIS:HD2	3:D:560:HOH:O	1.95	0.48
1:C:248:THR:HG21	1:C:270:VAL:HG21	1.95	0.48
1:D:276:THR:HG22	1:D:276:THR:O	2.13	0.48
1:D:164:SER:HB3	1:D:207:GLU:OE1	2.14	0.48
1:D:321:PRO:HB2	3:D:550:HOH:O	2.12	0.48
1:C:117:VAL:CG1	1:C:118:ASN:N	2.77	0.48
1:D:169:ARG:O	1:D:170:TYR:HB2	2.13	0.48
1:D:146:ALA:HB2	1:D:329:ILE:HD13	1.95	0.48
1:D:284:GLY:HA3	1:D:319:ILE:HG21	1.96	0.48
1:C:207:GLU:HG3	1:C:208:LEU:HD12	1.95	0.48
1:B:75:ASN:HB3	1:B:78:GLU:HB3	1.95	0.47
1:A:14:LYS:HB2	1:A:17:ALA:O	2.13	0.47
1:A:222:MET:HG2	1:B:252:ILE:HG12	1.96	0.47
1:C:318:ASP:O	1:C:319:ILE:HD12	2.15	0.47
1:C:75:ASN:HB3	1:C:78:GLU:CB	2.42	0.47
1:A:136:GLU:OE1	1:A:169:ARG:HD2	2.15	0.47
1:A:83:LEU:HD11	1:A:124:LEU:HD11	1.97	0.47
1:B:175:ALA:N	1:B:176:PRO:HD2	2.29	0.47
1:B:246:GLY:O	1:B:248:THR:HG23	2.14	0.47
1:B:299:GLN:CG	1:B:300:ILE:H	2.26	0.47
1:D:273:PRO:HA	1:D:331:GLU:OE1	2.14	0.47
1:D:19:THR:HA	1:D:33:LEU:O	2.14	0.47
1:A:91:ASN:C	1:A:93:SER:H	2.18	0.47
1:D:1:MET:CG	1:D:2:THR:N	2.77	0.47
1:A:228:LYS:HB2	1:A:264:PHE:CE1	2.49	0.47
1:A:312:VAL:HG12	1:A:313:PHE:N	2.29	0.47
1:A:75:ASN:HB3	1:A:78:GLU:HB2	1.96	0.47
1:B:276:THR:HG22	1:B:276:THR:O	2.13	0.47
1:D:240:ASP:OD2	2:D:504:MRU:O4	2.15	0.47

Continued on next page...

Continued from previous page...

Atom-1	Atom-2	Interatomic distance (Å)	Clash overlap (Å)
1:D:137:GLU:OE1	1:D:137:GLU:HA	2.14	0.47
1:D:62:PHE:HE1	1:D:129:ILE:HG13	1.79	0.47
1:B:197:VAL:HG12	1:B:197:VAL:O	2.15	0.47
1:C:169:ARG:O	1:C:170:TYR:HB2	2.15	0.47
1:A:151:LYS:HZ3	1:A:185:LEU:HD11	1.80	0.47
1:A:343:ILE:HD12	1:A:347:PHE:CE2	2.50	0.47
1:C:281:VAL:HG13	1:C:286:ASP:HB2	1.96	0.47
1:C:200:GLY:O	1:C:204:THR:HB	2.14	0.47
1:D:69:LYS:HA	1:D:121:LYS:HD3	1.97	0.47
1:B:277:PHE:CE1	1:B:343:ILE:HD12	2.50	0.47
1:D:310:VAL:HG13	1:D:310:VAL:O	2.14	0.47
1:C:51:ARG:HH22	1:C:161:ASN:ND2	2.14	0.46
1:D:136:GLU:O	1:D:140:ARG:HG3	2.15	0.46
1:D:1:MET:HG3	1:D:3:HIS:H	1.80	0.46
1:A:154:ASP:HB2	1:A:233:SER:OG	2.16	0.46
1:D:241:ARG:NH1	1:D:278:ASP:OD2	2.47	0.46
1:D:345:GLN:HE22	1:D:348:LYS:HE3	1.75	0.46
1:A:72:GLU:O	1:A:73:THR:HB	2.15	0.46
1:B:71:ILE:HG22	1:B:73:THR:HG22	1.97	0.46
1:A:208:LEU:HD22	1:A:213:ILE:HG13	1.98	0.46
1:C:282:LYS:HB2	1:C:282:LYS:HE3	1.66	0.46
1:A:228:LYS:HB2	1:A:264:PHE:CZ	2.51	0.46
1:C:338:ASN:O	1:C:342:GLU:HG2	2.16	0.46
1:B:117:VAL:O	1:B:121:LYS:HG2	2.16	0.46
1:C:14:LYS:O	1:C:16:THR:N	2.38	0.46
1:C:47:THR:HG21	1:C:49:LYS:HE3	1.98	0.46
1:B:66:LEU:HD13	1:B:66:LEU:C	2.36	0.46
1:A:280:LYS:HG2	1:A:280:LYS:O	2.14	0.46
1:C:262:ASN:HB2	3:C:534:HOH:O	2.16	0.46
1:C:73:THR:O	1:C:117:VAL:HG21	2.16	0.46
1:B:272:ALA:O	1:B:330:THR:HG22	2.15	0.45
1:A:37:THR:HG22	1:A:38:LYS:N	2.32	0.45
1:D:14:LYS:HG2	1:D:17:ALA:O	2.16	0.45
1:B:140:ARG:HD3	1:B:170:TYR:CE2	2.52	0.45
1:B:227:MET:HE1	1:B:260:LEU:HB3	1.98	0.45
1:A:280:LYS:HB3	1:A:280:LYS:HE3	1.74	0.45
1:A:299:GLN:CB	1:A:304:ARG:HA	2.44	0.45
1:D:292:ARG:HB3	3:D:542:HOH:O	2.16	0.45
1:D:345:GLN:CD	1:D:348:LYS:HE3	2.37	0.45
1:B:82:ARG:NH1	1:B:82:ARG:HG3	2.32	0.45
1:C:71:ILE:HG23	1:C:71:ILE:O	2.17	0.45

Continued on next page...

Continued from previous page...

Atom-1	Atom-2	Interatomic distance (Å)	Clash overlap (Å)
1:D:188:HIS:HB2	3:D:538:HOH:O	2.16	0.45
1:A:137:GLU:OE2	1:A:141:LEU:CD1	2.65	0.45
1:A:300:ILE:HG12	1:A:301:SER:OG	2.17	0.45
1:D:339:TYR:O	1:D:343:ILE:HG13	2.17	0.45
1:A:244:LYS:O	1:A:340:GLU:HA	2.17	0.44
1:D:100:LEU:O	1:D:104:LEU:HG	2.17	0.44
1:D:24:GLN:NE2	3:D:522:HOH:O	2.49	0.44
1:A:15:GLU:O	1:A:69:LYS:NZ	2.50	0.44
1:B:227:MET:HE2	1:B:260:LEU:HD23	1.99	0.44
1:B:54:PRO:HD2	2:B:502:MRU:H63	1.99	0.44
1:D:13:TRP:O	1:D:14:LYS:HD3	2.18	0.44
1:D:151:LYS:CG	1:D:154:ASP:OD2	2.64	0.44
1:D:322:HIS:HB2	1:D:339:TYR:HD2	1.82	0.44
1:A:117:VAL:O	1:A:121:LYS:HG3	2.17	0.44
1:A:146:ALA:CB	1:A:329:ILE:HD13	2.46	0.44
1:C:47:THR:HG22	1:C:47:THR:O	2.17	0.44
1:C:52:GLY:HA3	1:C:166:ALA:HB1	1.98	0.44
1:A:12:GLU:OE2	1:A:14:LYS:NZ	2.51	0.44
1:A:250:ASN:OD1	2:A:501:MRU:H3	2.17	0.44
1:B:322:HIS:HA	1:B:325:ILE:CD1	2.43	0.44
1:B:94:ARG:HB3	3:B:519:HOH:O	2.16	0.44
1:D:162:ALA:HA	2:D:504:MRU:S1	2.57	0.44
1:A:145:ASN:ND2	1:A:333:GLY:HA2	2.33	0.44
1:C:147:LEU:HD22	1:C:179:LEU:HG	1.98	0.44
1:C:64:LEU:HD11	1:C:83:LEU:HD22	1.98	0.44
1:D:345:GLN:CA	1:D:348:LYS:HE2	2.46	0.44
1:A:100:LEU:HD12	1:A:104:LEU:HD22	2.00	0.44
1:A:343:ILE:O	1:A:346:LEU:HB3	2.17	0.44
1:D:232:ILE:HB	1:D:266:ILE:HD13	1.99	0.44
1:C:193:GLU:CB	1:C:201:SER:HB2	2.48	0.44
1:D:251:LYS:HB2	2:D:504:MRU:O2	2.17	0.44
1:A:341:GLU:O	1:A:345:GLN:CG	2.64	0.43
1:B:153:GLY:HA2	1:B:186:GLY:O	2.18	0.43
1:B:50:VAL:HG13	1:B:50:VAL:O	2.17	0.43
1:A:189:ILE:HD12	1:A:189:ILE:N	2.33	0.43
1:C:207:GLU:HB2	3:C:557:HOH:O	2.17	0.43
1:A:335:MET:CE	1:A:342:GLU:HG2	2.48	0.43
1:A:345:GLN:HA	1:A:348:LYS:HZ3	1.83	0.43
1:B:259:ILE:HG13	1:B:324:LEU:HD11	2.00	0.43
1:B:33:LEU:N	1:B:33:LEU:CD2	2.80	0.43
1:C:245:ASN:HB2	1:C:283:CYS:HA	2.00	0.43

Continued on next page...

Continued from previous page...

Atom-1	Atom-2	Interatomic distance (Å)	Clash overlap (Å)
1:C:252:ILE:HG12	1:D:222:MET:HG2	2.00	0.43
1:D:162:ALA:HB3	1:D:173:ALA:HB3	2.00	0.43
1:A:104:LEU:HD12	1:A:104:LEU:HA	1.86	0.43
1:C:151:LYS:C	1:C:185:LEU:HD21	2.38	0.43
1:D:189:ILE:HD13	1:D:213:ILE:CG2	2.48	0.43
1:A:300:ILE:HG12	1:A:301:SER:N	2.34	0.43
1:A:189:ILE:HD13	1:A:213:ILE:HG22	2.01	0.43
1:C:51:ARG:HH22	1:C:166:ALA:HB2	1.84	0.43
1:C:299:GLN:C	1:C:300:ILE:HD12	2.39	0.43
1:C:47:THR:O	1:C:48:LEU:HB2	2.18	0.43
1:D:225:HIS:NE2	1:D:229:GLU:HG3	2.33	0.43
1:A:276:THR:O	1:A:276:THR:HG22	2.19	0.43
1:A:76:VAL:O	1:A:79:PHE:HB3	2.19	0.43
1:B:94:ARG:HA	1:B:95:PRO:HD3	1.73	0.43
1:D:37:THR:HB	1:D:39:GLU:OE1	2.18	0.43
1:D:308:SER:O	1:D:309:ASN:CB	2.66	0.43
1:D:66:LEU:HD23	1:D:66:LEU:C	2.38	0.43
1:A:17:ALA:HB1	1:A:34:GLU:HG2	2.01	0.43
1:B:278:ASP:CG	1:B:281:VAL:HG23	2.38	0.43
1:B:22:ASN:CB	1:B:33:LEU:HD21	2.40	0.43
1:C:47:THR:CG2	1:C:47:THR:O	2.67	0.43
1:C:71:ILE:C	1:C:71:ILE:HD13	2.38	0.43
1:D:97:ALA:HB2	1:D:240:ASP:OD1	2.19	0.43
1:A:210:GLN:O	1:A:210:GLN:HG2	2.19	0.43
1:B:1:MET:HG2	1:B:210:GLN:HG2	2.00	0.43
1:B:244:LYS:HG2	1:B:244:LYS:O	2.19	0.43
1:B:310:VAL:HA	1:B:311:PRO:HD3	1.91	0.43
1:C:1:MET:C	1:C:3:HIS:H	2.22	0.43
1:D:175:ALA:N	1:D:176:PRO:CD	2.82	0.43
1:A:345:GLN:HA	1:A:348:LYS:HZ2	1.84	0.42
1:C:162:ALA:HA	2:C:503:MRU:S1	2.58	0.42
1:B:181:LYS:HE3	1:B:212:GLY:O	2.18	0.42
1:B:25:LYS:NZ	1:B:31:GLU:OE1	2.50	0.42
1:A:304:ARG:HH12	1:B:28:ASP:HA	1.84	0.42
1:B:338:ASN:OD1	1:B:341:GLU:CB	2.66	0.42
1:C:1:MET:SD	1:C:1:MET:O	2.77	0.42
1:C:300:ILE:O	1:C:301:SER:HB2	2.19	0.42
1:A:209:MET:C	1:A:211:GLY:H	2.23	0.42
1:B:239:ALA:HA	1:B:250:ASN:OD1	2.19	0.42
1:D:87:LYS:HG3	1:D:104:LEU:HB3	2.01	0.42
1:B:274:LEU:HD13	1:B:331:GLU:CD	2.39	0.42

Continued on next page...

Continued from previous page...

Atom-1	Atom-2	Interatomic distance (Å)	Clash overlap (Å)
1:A:151:LYS:CE	1:A:151:LYS:HA	2.41	0.42
1:C:251:LYS:HB2	2:C:503:MRU:O2	2.20	0.42
1:C:241:ARG:HD2	1:C:287:ILE:HG12	2.01	0.42
1:C:341:GLU:HG3	1:C:344:GLU:OE1	2.20	0.42
1:A:113:ASN:HB2	3:A:510:HOH:O	2.18	0.42
1:A:277:PHE:HB2	1:A:347:PHE:CZ	2.53	0.42
1:B:284:GLY:C	1:B:319:ILE:HD13	2.40	0.42
1:B:35:LEU:CD1	1:B:35:LEU:N	2.82	0.42
1:D:125:VAL:O	1:D:129:ILE:HD12	2.19	0.42
1:B:284:GLY:O	1:B:319:ILE:HD13	2.19	0.42
1:B:98:ILE:HG23	1:B:99:ASN:N	2.35	0.42
1:C:160:CYS:HA	1:C:194:THR:HG21	2.02	0.42
1:C:293:ASP:HA	1:C:294:PRO:HD3	1.86	0.42
1:D:147:LEU:HD22	1:D:179:LEU:CD2	2.49	0.42
1:D:295:GLU:OE1	1:D:298:ARG:NE	2.46	0.42
1:A:8:PRO:HG3	1:A:169:ARG:CD	2.49	0.42
1:B:300:ILE:HG12	1:B:301:SER:N	2.33	0.42
1:A:257:LEU:HA	1:A:257:LEU:HD12	1.90	0.41
1:B:38:LYS:HD3	1:B:89:TYR:HE2	1.85	0.41
1:D:172:THR:OG1	1:D:173:ALA:N	2.52	0.41
1:D:147:LEU:HD22	1:D:179:LEU:HG	2.02	0.41
1:B:341:GLU:CG	1:C:25:LYS:HE3	2.51	0.41
1:D:239:ALA:HA	1:D:250:ASN:OD1	2.20	0.41
1:A:292:ARG:O	1:A:293:ASP:C	2.58	0.41
1:A:307:PRO:O	1:A:310:VAL:HG12	2.20	0.41
1:B:147:LEU:HD13	1:B:180:ALA:HB2	2.02	0.41
1:B:234:ALA:HA	1:B:266:ILE:HG22	2.02	0.41
1:B:341:GLU:HG3	1:C:25:LYS:HE3	2.02	0.41
1:B:54:PRO:HD2	2:B:502:MRU:C6	2.51	0.41
1:A:312:VAL:CG1	1:A:313:PHE:N	2.83	0.41
1:A:337:GLY:O	1:A:338:ASN:C	2.59	0.41
1:D:172:THR:O	1:D:176:PRO:HD3	2.21	0.41
1:D:227:MET:HA	1:D:232:ILE:HG13	2.02	0.41
1:D:155:ARG:HD3	1:D:230:LYS:O	2.21	0.41
1:A:244:LYS:NZ	1:A:244:LYS:CB	2.84	0.41
1:A:62:PHE:O	1:A:66:LEU:HB2	2.21	0.41
1:B:147:LEU:CD1	1:B:180:ALA:HB2	2.49	0.41
1:B:71:ILE:HD11	1:B:86:ILE:HD12	2.03	0.41
1:C:300:ILE:N	1:C:303:VAL:O	2.49	0.41
1:D:247:ASP:OD1	1:D:321:PRO:HA	2.19	0.41
1:D:297:VAL:O	1:D:297:VAL:CG1	2.69	0.41

Continued on next page...

Continued from previous page...

Atom-1	Atom-2	Interatomic distance (Å)	Clash overlap (Å)
1:A:175:ALA:N	1:A:176:PRO:HD2	2.35	0.41
1:B:145:ASN:HA	1:B:148:GLN:NE2	2.27	0.41
1:C:348:LYS:NZ	1:C:348:LYS:CB	2.81	0.41
1:A:192:CYS:HB3	1:A:220:ASP:OD1	2.21	0.41
1:D:107:LEU:HD23	1:D:124:LEU:HD22	2.03	0.41
1:D:79:PHE:CE2	1:D:120:ALA:HB1	2.55	0.41
1:B:152:LYS:HB3	1:B:152:LYS:HE2	1.91	0.41
1:B:295:GLU:OE2	1:B:298:ARG:HD2	2.21	0.41
1:B:300:ILE:O	1:B:301:SER:C	2.59	0.41
1:C:146:ALA:HB3	1:C:176:PRO:HG3	2.03	0.41
1:D:322:HIS:HB2	1:D:339:TYR:CD2	2.55	0.41
1:A:108:SER:O	1:A:111:VAL:HG22	2.21	0.40
1:C:45:ILE:HG23	3:C:513:HOH:O	2.20	0.40
1:D:236:ILE:HA	1:D:269:PHE:O	2.21	0.40
1:D:1:MET:CG	1:D:2:THR:H	2.34	0.40
1:A:159:ILE:HG12	1:A:160:CYS:N	2.36	0.40
1:D:190:TYR:OH	1:D:230:LYS:HD2	2.21	0.40
1:B:7:VAL:CG1	1:B:8:PRO:HD2	2.52	0.40
1:C:283:CYS:SG	1:C:285:ALA:HB3	2.62	0.40
1:D:146:ALA:HB3	1:D:176:PRO:CG	2.48	0.40
1:D:332:LYS:HD3	1:D:332:LYS:HA	1.87	0.40
1:B:344:GLU:C	1:B:346:LEU:N	2.74	0.40
1:C:95:PRO:HG2	1:C:290:GLU:HB2	2.02	0.40
1:D:195:ARG:CD	1:D:198:LEU:HD21	2.52	0.40
1:D:9:ARG:O	1:D:21:LEU:HB2	2.21	0.40
1:A:243:ALA:C	1:A:245:ASN:N	2.74	0.40
1:D:13:TRP:CZ3	1:D:66:LEU:HB2	2.56	0.40
3:C:544:HOH:O	1:D:225:HIS:HD2	2.04	0.40

There are no symmetry-related clashes.

5.3 Torsion angles [i](#)

5.3.1 Protein backbone [i](#)

In the following table, the Percentiles column shows the percent Ramachandran outliers of the chain as a percentile score with respect to all X-ray entries followed by that with respect to entries of similar resolution.

The Analysed column shows the number of residues for which the backbone conformation was analysed, and the total number of residues.

Mol	Chain	Analysed	Favoured	Allowed	Outliers	Percentiles	
1	A	347/374 (93%)	325 (94%)	21 (6%)	1 (0%)	44	60
1	B	347/374 (93%)	314 (90%)	29 (8%)	4 (1%)	15	21
1	C	347/374 (93%)	332 (96%)	14 (4%)	1 (0%)	44	60
1	D	347/374 (93%)	329 (95%)	14 (4%)	4 (1%)	15	21
All	All	1388/1496 (93%)	1300 (94%)	78 (6%)	10 (1%)	25	37

All (10) Ramachandran outliers are listed below:

Mol	Chain	Res	Type
1	B	301	SER
1	D	93	SER
1	B	337	GLY
1	D	73	THR
1	D	348	LYS
1	B	70	ASP
1	B	95	PRO
1	A	95	PRO
1	C	95	PRO
1	D	95	PRO

5.3.2 Protein sidechains ⓘ

In the following table, the Percentiles column shows the percent sidechain outliers of the chain as a percentile score with respect to all X-ray entries followed by that with respect to entries of similar resolution.

The Analysed column shows the number of residues for which the sidechain conformation was analysed, and the total number of residues.

Mol	Chain	Analysed	Rotameric	Outliers	Percentiles	
1	A	291/313 (93%)	260 (89%)	31 (11%)	8	10
1	B	291/313 (93%)	267 (92%)	24 (8%)	13	20
1	C	291/313 (93%)	270 (93%)	21 (7%)	17	26
1	D	291/313 (93%)	264 (91%)	27 (9%)	10	15
All	All	1164/1252 (93%)	1061 (91%)	103 (9%)	12	17

All (103) residues with a non-rotameric sidechain are listed below:

Mol	Chain	Res	Type
1	A	4	SER

Continued on next page...

Continued from previous page...

Mol	Chain	Res	Type
1	A	29	GLU
1	A	51	ARG
1	A	66	LEU
1	A	74	ASP
1	A	76	VAL
1	A	78	GLU
1	A	88	GLN
1	A	90	LEU
1	A	101	SER
1	A	104	LEU
1	A	112	GLU
1	A	119	GLU
1	A	123	ASN
1	A	126	HIS
1	A	132	GLN
1	A	151	LYS
1	A	155	ARG
1	A	201	SER
1	A	240	ASP
1	A	244	LYS
1	A	257	LEU
1	A	259	ILE
1	A	280	LYS
1	A	281	VAL
1	A	295	GLU
1	A	300	ILE
1	A	301	SER
1	A	323	ASP
1	A	343	ILE
1	A	346	LEU
1	B	28	ASP
1	B	33	LEU
1	B	38	LYS
1	B	48	LEU
1	B	51	ARG
1	B	70	ASP
1	B	73	THR
1	B	74	ASP
1	B	75	ASN
1	B	106	ARG
1	B	124	LEU
1	B	126	HIS

Continued on next page...

Continued from previous page...

Mol	Chain	Res	Type
1	B	184	ASP
1	B	185	LEU
1	B	187	LEU
1	B	188	HIS
1	B	260	LEU
1	B	282	LYS
1	B	286	ASP
1	B	300	ILE
1	B	304	ARG
1	B	312	VAL
1	B	323	ASP
1	B	342	GLU
1	C	12	GLU
1	C	27	PRO
1	C	31	GLU
1	C	34	GLU
1	C	37	THR
1	C	46	VAL
1	C	51	ARG
1	C	71	ILE
1	C	72	GLU
1	C	88	GLN
1	C	116	SER
1	C	118	ASN
1	C	126	HIS
1	C	148	GLN
1	C	151	LYS
1	C	155	ARG
1	C	189	ILE
1	C	244	LYS
1	C	251	LYS
1	C	279	THR
1	C	345	GLN
1	D	15	GLU
1	D	16	THR
1	D	21	LEU
1	D	26	LEU
1	D	33	LEU
1	D	51	ARG
1	D	74	ASP
1	D	78	GLU
1	D	81	ARG

Continued on next page...

Continued from previous page...

Mol	Chain	Res	Type
1	D	90	LEU
1	D	93	SER
1	D	95	PRO
1	D	98	ILE
1	D	126	HIS
1	D	137	GLU
1	D	144	GLN
1	D	148	GLN
1	D	182	GLN
1	D	184	ASP
1	D	188	HIS
1	D	209	MET
1	D	240	ASP
1	D	244	LYS
1	D	245	ASN
1	D	265	ASP
1	D	281	VAL
1	D	299	GLN

Some sidechains can be flipped to improve hydrogen bonding and reduce clashes. All (22) such sidechains are listed below:

Mol	Chain	Res	Type
1	A	24	GLN
1	A	88	GLN
1	A	99	ASN
1	A	144	GLN
1	A	161	ASN
1	A	225	HIS
1	A	338	ASN
1	A	345	GLN
1	B	132	GLN
1	B	148	GLN
1	B	161	ASN
1	C	130	GLN
1	C	161	ASN
1	C	225	HIS
1	C	338	ASN
1	D	24	GLN
1	D	88	GLN
1	D	161	ASN
1	D	188	HIS
1	D	225	HIS

Continued on next page...

Continued from previous page...

Mol	Chain	Res	Type
1	D	245	ASN
1	D	322	HIS

5.3.3 RNA ⓘ

There are no RNA molecules in this entry.

5.4 Non-standard residues in protein, DNA, RNA chains ⓘ

There are no non-standard protein/DNA/RNA residues in this entry.

5.5 Carbohydrates ⓘ

There are no carbohydrates in this entry.

5.6 Ligand geometry ⓘ

4 ligands are modelled in this entry.

In the following table, the Counts columns list the number of bonds (or angles) for which Mogul statistics could be retrieved, the number of bonds (or angles) that are observed in the model and the number of bonds (or angles) that are defined in the chemical component dictionary. The Link column lists molecule types, if any, to which the group is linked. The Z score for a bond length (or angle) is the number of standard deviations the observed value is removed from the expected value. A bond length (or angle) with $|Z| > 2$ is considered an outlier worth inspection. RMSZ is the root-mean-square of all Z scores of the bond lengths (or angles).

Mol	Type	Chain	Res	Link	Bond lengths			Bond angles		
					Counts	RMSZ	# Z > 2	Counts	RMSZ	# Z > 2
2	MRU	A	501	-	12,14,14	4.77	10 (83%)	10,19,19	3.70	2 (20%)
2	MRU	B	502	-	12,14,14	2.06	6 (50%)	10,19,19	2.32	3 (30%)
2	MRU	C	503	-	12,14,14	1.12	1 (8%)	10,19,19	1.90	1 (10%)
2	MRU	D	504	-	12,14,14	1.13	1 (8%)	10,19,19	1.92	1 (10%)

In the following table, the Chirals column lists the number of chiral outliers, the number of chiral centers analysed, the number of these observed in the model and the number defined in the chemical component dictionary. Similar counts are reported in the Torsion and Rings columns. '-' means no outliers of that kind were identified.

Mol	Type	Chain	Res	Link	Chirals	Torsions	Rings
2	MRU	A	501	-	-	0/17/17/17	0/0/0/0
2	MRU	B	502	-	-	0/17/17/17	0/0/0/0
2	MRU	C	503	-	-	0/17/17/17	0/0/0/0
2	MRU	D	504	-	-	0/17/17/17	0/0/0/0

All (18) bond length outliers are listed below:

Mol	Chain	Res	Type	Atoms	Z	Observed(Å)	Ideal(Å)
2	A	501	MRU	O2-C2	-8.97	1.06	1.21
2	A	501	MRU	C5-S1	-7.09	1.72	1.80
2	A	501	MRU	P1-O1P	-6.29	1.29	1.54
2	A	501	MRU	P1-O3P	-5.96	1.30	1.50
2	A	501	MRU	P1-O2P	-4.99	1.34	1.54
2	B	502	MRU	C5-S1	-3.96	1.76	1.80
2	D	504	MRU	C5-S1	-3.54	1.76	1.80
2	C	503	MRU	C5-S1	-3.52	1.76	1.80
2	A	501	MRU	P1-O1	-3.38	1.49	1.60
2	A	501	MRU	O3-C3	-3.33	1.35	1.42
2	A	501	MRU	O1-C1	-2.66	1.41	1.43
2	A	501	MRU	C6-S1	-2.25	1.64	1.78
2	B	502	MRU	P1-O2P	-2.21	1.45	1.54
2	B	502	MRU	P1-O3P	-2.14	1.43	1.50
2	B	502	MRU	P1-O1P	-2.05	1.46	1.54
2	A	501	MRU	O4-C4	-2.04	1.38	1.43
2	B	502	MRU	C1-C2	2.32	1.55	1.51
2	B	502	MRU	O1-C1	2.94	1.45	1.43

All (7) bond angle outliers are listed below:

Mol	Chain	Res	Type	Atoms	Z	Observed(°)	Ideal(°)
2	B	502	MRU	O2P-P1-O1	-4.96	93.54	106.73
2	B	502	MRU	O3-C3-C2	-3.88	104.18	110.95
2	B	502	MRU	O2-C2-C1	2.08	124.93	120.58
2	A	501	MRU	O1P-P1-O3P	2.60	120.66	110.50
2	C	503	MRU	C6-S1-C5	5.15	109.46	101.19
2	D	504	MRU	C6-S1-C5	5.18	109.52	101.19
2	A	501	MRU	C6-S1-C5	11.22	119.22	101.19

There are no chirality outliers.

There are no torsion outliers.

There are no ring outliers.

4 monomers are involved in 13 short contacts:

Mol	Chain	Res	Type	Clashes	Symm-Clashes
2	A	501	MRU	1	0
2	B	502	MRU	5	0
2	C	503	MRU	3	0
2	D	504	MRU	4	0

5.7 Other polymers [i](#)

There are no such residues in this entry.

5.8 Polymer linkage issues [i](#)

There are no chain breaks in this entry.

6 Fit of model and data [i](#)

6.1 Protein, DNA and RNA chains [i](#)

In the following table, the column labelled ‘#RSRZ> 2’ contains the number (and percentage) of RSRZ outliers, followed by percent RSRZ outliers for the chain as percentile scores relative to all X-ray entries and entries of similar resolution. The OWAB column contains the minimum, median, 95th percentile and maximum values of the occupancy-weighted average B-factor per residue. The column labelled ‘Q< 0.9’ lists the number of (and percentage) of residues with an average occupancy less than 0.9.

Mol	Chain	Analysed	<RSRZ>	#RSRZ>2	OWAB(Å ²)	Q<0.9
1	A	349/374 (93%)	-0.50	0 100 100	12, 25, 42, 64	0
1	B	349/374 (93%)	-0.49	1 (0%) 93 93	16, 26, 45, 59	0
1	C	349/374 (93%)	-0.52	0 100 100	10, 25, 45, 61	0
1	D	349/374 (93%)	-0.47	1 (0%) 93 93	14, 25, 41, 60	0
All	All	1396/1496 (93%)	-0.49	2 (0%) 95 95	10, 25, 43, 64	0

All (2) RSRZ outliers are listed below:

Mol	Chain	Res	Type	RSRZ
1	D	301	SER	2.6
1	B	349	GLY	2.2

6.2 Non-standard residues in protein, DNA, RNA chains [i](#)

There are no non-standard protein/DNA/RNA residues in this entry.

6.3 Carbohydrates [i](#)

There are no carbohydrates in this entry.

6.4 Ligands [i](#)

In the following table, the Atoms column lists the number of modelled atoms in the group and the number defined in the chemical component dictionary. LLDF column lists the quality of electron density of the group with respect to its neighbouring residues in protein, DNA or RNA chains. The B-factors column lists the minimum, median, 95th percentile and maximum values of B factors of atoms in the group. The column labelled ‘Q< 0.9’ lists the number of atoms with occupancy less than 0.9.

Mol	Type	Chain	Res	Atoms	RSCC	RSR	LLDF	B-factors(\AA^2)	Q<0.9
2	MRU	C	503	15/15	0.88	0.19	5.23	49,55,57,58	0
2	MRU	B	502	15/15	0.91	0.21	4.58	61,66,68,69	0
2	MRU	D	504	15/15	0.89	0.20	4.14	40,49,54,54	0
2	MRU	A	501	15/15	0.95	0.11	0.50	42,49,53,54	0

6.5 Other polymers [i](#)

There are no such residues in this entry.