



wwPDB X-ray Structure Validation Summary Report ⓘ

Sep 17, 2017 – 09:31 PM EDT

PDB ID : 4Z3S
Title : Crystal structure of the *Thermus thermophilus* 70S ribosome in complex with antibiotic A201A, mRNA and three tRNAs in the A, P and E sites at 2.65Å resolution
Authors : Polikanov, Y.S.; Starosta, A.L.; Juetten, M.F.; Altman, R.B.; Terry, D.S.; Lu, W.; Burnett, B.J.; Dinos, G.; Reynolds, K.; Blanchard, S.C.; Steitz, T.A.; Wilson, D.N.
Deposited on : unknown
Resolution : 2.65 Å(reported)

This is a wwPDB X-ray Structure Validation Summary Report for a publicly released PDB entry.

We welcome your comments at validation@mail.wwpdb.org

A user guide is available at

<http://wwpdb.org/validation/2016/XrayValidationReportHelp>

with specific help available everywhere you see the ⓘ symbol.

The following versions of software and data (see [references ⓘ](#)) were used in the production of this report:

MolProbity : 4.02b-467
Mogul : 1.7.2 (RC1), CSD as538be (2017)
Xtriage (Phenix) : 1.9-1692
EDS : rb-20029824
Percentile statistics : 20161228.v01 (using entries in the PDB archive December 28th 2016)
Refmac : 5.8.0135
CCP4 : 6.5.0
Ideal geometry (proteins) : Engh & Huber (2001)
Ideal geometry (DNA, RNA) : Parkinson et al. (1996)
Validation Pipeline (wwPDB-VP) : rb-20029824

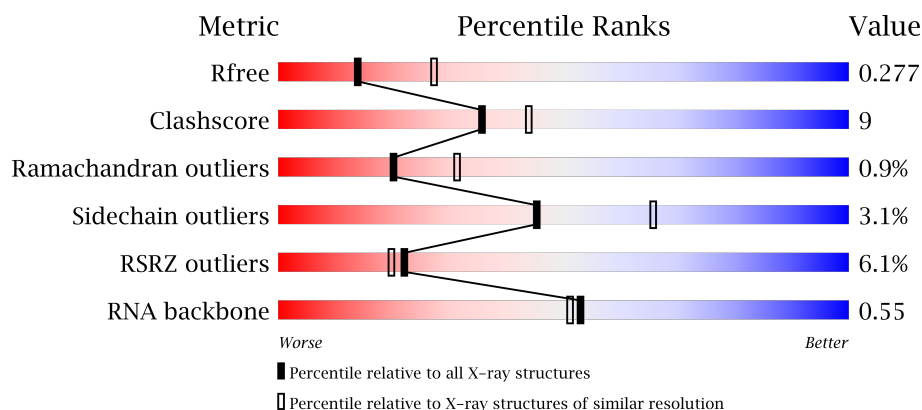
1 Overall quality at a glance

The following experimental techniques were used to determine the structure:

X-RAY DIFFRACTION

The reported resolution of this entry is 2.65 Å.

Percentile scores (ranging between 0-100) for global validation metrics of the entry are shown in the following graphic. The table shows the number of entries on which the scores are based.



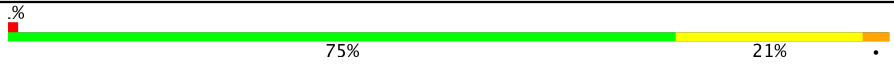

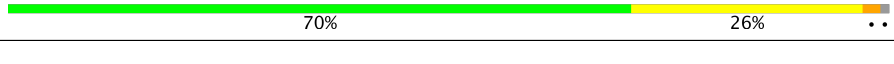




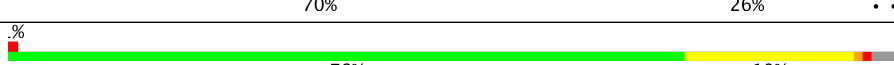
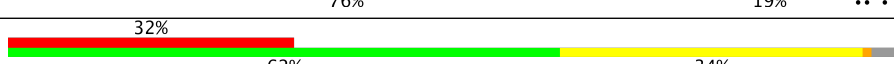
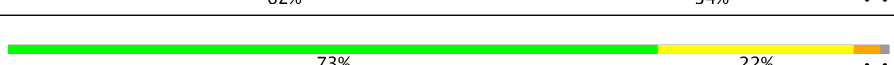
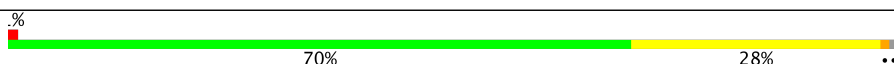

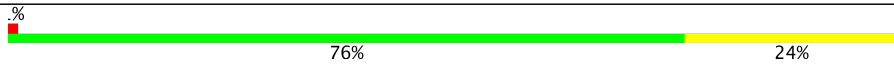


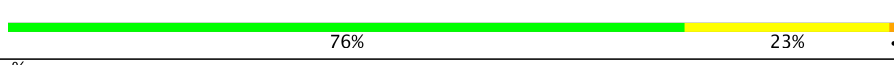
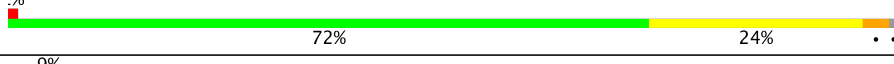

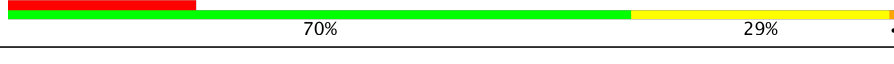
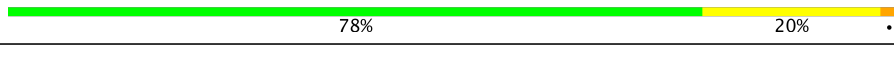





Metric	Whole archive (#Entries)	Similar resolution (#Entries, resolution range(Å))
R_{free}	100719	3491 (2.70-2.62)
Clashscore	112137	1026 (2.68-2.64)
Ramachandran outliers	110173	1010 (2.68-2.64)
Sidechain outliers	110143	1010 (2.68-2.64)
RSRZ outliers	101464	3511 (2.70-2.62)
RNA backbone	2435	1055 (3.02-2.30)

The table below summarises the geometric issues observed across the polymeric chains and their fit to the electron density. The red, orange, yellow and green segments on the lower bar indicate the fraction of residues that contain outliers for ≥ 3 , 2, 1 and 0 types of geometric quality criteria. A grey segment represents the fraction of residues that are not modelled. The numeric value for each fraction is indicated below the corresponding segment, with a dot representing fractions $\leq 5\%$. The upper red bar (where present) indicates the fraction of residues that have poor fit to the electron density. The numeric value is given above the bar.

Mol	Chain	Length	Quality of chain
1	1A	2915	<div> <div>2%</div> <div> <div></div> <div>63%</div> <div>28%</div> <div>7%</div> <div>.</div> </div> </div>
1	2A	2915	<div> <div>2%</div> <div> <div></div> <div>52%</div> <div>36%</div> <div>8%</div> <div>..</div> </div> </div>
2	1B	121	<div> <div></div> <div> <div>76%</div> <div>17%</div> <div>5%</div> <div>..</div> </div> </div>
2	2B	121	<div> <div></div> <div> <div>43%</div> <div>42%</div> <div>14%</div> <div>.</div> </div> </div>

Continued on next page...

Continued from previous page...

Mol	Chain	Length	Quality of chain
3	1D	276	
3	2D	276	
4	1E	206	
4	2E	206	
5	1F	210	
5	2F	210	
6	1G	182	
6	2G	182	
7	1H	180	
7	2H	180	
8	1I	148	
8	2I	148	
9	1N	140	
9	2N	140	
10	1O	122	
10	2O	122	
11	1P	150	
11	2P	150	
12	1Q	141	
12	2Q	141	
13	1R	118	
13	2R	118	
14	1S	112	
14	2S	112	
15	1T	146	

Continued on next page...

Continued from previous page...

Mol	Chain	Length	Quality of chain
15	2T	146	
16	1U	118	
16	2U	118	
17	1V	101	
17	2V	101	
18	1W	113	
18	2W	113	
19	1X	96	
19	2X	96	
20	1Y	110	
20	2Y	110	
21	1Z	206	
21	2Z	206	
22	10	85	
22	20	85	
23	11	98	
23	21	98	
24	12	72	
24	22	72	
25	13	60	
25	23	60	
26	14	71	
26	24	71	
27	15	60	
27	25	60	

Continued on next page...

Continued from previous page...

Mol	Chain	Length	Quality of chain
28	16	54	
28	26	54	
29	17	49	
29	27	49	
30	18	65	
30	28	65	
31	19	37	
31	29	37	
32	1a	1521	
32	2a	1521	
33	1b	256	
33	2b	256	
34	1c	239	
34	2c	239	
35	1d	209	
35	2d	209	
36	1e	162	
36	2e	162	
37	1f	101	
37	2f	101	
38	1g	156	
38	2g	156	
39	1h	138	
39	2h	138	
40	1i	128	

Continued on next page...

Continued from previous page...

Mol	Chain	Length	Quality of chain
40	2i	128	
41	1j	105	
41	2j	105	
42	1k	129	
42	2k	129	
43	1l	132	
43	2l	132	
44	1m	126	
44	2m	126	
45	1n	61	
45	2n	61	
46	1o	89	
46	2o	89	
47	1p	88	
47	2p	88	
48	1q	105	
48	2q	105	
49	1r	88	
49	2r	88	
50	1s	93	
50	2s	93	
51	1t	106	
51	2t	106	
52	1u	27	
52	2u	27	

Continued on next page...

Continued from previous page...

Mol	Chain	Length	Quality of chain
53	1v	27	
53	2v	27	
54	1w	76	
54	1y	76	
54	2w	76	
54	2y	76	
55	1x	77	
55	2x	77	

The following table lists non-polymeric compounds, carbohydrate monomers and non-standard residues in protein, DNA, RNA chains that are outliers for geometric or electron-density-fit criteria:

Mol	Type	Chain	Res	Chirality	Geometry	Clashes	Electron density
56	MG	15	101	-	-	-	X
56	MG	1A	3003	-	-	-	X
56	MG	1A	3011	-	-	-	X
56	MG	1A	3029	-	-	-	X
56	MG	1A	3038	-	-	-	X
56	MG	1A	3061	-	-	-	X
56	MG	1A	3073	-	-	-	X
56	MG	1A	3095	-	-	-	X
56	MG	1A	3098	-	-	-	X
56	MG	1A	3106	-	-	-	X
56	MG	1A	3110	-	-	-	X
56	MG	1A	3117	-	-	-	X
56	MG	1A	3119	-	-	-	X
56	MG	1A	3141	-	-	-	X
56	MG	1A	3142	-	-	-	X
56	MG	1A	3147	-	-	-	X
56	MG	1A	3149	-	-	-	X
56	MG	1A	3151	-	-	-	X
56	MG	1A	3162	-	-	-	X
56	MG	1A	3171	-	-	-	X
56	MG	1A	3173	-	-	-	X
56	MG	1A	3175	-	-	-	X
56	MG	1A	3177	-	-	-	X

Continued on next page...

Continued from previous page...

Mol	Type	Chain	Res	Chirality	Geometry	Clashes	Electron density
56	MG	1A	3178	-	-	-	X
56	MG	1A	3183	-	-	-	X
56	MG	1A	3188	-	-	-	X
56	MG	1A	3192	-	-	-	X
56	MG	1A	3193	-	-	-	X
56	MG	1A	3198	-	-	-	X
56	MG	1A	3205	-	-	-	X
56	MG	1A	3212	-	-	-	X
56	MG	1A	3222	-	-	-	X
56	MG	1A	3260	-	-	-	X
56	MG	1A	3274	-	-	-	X
56	MG	1A	3283	-	-	-	X
56	MG	1A	3317	-	-	-	X
56	MG	1A	3337	-	-	-	X
56	MG	1A	3344	-	-	-	X
56	MG	1A	3376	-	-	-	X
56	MG	1A	3384	-	-	-	X
56	MG	1A	3453	-	-	-	X
56	MG	1A	3476	-	-	-	X
56	MG	1A	3556	-	-	-	X
56	MG	1A	3560	-	-	-	X
56	MG	1A	3581	-	-	-	X
56	MG	1A	3604	-	-	-	X
56	MG	1A	3632	-	-	-	X
56	MG	1A	3686	-	-	-	X
56	MG	1A	3707	-	-	-	X
56	MG	1A	3712	-	-	-	X
56	MG	1A	3733	-	-	-	X
56	MG	1A	3743	-	-	-	X
56	MG	1A	3759	-	-	-	X
56	MG	1A	3773	-	-	-	X
56	MG	1A	3869	-	-	-	X
56	MG	1A	3876	-	-	-	X
56	MG	1A	3877	-	-	-	X
56	MG	1A	3883	-	-	-	X
56	MG	1A	3892	-	-	-	X
56	MG	1A	3896	-	-	-	X
56	MG	1A	3897	-	-	-	X
56	MG	1A	3898	-	-	-	X
56	MG	1A	3900	-	-	-	X
56	MG	1A	3903	-	-	-	X
56	MG	1A	3905	-	-	-	X

Continued on next page...

Continued from previous page...

Mol	Type	Chain	Res	Chirality	Geometry	Clashes	Electron density
56	MG	1A	3909	-	-	-	X
56	MG	1A	3910	-	-	-	X
56	MG	1A	3912	-	-	-	X
56	MG	1A	3913	-	-	-	X
56	MG	1A	3918	-	-	-	X
56	MG	1A	3919	-	-	-	X
56	MG	1A	3925	-	-	-	X
56	MG	1A	3926	-	-	-	X
56	MG	1A	3927	-	-	-	X
56	MG	1A	3929	-	-	-	X
56	MG	1A	3930	-	-	-	X
56	MG	1B	223	-	-	-	X
56	MG	1D	303	-	-	-	X
56	MG	1D	306	-	-	-	X
56	MG	1D	308	-	-	-	X
56	MG	1D	309	-	-	-	X
56	MG	1F	302	-	-	-	X
56	MG	1F	303	-	-	-	X
56	MG	1F	308	-	-	-	X
56	MG	1P	201	-	-	-	X
56	MG	1U	202	-	-	-	X
56	MG	1U	203	-	-	-	X
56	MG	1W	3003	-	-	-	X
56	MG	1Z	301	-	-	-	X
56	MG	1a	1610	-	-	-	X
56	MG	1a	1644	-	-	-	X
56	MG	1a	1654	-	-	-	X
56	MG	1a	1676	-	-	-	X
56	MG	1a	1688	-	-	-	X
56	MG	1a	1697	-	-	-	X
56	MG	1a	1707	-	-	-	X
56	MG	1a	1708	-	-	-	X
56	MG	1a	1731	-	-	-	X
56	MG	1a	1770	-	-	-	X
56	MG	1a	1775	-	-	-	X
56	MG	1a	1804	-	-	-	X
56	MG	1a	1834	-	-	-	X
56	MG	1b	3001	-	-	-	X
56	MG	1x	104	-	-	-	X
56	MG	23	101	-	-	-	X
56	MG	25	503	-	-	-	X
56	MG	27	101	-	-	-	X

Continued on next page...

Continued from previous page...

Mol	Type	Chain	Res	Chirality	Geometry	Clashes	Electron density
56	MG	28	102	-	-	-	X
56	MG	2A	3003	-	-	-	X
56	MG	2A	3026	-	-	-	X
56	MG	2A	3027	-	-	-	X
56	MG	2A	3028	-	-	-	X
56	MG	2A	3078	-	-	-	X
56	MG	2A	3083	-	-	-	X
56	MG	2A	3086	-	-	-	X
56	MG	2A	3097	-	-	-	X
56	MG	2A	3123	-	-	-	X
56	MG	2A	3128	-	-	-	X
56	MG	2A	3152	-	-	-	X
56	MG	2A	3165	-	-	-	X
56	MG	2A	3168	-	-	-	X
56	MG	2A	3169	-	-	-	X
56	MG	2A	3175	-	-	-	X
56	MG	2A	3190	-	-	-	X
56	MG	2A	3195	-	-	-	X
56	MG	2A	3201	-	-	-	X
56	MG	2A	3225	-	-	-	X
56	MG	2A	3229	-	-	-	X
56	MG	2A	3238	-	-	-	X
56	MG	2A	3277	-	-	-	X
56	MG	2A	3312	-	-	-	X
56	MG	2A	3321	-	-	-	X
56	MG	2A	3326	-	-	-	X
56	MG	2A	3359	-	-	-	X
56	MG	2A	3404	-	-	-	X
56	MG	2A	3416	-	-	-	X
56	MG	2A	3420	-	-	-	X
56	MG	2A	3424	-	-	-	X
56	MG	2A	3427	-	-	-	X
56	MG	2A	3428	-	-	-	X
56	MG	2A	3467	-	-	-	X
56	MG	2A	3498	-	-	-	X
56	MG	2A	3500	-	-	-	X
56	MG	2A	3569	-	-	-	X
56	MG	2A	3570	-	-	-	X
56	MG	2A	3599	-	-	-	X
56	MG	2A	3613	-	-	-	X
56	MG	2A	3620	-	-	-	X
56	MG	2A	3623	-	-	-	X

Continued on next page...

Continued from previous page...

Mol	Type	Chain	Res	Chirality	Geometry	Clashes	Electron density
56	MG	2A	3657	-	-	-	X
56	MG	2A	3662	-	-	-	X
56	MG	2A	3664	-	-	-	X
56	MG	2A	3670	-	-	-	X
56	MG	2B	3008	-	-	-	X
56	MG	2D	304	-	-	-	X
56	MG	2F	301	-	-	-	X
56	MG	2F	305	-	-	-	X
56	MG	2F	306	-	-	-	X
56	MG	2P	201	-	-	-	X
56	MG	2U	201	-	-	-	X
56	MG	2V	3001	-	-	-	X
56	MG	2V	3003	-	-	-	X
56	MG	2a	1605	-	-	-	X
56	MG	2a	1611	-	-	-	X
56	MG	2a	1616	-	-	-	X
56	MG	2a	1643	-	-	-	X
56	MG	2a	1654	-	-	-	X
56	MG	2a	1729	-	-	-	X
56	MG	2a	1800	-	-	-	X
56	MG	2l	201	-	-	-	X
56	MG	2q	201	-	-	-	X
59	ZN	15	104	-	-	-	X
59	ZN	16	101	-	-	-	X

2 Entry composition

There are 61 unique types of molecules in this entry. The entry contains 299169 atoms, of which 0 are hydrogens and 0 are deuteriums.

In the tables below, the ZeroOcc column contains the number of atoms modelled with zero occupancy, the AltConf column contains the number of residues with at least one atom in alternate conformation and the Trace column contains the number of residues modelled with at most 2 atoms.

- Molecule 1 is a RNA chain called 23S Ribosomal RNA.

Mol	Chain	Residues	Atoms					ZeroOcc	AltConf	Trace
1	1A	2871	Total	C	N	O	P	0	0	0
			61852	27531	11572	19878	2871			
1	2A	2800	Total	C	N	O	P	0	0	0
			60322	26848	11284	19390	2800			

- Molecule 2 is a RNA chain called 5S Ribosomal RNA.

Mol	Chain	Residues	Atoms					ZeroOcc	AltConf	Trace
2	1B	120	Total	C	N	O	P	0	0	0
			2577	1146	476	835	120			
2	2B	120	Total	C	N	O	P	0	0	0
			2575	1146	476	833	120			

- Molecule 3 is a protein called 50S ribosomal protein L2.

Mol	Chain	Residues	Atoms					ZeroOcc	AltConf	Trace
3	1D	275	Total	C	N	O	S	0	0	0
			2136	1349	423	361	3			
3	2D	275	Total	C	N	O	S	0	0	0
			2136	1349	423	361	3			

- Molecule 4 is a protein called 50S ribosomal protein L3.

Mol	Chain	Residues	Atoms					ZeroOcc	AltConf	Trace
4	1E	204	Total	C	N	O	S	0	0	0
			1559	985	298	270	6			
4	2E	204	Total	C	N	O	S	0	0	0
			1559	985	298	270	6			

- Molecule 5 is a protein called 50S ribosomal protein L4.

Mol	Chain	Residues	Atoms					ZeroOcc	AltConf	Trace
5	1F	203	Total	C	N	O	S	0	0	1
			1584	1009	298	275	2			
5	2F	203	Total	C	N	O	S	0	0	1
			1580	1007	297	274	2			

- Molecule 6 is a protein called 50S ribosomal protein L5.

Mol	Chain	Residues	Atoms					ZeroOcc	AltConf	Trace
6	1G	181	Total	C	N	O	S	0	0	0
			1429	916	256	253	4			
6	2G	181	Total	C	N	O	S	0	0	0
			1428	913	258	253	4			

- Molecule 7 is a protein called 50S ribosomal protein L6.

Mol	Chain	Residues	Atoms					ZeroOcc	AltConf	Trace
7	1H	174	Total	C	N	O	S	0	0	0
			1330	845	248	236	1			
7	2H	174	Total	C	N	O	S	0	0	0
			1330	845	248	236	1			

- Molecule 8 is a protein called 50S ribosomal protein L9.

Mol	Chain	Residues	Atoms					ZeroOcc	AltConf	Trace
8	1I	146	Total	C	N	O	S	0	0	0
			1097	701	191	204	1			
8	2I	146	Total	C	N	O	S	0	0	0
			1064	681	186	196	1			

- Molecule 9 is a protein called 50S ribosomal protein L13.

Mol	Chain	Residues	Atoms					ZeroOcc	AltConf	Trace
9	1N	140	Total	C	N	O	S	0	0	0
			1117	719	207	187	4			
9	2N	140	Total	C	N	O	S	0	0	0
			1117	719	207	187	4			

- Molecule 10 is a protein called 50S ribosomal protein L14.

Mol	Chain	Residues	Atoms					ZeroOcc	AltConf	Trace
10	1O	122	Total	C	N	O	S	0	0	0
			933	588	171	170	4			

Continued on next page...

Continued from previous page...

Mol	Chain	Residues	Atoms					ZeroOcc	AltConf	Trace
10	2O	122	Total	C	N	O	S	0	0	0
			933	588	171	170	4			

- Molecule 11 is a protein called 50S ribosomal protein L15.

Mol	Chain	Residues	Atoms					ZeroOcc	AltConf	Trace
11	1P	149	Total	C	N	O	S	0	0	0
			1135	706	230	196	3			
11	2P	149	Total	C	N	O	S	0	0	0
			1135	706	230	196	3			

- Molecule 12 is a protein called 50S ribosomal protein L16.

Mol	Chain	Residues	Atoms					ZeroOcc	AltConf	Trace
12	1Q	141	Total	C	N	O	S	0	0	0
			1122	715	212	188	7			
12	2Q	141	Total	C	N	O	S	0	0	0
			1122	715	212	188	7			

- Molecule 13 is a protein called 50S ribosomal protein L17.

Mol	Chain	Residues	Atoms					ZeroOcc	AltConf	Trace
13	1R	118	Total	C	N	O	S	0	0	0
			968	604	203	160	1			
13	2R	118	Total	C	N	O	S	0	0	0
			968	604	203	160	1			

- Molecule 14 is a protein called 50S ribosomal protein L18.

Mol	Chain	Residues	Atoms				ZeroOcc	AltConf	Trace
14	1S	110	Total	C	N	O	0	0	0
			873	550	174	149			
14	2S	110	Total	C	N	O	0	0	0
			870	549	173	148			

- Molecule 15 is a protein called 50S ribosomal protein L19.

Mol	Chain	Residues	Atoms				ZeroOcc	AltConf	Trace
15	1T	131	Total	C	N	O	0	0	0
			1091	680	225	185			
15	2T	131	Total	C	N	O	0	0	0
			1083	675	224	183			

- Molecule 16 is a protein called 50S ribosomal protein L20.

Mol	Chain	Residues	Atoms					ZeroOcc	AltConf	Trace
16	1U	116	Total	C	N	O	S	0	0	0
			959	608	201	149	1			
16	2U	116	Total	C	N	O	S	0	0	0
			959	608	201	149	1			

- Molecule 17 is a protein called 50S ribosomal protein L21.

Mol	Chain	Residues	Atoms					ZeroOcc	AltConf	Trace
17	1V	101	Total	C	N	O	S	0	0	0
			771	495	140	135	1			
17	2V	101	Total	C	N	O	S	0	0	0
			771	495	140	135	1			

- Molecule 18 is a protein called 50S ribosomal protein L22.

Mol	Chain	Residues	Atoms					ZeroOcc	AltConf	Trace
18	1W	112	Total	C	N	O	S	0	0	0
			886	557	174	153	2			
18	2W	112	Total	C	N	O	S	0	0	0
			886	557	174	153	2			

- Molecule 19 is a protein called 50S ribosomal protein L23.

Mol	Chain	Residues	Atoms					ZeroOcc	AltConf	Trace
19	1X	95	Total	C	N	O	S	0	0	0
			750	488	135	126	1			
19	2X	95	Total	C	N	O	S	0	0	0
			750	488	135	126	1			

- Molecule 20 is a protein called 50S ribosomal protein L24.

Mol	Chain	Residues	Atoms					ZeroOcc	AltConf	Trace
20	1Y	107	Total	C	N	O	S	0	0	0
			806	517	152	131	6			
20	2Y	107	Total	C	N	O	S	0	0	0
			806	517	152	131	6			

- Molecule 21 is a protein called 50S ribosomal protein L25.

Mol	Chain	Residues	Atoms					ZeroOcc	AltConf	Trace
21	1Z	154	Total	C	N	O	S	0	0	0
			1240	795	222	220	3			
21	2Z	160	Total	C	N	O	S	0	0	0
			1271	814	228	227	2			

- Molecule 22 is a protein called 50S ribosomal protein L27.

Mol	Chain	Residues	Atoms					ZeroOcc	AltConf	Trace
22	10	83	Total	C	N	O	S	0	0	0
			653	404	139	109	1			
22	20	83	Total	C	N	O	S	0	0	0
			653	404	139	109	1			

- Molecule 23 is a protein called 50S ribosomal protein L28.

Mol	Chain	Residues	Atoms					ZeroOcc	AltConf	Trace
23	11	97	Total	C	N	O	S	0	0	0
			755	475	148	131	1			
23	21	97	Total	C	N	O	S	0	0	0
			755	475	148	131	1			

- Molecule 24 is a protein called 50S ribosomal protein L29.

Mol	Chain	Residues	Atoms					ZeroOcc	AltConf	Trace
24	12	70	Total	C	N	O	S	0	0	0
			588	365	118	103	2			
24	22	70	Total	C	N	O	S	0	0	0
			588	365	118	103	2			

- Molecule 25 is a protein called 50S ribosomal protein L30.

Mol	Chain	Residues	Atoms				ZeroOcc	AltConf	Trace
25	13	59	Total	C	N	O	0	0	0
			469	298	90	81			
25	23	59	Total	C	N	O	0	0	0
			464	296	90	78			

- Molecule 26 is a protein called 50S ribosomal protein L31.

Mol	Chain	Residues	Atoms					ZeroOcc	AltConf	Trace
26	14	69	Total	C	N	O	S	0	0	0
			552	349	99	99	5			

Continued on next page...

Continued from previous page...

Mol	Chain	Residues	Atoms					ZeroOcc	AltConf	Trace
26	24	69	Total	C	N	O	S	0	0	0
			532	339	97	91	5			

- Molecule 27 is a protein called 50S ribosomal protein L32.

Mol	Chain	Residues	Atoms					ZeroOcc	AltConf	Trace
27	15	59	Total	C	N	O	S	0	0	0
			455	285	89	76	5			
27	25	59	Total	C	N	O	S	0	0	0
			455	285	89	76	5			

- Molecule 28 is a protein called 50S ribosomal protein L33.

Mol	Chain	Residues	Atoms					ZeroOcc	AltConf	Trace
28	16	53	Total	C	N	O	S	0	0	0
			453	281	91	77	4			
28	26	53	Total	C	N	O	S	0	0	0
			449	279	91	75	4			

- Molecule 29 is a protein called 50S ribosomal protein L34.

Mol	Chain	Residues	Atoms					ZeroOcc	AltConf	Trace
29	17	48	Total	C	N	O	S	0	0	0
			418	257	104	55	2			
29	27	48	Total	C	N	O	S	0	0	0
			418	257	104	55	2			

- Molecule 30 is a protein called 50S ribosomal protein L35.

Mol	Chain	Residues	Atoms					ZeroOcc	AltConf	Trace
30	18	64	Total	C	N	O	S	0	0	0
			517	331	102	82	2			
30	28	64	Total	C	N	O	S	0	0	0
			517	331	102	82	2			

- Molecule 31 is a protein called 50S ribosomal protein L36.

Mol	Chain	Residues	Atoms					ZeroOcc	AltConf	Trace
31	19	37	Total	C	N	O	S	0	0	0
			307	188	68	47	4			
31	29	37	Total	C	N	O	S	0	0	0
			307	188	68	47	4			

- Molecule 32 is a RNA chain called 16S Ribosomal RNA.

Mol	Chain	Residues	Atoms					ZeroOcc	AltConf	Trace
32	1a	1500	Total	C	N	O	P	0	0	0
			32246	14358	5975	10413	1500			
32	2a	1503	Total	C	N	O	P	0	0	0
			32327	14396	5990	10438	1503			

- Molecule 33 is a protein called 30S ribosomal protein S2.

Mol	Chain	Residues	Atoms					ZeroOcc	AltConf	Trace
33	1b	231	Total	C	N	O	S	0	0	0
			1846	1179	331	331	5			
33	2b	231	Total	C	N	O	S	0	0	0
			1825	1167	326	327	5			

- Molecule 34 is a protein called 30S ribosomal protein S3.

Mol	Chain	Residues	Atoms					ZeroOcc	AltConf	Trace
34	1c	206	Total	C	N	O	S	0	0	0
			1548	973	301	273	1			
34	2c	206	Total	C	N	O	S	0	0	0
			1542	968	300	273	1			

- Molecule 35 is a protein called 30S ribosomal protein S4.

Mol	Chain	Residues	Atoms					ZeroOcc	AltConf	Trace
35	1d	208	Total	C	N	O	S	0	0	0
			1655	1038	326	284	7			
35	2d	208	Total	C	N	O	S	0	0	0
			1674	1050	333	284	7			

- Molecule 36 is a protein called 30S ribosomal protein S5.

Mol	Chain	Residues	Atoms					ZeroOcc	AltConf	Trace
36	1e	148	Total	C	N	O	S	0	0	0
			1129	714	213	198	4			
36	2e	148	Total	C	N	O	S	0	0	0
			1133	716	214	199	4			

- Molecule 37 is a protein called 30S ribosomal protein S6.

Mol	Chain	Residues	Atoms					ZeroOcc	AltConf	Trace
37	1f	100	Total	C	N	O	S	0	0	0
			810	514	144	149	3			
37	2f	100	Total	C	N	O	S	0	0	0
			816	516	146	151	3			

- Molecule 38 is a protein called 30S ribosomal protein S7.

Mol	Chain	Residues	Atoms					ZeroOcc	AltConf	Trace
38	1g	155	Total	C	N	O	S	0	0	0
			1231	766	243	216	6			
38	2g	155	Total	C	N	O	S	0	0	0
			1235	769	244	216	6			

- Molecule 39 is a protein called 30S ribosomal protein S8.

Mol	Chain	Residues	Atoms					ZeroOcc	AltConf	Trace
39	1h	137	Total	C	N	O	S	0	0	0
			1088	689	206	191	2			
39	2h	137	Total	C	N	O	S	0	0	0
			1088	689	206	191	2			

- Molecule 40 is a protein called 30S ribosomal protein S9.

Mol	Chain	Residues	Atoms				ZeroOcc	AltConf	Trace
40	1i	127	Total	C	N	O	0	0	0
			983	623	193	167			
40	2i	127	Total	C	N	O	0	0	0
			978	619	190	169			

- Molecule 41 is a protein called 30S ribosomal protein S10.

Mol	Chain	Residues	Atoms				ZeroOcc	AltConf	Trace
41	1j	97	Total	C	N	O	0	0	0
			709	440	138	131			
41	2j	96	Total	C	N	O	0	0	0
			714	445	138	131			

- Molecule 42 is a protein called 30S ribosomal protein S11.

Mol	Chain	Residues	Atoms					ZeroOcc	AltConf	Trace
42	1k	114	Total	C	N	O	S	0	0	0
			829	516	155	155	3			

Continued on next page...

Continued from previous page...

Mol	Chain	Residues	Atoms					ZeroOcc	AltConf	Trace
42	2k	114	Total	C	N	O	S	0	0	0
			833	519	156	155	3			

- Molecule 43 is a protein called 30S ribosomal protein S12.

Mol	Chain	Residues	Atoms					ZeroOcc	AltConf	Trace
43	1l	122	Total	C	N	O	S	0	0	0
			932	586	185	159	2			
43	2l	122	Total	C	N	O	S	0	0	0
			932	586	185	159	2			

- Molecule 44 is a protein called 30S ribosomal protein S13.

Mol	Chain	Residues	Atoms					ZeroOcc	AltConf	Trace
44	1m	123	Total	C	N	O	S	0	0	0
			958	592	198	166	2			
44	2m	122	Total	C	N	O	S	0	0	0
			950	586	197	165	2			

- Molecule 45 is a protein called 30S ribosomal protein S14 type Z.

Mol	Chain	Residues	Atoms					ZeroOcc	AltConf	Trace
45	1n	60	Total	C	N	O	S	0	0	0
			492	312	104	72	4			
45	2n	60	Total	C	N	O	S	0	0	0
			492	312	104	72	4			

- Molecule 46 is a protein called 30S ribosomal protein S15.

Mol	Chain	Residues	Atoms					ZeroOcc	AltConf	Trace
46	1o	88	Total	C	N	O	S	0	0	0
			728	456	144	126	2			
46	2o	88	Total	C	N	O	S	0	0	0
			728	456	144	126	2			

- Molecule 47 is a protein called 30S ribosomal protein S16.

Mol	Chain	Residues	Atoms					ZeroOcc	AltConf	Trace
47	1p	82	Total	C	N	O	S	0	0	0
			681	433	134	113	1			
47	2p	82	Total	C	N	O	S	0	0	0
			677	430	133	113	1			

- Molecule 48 is a protein called 30S ribosomal protein S17.

Mol	Chain	Residues	Atoms					ZeroOcc	AltConf	Trace
48	1q	99	Total	C	N	O	S	0	0	0
			823	528	151	142	2			
48	2q	99	Total	C	N	O	S	0	0	0
			823	528	151	142	2			

- Molecule 49 is a protein called 30S ribosomal protein S18.

Mol	Chain	Residues	Atoms					ZeroOcc	AltConf	Trace
49	1r	68	Total	C	N	O		0	0	0
			555	355	108	92				
49	2r	68	Total	C	N	O		0	0	0
			555	355	108	92				

- Molecule 50 is a protein called 30S ribosomal protein S19.

Mol	Chain	Residues	Atoms					ZeroOcc	AltConf	Trace
50	1s	83	Total	C	N	O	S	0	0	0
			652	417	120	113	2			
50	2s	83	Total	C	N	O	S	0	0	0
			646	412	119	113	2			

- Molecule 51 is a protein called 30S ribosomal protein S20.

Mol	Chain	Residues	Atoms					ZeroOcc	AltConf	Trace
51	1t	96	Total	C	N	O	S	0	0	0
			728	446	156	124	2			
51	2t	96	Total	C	N	O	S	0	0	0
			727	446	155	124	2			

- Molecule 52 is a protein called 30S ribosomal protein Thx.

Mol	Chain	Residues	Atoms					ZeroOcc	AltConf	Trace
52	1u	23	Total	C	N	O		0	0	0
			199	122	48	29				
52	2u	23	Total	C	N	O		0	0	0
			199	122	48	29				

- Molecule 53 is a RNA chain called mRNA.

Mol	Chain	Residues	Atoms					ZeroOcc	AltConf	Trace
53	1v	14	Total	C	N	O	P	0	0	0
			281	125	51	91	14			
53	2v	13	Total	C	N	O	P	0	0	0
			277	125	51	88	13			

- Molecule 54 is a RNA chain called A/E-site tRNAs.

Mol	Chain	Residues	Atoms						ZeroOcc	AltConf	Trace
54	1w	74	Total	C	N	O	P	S	0	0	0
			1588	713	285	515	73	2			
54	1y	74	Total	C	N	O	P	S	0	0	0
			1581	707	285	515	73	1			
54	2w	73	Total	C	N	O	P	S	0	0	0
			1561	698	283	507	72	1			
54	2y	73	Total	C	N	O	P	S	0	0	0
			1561	698	283	507	72	1			

- Molecule 55 is a RNA chain called P-site tRNA.

Mol	Chain	Residues	Atoms						ZeroOcc	AltConf	Trace
55	1x	76	Total	C	N	O	P	S	0	0	0
			1635	731	295	531	76	2			
55	2x	76	Total	C	N	O	P	S	0	0	0
			1635	731	295	531	76	2			

- Molecule 56 is MAGNESIUM ION (three-letter code: MG) (formula: Mg).

Mol	Chain	Residues	Atoms		ZeroOcc	AltConf
56	2E	7	Total	Mg	0	0
			7	7		
56	17	1	Total	Mg	0	0
			1	1		
56	2d	1	Total	Mg	0	0
			1	1		
56	1T	2	Total	Mg	0	0
			2	2		
56	1N	6	Total	Mg	0	0
			6	6		
56	20	3	Total	Mg	0	0
			3	3		
56	18	1	Total	Mg	0	0
			1	1		

Continued on next page...

Continued from previous page...

Mol	Chain	Residues	Atoms		ZeroOcc	AltConf
56	1Y	2	Total 2	Mg 2	0	0
56	13	1	Total 1	Mg 1	0	0
56	1f	1	Total 1	Mg 1	0	0
56	1P	4	Total 4	Mg 4	0	0
56	2B	21	Total 21	Mg 21	0	0
56	2w	3	Total 3	Mg 3	0	0
56	2a	202	Total 202	Mg 202	0	0
56	1E	8	Total 8	Mg 8	0	0
56	1b	2	Total 2	Mg 2	0	0
56	2l	2	Total 2	Mg 2	0	0
56	2F	7	Total 7	Mg 7	0	0
56	16	2	Total 2	Mg 2	0	0
56	28	2	Total 2	Mg 2	0	0
56	2e	1	Total 1	Mg 1	0	0
56	1W	4	Total 4	Mg 4	0	0
56	1A	929	Total 929	Mg 929	0	0
56	1t	1	Total 1	Mg 1	0	0
56	2p	1	Total 1	Mg 1	0	0
56	1n	1	Total 1	Mg 1	0	0
56	2P	1	Total 1	Mg 1	0	0
56	1X	4	Total 4	Mg 4	0	0

Continued on next page...

Continued from previous page...

Mol	Chain	Residues	Atoms		ZeroOcc	AltConf
56	12	2	Total 2	Mg 2	0	0
56	1y	7	Total 7	Mg 7	0	0
56	1S	1	Total 1	Mg 1	0	0
56	25	2	Total 2	Mg 2	0	0
56	2T	1	Total 1	Mg 1	0	0
56	1D	9	Total 9	Mg 9	0	0
56	2N	1	Total 1	Mg 1	0	0
56	1e	1	Total 1	Mg 1	0	0
56	27	1	Total 1	Mg 1	0	0
56	2G	1	Total 1	Mg 1	0	0
56	1I	1	Total 1	Mg 1	0	0
56	2f	2	Total 2	Mg 2	0	0
56	1V	4	Total 4	Mg 4	0	0
56	2X	1	Total 1	Mg 1	0	0
56	1w	5	Total 5	Mg 5	0	0
56	1a	235	Total 235	Mg 235	0	0
56	2Q	3	Total 3	Mg 3	0	0
56	15	5	Total 5	Mg 5	0	0
56	1x	15	Total 15	Mg 15	0	0
56	2j	2	Total 2	Mg 2	0	0
56	1R	2	Total 2	Mg 2	0	0

Continued on next page...

Continued from previous page...

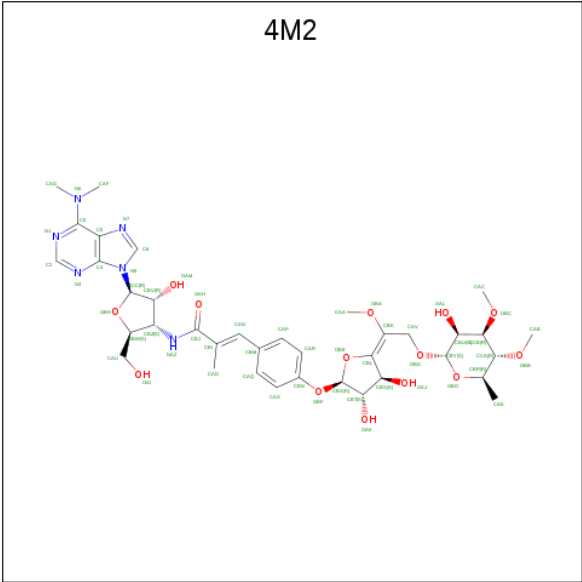
Mol	Chain	Residues	Atoms		ZeroOcc	AltConf
56	1s	1	Total 1	Mg 1	0	0
56	1m	1	Total 1	Mg 1	0	0
56	2U	1	Total 1	Mg 1	0	0
56	1G	5	Total 5	Mg 5	0	0
56	2O	2	Total 2	Mg 2	0	0
56	11	2	Total 2	Mg 2	0	0
56	1d	1	Total 1	Mg 1	0	0
56	2r	1	Total 1	Mg 1	0	0
56	21	3	Total 3	Mg 3	0	0
56	2g	1	Total 1	Mg 1	0	0
56	1v	1	Total 1	Mg 1	0	0
56	2x	3	Total 3	Mg 3	0	0
56	2R	2	Total 2	Mg 2	0	0
56	1Z	3	Total 3	Mg 3	0	0
56	2D	4	Total 4	Mg 4	0	0
56	2q	2	Total 2	Mg 2	0	0
56	1U	4	Total 4	Mg 4	0	0
56	1O	3	Total 3	Mg 3	0	0
56	1r	1	Total 1	Mg 1	0	0
56	19	2	Total 2	Mg 2	0	0
56	1l	2	Total 2	Mg 2	0	0

Continued on next page...

Continued from previous page...

Mol	Chain	Residues	Atoms		ZeroOcc	AltConf
56	2V	4	Total 4	Mg 4	0	0
56	1F	8	Total 8	Mg 8	0	0
56	10	6	Total 6	Mg 6	0	0
56	1g	1	Total 1	Mg 1	0	0
56	2t	1	Total 1	Mg 1	0	0
56	1Q	5	Total 5	Mg 5	0	0
56	2A	671	Total 671	Mg 671	0	0
56	23	1	Total 1	Mg 1	0	0
56	2Z	1	Total 1	Mg 1	0	0
56	1B	25	Total 25	Mg 25	0	0
56	1c	1	Total 1	Mg 1	0	0
56	2v	2	Total 2	Mg 2	0	0

- Molecule 57 is 3'-deoxy-3'-{[(2E)-3-(4-{[(4Z)-6-O-(6-deoxy-3,4-di-O-methyl-alpha-D-manno pyranosyl)-5-O-methyl-alpha-D-threo-hex-4-enofuranosyl]oxy}phenyl)-2-methylprop-2-enoyl]amino}-N,N-dimethyladenosine (three-letter code: 4M2) (formula: C₃₇H₅₀N₆O₁₄).



Mol	Chain	Residues	Atoms				ZeroOcc	AltConf
57	1A	1	Total	C	N	O	0	0
			57	37	6	14		
57	2A	1	Total	C	N	O	0	0
			57	37	6	14		

- Molecule 58 is POTASSIUM ION (three-letter code: K) (formula: K).

Mol	Chain	Residues	Atoms		ZeroOcc	AltConf
58	1A	1	Total	K	0	0
			1	1		
58	2A	1	Total	K	0	0
			1	1		

- Molecule 59 is ZINC ION (three-letter code: ZN) (formula: Zn).

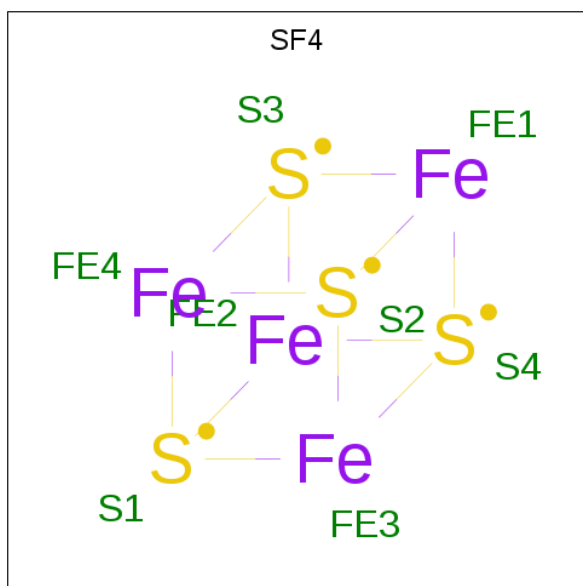
Mol	Chain	Residues	Atoms		ZeroOcc	AltConf
59	1Y	1	Total	Zn	0	0
			1	1		
59	14	1	Total	Zn	0	0
			1	1		
59	1n	1	Total	Zn	0	0
			1	1		
59	15	1	Total	Zn	0	0
			1	1		
59	29	1	Total	Zn	0	0
			1	1		

Continued on next page...

Continued from previous page...

Mol	Chain	Residues	Atoms		ZeroOcc	AltConf
59	19	1	Total	Zn	0	0
			1	1		
59	26	1	Total	Zn	0	0
			1	1		
59	25	1	Total	Zn	0	0
			1	1		
59	24	1	Total	Zn	0	0
			1	1		
59	2n	1	Total	Zn	0	0
			1	1		
59	2Y	1	Total	Zn	0	0
			1	1		
59	16	1	Total	Zn	0	0
			1	1		

- Molecule 60 is IRON/SULFUR CLUSTER (three-letter code: SF4) (formula: Fe_4S_4).



Mol	Chain	Residues	Atoms			ZeroOcc	AltConf
60	1d	1	Total	Fe	S	0	0
			8	4	4		
60	2d	1	Total	Fe	S	0	0
			8	4	4		

- Molecule 61 is water.

Mol	Chain	Residues	Atoms		ZeroOcc	AltConf
61	1A	1741	Total 1741	O 1741	0	0
61	1B	49	Total 49	O 49	0	0
61	1D	21	Total 21	O 21	0	0
61	1E	27	Total 27	O 27	0	0
61	1F	22	Total 22	O 22	0	0
61	1G	3	Total 3	O 3	0	0
61	1I	1	Total 1	O 1	0	0
61	1N	6	Total 6	O 6	0	0
61	1O	4	Total 4	O 4	0	0
61	1P	21	Total 21	O 21	0	0
61	1Q	5	Total 5	O 5	0	0
61	1R	5	Total 5	O 5	0	0
61	1S	6	Total 6	O 6	0	0
61	1T	13	Total 13	O 13	0	0
61	1U	12	Total 12	O 12	0	0
61	1V	10	Total 10	O 10	0	0
61	1W	6	Total 6	O 6	0	0
61	1X	4	Total 4	O 4	0	0
61	1Y	4	Total 4	O 4	0	0
61	1Z	1	Total 1	O 1	0	0
61	10	6	Total 6	O 6	0	0
61	11	3	Total 3	O 3	0	0

Continued on next page...

Continued from previous page...

Mol	Chain	Residues	Atoms		ZeroOcc	AltConf
61	12	4	Total 4	O 4	0	0
61	13	5	Total 5	O 5	0	0
61	15	1	Total 1	O 1	0	0
61	17	6	Total 6	O 6	0	0
61	18	10	Total 10	O 10	0	0
61	19	2	Total 2	O 2	0	0
61	1a	309	Total 309	O 309	0	0
61	1d	1	Total 1	O 1	0	0
61	1g	1	Total 1	O 1	0	0
61	1j	1	Total 1	O 1	0	0
61	1l	3	Total 3	O 3	0	0
61	1m	1	Total 1	O 1	0	0
61	1o	2	Total 2	O 2	0	0
61	1p	2	Total 2	O 2	0	0
61	1q	1	Total 1	O 1	0	0
61	1r	1	Total 1	O 1	0	0
61	1v	6	Total 6	O 6	0	0
61	1w	6	Total 6	O 6	0	0
61	1x	13	Total 13	O 13	0	0
61	1y	5	Total 5	O 5	0	0
61	2A	1031	Total 1031	O 1031	0	0

Continued on next page...

Continued from previous page...

Mol	Chain	Residues	Atoms		ZeroOcc	AltConf
61	2B	10	Total 10	O 10	0	0
61	2D	16	Total 16	O 16	0	0
61	2E	10	Total 10	O 10	0	0
61	2F	7	Total 7	O 7	0	0
61	2I	2	Total 2	O 2	0	0
61	2N	1	Total 1	O 1	0	0
61	2O	1	Total 1	O 1	0	0
61	2P	14	Total 14	O 14	0	0
61	2Q	1	Total 1	O 1	0	0
61	2R	2	Total 2	O 2	0	0
61	2T	3	Total 3	O 3	0	0
61	2U	1	Total 1	O 1	0	0
61	2V	2	Total 2	O 2	0	0
61	2W	1	Total 1	O 1	0	0
61	2X	3	Total 3	O 3	0	0
61	2Y	1	Total 1	O 1	0	0
61	2Z	2	Total 2	O 2	0	0
61	20	6	Total 6	O 6	0	0
61	21	5	Total 5	O 5	0	0
61	22	1	Total 1	O 1	0	0
61	23	1	Total 1	O 1	0	0

Continued on next page...

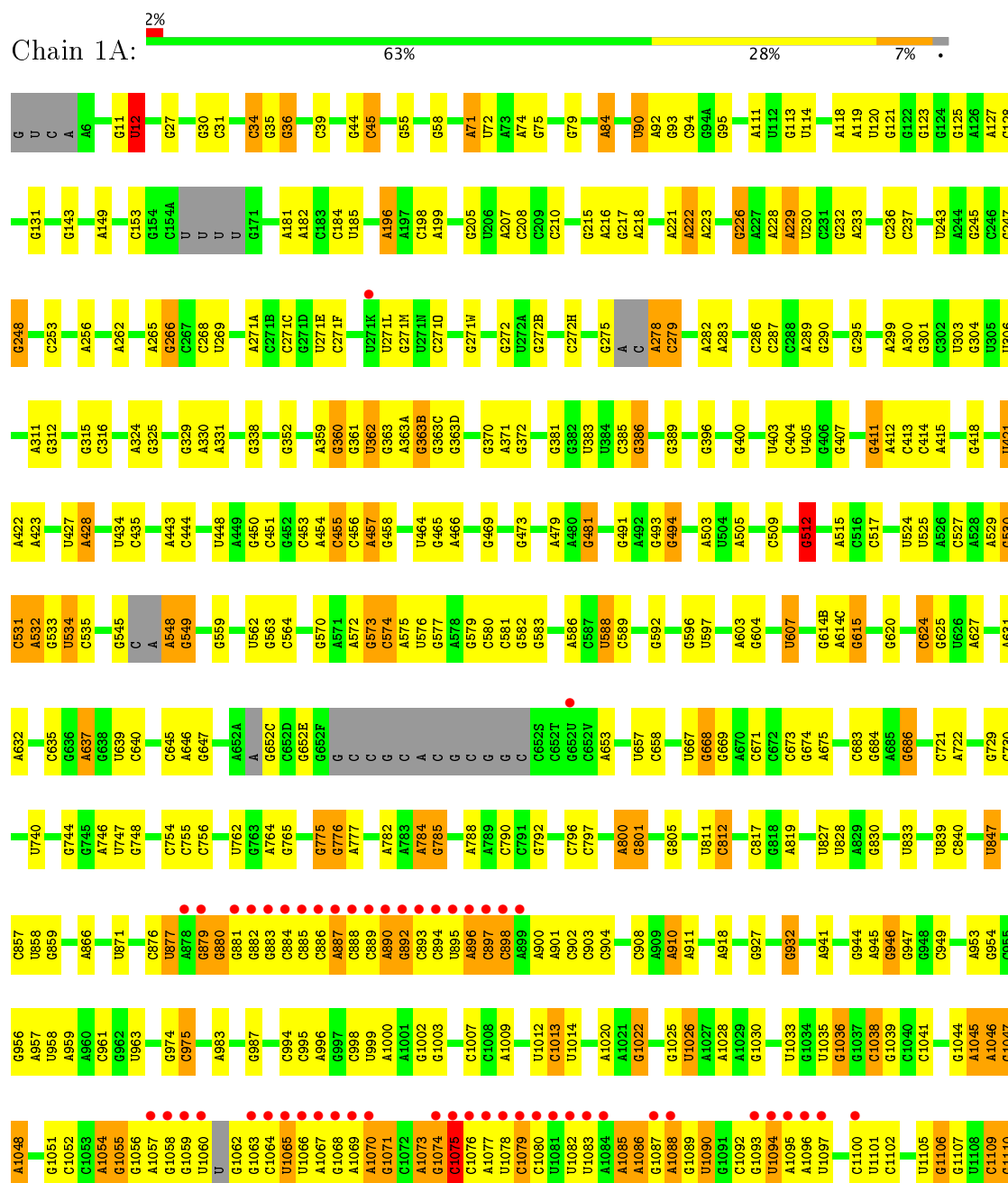
Continued from previous page...

Mol	Chain	Residues	Atoms		ZeroOcc	AltConf
61	25	3	Total 3	O 3	0	0
61	27	3	Total 3	O 3	0	0
61	28	4	Total 4	O 4	0	0
61	29	1	Total 1	O 1	0	0
61	2a	203	Total 203	O 203	0	0
61	2d	4	Total 4	O 4	0	0
61	2g	1	Total 1	O 1	0	0
61	2i	1	Total 1	O 1	0	0
61	2j	4	Total 4	O 4	0	0
61	2l	3	Total 3	O 3	0	0
61	2o	1	Total 1	O 1	0	0
61	2p	2	Total 2	O 2	0	0
61	2r	1	Total 1	O 1	0	0
61	2t	2	Total 2	O 2	0	0
61	2v	3	Total 3	O 3	0	0
61	2x	6	Total 6	O 6	0	0

3 Residue-property plots

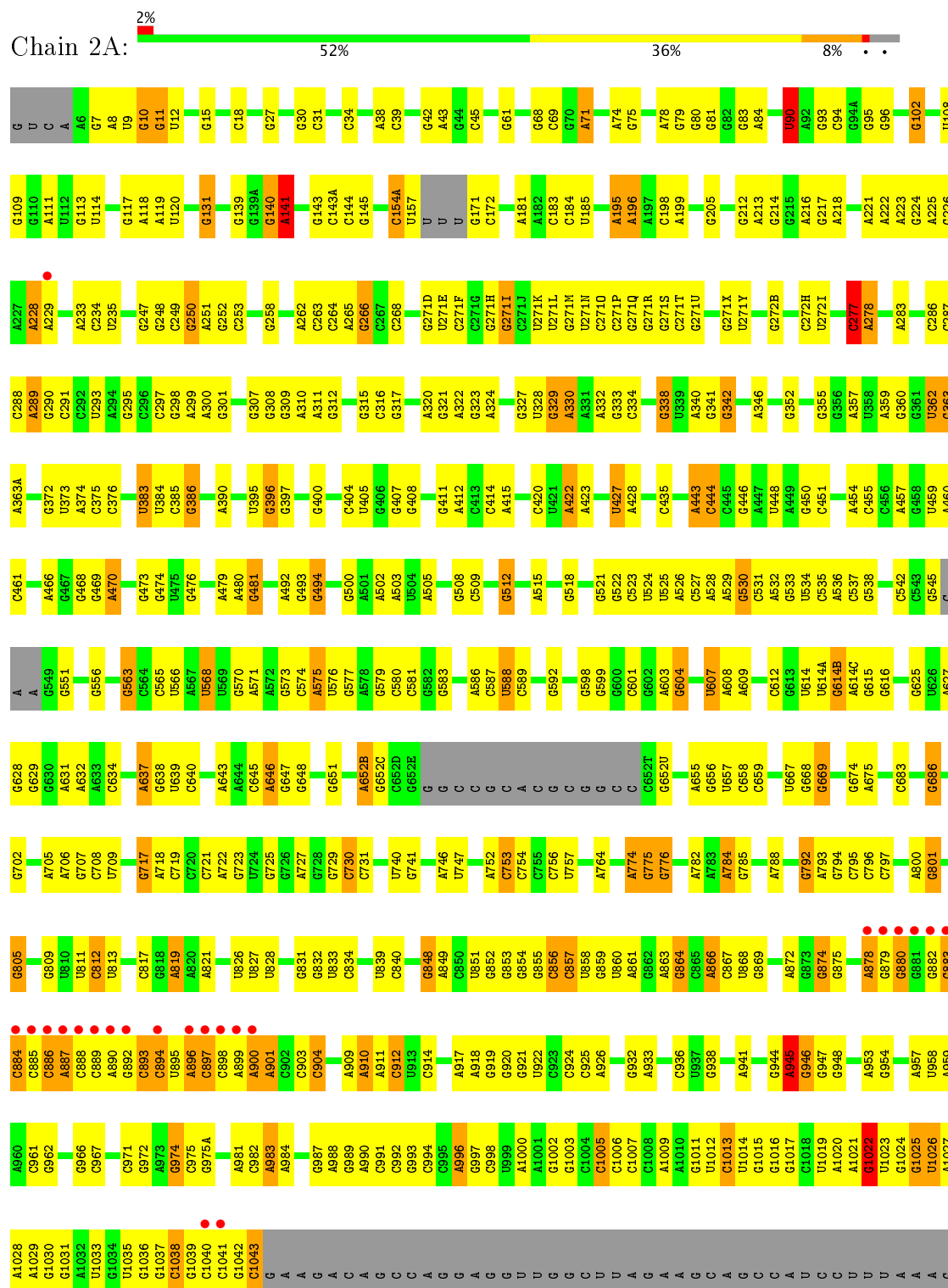
These plots are drawn for all protein, RNA and DNA chains in the entry. The first graphic for a chain summarises the proportions of the various outlier classes displayed in the second graphic. The second graphic shows the sequence view annotated by issues in geometry and electron density. Residues are color-coded according to the number of geometric quality criteria for which they contain at least one outlier: green = 0, yellow = 1, orange = 2 and red = 3 or more. A red dot above a residue indicates a poor fit to the electron density ($RSRZ > 2$). Stretches of 2 or more consecutive residues without any outlier are shown as a green connector. Residues present in the sample, but not in the model, are shown in grey.

- Molecule 1: 23S Ribosomal RNA

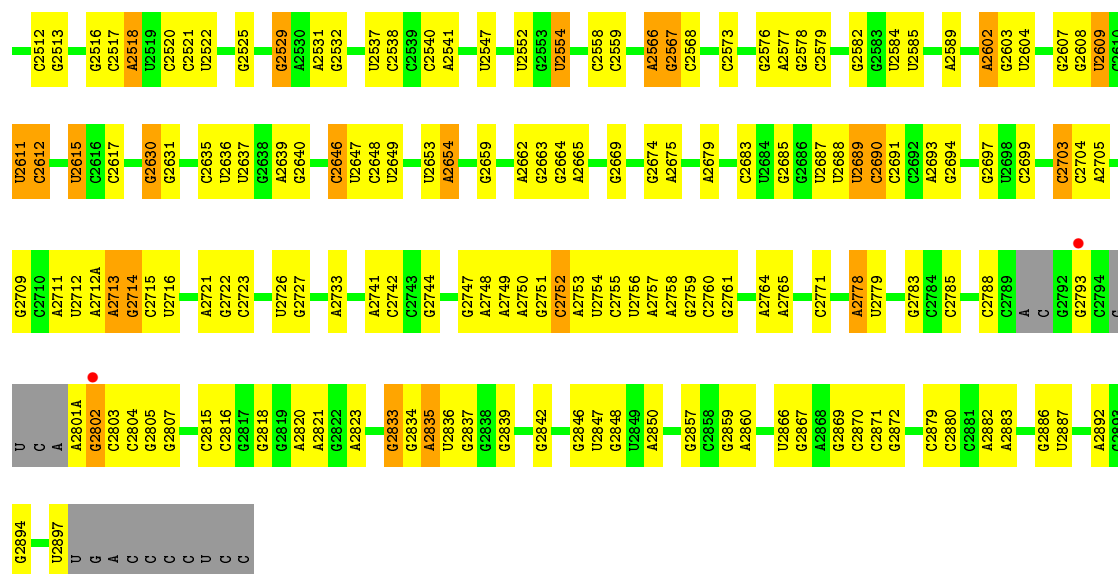


WORLDWIDE
PDB
PROTEIN DATA BANK

- Molecule 1: 23S Ribosomal RNA

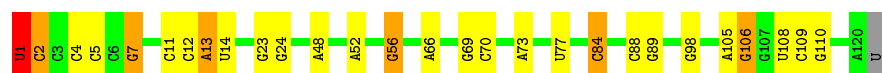


G2410	A2328	U2244	G2100	G1997	U1779	A1641	A	G1443	G1256	U1185	A	G1112
G2329	G2329	G2251	G2101	G1998	A1889	G1642	C1536	G1444	A1359	C1166	A1359	U1113
G2330	G2330	G2251	U2102	G1999	A1890	G1642	G1537	A1445	A1360	C1166	A1360	U1114
G2331	G2331	G2251	G2103	G2000	C1895	G1647	G1538	G1448	G1262	G1171	G1262	G1115
U2332	U2332	G2264	G2104	A2001	C1896	C1648	G1539	G1449	A1265	G	A	G1116
G2333	G2333	G2265	G2105	G2002	G1896	A1652	A1542	G1450	A1366	U	U	G1117
G2334	G2334	G2265	G2106	G2006	G1899	A1653	C1543	G1450	A1367	G	A	C1118
A2335	A2335	A2268	G2110	G2010	A1900	A1654	A1544	G1450	A1368	A	A	G1119
A2336	A2336	A2269	G2111	G2011	G1903	A1665	A1545	U1453	G1369	C1178	C1178	G1120
G2337	G2337	A2273	G2112	U2011	G1903	A1666	A1546	G1453	A1269	C1179	C1179	C1200
G2340	G2340	A2274	U2113	G2012	G1906	G1667	C1547	G1461	A1270	C1180	C1180	G1201
G2341	G2341	C2275	G2114	A2013	G1906	G1667	C1548	G1462	U1372	G1184	U1272	G1201
G2342	G2342	G2276	G2115	A2014	G1906	G1667	C1548	G1462	U1372	G1184	U1272	G1201
U2343	U2343	A2277	G2116	G2017	A1913	G1674	C1557	C1467	G1376	G1185	G1376	G1201
G2344	G2344	A2278	G2117	U2017	C1914	U1688	A1558	C1467	G1377	G1185	G1377	G1201
G2345	G2345	G2279	G2118	G2018	C1914	U1689	A1559	C1468	A1278	G1186	A1278	G1201
U2346	U2346	G2279	A2119	A2019	A1927	U1689	A1560	C1469	A1286	G1187	A1286	G1201
U2347	U2347	G2280	G2120	A2020	A1928	U1689	A1561	C1470	A1379	U1188	A1379	G1201
U2348	U2348	G2281	G2121	G2021	A1929	U1693	A1562	A1471	G1380	A1189	A1380	G1201
G2349	G2349	G2282	U2122	U2022	G1930	C1694	A1563	G1482	A1384	U1198	A1384	G1201
G2350	G2350	G2283	G2123	G2023	A1931	G1695	A1564	G1482	G1385	U1199	G1385	G1201
G2351	G2351	A2286	G2124	A1932	A1932	G1696	A1565	G1482	G1386	U1200	G1386	G1201
A2352	A2352	A2287	G2125	G2030	A1933	G1697	A1566	A1490	U1394	C1201	U1394	G1201
G2353	G2353	G2185	G2126	A2031	G1933	G1697	A1567	A1490	U1394	C1201	U1394	G1201
G2354	G2354	G2186	G2127	A2032	G1933	G1697	A1568	A1490	U1394	C1201	U1394	G1201
G2355	G2355	G2187	G2128	G2033	A1936	G1699	A1569	A1490	U1394	C1201	U1394	G1201
G2356	G2356	G2188	G2129	A2034	A1937	G1699	A1570	A1490	U1394	C1201	U1394	G1201
G2357	G2357	G2189	G2130	U2034	A1938	A1700	A1571	A1490	U1394	C1201	U1394	G1201
G2358	G2358	G2190	U2131	G2035	U1939	G1702	A1572	A1490	U1394	C1201	U1394	G1201
G2359	G2359	G2191	U2132	G2036	U1940	G1704	A1573	A1490	U1394	C1201	U1394	G1201
A2360	A2360	G2192	G2133	A2042	U1943	G1710	A1574	A1490	U1394	C1201	U1394	G1201
A2361	A2361	G2193	G2134	G2043	U1943	G1710	A1575	A1490	U1394	C1201	U1394	G1201
U2362	U2362	G2194	G2135	G2044	U1943	G1710	A1576	A1490	U1394	C1201	U1394	G1201
G2363	G2363	A2198	G2136	G2045	U1943	G1710	A1577	A1490	U1394	C1201	U1394	G1201
G2364	G2364	A2199	G2137	G2046	U1943	G1710	A1578	A1490	U1394	C1201	U1394	G1201
G2365	G2365	G2200	G2138	G2047	U1943	G1710	A1579	A1490	U1394	C1201	U1394	G1201
G2366	G2366	G2201	G2139	G2048	U1943	G1710	A1580	A1490	U1394	C1201	U1394	G1201
G2367	G2367	G2202	G2140	G2049	U1943	G1710	A1581	A1490	U1394	C1201	U1394	G1201
G2368	G2368	G2203	G2141	G2050	U1943	G1710	A1582	A1490	U1394	C1201	U1394	G1201
G2369	G2369	G2204	G2142	G2051	U1943	G1710	A1583	A1490	U1394	C1201	U1394	G1201
G2370	G2370	G2205	G2143	A2052	U1943	G1710	A1584	A1490	U1394	C1201	U1394	G1201
G2371	G2371	G2206	G2144	G2053	U1943	G1710	A1585	A1490	U1394	C1201	U1394	G1201
G2372	G2372	G2207	G2145	G2054	U1943	G1710	A1586	A1490	U1394	C1201	U1394	G1201
G2373	G2373	G2208	G2146	G2055	U1943	G1710	A1587	A1490	U1394	C1201	U1394	G1201
G2374	G2374	G2209	G2147	G2056	U1943	G1710	A1588	A1490	U1394	C1201	U1394	G1201
G2375	G2375	G2210	G2148	G2057	U1943	G1710	A1589	A1490	U1394	C1201	U1394	G1201
G2376	G2376	G2211	G2149	G2058	U1943	G1710	A1590	A1490	U1394	C1201	U1394	G1201
G2377	G2377	G2212	G2150	G2059	U1943	G1710	A1591	A1490	U1394	C1201	U1394	G1201
G2378	G2378	G2213	G2151	G2060	U1943	G1710	A1592	A1490	U1394	C1201	U1394	G1201
G2379	G2379	G2214	G2152	G2061	U1943	G1710	A1593	A1490	U1394	C1201	U1394	G1201
G2380	G2380	G2215	G2153	G2062	U1943	G1710	A1594	A1490	U1394	C1201	U1394	G1201
G2381	G2381	G2216	G2154	G2063	U1943	G1710	A1595	A1490	U1394	C1201	U1394	G1201
G2382	G2382	G2217	G2155	G2064	U1943	G1710	A1596	A1490	U1394	C1201	U1394	G1201
G2383	G2383	G2218	G2156	G2065	U1943	G1710	A1597	A1490	U1394	C1201	U1394	G1201
G2384	G2384	G2219	G2157	G2066	U1943	G1710	A1598	A1490	U1394	C1201	U1394	G1201
G2385	G2385	G2220	G2158	G2067	U1943	G1710	A1599	A1490	U1394	C1201	U1394	G1201
G2386	G2386	G2221	G2159	G2068	U1943	G1710	A1600	A1490	U1394	C1201	U1394	G1201
G2387	G2387	G2222	G2160	G2069	U1943	G1710	A1601	A1490	U1394	C1201	U1394	G1201
G2388	G2388	G2223	G2161	G2070	U1943	G1710	A1602	A1490	U1394	C1201	U1394	G1201
G2389	G2389	G2224	G2162	G2071	U1943	G1710	A1603	A1490	U1394	C1201	U1394	G1201
G2390	G2390	G2225	G2163	G2072	U1943	G1710	A1604	A1490	U1394	C1201	U1394	G1201
G2391	G2391	G2226	G2164	G2073	U1943	G1710	A1605	A1490	U1394	C1201	U1394	G1201
G2392	G2392	G2227	G2165	G2074	U1943	G1710	A1606	A1490	U1394	C1201	U1394	G1201
G2393	G2393	G2228	G2166	G2075	U1943	G1710	A1607	A1490	U1394	C1201	U1394	G1201
G2394	G2394	G2229	G2167	G2076	U1943	G1710	A1608	A1490	U1394	C1201	U1394	G1201
G2395	G2395	G2230	G2168	G2077	U1943	G1710	A1609	A1490	U1394	C1201	U1394	G1201
G2396	G2396	G2231	G2169	G2078	U1943	G1710	A1610	A1490	U1394	C1201	U1394	G1201
G2397	G2397	G2232	G2170	G2079	U1943	G1710	A1611	A1490	U1394	C1201	U1394	G1201
G2398	G2398	G2233	G2171	G2080	U1943	G1710	A1612	A1490	U1394	C1201	U1394	G1201
G2399	G2399	G2234	G2172	G2081	U1943	G1710	A1613	A1490	U1394	C1201	U1394	G1201
G2400	G2400	G2235	G2173	G2082	U1943	G1710	A1614	A1490	U1394	C1201	U1394	G1201
G2401	G2401	G2236	G2174	G2083	U1943	G1710	A1615	A1490	U1394	C1201	U1394	G1201
G2402	G2402	G2237	G2175	G2084	U1943	G1710	A1616	A1490	U1394	C1201	U1394	G1201
G2403	G2403	G2238	G2176	G2085	U1943	G1710	A1617	A1490	U1394	C1201	U1394	G1201
G2404	G2404	G2239	G2177	G2086	U1943	G1710	A1618	A1490	U1394	C1201	U1394	G1201
G2405	G2405	G2240	G2178	G2087	U1943	G1710	A1619	A1490	U1394	C1201	U1394	G1201
G2406	G2406	G2241	G2179	G2088	U1943	G1710	A1620	A1490	U1394	C1201	U1394	G1201
G2407	G2407	G2242	G2180	G2089	U1943	G1710	A1621	A1490	U1394	C1201	U1394	G1201
G2408	G2408	G2243	G2181	G2090	U1943	G1710	A1622	A1490	U1394	C1201	U1394	G1201
G2409	G2409	G2244	G2182	G2091	U1943	G1710	A1623	A1490	U1394	C1201	U1394	G1201
G2410	G2410	G2245	G2183	G2092	U1943	G1710	A1624	A1490	U1394	C1201	U1394	G1201
G2411	G2411	G2246	G2184	G2093	U1943	G1710	A1625	A1490	U1394	C1201	U1394	G1201
G2412	G2412	G2247	G2185	G2094	U1943	G1710	A1626	A1490	U1394	C1201	U1394	G1201
G2413	G2413	G2248	G2186	G2095	U1943	G1710	A1627	A1490	U1394	C1201	U1394	G1201
G2414	G2414	G2249	G2187	G2096	U1943	G1710	A1628	A1490	U1394	C1201	U1394	G1201
G2415	G2415	G2250	G2188	G2097	U1943	G1710	A1629	A1490	U1394	C1201	U1394	G1201
G2416	G2416	G2251	G2189	G2098	U1943	G1710	A1630	A1490	U1394	C1201	U1394	G1201
G2417	G2417	G2252	G2190	G2099	U1943	G1710	A1631	A1490	U1394	C1201	U1394	G1201
G2418	G2418	G2253	G2191	G2100	U1943	G1710	A1632	A1490	U1394	C1201	U1394	G1201
G2419	G2419	G2254	G2192	G2101	U1943	G1710	A1633	A1490	U1394	C1201	U1394	G1201
G2420	G2420	G2255	G2193	G2102	U1943	G1710	A1634	A1490	U1394	C1201	U1394	G1201
G2421	G2421	G2256	G2194	G2103	U1943	G1710	A1635	A1490	U1394	C1201	U1394	G1201
G2422	G2422	G2257	G2195	G2104	U1943	G1710	A1636	A1490	U1394	C1201	U1394	G1201
G2423	G2423	G2258	G2196	G2105	U1943	G1710	A1637	A1490	U1394	C1201	U1394	G1201
G2424	G2424	G2259	G2197	G2106	U1943	G1710	A1638	A1490	U1394	C1201	U1394	G1201
G2425	G2425	G2260	G2198	G2107	U1943	G1710	A1639	A1490	U1394	C1201	U1394	G1201
G2426	G2426	G2261	G2199	G2108	U1943	G1710	A1640	A1490	U1394	C1201	U1394	G1201
G2427	G2427	G2262	G2200	G2109	U1943	G1710	A1641	A1490	U1394	C1201	U1394	G1201
G2428	G2428	G2263	G2201	G2110	U1943	G1710	A16					



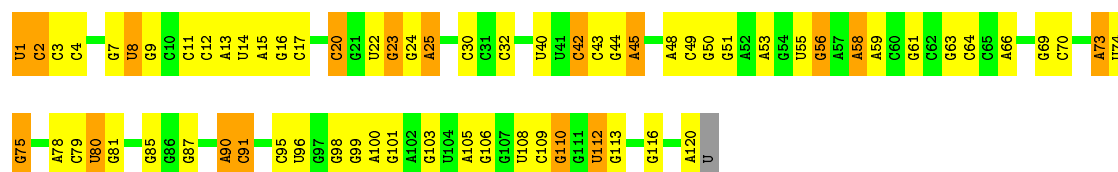
• Molecule 2: 5S Ribosomal RNA

Chain 1B: 76% 17% 5% ..



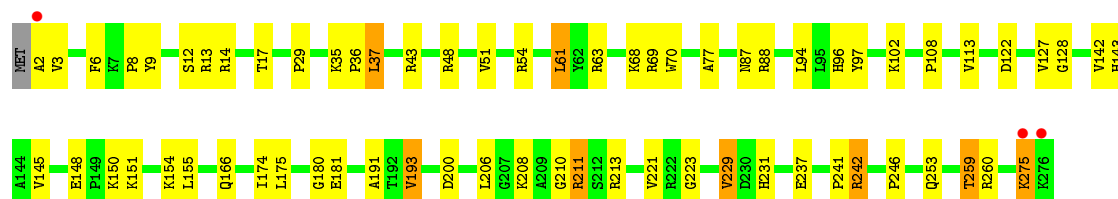
• Molecule 2: 5S Ribosomal RNA

Chain 2B: 43% 42% 14% .



• Molecule 3: 50S ribosomal protein L2

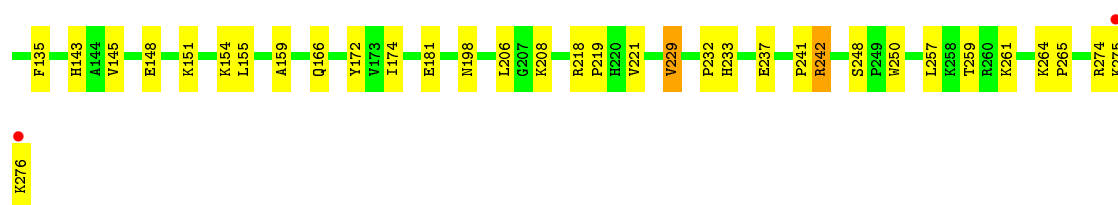
Chain 1D: 75% 21% 3% .



• Molecule 3: 50S ribosomal protein L2

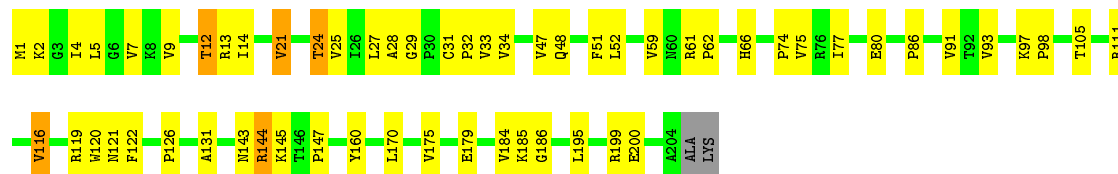
Chain 2D: 75% 23% 3% .





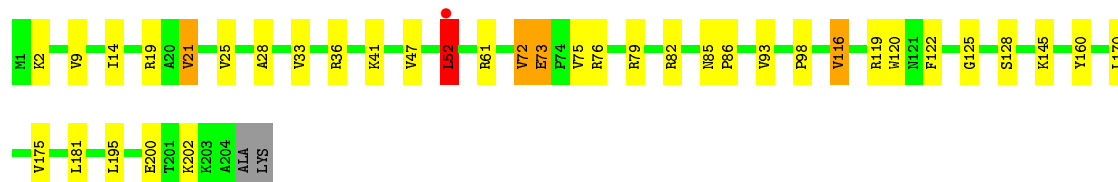
• Molecule 4: 50S ribosomal protein L3

Chain 1E: 70% 26% ..



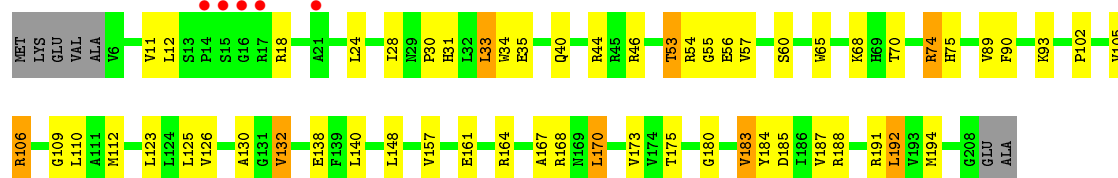
• Molecule 4: 50S ribosomal protein L3

Chain 2E: 81% 16% ..



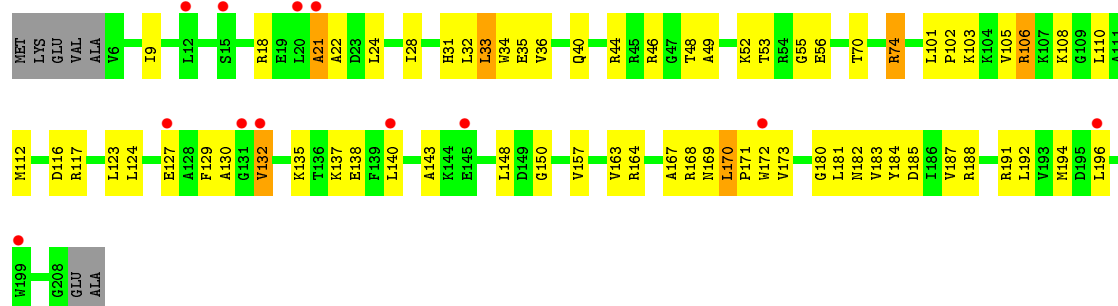
• Molecule 5: 50S ribosomal protein L4

Chain 1F: 2% 69% 24% ..

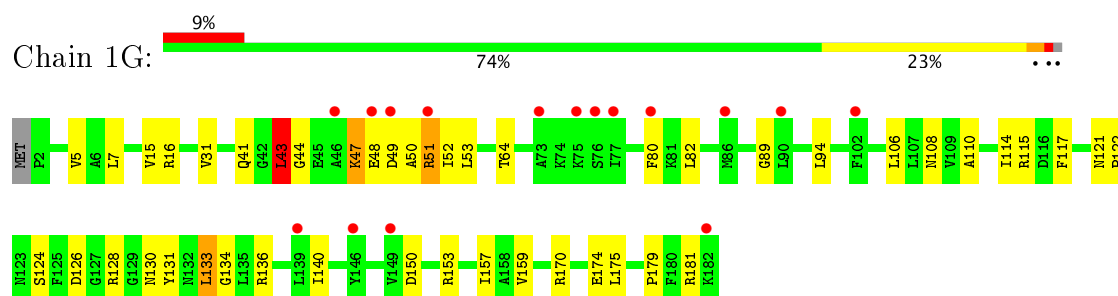


• Molecule 5: 50S ribosomal protein L4

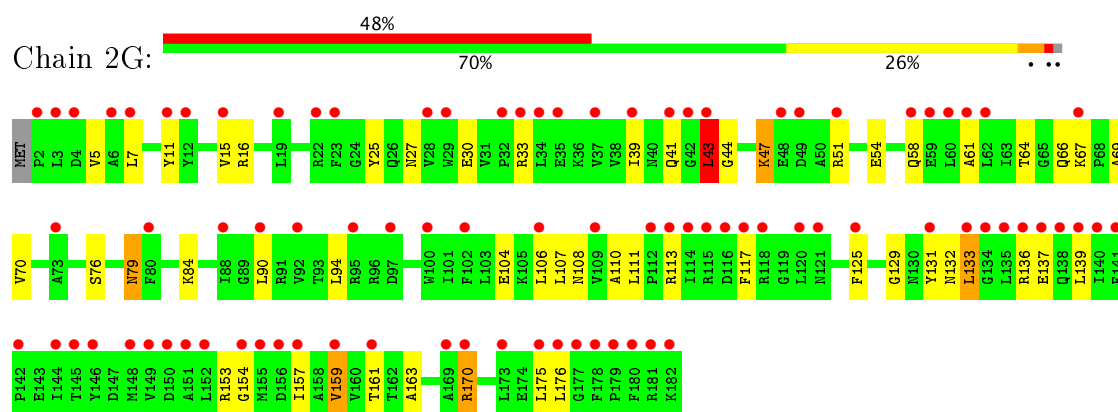
Chain 2F: 6% 64% 30% ..



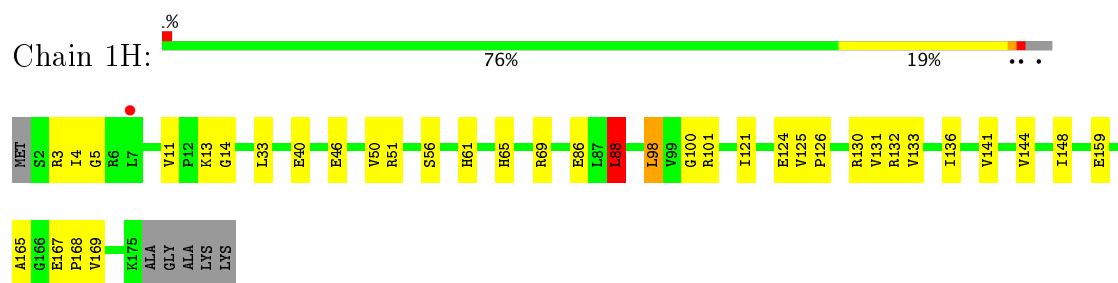
- Molecule 6: 50S ribosomal protein L5



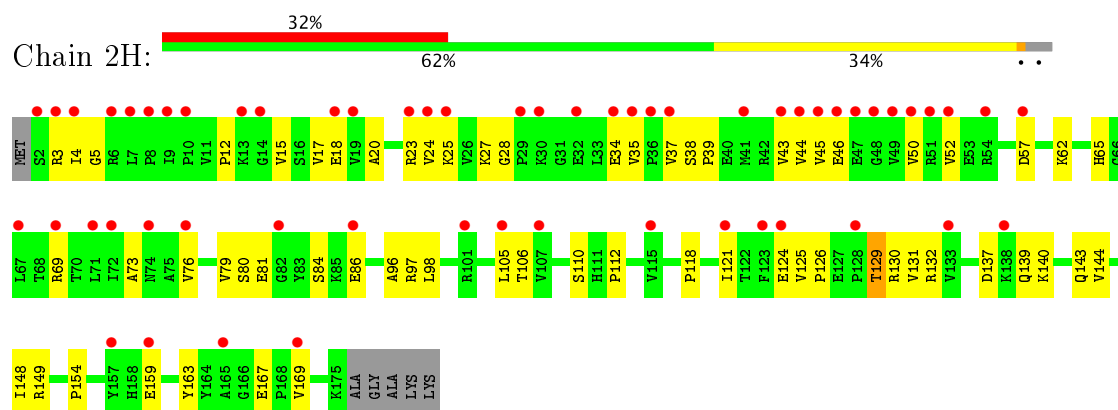
- Molecule 6: 50S ribosomal protein L5



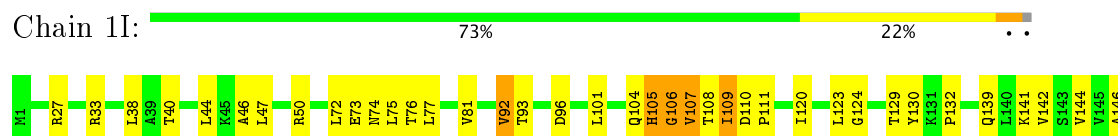
- Molecule 7: 50S ribosomal protein L6



- Molecule 7: 50S ribosomal protein L6

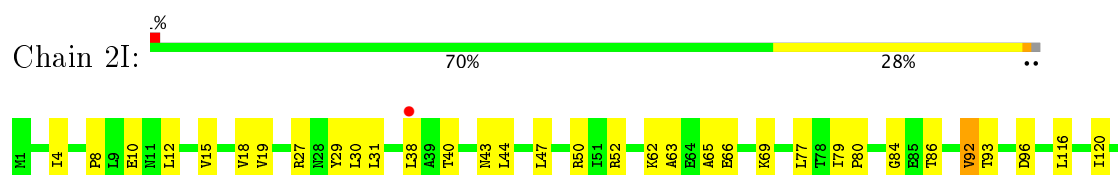


- Molecule 8: 50S ribosomal protein L9



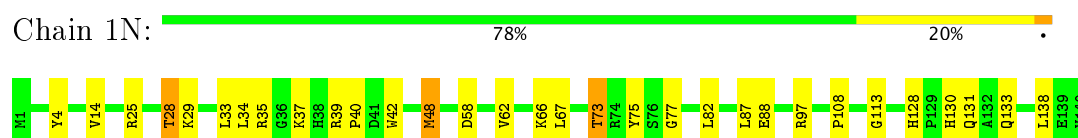
GLN
GLU

- Molecule 8: 50S ribosomal protein L9

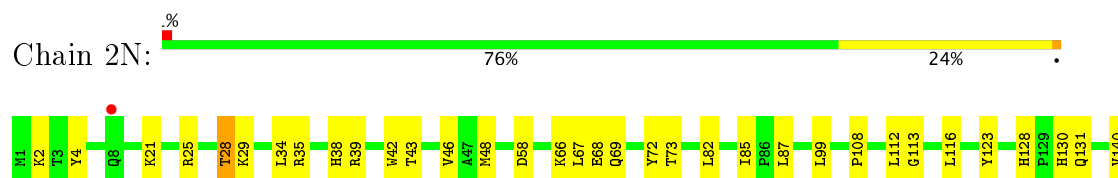


L123
G124
Y130
P132
H133
I138
Q139
L140
K141
V142
S143
V144
V145
GLN
GLU

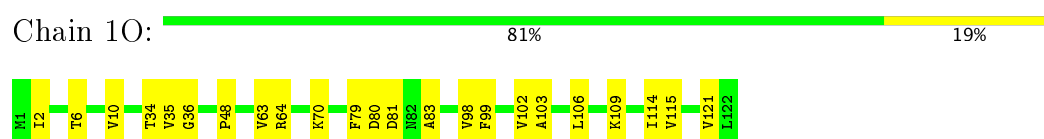
- Molecule 9: 50S ribosomal protein L13



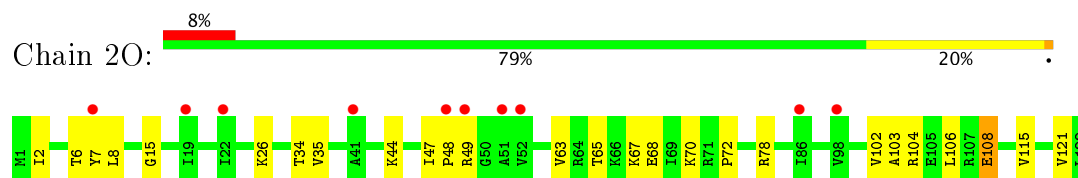
- Molecule 9: 50S ribosomal protein L13



- Molecule 10: 50S ribosomal protein L14



- Molecule 10: 50S ribosomal protein L14

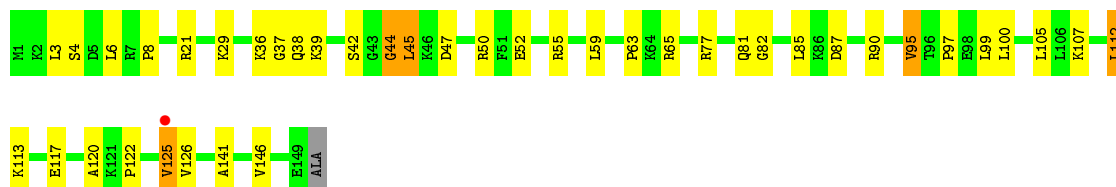


- Molecule 11: 50S ribosomal protein L15

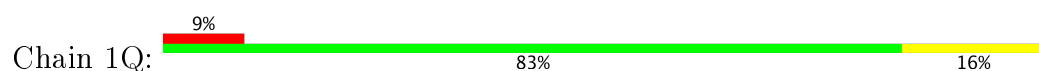




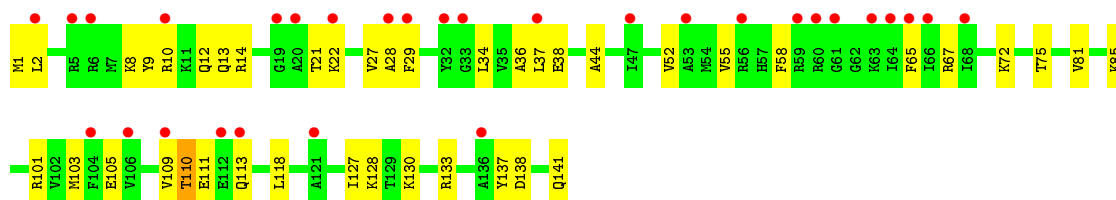
- Molecule 11: 50S ribosomal protein L15



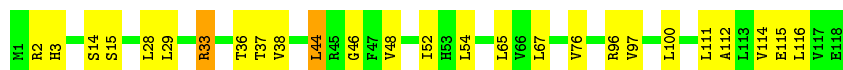
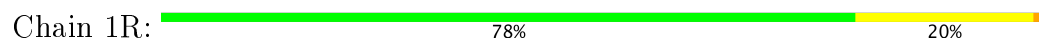
- Molecule 12: 50S ribosomal protein L16



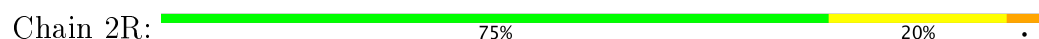
- Molecule 12: 50S ribosomal protein L16




- Molecule 13: 50S ribosomal protein L17



- Molecule 13: 50S ribosomal protein L17




- Molecule 14: 50S ribosomal protein L18

Chain 1S:  79% 18% ..




- Molecule 14: 50S ribosomal protein L18

Chain 2S:  82% 15% ..



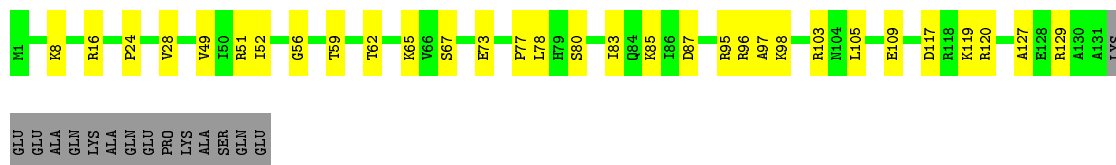
- Molecule 15: 50S ribosomal protein L19

Chain 1T:  74% 16% 10%




- Molecule 15: 50S ribosomal protein L19

Chain 2T:  68% 21% 10%




- Molecule 16: 50S ribosomal protein L20

Chain 1U:  82% 16% .




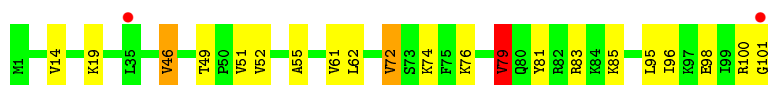
- Molecule 16: 50S ribosomal protein L20

Chain 2U:  76% 21% ..

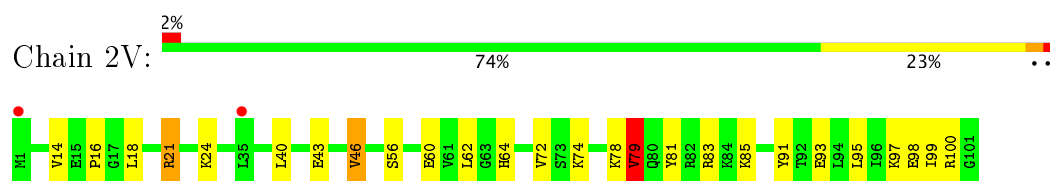


- Molecule 17: 50S ribosomal protein L21

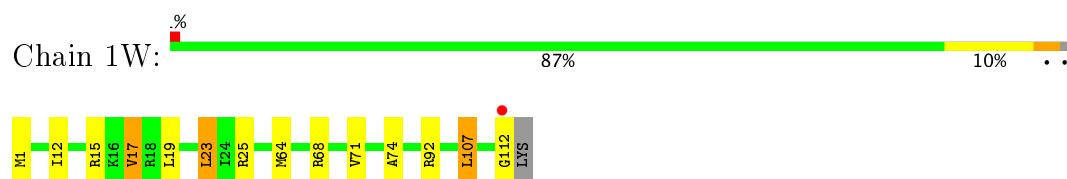
Chain 1V:  79% 18% ..



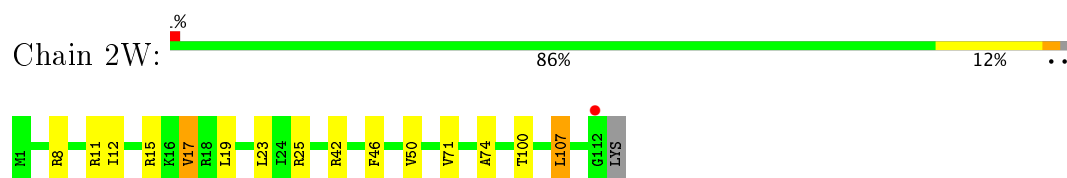
- Molecule 17: 50S ribosomal protein L21



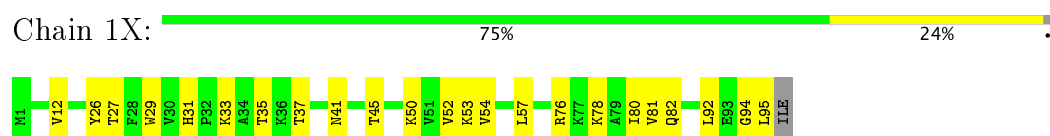
- Molecule 18: 50S ribosomal protein L22



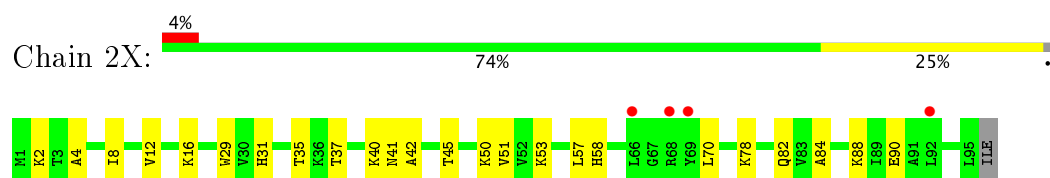
- Molecule 18: 50S ribosomal protein L22



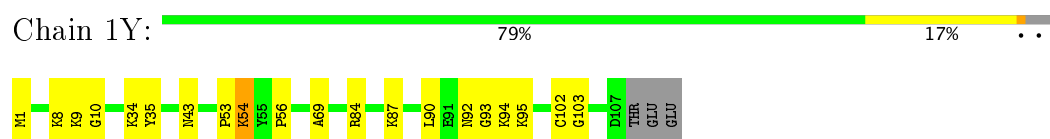
- Molecule 19: 50S ribosomal protein L23



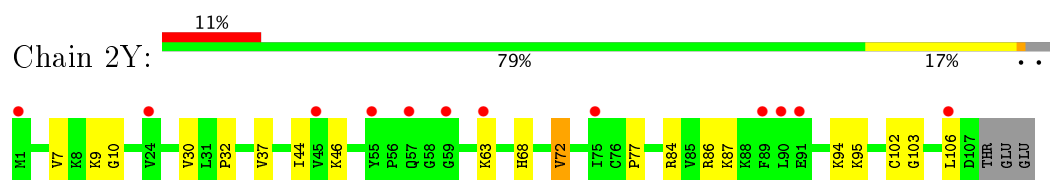
- Molecule 19: 50S ribosomal protein L23



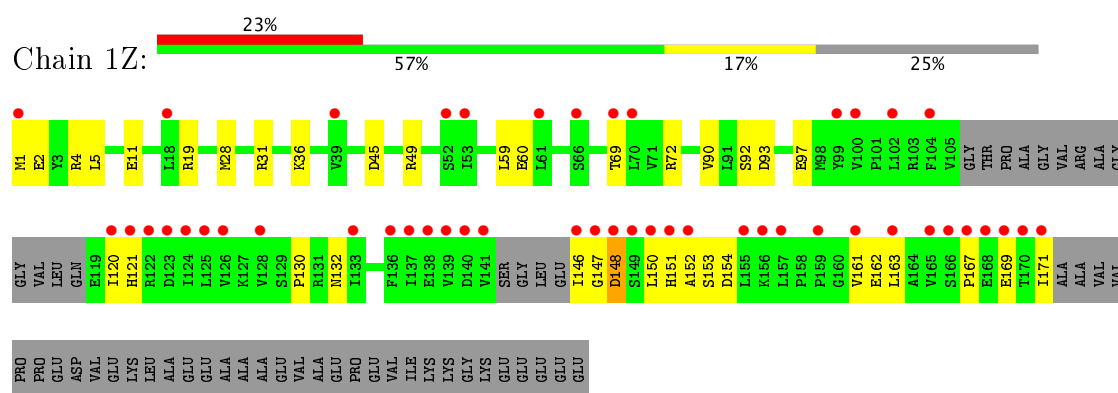
- Molecule 20: 50S ribosomal protein L24



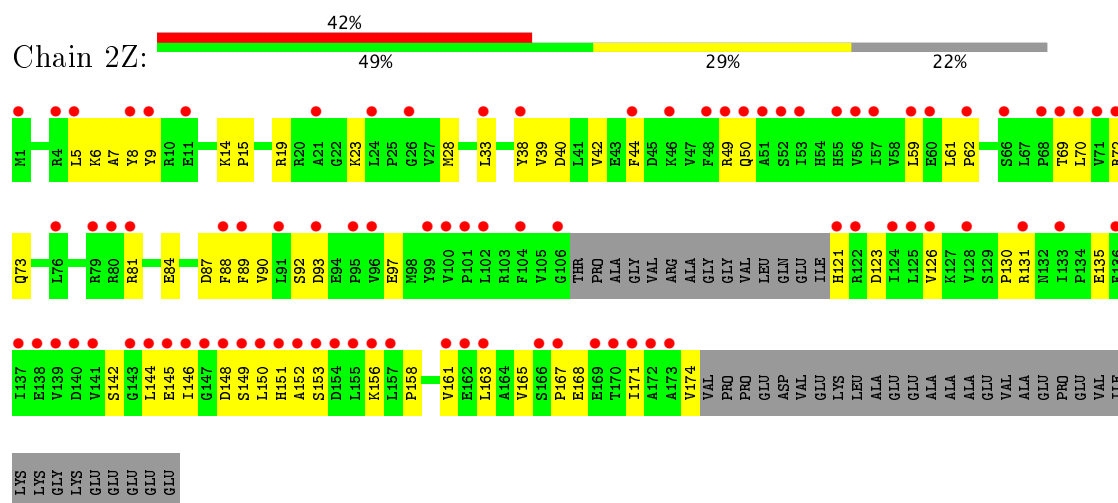
- Molecule 20: 50S ribosomal protein L24



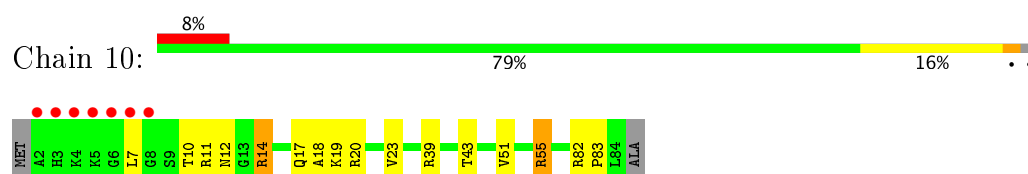
- Molecule 21: 50S ribosomal protein L25



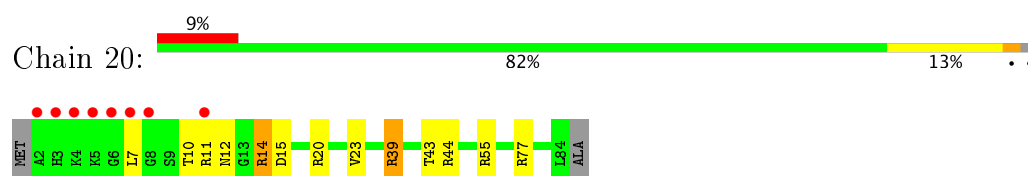
• Molecule 21: 50S ribosomal protein L25



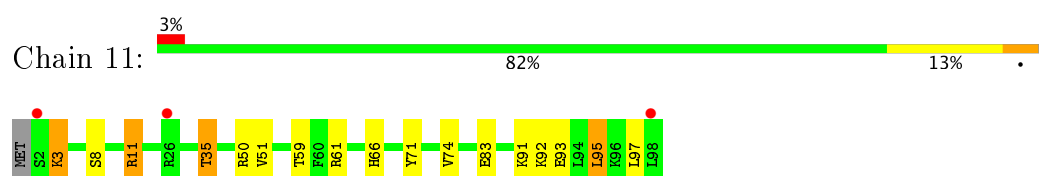
• Molecule 22: 50S ribosomal protein L27



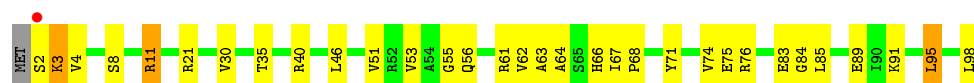
• Molecule 22: 50S ribosomal protein L27



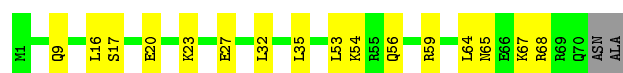
• Molecule 23: 50S ribosomal protein L28



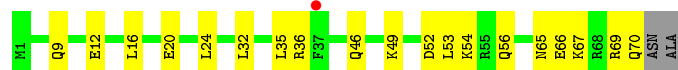
• Molecule 23: 50S ribosomal protein L28



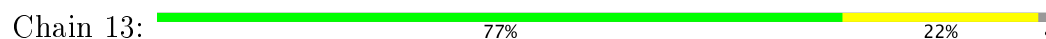
- Molecule 24: 50S ribosomal protein L29



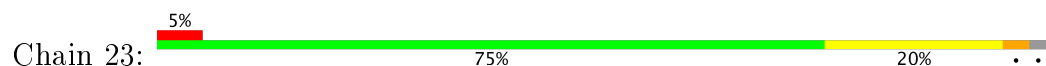
- Molecule 24: 50S ribosomal protein L29



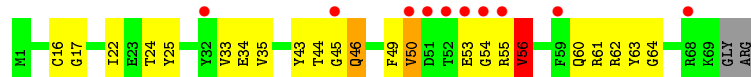
- Molecule 25: 50S ribosomal protein L30



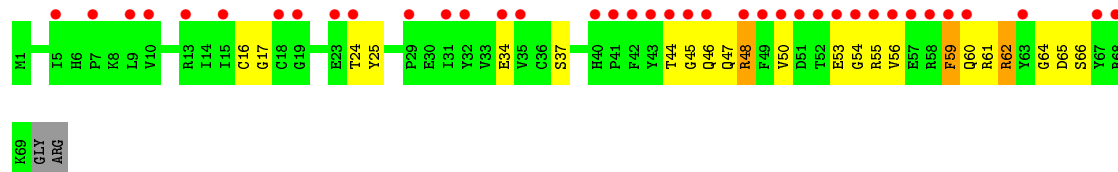
- Molecule 25: 50S ribosomal protein L30



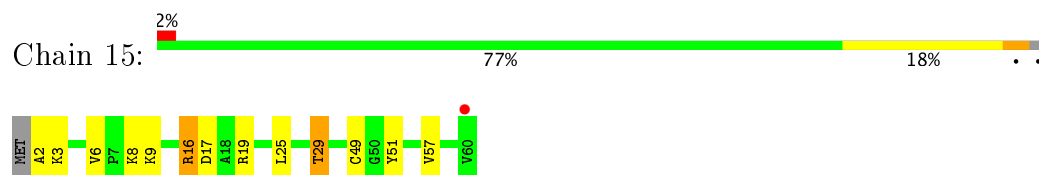
- Molecule 26: 50S ribosomal protein L31



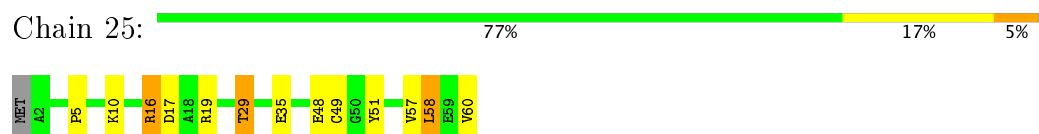
- Molecule 26: 50S ribosomal protein L31



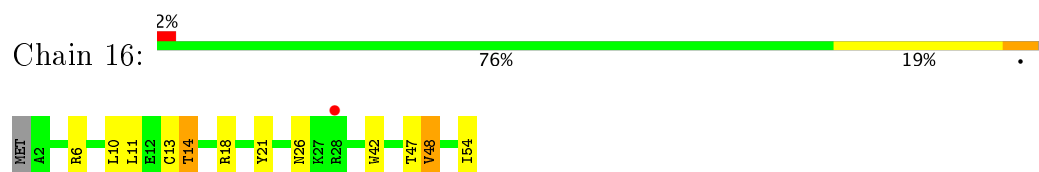
- Molecule 27: 50S ribosomal protein L32



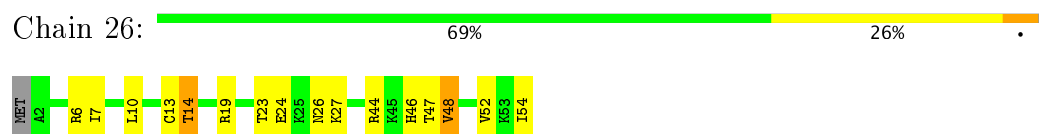
- Molecule 27: 50S ribosomal protein L32



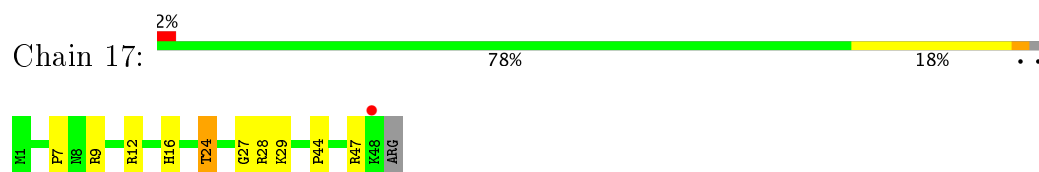
- Molecule 28: 50S ribosomal protein L33



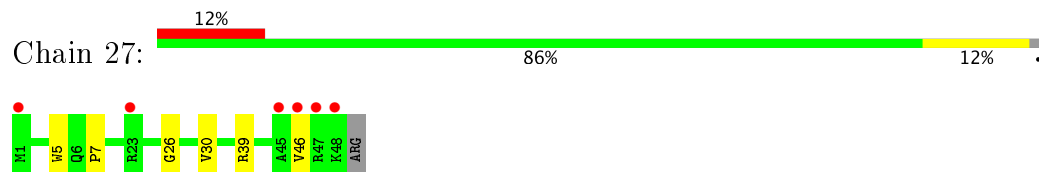
- Molecule 28: 50S ribosomal protein L33



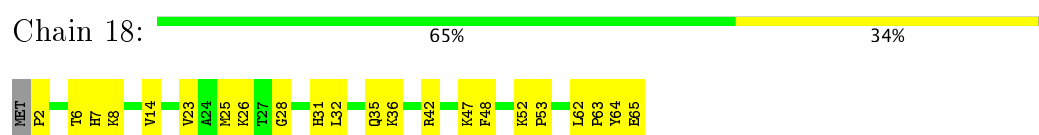
- Molecule 29: 50S ribosomal protein L34




- Molecule 29: 50S ribosomal protein L34

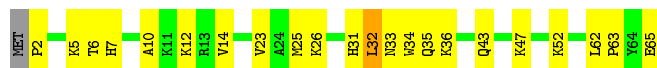


- Molecule 30: 50S ribosomal protein L35



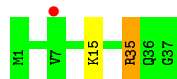
- Molecule 30: 50S ribosomal protein L35

Chain 28:  65% 32% ..



- Molecule 31: 50S ribosomal protein L36

Chain 19:  3% 95% ..




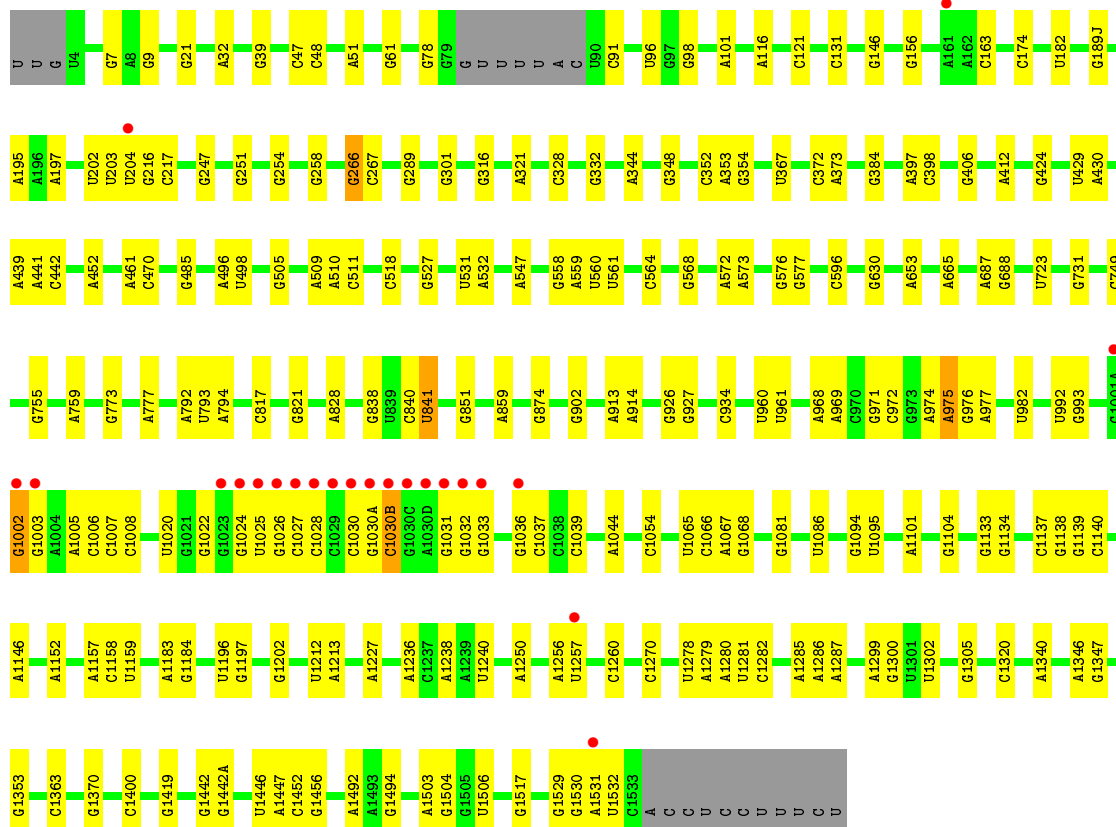
- Molecule 31: 50S ribosomal protein L36

Chain 29:  8% 65% 35%

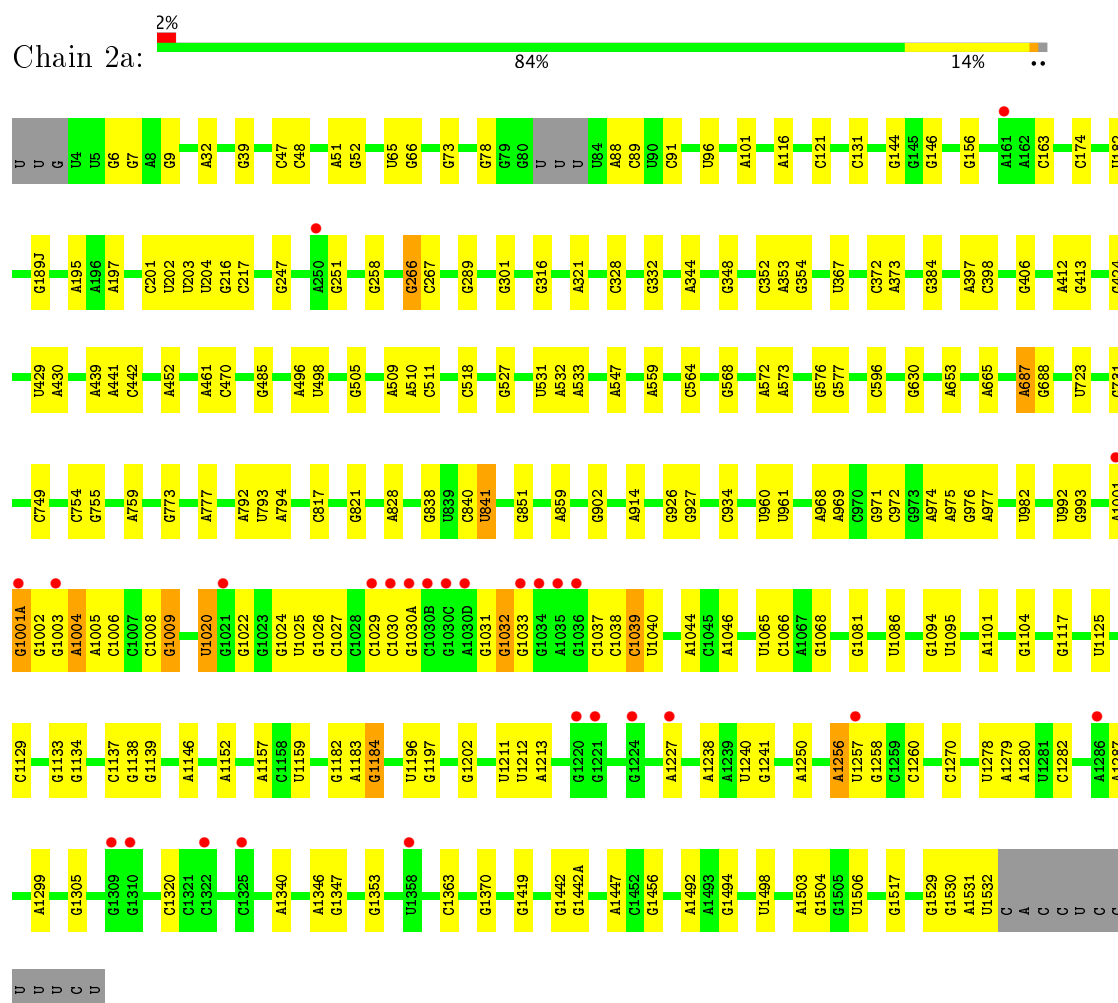


- Molecule 32: 16S Ribosomal RNA

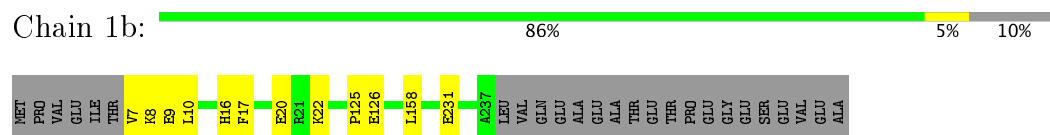
Chain 1a:  2% 84% 15% .



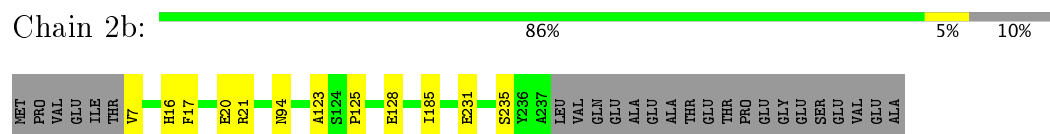
- Molecule 32: 16S Ribosomal RNA



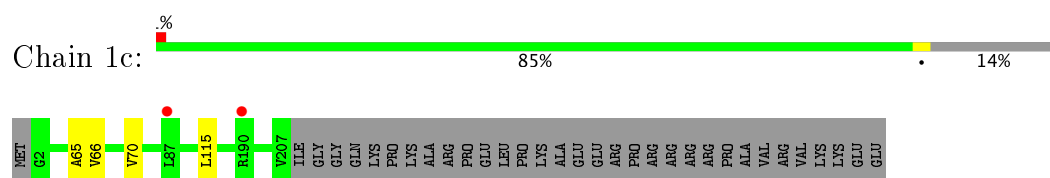
- Molecule 33: 30S ribosomal protein S2



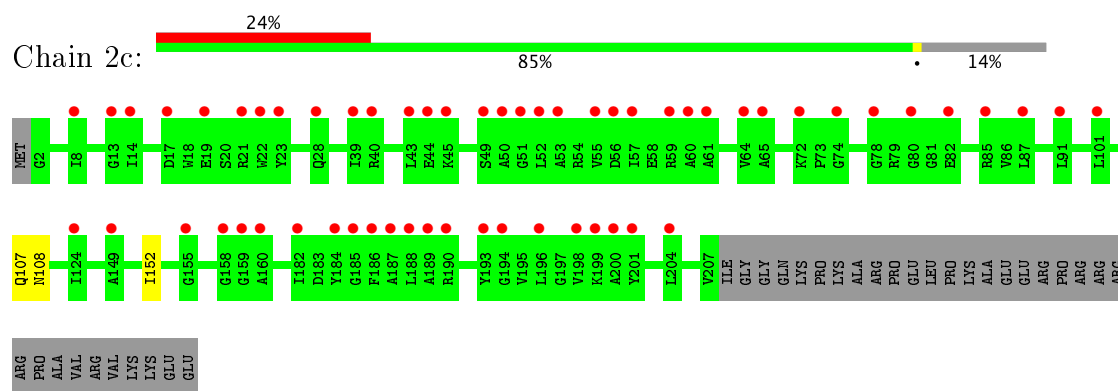
- Molecule 33: 30S ribosomal protein S2



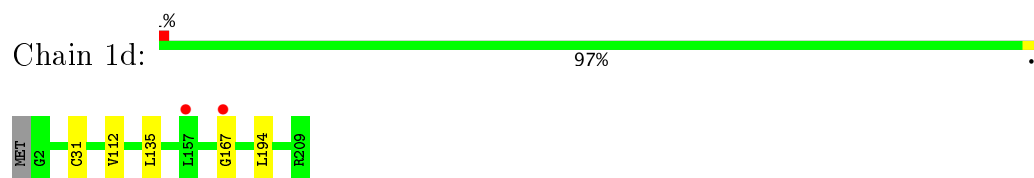
- Molecule 34: 30S ribosomal protein S3



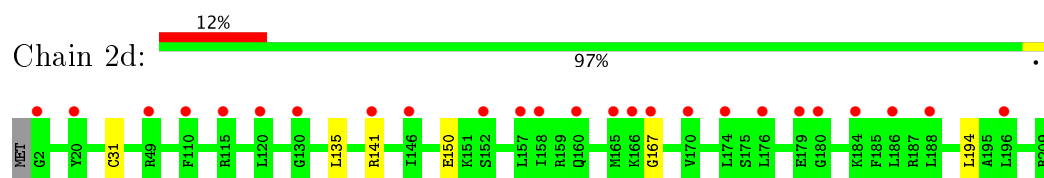
- Molecule 34: 30S ribosomal protein S3



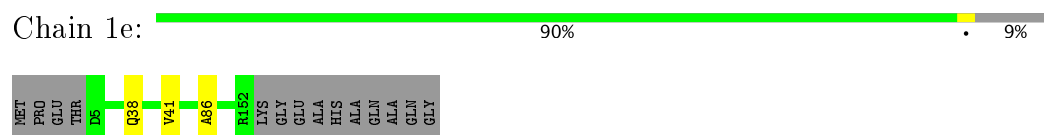
- Molecule 35: 30S ribosomal protein S4



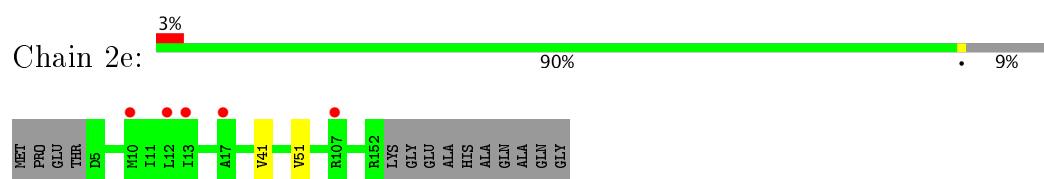
- Molecule 35: 30S ribosomal protein S4



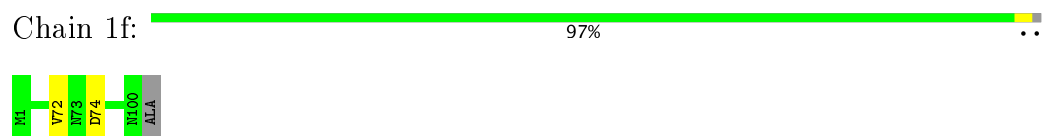
- Molecule 36: 30S ribosomal protein S5



- Molecule 36: 30S ribosomal protein S5



- Molecule 37: 30S ribosomal protein S6

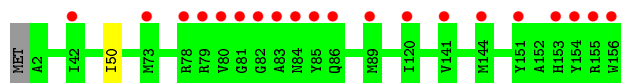


- Molecule 37: 30S ribosomal protein S6

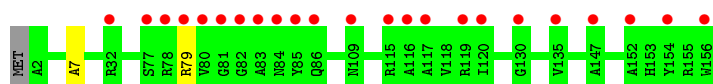




- Molecule 38: 30S ribosomal protein S7



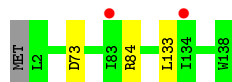
- Molecule 38: 30S ribosomal protein S7



- Molecule 39: 30S ribosomal protein S8



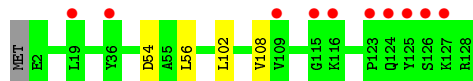
- Molecule 39: 30S ribosomal protein S8



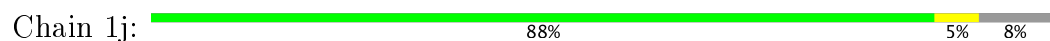
- Molecule 40: 30S ribosomal protein S9



- Molecule 40: 30S ribosomal protein S9

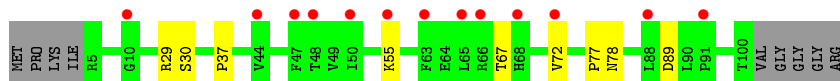
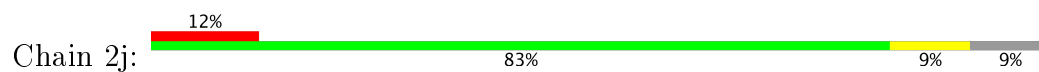


- Molecule 41: 30S ribosomal protein S10

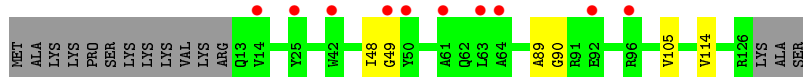
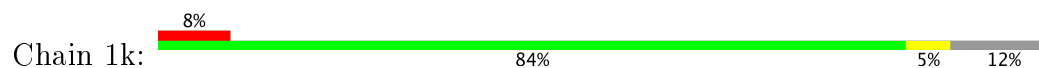




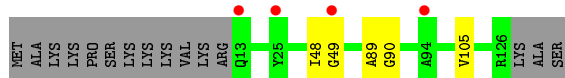
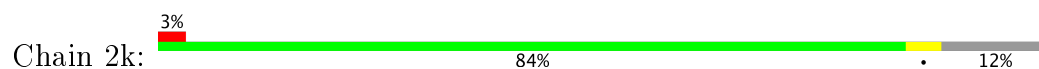
- Molecule 41: 30S ribosomal protein S10



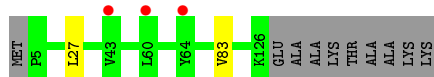
- Molecule 42: 30S ribosomal protein S11



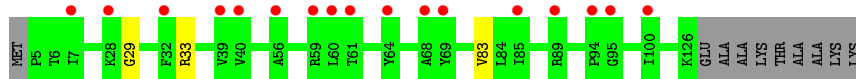
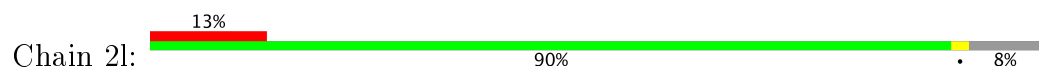
- Molecule 42: 30S ribosomal protein S11



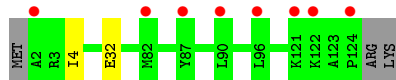
- Molecule 43: 30S ribosomal protein S12



- Molecule 43: 30S ribosomal protein S12

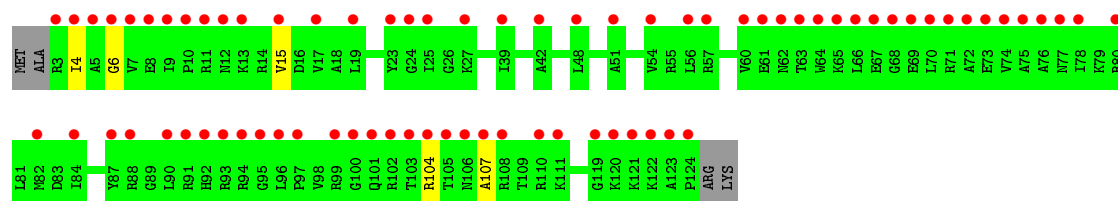


- Molecule 44: 30S ribosomal protein S13



- Molecule 44: 30S ribosomal protein S13

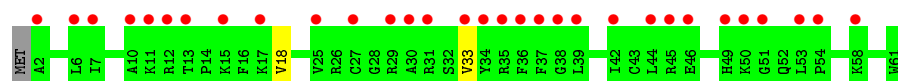




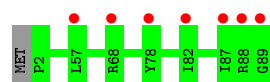
- Molecule 45: 30S ribosomal protein S14 type Z



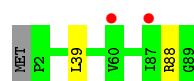
- Molecule 45: 30S ribosomal protein S14 type Z



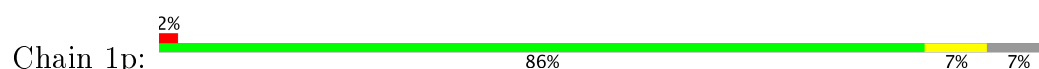
- Molecule 46: 30S ribosomal protein S15



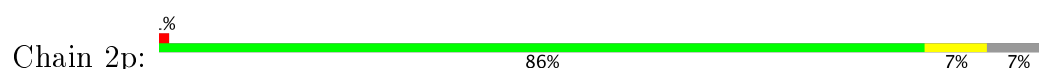
- Molecule 46: 30S ribosomal protein S15



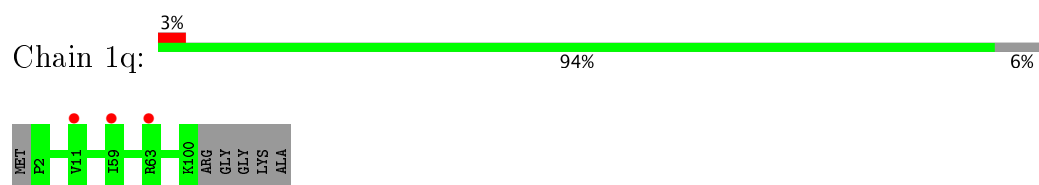
- Molecule 47: 30S ribosomal protein S16



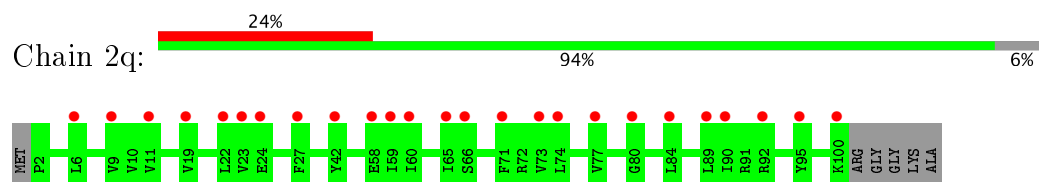
- Molecule 47: 30S ribosomal protein S16



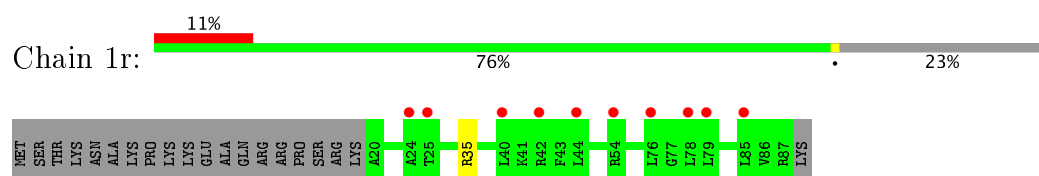
- Molecule 48: 30S ribosomal protein S17



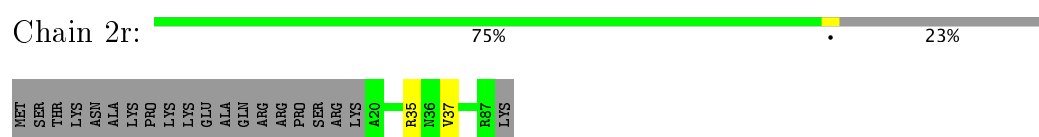
- Molecule 48: 30S ribosomal protein S17



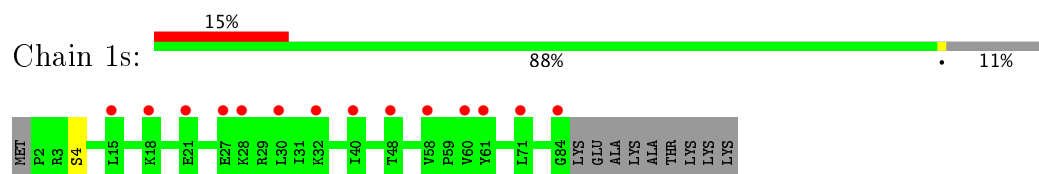
- Molecule 49: 30S ribosomal protein S18



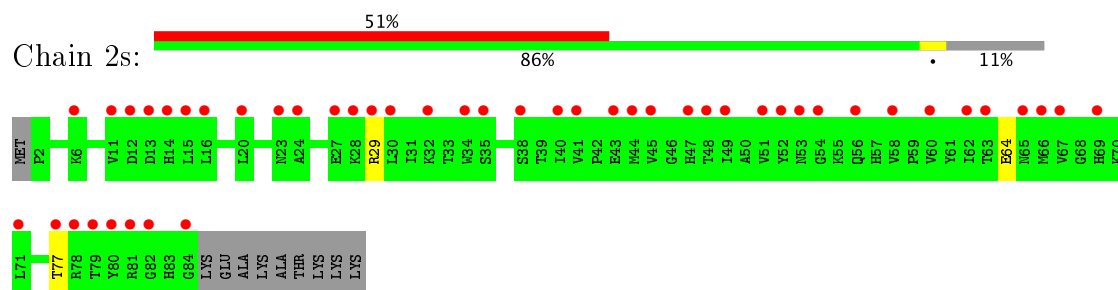
- Molecule 49: 30S ribosomal protein S18



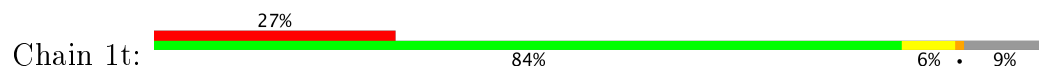
- Molecule 50: 30S ribosomal protein S19

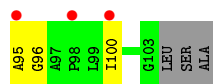



- Molecule 50: 30S ribosomal protein S19




- Molecule 51: 30S ribosomal protein S20

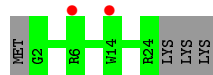





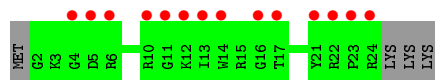
- Chain 2t: 



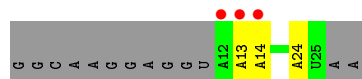
- Chain 1u: 




- Chain 2u: 



- Chain 1v:



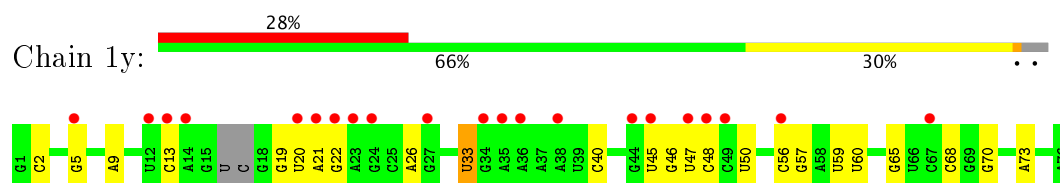
- Chain 2v:  37% 11% 52%



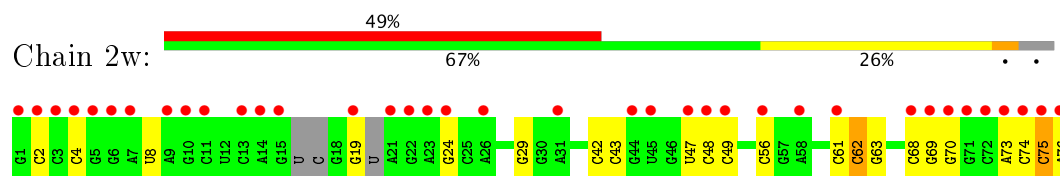
- Chain 1w:  45% 59% 37%



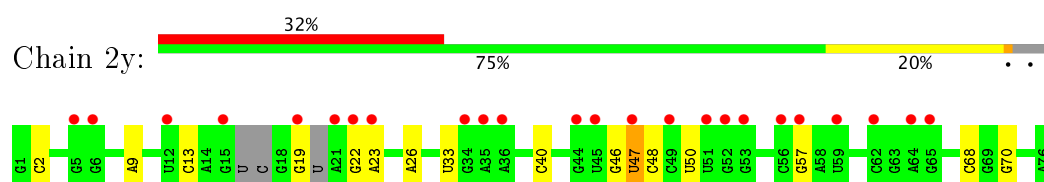
- WORLDWIDE
 PDB
PROTEIN DATA BANK



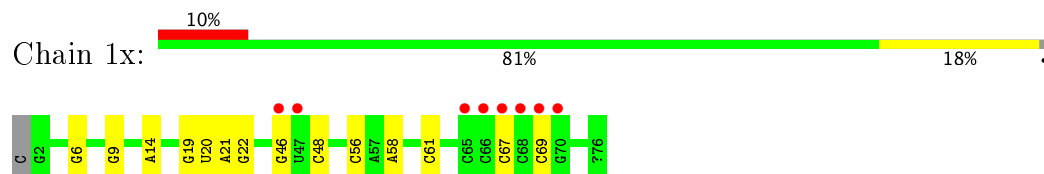
- Molecule 54: A/E-site tRNAs



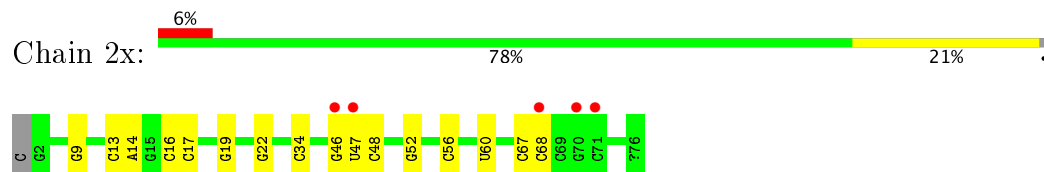
- Molecule 54: A/E-site tRNAs



- Molecule 55: P-site tRNA



- Molecule 55: P-site tRNA



4 Data and refinement statistics

Property	Value	Source
Space group	P 21 21 21	Depositor
Cell constants a, b, c, α , β , γ	208.89Å 446.22Å 619.48Å 90.00° 90.00° 90.00°	Depositor
Resolution (Å)	362.07 – 2.65 362.07 – 2.65	Depositor EDS
% Data completeness (in resolution range)	98.5 (362.07-2.65) 98.5 (362.07-2.65)	Depositor EDS
R_{merge}	0.15	Depositor
R_{sym}	(Not available)	Depositor
$\langle I/\sigma(I) \rangle$ ¹	1.30 (at 2.65Å)	Xtriage
Refinement program	PHENIX	Depositor
R, R_{free}	0.226 , 0.271 0.233 , 0.277	Depositor DCC
R_{free} test set	81734 reflections (5.28%)	DCC
Wilson B-factor (Å ²)	50.7	Xtriage
Anisotropy	0.191	Xtriage
Bulk solvent k_{sol} (e/Å ³), B_{sol} (Å ²)	0.29 , 58.9	EDS
L-test for twinning ²	$\langle L \rangle = 0.44$, $\langle L^2 \rangle = 0.27$	Xtriage
Estimated twinning fraction	No twinning to report.	Xtriage
F_o, F_c correlation	0.90	EDS
Total number of atoms	299169	wwPDB-VP
Average B, all atoms (Å ²)	59.0	wwPDB-VP

Xtriage's analysis on translational NCS is as follows: *The largest off-origin peak in the Patterson function is 1.60% of the height of the origin peak. No significant pseudotranslation is detected.*

¹Intensities estimated from amplitudes.

²Theoretical values of $\langle |L| \rangle$, $\langle L^2 \rangle$ for acentric reflections are 0.5, 0.333 respectively for untwinned datasets, and 0.375, 0.2 for perfectly twinned datasets.

5 Model quality ⓘ

5.1 Standard geometry ⓘ

Bond lengths and bond angles in the following residue types are not validated in this section: 5MU, 4M2, 4SU, OMG, 2MU, MIA, MG, SF4, 0TD, ZN, M3O, 2MA, 2MG, 5MC, UR3, MA6, 4OC, M2G, 7MG, K, PSU

The Z score for a bond length (or angle) is the number of standard deviations the observed value is removed from the expected value. A bond length (or angle) with $|Z| > 5$ is considered an outlier worth inspection. RMSZ is the root-mean-square of all Z scores of the bond lengths (or angles).

Mol	Chain	Bond lengths		Bond angles	
		RMSZ	# Z >5	RMSZ	# Z >5
1	1A	0.50	0/69009	0.94	62/107712 (0.1%)
1	2A	0.42	0/67293	0.92	53/105034 (0.1%)
2	1B	0.43	1/2882 (0.0%)	0.82	0/4494
2	2B	0.48	1/2879 (0.0%)	0.92	1/4487 (0.0%)
3	1D	0.37	0/2186	0.58	0/2944
3	2D	0.34	0/2186	0.56	0/2944
4	1E	0.36	0/1592	0.55	0/2149
4	2E	0.32	0/1592	0.57	1/2149 (0.0%)
5	1F	0.35	0/1619	0.54	0/2193
5	2F	0.32	0/1615	0.55	0/2188
6	1G	0.30	0/1454	0.52	0/1964
6	2G	0.30	0/1453	0.53	0/1963
7	1H	0.31	0/1356	0.52	1/1834 (0.1%)
7	2H	0.28	0/1356	0.52	0/1834
8	1I	0.28	0/1112	0.53	0/1514
8	2I	0.26	0/1079	0.52	0/1475
9	1N	0.34	0/1144	0.52	0/1543
9	2N	0.31	0/1144	0.51	0/1543
10	1O	0.37	0/943	0.53	0/1269
10	2O	0.32	0/943	0.50	0/1269
11	1P	0.36	0/1152	0.59	0/1533
11	2P	0.31	0/1152	0.63	1/1533 (0.1%)
12	1Q	0.36	0/1143	0.53	0/1527
12	2Q	0.33	0/1143	0.54	0/1527
13	1R	0.35	0/982	0.54	0/1312
13	2R	0.31	0/982	0.52	0/1312
14	1S	0.32	0/883	0.54	0/1176
14	2S	0.31	0/880	0.56	0/1172
15	1T	0.32	0/1105	0.51	0/1477
15	2T	0.31	0/1097	0.53	0/1468
16	1U	0.41	0/977	0.54	0/1301

Mol	Chain	Bond lengths		Bond angles	
		RMSZ	# Z >5	RMSZ	# Z >5
16	2U	0.34	0/977	0.53	0/1301
17	1V	0.38	0/782	0.53	0/1049
17	2V	0.34	0/782	0.53	0/1049
18	1W	0.35	0/897	0.55	0/1205
18	2W	0.33	0/897	0.53	0/1205
19	1X	0.39	0/764	0.59	0/1025
19	2X	0.31	0/764	0.53	0/1025
20	1Y	0.33	0/819	0.56	0/1095
20	2Y	0.31	0/819	0.57	0/1095
21	1Z	0.30	0/1267	0.52	0/1717
21	2Z	0.31	0/1299	0.54	0/1763
22	10	0.37	0/662	0.61	0/881
22	20	0.29	0/662	0.47	0/881
23	11	0.34	0/762	0.49	0/1014
23	21	0.31	0/762	0.51	0/1014
24	12	0.32	0/590	0.50	0/781
24	22	0.30	0/590	0.47	0/781
25	13	0.34	0/474	0.56	0/635
25	23	0.29	0/469	0.52	0/630
26	14	0.33	0/565	0.65	0/761
26	24	0.33	0/545	0.66	0/737
27	15	0.35	0/469	0.59	0/635
27	25	0.32	0/469	0.55	1/635 (0.2%)
28	16	0.35	0/460	0.50	0/613
28	26	0.29	0/456	0.46	0/608
29	17	0.35	0/426	0.58	0/561
29	27	0.36	0/426	0.54	0/561
30	18	0.33	0/525	0.54	0/691
30	28	0.32	0/525	0.51	0/691
31	19	0.38	0/310	0.51	0/407
31	29	0.32	0/310	0.51	0/407
32	1a	0.37	0/35795	0.86	21/55864 (0.0%)
32	2a	0.37	0/35886	0.89	26/56005 (0.0%)
33	1b	0.29	0/1881	0.54	0/2542
33	2b	0.31	0/1860	0.59	0/2518
34	1c	0.27	0/1572	0.47	0/2126
34	2c	0.31	0/1566	0.52	0/2119
35	1d	0.29	0/1685	0.52	0/2262
35	2d	0.30	0/1704	0.51	0/2284
36	1e	0.29	0/1145	0.50	0/1543
36	2e	0.29	0/1149	0.55	0/1548
37	1f	0.29	0/823	0.50	0/1115
37	2f	0.30	0/829	0.51	0/1123

Mol	Chain	Bond lengths		Bond angles	
		RMSZ	# Z >5	RMSZ	# Z >5
38	1g	0.28	0/1250	0.48	0/1679
38	2g	0.28	0/1254	0.51	0/1683
39	1h	0.29	0/1108	0.51	0/1494
39	2h	0.27	0/1108	0.53	0/1494
40	1i	0.29	0/1002	0.55	1/1346 (0.1%)
40	2i	0.29	0/997	0.52	0/1343
41	1j	0.27	0/722	0.55	0/982
41	2j	0.30	0/727	0.54	0/988
42	1k	0.27	0/844	0.49	0/1145
42	2k	0.29	0/848	0.50	0/1149
43	1l	0.31	0/937	0.51	0/1260
43	2l	0.29	0/937	0.54	1/1260 (0.1%)
44	1m	0.28	0/969	0.58	0/1302
44	2m	0.29	0/961	0.57	0/1291
45	1n	0.29	0/501	0.50	0/664
45	2n	0.28	0/501	0.52	0/664
46	1o	0.28	0/739	0.49	0/985
46	2o	0.28	0/739	0.48	0/985
47	1p	0.28	0/697	0.54	0/939
47	2p	0.28	0/693	0.53	0/935
48	1q	0.28	0/836	0.50	0/1117
48	2q	0.29	0/836	0.51	0/1117
49	1r	0.29	0/560	0.49	0/746
49	2r	0.27	0/560	0.48	0/746
50	1s	0.27	0/667	0.53	0/900
50	2s	0.33	0/661	0.61	0/893
51	1t	0.27	0/730	0.51	0/965
51	2t	0.28	0/729	0.51	0/965
52	1u	0.27	0/203	0.58	0/266
52	2u	0.29	0/203	0.49	0/266
53	1v	0.34	0/314	0.80	0/487
53	2v	0.38	0/310	0.85	0/480
54	1w	0.42	0/1602	1.08	3/2493 (0.1%)
54	1y	0.43	0/1602	1.11	4/2493 (0.2%)
54	2w	0.43	0/1579	1.02	3/2455 (0.1%)
54	2y	0.45	0/1579	1.05	2/2455 (0.1%)
55	1x	0.52	1/1700 (0.1%)	1.15	18/2650 (0.7%)
55	2x	0.45	0/1700	1.13	8/2650 (0.3%)
All	All	0.40	3/316657 (0.0%)	0.84	207/474074 (0.0%)

Chiral center outliers are detected by calculating the chiral volume of a chiral center and verifying if the center is modelled as a planar moiety or with the opposite hand. A planarity outlier is detected by checking planarity of atoms in a peptide group, atoms in a mainchain group or atoms of a

sidechain that are expected to be planar.

Mol	Chain	#Chirality outliers	#Planarity outliers
38	2g	0	1

All (3) bond length outliers are listed below:

Mol	Chain	Res	Type	Atoms	Z	Observed(Å)	Ideal(Å)
2	1B	1	U	OP3-P	-10.26	1.48	1.61
2	2B	1	U	OP3-P	-10.14	1.49	1.61
55	1x	22	G	N7-C5	5.84	1.42	1.39

The worst 5 of 207 bond angle outliers are listed below:

Mol	Chain	Res	Type	Atoms	Z	Observed(°)	Ideal(°)
55	1x	46	G	C6-N1-C2	-10.46	118.82	125.10
32	2a	1004	A	O4'-C1'-N9	9.58	115.87	108.20
1	1A	512	G	O4'-C1'-N9	9.34	115.67	108.20
32	1a	254	G	O5'-P-OP1	-9.15	97.46	105.70
1	1A	2682	U	O5'-P-OP2	-8.65	97.92	105.70

There are no chirality outliers.

All (1) planarity outliers are listed below:

Mol	Chain	Res	Type	Group
38	2g	79	ARG	Peptide

5.2 Too-close contacts [i](#)

In the following table, the Non-H and H(model) columns list the number of non-hydrogen atoms and hydrogen atoms in the chain respectively. The H(added) column lists the number of hydrogen atoms added and optimized by MolProbity. The Clashes column lists the number of clashes within the asymmetric unit, whereas Symm-Clashes lists symmetry related clashes.

Mol	Chain	Non-H	H(model)	H(added)	Clashes	Symm-Clashes
1	1A	61852	0	31193	638	0
1	2A	60322	0	30423	877	0
2	1B	2577	0	1305	19	0
2	2B	2575	0	1303	50	0
3	1D	2136	0	2218	54	0
3	2D	2136	0	2218	54	0
4	1E	1559	0	1618	39	0
4	2E	1559	0	1618	24	0

Continued on next page...

Continued from previous page...

Mol	Chain	Non-H	H(model)	H(added)	Clashes	Symm-Clashes
5	1F	1584	0	1625	39	0
5	2F	1580	0	1619	53	0
6	1G	1429	0	1447	32	0
6	2G	1428	0	1438	43	0
7	1H	1330	0	1407	24	0
7	2H	1330	0	1407	41	0
8	1I	1097	0	1140	26	0
8	2I	1064	0	1082	24	0
9	1N	1117	0	1184	23	0
9	2N	1117	0	1184	21	0
10	1O	933	0	996	18	0
10	2O	933	0	996	20	0
11	1P	1135	0	1211	27	0
11	2P	1135	0	1212	40	0
12	1Q	1122	0	1179	20	0
12	2Q	1122	0	1179	33	0
13	1R	968	0	1033	17	0
13	2R	968	0	1033	26	0
14	1S	873	0	927	19	0
14	2S	870	0	923	16	0
15	1T	1091	0	1151	13	0
15	2T	1083	0	1136	17	0
16	1U	959	0	1019	13	0
16	2U	959	0	1019	24	0
17	1V	771	0	830	14	0
17	2V	771	0	830	19	0
18	1W	886	0	940	9	0
18	2W	886	0	940	9	0
19	1X	750	0	814	16	0
19	2X	750	0	814	15	0
20	1Y	806	0	881	13	0
20	2Y	806	0	881	15	0
21	1Z	1240	0	1240	23	0
21	2Z	1271	0	1273	45	0
22	10	653	0	674	16	0
22	20	653	0	674	17	0
23	11	755	0	826	13	0
23	21	755	0	826	22	0
24	12	588	0	643	12	0
24	22	588	0	643	16	0
25	13	469	0	518	9	0
25	23	464	0	514	10	0

Continued on next page...

Continued from previous page...

Mol	Chain	Non-H	H(model)	H(added)	Clashes	Symm-Clashes
26	14	552	0	533	17	0
26	24	532	0	503	14	0
27	15	455	0	465	11	0
27	25	455	0	465	11	0
28	16	453	0	473	8	0
28	26	449	0	469	13	0
29	17	418	0	467	7	0
29	27	418	0	467	5	0
30	18	517	0	582	16	0
30	28	517	0	582	16	0
31	19	307	0	335	2	0
31	29	307	0	335	8	0
32	1a	32246	0	16295	0	0
32	2a	32327	0	16340	0	0
33	1b	1846	0	1867	0	0
33	2b	1825	0	1828	0	0
34	1c	1548	0	1535	0	0
34	2c	1542	0	1517	0	0
35	1d	1655	0	1672	0	0
35	2d	1674	0	1714	0	0
36	1e	1129	0	1185	0	0
36	2e	1133	0	1191	0	0
37	1f	810	0	804	0	0
37	2f	816	0	808	0	0
38	1g	1231	0	1238	0	0
38	2g	1235	0	1249	0	0
39	1h	1088	0	1126	0	0
39	2h	1088	0	1126	0	0
40	1i	983	0	986	0	0
40	2i	978	0	966	0	0
41	1j	709	0	650	0	0
41	2j	714	0	672	0	0
42	1k	829	0	825	0	0
42	2k	833	0	836	0	0
43	1l	932	0	981	0	0
43	2l	932	0	981	0	0
44	1m	958	0	1002	0	0
44	2m	950	0	988	0	0
45	1n	492	0	529	0	0
45	2n	492	0	529	0	0
46	1o	728	0	760	0	0
46	2o	728	0	760	0	0

Continued on next page...

Continued from previous page...

Mol	Chain	Non-H	H(model)	H(added)	Clashes	Symm-Clashes
47	1p	681	0	697	0	0
47	2p	677	0	686	0	0
48	1q	823	0	891	0	0
48	2q	823	0	891	0	0
49	1r	555	0	618	0	0
49	2r	555	0	618	0	0
50	1s	652	0	662	0	0
50	2s	646	0	644	0	0
51	1t	728	0	798	0	0
51	2t	727	0	796	0	0
52	1u	199	0	208	0	0
52	2u	199	0	208	0	0
53	1v	281	0	139	0	0
53	2v	277	0	140	0	0
54	1w	1588	0	820	0	0
54	1y	1581	0	805	0	0
54	2w	1561	0	796	0	0
54	2y	1561	0	796	0	0
55	1x	1635	0	838	0	0
55	2x	1635	0	837	0	0
56	10	6	0	0	0	0
56	11	2	0	0	0	0
56	12	2	0	0	0	0
56	13	1	0	0	0	0
56	15	5	0	0	0	0
56	16	2	0	0	0	0
56	17	1	0	0	0	0
56	18	1	0	0	0	0
56	19	2	0	0	0	0
56	1A	929	0	0	0	0
56	1B	25	0	0	0	0
56	1D	9	0	0	0	0
56	1E	8	0	0	0	0
56	1F	8	0	0	0	0
56	1G	5	0	0	0	0
56	1I	1	0	0	0	0
56	1N	6	0	0	0	0
56	1O	3	0	0	0	0
56	1P	4	0	0	0	0
56	1Q	5	0	0	0	0
56	1R	2	0	0	0	0
56	1S	1	0	0	0	0

Continued on next page...

Continued from previous page...

Mol	Chain	Non-H	H(model)	H(added)	Clashes	Symm-Clashes
56	1T	2	0	0	0	0
56	1U	4	0	0	0	0
56	1V	4	0	0	0	0
56	1W	4	0	0	0	0
56	1X	4	0	0	0	0
56	1Y	2	0	0	0	0
56	1Z	3	0	0	0	0
56	1a	235	0	0	0	0
56	1b	2	0	0	0	0
56	1c	1	0	0	0	0
56	1d	1	0	0	0	0
56	1e	1	0	0	0	0
56	1f	1	0	0	0	0
56	1g	1	0	0	0	0
56	1l	2	0	0	0	0
56	1m	1	0	0	0	0
56	1n	1	0	0	0	0
56	1r	1	0	0	0	0
56	1s	1	0	0	0	0
56	1t	1	0	0	0	0
56	1v	1	0	0	0	0
56	1w	5	0	0	0	0
56	1x	15	0	0	0	0
56	1y	7	0	0	0	0
56	20	3	0	0	0	0
56	21	3	0	0	0	0
56	23	1	0	0	0	0
56	25	2	0	0	0	0
56	27	1	0	0	0	0
56	28	2	0	0	0	0
56	2A	671	0	0	0	0
56	2B	21	0	0	0	0
56	2D	4	0	0	0	0
56	2E	7	0	0	0	0
56	2F	7	0	0	0	0
56	2G	1	0	0	0	0
56	2N	1	0	0	0	0
56	2O	2	0	0	0	0
56	2P	1	0	0	0	0
56	2Q	3	0	0	0	0
56	2R	2	0	0	0	0
56	2T	1	0	0	0	0

Continued on next page...

Continued from previous page...

Mol	Chain	Non-H	H(model)	H(added)	Clashes	Symm-Clashes
56	2U	1	0	0	0	0
56	2V	4	0	0	0	0
56	2X	1	0	0	0	0
56	2Z	1	0	0	0	0
56	2a	202	0	0	0	0
56	2d	1	0	0	0	0
56	2e	1	0	0	0	0
56	2f	2	0	0	0	0
56	2g	1	0	0	0	0
56	2j	2	0	0	0	0
56	2l	2	0	0	0	0
56	2p	1	0	0	0	0
56	2q	2	0	0	0	0
56	2r	1	0	0	0	0
56	2t	1	0	0	0	0
56	2v	2	0	0	0	0
56	2w	3	0	0	0	0
56	2x	3	0	0	0	0
57	1A	57	0	50	5	0
57	2A	57	0	50	5	0
58	1A	1	0	0	0	0
58	2A	1	0	0	0	0
59	14	1	0	0	0	0
59	15	1	0	0	0	0
59	16	1	0	0	0	0
59	19	1	0	0	0	0
59	1Y	1	0	0	0	0
59	1n	1	0	0	0	0
59	24	1	0	0	0	0
59	25	1	0	0	0	0
59	26	1	0	0	0	0
59	29	1	0	0	0	0
59	2Y	1	0	0	0	0
59	2n	1	0	0	0	0
60	1d	8	0	0	0	0
60	2d	8	0	0	0	0
61	10	6	0	0	0	0
61	11	3	0	0	0	0
61	12	4	0	0	1	0
61	13	5	0	0	0	0
61	15	1	0	0	0	0
61	17	6	0	0	0	0

Continued on next page...

Continued from previous page...

Mol	Chain	Non-H	H(model)	H(added)	Clashes	Symm-Clashes
61	18	10	0	0	1	0
61	19	2	0	0	0	0
61	1A	1741	0	0	69	0
61	1B	49	0	0	1	0
61	1D	21	0	0	1	0
61	1E	27	0	0	2	0
61	1F	22	0	0	1	0
61	1G	3	0	0	0	0
61	1I	1	0	0	0	0
61	1N	6	0	0	0	0
61	1O	4	0	0	0	0
61	1P	21	0	0	1	0
61	1Q	5	0	0	0	0
61	1R	5	0	0	0	0
61	1S	6	0	0	0	0
61	1T	13	0	0	0	0
61	1U	12	0	0	0	0
61	1V	10	0	0	0	0
61	1W	6	0	0	1	0
61	1X	4	0	0	1	0
61	1Y	4	0	0	1	0
61	1Z	1	0	0	0	0
61	1a	309	0	0	0	0
61	1d	1	0	0	0	0
61	1g	1	0	0	0	0
61	1j	1	0	0	0	0
61	1l	3	0	0	0	0
61	1m	1	0	0	0	0
61	1o	2	0	0	0	0
61	1p	2	0	0	0	0
61	1q	1	0	0	0	0
61	1r	1	0	0	0	0
61	1v	6	0	0	0	0
61	1w	6	0	0	0	0
61	1x	13	0	0	0	0
61	1y	5	0	0	0	0
61	20	6	0	0	0	0
61	21	5	0	0	0	0
61	22	1	0	0	0	0
61	23	1	0	0	0	0
61	25	3	0	0	0	0
61	27	3	0	0	0	0

Continued on next page...

Continued from previous page...

Mol	Chain	Non-H	H(model)	H(added)	Clashes	Symm-Clashes
61	28	4	0	0	0	0
61	29	1	0	0	0	0
61	2A	1031	0	0	89	0
61	2B	10	0	0	1	0
61	2D	16	0	0	4	0
61	2E	10	0	0	1	0
61	2F	7	0	0	0	0
61	2I	2	0	0	0	0
61	2N	1	0	0	0	0
61	2O	1	0	0	0	0
61	2P	14	0	0	2	0
61	2Q	1	0	0	0	0
61	2R	2	0	0	0	0
61	2T	3	0	0	0	0
61	2U	1	0	0	0	0
61	2V	2	0	0	0	0
61	2W	1	0	0	1	0
61	2X	3	0	0	0	0
61	2Y	1	0	0	1	0
61	2Z	2	0	0	0	0
61	2a	203	0	0	0	0
61	2d	4	0	0	0	0
61	2g	1	0	0	0	0
61	2i	1	0	0	0	0
61	2j	4	0	0	0	0
61	2l	3	0	0	0	0
61	2o	1	0	0	0	0
61	2p	2	0	0	0	0
61	2r	1	0	0	0	0
61	2t	2	0	0	0	0
61	2v	3	0	0	0	0
61	2x	6	0	0	0	0
All	All	299169	0	196828	2456	0

The all-atom clashscore is defined as the number of clashes found per 1000 atoms (including hydrogen atoms). The all-atom clashscore for this structure is 9.

The worst 5 of 2456 close contacts within the same asymmetric unit are listed below, sorted by their clash magnitude.

Atom-1	Atom-2	Interatomic distance (Å)	Clash overlap (Å)
1:1A:1082:U:H3	1:1A:1086:A:N6	1.56	1.02

Continued on next page...

Continued from previous page...

Atom-1	Atom-2	Interatomic distance (Å)	Clash overlap (Å)
1:1A:1082:U:N3	1:1A:1086:A:N6	2.09	1.01
1:1A:1082:U:O4	1:1A:1086:A:N1	1.95	0.99
1:2A:1002:G:H1	1:2A:1038:C:N4	43.03	0.97
21:1Z:153:SER:HB3	21:1Z:167:PRO:HB3	1.50	0.94

There are no symmetry-related clashes.

5.3 Torsion angles

5.3.1 Protein backbone

In the following table, the Percentiles column shows the percent Ramachandran outliers of the chain as a percentile score with respect to all X-ray entries followed by that with respect to entries of similar resolution.

The Analysed column shows the number of residues for which the backbone conformation was analysed, and the total number of residues.

Mol	Chain	Analysed	Favoured	Allowed	Outliers	Percentiles	
3	1D	273/276 (99%)	260 (95%)	12 (4%)	1 (0%)	38	54
3	2D	273/276 (99%)	263 (96%)	9 (3%)	1 (0%)	38	54
4	1E	202/206 (98%)	194 (96%)	7 (4%)	1 (0%)	32	49
4	2E	202/206 (98%)	193 (96%)	7 (4%)	2 (1%)	18	28
5	1F	201/210 (96%)	198 (98%)	2 (1%)	1 (0%)	32	49
5	2F	201/210 (96%)	197 (98%)	2 (1%)	2 (1%)	18	28
6	1G	179/182 (98%)	167 (93%)	9 (5%)	3 (2%)	11	16
6	2G	179/182 (98%)	167 (93%)	9 (5%)	3 (2%)	11	16
7	1H	172/180 (96%)	156 (91%)	15 (9%)	1 (1%)	28	43
7	2H	172/180 (96%)	157 (91%)	14 (8%)	1 (1%)	28	43
8	1I	144/148 (97%)	130 (90%)	11 (8%)	3 (2%)	8	12
8	2I	144/148 (97%)	130 (90%)	13 (9%)	1 (1%)	25	39
9	1N	138/140 (99%)	134 (97%)	4 (3%)	0	100	100
9	2N	138/140 (99%)	133 (96%)	4 (3%)	1 (1%)	25	39
10	1O	120/122 (98%)	113 (94%)	7 (6%)	0	100	100
10	2O	120/122 (98%)	114 (95%)	6 (5%)	0	100	100

Continued on next page...

Continued from previous page...

Mol	Chain	Analysed	Favoured	Allowed	Outliers	Percentiles	
11	1P	147/150 (98%)	139 (95%)	7 (5%)	1 (1%)	25	39
11	2P	147/150 (98%)	136 (92%)	10 (7%)	1 (1%)	25	39
12	1Q	139/141 (99%)	136 (98%)	3 (2%)	0	100	100
12	2Q	139/141 (99%)	135 (97%)	3 (2%)	1 (1%)	25	39
13	1R	116/118 (98%)	113 (97%)	3 (3%)	0	100	100
13	2R	116/118 (98%)	113 (97%)	3 (3%)	0	100	100
14	1S	108/112 (96%)	103 (95%)	5 (5%)	0	100	100
14	2S	108/112 (96%)	101 (94%)	7 (6%)	0	100	100
15	1T	129/146 (88%)	119 (92%)	10 (8%)	0	100	100
15	2T	129/146 (88%)	119 (92%)	10 (8%)	0	100	100
16	1U	114/118 (97%)	114 (100%)	0	0	100	100
16	2U	114/118 (97%)	114 (100%)	0	0	100	100
17	1V	99/101 (98%)	94 (95%)	4 (4%)	1 (1%)	18	28
17	2V	99/101 (98%)	94 (95%)	4 (4%)	1 (1%)	18	28
18	1W	110/113 (97%)	109 (99%)	1 (1%)	0	100	100
18	2W	110/113 (97%)	108 (98%)	2 (2%)	0	100	100
19	1X	93/96 (97%)	92 (99%)	1 (1%)	0	100	100
19	2X	93/96 (97%)	90 (97%)	2 (2%)	1 (1%)	17	26
20	1Y	105/110 (96%)	100 (95%)	3 (3%)	2 (2%)	9	14
20	2Y	105/110 (96%)	102 (97%)	3 (3%)	0	100	100
21	1Z	148/206 (72%)	131 (88%)	16 (11%)	1 (1%)	25	39
21	2Z	156/206 (76%)	133 (85%)	23 (15%)	0	100	100
22	10	81/85 (95%)	79 (98%)	2 (2%)	0	100	100
22	20	81/85 (95%)	77 (95%)	4 (5%)	0	100	100
23	11	95/98 (97%)	93 (98%)	1 (1%)	1 (1%)	17	26
23	21	95/98 (97%)	92 (97%)	2 (2%)	1 (1%)	17	26
24	12	68/72 (94%)	65 (96%)	3 (4%)	0	100	100
24	22	68/72 (94%)	66 (97%)	2 (3%)	0	100	100
25	13	57/60 (95%)	56 (98%)	1 (2%)	0	100	100
25	23	57/60 (95%)	55 (96%)	2 (4%)	0	100	100
26	14	67/71 (94%)	54 (81%)	10 (15%)	3 (4%)	3	3

Continued on next page...

Continued from previous page...

Mol	Chain	Analysed	Favoured	Allowed	Outliers	Percentiles	
26	24	67/71 (94%)	51 (76%)	10 (15%)	6 (9%)	1	0
27	15	57/60 (95%)	55 (96%)	2 (4%)	0	100	100
27	25	57/60 (95%)	56 (98%)	1 (2%)	0	100	100
28	16	51/54 (94%)	51 (100%)	0	0	100	100
28	26	51/54 (94%)	51 (100%)	0	0	100	100
29	17	46/49 (94%)	45 (98%)	1 (2%)	0	100	100
29	27	46/49 (94%)	44 (96%)	1 (2%)	1 (2%)	8	12
30	18	62/65 (95%)	62 (100%)	0	0	100	100
30	28	62/65 (95%)	62 (100%)	0	0	100	100
31	19	35/37 (95%)	35 (100%)	0	0	100	100
31	29	35/37 (95%)	35 (100%)	0	0	100	100
33	1b	229/256 (90%)	200 (87%)	20 (9%)	9 (4%)	3	4
33	2b	229/256 (90%)	201 (88%)	20 (9%)	8 (4%)	4	5
34	1c	204/239 (85%)	185 (91%)	17 (8%)	2 (1%)	18	28
34	2c	204/239 (85%)	187 (92%)	15 (7%)	2 (1%)	18	28
35	1d	206/209 (99%)	195 (95%)	10 (5%)	1 (0%)	32	49
35	2d	206/209 (99%)	194 (94%)	11 (5%)	1 (0%)	32	49
36	1e	146/162 (90%)	134 (92%)	11 (8%)	1 (1%)	25	39
36	2e	146/162 (90%)	136 (93%)	10 (7%)	0	100	100
37	1f	98/101 (97%)	96 (98%)	2 (2%)	0	100	100
37	2f	98/101 (97%)	96 (98%)	2 (2%)	0	100	100
38	1g	153/156 (98%)	146 (95%)	7 (5%)	0	100	100
38	2g	153/156 (98%)	146 (95%)	6 (4%)	1 (1%)	25	39
39	1h	135/138 (98%)	132 (98%)	3 (2%)	0	100	100
39	2h	135/138 (98%)	131 (97%)	3 (2%)	1 (1%)	25	39
40	1i	125/128 (98%)	107 (86%)	17 (14%)	1 (1%)	22	34
40	2i	125/128 (98%)	108 (86%)	15 (12%)	2 (2%)	11	17
41	1j	95/105 (90%)	83 (87%)	8 (8%)	4 (4%)	3	3
41	2j	94/105 (90%)	81 (86%)	8 (8%)	5 (5%)	2	2
42	1k	112/129 (87%)	103 (92%)	5 (4%)	4 (4%)	4	5
42	2k	112/129 (87%)	104 (93%)	4 (4%)	4 (4%)	4	5

Continued on next page...

Continued from previous page...

Mol	Chain	Analysed	Favoured	Allowed	Outliers	Percentiles	
43	1l	119/132 (90%)	113 (95%)	6 (5%)	0	100	100
43	2l	119/132 (90%)	111 (93%)	8 (7%)	0	100	100
44	1m	121/126 (96%)	112 (93%)	9 (7%)	0	100	100
44	2m	120/126 (95%)	110 (92%)	7 (6%)	3 (2%)	6	9
45	1n	58/61 (95%)	55 (95%)	3 (5%)	0	100	100
45	2n	58/61 (95%)	55 (95%)	3 (5%)	0	100	100
46	1o	86/89 (97%)	83 (96%)	3 (4%)	0	100	100
46	2o	86/89 (97%)	82 (95%)	3 (4%)	1 (1%)	15	24
47	1p	80/88 (91%)	76 (95%)	3 (4%)	1 (1%)	14	22
47	2p	80/88 (91%)	75 (94%)	4 (5%)	1 (1%)	14	22
48	1q	97/105 (92%)	94 (97%)	3 (3%)	0	100	100
48	2q	97/105 (92%)	94 (97%)	3 (3%)	0	100	100
49	1r	66/88 (75%)	62 (94%)	4 (6%)	0	100	100
49	2r	66/88 (75%)	62 (94%)	4 (6%)	0	100	100
50	1s	81/93 (87%)	73 (90%)	8 (10%)	0	100	100
50	2s	81/93 (87%)	74 (91%)	6 (7%)	1 (1%)	15	24
51	1t	94/106 (89%)	86 (92%)	3 (3%)	5 (5%)	2	2
51	2t	94/106 (89%)	86 (92%)	3 (3%)	5 (5%)	2	2
52	1u	21/27 (78%)	19 (90%)	2 (10%)	0	100	100
52	2u	21/27 (78%)	18 (86%)	3 (14%)	0	100	100
All	All	11370/12128 (94%)	10690 (94%)	575 (5%)	105 (1%)	20	31

5 of 105 Ramachandran outliers are listed below:

Mol	Chain	Res	Type
3	1D	275	LYS
5	1F	130	ALA
6	1G	47	LYS
6	1G	51	ARG
7	1H	126	PRO

5.3.2 Protein sidechains ⓘ

In the following table, the Percentiles column shows the percent sidechain outliers of the chain as a percentile score with respect to all X-ray entries followed by that with respect to entries of similar

resolution.

The Analysed column shows the number of residues for which the sidechain conformation was analysed, and the total number of residues.

Mol	Chain	Analysed	Rotameric	Outliers	Percentiles	
3	1D	215/218 (99%)	202 (94%)	13 (6%)	22	36
3	2D	215/218 (99%)	206 (96%)	9 (4%)	34	53
4	1E	164/166 (99%)	157 (96%)	7 (4%)	33	52
4	2E	164/166 (99%)	156 (95%)	8 (5%)	29	46
5	1F	160/166 (96%)	146 (91%)	14 (9%)	12	17
5	2F	159/166 (96%)	150 (94%)	9 (6%)	24	38
6	1G	144/156 (92%)	139 (96%)	5 (4%)	41	60
6	2G	143/156 (92%)	137 (96%)	6 (4%)	34	53
7	1H	144/148 (97%)	142 (99%)	2 (1%)	71	86
7	2H	144/148 (97%)	142 (99%)	2 (1%)	71	86
8	1I	113/124 (91%)	106 (94%)	7 (6%)	21	34
8	2I	105/124 (85%)	100 (95%)	5 (5%)	30	46
9	1N	118/119 (99%)	113 (96%)	5 (4%)	34	53
9	2N	118/119 (99%)	115 (98%)	3 (2%)	53	73
10	1O	100/100 (100%)	99 (99%)	1 (1%)	80	90
10	2O	100/100 (100%)	99 (99%)	1 (1%)	80	90
11	1P	115/116 (99%)	110 (96%)	5 (4%)	33	52
11	2P	115/116 (99%)	112 (97%)	3 (3%)	51	72
12	1Q	111/111 (100%)	109 (98%)	2 (2%)	64	82
12	2Q	111/111 (100%)	107 (96%)	4 (4%)	40	59
13	1R	101/101 (100%)	94 (93%)	7 (7%)	18	29
13	2R	101/101 (100%)	95 (94%)	6 (6%)	23	36
14	1S	86/88 (98%)	82 (95%)	4 (5%)	30	48
14	2S	85/88 (97%)	83 (98%)	2 (2%)	54	74
15	1T	115/127 (91%)	110 (96%)	5 (4%)	33	52
15	2T	113/127 (89%)	110 (97%)	3 (3%)	50	71
16	1U	93/94 (99%)	90 (97%)	3 (3%)	44	64
16	2U	93/94 (99%)	92 (99%)	1 (1%)	78	90
17	1V	80/82 (98%)	75 (94%)	5 (6%)	21	34

Continued on next page...

Continued from previous page...

Mol	Chain	Analysed	Rotameric	Outliers	Percentiles	
17	2V	80/82 (98%)	77 (96%)	3 (4%)	38	57
18	1W	90/92 (98%)	86 (96%)	4 (4%)	33	51
18	2W	90/92 (98%)	85 (94%)	5 (6%)	25	39
19	1X	77/78 (99%)	76 (99%)	1 (1%)	73	88
19	2X	77/78 (99%)	76 (99%)	1 (1%)	73	88
20	1Y	85/91 (93%)	83 (98%)	2 (2%)	54	74
20	2Y	85/91 (93%)	84 (99%)	1 (1%)	75	89
21	1Z	135/179 (75%)	132 (98%)	3 (2%)	57	77
21	2Z	137/179 (76%)	134 (98%)	3 (2%)	57	77
22	10	65/67 (97%)	62 (95%)	3 (5%)	31	49
22	20	65/67 (97%)	63 (97%)	2 (3%)	45	66
23	11	80/83 (96%)	77 (96%)	3 (4%)	38	57
23	21	80/83 (96%)	76 (95%)	4 (5%)	28	44
24	12	65/67 (97%)	65 (100%)	0	100	100
24	22	65/67 (97%)	64 (98%)	1 (2%)	70	85
25	13	51/52 (98%)	50 (98%)	1 (2%)	60	80
25	23	50/52 (96%)	48 (96%)	2 (4%)	36	55
26	14	59/63 (94%)	57 (97%)	2 (3%)	42	61
26	24	53/63 (84%)	49 (92%)	4 (8%)	16	26
27	15	50/52 (96%)	47 (94%)	3 (6%)	22	36
27	25	50/52 (96%)	47 (94%)	3 (6%)	22	36
28	16	51/52 (98%)	49 (96%)	2 (4%)	37	56
28	26	50/52 (96%)	48 (96%)	2 (4%)	36	55
29	17	41/42 (98%)	39 (95%)	2 (5%)	29	46
29	27	41/42 (98%)	41 (100%)	0	100	100
30	18	54/55 (98%)	51 (94%)	3 (6%)	25	39
30	28	54/55 (98%)	50 (93%)	4 (7%)	16	26
31	19	34/34 (100%)	33 (97%)	1 (3%)	48	68
31	29	34/34 (100%)	34 (100%)	0	100	100
33	1b	192/220 (87%)	189 (98%)	3 (2%)	68	84
33	2b	187/220 (85%)	183 (98%)	4 (2%)	59	78

Continued on next page...

Continued from previous page...

Mol	Chain	Analysed	Rotameric	Outliers	Percentiles	
34	1c	142/188 (76%)	140 (99%)	2 (1%)	71	86
34	2c	140/188 (74%)	139 (99%)	1 (1%)	87	94
35	1d	169/181 (93%)	165 (98%)	4 (2%)	54	74
35	2d	173/181 (96%)	168 (97%)	5 (3%)	48	68
36	1e	113/123 (92%)	111 (98%)	2 (2%)	64	82
36	2e	114/123 (93%)	112 (98%)	2 (2%)	64	82
37	1f	84/90 (93%)	82 (98%)	2 (2%)	54	74
37	2f	85/90 (94%)	83 (98%)	2 (2%)	54	74
38	1g	119/127 (94%)	118 (99%)	1 (1%)	85	93
38	2g	120/127 (94%)	120 (100%)	0	100	100
39	1h	114/119 (96%)	112 (98%)	2 (2%)	64	82
39	2h	114/119 (96%)	112 (98%)	2 (2%)	64	82
40	1i	90/99 (91%)	86 (96%)	4 (4%)	33	51
40	2i	89/99 (90%)	87 (98%)	2 (2%)	57	77
41	1j	66/92 (72%)	65 (98%)	1 (2%)	70	85
41	2j	69/92 (75%)	65 (94%)	4 (6%)	23	37
42	1k	82/99 (83%)	80 (98%)	2 (2%)	54	74
42	2k	83/99 (84%)	82 (99%)	1 (1%)	75	89
43	1l	96/108 (89%)	94 (98%)	2 (2%)	59	78
43	2l	96/108 (89%)	94 (98%)	2 (2%)	59	78
44	1m	93/101 (92%)	91 (98%)	2 (2%)	57	77
44	2m	92/101 (91%)	90 (98%)	2 (2%)	57	77
45	1n	49/50 (98%)	46 (94%)	3 (6%)	22	35
45	2n	49/50 (98%)	47 (96%)	2 (4%)	35	54
46	1o	78/80 (98%)	78 (100%)	0	100	100
46	2o	78/80 (98%)	77 (99%)	1 (1%)	73	88
47	1p	69/74 (93%)	64 (93%)	5 (7%)	17	27
47	2p	68/74 (92%)	63 (93%)	5 (7%)	16	26
48	1q	94/97 (97%)	94 (100%)	0	100	100
48	2q	94/97 (97%)	94 (100%)	0	100	100
49	1r	59/77 (77%)	58 (98%)	1 (2%)	66	83

Continued on next page...

Continued from previous page...

Mol	Chain	Analysed	Rotameric	Outliers	Percentiles	
49	2r	59/77 (77%)	57 (97%)	2 (3%)	42	61
50	1s	69/80 (86%)	68 (99%)	1 (1%)	71	86
50	2s	67/80 (84%)	65 (97%)	2 (3%)	46	67
51	1t	70/82 (85%)	67 (96%)	3 (4%)	33	52
51	2t	70/82 (85%)	69 (99%)	1 (1%)	71	86
52	1u	18/22 (82%)	18 (100%)	0	100	100
52	2u	18/22 (82%)	18 (100%)	0	100	100
All	All	9304/10064 (92%)	9012 (97%)	292 (3%)	45	66

5 of 292 residues with a non-rotameric sidechain are listed below:

Mol	Chain	Res	Type
40	1i	42	ARG
3	2D	257	LEU
40	2i	108	VAL
41	1j	5	ARG
47	1p	67	THR

Some sidechains can be flipped to improve hydrogen bonding and reduce clashes. 5 of 89 such sidechains are listed below:

Mol	Chain	Res	Type
51	1t	16	HIS
13	2R	91	GLN
44	2m	77	ASN
3	2D	116	GLN
9	2N	131	GLN

5.3.3 RNA ⓘ

Mol	Chain	Analysed	Backbone Outliers	Pucker Outliers
1	1A	2861/2915 (98%)	439 (15%)	28 (0%)
1	2A	2788/2915 (95%)	462 (16%)	26 (0%)
2	1B	120/121 (99%)	9 (7%)	1 (0%)
2	2B	118/121 (97%)	27 (22%)	0
32	1a	1494/1521 (98%)	217 (14%)	0
32	2a	1498/1521 (98%)	225 (15%)	0
53	1v	12/27 (44%)	3 (25%)	0

Continued on next page...

Continued from previous page...

Mol	Chain	Analysed	Backbone Outliers	Pucker Outliers
53	2v	12/27 (44%)	3 (25%)	0
54	1w	71/76 (93%)	27 (38%)	0
54	1y	71/76 (93%)	23 (32%)	0
54	2w	69/76 (90%)	21 (30%)	0
54	2y	69/76 (90%)	15 (21%)	0
55	1x	74/77 (96%)	11 (14%)	0
55	2x	74/77 (96%)	12 (16%)	0
All	All	9331/9626 (96%)	1494 (16%)	55 (0%)

5 of 1494 RNA backbone outliers are listed below:

Mol	Chain	Res	Type
1	1A	12	U
1	1A	34	C
1	1A	45	C
1	1A	55	G
1	1A	58	G

5 of 55 RNA pucker outliers are listed below:

Mol	Chain	Res	Type
1	1A	2406	U
1	2A	196	A
1	2A	1992	G
1	1A	2422	A
1	1A	2689	U

5.4 Non-standard residues in protein, DNA, RNA chains [i](#)

86 non-standard protein/DNA/RNA residues are modelled in this entry.

In the following table, the Counts columns list the number of bonds (or angles) for which Mogul statistics could be retrieved, the number of bonds (or angles) that are observed in the model and the number of bonds (or angles) that are defined in the chemical component dictionary. The Link column lists molecule types, if any, to which the group is linked. The Z score for a bond length (or angle) is the number of standard deviations the observed value is removed from the expected value. A bond length (or angle) with $|Z| > 2$ is considered an outlier worth inspection. RMSZ is the root-mean-square of all Z scores of the bond lengths (or angles).

Mol	Type	Chain	Res	Link	Bond lengths			Bond angles		
					Counts	RMSZ	$\# Z > 2$	Counts	RMSZ	$\# Z > 2$
1	PSU	1A	1911	1	16,21,22	1.35	2 (12%)	20,30,33	3.45	6 (30%)

Mol	Type	Chain	Res	Link	Bond lengths			Bond angles		
					Counts	RMSZ	# Z > 2	Counts	RMSZ	# Z > 2
1	5MU	1A	1915	1	14,22,23	0.72	0	16,32,35	2.13	2 (12%)
1	PSU	1A	1917	1	16,21,22	1.28	1 (6%)	20,30,33	3.45	6 (30%)
1	4OC	1A	1920	1	15,22,24	0.76	0	19,31,35	0.85	0
1	5MU	1A	1939	1	14,22,23	0.86	1 (7%)	16,32,35	2.21	3 (18%)
1	5MC	1A	1942	1,56	15,22,23	1.41	1 (6%)	17,32,35	1.13	2 (11%)
1	5MC	1A	1962	1,56	15,22,23	1.34	1 (6%)	17,32,35	0.98	1 (5%)
1	OMG	1A	2251	1,55,56	18,26,27	1.30	2 (11%)	22,38,41	2.07	6 (27%)
1	2MA	1A	2503	1,56	18,25,26	1.49	3 (16%)	17,37,40	2.17	2 (11%)
1	2MU	1A	2552	1,56	14,22,24	0.92	0	18,31,36	2.01	3 (16%)
1	PSU	1A	2605	1	16,21,22	1.78	4 (25%)	20,30,33	3.38	6 (30%)
32	2MG	1a	1207	32	19,26,27	1.26	2 (10%)	20,38,41	2.62	9 (45%)
32	5MC	1a	1400	32	15,22,23	1.40	1 (6%)	17,32,35	1.06	1 (5%)
32	4OC	1a	1402	32	16,23,24	0.75	0	19,32,35	0.98	2 (10%)
32	5MC	1a	1404	32	15,22,23	1.35	1 (6%)	17,32,35	1.27	3 (17%)
32	5MC	1a	1407	32	15,22,23	1.44	1 (6%)	17,32,35	1.06	2 (11%)
32	UR3	1a	1498	32	14,22,23	0.77	0	16,32,35	0.63	0
32	MA6	1a	1518	32	16,26,27	1.03	1 (6%)	18,38,41	2.28	6 (33%)
32	MA6	1a	1519	32	16,26,27	1.05	1 (6%)	18,38,41	2.20	5 (27%)
32	PSU	1a	516	32,56	16,21,22	1.47	3 (18%)	20,30,33	3.29	6 (30%)
32	7MG	1a	527	32,56	20,26,27	1.64	3 (15%)	22,39,42	2.79	5 (22%)
32	M2G	1a	966	32	20,27,28	1.34	3 (15%)	21,40,43	2.20	6 (28%)
32	5MC	1a	967	32	15,22,23	1.36	1 (6%)	17,32,35	1.14	2 (11%)
43	0TD	1l	92	43	5,9,10	3.10	2 (40%)	3,11,13	10.03	1 (33%)
54	PSU	1w	32	54,56	16,21,22	1.39	1 (6%)	20,30,33	3.51	6 (30%)
54	MIA	1w	37	54	23,31,32	1.85	2 (8%)	25,44,47	1.61	6 (24%)
54	PSU	1w	39	54	16,21,22	1.48	1 (6%)	20,30,33	3.42	6 (30%)
54	7MG	1w	46	54	20,26,27	1.63	2 (10%)	22,39,42	2.82	5 (22%)
54	5MU	1w	54	54	14,22,23	0.73	0	16,32,35	2.40	3 (18%)
54	PSU	1w	55	54	16,21,22	1.34	1 (6%)	20,30,33	3.76	6 (30%)
54	4SU	1w	8	54	14,21,22	1.32	2 (14%)	15,30,33	1.46	2 (13%)
55	5MC	1x	32	55	15,22,23	1.43	1 (6%)	17,32,35	1.31	2 (11%)
55	5MU	1x	54	55,56	14,22,23	0.72	0	16,32,35	2.51	2 (12%)
55	PSU	1x	55	55	16,21,22	1.54	1 (6%)	20,30,33	3.57	7 (35%)
55	M3O	1x	76	55,56	28,34,35	1.21	3 (10%)	29,47,50	2.30	4 (13%)
55	4SU	1x	8	55	14,21,22	1.32	2 (14%)	15,30,33	2.78	2 (13%)

Mol	Type	Chain	Res	Link	Bond lengths			Bond angles		
					Counts	RMSZ	# Z > 2	Counts	RMSZ	# Z > 2
54	PSU	1y	32	54	16,21,22	1.33	1 (6%)	20,30,33	3.59	7 (35%)
54	MIA	1y	37	54	18,24,32	1.24	2 (11%)	17,35,47	1.79	2 (11%)
54	PSU	1y	39	54	16,21,22	1.33	2 (12%)	20,30,33	3.54	6 (30%)
54	7MG	1y	46	54	20,26,27	1.75	2 (10%)	22,39,42	2.95	6 (27%)
54	5MU	1y	54	54	14,22,23	0.81	1 (7%)	16,32,35	2.46	3 (18%)
54	PSU	1y	55	54	16,21,22	1.17	1 (6%)	20,30,33	3.49	6 (30%)
54	4SU	1y	8	54	14,21,22	1.28	1 (7%)	15,30,33	1.62	2 (13%)
1	PSU	2A	1911	1	16,21,22	1.34	1 (6%)	20,30,33	3.72	6 (30%)
1	5MU	2A	1915	1	14,22,23	0.72	0	16,32,35	2.14	3 (18%)
1	PSU	2A	1917	1	16,21,22	1.48	1 (6%)	20,30,33	3.64	7 (35%)
1	4OC	2A	1920	1	15,22,24	0.73	0	19,31,35	0.72	0
1	5MU	2A	1939	1,56	14,22,23	0.75	0	16,32,35	2.29	3 (18%)
1	5MC	2A	1942	1	15,22,23	1.55	1 (6%)	17,32,35	1.17	1 (5%)
1	5MC	2A	1962	1,56	15,22,23	1.50	1 (6%)	17,32,35	1.13	2 (11%)
1	OMG	2A	2251	1,55,56	18,26,27	1.25	2 (11%)	22,38,41	2.05	6 (27%)
1	2MA	2A	2503	1,56	18,25,26	1.53	4 (22%)	17,37,40	1.81	2 (11%)
1	2MU	2A	2552	1,56	14,22,24	1.10	2 (14%)	18,31,36	2.11	1 (5%)
1	PSU	2A	2605	1	16,21,22	1.49	1 (6%)	20,30,33	3.49	6 (30%)
32	2MG	2a	1207	32	19,26,27	1.29	2 (10%)	20,38,41	2.61	9 (45%)
32	5MC	2a	1400	32	15,22,23	1.45	1 (6%)	17,32,35	1.09	2 (11%)
32	4OC	2a	1402	32	16,23,24	0.69	0	19,32,35	1.19	2 (10%)
32	5MC	2a	1404	32	15,22,23	1.45	1 (6%)	17,32,35	1.01	2 (11%)
32	5MC	2a	1407	32	15,22,23	1.44	2 (13%)	17,32,35	1.19	1 (5%)
32	UR3	2a	1498	32	14,22,23	0.91	1 (7%)	16,32,35	0.64	0
32	MA6	2a	1518	32	16,26,27	1.01	1 (6%)	18,38,41	2.39	5 (27%)
32	MA6	2a	1519	32	16,26,27	1.06	1 (6%)	18,38,41	2.27	5 (27%)
32	PSU	2a	516	32	16,21,22	1.54	2 (12%)	20,30,33	3.54	6 (30%)
32	7MG	2a	527	32,56	20,26,27	1.68	2 (10%)	22,39,42	2.62	4 (18%)
32	M2G	2a	966	32	20,27,28	1.48	3 (15%)	21,40,43	2.19	6 (28%)
32	5MC	2a	967	32	15,22,23	1.49	1 (6%)	17,32,35	1.01	2 (11%)
43	0TD	2l	92	43	5,9,10	3.02	2 (40%)	3,11,13	2.20	1 (33%)
54	PSU	2w	32	54	16,21,22	1.30	1 (6%)	20,30,33	3.59	6 (30%)
54	MIA	2w	37	54	18,24,32	1.23	2 (11%)	17,35,47	1.87	2 (11%)
54	PSU	2w	39	54	16,21,22	1.19	1 (6%)	20,30,33	3.89	6 (30%)
54	7MG	2w	46	54	20,26,27	1.69	2 (10%)	22,39,42	2.59	5 (22%)

Mol	Type	Chain	Res	Link	Bond lengths			Bond angles		
					Counts	RMSZ	# Z > 2	Counts	RMSZ	# Z > 2
54	5MU	2w	54	54	14,22,23	0.72	0	16,32,35	2.58	3 (18%)
54	PSU	2w	55	54	16,21,22	1.26	1 (6%)	20,30,33	3.85	7 (35%)
54	4SU	2w	8	54	14,21,22	1.29	2 (14%)	15,30,33	1.69	2 (13%)
55	5MC	2x	32	55	15,22,23	1.35	1 (6%)	17,32,35	1.13	2 (11%)
55	5MU	2x	54	55	14,22,23	0.74	0	16,32,35	2.46	2 (12%)
55	PSU	2x	55	55	16,21,22	1.31	1 (6%)	20,30,33	3.41	6 (30%)
55	M3O	2x	76	55,56	28,34,35	1.39	3 (10%)	29,47,50	2.57	4 (13%)
55	4SU	2x	8	55	14,21,22	1.32	2 (14%)	15,30,33	2.20	2 (13%)
54	PSU	2y	32	54	16,21,22	1.17	1 (6%)	20,30,33	3.50	6 (30%)
54	MIA	2y	37	54	18,24,32	1.22	2 (11%)	17,35,47	1.90	2 (11%)
54	PSU	2y	39	54	16,21,22	1.25	1 (6%)	20,30,33	3.52	8 (40%)
54	7MG	2y	46	54	20,26,27	1.65	2 (10%)	22,39,42	3.03	6 (27%)
54	5MU	2y	54	54	14,22,23	0.70	0	16,32,35	2.39	2 (12%)
54	PSU	2y	55	54	16,21,22	1.23	1 (6%)	20,30,33	3.55	7 (35%)
54	4SU	2y	8	54	14,21,22	1.27	1 (7%)	15,30,33	1.53	2 (13%)

In the following table, the Chirals column lists the number of chiral outliers, the number of chiral centers analysed, the number of these observed in the model and the number defined in the chemical component dictionary. Similar counts are reported in the Torsion and Rings columns. '-' means no outliers of that kind were identified.

Mol	Type	Chain	Res	Link	Chirals	Torsions	Rings
1	PSU	1A	1911	1	-	0/7/25/26	0/2/2/2
1	5MU	1A	1915	1	-	0/3/25/26	0/2/2/2
1	PSU	1A	1917	1	-	0/7/25/26	0/2/2/2
1	4OC	1A	1920	1	-	0/5/27/30	0/2/2/2
1	5MU	1A	1939	1	-	0/3/25/26	0/2/2/2
1	5MC	1A	1942	1,56	-	0/3/25/26	0/2/2/2
1	5MC	1A	1962	1,56	-	0/3/25/26	0/2/2/2
1	OMG	1A	2251	1,55,56	-	0/5/27/28	0/3/3/3
1	2MA	1A	2503	1,56	-	0/3/25/26	0/3/3/3
1	2MU	1A	2552	1,56	-	0/5/27/28	0/2/2/2
1	PSU	1A	2605	1	-	0/7/25/26	0/2/2/2
32	2MG	1a	1207	32	-	0/5/27/28	0/3/3/3
32	5MC	1a	1400	32	-	0/3/25/26	0/2/2/2
32	4OC	1a	1402	32	-	0/7/29/30	0/2/2/2
32	5MC	1a	1404	32	-	0/3/25/26	0/2/2/2
32	5MC	1a	1407	32	-	0/3/25/26	0/2/2/2
32	UR3	1a	1498	32	-	0/3/25/26	0/2/2/2

Continued on next page...

Continued from previous page...

Mol	Type	Chain	Res	Link	Chirals	Torsions	Rings
32	MA6	1a	1518	32	-	0/7/29/30	0/3/3/3
32	MA6	1a	1519	32	-	0/7/29/30	0/3/3/3
32	PSU	1a	516	32,56	-	0/7/25/26	0/2/2/2
32	7MG	1a	527	32,56	-	0/7/37/38	0/3/3/3
32	M2G	1a	966	32	-	0/7/29/30	0/3/3/3
32	5MC	1a	967	32	-	0/3/25/26	0/2/2/2
43	0TD	1l	92	43	-	0/2/12/14	0/0/0/0
54	PSU	1w	32	54,56	-	0/7/25/26	0/2/2/2
54	MIA	1w	37	54	-	0/11/33/34	0/3/3/3
54	PSU	1w	39	54	-	0/7/25/26	0/2/2/2
54	7MG	1w	46	54	-	0/7/37/38	0/3/3/3
54	5MU	1w	54	54	-	0/3/25/26	0/2/2/2
54	PSU	1w	55	54	-	0/7/25/26	0/2/2/2
54	4SU	1w	8	54	-	0/3/25/26	0/2/2/2
55	5MC	1x	32	55	-	0/3/25/26	0/2/2/2
55	5MU	1x	54	55,56	-	0/3/25/26	0/2/2/2
55	PSU	1x	55	55	-	0/7/25/26	0/2/2/2
55	M3O	1x	76	55,56	-	1/18/40/41	0/3/3/3
55	4SU	1x	8	55	-	0/3/25/26	0/2/2/2
54	PSU	1y	32	54	-	0/7/25/26	0/2/2/2
54	MIA	1y	37	54	-	0/3/25/34	0/3/3/3
54	PSU	1y	39	54	-	0/7/25/26	0/2/2/2
54	7MG	1y	46	54	-	0/7/37/38	0/3/3/3
54	5MU	1y	54	54	-	0/3/25/26	0/2/2/2
54	PSU	1y	55	54	-	0/7/25/26	0/2/2/2
54	4SU	1y	8	54	-	0/3/25/26	0/2/2/2
1	PSU	2A	1911	1	-	0/7/25/26	0/2/2/2
1	5MU	2A	1915	1	-	0/3/25/26	0/2/2/2
1	PSU	2A	1917	1	-	0/7/25/26	0/2/2/2
1	4OC	2A	1920	1	-	0/5/27/30	0/2/2/2
1	5MU	2A	1939	1,56	-	0/3/25/26	0/2/2/2
1	5MC	2A	1942	1	-	0/3/25/26	0/2/2/2
1	5MC	2A	1962	1,56	-	0/3/25/26	0/2/2/2
1	OMG	2A	2251	1,55,56	-	0/5/27/28	0/3/3/3
1	2MA	2A	2503	1,56	-	0/3/25/26	0/3/3/3
1	2MU	2A	2552	1,56	-	0/5/27/28	0/2/2/2
1	PSU	2A	2605	1	-	0/7/25/26	0/2/2/2
32	2MG	2a	1207	32	-	0/5/27/28	0/3/3/3
32	5MC	2a	1400	32	-	0/3/25/26	0/2/2/2
32	4OC	2a	1402	32	-	0/7/29/30	0/2/2/2
32	5MC	2a	1404	32	-	0/3/25/26	0/2/2/2
32	5MC	2a	1407	32	-	0/3/25/26	0/2/2/2

Continued on next page...

Continued from previous page...

Mol	Type	Chain	Res	Link	Chirals	Torsions	Rings
32	UR3	2a	1498	32	-	0/3/25/26	0/2/2/2
32	MA6	2a	1518	32	-	0/7/29/30	0/3/3/3
32	MA6	2a	1519	32	-	0/7/29/30	0/3/3/3
32	PSU	2a	516	32	-	0/7/25/26	0/2/2/2
32	7MG	2a	527	32,56	-	0/7/37/38	0/3/3/3
32	M2G	2a	966	32	-	0/7/29/30	0/3/3/3
32	5MC	2a	967	32	-	0/3/25/26	0/2/2/2
43	0TD	2l	92	43	-	0/2/12/14	0/0/0/0
54	PSU	2w	32	54	-	0/7/25/26	0/2/2/2
54	MIA	2w	37	54	-	0/3/25/34	0/3/3/3
54	PSU	2w	39	54	-	0/7/25/26	0/2/2/2
54	7MG	2w	46	54	-	0/7/37/38	0/3/3/3
54	5MU	2w	54	54	-	0/3/25/26	0/2/2/2
54	PSU	2w	55	54	-	0/7/25/26	0/2/2/2
54	4SU	2w	8	54	-	0/3/25/26	0/2/2/2
55	5MC	2x	32	55	-	0/3/25/26	0/2/2/2
55	5MU	2x	54	55	-	0/3/25/26	0/2/2/2
55	PSU	2x	55	55	-	0/7/25/26	0/2/2/2
55	M3O	2x	76	55,56	-	1/18/40/41	0/3/3/3
55	4SU	2x	8	55	-	0/3/25/26	0/2/2/2
54	PSU	2y	32	54	-	0/7/25/26	0/2/2/2
54	MIA	2y	37	54	-	0/3/25/34	0/3/3/3
54	PSU	2y	39	54	-	0/7/25/26	0/2/2/2
54	7MG	2y	46	54	-	0/7/37/38	0/3/3/3
54	5MU	2y	54	54	-	0/3/25/26	0/2/2/2
54	PSU	2y	55	54	-	0/7/25/26	0/2/2/2
54	4SU	2y	8	54	-	0/3/25/26	0/2/2/2

The worst 5 of 116 bond length outliers are listed below:

Mol	Chain	Res	Type	Atoms	Z	Observed(Å)	Ideal(Å)
54	1w	37	MIA	C2-S10	-7.46	1.69	1.75
43	1l	92	0TD	CB-SB	-6.02	1.69	1.84
43	2l	92	0TD	CB-SB	-5.76	1.69	1.84
1	1A	2605	PSU	C5-C1'	-5.69	1.47	1.52
55	1x	55	PSU	C5-C1'	-4.99	1.47	1.52

The worst 5 of 330 bond angle outliers are listed below:

Mol	Chain	Res	Type	Atoms	Z	Observed(°)	Ideal(°)
54	2w	39	PSU	N1-C2-N3	-11.33	120.25	128.40
55	2x	76	M3O	N3-C2-N1	-10.38	119.82	128.86

Continued on next page...

Continued from previous page...

Mol	Chain	Res	Type	Atoms	Z	Observed(°)	Ideal(°)
55	1x	76	M3O	N3-C2-N1	-10.25	119.93	128.86
1	2A	1911	PSU	N1-C2-N3	-9.90	121.28	128.40
54	2y	32	PSU	N1-C2-N3	-9.54	121.54	128.40

There are no chirality outliers.

All (2) torsion outliers are listed below:

Mol	Chain	Res	Type	Atoms
55	1x	76	M3O	OCN-CN-N-CA
55	2x	76	M3O	OCN-CN-N-CA

There are no ring outliers.

9 monomers are involved in 15 short contacts:

Mol	Chain	Res	Type	Clashes	Symm-Clashes
1	1A	1915	5MU	2	0
1	1A	1917	PSU	1	0
1	1A	1939	5MU	2	0
1	1A	2503	2MA	1	0
1	2A	1939	5MU	2	0
1	2A	1942	5MC	1	0
1	2A	2251	OMG	2	0
1	2A	2503	2MA	2	0
1	2A	2552	2MU	2	0

5.5 Carbohydrates

There are no carbohydrates in this entry.

5.6 Ligand geometry

Of 2310 ligands modelled in this entry, 2306 are monoatomic - leaving 4 for Mogul analysis.

In the following table, the Counts columns list the number of bonds (or angles) for which Mogul statistics could be retrieved, the number of bonds (or angles) that are observed in the model and the number of bonds (or angles) that are defined in the chemical component dictionary. The Link column lists molecule types, if any, to which the group is linked. The Z score for a bond length (or angle) is the number of standard deviations the observed value is removed from the expected value. A bond length (or angle) with $|Z| > 2$ is considered an outlier worth inspection. RMSZ is the root-mean-square of all Z scores of the bond lengths (or angles).

Mol	Type	Chain	Res	Link	Bond lengths			Bond angles		
					Counts	RMSZ	# Z > 2	Counts	RMSZ	# Z > 2
57	4M2	1A	3894	-	55,62,62	3.04	7 (12%)	62,90,90	2.83	15 (24%)
60	SF4	1d	501	35	0,12,12	0.00	-	0,24,24	0.00	-
57	4M2	2A	3673	-	55,62,62	2.99	11 (20%)	62,90,90	2.76	14 (22%)
60	SF4	2d	501	35	0,12,12	0.00	-	0,24,24	0.00	-

In the following table, the Chirals column lists the number of chiral outliers, the number of chiral centers analysed, the number of these observed in the model and the number defined in the chemical component dictionary. Similar counts are reported in the Torsion and Rings columns. '-' means no outliers of that kind were identified.

Mol	Type	Chain	Res	Link	Chirals	Torsions	Rings
57	4M2	1A	3894	-	-	0/31/93/93	0/6/6/6
60	SF4	1d	501	35	-	0/0/48/48	0/6/5/5
57	4M2	2A	3673	-	-	0/31/93/93	0/6/6/6
60	SF4	2d	501	35	-	0/0/48/48	0/6/5/5

The worst 5 of 18 bond length outliers are listed below:

Mol	Chain	Res	Type	Atoms	Z	Observed(Å)	Ideal(Å)
57	1A	3894	4M2	CBX-CBT	-4.21	1.47	1.52
57	1A	3894	4M2	OBF-CBX	-3.97	1.35	1.41
57	2A	3673	4M2	CBM-CAN	-2.85	1.41	1.46
57	2A	3673	4M2	C5-C4	-2.70	1.34	1.40
57	1A	3894	4M2	CBM-CAN	-2.59	1.41	1.46

The worst 5 of 29 bond angle outliers are listed below:

Mol	Chain	Res	Type	Atoms	Z	Observed(°)	Ideal(°)
57	2A	3673	4M2	N3-C2-N1	-13.48	117.12	128.86
57	1A	3894	4M2	N3-C2-N1	-12.51	117.96	128.86
57	1A	3894	4M2	CBX-CBT-CBS	-7.55	91.61	102.69
57	1A	3894	4M2	CBN-OBF-CBX	-7.45	107.03	117.88
57	2A	3673	4M2	CBN-OBF-CBX	-7.34	107.18	117.88

There are no chirality outliers.

There are no torsion outliers.

There are no ring outliers.

2 monomers are involved in 10 short contacts:

Mol	Chain	Res	Type	Clashes	Symm-Clashes
57	1A	3894	4M2	5	0
57	2A	3673	4M2	5	0

5.7 Other polymers [i](#)

There are no such residues in this entry.

5.8 Polymer linkage issues [i](#)

There are no chain breaks in this entry.

6 Fit of model and data ⓘ

6.1 Protein, DNA and RNA chains ⓘ

In the following table, the column labelled ‘#RSRZ> 2’ contains the number (and percentage) of RSRZ outliers, followed by percent RSRZ outliers for the chain as percentile scores relative to all X-ray entries and entries of similar resolution. The OWAB column contains the minimum, median, 95th percentile and maximum values of the occupancy-weighted average B-factor per residue. The column labelled ‘Q< 0.9’ lists the number of (and percentage) of residues with an average occupancy less than 0.9.

Mol	Chain	Analysed	<RSRZ>	#RSRZ>2	OWAB(Å ²)	Q<0.9
1	1A	2860/2915 (98%)	0.26	65 (2%) 61 59	23, 42, 92, 106	0
1	2A	2789/2915 (95%)	-0.24	64 (2%) 61 59	26, 46, 90, 104	0
2	1B	120/121 (99%)	0.01	0 100 100	37, 59, 71, 89	0
2	2B	120/121 (99%)	-0.39	0 100 100	46, 66, 77, 90	0
3	1D	275/276 (99%)	0.50	3 (1%) 80 80	21, 42, 59, 79	0
3	2D	275/276 (99%)	0.38	7 (2%) 58 56	23, 44, 61, 80	0
4	1E	204/206 (99%)	0.21	0 100 100	20, 45, 65, 78	0
4	2E	204/206 (99%)	-0.04	1 (0%) 90 91	21, 49, 68, 79	0
5	1F	203/210 (96%)	0.53	5 (2%) 58 56	23, 51, 73, 89	0
5	2F	203/210 (96%)	0.42	12 (5%) 23 21	25, 56, 75, 91	0
6	1G	181/182 (99%)	0.90	16 (8%) 11 9	48, 67, 80, 92	0
6	2G	181/182 (99%)	2.31	88 (48%) 0 0	52, 71, 82, 95	0
7	1H	174/180 (96%)	0.31	1 (0%) 89 90	48, 65, 75, 82	0
7	2H	174/180 (96%)	1.62	57 (32%) 0 0	52, 70, 80, 83	0
8	1I	146/148 (98%)	0.22	0 100 100	47, 74, 83, 89	0
8	2I	146/148 (98%)	-0.24	1 (0%) 87 88	49, 74, 84, 86	0
9	1N	140/140 (100%)	0.28	0 100 100	31, 48, 69, 79	0
9	2N	140/140 (100%)	0.06	1 (0%) 87 88	36, 53, 72, 80	0
10	1O	122/122 (100%)	0.06	0 100 100	25, 38, 58, 63	0
10	2O	122/122 (100%)	0.85	10 (8%) 12 10	39, 57, 72, 76	0
11	1P	149/150 (99%)	0.24	0 100 100	23, 52, 75, 81	0
11	2P	149/150 (99%)	-0.06	1 (0%) 87 88	26, 58, 78, 83	0
12	1Q	141/141 (100%)	1.01	13 (9%) 10 7	30, 49, 64, 80	0
12	2Q	141/141 (100%)	1.28	30 (21%) 1 1	37, 54, 68, 80	0

Continued on next page...

Continued from previous page...

Mol	Chain	Analysed	<RSRZ>	#RSRZ>2	OWAB(Å ²)	Q<0.9
13	1R	118/118 (100%)	0.31	0 100 100	30, 40, 55, 67	0
13	2R	118/118 (100%)	0.17	0 100 100	32, 43, 57, 69	0
14	1S	110/112 (98%)	0.27	0 100 100	45, 59, 71, 75	0
14	2S	110/112 (98%)	-0.12	1 (0%) 84 84	52, 64, 74, 77	0
15	1T	131/146 (89%)	0.25	1 (0%) 86 86	37, 50, 73, 84	0
15	2T	131/146 (89%)	0.08	0 100 100	41, 53, 74, 84	0
16	1U	116/118 (98%)	0.30	0 100 100	26, 42, 58, 75	0
16	2U	116/118 (98%)	0.12	2 (1%) 70 70	32, 47, 62, 77	0
17	1V	101/101 (100%)	0.41	2 (1%) 65 64	29, 51, 66, 77	0
17	2V	101/101 (100%)	0.14	2 (1%) 65 64	33, 58, 70, 77	0
18	1W	112/113 (99%)	0.18	1 (0%) 84 84	25, 37, 59, 86	0
18	2W	112/113 (99%)	0.20	1 (0%) 84 84	29, 40, 61, 88	0
19	1X	95/96 (98%)	0.05	0 100 100	22, 35, 60, 84	0
19	2X	95/96 (98%)	0.65	4 (4%) 37 34	40, 60, 75, 82	0
20	1Y	107/110 (97%)	0.17	0 100 100	44, 59, 72, 85	0
20	2Y	107/110 (97%)	0.87	12 (11%) 6 4	49, 62, 75, 87	0
21	1Z	154/206 (74%)	1.56	48 (31%) 0 0	46, 71, 88, 93	0
21	2Z	160/206 (77%)	2.43	86 (53%) 0 0	52, 76, 90, 95	0
22	10	83/85 (97%)	0.81	7 (8%) 12 9	25, 36, 66, 88	0
22	20	83/85 (97%)	0.85	8 (9%) 9 6	47, 65, 77, 91	0
23	11	97/98 (98%)	0.49	3 (3%) 49 48	30, 47, 69, 79	0
23	21	97/98 (98%)	-0.03	1 (1%) 82 82	30, 51, 72, 80	0
24	12	70/72 (97%)	0.20	0 100 100	39, 56, 67, 77	0
24	22	70/72 (97%)	0.07	1 (1%) 75 74	45, 61, 69, 77	0
25	13	59/60 (98%)	0.38	0 100 100	33, 46, 68, 76	0
25	23	59/60 (98%)	0.53	3 (5%) 29 26	38, 52, 70, 79	0
26	14	69/71 (97%)	0.69	10 (14%) 3 2	47, 72, 90, 94	0
26	24	69/71 (97%)	2.96	38 (55%) 0 0	73, 86, 96, 98	0
27	15	59/60 (98%)	0.05	1 (1%) 70 70	19, 32, 51, 62	0
27	25	59/60 (98%)	0.08	0 100 100	32, 49, 66, 73	0
28	16	53/54 (98%)	0.33	1 (1%) 67 66	28, 39, 56, 61	0

Continued on next page...

Continued from previous page...

Mol	Chain	Analysed	<RSRZ>	#RSRZ>2	OWAB(Å ²)	Q<0.9
28	26	53/54 (98%)	0.17	0 100 100	41, 58, 70, 77	0
29	17	48/49 (97%)	0.39	1 (2%) 64 63	24, 30, 58, 73	0
29	27	48/49 (97%)	1.00	6 (12%) 4 3	25, 33, 60, 75	0
30	18	64/65 (98%)	0.28	0 100 100	30, 41, 49, 58	0
30	28	64/65 (98%)	-0.28	0 100 100	35, 45, 53, 59	0
31	19	37/37 (100%)	0.53	1 (2%) 55 53	39, 49, 63, 67	0
31	29	37/37 (100%)	0.71	3 (8%) 13 10	43, 55, 65, 70	0
32	1a	1488/1521 (97%)	-0.04	23 (1%) 74 73	41, 69, 92, 105	0
32	2a	1491/1521 (98%)	-0.22	27 (1%) 69 68	45, 72, 93, 104	0
33	1b	231/256 (90%)	-0.29	0 100 100	67, 82, 90, 96	0
33	2b	231/256 (90%)	-0.31	0 100 100	70, 84, 90, 96	0
34	1c	206/239 (86%)	0.09	2 (0%) 82 82	64, 76, 85, 95	0
34	2c	206/239 (86%)	1.35	58 (28%) 1 0	68, 79, 86, 95	0
35	1d	208/209 (99%)	0.09	2 (0%) 82 82	55, 70, 80, 86	0
35	2d	208/209 (99%)	0.83	25 (12%) 5 3	58, 71, 81, 86	0
36	1e	148/162 (91%)	0.09	0 100 100	58, 70, 79, 91	0
36	2e	148/162 (91%)	0.29	5 (3%) 46 44	61, 73, 82, 90	0
37	1f	100/101 (99%)	0.27	0 100 100	54, 66, 77, 83	0
37	2f	100/101 (99%)	-0.18	0 100 100	54, 68, 77, 83	0
38	1g	155/156 (99%)	0.85	20 (12%) 4 3	63, 73, 85, 97	0
38	2g	155/156 (99%)	1.04	23 (14%) 3 2	66, 75, 87, 98	0
39	1h	137/138 (99%)	0.12	0 100 100	61, 72, 79, 85	0
39	2h	137/138 (99%)	-0.05	2 (1%) 74 73	62, 75, 81, 86	0
40	1i	127/128 (99%)	-0.12	0 100 100	49, 75, 83, 92	0
40	2i	127/128 (99%)	0.46	10 (7%) 13 11	73, 84, 92, 96	0
41	1j	97/105 (92%)	-0.30	0 100 100	45, 75, 86, 93	0
41	2j	96/105 (91%)	0.60	13 (13%) 3 2	72, 85, 93, 98	0
42	1k	114/129 (88%)	1.01	10 (8%) 11 9	46, 68, 80, 86	0
42	2k	114/129 (88%)	0.37	4 (3%) 44 43	48, 70, 81, 89	0
43	1l	121/132 (91%)	0.48	3 (2%) 58 56	44, 58, 70, 74	0
43	2l	121/132 (91%)	1.02	17 (14%) 3 2	47, 61, 72, 75	0

Continued on next page...

Continued from previous page...

Mol	Chain	Analysed	<RSRZ>	#RSRZ>2	OWAB(Å ²)	Q<0.9
44	1m	123/126 (97%)	0.49	8 (6%) 20 17	51, 67, 77, 85	0
44	2m	122/126 (96%)	2.81	75 (61%) 0 0	70, 83, 88, 92	0
45	1n	60/61 (98%)	0.31	1 (1%) 70 70	50, 62, 73, 76	0
45	2n	60/61 (98%)	2.27	31 (51%) 0 0	75, 83, 90, 93	0
46	1o	88/89 (98%)	0.38	7 (7%) 13 11	50, 68, 79, 82	0
46	2o	88/89 (98%)	0.19	2 (2%) 61 59	53, 69, 80, 83	0
47	1p	82/88 (93%)	0.21	2 (2%) 59 58	58, 70, 77, 82	0
47	2p	82/88 (93%)	0.38	1 (1%) 79 79	57, 70, 78, 84	0
48	1q	99/105 (94%)	0.74	3 (3%) 51 49	59, 71, 79, 83	0
48	2q	99/105 (94%)	1.27	25 (25%) 1 0	59, 73, 80, 83	0
49	1r	68/88 (77%)	0.82	10 (14%) 3 2	52, 64, 78, 81	0
49	2r	68/88 (77%)	-0.06	0 100 100	60, 74, 83, 87	0
50	1s	83/93 (89%)	1.19	14 (16%) 2 1	66, 75, 83, 95	0
50	2s	83/93 (89%)	2.47	47 (56%) 0 0	70, 78, 85, 96	0
51	1t	96/106 (90%)	1.43	29 (30%) 1 0	57, 70, 82, 88	0
51	2t	96/106 (90%)	0.88	13 (13%) 3 2	59, 70, 83, 85	0
52	1u	23/27 (85%)	0.61	2 (8%) 11 9	64, 70, 77, 79	0
52	2u	23/27 (85%)	2.32	14 (60%) 0 0	68, 74, 78, 81	0
53	1v	14/27 (51%)	0.80	3 (21%) 1 1	51, 71, 93, 96	0
53	2v	13/27 (48%)	0.62	0 100 100	56, 68, 87, 96	0
54	1w	67/76 (88%)	2.47	34 (50%) 0 0	62, 87, 96, 105	0
54	1y	67/76 (88%)	1.59	21 (31%) 0 0	41, 93, 98, 100	0
54	2w	66/76 (86%)	2.60	37 (56%) 0 0	66, 88, 96, 99	0
54	2y	66/76 (86%)	1.54	24 (36%) 0 0	44, 94, 99, 100	0
55	1x	71/77 (92%)	0.90	8 (11%) 6 4	25, 59, 82, 92	0
55	2x	71/77 (92%)	0.71	5 (7%) 17 15	43, 79, 90, 94	0
All	All	20875/21754 (95%)	0.31	1279 (6%) 22 20	19, 62, 88, 106	0

The worst 5 of 1279 RSRZ outliers are listed below:

Mol	Chain	Res	Type	RSRZ
54	1w	20	U	12.5
22	20	2	ALA	11.9

Continued on next page...

Continued from previous page...

Mol	Chain	Res	Type	RSRZ
38	1g	82	GLY	11.6
1	1A	885	C	11.4
22	10	7	LEU	10.9

6.2 Non-standard residues in protein, DNA, RNA chains

In the following table, the Atoms column lists the number of modelled atoms in the group and the number defined in the chemical component dictionary. LLDF column lists the quality of electron density of the group with respect to its neighbouring residues in protein, DNA or RNA chains. The B-factors column lists the minimum, median, 95th percentile and maximum values of B factors of atoms in the group. The column labelled 'Q< 0.9' lists the number of atoms with occupancy less than 0.9.

Mol	Type	Chain	Res	Atoms	RSCC	RSR	LLDF	B-factors(Å ²)	Q<0.9
1	5MU	2A	1939	21/22	0.97	0.19	-	26,34,39,41	0
1	4OC	1A	1920	21/23	0.97	0.24	-	38,47,52,61	0
54	5MU	1y	54	21/22	0.82	0.25	-	80,93,103,130	0
32	MA6	1a	1519	24/25	0.98	0.21	-	27,43,51,60	0
1	OMG	1A	2251	24/25	0.98	0.21	-	19,30,34,37	0
32	7MG	1a	527	24/25	0.97	0.14	-	33,43,56,62	0
32	5MC	1a	1404	21/22	0.97	0.20	-	23,37,50,52	0
55	5MC	1x	32	21/22	0.97	0.20	-	35,48,56,75	0
1	5MC	1A	1962	21/22	0.98	0.20	-	29,38,43,46	0
1	5MU	1A	1939	21/22	0.98	0.24	-	21,29,37,41	0
32	4OC	1a	1402	22/23	0.97	0.18	-	33,44,54,59	0
32	MA6	2a	1519	24/25	0.94	0.19	-	45,65,75,82	0
54	7MG	2y	46	24/25	0.83	0.28	-	82,95,104,125	0
32	MA6	2a	1518	24/25	0.95	0.23	-	53,67,73,75	0
54	PSU	2y	39	20/21	0.85	0.26	-	75,87,93,93	0
1	PSU	1A	1917	20/21	0.97	0.22	-	47,53,60,62	0
1	5MU	2A	1915	21/22	0.95	0.19	-	56,63,68,75	0
32	PSU	2a	516	20/21	0.94	0.13	-	56,64,70,74	0
54	PSU	1w	32	20/21	0.96	0.17	-	59,74,84,92	0
32	5MC	1a	967	21/22	0.98	0.18	-	42,51,61,68	0
1	PSU	1A	2605	20/21	0.98	0.18	-	21,29,35,36	0
54	MIA	1y	37	22/30	0.90	0.25	-	74,81,87,100	0
54	MIA	2y	37	22/30	0.80	0.25	-	68,80,89,112	0
32	M2G	2a	966	25/26	0.88	0.19	-	45,64,88,101	0
32	2MG	1a	1207	24/25	0.96	0.16	-	48,66,70,78	0
1	4OC	2A	1920	21/23	0.95	0.21	-	45,51,56,64	0
54	PSU	1w	55	20/21	0.92	0.24	-	55,77,90,90	0
32	5MC	2a	1404	21/22	0.95	0.18	-	52,59,71,74	0

Continued on next page...

Continued from previous page...

Mol	Type	Chain	Res	Atoms	RSCC	RSR	LLDF	B-factors(\AA^2)	Q<0.9
32	7MG	2a	527	24/25	0.94	0.15	-	53,64,78,82	0
1	PSU	2A	1917	20/21	0.97	0.17	-	47,56,61,63	0
55	5MU	1x	54	21/22	0.95	0.20	-	52,64,69,72	0
54	PSU	2y	55	20/21	0.55	0.38	-	83,99,115,129	0
32	5MC	2a	967	21/22	0.91	0.17	-	60,75,80,91	0
54	PSU	2w	32	20/21	0.91	0.25	-	63,79,90,93	0
32	MA6	1a	1518	24/25	0.98	0.20	-	32,41,49,57	0
1	2MU	2A	2552	21/23	0.98	0.17	-	27,37,41,43	0
55	PSU	1x	55	20/21	0.96	0.19	-	51,62,74,75	0
55	4SU	2x	8	20/21	0.89	0.19	-	66,80,86,89	0
54	PSU	1w	39	20/21	0.96	0.21	-	58,68,76,78	0
54	5MU	2w	54	21/22	0.92	0.20	-	60,71,83,85	0
54	5MU	1w	54	21/22	0.96	0.26	-	51,64,74,75	0
1	2MU	1A	2552	21/23	0.98	0.19	-	25,34,40,43	0
54	7MG	1y	46	24/25	0.83	0.32	-	81,93,105,133	0
1	OMG	2A	2251	24/25	0.98	0.17	-	27,33,39,39	0
1	PSU	2A	1911	20/21	0.96	0.16	-	40,51,56,58	0
32	5MC	1a	1400	21/22	0.98	0.18	-	36,44,55,65	0
54	MIA	1w	37	29/30	0.97	0.22	-	44,56,67,77	0
55	M3O	2x	76	32/33	0.95	0.27	-	42,53,66,68	10
32	2MG	2a	1207	24/25	0.90	0.20	-	72,87,94,98	0
55	5MU	2x	54	21/22	0.92	0.22	-	69,81,87,96	0
54	PSU	2y	32	20/21	0.87	0.18	-	79,88,94,98	0
43	0TD	1l	92	10/11	0.92	0.21	-	44,58,62,69	0
54	MIA	2w	37	22/30	0.89	0.21	-	49,73,85,86	0
1	5MU	1A	1915	21/22	0.95	0.19	-	50,58,65,70	0
54	4SU	2w	8	20/21	0.87	0.28	-	64,91,96,98	0
32	5MC	2a	1400	21/22	0.96	0.17	-	61,72,78,82	0
32	4OC	2a	1402	22/23	0.94	0.15	-	49,66,75,76	0
54	PSU	2w	55	20/21	0.89	0.29	-	57,80,90,92	0
54	7MG	1w	46	24/25	0.86	0.24	-	71,81,95,125	0
32	5MC	2a	1407	21/22	0.96	0.17	-	36,55,59,60	0
55	M3O	1x	76	32/33	0.96	0.29	-	21,43,53,57	10
32	UR3	2a	1498	21/22	0.96	0.20	-	41,54,63,70	0
32	5MC	1a	1407	21/22	0.97	0.20	-	27,38,45,47	0
55	4SU	1x	8	20/21	0.96	0.19	-	43,54,68,74	0
1	2MA	1A	2503	23/24	0.98	0.22	-	17,22,30,33	0
55	PSU	2x	55	20/21	0.92	0.18	-	63,78,85,86	0
1	2MA	2A	2503	23/24	0.99	0.19	-	21,25,31,36	0
54	PSU	1y	39	20/21	0.92	0.29	-	73,85,90,93	0
54	PSU	2w	39	20/21	0.94	0.25	-	63,72,81,83	0
54	7MG	2w	46	24/25	0.87	0.38	-	69,93,102,115	0

Continued on next page...

Continued from previous page...

Mol	Type	Chain	Res	Atoms	RSCC	RSR	LLDF	B-factors(\AA^2)	Q<0.9
54	4SU	1y	8	20/21	0.84	0.23	-	84,90,107,112	0
43	0TD	2l	92	10/11	0.92	0.22	-	50,61,67,77	0
54	PSU	1y	55	20/21	0.73	0.19	-	82,98,110,129	0
1	PSU	1A	1911	20/21	0.97	0.20	-	41,47,54,55	0
1	5MC	1A	1942	21/22	0.97	0.21	-	38,47,55,63	0
55	5MC	2x	32	21/22	0.95	0.18	-	66,71,79,82	0
54	4SU	1w	8	20/21	0.92	0.20	-	70,77,91,94	0
1	5MC	2A	1942	21/22	0.97	0.18	-	44,47,58,74	0
54	4SU	2y	8	20/21	0.78	0.24	-	87,95,107,114	0
32	UR3	1a	1498	21/22	0.98	0.19	-	30,40,45,52	0
54	PSU	1y	32	20/21	0.92	0.23	-	75,86,94,98	0
1	PSU	2A	2605	20/21	0.98	0.16	-	25,32,38,39	0
32	PSU	1a	516	20/21	0.96	0.16	-	53,61,67,70	0
1	5MC	2A	1962	21/22	0.96	0.16	-	34,40,48,53	0
54	5MU	2y	54	21/22	0.63	0.42	-	87,93,116,137	0
32	M2G	1a	966	25/26	0.97	0.17	-	37,51,54,61	0

6.3 Carbohydrates ⓘ

There are no carbohydrates in this entry.

6.4 Ligands ⓘ

In the following table, the Atoms column lists the number of modelled atoms in the group and the number defined in the chemical component dictionary. LLDF column lists the quality of electron density of the group with respect to its neighbouring residues in protein, DNA or RNA chains. The B-factors column lists the minimum, median, 95th percentile and maximum values of B factors of atoms in the group. The column labelled 'Q< 0.9' lists the number of atoms with occupancy less than 0.9.

Mol	Type	Chain	Res	Atoms	RSCC	RSR	LLDF	B-factors(\AA^2)	Q<0.9
56	MG	1A	3205	1/1	0.95	0.56	48.64	41,41,41,41	0
56	MG	1A	3896	1/1	0.98	0.70	36.74	41,41,41,41	0
56	MG	25	503	1/1	0.94	0.93	30.18	49,49,49,49	0
56	MG	1A	3177	1/1	0.97	0.61	22.36	52,52,52,52	0
56	MG	2A	3123	1/1	0.93	0.52	21.33	52,52,52,52	0
56	MG	2A	3027	1/1	0.95	0.46	20.40	45,45,45,45	0
56	MG	1A	3317	1/1	0.90	0.52	20.15	43,43,43,43	0
56	MG	2A	3225	1/1	0.80	0.41	20.03	49,49,49,49	0
56	MG	2A	3083	1/1	0.96	0.36	19.64	41,41,41,41	0
56	MG	1A	3149	1/1	0.95	0.62	19.22	50,50,50,50	0

Continued on next page...

Continued from previous page...

Mol	Type	Chain	Res	Atoms	RSCC	RSR	LLDF	B-factors(\AA^2)	Q<0.9
56	MG	1A	3632	1/1	0.93	0.31	18.53	40,40,40,40	0
56	MG	1A	3283	1/1	0.97	0.37	18.52	44,44,44,44	0
56	MG	2A	3467	1/1	0.75	0.60	18.33	49,49,49,49	0
56	MG	1U	202	1/1	0.94	0.47	17.88	40,40,40,40	0
56	MG	1A	3141	1/1	0.93	0.55	17.61	44,44,44,44	0
56	MG	1A	3260	1/1	0.97	0.54	16.93	37,37,37,37	0
56	MG	1U	203	1/1	0.95	0.59	15.55	40,40,40,40	0
56	MG	2A	3570	1/1	0.90	0.34	15.15	43,43,43,43	0
56	MG	1A	3142	1/1	0.87	0.51	15.09	47,47,47,47	0
56	MG	2A	3498	1/1	0.83	0.48	14.60	64,64,64,64	0
56	MG	1A	3925	1/1	0.94	0.30	14.36	44,44,44,44	0
56	MG	1A	3913	1/1	0.88	0.42	14.15	54,54,54,54	0
56	MG	1A	3073	1/1	0.98	0.56	13.63	51,51,51,51	0
56	MG	2A	3152	1/1	0.84	0.30	13.47	50,50,50,50	0
56	MG	2A	3623	1/1	0.91	0.59	13.39	49,49,49,49	0
56	MG	1A	3877	1/1	0.86	0.48	12.99	58,58,58,58	0
56	MG	1A	3733	1/1	0.95	0.28	12.97	48,48,48,48	0
56	MG	1A	3743	1/1	0.91	0.27	12.83	52,52,52,52	0
56	MG	1A	3773	1/1	0.79	0.24	12.45	48,48,48,48	0
56	MG	2a	1729	1/1	0.86	0.30	12.29	75,75,75,75	0
56	MG	1A	3910	1/1	0.96	0.57	12.03	38,38,38,38	0
56	MG	1A	3029	1/1	0.97	0.41	11.65	40,40,40,40	0
56	MG	1A	3193	1/1	0.97	0.48	11.63	40,40,40,40	0
56	MG	1A	3192	1/1	0.86	0.29	11.29	42,42,42,42	0
56	MG	1a	1804	1/1	0.71	0.36	11.29	61,61,61,61	0
56	MG	1A	3274	1/1	0.95	0.35	10.87	49,49,49,49	0
56	MG	2P	201	1/1	0.97	0.30	10.86	57,57,57,57	0
56	MG	2A	3169	1/1	0.93	0.19	10.46	41,41,41,41	0
56	MG	1x	104	1/1	0.91	0.59	10.23	54,54,54,54	0
56	MG	1A	3900	1/1	0.89	0.34	9.47	35,35,35,35	0
56	MG	1P	201	1/1	0.98	0.36	9.29	26,26,26,26	0
56	MG	27	101	1/1	0.97	0.45	9.20	46,46,46,46	0
56	MG	2a	1643	1/1	0.90	0.22	9.02	60,60,60,60	0
56	MG	1A	3147	1/1	0.97	0.29	8.94	36,36,36,36	0
56	MG	1A	3011	1/1	0.97	0.41	8.73	32,32,32,32	0
56	MG	1a	1697	1/1	0.96	0.31	8.66	51,51,51,51	0
56	MG	1A	3883	1/1	0.94	0.27	8.57	33,33,33,33	0
56	MG	1F	303	1/1	0.97	0.33	8.53	41,41,41,41	0
56	MG	2A	3404	1/1	0.78	0.34	8.43	25,25,25,25	0
56	MG	2A	3428	1/1	0.95	0.17	8.21	65,65,65,65	0
56	MG	2A	3662	1/1	0.88	0.21	8.15	61,61,61,61	0

Continued on next page...

Continued from previous page...

Mol	Type	Chain	Res	Atoms	RSCC	RSR	LLDF	B-factors(\AA^2)	Q<0.9
56	MG	2a	1654	1/1	0.94	0.23	7.92	69,69,69,69	0
56	MG	1F	308	1/1	0.59	0.40	7.92	63,63,63,63	0
56	MG	2A	3238	1/1	0.95	0.54	7.79	46,46,46,46	0
56	MG	1a	1676	1/1	0.97	0.29	7.76	53,53,53,53	0
56	MG	1A	3453	1/1	0.66	0.26	7.30	34,34,34,34	0
56	MG	1a	1775	1/1	0.93	0.24	7.29	58,58,58,58	0
56	MG	1D	309	1/1	0.97	0.46	7.26	28,28,28,28	0
56	MG	1A	3876	1/1	0.96	0.51	7.20	46,46,46,46	0
56	MG	1A	3919	1/1	0.89	0.32	7.15	46,46,46,46	0
56	MG	1A	3476	1/1	0.91	0.25	7.15	36,36,36,36	0
56	MG	1A	3898	1/1	0.96	0.35	6.99	31,31,31,31	0
56	MG	2D	304	1/1	0.92	0.54	6.83	38,38,38,38	0
56	MG	1a	1708	1/1	0.81	0.25	6.80	60,60,60,60	0
56	MG	2A	3086	1/1	0.80	0.17	6.68	51,51,51,51	0
56	MG	2a	1616	1/1	0.83	0.23	6.56	64,64,64,64	0
56	MG	1A	3175	1/1	0.88	0.29	6.47	47,47,47,47	0
56	MG	2A	3128	1/1	0.96	0.20	6.43	33,33,33,33	0
56	MG	2A	3500	1/1	0.93	0.29	6.36	35,35,35,35	0
56	MG	1D	308	1/1	0.90	0.45	6.35	51,51,51,51	0
59	ZN	16	101	1/1	0.72	0.36	6.34	91,91,91,91	0
56	MG	1A	3003	1/1	0.94	0.28	6.33	32,32,32,32	0
56	MG	1A	3198	1/1	0.80	0.23	6.32	43,43,43,43	0
56	MG	1A	3912	1/1	0.99	0.32	6.23	37,37,37,37	0
56	MG	1A	3222	1/1	0.98	0.44	6.17	38,38,38,38	0
56	MG	1a	1707	1/1	0.92	0.26	6.16	49,49,49,49	0
56	MG	2B	3008	1/1	0.92	0.20	6.12	61,61,61,61	0
56	MG	2V	3003	1/1	0.93	0.53	5.94	57,57,57,57	0
56	MG	2A	3175	1/1	0.81	0.22	5.94	47,47,47,47	0
56	MG	1A	3188	1/1	0.96	0.24	5.92	28,28,28,28	0
56	MG	1A	3905	1/1	0.76	0.30	5.88	46,46,46,46	0
56	MG	1A	3212	1/1	0.96	0.25	5.86	41,41,41,41	0
56	MG	1a	1644	1/1	0.91	0.20	5.74	48,48,48,48	0
56	MG	2A	3078	1/1	0.94	0.18	5.70	51,51,51,51	0
56	MG	1A	3903	1/1	0.96	0.31	5.69	39,39,39,39	0
56	MG	1A	3581	1/1	0.88	0.22	5.67	42,42,42,42	0
56	MG	2A	3569	1/1	0.86	0.30	5.64	74,74,74,74	0
56	MG	2A	3026	1/1	0.96	0.44	5.63	41,41,41,41	0
56	MG	1a	1610	1/1	0.95	0.26	5.63	59,59,59,59	0
56	MG	1A	3337	1/1	0.91	0.39	5.58	34,34,34,34	0
56	MG	1A	3926	1/1	0.92	0.25	5.57	44,44,44,44	0
56	MG	2a	1605	1/1	0.85	0.36	5.45	54,54,54,54	0

Continued on next page...

Continued from previous page...

Mol	Type	Chain	Res	Atoms	RSCC	RSR	LLDF	B-factors(\AA^2)	Q<0.9
56	MG	1A	3110	1/1	0.94	0.29	5.44	38,38,38,38	0
56	MG	2a	1611	1/1	0.89	0.16	5.43	68,68,68,68	0
56	MG	1A	3038	1/1	0.98	0.26	5.41	33,33,33,33	0
56	MG	2F	301	1/1	0.95	0.29	5.38	47,47,47,47	0
56	MG	1A	3183	1/1	0.98	0.40	5.21	36,36,36,36	0
56	MG	2V	3001	1/1	0.90	0.47	5.20	62,62,62,62	0
56	MG	1A	3892	1/1	0.98	0.28	5.15	34,34,34,34	0
56	MG	1A	3930	1/1	0.98	0.30	5.14	41,41,41,41	0
56	MG	2A	3190	1/1	0.94	0.26	5.14	37,37,37,37	0
56	MG	1A	3712	1/1	0.81	0.24	5.11	36,36,36,36	0
56	MG	2q	201	1/1	0.98	0.49	5.02	80,80,80,80	0
56	MG	1A	3869	1/1	0.86	0.36	4.89	52,52,52,52	0
56	MG	1D	303	1/1	0.96	0.32	4.87	49,49,49,49	0
56	MG	1A	3376	1/1	0.92	0.21	4.69	51,51,51,51	0
56	MG	1A	3117	1/1	0.96	0.23	4.69	44,44,44,44	0
56	MG	1A	3927	1/1	0.97	0.36	4.65	40,40,40,40	0
56	MG	2A	3613	1/1	0.93	0.32	4.65	56,56,56,56	0
56	MG	1A	3929	1/1	0.95	0.36	4.52	39,39,39,39	0
56	MG	2A	3664	1/1	0.97	0.44	4.52	37,37,37,37	0
56	MG	1A	3106	1/1	0.97	0.32	4.50	47,47,47,47	0
59	ZN	15	104	1/1	0.92	0.29	4.49	81,81,81,81	0
56	MG	1A	3686	1/1	0.68	0.24	4.43	62,62,62,62	0
56	MG	1A	3173	1/1	0.84	0.21	4.43	41,41,41,41	0
56	MG	23	101	1/1	0.94	0.42	4.41	62,62,62,62	0
56	MG	1a	1731	1/1	0.88	0.27	4.38	79,79,79,79	0
56	MG	2a	1800	1/1	0.95	0.23	4.35	51,51,51,51	0
56	MG	2A	3165	1/1	0.98	0.27	4.34	31,31,31,31	0
56	MG	1b	3001	1/1	0.92	0.27	4.31	68,68,68,68	0
56	MG	2F	305	1/1	0.96	0.34	4.31	51,51,51,51	0
56	MG	2A	3359	1/1	0.84	0.19	4.25	50,50,50,50	0
56	MG	2A	3277	1/1	0.97	0.21	4.19	51,51,51,51	0
56	MG	1A	3909	1/1	0.97	0.27	4.19	42,42,42,42	0
56	MG	1A	3178	1/1	0.95	0.26	4.16	38,38,38,38	0
56	MG	1a	1770	1/1	0.89	0.25	4.10	44,44,44,44	0
56	MG	1A	3556	1/1	0.94	0.25	4.07	62,62,62,62	0
56	MG	1A	3384	1/1	0.96	0.22	4.05	41,41,41,41	0
56	MG	1A	3162	1/1	0.94	0.23	4.03	39,39,39,39	0
56	MG	1Z	301	1/1	0.97	0.38	3.76	46,46,46,46	0
56	MG	1A	3560	1/1	0.85	0.20	3.68	19,19,19,19	0
56	MG	1A	3171	1/1	0.95	0.20	3.60	56,56,56,56	0
56	MG	2A	3427	1/1	0.85	0.23	3.59	44,44,44,44	0

Continued on next page...

Continued from previous page...

Mol	Type	Chain	Res	Atoms	RSCC	RSR	LLDF	B-factors(\AA^2)	Q<0.9
56	MG	2A	3201	1/1	0.98	0.16	3.56	42,42,42,42	0
56	MG	1A	3897	1/1	0.98	0.31	3.54	30,30,30,30	0
56	MG	1a	1834	1/1	0.99	0.28	3.52	57,57,57,57	0
56	MG	1A	3918	1/1	0.98	0.29	3.43	39,39,39,39	0
56	MG	2A	3321	1/1	0.97	0.20	3.40	51,51,51,51	0
56	MG	2A	3195	1/1	0.97	0.22	3.35	32,32,32,32	0
56	MG	2A	3229	1/1	0.97	0.21	3.33	41,41,41,41	0
56	MG	2A	3657	1/1	0.92	0.22	3.33	58,58,58,58	0
56	MG	28	102	1/1	0.86	0.30	3.32	57,57,57,57	0
56	MG	1A	3151	1/1	0.95	0.23	3.24	36,36,36,36	0
56	MG	1F	302	1/1	0.97	0.28	3.22	32,32,32,32	0
56	MG	2A	3599	1/1	0.98	0.17	3.18	52,52,52,52	0
56	MG	1A	3707	1/1	0.95	0.23	3.13	38,38,38,38	0
56	MG	1A	3061	1/1	0.94	0.20	3.13	38,38,38,38	0
56	MG	1A	3098	1/1	0.97	0.22	3.11	24,24,24,24	0
56	MG	1A	3344	1/1	0.92	0.26	3.10	40,40,40,40	0
56	MG	1a	1654	1/1	0.92	0.24	3.08	46,46,46,46	0
56	MG	15	101	1/1	0.82	0.23	2.98	48,48,48,48	0
56	MG	1A	3759	1/1	0.94	0.23	2.95	43,43,43,43	0
56	MG	2A	3424	1/1	0.84	0.21	2.92	36,36,36,36	0
56	MG	2A	3420	1/1	0.91	0.17	2.83	60,60,60,60	0
56	MG	2A	3028	1/1	0.94	0.34	2.82	40,40,40,40	0
56	MG	2U	201	1/1	0.94	0.28	2.68	44,44,44,44	0
56	MG	2A	3670	1/1	0.79	0.23	2.64	64,64,64,64	0
56	MG	2F	306	1/1	0.97	0.26	2.61	49,49,49,49	0
56	MG	2A	3620	1/1	0.90	0.46	2.60	47,47,47,47	0
56	MG	2A	3326	1/1	0.87	0.20	2.58	49,49,49,49	0
56	MG	1A	3095	1/1	0.85	0.24	2.53	56,56,56,56	0
56	MG	2A	3003	1/1	0.95	0.20	2.48	31,31,31,31	0
56	MG	1B	223	1/1	0.81	0.20	2.46	58,58,58,58	0
56	MG	1D	306	1/1	0.97	0.30	2.44	36,36,36,36	0
56	MG	2A	3312	1/1	0.92	0.18	2.37	46,46,46,46	0
56	MG	2A	3416	1/1	0.92	0.18	2.31	44,44,44,44	0
56	MG	2A	3097	1/1	0.97	0.31	2.13	42,42,42,42	0
56	MG	1a	1688	1/1	0.84	0.20	2.10	57,57,57,57	0
56	MG	1A	3119	1/1	0.87	0.20	2.09	44,44,44,44	0
56	MG	2A	3168	1/1	0.81	0.23	2.05	59,59,59,59	0
56	MG	1W	3003	1/1	0.99	0.26	2.03	34,34,34,34	0
56	MG	1A	3604	1/1	0.90	0.22	2.01	32,32,32,32	0
56	MG	1a	1682	1/1	0.94	0.19	1.99	43,43,43,43	0
56	MG	15	103	1/1	0.93	0.24	1.94	40,40,40,40	0

Continued on next page...

Continued from previous page...

Mol	Type	Chain	Res	Atoms	RSCC	RSR	LLDF	B-factors(\AA^2)	Q<0.9
56	MG	2l	201	1/1	0.95	0.42	1.89	77,77,77,77	0
56	MG	2A	3367	1/1	0.96	0.20	1.88	34,34,34,34	0
56	MG	2A	3076	1/1	0.89	0.28	1.75	60,60,60,60	0
56	MG	2X	3001	1/1	0.96	0.28	1.73	63,63,63,63	0
56	MG	2a	1767	1/1	0.91	0.17	1.72	55,55,55,55	0
56	MG	2A	3140	1/1	0.98	0.24	1.72	37,37,37,37	0
56	MG	1N	3002	1/1	0.96	0.26	1.71	45,45,45,45	0
56	MG	1D	301	1/1	0.92	0.23	1.70	40,40,40,40	0
56	MG	2A	3176	1/1	0.93	0.20	1.68	37,37,37,37	0
56	MG	1A	3488	1/1	0.92	0.23	1.64	32,32,32,32	0
56	MG	2A	3234	1/1	0.97	0.16	1.62	56,56,56,56	0
56	MG	2A	3043	1/1	0.89	0.16	1.55	44,44,44,44	0
56	MG	1A	3915	1/1	0.95	0.25	1.54	36,36,36,36	0
56	MG	1a	1634	1/1	0.97	0.23	1.48	45,45,45,45	0
59	ZN	26	501	1/1	0.97	0.18	1.44	63,63,63,63	0
56	MG	2A	3489	1/1	0.95	0.21	1.41	50,50,50,50	0
56	MG	1A	3350	1/1	0.97	0.21	1.40	40,40,40,40	0
59	ZN	25	501	1/1	0.99	0.18	1.40	54,54,54,54	0
56	MG	2A	3665	1/1	0.95	0.20	1.35	53,53,53,53	0
56	MG	1A	3545	1/1	0.94	0.21	1.26	49,49,49,49	0
56	MG	2A	3041	1/1	0.98	0.19	1.26	29,29,29,29	0
56	MG	1A	3272	1/1	0.93	0.22	1.25	39,39,39,39	0
56	MG	2A	3387	1/1	0.88	0.19	1.21	33,33,33,33	0
56	MG	2A	3131	1/1	0.92	0.18	1.18	55,55,55,55	0
56	MG	1A	3704	1/1	0.98	0.20	1.16	26,26,26,26	0
56	MG	1a	1755	1/1	0.96	0.19	1.13	44,44,44,44	0
56	MG	1X	102	1/1	0.83	0.23	1.04	84,84,84,84	0
56	MG	1a	1815	1/1	0.92	0.22	0.95	74,74,74,74	0
56	MG	2A	3365	1/1	0.91	0.18	0.90	55,55,55,55	0
56	MG	1A	3737	1/1	0.98	0.20	0.87	40,40,40,40	0
56	MG	2a	1650	1/1	0.95	0.17	0.87	39,39,39,39	0
56	MG	1a	1695	1/1	0.99	0.22	0.86	42,42,42,42	0
56	MG	2B	3004	1/1	0.95	0.21	0.84	50,50,50,50	0
56	MG	1A	3336	1/1	0.94	0.21	0.83	28,28,28,28	0
56	MG	1A	3916	1/1	0.98	0.21	0.78	41,41,41,41	0
56	MG	1A	3167	1/1	0.92	0.21	0.77	50,50,50,50	0
56	MG	2a	1710	1/1	0.76	0.20	0.75	65,65,65,65	0
56	MG	1A	3220	1/1	0.93	0.21	0.74	31,31,31,31	0
56	MG	1A	3039	1/1	0.97	0.20	0.74	49,49,49,49	0
56	MG	2A	3106	1/1	0.94	0.14	0.73	55,55,55,55	0
56	MG	2a	1751	1/1	0.84	0.17	0.72	70,70,70,70	0
56	MG	1A	3443	1/1	0.99	0.19	0.71	31,31,31,31	0

Continued on next page...

Continued from previous page...

Mol	Type	Chain	Res	Atoms	RSCC	RSR	LLDF	B-factors(\AA^2)	Q<0.9
57	4M2	1A	3894	57/57	0.95	0.27	0.71	21,37,55,60	0
56	MG	2E	301	1/1	0.89	0.20	0.71	34,34,34,34	0
56	MG	1A	3369	1/1	0.98	0.21	0.69	37,37,37,37	0
56	MG	2D	301	1/1	0.84	0.22	0.65	52,52,52,52	0
56	MG	1a	1738	1/1	0.97	0.19	0.63	36,36,36,36	0
57	4M2	2A	3673	57/57	0.94	0.29	0.62	26,50,69,76	0
56	MG	1A	3288	1/1	0.97	0.20	0.60	42,42,42,42	0
56	MG	1A	3907	1/1	0.96	0.21	0.60	34,34,34,34	0
56	MG	1a	1833	1/1	0.95	0.19	0.59	40,40,40,40	0
56	MG	1r	3001	1/1	0.86	0.22	0.58	67,67,67,67	0
56	MG	2A	3291	1/1	0.85	0.21	0.58	50,50,50,50	0
59	ZN	1Y	501	1/1	0.96	0.18	0.47	71,71,71,71	0
56	MG	2A	3118	1/1	0.95	0.17	0.45	33,33,33,33	0
56	MG	2a	1663	1/1	0.94	0.22	0.35	55,55,55,55	0
56	MG	1X	103	1/1	0.93	0.19	0.26	38,38,38,38	0
56	MG	2A	3267	1/1	0.87	0.15	0.25	53,53,53,53	0
56	MG	1A	3361	1/1	0.93	0.20	0.21	55,55,55,55	0
56	MG	2A	3615	1/1	0.84	0.17	0.21	47,47,47,47	0
56	MG	1A	3438	1/1	0.83	0.21	0.20	40,40,40,40	0
56	MG	2a	1669	1/1	0.92	0.16	0.19	67,67,67,67	0
56	MG	1a	1714	1/1	0.92	0.23	0.17	61,61,61,61	0
56	MG	1A	3394	1/1	0.92	0.18	0.17	43,43,43,43	0
56	MG	2A	3344	1/1	0.85	0.16	0.15	40,40,40,40	0
56	MG	2A	3663	1/1	0.96	0.16	0.14	35,35,35,35	0
59	ZN	19	501	1/1	0.99	0.20	0.13	42,42,42,42	0
56	MG	1A	3462	1/1	0.84	0.19	0.11	58,58,58,58	0
56	MG	2A	3138	1/1	0.85	0.16	0.10	29,29,29,29	0
56	MG	1A	3589	1/1	0.87	0.20	0.10	64,64,64,64	0
56	MG	1A	3888	1/1	0.91	0.19	0.09	46,46,46,46	0
56	MG	2A	3040	1/1	0.97	0.18	0.09	36,36,36,36	0
56	MG	16	102	1/1	0.93	0.24	0.04	41,41,41,41	0
56	MG	1a	1761	1/1	0.88	0.20	0.00	51,51,51,51	0
56	MG	2A	3198	1/1	0.90	0.18	-0.03	52,52,52,52	0
56	MG	1A	3682	1/1	0.93	0.17	-0.03	47,47,47,47	0
56	MG	2A	3436	1/1	0.92	0.15	-0.06	45,45,45,45	0
56	MG	2A	3668	1/1	0.98	0.17	-0.07	41,41,41,41	0
56	MG	1A	3815	1/1	0.95	0.19	-0.08	31,31,31,31	0
56	MG	2a	1731	1/1	0.92	0.16	-0.12	87,87,87,87	0
56	MG	1A	3357	1/1	0.91	0.21	-0.12	60,60,60,60	0
56	MG	1A	3339	1/1	0.95	0.20	-0.14	32,32,32,32	0
56	MG	1A	3461	1/1	0.96	0.21	-0.14	23,23,23,23	0
56	MG	2A	3001	1/1	0.91	0.30	-0.17	63,63,63,63	0

Continued on next page...

Continued from previous page...

Mol	Type	Chain	Res	Atoms	RSCC	RSR	LLDF	B-factors(\AA^2)	Q<0.9
59	ZN	1n	501	1/1	0.99	0.16	-0.17	56,56,56,56	0
56	MG	1A	3447	1/1	0.92	0.21	-0.18	20,20,20,20	0
56	MG	2A	3459	1/1	0.97	0.16	-0.19	37,37,37,37	0
56	MG	1A	3159	1/1	0.97	0.18	-0.22	29,29,29,29	0
56	MG	2A	3410	1/1	0.91	0.16	-0.23	46,46,46,46	0
56	MG	1A	3233	1/1	0.76	0.17	-0.23	60,60,60,60	0
56	MG	1A	3858	1/1	0.94	0.18	-0.26	45,45,45,45	0
56	MG	2A	3018	1/1	0.89	0.18	-0.27	41,41,41,41	0
56	MG	2A	3661	1/1	0.97	0.14	-0.27	47,47,47,47	0
56	MG	1A	3436	1/1	0.96	0.19	-0.28	40,40,40,40	0
56	MG	1A	3874	1/1	0.91	0.21	-0.29	27,27,27,27	0
56	MG	1D	307	1/1	0.94	0.21	-0.29	40,40,40,40	0
56	MG	1A	3155	1/1	0.99	0.26	-0.29	36,36,36,36	0
60	SF4	1d	501	8/8	0.98	0.18	-0.31	51,62,75,79	0
56	MG	2e	3001	1/1	0.89	0.12	-0.33	71,71,71,71	0
56	MG	2A	3495	1/1	0.91	0.16	-0.35	53,53,53,53	0
56	MG	1A	3033	1/1	0.98	0.18	-0.38	20,20,20,20	0
56	MG	1U	201	1/1	0.86	0.19	-0.40	48,48,48,48	0
56	MG	1A	3065	1/1	0.96	0.19	-0.44	29,29,29,29	0
56	MG	2A	3452	1/1	0.94	0.17	-0.45	40,40,40,40	0
56	MG	2A	3488	1/1	0.96	0.16	-0.48	53,53,53,53	0
56	MG	1A	3872	1/1	0.74	0.19	-0.51	50,50,50,50	0
56	MG	1A	3882	1/1	0.98	0.17	-0.51	41,41,41,41	0
56	MG	2A	3246	1/1	0.92	0.15	-0.52	55,55,55,55	0
56	MG	1A	3054	1/1	0.96	0.18	-0.53	32,32,32,32	0
56	MG	1A	3040	1/1	0.95	0.21	-0.54	38,38,38,38	0
56	MG	2a	1641	1/1	0.91	0.14	-0.54	55,55,55,55	0
56	MG	1A	3880	1/1	0.98	0.19	-0.55	23,23,23,23	0
56	MG	2a	1668	1/1	0.78	0.15	-0.56	66,66,66,66	0
56	MG	2A	3415	1/1	0.92	0.15	-0.57	59,59,59,59	0
56	MG	2A	3330	1/1	0.90	0.17	-0.59	35,35,35,35	0
56	MG	1A	3374	1/1	0.98	0.18	-0.60	32,32,32,32	0
56	MG	1a	1818	1/1	0.96	0.16	-0.61	64,64,64,64	0
56	MG	15	102	1/1	0.95	0.18	-0.62	39,39,39,39	0
56	MG	2a	1632	1/1	0.90	0.16	-0.63	63,63,63,63	0
56	MG	1D	305	1/1	0.94	0.18	-0.65	38,38,38,38	0
56	MG	1A	3046	1/1	0.97	0.18	-0.67	28,28,28,28	0
56	MG	1A	3007	1/1	0.95	0.18	-0.67	29,29,29,29	0
56	MG	2a	1679	1/1	0.92	0.15	-0.67	66,66,66,66	0
56	MG	2A	3576	1/1	0.53	0.11	-0.67	62,62,62,62	0
56	MG	1A	3904	1/1	0.97	0.19	-0.69	27,27,27,27	0
56	MG	2A	3528	1/1	0.93	0.15	-0.72	34,34,34,34	0

Continued on next page...

Continued from previous page...

Mol	Type	Chain	Res	Atoms	RSCC	RSR	LLDF	B-factors(\AA^2)	Q<0.9
56	MG	2A	3354	1/1	0.96	0.18	-0.73	35,35,35,35	0
56	MG	1a	1780	1/1	0.96	0.15	-0.74	74,74,74,74	0
56	MG	1A	3538	1/1	0.80	0.13	-0.75	45,45,45,45	0
56	MG	2a	1680	1/1	0.81	0.15	-0.77	72,72,72,72	0
56	MG	2A	3113	1/1	0.91	0.13	-0.79	46,46,46,46	0
56	MG	1A	3895	1/1	0.95	0.17	-0.80	39,39,39,39	0
56	MG	2a	1633	1/1	0.95	0.15	-0.80	71,71,71,71	0
56	MG	2A	3235	1/1	0.94	0.13	-0.82	53,53,53,53	0
56	MG	2a	1696	1/1	0.95	0.13	-0.84	66,66,66,66	0
56	MG	1E	304	1/1	0.99	0.17	-0.89	23,23,23,23	0
56	MG	1A	3746	1/1	0.88	0.19	-0.89	31,31,31,31	0
56	MG	1A	3720	1/1	0.50	0.19	-0.90	66,66,66,66	0
56	MG	1A	3441	1/1	0.93	0.13	-0.93	50,50,50,50	0
60	SF4	2d	501	8/8	0.97	0.14	-0.97	58,71,79,93	0
56	MG	2a	1683	1/1	0.78	0.12	-0.97	82,82,82,82	0
56	MG	2a	1675	1/1	0.75	0.12	-0.98	64,64,64,64	0
56	MG	2A	3221	1/1	0.94	0.15	-1.00	35,35,35,35	0
56	MG	1g	3001	1/1	0.96	0.17	-1.03	54,54,54,54	0
59	ZN	2n	501	1/1	0.56	0.17	-1.03	152,152,152,152	0
56	MG	1A	3406	1/1	0.98	0.17	-1.04	27,27,27,27	0
56	MG	1A	3442	1/1	0.85	0.17	-1.05	54,54,54,54	0
56	MG	2A	3311	1/1	0.88	0.13	-1.05	36,36,36,36	0
56	MG	2a	1612	1/1	0.90	0.18	-1.07	66,66,66,66	0
56	MG	2A	3660	1/1	0.96	0.16	-1.08	31,31,31,31	0
56	MG	1B	203	1/1	0.93	0.17	-1.09	33,33,33,33	0
56	MG	1A	3558	1/1	0.98	0.19	-1.09	43,43,43,43	0
56	MG	1a	1647	1/1	0.96	0.14	-1.09	49,49,49,49	0
56	MG	2a	1707	1/1	0.93	0.15	-1.09	43,43,43,43	0
56	MG	1a	1735	1/1	0.82	0.12	-1.10	66,66,66,66	0
56	MG	2A	3292	1/1	0.97	0.16	-1.11	28,28,28,28	0
56	MG	1A	3537	1/1	0.98	0.19	-1.11	28,28,28,28	0
56	MG	1D	302	1/1	0.99	0.20	-1.14	32,32,32,32	0
56	MG	1A	3914	1/1	0.98	0.19	-1.14	37,37,37,37	0
56	MG	2A	3396	1/1	0.90	0.14	-1.15	53,53,53,53	0
56	MG	1E	307	1/1	0.94	0.18	-1.16	36,36,36,36	0
56	MG	2I	102	1/1	0.95	0.13	-1.16	43,43,43,43	0
56	MG	2V	3002	1/1	0.89	0.11	-1.17	50,50,50,50	0
56	MG	1A	3071	1/1	0.95	0.18	-1.17	27,27,27,27	0
56	MG	2a	1802	1/1	0.97	0.12	-1.18	55,55,55,55	0
56	MG	1A	3563	1/1	0.89	0.18	-1.21	30,30,30,30	0
56	MG	1a	1835	1/1	0.87	0.15	-1.24	61,61,61,61	0
56	MG	2a	1715	1/1	0.88	0.14	-1.25	59,59,59,59	0

Continued on next page...

Continued from previous page...

Mol	Type	Chain	Res	Atoms	RSCC	RSR	LLDF	B-factors(\AA^2)	Q<0.9
56	MG	1a	1696	1/1	0.94	0.17	-1.25	47,47,47,47	0
56	MG	2a	1714	1/1	0.95	0.14	-1.27	56,56,56,56	0
56	MG	2A	3532	1/1	0.70	0.17	-1.30	66,66,66,66	0
56	MG	2f	3001	1/1	0.97	0.15	-1.30	47,47,47,47	0
56	MG	2a	1619	1/1	0.97	0.14	-1.31	40,40,40,40	0
56	MG	1m	3001	1/1	0.93	0.12	-1.31	63,63,63,63	0
56	MG	1X	101	1/1	0.94	0.17	-1.32	38,38,38,38	0
56	MG	1A	3911	1/1	0.96	0.17	-1.33	31,31,31,31	0
56	MG	2r	3001	1/1	0.86	0.13	-1.34	84,84,84,84	0
56	MG	2A	3009	1/1	0.96	0.13	-1.36	45,45,45,45	0
56	MG	1A	3671	1/1	0.92	0.18	-1.40	40,40,40,40	0
56	MG	2A	3335	1/1	0.89	0.16	-1.41	35,35,35,35	0
56	MG	1A	3332	1/1	0.92	0.18	-1.45	50,50,50,50	0
56	MG	1A	3609	1/1	0.98	0.17	-1.45	31,31,31,31	0
56	MG	1A	3224	1/1	0.94	0.17	-1.47	32,32,32,32	0
56	MG	1a	1774	1/1	0.95	0.15	-1.47	81,81,81,81	0
56	MG	1A	3566	1/1	0.94	0.18	-1.47	32,32,32,32	0
56	MG	2A	3451	1/1	0.94	0.13	-1.50	39,39,39,39	0
56	MG	2a	1786	1/1	0.92	0.14	-1.51	64,64,64,64	0
56	MG	2a	1704	1/1	0.95	0.15	-1.52	50,50,50,50	0
56	MG	1l	8001	1/1	0.90	0.16	-1.53	50,50,50,50	0
56	MG	2A	3588	1/1	0.81	0.11	-1.55	59,59,59,59	0
56	MG	2A	3446	1/1	0.96	0.12	-1.57	53,53,53,53	0
56	MG	2A	3417	1/1	0.85	0.13	-1.58	54,54,54,54	0
56	MG	1N	3006	1/1	0.94	0.17	-1.60	44,44,44,44	0
59	ZN	14	501	1/1	0.90	0.10	-1.62	90,90,90,90	0
56	MG	1A	3564	1/1	0.95	0.18	-1.63	52,52,52,52	0
56	MG	2A	3561	1/1	0.90	0.17	-1.63	47,47,47,47	0
56	MG	2d	502	1/1	0.91	0.09	-1.64	64,64,64,64	0
56	MG	1a	1691	1/1	0.95	0.15	-1.66	47,47,47,47	0
56	MG	1G	3004	1/1	0.96	0.15	-1.69	51,51,51,51	0
56	MG	1a	1620	1/1	0.98	0.14	-1.70	37,37,37,37	0
56	MG	1a	1614	1/1	0.96	0.16	-1.72	59,59,59,59	0
56	MG	2A	3567	1/1	0.90	0.15	-1.73	41,41,41,41	0
56	MG	1A	3271	1/1	0.96	0.16	-1.74	33,33,33,33	0
56	MG	2A	3309	1/1	0.87	0.14	-1.77	38,38,38,38	0
56	MG	2A	3511	1/1	0.97	0.11	-1.77	46,46,46,46	0
56	MG	2A	3486	1/1	0.86	0.16	-1.78	47,47,47,47	0
56	MG	1A	3333	1/1	0.94	0.17	-1.79	40,40,40,40	0
56	MG	1A	3425	1/1	0.83	0.17	-1.81	52,52,52,52	0
56	MG	1A	3495	1/1	0.63	0.17	-1.82	48,48,48,48	0
56	MG	2A	3357	1/1	0.79	0.14	-1.83	48,48,48,48	0

Continued on next page...

Continued from previous page...

Mol	Type	Chain	Res	Atoms	RSCC	RSR	LLDF	B-factors(\AA^2)	Q<0.9
56	MG	2a	1648	1/1	0.83	0.13	-1.83	55,55,55,55	0
56	MG	2A	3286	1/1	0.88	0.12	-1.86	68,68,68,68	0
56	MG	2A	3342	1/1	0.79	0.16	-1.86	41,41,41,41	0
56	MG	1A	3471	1/1	0.96	0.17	-1.87	28,28,28,28	0
56	MG	2A	3254	1/1	0.96	0.14	-1.87	57,57,57,57	0
56	MG	1a	1669	1/1	0.89	0.14	-1.87	49,49,49,49	0
56	MG	1A	3901	1/1	0.82	0.16	-1.87	36,36,36,36	0
56	MG	2a	1741	1/1	0.94	0.13	-1.94	65,65,65,65	0
59	ZN	24	501	1/1	0.72	0.10	-1.95	185,185,185,185	0
56	MG	1a	1689	1/1	0.99	0.18	-1.96	39,39,39,39	0
56	MG	2A	3447	1/1	0.91	0.13	-1.97	41,41,41,41	0
56	MG	2a	1604	1/1	0.83	0.18	-1.97	76,76,76,76	0
56	MG	2A	3266	1/1	0.95	0.12	-1.98	33,33,33,33	0
56	MG	2G	3001	1/1	0.91	0.11	-1.99	58,58,58,58	0
56	MG	2A	3304	1/1	0.92	0.12	-1.99	48,48,48,48	0
56	MG	1A	3808	1/1	0.88	0.19	-2.01	46,46,46,46	0
56	MG	2a	1801	1/1	0.92	0.13	-2.02	82,82,82,82	0
56	MG	2a	1700	1/1	0.76	0.12	-2.02	57,57,57,57	0
59	ZN	29	501	1/1	0.92	0.09	-2.02	64,64,64,64	0
56	MG	1A	3924	1/1	0.93	0.13	-2.05	49,49,49,49	0
56	MG	2A	3622	1/1	0.87	0.13	-2.06	48,48,48,48	0
56	MG	2A	3421	1/1	0.94	0.13	-2.06	36,36,36,36	0
56	MG	1a	1712	1/1	0.86	0.14	-2.07	61,61,61,61	0
56	MG	1A	3391	1/1	0.89	0.16	-2.08	30,30,30,30	0
56	MG	2A	3295	1/1	0.85	0.11	-2.09	60,60,60,60	0
56	MG	1A	3658	1/1	0.93	0.15	-2.11	52,52,52,52	0
56	MG	2A	3065	1/1	0.85	0.09	-2.11	47,47,47,47	0
56	MG	1A	3469	1/1	0.86	0.15	-2.11	48,48,48,48	0
56	MG	1A	3019	1/1	0.96	0.17	-2.13	38,38,38,38	0
56	MG	1V	202	1/1	0.98	0.16	-2.22	44,44,44,44	0
56	MG	2a	1639	1/1	0.92	0.13	-2.22	54,54,54,54	0
56	MG	2a	1664	1/1	0.92	0.11	-2.24	60,60,60,60	0
56	MG	2A	3167	1/1	0.92	0.10	-2.25	43,43,43,43	0
56	MG	1A	3157	1/1	0.98	0.16	-2.26	41,41,41,41	0
56	MG	1A	3052	1/1	0.89	0.17	-2.26	40,40,40,40	0
56	MG	12	102	1/1	0.98	0.16	-2.27	49,49,49,49	0
56	MG	1D	304	1/1	0.97	0.12	-2.29	22,22,22,22	0
56	MG	2A	3285	1/1	0.93	0.14	-2.29	47,47,47,47	0
56	MG	16	103	1/1	0.96	0.10	-2.31	51,51,51,51	0
56	MG	2A	3339	1/1	0.83	0.15	-2.31	43,43,43,43	0
56	MG	1A	3460	1/1	0.98	0.16	-2.32	28,28,28,28	0
59	ZN	2Y	501	1/1	0.94	0.08	-2.32	85,85,85,85	0

Continued on next page...

Continued from previous page...

Mol	Type	Chain	Res	Atoms	RSCC	RSR	LLDF	B-factors(\AA^2)	Q<0.9
56	MG	1A	3616	1/1	0.95	0.14	-2.36	45,45,45,45	0
56	MG	2A	3513	1/1	0.88	0.11	-2.37	45,45,45,45	0
56	MG	2A	3013	1/1	0.98	0.14	-2.37	33,33,33,33	0
56	MG	2A	3522	1/1	0.80	0.13	-2.38	52,52,52,52	0
56	MG	2a	1698	1/1	0.91	0.14	-2.38	64,64,64,64	0
56	MG	1Q	3001	1/1	0.98	0.15	-2.41	36,36,36,36	0
56	MG	1N	3003	1/1	0.96	0.14	-2.42	40,40,40,40	0
56	MG	2F	304	1/1	0.99	0.07	-2.43	39,39,39,39	0
56	MG	1A	3194	1/1	0.87	0.15	-2.43	55,55,55,55	0
56	MG	2A	3012	1/1	0.95	0.16	-2.45	43,43,43,43	0
56	MG	1A	3575	1/1	0.61	0.18	-2.46	31,31,31,31	0
56	MG	2A	3263	1/1	0.95	0.11	-2.48	59,59,59,59	0
56	MG	2a	1763	1/1	0.83	0.10	-2.49	75,75,75,75	0
56	MG	1a	1772	1/1	0.88	0.14	-2.52	50,50,50,50	0
56	MG	1A	3859	1/1	0.84	0.16	-2.54	40,40,40,40	0
56	MG	1A	3536	1/1	0.91	0.17	-2.56	24,24,24,24	0
56	MG	1a	1759	1/1	0.96	0.12	-2.56	48,48,48,48	0
56	MG	1a	1763	1/1	0.98	0.15	-2.57	49,49,49,49	0
56	MG	1A	3778	1/1	0.87	0.15	-2.58	65,65,65,65	0
56	MG	1A	3757	1/1	0.93	0.12	-2.60	23,23,23,23	0
56	MG	1A	3435	1/1	0.87	0.16	-2.62	29,29,29,29	0
56	MG	2a	1799	1/1	0.95	0.09	-2.62	43,43,43,43	0
56	MG	1A	3659	1/1	0.81	0.16	-2.63	41,41,41,41	0
56	MG	2A	3434	1/1	0.94	0.12	-2.63	34,34,34,34	0
56	MG	2A	3405	1/1	0.70	0.14	-2.64	39,39,39,39	0
56	MG	2A	3562	1/1	0.99	0.14	-2.66	34,34,34,34	0
56	MG	1T	202	1/1	0.94	0.14	-2.68	43,43,43,43	0
56	MG	1A	3121	1/1	0.97	0.16	-2.70	38,38,38,38	0
56	MG	1A	3430	1/1	0.93	0.17	-2.70	47,47,47,47	0
56	MG	2A	3557	1/1	0.86	0.10	-2.73	55,55,55,55	0
56	MG	2A	3596	1/1	0.93	0.12	-2.74	47,47,47,47	0
56	MG	2a	1682	1/1	0.83	0.14	-2.76	64,64,64,64	0
56	MG	1A	3112	1/1	0.90	0.15	-2.76	44,44,44,44	0
56	MG	1A	3656	1/1	0.96	0.15	-2.77	38,38,38,38	0
56	MG	1A	3906	1/1	0.96	0.12	-2.77	34,34,34,34	0
56	MG	1A	3602	1/1	0.99	0.18	-2.78	33,33,33,33	0
56	MG	2a	1688	1/1	0.90	0.09	-2.78	65,65,65,65	0
56	MG	1A	3539	1/1	0.97	0.17	-2.81	17,17,17,17	0
56	MG	1A	3718	1/1	0.96	0.14	-2.82	23,23,23,23	0
56	MG	1A	3586	1/1	0.97	0.14	-2.82	27,27,27,27	0
56	MG	2A	3496	1/1	0.92	0.11	-2.84	50,50,50,50	0
56	MG	1a	1639	1/1	0.98	0.11	-2.84	43,43,43,43	0

Continued on next page...

Continued from previous page...

Mol	Type	Chain	Res	Atoms	RSCC	RSR	LLDF	B-factors(\AA^2)	Q<0.9
56	MG	1A	3075	1/1	0.96	0.13	-2.84	36,36,36,36	0
56	MG	2E	302	1/1	0.95	0.10	-2.87	39,39,39,39	0
56	MG	1A	3236	1/1	0.89	0.14	-2.90	58,58,58,58	0
56	MG	1a	1638	1/1	0.93	0.14	-2.92	55,55,55,55	0
56	MG	1A	3881	1/1	0.95	0.15	-2.92	46,46,46,46	0
56	MG	2A	3472	1/1	0.91	0.14	-2.93	48,48,48,48	0
56	MG	2A	3283	1/1	0.90	0.14	-2.94	41,41,41,41	0
56	MG	1a	1706	1/1	0.90	0.12	-2.94	72,72,72,72	0
56	MG	2B	3012	1/1	0.91	0.10	-2.97	65,65,65,65	0
56	MG	1A	3030	1/1	0.99	0.17	-2.98	36,36,36,36	0
56	MG	2A	3183	1/1	0.93	0.13	-2.99	29,29,29,29	0
56	MG	1B	216	1/1	0.92	0.14	-3.00	58,58,58,58	0
56	MG	1G	3002	1/1	0.95	0.11	-3.01	34,34,34,34	0
56	MG	2A	3317	1/1	0.98	0.11	-3.02	31,31,31,31	0
56	MG	1A	3452	1/1	0.96	0.18	-3.07	26,26,26,26	0
56	MG	2A	3523	1/1	0.94	0.12	-3.09	44,44,44,44	0
56	MG	1a	1636	1/1	0.94	0.13	-3.09	53,53,53,53	0
56	MG	1Q	3003	1/1	0.93	0.17	-3.10	41,41,41,41	0
56	MG	1A	3868	1/1	0.81	0.15	-3.10	37,37,37,37	0
56	MG	1A	3426	1/1	0.95	0.11	-3.18	53,53,53,53	0
56	MG	1A	3465	1/1	0.85	0.11	-3.21	35,35,35,35	0
56	MG	20	103	1/1	0.84	0.09	-3.21	65,65,65,65	0
56	MG	2Q	3001	1/1	0.86	0.09	-3.21	47,47,47,47	0
56	MG	1P	203	1/1	0.95	0.17	-3.22	30,30,30,30	0
56	MG	2A	3250	1/1	0.91	0.13	-3.23	45,45,45,45	0
56	MG	2A	3002	1/1	0.99	0.13	-3.23	29,29,29,29	0
56	MG	2A	3264	1/1	0.95	0.14	-3.23	44,44,44,44	0
56	MG	2A	3035	1/1	0.91	0.11	-3.25	45,45,45,45	0
56	MG	2A	3308	1/1	0.94	0.10	-3.27	42,42,42,42	0
56	MG	2A	3139	1/1	0.92	0.14	-3.28	47,47,47,47	0
56	MG	2A	3361	1/1	0.97	0.12	-3.31	19,19,19,19	0
56	MG	1A	3813	1/1	0.63	0.14	-3.31	63,63,63,63	0
56	MG	2A	3449	1/1	0.95	0.15	-3.33	33,33,33,33	0
56	MG	2a	1671	1/1	0.94	0.10	-3.35	86,86,86,86	0
56	MG	1a	1750	1/1	0.88	0.11	-3.36	69,69,69,69	0
56	MG	2A	3413	1/1	0.87	0.07	-3.36	27,27,27,27	0
56	MG	1A	3126	1/1	0.96	0.12	-3.38	36,36,36,36	0
56	MG	1A	3777	1/1	0.91	0.09	-3.40	43,43,43,43	0
56	MG	1A	3286	1/1	0.95	0.14	-3.43	39,39,39,39	0
56	MG	2A	3037	1/1	0.94	0.11	-3.43	51,51,51,51	0
56	MG	2A	3319	1/1	0.85	0.11	-3.43	33,33,33,33	0
56	MG	1A	3158	1/1	0.95	0.15	-3.44	39,39,39,39	0

Continued on next page...

Continued from previous page...

Mol	Type	Chain	Res	Atoms	RSCC	RSR	LLDF	B-factors(\AA^2)	Q<0.9
56	MG	1A	3404	1/1	0.94	0.13	-3.45	52,52,52,52	0
56	MG	1A	3468	1/1	0.98	0.12	-3.46	30,30,30,30	0
56	MG	2D	303	1/1	0.96	0.12	-3.47	36,36,36,36	0
56	MG	2A	3257	1/1	0.96	0.10	-3.49	46,46,46,46	0
56	MG	2A	3457	1/1	0.81	0.12	-3.51	42,42,42,42	0
56	MG	1a	1827	1/1	0.98	0.14	-3.52	60,60,60,60	0
56	MG	1A	3448	1/1	0.88	0.17	-3.52	39,39,39,39	0
56	MG	2A	3659	1/1	0.97	0.12	-3.54	44,44,44,44	0
56	MG	1F	306	1/1	0.98	0.09	-3.57	46,46,46,46	0
56	MG	1b	3002	1/1	0.86	0.08	-3.57	85,85,85,85	0
56	MG	1A	3642	1/1	0.87	0.14	-3.58	42,42,42,42	0
56	MG	1A	3123	1/1	0.88	0.17	-3.58	42,42,42,42	0
56	MG	1A	3451	1/1	0.95	0.12	-3.58	21,21,21,21	0
56	MG	1A	3814	1/1	0.94	0.12	-3.59	39,39,39,39	0
56	MG	1A	3573	1/1	0.88	0.16	-3.60	43,43,43,43	0
56	MG	1A	3375	1/1	0.96	0.14	-3.61	31,31,31,31	0
56	MG	2t	3001	1/1	0.91	0.06	-3.61	57,57,57,57	0
56	MG	2A	3380	1/1	0.93	0.12	-3.62	35,35,35,35	0
56	MG	1A	3047	1/1	0.99	0.16	-3.68	28,28,28,28	0
56	MG	2A	3145	1/1	0.94	0.08	-3.69	50,50,50,50	0
56	MG	2A	3560	1/1	0.98	0.12	-3.73	52,52,52,52	0
56	MG	2q	202	1/1	0.95	0.05	-3.76	59,59,59,59	0
56	MG	2A	3316	1/1	0.71	0.12	-3.81	36,36,36,36	0
56	MG	1a	1726	1/1	0.92	0.10	-3.81	87,87,87,87	0
56	MG	1A	3705	1/1	0.96	0.15	-3.83	32,32,32,32	0
56	MG	1A	3043	1/1	0.91	0.14	-3.84	34,34,34,34	0
56	MG	2A	3110	1/1	0.91	0.14	-3.84	31,31,31,31	0
56	MG	2A	3193	1/1	0.90	0.13	-3.86	48,48,48,48	0
56	MG	1A	3577	1/1	0.83	0.16	-3.87	43,43,43,43	0
56	MG	2A	3349	1/1	0.94	0.08	-3.89	40,40,40,40	0
56	MG	1n	502	1/1	0.97	0.09	-3.93	42,42,42,42	0
56	MG	1a	1646	1/1	0.98	0.08	-3.93	52,52,52,52	0
56	MG	2A	3114	1/1	0.92	0.14	-3.93	49,49,49,49	0
56	MG	2A	3395	1/1	0.98	0.07	-4.01	56,56,56,56	0
56	MG	1N	3004	1/1	0.98	0.12	-4.06	41,41,41,41	0
56	MG	1A	3360	1/1	0.86	0.14	-4.06	52,52,52,52	0
56	MG	1a	1832	1/1	0.99	0.09	-4.07	37,37,37,37	0
56	MG	1A	3610	1/1	0.95	0.15	-4.08	30,30,30,30	0
56	MG	1A	3021	1/1	0.97	0.16	-4.08	17,17,17,17	0
56	MG	2A	3268	1/1	0.96	0.07	-4.08	34,34,34,34	0
56	MG	2A	3331	1/1	0.96	0.07	-4.09	49,49,49,49	0
56	MG	1a	1623	1/1	0.82	0.12	-4.11	54,54,54,54	0

Continued on next page...

Continued from previous page...

Mol	Type	Chain	Res	Atoms	RSCC	RSR	LLDF	B-factors(\AA^2)	Q<0.9
56	MG	1W	3004	1/1	0.92	0.11	-4.12	41,41,41,41	0
56	MG	1a	1668	1/1	0.76	0.11	-4.13	44,44,44,44	0
56	MG	1A	3362	1/1	0.95	0.13	-4.14	60,60,60,60	0
56	MG	1A	3402	1/1	0.77	0.17	-4.16	27,27,27,27	0
56	MG	2A	3038	1/1	0.89	0.10	-4.17	34,34,34,34	0
56	MG	2A	3552	1/1	0.87	0.10	-4.21	33,33,33,33	0
56	MG	2A	3051	1/1	0.95	0.09	-4.21	53,53,53,53	0
56	MG	1a	1713	1/1	0.97	0.13	-4.25	34,34,34,34	0
56	MG	1A	3873	1/1	0.99	0.14	-4.28	13,13,13,13	0
56	MG	1A	3748	1/1	0.96	0.17	-4.28	33,33,33,33	0
56	MG	1A	3585	1/1	0.92	0.14	-4.28	34,34,34,34	0
56	MG	1A	3794	1/1	0.98	0.12	-4.31	21,21,21,21	0
56	MG	2A	3369	1/1	0.98	0.09	-4.33	41,41,41,41	0
56	MG	2A	3328	1/1	0.92	0.11	-4.34	48,48,48,48	0
56	MG	1A	3292	1/1	0.92	0.13	-4.36	33,33,33,33	0
56	MG	1A	3601	1/1	0.93	0.11	-4.41	49,49,49,49	0
56	MG	1A	3902	1/1	0.98	0.12	-4.43	40,40,40,40	0
56	MG	2A	3337	1/1	0.89	0.09	-4.43	30,30,30,30	0
56	MG	1A	3389	1/1	0.96	0.17	-4.44	23,23,23,23	0
56	MG	2A	3630	1/1	0.97	0.07	-4.46	53,53,53,53	0
56	MG	1A	3875	1/1	0.93	0.13	-4.49	22,22,22,22	0
56	MG	1A	3841	1/1	0.97	0.14	-4.49	33,33,33,33	0
56	MG	1A	3497	1/1	0.94	0.12	-4.50	26,26,26,26	0
56	MG	1A	3373	1/1	0.97	0.12	-4.50	29,29,29,29	0
56	MG	1A	3456	1/1	0.95	0.13	-4.50	23,23,23,23	0
56	MG	1A	3494	1/1	0.97	0.16	-4.53	34,34,34,34	0
56	MG	1A	3525	1/1	0.99	0.18	-4.54	23,23,23,23	0
56	MG	2A	3015	1/1	0.96	0.10	-4.55	62,62,62,62	0
56	MG	1A	3474	1/1	0.97	0.17	-4.55	26,26,26,26	0
56	MG	1a	1635	1/1	0.88	0.10	-4.61	62,62,62,62	0
56	MG	1A	3557	1/1	0.89	0.17	-4.61	22,22,22,22	0
56	MG	2A	3473	1/1	0.95	0.09	-4.63	47,47,47,47	0
56	MG	2A	3029	1/1	0.99	0.10	-4.63	26,26,26,26	0
56	MG	1a	1692	1/1	0.95	0.13	-4.70	45,45,45,45	0
56	MG	2a	1735	1/1	0.98	0.12	-4.72	56,56,56,56	0
56	MG	2A	3463	1/1	0.98	0.08	-4.76	37,37,37,37	0
56	MG	1A	3008	1/1	0.95	0.13	-4.77	29,29,29,29	0
56	MG	1A	3766	1/1	0.97	0.12	-4.79	31,31,31,31	0
56	MG	2A	3408	1/1	0.84	0.11	-4.80	24,24,24,24	0
56	MG	1A	3197	1/1	0.93	0.17	-4.80	44,44,44,44	0
56	MG	1A	3359	1/1	0.92	0.14	-4.80	22,22,22,22	0
56	MG	1A	3111	1/1	0.91	0.11	-4.82	45,45,45,45	0

Continued on next page...

Continued from previous page...

Mol	Type	Chain	Res	Atoms	RSCC	RSR	LLDF	B-factors(\AA^2)	Q<0.9
56	MG	2A	3641	1/1	0.95	0.11	-4.86	40,40,40,40	0
56	MG	1a	1694	1/1	0.89	0.13	-4.92	55,55,55,55	0
56	MG	2x	3001	1/1	0.97	0.08	-4.96	49,49,49,49	0
56	MG	1A	3852	1/1	0.77	0.09	-4.97	70,70,70,70	0
56	MG	1a	1621	1/1	0.93	0.12	-5.01	70,70,70,70	0
56	MG	2A	3423	1/1	0.94	0.11	-5.04	34,34,34,34	0
56	MG	2A	3590	1/1	0.98	0.09	-5.04	49,49,49,49	0
56	MG	1A	3657	1/1	0.97	0.10	-5.06	35,35,35,35	0
56	MG	2A	3020	1/1	0.97	0.12	-5.12	30,30,30,30	0
56	MG	1A	3397	1/1	0.97	0.14	-5.12	17,17,17,17	0
56	MG	1A	3593	1/1	0.85	0.14	-5.18	38,38,38,38	0
56	MG	1A	3403	1/1	0.99	0.13	-5.23	15,15,15,15	0
56	MG	1B	208	1/1	0.98	0.13	-5.29	56,56,56,56	0
56	MG	1A	3741	1/1	0.85	0.10	-5.31	63,63,63,63	0
56	MG	1A	3922	1/1	0.98	0.11	-5.32	41,41,41,41	0
56	MG	2A	3177	1/1	0.97	0.14	-5.33	40,40,40,40	0
56	MG	1a	1657	1/1	0.83	0.11	-5.35	50,50,50,50	0
56	MG	1A	3407	1/1	0.96	0.11	-5.37	38,38,38,38	0
56	MG	1a	1743	1/1	0.95	0.13	-5.39	38,38,38,38	0
56	MG	1A	3758	1/1	0.89	0.13	-5.49	33,33,33,33	0
56	MG	2a	1717	1/1	0.94	0.07	-5.55	63,63,63,63	0
56	MG	2A	3602	1/1	0.95	0.08	-5.67	38,38,38,38	0
56	MG	1A	3331	1/1	0.95	0.14	-5.73	37,37,37,37	0
56	MG	1A	3031	1/1	0.94	0.12	-5.74	42,42,42,42	0
56	MG	2A	3479	1/1	0.93	0.08	-5.79	53,53,53,53	0
56	MG	1A	3454	1/1	0.93	0.16	-5.89	24,24,24,24	0
56	MG	2A	3346	1/1	0.94	0.07	-5.90	45,45,45,45	0
56	MG	2A	3010	1/1	0.96	0.08	-5.90	34,34,34,34	0
56	MG	1A	3416	1/1	0.92	0.12	-5.91	25,25,25,25	0
56	MG	1A	3184	1/1	0.78	0.11	-5.92	59,59,59,59	0
56	MG	1a	1662	1/1	0.97	0.12	-5.93	25,25,25,25	0
56	MG	2a	1761	1/1	0.93	0.11	-6.04	71,71,71,71	0
56	MG	1A	3568	1/1	0.86	0.16	-6.06	31,31,31,31	0
56	MG	1A	3588	1/1	0.98	0.14	-6.15	55,55,55,55	0
56	MG	1A	3928	1/1	0.96	0.10	-6.19	40,40,40,40	0
56	MG	2a	1622	1/1	0.92	0.11	-6.20	42,42,42,42	0
56	MG	1A	3690	1/1	0.88	0.09	-6.23	48,48,48,48	0
56	MG	2A	3529	1/1	0.76	0.09	-6.28	73,73,73,73	0
56	MG	1a	1630	1/1	0.98	0.13	-6.30	27,27,27,27	0
56	MG	1A	3592	1/1	0.95	0.13	-6.32	43,43,43,43	0
56	MG	1A	3549	1/1	0.97	0.13	-6.36	40,40,40,40	0
56	MG	2A	3347	1/1	0.90	0.09	-6.39	31,31,31,31	0

Continued on next page...

Continued from previous page...

Mol	Type	Chain	Res	Atoms	RSCC	RSR	LLDF	B-factors(\AA^2)	Q<0.9
56	MG	2A	3071	1/1	0.91	0.08	-6.41	34,34,34,34	0
56	MG	1a	1717	1/1	0.98	0.08	-6.43	60,60,60,60	0
56	MG	1A	3644	1/1	0.91	0.09	-6.45	51,51,51,51	0
56	MG	2A	3656	1/1	0.70	0.09	-6.45	41,41,41,41	0
56	MG	1x	112	1/1	0.95	0.08	-6.50	61,61,61,61	0
56	MG	1A	3190	1/1	0.85	0.14	-6.54	47,47,47,47	0
56	MG	1A	3409	1/1	0.94	0.14	-6.60	33,33,33,33	0
56	MG	1A	3887	1/1	0.94	0.13	-6.65	27,27,27,27	0
56	MG	1A	3062	1/1	0.98	0.12	-6.66	31,31,31,31	0
56	MG	2A	3320	1/1	0.92	0.13	-6.77	40,40,40,40	0
56	MG	1B	220	1/1	0.86	0.09	-6.79	56,56,56,56	0
56	MG	1A	3432	1/1	0.99	0.14	-6.95	29,29,29,29	0
56	MG	2A	3381	1/1	0.94	0.09	-6.96	48,48,48,48	0
56	MG	1a	1627	1/1	0.94	0.10	-6.99	42,42,42,42	0
56	MG	1A	3567	1/1	0.94	0.12	-7.01	48,48,48,48	0
56	MG	2A	3544	1/1	0.96	0.10	-7.11	54,54,54,54	0
56	MG	1a	1675	1/1	0.91	0.08	-7.12	41,41,41,41	0
56	MG	1A	3090	1/1	0.94	0.07	-7.28	43,43,43,43	0
56	MG	2a	1634	1/1	0.95	0.08	-7.29	59,59,59,59	0
56	MG	2A	3280	1/1	0.54	0.11	-7.31	46,46,46,46	0
56	MG	1a	1748	1/1	0.94	0.10	-7.33	38,38,38,38	0
56	MG	2A	3111	1/1	0.95	0.05	-7.34	51,51,51,51	0
56	MG	2A	3438	1/1	0.94	0.08	-7.40	36,36,36,36	0
56	MG	1A	3798	1/1	0.92	0.14	-7.41	27,27,27,27	0
56	MG	1A	3200	1/1	0.89	0.12	-7.43	48,48,48,48	0
56	MG	2A	3443	1/1	0.96	0.12	-7.50	29,29,29,29	0
56	MG	1A	3191	1/1	0.95	0.15	-7.51	27,27,27,27	0
56	MG	2A	3475	1/1	0.93	0.08	-7.60	41,41,41,41	0
56	MG	1A	3490	1/1	0.99	0.10	-7.72	9,9,9,9	0
56	MG	2A	3275	1/1	0.97	0.08	-7.89	43,43,43,43	0
56	MG	1A	3446	1/1	0.98	0.14	-7.93	26,26,26,26	0
56	MG	1A	3010	1/1	0.98	0.09	-7.94	32,32,32,32	0
56	MG	1A	3740	1/1	0.95	0.13	-8.17	34,34,34,34	0
56	MG	2A	3628	1/1	0.96	0.05	-8.19	49,49,49,49	0
56	MG	1a	1823	1/1	0.75	0.07	-8.21	79,79,79,79	0
56	MG	2A	3228	1/1	0.97	0.07	-8.38	42,42,42,42	0
56	MG	2A	3274	1/1	0.92	0.12	-8.50	47,47,47,47	0
56	MG	1B	221	1/1	0.86	0.08	-8.67	48,48,48,48	0
56	MG	1A	3654	1/1	0.92	0.12	-8.75	27,27,27,27	0
56	MG	1A	3832	1/1	0.97	0.09	-8.96	23,23,23,23	0
56	MG	2A	3594	1/1	0.86	0.09	-9.24	41,41,41,41	0
56	MG	2A	3094	1/1	0.81	0.10	-9.38	50,50,50,50	0

Continued on next page...

Continued from previous page...

Mol	Type	Chain	Res	Atoms	RSCC	RSR	LLDF	B-factors(\AA^2)	Q<0.9
56	MG	2A	3154	1/1	0.97	0.08	-9.41	49,49,49,49	0
56	MG	1a	1826	1/1	0.96	0.12	-9.45	66,66,66,66	0
56	MG	1A	3721	1/1	0.94	0.10	-9.49	50,50,50,50	0
56	MG	1A	3020	1/1	0.95	0.08	-9.61	40,40,40,40	0
56	MG	2A	3400	1/1	0.94	0.09	-9.73	58,58,58,58	0
56	MG	1A	3044	1/1	0.94	0.12	-9.82	22,22,22,22	0
56	MG	1A	3094	1/1	0.94	0.13	-9.96	41,41,41,41	0
56	MG	1B	213	1/1	0.86	0.10	-9.99	49,49,49,49	0
56	MG	1B	215	1/1	0.96	0.08	-10.04	26,26,26,26	0
56	MG	1A	3626	1/1	0.91	0.07	-10.30	44,44,44,44	0
56	MG	2A	3372	1/1	0.94	0.07	-10.69	41,41,41,41	0
56	MG	2A	3298	1/1	0.96	0.08	-10.71	36,36,36,36	0
56	MG	1a	1767	1/1	0.98	0.10	-10.78	50,50,50,50	0
56	MG	10	104	1/1	0.96	0.06	-10.98	40,40,40,40	0
56	MG	1A	3478	1/1	0.84	0.12	-11.14	29,29,29,29	0
56	MG	1A	3513	1/1	0.98	0.13	-11.29	25,25,25,25	0
56	MG	1A	3504	1/1	0.98	0.08	-11.40	13,13,13,13	0
56	MG	1A	3395	1/1	0.90	0.07	-11.92	58,58,58,58	0
56	MG	2A	3603	1/1	0.86	0.11	-11.96	63,63,63,63	0
56	MG	1A	3508	1/1	0.95	0.11	-12.78	41,41,41,41	0
56	MG	2A	3324	1/1	0.89	0.07	-13.35	47,47,47,47	0
56	MG	1A	3638	1/1	0.98	0.10	-13.56	34,34,34,34	0
56	MG	1A	3278	1/1	0.88	0.14	-13.77	61,61,61,61	0
56	MG	1A	3392	1/1	0.97	0.09	-13.78	31,31,31,31	0
56	MG	2A	3109	1/1	0.93	0.08	-14.64	40,40,40,40	0
56	MG	1A	3553	1/1	0.97	0.05	-15.23	44,44,44,44	0
56	MG	2a	1708	1/1	0.97	0.10	-15.58	61,61,61,61	0
56	MG	1A	3628	1/1	0.97	0.08	-16.28	46,46,46,46	0
56	MG	1A	3133	1/1	0.93	0.11	-16.30	52,52,52,52	0
56	MG	1A	3256	1/1	0.91	0.11	-19.66	53,53,53,53	0
56	MG	1A	3445	1/1	0.96	0.12	-21.13	26,26,26,26	0
56	MG	1A	3265	1/1	0.96	0.23	-	41,41,41,41	0
56	MG	1A	3655	1/1	0.92	0.15	-	28,28,28,28	0
56	MG	1A	3434	1/1	0.96	0.18	-	25,25,25,25	0
56	MG	2A	3062	1/1	0.95	0.09	-	41,41,41,41	0
56	MG	1a	1749	1/1	0.89	0.22	-	56,56,56,56	0
56	MG	2A	3192	1/1	0.94	0.08	-	46,46,46,46	0
56	MG	2A	3460	1/1	0.97	0.13	-	44,44,44,44	0
56	MG	1A	3172	1/1	0.94	0.23	-	41,41,41,41	0
56	MG	2E	305	1/1	0.81	0.16	-	43,43,43,43	0
56	MG	1A	3681	1/1	0.91	0.16	-	37,37,37,37	0
56	MG	1B	218	1/1	0.55	0.24	-	64,64,64,64	0

Continued on next page...

Continued from previous page...

Mol	Type	Chain	Res	Atoms	RSCC	RSR	LLDF	B-factors(\AA^2)	Q<0.9
56	MG	1A	3130	1/1	0.90	0.18	-	40,40,40,40	0
56	MG	1A	3311	1/1	0.91	0.10	-	54,54,54,54	0
56	MG	1A	3866	1/1	0.95	0.13	-	63,63,63,63	0
56	MG	2A	3556	1/1	0.94	0.11	-	47,47,47,47	0
56	MG	1A	3738	1/1	0.98	0.27	-	39,39,39,39	0
56	MG	1A	3709	1/1	0.94	0.15	-	50,50,50,50	0
56	MG	1y	3003	1/1	0.94	0.24	-	59,59,59,59	0
56	MG	1A	3779	1/1	0.93	0.18	-	70,70,70,70	0
56	MG	1y	3006	1/1	0.66	0.25	-	82,82,82,82	0
56	MG	1A	3492	1/1	0.95	0.09	-	40,40,40,40	0
56	MG	1A	3349	1/1	0.90	0.13	-	43,43,43,43	0
56	MG	2A	3180	1/1	0.86	0.38	-	54,54,54,54	0
56	MG	2A	3635	1/1	0.88	0.14	-	56,56,56,56	0
56	MG	2A	3654	1/1	0.94	0.10	-	46,46,46,46	0
56	MG	2B	3014	1/1	0.96	0.12	-	68,68,68,68	0
56	MG	1A	3417	1/1	0.79	0.10	-	36,36,36,36	0
56	MG	2A	3470	1/1	0.78	0.64	-	53,53,53,53	0
56	MG	2A	3058	1/1	0.95	0.10	-	50,50,50,50	0
56	MG	1A	3295	1/1	0.91	0.20	-	49,49,49,49	0
56	MG	2A	3476	1/1	0.96	0.04	-	53,53,53,53	0
56	MG	1A	3695	1/1	0.98	0.20	-	45,45,45,45	0
56	MG	2A	3239	1/1	0.89	0.94	-	61,61,61,61	0
56	MG	2a	1740	1/1	0.95	0.16	-	66,66,66,66	0
56	MG	2A	3147	1/1	0.90	0.15	-	55,55,55,55	0
56	MG	1B	201	1/1	0.87	0.26	-	53,53,53,53	0
56	MG	1B	205	1/1	0.90	0.16	-	43,43,43,43	0
56	MG	2a	1606	1/1	0.85	0.08	-	60,60,60,60	0
56	MG	2A	3223	1/1	0.90	0.11	-	56,56,56,56	0
56	MG	1Y	502	1/1	0.92	0.23	-	60,60,60,60	0
56	MG	1A	3115	1/1	0.95	0.26	-	46,46,46,46	0
56	MG	1A	3057	1/1	0.97	0.21	-	43,43,43,43	0
56	MG	2A	3096	1/1	0.83	0.14	-	57,57,57,57	0
56	MG	1A	3809	1/1	0.98	0.14	-	50,50,50,50	0
56	MG	1a	1613	1/1	0.94	0.30	-	47,47,47,47	0
56	MG	1O	8002	1/1	0.95	0.15	-	63,63,63,63	0
56	MG	1A	3850	1/1	0.92	0.12	-	54,54,54,54	0
56	MG	1a	1622	1/1	0.86	0.08	-	59,59,59,59	0
56	MG	1A	3206	1/1	0.90	0.33	-	40,40,40,40	0
56	MG	2A	3105	1/1	0.78	0.14	-	52,52,52,52	0
56	MG	1A	3240	1/1	0.95	0.18	-	55,55,55,55	0
56	MG	1A	3595	1/1	0.98	0.14	-	48,48,48,48	0
56	MG	2a	1630	1/1	0.96	0.26	-	62,62,62,62	0

Continued on next page...

Continued from previous page...

Mol	Type	Chain	Res	Atoms	RSCC	RSR	LLDF	B-factors(\AA^2)	Q<0.9
56	MG	1A	3667	1/1	0.88	0.20	-	51,51,51,51	0
56	MG	1V	204	1/1	0.78	0.22	-	64,64,64,64	0
56	MG	1A	3800	1/1	0.96	0.34	-	46,46,46,46	0
56	MG	2A	3057	1/1	0.90	0.12	-	54,54,54,54	0
56	MG	2a	1608	1/1	0.82	0.45	-	73,73,73,73	0
56	MG	2A	3232	1/1	0.95	0.15	-	51,51,51,51	0
56	MG	2a	1629	1/1	0.81	0.22	-	66,66,66,66	0
56	MG	1A	3215	1/1	0.84	0.25	-	43,43,43,43	0
56	MG	1a	1773	1/1	0.98	0.13	-	44,44,44,44	0
56	MG	1A	3827	1/1	0.83	0.16	-	68,68,68,68	0
56	MG	28	101	1/1	0.98	0.12	-	57,57,57,57	0
56	MG	1A	3018	1/1	0.86	0.24	-	53,53,53,53	0
56	MG	1A	3751	1/1	0.97	0.14	-	44,44,44,44	0
56	MG	2A	3218	1/1	0.85	0.14	-	53,53,53,53	0
56	MG	2A	3555	1/1	0.94	0.11	-	44,44,44,44	0
56	MG	1A	3101	1/1	0.95	0.10	-	61,61,61,61	0
56	MG	2A	3616	1/1	0.94	0.11	-	69,69,69,69	0
56	MG	2B	3015	1/1	0.84	0.19	-	53,53,53,53	0
56	MG	2A	3640	1/1	0.78	0.08	-	44,44,44,44	0
56	MG	2j	8001	1/1	0.60	0.09	-	76,76,76,76	0
56	MG	1A	3001	1/1	0.88	0.23	-	60,60,60,60	0
56	MG	2a	1615	1/1	0.90	0.15	-	60,60,60,60	0
56	MG	1A	3596	1/1	0.89	0.08	-	51,51,51,51	0
56	MG	2A	3059	1/1	0.93	0.08	-	66,66,66,66	0
56	MG	1A	3221	1/1	0.93	0.27	-	30,30,30,30	0
56	MG	1A	3833	1/1	0.97	0.07	-	66,66,66,66	0
56	MG	2A	3281	1/1	0.97	0.13	-	25,25,25,25	0
56	MG	2a	1776	1/1	0.85	0.07	-	78,78,78,78	0
56	MG	1A	3828	1/1	0.83	0.15	-	43,43,43,43	0
56	MG	2A	3494	1/1	0.97	0.12	-	39,39,39,39	0
56	MG	2A	3403	1/1	0.90	0.08	-	62,62,62,62	0
56	MG	1A	3319	1/1	0.92	0.33	-	51,51,51,51	0
56	MG	1A	3483	1/1	0.91	0.17	-	27,27,27,27	0
56	MG	2a	1692	1/1	0.80	0.13	-	72,72,72,72	0
56	MG	2A	3441	1/1	0.98	0.13	-	37,37,37,37	0
56	MG	1A	3487	1/1	0.84	0.12	-	48,48,48,48	0
56	MG	2A	3444	1/1	0.94	0.07	-	45,45,45,45	0
56	MG	1A	3028	1/1	0.97	0.30	-	19,19,19,19	0
56	MG	2A	3419	1/1	0.89	0.15	-	41,41,41,41	0
56	MG	1A	3051	1/1	0.85	0.15	-	58,58,58,58	0
56	MG	1A	3790	1/1	0.92	0.09	-	48,48,48,48	0
56	MG	1a	1677	1/1	0.97	0.19	-	51,51,51,51	0

Continued on next page...

Continued from previous page...

Mol	Type	Chain	Res	Atoms	RSCC	RSR	LLDF	B-factors(\AA^2)	Q<0.9
56	MG	2A	3115	1/1	0.91	0.06	-	62,62,62,62	0
56	MG	1d	502	1/1	0.91	0.37	-	58,58,58,58	0
56	MG	1A	3405	1/1	0.89	0.15	-	62,62,62,62	0
56	MG	1A	3181	1/1	0.82	0.25	-	56,56,56,56	0
56	MG	2A	3305	1/1	0.83	0.17	-	59,59,59,59	0
56	MG	1A	3058	1/1	0.90	0.12	-	53,53,53,53	0
56	MG	1A	3285	1/1	0.82	0.12	-	57,57,57,57	0
56	MG	2A	3272	1/1	0.94	0.15	-	53,53,53,53	0
56	MG	2A	3157	1/1	0.89	0.21	-	55,55,55,55	0
56	MG	1x	108	1/1	0.79	0.28	-	75,75,75,75	0
56	MG	1A	3899	1/1	0.88	0.40	-	50,50,50,50	0
56	MG	1A	3684	1/1	0.87	0.15	-	72,72,72,72	0
56	MG	1a	1741	1/1	0.91	0.12	-	47,47,47,47	0
56	MG	2A	3445	1/1	0.96	0.05	-	57,57,57,57	0
56	MG	1A	3268	1/1	0.77	0.14	-	63,63,63,63	0
56	MG	1A	3860	1/1	0.90	0.13	-	58,58,58,58	0
56	MG	1A	3811	1/1	0.93	0.15	-	46,46,46,46	0
56	MG	2A	3213	1/1	0.87	0.08	-	58,58,58,58	0
56	MG	2A	3655	1/1	0.92	0.28	-	42,42,42,42	0
56	MG	1A	3629	1/1	0.92	0.10	-	47,47,47,47	0
56	MG	1a	1629	1/1	0.91	0.14	-	69,69,69,69	0
56	MG	1y	3004	1/1	0.81	0.28	-	73,73,73,73	0
56	MG	2a	1691	1/1	0.74	0.17	-	80,80,80,80	0
56	MG	2A	3442	1/1	0.97	0.16	-	48,48,48,48	0
56	MG	1a	1656	1/1	0.87	0.21	-	57,57,57,57	0
56	MG	2A	3672	1/1	0.93	0.14	-	68,68,68,68	0
56	MG	2Z	8001	1/1	0.79	0.45	-	90,90,90,90	0
56	MG	1A	3831	1/1	0.97	0.18	-	23,23,23,23	0
56	MG	2A	3350	1/1	0.96	0.11	-	36,36,36,36	0
56	MG	1A	3281	1/1	0.90	0.17	-	52,52,52,52	0
56	MG	1A	3627	1/1	0.94	0.18	-	66,66,66,66	0
56	MG	2A	3450	1/1	0.95	0.07	-	34,34,34,34	0
56	MG	1B	207	1/1	0.96	0.10	-	44,44,44,44	0
56	MG	2A	3163	1/1	0.73	0.64	-	59,59,59,59	0
56	MG	2a	1737	1/1	0.87	0.15	-	55,55,55,55	0
56	MG	2E	307	1/1	0.98	0.16	-	47,47,47,47	0
56	MG	2A	3191	1/1	0.84	0.46	-	52,52,52,52	0
56	MG	1A	3213	1/1	0.90	0.13	-	55,55,55,55	0
56	MG	1A	3825	1/1	0.91	0.12	-	64,64,64,64	0
56	MG	1A	3853	1/1	0.92	0.12	-	37,37,37,37	0
56	MG	1A	3428	1/1	0.96	0.16	-	39,39,39,39	0
56	MG	2A	3477	1/1	0.94	0.17	-	41,41,41,41	0

Continued on next page...

Continued from previous page...

Mol	Type	Chain	Res	Atoms	RSCC	RSR	LLDF	B-factors(\AA^2)	Q<0.9
56	MG	1A	3279	1/1	0.87	0.18	-	57,57,57,57	0
56	MG	2B	3019	1/1	0.85	0.26	-	44,44,44,44	0
56	MG	1A	3620	1/1	0.94	0.21	-	43,43,43,43	0
56	MG	1A	3207	1/1	0.92	0.15	-	50,50,50,50	0
56	MG	2A	3073	1/1	0.91	0.27	-	53,53,53,53	0
56	MG	2A	3085	1/1	0.65	0.18	-	56,56,56,56	0
56	MG	2A	3214	1/1	0.87	0.08	-	57,57,57,57	0
56	MG	2a	1665	1/1	0.86	0.22	-	66,66,66,66	0
56	MG	1A	3400	1/1	0.95	0.11	-	35,35,35,35	0
56	MG	2A	3245	1/1	0.82	0.17	-	46,46,46,46	0
56	MG	1a	1782	1/1	0.96	0.14	-	60,60,60,60	0
56	MG	2A	3161	1/1	0.96	0.16	-	53,53,53,53	0
56	MG	17	101	1/1	0.96	0.13	-	55,55,55,55	0
56	MG	10	101	1/1	0.96	0.07	-	45,45,45,45	0
56	MG	1X	104	1/1	0.95	0.16	-	40,40,40,40	0
56	MG	1A	3189	1/1	0.90	0.16	-	47,47,47,47	0
56	MG	1A	3420	1/1	0.88	0.18	-	46,46,46,46	0
56	MG	1a	1727	1/1	0.90	0.24	-	64,64,64,64	0
56	MG	1A	3368	1/1	0.98	0.21	-	37,37,37,37	0
56	MG	1R	201	1/1	0.97	0.09	-	45,45,45,45	0
56	MG	2a	1734	1/1	0.87	0.15	-	64,64,64,64	0
56	MG	2A	3614	1/1	0.90	0.23	-	71,71,71,71	0
56	MG	2F	302	1/1	0.64	0.16	-	54,54,54,54	0
56	MG	2B	3006	1/1	0.96	0.13	-	59,59,59,59	0
56	MG	2A	3343	1/1	0.94	0.12	-	43,43,43,43	0
56	MG	1a	1794	1/1	0.92	0.13	-	54,54,54,54	0
56	MG	1a	1742	1/1	0.95	0.12	-	20,20,20,20	0
56	MG	2a	1745	1/1	0.56	0.26	-	72,72,72,72	0
56	MG	1A	3823	1/1	0.93	0.12	-	67,67,67,67	0
56	MG	1A	3209	1/1	0.93	0.15	-	55,55,55,55	0
56	MG	1A	3502	1/1	0.79	0.14	-	71,71,71,71	0
56	MG	2A	3061	1/1	0.86	0.13	-	56,56,56,56	0
56	MG	2a	1657	1/1	0.69	0.20	-	76,76,76,76	0
56	MG	1a	1702	1/1	0.95	0.06	-	67,67,67,67	0
56	MG	1A	3305	1/1	0.92	0.14	-	55,55,55,55	0
56	MG	1A	3004	1/1	0.95	0.12	-	47,47,47,47	0
56	MG	1V	203	1/1	0.88	0.19	-	59,59,59,59	0
56	MG	2a	1754	1/1	0.96	0.16	-	73,73,73,73	0
56	MG	1A	3480	1/1	0.96	0.17	-	36,36,36,36	0
56	MG	2A	3502	1/1	0.86	0.07	-	42,42,42,42	0
56	MG	2a	1757	1/1	0.96	0.14	-	71,71,71,71	0
56	MG	1A	3855	1/1	0.82	0.10	-	69,69,69,69	0

Continued on next page...

Continued from previous page...

Mol	Type	Chain	Res	Atoms	RSCC	RSR	LLDF	B-factors(\AA^2)	Q<0.9
56	MG	2A	3574	1/1	0.94	0.05	-	52,52,52,52	0
56	MG	2A	3549	1/1	0.93	0.16	-	56,56,56,56	0
56	MG	1A	3118	1/1	0.95	0.54	-	50,50,50,50	0
56	MG	1A	3450	1/1	0.98	0.12	-	36,36,36,36	0
56	MG	2a	1601	1/1	0.84	0.11	-	82,82,82,82	0
56	MG	1a	1764	1/1	0.94	0.11	-	47,47,47,47	0
56	MG	2A	3504	1/1	0.97	0.12	-	47,47,47,47	0
56	MG	2E	304	1/1	0.97	0.06	-	40,40,40,40	0
56	MG	1A	3505	1/1	0.95	0.18	-	55,55,55,55	0
56	MG	2A	3053	1/1	0.96	0.13	-	45,45,45,45	0
56	MG	2a	1773	1/1	0.89	0.11	-	57,57,57,57	0
56	MG	2A	3206	1/1	0.85	0.18	-	48,48,48,48	0
56	MG	2A	3125	1/1	0.97	0.08	-	40,40,40,40	0
56	MG	1A	3231	1/1	0.83	0.24	-	61,61,61,61	0
56	MG	2A	3608	1/1	0.89	0.10	-	55,55,55,55	0
56	MG	2A	3633	1/1	0.60	0.88	-	66,66,66,66	0
56	MG	2A	3135	1/1	0.88	0.13	-	36,36,36,36	0
56	MG	2A	3547	1/1	0.82	0.18	-	72,72,72,72	0
56	MG	2a	1685	1/1	0.90	0.22	-	62,62,62,62	0
56	MG	1A	3129	1/1	0.96	0.27	-	41,41,41,41	0
56	MG	2A	3632	1/1	0.93	0.05	-	57,57,57,57	0
56	MG	2A	3269	1/1	0.96	0.09	-	49,49,49,49	0
56	MG	1a	1604	1/1	0.88	0.09	-	64,64,64,64	0
56	MG	1A	3380	1/1	0.97	0.17	-	26,26,26,26	0
56	MG	1A	3218	1/1	0.97	0.12	-	44,44,44,44	0
56	MG	1A	3639	1/1	0.89	0.17	-	61,61,61,61	0
56	MG	2A	3360	1/1	0.96	0.07	-	54,54,54,54	0
56	MG	1A	3347	1/1	0.81	0.12	-	46,46,46,46	0
56	MG	1A	3812	1/1	0.86	0.11	-	61,61,61,61	0
56	MG	2A	3595	1/1	0.97	0.14	-	52,52,52,52	0
56	MG	2A	3046	1/1	0.90	0.17	-	50,50,50,50	0
56	MG	2a	1625	1/1	0.88	0.11	-	72,72,72,72	0
56	MG	1A	3351	1/1	0.97	0.14	-	55,55,55,55	0
56	MG	2a	1768	1/1	0.87	0.19	-	79,79,79,79	0
56	MG	1a	1719	1/1	0.89	0.12	-	62,62,62,62	0
56	MG	2F	307	1/1	0.87	0.12	-	48,48,48,48	0
56	MG	1A	3320	1/1	0.86	0.14	-	52,52,52,52	0
56	MG	1A	3693	1/1	0.94	0.09	-	62,62,62,62	0
56	MG	1a	1779	1/1	0.97	0.19	-	52,52,52,52	0
56	MG	1A	3088	1/1	0.98	0.20	-	22,22,22,22	0
56	MG	1A	3622	1/1	0.59	0.11	-	55,55,55,55	0
56	MG	1w	3002	1/1	0.94	0.06	-	37,37,37,37	0

Continued on next page...

Continued from previous page...

Mol	Type	Chain	Res	Atoms	RSCC	RSR	LLDF	B-factors(\AA^2)	Q<0.9
56	MG	1B	219	1/1	0.98	0.14	-	49,49,49,49	0
56	MG	1A	3730	1/1	0.89	0.10	-	58,58,58,58	0
56	MG	1A	3247	1/1	0.82	0.14	-	52,52,52,52	0
56	MG	1A	3270	1/1	0.92	0.16	-	48,48,48,48	0
56	MG	2A	3241	1/1	0.96	0.30	-	45,45,45,45	0
56	MG	2a	1659	1/1	0.92	0.16	-	55,55,55,55	0
56	MG	1A	3390	1/1	0.96	0.09	-	64,64,64,64	0
56	MG	2A	3251	1/1	0.96	0.06	-	52,52,52,52	0
56	MG	1A	3732	1/1	0.91	0.13	-	55,55,55,55	0
56	MG	2A	3146	1/1	0.92	0.09	-	47,47,47,47	0
56	MG	1A	3427	1/1	0.96	0.12	-	45,45,45,45	0
56	MG	2A	3466	1/1	0.95	0.09	-	33,33,33,33	0
56	MG	1A	3761	1/1	0.93	0.15	-	71,71,71,71	0
56	MG	1A	3475	1/1	0.85	0.19	-	42,42,42,42	0
56	MG	1B	204	1/1	0.98	0.16	-	42,42,42,42	0
56	MG	2A	3648	1/1	0.96	0.05	-	42,42,42,42	0
56	MG	1A	3503	1/1	0.96	0.24	-	57,57,57,57	0
56	MG	2A	3368	1/1	0.97	0.10	-	44,44,44,44	0
56	MG	1A	3458	1/1	0.88	0.18	-	26,26,26,26	0
56	MG	1a	1830	1/1	0.86	0.12	-	59,59,59,59	0
56	MG	2A	3019	1/1	0.95	0.12	-	47,47,47,47	0
56	MG	1a	1813	1/1	0.87	0.17	-	65,65,65,65	0
56	MG	10	103	1/1	0.76	0.14	-	61,61,61,61	0
56	MG	2a	1736	1/1	0.97	0.11	-	66,66,66,66	0
56	MG	2A	3388	1/1	0.94	0.08	-	47,47,47,47	0
56	MG	1A	3293	1/1	0.93	0.20	-	60,60,60,60	0
56	MG	1y	3002	1/1	0.89	0.44	-	72,72,72,72	0
56	MG	2A	3159	1/1	0.94	0.27	-	44,44,44,44	0
56	MG	2A	3101	1/1	0.91	0.28	-	58,58,58,58	0
56	MG	1A	3249	1/1	0.86	0.21	-	69,69,69,69	0
56	MG	1A	3100	1/1	0.93	0.20	-	55,55,55,55	0
56	MG	2A	3336	1/1	0.89	0.10	-	47,47,47,47	0
56	MG	1A	3837	1/1	0.85	0.13	-	56,56,56,56	0
56	MG	1A	3127	1/1	0.86	0.20	-	62,62,62,62	0
56	MG	2a	1790	1/1	0.88	0.24	-	72,72,72,72	0
56	MG	1A	3269	1/1	0.95	0.22	-	57,57,57,57	0
56	MG	1A	3879	1/1	0.95	0.20	-	34,34,34,34	0
56	MG	1A	3473	1/1	0.96	0.17	-	36,36,36,36	0
56	MG	1A	3600	1/1	0.95	0.12	-	38,38,38,38	0
56	MG	2A	3645	1/1	0.92	0.08	-	45,45,45,45	0
56	MG	1A	3489	1/1	0.88	0.16	-	31,31,31,31	0
56	MG	2A	3638	1/1	0.83	0.07	-	58,58,58,58	0

Continued on next page...

Continued from previous page...

Mol	Type	Chain	Res	Atoms	RSCC	RSR	LLDF	B-factors(\AA^2)	Q<0.9
56	MG	1A	3168	1/1	0.94	0.09	-	44,44,44,44	0
56	MG	1a	1787	1/1	0.88	0.19	-	71,71,71,71	0
56	MG	2A	3597	1/1	0.85	0.17	-	76,76,76,76	0
56	MG	1t	3001	1/1	0.91	0.13	-	49,49,49,49	0
56	MG	1A	3847	1/1	0.89	0.15	-	51,51,51,51	0
56	MG	2A	3273	1/1	0.96	0.08	-	47,47,47,47	0
56	MG	1A	3613	1/1	0.90	0.12	-	34,34,34,34	0
56	MG	1A	3857	1/1	0.97	0.10	-	25,25,25,25	0
56	MG	2A	3173	1/1	0.87	0.16	-	60,60,60,60	0
56	MG	2a	1636	1/1	0.85	0.14	-	62,62,62,62	0
56	MG	2A	3503	1/1	0.98	0.11	-	51,51,51,51	0
56	MG	2A	3634	1/1	0.90	0.17	-	62,62,62,62	0
56	MG	1A	3648	1/1	0.93	0.19	-	69,69,69,69	0
56	MG	1A	3611	1/1	0.95	0.16	-	22,22,22,22	0
56	MG	1A	3491	1/1	0.92	0.12	-	46,46,46,46	0
56	MG	2D	302	1/1	0.85	0.27	-	70,70,70,70	0
56	MG	2A	3391	1/1	0.85	0.19	-	51,51,51,51	0
56	MG	1a	1722	1/1	0.79	0.12	-	64,64,64,64	0
56	MG	1A	3074	1/1	0.96	0.19	-	40,40,40,40	0
56	MG	1A	3296	1/1	0.71	0.24	-	56,56,56,56	0
56	MG	2A	3366	1/1	0.98	0.16	-	52,52,52,52	0
56	MG	1a	1768	1/1	0.78	0.09	-	66,66,66,66	0
56	MG	2A	3510	1/1	0.89	0.14	-	35,35,35,35	0
56	MG	2A	3407	1/1	0.91	0.23	-	58,58,58,58	0
56	MG	1A	3673	1/1	0.96	0.10	-	45,45,45,45	0
56	MG	1A	3791	1/1	0.97	0.41	-	34,34,34,34	0
56	MG	1A	3429	1/1	0.91	0.17	-	49,49,49,49	0
56	MG	1A	3669	1/1	0.85	0.25	-	58,58,58,58	0
56	MG	1A	3055	1/1	0.97	0.16	-	45,45,45,45	0
56	MG	1A	3105	1/1	0.94	0.21	-	39,39,39,39	0
56	MG	1A	3327	1/1	0.96	0.08	-	49,49,49,49	0
56	MG	2A	3095	1/1	0.92	0.74	-	65,65,65,65	0
56	MG	2A	3414	1/1	0.86	0.19	-	56,56,56,56	0
56	MG	2A	3121	1/1	0.81	0.11	-	60,60,60,60	0
56	MG	1F	301	1/1	0.94	0.21	-	49,49,49,49	0
56	MG	1A	3455	1/1	0.89	0.14	-	25,25,25,25	0
56	MG	2A	3129	1/1	0.85	0.17	-	47,47,47,47	0
56	MG	1A	3174	1/1	0.96	0.19	-	39,39,39,39	0
56	MG	1A	3885	1/1	0.88	0.08	-	64,64,64,64	0
56	MG	1w	3005	1/1	0.95	0.07	-	65,65,65,65	0
56	MG	1a	1783	1/1	0.97	0.13	-	58,58,58,58	0
56	MG	1A	3326	1/1	0.95	0.16	-	44,44,44,44	0

Continued on next page...

Continued from previous page...

Mol	Type	Chain	Res	Atoms	RSCC	RSR	LLDF	B-factors(\AA^2)	Q<0.9
56	MG	1a	1615	1/1	0.74	0.16	-	60,60,60,60	0
56	MG	1a	1809	1/1	0.92	0.09	-	40,40,40,40	0
56	MG	1A	3263	1/1	0.95	0.18	-	42,42,42,42	0
56	MG	1A	3303	1/1	0.93	0.26	-	28,28,28,28	0
56	MG	1A	3725	1/1	0.81	0.11	-	49,49,49,49	0
56	MG	1A	3776	1/1	0.91	0.14	-	48,48,48,48	0
56	MG	2A	3636	1/1	0.92	0.08	-	54,54,54,54	0
56	MG	1A	3006	1/1	0.94	0.14	-	42,42,42,42	0
56	MG	2a	1722	1/1	0.86	0.17	-	59,59,59,59	0
56	MG	1A	3014	1/1	0.72	0.16	-	46,46,46,46	0
56	MG	2B	3010	1/1	0.74	0.16	-	63,63,63,63	0
56	MG	2B	3002	1/1	0.88	0.15	-	67,67,67,67	0
56	MG	2a	1720	1/1	0.93	0.13	-	76,76,76,76	0
56	MG	1a	1799	1/1	0.95	0.07	-	46,46,46,46	0
56	MG	1A	3300	1/1	0.93	0.09	-	24,24,24,24	0
56	MG	1A	3470	1/1	0.95	0.18	-	58,58,58,58	0
56	MG	1a	1632	1/1	0.94	0.10	-	78,78,78,78	0
56	MG	2A	3088	1/1	0.95	0.20	-	38,38,38,38	0
56	MG	2A	3290	1/1	0.97	0.08	-	37,37,37,37	0
56	MG	1A	3640	1/1	0.74	0.40	-	82,82,82,82	0
56	MG	2a	1678	1/1	0.88	0.65	-	60,60,60,60	0
56	MG	1A	3258	1/1	0.95	0.28	-	29,29,29,29	0
56	MG	1A	3649	1/1	0.98	0.07	-	67,67,67,67	0
56	MG	1A	3211	1/1	0.98	0.29	-	44,44,44,44	0
56	MG	1a	1671	1/1	0.96	0.23	-	48,48,48,48	0
56	MG	2x	3002	1/1	0.89	0.40	-	50,50,50,50	0
56	MG	2a	1781	1/1	0.95	0.26	-	64,64,64,64	0
56	MG	1Z	303	1/1	0.90	0.17	-	59,59,59,59	0
56	MG	2A	3384	1/1	0.95	0.11	-	52,52,52,52	0
56	MG	1A	3219	1/1	0.92	0.19	-	57,57,57,57	0
56	MG	2A	3107	1/1	0.95	0.25	-	42,42,42,42	0
56	MG	1A	3251	1/1	0.84	0.14	-	47,47,47,47	0
56	MG	1a	1686	1/1	0.85	0.23	-	53,53,53,53	0
56	MG	2a	1699	1/1	0.77	0.14	-	49,49,49,49	0
56	MG	2A	3151	1/1	0.94	0.23	-	44,44,44,44	0
56	MG	1A	3143	1/1	0.93	0.18	-	48,48,48,48	0
56	MG	2A	3171	1/1	0.98	0.22	-	47,47,47,47	0
56	MG	2a	1709	1/1	0.78	0.11	-	92,92,92,92	0
56	MG	2A	3474	1/1	0.92	0.10	-	47,47,47,47	0
56	MG	1A	3437	1/1	0.92	0.15	-	24,24,24,24	0
56	MG	1a	1793	1/1	0.91	0.12	-	74,74,74,74	0
56	MG	2A	3575	1/1	0.87	0.11	-	62,62,62,62	0

Continued on next page...

Continued from previous page...

Mol	Type	Chain	Res	Atoms	RSCC	RSR	LLDF	B-factors(\AA^2)	Q<0.9
56	MG	1E	305	1/1	0.95	0.17	-	26,26,26,26	0
56	MG	1G	3001	1/1	0.88	0.14	-	59,59,59,59	0
56	MG	2A	3204	1/1	0.95	0.23	-	55,55,55,55	0
56	MG	1A	3561	1/1	0.97	0.18	-	43,43,43,43	0
56	MG	1A	3152	1/1	0.91	0.15	-	43,43,43,43	0
56	MG	2A	3036	1/1	0.95	0.10	-	50,50,50,50	0
56	MG	1A	3544	1/1	0.99	0.22	-	35,35,35,35	0
56	MG	1A	3045	1/1	0.86	0.14	-	46,46,46,46	0
56	MG	2A	3607	1/1	0.95	0.31	-	40,40,40,40	0
56	MG	1x	111	1/1	0.91	0.12	-	55,55,55,55	0
56	MG	2a	1755	1/1	0.95	0.12	-	67,67,67,67	0
56	MG	2a	1703	1/1	0.92	0.10	-	76,76,76,76	0
56	MG	1A	3921	1/1	0.94	0.24	-	38,38,38,38	0
56	MG	1a	1664	1/1	0.95	0.30	-	56,56,56,56	0
56	MG	1A	3624	1/1	0.95	0.08	-	32,32,32,32	0
56	MG	1A	3457	1/1	0.85	0.13	-	35,35,35,35	0
56	MG	1A	3714	1/1	0.93	0.14	-	56,56,56,56	0
56	MG	1A	3412	1/1	0.85	0.13	-	44,44,44,44	0
56	MG	1A	3401	1/1	0.95	0.15	-	38,38,38,38	0
56	MG	2a	1677	1/1	0.81	0.18	-	67,67,67,67	0
56	MG	2A	3236	1/1	0.80	0.14	-	65,65,65,65	0
56	MG	2a	1793	1/1	0.56	0.19	-	86,86,86,86	0
56	MG	1A	3377	1/1	0.92	0.16	-	42,42,42,42	0
56	MG	2A	3639	1/1	0.95	0.07	-	53,53,53,53	0
56	MG	2A	3261	1/1	0.95	0.13	-	27,27,27,27	0
56	MG	2a	1602	1/1	0.73	0.13	-	70,70,70,70	0
56	MG	2A	3592	1/1	0.87	0.10	-	54,54,54,54	0
56	MG	1A	3053	1/1	0.93	0.15	-	48,48,48,48	0
56	MG	2A	3289	1/1	0.92	0.17	-	56,56,56,56	0
56	MG	2A	3481	1/1	0.94	0.09	-	52,52,52,52	0
56	MG	1a	1710	1/1	0.95	0.20	-	51,51,51,51	0
56	MG	2a	1620	1/1	0.93	0.21	-	55,55,55,55	0
56	MG	2A	3418	1/1	0.95	0.20	-	51,51,51,51	0
56	MG	1A	3146	1/1	0.95	0.20	-	38,38,38,38	0
56	MG	1a	1765	1/1	0.89	0.20	-	51,51,51,51	0
56	MG	1A	3002	1/1	0.94	0.16	-	32,32,32,32	0
56	MG	1A	3574	1/1	0.95	0.19	-	47,47,47,47	0
56	MG	2a	1727	1/1	0.84	0.14	-	54,54,54,54	0
56	MG	1A	3663	1/1	0.92	0.12	-	43,43,43,43	0
56	MG	1B	217	1/1	0.96	0.13	-	56,56,56,56	0
56	MG	1A	3530	1/1	0.93	0.10	-	53,53,53,53	0
56	MG	1A	3223	1/1	0.95	0.29	-	36,36,36,36	0

Continued on next page...

Continued from previous page...

Mol	Type	Chain	Res	Atoms	RSCC	RSR	LLDF	B-factors(\AA^2)	Q<0.9
56	MG	2a	1674	1/1	0.89	0.13	-	62,62,62,62	0
56	MG	1a	1720	1/1	0.88	0.10	-	57,57,57,57	0
56	MG	1A	3551	1/1	0.97	0.09	-	35,35,35,35	0
56	MG	1A	3113	1/1	0.84	0.47	-	47,47,47,47	0
56	MG	1A	3230	1/1	0.85	0.09	-	55,55,55,55	0
56	MG	2A	3583	1/1	0.85	0.13	-	46,46,46,46	0
56	MG	1x	106	1/1	0.92	0.11	-	57,57,57,57	0
56	MG	2a	1789	1/1	0.86	0.10	-	62,62,62,62	0
56	MG	1A	3352	1/1	0.96	0.09	-	56,56,56,56	0
56	MG	1A	3843	1/1	0.91	0.30	-	47,47,47,47	0
56	MG	2a	1607	1/1	0.65	0.16	-	67,67,67,67	0
56	MG	1a	1611	1/1	0.86	0.16	-	62,62,62,62	0
56	MG	2a	1750	1/1	0.93	0.22	-	66,66,66,66	0
56	MG	2A	3112	1/1	0.87	0.10	-	58,58,58,58	0
56	MG	2A	3406	1/1	0.91	0.20	-	58,58,58,58	0
56	MG	2a	1712	1/1	0.95	0.13	-	58,58,58,58	0
56	MG	1A	3083	1/1	0.93	0.16	-	37,37,37,37	0
56	MG	20	102	1/1	0.85	0.08	-	61,61,61,61	0
56	MG	1A	3799	1/1	0.41	0.15	-	64,64,64,64	0
56	MG	1A	3698	1/1	0.92	0.29	-	65,65,65,65	0
56	MG	2A	3074	1/1	0.93	0.14	-	50,50,50,50	0
56	MG	2A	3340	1/1	0.81	0.14	-	42,42,42,42	0
56	MG	2a	1762	1/1	0.97	0.21	-	64,64,64,64	0
56	MG	2A	3060	1/1	0.96	0.14	-	49,49,49,49	0
56	MG	1A	3797	1/1	0.88	0.13	-	67,67,67,67	0
56	MG	2A	3671	1/1	0.92	0.20	-	44,44,44,44	0
56	MG	1A	3863	1/1	0.89	0.23	-	56,56,56,56	0
56	MG	2A	3184	1/1	0.94	0.09	-	51,51,51,51	0
56	MG	1A	3284	1/1	0.86	0.21	-	54,54,54,54	0
56	MG	1a	1757	1/1	0.95	0.11	-	57,57,57,57	0
56	MG	1a	1681	1/1	0.82	0.14	-	58,58,58,58	0
56	MG	2A	3090	1/1	0.97	0.30	-	37,37,37,37	0
56	MG	1y	3007	1/1	0.90	0.09	-	79,79,79,79	0
56	MG	2a	1713	1/1	0.94	0.19	-	52,52,52,52	0
56	MG	2A	3144	1/1	0.83	0.12	-	49,49,49,49	0
56	MG	1A	3290	1/1	0.84	0.21	-	68,68,68,68	0
56	MG	1c	3001	1/1	0.90	0.22	-	61,61,61,61	0
56	MG	2A	3506	1/1	0.65	0.15	-	72,72,72,72	0
56	MG	1A	3208	1/1	0.94	0.47	-	42,42,42,42	0
56	MG	2a	1635	1/1	0.93	0.18	-	61,61,61,61	0
56	MG	2A	3296	1/1	0.91	0.20	-	42,42,42,42	0
56	MG	1A	3731	1/1	0.97	0.32	-	52,52,52,52	0

Continued on next page...

Continued from previous page...

Mol	Type	Chain	Res	Atoms	RSCC	RSR	LLDF	B-factors(\AA^2)	Q<0.9
56	MG	2A	3134	1/1	0.90	0.23	-	54,54,54,54	0
56	MG	1l	8002	1/1	0.95	0.15	-	52,52,52,52	0
56	MG	1a	1617	1/1	0.87	0.23	-	71,71,71,71	0
56	MG	2a	1716	1/1	0.91	0.22	-	69,69,69,69	0
56	MG	1A	3072	1/1	0.95	0.19	-	35,35,35,35	0
56	MG	1A	3298	1/1	0.94	0.23	-	53,53,53,53	0
56	MG	1A	3080	1/1	0.94	0.34	-	41,41,41,41	0
56	MG	1a	1828	1/1	0.71	0.17	-	63,63,63,63	0
56	MG	2A	3104	1/1	0.81	0.16	-	72,72,72,72	0
56	MG	1A	3034	1/1	0.98	0.53	-	44,44,44,44	0
56	MG	1A	3493	1/1	0.97	0.12	-	53,53,53,53	0
56	MG	1A	3750	1/1	0.81	0.09	-	51,51,51,51	0
56	MG	2A	3371	1/1	0.96	0.08	-	44,44,44,44	0
56	MG	2A	3375	1/1	0.82	0.10	-	47,47,47,47	0
56	MG	1A	3849	1/1	0.93	0.07	-	46,46,46,46	0
56	MG	1A	3524	1/1	0.93	0.14	-	32,32,32,32	0
56	MG	2A	3172	1/1	0.96	0.13	-	36,36,36,36	0
56	MG	2A	3516	1/1	0.73	0.09	-	45,45,45,45	0
56	MG	1x	107	1/1	0.88	0.23	-	59,59,59,59	0
56	MG	2A	3666	1/1	0.82	0.15	-	42,42,42,42	0
56	MG	1a	1800	1/1	0.89	0.15	-	56,56,56,56	0
56	MG	1A	3185	1/1	0.94	0.09	-	41,41,41,41	0
56	MG	2A	3126	1/1	0.74	0.18	-	59,59,59,59	0
56	MG	1A	3242	1/1	0.95	0.06	-	83,83,83,83	0
56	MG	1F	307	1/1	0.96	0.15	-	43,43,43,43	0
56	MG	1a	1781	1/1	0.96	0.08	-	76,76,76,76	0
56	MG	1W	3001	1/1	0.89	0.15	-	48,48,48,48	0
56	MG	1A	3541	1/1	0.94	0.08	-	58,58,58,58	0
56	MG	1a	1674	1/1	0.89	0.31	-	59,59,59,59	0
56	MG	2a	1778	1/1	0.92	0.23	-	78,78,78,78	0
56	MG	1A	3012	1/1	0.97	0.27	-	33,33,33,33	0
56	MG	2A	3098	1/1	0.96	0.12	-	32,32,32,32	0
56	MG	1A	3294	1/1	0.81	0.25	-	63,63,63,63	0
56	MG	2A	3385	1/1	0.83	0.15	-	61,61,61,61	0
56	MG	1Q	3004	1/1	0.88	0.15	-	56,56,56,56	0
56	MG	2A	3609	1/1	0.78	0.13	-	64,64,64,64	0
56	MG	1A	3096	1/1	0.97	0.40	-	52,52,52,52	0
56	MG	1A	3170	1/1	0.89	0.28	-	64,64,64,64	0
56	MG	1A	3801	1/1	0.85	0.08	-	43,43,43,43	0
56	MG	2A	3325	1/1	0.89	0.16	-	45,45,45,45	0
56	MG	1A	3804	1/1	0.93	0.19	-	61,61,61,61	0
56	MG	2A	3240	1/1	0.76	0.15	-	58,58,58,58	0

Continued on next page...

Continued from previous page...

Mol	Type	Chain	Res	Atoms	RSCC	RSR	LLDF	B-factors(\AA^2)	Q<0.9
56	MG	2A	3490	1/1	0.91	0.20	-	73,73,73,73	0
56	MG	2A	3271	1/1	0.88	0.12	-	38,38,38,38	0
56	MG	1A	3535	1/1	0.91	0.11	-	40,40,40,40	0
56	MG	1A	3529	1/1	0.87	0.12	-	60,60,60,60	0
56	MG	1a	1758	1/1	0.99	0.13	-	29,29,29,29	0
56	MG	1A	3543	1/1	0.95	0.07	-	54,54,54,54	0
56	MG	1A	3134	1/1	0.75	0.26	-	56,56,56,56	0
56	MG	1A	3289	1/1	0.93	0.31	-	44,44,44,44	0
56	MG	1a	1670	1/1	0.98	0.06	-	56,56,56,56	0
56	MG	2A	3538	1/1	0.69	0.14	-	67,67,67,67	0
56	MG	2a	1796	1/1	0.90	0.12	-	64,64,64,64	0
56	MG	1A	3617	1/1	0.91	0.07	-	41,41,41,41	0
56	MG	1a	1601	1/1	0.90	0.10	-	68,68,68,68	0
56	MG	1a	1831	1/1	0.97	0.16	-	61,61,61,61	0
56	MG	1A	3840	1/1	0.88	0.17	-	65,65,65,65	0
56	MG	1A	3830	1/1	0.80	0.15	-	60,60,60,60	0
56	MG	2A	3462	1/1	0.85	0.30	-	57,57,57,57	0
56	MG	1a	1769	1/1	0.94	0.26	-	58,58,58,58	0
56	MG	1A	3522	1/1	0.96	0.10	-	50,50,50,50	0
56	MG	1A	3410	1/1	0.90	0.12	-	43,43,43,43	0
56	MG	2A	3004	1/1	0.94	0.20	-	50,50,50,50	0
56	MG	1A	3612	1/1	0.84	0.15	-	43,43,43,43	0
56	MG	1B	202	1/1	0.92	0.16	-	61,61,61,61	0
56	MG	2A	3554	1/1	0.89	0.06	-	45,45,45,45	0
56	MG	2A	3669	1/1	0.92	0.12	-	47,47,47,47	0
56	MG	1A	3782	1/1	0.94	0.14	-	45,45,45,45	0
56	MG	2A	3067	1/1	0.89	0.08	-	51,51,51,51	0
56	MG	1A	3822	1/1	0.98	0.18	-	56,56,56,56	0
56	MG	1A	3752	1/1	0.72	0.19	-	62,62,62,62	0
56	MG	2A	3425	1/1	0.96	0.17	-	54,54,54,54	0
56	MG	1a	1745	1/1	0.89	0.13	-	81,81,81,81	0
56	MG	1B	224	1/1	0.97	0.09	-	63,63,63,63	0
56	MG	1a	1624	1/1	0.97	0.08	-	45,45,45,45	0
56	MG	1B	211	1/1	0.97	0.13	-	43,43,43,43	0
56	MG	2A	3586	1/1	0.75	0.16	-	64,64,64,64	0
56	MG	2A	3226	1/1	0.82	0.51	-	60,60,60,60	0
56	MG	1a	1762	1/1	0.92	0.18	-	64,64,64,64	0
56	MG	1A	3756	1/1	0.83	0.16	-	67,67,67,67	0
56	MG	1A	3599	1/1	0.90	0.09	-	46,46,46,46	0
56	MG	2a	1694	1/1	0.95	0.15	-	62,62,62,62	0
56	MG	1A	3848	1/1	0.93	0.19	-	66,66,66,66	0
56	MG	2A	3230	1/1	0.86	0.31	-	60,60,60,60	0

Continued on next page...

Continued from previous page...

Mol	Type	Chain	Res	Atoms	RSCC	RSR	LLDF	B-factors(\AA^2)	Q<0.9
56	MG	2a	1637	1/1	0.95	0.10	-	60,60,60,60	0
56	MG	2a	1706	1/1	0.78	0.07	-	68,68,68,68	0
56	MG	1A	3267	1/1	0.91	0.19	-	63,63,63,63	0
56	MG	1A	3238	1/1	0.96	0.21	-	31,31,31,31	0
56	MG	2A	3209	1/1	0.95	0.10	-	44,44,44,44	0
56	MG	1A	3867	1/1	0.81	0.08	-	76,76,76,76	0
56	MG	2A	3378	1/1	0.93	0.11	-	40,40,40,40	0
56	MG	1A	3665	1/1	0.95	0.13	-	59,59,59,59	0
56	MG	1A	3365	1/1	0.95	0.16	-	45,45,45,45	0
56	MG	2a	1766	1/1	0.91	0.12	-	48,48,48,48	0
56	MG	2A	3007	1/1	0.97	0.14	-	34,34,34,34	0
56	MG	1a	1812	1/1	0.90	0.09	-	58,58,58,58	0
56	MG	2A	3141	1/1	0.98	0.11	-	49,49,49,49	0
56	MG	2A	3487	1/1	0.94	0.25	-	58,58,58,58	0
56	MG	2a	1711	1/1	0.96	0.22	-	69,69,69,69	0
56	MG	2l	103	1/1	0.95	0.10	-	45,45,45,45	0
56	MG	2A	3048	1/1	0.91	0.18	-	46,46,46,46	0
56	MG	1A	3920	1/1	0.96	0.45	-	34,34,34,34	0
56	MG	1A	3540	1/1	0.91	0.19	-	55,55,55,55	0
56	MG	1Y	503	1/1	0.97	0.10	-	56,56,56,56	0
56	MG	2A	3531	1/1	0.97	0.12	-	50,50,50,50	0
56	MG	2A	3288	1/1	0.96	0.07	-	29,29,29,29	0
56	MG	1A	3160	1/1	0.97	0.19	-	24,24,24,24	0
56	MG	2A	3390	1/1	0.92	0.09	-	39,39,39,39	0
56	MG	1a	1736	1/1	0.98	0.17	-	58,58,58,58	0
56	MG	2A	3338	1/1	0.90	0.11	-	48,48,48,48	0
56	MG	1a	1821	1/1	0.91	0.21	-	72,72,72,72	0
56	MG	1a	1777	1/1	0.96	0.08	-	57,57,57,57	0
56	MG	2A	3142	1/1	0.94	0.13	-	44,44,44,44	0
56	MG	1a	1673	1/1	0.85	0.22	-	52,52,52,52	0
56	MG	2A	3401	1/1	0.93	0.19	-	61,61,61,61	0
56	MG	1a	1811	1/1	0.83	0.16	-	77,77,77,77	0
56	MG	1A	3345	1/1	0.97	0.17	-	45,45,45,45	0
56	MG	1A	3806	1/1	0.91	0.08	-	67,67,67,67	0
56	MG	1A	3689	1/1	0.95	0.24	-	53,53,53,53	0
56	MG	1a	1751	1/1	0.95	0.12	-	65,65,65,65	0
56	MG	2A	3307	1/1	0.93	0.12	-	30,30,30,30	0
56	MG	1A	3226	1/1	0.94	0.23	-	57,57,57,57	0
56	MG	10	105	1/1	0.68	0.12	-	63,63,63,63	0
56	MG	1A	3187	1/1	0.97	0.14	-	44,44,44,44	0
56	MG	1A	3708	1/1	0.97	0.21	-	55,55,55,55	0
56	MG	1A	3605	1/1	0.96	0.15	-	45,45,45,45	0

Continued on next page...

Continued from previous page...

Mol	Type	Chain	Res	Atoms	RSCC	RSR	LLDF	B-factors(\AA^2)	Q<0.9
56	MG	2A	3203	1/1	0.91	0.27	-	42,42,42,42	0
56	MG	1A	3381	1/1	0.90	0.08	-	47,47,47,47	0
56	MG	1A	3097	1/1	0.98	0.19	-	26,26,26,26	0
56	MG	1A	3839	1/1	0.87	0.11	-	61,61,61,61	0
56	MG	1A	3851	1/1	0.95	0.10	-	50,50,50,50	0
56	MG	1A	3884	1/1	0.97	0.15	-	40,40,40,40	0
56	MG	2A	3017	1/1	0.92	0.15	-	42,42,42,42	0
56	MG	1a	1718	1/1	0.81	0.11	-	49,49,49,49	0
56	MG	1A	3542	1/1	0.92	0.19	-	33,33,33,33	0
56	MG	1A	3555	1/1	0.94	0.25	-	40,40,40,40	0
56	MG	1A	3370	1/1	0.95	0.10	-	43,43,43,43	0
56	MG	2A	3075	1/1	0.80	0.14	-	47,47,47,47	0
56	MG	1A	3735	1/1	0.97	0.14	-	52,52,52,52	0
56	MG	2A	3455	1/1	0.89	0.12	-	34,34,34,34	0
56	MG	1A	3587	1/1	0.92	0.10	-	40,40,40,40	0
56	MG	2A	3011	1/1	0.96	0.13	-	35,35,35,35	0
56	MG	2A	3563	1/1	0.93	0.10	-	60,60,60,60	0
56	MG	1a	1608	1/1	0.83	0.16	-	56,56,56,56	0
56	MG	1a	1795	1/1	0.94	0.19	-	50,50,50,50	0
56	MG	2A	3589	1/1	0.93	0.12	-	55,55,55,55	0
56	MG	1a	1625	1/1	0.86	0.16	-	48,48,48,48	0
56	MG	1A	3128	1/1	0.91	0.11	-	47,47,47,47	0
56	MG	1F	305	1/1	0.93	0.13	-	36,36,36,36	0
56	MG	2a	1649	1/1	0.78	0.11	-	65,65,65,65	0
56	MG	1A	3579	1/1	0.94	0.16	-	27,27,27,27	0
56	MG	1A	3164	1/1	0.95	0.17	-	53,53,53,53	0
56	MG	1A	3862	1/1	0.78	0.13	-	54,54,54,54	0
56	MG	2A	3610	1/1	0.94	0.11	-	52,52,52,52	0
56	MG	2A	3314	1/1	0.95	0.20	-	55,55,55,55	0
56	MG	2A	3514	1/1	0.91	0.16	-	56,56,56,56	0
56	MG	1A	3917	1/1	0.98	0.28	-	32,32,32,32	0
56	MG	1A	3787	1/1	0.93	0.14	-	62,62,62,62	0
56	MG	2A	3322	1/1	0.83	0.18	-	59,59,59,59	0
56	MG	1A	3796	1/1	0.88	0.05	-	66,66,66,66	0
56	MG	1a	1715	1/1	0.95	0.14	-	62,62,62,62	0
56	MG	1A	3838	1/1	0.64	0.18	-	40,40,40,40	0
56	MG	1x	113	1/1	0.87	0.17	-	68,68,68,68	0
56	MG	1A	3643	1/1	0.89	0.11	-	55,55,55,55	0
56	MG	1a	1650	1/1	0.92	0.23	-	57,57,57,57	0
56	MG	1A	3668	1/1	0.98	0.17	-	45,45,45,45	0
56	MG	1a	1788	1/1	0.97	0.14	-	50,50,50,50	0
56	MG	2A	3412	1/1	0.76	0.20	-	57,57,57,57	0

Continued on next page...

Continued from previous page...

Mol	Type	Chain	Res	Atoms	RSCC	RSR	LLDF	B-factors(\AA^2)	Q<0.9
56	MG	1A	3137	1/1	0.92	0.27	-	45,45,45,45	0
56	MG	1A	3713	1/1	0.76	0.15	-	71,71,71,71	0
56	MG	1a	1711	1/1	0.94	0.19	-	68,68,68,68	0
56	MG	1A	3652	1/1	0.86	0.15	-	65,65,65,65	0
56	MG	2A	3248	1/1	0.96	0.07	-	45,45,45,45	0
56	MG	2A	3025	1/1	0.93	0.76	-	60,60,60,60	0
56	MG	1A	3382	1/1	0.96	0.08	-	54,54,54,54	0
56	MG	2A	3524	1/1	0.95	0.11	-	46,46,46,46	0
56	MG	2A	3521	1/1	0.93	0.16	-	56,56,56,56	0
56	MG	1a	1801	1/1	0.95	0.21	-	59,59,59,59	0
56	MG	1A	3785	1/1	0.81	0.21	-	65,65,65,65	0
56	MG	1A	3744	1/1	0.94	0.09	-	40,40,40,40	0
56	MG	1S	8001	1/1	0.88	0.13	-	67,67,67,67	0
56	MG	2j	8002	1/1	0.85	0.17	-	92,92,92,92	0
56	MG	1A	3842	1/1	0.93	0.17	-	56,56,56,56	0
56	MG	1A	3180	1/1	0.98	0.14	-	40,40,40,40	0
56	MG	2a	1647	1/1	0.93	0.10	-	68,68,68,68	0
56	MG	1A	3282	1/1	0.93	0.25	-	58,58,58,58	0
56	MG	1a	1628	1/1	0.92	0.27	-	43,43,43,43	0
56	MG	1a	1665	1/1	0.88	0.34	-	73,73,73,73	0
56	MG	1U	204	1/1	0.95	0.43	-	55,55,55,55	0
56	MG	2N	8001	1/1	0.95	0.08	-	53,53,53,53	0
56	MG	2a	1725	1/1	0.88	0.10	-	58,58,58,58	0
56	MG	2A	3468	1/1	0.77	0.20	-	51,51,51,51	0
56	MG	1A	3371	1/1	0.96	0.12	-	49,49,49,49	0
56	MG	1a	1631	1/1	0.96	0.14	-	47,47,47,47	0
56	MG	2A	3386	1/1	0.97	0.08	-	45,45,45,45	0
56	MG	2a	1673	1/1	0.88	0.22	-	55,55,55,55	0
56	MG	1a	1739	1/1	0.94	0.15	-	70,70,70,70	0
56	MG	1A	3516	1/1	0.91	0.09	-	65,65,65,65	0
56	MG	2A	3580	1/1	0.93	0.09	-	56,56,56,56	0
56	MG	1A	3216	1/1	0.79	0.13	-	65,65,65,65	0
56	MG	1A	3013	1/1	0.92	0.21	-	33,33,33,33	0
56	MG	2a	1769	1/1	0.80	0.14	-	65,65,65,65	0
56	MG	1A	3559	1/1	0.97	0.19	-	40,40,40,40	0
56	MG	2B	3007	1/1	0.91	0.18	-	74,74,74,74	0
56	MG	2a	1730	1/1	0.94	0.12	-	56,56,56,56	0
56	MG	1A	3753	1/1	0.95	0.16	-	33,33,33,33	0
56	MG	2a	1718	1/1	0.95	0.11	-	71,71,71,71	0
56	MG	1A	3257	1/1	0.96	0.57	-	48,48,48,48	0
56	MG	13	101	1/1	0.88	0.12	-	46,46,46,46	0
56	MG	2A	3293	1/1	0.77	0.19	-	47,47,47,47	0

Continued on next page...

Continued from previous page...

Mol	Type	Chain	Res	Atoms	RSCC	RSR	LLDF	B-factors(\AA^2)	Q<0.9
56	MG	2l	202	1/1	0.92	0.12	-	54,54,54,54	0
56	MG	2A	3153	1/1	0.91	0.28	-	59,59,59,59	0
56	MG	2A	3323	1/1	0.93	0.12	-	50,50,50,50	0
56	MG	1A	3697	1/1	0.92	0.27	-	64,64,64,64	0
56	MG	1a	1651	1/1	0.95	0.36	-	56,56,56,56	0
56	MG	2A	3279	1/1	0.86	0.13	-	40,40,40,40	0
56	MG	1A	3724	1/1	0.94	0.12	-	52,52,52,52	0
56	MG	2A	3627	1/1	0.92	0.08	-	51,51,51,51	0
56	MG	2A	3244	1/1	0.80	0.19	-	66,66,66,66	0
56	MG	1A	3893	1/1	0.89	0.14	-	71,71,71,71	0
56	MG	1A	3510	1/1	0.94	0.17	-	52,52,52,52	0
56	MG	1A	3550	1/1	0.84	0.20	-	49,49,49,49	0
56	MG	2A	3530	1/1	0.79	0.13	-	58,58,58,58	0
56	MG	2A	3399	1/1	0.95	0.14	-	45,45,45,45	0
56	MG	1A	3507	1/1	0.94	0.09	-	60,60,60,60	0
56	MG	2A	3499	1/1	0.78	0.36	-	56,56,56,56	0
56	MG	1A	3562	1/1	0.94	0.16	-	29,29,29,29	0
56	MG	1a	1687	1/1	0.93	0.11	-	57,57,57,57	0
56	MG	2A	3081	1/1	0.91	0.09	-	45,45,45,45	0
56	MG	1A	3834	1/1	0.90	0.09	-	60,60,60,60	0
56	MG	2a	1627	1/1	0.91	0.09	-	61,61,61,61	0
56	MG	1a	1771	1/1	0.97	0.15	-	40,40,40,40	0
56	MG	1A	3770	1/1	0.94	0.08	-	63,63,63,63	0
56	MG	1A	3372	1/1	0.98	0.17	-	41,41,41,41	0
56	MG	2A	3282	1/1	0.97	0.28	-	52,52,52,52	0
56	MG	2A	3631	1/1	0.95	0.06	-	56,56,56,56	0
56	MG	1a	1626	1/1	0.89	0.30	-	61,61,61,61	0
56	MG	1A	3081	1/1	0.91	0.41	-	35,35,35,35	0
56	MG	2A	3437	1/1	0.85	0.12	-	54,54,54,54	0
56	MG	2a	1617	1/1	0.90	0.17	-	51,51,51,51	0
56	MG	1a	1643	1/1	0.94	0.28	-	61,61,61,61	0
56	MG	2A	3301	1/1	0.94	0.14	-	45,45,45,45	0
56	MG	1a	1732	1/1	0.95	0.20	-	60,60,60,60	0
56	MG	1A	3214	1/1	0.94	0.14	-	54,54,54,54	0
56	MG	1a	1666	1/1	0.90	0.20	-	46,46,46,46	0
56	MG	1A	3817	1/1	0.95	0.24	-	54,54,54,54	0
56	MG	2A	3373	1/1	0.94	0.15	-	54,54,54,54	0
56	MG	1y	3001	1/1	0.82	0.09	-	73,73,73,73	0
56	MG	1A	3636	1/1	0.94	0.20	-	51,51,51,51	0
56	MG	1A	3878	1/1	0.96	0.18	-	43,43,43,43	0
56	MG	1a	1803	1/1	0.93	0.29	-	69,69,69,69	0
56	MG	1A	3691	1/1	0.93	0.11	-	60,60,60,60	0

Continued on next page...

Continued from previous page...

Mol	Type	Chain	Res	Atoms	RSCC	RSR	LLDF	B-factors(\AA^2)	Q<0.9
56	MG	1x	115	1/1	0.88	0.13	-	57,57,57,57	0
56	MG	2a	1676	1/1	0.90	0.12	-	58,58,58,58	0
56	MG	2A	3302	1/1	0.92	0.10	-	58,58,58,58	0
56	MG	1A	3433	1/1	0.82	0.18	-	54,54,54,54	0
56	MG	1A	3625	1/1	0.97	0.35	-	55,55,55,55	0
56	MG	1A	3104	1/1	0.75	0.24	-	71,71,71,71	0
56	MG	2A	3605	1/1	0.95	0.09	-	44,44,44,44	0
56	MG	1A	3009	1/1	0.90	0.23	-	44,44,44,44	0
56	MG	2A	3014	1/1	0.95	0.29	-	41,41,41,41	0
56	MG	1A	3035	1/1	0.94	0.28	-	41,41,41,41	0
56	MG	2A	3539	1/1	0.61	0.26	-	82,82,82,82	0
56	MG	2a	1603	1/1	0.88	0.11	-	64,64,64,64	0
56	MG	2A	3572	1/1	0.79	0.10	-	56,56,56,56	0
56	MG	1A	3590	1/1	0.98	0.17	-	24,24,24,24	0
56	MG	1a	1606	1/1	0.93	0.23	-	57,57,57,57	0
56	MG	2A	3093	1/1	0.88	0.12	-	55,55,55,55	0
56	MG	1a	1603	1/1	0.88	0.17	-	60,60,60,60	0
56	MG	1A	3114	1/1	0.93	0.26	-	41,41,41,41	0
56	MG	1A	3116	1/1	0.94	0.71	-	51,51,51,51	0
56	MG	1A	3334	1/1	0.89	0.17	-	49,49,49,49	0
56	MG	1A	3696	1/1	0.75	0.22	-	50,50,50,50	0
56	MG	2a	1743	1/1	0.85	0.12	-	92,92,92,92	0
56	MG	2A	3352	1/1	0.96	0.10	-	39,39,39,39	0
56	MG	1A	3526	1/1	0.96	0.17	-	52,52,52,52	0
56	MG	2A	3332	1/1	0.96	0.10	-	53,53,53,53	0
56	MG	11	102	1/1	0.88	0.17	-	54,54,54,54	0
56	MG	1N	3001	1/1	0.87	0.28	-	51,51,51,51	0
56	MG	2A	3492	1/1	0.91	0.12	-	49,49,49,49	0
56	MG	2a	1772	1/1	0.91	0.10	-	76,76,76,76	0
56	MG	2A	3355	1/1	0.96	0.08	-	30,30,30,30	0
56	MG	15	106	1/1	0.89	0.09	-	55,55,55,55	0
56	MG	1A	3353	1/1	0.96	0.20	-	46,46,46,46	0
56	MG	2A	3600	1/1	0.25	0.08	-	78,78,78,78	0
56	MG	1A	3891	1/1	0.94	0.15	-	57,57,57,57	0
56	MG	2A	3148	1/1	0.90	0.12	-	59,59,59,59	0
56	MG	1A	3201	1/1	0.96	0.09	-	45,45,45,45	0
56	MG	1A	3025	1/1	0.95	0.38	-	34,34,34,34	0
56	MG	2A	3593	1/1	0.87	0.08	-	54,54,54,54	0
56	MG	1a	1716	1/1	0.89	0.09	-	81,81,81,81	0
56	MG	2F	303	1/1	0.83	0.22	-	53,53,53,53	0
56	MG	1A	3273	1/1	0.82	0.14	-	59,59,59,59	0
56	MG	1A	3692	1/1	0.96	0.22	-	52,52,52,52	0

Continued on next page...

Continued from previous page...

Mol	Type	Chain	Res	Atoms	RSCC	RSR	LLDF	B-factors(\AA^2)	Q<0.9
56	MG	2A	3253	1/1	0.96	0.16	-	48,48,48,48	0
56	MG	1A	3431	1/1	0.95	0.14	-	34,34,34,34	0
56	MG	1A	3762	1/1	0.96	0.16	-	68,68,68,68	0
56	MG	1A	3287	1/1	0.89	0.17	-	57,57,57,57	0
56	MG	1A	3506	1/1	0.98	0.15	-	53,53,53,53	0
56	MG	1E	301	1/1	0.97	0.24	-	43,43,43,43	0
56	MG	2a	1739	1/1	0.97	0.17	-	64,64,64,64	0
56	MG	1A	3523	1/1	0.94	0.21	-	33,33,33,33	0
56	MG	1A	3677	1/1	0.85	0.11	-	68,68,68,68	0
56	MG	2A	3186	1/1	0.91	0.16	-	51,51,51,51	0
56	MG	1a	1737	1/1	0.88	0.14	-	51,51,51,51	0
56	MG	2A	3079	1/1	0.93	0.11	-	42,42,42,42	0
56	MG	1B	206	1/1	0.93	0.18	-	44,44,44,44	0
56	MG	1A	3246	1/1	0.97	0.33	-	40,40,40,40	0
56	MG	2A	3164	1/1	0.93	0.60	-	40,40,40,40	0
56	MG	2a	1661	1/1	0.89	0.28	-	62,62,62,62	0
56	MG	1A	3356	1/1	0.94	0.16	-	26,26,26,26	0
56	MG	1A	3102	1/1	0.90	0.28	-	58,58,58,58	0
56	MG	1A	3050	1/1	0.95	0.09	-	47,47,47,47	0
56	MG	1A	3067	1/1	0.92	0.57	-	42,42,42,42	0
56	MG	2A	3493	1/1	0.92	0.10	-	59,59,59,59	0
56	MG	2A	3284	1/1	0.92	0.13	-	50,50,50,50	0
56	MG	2A	3453	1/1	0.93	0.15	-	32,32,32,32	0
56	MG	1A	3500	1/1	0.92	0.16	-	62,62,62,62	0
56	MG	2A	3534	1/1	0.97	0.08	-	73,73,73,73	0
56	MG	1A	3069	1/1	0.88	0.23	-	52,52,52,52	0
56	MG	2A	3070	1/1	0.84	0.20	-	52,52,52,52	0
56	MG	2a	1614	1/1	0.90	0.29	-	58,58,58,58	0
56	MG	1A	3511	1/1	0.97	0.08	-	52,52,52,52	0
56	MG	2A	3535	1/1	0.90	0.12	-	58,58,58,58	0
56	MG	1A	3571	1/1	0.92	0.21	-	33,33,33,33	0
56	MG	1A	3338	1/1	0.90	0.09	-	47,47,47,47	0
56	MG	1a	1776	1/1	0.95	0.15	-	53,53,53,53	0
56	MG	2A	3247	1/1	0.77	0.22	-	61,61,61,61	0
56	MG	2A	3507	1/1	0.94	0.11	-	57,57,57,57	0
56	MG	2A	3068	1/1	0.90	0.12	-	47,47,47,47	0
56	MG	2a	1640	1/1	0.92	0.16	-	48,48,48,48	0
56	MG	2A	3084	1/1	0.88	0.08	-	59,59,59,59	0
56	MG	2a	1787	1/1	0.91	0.14	-	62,62,62,62	0
56	MG	1A	3742	1/1	0.96	0.17	-	54,54,54,54	0
56	MG	1A	3199	1/1	0.94	0.20	-	49,49,49,49	0
56	MG	1A	3463	1/1	0.91	0.18	-	57,57,57,57	0

Continued on next page...

Continued from previous page...

Mol	Type	Chain	Res	Atoms	RSCC	RSR	LLDF	B-factors(\AA^2)	Q<0.9
56	MG	1A	3161	1/1	0.94	0.16	-	32,32,32,32	0
56	MG	1A	3645	1/1	0.93	0.09	-	58,58,58,58	0
56	MG	2a	1732	1/1	0.83	0.09	-	77,77,77,77	0
56	MG	2a	1748	1/1	0.92	0.13	-	59,59,59,59	0
56	MG	2a	1777	1/1	0.94	0.12	-	53,53,53,53	0
56	MG	1A	3803	1/1	0.88	0.11	-	65,65,65,65	0
56	MG	1A	3163	1/1	0.95	0.25	-	43,43,43,43	0
56	MG	1a	1740	1/1	0.90	0.12	-	60,60,60,60	0
56	MG	1O	8001	1/1	0.84	0.07	-	63,63,63,63	0
56	MG	1A	3597	1/1	0.94	0.13	-	45,45,45,45	0
56	MG	2A	3550	1/1	0.96	0.10	-	62,62,62,62	0
56	MG	2A	3091	1/1	0.93	0.14	-	45,45,45,45	0
56	MG	2O	201	1/1	0.91	0.22	-	54,54,54,54	0
56	MG	1B	222	1/1	0.85	0.14	-	78,78,78,78	0
56	MG	1A	3521	1/1	0.98	0.15	-	41,41,41,41	0
56	MG	1A	3136	1/1	0.97	0.45	-	36,36,36,36	0
56	MG	1A	3793	1/1	0.86	0.09	-	38,38,38,38	0
56	MG	2a	1792	1/1	0.91	0.23	-	76,76,76,76	0
56	MG	2A	3601	1/1	0.88	0.12	-	45,45,45,45	0
56	MG	1a	1816	1/1	0.97	0.11	-	49,49,49,49	0
56	MG	2A	3612	1/1	0.93	0.15	-	57,57,57,57	0
56	MG	2a	1653	1/1	0.93	0.13	-	62,62,62,62	0
56	MG	2A	3564	1/1	0.92	0.36	-	62,62,62,62	0
56	MG	2A	3351	1/1	0.82	0.11	-	30,30,30,30	0
56	MG	1I	3001	1/1	0.97	0.22	-	65,65,65,65	0
56	MG	1w	3001	1/1	0.76	0.13	-	52,52,52,52	0
56	MG	1a	1705	1/1	0.96	0.10	-	40,40,40,40	0
56	MG	1A	3358	1/1	0.98	0.10	-	45,45,45,45	0
56	MG	2A	3520	1/1	0.93	0.08	-	64,64,64,64	0
56	MG	2A	3100	1/1	0.96	0.11	-	52,52,52,52	0
56	MG	2B	3005	1/1	0.87	0.12	-	64,64,64,64	0
56	MG	2A	3348	1/1	0.99	0.07	-	54,54,54,54	0
56	MG	2w	3002	1/1	0.90	0.14	-	75,75,75,75	0
56	MG	1a	1829	1/1	0.97	0.07	-	83,83,83,83	0
56	MG	1a	1754	1/1	0.90	0.20	-	84,84,84,84	0
56	MG	1A	3672	1/1	0.88	0.08	-	48,48,48,48	0
56	MG	1A	3124	1/1	0.97	0.43	-	46,46,46,46	0
56	MG	2A	3117	1/1	0.81	0.17	-	52,52,52,52	0
56	MG	2B	3011	1/1	0.75	0.15	-	72,72,72,72	0
56	MG	1A	3291	1/1	0.85	0.12	-	52,52,52,52	0
56	MG	2a	1697	1/1	0.86	0.12	-	64,64,64,64	0
56	MG	1A	3676	1/1	0.85	0.12	-	52,52,52,52	0

Continued on next page...

Continued from previous page...

Mol	Type	Chain	Res	Atoms	RSCC	RSR	LLDF	B-factors(\AA^2)	Q<0.9
56	MG	2A	3270	1/1	0.93	0.08	-	53,53,53,53	0
56	MG	1A	3015	1/1	0.67	0.22	-	58,58,58,58	0
56	MG	1A	3241	1/1	0.80	0.17	-	50,50,50,50	0
56	MG	2A	3440	1/1	0.85	0.10	-	60,60,60,60	0
56	MG	1A	3702	1/1	0.92	0.18	-	26,26,26,26	0
56	MG	1a	1661	1/1	0.88	0.25	-	61,61,61,61	0
56	MG	1x	105	1/1	0.92	0.19	-	50,50,50,50	0
56	MG	1a	1633	1/1	0.79	0.13	-	66,66,66,66	0
56	MG	1a	1724	1/1	0.87	0.16	-	46,46,46,46	0
56	MG	1A	3261	1/1	0.97	0.22	-	36,36,36,36	0
56	MG	1a	1807	1/1	0.95	0.09	-	62,62,62,62	0
56	MG	1A	3108	1/1	0.96	0.30	-	36,36,36,36	0
56	MG	1V	201	1/1	0.94	0.21	-	55,55,55,55	0
56	MG	2A	3333	1/1	0.94	0.11	-	57,57,57,57	0
56	MG	2A	3591	1/1	0.65	0.16	-	65,65,65,65	0
56	MG	2A	3542	1/1	0.67	0.24	-	67,67,67,67	0
56	MG	1A	3520	1/1	0.83	0.16	-	56,56,56,56	0
56	MG	1A	3027	1/1	0.97	0.21	-	35,35,35,35	0
56	MG	1A	3099	1/1	0.92	0.13	-	44,44,44,44	0
56	MG	1A	3699	1/1	0.81	0.11	-	65,65,65,65	0
56	MG	1A	3252	1/1	0.92	0.46	-	47,47,47,47	0
56	MG	1a	1802	1/1	0.87	0.16	-	54,54,54,54	0
56	MG	1a	1797	1/1	0.90	0.17	-	51,51,51,51	0
56	MG	2A	3211	1/1	0.90	0.09	-	48,48,48,48	0
56	MG	1a	1810	1/1	0.97	0.07	-	60,60,60,60	0
56	MG	2A	3621	1/1	0.79	0.13	-	70,70,70,70	0
56	MG	1w	3004	1/1	0.93	0.07	-	57,57,57,57	0
56	MG	1A	3532	1/1	0.94	0.10	-	59,59,59,59	0
56	MG	1A	3131	1/1	0.93	0.28	-	40,40,40,40	0
56	MG	1a	1607	1/1	0.87	0.26	-	52,52,52,52	0
56	MG	1x	102	1/1	0.95	0.14	-	40,40,40,40	0
56	MG	1A	3598	1/1	0.93	0.16	-	61,61,61,61	0
56	MG	1A	3229	1/1	0.78	0.16	-	56,56,56,56	0
56	MG	1a	1734	1/1	0.96	0.07	-	53,53,53,53	0
56	MG	1A	3186	1/1	0.98	0.51	-	36,36,36,36	0
56	MG	2a	1774	1/1	0.86	0.16	-	70,70,70,70	0
56	MG	2A	3188	1/1	0.95	0.33	-	59,59,59,59	0
56	MG	2a	1626	1/1	0.89	0.13	-	63,63,63,63	0
56	MG	1a	1725	1/1	0.90	0.11	-	63,63,63,63	0
56	MG	2A	3629	1/1	0.97	0.19	-	49,49,49,49	0
56	MG	1a	1756	1/1	0.96	0.09	-	40,40,40,40	0
56	MG	2A	3258	1/1	0.80	0.16	-	61,61,61,61	0

Continued on next page...

Continued from previous page...

Mol	Type	Chain	Res	Atoms	RSCC	RSR	LLDF	B-factors(\AA^2)	Q<0.9
56	MG	1e	3001	1/1	0.96	0.13	-	71,71,71,71	0
56	MG	2A	3429	1/1	0.89	0.20	-	34,34,34,34	0
56	MG	1a	1747	1/1	0.88	0.15	-	53,53,53,53	0
56	MG	1A	3367	1/1	0.98	0.19	-	13,13,13,13	0
56	MG	2E	303	1/1	0.93	0.10	-	51,51,51,51	0
56	MG	2A	3130	1/1	0.93	0.14	-	66,66,66,66	0
56	MG	2A	3426	1/1	0.85	0.14	-	76,76,76,76	0
56	MG	2A	3259	1/1	0.88	0.13	-	35,35,35,35	0
56	MG	1A	3498	1/1	0.87	0.21	-	58,58,58,58	0
56	MG	2A	3189	1/1	0.88	0.18	-	54,54,54,54	0
56	MG	2A	3031	1/1	0.87	0.10	-	50,50,50,50	0
56	MG	1A	3844	1/1	0.94	0.14	-	54,54,54,54	0
56	MG	2A	3160	1/1	0.92	0.07	-	36,36,36,36	0
56	MG	1a	1766	1/1	0.95	0.07	-	48,48,48,48	0
56	MG	2a	1738	1/1	0.91	0.29	-	70,70,70,70	0
56	MG	1A	3745	1/1	0.84	0.10	-	64,64,64,64	0
56	MG	1A	3379	1/1	0.88	0.11	-	48,48,48,48	0
56	MG	1a	1616	1/1	0.69	0.27	-	68,68,68,68	0
56	MG	1a	1653	1/1	0.95	0.28	-	50,50,50,50	0
56	MG	1A	3089	1/1	0.91	0.22	-	54,54,54,54	0
56	MG	1A	3687	1/1	0.91	0.08	-	63,63,63,63	0
58	K	2A	3243	1/1	0.95	0.18	-	65,65,65,65	0
56	MG	1A	3092	1/1	0.87	0.10	-	49,49,49,49	0
56	MG	2A	3042	1/1	0.96	0.09	-	48,48,48,48	0
56	MG	1A	3820	1/1	0.97	0.10	-	52,52,52,52	0
56	MG	2a	1749	1/1	0.88	0.11	-	59,59,59,59	0
56	MG	2a	1686	1/1	0.77	0.12	-	82,82,82,82	0
56	MG	1A	3734	1/1	0.91	0.14	-	58,58,58,58	0
56	MG	2A	3345	1/1	0.92	0.16	-	31,31,31,31	0
56	MG	1A	3485	1/1	0.92	0.28	-	51,51,51,51	0
56	MG	1A	3250	1/1	0.90	0.33	-	57,57,57,57	0
56	MG	1a	1680	1/1	0.92	0.15	-	48,48,48,48	0
56	MG	2Q	3003	1/1	0.93	0.28	-	48,48,48,48	0
56	MG	2A	3585	1/1	0.93	0.08	-	36,36,36,36	0
56	MG	1A	3716	1/1	0.97	0.11	-	60,60,60,60	0
56	MG	1A	3674	1/1	0.82	0.12	-	48,48,48,48	0
56	MG	1A	3477	1/1	0.97	0.15	-	18,18,18,18	0
56	MG	2A	3537	1/1	0.85	0.30	-	53,53,53,53	0
56	MG	1A	3621	1/1	0.61	0.13	-	56,56,56,56	0
56	MG	1A	3723	1/1	0.98	0.07	-	58,58,58,58	0
56	MG	1a	1645	1/1	0.96	0.29	-	63,63,63,63	0
56	MG	2A	3072	1/1	0.72	0.17	-	47,47,47,47	0

Continued on next page...

Continued from previous page...

Mol	Type	Chain	Res	Atoms	RSCC	RSR	LLDF	B-factors(\AA^2)	Q<0.9
56	MG	2A	3077	1/1	0.91	0.15	-	51,51,51,51	0
56	MG	1A	3398	1/1	0.87	0.18	-	36,36,36,36	0
56	MG	1a	1723	1/1	0.93	0.10	-	61,61,61,61	0
56	MG	1A	3210	1/1	0.83	0.15	-	45,45,45,45	0
56	MG	2I	101	1/1	0.93	0.91	-	49,49,49,49	0
56	MG	1A	3637	1/1	0.91	0.13	-	54,54,54,54	0
56	MG	1A	3103	1/1	0.97	0.48	-	44,44,44,44	0
56	MG	2A	3435	1/1	0.89	0.15	-	34,34,34,34	0
56	MG	1A	3346	1/1	0.96	0.06	-	56,56,56,56	0
56	MG	2A	3571	1/1	0.87	0.17	-	51,51,51,51	0
56	MG	19	502	1/1	0.93	0.17	-	49,49,49,49	0
56	MG	2A	3300	1/1	0.89	0.23	-	54,54,54,54	0
56	MG	1A	3309	1/1	0.94	0.24	-	66,66,66,66	0
56	MG	1A	3679	1/1	0.94	0.15	-	61,61,61,61	0
56	MG	1w	3003	1/1	0.95	0.15	-	50,50,50,50	0
56	MG	2a	1779	1/1	0.95	0.11	-	54,54,54,54	0
58	K	1A	3931	1/1	0.84	0.19	-	71,71,71,71	0
56	MG	2A	3212	1/1	0.83	0.16	-	66,66,66,66	0
56	MG	1A	3603	1/1	0.94	0.24	-	54,54,54,54	0
56	MG	1A	3227	1/1	0.89	0.12	-	63,63,63,63	0
56	MG	2A	3541	1/1	0.98	0.06	-	53,53,53,53	0
56	MG	1A	3264	1/1	0.95	0.15	-	53,53,53,53	0
56	MG	2A	3050	1/1	0.94	0.15	-	55,55,55,55	0
56	MG	2a	1651	1/1	0.80	0.28	-	69,69,69,69	0
56	MG	2a	1784	1/1	0.93	0.28	-	87,87,87,87	0
56	MG	2A	3052	1/1	0.97	0.28	-	58,58,58,58	0
56	MG	1A	3297	1/1	0.95	0.16	-	62,62,62,62	0
56	MG	1A	3330	1/1	0.97	0.21	-	39,39,39,39	0
56	MG	2A	3194	1/1	0.89	0.12	-	53,53,53,53	0
56	MG	2A	3133	1/1	0.91	0.10	-	49,49,49,49	0
56	MG	2A	3527	1/1	0.66	0.21	-	60,60,60,60	0
56	MG	1A	3810	1/1	0.84	0.24	-	63,63,63,63	0
56	MG	1A	3245	1/1	0.86	0.15	-	48,48,48,48	0
56	MG	1A	3318	1/1	0.83	0.15	-	60,60,60,60	0
56	MG	2A	3116	1/1	0.89	0.10	-	67,67,67,67	0
56	MG	1a	1820	1/1	0.56	0.09	-	91,91,91,91	0
56	MG	1a	1753	1/1	0.83	0.11	-	67,67,67,67	0
56	MG	2a	1797	1/1	0.89	0.18	-	67,67,67,67	0
56	MG	1A	3533	1/1	0.96	0.10	-	55,55,55,55	0
56	MG	2A	3448	1/1	0.85	0.09	-	68,68,68,68	0
56	MG	2A	3182	1/1	0.98	0.18	-	39,39,39,39	0
56	MG	2A	3536	1/1	0.86	0.09	-	55,55,55,55	0

Continued on next page...

Continued from previous page...

Mol	Type	Chain	Res	Atoms	RSCC	RSR	LLDF	B-factors(\AA^2)	Q<0.9
56	MG	1A	3340	1/1	0.86	0.27	-	48,48,48,48	0
56	MG	2a	1645	1/1	0.98	0.17	-	47,47,47,47	0
56	MG	2A	3255	1/1	0.92	0.15	-	36,36,36,36	0
56	MG	1A	3324	1/1	0.96	0.18	-	53,53,53,53	0
56	MG	2a	1613	1/1	0.74	0.17	-	59,59,59,59	0
56	MG	1A	3093	1/1	0.89	0.13	-	59,59,59,59	0
56	MG	2A	3327	1/1	0.95	0.15	-	35,35,35,35	0
56	MG	1A	3321	1/1	0.88	0.14	-	48,48,48,48	0
56	MG	2A	3624	1/1	0.84	0.13	-	52,52,52,52	0
56	MG	2A	3297	1/1	0.90	0.33	-	52,52,52,52	0
56	MG	2a	1746	1/1	0.83	0.11	-	55,55,55,55	0
56	MG	1A	3786	1/1	0.96	0.12	-	59,59,59,59	0
56	MG	2A	3249	1/1	0.92	0.13	-	43,43,43,43	0
56	MG	1A	3871	1/1	0.90	0.20	-	69,69,69,69	0
56	MG	1a	1609	1/1	0.90	0.16	-	56,56,56,56	0
56	MG	2A	3132	1/1	0.83	0.18	-	51,51,51,51	0
56	MG	1A	3772	1/1	0.99	0.13	-	33,33,33,33	0
56	MG	2A	3207	1/1	0.96	0.09	-	33,33,33,33	0
56	MG	1a	1663	1/1	0.85	0.20	-	68,68,68,68	0
56	MG	2A	3122	1/1	0.89	0.16	-	47,47,47,47	0
56	MG	1A	3304	1/1	0.94	0.11	-	39,39,39,39	0
56	MG	1a	1648	1/1	0.93	0.12	-	48,48,48,48	0
56	MG	2a	1701	1/1	0.98	0.05	-	55,55,55,55	0
56	MG	1A	3846	1/1	0.88	0.15	-	39,39,39,39	0
56	MG	2A	3626	1/1	0.84	0.07	-	62,62,62,62	0
56	MG	1A	3660	1/1	0.96	0.14	-	54,54,54,54	0
56	MG	1R	202	1/1	0.85	0.15	-	71,71,71,71	0
56	MG	1A	3439	1/1	0.88	0.10	-	54,54,54,54	0
56	MG	1A	3138	1/1	0.95	0.54	-	36,36,36,36	0
56	MG	1x	109	1/1	0.94	0.09	-	55,55,55,55	0
56	MG	1A	3413	1/1	0.93	0.07	-	62,62,62,62	0
56	MG	2A	3227	1/1	0.96	0.12	-	42,42,42,42	0
56	MG	2A	3478	1/1	0.86	0.13	-	52,52,52,52	0
56	MG	1A	3607	1/1	0.92	0.09	-	48,48,48,48	0
56	MG	1a	1658	1/1	0.84	0.15	-	59,59,59,59	0
56	MG	2A	3647	1/1	0.82	0.11	-	46,46,46,46	0
56	MG	2A	3024	1/1	0.88	0.31	-	45,45,45,45	0
56	MG	2A	3483	1/1	0.83	0.07	-	77,77,77,77	0
56	MG	1A	3854	1/1	0.91	0.13	-	67,67,67,67	0
56	MG	2a	1618	1/1	0.81	0.10	-	68,68,68,68	0
56	MG	1A	3662	1/1	0.91	0.19	-	45,45,45,45	0
56	MG	1a	1733	1/1	0.93	0.16	-	51,51,51,51	0

Continued on next page...

Continued from previous page...

Mol	Type	Chain	Res	Atoms	RSCC	RSR	LLDF	B-factors(\AA^2)	Q<0.9
56	MG	1A	3182	1/1	0.72	0.17	-	52,52,52,52	0
56	MG	1A	3341	1/1	0.82	0.28	-	68,68,68,68	0
56	MG	2a	1726	1/1	0.72	0.12	-	68,68,68,68	0
56	MG	2A	3034	1/1	0.92	0.12	-	34,34,34,34	0
56	MG	1A	3048	1/1	0.92	0.16	-	32,32,32,32	0
56	MG	2a	1672	1/1	0.96	0.07	-	64,64,64,64	0
56	MG	2A	3546	1/1	0.95	0.07	-	66,66,66,66	0
56	MG	2a	1785	1/1	0.91	0.15	-	58,58,58,58	0
56	MG	2V	3004	1/1	0.94	0.15	-	48,48,48,48	0
56	MG	1A	3749	1/1	0.89	0.16	-	39,39,39,39	0
56	MG	2a	1670	1/1	0.84	0.11	-	66,66,66,66	0
56	MG	2a	1783	1/1	0.85	0.14	-	68,68,68,68	0
56	MG	1A	3070	1/1	0.94	0.29	-	60,60,60,60	0
56	MG	2A	3579	1/1	0.98	0.09	-	51,51,51,51	0
56	MG	2x	3003	1/1	0.93	0.06	-	72,72,72,72	0
56	MG	1A	3518	1/1	0.95	0.10	-	57,57,57,57	0
56	MG	1A	3354	1/1	0.93	0.11	-	42,42,42,42	0
56	MG	1A	3792	1/1	0.97	0.35	-	34,34,34,34	0
56	MG	1Q	3002	1/1	0.86	0.20	-	43,43,43,43	0
56	MG	1A	3496	1/1	0.96	0.14	-	47,47,47,47	0
56	MG	2A	3651	1/1	0.91	0.13	-	55,55,55,55	0
56	MG	1s	3001	1/1	0.98	0.05	-	57,57,57,57	0
56	MG	2w	3001	1/1	0.83	0.16	-	58,58,58,58	0
56	MG	2A	3370	1/1	0.90	0.14	-	64,64,64,64	0
56	MG	1A	3078	1/1	0.86	0.18	-	47,47,47,47	0
56	MG	1E	302	1/1	0.91	0.30	-	35,35,35,35	0
56	MG	1A	3179	1/1	0.96	0.24	-	26,26,26,26	0
56	MG	1A	3084	1/1	0.96	0.16	-	60,60,60,60	0
56	MG	1A	3680	1/1	0.95	0.15	-	54,54,54,54	0
56	MG	1A	3277	1/1	0.91	0.18	-	49,49,49,49	0
56	MG	1A	3675	1/1	0.88	0.20	-	50,50,50,50	0
56	MG	2A	3525	1/1	0.97	0.15	-	24,24,24,24	0
56	MG	1A	3424	1/1	0.85	0.17	-	51,51,51,51	0
56	MG	1A	3805	1/1	0.93	0.16	-	52,52,52,52	0
56	MG	2a	1638	1/1	0.92	0.11	-	68,68,68,68	0
56	MG	1A	3418	1/1	0.96	0.09	-	54,54,54,54	0
56	MG	2A	3087	1/1	0.56	0.22	-	69,69,69,69	0
56	MG	2A	3179	1/1	0.82	0.24	-	56,56,56,56	0
56	MG	11	101	1/1	0.89	0.16	-	44,44,44,44	0
56	MG	1A	3328	1/1	0.95	0.26	-	61,61,61,61	0
56	MG	2a	1656	1/1	0.87	0.15	-	54,54,54,54	0
56	MG	1a	1808	1/1	0.96	0.20	-	58,58,58,58	0

Continued on next page...

Continued from previous page...

Mol	Type	Chain	Res	Atoms	RSCC	RSR	LLDF	B-factors(\AA^2)	Q<0.9
56	MG	2A	3587	1/1	0.78	0.16	-	73,73,73,73	0
56	MG	1A	3355	1/1	0.91	0.23	-	51,51,51,51	0
56	MG	1A	3821	1/1	0.94	0.16	-	60,60,60,60	0
56	MG	2A	3364	1/1	0.95	0.10	-	65,65,65,65	0
56	MG	1A	3399	1/1	0.87	0.14	-	59,59,59,59	0
56	MG	1a	1824	1/1	0.87	0.18	-	58,58,58,58	0
56	MG	2a	1621	1/1	0.93	0.08	-	80,80,80,80	0
56	MG	1A	3335	1/1	0.93	0.19	-	63,63,63,63	0
56	MG	2a	1791	1/1	0.89	0.09	-	75,75,75,75	0
56	MG	1A	3789	1/1	0.96	0.16	-	56,56,56,56	0
56	MG	1A	3387	1/1	0.94	0.16	-	18,18,18,18	0
56	MG	1A	3366	1/1	0.95	0.13	-	38,38,38,38	0
56	MG	1a	1618	1/1	0.89	0.21	-	48,48,48,48	0
56	MG	2a	1771	1/1	0.92	0.16	-	53,53,53,53	0
56	MG	1A	3023	1/1	0.96	0.20	-	42,42,42,42	0
56	MG	2a	1646	1/1	0.93	0.22	-	68,68,68,68	0
56	MG	2A	3501	1/1	0.88	0.07	-	56,56,56,56	0
56	MG	2A	3433	1/1	0.92	0.12	-	37,37,37,37	0
56	MG	2a	1610	1/1	0.97	0.32	-	53,53,53,53	0
56	MG	1A	3486	1/1	0.94	0.23	-	27,27,27,27	0
56	MG	1P	202	1/1	0.96	0.08	-	51,51,51,51	0
56	MG	1A	3531	1/1	0.83	0.15	-	61,61,61,61	0
56	MG	1A	3576	1/1	0.95	0.22	-	24,24,24,24	0
56	MG	1A	3635	1/1	0.92	0.20	-	66,66,66,66	0
56	MG	1a	1660	1/1	0.96	0.26	-	56,56,56,56	0
56	MG	2A	3276	1/1	0.91	0.10	-	31,31,31,31	0
56	MG	2R	201	1/1	0.84	0.36	-	51,51,51,51	0
56	MG	1a	1730	1/1	0.96	0.12	-	63,63,63,63	0
56	MG	1A	3421	1/1	0.95	0.13	-	60,60,60,60	0
56	MG	1A	3145	1/1	0.97	0.25	-	37,37,37,37	0
56	MG	2O	202	1/1	0.93	0.13	-	52,52,52,52	0
56	MG	1A	3889	1/1	0.95	0.11	-	40,40,40,40	0
56	MG	2A	3465	1/1	0.92	0.10	-	55,55,55,55	0
56	MG	1A	3077	1/1	0.95	0.25	-	47,47,47,47	0
56	MG	1A	3666	1/1	0.93	0.19	-	45,45,45,45	0
56	MG	1a	1672	1/1	0.90	0.21	-	55,55,55,55	0
56	MG	2A	3158	1/1	0.91	0.19	-	47,47,47,47	0
56	MG	1A	3565	1/1	0.94	0.20	-	29,29,29,29	0
56	MG	1A	3582	1/1	0.91	0.11	-	42,42,42,42	0
56	MG	2A	3278	1/1	0.95	0.08	-	38,38,38,38	0
56	MG	1a	1746	1/1	0.78	0.12	-	52,52,52,52	0
56	MG	2A	3252	1/1	0.84	0.10	-	59,59,59,59	0

Continued on next page...

Continued from previous page...

Mol	Type	Chain	Res	Atoms	RSCC	RSR	LLDF	B-factors(\AA^2)	Q<0.9
56	MG	2A	3202	1/1	0.96	0.12	-	51,51,51,51	0
56	MG	1A	3091	1/1	0.98	0.21	-	42,42,42,42	0
56	MG	1A	3764	1/1	0.93	0.12	-	47,47,47,47	0
56	MG	2A	3422	1/1	0.84	0.14	-	51,51,51,51	0
56	MG	1A	3514	1/1	0.93	0.26	-	66,66,66,66	0
56	MG	1a	1602	1/1	0.88	0.17	-	60,60,60,60	0
56	MG	1a	1642	1/1	0.83	0.19	-	60,60,60,60	0
56	MG	2A	3082	1/1	0.93	0.12	-	40,40,40,40	0
56	MG	2A	3108	1/1	0.85	0.59	-	37,37,37,37	0
56	MG	1A	3816	1/1	0.97	0.15	-	25,25,25,25	0
56	MG	1A	3343	1/1	0.97	0.16	-	34,34,34,34	0
56	MG	1A	3865	1/1	0.87	0.26	-	50,50,50,50	0
56	MG	2a	1765	1/1	0.94	0.16	-	61,61,61,61	0
56	MG	1A	3312	1/1	0.94	0.34	-	60,60,60,60	0
56	MG	1A	3760	1/1	0.98	0.11	-	19,19,19,19	0
56	MG	1A	3664	1/1	0.95	0.16	-	50,50,50,50	0
56	MG	10	106	1/1	0.95	0.06	-	56,56,56,56	0
56	MG	2B	3009	1/1	0.75	0.16	-	60,60,60,60	0
56	MG	2A	3540	1/1	0.92	0.07	-	63,63,63,63	0
56	MG	2a	1655	1/1	0.81	0.14	-	56,56,56,56	0
56	MG	2a	1780	1/1	0.89	0.14	-	69,69,69,69	0
56	MG	1A	3415	1/1	0.88	0.12	-	53,53,53,53	0
56	MG	1A	3464	1/1	0.93	0.10	-	57,57,57,57	0
56	MG	1f	3001	1/1	0.91	0.12	-	42,42,42,42	0
56	MG	2f	3002	1/1	0.56	0.17	-	85,85,85,85	0
56	MG	2A	3578	1/1	0.90	0.11	-	62,62,62,62	0
56	MG	1A	3466	1/1	0.81	0.08	-	64,64,64,64	0
56	MG	1A	3036	1/1	0.89	0.12	-	54,54,54,54	0
56	MG	1B	212	1/1	0.97	0.14	-	50,50,50,50	0
56	MG	1A	3608	1/1	0.94	0.15	-	60,60,60,60	0
56	MG	2A	3016	1/1	0.90	0.12	-	38,38,38,38	0
56	MG	1A	3795	1/1	0.86	0.12	-	32,32,32,32	0
56	MG	1T	201	1/1	0.95	0.11	-	62,62,62,62	0
56	MG	1A	3068	1/1	0.98	0.15	-	17,17,17,17	0
56	MG	2A	3374	1/1	0.96	0.06	-	39,39,39,39	0
56	MG	1B	214	1/1	0.97	0.16	-	41,41,41,41	0
56	MG	1A	3700	1/1	0.95	0.13	-	71,71,71,71	0
56	MG	2a	1724	1/1	0.95	0.16	-	77,77,77,77	0
56	MG	1A	3316	1/1	0.68	0.17	-	57,57,57,57	0
56	MG	1A	3634	1/1	0.90	0.14	-	57,57,57,57	0
56	MG	1A	3153	1/1	0.73	0.19	-	52,52,52,52	0
56	MG	2A	3033	1/1	0.60	0.32	-	53,53,53,53	0

Continued on next page...

Continued from previous page...

Mol	Type	Chain	Res	Atoms	RSCC	RSR	LLDF	B-factors(\AA^2)	Q<0.9
56	MG	2a	1684	1/1	0.69	0.17	-	76,76,76,76	0
56	MG	1A	3755	1/1	0.83	0.14	-	32,32,32,32	0
56	MG	1B	209	1/1	0.96	0.10	-	42,42,42,42	0
56	MG	2E	306	1/1	0.95	0.16	-	39,39,39,39	0
56	MG	2A	3032	1/1	0.96	0.12	-	44,44,44,44	0
56	MG	2A	3394	1/1	0.96	0.08	-	51,51,51,51	0
56	MG	2A	3573	1/1	0.92	0.06	-	49,49,49,49	0
56	MG	1A	3120	1/1	0.88	0.25	-	39,39,39,39	0
56	MG	2A	3155	1/1	0.98	0.49	-	46,46,46,46	0
56	MG	2a	1695	1/1	0.98	0.15	-	66,66,66,66	0
56	MG	2a	1742	1/1	0.95	0.06	-	70,70,70,70	0
56	MG	1a	1612	1/1	0.92	0.15	-	56,56,56,56	0
56	MG	1B	210	1/1	0.81	0.10	-	53,53,53,53	0
56	MG	1A	3087	1/1	0.94	0.20	-	63,63,63,63	0
56	MG	2A	3303	1/1	0.98	0.11	-	33,33,33,33	0
56	MG	2A	3637	1/1	0.93	0.15	-	52,52,52,52	0
56	MG	2A	3377	1/1	0.94	0.11	-	41,41,41,41	0
56	MG	1A	3717	1/1	0.96	0.10	-	56,56,56,56	0
56	MG	1y	3005	1/1	0.97	0.07	-	78,78,78,78	0
56	MG	1x	110	1/1	0.96	0.17	-	57,57,57,57	0
56	MG	2A	3356	1/1	0.98	0.09	-	22,22,22,22	0
56	MG	1a	1789	1/1	0.94	0.15	-	75,75,75,75	0
56	MG	1A	3651	1/1	0.91	0.11	-	62,62,62,62	0
56	MG	1A	3310	1/1	0.80	0.16	-	52,52,52,52	0
56	MG	1x	101	1/1	0.96	0.14	-	55,55,55,55	0
56	MG	1G	3003	1/1	0.90	0.11	-	50,50,50,50	0
56	MG	1A	3422	1/1	0.94	0.20	-	45,45,45,45	0
56	MG	1A	3132	1/1	0.97	0.17	-	17,17,17,17	0
56	MG	2A	3363	1/1	0.92	0.15	-	58,58,58,58	0
56	MG	2A	3598	1/1	0.84	0.15	-	65,65,65,65	0
56	MG	1a	1701	1/1	0.87	0.15	-	50,50,50,50	0
56	MG	2A	3508	1/1	0.92	0.17	-	63,63,63,63	0
56	MG	1A	3225	1/1	0.96	0.10	-	36,36,36,36	0
56	MG	2A	3653	1/1	0.92	0.08	-	49,49,49,49	0
56	MG	1A	3706	1/1	0.84	0.14	-	55,55,55,55	0
56	MG	2A	3458	1/1	0.95	0.15	-	45,45,45,45	0
56	MG	2a	1667	1/1	0.95	0.13	-	57,57,57,57	0
56	MG	2A	3559	1/1	0.93	0.10	-	64,64,64,64	0
56	MG	1A	3259	1/1	0.94	0.20	-	37,37,37,37	0
56	MG	1A	3266	1/1	0.95	0.37	-	50,50,50,50	0
56	MG	2A	3219	1/1	0.71	0.29	-	69,69,69,69	0
56	MG	1A	3234	1/1	0.91	0.19	-	50,50,50,50	0

Continued on next page...

Continued from previous page...

Mol	Type	Chain	Res	Atoms	RSCC	RSR	LLDF	B-factors(\AA^2)	Q<0.9
56	MG	1A	3774	1/1	0.95	0.10	-	61,61,61,61	0
56	MG	1a	1684	1/1	0.87	0.24	-	64,64,64,64	0
56	MG	2A	3329	1/1	0.72	0.11	-	47,47,47,47	0
56	MG	1A	3479	1/1	0.95	0.10	-	53,53,53,53	0
56	MG	1A	3411	1/1	0.94	0.09	-	37,37,37,37	0
56	MG	1A	3818	1/1	0.95	0.14	-	24,24,24,24	0
56	MG	1A	3122	1/1	0.96	0.21	-	51,51,51,51	0
56	MG	1A	3547	1/1	0.97	0.25	-	55,55,55,55	0
56	MG	1A	3301	1/1	0.75	0.17	-	45,45,45,45	0
56	MG	2a	1794	1/1	0.89	0.11	-	94,94,94,94	0
56	MG	2a	1681	1/1	0.89	0.13	-	84,84,84,84	0
56	MG	1A	3739	1/1	0.96	0.41	-	43,43,43,43	0
56	MG	1A	3041	1/1	0.91	0.08	-	43,43,43,43	0
56	MG	2A	3224	1/1	0.91	0.08	-	49,49,49,49	0
56	MG	1A	3710	1/1	0.98	0.04	-	45,45,45,45	0
56	MG	2B	3021	1/1	0.77	0.14	-	76,76,76,76	0
56	MG	2a	1758	1/1	0.96	0.11	-	59,59,59,59	0
56	MG	2A	3512	1/1	0.95	0.07	-	62,62,62,62	0
56	MG	1A	3086	1/1	0.94	0.15	-	51,51,51,51	0
56	MG	2a	1628	1/1	0.91	0.15	-	66,66,66,66	0
56	MG	18	101	1/1	0.95	0.25	-	37,37,37,37	0
56	MG	2A	3162	1/1	0.96	0.20	-	45,45,45,45	0
56	MG	2A	3047	1/1	0.95	0.11	-	50,50,50,50	0
56	MG	2A	3205	1/1	0.95	0.20	-	46,46,46,46	0
56	MG	1N	3005	1/1	0.97	0.16	-	40,40,40,40	0
56	MG	1A	3736	1/1	0.96	0.28	-	49,49,49,49	0
56	MG	2A	3389	1/1	0.95	0.10	-	46,46,46,46	0
56	MG	1A	3578	1/1	0.87	0.07	-	56,56,56,56	0
56	MG	1A	3066	1/1	0.98	0.20	-	17,17,17,17	0
56	MG	2B	3016	1/1	0.95	0.32	-	61,61,61,61	0
56	MG	2A	3619	1/1	0.91	0.33	-	45,45,45,45	0
56	MG	2a	1723	1/1	0.97	0.15	-	56,56,56,56	0
56	MG	1a	1796	1/1	0.89	0.11	-	80,80,80,80	0
56	MG	1A	3719	1/1	0.85	0.15	-	48,48,48,48	0
56	MG	1A	3836	1/1	0.90	0.12	-	48,48,48,48	0
56	MG	2A	3215	1/1	0.89	0.13	-	53,53,53,53	0
56	MG	1a	1825	1/1	0.92	0.11	-	69,69,69,69	0
56	MG	2A	3461	1/1	0.98	0.08	-	47,47,47,47	0
56	MG	1A	3139	1/1	0.83	0.49	-	45,45,45,45	0
56	MG	1A	3056	1/1	0.89	0.11	-	43,43,43,43	0
56	MG	2a	1689	1/1	0.95	0.11	-	51,51,51,51	0
56	MG	2A	3022	1/1	0.94	0.07	-	53,53,53,53	0

Continued on next page...

Continued from previous page...

Mol	Type	Chain	Res	Atoms	RSCC	RSR	LLDF	B-factors(\AA^2)	Q<0.9
56	MG	2A	3353	1/1	0.93	0.17	-	47,47,47,47	0
56	MG	2A	3313	1/1	0.98	0.10	-	54,54,54,54	0
56	MG	2p	3001	1/1	0.88	0.13	-	74,74,74,74	0
56	MG	1A	3275	1/1	0.93	0.14	-	48,48,48,48	0
56	MG	1a	1786	1/1	0.85	0.10	-	55,55,55,55	0
56	MG	1A	3728	1/1	0.96	0.16	-	40,40,40,40	0
56	MG	1A	3685	1/1	0.70	0.12	-	49,49,49,49	0
56	MG	2a	1747	1/1	0.94	0.13	-	46,46,46,46	0
56	MG	2A	3566	1/1	0.93	0.22	-	45,45,45,45	0
56	MG	1A	3235	1/1	0.56	0.19	-	64,64,64,64	0
56	MG	2v	3002	1/1	0.97	0.14	-	60,60,60,60	0
56	MG	2A	3582	1/1	0.98	0.12	-	34,34,34,34	0
56	MG	1A	3244	1/1	0.82	0.34	-	52,52,52,52	0
56	MG	2a	1687	1/1	0.97	0.28	-	50,50,50,50	0
56	MG	2A	3652	1/1	0.92	0.26	-	54,54,54,54	0
56	MG	1A	3156	1/1	0.96	0.33	-	50,50,50,50	0
56	MG	1A	3481	1/1	0.96	0.17	-	45,45,45,45	0
56	MG	1A	3165	1/1	0.95	0.14	-	51,51,51,51	0
56	MG	2A	3606	1/1	0.91	0.13	-	58,58,58,58	0
56	MG	1A	3923	1/1	0.95	0.35	-	43,43,43,43	0
56	MG	1A	3569	1/1	0.95	0.15	-	38,38,38,38	0
56	MG	1G	3005	1/1	0.95	0.15	-	40,40,40,40	0
56	MG	2A	3533	1/1	0.97	0.14	-	57,57,57,57	0
56	MG	1a	1605	1/1	0.95	0.15	-	71,71,71,71	0
56	MG	2A	3310	1/1	0.65	0.15	-	39,39,39,39	0
56	MG	1a	1690	1/1	0.94	0.16	-	35,35,35,35	0
56	MG	1A	3315	1/1	0.94	0.16	-	46,46,46,46	0
56	MG	2A	3515	1/1	0.94	0.10	-	59,59,59,59	0
56	MG	2A	3127	1/1	0.95	0.19	-	47,47,47,47	0
56	MG	15	105	1/1	0.62	0.24	-	55,55,55,55	0
56	MG	1A	3393	1/1	0.96	0.12	-	52,52,52,52	0
56	MG	1A	3618	1/1	0.92	0.16	-	29,29,29,29	0
56	MG	1F	304	1/1	0.86	0.18	-	50,50,50,50	0
56	MG	1A	3584	1/1	0.81	0.46	-	70,70,70,70	0
56	MG	1a	1814	1/1	0.97	0.23	-	50,50,50,50	0
56	MG	2A	3484	1/1	0.92	0.27	-	56,56,56,56	0
56	MG	1E	308	1/1	0.90	0.15	-	49,49,49,49	0
56	MG	1a	1790	1/1	0.84	0.23	-	62,62,62,62	0
56	MG	2A	3667	1/1	0.89	0.08	-	43,43,43,43	0
56	MG	1a	1778	1/1	0.90	0.14	-	65,65,65,65	0
56	MG	1A	3203	1/1	0.93	0.23	-	45,45,45,45	0
56	MG	2A	3617	1/1	0.87	0.21	-	64,64,64,64	0

Continued on next page...

Continued from previous page...

Mol	Type	Chain	Res	Atoms	RSCC	RSR	LLDF	B-factors(\AA^2)	Q<0.9
56	MG	1A	3308	1/1	0.96	0.27	-	39,39,39,39	0
56	MG	1A	3017	1/1	0.92	0.15	-	53,53,53,53	0
56	MG	1A	3307	1/1	0.94	0.24	-	33,33,33,33	0
56	MG	2A	3262	1/1	0.96	0.07	-	56,56,56,56	0
56	MG	1A	3788	1/1	0.91	0.17	-	61,61,61,61	0
56	MG	1A	3548	1/1	0.96	0.16	-	54,54,54,54	0
56	MG	2A	3604	1/1	0.93	0.08	-	47,47,47,47	0
56	MG	1a	1641	1/1	0.81	0.12	-	49,49,49,49	0
56	MG	1a	1785	1/1	0.89	0.17	-	71,71,71,71	0
56	MG	1A	3703	1/1	0.96	0.16	-	60,60,60,60	0
56	MG	1A	3237	1/1	0.87	0.14	-	57,57,57,57	0
56	MG	1a	1693	1/1	0.93	0.16	-	44,44,44,44	0
56	MG	1a	1652	1/1	0.97	0.18	-	63,63,63,63	0
56	MG	1a	1685	1/1	0.91	0.23	-	57,57,57,57	0
56	MG	1A	3715	1/1	0.94	0.17	-	69,69,69,69	0
56	MG	2A	3644	1/1	0.79	0.17	-	63,63,63,63	0
56	MG	2A	3318	1/1	0.90	0.14	-	48,48,48,48	0
56	MG	1A	3385	1/1	0.91	0.06	-	68,68,68,68	0
56	MG	1A	3527	1/1	0.96	0.08	-	69,69,69,69	0
56	MG	2a	1702	1/1	0.92	0.20	-	64,64,64,64	0
56	MG	1A	3633	1/1	0.85	0.09	-	50,50,50,50	0
56	MG	2A	3089	1/1	0.83	0.20	-	58,58,58,58	0
56	MG	2A	3432	1/1	0.94	0.07	-	54,54,54,54	0
56	MG	2a	1795	1/1	0.94	0.20	-	76,76,76,76	0
56	MG	2A	3558	1/1	0.62	0.12	-	55,55,55,55	0
56	MG	1A	3765	1/1	0.96	0.28	-	66,66,66,66	0
56	MG	1A	3306	1/1	0.77	0.23	-	62,62,62,62	0
56	MG	1A	3325	1/1	0.97	0.25	-	43,43,43,43	0
56	MG	2A	3023	1/1	0.94	0.36	-	43,43,43,43	0
56	MG	2A	3149	1/1	0.87	0.12	-	41,41,41,41	0
56	MG	1A	3064	1/1	0.95	0.33	-	38,38,38,38	0
56	MG	1O	8003	1/1	0.93	0.22	-	54,54,54,54	0
56	MG	1A	3032	1/1	0.94	0.20	-	47,47,47,47	0
56	MG	2A	3064	1/1	0.98	0.10	-	50,50,50,50	0
56	MG	2A	3099	1/1	0.91	0.26	-	50,50,50,50	0
56	MG	1A	3688	1/1	0.89	0.14	-	64,64,64,64	0
56	MG	1a	1637	1/1	0.84	0.13	-	44,44,44,44	0
56	MG	2A	3491	1/1	0.94	0.09	-	51,51,51,51	0
56	MG	2a	1690	1/1	0.75	0.14	-	69,69,69,69	0
56	MG	1A	3784	1/1	0.94	0.13	-	45,45,45,45	0
56	MG	2A	3548	1/1	0.57	0.11	-	70,70,70,70	0
56	MG	1a	1822	1/1	0.93	0.16	-	65,65,65,65	0

Continued on next page...

Continued from previous page...

Mol	Type	Chain	Res	Atoms	RSCC	RSR	LLDF	B-factors(\AA^2)	Q<0.9
56	MG	1A	3135	1/1	0.91	0.24	-	30,30,30,30	0
56	MG	2A	3643	1/1	0.90	0.19	-	65,65,65,65	0
56	MG	2B	3020	1/1	0.92	0.10	-	66,66,66,66	0
56	MG	2a	1788	1/1	0.83	0.19	-	81,81,81,81	0
56	MG	2A	3382	1/1	0.96	0.25	-	42,42,42,42	0
56	MG	1A	3908	1/1	0.90	0.26	-	43,43,43,43	0
56	MG	1A	3378	1/1	0.93	0.11	-	45,45,45,45	0
56	MG	1A	3243	1/1	0.85	0.14	-	66,66,66,66	0
56	MG	1a	1655	1/1	0.89	0.11	-	57,57,57,57	0
56	MG	2A	3411	1/1	0.91	0.20	-	56,56,56,56	0
56	MG	1a	1709	1/1	0.90	0.12	-	62,62,62,62	0
56	MG	1A	3678	1/1	0.93	0.08	-	46,46,46,46	0
56	MG	1A	3554	1/1	0.93	0.12	-	42,42,42,42	0
56	MG	2A	3398	1/1	0.94	0.08	-	56,56,56,56	0
56	MG	1a	1752	1/1	0.88	0.30	-	66,66,66,66	0
56	MG	2A	3649	1/1	0.97	0.09	-	43,43,43,43	0
56	MG	1A	3254	1/1	0.89	0.10	-	54,54,54,54	0
56	MG	1A	3546	1/1	0.94	0.12	-	46,46,46,46	0
56	MG	1A	3528	1/1	0.96	0.06	-	53,53,53,53	0
56	MG	1A	3386	1/1	0.81	0.09	-	42,42,42,42	0
56	MG	2A	3519	1/1	0.86	0.44	-	57,57,57,57	0
56	MG	2A	3565	1/1	0.96	0.18	-	34,34,34,34	0
56	MG	1A	3701	1/1	0.90	0.10	-	58,58,58,58	0
56	MG	1A	3323	1/1	0.93	0.23	-	55,55,55,55	0
56	MG	1A	3459	1/1	0.70	0.15	-	42,42,42,42	0
56	MG	1A	3472	1/1	0.93	0.10	-	37,37,37,37	0
56	MG	1A	3694	1/1	0.87	0.14	-	27,27,27,27	0
56	MG	1A	3781	1/1	0.71	0.13	-	69,69,69,69	0
56	MG	1a	1729	1/1	0.93	0.22	-	67,67,67,67	0
56	MG	2a	1642	1/1	0.96	0.23	-	61,61,61,61	0
56	MG	1a	1819	1/1	0.88	0.12	-	72,72,72,72	0
56	MG	2A	3517	1/1	0.94	0.17	-	46,46,46,46	0
56	MG	1A	3763	1/1	0.86	0.36	-	63,63,63,63	0
56	MG	1A	3829	1/1	0.98	0.11	-	40,40,40,40	0
56	MG	1A	3783	1/1	0.81	0.11	-	51,51,51,51	0
56	MG	1a	1698	1/1	0.81	0.36	-	72,72,72,72	0
56	MG	1A	3026	1/1	0.95	0.14	-	43,43,43,43	0
56	MG	2B	3001	1/1	0.96	0.13	-	59,59,59,59	0
56	MG	2a	1666	1/1	0.93	0.13	-	63,63,63,63	0
56	MG	2A	3497	1/1	0.95	0.05	-	54,54,54,54	0
56	MG	2A	3049	1/1	0.99	0.04	-	41,41,41,41	0
56	MG	2A	3545	1/1	0.76	0.33	-	75,75,75,75	0

Continued on next page...

Continued from previous page...

Mol	Type	Chain	Res	Atoms	RSCC	RSR	LLDF	B-factors(\AA^2)	Q<0.9
56	MG	1A	3154	1/1	0.80	0.12	-	53,53,53,53	0
56	MG	1a	1659	1/1	0.81	0.31	-	59,59,59,59	0
56	MG	2A	3166	1/1	0.91	0.11	-	45,45,45,45	0
56	MG	2A	3174	1/1	0.84	0.09	-	63,63,63,63	0
56	MG	1A	3775	1/1	0.88	0.23	-	43,43,43,43	0
56	MG	1A	3482	1/1	0.85	0.13	-	35,35,35,35	0
56	MG	1A	3313	1/1	0.89	0.10	-	56,56,56,56	0
56	MG	2A	3102	1/1	0.86	0.99	-	60,60,60,60	0
56	MG	1a	1791	1/1	0.88	0.16	-	73,73,73,73	0
56	MG	1A	3630	1/1	0.81	0.12	-	62,62,62,62	0
56	MG	2A	3584	1/1	0.91	0.13	-	70,70,70,70	0
56	MG	1A	3727	1/1	0.97	0.08	-	39,39,39,39	0
56	MG	1A	3299	1/1	0.82	0.20	-	41,41,41,41	0
56	MG	2a	1693	1/1	0.62	0.17	-	69,69,69,69	0
56	MG	2A	3471	1/1	0.89	0.08	-	53,53,53,53	0
56	MG	2A	3341	1/1	0.96	0.14	-	51,51,51,51	0
56	MG	1a	1678	1/1	0.92	0.08	-	54,54,54,54	0
56	MG	1A	3063	1/1	0.72	0.16	-	52,52,52,52	0
56	MG	1A	3024	1/1	0.87	0.10	-	57,57,57,57	0
56	MG	2A	3454	1/1	0.90	0.37	-	64,64,64,64	0
56	MG	1A	3769	1/1	0.92	0.15	-	52,52,52,52	0
56	MG	1A	3650	1/1	0.97	0.13	-	38,38,38,38	0
56	MG	2A	3287	1/1	0.91	0.18	-	47,47,47,47	0
56	MG	2A	3150	1/1	0.97	0.17	-	54,54,54,54	0
56	MG	2A	3220	1/1	0.84	0.16	-	56,56,56,56	0
56	MG	2A	3402	1/1	0.87	0.18	-	64,64,64,64	0
56	MG	1a	1784	1/1	0.95	0.08	-	45,45,45,45	0
56	MG	1A	3519	1/1	0.96	0.10	-	51,51,51,51	0
56	MG	2A	3393	1/1	0.94	0.20	-	51,51,51,51	0
56	MG	2A	3358	1/1	0.99	0.08	-	35,35,35,35	0
56	MG	1A	3195	1/1	0.82	0.23	-	46,46,46,46	0
56	MG	1A	3802	1/1	0.90	0.10	-	56,56,56,56	0
56	MG	1A	3747	1/1	0.86	0.14	-	30,30,30,30	0
56	MG	1A	3683	1/1	0.98	0.09	-	53,53,53,53	0
56	MG	2A	3199	1/1	0.94	0.39	-	60,60,60,60	0
56	MG	2A	3611	1/1	0.86	0.10	-	50,50,50,50	0
56	MG	2A	3120	1/1	0.89	0.19	-	57,57,57,57	0
56	MG	2a	1744	1/1	0.92	0.23	-	56,56,56,56	0
56	MG	2B	3018	1/1	0.87	0.12	-	62,62,62,62	0
56	MG	1A	3363	1/1	0.90	0.08	-	49,49,49,49	0
56	MG	1A	3509	1/1	0.99	0.17	-	48,48,48,48	0
56	MG	1A	3646	1/1	0.87	0.08	-	68,68,68,68	0

Continued on next page...

Continued from previous page...

Mol	Type	Chain	Res	Atoms	RSCC	RSR	LLDF	B-factors(\AA^2)	Q<0.9
56	MG	1Q	3005	1/1	0.87	0.16	-	58,58,58,58	0
56	MG	1A	3641	1/1	0.97	0.10	-	57,57,57,57	0
56	MG	1A	3661	1/1	0.92	0.11	-	51,51,51,51	0
56	MG	2A	3092	1/1	0.98	0.15	-	36,36,36,36	0
56	MG	2A	3008	1/1	0.96	0.12	-	42,42,42,42	0
56	MG	1A	3444	1/1	0.85	0.16	-	26,26,26,26	0
56	MG	1A	3647	1/1	0.93	0.09	-	59,59,59,59	0
56	MG	2A	3103	1/1	0.82	0.27	-	46,46,46,46	0
56	MG	1A	3623	1/1	0.90	0.12	-	59,59,59,59	0
56	MG	1A	3049	1/1	0.97	0.19	-	42,42,42,42	0
56	MG	1E	303	1/1	0.97	0.34	-	48,48,48,48	0
56	MG	2A	3181	1/1	0.93	0.17	-	55,55,55,55	0
56	MG	2R	202	1/1	0.81	0.19	-	58,58,58,58	0
56	MG	1A	3364	1/1	0.89	0.12	-	35,35,35,35	0
56	MG	1A	3166	1/1	0.93	0.24	-	65,65,65,65	0
56	MG	1A	3449	1/1	0.95	0.13	-	27,27,27,27	0
56	MG	1A	3262	1/1	0.93	0.33	-	31,31,31,31	0
56	MG	1A	3144	1/1	0.90	0.14	-	51,51,51,51	0
56	MG	2A	3568	1/1	0.94	0.28	-	54,54,54,54	0
56	MG	1A	3615	1/1	0.78	0.26	-	34,34,34,34	0
56	MG	2A	3383	1/1	0.95	0.21	-	40,40,40,40	0
56	MG	1A	3864	1/1	0.96	0.23	-	38,38,38,38	0
56	MG	1A	3348	1/1	0.83	0.14	-	33,33,33,33	0
56	MG	1a	1679	1/1	0.85	0.09	-	67,67,67,67	0
56	MG	2A	3069	1/1	0.93	0.11	-	52,52,52,52	0
56	MG	2A	3260	1/1	0.93	0.17	-	30,30,30,30	0
56	MG	2Q	3002	1/1	0.79	0.12	-	52,52,52,52	0
56	MG	1A	3729	1/1	0.97	0.10	-	47,47,47,47	0
56	MG	2A	3509	1/1	0.71	0.12	-	44,44,44,44	0
56	MG	2A	3464	1/1	0.93	0.07	-	59,59,59,59	0
56	MG	1a	1667	1/1	0.79	0.35	-	76,76,76,76	0
56	MG	1A	3150	1/1	0.90	0.20	-	55,55,55,55	0
56	MG	1a	1806	1/1	0.90	0.10	-	58,58,58,58	0
56	MG	1A	3631	1/1	0.95	0.14	-	36,36,36,36	0
56	MG	2A	3265	1/1	0.95	0.22	-	52,52,52,52	0
56	MG	2A	3392	1/1	0.96	0.10	-	40,40,40,40	0
56	MG	1A	3670	1/1	0.96	0.07	-	66,66,66,66	0
56	MG	1A	3176	1/1	0.85	0.13	-	47,47,47,47	0
56	MG	1Z	302	1/1	0.91	0.18	-	48,48,48,48	0
56	MG	1x	114	1/1	0.90	0.14	-	68,68,68,68	0
56	MG	2A	3030	1/1	0.95	0.89	-	48,48,48,48	0
56	MG	1A	3322	1/1	0.79	0.13	-	57,57,57,57	0

Continued on next page...

Continued from previous page...

Mol	Type	Chain	Res	Atoms	RSCC	RSR	LLDF	B-factors(\AA^2)	Q<0.9
56	MG	2A	3021	1/1	0.95	0.20	-	29,29,29,29	0
56	MG	19	503	1/1	0.90	0.12	-	37,37,37,37	0
56	MG	2A	3119	1/1	0.91	0.10	-	54,54,54,54	0
56	MG	1A	3329	1/1	0.94	0.09	-	54,54,54,54	0
56	MG	2A	3054	1/1	0.94	0.17	-	50,50,50,50	0
56	MG	10	102	1/1	0.95	0.25	-	47,47,47,47	0
56	MG	2A	3197	1/1	0.97	0.10	-	42,42,42,42	0
56	MG	2A	3222	1/1	0.77	0.16	-	46,46,46,46	0
56	MG	1A	3076	1/1	0.83	0.27	-	66,66,66,66	0
56	MG	2A	3646	1/1	0.94	0.19	-	72,72,72,72	0
56	MG	1A	3140	1/1	0.91	0.57	-	47,47,47,47	0
56	MG	1A	3107	1/1	0.95	0.12	-	24,24,24,24	0
56	MG	2A	3187	1/1	0.81	0.21	-	42,42,42,42	0
56	MG	1A	3342	1/1	0.66	0.61	-	48,48,48,48	0
56	MG	2A	3518	1/1	0.96	0.12	-	55,55,55,55	0
56	MG	2a	1609	1/1	0.91	0.09	-	47,47,47,47	0
56	MG	1A	3726	1/1	0.86	0.12	-	38,38,38,38	0
56	MG	1A	3467	1/1	0.96	0.15	-	41,41,41,41	0
56	MG	1A	3414	1/1	0.96	0.09	-	52,52,52,52	0
56	MG	1a	1619	1/1	0.86	0.15	-	71,71,71,71	0
56	MG	2a	1652	1/1	0.96	0.11	-	57,57,57,57	0
56	MG	2A	3431	1/1	0.90	0.14	-	58,58,58,58	0
56	MG	2A	3505	1/1	0.92	0.09	-	55,55,55,55	0
56	MG	2a	1752	1/1	0.82	0.20	-	78,78,78,78	0
56	MG	1A	3042	1/1	0.85	0.10	-	40,40,40,40	0
56	MG	2a	1623	1/1	0.69	0.29	-	80,80,80,80	0
56	MG	1A	3499	1/1	0.90	0.15	-	49,49,49,49	0
56	MG	1a	1649	1/1	0.99	0.33	-	58,58,58,58	0
56	MG	1A	3861	1/1	0.84	0.15	-	58,58,58,58	0
56	MG	1A	3217	1/1	0.93	0.10	-	54,54,54,54	0
56	MG	2A	3379	1/1	0.91	0.10	-	40,40,40,40	0
56	MG	2a	1644	1/1	0.99	0.11	-	61,61,61,61	0
56	MG	1a	1683	1/1	0.90	0.13	-	64,64,64,64	0
56	MG	2A	3124	1/1	0.93	0.21	-	50,50,50,50	0
56	MG	2a	1770	1/1	0.96	0.12	-	67,67,67,67	0
56	MG	1A	3780	1/1	0.88	0.14	-	62,62,62,62	0
56	MG	1A	3583	1/1	0.81	0.09	-	64,64,64,64	0
56	MG	1A	3722	1/1	0.90	0.10	-	46,46,46,46	0
56	MG	2A	3216	1/1	0.94	0.19	-	57,57,57,57	0
56	MG	1A	3022	1/1	0.87	0.12	-	52,52,52,52	0
56	MG	2B	3003	1/1	0.86	0.09	-	69,69,69,69	0
56	MG	2a	1733	1/1	0.90	0.12	-	78,78,78,78	0

Continued on next page...

Continued from previous page...

Mol	Type	Chain	Res	Atoms	RSCC	RSR	LLDF	B-factors(\AA^2)	Q<0.9
56	MG	2A	3208	1/1	0.91	0.08	-	52,52,52,52	0
56	MG	1A	3826	1/1	0.91	0.14	-	55,55,55,55	0
56	MG	1A	3005	1/1	0.79	0.11	-	59,59,59,59	0
56	MG	2A	3334	1/1	0.97	0.09	-	38,38,38,38	0
56	MG	1a	1805	1/1	0.85	0.12	-	65,65,65,65	0
56	MG	2a	1798	1/1	0.62	0.17	-	89,89,89,89	0
56	MG	2A	3005	1/1	0.93	0.14	-	50,50,50,50	0
56	MG	2A	3056	1/1	0.97	0.11	-	23,23,23,23	0
56	MG	2T	3001	1/1	0.93	0.18	-	45,45,45,45	0
56	MG	1A	3280	1/1	0.93	0.21	-	44,44,44,44	0
56	MG	1A	3016	1/1	0.93	0.07	-	39,39,39,39	0
56	MG	1A	3255	1/1	0.92	0.28	-	44,44,44,44	0
56	MG	1W	3002	1/1	0.87	0.16	-	53,53,53,53	0
56	MG	2w	3003	1/1	0.96	0.07	-	58,58,58,58	0
56	MG	2A	3170	1/1	0.91	0.20	-	68,68,68,68	0
56	MG	2A	3642	1/1	0.67	0.95	-	57,57,57,57	0
56	MG	1A	3383	1/1	0.94	0.13	-	31,31,31,31	0
56	MG	2a	1662	1/1	0.84	0.40	-	67,67,67,67	0
56	MG	1a	1792	1/1	0.69	0.12	-	82,82,82,82	0
56	MG	1A	3202	1/1	0.98	0.14	-	46,46,46,46	0
56	MG	1A	3768	1/1	0.38	0.10	-	61,61,61,61	0
56	MG	1A	3060	1/1	0.89	0.17	-	44,44,44,44	0
56	MG	2A	3397	1/1	0.80	0.13	-	50,50,50,50	0
56	MG	2A	3577	1/1	0.96	0.18	-	42,42,42,42	0
56	MG	2A	3143	1/1	0.93	0.21	-	56,56,56,56	0
56	MG	1a	1704	1/1	0.86	0.14	-	77,77,77,77	0
56	MG	2A	3242	1/1	0.95	0.10	-	59,59,59,59	0
56	MG	1A	3572	1/1	0.86	0.16	-	41,41,41,41	0
56	MG	1A	3276	1/1	0.95	0.24	-	47,47,47,47	0
56	MG	1A	3594	1/1	0.97	0.13	-	52,52,52,52	0
56	MG	1A	3239	1/1	0.82	0.14	-	63,63,63,63	0
56	MG	2A	3543	1/1	0.89	0.14	-	48,48,48,48	0
56	MG	1v	3001	1/1	0.67	0.15	-	58,58,58,58	0
56	MG	1A	3886	1/1	0.85	0.15	-	58,58,58,58	0
56	MG	2A	3625	1/1	0.87	0.14	-	58,58,58,58	0
56	MG	1A	3835	1/1	0.98	0.16	-	36,36,36,36	0
56	MG	1A	3591	1/1	0.97	0.04	-	69,69,69,69	0
56	MG	1A	3248	1/1	0.80	0.14	-	63,63,63,63	0
56	MG	2A	3618	1/1	0.88	0.14	-	49,49,49,49	0
56	MG	2a	1624	1/1	0.85	0.20	-	62,62,62,62	0
56	MG	1A	3653	1/1	0.95	0.16	-	31,31,31,31	0
56	MG	2a	1631	1/1	0.96	0.20	-	65,65,65,65	0

Continued on next page...

Continued from previous page...

Mol	Type	Chain	Res	Atoms	RSCC	RSR	LLDF	B-factors(\AA^2)	Q<0.9
56	MG	2a	1782	1/1	0.71	0.18	-	90,90,90,90	0
56	MG	2A	3063	1/1	0.96	0.10	-	48,48,48,48	0
56	MG	2a	1775	1/1	0.96	0.14	-	56,56,56,56	0
56	MG	1A	3856	1/1	0.90	0.12	-	41,41,41,41	0
56	MG	1A	3819	1/1	0.95	0.14	-	43,43,43,43	0
56	MG	2A	3581	1/1	0.97	0.11	-	50,50,50,50	0
56	MG	2A	3066	1/1	0.94	0.08	-	39,39,39,39	0
56	MG	2a	1721	1/1	0.89	0.13	-	54,54,54,54	0
56	MG	1A	3614	1/1	0.91	0.17	-	23,23,23,23	0
56	MG	1A	3082	1/1	0.96	0.52	-	42,42,42,42	0
56	MG	2A	3409	1/1	0.93	0.14	-	54,54,54,54	0
56	MG	1A	3501	1/1	0.97	0.34	-	62,62,62,62	0
56	MG	1a	1721	1/1	0.99	0.18	-	47,47,47,47	0
56	MG	1A	3148	1/1	0.97	0.36	-	35,35,35,35	0
56	MG	1A	3807	1/1	0.92	0.14	-	63,63,63,63	0
56	MG	1A	3037	1/1	0.95	0.12	-	32,32,32,32	0
56	MG	2A	3136	1/1	0.95	0.19	-	53,53,53,53	0
56	MG	1a	1699	1/1	0.91	0.19	-	68,68,68,68	0
56	MG	1A	3754	1/1	0.91	0.22	-	26,26,26,26	0
56	MG	2A	3362	1/1	0.96	0.12	-	54,54,54,54	0
56	MG	2A	3044	1/1	0.85	0.17	-	46,46,46,46	0
56	MG	1A	3517	1/1	0.98	0.10	-	51,51,51,51	0
56	MG	1A	3845	1/1	0.83	0.13	-	68,68,68,68	0
56	MG	1A	3534	1/1	0.94	0.09	-	40,40,40,40	0
56	MG	2A	3156	1/1	0.97	0.07	-	50,50,50,50	0
56	MG	2A	3178	1/1	0.93	0.13	-	41,41,41,41	0
56	MG	25	502	1/1	0.94	0.14	-	51,51,51,51	0
56	MG	2A	3200	1/1	0.93	0.09	-	56,56,56,56	0
56	MG	1A	3580	1/1	0.96	0.21	-	36,36,36,36	0
56	MG	1A	3870	1/1	0.84	0.17	-	49,49,49,49	0
56	MG	1A	3169	1/1	0.88	0.09	-	60,60,60,60	0
56	MG	1a	1703	1/1	0.88	0.19	-	49,49,49,49	0
56	MG	2B	3013	1/1	0.96	0.13	-	54,54,54,54	0
56	MG	1x	103	1/1	0.75	0.18	-	62,62,62,62	0
56	MG	1P	204	1/1	0.79	0.48	-	48,48,48,48	0
56	MG	2A	3231	1/1	0.79	0.23	-	59,59,59,59	0
56	MG	2A	3485	1/1	0.97	0.06	-	44,44,44,44	0
56	MG	1a	1728	1/1	0.89	0.16	-	67,67,67,67	0
56	MG	2a	1719	1/1	0.94	0.17	-	47,47,47,47	0
56	MG	1A	3302	1/1	0.82	0.15	-	65,65,65,65	0
56	MG	1A	3408	1/1	0.90	0.17	-	36,36,36,36	0
56	MG	1A	3767	1/1	0.50	0.22	-	63,63,63,63	0

Continued on next page...

Continued from previous page...

Mol	Type	Chain	Res	Atoms	RSCC	RSR	LLDF	B-factors(\AA^2)	Q<0.9
56	MG	2A	3299	1/1	0.96	0.06	-	56,56,56,56	0
56	MG	1A	3824	1/1	0.96	0.17	-	53,53,53,53	0
56	MG	1A	3440	1/1	0.89	0.14	-	61,61,61,61	0
56	MG	2v	3001	1/1	0.96	0.17	-	60,60,60,60	0
56	MG	1A	3059	1/1	0.91	0.13	-	66,66,66,66	0
56	MG	1A	3109	1/1	0.98	0.19	-	28,28,28,28	0
56	MG	1A	3388	1/1	0.37	0.17	-	55,55,55,55	0
56	MG	2a	1753	1/1	0.95	0.12	-	72,72,72,72	0
56	MG	2a	1658	1/1	0.91	0.12	-	81,81,81,81	0
56	MG	2g	8001	1/1	0.94	0.14	-	65,65,65,65	0
56	MG	2A	3137	1/1	0.85	0.15	-	62,62,62,62	0
56	MG	1a	1760	1/1	0.95	0.18	-	59,59,59,59	0
56	MG	2B	3017	1/1	0.93	0.18	-	59,59,59,59	0
56	MG	2A	3210	1/1	0.97	0.12	-	58,58,58,58	0
56	MG	2A	3294	1/1	0.85	0.11	-	54,54,54,54	0
56	MG	2A	3376	1/1	0.92	0.06	-	51,51,51,51	0
56	MG	1A	3515	1/1	0.85	0.13	-	58,58,58,58	0
56	MG	1A	3396	1/1	0.76	0.16	-	42,42,42,42	0
56	MG	2A	3055	1/1	0.92	0.11	-	47,47,47,47	0
56	MG	2a	1660	1/1	0.98	0.20	-	52,52,52,52	0
56	MG	2A	3456	1/1	0.94	0.21	-	39,39,39,39	0
56	MG	1A	3890	1/1	0.95	0.17	-	42,42,42,42	0
56	MG	12	101	1/1	0.81	0.18	-	54,54,54,54	0
56	MG	2A	3430	1/1	0.93	0.11	-	55,55,55,55	0
56	MG	20	101	1/1	0.92	0.44	-	68,68,68,68	0
56	MG	1A	3204	1/1	0.92	0.08	-	38,38,38,38	0
56	MG	2A	3217	1/1	0.94	0.11	-	68,68,68,68	0
56	MG	1A	3419	1/1	0.81	0.06	-	53,53,53,53	0
56	MG	2A	3080	1/1	0.87	0.26	-	45,45,45,45	0
56	MG	2A	3551	1/1	0.89	0.07	-	70,70,70,70	0
56	MG	1A	3232	1/1	0.85	0.12	-	55,55,55,55	0
56	MG	1a	1640	1/1	0.89	0.15	-	47,47,47,47	0
56	MG	2A	3469	1/1	0.93	0.26	-	43,43,43,43	0
56	MG	2a	1760	1/1	0.65	0.18	-	79,79,79,79	0
56	MG	1A	3423	1/1	0.74	0.11	-	62,62,62,62	0
56	MG	1B	225	1/1	0.96	0.12	-	41,41,41,41	0
56	MG	1A	3711	1/1	0.94	0.12	-	54,54,54,54	0
56	MG	1A	3484	1/1	0.91	0.16	-	46,46,46,46	0
56	MG	1a	1700	1/1	0.95	0.20	-	57,57,57,57	0
56	MG	2a	1759	1/1	0.91	0.11	-	75,75,75,75	0
56	MG	1A	3552	1/1	0.98	0.15	-	20,20,20,20	0
56	MG	2A	3315	1/1	0.93	0.13	-	39,39,39,39	0

Continued on next page...

Continued from previous page...

Mol	Type	Chain	Res	Atoms	RSCC	RSR	LLDF	B-factors(\AA^2)	Q<0.9
56	MG	2A	3306	1/1	0.90	0.10	-	43,43,43,43	0
56	MG	2A	3039	1/1	0.98	0.09	-	37,37,37,37	0
56	MG	2A	3256	1/1	0.93	0.12	-	57,57,57,57	0
56	MG	1a	1798	1/1	0.93	0.10	-	67,67,67,67	0
56	MG	2A	3006	1/1	0.88	0.18	-	58,58,58,58	0
56	MG	1A	3085	1/1	0.88	0.16	-	52,52,52,52	0
56	MG	1A	3619	1/1	0.97	0.16	-	44,44,44,44	0
56	MG	1A	3606	1/1	0.91	0.12	-	62,62,62,62	0
56	MG	1A	3314	1/1	0.85	0.33	-	68,68,68,68	0
56	MG	1A	3125	1/1	0.96	0.17	-	34,34,34,34	0
56	MG	1a	1817	1/1	0.85	0.12	-	83,83,83,83	0
56	MG	2A	3196	1/1	0.92	0.30	-	47,47,47,47	0
56	MG	2A	3045	1/1	0.94	0.11	-	38,38,38,38	0
56	MG	2a	1764	1/1	0.89	0.15	-	67,67,67,67	0
56	MG	1A	3570	1/1	0.96	0.23	-	31,31,31,31	0
56	MG	1A	3196	1/1	0.89	0.12	-	61,61,61,61	0
56	MG	2a	1728	1/1	0.99	0.10	-	75,75,75,75	0
56	MG	2A	3439	1/1	0.93	0.16	-	39,39,39,39	0
56	MG	1A	3228	1/1	0.94	0.26	-	51,51,51,51	0
56	MG	2A	3650	1/1	0.89	0.07	-	54,54,54,54	0
56	MG	1A	3512	1/1	0.73	0.09	-	66,66,66,66	0
56	MG	1A	3253	1/1	0.96	0.23	-	33,33,33,33	0
56	MG	1A	3771	1/1	0.90	0.10	-	63,63,63,63	0
56	MG	1E	306	1/1	0.81	0.15	-	61,61,61,61	0
56	MG	2A	3482	1/1	0.85	0.34	-	62,62,62,62	0
56	MG	2A	3658	1/1	0.95	0.09	-	59,59,59,59	0
56	MG	2A	3237	1/1	0.83	0.55	-	63,63,63,63	0
56	MG	1A	3079	1/1	0.95	0.16	-	38,38,38,38	0
56	MG	2A	3185	1/1	0.97	0.30	-	50,50,50,50	0
56	MG	2a	1756	1/1	0.92	0.14	-	78,78,78,78	0
56	MG	2A	3233	1/1	0.95	0.15	-	48,48,48,48	0
56	MG	2a	1705	1/1	0.65	0.24	-	69,69,69,69	0
56	MG	1a	1744	1/1	0.93	0.12	-	63,63,63,63	0
56	MG	2A	3480	1/1	0.90	0.12	-	53,53,53,53	0
56	MG	2A	3553	1/1	0.87	0.17	-	53,53,53,53	0
56	MG	2A	3526	1/1	0.94	0.09	-	64,64,64,64	0

6.5 Other polymers [i](#)

There are no such residues in this entry.