



# Full wwPDB/EMDataBank EM Map/Model Validation Report ⓘ

Aug 17, 2017 – 10:07 AM EDT

PDB ID : 3ZBI  
EMDB ID: : EMD-2233  
Title : Fitting result in the O-layer of the subnanometer structure of the bacterial pKM101 type IV secretion system core complex digested with elastase  
Authors : Rivera-Calzada, A.; Fronzes, R.; Savva, C.G.; Chandran, V.; Lian, P.W.; Laeremans, T.; Pardon, E.; Steyaert, J.; Remaut, H.; Waksman, G.; Orlova, E.V.  
Deposited on : unknown  
Resolution : 8.50 Å(reported)  
Based on PDB ID : 3JQO

This is a Full wwPDB/EMDataBank EM Map/Model Validation Report  
for a publicly released PDB/EMDB entry.

We welcome your comments at [validation@mail.wwpdb.org](mailto:validation@mail.wwpdb.org)

A user guide is available at

<http://wwpdb.org/validation/2016/EMValidationReportHelp>  
with specific help available everywhere you see the ⓘ symbol.

---

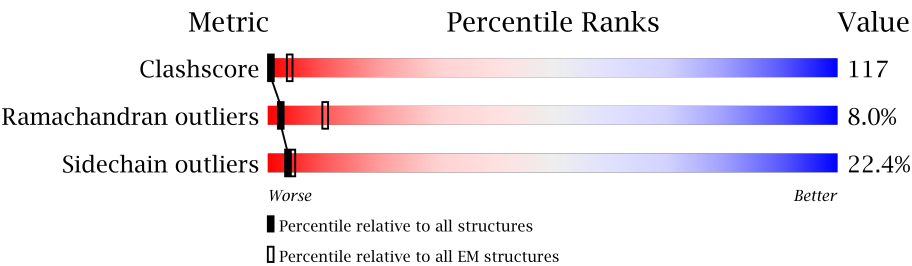
MolProbity : 4.02b-467  
Percentile statistics : 20161228.v01 (using entries in the PDB archive December 28th 2016)  
Ideal geometry (proteins) : Engh & Huber (2001)  
Ideal geometry (DNA, RNA) : Parkinson et. al. (1996)  
Validation Pipeline (wwPDB-VP) : rb-20029824

# 1 Overall quality at a glance i

The following experimental techniques were used to determine the structure:  
*ELECTRON MICROSCOPY*

The reported resolution of this entry is 8.50 Å.

Percentile scores (ranging between 0-100) for global validation metrics of the entry are shown in the following graphic. The table shows the number of entries on which the scores are based.








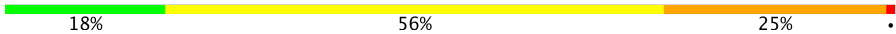
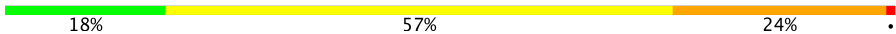
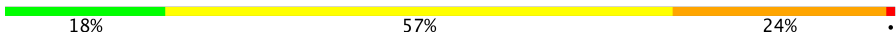
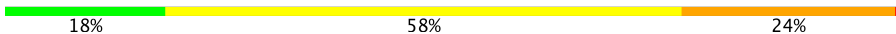
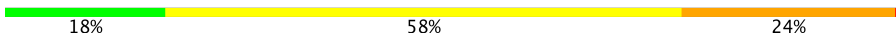
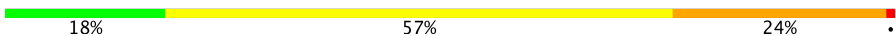
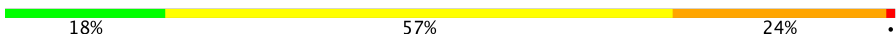
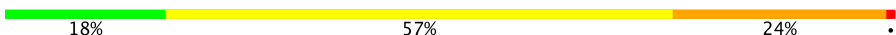
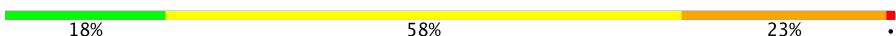











Metric	Whole archive (#Entries)	EM structures (#Entries)
Clashscore	125131	1336
Ramachandran outliers	121729	1120
Sidechain outliers	121581	1026

The table below summarises the geometric issues observed across the polymeric chains. The red, orange, yellow and green segments on the bar indicate the fraction of residues that contain outliers for  $\geq 3$ , 2, 1 and 0 types of geometric quality criteria. A grey segment represents the fraction of residues that are not modelled. The numeric value for each fraction is indicated below the corresponding segment, with a dot representing fractions  $\leq 5\%$

Mol	Chain	Length	Quality of chain
1	A	216	16% 55% 17% • 9%
1	D	216	15% 56% 17% • 9%
1	G	216	14% 56% 18% • 9%
1	J	216	14% 56% 17% • 9%
1	M	216	14% 56% 18% • 9%
1	P	216	14% 56% 18% • 9%
1	S	216	14% 56% 18% • 9%
1	V	216	15% 56% 17% • 9%
1	Y	216	18% 54% 16% • 9%

Continued on next page...

Continued from previous page...

Mol	Chain	Length	Quality of chain
1	b	216	
1	e	216	
1	h	216	
1	k	216	
1	n	216	
2	B	130	
2	E	130	
2	H	130	
2	K	130	
2	N	130	
2	Q	130	
2	T	130	
2	W	130	
2	Z	130	
2	c	130	
2	f	130	
2	i	130	
2	l	130	
2	o	130	
3	C	48	
3	F	48	
3	I	48	
3	L	48	
3	O	48	
3	R	48	

Continued on next page...

*Continued from previous page...*

Mol	Chain	Length	Quality of chain
3	U	48	 19% 33% 8% 40%
3	X	48	 21% 31% 8% 40%
3	a	48	 48% 13% 40%
3	d	48	 48% 13% 40%
3	g	48	 48% 13% 40%
3	j	48	 48% 13% 40%
3	m	48	 48% 13% 40%
3	p	48	 48% 13% 40%

## 2 Entry composition

There are 3 unique types of molecules in this entry. The entry contains 37884 atoms, of which 0 are hydrogens and 0 are deuteriums.

In the tables below, the AltConf column contains the number of residues with at least one atom in alternate conformation and the Trace column contains the number of residues modelled with at most 2 atoms.

- Molecule 1 is a protein called TRAF PROTEIN.

Mol	Chain	Residues	Atoms					AltConf	Trace
1	A	197	Total	C	N	O	S	0	1
			1459	903	256	293	7		
1	D	197	Total	C	N	O	S	0	1
			1459	903	256	293	7		
1	G	197	Total	C	N	O	S	0	1
			1459	903	256	293	7		
1	J	197	Total	C	N	O	S	0	1
			1459	903	256	293	7		
1	M	197	Total	C	N	O	S	0	1
			1459	903	256	293	7		
1	P	197	Total	C	N	O	S	0	1
			1459	903	256	293	7		
1	S	197	Total	C	N	O	S	0	1
			1459	903	256	293	7		
1	V	197	Total	C	N	O	S	0	1
			1459	903	256	293	7		
1	Y	197	Total	C	N	O	S	0	1
			1459	903	256	293	7		
1	b	197	Total	C	N	O	S	0	1
			1459	903	256	293	7		
1	e	197	Total	C	N	O	S	0	1
			1459	903	256	293	7		
1	h	197	Total	C	N	O	S	0	1
			1459	903	256	293	7		
1	k	197	Total	C	N	O	S	0	1
			1459	903	256	293	7		
1	n	197	Total	C	N	O	S	0	1
			1459	903	256	293	7		

There are 14 discrepancies between the modelled and reference sequences:

Chain	Residue	Modelled	Actual	Comment	Reference
A	846	ARG	ALA	conflict	UNP Q46705
D	846	ARG	ALA	conflict	UNP Q46705

*Continued on next page...*

*Continued from previous page...*

Chain	Residue	Modelled	Actual	Comment	Reference
G	846	ARG	ALA	conflict	UNP Q46705
J	846	ARG	ALA	conflict	UNP Q46705
M	846	ARG	ALA	conflict	UNP Q46705
P	846	ARG	ALA	conflict	UNP Q46705
S	846	ARG	ALA	conflict	UNP Q46705
V	846	ARG	ALA	conflict	UNP Q46705
Y	846	ARG	ALA	conflict	UNP Q46705
b	846	ARG	ALA	conflict	UNP Q46705
e	846	ARG	ALA	conflict	UNP Q46705
h	846	ARG	ALA	conflict	UNP Q46705
k	846	ARG	ALA	conflict	UNP Q46705
n	846	ARG	ALA	conflict	UNP Q46705

- Molecule 2 is a protein called TRAO PROTEIN.

Mol	Chain	Residues	Atoms					AltConf	Trace
2	B	130	Total	C	N	O	S	0	0
			1034	648	193	190	3		
2	E	130	Total	C	N	O	S	0	0
			1034	648	193	190	3		
2	H	130	Total	C	N	O	S	0	0
			1034	648	193	190	3		
2	K	130	Total	C	N	O	S	0	0
			1034	648	193	190	3		
2	N	130	Total	C	N	O	S	0	0
			1034	648	193	190	3		
2	Q	130	Total	C	N	O	S	0	0
			1034	648	193	190	3		
2	T	130	Total	C	N	O	S	0	0
			1034	648	193	190	3		
2	W	130	Total	C	N	O	S	0	0
			1034	648	193	190	3		
2	Z	130	Total	C	N	O	S	0	0
			1034	648	193	190	3		
2	c	130	Total	C	N	O	S	0	0
			1034	648	193	190	3		
2	f	130	Total	C	N	O	S	0	0
			1034	648	193	190	3		
2	i	130	Total	C	N	O	S	0	0
			1034	648	193	190	3		
2	l	130	Total	C	N	O	S	0	0
			1034	648	193	190	3		

*Continued on next page...*

*Continued from previous page...*

Mol	Chain	Residues	Atoms					AltConf	Trace
2	o	130	Total	C	N	O	S	0	0
			1034	648	193	190	3		

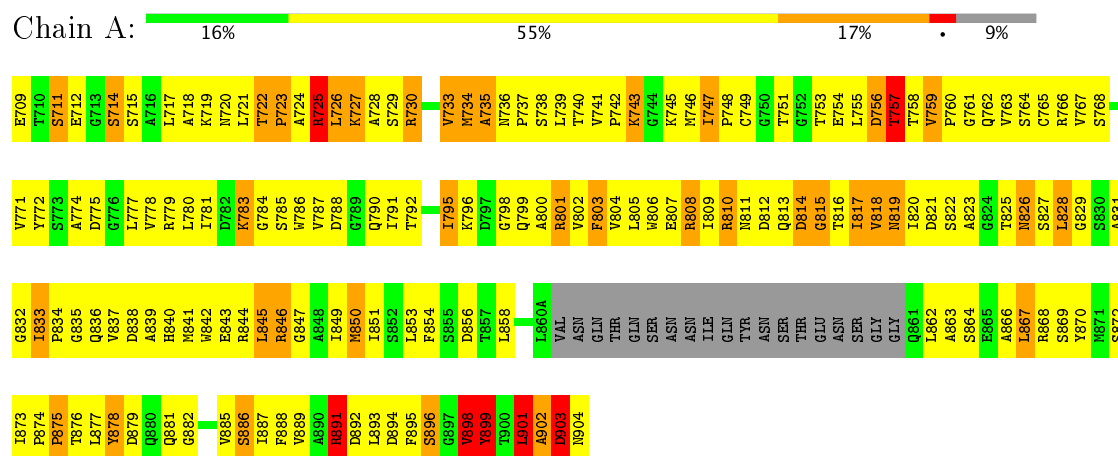
- Molecule 3 is a protein called TRAN PROTEIN.

Mol	Chain	Residues	Atoms					AltConf	Trace
3	C	29	Total	C	N	O	S	0	1
			213	132	37	43	1		
3	F	29	Total	C	N	O	S	0	1
			213	132	37	43	1		
3	I	29	Total	C	N	O	S	0	1
			213	132	37	43	1		
3	L	29	Total	C	N	O	S	0	1
			213	132	37	43	1		
3	O	29	Total	C	N	O	S	0	1
			213	132	37	43	1		
3	R	29	Total	C	N	O	S	0	1
			213	132	37	43	1		
3	U	29	Total	C	N	O	S	0	1
			213	132	37	43	1		
3	X	29	Total	C	N	O	S	0	1
			213	132	37	43	1		
3	a	29	Total	C	N	O	S	0	1
			213	132	37	43	1		
3	d	29	Total	C	N	O	S	0	1
			213	132	37	43	1		
3	g	29	Total	C	N	O	S	0	1
			213	132	37	43	1		
3	j	29	Total	C	N	O	S	0	1
			213	132	37	43	1		
3	m	29	Total	C	N	O	S	0	1
			213	132	37	43	1		
3	p	29	Total	C	N	O	S	0	1
			213	132	37	43	1		

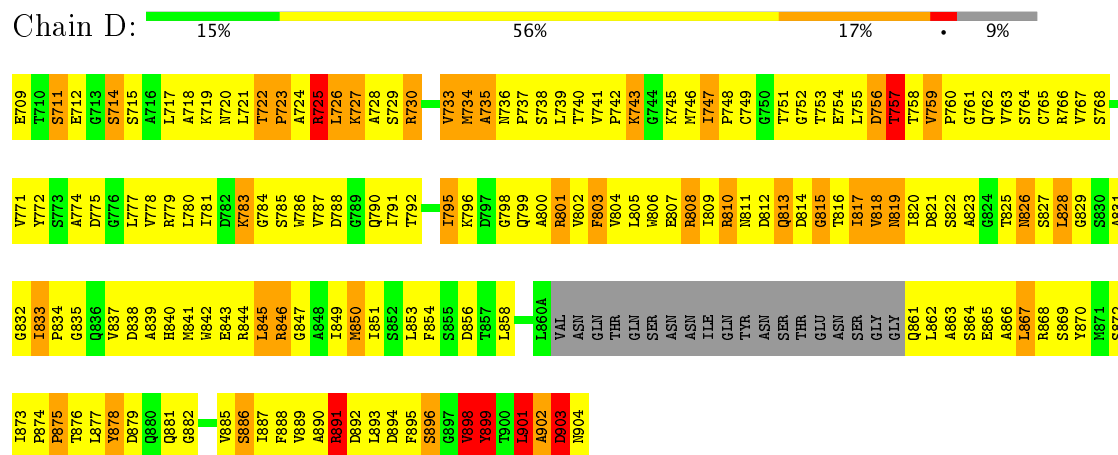
### 3 Residue-property plots

These plots are drawn for all protein, RNA and DNA chains in the entry. The first graphic for a chain summarises the proportions of the various outlier classes displayed in the second graphic. The second graphic shows the sequence view annotated by issues in geometry. Residues are color-coded according to the number of geometric quality criteria for which they contain at least one outlier: green = 0, yellow = 1, orange = 2 and red = 3 or more. Stretches of 2 or more consecutive residues without any outlier are shown as a green connector. Residues present in the sample, but not in the model, are shown in grey.

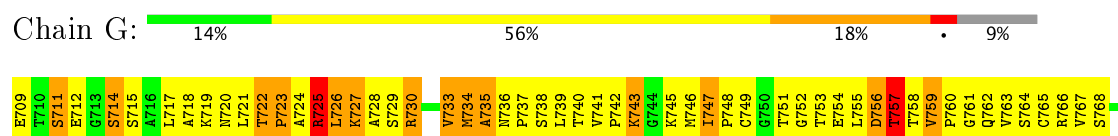
#### • Molecule 1: TRAF PROTEIN



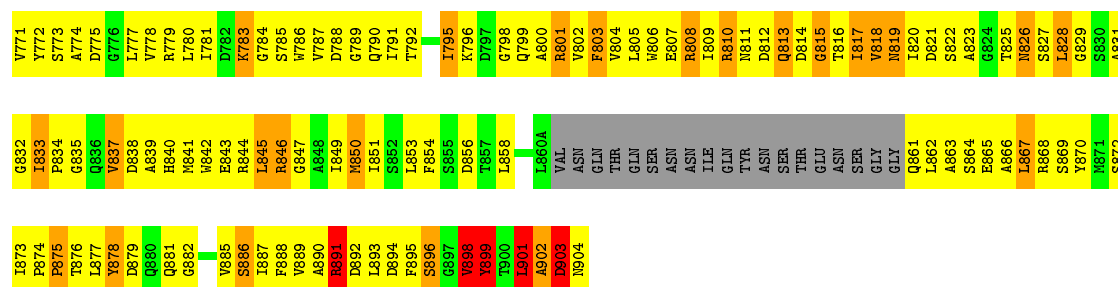
#### • Molecule 1: TRAF PROTEIN



#### • Molecule 1: TRAF PROTEIN

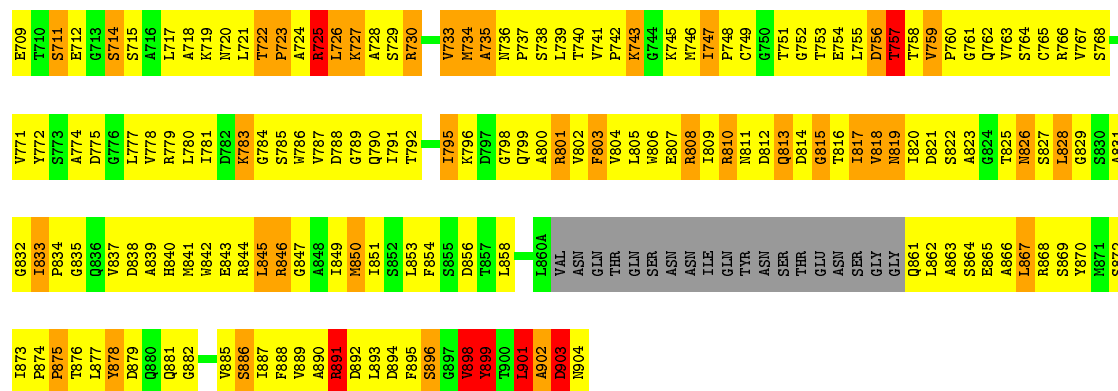






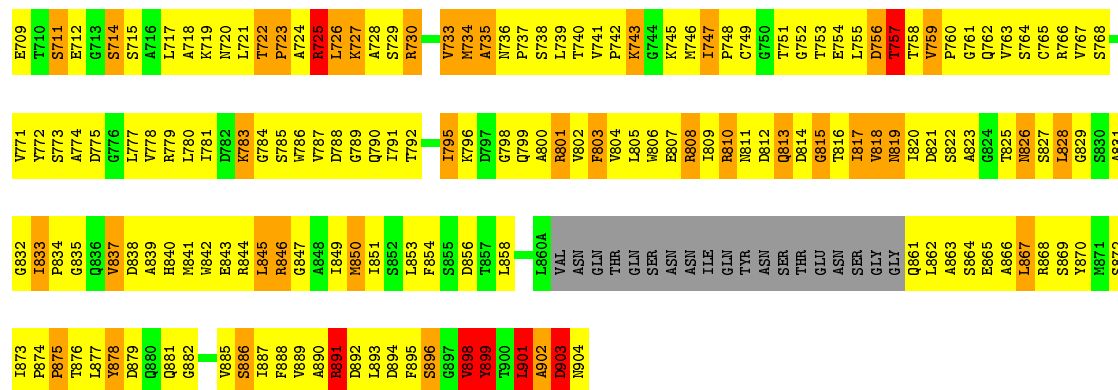
• Molecule 1: TRAF PROTEIN

Chain J: 14% 56% 17% 9%



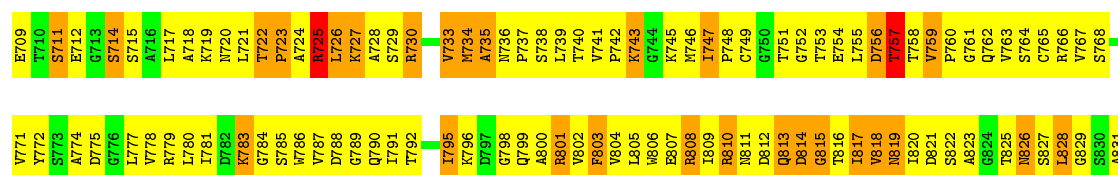
• Molecule 1: TRAF PROTEIN

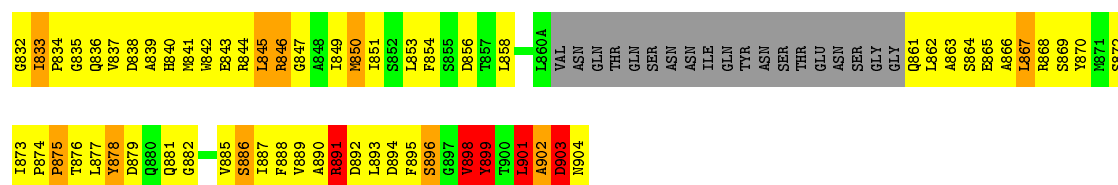
Chain M: 14% 56% 18% 9%



• Molecule 1: TRAF PROTEIN


Chain P: 14% 56% 18% 9%





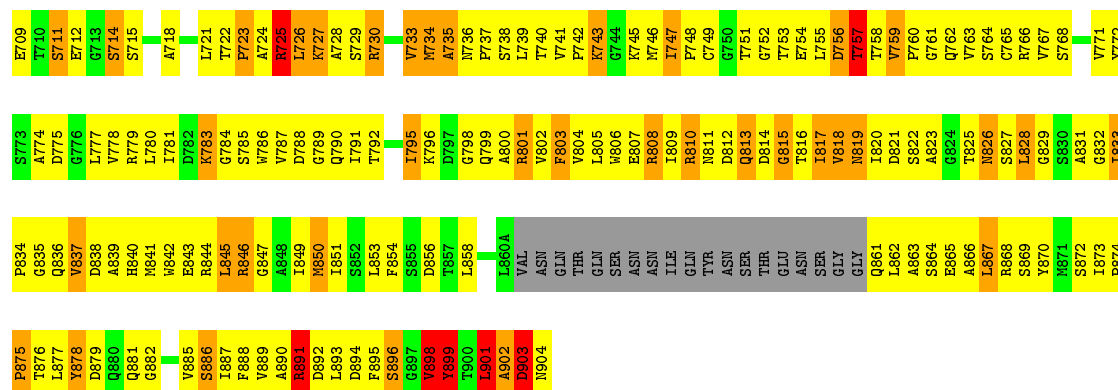
### • Molecule 1: TRAF PROTEIN

Chain S: 14% 56% 18% 9%




### • Molecule 1: TRAF PROTEIN

Chain V: 15% 56% 17% 9%



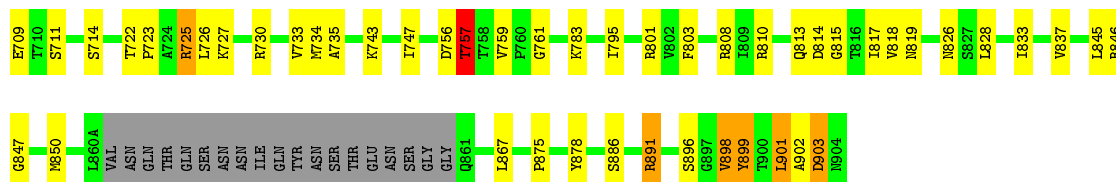
### • Molecule 1: TRAF PROTEIN

Chain Y: 18% 54% 16% 9%

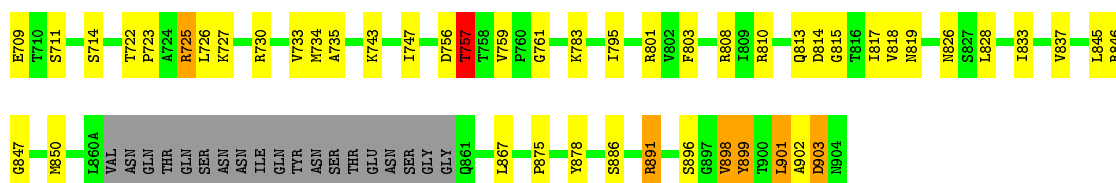




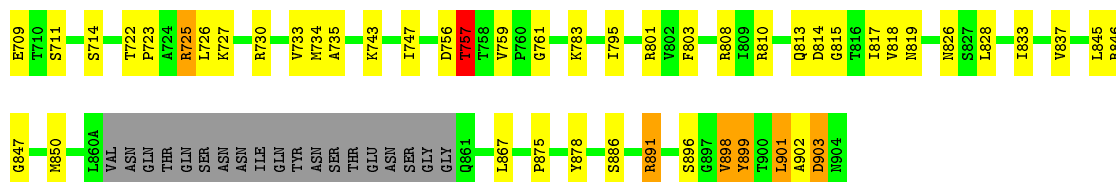
• Molecule 1: TRAF PROTEIN



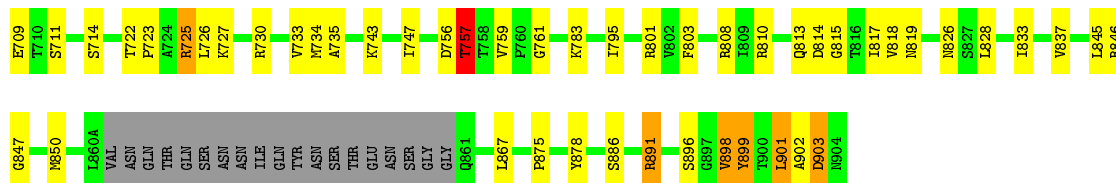
• Molecule 1: TRAF PROTEIN



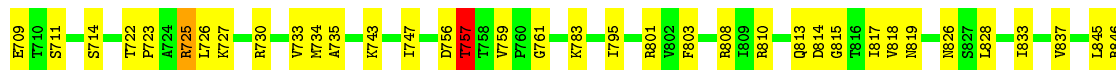
• Molecule 1: TRAF PROTEIN

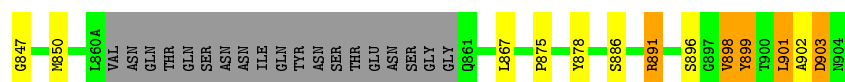


• Molecule 1: TRAF PROTEIN



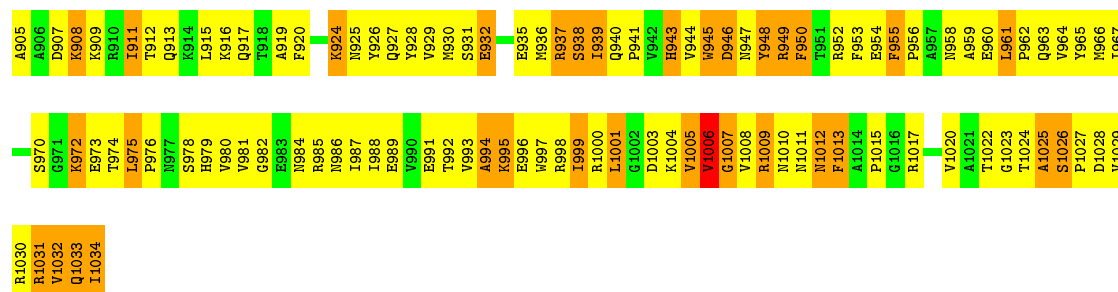
• Molecule 1: TRAF PROTEIN





• Molecule 2: TRAO PROTEIN

Chain B: 18% 56% 25%



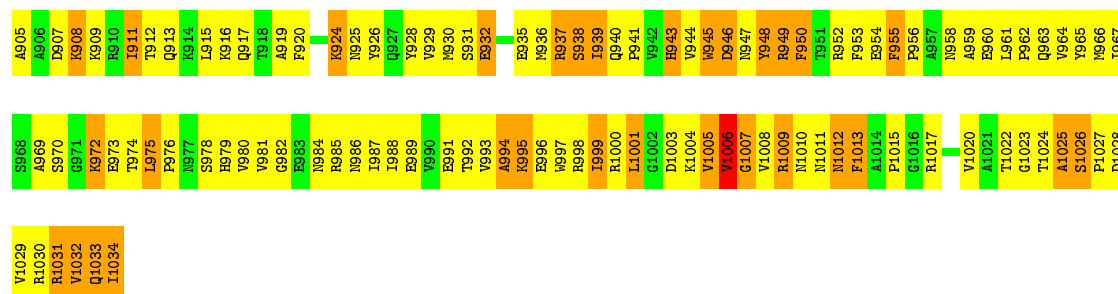
• Molecule 2: TRAO PROTEIN

Chain E: 18% 57% 24%



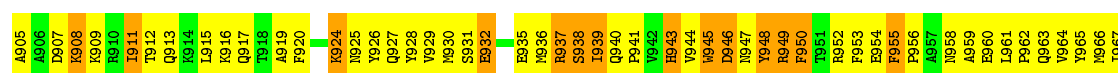
• Molecule 2: TRAO PROTEIN


Chain H: 18% 57% 24%



• Molecule 2: TRAO PROTEIN

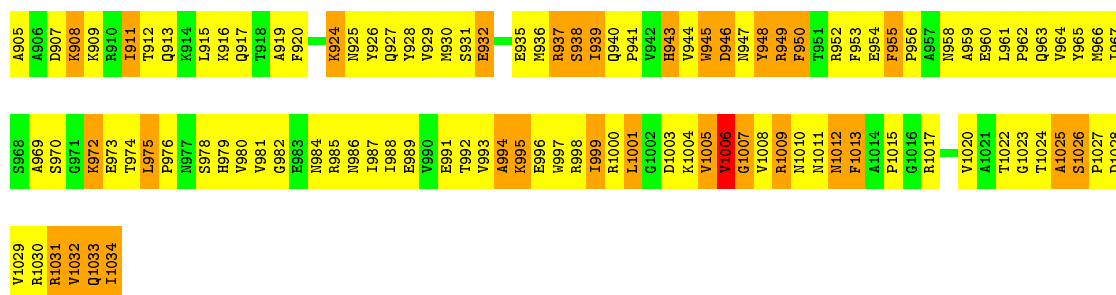
Chain K: 18% 58% 24%





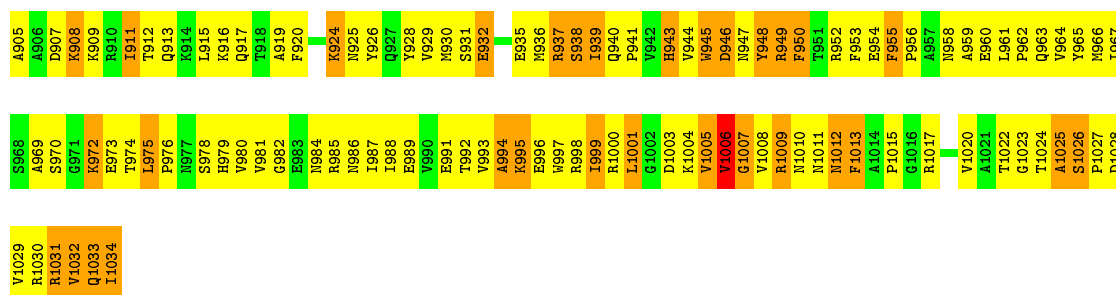
- Molecule 2: TRAO PROTEIN

Chain N: 18% 58% 24%



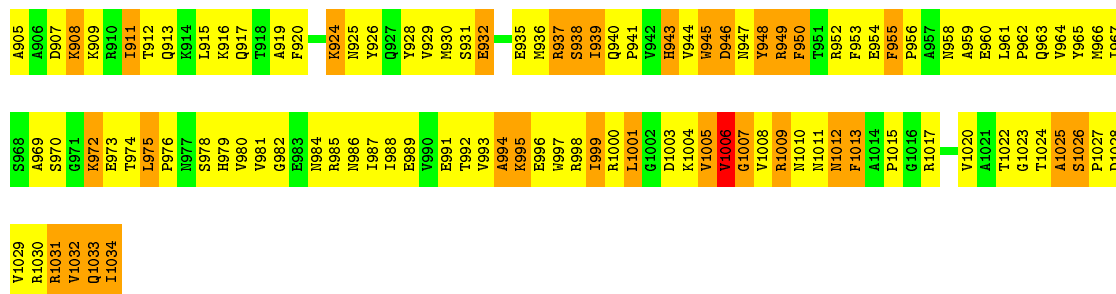
- Molecule 2: TRAO PROTEIN

Chain Q: 18% 57% 24%



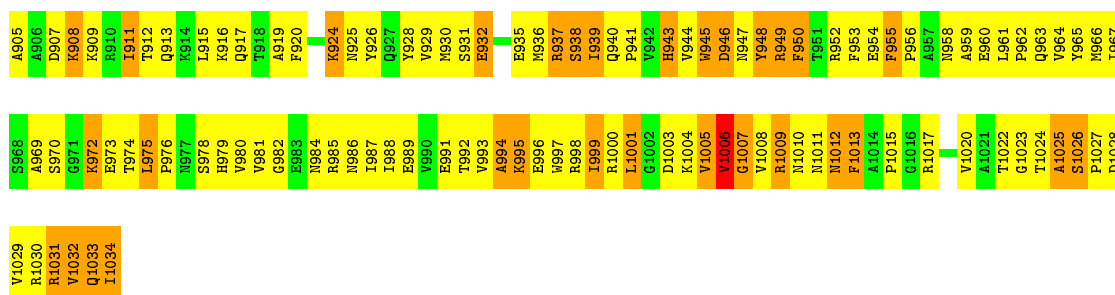
- Molecule 2: TRAO PROTEIN

Chain T: 18% 57% 24%



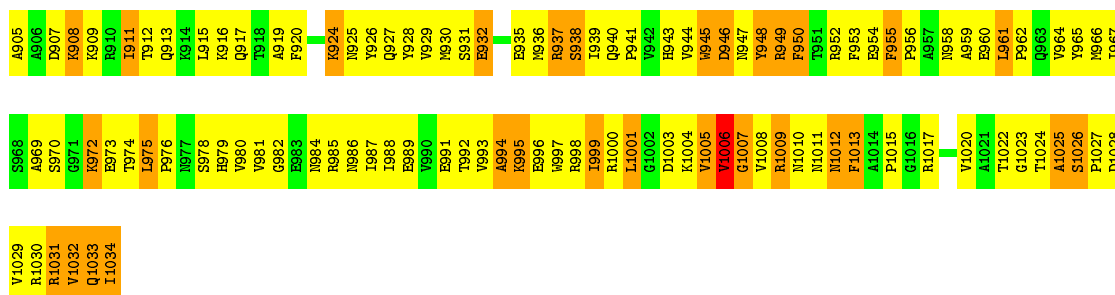
- Molecule 2: TRAO PROTEIN

Chain W: 18% 57% 24%



• Molecule 2: TRAO PROTEIN

Chain Z: 18% 58% 23%



• Molecule 2: TRAO PROTEIN

Chain c: 68% 31%



• Molecule 2: TRAO PROTEIN


Chain f: 68% 31%



• Molecule 2: TRAO PROTEIN


Chain i: 68% 31%






• Molecule 2: TRAO PROTEIN

Chain l: 68% 31%




• Molecule 2: TRAO PROTEIN

Chain o: 68% 31%




• Molecule 3: TRAN PROTEIN

Chain C: 23% 29% 8% 40%




• Molecule 3: TRAN PROTEIN

Chain F: 21% 31% 8% 40%



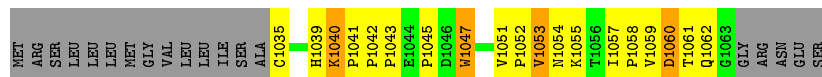
• Molecule 3: TRAN PROTEIN

Chain I: 19% 33% 8% 40%




• Molecule 3: TRAN PROTEIN

Chain L: 21% 31% 8% 40%



- Molecule 3: TRAN PROTEIN

Chain O: 




- Molecule 3: TRAN PROTEIN

Chain R: 




- Molecule 3: TRAN PROTEIN

Chain U: 



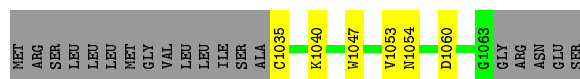
- Molecule 3: TRAN PROTEIN

Chain X: 



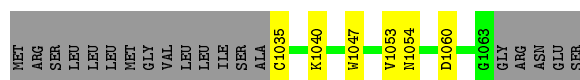
- Molecule 3: TRAN PROTEIN

Chain a: 



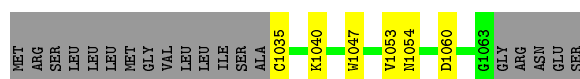
- Molecule 3: TRAN PROTEIN

Chain d: 



- Molecule 3: TRAN PROTEIN

Chain g: 



- Molecule 3: TRAN PROTEIN





MET	ARG	SER	LEU	LEU	LEU	MET	GLY	VAL	LEU	LEU	ILE	SER	ALA	C1035	K1040	H1047	V1053	N1054	D1060	G1063	GLY	ARG	ASN	GLU	SER
-----	-----	-----	-----	-----	-----	-----	-----	-----	-----	-----	-----	-----	-----	-------	-------	-------	-------	-------	-------	-------	-----	-----	-----	-----	-----

• Molecule 3: TRAN PROTEIN



MET	ARG	SER	LEU	LEU	LEU	MET	GLY	VAL	LEU	LEU	ILE	SER	ALA	C1035	K1040	H1047	V1053	N1054	D1060	G1063	GLY	ARG	ASN	GLU	SER
-----	-----	-----	-----	-----	-----	-----	-----	-----	-----	-----	-----	-----	-----	-------	-------	-------	-------	-------	-------	-------	-----	-----	-----	-----	-----

• Molecule 3: TRAN PROTEIN



MET	ARG	SER	LEU	LEU	LEU	MET	GLY	VAL	LEU	LEU	ILE	SER	ALA	C1035	K1040	H1047	V1053	N1054	D1060	G1063	GLY	ARG	ASN	GLU	SER
-----	-----	-----	-----	-----	-----	-----	-----	-----	-----	-----	-----	-----	-----	-------	-------	-------	-------	-------	-------	-------	-----	-----	-----	-----	-----

## 4 Experimental information

Property	Value	Source
Reconstruction method	SINGLE PARTICLE	Depositor
Imposed symmetry	POINT, C14	Depositor
Number of particles used	5430	Depositor
Resolution determination method	Not provided	Depositor
CTF correction method	PHASE FLIPPING, EACH CCD IMAGE	Depositor
Microscope	FEI TECNAI 12	Depositor
Voltage (kV)	200	Depositor
Electron dose ( $e^-/\text{\AA}^2$ )	20	Depositor
Minimum defocus (nm)	1500	Depositor
Maximum defocus (nm)	3500	Depositor
Magnification	68100	Depositor
Image detector	GENERIC GATAN	Depositor

## 5 Model quality ⓘ

### 5.1 Standard geometry ⓘ

The Z score for a bond length (or angle) is the number of standard deviations the observed value is removed from the expected value. A bond length (or angle) with  $|Z| > 5$  is considered an outlier worth inspection. RMSZ is the root-mean-square of all Z scores of the bond lengths (or angles).

Mol	Chain	Bond lengths		Bond angles	
		RMSZ	# Z  >2	RMSZ	# Z  >2
1	A	1.06	0/1480	1.36	6/2007 (0.3%)
1	D	1.06	0/1480	1.36	6/2007 (0.3%)
1	G	1.06	0/1480	1.36	6/2007 (0.3%)
1	J	1.06	0/1480	1.36	6/2007 (0.3%)
1	M	1.06	0/1480	1.36	6/2007 (0.3%)
1	P	1.06	0/1480	1.36	6/2007 (0.3%)
1	S	1.06	0/1480	1.36	6/2007 (0.3%)
1	V	1.06	0/1480	1.36	6/2007 (0.3%)
1	Y	1.06	0/1480	1.36	6/2007 (0.3%)
1	b	1.06	0/1480	1.36	6/2007 (0.3%)
1	e	1.06	0/1480	1.36	6/2007 (0.3%)
1	h	1.06	0/1480	1.36	6/2007 (0.3%)
1	k	1.06	0/1480	1.36	6/2007 (0.3%)
1	n	1.06	0/1480	1.36	6/2007 (0.3%)
2	B	1.11	0/1055	1.37	3/1426 (0.2%)
2	E	1.11	0/1055	1.37	3/1426 (0.2%)
2	H	1.10	0/1055	1.37	3/1426 (0.2%)
2	K	1.11	0/1055	1.37	3/1426 (0.2%)
2	N	1.11	0/1055	1.37	3/1426 (0.2%)
2	Q	1.11	0/1055	1.37	3/1426 (0.2%)
2	T	1.11	0/1055	1.37	3/1426 (0.2%)
2	W	1.11	0/1055	1.37	3/1426 (0.2%)
2	Z	1.11	0/1055	1.37	3/1426 (0.2%)
2	c	1.10	0/1055	1.37	3/1426 (0.2%)
2	f	1.11	0/1055	1.37	3/1426 (0.2%)
2	i	1.11	0/1055	1.37	3/1426 (0.2%)
2	l	1.11	0/1055	1.37	3/1426 (0.2%)
2	o	1.11	0/1055	1.37	3/1426 (0.2%)
3	C	1.06	0/221	1.24	0/307
3	F	1.06	0/221	1.24	0/307
3	I	1.06	0/221	1.24	0/307
3	L	1.05	0/221	1.24	0/307
3	O	1.06	0/221	1.24	0/307
3	R	1.05	0/221	1.24	0/307

Mol	Chain	Bond lengths		Bond angles	
		RMSZ	# Z  >2	RMSZ	# Z  >2
3	U	1.06	0/221	1.24	0/307
3	X	1.06	0/221	1.24	0/307
3	a	1.06	0/221	1.24	0/307
3	d	1.06	0/221	1.24	0/307
3	g	1.05	0/221	1.24	0/307
3	j	1.06	0/221	1.24	0/307
3	m	1.05	0/221	1.24	0/307
3	p	1.06	0/221	1.24	0/307
All	All	1.08	0/38584	1.36	126/52360 (0.2%)

Chiral center outliers are detected by calculating the chiral volume of a chiral center and verifying if the center is modelled as a planar moiety or with the opposite hand. A planarity outlier is detected by checking planarity of atoms in a peptide group, atoms in a mainchain group or atoms of a sidechain that are expected to be planar.

Mol	Chain	#Chirality outliers	#Planarity outliers
1	A	0	5
1	D	0	5
1	G	0	5
1	J	0	5
1	M	0	5
1	P	0	5
1	S	0	5
1	V	0	5
1	Y	0	5
1	b	0	5
1	e	0	5
1	h	0	5
1	k	0	5
1	n	0	5
2	B	0	1
2	E	0	1
2	H	0	1
2	K	0	1
2	N	0	1
2	Q	0	1
2	T	0	1
2	W	0	1
2	Z	0	1
2	c	0	1
2	f	0	1
2	i	0	1

*Continued on next page...*

*Continued from previous page...*

Mol	Chain	#Chirality outliers	#Planarity outliers
2	l	0	1
2	o	0	1
All	All	0	84

There are no bond length outliers.

All (126) bond angle outliers are listed below:

Mol	Chain	Res	Type	Atoms	Z	Observed(°)	Ideal(°)
2	Q	926	TYR	CB-CG-CD1	10.32	127.19	121.00
2	l	926	TYR	CB-CG-CD1	10.32	127.19	121.00
2	H	926	TYR	CB-CG-CD1	10.29	127.18	121.00
2	c	926	TYR	CB-CG-CD1	10.29	127.18	121.00
2	T	926	TYR	CB-CG-CD1	10.29	127.17	121.00
2	o	926	TYR	CB-CG-CD1	10.29	127.17	121.00
2	B	926	TYR	CB-CG-CD1	10.28	127.17	121.00
2	W	926	TYR	CB-CG-CD1	10.28	127.17	121.00
2	E	926	TYR	CB-CG-CD1	10.24	127.15	121.00
2	Z	926	TYR	CB-CG-CD1	10.24	127.15	121.00
2	K	926	TYR	CB-CG-CD1	10.23	127.14	121.00
2	f	926	TYR	CB-CG-CD1	10.23	127.14	121.00
2	N	926	TYR	CB-CG-CD1	10.19	127.11	121.00
2	i	926	TYR	CB-CG-CD1	10.19	127.11	121.00
2	T	926	TYR	CB-CG-CD2	-9.55	115.27	121.00
2	o	926	TYR	CB-CG-CD2	-9.55	115.27	121.00
2	Q	926	TYR	CB-CG-CD2	-9.53	115.28	121.00
2	l	926	TYR	CB-CG-CD2	-9.53	115.28	121.00
2	H	926	TYR	CB-CG-CD2	-9.52	115.29	121.00
2	c	926	TYR	CB-CG-CD2	-9.52	115.29	121.00
2	B	926	TYR	CB-CG-CD2	-9.50	115.30	121.00
2	W	926	TYR	CB-CG-CD2	-9.50	115.30	121.00
2	K	926	TYR	CB-CG-CD2	-9.49	115.31	121.00
2	f	926	TYR	CB-CG-CD2	-9.49	115.31	121.00
2	E	926	TYR	CB-CG-CD2	-9.47	115.32	121.00
2	Z	926	TYR	CB-CG-CD2	-9.47	115.32	121.00
2	N	926	TYR	CB-CG-CD2	-9.46	115.33	121.00
2	i	926	TYR	CB-CG-CD2	-9.46	115.33	121.00
1	J	757	THR	CA-CB-CG2	-6.18	103.75	112.40
1	e	757	THR	CA-CB-CG2	-6.18	103.75	112.40
1	P	757	THR	CA-CB-CG2	-6.15	103.79	112.40
1	k	757	THR	CA-CB-CG2	-6.15	103.79	112.40
1	G	757	THR	CA-CB-CG2	-6.14	103.80	112.40
1	S	757	THR	CA-CB-CG2	-6.14	103.80	112.40

*Continued on next page...*

*Continued from previous page...*

Mol	Chain	Res	Type	Atoms	Z	Observed(°)	Ideal(°)
1	b	757	THR	CA-CB-CG2	-6.14	103.80	112.40
1	n	757	THR	CA-CB-CG2	-6.14	103.80	112.40
1	A	757	THR	CA-CB-CG2	-6.14	103.81	112.40
1	V	757	THR	CA-CB-CG2	-6.14	103.81	112.40
1	M	757	THR	CA-CB-CG2	-6.12	103.83	112.40
1	h	757	THR	CA-CB-CG2	-6.12	103.83	112.40
1	D	757	THR	CA-CB-CG2	-6.11	103.84	112.40
1	Y	757	THR	CA-CB-CG2	-6.11	103.84	112.40
1	M	899	TYR	CA-CB-CG	-5.53	102.90	113.40
1	S	899	TYR	CA-CB-CG	-5.53	102.90	113.40
1	h	899	TYR	CA-CB-CG	-5.53	102.90	113.40
1	n	899	TYR	CA-CB-CG	-5.53	102.90	113.40
1	J	899	TYR	CA-CB-CG	-5.52	102.90	113.40
1	e	899	TYR	CA-CB-CG	-5.52	102.90	113.40
1	A	899	TYR	CA-CB-CG	-5.52	102.91	113.40
1	V	899	TYR	CA-CB-CG	-5.52	102.91	113.40
1	D	899	TYR	CA-CB-CG	-5.52	102.91	113.40
1	G	899	TYR	CA-CB-CG	-5.52	102.91	113.40
1	Y	899	TYR	CA-CB-CG	-5.52	102.91	113.40
1	b	899	TYR	CA-CB-CG	-5.52	102.91	113.40
1	P	899	TYR	CA-CB-CG	-5.50	102.94	113.40
1	k	899	TYR	CA-CB-CG	-5.50	102.94	113.40
1	G	891	ARG	NE-CZ-NH1	5.49	123.05	120.30
1	b	891	ARG	NE-CZ-NH1	5.49	123.05	120.30
1	P	891	ARG	NE-CZ-NH1	5.49	123.04	120.30
1	k	891	ARG	NE-CZ-NH1	5.49	123.04	120.30
1	M	891	ARG	NE-CZ-NH1	5.48	123.04	120.30
1	h	891	ARG	NE-CZ-NH1	5.48	123.04	120.30
1	A	891	ARG	NE-CZ-NH1	5.47	123.03	120.30
1	S	891	ARG	NE-CZ-NH1	5.47	123.03	120.30
1	V	891	ARG	NE-CZ-NH1	5.47	123.03	120.30
1	n	891	ARG	NE-CZ-NH1	5.47	123.03	120.30
1	M	903	ASP	CB-CG-OD1	5.46	123.21	118.30
1	h	903	ASP	CB-CG-OD1	5.46	123.21	118.30
1	S	903	ASP	CB-CG-OD1	5.45	123.21	118.30
1	n	903	ASP	CB-CG-OD1	5.45	123.21	118.30
1	D	891	ARG	NE-CZ-NH1	5.45	123.03	120.30
1	G	903	ASP	CB-CG-OD1	5.45	123.20	118.30
1	Y	891	ARG	NE-CZ-NH1	5.45	123.03	120.30
1	b	903	ASP	CB-CG-OD1	5.45	123.20	118.30
1	A	903	ASP	CB-CG-OD1	5.45	123.20	118.30
1	V	903	ASP	CB-CG-OD1	5.45	123.20	118.30

*Continued on next page...*

*Continued from previous page...*

Mol	Chain	Res	Type	Atoms	Z	Observed(°)	Ideal(°)
1	J	891	ARG	NE-CZ-NH1	5.43	123.02	120.30
1	e	891	ARG	NE-CZ-NH1	5.43	123.02	120.30
1	D	903	ASP	CB-CG-OD1	5.43	123.19	118.30
1	Y	903	ASP	CB-CG-OD1	5.43	123.19	118.30
1	J	903	ASP	CB-CG-OD1	5.43	123.19	118.30
1	e	903	ASP	CB-CG-OD1	5.43	123.19	118.30
1	P	903	ASP	CB-CG-OD1	5.43	123.18	118.30
1	k	903	ASP	CB-CG-OD1	5.43	123.18	118.30
2	Q	1034	ILE	CB-CA-C	-5.18	101.24	111.60
2	l	1034	ILE	CB-CA-C	-5.18	101.24	111.60
1	J	899	TYR	CB-CG-CD1	-5.17	117.90	121.00
1	e	899	TYR	CB-CG-CD1	-5.17	117.90	121.00
2	H	1034	ILE	CB-CA-C	-5.17	101.26	111.60
2	c	1034	ILE	CB-CA-C	-5.17	101.26	111.60
2	E	1034	ILE	CB-CA-C	-5.16	101.27	111.60
2	Z	1034	ILE	CB-CA-C	-5.16	101.27	111.60
2	B	1034	ILE	CB-CA-C	-5.16	101.28	111.60
2	W	1034	ILE	CB-CA-C	-5.16	101.28	111.60
2	N	1034	ILE	CB-CA-C	-5.15	101.30	111.60
2	T	1034	ILE	CB-CA-C	-5.15	101.30	111.60
2	i	1034	ILE	CB-CA-C	-5.15	101.30	111.60
2	o	1034	ILE	CB-CA-C	-5.15	101.30	111.60
2	K	1034	ILE	CB-CA-C	-5.14	101.31	111.60
1	P	899	TYR	CB-CG-CD1	-5.14	117.91	121.00
1	S	899	TYR	CB-CG-CD1	-5.14	117.91	121.00
2	f	1034	ILE	CB-CA-C	-5.14	101.31	111.60
1	k	899	TYR	CB-CG-CD1	-5.14	117.91	121.00
1	n	899	TYR	CB-CG-CD1	-5.14	117.91	121.00
1	A	899	TYR	CB-CG-CD1	-5.14	117.92	121.00
1	V	899	TYR	CB-CG-CD1	-5.14	117.92	121.00
1	M	899	TYR	CB-CG-CD1	-5.14	117.92	121.00
1	h	899	TYR	CB-CG-CD1	-5.14	117.92	121.00
1	G	899	TYR	CB-CG-CD1	-5.13	117.92	121.00
1	b	899	TYR	CB-CG-CD1	-5.13	117.92	121.00
1	D	899	TYR	CB-CG-CD1	-5.08	117.95	121.00
1	Y	899	TYR	CB-CG-CD1	-5.08	117.95	121.00
1	S	896	SER	N-CA-CB	5.06	118.09	110.50
1	n	896	SER	N-CA-CB	5.06	118.09	110.50
1	P	896	SER	N-CA-CB	5.06	118.08	110.50
1	k	896	SER	N-CA-CB	5.06	118.08	110.50
1	G	896	SER	N-CA-CB	5.05	118.08	110.50
1	b	896	SER	N-CA-CB	5.05	118.08	110.50

*Continued on next page...*

*Continued from previous page...*

Mol	Chain	Res	Type	Atoms	Z	Observed(°)	Ideal(°)
1	A	896	SER	N-CA-CB	5.04	118.06	110.50
1	V	896	SER	N-CA-CB	5.04	118.06	110.50
1	D	896	SER	N-CA-CB	5.04	118.06	110.50
1	Y	896	SER	N-CA-CB	5.04	118.06	110.50
1	M	896	SER	N-CA-CB	5.04	118.06	110.50
1	h	896	SER	N-CA-CB	5.04	118.06	110.50
1	J	896	SER	N-CA-CB	5.01	118.02	110.50
1	e	896	SER	N-CA-CB	5.01	118.02	110.50

There are no chirality outliers.

All (84) planarity outliers are listed below:

Mol	Chain	Res	Type	Group
1	A	725	ARG	Peptide
1	A	757	THR	Peptide
1	A	761	GLY	Peptide
1	A	901	LEU	Peptide
1	A	903	ASP	Peptide
2	B	1031	ARG	Sidechain
1	D	725	ARG	Peptide
1	D	757	THR	Peptide
1	D	761	GLY	Peptide
1	D	901	LEU	Peptide
1	D	903	ASP	Peptide
2	E	1031	ARG	Sidechain
1	G	725	ARG	Peptide
1	G	757	THR	Peptide
1	G	761	GLY	Peptide
1	G	901	LEU	Peptide
1	G	903	ASP	Peptide
2	H	1031	ARG	Sidechain
1	J	725	ARG	Peptide
1	J	757	THR	Peptide
1	J	761	GLY	Peptide
1	J	901	LEU	Peptide
1	J	903	ASP	Peptide
2	K	1031	ARG	Sidechain
1	M	725	ARG	Peptide
1	M	757	THR	Peptide
1	M	761	GLY	Peptide
1	M	901	LEU	Peptide
1	M	903	ASP	Peptide

*Continued on next page...*



*Continued from previous page...*

Mol	Chain	Res	Type	Group
2	N	1031	ARG	Sidechain
1	P	725	ARG	Peptide
1	P	757	THR	Peptide
1	P	761	GLY	Peptide
1	P	901	LEU	Peptide
1	P	903	ASP	Peptide
2	Q	1031	ARG	Sidechain
1	S	725	ARG	Peptide
1	S	757	THR	Peptide
1	S	761	GLY	Peptide
1	S	901	LEU	Peptide
1	S	903	ASP	Peptide
2	T	1031	ARG	Sidechain
1	V	725	ARG	Peptide
1	V	757	THR	Peptide
1	V	761	GLY	Peptide
1	V	901	LEU	Peptide
1	V	903	ASP	Peptide
2	W	1031	ARG	Sidechain
1	Y	725	ARG	Peptide
1	Y	757	THR	Peptide
1	Y	761	GLY	Peptide
1	Y	901	LEU	Peptide
1	Y	903	ASP	Peptide
2	Z	1031	ARG	Sidechain
1	b	725	ARG	Peptide
1	b	757	THR	Peptide
1	b	761	GLY	Peptide
1	b	901	LEU	Peptide
1	b	903	ASP	Peptide
2	c	1031	ARG	Sidechain
1	e	725	ARG	Peptide
1	e	757	THR	Peptide
1	e	761	GLY	Peptide
1	e	901	LEU	Peptide
1	e	903	ASP	Peptide
2	f	1031	ARG	Sidechain
1	h	725	ARG	Peptide
1	h	757	THR	Peptide
1	h	761	GLY	Peptide
1	h	901	LEU	Peptide
1	h	903	ASP	Peptide

*Continued on next page...*

*Continued from previous page...*

Mol	Chain	Res	Type	Group
2	i	1031	ARG	Sidechain
1	k	725	ARG	Peptide
1	k	757	THR	Peptide
1	k	761	GLY	Peptide
1	k	901	LEU	Peptide
1	k	903	ASP	Peptide
2	l	1031	ARG	Sidechain
1	n	725	ARG	Peptide
1	n	757	THR	Peptide
1	n	761	GLY	Peptide
1	n	901	LEU	Peptide
1	n	903	ASP	Peptide
2	o	1031	ARG	Sidechain

## 5.2 Too-close contacts ⓘ

In the following table, the Non-H and H(model) columns list the number of non-hydrogen atoms and hydrogen atoms in the chain respectively. The H(added) column lists the number of hydrogen atoms added and optimized by MolProbity. The Clashes column lists the number of clashes within the asymmetric unit, whereas Symm-Clashes lists symmetry related clashes.

Mol	Chain	Non-H	H(model)	H(added)	Clashes	Symm-Clashes
1	A	1459	0	1440	446	0
1	D	1459	0	1440	529	0
1	G	1459	0	1440	602	0
1	J	1459	0	1440	603	0
1	M	1459	0	1440	599	0
1	P	1459	0	1440	604	0
1	S	1459	0	1440	602	0
1	V	1459	0	1440	526	0
1	Y	1459	0	1440	458	0
1	b	1459	0	1440	0	0
1	e	1459	0	1440	0	0
1	h	1459	0	1440	0	0
1	k	1459	0	1440	0	0
1	n	1459	0	1440	0	0
2	B	1034	0	1032	205	0
2	E	1034	0	1032	206	0
2	H	1034	0	1032	202	0
2	K	1034	0	1032	204	0
2	N	1034	0	1032	203	0
2	Q	1034	0	1032	201	0

*Continued on next page...*

*Continued from previous page...*

Mol	Chain	Non-H	H(model)	H(added)	Clashes	Symm-Clashes
2	T	1034	0	1032	203	0
2	W	1034	0	1032	208	0
2	Z	1034	0	1032	181	0
2	c	1034	0	1032	0	0
2	f	1034	0	1032	0	0
2	i	1034	0	1032	0	0
2	l	1034	0	1032	0	0
2	o	1034	0	1032	0	0
3	C	213	0	200	35	0
3	F	213	0	200	34	0
3	I	213	0	200	36	0
3	L	213	0	200	36	0
3	O	213	0	200	34	0
3	R	213	0	200	34	0
3	U	213	0	200	37	0
3	X	213	0	200	35	0
3	a	213	0	200	0	0
3	d	213	0	200	0	0
3	g	213	0	200	0	0
3	j	213	0	200	0	0
3	m	213	0	200	0	0
3	p	213	0	200	0	0
All	All	37884	0	37408	5379	0

The all-atom clashscore is defined as the number of clashes found per 1000 atoms (including hydrogen atoms). The all-atom clashscore for this structure is 117.

All (5379) close contacts within the same asymmetric unit are listed below, sorted by their clash magnitude.

Atom-1	Atom-2	Interatomic distance (Å)	Clash overlap (Å)
1:P:725:ARG:CZ	1:V:808:ARG:HG3	1.33	1.48
1:S:725:ARG:CZ	1:Y:808:ARG:HG3	1.33	1.46
1:S:725:ARG:NH1	1:Y:808:ARG:CG	1.77	1.46
1:D:721:LEU:HD23	1:J:805:LEU:CB	1.47	1.45
1:J:721:LEU:CD2	1:P:805:LEU:HA	0.98	1.45
1:A:721:LEU:HD23	1:G:805:LEU:CB	1.47	1.45
1:G:721:LEU:HD23	1:M:805:LEU:CB	1.47	1.45
1:P:725:ARG:NH1	1:V:808:ARG:CG	1.77	1.45
1:G:725:ARG:NH1	1:M:808:ARG:CG	1.77	1.45
1:G:721:LEU:CD2	1:M:805:LEU:HA	0.98	1.45
1:J:721:LEU:HD23	1:P:805:LEU:CB	1.47	1.45

*Continued on next page...*

*Continued from previous page...*

Atom-1	Atom-2	Interatomic distance (Å)	Clash overlap (Å)
1:S:721:LEU:CD2	1:Y:805:LEU:HA	0.98	1.45
1:A:725:ARG:NH1	1:G:808:ARG:CG	1.77	1.44
1:M:721:LEU:CD2	1:S:805:LEU:HA	0.98	1.44
1:M:721:LEU:HD23	1:S:805:LEU:CB	1.47	1.44
1:P:721:LEU:CD2	1:V:805:LEU:HA	0.98	1.44
1:J:725:ARG:NH1	1:P:808:ARG:CG	1.77	1.43
1:D:725:ARG:NH1	1:J:808:ARG:CG	1.77	1.43
1:P:721:LEU:HD23	1:V:805:LEU:CB	1.47	1.43
1:D:721:LEU:CD2	1:J:805:LEU:HA	0.98	1.43
1:M:725:ARG:NH1	1:S:808:ARG:CG	1.77	1.43
1:A:721:LEU:CD2	1:G:805:LEU:HA	0.98	1.42
1:S:721:LEU:HD23	1:Y:805:LEU:CB	1.47	1.42
1:S:721:LEU:HD23	1:Y:805:LEU:CA	0.91	1.39
1:P:721:LEU:HD23	1:V:805:LEU:CA	0.91	1.39
1:D:721:LEU:HD23	1:J:805:LEU:CA	0.91	1.39
1:G:721:LEU:HD23	1:M:805:LEU:CA	0.91	1.39
1:A:725:ARG:CZ	1:G:808:ARG:CG	1.96	1.39
1:J:721:LEU:HD23	1:P:805:LEU:CA	0.91	1.39
1:M:721:LEU:HD23	1:S:805:LEU:CA	0.91	1.39
1:A:721:LEU:HD23	1:G:805:LEU:CA	0.91	1.39
1:D:725:ARG:CZ	1:J:808:ARG:CG	1.96	1.39
1:A:725:ARG:CZ	1:G:808:ARG:HG3	1.33	1.34
1:S:720:ASN:ND2	1:Y:790:GLN:OE1	1.60	1.33
1:S:725:ARG:CZ	1:Y:808:ARG:CG	1.96	1.32
1:D:725:ARG:CZ	1:J:808:ARG:HG3	1.33	1.32
1:M:720:ASN:ND2	1:S:790:GLN:OE1	1.60	1.32
1:G:720:ASN:ND2	1:M:790:GLN:OE1	1.60	1.31
1:D:720:ASN:ND2	1:J:790:GLN:OE1	1.60	1.31
1:P:725:ARG:CZ	1:V:808:ARG:CG	1.96	1.30
1:P:720:ASN:ND2	1:V:790:GLN:OE1	1.60	1.30
1:G:725:ARG:CZ	1:M:808:ARG:HG3	1.33	1.30
1:A:720:ASN:ND2	1:G:790:GLN:OE1	1.60	1.30
1:D:828:LEU:HD13	1:G:754:GLU:OE1	1.30	1.28
1:J:720:ASN:ND2	1:P:790:GLN:OE1	1.60	1.28
1:G:828:LEU:HD13	1:J:754:GLU:OE1	1.30	1.28
1:A:828:LEU:HD13	1:D:754:GLU:OE1	1.30	1.28
1:J:725:ARG:CZ	1:P:808:ARG:HG3	1.33	1.28
1:M:725:ARG:CZ	1:S:808:ARG:CG	1.96	1.27
1:S:828:LEU:HD13	1:V:754:GLU:OE1	1.30	1.27
1:J:828:LEU:HD13	1:M:754:GLU:OE1	1.30	1.27
1:V:828:LEU:HD13	1:Y:754:GLU:OE1	1.30	1.26

*Continued on next page...*

*Continued from previous page...*

Atom-1	Atom-2	Interatomic distance (Å)	Clash overlap (Å)
1:P:828:LEU:HD13	1:S:754:GLU:OE1	1.30	1.26
1:M:725:ARG:CZ	1:S:808:ARG:HG3	1.33	1.26
1:M:828:LEU:HD13	1:P:754:GLU:OE1	1.30	1.25
1:J:725:ARG:CZ	1:P:808:ARG:CG	1.96	1.24
1:P:729:SER:OG	1:S:818:VAL:HG22	1.39	1.22
1:G:725:ARG:CZ	1:M:808:ARG:CG	1.96	1.22
1:M:729:SER:OG	1:P:818:VAL:HG22	1.39	1.22
1:S:729:SER:OG	1:V:818:VAL:HG22	1.39	1.22
1:J:729:SER:OG	1:M:818:VAL:HG22	1.39	1.21
1:V:729:SER:OG	1:Y:818:VAL:HG22	1.39	1.21
1:G:729:SER:OG	1:J:818:VAL:HG22	1.39	1.20
2:B:980:VAL:HG13	1:D:766:ARG:NH1	1.58	1.19
2:E:980:VAL:HG13	1:G:766:ARG:NH1	1.58	1.19
1:D:742:PRO:HG2	1:G:810:ARG:NH1	1.58	1.19
2:H:980:VAL:HG13	1:J:766:ARG:NH1	1.58	1.19
1:S:742:PRO:HG2	1:V:810:ARG:NH1	1.58	1.19
2:Q:980:VAL:HG13	1:S:766:ARG:NH1	1.58	1.19
1:A:742:PRO:HG2	1:D:810:ARG:NH1	1.58	1.18
1:D:729:SER:OG	1:G:818:VAL:HG22	1.39	1.18
2:K:980:VAL:HG13	1:M:766:ARG:NH1	1.58	1.18
1:A:729:SER:OG	1:D:818:VAL:HG22	1.39	1.18
1:G:742:PRO:HG2	1:J:810:ARG:NH1	1.58	1.18
2:N:980:VAL:HG13	1:P:766:ARG:NH1	1.58	1.18
1:V:742:PRO:HG2	1:Y:810:ARG:NH1	1.58	1.17
1:P:742:PRO:HG2	1:S:810:ARG:NH1	1.58	1.17
1:M:742:PRO:HG2	1:P:810:ARG:NH1	1.58	1.17
1:D:725:ARG:NH1	1:J:808:ARG:HG3	0.84	1.17
1:P:725:ARG:NH1	1:V:808:ARG:HG3	0.84	1.17
1:G:725:ARG:NH1	1:M:808:ARG:HG3	0.84	1.17
1:S:725:ARG:NH1	1:Y:808:ARG:HG3	0.84	1.16
1:A:725:ARG:NH1	1:G:808:ARG:HG3	0.84	1.16
1:D:721:LEU:HD22	1:J:805:LEU:HA	1.17	1.16
2:T:980:VAL:HG13	1:V:766:ARG:NH1	1.58	1.16
2:W:980:VAL:HG13	1:Y:766:ARG:NH1	1.58	1.16
1:M:725:ARG:NH1	1:S:808:ARG:HG3	0.84	1.16
1:J:742:PRO:HG2	1:M:810:ARG:NH1	1.58	1.16
1:J:725:ARG:NH1	1:P:808:ARG:HG3	0.84	1.16
1:G:721:LEU:HD22	1:M:805:LEU:HA	1.17	1.15
1:A:721:LEU:HD22	1:G:805:LEU:HA	1.17	1.14
1:S:721:LEU:O	1:Y:807:GLU:N	1.72	1.14
1:P:721:LEU:HD22	1:V:805:LEU:HA	1.17	1.14

*Continued on next page...*

*Continued from previous page...*

Atom-1	Atom-2	Interatomic distance (Å)	Clash overlap (Å)
1:P:721:LEU:O	1:V:807:GLU:N	1.72	1.14
1:A:856:ASP:OD1	1:D:858:LEU:HD22	1.48	1.13
1:D:856:ASP:OD1	1:G:858:LEU:HD22	1.48	1.13
1:G:856:ASP:OD1	1:J:858:LEU:HD22	1.48	1.13
1:S:721:LEU:HD22	1:Y:805:LEU:HA	1.17	1.13
1:J:856:ASP:OD1	1:M:858:LEU:HD22	1.48	1.13
1:M:721:LEU:O	1:S:807:GLU:N	1.72	1.12
1:M:856:ASP:OD1	1:P:858:LEU:HD22	1.48	1.12
2:K:954:GLU:HA	2:K:987:ILE:HG12	1.29	1.11
2:Q:954:GLU:HA	2:Q:987:ILE:HG12	1.29	1.11
1:M:721:LEU:HD22	1:S:805:LEU:HA	1.17	1.11
1:J:721:LEU:O	1:P:807:GLU:N	1.72	1.11
1:P:856:ASP:OD1	1:S:858:LEU:HD22	1.48	1.11
1:A:735:ALA:HB3	1:A:739:LEU:HD12	1.33	1.10
1:G:711:SER:HB3	1:G:714:SER:HB2	1.26	1.10
1:M:721:LEU:O	1:S:805:LEU:O	1.69	1.10
1:P:721:LEU:O	1:V:805:LEU:O	1.69	1.10
1:M:711:SER:HB3	1:M:714:SER:HB2	1.26	1.10
1:D:735:ALA:HB3	1:D:739:LEU:HD12	1.33	1.10
1:J:721:LEU:HD22	1:P:805:LEU:HA	1.17	1.10
1:J:721:LEU:O	1:P:805:LEU:O	1.69	1.10
1:S:721:LEU:O	1:Y:805:LEU:O	1.69	1.10
1:S:856:ASP:OD1	1:V:858:LEU:HD22	1.48	1.10
1:Y:711:SER:HB3	1:Y:714:SER:HB2	1.26	1.09
1:G:721:LEU:O	1:M:805:LEU:O	1.69	1.09
1:D:711:SER:HB3	1:D:714:SER:HB2	1.26	1.09
1:G:735:ALA:HB3	1:G:739:LEU:HD12	1.33	1.09
1:V:856:ASP:OD1	1:Y:858:LEU:HD22	1.48	1.09
1:G:721:LEU:O	1:M:807:GLU:N	1.72	1.09
1:J:711:SER:HB3	1:J:714:SER:HB2	1.26	1.09
1:V:711:SER:HB3	1:V:714:SER:HB2	1.26	1.09
2:N:929:VAL:HG22	2:N:1009:ARG:HG2	1.35	1.09
1:A:721:LEU:O	1:G:807:GLU:N	1.72	1.08
1:D:721:LEU:O	1:J:807:GLU:N	1.72	1.08
1:J:735:ALA:HB3	1:J:739:LEU:HD12	1.33	1.08
2:K:929:VAL:HG22	2:K:1009:ARG:HG2	1.35	1.08
1:D:721:LEU:O	1:J:805:LEU:O	1.69	1.08
1:M:735:ALA:HB3	1:M:739:LEU:HD12	1.33	1.08
2:Q:929:VAL:HG22	2:Q:1009:ARG:HG2	1.35	1.08
1:P:711:SER:HB3	1:P:714:SER:HB2	1.26	1.08
2:H:929:VAL:HG22	2:H:1009:ARG:HG2	1.35	1.08

*Continued on next page...*

*Continued from previous page...*

Atom-1	Atom-2	Interatomic distance (Å)	Clash overlap (Å)
2:B:929:VAL:HG22	2:B:1009:ARG:HG2	1.35	1.08
2:T:929:VAL:HG22	2:T:1009:ARG:HG2	1.35	1.08
2:Z:929:VAL:HG22	2:Z:1009:ARG:HG2	1.35	1.08
2:W:929:VAL:HG22	2:W:1009:ARG:HG2	1.35	1.08
2:E:929:VAL:HG22	2:E:1009:ARG:HG2	1.35	1.08
2:Z:954:GLU:HA	2:Z:987:ILE:HG12	1.29	1.08
1:P:735:ALA:HB3	1:P:739:LEU:HD12	1.33	1.07
1:A:721:LEU:O	1:G:805:LEU:O	1.69	1.07
2:E:954:GLU:HA	2:E:987:ILE:HG12	1.29	1.07
2:W:954:GLU:HA	2:W:987:ILE:HG12	1.29	1.07
1:S:711:SER:HB3	1:S:714:SER:HB2	1.26	1.07
1:A:711:SER:HB3	1:A:714:SER:HB2	1.26	1.07
2:B:954:GLU:HA	2:B:987:ILE:HG12	1.29	1.07
1:S:735:ALA:HB3	1:S:739:LEU:HD12	1.33	1.06
1:V:726:LEU:HD12	1:Y:890:ALA:HB3	1.38	1.06
1:G:726:LEU:HB3	1:J:891:ARG:NH1	1.71	1.06
1:D:726:LEU:HB3	1:G:891:ARG:NH1	1.71	1.06
1:A:726:LEU:HB3	1:D:891:ARG:NH1	1.71	1.06
1:J:726:LEU:HB3	1:M:891:ARG:NH1	1.71	1.06
1:V:735:ALA:HB3	1:V:739:LEU:HD12	1.33	1.06
2:T:954:GLU:HA	2:T:987:ILE:HG12	1.29	1.05
1:A:729:SER:OG	1:D:818:VAL:CG2	2.04	1.05
1:M:726:LEU:HB3	1:P:891:ARG:NH1	1.71	1.05
1:V:729:SER:OG	1:Y:818:VAL:CG2	2.04	1.05
1:D:729:SER:OG	1:G:818:VAL:CG2	2.04	1.05
1:M:726:LEU:HD22	1:P:891:ARG:HH22	1.22	1.05
1:Y:735:ALA:HB3	1:Y:739:LEU:HD12	1.33	1.05
2:H:954:GLU:HA	2:H:987:ILE:HG12	1.29	1.05
1:J:729:SER:OG	1:M:818:VAL:CG2	2.04	1.05
1:P:729:SER:OG	1:S:818:VAL:CG2	2.04	1.05
1:P:726:LEU:HB3	1:S:891:ARG:NH1	1.71	1.05
1:G:726:LEU:HD12	1:J:890:ALA:HB3	1.38	1.05
1:V:863:ALA:HB1	1:Y:862:LEU:HD22	1.37	1.05
1:P:726:LEU:HD12	1:S:890:ALA:HB3	1.38	1.04
1:P:726:LEU:HD22	1:S:891:ARG:HH22	1.22	1.04
1:S:726:LEU:HB3	1:V:891:ARG:NH1	1.71	1.04
1:A:726:LEU:HD22	1:D:891:ARG:HH22	1.22	1.04
1:A:726:LEU:HD12	1:D:890:ALA:HB3	1.38	1.04
1:G:729:SER:OG	1:J:818:VAL:CG2	2.04	1.04
1:S:863:ALA:HB1	1:V:862:LEU:HD22	1.37	1.04
1:G:726:LEU:HD22	1:J:891:ARG:HH22	1.22	1.04

*Continued on next page...*

*Continued from previous page...*

Atom-1	Atom-2	Interatomic distance (Å)	Clash overlap (Å)
2:N:954:GLU:HA	2:N:987:ILE:HG12	1.29	1.04
1:S:729:SER:OG	1:V:818:VAL:CG2	2.04	1.04
1:J:726:LEU:HD22	1:M:891:ARG:HH22	1.22	1.04
1:V:726:LEU:HB3	1:Y:891:ARG:NH1	1.71	1.04
1:A:726:LEU:HD13	1:D:891:ARG:NH1	1.73	1.03
1:M:726:LEU:HD12	1:P:890:ALA:HB3	1.38	1.03
1:G:721:LEU:CD2	1:M:805:LEU:CB	2.24	1.03
1:P:863:ALA:HB1	1:S:862:LEU:HD22	1.37	1.03
1:D:726:LEU:HD13	1:G:891:ARG:NH1	1.73	1.03
1:V:726:LEU:HD13	1:Y:891:ARG:NH1	1.73	1.03
1:S:726:LEU:HD13	1:V:891:ARG:NH1	1.73	1.03
1:D:863:ALA:HB1	1:G:862:LEU:HD22	1.37	1.03
1:P:726:LEU:HD13	1:S:891:ARG:NH1	1.73	1.03
1:M:729:SER:OG	1:P:818:VAL:CG2	2.04	1.03
1:G:726:LEU:HD13	1:J:891:ARG:NH1	1.73	1.03
1:M:726:LEU:HD13	1:P:891:ARG:NH1	1.73	1.03
1:J:726:LEU:HD13	1:M:891:ARG:NH1	1.73	1.03
1:A:863:ALA:HB1	1:D:862:LEU:HD22	1.37	1.03
1:M:736:ASN:HB2	1:M:739:LEU:HG	1.41	1.03
1:D:736:ASN:HB2	1:D:739:LEU:HG	1.41	1.03
1:G:736:ASN:HB2	1:G:739:LEU:HG	1.41	1.03
1:D:726:LEU:HD12	1:G:890:ALA:HB3	1.38	1.03
1:D:726:LEU:HD22	1:G:891:ARG:HH22	1.22	1.03
1:S:736:ASN:HB2	1:S:739:LEU:HG	1.41	1.03
1:P:736:ASN:HB2	1:P:739:LEU:HG	1.41	1.03
1:J:736:ASN:HB2	1:J:739:LEU:HG	1.41	1.02
1:P:742:PRO:HG2	1:S:810:ARG:HH11	1.12	1.02
1:G:863:ALA:HB1	1:J:862:LEU:HD22	1.37	1.02
1:S:726:LEU:HD22	1:V:891:ARG:HH22	1.22	1.02
1:S:742:PRO:HG2	1:V:810:ARG:HH11	1.12	1.02
1:A:736:ASN:HB2	1:A:739:LEU:HG	1.41	1.02
1:Y:891:ARG:HH11	1:Y:891:ARG:HB3	1.24	1.02
1:V:742:PRO:HG2	1:Y:810:ARG:HH11	1.12	1.02
1:V:736:ASN:HB2	1:V:739:LEU:HG	1.41	1.02
1:A:771:VAL:HB	1:A:781:ILE:HB	1.41	1.02
1:Y:736:ASN:HB2	1:Y:739:LEU:HG	1.41	1.02
1:V:726:LEU:HD22	1:Y:891:ARG:HH22	1.22	1.01
1:J:863:ALA:HB1	1:M:862:LEU:HD22	1.37	1.01
1:S:771:VAL:HB	1:S:781:ILE:HB	1.41	1.01
1:S:721:LEU:CD2	1:Y:805:LEU:CB	2.24	1.01
1:G:771:VAL:HB	1:G:781:ILE:HB	1.41	1.01

*Continued on next page...*



*Continued from previous page...*

Atom-1	Atom-2	Interatomic distance (Å)	Clash overlap (Å)
1:Y:771:VAL:HB	1:Y:781:ILE:HB	1.41	1.01
1:M:742:PRO:HG2	1:P:810:ARG:HH11	1.12	1.01
1:D:726:LEU:HB3	1:G:891:ARG:HH12	1.26	1.00
1:M:863:ALA:HB1	1:P:862:LEU:HD22	1.37	1.00
1:J:726:LEU:HD12	1:M:890:ALA:HB3	1.38	1.00
1:S:726:LEU:HD12	1:V:890:ALA:HB3	1.38	1.00
1:G:720:ASN:CA	1:M:805:LEU:HD23	1.74	1.00
1:G:726:LEU:HB3	1:J:891:ARG:HH12	1.26	1.00
1:V:771:VAL:HB	1:V:781:ILE:HB	1.41	1.00
1:P:771:VAL:HB	1:P:781:ILE:HB	1.41	1.00
1:P:891:ARG:HB3	1:P:891:ARG:HH11	1.24	1.00
1:A:891:ARG:HB3	1:A:891:ARG:HH11	1.24	1.00
1:J:726:LEU:HB3	1:M:891:ARG:HH12	1.26	1.00
1:M:891:ARG:HB3	1:M:891:ARG:HH11	1.24	1.00
1:V:891:ARG:HH11	1:V:891:ARG:HB3	1.24	0.99
1:M:771:VAL:HB	1:M:781:ILE:HB	1.41	0.99
1:D:771:VAL:HB	1:D:781:ILE:HB	1.41	0.99
1:S:725:ARG:CZ	1:Y:808:ARG:CB	2.41	0.99
1:M:725:ARG:CZ	1:S:808:ARG:CB	2.41	0.99
1:D:725:ARG:HH12	1:J:808:ARG:CG	1.56	0.98
1:S:891:ARG:HB3	1:S:891:ARG:HH11	1.24	0.98
1:S:901:LEU:HD11	2:T:909:LYS:HA	1.44	0.98
1:P:901:LEU:HD11	2:Q:909:LYS:HA	1.44	0.98
1:G:725:ARG:HH12	1:M:808:ARG:CG	1.56	0.98
1:J:725:ARG:CZ	1:P:808:ARG:CB	2.41	0.98
1:J:891:ARG:HB3	1:J:891:ARG:HH11	1.24	0.98
1:J:720:ASN:CA	1:P:805:LEU:HD23	1.74	0.98
1:M:726:LEU:HB3	1:P:891:ARG:HH12	1.26	0.98
1:V:901:LEU:HD11	2:W:909:LYS:HA	1.44	0.98
1:A:901:LEU:HD11	2:B:909:LYS:HA	1.44	0.98
1:M:725:ARG:HH12	1:S:808:ARG:CG	1.56	0.98
1:J:771:VAL:HB	1:J:781:ILE:HB	1.41	0.98
1:P:725:ARG:CZ	1:V:808:ARG:CB	2.41	0.98
1:M:901:LEU:HD11	2:N:909:LYS:HA	1.44	0.98
1:D:891:ARG:HB3	1:D:891:ARG:HH11	1.24	0.97
1:A:725:ARG:CZ	1:G:808:ARG:CB	2.41	0.97
1:J:742:PRO:HG2	1:M:810:ARG:HH11	1.12	0.97
1:A:742:PRO:HG2	1:D:810:ARG:HH11	1.12	0.97
1:G:725:ARG:CZ	1:M:808:ARG:CB	2.41	0.97
1:D:901:LEU:HD11	2:E:909:LYS:HA	1.44	0.97
1:G:811:ASN:HB2	1:G:816:THR:HB	1.47	0.97

*Continued on next page...*

*Continued from previous page...*

Atom-1	Atom-2	Interatomic distance (Å)	Clash overlap (Å)
1:Y:901:LEU:HD11	2:Z:909:LYS:HA	1.44	0.97
1:A:726:LEU:HB3	1:D:891:ARG:HH12	1.26	0.97
1:J:811:ASN:HB2	1:J:816:THR:HB	1.47	0.97
1:Y:811:ASN:HB2	1:Y:816:THR:HB	1.47	0.97
1:V:811:ASN:HB2	1:V:816:THR:HB	1.47	0.97
1:J:901:LEU:HD11	2:K:909:LYS:HA	1.44	0.96
1:Y:757:THR:HG21	1:Y:802:VAL:HB	1.46	0.96
1:D:725:ARG:CZ	1:J:808:ARG:CB	2.41	0.96
1:P:726:LEU:HB3	1:S:891:ARG:HH12	1.26	0.96
1:D:811:ASN:HB2	1:D:816:THR:HB	1.47	0.96
1:D:721:LEU:HA	1:J:805:LEU:C	1.76	0.96
1:S:757:THR:HG21	1:S:802:VAL:HB	1.46	0.96
1:V:757:THR:HG21	1:V:802:VAL:HB	1.46	0.96
1:J:725:ARG:HH12	1:P:808:ARG:CG	1.56	0.96
1:P:757:THR:HG21	1:P:802:VAL:HB	1.46	0.96
1:J:721:LEU:HA	1:P:805:LEU:C	1.76	0.96
1:G:891:ARG:HH11	1:G:891:ARG:HB3	1.24	0.95
1:P:725:ARG:HH12	1:V:808:ARG:CG	1.56	0.95
1:D:742:PRO:HG2	1:G:810:ARG:HH11	1.12	0.95
1:M:757:THR:HG21	1:M:802:VAL:HB	1.46	0.95
1:M:811:ASN:HB2	1:M:816:THR:HB	1.47	0.95
1:S:811:ASN:HB2	1:S:816:THR:HB	1.47	0.95
1:V:726:LEU:HB3	1:Y:891:ARG:HH12	1.26	0.95
1:A:721:LEU:HA	1:G:805:LEU:C	1.76	0.95
1:G:721:LEU:HA	1:M:805:LEU:C	1.76	0.95
2:E:999:ILE:HD11	2:E:1008:VAL:HG23	1.47	0.95
2:B:999:ILE:HD11	2:B:1008:VAL:HG23	1.47	0.95
2:H:999:ILE:HD11	2:H:1008:VAL:HG23	1.47	0.95
1:A:811:ASN:HB2	1:A:816:THR:HB	1.47	0.95
1:G:901:LEU:HD11	2:H:909:LYS:HA	1.44	0.95
1:V:901:LEU:HD11	2:W:909:LYS:CA	1.97	0.95
1:S:726:LEU:HB3	1:V:891:ARG:HH12	1.26	0.95
1:Y:757:THR:HG22	1:Y:791:ILE:HD13	1.49	0.95
1:A:725:ARG:NH2	1:G:808:ARG:CB	2.25	0.95
2:K:999:ILE:HD11	2:K:1008:VAL:HG23	1.47	0.95
1:V:757:THR:HG22	1:V:791:ILE:HD13	1.49	0.95
1:A:725:ARG:HH12	1:G:808:ARG:CG	1.56	0.95
1:G:901:LEU:HD11	2:H:909:LYS:CA	1.97	0.95
1:J:757:THR:HG21	1:J:802:VAL:HB	1.46	0.95
1:J:901:LEU:HD11	2:K:909:LYS:CA	1.97	0.95
2:N:999:ILE:HD11	2:N:1008:VAL:HG23	1.47	0.95

*Continued on next page...*

*Continued from previous page...*

Atom-1	Atom-2	Interatomic distance (Å)	Clash overlap (Å)
1:Y:901:LEU:HD11	2:Z:909:LYS:CA	1.97	0.95
1:S:725:ARG:HH12	1:Y:808:ARG:CG	1.56	0.95
1:A:757:THR:HG21	1:A:802:VAL:HB	1.46	0.95
2:H:964:VAL:HG12	2:H:999:ILE:HG23	1.49	0.95
2:B:964:VAL:HG12	2:B:999:ILE:HG23	1.49	0.95
1:D:757:THR:HG21	1:D:802:VAL:HB	1.46	0.95
1:D:901:LEU:HD11	2:E:909:LYS:CA	1.97	0.95
1:G:757:THR:HG21	1:G:802:VAL:HB	1.46	0.95
1:S:757:THR:HG22	1:S:791:ILE:HD13	1.49	0.95
1:S:901:LEU:HD11	2:T:909:LYS:CA	1.97	0.95
1:A:901:LEU:HD11	2:B:909:LYS:CA	1.97	0.94
2:Q:999:ILE:HD11	2:Q:1008:VAL:HG23	1.47	0.94
1:M:721:LEU:HA	1:S:805:LEU:C	1.76	0.94
1:Y:757:THR:HB	1:Y:791:ILE:HG21	1.49	0.94
1:M:901:LEU:HD11	2:N:909:LYS:CA	1.97	0.94
1:P:757:THR:HG22	1:P:791:ILE:HD13	1.49	0.94
1:M:720:ASN:CA	1:S:805:LEU:HD23	1.74	0.94
1:P:757:THR:HB	1:P:791:ILE:HG21	1.49	0.94
2:W:930:MET:HE1	3:X:1053:VAL:HG13	1.47	0.94
1:S:757:THR:HB	1:S:791:ILE:HG21	1.49	0.94
1:M:757:THR:HG22	1:M:791:ILE:HD13	1.49	0.94
2:N:964:VAL:HG12	2:N:999:ILE:HG23	1.49	0.94
1:D:757:THR:HB	1:D:791:ILE:HG21	1.49	0.94
1:D:720:ASN:CG	1:J:790:GLN:OE1	1.88	0.94
2:T:999:ILE:HD11	2:T:1008:VAL:HG23	1.47	0.94
1:A:757:THR:HG22	1:A:791:ILE:HD13	1.49	0.94
1:G:742:PRO:HG2	1:J:810:ARG:HH11	1.12	0.94
1:J:757:THR:HB	1:J:791:ILE:HG21	1.49	0.94
1:J:757:THR:HG22	1:J:791:ILE:HD13	1.49	0.94
1:D:725:ARG:NH2	1:J:808:ARG:CB	2.25	0.94
1:A:757:THR:HB	1:A:791:ILE:HG21	1.49	0.94
1:D:757:THR:HG22	1:D:791:ILE:HD13	1.49	0.94
1:G:757:THR:HG22	1:G:791:ILE:HD13	1.49	0.94
1:P:901:LEU:HD11	2:Q:909:LYS:CA	1.97	0.94
1:V:747:ILE:HG13	1:V:889:VAL:HG23	1.48	0.94
1:Y:747:ILE:HG13	1:Y:889:VAL:HG23	1.48	0.94
2:W:999:ILE:HD11	2:W:1008:VAL:HG23	1.47	0.94
1:G:757:THR:HB	1:G:791:ILE:HG21	1.49	0.93
1:S:747:ILE:HG13	1:S:889:VAL:HG23	1.48	0.93
2:B:980:VAL:HG12	2:B:988:ILE:HG12	1.49	0.93
1:D:720:ASN:CA	1:J:805:LEU:HD23	1.74	0.93

*Continued on next page...*

*Continued from previous page...*

Atom-1	Atom-2	Interatomic distance (Å)	Clash overlap (Å)
1:M:757:THR:HB	1:M:791:ILE:HG21	1.49	0.93
1:S:725:ARG:NH1	1:Y:819:ASN:OD1	2.02	0.93
1:P:721:LEU:HA	1:V:805:LEU:C	1.76	0.93
1:G:725:ARG:NH1	1:M:819:ASN:OD1	2.02	0.93
1:P:811:ASN:HB2	1:P:816:THR:HB	1.47	0.93
1:P:747:ILE:HG13	1:P:889:VAL:HG23	1.48	0.93
2:Z:999:ILE:HD11	2:Z:1008:VAL:HG23	1.47	0.93
2:Q:980:VAL:HG12	2:Q:988:ILE:HG12	1.49	0.93
1:J:725:ARG:NH1	1:P:819:ASN:OD1	2.02	0.93
1:A:720:ASN:CA	1:G:805:LEU:HD23	1.74	0.93
2:E:964:VAL:HG12	2:E:999:ILE:HG23	1.49	0.93
1:M:747:ILE:HG13	1:M:889:VAL:HG23	1.48	0.93
2:T:980:VAL:HG12	2:T:988:ILE:HG12	1.49	0.93
1:P:725:ARG:NH1	1:V:819:ASN:OD1	2.02	0.93
1:A:747:ILE:HG13	1:A:889:VAL:HG23	1.48	0.92
2:N:980:VAL:HG12	2:N:988:ILE:HG12	1.49	0.92
1:D:747:ILE:HG13	1:D:889:VAL:HG23	1.48	0.92
1:J:747:ILE:HG13	1:J:889:VAL:HG23	1.48	0.92
1:D:725:ARG:NH1	1:J:819:ASN:OD1	2.02	0.92
1:V:757:THR:HB	1:V:791:ILE:HG21	1.49	0.92
2:Z:980:VAL:HG12	2:Z:988:ILE:HG12	1.49	0.92
1:G:747:ILE:HG13	1:G:889:VAL:HG23	1.48	0.92
2:K:964:VAL:HG12	2:K:999:ILE:HG23	1.49	0.92
1:A:721:LEU:CD2	1:G:805:LEU:CB	2.24	0.92
2:T:964:VAL:HG12	2:T:999:ILE:HG23	1.49	0.92
1:G:745:LYS:HD3	1:G:771:VAL:HG13	1.51	0.92
1:S:726:LEU:CB	1:V:891:ARG:HH12	1.82	0.92
1:A:726:LEU:CB	1:D:891:ARG:HH12	1.82	0.92
1:D:745:LYS:HD3	1:D:771:VAL:HG13	1.51	0.92
1:G:725:ARG:NH2	1:M:808:ARG:CB	2.25	0.92
1:P:720:ASN:CG	1:V:790:GLN:OE1	1.88	0.92
2:W:980:VAL:HG12	2:W:988:ILE:HG12	1.49	0.92
1:V:726:LEU:CB	1:Y:891:ARG:HH12	1.82	0.92
1:A:745:LYS:HD3	1:A:771:VAL:HG13	1.51	0.92
1:J:745:LYS:HD3	1:J:771:VAL:HG13	1.51	0.92
2:W:964:VAL:HG12	2:W:999:ILE:HG23	1.49	0.92
2:Z:964:VAL:HG12	2:Z:999:ILE:HG23	1.49	0.92
1:J:726:LEU:CB	1:M:891:ARG:HH12	1.82	0.91
1:M:725:ARG:NH1	1:S:819:ASN:OD1	2.02	0.91
1:A:723:PRO:HD3	1:G:807:GLU:H	1.35	0.91
1:A:829:GLY:HA3	1:D:753:THR:CG2	2.00	0.91

*Continued on next page...*

*Continued from previous page...*

Atom-1	Atom-2	Interatomic distance (Å)	Clash overlap (Å)
1:D:829:GLY:HA3	1:G:753:THR:CG2	2.00	0.91
1:A:720:ASN:CG	1:G:790:GLN:OE1	1.88	0.91
1:G:781:ILE:HD11	1:G:893:LEU:HD12	1.53	0.91
1:J:781:ILE:HD11	1:J:893:LEU:HD12	1.53	0.91
2:K:980:VAL:HG12	2:K:988:ILE:HG12	1.49	0.91
1:D:781:ILE:HD11	1:D:893:LEU:HD12	1.53	0.91
1:J:720:ASN:CG	1:P:790:GLN:OE1	1.88	0.91
1:S:721:LEU:HA	1:Y:805:LEU:C	1.76	0.91
1:A:725:ARG:NH1	1:G:819:ASN:OD1	2.02	0.91
2:H:980:VAL:HG12	2:H:988:ILE:HG12	1.49	0.91
1:G:829:GLY:HA3	1:J:753:THR:CG2	2.00	0.91
1:M:726:LEU:CB	1:P:891:ARG:HH12	1.82	0.91
2:B:954:GLU:CA	2:B:987:ILE:HG12	2.01	0.91
2:E:980:VAL:HG12	2:E:988:ILE:HG12	1.49	0.91
2:K:954:GLU:CA	2:K:987:ILE:HG12	2.01	0.91
1:M:781:ILE:HD11	1:M:893:LEU:HD12	1.53	0.91
1:A:901:LEU:HB2	1:A:902:ALA:HA	1.50	0.91
1:M:745:LYS:HD3	1:M:771:VAL:HG13	1.51	0.91
1:S:829:GLY:HA3	1:V:753:THR:CG2	2.00	0.91
1:V:829:GLY:HA3	1:Y:753:THR:CG2	2.00	0.91
1:D:721:LEU:CD2	1:J:805:LEU:CB	2.24	0.91
1:G:726:LEU:CB	1:J:891:ARG:HH12	1.82	0.91
1:P:726:LEU:CB	1:S:891:ARG:HH12	1.82	0.91
2:Q:964:VAL:HG12	2:Q:999:ILE:HG23	1.49	0.91
1:S:781:ILE:HD11	1:S:893:LEU:HD12	1.53	0.91
1:V:781:ILE:HD11	1:V:893:LEU:HD12	1.53	0.91
1:J:829:GLY:HA3	1:M:753:THR:CG2	2.00	0.91
1:P:781:ILE:HD11	1:P:893:LEU:HD12	1.53	0.91
1:P:901:LEU:HB2	1:P:902:ALA:HA	1.50	0.91
2:Q:954:GLU:CA	2:Q:987:ILE:HG12	2.01	0.91
2:H:954:GLU:CA	2:H:987:ILE:HG12	2.01	0.90
1:P:829:GLY:HA3	1:S:753:THR:CG2	2.00	0.90
1:A:726:LEU:HD12	1:D:890:ALA:O	1.72	0.90
1:A:781:ILE:HD11	1:A:893:LEU:HD12	1.53	0.90
1:D:901:LEU:HB2	1:D:902:ALA:HA	1.50	0.90
1:D:723:PRO:HD3	1:J:807:GLU:H	1.35	0.90
1:S:726:LEU:HD12	1:V:890:ALA:O	1.72	0.90
1:Y:781:ILE:HD11	1:Y:893:LEU:HD12	1.53	0.90
1:S:901:LEU:HB2	1:S:902:ALA:HA	1.50	0.90
1:D:726:LEU:HD12	1:G:890:ALA:O	1.72	0.90
1:P:726:LEU:HD12	1:S:890:ALA:O	1.72	0.90

*Continued on next page...*

*Continued from previous page...*

Atom-1	Atom-2	Interatomic distance (Å)	Clash overlap (Å)
1:M:829:GLY:HA3	1:P:753:THR:CG2	2.00	0.90
1:J:725:ARG:NH2	1:P:808:ARG:CB	2.25	0.90
1:M:901:LEU:HB2	1:M:902:ALA:HA	1.50	0.90
1:P:745:LYS:HD3	1:P:771:VAL:HG13	1.51	0.90
2:E:954:GLU:CA	2:E:987:ILE:HG12	2.01	0.90
1:D:726:LEU:CB	1:G:891:ARG:HH12	1.82	0.90
2:T:954:GLU:CA	2:T:987:ILE:HG12	2.01	0.90
1:J:901:LEU:HB2	1:J:902:ALA:HA	1.50	0.90
2:W:954:GLU:CA	2:W:987:ILE:HG12	2.01	0.90
2:N:954:GLU:CA	2:N:987:ILE:HG12	2.01	0.90
2:Q:930:MET:HE1	3:R:1053:VAL:HG13	1.53	0.90
1:V:726:LEU:HD12	1:Y:890:ALA:O	1.72	0.90
1:J:725:ARG:CZ	1:P:808:ARG:HB2	2.02	0.90
1:V:901:LEU:HB2	1:V:902:ALA:HA	1.50	0.90
1:J:723:PRO:HD3	1:P:807:GLU:H	1.35	0.89
1:G:726:LEU:HD12	1:J:890:ALA:O	1.72	0.89
1:A:725:ARG:CZ	1:G:808:ARG:HB2	2.02	0.89
1:G:901:LEU:HB2	1:G:902:ALA:HA	1.50	0.89
1:S:720:ASN:CA	1:Y:805:LEU:HD23	1.74	0.89
1:S:745:LYS:HD3	1:S:771:VAL:HG13	1.51	0.89
1:M:725:ARG:CZ	1:S:808:ARG:HB2	2.02	0.89
1:G:725:ARG:CZ	1:M:808:ARG:HB2	2.02	0.89
1:M:726:LEU:HD12	1:P:890:ALA:O	1.72	0.89
2:Z:954:GLU:CA	2:Z:987:ILE:HG12	2.01	0.89
1:M:723:PRO:HD3	1:S:807:GLU:H	1.35	0.89
1:V:745:LYS:HD3	1:V:771:VAL:HG13	1.51	0.89
1:M:721:LEU:CD2	1:S:805:LEU:CB	2.24	0.89
1:Y:901:LEU:HB2	1:Y:902:ALA:HA	1.50	0.89
1:M:725:ARG:NH2	1:S:808:ARG:CB	2.25	0.89
1:A:726:LEU:CD1	1:D:890:ALA:HB3	2.03	0.89
1:Y:745:LYS:HD3	1:Y:771:VAL:HG13	1.51	0.89
1:D:725:ARG:CZ	1:J:808:ARG:HB2	2.02	0.89
1:D:726:LEU:CD1	1:G:890:ALA:HB3	2.03	0.89
2:T:930:MET:HE1	3:U:1053:VAL:HG13	1.55	0.89
1:S:898:VAL:HG12	2:T:1033:GLN:HG3	1.55	0.89
2:T:915:LEU:CD2	2:T:1028:ASP:HB3	2.03	0.89
1:V:726:LEU:CD1	1:Y:890:ALA:HB3	2.03	0.89
1:P:725:ARG:CZ	1:V:808:ARG:HB2	2.02	0.89
2:W:915:LEU:CD2	2:W:1028:ASP:HB3	2.03	0.88
2:B:915:LEU:CD2	2:B:1028:ASP:HB3	2.03	0.88
1:G:726:LEU:CD1	1:J:890:ALA:HB3	2.03	0.88

*Continued on next page...*

*Continued from previous page...*

Atom-1	Atom-2	Interatomic distance (Å)	Clash overlap (Å)
1:V:726:LEU:HD12	1:Y:890:ALA:CB	2.03	0.88
1:S:723:PRO:HD3	1:Y:807:GLU:H	1.35	0.88
1:Y:898:VAL:HG12	2:Z:1033:GLN:HG3	1.55	0.88
2:Z:915:LEU:CD2	2:Z:1028:ASP:HB3	2.03	0.88
1:S:726:LEU:CD1	1:V:890:ALA:HB3	2.03	0.88
2:E:915:LEU:CD2	2:E:1028:ASP:HB3	2.03	0.88
1:G:726:LEU:HD12	1:J:890:ALA:CB	2.03	0.88
1:J:726:LEU:HD12	1:M:890:ALA:CB	2.03	0.88
1:J:898:VAL:HG12	2:K:1033:GLN:HG3	1.55	0.88
1:S:726:LEU:HD12	1:V:890:ALA:CB	2.03	0.88
1:J:726:LEU:HD12	1:M:890:ALA:O	1.72	0.88
2:Q:915:LEU:CD2	2:Q:1028:ASP:HB3	2.03	0.88
1:D:726:LEU:HD12	1:G:890:ALA:CB	2.03	0.88
2:H:915:LEU:CD2	2:H:1028:ASP:HB3	2.03	0.88
1:J:809:ILE:CD1	1:J:820:ILE:HD13	2.04	0.88
1:M:809:ILE:CD1	1:M:820:ILE:HD13	2.04	0.88
1:M:885:VAL:HG22	1:M:886:SER:H	1.39	0.88
1:P:809:ILE:CD1	1:P:820:ILE:HD13	2.04	0.88
1:P:898:VAL:HG12	2:Q:1033:GLN:HG3	1.55	0.88
1:P:828:LEU:CD1	1:S:754:GLU:OE1	2.21	0.88
1:D:885:VAL:HG22	1:D:886:SER:H	1.39	0.88
1:G:809:ILE:CD1	1:G:820:ILE:HD13	2.04	0.88
1:J:721:LEU:O	1:P:806:TRP:C	2.13	0.88
1:J:726:LEU:CD1	1:M:890:ALA:HB3	2.03	0.88
1:M:726:LEU:HD12	1:P:890:ALA:CB	2.03	0.88
1:S:780:LEU:HD12	1:S:895:PHE:HB2	1.54	0.88
1:S:809:ILE:CD1	1:S:820:ILE:HD13	2.04	0.88
1:D:809:ILE:CD1	1:D:820:ILE:HD13	2.04	0.88
1:M:780:LEU:HD12	1:M:895:PHE:HB2	1.55	0.88
1:P:780:LEU:HD12	1:P:895:PHE:HB2	1.55	0.88
1:S:885:VAL:HG22	1:S:886:SER:H	1.39	0.88
1:P:726:LEU:CD1	1:S:890:ALA:HB3	2.03	0.88
1:S:721:LEU:O	1:Y:806:TRP:C	2.13	0.88
1:S:725:ARG:CZ	1:Y:808:ARG:HB2	2.02	0.88
2:H:930:MET:HE1	3:I:1053:VAL:HG13	1.54	0.87
1:S:828:LEU:CD1	1:V:754:GLU:OE1	2.21	0.87
1:V:809:ILE:CD1	1:V:820:ILE:HD13	2.04	0.87
1:G:723:PRO:HD3	1:M:807:GLU:H	1.36	0.87
1:P:720:ASN:CA	1:V:805:LEU:HD23	1.74	0.87
1:V:828:LEU:CD1	1:Y:754:GLU:OE1	2.21	0.87
1:A:809:ILE:CD1	1:A:820:ILE:HD13	2.04	0.87

*Continued on next page...*

*Continued from previous page...*

Atom-1	Atom-2	Interatomic distance (Å)	Clash overlap (Å)
1:M:898:VAL:HG12	2:N:1033:GLN:HG3	1.55	0.87
1:M:726:LEU:CD1	1:P:890:ALA:HB3	2.03	0.87
1:Y:809:ILE:CD1	1:Y:820:ILE:HD13	2.04	0.87
1:P:726:LEU:HD12	1:S:890:ALA:CB	2.03	0.87
1:D:898:VAL:HG12	2:E:1033:GLN:HG3	1.55	0.87
1:J:780:LEU:HD12	1:J:895:PHE:HB2	1.55	0.87
1:M:721:LEU:O	1:S:806:TRP:C	2.13	0.87
1:V:780:LEU:HD12	1:V:895:PHE:HB2	1.55	0.87
1:A:726:LEU:HD12	1:D:890:ALA:CB	2.03	0.87
2:K:915:LEU:CD2	2:K:1028:ASP:HB3	2.03	0.87
2:N:915:LEU:CD2	2:N:1028:ASP:HB3	2.04	0.87
1:P:721:LEU:O	1:V:806:TRP:C	2.13	0.87
1:A:721:LEU:O	1:G:806:TRP:C	2.13	0.87
1:D:721:LEU:O	1:J:806:TRP:C	2.13	0.87
1:G:720:ASN:CG	1:M:790:GLN:OE1	1.88	0.87
1:P:723:PRO:HD3	1:V:807:GLU:H	1.36	0.87
1:P:725:ARG:NH2	1:V:808:ARG:CB	2.25	0.87
1:Y:780:LEU:HD12	1:Y:895:PHE:HB2	1.55	0.87
1:S:720:ASN:CG	1:Y:790:GLN:OE1	1.88	0.87
1:J:885:VAL:HG22	1:J:886:SER:H	1.39	0.87
1:G:780:LEU:HD12	1:G:895:PHE:HB2	1.55	0.86
1:S:725:ARG:NH2	1:Y:808:ARG:CB	2.25	0.86
1:D:811:ASN:CB	1:D:816:THR:HB	2.06	0.86
1:D:780:LEU:HD12	1:D:895:PHE:HB2	1.55	0.86
1:G:721:LEU:O	1:M:806:TRP:C	2.13	0.86
1:V:898:VAL:HG12	2:W:1033:GLN:HG3	1.55	0.86
1:J:828:LEU:CD1	1:M:754:GLU:OE1	2.21	0.86
1:P:757:THR:HG21	1:P:802:VAL:CB	2.06	0.86
1:A:780:LEU:HD12	1:A:895:PHE:HB2	1.55	0.86
1:J:811:ASN:CB	1:J:816:THR:HB	2.06	0.86
1:M:757:THR:HG21	1:M:802:VAL:CB	2.06	0.86
1:S:757:THR:HG21	1:S:802:VAL:CB	2.06	0.86
1:Y:885:VAL:HG22	1:Y:886:SER:H	1.39	0.86
1:M:828:LEU:CD1	1:P:754:GLU:OE1	2.21	0.86
1:Y:771:VAL:CG1	1:Y:781:ILE:HD12	2.06	0.86
2:N:930:MET:CE	3:O:1053:VAL:HG13	2.06	0.86
1:P:721:LEU:CD2	1:V:805:LEU:CA	1.79	0.86
1:S:771:VAL:CG1	1:S:781:ILE:HD12	2.06	0.86
1:V:771:VAL:CG1	1:V:781:ILE:HD12	2.06	0.86
1:V:885:VAL:HG22	1:V:886:SER:H	1.39	0.86
1:J:757:THR:HG21	1:J:802:VAL:CB	2.06	0.86

*Continued on next page...*



*Continued from previous page...*

Atom-1	Atom-2	Interatomic distance (Å)	Clash overlap (Å)
2:K:930:MET:CE	3:L:1053:VAL:HG13	2.06	0.86
1:V:757:THR:HG21	1:V:802:VAL:CB	2.06	0.86
1:A:885:VAL:HG22	1:A:886:SER:H	1.39	0.86
1:P:811:ASN:CB	1:P:816:THR:HB	2.06	0.86
2:Q:930:MET:CE	3:R:1053:VAL:HG13	2.06	0.86
1:S:721:LEU:CA	1:Y:805:LEU:C	2.44	0.86
1:Y:757:THR:HG21	1:Y:802:VAL:CB	2.05	0.86
1:G:757:THR:HG21	1:G:802:VAL:CB	2.05	0.86
1:G:828:LEU:CD1	1:J:754:GLU:OE1	2.21	0.86
1:V:811:ASN:CB	1:V:816:THR:HB	2.06	0.86
1:Y:811:ASN:CB	1:Y:816:THR:HB	2.06	0.86
1:G:885:VAL:HG22	1:G:886:SER:H	1.39	0.86
1:A:811:ASN:CB	1:A:816:THR:HB	2.06	0.85
1:J:721:LEU:CD2	1:P:805:LEU:CB	2.24	0.85
1:P:771:VAL:CG1	1:P:781:ILE:HD12	2.06	0.85
1:S:899:TYR:CD1	2:T:1031:ARG:HG2	2.11	0.85
1:V:899:TYR:CD1	2:W:1031:ARG:HG2	2.11	0.85
2:T:930:MET:CE	3:U:1053:VAL:HG13	2.06	0.85
1:D:757:THR:HG21	1:D:802:VAL:CB	2.05	0.85
1:M:721:LEU:CA	1:S:805:LEU:C	2.44	0.85
1:S:811:ASN:CB	1:S:816:THR:HB	2.06	0.85
1:Y:899:TYR:CD1	2:Z:1031:ARG:HG2	2.12	0.85
2:E:930:MET:HE1	3:F:1053:VAL:HG13	1.58	0.85
1:J:899:TYR:CD1	2:K:1031:ARG:HG2	2.11	0.85
1:M:811:ASN:CB	1:M:816:THR:HB	2.06	0.85
1:P:801:ARG:CB	1:P:834:PRO:HA	2.05	0.85
1:M:720:ASN:CG	1:S:790:GLN:OE1	1.88	0.85
1:S:801:ARG:CB	1:S:834:PRO:HA	2.05	0.85
1:V:801:ARG:CB	1:V:834:PRO:HA	2.05	0.85
1:A:899:TYR:CD1	2:B:1031:ARG:HG2	2.11	0.85
1:G:898:VAL:HG12	2:H:1033:GLN:HG3	1.55	0.85
2:H:930:MET:CE	3:I:1053:VAL:HG13	2.06	0.85
1:P:899:TYR:CD1	2:Q:1031:ARG:HG2	2.11	0.85
1:A:809:ILE:HD12	1:A:820:ILE:HG21	1.58	0.85
1:G:811:ASN:CB	1:G:816:THR:HB	2.06	0.85
2:H:998:ARG:HD2	2:H:1000:ARG:NH2	1.92	0.85
1:M:899:TYR:CD1	2:N:1031:ARG:HG2	2.11	0.85
1:A:801:ARG:CB	1:A:834:PRO:HA	2.05	0.85
1:A:757:THR:HG21	1:A:802:VAL:CB	2.06	0.85
2:E:998:ARG:HD2	2:E:1000:ARG:NH2	1.92	0.85
1:G:899:TYR:CD1	2:H:1031:ARG:HG2	2.11	0.85

*Continued on next page...*

*Continued from previous page...*

Atom-1	Atom-2	Interatomic distance (Å)	Clash overlap (Å)
1:Y:801:ARG:CB	1:Y:834:PRO:HA	2.05	0.85
2:B:998:ARG:HD2	2:B:1000:ARG:NH2	1.92	0.85
1:D:809:ILE:HD12	1:D:820:ILE:HG21	1.58	0.85
1:D:899:TYR:CD1	2:E:1031:ARG:HG2	2.12	0.85
2:K:998:ARG:HD2	2:K:1000:ARG:NH2	1.92	0.85
1:M:801:ARG:CB	1:M:834:PRO:HA	2.05	0.85
2:N:930:MET:HE1	3:O:1053:VAL:HG13	1.59	0.85
1:J:721:LEU:CA	1:P:805:LEU:C	2.44	0.85
2:W:1022:THR:HG22	2:W:1024:THR:H	1.42	0.85
2:B:1022:THR:HG22	2:B:1024:THR:H	1.42	0.85
1:D:721:LEU:CA	1:J:805:LEU:C	2.45	0.85
1:M:807:GLU:O	1:M:820:ILE:HG12	1.77	0.85
2:Q:1022:THR:HG22	2:Q:1024:THR:H	1.42	0.85
2:T:998:ARG:HD2	2:T:1000:ARG:NH2	1.92	0.85
1:V:809:ILE:HD12	1:V:820:ILE:HG21	1.58	0.85
2:Z:998:ARG:HD2	2:Z:1000:ARG:NH2	1.92	0.85
1:M:771:VAL:CG1	1:M:781:ILE:HD12	2.06	0.85
2:B:930:MET:CE	3:C:1053:VAL:HG13	2.06	0.84
1:G:767:VAL:CG2	1:G:785:SER:HB2	2.07	0.84
1:G:842:TRP:CZ2	1:G:846:ARG:HB3	2.12	0.84
1:G:725:ARG:HH12	1:M:808:ARG:HG3	1.02	0.84
2:W:930:MET:CE	3:X:1053:VAL:HG13	2.06	0.84
1:Y:809:ILE:HD12	1:Y:820:ILE:HG21	1.58	0.84
1:A:771:VAL:CG1	1:A:781:ILE:HD12	2.06	0.84
1:A:828:LEU:CD1	1:D:754:GLU:OE1	2.21	0.84
2:H:1022:THR:HG22	2:H:1024:THR:H	1.42	0.84
1:P:721:LEU:CA	1:V:805:LEU:C	2.44	0.84
1:S:725:ARG:HH12	1:Y:808:ARG:HG3	1.02	0.84
1:A:898:VAL:HG12	2:B:1033:GLN:HG3	1.55	0.84
1:D:767:VAL:CG2	1:D:785:SER:HB2	2.07	0.84
1:G:771:VAL:CG1	1:G:781:ILE:HD12	2.06	0.84
1:G:807:GLU:O	1:G:820:ILE:HG12	1.77	0.84
1:G:721:LEU:CA	1:M:805:LEU:C	2.44	0.84
2:N:998:ARG:HD2	2:N:1000:ARG:NH2	1.92	0.84
1:P:885:VAL:HG22	1:P:886:SER:H	1.39	0.84
1:V:767:VAL:CG2	1:V:785:SER:HB2	2.07	0.84
2:E:930:MET:CE	3:F:1053:VAL:HG13	2.06	0.84
1:J:771:VAL:CG1	1:J:781:ILE:HD12	2.06	0.84
2:K:1022:THR:HG22	2:K:1024:THR:H	1.42	0.84
1:Y:807:GLU:O	1:Y:820:ILE:HG12	1.77	0.84
1:A:842:TRP:CZ2	1:A:846:ARG:HB3	2.12	0.84

*Continued on next page...*

*Continued from previous page...*

Atom-1	Atom-2	Interatomic distance (Å)	Clash overlap (Å)
1:D:801:ARG:CB	1:D:834:PRO:HA	2.05	0.84
1:J:801:ARG:CB	1:J:834:PRO:HA	2.05	0.84
1:P:842:TRP:CZ2	1:P:846:ARG:HB3	2.13	0.84
2:Q:998:ARG:HD2	2:Q:1000:ARG:NH2	1.92	0.84
1:S:807:GLU:O	1:S:820:ILE:HG12	1.77	0.84
1:V:807:GLU:O	1:V:820:ILE:HG12	1.77	0.84
1:Y:842:TRP:CZ2	1:Y:846:ARG:HB3	2.13	0.84
1:Y:767:VAL:CG2	1:Y:785:SER:HB2	2.07	0.84
1:D:842:TRP:CZ2	1:D:846:ARG:HB3	2.13	0.84
1:J:721:LEU:CD2	1:P:805:LEU:CA	1.79	0.84
1:S:767:VAL:CG2	1:S:785:SER:HB2	2.07	0.84
1:P:807:GLU:O	1:P:820:ILE:HG12	1.77	0.84
1:D:771:VAL:CG1	1:D:781:ILE:HD12	2.06	0.84
1:A:721:LEU:CA	1:G:805:LEU:C	2.45	0.84
1:G:809:ILE:HD12	1:G:820:ILE:HG21	1.58	0.84
1:J:767:VAL:CG2	1:J:785:SER:HB2	2.07	0.84
1:D:725:ARG:HH12	1:J:808:ARG:HG3	1.02	0.84
1:J:725:ARG:HH12	1:P:808:ARG:HG3	1.02	0.84
1:V:842:TRP:CZ2	1:V:846:ARG:HB3	2.12	0.84
1:D:807:GLU:O	1:D:820:ILE:HG12	1.77	0.84
2:E:1022:THR:HG22	2:E:1024:THR:H	1.42	0.84
1:G:801:ARG:CB	1:G:834:PRO:HA	2.05	0.84
1:S:809:ILE:HD12	1:S:820:ILE:HG21	1.58	0.84
1:S:842:TRP:CZ2	1:S:846:ARG:HB3	2.13	0.84
1:J:809:ILE:HD12	1:J:820:ILE:HG21	1.58	0.84
1:D:780:LEU:CD1	1:D:895:PHE:HB2	2.08	0.84
1:J:842:TRP:CZ2	1:J:846:ARG:HB3	2.13	0.84
2:N:1022:THR:HG22	2:N:1024:THR:H	1.42	0.84
1:P:809:ILE:HD12	1:P:820:ILE:HG21	1.58	0.84
1:A:780:LEU:CD1	1:A:895:PHE:HB2	2.08	0.83
1:D:828:LEU:CD1	1:G:754:GLU:OE1	2.21	0.83
1:G:780:LEU:CD1	1:G:895:PHE:HB2	2.08	0.83
1:A:771:VAL:HG11	1:A:781:ILE:HD12	1.61	0.83
1:A:807:GLU:O	1:A:820:ILE:HG12	1.77	0.83
2:B:1024:THR:HG22	2:B:1025:ALA:H	1.44	0.83
1:D:809:ILE:HD11	1:D:820:ILE:HD13	1.60	0.83
1:P:767:VAL:CG2	1:P:785:SER:HB2	2.07	0.83
2:T:1022:THR:HG22	2:T:1024:THR:H	1.42	0.83
2:W:998:ARG:HD2	2:W:1000:ARG:NH2	1.92	0.83
1:Y:809:ILE:HD11	1:Y:820:ILE:HD13	1.60	0.83
2:Z:1024:THR:HG22	2:Z:1025:ALA:H	1.44	0.83

*Continued on next page...*

*Continued from previous page...*

Atom-1	Atom-2	Interatomic distance (Å)	Clash overlap (Å)
2:Z:1022:THR:HG22	2:Z:1024:THR:H	1.42	0.83
1:A:767:VAL:CG2	1:A:785:SER:HB2	2.07	0.83
1:A:809:ILE:HD11	1:A:820:ILE:HD13	1.60	0.83
1:J:780:LEU:CD1	1:J:895:PHE:HB2	2.08	0.83
1:V:809:ILE:HD11	1:V:820:ILE:HD13	1.60	0.83
1:G:809:ILE:HD11	1:G:820:ILE:HD13	1.60	0.83
1:J:809:ILE:HD11	1:J:820:ILE:HD13	1.60	0.83
1:M:809:ILE:HD11	1:M:820:ILE:HD13	1.60	0.83
1:M:780:LEU:CD1	1:M:895:PHE:HB2	2.08	0.83
1:M:809:ILE:HD12	1:M:820:ILE:HG21	1.58	0.83
1:P:809:ILE:HD11	1:P:820:ILE:HD13	1.60	0.83
1:D:771:VAL:HG11	1:D:781:ILE:HD12	1.61	0.83
1:J:807:GLU:O	1:J:820:ILE:HG12	1.77	0.83
2:K:930:MET:HE1	3:L:1053:VAL:HG13	1.60	0.83
1:S:809:ILE:HD11	1:S:820:ILE:HD13	1.60	0.83
2:Q:1024:THR:HG22	2:Q:1025:ALA:H	1.44	0.83
2:K:1024:THR:HG22	2:K:1025:ALA:H	1.44	0.83
1:M:726:LEU:HD22	1:P:891:ARG:NH2	1.93	0.83
1:M:767:VAL:CG2	1:M:785:SER:HB2	2.07	0.83
1:M:842:TRP:CZ2	1:M:846:ARG:HB3	2.13	0.83
1:P:726:LEU:HD22	1:S:891:ARG:NH2	1.93	0.83
1:S:726:LEU:HD22	1:V:891:ARG:NH2	1.93	0.83
2:H:1024:THR:HG22	2:H:1025:ALA:H	1.44	0.83
1:D:720:ASN:N	1:J:805:LEU:CD2	2.42	0.83
1:J:726:LEU:HD22	1:M:891:ARG:NH2	1.93	0.82
1:P:780:LEU:CD1	1:P:895:PHE:HB2	2.08	0.82
1:S:721:LEU:C	1:Y:806:TRP:C	2.34	0.82
1:Y:771:VAL:HG11	1:Y:781:ILE:HD12	1.61	0.82
2:T:1024:THR:HG22	2:T:1025:ALA:H	1.44	0.82
1:G:720:ASN:N	1:M:805:LEU:CD2	2.42	0.82
1:A:720:ASN:N	1:G:805:LEU:CD2	2.42	0.82
1:V:726:LEU:HD22	1:Y:891:ARG:NH2	1.93	0.82
1:P:720:ASN:N	1:V:805:LEU:CD2	2.42	0.82
1:P:721:LEU:CD2	1:V:805:LEU:CB	2.24	0.82
1:A:726:LEU:HD22	1:D:891:ARG:NH2	1.93	0.82
1:G:726:LEU:HD22	1:J:891:ARG:NH2	1.93	0.82
1:M:725:ARG:HH12	1:S:808:ARG:HG3	1.02	0.82
1:S:726:LEU:CG	1:V:891:ARG:HH12	1.93	0.82
1:A:787:VAL:HG22	1:A:809:ILE:HG12	1.61	0.82
2:E:1022:THR:HG21	2:E:1025:ALA:O	1.80	0.82
1:G:721:LEU:HA	1:M:805:LEU:O	1.80	0.82

*Continued on next page...*

*Continued from previous page...*

Atom-1	Atom-2	Interatomic distance (Å)	Clash overlap (Å)
1:J:721:LEU:HA	1:P:805:LEU:O	1.80	0.82
1:P:721:LEU:C	1:V:806:TRP:C	2.34	0.82
1:V:726:LEU:CG	1:Y:891:ARG:HH12	1.93	0.82
1:S:780:LEU:CD1	1:S:895:PHE:HB2	2.08	0.82
1:D:721:LEU:HA	1:J:805:LEU:O	1.80	0.82
1:G:726:LEU:CG	1:J:891:ARG:HH12	1.93	0.82
1:G:771:VAL:HG11	1:G:781:ILE:HD12	1.61	0.82
1:V:771:VAL:HG11	1:V:781:ILE:HD12	1.61	0.82
2:W:1024:THR:HG22	2:W:1025:ALA:H	1.44	0.82
2:B:1022:THR:HG21	2:B:1025:ALA:O	1.80	0.82
1:D:787:VAL:HG22	1:D:809:ILE:HG12	1.61	0.82
1:G:787:VAL:HG22	1:G:809:ILE:HG12	1.61	0.82
1:M:721:LEU:HA	1:S:805:LEU:O	1.80	0.82
1:S:720:ASN:N	1:Y:805:LEU:CD2	2.42	0.82
1:D:844:ARG:HG2	1:D:873:ILE:HG12	1.61	0.82
2:E:1024:THR:HG22	2:E:1025:ALA:H	1.44	0.82
1:J:720:ASN:N	1:P:805:LEU:CD2	2.42	0.82
1:J:726:LEU:CG	1:M:891:ARG:HH12	1.93	0.82
1:V:808:ARG:HG2	1:V:819:ASN:HA	1.62	0.82
1:M:720:ASN:N	1:S:805:LEU:CD2	2.42	0.81
1:S:808:ARG:HG2	1:S:819:ASN:HA	1.62	0.81
1:D:726:LEU:HD22	1:G:891:ARG:NH2	1.93	0.81
2:H:999:ILE:CD1	2:H:1008:VAL:HG23	2.10	0.81
1:P:721:LEU:HA	1:V:805:LEU:O	1.80	0.81
1:A:721:LEU:HA	1:G:805:LEU:O	1.80	0.81
1:D:726:LEU:CG	1:G:891:ARG:HH12	1.93	0.81
2:K:999:ILE:CD1	2:K:1008:VAL:HG23	2.10	0.81
2:N:999:ILE:CD1	2:N:1008:VAL:HG23	2.10	0.81
1:P:726:LEU:CG	1:S:891:ARG:HH12	1.93	0.81
2:Q:1022:THR:HG21	2:Q:1025:ALA:O	1.80	0.81
1:S:771:VAL:HG11	1:S:781:ILE:HD12	1.61	0.81
1:Y:780:LEU:CD1	1:Y:895:PHE:HB2	2.08	0.81
2:E:999:ILE:CD1	2:E:1008:VAL:HG23	2.11	0.81
1:P:771:VAL:HG11	1:P:781:ILE:HD12	1.61	0.81
2:T:1022:THR:HG21	2:T:1025:ALA:O	1.80	0.81
1:Y:808:ARG:HG2	1:Y:819:ASN:HA	1.62	0.81
1:P:808:ARG:HG2	1:P:819:ASN:HA	1.62	0.81
1:A:844:ARG:HG2	1:A:873:ILE:HG12	1.61	0.81
1:G:844:ARG:HG2	1:G:873:ILE:HG12	1.61	0.81
1:M:771:VAL:HG11	1:M:781:ILE:HD12	1.61	0.81
1:M:808:ARG:HG2	1:M:819:ASN:HA	1.62	0.81

*Continued on next page...*

*Continued from previous page...*

Atom-1	Atom-2	Interatomic distance (Å)	Clash overlap (Å)
1:S:721:LEU:CD2	1:Y:805:LEU:CA	1.79	0.81
1:V:780:LEU:CD1	1:V:895:PHE:HB2	2.08	0.81
1:A:726:LEU:CG	1:D:891:ARG:HH12	1.93	0.81
1:J:808:ARG:HG2	1:J:819:ASN:HA	1.62	0.81
2:Q:999:ILE:CD1	2:Q:1008:VAL:HG23	2.10	0.81
1:V:833:ILE:HD13	1:V:885:VAL:HG21	1.62	0.81
2:W:1022:THR:HG21	2:W:1025:ALA:O	1.80	0.81
1:S:721:LEU:HA	1:Y:805:LEU:O	1.80	0.81
1:Y:833:ILE:HD13	1:Y:885:VAL:HG21	1.62	0.81
2:B:999:ILE:CD1	2:B:1008:VAL:HG23	2.11	0.81
2:H:1022:THR:HG21	2:H:1025:ALA:O	1.80	0.81
1:M:721:LEU:C	1:S:806:TRP:C	2.34	0.81
2:N:1022:THR:HG21	2:N:1025:ALA:O	1.80	0.81
1:S:787:VAL:HG22	1:S:809:ILE:HG12	1.61	0.81
1:G:808:ARG:HG2	1:G:819:ASN:HA	1.62	0.81
1:J:787:VAL:HG22	1:J:809:ILE:HG12	1.61	0.81
1:V:787:VAL:HG22	1:V:809:ILE:HG12	1.61	0.81
1:A:902:ALA:HA	2:B:1029:VAL:HG13	1.63	0.81
2:B:930:MET:HE1	3:C:1053:VAL:HG13	1.59	0.81
1:M:901:LEU:HD12	2:N:912:THR:HB	1.63	0.81
1:P:901:LEU:HD12	2:Q:912:THR:HB	1.63	0.81
1:S:833:ILE:HD13	1:S:885:VAL:HG21	1.62	0.81
1:S:898:VAL:CG1	2:T:1033:GLN:HG3	2.11	0.81
1:S:721:LEU:HD13	1:Y:822:SER:C	2.02	0.81
1:J:771:VAL:HG11	1:J:781:ILE:HD12	1.61	0.81
1:J:851:ILE:HA	1:J:854:PHE:CD2	2.16	0.81
1:J:901:LEU:HD12	2:K:912:THR:HB	1.63	0.81
1:S:844:ARG:HG2	1:S:873:ILE:HG12	1.61	0.81
1:S:901:LEU:HD12	2:T:912:THR:HB	1.63	0.81
2:T:999:ILE:CD1	2:T:1008:VAL:HG23	2.11	0.81
1:Y:851:ILE:HA	1:Y:854:PHE:CD2	2.16	0.81
1:Y:902:ALA:HA	2:Z:1029:VAL:HG13	1.63	0.81
2:B:975:LEU:HD13	1:D:752:GLY:O	1.81	0.81
1:M:726:LEU:CG	1:P:891:ARG:HH12	1.93	0.81
1:M:851:ILE:HA	1:M:854:PHE:CD2	2.16	0.81
1:S:851:ILE:HA	1:S:854:PHE:CD2	2.16	0.81
1:D:901:LEU:HD12	2:E:912:THR:HB	1.63	0.80
1:G:757:THR:HG21	1:G:802:VAL:CG2	2.11	0.80
1:J:898:VAL:CG1	2:K:1033:GLN:HG3	2.11	0.80
1:M:844:ARG:HG2	1:M:873:ILE:HG12	1.61	0.80
1:A:757:THR:HG21	1:A:802:VAL:CG2	2.11	0.80

*Continued on next page...*

*Continued from previous page...*

Atom-1	Atom-2	Interatomic distance (Å)	Clash overlap (Å)
1:A:901:LEU:HD12	2:B:912:THR:HB	1.63	0.80
1:D:721:LEU:C	1:J:806:TRP:C	2.34	0.80
1:D:902:ALA:HA	2:E:1029:VAL:HG13	1.63	0.80
1:P:787:VAL:HG22	1:P:809:ILE:HG12	1.61	0.80
1:P:721:LEU:HD13	1:V:822:SER:C	2.01	0.80
1:A:898:VAL:CG1	2:B:1033:GLN:HG3	2.11	0.80
1:D:808:ARG:HG2	1:D:819:ASN:HA	1.62	0.80
1:D:833:ILE:HD13	1:D:885:VAL:HG21	1.62	0.80
1:A:721:LEU:HD13	1:G:822:SER:C	2.02	0.80
1:G:851:ILE:HA	1:G:854:PHE:CD2	2.16	0.80
1:G:901:LEU:HD12	2:H:912:THR:HB	1.63	0.80
1:M:787:VAL:HG22	1:M:809:ILE:HG12	1.61	0.80
1:M:898:VAL:CG1	2:N:1033:GLN:HG3	2.11	0.80
2:Q:975:LEU:HD13	1:S:752:GLY:O	1.81	0.80
2:T:975:LEU:HD13	1:V:752:GLY:O	1.81	0.80
2:W:999:ILE:CD1	2:W:1008:VAL:HG23	2.11	0.80
2:Z:1022:THR:HG21	2:Z:1025:ALA:O	1.80	0.80
1:Y:787:VAL:HG22	1:Y:809:ILE:HG12	1.61	0.80
1:A:833:ILE:HD13	1:A:885:VAL:HG21	1.62	0.80
2:E:975:LEU:HD13	1:G:752:GLY:O	1.81	0.80
1:G:833:ILE:HD13	1:G:885:VAL:HG21	1.62	0.80
1:J:844:ARG:HG2	1:J:873:ILE:HG12	1.61	0.80
2:K:1022:THR:HG21	2:K:1025:ALA:O	1.80	0.80
2:N:975:LEU:HD13	1:P:752:GLY:O	1.81	0.80
1:J:721:LEU:HD13	1:P:822:SER:C	2.02	0.80
1:P:833:ILE:HD13	1:P:885:VAL:HG21	1.62	0.80
1:V:901:LEU:HD12	2:W:912:THR:HB	1.63	0.80
2:W:975:LEU:HD13	1:Y:752:GLY:O	1.81	0.80
1:A:721:LEU:HD22	1:G:822:SER:O	1.82	0.80
1:M:721:LEU:HD13	1:S:822:SER:C	2.02	0.80
1:P:898:VAL:CG1	2:Q:1033:GLN:HG3	2.11	0.80
1:A:720:ASN:CA	1:G:805:LEU:CD2	2.58	0.80
1:G:721:LEU:HD13	1:M:822:SER:C	2.02	0.80
1:J:804:VAL:HG21	1:J:833:ILE:HG13	1.64	0.80
2:N:1024:THR:HG22	2:N:1025:ALA:H	1.44	0.80
1:P:851:ILE:HA	1:P:854:PHE:CD2	2.16	0.80
1:Y:898:VAL:CG1	2:Z:1033:GLN:HG3	2.11	0.80
1:J:757:THR:HG21	1:J:802:VAL:CG2	2.11	0.80
2:K:975:LEU:HD13	1:M:752:GLY:O	1.81	0.80
1:P:721:LEU:HD22	1:V:822:SER:O	1.82	0.80
1:J:721:LEU:HD22	1:P:822:SER:O	1.82	0.80

*Continued on next page...*

*Continued from previous page...*

Atom-1	Atom-2	Interatomic distance (Å)	Clash overlap (Å)
1:V:902:ALA:HA	2:W:1029:VAL:HG13	1.63	0.80
1:A:721:LEU:C	1:G:806:TRP:C	2.34	0.80
1:A:808:ARG:HG2	1:A:819:ASN:HA	1.62	0.80
1:D:804:VAL:HG21	1:D:833:ILE:HG13	1.64	0.80
1:G:804:VAL:HG21	1:G:833:ILE:HG13	1.64	0.80
1:M:804:VAL:HG21	1:M:833:ILE:HG13	1.64	0.80
1:S:721:LEU:HD22	1:Y:822:SER:O	1.82	0.80
1:G:721:LEU:C	1:M:806:TRP:C	2.34	0.80
1:G:902:ALA:HA	2:H:1029:VAL:HG13	1.63	0.80
1:J:833:ILE:HD13	1:J:885:VAL:HG21	1.62	0.80
1:V:851:ILE:HA	1:V:854:PHE:CD2	2.16	0.80
1:A:767:VAL:HG21	1:A:785:SER:HB2	1.64	0.80
1:G:767:VAL:HG21	1:G:785:SER:HB2	1.64	0.80
1:J:721:LEU:C	1:P:806:TRP:C	2.34	0.80
1:P:804:VAL:HG21	1:P:833:ILE:HG13	1.64	0.80
2:Z:999:ILE:CD1	2:Z:1008:VAL:HG23	2.11	0.80
1:D:721:LEU:HD13	1:J:822:SER:C	2.02	0.79
1:D:898:VAL:CG1	2:E:1033:GLN:HG3	2.11	0.79
1:M:721:LEU:HD22	1:S:822:SER:O	1.82	0.79
1:M:767:VAL:HG21	1:M:785:SER:HB2	1.64	0.79
1:S:757:THR:HG21	1:S:802:VAL:CG2	2.11	0.79
1:V:757:THR:HG21	1:V:802:VAL:CG2	2.11	0.79
1:V:898:VAL:CG1	2:W:1033:GLN:HG3	2.11	0.79
1:A:721:LEU:CD2	1:G:805:LEU:CA	1.79	0.79
1:A:804:VAL:HG21	1:A:833:ILE:HG13	1.64	0.79
1:G:721:LEU:HD22	1:M:822:SER:O	1.82	0.79
1:Y:844:ARG:HG2	1:Y:873:ILE:HG12	1.61	0.79
1:Y:901:LEU:HD12	2:Z:912:THR:HB	1.63	0.79
1:D:757:THR:HG21	1:D:802:VAL:CG2	2.11	0.79
1:J:902:ALA:HA	2:K:1029:VAL:HG13	1.63	0.79
1:P:725:ARG:HH12	1:V:808:ARG:HG3	1.02	0.79
1:D:851:ILE:HA	1:D:854:PHE:CD2	2.16	0.79
2:H:975:LEU:HD13	1:J:752:GLY:O	1.81	0.79
1:D:721:LEU:HD22	1:J:822:SER:O	1.82	0.79
1:V:844:ARG:HG2	1:V:873:ILE:HG12	1.61	0.79
1:D:720:ASN:CA	1:J:805:LEU:CD2	2.58	0.79
1:G:746:MET:HB3	1:G:886:SER:OG	1.83	0.79
1:S:804:VAL:HG21	1:S:833:ILE:HG13	1.64	0.79
1:D:767:VAL:HG21	1:D:785:SER:HB2	1.64	0.79
1:D:801:ARG:HB2	1:D:834:PRO:HA	1.64	0.79
1:M:833:ILE:HD13	1:M:885:VAL:HG21	1.62	0.79

*Continued on next page...*



*Continued from previous page...*

Atom-1	Atom-2	Interatomic distance (Å)	Clash overlap (Å)
1:M:902:ALA:HA	2:N:1029:VAL:HG13	1.63	0.79
1:P:844:ARG:HG2	1:P:873:ILE:HG12	1.61	0.79
1:Y:746:MET:HB3	1:Y:886:SER:OG	1.83	0.79
1:A:851:ILE:HA	1:A:854:PHE:CD2	2.16	0.79
2:H:928:TYR:OH	2:H:946:ASP:HB3	1.83	0.79
1:J:746:MET:HB3	1:J:886:SER:OG	1.83	0.79
1:V:743:LYS:HE2	1:Y:808:ARG:NH2	1.98	0.79
1:D:746:MET:HB3	1:D:886:SER:OG	1.83	0.79
1:S:902:ALA:HA	2:T:1029:VAL:HG13	1.63	0.79
2:B:928:TYR:OH	2:B:946:ASP:HB3	1.83	0.79
1:P:743:LYS:HE2	1:S:808:ARG:NH2	1.98	0.79
1:S:743:LYS:HE2	1:V:808:ARG:NH2	1.98	0.79
2:W:928:TYR:OH	2:W:946:ASP:HB3	1.83	0.79
1:Y:758:THR:HA	1:Y:876:THR:CG2	2.13	0.79
1:A:758:THR:HA	1:A:876:THR:CG2	2.13	0.79
1:G:898:VAL:CG1	2:H:1033:GLN:HG3	2.11	0.79
1:J:767:VAL:HG21	1:J:785:SER:HB2	1.64	0.79
1:M:757:THR:HG21	1:M:802:VAL:CG2	2.11	0.79
1:P:902:ALA:HA	2:Q:1029:VAL:HG13	1.63	0.79
1:S:746:MET:HB3	1:S:886:SER:OG	1.83	0.79
1:S:767:VAL:HG21	1:S:785:SER:HB2	1.64	0.79
1:V:758:THR:HA	1:V:876:THR:CG2	2.13	0.79
1:Y:757:THR:HG21	1:Y:802:VAL:CG2	2.11	0.79
1:A:801:ARG:HB2	1:A:834:PRO:HA	1.64	0.78
1:A:725:ARG:HH12	1:G:808:ARG:HG3	1.02	0.78
1:M:758:THR:HA	1:M:876:THR:CG2	2.13	0.78
1:P:757:THR:HG21	1:P:802:VAL:CG2	2.11	0.78
1:V:804:VAL:HG21	1:V:833:ILE:HG13	1.64	0.78
1:V:746:MET:HB3	1:V:886:SER:OG	1.83	0.78
1:D:758:THR:HA	1:D:876:THR:CG2	2.13	0.78
1:G:711:SER:CB	1:G:714:SER:HB2	2.12	0.78
1:G:801:ARG:HB2	1:G:834:PRO:HA	1.64	0.78
1:M:746:MET:HB3	1:M:886:SER:OG	1.83	0.78
1:G:720:ASN:CB	1:M:805:LEU:HD23	2.13	0.78
2:N:928:TYR:OH	2:N:946:ASP:HB3	1.83	0.78
2:T:915:LEU:HD22	2:T:1028:ASP:HB3	1.66	0.78
1:D:720:ASN:CB	1:J:805:LEU:HD23	2.13	0.78
1:A:720:ASN:CB	1:G:805:LEU:HD23	2.13	0.78
2:K:928:TYR:OH	2:K:946:ASP:HB3	1.83	0.78
1:A:746:MET:HB3	1:A:886:SER:OG	1.83	0.78
1:D:721:LEU:CD2	1:J:805:LEU:CA	1.79	0.78

*Continued on next page...*

*Continued from previous page...*

Atom-1	Atom-2	Interatomic distance (Å)	Clash overlap (Å)
1:D:743:LYS:HE2	1:G:808:ARG:NH2	1.98	0.78
2:E:928:TYR:OH	2:E:946:ASP:HB3	1.83	0.78
1:J:711:SER:CB	1:J:714:SER:HB2	2.12	0.78
1:J:758:THR:HA	1:J:876:THR:CG2	2.13	0.78
1:G:720:ASN:CA	1:M:805:LEU:CD2	2.58	0.78
2:H:915:LEU:HD22	2:H:1028:ASP:HB3	1.66	0.78
1:P:758:THR:HA	1:P:876:THR:CG2	2.13	0.78
1:J:720:ASN:CB	1:P:805:LEU:HD23	2.14	0.78
2:T:928:TYR:OH	2:T:946:ASP:HB3	1.83	0.78
1:A:801:ARG:HD2	1:D:759:VAL:HG21	1.66	0.78
1:J:743:LYS:HE2	1:M:808:ARG:NH2	1.98	0.78
1:M:720:ASN:CB	1:S:805:LEU:HD23	2.13	0.78
1:P:746:MET:HB3	1:P:886:SER:OG	1.83	0.78
2:Q:928:TYR:OH	2:Q:946:ASP:HB3	1.83	0.78
1:S:801:ARG:HB2	1:S:834:PRO:HA	1.64	0.78
1:Y:804:VAL:HG21	1:Y:833:ILE:HG13	1.64	0.78
1:A:743:LYS:HE2	1:D:808:ARG:NH2	1.98	0.78
1:M:711:SER:CB	1:M:714:SER:HB2	2.12	0.78
1:P:720:ASN:CB	1:V:805:LEU:HD23	2.13	0.78
1:S:720:ASN:CB	1:Y:805:LEU:HD23	2.13	0.78
2:Z:928:TYR:OH	2:Z:946:ASP:HB3	1.83	0.78
1:P:711:SER:CB	1:P:714:SER:HB2	2.12	0.78
2:Q:915:LEU:HD22	2:Q:1028:ASP:HB3	1.66	0.78
1:S:758:THR:HA	1:S:876:THR:CG2	2.13	0.78
1:A:809:ILE:CG1	1:A:820:ILE:HD13	2.14	0.78
1:M:721:LEU:CD2	1:S:805:LEU:CA	1.79	0.78
1:P:801:ARG:HB2	1:P:834:PRO:HA	1.64	0.78
2:W:915:LEU:HD22	2:W:1028:ASP:HB3	1.66	0.78
1:D:801:ARG:HD2	1:G:759:VAL:HG21	1.66	0.77
1:G:743:LYS:HE2	1:J:808:ARG:NH2	1.98	0.77
1:P:767:VAL:HG21	1:P:785:SER:HB2	1.64	0.77
1:S:711:SER:CB	1:S:714:SER:HB2	2.13	0.77
1:D:746:MET:CE	1:D:886:SER:HB3	2.14	0.77
2:E:915:LEU:HD22	2:E:1028:ASP:HB3	1.66	0.77
2:K:915:LEU:HD22	2:K:1028:ASP:HB3	1.66	0.77
1:V:711:SER:CB	1:V:714:SER:HB2	2.12	0.77
1:Y:806:TRP:CD1	1:Y:887:ILE:HG12	2.19	0.77
1:V:801:ARG:HB2	1:V:834:PRO:HA	1.64	0.77
1:Y:801:ARG:HB2	1:Y:834:PRO:HA	1.64	0.77
1:G:746:MET:CE	1:G:886:SER:HB3	2.14	0.77
1:G:758:THR:HA	1:G:876:THR:CG2	2.13	0.77

*Continued on next page...*

*Continued from previous page...*

Atom-1	Atom-2	Interatomic distance (Å)	Clash overlap (Å)
1:Y:767:VAL:HG21	1:Y:785:SER:HB2	1.64	0.77
1:G:868:ARG:NH1	1:J:865:GLU:OE1	2.17	0.77
1:M:743:LYS:HE2	1:P:808:ARG:NH2	1.98	0.77
1:S:746:MET:CE	1:S:886:SER:HB3	2.14	0.77
1:V:767:VAL:HG21	1:V:785:SER:HB2	1.64	0.77
1:V:806:TRP:CD1	1:V:887:ILE:HG12	2.20	0.77
1:A:806:TRP:CD1	1:A:887:ILE:HG12	2.20	0.77
1:D:809:ILE:CG1	1:D:820:ILE:HD13	2.14	0.77
1:G:721:LEU:CD2	1:M:805:LEU:CA	1.79	0.77
1:A:746:MET:CE	1:A:886:SER:HB3	2.15	0.77
1:P:746:MET:CE	1:P:886:SER:HB3	2.15	0.77
1:G:801:ARG:HD2	1:J:759:VAL:HG21	1.66	0.77
1:J:720:ASN:CA	1:P:805:LEU:CD2	2.58	0.77
1:M:801:ARG:HB2	1:M:834:PRO:HA	1.64	0.77
1:S:801:ARG:HD2	1:V:759:VAL:HG21	1.66	0.77
2:N:1013:PHE:O	2:N:1015:PRO:HD3	1.86	0.77
1:D:806:TRP:CD1	1:D:887:ILE:HG12	2.19	0.77
1:J:809:ILE:CG1	1:J:820:ILE:HD13	2.14	0.77
1:J:801:ARG:HB2	1:J:834:PRO:HA	1.64	0.77
2:Q:930:MET:HE3	3:R:1053:VAL:HG22	1.67	0.77
1:S:806:TRP:CD1	1:S:887:ILE:HG12	2.20	0.77
1:V:801:ARG:HD2	1:Y:759:VAL:HG21	1.66	0.77
1:Y:809:ILE:CG1	1:Y:820:ILE:HD13	2.14	0.77
1:D:779:ARG:HB2	2:E:1025:ALA:N	2.00	0.76
1:M:809:ILE:CG1	1:M:820:ILE:HD13	2.14	0.76
2:Q:1013:PHE:O	2:Q:1015:PRO:HD3	1.85	0.76
1:P:801:ARG:HD2	1:S:759:VAL:HG21	1.66	0.76
1:A:901:LEU:HG	1:A:902:ALA:HB2	1.67	0.76
2:K:1013:PHE:O	2:K:1015:PRO:HD3	1.86	0.76
1:J:868:ARG:NH1	1:M:865:GLU:OE1	2.17	0.76
1:P:809:ILE:CG1	1:P:820:ILE:HD13	2.14	0.76
1:G:809:ILE:CG1	1:G:820:ILE:HD13	2.14	0.76
1:J:801:ARG:HD2	1:M:759:VAL:HG21	1.66	0.76
1:S:901:LEU:HG	1:S:902:ALA:HB2	1.67	0.76
2:T:1013:PHE:O	2:T:1015:PRO:HD3	1.85	0.76
2:W:930:MET:HE3	3:X:1053:VAL:HG22	1.67	0.76
1:Y:779:ARG:HB2	2:Z:1025:ALA:N	2.00	0.76
2:B:915:LEU:HD22	2:B:1028:ASP:HB3	1.66	0.76
2:H:1013:PHE:O	2:H:1015:PRO:HD3	1.85	0.76
1:S:779:ARG:HB2	2:T:1025:ALA:N	2.00	0.76
1:Y:849:ILE:O	1:Y:853:LEU:HG	1.86	0.76

*Continued on next page...*

*Continued from previous page...*

Atom-1	Atom-2	Interatomic distance (Å)	Clash overlap (Å)
1:S:809:ILE:CG1	1:S:820:ILE:HD13	2.14	0.76
1:G:806:TRP:CD1	1:G:887:ILE:HG12	2.20	0.76
1:G:742:PRO:CG	1:J:810:ARG:NH1	2.47	0.76
1:J:746:MET:CE	1:J:886:SER:HB3	2.15	0.76
1:J:779:ARG:HB2	2:K:1025:ALA:N	2.00	0.76
1:P:779:ARG:HB2	2:Q:1025:ALA:N	2.00	0.76
1:P:806:TRP:CD1	1:P:887:ILE:HG12	2.20	0.76
1:P:901:LEU:HG	1:P:902:ALA:HB2	1.67	0.76
1:S:849:ILE:O	1:S:853:LEU:HG	1.86	0.76
1:V:809:ILE:CG1	1:V:820:ILE:HD13	2.14	0.76
1:A:849:ILE:O	1:A:853:LEU:HG	1.86	0.76
1:D:746:MET:O	1:D:748:PRO:HD3	1.86	0.76
1:D:901:LEU:HG	1:D:902:ALA:HB2	1.67	0.76
2:T:930:MET:HE3	3:U:1053:VAL:HG22	1.68	0.76
1:V:901:LEU:HG	1:V:902:ALA:HB2	1.67	0.76
2:W:1013:PHE:O	2:W:1015:PRO:HD3	1.85	0.76
1:A:787:VAL:CG2	1:A:809:ILE:HG12	2.16	0.76
1:A:796:LYS:O	1:A:875:PRO:HG2	1.86	0.76
1:D:787:VAL:CG2	1:D:809:ILE:HG12	2.16	0.76
2:E:1013:PHE:O	2:E:1015:PRO:HD3	1.85	0.76
1:M:801:ARG:HD2	1:P:759:VAL:HG21	1.66	0.76
2:Z:915:LEU:HD22	2:Z:1028:ASP:HB3	1.66	0.76
1:G:901:LEU:HG	1:G:902:ALA:HB2	1.66	0.76
2:K:943:HIS:CD2	3:L:1058:PRO:HA	2.21	0.76
1:M:901:LEU:HG	1:M:902:ALA:HB2	1.67	0.76
2:T:943:HIS:CD2	3:U:1058:PRO:HA	2.21	0.76
1:Y:746:MET:CE	1:Y:886:SER:HB3	2.14	0.76
2:W:965:TYR:OH	1:Y:752:GLY:HA2	1.86	0.76
1:A:802:VAL:HG22	1:A:803:PHE:H	1.51	0.76
2:B:1013:PHE:O	2:B:1015:PRO:HD3	1.85	0.76
2:B:943:HIS:CD2	3:C:1058:PRO:HA	2.21	0.76
2:B:965:TYR:OH	1:D:752:GLY:HA2	1.86	0.76
1:A:742:PRO:CG	1:D:810:ARG:NH1	2.47	0.76
1:G:746:MET:O	1:G:748:PRO:HD3	1.85	0.76
2:K:965:TYR:OH	1:M:752:GLY:HA2	1.86	0.76
2:N:915:LEU:HD22	2:N:1028:ASP:HB3	1.66	0.76
1:M:779:ARG:HB2	2:N:1025:ALA:N	2.00	0.76
1:G:779:ARG:HB2	2:H:1025:ALA:N	2.00	0.76
1:J:806:TRP:CD1	1:J:887:ILE:HG12	2.20	0.76
1:M:806:TRP:CD1	1:M:887:ILE:HG12	2.20	0.76
2:T:965:TYR:OH	1:V:752:GLY:HA2	1.86	0.76

*Continued on next page...*

*Continued from previous page...*

Atom-1	Atom-2	Interatomic distance (Å)	Clash overlap (Å)
2:Z:1013:PHE:O	2:Z:1015:PRO:HD3	1.85	0.76
1:D:796:LYS:O	1:D:875:PRO:HG2	1.86	0.75
1:D:802:VAL:HG22	1:D:803:PHE:H	1.51	0.75
1:M:746:MET:CE	1:M:886:SER:HB3	2.14	0.75
1:M:868:ARG:NH1	1:P:865:GLU:OE1	2.17	0.75
2:Q:943:HIS:CD2	3:R:1058:PRO:HA	2.21	0.75
1:V:746:MET:CE	1:V:886:SER:HB3	2.15	0.75
1:Y:901:LEU:HG	1:Y:902:ALA:HB2	1.67	0.75
2:E:980:VAL:CG1	1:G:766:ARG:NH1	2.47	0.75
1:J:787:VAL:CG2	1:J:809:ILE:HG12	2.16	0.75
1:M:796:LYS:O	1:M:875:PRO:HG2	1.86	0.75
1:A:746:MET:O	1:A:748:PRO:HD3	1.86	0.75
1:G:802:VAL:HG22	1:G:803:PHE:H	1.51	0.75
2:N:965:TYR:OH	1:P:752:GLY:HA2	1.86	0.75
1:V:779:ARG:HB2	2:W:1025:ALA:N	2.00	0.75
2:E:943:HIS:CD2	3:F:1058:PRO:HA	2.21	0.75
1:G:849:ILE:O	1:G:853:LEU:HG	1.86	0.75
1:M:849:ILE:O	1:M:853:LEU:HG	1.86	0.75
1:J:901:LEU:HG	1:J:902:ALA:HB2	1.67	0.75
1:P:849:ILE:O	1:P:853:LEU:HG	1.86	0.75
1:M:720:ASN:N	1:S:805:LEU:HD23	2.02	0.75
2:E:965:TYR:OH	1:G:752:GLY:HA2	1.86	0.75
2:H:965:TYR:OH	1:J:752:GLY:HA2	1.86	0.75
1:J:720:ASN:N	1:P:805:LEU:HD23	2.02	0.75
1:A:779:ARG:HB2	2:B:1025:ALA:N	2.00	0.75
1:J:796:LYS:O	1:J:875:PRO:HG2	1.86	0.75
2:N:943:HIS:CD2	3:O:1058:PRO:HA	2.21	0.75
1:M:742:PRO:CG	1:P:810:ARG:NH1	2.47	0.75
2:Q:965:TYR:OH	1:S:752:GLY:HA2	1.86	0.75
1:P:868:ARG:NH1	1:S:865:GLU:OE1	2.17	0.75
1:A:902:ALA:O	2:B:1029:VAL:HA	1.87	0.75
1:G:796:LYS:O	1:G:875:PRO:HG2	1.86	0.75
2:H:930:MET:HE3	3:I:1053:VAL:HG22	1.68	0.75
1:P:787:VAL:CG2	1:P:809:ILE:HG12	2.16	0.75
1:S:787:VAL:CG2	1:S:809:ILE:HG12	2.16	0.75
1:V:787:VAL:CG2	1:V:809:ILE:HG12	2.16	0.75
2:W:980:VAL:HG13	1:Y:766:ARG:HH12	1.51	0.75
1:G:787:VAL:CG2	1:G:809:ILE:HG12	2.16	0.75
1:S:902:ALA:O	2:T:1029:VAL:HA	1.87	0.75
1:V:849:ILE:O	1:V:853:LEU:HG	1.86	0.75
2:H:943:HIS:CD2	3:I:1058:PRO:HA	2.21	0.74

*Continued on next page...*

*Continued from previous page...*

Atom-1	Atom-2	Interatomic distance (Å)	Clash overlap (Å)
1:P:746:MET:O	1:P:748:PRO:HD3	1.85	0.74
1:P:796:LYS:O	1:P:875:PRO:HG2	1.86	0.74
1:Y:902:ALA:O	2:Z:1029:VAL:HA	1.87	0.74
1:J:802:VAL:HG22	1:J:803:PHE:H	1.51	0.74
1:J:902:ALA:O	2:K:1029:VAL:HA	1.87	0.74
1:M:746:MET:O	1:M:748:PRO:HD3	1.86	0.74
2:T:980:VAL:HG13	1:V:766:ARG:HH12	1.51	0.74
1:S:868:ARG:NH1	1:V:865:GLU:OE1	2.17	0.74
1:D:902:ALA:O	2:E:1029:VAL:HA	1.87	0.74
1:J:849:ILE:O	1:J:853:LEU:HG	1.86	0.74
1:G:720:ASN:N	1:M:805:LEU:HD23	2.02	0.74
1:P:742:PRO:CG	1:S:810:ARG:NH1	2.47	0.74
1:S:835:GLY:HA3	1:S:878:TYR:O	1.88	0.74
1:V:746:MET:O	1:V:748:PRO:HD3	1.86	0.74
1:V:835:GLY:HA3	1:V:878:TYR:O	1.88	0.74
1:Y:835:GLY:HA3	1:Y:878:TYR:O	1.88	0.74
2:W:943:HIS:CD2	3:X:1058:PRO:HA	2.21	0.74
1:D:849:ILE:O	1:D:853:LEU:HG	1.86	0.74
1:A:726:LEU:CD1	1:D:891:ARG:NH1	2.50	0.74
2:E:925:ASN:ND2	2:E:1012:ASN:HB2	2.02	0.74
1:J:746:MET:O	1:J:748:PRO:HD3	1.85	0.74
1:M:729:SER:HG	1:P:818:VAL:HG22	1.50	0.74
1:Y:746:MET:O	1:Y:748:PRO:HD3	1.86	0.74
1:Y:787:VAL:CG2	1:Y:809:ILE:HG12	2.16	0.74
2:N:930:MET:HE3	3:O:1053:VAL:HG22	1.69	0.74
1:S:746:MET:O	1:S:748:PRO:HD3	1.86	0.74
2:B:930:MET:HE3	3:C:1053:VAL:HG22	1.69	0.74
1:D:726:LEU:CD1	1:G:891:ARG:NH1	2.50	0.74
1:P:902:ALA:O	2:Q:1029:VAL:HA	1.87	0.74
1:V:868:ARG:NH1	1:Y:865:GLU:OE1	2.17	0.74
1:G:721:LEU:C	1:M:805:LEU:O	2.26	0.74
1:S:736:ASN:HB2	1:S:739:LEU:CG	2.17	0.74
1:P:721:LEU:C	1:V:805:LEU:O	2.26	0.74
2:Q:980:VAL:HG13	1:S:766:ARG:HH12	1.51	0.74
1:D:746:MET:HE2	1:D:886:SER:HB3	1.70	0.74
1:M:835:GLY:HA3	1:M:878:TYR:O	1.88	0.74
1:M:902:ALA:O	2:N:1029:VAL:HA	1.87	0.74
1:P:835:GLY:HA3	1:P:878:TYR:O	1.88	0.74
2:T:925:ASN:ND2	2:T:1012:ASN:HB2	2.02	0.74
1:V:796:LYS:O	1:V:875:PRO:HG2	1.86	0.74
1:V:802:VAL:HG22	1:V:803:PHE:H	1.51	0.74

*Continued on next page...*

*Continued from previous page...*

Atom-1	Atom-2	Interatomic distance (Å)	Clash overlap (Å)
2:W:925:ASN:ND2	2:W:1012:ASN:HB2	2.02	0.74
1:S:720:ASN:N	1:Y:805:LEU:HD23	2.02	0.74
2:E:930:MET:HE3	3:F:1053:VAL:HG22	1.68	0.74
1:A:721:LEU:CA	1:G:805:LEU:O	2.35	0.74
1:D:742:PRO:CG	1:G:810:ARG:NH1	2.47	0.74
1:G:902:ALA:O	2:H:1029:VAL:HA	1.87	0.74
1:M:787:VAL:CG2	1:M:809:ILE:HG12	2.16	0.74
1:S:796:LYS:O	1:S:875:PRO:HG2	1.86	0.74
1:Y:796:LYS:O	1:Y:875:PRO:HG2	1.86	0.74
1:V:726:LEU:CD1	1:Y:891:ARG:NH1	2.50	0.74
2:Z:925:ASN:ND2	2:Z:1012:ASN:HB2	2.02	0.74
2:E:925:ASN:HB3	2:E:946:ASP:OD1	1.88	0.74
1:S:802:VAL:HG22	1:S:803:PHE:H	1.51	0.74
1:V:736:ASN:HB2	1:V:739:LEU:CG	2.17	0.74
1:V:809:ILE:HG13	1:V:820:ILE:HD13	1.69	0.74
2:B:925:ASN:HB3	2:B:946:ASP:OD1	1.88	0.73
1:M:721:LEU:CA	1:S:805:LEU:O	2.35	0.73
2:Q:925:ASN:HB3	2:Q:946:ASP:OD1	1.88	0.73
2:Q:925:ASN:ND2	2:Q:1012:ASN:HB2	2.02	0.73
2:H:925:ASN:HB3	2:H:946:ASP:OD1	1.88	0.73
1:J:721:LEU:CA	1:P:805:LEU:O	2.35	0.73
1:D:721:LEU:C	1:J:805:LEU:O	2.26	0.73
1:J:835:GLY:HA3	1:J:878:TYR:O	1.88	0.73
1:G:726:LEU:CD1	1:J:891:ARG:NH1	2.50	0.73
1:M:721:LEU:C	1:S:805:LEU:O	2.26	0.73
1:P:809:ILE:HG13	1:P:820:ILE:HD13	1.69	0.73
2:K:925:ASN:HB3	2:K:946:ASP:OD1	1.88	0.73
2:K:930:MET:HE3	3:L:1053:VAL:HG22	1.69	0.73
3:U:1040:LYS:HG2	3:U:1041:PRO:O	1.89	0.73
1:Y:833:ILE:CD1	1:Y:885:VAL:HG21	2.19	0.73
2:W:925:ASN:HB3	2:W:946:ASP:OD1	1.88	0.73
1:D:720:ASN:N	1:J:805:LEU:HD23	2.02	0.73
1:G:721:LEU:CA	1:M:805:LEU:O	2.35	0.73
1:J:729:SER:HG	1:M:818:VAL:HG22	1.53	0.73
2:N:925:ASN:ND2	2:N:1012:ASN:HB2	2.02	0.73
1:S:726:LEU:CD1	1:V:891:ARG:NH1	2.50	0.73
1:Y:809:ILE:HG13	1:Y:820:ILE:HD13	1.69	0.73
1:A:845:LEU:O	1:A:849:ILE:HG13	1.89	0.73
1:D:845:LEU:O	1:D:849:ILE:HG13	1.89	0.73
1:D:835:GLY:HA3	1:D:878:TYR:O	1.88	0.73
3:F:1040:LYS:HG2	3:F:1041:PRO:O	1.89	0.73

*Continued on next page...*

*Continued from previous page...*

Atom-1	Atom-2	Interatomic distance (Å)	Clash overlap (Å)
1:J:742:PRO:CG	1:M:810:ARG:NH1	2.47	0.73
2:N:925:ASN:HB3	2:N:946:ASP:OD1	1.88	0.73
1:M:829:GLY:HA3	1:P:753:THR:HG21	1.71	0.73
1:S:721:LEU:CA	1:Y:805:LEU:O	2.35	0.73
1:P:721:LEU:CA	1:V:805:LEU:O	2.35	0.73
1:V:833:ILE:CD1	1:V:885:VAL:HG21	2.19	0.73
1:V:902:ALA:CA	2:W:912:THR:HG21	2.19	0.73
3:C:1040:LYS:HG2	3:C:1041:PRO:O	1.89	0.73
1:A:729:SER:HG	1:D:818:VAL:HG22	1.54	0.73
2:K:980:VAL:CG1	1:M:766:ARG:NH1	2.47	0.73
1:P:781:ILE:HG12	1:P:895:PHE:CE1	2.24	0.73
1:J:721:LEU:C	1:P:805:LEU:O	2.26	0.73
1:P:829:GLY:HA3	1:S:753:THR:HG21	1.71	0.73
1:S:809:ILE:HG13	1:S:820:ILE:HD13	1.69	0.73
1:V:801:ARG:CD	1:Y:759:VAL:HG21	2.19	0.73
3:X:1040:LYS:HG2	3:X:1041:PRO:O	1.89	0.73
1:Y:802:VAL:HG22	1:Y:803:PHE:H	1.51	0.73
1:Y:902:ALA:CA	2:Z:912:THR:HG21	2.19	0.73
1:A:746:MET:HE2	1:A:886:SER:HB3	1.71	0.73
1:A:721:LEU:C	1:G:805:LEU:O	2.26	0.73
1:S:902:ALA:CA	2:T:912:THR:HG21	2.19	0.73
1:S:829:GLY:HA3	1:V:753:THR:HG21	1.71	0.73
1:V:902:ALA:O	2:W:1029:VAL:HA	1.87	0.73
1:S:721:LEU:C	1:Y:805:LEU:O	2.26	0.73
2:B:925:ASN:ND2	2:B:1012:ASN:HB2	2.02	0.73
1:D:721:LEU:CA	1:J:805:LEU:O	2.35	0.73
1:D:781:ILE:HG12	1:D:895:PHE:CE1	2.24	0.73
1:D:781:ILE:HG12	1:D:895:PHE:CZ	2.24	0.73
1:G:781:ILE:HG12	1:G:895:PHE:CZ	2.24	0.73
1:J:829:GLY:HA3	1:M:753:THR:HG21	1.71	0.73
1:M:809:ILE:HG13	1:M:820:ILE:HD13	1.69	0.73
1:J:726:LEU:CD1	1:M:891:ARG:NH1	2.50	0.73
1:P:726:LEU:CD1	1:S:891:ARG:NH1	2.50	0.73
1:Y:736:ASN:HB2	1:Y:739:LEU:CG	2.17	0.73
1:G:781:ILE:HG12	1:G:895:PHE:CE1	2.24	0.73
1:G:845:LEU:O	1:G:849:ILE:HG13	1.89	0.73
2:H:925:ASN:ND2	2:H:1012:ASN:HB2	2.02	0.73
1:M:802:VAL:HG22	1:M:803:PHE:H	1.51	0.73
1:M:781:ILE:HG12	1:M:895:PHE:CZ	2.24	0.73
2:N:980:VAL:HG13	1:P:766:ARG:HH12	1.51	0.73
3:R:1040:LYS:HG2	3:R:1041:PRO:O	1.89	0.73

*Continued on next page...*



*Continued from previous page...*

Atom-1	Atom-2	Interatomic distance (Å)	Clash overlap (Å)
1:S:781:ILE:HG12	1:S:895:PHE:CE1	2.24	0.73
1:S:833:ILE:CD1	1:S:885:VAL:HG21	2.19	0.73
1:V:829:GLY:HA3	1:Y:753:THR:HG21	1.71	0.73
3:I:1040:LYS:HG2	3:I:1041:PRO:O	1.89	0.73
1:M:726:LEU:CD1	1:P:891:ARG:NH1	2.50	0.73
1:P:902:ALA:CA	2:Q:912:THR:HG21	2.19	0.73
1:S:729:SER:HB2	1:V:891:ARG:HD2	1.71	0.73
1:A:711:SER:CB	1:A:714:SER:HB2	2.12	0.72
1:A:781:ILE:HG12	1:A:895:PHE:CZ	2.24	0.72
1:G:829:GLY:HA3	1:J:753:THR:HG21	1.71	0.72
1:J:781:ILE:HG12	1:J:895:PHE:CZ	2.24	0.72
1:M:801:ARG:CD	1:P:759:VAL:HG21	2.19	0.72
1:M:781:ILE:HG12	1:M:895:PHE:CE1	2.24	0.72
1:A:809:ILE:HG13	1:A:820:ILE:HD13	1.69	0.72
2:B:980:VAL:CG1	1:D:766:ARG:NH1	2.47	0.72
1:D:809:ILE:HG13	1:D:820:ILE:HD13	1.69	0.72
1:J:801:ARG:CD	1:M:759:VAL:HG21	2.19	0.72
2:K:925:ASN:ND2	2:K:1012:ASN:HB2	2.02	0.72
2:T:925:ASN:HB3	2:T:946:ASP:OD1	1.88	0.72
1:G:835:GLY:HA3	1:G:878:TYR:O	1.88	0.72
1:S:801:ARG:CD	1:V:759:VAL:HG21	2.19	0.72
1:A:781:ILE:HG12	1:A:895:PHE:CE1	2.24	0.72
1:P:729:SER:HB2	1:S:891:ARG:HD2	1.71	0.72
1:P:833:ILE:CD1	1:P:885:VAL:HG21	2.18	0.72
1:S:742:PRO:CG	1:V:810:ARG:NH1	2.47	0.72
1:Y:845:LEU:O	1:Y:849:ILE:HG13	1.89	0.72
1:G:746:MET:HE2	1:G:886:SER:HB3	1.70	0.72
1:D:801:ARG:CD	1:G:759:VAL:HG21	2.19	0.72
1:M:902:ALA:CA	2:N:912:THR:HG21	2.19	0.72
2:W:980:VAL:CG1	1:Y:766:ARG:NH1	2.47	0.72
1:S:720:ASN:N	1:Y:805:LEU:HD21	2.05	0.72
1:Y:781:ILE:CD1	1:Y:893:LEU:HD12	2.19	0.72
1:V:729:SER:HB2	1:Y:891:ARG:HD2	1.71	0.72
1:A:781:ILE:CD1	1:A:893:LEU:HD12	2.19	0.72
1:A:835:GLY:HA3	1:A:878:TYR:O	1.88	0.72
1:D:829:GLY:HA3	1:G:753:THR:HG21	1.71	0.72
1:G:801:ARG:CD	1:J:759:VAL:HG21	2.19	0.72
1:J:809:ILE:HG13	1:J:820:ILE:HD13	1.69	0.72
1:M:781:ILE:CD1	1:M:893:LEU:HD12	2.19	0.72
1:S:781:ILE:HG12	1:S:895:PHE:CZ	2.24	0.72
1:G:809:ILE:HG13	1:G:820:ILE:HD13	1.69	0.72

*Continued on next page...*

*Continued from previous page...*

Atom-1	Atom-2	Interatomic distance (Å)	Clash overlap (Å)
1:J:736:ASN:HB2	1:J:739:LEU:CG	2.17	0.72
1:J:845:LEU:O	1:J:849:ILE:HG13	1.89	0.72
1:P:781:ILE:CD1	1:P:893:LEU:HD12	2.19	0.72
1:V:781:ILE:HG12	1:V:895:PHE:CE1	2.24	0.72
1:A:720:ASN:N	1:G:805:LEU:HD23	2.02	0.72
1:J:781:ILE:HG12	1:J:895:PHE:CE1	2.24	0.72
1:P:802:VAL:HG22	1:P:803:PHE:H	1.51	0.72
1:Y:711:SER:CB	1:Y:714:SER:HB2	2.12	0.72
1:Y:781:ILE:HG12	1:Y:895:PHE:CZ	2.24	0.72
1:P:720:ASN:N	1:V:805:LEU:HD23	2.02	0.72
1:J:781:ILE:CD1	1:J:893:LEU:HD12	2.19	0.72
3:O:1040:LYS:HG2	3:O:1041:PRO:O	1.89	0.72
1:P:720:ASN:N	1:V:805:LEU:HD21	2.05	0.72
1:J:720:ASN:N	1:P:805:LEU:HD21	2.05	0.72
1:V:781:ILE:HG12	1:V:895:PHE:CZ	2.24	0.72
1:D:781:ILE:CD1	1:D:893:LEU:HD12	2.19	0.72
1:P:781:ILE:HG12	1:P:895:PHE:CZ	2.24	0.72
1:S:781:ILE:CD1	1:S:893:LEU:HD12	2.19	0.72
1:V:845:LEU:O	1:V:849:ILE:HG13	1.89	0.72
1:V:742:PRO:CG	1:Y:810:ARG:NH1	2.47	0.72
2:Z:925:ASN:HB3	2:Z:946:ASP:OD1	1.88	0.72
1:V:781:ILE:CD1	1:V:893:LEU:HD12	2.19	0.72
1:A:829:GLY:HA3	1:D:753:THR:HG21	1.71	0.72
1:A:801:ARG:CD	1:D:759:VAL:HG21	2.19	0.72
1:J:902:ALA:CA	2:K:912:THR:HG21	2.19	0.72
3:L:1040:LYS:HG2	3:L:1041:PRO:O	1.89	0.72
1:A:833:ILE:CD1	1:A:885:VAL:HG21	2.19	0.71
1:D:720:ASN:H	1:J:805:LEU:CD2	2.03	0.71
1:G:729:SER:HG	1:J:818:VAL:HG22	1.55	0.71
1:P:720:ASN:H	1:V:805:LEU:CD2	2.03	0.71
1:M:729:SER:HB2	1:P:891:ARG:HD2	1.71	0.71
1:S:711:SER:HB3	1:S:714:SER:CB	2.14	0.71
1:V:729:SER:CB	1:Y:891:ARG:HD2	2.20	0.71
1:D:833:ILE:CD1	1:D:885:VAL:HG21	2.19	0.71
1:G:725:ARG:NH2	1:M:808:ARG:HB2	2.05	0.71
1:G:729:SER:CB	1:J:891:ARG:HD2	2.20	0.71
1:G:902:ALA:CA	2:H:912:THR:HG21	2.19	0.71
1:M:729:SER:CB	1:P:891:ARG:HD2	2.20	0.71
1:M:833:ILE:CD1	1:M:885:VAL:HG21	2.19	0.71
1:J:729:SER:HB2	1:M:891:ARG:HD2	1.71	0.71
1:Y:747:ILE:HG13	1:Y:889:VAL:CG2	2.20	0.71

*Continued on next page...*

*Continued from previous page...*

Atom-1	Atom-2	Interatomic distance (Å)	Clash overlap (Å)
2:Z:915:LEU:HD23	2:Z:1028:ASP:HB3	1.71	0.71
1:D:736:ASN:HB2	1:D:739:LEU:CG	2.17	0.71
1:D:902:ALA:CA	2:E:912:THR:HG21	2.19	0.71
1:G:736:ASN:HB2	1:G:739:LEU:CG	2.17	0.71
1:G:781:ILE:CD1	1:G:893:LEU:HD12	2.19	0.71
2:K:980:VAL:HG13	1:M:766:ARG:HH12	1.51	0.71
1:M:845:LEU:O	1:M:849:ILE:HG13	1.89	0.71
1:P:801:ARG:CD	1:S:759:VAL:HG21	2.19	0.71
1:J:720:ASN:H	1:P:805:LEU:CD2	2.03	0.71
2:T:980:VAL:CG1	1:V:766:ARG:NH1	2.47	0.71
1:D:711:SER:CB	1:D:714:SER:HB2	2.12	0.71
1:M:720:ASN:N	1:S:805:LEU:HD21	2.05	0.71
1:S:845:LEU:O	1:S:849:ILE:HG13	1.89	0.71
1:Y:781:ILE:HG12	1:Y:895:PHE:CE1	2.24	0.71
1:Y:735:ALA:HB3	1:Y:739:LEU:CD1	2.16	0.71
1:A:729:SER:HB2	1:D:891:ARG:HD2	1.71	0.71
1:A:838:ASP:HB3	1:A:876:THR:OG1	1.91	0.71
1:A:902:ALA:CA	2:B:912:THR:HG21	2.19	0.71
1:D:747:ILE:HG13	1:D:889:VAL:CG2	2.20	0.71
1:D:901:LEU:HB2	1:D:902:ALA:CA	2.21	0.71
1:G:833:ILE:CD1	1:G:885:VAL:HG21	2.19	0.71
1:G:901:LEU:HB2	1:G:902:ALA:CA	2.21	0.71
1:J:729:SER:CB	1:M:891:ARG:HD2	2.21	0.71
1:J:838:ASP:HB3	1:J:876:THR:OG1	1.91	0.71
1:S:735:ALA:HB3	1:S:739:LEU:CD1	2.16	0.71
1:V:735:ALA:HB3	1:V:739:LEU:CD1	2.16	0.71
1:A:736:ASN:HB2	1:A:739:LEU:CG	2.17	0.71
1:A:901:LEU:HB2	1:A:902:ALA:CA	2.21	0.71
2:B:915:LEU:HD23	2:B:1028:ASP:HB3	1.71	0.71
1:D:735:ALA:HB3	1:D:739:LEU:CD1	2.16	0.71
1:P:729:SER:CB	1:S:891:ARG:HD2	2.20	0.71
1:P:845:LEU:O	1:P:849:ILE:HG13	1.89	0.71
1:S:729:SER:CB	1:V:891:ARG:HD2	2.20	0.71
2:W:915:LEU:HD23	2:W:1028:ASP:HB3	1.71	0.71
1:Y:901:LEU:HB2	1:Y:902:ALA:CA	2.21	0.71
1:A:735:ALA:HB3	1:A:739:LEU:CD1	2.16	0.71
2:E:980:VAL:HG13	1:G:766:ARG:HH12	1.51	0.71
1:J:833:ILE:CD1	1:J:885:VAL:HG21	2.18	0.71
1:J:901:LEU:HB2	1:J:902:ALA:CA	2.21	0.71
1:M:736:ASN:HB2	1:M:739:LEU:CG	2.17	0.71
1:S:838:ASP:HB3	1:S:876:THR:OG1	1.91	0.71

*Continued on next page...*

*Continued from previous page...*

Atom-1	Atom-2	Interatomic distance (Å)	Clash overlap (Å)
2:B:980:VAL:HG13	1:D:766:ARG:HH12	1.51	0.71
2:H:980:VAL:HG13	1:J:766:ARG:HH12	1.51	0.71
1:J:724:ALA:C	1:P:807:GLU:OE1	2.30	0.71
1:G:729:SER:HB2	1:J:891:ARG:HD2	1.71	0.71
2:Q:980:VAL:CG1	1:S:766:ARG:NH1	2.47	0.71
1:P:724:ALA:C	1:V:807:GLU:OE1	2.30	0.71
1:V:747:ILE:HG13	1:V:889:VAL:CG2	2.20	0.71
1:V:901:LEU:HB2	1:V:902:ALA:CA	2.21	0.71
1:D:729:SER:HB2	1:G:891:ARG:HD2	1.71	0.70
1:D:720:ASN:N	1:J:805:LEU:HD21	2.05	0.70
1:S:747:ILE:HG13	1:S:889:VAL:CG2	2.20	0.70
1:D:838:ASP:HB3	1:D:876:THR:OG1	1.91	0.70
1:A:868:ARG:NH1	1:D:865:GLU:OE1	2.17	0.70
2:E:915:LEU:HD23	2:E:1028:ASP:HB3	1.71	0.70
1:J:867:LEU:HD13	1:M:862:LEU:CD1	2.22	0.70
1:J:747:ILE:HG13	1:J:889:VAL:CG2	2.20	0.70
2:K:952:ARG:HB3	2:K:987:ILE:HG21	1.73	0.70
1:M:901:LEU:HB2	1:M:902:ALA:CA	2.21	0.70
2:N:952:ARG:HB3	2:N:987:ILE:HG21	1.72	0.70
1:A:720:ASN:N	1:G:805:LEU:HD21	2.05	0.70
1:G:867:LEU:HD13	1:J:862:LEU:CD1	2.22	0.70
2:H:952:ARG:HB3	2:H:987:ILE:HG21	1.73	0.70
1:M:867:LEU:HD13	1:P:862:LEU:CD1	2.22	0.70
1:P:711:SER:HB3	1:P:714:SER:CB	2.14	0.70
1:P:735:ALA:HB3	1:P:739:LEU:CD1	2.16	0.70
1:P:747:ILE:HG13	1:P:889:VAL:CG2	2.20	0.70
1:P:838:ASP:HB3	1:P:876:THR:OG1	1.91	0.70
1:Y:746:MET:HE2	1:Y:886:SER:HB3	1.70	0.70
1:A:729:SER:CB	1:D:891:ARG:HD2	2.20	0.70
1:J:746:MET:HE2	1:J:886:SER:HB3	1.71	0.70
1:M:735:ALA:HB3	1:M:739:LEU:CD1	2.16	0.70
1:M:838:ASP:HB3	1:M:876:THR:OG1	1.91	0.70
2:Q:952:ARG:HB3	2:Q:987:ILE:HG21	1.72	0.70
1:M:720:ASN:H	1:S:805:LEU:CD2	2.03	0.70
1:P:867:LEU:HD13	1:S:862:LEU:CD1	2.22	0.70
1:A:747:ILE:HG13	1:A:889:VAL:CG2	2.20	0.70
2:H:1023:GLY:O	2:H:1031:ARG:HD3	1.91	0.70
2:N:1023:GLY:O	2:N:1031:ARG:HD3	1.91	0.70
2:Q:1023:GLY:O	2:Q:1031:ARG:HD3	1.91	0.70
1:S:901:LEU:HB2	1:S:902:ALA:CA	2.21	0.70
2:T:915:LEU:HD23	2:T:1028:ASP:HB3	1.72	0.70

*Continued on next page...*

*Continued from previous page...*

Atom-1	Atom-2	Interatomic distance (Å)	Clash overlap (Å)
1:D:725:ARG:NH2	1:J:808:ARG:HB2	2.05	0.70
1:G:735:ALA:HB3	1:G:739:LEU:CD1	2.16	0.70
1:A:721:LEU:O	1:G:806:TRP:CA	2.40	0.70
1:A:721:LEU:HB3	1:G:806:TRP:O	1.92	0.70
1:A:724:ALA:C	1:G:807:GLU:OE1	2.30	0.70
1:G:838:ASP:HB3	1:G:876:THR:OG1	1.91	0.70
1:G:747:ILE:HG13	1:G:889:VAL:CG2	2.20	0.70
1:D:729:SER:CB	1:G:891:ARG:HD2	2.21	0.70
2:H:915:LEU:HD23	2:H:1028:ASP:HB3	1.71	0.70
1:G:724:ALA:C	1:M:807:GLU:OE1	2.30	0.70
1:P:736:ASN:HB2	1:P:739:LEU:CG	2.17	0.70
1:P:901:LEU:HB2	1:P:902:ALA:CA	2.21	0.70
2:T:952:ARG:HB3	2:T:987:ILE:HG21	1.72	0.70
1:Y:838:ASP:HB3	1:Y:876:THR:OG1	1.91	0.70
1:D:721:LEU:O	1:J:806:TRP:CA	2.40	0.70
1:D:867:LEU:HD13	1:G:862:LEU:CD1	2.22	0.70
2:E:952:ARG:HB3	2:E:987:ILE:HG21	1.73	0.70
1:G:720:ASN:H	1:M:805:LEU:CD2	2.03	0.70
1:J:735:ALA:HB3	1:J:739:LEU:CD1	2.16	0.70
1:D:721:LEU:HB3	1:J:806:TRP:O	1.92	0.70
2:K:1023:GLY:O	2:K:1031:ARG:HD3	1.91	0.70
1:G:721:LEU:HB3	1:M:806:TRP:O	1.92	0.70
1:M:747:ILE:HG13	1:M:889:VAL:CG2	2.20	0.70
1:J:721:LEU:HB3	1:P:806:TRP:O	1.92	0.70
1:M:721:LEU:HB3	1:S:806:TRP:O	1.92	0.70
1:S:867:LEU:HD13	1:V:862:LEU:CD1	2.22	0.70
1:P:721:LEU:HB3	1:V:806:TRP:O	1.92	0.70
1:Y:711:SER:HB3	1:Y:714:SER:CB	2.14	0.70
1:D:724:ALA:C	1:J:807:GLU:OE1	2.30	0.70
2:K:915:LEU:HD23	2:K:1028:ASP:HB3	1.71	0.70
1:G:720:ASN:N	1:M:805:LEU:HD21	2.05	0.70
1:S:765:CYS:SG	1:S:787:VAL:HB	2.32	0.70
2:T:1023:GLY:O	2:T:1031:ARG:HD3	1.91	0.70
2:W:952:ARG:HB3	2:W:987:ILE:HG21	1.73	0.70
1:S:721:LEU:HB3	1:Y:806:TRP:O	1.92	0.70
1:P:721:LEU:O	1:V:806:TRP:CA	2.40	0.70
1:J:721:LEU:O	1:P:806:TRP:CA	2.40	0.70
1:M:724:ALA:C	1:S:807:GLU:OE1	2.30	0.70
1:M:734:MET:HE1	1:M:774:ALA:CB	2.22	0.70
2:N:915:LEU:HD23	2:N:1028:ASP:HB3	1.72	0.70
1:P:765:CYS:SG	1:P:787:VAL:HB	2.32	0.70

*Continued on next page...*

*Continued from previous page...*

Atom-1	Atom-2	Interatomic distance (Å)	Clash overlap (Å)
1:S:720:ASN:H	1:Y:805:LEU:CD2	2.03	0.70
1:V:765:CYS:SG	1:V:787:VAL:HB	2.32	0.70
1:V:867:LEU:HD13	1:Y:862:LEU:CD1	2.22	0.70
1:S:724:ALA:C	1:Y:807:GLU:OE1	2.30	0.70
1:A:765:CYS:SG	1:A:787:VAL:HB	2.32	0.69
1:A:739:LEU:HA	1:A:896:SER:HB2	1.74	0.69
2:B:952:ARG:HB3	2:B:987:ILE:HG21	1.73	0.69
1:D:725:ARG:NH1	1:J:808:ARG:CD	2.55	0.69
1:D:765:CYS:SG	1:D:787:VAL:HB	2.32	0.69
1:A:720:ASN:H	1:G:805:LEU:CD2	2.03	0.69
2:Q:915:LEU:HD23	2:Q:1028:ASP:HB3	1.72	0.69
1:A:867:LEU:HD13	1:D:862:LEU:CD1	2.22	0.69
1:J:725:ARG:NH1	1:P:808:ARG:CD	2.56	0.69
1:M:746:MET:HE2	1:M:886:SER:HB3	1.72	0.69
1:Y:765:CYS:SG	1:Y:787:VAL:HB	2.32	0.69
2:Z:952:ARG:HB3	2:Z:987:ILE:HG21	1.73	0.69
1:A:902:ALA:HB1	2:B:912:THR:HG21	1.74	0.69
1:D:739:LEU:HA	1:D:896:SER:HB2	1.74	0.69
1:S:746:MET:HE2	1:S:886:SER:HB3	1.72	0.69
1:V:838:ASP:HB3	1:V:876:THR:OG1	1.91	0.69
2:W:1023:GLY:O	2:W:1031:ARG:HD3	1.91	0.69
1:D:868:ARG:NH1	1:G:865:GLU:OE1	2.17	0.69
1:G:758:THR:HA	1:G:876:THR:HG22	1.75	0.69
1:M:721:LEU:O	1:S:806:TRP:CA	2.40	0.69
2:B:1023:GLY:O	2:B:1031:ARG:HD3	1.91	0.69
1:G:725:ARG:HH11	1:M:819:ASN:HB3	1.58	0.69
1:G:765:CYS:SG	1:G:787:VAL:HB	2.32	0.69
1:M:711:SER:HB3	1:M:714:SER:CB	2.14	0.69
1:M:725:ARG:NH1	1:S:808:ARG:CD	2.55	0.69
1:V:711:SER:HB3	1:V:714:SER:CB	2.14	0.69
2:Z:1023:GLY:O	2:Z:1031:ARG:HD3	1.91	0.69
1:A:748:PRO:O	1:A:768:SER:HB2	1.93	0.69
1:D:841:MET:O	1:D:845:LEU:HD22	1.93	0.69
1:G:739:LEU:HA	1:G:896:SER:HB2	1.74	0.69
1:J:841:MET:O	1:J:845:LEU:HD22	1.93	0.69
1:M:725:ARG:HH11	1:S:819:ASN:HB3	1.58	0.69
1:M:765:CYS:SG	1:M:787:VAL:HB	2.32	0.69
1:P:734:MET:HE1	1:P:774:ALA:CB	2.23	0.69
1:P:725:ARG:HH11	1:V:819:ASN:HB3	1.58	0.69
1:S:725:ARG:HH11	1:Y:819:ASN:HB3	1.58	0.69
1:Y:902:ALA:HB1	2:Z:912:THR:HG21	1.74	0.69

*Continued on next page...*

*Continued from previous page...*

Atom-1	Atom-2	Interatomic distance (Å)	Clash overlap (Å)
1:A:725:ARG:NH1	1:G:808:ARG:CD	2.55	0.69
2:E:1023:GLY:O	2:E:1031:ARG:HD3	1.91	0.69
1:D:902:ALA:HB1	2:E:912:THR:HG21	1.74	0.69
2:H:980:VAL:CG1	1:J:766:ARG:NH1	2.47	0.69
1:J:758:THR:HA	1:J:876:THR:HG22	1.75	0.69
1:P:725:ARG:NH1	1:V:808:ARG:CD	2.56	0.69
1:V:758:THR:HA	1:V:876:THR:HG22	1.75	0.69
1:Y:748:PRO:O	1:Y:768:SER:HB2	1.93	0.69
1:A:722:THR:OG1	1:G:821:ASP:OD1	2.11	0.69
3:I:1057:ILE:HG23	3:I:1058:PRO:HD2	1.75	0.69
1:J:725:ARG:HH11	1:P:819:ASN:HB3	1.58	0.69
1:G:721:LEU:O	1:M:806:TRP:CA	2.40	0.69
1:S:725:ARG:NH1	1:Y:808:ARG:CD	2.55	0.69
1:V:739:LEU:HA	1:V:896:SER:HB2	1.74	0.69
1:Y:758:THR:HA	1:Y:876:THR:HG22	1.75	0.69
1:V:902:ALA:HB1	2:W:912:THR:HG21	1.74	0.69
1:S:721:LEU:O	1:Y:806:TRP:CA	2.40	0.69
1:D:725:ARG:HH11	1:J:819:ASN:HB3	1.58	0.69
1:D:729:SER:HG	1:G:818:VAL:HG22	1.58	0.69
1:P:739:LEU:HA	1:P:896:SER:HB2	1.74	0.69
3:R:1057:ILE:HG23	3:R:1058:PRO:HD2	1.75	0.69
1:S:739:LEU:HA	1:S:896:SER:HB2	1.74	0.69
2:T:937:ARG:HA	2:T:940:GLN:NE2	2.08	0.69
1:Y:841:MET:O	1:Y:845:LEU:HD22	1.93	0.69
1:A:758:THR:HA	1:A:876:THR:HG22	1.75	0.69
1:G:902:ALA:HB1	2:H:912:THR:HG21	1.74	0.69
2:H:937:ARG:HA	2:H:940:GLN:NE2	2.08	0.69
2:N:937:ARG:HA	2:N:940:GLN:NE2	2.08	0.69
2:Q:937:ARG:HA	2:Q:940:GLN:NE2	2.08	0.69
1:V:746:MET:HE2	1:V:886:SER:HB3	1.72	0.69
1:A:810:ARG:HA	1:A:817:ILE:HA	1.75	0.68
1:D:758:THR:HA	1:D:876:THR:HG22	1.75	0.68
1:G:748:PRO:O	1:G:768:SER:HB2	1.93	0.68
1:J:739:LEU:HA	1:J:896:SER:HB2	1.74	0.68
3:L:1057:ILE:HG23	3:L:1058:PRO:HD2	1.75	0.68
1:P:746:MET:HE2	1:P:886:SER:HB3	1.73	0.68
1:S:902:ALA:HB1	2:T:912:THR:HG21	1.74	0.68
1:V:841:MET:O	1:V:845:LEU:HD22	1.93	0.68
1:Y:739:LEU:HA	1:Y:896:SER:HB2	1.74	0.68
2:W:937:ARG:HA	2:W:940:GLN:NE2	2.08	0.68
1:D:748:PRO:O	1:D:768:SER:HB2	1.93	0.68

*Continued on next page...*

*Continued from previous page...*

Atom-1	Atom-2	Interatomic distance (Å)	Clash overlap (Å)
1:J:765:CYS:SG	1:J:787:VAL:HB	2.32	0.68
1:M:725:ARG:HH12	1:S:808:ARG:CD	2.06	0.68
1:S:721:LEU:HD23	1:Y:805:LEU:HB2	1.69	0.68
1:D:810:ARG:HA	1:D:817:ILE:HA	1.75	0.68
1:J:734:MET:HE1	1:J:774:ALA:CB	2.24	0.68
1:S:758:THR:HA	1:S:876:THR:HG22	1.75	0.68
3:U:1057:ILE:HG23	3:U:1058:PRO:HD2	1.75	0.68
2:Z:937:ARG:HA	2:Z:940:GLN:NE2	2.08	0.68
1:A:801:ARG:HB3	1:A:834:PRO:HA	1.76	0.68
3:C:1057:ILE:HG23	3:C:1058:PRO:HD2	1.75	0.68
1:M:841:MET:O	1:M:845:LEU:HD22	1.93	0.68
3:O:1057:ILE:HG23	3:O:1058:PRO:HD2	1.75	0.68
1:A:841:MET:O	1:A:845:LEU:HD22	1.93	0.68
1:D:722:THR:OG1	1:J:821:ASP:OD1	2.11	0.68
3:F:1057:ILE:HG23	3:F:1058:PRO:HD2	1.75	0.68
1:J:902:ALA:HB1	2:K:912:THR:HG21	1.74	0.68
2:K:937:ARG:HA	2:K:940:GLN:NE2	2.08	0.68
1:M:758:THR:HA	1:M:876:THR:HG22	1.75	0.68
2:N:980:VAL:CG1	1:P:766:ARG:NH1	2.47	0.68
1:M:726:LEU:CD2	1:P:891:ARG:HH22	2.04	0.68
1:V:748:PRO:O	1:V:768:SER:HB2	1.93	0.68
1:S:726:LEU:CD2	1:V:891:ARG:HH22	2.04	0.68
1:D:801:ARG:HB3	1:D:834:PRO:HA	1.76	0.68
1:J:725:ARG:HH12	1:P:808:ARG:CD	2.06	0.68
1:M:742:PRO:HB2	1:P:810:ARG:CZ	2.24	0.68
1:P:841:MET:O	1:P:845:LEU:HD22	1.93	0.68
1:S:722:THR:OG1	1:Y:821:ASP:OD1	2.11	0.68
1:S:742:PRO:HB2	1:V:810:ARG:CZ	2.24	0.68
1:A:742:PRO:HB2	1:D:810:ARG:CZ	2.24	0.68
1:D:734:MET:HE1	1:D:774:ALA:CB	2.24	0.68
1:P:748:PRO:O	1:P:768:SER:HB2	1.93	0.68
1:S:841:MET:O	1:S:845:LEU:HD22	1.93	0.68
2:W:980:VAL:HG13	1:Y:766:ARG:HH11	1.57	0.68
3:X:1057:ILE:HG23	3:X:1058:PRO:HD2	1.75	0.68
1:A:725:ARG:HH12	1:G:808:ARG:CD	2.06	0.68
1:G:801:ARG:HB3	1:G:834:PRO:HA	1.76	0.68
1:J:748:PRO:O	1:J:768:SER:HB2	1.93	0.68
1:J:722:THR:OG1	1:P:821:ASP:OD1	2.11	0.68
2:Q:963:GLN:HG2	1:S:752:GLY:HA2	1.75	0.68
1:S:748:PRO:O	1:S:768:SER:HB2	1.93	0.68
2:E:937:ARG:HA	2:E:940:GLN:NE2	2.08	0.68

*Continued on next page...*



*Continued from previous page...*

Atom-1	Atom-2	Interatomic distance (Å)	Clash overlap (Å)
1:J:711:SER:HB3	1:J:714:SER:CB	2.14	0.68
1:M:739:LEU:HA	1:M:896:SER:HB2	1.74	0.68
1:M:825:THR:HG22	1:M:831:ALA:HA	1.76	0.68
1:P:725:ARG:HH12	1:V:808:ARG:CD	2.06	0.68
1:S:825:THR:HG22	1:S:831:ALA:HA	1.76	0.68
1:A:725:ARG:HH11	1:G:819:ASN:HB3	1.58	0.68
2:B:937:ARG:HA	2:B:940:GLN:NE2	2.08	0.68
2:B:963:GLN:HG2	1:D:752:GLY:HA2	1.75	0.68
1:G:825:THR:HG22	1:G:831:ALA:HA	1.76	0.68
1:J:825:THR:HG22	1:J:831:ALA:HA	1.76	0.68
1:P:742:PRO:HB2	1:S:810:ARG:CZ	2.24	0.68
2:N:963:GLN:HG2	1:P:752:GLY:HA2	1.75	0.68
2:T:963:GLN:HG2	1:V:752:GLY:HA2	1.75	0.68
1:S:726:LEU:CD1	1:V:890:ALA:O	2.42	0.68
2:Z:1030:ARG:HH21	2:Z:1032:VAL:HG11	1.59	0.68
1:A:725:ARG:NH2	1:G:808:ARG:HB2	2.05	0.67
1:D:725:ARG:HH12	1:J:808:ARG:CD	2.06	0.67
1:D:825:THR:HG22	1:D:831:ALA:HA	1.76	0.67
2:E:973:GLU:OE2	2:E:998:ARG:HG3	1.95	0.67
2:N:973:GLU:OE2	2:N:998:ARG:HG3	1.95	0.67
1:P:726:LEU:CD1	1:S:890:ALA:O	2.42	0.67
1:P:902:ALA:HB1	2:Q:912:THR:HG21	1.74	0.67
1:Y:767:VAL:HG23	1:Y:785:SER:O	1.95	0.67
1:V:726:LEU:CD1	1:Y:890:ALA:O	2.42	0.67
1:A:734:MET:HE1	1:A:774:ALA:CB	2.24	0.67
1:G:722:THR:OG1	1:M:821:ASP:OD1	2.11	0.67
1:G:742:PRO:HB3	1:J:810:ARG:HD3	1.77	0.67
1:G:810:ARG:HA	1:G:817:ILE:HA	1.75	0.67
2:H:973:GLU:OE2	2:H:998:ARG:HG3	1.95	0.67
1:J:742:PRO:HB3	1:M:810:ARG:HD3	1.77	0.67
1:M:748:PRO:O	1:M:768:SER:HB2	1.93	0.67
1:P:825:THR:HG22	1:P:831:ALA:HA	1.76	0.67
2:T:954:GLU:CB	2:T:987:ILE:HG12	2.24	0.67
1:V:767:VAL:HG23	1:V:785:SER:O	1.95	0.67
2:W:963:GLN:HG2	1:Y:752:GLY:HA2	1.75	0.67
2:W:954:GLU:CB	2:W:987:ILE:HG12	2.24	0.67
1:A:825:THR:HG22	1:A:831:ALA:HA	1.76	0.67
2:B:954:GLU:CB	2:B:987:ILE:HG12	2.24	0.67
1:D:742:PRO:HB3	1:G:810:ARG:HD3	1.77	0.67
2:K:963:GLN:HG2	1:M:752:GLY:HA2	1.75	0.67
2:N:1030:ARG:HH21	2:N:1032:VAL:HG11	1.59	0.67

*Continued on next page...*

*Continued from previous page...*

Atom-1	Atom-2	Interatomic distance (Å)	Clash overlap (Å)
1:P:722:THR:OG1	1:V:821:ASP:OD1	2.11	0.67
1:P:891:ARG:HH11	1:P:891:ARG:CB	2.06	0.67
2:Q:1030:ARG:HH21	2:Q:1032:VAL:HG11	1.59	0.67
1:V:810:ARG:HA	1:V:817:ILE:HA	1.75	0.67
1:V:742:PRO:HB2	1:Y:810:ARG:CZ	2.24	0.67
1:Y:894:ASP:CG	1:Y:896:SER:H	1.98	0.67
2:B:973:GLU:OE2	2:B:998:ARG:HG3	1.95	0.67
2:E:963:GLN:HG2	1:G:752:GLY:HA2	1.75	0.67
1:J:801:ARG:HB3	1:J:834:PRO:HA	1.76	0.67
2:K:931:SER:O	2:K:932:GLU:HG2	1.95	0.67
2:K:973:GLU:OE2	2:K:998:ARG:HG3	1.95	0.67
1:M:722:THR:OG1	1:S:821:ASP:OD1	2.11	0.67
1:G:725:ARG:HH12	1:M:808:ARG:CD	2.06	0.67
1:J:742:PRO:HB2	1:M:810:ARG:CZ	2.24	0.67
1:A:742:PRO:HB3	1:D:810:ARG:HD3	1.77	0.67
1:A:894:ASP:CG	1:A:896:SER:H	1.98	0.67
2:B:931:SER:O	2:B:932:GLU:HG2	1.95	0.67
1:G:841:MET:O	1:G:845:LEU:HD22	1.93	0.67
1:S:810:ARG:HA	1:S:817:ILE:HA	1.75	0.67
2:T:931:SER:O	2:T:932:GLU:HG2	1.95	0.67
2:W:931:SER:O	2:W:932:GLU:HG2	1.95	0.67
2:W:932:GLU:HG3	3:X:1051:VAL:CG2	2.25	0.67
1:Y:801:ARG:HB3	1:Y:834:PRO:HA	1.76	0.67
2:Z:931:SER:O	2:Z:932:GLU:HG2	1.95	0.67
2:B:1030:ARG:HH21	2:B:1032:VAL:HG11	1.59	0.67
1:G:734:MET:HE1	1:G:774:ALA:CB	2.24	0.67
2:H:963:GLN:HG2	1:J:752:GLY:HA2	1.75	0.67
1:G:726:LEU:CD2	1:J:891:ARG:HH22	2.04	0.67
1:M:742:PRO:HB3	1:P:810:ARG:HD3	1.77	0.67
2:N:954:GLU:CB	2:N:987:ILE:HG12	2.24	0.67
1:P:758:THR:HA	1:P:876:THR:HG22	1.75	0.67
1:P:767:VAL:HG23	1:P:785:SER:O	1.95	0.67
1:S:767:VAL:HG23	1:S:785:SER:O	1.95	0.67
1:M:721:LEU:HD22	1:S:823:ALA:HA	1.77	0.67
2:T:973:GLU:OE2	2:T:998:ARG:HG3	1.94	0.67
1:V:734:MET:HE1	1:V:774:ALA:CB	2.25	0.67
1:V:825:THR:HG22	1:V:831:ALA:HA	1.76	0.67
2:Q:931:SER:O	2:Q:932:GLU:HG2	1.95	0.67
1:D:742:PRO:HB2	1:G:810:ARG:CZ	2.24	0.67
2:H:954:GLU:CB	2:H:987:ILE:HG12	2.24	0.67
1:S:734:MET:HE1	1:S:774:ALA:CB	2.24	0.67

*Continued on next page...*

*Continued from previous page...*

Atom-1	Atom-2	Interatomic distance (Å)	Clash overlap (Å)
1:V:743:LYS:CE	1:Y:808:ARG:NH2	2.58	0.67
1:S:743:LYS:CE	1:V:808:ARG:NH2	2.58	0.67
1:Y:810:ARG:HA	1:Y:817:ILE:HA	1.75	0.67
2:Z:954:GLU:CB	2:Z:987:ILE:HG12	2.24	0.67
2:B:932:GLU:HG3	3:C:1051:VAL:CG2	2.25	0.67
1:G:742:PRO:HB2	1:J:810:ARG:CZ	2.24	0.67
1:J:726:LEU:CD1	1:M:890:ALA:O	2.42	0.67
1:M:801:ARG:HB3	1:M:834:PRO:HA	1.76	0.67
1:G:721:LEU:HD22	1:M:823:ALA:HA	1.77	0.67
2:N:931:SER:O	2:N:932:GLU:HG2	1.95	0.67
2:T:980:VAL:HG13	1:V:766:ARG:HH11	1.57	0.67
1:A:891:ARG:HH11	1:A:891:ARG:CB	2.06	0.67
2:H:931:SER:O	2:H:932:GLU:HG2	1.95	0.67
1:J:726:LEU:CD2	1:M:891:ARG:HH22	2.04	0.67
1:M:902:ALA:HB1	2:N:912:THR:HG21	1.74	0.67
2:T:932:GLU:HG3	3:U:1051:VAL:CG2	2.25	0.67
1:V:801:ARG:HB3	1:V:834:PRO:HA	1.76	0.67
1:P:721:LEU:HD22	1:V:823:ALA:HA	1.77	0.67
1:V:729:SER:HG	1:Y:818:VAL:HG22	1.56	0.67
1:Y:825:THR:HG22	1:Y:831:ALA:HA	1.76	0.67
1:A:767:VAL:HG23	1:A:785:SER:O	1.95	0.67
2:E:931:SER:O	2:E:932:GLU:HG2	1.95	0.67
1:J:721:LEU:HD22	1:P:823:ALA:HA	1.77	0.67
1:G:743:LYS:CE	1:J:808:ARG:NH2	2.58	0.67
1:M:894:ASP:CG	1:M:896:SER:H	1.98	0.67
2:Q:973:GLU:OE2	2:Q:998:ARG:HG3	1.95	0.67
1:P:743:LYS:CE	1:S:808:ARG:NH2	2.58	0.67
1:P:742:PRO:HB3	1:S:810:ARG:HD3	1.77	0.67
1:D:743:LYS:CE	1:G:808:ARG:NH2	2.58	0.66
1:G:894:ASP:CG	1:G:896:SER:H	1.98	0.66
1:J:894:ASP:CG	1:J:896:SER:H	1.98	0.66
1:P:810:ARG:HA	1:P:817:ILE:HA	1.75	0.66
1:S:725:ARG:HH12	1:Y:808:ARG:CD	2.06	0.66
1:V:894:ASP:CG	1:V:896:SER:H	1.98	0.66
1:G:711:SER:HB3	1:G:714:SER:CB	2.14	0.66
1:J:902:ALA:CB	2:K:912:THR:HG21	2.26	0.66
1:M:743:LYS:CE	1:P:808:ARG:NH2	2.58	0.66
1:P:801:ARG:HB3	1:P:834:PRO:HA	1.76	0.66
2:Q:954:GLU:CB	2:Q:987:ILE:HG12	2.24	0.66
1:S:894:ASP:CG	1:S:896:SER:H	1.98	0.66
2:T:1030:ARG:HH21	2:T:1032:VAL:HG11	1.59	0.66

*Continued on next page...*

*Continued from previous page...*

Atom-1	Atom-2	Interatomic distance (Å)	Clash overlap (Å)
2:E:932:GLU:HG3	3:F:1051:VAL:CG2	2.25	0.66
1:G:902:ALA:CB	2:H:912:THR:HG21	2.26	0.66
2:K:1030:ARG:HH21	2:K:1032:VAL:HG11	1.59	0.66
1:M:726:LEU:CD1	1:P:890:ALA:O	2.42	0.66
1:J:743:LYS:CE	1:M:808:ARG:NH2	2.58	0.66
1:P:902:ALA:CB	2:Q:912:THR:HG21	2.26	0.66
2:W:1030:ARG:HH21	2:W:1032:VAL:HG11	1.59	0.66
2:W:1029:VAL:HG12	2:W:1030:ARG:H	1.61	0.66
1:S:721:LEU:HD22	1:Y:823:ALA:HA	1.77	0.66
1:Y:902:ALA:CB	2:Z:912:THR:HG21	2.26	0.66
1:A:721:LEU:HD22	1:G:823:ALA:HA	1.77	0.66
1:A:743:LYS:CE	1:D:808:ARG:NH2	2.58	0.66
1:D:902:ALA:CB	2:E:912:THR:HG21	2.26	0.66
2:Q:932:GLU:HG3	3:R:1051:VAL:CG2	2.25	0.66
1:S:801:ARG:HB3	1:S:834:PRO:HA	1.76	0.66
1:S:780:LEU:HD13	1:S:899:TYR:HD2	1.61	0.66
1:D:894:ASP:CG	1:D:896:SER:H	1.98	0.66
2:H:1029:VAL:HG12	2:H:1030:ARG:H	1.61	0.66
2:K:1029:VAL:HG12	2:K:1030:ARG:H	1.61	0.66
1:P:726:LEU:CD2	1:S:891:ARG:HH22	2.04	0.66
1:D:726:LEU:CD1	1:G:890:ALA:O	2.42	0.66
1:D:757:THR:CG2	1:D:791:ILE:HD13	2.25	0.66
1:G:757:THR:CG2	1:G:791:ILE:HD13	2.25	0.66
1:J:810:ARG:HA	1:J:817:ILE:HA	1.75	0.66
1:D:721:LEU:HD22	1:J:823:ALA:HA	1.77	0.66
1:M:810:ARG:HA	1:M:817:ILE:HA	1.75	0.66
1:M:780:LEU:HD13	1:M:899:TYR:HD2	1.61	0.66
1:P:780:LEU:HD13	1:P:899:TYR:HD2	1.61	0.66
1:S:742:PRO:HB3	1:V:810:ARG:HD3	1.76	0.66
1:P:894:ASP:CG	1:P:896:SER:H	1.98	0.66
1:V:726:LEU:CD2	1:Y:891:ARG:HH22	2.04	0.66
2:H:932:GLU:HG3	3:I:1051:VAL:CG2	2.25	0.66
1:S:851:ILE:HA	1:S:854:PHE:CE2	2.31	0.66
1:S:902:ALA:CB	2:T:912:THR:HG21	2.26	0.66
1:Y:757:THR:CG2	1:Y:791:ILE:HD13	2.25	0.66
2:Z:1029:VAL:HG12	2:Z:1030:ARG:H	1.61	0.66
2:E:1030:ARG:HH21	2:E:1032:VAL:HG11	1.59	0.66
1:G:767:VAL:HG23	1:G:785:SER:O	1.95	0.66
1:J:767:VAL:HG23	1:J:785:SER:O	1.95	0.66
1:J:743:LYS:HD3	1:J:891:ARG:O	1.96	0.66
1:M:767:VAL:HG23	1:M:785:SER:O	1.95	0.66

*Continued on next page...*

*Continued from previous page...*

Atom-1	Atom-2	Interatomic distance (Å)	Clash overlap (Å)
2:T:1029:VAL:HG12	2:T:1030:ARG:H	1.61	0.66
1:V:743:LYS:HD3	1:V:891:ARG:O	1.96	0.66
2:W:973:GLU:OE2	2:W:998:ARG:HG3	1.95	0.66
1:Y:743:LYS:HD3	1:Y:891:ARG:O	1.96	0.66
1:A:743:LYS:HD3	1:A:891:ARG:O	1.96	0.66
1:J:780:LEU:HD13	1:J:899:TYR:HD2	1.61	0.66
2:K:954:GLU:CB	2:K:987:ILE:HG12	2.24	0.66
1:P:743:LYS:HD3	1:P:891:ARG:O	1.96	0.66
1:S:743:LYS:HD3	1:S:891:ARG:O	1.96	0.66
1:A:757:THR:HG22	1:A:791:ILE:CD1	2.26	0.66
1:A:757:THR:CG2	1:A:791:ILE:HD13	2.25	0.66
1:D:780:LEU:HD13	1:D:899:TYR:HD2	1.61	0.66
1:J:757:THR:CG2	1:J:791:ILE:HD13	2.25	0.66
1:M:743:LYS:HD3	1:M:891:ARG:O	1.96	0.66
1:M:891:ARG:CB	1:M:891:ARG:HH11	2.06	0.66
2:N:932:GLU:HG3	3:O:1051:VAL:CG2	2.25	0.66
1:V:757:THR:CG2	1:V:791:ILE:HD13	2.25	0.66
1:V:902:ALA:CB	2:W:912:THR:HG21	2.26	0.66
1:Y:802:VAL:HG22	1:Y:803:PHE:N	2.11	0.66
1:A:724:ALA:HB3	1:A:726:LEU:HB2	1.77	0.65
1:D:724:ALA:HB3	1:D:726:LEU:HB2	1.77	0.65
1:A:726:LEU:CD1	1:D:890:ALA:O	2.42	0.65
2:E:954:GLU:CB	2:E:987:ILE:HG12	2.24	0.65
1:P:851:ILE:HA	1:P:854:PHE:CE2	2.31	0.65
1:V:780:LEU:HD13	1:V:899:TYR:HD2	1.61	0.65
1:D:711:SER:HB3	1:D:714:SER:CB	2.14	0.65
1:D:811:ASN:HB3	1:D:815:GLY:O	1.96	0.65
1:A:726:LEU:CD2	1:D:891:ARG:HH22	2.04	0.65
2:E:1029:VAL:HG12	2:E:1030:ARG:H	1.61	0.65
1:G:743:LYS:HD3	1:G:891:ARG:O	1.96	0.65
1:G:780:LEU:HD13	1:G:899:TYR:HD2	1.61	0.65
1:G:811:ASN:HB3	1:G:815:GLY:O	1.96	0.65
2:H:1030:ARG:HH21	2:H:1032:VAL:HG11	1.59	0.65
1:V:802:VAL:HG22	1:V:803:PHE:N	2.11	0.65
1:A:780:LEU:HD13	1:A:899:TYR:HD2	1.61	0.65
1:D:757:THR:HG22	1:D:791:ILE:CD1	2.26	0.65
1:D:726:LEU:CD2	1:G:891:ARG:HH22	2.04	0.65
2:K:932:GLU:HG3	3:L:1051:VAL:CG2	2.25	0.65
1:V:851:ILE:HA	1:V:854:PHE:CE2	2.31	0.65
1:Y:851:ILE:HA	1:Y:854:PHE:CE2	2.31	0.65
2:Z:973:GLU:OE2	2:Z:998:ARG:HG3	1.95	0.65

*Continued on next page...*

*Continued from previous page...*

Atom-1	Atom-2	Interatomic distance (Å)	Clash overlap (Å)
1:V:742:PRO:HB3	1:Y:810:ARG:HD3	1.77	0.65
1:A:711:SER:HB3	1:A:714:SER:CB	2.14	0.65
1:A:811:ASN:HB3	1:A:815:GLY:O	1.96	0.65
2:B:1029:VAL:HG12	2:B:1030:ARG:H	1.61	0.65
1:D:743:LYS:HD3	1:D:891:ARG:O	1.96	0.65
2:B:975:LEU:HD22	1:D:753:THR:HG23	1.78	0.65
1:G:726:LEU:CD1	1:J:890:ALA:O	2.42	0.65
1:G:757:THR:HG21	1:G:802:VAL:HG21	1.78	0.65
1:J:811:ASN:HB3	1:J:815:GLY:O	1.96	0.65
1:M:724:ALA:HB3	1:M:726:LEU:HB2	1.77	0.65
1:M:757:THR:CG2	1:M:791:ILE:HD13	2.25	0.65
1:M:902:ALA:CB	2:N:912:THR:HG21	2.26	0.65
1:S:757:THR:CG2	1:S:791:ILE:HD13	2.25	0.65
1:V:811:ASN:HB3	1:V:815:GLY:O	1.96	0.65
1:A:721:LEU:HD13	1:G:822:SER:CA	2.27	0.65
1:A:902:ALA:CB	2:B:912:THR:HG21	2.26	0.65
1:S:802:VAL:HG22	1:S:803:PHE:N	2.11	0.65
1:Y:780:LEU:HD13	1:Y:899:TYR:HD2	1.61	0.65
2:Z:956:PRO:HD2	2:Z:959:ALA:HB3	1.78	0.65
1:D:767:VAL:HG23	1:D:785:SER:O	1.95	0.65
1:D:757:THR:HG21	1:D:802:VAL:HG21	1.78	0.65
1:D:721:LEU:HD13	1:J:822:SER:CA	2.27	0.65
1:M:811:ASN:HB3	1:M:815:GLY:O	1.96	0.65
2:N:1029:VAL:HG12	2:N:1030:ARG:H	1.61	0.65
1:P:757:THR:CG2	1:P:791:ILE:HD13	2.25	0.65
1:P:729:SER:HG	1:S:818:VAL:HG22	1.56	0.65
1:S:863:ALA:CB	1:V:862:LEU:HD22	2.23	0.65
1:A:839:ALA:CB	1:A:841:MET:HG3	2.27	0.65
2:B:960:GLU:O	2:B:962:PRO:HD3	1.97	0.65
2:E:960:GLU:O	2:E:962:PRO:HD3	1.97	0.65
1:G:724:ALA:HB3	1:G:726:LEU:HB2	1.77	0.65
1:G:775:ASP:OD2	1:J:813:GLN:HA	1.97	0.65
1:P:724:ALA:HB3	1:P:726:LEU:HB2	1.78	0.65
1:M:775:ASP:OD2	1:P:813:GLN:HA	1.97	0.65
1:S:775:ASP:OD2	1:V:813:GLN:HA	1.97	0.65
1:Y:757:THR:HG21	1:Y:802:VAL:HG21	1.78	0.65
1:A:802:VAL:HG22	1:A:803:PHE:N	2.11	0.65
2:E:975:LEU:HD22	1:G:753:THR:HG23	1.78	0.65
1:J:724:ALA:HB3	1:J:726:LEU:HB2	1.77	0.65
1:J:757:THR:HG21	1:J:802:VAL:HG21	1.78	0.65
2:Q:960:GLU:O	2:Q:962:PRO:HD3	1.97	0.65

*Continued on next page...*

*Continued from previous page...*

Atom-1	Atom-2	Interatomic distance (Å)	Clash overlap (Å)
1:S:811:ASN:HB3	1:S:815:GLY:O	1.96	0.65
1:A:775:ASP:OD2	1:D:813:GLN:HA	1.97	0.65
1:G:721:LEU:HD13	1:M:822:SER:CA	2.27	0.65
2:W:956:PRO:HD2	2:W:959:ALA:HB3	1.78	0.65
1:G:802:VAL:HG22	1:G:803:PHE:N	2.11	0.65
1:M:725:ARG:NH2	1:S:808:ARG:HB2	2.05	0.65
1:A:757:THR:HG21	1:A:802:VAL:HG21	1.78	0.65
1:D:775:ASP:OD2	1:G:813:GLN:HA	1.97	0.65
1:G:757:THR:HG22	1:G:791:ILE:CD1	2.26	0.65
2:H:960:GLU:O	2:H:962:PRO:HD3	1.97	0.65
1:M:851:ILE:HA	1:M:854:PHE:CE2	2.31	0.65
2:T:960:GLU:O	2:T:962:PRO:HD3	1.97	0.65
1:S:729:SER:HG	1:V:818:VAL:HG22	1.58	0.65
1:Y:811:ASN:HB3	1:Y:815:GLY:O	1.96	0.65
1:D:851:ILE:HA	1:D:854:PHE:CE2	2.31	0.64
1:G:851:ILE:HA	1:G:854:PHE:CE2	2.31	0.64
2:H:975:LEU:HD22	1:J:753:THR:HG23	1.78	0.64
1:J:802:VAL:HG22	1:J:803:PHE:N	2.11	0.64
1:P:811:ASN:HB3	1:P:815:GLY:O	1.96	0.64
2:Q:980:VAL:HG13	1:S:766:ARG:HH11	1.57	0.64
1:S:725:ARG:NH2	1:Y:808:ARG:HB2	2.05	0.64
1:V:775:ASP:OD2	1:Y:813:GLN:HA	1.97	0.64
2:B:956:PRO:HD2	2:B:959:ALA:HB3	1.78	0.64
1:D:802:VAL:HG22	1:D:803:PHE:N	2.11	0.64
1:D:839:ALA:CB	1:D:841:MET:HG3	2.27	0.64
1:M:802:VAL:HG22	1:M:803:PHE:N	2.11	0.64
2:N:960:GLU:O	2:N:962:PRO:HD3	1.97	0.64
1:P:802:VAL:HG22	1:P:803:PHE:N	2.11	0.64
2:Q:1029:VAL:HG12	2:Q:1030:ARG:H	1.61	0.64
1:S:724:ALA:HB3	1:S:726:LEU:HB2	1.77	0.64
3:I:1059:VAL:HG22	3:I:1060:ASP:H	1.63	0.64
1:Y:839:ALA:CB	1:Y:841:MET:HG3	2.27	0.64
1:J:839:ALA:CB	1:J:841:MET:HG3	2.27	0.64
1:V:757:THR:HG21	1:V:802:VAL:HG21	1.78	0.64
1:V:839:ALA:CB	1:V:841:MET:HG3	2.27	0.64
1:Y:724:ALA:HB3	1:Y:726:LEU:HB2	1.77	0.64
1:A:725:ARG:HD2	1:A:725:ARG:N	2.13	0.64
1:A:839:ALA:HB3	1:A:841:MET:HG3	1.79	0.64
2:E:956:PRO:HD2	2:E:959:ALA:HB3	1.78	0.64
1:J:851:ILE:HA	1:J:854:PHE:CE2	2.31	0.64
2:N:965:TYR:CE1	2:N:975:LEU:HB2	2.33	0.64

*Continued on next page...*

*Continued from previous page...*

Atom-1	Atom-2	Interatomic distance (Å)	Clash overlap (Å)
2:T:956:PRO:HD2	2:T:959:ALA:HB3	1.78	0.64
3:U:1059:VAL:HG22	3:U:1060:ASP:H	1.63	0.64
1:V:839:ALA:HB3	1:V:841:MET:HG3	1.79	0.64
1:M:757:THR:HG21	1:M:802:VAL:HG21	1.78	0.64
3:F:1059:VAL:HG22	3:F:1060:ASP:H	1.63	0.64
1:G:839:ALA:CB	1:G:841:MET:HG3	2.27	0.64
2:K:975:LEU:HD22	1:M:753:THR:HG23	1.78	0.64
2:W:960:GLU:O	2:W:962:PRO:HD3	1.97	0.64
1:Y:734:MET:HE1	1:Y:774:ALA:CB	2.27	0.64
1:Y:757:THR:HG22	1:Y:791:ILE:CD1	2.26	0.64
1:Y:839:ALA:HB3	1:Y:841:MET:HG3	1.79	0.64
1:V:863:ALA:CB	1:Y:862:LEU:HD22	2.23	0.64
1:D:839:ALA:HB3	1:D:841:MET:HG3	1.79	0.64
1:D:844:ARG:HG3	1:D:873:ILE:HD11	1.80	0.64
2:E:965:TYR:CE1	2:E:975:LEU:HB2	2.33	0.64
2:H:965:TYR:CE1	2:H:975:LEU:HB2	2.33	0.64
1:V:724:ALA:HB3	1:V:726:LEU:HB2	1.77	0.64
3:X:1059:VAL:HG22	3:X:1060:ASP:H	1.63	0.64
2:W:975:LEU:HD22	1:Y:753:THR:HG23	1.78	0.64
1:A:851:ILE:HA	1:A:854:PHE:CE2	2.31	0.64
1:G:723:PRO:HD2	1:M:788:ASP:CG	2.18	0.64
1:G:725:ARG:NH1	1:M:808:ARG:CD	2.55	0.64
1:G:780:LEU:HD23	1:G:780:LEU:N	2.13	0.64
2:H:980:VAL:HG13	1:J:766:ARG:HH11	1.57	0.64
1:J:775:ASP:OD2	1:M:813:GLN:HA	1.97	0.64
3:L:1059:VAL:HG22	3:L:1060:ASP:H	1.63	0.64
2:Q:965:TYR:CE1	2:Q:975:LEU:HB2	2.33	0.64
1:S:725:ARG:HD2	1:S:725:ARG:N	2.13	0.64
2:T:965:TYR:CE1	2:T:975:LEU:HB2	2.33	0.64
1:A:844:ARG:HG3	1:A:873:ILE:HD11	1.80	0.64
2:E:965:TYR:HA	2:E:976:PRO:CD	2.28	0.64
1:J:757:THR:HG22	1:J:791:ILE:CD1	2.26	0.64
2:K:960:GLU:O	2:K:962:PRO:HD3	1.97	0.64
1:M:839:ALA:CB	1:M:841:MET:HG3	2.27	0.64
2:Q:980:VAL:HB	2:Q:987:ILE:O	1.98	0.64
1:S:839:ALA:CB	1:S:841:MET:HG3	2.27	0.64
2:T:980:VAL:HB	2:T:987:ILE:O	1.98	0.64
2:N:975:LEU:HD22	1:P:753:THR:HG23	1.78	0.64
1:A:720:ASN:HB2	1:G:805:LEU:HD23	1.80	0.64
1:G:844:ARG:HG3	1:G:873:ILE:HD11	1.80	0.64
2:H:956:PRO:HD2	2:H:959:ALA:HB3	1.78	0.64

*Continued on next page...*



*Continued from previous page...*

Atom-1	Atom-2	Interatomic distance (Å)	Clash overlap (Å)
2:K:980:VAL:HG13	1:M:766:ARG:HH11	1.57	0.64
2:Q:956:PRO:HD2	2:Q:959:ALA:HB3	1.78	0.64
2:T:975:LEU:HD22	1:V:753:THR:HG23	1.78	0.64
1:V:844:ARG:HG3	1:V:873:ILE:HD11	1.80	0.64
2:W:980:VAL:HB	2:W:987:ILE:O	1.98	0.64
2:Z:960:GLU:O	2:Z:962:PRO:HD3	1.97	0.64
2:W:939:ILE:HG21	2:Z:969:ALA:CB	2.28	0.64
1:V:777:LEU:HB3	2:W:916:LYS:HZ3	1.63	0.63
1:D:725:ARG:N	1:D:725:ARG:HD2	2.13	0.63
2:H:939:ILE:HG21	2:K:969:ALA:CB	2.28	0.63
2:E:939:ILE:HG21	2:H:969:ALA:CB	2.29	0.63
1:J:723:PRO:HD2	1:P:788:ASP:CG	2.18	0.63
2:K:965:TYR:HA	2:K:976:PRO:CD	2.28	0.63
2:K:980:VAL:HB	2:K:987:ILE:O	1.98	0.63
2:N:956:PRO:HD2	2:N:959:ALA:HB3	1.78	0.63
1:P:839:ALA:CB	1:P:841:MET:HG3	2.27	0.63
2:W:965:TYR:CE1	2:W:975:LEU:HB2	2.33	0.63
2:B:965:TYR:CE1	2:B:975:LEU:HB2	2.33	0.63
2:H:965:TYR:HA	2:H:976:PRO:CD	2.28	0.63
1:J:839:ALA:HB3	1:J:841:MET:HG3	1.79	0.63
2:Q:975:LEU:HD22	1:S:753:THR:HG23	1.78	0.63
3:R:1059:VAL:HG22	3:R:1060:ASP:H	1.63	0.63
1:P:775:ASP:OD2	1:S:813:GLN:HA	1.97	0.63
1:Y:725:ARG:HD2	1:Y:725:ARG:N	2.13	0.63
1:Y:780:LEU:N	1:Y:780:LEU:HD23	2.13	0.63
2:Z:980:VAL:HB	2:Z:987:ILE:O	1.98	0.63
2:B:965:TYR:HA	2:B:976:PRO:CD	2.28	0.63
1:D:723:PRO:HD2	1:J:788:ASP:CG	2.18	0.63
1:J:891:ARG:CB	1:J:891:ARG:HH11	2.06	0.63
2:K:956:PRO:HD2	2:K:959:ALA:HB3	1.78	0.63
2:N:980:VAL:HB	2:N:987:ILE:O	1.98	0.63
1:P:721:LEU:HD13	1:V:822:SER:CA	2.27	0.63
1:P:757:THR:HG21	1:P:802:VAL:HG21	1.78	0.63
1:S:721:LEU:HD13	1:Y:822:SER:CA	2.27	0.63
1:S:839:ALA:HB3	1:S:841:MET:HG3	1.79	0.63
1:V:757:THR:HG22	1:V:791:ILE:CD1	2.26	0.63
1:S:723:PRO:HD2	1:Y:788:ASP:CG	2.18	0.63
1:Y:891:ARG:CB	1:Y:891:ARG:HH11	2.06	0.63
1:Y:901:LEU:CG	1:Y:902:ALA:HB2	2.29	0.63
2:B:980:VAL:HA	2:B:988:ILE:HA	1.81	0.63
3:C:1059:VAL:HG22	3:C:1060:ASP:H	1.63	0.63

*Continued on next page...*

*Continued from previous page...*

Atom-1	Atom-2	Interatomic distance (Å)	Clash overlap (Å)
1:D:780:LEU:HD23	1:D:780:LEU:N	2.13	0.63
2:E:980:VAL:HG13	1:G:766:ARG:HH11	1.57	0.63
1:M:721:LEU:HD13	1:S:822:SER:CA	2.27	0.63
1:P:720:ASN:HB2	1:V:805:LEU:HD23	1.80	0.63
2:T:939:ILE:HG21	2:W:969:ALA:CB	2.28	0.63
1:Y:764:SER:HB2	1:Y:786:TRP:HZ3	1.64	0.63
1:A:801:ARG:NE	1:D:759:VAL:HG21	2.14	0.63
2:E:980:VAL:HA	2:E:988:ILE:HA	1.81	0.63
1:G:839:ALA:HB3	1:G:841:MET:HG3	1.79	0.63
1:D:720:ASN:HB2	1:J:805:LEU:HD23	1.79	0.63
1:M:757:THR:HG22	1:M:791:ILE:CD1	2.26	0.63
1:M:844:ARG:HG3	1:M:873:ILE:HD11	1.80	0.63
2:N:965:TYR:HA	2:N:976:PRO:CD	2.28	0.63
1:J:721:LEU:HD13	1:P:822:SER:CA	2.27	0.63
1:S:757:THR:HG21	1:S:802:VAL:HG21	1.78	0.63
2:T:980:VAL:HA	2:T:988:ILE:HA	1.81	0.63
1:A:764:SER:HB2	1:A:786:TRP:HZ3	1.64	0.63
2:H:980:VAL:HB	2:H:987:ILE:O	1.98	0.63
1:J:725:ARG:N	1:J:725:ARG:HD2	2.13	0.63
2:K:930:MET:HE3	3:L:1053:VAL:HG13	1.79	0.63
2:K:965:TYR:CE1	2:K:975:LEU:HB2	2.33	0.63
1:M:839:ALA:HB3	1:M:841:MET:HG3	1.79	0.63
2:Q:965:TYR:HA	2:Q:976:PRO:CD	2.28	0.63
1:M:723:PRO:HD2	1:S:788:ASP:CG	2.18	0.63
1:V:901:LEU:CG	1:V:902:ALA:HB2	2.29	0.63
2:B:980:VAL:HB	2:B:987:ILE:O	1.98	0.63
1:M:780:LEU:HD23	1:M:780:LEU:N	2.13	0.63
1:P:757:THR:HG22	1:P:791:ILE:CD1	2.26	0.63
1:P:839:ALA:HB3	1:P:841:MET:HG3	1.79	0.63
2:Q:980:VAL:HA	2:Q:988:ILE:HA	1.81	0.63
1:S:757:THR:HG22	1:S:791:ILE:CD1	2.26	0.63
1:M:720:ASN:HB2	1:S:805:LEU:HD23	1.80	0.63
1:V:764:SER:HB2	1:V:786:TRP:HZ3	1.64	0.63
2:W:980:VAL:HA	2:W:988:ILE:HA	1.81	0.63
2:Z:965:TYR:CE1	2:Z:975:LEU:HB2	2.33	0.63
1:G:725:ARG:N	1:G:725:ARG:HD2	2.13	0.63
2:H:929:VAL:CG2	2:H:1009:ARG:HG2	2.23	0.63
2:K:939:ILE:HG21	2:N:969:ALA:CB	2.28	0.63
3:O:1059:VAL:HG22	3:O:1060:ASP:H	1.63	0.63
1:P:725:ARG:N	1:P:725:ARG:HD2	2.13	0.63
1:J:720:ASN:HB2	1:P:805:LEU:HD23	1.80	0.63

*Continued on next page...*

*Continued from previous page...*

Atom-1	Atom-2	Interatomic distance (Å)	Clash overlap (Å)
2:B:939:ILE:HG21	2:E:969:ALA:CB	2.28	0.63
1:D:764:SER:HB2	1:D:786:TRP:HZ3	1.64	0.63
2:E:980:VAL:HB	2:E:987:ILE:O	1.98	0.63
2:N:980:VAL:HG13	1:P:766:ARG:HH11	1.57	0.63
1:P:723:PRO:HD2	1:V:788:ASP:CG	2.18	0.63
1:S:901:LEU:CG	1:S:902:ALA:HB2	2.29	0.63
2:T:965:TYR:HA	2:T:976:PRO:CD	2.28	0.63
1:V:780:LEU:HD23	1:V:780:LEU:N	2.13	0.63
2:W:965:TYR:HA	2:W:976:PRO:CD	2.28	0.63
2:Z:954:GLU:HA	2:Z:987:ILE:CG1	2.19	0.63
1:A:780:LEU:HD23	1:A:780:LEU:N	2.13	0.62
1:A:787:VAL:HG11	1:A:806:TRP:HB3	1.81	0.62
2:B:980:VAL:HG13	1:D:766:ARG:HH11	1.57	0.62
2:H:980:VAL:HA	2:H:988:ILE:HA	1.81	0.62
1:J:764:SER:HB2	1:J:786:TRP:HZ3	1.64	0.62
1:S:844:ARG:HG3	1:S:873:ILE:HD11	1.80	0.62
1:Y:892:ASP:C	1:Y:893:LEU:HD23	2.20	0.62
1:A:742:PRO:CB	1:D:810:ARG:HD3	2.29	0.62
1:A:892:ASP:C	1:A:893:LEU:HD23	2.20	0.62
1:A:901:LEU:CG	1:A:902:ALA:HB2	2.29	0.62
1:D:801:ARG:NE	1:G:759:VAL:HG21	2.14	0.62
1:J:844:ARG:HG3	1:J:873:ILE:HD11	1.80	0.62
1:P:892:ASP:C	1:P:893:LEU:HD23	2.20	0.62
1:V:725:ARG:N	1:V:725:ARG:HD2	2.13	0.62
1:Y:901:LEU:CD1	2:Z:909:LYS:HA	2.27	0.62
2:B:930:MET:HE3	3:C:1053:VAL:HG13	1.80	0.62
1:G:764:SER:HB2	1:G:786:TRP:HZ3	1.64	0.62
1:J:777:LEU:HB3	2:K:916:LYS:HZ3	1.62	0.62
1:M:725:ARG:N	1:M:725:ARG:HD2	2.13	0.62
1:M:892:ASP:C	1:M:893:LEU:HD23	2.20	0.62
1:P:780:LEU:HD23	1:P:780:LEU:N	2.13	0.62
1:P:844:ARG:HG3	1:P:873:ILE:HD11	1.79	0.62
1:V:801:ARG:NE	1:Y:759:VAL:HG21	2.14	0.62
1:S:720:ASN:HB2	1:Y:805:LEU:HD23	1.79	0.62
1:P:901:LEU:CG	1:P:902:ALA:HB2	2.29	0.62
2:B:916:LYS:HB2	2:B:1029:VAL:HG21	1.81	0.62
1:D:901:LEU:CG	1:D:902:ALA:HB2	2.29	0.62
1:G:742:PRO:CB	1:J:810:ARG:HD3	2.29	0.62
1:D:742:PRO:CB	1:G:810:ARG:HD3	2.29	0.62
1:G:719:LYS:O	1:M:790:GLN:NE2	2.33	0.62
1:G:720:ASN:HB2	1:M:805:LEU:HD23	1.79	0.62

*Continued on next page...*

*Continued from previous page...*

Atom-1	Atom-2	Interatomic distance (Å)	Clash overlap (Å)
1:M:901:LEU:CG	1:M:902:ALA:HB2	2.29	0.62
1:S:780:LEU:N	1:S:780:LEU:HD23	2.13	0.62
2:Z:965:TYR:HA	2:Z:976:PRO:CD	2.28	0.62
2:B:919:ALA:HB2	2:B:1028:ASP:OD2	2.00	0.62
1:D:733:VAL:HA	1:G:816:THR:H	1.65	0.62
1:G:892:ASP:C	1:G:893:LEU:HD23	2.20	0.62
1:J:733:VAL:HA	1:M:816:THR:H	1.65	0.62
2:K:919:ALA:HB2	2:K:1028:ASP:OD2	2.00	0.62
1:M:764:SER:HB2	1:M:786:TRP:HZ3	1.64	0.62
2:Q:907:ASP:O	2:Q:911:ILE:HG22	2.00	0.62
1:P:733:VAL:HA	1:S:816:THR:H	1.65	0.62
2:Q:939:ILE:HG21	2:T:969:ALA:CB	2.28	0.62
1:V:901:LEU:CD1	2:W:909:LYS:HA	2.27	0.62
1:Y:745:LYS:CD	1:Y:771:VAL:HG13	2.28	0.62
1:Y:844:ARG:HG3	1:Y:873:ILE:HD11	1.80	0.62
2:Z:980:VAL:HA	2:Z:988:ILE:HA	1.81	0.62
2:B:929:VAL:CG2	2:B:1009:ARG:HG2	2.23	0.62
1:D:787:VAL:HG11	1:D:806:TRP:HB3	1.81	0.62
1:A:723:PRO:HD2	1:G:788:ASP:CG	2.18	0.62
2:Q:919:ALA:HB2	2:Q:1028:ASP:OD2	2.00	0.62
1:S:742:PRO:CB	1:V:810:ARG:HD3	2.29	0.62
2:T:919:ALA:HB2	2:T:1028:ASP:OD2	2.00	0.62
2:Z:919:ALA:HB2	2:Z:1028:ASP:OD2	2.00	0.62
1:V:742:PRO:CB	1:Y:810:ARG:HD3	2.29	0.62
2:B:907:ASP:O	2:B:911:ILE:HG22	2.00	0.62
1:G:801:ARG:NE	1:J:759:VAL:HG21	2.14	0.62
1:J:780:LEU:N	1:J:780:LEU:HD23	2.13	0.62
1:J:901:LEU:CG	1:J:902:ALA:HB2	2.29	0.62
1:M:719:LYS:O	1:S:790:GLN:NE2	2.33	0.62
1:S:892:ASP:C	1:S:893:LEU:HD23	2.20	0.62
2:T:907:ASP:O	2:T:911:ILE:HG22	2.00	0.62
1:A:719:LYS:O	1:G:790:GLN:NE2	2.33	0.62
1:A:863:ALA:CB	1:D:862:LEU:HD22	2.23	0.62
2:H:919:ALA:HB2	2:H:1028:ASP:OD2	2.00	0.62
2:N:907:ASP:O	2:N:911:ILE:HG22	2.00	0.62
2:N:980:VAL:HA	2:N:988:ILE:HA	1.81	0.62
1:P:719:LYS:O	1:V:790:GLN:NE2	2.33	0.62
1:P:742:PRO:CB	1:S:810:ARG:HD3	2.29	0.62
1:V:745:LYS:CD	1:V:771:VAL:HG13	2.28	0.62
1:G:901:LEU:CG	1:G:902:ALA:HB2	2.29	0.62
2:H:916:LYS:HB2	2:H:1029:VAL:HG21	1.81	0.62

*Continued on next page...*

*Continued from previous page...*

Atom-1	Atom-2	Interatomic distance (Å)	Clash overlap (Å)
1:J:892:ASP:C	1:J:893:LEU:HD23	2.20	0.62
2:K:929:VAL:CG2	2:K:1009:ARG:HG2	2.23	0.62
2:N:954:GLU:HA	2:N:987:ILE:CG1	2.19	0.62
1:M:742:PRO:CB	1:P:810:ARG:HD3	2.29	0.62
2:W:954:GLU:HA	2:W:987:ILE:CG1	2.19	0.62
1:Y:787:VAL:HG11	1:Y:806:TRP:HB3	1.81	0.62
2:B:912:THR:HG22	2:B:1029:VAL:HG22	1.82	0.62
2:E:916:LYS:HB2	2:E:1029:VAL:HG21	1.81	0.62
1:G:726:LEU:HD13	1:J:891:ARG:CZ	2.30	0.62
1:J:726:LEU:HD13	1:M:891:ARG:CZ	2.30	0.62
1:J:742:PRO:CB	1:M:810:ARG:HD3	2.29	0.62
2:Q:954:GLU:HA	2:Q:987:ILE:CG1	2.19	0.62
2:N:939:ILE:HG21	2:Q:969:ALA:CB	2.28	0.62
1:V:892:ASP:C	1:V:893:LEU:HD23	2.20	0.62
1:V:733:VAL:HA	1:Y:816:THR:H	1.65	0.62
1:P:801:ARG:NE	1:S:759:VAL:HG21	2.14	0.62
2:E:912:THR:HG22	2:E:1029:VAL:HG22	1.82	0.61
1:D:863:ALA:CB	1:G:862:LEU:HD22	2.23	0.61
1:J:801:ARG:NE	1:M:759:VAL:HG21	2.14	0.61
2:K:907:ASP:O	2:K:911:ILE:HG22	2.00	0.61
1:S:719:LYS:O	1:Y:790:GLN:NE2	2.33	0.61
1:S:745:LYS:CD	1:S:771:VAL:HG13	2.28	0.61
1:S:801:ARG:NE	1:V:759:VAL:HG21	2.14	0.61
2:T:954:GLU:HA	2:T:987:ILE:CG1	2.19	0.61
1:G:736:ASN:CB	1:G:739:LEU:HG	2.26	0.61
1:G:745:LYS:CD	1:G:771:VAL:HG13	2.28	0.61
1:J:745:LYS:CD	1:J:771:VAL:HG13	2.28	0.61
1:M:745:LYS:CD	1:M:771:VAL:HG13	2.28	0.61
1:M:801:ARG:NE	1:P:759:VAL:HG21	2.14	0.61
1:P:745:LYS:CD	1:P:771:VAL:HG13	2.28	0.61
1:S:764:SER:HB2	1:S:786:TRP:HZ3	1.64	0.61
1:V:787:VAL:HG11	1:V:806:TRP:HB3	1.81	0.61
2:W:907:ASP:O	2:W:911:ILE:HG22	2.00	0.61
2:Z:907:ASP:O	2:Z:911:ILE:HG22	2.00	0.61
1:A:777:LEU:HB3	2:B:916:LYS:HZ3	1.64	0.61
1:J:719:LYS:O	1:P:790:GLN:NE2	2.33	0.61
2:K:954:GLU:HA	2:K:987:ILE:CG1	2.19	0.61
1:P:725:ARG:NH2	1:V:808:ARG:HB2	2.05	0.61
1:S:726:LEU:HD13	1:V:891:ARG:CZ	2.30	0.61
1:A:902:ALA:HA	2:B:912:THR:HG21	1.83	0.61
1:D:719:LYS:O	1:J:790:GLN:NE2	2.33	0.61

*Continued on next page...*

*Continued from previous page...*

Atom-1	Atom-2	Interatomic distance (Å)	Clash overlap (Å)
2:E:907:ASP:O	2:E:911:ILE:HG22	2.00	0.61
1:D:902:ALA:HA	2:E:912:THR:HG21	1.83	0.61
1:G:787:VAL:HG11	1:G:806:TRP:HB3	1.81	0.61
1:G:810:ARG:HG3	1:G:811:ASN:O	2.00	0.61
1:G:902:ALA:HA	2:H:912:THR:HG21	1.83	0.61
2:H:912:THR:HG22	2:H:1029:VAL:HG22	1.82	0.61
1:J:902:ALA:HA	2:K:912:THR:HG21	1.83	0.61
2:K:916:LYS:HB2	2:K:1029:VAL:HG21	1.81	0.61
1:P:764:SER:HB2	1:P:786:TRP:HZ3	1.64	0.61
1:S:721:LEU:O	1:Y:789:GLY:HA2	2.00	0.61
1:V:726:LEU:HD13	1:Y:891:ARG:CZ	2.30	0.61
1:M:902:ALA:HA	2:N:912:THR:HG21	1.82	0.61
1:D:745:LYS:CD	1:D:771:VAL:HG13	2.28	0.61
1:D:892:ASP:C	1:D:893:LEU:HD23	2.20	0.61
2:K:980:VAL:HA	2:K:988:ILE:HA	1.81	0.61
2:N:930:MET:HE3	3:O:1053:VAL:HG13	1.80	0.61
1:P:721:LEU:O	1:V:789:GLY:HA2	2.00	0.61
2:T:916:LYS:HB2	2:T:1029:VAL:HG21	1.81	0.61
1:D:726:LEU:HD13	1:G:891:ARG:CZ	2.30	0.61
1:D:753:THR:HG22	1:D:754:GLU:N	2.16	0.61
2:E:919:ALA:HB2	2:E:1028:ASP:OD2	2.00	0.61
1:G:863:ALA:CB	1:J:862:LEU:HD22	2.23	0.61
1:S:787:VAL:HG11	1:S:806:TRP:HB3	1.81	0.61
1:S:901:LEU:CD1	2:T:909:LYS:HA	2.27	0.61
1:A:766:ARG:HD3	1:A:786:TRP:CD1	2.36	0.61
1:G:753:THR:HG22	1:G:754:GLU:N	2.16	0.61
1:J:753:THR:HG22	1:J:754:GLU:N	2.16	0.61
1:J:810:ARG:HG3	1:J:811:ASN:O	2.00	0.61
1:M:721:LEU:O	1:S:789:GLY:HA2	2.00	0.61
1:M:726:LEU:HD13	1:P:891:ARG:CZ	2.30	0.61
1:P:902:ALA:HA	2:Q:912:THR:HG21	1.83	0.61
1:S:736:ASN:CB	1:S:739:LEU:HG	2.26	0.61
1:Y:766:ARG:HD3	1:Y:786:TRP:CD1	2.36	0.61
1:A:745:LYS:CD	1:A:771:VAL:HG13	2.28	0.61
1:P:787:VAL:HG11	1:P:806:TRP:HB3	1.81	0.61
1:S:810:ARG:HG3	1:S:811:ASN:O	2.00	0.61
2:Z:916:LYS:HB2	2:Z:1029:VAL:HG21	1.81	0.61
2:B:974:THR:HG22	2:B:975:LEU:N	2.16	0.61
2:H:974:THR:HG22	2:H:975:LEU:N	2.16	0.61
1:J:725:ARG:NH2	1:P:808:ARG:HB2	2.05	0.61
1:J:787:VAL:HG11	1:J:806:TRP:HB3	1.81	0.61

*Continued on next page...*

*Continued from previous page...*

Atom-1	Atom-2	Interatomic distance (Å)	Clash overlap (Å)
2:K:965:TYR:CD1	2:K:975:LEU:HB2	2.36	0.61
1:M:787:VAL:HG11	1:M:806:TRP:HB3	1.81	0.61
1:M:850:MET:HG3	1:M:854:PHE:CZ	2.36	0.61
1:P:867:LEU:HD12	1:S:851:ILE:HD12	1.83	0.61
1:P:901:LEU:CD1	2:Q:909:LYS:HA	2.27	0.61
2:T:965:TYR:CD1	2:T:975:LEU:HB2	2.36	0.61
1:V:766:ARG:HD3	1:V:786:TRP:CD1	2.36	0.61
1:V:891:ARG:HH11	1:V:891:ARG:CB	2.06	0.61
2:W:916:LYS:HB2	2:W:1029:VAL:HG21	1.81	0.61
2:W:919:ALA:HB2	2:W:1028:ASP:OD2	2.00	0.61
1:V:850:MET:HG3	1:V:854:PHE:CZ	2.36	0.61
2:B:965:TYR:CD1	2:B:975:LEU:HB2	2.36	0.61
1:D:779:ARG:HB2	2:E:1025:ALA:CA	2.31	0.61
2:E:930:MET:HE3	3:F:1053:VAL:HG13	1.81	0.61
2:N:919:ALA:HB2	2:N:1028:ASP:OD2	2.00	0.61
1:P:777:LEU:HB3	2:Q:916:LYS:HZ3	1.66	0.61
1:P:810:ARG:HG3	1:P:811:ASN:O	2.00	0.61
1:S:867:LEU:HD12	1:V:851:ILE:HD12	1.83	0.61
1:S:733:VAL:HA	1:V:816:THR:H	1.65	0.61
1:Y:850:MET:HG3	1:Y:854:PHE:CZ	2.36	0.61
1:A:753:THR:HG22	1:A:754:GLU:N	2.16	0.60
1:A:779:ARG:HB2	2:B:1025:ALA:CA	2.31	0.60
2:B:928:TYR:HB3	3:C:1053:VAL:HG21	1.83	0.60
2:B:929:VAL:HG22	2:B:1009:ARG:CG	2.23	0.60
1:D:766:ARG:HD3	1:D:786:TRP:CD1	2.36	0.60
1:G:779:ARG:HB2	2:H:1025:ALA:CA	2.31	0.60
1:G:891:ARG:CB	1:G:891:ARG:HH11	2.06	0.60
2:H:907:ASP:O	2:H:911:ILE:HG22	2.00	0.60
2:K:912:THR:HG22	2:K:1029:VAL:HG22	1.82	0.60
2:N:965:TYR:CD1	2:N:975:LEU:HB2	2.36	0.60
1:P:726:LEU:HD13	1:S:891:ARG:CZ	2.30	0.60
2:Q:916:LYS:HB2	2:Q:1029:VAL:HG21	1.81	0.60
1:S:850:MET:HG3	1:S:854:PHE:CZ	2.36	0.60
2:T:980:VAL:CG1	2:T:988:ILE:HG12	2.29	0.60
1:Y:810:ARG:HG3	1:Y:811:ASN:O	2.00	0.60
2:Z:965:TYR:CD1	2:Z:975:LEU:HB2	2.36	0.60
2:Z:974:THR:HG22	2:Z:975:LEU:N	2.16	0.60
1:J:760:PRO:HB3	1:J:792:THR:O	2.01	0.60
1:J:850:MET:HG3	1:J:854:PHE:CZ	2.36	0.60
1:P:753:THR:HG22	1:P:754:GLU:N	2.16	0.60
1:J:721:LEU:O	1:P:789:GLY:HA2	2.00	0.60

*Continued on next page...*

*Continued from previous page...*

Atom-1	Atom-2	Interatomic distance (Å)	Clash overlap (Å)
1:P:808:ARG:CG	1:P:819:ASN:HA	2.31	0.60
1:P:850:MET:HG3	1:P:854:PHE:CZ	2.36	0.60
1:S:777:LEU:O	2:T:916:LYS:HE2	2.01	0.60
1:V:867:LEU:HD12	1:Y:851:ILE:HD12	1.83	0.60
2:T:912:THR:HG22	2:T:1029:VAL:HG22	1.82	0.60
1:A:760:PRO:HB3	1:A:792:THR:O	2.01	0.60
1:G:721:LEU:O	1:M:789:GLY:HA2	2.00	0.60
1:G:777:LEU:O	2:H:916:LYS:HE2	2.01	0.60
1:J:779:ARG:HB2	2:K:1025:ALA:CA	2.31	0.60
1:M:808:ARG:CG	1:M:819:ASN:HA	2.31	0.60
1:S:766:ARG:HD3	1:S:786:TRP:CD1	2.36	0.60
1:S:902:ALA:HA	2:T:912:THR:HG21	1.83	0.60
2:T:974:THR:HG22	2:T:975:LEU:N	2.16	0.60
2:W:974:THR:HG22	2:W:975:LEU:N	2.16	0.60
2:E:928:TYR:HB3	3:F:1053:VAL:HG21	1.83	0.60
1:G:766:ARG:HD3	1:G:786:TRP:CD1	2.36	0.60
1:G:850:MET:HG3	1:G:854:PHE:CZ	2.36	0.60
2:H:965:TYR:CD1	2:H:975:LEU:HB2	2.36	0.60
1:J:808:ARG:CG	1:J:819:ASN:HA	2.31	0.60
1:J:863:ALA:CB	1:M:862:LEU:HD22	2.23	0.60
2:N:916:LYS:HB2	2:N:1029:VAL:HG21	1.81	0.60
2:Q:974:THR:HG22	2:Q:975:LEU:N	2.16	0.60
1:S:808:ARG:CG	1:S:819:ASN:HA	2.31	0.60
1:V:810:ARG:HG3	1:V:811:ASN:O	2.00	0.60
2:W:912:THR:HG22	2:W:1029:VAL:HG22	1.82	0.60
1:Y:777:LEU:HB3	2:Z:916:LYS:HZ3	1.67	0.60
1:A:733:VAL:HA	1:D:816:THR:H	1.65	0.60
1:D:810:ARG:HG3	1:D:811:ASN:O	2.00	0.60
1:A:726:LEU:HD13	1:D:891:ARG:CZ	2.30	0.60
2:E:965:TYR:CD1	2:E:975:LEU:HB2	2.36	0.60
2:E:953:PHE:C	2:E:987:ILE:HG23	2.22	0.60
1:J:766:ARG:HD3	1:J:786:TRP:CD1	2.36	0.60
2:N:974:THR:HG22	2:N:975:LEU:N	2.16	0.60
1:P:777:LEU:O	2:Q:916:LYS:HE2	2.01	0.60
1:D:760:PRO:HB3	1:D:792:THR:O	2.02	0.60
2:E:935:GLU:HB3	2:E:1004:LYS:NZ	2.17	0.60
1:G:733:VAL:HA	1:J:816:THR:H	1.65	0.60
2:H:954:GLU:HA	2:H:987:ILE:CG1	2.19	0.60
2:K:935:GLU:HB3	2:K:1004:LYS:NZ	2.17	0.60
1:J:777:LEU:O	2:K:916:LYS:HE2	2.01	0.60
2:K:974:THR:HG22	2:K:975:LEU:N	2.16	0.60

*Continued on next page...*



*Continued from previous page...*

Atom-1	Atom-2	Interatomic distance (Å)	Clash overlap (Å)
2:K:984:ASN:HB2	3:L:1061:THR:HG21	1.83	0.60
1:M:733:VAL:HA	1:P:816:THR:H	1.65	0.60
1:M:766:ARG:HD3	1:M:786:TRP:CD1	2.36	0.60
1:M:901:LEU:CD1	2:N:909:LYS:HA	2.27	0.60
1:M:867:LEU:HD12	1:P:851:ILE:HD12	1.83	0.60
2:Q:935:GLU:HB3	2:Q:1004:LYS:NZ	2.17	0.60
2:Q:965:TYR:CD1	2:Q:975:LEU:HB2	2.36	0.60
1:V:777:LEU:O	2:W:916:LYS:HE2	2.01	0.60
1:V:902:ALA:HA	2:W:912:THR:HG21	1.83	0.60
2:W:935:GLU:HB3	2:W:1004:LYS:NZ	2.17	0.60
1:G:808:ARG:CG	1:G:819:ASN:HA	2.31	0.60
1:M:753:THR:HG22	1:M:754:GLU:N	2.16	0.60
1:M:777:LEU:O	2:N:916:LYS:HE2	2.01	0.60
1:M:779:ARG:HB2	2:N:1025:ALA:CA	2.31	0.60
1:P:766:ARG:HD3	1:P:786:TRP:CD1	2.36	0.60
2:T:984:ASN:HB2	3:U:1061:THR:HG21	1.83	0.60
2:T:930:MET:HE3	3:U:1053:VAL:HG13	1.84	0.60
1:V:808:ARG:CG	1:V:819:ASN:HA	2.31	0.60
2:B:953:PHE:C	2:B:987:ILE:HG23	2.22	0.60
2:E:929:VAL:CG2	2:E:1009:ARG:HG2	2.23	0.60
1:G:760:PRO:HB3	1:G:792:THR:O	2.01	0.60
2:H:953:PHE:C	2:H:987:ILE:HG23	2.22	0.60
1:P:734:MET:SD	1:S:815:GLY:HA2	2.42	0.60
1:V:726:LEU:CD1	1:Y:891:ARG:HH12	2.14	0.60
2:Z:912:THR:HG22	2:Z:1029:VAL:HG22	1.82	0.60
1:A:850:MET:HG3	1:A:854:PHE:CZ	2.36	0.60
1:D:777:LEU:O	2:E:916:LYS:HE2	2.01	0.60
1:A:734:MET:SD	1:D:815:GLY:HA2	2.42	0.60
2:E:929:VAL:HG22	2:E:1009:ARG:CG	2.23	0.60
2:E:974:THR:HG22	2:E:975:LEU:N	2.16	0.60
1:D:721:LEU:O	1:J:789:GLY:HA2	2.00	0.60
1:M:810:ARG:HG3	1:M:811:ASN:O	2.00	0.60
1:J:867:LEU:HD12	1:M:851:ILE:HD12	1.83	0.60
2:Q:912:THR:HG22	2:Q:1029:VAL:HG22	1.82	0.60
2:T:935:GLU:HB3	2:T:1004:LYS:NZ	2.17	0.60
2:Z:953:PHE:C	2:Z:987:ILE:HG23	2.22	0.60
2:B:984:ASN:HB2	3:C:1061:THR:HG21	1.83	0.60
1:D:850:MET:HG3	1:D:854:PHE:CZ	2.36	0.60
2:B:939:ILE:HD13	2:E:969:ALA:HB1	1.84	0.60
2:H:965:TYR:HB3	2:H:974:THR:O	2.02	0.60
2:H:928:TYR:HB3	3:I:1053:VAL:HG21	1.83	0.60

*Continued on next page...*

*Continued from previous page...*

Atom-1	Atom-2	Interatomic distance (Å)	Clash overlap (Å)
2:Q:984:ASN:HB2	3:R:1061:THR:HG21	1.83	0.60
1:S:760:PRO:HB3	1:S:792:THR:O	2.01	0.60
2:W:965:TYR:CD1	2:W:975:LEU:HB2	2.36	0.60
2:W:953:PHE:C	2:W:987:ILE:HG23	2.22	0.60
1:Y:779:ARG:HB2	2:Z:1025:ALA:CA	2.31	0.60
1:Y:902:ALA:HA	2:Z:912:THR:HG21	1.83	0.60
1:A:810:ARG:HG3	1:A:811:ASN:O	2.00	0.59
1:D:725:ARG:NH1	1:J:819:ASN:CB	2.65	0.59
1:M:734:MET:SD	1:P:815:GLY:HA2	2.42	0.59
1:J:734:MET:SD	1:M:815:GLY:HA2	2.42	0.59
1:G:725:ARG:NH1	1:M:819:ASN:CB	2.65	0.59
2:N:935:GLU:HB3	2:N:1004:LYS:NZ	2.17	0.59
2:N:984:ASN:HB2	3:O:1061:THR:HG21	1.83	0.59
1:Y:808:ARG:CG	1:Y:819:ASN:HA	2.31	0.59
1:A:747:ILE:HG22	1:A:749:CYS:SG	2.42	0.59
1:A:808:ARG:HG2	1:A:819:ASN:CA	2.32	0.59
1:D:747:ILE:HG22	1:D:749:CYS:SG	2.42	0.59
1:G:747:ILE:HG22	1:G:749:CYS:SG	2.42	0.59
2:T:953:PHE:C	2:T:987:ILE:HG23	2.22	0.59
1:S:726:LEU:CD1	1:V:891:ARG:HH12	2.14	0.59
1:Y:753:THR:HG22	1:Y:754:GLU:N	2.16	0.59
2:Z:935:GLU:HB3	2:Z:1004:LYS:NZ	2.17	0.59
2:B:965:TYR:HB3	2:B:974:THR:O	2.02	0.59
2:B:980:VAL:CG1	2:B:988:ILE:HG12	2.29	0.59
1:J:747:ILE:HG22	1:J:749:CYS:SG	2.42	0.59
1:M:760:PRO:HB3	1:M:792:THR:O	2.01	0.59
2:N:912:THR:HG22	2:N:1029:VAL:HG22	1.82	0.59
1:P:779:ARG:HB2	2:Q:1025:ALA:CA	2.31	0.59
1:S:734:MET:SD	1:V:815:GLY:HA2	2.42	0.59
1:S:753:THR:HG22	1:S:754:GLU:N	2.16	0.59
1:S:891:ARG:NH1	1:S:891:ARG:HB3	2.08	0.59
1:S:891:ARG:CB	1:S:891:ARG:HH11	2.06	0.59
1:V:747:ILE:HG22	1:V:749:CYS:SG	2.42	0.59
1:V:753:THR:HG22	1:V:754:GLU:N	2.16	0.59
1:Y:760:PRO:HB3	1:Y:792:THR:O	2.02	0.59
1:A:844:ARG:CG	1:A:873:ILE:HG12	2.33	0.59
1:D:808:ARG:HG2	1:D:819:ASN:CA	2.32	0.59
2:E:939:ILE:HD13	2:H:969:ALA:HB1	1.84	0.59
1:J:844:ARG:CG	1:J:873:ILE:HG12	2.33	0.59
1:J:901:LEU:HD11	2:K:909:LYS:C	2.23	0.59
1:M:766:ARG:HD2	1:M:784:GLY:HA2	1.85	0.59

*Continued on next page...*

*Continued from previous page...*

Atom-1	Atom-2	Interatomic distance (Å)	Clash overlap (Å)
1:J:725:ARG:NH1	1:P:819:ASN:CB	2.65	0.59
2:Q:928:TYR:HB3	3:R:1053:VAL:HG21	1.83	0.59
1:S:747:ILE:HG22	1:S:749:CYS:SG	2.42	0.59
2:W:980:VAL:CG1	2:W:988:ILE:HG12	2.29	0.59
1:Y:747:ILE:HG22	1:Y:749:CYS:SG	2.42	0.59
1:A:721:LEU:O	1:G:789:GLY:HA2	2.00	0.59
1:A:777:LEU:O	2:B:916:LYS:HE2	2.01	0.59
2:B:935:GLU:HB3	2:B:1004:LYS:NZ	2.17	0.59
1:D:734:MET:SD	1:G:815:GLY:HA2	2.42	0.59
1:D:756:ASP:OD1	1:D:878:TYR:HD1	1.86	0.59
1:G:756:ASP:OD1	1:G:878:TYR:HD1	1.86	0.59
1:G:901:LEU:HD11	2:H:909:LYS:C	2.23	0.59
1:G:734:MET:SD	1:J:815:GLY:HA2	2.42	0.59
1:G:867:LEU:HD12	1:J:851:ILE:HD12	1.83	0.59
1:J:901:LEU:CD1	2:K:909:LYS:HA	2.27	0.59
2:K:953:PHE:C	2:K:987:ILE:HG23	2.22	0.59
1:P:756:ASP:OD1	1:P:878:TYR:HD1	1.86	0.59
1:S:725:ARG:NH1	1:Y:819:ASN:CB	2.65	0.59
2:T:928:TYR:HB3	3:U:1053:VAL:HG21	1.83	0.59
1:V:760:PRO:HB3	1:V:792:THR:O	2.01	0.59
2:W:928:TYR:HB3	3:X:1053:VAL:HG21	1.83	0.59
1:A:725:ARG:NH1	1:G:819:ASN:CB	2.65	0.59
1:D:808:ARG:CG	1:D:819:ASN:HA	2.31	0.59
2:E:965:TYR:HB3	2:E:974:THR:O	2.02	0.59
1:J:756:ASP:OD1	1:J:878:TYR:HD1	1.86	0.59
2:K:928:TYR:HB3	3:L:1053:VAL:HG21	1.83	0.59
1:M:863:ALA:CB	1:P:862:LEU:HD22	2.23	0.59
2:Q:953:PHE:C	2:Q:987:ILE:HG23	2.22	0.59
1:P:726:LEU:CD1	1:S:891:ARG:HH12	2.14	0.59
1:V:756:ASP:OD1	1:V:878:TYR:HD1	1.86	0.59
1:Y:808:ARG:HG2	1:Y:819:ASN:CA	2.32	0.59
2:E:984:ASN:HB2	3:F:1061:THR:HG21	1.83	0.59
1:G:808:ARG:HG2	1:G:819:ASN:CA	2.32	0.59
2:H:929:VAL:HG22	2:H:1009:ARG:CG	2.23	0.59
2:H:935:GLU:HB3	2:H:1004:LYS:NZ	2.17	0.59
2:K:920:PHE:CE2	2:K:952:ARG:HG3	2.38	0.59
2:N:920:PHE:CE2	2:N:952:ARG:HG3	2.38	0.59
1:P:760:PRO:HB3	1:P:792:THR:O	2.01	0.59
1:Y:777:LEU:O	2:Z:916:LYS:HE2	2.01	0.59
1:A:901:LEU:CD1	2:B:912:THR:HB	2.32	0.59
1:D:721:LEU:HD23	1:J:805:LEU:HB2	1.69	0.59

*Continued on next page...*

*Continued from previous page...*

Atom-1	Atom-2	Interatomic distance (Å)	Clash overlap (Å)
1:A:867:LEU:HD13	1:D:862:LEU:HD11	1.84	0.59
1:G:766:ARG:HD2	1:G:784:GLY:HA2	1.85	0.59
2:H:920:PHE:CE2	2:H:952:ARG:HG3	2.38	0.59
2:N:928:TYR:HB3	3:O:1053:VAL:HG21	1.83	0.59
2:Q:920:PHE:CE2	2:Q:952:ARG:HG3	2.38	0.59
1:S:766:ARG:HD2	1:S:784:GLY:HA2	1.85	0.59
1:S:743:LYS:HD3	1:S:891:ARG:C	2.23	0.59
2:T:920:PHE:CE2	2:T:952:ARG:HG3	2.38	0.59
1:A:721:LEU:HD23	1:G:805:LEU:HB2	1.70	0.59
1:A:756:ASP:OD1	1:A:878:TYR:HD1	1.86	0.59
1:G:743:LYS:HD3	1:G:891:ARG:C	2.23	0.59
1:J:808:ARG:HG2	1:J:819:ASN:CA	2.32	0.59
1:G:726:LEU:CD1	1:J:891:ARG:HH12	2.14	0.59
2:H:939:ILE:HD13	2:K:969:ALA:HB1	1.84	0.59
1:M:747:ILE:HG22	1:M:749:CYS:SG	2.42	0.59
1:P:725:ARG:NH1	1:V:819:ASN:CB	2.65	0.59
1:M:725:ARG:NH1	1:S:819:ASN:CB	2.65	0.59
1:V:734:MET:SD	1:Y:815:GLY:HA2	2.42	0.59
1:V:808:ARG:HG2	1:V:819:ASN:CA	2.32	0.59
1:V:779:ARG:HB2	2:W:1025:ALA:CA	2.31	0.59
1:Y:901:LEU:CD1	2:Z:912:THR:HB	2.32	0.59
2:E:920:PHE:CE2	2:E:952:ARG:HG3	2.38	0.59
1:D:867:LEU:HD12	1:G:851:ILE:HD12	1.83	0.59
1:M:808:ARG:HG2	1:M:819:ASN:CA	2.32	0.59
1:M:901:LEU:HD11	2:N:909:LYS:C	2.23	0.59
2:N:965:TYR:HB3	2:N:974:THR:O	2.02	0.59
1:P:747:ILE:HG22	1:P:749:CYS:SG	2.42	0.59
1:P:766:ARG:HD2	1:P:784:GLY:HA2	1.85	0.59
1:V:766:ARG:HD2	1:V:784:GLY:HA2	1.85	0.59
1:S:726:LEU:CD2	1:V:891:ARG:HH12	2.16	0.59
2:W:920:PHE:CE2	2:W:952:ARG:HG3	2.38	0.59
1:Y:743:LYS:HD3	1:Y:891:ARG:C	2.23	0.59
1:D:844:ARG:CG	1:D:873:ILE:HG12	2.33	0.58
1:D:901:LEU:CD1	2:E:912:THR:HB	2.32	0.58
1:D:901:LEU:HD11	2:E:909:LYS:C	2.23	0.58
1:G:867:LEU:HD13	1:J:862:LEU:HD11	1.84	0.58
2:N:929:VAL:CG2	2:N:1009:ARG:HG2	2.23	0.58
1:M:726:LEU:CD1	1:P:891:ARG:HH12	2.14	0.58
2:T:939:ILE:HD13	2:W:969:ALA:HB1	1.84	0.58
1:V:901:LEU:CD1	2:W:912:THR:HB	2.32	0.58
2:Z:920:PHE:CE2	2:Z:952:ARG:HG3	2.38	0.58

*Continued on next page...*

*Continued from previous page...*

Atom-1	Atom-2	Interatomic distance (Å)	Clash overlap (Å)
1:A:867:LEU:HD12	1:D:851:ILE:HD12	1.83	0.58
1:A:901:LEU:CD1	2:B:909:LYS:HA	2.27	0.58
1:D:721:LEU:O	1:J:805:LEU:C	2.42	0.58
1:D:766:ARG:HD2	1:D:784:GLY:HA2	1.85	0.58
1:A:726:LEU:CD1	1:D:891:ARG:HH12	2.14	0.58
1:J:835:GLY:HA3	1:J:877:LEU:HD21	1.85	0.58
1:M:867:LEU:HD13	1:P:862:LEU:HD11	1.84	0.58
1:M:756:ASP:OD1	1:M:878:TYR:HD1	1.86	0.58
1:P:808:ARG:HG2	1:P:819:ASN:CA	2.32	0.58
1:S:779:ARG:HB2	2:T:1025:ALA:CA	2.31	0.58
1:S:808:ARG:HG2	1:S:819:ASN:CA	2.32	0.58
1:S:844:ARG:CG	1:S:873:ILE:HG12	2.33	0.58
2:W:965:TYR:HB3	2:W:974:THR:O	2.02	0.58
1:Y:772:TYR:CE2	1:Y:779:ARG:HG3	2.39	0.58
1:V:867:LEU:HD13	1:Y:862:LEU:HD11	1.84	0.58
2:W:939:ILE:HD13	2:Z:969:ALA:HB1	1.84	0.58
1:A:772:TYR:CE2	1:A:779:ARG:HG3	2.39	0.58
2:E:980:VAL:CG1	2:E:988:ILE:HG12	2.29	0.58
1:G:901:LEU:CD1	2:H:909:LYS:HA	2.27	0.58
1:J:736:ASN:CB	1:J:739:LEU:HG	2.26	0.58
1:J:743:LYS:HD3	1:J:891:ARG:C	2.23	0.58
1:J:772:TYR:CE2	1:J:779:ARG:HG3	2.39	0.58
1:M:835:GLY:HA3	1:M:877:LEU:HD21	1.85	0.58
1:M:844:ARG:CG	1:M:873:ILE:HG12	2.33	0.58
2:N:953:PHE:C	2:N:987:ILE:HG23	2.22	0.58
1:P:743:LYS:HD3	1:P:891:ARG:C	2.23	0.58
1:P:772:TYR:CE2	1:P:779:ARG:HG3	2.39	0.58
1:S:901:LEU:CD1	2:T:912:THR:HB	2.32	0.58
1:S:867:LEU:HD13	1:V:862:LEU:HD11	1.84	0.58
1:V:901:LEU:HD11	2:W:909:LYS:C	2.23	0.58
1:Y:766:ARG:HD2	1:Y:784:GLY:HA2	1.85	0.58
1:S:720:ASN:H	1:Y:805:LEU:HD21	1.67	0.58
2:B:920:PHE:CE2	2:B:952:ARG:HG3	2.38	0.58
1:D:726:LEU:CD1	1:G:891:ARG:HH12	2.14	0.58
1:G:901:LEU:CD1	2:H:912:THR:HB	2.32	0.58
2:K:965:TYR:HB3	2:K:974:THR:O	2.02	0.58
1:J:867:LEU:HD13	1:M:862:LEU:HD11	1.84	0.58
1:J:726:LEU:CD1	1:M:891:ARG:HH12	2.14	0.58
1:P:835:GLY:HA3	1:P:877:LEU:HD21	1.86	0.58
2:Q:939:ILE:HD13	2:T:969:ALA:HB1	1.84	0.58
2:B:1013:PHE:C	2:B:1015:PRO:HD3	2.24	0.58

*Continued on next page...*

*Continued from previous page...*

Atom-1	Atom-2	Interatomic distance (Å)	Clash overlap (Å)
1:D:772:TYR:CE2	1:D:779:ARG:HG3	2.39	0.58
1:D:743:LYS:HD3	1:D:891:ARG:C	2.23	0.58
1:D:901:LEU:CD1	2:E:909:LYS:HA	2.27	0.58
1:J:721:LEU:O	1:J:723:PRO:HD3	2.04	0.58
2:K:939:ILE:HD13	2:N:969:ALA:HB1	1.84	0.58
1:M:736:ASN:CB	1:M:739:LEU:HG	2.26	0.58
1:S:721:LEU:O	1:S:723:PRO:HD3	2.04	0.58
1:S:835:GLY:HA3	1:S:877:LEU:HD21	1.85	0.58
2:E:1013:PHE:C	2:E:1015:PRO:HD3	2.24	0.58
1:G:721:LEU:HD23	1:M:805:LEU:HB2	1.70	0.58
1:D:867:LEU:HD13	1:G:862:LEU:HD11	1.84	0.58
2:H:984:ASN:HB2	3:I:1061:THR:HG21	1.83	0.58
1:J:901:LEU:CD1	2:K:912:THR:HB	2.32	0.58
1:P:778:VAL:CG1	1:P:780:LEU:HD21	2.34	0.58
1:P:901:LEU:CD1	2:Q:912:THR:HB	2.32	0.58
2:Q:965:TYR:HB3	2:Q:974:THR:O	2.02	0.58
1:S:772:TYR:CE2	1:S:779:ARG:HG3	2.39	0.58
1:S:901:LEU:HD11	2:T:909:LYS:C	2.23	0.58
1:V:726:LEU:CD2	1:Y:891:ARG:HH12	2.16	0.58
1:V:736:ASN:CB	1:V:739:LEU:HG	2.26	0.58
1:V:891:ARG:NH1	1:V:891:ARG:HB3	2.08	0.58
2:Z:965:TYR:HB3	2:Z:974:THR:O	2.02	0.58
1:A:778:VAL:CG1	1:A:780:LEU:HD21	2.34	0.58
1:A:766:ARG:HD2	1:A:784:GLY:HA2	1.85	0.58
1:A:818:VAL:HG13	1:A:820:ILE:HG23	1.86	0.58
2:K:929:VAL:HG22	2:K:1009:ARG:CG	2.23	0.58
1:M:901:LEU:CD1	2:N:912:THR:HB	2.32	0.58
1:S:756:ASP:OD1	1:S:878:TYR:HD1	1.86	0.58
1:S:778:VAL:CG1	1:S:780:LEU:HD21	2.34	0.58
1:S:802:VAL:H	1:S:877:LEU:HD22	1.69	0.58
1:P:726:LEU:CD2	1:S:891:ARG:HH12	2.16	0.58
1:V:835:GLY:HA3	1:V:877:LEU:HD21	1.85	0.58
2:W:984:ASN:HB2	3:X:1061:THR:HG21	1.83	0.58
1:Y:756:ASP:OD1	1:Y:878:TYR:HD1	1.86	0.58
1:Y:901:LEU:HD11	2:Z:909:LYS:C	2.23	0.58
1:A:721:LEU:O	1:A:723:PRO:HD3	2.04	0.58
1:A:721:LEU:O	1:G:805:LEU:C	2.42	0.58
1:A:779:ARG:C	1:A:780:LEU:HD23	2.24	0.58
1:A:743:LYS:HD3	1:A:891:ARG:C	2.23	0.58
1:A:901:LEU:HD11	2:B:909:LYS:C	2.23	0.58
1:D:721:LEU:O	1:D:723:PRO:HD3	2.04	0.58

*Continued on next page...*

*Continued from previous page...*

Atom-1	Atom-2	Interatomic distance (Å)	Clash overlap (Å)
1:D:818:VAL:HG13	1:D:820:ILE:HG23	1.86	0.58
2:H:1013:PHE:C	2:H:1015:PRO:HD3	2.24	0.58
2:K:967:ILE:O	2:K:967:ILE:HG22	2.04	0.58
1:M:721:LEU:O	1:S:805:LEU:C	2.42	0.58
1:J:726:LEU:CD2	1:M:891:ARG:HH12	2.16	0.58
2:Q:932:GLU:HG3	3:R:1051:VAL:HG23	1.85	0.58
2:T:965:TYR:HB3	2:T:974:THR:O	2.02	0.58
2:T:932:GLU:HG3	3:U:1051:VAL:HG23	1.85	0.58
1:V:802:VAL:H	1:V:877:LEU:HD22	1.69	0.58
1:A:736:ASN:CB	1:A:739:LEU:HG	2.26	0.58
1:D:835:GLY:HA3	1:D:877:LEU:HD21	1.85	0.58
2:E:954:GLU:HA	2:E:987:ILE:CG1	2.19	0.58
1:G:835:GLY:HA3	1:G:877:LEU:HD21	1.85	0.58
1:D:720:ASN:H	1:J:805:LEU:HD21	1.67	0.58
1:M:726:LEU:CD2	1:P:891:ARG:HH12	2.16	0.58
2:N:939:ILE:HD13	2:Q:969:ALA:HB1	1.84	0.58
1:V:818:VAL:HG13	1:V:820:ILE:HG23	1.86	0.58
1:Y:844:ARG:CG	1:Y:873:ILE:HG12	2.33	0.58
1:G:818:VAL:HG13	1:G:820:ILE:HG23	1.86	0.58
1:G:868:ARG:HG3	1:G:868:ARG:HH11	1.69	0.58
1:D:726:LEU:CD2	1:G:891:ARG:HH12	2.16	0.58
2:H:967:ILE:HG22	2:H:967:ILE:O	2.04	0.58
1:G:726:LEU:CD2	1:J:891:ARG:HH12	2.16	0.58
1:M:777:LEU:HB3	2:N:916:LYS:HZ3	1.68	0.58
2:N:967:ILE:HG22	2:N:967:ILE:O	2.04	0.58
1:S:779:ARG:C	1:S:780:LEU:HD23	2.24	0.58
1:P:867:LEU:HD13	1:S:862:LEU:HD11	1.84	0.58
1:P:863:ALA:CB	1:S:862:LEU:HD22	2.23	0.58
2:T:1013:PHE:C	2:T:1015:PRO:HD3	2.24	0.58
2:W:929:VAL:CG2	2:W:1009:ARG:HG2	2.23	0.58
2:W:932:GLU:HG3	3:X:1051:VAL:HG23	1.85	0.58
1:Y:721:LEU:O	1:Y:723:PRO:HD3	2.04	0.58
1:Y:778:VAL:CG1	1:Y:780:LEU:HD21	2.34	0.58
1:V:778:VAL:CG1	1:V:780:LEU:HD21	2.34	0.57
1:D:891:ARG:CB	1:D:891:ARG:HH11	2.06	0.57
1:G:772:TYR:CE2	1:G:779:ARG:HG3	2.39	0.57
1:A:720:ASN:H	1:G:805:LEU:HD21	1.67	0.57
2:N:932:GLU:HG3	3:O:1051:VAL:HG23	1.85	0.57
1:P:721:LEU:O	1:P:723:PRO:HD3	2.04	0.57
1:P:721:LEU:O	1:V:805:LEU:C	2.42	0.57
1:V:779:ARG:C	1:V:780:LEU:HD23	2.24	0.57

*Continued on next page...*

*Continued from previous page...*

Atom-1	Atom-2	Interatomic distance (Å)	Clash overlap (Å)
1:V:772:TYR:CE2	1:V:779:ARG:HG3	2.39	0.57
1:Y:818:VAL:HG13	1:Y:820:ILE:HG23	1.86	0.57
1:J:721:LEU:O	1:P:805:LEU:C	2.42	0.57
1:J:766:ARG:HD2	1:J:784:GLY:HA2	1.85	0.57
1:M:778:VAL:CG1	1:M:780:LEU:HD21	2.34	0.57
1:P:779:ARG:C	1:P:780:LEU:HD23	2.24	0.57
1:V:868:ARG:HG3	1:V:868:ARG:HH11	1.69	0.57
2:Z:950:PHE:CE1	2:Z:991:GLU:HB3	2.40	0.57
1:Y:835:GLY:HA3	1:Y:877:LEU:HD21	1.85	0.57
1:V:743:LYS:HD3	1:V:891:ARG:C	2.23	0.57
1:A:726:LEU:CD2	1:D:891:ARG:HH12	2.16	0.57
1:J:802:VAL:H	1:J:877:LEU:HD22	1.69	0.57
2:K:1013:PHE:C	2:K:1015:PRO:HD3	2.24	0.57
1:M:802:VAL:H	1:M:877:LEU:HD22	1.69	0.57
1:P:901:LEU:HD11	2:Q:909:LYS:C	2.23	0.57
1:D:778:VAL:CG1	1:D:780:LEU:HD21	2.34	0.57
2:E:967:ILE:HG22	2:E:967:ILE:O	2.04	0.57
1:G:779:ARG:C	1:G:780:LEU:HD23	2.24	0.57
2:H:980:VAL:CG1	2:H:988:ILE:HG12	2.29	0.57
1:J:721:LEU:HD23	1:P:805:LEU:HB2	1.70	0.57
1:J:868:ARG:HG3	1:J:868:ARG:HH11	1.69	0.57
1:M:743:LYS:HD3	1:M:891:ARG:C	2.24	0.57
1:M:772:TYR:CE2	1:M:779:ARG:HG3	2.39	0.57
1:P:885:VAL:HG22	1:P:886:SER:N	2.17	0.57
2:W:950:PHE:CE1	2:W:991:GLU:HB3	2.40	0.57
1:Y:868:ARG:HG3	1:Y:868:ARG:HH11	1.69	0.57
2:Z:967:ILE:O	2:Z:967:ILE:HG22	2.04	0.57
2:Z:980:VAL:CG1	2:Z:988:ILE:HG12	2.29	0.57
1:A:755:LEU:C	1:A:755:LEU:HD23	2.25	0.57
1:D:755:LEU:HD23	1:D:755:LEU:C	2.25	0.57
1:D:779:ARG:C	1:D:780:LEU:HD23	2.24	0.57
1:D:868:ARG:HH11	1:D:868:ARG:HG3	1.69	0.57
1:J:818:VAL:HG13	1:J:820:ILE:HG23	1.86	0.57
2:K:932:GLU:HG3	3:L:1051:VAL:HG23	1.85	0.57
1:M:721:LEU:O	1:M:723:PRO:HD3	2.04	0.57
1:M:839:ALA:O	1:M:840:HIS:HB2	2.05	0.57
1:P:818:VAL:HG13	1:P:820:ILE:HG23	1.86	0.57
2:Q:967:ILE:O	2:Q:967:ILE:HG22	2.04	0.57
1:Y:891:ARG:NH1	1:Y:891:ARG:HB3	2.08	0.57
1:A:835:GLY:HA3	1:A:877:LEU:HD21	1.85	0.57
1:G:755:LEU:HD23	1:G:755:LEU:C	2.25	0.57

*Continued on next page...*



*Continued from previous page...*

Atom-1	Atom-2	Interatomic distance (Å)	Clash overlap (Å)
2:H:950:PHE:CE1	2:H:991:GLU:HB3	2.40	0.57
2:N:1013:PHE:C	2:N:1015:PRO:HD3	2.24	0.57
1:S:818:VAL:HG13	1:S:820:ILE:HG23	1.86	0.57
2:T:950:PHE:CE1	2:T:991:GLU:HB3	2.39	0.57
1:V:839:ALA:O	1:V:840:HIS:HB2	2.05	0.57
2:H:932:GLU:HG3	3:I:1051:VAL:HG23	1.85	0.57
2:K:950:PHE:CE1	2:K:991:GLU:HB3	2.39	0.57
1:G:720:ASN:H	1:M:805:LEU:HD21	1.67	0.57
1:M:818:VAL:HG13	1:M:820:ILE:HG23	1.86	0.57
1:P:842:TRP:CE2	1:P:846:ARG:HB3	2.40	0.57
1:S:755:LEU:C	1:S:755:LEU:HD23	2.25	0.57
1:S:842:TRP:CE2	1:S:846:ARG:HB3	2.40	0.57
1:V:842:TRP:CE2	1:V:846:ARG:HB3	2.40	0.57
1:Y:755:LEU:C	1:Y:755:LEU:HD23	2.25	0.57
1:Y:779:ARG:C	1:Y:780:LEU:HD23	2.24	0.57
2:Z:1013:PHE:C	2:Z:1015:PRO:HD3	2.24	0.57
2:E:950:PHE:CE1	2:E:991:GLU:HB3	2.40	0.57
1:G:721:LEU:O	1:G:723:PRO:HD3	2.04	0.57
1:M:779:ARG:C	1:M:780:LEU:HD23	2.24	0.57
1:P:755:LEU:HD23	1:P:755:LEU:C	2.25	0.57
1:S:868:ARG:HH11	1:S:868:ARG:HG3	1.69	0.57
1:V:755:LEU:C	1:V:755:LEU:HD23	2.25	0.57
2:Z:998:ARG:HD2	2:Z:1000:ARG:HH22	1.70	0.57
1:D:775:ASP:OD1	1:D:777:LEU:HG	2.05	0.57
1:J:778:VAL:CG1	1:J:780:LEU:HD21	2.34	0.57
1:J:779:ARG:C	1:J:780:LEU:HD23	2.24	0.57
1:M:755:LEU:HD23	1:M:755:LEU:C	2.25	0.57
1:M:842:TRP:CE2	1:M:846:ARG:HB3	2.40	0.57
2:N:929:VAL:HG22	2:N:1009:ARG:CG	2.23	0.57
2:Q:950:PHE:CE1	2:Q:991:GLU:HB3	2.40	0.57
1:S:721:LEU:O	1:Y:805:LEU:C	2.42	0.57
2:B:967:ILE:HG22	2:B:967:ILE:O	2.04	0.57
2:B:932:GLU:HG3	3:C:1051:VAL:HG23	1.85	0.57
1:D:839:ALA:O	1:D:840:HIS:HB2	2.05	0.57
1:G:802:VAL:H	1:G:877:LEU:HD22	1.69	0.57
1:G:844:ARG:CG	1:G:873:ILE:HG12	2.33	0.57
2:N:950:PHE:CE1	2:N:991:GLU:HB3	2.40	0.57
1:J:720:ASN:H	1:P:805:LEU:HD21	1.67	0.57
2:Q:1013:PHE:C	2:Q:1015:PRO:HD3	2.24	0.57
1:S:839:ALA:O	1:S:840:HIS:HB2	2.05	0.57
2:W:1013:PHE:C	2:W:1015:PRO:HD3	2.24	0.57

*Continued on next page...*

*Continued from previous page...*

Atom-1	Atom-2	Interatomic distance (Å)	Clash overlap (Å)
1:Y:754:GLU:HG3	1:Y:881:GLN:OE1	2.05	0.57
1:Y:842:TRP:CE2	1:Y:846:ARG:HB3	2.40	0.57
1:A:872:SER:O	1:A:874:PRO:HD3	2.05	0.56
1:D:872:SER:O	1:D:874:PRO:HD3	2.05	0.56
1:G:778:VAL:CG1	1:G:780:LEU:HD21	2.34	0.56
2:H:930:MET:HE3	3:I:1053:VAL:HG13	1.85	0.56
1:J:842:TRP:CE2	1:J:846:ARG:HB3	2.40	0.56
2:T:967:ILE:HG22	2:T:967:ILE:O	2.04	0.56
1:V:844:ARG:CG	1:V:873:ILE:HG12	2.33	0.56
1:V:872:SER:O	1:V:874:PRO:HD3	2.05	0.56
1:Y:872:SER:O	1:Y:874:PRO:HD3	2.05	0.56
1:A:721:LEU:CD2	1:G:823:ALA:HA	2.35	0.56
2:E:932:GLU:HG3	3:F:1051:VAL:HG23	1.85	0.56
1:G:872:SER:O	1:G:874:PRO:HD3	2.05	0.56
1:M:721:LEU:HD23	1:S:805:LEU:HB2	1.70	0.56
1:P:839:ALA:O	1:P:840:HIS:HB2	2.05	0.56
1:P:872:SER:O	1:P:874:PRO:HD3	2.05	0.56
1:S:757:THR:CG2	1:S:802:VAL:HG21	2.35	0.56
1:S:872:SER:O	1:S:874:PRO:HD3	2.05	0.56
1:V:721:LEU:O	1:V:723:PRO:HD3	2.04	0.56
1:Y:757:THR:CG2	1:Y:802:VAL:HG21	2.35	0.56
1:A:721:LEU:HD13	1:G:822:SER:N	2.21	0.56
2:B:950:PHE:CE1	2:B:991:GLU:HB3	2.40	0.56
1:G:743:LYS:HD3	1:G:891:ARG:CA	2.36	0.56
1:G:842:TRP:CE2	1:G:846:ARG:HB3	2.40	0.56
1:J:721:LEU:HD13	1:P:822:SER:N	2.21	0.56
1:J:755:LEU:HD23	1:J:755:LEU:C	2.25	0.56
1:J:872:SER:O	1:J:874:PRO:HD3	2.05	0.56
1:M:809:ILE:HD11	1:M:820:ILE:CD1	2.35	0.56
1:P:802:VAL:H	1:P:877:LEU:HD22	1.69	0.56
1:P:868:ARG:HG3	1:P:868:ARG:HH11	1.69	0.56
1:P:844:ARG:CG	1:P:873:ILE:HG12	2.33	0.56
1:Y:802:VAL:H	1:Y:877:LEU:HD22	1.69	0.56
1:A:775:ASP:OD1	1:A:777:LEU:HG	2.05	0.56
1:A:829:GLY:HA3	1:D:753:THR:HG23	1.85	0.56
1:A:802:VAL:H	1:A:877:LEU:HD22	1.69	0.56
2:B:998:ARG:HD2	2:B:1000:ARG:HH22	1.70	0.56
1:G:767:VAL:HG23	1:G:785:SER:HB2	1.88	0.56
1:G:839:ALA:O	1:G:840:HIS:HB2	2.05	0.56
1:D:721:LEU:CD2	1:J:823:ALA:HA	2.35	0.56
1:M:757:THR:CG2	1:M:802:VAL:HG21	2.35	0.56

*Continued on next page...*

*Continued from previous page...*

Atom-1	Atom-2	Interatomic distance (Å)	Clash overlap (Å)
1:M:872:SER:O	1:M:874:PRO:HD3	2.05	0.56
1:P:775:ASP:OD1	1:P:777:LEU:HG	2.05	0.56
1:S:775:ASP:OD1	1:S:777:LEU:HG	2.05	0.56
1:Y:839:ALA:O	1:Y:840:HIS:HB2	2.05	0.56
1:A:754:GLU:HG3	1:A:881:GLN:OE1	2.05	0.56
1:D:725:ARG:HH11	1:J:819:ASN:CB	2.19	0.56
1:G:721:LEU:CD2	1:M:823:ALA:HA	2.35	0.56
1:G:721:LEU:O	1:M:805:LEU:C	2.42	0.56
1:G:775:ASP:OD1	1:G:777:LEU:HG	2.05	0.56
1:J:743:LYS:HD3	1:J:891:ARG:CA	2.35	0.56
1:M:868:ARG:HH11	1:M:868:ARG:HG3	1.69	0.56
1:M:726:LEU:CB	1:P:891:ARG:NH1	2.51	0.56
2:W:967:ILE:O	2:W:967:ILE:HG22	2.04	0.56
1:Y:885:VAL:HG22	1:Y:886:SER:N	2.16	0.56
3:C:1051:VAL:HG13	3:C:1052:PRO:HD2	1.87	0.56
1:D:743:LYS:HD3	1:D:891:ARG:CA	2.36	0.56
1:D:742:PRO:CG	1:D:774:ALA:HA	2.36	0.56
1:J:839:ALA:O	1:J:840:HIS:HB2	2.05	0.56
1:M:775:ASP:OD1	1:M:777:LEU:HG	2.05	0.56
1:S:726:LEU:HD22	1:V:891:ARG:HH12	1.71	0.56
1:V:775:ASP:OD1	1:V:777:LEU:HG	2.05	0.56
1:A:742:PRO:CG	1:A:774:ALA:HA	2.36	0.56
1:J:721:LEU:CD2	1:P:823:ALA:HA	2.35	0.56
1:J:767:VAL:HG23	1:J:785:SER:HB2	1.87	0.56
1:D:721:LEU:HD13	1:J:822:SER:N	2.21	0.56
1:M:725:ARG:HH11	1:S:819:ASN:CB	2.19	0.56
1:G:721:LEU:HD13	1:M:822:SER:N	2.21	0.56
1:P:809:ILE:HD11	1:P:820:ILE:CD1	2.35	0.56
1:S:754:GLU:HG3	1:S:881:GLN:OE1	2.05	0.56
1:S:901:LEU:HD11	2:T:909:LYS:O	2.06	0.56
1:Y:742:PRO:CG	1:Y:774:ALA:HA	2.36	0.56
1:Y:743:LYS:HD3	1:Y:891:ARG:CA	2.36	0.56
1:Y:775:ASP:OD1	1:Y:777:LEU:HG	2.05	0.56
1:A:767:VAL:HG23	1:A:785:SER:HB2	1.88	0.56
1:A:868:ARG:HG3	1:A:868:ARG:HH11	1.69	0.56
1:D:754:GLU:HG3	1:D:881:GLN:OE1	2.05	0.56
1:D:842:TRP:CE2	1:D:846:ARG:HB3	2.40	0.56
1:G:742:PRO:CG	1:G:774:ALA:HA	2.36	0.56
1:G:777:LEU:HB3	2:H:916:LYS:HZ3	1.70	0.56
1:J:902:ALA:H	2:K:1030:ARG:HG2	1.71	0.56
2:K:980:VAL:CG1	2:K:988:ILE:HG12	2.29	0.56

*Continued on next page...*

*Continued from previous page...*

Atom-1	Atom-2	Interatomic distance (Å)	Clash overlap (Å)
1:M:885:VAL:HG22	1:M:886:SER:N	2.17	0.56
1:P:721:LEU:HD13	1:V:822:SER:N	2.21	0.56
1:P:726:LEU:HD22	1:S:891:ARG:HH12	1.71	0.56
1:P:757:THR:CG2	1:P:802:VAL:HG21	2.35	0.56
2:Q:965:TYR:HD1	2:Q:975:LEU:HA	1.71	0.56
2:T:965:TYR:HD1	2:T:975:LEU:HA	1.71	0.56
1:V:726:LEU:HD22	1:Y:891:ARG:HH12	1.71	0.56
1:Y:901:LEU:HD11	2:Z:909:LYS:O	2.06	0.56
1:A:808:ARG:CG	1:A:819:ASN:HA	2.31	0.56
1:D:802:VAL:H	1:D:877:LEU:HD22	1.69	0.56
3:F:1051:VAL:HG13	3:F:1052:PRO:HD2	1.87	0.56
1:J:757:THR:CG2	1:J:802:VAL:HG21	2.35	0.56
1:M:721:LEU:CD2	1:S:823:ALA:HA	2.35	0.56
1:S:721:LEU:CD2	1:Y:805:LEU:HB2	2.30	0.56
1:S:902:ALA:H	2:T:1030:ARG:HG2	1.71	0.56
2:T:953:PHE:O	2:T:987:ILE:HA	2.06	0.56
1:V:742:PRO:CG	1:V:774:ALA:HA	2.36	0.56
1:V:757:THR:CG2	1:V:802:VAL:HG21	2.35	0.56
2:W:965:TYR:HD1	2:W:975:LEU:HA	1.71	0.56
1:A:784:GLY:O	1:A:812:ASP:HB2	2.06	0.56
1:A:839:ALA:O	1:A:840:HIS:HB2	2.05	0.56
2:B:953:PHE:O	2:B:987:ILE:HA	2.06	0.56
1:G:725:ARG:HH11	1:M:819:ASN:CB	2.19	0.56
2:N:965:TYR:HD1	2:N:975:LEU:HA	1.71	0.56
1:P:725:ARG:HH11	1:V:819:ASN:CB	2.19	0.56
1:P:743:LYS:HD3	1:P:891:ARG:CA	2.36	0.56
1:S:823:ALA:O	1:S:887:ILE:HG23	2.06	0.56
1:Y:784:GLY:O	1:Y:812:ASP:HB2	2.06	0.56
1:A:725:ARG:HH11	1:G:819:ASN:CB	2.19	0.56
1:D:823:ALA:O	1:D:887:ILE:HG23	2.06	0.56
1:D:829:GLY:HA3	1:G:753:THR:HG23	1.85	0.56
2:E:953:PHE:O	2:E:987:ILE:HA	2.06	0.56
1:P:721:LEU:HD23	1:V:805:LEU:HB2	1.69	0.56
2:Q:953:PHE:O	2:Q:987:ILE:HA	2.06	0.56
1:S:743:LYS:HD3	1:S:891:ARG:CA	2.36	0.56
1:V:743:LYS:HD3	1:V:891:ARG:CA	2.36	0.56
1:V:784:GLY:O	1:V:812:ASP:HB2	2.06	0.56
1:D:753:THR:HG22	1:D:754:GLU:H	1.72	0.55
1:D:784:GLY:O	1:D:812:ASP:HB2	2.06	0.55
1:D:757:THR:CG2	1:D:802:VAL:HG21	2.35	0.55
1:D:864:SER:OG	1:G:861:GLN:O	2.25	0.55

*Continued on next page...*

*Continued from previous page...*

Atom-1	Atom-2	Interatomic distance (Å)	Clash overlap (Å)
1:G:754:GLU:HG3	1:G:881:GLN:OE1	2.05	0.55
1:J:742:PRO:CG	1:J:774:ALA:HA	2.36	0.55
1:J:775:ASP:OD1	1:J:777:LEU:HG	2.05	0.55
1:J:784:GLY:O	1:J:812:ASP:HB2	2.06	0.55
1:S:742:PRO:CG	1:S:774:ALA:HA	2.36	0.55
1:S:809:ILE:HD11	1:S:820:ILE:CD1	2.35	0.55
1:P:721:LEU:CD2	1:V:823:ALA:HA	2.35	0.55
1:V:823:ALA:O	1:V:887:ILE:HG23	2.06	0.55
1:V:901:LEU:HD11	2:W:909:LYS:O	2.06	0.55
2:Z:965:TYR:HD1	2:Z:975:LEU:HA	1.71	0.55
1:A:842:TRP:CE2	1:A:846:ARG:HB3	2.40	0.55
1:A:864:SER:OG	1:D:861:GLN:O	2.25	0.55
1:G:753:THR:HG22	1:G:754:GLU:H	1.72	0.55
1:G:757:THR:CG2	1:G:802:VAL:HG21	2.35	0.55
1:G:784:GLY:O	1:G:812:ASP:HB2	2.06	0.55
1:G:902:ALA:H	2:H:1030:ARG:HG2	1.71	0.55
3:I:1051:VAL:HG13	3:I:1052:PRO:HD2	1.87	0.55
1:P:727:LYS:HG2	1:P:728:ALA:O	2.07	0.55
1:S:721:LEU:CD2	1:Y:823:ALA:HA	2.35	0.55
1:M:721:LEU:HD13	1:S:822:SER:N	2.21	0.55
1:S:828:LEU:O	1:V:753:THR:CG2	2.55	0.55
1:V:828:LEU:O	1:Y:753:THR:CG2	2.55	0.55
1:A:743:LYS:HD3	1:A:891:ARG:CA	2.36	0.55
1:D:767:VAL:HG23	1:D:785:SER:HB2	1.87	0.55
1:G:809:ILE:CD1	1:G:820:ILE:HG21	2.34	0.55
1:G:823:ALA:O	1:G:887:ILE:HG23	2.06	0.55
1:J:828:LEU:O	1:M:753:THR:CG2	2.55	0.55
1:M:721:LEU:CD2	1:S:805:LEU:HB2	2.30	0.55
1:M:743:LYS:HD3	1:M:891:ARG:CA	2.36	0.55
1:P:823:ALA:O	1:P:887:ILE:HG23	2.06	0.55
1:P:828:LEU:O	1:S:753:THR:CG2	2.55	0.55
2:Q:929:VAL:HG22	2:Q:1009:ARG:CG	2.23	0.55
1:V:751:THR:O	1:V:882:GLY:HA2	2.07	0.55
2:W:953:PHE:O	2:W:987:ILE:HA	2.06	0.55
1:Y:736:ASN:CB	1:Y:739:LEU:HG	2.26	0.55
1:Y:823:ALA:O	1:Y:887:ILE:HG23	2.06	0.55
1:A:757:THR:CG2	1:A:802:VAL:HG21	2.35	0.55
1:G:727:LYS:HG2	1:G:728:ALA:O	2.07	0.55
1:G:780:LEU:HD13	1:G:899:TYR:CD2	2.42	0.55
2:H:953:PHE:O	2:H:987:ILE:HA	2.06	0.55
2:K:965:TYR:HD1	2:K:975:LEU:HA	1.71	0.55

*Continued on next page...*

*Continued from previous page...*

Atom-1	Atom-2	Interatomic distance (Å)	Clash overlap (Å)
1:M:742:PRO:CG	1:M:774:ALA:HA	2.36	0.55
1:P:833:ILE:HG22	1:P:834:PRO:HD2	1.88	0.55
1:S:833:ILE:HG22	1:S:834:PRO:HD2	1.88	0.55
1:V:902:ALA:H	2:W:1030:ARG:HG2	1.71	0.55
1:S:721:LEU:HD13	1:Y:822:SER:N	2.21	0.55
1:Y:833:ILE:HG22	1:Y:834:PRO:HD2	1.88	0.55
1:A:868:ARG:NH1	1:A:868:ARG:HG3	2.22	0.55
1:A:823:ALA:O	1:A:887:ILE:HG23	2.06	0.55
2:B:966:MET:HB2	2:B:994:ALA:CB	2.37	0.55
1:D:726:LEU:HD22	1:G:891:ARG:HH12	1.71	0.55
1:D:780:LEU:HD13	1:D:899:TYR:CD2	2.42	0.55
1:D:901:LEU:HD11	2:E:909:LYS:O	2.06	0.55
1:J:727:LYS:HG2	1:J:728:ALA:O	2.07	0.55
1:J:754:GLU:HG3	1:J:881:GLN:OE1	2.05	0.55
1:M:751:THR:O	1:M:882:GLY:HA2	2.07	0.55
1:P:742:PRO:CG	1:P:774:ALA:HA	2.36	0.55
1:M:864:SER:OG	1:P:861:GLN:O	2.25	0.55
1:P:751:THR:O	1:P:882:GLY:HA2	2.07	0.55
1:P:902:ALA:H	2:Q:1030:ARG:HG2	1.71	0.55
2:Z:966:MET:HB2	2:Z:994:ALA:CB	2.37	0.55
1:P:754:GLU:HG3	1:P:881:GLN:OE1	2.05	0.55
1:A:902:ALA:H	2:B:1030:ARG:HG2	1.71	0.55
2:H:998:ARG:NH1	3:I:1045:PRO:HG2	2.22	0.55
1:J:753:THR:HG22	1:J:754:GLU:H	1.72	0.55
1:J:864:SER:OG	1:M:861:GLN:O	2.25	0.55
1:M:727:LYS:HG2	1:M:728:ALA:O	2.07	0.55
1:M:828:LEU:O	1:P:753:THR:CG2	2.55	0.55
1:M:754:GLU:HG3	1:M:881:GLN:OE1	2.05	0.55
1:M:901:LEU:HD11	2:N:909:LYS:O	2.06	0.55
1:M:902:ALA:H	2:N:1030:ARG:HG2	1.71	0.55
2:N:962:PRO:HB3	2:N:999:ILE:HG22	1.88	0.55
2:Q:962:PRO:HB3	2:Q:999:ILE:HG22	1.88	0.55
1:S:777:LEU:HB3	2:T:916:LYS:HZ3	1.71	0.55
1:S:784:GLY:O	1:S:812:ASP:HB2	2.06	0.55
1:V:833:ILE:HG22	1:V:834:PRO:HD2	1.88	0.55
1:V:809:ILE:HD11	1:V:820:ILE:CD1	2.35	0.55
1:A:726:LEU:HD22	1:D:891:ARG:HH12	1.71	0.55
1:A:727:LYS:HG2	1:A:728:ALA:O	2.07	0.55
1:A:787:VAL:HG22	1:A:809:ILE:HA	1.89	0.55
1:A:780:LEU:HD13	1:A:899:TYR:CD2	2.42	0.55
1:A:901:LEU:HD11	2:B:909:LYS:O	2.06	0.55

*Continued on next page...*

*Continued from previous page...*

Atom-1	Atom-2	Interatomic distance (Å)	Clash overlap (Å)
1:D:787:VAL:HG22	1:D:809:ILE:HA	1.89	0.55
2:H:954:GLU:HG2	2:H:955:PHE:N	2.22	0.55
2:H:966:MET:HB2	2:H:994:ALA:CB	2.37	0.55
1:G:828:LEU:O	1:J:753:THR:CG2	2.55	0.55
1:J:787:VAL:HG22	1:J:809:ILE:HA	1.89	0.55
2:N:953:PHE:O	2:N:987:ILE:HA	2.06	0.55
2:N:966:MET:HB2	2:N:994:ALA:CB	2.37	0.55
2:T:998:ARG:NH1	3:U:1045:PRO:HG2	2.22	0.55
1:V:767:VAL:HG12	1:V:768:SER:N	2.22	0.55
1:V:754:GLU:HG3	1:V:881:GLN:OE1	2.05	0.55
1:Y:902:ALA:H	2:Z:1030:ARG:HG2	1.71	0.55
1:A:753:THR:HG22	1:A:754:GLU:H	1.72	0.55
2:E:965:TYR:HD1	2:E:975:LEU:HA	1.71	0.55
1:G:829:GLY:HA3	1:J:753:THR:HG23	1.85	0.55
1:G:864:SER:OG	1:J:861:GLN:O	2.24	0.55
1:G:901:LEU:HD11	2:H:909:LYS:O	2.06	0.55
1:J:751:THR:O	1:J:882:GLY:HA2	2.07	0.55
1:J:823:ALA:O	1:J:887:ILE:HG23	2.06	0.55
1:G:726:LEU:HD22	1:J:891:ARG:HH12	1.71	0.55
2:K:966:MET:HB2	2:K:994:ALA:CB	2.37	0.55
1:M:784:GLY:O	1:M:812:ASP:HB2	2.06	0.55
1:P:864:SER:OG	1:S:861:GLN:O	2.25	0.55
3:R:1051:VAL:HG13	3:R:1052:PRO:HD2	1.87	0.55
2:T:962:PRO:HB3	2:T:999:ILE:HG22	1.88	0.55
3:U:1051:VAL:HG13	3:U:1052:PRO:HD2	1.87	0.55
2:W:998:ARG:NH1	3:X:1045:PRO:HG2	2.22	0.55
3:X:1051:VAL:HG13	3:X:1052:PRO:HD2	1.87	0.55
1:Y:767:VAL:HG12	1:Y:768:SER:N	2.22	0.55
1:A:828:LEU:O	1:D:753:THR:CG2	2.55	0.55
1:D:727:LYS:HG2	1:D:728:ALA:O	2.07	0.55
1:G:787:VAL:HG22	1:G:809:ILE:HA	1.89	0.55
2:H:965:TYR:HD1	2:H:975:LEU:HA	1.71	0.55
2:K:962:PRO:HB3	2:K:999:ILE:HG22	1.88	0.55
1:M:809:ILE:CD1	1:M:820:ILE:HG21	2.34	0.55
1:M:868:ARG:NH1	1:M:868:ARG:HG3	2.22	0.55
2:N:954:GLU:HG2	2:N:955:PHE:N	2.22	0.55
1:P:767:VAL:HG12	1:P:768:SER:N	2.22	0.55
2:Q:966:MET:HB2	2:Q:994:ALA:CB	2.37	0.55
1:Y:751:THR:O	1:Y:882:GLY:HA2	2.07	0.55
1:A:751:THR:O	1:A:882:GLY:HA2	2.07	0.55
2:B:954:GLU:HA	2:B:987:ILE:CG1	2.19	0.55

*Continued on next page...*

*Continued from previous page...*

Atom-1	Atom-2	Interatomic distance (Å)	Clash overlap (Å)
2:E:966:MET:HB2	2:E:994:ALA:CB	2.37	0.55
1:G:767:VAL:HG12	1:G:768:SER:N	2.22	0.55
1:G:868:ARG:HG3	1:G:868:ARG:NH1	2.22	0.55
2:K:953:PHE:O	2:K:987:ILE:HA	2.06	0.55
1:M:726:LEU:HD22	1:P:891:ARG:HH12	1.71	0.55
1:M:787:VAL:HG22	1:M:809:ILE:HA	1.89	0.55
1:M:823:ALA:O	1:M:887:ILE:HG23	2.06	0.55
1:P:784:GLY:O	1:P:812:ASP:HB2	2.06	0.55
1:J:722:THR:HG21	1:P:820:ILE:H	1.72	0.55
1:P:901:LEU:HD11	2:Q:909:LYS:O	2.06	0.55
2:Q:954:GLU:HG2	2:Q:955:PHE:N	2.22	0.55
1:S:727:LYS:HG2	1:S:728:ALA:O	2.07	0.55
1:S:751:THR:O	1:S:882:GLY:HA2	2.07	0.55
2:T:966:MET:HB2	2:T:994:ALA:CB	2.37	0.55
2:Z:997:TRP:O	2:Z:1007:GLY:HA2	2.07	0.54
2:B:965:TYR:HD1	2:B:975:LEU:HA	1.71	0.54
2:B:998:ARG:NH1	3:C:1045:PRO:HG2	2.22	0.54
2:Q:998:ARG:NH1	3:R:1045:PRO:HG2	2.22	0.54
1:S:767:VAL:HG12	1:S:768:SER:N	2.22	0.54
2:T:997:TRP:O	2:T:1007:GLY:HA2	2.07	0.54
2:T:945:TRP:HE3	2:T:945:TRP:N	2.05	0.54
2:W:962:PRO:HB3	2:W:999:ILE:HG22	1.88	0.54
2:W:966:MET:HB2	2:W:994:ALA:CB	2.37	0.54
1:Y:825:THR:HA	1:Y:832:GLY:H	1.73	0.54
1:S:809:ILE:CD1	1:S:820:ILE:HG21	2.34	0.54
2:B:962:PRO:HB3	2:B:999:ILE:HG22	1.88	0.54
1:A:722:THR:HG21	1:G:820:ILE:H	1.72	0.54
1:J:767:VAL:HG12	1:J:768:SER:N	2.22	0.54
1:J:798:GLY:HA3	1:M:843:GLU:HG2	1.90	0.54
1:J:868:ARG:NH1	1:J:868:ARG:HG3	2.22	0.54
1:J:885:VAL:HG22	1:J:886:SER:N	2.17	0.54
3:L:1051:VAL:HG13	3:L:1052:PRO:HD2	1.87	0.54
1:M:833:ILE:HG22	1:M:834:PRO:HD2	1.88	0.54
2:N:1005:VAL:O	2:N:1005:VAL:HG13	2.07	0.54
2:N:945:TRP:HE3	2:N:945:TRP:N	2.05	0.54
2:N:980:VAL:CG1	2:N:988:ILE:HG12	2.29	0.54
2:N:998:ARG:NH1	3:O:1045:PRO:HG2	2.22	0.54
3:O:1051:VAL:HG13	3:O:1052:PRO:HD2	1.87	0.54
2:Q:997:TRP:O	2:Q:1007:GLY:HA2	2.07	0.54
1:S:722:THR:HG21	1:Y:820:ILE:H	1.72	0.54
1:S:725:ARG:HH11	1:Y:819:ASN:CB	2.19	0.54

*Continued on next page...*



*Continued from previous page...*

Atom-1	Atom-2	Interatomic distance (Å)	Clash overlap (Å)
1:V:753:THR:HG22	1:V:754:GLU:H	1.72	0.54
1:V:825:THR:HA	1:V:832:GLY:H	1.73	0.54
1:V:868:ARG:HG3	1:V:868:ARG:NH1	2.22	0.54
2:W:997:TRP:O	2:W:1007:GLY:HA2	2.07	0.54
1:Y:809:ILE:HD11	1:Y:820:ILE:CD1	2.35	0.54
1:A:780:LEU:HD13	1:A:895:PHE:HB2	1.90	0.54
1:D:828:LEU:O	1:G:753:THR:CG2	2.55	0.54
1:D:780:LEU:HD13	1:D:895:PHE:HB2	1.89	0.54
2:E:962:PRO:HB3	2:E:999:ILE:HG22	1.88	0.54
1:D:798:GLY:HA3	1:G:843:GLU:HG2	1.90	0.54
1:J:901:LEU:HD11	2:K:909:LYS:O	2.06	0.54
2:N:997:TRP:O	2:N:1007:GLY:HA2	2.07	0.54
1:S:753:THR:HG22	1:S:754:GLU:H	1.72	0.54
1:M:720:ASN:O	1:S:805:LEU:HB3	2.07	0.54
1:P:720:ASN:O	1:V:805:LEU:HB3	2.07	0.54
1:S:798:GLY:HA3	1:V:843:GLU:HG2	1.90	0.54
2:W:945:TRP:N	2:W:945:TRP:HE3	2.05	0.54
1:Y:727:LYS:HG2	1:Y:728:ALA:O	2.07	0.54
2:Z:953:PHE:O	2:Z:987:ILE:HA	2.06	0.54
2:E:954:GLU:HG2	2:E:955:PHE:N	2.22	0.54
2:E:998:ARG:NH1	3:F:1045:PRO:HG2	2.22	0.54
1:G:751:THR:O	1:G:882:GLY:HA2	2.07	0.54
2:H:962:PRO:HB3	2:H:999:ILE:HG22	1.88	0.54
1:J:720:ASN:O	1:P:805:LEU:HB3	2.07	0.54
1:J:825:THR:HA	1:J:832:GLY:H	1.73	0.54
1:G:722:THR:HG21	1:M:820:ILE:H	1.72	0.54
1:P:798:GLY:HA3	1:S:843:GLU:HG2	1.90	0.54
1:V:727:LYS:HG2	1:V:728:ALA:O	2.07	0.54
2:W:954:GLU:HG2	2:W:955:PHE:N	2.22	0.54
2:Z:945:TRP:HE3	2:Z:945:TRP:N	2.05	0.54
2:Z:962:PRO:HB3	2:Z:999:ILE:HG22	1.88	0.54
2:B:1005:VAL:HG13	2:B:1005:VAL:O	2.07	0.54
2:B:954:GLU:HG2	2:B:955:PHE:N	2.22	0.54
1:D:767:VAL:HG12	1:D:768:SER:N	2.22	0.54
2:H:1005:VAL:O	2:H:1005:VAL:HG13	2.07	0.54
1:J:833:ILE:HG22	1:J:834:PRO:HD2	1.88	0.54
1:G:798:GLY:HA3	1:J:843:GLU:HG2	1.90	0.54
1:M:753:THR:HG22	1:M:754:GLU:H	1.72	0.54
1:M:825:THR:HA	1:M:832:GLY:H	1.73	0.54
1:P:787:VAL:HG22	1:P:809:ILE:HA	1.89	0.54
1:S:737:PRO:HB3	1:S:775:ASP:H	1.73	0.54

*Continued on next page...*

*Continued from previous page...*

Atom-1	Atom-2	Interatomic distance (Å)	Clash overlap (Å)
1:S:787:VAL:HG12	1:S:788:ASP:N	2.22	0.54
1:M:722:THR:HG21	1:S:820:ILE:H	1.72	0.54
1:S:825:THR:HA	1:S:832:GLY:H	1.73	0.54
1:S:864:SER:OG	1:V:861:GLN:O	2.25	0.54
1:P:722:THR:HG21	1:V:820:ILE:H	1.72	0.54
1:S:720:ASN:O	1:Y:805:LEU:HB3	2.07	0.54
1:V:798:GLY:HA3	1:Y:843:GLU:HG2	1.90	0.54
2:B:970:SER:HB3	2:B:972:LYS:HG3	1.90	0.54
1:A:798:GLY:HA3	1:D:843:GLU:HG2	1.90	0.54
1:D:751:THR:O	1:D:882:GLY:HA2	2.07	0.54
2:E:1005:VAL:O	2:E:1005:VAL:HG13	2.07	0.54
1:G:780:LEU:HD13	1:G:895:PHE:HB2	1.90	0.54
2:K:954:GLU:HG2	2:K:955:PHE:N	2.22	0.54
1:M:798:GLY:HA3	1:P:843:GLU:HG2	1.90	0.54
1:S:787:VAL:HG22	1:S:809:ILE:HA	1.89	0.54
2:T:980:VAL:CG1	1:V:766:ARG:HH12	2.18	0.54
1:V:787:VAL:HG12	1:V:788:ASP:N	2.22	0.54
1:G:825:THR:HA	1:G:832:GLY:H	1.72	0.54
1:J:726:LEU:HD22	1:M:891:ARG:HH12	1.71	0.54
2:K:997:TRP:O	2:K:1007:GLY:HA2	2.07	0.54
1:P:753:THR:HG22	1:P:754:GLU:H	1.72	0.54
1:Y:787:VAL:HG12	1:Y:788:ASP:N	2.22	0.54
1:Y:809:ILE:CD1	1:Y:820:ILE:HG21	2.34	0.54
1:V:864:SER:OG	1:Y:861:GLN:O	2.25	0.54
1:Y:868:ARG:HG3	1:Y:868:ARG:NH1	2.22	0.54
1:A:833:ILE:HG22	1:A:834:PRO:HD2	1.88	0.54
1:D:763:VAL:HG12	1:D:764:SER:H	1.73	0.54
1:D:868:ARG:NH1	1:D:868:ARG:HG3	2.22	0.54
1:D:902:ALA:H	2:E:1030:ARG:HG2	1.71	0.54
1:G:763:VAL:HG12	1:G:764:SER:N	2.23	0.54
2:H:997:TRP:O	2:H:1007:GLY:HA2	2.07	0.54
2:H:945:TRP:HE3	2:H:945:TRP:N	2.05	0.54
1:M:767:VAL:HG12	1:M:768:SER:N	2.22	0.54
1:G:720:ASN:O	1:M:805:LEU:HB3	2.07	0.54
2:Q:945:TRP:HE3	2:Q:945:TRP:N	2.05	0.54
1:Y:763:VAL:HG12	1:Y:764:SER:N	2.23	0.54
2:Z:970:SER:HB3	2:Z:972:LYS:HG3	1.90	0.54
1:A:787:VAL:HG22	1:A:809:ILE:CG1	2.36	0.54
1:J:829:GLY:HA3	1:M:753:THR:HG23	1.85	0.54
1:J:780:LEU:HD13	1:J:895:PHE:HB2	1.90	0.54
1:M:730:ARG:O	1:P:818:VAL:HG23	2.08	0.54

*Continued on next page...*

*Continued from previous page...*

Atom-1	Atom-2	Interatomic distance (Å)	Clash overlap (Å)
1:S:730:ARG:O	1:V:818:VAL:HG23	2.08	0.54
1:S:868:ARG:NH1	1:S:868:ARG:HG3	2.22	0.54
1:V:763:VAL:HG12	1:V:764:SER:N	2.23	0.54
1:A:737:PRO:HB3	1:A:775:ASP:H	1.73	0.54
1:A:787:VAL:HG12	1:A:788:ASP:N	2.22	0.54
2:B:997:TRP:O	2:B:1007:GLY:HA2	2.07	0.54
1:D:763:VAL:HG12	1:D:764:SER:N	2.23	0.54
1:G:737:PRO:HB3	1:G:775:ASP:H	1.73	0.54
1:J:721:LEU:CD2	1:P:805:LEU:HB2	2.30	0.54
2:Q:929:VAL:CG2	2:Q:1009:ARG:HG2	2.23	0.54
1:S:763:VAL:HG12	1:S:764:SER:H	1.73	0.54
1:S:763:VAL:HG12	1:S:764:SER:N	2.23	0.54
2:T:954:GLU:HG2	2:T:955:PHE:N	2.22	0.54
2:Z:1005:VAL:O	2:Z:1005:VAL:HG13	2.07	0.54
1:P:868:ARG:HG3	1:P:868:ARG:NH1	2.22	0.54
1:A:825:THR:HA	1:A:832:GLY:H	1.73	0.53
1:D:720:ASN:O	1:J:805:LEU:HB3	2.07	0.53
2:H:970:SER:HB3	2:H:972:LYS:HG3	1.90	0.53
2:K:1005:VAL:O	2:K:1005:VAL:HG13	2.07	0.53
1:M:787:VAL:HG12	1:M:788:ASP:N	2.23	0.53
2:Q:1024:THR:HG22	2:Q:1025:ALA:N	2.20	0.53
1:P:726:LEU:CB	1:S:891:ARG:NH1	2.50	0.53
2:T:1005:VAL:O	2:T:1005:VAL:HG13	2.07	0.53
2:T:929:VAL:HG22	2:T:1009:ARG:CG	2.23	0.53
1:V:763:VAL:HG12	1:V:764:SER:H	1.73	0.53
1:V:737:PRO:HB3	1:V:775:ASP:H	1.73	0.53
1:Y:753:THR:HG22	1:Y:754:GLU:H	1.72	0.53
2:Z:929:VAL:CG2	2:Z:1009:ARG:HG2	2.23	0.53
1:A:767:VAL:HG12	1:A:768:SER:N	2.22	0.53
1:D:737:PRO:HB3	1:D:775:ASP:H	1.73	0.53
1:D:833:ILE:HG22	1:D:834:PRO:HD2	1.88	0.53
2:K:998:ARG:NH1	3:L:1045:PRO:HG2	2.22	0.53
1:P:730:ARG:O	1:S:818:VAL:HG23	2.08	0.53
1:P:737:PRO:HB3	1:P:775:ASP:H	1.73	0.53
1:P:787:VAL:HG12	1:P:788:ASP:N	2.22	0.53
1:P:825:THR:HA	1:P:832:GLY:H	1.73	0.53
2:Q:1005:VAL:O	2:Q:1005:VAL:HG13	2.07	0.53
2:W:970:SER:HB3	2:W:972:LYS:HG3	1.90	0.53
2:B:945:TRP:N	2:B:945:TRP:HE3	2.05	0.53
2:E:970:SER:HB3	2:E:972:LYS:HG3	1.90	0.53
1:G:730:ARG:O	1:J:818:VAL:HG23	2.08	0.53

*Continued on next page...*

*Continued from previous page...*

Atom-1	Atom-2	Interatomic distance (Å)	Clash overlap (Å)
1:G:736:ASN:HB3	1:G:738:SER:H	1.74	0.53
1:G:787:VAL:HG12	1:G:788:ASP:N	2.22	0.53
2:H:966:MET:HB2	2:H:994:ALA:HB2	1.91	0.53
1:J:730:ARG:O	1:M:818:VAL:HG23	2.08	0.53
2:K:945:TRP:HE3	2:K:945:TRP:N	2.05	0.53
2:K:970:SER:HB3	2:K:972:LYS:HG3	1.90	0.53
2:N:1024:THR:HG22	2:N:1025:ALA:N	2.20	0.53
1:P:763:VAL:HG12	1:P:764:SER:N	2.23	0.53
2:T:1024:THR:HG22	2:T:1025:ALA:N	2.20	0.53
1:V:787:VAL:HG22	1:V:809:ILE:HA	1.89	0.53
2:W:1005:VAL:HG13	2:W:1005:VAL:O	2.07	0.53
2:E:966:MET:HB2	2:E:994:ALA:HB2	1.91	0.53
1:G:902:ALA:CA	2:H:1029:VAL:HG13	2.38	0.53
1:D:722:THR:HG21	1:J:820:ILE:H	1.72	0.53
1:M:780:LEU:HD13	1:M:895:PHE:HB2	1.90	0.53
1:P:721:LEU:CD2	1:V:805:LEU:HB2	2.30	0.53
2:Q:970:SER:HB3	2:Q:972:LYS:HG3	1.90	0.53
1:S:743:LYS:CD	1:S:891:ARG:HA	2.39	0.53
1:V:885:VAL:HG22	1:V:886:SER:N	2.17	0.53
1:V:743:LYS:CD	1:V:891:ARG:HA	2.39	0.53
2:B:920:PHE:HB3	3:C:1060:ASP:OD2	2.09	0.53
2:B:966:MET:HB2	2:B:994:ALA:HB2	1.91	0.53
1:D:730:ARG:O	1:G:818:VAL:HG23	2.08	0.53
2:E:997:TRP:O	2:E:1007:GLY:HA2	2.07	0.53
2:E:945:TRP:HE3	2:E:945:TRP:N	2.05	0.53
1:G:885:VAL:HG22	1:G:886:SER:N	2.17	0.53
1:G:891:ARG:HB3	1:G:891:ARG:NH1	2.08	0.53
1:J:763:VAL:HG12	1:J:764:SER:N	2.23	0.53
1:J:763:VAL:HG12	1:J:764:SER:H	1.73	0.53
1:J:891:ARG:NH1	1:J:891:ARG:HB3	2.08	0.53
2:N:1029:VAL:HG12	2:N:1030:ARG:N	2.24	0.53
1:Y:736:ASN:HB3	1:Y:738:SER:H	1.74	0.53
1:Y:787:VAL:HG22	1:Y:809:ILE:HA	1.89	0.53
1:D:787:VAL:HG12	1:D:788:ASP:N	2.22	0.53
1:G:743:LYS:CD	1:G:891:ARG:HA	2.39	0.53
1:G:787:VAL:HG22	1:G:809:ILE:CG1	2.36	0.53
1:G:833:ILE:HG22	1:G:834:PRO:HD2	1.88	0.53
1:J:737:PRO:HB3	1:J:775:ASP:H	1.73	0.53
2:K:1029:VAL:HG12	2:K:1030:ARG:N	2.24	0.53
2:K:966:MET:HB2	2:K:994:ALA:HB2	1.91	0.53
1:M:850:MET:HA	1:M:850:MET:HE2	1.90	0.53

*Continued on next page...*

*Continued from previous page...*

Atom-1	Atom-2	Interatomic distance (Å)	Clash overlap (Å)
2:N:970:SER:HB3	2:N:972:LYS:HG3	1.90	0.53
1:P:736:ASN:CB	1:P:739:LEU:HG	2.26	0.53
1:P:743:LYS:CD	1:P:891:ARG:HA	2.39	0.53
2:Q:1029:VAL:HG12	2:Q:1030:ARG:N	2.24	0.53
2:Q:930:MET:HE3	3:R:1053:VAL:HG13	1.87	0.53
2:T:1029:VAL:HG12	2:T:1030:ARG:N	2.24	0.53
1:Y:778:VAL:HG11	1:Y:780:LEU:HD21	1.91	0.53
1:A:720:ASN:O	1:G:805:LEU:HB3	2.07	0.53
1:A:742:PRO:CB	1:D:810:ARG:CD	2.87	0.53
1:A:763:VAL:HG12	1:A:764:SER:N	2.23	0.53
1:A:809:ILE:CD1	1:A:820:ILE:HG21	2.34	0.53
1:D:742:PRO:CB	1:G:810:ARG:CD	2.87	0.53
1:J:717:LEU:HD12	1:P:805:LEU:HD22	1.91	0.53
1:J:736:ASN:HB3	1:J:738:SER:H	1.74	0.53
1:M:743:LYS:CD	1:M:891:ARG:HA	2.39	0.53
1:M:767:VAL:HG23	1:M:785:SER:HB2	1.88	0.53
1:P:717:LEU:HD12	1:V:805:LEU:HD22	1.91	0.53
1:P:850:MET:HA	1:P:850:MET:HE2	1.90	0.53
1:S:742:PRO:CB	1:V:810:ARG:CD	2.87	0.53
2:T:970:SER:HB3	2:T:972:LYS:HG3	1.90	0.53
1:V:730:ARG:O	1:Y:818:VAL:HG23	2.08	0.53
2:W:955:PHE:HB2	2:W:986:ASN:HB3	1.90	0.53
2:N:966:MET:HB2	2:N:994:ALA:HB2	1.91	0.53
1:A:775:ASP:HA	1:D:812:ASP:OD1	2.09	0.53
1:D:825:THR:HA	1:D:832:GLY:H	1.73	0.53
1:D:891:ARG:NH1	1:D:891:ARG:HB3	2.08	0.53
1:G:717:LEU:HD12	1:M:805:LEU:HD22	1.91	0.53
2:H:944:VAL:HG22	2:H:953:PHE:HD1	1.73	0.53
1:J:809:ILE:HD11	1:J:820:ILE:CD1	2.35	0.53
1:P:736:ASN:HB3	1:P:738:SER:H	1.74	0.53
2:Q:980:VAL:CG1	2:Q:988:ILE:HG12	2.29	0.53
1:S:850:MET:HE2	1:S:850:MET:HA	1.90	0.53
1:S:780:LEU:HD13	1:S:899:TYR:CD2	2.42	0.53
1:V:742:PRO:CB	1:Y:810:ARG:CD	2.87	0.53
2:W:1029:VAL:HG12	2:W:1030:ARG:N	2.24	0.53
1:Y:743:LYS:CD	1:Y:891:ARG:HA	2.39	0.53
2:Z:954:GLU:HG2	2:Z:955:PHE:N	2.22	0.53
2:Z:966:MET:HB2	2:Z:994:ALA:HB2	1.91	0.53
1:A:730:ARG:O	1:D:818:VAL:HG23	2.08	0.53
1:D:743:LYS:CD	1:D:891:ARG:HA	2.39	0.53
2:B:980:VAL:CG1	1:D:766:ARG:HH12	2.18	0.53

*Continued on next page...*

*Continued from previous page...*

Atom-1	Atom-2	Interatomic distance (Å)	Clash overlap (Å)
2:E:920:PHE:HB3	3:F:1060:ASP:OD2	2.09	0.53
2:K:944:VAL:HG22	2:K:953:PHE:HD1	1.73	0.53
1:M:717:LEU:HD12	1:S:805:LEU:HD22	1.91	0.53
1:M:737:PRO:HB3	1:M:775:ASP:H	1.73	0.53
1:M:763:VAL:HG12	1:M:764:SER:H	1.73	0.53
1:P:780:LEU:HD13	1:P:895:PHE:HB2	1.89	0.53
1:V:736:ASN:HB3	1:V:738:SER:H	1.74	0.53
1:V:778:VAL:HG11	1:V:780:LEU:HD21	1.91	0.53
1:V:746:MET:HE3	1:V:886:SER:HB3	1.90	0.53
2:W:966:MET:HB2	2:W:994:ALA:HB2	1.91	0.53
2:Z:944:VAL:HG22	2:Z:953:PHE:HD1	1.73	0.53
2:E:944:VAL:HG22	2:E:953:PHE:HD1	1.73	0.53
1:G:742:PRO:CB	1:J:810:ARG:CD	2.87	0.53
1:J:746:MET:HE3	1:J:886:SER:HB3	1.91	0.53
1:M:736:ASN:HB3	1:M:738:SER:H	1.74	0.53
1:M:763:VAL:HG12	1:M:764:SER:N	2.23	0.53
1:M:829:GLY:HA3	1:P:753:THR:HG23	1.85	0.53
1:P:742:PRO:CB	1:S:810:ARG:CD	2.87	0.53
1:P:833:ILE:HD13	1:P:885:VAL:CG2	2.38	0.53
1:P:747:ILE:O	1:P:886:SER:HA	2.09	0.53
1:P:780:LEU:HD13	1:P:899:TYR:CD2	2.42	0.53
1:P:902:ALA:CA	2:Q:1029:VAL:HG13	2.38	0.53
2:Q:966:MET:HB2	2:Q:994:ALA:HB2	1.91	0.53
1:S:736:ASN:HB3	1:S:738:SER:H	1.74	0.53
2:T:955:PHE:HB2	2:T:986:ASN:HB3	1.90	0.53
2:W:1024:THR:HG22	2:W:1025:ALA:N	2.20	0.53
2:W:920:PHE:HB3	3:X:1060:ASP:OD2	2.09	0.53
2:W:944:VAL:HG22	2:W:953:PHE:HD1	1.73	0.53
1:Y:737:PRO:HB3	1:Y:775:ASP:H	1.73	0.53
1:S:717:LEU:HD12	1:Y:805:LEU:HD22	1.91	0.53
2:T:966:MET:HB2	2:T:994:ALA:HB2	1.91	0.53
2:B:936:MET:SD	2:B:1006:VAL:HG22	2.50	0.52
1:D:736:ASN:HB3	1:D:738:SER:H	1.74	0.52
2:E:936:MET:SD	2:E:1006:VAL:HG22	2.50	0.52
1:G:763:VAL:HG12	1:G:764:SER:H	1.73	0.52
2:H:955:PHE:HB2	2:H:986:ASN:HB3	1.90	0.52
1:J:743:LYS:CD	1:J:891:ARG:HA	2.39	0.52
1:J:747:ILE:O	1:J:886:SER:HA	2.09	0.52
1:M:746:MET:HE3	1:M:886:SER:HB3	1.90	0.52
1:M:891:ARG:NH1	1:M:891:ARG:HB3	2.08	0.52
2:Q:980:VAL:CG1	1:S:766:ARG:HH12	2.18	0.52

*Continued on next page...*

*Continued from previous page...*

Atom-1	Atom-2	Interatomic distance (Å)	Clash overlap (Å)
2:T:920:PHE:HB3	3:U:1060:ASP:OD2	2.09	0.52
1:V:747:ILE:O	1:V:886:SER:HA	2.09	0.52
2:W:936:MET:SD	2:W:1006:VAL:HG22	2.50	0.52
1:D:775:ASP:HA	1:G:812:ASP:OD1	2.09	0.52
1:G:809:ILE:HD11	1:G:820:ILE:CD1	2.35	0.52
1:D:717:LEU:HD12	1:J:805:LEU:HD22	1.91	0.52
2:K:936:MET:SD	2:K:1006:VAL:HG22	2.50	0.52
2:N:1028:ASP:HB2	2:N:1029:VAL:HG23	1.91	0.52
2:N:936:MET:SD	2:N:1006:VAL:HG22	2.50	0.52
2:N:955:PHE:HB2	2:N:986:ASN:HB3	1.90	0.52
1:P:763:VAL:HG12	1:P:764:SER:H	1.73	0.52
1:M:775:ASP:HA	1:P:812:ASP:OD1	2.09	0.52
2:Z:955:PHE:HB2	2:Z:986:ASN:HB3	1.90	0.52
1:A:747:ILE:O	1:A:886:SER:HA	2.09	0.52
1:D:787:VAL:HG22	1:D:809:ILE:CG1	2.36	0.52
1:G:747:ILE:O	1:G:886:SER:HA	2.09	0.52
2:N:944:VAL:HG22	2:N:953:PHE:HD1	1.73	0.52
2:Q:1028:ASP:HB2	2:Q:1029:VAL:HG23	1.91	0.52
2:Q:920:PHE:HB3	3:R:1060:ASP:OD2	2.09	0.52
1:V:780:LEU:HD13	1:V:899:TYR:CD2	2.42	0.52
1:Y:763:VAL:HG12	1:Y:764:SER:H	1.73	0.52
1:A:743:LYS:CD	1:A:891:ARG:HA	2.39	0.52
1:A:834:PRO:O	1:A:879:ASP:HB2	2.10	0.52
1:D:834:PRO:O	1:D:879:ASP:HB2	2.10	0.52
2:E:1028:ASP:HB2	2:E:1029:VAL:HG23	1.91	0.52
1:G:834:PRO:O	1:G:879:ASP:HB2	2.10	0.52
2:H:1028:ASP:HB2	2:H:1029:VAL:HG23	1.91	0.52
1:J:736:ASN:O	1:J:739:LEU:HB2	2.10	0.52
1:J:775:ASP:HA	1:M:812:ASP:OD1	2.09	0.52
1:M:780:LEU:HD13	1:M:899:TYR:CD2	2.42	0.52
2:N:998:ARG:HD2	2:N:1000:ARG:HH22	1.70	0.52
1:S:844:ARG:HG3	1:S:873:ILE:CD1	2.39	0.52
1:Y:780:LEU:HD13	1:Y:899:TYR:CD2	2.42	0.52
2:K:1028:ASP:HB2	2:K:1029:VAL:HG23	1.91	0.52
1:A:763:VAL:HG12	1:A:764:SER:H	1.73	0.52
1:G:736:ASN:O	1:G:739:LEU:HB2	2.10	0.52
1:G:746:MET:HE3	1:G:886:SER:HB3	1.92	0.52
2:H:936:MET:SD	2:H:1006:VAL:HG22	2.50	0.52
1:P:844:ARG:HG3	1:P:873:ILE:CD1	2.39	0.52
1:S:778:VAL:HG11	1:S:780:LEU:HD21	1.91	0.52
1:S:833:ILE:HD13	1:S:885:VAL:CG2	2.38	0.52

*Continued on next page...*

*Continued from previous page...*

Atom-1	Atom-2	Interatomic distance (Å)	Clash overlap (Å)
1:S:902:ALA:CA	2:T:1029:VAL:HG13	2.38	0.52
1:V:844:ARG:HG3	1:V:873:ILE:CD1	2.39	0.52
2:W:944:VAL:HG22	2:W:953:PHE:HA	1.92	0.52
1:Y:747:ILE:O	1:Y:886:SER:HA	2.09	0.52
2:Z:936:MET:SD	2:Z:1006:VAL:HG22	2.50	0.52
1:A:717:LEU:HD12	1:G:805:LEU:HD22	1.91	0.52
2:B:944:VAL:HG22	2:B:953:PHE:HD1	1.73	0.52
1:D:736:ASN:O	1:D:739:LEU:HB2	2.10	0.52
1:G:844:ARG:HG3	1:G:873:ILE:CD1	2.39	0.52
1:J:742:PRO:CB	1:M:810:ARG:CD	2.87	0.52
1:M:742:PRO:CB	1:P:810:ARG:CD	2.87	0.52
1:M:747:ILE:O	1:M:886:SER:HA	2.09	0.52
1:P:746:MET:HE3	1:P:886:SER:HB3	1.89	0.52
2:Q:955:PHE:HB2	2:Q:986:ASN:HB3	1.90	0.52
1:S:747:ILE:O	1:S:886:SER:HA	2.09	0.52
1:S:746:MET:HE3	1:S:886:SER:HB3	1.90	0.52
2:T:936:MET:SD	2:T:1006:VAL:HG22	2.50	0.52
2:T:944:VAL:HG22	2:T:953:PHE:HD1	1.73	0.52
1:A:891:ARG:HB3	1:A:891:ARG:NH1	2.08	0.52
1:J:834:PRO:O	1:J:879:ASP:HB2	2.10	0.52
1:J:893:LEU:N	1:J:893:LEU:HD23	2.25	0.52
1:J:902:ALA:CA	2:K:1029:VAL:HG13	2.38	0.52
2:K:967:ILE:HD13	2:K:973:GLU:HA	1.91	0.52
2:K:920:PHE:HB3	3:L:1060:ASP:OD2	2.09	0.52
1:M:736:ASN:O	1:M:739:LEU:HB2	2.10	0.52
1:M:901:LEU:HD21	2:N:909:LYS:HA	1.92	0.52
2:N:920:PHE:HB3	3:O:1060:ASP:OD2	2.09	0.52
2:N:967:ILE:HD13	2:N:973:GLU:HA	1.91	0.52
1:S:736:ASN:O	1:S:739:LEU:HB2	2.10	0.52
1:S:817:ILE:O	1:S:818:VAL:HB	2.10	0.52
1:S:780:LEU:HD13	1:S:895:PHE:HB2	1.90	0.52
1:V:736:ASN:O	1:V:739:LEU:HB2	2.10	0.52
2:W:929:VAL:HG22	2:W:1009:ARG:CG	2.23	0.52
1:D:844:ARG:HG3	1:D:873:ILE:CD1	2.39	0.52
2:E:967:ILE:HD13	2:E:973:GLU:HA	1.91	0.52
1:G:893:LEU:HD23	1:G:893:LEU:N	2.25	0.52
2:H:944:VAL:HG22	2:H:953:PHE:HA	1.92	0.52
1:J:725:ARG:NH1	1:P:819:ASN:CG	2.63	0.52
2:B:955:PHE:HB2	2:B:986:ASN:HB3	1.90	0.52
1:D:809:ILE:HD11	1:D:820:ILE:CD1	2.35	0.52
1:D:885:VAL:HG22	1:D:886:SER:N	2.16	0.52

*Continued on next page...*



*Continued from previous page...*

Atom-1	Atom-2	Interatomic distance (Å)	Clash overlap (Å)
1:G:901:LEU:HD21	2:H:909:LYS:HA	1.92	0.52
2:H:967:ILE:HD13	2:H:973:GLU:HA	1.92	0.52
1:J:778:VAL:HG11	1:J:780:LEU:HD21	1.91	0.52
1:J:844:ARG:HG3	1:J:873:ILE:CD1	2.39	0.52
2:Q:944:VAL:HG22	2:Q:953:PHE:HA	1.92	0.52
2:Q:967:ILE:HD13	2:Q:973:GLU:HA	1.91	0.52
2:T:1028:ASP:HB2	2:T:1029:VAL:HG23	1.91	0.52
1:V:775:ASP:HA	1:Y:812:ASP:OD1	2.09	0.52
2:W:1009:ARG:HG3	2:W:1010:ASN:O	2.10	0.52
1:Y:844:ARG:HG3	1:Y:873:ILE:CD1	2.39	0.52
1:A:736:ASN:HB3	1:A:738:SER:H	1.74	0.52
1:A:778:VAL:HG11	1:A:780:LEU:HD21	1.91	0.52
2:B:905:ALA:HB3	2:B:908:LYS:HB2	1.92	0.52
2:B:967:ILE:HD13	2:B:973:GLU:HA	1.91	0.52
1:D:809:ILE:CD1	1:D:820:ILE:HG21	2.34	0.52
2:E:928:TYR:CE1	2:E:945:TRP:HA	2.45	0.52
1:G:721:LEU:CD2	1:M:805:LEU:HB2	2.30	0.52
1:G:725:ARG:NH1	1:M:819:ASN:CG	2.63	0.52
1:G:778:VAL:HG11	1:G:780:LEU:HD21	1.91	0.52
2:H:905:ALA:HB3	2:H:908:LYS:HB2	1.92	0.52
1:J:787:VAL:HG12	1:J:788:ASP:N	2.22	0.52
1:J:875:PRO:O	1:J:876:THR:HG23	2.10	0.52
1:J:780:LEU:HD13	1:J:899:TYR:CD2	2.42	0.52
1:J:901:LEU:HD21	2:K:909:LYS:HA	1.92	0.52
2:N:944:VAL:HG22	2:N:953:PHE:HA	1.92	0.52
1:P:891:ARG:HB3	1:P:891:ARG:NH1	2.08	0.52
1:P:828:LEU:HB3	1:S:754:GLU:HB2	1.92	0.52
2:T:998:ARG:HD2	2:T:1000:ARG:HH22	1.70	0.52
1:S:828:LEU:HB3	1:V:754:GLU:HB2	1.92	0.52
1:V:817:ILE:O	1:V:818:VAL:HB	2.10	0.52
1:V:833:ILE:HD13	1:V:885:VAL:CG2	2.38	0.52
1:V:875:PRO:O	1:V:876:THR:HG23	2.10	0.52
2:W:1028:ASP:HB2	2:W:1029:VAL:HG23	1.91	0.52
1:Y:901:LEU:HD21	2:Z:909:LYS:HA	1.92	0.52
1:A:736:ASN:O	1:A:739:LEU:HB2	2.10	0.51
2:B:1009:ARG:HG3	2:B:1010:ASN:O	2.10	0.51
2:B:1028:ASP:HB2	2:B:1029:VAL:HG23	1.91	0.51
1:D:901:LEU:HD21	2:E:909:LYS:HA	1.92	0.51
2:E:944:VAL:HG22	2:E:953:PHE:HA	1.92	0.51
2:E:955:PHE:HB2	2:E:986:ASN:HB3	1.90	0.51
1:G:817:ILE:O	1:G:818:VAL:HB	2.10	0.51

*Continued on next page...*

*Continued from previous page...*

Atom-1	Atom-2	Interatomic distance (Å)	Clash overlap (Å)
1:G:875:PRO:O	1:G:876:THR:HG23	2.11	0.51
1:M:778:VAL:HG11	1:M:780:LEU:HD21	1.91	0.51
1:M:844:ARG:HG3	1:M:873:ILE:CD1	2.39	0.51
1:M:875:PRO:O	1:M:876:THR:HG23	2.10	0.51
1:M:834:PRO:O	1:M:879:ASP:HB2	2.10	0.51
1:M:828:LEU:HB3	1:P:754:GLU:HB2	1.92	0.51
1:P:778:VAL:HG11	1:P:780:LEU:HD21	1.91	0.51
1:P:901:LEU:HD21	2:Q:909:LYS:HA	1.92	0.51
2:Q:936:MET:SD	2:Q:1006:VAL:HG22	2.50	0.51
2:T:905:ALA:HB3	2:T:908:LYS:HB2	1.92	0.51
2:T:928:TYR:CE1	2:T:945:TRP:HA	2.45	0.51
1:V:802:VAL:HG12	1:V:833:ILE:O	2.10	0.51
1:Y:802:VAL:HG12	1:Y:833:ILE:O	2.10	0.51
2:Z:905:ALA:HB3	2:Z:908:LYS:HB2	1.92	0.51
1:A:850:MET:HG3	1:A:854:PHE:HZ	1.74	0.51
1:A:893:LEU:N	1:A:893:LEU:HD23	2.25	0.51
1:D:747:ILE:O	1:D:886:SER:HA	2.09	0.51
2:E:905:ALA:HB3	2:E:908:LYS:HB2	1.92	0.51
2:E:980:VAL:CG1	1:G:766:ARG:HH12	2.18	0.51
1:G:850:MET:HE2	1:G:850:MET:HA	1.91	0.51
1:J:817:ILE:O	1:J:818:VAL:HB	2.10	0.51
2:K:905:ALA:HB3	2:K:908:LYS:HB2	1.92	0.51
1:M:725:ARG:NH1	1:S:819:ASN:CG	2.63	0.51
2:N:928:TYR:CE1	2:N:945:TRP:HA	2.45	0.51
1:P:875:PRO:O	1:P:876:THR:HG23	2.10	0.51
1:S:901:LEU:HD21	2:T:909:LYS:HA	1.92	0.51
2:T:967:ILE:HD13	2:T:973:GLU:HA	1.91	0.51
1:S:775:ASP:HA	1:V:812:ASP:OD1	2.09	0.51
1:V:901:LEU:HD21	2:W:909:LYS:HA	1.92	0.51
1:Y:746:MET:HE3	1:Y:886:SER:HB3	1.92	0.51
2:Z:1024:THR:HG22	2:Z:1025:ALA:N	2.20	0.51
1:A:844:ARG:HG3	1:A:873:ILE:CD1	2.39	0.51
2:B:1029:VAL:CG1	2:B:1030:ARG:H	2.24	0.51
1:A:901:LEU:HD21	2:B:909:LYS:HA	1.92	0.51
1:D:875:PRO:O	1:D:876:THR:HG23	2.11	0.51
2:H:920:PHE:HB3	3:I:1060:ASP:OD2	2.09	0.51
1:P:817:ILE:O	1:P:818:VAL:HB	2.10	0.51
2:Q:944:VAL:HG22	2:Q:953:PHE:HD1	1.74	0.51
1:S:725:ARG:NH1	1:Y:819:ASN:CG	2.63	0.51
2:T:929:VAL:CG2	2:T:1009:ARG:HG2	2.23	0.51
1:V:828:LEU:HB3	1:Y:754:GLU:HB2	1.92	0.51

*Continued on next page...*

*Continued from previous page...*

Atom-1	Atom-2	Interatomic distance (Å)	Clash overlap (Å)
2:W:905:ALA:HB3	2:W:908:LYS:HB2	1.92	0.51
2:B:908:LYS:O	2:B:911:ILE:HG23	2.11	0.51
1:D:778:VAL:HG11	1:D:780:LEU:HD21	1.91	0.51
1:D:778:VAL:HG13	2:E:1024:THR:CG2	2.41	0.51
1:D:893:LEU:N	1:D:893:LEU:HD23	2.25	0.51
2:E:1009:ARG:HG3	2:E:1010:ASN:O	2.10	0.51
1:G:775:ASP:HA	1:J:812:ASP:OD1	2.09	0.51
1:J:809:ILE:CD1	1:J:820:ILE:HG21	2.34	0.51
2:K:928:TYR:CE1	2:K:945:TRP:HA	2.46	0.51
2:K:998:ARG:HD2	2:K:1000:ARG:HH22	1.70	0.51
1:M:787:VAL:HG22	1:M:809:ILE:CG1	2.36	0.51
1:P:829:GLY:HA3	1:S:753:THR:HG23	1.85	0.51
1:P:833:ILE:CG2	1:P:834:PRO:HD2	2.41	0.51
2:Q:1009:ARG:HG3	2:Q:1010:ASN:O	2.10	0.51
1:P:775:ASP:HA	1:S:812:ASP:OD1	2.09	0.51
1:S:875:PRO:O	1:S:876:THR:HG23	2.10	0.51
1:V:833:ILE:CG2	1:V:834:PRO:HD2	2.41	0.51
1:V:902:ALA:CA	2:W:1029:VAL:HG13	2.38	0.51
1:Y:833:ILE:CG2	1:Y:834:PRO:HD2	2.41	0.51
1:A:875:PRO:O	1:A:876:THR:HG23	2.10	0.51
2:B:944:VAL:HG22	2:B:953:PHE:HA	1.92	0.51
1:D:725:ARG:NH1	1:J:819:ASN:CG	2.63	0.51
1:D:736:ASN:CB	1:D:739:LEU:HG	2.26	0.51
1:J:715:SER:O	1:J:718:ALA:HB3	2.11	0.51
2:K:908:LYS:O	2:K:911:ILE:HG23	2.11	0.51
1:M:720:ASN:H	1:S:805:LEU:HD21	1.67	0.51
1:J:828:LEU:HB3	1:M:754:GLU:HB2	1.92	0.51
1:M:833:ILE:CG2	1:M:834:PRO:HD2	2.41	0.51
1:M:893:LEU:HD23	1:M:893:LEU:N	2.25	0.51
2:N:1009:ARG:HG3	2:N:1010:ASN:O	2.10	0.51
1:P:811:ASN:HB3	1:P:816:THR:HB	1.91	0.51
2:Q:905:ALA:HB3	2:Q:908:LYS:HB2	1.92	0.51
1:S:811:ASN:HB3	1:S:816:THR:HB	1.91	0.51
1:S:833:ILE:CG2	1:S:834:PRO:HD2	2.41	0.51
2:T:908:LYS:O	2:T:911:ILE:HG23	2.11	0.51
1:V:809:ILE:CD1	1:V:820:ILE:HG21	2.34	0.51
1:V:780:LEU:HD13	1:V:895:PHE:HB2	1.90	0.51
1:V:778:VAL:HG13	2:W:1024:THR:CG2	2.41	0.51
1:Y:778:VAL:HG13	2:Z:1024:THR:CG2	2.41	0.51
2:Z:1028:ASP:HB2	2:Z:1029:VAL:HG23	1.91	0.51
2:Z:908:LYS:O	2:Z:911:ILE:HG23	2.11	0.51

*Continued on next page...*

*Continued from previous page...*

Atom-1	Atom-2	Interatomic distance (Å)	Clash overlap (Å)
1:A:715:SER:O	1:A:718:ALA:HB3	2.11	0.51
2:E:1029:VAL:CG1	2:E:1030:ARG:H	2.24	0.51
1:G:778:VAL:HG13	2:H:1024:THR:CG2	2.41	0.51
1:J:725:ARG:HH11	1:P:819:ASN:CB	2.19	0.51
1:J:787:VAL:HG22	1:J:809:ILE:CG1	2.36	0.51
1:J:833:ILE:CG2	1:J:834:PRO:HD2	2.41	0.51
2:K:955:PHE:HB2	2:K:986:ASN:HB3	1.90	0.51
2:N:965:TYR:OH	1:P:752:GLY:CA	2.58	0.51
1:S:767:VAL:HG23	1:S:785:SER:HB2	1.88	0.51
2:W:908:LYS:O	2:W:911:ILE:HG23	2.11	0.51
2:W:928:TYR:CE1	2:W:945:TRP:HA	2.45	0.51
1:Y:833:ILE:HD13	1:Y:885:VAL:CG2	2.38	0.51
1:A:833:ILE:CG2	1:A:834:PRO:HD2	2.41	0.51
2:B:928:TYR:CE1	2:B:945:TRP:HA	2.45	0.51
2:B:965:TYR:O	2:B:997:TRP:HE3	1.94	0.51
1:D:817:ILE:O	1:D:818:VAL:HB	2.10	0.51
1:D:833:ILE:CG2	1:D:834:PRO:HD2	2.41	0.51
2:H:1024:THR:HG22	2:H:1025:ALA:N	2.20	0.51
2:N:905:ALA:HB3	2:N:908:LYS:HB2	1.92	0.51
1:P:834:PRO:O	1:P:879:ASP:HB2	2.10	0.51
2:Q:908:LYS:O	2:Q:911:ILE:HG23	2.11	0.51
1:S:893:LEU:HD23	1:S:893:LEU:N	2.25	0.51
1:V:811:ASN:HB3	1:V:816:THR:HB	1.91	0.51
1:V:893:LEU:N	1:V:893:LEU:HD23	2.25	0.51
1:Y:817:ILE:O	1:Y:818:VAL:HB	2.10	0.51
1:Y:875:PRO:O	1:Y:876:THR:HG23	2.11	0.51
2:Z:944:VAL:HG22	2:Z:953:PHE:HA	1.92	0.51
2:Z:965:TYR:O	2:Z:997:TRP:HE3	1.94	0.51
1:A:778:VAL:HG13	2:B:1024:THR:CG2	2.41	0.51
2:B:1029:VAL:HG12	2:B:1030:ARG:N	2.24	0.51
1:D:840:HIS:HB3	1:D:843:GLU:OE1	2.11	0.51
1:D:850:MET:HG3	1:D:854:PHE:HZ	1.75	0.51
2:E:1024:THR:HG22	2:E:1025:ALA:N	2.20	0.51
1:G:840:HIS:HB3	1:G:843:GLU:OE1	2.11	0.51
2:H:1009:ARG:HG3	2:H:1010:ASN:O	2.10	0.51
1:G:828:LEU:HB3	1:J:754:GLU:HB2	1.92	0.51
1:J:840:HIS:HB3	1:J:843:GLU:OE1	2.11	0.51
1:M:715:SER:O	1:M:718:ALA:HB3	2.11	0.51
2:N:908:LYS:O	2:N:911:ILE:HG23	2.11	0.51
1:P:725:ARG:NH1	1:V:819:ASN:CG	2.63	0.51
1:P:767:VAL:HG23	1:P:785:SER:HB2	1.88	0.51

*Continued on next page...*

*Continued from previous page...*

Atom-1	Atom-2	Interatomic distance (Å)	Clash overlap (Å)
1:P:802:VAL:HG12	1:P:833:ILE:O	2.10	0.51
2:T:1009:ARG:HG3	2:T:1010:ASN:O	2.10	0.51
3:U:1051:VAL:HG12	3:U:1052:PRO:N	2.26	0.51
2:Z:1009:ARG:HG3	2:Z:1010:ASN:O	2.10	0.51
1:A:809:ILE:HD11	1:A:820:ILE:CD1	2.35	0.51
1:A:840:HIS:HB3	1:A:843:GLU:OE1	2.11	0.51
2:E:908:LYS:O	2:E:911:ILE:HG23	2.11	0.51
1:G:715:SER:O	1:G:718:ALA:HB3	2.11	0.51
2:H:928:TYR:CE1	2:H:945:TRP:HA	2.46	0.51
2:K:1024:THR:HG22	2:K:1025:ALA:N	2.20	0.51
2:K:928:TYR:O	3:L:1053:VAL:HG23	2.11	0.51
1:M:840:HIS:HB3	1:M:843:GLU:OE1	2.11	0.51
2:N:980:VAL:CG1	1:P:766:ARG:HH12	2.18	0.51
1:S:778:VAL:HG13	2:T:1024:THR:CG2	2.41	0.51
2:W:967:ILE:HD13	2:W:973:GLU:HA	1.91	0.51
1:A:902:ALA:CA	2:B:1029:VAL:HG13	2.38	0.51
1:G:833:ILE:CG2	1:G:834:PRO:HD2	2.41	0.51
2:N:965:TYR:O	2:N:997:TRP:HE3	1.94	0.51
1:P:736:ASN:O	1:P:739:LEU:HB2	2.10	0.51
2:Q:928:TYR:O	3:R:1053:VAL:HG23	2.11	0.51
1:S:802:VAL:HG12	1:S:833:ILE:O	2.10	0.51
2:T:928:TYR:O	3:U:1053:VAL:HG23	2.11	0.51
2:T:944:VAL:HG22	2:T:953:PHE:HA	1.92	0.51
2:W:965:TYR:O	2:W:997:TRP:HE3	1.94	0.51
1:Y:850:MET:HG3	1:Y:854:PHE:HZ	1.75	0.51
2:Z:1029:VAL:HG12	2:Z:1030:ARG:N	2.24	0.51
2:Z:929:VAL:HG22	2:Z:1009:ARG:CG	2.23	0.51
1:A:725:ARG:NH1	1:G:819:ASN:CG	2.63	0.50
1:A:746:MET:HE3	1:A:886:SER:HB3	1.92	0.50
1:A:828:LEU:HB3	1:D:754:GLU:HB2	1.92	0.50
1:D:828:LEU:HB3	1:G:754:GLU:HB2	1.92	0.50
2:H:908:LYS:O	2:H:911:ILE:HG23	2.11	0.50
1:J:778:VAL:HG13	2:K:1024:THR:CG2	2.41	0.50
1:M:811:ASN:HB3	1:M:816:THR:HB	1.91	0.50
2:N:1029:VAL:CG1	2:N:1030:ARG:H	2.24	0.50
2:Q:928:TYR:CE1	2:Q:945:TRP:HA	2.45	0.50
1:S:854:PHE:O	1:S:858:LEU:HD23	2.11	0.50
1:V:715:SER:O	1:V:718:ALA:HB3	2.11	0.50
1:V:854:PHE:O	1:V:858:LEU:HD23	2.11	0.50
2:W:928:TYR:O	3:X:1053:VAL:HG23	2.11	0.50
1:Y:715:SER:O	1:Y:718:ALA:HB3	2.11	0.50

*Continued on next page...*

*Continued from previous page...*

Atom-1	Atom-2	Interatomic distance (Å)	Clash overlap (Å)
1:Y:736:ASN:O	1:Y:739:LEU:HB2	2.10	0.50
1:Y:787:VAL:HG22	1:Y:809:ILE:CG1	2.36	0.50
1:S:829:GLY:HA3	1:V:753:THR:HG23	1.85	0.50
1:D:715:SER:O	1:D:718:ALA:HB3	2.11	0.50
1:D:854:PHE:O	1:D:858:LEU:HD23	2.11	0.50
1:D:844:ARG:CZ	1:D:870:TYR:CZ	2.95	0.50
2:E:1029:VAL:HG12	2:E:1030:ARG:N	2.24	0.50
2:E:965:TYR:O	2:E:997:TRP:HE3	1.94	0.50
2:E:998:ARG:C	2:E:999:ILE:HG13	2.32	0.50
2:H:998:ARG:C	2:H:999:ILE:HG13	2.32	0.50
2:K:965:TYR:O	2:K:997:TRP:HE3	1.94	0.50
3:L:1051:VAL:HG12	3:L:1052:PRO:N	2.26	0.50
1:M:817:ILE:O	1:M:818:VAL:HB	2.10	0.50
1:M:850:MET:HG3	1:M:854:PHE:HZ	1.74	0.50
2:N:928:TYR:O	3:O:1053:VAL:HG23	2.11	0.50
1:P:840:HIS:HB3	1:P:843:GLU:OE1	2.11	0.50
1:P:850:MET:HG3	1:P:854:PHE:HZ	1.74	0.50
1:S:850:MET:HG3	1:S:854:PHE:HZ	1.75	0.50
1:S:834:PRO:O	1:S:879:ASP:HB2	2.10	0.50
1:V:850:MET:HG3	1:V:854:PHE:HZ	1.74	0.50
1:V:862:LEU:O	1:V:866:ALA:HB2	2.11	0.50
1:Y:767:VAL:HG23	1:Y:785:SER:HB2	1.87	0.50
1:Y:862:LEU:O	1:Y:866:ALA:HB2	2.11	0.50
1:Y:834:PRO:O	1:Y:879:ASP:HB2	2.10	0.50
1:Y:893:LEU:N	1:Y:893:LEU:HD23	2.25	0.50
2:Z:928:TYR:CE1	2:Z:945:TRP:HA	2.45	0.50
1:D:802:VAL:HG12	1:D:833:ILE:O	2.10	0.50
1:G:850:MET:HG3	1:G:854:PHE:HZ	1.75	0.50
2:K:1009:ARG:HG3	2:K:1010:ASN:O	2.10	0.50
1:M:779:ARG:HD3	2:N:1025:ALA:HA	1.94	0.50
1:M:802:VAL:HG12	1:M:833:ILE:O	2.10	0.50
1:J:721:LEU:HD13	1:P:822:SER:O	2.12	0.50
2:Q:1029:VAL:CG1	2:Q:1030:ARG:H	2.24	0.50
1:S:715:SER:O	1:S:718:ALA:HB3	2.11	0.50
1:S:862:LEU:O	1:S:866:ALA:HB2	2.11	0.50
1:V:834:PRO:O	1:V:879:ASP:HB2	2.10	0.50
1:P:862:LEU:O	1:P:866:ALA:HB2	2.11	0.50
2:B:1024:THR:HG22	2:B:1025:ALA:N	2.20	0.50
2:B:930:MET:HE3	3:C:1053:VAL:CG2	2.41	0.50
2:B:965:TYR:HA	2:B:976:PRO:HD3	1.93	0.50
2:B:974:THR:HG22	2:B:975:LEU:H	1.76	0.50

*Continued on next page...*

*Continued from previous page...*

Atom-1	Atom-2	Interatomic distance (Å)	Clash overlap (Å)
2:B:998:ARG:C	2:B:999:ILE:HG13	2.32	0.50
1:D:727:LYS:HE3	1:D:728:ALA:O	2.12	0.50
1:G:844:ARG:CZ	1:G:870:TYR:CZ	2.95	0.50
2:H:998:ARG:HD2	2:H:1000:ARG:HH22	1.70	0.50
1:J:802:VAL:HG12	1:J:833:ILE:O	2.10	0.50
1:J:844:ARG:CZ	1:J:870:TYR:CZ	2.95	0.50
2:K:965:TYR:OH	1:M:752:GLY:CA	2.58	0.50
3:O:1051:VAL:HG12	3:O:1052:PRO:N	2.26	0.50
1:P:893:LEU:HD23	1:P:893:LEU:N	2.25	0.50
1:S:787:VAL:HG22	1:S:809:ILE:CG1	2.36	0.50
2:T:965:TYR:O	2:T:997:TRP:HE3	1.94	0.50
1:Y:811:ASN:HB3	1:Y:816:THR:HB	1.91	0.50
1:Y:780:LEU:HD13	1:Y:895:PHE:HB2	1.89	0.50
1:A:727:LYS:HE3	1:A:728:ALA:O	2.12	0.50
2:E:928:TYR:O	3:F:1053:VAL:HG23	2.11	0.50
2:E:965:TYR:HA	2:E:976:PRO:HD3	1.93	0.50
1:G:721:LEU:HD13	1:M:822:SER:O	2.12	0.50
1:G:727:LYS:HE3	1:G:728:ALA:O	2.12	0.50
1:G:802:VAL:HG12	1:G:833:ILE:O	2.10	0.50
2:H:965:TYR:O	2:H:997:TRP:HE3	1.94	0.50
1:J:850:MET:HG3	1:J:854:PHE:HZ	1.75	0.50
1:M:854:PHE:O	1:M:858:LEU:HD23	2.11	0.50
1:P:778:VAL:HG13	2:Q:1024:THR:CG2	2.41	0.50
2:Q:965:TYR:O	2:Q:997:TRP:HE3	1.94	0.50
1:S:885:VAL:HG22	1:S:886:SER:N	2.17	0.50
1:V:767:VAL:HG23	1:V:785:SER:HB2	1.88	0.50
1:V:787:VAL:HG22	1:V:809:ILE:CG1	2.36	0.50
1:A:844:ARG:CZ	1:A:870:TYR:CZ	2.95	0.50
2:H:965:TYR:HA	2:H:976:PRO:HD3	1.93	0.50
2:K:944:VAL:HG22	2:K:953:PHE:HA	1.92	0.50
1:M:778:VAL:HG13	2:N:1024:THR:CG2	2.41	0.50
1:M:902:ALA:CA	2:N:1029:VAL:HG13	2.38	0.50
1:P:787:VAL:HG22	1:P:809:ILE:CG1	2.36	0.50
2:Q:956:PRO:HD2	2:Q:959:ALA:CB	2.42	0.50
2:Q:998:ARG:HD2	2:Q:1000:ARG:HH22	1.70	0.50
2:W:998:ARG:HD2	2:W:1000:ARG:HH22	1.70	0.50
1:Y:779:ARG:HD3	2:Z:1025:ALA:HA	1.94	0.50
1:A:817:ILE:O	1:A:818:VAL:HB	2.10	0.50
1:D:862:LEU:O	1:D:866:ALA:HB2	2.11	0.50
1:D:779:ARG:HD3	2:E:1025:ALA:HA	1.94	0.50
1:G:862:LEU:O	1:G:866:ALA:HB2	2.11	0.50

*Continued on next page...*

*Continued from previous page...*

Atom-1	Atom-2	Interatomic distance (Å)	Clash overlap (Å)
1:G:779:ARG:HD3	2:H:1025:ALA:HA	1.94	0.50
2:H:1029:VAL:HG12	2:H:1030:ARG:N	2.24	0.50
1:J:862:LEU:O	1:J:866:ALA:HB2	2.11	0.50
2:K:1029:VAL:CG1	2:K:1030:ARG:H	2.24	0.50
1:P:715:SER:O	1:P:718:ALA:HB3	2.11	0.50
1:P:809:ILE:CD1	1:P:820:ILE:HG21	2.34	0.50
3:R:1051:VAL:HG12	3:R:1052:PRO:N	2.26	0.50
1:S:779:ARG:HD3	2:T:1025:ALA:HA	1.94	0.50
1:S:840:HIS:HB3	1:S:843:GLU:OE1	2.11	0.50
1:S:822:SER:OG	1:S:889:VAL:HA	2.12	0.50
2:T:1029:VAL:CG1	2:T:1030:ARG:H	2.24	0.50
3:X:1051:VAL:HG12	3:X:1052:PRO:N	2.26	0.50
2:Z:967:ILE:HD13	2:Z:973:GLU:HA	1.91	0.50
1:A:862:LEU:O	1:A:866:ALA:HB2	2.11	0.50
1:D:850:MET:HA	1:D:850:MET:HE2	1.92	0.50
1:G:818:VAL:O	1:G:818:VAL:HG13	2.12	0.50
1:M:862:LEU:O	1:M:866:ALA:HB2	2.12	0.50
1:M:844:ARG:CZ	1:M:870:TYR:CZ	2.95	0.50
1:P:854:PHE:O	1:P:858:LEU:HD23	2.11	0.50
1:V:729:SER:HB2	1:Y:891:ARG:CD	2.42	0.50
2:W:998:ARG:C	2:W:999:ILE:HG13	2.32	0.50
1:Y:902:ALA:CA	2:Z:1029:VAL:HG13	2.38	0.50
1:A:721:LEU:HD13	1:G:822:SER:O	2.12	0.50
1:A:802:VAL:HG12	1:A:833:ILE:O	2.10	0.50
1:A:850:MET:HE2	1:A:850:MET:HA	1.93	0.50
1:A:822:SER:OG	1:A:889:VAL:HA	2.12	0.50
2:B:965:TYR:OH	1:D:752:GLY:CA	2.58	0.50
1:J:727:LYS:HE3	1:J:728:ALA:O	2.12	0.50
1:J:811:ASN:HB3	1:J:816:THR:HB	1.91	0.50
1:J:842:TRP:HA	1:J:842:TRP:CE3	2.47	0.50
1:J:850:MET:HA	1:J:850:MET:HE2	1.93	0.50
1:S:721:LEU:HD13	1:Y:822:SER:O	2.12	0.50
1:V:829:GLY:HA3	1:Y:753:THR:HG23	1.85	0.50
1:V:822:SER:OG	1:V:889:VAL:HA	2.12	0.50
1:Y:844:ARG:CZ	1:Y:870:TYR:CZ	2.95	0.50
1:Y:901:LEU:HG	1:Y:902:ALA:CB	2.39	0.50
1:A:779:ARG:CG	2:B:1025:ALA:HA	2.42	0.49
1:A:842:TRP:HA	1:A:842:TRP:CE3	2.47	0.49
1:A:854:PHE:O	1:A:858:LEU:HD23	2.11	0.49
1:D:895:PHE:CD2	1:D:899:TYR:HE2	2.30	0.49
2:E:998:ARG:HD2	2:E:1000:ARG:HH22	1.70	0.49

*Continued on next page...*



*Continued from previous page...*

Atom-1	Atom-2	Interatomic distance (Å)	Clash overlap (Å)
2:K:956:PRO:HD2	2:K:959:ALA:CB	2.42	0.49
1:M:721:LEU:HD13	1:S:822:SER:O	2.12	0.49
1:M:818:VAL:HG13	1:M:818:VAL:O	2.12	0.49
1:P:842:TRP:CE3	1:P:842:TRP:HA	2.47	0.49
1:S:895:PHE:CD2	1:S:899:TYR:HE2	2.30	0.49
1:Y:727:LYS:HE3	1:Y:728:ALA:O	2.12	0.49
1:Y:764:SER:HB2	1:Y:786:TRP:CZ3	2.47	0.49
1:Y:822:SER:OG	1:Y:889:VAL:HA	2.12	0.49
2:Z:998:ARG:C	2:Z:999:ILE:HG13	2.32	0.49
1:A:850:MET:CG	1:A:854:PHE:HZ	2.26	0.49
2:E:974:THR:HG22	2:E:975:LEU:H	1.76	0.49
1:G:726:LEU:HD22	1:J:891:ARG:NH1	2.27	0.49
1:G:895:PHE:CD2	1:G:899:TYR:HE2	2.30	0.49
1:J:854:PHE:O	1:J:858:LEU:HD23	2.11	0.49
1:J:895:PHE:CD2	1:J:899:TYR:HE2	2.30	0.49
2:K:965:TYR:HA	2:K:976:PRO:HD3	1.93	0.49
1:M:850:MET:CG	1:M:854:PHE:HZ	2.25	0.49
1:P:850:MET:CG	1:P:854:PHE:HZ	2.26	0.49
2:Q:993:VAL:O	2:Q:994:ALA:HB2	2.12	0.49
1:S:842:TRP:HA	1:S:842:TRP:CE3	2.48	0.49
2:T:993:VAL:O	2:T:994:ALA:HB2	2.13	0.49
1:Y:840:HIS:HB3	1:Y:843:GLU:OE1	2.11	0.49
1:Y:854:PHE:O	1:Y:858:LEU:HD23	2.11	0.49
2:Z:1029:VAL:CG1	2:Z:1030:ARG:H	2.24	0.49
1:A:726:LEU:HD22	1:D:891:ARG:NH1	2.27	0.49
1:A:818:VAL:O	1:A:818:VAL:HG13	2.12	0.49
1:A:885:VAL:HG22	1:A:886:SER:N	2.17	0.49
3:C:1059:VAL:HG22	3:C:1060:ASP:N	2.28	0.49
1:D:726:LEU:HD22	1:G:891:ARG:NH1	2.27	0.49
1:D:779:ARG:CG	2:E:1025:ALA:HA	2.42	0.49
3:F:1059:VAL:HG22	3:F:1060:ASP:N	2.28	0.49
1:G:854:PHE:O	1:G:858:LEU:HD23	2.11	0.49
2:H:928:TYR:O	3:I:1053:VAL:HG23	2.11	0.49
2:H:956:PRO:HD2	2:H:959:ALA:CB	2.42	0.49
1:J:818:VAL:HG13	1:J:818:VAL:O	2.12	0.49
1:J:822:SER:OG	1:J:889:VAL:HA	2.12	0.49
1:M:727:LYS:HE3	1:M:728:ALA:O	2.12	0.49
1:M:895:PHE:CD2	1:M:899:TYR:HE2	2.30	0.49
1:P:779:ARG:CG	2:Q:1025:ALA:HA	2.42	0.49
1:S:779:ARG:CG	2:T:1025:ALA:HA	2.42	0.49
2:T:998:ARG:C	2:T:999:ILE:HG13	2.32	0.49

*Continued on next page...*

*Continued from previous page...*

Atom-1	Atom-2	Interatomic distance (Å)	Clash overlap (Å)
1:V:842:TRP:CE3	1:V:842:TRP:HA	2.47	0.49
1:V:840:HIS:HB3	1:V:843:GLU:OE1	2.11	0.49
1:V:850:MET:HE2	1:V:850:MET:HA	1.93	0.49
1:V:779:ARG:CG	2:W:1025:ALA:HA	2.42	0.49
2:W:965:TYR:OH	1:Y:752:GLY:CA	2.58	0.49
2:W:993:VAL:O	2:W:994:ALA:HB2	2.12	0.49
1:Y:850:MET:CG	1:Y:854:PHE:HZ	2.26	0.49
1:Y:779:ARG:CG	2:Z:1025:ALA:HA	2.42	0.49
2:Z:956:PRO:HD2	2:Z:959:ALA:CB	2.42	0.49
2:Z:965:TYR:HA	2:Z:976:PRO:HD3	1.93	0.49
1:V:895:PHE:CD2	1:V:899:TYR:HE2	2.30	0.49
1:D:721:LEU:CD2	1:J:805:LEU:HB2	2.30	0.49
1:D:777:LEU:HB3	2:E:916:LYS:HZ3	1.78	0.49
1:D:850:MET:CG	1:D:854:PHE:HZ	2.26	0.49
2:E:1000:ARG:O	2:E:1001:LEU:HB2	2.13	0.49
1:G:779:ARG:CG	2:H:1025:ALA:HA	2.42	0.49
3:I:1059:VAL:HG22	3:I:1060:ASP:N	2.27	0.49
1:J:726:LEU:HD22	1:M:891:ARG:NH1	2.27	0.49
1:J:747:ILE:HB	1:J:887:ILE:HB	1.95	0.49
1:J:779:ARG:CG	2:K:1025:ALA:HA	2.42	0.49
3:L:1059:VAL:HG22	3:L:1060:ASP:N	2.27	0.49
1:M:779:ARG:CG	2:N:1025:ALA:HA	2.42	0.49
2:N:993:VAL:O	2:N:994:ALA:HB2	2.13	0.49
1:P:818:VAL:O	1:P:818:VAL:HG13	2.12	0.49
1:P:895:PHE:CD2	1:P:899:TYR:HE2	2.31	0.49
1:S:844:ARG:CZ	1:S:870:TYR:CZ	2.95	0.49
2:T:956:PRO:HD2	2:T:959:ALA:CB	2.42	0.49
1:V:850:MET:CG	1:V:854:PHE:HZ	2.26	0.49
1:S:726:LEU:CB	1:V:891:ARG:NH1	2.50	0.49
2:B:1000:ARG:O	2:B:1001:LEU:HB2	2.13	0.49
2:B:915:LEU:HD23	2:B:915:LEU:O	2.13	0.49
1:G:747:ILE:HB	1:G:887:ILE:HB	1.95	0.49
2:H:1000:ARG:O	2:H:1001:LEU:HB2	2.13	0.49
1:M:747:ILE:HB	1:M:887:ILE:HB	1.95	0.49
2:N:965:TYR:HA	2:N:976:PRO:HD3	1.93	0.49
3:O:1059:VAL:HG22	3:O:1060:ASP:N	2.27	0.49
1:P:747:ILE:HB	1:P:887:ILE:HB	1.95	0.49
1:P:822:SER:OG	1:P:889:VAL:HA	2.12	0.49
1:P:844:ARG:CZ	1:P:870:TYR:CZ	2.95	0.49
1:M:726:LEU:HD22	1:P:891:ARG:NH1	2.27	0.49
2:Q:998:ARG:C	2:Q:999:ILE:HG13	2.32	0.49

*Continued on next page...*

*Continued from previous page...*

Atom-1	Atom-2	Interatomic distance (Å)	Clash overlap (Å)
1:V:901:LEU:HG	1:V:902:ALA:CB	2.39	0.49
2:W:956:PRO:HD2	2:W:959:ALA:CB	2.42	0.49
2:W:965:TYR:HA	2:W:976:PRO:HD3	1.93	0.49
2:Z:993:VAL:O	2:Z:994:ALA:HB2	2.12	0.49
1:A:762:GLN:HA	1:A:790:GLN:HA	1.95	0.49
1:A:895:PHE:CD2	1:A:899:TYR:HE2	2.30	0.49
1:D:842:TRP:HA	1:D:842:TRP:CE3	2.47	0.49
1:D:822:SER:OG	1:D:889:VAL:HA	2.12	0.49
1:G:842:TRP:HA	1:G:842:TRP:CE3	2.47	0.49
1:J:779:ARG:HD3	2:K:1025:ALA:HA	1.94	0.49
2:K:939:ILE:HG21	2:N:969:ALA:HB2	1.95	0.49
2:H:939:ILE:HG21	2:K:969:ALA:HB2	1.95	0.49
2:K:998:ARG:C	2:K:999:ILE:HG13	2.32	0.49
1:M:822:SER:OG	1:M:889:VAL:HA	2.12	0.49
1:P:721:LEU:HD13	1:V:822:SER:O	2.12	0.49
1:P:779:ARG:HD3	2:Q:1025:ALA:HA	1.94	0.49
2:Q:974:THR:HG22	2:Q:975:LEU:H	1.76	0.49
3:R:1059:VAL:HG22	3:R:1060:ASP:N	2.28	0.49
1:S:747:ILE:HB	1:S:887:ILE:HB	1.95	0.49
1:V:712:GLU:O	1:V:715:SER:HB2	2.13	0.49
1:V:747:ILE:HB	1:V:887:ILE:HB	1.95	0.49
1:V:779:ARG:HD3	2:W:1025:ALA:HA	1.94	0.49
1:V:844:ARG:CZ	1:V:870:TYR:CZ	2.95	0.49
1:A:747:ILE:HB	1:A:887:ILE:HB	1.95	0.49
2:B:956:PRO:HD2	2:B:959:ALA:CB	2.42	0.49
1:D:721:LEU:HD13	1:J:822:SER:O	2.12	0.49
1:D:818:VAL:O	1:D:818:VAL:HG13	2.12	0.49
3:F:1051:VAL:HG12	3:F:1052:PRO:N	2.26	0.49
1:G:729:SER:HB2	1:J:891:ARG:CD	2.42	0.49
1:J:743:LYS:HE2	1:M:808:ARG:HH21	1.78	0.49
2:K:1000:ARG:O	2:K:1001:LEU:HB2	2.13	0.49
1:M:901:LEU:HG	1:M:902:ALA:CB	2.39	0.49
1:M:902:ALA:HB1	2:N:912:THR:CG2	2.43	0.49
1:P:726:LEU:HD22	1:S:891:ARG:NH1	2.27	0.49
3:U:1059:VAL:HG22	3:U:1060:ASP:N	2.28	0.49
1:V:727:LYS:HE3	1:V:728:ALA:O	2.12	0.49
3:X:1047:TRP:HA	3:X:1047:TRP:CE3	2.48	0.49
1:A:712:GLU:O	1:A:715:SER:HB2	2.13	0.49
3:C:1051:VAL:HG12	3:C:1052:PRO:N	2.26	0.49
1:D:747:ILE:HB	1:D:887:ILE:HB	1.95	0.49
1:D:762:GLN:HA	1:D:790:GLN:HA	1.95	0.49

*Continued on next page...*

*Continued from previous page...*

Atom-1	Atom-2	Interatomic distance (Å)	Clash overlap (Å)
1:G:822:SER:OG	1:G:889:VAL:HA	2.12	0.49
2:N:939:ILE:HG21	2:Q:969:ALA:HB2	1.95	0.49
1:S:818:VAL:O	1:S:818:VAL:HG13	2.12	0.49
1:S:850:MET:CG	1:S:854:PHE:HZ	2.26	0.49
1:S:726:LEU:HD22	1:V:891:ARG:NH1	2.27	0.49
3:X:1059:VAL:HG22	3:X:1060:ASP:N	2.28	0.49
1:Y:755:LEU:HD12	1:Y:763:VAL:HG21	1.95	0.49
1:A:779:ARG:HD3	2:B:1025:ALA:HA	1.94	0.49
3:C:1057:ILE:HG23	3:C:1058:PRO:CD	2.43	0.49
1:A:726:LEU:CB	1:D:891:ARG:NH1	2.50	0.49
1:D:902:ALA:CA	2:E:1029:VAL:HG13	2.38	0.49
3:F:1057:ILE:HG23	3:F:1058:PRO:CD	2.43	0.49
1:G:727:LYS:O	1:G:727:LYS:HG2	2.05	0.49
2:H:965:TYR:OH	1:J:752:GLY:CA	2.58	0.49
2:E:939:ILE:HG21	2:H:969:ALA:HB2	1.95	0.49
2:H:974:THR:HG22	2:H:975:LEU:H	1.76	0.49
1:J:845:LEU:HB3	1:J:849:ILE:HD11	1.95	0.49
1:M:845:LEU:HB3	1:M:849:ILE:HD11	1.95	0.49
2:N:956:PRO:HD2	2:N:959:ALA:CB	2.42	0.49
2:N:998:ARG:C	2:N:999:ILE:HG13	2.32	0.49
1:P:727:LYS:HE3	1:P:728:ALA:O	2.12	0.49
1:P:845:LEU:HB3	1:P:849:ILE:HD11	1.95	0.49
2:Q:965:TYR:HA	2:Q:976:PRO:HD3	1.93	0.49
2:Z:974:THR:HG22	2:Z:975:LEU:H	1.76	0.49
1:Y:842:TRP:HA	1:Y:842:TRP:CE3	2.47	0.49
2:B:936:MET:CE	2:B:1004:LYS:HB3	2.43	0.49
2:B:993:VAL:O	2:B:994:ALA:HB2	2.12	0.49
1:D:712:GLU:O	1:D:715:SER:HB2	2.13	0.49
1:D:902:ALA:HB1	2:E:912:THR:CG2	2.43	0.49
1:G:845:LEU:HB3	1:G:849:ILE:HD11	1.95	0.49
3:I:1051:VAL:HG12	3:I:1052:PRO:N	2.26	0.49
3:I:1057:ILE:HG23	3:I:1058:PRO:CD	2.43	0.49
1:J:850:MET:CG	1:J:854:PHE:HZ	2.26	0.49
2:K:993:VAL:O	2:K:994:ALA:HB2	2.12	0.49
1:J:828:LEU:O	1:M:753:THR:HG22	2.13	0.49
1:P:712:GLU:O	1:P:715:SER:HB2	2.13	0.49
1:V:828:LEU:O	1:Y:753:THR:HG22	2.13	0.49
1:Y:747:ILE:HB	1:Y:887:ILE:HB	1.95	0.49
1:A:729:SER:HB2	1:D:891:ARG:CD	2.42	0.48
2:B:928:TYR:O	3:C:1053:VAL:HG23	2.11	0.48
2:E:956:PRO:HD2	2:E:959:ALA:CB	2.42	0.48

*Continued on next page...*

*Continued from previous page...*

Atom-1	Atom-2	Interatomic distance (Å)	Clash overlap (Å)
1:G:762:GLN:HA	1:G:790:GLN:HA	1.95	0.48
1:G:828:LEU:O	1:J:753:THR:HG22	2.13	0.48
1:G:851:ILE:CA	1:G:854:PHE:CD2	2.95	0.48
2:H:915:LEU:HD23	2:H:915:LEU:O	2.13	0.48
1:J:743:LYS:CD	1:J:891:ARG:CA	2.91	0.48
3:L:1057:ILE:HG23	3:L:1058:PRO:CD	2.43	0.48
1:M:833:ILE:HA	1:M:834:PRO:HD3	1.47	0.48
3:R:1057:ILE:HG23	3:R:1058:PRO:CD	2.43	0.48
1:S:901:LEU:HG	1:S:902:ALA:CB	2.39	0.48
3:U:1057:ILE:HG23	3:U:1058:PRO:CD	2.43	0.48
3:X:1057:ILE:HG23	3:X:1058:PRO:CD	2.43	0.48
2:Z:936:MET:CE	2:Z:1004:LYS:HB3	2.43	0.48
2:B:939:ILE:HG21	2:E:969:ALA:HB2	1.95	0.48
1:G:806:TRP:CD1	1:G:887:ILE:CG1	2.94	0.48
1:G:743:LYS:CD	1:G:891:ARG:CA	2.91	0.48
2:H:1029:VAL:CG1	2:H:1030:ARG:H	2.24	0.48
1:M:712:GLU:O	1:M:715:SER:HB2	2.13	0.48
2:N:1000:ARG:O	2:N:1001:LEU:HB2	2.13	0.48
3:O:1057:ILE:HG23	3:O:1058:PRO:CD	2.43	0.48
1:P:901:LEU:HG	1:P:902:ALA:CB	2.39	0.48
2:Q:939:ILE:HG21	2:T:969:ALA:HB2	1.95	0.48
1:S:727:LYS:HE3	1:S:728:ALA:O	2.12	0.48
1:S:845:LEU:HB3	1:S:849:ILE:HD11	1.95	0.48
1:S:902:ALA:HB1	2:T:912:THR:CG2	2.43	0.48
1:V:755:LEU:HD12	1:V:763:VAL:HG21	1.95	0.48
1:V:743:LYS:NZ	1:V:891:ARG:HA	2.28	0.48
1:Y:712:GLU:O	1:Y:715:SER:HB2	2.13	0.48
1:Y:850:MET:HE2	1:Y:850:MET:HA	1.94	0.48
1:A:743:LYS:CD	1:A:891:ARG:CA	2.91	0.48
1:D:845:LEU:HB3	1:D:849:ILE:CD1	2.44	0.48
1:D:743:LYS:CD	1:D:891:ARG:CA	2.91	0.48
1:G:811:ASN:HB3	1:G:816:THR:HB	1.91	0.48
1:G:850:MET:CG	1:G:854:PHE:HZ	2.26	0.48
1:G:743:LYS:NZ	1:G:891:ARG:HA	2.28	0.48
3:I:1047:TRP:HA	3:I:1047:TRP:CE3	2.48	0.48
1:J:743:LYS:NZ	1:J:891:ARG:HA	2.28	0.48
1:J:902:ALA:HB1	2:K:912:THR:CG2	2.43	0.48
1:M:842:TRP:CE3	1:M:842:TRP:HA	2.48	0.48
1:M:743:LYS:CD	1:M:891:ARG:CA	2.92	0.48
1:P:743:LYS:CD	1:P:891:ARG:CA	2.91	0.48
3:R:1047:TRP:CE3	3:R:1047:TRP:HA	2.48	0.48

*Continued on next page...*

*Continued from previous page...*

Atom-1	Atom-2	Interatomic distance (Å)	Clash overlap (Å)
2:T:965:TYR:HA	2:T:976:PRO:HD3	1.93	0.48
1:V:818:VAL:O	1:V:818:VAL:HG13	2.12	0.48
1:Y:895:PHE:CD2	1:Y:899:TYR:HE2	2.30	0.48
1:A:895:PHE:CD2	1:A:899:TYR:CE2	3.02	0.48
1:D:806:TRP:CD1	1:D:887:ILE:CG1	2.94	0.48
1:D:845:LEU:HB3	1:D:849:ILE:HD11	1.95	0.48
2:E:915:LEU:O	2:E:915:LEU:HD23	2.13	0.48
2:E:976:PRO:HB3	2:E:992:THR:OG1	2.14	0.48
1:G:712:GLU:O	1:G:715:SER:HB2	2.13	0.48
1:M:845:LEU:HB3	1:M:849:ILE:CD1	2.44	0.48
1:M:795:ILE:HD11	1:M:876:THR:O	2.14	0.48
1:V:726:LEU:HD22	1:Y:891:ARG:NH1	2.27	0.48
2:W:1029:VAL:CG1	2:W:1030:ARG:H	2.24	0.48
1:Y:895:PHE:CD2	1:Y:899:TYR:CE2	3.02	0.48
1:A:742:PRO:CD	1:A:774:ALA:HA	2.44	0.48
1:A:828:LEU:O	1:D:753:THR:HG22	2.13	0.48
1:D:895:PHE:CD2	1:D:899:TYR:CE2	3.02	0.48
1:G:801:ARG:NE	1:J:759:VAL:CG2	2.77	0.48
1:G:845:LEU:HB3	1:G:849:ILE:CD1	2.44	0.48
2:H:993:VAL:O	2:H:994:ALA:HB2	2.13	0.48
2:K:915:LEU:HD23	2:K:915:LEU:O	2.13	0.48
2:K:980:VAL:CG1	1:M:766:ARG:HH12	2.18	0.48
2:Q:936:MET:CE	2:Q:1004:LYS:HB3	2.43	0.48
3:U:1057:ILE:HA	3:U:1058:PRO:HD3	1.60	0.48
1:V:895:PHE:CD2	1:V:899:TYR:CE2	3.02	0.48
2:T:939:ILE:HG21	2:W:969:ALA:HB2	1.95	0.48
1:Y:833:ILE:HA	1:Y:834:PRO:HD3	1.47	0.48
2:Z:915:LEU:HD23	2:Z:915:LEU:O	2.13	0.48
1:A:845:LEU:HB3	1:A:849:ILE:CD1	2.43	0.48
2:B:945:TRP:N	2:B:945:TRP:CE3	2.82	0.48
2:B:998:ARG:HD2	2:B:1000:ARG:HH21	1.73	0.48
2:E:936:MET:CE	2:E:1004:LYS:HB3	2.43	0.48
3:I:1057:ILE:HA	3:I:1057:ILE:HD13	1.70	0.48
1:J:729:SER:HB2	1:M:891:ARG:CD	2.42	0.48
1:J:845:LEU:HB3	1:J:849:ILE:CD1	2.43	0.48
1:J:801:ARG:NE	1:M:759:VAL:CG2	2.77	0.48
1:M:743:LYS:NZ	1:M:891:ARG:HA	2.28	0.48
2:N:1000:ARG:NH1	3:O:1043:PRO:HG2	2.29	0.48
1:M:828:LEU:O	1:P:753:THR:HG22	2.13	0.48
1:P:778:VAL:HG22	2:Q:916:LYS:NZ	2.29	0.48
1:S:743:LYS:NZ	1:S:891:ARG:HA	2.29	0.48

*Continued on next page...*

*Continued from previous page...*

Atom-1	Atom-2	Interatomic distance (Å)	Clash overlap (Å)
1:S:828:LEU:O	1:V:753:THR:HG22	2.13	0.48
1:V:795:ILE:HD11	1:V:876:THR:O	2.14	0.48
1:V:902:ALA:HB1	2:W:912:THR:CG2	2.43	0.48
2:W:974:THR:HG22	2:W:975:LEU:H	1.76	0.48
1:D:729:SER:HB2	1:G:891:ARG:CD	2.42	0.48
1:D:795:ILE:HD11	1:D:876:THR:O	2.14	0.48
1:G:743:LYS:HE2	1:J:808:ARG:HH21	1.78	0.48
1:D:828:LEU:O	1:G:753:THR:HG22	2.13	0.48
1:G:795:ILE:HG22	1:G:802:VAL:HA	1.94	0.48
2:K:974:THR:HG22	2:K:975:LEU:H	1.76	0.48
2:K:1000:ARG:NH1	3:L:1043:PRO:HG2	2.29	0.48
1:M:795:ILE:HG22	1:M:802:VAL:HA	1.94	0.48
1:M:806:TRP:CD1	1:M:887:ILE:CG1	2.94	0.48
1:M:818:VAL:HG13	1:M:820:ILE:CG2	2.43	0.48
2:N:916:LYS:HB2	2:N:1029:VAL:CG2	2.44	0.48
2:N:936:MET:CE	2:N:1004:LYS:HB3	2.43	0.48
1:V:801:ARG:NE	1:Y:759:VAL:CG2	2.77	0.48
1:V:818:VAL:HG13	1:V:820:ILE:CG2	2.43	0.48
1:V:845:LEU:HB3	1:V:849:ILE:HD11	1.95	0.48
1:V:778:VAL:HG22	2:W:916:LYS:NZ	2.29	0.48
1:Y:742:PRO:CD	1:Y:774:ALA:HA	2.44	0.48
1:Y:818:VAL:HG13	1:Y:818:VAL:O	2.12	0.48
3:C:1057:ILE:HA	3:C:1058:PRO:HD3	1.60	0.48
1:D:768:SER:O	1:D:783:LYS:HB3	2.14	0.48
1:D:742:PRO:CD	1:D:774:ALA:HA	2.44	0.48
1:D:801:ARG:NE	1:G:759:VAL:CG2	2.77	0.48
2:E:945:TRP:CE3	2:E:945:TRP:N	2.82	0.48
2:E:950:PHE:CE1	2:E:991:GLU:CB	2.97	0.48
1:G:795:ILE:HD11	1:G:876:THR:O	2.14	0.48
1:D:726:LEU:CB	1:G:891:ARG:NH1	2.51	0.48
1:G:895:PHE:CD2	1:G:899:TYR:CE2	3.02	0.48
1:J:712:GLU:O	1:J:715:SER:HB2	2.13	0.48
1:J:762:GLN:HA	1:J:790:GLN:HA	1.95	0.48
2:K:916:LYS:HB2	2:K:1029:VAL:CG2	2.44	0.48
2:N:915:LEU:HD23	2:N:915:LEU:O	2.13	0.48
1:S:762:GLN:HA	1:S:790:GLN:HA	1.95	0.48
1:M:725:ARG:N	1:S:807:GLU:OE1	2.47	0.48
1:S:895:PHE:CD2	1:S:899:TYR:CE2	3.02	0.48
1:V:743:LYS:CD	1:V:891:ARG:CA	2.91	0.48
2:W:936:MET:CE	2:W:1004:LYS:HB3	2.43	0.48
2:W:1000:ARG:NH1	3:X:1043:PRO:HG2	2.29	0.48

*Continued on next page...*

*Continued from previous page...*

Atom-1	Atom-2	Interatomic distance (Å)	Clash overlap (Å)
1:Y:743:LYS:CD	1:Y:891:ARG:CA	2.91	0.48
1:A:795:ILE:HG22	1:A:802:VAL:HA	1.94	0.48
1:A:795:ILE:HD11	1:A:876:THR:O	2.14	0.48
1:D:743:LYS:NZ	1:D:891:ARG:HA	2.29	0.48
1:D:800:ALA:HB3	1:D:801:ARG:HG2	1.96	0.48
2:E:993:VAL:O	2:E:994:ALA:HB2	2.12	0.48
2:E:1000:ARG:NH1	3:F:1043:PRO:HG2	2.29	0.48
1:A:725:ARG:N	1:G:807:GLU:OE1	2.47	0.48
2:H:950:PHE:CE1	2:H:991:GLU:CB	2.97	0.48
1:J:795:ILE:HD11	1:J:876:THR:O	2.14	0.48
2:K:945:TRP:N	2:K:945:TRP:CE3	2.82	0.48
1:M:801:ARG:NE	1:P:759:VAL:CG2	2.77	0.48
2:N:924:LYS:CD	2:N:945:TRP:HD1	2.27	0.48
2:N:948:TYR:HB3	2:N:950:PHE:H	1.79	0.48
2:N:974:THR:HG22	2:N:975:LEU:H	1.76	0.48
2:N:976:PRO:HB3	2:N:992:THR:OG1	2.14	0.48
1:P:778:VAL:HG12	1:P:779:ARG:N	2.29	0.48
1:P:795:ILE:HG22	1:P:802:VAL:HA	1.94	0.48
1:S:743:LYS:CD	1:S:891:ARG:CA	2.92	0.48
1:S:755:LEU:HD12	1:S:763:VAL:HG21	1.95	0.48
1:S:778:VAL:HG12	1:S:779:ARG:N	2.29	0.48
2:T:925:ASN:HD21	2:T:1011:ASN:C	2.18	0.48
2:T:924:LYS:CD	2:T:945:TRP:HD1	2.27	0.48
3:U:1047:TRP:CE3	3:U:1047:TRP:HA	2.48	0.48
1:V:762:GLN:HA	1:V:790:GLN:HA	1.95	0.48
1:Y:778:VAL:HG22	2:Z:916:LYS:NZ	2.29	0.48
1:Y:806:TRP:CD1	1:Y:887:ILE:CG1	2.94	0.48
1:S:725:ARG:N	1:Y:807:GLU:OE1	2.47	0.48
1:Y:845:LEU:HB3	1:Y:849:ILE:CD1	2.44	0.48
2:Z:916:LYS:HB2	2:Z:1029:VAL:CG2	2.44	0.48
2:W:939:ILE:HG21	2:Z:969:ALA:HB2	1.95	0.48
1:Y:795:ILE:HG22	1:Y:802:VAL:HA	1.94	0.48
1:A:778:VAL:HG22	2:B:916:LYS:NZ	2.29	0.48
1:A:901:LEU:HG	1:A:902:ALA:CB	2.39	0.48
2:B:979:HIS:HD2	2:B:981:VAL:CG1	2.27	0.48
1:D:851:ILE:CA	1:D:854:PHE:CD2	2.95	0.48
2:E:924:LYS:CD	2:E:945:TRP:HD1	2.27	0.48
1:J:755:LEU:HD12	1:J:763:VAL:HG21	1.95	0.48
1:J:795:ILE:HG22	1:J:802:VAL:HA	1.94	0.48
2:K:950:PHE:CE1	2:K:991:GLU:CB	2.97	0.48
2:K:979:HIS:HD2	2:K:981:VAL:CG1	2.27	0.48

*Continued on next page...*



*Continued from previous page...*

Atom-1	Atom-2	Interatomic distance (Å)	Clash overlap (Å)
1:M:778:VAL:HG12	1:M:779:ARG:N	2.29	0.48
2:N:925:ASN:HD21	2:N:1011:ASN:C	2.18	0.48
1:P:720:ASN:H	1:V:805:LEU:HD21	1.67	0.48
1:P:895:PHE:CD2	1:P:899:TYR:CE2	3.02	0.48
2:Q:1000:ARG:NH1	3:R:1043:PRO:HG2	2.29	0.48
2:Q:916:LYS:HB2	2:Q:1029:VAL:CG2	2.44	0.48
1:S:712:GLU:O	1:S:715:SER:HB2	2.13	0.48
2:T:1000:ARG:NH1	3:U:1043:PRO:HG2	2.29	0.48
2:T:936:MET:CE	2:T:1004:LYS:HB3	2.43	0.48
1:Y:818:VAL:HG13	1:Y:820:ILE:CG2	2.44	0.48
2:Z:950:PHE:CE1	2:Z:991:GLU:CB	2.97	0.48
1:A:800:ALA:HB3	1:A:801:ARG:HG2	1.96	0.47
1:A:873:ILE:O	1:A:873:ILE:HG13	2.14	0.47
2:B:950:PHE:CE1	2:B:991:GLU:CB	2.97	0.47
3:C:1047:TRP:CE3	3:C:1047:TRP:HA	2.48	0.47
1:D:818:VAL:HG13	1:D:820:ILE:CG2	2.44	0.47
2:E:979:HIS:HD2	2:E:981:VAL:CG1	2.27	0.47
1:G:742:PRO:CD	1:G:774:ALA:HA	2.44	0.47
1:G:755:LEU:HD12	1:G:763:VAL:HG21	1.95	0.47
2:H:948:TYR:HB3	2:H:950:PHE:H	1.79	0.47
1:J:800:ALA:HB3	1:J:801:ARG:HG2	1.96	0.47
1:J:895:PHE:CD2	1:J:899:TYR:CE2	3.02	0.47
2:K:936:MET:CE	2:K:1004:LYS:HB3	2.43	0.47
2:K:948:TYR:HB3	2:K:950:PHE:H	1.79	0.47
2:K:976:PRO:HB3	2:K:992:THR:OG1	2.14	0.47
3:L:1047:TRP:HA	3:L:1047:TRP:CE3	2.48	0.47
1:M:755:LEU:HD12	1:M:763:VAL:HG21	1.95	0.47
1:M:762:GLN:HA	1:M:790:GLN:HA	1.95	0.47
1:M:895:PHE:CD2	1:M:899:TYR:CE2	3.02	0.47
2:N:950:PHE:CE1	2:N:991:GLU:CB	2.97	0.47
3:O:1047:TRP:HA	3:O:1047:TRP:CE3	2.48	0.47
1:P:768:SER:O	1:P:783:LYS:HB3	2.14	0.47
1:P:762:GLN:HA	1:P:790:GLN:HA	1.95	0.47
1:P:818:VAL:HG13	1:P:820:ILE:CG2	2.43	0.47
2:Q:925:ASN:HD21	2:Q:1011:ASN:C	2.18	0.47
2:Q:915:LEU:O	2:Q:915:LEU:HD23	2.13	0.47
1:S:801:ARG:NE	1:V:759:VAL:CG2	2.77	0.47
1:S:778:VAL:HG22	2:T:916:LYS:NZ	2.29	0.47
2:T:965:TYR:OH	1:V:752:GLY:CA	2.58	0.47
1:V:742:PRO:CD	1:V:774:ALA:HA	2.44	0.47
1:V:778:VAL:HG12	1:V:779:ARG:N	2.29	0.47

*Continued on next page...*

*Continued from previous page...*

Atom-1	Atom-2	Interatomic distance (Å)	Clash overlap (Å)
2:W:1009:ARG:HB2	2:W:1009:ARG:HE	1.40	0.47
2:W:915:LEU:HD23	2:W:915:LEU:O	2.13	0.47
1:Y:762:GLN:HA	1:Y:790:GLN:HA	1.95	0.47
1:A:845:LEU:HB3	1:A:849:ILE:HD11	1.95	0.47
1:D:795:ILE:HG22	1:D:802:VAL:HA	1.94	0.47
2:H:936:MET:CE	2:H:1004:LYS:HB3	2.43	0.47
2:H:976:PRO:HB3	2:H:992:THR:OG1	2.14	0.47
1:J:818:VAL:HG13	1:J:820:ILE:CG2	2.43	0.47
1:M:725:ARG:NH1	1:M:725:ARG:HG3	2.29	0.47
2:N:945:TRP:N	2:N:945:TRP:CE3	2.82	0.47
1:P:743:LYS:NZ	1:P:891:ARG:HA	2.28	0.47
2:Q:924:LYS:HD3	2:Q:945:TRP:HD1	1.79	0.47
1:S:795:ILE:HD11	1:S:876:THR:O	2.14	0.47
2:T:1000:ARG:O	2:T:1001:LEU:HB2	2.13	0.47
2:T:974:THR:HG22	2:T:975:LEU:H	1.76	0.47
2:T:976:PRO:HB3	2:T:992:THR:OG1	2.14	0.47
2:T:979:HIS:HD2	2:T:981:VAL:CG1	2.27	0.47
1:V:795:ILE:HG22	1:V:802:VAL:HA	1.94	0.47
2:W:1000:ARG:O	2:W:1001:LEU:HB2	2.13	0.47
2:W:924:LYS:CD	2:W:945:TRP:HD1	2.27	0.47
2:W:995:LYS:CG	2:W:996:GLU:H	2.27	0.47
1:Y:800:ALA:HB3	1:Y:801:ARG:HG2	1.96	0.47
1:Y:902:ALA:HB1	2:Z:912:THR:CG2	2.43	0.47
2:Z:924:LYS:CD	2:Z:945:TRP:HD1	2.27	0.47
2:Z:925:ASN:HD21	2:Z:1011:ASN:C	2.18	0.47
2:B:976:PRO:HB3	2:B:992:THR:OG1	2.14	0.47
1:D:743:LYS:O	1:G:810:ARG:NH2	2.48	0.47
1:D:811:ASN:HB3	1:D:816:THR:HB	1.91	0.47
1:G:800:ALA:HB3	1:G:801:ARG:HG2	1.96	0.47
2:H:945:TRP:N	2:H:945:TRP:CE3	2.82	0.47
2:H:924:LYS:CD	2:H:945:TRP:HD1	2.27	0.47
2:H:979:HIS:HD2	2:H:981:VAL:CG1	2.27	0.47
1:J:778:VAL:HG12	1:J:779:ARG:N	2.29	0.47
1:J:806:TRP:CD1	1:J:887:ILE:CG1	2.94	0.47
1:J:778:VAL:HG22	2:K:916:LYS:NZ	2.29	0.47
2:K:925:ASN:HD21	2:K:1011:ASN:C	2.18	0.47
1:M:742:PRO:CD	1:M:774:ALA:HA	2.44	0.47
1:M:768:SER:O	1:M:783:LYS:HB3	2.14	0.47
2:N:924:LYS:HD3	2:N:945:TRP:HD1	1.79	0.47
3:O:1057:ILE:HA	3:O:1058:PRO:HD3	1.60	0.47
1:S:725:ARG:HG3	1:S:725:ARG:NH1	2.30	0.47

*Continued on next page...*

*Continued from previous page...*

Atom-1	Atom-2	Interatomic distance (Å)	Clash overlap (Å)
2:T:915:LEU:HD23	2:T:915:LEU:O	2.13	0.47
2:T:995:LYS:CG	2:T:996:GLU:H	2.27	0.47
1:V:725:ARG:NH1	1:V:725:ARG:HG3	2.30	0.47
1:V:800:ALA:HB3	1:V:801:ARG:HG2	1.96	0.47
2:W:924:LYS:HD3	2:W:945:TRP:HD1	1.79	0.47
2:W:925:ASN:HD21	2:W:1011:ASN:C	2.18	0.47
2:W:976:PRO:HB3	2:W:992:THR:OG1	2.14	0.47
2:W:987:ILE:HG22	2:W:988:ILE:N	2.29	0.47
1:Y:768:SER:O	1:Y:783:LYS:HB3	2.14	0.47
2:Z:987:ILE:HG22	2:Z:988:ILE:N	2.29	0.47
2:B:924:LYS:HD3	2:B:945:TRP:HD1	1.79	0.47
2:B:975:LEU:HA	2:B:976:PRO:HD3	1.65	0.47
1:D:725:ARG:HG3	1:D:725:ARG:NH1	2.30	0.47
2:E:948:TYR:HB3	2:E:950:PHE:H	1.80	0.47
1:J:742:PRO:CD	1:J:774:ALA:HA	2.44	0.47
1:D:725:ARG:N	1:J:807:GLU:OE1	2.47	0.47
1:G:743:LYS:O	1:J:810:ARG:NH2	2.48	0.47
1:P:800:ALA:HB3	1:P:801:ARG:HG2	1.96	0.47
2:Q:1000:ARG:O	2:Q:1001:LEU:HB2	2.13	0.47
1:P:902:ALA:HB1	2:Q:912:THR:CG2	2.43	0.47
1:P:828:LEU:O	1:S:753:THR:HG22	2.13	0.47
3:X:1041:PRO:HA	3:X:1042:PRO:HD3	1.56	0.47
1:Y:725:ARG:NH1	1:Y:725:ARG:HG3	2.30	0.47
1:Y:778:VAL:HG12	1:Y:779:ARG:N	2.29	0.47
2:Z:995:LYS:CG	2:Z:996:GLU:H	2.27	0.47
1:A:721:LEU:CD2	1:G:805:LEU:HB2	2.30	0.47
1:A:743:LYS:O	1:D:810:ARG:NH2	2.48	0.47
1:A:778:VAL:HG12	1:A:779:ARG:N	2.29	0.47
1:A:901:LEU:CD2	2:B:909:LYS:HG2	2.44	0.47
2:B:916:LYS:HB2	2:B:1029:VAL:CG2	2.44	0.47
1:D:901:LEU:HG	1:D:902:ALA:CB	2.39	0.47
1:D:778:VAL:HG22	2:E:916:LYS:NZ	2.29	0.47
2:E:924:LYS:HD3	2:E:945:TRP:HD1	1.79	0.47
2:E:995:LYS:CG	2:E:996:GLU:H	2.27	0.47
3:F:1047:TRP:HA	3:F:1047:TRP:CE3	2.48	0.47
1:G:768:SER:O	1:G:783:LYS:HB3	2.14	0.47
1:G:778:VAL:HG22	2:H:916:LYS:NZ	2.29	0.47
2:H:928:TYR:HD2	2:H:1008:VAL:HG12	1.80	0.47
1:J:725:ARG:NH1	1:J:725:ARG:HG3	2.30	0.47
1:J:743:LYS:O	1:M:810:ARG:NH2	2.48	0.47
2:K:984:ASN:O	2:K:985:ARG:HB3	2.15	0.47

*Continued on next page...*

*Continued from previous page...*

Atom-1	Atom-2	Interatomic distance (Å)	Clash overlap (Å)
1:M:800:ALA:HB3	1:M:801:ARG:HG2	1.96	0.47
2:N:979:HIS:HD2	2:N:981:VAL:CG1	2.27	0.47
2:N:984:ASN:O	2:N:985:ARG:HB3	2.15	0.47
1:P:725:ARG:NH1	1:P:725:ARG:HG3	2.30	0.47
1:P:742:PRO:CD	1:P:774:ALA:HA	2.44	0.47
1:P:795:ILE:HD11	1:P:876:THR:O	2.14	0.47
1:P:806:TRP:CD1	1:P:887:ILE:CG1	2.94	0.47
2:Q:948:TYR:HB3	2:Q:950:PHE:H	1.79	0.47
2:Q:987:ILE:HG22	2:Q:988:ILE:N	2.29	0.47
1:P:801:ARG:NE	1:S:759:VAL:CG2	2.77	0.47
1:S:742:PRO:CD	1:S:774:ALA:HA	2.44	0.47
2:T:987:ILE:HG22	2:T:988:ILE:N	2.29	0.47
2:W:916:LYS:HB2	2:W:1029:VAL:CG2	2.44	0.47
2:W:950:PHE:CE1	2:W:991:GLU:CB	2.97	0.47
1:Y:795:ILE:HD11	1:Y:876:THR:O	2.14	0.47
2:Z:948:TYR:HB3	2:Z:950:PHE:H	1.80	0.47
2:Z:998:ARG:HD2	2:Z:1000:ARG:HH21	1.73	0.47
1:A:743:LYS:NZ	1:A:891:ARG:HA	2.28	0.47
2:E:984:ASN:O	2:E:985:ARG:HB3	2.15	0.47
2:E:998:ARG:HD2	2:E:1000:ARG:HH21	1.73	0.47
2:H:984:ASN:O	2:H:985:ARG:HB3	2.15	0.47
2:H:1000:ARG:NH1	3:I:1043:PRO:HG2	2.29	0.47
1:M:778:VAL:HG22	2:N:916:LYS:NZ	2.29	0.47
1:J:725:ARG:N	1:P:807:GLU:OE1	2.47	0.47
2:Q:979:HIS:HD2	2:Q:981:VAL:CG1	2.27	0.47
1:P:743:LYS:O	1:S:810:ARG:NH2	2.48	0.47
1:V:845:LEU:HB3	1:V:849:ILE:CD1	2.43	0.47
2:W:979:HIS:HD2	2:W:981:VAL:CG1	2.27	0.47
2:Z:1000:ARG:O	2:Z:1001:LEU:HB2	2.13	0.47
2:Z:945:TRP:CE3	2:Z:945:TRP:N	2.82	0.47
2:Z:984:ASN:O	2:Z:985:ARG:HB3	2.15	0.47
2:Z:976:PRO:HB3	2:Z:992:THR:OG1	2.14	0.47
1:Y:842:TRP:CH2	1:Y:846:ARG:HB3	2.50	0.47
1:A:818:VAL:HG13	1:A:820:ILE:CG2	2.43	0.47
1:A:833:ILE:HD13	1:A:885:VAL:CG2	2.38	0.47
2:B:948:TYR:HB3	2:B:950:PHE:H	1.80	0.47
2:B:987:ILE:HG22	2:B:988:ILE:N	2.29	0.47
1:D:727:LYS:O	1:D:727:LYS:HG2	2.05	0.47
2:E:925:ASN:HD21	2:E:1011:ASN:C	2.18	0.47
2:E:928:TYR:HD2	2:E:1008:VAL:HG12	1.79	0.47
2:E:987:ILE:HG22	2:E:988:ILE:N	2.29	0.47

*Continued on next page...*

*Continued from previous page...*

Atom-1	Atom-2	Interatomic distance (Å)	Clash overlap (Å)
1:G:778:VAL:HG12	1:G:779:ARG:N	2.29	0.47
1:G:874:PRO:HA	1:G:875:PRO:HD3	1.76	0.47
2:H:987:ILE:HG22	2:H:988:ILE:N	2.29	0.47
2:H:953:PHE:N	2:H:987:ILE:HG23	2.30	0.47
1:J:768:SER:O	1:J:783:LYS:HB3	2.14	0.47
1:G:743:LYS:CE	1:J:808:ARG:HH22	2.28	0.47
2:K:987:ILE:HG22	2:K:988:ILE:N	2.29	0.47
1:M:766:ARG:HA	1:M:786:TRP:HA	1.97	0.47
1:P:755:LEU:HD12	1:P:763:VAL:HG21	1.95	0.47
1:M:743:LYS:O	1:P:810:ARG:NH2	2.48	0.47
1:P:845:LEU:HB3	1:P:849:ILE:CD1	2.43	0.47
2:Q:928:TYR:HD2	2:Q:1008:VAL:HG12	1.80	0.47
2:Q:950:PHE:CE1	2:Q:991:GLU:CB	2.97	0.47
2:Q:995:LYS:CG	2:Q:996:GLU:H	2.27	0.47
1:S:743:LYS:O	1:V:810:ARG:NH2	2.48	0.47
1:S:766:ARG:HA	1:S:786:TRP:HA	1.97	0.47
1:S:795:ILE:HG22	1:S:802:VAL:HA	1.94	0.47
1:S:845:LEU:HB3	1:S:849:ILE:CD1	2.43	0.47
1:S:901:LEU:CD2	2:T:909:LYS:HG2	2.44	0.47
2:T:916:LYS:HB2	2:T:1029:VAL:CG2	2.44	0.47
1:V:768:SER:O	1:V:783:LYS:HB3	2.14	0.47
1:V:901:LEU:CD2	2:W:909:LYS:HG2	2.44	0.47
1:Y:766:ARG:HA	1:Y:786:TRP:HA	1.97	0.47
1:Y:743:LYS:NZ	1:Y:891:ARG:HA	2.29	0.47
1:A:764:SER:HB2	1:A:786:TRP:CZ3	2.47	0.47
2:B:925:ASN:HD21	2:B:1011:ASN:C	2.18	0.47
2:B:924:LYS:CD	2:B:945:TRP:HD1	2.27	0.47
2:B:995:LYS:CG	2:B:996:GLU:H	2.27	0.47
1:D:755:LEU:HD12	1:D:763:VAL:HG21	1.95	0.47
1:D:746:MET:HE3	1:D:886:SER:HB3	1.93	0.47
2:H:925:ASN:HD21	2:H:1011:ASN:C	2.18	0.47
2:H:995:LYS:CG	2:H:996:GLU:H	2.27	0.47
1:J:858:LEU:HD23	1:J:858:LEU:N	2.30	0.47
3:L:1041:PRO:HA	3:L:1042:PRO:HD3	1.56	0.47
1:M:729:SER:HB2	1:P:891:ARG:CD	2.42	0.47
1:M:901:LEU:CD2	2:N:909:LYS:HG2	2.44	0.47
2:N:987:ILE:HG22	2:N:988:ILE:N	2.29	0.47
2:N:995:LYS:CG	2:N:996:GLU:H	2.27	0.47
1:P:766:ARG:HA	1:P:786:TRP:HA	1.97	0.47
1:P:839:ALA:HB1	1:P:841:MET:CG	2.45	0.47
2:Q:984:ASN:O	2:Q:985:ARG:HB3	2.15	0.47

*Continued on next page...*

*Continued from previous page...*

Atom-1	Atom-2	Interatomic distance (Å)	Clash overlap (Å)
1:S:726:LEU:HD22	1:V:891:ARG:CZ	2.44	0.47
1:S:743:LYS:HE2	1:V:808:ARG:HH21	1.78	0.47
1:S:800:ALA:HB3	1:S:801:ARG:HG2	1.96	0.47
2:T:928:TYR:HD2	2:T:1008:VAL:HG12	1.80	0.47
2:T:924:LYS:HD3	2:T:945:TRP:HD1	1.80	0.47
1:V:727:LYS:HG2	1:V:727:LYS:O	2.05	0.47
1:V:842:TRP:CH2	1:V:846:ARG:HB3	2.50	0.47
1:Y:901:LEU:CD2	2:Z:909:LYS:HG2	2.44	0.47
2:Z:952:ARG:HG2	2:Z:989:GLU:HG3	1.97	0.47
2:B:1000:ARG:NH1	3:C:1043:PRO:HG2	2.29	0.47
2:B:984:ASN:O	2:B:985:ARG:HB3	2.15	0.47
1:A:801:ARG:NE	1:D:759:VAL:CG2	2.77	0.47
1:D:821:ASP:HB2	1:D:891:ARG:HH21	1.80	0.47
1:D:839:ALA:HB1	1:D:841:MET:CG	2.45	0.47
1:J:873:ILE:HG13	1:J:873:ILE:O	2.14	0.47
2:K:924:LYS:CD	2:K:945:TRP:HD1	2.27	0.47
1:G:725:ARG:N	1:M:807:GLU:OE1	2.47	0.47
1:M:858:LEU:HD23	1:M:858:LEU:N	2.30	0.47
2:N:928:TYR:HD2	2:N:1008:VAL:HG12	1.80	0.47
1:P:726:LEU:HD22	1:S:891:ARG:CZ	2.44	0.47
1:P:901:LEU:CD2	2:Q:909:LYS:HG2	2.44	0.47
2:Q:976:PRO:HB3	2:Q:992:THR:OG1	2.14	0.47
2:T:952:ARG:HG2	2:T:989:GLU:HG3	1.97	0.47
1:V:726:LEU:HD22	1:Y:891:ARG:CZ	2.44	0.47
1:A:725:ARG:HG3	1:A:725:ARG:NH1	2.30	0.47
1:A:768:SER:O	1:A:783:LYS:HB3	2.14	0.47
1:D:743:LYS:CE	1:G:808:ARG:HH22	2.28	0.47
1:D:766:ARG:HA	1:D:786:TRP:HA	1.97	0.47
1:D:778:VAL:HG12	1:D:779:ARG:N	2.29	0.47
1:D:873:ILE:HG13	1:D:873:ILE:O	2.14	0.47
1:D:901:LEU:CD2	2:E:909:LYS:HG2	2.44	0.47
2:E:965:TYR:OH	1:G:752:GLY:CA	2.58	0.47
1:G:901:LEU:HG	1:G:902:ALA:CB	2.39	0.47
1:J:901:LEU:CD2	2:K:909:LYS:HG2	2.44	0.47
1:J:778:VAL:HG22	2:K:916:LYS:HZ1	1.79	0.47
1:S:768:SER:O	1:S:783:LYS:HB3	2.14	0.47
2:T:950:PHE:CE1	2:T:991:GLU:CB	2.97	0.47
2:W:952:ARG:HG2	2:W:989:GLU:HG3	1.97	0.47
1:Y:845:LEU:HB3	1:Y:849:ILE:HD11	1.95	0.47
1:A:811:ASN:HB3	1:A:816:THR:HB	1.91	0.47
1:D:743:LYS:HE2	1:G:808:ARG:HH21	1.78	0.47

*Continued on next page...*

*Continued from previous page...*

Atom-1	Atom-2	Interatomic distance (Å)	Clash overlap (Å)
1:D:804:VAL:HG12	1:D:805:LEU:N	2.30	0.47
2:E:953:PHE:N	2:E:987:ILE:HG23	2.30	0.47
1:G:766:ARG:HA	1:G:786:TRP:HA	1.97	0.47
1:G:839:ALA:HB1	1:G:841:MET:CG	2.45	0.47
1:G:858:LEU:N	1:G:858:LEU:HD23	2.30	0.47
1:J:766:ARG:HA	1:J:786:TRP:HA	1.97	0.47
1:J:804:VAL:HG12	1:J:805:LEU:N	2.30	0.47
1:G:726:LEU:CB	1:J:891:ARG:NH1	2.50	0.47
1:M:726:LEU:HD22	1:P:891:ARG:CZ	2.44	0.47
1:S:818:VAL:HG13	1:S:820:ILE:CG2	2.43	0.47
1:S:839:ALA:HB1	1:S:841:MET:CG	2.45	0.47
2:T:945:TRP:N	2:T:945:TRP:CE3	2.82	0.47
2:W:948:TYR:HB3	2:W:950:PHE:H	1.80	0.47
1:A:806:TRP:CD1	1:A:887:ILE:CG1	2.94	0.46
1:A:851:ILE:CA	1:A:854:PHE:CD2	2.95	0.46
2:E:916:LYS:HB2	2:E:1029:VAL:CG2	2.44	0.46
1:G:873:ILE:HG13	1:G:873:ILE:O	2.14	0.46
2:K:928:TYR:HD2	2:K:1008:VAL:HG12	1.80	0.46
2:K:924:LYS:HD3	2:K:945:TRP:HD1	1.79	0.46
2:K:995:LYS:CG	2:K:996:GLU:H	2.28	0.46
1:M:734:MET:HB2	1:M:734:MET:HE2	1.57	0.46
1:M:804:VAL:HG12	1:M:805:LEU:N	2.30	0.46
1:M:873:ILE:O	1:M:873:ILE:HG13	2.14	0.46
1:P:804:VAL:HG12	1:P:805:LEU:N	2.30	0.46
2:Q:924:LYS:CD	2:Q:945:TRP:HD1	2.27	0.46
2:T:984:ASN:O	2:T:985:ARG:HB3	2.15	0.46
1:V:766:ARG:HA	1:V:786:TRP:HA	1.97	0.46
2:W:928:TYR:HD2	2:W:1008:VAL:HG12	1.79	0.46
1:Y:858:LEU:N	1:Y:858:LEU:HD23	2.30	0.46
1:A:755:LEU:HD12	1:A:763:VAL:HG21	1.95	0.46
1:A:766:ARG:HA	1:A:786:TRP:HA	1.97	0.46
2:E:928:TYR:HD2	2:E:1008:VAL:CG1	2.29	0.46
1:G:726:LEU:HD22	1:J:891:ARG:CZ	2.44	0.46
1:G:901:LEU:CD2	2:H:909:LYS:HG2	2.44	0.46
1:J:726:LEU:HD22	1:M:891:ARG:CZ	2.44	0.46
1:J:764:SER:HB2	1:J:786:TRP:CZ3	2.47	0.46
1:M:764:SER:HB2	1:M:786:TRP:CZ3	2.47	0.46
1:M:821:ASP:HB2	1:M:891:ARG:HH21	1.80	0.46
1:M:833:ILE:HD13	1:M:885:VAL:CG2	2.38	0.46
1:M:839:ALA:HB1	1:M:841:MET:CG	2.45	0.46
1:M:743:LYS:CE	1:P:808:ARG:HH22	2.28	0.46

*Continued on next page...*

*Continued from previous page...*

Atom-1	Atom-2	Interatomic distance (Å)	Clash overlap (Å)
2:T:948:TYR:HB3	2:T:950:PHE:H	1.80	0.46
2:W:928:TYR:HD2	2:W:1008:VAL:CG1	2.29	0.46
2:W:945:TRP:N	2:W:945:TRP:CE3	2.82	0.46
1:A:740:THR:HG23	1:A:892:ASP:HB3	1.97	0.46
2:B:928:TYR:HD2	2:B:1008:VAL:HG12	1.79	0.46
1:D:740:THR:HG23	1:D:892:ASP:HB3	1.97	0.46
1:D:764:SER:HB2	1:D:786:TRP:CZ3	2.47	0.46
1:G:740:THR:HG23	1:G:892:ASP:HB3	1.97	0.46
1:G:842:TRP:CH2	1:G:846:ARG:HB3	2.50	0.46
1:J:723:PRO:HA	1:J:724:ALA:HA	1.62	0.46
2:K:928:TYR:HD2	2:K:1008:VAL:CG1	2.29	0.46
2:Q:945:TRP:CE3	2:Q:945:TRP:N	2.82	0.46
1:S:874:PRO:HA	1:S:875:PRO:HD3	1.76	0.46
1:V:804:VAL:HG12	1:V:805:LEU:N	2.30	0.46
1:V:821:ASP:HB2	1:V:891:ARG:HH21	1.80	0.46
2:W:953:PHE:N	2:W:987:ILE:HG23	2.30	0.46
1:Y:804:VAL:HG12	1:Y:805:LEU:N	2.30	0.46
1:A:726:LEU:HD22	1:D:891:ARG:CZ	2.44	0.46
1:A:787:VAL:HG21	1:A:809:ILE:HG12	1.97	0.46
1:A:757:THR:HG23	1:A:877:LEU:HB3	1.97	0.46
2:B:1033:GLN:HG2	2:B:1034:ILE:N	2.31	0.46
1:D:726:LEU:HD22	1:G:891:ARG:CZ	2.44	0.46
1:D:757:THR:HG23	1:D:877:LEU:HB3	1.97	0.46
1:G:725:ARG:NH1	1:G:725:ARG:HG3	2.30	0.46
1:J:851:ILE:CA	1:J:854:PHE:CD2	2.95	0.46
1:J:740:THR:HG23	1:J:892:ASP:HB3	1.97	0.46
2:N:928:TYR:HD2	2:N:1008:VAL:CG1	2.29	0.46
2:N:952:ARG:HG2	2:N:989:GLU:HG3	1.97	0.46
1:P:764:SER:HB2	1:P:786:TRP:CZ3	2.47	0.46
1:P:821:ASP:HB2	1:P:891:ARG:HH21	1.80	0.46
1:P:850:MET:CA	1:P:850:MET:HE2	2.46	0.46
2:Q:952:ARG:HG2	2:Q:989:GLU:HG3	1.97	0.46
1:S:729:SER:HB2	1:V:891:ARG:CD	2.42	0.46
1:S:736:ASN:HD22	1:S:737:PRO:HD2	1.81	0.46
1:S:804:VAL:HG12	1:S:805:LEU:N	2.30	0.46
1:S:850:MET:CA	1:S:850:MET:HE2	2.46	0.46
1:V:736:ASN:HD22	1:V:737:PRO:HD2	1.81	0.46
1:V:858:LEU:HD23	1:V:858:LEU:N	2.30	0.46
1:V:778:VAL:HG22	2:W:916:LYS:HZ1	1.80	0.46
2:W:984:ASN:O	2:W:985:ARG:HB3	2.15	0.46
1:A:743:LYS:CE	1:D:808:ARG:HH22	2.28	0.46

*Continued on next page...*



*Continued from previous page...*

Atom-1	Atom-2	Interatomic distance (Å)	Clash overlap (Å)
1:A:804:VAL:HG12	1:A:805:LEU:N	2.30	0.46
1:A:810:ARG:HG3	1:A:811:ASN:N	2.31	0.46
1:A:839:ALA:HB1	1:A:841:MET:CG	2.45	0.46
2:B:1022:THR:HG23	2:B:1027:PRO:HA	1.98	0.46
2:B:952:ARG:HG2	2:B:989:GLU:HG3	1.97	0.46
3:F:1057:ILE:HA	3:F:1058:PRO:HD3	1.60	0.46
1:G:764:SER:HB2	1:G:786:TRP:CZ3	2.46	0.46
1:G:818:VAL:HG13	1:G:820:ILE:CG2	2.43	0.46
2:H:1022:THR:HG23	2:H:1027:PRO:HA	1.98	0.46
2:H:998:ARG:HD2	2:H:1000:ARG:HH21	1.73	0.46
1:J:842:TRP:CH2	1:J:846:ARG:HB3	2.50	0.46
1:J:821:ASP:HB2	1:J:891:ARG:HH21	1.80	0.46
1:M:777:LEU:HB3	2:N:916:LYS:NZ	2.31	0.46
1:M:740:THR:HG23	1:M:892:ASP:HB3	1.97	0.46
2:N:1022:THR:HG23	2:N:1027:PRO:HA	1.98	0.46
1:P:723:PRO:HA	1:P:724:ALA:HA	1.62	0.46
1:P:729:SER:HB2	1:S:891:ARG:CD	2.42	0.46
1:Y:821:ASP:HB2	1:Y:891:ARG:HH21	1.80	0.46
2:Z:953:PHE:N	2:Z:987:ILE:HG23	2.30	0.46
2:Q:953:PHE:N	2:Q:987:ILE:HG23	2.30	0.46
1:A:746:MET:HB3	1:A:886:SER:HG	1.80	0.46
1:A:858:LEU:HD23	1:A:858:LEU:N	2.30	0.46
1:G:804:VAL:HG12	1:G:805:LEU:N	2.30	0.46
1:G:821:ASP:HB2	1:G:891:ARG:HH21	1.80	0.46
1:J:721:LEU:CD2	1:P:805:LEU:C	2.75	0.46
1:M:850:MET:CA	1:M:850:MET:HE2	2.46	0.46
2:Q:928:TYR:HD2	2:Q:1008:VAL:CG1	2.29	0.46
1:S:858:LEU:HD23	1:S:858:LEU:N	2.30	0.46
1:S:873:ILE:O	1:S:873:ILE:HG13	2.14	0.46
1:Y:777:LEU:HB3	2:Z:916:LYS:NZ	2.31	0.46
2:Z:928:TYR:HD2	2:Z:1008:VAL:HG12	1.79	0.46
2:B:953:PHE:N	2:B:987:ILE:HG23	2.30	0.46
2:E:1022:THR:HG23	2:E:1027:PRO:HA	1.98	0.46
1:G:721:LEU:CD2	1:M:805:LEU:C	2.75	0.46
1:G:810:ARG:HG3	1:G:811:ASN:N	2.31	0.46
2:H:924:LYS:HD3	2:H:945:TRP:HD1	1.80	0.46
2:K:953:PHE:N	2:K:987:ILE:HG23	2.30	0.46
1:P:743:LYS:CE	1:S:808:ARG:HH22	2.28	0.46
1:P:858:LEU:N	1:P:858:LEU:HD23	2.30	0.46
1:P:740:THR:HG23	1:P:892:ASP:HB3	1.97	0.46
2:Q:1022:THR:HG23	2:Q:1027:PRO:HA	1.98	0.46

*Continued on next page...*

*Continued from previous page...*

Atom-1	Atom-2	Interatomic distance (Å)	Clash overlap (Å)
2:Q:965:TYR:OH	1:S:752:GLY:CA	2.58	0.46
1:S:821:ASP:HB2	1:S:891:ARG:HH21	1.80	0.46
2:T:1022:THR:HG23	2:T:1027:PRO:HA	1.98	0.46
2:T:1033:GLN:HG2	2:T:1034:ILE:N	2.31	0.46
2:T:953:PHE:N	2:T:987:ILE:HG23	2.30	0.46
1:Y:736:ASN:HD22	1:Y:737:PRO:HD2	1.81	0.46
1:Y:839:ALA:HB1	1:Y:841:MET:CG	2.45	0.46
2:Z:979:HIS:HD2	2:Z:981:VAL:CG1	2.27	0.46
1:D:756:ASP:HB3	1:D:758:THR:HB	1.98	0.46
1:D:833:ILE:HD13	1:D:885:VAL:CG2	2.38	0.46
1:D:777:LEU:HB3	2:E:916:LYS:NZ	2.31	0.46
2:E:952:ARG:HG2	2:E:989:GLU:HG3	1.97	0.46
1:G:756:ASP:HB3	1:G:758:THR:HB	1.98	0.46
1:J:756:ASP:HB3	1:J:758:THR:HB	1.98	0.46
1:J:833:ILE:HD13	1:J:885:VAL:CG2	2.38	0.46
1:J:901:LEU:HG	1:J:902:ALA:CB	2.39	0.46
2:K:1022:THR:HG23	2:K:1027:PRO:HA	1.98	0.46
2:K:954:GLU:HG3	2:K:987:ILE:CG1	2.46	0.46
2:K:952:ARG:HG2	2:K:989:GLU:HG3	1.97	0.46
1:M:747:ILE:HD11	1:M:889:VAL:HG21	1.98	0.46
2:N:954:GLU:HG3	2:N:987:ILE:CG1	2.46	0.46
1:P:736:ASN:HD22	1:P:737:PRO:HD2	1.81	0.46
1:P:873:ILE:O	1:P:873:ILE:HG13	2.14	0.46
1:P:747:ILE:HD11	1:P:889:VAL:HG21	1.98	0.46
2:Q:1033:GLN:HG2	2:Q:1034:ILE:N	2.31	0.46
1:S:734:MET:H	1:S:734:MET:HG3	1.42	0.46
2:T:930:MET:HE3	3:U:1053:VAL:CG2	2.41	0.46
3:U:1040:LYS:HG2	3:U:1041:PRO:N	2.31	0.46
1:V:743:LYS:O	1:Y:810:ARG:NH2	2.48	0.46
1:V:839:ALA:HB1	1:V:841:MET:CG	2.45	0.46
1:V:851:ILE:HA	1:V:854:PHE:HD2	1.77	0.46
1:Y:873:ILE:HG13	1:Y:873:ILE:O	2.14	0.46
2:Z:928:TYR:HD2	2:Z:1008:VAL:CG1	2.29	0.46
2:Z:924:LYS:HD3	2:Z:945:TRP:HD1	1.79	0.46
1:D:858:LEU:N	1:D:858:LEU:HD23	2.30	0.46
2:E:1033:GLN:HG2	2:E:1034:ILE:N	2.31	0.46
1:J:826:ASN:ND2	1:J:827:SER:H	2.14	0.46
2:K:998:ARG:HD2	2:K:1000:ARG:HH21	1.73	0.46
1:M:851:ILE:HA	1:M:854:PHE:HD2	1.77	0.46
1:P:833:ILE:HA	1:P:834:PRO:HD3	1.47	0.46
1:S:747:ILE:HD11	1:S:889:VAL:HG21	1.98	0.46

*Continued on next page...*

*Continued from previous page...*

Atom-1	Atom-2	Interatomic distance (Å)	Clash overlap (Å)
1:V:826:ASN:ND2	1:V:827:SER:H	2.14	0.46
2:Z:948:TYR:HB3	2:Z:949:ARG:H	1.60	0.46
1:A:826:ASN:ND2	1:A:827:SER:H	2.14	0.46
1:A:901:LEU:CB	1:A:902:ALA:CA	2.93	0.46
3:F:1059:VAL:HG13	3:F:1060:ASP:O	2.17	0.46
1:G:757:THR:HG23	1:G:877:LEU:HB3	1.97	0.46
1:G:887:ILE:HG22	1:G:888:PHE:C	2.37	0.46
2:H:965:TYR:HA	2:H:976:PRO:CG	2.46	0.46
1:J:747:ILE:HD11	1:J:889:VAL:HG21	1.98	0.46
1:M:756:ASP:HB3	1:M:758:THR:HB	1.98	0.46
1:M:842:TRP:CH2	1:M:846:ARG:HB3	2.50	0.46
2:Q:930:MET:HE3	3:R:1053:VAL:CG2	2.42	0.46
2:Q:982:GLY:HA3	2:Q:985:ARG:H	1.81	0.46
2:Q:954:GLU:HG3	2:Q:987:ILE:CG1	2.46	0.46
1:S:757:THR:HG23	1:S:877:LEU:HB3	1.97	0.46
1:V:734:MET:HE2	1:V:734:MET:HB2	1.49	0.46
1:V:747:ILE:HD11	1:V:889:VAL:HG21	1.98	0.46
3:X:1057:ILE:HA	3:X:1057:ILE:HD13	1.70	0.46
2:B:965:TYR:HA	2:B:976:PRO:CG	2.46	0.45
1:D:826:ASN:ND2	1:D:827:SER:H	2.14	0.45
1:D:747:ILE:HD11	1:D:889:VAL:HG21	1.98	0.45
1:J:810:ARG:HG3	1:J:811:ASN:N	2.31	0.45
1:J:839:ALA:HB1	1:J:841:MET:CG	2.45	0.45
2:K:965:TYR:HA	2:K:976:PRO:CG	2.46	0.45
1:M:736:ASN:HD22	1:M:737:PRO:HD2	1.81	0.45
1:M:826:ASN:ND2	1:M:827:SER:H	2.14	0.45
2:N:953:PHE:N	2:N:987:ILE:HG23	2.30	0.45
1:P:756:ASP:HB3	1:P:758:THR:HB	1.98	0.45
1:P:777:LEU:HB3	2:Q:916:LYS:NZ	2.31	0.45
2:Q:916:LYS:HA	2:Q:1028:ASP:OD2	2.16	0.45
1:S:740:THR:HG23	1:S:892:ASP:HB3	1.97	0.45
1:S:742:PRO:HG2	1:S:774:ALA:HA	1.98	0.45
1:S:764:SER:HB2	1:S:786:TRP:CZ3	2.47	0.45
2:T:998:ARG:HD2	2:T:1000:ARG:HH21	1.73	0.45
2:W:916:LYS:HA	2:W:1028:ASP:OD2	2.16	0.45
1:Y:757:THR:HG23	1:Y:877:LEU:HB3	1.97	0.45
2:Z:1033:GLN:HG2	2:Z:1034:ILE:N	2.31	0.45
1:A:736:ASN:HD22	1:A:737:PRO:HD2	1.81	0.45
1:A:756:ASP:HB3	1:A:758:THR:HB	1.98	0.45
1:A:821:ASP:HB2	1:A:891:ARG:HH21	1.80	0.45
1:A:747:ILE:HD11	1:A:889:VAL:HG21	1.98	0.45

*Continued on next page...*

*Continued from previous page...*

Atom-1	Atom-2	Interatomic distance (Å)	Clash overlap (Å)
1:A:902:ALA:HB1	2:B:912:THR:CG2	2.43	0.45
2:B:928:TYR:HD2	2:B:1008:VAL:CG1	2.29	0.45
1:D:726:LEU:HD12	1:G:890:ALA:C	2.37	0.45
1:D:742:PRO:HG2	1:D:774:ALA:HA	1.98	0.45
1:D:903:ASP:HB2	1:D:904:ASN:HA	1.99	0.45
2:E:965:TYR:HA	2:E:976:PRO:CG	2.46	0.45
1:G:747:ILE:HD11	1:G:889:VAL:HG21	1.98	0.45
1:G:742:PRO:HG2	1:G:774:ALA:HA	1.98	0.45
1:G:833:ILE:HD13	1:G:885:VAL:CG2	2.38	0.45
1:J:734:MET:HE2	1:J:734:MET:HB2	1.52	0.45
2:K:916:LYS:HA	2:K:1028:ASP:OD2	2.16	0.45
3:L:1057:ILE:HA	3:L:1058:PRO:HD3	1.60	0.45
3:O:1040:LYS:HG2	3:O:1041:PRO:N	2.31	0.45
1:P:742:PRO:HG2	1:P:774:ALA:HA	1.98	0.45
1:S:734:MET:HB2	1:S:734:MET:HE2	1.51	0.45
1:S:736:ASN:HA	1:S:737:PRO:HD3	1.76	0.45
1:S:826:ASN:ND2	1:S:827:SER:H	2.14	0.45
2:T:1009:ARG:HB2	2:T:1009:ARG:HE	1.40	0.45
1:V:802:VAL:HG22	1:V:803:PHE:O	2.17	0.45
2:W:998:ARG:HD2	2:W:1000:ARG:HH21	1.73	0.45
2:Z:982:GLY:HA3	2:Z:985:ARG:H	1.81	0.45
2:Z:1022:THR:HG23	2:Z:1027:PRO:HA	1.98	0.45
2:B:916:LYS:HA	2:B:1028:ASP:OD2	2.16	0.45
3:C:1059:VAL:HG13	3:C:1060:ASP:O	2.16	0.45
1:D:730:ARG:HE	1:D:730:ARG:HB3	1.68	0.45
1:D:736:ASN:HA	1:D:737:PRO:HD3	1.76	0.45
1:G:725:ARG:HG3	1:G:725:ARG:HH11	1.81	0.45
1:G:726:LEU:HD12	1:J:890:ALA:C	2.37	0.45
2:H:952:ARG:HG2	2:H:989:GLU:HG3	1.97	0.45
3:I:1061:THR:HB	3:I:1062:GLN:H	1.56	0.45
1:M:721:LEU:CD2	1:S:805:LEU:C	2.75	0.45
1:P:826:ASN:ND2	1:P:827:SER:H	2.14	0.45
3:R:1059:VAL:HG13	3:R:1060:ASP:O	2.16	0.45
1:S:749:CYS:CB	1:S:765:CYS:HG	2.29	0.45
1:S:802:VAL:HG22	1:S:803:PHE:O	2.16	0.45
1:S:777:LEU:HB3	2:T:916:LYS:NZ	2.31	0.45
1:P:725:ARG:N	1:V:807:GLU:OE1	2.47	0.45
2:W:954:GLU:HG3	2:W:987:ILE:CG1	2.46	0.45
2:B:941:PRO:HA	2:B:955:PHE:CE1	2.51	0.45
1:D:802:VAL:CG2	1:D:803:PHE:H	2.26	0.45
1:D:787:VAL:HG21	1:D:809:ILE:HG12	1.97	0.45

*Continued on next page...*

*Continued from previous page...*

Atom-1	Atom-2	Interatomic distance (Å)	Clash overlap (Å)
1:D:869:SER:O	1:D:872:SER:HB3	2.17	0.45
1:D:887:ILE:HG22	1:D:888:PHE:C	2.37	0.45
2:H:1033:GLN:HG2	2:H:1034:ILE:N	2.31	0.45
1:G:902:ALA:HB1	2:H:912:THR:CG2	2.43	0.45
2:H:916:LYS:HA	2:H:1028:ASP:OD2	2.16	0.45
2:H:916:LYS:HB2	2:H:1029:VAL:CG2	2.44	0.45
2:H:954:GLU:HG3	2:H:987:ILE:CG1	2.46	0.45
3:I:1059:VAL:HG13	3:I:1060:ASP:O	2.16	0.45
1:J:725:ARG:HH11	1:J:725:ARG:HG3	1.81	0.45
1:J:736:ASN:HD22	1:J:737:PRO:HD2	1.81	0.45
2:H:980:VAL:CG1	1:J:766:ARG:HH12	2.18	0.45
1:J:895:PHE:HD2	1:J:899:TYR:CE2	2.35	0.45
1:J:903:ASP:HB2	1:J:904:ASN:HA	1.99	0.45
2:N:916:LYS:HA	2:N:1028:ASP:OD2	2.16	0.45
2:N:982:GLY:HA3	2:N:985:ARG:H	1.81	0.45
1:P:895:PHE:HD2	1:P:899:TYR:CE2	2.35	0.45
1:S:727:LYS:HG2	1:S:727:LYS:O	2.05	0.45
1:M:721:LEU:C	1:S:805:LEU:C	2.75	0.45
1:S:833:ILE:HA	1:S:834:PRO:HD3	1.47	0.45
2:T:916:LYS:HA	2:T:1028:ASP:OD2	2.16	0.45
2:T:928:TYR:HD2	2:T:1008:VAL:CG1	2.29	0.45
2:T:954:GLU:HG3	2:T:987:ILE:CG1	2.46	0.45
2:W:1022:THR:HG23	2:W:1027:PRO:HA	1.98	0.45
2:W:1033:GLN:HG2	2:W:1034:ILE:N	2.31	0.45
2:W:980:VAL:CG1	1:Y:766:ARG:HH12	2.18	0.45
1:Y:887:ILE:HG22	1:Y:888:PHE:C	2.37	0.45
2:Z:954:GLU:HG3	2:Z:987:ILE:CG1	2.46	0.45
1:A:725:ARG:HH11	1:A:725:ARG:HG3	1.81	0.45
1:A:903:ASP:HB2	1:A:904:ASN:HA	1.99	0.45
2:B:954:GLU:HG3	2:B:987:ILE:CG1	2.46	0.45
2:E:916:LYS:HA	2:E:1028:ASP:OD2	2.16	0.45
1:G:869:SER:O	1:G:872:SER:HB3	2.17	0.45
1:G:895:PHE:HD2	1:G:899:TYR:CE2	2.35	0.45
1:G:903:ASP:HB2	1:G:904:ASN:HA	1.99	0.45
2:H:928:TYR:HD2	2:H:1008:VAL:CG1	2.29	0.45
3:I:1041:PRO:HA	3:I:1042:PRO:HD3	1.56	0.45
1:J:743:LYS:CE	1:M:808:ARG:HH22	2.28	0.45
1:M:895:PHE:HD2	1:M:899:TYR:CE2	2.35	0.45
1:M:903:ASP:HB2	1:M:904:ASN:HA	1.99	0.45
2:N:930:MET:HE3	3:O:1053:VAL:CG2	2.41	0.45
1:P:810:ARG:HG3	1:P:811:ASN:N	2.31	0.45

*Continued on next page...*

*Continued from previous page...*

Atom-1	Atom-2	Interatomic distance (Å)	Clash overlap (Å)
1:S:756:ASP:HB3	1:S:758:THR:HB	1.98	0.45
1:V:887:ILE:HG22	1:V:888:PHE:C	2.37	0.45
1:V:740:THR:HG23	1:V:892:ASP:HB3	1.97	0.45
1:V:895:PHE:HD2	1:V:899:TYR:CE2	2.35	0.45
1:Y:747:ILE:HD11	1:Y:889:VAL:HG21	1.98	0.45
2:Z:916:LYS:HA	2:Z:1028:ASP:OD2	2.16	0.45
1:A:842:TRP:CH2	1:A:846:ARG:HB3	2.50	0.45
1:A:887:ILE:HG22	1:A:889:VAL:N	2.32	0.45
1:D:725:ARG:HG3	1:D:725:ARG:HH11	1.81	0.45
1:D:810:ARG:HG3	1:D:811:ASN:N	2.31	0.45
1:G:826:ASN:ND2	1:G:827:SER:H	2.14	0.45
2:H:948:TYR:HB3	2:H:949:ARG:H	1.60	0.45
1:J:726:LEU:HD12	1:M:890:ALA:C	2.37	0.45
1:J:887:ILE:HG22	1:J:888:PHE:C	2.37	0.45
2:N:998:ARG:HD2	2:N:1000:ARG:HH21	1.73	0.45
3:O:1041:PRO:HA	3:O:1042:PRO:HD3	1.56	0.45
2:Q:998:ARG:HD2	2:Q:1000:ARG:HH21	1.73	0.45
1:S:806:TRP:CD1	1:S:887:ILE:CG1	2.94	0.45
2:T:965:TYR:HA	2:T:976:PRO:CG	2.46	0.45
3:U:1059:VAL:HG13	3:U:1060:ASP:O	2.16	0.45
1:V:742:PRO:HG2	1:V:774:ALA:HA	1.98	0.45
3:X:1059:VAL:HG13	3:X:1060:ASP:O	2.16	0.45
1:A:734:MET:HG3	1:A:734:MET:H	1.42	0.45
1:D:895:PHE:HD2	1:D:899:TYR:CE2	2.35	0.45
2:E:941:PRO:HA	2:E:955:PHE:CE1	2.51	0.45
1:G:736:ASN:HD22	1:G:737:PRO:HD2	1.81	0.45
2:H:930:MET:HE3	3:I:1053:VAL:CG2	2.42	0.45
2:H:941:PRO:HA	2:H:955:PHE:CE1	2.51	0.45
1:J:850:MET:HB2	1:J:850:MET:HE3	1.79	0.45
1:M:787:VAL:HG21	1:M:809:ILE:HG12	1.97	0.45
1:M:810:ARG:HG3	1:M:811:ASN:N	2.31	0.45
2:N:1033:GLN:HG2	2:N:1034:ILE:N	2.31	0.45
1:P:903:ASP:HB2	1:P:904:ASN:HA	1.99	0.45
1:S:887:ILE:HG22	1:S:888:PHE:C	2.37	0.45
1:S:895:PHE:HD2	1:S:899:TYR:CE2	2.35	0.45
2:T:982:GLY:HA3	2:T:985:ARG:H	1.81	0.45
2:W:982:GLY:HA3	2:W:985:ARG:H	1.81	0.45
1:Y:730:ARG:HB3	1:Y:730:ARG:HE	1.68	0.45
1:Y:787:VAL:HG21	1:Y:809:ILE:HG12	1.97	0.45
1:Y:826:ASN:ND2	1:Y:827:SER:H	2.14	0.45
1:Y:895:PHE:HD2	1:Y:899:TYR:CE2	2.35	0.45

*Continued on next page...*

*Continued from previous page...*

Atom-1	Atom-2	Interatomic distance (Å)	Clash overlap (Å)
1:A:743:LYS:HE2	1:D:808:ARG:HH21	1.78	0.45
1:D:778:VAL:CG1	1:D:780:LEU:CD2	2.95	0.45
2:E:930:MET:HA	2:E:1008:VAL:HA	1.99	0.45
1:G:778:VAL:CG1	1:G:780:LEU:CD2	2.95	0.45
1:G:828:LEU:O	1:J:753:THR:HG23	2.17	0.45
1:G:887:ILE:HG22	1:G:889:VAL:N	2.32	0.45
2:H:962:PRO:CB	2:H:999:ILE:HG22	2.47	0.45
1:J:778:VAL:CG1	1:J:780:LEU:CD2	2.95	0.45
1:J:802:VAL:HG22	1:J:803:PHE:O	2.17	0.45
1:J:887:ILE:HG22	1:J:889:VAL:N	2.32	0.45
2:K:930:MET:HA	2:K:1008:VAL:HA	1.99	0.45
2:K:941:PRO:HA	2:K:955:PHE:CE1	2.51	0.45
1:M:726:LEU:HD12	1:P:890:ALA:C	2.37	0.45
1:M:802:VAL:HG22	1:M:803:PHE:O	2.17	0.45
2:N:962:PRO:CB	2:N:999:ILE:HG22	2.47	0.45
2:N:975:LEU:HA	2:N:976:PRO:HD3	1.65	0.45
1:V:756:ASP:HB3	1:V:758:THR:HB	1.98	0.45
1:V:806:TRP:CD1	1:V:887:ILE:CG1	2.94	0.45
1:V:851:ILE:CA	1:V:854:PHE:CD2	2.95	0.45
1:V:887:ILE:HG22	1:V:889:VAL:N	2.32	0.45
1:Y:740:THR:HG23	1:Y:892:ASP:HB3	1.97	0.45
1:Y:903:ASP:HB2	1:Y:904:ASN:HA	1.99	0.45
1:A:727:LYS:HG2	1:A:727:LYS:O	2.05	0.45
1:A:802:VAL:HG22	1:A:803:PHE:O	2.17	0.45
1:A:887:ILE:HG22	1:A:888:PHE:C	2.37	0.45
1:D:736:ASN:HD22	1:D:737:PRO:HD2	1.81	0.45
1:D:802:VAL:HG22	1:D:803:PHE:O	2.17	0.45
1:D:828:LEU:O	1:G:753:THR:HG23	2.17	0.45
1:G:840:HIS:HD2	1:G:843:GLU:OE2	2.00	0.45
2:H:930:MET:HA	2:H:1008:VAL:HA	1.99	0.45
1:G:777:LEU:HB3	2:H:916:LYS:NZ	2.31	0.45
3:I:1057:ILE:HA	3:I:1058:PRO:HD3	1.60	0.45
1:J:742:PRO:HG2	1:J:774:ALA:HA	1.98	0.45
1:M:720:ASN:CG	1:S:792:THR:HG22	2.37	0.45
1:M:742:PRO:HG2	1:M:774:ALA:HA	1.98	0.45
1:M:840:HIS:HD2	1:M:843:GLU:OE2	2.00	0.45
3:O:1059:VAL:HG13	3:O:1060:ASP:O	2.17	0.45
3:O:1059:VAL:HG13	3:O:1060:ASP:N	2.32	0.45
1:J:720:ASN:CG	1:P:792:THR:HG22	2.37	0.45
1:P:802:VAL:HG22	1:P:803:PHE:O	2.17	0.45
1:P:787:VAL:HG21	1:P:809:ILE:HG12	1.97	0.45

*Continued on next page...*

*Continued from previous page...*

Atom-1	Atom-2	Interatomic distance (Å)	Clash overlap (Å)
1:P:887:ILE:HG22	1:P:888:PHE:C	2.37	0.45
1:S:723:PRO:HA	1:S:724:ALA:HA	1.62	0.45
1:P:828:LEU:O	1:S:753:THR:HG23	2.17	0.45
1:S:887:ILE:HG22	1:S:889:VAL:N	2.32	0.45
2:T:962:PRO:CB	2:T:999:ILE:HG22	2.47	0.45
1:V:764:SER:HB2	1:V:786:TRP:CZ3	2.47	0.45
2:W:965:TYR:HA	2:W:976:PRO:CG	2.46	0.45
2:Z:941:PRO:HA	2:Z:955:PHE:CE1	2.51	0.45
2:Z:962:PRO:CB	2:Z:999:ILE:HG22	2.47	0.45
1:A:720:ASN:CG	1:G:792:THR:HG22	2.37	0.45
1:A:742:PRO:HG2	1:A:774:ALA:HA	1.98	0.45
1:A:778:VAL:CG1	1:A:780:LEU:CD2	2.95	0.45
1:A:840:HIS:HD2	1:A:843:GLU:OE2	2.00	0.45
1:A:869:SER:O	1:A:872:SER:HB3	2.17	0.45
1:A:758:THR:HG23	1:A:876:THR:HG21	1.99	0.45
1:D:758:THR:HG23	1:D:876:THR:HG21	1.99	0.45
1:G:720:ASN:CG	1:M:792:THR:HG22	2.37	0.45
3:L:1057:ILE:HA	3:L:1057:ILE:HD13	1.70	0.45
3:L:1059:VAL:HG13	3:L:1060:ASP:O	2.16	0.45
1:J:828:LEU:O	1:M:753:THR:HG23	2.17	0.45
2:N:930:MET:HA	2:N:1008:VAL:HA	1.99	0.45
1:P:842:TRP:CH2	1:P:846:ARG:HB3	2.50	0.45
2:Q:1026:SER:HA	2:Q:1027:PRO:HD3	1.70	0.45
2:Q:965:TYR:HA	2:Q:976:PRO:CG	2.46	0.45
1:S:745:LYS:HD3	1:S:771:VAL:CG1	2.37	0.45
1:S:745:LYS:HG3	1:S:746:MET:N	2.32	0.45
1:S:869:SER:O	1:S:872:SER:HB3	2.17	0.45
1:S:903:ASP:HB2	1:S:904:ASN:HA	1.99	0.45
1:V:778:VAL:CG1	1:V:780:LEU:CD2	2.95	0.45
1:V:873:ILE:HG13	1:V:873:ILE:O	2.14	0.45
1:Y:749:CYS:CB	1:Y:765:CYS:HG	2.30	0.45
1:Y:802:VAL:HG22	1:Y:803:PHE:O	2.17	0.45
2:Z:967:ILE:HD13	2:Z:967:ILE:HA	1.80	0.45
1:A:777:LEU:HB3	2:B:916:LYS:NZ	2.31	0.44
1:D:720:ASN:CG	1:J:792:THR:HG22	2.37	0.44
1:D:840:HIS:HD2	1:D:843:GLU:OE2	2.00	0.44
2:E:916:LYS:HD2	2:E:1029:VAL:HB	2.00	0.44
1:G:746:MET:HB3	1:G:886:SER:HG	1.79	0.44
1:G:745:LYS:HG3	1:G:746:MET:N	2.32	0.44
1:G:850:MET:HE2	1:G:850:MET:CA	2.47	0.44
3:I:1055:LYS:N	3:I:1055:LYS:HD3	2.32	0.44

*Continued on next page...*



*Continued from previous page...*

Atom-1	Atom-2	Interatomic distance (Å)	Clash overlap (Å)
1:J:757:THR:HG23	1:J:877:LEU:HB3	1.97	0.44
1:J:808:ARG:HG2	1:J:818:VAL:C	2.38	0.44
1:J:840:HIS:HD2	1:J:843:GLU:OE2	2.00	0.44
2:K:1006:VAL:HG12	2:K:1007:GLY:H	1.83	0.44
2:K:930:MET:HE3	3:L:1053:VAL:CG2	2.41	0.44
1:M:757:THR:HG23	1:M:877:LEU:HB3	1.97	0.44
2:N:967:ILE:HD13	2:N:967:ILE:HA	1.80	0.44
1:J:721:LEU:C	1:P:805:LEU:C	2.75	0.44
1:P:869:SER:O	1:P:872:SER:HB3	2.17	0.44
1:S:725:ARG:HG3	1:S:725:ARG:HH11	1.81	0.44
1:S:840:HIS:HD2	1:S:843:GLU:OE2	2.00	0.44
1:V:725:ARG:HH11	1:V:725:ARG:HG3	1.81	0.44
1:P:720:ASN:CG	1:V:792:THR:HG22	2.37	0.44
1:S:743:LYS:CE	1:V:808:ARG:HH22	2.28	0.44
1:V:903:ASP:HB2	1:V:904:ASN:HA	1.99	0.44
3:X:1059:VAL:HG13	3:X:1060:ASP:N	2.32	0.44
1:Y:734:MET:HE2	1:Y:734:MET:HB2	1.45	0.44
1:V:828:LEU:O	1:Y:753:THR:HG23	2.17	0.44
1:Y:756:ASP:HB3	1:Y:758:THR:HB	1.98	0.44
1:S:720:ASN:CG	1:Y:792:THR:HG22	2.37	0.44
2:Z:955:PHE:HA	2:Z:955:PHE:HD1	1.56	0.44
1:V:869:SER:O	1:V:872:SER:HB3	2.17	0.44
1:A:895:PHE:HD2	1:A:899:TYR:CE2	2.35	0.44
2:B:930:MET:HA	2:B:1008:VAL:HA	1.99	0.44
1:A:828:LEU:O	1:D:753:THR:HG23	2.17	0.44
1:D:808:ARG:HG2	1:D:818:VAL:C	2.38	0.44
1:D:887:ILE:HG22	1:D:889:VAL:N	2.32	0.44
2:E:930:MET:HE3	3:F:1053:VAL:CG2	2.41	0.44
2:E:982:GLY:HA3	2:E:985:ARG:H	1.81	0.44
1:G:730:ARG:HB3	1:G:730:ARG:HE	1.68	0.44
1:G:802:VAL:HG22	1:G:803:PHE:O	2.17	0.44
1:G:808:ARG:HG2	1:G:818:VAL:C	2.38	0.44
1:G:758:THR:HG23	1:G:876:THR:HG21	1.99	0.44
1:J:749:CYS:CB	1:J:765:CYS:HG	2.30	0.44
1:M:887:ILE:HG22	1:M:889:VAL:N	2.32	0.44
2:N:941:PRO:HA	2:N:955:PHE:CE1	2.52	0.44
2:N:965:TYR:HA	2:N:976:PRO:CG	2.46	0.44
1:P:726:LEU:HD12	1:S:890:ALA:C	2.37	0.44
1:P:734:MET:HE2	1:P:734:MET:HB2	1.54	0.44
1:P:743:LYS:HE2	1:S:808:ARG:HH21	1.78	0.44
1:S:810:ARG:HG3	1:S:811:ASN:N	2.31	0.44

*Continued on next page...*

*Continued from previous page...*

Atom-1	Atom-2	Interatomic distance (Å)	Clash overlap (Å)
1:S:828:LEU:O	1:V:753:THR:HG23	2.16	0.44
1:Y:742:PRO:HG2	1:Y:774:ALA:HA	1.98	0.44
1:Y:851:ILE:CA	1:Y:854:PHE:CD2	2.95	0.44
1:Y:869:SER:O	1:Y:872:SER:HB3	2.17	0.44
2:E:954:GLU:HG3	2:E:987:ILE:CG1	2.46	0.44
1:D:729:SER:HB3	1:G:891:ARG:HD2	1.99	0.44
2:H:1006:VAL:HG12	2:H:1007:GLY:H	1.83	0.44
2:H:982:GLY:HA3	2:H:985:ARG:H	1.81	0.44
2:K:982:GLY:HA3	2:K:985:ARG:H	1.81	0.44
1:M:778:VAL:CG1	1:M:780:LEU:CD2	2.95	0.44
1:M:869:SER:O	1:M:872:SER:HB3	2.17	0.44
2:N:1006:VAL:HG12	2:N:1007:GLY:H	1.83	0.44
1:P:745:LYS:HG3	1:P:746:MET:N	2.32	0.44
2:Q:930:MET:HA	2:Q:1008:VAL:HA	1.99	0.44
2:Q:919:ALA:HB3	2:Q:1026:SER:OG	2.18	0.44
2:T:919:ALA:HB3	2:T:1026:SER:OG	2.18	0.44
1:V:745:LYS:HG3	1:V:746:MET:N	2.32	0.44
1:V:757:THR:HG23	1:V:877:LEU:HB3	1.97	0.44
2:W:941:PRO:HA	2:W:955:PHE:CE1	2.51	0.44
2:W:967:ILE:HD13	2:W:967:ILE:HA	1.80	0.44
1:Y:725:ARG:HG3	1:Y:725:ARG:HH11	1.81	0.44
1:Y:842:TRP:HE3	1:Y:842:TRP:HA	1.82	0.44
1:A:749:CYS:CB	1:A:765:CYS:HG	2.30	0.44
1:D:745:LYS:HG3	1:D:746:MET:N	2.32	0.44
2:E:1006:VAL:HG12	2:E:1007:GLY:H	1.83	0.44
2:E:1024:THR:CG2	2:E:1025:ALA:N	2.81	0.44
1:J:745:LYS:HG3	1:J:746:MET:N	2.32	0.44
2:K:916:LYS:HD2	2:K:1029:VAL:HB	2.00	0.44
1:M:887:ILE:HG22	1:M:888:PHE:C	2.37	0.44
1:P:725:ARG:HH11	1:P:725:ARG:HG3	1.81	0.44
1:P:808:ARG:HG2	1:P:818:VAL:C	2.38	0.44
2:Q:966:MET:HE2	2:Q:974:THR:HB	1.99	0.44
1:S:787:VAL:HG21	1:S:809:ILE:HG12	1.97	0.44
1:S:851:ILE:CA	1:S:854:PHE:CD2	2.95	0.44
2:T:966:MET:HE2	2:T:974:THR:HB	1.99	0.44
1:V:810:ARG:HG3	1:V:811:ASN:N	2.31	0.44
1:S:729:SER:HB3	1:V:891:ARG:HD2	1.99	0.44
2:W:919:ALA:HB3	2:W:1026:SER:OG	2.18	0.44
1:Y:810:ARG:HG3	1:Y:811:ASN:N	2.31	0.44
1:Y:839:ALA:HB1	1:Y:841:MET:HG3	2.00	0.44
1:Y:840:HIS:HD2	1:Y:843:GLU:OE2	2.00	0.44

*Continued on next page...*

*Continued from previous page...*

Atom-1	Atom-2	Interatomic distance (Å)	Clash overlap (Å)
2:Z:965:TYR:HA	2:Z:976:PRO:CG	2.46	0.44
1:A:745:LYS:HG3	1:A:746:MET:N	2.32	0.44
1:A:802:VAL:CG2	1:A:803:PHE:H	2.26	0.44
1:J:724:ALA:C	1:J:725:ARG:HD2	2.38	0.44
1:J:758:THR:HG23	1:J:876:THR:HG21	1.99	0.44
1:J:851:ILE:HA	1:J:854:PHE:HD2	1.77	0.44
2:K:965:TYR:HD1	2:K:976:PRO:CD	2.31	0.44
1:M:725:ARG:HH11	1:M:725:ARG:HG3	1.81	0.44
1:J:726:LEU:CB	1:M:891:ARG:NH1	2.50	0.44
1:P:757:THR:HG23	1:P:877:LEU:HB3	1.97	0.44
1:S:778:VAL:CG1	1:S:780:LEU:CD2	2.95	0.44
1:V:839:ALA:HB1	1:V:841:MET:HG3	2.00	0.44
2:W:966:MET:HE2	2:W:974:THR:HB	1.99	0.44
2:Z:919:ALA:HB3	2:Z:1026:SER:OG	2.18	0.44
2:B:1006:VAL:HG12	2:B:1007:GLY:H	1.83	0.44
2:B:962:PRO:CB	2:B:999:ILE:HG22	2.47	0.44
1:D:901:LEU:CB	1:D:902:ALA:CA	2.93	0.44
2:N:919:ALA:HB3	2:N:1026:SER:OG	2.18	0.44
2:Q:941:PRO:HA	2:Q:955:PHE:CE1	2.51	0.44
1:S:726:LEU:HD12	1:V:890:ALA:C	2.37	0.44
2:T:1006:VAL:HG12	2:T:1007:GLY:H	1.83	0.44
2:T:941:PRO:HA	2:T:955:PHE:CE1	2.51	0.44
2:T:965:TYR:HD1	2:T:976:PRO:CD	2.31	0.44
3:U:1059:VAL:HG13	3:U:1060:ASP:N	2.32	0.44
1:V:733:VAL:HA	1:Y:816:THR:N	2.32	0.44
2:W:1006:VAL:HG12	2:W:1007:GLY:H	1.83	0.44
1:Y:887:ILE:HG22	1:Y:889:VAL:N	2.32	0.44
1:V:729:SER:HB3	1:Y:891:ARG:HD2	1.99	0.44
2:Z:916:LYS:HD2	2:Z:1029:VAL:HB	2.00	0.44
2:E:965:TYR:HD1	2:E:976:PRO:CD	2.31	0.44
2:H:939:ILE:HD13	2:K:969:ALA:CB	2.48	0.44
3:I:1059:VAL:HG13	3:I:1060:ASP:N	2.32	0.44
1:J:802:VAL:CG2	1:J:803:PHE:H	2.26	0.44
1:J:869:SER:O	1:J:872:SER:HB3	2.17	0.44
2:K:1033:GLN:HG2	2:K:1034:ILE:N	2.31	0.44
3:O:1061:THR:HB	3:O:1062:GLN:H	1.56	0.44
1:P:721:LEU:CD2	1:V:805:LEU:C	2.75	0.44
1:M:828:LEU:O	1:P:753:THR:HG23	2.17	0.44
1:P:887:ILE:HG22	1:P:889:VAL:N	2.32	0.44
2:Q:962:PRO:CB	2:Q:999:ILE:HG22	2.47	0.44
1:S:757:THR:H	1:S:757:THR:HG23	1.46	0.44

*Continued on next page...*

*Continued from previous page...*

Atom-1	Atom-2	Interatomic distance (Å)	Clash overlap (Å)
1:V:743:LYS:HE2	1:Y:808:ARG:HH21	1.78	0.44
1:V:747:ILE:HD12	1:V:809:ILE:HD13	2.00	0.44
1:V:842:TRP:HE3	1:V:842:TRP:HA	1.82	0.44
1:V:901:LEU:CD1	2:W:909:LYS:HG2	2.48	0.44
2:W:962:PRO:CB	2:W:999:ILE:HG22	2.47	0.44
1:Y:747:ILE:HD12	1:Y:809:ILE:HD13	1.99	0.44
2:T:930:MET:HA	2:T:1008:VAL:HA	1.99	0.44
1:A:724:ALA:C	1:A:725:ARG:HD2	2.38	0.44
2:B:982:GLY:HA3	2:B:985:ARG:H	1.81	0.44
2:E:939:ILE:HD13	2:H:969:ALA:CB	2.48	0.44
3:I:1040:LYS:HG2	3:I:1041:PRO:N	2.31	0.44
1:J:839:ALA:HB1	1:J:841:MET:HG3	2.00	0.44
1:J:901:LEU:CD1	2:K:909:LYS:HG2	2.48	0.44
2:K:935:GLU:HB3	2:K:1004:LYS:HZ3	1.83	0.44
2:K:939:ILE:HD13	2:N:969:ALA:CB	2.48	0.44
2:K:965:TYR:CD1	2:K:975:LEU:HA	2.52	0.44
2:N:966:MET:HE2	2:N:974:THR:HB	1.99	0.44
1:P:778:VAL:CG1	1:P:780:LEU:CD2	2.95	0.44
2:Q:1006:VAL:HG12	2:Q:1007:GLY:H	1.83	0.44
3:R:1059:VAL:HG13	3:R:1060:ASP:N	2.32	0.44
1:S:747:ILE:HD12	1:S:809:ILE:HD13	2.00	0.44
2:T:916:LYS:HD2	2:T:1029:VAL:HB	2.00	0.44
3:U:1061:THR:HB	3:U:1062:GLN:H	1.56	0.44
1:Y:901:LEU:CB	1:Y:902:ALA:CA	2.93	0.44
2:Z:965:TYR:HD1	2:Z:976:PRO:CD	2.31	0.44
2:B:930:MET:HB3	2:B:930:MET:HE3	1.85	0.44
1:D:734:MET:HB2	1:D:734:MET:HE2	1.52	0.44
2:E:962:PRO:CB	2:E:999:ILE:HG22	2.47	0.44
1:G:787:VAL:HG21	1:G:809:ILE:HG12	1.97	0.44
1:G:901:LEU:CD1	2:H:909:LYS:HG2	2.48	0.44
2:H:982:GLY:HA2	3:I:1062:GLN:HB2	2.00	0.44
2:K:962:PRO:CB	2:K:999:ILE:HG22	2.47	0.44
3:L:1059:VAL:HG13	3:L:1060:ASP:N	2.32	0.44
1:P:840:HIS:HD2	1:P:843:GLU:OE2	2.00	0.44
1:P:901:LEU:CD1	2:Q:909:LYS:HG2	2.48	0.44
1:P:778:VAL:HG22	2:Q:916:LYS:HZ1	1.83	0.44
3:R:1057:ILE:HA	3:R:1058:PRO:HD3	1.60	0.44
1:V:808:ARG:HG2	1:V:818:VAL:C	2.38	0.44
1:Y:745:LYS:HG3	1:Y:746:MET:N	2.32	0.44
2:Z:1006:VAL:HG12	2:Z:1007:GLY:H	1.83	0.44
1:Y:758:THR:HG23	1:Y:876:THR:HG21	1.99	0.43

*Continued on next page...*

*Continued from previous page...*

Atom-1	Atom-2	Interatomic distance (Å)	Clash overlap (Å)
2:B:919:ALA:HB3	2:B:1026:SER:OG	2.18	0.43
2:B:939:ILE:HD13	2:E:969:ALA:CB	2.48	0.43
2:B:965:TYR:HD1	2:B:976:PRO:CD	2.31	0.43
1:D:787:VAL:CG1	1:D:788:ASP:N	2.81	0.43
1:D:901:LEU:CD1	2:E:909:LYS:HG2	2.48	0.43
2:H:965:TYR:HD1	2:H:976:PRO:CD	2.31	0.43
1:J:850:MET:CG	1:J:854:PHE:CZ	3.01	0.43
2:K:919:ALA:HB3	2:K:1026:SER:OG	2.18	0.43
1:M:745:LYS:HG3	1:M:746:MET:N	2.32	0.43
1:M:758:THR:HG23	1:M:876:THR:HG21	1.99	0.43
1:M:808:ARG:HG2	1:M:818:VAL:C	2.38	0.43
2:Q:965:TYR:HD1	2:Q:976:PRO:CD	2.31	0.43
3:R:1040:LYS:HG2	3:R:1041:PRO:N	2.31	0.43
1:S:724:ALA:C	1:S:725:ARG:HD2	2.38	0.43
1:S:743:LYS:HZ2	1:S:891:ARG:HA	1.81	0.43
2:T:967:ILE:HD13	2:T:967:ILE:HA	1.80	0.43
1:Y:723:PRO:HA	1:Y:724:ALA:HA	1.62	0.43
2:Z:930:MET:HA	2:Z:1008:VAL:HA	1.99	0.43
1:A:733:VAL:HA	1:D:816:THR:N	2.32	0.43
1:A:735:ALA:CB	1:A:739:LEU:HD12	2.24	0.43
1:A:778:VAL:HG22	2:B:916:LYS:HZ1	1.82	0.43
1:A:901:LEU:CD1	2:B:909:LYS:HG2	2.48	0.43
1:D:842:TRP:HE3	1:D:842:TRP:HA	1.82	0.43
2:E:936:MET:HE1	2:E:1004:LYS:HD2	2.00	0.43
2:E:982:GLY:HA2	3:F:1062:GLN:HB2	2.01	0.43
1:G:842:TRP:HA	1:G:842:TRP:HE3	1.82	0.43
1:G:901:LEU:CB	1:G:902:ALA:CA	2.93	0.43
2:H:965:TYR:CD1	2:H:975:LEU:HA	2.52	0.43
2:K:982:GLY:HA2	3:L:1062:GLN:HB2	2.00	0.43
3:L:1040:LYS:HG2	3:L:1041:PRO:N	2.31	0.43
1:M:757:THR:H	1:M:757:THR:HG23	1.46	0.43
1:M:787:VAL:CG1	1:M:788:ASP:N	2.81	0.43
1:M:901:LEU:CD1	2:N:909:LYS:HG2	2.48	0.43
2:N:939:ILE:HD13	2:Q:969:ALA:CB	2.48	0.43
1:P:734:MET:H	1:P:734:MET:HG3	1.42	0.43
1:S:842:TRP:CH2	1:S:846:ARG:HB3	2.50	0.43
1:Y:877:LEU:O	1:Y:878:TYR:HB2	2.18	0.43
2:Z:1009:ARG:HE	2:Z:1009:ARG:HB2	1.40	0.43
2:Z:949:ARG:HD3	2:Z:992:THR:C	2.38	0.43
2:Z:965:TYR:CD1	2:Z:975:LEU:HA	2.52	0.43
1:A:808:ARG:HG2	1:A:818:VAL:C	2.38	0.43

*Continued on next page...*

*Continued from previous page...*

Atom-1	Atom-2	Interatomic distance (Å)	Clash overlap (Å)
2:B:982:GLY:HA2	3:C:1062:GLN:HB2	2.00	0.43
1:D:842:TRP:CH2	1:D:846:ARG:HB3	2.50	0.43
1:G:864:SER:HG	1:J:861:GLN:C	2.20	0.43
2:H:919:ALA:HB3	2:H:1026:SER:OG	2.18	0.43
1:J:787:VAL:CG1	1:J:788:ASP:N	2.81	0.43
2:N:916:LYS:HD2	2:N:1029:VAL:HB	2.00	0.43
2:Q:939:ILE:HD13	2:T:969:ALA:CB	2.48	0.43
1:S:733:VAL:HA	1:V:816:THR:N	2.32	0.43
1:S:742:PRO:CG	1:V:810:ARG:CD	2.97	0.43
3:U:1055:LYS:N	3:U:1055:LYS:HD3	2.32	0.43
1:V:726:LEU:HD12	1:Y:890:ALA:C	2.37	0.43
1:V:874:PRO:HA	1:V:875:PRO:HD3	1.76	0.43
1:V:743:LYS:CE	1:Y:808:ARG:HH22	2.28	0.43
2:B:916:LYS:HD2	2:B:1029:VAL:HB	2.00	0.43
3:C:1055:LYS:N	3:C:1055:LYS:HD3	2.32	0.43
1:D:723:PRO:HA	1:D:724:ALA:HA	1.62	0.43
1:D:733:VAL:HA	1:G:816:THR:N	2.32	0.43
2:E:949:ARG:HD3	2:E:992:THR:C	2.38	0.43
2:H:995:LYS:CG	2:H:996:GLU:N	2.82	0.43
1:G:729:SER:HB3	1:J:891:ARG:HD2	1.99	0.43
1:M:742:PRO:HB2	1:P:810:ARG:NE	2.33	0.43
2:N:982:GLY:HA2	3:O:1062:GLN:HB2	2.01	0.43
1:M:742:PRO:CG	1:P:810:ARG:CD	2.97	0.43
2:Q:916:LYS:HD2	2:Q:1029:VAL:HB	2.00	0.43
3:R:1041:PRO:HA	3:R:1042:PRO:HD3	1.56	0.43
1:P:742:PRO:CG	1:S:810:ARG:CD	2.97	0.43
1:S:839:ALA:HB1	1:S:841:MET:HG3	2.00	0.43
2:T:939:ILE:HD13	2:W:969:ALA:CB	2.48	0.43
2:T:982:GLY:HA2	3:U:1062:GLN:HB2	2.00	0.43
3:U:1057:ILE:HA	3:U:1057:ILE:HD13	1.70	0.43
1:V:877:LEU:O	1:V:878:TYR:HB2	2.18	0.43
2:W:930:MET:HA	2:W:1008:VAL:HA	1.99	0.43
2:W:965:TYR:CD1	2:W:975:LEU:HA	2.52	0.43
2:W:982:GLY:HA2	3:X:1062:GLN:HB2	2.00	0.43
1:V:742:PRO:CG	1:Y:810:ARG:CD	2.97	0.43
1:A:842:TRP:HA	1:A:842:TRP:HE3	1.82	0.43
1:D:742:PRO:HB2	1:G:810:ARG:NE	2.33	0.43
2:E:930:MET:HE3	2:E:930:MET:HB3	1.83	0.43
2:E:965:TYR:CD1	2:E:975:LEU:HA	2.52	0.43
2:E:995:LYS:CG	2:E:996:GLU:N	2.82	0.43
1:G:802:VAL:CG2	1:G:803:PHE:H	2.26	0.43

*Continued on next page...*

*Continued from previous page...*

Atom-1	Atom-2	Interatomic distance (Å)	Clash overlap (Å)
1:A:721:LEU:C	1:G:805:LEU:C	2.75	0.43
1:J:742:PRO:CG	1:M:810:ARG:CD	2.97	0.43
2:K:1029:VAL:CG1	2:K:1030:ARG:N	2.82	0.43
1:G:721:LEU:C	1:M:805:LEU:C	2.75	0.43
3:O:1057:ILE:HA	3:O:1057:ILE:HD13	1.70	0.43
1:P:758:THR:HG23	1:P:876:THR:HG21	1.99	0.43
1:P:747:ILE:HD12	1:P:809:ILE:HD13	2.00	0.43
2:Q:1029:VAL:CG1	2:Q:1030:ARG:N	2.82	0.43
2:Q:982:GLY:HA2	3:R:1062:GLN:HB2	2.01	0.43
1:S:758:THR:HG23	1:S:876:THR:HG21	1.99	0.43
2:T:965:TYR:CD1	2:T:975:LEU:HA	2.52	0.43
1:V:787:VAL:HG21	1:V:809:ILE:HG12	1.97	0.43
1:V:758:THR:HG23	1:V:876:THR:HG21	1.99	0.43
2:W:955:PHE:HA	2:W:956:PRO:HD3	1.84	0.43
1:Y:778:VAL:CG1	1:Y:780:LEU:CD2	2.95	0.43
2:W:939:ILE:HD13	2:Z:969:ALA:CB	2.48	0.43
1:A:779:ARG:HE	1:A:779:ARG:HB3	1.69	0.43
2:B:1024:THR:CG2	2:B:1025:ALA:N	2.81	0.43
2:B:949:ARG:HD3	2:B:992:THR:C	2.38	0.43
1:G:724:ALA:C	1:G:725:ARG:HD2	2.38	0.43
1:G:742:PRO:HB2	1:J:810:ARG:NE	2.33	0.43
1:J:721:LEU:O	1:P:789:GLY:CA	2.67	0.43
1:J:730:ARG:HB3	1:J:730:ARG:HE	1.68	0.43
1:J:842:TRP:HA	1:J:842:TRP:HE3	1.82	0.43
1:J:877:LEU:O	1:J:878:TYR:HB2	2.18	0.43
2:K:936:MET:HE1	2:K:1004:LYS:HD2	2.00	0.43
2:K:995:LYS:CG	2:K:996:GLU:N	2.82	0.43
1:M:877:LEU:O	1:M:878:TYR:HB2	2.18	0.43
2:Q:949:ARG:HD3	2:Q:992:THR:C	2.38	0.43
1:S:787:VAL:CG1	1:S:788:ASP:N	2.81	0.43
1:S:808:ARG:HG2	1:S:818:VAL:C	2.38	0.43
1:S:901:LEU:CD1	2:T:909:LYS:HG2	2.48	0.43
2:W:949:ARG:HD3	2:W:992:THR:C	2.38	0.43
2:W:965:TYR:HD1	2:W:976:PRO:CD	2.31	0.43
1:A:742:PRO:HB2	1:D:810:ARG:NE	2.33	0.43
1:A:787:VAL:CG1	1:A:788:ASP:N	2.81	0.43
2:E:1029:VAL:CG1	2:E:1030:ARG:N	2.82	0.43
1:G:721:LEU:O	1:M:789:GLY:CA	2.67	0.43
1:G:787:VAL:CG1	1:G:788:ASP:N	2.81	0.43
1:G:839:ALA:HB1	1:G:841:MET:HG3	2.00	0.43
1:G:877:LEU:O	1:G:878:TYR:HB2	2.18	0.43

*Continued on next page...*

*Continued from previous page...*

Atom-1	Atom-2	Interatomic distance (Å)	Clash overlap (Å)
2:H:1009:ARG:HE	2:H:1009:ARG:HB2	1.40	0.43
2:K:948:TYR:HB3	2:K:949:ARG:H	1.60	0.43
2:K:975:LEU:HA	2:K:976:PRO:HD3	1.65	0.43
1:M:749:CYS:CB	1:M:765:CYS:HG	2.31	0.43
1:M:850:MET:CG	1:M:854:PHE:CZ	3.01	0.43
1:P:727:LYS:HG2	1:P:727:LYS:O	2.05	0.43
1:P:877:LEU:O	1:P:878:TYR:HB2	2.18	0.43
2:Q:965:TYR:CD1	2:Q:975:LEU:HA	2.52	0.43
1:V:840:HIS:HD2	1:V:843:GLU:OE2	2.00	0.43
1:Y:891:ARG:HB2	1:Y:892:ASP:H	1.58	0.43
1:Y:901:LEU:CD1	2:Z:909:LYS:HG2	2.48	0.43
1:Y:899:TYR:HD1	2:Z:1031:ARG:HG2	1.77	0.43
2:Z:955:PHE:HA	2:Z:956:PRO:HD3	1.84	0.43
1:S:842:TRP:HA	1:S:842:TRP:HE3	1.82	0.43
1:A:723:PRO:HA	1:A:724:ALA:HA	1.62	0.43
2:B:965:TYR:CD1	2:B:975:LEU:HA	2.52	0.43
1:D:735:ALA:CB	1:D:739:LEU:HD12	2.24	0.43
3:F:1040:LYS:HG2	3:F:1041:PRO:N	2.31	0.43
1:G:723:PRO:HA	1:G:724:ALA:HA	1.62	0.43
1:G:850:MET:CG	1:G:854:PHE:CZ	3.01	0.43
1:J:742:PRO:HB2	1:M:810:ARG:NE	2.34	0.43
1:D:721:LEU:C	1:J:805:LEU:C	2.75	0.43
1:M:721:LEU:O	1:S:789:GLY:CA	2.67	0.43
1:M:743:LYS:HZ2	1:M:891:ARG:HA	1.84	0.43
1:M:747:ILE:HD12	1:M:809:ILE:HD13	2.00	0.43
1:P:745:LYS:HD3	1:P:771:VAL:CG1	2.37	0.43
2:Q:964:VAL:HA	2:Q:999:ILE:HA	2.01	0.43
2:T:1029:VAL:CG1	2:T:1030:ARG:N	2.82	0.43
1:V:787:VAL:CG1	1:V:788:ASP:N	2.81	0.43
2:W:916:LYS:HD2	2:W:1029:VAL:HB	2.00	0.43
2:W:930:MET:HE3	2:W:930:MET:HB3	1.69	0.43
2:W:930:MET:HE3	3:X:1053:VAL:CG2	2.44	0.43
2:W:964:VAL:HA	2:W:999:ILE:HA	2.01	0.43
2:B:993:VAL:CG1	2:B:994:ALA:N	2.82	0.43
1:D:850:MET:CA	1:D:850:MET:HE2	2.48	0.43
1:D:877:LEU:O	1:D:878:TYR:HB2	2.18	0.43
2:E:919:ALA:HB3	2:E:1026:SER:OG	2.18	0.43
2:H:916:LYS:HD2	2:H:1029:VAL:HB	2.00	0.43
1:J:747:ILE:CD1	1:J:889:VAL:HG21	2.49	0.43
1:J:901:LEU:CB	1:J:902:ALA:CA	2.93	0.43
1:M:747:ILE:CD1	1:M:889:VAL:HG21	2.49	0.43

*Continued on next page...*



*Continued from previous page...*

Atom-1	Atom-2	Interatomic distance (Å)	Clash overlap (Å)
2:N:965:TYR:HD1	2:N:976:PRO:CD	2.31	0.43
2:N:965:TYR:CD1	2:N:975:LEU:HA	2.52	0.43
1:P:726:LEU:HB3	1:S:891:ARG:HH11	1.71	0.43
1:S:726:LEU:HB3	1:V:891:ARG:HH11	1.71	0.43
2:T:993:VAL:CG1	2:T:994:ALA:N	2.82	0.43
1:V:817:ILE:HG12	1:V:817:ILE:H	1.53	0.43
2:Z:1026:SER:HA	2:Z:1027:PRO:HD3	1.70	0.43
1:A:736:ASN:HA	1:A:737:PRO:HD3	1.76	0.43
2:B:964:VAL:HA	2:B:999:ILE:HA	2.01	0.43
3:C:1057:ILE:HD13	3:C:1057:ILE:HA	1.70	0.43
3:C:1057:ILE:CG2	3:C:1058:PRO:N	2.82	0.43
1:G:733:VAL:HA	1:J:816:THR:N	2.32	0.43
1:G:851:ILE:HA	1:G:854:PHE:HD2	1.77	0.43
2:H:972:LYS:HB3	2:H:972:LYS:HE2	1.89	0.43
1:G:742:PRO:CG	1:J:810:ARG:CD	2.97	0.43
2:K:1009:ARG:HB2	2:K:1009:ARG:HE	1.40	0.43
3:L:1055:LYS:HD2	3:L:1055:LYS:HA	1.65	0.43
3:L:1055:LYS:N	3:L:1055:LYS:HD3	2.32	0.43
1:P:721:LEU:O	1:V:789:GLY:CA	2.67	0.43
1:P:851:ILE:CA	1:P:854:PHE:CD2	2.95	0.43
1:V:743:LYS:HZ1	1:Y:808:ARG:HH22	1.67	0.43
1:V:758:THR:HA	1:V:876:THR:CB	2.49	0.43
2:Z:993:VAL:CG1	2:Z:994:ALA:N	2.82	0.43
1:A:850:MET:HB2	1:A:850:MET:HE3	1.79	0.42
2:B:963:GLN:HG2	1:D:751:THR:O	2.19	0.42
3:C:1040:LYS:HG2	3:C:1041:PRO:N	2.31	0.42
1:D:747:ILE:HD12	1:D:809:ILE:HD13	1.99	0.42
1:G:747:ILE:HD12	1:G:809:ILE:HD13	2.00	0.42
2:H:993:VAL:CG1	2:H:994:ALA:N	2.82	0.42
2:K:949:ARG:HD3	2:K:992:THR:C	2.38	0.42
1:M:808:ARG:HD2	1:M:818:VAL:H	1.84	0.42
2:N:949:ARG:HD3	2:N:992:THR:C	2.38	0.42
2:N:964:VAL:HA	2:N:999:ILE:HA	2.01	0.42
2:N:995:LYS:CG	2:N:996:GLU:N	2.82	0.42
1:S:755:LEU:HD23	1:S:756:ASP:N	2.34	0.42
1:S:758:THR:HA	1:S:876:THR:CB	2.49	0.42
1:M:721:LEU:CD2	1:S:822:SER:O	2.61	0.42
1:S:851:ILE:HA	1:S:854:PHE:HD2	1.77	0.42
2:T:949:ARG:HD3	2:T:992:THR:C	2.38	0.42
1:Y:758:THR:HA	1:Y:876:THR:CB	2.49	0.42
1:Y:808:ARG:HG2	1:Y:818:VAL:C	2.38	0.42

*Continued on next page...*

*Continued from previous page...*

Atom-1	Atom-2	Interatomic distance (Å)	Clash overlap (Å)
1:D:742:PRO:CG	1:G:810:ARG:CD	2.97	0.42
1:D:758:THR:HA	1:D:876:THR:CB	2.49	0.42
1:D:850:MET:HE3	1:D:850:MET:HB2	1.80	0.42
2:E:967:ILE:HD13	2:E:967:ILE:HA	1.80	0.42
1:G:747:ILE:CD1	1:G:889:VAL:HG21	2.49	0.42
2:H:964:VAL:HA	2:H:999:ILE:HA	2.01	0.42
1:J:743:LYS:HZ2	1:J:891:ARG:HA	1.82	0.42
1:J:777:LEU:HB3	2:K:916:LYS:NZ	2.31	0.42
1:J:808:ARG:HD2	1:J:818:VAL:H	1.84	0.42
2:K:964:VAL:HA	2:K:999:ILE:HA	2.01	0.42
1:P:749:CYS:CB	1:P:765:CYS:HG	2.32	0.42
1:P:842:TRP:HA	1:P:842:TRP:HE3	1.82	0.42
1:P:747:ILE:CD1	1:P:889:VAL:HG21	2.49	0.42
1:S:826:ASN:HA	1:S:826:ASN:HD22	1.58	0.42
1:S:877:LEU:O	1:S:878:TYR:HB2	2.19	0.42
1:V:726:LEU:HB3	1:Y:891:ARG:HH11	1.71	0.42
2:W:995:LYS:CG	2:W:996:GLU:N	2.82	0.42
2:Z:961:LEU:HA	2:Z:962:PRO:HD2	1.85	0.42
2:W:955:PHE:HA	2:W:955:PHE:HD1	1.56	0.42
1:A:742:PRO:CG	1:D:810:ARG:CD	2.97	0.42
1:A:758:THR:HA	1:A:876:THR:CB	2.49	0.42
1:A:808:ARG:HD2	1:A:818:VAL:H	1.84	0.42
2:B:995:LYS:CG	2:B:996:GLU:N	2.82	0.42
1:A:734:MET:HG2	1:D:817:ILE:HG23	2.01	0.42
1:D:826:ASN:HD22	1:D:826:ASN:HA	1.59	0.42
2:E:964:VAL:HA	2:E:999:ILE:HA	2.01	0.42
1:J:833:ILE:HA	1:J:834:PRO:HD3	1.47	0.42
1:P:724:ALA:C	1:P:725:ARG:HD2	2.38	0.42
1:P:787:VAL:CG1	1:P:788:ASP:N	2.81	0.42
1:Y:778:VAL:HG22	2:Z:916:LYS:HZ1	1.84	0.42
2:Z:995:LYS:CG	2:Z:996:GLU:N	2.82	0.42
1:Y:755:LEU:HD23	1:Y:756:ASP:N	2.34	0.42
1:A:747:ILE:HD12	1:A:809:ILE:HD13	2.00	0.42
1:A:850:MET:CG	1:A:854:PHE:CZ	3.01	0.42
1:A:877:LEU:O	1:A:878:TYR:HB2	2.18	0.42
1:D:721:LEU:O	1:J:789:GLY:CA	2.67	0.42
1:D:808:ARG:HD2	1:D:818:VAL:H	1.85	0.42
1:G:758:THR:HA	1:G:876:THR:CB	2.49	0.42
2:H:949:ARG:HD3	2:H:992:THR:C	2.38	0.42
1:J:747:ILE:HD12	1:J:809:ILE:HD13	2.00	0.42
1:J:795:ILE:CG2	1:J:802:VAL:HA	2.50	0.42

*Continued on next page...*

*Continued from previous page...*

Atom-1	Atom-2	Interatomic distance (Å)	Clash overlap (Å)
2:K:966:MET:HE2	2:K:974:THR:HB	2.01	0.42
1:M:726:LEU:HB3	1:P:891:ARG:HH11	1.71	0.42
1:M:901:LEU:CB	1:M:902:ALA:CA	2.93	0.42
1:P:730:ARG:HB3	1:P:730:ARG:HE	1.68	0.42
1:P:733:VAL:HA	1:S:816:THR:N	2.32	0.42
1:P:802:VAL:CG2	1:P:803:PHE:H	2.26	0.42
1:P:808:ARG:HD2	1:P:818:VAL:H	1.84	0.42
1:V:736:ASN:HA	1:V:737:PRO:HD3	1.76	0.42
1:V:833:ILE:HA	1:V:834:PRO:HD3	1.47	0.42
1:V:850:MET:HE2	1:V:850:MET:CA	2.50	0.42
1:V:901:LEU:CB	1:V:902:ALA:CA	2.93	0.42
2:W:1029:VAL:CG1	2:W:1030:ARG:N	2.82	0.42
1:Y:724:ALA:C	1:Y:725:ARG:HD2	2.38	0.42
2:Z:1024:THR:CG2	2:Z:1025:ALA:N	2.81	0.42
1:A:747:ILE:CD1	1:A:889:VAL:HG21	2.49	0.42
1:G:734:MET:HB2	1:G:734:MET:HE2	1.52	0.42
2:E:963:GLN:HG2	1:G:751:THR:O	2.19	0.42
1:G:808:ARG:HD2	1:G:818:VAL:H	1.85	0.42
1:M:725:ARG:HH12	1:S:808:ARG:HD3	1.84	0.42
1:J:721:LEU:CD2	1:P:822:SER:O	2.61	0.42
2:Q:967:ILE:HA	2:Q:967:ILE:HD13	1.80	0.42
1:S:742:PRO:HB2	1:V:810:ARG:NE	2.33	0.42
1:S:772:TYR:CZ	2:T:991:GLU:HB2	2.55	0.42
2:T:995:LYS:CG	2:T:996:GLU:N	2.82	0.42
1:V:734:MET:HG2	1:Y:817:ILE:HG23	2.01	0.42
1:V:772:TYR:CZ	2:W:991:GLU:HB2	2.55	0.42
3:X:1040:LYS:HG2	3:X:1041:PRO:N	2.31	0.42
1:Y:747:ILE:CD1	1:Y:889:VAL:HG21	2.49	0.42
1:A:755:LEU:HD23	1:A:756:ASP:N	2.34	0.42
2:B:1029:VAL:CG1	2:B:1030:ARG:N	2.82	0.42
1:D:850:MET:CG	1:D:854:PHE:CZ	3.01	0.42
1:G:725:ARG:HH12	1:M:808:ARG:HD3	1.84	0.42
1:D:725:ARG:NE	1:J:808:ARG:HB2	2.35	0.42
2:K:993:VAL:CG1	2:K:994:ALA:N	2.82	0.42
1:M:755:LEU:HD23	1:M:756:ASP:N	2.34	0.42
1:P:758:THR:HA	1:P:876:THR:CB	2.49	0.42
1:P:799:GLN:HE21	1:P:800:ALA:H	1.67	0.42
1:P:901:LEU:CB	1:P:902:ALA:CA	2.92	0.42
1:S:799:GLN:HE21	1:S:800:ALA:H	1.67	0.42
1:P:742:PRO:HB2	1:S:810:ARG:NE	2.34	0.42
1:P:721:LEU:CD2	1:V:822:SER:O	2.61	0.42

*Continued on next page...*

*Continued from previous page...*

Atom-1	Atom-2	Interatomic distance (Å)	Clash overlap (Å)
1:Y:741:VAL:HG13	1:Y:772:TYR:O	2.20	0.42
1:Y:749:CYS:SG	1:Y:767:VAL:HA	2.60	0.42
1:Y:779:ARG:N	2:Z:1025:ALA:HB2	2.35	0.42
1:Y:808:ARG:HD2	1:Y:818:VAL:H	1.85	0.42
2:Z:964:VAL:HA	2:Z:999:ILE:HA	2.01	0.42
1:A:814:ASP:HB2	1:A:815:GLY:H	1.71	0.42
1:D:734:MET:HG2	1:G:817:ILE:HG23	2.01	0.42
1:D:741:VAL:HG13	1:D:772:TYR:O	2.20	0.42
1:D:755:LEU:HD23	1:D:756:ASP:N	2.34	0.42
1:D:795:ILE:CG2	1:D:802:VAL:HA	2.50	0.42
3:F:1057:ILE:HD13	3:F:1057:ILE:HA	1.70	0.42
1:A:725:ARG:NE	1:G:808:ARG:HB2	2.35	0.42
1:J:726:LEU:HB3	1:M:891:ARG:HH11	1.71	0.42
1:J:850:MET:CA	1:J:850:MET:HE2	2.50	0.42
1:M:842:TRP:HE3	1:M:842:TRP:HA	1.82	0.42
2:N:993:VAL:CG1	2:N:994:ALA:N	2.82	0.42
1:S:721:LEU:O	1:Y:789:GLY:CA	2.67	0.42
1:S:901:LEU:CB	1:S:902:ALA:CA	2.93	0.42
1:V:747:ILE:CD1	1:V:889:VAL:HG21	2.49	0.42
2:W:936:MET:HE1	2:W:1004:LYS:HD2	2.01	0.42
2:W:993:VAL:CG1	2:W:994:ALA:N	2.82	0.42
1:Y:772:TYR:CZ	2:Z:991:GLU:HB2	2.55	0.42
2:B:967:ILE:HD13	2:B:967:ILE:HA	1.80	0.42
1:D:747:ILE:CD1	1:D:889:VAL:HG21	2.49	0.42
1:G:755:LEU:HD23	1:G:756:ASP:N	2.34	0.42
2:K:963:GLN:HG2	1:M:751:THR:O	2.19	0.42
1:G:725:ARG:NE	1:M:808:ARG:HB2	2.35	0.42
2:N:963:GLN:HG2	1:P:751:THR:O	2.19	0.42
1:P:814:ASP:HB2	1:P:815:GLY:H	1.71	0.42
1:S:808:ARG:HD2	1:S:818:VAL:H	1.85	0.42
1:S:850:MET:HE3	1:S:850:MET:HB2	1.82	0.42
2:T:964:VAL:HA	2:T:999:ILE:HA	2.01	0.42
1:V:723:PRO:HA	1:V:724:ALA:HA	1.62	0.42
1:V:755:LEU:HD23	1:V:756:ASP:N	2.34	0.42
1:Y:850:MET:HB2	1:Y:850:MET:HE3	1.77	0.42
2:Z:936:MET:HE1	2:Z:1004:LYS:HD2	2.02	0.42
1:S:747:ILE:CD1	1:S:889:VAL:HG21	2.49	0.42
2:Z:966:MET:SD	2:Z:992:THR:HB	2.60	0.42
1:J:733:VAL:HA	1:M:816:THR:N	2.32	0.42
1:J:758:THR:HA	1:J:876:THR:CB	2.49	0.42
1:M:745:LYS:HD3	1:M:771:VAL:CG1	2.37	0.42

*Continued on next page...*

*Continued from previous page...*

Atom-1	Atom-2	Interatomic distance (Å)	Clash overlap (Å)
1:P:779:ARG:HE	1:P:779:ARG:HB3	1.69	0.42
1:J:725:ARG:NE	1:P:808:ARG:HB2	2.35	0.42
2:T:935:GLU:HB3	2:T:1004:LYS:HZ2	1.83	0.42
2:T:963:GLN:HG2	1:V:751:THR:O	2.19	0.42
3:X:1055:LYS:N	3:X:1055:LYS:HD3	2.32	0.42
1:Y:727:LYS:HG2	1:Y:727:LYS:O	2.05	0.42
1:Y:743:LYS:HZ2	1:Y:891:ARG:HA	1.85	0.42
1:Y:787:VAL:CG1	1:Y:788:ASP:N	2.81	0.42
1:A:771:VAL:HG11	1:A:781:ILE:CD1	2.43	0.42
1:A:799:GLN:HE21	1:A:800:ALA:H	1.67	0.42
1:D:749:CYS:SG	1:D:767:VAL:HA	2.60	0.42
2:E:993:VAL:CG1	2:E:994:ALA:N	2.82	0.42
3:F:1059:VAL:HG13	3:F:1060:ASP:N	2.32	0.42
1:G:787:VAL:CG1	1:G:806:TRP:HB3	2.50	0.42
1:G:850:MET:HB2	1:G:850:MET:HE3	1.81	0.42
1:J:772:TYR:CZ	2:K:991:GLU:HB2	2.55	0.42
3:L:1057:ILE:CG2	3:L:1058:PRO:N	2.82	0.42
1:M:795:ILE:CG2	1:M:802:VAL:HA	2.50	0.42
1:J:729:SER:HB3	1:M:891:ARG:HD2	1.99	0.42
1:P:850:MET:HE3	1:P:850:MET:HB2	1.82	0.42
2:Q:963:GLN:HG2	1:S:751:THR:O	2.19	0.42
3:R:1061:THR:HB	3:R:1062:GLN:H	1.56	0.42
1:S:781:ILE:HG13	1:S:781:ILE:H	1.70	0.42
1:V:741:VAL:HG13	1:V:772:TYR:O	2.20	0.42
1:V:749:CYS:SG	1:V:767:VAL:HA	2.60	0.42
1:V:799:GLN:HE21	1:V:800:ALA:H	1.67	0.42
1:V:835:GLY:CA	1:V:877:LEU:HD21	2.50	0.42
1:Y:799:GLN:HE21	1:Y:800:ALA:H	1.67	0.42
1:M:725:ARG:NE	1:S:808:ARG:HB2	2.35	0.41
1:S:779:ARG:N	2:T:1025:ALA:HB2	2.35	0.41
1:V:899:TYR:HD1	2:W:1031:ARG:HG2	1.77	0.41
1:S:721:LEU:CD2	1:Y:805:LEU:C	2.75	0.41
1:V:777:LEU:HB3	2:W:916:LYS:NZ	2.31	0.41
1:S:899:TYR:HD1	2:T:1031:ARG:HG2	1.77	0.41
1:Y:734:MET:HG3	1:Y:734:MET:H	1.42	0.41
1:A:772:TYR:CZ	2:B:991:GLU:HB2	2.55	0.41
2:E:940:GLN:HB3	2:E:941:PRO:HD2	2.02	0.41
1:G:749:CYS:SG	1:G:767:VAL:HA	2.60	0.41
1:G:772:TYR:CZ	2:H:991:GLU:HB2	2.55	0.41
2:H:963:GLN:HG2	1:J:751:THR:O	2.19	0.41
1:J:787:VAL:CG1	1:J:806:TRP:HB3	2.50	0.41

*Continued on next page...*

*Continued from previous page...*

Atom-1	Atom-2	Interatomic distance (Å)	Clash overlap (Å)
2:K:930:MET:HE3	3:L:1053:VAL:CG1	2.47	0.41
1:M:802:VAL:CG2	1:M:803:PHE:H	2.26	0.41
1:M:787:VAL:CG1	1:M:806:TRP:HB3	2.50	0.41
2:B:940:GLN:HB3	2:B:941:PRO:HD2	2.02	0.41
2:B:966:MET:SD	2:B:992:THR:HB	2.60	0.41
1:D:772:TYR:CZ	2:E:991:GLU:HB2	2.55	0.41
1:D:787:VAL:CG1	1:D:806:TRP:HB3	2.50	0.41
1:D:851:ILE:HA	1:D:854:PHE:HD2	1.77	0.41
2:E:975:LEU:HA	2:E:976:PRO:HD3	1.65	0.41
2:H:975:LEU:HA	2:H:976:PRO:HD3	1.65	0.41
3:I:1057:ILE:CG2	3:I:1058:PRO:N	2.82	0.41
1:G:734:MET:HG2	1:J:817:ILE:HG23	2.01	0.41
2:K:950:PHE:HE1	2:K:991:GLU:CB	2.34	0.41
1:M:799:GLN:HE21	1:M:800:ALA:H	1.67	0.41
1:P:787:VAL:CG1	1:P:806:TRP:HB3	2.50	0.41
1:M:734:MET:HG2	1:P:817:ILE:HG23	2.01	0.41
1:V:802:VAL:CG2	1:V:803:PHE:H	2.26	0.41
1:V:808:ARG:HD2	1:V:818:VAL:H	1.84	0.41
1:V:850:MET:CG	1:V:854:PHE:CZ	3.01	0.41
2:W:930:MET:HE3	3:X:1053:VAL:HG13	1.93	0.41
1:D:749:CYS:CB	1:D:765:CYS:HG	2.34	0.41
1:P:874:PRO:HA	1:P:875:PRO:HD3	1.75	0.41
1:S:734:MET:HG2	1:V:817:ILE:HG23	2.01	0.41
1:Y:795:ILE:CG2	1:Y:802:VAL:HA	2.50	0.41
2:Q:995:LYS:CG	2:Q:996:GLU:N	2.82	0.41
1:A:741:VAL:HG13	1:A:772:TYR:O	2.20	0.41
1:A:749:CYS:SG	1:A:767:VAL:HA	2.60	0.41
1:D:779:ARG:N	2:E:1025:ALA:HB2	2.35	0.41
1:G:735:ALA:CB	1:G:739:LEU:HD12	2.25	0.41
2:H:940:GLN:HB3	2:H:941:PRO:HD2	2.02	0.41
1:G:772:TYR:HE2	2:H:950:PHE:HZ	1.69	0.41
1:J:741:VAL:HG13	1:J:772:TYR:O	2.20	0.41
1:J:802:VAL:CG2	1:J:803:PHE:N	2.79	0.41
1:P:755:LEU:HD23	1:P:756:ASP:N	2.34	0.41
1:P:843:GLU:HA	1:P:846:ARG:HG2	2.03	0.41
3:O:1039:HIS:CE1	1:P:878:TYR:OH	2.74	0.41
2:Q:950:PHE:HE1	2:Q:991:GLU:CB	2.34	0.41
1:S:721:LEU:C	1:Y:805:LEU:C	2.75	0.41
1:S:787:VAL:CG1	1:S:806:TRP:HB3	2.50	0.41
3:U:1041:PRO:HA	3:U:1042:PRO:HD3	1.56	0.41
2:W:950:PHE:HE1	2:W:991:GLU:CB	2.34	0.41

*Continued on next page...*

*Continued from previous page...*

Atom-1	Atom-2	Interatomic distance (Å)	Clash overlap (Å)
2:Z:972:LYS:HB3	2:Z:972:LYS:HE2	1.89	0.41
1:J:734:MET:HG2	1:M:817:ILE:HG23	2.01	0.41
1:J:755:LEU:HD23	1:J:756:ASP:N	2.34	0.41
1:J:757:THR:HG23	1:J:757:THR:H	1.46	0.41
1:S:741:VAL:HG13	1:S:772:TYR:O	2.20	0.41
3:L:1061:THR:HB	3:L:1062:GLN:H	1.56	0.41
1:M:758:THR:HA	1:M:876:THR:CB	2.49	0.41
2:N:1026:SER:HA	2:N:1027:PRO:HD3	1.70	0.41
1:V:843:GLU:HA	1:V:846:ARG:HG2	2.03	0.41
1:Y:745:LYS:HD3	1:Y:771:VAL:CG1	2.37	0.41
3:R:1057:ILE:CG2	3:R:1058:PRO:N	2.82	0.41
2:W:954:GLU:HB2	2:W:987:ILE:CD1	2.51	0.41
1:V:891:ARG:HB2	1:V:892:ASP:H	1.58	0.41
1:V:742:PRO:HB2	1:Y:810:ARG:NE	2.33	0.41
3:R:1057:ILE:HA	3:R:1057:ILE:HD13	1.70	0.41
1:A:787:VAL:CG1	1:A:806:TRP:HB3	2.50	0.41
1:A:802:VAL:N	1:A:877:LEU:HD22	2.35	0.41
2:B:955:PHE:HA	2:B:955:PHE:HD1	1.56	0.41
1:D:817:ILE:HG12	1:D:817:ILE:H	1.53	0.41
1:D:835:GLY:CA	1:D:877:LEU:HD21	2.50	0.41
2:H:1029:VAL:CG1	2:H:1030:ARG:N	2.82	0.41
1:J:745:LYS:HD3	1:J:771:VAL:CG1	2.37	0.41
1:J:749:CYS:SG	1:J:767:VAL:HA	2.60	0.41
1:J:787:VAL:HG21	1:J:809:ILE:HG12	1.97	0.41
3:L:1051:VAL:CG1	3:L:1052:PRO:HD2	2.51	0.41
1:M:772:TYR:CZ	2:N:991:GLU:HB2	2.55	0.41
1:P:772:TYR:CZ	2:Q:991:GLU:HB2	2.55	0.41
1:P:772:TYR:HE2	2:Q:950:PHE:HZ	1.69	0.41
2:Q:993:VAL:CG1	2:Q:994:ALA:N	2.82	0.41
1:V:779:ARG:N	2:W:1025:ALA:HB2	2.35	0.41
2:B:961:LEU:HA	2:B:962:PRO:HD2	1.85	0.41
1:G:726:LEU:HB3	1:J:891:ARG:HH11	1.71	0.41
1:S:749:CYS:SG	1:S:767:VAL:HA	2.60	0.41
1:P:734:MET:HG2	1:S:817:ILE:HG23	2.01	0.41
2:W:966:MET:SD	2:W:992:THR:HB	2.60	0.41
3:X:1039:HIS:CE1	1:Y:878:TYR:OH	2.74	0.41
1:S:721:LEU:O	1:Y:806:TRP:HA	2.20	0.41
1:V:787:VAL:CG1	1:V:806:TRP:HB3	2.50	0.41
1:Y:787:VAL:CG1	1:Y:806:TRP:HB3	2.50	0.41
1:V:795:ILE:CG2	1:V:802:VAL:HA	2.50	0.41
1:A:721:LEU:O	1:G:789:GLY:CA	2.67	0.41

*Continued on next page...*

*Continued from previous page...*

Atom-1	Atom-2	Interatomic distance (Å)	Clash overlap (Å)
1:A:725:ARG:HH12	1:G:808:ARG:HD3	1.84	0.41
2:B:955:PHE:HA	2:B:956:PRO:HD3	1.84	0.41
1:D:772:TYR:CE2	1:D:779:ARG:CG	3.04	0.41
1:D:874:PRO:HA	1:D:875:PRO:HD3	1.75	0.41
1:G:743:LYS:HZ2	1:G:891:ARG:HA	1.84	0.41
1:G:779:ARG:N	2:H:1025:ALA:HB2	2.35	0.41
1:J:799:GLN:HE21	1:J:800:ALA:H	1.67	0.41
1:J:826:ASN:OD1	1:J:834:PRO:HG2	2.21	0.41
2:K:940:GLN:HB3	2:K:941:PRO:HD2	2.02	0.41
3:L:1039:HIS:CE1	1:M:878:TYR:OH	2.74	0.41
1:M:764:SER:CB	1:M:786:TRP:HZ3	2.33	0.41
1:M:817:ILE:HG12	1:M:817:ILE:H	1.53	0.41
1:M:839:ALA:HB1	1:M:841:MET:HG3	2.00	0.41
1:S:725:ARG:HH12	1:Y:808:ARG:HD3	1.84	0.41
1:S:795:ILE:CG2	1:S:802:VAL:HA	2.50	0.41
2:T:950:PHE:HE1	2:T:991:GLU:CB	2.34	0.41
1:Y:835:GLY:CA	1:Y:877:LEU:HD21	2.50	0.41
3:I:1051:VAL:CG1	3:I:1052:PRO:HD2	2.50	0.41
1:M:743:LYS:HE2	1:P:808:ARG:HH21	1.78	0.41
1:S:844:ARG:CZ	1:S:870:TYR:CE2	3.04	0.41
1:P:850:MET:CG	1:P:854:PHE:CZ	3.01	0.41
2:Z:954:GLU:HB2	2:Z:987:ILE:CD1	2.50	0.41
1:A:734:MET:HE2	1:A:734:MET:HB2	1.52	0.41
1:A:826:ASN:OD1	1:A:834:PRO:HG2	2.21	0.41
1:A:843:GLU:HA	1:A:846:ARG:HG2	2.03	0.41
1:A:850:MET:CA	1:A:850:MET:HE2	2.50	0.41
2:B:936:MET:HE1	2:B:1004:LYS:HD2	2.03	0.41
2:E:954:GLU:HB2	2:E:987:ILE:CD1	2.50	0.41
1:G:745:LYS:HB2	1:G:745:LYS:HE3	1.92	0.41
1:M:730:ARG:HB3	1:M:730:ARG:HE	1.68	0.41
1:M:850:MET:HE3	1:M:850:MET:HB2	1.82	0.41
2:N:940:GLN:HB3	2:N:941:PRO:HD2	2.02	0.41
1:P:835:GLY:CA	1:P:877:LEU:HD21	2.50	0.41
3:U:1039:HIS:CE1	1:V:878:TYR:OH	2.74	0.41
2:B:962:PRO:HA	2:B:1001:LEU:HD22	2.02	0.41
1:P:725:ARG:NE	1:V:808:ARG:HB2	2.35	0.41
1:Y:749:CYS:HB3	1:Y:750:GLY:H	1.74	0.41
2:T:1024:THR:HA	2:T:1031:ARG:HD2	2.03	0.41
1:A:721:LEU:HD13	1:G:821:ASP:C	2.41	0.41
1:A:795:ILE:CG2	1:A:802:VAL:HA	2.50	0.41
1:A:839:ALA:HB1	1:A:841:MET:HG3	2.00	0.41

*Continued on next page...*



*Continued from previous page...*

Atom-1	Atom-2	Interatomic distance (Å)	Clash overlap (Å)
1:A:779:ARG:N	2:B:1025:ALA:HB2	2.35	0.41
2:B:1024:THR:HA	2:B:1031:ARG:HD2	2.03	0.41
1:A:899:TYR:HD1	2:B:1031:ARG:HG2	1.77	0.41
3:C:1041:PRO:HA	3:C:1042:PRO:HD3	1.56	0.41
1:D:779:ARG:HE	1:D:779:ARG:HB3	1.69	0.41
1:D:799:GLN:HE21	1:D:800:ALA:H	1.67	0.41
1:D:826:ASN:OD1	1:D:834:PRO:HG2	2.21	0.41
2:E:955:PHE:HA	2:E:956:PRO:HD3	1.84	0.41
2:E:984:ASN:C	2:E:986:ASN:H	2.24	0.41
1:G:721:LEU:HD13	1:M:821:ASP:C	2.41	0.41
1:J:844:ARG:CZ	1:J:870:TYR:CE2	3.04	0.41
2:K:954:GLU:CG	2:K:987:ILE:HG12	2.51	0.41
1:P:741:VAL:HG13	1:P:772:TYR:O	2.20	0.41
1:P:845:LEU:HD12	1:P:845:LEU:HA	1.87	0.41
3:R:1055:LYS:HD3	3:R:1055:LYS:N	2.32	0.41
2:T:954:GLU:HB2	2:T:987:ILE:CD1	2.51	0.41
3:X:1057:ILE:CG2	3:X:1058:PRO:N	2.82	0.41
2:H:928:TYR:HH	2:H:946:ASP:HB3	1.83	0.41
1:M:844:ARG:CZ	1:M:870:TYR:CE2	3.04	0.41
1:V:758:THR:HA	1:V:876:THR:HB	2.03	0.41
2:B:948:TYR:HB3	2:B:949:ARG:H	1.60	0.41
2:B:950:PHE:HE1	2:B:991:GLU:CB	2.34	0.41
2:B:954:GLU:HB2	2:B:987:ILE:CD1	2.51	0.41
3:C:1055:LYS:HD2	3:C:1055:LYS:HA	1.65	0.41
2:E:962:PRO:HA	2:E:1001:LEU:HD22	2.03	0.41
2:E:980:VAL:N	1:G:766:ARG:NH1	2.69	0.41
2:E:966:MET:SD	2:E:992:THR:HB	2.60	0.41
1:G:826:ASN:OD1	1:G:834:PRO:HG2	2.21	0.41
1:G:843:GLU:HA	1:G:846:ARG:HG2	2.03	0.41
2:H:980:VAL:N	1:J:766:ARG:NH1	2.69	0.41
1:D:721:LEU:HD13	1:J:821:ASP:C	2.41	0.41
1:J:835:GLY:CA	1:J:877:LEU:HD21	2.50	0.41
1:M:741:VAL:HG13	1:M:772:TYR:O	2.20	0.41
2:N:950:PHE:HE1	2:N:991:GLU:CB	2.34	0.41
1:P:749:CYS:SG	1:P:767:VAL:HA	2.60	0.41
1:J:721:LEU:HD13	1:P:821:ASP:C	2.41	0.41
1:P:826:ASN:OD1	1:P:834:PRO:HG2	2.21	0.41
1:V:836:GLN:HE21	1:V:878:TYR:HD2	1.68	0.41
2:W:980:VAL:N	1:Y:766:ARG:NH1	2.69	0.41
2:H:936:MET:HE1	2:H:1004:LYS:HD2	2.03	0.41
1:P:817:ILE:HG12	1:P:817:ILE:H	1.53	0.41

*Continued on next page...*

*Continued from previous page...*

Atom-1	Atom-2	Interatomic distance (Å)	Clash overlap (Å)
1:P:836:GLN:HE21	1:P:878:TYR:HD2	1.68	0.41
2:T:980:VAL:N	1:V:766:ARG:NH1	2.69	0.41
3:U:1051:VAL:CG1	3:U:1052:PRO:N	2.84	0.41
2:Z:966:MET:HE2	2:Z:974:THR:HB	2.02	0.41
1:S:772:TYR:HE2	2:T:950:PHE:HZ	1.69	0.41
1:G:795:ILE:CG2	1:G:802:VAL:HA	2.50	0.41
2:H:1024:THR:HA	2:H:1031:ARG:HD2	2.03	0.41
2:H:984:ASN:C	2:H:986:ASN:H	2.24	0.41
1:J:735:ALA:CB	1:J:739:LEU:HD12	2.25	0.41
2:N:980:VAL:N	1:P:766:ARG:NH1	2.69	0.41
1:P:721:LEU:O	1:V:806:TRP:HA	2.20	0.41
1:P:772:TYR:CE2	1:P:779:ARG:CG	3.04	0.41
1:P:795:ILE:CG2	1:P:802:VAL:HA	2.50	0.41
2:Q:940:GLN:HB3	2:Q:941:PRO:HD2	2.02	0.41
2:Q:980:VAL:N	1:S:766:ARG:NH1	2.69	0.41
3:R:1039:HIS:CE1	1:S:878:TYR:OH	2.74	0.41
2:T:936:MET:HE1	2:T:1004:LYS:HD2	2.02	0.41
2:T:955:PHE:HD1	2:T:955:PHE:HA	1.56	0.41
2:W:1024:THR:HA	2:W:1031:ARG:HD2	2.03	0.41
1:A:901:LEU:HD22	2:B:909:LYS:HG2	2.03	0.41
2:B:980:VAL:N	1:D:766:ARG:NH1	2.69	0.41
1:D:781:ILE:H	1:D:781:ILE:HG13	1.70	0.41
1:D:839:ALA:HB1	1:D:841:MET:HG3	2.00	0.41
3:F:1039:HIS:CE1	1:G:878:TYR:OH	2.74	0.41
3:F:1041:PRO:HA	3:F:1042:PRO:HD3	1.56	0.41
1:D:743:LYS:HZ1	1:G:808:ARG:HH22	1.69	0.41
2:H:962:PRO:HA	2:H:1001:LEU:HD22	2.02	0.41
1:M:749:CYS:SG	1:M:767:VAL:HA	2.60	0.41
1:M:826:ASN:OD1	1:M:834:PRO:HG2	2.21	0.41
2:N:984:ASN:C	2:N:986:ASN:H	2.24	0.41
1:P:899:TYR:HD1	2:Q:1031:ARG:HG2	1.77	0.41
1:S:826:ASN:OD1	1:S:834:PRO:HG2	2.21	0.41
2:T:966:MET:SD	2:T:992:THR:HB	2.60	0.41
1:S:725:ARG:NE	1:Y:808:ARG:HB2	2.35	0.41
1:Y:850:MET:HE2	1:Y:850:MET:CA	2.51	0.41
2:Z:950:PHE:HE1	2:Z:991:GLU:CB	2.34	0.41
2:N:1024:THR:HA	2:N:1031:ARG:HD2	2.03	0.41
1:Y:758:THR:HA	1:Y:876:THR:HB	2.03	0.41
1:Y:802:VAL:CG2	1:Y:803:PHE:H	2.26	0.41
2:Z:1024:THR:HA	2:Z:1031:ARG:HD2	2.03	0.41
1:V:779:ARG:CD	2:W:1025:ALA:HA	2.51	0.41

*Continued on next page...*

*Continued from previous page...*

Atom-1	Atom-2	Interatomic distance (Å)	Clash overlap (Å)
1:G:741:VAL:HG13	1:G:772:TYR:O	2.20	0.41
2:K:980:VAL:N	1:M:766:ARG:NH1	2.69	0.41
1:J:772:TYR:HE2	2:K:950:PHE:HZ	1.69	0.41
1:M:733:VAL:HA	1:P:816:THR:N	2.32	0.41
1:M:851:ILE:CA	1:M:854:PHE:CD2	2.95	0.41
1:M:721:LEU:HD13	1:S:821:ASP:C	2.41	0.41
1:Y:779:ARG:CD	2:Z:1025:ALA:HA	2.51	0.41
1:S:721:LEU:HD13	1:Y:821:ASP:C	2.41	0.41
1:P:771:VAL:HG11	1:P:781:ILE:CD1	2.43	0.41
1:M:779:ARG:N	2:N:1025:ALA:HB2	2.35	0.41
1:S:837:VAL:CG2	1:S:837:VAL:O	2.69	0.41
1:A:743:LYS:HZ2	1:A:891:ARG:HA	1.85	0.41
3:C:1051:VAL:CG1	3:C:1052:PRO:N	2.84	0.41
3:C:1059:VAL:HG13	3:C:1060:ASP:N	2.32	0.41
1:D:726:LEU:HB3	1:G:891:ARG:HH11	1.71	0.41
1:D:743:LYS:HD2	1:D:891:ARG:HA	2.03	0.41
1:D:772:TYR:HE2	2:E:950:PHE:HZ	1.69	0.41
3:F:1051:VAL:CG1	3:F:1052:PRO:HD2	2.51	0.41
1:G:799:GLN:HE21	1:G:800:ALA:H	1.67	0.41
1:A:721:LEU:CD2	1:G:822:SER:O	2.61	0.41
2:H:954:GLU:HB2	2:H:987:ILE:CD1	2.50	0.41
1:J:779:ARG:N	2:K:1025:ALA:HB2	2.35	0.41
2:K:962:PRO:HA	2:K:1001:LEU:HD22	2.02	0.41
1:M:837:VAL:CG2	1:M:837:VAL:O	2.69	0.41
2:N:930:MET:HE3	3:O:1053:VAL:CG1	2.48	0.41
3:O:1051:VAL:CG1	3:O:1052:PRO:N	2.84	0.41
1:P:779:ARG:N	2:Q:1025:ALA:HB2	2.35	0.41
1:S:758:THR:HA	1:S:876:THR:HB	2.03	0.41
2:W:963:GLN:HG2	1:Y:751:THR:O	2.19	0.41
2:Z:976:PRO:HG3	2:Z:997:TRP:HZ3	1.86	0.41
1:D:771:VAL:HG11	1:D:781:ILE:CD1	2.43	0.41
1:D:901:LEU:HD22	2:E:909:LYS:HG2	2.03	0.41
1:D:721:LEU:CD2	1:J:822:SER:O	2.61	0.41
3:I:1039:HIS:CE1	1:J:878:TYR:OH	2.74	0.41
2:E:965:TYR:O	2:E:997:TRP:CE3	2.74	0.41
1:J:843:GLU:HA	1:J:846:ARG:HG2	2.03	0.41
2:K:1008:VAL:HG12	2:K:1009:ARG:N	2.36	0.41
2:K:954:GLU:HB2	2:K:987:ILE:CD1	2.51	0.41
1:P:844:ARG:CZ	1:P:870:TYR:CE2	3.04	0.41
2:T:943:HIS:HB3	3:U:1058:PRO:HG3	2.03	0.41
1:G:772:TYR:CE2	1:G:779:ARG:CG	3.04	0.41

*Continued on next page...*

*Continued from previous page...*

Atom-1	Atom-2	Interatomic distance (Å)	Clash overlap (Å)
1:A:764:SER:CB	1:A:786:TRP:HZ3	2.33	0.40
1:G:757:THR:HG23	1:G:757:THR:H	1.46	0.40
1:G:772:TYR:HB3	1:G:773:SER:H	1.72	0.40
1:J:725:ARG:HH12	1:P:808:ARG:HD3	1.84	0.40
1:M:727:LYS:HG2	1:M:727:LYS:O	2.05	0.40
1:G:721:LEU:CD2	1:M:822:SER:O	2.61	0.40
2:N:1029:VAL:CG1	2:N:1030:ARG:N	2.82	0.40
2:Q:1024:THR:HA	2:Q:1031:ARG:HD2	2.03	0.40
2:Q:954:GLU:HB2	2:Q:987:ILE:CD1	2.51	0.40
2:Q:943:HIS:HB3	3:R:1058:PRO:HG3	2.03	0.40
1:S:802:VAL:CG2	1:S:803:PHE:H	2.26	0.40
2:W:972:LYS:HB3	2:W:972:LYS:HE2	1.89	0.40
2:W:943:HIS:HB3	3:X:1058:PRO:HG3	2.03	0.40
1:V:743:LYS:NZ	1:Y:808:ARG:HH22	2.20	0.40
1:Y:843:GLU:HA	1:Y:846:ARG:HG2	2.03	0.40
1:P:758:THR:HA	1:P:876:THR:HB	2.03	0.40
2:T:940:GLN:HB3	2:T:941:PRO:HD2	2.02	0.40
1:A:772:TYR:HE2	2:B:950:PHE:HZ	1.69	0.40
2:B:981:VAL:HB	3:C:1062:GLN:OE1	2.22	0.40
2:B:954:GLU:CG	2:B:987:ILE:HG12	2.51	0.40
1:D:764:SER:CB	1:D:786:TRP:HZ3	2.33	0.40
1:D:802:VAL:N	1:D:877:LEU:HD22	2.35	0.40
2:E:1008:VAL:HG12	2:E:1009:ARG:N	2.36	0.40
2:E:981:VAL:HB	3:F:1062:GLN:OE1	2.22	0.40
2:H:954:GLU:CG	2:H:987:ILE:HG12	2.51	0.40
2:H:966:MET:SD	2:H:992:THR:HB	2.60	0.40
2:K:1024:THR:HA	2:K:1031:ARG:HD2	2.03	0.40
2:N:927:GLN:O	2:N:927:GLN:HG2	2.21	0.40
1:M:772:TYR:HE2	2:N:950:PHE:HZ	1.69	0.40
1:V:749:CYS:CB	1:V:765:CYS:HG	2.34	0.40
1:V:764:SER:CB	1:V:786:TRP:HZ3	2.33	0.40
1:V:850:MET:HB2	1:V:850:MET:HE3	1.79	0.40
1:D:828:LEU:H	1:D:828:LEU:HG	1.70	0.40
2:N:948:TYR:HB3	2:N:949:ARG:H	1.60	0.40
2:N:965:TYR:O	2:N:997:TRP:CE3	2.74	0.40
1:V:844:ARG:CZ	1:V:870:TYR:CE2	3.04	0.40
1:P:725:ARG:HH12	1:V:808:ARG:HD3	1.84	0.40
1:G:901:LEU:HD22	2:H:909:LYS:HG2	2.03	0.40
1:M:835:GLY:CA	1:M:877:LEU:HD21	2.50	0.40
1:Y:779:ARG:HB2	2:Z:1025:ALA:HA	2.02	0.40
1:A:836:GLN:HE21	1:A:878:TYR:HD2	1.68	0.40

*Continued on next page...*

*Continued from previous page...*

Atom-1	Atom-2	Interatomic distance (Å)	Clash overlap (Å)
2:B:1008:VAL:HG12	2:B:1009:ARG:N	2.37	0.40
2:B:927:GLN:HG2	2:B:927:GLN:O	2.21	0.40
2:E:1024:THR:HA	2:E:1031:ARG:HD2	2.03	0.40
2:E:954:GLU:CG	2:E:987:ILE:HG12	2.51	0.40
1:M:843:GLU:HA	1:M:846:ARG:HG2	2.03	0.40
1:P:743:LYS:NZ	1:S:808:ARG:HH22	2.20	0.40
2:W:1005:VAL:HG11	3:X:1043:PRO:HB2	2.04	0.40
1:Y:771:VAL:HG11	1:Y:781:ILE:CD1	2.43	0.40
1:S:721:LEU:CD2	1:Y:822:SER:O	2.61	0.40
1:V:837:VAL:CG2	1:V:837:VAL:O	2.69	0.40
1:Y:826:ASN:OD1	1:Y:834:PRO:HG2	2.21	0.40
1:Y:844:ARG:CZ	1:Y:870:TYR:CE2	3.04	0.40
1:S:845:LEU:HD12	1:S:845:LEU:HA	1.87	0.40
1:Y:772:TYR:CE2	1:Y:779:ARG:CG	3.04	0.40
1:Y:837:VAL:CG2	1:Y:837:VAL:O	2.69	0.40
2:Z:954:GLU:CG	2:Z:987:ILE:HG12	2.51	0.40
2:Q:975:LEU:HA	2:Q:976:PRO:HD3	1.65	0.40
2:T:981:VAL:HB	3:U:1062:GLN:OE1	2.22	0.40
2:Z:940:GLN:HB3	2:Z:941:PRO:HD2	2.02	0.40
2:N:943:HIS:HB3	3:O:1058:PRO:HG3	2.03	0.40
2:Q:966:MET:SD	2:Q:992:THR:HB	2.60	0.40
1:A:759:VAL:HG12	1:A:760:PRO:HD2	2.04	0.40
1:A:757:THR:CG2	1:A:802:VAL:CG2	2.91	0.40
1:A:806:TRP:CD1	1:A:887:ILE:CD1	3.04	0.40
1:A:743:LYS:HD2	1:A:891:ARG:HA	2.03	0.40
3:C:1051:VAL:CG1	3:C:1052:PRO:HD2	2.50	0.40
1:D:759:VAL:HG12	1:D:760:PRO:HD2	2.04	0.40
1:D:779:ARG:CD	2:E:1025:ALA:HA	2.51	0.40
2:E:950:PHE:HE1	2:E:991:GLU:CB	2.34	0.40
1:J:734:MET:HG3	1:J:734:MET:H	1.42	0.40
1:J:743:LYS:NZ	1:M:808:ARG:HH22	2.20	0.40
1:J:772:TYR:CE2	1:J:779:ARG:CG	3.04	0.40
1:J:817:ILE:HG12	1:J:817:ILE:H	1.53	0.40
1:P:764:SER:CB	1:P:786:TRP:HZ3	2.33	0.40
1:P:885:VAL:CG2	1:P:886:SER:H	2.21	0.40
2:Q:984:ASN:C	2:Q:986:ASN:H	2.24	0.40
2:T:1005:VAL:HG11	3:U:1043:PRO:HB2	2.04	0.40
2:T:930:MET:O	3:U:1050:THR:HG23	2.22	0.40
2:W:940:GLN:HB3	2:W:941:PRO:HD2	2.02	0.40
2:W:965:TYR:O	2:W:997:TRP:CE3	2.74	0.40
1:Y:772:TYR:HE2	2:Z:950:PHE:HZ	1.69	0.40

*Continued on next page...*

*Continued from previous page...*

Atom-1	Atom-2	Interatomic distance (Å)	Clash overlap (Å)
3:F:1055:LYS:HD3	3:F:1055:LYS:N	2.32	0.40
2:W:976:PRO:HG3	2:W:997:TRP:HZ3	1.86	0.40
2:K:927:GLN:HG2	2:K:927:GLN:O	2.21	0.40
2:Z:944:VAL:HG22	2:Z:953:PHE:CD1	2.56	0.40
1:M:772:TYR:HB3	1:M:773:SER:H	1.72	0.40
1:P:736:ASN:HA	1:P:737:PRO:HD3	1.76	0.40
1:A:726:LEU:HB3	1:D:891:ARG:HH11	1.71	0.40
1:A:772:TYR:CE2	1:A:779:ARG:CG	3.04	0.40
1:A:826:ASN:HA	1:A:826:ASN:HD22	1.59	0.40
1:A:851:ILE:HA	1:A:854:PHE:HD2	1.77	0.40
1:D:743:LYS:NZ	1:G:808:ARG:HH22	2.19	0.40
1:D:844:ARG:CZ	1:D:870:TYR:CE2	3.04	0.40
3:F:1057:ILE:CG2	3:F:1058:PRO:N	2.82	0.40
1:G:759:VAL:HG12	1:G:760:PRO:HD2	2.04	0.40
1:G:837:VAL:O	1:G:837:VAL:CG2	2.69	0.40
1:G:743:LYS:HD2	1:G:891:ARG:HA	2.03	0.40
2:H:930:MET:O	3:I:1050:THR:HG23	2.22	0.40
1:J:743:LYS:HD2	1:J:891:ARG:HA	2.03	0.40
1:J:747:ILE:HB	1:J:887:ILE:HG13	2.04	0.40
1:M:778:VAL:HG22	2:N:916:LYS:HZ1	1.85	0.40
1:M:743:LYS:HB3	1:M:889:VAL:O	2.22	0.40
2:N:962:PRO:HA	2:N:1001:LEU:HD22	2.03	0.40
1:P:747:ILE:HB	1:P:887:ILE:HG13	2.04	0.40
1:S:747:ILE:HB	1:S:887:ILE:HG13	2.04	0.40
1:S:743:LYS:NZ	1:V:808:ARG:HH22	2.20	0.40
2:W:954:GLU:CG	2:W:987:ILE:HG12	2.51	0.40
3:X:1051:VAL:CG1	3:X:1052:PRO:N	2.84	0.40
2:Z:954:GLU:HG3	2:Z:987:ILE:HG12	2.04	0.40
2:K:966:MET:SD	2:K:992:THR:HB	2.60	0.40
2:Z:927:GLN:O	2:Z:927:GLN:HG2	2.21	0.40
1:J:743:LYS:HB3	1:J:889:VAL:O	2.22	0.40
1:M:734:MET:H	1:M:734:MET:HG3	1.42	0.40
2:N:954:GLU:HB2	2:N:987:ILE:CD1	2.50	0.40
2:Q:954:GLU:HG3	2:Q:987:ILE:HG12	2.04	0.40
1:S:843:GLU:HA	1:S:846:ARG:HG2	2.03	0.40
2:W:981:VAL:HB	3:X:1062:GLN:OE1	2.22	0.40
2:Z:962:PRO:HA	2:Z:1001:LEU:HD22	2.03	0.40
3:I:1051:VAL:CG1	3:I:1052:PRO:N	2.84	0.40

There are no symmetry-related clashes.

## 5.3 Torsion angles

### 5.3.1 Protein backbone

In the following table, the Percentiles column shows the percent Ramachandran outliers of the chain as a percentile score with respect to all PDB entries followed by that with respect to all EM entries.

The Analysed column shows the number of residues for which the backbone conformation was analysed, and the total number of residues.

Mol	Chain	Analysed	Favoured	Allowed	Outliers	Percentiles	
1	A	193/216 (89%)	147 (76%)	33 (17%)	13 (7%)	1	21
1	D	193/216 (89%)	147 (76%)	33 (17%)	13 (7%)	1	21
1	G	193/216 (89%)	147 (76%)	33 (17%)	13 (7%)	1	21
1	J	193/216 (89%)	147 (76%)	33 (17%)	13 (7%)	1	21
1	M	193/216 (89%)	147 (76%)	33 (17%)	13 (7%)	1	21
1	P	193/216 (89%)	147 (76%)	33 (17%)	13 (7%)	1	21
1	S	193/216 (89%)	147 (76%)	33 (17%)	13 (7%)	1	21
1	V	193/216 (89%)	147 (76%)	33 (17%)	13 (7%)	1	21
1	Y	193/216 (89%)	147 (76%)	33 (17%)	13 (7%)	1	21
1	b	193/216 (89%)	147 (76%)	33 (17%)	13 (7%)	1	21
1	e	193/216 (89%)	147 (76%)	33 (17%)	13 (7%)	1	21
1	h	193/216 (89%)	147 (76%)	33 (17%)	13 (7%)	1	21
1	k	193/216 (89%)	147 (76%)	33 (17%)	13 (7%)	1	21
1	n	193/216 (89%)	147 (76%)	33 (17%)	13 (7%)	1	21
2	B	128/130 (98%)	88 (69%)	26 (20%)	14 (11%)	0	10
2	E	128/130 (98%)	88 (69%)	26 (20%)	14 (11%)	0	10
2	H	128/130 (98%)	88 (69%)	26 (20%)	14 (11%)	0	10
2	K	128/130 (98%)	88 (69%)	26 (20%)	14 (11%)	0	10
2	N	128/130 (98%)	88 (69%)	26 (20%)	14 (11%)	0	10
2	Q	128/130 (98%)	88 (69%)	26 (20%)	14 (11%)	0	10
2	T	128/130 (98%)	88 (69%)	26 (20%)	14 (11%)	0	10
2	W	128/130 (98%)	88 (69%)	26 (20%)	14 (11%)	0	10
2	Z	128/130 (98%)	88 (69%)	26 (20%)	14 (11%)	0	10
2	c	128/130 (98%)	88 (69%)	26 (20%)	14 (11%)	0	10
2	f	128/130 (98%)	88 (69%)	26 (20%)	14 (11%)	0	10

*Continued on next page...*

*Continued from previous page...*

Mol	Chain	Analysed	Favoured	Allowed	Outliers	Percentiles	
2	i	128/130 (98%)	88 (69%)	26 (20%)	14 (11%)	0	10
2	l	128/130 (98%)	88 (69%)	26 (20%)	14 (11%)	0	10
2	o	128/130 (98%)	88 (69%)	26 (20%)	14 (11%)	0	10
3	C	27/48 (56%)	20 (74%)	6 (22%)	1 (4%)	4	33
3	F	27/48 (56%)	20 (74%)	6 (22%)	1 (4%)	4	33
3	I	27/48 (56%)	20 (74%)	6 (22%)	1 (4%)	4	33
3	L	27/48 (56%)	20 (74%)	6 (22%)	1 (4%)	4	33
3	O	27/48 (56%)	20 (74%)	6 (22%)	1 (4%)	4	33
3	R	27/48 (56%)	20 (74%)	6 (22%)	1 (4%)	4	33
3	U	27/48 (56%)	20 (74%)	6 (22%)	1 (4%)	4	33
3	X	27/48 (56%)	20 (74%)	6 (22%)	1 (4%)	4	33
3	a	27/48 (56%)	20 (74%)	6 (22%)	1 (4%)	4	33
3	d	27/48 (56%)	20 (74%)	6 (22%)	1 (4%)	4	33
3	g	27/48 (56%)	20 (74%)	6 (22%)	1 (4%)	4	33
3	j	27/48 (56%)	20 (74%)	6 (22%)	1 (4%)	4	33
3	m	27/48 (56%)	20 (74%)	6 (22%)	1 (4%)	4	33
3	p	27/48 (56%)	20 (74%)	6 (22%)	1 (4%)	4	33
All	All	4872/5516 (88%)	3570 (73%)	910 (19%)	392 (8%)	2	17

All (392) Ramachandran outliers are listed below:

Mol	Chain	Res	Type
1	A	726	LEU
1	A	814	ASP
1	A	878	TYR
1	A	899	TYR
1	A	902	ALA
2	B	1001	LEU
2	B	1033	GLN
1	D	726	LEU
1	D	814	ASP
1	D	878	TYR
1	D	899	TYR
1	D	902	ALA
2	E	1001	LEU
2	E	1033	GLN

*Continued on next page...*



*Continued from previous page...*

Mol	Chain	Res	Type
1	G	726	LEU
1	G	814	ASP
1	G	878	TYR
1	G	899	TYR
1	G	902	ALA
2	H	1001	LEU
2	H	1033	GLN
1	J	726	LEU
1	J	814	ASP
1	J	878	TYR
1	J	899	TYR
1	J	902	ALA
2	K	1001	LEU
2	K	1033	GLN
1	M	726	LEU
1	M	814	ASP
1	M	878	TYR
1	M	899	TYR
1	M	902	ALA
2	N	1001	LEU
2	N	1033	GLN
1	P	726	LEU
1	P	814	ASP
1	P	878	TYR
1	P	899	TYR
1	P	902	ALA
2	Q	1001	LEU
2	Q	1033	GLN
1	S	726	LEU
1	S	814	ASP
1	S	878	TYR
1	S	899	TYR
1	S	902	ALA
2	T	1001	LEU
2	T	1033	GLN
1	V	726	LEU
1	V	814	ASP
1	V	878	TYR
1	V	899	TYR
1	V	902	ALA
2	W	1001	LEU
2	W	1033	GLN

*Continued on next page...*

*Continued from previous page...*

Mol	Chain	Res	Type
1	Y	726	LEU
1	Y	814	ASP
1	Y	878	TYR
1	Y	899	TYR
1	Y	902	ALA
2	Z	1001	LEU
2	Z	1033	GLN
1	b	726	LEU
1	b	814	ASP
1	b	878	TYR
1	b	899	TYR
1	b	902	ALA
2	c	1001	LEU
2	c	1033	GLN
1	e	726	LEU
1	e	814	ASP
1	e	878	TYR
1	e	899	TYR
1	e	902	ALA
2	f	1001	LEU
2	f	1033	GLN
1	h	726	LEU
1	h	814	ASP
1	h	878	TYR
1	h	899	TYR
1	h	902	ALA
2	i	1001	LEU
2	i	1033	GLN
1	k	726	LEU
1	k	814	ASP
1	k	878	TYR
1	k	899	TYR
1	k	902	ALA
2	l	1001	LEU
2	l	1033	GLN
1	n	726	LEU
1	n	814	ASP
1	n	878	TYR
1	n	899	TYR
1	n	902	ALA
2	o	1001	LEU
2	o	1033	GLN

*Continued on next page...*

*Continued from previous page...*

Mol	Chain	Res	Type
1	A	818	VAL
2	B	994	ALA
1	D	818	VAL
2	E	994	ALA
1	G	818	VAL
2	H	994	ALA
1	J	818	VAL
2	K	994	ALA
1	M	818	VAL
2	N	994	ALA
1	P	818	VAL
2	Q	994	ALA
1	S	818	VAL
2	T	994	ALA
1	V	818	VAL
2	W	994	ALA
1	Y	818	VAL
2	Z	994	ALA
1	b	818	VAL
2	c	994	ALA
1	e	818	VAL
2	f	994	ALA
1	h	818	VAL
2	i	994	ALA
1	k	818	VAL
2	l	994	ALA
1	n	818	VAL
2	o	994	ALA
1	A	723	PRO
1	A	735	ALA
1	A	875	PRO
2	B	937	ARG
2	B	1005	VAL
1	D	723	PRO
1	D	735	ALA
1	D	875	PRO
2	E	937	ARG
2	E	1005	VAL
1	G	723	PRO
1	G	735	ALA
1	G	875	PRO
2	H	937	ARG

*Continued on next page...*

*Continued from previous page...*

Mol	Chain	Res	Type
2	H	1005	VAL
1	J	723	PRO
1	J	735	ALA
1	J	875	PRO
2	K	937	ARG
2	K	1005	VAL
1	M	723	PRO
1	M	735	ALA
1	M	875	PRO
2	N	937	ARG
2	N	1005	VAL
1	P	723	PRO
1	P	735	ALA
1	P	875	PRO
2	Q	937	ARG
2	Q	1005	VAL
1	S	723	PRO
1	S	735	ALA
1	S	875	PRO
2	T	937	ARG
2	T	1005	VAL
1	V	723	PRO
1	V	735	ALA
1	V	875	PRO
2	W	937	ARG
2	W	1005	VAL
1	Y	723	PRO
1	Y	735	ALA
1	Y	875	PRO
2	Z	937	ARG
2	Z	1005	VAL
1	b	723	PRO
1	b	735	ALA
1	b	875	PRO
2	c	937	ARG
2	c	1005	VAL
1	e	723	PRO
1	e	735	ALA
1	e	875	PRO
2	f	937	ARG
2	f	1005	VAL
1	h	723	PRO

*Continued on next page...*

*Continued from previous page...*

Mol	Chain	Res	Type
1	h	735	ALA
1	h	875	PRO
2	i	937	ARG
2	i	1005	VAL
1	k	723	PRO
1	k	735	ALA
1	k	875	PRO
2	l	937	ARG
2	l	1005	VAL
1	n	723	PRO
1	n	735	ALA
1	n	875	PRO
2	o	937	ARG
2	o	1005	VAL
2	B	950	PHE
2	B	999	ILE
2	B	1020	VAL
2	E	950	PHE
2	E	999	ILE
2	E	1020	VAL
2	H	950	PHE
2	H	999	ILE
2	H	1020	VAL
2	K	950	PHE
2	K	999	ILE
2	K	1020	VAL
2	N	950	PHE
2	N	999	ILE
2	N	1020	VAL
2	Q	950	PHE
2	Q	999	ILE
2	Q	1020	VAL
2	T	950	PHE
2	T	999	ILE
2	T	1020	VAL
2	W	950	PHE
2	W	999	ILE
2	W	1020	VAL
2	Z	950	PHE
2	Z	999	ILE
2	Z	1020	VAL
2	c	950	PHE

*Continued on next page...*

*Continued from previous page...*

Mol	Chain	Res	Type
2	c	999	ILE
2	c	1020	VAL
2	f	950	PHE
2	f	999	ILE
2	f	1020	VAL
2	i	950	PHE
2	i	999	ILE
2	i	1020	VAL
2	l	950	PHE
2	l	999	ILE
2	l	1020	VAL
2	o	950	PHE
2	o	999	ILE
2	o	1020	VAL
2	B	932	GLU
2	B	1025	ALA
2	E	932	GLU
2	E	1025	ALA
2	H	1025	ALA
2	K	932	GLU
2	K	1025	ALA
2	N	932	GLU
2	N	1025	ALA
2	Q	932	GLU
2	Q	1025	ALA
2	T	932	GLU
2	T	1025	ALA
2	W	932	GLU
2	W	1025	ALA
2	Z	932	GLU
2	Z	1025	ALA
2	c	1025	ALA
2	f	932	GLU
2	f	1025	ALA
2	i	932	GLU
2	i	1025	ALA
2	l	932	GLU
2	l	1025	ALA
2	o	932	GLU
2	o	1025	ALA
1	A	795	ILE
2	B	938	SER

*Continued on next page...*

*Continued from previous page...*

Mol	Chain	Res	Type
1	D	795	ILE
2	E	938	SER
1	G	795	ILE
2	H	932	GLU
2	H	938	SER
1	J	795	ILE
2	K	938	SER
1	M	795	ILE
2	N	938	SER
1	P	795	ILE
2	Q	938	SER
1	S	795	ILE
2	T	938	SER
1	V	795	ILE
2	W	938	SER
1	Y	795	ILE
2	Z	938	SER
1	b	795	ILE
2	c	932	GLU
2	c	938	SER
1	e	795	ILE
2	f	938	SER
1	h	795	ILE
2	i	938	SER
1	k	795	ILE
2	l	938	SER
1	n	795	ILE
2	o	938	SER
2	B	1007	GLY
2	E	1007	GLY
2	H	1007	GLY
2	K	1007	GLY
2	N	1007	GLY
2	Q	1007	GLY
2	T	1007	GLY
2	W	1007	GLY
2	Z	1007	GLY
2	c	1007	GLY
2	f	1007	GLY
2	i	1007	GLY
2	l	1007	GLY
2	o	1007	GLY

*Continued on next page...*

*Continued from previous page...*

Mol	Chain	Res	Type
2	B	939	ILE
2	B	1006	VAL
2	E	939	ILE
2	E	1006	VAL
2	H	939	ILE
2	H	1006	VAL
2	K	939	ILE
2	K	1006	VAL
2	N	939	ILE
2	N	1006	VAL
2	Q	939	ILE
2	Q	1006	VAL
2	T	939	ILE
2	T	1006	VAL
2	W	939	ILE
2	W	1006	VAL
2	Z	939	ILE
2	Z	1006	VAL
2	c	939	ILE
2	c	1006	VAL
2	f	939	ILE
2	f	1006	VAL
2	i	939	ILE
2	i	1006	VAL
2	l	939	ILE
2	l	1006	VAL
2	o	939	ILE
2	o	1006	VAL
1	A	898	VAL
3	C	1053	VAL
1	D	898	VAL
3	F	1053	VAL
1	G	898	VAL
3	I	1053	VAL
1	J	898	VAL
3	L	1053	VAL
1	M	898	VAL
3	O	1053	VAL
1	P	898	VAL
3	R	1053	VAL
1	S	898	VAL
3	U	1053	VAL

*Continued on next page...*



*Continued from previous page...*

Mol	Chain	Res	Type
1	V	898	VAL
3	X	1053	VAL
1	Y	898	VAL
3	a	1053	VAL
1	b	898	VAL
3	d	1053	VAL
1	e	898	VAL
3	g	1053	VAL
1	h	898	VAL
3	j	1053	VAL
1	k	898	VAL
3	m	1053	VAL
1	n	898	VAL
3	p	1053	VAL
1	A	815	GLY
1	A	847	GLY
1	D	815	GLY
1	D	847	GLY
1	G	815	GLY
1	G	847	GLY
1	J	815	GLY
1	J	847	GLY
1	M	815	GLY
1	M	847	GLY
1	P	815	GLY
1	P	847	GLY
1	S	815	GLY
1	S	847	GLY
1	V	815	GLY
1	V	847	GLY
1	Y	815	GLY
1	Y	847	GLY
1	b	815	GLY
1	b	847	GLY
1	e	815	GLY
1	e	847	GLY
1	h	815	GLY
1	h	847	GLY
1	k	815	GLY
1	k	847	GLY
1	n	815	GLY
1	n	847	GLY

### 5.3.2 Protein sidechains ⓘ

In the following table, the Percentiles column shows the percent sidechain outliers of the chain as a percentile score with respect to all PDB entries followed by that with respect to all EM entries.

The Analysed column shows the number of residues for which the sidechain conformation was analysed, and the total number of residues.

Mol	Chain	Analysed	Rotameric	Outliers	Percentiles	
1	A	158/176 (90%)	124 (78%)	34 (22%)	1	8
1	D	158/176 (90%)	124 (78%)	34 (22%)	1	8
1	G	158/176 (90%)	124 (78%)	34 (22%)	1	8
1	J	158/176 (90%)	124 (78%)	34 (22%)	1	8
1	M	158/176 (90%)	124 (78%)	34 (22%)	1	8
1	P	158/176 (90%)	124 (78%)	34 (22%)	1	8
1	S	158/176 (90%)	124 (78%)	34 (22%)	1	8
1	V	158/176 (90%)	124 (78%)	34 (22%)	1	8
1	Y	158/176 (90%)	124 (78%)	34 (22%)	1	8
1	b	158/176 (90%)	124 (78%)	34 (22%)	1	8
1	e	158/176 (90%)	124 (78%)	34 (22%)	1	8
1	h	158/176 (90%)	124 (78%)	34 (22%)	1	8
1	k	158/176 (90%)	124 (78%)	34 (22%)	1	8
1	n	158/176 (90%)	124 (78%)	34 (22%)	1	8
2	B	109/109 (100%)	82 (75%)	27 (25%)	1	5
2	E	109/109 (100%)	82 (75%)	27 (25%)	1	5
2	H	109/109 (100%)	82 (75%)	27 (25%)	1	5
2	K	109/109 (100%)	82 (75%)	27 (25%)	1	5
2	N	109/109 (100%)	82 (75%)	27 (25%)	1	5
2	Q	109/109 (100%)	82 (75%)	27 (25%)	1	5
2	T	109/109 (100%)	82 (75%)	27 (25%)	1	5
2	W	109/109 (100%)	82 (75%)	27 (25%)	1	5
2	Z	109/109 (100%)	82 (75%)	27 (25%)	1	5
2	c	109/109 (100%)	82 (75%)	27 (25%)	1	5
2	f	109/109 (100%)	82 (75%)	27 (25%)	1	5
2	i	109/109 (100%)	82 (75%)	27 (25%)	1	5

*Continued on next page...*

*Continued from previous page...*

Mol	Chain	Analysed	Rotameric	Outliers	Percentiles	
2	l	109/109 (100%)	82 (75%)	27 (25%)	1	5
2	o	109/109 (100%)	82 (75%)	27 (25%)	1	5
3	C	27/43 (63%)	22 (82%)	5 (18%)	2	12
3	F	27/43 (63%)	22 (82%)	5 (18%)	2	12
3	I	27/43 (63%)	22 (82%)	5 (18%)	2	12
3	L	27/43 (63%)	22 (82%)	5 (18%)	2	12
3	O	27/43 (63%)	22 (82%)	5 (18%)	2	12
3	R	27/43 (63%)	22 (82%)	5 (18%)	2	12
3	U	27/43 (63%)	22 (82%)	5 (18%)	2	12
3	X	27/43 (63%)	22 (82%)	5 (18%)	2	12
3	a	27/43 (63%)	22 (82%)	5 (18%)	2	12
3	d	27/43 (63%)	22 (82%)	5 (18%)	2	12
3	g	27/43 (63%)	22 (82%)	5 (18%)	2	12
3	j	27/43 (63%)	22 (82%)	5 (18%)	2	12
3	m	27/43 (63%)	22 (82%)	5 (18%)	2	12
3	p	27/43 (63%)	22 (82%)	5 (18%)	2	12
All	All	4116/4592 (90%)	3192 (78%)	924 (22%)	3	7

All (924) residues with a non-rotameric sidechain are listed below:

Mol	Chain	Res	Type
1	A	709	GLU
1	A	711	SER
1	A	714	SER
1	A	722	THR
1	A	725	ARG
1	A	727	LYS
1	A	730	ARG
1	A	733	VAL
1	A	734	MET
1	A	743	LYS
1	A	747	ILE
1	A	756	ASP
1	A	757	THR
1	A	759	VAL
1	A	783	LYS

*Continued on next page...*

*Continued from previous page...*

Mol	Chain	Res	Type
1	A	801	ARG
1	A	803	PHE
1	A	808	ARG
1	A	810	ARG
1	A	813	GLN
1	A	817	ILE
1	A	819	ASN
1	A	826	ASN
1	A	828	LEU
1	A	833	ILE
1	A	837	VAL
1	A	845	LEU
1	A	846	ARG
1	A	850	MET
1	A	867	LEU
1	A	886	SER
1	A	891	ARG
1	A	898	VAL
1	A	901	LEU
2	B	908	LYS
2	B	911	ILE
2	B	913	GLN
2	B	917	GLN
2	B	924	LYS
2	B	938	SER
2	B	943	HIS
2	B	945	TRP
2	B	946	ASP
2	B	947	ASN
2	B	948	TYR
2	B	949	ARG
2	B	955	PHE
2	B	958	ASN
2	B	961	LEU
2	B	972	LYS
2	B	975	LEU
2	B	978	SER
2	B	995	LYS
2	B	1003	ASP
2	B	1006	VAL
2	B	1009	ARG
2	B	1012	ASN

*Continued on next page...*

*Continued from previous page...*

Mol	Chain	Res	Type
2	B	1013	PHE
2	B	1017	ARG
2	B	1026	SER
2	B	1032	VAL
3	C	1035	CYS
3	C	1040	LYS
3	C	1047	TRP
3	C	1054	ASN
3	C	1060	ASP
1	D	709	GLU
1	D	711	SER
1	D	714	SER
1	D	722	THR
1	D	725	ARG
1	D	727	LYS
1	D	730	ARG
1	D	733	VAL
1	D	734	MET
1	D	743	LYS
1	D	747	ILE
1	D	756	ASP
1	D	757	THR
1	D	759	VAL
1	D	783	LYS
1	D	801	ARG
1	D	803	PHE
1	D	808	ARG
1	D	810	ARG
1	D	813	GLN
1	D	817	ILE
1	D	819	ASN
1	D	826	ASN
1	D	828	LEU
1	D	833	ILE
1	D	837	VAL
1	D	845	LEU
1	D	846	ARG
1	D	850	MET
1	D	867	LEU
1	D	886	SER
1	D	891	ARG
1	D	898	VAL

*Continued on next page...*

*Continued from previous page...*

Mol	Chain	Res	Type
1	D	901	LEU
2	E	908	LYS
2	E	911	ILE
2	E	913	GLN
2	E	917	GLN
2	E	924	LYS
2	E	938	SER
2	E	943	HIS
2	E	945	TRP
2	E	946	ASP
2	E	947	ASN
2	E	948	TYR
2	E	949	ARG
2	E	955	PHE
2	E	958	ASN
2	E	961	LEU
2	E	972	LYS
2	E	975	LEU
2	E	978	SER
2	E	995	LYS
2	E	1003	ASP
2	E	1006	VAL
2	E	1009	ARG
2	E	1012	ASN
2	E	1013	PHE
2	E	1017	ARG
2	E	1026	SER
2	E	1032	VAL
3	F	1035	CYS
3	F	1040	LYS
3	F	1047	TRP
3	F	1054	ASN
3	F	1060	ASP
1	G	709	GLU
1	G	711	SER
1	G	714	SER
1	G	722	THR
1	G	725	ARG
1	G	727	LYS
1	G	730	ARG
1	G	733	VAL
1	G	734	MET

*Continued on next page...*

*Continued from previous page...*

Mol	Chain	Res	Type
1	G	743	LYS
1	G	747	ILE
1	G	756	ASP
1	G	757	THR
1	G	759	VAL
1	G	783	LYS
1	G	801	ARG
1	G	803	PHE
1	G	808	ARG
1	G	810	ARG
1	G	813	GLN
1	G	817	ILE
1	G	819	ASN
1	G	826	ASN
1	G	828	LEU
1	G	833	ILE
1	G	837	VAL
1	G	845	LEU
1	G	846	ARG
1	G	850	MET
1	G	867	LEU
1	G	886	SER
1	G	891	ARG
1	G	898	VAL
1	G	901	LEU
2	H	908	LYS
2	H	911	ILE
2	H	913	GLN
2	H	917	GLN
2	H	924	LYS
2	H	938	SER
2	H	943	HIS
2	H	945	TRP
2	H	946	ASP
2	H	947	ASN
2	H	948	TYR
2	H	949	ARG
2	H	955	PHE
2	H	958	ASN
2	H	961	LEU
2	H	972	LYS
2	H	975	LEU

*Continued on next page...*

*Continued from previous page...*

Mol	Chain	Res	Type
2	H	978	SER
2	H	995	LYS
2	H	1003	ASP
2	H	1006	VAL
2	H	1009	ARG
2	H	1012	ASN
2	H	1013	PHE
2	H	1017	ARG
2	H	1026	SER
2	H	1032	VAL
3	I	1035	CYS
3	I	1040	LYS
3	I	1047	TRP
3	I	1054	ASN
3	I	1060	ASP
1	J	709	GLU
1	J	711	SER
1	J	714	SER
1	J	722	THR
1	J	725	ARG
1	J	727	LYS
1	J	730	ARG
1	J	733	VAL
1	J	734	MET
1	J	743	LYS
1	J	747	ILE
1	J	756	ASP
1	J	757	THR
1	J	759	VAL
1	J	783	LYS
1	J	801	ARG
1	J	803	PHE
1	J	808	ARG
1	J	810	ARG
1	J	813	GLN
1	J	817	ILE
1	J	819	ASN
1	J	826	ASN
1	J	828	LEU
1	J	833	ILE
1	J	837	VAL
1	J	845	LEU

*Continued on next page...*



*Continued from previous page...*

Mol	Chain	Res	Type
1	J	846	ARG
1	J	850	MET
1	J	867	LEU
1	J	886	SER
1	J	891	ARG
1	J	898	VAL
1	J	901	LEU
2	K	908	LYS
2	K	911	ILE
2	K	913	GLN
2	K	917	GLN
2	K	924	LYS
2	K	938	SER
2	K	943	HIS
2	K	945	TRP
2	K	946	ASP
2	K	947	ASN
2	K	948	TYR
2	K	949	ARG
2	K	955	PHE
2	K	958	ASN
2	K	961	LEU
2	K	972	LYS
2	K	975	LEU
2	K	978	SER
2	K	995	LYS
2	K	1003	ASP
2	K	1006	VAL
2	K	1009	ARG
2	K	1012	ASN
2	K	1013	PHE
2	K	1017	ARG
2	K	1026	SER
2	K	1032	VAL
3	L	1035	CYS
3	L	1040	LYS
3	L	1047	TRP
3	L	1054	ASN
3	L	1060	ASP
1	M	709	GLU
1	M	711	SER
1	M	714	SER

*Continued on next page...*

*Continued from previous page...*

Mol	Chain	Res	Type
1	M	722	THR
1	M	725	ARG
1	M	727	LYS
1	M	730	ARG
1	M	733	VAL
1	M	734	MET
1	M	743	LYS
1	M	747	ILE
1	M	756	ASP
1	M	757	THR
1	M	759	VAL
1	M	783	LYS
1	M	801	ARG
1	M	803	PHE
1	M	808	ARG
1	M	810	ARG
1	M	813	GLN
1	M	817	ILE
1	M	819	ASN
1	M	826	ASN
1	M	828	LEU
1	M	833	ILE
1	M	837	VAL
1	M	845	LEU
1	M	846	ARG
1	M	850	MET
1	M	867	LEU
1	M	886	SER
1	M	891	ARG
1	M	898	VAL
1	M	901	LEU
2	N	908	LYS
2	N	911	ILE
2	N	913	GLN
2	N	917	GLN
2	N	924	LYS
2	N	938	SER
2	N	943	HIS
2	N	945	TRP
2	N	946	ASP
2	N	947	ASN
2	N	948	TYR

*Continued on next page...*

*Continued from previous page...*

Mol	Chain	Res	Type
2	N	949	ARG
2	N	955	PHE
2	N	958	ASN
2	N	961	LEU
2	N	972	LYS
2	N	975	LEU
2	N	978	SER
2	N	995	LYS
2	N	1003	ASP
2	N	1006	VAL
2	N	1009	ARG
2	N	1012	ASN
2	N	1013	PHE
2	N	1017	ARG
2	N	1026	SER
2	N	1032	VAL
3	O	1035	CYS
3	O	1040	LYS
3	O	1047	TRP
3	O	1054	ASN
3	O	1060	ASP
1	P	709	GLU
1	P	711	SER
1	P	714	SER
1	P	722	THR
1	P	725	ARG
1	P	727	LYS
1	P	730	ARG
1	P	733	VAL
1	P	734	MET
1	P	743	LYS
1	P	747	ILE
1	P	756	ASP
1	P	757	THR
1	P	759	VAL
1	P	783	LYS
1	P	801	ARG
1	P	803	PHE
1	P	808	ARG
1	P	810	ARG
1	P	813	GLN
1	P	817	ILE

*Continued on next page...*

*Continued from previous page...*

Mol	Chain	Res	Type
1	P	819	ASN
1	P	826	ASN
1	P	828	LEU
1	P	833	ILE
1	P	837	VAL
1	P	845	LEU
1	P	846	ARG
1	P	850	MET
1	P	867	LEU
1	P	886	SER
1	P	891	ARG
1	P	898	VAL
1	P	901	LEU
2	Q	908	LYS
2	Q	911	ILE
2	Q	913	GLN
2	Q	917	GLN
2	Q	924	LYS
2	Q	938	SER
2	Q	943	HIS
2	Q	945	TRP
2	Q	946	ASP
2	Q	947	ASN
2	Q	948	TYR
2	Q	949	ARG
2	Q	955	PHE
2	Q	958	ASN
2	Q	961	LEU
2	Q	972	LYS
2	Q	975	LEU
2	Q	978	SER
2	Q	995	LYS
2	Q	1003	ASP
2	Q	1006	VAL
2	Q	1009	ARG
2	Q	1012	ASN
2	Q	1013	PHE
2	Q	1017	ARG
2	Q	1026	SER
2	Q	1032	VAL
3	R	1035	CYS
3	R	1040	LYS

*Continued on next page...*

*Continued from previous page...*

Mol	Chain	Res	Type
3	R	1047	TRP
3	R	1054	ASN
3	R	1060	ASP
1	S	709	GLU
1	S	711	SER
1	S	714	SER
1	S	722	THR
1	S	725	ARG
1	S	727	LYS
1	S	730	ARG
1	S	733	VAL
1	S	734	MET
1	S	743	LYS
1	S	747	ILE
1	S	756	ASP
1	S	757	THR
1	S	759	VAL
1	S	783	LYS
1	S	801	ARG
1	S	803	PHE
1	S	808	ARG
1	S	810	ARG
1	S	813	GLN
1	S	817	ILE
1	S	819	ASN
1	S	826	ASN
1	S	828	LEU
1	S	833	ILE
1	S	837	VAL
1	S	845	LEU
1	S	846	ARG
1	S	850	MET
1	S	867	LEU
1	S	886	SER
1	S	891	ARG
1	S	898	VAL
1	S	901	LEU
2	T	908	LYS
2	T	911	ILE
2	T	913	GLN
2	T	917	GLN
2	T	924	LYS

*Continued on next page...*

*Continued from previous page...*

Mol	Chain	Res	Type
2	T	938	SER
2	T	943	HIS
2	T	945	TRP
2	T	946	ASP
2	T	947	ASN
2	T	948	TYR
2	T	949	ARG
2	T	955	PHE
2	T	958	ASN
2	T	961	LEU
2	T	972	LYS
2	T	975	LEU
2	T	978	SER
2	T	995	LYS
2	T	1003	ASP
2	T	1006	VAL
2	T	1009	ARG
2	T	1012	ASN
2	T	1013	PHE
2	T	1017	ARG
2	T	1026	SER
2	T	1032	VAL
3	U	1035	CYS
3	U	1040	LYS
3	U	1047	TRP
3	U	1054	ASN
3	U	1060	ASP
1	V	709	GLU
1	V	711	SER
1	V	714	SER
1	V	722	THR
1	V	725	ARG
1	V	727	LYS
1	V	730	ARG
1	V	733	VAL
1	V	734	MET
1	V	743	LYS
1	V	747	ILE
1	V	756	ASP
1	V	757	THR
1	V	759	VAL
1	V	783	LYS

*Continued on next page...*

*Continued from previous page...*

Mol	Chain	Res	Type
1	V	801	ARG
1	V	803	PHE
1	V	808	ARG
1	V	810	ARG
1	V	813	GLN
1	V	817	ILE
1	V	819	ASN
1	V	826	ASN
1	V	828	LEU
1	V	833	ILE
1	V	837	VAL
1	V	845	LEU
1	V	846	ARG
1	V	850	MET
1	V	867	LEU
1	V	886	SER
1	V	891	ARG
1	V	898	VAL
1	V	901	LEU
2	W	908	LYS
2	W	911	ILE
2	W	913	GLN
2	W	917	GLN
2	W	924	LYS
2	W	938	SER
2	W	943	HIS
2	W	945	TRP
2	W	946	ASP
2	W	947	ASN
2	W	948	TYR
2	W	949	ARG
2	W	955	PHE
2	W	958	ASN
2	W	961	LEU
2	W	972	LYS
2	W	975	LEU
2	W	978	SER
2	W	995	LYS
2	W	1003	ASP
2	W	1006	VAL
2	W	1009	ARG
2	W	1012	ASN

*Continued on next page...*

*Continued from previous page...*

Mol	Chain	Res	Type
2	W	1013	PHE
2	W	1017	ARG
2	W	1026	SER
2	W	1032	VAL
3	X	1035	CYS
3	X	1040	LYS
3	X	1047	TRP
3	X	1054	ASN
3	X	1060	ASP
1	Y	709	GLU
1	Y	711	SER
1	Y	714	SER
1	Y	722	THR
1	Y	725	ARG
1	Y	727	LYS
1	Y	730	ARG
1	Y	733	VAL
1	Y	734	MET
1	Y	743	LYS
1	Y	747	ILE
1	Y	756	ASP
1	Y	757	THR
1	Y	759	VAL
1	Y	783	LYS
1	Y	801	ARG
1	Y	803	PHE
1	Y	808	ARG
1	Y	810	ARG
1	Y	813	GLN
1	Y	817	ILE
1	Y	819	ASN
1	Y	826	ASN
1	Y	828	LEU
1	Y	833	ILE
1	Y	837	VAL
1	Y	845	LEU
1	Y	846	ARG
1	Y	850	MET
1	Y	867	LEU
1	Y	886	SER
1	Y	891	ARG
1	Y	898	VAL

*Continued on next page...*



*Continued from previous page...*

Mol	Chain	Res	Type
1	Y	901	LEU
2	Z	908	LYS
2	Z	911	ILE
2	Z	913	GLN
2	Z	917	GLN
2	Z	924	LYS
2	Z	938	SER
2	Z	943	HIS
2	Z	945	TRP
2	Z	946	ASP
2	Z	947	ASN
2	Z	948	TYR
2	Z	949	ARG
2	Z	955	PHE
2	Z	958	ASN
2	Z	961	LEU
2	Z	972	LYS
2	Z	975	LEU
2	Z	978	SER
2	Z	995	LYS
2	Z	1003	ASP
2	Z	1006	VAL
2	Z	1009	ARG
2	Z	1012	ASN
2	Z	1013	PHE
2	Z	1017	ARG
2	Z	1026	SER
2	Z	1032	VAL
3	a	1035	CYS
3	a	1040	LYS
3	a	1047	TRP
3	a	1054	ASN
3	a	1060	ASP
1	b	709	GLU
1	b	711	SER
1	b	714	SER
1	b	722	THR
1	b	725	ARG
1	b	727	LYS
1	b	730	ARG
1	b	733	VAL
1	b	734	MET

*Continued on next page...*

*Continued from previous page...*

Mol	Chain	Res	Type
1	b	743	LYS
1	b	747	ILE
1	b	756	ASP
1	b	757	THR
1	b	759	VAL
1	b	783	LYS
1	b	801	ARG
1	b	803	PHE
1	b	808	ARG
1	b	810	ARG
1	b	813	GLN
1	b	817	ILE
1	b	819	ASN
1	b	826	ASN
1	b	828	LEU
1	b	833	ILE
1	b	837	VAL
1	b	845	LEU
1	b	846	ARG
1	b	850	MET
1	b	867	LEU
1	b	886	SER
1	b	891	ARG
1	b	898	VAL
1	b	901	LEU
2	c	908	LYS
2	c	911	ILE
2	c	913	GLN
2	c	917	GLN
2	c	924	LYS
2	c	938	SER
2	c	943	HIS
2	c	945	TRP
2	c	946	ASP
2	c	947	ASN
2	c	948	TYR
2	c	949	ARG
2	c	955	PHE
2	c	958	ASN
2	c	961	LEU
2	c	972	LYS
2	c	975	LEU

*Continued on next page...*

*Continued from previous page...*

Mol	Chain	Res	Type
2	c	978	SER
2	c	995	LYS
2	c	1003	ASP
2	c	1006	VAL
2	c	1009	ARG
2	c	1012	ASN
2	c	1013	PHE
2	c	1017	ARG
2	c	1026	SER
2	c	1032	VAL
3	d	1035	CYS
3	d	1040	LYS
3	d	1047	TRP
3	d	1054	ASN
3	d	1060	ASP
1	e	709	GLU
1	e	711	SER
1	e	714	SER
1	e	722	THR
1	e	725	ARG
1	e	727	LYS
1	e	730	ARG
1	e	733	VAL
1	e	734	MET
1	e	743	LYS
1	e	747	ILE
1	e	756	ASP
1	e	757	THR
1	e	759	VAL
1	e	783	LYS
1	e	801	ARG
1	e	803	PHE
1	e	808	ARG
1	e	810	ARG
1	e	813	GLN
1	e	817	ILE
1	e	819	ASN
1	e	826	ASN
1	e	828	LEU
1	e	833	ILE
1	e	837	VAL
1	e	845	LEU

*Continued on next page...*

*Continued from previous page...*

Mol	Chain	Res	Type
1	e	846	ARG
1	e	850	MET
1	e	867	LEU
1	e	886	SER
1	e	891	ARG
1	e	898	VAL
1	e	901	LEU
2	f	908	LYS
2	f	911	ILE
2	f	913	GLN
2	f	917	GLN
2	f	924	LYS
2	f	938	SER
2	f	943	HIS
2	f	945	TRP
2	f	946	ASP
2	f	947	ASN
2	f	948	TYR
2	f	949	ARG
2	f	955	PHE
2	f	958	ASN
2	f	961	LEU
2	f	972	LYS
2	f	975	LEU
2	f	978	SER
2	f	995	LYS
2	f	1003	ASP
2	f	1006	VAL
2	f	1009	ARG
2	f	1012	ASN
2	f	1013	PHE
2	f	1017	ARG
2	f	1026	SER
2	f	1032	VAL
3	g	1035	CYS
3	g	1040	LYS
3	g	1047	TRP
3	g	1054	ASN
3	g	1060	ASP
1	h	709	GLU
1	h	711	SER
1	h	714	SER

*Continued on next page...*

*Continued from previous page...*

Mol	Chain	Res	Type
1	h	722	THR
1	h	725	ARG
1	h	727	LYS
1	h	730	ARG
1	h	733	VAL
1	h	734	MET
1	h	743	LYS
1	h	747	ILE
1	h	756	ASP
1	h	757	THR
1	h	759	VAL
1	h	783	LYS
1	h	801	ARG
1	h	803	PHE
1	h	808	ARG
1	h	810	ARG
1	h	813	GLN
1	h	817	ILE
1	h	819	ASN
1	h	826	ASN
1	h	828	LEU
1	h	833	ILE
1	h	837	VAL
1	h	845	LEU
1	h	846	ARG
1	h	850	MET
1	h	867	LEU
1	h	886	SER
1	h	891	ARG
1	h	898	VAL
1	h	901	LEU
2	i	908	LYS
2	i	911	ILE
2	i	913	GLN
2	i	917	GLN
2	i	924	LYS
2	i	938	SER
2	i	943	HIS
2	i	945	TRP
2	i	946	ASP
2	i	947	ASN
2	i	948	TYR

*Continued on next page...*

*Continued from previous page...*

Mol	Chain	Res	Type
2	i	949	ARG
2	i	955	PHE
2	i	958	ASN
2	i	961	LEU
2	i	972	LYS
2	i	975	LEU
2	i	978	SER
2	i	995	LYS
2	i	1003	ASP
2	i	1006	VAL
2	i	1009	ARG
2	i	1012	ASN
2	i	1013	PHE
2	i	1017	ARG
2	i	1026	SER
2	i	1032	VAL
3	j	1035	CYS
3	j	1040	LYS
3	j	1047	TRP
3	j	1054	ASN
3	j	1060	ASP
1	k	709	GLU
1	k	711	SER
1	k	714	SER
1	k	722	THR
1	k	725	ARG
1	k	727	LYS
1	k	730	ARG
1	k	733	VAL
1	k	734	MET
1	k	743	LYS
1	k	747	ILE
1	k	756	ASP
1	k	757	THR
1	k	759	VAL
1	k	783	LYS
1	k	801	ARG
1	k	803	PHE
1	k	808	ARG
1	k	810	ARG
1	k	813	GLN
1	k	817	ILE

*Continued on next page...*

*Continued from previous page...*

Mol	Chain	Res	Type
1	k	819	ASN
1	k	826	ASN
1	k	828	LEU
1	k	833	ILE
1	k	837	VAL
1	k	845	LEU
1	k	846	ARG
1	k	850	MET
1	k	867	LEU
1	k	886	SER
1	k	891	ARG
1	k	898	VAL
1	k	901	LEU
2	l	908	LYS
2	l	911	ILE
2	l	913	GLN
2	l	917	GLN
2	l	924	LYS
2	l	938	SER
2	l	943	HIS
2	l	945	TRP
2	l	946	ASP
2	l	947	ASN
2	l	948	TYR
2	l	949	ARG
2	l	955	PHE
2	l	958	ASN
2	l	961	LEU
2	l	972	LYS
2	l	975	LEU
2	l	978	SER
2	l	995	LYS
2	l	1003	ASP
2	l	1006	VAL
2	l	1009	ARG
2	l	1012	ASN
2	l	1013	PHE
2	l	1017	ARG
2	l	1026	SER
2	l	1032	VAL
3	m	1035	CYS
3	m	1040	LYS

*Continued on next page...*

*Continued from previous page...*

Mol	Chain	Res	Type
3	m	1047	TRP
3	m	1054	ASN
3	m	1060	ASP
1	n	709	GLU
1	n	711	SER
1	n	714	SER
1	n	722	THR
1	n	725	ARG
1	n	727	LYS
1	n	730	ARG
1	n	733	VAL
1	n	734	MET
1	n	743	LYS
1	n	747	ILE
1	n	756	ASP
1	n	757	THR
1	n	759	VAL
1	n	783	LYS
1	n	801	ARG
1	n	803	PHE
1	n	808	ARG
1	n	810	ARG
1	n	813	GLN
1	n	817	ILE
1	n	819	ASN
1	n	826	ASN
1	n	828	LEU
1	n	833	ILE
1	n	837	VAL
1	n	845	LEU
1	n	846	ARG
1	n	850	MET
1	n	867	LEU
1	n	886	SER
1	n	891	ARG
1	n	898	VAL
1	n	901	LEU
2	o	908	LYS
2	o	911	ILE
2	o	913	GLN
2	o	917	GLN
2	o	924	LYS

*Continued on next page...*



*Continued from previous page...*

Mol	Chain	Res	Type
2	o	938	SER
2	o	943	HIS
2	o	945	TRP
2	o	946	ASP
2	o	947	ASN
2	o	948	TYR
2	o	949	ARG
2	o	955	PHE
2	o	958	ASN
2	o	961	LEU
2	o	972	LYS
2	o	975	LEU
2	o	978	SER
2	o	995	LYS
2	o	1003	ASP
2	o	1006	VAL
2	o	1009	ARG
2	o	1012	ASN
2	o	1013	PHE
2	o	1017	ARG
2	o	1026	SER
2	o	1032	VAL
3	p	1035	CYS
3	p	1040	LYS
3	p	1047	TRP
3	p	1054	ASN
3	p	1060	ASP

Some sidechains can be flipped to improve hydrogen bonding and reduce clashes. All (182) such sidechains are listed below:

Mol	Chain	Res	Type
1	A	736	ASN
1	A	799	GLN
1	A	826	ASN
1	A	840	HIS
1	A	861	GLN
1	A	904	ASN
2	B	913	GLN
2	B	925	ASN
2	B	947	ASN
2	B	958	ASN
2	B	963	GLN

*Continued on next page...*

*Continued from previous page...*

Mol	Chain	Res	Type
2	B	979	HIS
3	C	1039	HIS
1	D	736	ASN
1	D	799	GLN
1	D	826	ASN
1	D	840	HIS
1	D	861	GLN
1	D	904	ASN
2	E	913	GLN
2	E	925	ASN
2	E	947	ASN
2	E	958	ASN
2	E	963	GLN
2	E	979	HIS
3	F	1039	HIS
1	G	736	ASN
1	G	799	GLN
1	G	826	ASN
1	G	840	HIS
1	G	861	GLN
1	G	904	ASN
2	H	913	GLN
2	H	925	ASN
2	H	947	ASN
2	H	958	ASN
2	H	963	GLN
2	H	979	HIS
3	I	1039	HIS
1	J	736	ASN
1	J	799	GLN
1	J	826	ASN
1	J	840	HIS
1	J	861	GLN
1	J	904	ASN
2	K	913	GLN
2	K	925	ASN
2	K	947	ASN
2	K	958	ASN
2	K	963	GLN
2	K	979	HIS
3	L	1039	HIS
1	M	736	ASN

*Continued on next page...*

*Continued from previous page...*

Mol	Chain	Res	Type
1	M	799	GLN
1	M	826	ASN
1	M	840	HIS
1	M	861	GLN
1	M	904	ASN
2	N	913	GLN
2	N	925	ASN
2	N	947	ASN
2	N	958	ASN
2	N	963	GLN
2	N	979	HIS
3	O	1039	HIS
1	P	736	ASN
1	P	799	GLN
1	P	826	ASN
1	P	840	HIS
1	P	861	GLN
1	P	904	ASN
2	Q	913	GLN
2	Q	925	ASN
2	Q	947	ASN
2	Q	958	ASN
2	Q	963	GLN
2	Q	979	HIS
3	R	1039	HIS
1	S	736	ASN
1	S	799	GLN
1	S	826	ASN
1	S	840	HIS
1	S	861	GLN
1	S	904	ASN
2	T	913	GLN
2	T	925	ASN
2	T	947	ASN
2	T	958	ASN
2	T	963	GLN
2	T	979	HIS
3	U	1039	HIS
1	V	736	ASN
1	V	799	GLN
1	V	826	ASN
1	V	840	HIS

*Continued on next page...*

*Continued from previous page...*

Mol	Chain	Res	Type
1	V	861	GLN
1	V	904	ASN
2	W	913	GLN
2	W	925	ASN
2	W	947	ASN
2	W	958	ASN
2	W	963	GLN
2	W	979	HIS
3	X	1039	HIS
1	Y	736	ASN
1	Y	799	GLN
1	Y	826	ASN
1	Y	840	HIS
1	Y	861	GLN
1	Y	904	ASN
2	Z	913	GLN
2	Z	925	ASN
2	Z	947	ASN
2	Z	958	ASN
2	Z	963	GLN
2	Z	979	HIS
3	a	1039	HIS
1	b	736	ASN
1	b	799	GLN
1	b	826	ASN
1	b	840	HIS
1	b	861	GLN
1	b	904	ASN
2	c	913	GLN
2	c	925	ASN
2	c	947	ASN
2	c	958	ASN
2	c	963	GLN
2	c	979	HIS
3	d	1039	HIS
1	e	736	ASN
1	e	799	GLN
1	e	826	ASN
1	e	840	HIS
1	e	861	GLN
1	e	904	ASN
2	f	913	GLN

*Continued on next page...*

*Continued from previous page...*

Mol	Chain	Res	Type
2	f	925	ASN
2	f	947	ASN
2	f	958	ASN
2	f	963	GLN
2	f	979	HIS
3	g	1039	HIS
1	h	736	ASN
1	h	799	GLN
1	h	826	ASN
1	h	840	HIS
1	h	861	GLN
1	h	904	ASN
2	i	913	GLN
2	i	925	ASN
2	i	947	ASN
2	i	958	ASN
2	i	963	GLN
2	i	979	HIS
3	j	1039	HIS
1	k	736	ASN
1	k	799	GLN
1	k	826	ASN
1	k	840	HIS
1	k	861	GLN
1	k	904	ASN
2	l	913	GLN
2	l	925	ASN
2	l	947	ASN
2	l	958	ASN
2	l	963	GLN
2	l	979	HIS
3	m	1039	HIS
1	n	736	ASN
1	n	799	GLN
1	n	826	ASN
1	n	840	HIS
1	n	861	GLN
1	n	904	ASN
2	o	913	GLN
2	o	925	ASN
2	o	947	ASN
2	o	958	ASN

*Continued on next page...*

*Continued from previous page...*

Mol	Chain	Res	Type
2	o	963	GLN
2	o	979	HIS
3	p	1039	HIS

### 5.3.3 RNA [i](#)

There are no RNA molecules in this entry.

### 5.4 Non-standard residues in protein, DNA, RNA chains [i](#)

There are no non-standard protein/DNA/RNA residues in this entry.

### 5.5 Carbohydrates [i](#)

There are no carbohydrates in this entry.

### 5.6 Ligand geometry [i](#)

There are no ligands in this entry.

### 5.7 Other polymers [i](#)

There are no such residues in this entry.

### 5.8 Polymer linkage issues [i](#)

There are no chain breaks in this entry.