



Full wwPDB X-ray Structure Validation Report ⓘ

Mar 9, 2018 – 07:20 am GMT

PDB ID : 2C6X
Title : Structure of Bacillus subtilis citrate synthase
Authors : Vogl, C.; Hough, D.W.; Danson, M.J.; Crennell, S.J.
Deposited on : 2005-11-14
Resolution : 3.40 Å(reported)

This is a Full wwPDB X-ray Structure Validation Report for a publicly released PDB entry.

We welcome your comments at validation@mail.wwpdb.org

A user guide is available at

<https://www.wwpdb.org/validation/2017/XrayValidationReportHelp>

with specific help available everywhere you see the ⓘ symbol.

The following versions of software and data (see [references ⓘ](#)) were used in the production of this report:

MolProbity : 4.02b-467
Mogul : 1.7.3 (157068), CSD as539be (2018)
Xtriage (Phenix) : 1.13
EDS : trunk30967
Percentile statistics : 20171227.v01 (using entries in the PDB archive December 27th 2017)
Refmac : 5.8.0158
CCP4 : 7.0 (Gargrove)
Ideal geometry (proteins) : Engh & Huber (2001)
Ideal geometry (DNA, RNA) : Parkinson et al. (1996)
Validation Pipeline (wwPDB-VP) : trunk30967

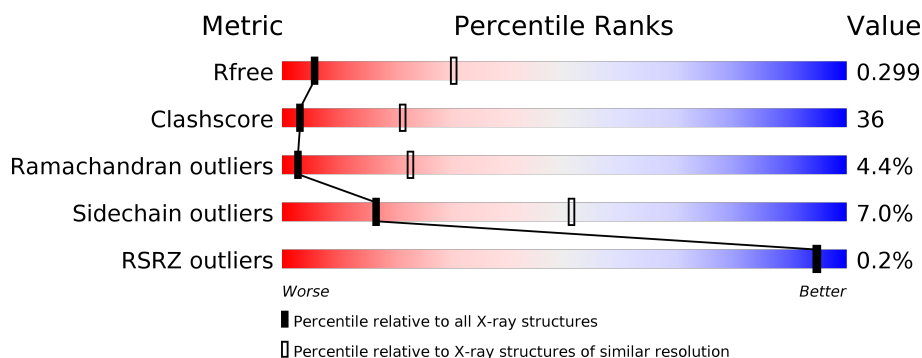
1 Overall quality at a glance

The following experimental techniques were used to determine the structure:

X-RAY DIFFRACTION

The reported resolution of this entry is 3.40 Å.

Percentile scores (ranging between 0-100) for global validation metrics of the entry are shown in the following graphic. The table shows the number of entries on which the scores are based.



Metric	Whole archive (#Entries)	Similar resolution (#Entries, resolution range(Å))
R_{free}	111664	1928 (3.50-3.30)
Clashscore	122126	2051 (3.50-3.30)
Ramachandran outliers	120053	2006 (3.50-3.30)
Sidechain outliers	120020	2006 (3.50-3.30)
RSRZ outliers	108989	1827 (3.50-3.30)

The table below summarises the geometric issues observed across the polymeric chains and their fit to the electron density. The red, orange, yellow and green segments on the lower bar indicate the fraction of residues that contain outliers for ≥ 3 , 2, 1 and 0 types of geometric quality criteria. A grey segment represents the fraction of residues that are not modelled. The numeric value for each fraction is indicated below the corresponding segment, with a dot representing fractions $\leq 5\%$. The upper red bar (where present) indicates the fraction of residues that have poor fit to the electron density. The numeric value is given above the bar.

Mol	Chain	Length	Quality of chain
1	A	363	<div> <div>44%</div> <div>49%</div> <div>6%</div> </div>
1	B	363	<div> <div>44%</div> <div>49%</div> <div>6%</div> </div>
1	C	363	<div> <div>%</div> <div>42%</div> <div>51%</div> <div>7%</div> </div>
1	D	363	<div> <div>42%</div> <div>51%</div> <div>7%</div> </div>

2 Entry composition

There are 3 unique types of molecules in this entry. The entry contains 11672 atoms, of which 0 are hydrogens and 0 are deuteriums.

In the tables below, the ZeroOcc column contains the number of atoms modelled with zero occupancy, the AltConf column contains the number of residues with at least one atom in alternate conformation and the Trace column contains the number of residues modelled with at most 2 atoms.

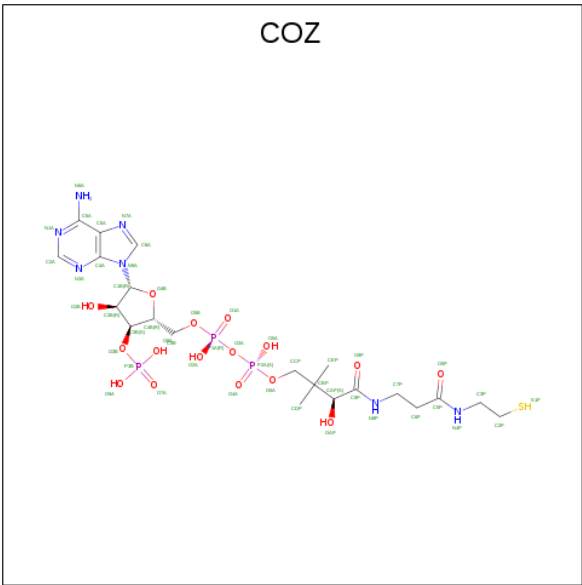
- Molecule 1 is a protein called CITRATE SYNTHASE 1.

Mol	Chain	Residues	Atoms					ZeroOcc	AltConf	Trace
1	A	363	Total	C	N	O	S	0	0	0
			2857	1805	494	545	13			
1	B	363	Total	C	N	O	S	0	0	0
			2857	1805	494	545	13			
1	C	363	Total	C	N	O	S	0	0	0
			2857	1805	494	545	13			
1	D	363	Total	C	N	O	S	0	0	0
			2857	1805	494	545	13			

There are 4 discrepancies between the modelled and reference sequences:

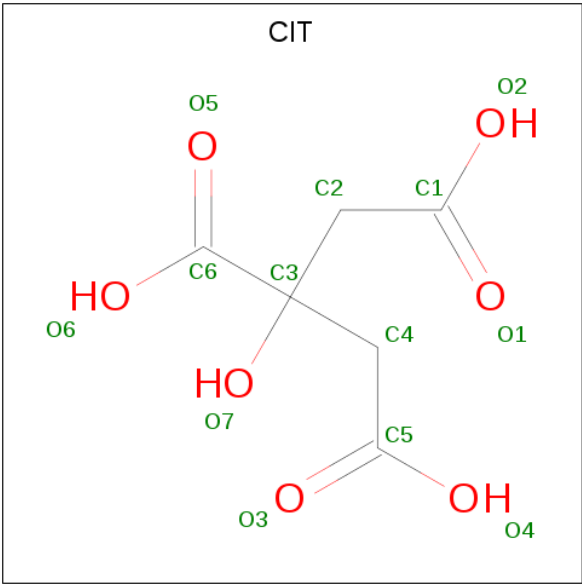
Chain	Residue	Modelled	Actual	Comment	Reference
A	94	LEU	VAL	conflict	UNP P39119
B	94	LEU	VAL	conflict	UNP P39119
C	94	LEU	VAL	conflict	UNP P39119
D	94	LEU	VAL	conflict	UNP P39119

- Molecule 2 is COENZYME A (three-letter code: COZ) (formula: $C_{21}H_{36}N_7O_{16}P_3S$).



Mol	Chain	Residues	Atoms						ZeroOcc	AltConf
2	A	1	Total 48	C 21	N 7	O 16	P 3	S 1	0	0
2	B	1	Total 48	C 21	N 7	O 16	P 3	S 1	0	0
2	C	1	Total 48	C 21	N 7	O 16	P 3	S 1	0	0
2	D	1	Total 48	C 21	N 7	O 16	P 3	S 1	0	0

- Molecule 3 is CITRIC ACID (three-letter code: CIT) (formula: C₆H₈O₇).

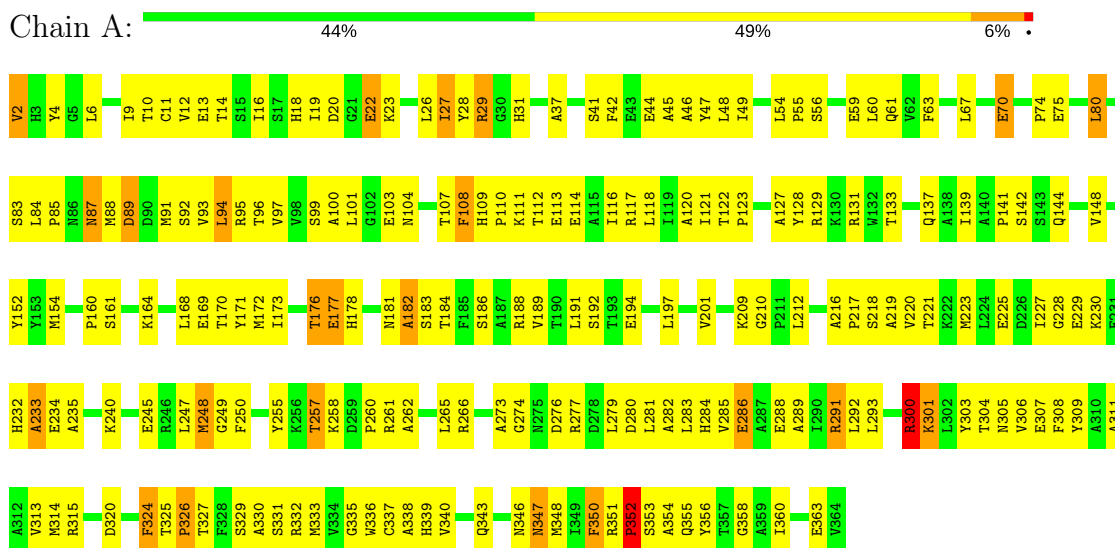


Mol	Chain	Residues	Atoms			ZeroOcc	AltConf
3	A	1	Total 13	C 6	O 7	0	0
3	B	1	Total 13	C 6	O 7	0	0
3	C	1	Total 13	C 6	O 7	0	0
3	D	1	Total 13	C 6	O 7	0	0

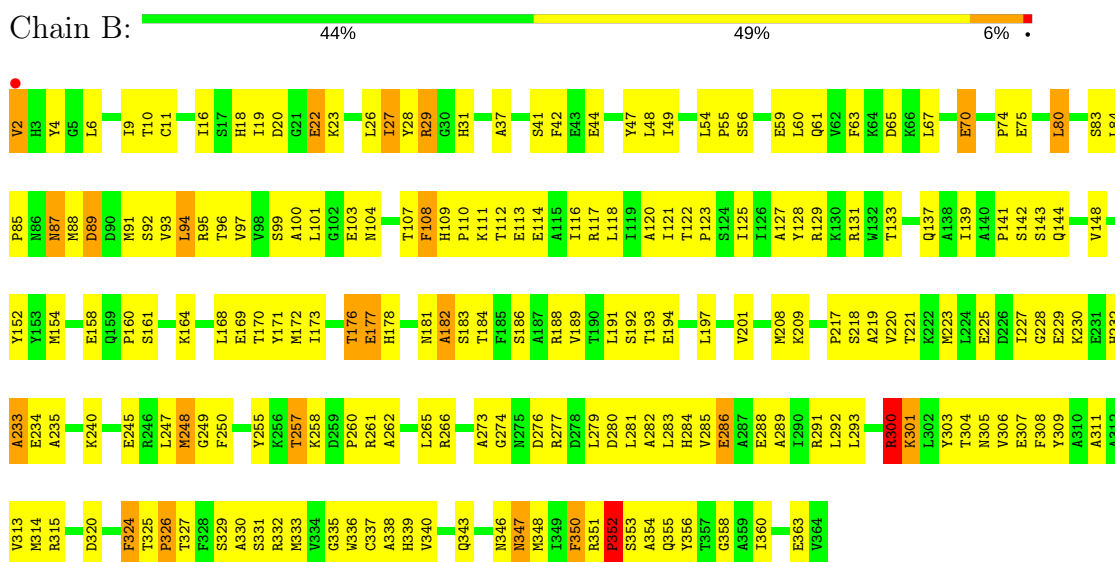
3 Residue-property plots

These plots are drawn for all protein, RNA and DNA chains in the entry. The first graphic for a chain summarises the proportions of the various outlier classes displayed in the second graphic. The second graphic shows the sequence view annotated by issues in geometry and electron density. Residues are color-coded according to the number of geometric quality criteria for which they contain at least one outlier: green = 0, yellow = 1, orange = 2 and red = 3 or more. A red dot above a residue indicates a poor fit to the electron density ($RSRZ > 2$). Stretches of 2 or more consecutive residues without any outlier are shown as a green connector. Residues present in the sample, but not in the model, are shown in grey.

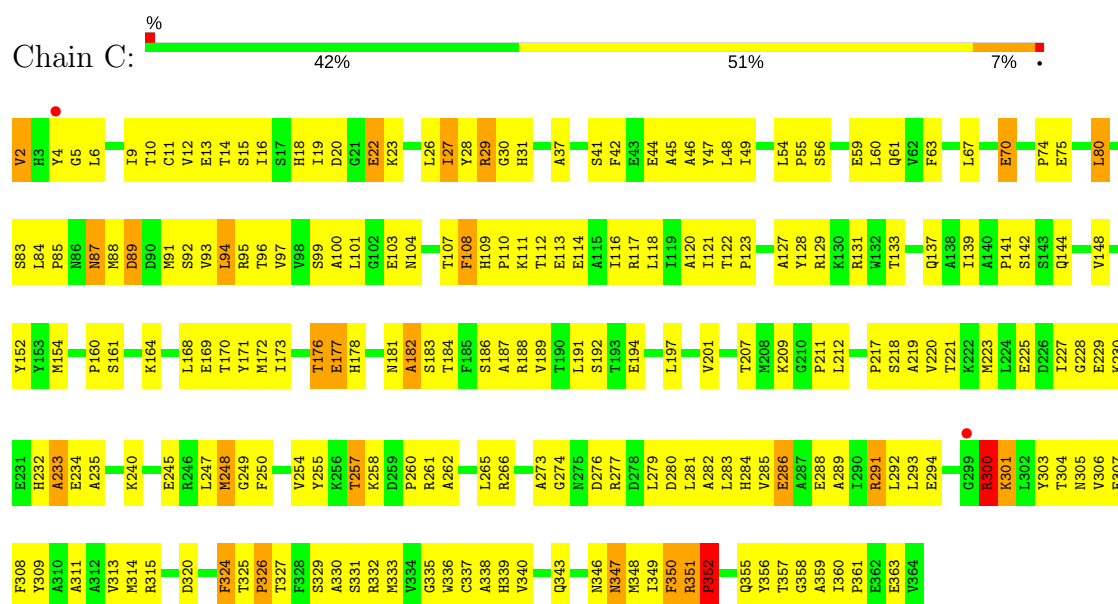
• Molecule 1: CITRATE SYNTHASE 1



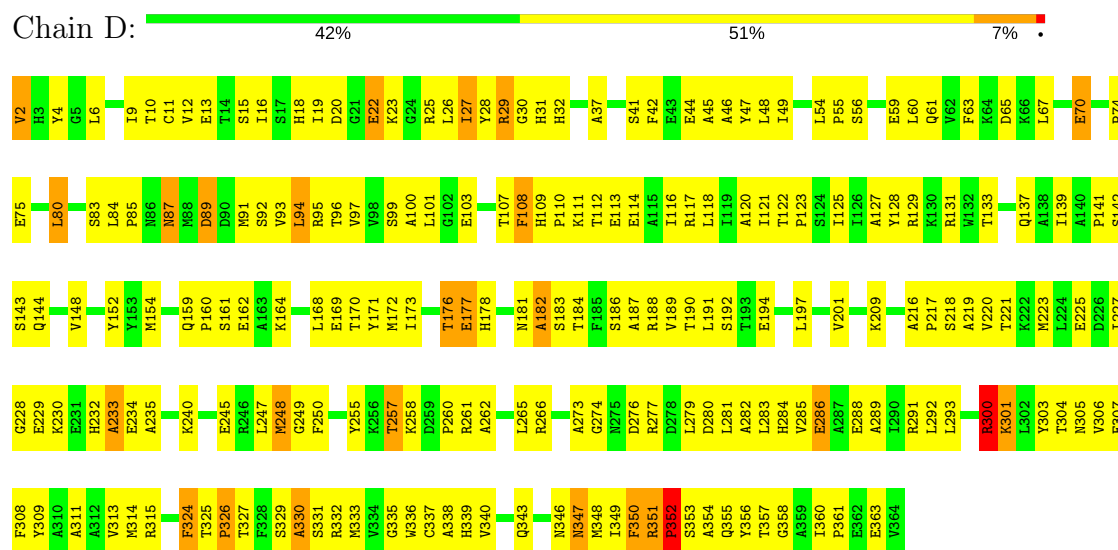
• Molecule 1: CITRATE SYNTHASE 1



• Molecule 1: CITRATE SYNTHASE 1



• Molecule 1: CITRATE SYNTHASE 1



4 Data and refinement statistics

Property	Value	Source
Space group	P 1 21 1	Depositor
Cell constants a, b, c, α , β , γ	53.50Å 185.56Å 82.56Å 90.00° 106.62° 90.00°	Depositor
Resolution (Å)	29.81 – 3.40 29.81 – 3.40	Depositor EDS
% Data completeness (in resolution range)	96.3 (29.81-3.40) 96.3 (29.81-3.40)	Depositor EDS
R_{merge}	0.13	Depositor
R_{sym}	(Not available)	Depositor
$\langle I/\sigma(I) \rangle$ ¹	1.69 (at 3.39Å)	Xtriage
Refinement program	CNS 1.1	Depositor
R, R_{free}	0.284 , 0.316 0.269 , 0.299	Depositor DCC
R_{free} test set	1048 reflections (5.13%)	wwPDB-VP
Wilson B-factor (Å ²)	56.1	Xtriage
Anisotropy	0.398	Xtriage
Bulk solvent k_{sol} (e/Å ³), B_{sol} (Å ²)	0.28 , -37.6	EDS
L-test for twinning ²	$\langle L \rangle = 0.48$, $\langle L^2 \rangle = 0.31$	Xtriage
Estimated twinning fraction	0.047 for h,-k,-h-l	Xtriage
F_o, F_c correlation	0.84	EDS
Total number of atoms	11672	wwPDB-VP
Average B, all atoms (Å ²)	15.0	wwPDB-VP

Xtriage's analysis on translational NCS is as follows: *The largest off-origin peak in the Patterson function is 3.86% of the height of the origin peak. No significant pseudotranslation is detected.*

¹Intensities estimated from amplitudes.

²Theoretical values of $\langle |L| \rangle$, $\langle L^2 \rangle$ for acentric reflections are 0.5, 0.333 respectively for untwinned datasets, and 0.375, 0.2 for perfectly twinned datasets.

5 Model quality

5.1 Standard geometry

Bond lengths and bond angles in the following residue types are not validated in this section: COZ, CIT

The Z score for a bond length (or angle) is the number of standard deviations the observed value is removed from the expected value. A bond length (or angle) with $|Z| > 5$ is considered an outlier worth inspection. RMSZ is the root-mean-square of all Z scores of the bond lengths (or angles).

Mol	Chain	Bond lengths		Bond angles	
		RMSZ	# Z >5	RMSZ	# Z >5
1	A	0.59	0/2915	0.70	2/3940 (0.1%)
1	B	0.59	0/2915	0.70	2/3940 (0.1%)
1	C	0.59	0/2915	0.70	2/3940 (0.1%)
1	D	0.59	0/2915	0.70	2/3940 (0.1%)
All	All	0.59	0/11660	0.70	8/15760 (0.1%)

There are no bond length outliers.

All (8) bond angle outliers are listed below:

Mol	Chain	Res	Type	Atoms	Z	Observed(°)	Ideal(°)
1	D	248	MET	N-CA-C	5.11	124.79	111.00
1	A	248	MET	N-CA-C	5.09	124.74	111.00
1	C	352	PRO	N-CA-C	-5.08	98.88	112.10
1	C	248	MET	N-CA-C	5.08	124.72	111.00
1	D	352	PRO	N-CA-C	-5.08	98.89	112.10
1	B	248	MET	N-CA-C	5.08	124.71	111.00
1	B	352	PRO	N-CA-C	-5.08	98.91	112.10
1	A	352	PRO	N-CA-C	-5.07	98.91	112.10

There are no chirality outliers.

There are no planarity outliers.

5.2 Too-close contacts

In the following table, the Non-H and H(model) columns list the number of non-hydrogen atoms and hydrogen atoms in the chain respectively. The H(added) column lists the number of hydrogen atoms added and optimized by MolProbity. The Clashes column lists the number of clashes within the asymmetric unit, whereas Symm-Clashes lists symmetry related clashes.

Mol	Chain	Non-H	H(model)	H(added)	Clashes	Symm-Clashes
1	A	2857	0	2833	212	1
1	B	2857	0	2833	208	4
1	C	2857	0	2833	232	5
1	D	2857	0	2833	233	7
2	A	48	0	31	6	0
2	B	48	0	31	6	0
2	C	48	0	31	6	1
2	D	48	0	31	6	0
3	A	13	0	5	1	0
3	B	13	0	5	1	0
3	C	13	0	5	1	0
3	D	13	0	5	1	0
All	All	11672	0	11476	823	9

The all-atom clashscore is defined as the number of clashes found per 1000 atoms (including hydrogen atoms). The all-atom clashscore for this structure is 36.

All (823) close contacts within the same asymmetric unit are listed below, sorted by their clash magnitude.

Atom-1	Atom-2	Interatomic distance (Å)	Clash overlap (Å)
1:C:361:PRO:HG2	1:D:32:HIS:CE1	1.87	1.09
1:A:87:ASN:HD22	1:A:87:ASN:H	1.08	0.96
1:C:87:ASN:HD22	1:C:87:ASN:H	1.08	0.95
1:A:247:LEU:H	2:A:1365:COZ:H61A	1.13	0.93
1:B:87:ASN:HD22	1:B:87:ASN:H	1.08	0.93
1:D:87:ASN:HD22	1:D:87:ASN:H	1.08	0.93
1:A:104:ASN:HD21	1:B:87:ASN:HB2	1.34	0.92
1:B:247:LEU:H	2:B:1365:COZ:H61A	1.13	0.91
1:C:247:LEU:H	2:C:1365:COZ:H61A	1.13	0.91
1:D:247:LEU:H	2:D:1365:COZ:H61A	1.13	0.90
1:C:6:LEU:CD2	1:D:11:CYS:HB3	2.01	0.89
1:C:356:TYR:CB	1:D:18:HIS:HB2	2.04	0.87
1:A:300:ARG:H	1:A:300:ARG:HD3	1.43	0.84
1:A:191:LEU:HD22	1:A:340:VAL:HG13	1.59	0.84
1:C:95:ARG:HD2	1:D:99:SER:OG	1.79	0.83
1:D:191:LEU:HD22	1:D:340:VAL:HG13	1.59	0.83
1:D:300:ARG:HD3	1:D:300:ARG:H	1.43	0.82
1:B:191:LEU:HD22	1:B:340:VAL:HG13	1.59	0.82
1:C:300:ARG:HD3	1:C:300:ARG:H	1.43	0.82
1:B:300:ARG:H	1:B:300:ARG:HD3	1.43	0.82
1:A:87:ASN:HB2	1:B:104:ASN:HD21	1.44	0.82
1:C:356:TYR:CG	1:D:18:HIS:HB2	2.14	0.81

Continued on next page...

Continued from previous page...

Atom-1	Atom-2	Interatomic distance (Å)	Clash overlap (Å)
1:B:37:ALA:HB1	1:B:170:THR:HG23	1.63	0.81
1:C:11:CYS:HB3	1:D:6:LEU:CD2	2.10	0.81
1:C:191:LEU:HD22	1:C:340:VAL:HG13	1.59	0.81
1:D:37:ALA:HB1	1:D:170:THR:HG23	1.63	0.80
1:C:37:ALA:HB1	1:C:170:THR:HG23	1.63	0.80
1:B:247:LEU:N	2:B:1365:COZ:H61A	1.80	0.80
1:D:247:LEU:N	2:D:1365:COZ:H61A	1.80	0.79
1:A:37:ALA:HB1	1:A:170:THR:HG23	1.63	0.79
1:C:247:LEU:N	2:C:1365:COZ:H61A	1.80	0.79
1:A:104:ASN:ND2	1:B:87:ASN:HB2	1.96	0.79
1:A:247:LEU:N	2:A:1365:COZ:H61A	1.80	0.79
1:A:247:LEU:HD12	1:A:293:LEU:HD21	1.66	0.78
1:C:359:ALA:O	1:D:30:GLY:HA2	1.83	0.78
1:D:87:ASN:HD22	1:D:87:ASN:N	1.82	0.78
1:B:247:LEU:HD12	1:B:293:LEU:HD21	1.66	0.78
1:C:87:ASN:N	1:C:87:ASN:HD22	1.82	0.77
1:C:211:PRO:HD2	1:D:194:GLU:O	1.85	0.77
1:C:16:ILE:HA	1:C:29:ARG:HD3	1.67	0.77
1:C:6:LEU:HG	1:D:11:CYS:CB	2.14	0.77
1:A:87:ASN:HB2	1:B:104:ASN:ND2	1.99	0.76
1:C:301:LYS:HB3	1:C:303:TYR:HE1	1.51	0.76
1:D:16:ILE:HA	1:D:29:ARG:HD3	1.67	0.76
1:B:301:LYS:HB3	1:B:303:TYR:HE1	1.51	0.75
1:C:247:LEU:HD12	1:C:293:LEU:HD21	1.66	0.75
1:D:247:LEU:HD12	1:D:293:LEU:HD21	1.66	0.75
1:A:301:LYS:HB3	1:A:303:TYR:HE1	1.51	0.75
1:A:16:ILE:HA	1:A:29:ARG:HD3	1.67	0.74
1:C:177:GLU:HG2	1:C:335:GLY:HA2	1.70	0.74
1:A:10:THR:HG23	1:B:354:ALA:HA	1.70	0.74
1:D:301:LYS:HB3	1:D:303:TYR:HE1	1.51	0.74
1:B:16:ILE:HA	1:B:29:ARG:HD3	1.67	0.74
1:A:87:ASN:HD22	1:A:87:ASN:N	1.82	0.74
1:C:189:VAL:O	1:C:192:SER:HB3	1.88	0.73
1:B:177:GLU:HG2	1:B:335:GLY:HA2	1.70	0.73
1:A:354:ALA:HA	1:B:10:THR:HG23	1.71	0.73
1:D:189:VAL:O	1:D:192:SER:HB3	1.88	0.73
1:C:356:TYR:HB2	1:D:18:HIS:HB2	1.71	0.73
1:A:177:GLU:HG2	1:A:335:GLY:HA2	1.70	0.72
1:D:176:THR:HG22	1:D:177:GLU:N	2.05	0.72
1:B:189:VAL:O	1:B:192:SER:HB3	1.88	0.72
1:B:29:ARG:HB2	1:B:48:LEU:CD2	2.20	0.72

Continued on next page...

Continued from previous page...

Atom-1	Atom-2	Interatomic distance (Å)	Clash overlap (Å)
1:A:10:THR:HA	1:B:353:SER:O	1.89	0.72
1:D:177:GLU:HG2	1:D:335:GLY:HA2	1.70	0.72
1:C:30:GLY:O	1:D:361:PRO:HD3	1.89	0.72
1:A:189:VAL:O	1:A:192:SER:HB3	1.88	0.72
1:A:176:THR:HG22	1:A:177:GLU:N	2.05	0.71
1:B:176:THR:HG22	1:B:177:GLU:N	2.05	0.71
1:D:87:ASN:H	1:D:87:ASN:ND2	1.87	0.71
1:B:87:ASN:ND2	1:B:87:ASN:H	1.86	0.71
1:A:29:ARG:HB2	1:A:48:LEU:CD2	2.20	0.71
1:C:29:ARG:HB2	1:C:48:LEU:CD2	2.20	0.71
1:D:29:ARG:HB2	1:D:48:LEU:CD2	2.20	0.71
1:C:361:PRO:CG	1:D:32:HIS:CE1	2.72	0.71
1:C:176:THR:HG22	1:C:177:GLU:N	2.05	0.70
1:C:87:ASN:ND2	1:C:87:ASN:H	1.87	0.69
1:A:353:SER:O	1:B:10:THR:HA	1.92	0.69
1:C:188:ARG:NH1	1:C:339:HIS:ND1	2.41	0.69
1:C:14:THR:O	1:D:356:TYR:HA	1.93	0.69
1:A:188:ARG:NH1	1:A:339:HIS:ND1	2.41	0.68
1:B:188:ARG:NH1	1:B:339:HIS:ND1	2.41	0.68
1:A:347:ASN:O	1:A:348:MET:HG2	1.94	0.68
1:A:87:ASN:ND2	1:A:87:ASN:H	1.86	0.68
1:D:188:ARG:NH1	1:D:339:HIS:ND1	2.41	0.68
1:A:225:GLU:HG3	1:A:315:ARG:HH12	1.59	0.68
1:C:347:ASN:O	1:C:348:MET:HG2	1.94	0.67
1:D:347:ASN:O	1:D:348:MET:HG2	1.94	0.67
1:B:87:ASN:HD22	1:B:87:ASN:N	1.82	0.67
1:C:6:LEU:HG	1:D:11:CYS:HB3	1.75	0.67
1:C:225:GLU:HG3	1:C:315:ARG:HH12	1.59	0.67
1:C:15:SER:HB3	1:D:357:THR:HB	1.76	0.67
1:B:347:ASN:O	1:B:348:MET:HG2	1.94	0.67
1:B:225:GLU:HG3	1:B:315:ARG:HH12	1.59	0.66
1:C:6:LEU:CG	1:D:11:CYS:HB3	2.26	0.66
1:D:225:GLU:HG3	1:D:315:ARG:HH12	1.59	0.66
1:C:11:CYS:HB3	1:D:6:LEU:HD21	1.78	0.66
1:C:11:CYS:CB	1:D:6:LEU:HG	2.26	0.66
1:C:6:LEU:HD21	1:D:11:CYS:HB3	1.77	0.65
1:B:27:ILE:HD12	1:B:27:ILE:H	1.62	0.65
1:C:11:CYS:HB3	1:D:6:LEU:HG	1.78	0.65
1:A:104:ASN:HD21	1:B:87:ASN:CB	2.07	0.64
1:D:29:ARG:HB2	1:D:48:LEU:HD21	1.80	0.64
1:D:27:ILE:HD12	1:D:27:ILE:H	1.62	0.64

Continued on next page...

Continued from previous page...

Atom-1	Atom-2	Interatomic distance (Å)	Clash overlap (Å)
1:A:29:ARG:HB2	1:A:48:LEU:HD21	1.80	0.64
1:C:212:LEU:HD11	1:D:194:GLU:HG3	1.79	0.64
1:C:27:ILE:HD12	1:C:27:ILE:H	1.62	0.64
1:B:141:PRO:HB3	1:B:154:MET:SD	2.38	0.64
1:A:107:THR:OG1	1:A:108:PHE:N	2.31	0.64
1:C:29:ARG:HB2	1:C:48:LEU:HD21	1.80	0.63
1:A:141:PRO:HB3	1:A:154:MET:SD	2.38	0.63
1:D:107:THR:OG1	1:D:108:PHE:N	2.31	0.63
1:A:101:LEU:O	1:A:103:GLU:HG3	1.99	0.63
1:A:27:ILE:H	1:A:27:ILE:HD12	1.62	0.63
1:C:101:LEU:O	1:C:103:GLU:HG3	1.99	0.63
1:B:29:ARG:HB2	1:B:48:LEU:HD21	1.80	0.63
1:C:107:THR:OG1	1:C:108:PHE:N	2.31	0.63
1:D:141:PRO:HB3	1:D:154:MET:SD	2.39	0.63
1:A:95:ARG:HD2	1:B:99:SER:OG	1.99	0.63
1:C:183:SER:O	1:C:186:SER:N	2.32	0.63
1:D:101:LEU:O	1:D:103:GLU:HG3	1.99	0.62
1:A:56:SER:HB2	1:A:59:GLU:HB2	1.81	0.62
1:B:183:SER:O	1:B:186:SER:N	2.32	0.62
1:B:101:LEU:O	1:B:103:GLU:HG3	1.99	0.62
1:C:257:THR:CG2	1:C:258:LYS:N	2.62	0.62
1:D:183:SER:O	1:D:186:SER:N	2.32	0.62
1:B:56:SER:HB2	1:B:59:GLU:HB2	1.82	0.62
1:A:257:THR:CG2	1:A:258:LYS:N	2.62	0.62
1:C:141:PRO:HB3	1:C:154:MET:SD	2.38	0.62
1:A:183:SER:O	1:A:186:SER:N	2.32	0.62
1:B:107:THR:OG1	1:B:108:PHE:N	2.31	0.62
1:B:257:THR:CG2	1:B:258:LYS:N	2.62	0.62
1:B:250:PHE:CD2	1:B:304:THR:HA	2.34	0.62
1:D:250:PHE:CD2	1:D:304:THR:HA	2.35	0.62
1:C:4:TYR:HB3	1:D:348:MET:CE	2.29	0.62
1:C:142:SER:OG	1:C:144:GLN:HG2	2.00	0.62
1:C:250:PHE:CD2	1:C:304:THR:HA	2.34	0.62
1:C:47:TYR:CD2	1:C:55:PRO:HB3	2.35	0.62
1:C:56:SER:HB2	1:C:59:GLU:HB2	1.82	0.62
1:A:142:SER:OG	1:A:144:GLN:HG2	2.00	0.62
1:A:250:PHE:CD2	1:A:304:THR:HA	2.35	0.62
1:D:142:SER:OG	1:D:144:GLN:HG2	2.00	0.61
1:B:47:TYR:CD2	1:B:55:PRO:HB3	2.35	0.61
1:C:357:THR:HB	1:D:15:SER:HB3	1.82	0.61
1:B:142:SER:OG	1:B:144:GLN:HG2	2.00	0.61

Continued on next page...

Continued from previous page...

Atom-1	Atom-2	Interatomic distance (Å)	Clash overlap (Å)
1:D:47:TYR:CD2	1:D:55:PRO:HB3	2.35	0.61
1:D:257:THR:CG2	1:D:258:LYS:N	2.62	0.61
1:A:87:ASN:CB	1:B:104:ASN:HD21	2.12	0.61
1:B:286:GLU:OE2	1:B:304:THR:HG21	2.01	0.61
1:B:18:HIS:HB3	1:B:27:ILE:HD13	1.82	0.61
1:C:212:LEU:HG	1:D:194:GLU:HB2	1.83	0.61
1:C:99:SER:OG	1:D:95:ARG:HD2	2.00	0.61
1:A:18:HIS:HB3	1:A:27:ILE:HD13	1.82	0.61
1:D:56:SER:HB2	1:D:59:GLU:HB2	1.82	0.61
1:A:47:TYR:CD2	1:A:55:PRO:HB3	2.35	0.60
1:C:286:GLU:OE2	1:C:304:THR:HG21	2.01	0.60
1:C:18:HIS:HB3	1:C:27:ILE:HD13	1.82	0.60
1:D:18:HIS:HB3	1:D:27:ILE:HD13	1.82	0.60
1:D:286:GLU:OE2	1:D:304:THR:HG21	2.01	0.60
1:A:286:GLU:OE2	1:A:304:THR:HG21	2.01	0.59
1:C:361:PRO:HG2	1:D:32:HIS:NE2	2.15	0.59
1:C:11:CYS:HB3	1:D:6:LEU:CG	2.31	0.59
1:A:262:ALA:HB2	1:A:306:VAL:N	2.18	0.59
1:C:89:ASP:OD1	1:C:209:LYS:HE3	2.03	0.59
1:A:309:TYR:O	1:A:313:VAL:HG23	2.03	0.58
1:D:89:ASP:OD1	1:D:209:LYS:HE3	2.03	0.58
1:A:89:ASP:OD1	1:A:209:LYS:HE3	2.03	0.58
1:B:177:GLU:HG2	1:B:335:GLY:CA	2.34	0.58
1:C:258:LYS:HB3	1:C:303:TYR:CB	2.33	0.58
1:C:309:TYR:O	1:C:313:VAL:HG23	2.03	0.58
1:B:258:LYS:HB3	1:B:303:TYR:CB	2.33	0.58
1:B:262:ALA:HB2	1:B:306:VAL:N	2.18	0.58
1:D:262:ALA:HB2	1:D:306:VAL:N	2.18	0.58
1:A:258:LYS:HB3	1:A:303:TYR:CB	2.33	0.58
1:A:60:LEU:C	1:A:60:LEU:HD23	2.24	0.58
1:C:262:ALA:HB2	1:C:306:VAL:N	2.18	0.58
1:D:309:TYR:O	1:D:313:VAL:HG23	2.03	0.58
1:B:89:ASP:OD1	1:B:209:LYS:HE3	2.03	0.58
1:B:309:TYR:O	1:B:313:VAL:HG23	2.03	0.57
1:D:258:LYS:HB3	1:D:303:TYR:CB	2.34	0.57
1:B:225:GLU:HG3	1:B:315:ARG:NH1	2.19	0.57
1:A:177:GLU:HG2	1:A:335:GLY:CA	2.34	0.57
1:A:257:THR:HG22	1:A:258:LYS:N	2.20	0.57
1:B:60:LEU:C	1:B:60:LEU:HD23	2.24	0.57
1:C:177:GLU:HG2	1:C:335:GLY:CA	2.34	0.57
1:D:177:GLU:HG2	1:D:335:GLY:CA	2.34	0.57

Continued on next page...

Continued from previous page...

Atom-1	Atom-2	Interatomic distance (Å)	Clash overlap (Å)
1:C:217:PRO:HB2	1:C:311:ALA:HB2	1.87	0.57
1:D:60:LEU:C	1:D:60:LEU:HD23	2.24	0.57
1:B:217:PRO:HB2	1:B:311:ALA:HB2	1.87	0.57
1:A:10:THR:HG23	1:B:354:ALA:CA	2.34	0.57
1:A:99:SER:OG	1:B:95:ARG:HD2	2.05	0.57
1:C:60:LEU:C	1:C:60:LEU:HD23	2.24	0.57
1:A:225:GLU:HG3	1:A:315:ARG:NH1	2.19	0.57
1:D:70:GLU:CG	1:D:117:ARG:HG3	2.35	0.57
1:A:56:SER:N	1:A:59:GLU:HB2	2.20	0.56
1:B:257:THR:HG22	1:B:258:LYS:N	2.20	0.56
1:C:225:GLU:HG3	1:C:315:ARG:NH1	2.19	0.56
1:C:70:GLU:CG	1:C:117:ARG:HG3	2.35	0.56
1:A:70:GLU:CG	1:A:117:ARG:HG3	2.35	0.56
1:D:257:THR:HG22	1:D:258:LYS:N	2.20	0.56
1:D:225:GLU:HG3	1:D:315:ARG:NH1	2.19	0.56
1:C:257:THR:HG22	1:C:258:LYS:N	2.20	0.56
1:C:26:LEU:HD12	1:C:27:ILE:N	2.20	0.56
1:C:56:SER:N	1:C:59:GLU:HB2	2.20	0.56
1:B:70:GLU:CG	1:B:117:ARG:HG3	2.35	0.56
1:B:26:LEU:HD12	1:B:27:ILE:N	2.21	0.56
1:D:56:SER:N	1:D:59:GLU:HB2	2.20	0.56
1:B:20:ASP:O	1:B:23:LYS:O	2.24	0.56
1:A:112:THR:O	1:A:113:GLU:C	2.45	0.56
1:B:116:ILE:O	1:B:117:ARG:C	2.45	0.56
1:D:217:PRO:HB2	1:D:311:ALA:HB2	1.87	0.56
1:D:261:ARG:NH2	1:D:306:VAL:HG11	2.21	0.56
1:A:217:PRO:HB2	1:A:311:ALA:HB2	1.87	0.56
1:B:56:SER:N	1:B:59:GLU:HB2	2.20	0.56
1:C:173:ILE:O	1:C:176:THR:HB	2.06	0.56
1:A:56:SER:HB2	1:A:59:GLU:CG	2.36	0.55
1:B:56:SER:HB2	1:B:59:GLU:CG	2.36	0.55
1:D:97:VAL:O	1:D:100:ALA:HB3	2.06	0.55
1:A:173:ILE:O	1:A:176:THR:HB	2.06	0.55
1:A:261:ARG:NH2	1:A:306:VAL:HG11	2.21	0.55
1:A:26:LEU:HD12	1:A:27:ILE:N	2.21	0.55
1:C:116:ILE:O	1:C:117:ARG:C	2.45	0.55
1:D:173:ILE:O	1:D:176:THR:HB	2.06	0.55
1:C:97:VAL:O	1:C:100:ALA:HB3	2.06	0.55
1:D:116:ILE:O	1:D:117:ARG:C	2.45	0.55
1:D:56:SER:HB2	1:D:59:GLU:CG	2.36	0.55
1:D:26:LEU:HD12	1:D:27:ILE:N	2.21	0.55

Continued on next page...

Continued from previous page...

Atom-1	Atom-2	Interatomic distance (Å)	Clash overlap (Å)
1:C:261:ARG:NH2	1:C:306:VAL:HG11	2.21	0.55
1:A:116:ILE:O	1:A:117:ARG:C	2.45	0.55
1:B:173:ILE:O	1:B:176:THR:HB	2.07	0.55
1:C:258:LYS:HB3	1:C:303:TYR:HB3	1.89	0.55
1:D:112:THR:O	1:D:113:GLU:C	2.45	0.55
1:A:97:VAL:O	1:A:100:ALA:HB3	2.06	0.55
1:B:97:VAL:O	1:B:100:ALA:HB3	2.06	0.55
1:D:161:SER:HB2	1:D:164:LYS:H	1.72	0.55
1:A:70:GLU:HG3	1:A:117:ARG:HG3	1.89	0.55
1:B:350:PHE:O	1:B:352:PRO:HD3	2.07	0.55
1:C:56:SER:HB2	1:C:59:GLU:CG	2.36	0.55
1:A:258:LYS:HB3	1:A:303:TYR:HB3	1.89	0.55
1:A:350:PHE:O	1:A:352:PRO:HD3	2.07	0.55
1:B:261:ARG:NH2	1:B:306:VAL:HG11	2.21	0.55
1:D:20:ASP:O	1:D:23:LYS:O	2.24	0.55
1:D:70:GLU:HG3	1:D:117:ARG:HG3	1.89	0.54
1:D:350:PHE:O	1:D:352:PRO:HD3	2.07	0.54
1:A:305:ASN:OD1	1:A:307:GLU:HB2	2.07	0.54
1:B:112:THR:O	1:B:113:GLU:C	2.45	0.54
1:B:70:GLU:HG3	1:B:117:ARG:HG3	1.89	0.54
1:C:305:ASN:OD1	1:C:307:GLU:HB2	2.07	0.54
1:C:49:ILE:H	1:C:49:ILE:HD12	1.72	0.54
1:C:212:LEU:CD1	1:D:194:GLU:HG3	2.38	0.54
1:D:305:ASN:OD1	1:D:307:GLU:HB2	2.07	0.54
1:A:129:ARG:O	1:A:133:THR:HG23	2.07	0.54
1:A:20:ASP:O	1:A:23:LYS:O	2.24	0.54
1:A:49:ILE:H	1:A:49:ILE:HD12	1.72	0.54
1:B:129:ARG:O	1:B:133:THR:HG23	2.07	0.54
1:B:161:SER:HB2	1:B:164:LYS:H	1.72	0.54
1:C:112:THR:O	1:C:113:GLU:C	2.45	0.54
1:C:129:ARG:O	1:C:133:THR:HG23	2.07	0.54
1:C:350:PHE:O	1:C:352:PRO:HD3	2.07	0.54
1:C:70:GLU:HG3	1:C:117:ARG:HG3	1.89	0.54
1:D:129:ARG:O	1:D:133:THR:HG23	2.07	0.54
1:D:168:LEU:CD2	1:D:172:MET:HG3	2.38	0.54
1:A:161:SER:HB2	1:A:164:LYS:H	1.72	0.54
1:B:168:LEU:CD2	1:B:172:MET:HG3	2.38	0.54
1:A:12:VAL:O	1:B:354:ALA:HB1	2.08	0.54
1:C:27:ILE:N	1:C:27:ILE:HD12	2.23	0.54
1:C:75:GLU:CD	1:C:75:GLU:H	2.11	0.54
1:C:161:SER:HB2	1:C:164:LYS:H	1.72	0.54

Continued on next page...

Continued from previous page...

Atom-1	Atom-2	Interatomic distance (Å)	Clash overlap (Å)
1:A:75:GLU:H	1:A:75:GLU:CD	2.11	0.54
1:C:20:ASP:O	1:C:23:LYS:O	2.24	0.54
1:C:4:TYR:HB3	1:D:348:MET:HE2	1.88	0.54
1:D:27:ILE:HD12	1:D:27:ILE:N	2.23	0.54
1:D:89:ASP:OD2	1:D:89:ASP:N	2.38	0.54
1:A:27:ILE:N	1:A:27:ILE:HD12	2.23	0.53
1:D:49:ILE:H	1:D:49:ILE:HD12	1.72	0.53
1:B:258:LYS:HB3	1:B:303:TYR:HB3	1.89	0.53
1:B:49:ILE:HD12	1:B:49:ILE:H	1.72	0.53
1:C:217:PRO:HD3	1:C:324:PHE:CE2	2.44	0.53
1:D:258:LYS:HB3	1:D:303:TYR:HB3	1.89	0.53
1:D:217:PRO:HD3	1:D:324:PHE:CE2	2.44	0.53
1:B:227:ILE:O	1:B:229:GLU:N	2.41	0.53
1:C:227:ILE:O	1:C:229:GLU:N	2.41	0.53
1:D:176:THR:CG2	1:D:177:GLU:N	2.72	0.53
1:A:217:PRO:HD3	1:A:324:PHE:CE2	2.44	0.53
1:A:227:ILE:O	1:A:229:GLU:N	2.41	0.53
1:C:168:LEU:CD2	1:C:172:MET:HG3	2.38	0.53
1:C:176:THR:CG2	1:C:177:GLU:N	2.72	0.53
1:D:227:ILE:O	1:D:229:GLU:N	2.41	0.53
1:A:168:LEU:CD2	1:A:172:MET:HG3	2.38	0.53
1:B:305:ASN:OD1	1:B:307:GLU:HB2	2.07	0.53
1:B:217:PRO:HD3	1:B:324:PHE:CE2	2.44	0.53
1:C:6:LEU:HG	1:D:11:CYS:HB2	1.90	0.53
1:B:75:GLU:H	1:B:75:GLU:CD	2.11	0.53
1:B:27:ILE:HD12	1:B:27:ILE:N	2.23	0.52
1:C:306:VAL:HG13	1:C:307:GLU:N	2.25	0.52
1:D:89:ASP:C	1:D:91:MET:N	2.62	0.52
2:B:1365:COZ:O9P	2:B:1365:COZ:H141	2.09	0.52
1:B:176:THR:O	1:B:332:ARG:HD3	2.10	0.52
2:C:1365:COZ:O9P	2:C:1365:COZ:H141	2.09	0.52
1:C:89:ASP:C	1:C:91:MET:N	2.62	0.52
1:D:306:VAL:HG13	1:D:307:GLU:N	2.25	0.52
2:A:1365:COZ:O9P	2:A:1365:COZ:H141	2.09	0.52
1:A:261:ARG:CZ	1:A:306:VAL:HG11	2.40	0.52
1:C:261:ARG:CZ	1:C:306:VAL:HG11	2.40	0.52
1:C:357:THR:HB	1:D:15:SER:CB	2.39	0.52
1:D:261:ARG:CZ	1:D:306:VAL:HG11	2.40	0.52
1:A:176:THR:O	1:A:332:ARG:HD3	2.10	0.52
1:B:301:LYS:HB3	1:B:303:TYR:CE1	2.40	0.52
1:B:261:ARG:CZ	1:B:306:VAL:HG11	2.40	0.52

Continued on next page...

Continued from previous page...

Atom-1	Atom-2	Interatomic distance (Å)	Clash overlap (Å)
1:D:258:LYS:HD3	1:D:303:TYR:CD2	2.45	0.52
1:D:176:THR:O	1:D:332:ARG:HD3	2.10	0.52
1:D:75:GLU:H	1:D:75:GLU:CD	2.11	0.52
1:B:258:LYS:HD3	1:B:303:TYR:CD2	2.45	0.51
1:D:230:LYS:O	1:D:233:ALA:HB2	2.10	0.51
1:A:131:ARG:HH11	1:A:139:ILE:HG12	1.76	0.51
1:A:230:LYS:O	1:A:233:ALA:HB2	2.10	0.51
1:C:176:THR:O	1:C:332:ARG:HD3	2.10	0.51
1:A:258:LYS:HD3	1:A:303:TYR:CD2	2.45	0.51
1:A:354:ALA:CA	1:B:10:THR:HG23	2.40	0.51
1:B:306:VAL:HG13	1:B:307:GLU:N	2.25	0.51
1:B:6:LEU:C	1:B:9:ILE:HG12	2.31	0.51
1:C:89:ASP:N	1:C:89:ASP:OD2	2.38	0.51
1:C:230:LYS:O	1:C:233:ALA:HB2	2.10	0.51
1:C:131:ARG:HH11	1:C:139:ILE:HG12	1.76	0.51
1:A:306:VAL:HG13	1:A:307:GLU:N	2.25	0.51
1:A:6:LEU:C	1:A:9:ILE:HG12	2.31	0.51
1:C:29:ARG:HB2	1:C:48:LEU:HD22	1.93	0.51
2:D:1365:COZ:H141	2:D:1365:COZ:O9P	2.09	0.51
1:B:89:ASP:C	1:B:91:MET:N	2.62	0.51
1:C:258:LYS:HD3	1:C:303:TYR:CD2	2.45	0.51
1:A:6:LEU:CD2	1:B:11:CYS:HB3	2.41	0.51
1:B:181:ASN:O	1:B:182:ALA:C	2.49	0.51
1:C:142:SER:C	1:C:144:GLN:H	2.15	0.51
1:D:6:LEU:C	1:D:9:ILE:HG12	2.31	0.51
1:B:4:TYR:HD1	1:B:4:TYR:H	1.58	0.50
1:A:181:ASN:HB3	3:A:1366:CIT:O2	2.12	0.50
1:A:142:SER:C	1:A:144:GLN:H	2.15	0.50
1:B:142:SER:C	1:B:144:GLN:H	2.15	0.50
1:C:301:LYS:HB3	1:C:303:TYR:CE1	2.40	0.50
1:D:301:LYS:HB3	1:D:303:TYR:CE1	2.40	0.50
1:A:181:ASN:O	1:A:182:ALA:C	2.49	0.50
1:B:181:ASN:HB3	3:B:1366:CIT:O2	2.12	0.50
1:B:230:LYS:O	1:B:233:ALA:HB2	2.10	0.50
1:C:181:ASN:O	1:C:182:ALA:C	2.49	0.50
1:D:29:ARG:HB2	1:D:48:LEU:HD22	1.93	0.50
1:A:67:LEU:HD23	1:A:116:ILE:HG23	1.93	0.50
1:C:6:LEU:C	1:C:9:ILE:HG12	2.31	0.50
1:A:29:ARG:HB2	1:A:48:LEU:HD22	1.93	0.50
1:B:49:ILE:HG22	1:B:338:ALA:CB	2.42	0.50
1:C:67:LEU:HD23	1:C:116:ILE:HG23	1.93	0.50

Continued on next page...

Continued from previous page...

Atom-1	Atom-2	Interatomic distance (Å)	Clash overlap (Å)
1:D:142:SER:C	1:D:144:GLN:H	2.15	0.50
1:A:258:LYS:HB3	1:A:303:TYR:CG	2.47	0.50
1:A:85:PRO:HB2	1:A:87:ASN:ND2	2.27	0.50
1:B:240:LYS:O	1:B:245:GLU:HB2	2.12	0.50
1:B:258:LYS:HB3	1:B:303:TYR:CG	2.47	0.50
1:C:181:ASN:HB3	3:C:1366:CIT:O2	2.12	0.50
1:D:181:ASN:HB3	3:D:1366:CIT:O2	2.12	0.50
1:D:306:VAL:HG13	1:D:307:GLU:H	1.77	0.50
1:D:181:ASN:O	1:D:182:ALA:C	2.49	0.50
1:D:284:HIS:O	1:D:285:VAL:C	2.51	0.50
1:D:258:LYS:HB3	1:D:303:TYR:CG	2.47	0.50
1:C:85:PRO:HB2	1:C:87:ASN:ND2	2.27	0.49
1:D:255:TYR:CE2	1:D:260:PRO:HD2	2.47	0.49
1:D:4:TYR:HD1	1:D:4:TYR:H	1.58	0.49
1:A:240:LYS:O	1:A:245:GLU:HB2	2.12	0.49
1:B:197:LEU:O	1:B:201:VAL:HG23	2.12	0.49
1:C:255:TYR:CE2	1:C:260:PRO:HD2	2.47	0.49
1:D:240:LYS:O	1:D:245:GLU:HB2	2.12	0.49
1:D:67:LEU:HD23	1:D:116:ILE:HG23	1.93	0.49
1:D:85:PRO:HB2	1:D:87:ASN:ND2	2.27	0.49
1:A:234:GLU:O	1:A:235:ALA:C	2.51	0.49
1:A:89:ASP:C	1:A:91:MET:N	2.62	0.49
1:C:258:LYS:HB3	1:C:303:TYR:CG	2.47	0.49
1:C:49:ILE:HG22	1:C:338:ALA:CB	2.42	0.49
1:A:49:ILE:HG22	1:A:338:ALA:CB	2.42	0.49
1:B:87:ASN:ND2	1:B:87:ASN:N	2.54	0.49
1:C:240:LYS:O	1:C:245:GLU:HB2	2.12	0.49
1:D:49:ILE:HG22	1:D:338:ALA:CB	2.42	0.49
1:B:197:LEU:CD1	1:B:340:VAL:HG11	2.43	0.49
1:B:306:VAL:HG13	1:B:307:GLU:H	1.77	0.49
1:C:104:ASN:HD21	1:D:87:ASN:HB2	1.77	0.49
1:C:197:LEU:O	1:C:201:VAL:HG23	2.12	0.49
1:D:234:GLU:O	1:D:235:ALA:C	2.51	0.49
1:B:67:LEU:HD23	1:B:116:ILE:HG23	1.93	0.49
1:D:315:ARG:HH11	1:D:315:ARG:HG3	1.78	0.49
1:A:301:LYS:HB3	1:A:303:TYR:CE1	2.40	0.49
1:A:56:SER:H	1:A:59:GLU:HB2	1.78	0.49
1:D:131:ARG:HH11	1:D:139:ILE:HG12	1.76	0.49
1:A:306:VAL:HG13	1:A:307:GLU:H	1.77	0.49
1:B:255:TYR:CE2	1:B:260:PRO:HD2	2.47	0.49
1:A:197:LEU:O	1:A:201:VAL:HG23	2.12	0.49

Continued on next page...

Continued from previous page...

Atom-1	Atom-2	Interatomic distance (Å)	Clash overlap (Å)
1:B:29:ARG:HB2	1:B:48:LEU:HD22	1.93	0.49
1:C:315:ARG:HH11	1:C:315:ARG:HG3	1.78	0.49
1:C:27:ILE:CG2	1:C:31:HIS:O	2.61	0.49
1:C:56:SER:H	1:C:59:GLU:HB2	1.78	0.49
1:D:197:LEU:O	1:D:201:VAL:HG23	2.12	0.49
1:D:49:ILE:HG22	1:D:338:ALA:HB2	1.95	0.49
1:A:118:LEU:HD13	1:A:201:VAL:HG21	1.95	0.49
1:B:27:ILE:CG2	1:B:31:HIS:O	2.61	0.49
1:B:56:SER:HB2	1:B:59:GLU:CB	2.42	0.49
1:C:234:GLU:O	1:C:235:ALA:C	2.51	0.49
1:D:168:LEU:O	1:D:171:TYR:HB3	2.13	0.49
1:B:27:ILE:HG22	1:B:31:HIS:O	2.13	0.48
1:D:56:SER:H	1:D:59:GLU:HB2	1.78	0.48
1:C:9:ILE:HG21	1:D:9:ILE:HG21	1.94	0.48
1:A:27:ILE:CG2	1:A:31:HIS:O	2.61	0.48
1:B:131:ARG:HH11	1:B:139:ILE:HG12	1.76	0.48
1:B:168:LEU:O	1:B:171:TYR:HB3	2.13	0.48
1:B:331:SER:C	1:B:333:MET:N	2.66	0.48
1:B:85:PRO:HB2	1:B:87:ASN:ND2	2.27	0.48
1:D:118:LEU:HD13	1:D:201:VAL:HG21	1.95	0.48
1:A:255:TYR:CE2	1:A:260:PRO:HD2	2.47	0.48
1:A:197:LEU:CD1	1:A:340:VAL:HG11	2.43	0.48
1:C:336:TRP:O	1:C:337:CYS:C	2.52	0.48
1:D:197:LEU:CD1	1:D:340:VAL:HG11	2.43	0.48
1:B:234:GLU:O	1:B:235:ALA:C	2.51	0.48
1:B:284:HIS:O	1:B:285:VAL:C	2.51	0.48
1:C:284:HIS:O	1:C:285:VAL:C	2.51	0.48
1:C:331:SER:C	1:C:333:MET:N	2.66	0.48
1:D:56:SER:HB2	1:D:59:GLU:CB	2.42	0.48
1:A:176:THR:HG22	1:A:177:GLU:HB2	1.96	0.48
1:A:336:TRP:O	1:A:337:CYS:C	2.52	0.48
1:C:168:LEU:O	1:C:171:TYR:HB3	2.13	0.48
1:C:282:ALA:O	1:C:283:LEU:C	2.51	0.48
1:D:300:ARG:N	1:D:300:ARG:HD3	2.22	0.48
1:D:336:TRP:O	1:D:337:CYS:C	2.52	0.48
1:D:27:ILE:CG2	1:D:31:HIS:O	2.61	0.48
1:A:56:SER:HB2	1:A:59:GLU:CB	2.42	0.48
1:C:265:LEU:HD13	1:C:309:TYR:HB3	1.96	0.48
1:A:315:ARG:HH11	1:A:315:ARG:HG3	1.78	0.48
1:B:176:THR:HG22	1:B:177:GLU:HB2	1.96	0.48
1:B:282:ALA:O	1:B:283:LEU:C	2.51	0.48

Continued on next page...

Continued from previous page...

Atom-1	Atom-2	Interatomic distance (Å)	Clash overlap (Å)
1:B:315:ARG:HH11	1:B:315:ARG:HG3	1.78	0.48
1:C:27:ILE:HG22	1:C:31:HIS:O	2.13	0.48
1:C:49:ILE:HG22	1:C:338:ALA:HB2	1.95	0.48
1:A:168:LEU:O	1:A:171:TYR:HB3	2.13	0.48
1:C:197:LEU:CD1	1:C:340:VAL:HG11	2.43	0.48
1:A:300:ARG:N	1:A:300:ARG:HD3	2.22	0.48
1:B:49:ILE:HG22	1:B:338:ALA:HB2	1.95	0.48
1:C:118:LEU:HD13	1:C:201:VAL:HG21	1.95	0.48
1:C:56:SER:HB2	1:C:59:GLU:CB	2.42	0.48
1:A:265:LEU:HD13	1:A:309:TYR:HB3	1.96	0.47
1:B:148:VAL:HG21	1:B:169:GLU:HG3	1.96	0.47
1:D:27:ILE:HG22	1:D:31:HIS:O	2.13	0.47
1:C:306:VAL:HG13	1:C:307:GLU:H	1.77	0.47
1:A:273:ALA:HA	1:A:280:ASP:OD1	2.15	0.47
1:B:56:SER:H	1:B:59:GLU:HB2	1.78	0.47
1:C:212:LEU:HD11	1:D:194:GLU:OE2	2.12	0.47
1:D:282:ALA:O	1:D:283:LEU:C	2.51	0.47
1:A:148:VAL:HG21	1:A:169:GLU:HG3	1.96	0.47
1:A:282:ALA:O	1:A:283:LEU:C	2.51	0.47
1:A:27:ILE:HG22	1:A:31:HIS:O	2.13	0.47
1:B:111:LYS:O	1:B:114:GLU:HB2	2.15	0.47
1:D:331:SER:C	1:D:333:MET:N	2.66	0.47
1:A:11:CYS:HB3	1:B:6:LEU:CD2	2.45	0.47
1:B:118:LEU:HD13	1:B:201:VAL:HG21	1.95	0.47
1:C:4:TYR:HD1	1:C:4:TYR:H	1.58	0.47
1:A:4:TYR:H	1:A:4:TYR:HD1	1.58	0.47
1:A:89:ASP:OD2	1:A:89:ASP:N	2.38	0.47
1:B:265:LEU:HD13	1:B:309:TYR:HB3	1.96	0.47
1:B:336:TRP:O	1:B:337:CYS:C	2.52	0.47
1:D:111:LYS:O	1:D:114:GLU:HB2	2.15	0.47
1:A:85:PRO:HG2	1:A:88:MET:HE3	1.95	0.47
1:B:273:ALA:HA	1:B:280:ASP:OD1	2.15	0.47
1:A:257:THR:CG2	1:A:258:LYS:H	2.28	0.47
1:C:176:THR:HG22	1:C:177:GLU:HB2	1.96	0.47
1:C:212:LEU:HD11	1:D:194:GLU:CG	2.44	0.47
1:D:148:VAL:HG21	1:D:169:GLU:HG3	1.96	0.47
1:A:111:LYS:O	1:A:114:GLU:HB2	2.15	0.47
1:A:176:THR:CG2	1:A:177:GLU:N	2.72	0.47
1:A:49:ILE:HG22	1:A:338:ALA:HB2	1.95	0.47
1:A:6:LEU:HD21	1:B:11:CYS:HB3	1.96	0.47
1:D:176:THR:HG22	1:D:177:GLU:HB2	1.96	0.47

Continued on next page...

Continued from previous page...

Atom-1	Atom-2	Interatomic distance (Å)	Clash overlap (Å)
1:D:84:LEU:HA	1:D:85:PRO:HD2	1.74	0.47
1:C:254:VAL:CG2	1:D:351:ARG:HH12	2.28	0.47
1:D:265:LEU:HD13	1:D:309:TYR:HB3	1.96	0.47
1:A:131:ARG:NH1	1:A:137:GLN:O	2.48	0.46
1:B:67:LEU:HD22	1:B:120:ALA:HB2	1.98	0.46
1:C:273:ALA:HA	1:C:280:ASP:OD1	2.15	0.46
1:C:111:LYS:O	1:C:114:GLU:HB2	2.15	0.46
1:C:67:LEU:HD22	1:C:120:ALA:HB2	1.98	0.46
1:D:131:ARG:NH1	1:D:137:GLN:O	2.48	0.46
1:D:273:ALA:HA	1:D:280:ASP:OD1	2.15	0.46
1:D:326:PRO:O	1:D:329:SER:N	2.49	0.46
1:A:219:ALA:HB1	1:A:248:MET:HG3	1.97	0.46
1:B:131:ARG:NH1	1:B:137:GLN:O	2.48	0.46
1:B:219:ALA:HB1	1:B:248:MET:HG3	1.97	0.46
1:C:56:SER:HB2	1:C:59:GLU:HG3	1.97	0.46
1:A:326:PRO:O	1:A:329:SER:N	2.49	0.46
1:A:47:TYR:CE2	1:A:55:PRO:HB3	2.50	0.46
1:A:56:SER:HB2	1:A:59:GLU:HG3	1.98	0.46
1:B:127:ALA:O	1:B:128:TYR:C	2.54	0.46
1:C:248:MET:O	2:C:1365:COZ:H71	2.16	0.46
1:D:67:LEU:HD22	1:D:120:ALA:HB2	1.97	0.46
1:A:331:SER:C	1:A:333:MET:N	2.66	0.46
1:B:93:VAL:O	1:B:94:LEU:C	2.54	0.46
1:C:300:ARG:N	1:C:300:ARG:HD3	2.22	0.46
1:D:248:MET:O	2:D:1365:COZ:H71	2.16	0.46
1:A:248:MET:O	2:A:1365:COZ:H71	2.16	0.46
1:A:343:GLN:NE2	1:A:348:MET:HG3	2.31	0.46
1:B:325:THR:O	1:B:326:PRO:C	2.54	0.46
1:B:47:TYR:CE2	1:B:55:PRO:HB3	2.50	0.46
1:D:31:HIS:NE2	1:D:54:LEU:HD11	2.31	0.46
1:A:93:VAL:O	1:A:94:LEU:C	2.54	0.46
1:C:47:TYR:CE2	1:C:55:PRO:HB3	2.50	0.46
1:C:361:PRO:CG	1:D:32:HIS:ND1	2.78	0.46
1:A:284:HIS:O	1:A:285:VAL:C	2.51	0.46
1:B:248:MET:O	2:B:1365:COZ:H71	2.16	0.46
1:C:131:ARG:NH1	1:C:137:GLN:O	2.48	0.46
1:C:326:PRO:O	1:C:329:SER:N	2.49	0.46
1:D:47:TYR:CE2	1:D:55:PRO:HB3	2.50	0.46
1:B:56:SER:HB2	1:B:59:GLU:HG3	1.97	0.45
1:C:31:HIS:NE2	1:C:54:LEU:HD11	2.31	0.45
1:C:329:SER:O	1:C:331:SER:N	2.50	0.45

Continued on next page...

Continued from previous page...

Atom-1	Atom-2	Interatomic distance (Å)	Clash overlap (Å)
1:C:10:THR:HG23	1:D:354:ALA:HA	1.97	0.45
1:A:14:THR:O	1:B:356:TYR:HA	2.17	0.45
1:B:326:PRO:O	1:B:329:SER:N	2.49	0.45
1:D:127:ALA:O	1:D:128:TYR:C	2.54	0.45
1:D:219:ALA:HB1	1:D:248:MET:HG3	1.97	0.45
1:A:314:MET:HE2	1:A:314:MET:HA	1.98	0.45
1:C:148:VAL:HG21	1:C:169:GLU:HG3	1.96	0.45
1:D:337:CYS:O	1:D:338:ALA:C	2.55	0.45
1:A:60:LEU:O	1:A:61:GLN:C	2.55	0.45
1:B:31:HIS:NE2	1:B:54:LEU:HD11	2.31	0.45
1:B:329:SER:O	1:B:331:SER:N	2.50	0.45
1:C:219:ALA:HB1	1:C:248:MET:HG3	1.97	0.45
1:A:89:ASP:HB2	1:A:92:SER:H	1.82	0.45
1:B:343:GLN:NE2	1:B:348:MET:HG3	2.31	0.45
1:C:343:GLN:NE2	1:C:348:MET:HG3	2.31	0.45
1:D:93:VAL:O	1:D:94:LEU:C	2.54	0.45
1:A:212:LEU:HD11	1:B:194:GLU:OE2	2.16	0.45
1:C:60:LEU:O	1:C:61:GLN:C	2.55	0.45
1:C:211:PRO:CD	1:D:194:GLU:O	2.61	0.45
1:D:325:THR:O	1:D:326:PRO:C	2.54	0.45
1:D:60:LEU:O	1:D:61:GLN:C	2.55	0.45
1:D:89:ASP:HB2	1:D:92:SER:H	1.82	0.45
1:A:127:ALA:O	1:A:128:TYR:C	2.54	0.45
1:A:31:HIS:NE2	1:A:54:LEU:HD11	2.31	0.45
1:A:325:THR:O	1:A:326:PRO:C	2.54	0.45
1:A:67:LEU:HD22	1:A:120:ALA:HB2	1.98	0.45
1:C:337:CYS:O	1:C:338:ALA:C	2.55	0.45
1:A:11:CYS:HB3	1:B:6:LEU:HD21	1.97	0.45
1:C:289:ALA:O	1:C:293:LEU:HG	2.17	0.45
1:C:326:PRO:O	1:C:327:THR:C	2.55	0.45
1:C:89:ASP:HB2	1:C:92:SER:H	1.82	0.45
1:B:314:MET:HA	1:B:314:MET:HE2	1.99	0.45
1:C:183:SER:O	1:C:184:THR:C	2.56	0.45
1:D:70:GLU:HG2	1:D:117:ARG:HG3	1.99	0.45
1:D:347:ASN:ND2	1:D:348:MET:H	2.15	0.45
1:D:343:GLN:NE2	1:D:348:MET:HG3	2.31	0.45
1:B:300:ARG:N	1:B:300:ARG:HD3	2.22	0.45
1:B:347:ASN:C	1:B:348:MET:CG	2.86	0.45
1:D:329:SER:O	1:D:331:SER:N	2.50	0.45
2:A:1365:COZ:O9P	2:A:1365:COZ:CEP	2.65	0.44
1:A:183:SER:O	1:A:184:THR:C	2.56	0.44

Continued on next page...

Continued from previous page...

Atom-1	Atom-2	Interatomic distance (Å)	Clash overlap (Å)
1:A:289:ALA:O	1:A:293:LEU:HG	2.17	0.44
1:A:329:SER:O	1:A:331:SER:N	2.50	0.44
2:B:1365:COZ:CEP	2:B:1365:COZ:O9P	2.65	0.44
1:B:257:THR:CG2	1:B:258:LYS:H	2.28	0.44
1:C:121:ILE:O	1:C:122:THR:C	2.55	0.44
1:D:122:THR:O	1:D:123:PRO:C	2.55	0.44
1:A:121:ILE:O	1:A:122:THR:C	2.55	0.44
1:A:347:ASN:C	1:A:348:MET:CG	2.86	0.44
1:A:347:ASN:ND2	1:A:348:MET:H	2.15	0.44
1:B:347:ASN:ND2	1:B:348:MET:H	2.15	0.44
1:C:255:TYR:CE2	1:C:260:PRO:CD	3.00	0.44
1:C:70:GLU:HG2	1:C:117:ARG:HG3	1.99	0.44
1:C:84:LEU:HA	1:C:85:PRO:HD2	1.74	0.44
1:C:6:LEU:HD23	1:D:11:CYS:HB3	1.95	0.44
1:A:10:THR:O	1:A:10:THR:HG22	2.17	0.44
1:A:326:PRO:O	1:A:327:THR:C	2.55	0.44
1:D:56:SER:HB2	1:D:59:GLU:HG3	1.98	0.44
1:B:10:THR:HG22	1:B:10:THR:O	2.17	0.44
1:C:314:MET:HE2	1:C:314:MET:HA	1.99	0.44
1:D:347:ASN:C	1:D:348:MET:CG	2.86	0.44
1:A:220:VAL:O	1:A:223:MET:HB3	2.18	0.44
1:A:255:TYR:CE2	1:A:260:PRO:CD	3.00	0.44
1:C:122:THR:O	1:C:123:PRO:C	2.55	0.44
1:C:325:THR:O	1:C:326:PRO:C	2.54	0.44
1:A:288:GLU:O	1:A:292:LEU:HG	2.18	0.44
1:B:70:GLU:HG2	1:B:117:ARG:HG3	1.99	0.44
1:B:91:MET:SD	1:B:325:THR:HG22	2.58	0.44
1:C:217:PRO:O	1:C:220:VAL:N	2.49	0.44
1:D:10:THR:O	1:D:10:THR:HG22	2.17	0.44
1:B:288:GLU:O	1:B:292:LEU:HG	2.18	0.44
1:C:220:VAL:O	1:C:223:MET:HB3	2.18	0.44
1:C:347:ASN:C	1:C:348:MET:CG	2.86	0.44
1:C:360:ILE:CD1	1:D:25:ARG:NH2	2.80	0.44
1:D:121:ILE:O	1:D:122:THR:C	2.55	0.44
1:D:289:ALA:O	1:D:293:LEU:HG	2.17	0.44
1:C:5:GLY:O	1:D:350:PHE:HA	2.17	0.44
1:D:220:VAL:O	1:D:223:MET:HB3	2.18	0.44
1:D:91:MET:SD	1:D:325:THR:HG22	2.58	0.44
1:A:85:PRO:HB2	1:A:87:ASN:HD21	1.83	0.44
1:B:122:THR:O	1:B:123:PRO:C	2.55	0.44
1:B:125:ILE:HG12	1:B:125:ILE:H	1.67	0.44

Continued on next page...

Continued from previous page...

Atom-1	Atom-2	Interatomic distance (Å)	Clash overlap (Å)
1:B:326:PRO:O	1:B:327:THR:C	2.55	0.44
1:C:288:GLU:O	1:C:292:LEU:HG	2.18	0.44
1:C:80:LEU:O	1:C:83:SER:N	2.51	0.44
1:C:93:VAL:O	1:C:94:LEU:C	2.54	0.44
1:D:257:THR:CG2	1:D:258:LYS:H	2.28	0.44
1:D:80:LEU:O	1:D:83:SER:N	2.51	0.44
1:A:210:GLY:HA3	1:B:193:THR:O	2.18	0.43
1:A:70:GLU:HG2	1:A:117:ARG:HG3	1.99	0.43
1:B:255:TYR:CE2	1:B:260:PRO:CD	3.00	0.43
1:B:85:PRO:HB2	1:B:87:ASN:HD21	1.83	0.43
1:B:89:ASP:HB2	1:B:92:SER:H	1.82	0.43
1:C:347:ASN:ND2	1:C:348:MET:H	2.15	0.43
2:D:1365:COZ:CEP	2:D:1365:COZ:O9P	2.65	0.43
1:D:255:TYR:CE2	1:D:260:PRO:CD	3.00	0.43
1:D:28:TYR:HD2	1:D:49:ILE:HD11	1.83	0.43
1:A:250:PHE:CE2	1:A:304:THR:HB	2.53	0.43
1:D:183:SER:O	1:D:184:THR:C	2.56	0.43
1:D:288:GLU:O	1:D:292:LEU:HG	2.18	0.43
1:A:178:HIS:O	1:A:181:ASN:ND2	2.51	0.43
1:A:250:PHE:CD1	1:A:250:PHE:N	2.86	0.43
1:B:220:VAL:O	1:B:223:MET:HB3	2.18	0.43
2:C:1365:COZ:O9P	2:C:1365:COZ:CEP	2.65	0.43
1:C:211:PRO:HD2	1:D:194:GLU:C	2.39	0.43
1:D:314:MET:HA	1:D:314:MET:HE2	2.01	0.43
1:B:183:SER:O	1:B:184:THR:C	2.56	0.43
1:B:331:SER:C	1:B:333:MET:H	2.22	0.43
1:B:60:LEU:O	1:B:61:GLN:C	2.55	0.43
1:B:60:LEU:O	1:B:63:PHE:N	2.52	0.43
1:C:346:ASN:O	1:C:346:ASN:OD1	2.37	0.43
1:A:257:THR:HG23	1:A:258:LYS:H	1.84	0.43
1:A:331:SER:C	1:A:333:MET:H	2.22	0.43
1:B:178:HIS:O	1:B:181:ASN:ND2	2.51	0.43
1:B:217:PRO:O	1:B:220:VAL:N	2.50	0.43
1:B:347:ASN:C	1:B:348:MET:HG2	2.39	0.43
1:B:363:GLU:OE1	1:B:363:GLU:HA	2.19	0.43
1:C:85:PRO:HB2	1:C:87:ASN:HD21	1.83	0.43
1:D:108:PHE:O	1:D:110:PRO:HD3	2.18	0.43
1:D:331:SER:C	1:D:333:MET:H	2.21	0.43
1:D:363:GLU:HA	1:D:363:GLU:OE1	2.19	0.43
1:D:85:PRO:HB2	1:D:87:ASN:HD21	1.84	0.43
1:B:257:THR:HG23	1:B:258:LYS:H	1.84	0.43

Continued on next page...

Continued from previous page...

Atom-1	Atom-2	Interatomic distance (Å)	Clash overlap (Å)
1:B:289:ALA:O	1:B:293:LEU:HG	2.17	0.43
1:C:108:PHE:O	1:C:110:PRO:HD3	2.18	0.43
1:C:250:PHE:CE2	1:C:304:THR:HB	2.53	0.43
1:C:363:GLU:HA	1:C:363:GLU:OE1	2.19	0.43
1:D:154:MET:HE2	1:D:154:MET:HB2	1.90	0.43
1:D:257:THR:HG23	1:D:258:LYS:H	1.84	0.43
1:B:108:PHE:O	1:B:110:PRO:HD3	2.18	0.43
1:B:28:TYR:HD2	1:B:49:ILE:HD11	1.84	0.43
1:C:127:ALA:O	1:C:128:TYR:C	2.54	0.43
1:C:347:ASN:C	1:C:348:MET:HG2	2.39	0.43
1:C:60:LEU:O	1:C:63:PHE:N	2.52	0.43
1:D:346:ASN:O	1:D:346:ASN:OD1	2.37	0.43
1:A:122:THR:O	1:A:123:PRO:C	2.55	0.43
1:A:337:CYS:O	1:A:338:ALA:C	2.55	0.43
1:B:337:CYS:O	1:B:338:ALA:C	2.55	0.43
1:C:10:THR:O	1:C:10:THR:HG22	2.17	0.43
1:C:281:LEU:O	1:C:285:VAL:HG23	2.19	0.43
1:D:60:LEU:O	1:D:63:PHE:N	2.52	0.43
1:B:80:LEU:O	1:B:83:SER:N	2.51	0.43
1:C:250:PHE:CD1	1:C:250:PHE:N	2.86	0.43
1:A:281:LEU:O	1:A:285:VAL:HG23	2.19	0.43
1:A:363:GLU:HA	1:A:363:GLU:OE1	2.19	0.43
1:B:250:PHE:CD1	1:B:250:PHE:N	2.86	0.43
1:C:220:VAL:O	1:C:221:THR:C	2.57	0.43
1:C:91:MET:SD	1:C:325:THR:HG22	2.58	0.43
1:D:281:LEU:O	1:D:285:VAL:HG23	2.19	0.43
1:A:60:LEU:O	1:A:63:PHE:N	2.52	0.42
1:A:91:MET:SD	1:A:325:THR:HG22	2.58	0.42
1:B:308:PHE:O	1:B:311:ALA:HB3	2.19	0.42
1:B:84:LEU:HA	1:B:85:PRO:HD2	1.74	0.42
1:C:360:ILE:HG13	1:C:360:ILE:O	2.18	0.42
1:C:28:TYR:HD2	1:C:49:ILE:HD11	1.83	0.42
1:C:168:LEU:HD23	1:C:172:MET:HG3	2.01	0.42
1:C:257:THR:CG2	1:C:258:LYS:H	2.28	0.42
1:D:326:PRO:O	1:D:327:THR:C	2.55	0.42
1:A:41:SER:O	1:A:42:PHE:C	2.57	0.42
1:C:154:MET:HB2	1:C:154:MET:HE2	1.93	0.42
1:D:220:VAL:O	1:D:221:THR:C	2.57	0.42
1:D:250:PHE:CE2	1:D:304:THR:HB	2.53	0.42
1:D:250:PHE:CD1	1:D:250:PHE:N	2.86	0.42
1:D:306:VAL:O	1:D:307:GLU:C	2.58	0.42

Continued on next page...

Continued from previous page...

Atom-1	Atom-2	Interatomic distance (Å)	Clash overlap (Å)
1:D:308:PHE:O	1:D:311:ALA:HB3	2.19	0.42
1:A:108:PHE:O	1:A:110:PRO:HD3	2.18	0.42
1:A:347:ASN:C	1:A:348:MET:HG2	2.39	0.42
1:B:208:MET:HB3	1:B:208:MET:HE2	1.83	0.42
1:D:4:TYR:N	1:D:4:TYR:CD1	2.86	0.42
1:B:306:VAL:O	1:B:307:GLU:C	2.58	0.42
1:C:276:ASP:HB3	1:C:279:LEU:HD12	2.02	0.42
1:C:88:MET:O	1:C:89:ASP:C	2.58	0.42
1:D:178:HIS:O	1:D:181:ASN:ND2	2.51	0.42
1:A:28:TYR:HD2	1:A:49:ILE:HD11	1.83	0.42
1:B:121:ILE:O	1:B:122:THR:C	2.55	0.42
1:B:168:LEU:HD23	1:B:172:MET:HG3	2.01	0.42
1:A:356:TYR:CG	1:B:18:HIS:HB2	2.54	0.42
1:B:197:LEU:HD12	1:B:340:VAL:HG11	2.01	0.42
1:B:250:PHE:CE2	1:B:304:THR:HB	2.53	0.42
1:B:346:ASN:OD1	1:B:346:ASN:O	2.37	0.42
1:C:26:LEU:C	1:C:26:LEU:HD12	2.40	0.42
1:C:41:SER:O	1:C:44:GLU:N	2.53	0.42
1:A:346:ASN:OD1	1:A:346:ASN:O	2.37	0.42
1:A:360:ILE:O	1:A:360:ILE:HG13	2.19	0.42
1:B:220:VAL:O	1:B:223:MET:N	2.53	0.42
1:B:281:LEU:O	1:B:285:VAL:HG23	2.19	0.42
1:C:332:ARG:HD3	1:C:332:ARG:HA	1.81	0.42
1:C:41:SER:O	1:C:42:PHE:C	2.57	0.42
1:D:168:LEU:HD23	1:D:172:MET:HG3	2.01	0.42
1:D:347:ASN:C	1:D:348:MET:HG2	2.39	0.42
1:A:154:MET:HB2	1:A:154:MET:HE2	1.87	0.42
1:D:41:SER:O	1:D:42:PHE:C	2.57	0.42
1:B:360:ILE:O	1:B:360:ILE:HG13	2.19	0.42
1:C:178:HIS:O	1:C:181:ASN:ND2	2.51	0.42
1:C:257:THR:HG23	1:C:258:LYS:H	1.84	0.42
1:C:308:PHE:O	1:C:311:ALA:HB3	2.19	0.42
1:D:187:ALA:O	1:D:188:ARG:C	2.59	0.42
1:D:60:LEU:C	1:D:60:LEU:CD2	2.88	0.42
1:A:12:VAL:HB	1:B:354:ALA:HB2	2.01	0.42
1:A:219:ALA:HB3	2:A:1365:COZ:S1P	2.60	0.42
1:A:220:VAL:O	1:A:221:THR:C	2.57	0.42
1:A:93:VAL:O	1:A:96:THR:N	2.53	0.42
1:B:26:LEU:HD12	1:B:26:LEU:C	2.40	0.42
1:B:93:VAL:O	1:B:96:THR:N	2.53	0.42
1:C:93:VAL:O	1:C:96:THR:N	2.53	0.42

Continued on next page...

Continued from previous page...

Atom-1	Atom-2	Interatomic distance (Å)	Clash overlap (Å)
1:D:26:LEU:HD12	1:D:26:LEU:C	2.40	0.42
1:B:276:ASP:HB3	1:B:279:LEU:HD12	2.02	0.41
1:C:197:LEU:HD12	1:C:340:VAL:HG11	2.01	0.41
1:C:60:LEU:C	1:C:60:LEU:CD2	2.88	0.41
1:A:168:LEU:HD23	1:A:172:MET:HG3	2.01	0.41
1:A:220:VAL:O	1:A:223:MET:N	2.53	0.41
1:B:219:ALA:HB3	2:B:1365:COZ:S1P	2.60	0.41
1:B:41:SER:O	1:B:44:GLU:N	2.53	0.41
1:C:331:SER:C	1:C:333:MET:H	2.22	0.41
1:D:108:PHE:CD1	1:D:194:GLU:HA	2.55	0.41
1:A:276:ASP:HB3	1:A:279:LEU:HD12	2.02	0.41
1:A:88:MET:O	1:A:89:ASP:C	2.58	0.41
1:C:12:VAL:HG12	1:C:13:GLU:N	2.35	0.41
1:C:187:ALA:O	1:C:188:ARG:C	2.59	0.41
1:D:219:ALA:HB3	2:D:1365:COZ:S1P	2.60	0.41
1:D:197:LEU:HD12	1:D:340:VAL:HG11	2.01	0.41
1:D:276:ASP:HB3	1:D:279:LEU:HD12	2.02	0.41
1:D:41:SER:O	1:D:44:GLU:N	2.53	0.41
1:D:93:VAL:O	1:D:96:THR:N	2.53	0.41
1:A:26:LEU:C	1:A:26:LEU:HD12	2.40	0.41
1:B:118:LEU:HA	1:B:118:LEU:HD23	1.89	0.41
1:B:152:TYR:CD2	1:B:160:PRO:HD3	2.55	0.41
1:B:4:TYR:N	1:B:4:TYR:CD1	2.86	0.41
1:C:152:TYR:CD2	1:C:160:PRO:HD3	2.55	0.41
1:C:45:ALA:O	1:C:46:ALA:C	2.59	0.41
1:D:220:VAL:O	1:D:223:MET:N	2.53	0.41
1:D:360:ILE:HG13	1:D:360:ILE:O	2.19	0.41
1:D:45:ALA:O	1:D:46:ALA:C	2.59	0.41
1:A:12:VAL:HG12	1:A:13:GLU:N	2.36	0.41
1:A:152:TYR:CD2	1:A:160:PRO:HD3	2.55	0.41
1:A:308:PHE:O	1:A:311:ALA:HB3	2.19	0.41
1:B:217:PRO:O	1:B:218:SER:C	2.59	0.41
1:C:219:ALA:HB3	2:C:1365:COZ:S1P	2.60	0.41
1:D:216:ALA:HA	1:D:217:PRO:HD3	1.83	0.41
1:D:217:PRO:O	1:D:218:SER:C	2.59	0.41
1:A:60:LEU:CD2	1:A:60:LEU:C	2.89	0.41
1:B:220:VAL:O	1:B:221:THR:C	2.57	0.41
1:B:41:SER:O	1:B:42:PHE:C	2.57	0.41
1:C:356:TYR:CD2	1:D:18:HIS:HB2	2.54	0.41
1:A:2:VAL:HG22	1:A:355:GLN:NE2	2.36	0.41
1:C:220:VAL:O	1:C:223:MET:N	2.53	0.41

Continued on next page...

Continued from previous page...

Atom-1	Atom-2	Interatomic distance (Å)	Clash overlap (Å)
1:C:80:LEU:C	1:C:80:LEU:CD2	2.89	0.41
1:C:207:THR:OG1	1:D:190:THR:HG23	2.20	0.41
1:D:2:VAL:HG22	1:D:355:GLN:NE2	2.36	0.41
1:A:142:SER:C	1:A:144:GLN:N	2.74	0.41
1:A:217:PRO:O	1:A:220:VAL:N	2.49	0.41
1:A:197:LEU:HD12	1:A:340:VAL:HG11	2.01	0.41
1:A:41:SER:O	1:A:44:GLU:N	2.53	0.41
1:A:56:SER:CB	1:A:59:GLU:HB2	2.50	0.41
1:A:80:LEU:O	1:A:83:SER:N	2.51	0.41
1:A:84:LEU:HD23	1:A:84:LEU:HA	1.93	0.41
1:C:108:PHE:CD1	1:C:194:GLU:HA	2.56	0.41
1:C:217:PRO:O	1:C:218:SER:C	2.59	0.41
1:C:315:ARG:NH1	1:C:315:ARG:HG3	2.36	0.41
1:C:325:THR:HB	1:C:326:PRO:HD3	2.03	0.41
1:C:349:ILE:HG12	1:C:351:ARG:HG3	2.03	0.41
1:D:118:LEU:HA	1:D:118:LEU:HD23	1.89	0.41
1:D:249:GLY:C	1:D:250:PHE:CD1	2.94	0.41
1:D:87:ASN:N	1:D:87:ASN:ND2	2.54	0.41
1:A:111:LYS:O	1:A:112:THR:C	2.58	0.41
1:B:111:LYS:O	1:B:112:THR:C	2.59	0.41
1:B:142:SER:C	1:B:144:GLN:N	2.74	0.41
1:B:60:LEU:C	1:B:60:LEU:CD2	2.89	0.41
1:B:80:LEU:C	1:B:80:LEU:CD2	2.89	0.41
1:C:142:SER:C	1:C:144:GLN:N	2.74	0.41
1:C:249:GLY:C	1:C:250:PHE:CD1	2.94	0.41
1:D:142:SER:C	1:D:144:GLN:N	2.74	0.41
1:A:249:GLY:C	1:A:250:PHE:CD1	2.94	0.41
1:A:300:ARG:CD	1:A:300:ARG:H	2.11	0.41
1:B:88:MET:O	1:B:89:ASP:C	2.58	0.41
1:C:306:VAL:O	1:C:307:GLU:C	2.58	0.41
1:D:12:VAL:HG12	1:D:13:GLU:N	2.35	0.41
1:D:152:TYR:CD2	1:D:160:PRO:HD3	2.55	0.41
1:D:80:LEU:C	1:D:80:LEU:CD2	2.89	0.41
1:A:306:VAL:O	1:A:307:GLU:C	2.58	0.41
1:B:249:GLY:C	1:B:250:PHE:CD1	2.94	0.41
1:D:125:ILE:HG12	1:D:125:ILE:H	1.67	0.41
1:A:178:HIS:CD2	1:A:261:ARG:NH1	2.90	0.40
1:A:325:THR:HB	1:A:326:PRO:HD3	2.03	0.40
1:A:350:PHE:O	1:A:352:PRO:CD	2.70	0.40
1:A:45:ALA:O	1:A:46:ALA:C	2.59	0.40
1:B:108:PHE:CD1	1:B:194:GLU:HA	2.56	0.40

Continued on next page...

Continued from previous page...

Atom-1	Atom-2	Interatomic distance (Å)	Clash overlap (Å)
1:D:315:ARG:NH1	1:D:315:ARG:HG3	2.36	0.40
1:D:329:SER:O	1:D:330:ALA:C	2.60	0.40
1:C:10:THR:HA	1:D:353:SER:O	2.21	0.40
1:A:216:ALA:HA	1:A:217:PRO:HD3	1.83	0.40
1:B:2:VAL:HG22	1:B:355:GLN:NE2	2.36	0.40
1:C:350:PHE:O	1:C:352:PRO:CD	2.70	0.40
1:A:80:LEU:CD2	1:A:80:LEU:C	2.89	0.40
1:B:183:SER:O	1:B:186:SER:HB3	2.22	0.40
1:B:315:ARG:HG3	1:B:315:ARG:NH1	2.36	0.40
1:B:320:ASP:N	1:B:320:ASP:OD2	2.55	0.40
1:B:332:ARG:HA	1:B:332:ARG:HD3	1.81	0.40
1:C:183:SER:O	1:C:186:SER:HB3	2.22	0.40
1:C:320:ASP:OD2	1:C:320:ASP:N	2.55	0.40
1:D:217:PRO:O	1:D:220:VAL:N	2.50	0.40
1:A:108:PHE:CD1	1:A:194:GLU:HA	2.56	0.40
1:A:315:ARG:NH1	1:A:315:ARG:HG3	2.36	0.40
1:A:217:PRO:O	1:A:218:SER:C	2.59	0.40
1:A:320:ASP:OD2	1:A:320:ASP:N	2.55	0.40
1:B:350:PHE:O	1:B:352:PRO:CD	2.70	0.40
1:C:2:VAL:HG22	1:C:355:GLN:NE2	2.36	0.40
1:D:111:LYS:O	1:D:112:THR:C	2.58	0.40
1:D:349:ILE:HG12	1:D:351:ARG:HG3	2.03	0.40

All (9) symmetry-related close contacts are listed below. The label for Atom-2 includes the symmetry operator and encoded unit-cell translations to be applied.

Atom-1	Atom-2	Interatomic distance (Å)	Clash overlap (Å)
1:C:144:GLN:NE2	2:C:1365:COZ:O7A[1_455]	0.83	1.37
1:C:291:ARG:NH1	1:D:159:GLN:OE1[1_554]	1.18	1.02
1:C:291:ARG:NH1	1:D:159:GLN:CD[1_554]	1.97	0.23
1:C:291:ARG:CZ	1:D:159:GLN:OE1[1_554]	2.03	0.17
1:B:143:SER:OG	1:D:65:ASP:OD2[1_545]	2.04	0.16
1:C:294:GLU:CG	1:D:162:GLU:CB[1_554]	2.08	0.12
1:B:65:ASP:OD2	1:D:143:SER:OG[1_545]	2.08	0.12
1:B:143:SER:CB	1:D:65:ASP:OD2[1_545]	2.14	0.06
1:A:291:ARG:NH1	1:B:158:GLU:CG[1_454]	2.14	0.06

5.3 Torsion angles

5.3.1 Protein backbone

In the following table, the Percentiles column shows the percent Ramachandran outliers of the chain as a percentile score with respect to all X-ray entries followed by that with respect to entries of similar resolution.

The Analysed column shows the number of residues for which the backbone conformation was analysed, and the total number of residues.

Mol	Chain	Analysed	Favoured	Allowed	Outliers	Percentiles	
1	A	361/363 (99%)	264 (73%)	81 (22%)	16 (4%)	3	23
1	B	361/363 (99%)	264 (73%)	81 (22%)	16 (4%)	3	23
1	C	361/363 (99%)	264 (73%)	81 (22%)	16 (4%)	3	23
1	D	361/363 (99%)	264 (73%)	81 (22%)	16 (4%)	3	23
All	All	1444/1452 (99%)	1056 (73%)	324 (22%)	64 (4%)	3	23

All (64) Ramachandran outliers are listed below:

Mol	Chain	Res	Type
1	A	22	GLU
1	A	182	ALA
1	A	233	ALA
1	A	358	GLY
1	B	22	GLU
1	B	182	ALA
1	B	233	ALA
1	B	358	GLY
1	C	22	GLU
1	C	182	ALA
1	C	228	GLY
1	C	233	ALA
1	C	358	GLY
1	D	22	GLU
1	D	182	ALA
1	D	233	ALA
1	D	358	GLY
1	A	29	ARG
1	A	228	GLY
1	A	274	GLY
1	B	29	ARG
1	B	228	GLY

Continued on next page...

Continued from previous page...

Mol	Chain	Res	Type
1	B	274	GLY
1	C	29	ARG
1	C	274	GLY
1	D	29	ARG
1	D	228	GLY
1	D	274	GLY
1	A	286	GLU
1	A	324	PHE
1	A	330	ALA
1	A	350	PHE
1	B	286	GLU
1	B	324	PHE
1	B	330	ALA
1	B	350	PHE
1	C	286	GLU
1	C	324	PHE
1	C	330	ALA
1	C	350	PHE
1	D	286	GLU
1	D	324	PHE
1	D	330	ALA
1	D	350	PHE
1	A	108	PHE
1	A	300	ARG
1	A	301	LYS
1	B	108	PHE
1	B	300	ARG
1	B	301	LYS
1	C	108	PHE
1	C	300	ARG
1	C	301	LYS
1	D	108	PHE
1	D	300	ARG
1	D	301	LYS
1	A	326	PRO
1	B	326	PRO
1	C	326	PRO
1	D	326	PRO
1	A	351	ARG
1	B	351	ARG
1	C	351	ARG
1	D	351	ARG

5.3.2 Protein sidechains ⓘ

In the following table, the Percentiles column shows the percent sidechain outliers of the chain as a percentile score with respect to all X-ray entries followed by that with respect to entries of similar resolution.

The Analysed column shows the number of residues for which the sidechain conformation was analysed, and the total number of residues.

Mol	Chain	Analysed	Rotameric	Outliers	Percentiles	
1	A	300/300 (100%)	279 (93%)	21 (7%)	16	51
1	B	300/300 (100%)	279 (93%)	21 (7%)	16	51
1	C	300/300 (100%)	279 (93%)	21 (7%)	16	51
1	D	300/300 (100%)	279 (93%)	21 (7%)	16	51
All	All	1200/1200 (100%)	1116 (93%)	84 (7%)	16	51

All (84) residues with a non-rotameric sidechain are listed below:

Mol	Chain	Res	Type
1	A	2	VAL
1	A	19	ILE
1	A	22	GLU
1	A	27	ILE
1	A	70	GLU
1	A	74	PRO
1	A	80	LEU
1	A	87	ASN
1	A	89	ASP
1	A	94	LEU
1	A	109	HIS
1	A	176	THR
1	A	177	GLU
1	A	232	HIS
1	A	257	THR
1	A	266	ARG
1	A	277	ARG
1	A	291	ARG
1	A	300	ARG
1	A	347	ASN
1	A	352	PRO
1	B	2	VAL
1	B	19	ILE
1	B	22	GLU

Continued on next page...

Continued from previous page...

Mol	Chain	Res	Type
1	B	27	ILE
1	B	70	GLU
1	B	74	PRO
1	B	80	LEU
1	B	87	ASN
1	B	89	ASP
1	B	94	LEU
1	B	109	HIS
1	B	176	THR
1	B	177	GLU
1	B	232	HIS
1	B	257	THR
1	B	266	ARG
1	B	277	ARG
1	B	291	ARG
1	B	300	ARG
1	B	347	ASN
1	B	352	PRO
1	C	2	VAL
1	C	19	ILE
1	C	22	GLU
1	C	27	ILE
1	C	70	GLU
1	C	74	PRO
1	C	80	LEU
1	C	87	ASN
1	C	89	ASP
1	C	94	LEU
1	C	109	HIS
1	C	176	THR
1	C	177	GLU
1	C	232	HIS
1	C	257	THR
1	C	266	ARG
1	C	277	ARG
1	C	291	ARG
1	C	300	ARG
1	C	347	ASN
1	C	352	PRO
1	D	2	VAL
1	D	19	ILE
1	D	22	GLU

Continued on next page...

Continued from previous page...

Mol	Chain	Res	Type
1	D	27	ILE
1	D	70	GLU
1	D	74	PRO
1	D	80	LEU
1	D	87	ASN
1	D	89	ASP
1	D	94	LEU
1	D	109	HIS
1	D	176	THR
1	D	177	GLU
1	D	232	HIS
1	D	257	THR
1	D	266	ARG
1	D	277	ARG
1	D	291	ARG
1	D	300	ARG
1	D	347	ASN
1	D	352	PRO

Some sidechains can be flipped to improve hydrogen bonding and reduce clashes. All (32) such sidechains are listed below:

Mol	Chain	Res	Type
1	A	82	GLN
1	A	87	ASN
1	A	104	ASN
1	A	150	ASN
1	A	213	HIS
1	A	346	ASN
1	A	347	ASN
1	A	355	GLN
1	B	82	GLN
1	B	87	ASN
1	B	104	ASN
1	B	150	ASN
1	B	213	HIS
1	B	346	ASN
1	B	347	ASN
1	B	355	GLN
1	C	82	GLN
1	C	87	ASN
1	C	104	ASN
1	C	150	ASN

Continued on next page...

Continued from previous page...

Mol	Chain	Res	Type
1	C	213	HIS
1	C	346	ASN
1	C	347	ASN
1	C	355	GLN
1	D	82	GLN
1	D	87	ASN
1	D	104	ASN
1	D	150	ASN
1	D	213	HIS
1	D	346	ASN
1	D	347	ASN
1	D	355	GLN

5.3.3 RNA [i](#)

There are no RNA molecules in this entry.

5.4 Non-standard residues in protein, DNA, RNA chains [i](#)

There are no non-standard protein/DNA/RNA residues in this entry.

5.5 Carbohydrates [i](#)

There are no carbohydrates in this entry.

5.6 Ligand geometry [i](#)

8 ligands are modelled in this entry.

In the following table, the Counts columns list the number of bonds (or angles) for which Mogul statistics could be retrieved, the number of bonds (or angles) that are observed in the model and the number of bonds (or angles) that are defined in the Chemical Component Dictionary. The Link column lists molecule types, if any, to which the group is linked. The Z score for a bond length (or angle) is the number of standard deviations the observed value is removed from the expected value. A bond length (or angle) with $|Z| > 2$ is considered an outlier worth inspection. RMSZ is the root-mean-square of all Z scores of the bond lengths (or angles).

Mol	Type	Chain	Res	Link	Bond lengths			Bond angles		
					Counts	RMSZ	$\# Z > 2$	Counts	RMSZ	$\# Z > 2$
2	COZ	A	1365	-	41,50,50	1.35	5 (12%)	51,75,75	2.35	7 (13%)

Mol	Type	Chain	Res	Link	Bond lengths			Bond angles		
					Counts	RMSZ	# Z > 2	Counts	RMSZ	# Z > 2
3	CIT	A	1366	-	3,12,12	2.66	1 (33%)	3,17,17	2.60	2 (66%)
2	COZ	B	1365	-	41,50,50	1.36	5 (12%)	51,75,75	2.35	7 (13%)
3	CIT	B	1366	-	3,12,12	2.67	1 (33%)	3,17,17	2.59	2 (66%)
2	COZ	C	1365	1	41,50,50	1.36	5 (12%)	51,75,75	2.35	7 (13%)
3	CIT	C	1366	-	3,12,12	2.66	1 (33%)	3,17,17	2.58	2 (66%)
2	COZ	D	1365	-	41,50,50	1.35	5 (12%)	51,75,75	2.35	7 (13%)
3	CIT	D	1366	-	3,12,12	2.65	1 (33%)	3,17,17	2.61	2 (66%)

In the following table, the Chirals column lists the number of chiral outliers, the number of chiral centers analysed, the number of these observed in the model and the number defined in the Chemical Component Dictionary. Similar counts are reported in the Torsion and Rings columns. '-' means no outliers of that kind were identified.

Mol	Type	Chain	Res	Link	Chirals	Torsions	Rings
2	COZ	A	1365	-	-	0/44/64/64	0/3/3/3
3	CIT	A	1366	-	-	0/6/16/16	0/0/0/0
2	COZ	B	1365	-	-	0/44/64/64	0/3/3/3
3	CIT	B	1366	-	-	0/6/16/16	0/0/0/0
2	COZ	C	1365	1	-	0/44/64/64	0/3/3/3
3	CIT	C	1366	-	-	0/6/16/16	0/0/0/0
2	COZ	D	1365	-	-	0/44/64/64	0/3/3/3
3	CIT	D	1366	-	-	0/6/16/16	0/0/0/0

All (24) bond length outliers are listed below:

Mol	Chain	Res	Type	Atoms	Z	Observed(Å)	Ideal(Å)
2	D	1365	COZ	O4B-C1B	2.67	1.45	1.41
2	A	1365	COZ	O4B-C1B	2.70	1.45	1.41
2	C	1365	COZ	P3B-O3B	2.70	1.64	1.59
2	B	1365	COZ	P3B-O3B	2.70	1.64	1.59
2	A	1365	COZ	P3B-O3B	2.70	1.64	1.59
2	C	1365	COZ	O4B-C1B	2.71	1.45	1.41
2	D	1365	COZ	P3B-O3B	2.73	1.64	1.59
2	B	1365	COZ	O4B-C1B	2.74	1.45	1.41
2	B	1365	COZ	P2A-O4A	2.90	1.61	1.50
2	A	1365	COZ	P2A-O4A	2.91	1.61	1.50
2	D	1365	COZ	P2A-O4A	2.91	1.61	1.50
2	C	1365	COZ	P2A-O4A	2.93	1.61	1.50
2	A	1365	COZ	P1A-O1A	2.97	1.61	1.50
2	B	1365	COZ	P1A-O1A	2.97	1.61	1.50
2	C	1365	COZ	P1A-O1A	2.98	1.61	1.50

Continued on next page...

Continued from previous page...

Mol	Chain	Res	Type	Atoms	Z	Observed(Å)	Ideal(Å)
2	D	1365	COZ	P1A-O1A	2.98	1.61	1.50
2	A	1365	COZ	P3B-O7A	3.31	1.61	1.50
2	B	1365	COZ	P3B-O7A	3.32	1.61	1.50
2	D	1365	COZ	P3B-O7A	3.33	1.61	1.50
2	C	1365	COZ	P3B-O7A	3.33	1.61	1.50
3	D	1366	CIT	C4-C3	4.14	1.60	1.54
3	A	1366	CIT	C4-C3	4.16	1.60	1.54
3	B	1366	CIT	C4-C3	4.17	1.60	1.54
3	C	1366	CIT	C4-C3	4.17	1.60	1.54

All (36) bond angle outliers are listed below:

Mol	Chain	Res	Type	Atoms	Z	Observed(°)	Ideal(°)
2	B	1365	COZ	N3A-C2A-N1A	-9.68	120.58	128.86
2	C	1365	COZ	N3A-C2A-N1A	-9.67	120.59	128.86
2	D	1365	COZ	N3A-C2A-N1A	-9.65	120.60	128.86
2	A	1365	COZ	N3A-C2A-N1A	-9.64	120.61	128.86
2	D	1365	COZ	P2A-O3A-P1A	-6.37	111.22	132.63
2	C	1365	COZ	P2A-O3A-P1A	-6.37	111.22	132.63
2	B	1365	COZ	P2A-O3A-P1A	-6.37	111.23	132.63
2	A	1365	COZ	P2A-O3A-P1A	-6.36	111.24	132.63
2	C	1365	COZ	CDP-CBP-CAP	-4.12	101.68	108.82
2	D	1365	COZ	CDP-CBP-CAP	-4.12	101.68	108.82
2	A	1365	COZ	CDP-CBP-CAP	-4.12	101.69	108.82
2	B	1365	COZ	CDP-CBP-CAP	-4.11	101.69	108.82
2	C	1365	COZ	CEP-CBP-CAP	-3.46	102.83	108.82
2	B	1365	COZ	CEP-CBP-CAP	-3.45	102.84	108.82
2	A	1365	COZ	CEP-CBP-CAP	-3.44	102.86	108.82
2	D	1365	COZ	CEP-CBP-CAP	-3.43	102.87	108.82
3	B	1366	CIT	C4-C3-C2	2.46	115.80	109.70
3	D	1366	CIT	C4-C3-C2	2.47	115.81	109.70
3	A	1366	CIT	C4-C3-C2	2.47	115.82	109.70
3	C	1366	CIT	C4-C3-C2	2.47	115.83	109.70
3	C	1366	CIT	C3-C2-C1	3.64	120.41	114.95
3	B	1366	CIT	C3-C2-C1	3.67	120.46	114.95
3	A	1366	CIT	C3-C2-C1	3.68	120.47	114.95
3	D	1366	CIT	C3-C2-C1	3.70	120.50	114.95
2	B	1365	COZ	C5B-C4B-C3B	3.77	127.02	114.35
2	D	1365	COZ	C5B-C4B-C3B	3.77	127.02	114.35
2	A	1365	COZ	C5B-C4B-C3B	3.78	127.05	114.35
2	C	1365	COZ	C5B-C4B-C3B	3.78	127.06	114.35
2	B	1365	COZ	CEP-CBP-CDP	4.71	118.99	109.16

Continued on next page...

Continued from previous page...

Mol	Chain	Res	Type	Atoms	Z	Observed($^{\circ}$)	Ideal($^{\circ}$)
2	A	1365	COZ	CEP-CBP-CDP	4.72	119.01	109.16
2	C	1365	COZ	CEP-CBP-CDP	4.74	119.04	109.16
2	D	1365	COZ	CEP-CBP-CDP	4.75	119.06	109.16
2	D	1365	COZ	CEP-CBP-CCP	5.73	117.58	108.23
2	A	1365	COZ	CEP-CBP-CCP	5.74	117.59	108.23
2	B	1365	COZ	CEP-CBP-CCP	5.75	117.61	108.23
2	C	1365	COZ	CEP-CBP-CCP	5.75	117.61	108.23

There are no chirality outliers.

There are no torsion outliers.

There are no ring outliers.

8 monomers are involved in 29 short contacts:

Mol	Chain	Res	Type	Clashes	Symm-Clashes
2	A	1365	COZ	6	0
3	A	1366	CIT	1	0
2	B	1365	COZ	6	0
3	B	1366	CIT	1	0
2	C	1365	COZ	6	1
3	C	1366	CIT	1	0
2	D	1365	COZ	6	0
3	D	1366	CIT	1	0

5.7 Other polymers [i](#)

There are no such residues in this entry.

5.8 Polymer linkage issues [i](#)

There are no chain breaks in this entry.

6 Fit of model and data [i](#)

6.1 Protein, DNA and RNA chains [i](#)

In the following table, the column labelled ‘#RSRZ> 2’ contains the number (and percentage) of RSRZ outliers, followed by percent RSRZ outliers for the chain as percentile scores relative to all X-ray entries and entries of similar resolution. The OWAB column contains the minimum, median, 95th percentile and maximum values of the occupancy-weighted average B-factor per residue. The column labelled ‘Q< 0.9’ lists the number of (and percentage) of residues with an average occupancy less than 0.9.

Mol	Chain	Analysed	<RSRZ>	#RSRZ>2	OWAB(Å ²)	Q<0.9
1	A	363/363 (100%)	-0.30	0 100 100	11, 11, 24, 24	0
1	B	363/363 (100%)	-0.34	1 (0%) 93 93	11, 11, 24, 24	0
1	C	363/363 (100%)	-0.27	2 (0%) 89 88	11, 11, 24, 24	0
1	D	363/363 (100%)	-0.35	0 100 100	11, 11, 24, 24	0
All	All	1452/1452 (100%)	-0.31	3 (0%) 94 95	11, 11, 24, 24	0

All (3) RSRZ outliers are listed below:

Mol	Chain	Res	Type	RSRZ
1	B	2	VAL	2.5
1	C	299	GLY	2.1
1	C	4	TYR	2.0

6.2 Non-standard residues in protein, DNA, RNA chains [i](#)

There are no non-standard protein/DNA/RNA residues in this entry.

6.3 Carbohydrates [i](#)

There are no carbohydrates in this entry.

6.4 Ligands [i](#)

In the following table, the Atoms column lists the number of modelled atoms in the group and the number defined in the chemical component dictionary. The B-factors column lists the minimum, median, 95th percentile and maximum values of B factors of atoms in the group. The column labelled ‘Q< 0.9’ lists the number of atoms with occupancy less than 0.9.

Mol	Type	Chain	Res	Atoms	RSCC	RSR	B-factors(\AA^2)	Q<0.9
3	CIT	D	1366	13/13	0.73	0.29	49,49,49,49	0
3	CIT	A	1366	13/13	0.75	0.33	49,49,49,49	0
2	COZ	C	1365	48/48	0.75	0.31	49,49,49,49	0
3	CIT	B	1366	13/13	0.83	0.28	49,49,49,49	0
3	CIT	C	1366	13/13	0.83	0.26	49,49,49,49	0
2	COZ	A	1365	48/48	0.86	0.27	49,49,49,49	0
2	COZ	D	1365	48/48	0.90	0.23	49,49,49,49	0
2	COZ	B	1365	48/48	0.91	0.20	49,49,49,49	0

6.5 Other polymers [i](#)

There are no such residues in this entry.