



# Full wwPDB X-ray Structure Validation Report ⓘ

Mar 4, 2018 – 01:32 am GMT

PDB ID : 2CE7  
Title : EDTA treated  
Authors : Bieniossek, C.; Baumann, U.  
Deposited on : 2006-02-03  
Resolution : 2.44 Å(reported)

This is a Full wwPDB X-ray Structure Validation Report for a publicly released PDB entry.

We welcome your comments at [validation@mail.wwpdb.org](mailto:validation@mail.wwpdb.org)

A user guide is available at

<https://www.wwpdb.org/validation/2017/XrayValidationReportHelp>

with specific help available everywhere you see the ⓘ symbol.

---

The following versions of software and data (see [references ⓘ](#)) were used in the production of this report:

MolProbity : 4.02b-467  
Mogul : 1.7.3 (157068), CSD as539be (2018)  
Xtriage (Phenix) : **NOT EXECUTED**  
EDS : **NOT EXECUTED**  
Percentile statistics : 20171227.v01 (using entries in the PDB archive December 27th 2017)  
Ideal geometry (proteins) : Engh & Huber (2001)  
Ideal geometry (DNA, RNA) : Parkinson et al. (1996)  
Validation Pipeline (wwPDB-VP) : trunk30967

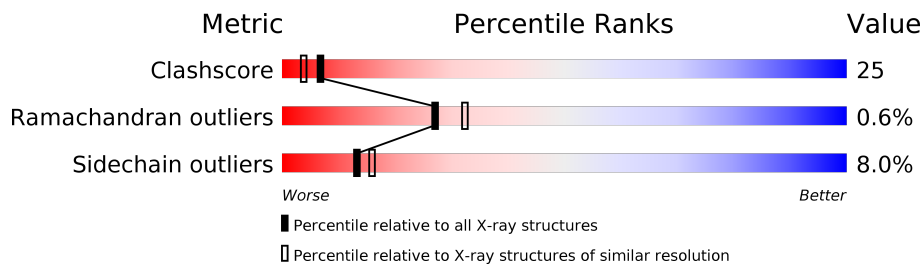
# 1 Overall quality at a glance

The following experimental techniques were used to determine the structure:

## *X-RAY DIFFRACTION*

The reported resolution of this entry is 2.44 Å.

Percentile scores (ranging between 0-100) for global validation metrics of the entry are shown in the following graphic. The table shows the number of entries on which the scores are based.



Metric	Whole archive (#Entries)	Similar resolution (#Entries, resolution range(Å))
Clashscore	122078	1359 (2.46-2.42)
Ramachandran outliers	120005	1350 (2.46-2.42)
Sidechain outliers	119972	1350 (2.46-2.42)

The table below summarises the geometric issues observed across the polymeric chains and their fit to the electron density. The red, orange, yellow and green segments on the lower bar indicate the fraction of residues that contain outliers for  $\geq 3$ , 2, 1 and 0 types of geometric quality criteria. A grey segment represents the fraction of residues that are not modelled. The numeric value for each fraction is indicated below the corresponding segment, with a dot representing fractions  $\leq 5\%$ . The upper red bar (where present) indicates the fraction of residues that have poor fit to the electron density. The numeric value is given above the bar.

Note EDS was not executed.

Mol	Chain	Length	Quality of chain
1	A	476	
1	B	476	
1	C	476	
1	D	476	
1	E	476	
1	F	476	

## 2 Entry composition

There are 5 unique types of molecules in this entry. The entry contains 19564 atoms, of which 0 are hydrogens and 0 are deuteriums.

In the tables below, the ZeroOcc column contains the number of atoms modelled with zero occupancy, the AltConf column contains the number of residues with at least one atom in alternate conformation and the Trace column contains the number of residues modelled with at most 2 atoms.

- Molecule 1 is a protein called CELL DIVISION PROTEIN FTSH.

Mol	Chain	Residues	Atoms					ZeroOcc	AltConf	Trace
1	A	407	Total	C	N	O	S	0	0	1
			3160	1996	559	595	10			
1	B	411	Total	C	N	O	S	0	0	0
			3191	2017	560	604	10			
1	C	421	Total	C	N	O	S	0	0	0
			3280	2076	573	621	10			
1	D	413	Total	C	N	O	S	0	0	0
			3212	2032	562	608	10			
1	E	406	Total	C	N	O	S	0	0	1
			3144	1986	557	591	10			
1	F	412	Total	C	N	O	S	0	0	0
			3204	2024	564	606	10			

There are 9 discrepancies between the modelled and reference sequences:

Chain	Residue	Modelled	Actual	Comment	Reference
A	415	ALA	LYS	engineered mutation	UNP Q9WZ49
B	410	LEU	LYS	engineered mutation	UNP Q9WZ49
B	415	ALA	LYS	engineered mutation	UNP Q9WZ49
C	415	ALA	LYS	engineered mutation	UNP Q9WZ49
D	410	LEU	LYS	engineered mutation	UNP Q9WZ49
D	415	ALA	LYS	engineered mutation	UNP Q9WZ49
E	410	LEU	LYS	engineered mutation	UNP Q9WZ49
E	415	ALA	LYS	engineered mutation	UNP Q9WZ49
F	415	ALA	LYS	engineered mutation	UNP Q9WZ49

- Molecule 2 is ZINC ION (three-letter code: ZN) (formula: Zn).

Mol	Chain	Residues	Atoms		ZeroOcc	AltConf
2	D	1	Total	Zn	0	0
			1	1		
2	E	1	Total	Zn	0	0
			1	1		

*Continued on next page...*

Mol	Chain	Residues	Atoms	ZeroOcc	AltConf
2	B	1	Total Zn 1 1	0	0
2	C	1	Total Zn 1 1	0	0
2	A	1	Total Zn 1 1	0	0
2	F	1	Total Zn 1 1	0	0



- Molecule 4 is MAGNESIUM ION (three-letter code: MG) (formula: Mg).

Mol	Chain	Residues	Atoms	ZeroOcc	AltConf
4	D	1	Total Mg 1 1	0	0
4	E	1	Total Mg 1 1	0	0
4	B	1	Total Mg 1 1	0	0
4	C	1	Total Mg 1 1	0	0
4	A	1	Total Mg 1 1	0	0
4	F	1	Total Mg 1 1	0	0

- Molecule 5 is water.

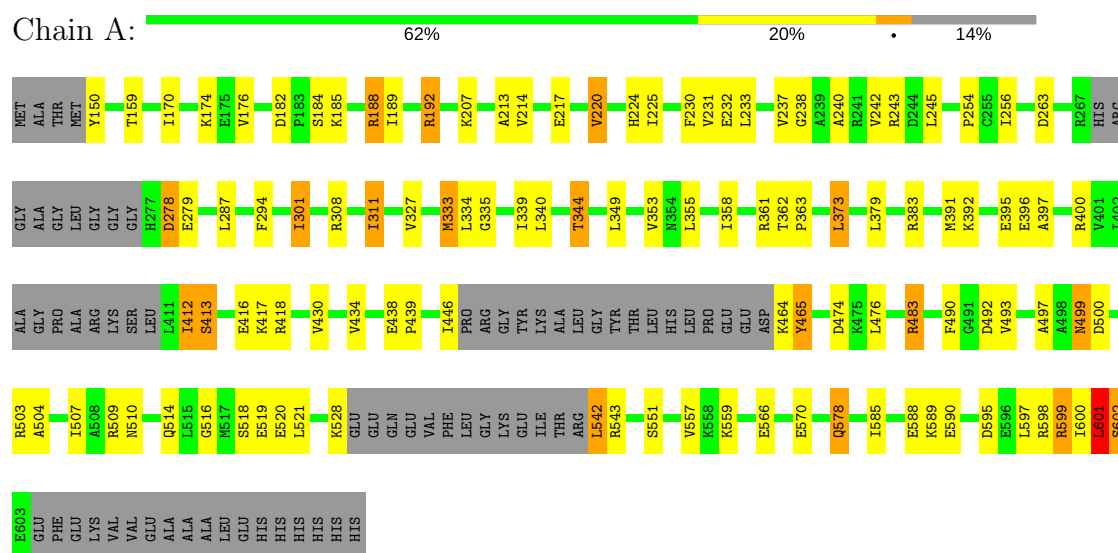
Mol	Chain	Residues	Atoms	ZeroOcc	AltConf
5	A	46	Total O 46 46	0	0
5	B	33	Total O 33 33	0	0
5	C	26	Total O 26 26	0	0
5	D	33	Total O 33 33	0	0
5	E	38	Total O 38 38	0	0
5	F	23	Total O 23 23	0	0

### 3 Residue-property plots

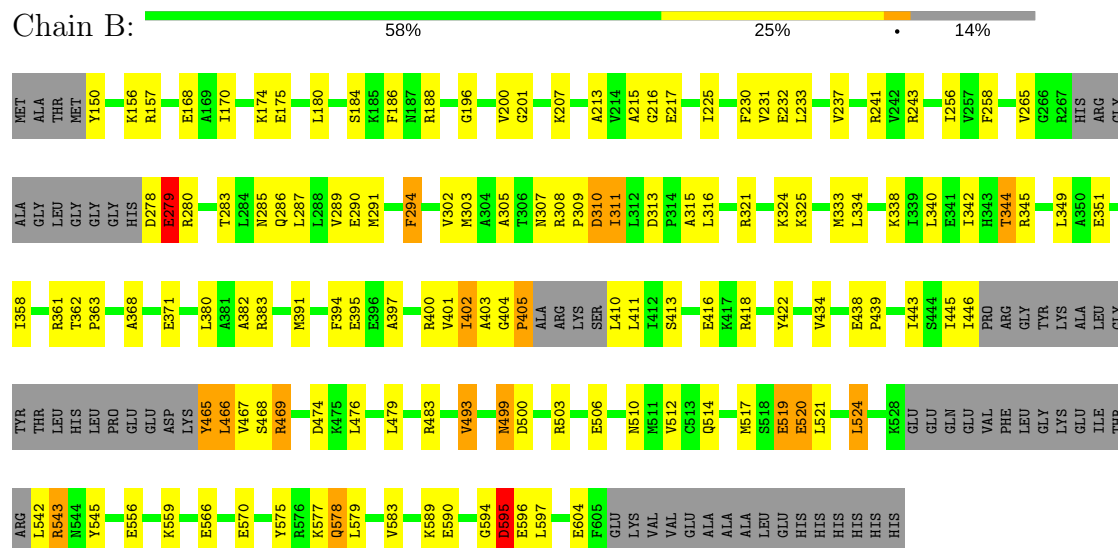
These plots are drawn for all protein, RNA and DNA chains in the entry. The first graphic for a chain summarises the proportions of the various outlier classes displayed in the second graphic. The second graphic shows the sequence view annotated by issues in geometry and electron density. Residues are color-coded according to the number of geometric quality criteria for which they contain at least one outlier: green = 0, yellow = 1, orange = 2 and red = 3 or more. A red dot above a residue indicates a poor fit to the electron density ( $RSRZ > 2$ ). Stretches of 2 or more consecutive residues without any outlier are shown as a green connector. Residues present in the sample, but not in the model, are shown in grey.

Note EDS was not executed.

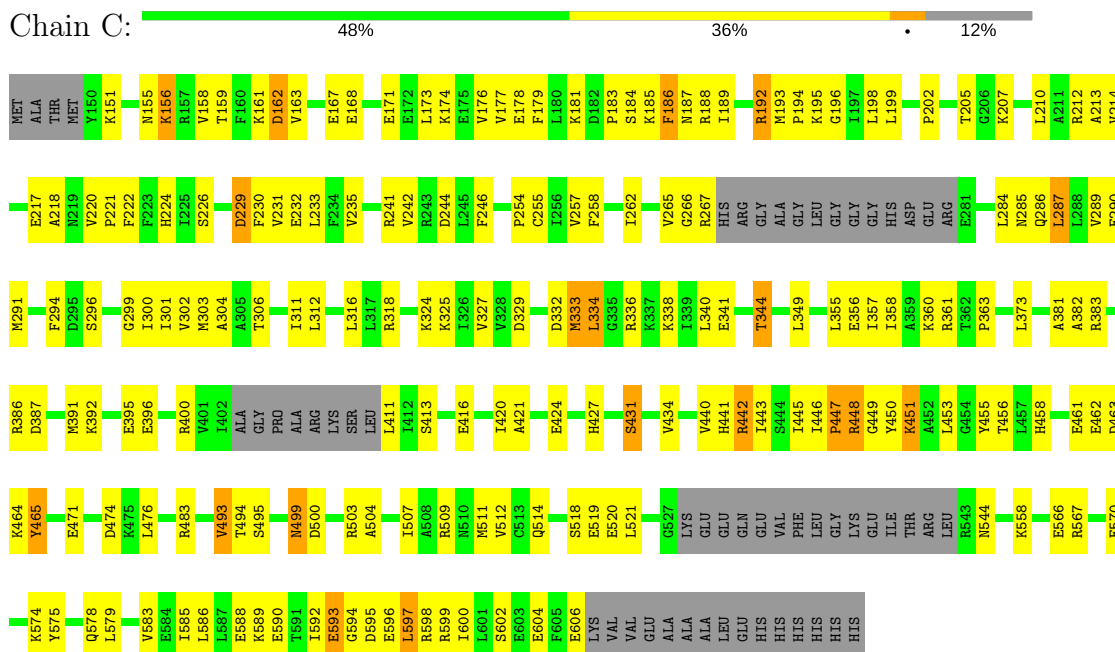
#### • Molecule 1: CELL DIVISION PROTEIN FTSH



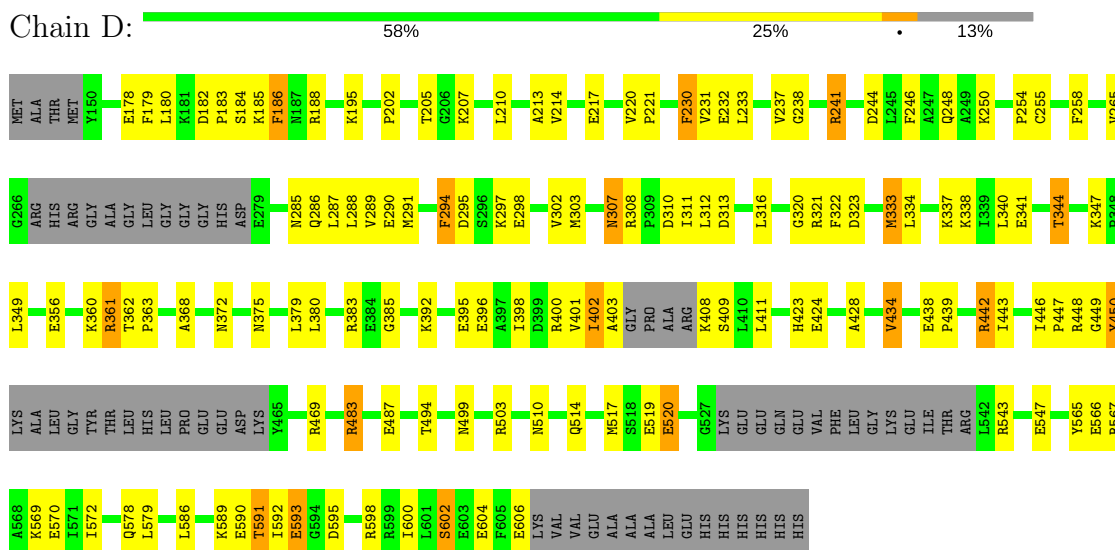
#### • Molecule 1: CELL DIVISION PROTEIN FTSH



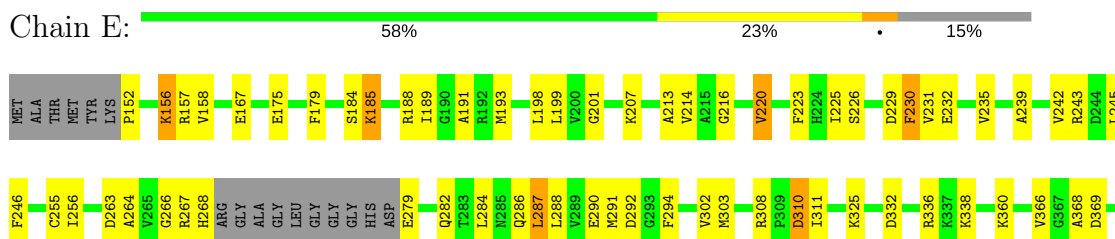
• Molecule 1: CELL DIVISION PROTEIN FTSH



• Molecule 1: CELL DIVISION PROTEIN FTSH



• Molecule 1: CELL DIVISION PROTEIN FTSH







## 4 Data and refinement statistics

Xtriage (Phenix) and EDS were not executed - this section is therefore incomplete.

Property	Value	Source
Space group	P 41 21 2	Depositor
Cell constants a, b, c, $\alpha$ , $\beta$ , $\gamma$	165.09Å 165.09Å 235.32Å 90.00° 90.00° 90.00°	Depositor
Resolution (Å)	25.00 – 2.44	Depositor
% Data completeness (in resolution range)	100.0 (25.00-2.44)	Depositor
$R_{merge}$	0.06	Depositor
$R_{sym}$	(Not available)	Depositor
Refinement program	REFMAC 5.2.0019	Depositor
R, $R_{free}$	0.222 , 0.269	Depositor
Estimated twinning fraction	No twinning to report.	Xtriage
Total number of atoms	19564	wwPDB-VP
Average B, all atoms (Å <sup>2</sup> )	31.0	wwPDB-VP

## 5 Model quality

### 5.1 Standard geometry

Bond lengths and bond angles in the following residue types are not validated in this section: ZN, MG, ADP

The Z score for a bond length (or angle) is the number of standard deviations the observed value is removed from the expected value. A bond length (or angle) with  $|Z| > 5$  is considered an outlier worth inspection. RMSZ is the root-mean-square of all Z scores of the bond lengths (or angles).

Mol	Chain	Bond lengths		Bond angles	
		RMSZ	$\# Z  > 5$	RMSZ	$\# Z  > 5$
1	A	0.77	0/3202	0.60	1/4314 (0.0%)
1	B	0.74	2/3233 (0.1%)	0.55	1/4356 (0.0%)
1	C	0.61	0/3328	0.51	0/4488
1	D	0.69	0/3256	0.52	0/4388
1	E	0.71	1/3185 (0.0%)	0.54	0/4291
1	F	0.55	0/3248	0.47	0/4376
All	All	0.68	3/19452 (0.0%)	0.53	2/26213 (0.0%)

Chiral center outliers are detected by calculating the chiral volume of a chiral center and verifying if the center is modelled as a planar moiety or with the opposite hand. A planarity outlier is detected by checking planarity of atoms in a peptide group, atoms in a mainchain group or atoms of a sidechain that are expected to be planar.

Mol	Chain	#Chirality outliers	#Planarity outliers
1	F	0	1

All (3) bond length outliers are listed below:

Mol	Chain	Res	Type	Atoms	Z	Observed(Å)	Ideal(Å)
1	B	506	GLU	CG-CD	6.65	1.61	1.51
1	E	185	LYS	CD-CE	5.20	1.64	1.51
1	B	519	GLU	CG-CD	5.16	1.59	1.51

All (2) bond angle outliers are listed below:

Mol	Chain	Res	Type	Atoms	Z	Observed(°)	Ideal(°)
1	A	483	ARG	NE-CZ-NH2	-7.44	116.58	120.30
1	B	405	PRO	N-CA-CB	6.51	111.11	103.30

There are no chirality outliers.

All (1) planarity outliers are listed below:

Mol	Chain	Res	Type	Group
1	F	449	GLY	Peptide

## 5.2 Too-close contacts

In the following table, the Non-H and H(model) columns list the number of non-hydrogen atoms and hydrogen atoms in the chain respectively. The H(added) column lists the number of hydrogen atoms added and optimized by MolProbity. The Clashes column lists the number of clashes within the asymmetric unit, whereas Symm-Clashes lists symmetry related clashes.

Mol	Chain	Non-H	H(model)	H(added)	Clashes	Symm-Clashes
1	A	3160	0	3240	111	0
1	B	3191	0	3261	125	0
1	C	3280	0	3346	225	0
1	D	3212	0	3283	125	0
1	E	3144	0	3231	157	0
1	F	3204	0	3270	237	0
2	A	1	0	0	0	0
2	B	1	0	0	0	0
2	C	1	0	0	0	0
2	D	1	0	0	0	0
2	E	1	0	0	0	0
2	F	1	0	0	0	0
3	A	27	0	12	3	0
3	B	27	0	12	5	0
3	C	27	0	12	5	0
3	D	27	0	12	6	0
3	E	27	0	12	6	0
3	F	27	0	12	5	0
4	A	1	0	0	0	0
4	B	1	0	0	0	0
4	C	1	0	0	0	0
4	D	1	0	0	0	0
4	E	1	0	0	0	0
4	F	1	0	0	0	0
5	A	46	0	0	6	0
5	B	33	0	0	4	0
5	C	26	0	0	10	0
5	D	33	0	0	7	0
5	E	38	0	0	3	0
5	F	23	0	0	6	0
All	All	19564	0	19703	971	0

The all-atom clashscore is defined as the number of clashes found per 1000 atoms (including hydrogen atoms). The all-atom clashscore for this structure is 25.

All (971) close contacts within the same asymmetric unit are listed below, sorted by their clash magnitude.

Atom-1	Atom-2	Interatomic distance (Å)	Clash overlap (Å)
1:C:340:LEU:O	1:C:344:THR:HG22	1.24	1.34
1:C:594:GLY:N	5:C:2024:HOH:O	1.60	1.29
1:A:446:ILE:HG22	5:A:2024:HOH:O	1.19	1.27
1:C:519:GLU:HA	5:C:2018:HOH:O	1.34	1.22
1:E:231:VAL:HG12	1:E:232:GLU:OE2	1.38	1.20
1:F:150:TYR:N	1:F:245:LEU:HD12	1.55	1.19
1:F:291:MET:CE	1:F:294:PHE:HE2	1.57	1.17
1:E:446:ILE:HG22	1:E:446:ILE:O	1.43	1.14
1:C:509:ARG:HD2	5:C:2016:HOH:O	1.50	1.12
1:E:421:ALA:HA	1:E:445:ILE:HD11	1.25	1.11
1:D:383:ARG:NH2	1:E:175:GLU:OE2	1.84	1.10
1:C:420:ILE:HG22	1:C:445:ILE:HG23	1.31	1.10
1:F:446:ILE:O	1:F:450:TYR:CE1	2.07	1.08
1:E:156:LYS:HZ2	1:E:156:LYS:HB2	0.98	1.08
1:B:157:ARG:HD2	1:B:216:GLY:HA2	1.33	1.07
1:C:291:MET:HA	1:C:291:MET:HE2	1.37	1.06
1:E:231:VAL:CG1	1:E:232:GLU:OE2	2.05	1.05
1:F:150:TYR:N	1:F:245:LEU:CD1	2.19	1.04
1:D:182:ASP:HB3	5:D:2004:HOH:O	1.58	1.04
1:F:447:PRO:C	1:F:450:TYR:HE1	1.61	1.03
1:F:291:MET:HE2	1:F:294:PHE:CE2	1.93	1.03
1:F:291:MET:CE	1:F:294:PHE:CE2	2.41	1.02
1:E:156:LYS:NZ	1:E:156:LYS:HB2	1.68	1.02
1:E:157:ARG:NH2	1:E:216:GLY:O	1.93	1.01
1:F:291:MET:HE2	1:F:294:PHE:HE2	1.24	1.01
1:E:185:LYS:HE2	1:E:188:ARG:HH22	1.26	0.99
1:E:402:ILE:HG22	1:E:403:ALA:N	1.73	0.99
1:C:340:LEU:O	1:C:344:THR:CG2	2.10	0.98
1:E:156:LYS:NZ	1:E:156:LYS:CB	2.27	0.98
1:E:231:VAL:O	1:E:232:GLU:HG2	1.64	0.97
1:A:446:ILE:CG2	5:A:2024:HOH:O	1.82	0.96
1:F:202:PRO:O	1:F:205:THR:HG23	1.64	0.96
1:C:291:MET:HE1	1:C:294:PHE:HE2	1.30	0.96
1:C:420:ILE:CG2	1:C:445:ILE:HG23	1.96	0.96
1:F:446:ILE:O	1:F:450:TYR:CD1	2.19	0.96
1:C:291:MET:CE	1:C:294:PHE:HE2	1.79	0.95
1:C:177:VAL:O	1:C:181:LYS:HG3	1.65	0.95

*Continued on next page...*

*Continued from previous page...*

Atom-1	Atom-2	Interatomic distance (Å)	Clash overlap (Å)
1:D:291:MET:HE3	1:D:302:VAL:HG21	1.45	0.95
1:E:600:ILE:O	1:E:600:ILE:HD12	1.65	0.95
1:F:451:LYS:HG2	1:F:453:LEU:HD12	1.50	0.94
1:E:231:VAL:HG12	1:E:232:GLU:CD	1.87	0.94
1:B:466:LEU:HD21	1:C:494:THR:HB	1.51	0.93
1:A:483:ARG:HD2	1:A:493:VAL:CG1	1.99	0.92
1:A:464:LYS:O	1:A:465:TYR:HB2	1.70	0.92
1:E:156:LYS:HZ2	1:E:156:LYS:CB	1.83	0.91
1:B:479:LEU:HD11	1:B:503:ARG:HG2	1.52	0.91
1:F:447:PRO:C	1:F:450:TYR:CE1	2.44	0.91
1:F:180:LEU:HD21	1:F:301:ILE:HD12	1.52	0.90
1:C:174:LYS:O	1:C:178:GLU:HG2	1.71	0.90
1:B:510:ASN:OD1	1:B:514:GLN:NE2	2.05	0.90
1:F:586:LEU:HD13	1:F:592:ILE:HD13	1.54	0.90
1:E:464:LYS:N	5:E:2022:HOH:O	2.04	0.90
1:E:231:VAL:C	1:E:232:GLU:HG2	1.93	0.89
1:F:203:PRO:HD3	1:F:307:ASN:HD22	1.36	0.89
1:B:342:ILE:O	1:B:345:ARG:HD3	1.74	0.87
3:E:1604:ADP:C8	3:E:1604:ADP:H5'1	2.08	0.87
1:C:155:ASN:HB3	1:C:212:ARG:NH2	1.88	0.86
1:F:250:LYS:NZ	1:F:294:PHE:HB2	1.90	0.86
1:C:195:LYS:O	1:C:302:VAL:HG22	1.75	0.86
1:E:591:THR:HG22	1:E:591:THR:O	1.71	0.86
1:A:483:ARG:NE	1:A:493:VAL:HG11	1.90	0.85
1:C:231:VAL:O	1:C:232:GLU:HB2	1.75	0.85
1:C:156:LYS:H	1:C:156:LYS:CE	1.89	0.85
1:C:291:MET:HE1	1:C:294:PHE:CE2	2.11	0.85
3:C:1608:ADP:H8	3:C:1608:ADP:H5'1	1.42	0.85
1:C:184:SER:O	1:C:188:ARG:HG3	1.77	0.85
1:A:176:VAL:HG13	1:A:301:ILE:HD13	1.59	0.85
1:C:578:GLN:HG3	1:C:604:GLU:HG3	1.59	0.84
3:D:1608:ADP:H5'1	3:D:1608:ADP:C8	2.12	0.84
1:E:446:ILE:CG2	1:E:446:ILE:O	2.18	0.84
1:A:483:ARG:CD	1:A:493:VAL:HG11	2.07	0.84
1:C:334:LEU:HD22	1:C:338:LYS:CE	2.08	0.84
1:E:291:MET:HE1	1:E:302:VAL:HG21	1.58	0.84
1:F:237:VAL:O	1:F:241:ARG:HG3	1.77	0.84
1:D:380:LEU:HA	1:D:383:ARG:NH1	1.92	0.83
1:C:220:VAL:CG1	1:C:255:CYS:HA	2.09	0.83
1:E:291:MET:CE	1:E:302:VAL:HG21	2.08	0.83
1:B:358:ILE:HD13	1:B:394:PHE:HB3	1.61	0.83

*Continued on next page...*

*Continued from previous page...*

Atom-1	Atom-2	Interatomic distance (Å)	Clash overlap (Å)
1:F:291:MET:HE3	1:F:294:PHE:HE2	1.42	0.83
1:C:373:LEU:HD23	1:C:373:LEU:O	1.78	0.83
1:B:201:GLY:O	1:B:207:LYS:HE2	1.79	0.82
1:F:452:ALA:HA	5:F:2006:HOH:O	1.77	0.82
1:F:225:ILE:CD1	1:F:245:LEU:HD11	2.10	0.82
1:A:184:SER:O	1:A:188:ARG:HG3	1.80	0.82
1:D:380:LEU:HA	1:D:383:ARG:HH12	1.45	0.81
1:C:421:ALA:HA	1:C:445:ILE:HD12	1.60	0.81
1:C:226:SER:HB3	1:C:229:ASP:OD1	1.80	0.81
1:E:185:LYS:CE	1:E:188:ARG:HH22	1.94	0.81
1:E:499:ASN:HD22	1:E:500:ASP:H	1.29	0.81
1:E:263:ASP:O	1:E:267:ARG:HG2	1.80	0.81
1:C:284:LEU:HD12	1:C:284:LEU:O	1.81	0.81
1:F:231:VAL:O	1:F:232:GLU:HB2	1.80	0.80
1:C:207:LYS:HE3	3:C:1608:ADP:O1B	1.80	0.80
1:F:413:SER:O	1:F:416:GLU:N	2.13	0.80
1:F:586:LEU:CD1	1:F:592:ILE:CD1	2.59	0.80
3:E:1604:ADP:H8	3:E:1604:ADP:H5'1	1.47	0.80
1:A:483:ARG:HD2	1:A:493:VAL:HG11	1.62	0.80
1:E:220:VAL:HG13	1:E:255:CYS:HA	1.62	0.80
3:D:1608:ADP:H8	3:D:1608:ADP:H5'1	1.46	0.79
1:F:207:LYS:HE3	3:F:1607:ADP:O1B	1.81	0.79
1:F:243:ARG:HG3	1:F:286:GLN:HE21	1.46	0.79
1:E:402:ILE:CG2	1:E:403:ALA:N	2.46	0.79
1:A:184:SER:O	1:A:188:ARG:CG	2.31	0.79
1:D:483:ARG:NH2	1:E:516:GLY:O	2.15	0.79
1:A:214:VAL:HG12	1:A:256:ILE:HD11	1.65	0.79
1:E:421:ALA:CA	1:E:445:ILE:HD11	2.11	0.79
1:F:243:ARG:HG3	1:F:286:GLN:NE2	1.98	0.79
1:F:220:VAL:CG1	1:F:255:CYS:HA	2.13	0.78
1:A:150:TYR:CE2	1:A:225:ILE:HD12	2.19	0.78
1:B:231:VAL:O	1:B:232:GLU:HB2	1.83	0.78
1:A:588:GLU:OE2	5:A:2039:HOH:O	2.00	0.78
1:D:308:ARG:HH21	1:D:311:ILE:HD12	1.48	0.78
1:F:592:ILE:N	1:F:592:ILE:HD12	1.99	0.78
1:B:594:GLY:O	1:B:596:GLU:N	2.15	0.78
3:C:1608:ADP:C8	3:C:1608:ADP:H5'1	2.19	0.78
1:D:231:VAL:O	1:D:232:GLU:HB2	1.84	0.78
1:C:592:ILE:HG23	1:C:596:GLU:OE2	1.84	0.78
1:D:308:ARG:NH2	1:D:311:ILE:HD12	1.98	0.78
1:B:184:SER:O	1:B:188:ARG:HG3	1.84	0.78

*Continued on next page...*

*Continued from previous page...*

Atom-1	Atom-2	Interatomic distance (Å)	Clash overlap (Å)
1:F:243:ARG:CG	1:F:286:GLN:HE21	1.97	0.78
1:F:314:PRO:HB2	1:F:318:ARG:HH21	1.47	0.78
1:F:220:VAL:CG1	1:F:254:PRO:O	2.32	0.77
1:F:586:LEU:CD1	1:F:592:ILE:HD13	2.13	0.77
1:E:483:ARG:HD2	1:E:493:VAL:CG2	2.15	0.77
1:F:243:ARG:CG	1:F:286:GLN:NE2	2.48	0.77
1:C:483:ARG:NE	5:C:2011:HOH:O	2.06	0.77
1:E:185:LYS:HE2	1:E:188:ARG:NH2	1.99	0.77
1:F:465:TYR:CD1	1:F:465:TYR:N	2.53	0.77
3:E:1604:ADP:H8	3:E:1604:ADP:C5'	1.98	0.76
1:F:187:ASN:ND2	1:F:297:LYS:HB3	2.00	0.76
1:F:334:LEU:O	1:F:338:LYS:HG2	1.83	0.76
1:B:237:VAL:O	1:B:241:ARG:HG3	1.84	0.76
1:E:360:LYS:HZ3	1:E:588:GLU:HG3	1.50	0.76
1:E:308:ARG:HE	1:F:289:VAL:HG21	1.50	0.76
1:E:231:VAL:O	1:E:232:GLU:CG	2.33	0.76
1:F:333:MET:HG3	1:F:334:LEU:HD23	1.67	0.76
1:C:464:LYS:NZ	1:C:471:GLU:OE2	2.18	0.76
1:D:344:THR:HG21	1:D:349:LEU:HD11	1.67	0.76
1:D:487:GLU:OE1	1:D:565:TYR:OH	2.02	0.75
1:C:602:SER:O	1:C:606:GLU:HB2	1.86	0.75
1:F:155:ASN:HD22	1:F:212:ARG:CZ	1.98	0.75
1:C:291:MET:SD	1:C:302:VAL:HG21	2.25	0.75
1:A:207:LYS:HE3	3:A:1604:ADP:O1B	1.85	0.75
1:D:291:MET:HE1	1:D:294:PHE:HE2	1.51	0.75
1:C:220:VAL:HG13	1:C:255:CYS:HA	1.68	0.75
1:D:291:MET:CE	1:D:302:VAL:HG21	2.17	0.75
1:D:380:LEU:HD23	1:D:383:ARG:HH12	1.52	0.75
1:F:182:ASP:OD1	1:F:184:SER:OG	2.03	0.75
1:A:214:VAL:CG1	1:A:256:ILE:HD11	2.17	0.75
1:B:397:ALA:O	1:B:401:VAL:HG23	1.85	0.75
1:B:445:ILE:HG22	1:B:446:ILE:HD12	1.68	0.74
1:F:288:LEU:HD22	1:F:321:ARG:NH1	2.01	0.74
1:F:338:LYS:O	1:F:342:ILE:HG13	1.87	0.74
1:C:334:LEU:HD22	1:C:338:LYS:HE3	1.68	0.74
1:D:195:LYS:NZ	1:D:294:PHE:O	2.20	0.74
1:F:155:ASN:HD22	1:F:212:ARG:NH2	1.85	0.74
1:C:421:ALA:HA	1:C:445:ILE:CD1	2.18	0.74
1:B:466:LEU:CD2	1:C:494:THR:HB	2.17	0.74
1:E:201:GLY:O	1:E:207:LYS:HE3	1.87	0.74
1:F:231:VAL:O	1:F:232:GLU:CB	2.35	0.74

*Continued on next page...*

*Continued from previous page...*

Atom-1	Atom-2	Interatomic distance (Å)	Clash overlap (Å)
1:A:392:LYS:O	1:A:396:GLU:HG3	1.87	0.74
3:B:1607:ADP:H5'1	3:B:1607:ADP:H8	1.52	0.74
1:F:180:LEU:HD21	1:F:301:ILE:CD1	2.17	0.73
1:F:168:GLU:CD	1:F:168:GLU:H	1.91	0.73
3:B:1607:ADP:H5'1	3:B:1607:ADP:C8	2.23	0.73
1:C:173:LEU:HD13	1:C:214:VAL:CG2	2.19	0.73
1:C:291:MET:CE	1:C:294:PHE:CE2	2.70	0.73
1:D:499:ASN:ND2	5:D:2021:HOH:O	2.21	0.73
1:B:483:ARG:CZ	1:B:493:VAL:HG11	2.18	0.73
1:B:344:THR:CG2	1:B:349:LEU:HD11	2.19	0.73
1:F:250:LYS:HZ1	1:F:294:PHE:HB2	1.52	0.73
1:C:334:LEU:CD2	1:C:338:LYS:HE2	2.19	0.73
1:E:310:ASP:OD2	1:E:310:ASP:N	2.17	0.73
1:D:337:LYS:O	1:D:341:GLU:HG3	1.88	0.73
1:D:185:LYS:HB3	5:D:2004:HOH:O	1.90	0.72
1:F:233:LEU:HD21	1:F:241:ARG:NH1	2.03	0.72
1:F:176:VAL:HG13	1:F:301:ILE:HD13	1.71	0.72
1:C:210:LEU:O	1:C:214:VAL:HG23	1.89	0.72
1:D:380:LEU:HD23	1:D:383:ARG:NH1	2.05	0.72
1:B:342:ILE:O	1:B:345:ARG:CD	2.37	0.72
1:B:391:MET:O	1:B:395:GLU:HG3	1.87	0.72
1:A:340:LEU:O	1:A:344:THR:HB	1.90	0.72
1:E:483:ARG:NE	1:E:493:VAL:HG21	2.04	0.72
1:C:156:LYS:HE3	1:C:156:LYS:H	1.53	0.72
1:F:586:LEU:HD13	1:F:592:ILE:CD1	2.20	0.72
1:A:483:ARG:HD2	1:A:493:VAL:HG13	1.72	0.72
3:E:1604:ADP:C8	3:E:1604:ADP:C5'	2.73	0.72
1:F:225:ILE:HG13	1:F:245:LEU:HD21	1.70	0.71
1:C:181:LYS:HE3	1:C:218:ALA:HA	1.72	0.71
1:F:220:VAL:HG12	1:F:255:CYS:HA	1.70	0.71
1:C:357:ILE:O	1:C:361:ARG:HG3	1.90	0.71
1:D:185:LYS:HD2	1:D:188:ARG:HH12	1.55	0.71
1:F:230:PHE:HA	1:F:233:LEU:HD11	1.73	0.71
1:A:391:MET:O	1:A:395:GLU:HG3	1.91	0.70
1:F:413:SER:O	1:F:415:ALA:N	2.24	0.70
1:C:231:VAL:O	1:C:232:GLU:CB	2.39	0.70
1:B:589:LYS:O	1:B:590:GLU:HB2	1.92	0.70
1:F:233:LEU:O	1:F:279:GLU:OE2	2.10	0.70
1:A:600:ILE:C	1:A:602:SER:H	1.93	0.70
1:A:559:LYS:HD3	5:A:2033:HOH:O	1.90	0.70
1:A:231:VAL:O	1:A:232:GLU:HB2	1.91	0.70

*Continued on next page...*



*Continued from previous page...*

Atom-1	Atom-2	Interatomic distance (Å)	Clash overlap (Å)
1:B:334:LEU:O	1:B:338:LYS:HE3	1.92	0.70
1:D:510:ASN:ND2	1:D:514:GLN:OE1	2.24	0.70
1:C:441:HIS:O	1:C:593:GLU:O	2.09	0.70
1:D:362:THR:HA	1:D:411:LEU:HD21	1.73	0.70
1:B:479:LEU:CD1	1:B:503:ARG:HG2	2.21	0.69
1:E:231:VAL:C	1:E:232:GLU:CG	2.60	0.69
1:F:182:ASP:OD2	1:F:185:LYS:HG2	1.93	0.69
1:F:349:LEU:HD23	1:F:349:LEU:N	2.07	0.69
1:F:250:LYS:NZ	1:F:294:PHE:CB	2.55	0.69
1:F:225:ILE:HD12	1:F:245:LEU:HD11	1.74	0.69
1:A:585:ILE:CD1	1:A:600:ILE:HD11	2.23	0.69
1:A:514:GLN:CG	1:A:528:LYS:HZ1	2.04	0.69
1:C:156:LYS:H	1:C:156:LYS:HE2	1.57	0.69
1:E:188:ARG:HD3	5:E:2005:HOH:O	1.91	0.69
1:C:155:ASN:HB3	1:C:212:ARG:HH22	1.57	0.69
1:D:195:LYS:HD2	1:D:320:GLY:O	1.92	0.69
1:F:202:PRO:HA	1:F:307:ASN:ND2	2.08	0.69
1:C:333:MET:SD	1:C:333:MET:C	2.72	0.68
1:B:543:ARG:HD2	1:B:545:TYR:CE1	2.28	0.68
1:F:225:ILE:HD11	1:F:245:LEU:HD11	1.72	0.68
1:B:434:VAL:HG11	1:B:474:ASP:HB3	1.75	0.68
1:C:344:THR:OG1	1:C:349:LEU:HD11	1.93	0.68
1:B:333:MET:HE2	1:B:589:LYS:O	1.92	0.68
1:B:594:GLY:C	1:B:596:GLU:H	1.96	0.68
1:C:373:LEU:HD23	1:C:373:LEU:C	2.13	0.68
1:D:424:GLU:OE2	5:D:2030:HOH:O	2.10	0.68
1:F:288:LEU:HD22	1:F:321:ARG:HH11	1.56	0.68
1:F:371:GLU:O	1:F:374:VAL:HG12	1.93	0.68
1:C:334:LEU:HD22	1:C:338:LYS:HE2	1.74	0.68
1:F:208:THR:O	1:F:212:ARG:HG3	1.93	0.68
1:C:192:ARG:HG3	1:C:192:ARG:O	1.94	0.68
1:F:308:ARG:HG2	1:F:311:ILE:HD12	1.76	0.68
1:F:203:PRO:HD3	1:F:307:ASN:ND2	2.08	0.68
1:F:354:ASN:C	1:F:354:ASN:HD22	1.96	0.68
1:F:447:PRO:O	1:F:450:TYR:CE1	2.46	0.68
1:D:442:ARG:CB	1:D:593:GLU:OE2	2.42	0.67
1:D:398:ILE:O	1:D:401:VAL:HG22	1.93	0.67
1:B:595:ASP:OD2	1:B:595:ASP:N	2.27	0.67
1:E:157:ARG:HH21	1:E:216:GLY:C	1.98	0.67
1:E:402:ILE:HG22	1:E:403:ALA:H	1.58	0.67
1:A:483:ARG:CZ	1:A:493:VAL:HG11	2.23	0.67

*Continued on next page...*

*Continued from previous page...*

Atom-1	Atom-2	Interatomic distance (Å)	Clash overlap (Å)
1:D:398:ILE:O	1:D:401:VAL:CG2	2.43	0.67
1:B:443:ILE:HG13	1:B:597:LEU:HD11	1.76	0.67
3:C:1608:ADP:H8	3:C:1608:ADP:C5'	2.07	0.67
1:F:210:LEU:O	1:F:214:VAL:HG23	1.93	0.67
1:F:373:LEU:HD11	1:F:398:ILE:HG12	1.77	0.67
1:D:402:ILE:HG22	1:D:403:ALA:N	2.09	0.67
1:E:231:VAL:O	1:E:232:GLU:CB	2.42	0.67
1:C:585:ILE:HG22	1:C:592:ILE:HD11	1.77	0.66
1:E:586:LEU:CD1	1:E:592:ILE:HG23	2.25	0.66
1:E:600:ILE:O	1:E:600:ILE:CD1	2.39	0.66
1:C:184:SER:O	1:C:188:ARG:CG	2.43	0.66
1:A:361:ARG:NH2	1:A:395:GLU:OE2	2.29	0.66
1:C:173:LEU:HD13	1:C:214:VAL:HG21	1.77	0.66
1:D:344:THR:CG2	1:D:349:LEU:HD11	2.25	0.66
1:F:238:GLY:O	1:F:242:VAL:HG23	1.95	0.66
1:C:291:MET:HA	1:C:291:MET:CE	2.22	0.66
1:D:246:PHE:O	1:D:250:LYS:HG3	1.96	0.66
1:E:469:ARG:NH1	1:E:517:MET:O	2.29	0.66
1:C:231:VAL:HG12	1:C:232:GLU:HG2	1.77	0.66
1:E:184:SER:O	1:E:188:ARG:HB2	1.96	0.66
1:F:357:ILE:HG21	1:F:391:MET:CE	2.26	0.66
1:E:483:ARG:NH2	1:F:516:GLY:O	2.29	0.66
1:C:334:LEU:O	1:C:338:LYS:HG2	1.95	0.66
1:B:380:LEU:O	1:B:383:ARG:HG2	1.96	0.66
1:D:307:ASN:ND2	1:D:308:ARG:HG2	2.11	0.66
1:F:155:ASN:HB3	1:F:212:ARG:NH2	2.10	0.66
1:F:250:LYS:HZ3	1:F:294:PHE:HA	1.60	0.66
1:F:446:ILE:O	1:F:450:TYR:HE1	1.77	0.66
1:F:287:LEU:O	1:F:287:LEU:HD23	1.94	0.66
1:F:230:PHE:O	1:F:233:LEU:HG	1.97	0.65
1:F:173:LEU:HD22	1:F:303:MET:HE1	1.77	0.65
1:C:578:GLN:OE1	1:C:578:GLN:N	2.25	0.65
1:C:589:LYS:O	1:C:590:GLU:HB2	1.95	0.65
1:C:230:PHE:HA	1:C:233:LEU:CD1	2.26	0.65
1:C:159:THR:HB	1:C:217:GLU:OE1	1.96	0.65
1:E:582:ILE:CD1	1:E:597:LEU:HD12	2.27	0.65
1:B:344:THR:HG21	1:B:349:LEU:HD11	1.77	0.65
1:C:332:ASP:O	1:C:336:ARG:HG3	1.95	0.65
1:B:512:VAL:HG13	1:B:521:LEU:HD12	1.79	0.65
1:E:402:ILE:O	1:E:403:ALA:HB2	1.96	0.65
1:D:220:VAL:HG22	1:D:254:PRO:O	1.97	0.64

*Continued on next page...*

*Continued from previous page...*

Atom-1	Atom-2	Interatomic distance (Å)	Clash overlap (Å)
1:D:442:ARG:HB3	1:D:593:GLU:OE2	1.96	0.64
1:F:586:LEU:HD12	1:F:592:ILE:CD1	2.27	0.64
1:D:383:ARG:CZ	1:E:175:GLU:OE2	2.45	0.64
1:F:341:GLU:O	1:F:344:THR:HG22	1.97	0.64
1:C:285:ASN:O	1:C:289:VAL:HG23	1.97	0.64
1:E:156:LYS:HZ3	1:E:156:LYS:CB	2.11	0.64
1:F:357:ILE:HG21	1:F:391:MET:HE2	1.80	0.64
1:D:392:LYS:O	1:D:396:GLU:HG3	1.98	0.64
1:E:360:LYS:NZ	1:E:588:GLU:CG	2.61	0.64
1:C:220:VAL:HG11	1:C:255:CYS:HA	1.79	0.64
1:E:230:PHE:N	1:E:230:PHE:HD1	1.96	0.64
1:C:518:SER:OG	1:C:521:LEU:HB2	1.97	0.64
1:C:420:ILE:CG2	1:C:445:ILE:CG2	2.72	0.64
1:B:483:ARG:NH1	1:B:493:VAL:CG1	2.61	0.63
1:F:220:VAL:HG13	1:F:254:PRO:O	1.97	0.63
1:A:373:LEU:C	1:A:373:LEU:HD12	2.19	0.63
1:D:469:ARG:NH1	1:D:517:MET:O	2.31	0.63
1:F:220:VAL:HG12	1:F:221:PRO:HD2	1.79	0.63
1:B:434:VAL:CG1	1:B:474:ASP:HB3	2.27	0.63
1:F:392:LYS:HA	1:F:395:GLU:OE1	1.99	0.63
1:F:447:PRO:CA	1:F:450:TYR:HE1	2.12	0.63
1:B:291:MET:HE3	1:B:302:VAL:HG21	1.81	0.63
1:B:404:GLY:O	1:B:405:PRO:CB	2.47	0.62
1:F:263:ASP:HA	1:F:312:LEU:HD21	1.81	0.62
1:E:246:PHE:HZ	1:E:291:MET:HE3	1.64	0.62
1:E:403:ALA:HB1	1:F:192:ARG:HH22	1.62	0.62
1:F:267:ARG:CZ	1:F:311:ILE:HD13	2.29	0.62
1:A:373:LEU:O	1:A:373:LEU:HD12	1.99	0.62
1:C:499:ASN:HD22	1:C:500:ASP:H	1.46	0.62
1:E:582:ILE:HD11	1:E:597:LEU:HD12	1.81	0.62
1:E:499:ASN:HD22	1:E:500:ASP:N	1.95	0.62
1:A:263:ASP:HB2	1:A:311:ILE:HG21	1.81	0.62
1:F:173:LEU:CD2	1:F:303:MET:HE2	2.30	0.62
1:D:180:LEU:O	1:D:183:PRO:HD3	2.00	0.62
1:D:443:ILE:HG22	1:D:586:LEU:CD1	2.29	0.62
1:E:591:THR:CG2	1:E:591:THR:O	2.41	0.62
1:F:465:TYR:CA	5:F:2009:HOH:O	2.46	0.62
1:C:202:PRO:HD3	1:C:450:TYR:CE1	2.34	0.61
1:C:186:PHE:N	1:C:186:PHE:CD1	2.68	0.61
1:D:312:LEU:HD22	1:D:316:LEU:HD12	1.82	0.61
1:E:483:ARG:CZ	1:E:493:VAL:HG21	2.30	0.61

*Continued on next page...*

*Continued from previous page...*

Atom-1	Atom-2	Interatomic distance (Å)	Clash overlap (Å)
1:F:510:ASN:ND2	1:F:514:GLN:OE1	2.33	0.61
1:F:465:TYR:HA	5:F:2009:HOH:O	1.99	0.61
1:B:434:VAL:HG13	1:B:474:ASP:CG	2.20	0.61
1:E:185:LYS:HE3	1:E:188:ARG:HH12	1.64	0.61
1:E:589:LYS:O	1:E:590:GLU:HB2	2.01	0.61
1:D:424:GLU:CD	1:D:448:ARG:HG3	2.20	0.61
1:F:193:MET:HE3	1:F:194:PRO:HD2	1.81	0.61
1:E:432:THR:HG21	1:E:601:LEU:HD12	1.82	0.61
1:C:340:LEU:HB3	1:C:355:LEU:HD13	1.82	0.61
1:C:593:GLU:HG3	1:C:594:GLY:N	2.16	0.61
1:A:599:ARG:HG3	1:A:600:ILE:N	2.16	0.61
1:C:199:LEU:HD11	1:C:303:MET:CE	2.31	0.61
1:A:464:LYS:O	1:A:465:TYR:CB	2.48	0.61
1:F:391:MET:HG3	1:F:395:GLU:CD	2.21	0.61
1:B:285:ASN:O	1:B:289:VAL:HG23	2.01	0.60
1:D:308:ARG:HH21	1:D:311:ILE:CD1	2.13	0.60
1:F:233:LEU:HD22	1:F:241:ARG:CZ	2.31	0.60
1:F:391:MET:HG3	1:F:395:GLU:OE2	2.00	0.60
1:A:150:TYR:HE2	1:A:225:ILE:HD12	1.65	0.60
1:D:233:LEU:HD12	1:D:238:GLY:CA	2.31	0.60
1:D:401:VAL:CG1	5:D:2013:HOH:O	2.49	0.60
1:A:412:ILE:CG2	1:A:412:ILE:O	2.49	0.60
1:C:224:HIS:CD2	1:C:224:HIS:C	2.74	0.60
1:E:287:LEU:CD2	1:E:287:LEU:C	2.70	0.60
1:F:220:VAL:HG11	1:F:255:CYS:HA	1.82	0.60
3:D:1608:ADP:C5'	3:D:1608:ADP:H8	2.14	0.60
1:F:339:ILE:HG12	3:F:1607:ADP:N1	2.17	0.60
1:F:267:ARG:NH2	1:F:311:ILE:HD11	2.17	0.60
1:C:195:LYS:HB3	1:C:294:PHE:CZ	2.37	0.60
1:D:519:GLU:HG3	1:D:520:GLU:OE2	2.01	0.60
1:E:402:ILE:O	1:E:403:ALA:CB	2.49	0.60
1:A:214:VAL:HG12	1:A:256:ILE:CD1	2.31	0.60
1:B:465:TYR:OH	1:C:448:ARG:HD3	2.02	0.60
1:B:402:ILE:HG22	1:B:403:ALA:N	2.17	0.59
1:C:199:LEU:HD11	1:C:303:MET:HE2	1.83	0.59
1:F:173:LEU:HD22	1:F:303:MET:CE	2.32	0.59
1:F:311:ILE:CG2	1:F:311:ILE:O	2.50	0.59
1:F:150:TYR:N	1:F:245:LEU:HD11	2.12	0.59
1:F:220:VAL:CG1	1:F:221:PRO:HD2	2.33	0.59
1:C:163:VAL:HG11	1:C:210:LEU:CD2	2.33	0.59
1:E:230:PHE:N	1:E:230:PHE:CD1	2.68	0.59

*Continued on next page...*

*Continued from previous page...*

Atom-1	Atom-2	Interatomic distance (Å)	Clash overlap (Å)
1:A:510:ASN:HD22	1:A:514:GLN:CD	2.06	0.59
1:B:291:MET:CE	1:B:302:VAL:HG21	2.32	0.59
1:B:566:GLU:O	1:B:570:GLU:HG3	2.03	0.59
1:D:443:ILE:HG22	1:D:586:LEU:HD13	1.85	0.59
1:E:291:MET:HE3	1:E:302:VAL:HG21	1.85	0.59
1:A:184:SER:O	1:A:188:ARG:HG2	2.01	0.58
1:E:220:VAL:CG1	1:E:255:CYS:HA	2.32	0.58
1:C:519:GLU:CA	5:C:2018:HOH:O	2.16	0.58
1:C:445:ILE:HG13	1:C:586:LEU:HG	1.85	0.58
1:D:207:LYS:HE3	3:D:1608:ADP:O1B	2.03	0.58
1:D:220:VAL:CG2	1:D:254:PRO:O	2.51	0.58
1:A:464:LYS:HB3	1:B:416:GLU:OE2	2.03	0.58
1:D:291:MET:HE2	1:D:291:MET:HA	1.84	0.58
1:D:334:LEU:O	1:D:338:LYS:HG2	2.03	0.58
1:C:222:PHE:HE2	1:C:224:HIS:HB2	1.67	0.58
1:D:184:SER:O	1:D:188:ARG:HB2	2.03	0.58
1:A:412:ILE:O	1:A:412:ILE:HG22	2.04	0.58
3:B:1607:ADP:C5'	3:B:1607:ADP:H8	2.16	0.58
1:D:438:GLU:OE2	1:D:439:PRO:HD2	2.03	0.58
1:B:344:THR:HG23	1:B:349:LEU:HD11	1.86	0.58
1:F:354:ASN:C	1:F:354:ASN:ND2	2.58	0.58
1:C:163:VAL:HG11	1:C:210:LEU:HD21	1.84	0.58
1:F:166:ALA:O	1:F:170:ILE:HG13	2.04	0.58
1:B:368:ALA:HB2	3:B:1607:ADP:H5'2	1.86	0.57
1:C:158:VAL:HG23	1:C:213:ALA:HA	1.86	0.57
1:F:233:LEU:CD2	1:F:241:ARG:CZ	2.82	0.57
1:B:358:ILE:CD1	1:B:394:PHE:HB3	2.33	0.57
1:A:499:ASN:N	1:A:499:ASN:HD22	2.01	0.57
1:E:246:PHE:CZ	1:E:291:MET:CE	2.87	0.57
1:E:499:ASN:ND2	1:E:500:ASP:H	2.02	0.57
1:E:360:LYS:NZ	1:E:588:GLU:HG3	2.17	0.57
1:D:185:LYS:O	1:D:185:LYS:HD2	2.04	0.57
1:D:312:LEU:HD22	1:D:316:LEU:CD1	2.34	0.57
1:C:458:HIS:O	1:C:503:ARG:NH2	2.37	0.57
1:D:244:ASP:O	1:D:248:GLN:HG2	2.05	0.57
1:D:450:TYR:CD2	1:D:450:TYR:C	2.77	0.57
1:F:412:ILE:HG22	1:F:412:ILE:O	2.05	0.57
1:A:220:VAL:HG22	1:A:254:PRO:O	2.05	0.57
1:B:466:LEU:HD23	1:B:467:VAL:N	2.19	0.57
1:C:246:PHE:CD2	1:C:290:GLU:HB3	2.39	0.57
1:A:585:ILE:HD12	1:A:600:ILE:CD1	2.35	0.57

*Continued on next page...*

*Continued from previous page...*

Atom-1	Atom-2	Interatomic distance (Å)	Clash overlap (Å)
1:B:466:LEU:HD23	1:B:467:VAL:H	1.69	0.57
1:C:186:PHE:H	1:C:186:PHE:HD1	1.53	0.57
1:C:291:MET:HE2	1:C:291:MET:CA	2.24	0.57
1:B:466:LEU:CD2	1:B:467:VAL:N	2.68	0.56
1:E:483:ARG:CD	1:E:493:VAL:HG21	2.34	0.56
1:F:237:VAL:HG12	1:F:241:ARG:HE	1.70	0.56
1:E:231:VAL:HG11	1:E:232:GLU:OE2	2.01	0.56
1:C:465:TYR:CD1	1:C:465:TYR:N	2.72	0.56
1:D:340:LEU:O	1:D:344:THR:HB	2.05	0.56
1:C:595:ASP:HA	1:C:598:ARG:HD3	1.87	0.56
1:E:586:LEU:HD13	1:E:592:ILE:HG23	1.87	0.56
1:B:466:LEU:HD21	1:C:494:THR:CB	2.33	0.56
1:F:368:ALA:HB2	3:F:1607:ADP:H5'1	1.88	0.56
1:F:263:ASP:HA	1:F:312:LEU:CD2	2.36	0.56
1:D:231:VAL:O	1:D:232:GLU:CB	2.54	0.56
1:D:442:ARG:HB2	1:D:593:GLU:OE2	2.06	0.56
1:E:156:LYS:HZ3	1:E:156:LYS:HB3	1.71	0.56
1:C:202:PRO:HB2	1:C:448:ARG:HH21	1.70	0.55
1:C:373:LEU:CD2	1:C:373:LEU:C	2.73	0.55
1:C:464:LYS:C	1:C:465:TYR:CD1	2.80	0.55
1:F:173:LEU:CD2	1:F:303:MET:CE	2.85	0.55
1:A:476:LEU:HD11	1:A:504:ALA:O	2.06	0.55
1:E:291:MET:HE1	1:E:294:PHE:HE2	1.70	0.55
1:F:202:PRO:O	1:F:205:THR:CG2	2.46	0.55
1:B:445:ILE:HG22	1:B:446:ILE:CD1	2.35	0.55
1:A:509:ARG:HG2	1:A:557:VAL:HG21	1.89	0.55
1:B:196:GLY:HA2	1:B:302:VAL:O	2.06	0.55
1:C:177:VAL:O	1:C:181:LYS:CG	2.49	0.55
1:C:593:GLU:C	5:C:2024:HOH:O	2.21	0.55
1:E:239:ALA:HB1	1:E:286:GLN:HE21	1.71	0.55
1:F:202:PRO:HG2	1:F:205:THR:CG2	2.36	0.55
1:B:334:LEU:O	1:B:338:LYS:HG2	2.06	0.55
1:E:287:LEU:O	1:E:287:LEU:HD23	2.07	0.55
1:A:213:ALA:O	1:A:217:GLU:HB2	2.07	0.55
1:B:243:ARG:HG3	1:B:286:GLN:NE2	2.21	0.55
1:B:340:LEU:O	1:B:344:THR:HB	2.07	0.55
1:F:267:ARG:CZ	1:F:311:ILE:CD1	2.83	0.55
1:A:446:ILE:HD12	1:A:446:ILE:C	2.27	0.55
1:A:499:ASN:H	1:A:499:ASN:HD22	1.55	0.55
1:B:499:ASN:N	1:B:499:ASN:HD22	2.05	0.54
1:C:230:PHE:HA	1:C:233:LEU:HD12	1.88	0.54

*Continued on next page...*

*Continued from previous page...*

Atom-1	Atom-2	Interatomic distance (Å)	Clash overlap (Å)
1:A:225:ILE:HG13	1:A:245:LEU:HD22	1.89	0.54
3:D:1608:ADP:C5'	3:D:1608:ADP:C8	2.87	0.54
1:E:243:ARG:HH11	1:E:286:GLN:NE2	2.04	0.54
1:C:499:ASN:N	1:C:499:ASN:HD22	2.04	0.54
1:E:207:LYS:NZ	3:E:1604:ADP:O1B	2.40	0.54
1:B:308:ARG:CZ	1:B:311:ILE:HD12	2.37	0.54
1:F:233:LEU:HD22	1:F:241:ARG:NH2	2.22	0.54
3:C:1608:ADP:C8	3:C:1608:ADP:C5'	2.89	0.54
1:C:257:VAL:HB	1:C:302:VAL:HG12	1.90	0.54
1:C:198:LEU:HD11	1:C:306:THR:HG22	1.88	0.54
1:C:291:MET:HE2	1:C:294:PHE:HE2	1.70	0.54
1:C:344:THR:HG21	1:C:355:LEU:HD11	1.88	0.54
1:F:287:LEU:CD2	1:F:287:LEU:C	2.76	0.54
1:F:374:VAL:CG1	1:F:375:ASN:N	2.70	0.54
1:C:392:LYS:O	1:C:396:GLU:HG3	2.08	0.53
1:F:247:ALA:HA	5:F:2002:HOH:O	2.08	0.53
1:A:585:ILE:HD12	1:A:600:ILE:HD11	1.89	0.53
1:C:168:GLU:H	1:C:168:GLU:CD	2.10	0.53
1:E:438:GLU:O	1:E:439:PRO:C	2.47	0.53
1:B:201:GLY:O	1:B:307:ASN:HB3	2.08	0.53
1:F:373:LEU:HD11	1:F:398:ILE:CG1	2.38	0.53
1:F:413:SER:OG	1:F:416:GLU:HG3	2.08	0.53
1:F:499:ASN:HD22	1:F:499:ASN:N	2.07	0.53
1:E:483:ARG:CD	1:E:493:VAL:CG2	2.84	0.53
1:B:361:ARG:NH2	1:B:395:GLU:OE2	2.36	0.53
1:D:210:LEU:O	1:D:214:VAL:HG23	2.09	0.53
1:D:547:GLU:OE2	1:E:546:SER:HB2	2.07	0.53
1:C:341:GLU:HA	1:C:344:THR:CG2	2.39	0.53
1:D:368:ALA:HB2	3:D:1608:ADP:H5'2	1.91	0.53
1:A:412:ILE:HG23	1:A:413:SER:O	2.09	0.53
1:E:578:GLN:CD	1:E:578:GLN:H	2.12	0.53
1:B:542:LEU:HD23	1:B:542:LEU:C	2.29	0.53
1:B:278:ASP:O	1:B:280:ARG:N	2.40	0.52
1:B:308:ARG:N	1:B:309:PRO:CD	2.72	0.52
1:B:351:GLU:HG2	5:B:2008:HOH:O	2.09	0.52
1:A:189:ILE:HD11	1:B:382:ALA:HB2	1.91	0.52
1:C:300:ILE:O	1:C:301:ILE:HD13	2.08	0.52
1:D:595:ASP:HA	1:D:598:ARG:HG3	1.92	0.52
1:F:357:ILE:CG2	1:F:391:MET:HE1	2.39	0.52
1:C:595:ASP:HA	1:C:598:ARG:CD	2.39	0.52
1:F:284:LEU:CD1	1:F:316:LEU:HD21	2.39	0.52

*Continued on next page...*



*Continued from previous page...*

Atom-1	Atom-2	Interatomic distance (Å)	Clash overlap (Å)
1:D:230:PHE:O	1:D:233:LEU:HG	2.10	0.52
1:E:595:ASP:OD1	1:E:598:ARG:NH2	2.30	0.52
1:A:238:GLY:O	1:A:242:VAL:HG23	2.09	0.52
1:C:193:MET:HE3	1:C:194:PRO:HD2	1.90	0.52
1:C:262:ILE:HD13	1:C:304:ALA:CB	2.40	0.52
1:C:333:MET:SD	1:C:333:MET:O	2.67	0.52
1:C:442:ARG:CZ	1:C:451:LYS:HB3	2.40	0.52
1:C:499:ASN:HD22	1:C:500:ASP:N	2.07	0.52
1:B:362:THR:N	1:B:363:PRO:CD	2.73	0.52
1:C:179:PHE:HA	1:C:186:PHE:CE1	2.45	0.52
1:E:585:ILE:CG2	1:E:589:LYS:HD3	2.40	0.52
1:A:600:ILE:C	1:A:602:SER:N	2.63	0.52
1:B:157:ARG:HD2	1:B:216:GLY:CA	2.22	0.52
1:C:327:VAL:HG12	1:C:329:ASP:OD1	2.09	0.52
1:F:155:ASN:CB	1:F:212:ARG:HH22	2.23	0.52
1:C:230:PHE:HA	1:C:233:LEU:HD11	1.92	0.52
1:C:420:ILE:HG22	1:C:445:ILE:CG2	2.22	0.52
1:D:592:ILE:HG21	1:D:600:ILE:HD12	1.91	0.52
1:F:339:ILE:HG12	3:F:1607:ADP:C2	2.46	0.51
1:F:589:LYS:O	1:F:590:GLU:HB2	2.11	0.51
1:F:311:ILE:HG23	1:F:311:ILE:O	2.10	0.51
1:D:428:ALA:CB	1:D:443:ILE:HD11	2.40	0.51
1:A:230:PHE:CD1	1:A:230:PHE:N	2.77	0.51
1:B:466:LEU:HD23	1:C:495:SER:OG	2.10	0.51
1:D:361:ARG:NH2	1:D:395:GLU:OE2	2.44	0.51
1:E:225:ILE:HG13	1:E:245:LEU:HD22	1.90	0.51
1:B:291:MET:HE2	1:B:294:PHE:HE2	1.74	0.51
1:B:413:SER:OG	1:B:416:GLU:HG3	2.11	0.51
1:E:380:LEU:HD23	1:E:383:ARG:HH21	1.75	0.51
1:C:196:GLY:HA2	1:C:302:VAL:HG23	1.93	0.51
1:C:440:VAL:HG13	1:C:453:LEU:HD13	1.91	0.51
1:E:267:ARG:NH1	1:F:243:ARG:HD2	2.26	0.51
1:E:246:PHE:HZ	1:E:291:MET:CE	2.24	0.51
1:F:225:ILE:HD12	1:F:245:LEU:CD1	2.39	0.51
1:C:193:MET:CE	1:C:194:PRO:HD2	2.41	0.51
1:E:226:SER:HB3	1:E:229:ASP:OD2	2.10	0.51
1:D:233:LEU:HD12	1:D:238:GLY:HA2	1.92	0.51
1:D:402:ILE:HD11	1:D:411:LEU:HD12	1.92	0.51
1:E:499:ASN:ND2	1:E:500:ASP:N	2.58	0.51
1:F:201:GLY:O	1:F:307:ASN:HB2	2.11	0.51
1:C:179:PHE:CE2	1:C:301:ILE:HD11	2.46	0.50

*Continued on next page...*



*Continued from previous page...*

Atom-1	Atom-2	Interatomic distance (Å)	Clash overlap (Å)
1:D:307:ASN:HD22	1:D:308:ARG:HG2	1.74	0.50
1:F:155:ASN:HB3	1:F:212:ARG:HH22	1.76	0.50
1:A:355:LEU:HD23	1:A:358:ILE:HD12	1.92	0.50
1:B:258:PHE:HA	1:B:303:MET:O	2.11	0.50
1:E:490:PHE:C	1:E:492:ASP:H	2.13	0.50
1:F:572:ILE:HG23	1:F:579:LEU:HD22	1.93	0.50
1:C:476:LEU:CD2	1:C:504:ALA:HB1	2.42	0.50
1:C:445:ILE:CG1	1:C:586:LEU:HG	2.41	0.50
1:D:298:GLU:O	1:D:298:GLU:HG3	2.12	0.50
1:E:483:ARG:HD2	1:E:493:VAL:HG21	1.89	0.50
1:B:512:VAL:CG1	1:B:521:LEU:HD12	2.41	0.50
1:D:291:MET:HE1	1:D:294:PHE:CE2	2.40	0.50
1:E:403:ALA:CB	1:F:192:ARG:HH22	2.23	0.50
1:E:586:LEU:O	1:E:590:GLU:N	2.43	0.50
1:F:354:ASN:HD21	1:F:356:GLU:HB3	1.75	0.50
1:F:362:THR:N	1:F:363:PRO:CD	2.75	0.50
1:E:483:ARG:HD2	1:E:493:VAL:HG23	1.93	0.50
1:F:195:LYS:HB3	1:F:294:PHE:CZ	2.46	0.50
1:C:391:MET:O	1:C:395:GLU:HG3	2.11	0.50
1:F:262:ILE:HD12	1:F:304:ALA:CB	2.42	0.50
1:F:578:GLN:O	1:F:582:ILE:HG13	2.12	0.50
1:C:262:ILE:CD1	1:C:304:ALA:HB1	2.42	0.50
1:D:237:VAL:O	1:D:241:ARG:HG2	2.11	0.50
1:E:167:GLU:N	1:E:167:GLU:OE1	2.44	0.50
1:E:586:LEU:HD12	1:E:592:ILE:HG23	1.94	0.50
1:A:150:TYR:CE2	1:A:225:ILE:CD1	2.92	0.50
1:A:308:ARG:HG2	1:A:311:ILE:HD12	1.94	0.50
1:A:476:LEU:CD1	1:A:507:ILE:HB	2.41	0.50
3:B:1607:ADP:C5'	3:B:1607:ADP:C8	2.92	0.50
1:C:286:GLN:O	1:C:290:GLU:HG2	2.11	0.50
1:C:262:ILE:HG22	1:C:306:THR:HB	1.93	0.50
1:C:445:ILE:O	1:C:445:ILE:HG22	2.12	0.50
1:C:434:VAL:CG1	1:C:474:ASP:HB3	2.41	0.50
1:F:267:ARG:NH2	1:F:311:ILE:CD1	2.75	0.50
1:F:187:ASN:HD21	1:F:297:LYS:HB3	1.73	0.50
1:C:413:SER:OG	1:C:416:GLU:HG3	2.12	0.49
1:C:606:GLU:O	1:C:606:GLU:CG	2.60	0.49
1:E:242:VAL:HG12	1:E:290:GLU:HG3	1.94	0.49
1:E:360:LYS:HZ1	1:E:588:GLU:CG	2.24	0.49
1:C:442:ARG:HH21	1:C:451:LYS:NZ	2.08	0.49
1:C:156:LYS:N	1:C:156:LYS:HE2	2.27	0.49

*Continued on next page...*

*Continued from previous page...*

Atom-1	Atom-2	Interatomic distance (Å)	Clash overlap (Å)
1:D:230:PHE:CD1	1:D:230:PHE:N	2.80	0.49
1:F:444:SER:HA	1:F:590:GLU:O	2.12	0.49
1:A:578:GLN:HG3	1:A:601:LEU:HD12	1.94	0.49
1:B:215:ALA:HB2	1:B:256:ILE:HD13	1.94	0.49
1:F:180:LEU:CD2	1:F:301:ILE:HD12	2.36	0.49
1:C:318:ARG:NH1	1:C:462:GLU:O	2.45	0.49
1:D:291:MET:CE	1:D:291:MET:HA	2.42	0.49
1:E:292:ASP:HA	5:E:2010:HOH:O	2.12	0.49
1:C:262:ILE:CD1	1:C:304:ALA:CB	2.90	0.49
1:E:582:ILE:HD13	1:E:597:LEU:CD1	2.43	0.49
1:C:311:ILE:HG22	1:C:311:ILE:O	2.11	0.49
1:F:287:LEU:C	1:F:287:LEU:HD23	2.32	0.49
1:F:250:LYS:NZ	1:F:294:PHE:HA	2.28	0.49
1:A:514:GLN:HG2	1:A:528:LYS:HZ1	1.76	0.49
1:B:310:ASP:OD2	1:B:310:ASP:N	2.45	0.49
1:C:356:GLU:OE2	1:C:360:LYS:NZ	2.40	0.49
1:D:285:ASN:O	1:D:289:VAL:HG23	2.13	0.49
1:F:173:LEU:HD21	1:F:303:MET:HE2	1.95	0.49
1:F:288:LEU:HD21	1:F:316:LEU:HD23	1.95	0.49
1:F:476:LEU:CD2	1:F:504:ALA:HB1	2.43	0.49
1:E:199:LEU:HD11	1:E:303:MET:HE2	1.94	0.49
1:E:443:ILE:O	1:E:591:THR:HA	2.13	0.49
1:E:594:GLY:O	1:E:596:GLU:N	2.46	0.49
3:F:1607:ADP:H8	3:F:1607:ADP:O5'	1.95	0.49
1:B:308:ARG:N	1:B:309:PRO:HD3	2.28	0.48
1:F:442:ARG:HB2	1:F:593:GLU:HB2	1.94	0.48
1:C:222:PHE:CE2	1:C:224:HIS:HB2	2.48	0.48
1:F:592:ILE:N	1:F:592:ILE:CD1	2.70	0.48
1:C:195:LYS:O	1:C:302:VAL:CG2	2.56	0.48
1:E:246:PHE:CZ	1:E:291:MET:HE3	2.45	0.48
1:F:168:GLU:CD	1:F:168:GLU:N	2.65	0.48
1:F:292:ASP:OD2	1:F:321:ARG:NH2	2.46	0.48
1:C:151:LYS:HE3	5:C:2001:HOH:O	2.13	0.48
1:C:311:ILE:O	1:C:311:ILE:CG2	2.60	0.48
1:F:444:SER:HB2	1:F:591:THR:HG23	1.96	0.48
1:B:230:PHE:HA	1:B:233:LEU:CD1	2.43	0.48
1:B:483:ARG:NH1	1:B:493:VAL:HG11	2.26	0.48
1:E:267:ARG:O	1:E:268:HIS:ND1	2.47	0.48
1:F:373:LEU:HD11	1:F:398:ILE:HA	1.95	0.48
1:D:213:ALA:O	1:D:217:GLU:HB2	2.14	0.48
1:F:237:VAL:HG12	1:F:241:ARG:NE	2.28	0.48

*Continued on next page...*

*Continued from previous page...*

Atom-1	Atom-2	Interatomic distance (Å)	Clash overlap (Å)
1:A:240:ALA:HA	1:A:243:ARG:NH1	2.29	0.48
1:D:220:VAL:HG22	1:D:255:CYS:HA	1.96	0.48
1:A:207:LYS:HE3	3:A:1604:ADP:PB	2.54	0.47
1:C:242:VAL:O	1:C:246:PHE:HD1	1.96	0.47
1:E:527:GLY:O	1:E:528:LYS:HB2	2.13	0.47
1:F:347:LYS:O	1:F:349:LEU:HD23	2.14	0.47
1:B:291:MET:CE	1:B:294:PHE:HE2	2.27	0.47
1:C:195:LYS:HB3	1:C:294:PHE:HZ	1.78	0.47
1:A:499:ASN:H	1:A:499:ASN:ND2	2.11	0.47
1:C:230:PHE:HE2	1:C:241:ARG:HB2	1.79	0.47
1:D:443:ILE:HG21	1:D:586:LEU:HD22	1.97	0.47
1:E:264:ALA:HA	1:E:267:ARG:HE	1.79	0.47
1:E:578:GLN:HB3	1:E:600:ILE:HD11	1.96	0.47
1:F:202:PRO:HG2	1:F:205:THR:HG21	1.96	0.47
1:F:465:TYR:HB2	1:F:466:LEU:H	1.56	0.47
1:B:333:MET:HE1	1:B:589:LYS:HA	1.96	0.47
1:B:483:ARG:NH1	1:B:493:VAL:HG13	2.29	0.47
1:F:193:MET:CE	1:F:194:PRO:HD2	2.44	0.47
1:F:250:LYS:HA	1:F:300:ILE:HD11	1.95	0.47
1:F:333:MET:CE	1:F:356:GLU:HG3	2.44	0.47
1:E:368:ALA:HB2	3:E:1604:ADP:H5'2	1.96	0.47
1:F:173:LEU:HD12	1:F:210:LEU:HD22	1.96	0.47
1:F:155:ASN:ND2	1:F:212:ARG:NH2	2.61	0.47
1:F:180:LEU:CD2	1:F:301:ILE:CD1	2.92	0.47
1:A:214:VAL:CG1	1:A:256:ILE:CD1	2.90	0.47
1:C:162:ASP:OD2	1:C:162:ASP:N	2.46	0.47
1:C:202:PRO:O	1:C:205:THR:OG1	2.26	0.47
1:D:449:GLY:O	1:D:450:TYR:HB2	2.14	0.47
1:E:430:VAL:O	1:E:434:VAL:HB	2.13	0.47
1:E:476:LEU:HD21	1:E:504:ALA:O	2.14	0.47
1:F:412:ILE:CG2	1:F:412:ILE:O	2.62	0.47
1:F:582:ILE:O	1:F:586:LEU:HB2	2.15	0.47
1:B:362:THR:HA	1:B:411:LEU:HD11	1.97	0.47
1:C:156:LYS:N	1:C:156:LYS:CE	2.70	0.47
1:C:465:TYR:HD1	1:C:465:TYR:N	2.12	0.47
1:F:202:PRO:HD2	1:F:205:THR:HG21	1.96	0.47
1:F:155:ASN:ND2	1:F:212:ARG:CZ	2.75	0.47
1:A:518:SER:OG	1:A:521:LEU:HB2	2.15	0.47
1:B:279:GLU:O	1:B:283:THR:OG1	2.24	0.47
1:D:400:ARG:O	1:D:403:ALA:O	2.33	0.47
1:D:434:VAL:HG23	1:D:567:ARG:NH2	2.29	0.47

*Continued on next page...*

*Continued from previous page...*

Atom-1	Atom-2	Interatomic distance (Å)	Clash overlap (Å)
1:E:235:VAL:HA	1:E:279:GLU:OE1	2.15	0.47
1:E:287:LEU:C	1:E:287:LEU:HD23	2.35	0.47
1:B:150:TYR:CE2	1:B:225:ILE:HD12	2.50	0.47
1:B:213:ALA:O	1:B:217:GLU:HB2	2.14	0.47
1:D:572:ILE:HG23	1:D:579:LEU:HD22	1.97	0.47
1:B:207:LYS:HD2	1:B:305:ALA:HB1	1.96	0.47
1:E:527:GLY:HA2	1:E:542:LEU:O	2.14	0.47
1:F:586:LEU:HD12	1:F:592:ILE:HD11	1.97	0.47
1:A:483:ARG:CD	1:A:493:VAL:CG1	2.72	0.46
1:C:195:LYS:HE2	1:C:294:PHE:CE1	2.50	0.46
1:C:155:ASN:CB	1:C:212:ARG:NH2	2.70	0.46
1:C:420:ILE:HG21	1:C:445:ILE:CG2	2.45	0.46
1:C:499:ASN:ND2	1:C:500:ASP:N	2.63	0.46
1:D:286:GLN:NE2	1:D:290:GLU:OE2	2.48	0.46
1:E:432:THR:CG2	1:E:601:LEU:HD12	2.45	0.46
1:F:425:ALA:HB1	1:F:579:LEU:HD12	1.96	0.46
1:C:183:PRO:O	1:C:187:ASN:OD1	2.32	0.46
1:C:420:ILE:HG21	1:C:445:ILE:HG23	1.92	0.46
1:E:308:ARG:NE	1:F:289:VAL:HG21	2.26	0.46
1:B:175:GLU:HG2	1:C:383:ARG:HG3	1.96	0.46
1:F:202:PRO:CD	1:F:205:THR:HG21	2.46	0.46
1:C:235:VAL:O	1:C:235:VAL:HG12	2.16	0.46
1:C:512:VAL:HG13	1:C:521:LEU:HD12	1.98	0.46
1:D:258:PHE:HA	1:D:303:MET:O	2.15	0.46
1:C:284:LEU:C	1:C:284:LEU:HD12	2.33	0.46
1:D:182:ASP:N	1:D:183:PRO:HD3	2.30	0.46
1:F:291:MET:HE3	1:F:294:PHE:CE2	2.29	0.46
1:A:232:GLU:HA	1:A:232:GLU:OE2	2.16	0.46
1:A:434:VAL:CG1	1:A:474:ASP:HB3	2.45	0.46
1:B:243:ARG:CG	1:B:286:GLN:NE2	2.79	0.46
1:C:193:MET:HE2	1:C:193:MET:HB3	1.63	0.46
1:C:222:PHE:CZ	1:C:258:PHE:CB	2.98	0.46
1:C:363:PRO:HG2	1:C:411:LEU:HD13	1.97	0.46
1:E:291:MET:HE1	1:E:294:PHE:CE2	2.51	0.46
1:D:494:THR:HA	1:E:468:SER:HA	1.98	0.46
1:F:319:PRO:HA	1:F:323:ASP:HB3	1.98	0.46
1:B:594:GLY:O	1:B:597:LEU:N	2.47	0.46
1:C:324:LYS:HG3	1:C:325:LYS:N	2.29	0.46
1:D:202:PRO:HD2	1:D:205:THR:HG21	1.97	0.46
1:D:398:ILE:O	1:D:401:VAL:HG23	2.15	0.46
1:F:197:ILE:HB	1:F:303:MET:HG2	1.97	0.46

*Continued on next page...*

*Continued from previous page...*

Atom-1	Atom-2	Interatomic distance (Å)	Clash overlap (Å)
1:D:347:LYS:HD3	1:E:189:ILE:O	2.16	0.46
1:E:596:GLU:O	1:E:600:ILE:HG22	2.15	0.46
1:F:213:ALA:O	1:F:217:GLU:HB2	2.16	0.46
1:F:231:VAL:O	1:F:232:GLU:CG	2.64	0.46
1:A:413:SER:OG	1:A:416:GLU:HB2	2.15	0.46
1:B:358:ILE:CD1	1:B:394:PHE:CB	2.93	0.46
1:E:246:PHE:CZ	1:E:291:MET:HE2	2.51	0.46
1:F:250:LYS:HZ3	1:F:294:PHE:CA	2.26	0.46
1:A:362:THR:N	1:A:363:PRO:CD	2.79	0.46
1:B:579:LEU:O	1:B:583:VAL:HG23	2.16	0.46
1:F:591:THR:C	1:F:592:ILE:HD12	2.36	0.46
1:A:159:THR:HB	1:A:217:GLU:OE1	2.17	0.45
1:A:510:ASN:HD22	1:A:514:GLN:NE2	2.14	0.45
1:C:442:ARG:CZ	1:C:451:LYS:CB	2.94	0.45
1:C:442:ARG:NH2	1:C:451:LYS:HB3	2.31	0.45
1:E:582:ILE:CD1	1:E:597:LEU:CD1	2.94	0.45
1:C:602:SER:O	1:C:606:GLU:CB	2.61	0.45
1:F:595:ASP:OD1	1:F:595:ASP:N	2.47	0.45
1:A:397:ALA:O	1:A:400:ARG:HB2	2.17	0.45
1:B:200:VAL:CG1	1:B:309:PRO:HG3	2.47	0.45
1:D:294:PHE:C	1:D:294:PHE:CD1	2.88	0.45
1:D:443:ILE:CG2	1:D:586:LEU:HD13	2.47	0.45
1:D:602:SER:O	1:D:606:GLU:HG3	2.16	0.45
1:E:499:ASN:HD22	1:E:499:ASN:N	2.15	0.45
1:F:589:LYS:O	1:F:590:GLU:CB	2.65	0.45
1:C:185:LYS:HA	1:C:185:LYS:HD3	1.77	0.45
1:C:184:SER:O	1:C:188:ARG:CD	2.64	0.45
1:C:222:PHE:CZ	1:C:258:PHE:HB3	2.52	0.45
1:C:606:GLU:O	1:C:606:GLU:HG2	2.16	0.45
1:F:387:ASP:OD1	1:F:387:ASP:N	2.32	0.45
1:B:589:LYS:O	1:B:590:GLU:CB	2.63	0.45
1:D:186:PHE:CD1	1:D:186:PHE:N	2.84	0.45
1:E:246:PHE:CE2	1:E:291:MET:CE	3.00	0.45
1:F:155:ASN:CB	1:F:212:ARG:NH2	2.78	0.45
1:A:192:ARG:HG3	1:A:192:ARG:O	2.17	0.45
1:A:559:LYS:HE3	1:A:559:LYS:HB2	1.67	0.45
1:B:434:VAL:CG1	1:B:474:ASP:CB	2.93	0.45
1:C:291:MET:HE2	1:C:294:PHE:CE2	2.48	0.45
1:C:585:ILE:HD13	1:C:600:ILE:HD13	1.99	0.45
1:F:391:MET:CG	1:F:395:GLU:OE2	2.65	0.45
1:F:202:PRO:HG3	1:F:448:ARG:HB2	1.99	0.45

*Continued on next page...*

*Continued from previous page...*

Atom-1	Atom-2	Interatomic distance (Å)	Clash overlap (Å)
1:A:224:HIS:O	1:A:225:ILE:HD13	2.17	0.45
1:D:295:ASP:OD1	1:D:297:LYS:HG3	2.17	0.45
1:D:375:ASN:O	1:D:379:LEU:HG	2.17	0.45
1:F:225:ILE:HG13	1:F:245:LEU:CD2	2.42	0.45
1:F:231:VAL:HG12	1:F:232:GLU:HG2	1.99	0.45
1:A:490:PHE:C	1:A:492:ASP:H	2.19	0.45
1:A:483:ARG:HD3	1:A:497:ALA:HB3	1.98	0.45
1:B:570:GLU:HG2	5:B:2028:HOH:O	2.17	0.45
1:B:577:LYS:HB2	1:B:577:LYS:NZ	2.32	0.45
1:C:499:ASN:ND2	1:C:500:ASP:H	2.14	0.45
1:F:413:SER:HA	1:F:414:PRO:HD2	1.84	0.45
1:F:434:VAL:CG1	1:F:474:ASP:HB3	2.47	0.45
1:B:358:ILE:HD13	1:B:394:PHE:CB	2.38	0.45
1:B:184:SER:O	1:B:188:ARG:CG	2.58	0.44
1:B:315:ALA:O	1:B:321:ARG:HD2	2.17	0.44
1:C:159:THR:OG1	1:C:161:LYS:HB3	2.17	0.44
1:C:593:GLU:N	5:C:2024:HOH:O	2.47	0.44
1:A:214:VAL:HG11	1:A:256:ILE:HD11	1.97	0.44
1:C:434:VAL:HG22	1:C:567:ARG:NH2	2.32	0.44
1:E:152:PRO:HD3	1:E:223:PHE:CE2	2.52	0.44
1:E:231:VAL:O	1:E:232:GLU:HB2	2.15	0.44
1:E:338:LYS:HD3	1:E:338:LYS:HA	1.78	0.44
1:B:362:THR:HA	1:B:411:LEU:CD1	2.47	0.44
1:E:527:GLY:CA	1:E:542:LEU:O	2.66	0.44
1:D:443:ILE:HG22	1:D:586:LEU:HD11	2.00	0.44
1:E:246:PHE:CE2	1:E:291:MET:HE2	2.52	0.44
1:F:246:PHE:CG	1:F:290:GLU:HB3	2.52	0.44
1:A:430:VAL:O	1:A:434:VAL:HB	2.17	0.44
1:A:514:GLN:HG3	1:A:528:LYS:HZ1	1.79	0.44
1:C:262:ILE:HD13	1:C:304:ALA:HB1	2.00	0.44
1:E:594:GLY:C	1:E:596:GLU:N	2.70	0.44
1:C:449:GLY:O	1:C:455:TYR:CE1	2.71	0.44
1:F:308:ARG:N	1:F:309:PRO:CD	2.80	0.44
1:B:338:LYS:N	1:B:338:LYS:HD3	2.33	0.44
1:B:434:VAL:HG11	1:B:474:ASP:CB	2.47	0.44
1:C:202:PRO:HD3	1:C:450:TYR:HE1	1.82	0.44
1:F:184:SER:O	1:F:188:ARG:HG3	2.18	0.44
1:F:188:ARG:NH1	1:F:188:ARG:HB2	2.33	0.44
1:F:593:GLU:O	1:F:596:GLU:HB2	2.18	0.44
1:A:379:LEU:O	1:A:383:ARG:HB2	2.17	0.44
1:F:163:VAL:HG22	1:F:209:LEU:HG	1.99	0.44

*Continued on next page...*

*Continued from previous page...*

Atom-1	Atom-2	Interatomic distance (Å)	Clash overlap (Å)
1:E:158:VAL:HG23	1:E:213:ALA:HA	2.00	0.44
1:F:217:GLU:OE2	1:F:217:GLU:HA	2.18	0.44
1:A:182:ASP:OD2	1:A:185:LYS:HG2	2.18	0.43
1:A:349:LEU:HD13	1:A:353:VAL:HG11	2.00	0.43
1:A:358:ILE:O	1:A:362:THR:HG23	2.18	0.43
1:A:542:LEU:HD22	1:A:543:ARG:H	1.83	0.43
1:B:467:VAL:HG22	1:B:468:SER:N	2.32	0.43
1:E:179:PHE:CG	1:E:193:MET:HG3	2.53	0.43
1:E:198:LEU:O	1:E:325:LYS:HA	2.18	0.43
1:F:176:VAL:O	1:F:180:LEU:HG	2.18	0.43
1:F:262:ILE:HD12	1:F:304:ALA:HB2	2.00	0.43
1:F:343:HIS:CE1	1:F:371:GLU:HB2	2.53	0.43
1:C:427:HIS:O	1:C:431:SER:OG	2.34	0.43
1:D:179:PHE:HD1	1:D:186:PHE:CG	2.36	0.43
1:D:385:GLY:HA2	1:E:185:LYS:HD3	2.00	0.43
1:E:412:ILE:HG23	1:E:416:GLU:HB3	2.00	0.43
1:E:575:TYR:HA	1:E:578:GLN:HE21	1.83	0.43
1:F:243:ARG:HG2	1:F:286:GLN:HE21	1.77	0.43
1:F:579:LEU:O	1:F:583:VAL:HG23	2.18	0.43
1:B:604:GLU:OE1	1:B:604:GLU:HA	2.18	0.43
1:D:288:LEU:HB3	1:D:321:ARG:HH21	1.82	0.43
1:E:402:ILE:HG22	1:E:403:ALA:O	2.18	0.43
1:E:414:PRO:O	1:E:417:LYS:HB2	2.19	0.43
1:D:379:LEU:HD23	1:E:191:ALA:HB1	2.00	0.43
1:E:398:ILE:O	1:E:402:ILE:HB	2.18	0.43
1:F:357:ILE:CG2	1:F:391:MET:CE	2.93	0.43
1:C:464:LYS:C	1:C:465:TYR:HD1	2.22	0.43
1:C:434:VAL:HG13	1:C:474:ASP:HB3	2.00	0.43
1:F:333:MET:HG3	1:F:334:LEU:N	2.33	0.43
1:F:476:LEU:HD21	1:F:504:ALA:HB1	1.99	0.43
1:C:287:LEU:CD2	1:C:287:LEU:C	2.86	0.43
1:C:294:PHE:CD1	1:C:294:PHE:C	2.91	0.43
1:E:231:VAL:HG12	1:E:232:GLU:CG	2.48	0.43
1:F:250:LYS:HZ3	1:F:294:PHE:CB	2.31	0.43
1:A:476:LEU:HD13	1:A:507:ILE:HG21	1.99	0.43
1:B:438:GLU:O	1:B:439:PRO:C	2.56	0.43
1:A:510:ASN:ND2	1:A:514:GLN:NE2	2.67	0.43
1:C:254:PRO:HB3	1:C:299:GLY:HA3	2.00	0.43
1:B:483:ARG:NE	5:B:2018:HOH:O	2.36	0.43
1:C:483:ARG:CZ	1:C:493:VAL:HG11	2.48	0.43
1:C:507:ILE:O	1:C:511:MET:HG3	2.19	0.43

*Continued on next page...*



*Continued from previous page...*

Atom-1	Atom-2	Interatomic distance (Å)	Clash overlap (Å)
1:C:597:LEU:O	1:C:597:LEU:HD22	2.19	0.43
1:F:173:LEU:CD1	1:F:210:LEU:HD22	2.49	0.43
1:F:230:PHE:HA	1:F:233:LEU:CD1	2.44	0.43
1:A:207:LYS:CE	3:A:1604:ADP:O1B	2.62	0.43
1:A:514:GLN:CG	1:A:528:LYS:NZ	2.78	0.43
1:F:446:ILE:HA	1:F:447:PRO:HD2	1.79	0.43
1:A:499:ASN:N	1:A:499:ASN:ND2	2.67	0.42
1:B:180:LEU:CD1	1:B:256:ILE:HD11	2.49	0.42
1:F:233:LEU:CD1	1:F:238:GLY:HA2	2.49	0.42
1:F:581:ASN:CB	1:F:604:GLU:OE2	2.67	0.42
1:B:520:GLU:HB2	1:B:556:GLU:OE2	2.18	0.42
1:C:381:ALA:HA	1:C:386:ARG:NH2	2.33	0.42
1:D:566:GLU:O	1:D:570:GLU:HG3	2.19	0.42
1:A:516:GLY:C	1:B:483:ARG:HH22	2.22	0.42
1:C:453:LEU:HA	1:C:456:THR:HB	2.01	0.42
1:F:527:GLY:O	5:F:2018:HOH:O	2.22	0.42
1:D:362:THR:N	1:D:363:PRO:CD	2.82	0.42
1:E:287:LEU:O	1:E:287:LEU:CD2	2.67	0.42
1:B:466:LEU:C	1:B:466:LEU:CD2	2.87	0.42
1:C:221:PRO:HG2	1:C:255:CYS:HB3	2.01	0.42
1:D:565:TYR:CE2	1:D:569:LYS:HE2	2.54	0.42
1:F:586:LEU:CD1	1:F:592:ILE:HD11	2.46	0.42
1:D:220:VAL:HG22	1:D:221:PRO:HD2	2.01	0.42
1:D:428:ALA:HB2	1:D:443:ILE:HD11	2.00	0.42
1:F:499:ASN:HD22	1:F:500:ASP:H	1.68	0.42
1:A:446:ILE:N	5:A:2024:HOH:O	2.53	0.42
1:B:278:ASP:N	1:B:278:ASP:OD2	2.52	0.42
1:B:499:ASN:H	1:B:499:ASN:HD22	1.66	0.42
1:B:186:PHE:CD1	1:C:382:ALA:HB1	2.54	0.42
1:C:483:ARG:NH2	5:C:2011:HOH:O	2.52	0.42
1:E:600:ILE:O	1:E:600:ILE:CG1	2.67	0.42
1:F:244:ASP:C	1:F:244:ASP:OD1	2.58	0.42
1:F:246:PHE:CE1	1:F:290:GLU:CB	3.02	0.42
1:A:170:ILE:HG22	1:A:174:LYS:HE3	2.02	0.42
1:A:476:LEU:HD11	1:A:507:ILE:HB	2.01	0.42
1:E:434:VAL:HA	1:E:435:PRO:HD3	1.91	0.42
1:F:195:LYS:O	1:F:291:MET:HE1	2.20	0.42
1:F:499:ASN:HD22	1:F:499:ASN:H	1.68	0.42
1:B:291:MET:HA	1:B:291:MET:HE2	2.01	0.42
1:C:167:GLU:OE1	1:C:167:GLU:N	2.39	0.42
1:C:213:ALA:O	1:C:217:GLU:HB2	2.20	0.42

*Continued on next page...*



*Continued from previous page...*

Atom-1	Atom-2	Interatomic distance (Å)	Clash overlap (Å)
1:C:222:PHE:CE1	1:C:258:PHE:HB2	2.54	0.42
1:C:357:ILE:O	1:C:361:ARG:CG	2.64	0.42
1:D:179:PHE:CE1	1:D:186:PHE:HB2	2.55	0.42
1:F:465:TYR:C	5:F:2009:HOH:O	2.58	0.42
1:A:510:ASN:ND2	1:A:514:GLN:CD	2.72	0.42
1:C:355:LEU:HA	1:C:358:ILE:HD12	2.00	0.42
1:C:446:ILE:HA	1:C:447:PRO:HD2	1.77	0.42
1:D:244:ASP:OD1	1:D:244:ASP:C	2.59	0.42
1:E:332:ASP:O	1:E:336:ARG:HG3	2.20	0.42
1:A:601:LEU:O	1:A:602:SER:C	2.58	0.41
1:C:246:PHE:CE2	1:C:290:GLU:HB3	2.55	0.41
1:E:214:VAL:HG12	1:E:256:ILE:HD11	2.02	0.41
1:F:285:ASN:O	1:F:289:VAL:HG23	2.19	0.41
1:F:284:LEU:HD11	1:F:316:LEU:HD21	2.01	0.41
1:F:374:VAL:HG12	1:F:375:ASN:N	2.35	0.41
1:A:233:LEU:HD13	1:A:237:VAL:HG12	2.01	0.41
1:B:286:GLN:O	1:B:290:GLU:HG2	2.20	0.41
1:C:421:ALA:HA	1:C:445:ILE:HD11	2.02	0.41
1:C:597:LEU:HA	1:C:597:LEU:HD23	1.86	0.41
1:F:195:LYS:HG2	1:F:296:SER:HB3	2.02	0.41
1:A:333:MET:HG3	1:A:334:LEU:N	2.35	0.41
1:A:446:ILE:CA	5:A:2024:HOH:O	2.65	0.41
1:A:516:GLY:O	1:B:483:ARG:NH2	2.53	0.41
1:D:401:VAL:O	1:D:408:LYS:HB2	2.21	0.41
1:E:434:VAL:CG1	1:E:474:ASP:HB3	2.50	0.41
1:A:231:VAL:HG12	1:A:232:GLU:HG2	2.01	0.41
1:C:267:ARG:HG2	1:C:311:ILE:CG2	2.51	0.41
1:C:286:GLN:NE2	1:C:286:GLN:HA	2.35	0.41
1:D:372:ASN:ND2	1:D:401:VAL:HG12	2.36	0.41
1:E:505:THR:O	1:E:509:ARG:HG3	2.20	0.41
1:F:192:ARG:O	1:F:192:ARG:HG3	2.20	0.41
1:F:228:SER:HB3	1:F:261:GLU:CD	2.41	0.41
1:F:313:ASP:HA	1:F:314:PRO:HD2	1.85	0.41
1:C:424:GLU:OE2	1:C:443:ILE:HA	2.20	0.41
1:B:524:LEU:HD13	1:C:558:LYS:HG3	2.03	0.41
1:D:179:PHE:O	1:D:183:PRO:N	2.52	0.41
1:D:446:ILE:HB	1:D:447:PRO:HD3	2.03	0.41
1:D:333:MET:N	1:D:590:GLU:OE1	2.52	0.41
1:D:604:GLU:HA	1:D:604:GLU:OE1	2.20	0.41
1:A:528:LYS:HE2	1:A:528:LYS:HB2	1.83	0.41
1:C:266:GLY:HA2	1:C:284:LEU:HD22	2.01	0.41

*Continued on next page...*

*Continued from previous page...*

Atom-1	Atom-2	Interatomic distance (Å)	Clash overlap (Å)
1:E:266:GLY:HA2	1:E:284:LEU:HD13	2.03	0.41
1:E:413:SER:O	1:E:414:PRO:C	2.58	0.41
1:E:512:VAL:CG1	1:E:521:LEU:HD12	2.50	0.41
1:E:593:GLU:OE1	1:E:593:GLU:HA	2.20	0.41
1:F:332:ASP:O	1:F:336:ARG:HG3	2.21	0.41
1:A:278:ASP:OD1	1:A:279:GLU:N	2.51	0.41
1:A:589:LYS:O	1:A:590:GLU:HB2	2.21	0.41
1:B:170:ILE:O	1:B:174:LYS:HG3	2.20	0.41
1:B:466:LEU:HD22	1:B:467:VAL:N	2.36	0.41
1:C:158:VAL:HG23	1:C:213:ALA:CA	2.50	0.41
1:D:185:LYS:NZ	1:D:188:ARG:HH22	2.19	0.41
1:D:356:GLU:O	1:D:360:LYS:HG3	2.21	0.41
1:D:423:HIS:HD2	5:D:2030:HOH:O	2.04	0.41
1:F:230:PHE:O	1:F:233:LEU:CG	2.68	0.41
1:F:246:PHE:CE1	1:F:290:GLU:HB2	2.56	0.41
1:A:566:GLU:O	1:A:570:GLU:HG3	2.21	0.41
1:B:291:MET:HE1	1:B:302:VAL:CG2	2.49	0.41
1:B:313:ASP:O	1:B:316:LEU:HB2	2.21	0.41
1:B:422:TYR:CD2	1:B:583:VAL:HG21	2.55	0.41
1:C:266:GLY:O	1:C:312:LEU:HA	2.20	0.41
1:C:421:ALA:CA	1:C:445:ILE:HD12	2.40	0.41
1:C:579:LEU:O	1:C:583:VAL:HG23	2.21	0.41
1:D:313:ASP:O	1:D:316:LEU:HB2	2.20	0.41
1:D:443:ILE:CG2	1:D:586:LEU:HD22	2.50	0.41
1:E:284:LEU:O	1:E:288:LEU:HG	2.21	0.41
1:F:152:PRO:O	1:F:153:SER:C	2.58	0.41
1:C:413:SER:OG	1:C:416:GLU:CG	2.68	0.41
1:C:574:LYS:HD3	1:C:575:TYR:CE1	2.55	0.41
1:F:218:ALA:CB	1:F:220:VAL:HG23	2.50	0.41
1:C:168:GLU:CD	1:C:168:GLU:N	2.74	0.41
1:C:183:PRO:O	1:C:187:ASN:CG	2.59	0.41
1:C:600:ILE:O	1:C:604:GLU:HB2	2.21	0.41
1:D:347:LYS:NZ	5:D:2009:HOH:O	2.48	0.41
1:C:198:LEU:HD11	1:C:306:THR:CG2	2.50	0.41
1:C:595:ASP:O	1:C:599:ARG:HG3	2.21	0.41
1:C:598:ARG:H	1:C:598:ARG:HG3	1.65	0.41
1:E:287:LEU:CD2	1:E:291:MET:HG2	2.51	0.41
1:A:373:LEU:HD13	1:A:397:ALA:HB3	2.02	0.40
1:A:438:GLU:O	1:A:439:PRO:C	2.60	0.40
1:A:499:ASN:HD22	1:A:500:ASP:H	1.69	0.40
1:B:499:ASN:HD22	1:B:500:ASP:H	1.68	0.40

*Continued on next page...*

*Continued from previous page...*

Atom-1	Atom-2	Interatomic distance (Å)	Clash overlap (Å)
1:C:341:GLU:HA	1:C:344:THR:HG23	2.02	0.40
1:C:606:GLU:C	5:C:2025:HOH:O	2.60	0.40
1:D:321:ARG:HB3	1:D:322:PHE:H	1.65	0.40
1:D:589:LYS:C	1:D:591:THR:H	2.25	0.40
1:F:347:LYS:O	1:F:349:LEU:CD2	2.69	0.40
1:F:358:ILE:O	1:F:362:THR:HG23	2.21	0.40
1:A:595:ASP:OD1	1:A:598:ARG:NH2	2.43	0.40
1:B:469:ARG:NH2	1:B:517:MET:O	2.55	0.40
1:B:543:ARG:HD2	1:B:545:TYR:CZ	2.56	0.40
1:B:575:TYR:O	1:B:578:GLN:HG2	2.21	0.40
1:C:176:VAL:HG22	1:C:193:MET:HE1	2.02	0.40
1:C:566:GLU:O	1:C:570:GLU:HG3	2.21	0.40
1:F:246:PHE:CD1	1:F:290:GLU:HB3	2.56	0.40
1:A:335:GLY:O	1:A:339:ILE:HG13	2.21	0.40
1:D:372:ASN:HD22	1:D:401:VAL:HG12	1.86	0.40
1:E:360:LYS:HZ3	1:E:588:GLU:CG	2.19	0.40
1:F:593:GLU:CG	1:F:594:GLY:N	2.84	0.40
1:B:168:GLU:OE1	1:B:168:GLU:N	2.54	0.40
1:B:418:ARG:NH2	5:B:2015:HOH:O	2.54	0.40
1:B:559:LYS:HE2	1:B:559:LYS:HB2	1.91	0.40
1:C:179:PHE:HA	1:C:186:PHE:CZ	2.56	0.40
1:C:246:PHE:HE2	1:C:291:MET:CE	2.34	0.40
1:C:499:ASN:N	1:C:499:ASN:ND2	2.69	0.40
1:D:307:ASN:C	1:D:307:ASN:HD22	2.25	0.40
1:F:365:PHE:HD1	1:F:369:ASP:HB3	1.85	0.40
1:F:357:ILE:HG22	1:F:391:MET:HE1	2.02	0.40
1:A:278:ASP:CG	1:A:279:GLU:H	2.25	0.40
1:C:266:GLY:HA3	1:C:316:LEU:HD11	2.04	0.40
1:D:182:ASP:O	1:D:184:SER:N	2.54	0.40
1:D:424:GLU:OE1	1:D:448:ARG:HG3	2.21	0.40
1:E:366:VAL:HG22	1:E:369:ASP:OD2	2.21	0.40
1:F:291:MET:CE	1:F:294:PHE:CZ	2.98	0.40

There are no symmetry-related clashes.

## 5.3 Torsion angles

### 5.3.1 Protein backbone

In the following table, the Percentiles column shows the percent Ramachandran outliers of the chain as a percentile score with respect to all X-ray entries followed by that with respect to entries

of similar resolution.

The Analysed column shows the number of residues for which the backbone conformation was analysed, and the total number of residues.

Mol	Chain	Analysed	Favoured	Allowed	Outliers	Percentiles	
1	A	397/476 (83%)	383 (96%)	9 (2%)	5 (1%)	13	13
1	B	401/476 (84%)	385 (96%)	13 (3%)	3 (1%)	24	28
1	C	413/476 (87%)	392 (95%)	20 (5%)	1 (0%)	49	59
1	D	403/476 (85%)	387 (96%)	15 (4%)	1 (0%)	49	59
1	E	396/476 (83%)	380 (96%)	15 (4%)	1 (0%)	43	52
1	F	402/476 (84%)	381 (95%)	17 (4%)	4 (1%)	17	19
All	All	2412/2856 (84%)	2308 (96%)	89 (4%)	15 (1%)	27	32

All (15) Ramachandran outliers are listed below:

Mol	Chain	Res	Type
1	A	465	TYR
1	A	602	SER
1	B	595	ASP
1	F	414	PRO
1	A	601	LEU
1	B	402	ILE
1	E	402	ILE
1	D	402	ILE
1	F	232	GLU
1	A	278	ASP
1	A	519	GLU
1	B	279	GLU
1	F	447	PRO
1	F	450	TYR
1	C	447	PRO

### 5.3.2 Protein sidechains ⓘ

In the following table, the Percentiles column shows the percent sidechain outliers of the chain as a percentile score with respect to all X-ray entries followed by that with respect to entries of similar resolution.

The Analysed column shows the number of residues for which the sidechain conformation was analysed, and the total number of residues.

Mol	Chain	Analysed	Rotameric	Outliers	Percentiles	
1	A	337/390 (86%)	313 (93%)	24 (7%)	16	20
1	B	339/390 (87%)	314 (93%)	25 (7%)	15	19
1	C	349/390 (90%)	318 (91%)	31 (9%)	11	11
1	D	342/390 (88%)	317 (93%)	25 (7%)	15	19
1	E	335/390 (86%)	310 (92%)	25 (8%)	15	18
1	F	340/390 (87%)	307 (90%)	33 (10%)	9	9
All	All	2042/2340 (87%)	1879 (92%)	163 (8%)	13	16

All (163) residues with a non-rotameric sidechain are listed below:

Mol	Chain	Res	Type
1	A	188	ARG
1	A	192	ARG
1	A	220	VAL
1	A	287	LEU
1	A	294	PHE
1	A	301	ILE
1	A	311	ILE
1	A	327	VAL
1	A	333	MET
1	A	344	THR
1	A	373	LEU
1	A	412	ILE
1	A	413	SER
1	A	417	LYS
1	A	418	ARG
1	A	499	ASN
1	A	503	ARG
1	A	520	GLU
1	A	542	LEU
1	A	551	SER
1	A	578	GLN
1	A	597	LEU
1	A	599	ARG
1	A	601	LEU
1	B	156	LYS
1	B	265	VAL
1	B	279	GLU
1	B	287	LEU
1	B	294	PHE
1	B	310	ASP

*Continued on next page...*

*Continued from previous page...*

Mol	Chain	Res	Type
1	B	311	ILE
1	B	324	LYS
1	B	325	LYS
1	B	344	THR
1	B	371	GLU
1	B	400	ARG
1	B	410	LEU
1	B	465	TYR
1	B	466	LEU
1	B	469	ARG
1	B	476	LEU
1	B	493	VAL
1	B	499	ASN
1	B	519	GLU
1	B	520	GLU
1	B	524	LEU
1	B	543	ARG
1	B	578	GLN
1	B	595	ASP
1	C	156	LYS
1	C	162	ASP
1	C	171	GLU
1	C	186	PHE
1	C	189	ILE
1	C	192	ARG
1	C	229	ASP
1	C	244	ASP
1	C	265	VAL
1	C	287	LEU
1	C	296	SER
1	C	333	MET
1	C	334	LEU
1	C	344	THR
1	C	387	ASP
1	C	400	ARG
1	C	431	SER
1	C	442	ARG
1	C	448	ARG
1	C	451	LYS
1	C	461	GLU
1	C	463	ASP
1	C	465	TYR

*Continued on next page...*

*Continued from previous page...*

Mol	Chain	Res	Type
1	C	493	VAL
1	C	499	ASN
1	C	514	GLN
1	C	520	GLU
1	C	544	ASN
1	C	588	GLU
1	C	593	GLU
1	C	597	LEU
1	D	178	GLU
1	D	186	PHE
1	D	230	PHE
1	D	241	ARG
1	D	265	VAL
1	D	287	LEU
1	D	294	PHE
1	D	307	ASN
1	D	310	ASP
1	D	323	ASP
1	D	333	MET
1	D	344	THR
1	D	361	ARG
1	D	409	SER
1	D	434	VAL
1	D	442	ARG
1	D	450	TYR
1	D	483	ARG
1	D	503	ARG
1	D	520	GLU
1	D	543	ARG
1	D	578	GLN
1	D	591	THR
1	D	593	GLU
1	D	602	SER
1	E	156	LYS
1	E	220	VAL
1	E	230	PHE
1	E	282	GLN
1	E	287	LEU
1	E	310	ASP
1	E	311	ILE
1	E	383	ARG
1	E	388	LYS

*Continued on next page...*

*Continued from previous page...*

Mol	Chain	Res	Type
1	E	410	LEU
1	E	416	GLU
1	E	434	VAL
1	E	443	ILE
1	E	445	ILE
1	E	499	ASN
1	E	503	ARG
1	E	518	SER
1	E	519	GLU
1	E	528	LYS
1	E	542	LEU
1	E	578	GLN
1	E	591	THR
1	E	592	ILE
1	E	600	ILE
1	E	602	SER
1	F	234	PHE
1	F	263	ASP
1	F	265	VAL
1	F	281	GLU
1	F	287	LEU
1	F	291	MET
1	F	308	ARG
1	F	311	ILE
1	F	344	THR
1	F	349	LEU
1	F	352	ASP
1	F	354	ASN
1	F	374	VAL
1	F	383	ARG
1	F	387	ASP
1	F	442	ARG
1	F	451	LYS
1	F	465	TYR
1	F	476	LEU
1	F	493	VAL
1	F	499	ASN
1	F	503	ARG
1	F	519	GLU
1	F	520	GLU
1	F	551	SER
1	F	578	GLN

*Continued on next page...*



*Continued from previous page...*

Mol	Chain	Res	Type
1	F	584	GLU
1	F	586	LEU
1	F	588	GLU
1	F	595	ASP
1	F	596	GLU
1	F	598	ARG
1	F	599	ARG

Some sidechains can be flipped to improve hydrogen bonding and reduce clashes. All (33) such sidechains are listed below:

Mol	Chain	Res	Type
1	A	224	HIS
1	A	375	ASN
1	A	499	ASN
1	A	510	ASN
1	B	286	GLN
1	B	499	ASN
1	B	514	GLN
1	C	224	HIS
1	C	499	ASN
1	C	544	ASN
1	D	187	ASN
1	D	307	ASN
1	D	372	ASN
1	D	510	ASN
1	D	578	GLN
1	E	224	HIS
1	E	286	GLN
1	E	372	ASN
1	E	499	ASN
1	E	510	ASN
1	E	578	GLN
1	E	581	ASN
1	F	155	ASN
1	F	187	ASN
1	F	224	HIS
1	F	252	HIS
1	F	286	GLN
1	F	307	ASN
1	F	354	ASN
1	F	375	ASN
1	F	499	ASN

*Continued on next page...*

*Continued from previous page...*

Mol	Chain	Res	Type
1	F	510	ASN
1	F	514	GLN

### 5.3.3 RNA ⓘ

There are no RNA molecules in this entry.

## 5.4 Non-standard residues in protein, DNA, RNA chains ⓘ

There are no non-standard protein/DNA/RNA residues in this entry.

## 5.5 Carbohydrates ⓘ

There are no carbohydrates in this entry.

## 5.6 Ligand geometry ⓘ

Of 18 ligands modelled in this entry, 12 are monoatomic - leaving 6 for Mogul analysis.

In the following table, the Counts columns list the number of bonds (or angles) for which Mogul statistics could be retrieved, the number of bonds (or angles) that are observed in the model and the number of bonds (or angles) that are defined in the Chemical Component Dictionary. The Link column lists molecule types, if any, to which the group is linked. The Z score for a bond length (or angle) is the number of standard deviations the observed value is removed from the expected value. A bond length (or angle) with  $|Z| > 2$  is considered an outlier worth inspection. RMSZ is the root-mean-square of all Z scores of the bond lengths (or angles).

Mol	Type	Chain	Res	Link	Bond lengths			Bond angles		
					Counts	RMSZ	# $ Z  > 2$	Counts	RMSZ	# $ Z  > 2$
3	ADP	A	1604	4	25,29,29	1.02	1 (4%)	25,45,45	1.99	3 (12%)
3	ADP	B	1607	4	25,29,29	1.22	3 (12%)	25,45,45	1.99	4 (16%)
3	ADP	C	1608	4	25,29,29	1.04	3 (12%)	25,45,45	2.01	3 (12%)
3	ADP	D	1608	4	25,29,29	1.31	4 (16%)	25,45,45	1.87	4 (16%)
3	ADP	E	1604	4	25,29,29	0.94	2 (8%)	25,45,45	2.06	3 (12%)
3	ADP	F	1607	4	25,29,29	1.12	4 (16%)	25,45,45	1.93	3 (12%)

In the following table, the Chirals column lists the number of chiral outliers, the number of chiral centers analysed, the number of these observed in the model and the number defined in the Chemical Component Dictionary. Similar counts are reported in the Torsion and Rings columns.

'-' means no outliers of that kind were identified.

Mol	Type	Chain	Res	Link	Chirals	Torsions	Rings
3	ADP	A	1604	4	-	0/12/32/32	0/3/3/3
3	ADP	B	1607	4	-	0/12/32/32	0/3/3/3
3	ADP	C	1608	4	-	0/12/32/32	0/3/3/3
3	ADP	D	1608	4	-	0/12/32/32	0/3/3/3
3	ADP	E	1604	4	-	0/12/32/32	0/3/3/3
3	ADP	F	1607	4	-	0/12/32/32	0/3/3/3

All (17) bond length outliers are listed below:

Mol	Chain	Res	Type	Atoms	Z	Observed(Å)	Ideal(Å)
3	B	1607	ADP	C8-N9	-2.23	1.34	1.36
3	D	1608	ADP	C8-N9	-2.20	1.34	1.36
3	C	1608	ADP	O4'-C1'	2.02	1.44	1.41
3	B	1607	ADP	C2-N3	2.04	1.35	1.32
3	F	1607	ADP	O4'-C1'	2.08	1.44	1.41
3	E	1604	ADP	C2-N3	2.10	1.35	1.32
3	F	1607	ADP	PB-O3A	2.11	1.63	1.60
3	D	1608	ADP	C5-C4	2.11	1.45	1.40
3	E	1604	ADP	C5-C4	2.12	1.45	1.40
3	C	1608	ADP	C2-N3	2.21	1.35	1.32
3	F	1607	ADP	C2-N3	2.24	1.35	1.32
3	D	1608	ADP	C2-N3	2.46	1.36	1.32
3	C	1608	ADP	C5-C4	2.67	1.46	1.40
3	F	1607	ADP	C5-C4	2.72	1.46	1.40
3	A	1604	ADP	C5-C4	2.81	1.46	1.40
3	D	1608	ADP	PB-O3A	3.37	1.65	1.60
3	B	1607	ADP	PB-O3A	3.38	1.65	1.60

All (20) bond angle outliers are listed below:

Mol	Chain	Res	Type	Atoms	Z	Observed(°)	Ideal(°)
3	A	1604	ADP	N3-C2-N1	-8.26	121.79	128.86
3	C	1608	ADP	N3-C2-N1	-7.74	122.24	128.86
3	E	1604	ADP	N3-C2-N1	-7.73	122.25	128.86
3	B	1607	ADP	N3-C2-N1	-7.62	122.34	128.86
3	F	1607	ADP	N3-C2-N1	-7.47	122.47	128.86
3	D	1608	ADP	N3-C2-N1	-6.82	123.03	128.86
3	E	1604	ADP	PA-O3A-PB	-4.74	116.68	132.63
3	C	1608	ADP	PA-O3A-PB	-3.58	120.59	132.63
3	B	1607	ADP	PA-O3A-PB	-2.89	122.92	132.63
3	D	1608	ADP	C4-C5-N7	-2.78	106.73	109.41

*Continued on next page...*

*Continued from previous page...*

Mol	Chain	Res	Type	Atoms	Z	Observed(°)	Ideal(°)
3	D	1608	ADP	PA-O3A-PB	-2.75	123.38	132.63
3	F	1607	ADP	PA-O3A-PB	-2.75	123.38	132.63
3	A	1604	ADP	PA-O3A-PB	-2.63	123.80	132.63
3	F	1607	ADP	C4-C5-N7	-2.57	106.93	109.41
3	B	1607	ADP	C4-C5-N7	-2.52	106.97	109.41
3	C	1608	ADP	C4-C5-N7	-2.25	107.23	109.41
3	E	1604	ADP	C4-C5-N7	-2.24	107.25	109.41
3	D	1608	ADP	C1'-N9-C4	-2.08	123.04	126.64
3	A	1604	ADP	C2-N1-C6	2.01	122.16	118.75
3	B	1607	ADP	O3B-PB-O2B	2.12	115.98	107.59

There are no chirality outliers.

There are no torsion outliers.

There are no ring outliers.

6 monomers are involved in 30 short contacts:

Mol	Chain	Res	Type	Clashes	Symm-Clashes
3	A	1604	ADP	3	0
3	B	1607	ADP	5	0
3	C	1608	ADP	5	0
3	D	1608	ADP	6	0
3	E	1604	ADP	6	0
3	F	1607	ADP	5	0

## 5.7 Other polymers [i](#)

There are no such residues in this entry.

## 5.8 Polymer linkage issues [i](#)

There are no chain breaks in this entry.

## 6 Fit of model and data

### 6.1 Protein, DNA and RNA chains

EDS was not executed - this section is therefore empty.

### 6.2 Non-standard residues in protein, DNA, RNA chains

EDS was not executed - this section is therefore empty.

### 6.3 Carbohydrates

EDS was not executed - this section is therefore empty.

### 6.4 Ligands

EDS was not executed - this section is therefore empty.

### 6.5 Other polymers

EDS was not executed - this section is therefore empty.