



Full wwPDB X-ray Structure Validation Report ⓘ

Mar 8, 2018 – 09:10 pm GMT

PDB ID : 2D5N
Title : Crystal structure of a bifunctional deaminase and reductase involved in riboflavin biosynthesis
Authors : Liaw, S.H.; Chen, S.J.; Chang, Y.C.
Deposited on : 2005-11-02
Resolution : 2.97 Å(reported)

This is a Full wwPDB X-ray Structure Validation Report for a publicly released PDB entry.

We welcome your comments at validation@mail.wwpdb.org

A user guide is available at

<https://www.wwpdb.org/validation/2017/XrayValidationReportHelp>

with specific help available everywhere you see the ⓘ symbol.

The following versions of software and data (see [references ⓘ](#)) were used in the production of this report:

MolProbity : 4.02b-467
Mogul : 1.7.3 (157068), CSD as539be (2018)
Xtriage (Phenix) : 1.13
EDS : trunk30967
Percentile statistics : 20171227.v01 (using entries in the PDB archive December 27th 2017)
Refmac : 5.8.0158
CCP4 : 7.0 (Gargrove)
Ideal geometry (proteins) : Engh & Huber (2001)
Ideal geometry (DNA, RNA) : Parkinson et al. (1996)
Validation Pipeline (wwPDB-VP) : trunk30967

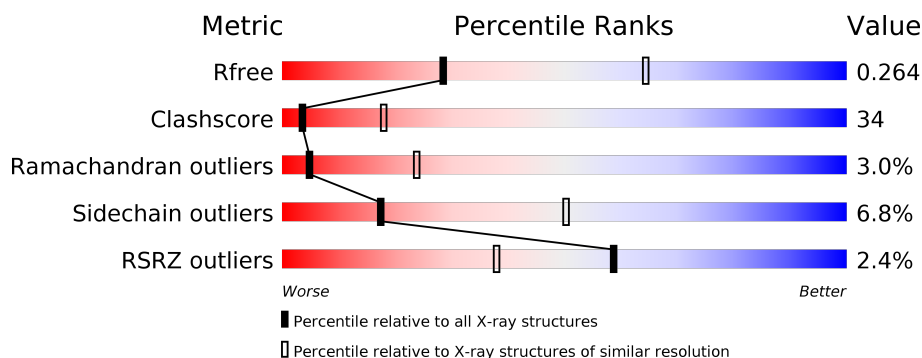
1 Overall quality at a glance

The following experimental techniques were used to determine the structure:

X-RAY DIFFRACTION

The reported resolution of this entry is 2.97 Å.

Percentile scores (ranging between 0-100) for global validation metrics of the entry are shown in the following graphic. The table shows the number of entries on which the scores are based.



Metric	Whole archive (#Entries)	Similar resolution (#Entries, resolution range(Å))
R_{free}	111664	2374 (3.00-2.96)
Clashscore	122126	2712 (3.00-2.96)
Ramachandran outliers	120053	2626 (3.00-2.96)
Sidechain outliers	120020	2629 (3.00-2.96)
RSRZ outliers	108989	2268 (3.00-2.96)

The table below summarises the geometric issues observed across the polymeric chains and their fit to the electron density. The red, orange, yellow and green segments on the lower bar indicate the fraction of residues that contain outliers for ≥ 3 , 2, 1 and 0 types of geometric quality criteria. A grey segment represents the fraction of residues that are not modelled. The numeric value for each fraction is indicated below the corresponding segment, with a dot representing fractions $\leq 5\%$. The upper red bar (where present) indicates the fraction of residues that have poor fit to the electron density. The numeric value is given above the bar.

Mol	Chain	Length	Quality of chain
1	A	373	<div> <div>55%</div> <div>38%</div> <div>• •</div> </div>
1	B	373	<div> <div>2%</div> <div>45%</div> <div>47%</div> <div>• • •</div> </div>
1	C	373	<div> <div>5%</div> <div>43%</div> <div>47%</div> <div>6%</div> <div>•</div> </div>
1	D	373	<div> <div>3%</div> <div>47%</div> <div>43%</div> <div>5%</div> <div>• • •</div> </div>

2 Entry composition

There are 4 unique types of molecules in this entry. The entry contains 11257 atoms, of which 0 are hydrogens and 0 are deuteriums.

In the tables below, the ZeroOcc column contains the number of atoms modelled with zero occupancy, the AltConf column contains the number of residues with at least one atom in alternate conformation and the Trace column contains the number of residues modelled with at most 2 atoms.

- Molecule 1 is a protein called Riboflavin biosynthesis protein ribD.

Mol	Chain	Residues	Atoms					ZeroOcc	AltConf	Trace
1	A	359	Total	C	N	O	S	0	0	0
			2741	1740	469	517	15			
1	B	359	Total	C	N	O	S	0	0	0
			2741	1740	469	517	15			
1	C	359	Total	C	N	O	S	0	0	0
			2741	1740	469	517	15			
1	D	360	Total	C	N	O	S	0	0	0
			2747	1743	470	519	15			

There are 48 discrepancies between the modelled and reference sequences:

Chain	Residue	Modelled	Actual	Comment	Reference
A	-11	MET	-	CLONING ARTIFACT	UNP P17618
A	-10	ARG	-	CLONING ARTIFACT	UNP P17618
A	-9	GLY	-	CLONING ARTIFACT	UNP P17618
A	-8	SER	-	CLONING ARTIFACT	UNP P17618
A	-7	HIS	-	CLONING ARTIFACT	UNP P17618
A	-6	HIS	-	CLONING ARTIFACT	UNP P17618
A	-5	HIS	-	CLONING ARTIFACT	UNP P17618
A	-4	HIS	-	CLONING ARTIFACT	UNP P17618
A	-3	HIS	-	CLONING ARTIFACT	UNP P17618
A	-2	HIS	-	CLONING ARTIFACT	UNP P17618
A	-1	GLY	-	CLONING ARTIFACT	UNP P17618
A	0	SER	-	CLONING ARTIFACT	UNP P17618
B	-11	MET	-	CLONING ARTIFACT	UNP P17618
B	-10	ARG	-	CLONING ARTIFACT	UNP P17618
B	-9	GLY	-	CLONING ARTIFACT	UNP P17618
B	-8	SER	-	CLONING ARTIFACT	UNP P17618
B	-7	HIS	-	CLONING ARTIFACT	UNP P17618
B	-6	HIS	-	CLONING ARTIFACT	UNP P17618
B	-5	HIS	-	CLONING ARTIFACT	UNP P17618
B	-4	HIS	-	CLONING ARTIFACT	UNP P17618
B	-3	HIS	-	CLONING ARTIFACT	UNP P17618

Continued on next page...

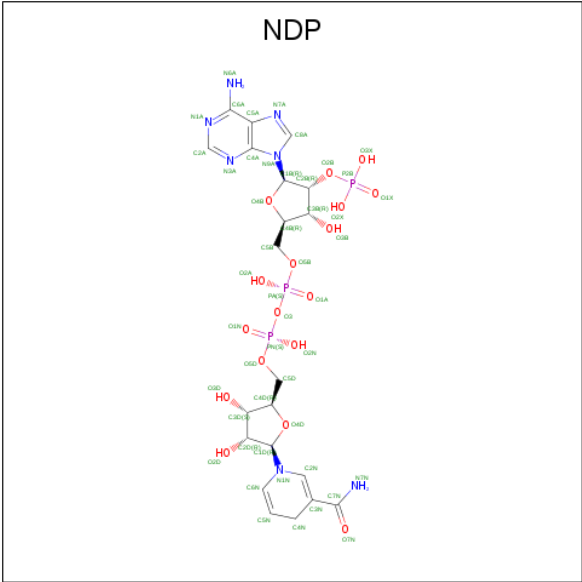
Continued from previous page...

Chain	Residue	Modelled	Actual	Comment	Reference
B	-2	HIS	-	CLONING ARTIFACT	UNP P17618
B	-1	GLY	-	CLONING ARTIFACT	UNP P17618
B	0	SER	-	CLONING ARTIFACT	UNP P17618
C	-11	MET	-	CLONING ARTIFACT	UNP P17618
C	-10	ARG	-	CLONING ARTIFACT	UNP P17618
C	-9	GLY	-	CLONING ARTIFACT	UNP P17618
C	-8	SER	-	CLONING ARTIFACT	UNP P17618
C	-7	HIS	-	CLONING ARTIFACT	UNP P17618
C	-6	HIS	-	CLONING ARTIFACT	UNP P17618
C	-5	HIS	-	CLONING ARTIFACT	UNP P17618
C	-4	HIS	-	CLONING ARTIFACT	UNP P17618
C	-3	HIS	-	CLONING ARTIFACT	UNP P17618
C	-2	HIS	-	CLONING ARTIFACT	UNP P17618
C	-1	GLY	-	CLONING ARTIFACT	UNP P17618
C	0	SER	-	CLONING ARTIFACT	UNP P17618
D	-11	MET	-	CLONING ARTIFACT	UNP P17618
D	-10	ARG	-	CLONING ARTIFACT	UNP P17618
D	-9	GLY	-	CLONING ARTIFACT	UNP P17618
D	-8	SER	-	CLONING ARTIFACT	UNP P17618
D	-7	HIS	-	CLONING ARTIFACT	UNP P17618
D	-6	HIS	-	CLONING ARTIFACT	UNP P17618
D	-5	HIS	-	CLONING ARTIFACT	UNP P17618
D	-4	HIS	-	CLONING ARTIFACT	UNP P17618
D	-3	HIS	-	CLONING ARTIFACT	UNP P17618
D	-2	HIS	-	CLONING ARTIFACT	UNP P17618
D	-1	GLY	-	CLONING ARTIFACT	UNP P17618
D	0	SER	-	CLONING ARTIFACT	UNP P17618

- Molecule 2 is ZINC ION (three-letter code: ZN) (formula: Zn).

Mol	Chain	Residues	Atoms	ZeroOcc	AltConf
2	B	1	Total Zn 1 1	0	0
2	A	1	Total Zn 1 1	0	0
2	D	1	Total Zn 1 1	0	0
2	C	1	Total Zn 1 1	0	0

- Molecule 3 is NADPH DIHYDRO-NICOTINAMIDE-ADENINE-DINUCLEOTIDE PHOSPHATE (three-letter code: NDP) (formula: C₂₁H₃₀N₇O₁₇P₃).



Mol	Chain	Residues	Atoms					ZeroOcc	AltConf
3	B	1	Total	C	N	O	P	0	0
			48	21	7	17	3		

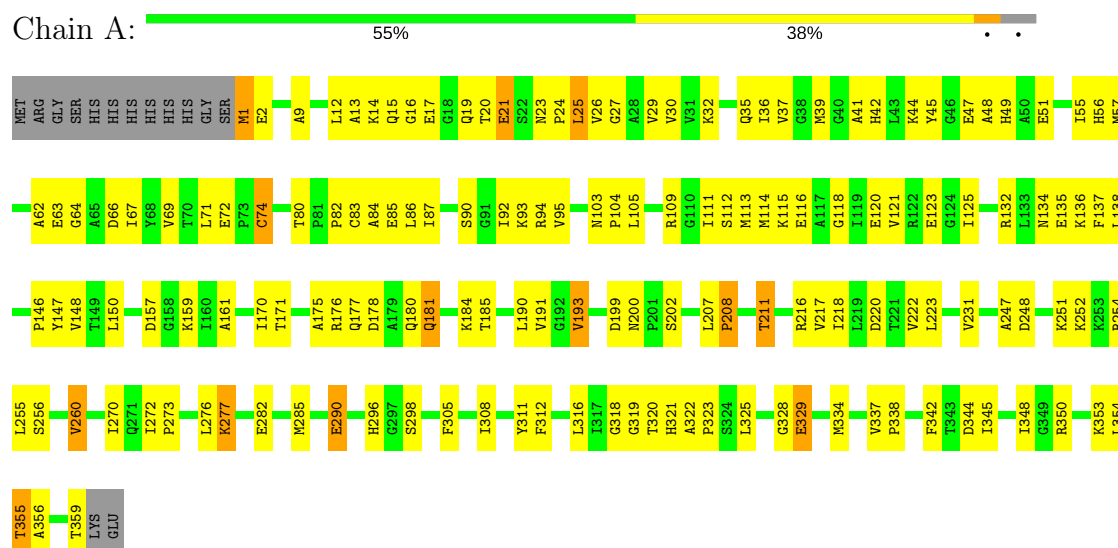
- Molecule 4 is water.

Mol	Chain	Residues	Atoms		ZeroOcc	AltConf
4	A	66	Total	O	0	0
			66	66		
4	B	64	Total	O	0	0
			64	64		
4	C	54	Total	O	0	0
			54	54		
4	D	51	Total	O	0	0
			51	51		

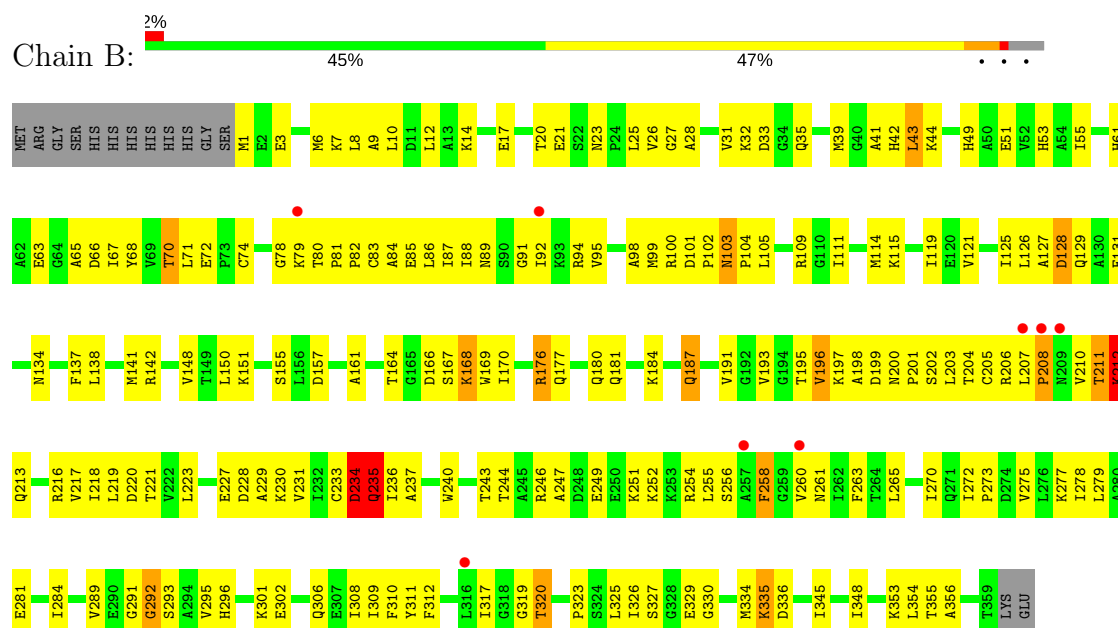
3 Residue-property plots

These plots are drawn for all protein, RNA and DNA chains in the entry. The first graphic for a chain summarises the proportions of the various outlier classes displayed in the second graphic. The second graphic shows the sequence view annotated by issues in geometry and electron density. Residues are color-coded according to the number of geometric quality criteria for which they contain at least one outlier: green = 0, yellow = 1, orange = 2 and red = 3 or more. A red dot above a residue indicates a poor fit to the electron density ($RSRZ > 2$). Stretches of 2 or more consecutive residues without any outlier are shown as a green connector. Residues present in the sample, but not in the model, are shown in grey.

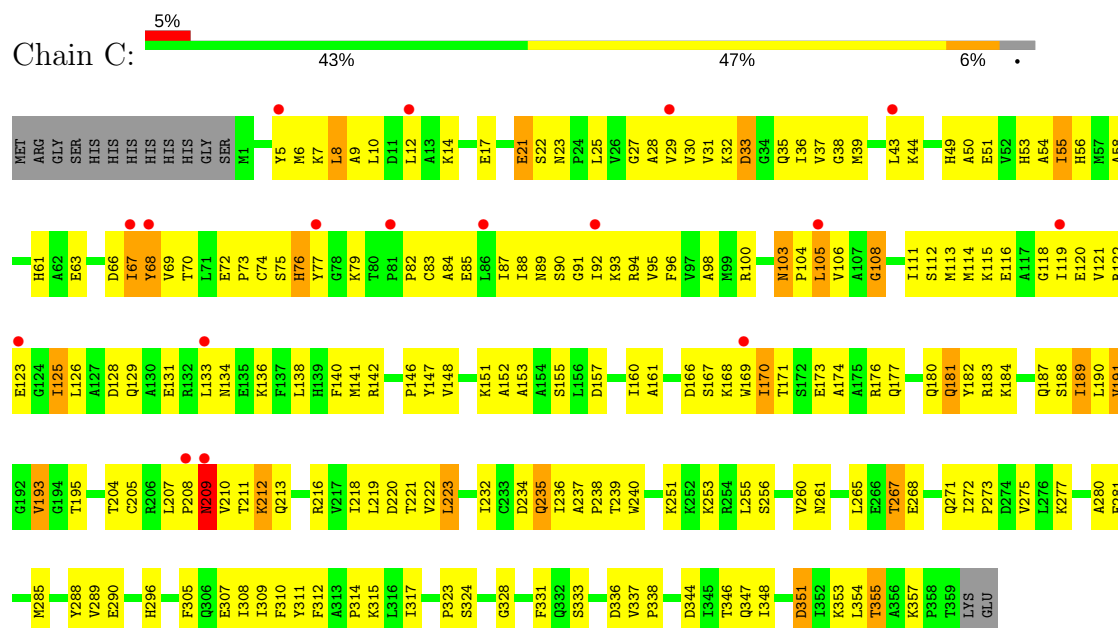
• Molecule 1: Riboflavin biosynthesis protein ribD



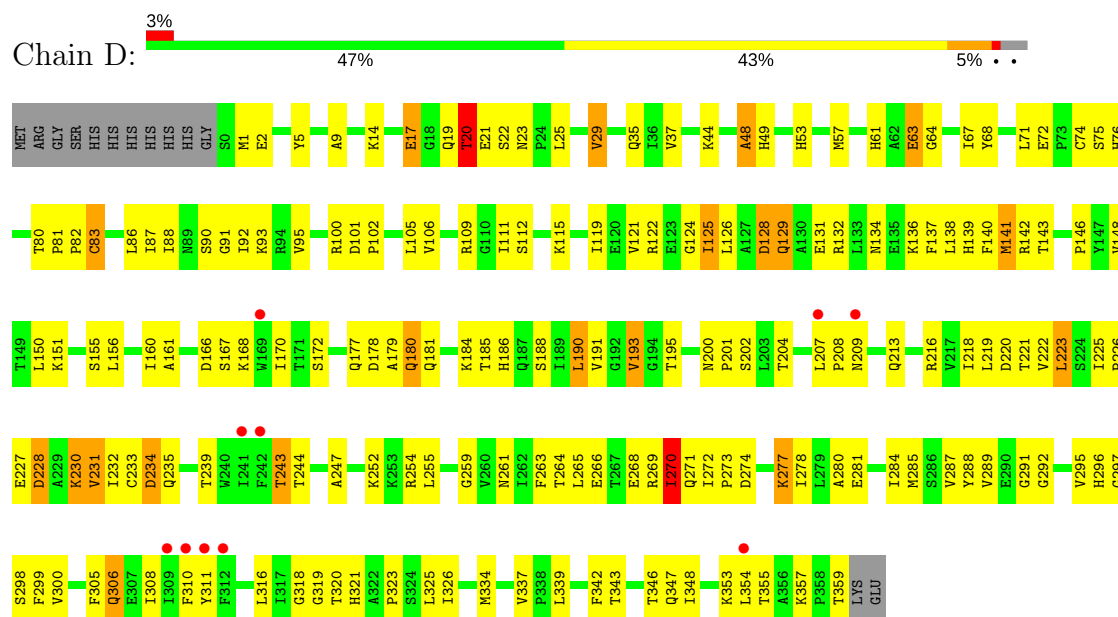
• Molecule 1: Riboflavin biosynthesis protein ribD



• Molecule 1: Riboflavin biosynthesis protein ribD



• Molecule 1: Riboflavin biosynthesis protein ribD



4 Data and refinement statistics

Property	Value	Source
Space group	P 21 21 21	Depositor
Cell constants a, b, c, α , β , γ	86.13Å 107.95Å 186.84Å 90.00° 90.00° 90.00°	Depositor
Resolution (Å)	30.00 – 2.97 46.74 – 2.97	Depositor EDS
% Data completeness (in resolution range)	97.5 (30.00-2.97) 97.2 (46.74-2.97)	Depositor EDS
R_{merge}	0.07	Depositor
R_{sym}	(Not available)	Depositor
$\langle I/\sigma(I) \rangle$ ¹	3.59 (at 2.96Å)	Xtriage
Refinement program	CNS	Depositor
R, R_{free}	0.224 , 0.270 0.214 , 0.264	Depositor DCC
R_{free} test set	3573 reflections (9.97%)	wwPDB-VP
Wilson B-factor (Å ²)	71.8	Xtriage
Anisotropy	0.442	Xtriage
Bulk solvent k_{sol} (e/Å ³), B_{sol} (Å ²)	0.29 , 48.2	EDS
L-test for twinning ²	$\langle L \rangle = 0.48$, $\langle L^2 \rangle = 0.31$	Xtriage
Estimated twinning fraction	No twinning to report.	Xtriage
F_o, F_c correlation	0.93	EDS
Total number of atoms	11257	wwPDB-VP
Average B, all atoms (Å ²)	67.0	wwPDB-VP

Xtriage's analysis on translational NCS is as follows: *The largest off-origin peak in the Patterson function is 2.79% of the height of the origin peak. No significant pseudotranslation is detected.*

¹Intensities estimated from amplitudes.

²Theoretical values of $\langle |L| \rangle$, $\langle L^2 \rangle$ for acentric reflections are 0.5, 0.333 respectively for untwinned datasets, and 0.375, 0.2 for perfectly twinned datasets.

5 Model quality [i](#)

5.1 Standard geometry [i](#)

Bond lengths and bond angles in the following residue types are not validated in this section: NDP, ZN

The Z score for a bond length (or angle) is the number of standard deviations the observed value is removed from the expected value. A bond length (or angle) with $|Z| > 5$ is considered an outlier worth inspection. RMSZ is the root-mean-square of all Z scores of the bond lengths (or angles).

Mol	Chain	Bond lengths		Bond angles	
		RMSZ	$\# Z > 5$	RMSZ	$\# Z > 5$
1	A	0.39	0/2792	0.67	1/3778 (0.0%)
1	B	0.38	0/2792	0.64	0/3778
1	C	0.37	0/2792	0.63	0/3778
1	D	0.37	0/2798	0.64	1/3786 (0.0%)
All	All	0.38	0/11174	0.65	2/15120 (0.0%)

There are no bond length outliers.

All (2) bond angle outliers are listed below:

Mol	Chain	Res	Type	Atoms	Z	Observed(°)	Ideal(°)
1	A	74	CYS	CA-CB-SG	6.18	125.13	114.00
1	D	83	CYS	CA-CB-SG	-5.45	104.19	114.00

There are no chirality outliers.

There are no planarity outliers.

5.2 Too-close contacts [i](#)

In the following table, the Non-H and H(model) columns list the number of non-hydrogen atoms and hydrogen atoms in the chain respectively. The H(added) column lists the number of hydrogen atoms added and optimized by MolProbity. The Clashes column lists the number of clashes within the asymmetric unit, whereas Symm-Clashes lists symmetry related clashes.

Mol	Chain	Non-H	H(model)	H(added)	Clashes	Symm-Clashes
1	A	2741	0	2782	156	0
1	B	2741	0	2782	232	0
1	C	2741	0	2782	217	0
1	D	2747	0	2787	174	0
2	A	1	0	0	0	0

Continued on next page...

Continued from previous page...

Mol	Chain	Non-H	H(model)	H(added)	Clashes	Symm-Clashes
2	B	1	0	0	0	0
2	C	1	0	0	0	0
2	D	1	0	0	0	0
3	B	48	0	26	10	0
4	A	66	0	0	17	2
4	B	64	0	0	4	1
4	C	54	0	0	3	0
4	D	51	0	0	5	0
All	All	11257	0	11159	744	2

The all-atom clashscore is defined as the number of clashes found per 1000 atoms (including hydrogen atoms). The all-atom clashscore for this structure is 34.

All (744) close contacts within the same asymmetric unit are listed below, sorted by their clash magnitude.

Atom-1	Atom-2	Interatomic distance (Å)	Clash overlap (Å)
1:B:309:ILE:HG12	1:B:355:THR:HG22	1.33	1.06
1:A:94:ARG:HA	4:A:1377:HOH:O	1.55	1.06
1:A:355:THR:HG22	4:A:1415:HOH:O	1.58	1.01
1:C:21:GLU:HG3	1:C:22:SER:H	1.26	1.00
1:D:270:ILE:H	1:D:270:ILE:HD13	1.24	0.98
1:B:308:ILE:HB	4:B:1362:HOH:O	1.64	0.97
1:B:181:GLN:HA	1:B:207:LEU:HD11	1.45	0.96
1:A:125:ILE:HD12	1:A:125:ILE:H	1.30	0.95
1:B:166:ASP:OD1	1:B:168:LYS:HG3	1.66	0.94
1:C:207:LEU:H	1:C:207:LEU:HD12	1.32	0.94
1:D:148:VAL:H	1:D:306:GLN:NE2	1.65	0.94
1:A:328:GLY:H	1:B:320:THR:HG22	1.36	0.91
1:A:95:VAL:HG11	1:A:114:MET:HE1	1.52	0.91
1:D:148:VAL:HB	1:D:305:PHE:HA	1.52	0.91
1:D:111:ILE:HG23	1:D:121:VAL:HG11	1.53	0.90
1:A:318:GLY:HA3	1:B:330:GLY:HA2	1.52	0.90
1:C:232:ILE:HD13	1:C:255:LEU:HD22	1.54	0.89
1:D:19:GLN:HG2	1:D:44:LYS:HD2	1.55	0.89
1:B:3:GLU:HB2	1:B:126:LEU:HD11	1.55	0.89
1:D:190:LEU:HB3	1:D:289:VAL:HG22	1.51	0.89
1:C:36:ILE:HD12	1:C:36:ILE:H	1.37	0.89
1:C:151:LYS:HD2	1:C:152:ALA:N	1.90	0.87
1:C:82:PRO:HD2	1:C:85:GLU:OE2	1.76	0.86
1:C:25:LEU:H	1:C:134:ASN:HD21	1.19	0.85
1:C:184:LYS:HZ1	1:C:207:LEU:HB2	1.42	0.84

Continued on next page...

Continued from previous page...

Atom-1	Atom-2	Interatomic distance (Å)	Clash overlap (Å)
1:B:148:VAL:H	1:B:306:GLN:HE21	1.18	0.84
1:D:272:ILE:HB	1:D:273:PRO:HD3	1.57	0.83
1:D:25:LEU:H	1:D:134:ASN:HD21	1.25	0.83
1:C:309:ILE:CD1	1:C:355:THR:HB	2.09	0.83
1:C:32:LYS:HD2	1:C:61:HIS:O	1.78	0.83
1:A:64:GLY:HA2	1:A:93:LYS:HG2	1.58	0.83
1:A:184:LYS:NZ	1:A:207:LEU:HD12	1.93	0.82
1:C:94:ARG:HD3	1:C:96:PHE:CE2	2.14	0.82
1:B:206:ARG:HB2	1:B:206:ARG:NH1	1.94	0.82
1:A:134:ASN:O	1:A:138:LEU:HD13	1.77	0.82
1:C:204:THR:HB	1:C:213:GLN:NE2	1.95	0.82
1:C:180:GLN:HB3	1:C:207:LEU:HD11	1.62	0.81
1:B:301:LYS:HZ3	1:B:329:GLU:HG3	1.45	0.81
1:C:223:LEU:HD12	1:C:251:LYS:HD3	1.63	0.81
1:D:22:SER:HA	1:D:285:MET:HE1	1.63	0.81
1:C:111:ILE:O	1:C:115:LYS:HB2	1.82	0.80
1:B:207:LEU:HB3	1:B:208:PRO:CD	2.11	0.80
1:D:190:LEU:CB	1:D:289:VAL:HG22	2.10	0.79
1:A:328:GLY:N	1:B:320:THR:HG22	1.96	0.79
1:B:88:ILE:HD11	1:B:114:MET:HA	1.65	0.78
1:B:161:ALA:HB3	1:B:323:PRO:CG	2.14	0.77
1:B:25:LEU:H	1:B:134:ASN:HD21	1.32	0.77
1:A:211:THR:HA	4:A:1369:HOH:O	1.85	0.76
1:B:72:GLU:OE1	1:B:111:ILE:HG12	1.86	0.75
1:B:207:LEU:HB3	1:B:208:PRO:HD2	1.68	0.75
1:C:105:LEU:H	1:C:105:LEU:HD23	1.51	0.75
1:A:62:ALA:O	1:A:92:ILE:HD13	1.87	0.75
1:B:137:PHE:HD1	1:B:138:LEU:HD12	1.51	0.75
1:C:309:ILE:HD13	1:C:355:THR:HB	1.68	0.75
1:A:72:GLU:OE2	1:A:111:ILE:HG12	1.87	0.74
1:C:181:GLN:HG3	1:C:182:TYR:N	2.02	0.74
1:C:94:ARG:HD3	1:C:96:PHE:CZ	2.22	0.74
1:B:234:ASP:O	1:B:236:ILE:N	2.20	0.73
1:A:120:GLU:N	4:A:1377:HOH:O	2.22	0.73
1:D:137:PHE:HD1	1:D:138:LEU:HD12	1.54	0.73
1:A:150:LEU:HB2	1:A:308:ILE:HD13	1.70	0.73
1:B:243:THR:HG22	1:B:244:THR:N	2.04	0.73
1:B:8:LEU:O	1:B:12:LEU:HD13	1.89	0.73
1:D:106:VAL:HG22	1:D:109:ARG:NH2	2.04	0.73
1:B:199:ASP:HB2	1:B:201:PRO:HD3	1.70	0.72
1:B:216:ARG:HD2	1:B:231:VAL:HG12	1.70	0.72

Continued on next page...

Continued from previous page...

Atom-1	Atom-2	Interatomic distance (Å)	Clash overlap (Å)
1:C:184:LYS:NZ	1:C:207:LEU:HB2	2.03	0.72
1:C:204:THR:HB	1:C:213:GLN:HE22	1.52	0.72
1:D:178:ASP:O	1:D:181:GLN:HG2	1.88	0.72
1:C:103:ASN:HD22	1:C:104:PRO:HD2	1.55	0.72
1:B:292:GLY:HA3	3:B:381:NDP:PA	2.29	0.72
1:A:44:LYS:HE3	1:C:35:GLN:NE2	2.05	0.72
1:D:193:VAL:HG13	1:D:220:ASP:HA	1.70	0.72
1:D:270:ILE:HD13	1:D:270:ILE:N	2.01	0.71
1:B:161:ALA:HB3	1:B:323:PRO:HG3	1.72	0.70
1:A:184:LYS:HZ2	1:A:207:LEU:HD12	1.55	0.70
1:A:125:ILE:N	1:A:125:ILE:HD12	2.06	0.70
1:B:111:ILE:HG23	1:B:121:VAL:HG11	1.74	0.70
1:B:187:GLN:HB3	1:B:284:ILE:HG23	1.74	0.70
1:B:184:LYS:HB2	1:B:205:CYS:SG	2.32	0.70
1:C:181:GLN:O	1:C:184:LYS:HG2	1.92	0.70
1:B:216:ARG:NH1	1:B:231:VAL:HA	2.07	0.69
1:A:49:HIS:HD2	1:A:83:CYS:SG	2.15	0.69
1:C:220:ASP:OD2	1:C:223:LEU:HA	1.92	0.69
1:D:218:ILE:HD11	1:D:231:VAL:HG11	1.73	0.69
1:C:85:GLU:HB3	1:C:89:ASN:HD21	1.58	0.69
1:C:87:ILE:HA	1:C:92:ILE:HD12	1.74	0.69
1:D:270:ILE:CD1	1:D:270:ILE:H	1.99	0.69
1:B:301:LYS:NZ	1:B:329:GLU:HG3	2.07	0.68
1:B:234:ASP:O	1:B:236:ILE:HG12	1.92	0.68
1:B:275:VAL:O	1:B:279:LEU:HG	1.94	0.68
1:D:93:LYS:HB2	4:D:1388:HOH:O	1.93	0.68
1:C:87:ILE:HG23	1:C:92:ILE:HD12	1.74	0.68
1:B:70:THR:O	1:B:98:ALA:HB3	1.94	0.68
1:A:329:GLU:HG2	4:A:1365:HOH:O	1.93	0.68
1:B:265:LEU:CD1	1:B:270:ILE:HG23	2.24	0.68
1:A:69:VAL:HG12	1:A:71:LEU:H	1.58	0.67
1:B:261:ASN:HB3	1:B:263:PHE:HE1	1.59	0.67
1:B:14:LYS:HD2	1:B:17:GLU:OE2	1.95	0.67
1:D:22:SER:HA	1:D:285:MET:CE	2.23	0.67
1:B:98:ALA:O	1:B:127:ALA:HB2	1.95	0.67
1:A:318:GLY:HA3	1:B:330:GLY:CA	2.24	0.67
1:B:166:ASP:OD2	1:B:168:LYS:HE2	1.95	0.67
4:A:1383:HOH:O	1:B:325:LEU:HB2	1.93	0.67
1:C:21:GLU:HG3	1:C:22:SER:N	2.07	0.67
1:C:93:LYS:O	1:C:119:ILE:HG23	1.94	0.67
1:C:25:LEU:N	1:C:134:ASN:HD21	1.91	0.67

Continued on next page...

Continued from previous page...

Atom-1	Atom-2	Interatomic distance (Å)	Clash overlap (Å)
1:B:134:ASN:O	1:B:138:LEU:HD13	1.95	0.67
1:B:63:GLU:HG3	1:B:91:GLY:HA3	1.77	0.67
1:B:79:LYS:HA	4:B:1367:HOH:O	1.95	0.66
1:B:71:LEU:HD13	1:B:72:GLU:N	2.10	0.66
1:D:346:THR:HG22	1:D:347:GLN:N	2.09	0.66
1:A:334:MET:HA	1:A:337:VAL:HG12	1.77	0.66
1:B:137:PHE:CD1	1:B:138:LEU:HD12	2.31	0.66
1:B:270:ILE:HB	3:B:381:NDP:C2A	2.26	0.65
1:A:190:LEU:HA	1:A:217:VAL:O	1.95	0.65
1:A:64:GLY:HA2	1:A:93:LYS:CG	2.26	0.65
1:B:41:ALA:O	1:B:43:LEU:HD22	1.97	0.65
1:B:206:ARG:HH11	1:B:206:ARG:HB2	1.60	0.65
1:B:211:THR:O	1:B:212:LYS:HB2	1.97	0.65
1:C:180:GLN:HA	1:C:183:ARG:HD2	1.78	0.65
4:A:1374:HOH:O	1:C:35:GLN:HB3	1.97	0.65
1:D:300:VAL:HG21	1:D:326:ILE:HD13	1.78	0.65
1:A:150:LEU:HD12	1:A:308:ILE:HD11	1.79	0.65
3:B:381:NDP:H8A	3:B:381:NDP:H52A	1.79	0.65
1:D:231:VAL:HB	1:D:239:THR:HG21	1.79	0.65
1:A:311:TYR:OH	1:A:353:LYS:HE2	1.98	0.64
1:D:190:LEU:HD13	1:D:191:VAL:N	2.12	0.64
1:D:230:LYS:O	1:D:234:ASP:HB3	1.96	0.64
1:D:346:THR:HG22	1:D:347:GLN:H	1.62	0.64
1:A:125:ILE:CD1	1:A:125:ILE:H	2.04	0.64
1:A:51:GLU:O	1:A:55:ILE:HG12	1.97	0.64
1:A:251:LYS:HG3	1:A:254:ARG:HH21	1.60	0.64
1:A:25:LEU:HB2	1:A:134:ASN:OD1	1.98	0.64
1:B:308:ILE:HG22	1:B:356:ALA:O	1.97	0.64
1:C:136:LYS:HG2	1:C:147:TYR:CG	2.32	0.64
1:D:141:MET:HA	1:D:141:MET:CE	2.26	0.64
1:C:6:MET:HB3	1:C:126:LEU:HD12	1.80	0.64
1:C:75:SER:HA	1:C:82:PRO:HB3	1.79	0.64
1:A:207:LEU:O	1:A:208:PRO:O	2.16	0.64
1:C:207:LEU:H	1:C:207:LEU:CD1	2.07	0.64
1:B:221:THR:HB	3:B:381:NDP:O3X	1.98	0.64
1:B:254:ARG:HG2	1:B:258:PHE:CE1	2.33	0.63
1:B:42:HIS:HD2	1:B:49:HIS:HA	1.62	0.63
1:B:84:ALA:O	1:B:88:ILE:HG12	1.99	0.63
1:D:243:THR:HG22	1:D:244:THR:H	1.63	0.63
1:C:151:LYS:HG3	1:C:288:TYR:OH	1.99	0.63
1:C:277:LYS:HE3	1:C:281:GLU:OE2	1.99	0.63

Continued on next page...

Continued from previous page...

Atom-1	Atom-2	Interatomic distance (Å)	Clash overlap (Å)
1:A:270:ILE:N	1:A:270:ILE:HD12	2.14	0.63
1:B:292:GLY:HA3	3:B:381:NDP:O2A	1.99	0.63
1:C:181:GLN:HG3	1:C:182:TYR:H	1.63	0.63
1:C:235:GLN:NE2	4:C:1395:HOH:O	2.32	0.63
1:D:277:LYS:NZ	1:D:277:LYS:HB3	2.13	0.63
1:B:243:THR:HG22	1:B:244:THR:H	1.62	0.62
1:D:111:ILE:HG22	1:D:115:LYS:HE3	1.81	0.62
1:D:125:ILE:H	1:D:125:ILE:HD12	1.63	0.62
1:A:255:LEU:O	1:A:260:VAL:HG13	1.98	0.62
1:B:216:ARG:CZ	1:B:231:VAL:HA	2.30	0.62
1:C:347:GLN:HG3	1:C:351:ASP:O	2.00	0.62
1:A:184:LYS:HZ3	1:A:207:LEU:HB2	1.63	0.62
1:A:312:PHE:CE2	1:A:354:LEU:HD12	2.33	0.62
1:B:161:ALA:HB3	1:B:323:PRO:HG2	1.80	0.62
1:D:310:PHE:CE2	1:D:325:LEU:HD13	2.35	0.62
1:D:49:HIS:ND1	1:D:74:CYS:SG	2.71	0.62
1:B:240:TRP:CD1	1:B:261:ASN:HB2	2.34	0.62
1:B:308:ILE:HD11	1:B:310:PHE:CE1	2.34	0.62
1:D:134:ASN:O	1:D:138:LEU:HD13	2.00	0.62
1:B:103:ASN:HD22	1:B:104:PRO:HD2	1.64	0.62
1:D:146:PRO:HD3	1:D:280:ALA:HB2	1.81	0.61
1:D:148:VAL:H	1:D:306:GLN:HE21	1.44	0.61
1:B:308:ILE:CG2	1:B:356:ALA:HB3	2.29	0.61
1:B:79:LYS:O	1:B:80:THR:HG23	2.00	0.61
1:C:77:TYR:HA	1:C:82:PRO:HG3	1.81	0.61
1:C:88:ILE:HG13	1:C:89:ASN:N	2.15	0.61
1:B:204:THR:HB	1:B:213:GLN:HE22	1.66	0.61
1:B:243:THR:HG21	1:B:247:ALA:HB2	1.83	0.61
1:B:291:GLY:O	1:B:295:VAL:HB	2.00	0.61
1:B:12:LEU:HD21	1:B:39:MET:HB3	1.83	0.61
1:D:148:VAL:H	1:D:306:GLN:HE22	1.46	0.61
1:C:161:ALA:HB3	1:C:323:PRO:CG	2.30	0.61
1:B:148:VAL:H	1:B:306:GLN:NE2	1.95	0.61
1:A:193:VAL:HG22	1:A:220:ASP:HA	1.82	0.61
1:B:125:ILE:HD12	1:B:125:ILE:H	1.66	0.61
1:C:173:GLU:HA	1:C:176:ARG:HD3	1.83	0.61
1:B:218:ILE:HD12	1:B:218:ILE:N	2.16	0.60
1:A:223:LEU:HD12	1:A:247:ALA:HB1	1.82	0.60
1:B:103:ASN:HD22	1:B:104:PRO:CD	2.14	0.60
1:B:67:ILE:HG22	1:B:92:ILE:HG21	1.83	0.60
1:D:343:THR:HG21	1:D:357:LYS:HG3	1.83	0.60

Continued on next page...

Continued from previous page...

Atom-1	Atom-2	Interatomic distance (Å)	Clash overlap (Å)
1:B:193:VAL:O	1:B:197:LYS:HG2	2.02	0.60
1:D:63:GLU:HB2	4:D:1394:HOH:O	2.01	0.60
1:D:297:GLY:HA2	1:D:326:ILE:HG23	1.83	0.60
1:A:49:HIS:CD2	1:A:83:CYS:SG	2.94	0.60
1:D:150:LEU:CD2	1:D:289:VAL:HB	2.32	0.60
1:C:311:TYR:HE1	1:C:353:LYS:HD2	1.66	0.60
1:B:103:ASN:ND2	1:B:105:LEU:H	2.00	0.59
1:C:95:VAL:HG11	1:C:114:MET:HE3	1.84	0.59
1:B:254:ARG:HH11	1:B:254:ARG:HG3	1.67	0.59
1:C:5:TYR:OH	1:C:31:VAL:HG21	2.01	0.59
1:B:199:ASP:CB	1:B:201:PRO:HD3	2.33	0.59
1:C:152:ALA:HB3	1:C:310:PHE:CE1	2.38	0.59
1:C:67:ILE:CG2	1:C:95:VAL:HG23	2.32	0.59
1:C:67:ILE:HG23	1:C:95:VAL:HG23	1.85	0.59
1:C:83:CYS:O	1:C:87:ILE:HG13	2.02	0.59
1:D:37:VAL:HG11	1:D:61:HIS:HB3	1.83	0.59
1:A:19:GLN:HE22	1:C:36:ILE:CD1	2.16	0.59
1:D:193:VAL:CG1	1:D:220:ASP:HA	2.33	0.59
1:B:292:GLY:HA2	3:B:381:NDP:H51N	1.84	0.58
4:A:1383:HOH:O	1:B:325:LEU:CB	2.49	0.58
1:B:74:CYS:SG	1:B:83:CYS:N	2.67	0.58
1:C:161:ALA:HB3	1:C:323:PRO:HG3	1.84	0.58
1:D:72:GLU:OE1	1:D:111:ILE:HG12	2.03	0.58
1:D:190:LEU:HD11	1:D:219:LEU:HD22	1.85	0.58
1:C:125:ILE:N	1:C:125:ILE:HD13	2.17	0.58
1:C:191:VAL:HG21	1:C:195:THR:HG21	1.85	0.58
1:D:80:THR:HB	1:D:81:PRO:HD2	1.83	0.58
1:B:284:ILE:N	1:B:284:ILE:HD12	2.19	0.58
1:B:44:LYS:NZ	1:D:35:GLN:HE22	2.02	0.58
1:B:302:GLU:OE2	1:B:302:GLU:HA	2.03	0.58
1:C:188:SER:C	1:C:189:ILE:HD13	2.23	0.58
1:D:150:LEU:HD23	1:D:289:VAL:HB	1.84	0.58
1:C:103:ASN:HD22	1:C:104:PRO:CD	2.17	0.58
1:B:129:GLN:C	1:B:131:GLU:H	2.06	0.58
1:A:118:GLY:HA3	4:A:1403:HOH:O	2.04	0.58
1:A:83:CYS:O	1:A:87:ILE:HG12	2.04	0.57
1:B:177:GLN:O	1:B:180:GLN:HB2	2.04	0.57
1:D:269:ARG:HB2	4:D:1368:HOH:O	2.02	0.57
1:B:134:ASN:HB2	1:B:138:LEU:HD13	1.86	0.57
1:C:10:LEU:HD23	1:C:70:THR:HG21	1.87	0.57
1:B:167:SER:O	1:B:169:TRP:N	2.37	0.57

Continued on next page...

Continued from previous page...

Atom-1	Atom-2	Interatomic distance (Å)	Clash overlap (Å)
1:C:157:ASP:HA	1:D:325:LEU:CD1	2.34	0.57
1:B:176:ARG:HH11	1:B:176:ARG:HG2	1.70	0.57
1:A:19:GLN:HE22	1:C:36:ILE:HD12	1.70	0.57
1:B:200:ASN:N	1:B:201:PRO:CD	2.67	0.57
1:B:348:ILE:N	1:B:348:ILE:HD12	2.20	0.57
1:B:270:ILE:HB	3:B:381:NDP:H2A	1.87	0.57
1:B:204:THR:O	1:B:206:ARG:HG3	2.05	0.57
1:C:193:VAL:HG13	1:C:220:ASP:HB2	1.86	0.57
1:B:191:VAL:CG1	1:B:195:THR:HB	2.34	0.57
1:D:178:ASP:OD1	1:D:348:ILE:HG13	2.04	0.57
1:C:180:GLN:CB	1:C:207:LEU:HD11	2.35	0.56
1:A:150:LEU:HD12	1:A:308:ILE:CD1	2.35	0.56
1:B:243:THR:CG2	1:B:244:THR:N	2.67	0.56
1:D:83:CYS:O	1:D:87:ILE:HG13	2.05	0.56
1:A:20:THR:HB	1:A:23:ASN:HB2	1.87	0.56
1:C:207:LEU:N	1:C:207:LEU:HD12	2.13	0.56
1:C:25:LEU:H	1:C:134:ASN:ND2	1.96	0.56
1:D:334:MET:O	1:D:337:VAL:HG12	2.05	0.56
1:A:290:GLU:O	1:A:296:HIS:CE1	2.58	0.56
1:B:243:THR:CG2	1:B:244:THR:H	2.18	0.56
1:C:205:CYS:SG	1:C:210:VAL:HG11	2.46	0.56
1:B:31:VAL:O	1:B:65:ALA:HB1	2.06	0.56
1:B:125:ILE:HD12	1:B:125:ILE:N	2.21	0.56
1:D:101:ASP:OD1	1:D:102:PRO:HD2	2.06	0.56
1:B:234:ASP:C	1:B:234:ASP:OD2	2.44	0.56
1:C:28:ALA:HB3	1:C:50:ALA:O	2.05	0.55
1:C:55:ILE:HD11	1:C:92:ILE:HD11	1.87	0.55
1:A:66:ASP:OD2	1:A:94:ARG:HB2	2.06	0.55
1:C:131:GLU:OE1	1:C:142:ARG:NH2	2.32	0.55
1:C:94:ARG:HD3	1:C:96:PHE:HE2	1.64	0.55
1:B:176:ARG:HG2	1:B:176:ARG:NH1	2.21	0.55
1:B:258:PHE:HD1	1:B:258:PHE:N	2.05	0.55
1:D:17:GLU:HA	1:D:25:LEU:HD21	1.88	0.55
1:C:166:ASP:OD1	1:C:168:LYS:HG3	2.07	0.55
1:B:103:ASN:HD21	1:B:105:LEU:HD13	1.70	0.55
1:C:148:VAL:HB	1:C:305:PHE:HA	1.89	0.55
1:B:240:TRP:CH2	1:B:284:ILE:HD11	2.42	0.55
1:B:308:ILE:HG21	1:B:356:ALA:HB3	1.87	0.55
1:C:265:LEU:HD11	1:C:275:VAL:HG22	1.89	0.55
1:D:296:HIS:O	1:D:300:VAL:HG23	2.05	0.55
1:C:120:GLU:HB3	4:C:1383:HOH:O	2.07	0.55

Continued on next page...

Continued from previous page...

Atom-1	Atom-2	Interatomic distance (Å)	Clash overlap (Å)
1:C:190:LEU:HD21	1:C:219:LEU:HD21	1.88	0.55
1:D:23:ASN:HD22	1:D:23:ASN:N	2.03	0.55
1:C:111:ILE:HG23	1:C:121:VAL:HG11	1.89	0.55
1:B:301:LYS:HZ3	1:B:329:GLU:CG	2.18	0.54
1:C:221:THR:HG22	1:C:222:VAL:HG13	1.88	0.54
1:B:233:CYS:O	1:B:235:GLN:N	2.39	0.54
1:C:324:SER:HB3	4:C:1387:HOH:O	2.07	0.54
1:A:222:VAL:HG22	1:A:222:VAL:O	2.06	0.54
1:B:151:LYS:HD3	1:B:151:LYS:C	2.28	0.54
1:A:1:MET:N	4:A:1368:HOH:O	2.40	0.54
1:D:320:THR:HG22	1:D:321:HIS:H	1.72	0.54
1:D:243:THR:HG21	1:D:247:ALA:HB2	1.88	0.54
1:B:278:ILE:O	1:B:281:GLU:HB2	2.07	0.54
1:C:93:LYS:HB3	1:C:93:LYS:HZ2	1.72	0.54
1:B:293:SER:OG	1:B:327:SER:HB2	2.08	0.54
1:A:105:LEU:HG	1:A:105:LEU:O	2.07	0.54
1:B:200:ASN:OD1	1:B:229:ALA:HA	2.07	0.54
1:C:10:LEU:HD23	1:C:70:THR:CG2	2.38	0.54
1:D:161:ALA:HB3	1:D:323:PRO:HG3	1.89	0.54
1:C:211:THR:O	1:C:212:LYS:HB2	2.07	0.54
1:B:17:GLU:HA	1:B:25:LEU:HD21	1.89	0.53
1:B:258:PHE:N	1:B:258:PHE:CD1	2.76	0.53
1:D:111:ILE:O	1:D:115:LYS:HG3	2.07	0.53
1:A:137:PHE:HD1	1:A:138:LEU:HD12	1.73	0.53
1:A:1:MET:HA	1:A:1:MET:CE	2.38	0.53
1:A:344:ASP:HB3	1:A:355:THR:CG2	2.39	0.53
1:C:93:LYS:NZ	1:C:93:LYS:HB3	2.23	0.53
1:B:35:GLN:OE1	1:D:19:GLN:HB2	2.09	0.53
1:A:190:LEU:HD23	1:A:191:VAL:N	2.23	0.53
1:A:9:ALA:O	1:A:27:GLY:HA3	2.08	0.53
1:C:103:ASN:HD21	1:C:105:LEU:HD21	1.74	0.53
1:A:32:LYS:HE3	1:A:63:GLU:O	2.09	0.53
1:B:25:LEU:H	1:B:134:ASN:ND2	2.04	0.53
1:D:202:SER:O	1:D:204:THR:HG23	2.07	0.53
1:B:137:PHE:HD1	1:B:138:LEU:CD1	2.21	0.53
1:C:125:ILE:H	1:C:125:ILE:HD13	1.73	0.53
1:C:223:LEU:HD12	1:C:251:LYS:CD	2.37	0.53
1:C:235:GLN:HA	1:C:235:GLN:OE1	2.08	0.53
1:C:312:PHE:CE2	1:C:354:LEU:HD12	2.42	0.53
1:D:19:GLN:O	1:D:20:THR:HG23	2.09	0.53
1:A:207:LEU:HB3	1:A:208:PRO:HD2	1.90	0.53

Continued on next page...

Continued from previous page...

Atom-1	Atom-2	Interatomic distance (Å)	Clash overlap (Å)
1:C:168:LYS:HE3	1:C:169:TRP:CZ3	2.44	0.53
1:A:184:LYS:HB2	1:A:184:LYS:NZ	2.23	0.52
1:C:157:ASP:HA	1:D:325:LEU:HD12	1.91	0.52
1:C:9:ALA:HB2	1:C:29:VAL:HG12	1.90	0.52
1:A:26:VAL:O	1:A:41:ALA:HA	2.09	0.52
1:C:153:ALA:HB1	1:C:171:THR:CG2	2.39	0.52
1:D:232:ILE:HD12	1:D:255:LEU:HD22	1.92	0.52
1:A:184:LYS:HZ3	1:A:207:LEU:HD12	1.71	0.52
1:B:206:ARG:CB	1:B:206:ARG:HH11	2.21	0.52
1:B:251:LYS:HA	1:B:254:ARG:NH2	2.24	0.52
1:B:254:ARG:CG	1:B:254:ARG:HH11	2.21	0.52
1:D:337:VAL:HG13	1:D:337:VAL:O	2.08	0.52
1:D:101:ASP:OD2	1:D:106:VAL:HB	2.09	0.52
1:D:218:ILE:CD1	1:D:231:VAL:HG21	2.39	0.52
1:B:20:THR:HB	1:B:23:ASN:HB2	1.90	0.52
1:C:37:VAL:O	1:C:37:VAL:HG22	2.10	0.52
1:C:87:ILE:CG2	1:C:92:ILE:HD12	2.39	0.52
1:D:191:VAL:HG13	1:D:195:THR:HB	1.90	0.52
1:D:291:GLY:O	1:D:295:VAL:HB	2.09	0.52
1:A:277:LYS:HB3	1:A:277:LYS:NZ	2.24	0.52
1:A:35:GLN:OE1	1:C:44:LYS:HE3	2.10	0.52
1:B:150:LEU:HD23	1:B:289:VAL:HB	1.89	0.52
1:C:87:ILE:HG23	1:C:92:ILE:CD1	2.38	0.52
1:D:265:LEU:HD12	1:D:265:LEU:N	2.25	0.52
1:A:190:LEU:HG	1:A:217:VAL:HG12	1.92	0.52
1:A:193:VAL:HG13	1:A:220:ASP:HB2	1.90	0.52
1:B:99:MET:HE2	1:B:100:ARG:O	2.09	0.52
1:D:216:ARG:O	1:D:239:THR:HA	2.09	0.52
1:D:19:GLN:HE21	1:D:44:LYS:HD2	1.75	0.52
1:A:251:LYS:HG3	1:A:254:ARG:NH2	2.25	0.52
1:A:325:LEU:HD12	1:B:157:ASP:HA	1.91	0.52
1:B:217:VAL:C	1:B:218:ILE:HD12	2.30	0.52
1:B:55:ILE:HD11	1:B:92:ILE:HD11	1.92	0.52
1:B:308:ILE:HD11	1:B:310:PHE:CZ	2.45	0.52
1:C:12:LEU:HD21	1:C:39:MET:HB3	1.91	0.52
1:A:16:GLY:O	1:A:19:GLN:HB2	2.09	0.52
1:C:136:LYS:HG2	1:C:147:TYR:CD2	2.45	0.52
1:C:169:TRP:O	1:C:315:LYS:HE3	2.10	0.51
1:B:335:LYS:C	1:B:335:LYS:HD2	2.30	0.51
1:C:160:ILE:HG12	1:C:323:PRO:O	2.09	0.51
1:D:177:GLN:HG3	4:D:1365:HOH:O	2.10	0.51

Continued on next page...

Continued from previous page...

Atom-1	Atom-2	Interatomic distance (Å)	Clash overlap (Å)
1:A:344:ASP:HB3	1:A:355:THR:HG23	1.92	0.51
1:B:7:LYS:HA	1:B:10:LEU:HD12	1.91	0.51
1:C:234:ASP:O	1:C:235:GLN:C	2.48	0.51
1:D:271:GLN:HG2	1:D:273:PRO:HD2	1.91	0.51
1:C:187:GLN:HE22	1:C:285:MET:HG3	1.74	0.51
1:C:90:SER:OG	1:C:92:ILE:HG13	2.09	0.51
1:A:146:PRO:HA	1:A:285:MET:O	2.11	0.51
1:B:164:THR:O	1:B:164:THR:HG22	2.11	0.51
1:D:177:GLN:O	1:D:180:GLN:HB2	2.11	0.51
1:D:48:ALA:HB3	1:D:53:HIS:CE1	2.45	0.51
1:B:102:PRO:HG2	1:B:137:PHE:HE1	1.76	0.51
1:B:28:ALA:HA	1:B:68:TYR:O	2.11	0.51
1:C:8:LEU:HD22	1:C:12:LEU:HD13	1.92	0.51
1:D:222:VAL:O	1:D:222:VAL:HG22	2.10	0.51
1:A:109:ARG:HG3	4:A:1391:HOH:O	2.09	0.51
1:B:184:LYS:NZ	1:B:210:VAL:HA	2.26	0.51
1:C:36:ILE:CD1	1:C:36:ILE:H	2.15	0.51
1:D:9:ALA:HB2	1:D:29:VAL:HG12	1.93	0.50
1:A:334:MET:CE	1:B:170:ILE:HA	2.41	0.50
1:B:169:TRP:HE3	1:B:169:TRP:HA	1.76	0.50
1:D:128:ASP:O	1:D:132:ARG:HG3	2.11	0.50
1:D:190:LEU:HD21	1:D:219:LEU:HD13	1.94	0.50
1:D:146:PRO:HG3	1:D:284:ILE:O	2.10	0.50
1:A:20:THR:O	1:A:21:GLU:HB2	2.10	0.50
1:A:57:MET:HG3	1:C:53:HIS:CE1	2.47	0.50
1:B:1:MET:N	4:B:1384:HOH:O	2.43	0.50
1:C:25:LEU:HD23	1:C:133:LEU:HD11	1.93	0.50
1:A:112:SER:O	1:A:116:GLU:HB2	2.11	0.50
1:B:131:GLU:OE2	1:B:138:LEU:HD23	2.11	0.50
1:D:148:VAL:HG23	1:D:306:GLN:HE22	1.76	0.50
1:A:175:ALA:O	1:A:178:ASP:N	2.44	0.50
1:A:74:CYS:O	1:A:82:PRO:HB2	2.11	0.50
1:C:72:GLU:CD	1:C:111:ILE:HG12	2.32	0.50
1:A:325:LEU:CD1	1:B:157:ASP:HA	2.42	0.50
1:B:335:LYS:HD2	1:B:336:ASP:N	2.26	0.50
1:C:37:VAL:HG22	1:C:58:ALA:HA	1.94	0.50
1:B:169:TRP:HA	1:B:169:TRP:CE3	2.46	0.49
1:D:72:GLU:CD	1:D:111:ILE:HG12	2.33	0.49
1:A:318:GLY:CA	1:B:330:GLY:HA2	2.35	0.49
1:C:49:HIS:ND1	1:C:83:CYS:SG	2.77	0.49
1:D:220:ASP:CG	1:D:223:LEU:HA	2.31	0.49

Continued on next page...

Continued from previous page...

Atom-1	Atom-2	Interatomic distance (Å)	Clash overlap (Å)
1:D:63:GLU:HA	1:D:91:GLY:HA3	1.93	0.49
1:A:150:LEU:HB2	1:A:308:ILE:CD1	2.40	0.49
1:A:320:THR:HG23	1:A:321:HIS:CD2	2.47	0.49
1:B:308:ILE:O	1:B:308:ILE:HG23	2.12	0.49
1:C:68:TYR:N	1:C:68:TYR:CD2	2.79	0.49
1:D:188:SER:OG	1:D:287:VAL:HG22	2.11	0.49
1:A:136:LYS:HE3	1:A:185:THR:O	2.13	0.49
1:B:193:VAL:HG11	1:B:220:ASP:CG	2.33	0.49
1:B:55:ILE:HG13	1:B:86:LEU:CD1	2.43	0.49
1:D:160:ILE:HG22	1:D:160:ILE:O	2.12	0.49
1:A:157:ASP:OD2	1:A:159:LYS:HD3	2.13	0.49
1:A:44:LYS:HE3	1:C:35:GLN:HE21	1.74	0.49
1:C:14:LYS:HE3	1:C:17:GLU:OE2	2.13	0.49
1:D:289:VAL:HG21	1:D:299:PHE:CZ	2.47	0.49
1:A:334:MET:HE2	1:B:170:ILE:HA	1.93	0.49
1:B:312:PHE:CE2	1:B:354:LEU:HD12	2.48	0.49
1:C:208:PRO:O	1:C:209:ASN:HB2	2.12	0.49
1:B:25:LEU:N	1:B:134:ASN:HD21	2.06	0.49
1:B:66:ASP:HA	1:B:94:ARG:O	2.13	0.49
1:C:180:GLN:O	1:C:183:ARG:HB2	2.11	0.49
1:D:200:ASN:O	1:D:230:LYS:HG3	2.13	0.49
1:A:29:VAL:O	1:A:67:ILE:HA	2.13	0.49
1:A:170:ILE:HG12	1:B:334:MET:HE1	1.95	0.49
1:C:267:THR:HG22	1:C:268:GLU:H	1.78	0.49
1:D:272:ILE:CG1	1:D:298:SER:HB3	2.43	0.49
1:A:312:PHE:HE2	1:A:354:LEU:HD12	1.75	0.49
1:B:3:GLU:CB	1:B:126:LEU:HD11	2.37	0.49
1:B:14:LYS:HE3	4:B:1374:HOH:O	2.11	0.49
1:B:255:LEU:O	1:B:260:VAL:HB	2.13	0.49
1:C:67:ILE:O	1:C:67:ILE:HG23	2.13	0.49
1:A:184:LYS:HB2	1:A:184:LYS:HZ2	1.78	0.48
1:B:65:ALA:O	1:B:92:ILE:HG23	2.13	0.48
1:C:95:VAL:HG12	1:C:121:VAL:HG22	1.95	0.48
1:D:223:LEU:HD23	1:D:225:ILE:HG22	1.95	0.48
1:A:272:ILE:N	1:A:273:PRO:CD	2.76	0.48
1:A:74:CYS:SG	1:A:83:CYS:N	2.76	0.48
1:C:333:SER:HB3	1:C:336:ASP:OD2	2.14	0.48
1:C:87:ILE:CA	1:C:92:ILE:HD12	2.42	0.48
1:D:156:LEU:HB3	1:D:316:LEU:HD23	1.95	0.48
1:D:75:SER:HB2	1:D:109:ARG:HD2	1.95	0.48
1:A:180:GLN:HB3	1:A:207:LEU:HD21	1.95	0.48

Continued on next page...

Continued from previous page...

Atom-1	Atom-2	Interatomic distance (Å)	Clash overlap (Å)
1:A:67:ILE:CG2	1:A:95:VAL:HG22	2.44	0.48
1:D:19:GLN:CG	1:D:44:LYS:HD2	2.37	0.48
1:B:254:ARG:HG2	1:B:258:PHE:CZ	2.49	0.48
1:C:68:TYR:HD2	1:C:68:TYR:N	2.12	0.48
1:D:14:LYS:O	1:D:17:GLU:HB2	2.13	0.48
1:A:20:THR:O	1:A:45:TYR:HD1	1.97	0.48
1:C:6:MET:HE1	1:C:69:VAL:O	2.14	0.48
1:D:200:ASN:N	1:D:201:PRO:CD	2.76	0.48
1:D:343:THR:HG21	1:D:357:LYS:HE2	1.95	0.48
1:D:339:LEU:O	1:D:359:THR:HG22	2.14	0.47
1:A:184:LYS:HZ3	1:A:207:LEU:CB	2.27	0.47
1:B:202:SER:CB	1:B:230:LYS:HD2	2.44	0.47
1:B:272:ILE:HB	1:B:273:PRO:HD3	1.96	0.47
1:D:287:VAL:HG12	1:D:289:VAL:HG23	1.96	0.47
1:A:90:SER:OG	1:A:92:ILE:HG12	2.14	0.47
1:B:191:VAL:HG13	1:B:291:GLY:HA3	1.97	0.47
1:B:345:ILE:HG23	1:B:354:LEU:HD23	1.97	0.47
1:A:202:SER:O	1:A:216:ARG:HD2	2.14	0.47
1:B:210:VAL:O	1:B:212:LYS:N	2.47	0.47
1:B:234:ASP:O	1:B:235:GLN:C	2.52	0.47
1:B:102:PRO:HG2	1:B:137:PHE:CE1	2.49	0.47
1:C:112:SER:O	1:C:115:LYS:N	2.47	0.47
1:C:84:ALA:O	1:C:88:ILE:HG23	2.14	0.47
1:D:263:PHE:CD2	1:D:278:ILE:HG21	2.48	0.47
1:A:42:HIS:HE1	1:A:47:GLU:O	1.97	0.47
1:D:140:PHE:CG	1:D:285:MET:HG2	2.49	0.47
1:B:12:LEU:CD2	1:B:39:MET:HB3	2.44	0.47
1:B:67:ILE:HG23	1:B:67:ILE:O	2.15	0.47
1:C:103:ASN:HD21	1:C:105:LEU:CD2	2.27	0.47
1:D:19:GLN:CG	1:D:44:LYS:HA	2.45	0.47
1:C:314:PRO:HG3	1:D:342:PHE:CE2	2.49	0.47
1:C:95:VAL:HG11	1:C:114:MET:CE	2.44	0.47
1:C:240:TRP:CD1	1:C:261:ASN:HB2	2.50	0.47
1:C:33:ASP:OD2	1:C:33:ASP:N	2.48	0.47
1:D:140:PHE:CD2	1:D:285:MET:HG2	2.49	0.47
1:A:123:GLU:O	1:A:125:ILE:HD12	2.14	0.47
1:D:311:TYR:CE1	1:D:353:LYS:HD2	2.50	0.47
1:D:1:MET:HG3	1:D:5:TYR:CE2	2.50	0.47
1:D:64:GLY:HA2	1:D:93:LYS:HG2	1.96	0.47
1:C:103:ASN:HB3	1:C:106:VAL:HG22	1.97	0.46
1:C:9:ALA:HB2	1:C:29:VAL:CG1	2.45	0.46

Continued on next page...

Continued from previous page...

Atom-1	Atom-2	Interatomic distance (Å)	Clash overlap (Å)
1:A:222:VAL:HG12	4:A:1395:HOH:O	2.15	0.46
1:B:301:LYS:CE	1:B:329:GLU:HB2	2.45	0.46
1:B:301:LYS:HD3	1:B:329:GLU:HB2	1.96	0.46
1:B:35:GLN:CD	1:D:19:GLN:HB2	2.36	0.46
1:A:207:LEU:HB3	1:A:208:PRO:CD	2.46	0.46
1:B:254:ARG:HB2	1:B:254:ARG:NH1	2.31	0.46
1:C:85:GLU:O	1:C:88:ILE:N	2.47	0.46
1:B:168:LYS:O	1:B:169:TRP:HB2	2.16	0.46
1:C:100:ARG:HH21	1:C:108:GLY:HA2	1.79	0.46
1:C:7:LYS:O	1:C:10:LEU:HB2	2.15	0.46
1:A:56:HIS:NE2	1:C:56:HIS:NE2	2.64	0.46
1:B:202:SER:HB2	1:B:230:LYS:HD2	1.96	0.46
1:C:129:GLN:CD	1:C:129:GLN:H	2.18	0.46
1:B:193:VAL:HG13	1:B:219:LEU:O	2.16	0.46
1:B:213:GLN:HB3	1:B:237:ALA:HB2	1.98	0.46
1:B:301:LYS:NZ	1:B:329:GLU:CG	2.77	0.46
1:B:301:LYS:NZ	1:B:329:GLU:CB	2.79	0.46
1:B:85:GLU:HG2	1:B:89:ASN:HD21	1.80	0.46
1:B:198:ALA:O	1:B:199:ASP:OD1	2.33	0.46
1:D:88:ILE:HA	1:D:119:ILE:HD11	1.97	0.46
1:C:85:GLU:HB3	1:C:89:ASN:ND2	2.27	0.46
1:D:226:PRO:C	1:D:228:ASP:N	2.68	0.46
1:B:53:HIS:HB3	1:D:57:MET:HE3	1.98	0.46
1:A:134:ASN:HB2	1:A:138:LEU:CD1	2.46	0.45
1:B:95:VAL:HG23	1:B:119:ILE:HG21	1.98	0.45
1:B:329:GLU:HA	1:B:329:GLU:OE1	2.15	0.45
1:C:23:ASN:HD22	1:C:23:ASN:N	2.14	0.45
1:C:344:ASP:HB3	1:C:355:THR:CG2	2.45	0.45
1:A:30:VAL:HG12	1:A:37:VAL:CG2	2.47	0.45
1:C:66:ASP:CG	1:C:94:ARG:HD2	2.37	0.45
1:D:180:GLN:HB3	1:D:180:GLN:HE21	1.53	0.45
1:A:71:LEU:O	1:A:72:GLU:C	2.55	0.45
1:A:64:GLY:CA	1:A:93:LYS:HG2	2.40	0.45
1:C:315:LYS:HE2	1:D:339:LEU:HD13	1.98	0.45
1:C:37:VAL:HG21	1:C:61:HIS:CD2	2.52	0.45
1:C:85:GLU:O	1:C:88:ILE:HG12	2.17	0.45
1:A:170:ILE:HG12	1:B:334:MET:CE	2.46	0.45
1:C:151:LYS:HD2	1:C:151:LYS:C	2.37	0.45
1:D:277:LYS:HB3	1:D:277:LYS:HZ3	1.82	0.45
1:B:263:PHE:CD2	1:B:278:ILE:HG21	2.52	0.45
1:C:153:ALA:HB1	1:C:171:THR:HG23	1.97	0.45

Continued on next page...

Continued from previous page...

Atom-1	Atom-2	Interatomic distance (Å)	Clash overlap (Å)
1:C:331:PHE:CE1	1:C:338:PRO:HD2	2.51	0.45
1:D:155:SER:N	1:D:170:ILE:HD11	2.32	0.45
1:B:134:ASN:HB3	1:B:137:PHE:HB3	1.99	0.45
1:B:277:LYS:O	1:B:281:GLU:HG3	2.17	0.45
1:C:216:ARG:HD2	1:C:237:ALA:HB3	1.98	0.45
1:B:92:ILE:O	1:B:119:ILE:HD12	2.17	0.45
1:B:310:PHE:CE1	1:B:325:LEU:HD22	2.51	0.45
1:C:157:ASP:HA	1:D:325:LEU:HD13	1.99	0.45
1:C:167:SER:HA	1:D:334:MET:HE2	1.97	0.45
1:C:82:PRO:O	1:C:85:GLU:N	2.47	0.45
1:A:193:VAL:CG2	1:A:220:ASP:HA	2.46	0.45
1:C:237:ALA:HB1	1:C:238:PRO:CD	2.47	0.45
1:C:311:TYR:CE1	1:C:353:LYS:HD2	2.50	0.45
1:C:55:ILE:O	1:C:58:ALA:N	2.36	0.45
1:C:85:GLU:HA	1:C:88:ILE:HG12	1.99	0.45
1:D:252:LYS:HE3	1:D:264:THR:HG21	1.98	0.45
1:D:346:THR:CG2	1:D:347:GLN:N	2.78	0.45
1:A:32:LYS:HB2	1:A:37:VAL:HG11	1.99	0.45
1:A:348:ILE:HD11	1:A:353:LYS:HE3	1.99	0.45
1:C:55:ILE:CD1	1:C:92:ILE:HD11	2.46	0.45
1:D:181:GLN:O	1:D:184:LYS:HB3	2.16	0.45
1:C:116:GLU:C	1:C:118:GLY:H	2.19	0.44
1:C:346:THR:O	1:C:353:LYS:HB3	2.17	0.44
1:A:193:VAL:HG11	1:A:220:ASP:CG	2.38	0.44
1:A:334:MET:HA	1:A:337:VAL:CG1	2.47	0.44
1:B:204:THR:HB	1:B:213:GLN:NE2	2.32	0.44
1:C:189:ILE:HD13	1:C:189:ILE:N	2.32	0.44
1:C:285:MET:HE3	1:C:285:MET:HB2	1.77	0.44
1:C:56:HIS:C	1:C:56:HIS:ND1	2.71	0.44
1:C:88:ILE:CG1	1:C:89:ASN:N	2.79	0.44
1:D:19:GLN:HG2	1:D:44:LYS:CD	2.37	0.44
1:D:72:GLU:HG3	1:D:111:ILE:CD1	2.47	0.44
1:A:85:GLU:HB2	1:A:113:MET:HE3	1.99	0.44
1:B:293:SER:H	3:B:381:NDP:H52N	1.82	0.44
1:D:326:ILE:O	1:D:326:ILE:HG22	2.17	0.44
1:B:223:LEU:HB2	1:B:243:THR:HG21	1.99	0.44
1:C:6:MET:O	1:C:10:LEU:HG	2.18	0.44
1:C:32:LYS:HG2	1:C:33:ASP:OD2	2.17	0.44
1:C:5:TYR:CZ	1:C:31:VAL:HG21	2.52	0.44
1:D:190:LEU:HD21	1:D:219:LEU:CD1	2.47	0.44
1:D:23:ASN:ND2	1:D:23:ASN:N	2.66	0.44

Continued on next page...

Continued from previous page...

Atom-1	Atom-2	Interatomic distance (Å)	Clash overlap (Å)
1:A:148:VAL:HB	1:A:305:PHE:HA	2.00	0.44
1:A:49:HIS:HD2	1:A:74:CYS:SG	2.40	0.44
1:B:246:ARG:HG3	1:B:246:ARG:HH11	1.83	0.44
1:D:230:LYS:O	1:D:232:ILE:N	2.50	0.44
1:B:195:THR:O	1:B:196:VAL:C	2.56	0.44
1:B:261:ASN:HB3	1:B:263:PHE:CE1	2.45	0.44
1:C:129:GLN:CD	1:C:129:GLN:N	2.71	0.44
1:A:199:ASP:O	1:A:200:ASN:C	2.56	0.44
1:A:311:TYR:CZ	1:A:353:LYS:HE2	2.52	0.44
1:C:174:ALA:HB1	1:C:348:ILE:HG22	2.00	0.44
1:D:204:THR:HB	1:D:213:GLN:NE2	2.33	0.44
1:D:300:VAL:HG21	1:D:326:ILE:CD1	2.45	0.44
1:A:308:ILE:O	1:A:355:THR:HA	2.18	0.44
1:A:342:PHE:HA	1:A:356:ALA:HB2	2.00	0.44
1:A:12:LEU:CD1	1:A:39:MET:HB3	2.48	0.44
1:C:28:ALA:H	1:C:50:ALA:HB1	1.82	0.44
1:C:337:VAL:HG23	1:C:337:VAL:O	2.16	0.44
1:D:134:ASN:HB3	1:D:137:PHE:HB3	2.00	0.44
1:D:160:ILE:CG2	1:D:160:ILE:O	2.66	0.44
1:D:151:LYS:HE2	1:D:179:ALA:HB1	2.00	0.44
1:D:272:ILE:HB	1:D:273:PRO:CD	2.39	0.44
1:D:76:HIS:O	1:D:82:PRO:HB3	2.18	0.44
1:A:159:LYS:NZ	4:A:1383:HOH:O	2.35	0.44
1:A:329:GLU:O	1:B:319:GLY:HA2	2.17	0.44
1:B:348:ILE:HD13	1:B:353:LYS:HB2	2.00	0.44
1:B:80:THR:HB	1:B:81:PRO:HD2	2.00	0.44
1:C:6:MET:CB	1:C:126:LEU:HD12	2.45	0.44
1:D:137:PHE:CD1	1:D:138:LEU:HD12	2.43	0.44
1:D:274:ASP:O	1:D:278:ILE:HG12	2.18	0.44
1:A:157:ASP:HB2	4:A:1383:HOH:O	2.18	0.43
1:D:272:ILE:CB	1:D:273:PRO:HD3	2.35	0.43
1:A:134:ASN:HB2	1:A:138:LEU:HD11	1.99	0.43
1:A:175:ALA:O	1:A:176:ARG:C	2.56	0.43
1:B:311:TYR:OH	1:B:353:LYS:HE3	2.17	0.43
1:C:193:VAL:HG11	1:C:220:ASP:CG	2.39	0.43
1:C:344:ASP:HB3	1:C:355:THR:HG23	2.00	0.43
1:C:96:PHE:CD2	1:C:96:PHE:N	2.86	0.43
1:B:61:HIS:NE2	1:D:44:LYS:HE2	2.33	0.43
1:A:181:GLN:HA	1:A:207:LEU:HD11	1.99	0.43
1:A:17:GLU:HA	1:A:25:LEU:HD11	1.99	0.43
1:C:167:SER:HA	1:D:334:MET:CE	2.48	0.43

Continued on next page...

Continued from previous page...

Atom-1	Atom-2	Interatomic distance (Å)	Clash overlap (Å)
1:C:184:LYS:HB3	1:C:184:LYS:HE2	1.82	0.43
1:A:114:MET:O	1:A:115:LYS:C	2.57	0.43
1:A:32:LYS:HB2	1:A:37:VAL:CG1	2.47	0.43
1:C:331:PHE:CD1	1:C:337:VAL:HG12	2.54	0.43
1:C:312:PHE:HE2	1:C:354:LEU:HD12	1.82	0.43
1:C:63:GLU:HA	1:C:91:GLY:O	2.19	0.43
1:A:359:THR:HG22	4:A:1416:HOH:O	2.19	0.43
1:B:221:THR:O	1:B:243:THR:HG23	2.18	0.43
1:B:42:HIS:CD2	1:B:49:HIS:HD2	2.37	0.43
1:B:82:PRO:O	1:B:85:GLU:N	2.52	0.43
1:A:161:ALA:O	1:A:323:PRO:HD2	2.18	0.43
1:A:319:GLY:HA3	1:A:322:ALA:HB2	2.00	0.43
1:C:29:VAL:HG13	1:C:68:TYR:HB2	1.99	0.43
1:C:328:GLY:O	1:D:319:GLY:HA2	2.18	0.43
1:D:124:GLY:O	1:D:125:ILE:C	2.55	0.43
1:A:55:ILE:HD11	1:A:67:ILE:HD12	2.00	0.43
1:B:254:ARG:NH1	1:B:254:ARG:CG	2.81	0.43
1:C:95:VAL:CG1	1:C:121:VAL:HG22	2.48	0.43
1:D:190:LEU:HD13	1:D:191:VAL:H	1.82	0.43
1:D:277:LYS:O	1:D:281:GLU:HG3	2.18	0.43
1:A:19:GLN:CD	1:C:35:GLN:HB2	2.39	0.43
1:B:252:LYS:O	1:B:256:SER:HB3	2.19	0.43
1:C:12:LEU:CD2	1:C:39:MET:HB3	2.49	0.43
1:A:290:GLU:O	1:A:296:HIS:NE2	2.51	0.43
1:B:138:LEU:O	1:B:142:ARG:HG3	2.19	0.43
1:C:28:ALA:HA	1:C:68:TYR:O	2.19	0.43
1:D:337:VAL:CG1	1:D:337:VAL:O	2.67	0.43
1:A:32:LYS:HD3	1:A:32:LYS:C	2.39	0.42
1:D:208:PRO:O	1:D:209:ASN:HB2	2.19	0.42
1:B:103:ASN:C	1:B:103:ASN:HD22	2.21	0.42
1:C:152:ALA:HB3	1:C:310:PHE:CD1	2.54	0.42
1:C:181:GLN:NE2	1:C:182:TYR:CE2	2.88	0.42
1:C:146:PRO:HA	1:C:285:MET:O	2.19	0.42
1:D:131:GLU:OE1	1:D:142:ARG:NH2	2.45	0.42
1:D:139:HIS:O	1:D:143:THR:HG23	2.19	0.42
1:D:272:ILE:HG12	1:D:298:SER:HB3	2.00	0.42
1:B:198:ALA:C	1:B:199:ASP:OD1	2.57	0.42
1:B:83:CYS:O	1:B:87:ILE:HG13	2.19	0.42
1:A:14:LYS:O	1:A:14:LYS:HG3	2.19	0.42
1:A:248:ASP:O	1:A:252:LYS:HG3	2.19	0.42
1:B:202:SER:O	1:B:203:LEU:HB2	2.18	0.42

Continued on next page...

Continued from previous page...

Atom-1	Atom-2	Interatomic distance (Å)	Clash overlap (Å)
1:C:140:PHE:HE1	1:C:280:ALA:HB1	1.85	0.42
1:A:36:ILE:O	1:C:43:LEU:HD13	2.18	0.42
1:D:150:LEU:HB2	1:D:308:ILE:HD13	2.02	0.42
1:D:184:LYS:HD2	1:D:207:LEU:HD23	2.01	0.42
1:B:258:PHE:HD1	1:B:258:PHE:H	1.66	0.42
1:B:51:GLU:OE1	1:B:83:CYS:CB	2.67	0.42
1:C:173:GLU:O	1:C:177:GLN:HB2	2.20	0.42
1:C:239:THR:O	1:C:260:VAL:HG13	2.19	0.42
1:C:28:ALA:CB	1:C:51:GLU:HA	2.49	0.42
1:C:8:LEU:HD22	1:C:12:LEU:CD1	2.49	0.42
1:D:227:GLU:OE2	1:D:254:ARG:HD2	2.20	0.42
1:A:13:ALA:HB2	1:A:27:GLY:N	2.34	0.42
1:B:9:ALA:O	1:B:27:GLY:HA3	2.20	0.42
1:A:345:ILE:HD12	1:A:345:ILE:N	2.34	0.42
1:B:176:ARG:N	1:B:176:ARG:HD3	2.35	0.42
1:C:100:ARG:NH1	1:C:123:GLU:OE2	2.53	0.42
1:B:284:ILE:N	1:B:284:ILE:CD1	2.83	0.42
1:B:296:HIS:HB3	1:B:326:ILE:HD12	2.02	0.42
1:C:9:ALA:HB1	1:C:27:GLY:O	2.20	0.42
1:D:67:ILE:HG22	1:D:95:VAL:HG22	2.01	0.42
1:A:84:ALA:HB3	1:A:113:MET:CE	2.50	0.42
1:A:157:ASP:HB3	1:A:316:LEU:HD22	2.02	0.42
1:B:210:VAL:HG23	1:B:211:THR:N	2.35	0.42
1:C:191:VAL:O	1:C:218:ILE:HA	2.20	0.42
1:C:234:ASP:O	1:C:236:ILE:N	2.52	0.42
1:C:234:ASP:O	1:C:236:ILE:HG13	2.19	0.42
1:B:126:LEU:C	1:B:128:ASP:N	2.74	0.41
1:B:213:GLN:HB3	1:B:237:ALA:CB	2.49	0.41
1:B:227:GLU:CD	1:B:227:GLU:H	2.23	0.41
1:C:6:MET:CE	1:C:98:ALA:HB2	2.50	0.41
1:D:216:ARG:CZ	1:D:231:VAL:HA	2.49	0.41
1:A:15:GLN:O	1:C:36:ILE:HD13	2.20	0.41
1:B:206:ARG:CB	1:B:206:ARG:NH1	2.76	0.41
1:B:218:ILE:CD1	1:B:218:ILE:N	2.82	0.41
1:C:272:ILE:HB	1:C:273:PRO:HD3	2.02	0.41
1:C:290:GLU:O	1:C:296:HIS:NE2	2.54	0.41
1:D:230:LYS:HB2	4:D:1404:HOH:O	2.19	0.41
1:B:115:LYS:HB2	1:B:115:LYS:HE3	1.85	0.41
1:B:102:PRO:HB2	1:B:141:MET:CB	2.49	0.41
1:C:72:GLU:HA	1:C:73:PRO:HD3	1.92	0.41
1:D:72:GLU:HB2	1:D:100:ARG:HA	2.02	0.41

Continued on next page...

Continued from previous page...

Atom-1	Atom-2	Interatomic distance (Å)	Clash overlap (Å)
1:D:218:ILE:HD11	1:D:231:VAL:HG21	2.01	0.41
1:B:102:PRO:HB2	1:B:141:MET:HB2	2.02	0.41
1:B:308:ILE:O	1:B:355:THR:HA	2.20	0.41
1:C:28:ALA:O	1:C:54:ALA:HB2	2.21	0.41
1:A:115:LYS:HE2	1:A:121:VAL:HB	2.02	0.41
1:A:132:ARG:O	1:A:135:GLU:HB2	2.20	0.41
1:A:1:MET:HA	1:A:1:MET:HE2	2.01	0.41
1:A:147:TYR:N	1:A:285:MET:O	2.44	0.41
1:B:103:ASN:HD22	1:B:104:PRO:N	2.18	0.41
1:B:125:ILE:H	1:B:125:ILE:CD1	2.32	0.41
1:B:129:GLN:C	1:B:131:GLU:N	2.72	0.41
1:C:272:ILE:N	1:C:273:PRO:CD	2.83	0.41
1:D:125:ILE:HG22	1:D:126:LEU:HG	2.02	0.41
1:D:161:ALA:HB3	1:D:323:PRO:CG	2.50	0.41
1:D:343:THR:CG2	1:D:357:LYS:HG3	2.50	0.41
1:C:69:VAL:HG21	1:C:73:PRO:HD3	2.01	0.41
1:D:29:VAL:HG13	1:D:68:TYR:HB2	2.02	0.41
1:A:191:VAL:O	1:A:218:ILE:HA	2.20	0.41
1:A:24:PRO:HD3	1:A:137:PHE:CE2	2.56	0.41
1:B:103:ASN:ND2	1:B:103:ASN:C	2.74	0.41
1:B:292:GLY:HA2	3:B:381:NDP:C5D	2.51	0.41
1:C:30:VAL:HB	1:C:38:GLY:HA3	2.01	0.41
1:D:136:LYS:HE3	1:D:185:THR:O	2.19	0.41
1:D:289:VAL:HG21	1:D:299:PHE:CE2	2.56	0.41
1:A:176:ARG:HD2	4:A:1385:HOH:O	2.21	0.41
1:B:12:LEU:N	1:B:12:LEU:HD12	2.36	0.41
1:D:23:ASN:H	1:D:23:ASN:ND2	2.18	0.41
1:B:292:GLY:HA3	3:B:381:NDP:O1A	2.20	0.41
1:B:32:LYS:HE2	1:B:33:ASP:OD2	2.21	0.41
1:C:190:LEU:HD12	1:C:289:VAL:HG13	2.01	0.41
1:C:307:GLU:CD	1:C:357:LYS:HZ3	2.25	0.41
1:D:75:SER:CB	1:D:109:ARG:HD2	2.51	0.41
1:D:166:ASP:OD1	1:D:168:LYS:HG3	2.20	0.41
1:D:233:CYS:O	1:D:235:GLN:N	2.54	0.41
1:A:103:ASN:HA	1:A:104:PRO:HD3	1.94	0.41
1:A:30:VAL:O	1:A:37:VAL:HG22	2.21	0.41
1:C:170:ILE:HG22	1:C:171:THR:N	2.35	0.41
1:D:226:PRO:C	1:D:228:ASP:H	2.25	0.41
1:A:276:LEU:HA	1:A:276:LEU:HD23	1.87	0.41
1:A:334:MET:HB2	1:B:168:LYS:HB2	2.03	0.41
1:C:181:GLN:NE2	1:C:182:TYR:CD2	2.87	0.41

Continued on next page...

Continued from previous page...

Atom-1	Atom-2	Interatomic distance (Å)	Clash overlap (Å)
1:C:253:LYS:HA	1:C:256:SER:OG	2.21	0.41
1:C:308:ILE:HD11	1:C:310:PHE:CZ	2.56	0.41
1:D:186:HIS:CD2	1:D:288:TYR:HB2	2.56	0.41
1:B:155:SER:HB3	1:B:317:ILE:HG13	2.03	0.40
1:B:6:MET:HG2	1:B:125:ILE:O	2.21	0.40
1:C:155:SER:HB3	1:C:317:ILE:HG12	2.02	0.40
1:C:96:PHE:HA	1:C:122:ARG:O	2.21	0.40
1:D:129:GLN:HB3	1:D:129:GLN:HE21	1.68	0.40
1:D:37:VAL:HG11	1:D:61:HIS:CB	2.50	0.40
1:A:25:LEU:HA	4:A:1375:HOH:O	2.21	0.40
1:A:337:VAL:HA	1:A:338:PRO:HD3	1.87	0.40
1:B:51:GLU:O	1:B:55:ILE:HG12	2.21	0.40
1:B:86:LEU:O	1:B:86:LEU:HD13	2.21	0.40
1:D:9:ALA:HB2	1:D:29:VAL:CG1	2.51	0.40
1:B:79:LYS:O	1:B:80:THR:CG2	2.69	0.40
1:C:82:PRO:C	1:C:84:ALA:N	2.75	0.40
1:D:20:THR:O	1:D:21:GLU:HB2	2.21	0.40
1:B:26:VAL:HG12	1:B:27:GLY:N	2.36	0.40
1:C:116:GLU:C	1:C:118:GLY:N	2.74	0.40
1:C:174:ALA:CB	1:C:348:ILE:HG22	2.52	0.40
1:D:101:ASP:HA	1:D:102:PRO:HD3	1.79	0.40
1:D:19:GLN:HE21	1:D:44:LYS:NZ	2.19	0.40

All (2) symmetry-related close contacts are listed below. The label for Atom-2 includes the symmetry operator and encoded unit-cell translations to be applied.

Atom-1	Atom-2	Interatomic distance (Å)	Clash overlap (Å)
4:A:1398:HOH:O	4:B:1422:HOH:O[3_645]	1.93	0.27
4:A:1410:HOH:O	4:A:1419:HOH:O[3_645]	2.19	0.01

5.3 Torsion angles ⓘ

5.3.1 Protein backbone ⓘ

In the following table, the Percentiles column shows the percent Ramachandran outliers of the chain as a percentile score with respect to all X-ray entries followed by that with respect to entries of similar resolution.

The Analysed column shows the number of residues for which the backbone conformation was analysed, and the total number of residues.

Mol	Chain	Analysed	Favoured	Allowed	Outliers	Percentiles	
1	A	357/373 (96%)	310 (87%)	41 (12%)	6 (2%)	10	40
1	B	357/373 (96%)	303 (85%)	44 (12%)	10 (3%)	5	26
1	C	357/373 (96%)	303 (85%)	43 (12%)	11 (3%)	4	23
1	D	358/373 (96%)	309 (86%)	33 (9%)	16 (4%)	3	14
All	All	1429/1492 (96%)	1225 (86%)	161 (11%)	43 (3%)	5	24

All (43) Ramachandran outliers are listed below:

Mol	Chain	Res	Type
1	A	208	PRO
1	A	329	GLU
1	B	168	LYS
1	B	208	PRO
1	B	211	THR
1	B	212	LYS
1	B	234	ASP
1	B	235	GLN
1	C	67	ILE
1	C	209	ASN
1	C	212	LYS
1	C	235	GLN
1	D	20	THR
1	D	167	SER
1	A	211	THR
1	B	78	GLY
1	B	196	VAL
1	B	292	GLY
1	C	79	LYS
1	D	17	GLU
1	D	92	ILE
1	D	125	ILE
1	D	234	ASP
1	A	48	ALA
1	C	21	GLU
1	C	108	GLY
1	A	21	GLU
1	B	21	GLU
1	C	76	HIS
1	D	172	SER
1	D	221	THR
1	D	230	LYS
1	D	259	GLY

Continued on next page...

Continued from previous page...

Mol	Chain	Res	Type
1	A	290	GLU
1	C	170	ILE
1	D	48	ALA
1	D	270	ILE
1	C	113	MET
1	D	228	ASP
1	D	231	VAL
1	D	318	GLY
1	C	55	ILE
1	D	292	GLY

5.3.2 Protein sidechains [i](#)

In the following table, the Percentiles column shows the percent sidechain outliers of the chain as a percentile score with respect to all X-ray entries followed by that with respect to entries of similar resolution.

The Analysed column shows the number of residues for which the sidechain conformation was analysed, and the total number of residues.

Mol	Chain	Analysed	Rotameric	Outliers	Percentiles	
1	A	293/305 (96%)	276 (94%)	17 (6%)	22	57
1	B	293/305 (96%)	277 (94%)	16 (6%)	24	59
1	C	293/305 (96%)	272 (93%)	21 (7%)	16	47
1	D	294/305 (96%)	268 (91%)	26 (9%)	11	37
All	All	1173/1220 (96%)	1093 (93%)	80 (7%)	17	50

All (80) residues with a non-rotameric sidechain are listed below:

Mol	Chain	Res	Type
1	A	1	MET
1	A	2	GLU
1	A	25	LEU
1	A	80	THR
1	A	86	LEU
1	A	171	THR
1	A	177	GLN
1	A	181	GLN
1	A	193	VAL
1	A	231	VAL
1	A	256	SER

Continued on next page...

Continued from previous page...

Mol	Chain	Res	Type
1	A	260	VAL
1	A	277	LYS
1	A	282	GLU
1	A	298	SER
1	A	350	ARG
1	A	355	THR
1	B	43	LEU
1	B	70	THR
1	B	101	ASP
1	B	103	ASN
1	B	109	ARG
1	B	128	ASP
1	B	176	ARG
1	B	187	GLN
1	B	212	LYS
1	B	228	ASP
1	B	234	ASP
1	B	235	GLN
1	B	249	GLU
1	B	258	PHE
1	B	320	THR
1	B	335	LYS
1	C	8	LEU
1	C	33	ASP
1	C	68	TYR
1	C	74	CYS
1	C	76	HIS
1	C	103	ASN
1	C	105	LEU
1	C	125	ILE
1	C	128	ASP
1	C	138	LEU
1	C	141	MET
1	C	181	GLN
1	C	189	ILE
1	C	191	VAL
1	C	193	VAL
1	C	209	ASN
1	C	223	LEU
1	C	267	THR
1	C	271	GLN
1	C	351	ASP

Continued on next page...

Continued from previous page...

Mol	Chain	Res	Type
1	C	355	THR
1	D	2	GLU
1	D	20	THR
1	D	29	VAL
1	D	63	GLU
1	D	71	LEU
1	D	86	LEU
1	D	90	SER
1	D	105	LEU
1	D	112	SER
1	D	122	ARG
1	D	128	ASP
1	D	129	GLN
1	D	141	MET
1	D	180	GLN
1	D	190	LEU
1	D	193	VAL
1	D	223	LEU
1	D	243	THR
1	D	261	ASN
1	D	266	GLU
1	D	268	GLU
1	D	270	ILE
1	D	277	LYS
1	D	306	GLN
1	D	354	LEU
1	D	355	THR

Some sidechains can be flipped to improve hydrogen bonding and reduce clashes. All (48) such sidechains are listed below:

Mol	Chain	Res	Type
1	A	15	GLN
1	A	19	GLN
1	A	49	HIS
1	A	139	HIS
1	A	177	GLN
1	A	187	GLN
1	A	209	ASN
1	A	235	GLN
1	A	321	HIS
1	A	341	GLN
1	A	347	GLN

Continued on next page...

Continued from previous page...

Mol	Chain	Res	Type
1	B	23	ASN
1	B	35	GLN
1	B	42	HIS
1	B	89	ASN
1	B	103	ASN
1	B	134	ASN
1	B	186	HIS
1	B	187	GLN
1	B	296	HIS
1	B	306	GLN
1	B	341	GLN
1	B	347	GLN
1	C	15	GLN
1	C	23	ASN
1	C	35	GLN
1	C	89	ASN
1	C	103	ASN
1	C	134	ASN
1	C	186	HIS
1	C	187	GLN
1	C	209	ASN
1	C	261	ASN
1	C	341	GLN
1	D	19	GLN
1	D	23	ASN
1	D	35	GLN
1	D	53	HIS
1	D	56	HIS
1	D	89	ASN
1	D	129	GLN
1	D	134	ASN
1	D	180	GLN
1	D	181	GLN
1	D	186	HIS
1	D	271	GLN
1	D	306	GLN
1	D	347	GLN

5.3.3 RNA ⓘ

There are no RNA molecules in this entry.

5.4 Non-standard residues in protein, DNA, RNA chains [i](#)

There are no non-standard protein/DNA/RNA residues in this entry.

5.5 Carbohydrates [i](#)

There are no carbohydrates in this entry.

5.6 Ligand geometry [i](#)

Of 5 ligands modelled in this entry, 4 are monoatomic - leaving 1 for Mogul analysis.

In the following table, the Counts columns list the number of bonds (or angles) for which Mogul statistics could be retrieved, the number of bonds (or angles) that are observed in the model and the number of bonds (or angles) that are defined in the Chemical Component Dictionary. The Link column lists molecule types, if any, to which the group is linked. The Z score for a bond length (or angle) is the number of standard deviations the observed value is removed from the expected value. A bond length (or angle) with $|Z| > 2$ is considered an outlier worth inspection. RMSZ is the root-mean-square of all Z scores of the bond lengths (or angles).

Mol	Type	Chain	Res	Link	Bond lengths			Bond angles		
					Counts	RMSZ	$\# Z > 2$	Counts	RMSZ	$\# Z > 2$
3	NDP	B	381	-	45,52,52	1.30	4 (8%)	54,80,80	1.14	4 (7%)

In the following table, the Chirals column lists the number of chiral outliers, the number of chiral centers analysed, the number of these observed in the model and the number defined in the Chemical Component Dictionary. Similar counts are reported in the Torsion and Rings columns. '-' means no outliers of that kind were identified.

Mol	Type	Chain	Res	Link	Chirals	Torsions	Rings
3	NDP	B	381	-	-	0/30/77/77	0/5/5/5

All (4) bond length outliers are listed below:

Mol	Chain	Res	Type	Atoms	Z	Observed(Å)	Ideal(Å)
3	B	381	NDP	C4N-C5N	-3.55	1.41	1.49
3	B	381	NDP	C8A-N9A	2.06	1.39	1.36
3	B	381	NDP	C2A-N3A	2.66	1.36	1.32
3	B	381	NDP	C6N-C5N	4.12	1.40	1.33

All (4) bond angle outliers are listed below:

Mol	Chain	Res	Type	Atoms	Z	Observed(°)	Ideal(°)
3	B	381	NDP	N3A-C2A-N1A	-3.24	126.09	128.86
3	B	381	NDP	C1D-N1N-C2N	-2.74	116.47	121.10
3	B	381	NDP	C4A-C5A-N7A	2.43	111.76	109.41
3	B	381	NDP	PN-O3-PA	3.26	143.58	132.63

There are no chirality outliers.

There are no torsion outliers.

There are no ring outliers.

1 monomer is involved in 10 short contacts:

Mol	Chain	Res	Type	Clashes	Symm-Clashes
3	B	381	NDP	10	0

5.7 Other polymers [i](#)

There are no such residues in this entry.

5.8 Polymer linkage issues [i](#)

There are no chain breaks in this entry.

6 Fit of model and data

6.1 Protein, DNA and RNA chains

In the following table, the column labelled ‘#RSRZ> 2’ contains the number (and percentage) of RSRZ outliers, followed by percent RSRZ outliers for the chain as percentile scores relative to all X-ray entries and entries of similar resolution. The OWAB column contains the minimum, median, 95th percentile and maximum values of the occupancy-weighted average B-factor per residue. The column labelled ‘Q< 0.9’ lists the number of (and percentage) of residues with an average occupancy less than 0.9.

Mol	Chain	Analysed	<RSRZ>	#RSRZ>2	OWAB(Å ²)	Q<0.9
1	A	359/373 (96%)	0.00	0 100 100	37, 58, 78, 99	0
1	B	359/373 (96%)	0.27	8 (2%) 62 41	45, 66, 98, 128	0
1	C	359/373 (96%)	0.32	17 (4%) 31 18	41, 70, 99, 122	0
1	D	360/373 (96%)	0.19	10 (2%) 53 33	44, 66, 110, 123	0
All	All	1437/1492 (96%)	0.20	35 (2%) 59 38	37, 64, 99, 128	0

All (35) RSRZ outliers are listed below:

Mol	Chain	Res	Type	RSRZ
1	C	209	ASN	7.5
1	C	86	LEU	5.3
1	C	208	PRO	5.0
1	B	209	ASN	5.0
1	D	209	ASN	4.6
1	C	169	TRP	3.6
1	B	208	PRO	3.2
1	B	207	LEU	3.2
1	B	92	ILE	3.1
1	C	105	LEU	3.1
1	C	29	VAL	3.0
1	D	310	PHE	2.8
1	C	5	TYR	2.8
1	D	169	TRP	2.8
1	C	119	ILE	2.7
1	D	309	ILE	2.7
1	C	92	ILE	2.7
1	C	43	LEU	2.4
1	C	12	LEU	2.4
1	C	123	GLU	2.3
1	C	67	ILE	2.3

Continued on next page...

Continued from previous page...

Mol	Chain	Res	Type	RSRZ
1	D	207	LEU	2.3
1	D	312	PHE	2.3
1	B	257	ALA	2.3
1	C	81	PRO	2.3
1	D	241	ILE	2.3
1	C	77	TYR	2.2
1	C	133	LEU	2.2
1	D	311	TYR	2.2
1	B	260	VAL	2.1
1	B	79	LYS	2.1
1	B	316	LEU	2.1
1	D	354	LEU	2.0
1	C	68	TYR	2.0
1	D	242	PHE	2.0

6.2 Non-standard residues in protein, DNA, RNA chains [i](#)

There are no non-standard protein/DNA/RNA residues in this entry.

6.3 Carbohydrates [i](#)

There are no carbohydrates in this entry.

6.4 Ligands [i](#)

In the following table, the Atoms column lists the number of modelled atoms in the group and the number defined in the chemical component dictionary. The B-factors column lists the minimum, median, 95th percentile and maximum values of B factors of atoms in the group. The column labelled 'Q<0.9' lists the number of atoms with occupancy less than 0.9.

Mol	Type	Chain	Res	Atoms	RSCC	RSR	B-factors(\AA^2)	Q<0.9
3	NDP	B	381	48/48	0.92	0.22	76,85,88,91	0
2	ZN	D	1360	1/1	0.97	0.15	78,78,78,78	0
2	ZN	C	1360	1/1	0.98	0.12	92,92,92,92	0
2	ZN	A	1360	1/1	0.99	0.18	73,73,73,73	0
2	ZN	B	1360	1/1	0.99	0.10	63,63,63,63	0

6.5 Other polymers [i](#)

There are no such residues in this entry.