



# Full wwPDB/EMDatabank EM Map/Model Validation Report ⓘ

Sep 2, 2019 – 07:43 PM EDT

PDB ID : 5G05  
EMDB ID: : EMD-3388  
Title : Cryo-EM structure of combined apo phosphorylated APC  
Authors : Zhang, S.; Chang, L.; Alfieri, C.; Zhang, Z.; Yang, J.; Maslen, S.; Skehel, M.;  
Barford, D.  
Deposited on : 2016-03-16  
Resolution : 3.50 Å(reported)

This is a Full wwPDB/EMDatabank EM Map/Model Validation Report  
for a publicly released PDB/EMDB entry.

We welcome your comments at [validation@mail.wwpdb.org](mailto:validation@mail.wwpdb.org)

A user guide is available at

<https://www.wwpdb.org/validation/2017/EMValidationReportHelp>

with specific help available everywhere you see the ⓘ symbol.

---

MolProbity : 4.02b-467  
Percentile statistics : 20171227.v01 (using entries in the PDB archive December 27th 2017)  
Ideal geometry (proteins) : Engh & Huber (2001)  
Ideal geometry (DNA, RNA) : Parkinson et. al. (1996)  
Validation Pipeline (wwPDB-VP) : 2.4

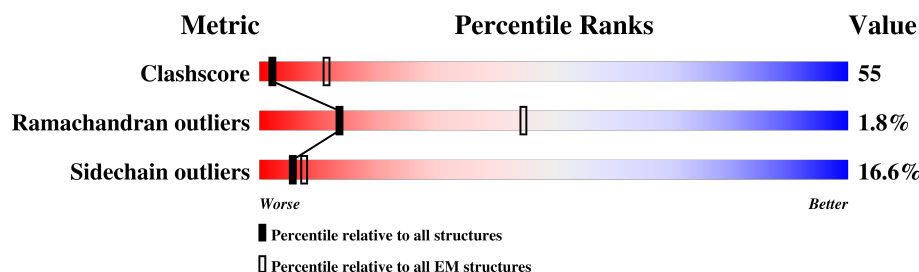
# 1 Overall quality at a glance

The following experimental techniques were used to determine the structure:

*ELECTRON MICROSCOPY*

The reported resolution of this entry is 3.50 Å.

Percentile scores (ranging between 0-100) for global validation metrics of the entry are shown in the following graphic. The table shows the number of entries on which the scores are based.



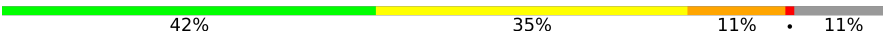
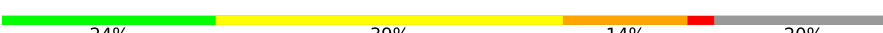
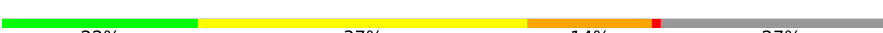



Metric	Whole archive (#Entries)	EM structures (#Entries)
Clashscore	136327	1886
Ramachandran outliers	132723	1663
Sidechain outliers	132532	1531

The table below summarises the geometric issues observed across the polymeric chains. The red, orange, yellow and green segments on the bar indicate the fraction of residues that contain outliers for  $\geq 3$ , 2, 1 and 0 types of geometric quality criteria. A grey segment represents the fraction of residues that are not modelled. The numeric value for each fraction is indicated below the corresponding segment, with a dot representing fractions  $\leq 5\%$

Mol	Chain	Length	Quality of chain
1	A	1944	
2	B	84	
3	C	597	
3	P	597	
4	D	121	
5	E	110	
6	F	824	
6	H	824	
7	G	85	

*Continued on next page...*

*Continued from previous page...*

Mol	Chain	Length	Quality of chain
7	W	85	
8	I	808	
9	J	620	
9	K	620	
10	L	185	
11	M	74	
12	N	822	
13	O	755	
14	T	15	
15	X	599	
15	Y	599	

## 2 Entry composition

There are 16 unique types of molecules in this entry. The entry contains 63181 atoms, of which 0 are hydrogens and 0 are deuteriums.

In the tables below, the AltConf column contains the number of residues with at least one atom in alternate conformation and the Trace column contains the number of residues modelled with at most 2 atoms.

- Molecule 1 is a protein called ANAPHASE-PROMOTING COMPLEX SUBUNIT 1.

Mol	Chain	Residues	Atoms					AltConf	Trace
1	A	1569	Total	C	N	O	S	0	0
			11890	7656	2014	2140	80		

- Molecule 2 is a protein called ANAPHASE-PROMOTING COMPLEX SUBUNIT 11.

Mol	Chain	Residues	Atoms					AltConf	Trace
2	B	84	Total	C	N	O	S	1	0
			649	416	117	99	17		

- Molecule 3 is a protein called CELL DIVISION CYCLE PROTEIN 23 HOMOLOG.

Mol	Chain	Residues	Atoms					AltConf	Trace
3	C	524	Total	C	N	O	S	0	0
			4306	2774	727	781	24		
3	P	492	Total	C	N	O	S	0	0
			4046	2613	679	730	24		

- Molecule 4 is a protein called ANAPHASE-PROMOTING COMPLEX SUBUNIT 15.

Mol	Chain	Residues	Atoms				AltConf	Trace
4	D	55	Total	C	N	O	0	0
			436	277	73	86		

- Molecule 5 is a protein called ANAPHASE-PROMOTING COMPLEX SUBUNIT 16.

Mol	Chain	Residues	Atoms					AltConf	Trace
5	E	56	Total	C	N	O	S	0	0
			450	290	74	85	1		

- Molecule 6 is a protein called CELL DIVISION CYCLE PROTEIN 27 HOMOLOG.

Mol	Chain	Residues	Atoms					AltConf	Trace
6	F	460	Total	C	N	O	S	0	0
			3618	2320	608	666	24		
6	H	488	Total	C	N	O	S	0	0
			3879	2489	655	709	26		

- Molecule 7 is a protein called ANAPHASE-PROMOTING COMPLEX SUBUNIT CDC26.

Mol	Chain	Residues	Atoms					AltConf	Trace
7	G	25	Total	C	N	O	S	0	0
			220	137	41	41	1		
7	W	26	Total	C	N	O	S	0	0
			218	136	41	40	1		

- Molecule 8 is a protein called ANAPHASE-PROMOTING COMPLEX SUBUNIT 4.

Mol	Chain	Residues	Atoms					AltConf	Trace
8	I	723	Total	C	N	O	S	0	0
			5634	3619	940	1041	34		

- Molecule 9 is a protein called CELL DIVISION CYCLE PROTEIN 16 HOMOLOG.

Mol	Chain	Residues	Atoms					AltConf	Trace
9	J	504	Total	C	N	O	S	0	0
			4053	2604	687	737	25		
9	K	493	Total	C	N	O	S	0	0
			3988	2564	672	728	24		

- Molecule 10 is a protein called ANAPHASE-PROMOTING COMPLEX SUBUNIT 10.

Mol	Chain	Residues	Atoms					AltConf	Trace
10	L	182	Total	C	N	O	S	0	0
			1435	898	263	268	6		

- Molecule 11 is a protein called ANAPHASE-PROMOTING COMPLEX SUBUNIT 13.

Mol	Chain	Residues	Atoms					AltConf	Trace
11	M	59	Total	C	N	O	S	0	0
			481	304	79	96	2		

- Molecule 12 is a protein called ANAPHASE-PROMOTING COMPLEX SUBUNIT 2.

Mol	Chain	Residues	Atoms					AltConf	Trace
12	N	604	Total	C	N	O	S	0	0
			4767	3053	851	841	22		

- Molecule 13 is a protein called ANAPHASE-PROMOTING COMPLEX SUBUNIT 5.

Mol	Chain	Residues	Atoms					AltConf	Trace
13	O	688	Total	C	N	O	S	0	0
			5400	3443	940	989	28		

- Molecule 14 is a protein called UNIDENTIFIED PEPTIDE.

Mol	Chain	Residues	Atoms				AltConf	Trace
14	T	15	Total	C	N	O	0	0
			79	47	16	16		

- Molecule 15 is a protein called ANAPHASE-PROMOTING COMPLEX SUBUNIT 7.

Mol	Chain	Residues	Atoms					AltConf	Trace
15	X	484	Total	C	N	O	S	0	0
			3767	2390	649	704	24		
15	Y	496	Total	C	N	O	S	0	0
			3862	2446	666	724	26		

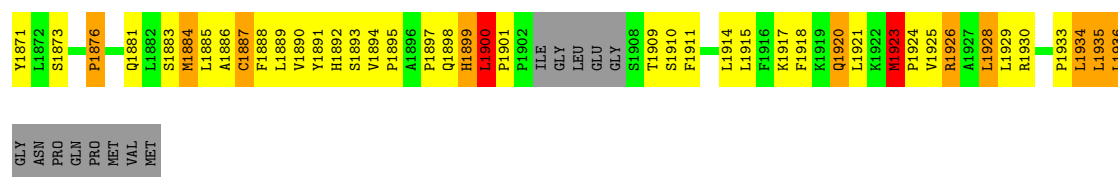
- Molecule 16 is ZINC ION (three-letter code: ZN) (formula: Zn).

Mol	Chain	Residues	Atoms		AltConf
16	B	3	Total	Zn	0
			3	3	



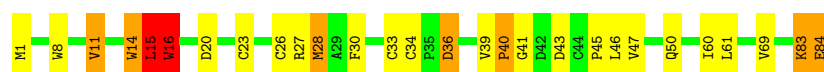
E1807	S1743	I1678	L1612	L1533	A1460	I1383	P1238	E1167	I1100	V1034	P966	I899	M831	E771
T1808	D1744	D1679	E1616	K1534	H1461	L1313	T1239	L1168	P1101	Q1035	P967	I900	H832	E772
E1810	P1746	L1680	P1616	L1536	Y1462	I1314	S1240	A1169	I1102	D1036	A967	I1E	H833	L773
L1811	L1747	T1684	R1617	Q1537	Y1463	G1315	T1241	G1315	P1103	V1037	S968	ALA	P834	K774
Q1812	L1748	T1685	L1618	D1391	I1464	M1316	L1243	E1171	K1104	L1040	D969	GLN	S835	L775
Q1813	S1749	H1686	L1619	T1392	D1391	L1319	L1243	Y1172	L1107	L1040	N970	GLN	F836	L776
L1814	F1750	L1687	V1620	L1395	G1467	M1320	N1248	A1173	LEU	S1043	P971	LEU	F837	L777
L1815	A1751	L1687	P1621	L1395	A1468	M1321	Y1249	L1176	GLN	A1044	V974	GLN	T838	L778
L1816	E1752	L1690	V1622	L1396	A1469	Y1321	Y1249	L1177	VAL	A1044	P974	VAL	S839	L779
L1817	L1753	L1691	D1623	H1544	L1470	E1323	Q1250	M1177	GLU	P1046	L977	GLU	E840	G780
L1818	F1754	S1692	D1624	S1471	S1471	Q1324	V1251	L1181	L978	V1047	1978	GLN	P842	G782
L1819	C1755	K1693	K1545	L1472	F1398	Q1324	Y1254	L1182	P1112	K1048	G979	GLU	S843	G783
F1820	K1756	D1694	D1626	G1473	L1404	L1325	V1255	G1183	P1113	V1049	X980	GLU	I844	G784
F1821	G1757	G1695	T1627	L1405	L1404	Y1326	V1255	H1184	P1114	V1049	Q981	ASN	S845	S785
S1822	T1758	M1550	M1627	L1405	F1474	Q1327	L1259	H1184	T1116	Q1053	D982	ARG	Q846	L786
S1823	V1759	M1551	P1629	L1409	F1475	Y1328	Y1260	T1186	T1117	Y1054	1983	ARG	W847	L787
L1824	N1760	Y1552	G1630	L1409	F1476	M1329	Y1261	T1186	V1118	P1055	S984	SER	W848	E788
S1825	K1761	G1553	C1631	L1409	G1477	M1329	Y1261	T1186	D1119	E1056	X985	PHE	L789	L789
H1826	G1762	F1554	A1632	C1412	E1480	G1332	T1264	L1191	L1120	L1057	C988	ARG	C851	L790
Q1827	Q1763	L1554	L1633	N1481	N1481	H1333	A1264	N1192	H1125	H1060	E989	HIS	L852	V791
L1828	K1764	L1556	L1634	L1482	N1482	ARG	A1265	N1193	D1126	E1061	P993	SER	K853	Q792
L1830	L1768	L1557	E1635	C1487	C1487	PHE	H1266	H1194	D1127	F1062	L993	SER	M857	A794
H1833	Q1769	H1558	L1488	N1422	N1422	GLN	H1268	Y1196	P1127	F1062	GLY	S924	P858	A795
H1834	L1770	L1562	K1493	W1425	W1425	GLY	T1269	T1198	P1129	E1064	L993	S925	P859	D796
L1835	L1770	G1563	D1494	W1425	W1425	MET	Y1272	L1199	N1130	E1065	L993	S925	Y860	L797
L1836	F1771	L1564	F1495	S1428	S1428	ARG	L1274	D1195	N1131	E1066	L993	S925	P861	L798
L1837	S1772	L1565	M1496	N1429	N1429	HIS	H1201	H1201	E1067	E1067	L993	S925	Y862	L799
L1838	Q1773	F1566	L1497	N1429	N1429	GLU	L1274	H1201	T1132	E1067	L993	S925	Y862	L799
F1839	L1775	L1566	L1497	N1429	N1429	GLU	L1274	H1201	T1132	E1067	L993	S925	Y862	L799
L1840	L1776	L1567	L1497	N1429	N1429	GLU	L1274	H1201	T1132	E1067	L993	S925	Y862	L799
L1841	L1777	L1568	L1497	N1429	N1429	GLU	L1274	H1201	T1132	E1067	L993	S925	Y862	L799
L1842	L1778	L1569	L1497	N1429	N1429	GLU	L1274	H1201	T1132	E1067	L993	S925	Y862	L799
L1843	L1779	L1570	L1497	N1429	N1429	GLU	L1274	H1201	T1132	E1067	L993	S925	Y862	L799
L1844	L1780	L1571	L1497	N1429	N1429	GLU	L1274	H1201	T1132	E1067	L993	S925	Y862	L799
L1845	L1781	L1572	L1497	N1429	N1429	GLU	L1274	H1201	T1132	E1067	L993	S925	Y862	L799
L1846	L1782	L1573	L1497	N1429	N1429	GLU	L1274	H1201	T1132	E1067	L993	S925	Y862	L799
L1847	L1783	L1574	L1497	N1429	N1429	GLU	L1274	H1201	T1132	E1067	L993	S925	Y862	L799
L1848	L1784	L1575	L1497	N1429	N1429	GLU	L1274	H1201	T1132	E1067	L993	S925	Y862	L799
L1851	L1785	L1576	L1497	N1429	N1429	GLU	L1274	H1201	T1132	E1067	L993	S925	Y862	L799
L1852	L1786	L1577	L1497	N1429	N1429	GLU	L1274	H1201	T1132	E1067	L993	S925	Y862	L799
L1853	L1787	L1578	L1497	N1429	N1429	GLU	L1274	H1201	T1132	E1067	L993	S925	Y862	L799
L1854	L1788	L1579	L1497	N1429	N1429	GLU	L1274	H1201	T1132	E1067	L993	S925	Y862	L799
D1857	L1789	L1580	L1497	N1429	N1429	GLU	L1274	H1201	T1132	E1067	L993	S925	Y862	L799
Q1858	L1790	L1581	L1497	N1429	N1429	GLU	L1274	H1201	T1132	E1067	L993	S925	Y862	L799
L1859	L1791	L1582	L1497	N1429	N1429	GLU	L1274	H1201	T1132	E1067	L993	S925	Y862	L799
L1860	L1792	L1583	L1497	N1429	N1429	GLU	L1274	H1201	T1132	E1067	L993	S925	Y862	L799
Q1861	L1793	L1584	L1497	N1429	N1429	GLU	L1274	H1201	T1132	E1067	L993	S925	Y862	L799
L1862	L1794	L1585	L1497	N1429	N1429	GLU	L1274	H1201	T1132	E1067	L993	S925	Y862	L799
G1863	L1795	L1586	L1497	N1429	N1429	GLU	L1274	H1201	T1132	E1067	L993	S925	Y862	L799
L1864	L1796	L1587	L1497	N1429	N1429	GLU	L1274	H1201	T1132	E1067	L993	S925	Y862	L799
L1865	L1797	L1588	L1497	N1429	N1429	GLU	L1274	H1201	T1132	E1067	L993	S925	Y862	L799
L1866	L1798	L1589	L1497	N1429	N1429	GLU	L1274	H1201	T1132	E1067	L993	S925	Y862	L799
L1867	L1799	L1590	L1497	N1429	N1429	GLU	L1274	H1201	T1132	E1067	L993	S925	Y862	L799
L1868	L1800	L1591	L1497	N1429	N1429	GLU	L1274	H1201	T1132	E1067	L993	S925	Y862	L799
L1869	L1801	L1592	L1497	N1429	N1429	GLU	L1274	H1201	T1132	E1067	L993	S925	Y862	L799
L1870	L1802	L1593	L1497	N1429	N1429	GLU	L1274	H1201	T1132	E1067	L993	S925	Y862	L799
L1871	L1803	L1594	L1497	N1429	N1429	GLU	L1274	H1201	T1132	E1067	L993	S925	Y862	L799
L1872	L1804	L1595	L1497	N1429	N1429	GLU	L1274	H1201	T1132	E1067	L993	S925	Y862	L799
L1873	L1805	L1596	L1497	N1429	N1429	GLU	L1274	H1201	T1132	E1067	L993	S925	Y862	L799
L1874	L1806	L1597	L1497	N1429	N1429	GLU	L1274	H1201	T1132	E1067	L993	S925	Y862	L799
L1875	L1807	L1598	L1497	N1429	N1429	GLU	L1274	H1201	T1132	E1067	L993	S925	Y862	L799
L1876	L1808	L1599	L1497	N1429	N1429	GLU	L1274	H1201	T1132	E1067	L993	S925	Y862	L799
L1877	L1809	L1600	L1497	N1429	N1429	GLU	L1274	H1201	T1132	E1067	L993	S925	Y862	L799
L1878	L1810	L1601	L1497	N1429	N1429	GLU	L1274	H1201	T1132	E1067	L993	S925	Y862	L799
L1879	L1811	L1602	L1497	N1429	N1429	GLU	L1274	H1201	T1132	E1067	L993	S925	Y862	L799
L1880	L1812	L1603	L1497	N1429	N1429	GLU	L1274	H1201	T1132	E1067	L993	S925	Y862	L799
L1881	L1813	L1604	L1497	N1429	N1429	GLU	L1274	H1201	T1132	E1067	L993	S925	Y862	L799
L1882	L1814	L1605	L1497	N1429	N1429	GLU	L1274	H1201	T1132	E1067	L993	S925	Y862	L799
L1883	L1815	L1606	L1497	N1429	N1429	GLU	L1274	H1201	T1132	E1067	L993	S925	Y862	L799
L1884	L1816	L1607	L1497	N1429	N1429	GLU	L1274	H1201	T1132	E1067	L993	S925	Y862	L799
L1885	L1817	L1608	L1497	N1429	N1429	GLU	L1274	H1201	T1132	E1067	L993	S925	Y862	L799
L1886	L1818	L1609	L1497	N1429	N1429	GLU	L1274	H1201	T1132	E1067	L993	S925	Y862	L799
L1887	L1819	L1610	L1497	N1429	N1429	GLU	L1274	H1201	T1132	E1067	L993	S925	Y862	L799
L1888	L1820	L1611	L1497	N1429	N1429	GLU	L1274	H1201	T1132	E1067	L993	S925	Y862	L799
L1889	L1821	L1612	L1497	N1429	N1429	GLU	L1274	H1201	T1132	E1067	L993	S925	Y862	L799
L1890	L1822	L1613	L1497	N1429	N1429	GLU	L1274	H1201	T1132	E1067	L993	S925	Y862	L799
L1891	L1823	L1614	L1497	N1429	N1429	GLU	L1274	H1201	T1132	E1067	L993	S925	Y862	L799
L1892	L1824	L1615	L1497	N1429	N1429	GLU	L1274	H1201	T1132	E1067	L993	S925	Y862	L799
L1893	L1825	L1616	L1497	N1429	N1429	GLU	L1274	H1201	T1132	E1067	L993	S925	Y862	L799
L1894	L1826	L1617	L1497	N1429	N1429	GLU	L1274	H1201	T1132	E1067	L993	S925	Y862	L799
L1895	L1827	L1618	L1497	N1429	N1429	GLU	L1274	H1201	T1132	E1067	L993	S925	Y862	L799
L1896	L1828	L1619	L1497	N1429	N1429	GLU	L1274	H1201	T1132	E1067	L993	S925	Y862	L799
L1897	L1829	L1620	L1497	N1429	N1429	GLU	L1274	H1201	T1132	E1067	L993	S925	Y862	L799
L1898	L1830	L1621	L1497	N1429	N1429	GLU	L1274	H1201	T1132	E1067	L993	S925	Y862	L799
L1899	L1831	L1622	L1497	N1429	N1429	GLU	L1274	H1201	T1132	E1067	L993	S925	Y862	L799
L1900	L1832	L1623	L1497	N1429	N1429	GLU	L1274	H1201	T1132	E1067	L993	S925	Y862	L799
L1901	L1833	L1624	L1497	N1429	N1429	GLU	L1274	H1201	T1132	E1067	L993	S925	Y862	L799
L1902	L1834	L1625	L1497	N1429	N1429	GLU	L1274	H1201	T1132	E1067	L993	S925	Y862	L799
L1903	L1835	L1626	L1497	N1429	N1429	GLU	L1274	H1201	T1132	E1067	L993	S925	Y862	L799
L1904	L1836	L1627	L1497	N1429	N1429	GLU	L1274	H1201	T1132	E1067	L993	S925	Y862	L799
L1905	L1837	L1628	L1497	N1429	N1429	GLU	L1274	H1201	T113					





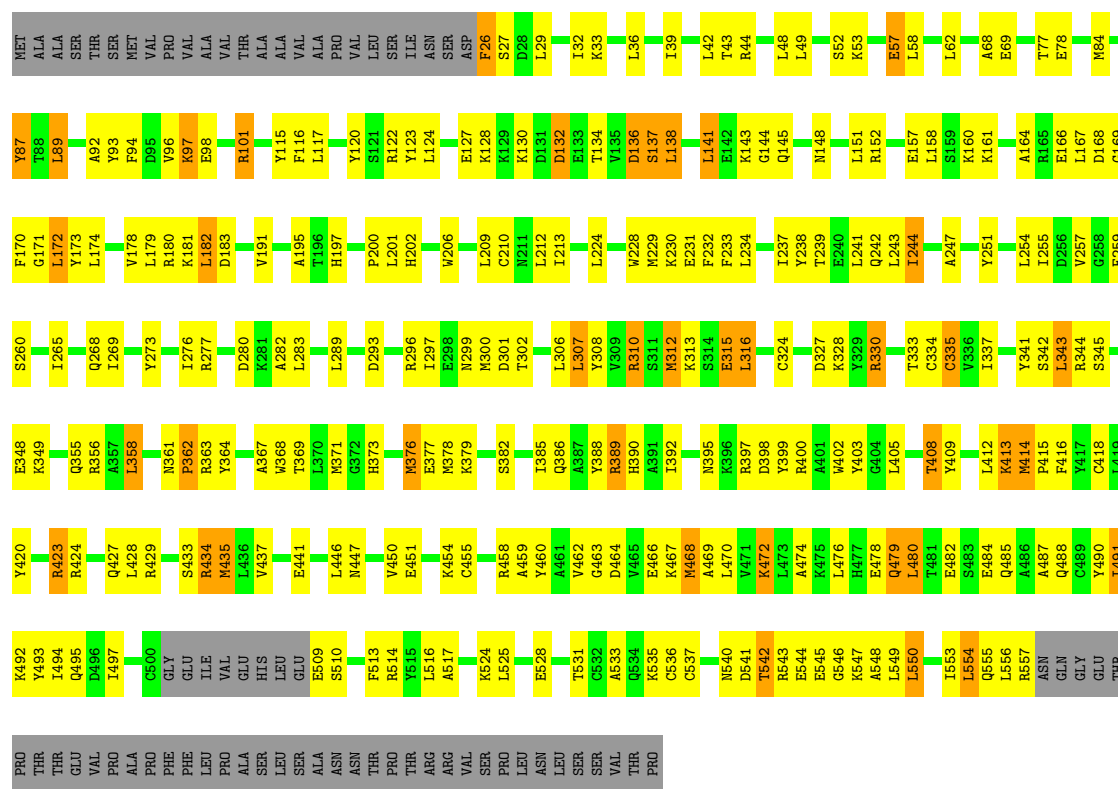
• Molecule 2: ANAPHASE-PROMOTING COMPLEX SUBUNIT 11

Chain B: 67% 23% 8% .



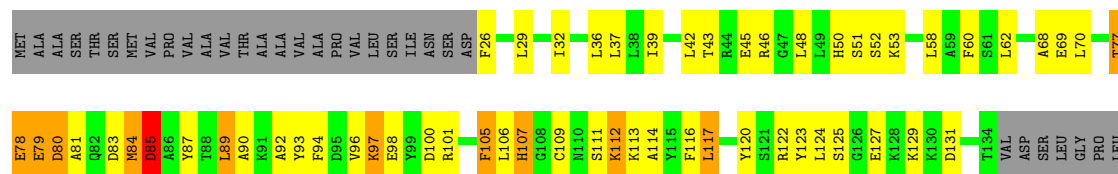
• Molecule 3: CELL DIVISION CYCLE PROTEIN 23 HOMOLOG

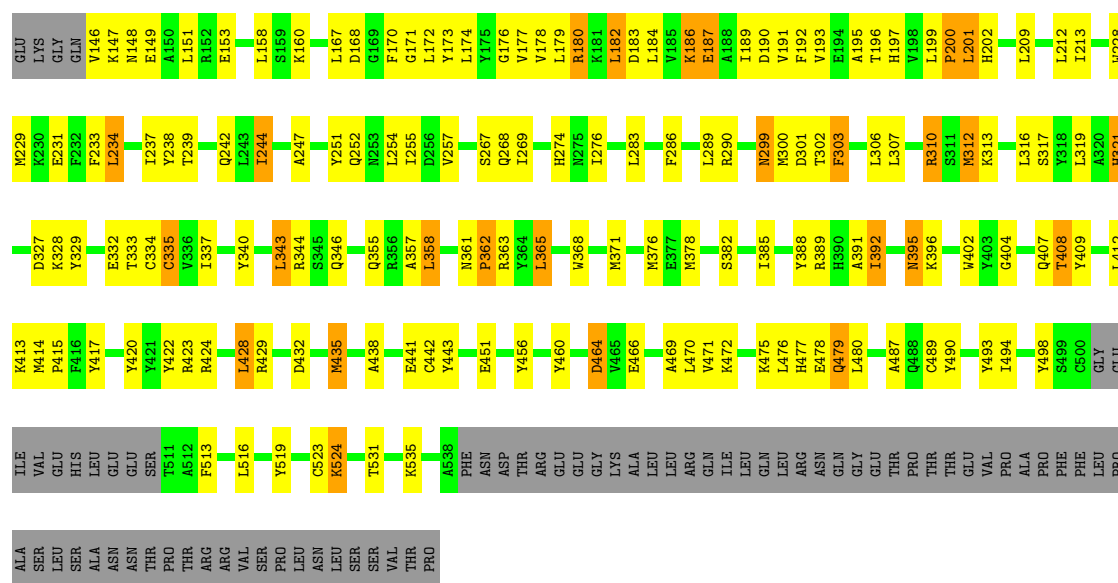
Chain C: 44% 37% 7% 12%



• Molecule 3: CELL DIVISION CYCLE PROTEIN 23 HOMOLOG

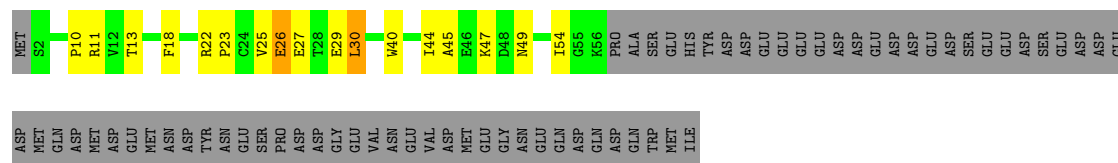
Chain P: 46% 30% 6% 18%





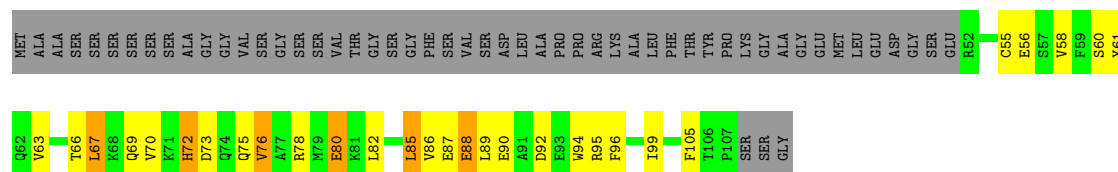
### • Molecule 4: ANAPHASE-PROMOTING COMPLEX SUBUNIT 15

Chain D: 31% 12% 55%



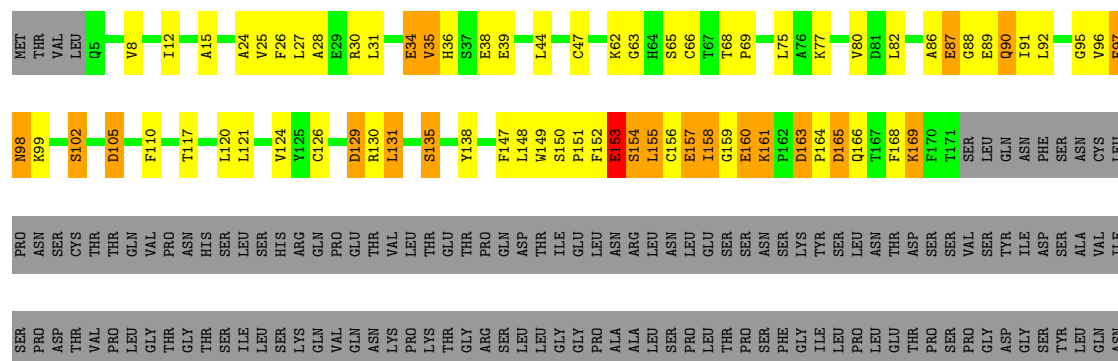
### • Molecule 5: ANAPHASE-PROMOTING COMPLEX SUBUNIT 16

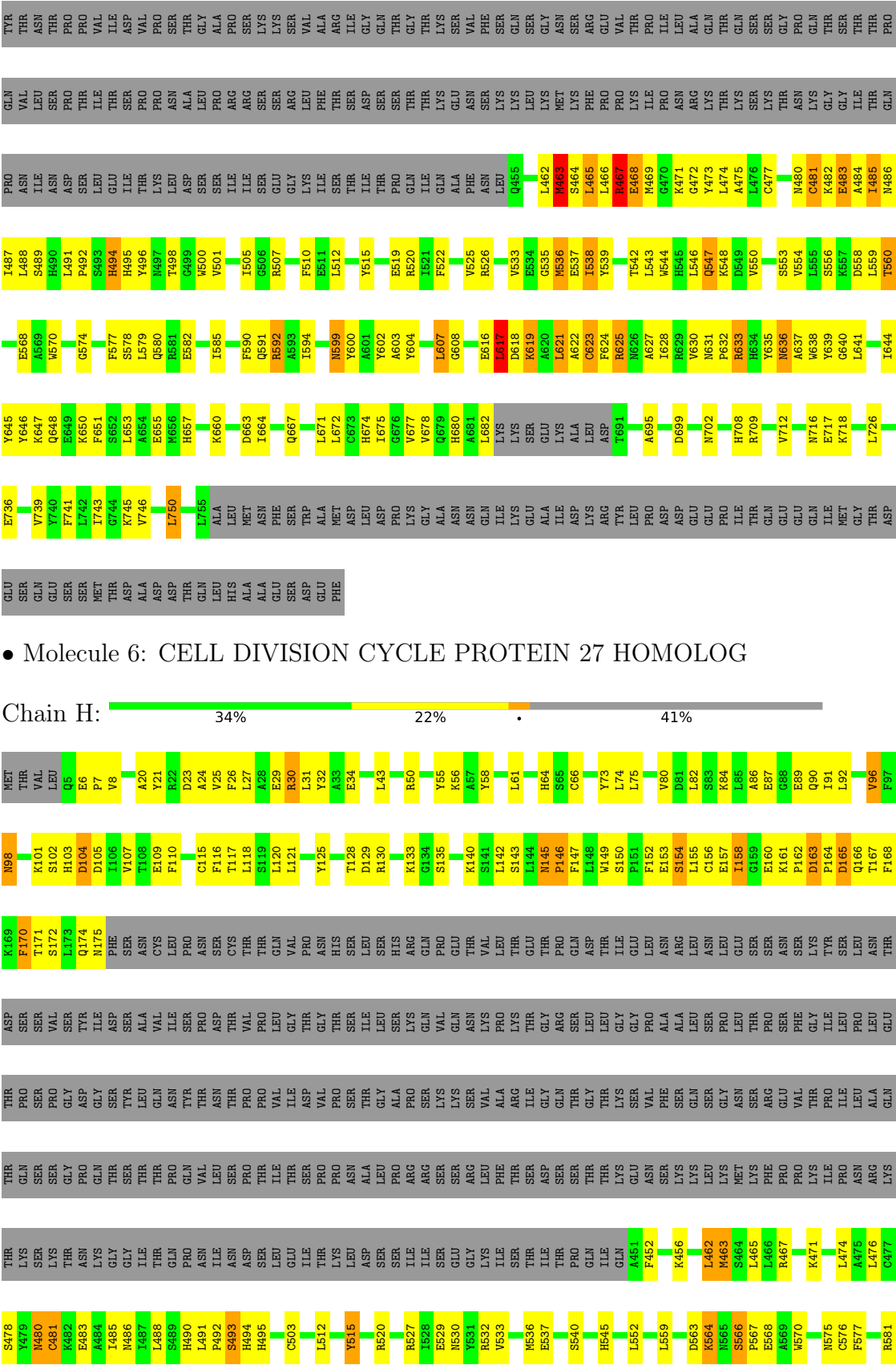
Chain E: 25% 21% 5% 49%

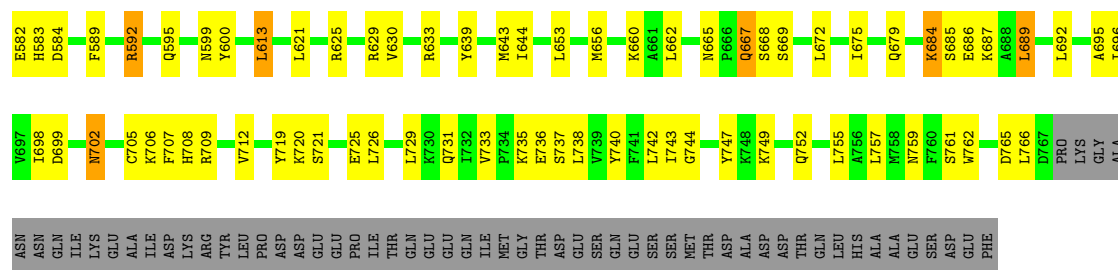


### • Molecule 6: CELL DIVISION CYCLE PROTEIN 27 HOMOLOG

Chain F: 30% 21% 5% 44%









• Molecule 7: ANAPHASE-PROMOTING COMPLEX SUBUNIT CDC26

Chain G: 11% 11% 8% 71%



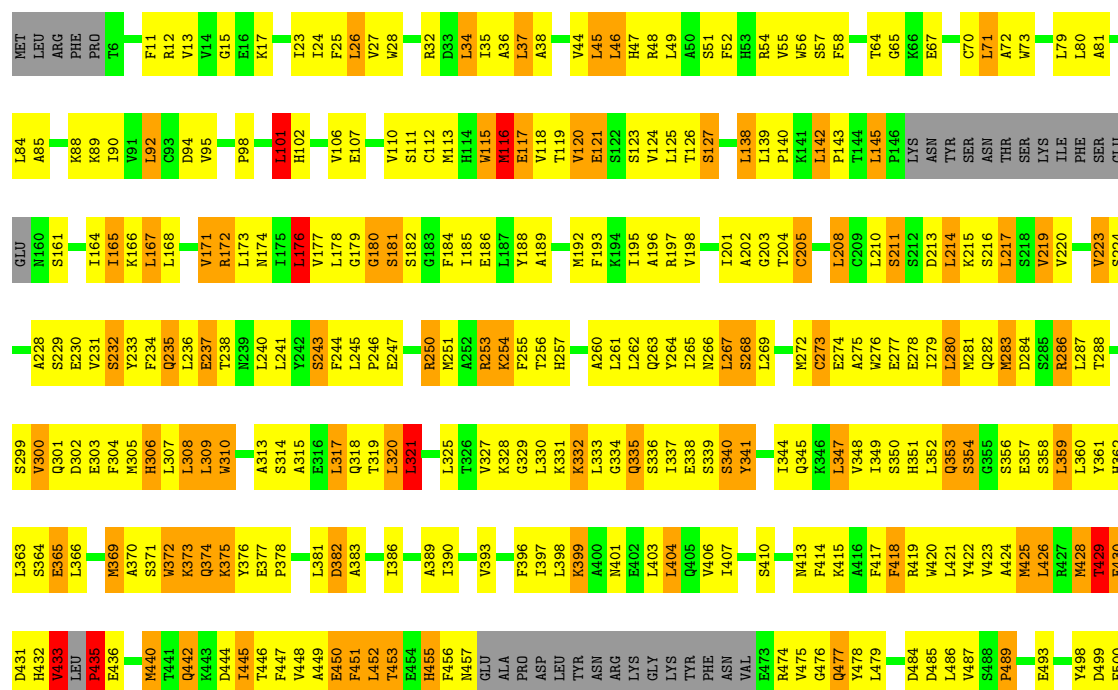
• Molecule 7: ANAPHASE-PROMOTING COMPLEX SUBUNIT CDC26

Chain W: 7% 15% 7% 69%



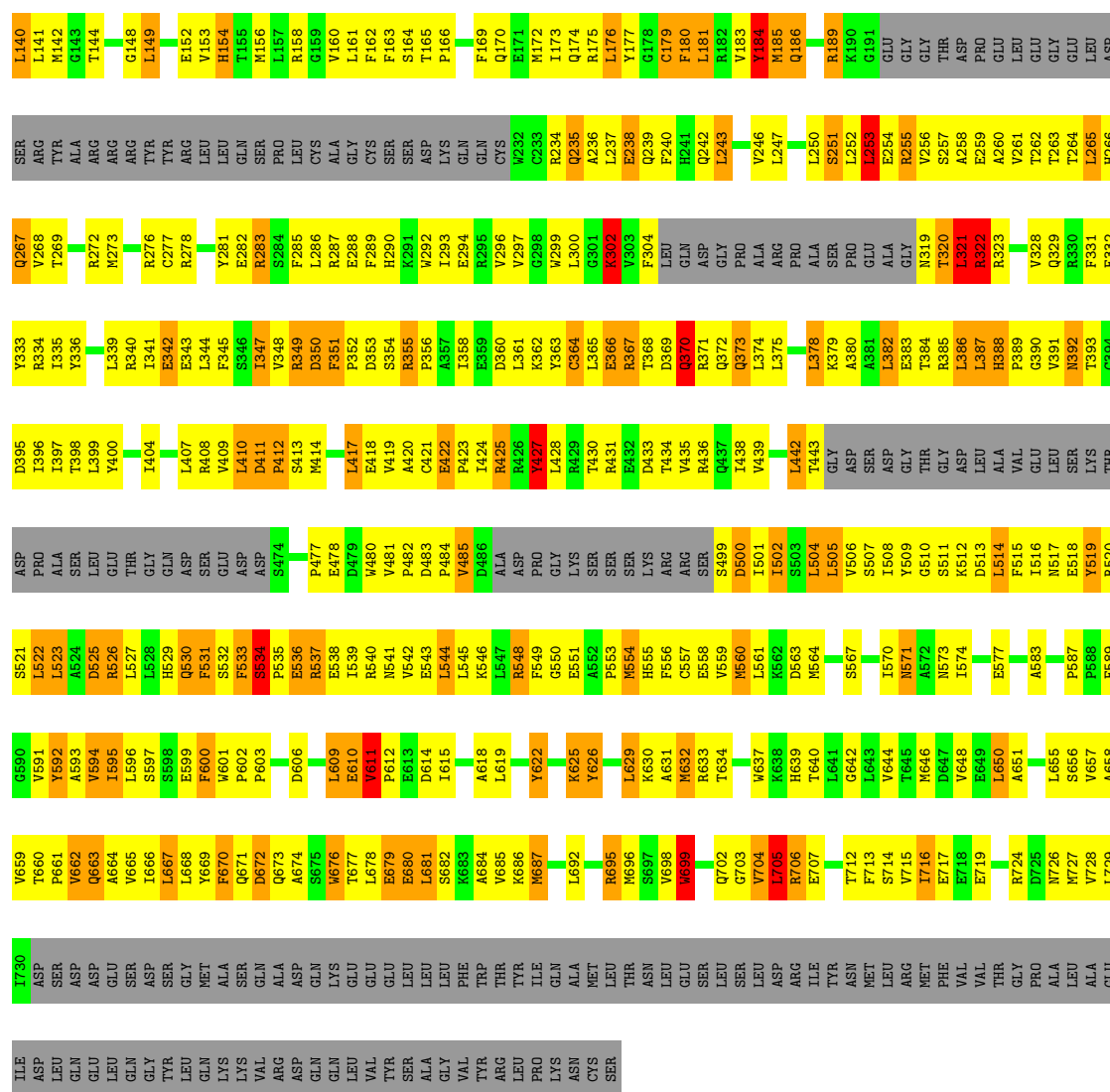
• Molecule 8: ANAPHASE-PROMOTING COMPLEX SUBUNIT 4

Chain I: 42% 35% 11% 11%



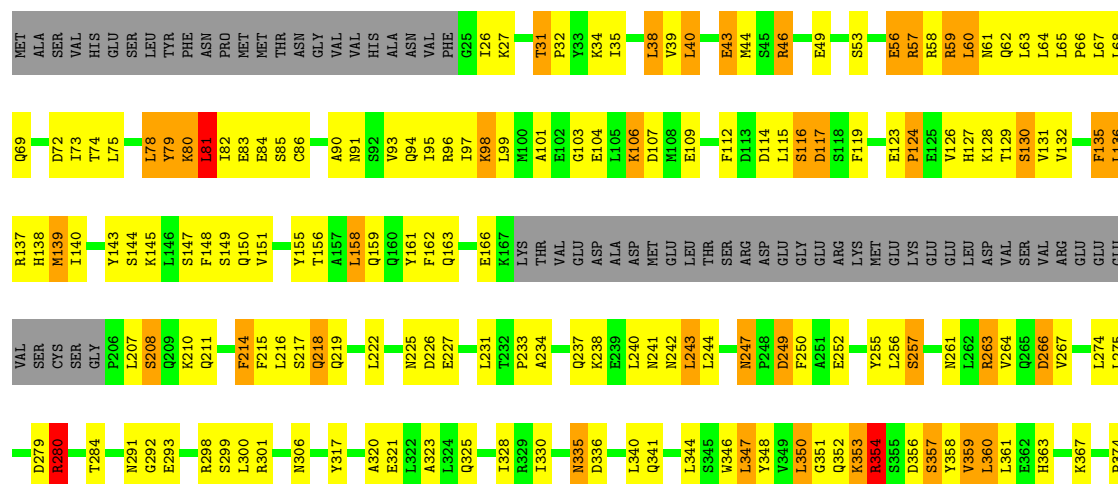







## • Molecule 13: ANAPHASE-PROMOTING COMPLEX SUBUNIT 5

Chain O: 41% 37% 12% 9%









## 4 Experimental information

Property	Value	Source
Reconstruction method	SINGLE PARTICLE	Depositor
Imposed symmetry	POINT, C1	Depositor
Number of particles used	921993	Depositor
Resolution determination method	FSC 0.143 CUT-OFF	Depositor
CTF correction method	Not provided	Depositor
Microscope	FEI POLARA 300	Depositor
Voltage (kV)	300	Depositor
Electron dose ( $e^-/\text{\AA}^2$ )	27	Depositor
Minimum defocus (nm)	2000	Depositor
Maximum defocus (nm)	4000	Depositor
Magnification	78000	Depositor
Image detector	FEI FALCON II (4k x 4k)	Depositor

## 5 Model quality ⓘ

### 5.1 Standard geometry ⓘ

Bond lengths and bond angles in the following residue types are not validated in this section:  
ZN

The Z score for a bond length (or angle) is the number of standard deviations the observed value is removed from the expected value. A bond length (or angle) with  $|Z| > 5$  is considered an outlier worth inspection. RMSZ is the root-mean-square of all Z scores of the bond lengths (or angles).

Mol	Chain	Bond lengths		Bond angles	
		RMSZ	$\# Z  > 2$	RMSZ	$\# Z  > 2$
1	A	0.73	11/12168 (0.1%)	0.93	35/16587 (0.2%)
10	L	0.74	1/1468 (0.1%)	0.93	3/1993 (0.2%)
11	M	0.65	1/490 (0.2%)	0.98	5/665 (0.8%)
12	N	0.75	7/4861 (0.1%)	0.98	16/6585 (0.2%)
13	O	0.87	3/5499 (0.1%)	0.95	12/7432 (0.2%)
14	T	0.70	0/78	1.02	0/107
15	X	0.64	2/3827 (0.1%)	0.87	6/5180 (0.1%)
15	Y	0.56	0/3922	0.83	9/5304 (0.2%)
2	B	0.63	0/674	0.95	2/913 (0.2%)
3	C	0.73	1/4403 (0.0%)	0.93	10/5942 (0.2%)
3	P	0.66	1/4141 (0.0%)	0.89	6/5593 (0.1%)
4	D	0.62	0/446	0.83	1/610 (0.2%)
5	E	0.56	0/459	0.68	0/619
6	F	0.68	1/3704 (0.0%)	0.82	4/5019 (0.1%)
6	H	0.71	1/3969 (0.0%)	0.85	2/5366 (0.0%)
7	G	0.56	0/221	0.93	1/292 (0.3%)
7	W	0.57	0/219	0.93	1/291 (0.3%)
8	I	0.72	3/5754 (0.1%)	0.96	20/7806 (0.3%)
9	J	0.72	3/4152 (0.1%)	0.97	10/5623 (0.2%)
9	K	0.71	2/4085 (0.0%)	0.90	6/5530 (0.1%)
All	All	0.71	37/64540 (0.1%)	0.91	149/87457 (0.2%)

Chiral center outliers are detected by calculating the chiral volume of a chiral center and verifying if the center is modelled as a planar moiety or with the opposite hand. A planarity outlier is detected by checking planarity of atoms in a peptide group, atoms in a mainchain group or atoms of a sidechain that are expected to be planar.

Mol	Chain	#Chirality outliers	#Planarity outliers
1	A	0	1
12	N	0	1
14	T	0	1

*Continued on next page...*

*Continued from previous page...*

Mol	Chain	#Chirality outliers	#Planarity outliers
8	I	0	5
All	All	0	8

All (37) bond length outliers are listed below:

Mol	Chain	Res	Type	Atoms	Z	Observed(Å)	Ideal(Å)
13	O	116	SER	C-N	24.88	1.91	1.34
13	O	135	PHE	C-N	13.64	1.65	1.34
12	N	427	TYR	CG-CD2	-9.69	1.26	1.39
12	N	600	PHE	CG-CD1	-9.42	1.24	1.38
1	A	236	VAL	N-CA	8.96	1.64	1.46
9	J	337	TRP	CB-CG	-8.32	1.35	1.50
3	C	542	THR	CB-CG2	-8.24	1.25	1.52
8	I	433	VAL	N-CA	8.21	1.62	1.46
1	A	226	LYS	CD-CE	7.86	1.70	1.51
9	K	224	VAL	N-CA	-7.67	1.31	1.46
9	J	302	TRP	CB-CG	-7.55	1.36	1.50
6	F	153	GLU	CD-OE1	-7.45	1.17	1.25
15	X	398	GLU	CG-CD	-7.42	1.40	1.51
1	A	500	TYR	CG-CD1	-7.18	1.29	1.39
1	A	209	THR	CB-CG2	-7.04	1.29	1.52
1	A	183	THR	CB-CG2	-6.78	1.29	1.52
12	N	180	PHE	CG-CD1	-6.42	1.29	1.38
6	H	170	PHE	CA-CB	-6.33	1.40	1.53
9	K	302	TRP	CB-CG	-6.19	1.39	1.50
1	A	236	VAL	CA-CB	6.06	1.67	1.54
1	A	500	TYR	CE2-CZ	-5.92	1.30	1.38
12	N	184	TYR	CG-CD1	5.78	1.46	1.39
15	X	245	PHE	CG-CD1	-5.74	1.30	1.38
8	I	433	VAL	CA-CB	-5.61	1.43	1.54
12	N	180	PHE	CG-CD2	-5.57	1.30	1.38
1	A	500	TYR	CD1-CE1	5.57	1.47	1.39
13	O	545	TYR	CB-CG	-5.52	1.43	1.51
10	L	126	ASP	CB-CG	-5.48	1.40	1.51
1	A	92	GLU	CG-CD	-5.32	1.44	1.51
1	A	1782	GLU	CD-OE2	-5.29	1.19	1.25
8	I	435	PRO	CG-CD	5.27	1.68	1.50
3	P	105	PHE	CG-CD2	-5.26	1.30	1.38
9	J	436	GLY	N-CA	-5.19	1.38	1.46
1	A	592	HIS	N-CA	5.17	1.56	1.46
12	N	427	TYR	CD2-CE2	-5.15	1.31	1.39
12	N	180	PHE	CE2-CZ	-5.03	1.27	1.37

*Continued on next page...*

*Continued from previous page...*

Mol	Chain	Res	Type	Atoms	Z	Observed(Å)	Ideal(Å)
11	M	19	TRP	CG-CD1	-5.00	1.29	1.36

All (149) bond angle outliers are listed below:

Mol	Chain	Res	Type	Atoms	Z	Observed(°)	Ideal(°)
8	I	433	VAL	O-C-N	-16.78	89.22	121.10
1	A	505	ARG	NE-CZ-NH1	11.43	126.01	120.30
9	J	61	ARG	NE-CZ-NH2	-11.40	114.60	120.30
13	O	388	ARG	NE-CZ-NH2	-10.83	114.89	120.30
9	J	61	ARG	NE-CZ-NH1	10.42	125.51	120.30
9	J	11	ARG	NE-CZ-NH1	-10.16	115.22	120.30
6	H	50	ARG	NE-CZ-NH2	-9.52	115.54	120.30
8	I	528	ARG	NE-CZ-NH2	9.29	124.94	120.30
1	A	1876	PRO	CA-N-CD	-8.78	99.21	111.50
12	N	610	GLU	CA-C-N	8.70	136.35	117.20
3	C	87	TYR	CB-CG-CD1	8.63	126.18	121.00
13	O	388	ARG	NE-CZ-NH1	8.56	124.58	120.30
9	K	164	PHE	CB-CG-CD1	8.50	126.75	120.80
15	X	201	LEU	CB-CG-CD1	-8.44	96.65	111.00
3	C	87	TYR	CB-CG-CD2	-8.21	116.08	121.00
13	O	354	ARG	NE-CZ-NH1	8.12	124.36	120.30
8	I	433	VAL	C-N-CD	-7.97	103.07	120.60
1	A	980	ARG	NE-CZ-NH1	7.96	124.28	120.30
13	O	280	ARG	NE-CZ-NH1	7.85	124.22	120.30
1	A	824	ASP	C-N-CD	-7.79	103.46	120.60
11	M	10	ARG	NE-CZ-NH2	-7.49	116.56	120.30
15	Y	201	LEU	CB-CG-CD1	-7.45	98.33	111.00
8	I	101	LEU	CB-CG-CD2	-7.36	98.48	111.00
6	F	463	MET	CG-SD-CE	-7.32	88.48	100.20
12	N	302	LYS	CD-CE-NZ	7.31	128.51	111.70
1	A	1076	ARG	NE-CZ-NH1	7.25	123.93	120.30
11	M	7	ARG	NE-CZ-NH2	-7.25	116.68	120.30
3	P	80	ASP	CB-CG-OD1	7.24	124.82	118.30
13	O	57	ARG	NE-CZ-NH1	7.16	123.88	120.30
8	I	116	MET	CG-SD-CE	-7.01	88.99	100.20
1	A	820	VAL	CG1-CB-CG2	6.92	121.98	110.90
13	O	431	LEU	CB-CG-CD1	-6.91	99.26	111.00
9	K	164	PHE	CB-CG-CD2	-6.87	115.99	120.80
8	I	433	VAL	CA-C-N	-6.80	98.07	117.10
15	Y	82	TYR	CB-CG-CD2	-6.69	116.99	121.00
3	C	358	LEU	CA-CB-CG	6.67	130.65	115.30
15	X	376	LEU	CB-CG-CD2	-6.65	99.69	111.00

*Continued on next page...*

*Continued from previous page...*

Mol	Chain	Res	Type	Atoms	Z	Observed(°)	Ideal(°)
13	O	57	ARG	NE-CZ-NH2	-6.63	116.99	120.30
3	C	26	PHE	CB-CG-CD1	6.62	125.44	120.80
11	M	7	ARG	NE-CZ-NH1	6.57	123.58	120.30
10	L	132	THR	CB-CA-C	-6.50	94.06	111.60
12	N	610	GLU	O-C-N	-6.49	112.32	122.70
12	N	611	VAL	N-CA-C	-6.46	93.55	111.00
8	I	321	LEU	CB-CG-CD2	-6.42	100.08	111.00
3	C	434	ARG	NE-CZ-NH1	6.33	123.46	120.30
1	A	980	ARG	NE-CZ-NH2	-6.31	117.15	120.30
1	A	505	ARG	N-CA-CB	6.29	121.92	110.60
12	N	132	LEU	CA-CB-CG	6.27	129.73	115.30
6	H	50	ARG	NE-CZ-NH1	6.27	123.43	120.30
15	Y	82	TYR	CB-CG-CD1	6.21	124.73	121.00
6	F	467	ARG	NE-CZ-NH1	6.20	123.40	120.30
3	C	542	THR	OG1-CB-CG2	-6.19	95.76	110.00
8	I	539	LYS	C-N-CD	6.17	141.35	128.40
1	A	257	MET	CG-SD-CE	-6.15	90.37	100.20
1	A	1026	LEU	CB-CG-CD1	-6.13	100.57	111.00
8	I	45	LEU	CB-CG-CD2	6.13	121.42	111.00
12	N	149	LEU	CB-CG-CD1	-6.11	100.62	111.00
12	N	548	ARG	NE-CZ-NH1	6.08	123.34	120.30
1	A	505	ARG	NE-CZ-NH2	-6.06	117.27	120.30
8	I	428	MET	C-N-CA	-6.04	106.60	121.70
8	I	433	VAL	C-N-CA	-6.04	96.63	122.00
8	I	429	THR	N-CA-C	-6.03	94.73	111.00
12	N	33	PRO	N-CA-CB	5.99	110.49	103.30
8	I	300	VAL	CG1-CB-CG2	5.99	120.48	110.90
10	L	171	PRO	N-CA-CB	5.99	110.48	103.30
15	X	397	ARG	NE-CZ-NH1	5.95	123.27	120.30
12	N	255	ARG	NE-CZ-NH1	5.94	123.27	120.30
8	I	208	LEU	CB-CG-CD2	-5.91	100.95	111.00
8	I	429	THR	CB-CA-C	5.91	127.56	111.60
15	X	384	ARG	NE-CZ-NH1	5.85	123.23	120.30
8	I	176	LEU	CB-CG-CD2	5.85	120.94	111.00
12	N	16	PRO	N-CA-CB	5.85	110.32	103.30
1	A	1114	ARG	NE-CZ-NH1	5.82	123.21	120.30
9	J	258	MET	CG-SD-CE	-5.81	90.91	100.20
2	B	27	ARG	NE-CZ-NH1	5.79	123.20	120.30
1	A	1540	ARG	NE-CZ-NH1	5.79	123.19	120.30
1	A	1076	ARG	NE-CZ-NH2	-5.76	117.42	120.30
3	P	180	ARG	NE-CZ-NH2	-5.74	117.43	120.30
7	W	11	LEU	CB-CG-CD1	-5.72	101.28	111.00

*Continued on next page...*

*Continued from previous page...*

Mol	Chain	Res	Type	Atoms	Z	Observed(°)	Ideal(°)
1	A	99	MET	CG-SD-CE	-5.71	91.07	100.20
12	N	339	LEU	CB-CG-CD2	-5.69	101.32	111.00
2	B	40	PRO	N-CA-CB	5.67	110.10	103.30
4	D	23	PRO	N-CA-CB	5.65	110.08	103.30
13	O	139	MET	CG-SD-CE	-5.65	91.16	100.20
9	K	169	LEU	CA-CB-CG	-5.63	102.34	115.30
9	K	510	ARG	NE-CZ-NH1	5.63	123.11	120.30
1	A	944	LEU	CB-CG-CD1	5.60	120.52	111.00
8	I	167	LEU	CB-CG-CD2	-5.59	101.50	111.00
8	I	309	LEU	CB-CG-CD1	5.59	120.50	111.00
1	A	1900	LEU	CB-CG-CD1	5.58	120.49	111.00
3	C	316	LEU	CB-CG-CD1	5.58	120.49	111.00
12	N	422	GLU	C-N-CD	5.58	140.11	128.40
15	Y	70	LEU	CB-CG-CD1	5.57	120.46	111.00
15	Y	354	ARG	NE-CZ-NH1	5.56	123.08	120.30
15	X	354	ARG	NE-CZ-NH1	5.55	123.08	120.30
12	N	322	ARG	NE-CZ-NH1	5.48	123.04	120.30
6	F	625	ARG	NE-CZ-NH1	5.47	123.04	120.30
1	A	1838	LEU	CB-CG-CD1	5.47	120.30	111.00
15	Y	90	ASP	CB-CG-OD1	5.46	123.22	118.30
1	A	1600	ARG	NE-CZ-NH1	5.42	123.01	120.30
1	A	795	ARG	NE-CZ-NH1	5.41	123.01	120.30
1	A	236	VAL	CA-CB-CG2	5.40	118.99	110.90
1	A	1923	MET	CG-SD-CE	-5.39	91.58	100.20
1	A	1255	VAL	CB-CA-C	-5.38	101.18	111.40
13	O	117	ASP	CB-CG-OD1	-5.38	113.46	118.30
11	M	22	ASP	CB-CG-OD1	5.37	123.13	118.30
3	C	26	PHE	CB-CG-CD2	-5.33	117.07	120.80
1	A	982	ASP	CB-CG-OD1	5.33	123.09	118.30
3	C	152	ARG	NE-CZ-NH1	5.33	122.96	120.30
13	O	263	ARG	NE-CZ-NH2	-5.32	117.64	120.30
1	A	223	LEU	CB-CG-CD2	-5.31	101.97	111.00
1	A	505	ARG	CG-CD-NE	-5.30	100.68	111.80
6	F	633	ARG	NE-CZ-NH1	-5.30	117.65	120.30
1	A	1709	LYS	CD-CE-NZ	-5.29	99.54	111.70
13	O	513	LYS	CD-CE-NZ	5.28	123.84	111.70
9	J	188	LEU	CA-CB-CG	5.26	127.40	115.30
11	M	10	ARG	NE-CZ-NH1	5.24	122.92	120.30
15	Y	474	ASP	CB-CG-OD2	5.24	123.02	118.30
3	P	105	PHE	CB-CG-CD1	5.23	124.46	120.80
1	A	1279	ARG	NE-CZ-NH1	5.23	122.92	120.30
9	J	331	LYS	N-CA-C	-5.23	96.88	111.00

*Continued on next page...*

*Continued from previous page...*

Mol	Chain	Res	Type	Atoms	Z	Observed(°)	Ideal(°)
10	L	42	VAL	CB-CA-C	-5.23	101.47	111.40
9	J	225	ASP	CB-CG-OD2	5.22	123.00	118.30
9	K	274	THR	CB-CA-C	-5.21	97.52	111.60
13	O	280	ARG	NE-CZ-NH2	-5.21	117.69	120.30
9	J	63	ARG	NE-CZ-NH1	5.19	122.90	120.30
7	G	14	ASP	CB-CG-OD2	5.18	122.97	118.30
15	X	466	ASP	CB-CG-OD2	5.18	122.96	118.30
1	A	1267	ARG	NE-CZ-NH1	5.18	122.89	120.30
8	I	219	VAL	CG1-CB-CG2	5.16	119.16	110.90
1	A	491	LEU	CB-CG-CD2	-5.16	102.23	111.00
9	K	223	SER	CA-C-N	-5.16	105.85	117.20
15	Y	466	ASP	CB-CG-OD2	5.14	122.93	118.30
1	A	93	LEU	CB-CG-CD2	-5.14	102.26	111.00
8	I	46	LEU	CB-CG-CD2	5.12	119.71	111.00
1	A	633	ILE	CB-CG1-CD1	-5.12	99.57	113.90
15	Y	94	ARG	CA-CB-CG	5.11	124.64	113.40
3	P	464	ASP	CB-CG-OD1	5.10	122.89	118.30
12	N	705	LEU	CB-CG-CD2	5.10	119.66	111.00
1	A	651	PRO	N-CA-CB	5.09	109.41	103.30
1	A	1536	LEU	CB-CG-CD1	-5.09	102.35	111.00
9	J	146	ARG	NE-CZ-NH2	-5.08	117.76	120.30
3	P	376	MET	CG-SD-CE	-5.08	92.07	100.20
9	J	331	LYS	N-CA-CB	5.07	119.72	110.60
1	A	1770	LEU	CB-CG-CD2	-5.03	102.45	111.00
12	N	667	LEU	CB-CG-CD2	5.03	119.55	111.00
3	P	85	ASP	CB-CG-OD2	-5.03	113.78	118.30
12	N	699	TRP	CA-CB-CG	5.02	123.24	113.70
3	C	296	ARG	NE-CZ-NH2	-5.00	117.80	120.30

There are no chirality outliers.

All (8) planarity outliers are listed below:

Mol	Chain	Res	Type	Group
1	A	1652	MET	Peptide
8	I	429	THR	Mainchain
8	I	433	VAL	Mainchain,Peptide
8	I	658	GLY	Peptide
8	I	727	PHE	Peptide
12	N	610	GLU	Peptide
14	T	3	ALA	Peptide



## 5.2 Too-close contacts ⓘ

In the following table, the Non-H and H(model) columns list the number of non-hydrogen atoms and hydrogen atoms in the chain respectively. The H(added) column lists the number of hydrogen atoms added and optimized by MolProbity. The Clashes column lists the number of clashes within the asymmetric unit, whereas Symm-Clashes lists symmetry related clashes.

Mol	Chain	Non-H	H(model)	H(added)	Clashes	Symm-Clashes
1	A	11890	0	11555	1834	0
2	B	649	0	595	33	0
3	C	4306	0	4273	274	0
3	P	4046	0	3998	248	0
4	D	436	0	396	25	0
5	E	450	0	435	31	0
6	F	3618	0	3452	380	0
6	H	3879	0	3805	267	0
7	G	220	0	233	30	0
7	W	218	0	222	26	0
8	I	5634	0	5522	590	0
9	J	4053	0	3960	371	0
9	K	3988	0	3911	440	0
10	L	1435	0	1381	165	0
11	M	481	0	457	72	0
12	N	4767	0	4686	1268	0
13	O	5400	0	5416	464	0
14	T	79	0	77	8	0
15	X	3767	0	3820	438	0
15	Y	3862	0	3914	412	0
16	B	3	0	0	0	0
All	All	63181	0	62108	6914	0

The all-atom clashscore is defined as the number of clashes found per 1000 atoms (including hydrogen atoms). The all-atom clashscore for this structure is 55.

All (6914) close contacts within the same asymmetric unit are listed below, sorted by their clash magnitude.

Atom-1	Atom-2	Interatomic distance (Å)	Clash overlap (Å)
3:P:89:LEU:HD11	3:P:105:PHE:CE2	1.34	1.62
12:N:184:TYR:CZ	12:N:302:LYS:HE2	1.22	1.62
15:Y:104:LEU:HD11	15:Y:142:MET:CE	1.20	1.59
3:P:89:LEU:HD11	3:P:105:PHE:CD2	1.37	1.58
1:A:948:PRO:CB	1:A:1813:GLN:HE22	1.12	1.57
12:N:556:PHE:CA	12:N:600:PHE:CE1	1.84	1.57

*Continued on next page...*

*Continued from previous page...*

Atom-1	Atom-2	Interatomic distance (Å)	Clash overlap (Å)
12:N:556:PHE:HA	12:N:600:PHE:CE1	1.06	1.57
15:Y:104:LEU:CD1	15:Y:142:MET:HE1	1.22	1.56
12:N:184:TYR:CE1	12:N:302:LYS:HE2	1.41	1.55
6:F:522:PHE:CZ	6:F:538:ILE:HD11	1.40	1.54
6:H:146:PRO:HD3	6:H:170:PHE:CB	1.08	1.54
6:F:472:GLY:CA	6:F:487:ILE:HD11	1.07	1.54
1:A:78:LYS:CE	1:A:592:HIS:HB2	1.08	1.53
1:A:823:ILE:HD12	1:A:827:GLN:CA	1.38	1.53
3:P:89:LEU:CD1	3:P:105:PHE:CD2	1.87	1.50
8:I:101:LEU:HD21	8:I:167:LEU:CD2	1.39	1.47
1:A:78:LYS:CE	1:A:592:HIS:CB	1.93	1.45
6:F:472:GLY:CA	6:F:487:ILE:CD1	1.94	1.45
12:N:127:ARG:O	12:N:131:LEU:CD1	1.63	1.45
12:N:676:TRP:HZ3	12:N:680:GLU:C	1.19	1.45
1:A:180:VAL:HG12	1:A:189:PHE:CD1	1.51	1.45
3:P:89:LEU:CD1	3:P:105:PHE:HD2	1.18	1.44
12:N:676:TRP:CB	12:N:681:LEU:HD11	1.46	1.44
12:N:676:TRP:CD2	12:N:681:LEU:HD13	1.50	1.43
1:A:265:VAL:HB	1:A:415:GLU:CB	1.49	1.42
6:F:168:PHE:HB3	6:F:463:MET:SD	1.60	1.42
12:N:676:TRP:CE3	12:N:681:LEU:HD13	1.53	1.41
15:X:452:LEU:HD22	15:X:461:ALA:N	1.26	1.41
1:A:823:ILE:CD1	1:A:827:GLN:HA	1.51	1.40
12:N:132:LEU:HB3	12:N:149:LEU:CD1	1.51	1.40
1:A:76:LEU:HD12	1:A:92:GLU:CB	1.48	1.40
15:Y:452:LEU:HD22	15:Y:461:ALA:N	1.29	1.40
12:N:184:TYR:CE2	12:N:302:LYS:HE2	1.54	1.38
12:N:574:ILE:CA	12:N:625:LYS:HE2	1.53	1.37
15:X:384:ARG:HD3	15:X:416:CYS:SG	1.64	1.37
12:N:676:TRP:CD2	12:N:680:GLU:OE1	1.77	1.37
1:A:76:LEU:HD11	1:A:92:GLU:CG	1.54	1.37
8:I:115:TRP:CD1	8:I:176:LEU:HD22	1.60	1.36
12:N:344:LEU:HA	12:N:347:ILE:CD1	1.55	1.36
1:A:76:LEU:CD1	1:A:92:GLU:CG	2.04	1.36
12:N:559:VAL:HG11	12:N:600:PHE:CE2	1.57	1.36
8:I:180:GLY:O	8:I:182:SER:N	1.59	1.35
12:N:184:TYR:CZ	12:N:302:LYS:CE	2.05	1.35
9:J:11:ARG:NH1	9:J:42:TRP:CZ2	1.94	1.35
1:A:180:VAL:CG1	1:A:189:PHE:CE1	2.10	1.35
1:A:611:GLU:O	1:A:645:HIS:NE2	1.58	1.35
12:N:184:TYR:CE2	12:N:302:LYS:CD	2.10	1.34

*Continued on next page...*

*Continued from previous page...*

Atom-1	Atom-2	Interatomic distance (Å)	Clash overlap (Å)
12:N:502:ILE:HG23	12:N:548:ARG:NH1	1.43	1.34
12:N:574:ILE:HA	12:N:625:LYS:CE	1.56	1.34
12:N:556:PHE:CB	12:N:600:PHE:HE1	1.40	1.34
15:Y:316:ALA:HB1	15:Y:351:TYR:CE1	1.61	1.33
12:N:132:LEU:CB	12:N:149:LEU:HD11	1.55	1.33
12:N:132:LEU:CB	12:N:149:LEU:CD1	2.06	1.33
6:H:146:PRO:CD	6:H:170:PHE:CB	2.05	1.33
15:Y:423:ILE:CG2	15:Y:454:ASP:OD2	1.77	1.33
1:A:262:VAL:HG23	1:A:263:GLN:OE1	1.26	1.32
1:A:78:LYS:HZ1	1:A:592:HIS:CA	1.43	1.32
15:X:376:LEU:CD1	15:X:398:GLU:OE2	1.77	1.32
10:L:87:GLU:O	10:L:89:TYR:N	1.61	1.32
1:A:248:PHE:CB	1:A:430:VAL:HG21	1.59	1.31
1:A:248:PHE:HB2	1:A:430:VAL:CG2	1.59	1.31
1:A:79:GLY:O	1:A:87:VAL:HG11	1.25	1.31
12:N:556:PHE:HA	12:N:600:PHE:CZ	1.66	1.31
6:H:135:SER:HB2	6:H:160:GLU:CD	1.48	1.30
12:N:506:VAL:HA	12:N:510:GLY:O	1.13	1.30
12:N:180:PHE:HD2	12:N:240:PHE:CD2	1.46	1.30
1:A:583:TYR:CD1	1:A:600:SER:OG	1.74	1.30
12:N:681:LEU:HG	12:N:713:PHE:CE2	1.65	1.30
6:F:153:GLU:OE1	6:F:473:TYR:CE2	1.85	1.30
1:A:628:ILE:CD1	1:A:629:LEU:HD23	1.60	1.30
1:A:959:ILE:HA	1:A:962:CYS:SG	1.72	1.30
1:A:1888:PHE:CD2	1:A:1892:HIS:HE1	1.49	1.30
12:N:556:PHE:CG	12:N:600:PHE:CE1	2.20	1.30
6:F:646:TYR:CD2	6:F:708:HIS:HD2	1.50	1.29
6:H:155:LEU:CD1	6:H:160:GLU:OE2	1.81	1.29
12:N:706:ARG:O	12:N:714:SER:CB	1.81	1.28
15:Y:54:ARG:NH1	15:Y:90:ASP:OD2	1.66	1.28
15:Y:474:ASP:OD1	15:Y:502:ALA:HA	1.23	1.28
12:N:506:VAL:CA	12:N:510:GLY:O	1.80	1.28
12:N:676:TRP:CE3	12:N:680:GLU:OE1	1.87	1.27
1:A:823:ILE:CD1	1:A:827:GLN:HG3	1.63	1.27
13:O:391:ALA:O	13:O:615:ARG:NH1	1.65	1.27
12:N:387:LEU:C	12:N:427:TYR:HE2	1.37	1.27
1:A:823:ILE:HD12	1:A:827:GLN:CB	1.65	1.26
12:N:180:PHE:CD2	12:N:240:PHE:CD2	2.22	1.26
15:X:452:LEU:CD2	15:X:461:ALA:N	1.98	1.26
3:C:478:GLU:OE2	3:C:490:TYR:CE2	1.85	1.26
12:N:184:TYR:CE2	12:N:302:LYS:HD3	1.70	1.26

*Continued on next page...*

*Continued from previous page...*

Atom-1	Atom-2	Interatomic distance (Å)	Clash overlap (Å)
12:N:676:TRP:CG	12:N:681:LEU:HD11	1.70	1.26
1:A:260:ASP:OD1	1:A:263:GLN:N	1.67	1.26
1:A:612:ILE:O	1:A:641:TRP:CH2	1.87	1.26
12:N:619:LEU:HG	12:N:637:TRP:CH2	1.69	1.26
10:L:25:ILE:HD11	10:L:160:THR:CG2	1.65	1.26
1:A:758:HIS:HB3	1:A:831:MET:O	1.31	1.26
12:N:184:TYR:CE2	12:N:302:LYS:CE	2.18	1.26
1:A:78:LYS:NZ	1:A:591:VAL:C	1.88	1.25
12:N:184:TYR:CD2	12:N:302:LYS:HD3	1.71	1.25
13:O:401:ALA:HA	13:O:405:SER:OG	1.29	1.25
1:A:78:LYS:NZ	1:A:592:HIS:CB	1.96	1.25
12:N:387:LEU:O	12:N:427:TYR:CE2	1.88	1.25
12:N:676:TRP:CZ3	12:N:680:GLU:C	2.08	1.25
1:A:823:ILE:CD1	1:A:827:GLN:CA	2.09	1.25
9:K:181:GLU:HB3	9:K:209:LEU:CD1	1.66	1.25
12:N:184:TYR:CE1	12:N:302:LYS:CE	2.16	1.25
6:F:159:GLY:CA	6:F:633:ARG:HH12	1.50	1.24
1:A:1232:ILE:O	1:A:1236:LEU:HD23	1.34	1.24
1:A:1917:LYS:O	1:A:1920:GLN:HG2	1.11	1.24
1:A:948:PRO:CB	1:A:1813:GLN:NE2	1.95	1.24
1:A:78:LYS:HZ3	1:A:591:VAL:C	1.41	1.24
15:X:249:GLY:HA2	15:X:405:CYS:SG	1.77	1.24
1:A:1160:TYR:CE2	1:A:1191:LEU:HB2	1.72	1.24
1:A:1332:GLY:O	1:A:1357:THR:C	1.76	1.24
1:A:511:ILE:HD13	1:A:513:GLY:O	1.38	1.24
1:A:1888:PHE:CD2	1:A:1892:HIS:CE1	2.26	1.23
13:O:116:SER:C	13:O:117:ASP:N	1.91	1.23
1:A:500:TYR:OH	1:A:505:ARG:NH1	1.70	1.23
9:K:70:GLU:OE1	9:K:129:LYS:NZ	1.67	1.23
9:K:181:GLU:OE1	9:K:209:LEU:HD13	1.30	1.23
12:N:281:TYR:O	12:N:354:SER:HA	1.37	1.23
1:A:180:VAL:HG12	1:A:189:PHE:CE1	1.71	1.23
3:C:373:HIS:CE1	3:C:377:GLU:OE2	1.90	1.22
1:A:617:LEU:HD21	1:A:657:TRP:CZ3	1.74	1.22
12:N:676:TRP:CD2	12:N:681:LEU:CD1	2.23	1.22
12:N:180:PHE:HB2	12:N:240:PHE:CZ	1.74	1.22
12:N:184:TYR:CD1	12:N:302:LYS:NZ	2.08	1.22
15:Y:305:ILE:CG2	15:Y:340:GLU:OE1	1.88	1.22
1:A:180:VAL:CG1	1:A:189:PHE:CD1	2.23	1.22
13:O:479:GLU:O	13:O:656:ALA:O	1.53	1.22
15:Y:316:ALA:HB1	15:Y:351:TYR:CZ	1.75	1.22

*Continued on next page...*

*Continued from previous page...*

Atom-1	Atom-2	Interatomic distance (Å)	Clash overlap (Å)
1:A:823:ILE:CD1	1:A:827:GLN:CG	2.18	1.21
1:A:958:ALA:O	1:A:962:CYS:SG	1.96	1.21
15:X:211:SER:HA	15:X:247:HIS:CE1	1.74	1.21
12:N:266:HIS:CG	12:N:331:PHE:HE2	1.57	1.21
15:Y:452:LEU:HD21	15:Y:457:THR:O	1.38	1.21
15:X:452:LEU:HD21	15:X:457:THR:O	1.38	1.21
8:I:101:LEU:CD2	8:I:167:LEU:HD21	1.71	1.21
12:N:180:PHE:HD2	12:N:240:PHE:CG	1.58	1.21
1:A:1835:LYS:HG2	1:A:1838:LEU:CD1	1.71	1.21
1:A:213:MET:CE	1:A:216:PRO:HA	1.70	1.21
1:A:453:ARG:NH1	1:A:473:ASN:OD1	1.72	1.21
3:C:550:LEU:HD13	9:K:351:ASP:OD2	1.40	1.21
1:A:452:LEU:CD2	1:A:474:ILE:HG23	1.69	1.21
12:N:704:VAL:O	12:N:719:GLU:OE2	1.57	1.21
1:A:810:TYR:O	1:A:813:LEU:HD21	1.36	1.21
3:P:87:TYR:CZ	3:P:113:LYS:NZ	2.09	1.21
12:N:670:PHE:HE2	12:N:713:PHE:CD1	1.57	1.21
1:A:630:PRO:O	1:A:633:ILE:CD1	1.89	1.20
1:A:630:PRO:CG	1:A:633:ILE:HD11	1.70	1.20
12:N:676:TRP:CZ3	12:N:680:GLU:HG2	1.74	1.20
12:N:282:GLU:C	12:N:356:PRO:HG3	1.59	1.20
12:N:556:PHE:CE1	12:N:600:PHE:HA	1.74	1.20
12:N:247:LEU:HB3	12:N:253:LEU:CB	1.72	1.20
1:A:1888:PHE:CE2	1:A:1892:HIS:CE1	2.29	1.20
8:I:403:LEU:O	8:I:407:ILE:HD12	1.37	1.19
9:K:153:TYR:CE2	9:K:169:LEU:HD22	1.76	1.19
15:X:395:HIS:O	15:X:398:GLU:OE2	1.61	1.19
12:N:336:TYR:CZ	12:N:360:ASP:CG	2.15	1.19
3:P:233:PHE:CZ	3:P:237:ILE:HD11	1.74	1.19
6:F:472:GLY:N	6:F:487:ILE:CD1	2.06	1.19
1:A:76:LEU:CD1	1:A:92:GLU:HB3	1.73	1.19
15:Y:452:LEU:CD2	15:Y:461:ALA:N	2.03	1.19
1:A:1839:PHE:O	1:A:1841:ASN:N	1.76	1.19
12:N:676:TRP:CG	12:N:681:LEU:CD1	2.26	1.19
1:A:1431:PRO:HG2	1:A:1434:ILE:CD1	1.72	1.18
8:I:498:TYR:OH	8:I:516:TYR:CD1	1.94	1.18
12:N:520:ARG:NH2	12:N:602:PRO:HD3	1.55	1.18
1:A:223:LEU:HD21	1:A:409:ILE:HD11	1.18	1.18
8:I:300:VAL:HG22	8:I:456:PHE:CZ	1.77	1.18
15:Y:44:MET:CE	15:Y:53:VAL:HA	1.73	1.18
1:A:1524:ALA:O	1:A:1527:MET:O	1.53	1.18

*Continued on next page...*

*Continued from previous page...*

Atom-1	Atom-2	Interatomic distance (Å)	Clash overlap (Å)
12:N:417:LEU:O	12:N:421:CYS:SG	2.00	1.18
1:A:461:ASN:CB	1:A:464:THR:OG1	1.92	1.18
12:N:706:ARG:HB2	12:N:716:ILE:CG2	1.74	1.18
1:A:1026:LEU:HD11	1:A:1709:LYS:NZ	1.56	1.18
1:A:78:LYS:NZ	1:A:592:HIS:N	1.90	1.18
6:F:153:GLU:OE1	6:F:473:TYR:CZ	1.97	1.18
12:N:563:ASP:OD2	12:N:597:SER:HB3	1.42	1.18
12:N:556:PHE:CA	12:N:600:PHE:HE1	1.30	1.17
9:K:162:TYR:OH	9:K:197:GLU:OE2	1.62	1.17
12:N:387:LEU:C	12:N:427:TYR:CE2	2.17	1.17
1:A:583:TYR:CE1	1:A:600:SER:OG	1.82	1.17
8:I:197:ARG:O	8:I:545:GLY:HA2	1.44	1.17
12:N:556:PHE:HZ	12:N:599:GLU:O	1.26	1.17
9:J:227:LEU:O	9:J:233:VAL:CG2	1.93	1.16
8:I:101:LEU:CD2	8:I:167:LEU:CD2	2.23	1.16
12:N:247:LEU:CB	12:N:253:LEU:HB2	1.75	1.16
15:X:441:ALA:HB3	15:X:444:LEU:HD11	1.23	1.16
15:Y:359:LEU:HD21	15:Y:383:LEU:HD23	1.18	1.16
1:A:1886:ALA:O	1:A:1890:VAL:HG23	1.41	1.16
12:N:702:GLN:CD	12:N:728:VAL:HG11	1.65	1.16
1:A:823:ILE:C	1:A:825:PRO:HD3	1.64	1.16
12:N:502:ILE:HG23	12:N:548:ARG:CZ	1.75	1.16
12:N:667:LEU:HG	12:N:699:TRP:CE2	1.80	1.16
6:H:155:LEU:HA	6:H:158:ILE:CD1	1.76	1.16
1:A:1148:ALA:HB3	1:A:1153:ILE:CG1	1.76	1.16
1:A:154:LEU:HD13	1:A:159:ILE:CG1	1.75	1.16
1:A:452:LEU:HD21	1:A:474:ILE:HG23	1.19	1.16
1:A:1894:VAL:CA	1:A:1923:MET:HE1	1.75	1.15
1:A:241:ASP:CB	1:A:244:MET:CE	2.24	1.15
1:A:628:ILE:HD11	1:A:629:LEU:HD23	1.23	1.15
3:C:128:LYS:O	3:C:132:ASP:OD1	1.64	1.15
1:A:76:LEU:HD11	1:A:92:GLU:HG3	1.26	1.15
1:A:154:LEU:HD13	1:A:159:ILE:HG12	1.17	1.15
9:K:145:ASN:HB3	9:K:148:LEU:HD13	1.28	1.15
1:A:588:ARG:O	1:A:596:THR:CG2	1.93	1.15
1:A:485:ILE:CD1	1:A:609:ILE:HB	1.76	1.15
9:K:219:VAL:C	9:K:220:ILE:N	2.00	1.15
6:H:135:SER:HB2	6:H:160:GLU:OE1	1.42	1.15
1:A:271:LEU:HD12	1:A:407:LEU:HD11	1.27	1.15
8:I:301:GLN:OE1	8:I:456:PHE:HB2	1.46	1.15
1:A:628:ILE:HD11	1:A:629:LEU:CD2	1.75	1.14

*Continued on next page...*

*Continued from previous page...*

Atom-1	Atom-2	Interatomic distance (Å)	Clash overlap (Å)
6:H:164:PRO:HG3	6:H:471:LYS:CG	1.78	1.14
6:F:481:CYS:SG	6:F:512:LEU:HD11	1.86	1.14
15:Y:423:ILE:HG21	15:Y:454:ASP:OD2	1.44	1.14
1:A:1894:VAL:HA	1:A:1923:MET:CE	1.76	1.14
9:K:211:LYS:CG	9:K:239:GLU:OE1	1.95	1.14
13:O:75:LEU:HD11	13:O:79:TYR:CZ	1.82	1.14
8:I:533:ILE:O	8:I:537:LEU:CD1	1.94	1.14
15:X:452:LEU:CD2	15:X:457:THR:O	1.95	1.14
3:C:344:ARG:C	3:C:345:SER:N	2.01	1.14
12:N:560:MET:CG	12:N:600:PHE:HB3	1.77	1.14
8:I:94:ASP:OD1	8:I:166:LYS:NZ	1.79	1.14
1:A:948:PRO:HB3	1:A:1813:GLN:NE2	1.57	1.14
12:N:127:ARG:O	12:N:131:LEU:HD12	1.34	1.13
1:A:1900:LEU:HD12	1:A:1921:LEU:HG	1.26	1.13
12:N:266:HIS:CG	12:N:331:PHE:CE2	2.35	1.13
1:A:500:TYR:CZ	1:A:505:ARG:HD3	1.81	1.13
9:K:210:LYS:HG2	9:K:213:ASN:HB2	1.19	1.13
15:X:383:LEU:HB3	15:X:392:ALA:HB2	1.29	1.13
12:N:660:THR:HA	12:N:729:LEU:HD12	1.22	1.13
8:I:145:LEU:HD11	8:I:267:LEU:HD13	1.31	1.13
6:H:164:PRO:CG	6:H:471:LYS:HG3	1.78	1.13
12:N:387:LEU:CA	12:N:427:TYR:HE2	1.59	1.13
1:A:250:ASN:OD1	1:A:253:PRO:HD2	1.46	1.12
1:A:823:ILE:O	1:A:825:PRO:HD3	1.49	1.12
1:A:1900:LEU:CD1	1:A:1921:LEU:HG	1.77	1.12
12:N:667:LEU:HG	12:N:699:TRP:CZ2	1.84	1.12
15:Y:359:LEU:HD21	15:Y:383:LEU:CD2	1.79	1.12
1:A:1459:GLN:NE2	1:A:1511:ASN:OD1	1.82	1.12
1:A:213:MET:HE3	1:A:216:PRO:HA	1.23	1.12
12:N:184:TYR:CD1	12:N:302:LYS:HE2	1.83	1.12
12:N:706:ARG:O	12:N:714:SER:HB2	1.47	1.12
12:N:642:GLY:O	12:N:661:PRO:HG2	1.47	1.12
1:A:757:THR:O	1:A:758:HIS:CD2	2.03	1.12
1:A:76:LEU:HD11	1:A:92:GLU:HG2	1.30	1.12
6:F:168:PHE:CB	6:F:463:MET:SD	2.38	1.12
1:A:425:SER:OG	1:A:446:VAL:HG12	1.49	1.12
6:H:135:SER:HB2	6:H:160:GLU:OE2	1.45	1.12
8:I:433:VAL:HA	8:I:435:PRO:C	1.70	1.12
9:J:227:LEU:O	9:J:233:VAL:HG21	1.47	1.12
8:I:48:ARG:HD3	12:N:390:GLY:O	1.49	1.12
1:A:11:MET:O	1:A:648:PRO:HG3	1.47	1.11

*Continued on next page...*



*Continued from previous page...*

Atom-1	Atom-2	Interatomic distance (Å)	Clash overlap (Å)
6:F:155:LEU:HA	6:F:158:ILE:HD11	1.28	1.11
9:J:11:ARG:NH1	9:J:42:TRP:CE2	2.17	1.11
9:J:61:ARG:HH22	9:J:92:VAL:CG2	1.63	1.11
12:N:180:PHE:CZ	12:N:184:TYR:HD2	1.66	1.11
15:Y:44:MET:HE1	15:Y:53:VAL:HA	1.30	1.11
12:N:696:MET:HE1	12:N:707:GLU:OE2	1.50	1.11
12:N:630:LYS:CB	12:N:633:ARG:HD2	1.80	1.11
1:A:209:THR:HG22	1:A:242:HIS:CE1	1.84	1.11
6:H:135:SER:CB	6:H:160:GLU:OE1	1.98	1.11
15:X:399:ALA:HA	15:X:402:LEU:HD21	1.27	1.11
8:I:101:LEU:HD21	8:I:167:LEU:HD22	1.23	1.11
12:N:512:LYS:O	12:N:516:ILE:HG12	1.50	1.11
12:N:556:PHE:CG	12:N:600:PHE:CD1	2.38	1.11
15:Y:452:LEU:CD2	15:Y:457:THR:O	1.96	1.11
6:F:522:PHE:CZ	6:F:538:ILE:CD1	2.34	1.11
9:K:177:THR:HG22	9:K:365:LYS:CB	1.79	1.11
6:F:130:ARG:HG2	15:Y:506:GLN:NE2	1.65	1.11
1:A:823:ILE:CG1	1:A:827:GLN:HG3	1.80	1.10
1:A:183:THR:CG2	1:A:249:LEU:HG	1.80	1.10
12:N:281:TYR:C	12:N:354:SER:HA	1.70	1.10
12:N:670:PHE:CE2	12:N:713:PHE:CD1	2.39	1.10
9:K:173:HIS:HD2	9:K:335:PRO:HD3	0.96	1.10
15:X:203:LEU:HD21	15:X:239:TRP:CH2	1.86	1.10
1:A:630:PRO:CB	1:A:633:ILE:HD11	1.80	1.10
8:I:101:LEU:HD21	8:I:167:LEU:HD21	1.11	1.10
1:A:1049:VAL:HG23	1:A:1069:ARG:HG2	1.23	1.10
1:A:180:VAL:HG11	1:A:189:PHE:HE1	0.97	1.10
9:K:248:LYS:N	9:K:438:GLU:OE2	1.84	1.10
10:L:25:ILE:HD11	10:L:160:THR:CB	1.81	1.10
8:I:145:LEU:CD1	8:I:267:LEU:HD13	1.80	1.10
10:L:25:ILE:CD1	10:L:160:THR:HB	1.82	1.10
12:N:154:HIS:CE1	12:N:251:SER:HB2	1.85	1.10
12:N:132:LEU:HB2	12:N:149:LEU:HD13	1.31	1.10
12:N:706:ARG:HB2	12:N:716:ILE:HG21	1.31	1.10
12:N:180:PHE:CD2	12:N:240:PHE:CG	2.39	1.09
12:N:571:ASN:OD1	12:N:592:TYR:CD1	2.05	1.09
12:N:344:LEU:CA	12:N:347:ILE:CD1	2.30	1.09
12:N:663:GLN:HE22	12:N:698:VAL:HG11	1.14	1.09
15:Y:423:ILE:HG22	15:Y:454:ASP:OD2	1.51	1.09
1:A:78:LYS:HZ1	1:A:592:HIS:N	1.45	1.09
9:J:219:VAL:HG22	9:J:237:LEU:HD13	1.27	1.09

*Continued on next page...*



*Continued from previous page...*

Atom-1	Atom-2	Interatomic distance (Å)	Clash overlap (Å)
7:W:19:PHE:O	7:W:22:ILE:HG22	1.52	1.09
6:F:646:TYR:CD2	6:F:708:HIS:CD2	2.38	1.09
1:A:1480:GLU:HA	1:A:1527:MET:HE2	1.22	1.09
1:A:749:LEU:CD2	1:A:820:VAL:HA	1.82	1.09
1:A:91:GLU:OE1	1:A:102:TRP:NE1	1.85	1.09
8:I:300:VAL:HG13	8:I:456:PHE:CD2	1.87	1.09
9:K:248:LYS:CB	9:K:438:GLU:OE2	2.01	1.09
12:N:696:MET:SD	12:N:713:PHE:CZ	2.45	1.09
12:N:83:LEU:HA	12:N:87:ILE:HG12	1.34	1.09
1:A:1232:ILE:O	1:A:1236:LEU:CD2	2.01	1.09
9:J:58:HIS:ND1	9:K:262:PRO:HD3	1.68	1.09
9:K:181:GLU:HB3	9:K:209:LEU:HD12	1.28	1.09
10:L:25:ILE:CD1	10:L:160:THR:CB	2.29	1.09
15:X:40:HIS:HB3	15:Y:201:LEU:CD1	1.82	1.09
15:Y:359:LEU:CD2	15:Y:383:LEU:CD2	2.31	1.09
1:A:514:LEU:O	1:A:582:THR:CB	2.01	1.09
8:I:195:ILE:O	8:I:544:ILE:HD12	1.52	1.09
12:N:556:PHE:CD1	12:N:600:PHE:CD1	2.40	1.09
12:N:556:PHE:CZ	12:N:599:GLU:O	2.04	1.09
1:A:823:ILE:HD13	1:A:827:GLN:HA	1.27	1.08
1:A:617:LEU:HD21	1:A:657:TRP:CE3	1.87	1.08
1:A:707:TRP:CZ3	1:A:711:LEU:HD21	1.87	1.08
1:A:133:ILE:HG22	3:C:450:VAL:HG21	1.22	1.08
8:I:224:SER:OG	8:I:228:ALA:O	1.68	1.08
1:A:617:LEU:CD2	1:A:657:TRP:CE3	2.36	1.08
12:N:282:GLU:HA	12:N:356:PRO:CG	1.82	1.08
13:O:401:ALA:CA	13:O:405:SER:OG	2.01	1.08
15:Y:294:PHE:CD2	15:Y:311:TYR:HB2	1.88	1.08
1:A:1911:PHE:HA	1:A:1914:LEU:HD12	1.36	1.08
12:N:336:TYR:OH	12:N:360:ASP:HB3	1.53	1.08
12:N:705:LEU:HD23	12:N:714:SER:H	1.11	1.08
15:X:350:PHE:CZ	15:X:378:LEU:HD13	1.87	1.08
6:H:155:LEU:CA	6:H:158:ILE:CD1	2.32	1.08
9:K:181:GLU:CD	9:K:209:LEU:HD13	1.74	1.08
6:F:580:GLN:OE1	11:M:62:LEU:HD11	1.51	1.08
1:A:668:MET:CE	1:A:756:PHE:O	2.02	1.08
15:X:40:HIS:HB3	15:Y:201:LEU:HD11	1.12	1.08
6:F:472:GLY:HA2	6:F:487:ILE:HD11	1.18	1.08
8:I:328:LYS:HA	8:I:331:LYS:HD3	1.31	1.08
10:L:86:ASP:OD2	10:L:152:HIS:HB2	1.53	1.08
12:N:247:LEU:HD13	12:N:253:LEU:HA	1.35	1.08

*Continued on next page...*

*Continued from previous page...*

Atom-1	Atom-2	Interatomic distance (Å)	Clash overlap (Å)
6:H:8:VAL:HG11	6:H:31:LEU:HD11	1.35	1.07
12:N:502:ILE:CG2	12:N:548:ARG:NH1	2.18	1.07
12:N:660:THR:HA	12:N:729:LEU:CD1	1.85	1.07
1:A:1750:PHE:O	1:A:1755:CYS:SG	2.12	1.07
12:N:705:LEU:HD23	12:N:714:SER:N	1.68	1.07
1:A:1635:GLU:OE2	1:A:1648:LYS:HB3	1.55	1.07
6:F:651:PHE:CZ	6:F:695:ALA:HB2	1.88	1.07
13:O:657:ILE:HA	13:O:660:LYS:HB2	1.37	1.07
1:A:1869:HIS:CG	1:A:1934:LEU:HD11	1.89	1.07
1:A:500:TYR:CE2	1:A:505:ARG:HD3	1.89	1.07
9:J:217:GLU:OE2	9:J:240:ARG:NH1	1.87	1.07
10:L:25:ILE:HD11	10:L:160:THR:HG21	1.14	1.07
15:Y:305:ILE:HG23	15:Y:340:GLU:OE1	1.52	1.07
12:N:344:LEU:HA	12:N:347:ILE:HD13	1.33	1.07
12:N:642:GLY:O	12:N:661:PRO:CG	2.01	1.07
12:N:660:THR:CA	12:N:729:LEU:HD12	1.83	1.07
12:N:676:TRP:HB3	12:N:681:LEU:CD1	1.84	1.07
3:C:514:ARG:HD3	3:C:545:GLU:OE2	1.53	1.06
12:N:184:TYR:CD1	12:N:302:LYS:CE	2.38	1.06
12:N:75:PHE:CE2	12:N:129:LEU:HD23	1.90	1.06
1:A:1917:LYS:O	1:A:1920:GLN:CG	2.01	1.06
6:H:481:CYS:SG	6:H:512:LEU:HB2	1.94	1.06
12:N:115:PHE:CE2	12:N:247:LEU:CD2	2.39	1.06
1:A:1274:LEU:HD11	1:A:1321:VAL:HG12	1.34	1.06
1:A:224:VAL:HG23	1:A:408:CYS:CB	1.85	1.06
12:N:570:ILE:HD12	12:N:629:LEU:HD23	1.36	1.06
12:N:705:LEU:CD2	12:N:714:SER:H	1.67	1.06
9:K:177:THR:HG22	9:K:365:LYS:HB3	1.11	1.06
1:A:1332:GLY:O	1:A:1357:THR:O	1.74	1.06
1:A:1860:LEU:HD22	1:A:1865:ASP:HA	1.38	1.06
6:F:646:TYR:CE2	6:F:708:HIS:HD2	1.72	1.06
3:P:89:LEU:HD13	3:P:105:PHE:HD2	1.18	1.06
15:X:376:LEU:HD11	15:X:398:GLU:OE2	1.51	1.06
1:A:100:VAL:HG21	1:A:153:ILE:HD12	1.33	1.06
1:A:959:ILE:CA	1:A:962:CYS:SG	2.41	1.06
8:I:301:GLN:HG2	8:I:456:PHE:CD2	1.90	1.06
1:A:810:TYR:HB3	1:A:813:LEU:HD11	1.33	1.05
1:A:823:ILE:CD1	1:A:827:GLN:CB	2.32	1.05
1:A:180:VAL:HG11	1:A:189:PHE:CE1	1.81	1.05
9:J:219:VAL:CG2	9:J:237:LEU:CD1	2.32	1.05
9:K:248:LYS:HB2	9:K:438:GLU:OE2	1.53	1.05

*Continued on next page...*

*Continued from previous page...*

Atom-1	Atom-2	Interatomic distance (Å)	Clash overlap (Å)
9:K:173:HIS:CD2	9:K:335:PRO:HD3	1.89	1.05
10:L:86:ASP:CG	10:L:152:HIS:HD2	1.59	1.05
15:X:399:ALA:HA	15:X:402:LEU:CD2	1.86	1.05
1:A:758:HIS:CB	1:A:831:MET:O	2.03	1.05
12:N:98:CYS:HA	12:N:110:LEU:HB3	1.28	1.05
1:A:1900:LEU:HD12	1:A:1921:LEU:CG	1.84	1.05
1:A:1279:ARG:NH1	1:A:1287:TYR:OH	1.90	1.05
1:A:180:VAL:CG1	1:A:189:PHE:HE1	1.57	1.05
9:J:454:VAL:O	9:J:458:LEU:HD12	1.54	1.05
9:K:334:GLY:HA3	9:K:364:MET:HE2	1.34	1.05
12:N:663:GLN:NE2	12:N:698:VAL:HG11	1.71	1.05
15:Y:159:LEU:HD12	15:Y:175:LEU:HD13	1.30	1.05
9:K:201:LEU:HD22	9:K:205:PHE:CE2	1.91	1.05
12:N:574:ILE:CB	12:N:625:LYS:HE2	1.86	1.05
12:N:407:LEU:HB3	12:N:417:LEU:HB2	1.36	1.05
15:X:474:ASP:OD1	15:X:502:ALA:HA	1.55	1.05
9:K:173:HIS:HD2	9:K:335:PRO:CD	1.69	1.05
1:A:1431:PRO:HG2	1:A:1434:ILE:HD13	1.39	1.04
8:I:143:PRO:O	8:I:264:TYR:OH	1.73	1.04
1:A:1895:PRO:HD3	1:A:1923:MET:HE3	1.34	1.04
1:A:823:ILE:HD12	1:A:827:GLN:CG	1.80	1.04
1:A:823:ILE:HG22	1:A:825:PRO:HD2	1.38	1.04
12:N:676:TRP:HZ3	12:N:680:GLU:O	1.41	1.04
15:X:384:ARG:CD	15:X:416:CYS:SG	2.45	1.04
15:X:40:HIS:CB	15:Y:201:LEU:HD11	1.86	1.04
9:J:7:ARG:NH2	9:J:39:ASP:OD2	1.91	1.04
12:N:670:PHE:CZ	12:N:713:PHE:HB3	1.90	1.04
10:L:25:ILE:CD1	10:L:160:THR:CG2	2.35	1.04
1:A:1148:ALA:HB3	1:A:1153:ILE:HG13	1.37	1.04
1:A:1900:LEU:HD12	1:A:1921:LEU:CB	1.87	1.04
1:A:749:LEU:HD23	1:A:820:VAL:HA	1.36	1.04
15:X:434:TYR:HA	15:X:444:LEU:HD22	1.04	1.04
9:K:181:GLU:CB	9:K:209:LEU:CD1	2.35	1.04
1:A:588:ARG:O	1:A:596:THR:HG22	1.54	1.04
3:C:478:GLU:OE2	3:C:490:TYR:HE2	1.26	1.04
12:N:115:PHE:HD2	12:N:246:VAL:CG1	1.71	1.04
15:X:373:VAL:HG12	15:X:402:LEU:HD13	1.34	1.04
12:N:336:TYR:OH	12:N:360:ASP:CB	2.04	1.04
15:Y:359:LEU:CD2	15:Y:383:LEU:HD23	1.87	1.04
1:A:1835:LYS:HB2	1:A:1838:LEU:HG	1.37	1.03
3:P:89:LEU:HD11	3:P:105:PHE:HE2	1.21	1.03

*Continued on next page...*

*Continued from previous page...*

Atom-1	Atom-2	Interatomic distance (Å)	Clash overlap (Å)
6:F:159:GLY:CA	6:F:633:ARG:NH1	2.21	1.03
9:K:334:GLY:HA3	9:K:364:MET:CE	1.88	1.03
12:N:80:GLN:NE2	12:N:156:MET:SD	2.30	1.03
12:N:699:TRP:HB3	12:N:704:VAL:HG11	1.39	1.03
3:P:441:GLU:HG3	3:P:472:LYS:CE	1.88	1.03
12:N:345:PHE:CE2	12:N:385:ARG:HD2	1.93	1.03
12:N:522:LEU:O	12:N:526:ARG:NH1	1.88	1.03
6:F:574:GLY:HA3	6:F:590:PHE:CE1	1.92	1.03
8:I:186:GLU:OE2	8:I:197:ARG:NH2	1.90	1.03
12:N:541:ASN:O	12:N:545:LEU:N	1.91	1.03
12:N:442:LEU:HD13	12:N:548:ARG:NE	1.74	1.03
1:A:630:PRO:O	1:A:633:ILE:HD12	1.52	1.03
12:N:556:PHE:CD1	12:N:600:PHE:HD1	1.75	1.03
3:C:369:THR:HG21	3:C:400:ARG:HE	1.22	1.03
12:N:560:MET:HG2	12:N:600:PHE:HB3	1.05	1.03
6:F:591:GLN:HA	6:F:594:ILE:HD12	1.40	1.03
12:N:574:ILE:HD12	12:N:625:LYS:CB	1.87	1.03
10:L:86:ASP:OD1	10:L:152:HIS:HD2	1.39	1.03
12:N:115:PHE:HD2	12:N:246:VAL:HG13	1.21	1.03
12:N:290:HIS:CD2	12:N:329:GLN:OE1	2.12	1.03
15:X:427:MET:O	15:X:431:ASN:OD1	1.76	1.03
15:Y:316:ALA:CB	15:Y:351:TYR:CE1	2.41	1.03
15:Y:491:LYS:O	15:Y:494:ASP:OD1	1.77	1.03
15:X:491:LYS:O	15:X:494:ASP:OD1	1.74	1.03
9:J:215:PRO:HG3	9:J:402:PRO:HG2	1.37	1.02
9:K:146:ARG:NH1	9:K:332:THR:HG21	1.74	1.02
12:N:266:HIS:CB	12:N:331:PHE:HE2	1.72	1.02
1:A:1869:HIS:CD2	1:A:1934:LEU:CD1	2.41	1.02
1:A:677:TRP:CZ2	1:A:792:GLN:HG3	1.93	1.02
10:L:86:ASP:OD1	10:L:152:HIS:CD2	2.12	1.02
12:N:282:GLU:HA	12:N:356:PRO:CD	1.88	1.02
12:N:554:MET:O	12:N:558:GLU:HB2	1.60	1.02
1:A:1672:ARG:HD2	1:A:1705:GLN:HG2	1.42	1.02
8:I:536:CYS:O	8:I:540:PRO:HD3	1.59	1.02
12:N:341:ILE:HD13	12:N:374:LEU:HB2	1.38	1.02
1:A:612:ILE:O	1:A:641:TRP:CZ3	2.13	1.02
12:N:75:PHE:CZ	12:N:129:LEU:HD23	1.95	1.02
1:A:630:PRO:HG2	1:A:633:ILE:CG1	1.88	1.02
6:H:155:LEU:HA	6:H:158:ILE:HD13	1.40	1.02
12:N:345:PHE:CD2	12:N:385:ARG:HD2	1.94	1.02
1:A:1713:MET:HB3	1:A:1715:TRP:CD1	1.93	1.02

*Continued on next page...*

*Continued from previous page...*

Atom-1	Atom-2	Interatomic distance (Å)	Clash overlap (Å)
1:A:485:ILE:HD11	1:A:609:ILE:HB	1.39	1.02
12:N:387:LEU:O	12:N:427:TYR:CZ	2.13	1.02
1:A:630:PRO:CG	1:A:633:ILE:CD1	2.37	1.01
12:N:75:PHE:CE2	12:N:129:LEU:CD2	2.42	1.01
1:A:209:THR:CG2	1:A:242:HIS:CE1	2.43	1.01
9:J:35:GLU:OE2	9:J:63:ARG:CZ	2.09	1.01
12:N:630:LYS:HB3	12:N:633:ARG:CD	1.89	1.01
15:X:309:ASP:OD1	15:X:374:GLN:HG2	1.58	1.01
15:Y:100:TYR:HB3	15:Y:142:MET:CG	1.89	1.01
8:I:321:LEU:HD11	8:I:425:MET:SD	2.00	1.01
15:X:373:VAL:HG12	15:X:402:LEU:CD1	1.90	1.01
1:A:948:PRO:HB3	1:A:1813:GLN:HE22	0.90	1.01
1:A:78:LYS:HZ1	1:A:592:HIS:CB	1.65	1.01
6:F:472:GLY:HA2	6:F:487:ILE:CD1	1.76	1.01
6:F:646:TYR:CD1	6:F:651:PHE:CE1	2.49	1.01
9:K:145:ASN:CB	9:K:148:LEU:HD13	1.90	1.01
12:N:184:TYR:CD2	12:N:302:LYS:CE	2.41	1.01
1:A:76:LEU:CD1	1:A:92:GLU:HG3	1.80	1.01
12:N:262:THR:O	12:N:266:HIS:CD2	2.13	1.01
12:N:409:VAL:O	12:N:410:LEU:HB2	1.55	1.01
12:N:642:GLY:C	12:N:661:PRO:HG2	1.81	1.01
12:N:83:LEU:HA	12:N:87:ILE:CG1	1.89	1.01
3:P:233:PHE:CE1	3:P:237:ILE:HD11	1.95	1.01
15:X:423:ILE:HB	15:X:454:ASP:CG	1.81	1.01
15:Y:305:ILE:HG22	15:Y:340:GLU:OE1	1.56	1.01
1:A:270:THR:HG23	1:A:412:LEU:CD2	1.89	1.01
10:L:25:ILE:CD1	10:L:160:THR:HG21	1.89	1.01
8:I:498:TYR:OH	8:I:516:TYR:CE1	2.12	1.01
3:C:550:LEU:CD1	9:K:351:ASP:OD2	2.09	1.01
9:K:181:GLU:OE1	9:K:209:LEU:CD1	2.08	1.01
8:I:111:SER:OG	8:I:204:THR:HG23	1.61	1.00
9:K:181:GLU:CD	9:K:209:LEU:CD1	2.30	1.00
12:N:180:PHE:CE1	12:N:299:TRP:NE1	2.29	1.00
15:Y:503:LEU:O	15:Y:506:GLN:NE2	1.93	1.00
3:P:200:PRO:O	3:P:201:LEU:HG	1.61	1.00
12:N:707:GLU:CB	12:N:712:THR:HB	1.91	1.00
1:A:183:THR:HG21	1:A:249:LEU:CG	1.91	1.00
8:I:115:TRP:CD1	8:I:176:LEU:CD2	2.43	1.00
3:C:373:HIS:HE1	3:C:377:GLU:OE2	1.31	1.00
12:N:341:ILE:CD1	12:N:374:LEU:HB2	1.92	1.00
12:N:59:VAL:HG21	12:N:135:TRP:CZ2	1.96	1.00

*Continued on next page...*

*Continued from previous page...*

Atom-1	Atom-2	Interatomic distance (Å)	Clash overlap (Å)
8:I:300:VAL:HG22	8:I:456:PHE:CE2	1.97	1.00
12:N:707:GLU:HB3	12:N:712:THR:CB	1.92	1.00
9:J:35:GLU:OE2	9:J:63:ARG:NH1	1.95	1.00
12:N:595:ILE:HD12	12:N:626:TYR:CZ	1.97	1.00
1:A:1870:ALA:O	1:A:1873:SER:O	1.79	0.99
13:O:63:LEU:HD12	13:O:85:SER:OG	1.60	0.99
1:A:1738:ILE:HD12	1:A:1775:LEU:HD21	1.43	0.99
1:A:1895:PRO:HD3	1:A:1923:MET:CE	1.92	0.99
1:A:597:LEU:HD21	1:A:607:ILE:HG12	1.43	0.99
1:A:75:GLN:O	1:A:92:GLU:CB	2.10	0.99
9:K:181:GLU:HB3	9:K:209:LEU:HD11	1.42	0.99
12:N:556:PHE:O	12:N:600:PHE:CD1	2.15	0.99
12:N:595:ILE:HG23	12:N:626:TYR:OH	1.63	0.99
1:A:1909:THR:H	1:A:1936:LEU:HD22	1.27	0.99
12:N:273:MET:HE1	12:N:335:ILE:HG22	1.44	0.99
15:Y:278:ALA:HB1	15:Y:294:PHE:CE1	1.97	0.99
6:H:669:SER:HA	6:H:698:ILE:HD11	1.42	0.99
12:N:619:LEU:HG	12:N:637:TRP:CZ3	1.97	0.99
15:X:452:LEU:HD22	15:X:461:ALA:CA	1.93	0.99
8:I:125:LEU:HD21	8:I:246:PRO:HA	1.44	0.99
9:J:41:TYR:HD2	9:J:72:CYS:HG	1.08	0.99
12:N:184:TYR:CD2	12:N:302:LYS:HE2	1.97	0.99
1:A:948:PRO:HB2	1:A:1813:GLN:HE22	1.22	0.99
6:F:646:TYR:CD1	6:F:651:PHE:HE1	1.81	0.99
10:L:44:GLN:HA	10:L:47:ASP:OD2	1.62	0.99
6:H:154:SER:O	6:H:158:ILE:CD1	2.11	0.99
12:N:502:ILE:HG23	12:N:548:ARG:HH11	1.23	0.99
1:A:271:LEU:HD12	1:A:407:LEU:CD1	1.93	0.99
12:N:128:SER:CA	12:N:131:LEU:HD13	1.93	0.99
12:N:676:TRP:CZ3	12:N:680:GLU:CG	2.46	0.99
9:K:145:ASN:HB3	9:K:148:LEU:CD1	1.93	0.98
15:X:203:LEU:HD22	15:Y:55:LEU:HD11	1.45	0.98
1:A:223:LEU:CD2	1:A:409:ILE:HD11	1.92	0.98
1:A:590:PRO:HB3	1:A:595:VAL:HG13	1.46	0.98
1:A:624:ALA:HB1	1:A:765:VAL:HG22	1.41	0.98
5:E:94:TRP:CE2	6:F:592:ARG:HD3	1.98	0.98
9:J:61:ARG:HH22	9:J:92:VAL:HG22	1.27	0.98
9:K:146:ARG:NH1	9:K:332:THR:CG2	2.25	0.98
12:N:115:PHE:CZ	12:N:247:LEU:HD21	1.98	0.98
12:N:344:LEU:O	12:N:348:VAL:HG23	1.62	0.98
12:N:336:TYR:OH	12:N:360:ASP:CG	2.01	0.98

*Continued on next page...*

*Continued from previous page...*

Atom-1	Atom-2	Interatomic distance (Å)	Clash overlap (Å)
12:N:676:TRP:CE3	12:N:681:LEU:CD1	2.42	0.98
1:A:1026:LEU:HD11	1:A:1709:LYS:HZ1	1.12	0.98
1:A:1835:LYS:CG	1:A:1838:LEU:HD12	1.94	0.98
8:I:301:GLN:CG	8:I:456:PHE:HD2	1.76	0.98
12:N:184:TYR:CD2	12:N:302:LYS:CD	2.40	0.98
1:A:630:PRO:C	1:A:633:ILE:CD1	2.32	0.98
1:A:813:LEU:HD23	1:A:814:VAL:H	1.27	0.98
6:F:168:PHE:HB3	6:F:463:MET:CE	1.92	0.98
8:I:185:ILE:HG13	8:I:201:ILE:HG13	1.42	0.98
12:N:180:PHE:CZ	12:N:184:TYR:CD2	2.52	0.98
3:C:514:ARG:CD	3:C:545:GLU:OE2	2.11	0.98
10:L:125:THR:HA	10:L:126:ASP:HB3	1.45	0.98
10:L:25:ILE:HD12	10:L:160:THR:HB	1.43	0.98
12:N:577:GLU:HG2	12:N:583:ALA:HB2	1.42	0.98
15:Y:452:LEU:HD22	15:Y:461:ALA:CA	1.93	0.98
9:K:451:LEU:O	9:K:455:CYS:SG	2.22	0.98
10:L:86:ASP:CG	10:L:152:HIS:CD2	2.37	0.98
12:N:669:TYR:CZ	12:N:684:ALA:HB1	1.99	0.98
1:A:478:ASP:HB3	1:A:491:LEU:HD21	1.45	0.98
7:G:16:ILE:HD12	9:J:514:PHE:CD1	1.99	0.98
9:J:219:VAL:CG2	9:J:237:LEU:HD11	1.94	0.98
1:A:180:VAL:HG12	1:A:189:PHE:HD1	1.25	0.97
1:A:478:ASP:O	1:A:491:LEU:HD23	1.61	0.97
10:L:82:ASP:CG	10:L:85:SER:HB2	1.84	0.97
1:A:665:MET:O	1:A:670:TYR:HB2	1.64	0.97
6:H:135:SER:CB	6:H:160:GLU:CD	2.32	0.97
8:I:300:VAL:HG13	8:I:456:PHE:CG	1.99	0.97
12:N:559:VAL:HG11	12:N:600:PHE:CD2	1.97	0.97
1:A:241:ASP:CB	1:A:244:MET:HE1	1.93	0.97
12:N:387:LEU:CA	12:N:427:TYR:CE2	2.47	0.97
13:O:321:GLU:OE2	13:O:354:ARG:CZ	2.13	0.97
3:P:441:GLU:HG3	3:P:472:LYS:HE2	1.44	0.97
12:N:344:LEU:CA	12:N:347:ILE:HD12	1.94	0.97
8:I:56:TRP:CE3	8:I:98:PRO:HB3	1.98	0.97
12:N:574:ILE:HB	12:N:625:LYS:HG2	1.47	0.97
1:A:1835:LYS:HG2	1:A:1838:LEU:HD12	0.99	0.97
6:H:761:SER:O	6:H:765:ASP:HB2	1.63	0.97
12:N:247:LEU:HB3	12:N:253:LEU:HB2	0.98	0.97
15:Y:100:TYR:CB	15:Y:142:MET:HG2	1.95	0.97
1:A:270:THR:CG2	1:A:412:LEU:HD21	1.94	0.97
12:N:59:VAL:CG2	12:N:135:TRP:CZ2	2.48	0.96

*Continued on next page...*



*Continued from previous page...*

Atom-1	Atom-2	Interatomic distance (Å)	Clash overlap (Å)
6:H:164:PRO:HG3	6:H:471:LYS:HG3	0.98	0.96
12:N:128:SER:HA	12:N:131:LEU:HD13	1.43	0.96
12:N:180:PHE:HB2	12:N:240:PHE:CE2	1.99	0.96
12:N:676:TRP:CH2	12:N:680:GLU:HG2	1.99	0.96
9:J:212:TYR:OH	9:J:367:CYS:SG	2.17	0.96
12:N:537:ARG:HH21	12:N:541:ASN:HB2	1.28	0.96
12:N:611:VAL:HG12	12:N:639:HIS:CE1	2.01	0.96
15:Y:60:LEU:CD1	15:Y:71:PHE:CZ	2.48	0.96
1:A:1235:LEU:CD1	1:A:1272:VAL:HG21	1.94	0.96
1:A:1730:ALA:HB2	1:A:1776:TYR:CD2	2.00	0.96
1:A:459:GLU:HB3	1:A:466:LEU:HD23	1.47	0.96
8:I:514:PHE:CE2	13:O:440:GLN:HA	2.00	0.96
1:A:1835:LYS:CB	1:A:1838:LEU:HG	1.96	0.96
1:A:1900:LEU:HD12	1:A:1921:LEU:HA	1.48	0.96
12:N:127:ARG:O	12:N:131:LEU:HD11	1.60	0.96
13:O:63:LEU:CD1	13:O:85:SER:OG	2.13	0.96
1:A:1660:LEU:HD21	1:A:1687:LEU:HD12	1.45	0.96
1:A:78:LYS:HE2	1:A:592:HIS:HB2	1.44	0.96
9:K:276:VAL:HA	9:K:311:MET:HE2	1.46	0.96
12:N:559:VAL:CG1	12:N:600:PHE:CE2	2.47	0.96
8:I:216:SER:HB3	8:I:607:ILE:HD11	1.46	0.96
15:X:399:ALA:O	15:X:402:LEU:HG	1.65	0.96
1:A:1665:GLN:HB3	1:A:1678:ILE:HD12	1.47	0.96
1:A:630:PRO:HG2	1:A:633:ILE:HD11	1.45	0.96
6:H:8:VAL:CG1	6:H:31:LEU:HD11	1.95	0.96
1:A:810:TYR:O	1:A:813:LEU:CD2	2.13	0.96
1:A:823:ILE:HG13	1:A:827:GLN:HG3	1.43	0.96
6:F:646:TYR:CE2	6:F:708:HIS:CD2	2.52	0.96
8:I:300:VAL:CG2	8:I:456:PHE:CZ	2.48	0.96
15:Y:196:LEU:O	15:Y:200:PRO:HA	1.65	0.96
1:A:1918:PHE:CD2	1:A:1928:LEU:HD11	2.00	0.95
1:A:667:MET:O	1:A:755:LEU:HB3	1.66	0.95
9:K:302:TRP:CE2	9:K:325:LYS:HE2	2.00	0.95
12:N:428:LEU:HB3	12:N:508:ILE:HD11	1.47	0.95
15:X:423:ILE:HB	15:X:454:ASP:OD2	1.65	0.95
1:A:588:ARG:O	1:A:596:THR:HG23	1.65	0.95
1:A:121:SER:OG	1:A:155:GLN:OE1	1.84	0.95
8:I:101:LEU:CG	8:I:167:LEU:HD21	1.94	0.95
8:I:512:LEU:HD23	13:O:439:LEU:HD13	1.48	0.95
12:N:676:TRP:HB3	12:N:681:LEU:HD11	0.97	0.95
12:N:707:GLU:HB3	12:N:712:THR:HB	0.98	0.95

*Continued on next page...*



*Continued from previous page...*

Atom-1	Atom-2	Interatomic distance (Å)	Clash overlap (Å)
3:P:89:LEU:HD12	3:P:105:PHE:CD2	2.00	0.95
9:K:309:TYR:OH	11:M:59:ASP:OD2	1.85	0.95
12:N:336:TYR:CE1	12:N:360:ASP:OD1	2.19	0.95
3:C:301:ASP:OD1	3:C:335:CYS:SG	2.24	0.95
7:G:16:ILE:HD12	9:J:514:PHE:CE1	2.01	0.95
1:A:125:GLN:NE2	1:A:180:VAL:HG22	1.80	0.95
1:A:630:PRO:CD	1:A:633:ILE:CD1	2.44	0.95
6:H:736:GLU:OE1	10:L:173:THR:O	1.84	0.95
1:A:1197:LEU:CD1	1:A:1227:LEU:HD11	1.97	0.95
8:I:111:SER:OG	8:I:204:THR:CG2	2.12	0.95
12:N:282:GLU:CA	12:N:356:PRO:CG	2.44	0.95
12:N:520:ARG:NH2	12:N:600:PHE:O	2.00	0.95
12:N:696:MET:CE	12:N:707:GLU:OE2	2.14	0.95
1:A:105:GLY:O	1:A:111:LEU:HD21	1.65	0.95
1:A:1900:LEU:CD1	1:A:1921:LEU:HA	1.97	0.95
1:A:617:LEU:CD2	1:A:657:TRP:CZ3	2.48	0.95
1:A:79:GLY:O	1:A:87:VAL:CG1	2.15	0.95
12:N:154:HIS:NE2	12:N:251:SER:HB2	1.82	0.95
15:Y:54:ARG:NH1	15:Y:87:LEU:HD23	1.82	0.95
1:A:133:ILE:HD12	1:A:146:GLU:O	1.66	0.95
1:A:630:PRO:HG2	1:A:633:ILE:CD1	1.96	0.95
8:I:502:GLN:O	8:I:508:LYS:NZ	1.98	0.95
8:I:533:ILE:O	8:I:537:LEU:HD11	1.65	0.95
12:N:80:GLN:HG3	12:N:156:MET:SD	2.07	0.95
8:I:48:ARG:CD	12:N:390:GLY:O	2.14	0.95
1:A:425:SER:OG	1:A:446:VAL:CG1	2.14	0.94
12:N:692:LEU:O	12:N:696:MET:HG2	1.67	0.94
12:N:705:LEU:HB2	12:N:715:VAL:HA	1.47	0.94
1:A:265:VAL:CB	1:A:415:GLU:CB	2.43	0.94
9:K:181:GLU:CG	9:K:209:LEU:HD11	1.98	0.94
12:N:290:HIS:NE2	12:N:329:GLN:OE1	1.99	0.94
12:N:115:PHE:HE2	12:N:247:LEU:CD2	1.75	0.94
12:N:365:LEU:O	12:N:368:THR:O	1.84	0.94
12:N:502:ILE:CG2	12:N:548:ARG:HH11	1.80	0.94
1:A:1894:VAL:HA	1:A:1923:MET:HE1	0.96	0.94
15:X:376:LEU:HD11	15:X:395:HIS:C	1.86	0.94
1:A:1734:LYS:HB2	1:A:1737:THR:OG1	1.68	0.94
9:K:248:LYS:CA	9:K:438:GLU:OE2	2.16	0.94
12:N:593:ALA:HB3	12:N:622:TYR:CE1	2.02	0.94
13:O:429:TRP:CZ2	13:O:437:MET:CE	2.50	0.94
3:C:376:MET:HE1	3:C:408:THR:HA	1.47	0.94

*Continued on next page...*

*Continued from previous page...*

Atom-1	Atom-2	Interatomic distance (Å)	Clash overlap (Å)
12:N:706:ARG:N	12:N:714:SER:O	2.00	0.94
13:O:67:LEU:HD21	13:O:81:LEU:HD12	1.47	0.94
1:A:1480:GLU:HA	1:A:1527:MET:CE	1.97	0.94
1:A:183:THR:CG2	1:A:249:LEU:CG	2.46	0.94
1:A:78:LYS:NZ	1:A:592:HIS:HB2	1.69	0.94
3:P:89:LEU:CD1	3:P:105:PHE:CE2	2.30	0.94
15:X:201:LEU:CD1	15:Y:40:HIS:HB3	1.98	0.94
10:L:126:ASP:N	10:L:132:THR:HG23	1.81	0.94
1:A:1332:GLY:HA3	1:A:1358:ILE:HD12	1.49	0.94
1:A:271:LEU:CD1	1:A:407:LEU:HD11	1.98	0.94
8:I:196:ALA:HB2	8:I:544:ILE:HG21	1.50	0.94
12:N:574:ILE:HD12	12:N:625:LYS:HB2	1.47	0.94
1:A:98:ASN:O	1:A:119:VAL:HG22	1.67	0.93
12:N:117:LEU:O	12:N:122:LEU:CD1	2.16	0.93
13:O:75:LEU:CD1	13:O:79:TYR:CE2	2.51	0.93
12:N:593:ALA:N	12:N:622:TYR:CZ	2.35	0.93
15:X:203:LEU:HD22	15:Y:55:LEU:CD1	1.98	0.93
1:A:1900:LEU:HD12	1:A:1921:LEU:CA	1.98	0.93
1:A:193:ALA:O	1:A:242:HIS:NE2	2.00	0.93
9:J:203:PHE:CZ	9:J:227:LEU:HD22	2.03	0.93
12:N:559:VAL:CG1	12:N:600:PHE:CD2	2.50	0.93
15:X:239:TRP:CZ2	15:X:243:TYR:CE2	2.57	0.93
1:A:823:ILE:HG22	1:A:825:PRO:CD	1.99	0.93
1:A:1431:PRO:CG	1:A:1434:ILE:HD13	1.99	0.93
1:A:1735:PRO:HB2	1:A:1756:LYS:HD2	1.51	0.93
1:A:270:THR:HG23	1:A:412:LEU:HD21	1.47	0.93
6:F:522:PHE:HZ	6:F:538:ILE:HD11	1.15	0.93
9:J:219:VAL:HG22	9:J:237:LEU:CD1	1.97	0.93
9:J:61:ARG:NH2	9:J:92:VAL:CG2	2.30	0.93
12:N:417:LEU:C	12:N:421:CYS:SG	2.47	0.93
12:N:502:ILE:HG22	12:N:512:LYS:NZ	1.84	0.93
1:A:1857:ASP:O	1:A:1861:GLN:HG2	1.69	0.93
8:I:321:LEU:HD21	8:I:425:MET:HE1	1.48	0.93
15:X:434:TYR:CA	15:X:444:LEU:HD22	1.98	0.93
6:F:644:ILE:O	6:F:648:GLN:N	1.99	0.93
6:H:172:SER:O	6:H:456:LYS:NZ	2.02	0.93
12:N:670:PHE:CE2	12:N:713:PHE:HD1	1.82	0.93
1:A:1822:SER:H	12:N:144:THR:CB	1.81	0.93
9:J:153:TYR:CZ	9:J:169:LEU:HD12	2.04	0.93
9:J:223:SER:HB2	9:J:227:LEU:HD11	1.50	0.93
12:N:115:PHE:CD2	12:N:246:VAL:HG13	2.03	0.93

*Continued on next page...*

*Continued from previous page...*

Atom-1	Atom-2	Interatomic distance (Å)	Clash overlap (Å)
12:N:379:LYS:HG3	12:N:383:GLU:OE2	1.67	0.93
12:N:685:VAL:HB	12:N:687:MET:SD	2.08	0.93
13:O:222:LEU:O	13:O:226:ASP:O	1.86	0.93
15:Y:159:LEU:HD12	15:Y:175:LEU:CD1	1.97	0.93
1:A:630:PRO:CA	1:A:633:ILE:HD11	1.98	0.92
15:X:452:LEU:HD22	15:X:460:LYS:C	1.89	0.92
6:F:159:GLY:N	6:F:633:ARG:HH12	1.66	0.92
12:N:281:TYR:O	12:N:354:SER:CA	2.17	0.92
1:A:1311:SER:HA	1:A:1375:TYR:HE1	1.33	0.92
3:P:93:TYR:OH	3:P:101:ARG:NH2	2.02	0.92
9:J:153:TYR:OH	9:J:169:LEU:HD12	1.70	0.92
11:M:7:ARG:HD3	11:M:12:LEU:HD21	1.49	0.92
12:N:184:TYR:CG	12:N:302:LYS:CE	2.53	0.92
12:N:676:TRP:CZ3	12:N:681:LEU:N	2.36	0.92
6:F:646:TYR:HD1	6:F:651:PHE:CE1	1.85	0.92
9:J:227:LEU:O	9:J:233:VAL:HG22	1.70	0.92
12:N:184:TYR:CG	12:N:302:LYS:NZ	2.37	0.92
12:N:282:GLU:CA	12:N:356:PRO:HG3	2.00	0.92
15:X:434:TYR:CD1	15:X:444:LEU:HD13	2.04	0.92
1:A:161:MET:CE	1:A:216:PRO:HB3	1.98	0.92
1:A:78:LYS:CE	1:A:592:HIS:CA	2.46	0.92
3:C:550:LEU:HD13	9:K:351:ASP:CG	1.89	0.92
10:L:86:ASP:OD2	10:L:152:HIS:CB	2.18	0.92
12:N:574:ILE:HA	12:N:625:LYS:HE2	0.93	0.92
1:A:154:LEU:CD1	1:A:159:ILE:HG12	1.99	0.92
1:A:1918:PHE:CD2	1:A:1928:LEU:CD1	2.53	0.92
9:J:219:VAL:CG2	9:J:237:LEU:HD13	1.95	0.92
10:L:82:ASP:OD2	10:L:85:SER:HB2	1.66	0.92
12:N:333:TYR:HD1	12:N:364:CYS:HG	0.93	0.92
15:Y:452:LEU:HD23	15:Y:461:ALA:HB2	1.52	0.92
1:A:74:TRP:NE1	1:A:589:ASP:OD2	2.03	0.92
8:I:202:ALA:HB1	8:I:223:VAL:HG21	1.49	0.92
8:I:372:TRP:HZ3	8:I:374:GLN:HB3	1.34	0.92
15:X:376:LEU:CD1	15:X:395:HIS:HB3	1.99	0.92
13:O:75:LEU:CD1	13:O:79:TYR:CZ	2.52	0.92
1:A:248:PHE:HB2	1:A:430:VAL:HG21	0.93	0.91
1:A:653:TYR:CE1	1:A:654:HIS:CE1	2.58	0.91
13:O:378:SER:OG	13:O:409:HIS:CD2	2.23	0.91
13:O:441:GLN:HE21	13:O:441:GLN:HA	1.34	0.91
6:F:472:GLY:N	6:F:487:ILE:HD11	1.73	0.91
6:H:102:SER:OG	6:H:104:ASP:OD1	1.88	0.91

*Continued on next page...*

*Continued from previous page...*

Atom-1	Atom-2	Interatomic distance (Å)	Clash overlap (Å)
1:A:452:LEU:HD21	1:A:474:ILE:CG2	1.99	0.91
12:N:341:ILE:HG21	12:N:374:LEU:HA	1.50	0.91
1:A:823:ILE:HD12	1:A:827:GLN:N	1.85	0.91
12:N:132:LEU:CB	12:N:149:LEU:HD13	1.86	0.91
13:O:32:PRO:O	13:O:35:ILE:HG22	1.68	0.91
3:P:93:TYR:OH	3:P:101:ARG:CZ	2.18	0.91
15:X:376:LEU:HD11	15:X:395:HIS:O	1.71	0.91
1:A:823:ILE:HD11	1:A:827:GLN:CG	1.99	0.91
9:K:33:SER:OG	9:K:39:ASP:OD2	1.87	0.91
12:N:115:PHE:CE2	12:N:247:LEU:HD23	2.02	0.91
1:A:78:LYS:HE3	1:A:592:HIS:CB	1.77	0.91
6:F:526:ARG:HD3	6:F:536:MET:CE	2.01	0.91
8:I:370:ALA:HB1	8:I:383:ALA:HA	1.52	0.91
9:J:211:LYS:HE3	9:J:239:GLU:OE1	1.71	0.91
15:Y:45:ALA:HB2	15:Y:82:TYR:CD2	2.06	0.91
1:A:161:MET:HE1	1:A:216:PRO:CA	2.00	0.91
1:A:76:LEU:HD12	1:A:92:GLU:CG	1.84	0.91
6:F:130:ARG:CG	15:Y:506:GLN:NE2	2.33	0.91
8:I:301:GLN:CD	8:I:456:PHE:HB2	1.91	0.91
9:K:153:TYR:OH	9:K:169:LEU:HD13	1.71	0.91
9:K:33:SER:CB	9:K:39:ASP:OD2	2.19	0.91
3:C:57:GLU:OE1	3:P:89:LEU:HD23	1.70	0.91
15:X:211:SER:CA	15:X:247:HIS:CE1	2.53	0.91
15:Y:373:VAL:HG11	15:Y:403:ALA:HB2	1.53	0.91
1:A:1635:GLU:OE2	1:A:1648:LYS:CB	2.18	0.91
8:I:301:GLN:CG	8:I:456:PHE:HB2	2.02	0.91
9:K:250:CYS:SG	9:K:274:THR:CG2	2.58	0.91
1:A:1738:ILE:CD1	1:A:1775:LEU:HD21	2.01	0.90
3:C:536:CYS:O	3:C:542:THR:HB	1.72	0.90
9:K:153:TYR:HE2	9:K:169:LEU:HD22	1.36	0.90
3:P:78:GLU:OE1	3:P:79:GLU:N	2.03	0.90
15:X:437:LEU:HB2	15:X:444:LEU:HD21	1.53	0.90
1:A:215:HIS:CG	1:A:216:PRO:HD2	2.07	0.90
8:I:119:THR:HA	8:I:172:ARG:HE	1.36	0.90
12:N:387:LEU:HD13	12:N:427:TYR:CD2	2.05	0.90
1:A:1026:LEU:HD11	1:A:1709:LYS:CE	2.01	0.90
9:J:495:PHE:HD2	9:J:522:CYS:HG	0.92	0.90
15:X:399:ALA:HA	15:X:402:LEU:CG	2.00	0.90
1:A:74:TRP:CE2	1:A:588:ARG:NH1	2.38	0.90
1:A:1197:LEU:HD12	1:A:1227:LEU:HD11	1.51	0.90
1:A:451:GLN:HG3	1:A:473:ASN:OD1	1.70	0.90

*Continued on next page...*

*Continued from previous page...*

Atom-1	Atom-2	Interatomic distance (Å)	Clash overlap (Å)
9:J:227:LEU:HB2	9:J:233:VAL:HG11	1.52	0.90
12:N:554:MET:SD	12:N:554:MET:N	2.45	0.90
1:A:668:MET:HE3	1:A:756:PHE:O	1.71	0.90
6:H:155:LEU:HD11	6:H:160:GLU:OE2	1.71	0.90
15:Y:45:ALA:CB	15:Y:82:TYR:CE2	2.54	0.90
1:A:1241:THR:OG1	1:A:1243:LEU:HD22	1.71	0.90
6:F:149:TRP:NE1	6:F:153:GLU:HG3	1.86	0.90
12:N:129:LEU:CD1	12:N:149:LEU:O	2.20	0.90
12:N:442:LEU:HD13	12:N:548:ARG:CZ	2.02	0.90
12:N:560:MET:SD	12:N:601:TRP:CD1	2.65	0.90
1:A:224:VAL:HB	1:A:236:VAL:HG12	1.54	0.90
1:A:613:ALA:O	1:A:656:GLU:OE2	1.90	0.90
9:J:215:PRO:HD3	9:J:402:PRO:HD3	1.53	0.90
1:A:1864:GLY:HA2	1:A:1867:CYS:SG	2.12	0.90
8:I:410:SER:OG	8:I:475:VAL:HG21	1.71	0.90
9:J:445:GLU:OE1	9:J:475:ILE:HG21	1.70	0.90
9:K:354:MET:HE3	9:K:378:TYR:CZ	2.07	0.90
12:N:354:SER:C	12:N:356:PRO:HD2	1.91	0.90
12:N:676:TRP:CG	12:N:680:GLU:OE1	2.24	0.90
7:G:13:LEU:HA	7:G:16:ILE:HG12	1.54	0.90
9:K:153:TYR:CZ	9:K:169:LEU:HD13	2.07	0.90
1:A:1220:MET:HG3	1:A:1261:TYR:CD1	2.06	0.89
6:F:168:PHE:C	6:F:463:MET:HE3	1.91	0.89
9:K:354:MET:CE	9:K:378:TYR:CZ	2.54	0.89
12:N:132:LEU:HB3	12:N:149:LEU:HD11	0.91	0.89
12:N:388:HIS:C	12:N:427:TYR:OH	2.10	0.89
12:N:520:ARG:CZ	12:N:602:PRO:HD3	2.01	0.89
15:Y:423:ILE:HG21	15:Y:454:ASP:CG	1.91	0.89
1:A:1031:ASP:HA	12:N:485:VAL:CG2	2.02	0.89
6:F:538:ILE:HD12	6:F:538:ILE:C	1.92	0.89
6:F:522:PHE:CE2	6:F:538:ILE:HD11	2.05	0.89
13:O:317:TYR:CZ	13:O:353:LYS:HG3	2.07	0.89
1:A:78:LYS:NZ	1:A:591:VAL:O	2.04	0.89
6:F:538:ILE:HD12	6:F:539:TYR:N	1.85	0.89
6:F:646:TYR:HD2	6:F:708:HIS:CD2	1.85	0.89
6:H:135:SER:CB	6:H:160:GLU:OE2	2.20	0.89
9:J:40:ILE:HB	9:J:65:LEU:HD21	1.54	0.89
6:F:580:GLN:NE2	11:M:62:LEU:HD21	1.87	0.89
12:N:282:GLU:C	12:N:356:PRO:CG	2.39	0.89
15:Y:354:ARG:HD2	15:Y:357:ARG:NH1	1.87	0.89
6:F:472:GLY:HA3	6:F:487:ILE:HD11	0.91	0.89

*Continued on next page...*

*Continued from previous page...*

Atom-1	Atom-2	Interatomic distance (Å)	Clash overlap (Å)
9:K:210:LYS:HG2	9:K:213:ASN:CB	2.02	0.89
1:A:767:HIS:ND1	1:A:806:TYR:OH	2.04	0.89
3:C:277:ARG:HH2	3:C:429:ARG:HD3	1.37	0.89
6:F:130:ARG:HD3	15:Y:506:GLN:HB2	1.55	0.89
8:I:26:LEU:HB3	8:I:37:LEU:HB3	1.54	0.89
9:K:181:GLU:CB	9:K:209:LEU:HD11	1.98	0.89
12:N:108:LEU:HD22	12:N:239:GLN:HB3	1.55	0.89
12:N:553:PRO:HB2	12:N:554:MET:SD	2.13	0.89
1:A:1191:LEU:HD23	1:A:1193:ILE:HG13	1.55	0.89
1:A:1351:GLN:O	10:L:42:VAL:HG21	1.73	0.89
1:A:808:ARG:NH2	1:A:1894:VAL:O	2.06	0.89
8:I:184:PHE:HB2	8:I:198:VAL:O	1.71	0.89
15:Y:452:LEU:HD22	15:Y:460:LYS:C	1.91	0.89
9:K:211:LYS:HG2	9:K:239:GLU:OE1	1.70	0.89
12:N:560:MET:HG2	12:N:600:PHE:CB	1.99	0.89
12:N:659:VAL:HG13	12:N:664:ALA:HB2	1.55	0.89
13:O:657:ILE:HD11	13:O:704:VAL:HG23	1.55	0.89
1:A:133:ILE:HG22	3:C:450:VAL:CG2	2.03	0.89
1:A:161:MET:HE1	1:A:216:PRO:HA	1.51	0.89
9:K:416:GLY:HA2	9:K:418:TRP:CH2	2.08	0.89
6:F:169:LYS:N	6:F:463:MET:HE3	1.87	0.89
15:Y:159:LEU:CD1	15:Y:175:LEU:HD13	2.03	0.89
8:I:502:GLN:C	8:I:508:LYS:NZ	2.26	0.88
6:F:155:LEU:HA	6:F:158:ILE:CD1	2.04	0.88
8:I:279:ILE:HD11	8:I:337:ILE:O	1.73	0.88
8:I:301:GLN:CG	8:I:456:PHE:CD2	2.55	0.88
8:I:502:GLN:C	8:I:508:LYS:HZ1	1.76	0.88
12:N:132:LEU:CG	12:N:149:LEU:HD11	2.02	0.88
12:N:706:ARG:HB2	12:N:716:ILE:HG23	1.53	0.88
15:X:249:GLY:CA	15:X:405:CYS:SG	2.61	0.88
15:X:452:LEU:HD23	15:X:461:ALA:HB2	1.54	0.88
15:Y:45:ALA:HB2	15:Y:82:TYR:CE2	2.07	0.88
6:H:155:LEU:C	6:H:158:ILE:HD12	1.94	0.88
8:I:301:GLN:HG2	8:I:456:PHE:HD2	1.32	0.88
9:J:217:GLU:HG3	9:J:240:ARG:HD3	1.56	0.88
12:N:117:LEU:O	12:N:122:LEU:HD13	1.73	0.88
12:N:630:LYS:HB3	12:N:633:ARG:HD2	0.93	0.88
15:X:396:PHE:HE2	15:X:416:CYS:SG	1.97	0.88
3:C:398:ASP:OD1	3:C:400:ARG:HG2	1.73	0.88
9:J:153:TYR:OH	9:J:169:LEU:CD1	2.22	0.88
6:F:577:PHE:CE2	11:M:62:LEU:HD13	2.09	0.88

*Continued on next page...*



*Continued from previous page...*

Atom-1	Atom-2	Interatomic distance (Å)	Clash overlap (Å)
12:N:593:ALA:N	12:N:622:TYR:OH	2.07	0.88
13:O:401:ALA:HA	13:O:405:SER:HG	1.14	0.88
15:X:201:LEU:HD11	15:Y:40:HIS:HB3	1.54	0.88
6:H:154:SER:O	6:H:158:ILE:HD11	1.73	0.88
12:N:511:SER:OG	12:N:513:ASP:OD1	1.92	0.88
12:N:560:MET:CE	12:N:597:SER:OG	2.21	0.88
15:X:203:LEU:HD21	15:X:239:TRP:HH2	1.33	0.88
1:A:657:TRP:CD1	1:A:785:SER:OG	2.27	0.88
1:A:657:TRP:NE1	1:A:785:SER:OG	2.07	0.88
12:N:133:GLU:O	12:N:136:THR:HG22	1.73	0.88
12:N:333:TYR:CE1	12:N:363:TYR:HE1	1.92	0.88
12:N:676:TRP:CE3	12:N:680:GLU:CD	2.47	0.88
1:A:1869:HIS:CG	1:A:1934:LEU:CD1	2.56	0.88
1:A:630:PRO:O	1:A:633:ILE:HD13	1.74	0.88
1:A:862:TYR:CB	1:A:896:LEU:HD23	2.03	0.88
10:L:25:ILE:CG1	10:L:160:THR:CG2	2.52	0.88
12:N:98:CYS:HA	12:N:110:LEU:CB	2.04	0.88
1:A:248:PHE:CB	1:A:430:VAL:CG2	2.34	0.88
12:N:434:THR:O	12:N:438:ILE:HG13	1.73	0.88
12:N:74:TRP:CE2	12:N:78:VAL:HG21	2.09	0.88
1:A:453:ARG:HG3	1:A:473:ASN:HD21	1.37	0.88
15:Y:104:LEU:CG	15:Y:142:MET:HE1	2.02	0.88
15:Y:196:LEU:O	15:Y:200:PRO:CA	2.22	0.88
1:A:1431:PRO:CD	1:A:1434:ILE:HD13	2.04	0.87
1:A:1540:ARG:NH1	1:A:1544:MET:SD	2.46	0.87
9:K:284:LEU:HD11	9:K:307:CYS:SG	2.14	0.87
12:N:118:LEU:O	12:N:122:LEU:HD22	1.72	0.87
12:N:480:TRP:HZ3	12:N:482:PRO:HA	1.38	0.87
1:A:1197:LEU:HD11	1:A:1227:LEU:HD21	1.55	0.87
1:A:75:GLN:O	1:A:92:GLU:HB3	1.72	0.87
1:A:862:TYR:CB	1:A:896:LEU:CD2	2.52	0.87
12:N:148:GLY:HA2	12:N:152:GLU:CG	2.03	0.87
1:A:76:LEU:CD1	1:A:92:GLU:CB	2.25	0.87
1:A:677:TRP:CZ2	1:A:788:GLU:HG3	2.10	0.87
9:J:322:TYR:CE1	11:M:31:ILE:HD13	2.09	0.87
12:N:115:PHE:HB3	12:N:246:VAL:HG21	1.55	0.87
12:N:670:PHE:CE1	12:N:674:ALA:O	2.27	0.87
1:A:209:THR:CG2	1:A:242:HIS:ND1	2.37	0.87
6:H:481:CYS:SG	6:H:512:LEU:CB	2.62	0.87
12:N:417:LEU:C	12:N:421:CYS:HG	1.77	0.87
6:F:155:LEU:HD13	6:F:158:ILE:HD11	1.57	0.87

*Continued on next page...*

*Continued from previous page...*

Atom-1	Atom-2	Interatomic distance (Å)	Clash overlap (Å)
1:A:612:ILE:O	1:A:641:TRP:HH2	1.55	0.87
3:P:471:VAL:HG23	3:P:493:TYR:CE1	2.09	0.87
6:F:148:LEU:HD22	6:H:23:ASP:OD2	1.74	0.87
9:J:11:ARG:HH12	9:J:42:TRP:HZ2	1.22	0.87
12:N:663:GLN:HE22	12:N:698:VAL:CG1	1.87	0.87
15:X:452:LEU:CD2	15:X:461:ALA:H	1.82	0.87
1:A:1532:ASN:HD22	1:A:1535:VAL:HG23	1.40	0.87
9:J:61:ARG:NH2	9:J:92:VAL:HG22	1.90	0.87
15:X:376:LEU:HD13	15:X:398:GLU:OE2	1.73	0.87
1:A:1031:ASP:CG	12:N:482:PRO:HG2	1.96	0.86
1:A:453:ARG:HG3	1:A:473:ASN:ND2	1.90	0.86
6:F:481:CYS:SG	6:F:512:LEU:HD21	2.15	0.86
9:K:173:HIS:CD2	9:K:335:PRO:CD	2.53	0.86
1:A:1390:PRO:CG	1:A:1396:LEU:HD23	2.05	0.86
1:A:1888:PHE:CE1	1:A:1892:HIS:ND1	2.43	0.86
1:A:958:ALA:C	1:A:962:CYS:HG	1.78	0.86
8:I:537:LEU:H	8:I:537:LEU:HD12	1.40	0.86
13:O:59:ARG:HB3	13:O:59:ARG:HH11	1.40	0.86
13:O:581:ILE:HD11	13:O:619:LEU:HB3	1.56	0.86
1:A:224:VAL:HG23	1:A:236:VAL:HG11	1.57	0.86
6:F:86:ALA:O	6:F:90:GLN:HG2	1.75	0.86
12:N:393:THR:O	12:N:396:ILE:HG22	1.75	0.86
12:N:98:CYS:CA	12:N:110:LEU:HB3	2.03	0.86
1:A:583:TYR:HD1	1:A:600:SER:OG	1.57	0.86
10:L:126:ASP:HB2	10:L:132:THR:CA	2.06	0.86
9:J:322:TYR:CZ	11:M:31:ILE:HD13	2.10	0.86
1:A:485:ILE:HD12	1:A:609:ILE:HB	1.56	0.86
6:H:155:LEU:C	6:H:158:ILE:CD1	2.42	0.86
12:N:400:TYR:CZ	12:N:404:ILE:HD11	2.09	0.86
12:N:560:MET:HE1	12:N:597:SER:OG	1.75	0.86
13:O:435:SER:HB3	13:O:654:ASP:HB3	1.57	0.86
9:J:445:GLU:HG2	9:J:446:PRO:HD3	1.57	0.86
12:N:180:PHE:CE1	12:N:184:TYR:HD2	1.93	0.86
12:N:542:VAL:HG12	12:N:546:LYS:HD2	1.55	0.86
3:C:167:LEU:HD11	3:C:171:GLY:HA3	1.57	0.86
1:A:632:GLU:O	1:A:636:GLN:NE2	2.09	0.86
6:F:86:ALA:C	6:F:90:GLN:HE21	1.79	0.86
6:F:95:GLY:HA2	6:F:99:LYS:O	1.76	0.86
9:K:334:GLY:C	9:K:364:MET:CE	2.44	0.86
12:N:180:PHE:HE1	12:N:299:TRP:NE1	1.73	0.86
12:N:387:LEU:HA	12:N:427:TYR:CE2	2.08	0.86

*Continued on next page...*



*Continued from previous page...*

Atom-1	Atom-2	Interatomic distance (Å)	Clash overlap (Å)
12:N:519:TYR:CE1	12:N:522:LEU:HD12	2.11	0.86
12:N:705:LEU:HD23	12:N:714:SER:O	1.75	0.86
13:O:27:LYS:O	13:O:210:LYS:NZ	2.09	0.86
8:I:195:ILE:O	8:I:544:ILE:CD1	2.24	0.86
8:I:34:LEU:HD12	8:I:46:LEU:HD21	1.58	0.86
9:K:334:GLY:CA	9:K:364:MET:CE	2.52	0.86
12:N:115:PHE:CD2	12:N:246:VAL:CG1	2.59	0.86
12:N:516:ILE:HG21	12:N:553:PRO:HB3	1.58	0.86
3:P:87:TYR:CE1	3:P:113:LYS:NZ	2.42	0.86
1:A:431:PHE:CE1	1:A:443:CYS:SG	2.68	0.86
1:A:749:LEU:HD23	1:A:820:VAL:CA	2.05	0.86
9:K:192:LYS:HG2	9:K:198:GLN:HG3	1.58	0.86
13:O:219:GLN:HE22	13:O:231:LEU:HD13	1.39	0.86
15:X:441:ALA:HB3	15:X:444:LEU:CD1	2.05	0.86
1:A:1030:GLU:O	12:N:485:VAL:HG11	1.76	0.85
1:A:1672:ARG:HD2	1:A:1705:GLN:CG	2.06	0.85
1:A:270:THR:CG2	1:A:412:LEU:CD2	2.53	0.85
1:A:491:LEU:HD13	1:A:584:ILE:CD1	2.06	0.85
12:N:266:HIS:ND1	12:N:331:PHE:CE2	2.44	0.85
12:N:418:GLU:HA	12:N:421:CYS:SG	2.16	0.85
13:O:388:ARG:NH2	13:O:400:ASP:CB	2.39	0.85
12:N:247:LEU:HB3	12:N:253:LEU:CA	2.04	0.85
12:N:542:VAL:O	12:N:546:LYS:N	2.08	0.85
12:N:556:PHE:CB	12:N:600:PHE:CE1	2.29	0.85
1:A:1595:HIS:CE1	1:A:1598:ASP:HB2	2.10	0.85
9:K:514:PHE:CZ	7:W:11:LEU:HD13	2.11	0.85
1:A:1835:LYS:HD3	1:A:1838:LEU:HB2	1.56	0.85
6:F:97:PHE:HD2	6:F:99:LYS:HG3	1.42	0.85
10:L:33:LEU:HG	10:L:42:VAL:HG22	1.57	0.85
10:L:83:TYR:HA	10:L:90:THR:OG1	1.76	0.85
12:N:180:PHE:HE2	12:N:240:PHE:HB3	1.41	0.85
12:N:699:TRP:O	12:N:704:VAL:HG21	1.77	0.85
3:P:233:PHE:CZ	3:P:237:ILE:CD1	2.60	0.85
1:A:155:GLN:HE21	1:A:160:ASN:HD21	1.23	0.85
12:N:273:MET:HE1	12:N:335:ILE:CG2	2.06	0.85
12:N:516:ILE:CG2	12:N:553:PRO:HB3	2.05	0.85
1:A:1925:VAL:CG1	12:N:70:VAL:HG13	2.06	0.85
1:A:224:VAL:CG2	1:A:408:CYS:CB	2.55	0.85
8:I:224:SER:HB3	8:I:229:SER:HA	1.55	0.85
12:N:121:ARG:N	12:N:122:LEU:HB2	1.91	0.85
12:N:163:PHE:CZ	12:N:255:ARG:NE	2.45	0.85

*Continued on next page...*

*Continued from previous page...*

Atom-1	Atom-2	Interatomic distance (Å)	Clash overlap (Å)
15:X:283:ARG:HD3	15:X:406:ARG:HD2	1.56	0.85
15:Y:452:LEU:CD2	15:Y:461:ALA:H	1.89	0.85
1:A:948:PRO:CA	1:A:1813:GLN:NE2	2.38	0.85
1:A:1853:ASP:OD1	1:A:1891:TYR:OH	1.93	0.85
6:H:155:LEU:HD12	6:H:160:GLU:OE2	1.74	0.85
9:J:441:VAL:HG21	9:J:444:TRP:HD1	1.42	0.85
3:P:200:PRO:O	3:P:201:LEU:CG	2.25	0.85
3:P:234:LEU:HD22	3:P:238:TYR:CE2	2.11	0.85
15:X:100:TYR:HB3	15:X:142:MET:HE2	1.55	0.85
15:X:203:LEU:CD2	15:Y:55:LEU:HD11	2.06	0.85
15:X:380:GLY:HA3	15:X:396:PHE:CE1	2.12	0.85
1:A:810:TYR:HB3	1:A:813:LEU:CD1	2.07	0.85
9:K:211:LYS:HE2	9:K:239:GLU:OE1	1.77	0.85
10:L:33:LEU:CD1	10:L:54:TRP:CE2	2.60	0.85
12:N:344:LEU:C	12:N:347:ILE:HD12	1.97	0.85
1:A:500:TYR:CZ	1:A:505:ARG:CD	2.43	0.85
6:F:159:GLY:HA2	6:F:633:ARG:HH12	1.39	0.85
8:I:101:LEU:CD2	8:I:167:LEU:HD22	2.00	0.85
8:I:282:GLN:OE1	8:I:336:SER:OG	1.93	0.85
9:K:320:ARG:HE	9:K:343:SER:HB2	1.39	0.85
12:N:705:LEU:CD2	12:N:714:SER:O	2.24	0.85
1:A:1202:GLU:OE2	1:A:1248:ASN:HB3	1.76	0.84
1:A:436:LEU:HG	1:A:501:THR:CG2	2.07	0.84
8:I:433:VAL:O	8:I:436:GLU:N	2.10	0.84
12:N:560:MET:SD	12:N:600:PHE:C	2.55	0.84
15:X:395:HIS:O	15:X:398:GLU:CD	2.15	0.84
9:J:227:LEU:HD12	9:J:228:GLN:N	1.92	0.84
12:N:174:GLN:HG3	12:N:264:THR:HG22	1.57	0.84
15:Y:60:LEU:HB3	15:Y:79:LEU:HD11	1.59	0.84
1:A:1220:MET:HG3	1:A:1261:TYR:HD1	1.41	0.84
6:F:159:GLY:HA3	6:F:633:ARG:NH1	1.90	0.84
6:H:155:LEU:HA	6:H:158:ILE:HD11	1.57	0.84
12:N:387:LEU:HA	12:N:427:TYR:HE2	1.40	0.84
13:O:291:ASN:O	13:O:336:ASP:HB2	1.76	0.84
13:O:429:TRP:CZ2	13:O:437:MET:HE1	2.11	0.84
1:A:478:ASP:O	1:A:491:LEU:CD2	2.25	0.84
3:C:403:TYR:CD2	3:C:435:MET:HE2	2.13	0.84
13:O:513:LYS:HE3	13:O:542:GLU:OE2	1.76	0.84
1:A:1635:GLU:OE2	1:A:1648:LYS:CG	2.25	0.84
8:I:533:ILE:O	8:I:537:LEU:HD13	1.78	0.84
9:K:334:GLY:CA	9:K:364:MET:HE2	2.08	0.84

*Continued on next page...*

*Continued from previous page...*

Atom-1	Atom-2	Interatomic distance (Å)	Clash overlap (Å)
10:L:45:LEU:O	10:L:155:GLN:OE1	1.95	0.84
12:N:184:TYR:CE2	12:N:302:LYS:CG	2.60	0.84
15:Y:104:LEU:HD11	15:Y:142:MET:SD	2.17	0.84
1:A:950:GLY:H	1:A:1813:GLN:HG3	1.42	0.84
6:F:651:PHE:CE2	6:F:695:ALA:HB2	2.12	0.84
12:N:522:LEU:HD22	12:N:526:ARG:NH1	1.93	0.84
1:A:633:ILE:H	1:A:633:ILE:HD12	1.42	0.84
1:A:668:MET:SD	1:A:756:PHE:O	2.34	0.84
6:F:492:PRO:HB2	6:F:494:HIS:CD2	2.11	0.84
6:H:762:TRP:HA	6:H:765:ASP:HB3	1.57	0.84
8:I:276:TRP:CZ2	8:I:476:GLY:HA2	2.13	0.84
9:J:305:VAL:HG11	11:M:31:ILE:HD11	1.59	0.84
1:A:248:PHE:CG	1:A:430:VAL:CG2	2.60	0.84
12:N:662:VAL:HG21	12:N:695:ARG:NH2	1.92	0.84
12:N:681:LEU:HG	12:N:713:PHE:CD2	2.13	0.84
1:A:1496:MET:HA	1:A:1499:LEU:CD1	2.08	0.84
1:A:1292:GLU:OE2	1:A:1600:ARG:HD3	1.78	0.84
1:A:823:ILE:C	1:A:825:PRO:CD	2.45	0.84
6:F:481:CYS:SG	6:F:512:LEU:CD1	2.66	0.84
9:K:354:MET:HE1	9:K:378:TYR:CE1	2.11	0.84
12:N:663:GLN:NE2	12:N:698:VAL:CG1	2.40	0.84
9:K:181:GLU:CB	9:K:209:LEU:HD12	2.04	0.84
12:N:386:LEU:CD2	12:N:396:ILE:HG13	2.08	0.84
12:N:411:ASP:O	12:N:413:SER:N	2.10	0.84
1:A:632:GLU:O	1:A:636:GLN:CD	2.16	0.83
1:A:632:GLU:O	1:A:636:GLN:OE1	1.96	0.83
1:A:787:VAL:O	1:A:791:VAL:HG22	1.78	0.83
1:A:485:ILE:HG22	1:A:487:THR:HG23	1.60	0.83
7:G:23:ARG:HG2	7:G:24:LYS:HG3	1.58	0.83
13:O:429:TRP:CE2	13:O:437:MET:HE3	2.13	0.83
15:Y:316:ALA:CB	15:Y:351:TYR:CZ	2.61	0.83
1:A:630:PRO:N	1:A:633:ILE:HD13	1.93	0.83
1:A:862:TYR:HB2	1:A:896:LEU:CD2	2.08	0.83
6:F:526:ARG:CD	6:F:536:MET:CE	2.55	0.83
3:C:358:LEU:HD21	3:C:368:TRP:CD2	2.14	0.83
6:F:92:LEU:HD13	6:F:121:LEU:HG	1.61	0.83
8:I:321:LEU:HD21	8:I:425:MET:CE	2.09	0.83
3:C:550:LEU:CG	9:K:351:ASP:OD2	2.26	0.83
1:A:213:MET:HE3	1:A:216:PRO:CA	2.06	0.83
6:H:155:LEU:HD13	6:H:160:GLU:OE2	1.78	0.83
9:J:61:ARG:NH2	9:J:92:VAL:HG21	1.93	0.83

*Continued on next page...*

*Continued from previous page...*

Atom-1	Atom-2	Interatomic distance (Å)	Clash overlap (Å)
12:N:670:PHE:HE2	12:N:713:PHE:HD1	0.90	0.83
1:A:1332:GLY:O	1:A:1357:THR:CA	2.27	0.83
1:A:93:LEU:HD21	1:A:151:ILE:CD1	2.09	0.83
8:I:279:ILE:HD12	8:I:340:SER:HB3	1.60	0.83
8:I:353:GLN:HA	8:I:353:GLN:HE21	1.44	0.83
8:I:301:GLN:OE1	8:I:456:PHE:CB	2.26	0.83
13:O:56:GLU:HG3	13:O:86:CYS:SG	2.18	0.83
1:A:105:GLY:O	1:A:111:LEU:CD2	2.26	0.83
1:A:76:LEU:HD12	1:A:92:GLU:HB3	0.85	0.83
6:F:645:TYR:CD2	6:F:653:LEU:HB3	2.13	0.83
8:I:255:PHE:CE1	8:I:366:LEU:HD21	2.13	0.83
8:I:349:ILE:O	8:I:353:GLN:HB2	1.78	0.83
8:I:403:LEU:O	8:I:407:ILE:CD1	2.26	0.83
12:N:556:PHE:CZ	12:N:600:PHE:HA	2.14	0.83
15:X:391:GLU:O	15:X:394:ILE:HG12	1.79	0.83
1:A:613:ALA:HA	1:A:641:TRP:HH2	1.43	0.83
8:I:325:LEU:HD11	8:I:330:LEU:N	1.94	0.83
1:A:1888:PHE:CD1	1:A:1892:HIS:ND1	2.45	0.83
6:F:633:ARG:HH11	6:F:633:ARG:HG3	1.43	0.83
12:N:127:ARG:C	12:N:131:LEU:CD1	2.47	0.83
12:N:180:PHE:CB	12:N:240:PHE:CE2	2.62	0.83
8:I:48:ARG:CG	12:N:390:GLY:O	2.27	0.83
12:N:505:LEU:CD2	12:N:515:PHE:CD2	2.62	0.83
1:A:133:ILE:CG2	3:C:450:VAL:HG21	2.06	0.83
6:H:761:SER:O	6:H:765:ASP:CB	2.26	0.83
9:J:37:PRO:HB3	9:J:69:TYR:OH	1.79	0.83
9:K:276:VAL:HA	9:K:311:MET:CE	2.08	0.83
12:N:433:ASP:OD1	12:N:436:ARG:CZ	2.27	0.83
12:N:676:TRP:CE3	12:N:681:LEU:N	2.46	0.83
1:A:224:VAL:HB	1:A:236:VAL:CG1	2.08	0.82
1:A:862:TYR:HB3	1:A:896:LEU:HD23	1.59	0.82
9:J:227:LEU:C	9:J:233:VAL:HG21	1.97	0.82
1:A:1031:ASP:HA	12:N:485:VAL:HG21	1.59	0.82
12:N:556:PHE:CD2	12:N:600:PHE:CE1	2.66	0.82
12:N:657:VAL:HG22	12:N:659:VAL:HB	1.61	0.82
12:N:676:TRP:CZ3	12:N:680:GLU:O	2.22	0.82
15:X:36:ASN:HA	15:X:39:ASP:OD2	1.79	0.82
15:X:434:TYR:HA	15:X:444:LEU:CD2	2.00	0.82
15:Y:54:ARG:HB2	15:Y:86:SER:HB2	1.58	0.82
9:K:181:GLU:CG	9:K:209:LEU:CD1	2.58	0.82
12:N:129:LEU:HD11	12:N:149:LEU:O	1.79	0.82

*Continued on next page...*

*Continued from previous page...*

Atom-1	Atom-2	Interatomic distance (Å)	Clash overlap (Å)
12:N:282:GLU:HA	12:N:356:PRO:HD2	1.60	0.82
12:N:539:ILE:O	12:N:543:GLU:HG3	1.79	0.82
3:P:251:TYR:OH	3:P:268:GLN:HG2	1.78	0.82
1:A:599:LEU:HG	1:A:603:SER:O	1.79	0.82
3:C:403:TYR:CD2	3:C:435:MET:CE	2.62	0.82
12:N:336:TYR:CZ	12:N:360:ASP:OD2	2.32	0.82
12:N:520:ARG:NH2	12:N:602:PRO:CD	2.41	0.82
13:O:462:ASN:O	13:O:463:THR:OG1	1.96	0.82
13:O:629:PHE:CE1	13:O:755:LEU:CB	2.62	0.82
3:P:432:ASP:HB3	3:P:435:MET:SD	2.18	0.82
9:J:203:PHE:CZ	9:J:227:LEU:CD2	2.63	0.82
12:N:132:LEU:HB2	12:N:149:LEU:CD1	1.90	0.82
12:N:706:ARG:CB	12:N:716:ILE:CG2	2.57	0.82
1:A:629:LEU:HD21	1:A:762:ILE:HD11	1.59	0.82
8:I:90:ILE:HD12	8:I:178:LEU:HD11	1.62	0.82
12:N:234:ARG:O	12:N:238:GLU:HG3	1.78	0.82
12:N:115:PHE:CE2	12:N:247:LEU:HD21	2.12	0.82
3:C:478:GLU:OE2	3:C:490:TYR:CZ	2.32	0.82
9:J:254:THR:HG23	9:J:271:HIS:HD2	1.45	0.82
12:N:184:TYR:CG	12:N:302:LYS:HE2	2.12	0.82
12:N:681:LEU:HD22	12:N:681:LEU:H	1.44	0.82
12:N:670:PHE:CZ	12:N:713:PHE:CB	2.62	0.82
12:N:706:ARG:CB	12:N:716:ILE:HG23	2.09	0.82
1:A:1261:TYR:O	1:A:1264:THR:OG1	1.97	0.82
1:A:1677:LEU:HD12	1:A:1678:ILE:N	1.94	0.82
1:A:810:TYR:C	1:A:813:LEU:HD21	1.99	0.82
3:C:201:LEU:CD2	3:C:228:TRP:CZ2	2.62	0.82
8:I:73:TRP:CZ2	8:I:80:LEU:HD22	2.15	0.82
15:Y:294:PHE:HB3	15:Y:311:TYR:CD1	2.15	0.82
1:A:161:MET:HE1	1:A:216:PRO:HB3	1.61	0.82
6:F:645:TYR:HE2	6:F:657:HIS:CE1	1.97	0.82
12:N:355:ARG:O	12:N:358:ILE:HG22	1.79	0.82
15:X:211:SER:CA	15:X:247:HIS:NE2	2.42	0.82
1:A:1678:ILE:HD11	1:A:1680:LEU:HD11	1.62	0.82
1:A:1619:LEU:HD11	1:A:1697:LEU:CD1	2.09	0.82
1:A:758:HIS:CA	1:A:831:MET:O	2.27	0.82
1:A:78:LYS:NZ	1:A:592:HIS:HB3	1.94	0.82
9:J:55:ARG:HH11	9:K:264:HIS:HA	1.45	0.82
12:N:388:HIS:C	12:N:427:TYR:HH	1.83	0.82
13:O:114:ASP:O	13:O:117:ASP:OD1	1.98	0.82
1:A:1480:GLU:CA	1:A:1527:MET:HE2	2.09	0.82

*Continued on next page...*

*Continued from previous page...*

Atom-1	Atom-2	Interatomic distance (Å)	Clash overlap (Å)
1:A:500:TYR:CG	1:A:505:ARG:HG3	1.97	0.82
6:F:526:ARG:HD3	6:F:536:MET:HE3	1.61	0.82
8:I:372:TRP:CZ3	8:I:374:GLN:HB3	2.15	0.82
11:M:60:LEU:HB2	11:M:62:LEU:HD23	1.59	0.82
13:O:388:ARG:HH22	13:O:400:ASP:CB	1.92	0.82
15:X:399:ALA:CA	15:X:402:LEU:HD21	2.08	0.82
3:C:93:TYR:OH	3:C:101:ARG:NH2	2.13	0.81
6:H:696:ILE:HD11	6:H:706:LYS:HA	1.61	0.81
1:A:1232:ILE:HD11	1:A:1235:LEU:HD22	1.61	0.81
1:A:1672:ARG:NH1	1:A:1708:TYR:HE1	1.78	0.81
3:C:376:MET:CE	3:C:408:THR:HA	2.09	0.81
2:B:8:TRP:CD1	12:N:644:VAL:HG12	2.15	0.81
15:X:442:GLN:OE1	15:X:443:THR:N	2.13	0.81
15:Y:278:ALA:HB1	15:Y:294:PHE:CD1	2.14	0.81
1:A:161:MET:CE	1:A:216:PRO:CB	2.57	0.81
1:A:248:PHE:CG	1:A:430:VAL:HG23	2.15	0.81
1:A:455:VAL:HG22	1:A:468:PHE:HD2	1.45	0.81
1:A:78:LYS:HE2	1:A:592:HIS:CA	2.09	0.81
6:F:150:SER:O	6:F:154:SER:OG	1.98	0.81
1:A:1431:PRO:HD2	1:A:1434:ILE:HD13	1.60	0.81
1:A:956:ARG:NH1	1:A:1785:GLU:OE1	2.12	0.81
6:F:159:GLY:N	6:F:633:ARG:NH1	2.28	0.81
8:I:433:VAL:CA	8:I:435:PRO:C	2.48	0.81
13:O:490:LEU:CD1	13:O:511:ASP:HB2	2.10	0.81
13:O:621:SER:HB3	13:O:651:ILE:CG1	2.10	0.81
15:X:430:ALA:O	15:X:433:VAL:HG12	1.80	0.81
1:A:1322:PRO:HG3	1:A:1375:TYR:OH	1.79	0.81
1:A:1888:PHE:CG	1:A:1892:HIS:CE1	2.68	0.81
1:A:1895:PRO:CD	1:A:1923:MET:CE	2.58	0.81
3:C:259:PHE:HB3	3:C:265:ILE:CD1	2.11	0.81
8:I:211:SER:OG	8:I:216:SER:O	1.98	0.81
12:N:266:HIS:CB	12:N:331:PHE:CE2	2.61	0.81
12:N:506:VAL:C	12:N:510:GLY:O	2.12	0.81
1:A:601:ASN:ND2	1:A:603:SER:OG	2.13	0.81
1:A:894:GLN:OE1	1:A:895:TYR:N	2.13	0.81
1:A:1155:SER:HB3	1:A:1184:HIS:ND1	1.96	0.81
1:A:154:LEU:CD1	1:A:159:ILE:CG1	2.57	0.81
9:J:215:PRO:HD3	9:J:402:PRO:CD	2.11	0.81
13:O:34:LYS:HB3	13:O:139:MET:CE	2.11	0.81
15:X:376:LEU:CD2	15:X:399:ALA:HB2	2.10	0.81
15:Y:294:PHE:CB	15:Y:311:TYR:CD1	2.63	0.81

*Continued on next page...*



*Continued from previous page...*

Atom-1	Atom-2	Interatomic distance (Å)	Clash overlap (Å)
9:J:277:GLU:OE1	9:J:278:LEU:HD23	1.80	0.81
9:K:323:LEU:HD13	9:K:340:TYR:N	1.96	0.81
10:L:24:GLU:OE2	10:L:46:ARG:NH2	2.14	0.81
12:N:383:GLU:HA	12:N:387:LEU:HB2	1.61	0.81
12:N:702:GLN:OE1	12:N:728:VAL:HG21	1.81	0.81
1:A:630:PRO:CA	1:A:633:ILE:CD1	2.58	0.81
9:J:215:PRO:HG3	9:J:402:PRO:CG	2.11	0.81
12:N:505:LEU:CD2	12:N:515:PHE:CE2	2.63	0.81
12:N:705:LEU:C	12:N:716:ILE:HG12	2.00	0.81
1:A:1918:PHE:CD2	1:A:1928:LEU:HG	2.16	0.81
1:A:1920:GLN:H	1:A:1920:GLN:HE21	1.29	0.81
6:F:599:ASN:O	6:F:630:VAL:HG11	1.80	0.81
15:Y:294:PHE:HE2	15:Y:307:GLY:O	1.64	0.81
1:A:1888:PHE:CZ	1:A:1892:HIS:CE1	2.69	0.81
1:A:78:LYS:HE3	1:A:592:HIS:HB2	0.82	0.81
8:I:197:ARG:O	8:I:545:GLY:CA	2.26	0.81
8:I:279:ILE:CD1	8:I:337:ILE:O	2.28	0.81
8:I:440:MET:HE1	8:I:445:ILE:HB	1.63	0.81
12:N:341:ILE:HG12	12:N:374:LEU:HD12	1.63	0.81
12:N:533:PHE:HD1	12:N:535:PRO:HD3	1.46	0.81
1:A:100:VAL:CG2	1:A:153:ILE:HD12	2.10	0.80
9:J:406:HIS:HE1	9:J:450:ASN:HD22	1.28	0.80
12:N:523:LEU:O	12:N:526:ARG:HG2	1.80	0.80
1:A:1470:LEU:HA	1:A:1522:SER:OG	1.81	0.80
12:N:574:ILE:HB	12:N:625:LYS:HE2	1.60	0.80
4:D:25:VAL:HA	4:D:29:GLU:OE1	1.81	0.80
12:N:417:LEU:HD23	12:N:418:GLU:N	1.96	0.80
13:O:360:LEU:HD21	13:O:363:HIS:HD2	1.46	0.80
3:P:464:ASP:OD2	3:P:469:ALA:HB3	1.82	0.80
1:A:1665:GLN:CB	1:A:1678:ILE:HD12	2.11	0.80
13:O:401:ALA:HA	13:O:405:SER:CB	2.11	0.80
1:A:1311:SER:HA	1:A:1375:TYR:CE1	2.16	0.80
12:N:121:ARG:HB3	12:N:122:LEU:HG	1.64	0.80
12:N:265:LEU:HD11	12:N:300:LEU:HD21	1.64	0.80
12:N:696:MET:SD	12:N:713:PHE:CE1	2.74	0.80
1:A:161:MET:HE1	1:A:216:PRO:CB	2.10	0.80
1:A:1619:LEU:HD11	1:A:1697:LEU:HD12	1.62	0.80
8:I:115:TRP:NE1	8:I:176:LEU:CD2	2.45	0.80
3:C:550:LEU:HB3	9:K:351:ASP:OD2	1.82	0.80
1:A:500:TYR:HH	1:A:505:ARG:HH11	1.30	0.80
3:C:29:LEU:HD21	3:C:257:VAL:O	1.81	0.80

*Continued on next page...*

*Continued from previous page...*

Atom-1	Atom-2	Interatomic distance (Å)	Clash overlap (Å)
10:L:144:ASN:ND2	10:L:151:THR:HG23	1.96	0.80
12:N:670:PHE:HZ	12:N:713:PHE:C	1.85	0.80
1:A:439:GLN:HB3	1:A:441:PHE:HE1	1.47	0.80
1:A:633:ILE:HD12	1:A:633:ILE:N	1.96	0.80
12:N:642:GLY:O	12:N:661:PRO:CD	2.29	0.80
13:O:216:LEU:HD22	13:O:256:LEU:HD12	1.64	0.80
15:X:309:ASP:CG	15:X:374:GLN:HG2	2.01	0.80
1:A:1141:VAL:HG12	1:A:1145:LEU:HD12	1.62	0.80
8:I:90:ILE:HD11	8:I:178:LEU:HD13	1.63	0.80
9:K:146:ARG:CZ	9:K:332:THR:HG21	2.10	0.80
13:O:75:LEU:O	13:O:75:LEU:HD13	1.82	0.80
1:A:1430:VAL:CG2	1:A:1434:ILE:HB	2.12	0.80
1:A:1617:ARG:HA	1:A:1691:LEU:CD1	2.12	0.80
1:A:1900:LEU:HB3	1:A:1921:LEU:HD23	1.63	0.80
3:C:482:GLU:HG3	3:C:485:GLN:HG2	1.62	0.80
9:J:25:TRP:HH2	9:K:200:LEU:HD21	1.45	0.80
9:J:451:LEU:HD12	9:J:467:TYR:CE2	2.17	0.80
12:N:663:GLN:CD	12:N:698:VAL:HB	2.02	0.80
13:O:240:LEU:O	13:O:244:LEU:N	2.15	0.80
15:X:452:LEU:HD23	15:X:461:ALA:CB	2.12	0.80
15:Y:452:LEU:HD23	15:Y:461:ALA:CB	2.11	0.80
15:Y:485:LEU:O	15:Y:489:GLU:HG2	1.82	0.80
6:F:130:ARG:HG3	15:Y:506:GLN:CG	2.13	0.79
9:K:357:TYR:CE2	9:K:373:TYR:HB3	2.18	0.79
13:O:250:PHE:CE1	13:O:252:GLU:OE1	2.35	0.79
15:X:181:LYS:HE3	15:X:370:SER:HB2	1.64	0.79
1:A:500:TYR:CE2	1:A:505:ARG:CD	2.61	0.79
3:C:259:PHE:HB3	3:C:265:ILE:HD12	1.63	0.79
8:I:403:LEU:CD1	8:I:407:ILE:HD11	2.12	0.79
12:N:83:LEU:CA	12:N:87:ILE:HG12	2.12	0.79
13:O:53:SER:OG	13:O:56:GLU:HB2	1.81	0.79
7:W:17:GLU:HA	7:W:20:GLU:HG2	1.64	0.79
15:X:398:GLU:O	15:X:402:LEU:HD23	1.82	0.79
1:A:262:VAL:CG2	1:A:263:GLN:OE1	2.21	0.79
3:C:134:THR:HG23	3:C:143:LYS:HG3	1.63	0.79
6:F:161:LYS:HD3	6:F:474:LEU:HD21	1.64	0.79
6:H:481:CYS:SG	6:H:512:LEU:CA	2.71	0.79
12:N:409:VAL:O	12:N:410:LEU:CB	2.27	0.79
12:N:705:LEU:HD23	12:N:714:SER:C	2.02	0.79
12:N:706:ARG:O	12:N:714:SER:OG	1.99	0.79
1:A:183:THR:HG22	1:A:249:LEU:HG	1.63	0.79

*Continued on next page...*



*Continued from previous page...*

Atom-1	Atom-2	Interatomic distance (Å)	Clash overlap (Å)
12:N:509:TYR:N	12:N:510:GLY:HA2	1.98	0.79
15:Y:452:LEU:CD2	15:Y:461:ALA:CA	2.58	0.79
1:A:217:LEU:O	3:C:458:ARG:HD2	1.81	0.79
1:A:881:ILE:O	1:A:1825:SER:OG	1.99	0.79
15:Y:54:ARG:HD2	15:Y:90:ASP:OD2	1.81	0.79
8:I:142:LEU:O	8:I:161:SER:CB	2.31	0.79
3:C:33:LYS:NZ	3:P:85:ASP:OD2	2.15	0.79
15:X:210:LEU:C	15:X:247:HIS:CD2	2.56	0.79
1:A:1160:TYR:CZ	1:A:1191:LEU:HB2	2.18	0.79
10:L:126:ASP:HB2	10:L:132:THR:N	1.97	0.79
12:N:163:PHE:CE1	12:N:255:ARG:NE	2.51	0.79
15:Y:434:TYR:HA	15:Y:444:LEU:HD22	1.64	0.79
1:A:948:PRO:CA	1:A:1813:GLN:HE22	1.96	0.79
1:A:958:ALA:C	1:A:962:CYS:SG	2.61	0.79
6:F:537:GLU:N	6:F:537:GLU:OE1	2.16	0.79
9:J:207:ASN:O	9:J:211:LYS:NZ	2.13	0.79
12:N:91:PHE:CE1	12:N:95:ILE:HD11	2.17	0.79
6:H:155:LEU:CA	6:H:158:ILE:HD11	2.11	0.79
8:I:145:LEU:HD13	8:I:267:LEU:HD13	1.64	0.79
8:I:196:ALA:HB2	8:I:544:ILE:CG2	2.13	0.79
8:I:520:LYS:HD3	8:I:524:PHE:HE2	1.48	0.79
9:J:167:PHE:O	9:J:170:LEU:HD23	1.81	0.79
12:N:512:LYS:C	12:N:516:ILE:HG12	2.02	0.79
15:X:350:PHE:CZ	15:X:378:LEU:CD1	2.65	0.79
15:Y:55:LEU:HD23	15:Y:56:LEU:N	1.98	0.79
1:A:1660:LEU:HD21	1:A:1687:LEU:CD1	2.13	0.78
1:A:479:ALA:HB2	1:A:490:VAL:HG12	1.63	0.78
6:H:155:LEU:O	6:H:158:ILE:CD1	2.31	0.78
12:N:417:LEU:HG	12:N:421:CYS:SG	2.24	0.78
12:N:433:ASP:OD1	12:N:436:ARG:NE	2.15	0.78
12:N:676:TRP:CB	12:N:681:LEU:CD1	2.42	0.78
15:Y:474:ASP:OD1	15:Y:502:ALA:CA	2.19	0.78
1:A:482:VAL:HG12	1:A:487:THR:O	1.83	0.78
1:A:764:PHE:HB2	1:A:837:PHE:CD1	2.18	0.78
9:K:201:LEU:CD2	9:K:205:PHE:CE2	2.65	0.78
9:K:211:LYS:HG3	9:K:239:GLU:OE1	1.81	0.78
15:X:452:LEU:CD2	15:X:461:ALA:CA	2.57	0.78
1:A:263:GLN:N	1:A:263:GLN:OE1	2.16	0.78
1:A:452:LEU:HD23	1:A:474:ILE:HG23	1.64	0.78
9:J:227:LEU:CB	9:J:233:VAL:HG11	2.12	0.78
12:N:180:PHE:CD1	12:N:299:TRP:NE1	2.47	0.78

*Continued on next page...*

*Continued from previous page...*

Atom-1	Atom-2	Interatomic distance (Å)	Clash overlap (Å)
12:N:235:GLN:HA	12:N:238:GLU:CD	2.03	0.78
12:N:556:PHE:CA	12:N:600:PHE:CD1	2.64	0.78
12:N:75:PHE:CE2	12:N:129:LEU:HD22	2.18	0.78
13:O:722:HIS:HA	13:O:730:ARG:HD3	1.63	0.78
15:Y:407:LEU:CD2	15:Y:437:LEU:HD21	2.13	0.78
1:A:1918:PHE:O	1:A:1921:LEU:O	2.02	0.78
1:A:515:PRO:CB	1:A:582:THR:CB	2.62	0.78
9:J:55:ARG:NH1	9:K:264:HIS:HA	1.98	0.78
12:N:253:LEU:O	12:N:257:SER:OG	2.00	0.78
12:N:699:TRP:HB3	12:N:704:VAL:CG1	2.12	0.78
15:Y:100:TYR:HB3	15:Y:142:MET:HG2	1.57	0.78
6:F:526:ARG:CD	6:F:536:MET:HE3	2.12	0.78
8:I:334:GLY:O	8:I:338:GLU:N	2.13	0.78
8:I:279:ILE:CG1	8:I:337:ILE:HG23	2.13	0.78
9:K:416:GLY:HA2	9:K:418:TRP:CZ3	2.17	0.78
12:N:282:GLU:CA	12:N:356:PRO:CD	2.62	0.78
13:O:585:LEU:HD21	13:O:623:THR:HB	1.65	0.78
3:P:409:TYR:HA	3:P:412:LEU:HD12	1.65	0.78
1:A:1420:LEU:HG	14:T:3:ALA:HB2	1.63	0.78
8:I:224:SER:HB2	8:I:230:GLU:H	1.47	0.78
15:X:211:SER:HA	15:X:247:HIS:NE2	1.98	0.78
15:X:283:ARG:CZ	15:X:406:ARG:CZ	2.62	0.78
1:A:1666:ILE:HG22	1:A:1677:LEU:HG	1.66	0.78
1:A:1821:PHE:CZ	1:A:1840:MET:HB2	2.18	0.78
1:A:1860:LEU:CD2	1:A:1865:ASP:HA	2.13	0.78
1:A:636:GLN:N	1:A:636:GLN:OE1	2.17	0.78
8:I:254:LYS:HB3	8:I:366:LEU:HD11	1.66	0.78
9:J:383:ASN:HB3	9:J:386:LEU:HD13	1.66	0.78
12:N:148:GLY:HA2	12:N:152:GLU:CD	2.03	0.78
12:N:379:LYS:O	12:N:383:GLU:OE1	2.01	0.78
13:O:317:TYR:CE2	13:O:353:LYS:HG3	2.18	0.78
1:A:76:LEU:CD1	1:A:92:GLU:HG2	1.94	0.78
10:L:87:GLU:C	10:L:89:TYR:N	2.37	0.78
12:N:537:ARG:NH2	12:N:541:ASN:HB2	1.97	0.78
1:A:154:LEU:HD13	1:A:159:ILE:CD1	2.13	0.78
1:A:270:THR:HG23	1:A:412:LEU:HD23	1.64	0.78
1:A:478:ASP:CB	1:A:491:LEU:HD21	2.13	0.78
1:A:78:LYS:HE2	1:A:592:HIS:CB	2.00	0.78
6:H:103:HIS:CD2	6:H:140:LYS:HE3	2.19	0.78
6:H:154:SER:C	6:H:158:ILE:HD11	2.04	0.78
9:K:210:LYS:O	9:K:212:TYR:N	2.16	0.78

*Continued on next page...*

*Continued from previous page...*

Atom-1	Atom-2	Interatomic distance (Å)	Clash overlap (Å)
10:L:89:TYR:O	10:L:151:THR:HG22	1.83	0.78
1:A:1542:LEU:HD13	1:A:1558:HIS:CD2	2.19	0.78
1:A:1754:PHE:O	1:A:1768:LEU:CD2	2.31	0.78
8:I:272:MET:HG3	8:I:347:LEU:HD23	1.66	0.78
15:Y:104:LEU:HD21	15:Y:142:MET:HE2	1.66	0.78
1:A:1170:ASN:CG	1:A:1203:MET:HG3	2.04	0.77
1:A:956:ARG:CZ	1:A:1785:GLU:OE1	2.31	0.77
1:A:180:VAL:CG1	1:A:189:PHE:HD1	1.85	0.77
1:A:224:VAL:CG2	1:A:236:VAL:HG11	2.13	0.77
1:A:457:PHE:HA	1:A:467:ILE:O	1.82	0.77
1:A:711:LEU:HA	1:A:716:HIS:ND1	1.98	0.77
3:C:201:LEU:HA	3:C:229:MET:HG3	1.65	0.77
6:F:570:TRP:CZ3	6:F:592:ARG:NH1	2.52	0.77
12:N:676:TRP:CE3	12:N:680:GLU:CG	2.67	0.77
13:O:429:TRP:CE2	13:O:437:MET:CE	2.66	0.77
3:P:478:GLU:CD	3:P:490:TYR:OH	2.23	0.77
15:X:294:PHE:CE2	15:X:311:TYR:HB2	2.18	0.77
1:A:1822:SER:O	1:A:1823:SER:OG	2.02	0.77
15:Y:84:ALA:HB1	15:Y:100:TYR:CE2	2.19	0.77
3:C:369:THR:HG21	3:C:400:ARG:NE	1.99	0.77
12:N:667:LEU:CG	12:N:699:TRP:CZ2	2.67	0.77
13:O:688:GLU:O	13:O:691:ILE:HG22	1.84	0.77
8:I:56:TRP:HZ3	8:I:58:PHE:HB2	1.49	0.77
12:N:657:VAL:CG1	12:N:659:VAL:HG12	2.15	0.77
1:A:1869:HIS:CD2	1:A:1934:LEU:HD11	2.14	0.77
1:A:822:THR:O	1:A:823:ILE:HG13	1.85	0.77
8:I:413:ASN:OD1	8:I:450:GLU:OE1	1.99	0.77
12:N:646:MET:H	12:N:657:VAL:HG12	1.48	0.77
12:N:706:ARG:O	12:N:714:SER:CA	2.32	0.77
1:A:482:VAL:CG1	1:A:487:THR:O	2.33	0.77
13:O:44:MET:CE	13:O:60:LEU:HD21	2.14	0.77
3:P:475:LYS:O	3:P:479:GLN:NE2	2.16	0.77
1:A:1480:GLU:CA	1:A:1527:MET:CE	2.63	0.77
6:F:574:GLY:CA	6:F:590:PHE:CE1	2.68	0.77
8:I:679:ASP:OD1	8:I:703:ARG:NH2	2.18	0.77
9:K:145:ASN:CG	9:K:148:LEU:HD13	2.04	0.77
9:K:211:LYS:CD	9:K:239:GLU:OE1	2.32	0.77
12:N:619:LEU:HG	12:N:637:TRP:CZ2	2.19	0.77
12:N:702:GLN:OE1	12:N:728:VAL:HG11	1.83	0.77
15:X:376:LEU:CG	15:X:398:GLU:OE2	2.17	0.77
1:A:1026:LEU:CD1	1:A:1709:LYS:HE2	2.14	0.77

*Continued on next page...*

*Continued from previous page...*

Atom-1	Atom-2	Interatomic distance (Å)	Clash overlap (Å)
1:A:630:PRO:CD	1:A:633:ILE:HD13	2.14	0.77
3:C:389:ARG:NE	13:O:279:ASP:OD2	2.16	0.77
6:H:155:LEU:O	6:H:158:ILE:HD12	1.85	0.77
3:C:550:LEU:CB	9:K:351:ASP:OD2	2.33	0.77
12:N:553:PRO:HB2	12:N:554:MET:CE	2.15	0.77
13:O:710:ILE:O	13:O:714:VAL:HG23	1.85	0.77
13:O:629:PHE:CD1	13:O:755:LEU:CB	2.67	0.77
15:X:376:LEU:HD12	15:X:376:LEU:O	1.85	0.77
1:A:504:VAL:HG11	1:A:635:VAL:HG11	1.65	0.77
1:A:616:GLU:O	1:A:620:THR:OG1	2.03	0.77
1:A:859:PRO:HA	1:A:895:TYR:HA	1.67	0.77
9:J:406:HIS:CE1	9:J:450:ASN:HD22	2.02	0.77
10:L:98:VAL:HB	10:L:134:THR:HG21	1.67	0.77
12:N:508:ILE:HG23	12:N:509:TYR:CD2	2.19	0.77
15:X:211:SER:N	15:X:247:HIS:NE2	2.31	0.77
1:A:1673:TYR:CE1	1:A:1701:LEU:HD12	2.20	0.77
1:A:24:GLY:O	1:A:28:CYS:HB2	1.85	0.77
3:C:148:ASN:HB3	3:C:151:LEU:HG	1.65	0.77
12:N:609:LEU:HD22	12:N:639:HIS:CD2	2.20	0.77
12:N:679:GLU:OE2	12:N:680:GLU:N	2.17	0.77
13:O:348:TYR:CE1	13:O:361:LEU:HD21	2.20	0.77
9:J:476:PRO:HG2	3:P:182:LEU:HG	1.65	0.77
1:A:1918:PHE:HD2	1:A:1928:LEU:HG	1.47	0.76
6:F:161:LYS:CD	6:F:474:LEU:HD21	2.15	0.76
8:I:186:GLU:OE2	8:I:197:ARG:CZ	2.33	0.76
12:N:407:LEU:CB	12:N:417:LEU:HB2	2.14	0.76
1:A:1208:LEU:HD23	1:A:1212:VAL:HG23	1.66	0.76
13:O:321:GLU:CD	13:O:354:ARG:NH2	2.38	0.76
15:X:239:TRP:CZ2	15:X:243:TYR:CD2	2.72	0.76
15:X:423:ILE:CB	15:X:454:ASP:OD2	2.32	0.76
1:A:1057:LEU:HA	1:A:1061:GLU:OE1	1.86	0.76
1:A:1781:GLN:HB2	1:A:1783:THR:HG22	1.67	0.76
1:A:1934:LEU:HD12	1:A:1934:LEU:C	2.05	0.76
1:A:183:THR:CG2	1:A:249:LEU:CD1	2.63	0.76
1:A:754:LEU:HG	1:A:755:LEU:HD23	1.67	0.76
6:F:89:GLU:OE1	6:F:130:ARG:NH2	2.17	0.76
6:H:155:LEU:CD1	6:H:160:GLU:CD	2.54	0.76
9:J:25:TRP:CH2	9:K:200:LEU:HD21	2.19	0.76
9:K:432:ILE:HD11	9:K:444:TRP:CD1	2.20	0.76
12:N:29:THR:O	12:N:128:SER:CB	2.34	0.76
12:N:180:PHE:CD2	12:N:240:PHE:CE2	2.74	0.76

*Continued on next page...*

*Continued from previous page...*

Atom-1	Atom-2	Interatomic distance (Å)	Clash overlap (Å)
12:N:407:LEU:HD13	12:N:417:LEU:CA	2.15	0.76
1:A:183:THR:HG21	1:A:249:LEU:CD1	2.16	0.76
1:A:1918:PHE:CD2	1:A:1928:LEU:CG	2.68	0.76
8:I:90:ILE:CD1	8:I:178:LEU:CD1	2.63	0.76
8:I:280:LEU:HD23	8:I:281:MET:N	2.01	0.76
13:O:711:ARG:HH12	13:O:746:SER:HA	1.48	0.76
6:H:92:LEU:O	6:H:101:LYS:CE	2.34	0.76
12:N:91:PHE:CE2	12:N:118:LEU:HD22	2.21	0.76
15:Y:406:ARG:HB2	15:Y:409:CYS:SG	2.26	0.76
1:A:1617:ARG:HA	1:A:1691:LEU:HD13	1.67	0.76
1:A:500:TYR:CD1	1:A:505:ARG:N	2.32	0.76
2:B:16:TRP:HZ3	12:N:630:LYS:HG2	1.49	0.76
3:C:201:LEU:HD22	3:C:228:TRP:CZ2	2.20	0.76
6:F:130:ARG:HG3	15:Y:506:GLN:CD	2.05	0.76
10:L:35:SER:OG	10:L:56:SER:HB2	1.85	0.76
13:O:360:LEU:HD21	13:O:363:HIS:CD2	2.20	0.76
1:A:436:LEU:HG	1:A:501:THR:HG21	1.68	0.76
1:A:511:ILE:CD1	1:A:513:GLY:O	2.27	0.76
1:A:677:TRP:CH2	1:A:788:GLU:HG3	2.21	0.76
9:J:61:ARG:HH22	9:J:92:VAL:HG21	1.43	0.76
12:N:676:TRP:C	12:N:681:LEU:HD21	2.05	0.76
1:A:1835:LYS:HG2	1:A:1838:LEU:CG	2.14	0.76
1:A:77:ARG:NH2	1:A:91:GLU:OE2	2.18	0.76
9:K:93:LEU:HB3	9:K:136:ARG:CZ	2.16	0.76
12:N:630:LYS:HD3	12:N:633:ARG:CZ	2.15	0.76
12:N:657:VAL:O	12:N:726:ASN:O	2.03	0.76
13:O:621:SER:HB3	13:O:651:ILE:HG12	1.66	0.76
15:X:399:ALA:C	15:X:402:LEU:HG	2.04	0.76
1:A:1802:ARG:NH1	1:A:1804:GLU:OE1	2.19	0.76
8:I:276:TRP:CH2	8:I:476:GLY:HA2	2.20	0.76
12:N:341:ILE:HD13	12:N:374:LEU:CB	2.16	0.76
1:A:1738:ILE:HD12	1:A:1775:LEU:CD2	2.15	0.76
1:A:435:ASP:OD1	1:A:437:CYS:N	2.18	0.76
1:A:809:ASP:C	1:A:810:TYR:HD1	1.90	0.76
1:A:93:LEU:HD21	1:A:151:ILE:HD12	1.67	0.76
15:X:283:ARG:NH2	15:X:406:ARG:NH2	2.34	0.76
1:A:1170:ASN:ND2	1:A:1203:MET:HG3	2.01	0.75
1:A:823:ILE:HD12	1:A:827:GLN:HG3	1.41	0.75
8:I:235:GLN:HB3	8:I:552:ILE:HB	1.67	0.75
9:K:418:TRP:HB3	9:K:458:LEU:CD1	2.16	0.75
10:L:73:THR:HG22	10:L:131:PRO:HB2	1.66	0.75

*Continued on next page...*

*Continued from previous page...*

Atom-1	Atom-2	Interatomic distance (Å)	Clash overlap (Å)
12:N:556:PHE:C	12:N:600:PHE:CE1	2.58	0.75
1:A:1266:HIS:CD2	1:A:1269:THR:H	2.04	0.75
1:A:758:HIS:HB3	1:A:831:MET:C	2.05	0.75
5:E:88:GLU:OE2	6:H:564:LYS:NZ	2.18	0.75
6:H:639:TYR:CZ	6:H:643:MET:SD	2.80	0.75
8:I:180:GLY:O	8:I:182:SER:OG	2.05	0.75
12:N:180:PHE:HD2	12:N:240:PHE:CE2	2.04	0.75
12:N:480:TRP:CZ3	12:N:482:PRO:HA	2.20	0.75
1:A:1392:THR:HG23	1:A:1395:LEU:HD12	1.68	0.75
1:A:1571:ARG:NH1	1:A:1694:ASP:O	2.20	0.75
1:A:630:PRO:N	1:A:633:ILE:CD1	2.50	0.75
6:F:130:ARG:CD	15:Y:506:GLN:HB2	2.16	0.75
12:N:293:ILE:O	12:N:297:VAL:HG23	1.85	0.75
12:N:660:THR:HG22	12:N:662:VAL:HG23	1.68	0.75
1:A:31:HIS:CG	1:A:32:PRO:HD2	2.21	0.75
6:F:580:GLN:HE22	11:M:62:LEU:HD21	1.50	0.75
8:I:389:ALA:O	8:I:393:VAL:HG23	1.87	0.75
9:K:453:HIS:CD2	9:K:456:ARG:HH12	2.04	0.75
9:K:40:ILE:HD13	9:K:63:ARG:CD	2.16	0.75
5:E:67:LEU:HD13	15:Y:342:TRP:CH2	2.21	0.75
1:A:514:LEU:O	1:A:582:THR:CA	2.34	0.75
3:C:123:TYR:OH	3:C:181:LYS:NZ	2.15	0.75
6:F:574:GLY:HA3	6:F:590:PHE:CD1	2.22	0.75
10:L:78:CYS:SG	10:L:119:TRP:HE3	2.10	0.75
12:N:273:MET:CE	12:N:335:ILE:CG2	2.65	0.75
12:N:378:LEU:O	12:N:382:LEU:HB2	1.86	0.75
1:A:1316:MET:O	1:A:1319:LEU:O	2.05	0.75
1:A:453:ARG:CG	1:A:473:ASN:HD21	1.99	0.75
6:H:743:ILE:CG2	6:H:759:ASN:HD21	1.99	0.75
9:K:141:ASP:CG	9:K:146:ARG:HH22	1.90	0.75
12:N:341:ILE:CG2	12:N:374:LEU:HA	2.16	0.75
12:N:408:ARG:O	12:N:412:PRO:HA	1.85	0.75
12:N:522:LEU:HD13	12:N:526:ARG:HD2	1.69	0.75
1:A:980:ARG:NH2	1:A:1674:TRP:O	2.20	0.75
1:A:459:GLU:HB2	1:A:461:ASN:O	1.87	0.75
6:F:168:PHE:CB	6:F:463:MET:CE	2.64	0.75
6:H:154:SER:O	6:H:158:ILE:HD12	1.84	0.75
12:N:522:LEU:HD22	12:N:526:ARG:CZ	2.17	0.75
15:X:94:ARG:HG3	15:Y:334:ILE:O	1.85	0.75
1:A:209:THR:HG22	1:A:242:HIS:HE1	1.52	0.75
1:A:630:PRO:HD2	1:A:633:ILE:HG12	1.67	0.75

*Continued on next page...*



*Continued from previous page...*

Atom-1	Atom-2	Interatomic distance (Å)	Clash overlap (Å)
8:I:370:ALA:HB1	8:I:383:ALA:CA	2.17	0.75
12:N:174:GLN:HG3	12:N:264:THR:CG2	2.15	0.75
12:N:499:SER:O	12:N:502:ILE:HG13	1.87	0.75
1:A:1238:PRO:O	1:A:1239:THR:HG22	1.87	0.75
1:A:17:LEU:HD21	1:A:512:PRO:HD2	1.69	0.75
1:A:592:HIS:O	1:A:593:ASN:HB3	1.85	0.75
3:C:93:TYR:CE1	3:P:53:LYS:HD2	2.22	0.75
8:I:451:PHE:O	8:I:453:THR:N	2.19	0.75
9:K:176:LEU:HB3	9:K:180:GLU:HB2	1.69	0.75
12:N:336:TYR:CE2	12:N:360:ASP:OD2	2.40	0.75
7:W:16:ILE:O	7:W:19:PHE:HB3	1.87	0.75
1:A:1786:MET:HA	1:A:1786:MET:HE2	1.69	0.74
1:A:628:ILE:CG1	1:A:629:LEU:HD23	2.16	0.74
3:C:358:LEU:O	3:C:362:PRO:HA	1.86	0.74
3:C:358:LEU:HD13	3:C:367:ALA:HB3	1.69	0.74
5:E:85:LEU:O	5:E:89:LEU:HD13	1.85	0.74
6:F:526:ARG:CD	6:F:536:MET:HE1	2.16	0.74
6:F:577:PHE:CE2	11:M:62:LEU:CD1	2.70	0.74
9:J:16:GLN:OE1	9:K:127:SER:O	2.05	0.74
10:L:35:SER:OG	10:L:56:SER:HA	1.87	0.74
12:N:442:LEU:CD1	12:N:548:ARG:CD	2.65	0.74
12:N:670:PHE:HE1	12:N:674:ALA:O	1.67	0.74
3:P:151:LEU:HD22	3:P:178:VAL:HG13	1.69	0.74
15:X:452:LEU:HD23	15:X:457:THR:O	1.87	0.74
3:C:420:TYR:CD2	13:O:275:LEU:HD23	2.21	0.74
8:I:115:TRP:NE1	8:I:176:LEU:HD23	2.03	0.74
8:I:48:ARG:HG3	8:I:55:VAL:CG2	2.17	0.74
9:J:292:VAL:HG11	9:J:305:VAL:CG2	2.15	0.74
12:N:180:PHE:CE2	12:N:240:PHE:HB3	2.22	0.74
12:N:502:ILE:CB	12:N:548:ARG:NH1	2.50	0.74
15:Y:44:MET:HE3	15:Y:53:VAL:HA	1.69	0.74
1:A:1713:MET:HB3	1:A:1715:TRP:HD1	1.51	0.74
1:A:504:VAL:HG21	1:A:635:VAL:CG1	2.16	0.74
1:A:581:GLY:N	1:A:583:TYR:CE1	2.54	0.74
1:A:628:ILE:HD12	1:A:629:LEU:HD23	1.65	0.74
6:F:472:GLY:HA3	6:F:487:ILE:CD1	1.84	0.74
8:I:307:LEU:HD22	8:I:318:GLN:NE2	2.03	0.74
9:J:40:ILE:HD13	9:J:63:ARG:HE	1.52	0.74
9:K:302:TRP:CE2	9:K:325:LYS:CE	2.69	0.74
9:K:354:MET:HE1	9:K:378:TYR:CZ	2.22	0.74
9:K:245:CYS:SG	9:K:401:ASP:OD1	2.45	0.74

*Continued on next page...*

*Continued from previous page...*

Atom-1	Atom-2	Interatomic distance (Å)	Clash overlap (Å)
12:N:433:ASP:OD1	12:N:436:ARG:NH2	2.19	0.74
12:N:502:ILE:HG22	12:N:512:LYS:HZ2	1.53	0.74
12:N:596:LEU:HD13	12:N:601:TRP:CE2	2.22	0.74
12:N:663:GLN:O	12:N:699:TRP:CZ2	2.40	0.74
1:A:1481:ASN:HA	14:T:7:LEU:CB	2.17	0.74
15:X:407:LEU:HD13	15:X:443:THR:HG21	1.69	0.74
1:A:78:LYS:HZ1	1:A:591:VAL:C	1.71	0.74
8:I:254:LYS:HB3	8:I:366:LEU:CD1	2.17	0.74
12:N:442:LEU:CD1	12:N:548:ARG:HD2	2.17	0.74
12:N:663:GLN:OE1	12:N:698:VAL:HB	1.87	0.74
12:N:705:LEU:CB	12:N:714:SER:O	2.36	0.74
12:N:681:LEU:CG	12:N:713:PHE:CE2	2.60	0.74
1:A:1920:GLN:H	1:A:1920:GLN:NE2	1.85	0.74
9:J:146:ARG:HH11	9:J:146:ARG:HB2	1.52	0.74
12:N:121:ARG:CB	12:N:122:LEU:HD12	2.17	0.74
12:N:128:SER:O	12:N:132:LEU:CD2	2.36	0.74
12:N:148:GLY:HA2	12:N:152:GLU:HG3	1.67	0.74
12:N:662:VAL:HG21	12:N:695:ARG:CZ	2.18	0.74
1:A:161:MET:CE	1:A:213:MET:HE1	2.17	0.74
1:A:677:TRP:O	1:A:678:THR:HG23	1.87	0.74
11:M:3:SER:HB2	3:P:180:ARG:HH22	1.51	0.74
12:N:642:GLY:C	12:N:661:PRO:CG	2.51	0.74
13:O:358:TYR:O	13:O:359:VAL:HG22	1.87	0.74
1:A:813:LEU:HD23	1:A:814:VAL:N	2.03	0.74
9:K:323:LEU:HD12	9:K:340:TYR:HA	1.69	0.74
10:L:126:ASP:N	10:L:132:THR:CG2	2.50	0.74
12:N:269:THR:HG22	12:N:292:TRP:HZ3	1.52	0.74
12:N:387:LEU:HD22	12:N:427:TYR:HD2	1.53	0.74
1:A:253:PRO:HG2	1:A:255:ILE:HD12	1.69	0.74
1:A:504:VAL:HG21	1:A:635:VAL:HG13	1.67	0.74
6:H:743:ILE:HG22	6:H:759:ASN:HD21	1.53	0.74
8:I:101:LEU:CD1	8:I:167:LEU:HD21	2.17	0.74
9:J:223:SER:CB	9:J:227:LEU:HD11	2.17	0.74
9:K:441:VAL:HG13	9:K:474:LEU:HD22	1.69	0.74
12:N:176:LEU:O	12:N:240:PHE:HZ	1.70	0.74
13:O:403:LYS:O	13:O:407:LEU:HD23	1.87	0.74
1:A:1082:VAL:HG22	1:A:1138:HIS:CD2	2.22	0.74
1:A:630:PRO:CG	1:A:633:ILE:CG1	2.63	0.74
1:A:773:LEU:HD22	1:A:779:MET:HE2	1.68	0.74
9:J:36:GLU:HB3	9:J:39:ASP:OD1	1.88	0.74
9:J:37:PRO:HB3	9:J:69:TYR:CZ	2.23	0.74

*Continued on next page...*



*Continued from previous page...*

Atom-1	Atom-2	Interatomic distance (Å)	Clash overlap (Å)
9:K:188:LEU:HD23	9:K:188:LEU:O	1.87	0.74
9:K:19:TYR:CD1	9:K:49:LEU:HD11	2.22	0.74
12:N:336:TYR:CZ	12:N:360:ASP:OD1	2.38	0.74
12:N:667:LEU:HG	12:N:699:TRP:CH2	2.23	0.74
13:O:208:SER:HB3	13:O:211:GLN:HG3	1.70	0.74
13:O:59:ARG:NH2	13:O:84:GLU:O	2.21	0.74
3:P:89:LEU:HD12	3:P:105:PHE:HD2	1.36	0.74
15:Y:100:TYR:HB2	15:Y:142:MET:HG2	1.68	0.74
1:A:1741:PHE:CE2	1:A:1776:TYR:HE1	2.05	0.74
1:A:439:GLN:OE1	1:A:440:LYS:N	2.21	0.74
1:A:625:ILE:O	1:A:629:LEU:HG	1.88	0.74
1:A:749:LEU:HD21	1:A:819:GLN:O	1.88	0.74
3:C:94:PHE:O	3:C:97:LYS:HB2	1.86	0.74
8:I:237:GLU:OE1	8:I:237:GLU:N	2.21	0.74
13:O:98:LYS:HA	13:O:162:PHE:CE2	2.22	0.74
15:X:201:LEU:HD11	15:Y:40:HIS:CB	2.17	0.74
15:X:400:ILE:HD11	15:X:413:LEU:HD22	1.69	0.74
1:A:1267:ARG:HA	1:A:1316:MET:CE	2.18	0.73
1:A:163:SER:OG	1:A:167:LYS:HB2	1.88	0.73
1:A:1713:MET:CB	1:A:1715:TRP:CD1	2.71	0.73
1:A:497:LEU:HB3	1:A:509:VAL:CG1	2.17	0.73
1:A:860:TYR:CD1	1:A:861:PRO:HD2	2.23	0.73
9:J:66:ASP:HB2	9:J:73:ARG:HA	1.68	0.73
12:N:253:LEU:HD13	12:N:254:GLU:N	2.03	0.73
15:X:390:GLN:HA	15:X:393:ILE:HD11	1.69	0.73
15:Y:407:LEU:HD13	15:Y:443:THR:HG21	1.68	0.73
6:F:646:TYR:OH	6:F:709:ARG:HB2	1.88	0.73
8:I:79:LEU:HB2	8:I:115:TRP:HH2	1.53	0.73
8:I:56:TRP:CE3	8:I:98:PRO:CB	2.70	0.73
12:N:343:GLU:O	12:N:347:ILE:CD1	2.36	0.73
1:A:1390:PRO:HG2	1:A:1396:LEU:HD23	1.69	0.73
1:A:161:MET:CE	1:A:216:PRO:CA	2.67	0.73
3:C:327:ASP:O	3:C:333:THR:HG21	1.88	0.73
8:I:88:LYS:O	8:I:106:VAL:HG22	1.88	0.73
8:I:537:LEU:O	8:I:540:PRO:HD2	1.87	0.73
12:N:282:GLU:HA	12:N:356:PRO:HG2	1.70	0.73
15:X:383:LEU:HD21	15:X:391:GLU:HB2	1.70	0.73
1:A:491:LEU:HD13	1:A:584:ILE:HD11	1.68	0.73
2:B:16:TRP:CZ3	12:N:630:LYS:HG2	2.23	0.73
8:I:224:SER:CB	8:I:229:SER:HA	2.18	0.73
8:I:301:GLN:CG	8:I:456:PHE:CB	2.67	0.73

*Continued on next page...*

*Continued from previous page...*

Atom-1	Atom-2	Interatomic distance (Å)	Clash overlap (Å)
9:K:40:ILE:CD1	9:K:63:ARG:HD3	2.18	0.73
12:N:118:LEU:CA	12:N:122:LEU:HD13	2.18	0.73
15:Y:316:ALA:HB1	15:Y:351:TYR:CD1	2.23	0.73
1:A:1735:PRO:O	1:A:1738:ILE:HG22	1.88	0.73
1:A:1893:SER:OG	1:A:1924:PRO:HD3	1.88	0.73
1:A:133:ILE:CG2	3:C:450:VAL:CG2	2.65	0.73
6:H:743:ILE:CB	6:H:759:ASN:HD21	2.01	0.73
8:I:403:LEU:HG	8:I:407:ILE:HD11	1.71	0.73
9:J:445:GLU:HA	9:J:474:LEU:HD23	1.69	0.73
13:O:103:GLY:O	13:O:155:TYR:OH	2.06	0.73
1:A:1064:GLU:HA	1:A:1125:ILE:HD11	1.69	0.73
1:A:807:TYR:HA	1:A:814:VAL:HG11	1.70	0.73
6:H:23:ASP:OD1	6:H:24:ALA:N	2.21	0.73
8:I:366:LEU:HB3	8:I:386:ILE:HD13	1.70	0.73
8:I:55:VAL:HG11	12:N:390:GLY:HA2	1.69	0.73
9:J:7:ARG:O	9:J:11:ARG:HG2	1.88	0.73
6:F:550:VAL:HG21	9:K:289:HIS:HB3	1.70	0.73
9:K:40:ILE:HB	9:K:65:LEU:HD21	1.71	0.73
12:N:502:ILE:CA	12:N:548:ARG:NH1	2.52	0.73
12:N:533:PHE:HB3	12:N:535:PRO:HD2	1.69	0.73
3:P:286:PHE:HB3	3:P:303:PHE:CE2	2.24	0.73
3:P:407:GLN:HA	3:P:422:TYR:OH	1.88	0.73
15:Y:139:LYS:HA	15:Y:142:MET:CE	2.19	0.73
1:A:1235:LEU:HD11	1:A:1272:VAL:HG21	1.69	0.73
1:A:1777:GLU:O	1:A:1781:GLN:HG2	1.89	0.73
6:F:641:LEU:O	6:F:644:ILE:HG13	1.89	0.73
6:H:25:VAL:O	6:H:29:GLU:HG3	1.88	0.73
6:H:563:ASP:OD1	6:H:564:LYS:N	2.22	0.73
9:J:284:LEU:HD23	9:J:311:MET:SD	2.28	0.73
9:K:168:ASP:O	9:K:172:SER:OG	2.04	0.73
9:K:51:ALA:HA	9:K:53:TYR:CE1	2.23	0.73
15:X:316:ALA:HB1	15:X:351:TYR:CE1	2.23	0.73
1:A:1909:THR:HA	1:A:1936:LEU:HD13	1.70	0.73
1:A:491:LEU:HD13	1:A:584:ILE:HD12	1.71	0.73
9:K:153:TYR:OH	9:K:169:LEU:CD1	2.37	0.73
3:P:327:ASP:O	3:P:333:THR:HG21	1.89	0.73
15:X:203:LEU:HB3	15:Y:55:LEU:HD21	1.69	0.73
1:A:630:PRO:C	1:A:633:ILE:HD11	2.07	0.73
1:A:31:HIS:CG	1:A:99:MET:HE1	2.24	0.73
6:F:522:PHE:CE2	6:F:538:ILE:CD1	2.70	0.73
6:H:639:TYR:OH	6:H:643:MET:SD	2.44	0.73

*Continued on next page...*

*Continued from previous page...*

Atom-1	Atom-2	Interatomic distance (Å)	Clash overlap (Å)
12:N:252:LEU:O	12:N:254:GLU:N	2.21	0.73
12:N:593:ALA:H	12:N:622:TYR:HH	1.36	0.73
12:N:666:ILE:HB	12:N:699:TRP:HE1	1.51	0.73
12:N:699:TRP:O	12:N:704:VAL:CG2	2.37	0.73
12:N:92:TRP:CH2	12:N:161:LEU:O	2.42	0.73
13:O:317:TYR:CE1	13:O:353:LYS:HG2	2.23	0.73
15:X:294:PHE:CD1	15:X:311:TYR:CD1	2.77	0.73
1:A:1313:LEU:HD13	1:A:1316:MET:HG3	1.71	0.73
1:A:223:LEU:O	1:A:239:VAL:HG23	1.88	0.73
1:A:241:ASP:CB	1:A:244:MET:HE3	2.17	0.73
1:A:257:MET:HE2	1:A:444:PHE:CD2	2.24	0.73
6:H:540:SER:OG	6:H:575:ASN:ND2	2.21	0.73
8:I:185:ILE:CG1	8:I:201:ILE:HG13	2.16	0.73
8:I:81:ALA:HB2	8:I:92:LEU:HB3	1.71	0.73
12:N:180:PHE:HE1	12:N:299:TRP:CD1	2.07	0.73
12:N:378:LEU:HD22	12:N:382:LEU:HG	1.71	0.73
13:O:348:TYR:CE1	13:O:361:LEU:CD2	2.71	0.73
13:O:657:ILE:HD12	13:O:657:ILE:C	2.09	0.73
1:A:125:GLN:NE2	1:A:180:VAL:CG2	2.50	0.72
6:F:34:GLU:O	15:X:68:PRO:HG2	1.89	0.72
9:J:445:GLU:HG2	9:J:446:PRO:CD	2.18	0.72
12:N:386:LEU:HD22	12:N:396:ILE:HG13	1.70	0.72
12:N:400:TYR:CE2	12:N:404:ILE:HD11	2.23	0.72
12:N:670:PHE:CE2	12:N:713:PHE:HB3	2.24	0.72
1:A:1269:THR:O	1:A:1273:LEU:HD22	1.88	0.72
1:A:1524:ALA:O	1:A:1527:MET:C	2.27	0.72
1:A:125:GLN:HE22	1:A:180:VAL:N	1.87	0.72
1:A:583:TYR:CE1	1:A:600:SER:CB	2.73	0.72
6:F:472:GLY:N	6:F:487:ILE:HD13	2.03	0.72
6:H:155:LEU:HD11	6:H:160:GLU:CD	2.08	0.72
6:H:92:LEU:O	6:H:101:LYS:NZ	2.22	0.72
12:N:112:LEU:HD21	12:N:242:GLN:HG2	1.70	0.72
12:N:529:HIS:O	12:N:530:GLN:NE2	2.22	0.72
1:A:193:ALA:O	1:A:242:HIS:CD2	2.42	0.72
6:F:481:CYS:HG	6:F:512:LEU:HD11	1.54	0.72
9:K:162:TYR:OH	9:K:197:GLU:CD	2.26	0.72
12:N:556:PHE:C	12:N:600:PHE:CD1	2.63	0.72
1:A:1274:LEU:HD11	1:A:1321:VAL:CG1	2.14	0.72
6:F:651:PHE:CZ	6:F:695:ALA:CB	2.71	0.72
8:I:325:LEU:HD21	8:I:330:LEU:HB2	1.71	0.72
8:I:442:GLN:O	8:I:445:ILE:HG22	1.90	0.72

*Continued on next page...*

*Continued from previous page...*

Atom-1	Atom-2	Interatomic distance (Å)	Clash overlap (Å)
8:I:537:LEU:N	8:I:537:LEU:HD12	2.04	0.72
12:N:705:LEU:CA	12:N:716:ILE:HG12	2.19	0.72
15:X:170:LYS:HA	15:Y:49:LEU:CD2	2.20	0.72
1:A:161:MET:HE2	1:A:216:PRO:HB3	1.70	0.72
8:I:90:ILE:CD1	8:I:178:LEU:HD11	2.20	0.72
8:I:410:SER:OG	8:I:475:VAL:CG2	2.36	0.72
8:I:65:GLY:H	8:I:84:LEU:HG	1.53	0.72
9:K:369:LEU:HD21	7:W:3:ARG:HG3	1.70	0.72
10:L:25:ILE:HG13	10:L:160:THR:HG22	1.71	0.72
13:O:59:ARG:HH11	13:O:59:ARG:CB	2.03	0.72
13:O:40:LEU:HD22	13:O:82:ILE:HD12	1.70	0.72
9:K:456:ARG:NH2	7:W:15:ASP:OD2	2.23	0.72
1:A:1186:THR:CG2	1:A:1215:ALA:HB1	2.20	0.72
1:A:1909:THR:N	1:A:1936:LEU:HD22	2.01	0.72
1:A:133:ILE:HG23	3:C:454:LYS:HZ1	1.55	0.72
6:F:633:ARG:HG3	6:F:633:ARG:NH1	2.05	0.72
6:H:101:LYS:O	6:H:102:SER:OG	2.08	0.72
8:I:26:LEU:HB3	8:I:37:LEU:CB	2.20	0.72
8:I:269:LEU:HD12	8:I:272:MET:CE	2.20	0.72
9:J:254:THR:HG23	9:J:271:HIS:CD2	2.23	0.72
12:N:118:LEU:C	12:N:122:LEU:HD13	2.10	0.72
12:N:273:MET:SD	12:N:277:CYS:SG	2.88	0.72
12:N:378:LEU:CD2	12:N:382:LEU:HG	2.20	0.72
12:N:667:LEU:HG	12:N:699:TRP:CD2	2.23	0.72
13:O:644:LEU:CD2	13:O:667:VAL:HG22	2.20	0.72
15:Y:407:LEU:HD22	15:Y:437:LEU:HD21	1.72	0.72
1:A:1063:ILE:HG13	1:A:1066:LYS:HE3	1.70	0.72
1:A:225:CYS:O	1:A:236:VAL:HG13	1.89	0.72
1:A:810:TYR:CB	1:A:813:LEU:HD11	2.18	0.72
8:I:353:GLN:HA	8:I:353:GLN:NE2	2.03	0.72
3:C:128:LYS:HG2	11:M:10:ARG:HH22	1.53	0.72
12:N:331:PHE:CE1	12:N:335:ILE:HD11	2.24	0.72
3:C:482:GLU:HG3	3:C:485:GLN:CG	2.19	0.72
8:I:430:GLU:CB	8:I:431:ASP:CA	2.68	0.72
9:K:355:ALA:O	9:K:359:THR:HG22	1.89	0.72
10:L:33:LEU:HD11	10:L:54:TRP:CD2	2.24	0.72
12:N:132:LEU:HG	12:N:149:LEU:HD21	1.71	0.72
12:N:336:TYR:CE1	12:N:360:ASP:CG	2.61	0.72
6:F:130:ARG:HG3	15:Y:506:GLN:HG2	1.71	0.72
1:A:1431:PRO:HG2	1:A:1434:ILE:HD12	1.69	0.72
1:A:1455:GLU:H	1:A:1458:SER:H	1.37	0.72

*Continued on next page...*

*Continued from previous page...*

Atom-1	Atom-2	Interatomic distance (Å)	Clash overlap (Å)
1:A:822:THR:O	1:A:827:GLN:HG3	1.90	0.72
6:F:168:PHE:C	6:F:463:MET:CE	2.58	0.72
6:F:519:GLU:OE1	6:F:548:LYS:NZ	2.22	0.72
6:F:591:GLN:CA	6:F:594:ILE:HD12	2.19	0.72
12:N:670:PHE:HZ	12:N:713:PHE:CA	2.03	0.72
13:O:476:LEU:O	13:O:480:GLN:HG2	1.89	0.72
15:Y:452:LEU:HD23	15:Y:457:THR:O	1.87	0.72
1:A:862:TYR:HB2	1:A:896:LEU:HD23	1.70	0.72
6:F:156:CYS:HB3	6:F:477:CYS:SG	2.29	0.72
8:I:110:VAL:HA	8:I:179:GLY:O	1.89	0.72
8:I:440:MET:CE	8:I:445:ILE:HB	2.20	0.72
9:K:176:LEU:HD12	9:K:181:GLU:HG2	1.72	0.72
11:M:8:ASP:O	11:M:12:LEU:CD1	2.38	0.72
12:N:442:LEU:HD13	12:N:548:ARG:CD	2.20	0.72
12:N:425:ARG:HH12	12:N:507:SER:HB2	1.53	0.71
7:W:18:GLU:O	7:W:21:ASN:HB2	1.90	0.71
15:Y:336:ASP:OD1	15:Y:337:GLN:N	2.23	0.71
1:A:165:GLU:OE1	1:A:167:LYS:HG3	1.89	0.71
7:G:13:LEU:CA	7:G:16:ILE:HG12	2.20	0.71
8:I:184:PHE:CB	8:I:198:VAL:O	2.37	0.71
8:I:300:VAL:CG1	8:I:456:PHE:CG	2.73	0.71
12:N:502:ILE:HG23	12:N:548:ARG:CD	2.19	0.71
12:N:574:ILE:HD12	12:N:625:LYS:HB3	1.71	0.71
2:B:15:LEU:HD13	12:N:634:THR:O	1.89	0.71
1:A:1026:LEU:CD1	1:A:1709:LYS:CE	2.67	0.71
1:A:583:TYR:HE1	1:A:600:SER:OG	1.71	0.71
1:A:630:PRO:HG2	1:A:633:ILE:HG12	1.71	0.71
9:K:192:LYS:HG2	9:K:198:GLN:CG	2.19	0.71
10:L:33:LEU:CG	10:L:42:VAL:HG22	2.19	0.71
12:N:115:PHE:HZ	12:N:247:LEU:HD21	1.49	0.71
12:N:91:PHE:O	12:N:95:ILE:HD12	1.90	0.71
1:A:209:THR:HG21	1:A:242:HIS:ND1	2.04	0.71
1:A:456:LYS:O	1:A:468:PHE:HA	1.89	0.71
3:C:416:PHE:CE2	13:O:323:ALA:HB2	2.25	0.71
8:I:272:MET:SD	8:I:348:VAL:HG22	2.31	0.71
8:I:403:LEU:C	8:I:407:ILE:HD12	2.10	0.71
10:L:105:LEU:HD12	10:L:138:GLN:OE1	1.90	0.71
12:N:554:MET:O	12:N:558:GLU:CB	2.36	0.71
1:A:500:TYR:CD2	1:A:505:ARG:HG3	2.23	0.71
3:C:414:MET:SD	13:O:330:ILE:HD11	2.30	0.71
12:N:407:LEU:HD13	12:N:417:LEU:CB	2.20	0.71

*Continued on next page...*

*Continued from previous page...*

Atom-1	Atom-2	Interatomic distance (Å)	Clash overlap (Å)
12:N:505:LEU:HD23	12:N:515:PHE:CD2	2.25	0.71
13:O:529:ASP:O	13:O:532:VAL:HG12	1.91	0.71
15:X:383:LEU:HG	15:X:392:ALA:N	2.05	0.71
1:A:491:LEU:HD23	1:A:491:LEU:N	2.04	0.71
1:A:749:LEU:HD21	1:A:820:VAL:HA	1.71	0.71
1:A:94:TYR:HE1	1:A:96:ALA:HB2	1.55	0.71
3:C:369:THR:CG2	3:C:400:ARG:HE	2.00	0.71
7:G:12:LYS:HG2	7:G:13:LEU:HD22	1.73	0.71
6:H:515:TYR:HE2	6:H:545:HIS:CD2	2.07	0.71
8:I:308:LEU:HD23	8:I:420:TRP:NE1	2.05	0.71
10:L:80:TYR:HD1	10:L:154:ARG:HB2	1.54	0.71
12:N:595:ILE:CG2	12:N:626:TYR:OH	2.37	0.71
1:A:966:PRO:CD	1:A:980:ARG:HH21	2.03	0.71
1:A:966:PRO:HG3	1:A:980:ARG:NH2	2.06	0.71
3:C:301:ASP:OD2	3:C:335:CYS:HB3	1.90	0.71
3:C:385:ILE:HG23	3:C:405:LEU:HD11	1.72	0.71
6:H:152:PHE:CZ	6:H:162:PRO:HG2	2.26	0.71
8:I:181:SER:HA	8:I:203:GLY:O	1.91	0.71
8:I:328:LYS:HA	8:I:331:LYS:CD	2.17	0.71
8:I:674:VAL:O	8:I:703:ARG:NH1	2.23	0.71
12:N:111:LEU:HD13	12:N:112:LEU:N	2.05	0.71
12:N:273:MET:HA	12:N:289:PHE:HZ	1.54	0.71
12:N:619:LEU:CG	12:N:637:TRP:CH2	2.63	0.71
12:N:706:ARG:O	12:N:714:SER:N	2.24	0.71
15:Y:60:LEU:HD11	15:Y:71:PHE:CZ	2.23	0.71
1:A:1128:PRO:HG2	1:A:1131:MET:HB2	1.71	0.71
3:C:549:LEU:O	3:C:553:ILE:HG13	1.90	0.71
6:F:168:PHE:HB3	6:F:463:MET:HE1	1.70	0.71
6:F:591:GLN:HA	6:F:594:ILE:CD1	2.19	0.71
9:K:66:ASP:OD1	9:K:67:LYS:N	2.24	0.71
10:L:77:LEU:HD12	10:L:78:CYS:N	2.05	0.71
12:N:172:MET:SD	12:N:175:ARG:NH2	2.64	0.71
15:X:373:VAL:CG1	15:X:402:LEU:CD1	2.68	0.71
1:A:1102:ILE:HD13	1:A:1171:GLU:OE2	1.91	0.71
1:A:23:PHE:HB2	1:A:111:LEU:HD22	1.73	0.71
1:A:948:PRO:C	1:A:1813:GLN:NE2	2.44	0.71
12:N:342:GLU:N	12:N:342:GLU:OE1	2.23	0.71
12:N:355:ARG:N	12:N:356:PRO:CD	2.54	0.71
12:N:559:VAL:HG11	12:N:600:PHE:CZ	2.23	0.71
13:O:356:ASP:HA	13:O:357:SER:HB2	1.72	0.71
6:F:164:PRO:HG2	6:F:471:LYS:N	2.05	0.71

*Continued on next page...*

*Continued from previous page...*

Atom-1	Atom-2	Interatomic distance (Å)	Clash overlap (Å)
12:N:180:PHE:HE2	12:N:240:PHE:CB	2.02	0.71
12:N:523:LEU:HA	12:N:526:ARG:HD2	1.71	0.71
12:N:611:VAL:CG1	12:N:639:HIS:CE1	2.73	0.71
12:N:707:GLU:HG2	12:N:713:PHE:HA	1.72	0.71
13:O:56:GLU:HA	13:O:56:GLU:OE1	1.91	0.71
15:X:239:TRP:CZ2	15:X:243:TYR:HE2	2.09	0.71
1:A:98:ASN:HA	1:A:123:VAL:HG23	1.72	0.70
7:G:6:PRO:HB3	9:J:406:HIS:CD2	2.26	0.70
9:K:45:GLN:HA	9:K:45:GLN:HE21	1.56	0.70
12:N:435:VAL:HG13	12:N:515:PHE:CE2	2.25	0.70
12:N:559:VAL:HG13	12:N:600:PHE:CD2	2.26	0.70
1:A:1680:LEU:HD22	1:A:1680:LEU:N	2.06	0.70
1:A:881:ILE:HG22	1:A:882:LEU:HD12	1.72	0.70
1:A:949:PHE:N	1:A:1813:GLN:HE21	1.89	0.70
6:F:547:GLN:HA	6:F:547:GLN:HE21	1.55	0.70
6:H:172:SER:HA	6:H:456:LYS:HE3	1.73	0.70
9:K:302:TRP:CZ2	9:K:325:LYS:HE2	2.26	0.70
1:A:1822:SER:N	12:N:144:THR:CB	2.53	0.70
15:X:395:HIS:C	15:X:398:GLU:OE2	2.29	0.70
15:X:406:ARG:HB2	15:X:409:CYS:SG	2.31	0.70
15:Y:294:PHE:CE2	15:Y:311:TYR:HB2	2.25	0.70
15:Y:42:ARG:HA	15:Y:82:TYR:CE2	2.25	0.70
1:A:183:THR:HG21	1:A:249:LEU:CD2	2.20	0.70
8:I:247:GLU:N	8:I:247:GLU:OE1	2.17	0.70
8:I:524:PHE:HZ	8:I:528:ARG:HH21	1.38	0.70
10:L:78:CYS:SG	10:L:119:TRP:CE3	2.84	0.70
12:N:132:LEU:O	12:N:136:THR:N	2.25	0.70
12:N:705:LEU:HB2	12:N:715:VAL:CA	2.22	0.70
12:N:75:PHE:HE2	12:N:129:LEU:HD22	1.55	0.70
13:O:63:LEU:HD11	13:O:85:SER:OG	1.92	0.70
15:Y:354:ARG:HD2	15:Y:357:ARG:HH12	1.56	0.70
1:A:1540:ARG:CG	12:N:480:TRP:HZ2	2.03	0.70
6:F:533:VAL:O	6:F:536:MET:HB2	1.91	0.70
9:K:418:TRP:HB3	9:K:458:LEU:HD13	1.72	0.70
11:M:3:SER:CB	3:P:180:ARG:HH22	2.03	0.70
12:N:502:ILE:HG23	12:N:548:ARG:NE	2.05	0.70
12:N:502:ILE:N	12:N:548:ARG:HH12	1.88	0.70
15:X:277:LEU:HG	15:X:293:LYS:HD2	1.72	0.70
1:A:436:LEU:HG	1:A:501:THR:HG23	1.73	0.70
6:H:762:TRP:O	6:H:766:LEU:N	2.24	0.70
8:I:48:ARG:HG3	8:I:55:VAL:HG22	1.72	0.70

*Continued on next page...*



*Continued from previous page...*

Atom-1	Atom-2	Interatomic distance (Å)	Clash overlap (Å)
9:J:332:THR:HA	9:J:363:LEU:HD21	1.74	0.70
9:K:211:LYS:CE	9:K:239:GLU:OE1	2.39	0.70
9:K:250:CYS:SG	9:K:274:THR:HG21	2.31	0.70
12:N:111:LEU:HD11	12:N:243:LEU:HG	1.72	0.70
12:N:516:ILE:HG21	12:N:553:PRO:CB	2.20	0.70
12:N:553:PRO:HB2	12:N:554:MET:HE3	1.72	0.70
15:X:423:ILE:CB	15:X:454:ASP:CG	2.59	0.70
1:A:161:MET:HE2	1:A:216:PRO:CB	2.21	0.70
3:C:43:THR:HG1	3:C:52:SER:HG	1.30	0.70
6:F:646:TYR:CE1	6:F:651:PHE:HE1	2.10	0.70
9:K:146:ARG:NH1	9:K:332:THR:HG22	2.07	0.70
12:N:577:GLU:HG2	12:N:583:ALA:CB	2.19	0.70
13:O:34:LYS:HD2	13:O:139:MET:HE3	1.74	0.70
1:A:127:LEU:HD13	1:A:152:CYS:HB2	1.74	0.70
1:A:867:CYS:HB3	1:A:870:SER:HB3	1.72	0.70
9:J:212:TYR:CE1	9:J:368:HIS:CE1	2.79	0.70
9:J:322:TYR:CZ	11:M:31:ILE:CD1	2.73	0.70
12:N:504:LEU:HD23	12:N:505:LEU:N	2.07	0.70
9:J:217:GLU:HG3	9:J:240:ARG:CD	2.21	0.70
9:K:129:LYS:O	9:K:132:ILE:HG22	1.91	0.70
10:L:144:ASN:CG	10:L:151:THR:HG23	2.12	0.70
11:M:37:PRO:HA	11:M:48:GLU:O	1.91	0.70
12:N:184:TYR:CE2	12:N:302:LYS:HG3	2.27	0.70
12:N:343:GLU:C	12:N:347:ILE:HD11	2.11	0.70
12:N:75:PHE:HE2	12:N:129:LEU:CD2	2.03	0.70
15:X:63:MET:CE	15:Y:235:TRP:HE1	2.05	0.70
15:Y:366:ILE:HD11	15:Y:376:LEU:HA	1.73	0.70
1:A:635:VAL:O	1:A:639:VAL:HG12	1.92	0.70
6:H:175:ASN:C	6:H:452:PHE:CB	2.60	0.70
9:J:212:TYR:HE1	9:J:368:HIS:CE1	2.09	0.70
9:J:465:LEU:HA	9:J:488:ILE:CD1	2.22	0.70
9:J:66:ASP:OD1	9:J:67:LYS:N	2.25	0.70
3:P:93:TYR:CZ	3:P:101:ARG:CZ	2.74	0.70
15:X:445:THR:O	15:X:449:THR:HG23	1.91	0.70
15:Y:339:ALA:O	15:Y:343:VAL:HG23	1.91	0.70
1:A:1054:TYR:O	1:A:1056:GLU:N	2.25	0.70
1:A:119:VAL:HG21	1:A:123:VAL:CG2	2.22	0.70
1:A:1868:VAL:HG11	1:A:1888:PHE:CE1	2.27	0.70
1:A:257:MET:CE	1:A:444:PHE:CD2	2.75	0.70
6:F:644:ILE:O	6:F:648:GLN:HB2	1.92	0.70
7:G:3:ARG:NH2	9:J:245:CYS:SG	2.65	0.70

*Continued on next page...*

*Continued from previous page...*

Atom-1	Atom-2	Interatomic distance (Å)	Clash overlap (Å)
6:H:172:SER:HA	6:H:456:LYS:CE	2.22	0.70
8:I:238:THR:HG22	8:I:548:MET:SD	2.32	0.70
12:N:273:MET:CE	12:N:335:ILE:HG22	2.18	0.70
12:N:519:TYR:CD1	12:N:522:LEU:HD12	2.27	0.70
3:P:106:LEU:HD13	3:P:117:LEU:HB3	1.73	0.70
15:X:230:VAL:HB	15:Y:37:VAL:CG2	2.21	0.70
15:X:437:LEU:CB	15:X:444:LEU:HD21	2.21	0.70
1:A:161:MET:CE	1:A:213:MET:CE	2.70	0.69
1:A:677:TRP:HZ2	1:A:792:GLN:HG3	1.51	0.69
12:N:80:GLN:CG	12:N:156:MET:SD	2.79	0.69
12:N:540:ARG:O	12:N:544:LEU:N	2.24	0.69
12:N:593:ALA:HB3	12:N:622:TYR:CD1	2.26	0.69
12:N:94:ALA:HB1	12:N:114:ALA:HB2	1.73	0.69
1:A:1813:GLN:O	1:A:1817:VAL:HG23	1.92	0.69
1:A:677:TRP:CE2	1:A:788:GLU:OE2	2.45	0.69
8:I:350:SER:O	8:I:354:SER:OG	2.08	0.69
9:K:147:THR:O	9:K:150:THR:HG22	1.92	0.69
9:K:49:LEU:C	9:K:49:LEU:HD12	2.12	0.69
15:X:279:ASP:OD1	15:X:310:VAL:HG21	1.90	0.69
15:X:316:ALA:HB1	15:X:351:TYR:CZ	2.25	0.69
1:A:1852:ILE:HG22	1:A:1891:TYR:CE2	2.27	0.69
1:A:796:ASP:OD1	1:A:820:VAL:HG13	1.91	0.69
6:H:695:ALA:O	6:H:698:ILE:HG12	1.91	0.69
8:I:26:LEU:CB	8:I:37:LEU:HB3	2.20	0.69
9:K:357:TYR:HB3	9:K:374:ILE:HG13	1.75	0.69
12:N:333:TYR:CE1	12:N:363:TYR:CE1	2.79	0.69
12:N:699:TRP:O	12:N:704:VAL:CB	2.39	0.69
13:O:401:ALA:C	13:O:405:SER:OG	2.31	0.69
3:P:45:GLU:O	3:P:87:TYR:OH	2.09	0.69
1:A:1621:PRO:HG3	1:A:1653:ALA:CB	2.22	0.69
9:J:292:VAL:HA	9:J:301:SER:OG	1.92	0.69
1:A:1743:SER:C	1:A:1748:LEU:HD22	2.13	0.69
1:A:1899:HIS:CE1	1:A:1900:LEU:HD23	2.26	0.69
9:J:439:VAL:HG21	9:J:448:LEU:HD21	1.74	0.69
12:N:705:LEU:HB2	12:N:714:SER:O	1.93	0.69
3:P:358:LEU:O	3:P:362:PRO:HA	1.91	0.69
15:Y:152:ASP:O	15:Y:156:ILE:HG13	1.93	0.69
1:A:611:GLU:O	1:A:645:HIS:CD2	2.45	0.69
1:A:665:MET:O	1:A:670:TYR:CB	2.39	0.69
6:F:526:ARG:HD3	6:F:536:MET:HE1	1.73	0.69
6:F:646:TYR:CE1	6:F:651:PHE:CE1	2.79	0.69

*Continued on next page...*

*Continued from previous page...*

Atom-1	Atom-2	Interatomic distance (Å)	Clash overlap (Å)
8:I:73:TRP:CG	8:I:80:LEU:HD13	2.28	0.69
9:J:285:PHE:HB2	9:J:308:TYR:CE1	2.27	0.69
9:K:211:LYS:HE2	9:K:239:GLU:CD	2.13	0.69
8:I:55:VAL:CG1	12:N:390:GLY:HA2	2.23	0.69
3:P:435:MET:SD	3:P:435:MET:N	2.65	0.69
1:A:1115:ASN:O	1:A:1115:ASN:ND2	2.26	0.69
1:A:1678:ILE:CD1	1:A:1680:LEU:HD11	2.23	0.69
1:A:1869:HIS:CD2	1:A:1934:LEU:HD12	2.28	0.69
1:A:617:LEU:HD23	1:A:617:LEU:C	2.13	0.69
3:C:301:ASP:CG	3:C:335:CYS:SG	2.71	0.69
6:F:159:GLY:HA3	6:F:633:ARG:CZ	2.21	0.69
6:H:689:LEU:HD13	6:H:712:VAL:CG1	2.21	0.69
12:N:571:ASN:OD1	12:N:592:TYR:HD1	1.73	0.69
12:N:705:LEU:HD23	12:N:714:SER:CA	2.22	0.69
12:N:702:GLN:CG	12:N:728:VAL:HG11	2.23	0.69
15:X:203:LEU:CD2	15:X:239:TRP:CH2	2.71	0.69
15:Y:418:LEU:HD13	15:Y:419:ALA:N	2.08	0.69
1:A:213:MET:CE	1:A:216:PRO:CA	2.61	0.69
1:A:630:PRO:HD2	1:A:633:ILE:CG1	2.22	0.69
8:I:101:LEU:HD23	8:I:102:HIS:N	2.07	0.69
12:N:243:LEU:O	12:N:246:VAL:HG12	1.92	0.69
12:N:283:ARG:N	12:N:356:PRO:CG	2.56	0.69
15:Y:359:LEU:HD22	15:Y:383:LEU:CD2	2.20	0.69
15:Y:445:THR:O	15:Y:449:THR:HG23	1.92	0.69
15:Y:452:LEU:CD2	15:Y:461:ALA:HB2	2.23	0.69
1:A:1694:ASP:OD1	1:A:1696:VAL:HB	1.92	0.69
1:A:941:LEU:HB2	1:A:977:LEU:HA	1.73	0.69
15:X:374:GLN:O	15:X:377:LEU:HG	1.93	0.69
1:A:1148:ALA:HB3	1:A:1153:ILE:HG12	1.71	0.69
1:A:677:TRP:CH2	1:A:788:GLU:CG	2.76	0.69
12:N:154:HIS:NE2	12:N:251:SER:CB	2.54	0.69
3:P:46:ARG:HG3	3:P:116:PHE:CD2	2.28	0.69
3:P:365:LEU:HB3	3:P:395:ASN:HD21	1.56	0.69
15:X:215:LYS:O	15:X:219:VAL:HG23	1.93	0.69
1:A:1758:THR:OG1	1:A:1759:VAL:N	2.22	0.69
1:A:764:PHE:HB2	1:A:837:PHE:CE1	2.28	0.69
1:A:791:VAL:HG11	1:A:814:VAL:HG23	1.73	0.69
8:I:124:VAL:HG13	13:O:646:MET:CE	2.23	0.69
9:K:391:PHE:CE2	9:K:411:VAL:HG21	2.28	0.69
6:H:130:ARG:HH12	9:K:473:VAL:CG2	2.06	0.69
12:N:74:TRP:O	12:N:78:VAL:HG23	1.92	0.69

*Continued on next page...*

*Continued from previous page...*

Atom-1	Atom-2	Interatomic distance (Å)	Clash overlap (Å)
15:Y:325:GLU:HG3	15:Y:348:HIS:CD2	2.28	0.69
15:Y:54:ARG:CZ	15:Y:87:LEU:HD23	2.23	0.69
1:A:1233:PRO:HA	1:A:1236:LEU:HD21	1.75	0.68
6:H:465:LEU:HD21	6:H:495:HIS:CE1	2.27	0.68
8:I:276:TRP:CZ2	8:I:476:GLY:CA	2.76	0.68
10:L:86:ASP:OD2	10:L:152:HIS:CD2	2.46	0.68
12:N:283:ARG:HD3	12:N:285:PHE:HE1	1.58	0.68
12:N:443:THR:HA	12:N:544:LEU:CD2	2.23	0.68
12:N:676:TRP:CZ3	12:N:681:LEU:HA	2.28	0.68
12:N:676:TRP:CD2	12:N:680:GLU:CD	2.63	0.68
12:N:705:LEU:HA	12:N:716:ILE:HG12	1.75	0.68
15:X:400:ILE:CD1	15:X:413:LEU:HD22	2.22	0.68
1:A:1076:ARG:NE	1:A:1543:HIS:CD2	2.61	0.68
1:A:31:HIS:CG	1:A:99:MET:CE	2.76	0.68
6:F:750:LEU:O	9:J:148:LEU:HD22	1.92	0.68
6:H:686:GLU:N	6:H:686:GLU:OE1	2.26	0.68
8:I:90:ILE:CD1	8:I:178:LEU:HD13	2.23	0.68
9:J:292:VAL:HG11	9:J:305:VAL:HG21	1.75	0.68
9:K:367:CYS:O	9:K:370:PRO:HD2	1.93	0.68
12:N:180:PHE:CE1	12:N:184:TYR:CD2	2.75	0.68
12:N:276:ARG:CB	12:N:285:PHE:CD2	2.76	0.68
12:N:97:GLN:C	12:N:110:LEU:HD12	2.12	0.68
3:P:187:GLU:OE1	3:P:187:GLU:N	2.26	0.68
11:M:1:MET:HB2	3:P:50:HIS:CG	2.28	0.68
1:A:260:ASP:O	1:A:264:ASN:N	2.23	0.68
6:F:535:GLY:O	6:F:538:ILE:HG13	1.94	0.68
6:F:556:SER:O	6:F:560:THR:HB	1.94	0.68
8:I:403:LEU:CG	8:I:407:ILE:HD11	2.24	0.68
9:J:214:LYS:HD3	9:J:216:SER:HB2	1.75	0.68
12:N:556:PHE:CE1	12:N:600:PHE:CA	2.66	0.68
15:Y:139:LYS:HA	15:Y:142:MET:HE3	1.75	0.68
1:A:1110:ARG:NH1	1:A:1117:THR:HG22	2.09	0.68
1:A:150:CYS:HB3	1:A:163:SER:HA	1.74	0.68
1:A:482:VAL:HG23	1:A:593:ASN:HA	1.76	0.68
1:A:862:TYR:HB3	1:A:896:LEU:CD2	2.20	0.68
8:I:231:VAL:HG21	8:I:557:TYR:CZ	2.27	0.68
9:K:502:PHE:CZ	9:K:518:MET:HG3	2.27	0.68
10:L:25:ILE:CG1	10:L:160:THR:HG22	2.22	0.68
10:L:33:LEU:CD1	10:L:54:TRP:CD2	2.77	0.68
12:N:681:LEU:HG	12:N:713:PHE:HE2	1.50	0.68
15:X:239:TRP:CE2	15:X:243:TYR:CE2	2.81	0.68

*Continued on next page...*

*Continued from previous page...*

Atom-1	Atom-2	Interatomic distance (Å)	Clash overlap (Å)
1:A:1311:SER:HB3	1:A:1380:ASN:HD21	1.59	0.68
1:A:444:PHE:CE1	1:A:453:ARG:HB2	2.28	0.68
1:A:436:LEU:H	1:A:501:THR:CG2	2.06	0.68
1:A:677:TRP:CD2	1:A:788:GLU:OE2	2.46	0.68
9:J:185:LEU:CD1	9:J:206:GLU:OE1	2.41	0.68
12:N:121:ARG:HB3	12:N:122:LEU:CG	2.24	0.68
12:N:247:LEU:CD1	12:N:253:LEU:HA	2.19	0.68
13:O:356:ASP:HA	13:O:357:SER:CB	2.22	0.68
15:Y:281:TYR:CE2	15:Y:289:ASN:HB3	2.28	0.68
1:A:1232:ILE:CG1	1:A:1235:LEU:HB2	2.23	0.68
1:A:1917:LYS:HA	1:A:1920:GLN:CD	2.13	0.68
6:F:580:GLN:OE1	11:M:62:LEU:CD1	2.35	0.68
8:I:161:SER:CB	8:I:164:ILE:HD13	2.23	0.68
8:I:161:SER:O	8:I:165:ILE:HG13	1.94	0.68
8:I:48:ARG:HG2	12:N:390:GLY:O	1.92	0.68
9:K:75:LEU:HD12	9:K:75:LEU:O	1.92	0.68
6:H:581:ARG:HD2	10:L:20:GLY:HA3	1.75	0.68
12:N:283:ARG:HD3	12:N:285:PHE:CE1	2.28	0.68
12:N:29:THR:O	12:N:128:SER:HB2	1.93	0.68
3:P:48:LEU:HD21	3:P:116:PHE:CE2	2.28	0.68
15:X:283:ARG:NH2	15:X:406:ARG:CZ	2.56	0.68
15:Y:104:LEU:HD21	15:Y:142:MET:CE	2.23	0.68
4:D:25:VAL:HG23	4:D:29:GLU:HB3	1.73	0.68
6:F:161:LYS:HD3	6:F:474:LEU:CD2	2.24	0.68
9:J:219:VAL:HG21	9:J:237:LEU:HD11	1.74	0.68
9:K:176:LEU:HB2	9:K:181:GLU:HG3	1.76	0.68
11:M:31:ILE:HG23	11:M:32:PRO:HD2	1.76	0.68
11:M:49:SER:HB2	11:M:52:GLU:HB3	1.75	0.68
12:N:699:TRP:CB	12:N:704:VAL:HG11	2.22	0.68
12:N:92:TRP:CZ2	12:N:161:LEU:O	2.47	0.68
3:P:149:GLU:O	3:P:153:GLU:HG3	1.93	0.68
15:X:383:LEU:HB3	15:X:392:ALA:CB	2.18	0.68
1:A:1918:PHE:CG	1:A:1928:LEU:HD11	2.28	0.68
3:C:510:SER:HB2	3:C:542:THR:OG1	1.94	0.68
8:I:13:VAL:HG22	8:I:744:PHE:CE2	2.29	0.68
9:J:441:VAL:CG2	9:J:444:TRP:HD1	2.06	0.68
12:N:443:THR:HA	12:N:544:LEU:HD21	1.75	0.68
13:O:441:GLN:NE2	13:O:441:GLN:HA	2.08	0.68
1:A:1268:HIS:O	1:A:1272:VAL:HG13	1.93	0.68
1:A:1332:GLY:CA	1:A:1358:ILE:HD12	2.21	0.68
1:A:250:ASN:OD1	1:A:253:PRO:CD	2.33	0.68

*Continued on next page...*

*Continued from previous page...*

Atom-1	Atom-2	Interatomic distance (Å)	Clash overlap (Å)
6:F:487:ILE:O	6:F:491:LEU:HD13	1.94	0.68
6:F:695:ALA:HB3	6:F:709:ARG:NH2	2.08	0.68
9:K:334:GLY:HA3	9:K:364:MET:HE3	1.75	0.68
10:L:35:SER:OG	10:L:56:SER:CA	2.42	0.68
12:N:180:PHE:CE2	12:N:240:PHE:CG	2.81	0.68
12:N:522:LEU:CD2	12:N:526:ARG:CZ	2.72	0.68
1:A:1160:TYR:HE2	1:A:1191:LEU:HB2	1.53	0.68
1:A:260:ASP:CG	1:A:263:GLN:HG2	2.13	0.68
8:I:431:ASP:O	8:I:433:VAL:N	2.26	0.68
9:J:11:ARG:CZ	9:J:42:TRP:CZ2	2.75	0.68
9:K:354:MET:CE	9:K:378:TYR:CE1	2.75	0.68
12:N:619:LEU:CG	12:N:637:TRP:CZ3	2.77	0.68
13:O:98:LYS:HA	13:O:162:PHE:CZ	2.28	0.68
3:P:200:PRO:O	3:P:201:LEU:CB	2.42	0.68
1:A:1194:HIS:O	1:A:1198:THR:HG23	1.93	0.67
1:A:1672:ARG:NH1	1:A:1708:TYR:CE1	2.62	0.67
1:A:451:GLN:CG	1:A:453:ARG:HH12	2.07	0.67
1:A:822:THR:O	1:A:827:GLN:CD	2.32	0.67
6:H:158:ILE:HD12	6:H:158:ILE:H	1.60	0.67
12:N:127:ARG:O	12:N:131:LEU:HD13	1.86	0.67
12:N:407:LEU:HD13	12:N:417:LEU:HA	1.74	0.67
12:N:676:TRP:CZ3	12:N:681:LEU:CA	2.77	0.67
13:O:435:SER:HB3	13:O:654:ASP:CB	2.24	0.67
1:A:1036:ASP:O	1:A:1040:LEU:HD13	1.94	0.67
1:A:1076:ARG:HE	1:A:1543:HIS:CD2	2.12	0.67
1:A:485:ILE:CD1	1:A:609:ILE:CB	2.65	0.67
1:A:929:ARG:O	1:A:931:VAL:N	2.27	0.67
3:C:479:GLN:HE22	3:C:480:LEU:HD12	1.57	0.67
9:K:193:LEU:O	9:K:197:GLU:HB2	1.94	0.67
9:K:74:TYR:CZ	9:K:78:ARG:HD2	2.29	0.67
10:L:80:TYR:CD1	10:L:154:ARG:HB2	2.29	0.67
12:N:505:LEU:O	12:N:508:ILE:HG22	1.95	0.67
12:N:545:LEU:O	12:N:549:PHE:N	2.24	0.67
12:N:546:LYS:HA	12:N:549:PHE:O	1.94	0.67
7:W:13:LEU:O	7:W:16:ILE:HB	1.93	0.67
1:A:1148:ALA:CB	1:A:1153:ILE:CG1	2.65	0.67
1:A:1177:MET:HB2	1:A:1207:GLY:HA2	1.76	0.67
1:A:260:ASP:OD1	1:A:263:GLN:CA	2.42	0.67
1:A:34:ALA:HB3	13:O:237:GLN:NE2	2.10	0.67
1:A:442:LEU:HB3	1:A:455:VAL:HG13	1.75	0.67
6:H:669:SER:CA	6:H:698:ILE:HD11	2.20	0.67

*Continued on next page...*



*Continued from previous page...*

Atom-1	Atom-2	Interatomic distance (Å)	Clash overlap (Å)
12:N:133:GLU:C	12:N:136:THR:HG22	2.15	0.67
12:N:72:GLU:OE2	12:N:149:LEU:HG	1.94	0.67
12:N:180:PHE:CE2	12:N:240:PHE:CB	2.76	0.67
12:N:560:MET:HE3	12:N:597:SER:OG	1.94	0.67
15:X:235:TRP:CE3	15:X:236:LEU:HA	2.30	0.67
15:X:343:VAL:HG11	15:X:374:GLN:HB3	1.76	0.67
1:A:1114:ARG:N	1:A:1114:ARG:HD2	2.10	0.67
1:A:1929:LEU:O	1:A:1933:PRO:HD3	1.93	0.67
1:A:31:HIS:ND1	1:A:99:MET:HE3	2.10	0.67
1:A:414:THR:CB	1:A:415:GLU:HA	2.25	0.67
1:A:598:GLU:C	1:A:599:LEU:HD23	2.14	0.67
8:I:276:TRP:O	8:I:279:ILE:HG22	1.94	0.67
8:I:361:TYR:O	8:I:365:GLU:HG2	1.94	0.67
8:I:430:GLU:CB	8:I:431:ASP:HA	2.24	0.67
10:L:25:ILE:HG22	10:L:25:ILE:O	1.93	0.67
13:O:682:LYS:HB3	13:O:685:GLU:OE2	1.95	0.67
15:Y:325:GLU:CG	15:Y:348:HIS:CD2	2.77	0.67
1:A:1113:PRO:HD2	1:A:1114:ARG:HD2	1.74	0.67
1:A:159:ILE:HG13	1:A:173:LEU:CD2	2.24	0.67
1:A:161:MET:HE1	1:A:213:MET:CE	2.24	0.67
10:L:126:ASP:HB2	10:L:132:THR:HG23	1.75	0.67
12:N:522:LEU:HA	12:N:525:ASP:OD2	1.95	0.67
13:O:727:THR:HB	13:O:730:ARG:NH2	2.10	0.67
3:P:251:TYR:OH	3:P:268:GLN:CG	2.42	0.67
15:Y:215:LYS:O	15:Y:219:VAL:HG23	1.95	0.67
1:A:1266:HIS:NE2	1:A:1268:HIS:HB3	2.10	0.67
1:A:1619:LEU:CD1	1:A:1697:LEU:HD12	2.24	0.67
1:A:1859:TRP:O	1:A:1863:GLY:O	2.13	0.67
1:A:161:MET:HE1	1:A:213:MET:HE1	1.76	0.67
1:A:1268:HIS:HB2	3:C:548:ALA:HB3	1.76	0.67
6:H:155:LEU:HD12	6:H:160:GLU:CG	2.24	0.67
8:I:121:GLU:OE1	8:I:121:GLU:N	2.27	0.67
8:I:430:GLU:CB	8:I:431:ASP:CB	2.73	0.67
1:A:443:CYS:HB3	1:A:454:CYS:SG	2.35	0.67
6:F:526:ARG:HD2	6:F:536:MET:CE	2.24	0.67
9:J:451:LEU:HD12	9:J:467:TYR:CD2	2.29	0.67
13:O:317:TYR:CZ	13:O:353:LYS:CG	2.77	0.67
15:X:201:LEU:HD11	15:Y:40:HIS:CD2	2.29	0.67
1:A:1030:GLU:O	12:N:485:VAL:HG21	1.95	0.67
1:A:597:LEU:HD21	1:A:607:ILE:CG1	2.21	0.67
6:H:752:GLN:OE1	6:H:755:LEU:HD22	1.94	0.67

*Continued on next page...*



*Continued from previous page...*

Atom-1	Atom-2	Interatomic distance (Å)	Clash overlap (Å)
9:K:302:TRP:CD2	9:K:325:LYS:HE2	2.29	0.67
10:L:126:ASP:CA	10:L:132:THR:HG23	2.25	0.67
12:N:428:LEU:HD13	12:N:508:ILE:HD12	1.76	0.67
1:A:1218:GLY:N	1:A:1259:LEU:O	2.28	0.67
1:A:630:PRO:HD2	1:A:633:ILE:CD1	2.24	0.67
2:B:39:VAL:CB	2:B:43:ASP:HB2	2.25	0.67
6:F:97:PHE:CD2	6:F:99:LYS:HG3	2.29	0.67
8:I:15:GLY:O	8:I:743:VAL:N	2.26	0.67
8:I:360:LEU:HD11	13:O:440:GLN:HG3	1.76	0.67
9:J:37:PRO:HB3	9:J:69:TYR:CE2	2.30	0.67
9:J:422:GLU:OE1	9:J:458:LEU:CD2	2.43	0.67
9:K:40:ILE:HD13	9:K:63:ARG:HD3	1.75	0.67
12:N:98:CYS:HA	12:N:110:LEU:HD12	1.77	0.67
12:N:133:GLU:O	12:N:137:ARG:HD3	1.95	0.67
12:N:273:MET:CE	12:N:335:ILE:HB	2.24	0.67
12:N:363:TYR:CE2	12:N:367:ARG:NH2	2.63	0.67
13:O:657:ILE:HD11	13:O:704:VAL:CG2	2.25	0.67
15:Y:485:LEU:HA	15:Y:488:ARG:HD2	1.77	0.67
1:A:1267:ARG:HA	1:A:1316:MET:HE3	1.77	0.67
1:A:1852:ILE:CG2	1:A:1891:TYR:CE2	2.78	0.67
6:F:89:GLU:HB2	6:F:124:VAL:HG11	1.75	0.67
6:F:539:TYR:CE1	6:F:543:LEU:HD21	2.29	0.67
9:J:357:TYR:HE2	9:J:377:GLU:OE2	1.78	0.67
12:N:657:VAL:HG11	12:N:659:VAL:HG12	1.77	0.67
15:X:376:LEU:HG	15:X:399:ALA:HB2	1.77	0.67
1:A:119:VAL:HG21	1:A:123:VAL:HG22	1.77	0.66
1:A:1290:ASP:OD2	1:A:1600:ARG:HA	1.95	0.66
1:A:1152:GLN:NE2	1:A:1572:TYR:OH	2.25	0.66
1:A:1911:PHE:CA	1:A:1914:LEU:HD12	2.21	0.66
1:A:1900:LEU:HD13	1:A:1921:LEU:HG	1.73	0.66
1:A:646:SER:OG	1:A:648:PRO:HD3	1.95	0.66
1:A:72:GLU:HB2	1:A:94:TYR:OH	1.94	0.66
3:C:479:GLN:HE21	3:C:480:LEU:N	1.92	0.66
6:F:105:ASP:N	6:F:105:ASP:OD1	2.27	0.66
8:I:498:TYR:HH	8:I:516:TYR:HD1	1.26	0.66
8:I:514:PHE:CZ	13:O:440:GLN:HA	2.29	0.66
9:J:213:ASN:O	9:J:401:ASP:OD1	2.13	0.66
12:N:414:MET:O	12:N:418:GLU:HG3	1.94	0.66
15:X:203:LEU:HG	15:X:239:TRP:CZ3	2.30	0.66
15:X:452:LEU:CD2	15:X:461:ALA:HB2	2.25	0.66
6:F:151:PRO:O	6:F:155:LEU:HD22	1.94	0.66

*Continued on next page...*

*Continued from previous page...*

Atom-1	Atom-2	Interatomic distance (Å)	Clash overlap (Å)
6:H:30:ARG:HA	6:H:30:ARG:HH11	1.61	0.66
2:B:15:LEU:HD22	12:N:634:THR:O	1.94	0.66
12:N:699:TRP:C	12:N:704:VAL:HG11	2.14	0.66
1:A:1149:PRO:HG2	1:A:1152:GLN:NE2	2.11	0.66
1:A:959:ILE:C	1:A:962:CYS:SG	2.73	0.66
3:C:228:TRP:O	3:C:231:GLU:N	2.28	0.66
8:I:72:ALA:O	8:I:80:LEU:HD12	1.95	0.66
9:K:93:LEU:CD2	9:K:136:ARG:HG3	2.25	0.66
12:N:388:HIS:CD2	12:N:391:VAL:CG2	2.79	0.66
13:O:599:ILE:O	13:O:602:PRO:HD2	1.95	0.66
13:O:78:LEU:HD12	13:O:78:LEU:O	1.95	0.66
3:C:96:VAL:HG21	3:P:53:LYS:HD3	1.77	0.66
15:X:269:ASP:O	15:Y:62:THR:CG2	2.43	0.66
15:Y:458:GLN:HE21	15:Y:488:ARG:HE	1.41	0.66
1:A:1031:ASP:CG	12:N:482:PRO:CG	2.63	0.66
1:A:823:ILE:CG2	1:A:825:PRO:HD2	2.23	0.66
1:A:948:PRO:C	1:A:1813:GLN:HE21	1.97	0.66
9:K:320:ARG:HD3	9:K:344:PHE:CE1	2.30	0.66
12:N:281:TYR:C	12:N:354:SER:CA	2.58	0.66
12:N:333:TYR:CZ	12:N:363:TYR:HE1	2.13	0.66
15:Y:452:LEU:HD11	15:Y:460:LYS:HB2	1.77	0.66
1:A:262:VAL:HG23	1:A:263:GLN:CD	2.11	0.66
1:A:478:ASP:HB3	1:A:491:LEU:CD2	2.25	0.66
1:A:824:ASP:N	1:A:825:PRO:HD3	2.07	0.66
6:F:130:ARG:CG	15:Y:506:GLN:CD	2.63	0.66
6:F:577:PHE:CZ	11:M:62:LEU:HD13	2.29	0.66
8:I:211:SER:HB2	8:I:214:LEU:H	1.59	0.66
8:I:231:VAL:HG21	8:I:557:TYR:CE1	2.31	0.66
6:H:86:ALA:HA	9:K:473:VAL:CG1	2.25	0.66
12:N:344:LEU:HA	12:N:347:ILE:HD11	1.71	0.66
13:O:321:GLU:OE2	13:O:354:ARG:NH2	2.27	0.66
13:O:408:LEU:HD13	13:O:412:HIS:HE1	1.60	0.66
13:O:513:LYS:CE	13:O:542:GLU:OE2	2.42	0.66
15:X:376:LEU:HD11	15:X:395:HIS:HB3	1.78	0.66
1:A:1895:PRO:CD	1:A:1923:MET:HE1	2.25	0.66
2:B:14:TRP:HA	2:B:15:LEU:CG	2.25	0.66
6:F:469:MET:HE1	6:F:501:VAL:HG22	1.78	0.66
6:H:155:LEU:CD1	6:H:160:GLU:CG	2.73	0.66
8:I:498:TYR:CZ	8:I:516:TYR:CE1	2.83	0.66
12:N:670:PHE:CE2	12:N:713:PHE:CG	2.84	0.66
13:O:710:ILE:O	13:O:713:VAL:HG12	1.96	0.66

*Continued on next page...*

*Continued from previous page...*

Atom-1	Atom-2	Interatomic distance (Å)	Clash overlap (Å)
3:P:234:LEU:HD22	3:P:238:TYR:CZ	2.31	0.66
15:X:491:LYS:HB3	15:X:494:ASP:OD2	1.95	0.66
1:A:1047:VAL:CG1	1:A:1073:LEU:HD13	2.26	0.66
1:A:1895:PRO:HB2	1:A:1900:LEU:HB3	1.78	0.66
1:A:455:VAL:CG2	1:A:468:PHE:HD2	2.09	0.66
3:C:356:ARG:NH2	11:M:19:TRP:HA	2.10	0.66
6:H:537:GLU:CD	6:H:600:TYR:OH	2.34	0.66
9:J:258:MET:HE1	9:J:271:HIS:CG	2.30	0.66
9:K:335:PRO:N	9:K:364:MET:CE	2.59	0.66
9:K:35:GLU:OE2	9:K:40:ILE:HD11	1.95	0.66
9:K:66:ASP:HB2	9:K:73:ARG:HA	1.78	0.66
10:L:86:ASP:OD2	10:L:152:HIS:CG	2.49	0.66
12:N:124:PRO:HA	12:N:127:ARG:HG3	1.78	0.66
12:N:131:LEU:N	12:N:131:LEU:HD12	2.11	0.66
9:K:276:VAL:HG21	7:W:2:LEU:HD11	1.77	0.66
15:X:239:TRP:CE2	15:X:243:TYR:CD2	2.83	0.66
15:X:391:GLU:O	15:X:394:ILE:CG1	2.44	0.66
15:X:384:ARG:CG	15:X:416:CYS:SG	2.84	0.66
15:X:452:LEU:HD11	15:X:460:LYS:HB2	1.78	0.66
3:C:148:ASN:CB	3:C:151:LEU:HG	2.25	0.66
3:C:403:TYR:CD2	3:C:435:MET:HE3	2.29	0.66
10:L:82:ASP:OD1	10:L:85:SER:HB2	1.96	0.66
12:N:177:TYR:O	12:N:180:PHE:HB3	1.96	0.66
12:N:534:SER:O	12:N:537:ARG:HG3	1.95	0.66
12:N:83:LEU:HD23	12:N:84:GLN:N	2.11	0.66
12:N:94:ALA:O	12:N:98:CYS:N	2.28	0.66
15:X:181:LYS:CE	15:X:370:SER:HB2	2.25	0.66
15:X:413:LEU:CD2	15:X:429:MET:HG3	2.26	0.66
1:A:796:ASP:HA	1:A:820:VAL:HG22	1.77	0.66
6:F:169:LYS:N	6:F:463:MET:CE	2.58	0.66
6:H:174:GLN:O	6:H:456:LYS:HD2	1.96	0.66
9:J:40:ILE:HD13	9:J:63:ARG:NE	2.11	0.66
11:M:60:LEU:HB2	11:M:62:LEU:CD2	2.26	0.66
12:N:184:TYR:CZ	12:N:302:LYS:HE3	2.25	0.66
1:A:1030:GLU:O	12:N:485:VAL:CG1	2.43	0.66
15:X:376:LEU:CG	15:X:399:ALA:HB2	2.26	0.66
1:A:1390:PRO:HB2	1:A:1395:LEU:HB3	1.76	0.66
1:A:1390:PRO:HG3	1:A:1396:LEU:HD23	1.77	0.66
1:A:1713:MET:CB	1:A:1715:TRP:HD1	2.08	0.66
1:A:74:TRP:HH2	1:A:604:MET:CE	2.08	0.66
1:A:78:LYS:NZ	1:A:592:HIS:CA	2.15	0.66

*Continued on next page...*

*Continued from previous page...*

Atom-1	Atom-2	Interatomic distance (Å)	Clash overlap (Å)
1:A:862:TYR:CE1	1:A:864:PRO:HA	2.31	0.66
3:C:416:PHE:HB2	3:C:446:LEU:HD11	1.76	0.66
9:J:254:THR:CG2	9:J:271:HIS:CD2	2.80	0.66
10:L:126:ASP:CB	10:L:132:THR:HG23	2.25	0.66
10:L:35:SER:OG	10:L:56:SER:CB	2.43	0.66
12:N:355:ARG:N	12:N:356:PRO:HD2	2.08	0.66
12:N:419:VAL:O	12:N:423:PRO:HD2	1.95	0.66
12:N:669:TYR:CE1	12:N:684:ALA:HB1	2.30	0.66
13:O:317:TYR:CE1	13:O:353:LYS:CG	2.79	0.66
1:A:1279:ARG:HD2	1:A:1287:TYR:OH	1.95	0.65
1:A:618:VAL:HG21	1:A:656:GLU:HG2	1.78	0.65
1:A:869:ARG:NH2	1:A:946:THR:OG1	2.28	0.65
3:C:123:TYR:HH	3:C:181:LYS:HZ2	1.41	0.65
1:A:133:ILE:HG23	3:C:454:LYS:NZ	2.10	0.65
3:C:479:GLN:C	3:C:479:GLN:HE21	1.98	0.65
8:I:111:SER:N	8:I:179:GLY:O	2.29	0.65
8:I:370:ALA:CB	8:I:383:ALA:HA	2.23	0.65
13:O:441:GLN:HE21	13:O:441:GLN:CA	2.07	0.65
1:A:1181:LEU:HG	1:A:1611:VAL:HG11	1.77	0.65
1:A:435:ASP:OD2	1:A:439:GLN:HB2	1.96	0.65
6:F:641:LEU:HA	6:F:644:ILE:HD11	1.78	0.65
9:K:334:GLY:CA	9:K:364:MET:HE3	2.24	0.65
12:N:154:HIS:HE1	12:N:251:SER:HB2	1.59	0.65
12:N:499:SER:HA	12:N:502:ILE:HD11	1.77	0.65
15:X:462:LYS:HG2	15:X:485:LEU:CD1	2.27	0.65
15:Y:462:LYS:HG2	15:Y:485:LEU:CD1	2.26	0.65
1:A:1226:ARG:O	1:A:1230:ILE:HG22	1.96	0.65
1:A:1265:ALA:HB2	1:A:1309:HIS:CD2	2.32	0.65
1:A:1480:GLU:OE2	1:A:1530:SER:HB3	1.95	0.65
1:A:1704:GLY:N	1:A:1741:PHE:O	2.29	0.65
1:A:183:THR:HG21	1:A:249:LEU:HD11	1.78	0.65
1:A:511:ILE:O	1:A:511:ILE:HD12	1.96	0.65
6:F:468:GLU:HB3	6:F:491:LEU:HD11	1.78	0.65
8:I:164:ILE:N	8:I:164:ILE:HD12	2.12	0.65
8:I:111:SER:CB	8:I:204:THR:CG2	2.73	0.65
9:J:24:PHE:CE1	9:J:28:LYS:HE3	2.30	0.65
12:N:574:ILE:HB	12:N:625:LYS:CG	2.24	0.65
12:N:659:VAL:CG1	12:N:664:ALA:HB2	2.25	0.65
12:N:68:HIS:O	12:N:71:LEU:HD12	1.96	0.65
13:O:34:LYS:HB3	13:O:139:MET:HE3	1.78	0.65
13:O:417:LEU:HA	13:O:420:ILE:HG22	1.78	0.65

*Continued on next page...*

*Continued from previous page...*

Atom-1	Atom-2	Interatomic distance (Å)	Clash overlap (Å)
15:Y:45:ALA:HB3	15:Y:82:TYR:CE2	2.31	0.65
1:A:1049:VAL:HG23	1:A:1069:ARG:CG	2.14	0.65
1:A:749:LEU:HD23	1:A:820:VAL:CB	2.26	0.65
6:F:485:ILE:O	6:F:485:ILE:HD13	1.96	0.65
8:I:180:GLY:C	8:I:182:SER:N	2.39	0.65
9:J:215:PRO:HB2	9:J:435:ILE:HD11	1.78	0.65
9:J:495:PHE:CD2	9:J:522:CYS:SG	2.84	0.65
12:N:246:VAL:O	12:N:250:LEU:HB2	1.97	0.65
12:N:536:GLU:OE1	12:N:536:GLU:HA	1.97	0.65
12:N:670:PHE:HZ	12:N:714:SER:N	1.94	0.65
13:O:678:TYR:O	13:O:683:LYS:HG3	1.96	0.65
3:P:46:ARG:HB3	3:P:116:PHE:HE2	1.62	0.65
15:X:339:ALA:O	15:X:343:VAL:HG23	1.96	0.65
15:X:376:LEU:HD11	15:X:395:HIS:CA	2.26	0.65
1:A:1044:ALA:O	1:A:1045:HIS:ND1	2.30	0.65
6:F:515:TYR:CB	6:F:546:LEU:HD11	2.26	0.65
8:I:574:PHE:HE2	8:I:576:TRP:HB2	1.61	0.65
9:J:317:GLU:OE2	9:J:318:HIS:ND1	2.29	0.65
9:J:432:ILE:HD11	9:J:444:TRP:NE1	2.11	0.65
12:N:343:GLU:O	12:N:347:ILE:HD12	1.95	0.65
13:O:127:HIS:O	13:O:128:LYS:HB3	1.97	0.65
13:O:490:LEU:CD1	13:O:511:ASP:CB	2.75	0.65
15:Y:196:LEU:O	15:Y:200:PRO:HB3	1.95	0.65
1:A:866:ILE:HG23	1:A:867:CYS:H	1.62	0.65
6:F:97:PHE:HA	15:Y:286:ASP:OD2	1.97	0.65
10:L:125:THR:C	10:L:132:THR:HG23	2.16	0.65
12:N:556:PHE:CG	12:N:600:PHE:HE1	1.77	0.65
12:N:660:THR:CG2	12:N:662:VAL:HG23	2.26	0.65
13:O:646:MET:SD	13:O:646:MET:N	2.70	0.65
3:P:77:THR:OG1	3:P:80:ASP:OD2	2.13	0.65
9:K:514:PHE:CE2	7:W:11:LEU:HD13	2.31	0.65
15:X:462:LYS:HG2	15:X:485:LEU:HD13	1.79	0.65
15:Y:462:LYS:HG2	15:Y:485:LEU:HD13	1.78	0.65
1:A:1093:HIS:CE1	1:A:1153:ILE:CD1	2.79	0.65
1:A:1918:PHE:CE2	1:A:1928:LEU:CD1	2.79	0.65
1:A:511:ILE:HD13	1:A:513:GLY:C	2.16	0.65
1:A:925:SER:OG	1:A:928:GLU:HG3	1.96	0.65
1:A:94:TYR:CE1	1:A:96:ALA:HB2	2.31	0.65
8:I:46:LEU:HD22	8:I:56:TRP:HE1	1.61	0.65
9:J:193:LEU:O	9:J:197:GLU:HB2	1.96	0.65
12:N:115:PHE:CZ	12:N:247:LEU:CD2	2.70	0.65

*Continued on next page...*

*Continued from previous page...*

Atom-1	Atom-2	Interatomic distance (Å)	Clash overlap (Å)
12:N:273:MET:HE1	12:N:335:ILE:CB	2.26	0.65
12:N:530:GLN:HG2	12:N:531:PHE:N	2.11	0.65
13:O:75:LEU:HD11	13:O:79:TYR:CE1	2.31	0.65
1:A:1100:LEU:HG	1:A:1147:ILE:HD11	1.79	0.65
1:A:1047:VAL:O	1:A:1109:GLY:HA2	1.96	0.65
1:A:1917:LYS:C	1:A:1920:GLN:HG2	2.09	0.65
1:A:722:HIS:O	1:A:724:LEU:N	2.30	0.65
1:A:78:LYS:CE	1:A:592:HIS:N	2.60	0.65
6:F:510:PHE:CD1	6:F:542:THR:OG1	2.49	0.65
12:N:418:GLU:CA	12:N:421:CYS:SG	2.85	0.65
12:N:542:VAL:HG12	12:N:546:LYS:CD	2.25	0.65
13:O:385:VAL:HG23	13:O:400:ASP:CB	2.27	0.65
3:P:251:TYR:CZ	3:P:268:GLN:HG2	2.31	0.65
15:X:413:LEU:HD21	15:X:429:MET:HG3	1.78	0.65
15:Y:466:ASP:OD1	15:Y:482:LYS:HE3	1.96	0.65
1:A:1900:LEU:HD11	1:A:1921:LEU:HA	1.76	0.65
1:A:457:PHE:HD2	1:A:466:LEU:HD13	1.61	0.65
1:A:812:THR:C	1:A:813:LEU:HD22	2.17	0.65
3:C:542:THR:O	3:C:546:GLY:N	2.29	0.65
8:I:73:TRP:CD1	8:I:80:LEU:HD13	2.32	0.65
9:K:335:PRO:N	9:K:364:MET:HE1	2.12	0.65
9:K:495:PHE:CZ	9:K:525:MET:HG2	2.31	0.65
12:N:538:GLU:OE2	12:N:542:VAL:HG23	1.97	0.65
13:O:75:LEU:HD12	13:O:79:TYR:CE2	2.32	0.65
3:P:112:LYS:HE3	3:P:168:ASP:HB3	1.78	0.65
15:X:100:TYR:HB3	15:X:142:MET:CE	2.26	0.65
1:A:1909:THR:H	1:A:1936:LEU:CD2	2.08	0.65
9:J:454:VAL:C	9:J:458:LEU:HD12	2.17	0.65
9:K:19:TYR:CG	9:K:49:LEU:CD1	2.80	0.65
10:L:82:ASP:HA	10:L:116:PRO:O	1.96	0.65
12:N:236:ALA:HA	12:N:239:GLN:NE2	2.12	0.65
1:A:1636:VAL:HB	1:A:1663:LEU:HD11	1.79	0.64
6:H:152:PHE:CE1	6:H:162:PRO:HG2	2.32	0.64
8:I:334:GLY:HA3	8:I:418:PHE:CE2	2.32	0.64
8:I:574:PHE:CE2	8:I:576:TRP:HB2	2.32	0.64
10:L:34:SER:OG	10:L:63:LEU:N	2.22	0.64
11:M:7:ARG:CZ	3:P:131:ASP:OD2	2.45	0.64
13:O:414:LEU:CD1	13:O:417:LEU:HB2	2.27	0.64
13:O:674:SER:O	13:O:677:SER:HB3	1.96	0.64
15:X:294:PHE:CD1	15:X:311:TYR:CE1	2.84	0.64
1:A:1202:GLU:OE2	1:A:1248:ASN:CB	2.45	0.64

*Continued on next page...*



*Continued from previous page...*

Atom-1	Atom-2	Interatomic distance (Å)	Clash overlap (Å)
1:A:666:ASN:O	1:A:755:LEU:HD13	1.97	0.64
8:I:67:GLU:O	8:I:85:ALA:N	2.22	0.64
9:K:254:THR:HG23	9:K:271:HIS:CD2	2.32	0.64
12:N:115:PHE:HE2	12:N:247:LEU:CG	2.10	0.64
12:N:273:MET:CE	12:N:335:ILE:CB	2.75	0.64
12:N:631:ALA:O	12:N:632:MET:C	2.34	0.64
12:N:670:PHE:CE2	12:N:713:PHE:CB	2.80	0.64
3:P:228:TRP:O	3:P:231:GLU:N	2.29	0.64
3:P:402:TRP:CZ3	3:P:424:ARG:HG2	2.31	0.64
1:A:1201:HIS:ND1	1:A:1204:THR:HG23	2.13	0.64
1:A:434:SER:O	1:A:486:ASP:O	2.15	0.64
6:F:539:TYR:CZ	6:F:543:LEU:HD11	2.32	0.64
6:F:579:LEU:HD23	6:F:682:LEU:HD21	1.79	0.64
8:I:101:LEU:C	8:I:101:LEU:HD23	2.17	0.64
9:K:284:LEU:HD12	9:K:311:MET:HE3	1.78	0.64
13:O:525:TYR:CE2	13:O:553:ALA:HB1	2.32	0.64
15:X:203:LEU:HD11	15:X:239:TRP:CZ3	2.32	0.64
15:X:269:ASP:O	15:Y:62:THR:HG22	1.96	0.64
1:A:1895:PRO:HB2	1:A:1900:LEU:CB	2.27	0.64
1:A:78:LYS:HD2	1:A:591:VAL:HB	1.78	0.64
15:X:452:LEU:HB3	15:X:461:ALA:HB2	1.77	0.64
15:Y:37:VAL:O	15:Y:41:VAL:HG23	1.97	0.64
15:Y:350:PHE:HE1	15:Y:385:ASN:OD1	1.79	0.64
1:A:1674:TRP:CH2	1:A:1782:GLU:HB3	2.32	0.64
1:A:845:TYR:O	1:A:848:VAL:N	2.29	0.64
1:A:931:VAL:HG21	1:A:962:CYS:SG	2.37	0.64
3:C:251:TYR:HB3	3:C:269:ILE:HD11	1.78	0.64
6:F:168:PHE:HB2	6:F:463:MET:SD	2.37	0.64
6:F:487:ILE:HG13	6:F:488:LEU:N	2.12	0.64
8:I:102:HIS:ND1	8:I:263:GLN:NE2	2.46	0.64
12:N:502:ILE:CG2	12:N:548:ARG:CD	2.75	0.64
12:N:563:ASP:C	12:N:564:MET:N	2.51	0.64
8:I:308:LEU:O	13:O:130:SER:HB3	1.97	0.64
3:P:283:LEU:HD21	3:P:312:MET:HE3	1.79	0.64
15:X:390:GLN:O	15:X:393:ILE:HG13	1.98	0.64
1:A:1676:LEU:HD22	1:A:1677:LEU:N	2.12	0.64
1:A:248:PHE:CD1	1:A:430:VAL:HG23	2.33	0.64
8:I:213:ASP:OD2	8:I:215:LYS:HD2	1.96	0.64
9:K:161:VAL:HG12	9:K:201:LEU:HD11	1.78	0.64
12:N:485:VAL:O	12:N:485:VAL:HG12	1.97	0.64
12:N:696:MET:HE1	12:N:707:GLU:CD	2.17	0.64

*Continued on next page...*



*Continued from previous page...*

Atom-1	Atom-2	Interatomic distance (Å)	Clash overlap (Å)
15:X:170:LYS:HA	15:Y:49:LEU:HD21	1.78	0.64
15:X:458:GLN:O	15:X:462:LYS:HG3	1.98	0.64
1:A:1786:MET:HA	1:A:1786:MET:CE	2.27	0.64
1:A:183:THR:HG21	1:A:249:LEU:HG	1.57	0.64
1:A:75:GLN:O	1:A:92:GLU:HB2	1.97	0.64
3:C:167:LEU:HD11	3:C:171:GLY:CA	2.25	0.64
6:F:645:TYR:CE2	6:F:653:LEU:HB3	2.33	0.64
6:F:92:LEU:HD13	6:F:121:LEU:CD2	2.28	0.64
9:J:40:ILE:HB	9:J:65:LEU:CD2	2.28	0.64
10:L:10:GLY:HA3	10:L:119:TRP:O	1.98	0.64
12:N:128:SER:C	12:N:131:LEU:HD13	2.18	0.64
12:N:283:ARG:N	12:N:356:PRO:HG3	2.12	0.64
13:O:490:LEU:HD13	13:O:511:ASP:CB	2.28	0.64
15:Y:532:TYR:CE2	15:Y:548:GLY:HA3	2.32	0.64
1:A:1321:VAL:O	1:A:1325:LEU:HD22	1.96	0.64
1:A:1332:GLY:O	1:A:1357:THR:HA	1.98	0.64
1:A:982:ASP:OD1	1:A:1624:VAL:HG11	1.98	0.64
1:A:187:LEU:HD23	1:A:189:PHE:CZ	2.32	0.64
5:E:94:TRP:CD2	6:F:592:ARG:HD3	2.32	0.64
6:H:747:TYR:CZ	6:H:755:LEU:HD23	2.33	0.64
8:I:520:LYS:CD	8:I:524:PHE:CE2	2.81	0.64
9:K:19:TYR:CD1	9:K:49:LEU:CD1	2.81	0.64
9:K:277:GLU:HB3	9:K:443:LYS:HZ2	1.63	0.64
12:N:282:GLU:CB	12:N:356:PRO:HD3	2.27	0.64
12:N:378:LEU:CD2	12:N:382:LEU:HD23	2.27	0.64
12:N:662:VAL:CG2	12:N:695:ARG:NH2	2.61	0.64
12:N:80:GLN:NE2	12:N:156:MET:HG3	2.13	0.64
13:O:712:ASP:OD1	13:O:751:LEU:HD22	1.98	0.64
15:Y:359:LEU:CD2	15:Y:383:LEU:HD21	2.28	0.64
1:A:185:TYR:O	1:A:214:LEU:HD23	1.98	0.64
4:D:25:VAL:HG23	4:D:29:GLU:CB	2.28	0.64
6:F:154:SER:O	6:F:158:ILE:HG12	1.98	0.64
6:F:488:LEU:HD12	6:F:505:ILE:HG13	1.79	0.64
6:H:155:LEU:CD1	6:H:160:GLU:HG3	2.28	0.64
6:H:478:SER:HA	6:H:633:ARG:HH22	1.62	0.64
5:E:89:LEU:HD11	6:H:570:TRP:CH2	2.33	0.64
9:K:93:LEU:HD22	9:K:136:ARG:HG3	1.80	0.64
12:N:133:GLU:O	12:N:137:ARG:NH1	2.31	0.64
12:N:419:VAL:O	12:N:422:GLU:HB3	1.98	0.64
12:N:563:ASP:OD2	12:N:597:SER:CB	2.34	0.64
12:N:80:GLN:NE2	12:N:156:MET:CG	2.61	0.64

*Continued on next page...*

*Continued from previous page...*

Atom-1	Atom-2	Interatomic distance (Å)	Clash overlap (Å)
3:P:89:LEU:HD13	3:P:105:PHE:CD2	2.03	0.64
3:P:254:LEU:HA	3:P:257:VAL:HG12	1.80	0.64
1:A:1482:LEU:N	14:T:7:LEU:CB	2.61	0.64
15:X:283:ARG:CD	15:X:406:ARG:HD2	2.26	0.64
1:A:1888:PHE:CG	1:A:1892:HIS:ND1	2.66	0.64
1:A:479:ALA:CB	1:A:490:VAL:HG12	2.28	0.64
1:A:966:PRO:CG	1:A:980:ARG:NH2	2.62	0.64
6:F:12:ILE:HG12	6:F:27:LEU:HB2	1.80	0.64
6:F:472:GLY:CA	6:F:487:ILE:HD13	2.20	0.64
6:H:86:ALA:HA	9:K:473:VAL:HG12	1.80	0.64
8:I:428:MET:C	8:I:430:GLU:H	2.01	0.64
8:I:24:ILE:O	8:I:569:LEU:HD22	1.98	0.64
9:K:19:TYR:CG	9:K:49:LEU:HD11	2.32	0.64
12:N:260:ALA:O	12:N:264:THR:HG23	1.98	0.64
12:N:560:MET:HA	12:N:560:MET:CE	2.28	0.64
3:P:332:GLU:OE1	3:P:332:GLU:N	2.31	0.64
15:Y:452:LEU:HB3	15:Y:461:ALA:HB2	1.78	0.64
15:Y:458:GLN:O	15:Y:462:LYS:HG3	1.98	0.64
6:F:155:LEU:CD1	6:F:158:ILE:HD11	2.27	0.63
6:H:142:LEU:HD23	6:H:166:GLN:OE1	1.98	0.63
8:I:279:ILE:HG12	8:I:337:ILE:HG23	1.80	0.63
9:J:506:LEU:CD1	9:J:515:SER:HB2	2.28	0.63
9:K:35:GLU:CD	9:K:40:ILE:HD11	2.19	0.63
10:L:33:LEU:HD12	10:L:54:TRP:CE2	2.33	0.63
12:N:131:LEU:H	12:N:131:LEU:HD12	1.62	0.63
12:N:180:PHE:HD2	12:N:240:PHE:CD1	2.16	0.63
12:N:560:MET:SD	12:N:600:PHE:HB3	2.38	0.63
15:Y:196:LEU:O	15:Y:200:PRO:CB	2.46	0.63
1:A:1635:GLU:OE2	1:A:1648:LYS:HG2	1.98	0.63
1:A:497:LEU:HB3	1:A:509:VAL:HG13	1.79	0.63
1:A:622:LEU:HD11	1:A:641:TRP:CZ3	2.33	0.63
6:F:585:ILE:HD12	11:M:66:HIS:ND1	2.13	0.63
9:K:35:GLU:OE1	9:K:40:ILE:HD11	1.99	0.63
12:N:128:SER:O	12:N:132:LEU:HD23	1.96	0.63
12:N:505:LEU:HD21	12:N:515:PHE:CE2	2.32	0.63
13:O:539:ASN:HD22	13:O:542:GLU:CB	2.11	0.63
13:O:581:ILE:HG22	13:O:610:LEU:HD23	1.79	0.63
15:X:203:LEU:HB3	15:Y:55:LEU:CD2	2.27	0.63
15:X:294:PHE:HZ	15:X:308:MET:SD	2.21	0.63
1:A:1148:ALA:HB3	1:A:1153:ILE:CD1	2.28	0.63
1:A:1888:PHE:CZ	1:A:1892:HIS:ND1	2.65	0.63

*Continued on next page...*

*Continued from previous page...*

Atom-1	Atom-2	Interatomic distance (Å)	Clash overlap (Å)
1:A:455:VAL:CG2	1:A:468:PHE:CD2	2.82	0.63
5:E:86:VAL:HG22	6:H:589:PHE:HE1	1.63	0.63
6:F:92:LEU:HD13	6:F:121:LEU:CG	2.28	0.63
6:H:155:LEU:CA	6:H:158:ILE:HD13	2.11	0.63
8:I:520:LYS:HD3	8:I:524:PHE:CE2	2.32	0.63
9:K:74:TYR:HB2	9:K:132:ILE:HD12	1.79	0.63
9:K:318:HIS:O	9:K:322:TYR:HD1	1.80	0.63
1:A:1883:SER:O	1:A:1887:CYS:SG	2.56	0.63
1:A:272:ARG:O	1:A:407:LEU:HB2	1.98	0.63
1:A:451:GLN:HE21	1:A:453:ARG:HH12	1.44	0.63
1:A:17:LEU:HD11	1:A:512:PRO:CD	2.29	0.63
1:A:663:CYS:O	1:A:667:MET:HB3	1.98	0.63
3:C:358:LEU:O	3:C:362:PRO:CA	2.46	0.63
8:I:196:ALA:CB	8:I:544:ILE:CG2	2.76	0.63
9:K:141:ASP:CG	9:K:146:ARG:NH2	2.47	0.63
9:K:277:GLU:HB3	9:K:443:LYS:NZ	2.14	0.63
9:K:391:PHE:CZ	9:K:411:VAL:HG21	2.33	0.63
9:J:476:PRO:HB3	3:P:182:LEU:HB3	1.80	0.63
3:P:48:LEU:HD21	3:P:116:PHE:CZ	2.34	0.63
3:P:94:PHE:O	3:P:97:LYS:HB2	1.98	0.63
15:Y:271:VAL:CG1	15:Y:304:LEU:HD21	2.29	0.63
15:Y:60:LEU:HD12	15:Y:71:PHE:CZ	2.30	0.63
1:A:594:ARG:HG2	1:A:608:THR:HG22	1.81	0.63
1:A:810:TYR:HB3	1:A:813:LEU:HD21	1.80	0.63
4:D:30:LEU:CD1	13:O:138:HIS:HD2	2.11	0.63
8:I:177:VAL:C	8:I:178:LEU:HD23	2.19	0.63
8:I:303:GLU:HB3	8:I:317:LEU:HD23	1.80	0.63
10:L:25:ILE:HG13	10:L:160:THR:CG2	2.25	0.63
11:M:8:ASP:O	11:M:12:LEU:HD13	1.98	0.63
12:N:657:VAL:CG2	12:N:659:VAL:HB	2.27	0.63
15:X:271:VAL:HG13	15:X:304:LEU:HD21	1.80	0.63
1:A:1412:CYS:HB2	1:A:1471:SER:OG	1.97	0.63
1:A:248:PHE:CZ	1:A:250:ASN:HB2	2.33	0.63
1:A:435:ASP:OD1	1:A:437:CYS:SG	2.57	0.63
6:F:168:PHE:CA	6:F:463:MET:HE1	2.29	0.63
6:F:472:GLY:HA2	6:F:487:ILE:HD13	1.79	0.63
8:I:237:GLU:HB3	8:I:607:ILE:HG12	1.79	0.63
9:K:250:CYS:SG	9:K:274:THR:HG23	2.36	0.63
12:N:72:GLU:OE1	12:N:142:MET:CB	2.47	0.63
12:N:264:THR:O	12:N:268:VAL:HG23	1.98	0.63
12:N:273:MET:O	12:N:277:CYS:SG	2.56	0.63

*Continued on next page...*

*Continued from previous page...*

Atom-1	Atom-2	Interatomic distance (Å)	Clash overlap (Å)
12:N:704:VAL:HG12	12:N:705:LEU:HD12	1.79	0.63
13:O:158:LEU:O	13:O:158:LEU:HD12	1.98	0.63
1:A:1266:HIS:HD2	1:A:1269:THR:H	1.46	0.63
4:D:26:GLU:OE1	4:D:26:GLU:HA	1.99	0.63
6:F:165:ASP:HA	6:F:467:ARG:CD	2.28	0.63
6:F:483:GLU:O	6:F:487:ILE:HG23	1.99	0.63
9:J:214:LYS:HG2	9:J:216:SER:H	1.63	0.63
12:N:609:LEU:HG	12:N:685:VAL:CG1	2.28	0.63
15:X:271:VAL:CG1	15:X:304:LEU:HD21	2.29	0.63
15:Y:94:ARG:HH21	15:Y:149:LEU:HD13	1.64	0.63
1:A:1181:LEU:HD12	1:A:1612:LEU:HD11	1.79	0.63
1:A:16:ASP:OD1	1:A:608:THR:OG1	2.13	0.63
1:A:1652:MET:CE	1:A:1708:TYR:CD2	2.82	0.63
1:A:628:ILE:CD1	1:A:629:LEU:CD2	2.43	0.63
6:H:684:LYS:HD3	6:H:687:LYS:HB2	1.80	0.63
8:I:220:VAL:HG22	8:I:233:TYR:HD1	1.64	0.63
9:K:129:LYS:HB3	9:K:159:LEU:HD23	1.79	0.63
12:N:428:LEU:HD13	12:N:508:ILE:CD1	2.28	0.63
12:N:439:VAL:HG21	12:N:519:TYR:CE2	2.34	0.63
13:O:490:LEU:HD13	13:O:511:ASP:HB2	1.79	0.63
15:X:203:LEU:C	15:X:203:LEU:HD23	2.19	0.63
15:X:434:TYR:CE1	15:X:444:LEU:HD13	2.33	0.63
1:A:1030:GLU:C	12:N:485:VAL:HG21	2.20	0.63
1:A:1744:ASP:OD2	1:A:1747:LEU:HD22	1.99	0.63
1:A:630:PRO:CD	1:A:633:ILE:HG12	2.28	0.63
1:A:98:ASN:O	1:A:119:VAL:CG2	2.46	0.63
5:E:82:LEU:HB3	6:H:577:PHE:HE2	1.63	0.63
7:G:13:LEU:HA	7:G:16:ILE:CG1	2.28	0.63
9:J:153:TYR:CE2	9:J:169:LEU:HD12	2.34	0.63
9:K:376:LEU:HG	9:K:407:GLU:OE1	1.97	0.63
12:N:343:GLU:C	12:N:347:ILE:CD1	2.68	0.63
12:N:519:TYR:CD1	12:N:523:LEU:HD12	2.34	0.63
13:O:378:SER:HG	13:O:409:HIS:CD2	2.16	0.63
13:O:644:LEU:HD23	13:O:667:VAL:HG22	1.81	0.63
13:O:727:THR:HG22	13:O:730:ARG:HH12	1.62	0.63
15:X:211:SER:N	15:X:247:HIS:CD2	2.67	0.63
15:Y:271:VAL:HG13	15:Y:304:LEU:HD21	1.81	0.63
1:A:1871:TYR:HB2	1:A:1885:LEU:HD11	1.80	0.62
1:A:478:ASP:OD2	1:A:586:SER:HA	1.99	0.62
6:F:599:ASN:O	6:F:630:VAL:CG1	2.45	0.62
8:I:417:PHE:CE1	8:I:421:LEU:HD22	2.34	0.62

*Continued on next page...*

*Continued from previous page...*

Atom-1	Atom-2	Interatomic distance (Å)	Clash overlap (Å)
8:I:520:LYS:CD	8:I:524:PHE:HE2	2.13	0.62
12:N:98:CYS:HA	12:N:110:LEU:CG	2.28	0.62
12:N:676:TRP:O	12:N:713:PHE:HD2	1.82	0.62
12:N:663:GLN:CD	12:N:698:VAL:CB	2.67	0.62
12:N:83:LEU:O	12:N:87:ILE:HB	1.98	0.62
12:N:98:CYS:N	12:N:110:LEU:HD12	2.14	0.62
13:O:114:ASP:C	13:O:117:ASP:OD1	2.38	0.62
1:A:1026:LEU:CD1	1:A:1709:LYS:HZ1	2.01	0.62
1:A:215:HIS:CD2	1:A:216:PRO:HD2	2.34	0.62
1:A:183:THR:HG21	1:A:249:LEU:HD21	1.81	0.62
1:A:34:ALA:HB3	13:O:237:GLN:HE22	1.64	0.62
1:A:482:VAL:HG11	1:A:609:ILE:HD13	1.81	0.62
8:I:300:VAL:CG1	8:I:456:PHE:CD2	2.75	0.62
9:K:445:GLU:OE1	7:W:8:ARG:NH2	2.32	0.62
10:L:86:ASP:HB3	10:L:89:TYR:HB2	1.80	0.62
1:A:1540:ARG:HG3	12:N:480:TRP:CZ2	2.34	0.62
13:O:79:TYR:OH	13:O:94:GLN:HA	1.99	0.62
15:Y:376:LEU:HD11	15:Y:398:GLU:OE2	1.99	0.62
1:A:1431:PRO:CG	1:A:1434:ILE:CD1	2.58	0.62
1:A:1666:ILE:O	1:A:1677:LEU:O	2.18	0.62
1:A:439:GLN:HB3	1:A:441:PHE:CE1	2.33	0.62
6:F:475:ALA:CB	6:F:484:ALA:HB2	2.28	0.62
8:I:282:GLN:HG2	8:I:333:LEU:CD1	2.30	0.62
9:K:300:VAL:HG12	9:K:333:TYR:OH	1.99	0.62
1:A:1601:TYR:OH	10:L:102:PHE:CD1	2.50	0.62
12:N:333:TYR:HD1	12:N:364:CYS:SG	2.11	0.62
15:X:449:THR:HG21	15:X:465:LEU:CA	2.30	0.62
15:X:452:LEU:CD2	15:X:461:ALA:CB	2.77	0.62
1:A:127:LEU:HD22	1:A:128:TRP:N	2.14	0.62
1:A:1672:ARG:CD	1:A:1705:GLN:HG2	2.24	0.62
1:A:1793:MET:O	1:A:1797:ILE:HG23	1.99	0.62
3:C:238:TYR:HB3	3:C:247:ALA:HB2	1.81	0.62
6:F:646:TYR:HE2	6:F:708:HIS:CD2	2.15	0.62
8:I:210:LEU:HD11	8:I:214:LEU:CD2	2.30	0.62
8:I:24:ILE:HG22	8:I:38:ALA:O	1.99	0.62
9:J:219:VAL:HG21	9:J:237:LEU:CD1	2.28	0.62
9:K:496:GLU:HB2	9:K:526:TYR:HE1	1.64	0.62
10:L:13:PRO:HG3	10:L:78:CYS:SG	2.39	0.62
12:N:266:HIS:HB3	12:N:331:PHE:CE2	2.32	0.62
12:N:541:ASN:O	12:N:545:LEU:HB2	1.99	0.62
12:N:676:TRP:HE3	12:N:681:LEU:HD22	1.64	0.62

*Continued on next page...*

*Continued from previous page...*

Atom-1	Atom-2	Interatomic distance (Å)	Clash overlap (Å)
13:O:109:GLU:HG2	13:O:143:TYR:OH	1.98	0.62
3:C:390:HIS:CE1	13:O:280:ARG:NH2	2.67	0.62
13:O:317:TYR:OH	13:O:353:LYS:HE2	1.99	0.62
13:O:429:TRP:CH2	13:O:437:MET:HE1	2.34	0.62
15:X:283:ARG:HD3	15:X:406:ARG:CD	2.29	0.62
1:A:1191:LEU:CD2	1:A:1193:ILE:HG13	2.26	0.62
1:A:1430:VAL:HG23	1:A:1434:ILE:HB	1.80	0.62
1:A:98:ASN:HB2	1:A:119:VAL:HG23	1.81	0.62
3:C:470:LEU:HD11	3:C:492:LYS:HB3	1.80	0.62
4:D:40:TRP:CZ2	4:D:44:ILE:HD11	2.34	0.62
6:F:481:CYS:SG	6:F:512:LEU:CG	2.88	0.62
8:I:238:THR:HB	8:I:241:LEU:HD13	1.82	0.62
9:K:491:LEU:O	7:W:22:ILE:CD1	2.47	0.62
6:F:585:ILE:HD12	11:M:66:HIS:CE1	2.35	0.62
12:N:129:LEU:HD22	12:N:149:LEU:HD22	1.80	0.62
12:N:289:PHE:CD2	12:N:332:PHE:CE1	2.87	0.62
12:N:676:TRP:O	12:N:713:PHE:HB2	1.99	0.62
1:A:451:GLN:NE2	1:A:453:ARG:HH12	1.98	0.62
1:A:710:LEU:HD11	13:O:715:TYR:HD1	1.64	0.62
1:A:892:SER:HA	1:A:898:ARG:NH2	2.15	0.62
6:F:492:PRO:HB2	6:F:494:HIS:NE2	2.14	0.62
8:I:237:GLU:HB2	8:I:607:ILE:HD13	1.82	0.62
12:N:91:PHE:CD1	12:N:95:ILE:HD11	2.34	0.62
13:O:431:LEU:HD11	13:O:616:LEU:CD2	2.30	0.62
15:Y:485:LEU:HA	15:Y:488:ARG:CD	2.28	0.62
15:Y:458:GLN:HE21	15:Y:488:ARG:NE	1.96	0.62
1:A:1079:ALA:HB1	1:A:1556:LEU:HA	1.82	0.62
1:A:1632:ALA:HB3	1:A:1653:ALA:CB	2.29	0.62
1:A:658:ASN:O	1:A:662:THR:HG23	2.00	0.62
6:F:31:LEU:O	6:F:35:VAL:HG23	2.00	0.62
6:H:135:SER:OG	6:H:160:GLU:OE1	2.18	0.62
6:H:696:ILE:CG1	6:H:705:CYS:SG	2.88	0.62
9:J:219:VAL:HG23	9:J:237:LEU:HD11	1.80	0.62
13:O:706:CYS:O	13:O:708:GLU:N	2.30	0.62
3:P:303:PHE:HE1	3:P:307:LEU:HD22	1.65	0.62
3:P:402:TRP:CH2	3:P:424:ARG:HG2	2.35	0.62
15:X:281:TYR:HB3	15:X:290:SER:OG	1.99	0.62
15:Y:449:THR:HG21	15:Y:465:LEU:CA	2.29	0.62
1:A:1470:LEU:HD12	1:A:1518:VAL:HG13	1.80	0.62
1:A:500:TYR:OH	1:A:505:ARG:HD3	1.99	0.62
6:F:149:TRP:HE1	6:F:153:GLU:HG3	1.64	0.62

*Continued on next page...*



*Continued from previous page...*

Atom-1	Atom-2	Interatomic distance (Å)	Clash overlap (Å)
6:H:743:ILE:HB	6:H:759:ASN:HD21	1.65	0.62
9:J:441:VAL:O	9:J:442:ASP:HB3	1.99	0.62
9:K:173:HIS:CD2	9:K:335:PRO:CG	2.82	0.62
9:K:356:ALA:O	9:K:359:THR:HG23	1.99	0.62
12:N:127:ARG:C	12:N:131:LEU:HD11	2.13	0.62
12:N:115:PHE:CD2	12:N:246:VAL:HG11	2.33	0.62
12:N:655:LEU:HD11	12:N:726:ASN:HB2	1.82	0.62
3:P:46:ARG:HB3	3:P:116:PHE:CE2	2.34	0.62
15:X:466:ASP:OD1	15:X:482:LYS:HE3	1.98	0.62
1:A:1495:PHE:O	1:A:1499:LEU:HD12	2.00	0.62
3:C:493:TYR:CZ	3:C:497:ILE:HD11	2.35	0.62
6:H:743:ILE:HG22	6:H:759:ASN:ND2	2.14	0.62
6:H:92:LEU:O	6:H:101:LYS:HE3	1.98	0.62
9:J:481:THR:O	9:J:485:ILE:HG12	1.99	0.62
10:L:108:ILE:HB	10:L:125:THR:O	2.00	0.62
10:L:45:LEU:HD23	10:L:46:ARG:N	2.14	0.62
10:L:89:TYR:CE2	10:L:152:HIS:CE1	2.88	0.62
12:N:513:ASP:O	12:N:517:ASN:N	2.26	0.62
1:A:1676:LEU:O	1:A:1676:LEU:HD13	2.00	0.62
6:H:155:LEU:O	6:H:158:ILE:HD13	1.99	0.62
9:K:146:ARG:CZ	9:K:332:THR:CG2	2.76	0.62
12:N:386:LEU:O	12:N:386:LEU:HD22	2.00	0.62
12:N:611:VAL:HB	12:N:615:ILE:HD11	1.80	0.62
12:N:667:LEU:CB	12:N:699:TRP:CZ2	2.83	0.62
13:O:63:LEU:O	13:O:66:PRO:HD2	1.99	0.62
3:P:234:LEU:CD2	3:P:238:TYR:CZ	2.83	0.62
1:A:1086:MET:CE	1:A:1564:LEU:HD13	2.30	0.61
1:A:1227:LEU:O	1:A:1230:ILE:HG23	2.00	0.61
1:A:76:LEU:HD22	1:A:589:ASP:HB3	1.81	0.61
1:A:617:LEU:HD22	1:A:657:TRP:CE3	2.31	0.61
8:I:101:LEU:HD11	8:I:167:LEU:HD21	1.81	0.61
8:I:28:TRP:NE1	8:I:723:ALA:O	2.30	0.61
9:J:429:LEU:HA	9:J:432:ILE:HG22	1.82	0.61
3:C:554:LEU:CD1	9:K:381:THR:HG22	2.30	0.61
10:L:30:VAL:HG22	10:L:67:GLN:HB2	1.80	0.61
12:N:116:GLY:O	12:N:120:SER:OG	2.18	0.61
2:B:1:MET:HE3	12:N:650:LEU:HD22	1.80	0.61
12:N:706:ARG:N	12:N:716:ILE:HG12	2.15	0.61
15:Y:452:LEU:CD2	15:Y:461:ALA:CB	2.76	0.61
15:Y:474:ASP:OD2	15:Y:505:ASN:CG	2.38	0.61
1:A:630:PRO:CD	1:A:633:ILE:CG1	2.77	0.61

*Continued on next page...*



*Continued from previous page...*

Atom-1	Atom-2	Interatomic distance (Å)	Clash overlap (Å)
1:A:630:PRO:CG	1:A:633:ILE:HG12	2.29	0.61
1:A:971:PRO:HG2	1:A:974:VAL:HG23	1.80	0.61
3:C:308:TYR:CE1	3:C:343:LEU:HG	2.34	0.61
7:G:24:LYS:HG2	7:G:25:ASP:CG	2.20	0.61
6:H:165:ASP:N	6:H:165:ASP:OD1	2.33	0.61
8:I:210:LEU:HD11	8:I:214:LEU:HD21	1.81	0.61
8:I:498:TYR:CZ	8:I:516:TYR:CD1	2.86	0.61
8:I:215:LYS:HD3	8:I:606:ASP:HB2	1.82	0.61
9:J:227:LEU:HD12	9:J:228:GLN:H	1.61	0.61
12:N:115:PHE:HD2	12:N:246:VAL:HG11	1.63	0.61
12:N:121:ARG:HB2	12:N:122:LEU:HD12	1.81	0.61
12:N:387:LEU:CD2	12:N:427:TYR:HD2	2.13	0.61
13:O:429:TRP:CH2	13:O:437:MET:CE	2.83	0.61
3:C:89:LEU:HD12	3:P:60:PHE:CG	2.35	0.61
7:W:12:LYS:O	7:W:15:ASP:HB2	2.00	0.61
15:Y:148:MET:O	15:Y:148:MET:HE3	2.00	0.61
1:A:191:ARG:HB2	1:A:209:THR:CA	2.31	0.61
1:A:478:ASP:HB3	1:A:491:LEU:HD11	1.82	0.61
1:A:613:ALA:HA	1:A:641:TRP:CH2	2.32	0.61
1:A:665:MET:SD	1:A:665:MET:N	2.74	0.61
1:A:75:GLN:O	1:A:92:GLU:CA	2.47	0.61
9:J:185:LEU:HD13	9:J:206:GLU:OE1	2.00	0.61
12:N:345:PHE:CE2	12:N:385:ARG:CD	2.79	0.61
12:N:703:GLY:CA	12:N:704:VAL:HB	2.30	0.61
15:Y:192:TYR:HA	15:Y:195:VAL:HG22	1.81	0.61
15:X:230:VAL:HB	15:Y:37:VAL:HG22	1.81	0.61
1:A:159:ILE:HG13	1:A:173:LEU:HD21	1.82	0.61
1:A:209:THR:HG21	1:A:242:HIS:CE1	2.34	0.61
1:A:589:ASP:HB2	1:A:596:THR:HG21	1.82	0.61
1:A:72:GLU:HB2	1:A:94:TYR:CZ	2.35	0.61
6:F:494:HIS:NE2	6:F:495:HIS:HD2	1.97	0.61
6:H:481:CYS:SG	6:H:512:LEU:N	2.73	0.61
8:I:125:LEU:HD21	8:I:246:PRO:CA	2.25	0.61
8:I:398:LEU:O	8:I:398:LEU:HD12	2.01	0.61
8:I:300:VAL:CG2	8:I:456:PHE:CE2	2.78	0.61
8:I:73:TRP:CE2	8:I:80:LEU:HD22	2.35	0.61
12:N:63:ARG:O	12:N:66:GLY:HA3	1.99	0.61
15:Y:226:VAL:HG22	15:Y:236:LEU:HD23	1.81	0.61
1:A:1265:ALA:HB2	1:A:1309:HIS:NE2	2.15	0.61
1:A:74:TRP:CZ2	1:A:588:ARG:NH1	2.67	0.61
1:A:83:ILE:CB	13:O:570:HIS:ND1	2.63	0.61

*Continued on next page...*

*Continued from previous page...*

Atom-1	Atom-2	Interatomic distance (Å)	Clash overlap (Å)
6:F:130:ARG:HG2	15:Y:506:GLN:HE21	1.63	0.61
5:E:82:LEU:HB3	6:H:577:PHE:CE2	2.35	0.61
6:H:684:LYS:HG2	6:H:687:LYS:HB2	1.83	0.61
8:I:255:PHE:CE1	8:I:366:LEU:CD2	2.83	0.61
9:K:53:TYR:CE2	9:K:82:ALA:HB1	2.35	0.61
10:L:29:ALA:HB2	10:L:68:PHE:CD2	2.35	0.61
10:L:34:SER:HG	10:L:63:LEU:H	1.47	0.61
12:N:179:CYS:O	12:N:183:VAL:HG23	1.99	0.61
12:N:676:TRP:CE3	12:N:681:LEU:CA	2.83	0.61
12:N:670:PHE:CZ	12:N:713:PHE:CA	2.82	0.61
12:N:676:TRP:H	12:N:713:PHE:HB2	1.65	0.61
1:A:1113:PRO:C	1:A:1114:ARG:HH11	2.04	0.61
1:A:1679:ASP:C	1:A:1680:LEU:HD13	2.21	0.61
1:A:639:VAL:O	1:A:643:ASN:OD1	2.18	0.61
8:I:273:CYS:O	8:I:277:GLU:HG2	2.00	0.61
8:I:358:SER:O	8:I:362:HIS:CD2	2.53	0.61
6:F:550:VAL:CG2	9:K:289:HIS:HB3	2.30	0.61
10:L:89:TYR:CG	10:L:152:HIS:CD2	2.88	0.61
12:N:484:PRO:C	12:N:485:VAL:HG23	2.21	0.61
3:P:286:PHE:HB3	3:P:303:PHE:CD2	2.35	0.61
3:P:441:GLU:CG	3:P:472:LYS:HE2	2.27	0.61
15:X:399:ALA:CA	15:X:402:LEU:CG	2.77	0.61
15:X:283:ARG:CZ	15:X:406:ARG:NE	2.63	0.61
1:A:1225:THR:HG21	1:A:1261:TYR:OH	2.00	0.61
1:A:133:ILE:O	1:A:134:SER:OG	2.15	0.61
1:A:225:CYS:C	1:A:236:VAL:HG13	2.21	0.61
3:C:358:LEU:HD21	3:C:368:TRP:CE2	2.35	0.61
6:F:155:LEU:HA	6:F:158:ILE:CG1	2.30	0.61
8:I:81:ALA:HA	8:I:92:LEU:HA	1.82	0.61
9:J:324:SER:O	9:J:328:THR:HG23	2.00	0.61
9:K:77:ALA:CB	9:K:93:LEU:HD11	2.30	0.61
12:N:133:GLU:CA	12:N:136:THR:HG22	2.30	0.61
12:N:595:ILE:HG13	12:N:626:TYR:CE1	2.36	0.61
3:P:89:LEU:HD22	3:P:89:LEU:O	1.99	0.61
1:A:1735:PRO:HB3	1:A:1755:CYS:HB2	1.81	0.61
1:A:1895:PRO:CD	1:A:1923:MET:HE3	2.19	0.61
3:C:233:PHE:CZ	3:C:237:ILE:HD12	2.36	0.61
6:H:465:LEU:CD2	6:H:495:HIS:CE1	2.83	0.61
6:H:747:TYR:CD2	6:H:755:LEU:HB3	2.35	0.61
8:I:300:VAL:O	8:I:304:PHE:HD2	1.82	0.61
9:K:185:LEU:HD21	9:K:205:PHE:HB3	1.82	0.61

*Continued on next page...*

*Continued from previous page...*

Atom-1	Atom-2	Interatomic distance (Å)	Clash overlap (Å)
12:N:660:THR:HB	12:N:663:GLN:HB2	1.82	0.61
12:N:670:PHE:CZ	12:N:713:PHE:C	2.72	0.61
12:N:72:GLU:CD	12:N:142:MET:CB	2.69	0.61
15:X:203:LEU:HD13	15:Y:55:LEU:HD21	1.83	0.61
15:X:376:LEU:HD11	15:X:395:HIS:CB	2.31	0.61
15:X:393:ILE:HG21	15:X:417:TYR:CE1	2.36	0.61
15:Y:45:ALA:CB	15:Y:82:TYR:HE2	2.13	0.61
3:C:57:GLU:OE1	3:P:89:LEU:CD2	2.46	0.61
8:I:276:TRP:CH2	8:I:476:GLY:CA	2.83	0.61
9:K:164:PHE:CD1	9:K:164:PHE:C	2.74	0.61
12:N:502:ILE:CA	12:N:548:ARG:HH12	2.12	0.61
12:N:509:TYR:H	12:N:510:GLY:HA2	1.63	0.61
15:X:261:LEU:HB3	15:X:267:LEU:HD23	1.82	0.61
15:X:398:GLU:O	15:X:402:LEU:CD2	2.49	0.61
1:A:1279:ARG:NH1	1:A:1287:TYR:CZ	2.68	0.61
1:A:1666:ILE:CG2	1:A:1677:LEU:HG	2.30	0.61
1:A:960:TYR:CD2	1:A:1839:PHE:HD1	2.19	0.61
1:A:241:ASP:CB	1:A:244:MET:HE2	2.28	0.61
1:A:491:LEU:HD23	1:A:491:LEU:H	1.65	0.61
1:A:824:ASP:N	1:A:825:PRO:CD	2.63	0.61
3:C:301:ASP:OD2	3:C:335:CYS:SG	2.58	0.61
6:F:646:TYR:OH	6:F:709:ARG:CB	2.48	0.61
8:I:234:PHE:CE1	8:I:553:CYS:SG	2.91	0.61
8:I:337:ILE:HG21	8:I:414:PHE:CZ	2.36	0.61
9:K:432:ILE:HD11	9:K:444:TRP:CG	2.36	0.61
3:P:252:GLN:O	3:P:255:ILE:HG22	2.01	0.61
1:A:1093:HIS:CE1	1:A:1153:ILE:HD11	2.36	0.60
1:A:1743:SER:O	1:A:1748:LEU:HD22	2.01	0.60
1:A:628:ILE:HG21	1:A:765:VAL:HB	1.83	0.60
6:F:159:GLY:C	6:F:160:GLU:OE1	2.39	0.60
6:F:481:CYS:SG	6:F:512:LEU:CD2	2.87	0.60
8:I:17:LYS:CE	8:I:51:SER:O	2.49	0.60
12:N:382:LEU:HD11	12:N:424:ILE:HD11	1.82	0.60
12:N:387:LEU:O	12:N:427:TYR:OH	2.19	0.60
12:N:435:VAL:O	12:N:439:VAL:HG23	2.00	0.60
12:N:570:ILE:HD12	12:N:629:LEU:CD2	2.22	0.60
13:O:493:LEU:HD13	13:O:507:TRP:CB	2.31	0.60
15:X:201:LEU:HD11	15:Y:40:HIS:CG	2.36	0.60
15:X:349:SER:HB2	15:X:358:ALA:HB2	1.83	0.60
15:X:376:LEU:CD1	15:X:395:HIS:O	2.48	0.60
15:Y:58:SER:O	15:Y:62:THR:OG1	2.19	0.60

*Continued on next page...*

*Continued from previous page...*

Atom-1	Atom-2	Interatomic distance (Å)	Clash overlap (Å)
1:A:1900:LEU:O	1:A:1921:LEU:HD21	2.01	0.60
1:A:431:PHE:CE1	1:A:433:THR:CG2	2.84	0.60
1:A:959:ILE:O	1:A:962:CYS:SG	2.59	0.60
6:F:472:GLY:N	6:F:487:ILE:HD12	2.14	0.60
6:F:667:GLN:HG3	6:F:741:PHE:CE2	2.36	0.60
8:I:124:VAL:HA	13:O:646:MET:HE1	1.81	0.60
9:J:305:VAL:CG1	11:M:31:ILE:HD11	2.30	0.60
12:N:681:LEU:HD22	12:N:681:LEU:N	2.13	0.60
12:N:669:TYR:OH	12:N:684:ALA:HB1	2.00	0.60
12:N:707:GLU:HG2	12:N:713:PHE:CA	2.31	0.60
15:X:494:ASP:OD1	15:X:494:ASP:N	2.32	0.60
15:X:94:ARG:CG	15:Y:334:ILE:O	2.49	0.60
1:A:100:VAL:HG21	1:A:153:ILE:CD1	2.22	0.60
1:A:1111:ALA:O	1:A:1115:ASN:N	2.32	0.60
1:A:1459:GLN:OE1	10:L:100:ASN:ND2	2.33	0.60
1:A:1925:VAL:HG11	12:N:70:VAL:HG13	1.82	0.60
1:A:407:LEU:O	1:A:407:LEU:HG	2.00	0.60
1:A:431:PHE:HE1	1:A:443:CYS:HG	1.37	0.60
1:A:677:TRP:CZ2	1:A:788:GLU:CG	2.83	0.60
1:A:822:THR:O	1:A:827:GLN:CG	2.49	0.60
1:A:83:ILE:CB	13:O:570:HIS:CE1	2.83	0.60
5:E:72:HIS:O	5:E:76:VAL:HG22	2.02	0.60
5:E:80:GLU:OE1	5:E:80:GLU:HA	2.00	0.60
6:F:161:LYS:HB2	6:F:474:LEU:HD11	1.82	0.60
7:G:2:LEU:HD11	9:J:276:VAL:HG11	1.84	0.60
8:I:237:GLU:HB2	8:I:607:ILE:CD1	2.31	0.60
9:J:19:TYR:CD1	9:J:49:LEU:HD13	2.37	0.60
9:K:145:ASN:CB	9:K:148:LEU:CD1	2.66	0.60
9:K:248:LYS:H	9:K:438:GLU:CD	2.02	0.60
9:K:324:SER:O	9:K:328:THR:HG23	2.01	0.60
10:L:74:VAL:HG21	10:L:137:ILE:HD11	1.83	0.60
12:N:509:TYR:HB3	12:N:514:LEU:HB2	1.83	0.60
13:O:536:THR:HB	13:O:543:GLY:HA3	1.83	0.60
15:X:369:ASN:HB3	15:X:371:ASN:ND2	2.16	0.60
15:Y:349:SER:HA	15:Y:352:SER:OG	2.01	0.60
1:A:1633:LEU:HD23	1:A:1669:LYS:HB2	1.81	0.60
1:A:1734:LYS:NZ	1:A:1736:GLU:OE2	2.30	0.60
1:A:1835:LYS:CG	1:A:1838:LEU:CG	2.79	0.60
5:E:63:VAL:HG11	15:Y:364:LYS:HD3	1.83	0.60
6:F:96:VAL:CB	6:F:97:PHE:HB3	2.30	0.60
9:K:323:LEU:HD13	9:K:339:ALA:C	2.22	0.60

*Continued on next page...*

*Continued from previous page...*

Atom-1	Atom-2	Interatomic distance (Å)	Clash overlap (Å)
12:N:595:ILE:CD1	12:N:626:TYR:CZ	2.81	0.60
3:P:148:ASN:HD21	3:P:182:LEU:HG	1.65	0.60
3:P:93:TYR:CE1	3:P:101:ARG:NH1	2.70	0.60
1:A:1430:VAL:HG21	1:A:1434:ILE:CG2	2.32	0.60
1:A:1430:VAL:CG2	1:A:1434:ILE:CB	2.79	0.60
1:A:1894:VAL:C	1:A:1923:MET:HE1	2.22	0.60
1:A:862:TYR:CB	1:A:896:LEU:HD22	2.31	0.60
6:F:168:PHE:CA	6:F:463:MET:CE	2.79	0.60
9:J:495:PHE:CZ	9:J:525:MET:SD	2.94	0.60
9:K:29:VAL:O	9:K:33:SER:HB3	2.02	0.60
9:K:284:LEU:HD13	9:K:308:TYR:HB2	1.84	0.60
12:N:502:ILE:CG2	12:N:548:ARG:HD3	2.30	0.60
13:O:393:LYS:HA	13:O:393:LYS:CE	2.30	0.60
15:Y:159:LEU:HD23	15:Y:159:LEU:N	2.16	0.60
1:A:1232:ILE:CD1	1:A:1235:LEU:HD22	2.30	0.60
1:A:98:ASN:O	1:A:123:VAL:CG2	2.50	0.60
1:A:1621:PRO:HG3	1:A:1653:ALA:HB1	1.81	0.60
1:A:754:LEU:HD23	1:A:755:LEU:H	1.66	0.60
6:F:648:GLN:HB3	6:F:650:LYS:HG2	1.83	0.60
8:I:181:SER:HB3	8:I:204:THR:OG1	2.01	0.60
8:I:335:GLN:O	8:I:339:SER:CB	2.50	0.60
12:N:235:GLN:HA	12:N:238:GLU:OE2	2.00	0.60
12:N:378:LEU:HD22	12:N:382:LEU:CG	2.31	0.60
12:N:541:ASN:O	12:N:545:LEU:CB	2.50	0.60
6:H:520:ARG:NH2	15:X:101:THR:OG1	2.30	0.60
15:Y:104:LEU:CD1	15:Y:142:MET:SD	2.85	0.60
15:Y:281:TYR:HB3	15:Y:290:SER:OG	2.02	0.60
1:A:1380:ASN:HD22	1:A:1383:ILE:HD12	1.67	0.60
6:F:636:ASN:HD22	6:F:636:ASN:C	2.05	0.60
9:K:133:CYS:O	9:K:152:SER:OG	2.20	0.60
9:K:413:PHE:O	9:K:418:TRP:HZ3	1.85	0.60
12:N:121:ARG:HB3	12:N:122:LEU:CD1	2.32	0.60
12:N:163:PHE:CE1	12:N:255:ARG:CZ	2.84	0.60
12:N:333:TYR:HH	12:N:363:TYR:HH	1.48	0.60
12:N:676:TRP:H	12:N:713:PHE:CB	2.14	0.60
15:X:399:ALA:O	15:X:402:LEU:CG	2.46	0.60
15:Y:104:LEU:CD1	15:Y:142:MET:CE	2.12	0.60
1:A:1751:ALA:O	1:A:1755:CYS:CA	2.50	0.60
1:A:224:VAL:CB	1:A:236:VAL:CG1	2.80	0.60
1:A:271:LEU:CD1	1:A:407:LEU:CD1	2.70	0.60
1:A:616:GLU:OE1	1:A:779:MET:SD	2.60	0.60

*Continued on next page...*

*Continued from previous page...*

Atom-1	Atom-2	Interatomic distance (Å)	Clash overlap (Å)
3:C:120:TYR:CZ	3:C:124:LEU:HD11	2.36	0.60
6:F:62:LYS:HZ2	15:Y:292:LEU:HD21	1.65	0.60
12:N:122:LEU:N	12:N:124:PRO:HD2	2.15	0.60
12:N:351:PHE:CD2	12:N:352:PRO:HA	2.37	0.60
12:N:417:LEU:HD23	12:N:418:GLU:HG3	1.83	0.60
13:O:225:ASN:O	13:O:461:ASN:O	2.20	0.60
9:J:476:PRO:CG	3:P:182:LEU:HG	2.32	0.60
3:P:389:ARG:O	3:P:392:ILE:HG23	2.02	0.60
15:X:245:PHE:O	15:X:248:THR:OG1	2.19	0.60
15:X:181:LYS:HD3	15:X:370:SER:OG	2.02	0.60
15:X:396:PHE:CE2	15:X:416:CYS:SG	2.82	0.60
15:X:399:ALA:CA	15:X:402:LEU:HG	2.31	0.60
15:Y:44:MET:CE	15:Y:53:VAL:CA	2.66	0.60
1:A:1103:PRO:HD2	1:A:1143:ALA:HB2	1.83	0.60
1:A:1070:LEU:HD23	1:A:1120:LEU:HG	1.84	0.60
1:A:1679:ASP:OD1	1:A:1679:ASP:N	2.34	0.60
1:A:757:THR:O	1:A:758:HIS:CG	2.55	0.60
4:D:25:VAL:HG23	4:D:29:GLU:CG	2.32	0.60
6:F:464:SER:HA	6:F:467:ARG:HH21	1.67	0.60
8:I:334:GLY:CA	8:I:418:PHE:CE2	2.85	0.60
9:K:141:ASP:OD2	9:K:146:ARG:NH2	2.35	0.60
9:K:190:LEU:CD2	9:K:201:LEU:HD13	2.32	0.60
12:N:560:MET:SD	12:N:600:PHE:CB	2.90	0.60
12:N:75:PHE:CZ	12:N:128:SER:OG	2.55	0.60
15:X:376:LEU:C	15:X:376:LEU:HD12	2.20	0.60
15:Y:96:ALA:O	15:Y:100:TYR:HD2	1.85	0.60
1:A:133:ILE:CD1	1:A:146:GLU:O	2.45	0.60
3:C:141:LEU:HB3	13:O:247:ASN:HB2	1.84	0.60
6:F:468:GLU:HA	6:F:468:GLU:OE1	2.01	0.60
8:I:417:PHE:HE2	8:I:452:LEU:HD21	1.66	0.60
9:J:203:PHE:CE2	9:J:227:LEU:HD23	2.36	0.60
9:K:323:LEU:CD1	9:K:339:ALA:C	2.70	0.60
9:K:429:LEU:HA	9:K:432:ILE:HG22	1.84	0.60
12:N:593:ALA:CB	12:N:622:TYR:CE1	2.80	0.60
12:N:98:CYS:HA	12:N:110:LEU:CD1	2.32	0.60
3:P:471:VAL:HG23	3:P:493:TYR:CD1	2.36	0.60
15:X:384:ARG:HG3	15:X:416:CYS:SG	2.41	0.60
1:A:1086:MET:CE	1:A:1564:LEU:CD1	2.80	0.59
1:A:617:LEU:HD21	1:A:657:TRP:CH2	2.35	0.59
3:C:36:LEU:HD21	3:C:58:LEU:HB2	1.84	0.59
9:K:220:ILE:O	9:K:224:VAL:HG23	2.01	0.59

*Continued on next page...*



*Continued from previous page...*

Atom-1	Atom-2	Interatomic distance (Å)	Clash overlap (Å)
12:N:247:LEU:HB3	12:N:253:LEU:HA	1.84	0.59
13:O:241:ASN:HA	13:O:244:LEU:HB2	1.84	0.59
13:O:450:SER:N	13:O:459:GLN:O	2.32	0.59
3:P:238:TYR:HB3	3:P:247:ALA:HB2	1.83	0.59
15:X:192:TYR:HA	15:X:195:VAL:HG22	1.84	0.59
1:A:594:ARG:HG2	1:A:608:THR:CG2	2.31	0.59
1:A:772:GLU:HG3	1:A:867:CYS:SG	2.42	0.59
1:A:79:GLY:C	1:A:87:VAL:HG11	2.14	0.59
8:I:345:GLN:HE21	8:I:404:LEU:CD2	2.15	0.59
8:I:440:MET:C	8:I:440:MET:HE2	2.22	0.59
9:J:422:GLU:OE1	9:J:458:LEU:HD22	2.01	0.59
6:H:86:ALA:HB2	9:K:474:LEU:HA	1.85	0.59
12:N:117:LEU:O	12:N:122:LEU:HD12	2.01	0.59
12:N:417:LEU:CD2	12:N:418:GLU:HG3	2.33	0.59
12:N:537:ARG:HB2	12:N:537:ARG:NH1	2.16	0.59
8:I:310:TRP:CZ3	13:O:132:VAL:HG11	2.37	0.59
13:O:243:LEU:HD12	13:O:243:LEU:O	2.01	0.59
13:O:83:GLU:HG3	13:O:90:ALA:CB	2.32	0.59
1:A:1251:VAL:HG12	1:A:1294:TYR:HA	1.84	0.59
1:A:1930:ARG:O	1:A:1933:PRO:HD2	2.01	0.59
1:A:795:ARG:NH1	1:A:818:GLY:O	2.34	0.59
6:F:138:TYR:CE2	6:F:154:SER:HB2	2.36	0.59
8:I:424:ALA:O	8:I:428:MET:HG3	2.02	0.59
9:J:210:LYS:HE2	9:J:212:TYR:CE2	2.37	0.59
9:J:465:LEU:HA	9:J:488:ILE:HD12	1.85	0.59
9:J:532:ALA:HB2	3:P:443:TYR:OH	2.01	0.59
12:N:158:ARG:CG	12:N:255:ARG:HH11	2.15	0.59
12:N:387:LEU:CD1	12:N:427:TYR:CD2	2.82	0.59
15:Y:60:LEU:CD1	15:Y:71:PHE:HZ	2.08	0.59
1:A:669:GLY:O	1:A:751:SER:HA	2.02	0.59
12:N:118:LEU:HA	12:N:122:LEU:HD13	1.83	0.59
12:N:667:LEU:HB2	12:N:699:TRP:CZ2	2.38	0.59
12:N:666:ILE:CB	12:N:699:TRP:HE1	2.15	0.59
3:C:293:ASP:OD2	3:P:101:ARG:NH2	2.32	0.59
15:X:430:ALA:HB2	15:X:451:CYS:SG	2.42	0.59
15:Y:44:MET:HE3	15:Y:53:VAL:HG12	1.84	0.59
1:A:224:VAL:CB	1:A:236:VAL:HG11	2.32	0.59
6:F:8:VAL:HG11	6:H:462:LEU:HD23	1.83	0.59
12:N:102:ALA:HB1	12:N:103:ASP:CB	2.32	0.59
12:N:133:GLU:HA	12:N:136:THR:HG22	1.83	0.59
15:X:376:LEU:HD23	15:X:399:ALA:HB2	1.83	0.59

*Continued on next page...*



*Continued from previous page...*

Atom-1	Atom-2	Interatomic distance (Å)	Clash overlap (Å)
15:Y:219:VAL:HG22	15:Y:240:ILE:HG22	1.82	0.59
1:A:1287:TYR:CD1	1:A:1287:TYR:O	2.56	0.59
1:A:127:LEU:HD21	1:A:187:LEU:HD11	1.84	0.59
6:F:464:SER:CA	6:F:467:ARG:HH21	2.16	0.59
6:F:475:ALA:HB3	6:F:484:ALA:HB2	1.85	0.59
9:K:460:LYS:HD3	9:K:463:GLU:OE1	2.03	0.59
12:N:345:PHE:CZ	12:N:385:ARG:HB3	2.37	0.59
12:N:336:TYR:HH	12:N:360:ASP:CG	2.03	0.59
12:N:388:HIS:CD2	12:N:391:VAL:HG21	2.36	0.59
12:N:662:VAL:HG21	12:N:695:ARG:HH22	1.67	0.59
12:N:666:ILE:HB	12:N:699:TRP:NE1	2.16	0.59
12:N:660:THR:CB	12:N:729:LEU:HD12	2.32	0.59
1:A:1733:PHE:CD1	1:A:1776:TYR:CD1	2.91	0.59
1:A:183:THR:HG22	1:A:249:LEU:CD1	2.33	0.59
8:I:102:HIS:CE1	8:I:263:GLN:NE2	2.71	0.59
9:J:147:THR:O	9:J:150:THR:HG22	2.03	0.59
12:N:366:GLU:OE1	12:N:366:GLU:N	2.36	0.59
12:N:677:THR:HB	12:N:679:GLU:OE1	2.02	0.59
15:X:376:LEU:HD21	15:X:399:ALA:N	2.17	0.59
15:X:377:LEU:HD12	15:X:378:LEU:N	2.17	0.59
15:Y:155:ALA:O	15:Y:159:LEU:HG	2.02	0.59
1:A:1540:ARG:HG3	12:N:480:TRP:HZ2	1.65	0.59
1:A:1745:PRO:O	1:A:1749:SER:OG	2.20	0.59
1:A:1754:PHE:O	1:A:1768:LEU:HD23	2.02	0.59
1:A:269:TRP:HB3	1:A:409:ILE:HG22	1.84	0.59
8:I:79:LEU:HB2	8:I:115:TRP:CH2	2.36	0.59
8:I:115:TRP:CG	8:I:176:LEU:HD22	2.31	0.59
8:I:307:LEU:O	8:I:307:LEU:HD12	2.03	0.59
9:K:176:LEU:O	9:K:180:GLU:HB2	2.02	0.59
11:M:33:LEU:HA	11:M:36:LEU:HD12	1.83	0.59
12:N:118:LEU:HG	12:N:250:LEU:HD11	1.84	0.59
12:N:520:ARG:HH21	12:N:602:PRO:HD3	1.64	0.59
12:N:657:VAL:HG13	12:N:659:VAL:HG12	1.84	0.59
12:N:696:MET:HE1	12:N:712:THR:O	2.03	0.59
12:N:696:MET:CE	12:N:707:GLU:CD	2.71	0.59
12:N:707:GLU:OE1	12:N:712:THR:OG1	2.19	0.59
3:P:358:LEU:CD1	3:P:368:TRP:CE2	2.85	0.59
9:K:514:PHE:CZ	7:W:11:LEU:CD1	2.84	0.59
15:X:203:LEU:CG	15:X:239:TRP:CZ3	2.85	0.59
1:A:1047:VAL:HG11	1:A:1073:LEU:HD13	1.85	0.59
1:A:1923:MET:HG2	1:A:1928:LEU:HD13	1.85	0.59

*Continued on next page...*

*Continued from previous page...*

Atom-1	Atom-2	Interatomic distance (Å)	Clash overlap (Å)
1:A:208:PRO:HA	1:A:240:VAL:HA	1.85	0.59
1:A:269:TRP:HB3	1:A:410:ASP:O	2.02	0.59
1:A:431:PHE:CD1	1:A:433:THR:HG23	2.38	0.59
1:A:451:GLN:CG	1:A:473:ASN:OD1	2.49	0.59
3:C:251:TYR:OH	3:C:268:GLN:HG3	2.03	0.59
3:C:358:LEU:HD21	3:C:368:TRP:CE3	2.37	0.59
8:I:216:SER:HB3	8:I:607:ILE:CD1	2.27	0.59
9:K:198:GLN:OE1	9:K:198:GLN:HA	2.03	0.59
12:N:523:LEU:O	12:N:527:LEU:CD2	2.51	0.59
12:N:662:VAL:CG2	12:N:695:ARG:CZ	2.81	0.59
3:P:251:TYR:CZ	3:P:268:GLN:CG	2.86	0.59
15:X:154:ASP:O	15:X:158:ILE:CD1	2.50	0.59
15:X:449:THR:HG22	15:X:461:ALA:O	2.03	0.59
15:X:491:LYS:C	15:X:494:ASP:OD1	2.41	0.59
15:Y:417:TYR:CD2	15:Y:429:MET:CE	2.85	0.59
1:A:1482:LEU:H	14:T:7:LEU:CB	2.16	0.59
1:A:31:HIS:CB	1:A:99:MET:HE1	2.33	0.59
1:A:810:TYR:HB3	1:A:813:LEU:CG	2.33	0.59
3:C:373:HIS:CE1	3:C:377:GLU:CD	2.75	0.59
3:C:482:GLU:CG	3:C:485:GLN:HG2	2.31	0.59
10:L:84:LYS:HE2	10:L:84:LYS:O	2.02	0.59
12:N:519:TYR:HD1	12:N:523:LEU:HD12	1.68	0.59
12:N:574:ILE:CB	12:N:625:LYS:CE	2.71	0.59
13:O:159:GLN:O	13:O:163:GLN:HG2	2.03	0.59
13:O:520:MET:CE	13:O:525:TYR:CE1	2.86	0.59
3:P:36:LEU:HD21	3:P:58:LEU:HB2	1.85	0.59
3:P:476:LEU:O	3:P:480:LEU:HD13	2.03	0.59
1:A:183:THR:CG2	1:A:249:LEU:HD11	2.31	0.58
1:A:482:VAL:CG2	1:A:593:ASN:HA	2.32	0.58
1:A:78:LYS:HZ3	1:A:591:VAL:CA	2.12	0.58
1:A:98:ASN:O	1:A:123:VAL:HG21	2.02	0.58
2:B:14:TRP:HA	2:B:15:LEU:HG	1.83	0.58
3:C:238:TYR:CB	3:C:247:ALA:HB2	2.33	0.58
8:I:138:LEU:HD12	8:I:139:LEU:N	2.17	0.58
8:I:172:ARG:HG2	8:I:173:LEU:N	2.17	0.58
12:N:282:GLU:CB	12:N:356:PRO:CD	2.81	0.58
12:N:273:MET:HE1	12:N:335:ILE:C	2.23	0.58
3:P:471:VAL:CG2	3:P:493:TYR:CE1	2.86	0.58
15:X:366:ILE:HD11	15:X:379:LYS:HE2	1.84	0.58
1:A:1150:ALA:HA	1:A:1184:HIS:CE1	2.38	0.58
1:A:616:GLU:OE2	13:O:558:SER:HB2	2.02	0.58

*Continued on next page...*

*Continued from previous page...*

Atom-1	Atom-2	Interatomic distance (Å)	Clash overlap (Å)
8:I:17:LYS:NZ	8:I:51:SER:O	2.36	0.58
9:J:432:ILE:HD11	9:J:444:TRP:CD1	2.39	0.58
9:K:368:HIS:ND1	9:K:369:LEU:N	2.51	0.58
9:K:418:TRP:CB	9:K:458:LEU:CD1	2.81	0.58
9:K:60:LEU:HD22	9:K:72:CYS:O	2.03	0.58
3:P:487:ALA:HB1	3:P:519:TYR:HE1	1.69	0.58
15:X:374:GLN:N	15:X:374:GLN:OE1	2.36	0.58
15:Y:42:ARG:HA	15:Y:82:TYR:HE2	1.67	0.58
1:A:1741:PHE:HE2	1:A:1776:TYR:HE1	1.48	0.58
1:A:590:PRO:HA	1:A:594:ARG:O	2.03	0.58
4:D:25:VAL:CA	4:D:29:GLU:OE1	2.50	0.58
8:I:417:PHE:CE2	8:I:452:LEU:HD21	2.39	0.58
8:I:56:TRP:CZ3	8:I:58:PHE:HB2	2.36	0.58
9:J:263:PHE:CZ	9:J:294:LEU:HG	2.38	0.58
12:N:59:VAL:HG21	12:N:135:TRP:CH2	2.39	0.58
12:N:703:GLY:HA2	12:N:704:VAL:HB	1.83	0.58
13:O:467:ALA:HB1	13:O:506:LEU:HD11	1.85	0.58
15:X:44:MET:SD	15:Y:201:LEU:HD13	2.42	0.58
15:Y:449:THR:HG22	15:Y:461:ALA:O	2.03	0.58
15:Y:491:LYS:HB3	15:Y:494:ASP:OD2	2.02	0.58
1:A:1735:PRO:CB	1:A:1756:LYS:HD2	2.30	0.58
1:A:440:LYS:HB3	1:A:457:PHE:CE1	2.38	0.58
1:A:665:MET:C	1:A:670:TYR:HB2	2.24	0.58
1:A:929:ARG:O	1:A:930:LEU:C	2.41	0.58
3:C:536:CYS:O	3:C:542:THR:CB	2.50	0.58
8:I:419:ARG:NH2	8:I:440:MET:HB3	2.18	0.58
8:I:419:ARG:O	8:I:423:VAL:HG23	2.02	0.58
9:K:455:CYS:HB2	9:K:464:ALA:HB2	1.85	0.58
9:K:77:ALA:HB1	9:K:93:LEU:HD11	1.83	0.58
9:K:53:TYR:CE2	9:K:82:ALA:CB	2.86	0.58
12:N:477:PRO:O	12:N:478:GLU:CB	2.48	0.58
12:N:513:ASP:HA	12:N:516:ILE:CG1	2.33	0.58
12:N:595:ILE:CD1	12:N:626:TYR:CE1	2.86	0.58
13:O:119:PHE:HE1	13:O:136:LEU:HD21	1.68	0.58
15:X:431:ASN:N	15:X:431:ASN:OD1	2.35	0.58
15:Y:325:GLU:CG	15:Y:348:HIS:NE2	2.67	0.58
1:A:1632:ALA:O	1:A:1653:ALA:N	2.37	0.58
1:A:1741:PHE:CE2	1:A:1776:TYR:CE1	2.89	0.58
1:A:431:PHE:HE1	1:A:443:CYS:SG	2.23	0.58
1:A:498:VAL:HB	1:A:505:ARG:HD2	1.85	0.58
1:A:941:LEU:HD12	1:A:977:LEU:O	2.03	0.58

*Continued on next page...*

*Continued from previous page...*

Atom-1	Atom-2	Interatomic distance (Å)	Clash overlap (Å)
3:C:210:CYS:HA	3:C:237:ILE:HD11	1.84	0.58
6:H:684:LYS:CD	6:H:687:LYS:HB2	2.34	0.58
6:H:689:LEU:HD13	6:H:712:VAL:HG11	1.84	0.58
9:K:514:PHE:CE2	7:W:11:LEU:CD1	2.87	0.58
12:N:351:PHE:CG	12:N:352:PRO:HA	2.38	0.58
12:N:333:TYR:HA	12:N:364:CYS:SG	2.42	0.58
12:N:560:MET:SD	12:N:600:PHE:O	2.61	0.58
12:N:574:ILE:HA	12:N:625:LYS:NZ	2.16	0.58
13:O:321:GLU:OE1	13:O:354:ARG:NH2	2.36	0.58
13:O:356:ASP:CA	13:O:357:SER:HB2	2.32	0.58
13:O:654:ASP:OD1	13:O:654:ASP:N	2.37	0.58
15:X:407:LEU:CD1	15:X:443:THR:HG21	2.33	0.58
1:A:1430:VAL:CG2	1:A:1434:ILE:CG2	2.81	0.58
1:A:809:ASP:O	1:A:810:TYR:HD1	1.87	0.58
8:I:177:VAL:O	8:I:178:LEU:HD23	2.03	0.58
8:I:73:TRP:O	8:I:115:TRP:HE3	1.83	0.58
9:J:495:PHE:HD2	9:J:522:CYS:SG	2.11	0.58
10:L:126:ASP:CB	10:L:132:THR:N	2.66	0.58
11:M:7:ARG:NH2	3:P:131:ASP:OD2	2.36	0.58
12:N:118:LEU:O	12:N:122:LEU:HB3	2.01	0.58
12:N:118:LEU:O	12:N:122:LEU:CD2	2.47	0.58
13:O:250:PHE:HE1	13:O:252:GLU:OE1	1.84	0.58
9:K:376:LEU:HD13	7:W:4:ARG:NH2	2.18	0.58
1:A:1885:LEU:HD23	1:A:1885:LEU:O	2.04	0.58
1:A:224:VAL:O	1:A:409:ILE:N	2.37	0.58
6:F:86:ALA:O	6:F:90:GLN:NE2	2.34	0.58
8:I:537:LEU:H	8:I:537:LEU:CD1	2.11	0.58
1:A:715:TYR:OH	13:O:712:ASP:OD2	2.07	0.58
1:A:1155:SER:HB3	1:A:1184:HIS:CE1	2.38	0.58
1:A:1238:PRO:O	1:A:1239:THR:CG2	2.52	0.58
8:I:237:GLU:CB	8:I:607:ILE:CD1	2.82	0.58
9:J:25:TRP:NE1	9:K:162:TYR:O	2.31	0.58
9:K:451:LEU:HG	9:K:467:TYR:CE2	2.38	0.58
9:K:472:LEU:HG	9:K:481:THR:HG21	1.85	0.58
10:L:33:LEU:HD13	10:L:54:TRP:CZ2	2.39	0.58
13:O:274:LEU:HD11	13:O:306:ASN:HB3	1.86	0.58
3:P:189:ILE:O	3:P:193:VAL:HG22	2.04	0.58
3:P:283:LEU:HD21	3:P:312:MET:CE	2.34	0.58
15:X:245:PHE:CD1	15:X:254:ALA:N	2.72	0.58
1:A:1232:ILE:HD11	1:A:1235:LEU:HD13	1.86	0.58
1:A:12:ILE:HD11	1:A:506:VAL:HG11	1.84	0.58

*Continued on next page...*

*Continued from previous page...*

Atom-1	Atom-2	Interatomic distance (Å)	Clash overlap (Å)
1:A:1673:TYR:CD1	1:A:1701:LEU:HA	2.39	0.58
3:C:355:GLN:HG3	3:C:371:MET:HE1	1.84	0.58
3:C:392:ILE:HD13	3:C:402:TRP:CE2	2.39	0.58
6:F:510:PHE:HD1	6:F:542:THR:OG1	1.87	0.58
6:H:153:GLU:O	6:H:156:CYS:SG	2.60	0.58
6:H:747:TYR:CE2	6:H:755:LEU:HB3	2.39	0.58
9:J:167:PHE:HA	9:J:170:LEU:CD2	2.33	0.58
12:N:378:LEU:CD2	12:N:382:LEU:CD2	2.82	0.58
12:N:592:TYR:HA	12:N:622:TYR:OH	2.03	0.58
12:N:631:ALA:C	12:N:633:ARG:N	2.56	0.58
3:P:26:PHE:HB2	3:P:32:ILE:HD11	1.86	0.58
1:A:1063:ILE:HA	1:A:1066:LYS:HE2	1.86	0.58
1:A:1196:TYR:HB2	1:A:1208:LEU:CD1	2.34	0.58
1:A:1934:LEU:HD12	1:A:1934:LEU:O	2.03	0.58
1:A:1865:ASP:O	1:A:1934:LEU:HD22	2.04	0.58
8:I:520:LYS:HE2	8:I:524:PHE:CE2	2.38	0.58
9:K:258:MET:HG3	9:K:271:HIS:CD2	2.39	0.58
10:L:83:TYR:CD2	10:L:115:GLU:HB3	2.39	0.58
12:N:133:GLU:O	12:N:136:THR:CG2	2.48	0.58
12:N:282:GLU:CB	12:N:354:SER:H	2.16	0.58
12:N:442:LEU:HD11	12:N:548:ARG:HD2	1.86	0.58
3:P:385:ILE:HD11	3:P:412:LEU:HD11	1.85	0.58
15:X:249:GLY:HA2	15:X:405:CYS:CB	2.33	0.58
1:A:1232:ILE:C	1:A:1236:LEU:CD2	2.71	0.57
1:A:190:GLU:OE2	1:A:246:ILE:CG2	2.52	0.57
6:F:149:TRP:NE1	6:F:153:GLU:CG	2.65	0.57
6:F:482:LYS:O	6:F:485:ILE:HG22	2.04	0.57
6:F:647:LYS:HD2	6:F:647:LYS:O	2.04	0.57
6:F:651:PHE:CE2	6:F:695:ALA:CB	2.86	0.57
8:I:224:SER:HB2	8:I:230:GLU:N	2.17	0.57
8:I:36:ALA:CB	8:I:80:LEU:HD21	2.34	0.57
8:I:440:MET:SD	8:I:445:ILE:HD12	2.43	0.57
8:I:502:GLN:C	8:I:508:LYS:HZ2	2.05	0.57
9:J:13:TYR:HB3	9:J:22:ALA:HB2	1.85	0.57
9:J:23:LEU:HD21	9:J:47:LEU:HD21	1.85	0.57
9:J:24:PHE:CD1	9:K:164:PHE:CE2	2.92	0.57
6:H:656:MET:SD	9:K:523:ILE:HG23	2.44	0.57
10:L:21:THR:O	10:L:162:VAL:HG12	2.03	0.57
12:N:98:CYS:CA	12:N:110:LEU:HD12	2.34	0.57
12:N:517:ASN:O	12:N:520:ARG:HG2	2.04	0.57
3:P:77:THR:HG23	3:P:80:ASP:OD2	2.03	0.57

*Continued on next page...*

*Continued from previous page...*

Atom-1	Atom-2	Interatomic distance (Å)	Clash overlap (Å)
15:X:399:ALA:HA	15:X:402:LEU:HG	1.85	0.57
15:X:77:TYR:N	15:X:106:GLN:HE21	2.02	0.57
1:A:1837:GLY:O	1:A:1841:ASN:HB2	2.04	0.57
1:A:862:TYR:CD2	1:A:896:LEU:HD22	2.39	0.57
7:G:2:LEU:CD1	9:J:276:VAL:HG11	2.33	0.57
8:I:65:GLY:HA3	8:I:84:LEU:HB3	1.86	0.57
9:J:129:LYS:O	9:J:132:ILE:HG22	2.04	0.57
9:J:162:TYR:O	9:K:25:TRP:NE1	2.35	0.57
12:N:283:ARG:N	12:N:356:PRO:HG2	2.19	0.57
12:N:574:ILE:HB	12:N:625:LYS:CE	2.31	0.57
12:N:663:GLN:OE1	12:N:698:VAL:CB	2.52	0.57
12:N:667:LEU:CG	12:N:699:TRP:CH2	2.87	0.57
13:O:417:LEU:HA	13:O:420:ILE:CG2	2.33	0.57
13:O:539:ASN:HD22	13:O:542:GLU:HB2	1.70	0.57
15:Y:154:ASP:O	15:Y:158:ILE:HG12	2.05	0.57
15:Y:159:LEU:CB	15:Y:175:LEU:HD13	2.33	0.57
15:Y:192:TYR:HB2	15:Y:209:LEU:HD21	1.85	0.57
1:A:125:GLN:HE22	1:A:180:VAL:H	1.50	0.57
1:A:452:LEU:HD23	1:A:452:LEU:H	1.70	0.57
1:A:479:ALA:HB2	1:A:490:VAL:CG1	2.34	0.57
3:C:151:LEU:HD22	3:C:178:VAL:HG13	1.86	0.57
3:C:201:LEU:HA	3:C:229:MET:CG	2.32	0.57
3:C:403:TYR:CE2	3:C:435:MET:HE3	2.39	0.57
4:D:25:VAL:CB	4:D:29:GLU:OE1	2.52	0.57
6:F:471:LYS:C	6:F:487:ILE:HD13	2.25	0.57
8:I:325:LEU:HD11	8:I:330:LEU:CA	2.34	0.57
9:J:55:ARG:HD2	9:K:261:ASP:OD1	2.04	0.57
12:N:505:LEU:HD22	12:N:515:PHE:CD2	2.39	0.57
12:N:516:ILE:HG23	12:N:553:PRO:HB3	1.84	0.57
12:N:589:PHE:CE2	12:N:618:ALA:HB2	2.39	0.57
1:A:710:LEU:HD11	13:O:715:TYR:CD1	2.39	0.57
1:A:1480:GLU:CB	1:A:1527:MET:CE	2.82	0.57
1:A:1852:ILE:HG22	1:A:1891:TYR:CD2	2.39	0.57
1:A:260:ASP:OD1	1:A:263:GLN:CB	2.53	0.57
1:A:758:HIS:HB2	1:A:832:HIS:H	1.69	0.57
3:C:412:LEU:O	3:C:413:LYS:HB2	2.03	0.57
3:C:549:LEU:HD12	3:C:549:LEU:O	2.05	0.57
6:H:696:ILE:HG13	6:H:705:CYS:SG	2.45	0.57
9:J:212:TYR:HB3	9:J:243:TYR:CD1	2.39	0.57
9:J:441:VAL:HG21	9:J:444:TRP:CD1	2.33	0.57
10:L:125:THR:CA	10:L:126:ASP:HB3	2.28	0.57

*Continued on next page...*



*Continued from previous page...*

Atom-1	Atom-2	Interatomic distance (Å)	Clash overlap (Å)
12:N:257:SER:O	12:N:261:VAL:HG13	2.03	0.57
12:N:265:LEU:O	12:N:269:THR:HG23	2.03	0.57
12:N:537:ARG:HH21	12:N:541:ASN:CB	2.12	0.57
12:N:699:TRP:O	12:N:704:VAL:HB	2.04	0.57
8:I:514:PHE:HE2	13:O:440:GLN:HA	1.64	0.57
13:O:80:LYS:O	13:O:82:ILE:N	2.37	0.57
15:Y:325:GLU:HG3	15:Y:348:HIS:NE2	2.19	0.57
15:Y:407:LEU:CD1	15:Y:443:THR:HG21	2.33	0.57
1:A:1232:ILE:HD11	1:A:1235:LEU:CD2	2.32	0.57
1:A:939:PHE:HZ	1:A:944:LEU:HD13	1.70	0.57
3:C:468:MET:HA	3:C:468:MET:CE	2.35	0.57
8:I:142:LEU:HD23	8:I:142:LEU:N	2.18	0.57
9:K:375:GLY:C	9:K:391:PHE:CZ	2.77	0.57
10:L:56:SER:OG	10:L:62:HIS:CG	2.58	0.57
12:N:91:PHE:HE2	12:N:118:LEU:HD22	1.67	0.57
15:Y:179:TYR:CG	15:Y:187:PRO:HB2	2.39	0.57
6:H:527:ARG:HB3	15:Y:302:PRO:HB3	1.85	0.57
15:Y:494:ASP:N	15:Y:494:ASP:OD1	2.36	0.57
1:A:161:MET:HG2	1:A:169:TYR:O	2.05	0.57
1:A:772:GLU:CG	1:A:867:CYS:SG	2.92	0.57
6:F:484:ALA:O	6:F:488:LEU:HG	2.04	0.57
8:I:213:ASP:OD2	8:I:215:LYS:HB2	2.04	0.57
8:I:372:TRP:HB2	13:O:652:LEU:CD1	2.34	0.57
7:G:16:ILE:CD1	9:J:514:PHE:CD1	2.83	0.57
9:K:145:ASN:CG	9:K:148:LEU:CD1	2.72	0.57
10:L:40:PHE:CA	10:L:44:GLN:OE1	2.53	0.57
6:F:580:GLN:CD	11:M:62:LEU:HD21	2.25	0.57
12:N:118:LEU:HA	12:N:122:LEU:CD1	2.35	0.57
12:N:388:HIS:CA	12:N:427:TYR:OH	2.52	0.57
12:N:650:LEU:HD12	12:N:651:ALA:N	2.20	0.57
8:I:124:VAL:CA	13:O:646:MET:HE1	2.34	0.57
3:P:167:LEU:HD11	3:P:171:GLY:HA3	1.86	0.57
15:X:239:TRP:CE2	15:X:243:TYR:HE2	2.21	0.57
15:X:433:VAL:HG22	15:X:437:LEU:HD13	1.86	0.57
1:A:119:VAL:O	1:A:120:ASP:CG	2.43	0.57
1:A:1677:LEU:HD21	1:A:1687:LEU:HD23	1.85	0.57
1:A:763:PHE:CG	1:A:793:LEU:HD21	2.40	0.57
1:A:796:ASP:CA	1:A:820:VAL:HG22	2.35	0.57
1:A:843:SER:OG	1:A:846:GLN:CB	2.52	0.57
2:B:14:TRP:HA	2:B:15:LEU:CB	2.34	0.57
6:F:639:TYR:HB3	6:F:672:LEU:CD2	2.33	0.57

*Continued on next page...*



*Continued from previous page...*

Atom-1	Atom-2	Interatomic distance (Å)	Clash overlap (Å)
8:I:180:GLY:O	8:I:182:SER:CB	2.52	0.57
8:I:335:GLN:O	8:I:339:SER:HB3	2.04	0.57
9:J:244:ASN:HB3	9:J:435:ILE:HD13	1.86	0.57
12:N:184:TYR:O	12:N:184:TYR:HD1	1.88	0.57
12:N:388:HIS:CD2	12:N:391:VAL:HG23	2.40	0.57
12:N:511:SER:H	12:N:514:LEU:HD11	1.70	0.57
13:O:635:GLY:O	13:O:637:PRO:HD3	2.04	0.57
13:O:714:VAL:HG21	13:O:740:LEU:HD12	1.86	0.57
13:O:98:LYS:HB2	13:O:162:PHE:CZ	2.38	0.57
3:P:184:LEU:HB3	3:P:187:GLU:CG	2.35	0.57
11:M:1:MET:HB2	3:P:50:HIS:CD2	2.39	0.57
1:A:84:GLY:O	1:A:87:VAL:HG22	2.04	0.57
3:C:484:GLU:OE2	3:C:488:GLN:NE2	2.37	0.57
6:F:168:PHE:CB	6:F:463:MET:HE1	2.33	0.57
5:E:86:VAL:HG22	6:H:589:PHE:CE1	2.40	0.57
8:I:120:VAL:HA	8:I:121:GLU:OE1	2.05	0.57
8:I:275:ALA:HA	8:I:278:GLU:OE2	2.05	0.57
8:I:321:LEU:C	8:I:321:LEU:HD12	2.25	0.57
8:I:520:LYS:CE	8:I:524:PHE:CE2	2.87	0.57
9:J:90:LEU:HD21	9:J:140:TYR:CE1	2.40	0.57
9:K:74:TYR:OH	9:K:78:ARG:HD2	2.05	0.57
12:N:59:VAL:CB	12:N:135:TRP:CZ2	2.88	0.57
13:O:393:LYS:HE2	13:O:393:LYS:HA	1.87	0.57
7:W:24:LYS:H	7:W:26:LEU:CB	2.18	0.57
15:X:235:TRP:CZ3	15:X:236:LEU:HA	2.40	0.57
15:Y:100:TYR:HB3	15:Y:142:MET:HG3	1.82	0.57
1:A:1267:ARG:HA	1:A:1316:MET:HE1	1.86	0.57
1:A:1884:MET:O	1:A:1887:CYS:SG	2.63	0.57
1:A:455:VAL:HG22	1:A:468:PHE:CD2	2.33	0.57
1:A:653:TYR:CZ	1:A:654:HIS:CE1	2.93	0.57
8:I:171:VAL:HG22	8:I:253:ARG:NH2	2.20	0.57
8:I:111:SER:CB	8:I:204:THR:HG23	2.34	0.57
8:I:433:VAL:HA	8:I:436:GLU:N	2.20	0.57
12:N:112:LEU:CD1	12:N:242:GLN:HE21	2.17	0.57
12:N:136:THR:HA	12:N:140:LEU:HB3	1.87	0.57
12:N:176:LEU:O	12:N:240:PHE:CZ	2.56	0.57
12:N:378:LEU:HD21	12:N:382:LEU:CD2	2.35	0.57
12:N:379:LYS:O	12:N:383:GLU:CD	2.42	0.57
12:N:442:LEU:CD1	12:N:548:ARG:CZ	2.81	0.57
12:N:703:GLY:C	12:N:719:GLU:HG2	2.25	0.57
13:O:401:ALA:CA	13:O:405:SER:CB	2.78	0.57

*Continued on next page...*

*Continued from previous page...*

Atom-1	Atom-2	Interatomic distance (Å)	Clash overlap (Å)
13:O:532:VAL:HA	13:O:535:ILE:HD12	1.86	0.57
15:X:270:ASN:HA	15:Y:62:THR:HG21	1.85	0.57
15:X:430:ALA:CB	15:X:451:CYS:SG	2.93	0.57
15:Y:417:TYR:CE2	15:Y:429:MET:CE	2.88	0.57
15:X:201:LEU:HB3	15:Y:56:LEU:HD21	1.85	0.57
1:A:457:PHE:CD2	1:A:466:LEU:HD13	2.40	0.57
1:A:632:GLU:C	1:A:636:GLN:HE22	2.08	0.57
6:F:739:VAL:O	6:F:743:ILE:HG13	2.05	0.57
6:H:155:LEU:N	6:H:158:ILE:HD11	2.19	0.57
9:J:77:ALA:HB1	9:J:93:LEU:HD11	1.87	0.57
9:K:200:LEU:HD23	9:K:200:LEU:C	2.25	0.57
15:X:270:ASN:HB2	15:X:273:LEU:CB	2.35	0.57
15:X:294:PHE:CZ	15:X:311:TYR:CG	2.93	0.57
15:X:399:ALA:HA	15:X:402:LEU:CD1	2.34	0.57
15:Y:485:LEU:O	15:Y:488:ARG:HG3	2.05	0.57
1:A:1867:CYS:SG	1:A:1881:GLN:HG2	2.45	0.56
1:A:413:TRP:CE3	1:A:414:THR:CB	2.88	0.56
1:A:758:HIS:CB	1:A:831:MET:C	2.70	0.56
1:A:810:TYR:CB	1:A:813:LEU:HD21	2.35	0.56
8:I:266:ASN:ND2	8:I:530:GLU:OE2	2.35	0.56
9:J:36:GLU:CB	9:J:39:ASP:OD1	2.52	0.56
9:K:161:VAL:CG1	9:K:201:LEU:HD11	2.33	0.56
11:M:7:ARG:NH1	3:P:131:ASP:OD2	2.38	0.56
12:N:379:LYS:HG3	12:N:383:GLU:CD	2.25	0.56
12:N:387:LEU:HD22	12:N:427:TYR:CD2	2.36	0.56
13:O:751:LEU:HG	13:O:752:ILE:N	2.20	0.56
1:A:1895:PRO:HG3	1:A:1921:LEU:HD23	1.86	0.56
1:A:1869:HIS:CB	1:A:1934:LEU:HD11	2.35	0.56
6:H:719:TYR:CZ	6:H:749:LYS:HB3	2.41	0.56
9:J:330:GLU:C	9:J:331:LYS:O	2.40	0.56
9:K:128:ILE:HA	9:K:131:SER:OG	2.05	0.56
9:K:154:LYS:HE3	9:K:184:LEU:HD22	1.87	0.56
10:L:40:PHE:HA	10:L:44:GLN:OE1	2.06	0.56
12:N:340:ARG:O	12:N:344:LEU:N	2.38	0.56
12:N:502:ILE:HA	12:N:548:ARG:NH1	2.20	0.56
13:O:104:GLU:N	13:O:107:ASP:OD2	2.38	0.56
1:A:32:PRO:HA	13:O:234:ALA:HA	1.87	0.56
13:O:247:ASN:HD21	13:O:249:ASP:HB3	1.68	0.56
13:O:515:GLN:HB3	13:O:531:LEU:HD11	1.86	0.56
15:X:369:ASN:HD22	15:X:371:ASN:HD21	1.54	0.56
15:Y:100:TYR:CB	15:Y:142:MET:CG	2.61	0.56

*Continued on next page...*

*Continued from previous page...*

Atom-1	Atom-2	Interatomic distance (Å)	Clash overlap (Å)
6:F:63:GLY:O	15:Y:300:LEU:HD12	2.05	0.56
15:Y:474:ASP:OD2	15:Y:505:ASN:ND2	2.38	0.56
1:A:1128:PRO:HG2	1:A:1131:MET:CB	2.34	0.56
1:A:1329:MET:O	1:A:1360:VAL:HG11	2.05	0.56
1:A:1743:SER:HA	1:A:1748:LEU:HD21	1.87	0.56
1:A:78:LYS:HZ3	1:A:592:HIS:N	1.80	0.56
5:E:63:VAL:O	5:E:66:THR:HG22	2.05	0.56
6:F:594:ILE:HG13	6:F:603:ALA:HB1	1.87	0.56
8:I:301:GLN:HG2	8:I:456:PHE:CG	2.39	0.56
8:I:303:GLU:HB3	8:I:317:LEU:CD2	2.34	0.56
12:N:180:PHE:CZ	12:N:302:LYS:HD3	2.40	0.56
13:O:378:SER:OG	13:O:409:HIS:NE2	2.36	0.56
13:O:431:LEU:HD11	13:O:616:LEU:HD23	1.88	0.56
13:O:619:LEU:O	13:O:623:THR:HG22	2.05	0.56
15:X:192:TYR:HB2	15:X:209:LEU:HD21	1.86	0.56
15:Y:325:GLU:HG2	15:Y:348:HIS:CD2	2.40	0.56
1:A:1084:ARG:NH2	1:A:1139:ASN:OD1	2.32	0.56
1:A:1377:LYS:HG2	1:A:1416:TRP:CG	2.40	0.56
1:A:1895:PRO:HG3	1:A:1921:LEU:CD2	2.36	0.56
1:A:767:HIS:NE2	1:A:771:GLU:OE2	2.39	0.56
2:B:20:ASP:CB	2:B:30:PHE:HE2	2.18	0.56
3:C:167:LEU:CD1	3:C:171:GLY:HA3	2.32	0.56
6:F:495:HIS:O	6:F:498:THR:HG22	2.04	0.56
6:F:515:TYR:HB2	6:F:546:LEU:HD11	1.86	0.56
8:I:119:THR:HA	8:I:172:ARG:NE	2.15	0.56
9:J:268:LEU:HD13	9:J:291:LEU:CD1	2.35	0.56
9:J:513:THR:O	9:J:516:VAL:HG12	2.05	0.56
9:K:223:SER:OG	9:K:224:VAL:HG23	2.05	0.56
10:L:79:ILE:HD11	10:L:153:MET:SD	2.45	0.56
11:M:2:ASP:CG	3:P:173:TYR:HE2	2.09	0.56
1:A:1716:GLN:OE1	12:N:369:ASP:HB3	2.06	0.56
12:N:383:GLU:HA	12:N:387:LEU:CB	2.32	0.56
15:Y:139:LYS:HA	15:Y:142:MET:HE2	1.88	0.56
15:Y:546:LEU:HD11	15:Y:550:GLN:HE21	1.70	0.56
15:Y:70:LEU:HD12	15:Y:71:PHE:CE2	2.40	0.56
1:A:1046:PRO:HB2	1:A:1110:ARG:HD3	1.88	0.56
1:A:1375:TYR:HB3	1:A:1378:THR:HG21	1.88	0.56
1:A:1421:PRO:CD	14:T:3:ALA:HB1	2.35	0.56
1:A:1770:LEU:HD21	1:A:1794:ASP:CG	2.25	0.56
1:A:763:PHE:HE2	1:A:799:LEU:HD22	1.71	0.56
9:J:53:TYR:O	9:J:79:CYS:SG	2.63	0.56

*Continued on next page...*

*Continued from previous page...*

Atom-1	Atom-2	Interatomic distance (Å)	Clash overlap (Å)
9:K:66:ASP:O	9:K:73:ARG:HB2	2.04	0.56
12:N:344:LEU:O	12:N:347:ILE:HD12	2.04	0.56
13:O:117:ASP:OD1	13:O:117:ASP:N	2.38	0.56
13:O:408:LEU:HD13	13:O:412:HIS:CE1	2.40	0.56
13:O:60:LEU:HD23	13:O:60:LEU:C	2.25	0.56
3:P:267:SER:OG	3:P:299:ASN:ND2	2.38	0.56
3:P:368:TRP:HB3	3:P:391:ALA:HB2	1.88	0.56
15:Y:104:LEU:CD2	15:Y:142:MET:HE1	2.35	0.56
15:Y:281:TYR:CD2	15:Y:289:ASN:HB3	2.41	0.56
1:A:1031:ASP:OD1	12:N:482:PRO:HG2	2.05	0.56
1:A:1225:THR:O	1:A:1229:SER:OG	2.19	0.56
1:A:1898:GLN:C	1:A:1901:PRO:HD2	2.25	0.56
3:C:474:ALA:O	3:C:478:GLU:HG3	2.06	0.56
6:F:591:GLN:NE2	6:F:607:LEU:HD11	2.19	0.56
8:I:313:ALA:HA	8:I:314:SER:C	2.25	0.56
9:K:323:LEU:CD1	9:K:340:TYR:HA	2.36	0.56
12:N:516:ILE:CD1	12:N:545:LEU:HD11	2.35	0.56
12:N:523:LEU:O	12:N:527:LEU:HG	2.05	0.56
12:N:59:VAL:HB	12:N:135:TRP:HZ2	1.70	0.56
12:N:609:LEU:HG	12:N:685:VAL:HG12	1.86	0.56
12:N:574:ILE:HG13	12:N:625:LYS:NZ	2.20	0.56
13:O:360:LEU:CD2	13:O:363:HIS:HD2	2.17	0.56
3:P:199:LEU:HD23	3:P:199:LEU:C	2.25	0.56
15:X:388:ARG:O	15:X:389:VAL:HG12	2.05	0.56
15:Y:44:MET:HB3	15:Y:53:VAL:HG12	1.87	0.56
1:A:1090:PHE:HA	1:A:1147:ILE:O	2.05	0.56
1:A:127:LEU:C	1:A:127:LEU:HD22	2.26	0.56
1:A:1660:LEU:CD2	1:A:1687:LEU:HD12	2.27	0.56
1:A:659:LEU:C	1:A:659:LEU:HD12	2.26	0.56
5:E:85:LEU:O	5:E:88:GLU:HG3	2.06	0.56
6:F:153:GLU:OE1	6:F:473:TYR:CD2	2.51	0.56
6:F:536:MET:HG3	6:F:559:LEU:HD11	1.86	0.56
8:I:334:GLY:O	8:I:338:GLU:HB3	2.05	0.56
9:J:224:VAL:H	9:J:227:LEU:HD21	1.68	0.56
9:J:495:PHE:CE2	9:J:525:MET:SD	2.99	0.56
15:X:203:LEU:HD11	15:X:239:TRP:CH2	2.40	0.56
15:X:404:PRO:O	15:X:405:CYS:HB3	2.05	0.56
15:Y:159:LEU:CG	15:Y:175:LEU:HD13	2.35	0.56
1:A:1480:GLU:HB3	1:A:1527:MET:HE1	1.87	0.56
1:A:248:PHE:CE2	1:A:250:ASN:HB2	2.40	0.56
1:A:451:GLN:NE2	1:A:473:ASN:OD1	2.37	0.56

*Continued on next page...*

*Continued from previous page...*

Atom-1	Atom-2	Interatomic distance (Å)	Clash overlap (Å)
1:A:461:ASN:CB	1:A:464:THR:HG1	2.16	0.56
1:A:480:ALA:CB	1:A:587:ILE:HG21	2.35	0.56
1:A:500:TYR:CD1	1:A:504:VAL:C	2.78	0.56
1:A:589:ASP:HB2	1:A:596:THR:CG2	2.36	0.56
1:A:862:TYR:OH	1:A:871:ARG:NH2	2.33	0.56
6:F:539:TYR:HE1	6:F:543:LEU:HD21	1.69	0.56
6:F:633:ARG:HH11	6:F:633:ARG:CG	2.13	0.56
6:H:696:ILE:HG12	6:H:705:CYS:SG	2.45	0.56
8:I:164:ILE:HD12	8:I:164:ILE:H	1.69	0.56
9:J:422:GLU:OE1	9:J:458:LEU:HD21	2.06	0.56
11:M:12:LEU:HA	11:M:15:ILE:HD12	1.88	0.56
12:N:344:LEU:N	12:N:347:ILE:CD1	2.69	0.56
13:O:347:LEU:HD22	13:O:358:TYR:HB3	1.87	0.56
3:P:186:LYS:HE3	3:P:190:ASP:OD2	2.06	0.56
3:P:441:GLU:HG3	3:P:472:LYS:NZ	2.21	0.56
15:X:378:LEU:O	15:X:378:LEU:HD12	2.05	0.56
15:Y:104:LEU:CG	15:Y:142:MET:CE	2.73	0.56
1:A:1523:LEU:O	1:A:1526:VAL:HG22	2.05	0.56
1:A:154:LEU:HD13	1:A:159:ILE:HD11	1.88	0.56
1:A:1181:LEU:HG	1:A:1611:VAL:CG1	2.35	0.56
1:A:1679:ASP:O	1:A:1680:LEU:HD13	2.05	0.56
1:A:161:MET:HE3	1:A:213:MET:CE	2.34	0.56
1:A:834:PRO:HG2	1:A:837:PHE:HB2	1.86	0.56
1:A:929:ARG:O	1:A:932:VAL:N	2.39	0.56
3:C:29:LEU:HD11	3:C:257:VAL:HG22	1.86	0.56
4:D:25:VAL:HG23	4:D:29:GLU:OE1	2.06	0.56
6:H:73:TYR:CD1	6:H:117:THR:HG22	2.40	0.56
8:I:215:LYS:NZ	8:I:606:ASP:OD2	2.21	0.56
8:I:607:ILE:HD12	8:I:607:ILE:H	1.71	0.56
9:K:74:TYR:CE1	9:K:78:ARG:HD3	2.41	0.56
13:O:727:THR:HA	13:O:730:ARG:CZ	2.36	0.56
3:P:344:ARG:NH2	3:P:346:GLN:OE1	2.39	0.56
15:Y:549:MET:O	15:Y:552:MET:HG3	2.04	0.56
1:A:115:LYS:HD3	13:O:267:VAL:HG21	1.88	0.56
1:A:1546:THR:OG1	1:A:1547:GLY:N	2.39	0.56
1:A:21:VAL:HG23	1:A:25:ARG:NH2	2.21	0.56
1:A:457:PHE:HB3	1:A:468:PHE:CE2	2.41	0.56
1:A:609:ILE:HG22	1:A:610:PRO:HD2	1.86	0.56
1:A:506:VAL:HA	1:A:639:VAL:HG23	1.87	0.56
1:A:822:THR:O	1:A:823:ILE:CG1	2.54	0.56
8:I:195:ILE:HG13	8:I:544:ILE:CD1	2.36	0.56

*Continued on next page...*

*Continued from previous page...*

Atom-1	Atom-2	Interatomic distance (Å)	Clash overlap (Å)
9:J:224:VAL:O	9:J:227:LEU:HG	2.05	0.56
9:K:134:LEU:O	9:K:134:LEU:HD23	2.06	0.56
9:K:403:PHE:O	9:K:407:GLU:HG2	2.06	0.56
15:X:349:SER:HA	15:X:352:SER:OG	2.06	0.56
1:A:1455:GLU:N	1:A:1458:SER:H	2.03	0.56
1:A:1475:ARG:HG2	1:A:1476:PHE:CE1	2.40	0.56
3:C:201:LEU:CA	3:C:229:MET:HG3	2.36	0.56
3:C:536:CYS:C	3:C:542:THR:CG2	2.74	0.56
6:H:486:ASN:O	6:H:490:HIS:CD2	2.59	0.56
6:H:692:LEU:CD1	6:H:708:HIS:HB3	2.36	0.56
8:I:167:LEU:HD23	8:I:167:LEU:N	2.20	0.56
3:C:128:LYS:O	11:M:10:ARG:NH2	2.38	0.56
2:B:11:VAL:HG13	12:N:642:GLY:HA2	1.88	0.56
12:N:676:TRP:HA	12:N:680:GLU:OE1	2.05	0.56
13:O:429:TRP:CZ2	13:O:437:MET:HE3	2.32	0.56
3:P:494:ILE:HG21	3:P:516:LEU:HD13	1.87	0.56
7:W:20:GLU:OE1	7:W:20:GLU:N	2.39	0.56
15:X:211:SER:CB	15:X:247:HIS:CE1	2.89	0.56
15:Y:452:LEU:HB3	15:Y:461:ALA:CB	2.36	0.56
1:A:119:VAL:O	1:A:120:ASP:OD2	2.23	0.55
1:A:1322:PRO:CG	1:A:1375:TYR:OH	2.53	0.55
1:A:1503:ASN:OD1	1:A:1503:ASN:N	2.37	0.55
1:A:161:MET:HE2	1:A:216:PRO:CG	2.37	0.55
1:A:980:ARG:CZ	1:A:1674:TRP:O	2.54	0.55
1:A:451:GLN:CG	1:A:453:ARG:NH1	2.68	0.55
1:A:442:LEU:HB3	1:A:455:VAL:CG1	2.35	0.55
1:A:796:ASP:CG	1:A:820:VAL:CG2	2.75	0.55
1:A:873:VAL:HG21	1:A:951:ILE:CG2	2.36	0.55
6:F:641:LEU:CB	6:F:657:HIS:HD2	2.18	0.55
12:N:642:GLY:CA	12:N:661:PRO:HG2	2.35	0.55
12:N:663:GLN:HG3	12:N:695:ARG:HG3	1.87	0.55
12:N:658:ALA:HB3	12:N:727:MET:HA	1.87	0.55
8:I:372:TRP:HH2	13:O:693:ASN:HD21	1.54	0.55
15:X:203:LEU:O	15:X:203:LEU:HD23	2.06	0.55
15:X:245:PHE:CD1	15:X:253:ARG:C	2.79	0.55
15:Y:104:LEU:CD2	15:Y:142:MET:CE	2.84	0.55
1:A:1267:ARG:HD2	1:A:1316:MET:HE1	1.88	0.55
1:A:1511:ASN:N	1:A:1511:ASN:HD22	2.04	0.55
1:A:1791:ILE:HB	13:O:598:THR:HG21	1.87	0.55
3:C:206:TRP:CE3	3:C:233:PHE:CG	2.94	0.55
3:C:491:ILE:HG13	3:C:492:LYS:N	2.21	0.55

*Continued on next page...*



*Continued from previous page...*

Atom-1	Atom-2	Interatomic distance (Å)	Clash overlap (Å)
6:F:494:HIS:HD2	6:F:495:HIS:H	1.54	0.55
6:F:641:LEU:HB2	6:F:657:HIS:HD2	1.71	0.55
6:H:21:TYR:O	6:H:25:VAL:HG23	2.07	0.55
6:H:58:TYR:CE1	6:H:87:GLU:OE2	2.60	0.55
8:I:320:LEU:HD23	8:I:321:LEU:N	2.21	0.55
9:J:77:ALA:CB	9:J:93:LEU:HD11	2.35	0.55
9:K:185:LEU:HD21	9:K:205:PHE:CB	2.36	0.55
12:N:300:LEU:O	12:N:304:PHE:HD1	1.88	0.55
12:N:388:HIS:NE2	12:N:391:VAL:CG2	2.69	0.55
12:N:670:PHE:CZ	12:N:714:SER:N	2.74	0.55
13:O:657:ILE:HG22	13:O:660:LYS:HE2	1.86	0.55
3:P:127:GLU:HA	3:P:127:GLU:OE1	2.06	0.55
6:H:731:GLN:O	15:X:184:GLN:OE1	2.24	0.55
15:Y:410:TYR:CD2	15:Y:433:VAL:HG21	2.41	0.55
1:A:1235:LEU:HD12	1:A:1272:VAL:HG21	1.87	0.55
1:A:1358:ILE:HG22	1:A:1359:ASN:N	2.21	0.55
1:A:1638:TYR:HD2	1:A:1662:LEU:HD12	1.70	0.55
1:A:950:GLY:N	1:A:1813:GLN:HG3	2.17	0.55
1:A:1839:PHE:O	1:A:1840:MET:C	2.44	0.55
1:A:1935:LEU:C	1:A:1936:LEU:HG	2.27	0.55
8:I:279:ILE:HD12	8:I:337:ILE:O	2.06	0.55
8:I:417:PHE:HE2	8:I:452:LEU:CD2	2.20	0.55
9:J:292:VAL:CG1	9:J:305:VAL:CG2	2.83	0.55
9:J:19:TYR:CE1	9:J:49:LEU:HD13	2.41	0.55
10:L:25:ILE:HD12	10:L:160:THR:CB	2.17	0.55
12:N:407:LEU:HB3	12:N:417:LEU:CB	2.24	0.55
12:N:407:LEU:HD13	12:N:417:LEU:HB2	1.88	0.55
12:N:533:PHE:C	12:N:535:PRO:HD2	2.27	0.55
15:Y:97:VAL:HG23	15:Y:145:CYS:HB3	1.88	0.55
15:Y:159:LEU:HB3	15:Y:175:LEU:HD22	1.88	0.55
15:Y:270:ASN:HB2	15:Y:273:LEU:CB	2.36	0.55
15:Y:407:LEU:HD13	15:Y:443:THR:CG2	2.34	0.55
15:Y:77:TYR:HB2	15:Y:106:GLN:HG3	1.88	0.55
1:A:1125:ILE:HG22	1:A:1126:ASP:H	1.72	0.55
1:A:1376:LEU:HD23	1:A:1377:LYS:HG3	1.87	0.55
1:A:1531:GLY:HA3	1:A:1566:PHE:CE1	2.41	0.55
1:A:480:ALA:HB2	1:A:587:ILE:CG2	2.37	0.55
1:A:799:LEU:HD23	1:A:802:TYR:CD1	2.42	0.55
6:F:641:LEU:HB3	6:F:657:HIS:CD2	2.41	0.55
12:N:630:LYS:CG	12:N:633:ARG:HD2	2.36	0.55
12:N:646:MET:HE1	12:N:668:LEU:HD21	1.88	0.55

*Continued on next page...*



*Continued from previous page...*

Atom-1	Atom-2	Interatomic distance (Å)	Clash overlap (Å)
12:N:705:LEU:C	12:N:705:LEU:HD22	2.27	0.55
13:O:354:ARG:HG2	13:O:354:ARG:HH11	1.71	0.55
13:O:732:ARG:O	13:O:735:MET:HG3	2.06	0.55
3:P:151:LEU:HD13	3:P:182:LEU:HD13	1.88	0.55
3:P:251:TYR:HB3	3:P:269:ILE:HD11	1.89	0.55
1:A:1191:LEU:CD2	1:A:1193:ILE:CG1	2.85	0.55
1:A:1233:PRO:CA	1:A:1236:LEU:HD21	2.36	0.55
1:A:1474:PHE:CZ	1:A:1585:LEU:HD23	2.41	0.55
1:A:225:CYS:HA	1:A:409:ILE:O	2.07	0.55
1:A:168:ASP:OD2	3:C:423:ARG:CZ	2.55	0.55
6:F:165:ASP:HA	6:F:467:ARG:HG2	1.88	0.55
6:H:563:ASP:OD1	6:H:566:SER:HB3	2.07	0.55
8:I:27:VAL:C	8:I:35:ILE:HD12	2.27	0.55
10:L:126:ASP:HB2	10:L:132:THR:CG2	2.36	0.55
12:N:102:ALA:HB1	12:N:103:ASP:CA	2.37	0.55
12:N:532:SER:HA	12:N:533:PHE:CD2	2.41	0.55
12:N:676:TRP:HB3	12:N:681:LEU:CG	2.37	0.55
1:A:1430:VAL:HG23	1:A:1434:ILE:CB	2.35	0.55
3:C:537:CYS:HA	3:C:543:ARG:HA	1.89	0.55
7:G:13:LEU:H	7:G:13:LEU:HD22	1.72	0.55
8:I:111:SER:OG	8:I:204:THR:HG22	2.06	0.55
8:I:224:SER:CB	8:I:230:GLU:H	2.20	0.55
8:I:301:GLN:HG3	8:I:456:PHE:CB	2.36	0.55
8:I:410:SER:HG	8:I:475:VAL:HG21	1.70	0.55
9:J:41:TYR:HD2	9:J:72:CYS:SG	2.22	0.55
9:K:211:LYS:HE2	9:K:239:GLU:OE2	2.06	0.55
10:L:25:ILE:CG1	10:L:160:THR:HG21	2.29	0.55
12:N:94:ALA:HB1	12:N:114:ALA:CB	2.37	0.55
12:N:434:THR:O	12:N:438:ILE:CG1	2.51	0.55
12:N:660:THR:OG1	12:N:729:LEU:HD12	2.06	0.55
12:N:92:TRP:CE3	12:N:92:TRP:HA	2.41	0.55
13:O:44:MET:SD	13:O:60:LEU:HD21	2.46	0.55
3:P:200:PRO:C	3:P:201:LEU:HG	2.26	0.55
15:Y:45:ALA:HB3	15:Y:82:TYR:HE2	1.70	0.55
1:A:1658:PRO:HG2	1:A:1663:LEU:HD13	1.89	0.55
1:A:476:ALA:HB1	1:A:490:VAL:HB	1.89	0.55
1:A:500:TYR:CE2	1:A:505:ARG:HG3	2.41	0.55
3:C:342:SER:O	3:C:345:SER:N	2.40	0.55
8:I:303:GLU:OE2	8:I:314:SER:HB3	2.06	0.55
9:J:14:LEU:CD2	9:J:22:ALA:HB1	2.36	0.55
9:K:177:THR:CG2	9:K:365:LYS:CB	2.69	0.55

*Continued on next page...*

*Continued from previous page...*

Atom-1	Atom-2	Interatomic distance (Å)	Clash overlap (Å)
9:K:451:LEU:HA	9:K:454:VAL:HG12	1.88	0.55
6:H:629:ARG:NE	9:K:508:LEU:HD21	2.21	0.55
9:J:17:GLN:HB3	9:K:78:ARG:NH2	2.22	0.55
10:L:10:GLY:CA	10:L:119:TRP:O	2.55	0.55
10:L:88:SER:HA	10:L:145:HIS:O	2.07	0.55
13:O:431:LEU:HD13	13:O:578:GLU:OE2	2.06	0.55
1:A:1791:ILE:HB	13:O:598:THR:CG2	2.37	0.55
15:Y:495:GLY:HA3	15:Y:518:PHE:CE2	2.41	0.55
1:A:1148:ALA:CB	1:A:1153:ILE:HG12	2.33	0.55
1:A:1436:GLU:HB3	1:A:1437:ASN:OD1	2.07	0.55
1:A:1865:ASP:O	1:A:1868:VAL:HG23	2.06	0.55
1:A:266:HIS:O	1:A:414:THR:CB	2.54	0.55
8:I:272:MET:CG	8:I:347:LEU:HD23	2.34	0.55
9:K:496:GLU:HB2	9:K:526:TYR:CE1	2.41	0.55
12:N:682:SER:OG	12:N:687:MET:O	2.09	0.55
15:Y:60:LEU:HD11	15:Y:71:PHE:HZ	1.69	0.55
1:A:160:ASN:ND2	1:A:160:ASN:N	2.55	0.55
1:A:628:ILE:HG23	1:A:765:VAL:HG21	1.89	0.55
1:A:801:PRO:O	1:A:841:PRO:HG3	2.06	0.55
1:A:796:ASP:CB	1:A:820:VAL:HG22	2.37	0.55
3:C:43:THR:OG1	3:C:52:SER:OG	2.12	0.55
6:F:633:ARG:O	6:F:664:ILE:HD13	2.07	0.55
9:J:433:LYS:O	9:J:436:GLY:O	2.25	0.55
9:K:319:ALA:O	9:K:323:LEU:HG	2.07	0.55
12:N:111:LEU:HD13	12:N:111:LEU:C	2.27	0.55
12:N:121:ARG:H	12:N:122:LEU:HD12	1.71	0.55
12:N:344:LEU:N	12:N:347:ILE:HD11	2.21	0.55
13:O:123:GLU:N	13:O:124:PRO:HA	2.21	0.55
13:O:671:GLN:O	13:O:675:ALA:N	2.36	0.55
13:O:669:LYS:HG3	13:O:716:PHE:CZ	2.42	0.55
15:X:396:PHE:HD2	15:X:413:LEU:HA	1.71	0.55
15:Y:100:TYR:HB3	15:Y:142:MET:SD	2.46	0.55
15:Y:199:CYS:HB2	15:Y:200:PRO:C	2.27	0.55
15:Y:294:PHE:HB2	15:Y:311:TYR:CD1	2.42	0.55
1:A:1751:ALA:O	1:A:1756:LYS:N	2.40	0.55
1:A:1895:PRO:N	1:A:1923:MET:HE1	2.22	0.55
1:A:248:PHE:HB2	1:A:430:VAL:HG22	1.76	0.55
3:C:307:LEU:HD11	3:C:315:GLU:HB3	1.89	0.55
1:A:158:CYS:SG	3:C:427:GLN:NE2	2.80	0.55
6:F:526:ARG:HD2	6:F:536:MET:HE1	1.86	0.55
8:I:301:GLN:HG2	8:I:456:PHE:HB2	1.85	0.55

*Continued on next page...*

*Continued from previous page...*

Atom-1	Atom-2	Interatomic distance (Å)	Clash overlap (Å)
8:I:196:ALA:CB	8:I:544:ILE:HG22	2.37	0.55
9:J:164:PHE:CE1	9:J:168:ASP:HB2	2.42	0.55
9:K:228:GLN:HA	9:K:233:VAL:HG21	1.89	0.55
9:K:441:VAL:HG12	9:K:474:LEU:HB3	1.88	0.55
12:N:184:TYR:CZ	12:N:302:LYS:HG3	2.42	0.55
12:N:386:LEU:HG	12:N:399:LEU:HD23	1.89	0.55
8:I:512:LEU:HD21	13:O:480:GLN:HG3	1.89	0.55
13:O:493:LEU:HD13	13:O:507:TRP:HB2	1.88	0.55
15:X:374:GLN:HA	15:X:377:LEU:CD2	2.37	0.55
1:A:1075:GLN:HG3	1:A:1552:TYR:HB2	1.88	0.54
1:A:1392:THR:OG1	1:A:1395:LEU:N	2.31	0.54
1:A:1477:ALA:HB1	1:A:1574:LEU:CD1	2.36	0.54
1:A:1505:SER:O	1:A:1506:VAL:HG22	2.06	0.54
1:A:1923:MET:HG2	1:A:1928:LEU:CD1	2.37	0.54
1:A:190:GLU:OE2	1:A:246:ILE:HG22	2.07	0.54
1:A:500:TYR:CE2	1:A:505:ARG:CG	2.84	0.54
1:A:580:LEU:HA	1:A:583:TYR:CZ	2.42	0.54
1:A:823:ILE:HD11	1:A:827:GLN:HG2	1.85	0.54
1:A:99:MET:HA	1:A:117:PHE:O	2.07	0.54
2:B:47:VAL:HG21	2:B:60:ILE:HG21	1.90	0.54
6:F:640:GLY:O	6:F:644:ILE:HG12	2.07	0.54
8:I:283:MET:CE	8:I:287:LEU:HD23	2.37	0.54
8:I:301:GLN:HG3	8:I:456:PHE:CD2	2.39	0.54
9:J:153:TYR:CZ	9:J:169:LEU:CD1	2.85	0.54
9:J:203:PHE:CE2	9:J:227:LEU:CD2	2.90	0.54
9:K:53:TYR:CD2	9:K:82:ALA:HB3	2.41	0.54
10:L:89:TYR:CD2	10:L:152:HIS:CD2	2.95	0.54
12:N:148:GLY:O	12:N:152:GLU:HB2	2.07	0.54
12:N:646:MET:N	12:N:657:VAL:HG12	2.22	0.54
12:N:667:LEU:CD1	12:N:699:TRP:CZ3	2.90	0.54
1:A:1753:TYR:CD1	13:O:643:LEU:HD13	2.42	0.54
1:A:1513:GLU:OE2	1:A:1550:MET:CE	2.56	0.54
1:A:1750:PHE:HD2	1:A:1775:LEU:HD13	1.72	0.54
1:A:257:MET:HE1	1:A:444:PHE:CD2	2.42	0.54
1:A:260:ASP:CG	1:A:263:GLN:CG	2.75	0.54
1:A:757:THR:O	1:A:758:HIS:HD2	1.78	0.54
6:H:128:THR:HG21	6:H:130:ARG:NH1	2.23	0.54
9:K:135:LEU:O	9:K:139:ILE:HG13	2.07	0.54
9:K:310:LEU:HD11	9:K:342:HIS:CB	2.38	0.54
3:C:337:ILE:CD1	11:M:24:LEU:HD11	2.37	0.54
12:N:119:GLU:O	12:N:123:ASP:N	2.40	0.54

*Continued on next page...*

*Continued from previous page...*

Atom-1	Atom-2	Interatomic distance (Å)	Clash overlap (Å)
13:O:101:ALA:O	13:O:159:GLN:NE2	2.40	0.54
13:O:114:ASP:HA	13:O:117:ASP:OD1	2.07	0.54
3:P:120:TYR:CZ	3:P:124:LEU:HD11	2.41	0.54
3:P:46:ARG:HG3	3:P:116:PHE:HD2	1.70	0.54
15:X:452:LEU:HB3	15:X:461:ALA:CB	2.36	0.54
15:X:77:TYR:CE1	15:X:107:LYS:HB2	2.42	0.54
1:A:125:GLN:HE22	1:A:180:VAL:HG22	1.70	0.54
1:A:504:VAL:HG21	1:A:635:VAL:HG11	1.89	0.54
1:A:72:GLU:CB	1:A:94:TYR:OH	2.54	0.54
1:A:959:ILE:HD11	1:A:977:LEU:HD11	1.88	0.54
6:F:522:PHE:HZ	6:F:538:ILE:CD1	1.97	0.54
6:H:20:ALA:O	6:H:23:ASP:OD1	2.25	0.54
10:L:44:GLN:HA	10:L:47:ASP:CG	2.28	0.54
12:N:112:LEU:HG	12:N:242:GLN:NE2	2.22	0.54
12:N:706:ARG:C	12:N:714:SER:HB2	2.22	0.54
13:O:581:ILE:HD13	13:O:611:SER:HB3	1.89	0.54
15:X:203:LEU:CD1	15:X:239:TRP:CZ3	2.90	0.54
15:X:261:LEU:HD22	15:X:267:LEU:HD23	1.90	0.54
15:X:434:TYR:CG	15:X:444:LEU:HD13	2.43	0.54
15:Y:359:LEU:HG	15:Y:382:ALA:HB1	1.89	0.54
1:A:1110:ARG:CZ	1:A:1117:THR:HG22	2.38	0.54
1:A:1279:ARG:CD	1:A:1287:TYR:CZ	2.91	0.54
1:A:1869:HIS:HB2	1:A:1934:LEU:HD13	1.89	0.54
1:A:490:VAL:HG23	1:A:498:VAL:HG23	1.88	0.54
2:B:41:GLY:O	2:B:45:PRO:HA	2.07	0.54
10:L:10:GLY:N	10:L:119:TRP:O	2.41	0.54
12:N:370:GLN:HE21	12:N:373:GLN:NE2	2.05	0.54
12:N:500:ASP:N	12:N:500:ASP:OD1	2.38	0.54
13:O:348:TYR:CZ	13:O:361:LEU:HD21	2.42	0.54
13:O:392:GLY:O	13:O:393:LYS:CE	2.55	0.54
15:X:394:ILE:HG13	15:X:395:HIS:ND1	2.22	0.54
15:X:434:TYR:O	15:X:434:TYR:HD1	1.90	0.54
15:Y:245:PHE:O	15:Y:248:THR:OG1	2.16	0.54
15:Y:255:ILE:HD11	15:Y:281:TYR:OH	2.08	0.54
15:Y:294:PHE:HB3	15:Y:311:TYR:CE1	2.42	0.54
15:Y:50:HIS:ND1	15:Y:86:SER:HA	2.22	0.54
1:A:1031:ASP:OD1	12:N:483:ASP:N	2.40	0.54
1:A:1311:SER:CA	1:A:1375:TYR:HE1	2.14	0.54
1:A:1835:LYS:CG	1:A:1838:LEU:HG	2.36	0.54
1:A:161:MET:CE	1:A:216:PRO:HA	2.28	0.54
1:A:950:GLY:H	1:A:1813:GLN:CG	2.19	0.54

*Continued on next page...*

*Continued from previous page...*

Atom-1	Atom-2	Interatomic distance (Å)	Clash overlap (Å)
6:F:645:TYR:CE2	6:F:657:HIS:CE1	2.87	0.54
8:I:217:LEU:N	8:I:236:LEU:O	2.35	0.54
9:K:323:LEU:CD1	9:K:340:TYR:N	2.68	0.54
9:K:93:LEU:HB3	9:K:136:ARG:NH2	2.23	0.54
12:N:115:PHE:HE2	12:N:247:LEU:HD23	1.49	0.54
3:P:392:ILE:CD1	3:P:402:TRP:CH2	2.91	0.54
3:P:93:TYR:HH	3:P:101:ARG:NH2	2.03	0.54
15:X:399:ALA:HA	15:X:402:LEU:HD11	1.90	0.54
15:X:495:GLY:HA3	15:X:518:PHE:CE2	2.42	0.54
1:A:1096:PRO:HB3	1:A:1157:TRP:CE3	2.43	0.54
1:A:1799:ARG:HG2	1:A:1805:MET:HB2	1.88	0.54
1:A:1833:HIS:N	1:A:1834:PRO:HA	2.23	0.54
1:A:960:TYR:CD2	1:A:1839:PHE:CD1	2.96	0.54
1:A:1860:LEU:HD21	1:A:1868:VAL:CG2	2.37	0.54
1:A:269:TRP:HB3	1:A:409:ILE:CG2	2.38	0.54
1:A:248:PHE:CG	1:A:430:VAL:HG21	2.28	0.54
6:F:492:PRO:O	6:F:496:TYR:N	2.38	0.54
7:G:23:ARG:HD2	7:G:23:ARG:C	2.28	0.54
6:H:80:VAL:HG21	6:H:120:LEU:HD11	1.89	0.54
9:J:212:TYR:CD1	9:J:368:HIS:HE1	2.25	0.54
12:N:128:SER:HA	12:N:131:LEU:CD1	2.28	0.54
12:N:534:SER:N	12:N:535:PRO:CD	2.70	0.54
13:O:83:GLU:HA	13:O:86:CYS:O	2.07	0.54
3:P:358:LEU:O	3:P:362:PRO:CA	2.56	0.54
3:P:438:ALA:O	3:P:442:CYS:SG	2.58	0.54
15:X:474:ASP:OD2	15:X:505:ASN:ND2	2.41	0.54
1:A:1405:LEU:CD1	1:A:1467:GLY:HA2	2.37	0.54
1:A:1860:LEU:HD21	1:A:1868:VAL:HG21	1.90	0.54
1:A:669:GLY:HA2	1:A:755:LEU:HD12	1.89	0.54
3:C:48:LEU:HD21	3:C:116:PHE:CE2	2.43	0.54
6:H:533:VAL:O	6:H:568:GLU:HG3	2.08	0.54
8:I:202:ALA:HB1	8:I:223:VAL:CG2	2.32	0.54
12:N:180:PHE:HZ	12:N:184:TYR:CD2	2.23	0.54
12:N:560:MET:HE1	12:N:597:SER:HG	1.71	0.54
12:N:676:TRP:HB3	12:N:713:PHE:CD2	2.43	0.54
15:Y:154:ASP:O	15:Y:158:ILE:CD1	2.56	0.54
1:A:1220:MET:HG3	1:A:1261:TYR:CE1	2.43	0.54
1:A:1513:GLU:OE2	1:A:1550:MET:HE1	2.07	0.54
1:A:429:LYS:HD2	1:A:479:ALA:O	2.08	0.54
1:A:844:ILE:HD13	1:A:844:ILE:O	2.08	0.54
6:F:641:LEU:CB	6:F:657:HIS:CD2	2.90	0.54

*Continued on next page...*

*Continued from previous page...*

Atom-1	Atom-2	Interatomic distance (Å)	Clash overlap (Å)
8:I:139:LEU:HD23	8:I:140:PRO:HD3	1.90	0.54
9:K:42:TRP:HA	9:K:42:TRP:CE3	2.43	0.54
9:K:509:ARG:HG3	9:K:509:ARG:O	2.08	0.54
12:N:132:LEU:HG	12:N:149:LEU:CD2	2.37	0.54
12:N:158:ARG:HG2	12:N:255:ARG:HH11	1.73	0.54
12:N:336:TYR:HH	12:N:360:ASP:CB	2.14	0.54
12:N:435:VAL:CG1	12:N:515:PHE:CE2	2.90	0.54
3:P:111:SER:HB3	3:P:114:ALA:HB3	1.89	0.54
15:Y:146:TYR:CD1	15:Y:154:ASP:OD2	2.61	0.54
15:Y:54:ARG:HB2	15:Y:86:SER:CB	2.33	0.54
1:A:1293:SER:HB3	1:A:1600:ARG:O	2.08	0.54
1:A:215:HIS:CG	1:A:216:PRO:CD	2.89	0.54
1:A:252:ASP:OD1	1:A:253:PRO:HD3	2.07	0.54
1:A:863:LEU:C	1:A:863:LEU:HD12	2.27	0.54
3:C:376:MET:SD	3:C:408:THR:HB	2.48	0.54
5:E:85:LEU:HD23	6:H:570:TRP:CZ3	2.43	0.54
7:G:15:ASP:OD1	9:J:457:LYS:NZ	2.38	0.54
6:H:168:PHE:CB	6:H:467:ARG:NH1	2.71	0.54
9:J:191:SER:O	9:J:193:LEU:HG	2.08	0.54
12:N:128:SER:O	12:N:132:LEU:HD22	2.08	0.54
1:A:1716:GLN:CD	12:N:369:ASP:HB3	2.27	0.54
1:A:1157:TRP:CH2	13:O:325:GLN:NE2	2.74	0.54
13:O:472:HIS:O	13:O:476:LEU:HG	2.08	0.54
15:X:44:MET:HB3	15:X:53:VAL:HG12	1.90	0.54
1:A:1865:ASP:OD1	1:A:1934:LEU:CB	2.56	0.54
1:A:267:SER:HB2	1:A:269:TRP:NE1	2.23	0.54
1:A:852:LEU:HD12	1:A:853:LYS:N	2.23	0.54
1:A:966:PRO:CD	1:A:980:ARG:NH2	2.69	0.54
3:C:324:CYS:O	3:C:328:LYS:HG3	2.08	0.54
6:F:131:LEU:HD13	6:F:158:ILE:HG22	1.89	0.54
6:F:161:LYS:HD2	6:F:474:LEU:HD21	1.89	0.54
8:I:327:VAL:O	8:I:331:LYS:HG3	2.08	0.54
9:K:218:THR:O	9:K:222:GLU:HG3	2.08	0.54
12:N:180:PHE:HD1	12:N:299:TRP:HE1	1.45	0.54
12:N:685:VAL:HB	12:N:687:MET:CE	2.38	0.54
1:A:1753:TYR:CE2	13:O:608:LEU:HD11	2.43	0.54
15:X:261:LEU:HD22	15:X:267:LEU:CD2	2.38	0.54
15:Y:270:ASN:HB2	15:Y:273:LEU:HB3	1.90	0.54
15:Y:54:ARG:NH1	15:Y:87:LEU:CD2	2.65	0.54
1:A:1290:ASP:OD2	1:A:1600:ARG:CA	2.56	0.53
1:A:193:ALA:C	1:A:242:HIS:CD2	2.81	0.53

*Continued on next page...*



*Continued from previous page...*

Atom-1	Atom-2	Interatomic distance (Å)	Clash overlap (Å)
1:A:866:ILE:O	1:A:868:GLU:N	2.40	0.53
6:F:155:LEU:HD13	6:F:158:ILE:CD1	2.35	0.53
6:F:537:GLU:HG3	6:F:600:TYR:OH	2.07	0.53
8:I:52:PHE:CD1	8:I:743:VAL:HG21	2.43	0.53
9:J:150:THR:O	9:J:154:LYS:HG3	2.08	0.53
9:J:445:GLU:CA	9:J:474:LEU:HD23	2.36	0.53
9:K:40:ILE:HB	9:K:65:LEU:CD2	2.37	0.53
6:H:656:MET:SD	9:K:523:ILE:HD12	2.48	0.53
12:N:158:ARG:HD3	12:N:255:ARG:HD2	1.90	0.53
12:N:379:LYS:HE2	12:N:383:GLU:OE2	2.08	0.53
12:N:595:ILE:HD12	12:N:626:TYR:CE1	2.38	0.53
15:X:376:LEU:HD23	15:X:402:LEU:HD21	1.90	0.53
1:A:1925:VAL:CG1	12:N:70:VAL:CG1	2.84	0.53
1:A:764:PHE:HB2	1:A:837:PHE:HD1	1.67	0.53
1:A:959:ILE:N	1:A:962:CYS:SG	2.81	0.53
6:F:533:VAL:HA	6:F:536:MET:HG2	1.90	0.53
9:J:292:VAL:CG1	9:J:305:VAL:HG23	2.38	0.53
12:N:345:PHE:CD2	12:N:385:ARG:CD	2.82	0.53
12:N:670:PHE:CD1	12:N:674:ALA:O	2.60	0.53
3:P:170:PHE:O	3:P:173:TYR:N	2.40	0.53
15:X:235:TRP:CH2	15:Y:59:LEU:HD23	2.43	0.53
15:Y:443:THR:O	15:Y:447:LEU:HG	2.08	0.53
15:Y:551:LYS:HD3	15:Y:552:MET:N	2.23	0.53
1:A:1320:ASN:O	1:A:1324:GLN:HG3	2.08	0.53
1:A:1086:MET:HG2	1:A:1610:TYR:CZ	2.44	0.53
1:A:1726:ARG:HA	1:A:1842:SER:CB	2.39	0.53
1:A:1869:HIS:HB2	1:A:1934:LEU:CD1	2.37	0.53
1:A:622:LEU:HD11	1:A:641:TRP:CE3	2.43	0.53
1:A:791:VAL:O	1:A:794:ALA:N	2.36	0.53
1:A:772:GLU:OE2	1:A:867:CYS:HA	2.08	0.53
12:N:434:THR:HG22	12:N:438:ILE:HD11	1.90	0.53
12:N:435:VAL:HG21	12:N:518:GLU:OE1	2.08	0.53
12:N:663:GLN:CG	12:N:695:ARG:HG3	2.38	0.53
15:X:282:PHE:HD1	15:X:314:LEU:HD21	1.73	0.53
1:A:1308:GLY:N	1:A:1373:MET:O	2.42	0.53
1:A:1770:LEU:HD21	1:A:1794:ASP:OD2	2.08	0.53
1:A:254:SER:OG	1:A:271:LEU:HB2	2.08	0.53
6:F:500:TRP:CG	6:H:26:PHE:HE1	2.26	0.53
6:F:86:ALA:HB1	6:F:90:GLN:NE2	2.24	0.53
8:I:283:MET:O	8:I:287:LEU:HD23	2.08	0.53
8:I:303:GLU:OE2	8:I:317:LEU:HB3	2.08	0.53

*Continued on next page...*



*Continued from previous page...*

Atom-1	Atom-2	Interatomic distance (Å)	Clash overlap (Å)
8:I:56:TRP:CD2	8:I:98:PRO:HB3	2.40	0.53
12:N:104:GLU:N	12:N:105:PRO:CD	2.72	0.53
12:N:378:LEU:CD2	12:N:382:LEU:CG	2.84	0.53
12:N:571:ASN:CG	12:N:622:TYR:OH	2.47	0.53
12:N:676:TRP:CZ3	12:N:680:GLU:CB	2.91	0.53
12:N:79:LEU:HD21	12:N:156:MET:CE	2.39	0.53
13:O:98:LYS:CB	13:O:162:PHE:CZ	2.92	0.53
3:P:478:GLU:OE2	3:P:490:TYR:CZ	2.62	0.53
15:X:423:ILE:CG2	15:X:454:ASP:OD1	2.56	0.53
1:A:1596:SER:O	1:A:1597:THR:HG22	2.08	0.53
1:A:1656:LEU:HD12	1:A:1656:LEU:H	1.73	0.53
1:A:431:PHE:CD1	1:A:433:THR:CG2	2.91	0.53
1:A:757:THR:HG23	1:A:758:HIS:N	2.24	0.53
6:H:737:SER:HA	6:H:766:LEU:HD12	1.90	0.53
8:I:730:VAL:HG22	8:I:731:SER:N	2.24	0.53
9:K:372:LEU:HD11	9:K:407:GLU:HG3	1.91	0.53
9:K:33:SER:HB3	9:K:39:ASP:OD2	2.06	0.53
12:N:115:PHE:HE2	12:N:247:LEU:HG	1.74	0.53
12:N:273:MET:HA	12:N:289:PHE:CZ	2.40	0.53
12:N:333:TYR:CZ	12:N:367:ARG:HG2	2.43	0.53
12:N:523:LEU:HA	12:N:526:ARG:CD	2.36	0.53
12:N:644:VAL:HG22	12:N:661:PRO:HA	1.91	0.53
13:O:710:ILE:O	13:O:710:ILE:HG12	2.09	0.53
15:X:236:LEU:HD12	15:X:236:LEU:O	2.08	0.53
15:X:294:PHE:C	15:X:294:PHE:CD1	2.82	0.53
15:X:509:CYS:SG	15:X:510:VAL:N	2.82	0.53
1:A:1161:ASN:O	1:A:1172:TYR:CE1	2.62	0.53
1:A:127:LEU:HD23	1:A:182:PRO:HB3	1.91	0.53
1:A:1526:VAL:HG23	1:A:1527:MET:HG2	1.90	0.53
1:A:23:PHE:CE2	1:A:113:VAL:HB	2.44	0.53
1:A:633:ILE:CD1	1:A:633:ILE:H	2.08	0.53
3:C:373:HIS:HA	3:C:388:TYR:OH	2.08	0.53
6:F:628:ILE:HD13	6:F:637:ALA:CB	2.39	0.53
6:H:150:SER:O	6:H:154:SER:OG	2.22	0.53
8:I:90:ILE:HD12	8:I:178:LEU:CD1	2.29	0.53
8:I:23:ILE:HD12	8:I:37:LEU:HD23	1.91	0.53
10:L:14:LYS:HA	10:L:17:GLU:OE1	2.09	0.53
12:N:380:ALA:O	12:N:384:THR:HG23	2.09	0.53
12:N:657:VAL:HG13	12:N:659:VAL:H	1.72	0.53
12:N:612:PRO:HD3	12:N:665:VAL:HB	1.90	0.53
13:O:119:PHE:CE1	13:O:136:LEU:HD11	2.43	0.53

*Continued on next page...*

*Continued from previous page...*

Atom-1	Atom-2	Interatomic distance (Å)	Clash overlap (Å)
4:D:10:PRO:HG2	13:O:346:TRP:CE2	2.43	0.53
1:A:126:ALA:HA	1:A:152:CYS:O	2.09	0.53
1:A:1892:HIS:O	1:A:1893:SER:OG	2.26	0.53
1:A:431:PHE:CE1	1:A:433:THR:HG21	2.43	0.53
3:C:310:ARG:HB3	3:C:312:MET:HG2	1.91	0.53
6:F:480:ASN:O	6:F:483:GLU:HG3	2.09	0.53
6:F:628:ILE:CD1	6:F:637:ALA:HB3	2.39	0.53
6:H:552:LEU:HG	6:H:576:CYS:SG	2.49	0.53
6:H:583:HIS:CE1	6:H:613:LEU:HG	2.43	0.53
8:I:366:LEU:HB3	8:I:386:ILE:CD1	2.37	0.53
8:I:283:MET:SD	8:I:455:HIS:HD2	2.32	0.53
9:J:376:LEU:CD2	9:J:407:GLU:HG2	2.38	0.53
9:J:5:ARG:O	9:J:9:ARG:HG2	2.09	0.53
9:K:40:ILE:CD1	9:K:63:ARG:CD	2.82	0.53
12:N:705:LEU:HD21	12:N:707:GLU:HG3	1.91	0.53
3:P:184:LEU:HB3	3:P:187:GLU:HG2	1.89	0.53
3:P:498:TYR:OH	3:P:513:PHE:CE1	2.62	0.53
15:X:179:TYR:CG	15:X:187:PRO:HB2	2.43	0.53
15:Y:169:PRO:HG3	15:Y:198:GLN:CD	2.29	0.53
15:Y:239:TRP:CE2	15:Y:243:TYR:CE2	2.97	0.53
15:Y:309:ASP:HB2	15:Y:340:GLU:HG2	1.90	0.53
1:A:430:VAL:HG12	1:A:444:PHE:HB3	1.90	0.53
1:A:436:LEU:H	1:A:501:THR:HG22	1.73	0.53
1:A:474:ILE:CD1	1:A:500:TYR:CD2	2.92	0.53
1:A:666:ASN:O	1:A:755:LEU:CD1	2.57	0.53
1:A:864:PRO:HD3	1:A:898:ARG:O	2.09	0.53
3:C:242:GLN:O	3:C:244:ILE:N	2.41	0.53
3:C:343:LEU:C	3:C:345:SER:N	2.61	0.53
6:F:92:LEU:CD1	6:F:121:LEU:CD2	2.86	0.53
6:F:726:LEU:HD23	6:F:743:ILE:HG12	1.90	0.53
6:F:98:ASN:OD1	6:F:98:ASN:N	2.39	0.53
6:H:167:THR:O	6:H:463:MET:SD	2.67	0.53
6:H:172:SER:HA	6:H:456:LYS:NZ	2.23	0.53
9:J:214:LYS:CD	9:J:216:SER:HB2	2.38	0.53
9:J:225:ASP:HA	9:J:228:GLN:HE21	1.74	0.53
9:J:40:ILE:CG2	9:J:65:LEU:CD2	2.87	0.53
9:K:222:GLU:C	9:K:224:VAL:N	2.61	0.53
9:K:334:GLY:C	9:K:364:MET:HE3	2.27	0.53
10:L:44:GLN:CA	10:L:47:ASP:OD2	2.49	0.53
12:N:247:LEU:HD13	12:N:253:LEU:CA	2.25	0.53
12:N:362:LYS:HB2	12:N:410:LEU:HD23	1.91	0.53

*Continued on next page...*

*Continued from previous page...*

Atom-1	Atom-2	Interatomic distance (Å)	Clash overlap (Å)
11:M:2:ASP:CG	3:P:120:TYR:CE1	2.82	0.53
3:P:43:THR:OG1	3:P:52:SER:OG	2.12	0.53
3:P:90:ALA:CB	3:P:106:LEU:HG	2.38	0.53
15:X:154:ASP:O	15:X:158:ILE:HG12	2.08	0.53
15:X:294:PHE:CE2	15:X:311:TYR:CB	2.91	0.53
15:X:396:PHE:CD2	15:X:413:LEU:HA	2.44	0.53
15:Y:152:ASP:N	15:Y:152:ASP:OD1	2.41	0.53
15:X:36:ASN:CB	15:Y:230:VAL:CG2	2.86	0.53
1:A:74:TRP:CH2	1:A:604:MET:CE	2.92	0.53
6:F:89:GLU:OE2	6:F:130:ARG:NH1	2.42	0.53
6:H:115:CYS:SG	6:H:116:PHE:N	2.82	0.53
6:H:684:LYS:HE2	6:H:687:LYS:HG2	1.91	0.53
8:I:231:VAL:HG11	8:I:556:LEU:HD12	1.90	0.53
9:J:456:ARG:CG	9:J:488:ILE:HG22	2.39	0.53
12:N:185:MET:HE3	12:N:185:MET:HA	1.90	0.53
12:N:294:GLU:HA	12:N:297:VAL:HG23	1.90	0.53
12:N:442:LEU:HD21	12:N:505:LEU:CD1	2.39	0.53
13:O:392:GLY:O	13:O:393:LYS:HE2	2.09	0.53
15:X:270:ASN:HB2	15:X:273:LEU:HB3	1.90	0.53
15:X:346:GLY:HA3	15:X:378:LEU:HD21	1.89	0.53
15:X:383:LEU:CD1	15:X:388:ARG:HB2	2.37	0.53
15:X:170:LYS:HB3	15:Y:47:ALA:O	2.08	0.53
1:A:1177:MET:HB2	1:A:1207:GLY:CA	2.39	0.53
1:A:1234:ALA:HB3	1:A:1276:GLU:OE2	2.09	0.53
1:A:1573:SER:OG	1:A:1656:LEU:CD2	2.57	0.53
1:A:1738:ILE:HG21	1:A:1751:ALA:CB	2.39	0.53
1:A:772:GLU:HG3	1:A:867:CYS:HA	1.90	0.53
6:F:488:LEU:CD1	6:F:505:ILE:HG13	2.39	0.53
8:I:325:LEU:HD11	8:I:329:GLY:C	2.30	0.53
8:I:363:LEU:HD12	8:I:393:VAL:HG21	1.91	0.53
9:J:40:ILE:CB	9:J:65:LEU:HD21	2.34	0.53
9:J:78:ARG:NH1	9:K:17:GLN:HB3	2.23	0.53
12:N:344:LEU:CA	12:N:347:ILE:HD11	2.33	0.53
12:N:480:TRP:HE3	12:N:481:VAL:O	1.91	0.53
13:O:388:ARG:HH22	13:O:400:ASP:N	2.07	0.53
13:O:580:VAL:HG12	13:O:584:LEU:HD12	1.91	0.53
15:X:203:LEU:HD22	15:Y:55:LEU:CD2	2.38	0.53
15:X:255:ILE:HD11	15:X:281:TYR:OH	2.09	0.53
15:X:395:HIS:CA	15:X:398:GLU:OE2	2.57	0.53
15:X:394:ILE:O	15:X:398:GLU:HG3	2.09	0.53
15:X:399:ALA:CA	15:X:402:LEU:CD2	2.72	0.53

*Continued on next page...*

*Continued from previous page...*

Atom-1	Atom-2	Interatomic distance (Å)	Clash overlap (Å)
15:Y:245:PHE:CE1	15:Y:253:ARG:CD	2.91	0.53
1:A:1060:HIS:O	1:A:1063:ILE:HG22	2.09	0.52
1:A:1520:LEU:HD22	1:A:1542:LEU:CD1	2.39	0.52
1:A:225:CYS:O	1:A:236:VAL:HA	2.09	0.52
1:A:767:HIS:CE1	1:A:806:TYR:HH	2.23	0.52
1:A:848:VAL:HG22	1:A:877:ILE:CD1	2.39	0.52
4:D:54:ILE:O	3:P:409:TYR:OH	2.18	0.52
6:F:150:SER:N	6:F:151:PRO:CD	2.72	0.52
6:F:494:HIS:CD2	6:F:495:HIS:H	2.28	0.52
6:H:101:LYS:O	6:H:105:ASP:HB3	2.09	0.52
6:H:171:THR:CB	6:H:463:MET:SD	2.97	0.52
8:I:164:ILE:CD1	8:I:164:ILE:H	2.22	0.52
8:I:588:PHE:CE1	8:I:599:CYS:HB2	2.44	0.52
8:I:64:THR:HG22	8:I:84:LEU:HD11	1.91	0.52
8:I:512:LEU:CD2	13:O:439:LEU:HD13	2.32	0.52
13:O:596:SER:OG	13:O:599:ILE:HD12	2.09	0.52
1:A:1421:PRO:HD2	14:T:3:ALA:HB1	1.91	0.52
6:F:130:ARG:CG	15:Y:506:GLN:HE21	2.21	0.52
1:A:1621:PRO:HG3	1:A:1653:ALA:HB3	1.91	0.52
1:A:1674:TRP:HH2	1:A:1782:GLU:HB3	1.71	0.52
1:A:1917:LYS:CA	1:A:1920:GLN:CD	2.77	0.52
1:A:497:LEU:HD13	1:A:509:VAL:HG11	1.90	0.52
3:C:437:VAL:HG22	3:C:469:ALA:HB2	1.91	0.52
7:G:11:LEU:HD13	9:J:514:PHE:HE2	1.72	0.52
6:H:481:CYS:SG	6:H:512:LEU:HA	2.49	0.52
8:I:55:VAL:HG11	12:N:390:GLY:CA	2.39	0.52
9:K:302:TRP:CE3	9:K:322:TYR:HD2	2.27	0.52
12:N:344:LEU:O	12:N:348:VAL:CG2	2.47	0.52
12:N:520:ARG:HG3	12:N:521:SER:N	2.23	0.52
2:B:1:MET:CE	12:N:650:LEU:HD22	2.39	0.52
12:N:666:ILE:CD1	12:N:695:ARG:HB3	2.39	0.52
12:N:702:GLN:OE1	12:N:728:VAL:CG2	2.56	0.52
1:A:31:HIS:CD2	13:O:264:VAL:HG21	2.44	0.52
13:O:384:LEU:O	13:O:387:GLN:HG2	2.09	0.52
13:O:44:MET:HE2	13:O:60:LEU:HD21	1.91	0.52
3:P:244:ILE:C	3:P:244:ILE:HD12	2.29	0.52
3:C:53:LYS:HD3	3:P:96:VAL:HG21	1.91	0.52
15:X:294:PHE:CE1	15:X:311:TYR:CD1	2.97	0.52
15:X:36:ASN:HB3	15:Y:230:VAL:CG2	2.39	0.52
15:Y:417:TYR:CD2	15:Y:429:MET:HE1	2.43	0.52
15:Y:417:TYR:CD2	15:Y:429:MET:HE3	2.44	0.52

*Continued on next page...*

*Continued from previous page...*

Atom-1	Atom-2	Interatomic distance (Å)	Clash overlap (Å)
1:A:1599:ASN:HB2	1:A:1603:LEU:HA	1.90	0.52
1:A:1918:PHE:CE2	1:A:1928:LEU:HD12	2.43	0.52
1:A:248:PHE:HB3	1:A:430:VAL:HG21	1.80	0.52
1:A:625:ILE:O	1:A:628:ILE:HG13	2.09	0.52
3:C:301:ASP:OD2	3:C:335:CYS:CB	2.56	0.52
6:F:628:ILE:HD13	6:F:637:ALA:HB3	1.90	0.52
6:H:58:TYR:OH	6:H:87:GLU:OE1	2.26	0.52
8:I:269:LEU:HD12	8:I:272:MET:HE2	1.92	0.52
1:A:1540:ARG:CG	12:N:480:TRP:CZ2	2.88	0.52
12:N:504:LEU:HD23	12:N:505:LEU:HG	1.92	0.52
12:N:705:LEU:HD22	12:N:706:ARG:N	2.24	0.52
1:A:32:PRO:HB2	13:O:237:GLN:OE1	2.10	0.52
3:P:83:ASP:OD2	3:P:109:CYS:CB	2.57	0.52
15:X:304:LEU:O	15:X:308:MET:HG2	2.10	0.52
15:X:44:MET:CE	15:X:56:LEU:HD23	2.39	0.52
1:A:1739:SER:HA	1:A:1748:LEU:HD11	1.91	0.52
1:A:1753:TYR:HE2	13:O:608:LEU:HD11	1.74	0.52
1:A:637:MET:HA	1:A:667:MET:CE	2.39	0.52
1:A:436:LEU:CB	1:A:638:LEU:HD23	2.40	0.52
1:A:968:SER:OG	1:A:969:ASP:N	2.43	0.52
6:F:163:ASP:OD1	6:F:163:ASP:N	2.42	0.52
6:F:544:TRP:CH2	6:F:675:ILE:HG23	2.44	0.52
6:F:736:GLU:O	6:F:739:VAL:HG12	2.08	0.52
8:I:185:ILE:HG13	8:I:201:ILE:CG1	2.27	0.52
9:J:312:VAL:HG22	11:M:26:TYR:CG	2.44	0.52
9:K:173:HIS:NE2	9:K:333:TYR:CE1	2.77	0.52
12:N:261:VAL:O	12:N:265:LEU:HB2	2.08	0.52
12:N:428:LEU:CD1	12:N:508:ILE:HD12	2.39	0.52
13:O:727:THR:HG22	13:O:730:ARG:NH1	2.23	0.52
3:P:388:TYR:O	3:P:392:ILE:HG22	2.09	0.52
3:P:404:GLY:O	3:P:408:THR:HG22	2.09	0.52
3:P:477:HIS:CE1	3:P:489:CYS:HG	2.27	0.52
1:A:1035:GLN:OE1	1:A:1035:GLN:HA	2.09	0.52
1:A:1274:LEU:HG	1:A:1302:LEU:HD11	1.91	0.52
1:A:1392:THR:CG2	1:A:1395:LEU:HD12	2.40	0.52
1:A:1799:ARG:CZ	1:A:1799:ARG:HB2	2.39	0.52
1:A:1900:LEU:HB3	1:A:1921:LEU:CD2	2.35	0.52
1:A:624:ALA:HB1	1:A:765:VAL:CG2	2.28	0.52
1:A:811:PRO:HD2	1:A:1806:SER:O	2.10	0.52
3:C:117:LEU:HD23	3:C:117:LEU:O	2.09	0.52
3:C:409:TYR:CD1	3:C:414:MET:HE2	2.45	0.52

*Continued on next page...*

*Continued from previous page...*

Atom-1	Atom-2	Interatomic distance (Å)	Clash overlap (Å)
6:F:553:SER:OG	11:M:60:LEU:O	2.27	0.52
6:F:644:ILE:O	6:F:648:GLN:CB	2.58	0.52
9:J:506:LEU:HD13	9:J:515:SER:HB2	1.90	0.52
12:N:129:LEU:CD1	12:N:153:VAL:HG11	2.39	0.52
12:N:345:PHE:CE2	12:N:349:ARG:NH1	2.77	0.52
12:N:386:LEU:CD1	12:N:387:LEU:HD23	2.40	0.52
12:N:662:VAL:HG21	12:N:695:ARG:NH1	2.24	0.52
1:A:1925:VAL:HG12	12:N:70:VAL:HG13	1.90	0.52
12:N:86:ASN:C	12:N:89:PRO:HD2	2.30	0.52
15:X:294:PHE:CG	15:X:311:TYR:CD1	2.97	0.52
15:X:76:LYS:CB	15:X:106:GLN:NE2	2.73	0.52
1:A:272:ARG:NE	1:A:410:ASP:OD2	2.36	0.52
1:A:749:LEU:H	1:A:749:LEU:HD22	1.74	0.52
1:A:758:HIS:HA	1:A:831:MET:O	2.09	0.52
3:C:550:LEU:HD22	9:K:351:ASP:HB3	1.92	0.52
6:H:653:LEU:HD22	9:K:523:ILE:HG21	1.91	0.52
8:I:398:LEU:HD21	8:I:516:TYR:CE1	2.45	0.52
9:J:288:SER:O	9:J:292:VAL:HG13	2.10	0.52
9:J:214:LYS:HB2	9:J:400:GLU:CD	2.30	0.52
9:J:60:LEU:HD12	9:J:76:ALA:HB2	1.91	0.52
9:K:451:LEU:O	9:K:454:VAL:CG1	2.58	0.52
10:L:98:VAL:CG1	10:L:108:ILE:HD13	2.40	0.52
10:L:163:GLU:HG2	10:L:164:GLU:N	2.25	0.52
12:N:320:THR:O	12:N:321:LEU:HD12	2.09	0.52
12:N:334:ARG:NH1	12:N:369:ASP:OD1	2.43	0.52
3:C:412:LEU:HD22	13:O:300:LEU:HD13	1.92	0.52
13:O:401:ALA:H	13:O:405:SER:HB3	1.75	0.52
13:O:581:ILE:CD1	13:O:619:LEU:HB3	2.34	0.52
15:X:154:ASP:O	15:X:158:ILE:HD11	2.10	0.52
15:X:369:ASN:HB3	15:X:371:ASN:HD21	1.74	0.52
15:Y:423:ILE:HG21	15:Y:454:ASP:OD1	2.09	0.52
1:A:630:PRO:HD2	1:A:633:ILE:HD13	1.88	0.52
6:H:164:PRO:HB3	6:H:471:LYS:N	2.25	0.52
6:H:702:ASN:ND2	10:L:180:TYR:CD1	2.77	0.52
8:I:247:GLU:O	8:I:250:ARG:HG2	2.08	0.52
9:J:334:GLY:N	9:J:335:PRO:CD	2.72	0.52
9:J:226:GLY:O	9:K:31:SER:HB3	2.09	0.52
10:L:33:LEU:HG	10:L:42:VAL:CG2	2.34	0.52
10:L:82:ASP:OD1	10:L:85:SER:CB	2.58	0.52
11:M:31:ILE:HG22	11:M:33:LEU:CD2	2.39	0.52
12:N:158:ARG:HD3	12:N:255:ARG:CD	2.40	0.52

*Continued on next page...*



*Continued from previous page...*

Atom-1	Atom-2	Interatomic distance (Å)	Clash overlap (Å)
12:N:589:PHE:O	12:N:591:VAL:HG13	2.10	0.52
12:N:705:LEU:HD21	12:N:707:GLU:CG	2.39	0.52
8:I:124:VAL:HG13	13:O:646:MET:HE1	1.92	0.52
3:P:392:ILE:HD11	3:P:402:TRP:CH2	2.45	0.52
15:Y:359:LEU:HD22	15:Y:383:LEU:HD21	1.89	0.52
1:A:134:SER:CB	1:A:135:GLN:HA	2.39	0.52
1:A:1622:VAL:HG11	1:A:1698:TYR:CE1	2.44	0.52
1:A:614:THR:HB	1:A:656:GLU:OE2	2.10	0.52
5:E:94:TRP:NE1	6:F:592:ARG:HD3	2.25	0.52
6:F:75:LEU:HG	6:F:91:ILE:CD1	2.40	0.52
6:H:155:LEU:HD11	6:H:160:GLU:CG	2.39	0.52
6:H:98:ASN:OD1	6:H:98:ASN:N	2.42	0.52
8:I:253:ARG:HH11	8:I:253:ARG:HG3	1.74	0.52
9:K:248:LYS:HG3	9:K:438:GLU:HG3	1.91	0.52
9:K:456:ARG:HG3	9:K:488:ILE:CD1	2.40	0.52
12:N:118:LEU:HD12	12:N:122:LEU:CD2	2.40	0.52
12:N:180:PHE:HZ	12:N:302:LYS:HD3	1.75	0.52
12:N:386:LEU:HD13	12:N:387:LEU:N	2.25	0.52
12:N:358:ILE:CG2	12:N:409:VAL:HG11	2.40	0.52
7:W:25:ASP:N	7:W:26:LEU:HA	2.25	0.52
15:Y:54:ARG:CZ	15:Y:87:LEU:CD2	2.87	0.52
1:A:129:CYS:HB2	1:A:187:LEU:HD13	1.92	0.52
1:A:1674:TRP:CD1	1:A:1674:TRP:N	2.77	0.52
1:A:1726:ARG:CB	1:A:1842:SER:HA	2.40	0.52
1:A:823:ILE:HD11	1:A:827:GLN:CB	2.26	0.52
1:A:939:PHE:CZ	1:A:944:LEU:HB2	2.44	0.52
3:C:324:CYS:SG	3:C:328:LYS:HG2	2.50	0.52
6:F:494:HIS:CD2	6:F:495:HIS:CD2	2.97	0.52
6:F:538:ILE:CD1	6:F:538:ILE:C	2.69	0.52
9:J:401:ASP:HB3	9:J:404:VAL:HG12	1.92	0.52
10:L:35:SER:HG	10:L:56:SER:HB2	1.75	0.52
12:N:79:LEU:CD2	12:N:156:MET:HE1	2.40	0.52
15:X:83:HIS:O	15:X:86:SER:OG	2.17	0.52
15:Y:77:TYR:CE1	15:Y:107:LYS:HB2	2.45	0.52
1:A:1743:SER:O	1:A:1748:LEU:CD2	2.58	0.52
1:A:182:PRO:C	1:A:183:THR:HG23	2.30	0.52
1:A:489:LEU:CD2	1:A:497:LEU:HD22	2.40	0.52
6:F:574:GLY:C	6:F:590:PHE:CE1	2.83	0.52
8:I:283:MET:HE3	8:I:287:LEU:HD23	1.91	0.52
8:I:369:MET:HB3	8:I:376:TYR:CE2	2.45	0.52
8:I:428:MET:O	8:I:430:GLU:N	2.43	0.52

*Continued on next page...*



*Continued from previous page...*

Atom-1	Atom-2	Interatomic distance (Å)	Clash overlap (Å)
8:I:440:MET:HB2	8:I:444:ASP:OD1	2.10	0.52
12:N:386:LEU:HD13	12:N:386:LEU:C	2.31	0.52
12:N:681:LEU:H	12:N:681:LEU:CD2	2.21	0.52
13:O:67:LEU:HD21	13:O:81:LEU:CD1	2.32	0.52
3:P:77:THR:CG2	3:P:80:ASP:OD2	2.57	0.52
15:X:391:GLU:HA	15:X:394:ILE:CD1	2.39	0.52
15:Y:379:LYS:CE	15:Y:395:HIS:CE1	2.93	0.52
15:Y:509:CYS:SG	15:Y:510:VAL:N	2.83	0.52
1:A:1047:VAL:O	1:A:1109:GLY:CA	2.58	0.51
1:A:1615:GLU:OE2	1:A:1617:ARG:HD2	2.09	0.51
1:A:183:THR:HG22	1:A:249:LEU:CG	2.28	0.51
1:A:1840:MET:HG2	1:A:1845:LEU:HD11	1.92	0.51
1:A:191:ARG:HB2	1:A:209:THR:O	2.09	0.51
1:A:260:ASP:HB3	1:A:263:GLN:HB2	1.91	0.51
1:A:425:SER:HG	1:A:446:VAL:HG12	1.66	0.51
1:A:478:ASP:C	1:A:491:LEU:HD21	2.31	0.51
1:A:485:ILE:HD11	1:A:609:ILE:CB	2.27	0.51
1:A:948:PRO:CA	1:A:1813:GLN:HE21	2.23	0.51
3:C:361:ASN:N	3:C:362:PRO:HA	2.25	0.51
6:H:684:LYS:CG	6:H:687:LYS:HB2	2.39	0.51
8:I:32:ARG:HB2	8:I:34:LEU:CD2	2.41	0.51
8:I:477:GLN:HG3	8:I:478:TYR:N	2.24	0.51
8:I:639:LEU:HB2	8:I:652:VAL:HG12	1.92	0.51
9:J:330:GLU:O	9:J:331:LYS:C	2.48	0.51
12:N:29:THR:O	12:N:128:SER:HB3	2.08	0.51
12:N:363:TYR:CE1	12:N:367:ARG:HG2	2.45	0.51
12:N:83:LEU:HD23	12:N:83:LEU:C	2.30	0.51
13:O:539:ASN:HD22	13:O:542:GLU:HB3	1.74	0.51
15:X:383:LEU:HD21	15:X:391:GLU:OE1	2.10	0.51
15:X:389:VAL:O	15:X:393:ILE:HG12	2.10	0.51
6:F:63:GLY:HA2	15:Y:299:MET:HB3	1.91	0.51
15:Y:475:TYR:CE1	15:Y:477:LYS:HB2	2.45	0.51
15:Y:54:ARG:CZ	15:Y:90:ASP:OD2	2.49	0.51
1:A:1113:PRO:HD2	1:A:1114:ARG:CD	2.40	0.51
1:A:1633:LEU:HD23	1:A:1669:LYS:CB	2.41	0.51
1:A:1652:MET:HE1	1:A:1708:TYR:CD2	2.45	0.51
1:A:1835:LYS:CD	1:A:1838:LEU:HB2	2.33	0.51
1:A:436:LEU:H	1:A:501:THR:HG21	1.74	0.51
1:A:982:ASP:OD1	1:A:1624:VAL:CG1	2.58	0.51
3:C:441:GLU:OE2	3:C:472:LYS:NZ	2.40	0.51
3:C:482:GLU:CG	3:C:485:GLN:CG	2.87	0.51

*Continued on next page...*

*Continued from previous page...*

Atom-1	Atom-2	Interatomic distance (Å)	Clash overlap (Å)
8:I:107:GLU:OE1	8:I:197:ARG:NH2	2.38	0.51
8:I:237:GLU:CB	8:I:607:ILE:HD13	2.40	0.51
9:K:174:HIS:O	9:K:366:GLY:N	2.43	0.51
12:N:166:PRO:HG2	12:N:169:PHE:HB3	1.91	0.51
12:N:282:GLU:O	12:N:356:PRO:HG3	2.07	0.51
12:N:646:MET:CE	12:N:668:LEU:HD21	2.39	0.51
12:N:663:GLN:O	12:N:699:TRP:CE2	2.63	0.51
13:O:493:LEU:HD13	13:O:507:TRP:HB3	1.93	0.51
3:P:432:ASP:CB	3:P:435:MET:SD	2.96	0.51
15:Y:355:TYR:CE1	15:Y:385:ASN:OD1	2.63	0.51
1:A:1622:VAL:HG12	1:A:1698:TYR:CD1	2.45	0.51
3:C:470:LEU:CD1	3:C:492:LYS:HB3	2.39	0.51
6:F:80:VAL:HG21	6:F:120:LEU:HD11	1.90	0.51
8:I:180:GLY:O	8:I:182:SER:CA	2.53	0.51
8:I:282:GLN:HG2	8:I:333:LEU:HD12	1.91	0.51
9:J:289:HIS:O	9:J:292:VAL:HG22	2.09	0.51
9:K:173:HIS:CD2	9:K:335:PRO:HG3	2.45	0.51
12:N:56:ARG:HA	12:N:135:TRP:CZ2	2.44	0.51
12:N:108:LEU:CD2	12:N:239:GLN:HB3	2.36	0.51
12:N:236:ALA:HA	12:N:239:GLN:HE21	1.75	0.51
12:N:419:VAL:O	12:N:423:PRO:CD	2.58	0.51
3:P:233:PHE:CE2	3:P:237:ILE:CD1	2.94	0.51
15:X:377:LEU:C	15:X:377:LEU:HD12	2.29	0.51
15:Y:379:LYS:HE3	15:Y:395:HIS:CE1	2.45	0.51
1:A:1016:MET:HE1	1:A:1084:ARG:HG3	1.92	0.51
1:A:1869:HIS:CB	1:A:1934:LEU:CD1	2.89	0.51
1:A:485:ILE:HD12	1:A:609:ILE:CB	2.37	0.51
1:A:809:ASP:O	1:A:810:TYR:CD1	2.63	0.51
3:C:120:TYR:CE2	3:C:124:LEU:HD11	2.45	0.51
3:C:491:ILE:HD12	3:C:495:GLN:NE2	2.25	0.51
6:F:621:LEU:HD23	6:F:622:ALA:N	2.25	0.51
6:F:624:PHE:HB2	6:F:641:LEU:HD21	1.93	0.51
8:I:538:GLN:HA	8:I:538:GLN:OE1	2.10	0.51
12:N:358:ILE:HG23	12:N:409:VAL:HG11	1.92	0.51
12:N:410:LEU:O	12:N:411:ASP:C	2.46	0.51
12:N:387:LEU:CG	12:N:427:TYR:HD2	2.24	0.51
12:N:570:ILE:HA	12:N:573:ASN:ND2	2.25	0.51
12:N:555:HIS:O	12:N:600:PHE:CZ	2.63	0.51
13:O:242:ASN:HD22	13:O:242:ASN:N	2.07	0.51
3:P:106:LEU:CD1	3:P:117:LEU:HB3	2.41	0.51
15:Y:362:GLY:O	15:Y:366:ILE:HG12	2.10	0.51

*Continued on next page...*

*Continued from previous page...*

Atom-1	Atom-2	Interatomic distance (Å)	Clash overlap (Å)
1:A:1390:PRO:CB	1:A:1395:LEU:HB3	2.40	0.51
1:A:1775:LEU:O	1:A:1779:VAL:HG23	2.11	0.51
1:A:74:TRP:HH2	1:A:604:MET:HE3	1.76	0.51
6:F:65:SER:CA	15:Y:296:GLN:HE22	2.24	0.51
6:H:110:PHE:CD1	6:H:117:THR:HG21	2.45	0.51
9:J:32:LEU:HG	9:K:227:LEU:HD21	1.93	0.51
11:M:31:ILE:HG22	11:M:33:LEU:HD22	1.92	0.51
12:N:118:LEU:HD12	12:N:122:LEU:HD22	1.91	0.51
12:N:164:SER:N	12:N:165:THR:HA	2.26	0.51
12:N:180:PHE:C	12:N:180:PHE:CD1	2.84	0.51
12:N:341:ILE:HD13	12:N:374:LEU:CA	2.40	0.51
12:N:704:VAL:HG12	12:N:705:LEU:N	2.26	0.51
3:P:310:ARG:HB3	3:P:312:MET:HE2	1.93	0.51
6:F:65:SER:N	15:Y:296:GLN:HE22	2.08	0.51
15:Y:355:TYR:CE1	15:Y:385:ASN:CG	2.84	0.51
15:Y:54:ARG:CD	15:Y:90:ASP:OD2	2.54	0.51
1:A:161:MET:HE3	1:A:213:MET:HE2	1.93	0.51
1:A:451:GLN:HG3	1:A:453:ARG:HH12	1.74	0.51
1:A:797:LEU:HB3	1:A:799:LEU:HD13	1.92	0.51
8:I:216:SER:CB	8:I:237:GLU:HA	2.41	0.51
8:I:300:VAL:C	8:I:456:PHE:CE2	2.84	0.51
12:N:180:PHE:CD2	12:N:240:PHE:CD1	2.94	0.51
12:N:678:LEU:HD23	12:N:678:LEU:H	1.75	0.51
12:N:704:VAL:O	12:N:719:GLU:CD	2.43	0.51
13:O:214:PHE:O	13:O:217:SER:N	2.43	0.51
13:O:292:GLY:HA3	13:O:336:ASP:CB	2.41	0.51
3:P:313:LYS:HG3	3:P:343:LEU:HD22	1.93	0.51
1:A:1390:PRO:HB2	1:A:1395:LEU:CB	2.41	0.51
1:A:263:GLN:OE1	1:A:263:GLN:CA	2.59	0.51
1:A:772:GLU:CG	1:A:867:CYS:HA	2.41	0.51
2:B:14:TRP:N	12:N:596:LEU:O	2.44	0.51
6:F:131:LEU:CD1	6:F:158:ILE:HG22	2.41	0.51
10:L:62:HIS:NE2	10:L:149:ARG:O	2.38	0.51
12:N:597:SER:OG	12:N:600:PHE:HB2	2.11	0.51
12:N:655:LEU:HD12	12:N:724:ARG:O	2.11	0.51
15:X:282:PHE:CZ	15:X:313:TYR:CD2	2.99	0.51
15:Y:343:VAL:HG22	15:Y:365:ALA:HB1	1.93	0.51
15:Y:384:ARG:HD2	15:Y:384:ARG:O	2.11	0.51
1:A:1269:THR:HG22	1:A:1273:LEU:CD2	2.40	0.51
1:A:1300:LEU:HD21	1:A:1586:CYS:SG	2.51	0.51
1:A:1358:ILE:CG2	1:A:1359:ASN:N	2.73	0.51

*Continued on next page...*

*Continued from previous page...*

Atom-1	Atom-2	Interatomic distance (Å)	Clash overlap (Å)
1:A:1469:CYS:O	1:A:1472:LEU:HB3	2.11	0.51
1:A:1540:ARG:CB	12:N:480:TRP:HZ2	2.23	0.51
1:A:1687:LEU:C	1:A:1687:LEU:HD13	2.31	0.51
1:A:669:GLY:CA	1:A:755:LEU:HD12	2.41	0.51
3:C:550:LEU:CD2	9:K:351:ASP:OD2	2.59	0.51
6:F:465:LEU:HD21	6:F:495:HIS:CD2	2.46	0.51
6:H:639:TYR:CE2	6:H:643:MET:SD	3.03	0.51
8:I:309:LEU:HD22	13:O:61:ASN:OD1	2.11	0.51
8:I:417:PHE:CE2	8:I:452:LEU:CD2	2.94	0.51
8:I:507:LEU:HD22	8:I:513:LEU:HD11	1.92	0.51
3:C:554:LEU:HD11	9:K:381:THR:HG22	1.91	0.51
10:L:56:SER:O	10:L:150:ASP:CG	2.49	0.51
12:N:341:ILE:HA	12:N:344:LEU:HB2	1.91	0.51
12:N:677:THR:CB	12:N:679:GLU:OE1	2.59	0.51
13:O:360:LEU:N	13:O:360:LEU:HD13	2.26	0.51
8:I:302:ASP:OD2	13:O:58:ARG:NH1	2.43	0.51
3:P:251:TYR:HH	3:P:268:GLN:HG2	1.72	0.51
15:X:40:HIS:HD2	15:Y:201:LEU:HG	1.74	0.51
15:Y:186:ARG:HA	15:Y:189:VAL:HG12	1.91	0.51
1:A:1086:MET:HE2	1:A:1564:LEU:HD13	1.93	0.51
1:A:1677:LEU:HD12	1:A:1677:LEU:C	2.31	0.51
1:A:272:ARG:NH1	1:A:272:ARG:HB3	2.26	0.51
1:A:774:LYS:HD3	1:A:845:TYR:CE2	2.46	0.51
6:F:169:LYS:CA	6:F:463:MET:HE3	2.41	0.51
6:F:644:ILE:HA	6:F:647:LYS:HB3	1.93	0.51
8:I:417:PHE:CD2	8:I:451:PHE:HD2	2.29	0.51
8:I:417:PHE:CG	8:I:451:PHE:HD2	2.29	0.51
8:I:500:PHE:HE1	8:I:507:LEU:CD1	2.23	0.51
8:I:49:LEU:HD13	8:I:730:VAL:HG21	1.93	0.51
9:K:93:LEU:HD23	9:K:136:ARG:NE	2.26	0.51
9:K:413:PHE:O	9:K:418:TRP:CZ3	2.64	0.51
9:K:305:VAL:HG22	11:M:57:TRP:CZ3	2.46	0.51
12:N:615:ILE:HD11	12:N:639:HIS:HE1	1.74	0.51
13:O:26:ILE:HD12	13:O:145:LYS:HD2	1.93	0.51
13:O:292:GLY:HA3	13:O:336:ASP:HB3	1.93	0.51
8:I:449:ALA:HB2	13:O:65:LEU:CD2	2.41	0.51
1:A:1276:GLU:CD	1:A:1294:TYR:OH	2.50	0.51
1:A:273:ARG:O	1:A:274:VAL:HG12	2.11	0.51
1:A:480:ALA:HB2	1:A:587:ILE:HG21	1.93	0.51
1:A:589:ASP:N	1:A:590:PRO:HD3	2.25	0.51
1:A:664:LEU:O	1:A:668:MET:HB2	2.11	0.51

*Continued on next page...*

*Continued from previous page...*

Atom-1	Atom-2	Interatomic distance (Å)	Clash overlap (Å)
1:A:813:LEU:HD22	1:A:813:LEU:N	2.26	0.51
1:A:882:LEU:HD12	1:A:882:LEU:N	2.25	0.51
6:F:546:LEU:N	6:F:546:LEU:CD1	2.74	0.51
6:H:621:LEU:HD13	6:H:625:ARG:NH2	2.26	0.51
8:I:216:SER:HB2	8:I:237:GLU:HA	1.93	0.51
8:I:370:ALA:HB1	8:I:383:ALA:CB	2.41	0.51
9:K:230:ASN:OD1	9:K:231:LEU:N	2.44	0.51
9:K:356:ALA:HA	9:K:359:THR:CG2	2.41	0.51
12:N:108:LEU:HG	12:N:176:LEU:HD12	1.91	0.51
12:N:163:PHE:CD1	12:N:255:ARG:CZ	2.94	0.51
12:N:350:ASP:OD1	12:N:350:ASP:N	2.44	0.51
12:N:509:TYR:C	12:N:514:LEU:CD1	2.79	0.51
12:N:551:GLU:HB3	12:N:555:HIS:CE1	2.46	0.51
12:N:704:VAL:C	12:N:719:GLU:OE2	2.42	0.51
13:O:284:THR:O	13:O:298:ARG:HD3	2.11	0.51
13:O:744:LEU:CB	13:O:745:PRO:CD	2.89	0.51
3:P:238:TYR:CB	3:P:247:ALA:HB2	2.41	0.51
15:X:158:ILE:N	15:X:158:ILE:HD13	2.26	0.51
15:X:336:ASP:OD1	15:X:337:GLN:N	2.44	0.51
15:X:40:HIS:CD2	15:Y:201:LEU:HG	2.46	0.51
15:X:437:LEU:HD23	15:X:441:ALA:HB1	1.93	0.51
15:Y:219:VAL:HG22	15:Y:240:ILE:CG2	2.41	0.51
15:X:62:THR:HG21	15:Y:270:ASN:HA	1.93	0.51
1:A:1088:THR:O	1:A:1088:THR:HG23	2.12	0.50
1:A:1480:GLU:HB3	1:A:1527:MET:CE	2.41	0.50
1:A:1676:LEU:C	1:A:1676:LEU:HD13	2.30	0.50
1:A:1895:PRO:CG	1:A:1921:LEU:HD23	2.42	0.50
1:A:1918:PHE:CB	1:A:1928:LEU:HD21	2.42	0.50
1:A:677:TRP:CZ2	1:A:792:GLN:CG	2.81	0.50
3:C:341:TYR:OH	11:M:25:PRO:HD3	2.11	0.50
3:C:550:LEU:HD22	9:K:351:ASP:OD2	2.10	0.50
6:F:159:GLY:CA	6:F:633:ARG:CZ	2.85	0.50
6:H:101:LYS:HB3	6:H:105:ASP:HB3	1.93	0.50
8:I:417:PHE:CG	8:I:451:PHE:CD2	2.99	0.50
8:I:446:THR:HB	13:O:69:GLN:HE22	1.76	0.50
8:I:300:VAL:HG21	8:I:456:PHE:CZ	2.45	0.50
9:K:145:ASN:ND2	9:K:148:LEU:HD13	2.26	0.50
9:J:78:ARG:NH2	9:K:17:GLN:O	2.45	0.50
9:K:19:TYR:CE2	9:K:49:LEU:HD13	2.45	0.50
9:K:378:TYR:HB3	9:K:387:ALA:HB2	1.93	0.50
9:K:41:TYR:HE1	9:K:75:LEU:HD22	1.76	0.50

*Continued on next page...*

*Continued from previous page...*

Atom-1	Atom-2	Interatomic distance (Å)	Clash overlap (Å)
12:N:235:GLN:C	12:N:239:GLN:HE21	2.14	0.50
12:N:181:LEU:HB2	12:N:299:TRP:CZ2	2.46	0.50
12:N:560:MET:HE3	12:N:600:PHE:HB2	1.91	0.50
1:A:1031:ASP:HA	12:N:485:VAL:HG22	1.89	0.50
1:A:1798:ARG:NH1	1:A:1798:ARG:HB2	2.26	0.50
1:A:269:TRP:CE3	1:A:411:HIS:HB2	2.46	0.50
1:A:257:MET:HE1	1:A:444:PHE:CE2	2.45	0.50
3:C:29:LEU:HD23	3:C:62:LEU:HD22	1.93	0.50
6:F:159:GLY:HA3	6:F:633:ARG:NH2	2.27	0.50
7:G:23:ARG:CG	7:G:24:LYS:HG3	2.37	0.50
6:H:480:ASN:ND2	6:H:483:GLU:H	2.10	0.50
6:H:762:TRP:CA	6:H:765:ASP:HB3	2.36	0.50
8:I:94:ASP:CG	8:I:166:LYS:HZ2	2.12	0.50
8:I:203:GLY:HA3	8:I:223:VAL:HG13	1.93	0.50
8:I:247:GLU:H	8:I:247:GLU:CD	2.09	0.50
9:J:7:ARG:HA	9:J:10:VAL:HG12	1.91	0.50
9:K:150:THR:O	9:K:154:LYS:HG3	2.11	0.50
10:L:98:VAL:HG11	10:L:108:ILE:HD13	1.94	0.50
12:N:186:GLN:CD	12:N:189:ARG:HH21	2.14	0.50
12:N:513:ASP:HA	12:N:516:ILE:HB	1.93	0.50
3:C:390:HIS:CE1	13:O:280:ARG:HH22	2.27	0.50
13:O:341:GLN:HB3	13:O:376:LEU:HD23	1.92	0.50
3:P:494:ILE:HD13	3:P:516:LEU:HA	1.92	0.50
15:X:282:PHE:CE1	15:X:313:TYR:HD2	2.29	0.50
15:X:406:ARG:O	15:X:410:TYR:CD2	2.65	0.50
15:X:475:TYR:CE1	15:X:477:LYS:HB2	2.46	0.50
15:Y:398:GLU:O	15:Y:401:ARG:HG2	2.10	0.50
1:A:1236:LEU:HD23	1:A:1236:LEU:H	1.77	0.50
1:A:1822:SER:CA	12:N:144:THR:CB	2.88	0.50
1:A:256:VAL:N	1:A:269:TRP:O	2.44	0.50
1:A:455:VAL:HG21	1:A:468:PHE:CD2	2.46	0.50
1:A:786:LEU:HD23	1:A:790:LEU:HG	1.92	0.50
3:C:255:ILE:HG23	3:C:260:SER:HB2	1.92	0.50
6:F:486:ASN:HA	6:F:489:SER:OG	2.10	0.50
6:H:155:LEU:HD11	6:H:160:GLU:HG3	1.93	0.50
8:I:301:GLN:HG3	8:I:456:PHE:HD2	1.67	0.50
9:J:284:LEU:CD2	9:J:311:MET:SD	2.98	0.50
12:N:184:TYR:CE1	12:N:302:LYS:NZ	2.51	0.50
12:N:672:ASP:O	12:N:673:GLN:C	2.49	0.50
12:N:79:LEU:CD2	12:N:156:MET:CE	2.89	0.50
8:I:514:PHE:CZ	13:O:440:GLN:CA	2.94	0.50

*Continued on next page...*



*Continued from previous page...*

Atom-1	Atom-2	Interatomic distance (Å)	Clash overlap (Å)
3:P:29:LEU:HD23	3:P:62:LEU:HD22	1.93	0.50
15:X:350:PHE:HB2	15:X:351:TYR:CD1	2.46	0.50
15:X:397:ARG:CZ	15:X:397:ARG:HB3	2.41	0.50
15:Y:391:GLU:O	15:Y:394:ILE:HG12	2.12	0.50
1:A:1016:MET:CE	1:A:1084:ARG:HG3	2.41	0.50
1:A:1250:GLN:O	1:A:1254:VAL:HG23	2.12	0.50
1:A:1687:LEU:HD22	1:A:1687:LEU:O	2.11	0.50
1:A:1852:ILE:CG2	1:A:1891:TYR:CD2	2.94	0.50
1:A:175:PHE:CE2	1:A:211:PHE:CD2	2.99	0.50
1:A:457:PHE:HB3	1:A:468:PHE:CD2	2.47	0.50
3:C:96:VAL:N	3:C:97:LYS:HA	2.27	0.50
6:H:761:SER:O	6:H:765:ASP:N	2.41	0.50
8:I:358:SER:O	8:I:362:HIS:HD2	1.92	0.50
9:J:10:VAL:O	9:J:14:LEU:HD23	2.12	0.50
9:K:441:VAL:CG1	9:K:474:LEU:HB3	2.42	0.50
9:K:460:LYS:HD3	9:K:463:GLU:CD	2.32	0.50
10:L:25:ILE:CG1	10:L:160:THR:HB	2.40	0.50
12:N:185:MET:HA	12:N:185:MET:CE	2.42	0.50
12:N:364:CYS:O	12:N:368:THR:HG22	2.11	0.50
12:N:382:LEU:CD1	12:N:424:ILE:HD11	2.41	0.50
15:Y:245:PHE:HA	15:Y:248:THR:HG23	1.93	0.50
1:A:127:LEU:HD13	1:A:152:CYS:CB	2.41	0.50
1:A:129:CYS:CB	1:A:187:LEU:HD13	2.42	0.50
1:A:1865:ASP:OD1	1:A:1934:LEU:HB2	2.11	0.50
1:A:476:ALA:CB	1:A:490:VAL:HB	2.42	0.50
1:A:928:GLU:OE2	1:A:970:TRP:CZ2	2.65	0.50
3:C:48:LEU:HD23	3:C:48:LEU:N	2.26	0.50
6:F:519:GLU:CD	6:F:548:LYS:NZ	2.65	0.50
6:F:655:GLU:HG2	6:F:702:ASN:HB3	1.93	0.50
6:F:86:ALA:C	6:F:90:GLN:NE2	2.57	0.50
6:F:89:GLU:HA	6:F:92:LEU:HD12	1.93	0.50
6:H:8:VAL:HG12	6:H:31:LEU:HD11	1.89	0.50
9:K:175:MET:O	9:K:176:LEU:HG	2.12	0.50
9:K:315:LYS:NZ	11:M:63:GLN:OE1	2.32	0.50
12:N:184:TYR:CZ	12:N:302:LYS:CG	2.95	0.50
12:N:319:ASN:CB	12:N:322:ARG:HB3	2.41	0.50
12:N:59:VAL:CG2	12:N:135:TRP:HZ2	2.20	0.50
13:O:59:ARG:CZ	13:O:85:SER:HA	2.41	0.50
3:P:39:ILE:HD12	3:P:201:LEU:HB2	1.94	0.50
15:X:168:THR:HB	15:X:169:PRO:HD2	1.94	0.50
1:A:1793:MET:HE2	1:A:1848:VAL:HG11	1.94	0.50

*Continued on next page...*



*Continued from previous page...*

Atom-1	Atom-2	Interatomic distance (Å)	Clash overlap (Å)
3:C:468:MET:HA	3:C:468:MET:HE1	1.93	0.50
5:E:92:ASP:OD1	5:E:95:ARG:NE	2.42	0.50
6:F:743:ILE:O	6:F:746:VAL:HG12	2.12	0.50
6:H:567:PRO:HG2	6:H:568:GLU:OE2	2.12	0.50
8:I:188:TYR:HA	8:I:193:PHE:O	2.12	0.50
8:I:282:GLN:CG	8:I:333:LEU:CD1	2.90	0.50
8:I:299:SER:OG	8:I:302:ASP:HB2	2.12	0.50
8:I:46:LEU:HD22	8:I:56:TRP:NE1	2.24	0.50
9:J:18:GLN:NE2	9:K:134:LEU:HD13	2.27	0.50
12:N:378:LEU:O	12:N:382:LEU:N	2.30	0.50
12:N:522:LEU:HD13	12:N:522:LEU:C	2.32	0.50
12:N:670:PHE:CE2	12:N:705:LEU:HG	2.46	0.50
13:O:34:LYS:CB	13:O:139:MET:CE	2.87	0.50
1:A:1741:PHE:HE2	1:A:1776:TYR:CE1	2.27	0.50
1:A:193:ALA:O	1:A:242:HIS:CE1	2.65	0.50
1:A:215:HIS:CD2	1:A:217:LEU:HD12	2.47	0.50
1:A:256:VAL:CG2	1:A:271:LEU:CD2	2.89	0.50
1:A:479:ALA:CB	1:A:490:VAL:CG1	2.89	0.50
3:C:361:ASN:HD22	3:C:364:TYR:N	2.10	0.50
3:C:488:GLN:O	3:C:491:ILE:HG13	2.12	0.50
6:F:628:ILE:CD1	6:F:637:ALA:CB	2.90	0.50
8:I:280:LEU:HD23	8:I:280:LEU:C	2.31	0.50
8:I:52:PHE:HD1	8:I:743:VAL:HG21	1.75	0.50
8:I:67:GLU:HB2	8:I:85:ALA:HB3	1.93	0.50
11:M:32:PRO:O	11:M:33:LEU:HB2	2.10	0.50
12:N:59:VAL:HB	12:N:135:TRP:CZ2	2.46	0.50
12:N:133:GLU:HA	12:N:136:THR:CG2	2.42	0.50
12:N:267:GLN:HG3	12:N:268:VAL:N	2.26	0.50
12:N:386:LEU:CB	12:N:399:LEU:HD23	2.42	0.50
1:A:1201:HIS:HB3	1:A:1204:THR:HG23	1.94	0.50
1:A:1321:VAL:HG23	1:A:1322:PRO:HD3	1.94	0.50
1:A:1351:GLN:CG	10:L:36:CYS:HB2	2.42	0.50
1:A:1405:LEU:HD13	1:A:1467:GLY:CA	2.42	0.50
1:A:1552:TYR:CE2	1:A:1596:SER:HA	2.46	0.50
1:A:628:ILE:HG13	1:A:629:LEU:HD23	1.94	0.50
3:C:493:TYR:OH	3:C:509:GLU:HG2	2.11	0.50
5:E:96:PHE:HB2	6:H:595:GLN:HE21	1.77	0.50
6:F:538:ILE:CD1	6:F:539:TYR:N	2.68	0.50
8:I:264:TYR:O	8:I:268:SER:OG	2.28	0.50
8:I:524:PHE:HZ	8:I:528:ARG:NH2	2.08	0.50
9:J:35:GLU:OE2	9:J:63:ARG:NH2	2.41	0.50

*Continued on next page...*

*Continued from previous page...*

Atom-1	Atom-2	Interatomic distance (Å)	Clash overlap (Å)
9:J:66:ASP:HB2	9:J:73:ARG:CA	2.40	0.50
9:K:46:CYS:O	9:K:50:THR:OG1	2.25	0.50
12:N:180:PHE:CA	12:N:240:PHE:CE2	2.94	0.50
12:N:369:ASP:O	12:N:370:GLN:HB3	2.12	0.50
12:N:589:PHE:CZ	12:N:618:ALA:HB2	2.47	0.50
5:E:70:VAL:HG22	15:Y:357:ARG:HD3	1.94	0.50
15:Y:437:LEU:HD22	15:Y:444:LEU:CD2	2.42	0.50
1:A:1481:ASN:OD1	1:A:1482:LEU:N	2.44	0.50
1:A:1680:LEU:HD22	1:A:1680:LEU:H	1.75	0.50
1:A:1706:LEU:HD12	1:A:1710:GLU:HB3	1.94	0.50
1:A:1797:ILE:HG22	1:A:1852:ILE:HD11	1.94	0.50
1:A:215:HIS:CD2	1:A:216:PRO:CD	2.95	0.50
1:A:759:ILE:N	1:A:760:PRO:CD	2.75	0.50
1:A:791:VAL:CG1	1:A:814:VAL:HG23	2.40	0.50
3:C:48:LEU:HD21	3:C:116:PHE:CZ	2.47	0.50
6:F:616:GLU:C	6:F:617:LEU:HD23	2.32	0.50
6:H:707:PHE:HB2	6:H:729:LEU:HD11	1.94	0.50
8:I:279:ILE:HG13	8:I:337:ILE:HA	1.94	0.50
8:I:501:LEU:O	8:I:508:LYS:NZ	2.43	0.50
8:I:502:GLN:CA	8:I:508:LYS:NZ	2.75	0.50
9:J:140:TYR:CE1	9:J:148:LEU:HD23	2.47	0.50
9:K:432:ILE:CD1	9:K:444:TRP:CG	2.95	0.50
10:L:126:ASP:HB2	10:L:132:THR:CB	2.42	0.50
12:N:59:VAL:CG2	12:N:135:TRP:CH2	2.93	0.50
13:O:624:VAL:HG11	13:O:647:ALA:HB2	1.93	0.50
13:O:707:LYS:O	13:O:710:ILE:HG23	2.12	0.50
15:X:449:THR:HG21	15:X:465:LEU:N	2.27	0.50
15:Y:159:LEU:HD13	15:Y:175:LEU:HB2	1.94	0.50
1:A:191:ARG:HB2	1:A:209:THR:HA	1.94	0.49
1:A:777:THR:O	1:A:777:THR:HG22	2.11	0.49
1:A:845:TYR:O	1:A:846:GLN:C	2.49	0.49
1:A:93:LEU:HD11	1:A:151:ILE:HD12	1.94	0.49
8:I:124:VAL:O	8:I:127:SER:OG	2.21	0.49
8:I:113:MET:HA	8:I:177:VAL:O	2.12	0.49
8:I:317:LEU:HD12	8:I:317:LEU:O	2.11	0.49
8:I:363:LEU:HB3	8:I:390:ILE:HG12	1.92	0.49
9:K:451:LEU:O	9:K:454:VAL:HG13	2.11	0.49
12:N:82:ASP:O	12:N:87:ILE:HG12	2.12	0.49
3:P:429:ARG:HB3	3:P:432:ASP:OD2	2.12	0.49
15:X:517:ASP:O	15:X:520:VAL:HG22	2.12	0.49
1:A:637:MET:HA	1:A:667:MET:HE1	1.95	0.49

*Continued on next page...*

*Continued from previous page...*

Atom-1	Atom-2	Interatomic distance (Å)	Clash overlap (Å)
1:A:810:TYR:HB3	1:A:813:LEU:CD2	2.41	0.49
3:C:93:TYR:CD1	3:C:98:GLU:OE2	2.64	0.49
6:F:635:TYR:C	6:F:635:TYR:CD1	2.85	0.49
5:E:92:ASP:HB3	6:H:592:ARG:NH2	2.27	0.49
8:I:245:LEU:O	8:I:245:LEU:HD12	2.12	0.49
9:K:302:TRP:HZ3	9:K:322:TYR:HE2	1.60	0.49
9:K:512:ASP:O	9:K:516:VAL:HG23	2.12	0.49
10:L:94:ILE:HD12	10:L:113:LEU:HD11	1.94	0.49
10:L:25:ILE:CG1	10:L:160:THR:CB	2.90	0.49
11:M:2:ASP:HB2	3:P:177:VAL:HG21	1.93	0.49
12:N:102:ALA:HB1	12:N:103:ASP:HA	1.94	0.49
12:N:289:PHE:O	12:N:290:HIS:HB2	2.12	0.49
12:N:333:TYR:HE1	12:N:363:TYR:CE1	2.30	0.49
12:N:678:LEU:HA	12:N:681:LEU:HD23	1.94	0.49
13:O:546:ARG:HA	13:O:549:VAL:HG12	1.92	0.49
13:O:691:ILE:O	13:O:695:ASN:N	2.42	0.49
15:X:398:GLU:OE1	15:X:399:ALA:N	2.45	0.49
15:Y:83:HIS:O	15:Y:86:SER:OG	2.18	0.49
1:A:1651:LEU:HD12	1:A:1651:LEU:N	2.27	0.49
1:A:1770:LEU:O	1:A:1774:VAL:HG23	2.13	0.49
1:A:18:GLN:NE2	1:A:107:LYS:HE3	2.27	0.49
1:A:707:TRP:HZ3	1:A:711:LEU:HD21	1.61	0.49
1:A:857:MET:CB	1:A:858:PRO:HD3	2.43	0.49
3:C:92:ALA:O	3:C:96:VAL:HG23	2.12	0.49
6:H:747:TYR:CE2	6:H:755:LEU:HD23	2.48	0.49
8:I:526:LYS:HD2	8:I:526:LYS:O	2.11	0.49
8:I:47:HIS:CE1	8:I:54:ARG:NH1	2.81	0.49
9:K:456:ARG:HG3	9:K:488:ILE:HD13	1.93	0.49
1:A:1030:GLU:O	12:N:485:VAL:CG2	2.59	0.49
12:N:696:MET:HE3	12:N:707:GLU:OE2	2.08	0.49
13:O:423:ALA:O	13:O:426:THR:HG23	2.12	0.49
8:I:361:TYR:OH	13:O:434:ARG:NH2	2.46	0.49
3:P:494:ILE:HD13	3:P:516:LEU:CD1	2.42	0.49
15:X:366:ILE:HD11	15:X:379:LYS:HD2	1.94	0.49
15:X:485:LEU:O	15:X:489:GLU:N	2.38	0.49
15:Y:519:LEU:HD13	15:Y:527:GLU:CB	2.42	0.49
1:A:1304:MET:O	1:A:1307:LEU:HB2	2.11	0.49
1:A:16:ASP:C	1:A:17:LEU:HD23	2.32	0.49
1:A:436:LEU:N	1:A:501:THR:CG2	2.74	0.49
1:A:592:HIS:O	1:A:593:ASN:CB	2.52	0.49
2:B:11:VAL:HB	12:N:594:VAL:CG1	2.42	0.49

*Continued on next page...*

*Continued from previous page...*

Atom-1	Atom-2	Interatomic distance (Å)	Clash overlap (Å)
3:C:517:ALA:HB1	3:C:549:LEU:CD2	2.42	0.49
6:H:515:TYR:CE2	6:H:545:HIS:CD2	2.96	0.49
8:I:281:MET:HG3	8:I:282:GLN:N	2.27	0.49
8:I:451:PHE:CG	8:I:452:LEU:N	2.78	0.49
8:I:493:GLU:HB3	8:I:499:ASP:OD1	2.11	0.49
9:K:181:GLU:CD	9:K:209:LEU:HD11	2.15	0.49
9:K:417:GLU:HB2	9:K:420:THR:OG1	2.12	0.49
11:M:8:ASP:O	11:M:12:LEU:HD12	2.11	0.49
12:N:180:PHE:CG	12:N:240:PHE:CE2	3.01	0.49
12:N:420:ALA:C	12:N:423:PRO:HD2	2.32	0.49
12:N:560:MET:HA	12:N:560:MET:HE3	1.94	0.49
12:N:676:TRP:CE3	12:N:681:LEU:HA	2.46	0.49
13:O:632:LEU:HD12	13:O:632:LEU:C	2.31	0.49
3:P:87:TYR:HA	3:P:106:LEU:HD21	1.95	0.49
5:E:63:VAL:HG21	15:Y:364:LYS:HB2	1.93	0.49
1:A:1032:LEU:HD23	12:N:483:ASP:CB	2.41	0.49
1:A:1889:LEU:O	1:A:1893:SER:N	2.42	0.49
1:A:31:HIS:CG	1:A:99:MET:HE3	2.46	0.49
1:A:435:ASP:OD1	1:A:437:CYS:CA	2.61	0.49
1:A:459:GLU:OE1	1:A:459:GLU:N	2.45	0.49
1:A:615:SER:O	1:A:619:GLN:HB2	2.12	0.49
6:H:533:VAL:HG23	6:H:559:LEU:HD22	1.94	0.49
8:I:94:ASP:CG	8:I:166:LYS:NZ	2.62	0.49
8:I:356:SER:HB3	8:I:397:ILE:HD13	1.94	0.49
9:J:18:GLN:HE22	9:K:134:LEU:HD13	1.78	0.49
9:J:465:LEU:CA	9:J:488:ILE:HD12	2.42	0.49
12:N:129:LEU:HD22	12:N:149:LEU:CD2	2.41	0.49
12:N:333:TYR:O	12:N:364:CYS:SG	2.70	0.49
12:N:526:ARG:O	12:N:530:GLN:N	2.43	0.49
12:N:92:TRP:CE3	12:N:95:ILE:HD13	2.47	0.49
13:O:68:LEU:HD23	13:O:131:VAL:HG12	1.94	0.49
13:O:60:LEU:HB2	13:O:86:CYS:SG	2.53	0.49
15:X:239:TRP:CE2	15:X:243:TYR:HD2	2.27	0.49
15:X:452:LEU:HG	15:X:457:THR:OG1	2.13	0.49
15:Y:168:THR:HB	15:Y:169:PRO:HD2	1.93	0.49
15:Y:517:ASP:O	15:Y:520:VAL:HG22	2.12	0.49
15:X:203:LEU:CB	15:Y:55:LEU:HD21	2.39	0.49
1:A:1220:MET:CG	1:A:1261:TYR:CE1	2.95	0.49
1:A:180:VAL:HG13	1:A:189:PHE:CD1	2.39	0.49
1:A:489:LEU:HD21	1:A:497:LEU:HD22	1.94	0.49
1:A:966:PRO:HD2	1:A:980:ARG:HH21	1.77	0.49

*Continued on next page...*

*Continued from previous page...*

Atom-1	Atom-2	Interatomic distance (Å)	Clash overlap (Å)
4:D:25:VAL:CG2	4:D:30:LEU:N	2.75	0.49
6:F:12:ILE:HD13	6:F:28:ALA:HB2	1.95	0.49
6:H:462:LEU:O	6:H:462:LEU:HD12	2.12	0.49
8:I:417:PHE:CZ	8:I:421:LEU:HD22	2.47	0.49
9:J:245:CYS:HA	9:J:247:PHE:CE1	2.47	0.49
9:J:268:LEU:HD13	9:J:291:LEU:HD11	1.93	0.49
9:K:48:TYR:CE1	9:K:53:TYR:HE2	2.30	0.49
12:N:123:ASP:O	12:N:127:ARG:HG3	2.12	0.49
12:N:131:LEU:H	12:N:131:LEU:CD1	2.26	0.49
12:N:133:GLU:C	12:N:137:ARG:NH1	2.66	0.49
15:X:134:SER:N	15:X:137:GLU:OE1	2.45	0.49
15:X:391:GLU:HA	15:X:394:ILE:HD11	1.95	0.49
1:A:1232:ILE:C	1:A:1236:LEU:HD21	2.32	0.49
1:A:1512:LEU:HA	1:A:1515:CYS:SG	2.53	0.49
1:A:1622:VAL:CG1	1:A:1698:TYR:CD1	2.96	0.49
1:A:799:LEU:C	1:A:801:PRO:HD2	2.32	0.49
1:A:79:GLY:N	1:A:89:TYR:O	2.44	0.49
6:F:164:PRO:C	6:F:467:ARG:HG2	2.33	0.49
6:F:635:TYR:CD1	6:F:636:ASN:N	2.80	0.49
6:H:128:THR:O	6:H:129:ASP:HB3	2.12	0.49
6:H:537:GLU:OE2	6:H:600:TYR:CZ	2.65	0.49
8:I:101:LEU:HD11	8:I:167:LEU:CD2	2.41	0.49
9:J:354:MET:HE1	9:J:374:ILE:HA	1.93	0.49
10:L:46:ARG:NH1	10:L:156:ILE:O	2.45	0.49
12:N:292:TRP:CZ3	12:N:296:VAL:HG21	2.48	0.49
12:N:533:PHE:CD1	12:N:535:PRO:HD3	2.36	0.49
12:N:667:LEU:HD12	12:N:699:TRP:CH2	2.47	0.49
12:N:676:TRP:CZ3	12:N:680:GLU:CA	2.94	0.49
13:O:293:GLU:O	13:O:301:ARG:NH2	2.45	0.49
13:O:60:LEU:HD23	13:O:61:ASN:N	2.27	0.49
3:P:39:ILE:HD13	3:P:201:LEU:C	2.32	0.49
3:P:81:ALA:HA	3:P:84:MET:HB2	1.94	0.49
15:X:245:PHE:CE1	15:X:253:ARG:C	2.86	0.49
15:X:309:ASP:OD1	15:X:374:GLN:CG	2.47	0.49
15:Y:437:LEU:CB	15:Y:444:LEU:HD11	2.42	0.49
1:A:1137:PHE:O	1:A:1141:VAL:HG23	2.12	0.49
1:A:1835:LYS:CG	1:A:1838:LEU:CD1	2.65	0.49
1:A:190:GLU:CD	1:A:246:ILE:HG22	2.33	0.49
1:A:177:VAL:HG23	1:A:190:GLU:O	2.13	0.49
1:A:31:HIS:NE2	13:O:266:ASP:OD1	2.45	0.49
1:A:749:LEU:N	1:A:749:LEU:HD22	2.28	0.49

*Continued on next page...*

*Continued from previous page...*

Atom-1	Atom-2	Interatomic distance (Å)	Clash overlap (Å)
1:A:793:LEU:C	1:A:793:LEU:HD23	2.33	0.49
1:A:76:LEU:HA	1:A:92:GLU:HB3	1.95	0.49
2:B:33:CYS:HB3	2:B:39:VAL:O	2.12	0.49
3:C:358:LEU:HD11	3:C:368:TRP:CD1	2.48	0.49
6:F:462:LEU:O	6:F:466:LEU:HG	2.13	0.49
8:I:237:GLU:H	8:I:237:GLU:CD	2.16	0.49
8:I:120:VAL:HG21	8:I:245:LEU:CD2	2.43	0.49
9:J:246:ASP:OD1	9:J:441:VAL:HG12	2.13	0.49
9:J:247:PHE:CD2	9:J:277:GLU:HB3	2.48	0.49
9:K:320:ARG:HD3	9:K:344:PHE:CZ	2.48	0.49
3:C:547:LYS:NZ	9:K:349:GLU:OE1	2.46	0.49
11:M:33:LEU:HA	11:M:36:LEU:CD1	2.42	0.49
8:I:48:ARG:HH11	12:N:390:GLY:C	2.15	0.49
12:N:630:LYS:HB2	12:N:633:ARG:NH1	2.28	0.49
12:N:655:LEU:HA	12:N:724:ARG:O	2.13	0.49
12:N:659:VAL:HG22	12:N:660:THR:N	2.28	0.49
13:O:40:LEU:HD12	13:O:40:LEU:O	2.11	0.49
3:P:93:TYR:OH	3:P:101:ARG:NH1	2.44	0.49
3:P:307:LEU:HD12	3:P:312:MET:HG3	1.93	0.49
15:Y:413:LEU:HA	15:Y:416:CYS:SG	2.52	0.49
15:Y:437:LEU:HB2	15:Y:444:LEU:HD11	1.94	0.49
1:A:1390:PRO:HG2	1:A:1396:LEU:CD2	2.41	0.49
1:A:1636:VAL:HG13	1:A:1651:LEU:CD1	2.42	0.49
1:A:75:GLN:C	1:A:92:GLU:HB3	2.32	0.49
1:A:217:LEU:HD22	3:C:455:CYS:SG	2.52	0.49
6:F:547:GLN:OE1	6:F:678:VAL:HG13	2.13	0.49
6:H:492:PRO:O	6:H:493:SER:CB	2.61	0.49
8:I:301:GLN:N	8:I:456:PHE:CD2	2.81	0.49
9:J:514:PHE:CE1	9:J:518:MET:HG2	2.48	0.49
9:K:354:MET:CE	9:K:378:TYR:OH	2.60	0.49
11:M:5:VAL:HB	3:P:124:LEU:CD2	2.43	0.49
12:N:392:ASN:OD1	12:N:392:ASN:N	2.44	0.49
12:N:425:ARG:NH1	12:N:507:SER:HB2	2.26	0.49
12:N:659:VAL:CG2	12:N:663:GLN:HB3	2.43	0.49
12:N:657:VAL:HG23	12:N:702:GLN:HE22	1.77	0.49
13:O:73:ILE:O	13:O:161:TYR:OH	2.17	0.49
9:J:476:PRO:CB	3:P:182:LEU:HG	2.43	0.49
15:X:383:LEU:CD2	15:X:391:GLU:HB2	2.40	0.49
15:X:40:HIS:HB3	15:Y:201:LEU:CG	2.41	0.49
15:X:437:LEU:HD22	15:X:444:LEU:CD2	2.42	0.49
15:Y:452:LEU:HG	15:Y:457:THR:OG1	2.13	0.49

*Continued on next page...*



*Continued from previous page...*

Atom-1	Atom-2	Interatomic distance (Å)	Clash overlap (Å)
15:Y:54:ARG:NH1	15:Y:87:LEU:HA	2.28	0.49
1:A:1063:ILE:O	1:A:1067:GLU:HG3	2.13	0.49
1:A:1672:ARG:CD	1:A:1705:GLN:CG	2.85	0.49
1:A:1777:GLU:O	1:A:1780:THR:HG22	2.13	0.49
1:A:247:VAL:CG1	1:A:257:MET:HG2	2.43	0.49
1:A:274:VAL:HG23	1:A:408:CYS:CB	2.43	0.49
1:A:435:ASP:OD1	1:A:437:CYS:CB	2.61	0.49
1:A:451:GLN:HG3	1:A:453:ARG:NH1	2.27	0.49
1:A:948:PRO:HB2	1:A:1813:GLN:NE2	1.96	0.49
1:A:31:HIS:CE1	1:A:99:MET:HE3	2.47	0.49
3:C:93:TYR:CE1	3:C:98:GLU:OE2	2.66	0.49
6:F:87:GLU:HA	6:F:90:GLN:CG	2.43	0.49
6:H:726:LEU:HD21	6:H:742:LEU:HD22	1.94	0.49
8:I:253:ARG:CG	8:I:253:ARG:HH11	2.26	0.49
8:I:369:MET:HB3	8:I:376:TYR:CZ	2.47	0.49
9:K:378:TYR:CB	9:K:387:ALA:HB2	2.43	0.49
9:K:50:THR:HG22	9:K:50:THR:O	2.13	0.49
12:N:154:HIS:O	12:N:158:ARG:HB2	2.13	0.49
12:N:481:VAL:HG13	12:N:482:PRO:HD2	1.95	0.49
12:N:571:ASN:HA	12:N:574:ILE:HG22	1.95	0.49
12:N:595:ILE:HG13	12:N:626:TYR:HE1	1.75	0.49
13:O:114:ASP:CA	13:O:117:ASP:OD1	2.60	0.49
13:O:219:GLN:NE2	13:O:231:LEU:HD13	2.19	0.49
3:P:180:ARG:HG3	3:P:212:LEU:HD21	1.94	0.49
15:X:230:VAL:CB	15:Y:37:VAL:CG2	2.91	0.49
15:Y:417:TYR:HD2	15:Y:429:MET:CE	2.26	0.49
1:A:1018:ASP:O	1:A:1019:MET:HG2	2.13	0.48
1:A:15:ARG:HH12	1:A:611:GLU:HG2	1.78	0.48
1:A:159:ILE:CD1	1:A:173:LEU:HD21	2.43	0.48
1:A:478:ASP:CA	1:A:491:LEU:HD21	2.43	0.48
1:A:583:TYR:N	1:A:583:TYR:CD1	2.82	0.48
3:C:170:PHE:O	3:C:173:TYR:HB3	2.13	0.48
6:F:717:GLU:O	6:F:718:LYS:HD2	2.13	0.48
9:J:212:TYR:CD1	9:J:368:HIS:CE1	3.01	0.48
9:J:327:THR:O	9:J:331:LYS:N	2.46	0.48
9:K:495:PHE:CE1	9:K:525:MET:HG2	2.48	0.48
1:A:1031:ASP:OD2	12:N:482:PRO:HB2	2.12	0.48
13:O:64:LEU:HD12	13:O:65:LEU:N	2.28	0.48
3:P:116:PHE:HE1	3:P:174:LEU:HB2	1.78	0.48
15:X:93:TYR:CE1	15:X:148:MET:HG3	2.47	0.48
1:A:1529:GLY:O	1:A:1570:GLY:HA2	2.13	0.48

*Continued on next page...*



*Continued from previous page...*

Atom-1	Atom-2	Interatomic distance (Å)	Clash overlap (Å)
1:A:1573:SER:OG	1:A:1656:LEU:HD23	2.13	0.48
1:A:1672:ARG:HG3	1:A:1708:TYR:CE1	2.47	0.48
3:C:313:LYS:HG3	3:C:343:LEU:HD22	1.93	0.48
8:I:112:CYS:HB2	8:I:205:CYS:O	2.13	0.48
8:I:251:MET:SD	8:I:381:LEU:HD22	2.54	0.48
8:I:396:PHE:CD2	8:I:529:MET:SD	3.06	0.48
3:C:128:LYS:CG	11:M:10:ARG:HH22	2.22	0.48
12:N:333:TYR:OH	12:N:363:TYR:OH	2.23	0.48
12:N:378:LEU:HD21	12:N:382:LEU:HG	1.94	0.48
12:N:519:TYR:O	12:N:519:TYR:HD1	1.96	0.48
12:N:704:VAL:N	12:N:719:GLU:CD	2.66	0.48
13:O:657:ILE:HD12	13:O:657:ILE:O	2.13	0.48
13:O:708:GLU:O	13:O:711:ARG:HB3	2.13	0.48
15:X:423:ILE:HA	15:X:454:ASP:OD2	2.14	0.48
15:Y:414:ILE:HD11	15:Y:451:CYS:SG	2.53	0.48
15:Y:434:TYR:HA	15:Y:444:LEU:CD2	2.39	0.48
1:A:1523:LEU:O	1:A:1523:LEU:HD23	2.13	0.48
1:A:1869:HIS:CD2	1:A:1934:LEU:HD13	2.42	0.48
1:A:1895:PRO:CB	1:A:1900:LEU:HB3	2.43	0.48
1:A:628:ILE:HG21	1:A:765:VAL:CB	2.43	0.48
1:A:796:ASP:OD1	1:A:820:VAL:CG1	2.60	0.48
1:A:944:LEU:HD12	1:A:944:LEU:O	2.13	0.48
3:C:413:LYS:O	3:C:415:PRO:HD3	2.14	0.48
6:F:510:PHE:HD1	6:F:542:THR:HG1	1.51	0.48
6:H:696:ILE:CD1	6:H:706:LYS:HA	2.38	0.48
8:I:526:LYS:C	8:I:526:LYS:HD2	2.32	0.48
9:J:332:THR:CA	9:J:363:LEU:HD21	2.42	0.48
9:J:40:ILE:HG21	9:J:65:LEU:HD22	1.96	0.48
9:J:465:LEU:HG	9:J:488:ILE:HD11	1.94	0.48
9:K:153:TYR:CE2	9:K:169:LEU:CD2	2.71	0.48
9:K:19:TYR:CD2	9:K:49:LEU:HD13	2.49	0.48
9:K:203:PHE:HE1	9:K:218:THR:HB	1.78	0.48
10:L:16:LEU:O	10:L:19:THR:OG1	2.26	0.48
9:K:285:PHE:HZ	11:M:60:LEU:HA	1.78	0.48
12:N:374:LEU:C	12:N:374:LEU:HD23	2.34	0.48
12:N:556:PHE:CZ	12:N:599:GLU:C	2.82	0.48
12:N:612:PRO:HG3	12:N:665:VAL:HB	1.94	0.48
12:N:74:TRP:CZ2	12:N:78:VAL:HG21	2.48	0.48
13:O:44:MET:HE2	13:O:60:LEU:HD11	1.96	0.48
13:O:583:VAL:O	13:O:587:VAL:HG23	2.12	0.48
3:P:476:LEU:O	3:P:480:LEU:CD1	2.61	0.48

*Continued on next page...*

*Continued from previous page...*

Atom-1	Atom-2	Interatomic distance (Å)	Clash overlap (Å)
15:Y:158:ILE:O	15:Y:162:ILE:HG13	2.12	0.48
15:Y:373:VAL:HG11	15:Y:403:ALA:CB	2.34	0.48
1:A:1208:LEU:HD23	1:A:1212:VAL:CG2	2.40	0.48
1:A:1329:MET:CE	1:A:1371:LEU:HD12	2.44	0.48
1:A:1821:PHE:CZ	1:A:1840:MET:CB	2.95	0.48
1:A:804:ASP:N	1:A:804:ASP:OD1	2.46	0.48
4:D:18:PHE:CG	4:D:18:PHE:O	2.66	0.48
6:F:25:VAL:HG12	6:F:47:CYS:HB3	1.95	0.48
6:F:481:CYS:SG	6:F:482:LYS:N	2.85	0.48
8:I:117:GLU:OE1	8:I:172:ARG:HD3	2.13	0.48
6:H:128:THR:O	9:K:472:LEU:HD13	2.14	0.48
9:K:74:TYR:CE1	9:K:78:ARG:CD	2.97	0.48
9:K:93:LEU:HD23	9:K:136:ARG:HG3	1.95	0.48
10:L:3:THR:OG1	10:L:115:GLU:OE2	2.26	0.48
12:N:79:LEU:HD21	12:N:156:MET:HE2	1.95	0.48
13:O:98:LYS:HB2	13:O:162:PHE:HZ	1.77	0.48
15:X:395:HIS:HA	15:X:398:GLU:OE2	2.13	0.48
15:Y:446:LEU:HG	15:Y:481:LYS:HD2	1.95	0.48
1:A:1248:ASN:O	1:A:1251:VAL:HG22	2.13	0.48
1:A:1674:TRP:CH2	1:A:1782:GLU:CB	2.97	0.48
1:A:17:LEU:HD11	1:A:512:PRO:HD2	1.96	0.48
1:A:440:LYS:N	1:A:440:LYS:HE2	2.29	0.48
1:A:763:PHE:CD1	1:A:793:LEU:HD21	2.49	0.48
3:C:151:LEU:HB3	3:C:182:LEU:HD11	1.95	0.48
8:I:325:LEU:HD21	8:I:330:LEU:CB	2.43	0.48
9:J:337:TRP:HB3	9:J:360:ALA:HB2	1.95	0.48
9:K:227:LEU:O	9:K:230:ASN:N	2.46	0.48
9:K:230:ASN:O	9:K:233:VAL:HG22	2.14	0.48
12:N:148:GLY:CA	12:N:152:GLU:HG3	2.42	0.48
12:N:407:LEU:HB2	12:N:417:LEU:HD12	1.95	0.48
1:A:1031:ASP:CA	12:N:485:VAL:HG21	2.36	0.48
1:A:1097:THR:HG23	13:O:340:LEU:HB3	1.96	0.48
3:P:92:ALA:O	3:P:96:VAL:HG23	2.14	0.48
15:X:383:LEU:HD21	15:X:391:GLU:CB	2.39	0.48
15:Y:433:VAL:HG22	15:Y:437:LEU:HD13	1.94	0.48
1:A:1048:ARG:HA	1:A:1110:ARG:O	2.12	0.48
1:A:1926:ARG:HA	12:N:77:GLU:OE1	2.14	0.48
1:A:272:ARG:O	1:A:407:LEU:CB	2.62	0.48
6:F:604:TYR:CB	6:F:627:ALA:HB2	2.42	0.48
6:F:624:PHE:CD1	6:F:637:ALA:HA	2.49	0.48
9:K:479:ALA:HB1	9:K:509:ARG:HG2	1.95	0.48

*Continued on next page...*

*Continued from previous page...*

Atom-1	Atom-2	Interatomic distance (Å)	Clash overlap (Å)
10:L:113:LEU:HB3	10:L:116:PRO:HG3	1.95	0.48
10:L:25:ILE:HD11	10:L:160:THR:OG1	2.12	0.48
12:N:595:ILE:HD12	12:N:626:TYR:OH	2.12	0.48
13:O:552:GLN:HE22	13:O:589:GLU:HG2	1.78	0.48
13:O:644:LEU:HD21	13:O:667:VAL:HG22	1.96	0.48
15:X:383:LEU:HD11	15:X:388:ARG:CB	2.44	0.48
15:X:433:VAL:O	15:X:436:THR:HG22	2.14	0.48
15:X:485:LEU:O	15:X:489:GLU:HG2	2.13	0.48
15:X:63:MET:HE1	15:Y:235:TRP:HE1	1.76	0.48
15:Y:357:ARG:O	15:Y:361:LEU:HG	2.13	0.48
15:Y:437:LEU:HB2	15:Y:444:LEU:HD21	1.96	0.48
1:A:109:GLN:O	13:O:508:MET:SD	2.72	0.48
1:A:150:CYS:HB3	1:A:163:SER:CA	2.43	0.48
1:A:630:PRO:CD	1:A:633:ILE:HD11	2.23	0.48
1:A:677:TRP:CH2	1:A:788:GLU:HG2	2.49	0.48
1:A:899:ILE:HG22	1:A:900:THR:N	2.29	0.48
1:A:95:VAL:HG21	1:A:126:ALA:HB3	1.96	0.48
3:C:224:LEU:HB2	3:C:230:LYS:HE3	1.94	0.48
6:F:15:ALA:HB3	6:F:24:ALA:HB2	1.95	0.48
6:F:475:ALA:HB1	6:F:484:ALA:HB2	1.96	0.48
6:F:97:PHE:CG	6:F:98:ASN:N	2.82	0.48
8:I:301:GLN:OE1	8:I:456:PHE:C	2.51	0.48
8:I:309:LEU:CD2	13:O:61:ASN:OD1	2.61	0.48
8:I:536:CYS:O	8:I:539:LYS:HB3	2.13	0.48
8:I:673:LEU:HA	8:I:676:ASN:HB2	1.95	0.48
9:J:397:ILE:HG22	9:J:398:ALA:N	2.28	0.48
9:K:416:GLY:CA	9:K:418:TRP:CZ3	2.95	0.48
12:N:388:HIS:H	12:N:388:HIS:CD2	2.31	0.48
12:N:400:TYR:O	12:N:404:ILE:HG13	2.14	0.48
2:B:15:LEU:CD1	12:N:634:THR:O	2.61	0.48
13:O:214:PHE:CD1	13:O:215:PHE:N	2.82	0.48
13:O:621:SER:HB3	13:O:651:ILE:CD1	2.43	0.48
13:O:658:LEU:HD12	13:O:704:VAL:HG11	1.95	0.48
15:X:366:ILE:HD11	15:X:379:LYS:CD	2.44	0.48
1:A:1186:THR:HG21	1:A:1215:ALA:HB1	1.94	0.48
1:A:1220:MET:HG2	1:A:1261:TYR:HE1	1.79	0.48
1:A:1542:LEU:CD1	1:A:1558:HIS:CD2	2.96	0.48
1:A:1807:GLU:OE2	1:A:1809:SER:HB3	2.14	0.48
1:A:431:PHE:CE1	1:A:433:THR:HG23	2.49	0.48
3:C:395:ASN:HB3	3:C:398:ASP:HB2	1.96	0.48
3:C:409:TYR:CD1	3:C:414:MET:CE	2.96	0.48

*Continued on next page...*

*Continued from previous page...*

Atom-1	Atom-2	Interatomic distance (Å)	Clash overlap (Å)
3:C:97:LYS:HG2	3:C:97:LYS:O	2.14	0.48
7:G:23:ARG:HD3	7:G:24:LYS:CG	2.44	0.48
6:H:735:LYS:O	6:H:766:LEU:HD13	2.14	0.48
8:I:164:ILE:N	8:I:164:ILE:CD1	2.76	0.48
9:J:327:THR:O	9:J:331:LYS:HA	2.14	0.48
9:J:18:GLN:OE1	9:K:131:SER:HB3	2.13	0.48
12:N:156:MET:O	12:N:160:VAL:HG23	2.13	0.48
12:N:378:LEU:O	12:N:378:LEU:HD22	2.14	0.48
12:N:511:SER:N	12:N:514:LEU:HD11	2.28	0.48
12:N:512:LYS:O	12:N:516:ILE:N	2.38	0.48
12:N:650:LEU:HB2	12:N:717:GLU:OE2	2.14	0.48
13:O:147:SER:O	13:O:151:VAL:HG23	2.14	0.48
3:P:87:TYR:OH	3:P:113:LYS:NZ	2.41	0.48
15:X:350:PHE:CE1	15:X:378:LEU:CD1	2.96	0.48
15:X:37:VAL:HG11	15:X:60:LEU:HD21	1.94	0.48
15:Y:146:TYR:CE1	15:Y:154:ASP:OD2	2.67	0.48
1:A:1019:MET:HE2	1:A:1024:MET:SD	2.54	0.48
1:A:1572:TYR:CE1	1:A:1616:PRO:HB3	2.48	0.48
1:A:1620:VAL:O	1:A:1697:LEU:N	2.43	0.48
1:A:953:LEU:CD1	1:A:1817:VAL:HG13	2.44	0.48
1:A:1917:LYS:C	1:A:1920:GLN:CG	2.75	0.48
1:A:1921:LEU:HD12	1:A:1921:LEU:N	2.28	0.48
1:A:862:TYR:CG	1:A:896:LEU:HD22	2.49	0.48
3:C:39:ILE:HD12	3:C:201:LEU:HB2	1.96	0.48
3:C:93:TYR:CZ	3:C:101:ARG:NH2	2.81	0.48
6:F:150:SER:OG	6:F:151:PRO:HD3	2.13	0.48
6:H:103:HIS:HD2	6:H:140:LYS:HE3	1.76	0.48
8:I:164:ILE:O	8:I:168:LEU:HD12	2.13	0.48
8:I:27:VAL:O	8:I:35:ILE:HD12	2.14	0.48
8:I:36:ALA:HB2	8:I:80:LEU:HD21	1.95	0.48
8:I:70:CYS:C	8:I:71:LEU:HD12	2.33	0.48
9:J:217:GLU:OE1	9:J:218:THR:N	2.47	0.48
5:E:105:PHE:CD1	9:K:510:ARG:HD2	2.49	0.48
10:L:33:LEU:HD12	10:L:54:TRP:NE1	2.29	0.48
10:L:82:ASP:OD2	10:L:85:SER:CB	2.50	0.48
15:X:519:LEU:HD13	15:X:527:GLU:CB	2.43	0.48
15:Y:429:MET:HE2	15:Y:429:MET:HB2	1.64	0.48
15:Y:73:PRO:O	15:Y:106:GLN:OE1	2.32	0.48
1:A:1216:LYS:O	1:A:1219:THR:OG1	2.22	0.48
1:A:1313:LEU:H	1:A:1313:LEU:HD12	1.78	0.48
1:A:1306:CYS:HB2	1:A:1374:ILE:HG12	1.94	0.48

*Continued on next page...*

*Continued from previous page...*

Atom-1	Atom-2	Interatomic distance (Å)	Clash overlap (Å)
1:A:1754:PHE:N	1:A:1754:PHE:CD1	2.82	0.48
1:A:1821:PHE:O	1:A:1822:SER:CB	2.62	0.48
1:A:78:LYS:HZ3	1:A:591:VAL:CB	2.27	0.48
1:A:78:LYS:HZ2	1:A:592:HIS:HB3	1.77	0.48
1:A:669:GLY:H	1:A:755:LEU:HD12	1.79	0.48
1:A:84:GLY:O	1:A:87:VAL:CG2	2.62	0.48
1:A:881:ILE:C	1:A:882:LEU:HD12	2.34	0.48
3:C:224:LEU:HB2	3:C:230:LYS:CE	2.44	0.48
3:C:403:TYR:CG	3:C:435:MET:HE2	2.48	0.48
6:F:574:GLY:CA	6:F:590:PHE:HE1	2.25	0.48
6:H:146:PRO:HG3	6:H:167:THR:HA	1.96	0.48
8:I:246:PRO:HD2	8:I:247:GLU:OE1	2.13	0.48
8:I:255:PHE:CZ	8:I:381:LEU:CD1	2.97	0.48
9:J:185:LEU:HD12	9:J:209:LEU:HD21	1.96	0.48
9:J:206:GLU:CA	9:J:206:GLU:OE1	2.62	0.48
9:J:24:PHE:CD1	9:K:164:PHE:CD2	3.02	0.48
9:K:163:CYS:SG	9:K:163:CYS:O	2.72	0.48
9:K:302:TRP:HE3	9:K:322:TYR:HD2	1.61	0.48
12:N:283:ARG:NE	12:N:288:GLU:OE2	2.47	0.48
12:N:397:ILE:HD11	12:N:434:THR:HG23	1.96	0.48
12:N:669:TYR:CZ	12:N:684:ALA:CB	2.86	0.48
13:O:358:TYR:C	13:O:359:VAL:HG13	2.33	0.48
13:O:374:PRO:HB3	13:O:412:HIS:NE2	2.29	0.48
3:P:187:GLU:H	3:P:187:GLU:CD	2.16	0.48
15:X:491:LYS:HE3	15:X:494:ASP:HB3	1.96	0.48
15:Y:347:CYS:O	15:Y:351:TYR:HD1	1.97	0.48
1:A:1026:LEU:HD22	1:A:1629:PRO:HB2	1.95	0.47
1:A:78:LYS:HZ2	1:A:592:HIS:CB	2.16	0.47
1:A:843:SER:OG	1:A:846:GLN:HB2	2.14	0.47
6:F:646:TYR:CE1	6:F:651:PHE:CZ	3.02	0.47
6:F:639:TYR:CD1	6:F:672:LEU:CD2	2.97	0.47
6:H:599:ASN:O	6:H:630:VAL:HG11	2.14	0.47
9:K:334:GLY:C	9:K:364:MET:HE1	2.31	0.47
3:C:334:CYS:SG	11:M:19:TRP:CZ2	3.07	0.47
12:N:407:LEU:CG	12:N:417:LEU:HB2	2.43	0.47
12:N:662:VAL:O	12:N:665:VAL:HG12	2.14	0.47
13:O:490:LEU:HD13	13:O:511:ASP:HB3	1.96	0.47
15:X:76:LYS:HB2	15:X:106:GLN:NE2	2.29	0.47
15:X:173:MET:SD	15:Y:49:LEU:HB3	2.54	0.47
15:X:239:TRP:NE1	15:X:243:TYR:CE2	2.82	0.47
15:X:410:TYR:O	15:X:414:ILE:HG22	2.14	0.47

*Continued on next page...*

*Continued from previous page...*

Atom-1	Atom-2	Interatomic distance (Å)	Clash overlap (Å)
15:X:430:ALA:O	15:X:433:VAL:CG1	2.58	0.47
1:A:1093:HIS:ND1	1:A:1153:ILE:CD1	2.77	0.47
1:A:1192:ASN:O	1:A:1193:ILE:HB	2.14	0.47
1:A:1895:PRO:HB2	1:A:1900:LEU:HB2	1.96	0.47
1:A:252:ASP:CB	1:A:253:PRO:HD3	2.45	0.47
1:A:435:ASP:HA	1:A:501:THR:HG22	1.96	0.47
1:A:489:LEU:HD23	1:A:490:VAL:N	2.29	0.47
1:A:629:LEU:HB3	1:A:633:ILE:HB	1.96	0.47
6:F:151:PRO:HA	6:F:154:SER:OG	2.14	0.47
8:I:447:PHE:O	8:I:450:GLU:HB3	2.13	0.47
9:J:357:TYR:CE2	9:J:377:GLU:OE2	2.64	0.47
10:L:105:LEU:CD1	10:L:138:GLN:OE1	2.61	0.47
11:M:2:ASP:CG	3:P:173:TYR:CE2	2.88	0.47
12:N:407:LEU:CB	12:N:417:LEU:HD12	2.43	0.47
12:N:509:TYR:O	12:N:514:LEU:HD13	2.14	0.47
12:N:602:PRO:N	12:N:603:PRO:HD2	2.28	0.47
12:N:612:PRO:CB	12:N:668:LEU:HD12	2.44	0.47
12:N:663:GLN:CD	12:N:698:VAL:CG1	2.82	0.47
12:N:95:ILE:HG21	12:N:169:PHE:CD1	2.49	0.47
13:O:348:TYR:O	13:O:351:GLY:O	2.32	0.47
13:O:46:ARG:HG2	13:O:46:ARG:HH11	1.79	0.47
13:O:516:PHE:HB2	13:O:535:ILE:HD11	1.95	0.47
15:X:349:SER:CB	15:X:358:ALA:HB2	2.44	0.47
15:X:446:LEU:HG	15:X:481:LYS:HD2	1.94	0.47
15:Y:410:TYR:O	15:Y:414:ILE:HG22	2.15	0.47
1:A:1631:TYR:HB2	1:A:1708:TYR:HB2	1.96	0.47
1:A:1744:ASP:O	1:A:1748:LEU:HB2	2.13	0.47
1:A:1796:ALA:HA	1:A:1810:GLU:OE1	2.15	0.47
1:A:1866:MET:O	1:A:1870:ALA:N	2.42	0.47
1:A:413:TRP:CG	1:A:414:THR:N	2.82	0.47
1:A:762:ILE:O	1:A:765:VAL:HG12	2.14	0.47
1:A:925:SER:O	1:A:926:LEU:HB3	2.14	0.47
2:B:83:LYS:O	2:B:84:GLU:HB2	2.14	0.47
6:F:624:PHE:CB	6:F:641:LEU:HD21	2.44	0.47
7:G:12:LYS:O	7:G:16:ILE:CD1	2.62	0.47
8:I:101:LEU:CD1	8:I:167:LEU:CD2	2.90	0.47
8:I:208:LEU:HD23	8:I:208:LEU:HA	1.40	0.47
8:I:44:VAL:C	8:I:45:LEU:HD12	2.35	0.47
9:J:403:PHE:CE1	9:J:444:TRP:HZ2	2.33	0.47
12:N:181:LEU:HD22	12:N:181:LEU:O	2.13	0.47
12:N:363:TYR:C	12:N:363:TYR:CD1	2.87	0.47

*Continued on next page...*



*Continued from previous page...*

Atom-1	Atom-2	Interatomic distance (Å)	Clash overlap (Å)
12:N:681:LEU:CG	12:N:713:PHE:CD2	2.92	0.47
3:P:172:LEU:HB3	3:P:195:ALA:HB2	1.96	0.47
15:X:404:PRO:O	15:X:405:CYS:CB	2.62	0.47
15:Y:57:SER:HB2	15:Y:83:HIS:HB2	1.96	0.47
1:A:1102:ILE:HG12	1:A:1171:GLU:OE1	2.15	0.47
1:A:1079:ALA:HB1	1:A:1556:LEU:CA	2.45	0.47
1:A:809:ASP:C	1:A:810:TYR:CD1	2.80	0.47
3:C:361:ASN:HD22	3:C:364:TYR:CA	2.28	0.47
5:E:75:GLN:NE2	5:E:78:ARG:NH1	2.63	0.47
6:F:621:LEU:HG	6:F:625:ARG:HH21	1.79	0.47
6:H:32:TYR:OH	6:H:64:HIS:CD2	2.68	0.47
8:I:397:ILE:HG22	13:O:444:MET:HE1	1.95	0.47
8:I:534:ASP:HA	8:I:537:LEU:HD13	1.96	0.47
9:J:230:ASN:OD1	9:J:231:LEU:N	2.46	0.47
9:J:478:ASN:OD1	9:J:479:ALA:N	2.47	0.47
1:A:1351:GLN:HG2	10:L:36:CYS:HB2	1.96	0.47
12:N:341:ILE:HG12	12:N:374:LEU:CD1	2.41	0.47
8:I:34:LEU:HD13	12:N:389:PRO:O	2.15	0.47
12:N:433:ASP:O	12:N:434:THR:HB	2.14	0.47
1:A:1031:ASP:OD2	12:N:482:PRO:CG	2.62	0.47
12:N:442:LEU:CD1	12:N:548:ARG:NE	2.61	0.47
12:N:527:LEU:HD12	12:N:601:TRP:CH2	2.49	0.47
12:N:703:GLY:O	12:N:719:GLU:HG2	2.14	0.47
12:N:716:ILE:O	12:N:719:GLU:HG3	2.14	0.47
4:D:30:LEU:HD13	13:O:138:HIS:HD2	1.80	0.47
13:O:462:ASN:O	13:O:463:THR:CB	2.61	0.47
15:X:437:LEU:HD22	15:X:444:LEU:HD21	1.95	0.47
15:X:475:TYR:O	15:X:479:VAL:HG23	2.14	0.47
1:A:1721:GLN:CB	1:A:1724:ALA:HB3	2.44	0.47
1:A:250:ASN:CG	1:A:432:ILE:CD1	2.83	0.47
1:A:630:PRO:C	1:A:633:ILE:HD12	2.20	0.47
6:F:155:LEU:HB3	6:F:160:GLU:O	2.14	0.47
6:F:494:HIS:CD2	6:F:495:HIS:HD2	2.32	0.47
8:I:220:VAL:HG13	8:I:232:SER:O	2.14	0.47
8:I:433:VAL:CA	8:I:436:GLU:N	2.78	0.47
8:I:193:PHE:HE2	8:I:537:LEU:HB3	1.80	0.47
9:J:445:GLU:N	9:J:446:PRO:HD2	2.30	0.47
9:K:19:TYR:CZ	9:K:49:LEU:HD13	2.49	0.47
9:K:190:LEU:HD21	9:K:201:LEU:HD13	1.96	0.47
9:K:181:GLU:HG2	9:K:209:LEU:HD11	1.91	0.47
9:K:310:LEU:HD11	9:K:342:HIS:HB2	1.95	0.47

*Continued on next page...*



*Continued from previous page...*

Atom-1	Atom-2	Interatomic distance (Å)	Clash overlap (Å)
10:L:111:LEU:HD11	10:L:122:VAL:HG22	1.96	0.47
12:N:387:LEU:HA	12:N:427:TYR:CD2	2.48	0.47
12:N:560:MET:CG	12:N:600:PHE:O	2.63	0.47
12:N:667:LEU:HD12	12:N:699:TRP:CZ3	2.50	0.47
12:N:703:GLY:N	12:N:704:VAL:HB	2.30	0.47
13:O:219:GLN:HE22	13:O:231:LEU:CD1	2.18	0.47
13:O:431:LEU:HD12	13:O:431:LEU:O	2.14	0.47
13:O:448:MET:O	13:O:460:GLN:OE1	2.33	0.47
15:X:210:LEU:CB	15:X:247:HIS:HD2	2.28	0.47
15:X:294:PHE:CZ	15:X:308:MET:SD	3.06	0.47
15:X:371:ASN:HD22	15:X:372:SER:H	1.62	0.47
15:Y:417:TYR:HD2	15:Y:429:MET:HE3	1.78	0.47
1:A:1033:ARG:O	1:A:1037:VAL:HG23	2.15	0.47
1:A:1433:ILE:HD13	1:A:1433:ILE:H	1.79	0.47
3:C:144:GLY:O	3:C:145:GLN:CB	2.63	0.47
6:F:489:SER:HA	6:F:496:TYR:CE1	2.50	0.47
6:H:709:ARG:HD3	6:H:725:GLU:OE2	2.14	0.47
8:I:192:MET:HB2	8:I:256:THR:HG23	1.94	0.47
8:I:321:LEU:CD2	8:I:425:MET:CE	2.87	0.47
9:J:206:GLU:HA	9:J:209:LEU:HG	1.95	0.47
9:J:9:ARG:NH1	9:K:162:TYR:CG	2.82	0.47
12:N:272:ARG:HD3	12:N:292:TRP:CE2	2.50	0.47
12:N:660:THR:HG22	12:N:662:VAL:CG2	2.41	0.47
13:O:115:LEU:HG	13:O:140:ILE:HD11	1.97	0.47
13:O:520:MET:HE3	13:O:525:TYR:CE1	2.49	0.47
3:P:48:LEU:HD23	3:P:48:LEU:N	2.30	0.47
15:X:50:HIS:HA	15:X:53:VAL:HG22	1.96	0.47
15:Y:281:TYR:CE2	15:Y:289:ASN:CB	2.97	0.47
15:Y:417:TYR:CE2	15:Y:429:MET:HE1	2.49	0.47
15:Y:50:HIS:HA	15:Y:53:VAL:HG22	1.97	0.47
1:A:1923:MET:HG3	1:A:1924:PRO:HD2	1.96	0.47
1:A:31:HIS:HB2	1:A:99:MET:HE1	1.96	0.47
1:A:866:ILE:HD12	1:A:866:ILE:C	2.35	0.47
3:C:201:LEU:HD22	3:C:228:TRP:HZ2	1.78	0.47
6:H:161:LYS:HB3	6:H:474:LEU:CD1	2.45	0.47
6:H:168:PHE:HA	6:H:463:MET:HG2	1.97	0.47
6:H:481:CYS:O	6:H:485:ILE:HG12	2.14	0.47
6:H:515:TYR:CE2	6:H:545:HIS:CG	3.03	0.47
8:I:124:VAL:HG13	13:O:646:MET:HE3	1.97	0.47
9:J:287:LEU:HD22	9:J:291:LEU:HG	1.96	0.47
9:K:30:ALA:O	9:K:34:ARG:N	2.48	0.47

*Continued on next page...*

*Continued from previous page...*

Atom-1	Atom-2	Interatomic distance (Å)	Clash overlap (Å)
11:M:22:ASP:OD1	11:M:23:LYS:N	2.48	0.47
12:N:702:GLN:OE1	12:N:728:VAL:CG1	2.59	0.47
13:O:148:PHE:CD2	3:P:337:ILE:HD13	2.50	0.47
3:P:158:LEU:HD11	3:P:174:LEU:CD1	2.45	0.47
3:P:201:LEU:CD2	3:P:228:TRP:CZ2	2.97	0.47
15:X:203:LEU:HD22	15:Y:55:LEU:HD21	1.97	0.47
15:X:281:TYR:CE2	15:X:289:ASN:HB3	2.49	0.47
15:X:282:PHE:CD1	15:X:314:LEU:HD21	2.50	0.47
15:Y:515:LEU:HD23	15:Y:519:LEU:HG	1.96	0.47
15:Y:532:TYR:CD2	15:Y:548:GLY:HA3	2.49	0.47
1:A:1114:ARG:HD2	1:A:1114:ARG:H	1.77	0.47
1:A:1160:TYR:CE2	1:A:1191:LEU:CB	2.68	0.47
1:A:1375:TYR:CE1	1:A:1383:ILE:CD1	2.97	0.47
1:A:1078:MET:HB2	1:A:1552:TYR:CE1	2.49	0.47
3:C:306:LEU:HD12	3:C:307:LEU:N	2.30	0.47
6:F:618:ASP:HB3	6:F:621:LEU:HD22	1.96	0.47
6:H:30:ARG:HH11	6:H:30:ARG:CA	2.26	0.47
6:H:656:MET:O	6:H:660:LYS:HG3	2.14	0.47
6:H:667:GLN:NE2	6:H:667:GLN:O	2.47	0.47
8:I:282:GLN:CG	8:I:333:LEU:HD12	2.45	0.47
8:I:283:MET:SD	8:I:455:HIS:CD2	3.08	0.47
9:J:258:MET:CE	9:J:271:HIS:CD2	2.98	0.47
9:J:258:MET:HE2	9:J:271:HIS:CD2	2.49	0.47
9:J:2:ASN:N	9:K:196:GLU:OE2	2.46	0.47
9:J:514:PHE:CD1	9:J:514:PHE:O	2.68	0.47
9:J:67:LYS:NZ	9:J:95:MET:O	2.33	0.47
9:K:323:LEU:CD1	9:K:340:TYR:CA	2.92	0.47
12:N:80:GLN:CD	12:N:156:MET:SD	2.92	0.47
12:N:705:LEU:CG	12:N:714:SER:O	2.62	0.47
12:N:660:THR:N	12:N:729:LEU:HD12	2.29	0.47
13:O:361:LEU:HB3	13:O:384:LEU:HD13	1.96	0.47
13:O:408:LEU:O	13:O:412:HIS:ND1	2.42	0.47
13:O:43:GLU:OE1	13:O:46:ARG:NH2	2.44	0.47
8:I:514:PHE:H	13:O:443:GLN:HE21	1.63	0.47
13:O:450:SER:OG	13:O:461:ASN:OD1	2.31	0.47
15:Y:304:LEU:O	15:Y:308:MET:HG2	2.14	0.47
15:Y:407:LEU:HD21	15:Y:437:LEU:HD21	1.94	0.47
15:Y:449:THR:HG21	15:Y:465:LEU:N	2.30	0.47
1:A:1018:ASP:C	1:A:1019:MET:HG2	2.35	0.47
1:A:1706:LEU:HD13	1:A:1710:GLU:OE1	2.15	0.47
1:A:1895:PRO:CB	1:A:1921:LEU:HD23	2.44	0.47

*Continued on next page...*

*Continued from previous page...*

Atom-1	Atom-2	Interatomic distance (Å)	Clash overlap (Å)
1:A:1925:VAL:HG11	12:N:70:VAL:CG1	2.45	0.47
1:A:226:LYS:HG2	1:A:235:ARG:C	2.33	0.47
1:A:665:MET:O	1:A:670:TYR:N	2.47	0.47
1:A:844:ILE:O	1:A:848:VAL:HG23	2.15	0.47
1:A:969:ASP:HB2	1:A:1686:HIS:CD2	2.49	0.47
3:C:241:LEU:HB2	3:C:243:LEU:HG	1.96	0.47
3:C:307:LEU:CD2	3:C:316:LEU:HD13	2.45	0.47
3:C:494:ILE:HG21	3:C:513:PHE:CZ	2.49	0.47
6:F:168:PHE:HA	6:F:463:MET:HE1	1.97	0.47
6:F:487:ILE:HG13	6:F:488:LEU:HD23	1.97	0.47
8:I:244:PHE:N	8:I:244:PHE:CD1	2.82	0.47
8:I:279:ILE:HD12	8:I:340:SER:CB	2.40	0.47
8:I:417:PHE:CD2	8:I:451:PHE:CD2	3.02	0.47
9:J:45:GLN:O	9:J:49:LEU:HG	2.14	0.47
12:N:112:LEU:CD2	12:N:242:GLN:HG2	2.43	0.47
12:N:363:TYR:CD2	12:N:367:ARG:NH2	2.82	0.47
12:N:669:TYR:CE1	12:N:684:ALA:CB	2.98	0.47
13:O:112:PHE:CE2	13:O:143:TYR:CD2	3.02	0.47
13:O:513:LYS:HE3	13:O:542:GLU:CD	2.34	0.47
1:A:89:TYR:HB3	13:O:536:THR:HG23	1.96	0.47
3:P:254:LEU:O	3:P:257:VAL:HG12	2.15	0.47
3:P:407:GLN:CA	3:P:422:TYR:OH	2.61	0.47
15:X:282:PHE:HE1	15:X:313:TYR:HD2	1.62	0.47
15:X:294:PHE:CE1	15:X:311:TYR:CG	3.02	0.47
15:X:334:ILE:HG13	15:X:335:SER:N	2.30	0.47
15:X:350:PHE:CE1	15:X:378:LEU:HD13	2.45	0.47
15:X:60:LEU:HB3	15:X:79:LEU:HD11	1.95	0.47
1:A:12:ILE:HD11	1:A:506:VAL:CG1	2.45	0.47
1:A:766:LEU:HB3	1:A:790:LEU:HD21	1.97	0.47
1:A:852:LEU:C	1:A:852:LEU:HD12	2.35	0.47
6:F:471:LYS:C	6:F:487:ILE:CD1	2.78	0.47
6:F:86:ALA:O	6:F:90:GLN:CG	2.57	0.47
6:H:467:ARG:HB2	6:H:467:ARG:HH11	1.79	0.47
8:I:215:LYS:HD3	8:I:606:ASP:CB	2.45	0.47
8:I:520:LYS:HB3	8:I:524:PHE:CD2	2.50	0.47
9:J:230:ASN:HB2	9:K:31:SER:OG	2.14	0.47
9:K:395:LEU:HD23	9:K:404:VAL:HG11	1.97	0.47
12:N:509:TYR:CB	12:N:514:LEU:HD12	2.45	0.47
12:N:535:PRO:O	12:N:539:ILE:HG12	2.15	0.47
13:O:101:ALA:HB3	13:O:162:PHE:CD2	2.49	0.47
13:O:116:SER:C	13:O:117:ASP:CA	2.77	0.47

*Continued on next page...*

*Continued from previous page...*

Atom-1	Atom-2	Interatomic distance (Å)	Clash overlap (Å)
8:I:306:HIS:CD2	13:O:57:ARG:NH2	2.83	0.47
3:P:170:PHE:O	3:P:173:TYR:HB3	2.15	0.47
15:X:376:LEU:HD21	15:X:395:HIS:O	2.14	0.47
15:X:63:MET:SD	15:Y:235:TRP:NE1	2.86	0.47
15:Y:94:ARG:NH2	15:Y:149:LEU:HD13	2.29	0.47
1:A:1534:LYS:HE3	1:A:1534:LYS:HA	1.97	0.47
1:A:88:ASP:O	1:A:594:ARG:NH2	2.48	0.47
3:C:180:ARG:HG3	3:C:212:LEU:HD21	1.96	0.47
6:F:539:TYR:CE1	6:F:543:LEU:CD2	2.98	0.47
6:F:62:LYS:HZ3	6:F:87:GLU:CD	2.18	0.47
6:H:692:LEU:HD11	6:H:708:HIS:HB3	1.97	0.47
8:I:410:SER:CB	8:I:475:VAL:HG21	2.45	0.47
9:J:263:PHE:CD1	9:J:291:LEU:CD2	2.98	0.47
9:J:355:ALA:O	9:J:359:THR:HG23	2.14	0.47
9:K:456:ARG:CD	9:K:488:ILE:HD13	2.45	0.47
12:N:59:VAL:CB	12:N:135:TRP:HZ2	2.26	0.47
12:N:520:ARG:CB	12:N:557:CYS:SG	3.03	0.47
12:N:589:PHE:CE1	12:N:614:ASP:O	2.68	0.47
12:N:630:LYS:HB2	12:N:633:ARG:HH11	1.79	0.47
3:P:48:LEU:HD21	3:P:116:PHE:HE2	1.75	0.47
15:Y:452:LEU:O	15:Y:452:LEU:HG	2.15	0.47
1:A:1232:ILE:HG12	1:A:1235:LEU:HB2	1.93	0.46
1:A:1333:HIS:HD2	1:A:1357:THR:CB	2.27	0.46
1:A:1375:TYR:HB3	1:A:1378:THR:CG2	2.45	0.46
1:A:1690:ILE:O	1:A:1695:GLY:HA2	2.16	0.46
1:A:1770:LEU:HA	1:A:1773:SER:OG	2.15	0.46
1:A:482:VAL:HG13	1:A:487:THR:O	2.10	0.46
1:A:758:HIS:CB	1:A:832:HIS:N	2.78	0.46
3:C:210:CYS:HA	3:C:237:ILE:CD1	2.45	0.46
6:H:163:ASP:N	6:H:163:ASP:OD1	2.46	0.46
8:I:168:LEU:HD23	8:I:256:THR:HG22	1.97	0.46
8:I:95:VAL:HG12	12:N:389:PRO:HG2	1.96	0.46
9:J:192:LYS:HA	9:J:198:GLN:OE1	2.14	0.46
9:K:256:VAL:O	9:K:259:GLU:HG2	2.15	0.46
10:L:113:LEU:HD13	10:L:120:ILE:CD1	2.45	0.46
10:L:87:GLU:O	10:L:89:TYR:CD1	2.67	0.46
12:N:273:MET:HE3	12:N:335:ILE:CG2	2.42	0.46
12:N:435:VAL:HA	12:N:438:ILE:HG13	1.97	0.46
12:N:631:ALA:O	12:N:633:ARG:N	2.48	0.46
13:O:351:GLY:O	13:O:352:GLN:HG2	2.15	0.46
13:O:467:ALA:CB	13:O:506:LEU:HD11	2.45	0.46

*Continued on next page...*

*Continued from previous page...*

Atom-1	Atom-2	Interatomic distance (Å)	Clash overlap (Å)
13:O:592:TRP:CH2	13:O:630:ALA:HA	2.50	0.46
3:P:316:LEU:CD1	3:P:340:TYR:HB2	2.44	0.46
3:P:89:LEU:HD22	3:P:89:LEU:C	2.36	0.46
3:P:96:VAL:N	3:P:97:LYS:HA	2.30	0.46
15:X:239:TRP:HZ2	15:X:243:TYR:CE2	2.24	0.46
15:Y:437:LEU:HD22	15:Y:444:LEU:HD21	1.97	0.46
1:A:1053:GLN:OE1	1:A:1053:GLN:N	2.49	0.46
1:A:1437:ASN:N	1:A:1437:ASN:OD1	2.48	0.46
1:A:1455:GLU:HG3	1:A:1455:GLU:O	2.16	0.46
4:D:13:THR:HG22	13:O:255:TYR:HE2	1.79	0.46
6:F:537:GLU:CG	6:F:600:TYR:OH	2.62	0.46
6:F:96:VAL:CB	6:F:97:PHE:CB	2.92	0.46
6:F:26:PHE:CD1	6:H:149:TRP:CD1	3.04	0.46
8:I:250:ARG:NH2	13:O:646:MET:HE3	2.29	0.46
8:I:320:LEU:HD23	8:I:320:LEU:C	2.35	0.46
9:J:212:TYR:HB3	9:J:243:TYR:CG	2.50	0.46
9:J:214:LYS:HB2	9:J:400:GLU:O	2.15	0.46
11:M:37:PRO:CA	11:M:48:GLU:O	2.62	0.46
12:N:138:LEU:HD22	12:N:138:LEU:N	2.30	0.46
12:N:276:ARG:CB	12:N:285:PHE:CE2	2.98	0.46
12:N:363:TYR:CZ	12:N:367:ARG:NE	2.80	0.46
12:N:511:SER:N	12:N:514:LEU:CD1	2.78	0.46
13:O:467:ALA:HB1	13:O:506:LEU:CD1	2.45	0.46
3:P:123:TYR:CE1	3:P:127:GLU:OE2	2.68	0.46
3:C:238:TYR:HD1	3:C:243:LEU:HD12	1.81	0.46
7:G:23:ARG:HH11	7:G:24:LYS:HD2	1.80	0.46
6:H:128:THR:O	6:H:129:ASP:CB	2.64	0.46
6:H:672:LEU:HB3	6:H:695:ALA:HB2	1.98	0.46
8:I:310:TRP:CD1	8:I:310:TRP:N	2.83	0.46
8:I:28:TRP:CD1	8:I:723:ALA:HB1	2.50	0.46
9:J:219:VAL:HG23	9:J:237:LEU:CD1	2.36	0.46
9:J:24:PHE:O	9:J:28:LYS:HG2	2.14	0.46
9:J:48:TYR:CD1	9:J:48:TYR:C	2.88	0.46
9:K:316:ASN:OD1	9:K:346:VAL:CG1	2.63	0.46
10:L:83:TYR:CD2	10:L:115:GLU:CB	2.98	0.46
12:N:97:GLN:O	12:N:100:ASN:CB	2.63	0.46
12:N:163:PHE:CG	12:N:255:ARG:NH2	2.83	0.46
12:N:387:LEU:HD13	12:N:427:TYR:CG	2.48	0.46
12:N:523:LEU:HD21	12:N:538:GLU:HG2	1.96	0.46
12:N:574:ILE:HG13	12:N:625:LYS:HZ3	1.79	0.46
12:N:567:SER:HB2	12:N:594:VAL:O	2.15	0.46

*Continued on next page...*

*Continued from previous page...*

Atom-1	Atom-2	Interatomic distance (Å)	Clash overlap (Å)
13:O:46:ARG:HB3	13:O:49:GLU:CB	2.46	0.46
7:W:16:ILE:O	7:W:19:PHE:CB	2.61	0.46
15:X:245:PHE:HD1	15:X:254:ALA:N	2.14	0.46
15:X:281:TYR:CZ	15:X:293:LYS:NZ	2.76	0.46
15:X:413:LEU:HD23	15:X:429:MET:HG3	1.96	0.46
15:X:452:LEU:HG	15:X:452:LEU:O	2.15	0.46
15:X:465:LEU:HD21	15:X:481:LYS:C	2.36	0.46
1:A:160:ASN:N	1:A:160:ASN:HD22	2.14	0.46
1:A:1835:LYS:CB	1:A:1838:LEU:CG	2.81	0.46
1:A:1859:TRP:CZ2	1:A:1884:MET:HB3	2.50	0.46
1:A:459:GLU:HB3	1:A:465:GLN:O	2.15	0.46
1:A:773:LEU:HD22	1:A:779:MET:HG3	1.96	0.46
6:F:135:SER:HB3	6:F:158:ILE:HD12	1.98	0.46
6:H:154:SER:C	6:H:158:ILE:CD1	2.72	0.46
8:I:208:LEU:CG	8:I:219:VAL:CG1	2.82	0.46
8:I:247:GLU:HG2	8:I:375:LYS:HE3	1.96	0.46
8:I:255:PHE:CZ	8:I:381:LEU:HD11	2.51	0.46
8:I:192:MET:CE	8:I:260:ALA:HB2	2.46	0.46
8:I:276:TRP:CG	8:I:479:LEU:HD12	2.50	0.46
12:N:534:SER:N	12:N:535:PRO:HD2	2.30	0.46
3:P:93:TYR:CZ	3:P:101:ARG:NH1	2.84	0.46
15:X:76:LYS:HB3	15:X:106:GLN:HE22	1.80	0.46
15:X:189:VAL:HG23	15:X:212:LEU:HD13	1.96	0.46
1:A:1173:ALA:HB1	1:A:1203:MET:O	2.14	0.46
1:A:119:VAL:CG2	1:A:123:VAL:CG2	2.91	0.46
1:A:1469:CYS:HB2	1:A:1488:LEU:CD2	2.45	0.46
1:A:254:SER:O	1:A:255:ILE:HG13	2.15	0.46
1:A:413:TRP:CD2	1:A:414:THR:N	2.84	0.46
2:B:23:CYS:HA	2:B:30:PHE:CZ	2.51	0.46
6:F:165:ASP:HA	6:F:467:ARG:CG	2.44	0.46
6:F:617:LEU:CD2	6:F:619:LYS:HB2	2.45	0.46
9:J:332:THR:HA	9:J:363:LEU:HD11	1.98	0.46
9:K:445:GLU:N	9:K:446:PRO:HD2	2.31	0.46
10:L:89:TYR:CD2	10:L:152:HIS:CE1	3.04	0.46
12:N:184:TYR:OH	12:N:302:LYS:HG3	2.15	0.46
12:N:592:TYR:C	12:N:622:TYR:CE2	2.89	0.46
12:N:596:LEU:HD13	12:N:601:TRP:CD2	2.51	0.46
13:O:98:LYS:CA	13:O:162:PHE:CZ	2.96	0.46
13:O:374:PRO:CB	13:O:412:HIS:CD2	2.98	0.46
13:O:414:LEU:HD12	13:O:417:LEU:HB2	1.97	0.46
13:O:475:GLU:O	13:O:479:GLU:HG3	2.14	0.46

*Continued on next page...*



*Continued from previous page...*

Atom-1	Atom-2	Interatomic distance (Å)	Clash overlap (Å)
13:O:624:VAL:CG1	13:O:647:ALA:HB2	2.46	0.46
13:O:653:ALA:HB3	13:O:654:ASP:OD1	2.16	0.46
3:P:233:PHE:CE1	3:P:237:ILE:CD1	2.84	0.46
15:Y:475:TYR:O	15:Y:479:VAL:HG23	2.14	0.46
1:A:482:VAL:HG21	1:A:609:ILE:CD1	2.46	0.46
6:F:639:TYR:CG	6:F:672:LEU:HD22	2.51	0.46
9:J:227:LEU:HD12	9:J:228:GLN:HG2	1.98	0.46
9:J:417:GLU:HB2	9:J:420:THR:OG1	2.16	0.46
9:J:456:ARG:HG2	9:J:488:ILE:HG22	1.98	0.46
9:K:386:LEU:HD12	9:K:386:LEU:H	1.81	0.46
11:M:13:ASP:OD2	3:P:329:TYR:HE1	1.98	0.46
12:N:121:ARG:HB3	12:N:122:LEU:HD12	1.88	0.46
12:N:595:ILE:CG1	12:N:626:TYR:CE1	2.99	0.46
12:N:648:VAL:CG1	12:N:650:LEU:HG	2.46	0.46
12:N:92:TRP:CE3	12:N:95:ILE:CD1	2.99	0.46
1:A:15:ARG:HD2	13:O:526:HIS:CD2	2.51	0.46
1:A:709:TYR:OH	13:O:741:HIS:HD2	1.98	0.46
3:P:358:LEU:HD11	3:P:368:TRP:CZ2	2.49	0.46
15:X:346:GLY:HA3	15:X:378:LEU:CD2	2.46	0.46
15:Y:506:GLN:HG3	15:Y:508:ASP:OD1	2.16	0.46
1:A:1480:GLU:CB	1:A:1527:MET:HE1	2.44	0.46
1:A:1673:TYR:HD1	1:A:1701:LEU:HA	1.80	0.46
1:A:1815:LYS:NZ	1:A:1893:SER:HB3	2.31	0.46
1:A:1812:TRP:HE3	1:A:1816:LEU:CD1	2.29	0.46
1:A:797:LEU:HB3	1:A:799:LEU:CD1	2.46	0.46
1:A:825:PRO:HD2	1:A:826:GLY:N	2.31	0.46
3:C:479:GLN:HE22	3:C:480:LEU:CD1	2.24	0.46
5:E:73:ASP:O	5:E:76:VAL:HG23	2.15	0.46
6:F:519:GLU:OE2	6:F:548:LYS:NZ	2.49	0.46
6:H:515:TYR:HE2	6:H:545:HIS:CG	2.34	0.46
8:I:403:LEU:HG	8:I:407:ILE:CD1	2.44	0.46
9:J:217:GLU:CG	9:J:240:ARG:HD3	2.38	0.46
9:J:247:PHE:HB3	9:J:278:LEU:HD21	1.98	0.46
9:J:294:LEU:HD13	9:K:54:HIS:CE1	2.50	0.46
9:J:50:THR:O	9:J:50:THR:HG22	2.16	0.46
9:K:276:VAL:HG22	9:K:311:MET:CE	2.45	0.46
9:K:460:LYS:CD	9:K:463:GLU:OE1	2.63	0.46
9:J:309:TYR:OH	11:M:29:VAL:N	2.48	0.46
12:N:345:PHE:HE2	12:N:349:ARG:NH1	2.13	0.46
13:O:401:ALA:N	13:O:405:SER:HB3	2.31	0.46
13:O:479:GLU:HB3	13:O:656:ALA:HA	1.97	0.46

*Continued on next page...*



*Continued from previous page...*

Atom-1	Atom-2	Interatomic distance (Å)	Clash overlap (Å)
3:P:274:HIS:O	3:P:276:ILE:O	2.33	0.46
15:Y:209:LEU:HD23	15:Y:212:LEU:HD12	1.98	0.46
15:Y:354:ARG:HD2	15:Y:357:ARG:CZ	2.43	0.46
15:Y:366:ILE:HG13	15:Y:379:LYS:HD3	1.98	0.46
15:X:201:LEU:HD12	15:Y:40:HIS:HB3	1.94	0.46
15:Y:495:GLY:HA3	15:Y:518:PHE:HE2	1.80	0.46
3:C:361:ASN:HB3	3:C:363:ARG:N	2.31	0.46
6:F:651:PHE:CE2	6:F:695:ALA:CA	2.99	0.46
6:H:155:LEU:HD12	6:H:160:GLU:CD	2.31	0.46
6:H:161:LYS:HB3	6:H:474:LEU:HD13	1.98	0.46
6:H:719:TYR:CE2	6:H:749:LYS:HB3	2.51	0.46
8:I:301:GLN:OE1	8:I:457:ASN:N	2.49	0.46
8:I:685:PHE:HA	8:I:701:PRO:HD3	1.98	0.46
9:K:157:LEU:HD21	9:K:167:PHE:HA	1.97	0.46
9:K:200:LEU:HD23	9:K:201:LEU:N	2.31	0.46
9:K:386:LEU:HD12	9:K:386:LEU:N	2.31	0.46
10:L:80:TYR:C	10:L:80:TYR:CD1	2.89	0.46
12:N:173:ILE:HG23	12:N:260:ALA:HB2	1.97	0.46
12:N:438:ILE:HG22	12:N:505:LEU:HD11	1.97	0.46
13:O:75:LEU:HD13	13:O:79:TYR:CD2	2.50	0.46
15:X:209:LEU:HD23	15:X:212:LEU:HD12	1.97	0.46
15:X:427:MET:SD	15:X:451:CYS:HB3	2.56	0.46
1:A:1078:MET:O	1:A:1081:PRO:HD2	2.16	0.46
1:A:1496:MET:HA	1:A:1499:LEU:HD12	1.96	0.46
3:C:459:ALA:O	3:C:462:VAL:HG12	2.16	0.46
3:C:493:TYR:OH	3:C:509:GLU:CG	2.64	0.46
6:H:26:PHE:O	6:H:30:ARG:HG2	2.16	0.46
6:H:672:LEU:CB	6:H:695:ALA:HB2	2.45	0.46
8:I:433:VAL:C	8:I:436:GLU:N	2.69	0.46
8:I:526:LYS:HD2	8:I:530:GLU:HG3	1.97	0.46
9:J:429:LEU:HD12	9:J:451:LEU:HD11	1.97	0.46
10:L:126:ASP:CG	10:L:132:THR:N	2.70	0.46
10:L:74:VAL:HG11	10:L:158:ILE:HD11	1.97	0.46
12:N:118:LEU:O	12:N:122:LEU:CG	2.64	0.46
12:N:163:PHE:CZ	12:N:255:ARG:HG2	2.51	0.46
12:N:705:LEU:CA	12:N:714:SER:O	2.63	0.46
13:O:215:PHE:CD1	13:O:215:PHE:C	2.89	0.46
13:O:344:LEU:HD21	13:O:359:VAL:HG21	1.97	0.46
13:O:399:MET:HB3	13:O:403:LYS:NZ	2.31	0.46
13:O:422:ILE:O	13:O:426:THR:HG22	2.16	0.46
13:O:490:LEU:HD11	13:O:511:ASP:CB	2.46	0.46

*Continued on next page...*

*Continued from previous page...*

Atom-1	Atom-2	Interatomic distance (Å)	Clash overlap (Å)
13:O:681:PRO:O	13:O:682:LYS:HD2	2.16	0.46
13:O:80:LYS:O	13:O:83:GLU:N	2.48	0.46
3:P:242:GLN:NE2	3:P:428:LEU:O	2.49	0.46
3:P:441:GLU:CG	3:P:472:LYS:HZ1	2.29	0.46
15:X:99:LYS:HD3	15:X:102:MET:CE	2.46	0.46
15:X:203:LEU:HA	15:X:206:ILE:HD12	1.98	0.46
15:X:283:ARG:NH1	15:X:406:ARG:NE	2.63	0.46
15:X:515:LEU:HD23	15:X:519:LEU:HG	1.97	0.46
15:Y:242:ALA:O	15:Y:246:VAL:HG23	2.16	0.46
6:F:97:PHE:HA	15:Y:286:ASP:CG	2.36	0.46
15:Y:334:ILE:HG13	15:Y:335:SER:N	2.31	0.46
15:Y:36:ASN:HA	15:Y:39:ASP:CG	2.37	0.46
1:A:1601:TYR:OH	10:L:102:PHE:HD1	1.98	0.46
1:A:1735:PRO:O	1:A:1738:ILE:CG2	2.60	0.46
1:A:1914:LEU:HD21	1:A:1936:LEU:HD21	1.97	0.46
1:A:636:GLN:HB2	1:A:756:PHE:CE2	2.51	0.46
3:C:376:MET:CE	3:C:408:THR:CA	2.88	0.46
4:D:45:ALA:HA	3:P:378:MET:CE	2.46	0.46
6:F:546:LEU:N	6:F:546:LEU:HD12	2.31	0.46
6:F:645:TYR:HB3	6:F:650:LYS:O	2.15	0.46
6:H:152:PHE:C	6:H:152:PHE:CD1	2.89	0.46
6:H:164:PRO:CB	6:H:471:LYS:HG3	2.43	0.46
8:I:110:VAL:CA	8:I:179:GLY:O	2.61	0.46
8:I:208:LEU:HG	8:I:219:VAL:HG13	1.96	0.46
8:I:272:MET:SD	8:I:348:VAL:CG2	3.03	0.46
9:J:42:TRP:HA	9:J:42:TRP:CE3	2.51	0.46
9:J:9:ARG:HH12	9:K:162:TYR:CB	2.28	0.46
12:N:153:VAL:HG13	12:N:154:HIS:N	2.31	0.46
12:N:293:ILE:HG23	12:N:328:VAL:CG1	2.45	0.46
12:N:294:GLU:CA	12:N:297:VAL:HG23	2.46	0.46
12:N:527:LEU:N	12:N:527:LEU:HD23	2.31	0.46
12:N:536:GLU:O	12:N:540:ARG:HG2	2.16	0.46
12:N:676:TRP:N	12:N:713:PHE:HB2	2.30	0.46
13:O:715:TYR:HB2	13:O:737:PHE:CD2	2.51	0.46
13:O:694:LEU:HD12	13:O:717:GLN:OE1	2.16	0.46
13:O:80:LYS:C	13:O:82:ILE:N	2.69	0.46
3:P:303:PHE:CD1	3:P:303:PHE:C	2.89	0.46
15:X:235:TRP:CE3	15:X:236:LEU:CA	2.97	0.46
15:X:271:VAL:CG1	15:X:304:LEU:CD2	2.94	0.46
15:Y:418:LEU:HD13	15:Y:418:LEU:C	2.36	0.46
1:A:1076:ARG:NE	1:A:1543:HIS:HD2	2.09	0.45

*Continued on next page...*

*Continued from previous page...*

Atom-1	Atom-2	Interatomic distance (Å)	Clash overlap (Å)
1:A:1520:LEU:CD2	1:A:1542:LEU:HD12	2.46	0.45
1:A:1637:THR:HG22	1:A:1648:LYS:CG	2.46	0.45
1:A:1876:PRO:O	1:A:1876:PRO:HD2	2.15	0.45
1:A:190:GLU:OE2	1:A:246:ILE:HG23	2.16	0.45
1:A:772:GLU:HG3	1:A:867:CYS:CA	2.46	0.45
2:B:16:TRP:CD1	2:B:46:LEU:HG	2.51	0.45
3:C:158:LEU:HD11	3:C:174:LEU:CD1	2.47	0.45
3:C:514:ARG:CG	3:C:545:GLU:OE2	2.65	0.45
6:H:155:LEU:C	6:H:158:ILE:HD13	2.26	0.45
6:H:58:TYR:OH	6:H:87:GLU:OE2	2.33	0.45
8:I:139:LEU:HD22	8:I:140:PRO:HD2	1.97	0.45
8:I:243:SER:HB2	8:I:244:PHE:CD1	2.50	0.45
8:I:25:PHE:CD1	8:I:71:LEU:HD13	2.51	0.45
8:I:73:TRP:CD2	8:I:80:LEU:HD13	2.50	0.45
10:L:77:LEU:C	10:L:77:LEU:HD12	2.36	0.45
10:L:87:GLU:O	10:L:89:TYR:HD1	1.98	0.45
12:N:123:ASP:N	12:N:124:PRO:CD	2.79	0.45
1:A:1822:SER:HA	12:N:144:THR:CB	2.45	0.45
12:N:258:ALA:O	12:N:262:THR:HG22	2.16	0.45
12:N:533:PHE:HB3	12:N:535:PRO:CD	2.43	0.45
13:O:545:TYR:HE1	13:O:586:SER:HG	1.63	0.45
13:O:631:GLN:HB2	13:O:640:ALA:HB2	1.97	0.45
3:P:151:LEU:HD13	3:P:182:LEU:CD1	2.45	0.45
3:P:334:CYS:HB3	3:P:357:ALA:HB2	1.97	0.45
3:P:456:TYR:CZ	3:P:472:LYS:HG2	2.51	0.45
15:X:441:ALA:O	15:X:444:LEU:HD12	2.16	0.45
15:Y:84:ALA:HB1	15:Y:100:TYR:CZ	2.50	0.45
1:A:1071:LEU:HD23	1:A:1120:LEU:CD2	2.46	0.45
1:A:104:LYS:HE3	1:A:114:TYR:CG	2.51	0.45
1:A:1364:CYS:N	1:A:1365:PRO:HD2	2.32	0.45
1:A:1541:PHE:HD1	1:A:1541:PHE:O	1.99	0.45
1:A:1659:GLU:HB2	1:A:1662:LEU:HD23	1.99	0.45
1:A:74:TRP:NE1	1:A:588:ARG:NH1	2.64	0.45
1:A:707:TRP:HE1	13:O:730:ARG:HD2	1.82	0.45
1:A:669:GLY:N	1:A:755:LEU:HD12	2.31	0.45
1:A:762:ILE:HA	1:A:765:VAL:HG12	1.99	0.45
1:A:879:LEU:HD23	1:A:929:ARG:NH2	2.31	0.45
1:A:978:ILE:HG22	1:A:979:GLY:N	2.31	0.45
2:B:20:ASP:O	2:B:30:PHE:CD2	2.69	0.45
6:F:166:GLN:O	6:F:169:LYS:HD2	2.16	0.45
6:F:750:LEU:O	9:J:148:LEU:CD2	2.62	0.45

*Continued on next page...*

*Continued from previous page...*

Atom-1	Atom-2	Interatomic distance (Å)	Clash overlap (Å)
8:I:561:ARG:NH2	8:I:589:THR:O	2.46	0.45
9:J:227:LEU:HB2	9:J:233:VAL:CG1	2.37	0.45
9:J:458:LEU:HD22	9:J:460:LYS:HE3	1.98	0.45
9:J:514:PHE:HE1	9:J:518:MET:HG2	1.81	0.45
9:J:55:ARG:NH1	9:K:261:ASP:OD2	2.49	0.45
9:K:154:LYS:HE3	9:K:184:LEU:CD2	2.46	0.45
6:F:554:VAL:HG21	9:K:286:TYR:HB2	1.97	0.45
9:K:302:TRP:HZ3	9:K:322:TYR:CE2	2.34	0.45
11:M:65:LEU:HD12	11:M:65:LEU:HA	1.79	0.45
12:N:98:CYS:CB	12:N:110:LEU:HB3	2.46	0.45
12:N:407:LEU:CD1	12:N:417:LEU:HB2	2.46	0.45
12:N:523:LEU:O	12:N:526:ARG:CG	2.57	0.45
12:N:93:ASN:O	12:N:97:GLN:HB2	2.16	0.45
13:O:214:PHE:O	13:O:215:PHE:C	2.55	0.45
11:M:4:GLU:CD	3:P:361:ASN:HD21	2.20	0.45
15:X:145:CYS:O	15:X:149:LEU:HG	2.16	0.45
15:X:406:ARG:O	15:X:410:TYR:CE2	2.69	0.45
15:X:423:ILE:CA	15:X:454:ASP:OD2	2.64	0.45
15:X:442:GLN:O	15:X:445:THR:OG1	2.32	0.45
15:X:495:GLY:HA3	15:X:518:PHE:HE2	1.81	0.45
1:A:1149:PRO:HD2	1:A:1152:GLN:CD	2.37	0.45
1:A:1172:TYR:CZ	1:A:1176:LEU:HD23	2.51	0.45
1:A:1359:ASN:ND2	1:A:1359:ASN:O	2.49	0.45
1:A:1713:MET:CE	1:A:1713:MET:HA	2.46	0.45
1:A:1726:ARG:O	1:A:1727:ASN:HB2	2.17	0.45
1:A:93:LEU:HA	1:A:93:LEU:HD12	1.80	0.45
3:C:242:GLN:O	3:C:244:ILE:HG13	2.17	0.45
3:C:537:CYS:SG	3:C:547:LYS:HG3	2.56	0.45
6:F:63:GLY:O	15:Y:300:LEU:CD1	2.64	0.45
8:I:301:GLN:CG	8:I:456:PHE:CG	2.98	0.45
9:K:354:MET:HE3	9:K:378:TYR:CE2	2.47	0.45
9:K:418:TRP:NE1	9:K:457:LYS:HB3	2.31	0.45
9:K:509:ARG:HG3	9:K:512:ASP:HB2	1.98	0.45
12:N:128:SER:CA	12:N:131:LEU:CD1	2.82	0.45
12:N:163:PHE:CZ	12:N:255:ARG:CG	3.00	0.45
12:N:293:ILE:O	12:N:297:VAL:CG2	2.57	0.45
3:P:179:LEU:CD1	3:P:191:VAL:HG21	2.46	0.45
15:X:104:LEU:HD11	15:X:142:MET:CE	2.46	0.45
15:X:449:THR:HG21	15:X:465:LEU:HB2	1.98	0.45
15:Y:294:PHE:CB	15:Y:311:TYR:CE1	2.98	0.45
1:A:1076:ARG:HE	1:A:1543:HIS:HD2	1.64	0.45

*Continued on next page...*

*Continued from previous page...*

Atom-1	Atom-2	Interatomic distance (Å)	Clash overlap (Å)
1:A:1232:ILE:HD11	1:A:1235:LEU:CG	2.46	0.45
1:A:1496:MET:HA	1:A:1499:LEU:HD13	1.94	0.45
1:A:1724:ALA:O	1:A:1727:ASN:O	2.35	0.45
1:A:75:GLN:O	1:A:92:GLU:HA	2.15	0.45
1:A:836:PHE:CD1	1:A:837:PHE:N	2.84	0.45
2:B:36:ASP:N	2:B:36:ASP:OD1	2.49	0.45
3:C:409:TYR:O	3:C:412:LEU:HB2	2.17	0.45
3:C:517:ALA:HB1	3:C:549:LEU:HD21	1.99	0.45
8:I:237:GLU:HB3	8:I:607:ILE:CD1	2.46	0.45
4:D:54:ILE:CD1	9:J:506:LEU:HD23	2.45	0.45
9:J:69:TYR:O	9:J:70:GLU:HB3	2.16	0.45
9:K:277:GLU:OE1	9:K:277:GLU:HA	2.17	0.45
9:K:415:ASN:HB3	9:K:417:GLU:OE2	2.17	0.45
9:K:491:LEU:O	7:W:22:ILE:HD11	2.16	0.45
9:K:40:ILE:HG21	9:K:65:LEU:HD22	1.97	0.45
9:K:81:TYR:C	9:K:81:TYR:CD1	2.90	0.45
12:N:65:HIS:N	12:N:66:GLY:CA	2.79	0.45
11:M:7:ARG:NH2	3:P:131:ASP:CG	2.70	0.45
15:X:146:TYR:CD1	15:X:154:ASP:HB2	2.51	0.45
15:X:235:TRP:CD2	15:X:236:LEU:N	2.84	0.45
15:X:486:LEU:CD2	15:X:495:GLY:HA2	2.46	0.45
15:Y:303:TYR:O	15:Y:304:LEU:HD23	2.17	0.45
15:Y:426:ALA:HA	15:Y:429:MET:CE	2.46	0.45
1:A:1290:ASP:HA	1:A:1600:ARG:HG2	1.98	0.45
1:A:1541:PHE:CD2	12:N:477:PRO:HD3	2.52	0.45
1:A:449:GLN:N	1:A:449:GLN:OE1	2.49	0.45
1:A:614:THR:HG22	1:A:614:THR:O	2.17	0.45
3:C:141:LEU:H	3:C:141:LEU:HD23	1.82	0.45
6:F:488:LEU:HD12	6:F:505:ILE:CG1	2.46	0.45
6:F:604:TYR:HB3	6:F:627:ALA:HB2	1.99	0.45
6:H:692:LEU:HD13	6:H:708:HIS:HB3	1.98	0.45
8:I:142:LEU:HB3	8:I:264:TYR:CE2	2.51	0.45
8:I:208:LEU:HD23	8:I:219:VAL:HA	1.49	0.45
8:I:341:TYR:HA	8:I:344:ILE:HD12	1.98	0.45
8:I:426:LEU:O	8:I:431:ASP:CB	2.64	0.45
8:I:276:TRP:CD2	8:I:479:LEU:HD12	2.51	0.45
9:J:230:ASN:O	9:J:233:VAL:HG22	2.16	0.45
9:J:263:PHE:HD1	9:J:291:LEU:CD2	2.29	0.45
9:J:397:ILE:O	9:J:398:ALA:C	2.54	0.45
6:H:89:GLU:OE1	9:K:473:VAL:CG2	2.65	0.45
9:K:14:LEU:HD22	9:K:49:LEU:HD21	1.98	0.45

*Continued on next page...*

*Continued from previous page...*

Atom-1	Atom-2	Interatomic distance (Å)	Clash overlap (Å)
10:L:125:THR:HA	10:L:126:ASP:O	2.16	0.45
11:M:60:LEU:HD23	11:M:60:LEU:N	2.31	0.45
12:N:277:CYS:O	12:N:278:ARG:C	2.55	0.45
12:N:283:ARG:CD	12:N:285:PHE:HE1	2.29	0.45
12:N:537:ARG:O	12:N:537:ARG:NH2	2.50	0.45
12:N:571:ASN:ND2	12:N:622:TYR:OH	2.50	0.45
12:N:577:GLU:O	12:N:583:ALA:HB2	2.17	0.45
12:N:592:TYR:HD1	12:N:593:ALA:N	2.14	0.45
12:N:659:VAL:HG23	12:N:728:VAL:HG23	1.98	0.45
15:X:44:MET:HB3	15:X:53:VAL:CG1	2.46	0.45
15:Y:87:LEU:HD11	15:Y:99:LYS:HG3	1.98	0.45
1:A:1635:GLU:OE2	1:A:1648:LYS:CD	2.65	0.45
1:A:985:LYS:HD3	1:A:1698:TYR:CE1	2.51	0.45
1:A:1761:MET:HE2	13:O:638:GLU:HB2	1.99	0.45
1:A:248:PHE:HB3	1:A:257:MET:CB	2.47	0.45
1:A:813:LEU:CD2	1:A:814:VAL:H	2.12	0.45
3:C:201:LEU:N	3:C:229:MET:HG3	2.32	0.45
3:C:414:MET:SD	13:O:330:ILE:CD1	3.04	0.45
6:H:599:ASN:O	6:H:630:VAL:CG1	2.65	0.45
8:I:513:LEU:HD22	13:O:443:GLN:NE2	2.31	0.45
9:J:167:PHE:HA	9:J:170:LEU:HD21	1.99	0.45
9:J:254:THR:CG2	9:J:271:HIS:HD2	2.16	0.45
9:K:33:SER:O	9:K:34:ARG:HB2	2.17	0.45
10:L:33:LEU:HD13	10:L:54:TRP:CE2	2.46	0.45
12:N:158:ARG:CD	12:N:255:ARG:CD	2.95	0.45
12:N:540:ARG:O	12:N:544:LEU:HB2	2.16	0.45
12:N:667:LEU:H	12:N:699:TRP:HZ2	1.65	0.45
13:O:238:LYS:O	13:O:242:ASN:ND2	2.50	0.45
15:X:95:ASN:HA	15:Y:303:TYR:CE2	2.51	0.45
1:A:1032:LEU:HD22	12:N:485:VAL:HA	1.98	0.45
1:A:1201:HIS:CE1	1:A:1203:MET:HB2	2.52	0.45
1:A:1212:VAL:HG13	1:A:1224:ILE:HD12	1.99	0.45
1:A:1269:THR:O	1:A:1272:VAL:HG22	2.17	0.45
1:A:1522:SER:O	1:A:1526:VAL:HG13	2.17	0.45
1:A:1599:ASN:CB	1:A:1603:LEU:HA	2.46	0.45
1:A:730:LEU:O	1:A:731:SER:OG	2.28	0.45
1:A:763:PHE:CB	1:A:793:LEU:HD21	2.47	0.45
1:A:776:ASN:O	1:A:777:THR:HB	2.17	0.45
1:A:78:LYS:HE2	1:A:592:HIS:HA	1.94	0.45
1:A:881:ILE:HG22	1:A:882:LEU:CD1	2.45	0.45
3:C:209:LEU:O	3:C:213:ILE:HG12	2.16	0.45

*Continued on next page...*



*Continued from previous page...*

Atom-1	Atom-2	Interatomic distance (Å)	Clash overlap (Å)
3:C:399:TYR:HB3	3:C:428:LEU:HB3	1.98	0.45
6:F:157:GLU:O	6:F:633:ARG:HG3	2.16	0.45
6:H:757:LEU:HD21	15:X:424:ARG:HH22	1.80	0.45
8:I:330:LEU:O	8:I:418:PHE:HE2	2.00	0.45
8:I:444:ASP:O	8:I:447:PHE:HB2	2.17	0.45
9:J:213:ASN:C	9:J:401:ASP:OD1	2.54	0.45
9:J:289:HIS:C	9:J:289:HIS:CD2	2.90	0.45
9:J:24:PHE:CG	9:K:164:PHE:CD2	3.05	0.45
9:K:211:LYS:CE	9:K:239:GLU:CD	2.84	0.45
10:L:33:LEU:CD2	10:L:42:VAL:HG22	2.46	0.45
11:M:64:TYR:C	11:M:64:TYR:CD1	2.90	0.45
12:N:266:HIS:CA	12:N:331:PHE:HE2	2.29	0.45
1:A:118:THR:OG1	13:O:266:ASP:OD2	2.34	0.45
13:O:64:LEU:HD12	13:O:64:LEU:C	2.37	0.45
3:P:355:GLN:HE21	3:P:371:MET:CE	2.29	0.45
3:P:392:ILE:HD12	3:P:402:TRP:CH2	2.51	0.45
15:X:340:GLU:OE1	15:X:340:GLU:N	2.46	0.45
15:Y:432:ASN:HD22	15:Y:432:ASN:N	2.15	0.45
1:A:119:VAL:CG1	1:A:153:ILE:HG21	2.47	0.45
1:A:1276:GLU:OE1	1:A:1294:TYR:OH	2.33	0.45
1:A:1279:ARG:HD3	1:A:1287:TYR:CE1	2.52	0.45
1:A:1920:GLN:N	1:A:1920:GLN:NE2	2.62	0.45
1:A:617:LEU:O	1:A:621:CYS:SG	2.63	0.45
3:C:39:ILE:HD13	3:C:201:LEU:C	2.37	0.45
3:C:334:CYS:SG	11:M:19:TRP:HZ2	2.40	0.45
6:F:645:TYR:CD2	6:F:653:LEU:CB	2.93	0.45
8:I:181:SER:HA	8:I:203:GLY:C	2.37	0.45
8:I:274:GLU:O	8:I:278:GLU:HG3	2.17	0.45
8:I:428:MET:C	8:I:430:GLU:N	2.58	0.45
9:J:214:LYS:HG3	9:J:400:GLU:OE1	2.16	0.45
9:J:281:ALA:HB2	9:J:311:MET:HE2	1.98	0.45
9:J:418:TRP:CZ3	9:J:457:LYS:HG3	2.52	0.45
9:K:192:LYS:HG2	9:K:198:GLN:HE21	1.81	0.45
9:K:320:ARG:HG3	9:K:343:SER:CB	2.47	0.45
9:K:297:SER:O	9:K:329:LEU:HD21	2.15	0.45
9:K:350:HIS:ND1	9:K:377:GLU:OE1	2.49	0.45
9:K:376:LEU:CG	9:K:407:GLU:OE1	2.63	0.45
9:K:451:LEU:HA	9:K:454:VAL:CG1	2.47	0.45
12:N:163:PHE:CE1	12:N:255:ARG:CD	3.00	0.45
12:N:574:ILE:HA	12:N:625:LYS:HE3	1.76	0.45
12:N:91:PHE:HE1	12:N:95:ILE:HD11	1.75	0.45

*Continued on next page...*



*Continued from previous page...*

Atom-1	Atom-2	Interatomic distance (Å)	Clash overlap (Å)
8:I:397:ILE:HG22	13:O:444:MET:CE	2.46	0.45
1:A:109:GLN:O	13:O:508:MET:CG	2.65	0.45
1:A:1089:LEU:HD12	1:A:1145:LEU:HD22	1.98	0.45
1:A:1170:ASN:OD1	1:A:1201:HIS:CE1	2.70	0.45
1:A:1177:MET:CB	1:A:1207:GLY:HA2	2.43	0.45
1:A:1622:VAL:CG1	1:A:1698:TYR:CE1	3.00	0.45
1:A:1860:LEU:HD22	1:A:1865:ASP:CA	2.28	0.45
1:A:827:GLN:HB2	1:A:827:GLN:HE21	1.50	0.45
3:C:283:LEU:HD21	3:C:312:MET:CE	2.47	0.45
8:I:220:VAL:CG2	8:I:233:TYR:HD1	2.29	0.45
8:I:237:GLU:HB3	8:I:607:ILE:CG1	2.45	0.45
8:I:363:LEU:CD1	8:I:393:VAL:HG21	2.47	0.45
8:I:578:ASN:ND2	8:I:646:ASP:HB3	2.32	0.45
8:I:11:PHE:HD1	8:I:746:MET:HA	1.81	0.45
9:K:389:ARG:O	9:K:392:SER:OG	2.30	0.45
9:K:48:TYR:CE1	9:K:53:TYR:CE2	3.04	0.45
10:L:25:ILE:O	10:L:25:ILE:CG2	2.62	0.45
10:L:89:TYR:CD2	10:L:152:HIS:NE2	2.85	0.45
12:N:158:ARG:CD	12:N:255:ARG:HD2	2.47	0.45
12:N:522:LEU:HD21	12:N:526:ARG:CZ	2.45	0.45
12:N:587:PRO:HB2	12:N:589:PHE:O	2.16	0.45
13:O:317:TYR:CD1	13:O:353:LYS:HG2	2.51	0.45
13:O:385:VAL:CG2	13:O:400:ASP:CB	2.95	0.45
13:O:684:ALA:O	13:O:688:GLU:N	2.42	0.45
9:J:477:GLN:HG2	3:P:146:VAL:HG21	1.99	0.45
3:P:306:LEU:HD12	3:P:307:LEU:N	2.32	0.45
15:X:239:TRP:NE1	15:X:243:TYR:HE2	2.12	0.45
15:X:474:ASP:OD2	15:X:505:ASN:CG	2.55	0.45
15:X:87:LEU:HD22	15:X:95:ASN:ND2	2.31	0.45
1:A:1019:MET:O	1:A:1020:ASN:C	2.54	0.45
1:A:1136:SER:OG	1:A:1171:GLU:HB3	2.16	0.45
1:A:1470:LEU:C	1:A:1470:LEU:HD23	2.37	0.45
1:A:124:GLN:N	1:A:154:LEU:O	2.49	0.45
1:A:1900:LEU:N	1:A:1901:PRO:HD3	2.31	0.45
1:A:441:PHE:CD1	1:A:441:PHE:N	2.85	0.45
1:A:436:LEU:HB3	1:A:638:LEU:HD23	1.99	0.45
1:A:633:ILE:HG22	1:A:756:PHE:HD2	1.81	0.45
6:F:163:ASP:HB2	6:F:166:GLN:HB3	1.99	0.45
6:H:656:MET:SD	9:K:523:ILE:CD1	3.05	0.45
9:J:263:PHE:HD1	9:J:291:LEU:HD21	1.82	0.45
10:L:30:VAL:CG2	10:L:67:GLN:HB2	2.46	0.45

*Continued on next page...*

*Continued from previous page...*

Atom-1	Atom-2	Interatomic distance (Å)	Clash overlap (Å)
13:O:109:GLU:HB3	3:P:344:ARG:NE	2.32	0.45
3:P:466:GLU:N	3:P:466:GLU:OE1	2.50	0.45
15:X:423:ILE:CG2	15:X:454:ASP:CG	2.85	0.45
15:Y:148:MET:HE2	15:Y:148:MET:HB3	1.73	0.45
15:Y:294:PHE:CB	15:Y:311:TYR:HD1	2.28	0.45
15:Y:449:THR:HG21	15:Y:465:LEU:HB2	1.99	0.45
1:A:1279:ARG:HD2	1:A:1287:TYR:CZ	2.51	0.44
1:A:1430:VAL:HA	1:A:1464:ILE:HG21	1.99	0.44
1:A:1637:THR:O	1:A:1664:LYS:N	2.42	0.44
1:A:225:CYS:O	1:A:236:VAL:CG1	2.63	0.44
1:A:807:TYR:CA	1:A:814:VAL:HG11	2.42	0.44
3:C:206:TRP:HE3	3:C:233:PHE:CG	2.35	0.44
3:C:516:LEU:HA	3:C:516:LEU:HD23	1.84	0.44
3:C:57:GLU:OE1	3:C:57:GLU:N	2.50	0.44
5:E:55:CYS:O	5:E:58:VAL:HG12	2.17	0.44
6:F:570:TRP:CE3	6:F:592:ARG:NH1	2.85	0.44
6:F:570:TRP:CH2	6:F:592:ARG:NH1	2.84	0.44
6:F:660:LYS:HD3	15:Y:526:GLN:OE1	2.17	0.44
6:F:655:GLU:CG	6:F:702:ASN:HB3	2.48	0.44
6:H:621:LEU:HG	6:H:644:ILE:HG21	1.99	0.44
8:I:195:ILE:HG13	8:I:544:ILE:HD12	1.99	0.44
8:I:552:ILE:N	8:I:552:ILE:CD1	2.80	0.44
9:J:40:ILE:HD13	9:J:63:ARG:CD	2.47	0.44
9:J:433:LYS:HD3	9:J:437:ASN:O	2.17	0.44
9:J:451:LEU:O	9:J:454:VAL:HG22	2.17	0.44
9:K:151:TYR:O	9:K:155:GLU:HG3	2.17	0.44
9:K:155:GLU:O	9:K:159:LEU:HD13	2.16	0.44
9:K:357:TYR:CZ	9:K:373:TYR:HB3	2.50	0.44
9:K:40:ILE:CG2	9:K:65:LEU:CD2	2.96	0.44
10:L:126:ASP:HB2	10:L:132:THR:HA	1.94	0.44
12:N:696:MET:CE	12:N:712:THR:O	2.64	0.44
4:D:30:LEU:HD12	13:O:138:HIS:HD2	1.82	0.44
13:O:416:GLU:O	13:O:420:ILE:HG22	2.17	0.44
13:O:91:ASN:O	13:O:95:ILE:HG12	2.17	0.44
15:X:164:SER:HA	15:X:167:ARG:NE	2.32	0.44
15:Y:145:CYS:O	15:Y:149:LEU:HG	2.17	0.44
15:Y:346:GLY:HA2	15:Y:361:LEU:HD12	1.98	0.44
1:A:1148:ALA:HB3	1:A:1153:ILE:HD11	1.99	0.44
1:A:1511:ASN:HD21	10:L:104:ASN:ND2	2.15	0.44
1:A:1507:THR:HG21	1:A:1512:LEU:HD21	1.99	0.44
1:A:1733:PHE:CD2	1:A:1776:TYR:HB2	2.52	0.44

*Continued on next page...*

*Continued from previous page...*

Atom-1	Atom-2	Interatomic distance (Å)	Clash overlap (Å)
1:A:1820:PHE:CD1	1:A:1820:PHE:C	2.90	0.44
1:A:272:ARG:O	1:A:407:LEU:HA	2.18	0.44
1:A:273:ARG:C	1:A:407:LEU:HA	2.38	0.44
1:A:442:LEU:O	1:A:455:VAL:HG12	2.17	0.44
1:A:662:THR:O	1:A:666:ASN:ND2	2.50	0.44
3:C:363:ARG:O	3:C:363:ARG:HG2	2.17	0.44
3:C:479:GLN:NE2	3:C:480:LEU:HD12	2.28	0.44
6:F:92:LEU:CD1	6:F:121:LEU:HD23	2.48	0.44
6:H:621:LEU:O	6:H:625:ARG:HG3	2.16	0.44
8:I:139:LEU:CD2	8:I:140:PRO:HD3	2.46	0.44
8:I:348:VAL:O	8:I:352:LEU:HB3	2.17	0.44
8:I:447:PHE:CD1	8:I:450:GLU:OE1	2.70	0.44
9:K:176:LEU:HB3	9:K:180:GLU:CB	2.44	0.44
9:K:246:ASP:OD1	9:K:246:ASP:N	2.50	0.44
11:M:7:ARG:HD3	11:M:12:LEU:CD2	2.35	0.44
12:N:94:ALA:CB	12:N:114:ALA:CB	2.95	0.44
15:Y:437:LEU:HD13	15:Y:444:LEU:HD21	1.99	0.44
1:A:1163:PRO:O	1:A:1164:LYS:HB3	2.18	0.44
1:A:1637:THR:HG22	1:A:1648:LYS:HG2	1.99	0.44
1:A:478:ASP:OD2	1:A:587:ILE:N	2.51	0.44
6:F:639:TYR:CD1	6:F:672:LEU:HD23	2.51	0.44
6:H:32:TYR:HH	6:H:64:HIS:CD2	2.35	0.44
8:I:417:PHE:HA	8:I:448:VAL:HG22	2.00	0.44
9:J:476:PRO:HG2	3:P:182:LEU:CG	2.40	0.44
9:K:170:LEU:O	9:K:175:MET:SD	2.76	0.44
9:K:211:LYS:O	9:K:240:ARG:HG2	2.17	0.44
9:K:310:LEU:HD11	9:K:342:HIS:HB3	1.99	0.44
11:M:51:LYS:HG3	11:M:52:GLU:N	2.32	0.44
12:N:699:TRP:O	12:N:704:VAL:HG11	2.17	0.44
3:P:125:SER:O	3:P:129:LYS:HG3	2.17	0.44
3:P:199:LEU:HD22	3:P:202:HIS:HB3	1.99	0.44
3:P:244:ILE:O	3:P:247:ALA:HB3	2.17	0.44
15:X:355:TYR:CE1	15:X:385:ASN:CG	2.90	0.44
15:X:94:ARG:HB2	15:Y:334:ILE:O	2.17	0.44
15:Y:134:SER:N	15:Y:137:GLU:OE1	2.50	0.44
15:Y:313:TYR:CE2	15:Y:408:ASP:OD2	2.71	0.44
15:X:232:ASN:HB2	15:Y:37:VAL:HG21	2.00	0.44
15:Y:465:LEU:HD21	15:Y:481:LYS:C	2.38	0.44
1:A:1114:ARG:N	1:A:1114:ARG:HH11	2.15	0.44
1:A:1192:ASN:HD21	1:A:1194:HIS:HB2	1.81	0.44
1:A:1513:GLU:OE1	1:A:1513:GLU:HA	2.18	0.44

*Continued on next page...*

*Continued from previous page...*

Atom-1	Atom-2	Interatomic distance (Å)	Clash overlap (Å)
1:A:1577:SER:OG	1:A:1578:ASN:N	2.49	0.44
1:A:1652:MET:HE3	1:A:1708:TYR:CD2	2.52	0.44
1:A:256:VAL:O	1:A:268:VAL:HA	2.17	0.44
1:A:478:ASP:HB3	1:A:491:LEU:CD1	2.47	0.44
1:A:510:PHE:CE1	1:A:511:ILE:O	2.71	0.44
5:E:63:VAL:HA	5:E:66:THR:HG22	2.00	0.44
6:H:687:LYS:N	6:H:687:LYS:HD2	2.32	0.44
8:I:287:LEU:N	8:I:287:LEU:HD22	2.33	0.44
8:I:522:LEU:HD22	8:I:522:LEU:O	2.17	0.44
9:J:258:MET:CE	9:J:271:HIS:CG	3.00	0.44
9:K:177:THR:HG22	9:K:365:LYS:CG	2.45	0.44
9:K:192:LYS:CG	9:K:198:GLN:HE21	2.31	0.44
9:K:305:VAL:HG11	9:K:322:TYR:CD2	2.53	0.44
12:N:387:LEU:CG	12:N:427:TYR:CD2	3.00	0.44
13:O:527:LEU:HA	13:O:530:SER:OG	2.17	0.44
13:O:751:LEU:HG	13:O:752:ILE:H	1.83	0.44
3:P:494:ILE:CD1	3:P:516:LEU:HA	2.48	0.44
15:X:433:VAL:HG11	15:X:447:LEU:HD13	2.00	0.44
15:X:442:GLN:H	15:X:442:GLN:CD	2.21	0.44
15:Y:239:TRP:CZ2	15:Y:243:TYR:CE2	3.05	0.44
15:Y:49:LEU:O	15:Y:53:VAL:HG13	2.18	0.44
15:X:203:LEU:CG	15:Y:55:LEU:HD21	2.48	0.44
1:A:1167:GLU:O	1:A:1168:LEU:HD22	2.17	0.44
1:A:1281:PRO:O	1:A:1287:TYR:HD1	2.01	0.44
9:J:203:PHE:HZ	9:J:227:LEU:HD22	1.73	0.44
9:J:403:PHE:CE1	9:J:444:TRP:CZ2	3.06	0.44
9:K:357:TYR:CE2	9:K:373:TYR:CB	2.97	0.44
6:H:639:TYR:CZ	10:L:183:ILE:HG22	2.52	0.44
12:N:118:LEU:O	12:N:122:LEU:CB	2.66	0.44
12:N:556:PHE:CE1	12:N:600:PHE:CD1	3.01	0.44
13:O:207:LEU:HD12	13:O:207:LEU:HA	1.85	0.44
15:Y:168:THR:OG1	15:Y:171:ILE:CD1	2.66	0.44
15:Y:426:ALA:HA	15:Y:429:MET:HE2	1.99	0.44
1:A:1759:VAL:HG22	1:A:1760:ASN:N	2.32	0.44
1:A:245:LYS:O	1:A:258:THR:HA	2.17	0.44
1:A:491:LEU:HB3	1:A:497:LEU:HD23	1.98	0.44
1:A:845:TYR:O	1:A:847:TRP:N	2.51	0.44
5:E:66:THR:O	5:E:70:VAL:HG23	2.18	0.44
6:F:165:ASP:N	6:F:467:ARG:HG2	2.32	0.44
6:F:624:PHE:HD1	6:F:637:ALA:HA	1.82	0.44
8:I:112:CYS:O	8:I:179:GLY:N	2.51	0.44

*Continued on next page...*

*Continued from previous page...*

Atom-1	Atom-2	Interatomic distance (Å)	Clash overlap (Å)
8:I:45:LEU:HG	8:I:57:SER:HA	2.00	0.44
8:I:399:LYS:CD	8:I:525:VAL:HG21	2.48	0.44
9:J:32:LEU:HD11	9:K:200:LEU:HD12	2.00	0.44
9:J:41:TYR:CD1	9:J:41:TYR:C	2.91	0.44
9:J:485:ILE:O	9:J:488:ILE:HG12	2.17	0.44
9:J:7:ARG:HA	9:J:10:VAL:CG1	2.48	0.44
9:K:248:LYS:HB2	9:K:438:GLU:CD	2.33	0.44
3:C:554:LEU:HD12	9:K:381:THR:HG22	2.00	0.44
12:N:180:PHE:CE1	12:N:299:TRP:CD1	2.93	0.44
12:N:299:TRP:CE3	12:N:300:LEU:HD23	2.52	0.44
1:A:1716:GLN:NE2	12:N:369:ASP:HB3	2.32	0.44
12:N:520:ARG:HH22	12:N:600:PHE:C	2.20	0.44
12:N:556:PHE:O	12:N:600:PHE:CE1	2.62	0.44
12:N:567:SER:CB	12:N:594:VAL:O	2.66	0.44
12:N:63:ARG:C	12:N:66:GLY:HA3	2.38	0.44
3:P:355:GLN:HA	3:P:358:LEU:HD23	1.99	0.44
15:X:282:PHE:CE1	15:X:313:TYR:CD2	3.05	0.44
15:X:316:ALA:HB1	15:X:351:TYR:CD1	2.52	0.44
15:X:269:ASP:O	15:Y:62:THR:HG21	2.16	0.44
1:A:1100:LEU:HD13	1:A:1100:LEU:N	2.32	0.44
1:A:1110:ARG:N	1:A:1110:ARG:CD	2.81	0.44
1:A:1506:VAL:HG23	1:A:1507:THR:N	2.33	0.44
1:A:266:HIS:O	1:A:415:GLU:HA	2.18	0.44
1:A:248:PHE:CD1	1:A:430:VAL:CG2	2.99	0.44
1:A:652:SER:O	1:A:653:TYR:CD2	2.71	0.44
1:A:758:HIS:CD2	1:A:758:HIS:O	2.71	0.44
1:A:770:TYR:CD1	1:A:783:ILE:HD11	2.53	0.44
1:A:815:ARG:HA	1:A:816:THR:HG23	1.98	0.44
1:A:949:PHE:HA	1:A:952:ALA:HB3	2.00	0.44
3:C:164:ALA:HB3	3:C:166:GLU:HG3	1.99	0.44
6:F:152:PHE:CD2	6:F:168:PHE:CZ	3.06	0.44
5:E:96:PHE:HB3	6:H:595:GLN:HB3	1.99	0.44
8:I:145:LEU:HD21	8:I:267:LEU:HB3	2.00	0.44
8:I:447:PHE:HA	8:I:450:GLU:HB3	2.00	0.44
9:J:342:HIS:CD2	9:J:357:TYR:OH	2.70	0.44
9:K:500:ASP:O	9:K:504:THR:HG23	2.17	0.44
9:K:53:TYR:CD2	9:K:82:ALA:CB	3.00	0.44
10:L:126:ASP:CG	10:L:131:PRO:C	2.76	0.44
12:N:94:ALA:CB	12:N:114:ALA:HB2	2.45	0.44
12:N:417:LEU:HD23	12:N:418:GLU:CA	2.48	0.44
12:N:676:TRP:CE3	12:N:681:LEU:CG	3.00	0.44

*Continued on next page...*

*Continued from previous page...*

Atom-1	Atom-2	Interatomic distance (Å)	Clash overlap (Å)
13:O:75:LEU:CD1	13:O:79:TYR:CD2	3.00	0.44
3:P:170:PHE:O	3:P:171:GLY:C	2.55	0.44
3:P:199:LEU:CD2	3:P:202:HIS:HB3	2.48	0.44
6:F:62:LYS:NZ	15:Y:292:LEU:HD21	2.31	0.44
1:A:1095:VAL:HG23	1:A:1098:GLU:CB	2.47	0.44
1:A:1430:VAL:HG21	1:A:1434:ILE:HG22	1.97	0.44
1:A:1473:GLY:HA2	1:A:1526:VAL:HG12	2.00	0.44
1:A:1599:ASN:N	1:A:1599:ASN:ND2	2.66	0.44
1:A:1706:LEU:CD1	1:A:1710:GLU:OE1	2.64	0.44
1:A:1918:PHE:CE2	1:A:1928:LEU:HD11	2.49	0.44
1:A:436:LEU:N	1:A:501:THR:HG22	2.31	0.44
6:H:145:ASN:HB2	6:H:146:PRO:O	2.17	0.44
6:H:492:PRO:O	6:H:493:SER:HB3	2.18	0.44
8:I:301:GLN:CA	8:I:456:PHE:HD2	2.31	0.44
9:K:219:VAL:O	9:K:222:GLU:HB2	2.17	0.44
10:L:63:LEU:HD22	10:L:138:GLN:HE21	1.83	0.44
10:L:91:PRO:HA	10:L:151:THR:HG21	2.00	0.44
12:N:392:ASN:OD1	12:N:395:ASP:HB2	2.18	0.44
12:N:438:ILE:CG2	12:N:504:LEU:HD21	2.48	0.44
12:N:484:PRO:O	12:N:485:VAL:HG23	2.18	0.44
4:D:10:PRO:HG2	13:O:346:TRP:CZ2	2.52	0.44
1:A:1713:MET:HE1	14:T:15:ALA:HB2	2.00	0.44
15:X:371:ASN:HD22	15:X:371:ASN:N	2.16	0.44
15:X:87:LEU:HD22	15:X:95:ASN:HD22	1.82	0.44
1:A:1233:PRO:HA	1:A:1236:LEU:CD2	2.46	0.44
1:A:1292:GLU:HG3	1:A:1601:TYR:CE1	2.53	0.44
1:A:1660:LEU:HD11	1:A:1687:LEU:CD1	2.48	0.44
1:A:616:GLU:OE1	1:A:779:MET:CE	2.66	0.44
1:A:641:TRP:O	1:A:645:HIS:N	2.42	0.44
1:A:669:GLY:H	1:A:755:LEU:CD1	2.31	0.44
1:A:768:LEU:HD23	1:A:768:LEU:HA	1.87	0.44
1:A:959:ILE:HG23	1:A:978:ILE:HA	2.00	0.44
3:C:399:TYR:CD1	3:C:400:ARG:N	2.86	0.44
6:F:617:LEU:HD21	6:F:619:LYS:HB2	1.99	0.44
6:F:88:GLY:O	6:F:92:LEU:CD1	2.66	0.44
6:H:58:TYR:CE2	6:H:84:LYS:NZ	2.86	0.44
8:I:307:LEU:HD22	8:I:318:GLN:CD	2.38	0.44
8:I:406:VAL:HG12	8:I:475:VAL:HG22	2.00	0.44
8:I:220:VAL:HG23	8:I:575:LEU:HD11	2.00	0.44
8:I:586:LEU:HD12	8:I:587:LEU:N	2.33	0.44
9:J:215:PRO:CG	9:J:402:PRO:CG	2.92	0.44

*Continued on next page...*



*Continued from previous page...*

Atom-1	Atom-2	Interatomic distance (Å)	Clash overlap (Å)
7:G:15:ASP:OD2	9:J:456:ARG:NH2	2.50	0.44
9:K:160:ASP:O	9:K:161:VAL:HB	2.18	0.44
12:N:184:TYR:CZ	12:N:302:LYS:CD	2.69	0.44
12:N:292:TRP:O	12:N:296:VAL:HG23	2.18	0.44
12:N:619:LEU:CB	12:N:637:TRP:CH2	3.01	0.44
13:O:392:GLY:O	13:O:393:LYS:HE3	2.18	0.44
15:X:168:THR:OG1	15:X:171:ILE:CD1	2.66	0.44
15:X:235:TRP:CE3	15:X:236:LEU:N	2.86	0.44
15:Y:281:TYR:HE2	15:Y:289:ASN:HD22	1.66	0.44
1:A:1155:SER:O	1:A:1156:ALA:CB	2.65	0.43
1:A:131:PHE:O	1:A:147:VAL:HA	2.18	0.43
1:A:1678:ILE:CG1	1:A:1680:LEU:HD11	2.48	0.43
1:A:1026:LEU:CG	1:A:1709:LYS:HE2	2.47	0.43
1:A:1743:SER:C	1:A:1748:LEU:CD2	2.85	0.43
1:A:269:TRP:CB	1:A:409:ILE:CG2	2.96	0.43
1:A:453:ARG:CG	1:A:473:ASN:ND2	2.67	0.43
1:A:609:ILE:HG22	1:A:610:PRO:CD	2.48	0.43
1:A:657:TRP:O	1:A:661:VAL:HG23	2.18	0.43
1:A:796:ASP:CG	1:A:820:VAL:HG22	2.39	0.43
1:A:798:LYS:HA	1:A:798:LYS:HD2	1.83	0.43
2:B:8:TRP:CE3	12:N:618:ALA:HB1	2.53	0.43
3:C:478:GLU:OE2	3:C:490:TYR:OH	2.36	0.43
3:C:525:LEU:CD1	3:C:528:GLU:OE1	2.66	0.43
6:F:500:TRP:CD1	6:H:26:PHE:HE1	2.36	0.43
6:H:103:HIS:O	6:H:107:VAL:HG23	2.18	0.43
6:H:744:GLY:N	6:H:759:ASN:ND2	2.66	0.43
9:J:224:VAL:HB	9:J:227:LEU:HG	2.00	0.43
9:J:318:HIS:O	9:J:322:TYR:CD2	2.71	0.43
9:K:276:VAL:HA	9:K:311:MET:HE1	1.98	0.43
12:N:266:HIS:HB3	12:N:331:PHE:CZ	2.53	0.43
12:N:630:LYS:HD3	12:N:633:ARG:NH1	2.33	0.43
13:O:621:SER:HB3	13:O:651:ILE:HD11	1.98	0.43
13:O:702:ALA:O	13:O:705:ASP:OD1	2.35	0.43
3:P:176:GLY:C	3:P:192:PHE:CZ	2.91	0.43
3:P:307:LEU:CD1	3:P:312:MET:HG3	2.48	0.43
3:P:494:ILE:HD13	3:P:516:LEU:HD13	1.99	0.43
15:X:176:ALA:HB2	15:X:191:SER:HB2	2.00	0.43
15:X:411:GLU:HA	15:X:414:ILE:HG22	1.99	0.43
15:Y:355:TYR:CZ	15:Y:385:ASN:CG	2.91	0.43
1:A:1026:LEU:HA	1:A:1026:LEU:HD12	1.71	0.43
1:A:1459:GLN:O	1:A:1462:VAL:HG22	2.17	0.43

*Continued on next page...*



*Continued from previous page...*

Atom-1	Atom-2	Interatomic distance (Å)	Clash overlap (Å)
1:A:159:ILE:CG1	1:A:173:LEU:HD21	2.48	0.43
1:A:175:PHE:CE2	1:A:211:PHE:CE2	3.06	0.43
1:A:1759:VAL:HG13	1:A:1761:MET:HG2	1.99	0.43
1:A:1853:ASP:OD1	1:A:1891:TYR:CZ	2.71	0.43
3:C:386:GLN:HB2	3:C:386:GLN:HE21	1.66	0.43
3:C:464:ASP:OD2	3:C:467:LYS:HA	2.18	0.43
6:H:130:ARG:HG2	9:K:469:ARG:HB3	1.99	0.43
6:F:147:PHE:HB3	6:H:27:LEU:HD11	2.01	0.43
8:I:737:ASN:OD1	8:I:738:LEU:N	2.51	0.43
9:J:212:TYR:CD1	9:J:212:TYR:C	2.91	0.43
10:L:111:LEU:CD1	10:L:122:VAL:HG22	2.48	0.43
12:N:180:PHE:HA	12:N:240:PHE:CE2	2.53	0.43
12:N:282:GLU:N	12:N:354:SER:HA	2.27	0.43
12:N:387:LEU:CD1	12:N:427:TYR:HD2	2.30	0.43
12:N:704:VAL:CG1	12:N:705:LEU:HD12	2.46	0.43
13:O:257:SER:O	13:O:261:ASN:OD1	2.35	0.43
13:O:39:VAL:HG11	13:O:97:ILE:HG13	1.99	0.43
15:X:383:LEU:HD13	15:X:388:ARG:HB2	1.99	0.43
15:X:437:LEU:HB2	15:X:444:LEU:CD2	2.38	0.43
15:Y:469:LEU:HD21	15:Y:479:VAL:N	2.33	0.43
1:A:1495:PHE:O	1:A:1499:LEU:CD1	2.67	0.43
1:A:1636:VAL:HG13	1:A:1651:LEU:HD11	1.99	0.43
1:A:1645:GLU:HB2	1:A:1646:GLN:H	1.65	0.43
1:A:1762:GLY:O	1:A:1764:LYS:N	2.48	0.43
1:A:581:GLY:CA	1:A:583:TYR:CE1	3.02	0.43
1:A:616:GLU:CD	1:A:779:MET:HE1	2.39	0.43
1:A:795:ARG:NH2	1:A:816:THR:HA	2.32	0.43
1:A:823:ILE:HG22	1:A:825:PRO:CG	2.48	0.43
1:A:939:PHE:CZ	1:A:944:LEU:HD13	2.52	0.43
3:C:241:LEU:O	3:C:242:GLN:CB	2.64	0.43
3:C:276:ILE:O	3:C:276:ILE:HG22	2.18	0.43
6:F:149:TRP:CD1	6:F:153:GLU:HG3	2.50	0.43
6:F:591:GLN:HE21	6:F:607:LEU:HD11	1.81	0.43
6:H:665:ASN:ND2	6:H:668:SER:OG	2.51	0.43
8:I:184:PHE:CE1	8:I:186:GLU:OE2	2.71	0.43
8:I:500:PHE:C	8:I:500:PHE:CD1	2.91	0.43
8:I:233:TYR:HE1	8:I:575:LEU:HD21	1.83	0.43
9:J:185:LEU:HD11	9:J:205:PHE:HB2	2.01	0.43
9:J:247:PHE:CE2	9:J:277:GLU:HG3	2.53	0.43
9:K:157:LEU:HD21	9:K:167:PHE:CA	2.48	0.43
9:K:167:PHE:O	9:K:171:THR:HG22	2.18	0.43

*Continued on next page...*

*Continued from previous page...*

Atom-1	Atom-2	Interatomic distance (Å)	Clash overlap (Å)
12:N:418:GLU:N	12:N:421:CYS:SG	2.90	0.43
12:N:560:MET:HE1	12:N:597:SER:CB	2.47	0.43
12:N:560:MET:HG3	12:N:600:PHE:O	2.18	0.43
13:O:226:ASP:OD1	13:O:227:GLU:N	2.51	0.43
15:X:451:CYS:O	15:X:455:PRO:HD2	2.18	0.43
15:Y:411:GLU:HA	15:Y:414:ILE:HG22	2.00	0.43
15:Y:42:ARG:HD3	15:Y:82:TYR:OH	2.18	0.43
1:A:1199:LYS:HA	1:A:1199:LYS:HD3	1.81	0.43
1:A:178:ALA:C	1:A:179:ASN:ND2	2.72	0.43
1:A:1893:SER:OG	1:A:1924:PRO:CD	2.63	0.43
1:A:248:PHE:HB3	1:A:257:MET:HB3	1.99	0.43
1:A:411:HIS:CD2	1:A:411:HIS:C	2.91	0.43
1:A:74:TRP:CZ2	1:A:604:MET:SD	3.11	0.43
1:A:765:VAL:HG23	1:A:863:LEU:CD2	2.48	0.43
3:C:115:TYR:CE2	3:C:161:LYS:HE2	2.53	0.43
3:C:399:TYR:HB3	3:C:428:LEU:CB	2.48	0.43
6:F:651:PHE:CD2	6:F:695:ALA:HA	2.54	0.43
8:I:372:TRP:CH2	13:O:693:ASN:ND2	2.86	0.43
8:I:556:LEU:HD11	8:I:586:LEU:HD21	2.01	0.43
7:G:8:ARG:HG3	9:J:449:ASN:ND2	2.33	0.43
9:J:40:ILE:CB	9:J:65:LEU:CD2	2.94	0.43
9:K:175:MET:C	9:K:176:LEU:HG	2.38	0.43
9:K:248:LYS:HE3	9:K:438:GLU:O	2.18	0.43
6:H:96:VAL:HG13	9:K:448:LEU:HD11	2.00	0.43
10:L:63:LEU:HD13	10:L:138:GLN:NE2	2.33	0.43
12:N:123:ASP:O	12:N:127:ARG:CG	2.67	0.43
12:N:443:THR:O	12:N:544:LEU:HD21	2.18	0.43
12:N:559:VAL:HG13	12:N:560:MET:N	2.33	0.43
13:O:722:HIS:CA	13:O:730:ARG:HD3	2.42	0.43
15:X:343:VAL:CG1	15:X:374:GLN:HB3	2.48	0.43
15:X:44:MET:HE2	15:X:56:LEU:HD23	2.01	0.43
1:A:1313:LEU:HD13	1:A:1316:MET:HB2	1.99	0.43
1:A:1543:HIS:CG	1:A:1544:MET:CE	3.02	0.43
1:A:1833:HIS:CB	1:A:1834:PRO:C	2.87	0.43
1:A:801:PRO:HA	1:A:804:ASP:OD1	2.18	0.43
1:A:796:ASP:CB	1:A:820:VAL:CG2	2.96	0.43
1:A:831:MET:HA	1:A:832:HIS:HA	1.68	0.43
1:A:93:LEU:HD11	1:A:151:ILE:CD1	2.48	0.43
6:F:494:HIS:NE2	6:F:495:HIS:CD2	2.83	0.43
6:F:494:HIS:CD2	6:F:495:HIS:N	2.86	0.43
6:H:729:LEU:O	6:H:733:VAL:N	2.36	0.43

*Continued on next page...*

*Continued from previous page...*

Atom-1	Atom-2	Interatomic distance (Å)	Clash overlap (Å)
8:I:300:VAL:O	8:I:304:PHE:CD2	2.67	0.43
8:I:332:LYS:HA	8:I:335:GLN:HG3	2.00	0.43
8:I:382:ASP:OD1	8:I:382:ASP:N	2.51	0.43
8:I:45:LEU:CD2	8:I:54:ARG:NH1	2.81	0.43
8:I:619:LYS:HE3	8:I:704:THR:HG23	2.00	0.43
9:K:145:ASN:HB3	9:K:148:LEU:HD12	1.91	0.43
12:N:162:PHE:C	12:N:163:PHE:CD1	2.92	0.43
12:N:378:LEU:CD1	12:N:420:ALA:HB2	2.49	0.43
12:N:667:LEU:CD1	12:N:699:TRP:CH2	3.02	0.43
13:O:439:LEU:HB2	13:O:476:LEU:HD13	2.00	0.43
13:O:621:SER:O	13:O:651:ILE:HD11	2.19	0.43
15:X:337:GLN:C	15:X:368:LEU:HD13	2.39	0.43
15:Y:433:VAL:O	15:Y:436:THR:HG22	2.18	0.43
1:A:92:GLU:OE2	1:A:103:SER:HB2	2.18	0.43
1:A:133:ILE:C	1:A:134:SER:OG	2.57	0.43
1:A:159:ILE:HD12	1:A:189:PHE:CZ	2.54	0.43
1:A:1626:THR:O	1:A:1628:THR:HG23	2.19	0.43
1:A:1665:GLN:HB2	1:A:1678:ILE:HD12	1.99	0.43
1:A:267:SER:HB2	1:A:269:TRP:HE1	1.82	0.43
1:A:772:GLU:CD	1:A:867:CYS:HA	2.39	0.43
6:F:92:LEU:HD13	6:F:121:LEU:HD23	2.01	0.43
6:H:156:CYS:SG	6:H:157:GLU:N	2.91	0.43
8:I:139:LEU:HD22	8:I:140:PRO:CD	2.49	0.43
8:I:280:LEU:HD23	8:I:281:MET:CA	2.47	0.43
9:J:153:TYR:OH	9:J:169:LEU:HD11	2.14	0.43
9:J:167:PHE:O	9:J:171:THR:HG22	2.17	0.43
9:J:207:ASN:OD1	9:J:208:LYS:HG3	2.17	0.43
9:J:268:LEU:N	9:J:269:PRO:HD2	2.34	0.43
12:N:121:ARG:CA	12:N:122:LEU:HB2	2.48	0.43
12:N:259:GLU:O	12:N:263:THR:HG23	2.19	0.43
12:N:560:MET:CG	12:N:600:PHE:CB	2.71	0.43
12:N:678:LEU:CA	12:N:681:LEU:HD23	2.49	0.43
13:O:401:ALA:N	13:O:405:SER:CB	2.81	0.43
8:I:309:LEU:HD23	13:O:64:LEU:HD21	2.00	0.43
13:O:657:ILE:CD1	13:O:704:VAL:HG23	2.38	0.43
13:O:83:GLU:HG3	13:O:90:ALA:HB2	1.99	0.43
3:P:395:ASN:OD1	3:P:395:ASN:N	2.50	0.43
3:P:402:TRP:CE3	3:P:424:ARG:HG2	2.53	0.43
15:X:222:MET:HG3	15:X:240:ILE:HD13	2.01	0.43
15:X:40:HIS:CD2	15:Y:201:LEU:HD21	2.54	0.43
15:X:469:LEU:HD21	15:X:479:VAL:N	2.34	0.43

*Continued on next page...*

*Continued from previous page...*

Atom-1	Atom-2	Interatomic distance (Å)	Clash overlap (Å)
15:X:54:ARG:NH2	15:X:90:ASP:OD2	2.51	0.43
15:X:53:VAL:HG23	15:X:86:SER:HB3	2.00	0.43
15:Y:176:ALA:HB2	15:Y:191:SER:HB2	2.01	0.43
15:X:40:HIS:CG	15:Y:201:LEU:HD11	2.48	0.43
15:Y:413:LEU:CA	15:Y:416:CYS:SG	3.07	0.43
15:Y:546:LEU:O	15:Y:550:GLN:HG2	2.18	0.43
15:Y:56:LEU:HD12	15:Y:56:LEU:HA	1.86	0.43
1:A:1160:TYR:OH	1:A:1191:LEU:HA	2.19	0.43
1:A:95:VAL:HG11	1:A:123:VAL:CG1	2.49	0.43
1:A:1277:ILE:CG2	1:A:1328:TYR:CE2	3.02	0.43
1:A:269:TRP:CD1	1:A:269:TRP:N	2.86	0.43
6:F:87:GLU:HA	6:F:90:GLN:HG3	2.01	0.43
6:H:639:TYR:CE2	10:L:183:ILE:HG22	2.54	0.43
6:H:707:PHE:CD1	6:H:707:PHE:C	2.92	0.43
8:I:119:THR:OG1	8:I:120:VAL:N	2.50	0.43
8:I:189:ALA:N	8:I:193:PHE:O	2.51	0.43
8:I:196:ALA:HA	8:I:544:ILE:HB	2.01	0.43
8:I:72:ALA:C	8:I:80:LEU:HD12	2.39	0.43
9:K:391:PHE:HE2	9:K:411:VAL:HG21	1.79	0.43
12:N:389:PRO:N	12:N:427:TYR:OH	2.51	0.43
12:N:596:LEU:HD22	12:N:601:TRP:CZ2	2.54	0.43
12:N:663:GLN:NE2	12:N:698:VAL:CB	2.82	0.43
12:N:703:GLY:CA	12:N:704:VAL:CB	2.97	0.43
12:N:62:LEU:HD13	12:N:71:LEU:CD2	2.49	0.43
12:N:86:ASN:O	12:N:89:PRO:HD2	2.19	0.43
8:I:512:LEU:HD11	13:O:480:GLN:HG3	1.99	0.43
3:P:471:VAL:CG2	3:P:493:TYR:CZ	3.02	0.43
15:Y:203:LEU:HA	15:Y:206:ILE:HD12	2.00	0.43
15:Y:407:LEU:HD13	15:Y:443:THR:OG1	2.19	0.43
15:Y:474:ASP:OD2	15:Y:505:ASN:HB2	2.17	0.43
1:A:1281:PRO:HB3	1:A:1352:ILE:HB	1.99	0.43
1:A:1326:TYR:HB2	1:A:1386:TRP:CZ2	2.54	0.43
1:A:1398:PHE:CE1	10:L:70:ARG:HD3	2.53	0.43
1:A:1615:GLU:OE2	1:A:1617:ARG:CD	2.67	0.43
1:A:1699:VAL:O	1:A:1699:VAL:HG23	2.19	0.43
1:A:1770:LEU:CD2	1:A:1794:ASP:OD2	2.67	0.43
1:A:1812:TRP:CE3	1:A:1816:LEU:CD1	3.02	0.43
1:A:459:GLU:HA	1:A:466:LEU:HA	2.00	0.43
1:A:412:LEU:CD1	1:A:468:PHE:CE1	3.01	0.43
1:A:485:ILE:HG22	1:A:487:THR:CG2	2.41	0.43
1:A:474:ILE:CD1	1:A:500:TYR:HD2	2.31	0.43

*Continued on next page...*

*Continued from previous page...*

Atom-1	Atom-2	Interatomic distance (Å)	Clash overlap (Å)
1:A:588:ARG:C	1:A:596:THR:CG2	2.80	0.43
1:A:879:LEU:O	1:A:926:LEU:HD11	2.19	0.43
3:C:179:LEU:CD1	3:C:191:VAL:HG21	2.48	0.43
3:C:206:TRP:O	3:C:209:LEU:HB2	2.17	0.43
3:C:273:TYR:HB3	3:C:282:ALA:HB2	2.01	0.43
8:I:116:MET:O	8:I:174:ASN:HA	2.19	0.43
8:I:210:LEU:HD11	8:I:214:LEU:HD23	2.01	0.43
8:I:375:LYS:HB3	8:I:376:TYR:CD1	2.54	0.43
8:I:486:LEU:CB	8:I:519:ARG:C	2.87	0.43
8:I:396:PHE:HD2	8:I:529:MET:SD	2.41	0.43
8:I:231:VAL:CG1	8:I:556:LEU:HD12	2.49	0.43
9:J:160:ASP:O	9:J:161:VAL:HB	2.18	0.43
9:K:157:LEU:HD23	9:K:170:LEU:HD12	2.00	0.43
9:K:478:ASN:HB3	9:K:481:THR:HB	2.01	0.43
9:K:19:TYR:CG	9:K:49:LEU:HD13	2.53	0.43
10:L:45:LEU:C	10:L:45:LEU:HD23	2.39	0.43
10:L:56:SER:OG	10:L:62:HIS:ND1	2.52	0.43
12:N:387:LEU:C	12:N:427:TYR:CZ	2.71	0.43
12:N:442:LEU:O	12:N:544:LEU:HD11	2.18	0.43
13:O:591:TYR:HA	13:O:594:SER:OG	2.18	0.43
13:O:625:LEU:C	13:O:625:LEU:HD12	2.39	0.43
13:O:629:PHE:CZ	13:O:755:LEU:CB	3.01	0.43
15:X:211:SER:HB3	15:X:247:HIS:CE1	2.54	0.43
15:X:376:LEU:HD12	15:X:395:HIS:HB3	1.92	0.43
1:A:1638:TYR:CD1	1:A:1638:TYR:N	2.87	0.43
1:A:1660:LEU:HD11	1:A:1687:LEU:HD11	2.00	0.43
1:A:1807:GLU:HG2	1:A:1809:SER:H	1.83	0.43
1:A:1845:LEU:N	1:A:1846:PRO:HD2	2.33	0.43
1:A:1934:LEU:CD1	1:A:1934:LEU:C	2.80	0.43
1:A:31:HIS:ND1	1:A:32:PRO:HD2	2.33	0.43
1:A:665:MET:HB3	1:A:670:TYR:HB3	2.00	0.43
1:A:748:SER:C	1:A:749:LEU:HD13	2.39	0.43
3:C:297:ILE:HG23	3:C:330:ARG:NH1	2.33	0.43
6:F:158:ILE:C	6:F:633:ARG:NH1	2.71	0.43
6:F:648:GLN:HB3	6:F:650:LYS:CG	2.48	0.43
6:F:674:HIS:O	6:F:677:VAL:HG22	2.18	0.43
6:H:480:ASN:C	6:H:480:ASN:HD22	2.21	0.43
6:H:675:ILE:O	6:H:679:GLN:HG3	2.17	0.43
6:H:742:LEU:O	6:H:742:LEU:HD23	2.19	0.43
8:I:321:LEU:HG	8:I:425:MET:HE2	1.99	0.43
9:J:74:TYR:HB2	9:J:132:ILE:HD12	2.01	0.43

*Continued on next page...*

*Continued from previous page...*

Atom-1	Atom-2	Interatomic distance (Å)	Clash overlap (Å)
7:G:1:MET:HE1	9:J:338:ILE:HD13	2.01	0.43
9:J:476:PRO:HD2	3:P:148:ASN:HD22	1.84	0.43
9:K:153:TYR:CZ	9:K:169:LEU:HD22	2.42	0.43
9:K:302:TRP:CZ3	9:K:322:TYR:CE2	3.07	0.43
12:N:386:LEU:CG	12:N:399:LEU:HD23	2.48	0.43
12:N:504:LEU:CD2	12:N:505:LEU:HG	2.47	0.43
12:N:676:TRP:HE3	12:N:681:LEU:CD2	2.30	0.43
13:O:31:THR:HG23	13:O:34:LYS:HG2	2.01	0.43
13:O:520:MET:HE3	13:O:525:TYR:HE1	1.84	0.43
13:O:538:LEU:HD12	13:O:538:LEU:H	1.84	0.43
13:O:585:LEU:HD22	13:O:585:LEU:HA	1.84	0.43
13:O:684:ALA:HB1	13:O:724:LEU:HD22	2.00	0.43
3:P:83:ASP:CG	3:P:109:CYS:CB	2.87	0.43
3:P:290:ARG:NH2	3:P:319:LEU:HD12	2.34	0.43
3:P:487:ALA:HB1	3:P:519:TYR:CE1	2.50	0.43
15:X:376:LEU:CD2	15:X:399:ALA:CB	2.91	0.43
1:A:1032:LEU:H	12:N:485:VAL:HG22	1.83	0.43
1:A:1232:ILE:HG13	1:A:1235:LEU:HB2	2.00	0.43
1:A:1600:ARG:HG3	1:A:1600:ARG:NH1	2.34	0.43
1:A:1680:LEU:CD2	1:A:1680:LEU:N	2.76	0.43
1:A:213:MET:HE2	1:A:216:PRO:HA	1.83	0.43
1:A:636:GLN:HA	1:A:639:VAL:HG12	2.01	0.43
3:C:337:ILE:HG23	11:M:24:LEU:HD21	2.01	0.43
4:D:44:ILE:HA	4:D:47:LYS:HE2	2.01	0.43
6:F:102:SER:HB3	6:F:105:ASP:OD1	2.18	0.43
6:F:161:LYS:HB3	6:F:474:LEU:HG	2.00	0.43
6:F:621:LEU:C	6:F:621:LEU:HD23	2.39	0.43
7:G:13:LEU:HD13	7:G:13:LEU:N	2.34	0.43
6:H:172:SER:HA	6:H:456:LYS:HZ1	1.83	0.43
8:I:138:LEU:C	8:I:138:LEU:HD12	2.39	0.43
8:I:286:ARG:HG3	8:I:333:LEU:HD22	2.00	0.43
9:J:174:HIS:O	9:J:365:LYS:O	2.37	0.43
9:J:263:PHE:CD1	9:J:291:LEU:HD23	2.54	0.43
9:J:315:LYS:HD3	9:J:315:LYS:HA	1.73	0.43
9:J:429:LEU:HD12	9:J:451:LEU:CD1	2.48	0.43
9:K:305:VAL:HG11	9:K:322:TYR:CE2	2.54	0.43
9:K:517:THR:HG23	7:W:16:ILE:CD1	2.49	0.43
10:L:108:ILE:HD12	10:L:125:THR:O	2.19	0.43
10:L:14:LYS:HB3	10:L:18:ARG:CZ	2.49	0.43
10:L:50:LEU:O	10:L:154:ARG:HD3	2.18	0.43
12:N:285:PHE:CD1	12:N:288:GLU:OE2	2.72	0.43

*Continued on next page...*



*Continued from previous page...*

Atom-1	Atom-2	Interatomic distance (Å)	Clash overlap (Å)
12:N:272:ARG:CZ	12:N:292:TRP:CD1	3.02	0.43
13:O:35:ILE:CD1	13:O:112:PHE:CE2	3.02	0.43
3:P:209:LEU:O	3:P:213:ILE:HG12	2.19	0.43
15:X:226:VAL:HG21	15:X:237:SER:HB3	2.00	0.43
1:A:1076:ARG:HB3	1:A:1076:ARG:HH11	1.83	0.42
1:A:431:PHE:HD1	1:A:433:THR:HG23	1.82	0.42
1:A:677:TRP:HZ2	1:A:792:GLN:CG	2.27	0.42
3:C:348:GLU:HA	3:C:378:MET:CE	2.48	0.42
3:C:58:LEU:HD13	3:C:232:PHE:CZ	2.54	0.42
6:F:641:LEU:HB2	6:F:657:HIS:CD2	2.53	0.42
8:I:12:ARG:O	8:I:744:PHE:HA	2.18	0.42
9:J:312:VAL:HG13	11:M:26:TYR:CD2	2.54	0.42
9:J:354:MET:HA	9:J:354:MET:CE	2.49	0.42
10:L:108:ILE:CB	10:L:125:THR:O	2.67	0.42
10:L:83:TYR:CD1	10:L:83:TYR:C	2.93	0.42
12:N:131:LEU:N	12:N:131:LEU:CD1	2.81	0.42
12:N:293:ILE:O	12:N:297:VAL:N	2.51	0.42
12:N:592:TYR:CD1	12:N:593:ALA:N	2.87	0.42
13:O:136:LEU:HD12	13:O:136:LEU:C	2.40	0.42
13:O:350:LEU:O	13:O:353:LYS:HB2	2.18	0.42
3:P:89:LEU:HD21	3:P:93:TYR:CE2	2.53	0.42
15:Y:99:LYS:HD3	15:Y:102:MET:CE	2.48	0.42
15:Y:324:VAL:HG12	15:Y:348:HIS:HB2	2.00	0.42
15:Y:379:LYS:O	15:Y:383:LEU:HG	2.18	0.42
15:Y:410:TYR:CE2	15:Y:433:VAL:HG23	2.53	0.42
15:Y:87:LEU:CD1	15:Y:99:LYS:HG3	2.48	0.42
1:A:1084:ARG:O	1:A:1088:THR:HG22	2.18	0.42
1:A:1212:VAL:HG12	1:A:1224:ILE:HG23	2.00	0.42
1:A:1425:TRP:O	1:A:1428:SER:HB3	2.19	0.42
1:A:1833:HIS:N	1:A:1834:PRO:CA	2.81	0.42
1:A:193:ALA:C	1:A:242:HIS:NE2	2.72	0.42
1:A:665:MET:CA	1:A:670:TYR:HB2	2.49	0.42
1:A:776:ASN:HD22	1:A:779:MET:HG2	1.84	0.42
1:A:848:VAL:HG13	1:A:877:ILE:HD13	2.01	0.42
6:F:655:GLU:HG3	6:F:702:ASN:ND2	2.33	0.42
6:H:58:TYR:OH	6:H:87:GLU:CD	2.58	0.42
8:I:119:THR:O	8:I:120:VAL:HB	2.19	0.42
9:J:523:ILE:HD13	3:P:417:TYR:CD1	2.54	0.42
9:K:201:LEU:HD22	9:K:205:PHE:CD2	2.46	0.42
12:N:336:TYR:HB3	12:N:364:CYS:SG	2.60	0.42
12:N:420:ALA:CA	12:N:423:PRO:HD2	2.49	0.42

*Continued on next page...*



*Continued from previous page...*

Atom-1	Atom-2	Interatomic distance (Å)	Clash overlap (Å)
12:N:425:ARG:NH1	12:N:507:SER:CB	2.82	0.42
12:N:553:PRO:CB	12:N:554:MET:SD	2.97	0.42
12:N:520:ARG:NH1	12:N:556:PHE:CE1	2.86	0.42
12:N:560:MET:CE	12:N:601:TRP:CD1	3.02	0.42
12:N:642:GLY:O	12:N:661:PRO:HD3	2.18	0.42
12:N:676:TRP:CE3	12:N:680:GLU:CB	3.02	0.42
12:N:685:VAL:HG12	12:N:685:VAL:O	2.19	0.42
13:O:506:LEU:HD12	13:O:507:TRP:N	2.34	0.42
13:O:591:TYR:HE2	13:O:603:MET:CG	2.31	0.42
13:O:593:ARG:HG2	13:O:753:ASN:HB3	2.01	0.42
13:O:620:ALA:HA	13:O:623:THR:CG2	2.49	0.42
13:O:63:LEU:O	13:O:66:PRO:CD	2.66	0.42
15:X:499:LEU:HD23	15:X:515:LEU:HA	2.00	0.42
15:Y:449:THR:HG21	15:Y:465:LEU:CB	2.50	0.42
15:Y:44:MET:SD	15:Y:53:VAL:HG12	2.59	0.42
15:Y:451:CYS:O	15:Y:455:PRO:HD2	2.19	0.42
1:A:129:CYS:HB3	1:A:187:LEU:CD1	2.50	0.42
1:A:17:LEU:HD11	1:A:512:PRO:CG	2.49	0.42
1:A:1818:LEU:O	1:A:1821:PHE:O	2.38	0.42
1:A:223:LEU:CD2	1:A:409:ILE:CD1	2.81	0.42
1:A:74:TRP:CD1	1:A:589:ASP:OD2	2.72	0.42
4:D:25:VAL:CG2	4:D:29:GLU:OE1	2.67	0.42
6:F:486:ASN:O	6:F:489:SER:OG	2.35	0.42
6:F:628:ILE:HG23	6:F:638:TRP:CZ2	2.54	0.42
6:H:164:PRO:HB2	6:H:467:ARG:O	2.19	0.42
9:J:221:PRO:O	9:J:222:GLU:CB	2.67	0.42
12:N:162:PHE:O	12:N:163:PHE:HB2	2.20	0.42
12:N:158:ARG:HD2	12:N:255:ARG:HH11	1.85	0.42
12:N:162:PHE:CD2	12:N:256:VAL:HG12	2.54	0.42
12:N:281:TYR:O	12:N:354:SER:CB	2.68	0.42
12:N:417:LEU:CG	12:N:421:CYS:SG	3.03	0.42
12:N:511:SER:HB3	12:N:514:LEU:HD11	2.02	0.42
12:N:630:LYS:CB	12:N:633:ARG:HH11	2.33	0.42
12:N:91:PHE:HD1	12:N:92:TRP:CE3	2.37	0.42
13:O:247:ASN:ND2	13:O:249:ASP:HB3	2.32	0.42
13:O:360:LEU:CD2	13:O:363:HIS:CD2	2.96	0.42
13:O:591:TYR:HE2	13:O:603:MET:SD	2.42	0.42
15:X:54:ARG:CZ	15:X:90:ASP:OD2	2.67	0.42
15:Y:418:LEU:HD22	15:Y:418:LEU:O	2.18	0.42
1:A:105:GLY:HA3	1:A:111:LEU:HA	2.01	0.42
1:A:1461:HIS:HD1	1:A:1461:HIS:C	2.23	0.42

*Continued on next page...*

*Continued from previous page...*

Atom-1	Atom-2	Interatomic distance (Å)	Clash overlap (Å)
1:A:1531:GLY:CA	1:A:1566:PHE:CE1	3.02	0.42
1:A:1909:THR:N	1:A:1936:LEU:HB3	2.35	0.42
1:A:226:LYS:HB2	1:A:236:VAL:HG22	2.02	0.42
1:A:628:ILE:CG2	1:A:765:VAL:HG21	2.49	0.42
1:A:763:PHE:CD1	1:A:793:LEU:CD2	3.02	0.42
2:B:20:ASP:O	2:B:30:PHE:HD2	2.02	0.42
3:C:29:LEU:O	3:C:32:ILE:N	2.52	0.42
6:F:578:SER:O	6:F:682:LEU:HD13	2.19	0.42
6:H:103:HIS:CG	6:H:140:LYS:HE3	2.52	0.42
8:I:393:VAL:O	8:I:397:ILE:HG13	2.20	0.42
9:J:268:LEU:HD13	9:J:291:LEU:HD13	2.00	0.42
9:J:9:ARG:HH12	9:K:162:TYR:HB2	1.85	0.42
9:K:164:PHE:HD1	9:K:164:PHE:C	2.22	0.42
9:K:74:TYR:C	9:K:74:TYR:CD1	2.91	0.42
12:N:265:LEU:CD1	12:N:300:LEU:HD21	2.42	0.42
12:N:382:LEU:HD22	12:N:382:LEU:HA	1.88	0.42
12:N:592:TYR:C	12:N:622:TYR:CZ	2.93	0.42
12:N:83:LEU:HA	12:N:87:ILE:CB	2.46	0.42
13:O:533:THR:HA	13:O:536:THR:HG22	2.02	0.42
13:O:90:ALA:HA	13:O:93:VAL:HG12	2.01	0.42
3:P:290:ARG:HH21	3:P:319:LEU:HD12	1.84	0.42
9:K:487:TYR:OH	7:W:15:ASP:O	2.37	0.42
15:X:366:ILE:HD11	15:X:379:LYS:CE	2.50	0.42
15:X:449:THR:HG21	15:X:465:LEU:CB	2.49	0.42
15:X:453:GLU:HG3	15:X:488:ARG:NH1	2.35	0.42
15:Y:245:PHE:CE1	15:Y:253:ARG:HD3	2.53	0.42
1:A:1103:PRO:CD	1:A:1143:ALA:HB2	2.50	0.42
1:A:1294:TYR:C	1:A:1294:TYR:CD1	2.92	0.42
1:A:125:GLN:OE1	1:A:180:VAL:O	2.38	0.42
1:A:587:ILE:HG23	1:A:595:VAL:HG12	2.01	0.42
1:A:618:VAL:HG21	1:A:656:GLU:OE1	2.20	0.42
2:B:39:VAL:CB	2:B:43:ASP:CB	2.96	0.42
2:B:8:TRP:CZ3	12:N:618:ALA:HB1	2.55	0.42
3:C:531:THR:O	3:C:535:LYS:HG2	2.19	0.42
7:G:2:LEU:CD2	7:G:2:LEU:N	2.81	0.42
6:H:488:LEU:HA	6:H:491:LEU:HD13	2.01	0.42
9:J:354:MET:CE	9:J:374:ILE:HA	2.49	0.42
9:J:397:ILE:HG22	9:J:398:ALA:H	1.83	0.42
9:K:182:LYS:O	9:K:186:GLU:HG3	2.19	0.42
12:N:108:LEU:HD23	12:N:108:LEU:O	2.19	0.42
12:N:609:LEU:HD22	12:N:639:HIS:HD2	1.78	0.42

*Continued on next page...*

*Continued from previous page...*

Atom-1	Atom-2	Interatomic distance (Å)	Clash overlap (Å)
13:O:402:LEU:N	13:O:405:SER:OG	2.52	0.42
13:O:631:GLN:CB	13:O:640:ALA:HB2	2.49	0.42
13:O:727:THR:CB	13:O:730:ARG:NH2	2.80	0.42
13:O:737:PHE:O	13:O:741:HIS:N	2.36	0.42
15:X:154:ASP:O	15:X:158:ILE:CG1	2.67	0.42
15:X:87:LEU:HD13	15:X:95:ASN:ND2	2.34	0.42
1:A:1072:GLN:OE1	1:A:1547:GLY:HA2	2.20	0.42
1:A:1733:PHE:CD1	1:A:1776:TYR:HD1	2.35	0.42
1:A:953:LEU:HD12	1:A:1817:VAL:HG13	2.01	0.42
1:A:1884:MET:HA	1:A:1887:CYS:SG	2.59	0.42
1:A:269:TRP:CZ3	1:A:411:HIS:HB2	2.53	0.42
1:A:425:SER:HB3	1:A:448:SER:HB3	2.01	0.42
1:A:632:GLU:C	1:A:636:GLN:NE2	2.69	0.42
1:A:873:VAL:HG21	1:A:951:ILE:HG21	2.01	0.42
1:A:959:ILE:O	1:A:963:ARG:N	2.45	0.42
3:C:172:LEU:HB3	3:C:195:ALA:HB2	2.01	0.42
3:C:254:LEU:O	3:C:257:VAL:HG12	2.20	0.42
6:F:164:PRO:HB3	6:F:467:ARG:HA	2.01	0.42
6:F:608:GLY:CA	6:F:623:CYS:SG	3.07	0.42
6:F:667:GLN:CD	6:F:741:PHE:CZ	2.92	0.42
7:G:24:LYS:HA	7:G:25:ASP:HA	1.80	0.42
6:H:689:LEU:HD12	6:H:689:LEU:HA	1.91	0.42
6:H:743:ILE:C	6:H:759:ASN:ND2	2.72	0.42
8:I:185:ILE:HD11	8:I:201:ILE:CD1	2.49	0.42
8:I:279:ILE:CD1	8:I:337:ILE:HG23	2.50	0.42
8:I:422:TYR:C	8:I:422:TYR:CD1	2.92	0.42
8:I:440:MET:CE	8:I:445:ILE:HD12	2.50	0.42
8:I:500:PHE:HE1	8:I:507:LEU:HD12	1.84	0.42
9:J:497:ASN:N	9:J:497:ASN:OD1	2.52	0.42
9:J:88:GLN:O	9:J:92:VAL:HG23	2.20	0.42
9:K:188:LEU:HG	9:K:190:LEU:HG	2.00	0.42
12:N:269:THR:HG22	12:N:292:TRP:CZ3	2.42	0.42
12:N:340:ARG:HB3	12:N:361:LEU:HD22	2.00	0.42
12:N:387:LEU:C	12:N:427:TYR:OH	2.58	0.42
12:N:538:GLU:HA	12:N:538:GLU:OE1	2.20	0.42
12:N:87:ILE:HD13	12:N:87:ILE:N	2.34	0.42
13:O:32:PRO:HA	13:O:35:ILE:HG22	2.01	0.42
13:O:344:LEU:CD2	13:O:359:VAL:HG21	2.50	0.42
13:O:527:LEU:O	13:O:530:SER:OG	2.38	0.42
13:O:649:GLU:CG	13:O:650:PRO:HD3	2.50	0.42
13:O:75:LEU:HD13	13:O:79:TYR:CE2	2.48	0.42

*Continued on next page...*

*Continued from previous page...*

Atom-1	Atom-2	Interatomic distance (Å)	Clash overlap (Å)
3:P:36:LEU:HD21	3:P:58:LEU:CB	2.49	0.42
15:X:282:PHE:HZ	15:X:313:TYR:CD2	2.38	0.42
1:A:1455:GLU:H	1:A:1458:SER:N	2.11	0.42
1:A:1600:ARG:NH2	10:L:102:PHE:CD2	2.88	0.42
1:A:1632:ALA:HB3	1:A:1653:ALA:HB2	2.01	0.42
1:A:1693:LYS:HG3	1:A:1693:LYS:O	2.18	0.42
1:A:809:ASP:O	1:A:1807:GLU:O	2.38	0.42
1:A:1900:LEU:C	1:A:1921:LEU:HD21	2.40	0.42
1:A:430:VAL:HG23	1:A:430:VAL:O	2.19	0.42
1:A:459:GLU:HB3	1:A:466:LEU:CD2	2.33	0.42
1:A:497:LEU:HD23	1:A:497:LEU:HA	1.91	0.42
1:A:580:LEU:HA	1:A:583:TYR:CE2	2.54	0.42
1:A:617:LEU:HD23	1:A:618:VAL:N	2.34	0.42
1:A:624:ALA:O	1:A:765:VAL:HG21	2.19	0.42
3:C:259:PHE:HB3	3:C:265:ILE:HD11	1.98	0.42
7:G:11:LEU:HD13	9:J:514:PHE:CE2	2.53	0.42
7:G:13:LEU:HD13	7:G:13:LEU:H	1.84	0.42
6:H:662:LEU:HD11	6:H:672:LEU:HG	2.02	0.42
6:H:6:GLU:N	6:H:7:PRO:HD3	2.34	0.42
8:I:414:PHE:CZ	8:I:418:PHE:CE1	3.08	0.42
9:J:357:TYR:HB3	9:J:374:ILE:HG13	2.02	0.42
9:J:405:MET:HE3	9:J:427:ASP:CG	2.40	0.42
9:J:468:HIS:HB3	9:J:485:ILE:HG23	2.01	0.42
9:J:58:HIS:O	9:J:62:SER:OG	2.37	0.42
11:M:13:ASP:OD2	3:P:329:TYR:CE1	2.72	0.42
12:N:353:ASP:O	12:N:354:SER:CB	2.68	0.42
12:N:501:ILE:O	12:N:504:LEU:HD22	2.20	0.42
12:N:705:LEU:CD2	12:N:714:SER:N	2.45	0.42
13:O:662:ARG:HD3	13:O:709:ARG:NH1	2.35	0.42
13:O:74:THR:HA	13:O:161:TYR:HE1	1.85	0.42
15:X:376:LEU:HD21	15:X:399:ALA:H	1.85	0.42
15:Y:417:TYR:HE2	15:Y:429:MET:SD	2.42	0.42
15:Y:53:VAL:HG23	15:Y:86:SER:HB3	2.01	0.42
1:A:1148:ALA:CB	1:A:1153:ILE:HD11	2.50	0.42
1:A:1455:GLU:HA	1:A:1456:THR:C	2.39	0.42
1:A:1751:ALA:O	1:A:1755:CYS:N	2.53	0.42
1:A:1917:LYS:C	1:A:1920:GLN:NE2	2.73	0.42
1:A:178:ALA:HB2	1:A:192:SER:OG	2.20	0.42
1:A:224:VAL:HG12	1:A:238:TYR:HD1	1.85	0.42
1:A:482:VAL:HG21	1:A:609:ILE:HD12	2.00	0.42
1:A:474:ILE:HD11	1:A:500:TYR:CD2	2.54	0.42

*Continued on next page...*

*Continued from previous page...*

Atom-1	Atom-2	Interatomic distance (Å)	Clash overlap (Å)
1:A:716:HIS:CD2	1:A:716:HIS:O	2.73	0.42
1:A:851:CYS:SG	1:A:882:LEU:HD11	2.59	0.42
3:C:144:GLY:O	3:C:145:GLN:HB3	2.20	0.42
3:C:36:LEU:HD21	3:C:58:LEU:CB	2.47	0.42
6:F:158:ILE:H	6:F:158:ILE:HG12	1.59	0.42
6:F:485:ILE:C	6:F:485:ILE:HD13	2.39	0.42
6:F:515:TYR:OH	6:F:671:LEU:HD23	2.20	0.42
6:H:152:PHE:CE2	6:H:162:PRO:HG2	2.54	0.42
8:I:282:GLN:OE1	8:I:336:SER:CB	2.67	0.42
9:J:500:ASP:O	9:J:504:THR:HG23	2.19	0.42
9:K:320:ARG:HH21	9:K:343:SER:C	2.21	0.42
9:K:431:LYS:HD2	9:K:435:ILE:CD1	2.50	0.42
12:N:108:LEU:CG	12:N:176:LEU:HD12	2.50	0.42
12:N:705:LEU:HD22	12:N:706:ARG:C	2.40	0.42
13:O:274:LEU:HD23	13:O:275:LEU:HD12	2.01	0.42
13:O:40:LEU:HD22	13:O:82:ILE:CD1	2.46	0.42
13:O:480:GLN:HA	13:O:480:GLN:OE1	2.20	0.42
13:O:492:HIS:C	13:O:492:HIS:CD2	2.92	0.42
13:O:672:VAL:HA	13:O:675:ALA:HB3	2.02	0.42
13:O:687:LEU:HB3	13:O:724:LEU:HD21	2.02	0.42
13:O:751:LEU:H	13:O:754:HIS:CB	2.32	0.42
3:P:68:ALA:O	3:P:69:GLU:CB	2.68	0.42
6:F:130:ARG:CG	15:Y:506:GLN:CG	2.92	0.42
1:A:18:GLN:HE22	1:A:107:LYS:CE	2.33	0.42
1:A:1673:TYR:CE1	1:A:1701:LEU:CD1	2.98	0.42
1:A:1749:SER:OG	13:O:609:ALA:HB2	2.19	0.42
1:A:951:ILE:HD13	1:A:1816:LEU:HD22	2.02	0.42
1:A:210:MET:CE	1:A:246:ILE:CG2	2.98	0.42
1:A:601:ASN:HD22	1:A:603:SER:CB	2.33	0.42
1:A:78:LYS:HE3	1:A:592:HIS:CG	2.50	0.42
2:B:15:LEU:HD13	12:N:634:THR:C	2.39	0.42
6:F:68:THR:OG1	6:F:69:PRO:HD2	2.20	0.42
8:I:216:SER:HA	8:I:238:THR:H	1.84	0.42
8:I:351:HIS:CD2	8:I:351:HIS:N	2.87	0.42
8:I:386:ILE:O	8:I:390:ILE:HG13	2.19	0.42
8:I:233:TYR:CD1	8:I:586:LEU:HD22	2.55	0.42
9:J:11:ARG:NH1	9:J:42:TRP:CH2	2.74	0.42
9:J:482:TYR:CD1	9:J:485:ILE:HD11	2.55	0.42
9:K:78:ARG:HG3	9:K:135:LEU:CD2	2.50	0.42
9:J:9:ARG:NH1	9:K:162:TYR:CB	2.83	0.42
9:K:19:TYR:CE1	9:K:49:LEU:HD13	2.55	0.42

*Continued on next page...*

*Continued from previous page...*

Atom-1	Atom-2	Interatomic distance (Å)	Clash overlap (Å)
12:N:272:ARG:CD	12:N:292:TRP:CE2	3.03	0.42
12:N:83:LEU:HA	12:N:87:ILE:HG13	1.91	0.42
13:O:401:ALA:H	13:O:405:SER:CB	2.32	0.42
13:O:580:VAL:HG12	13:O:584:LEU:CD1	2.49	0.42
1:A:945:GLU:O	13:O:599:ILE:HD13	2.20	0.42
3:P:321:HIS:CD2	3:P:321:HIS:C	2.93	0.42
15:X:277:LEU:HG	15:X:293:LYS:CD	2.46	0.42
15:Y:104:LEU:HD11	15:Y:142:MET:HE1	0.49	0.42
1:A:1329:MET:HE3	1:A:1371:LEU:HD12	2.02	0.42
1:A:1404:LEU:HD22	1:A:1464:ILE:HG12	2.02	0.42
1:A:1473:GLY:HA2	1:A:1526:VAL:CG1	2.50	0.42
1:A:1750:PHE:CE2	1:A:1787:LEU:HD11	2.55	0.42
1:A:256:VAL:CG2	1:A:271:LEU:HD23	2.50	0.42
1:A:457:PHE:CB	1:A:468:PHE:CE2	3.02	0.42
1:A:977:LEU:O	1:A:977:LEU:HD12	2.19	0.42
5:E:73:ASP:HA	5:E:76:VAL:CG2	2.49	0.42
6:F:168:PHE:CD1	6:F:168:PHE:N	2.87	0.42
6:H:101:LYS:O	6:H:105:ASP:CB	2.67	0.42
8:I:333:LEU:HD11	8:I:337:ILE:HD11	2.02	0.42
8:I:401:ASN:HB2	13:O:444:MET:HE2	2.02	0.42
9:J:180:GLU:CA	9:J:180:GLU:OE1	2.68	0.42
9:J:212:TYR:CE1	9:J:368:HIS:HE1	2.35	0.42
9:J:283:GLU:OE1	9:J:283:GLU:HA	2.20	0.42
9:K:283:GLU:HA	9:K:283:GLU:OE1	2.20	0.42
9:K:317:GLU:OE1	9:K:317:GLU:HA	2.19	0.42
9:K:429:LEU:HD12	9:K:451:LEU:HD21	2.01	0.42
6:H:660:LYS:NZ	9:K:499:VAL:HG11	2.35	0.42
10:L:28:GLN:H	10:L:28:GLN:HG2	1.56	0.42
12:N:98:CYS:O	12:N:107:CYS:HA	2.20	0.42
13:O:631:GLN:OE1	13:O:640:ALA:HA	2.20	0.42
13:O:682:LYS:O	13:O:685:GLU:HG2	2.19	0.42
3:P:283:LEU:CD2	3:P:312:MET:CE	2.97	0.42
13:O:106:LYS:HB3	3:P:317:SER:OG	2.20	0.42
3:P:420:TYR:OH	3:P:424:ARG:HD3	2.20	0.42
15:X:449:THR:CG2	15:X:465:LEU:N	2.83	0.42
15:X:266:LEU:C	15:Y:66:ASN:HD22	2.21	0.42
1:A:1074:CYS:SG	1:A:1107:LEU:HB3	2.59	0.41
1:A:1147:ILE:HB	1:A:1182:ASN:HD21	1.85	0.41
1:A:1232:ILE:HD11	1:A:1235:LEU:CD1	2.49	0.41
1:A:93:LEU:HD23	1:A:126:ALA:O	2.20	0.41
1:A:1718:LEU:O	1:A:1719:LEU:HB2	2.20	0.41

*Continued on next page...*

*Continued from previous page...*

Atom-1	Atom-2	Interatomic distance (Å)	Clash overlap (Å)
1:A:1703:ALA:HB1	1:A:1742:THR:HG22	2.01	0.41
1:A:613:ALA:O	1:A:614:THR:HB	2.20	0.41
1:A:805:HIS:NE2	1:A:843:SER:HB3	2.35	0.41
1:A:894:GLN:NE2	1:A:895:TYR:CD1	2.87	0.41
6:F:155:LEU:CA	6:F:158:ILE:HD11	2.20	0.41
6:F:165:ASP:HA	6:F:467:ARG:HD2	2.00	0.41
6:F:695:ALA:O	6:F:699:ASP:N	2.48	0.41
6:H:172:SER:C	6:H:456:LYS:NZ	2.71	0.41
8:I:142:LEU:HD11	8:I:261:LEU:HD21	2.01	0.41
8:I:279:ILE:HD11	8:I:337:ILE:CG2	2.49	0.41
8:I:520:LYS:HB3	8:I:524:PHE:HD2	1.84	0.41
8:I:399:LYS:HD2	8:I:525:VAL:HG21	2.02	0.41
9:J:211:LYS:O	9:J:212:TYR:CD2	2.73	0.41
9:J:41:TYR:HB2	9:J:72:CYS:SG	2.60	0.41
9:K:379:GLY:HA3	9:K:411:VAL:HG22	2.02	0.41
12:N:136:THR:HG23	12:N:137:ARG:CD	2.50	0.41
12:N:164:SER:N	12:N:165:THR:CA	2.83	0.41
12:N:95:ILE:HG21	12:N:169:PHE:HD1	1.84	0.41
13:O:335:ASN:O	13:O:335:ASN:ND2	2.53	0.41
13:O:520:MET:HE1	13:O:525:TYR:CE1	2.55	0.41
13:O:620:ALA:O	13:O:624:VAL:HG23	2.20	0.41
3:P:209:LEU:HD12	3:P:209:LEU:HA	1.94	0.41
15:X:40:HIS:CA	15:Y:201:LEU:HD11	2.47	0.41
15:Y:225:ASN:O	15:Y:229:THR:N	2.52	0.41
1:A:1192:ASN:ND2	1:A:1194:HIS:HB2	2.35	0.41
1:A:1277:ILE:HD12	1:A:1299:GLY:HA2	2.02	0.41
1:A:1364:CYS:O	1:A:1368:THR:HG23	2.21	0.41
1:A:1405:LEU:CD1	1:A:1467:GLY:CA	2.97	0.41
1:A:15:ARG:HH12	1:A:611:GLU:CG	2.34	0.41
1:A:1674:TRP:HD1	1:A:1674:TRP:N	2.18	0.41
1:A:127:LEU:CD2	1:A:182:PRO:HB3	2.50	0.41
1:A:1935:LEU:HD22	1:A:1935:LEU:HA	1.85	0.41
1:A:249:LEU:HD12	1:A:250:ASN:N	2.35	0.41
1:A:838:THR:O	1:A:839:SER:CB	2.68	0.41
2:B:16:TRP:CZ3	12:N:633:ARG:HG3	2.55	0.41
3:C:397:ARG:C	3:C:428:LEU:HD13	2.41	0.41
3:C:525:LEU:HD13	3:C:528:GLU:OE1	2.20	0.41
6:F:168:PHE:HE2	6:F:466:LEU:C	2.23	0.41
7:G:2:LEU:HD23	7:G:2:LEU:N	2.35	0.41
8:I:269:LEU:HA	8:I:272:MET:HE2	2.02	0.41
8:I:306:HIS:HB3	8:I:313:ALA:HB1	2.01	0.41

*Continued on next page...*



*Continued from previous page...*

Atom-1	Atom-2	Interatomic distance (Å)	Clash overlap (Å)
8:I:338:GLU:OE1	8:I:339:SER:N	2.54	0.41
8:I:571:LYS:HB3	8:I:571:LYS:HE2	1.81	0.41
9:J:177:THR:OG1	9:J:397:ILE:HG23	2.20	0.41
9:J:432:ILE:HD13	9:J:444:TRP:CE2	2.55	0.41
9:J:441:VAL:O	9:J:442:ASP:CB	2.64	0.41
9:K:74:TYR:CE2	9:K:131:SER:HB2	2.55	0.41
9:K:174:HIS:O	9:K:366:GLY:HA3	2.21	0.41
9:K:415:ASN:HB3	9:K:417:GLU:HG3	2.00	0.41
9:K:40:ILE:HD11	9:K:63:ARG:HD3	2.00	0.41
9:K:40:ILE:HG21	9:K:65:LEU:CD2	2.50	0.41
11:M:8:ASP:HB3	11:M:11:ILE:HG13	2.02	0.41
12:N:593:ALA:CB	12:N:622:TYR:CD1	2.99	0.41
12:N:667:LEU:HD21	12:N:704:VAL:HG13	2.01	0.41
3:P:301:ASP:OD1	3:P:335:CYS:SG	2.75	0.41
15:X:335:SER:HB2	15:X:338:HIS:CD2	2.56	0.41
6:F:63:GLY:CA	15:Y:299:MET:HB3	2.50	0.41
15:Y:302:PRO:HG2	15:Y:303:TYR:CE2	2.55	0.41
15:Y:70:LEU:O	15:Y:70:LEU:HD13	2.20	0.41
1:A:1159:VAL:HG22	1:A:1160:TYR:O	2.20	0.41
1:A:1493:LYS:O	1:A:1497:THR:HG23	2.20	0.41
1:A:1595:HIS:CE1	1:A:1598:ASP:CB	2.93	0.41
1:A:125:GLN:NE2	1:A:180:VAL:H	2.17	0.41
1:A:1815:LYS:HG3	1:A:1816:LEU:N	2.35	0.41
1:A:1867:CYS:O	1:A:1871:TYR:N	2.50	0.41
1:A:21:VAL:HG23	1:A:22:PRO:HD2	2.02	0.41
1:A:461:ASN:CA	1:A:464:THR:OG1	2.63	0.41
1:A:777:THR:O	13:O:594:SER:O	2.38	0.41
1:A:788:GLU:O	1:A:791:VAL:HG23	2.20	0.41
3:C:134:THR:HG23	3:C:143:LYS:CG	2.42	0.41
3:C:409:TYR:HD1	3:C:414:MET:HE2	1.82	0.41
3:C:420:TYR:CD2	13:O:275:LEU:CD2	2.96	0.41
6:F:155:LEU:O	6:F:158:ILE:HG13	2.20	0.41
6:H:726:LEU:HD11	6:H:742:LEU:HD22	2.02	0.41
6:H:75:LEU:HG	6:H:91:ILE:CD1	2.50	0.41
8:I:140:PRO:O	8:I:142:LEU:HD23	2.20	0.41
8:I:195:ILE:O	8:I:544:ILE:CB	2.68	0.41
8:I:501:LEU:O	8:I:508:LYS:CE	2.69	0.41
9:J:134:LEU:O	9:J:134:LEU:HD23	2.19	0.41
9:J:39:ASP:N	9:J:39:ASP:OD1	2.50	0.41
9:J:65:LEU:HD12	9:J:65:LEU:HA	1.84	0.41
9:K:167:PHE:CE1	9:K:171:THR:HG21	2.55	0.41

*Continued on next page...*

*Continued from previous page...*

Atom-1	Atom-2	Interatomic distance (Å)	Clash overlap (Å)
9:J:262:PRO:HD3	9:K:58:HIS:CE1	2.55	0.41
10:L:39:GLY:C	10:L:44:GLN:OE1	2.58	0.41
12:N:112:LEU:HG	12:N:242:GLN:HE21	1.85	0.41
12:N:374:LEU:HD23	12:N:375:LEU:N	2.34	0.41
12:N:388:HIS:H	12:N:388:HIS:HD2	1.68	0.41
12:N:417:LEU:HD23	12:N:418:GLU:CG	2.50	0.41
12:N:480:TRP:O	12:N:480:TRP:CE3	2.73	0.41
12:N:549:PHE:CD1	12:N:550:GLY:N	2.88	0.41
13:O:34:LYS:HB3	13:O:139:MET:SD	2.60	0.41
13:O:527:LEU:O	13:O:531:LEU:N	2.50	0.41
13:O:581:ILE:HG12	13:O:619:LEU:HD23	2.02	0.41
13:O:736:LEU:O	13:O:740:LEU:N	2.46	0.41
3:P:234:LEU:CD2	3:P:238:TYR:CE2	2.94	0.41
3:P:358:LEU:HD11	3:P:368:TRP:CH2	2.55	0.41
3:P:523:CYS:O	3:P:524:LYS:HG3	2.20	0.41
15:X:204:ASP:HB2	15:Y:52:ASN:OD1	2.20	0.41
15:Y:349:SER:OG	15:Y:361:LEU:HD12	2.20	0.41
1:A:119:VAL:HG11	1:A:153:ILE:HG21	2.02	0.41
1:A:154:LEU:CD1	1:A:159:ILE:HD11	2.51	0.41
1:A:798:LYS:O	1:A:799:LEU:C	2.58	0.41
1:A:772:GLU:HG2	1:A:867:CYS:SG	2.59	0.41
3:C:307:LEU:HD21	3:C:316:LEU:CA	2.50	0.41
6:F:165:ASP:CA	6:F:467:ARG:HG2	2.51	0.41
6:F:712:VAL:O	6:F:716:ASN:ND2	2.53	0.41
6:H:481:CYS:CB	6:H:512:LEU:HD13	2.51	0.41
9:J:231:LEU:HD11	9:J:260:LYS:HD2	2.03	0.41
9:K:88:GLN:O	9:K:92:VAL:HG23	2.21	0.41
6:H:545:HIS:HE1	10:L:182:SER:O	2.03	0.41
12:N:250:LEU:HB3	12:N:252:LEU:HD13	2.02	0.41
12:N:333:TYR:CA	12:N:364:CYS:SG	3.07	0.41
12:N:574:ILE:HD12	12:N:625:LYS:CG	2.49	0.41
13:O:38:LEU:CD2	13:O:115:LEU:HD21	2.50	0.41
13:O:119:PHE:CZ	13:O:136:LEU:HD11	2.55	0.41
13:O:218:GLN:O	13:O:222:LEU:HG	2.20	0.41
13:O:361:LEU:CB	13:O:384:LEU:HD13	2.51	0.41
3:P:148:ASN:OD1	3:P:151:LEU:HB2	2.20	0.41
15:X:393:ILE:O	15:X:397:ARG:HG3	2.20	0.41
15:X:40:HIS:HB3	15:Y:201:LEU:CD2	2.50	0.41
15:X:465:LEU:HD23	15:X:485:LEU:HD11	2.03	0.41
15:Y:169:PRO:HG3	15:Y:198:GLN:OE1	2.20	0.41
15:Y:271:VAL:CG1	15:Y:304:LEU:CD2	2.98	0.41

*Continued on next page...*

*Continued from previous page...*

Atom-1	Atom-2	Interatomic distance (Å)	Clash overlap (Å)
15:Y:417:TYR:HE2	15:Y:429:MET:CE	2.33	0.41
15:Y:496:ILE:CD1	15:Y:522:VAL:CG2	2.98	0.41
1:A:93:LEU:CD2	1:A:151:ILE:HD12	2.45	0.41
1:A:1551:ASN:OD1	1:A:1554:PHE:CD2	2.73	0.41
1:A:1738:ILE:HG21	1:A:1751:ALA:HB2	2.02	0.41
1:A:1867:CYS:HA	1:A:1870:ALA:HB3	2.03	0.41
3:C:308:TYR:CD1	3:C:343:LEU:HD12	2.55	0.41
3:C:385:ILE:HG23	3:C:405:LEU:CD1	2.45	0.41
6:F:537:GLU:CD	6:F:600:TYR:OH	2.59	0.41
8:I:214:LEU:HA	8:I:214:LEU:HD23	1.90	0.41
8:I:17:LYS:HE3	8:I:51:SER:O	2.20	0.41
9:K:497:ASN:OD1	9:K:497:ASN:N	2.52	0.41
12:N:615:ILE:CD1	12:N:639:HIS:HE1	2.33	0.41
12:N:668:LEU:O	12:N:671:GLN:HB3	2.21	0.41
12:N:682:SER:O	12:N:686:LYS:N	2.54	0.41
12:N:704:VAL:HG12	12:N:705:LEU:CD1	2.46	0.41
12:N:706:ARG:HB3	12:N:716:ILE:HG23	1.95	0.41
3:P:107:HIS:ND1	3:P:107:HIS:O	2.53	0.41
3:P:111:SER:HB3	3:P:114:ALA:CB	2.49	0.41
7:W:17:GLU:O	7:W:20:GLU:N	2.52	0.41
1:A:1071:LEU:HD23	1:A:1120:LEU:HD22	2.01	0.41
1:A:133:ILE:CG2	3:C:450:VAL:HG22	2.46	0.41
1:A:133:ILE:HA	3:C:454:LYS:HZ1	1.86	0.41
1:A:1033:ARG:NH1	1:A:1531:GLY:O	2.53	0.41
1:A:1604:GLN:O	1:A:1607:ARG:HB2	2.20	0.41
1:A:1610:TYR:C	1:A:1610:TYR:CD1	2.94	0.41
1:A:1727:ASN:O	1:A:1728:SER:OG	2.22	0.41
1:A:1754:PHE:O	1:A:1768:LEU:HD22	2.17	0.41
1:A:1926:ARG:HG3	12:N:77:GLU:OE2	2.21	0.41
1:A:192:SER:HA	1:A:193:ALA:HA	1.88	0.41
1:A:668:MET:HE1	1:A:756:PHE:O	2.08	0.41
1:A:813:LEU:CD2	1:A:813:LEU:N	2.84	0.41
1:A:862:TYR:O	1:A:862:TYR:CG	2.73	0.41
3:C:200:PRO:O	3:C:201:LEU:HB2	2.20	0.41
3:C:39:ILE:HD13	3:C:201:LEU:O	2.21	0.41
3:C:536:CYS:C	3:C:542:THR:HG22	2.40	0.41
3:C:533:ALA:HB3	3:C:550:LEU:HG	2.03	0.41
6:H:529:GLU:OE1	6:H:532:ARG:HB2	2.21	0.41
8:I:192:MET:HE2	8:I:256:THR:CG2	2.51	0.41
8:I:336:SER:O	8:I:340:SER:HB2	2.20	0.41
9:J:211:LYS:O	9:J:212:TYR:CG	2.73	0.41

*Continued on next page...*

*Continued from previous page...*

Atom-1	Atom-2	Interatomic distance (Å)	Clash overlap (Å)
9:K:201:LEU:HA	9:K:201:LEU:HD23	1.85	0.41
10:L:183:ILE:HG21	10:L:183:ILE:HD13	1.83	0.41
12:N:253:LEU:C	12:N:253:LEU:HD22	2.41	0.41
12:N:92:TRP:CZ2	12:N:166:PRO:HG3	2.55	0.41
13:O:34:LYS:CG	13:O:139:MET:HE1	2.51	0.41
13:O:243:LEU:C	13:O:243:LEU:HD12	2.41	0.41
3:P:199:LEU:O	3:P:199:LEU:HD23	2.21	0.41
3:P:441:GLU:HG2	3:P:472:LYS:HZ1	1.86	0.41
3:P:531:THR:O	3:P:535:LYS:HG2	2.19	0.41
3:C:84:MET:HG3	3:P:70:LEU:HD21	2.03	0.41
15:X:168:THR:OG1	15:X:171:ILE:HD12	2.21	0.41
15:X:203:LEU:HD22	15:Y:55:LEU:CG	2.50	0.41
15:X:452:LEU:CD1	15:X:460:LYS:HB2	2.49	0.41
15:X:496:ILE:CD1	15:X:522:VAL:CG2	2.99	0.41
15:X:80:LEU:HA	15:X:80:LEU:HD23	1.93	0.41
15:Y:359:LEU:HD21	15:Y:383:LEU:HD22	1.88	0.41
1:A:28:CYS:SG	1:A:101:ILE:HD11	2.61	0.41
1:A:1573:SER:OG	1:A:1656:LEU:HD22	2.20	0.41
1:A:1675:GLU:CG	1:A:1676:LEU:N	2.83	0.41
1:A:1812:TRP:CD1	1:A:1890:VAL:HG11	2.56	0.41
1:A:843:SER:OG	1:A:846:GLN:HB3	2.18	0.41
1:A:168:ASP:OD2	3:C:423:ARG:NH1	2.53	0.41
6:F:646:TYR:CD1	6:F:651:PHE:CZ	3.06	0.41
6:H:163:ASP:O	6:H:166:GLN:HB2	2.21	0.41
6:H:684:LYS:CE	6:H:687:LYS:HG2	2.51	0.41
6:H:740:TYR:CD1	6:H:762:TRP:HE3	2.38	0.41
8:I:118:VAL:HG21	8:I:245:LEU:HD11	2.02	0.41
8:I:165:ILE:H	8:I:165:ILE:HG13	1.69	0.41
8:I:330:LEU:O	8:I:418:PHE:CE2	2.73	0.41
8:I:279:ILE:HG13	8:I:337:ILE:HG23	1.99	0.41
8:I:37:LEU:N	8:I:37:LEU:HD13	2.35	0.41
8:I:485:ASP:O	8:I:519:ARG:O	2.39	0.41
8:I:537:LEU:C	8:I:540:PRO:HD2	2.40	0.41
8:I:578:ASN:C	8:I:578:ASN:OD1	2.59	0.41
6:H:130:ARG:NH1	9:K:473:VAL:CG2	2.80	0.41
9:K:475:ILE:HA	9:K:476:PRO:HD3	1.94	0.41
10:L:54:TRP:CZ2	10:L:56:SER:HB3	2.55	0.41
12:N:184:TYR:CE1	12:N:302:LYS:HE3	2.36	0.41
12:N:386:LEU:HD13	12:N:387:LEU:HD23	2.03	0.41
12:N:523:LEU:O	12:N:527:LEU:CG	2.68	0.41
12:N:537:ARG:NE	12:N:537:ARG:C	2.74	0.41

*Continued on next page...*

*Continued from previous page...*

Atom-1	Atom-2	Interatomic distance (Å)	Clash overlap (Å)
13:O:31:THR:HG21	13:O:72:ASP:OD2	2.20	0.41
13:O:591:TYR:CE2	13:O:603:MET:CG	3.03	0.41
13:O:657:ILE:CA	13:O:660:LYS:HB2	2.27	0.41
3:P:120:TYR:CE2	3:P:124:LEU:HD11	2.55	0.41
3:P:460:TYR:CE1	3:P:470:LEU:HD11	2.56	0.41
15:X:201:LEU:O	15:X:203:LEU:N	2.53	0.41
15:X:269:ASP:HB3	15:X:300:LEU:HD21	2.02	0.41
15:X:458:GLN:O	15:X:462:LYS:CG	2.68	0.41
6:F:130:ARG:NH1	15:Y:505:ASN:O	2.54	0.41
1:A:127:LEU:HD21	1:A:129:CYS:HB3	2.01	0.41
1:A:1430:VAL:HG22	1:A:1434:ILE:HB	1.97	0.41
1:A:653:TYR:O	1:A:653:TYR:HD1	2.04	0.41
1:A:72:GLU:N	1:A:72:GLU:OE1	2.53	0.41
1:A:87:VAL:HG12	1:A:88:ASP:N	2.36	0.41
3:C:168:ASP:OD1	3:C:169:GLY:N	2.54	0.41
3:C:344:ARG:C	3:C:345:SER:CA	2.84	0.41
5:E:60:SER:O	5:E:63:VAL:HG12	2.20	0.41
6:H:121:LEU:HG	6:H:125:TYR:CE1	2.56	0.41
6:H:486:ASN:O	6:H:490:HIS:HD2	2.03	0.41
8:I:265:ILE:CD1	8:I:359:LEU:HD12	2.51	0.41
8:I:552:ILE:HG22	8:I:553:CYS:N	2.35	0.41
9:J:506:LEU:HD12	9:J:506:LEU:HA	1.80	0.41
3:C:547:LYS:HZ2	9:K:349:GLU:CD	2.23	0.41
9:K:422:GLU:OE1	9:K:458:LEU:CD2	2.69	0.41
9:K:285:PHE:CZ	11:M:60:LEU:HA	2.56	0.41
12:N:181:LEU:HD23	12:N:299:TRP:CD2	2.56	0.41
12:N:400:TYR:HE2	12:N:504:LEU:HB2	1.86	0.41
12:N:516:ILE:HG21	12:N:553:PRO:CG	2.50	0.41
12:N:529:HIS:C	12:N:530:GLN:HE21	2.20	0.41
12:N:596:LEU:HB3	12:N:601:TRP:NE1	2.36	0.41
12:N:664:ALA:HA	12:N:699:TRP:CH2	2.56	0.41
13:O:34:LYS:CD	13:O:139:MET:HE3	2.49	0.41
3:P:184:LEU:CB	3:P:187:GLU:HG2	2.50	0.41
6:H:765:ASP:OD1	15:X:417:TYR:OH	2.38	0.41
15:Y:269:ASP:HB3	15:Y:300:LEU:HD21	2.02	0.41
15:Y:324:VAL:CG1	15:Y:348:HIS:HB2	2.51	0.41
1:A:1487:CYS:SG	1:A:1488:LEU:N	2.94	0.41
1:A:1520:LEU:HD22	1:A:1542:LEU:HD12	2.02	0.41
1:A:1522:SER:HA	1:A:1525:MET:HE3	2.03	0.41
1:A:163:SER:OG	1:A:167:LYS:O	2.38	0.41
1:A:1783:THR:HG23	1:A:1783:THR:O	2.21	0.41

*Continued on next page...*

*Continued from previous page...*

Atom-1	Atom-2	Interatomic distance (Å)	Clash overlap (Å)
1:A:1771:PHE:CD1	1:A:1791:ILE:HD12	2.56	0.41
1:A:272:ARG:HH12	1:A:275:LYS:HG3	1.85	0.41
1:A:815:ARG:CB	1:A:816:THR:HG23	2.51	0.41
3:C:202:HIS:C	3:C:202:HIS:CD2	2.93	0.41
3:C:460:TYR:CD1	3:C:470:LEU:HG	2.56	0.41
3:C:493:TYR:CE2	3:C:497:ILE:HD11	2.56	0.41
6:F:69:PRO:HB3	6:F:110:PHE:HA	2.03	0.41
6:F:550:VAL:CG2	9:K:289:HIS:CB	2.97	0.41
8:I:116:MET:HG2	8:I:116:MET:O	2.20	0.41
8:I:306:HIS:CG	13:O:57:ARG:NH2	2.88	0.41
8:I:307:LEU:HB2	8:I:313:ALA:O	2.21	0.41
8:I:417:PHE:CB	8:I:451:PHE:HD2	2.34	0.41
9:J:214:LYS:HB3	9:J:400:GLU:OE2	2.21	0.41
9:J:381:THR:O	9:J:382:ASN:CB	2.69	0.41
9:J:216:SER:HA	9:J:434:ALA:HB3	2.02	0.41
9:J:40:ILE:HG21	9:J:65:LEU:CD2	2.51	0.41
3:C:557:ARG:NH1	9:K:383:ASN:HD21	2.19	0.41
12:N:657:VAL:C	12:N:726:ASN:O	2.57	0.41
9:K:373:TYR:CE1	7:W:4:ARG:HG2	2.55	0.41
15:X:316:ALA:HB1	15:X:351:TYR:CE2	2.55	0.41
15:X:486:LEU:CD2	15:X:495:GLY:CA	2.98	0.41
15:X:515:LEU:HD23	15:X:515:LEU:O	2.21	0.41
1:A:100:VAL:N	1:A:117:PHE:O	2.42	0.41
1:A:1216:LYS:HZ2	1:A:1224:ILE:HD11	1.85	0.41
1:A:1220:MET:HG2	1:A:1261:TYR:CE1	2.56	0.41
1:A:1888:PHE:C	1:A:1888:PHE:CD1	2.94	0.41
1:A:412:LEU:CD1	1:A:468:PHE:HE1	2.33	0.41
1:A:754:LEU:HD23	1:A:755:LEU:N	2.36	0.41
1:A:823:ILE:HG21	1:A:823:ILE:HD13	1.81	0.41
1:A:970:TRP:CZ3	1:A:978:ILE:CD1	3.04	0.41
3:C:399:TYR:HA	3:C:428:LEU:HD12	2.03	0.41
3:C:525:LEU:HA	3:C:525:LEU:HD23	1.94	0.41
4:D:25:VAL:HG23	4:D:29:GLU:CD	2.40	0.41
6:F:156:CYS:CB	6:F:477:CYS:SG	3.06	0.41
6:F:515:TYR:HB3	6:F:546:LEU:HD11	2.00	0.41
6:H:719:TYR:CZ	6:H:749:LYS:CB	3.04	0.41
8:I:25:PHE:CE1	8:I:27:VAL:HG23	2.55	0.41
8:I:377:GLU:N	8:I:378:PRO:CD	2.84	0.41
8:I:84:LEU:O	8:I:88:LYS:HA	2.21	0.41
9:J:228:GLN:H	9:J:228:GLN:HG2	1.45	0.41
9:K:128:ILE:O	9:K:128:ILE:HG12	2.21	0.41

*Continued on next page...*

*Continued from previous page...*

Atom-1	Atom-2	Interatomic distance (Å)	Clash overlap (Å)
9:K:251:TYR:HA	9:K:254:THR:HG22	2.03	0.41
9:K:354:MET:HE3	9:K:378:TYR:OH	2.19	0.41
9:K:357:TYR:CZ	9:K:373:TYR:CB	3.04	0.41
12:N:180:PHE:HD1	12:N:299:TRP:NE1	2.08	0.41
12:N:387:LEU:HD22	12:N:396:ILE:HD11	2.03	0.41
12:N:657:VAL:HG13	12:N:658:ALA:N	2.36	0.41
12:N:698:VAL:HG11	12:N:728:VAL:O	2.21	0.41
8:I:309:LEU:O	13:O:132:VAL:HB	2.21	0.41
13:O:579:MET:O	13:O:583:VAL:HG12	2.21	0.41
3:P:39:ILE:HD13	3:P:201:LEU:O	2.21	0.41
3:P:77:THR:CB	3:P:80:ASP:OD2	2.68	0.41
15:X:383:LEU:CD1	15:X:389:VAL:N	2.84	0.41
15:Y:383:LEU:HD23	15:Y:383:LEU:N	2.35	0.41
1:A:1160:TYR:C	1:A:1160:TYR:CD1	2.94	0.41
1:A:119:VAL:HG21	1:A:123:VAL:HG23	2.00	0.41
1:A:1621:PRO:HA	1:A:1697:LEU:O	2.20	0.41
1:A:1898:GLN:O	1:A:1901:PRO:HD2	2.21	0.41
1:A:409:ILE:HG22	1:A:410:ASP:N	2.36	0.41
1:A:881:ILE:CG2	1:A:882:LEU:HD12	2.47	0.41
4:D:25:VAL:HB	4:D:29:GLU:OE1	2.21	0.41
6:H:107:VAL:HG22	6:H:118:LEU:HD11	2.03	0.41
6:H:706:LYS:HB3	6:H:729:LEU:HD21	2.02	0.41
8:I:243:SER:HB2	8:I:244:PHE:CE1	2.56	0.41
8:I:303:GLU:HG2	8:I:314:SER:HB2	2.03	0.41
9:J:163:CYS:SG	9:J:163:CYS:O	2.78	0.41
4:D:54:ILE:HD13	9:J:506:LEU:HD23	2.03	0.41
12:N:112:LEU:HD11	12:N:242:GLN:HG2	2.03	0.41
12:N:140:LEU:HA	12:N:140:LEU:HD22	1.84	0.41
12:N:170:GLN:O	12:N:173:ILE:HG22	2.22	0.41
12:N:158:ARG:CD	12:N:255:ARG:HH11	2.33	0.41
12:N:266:HIS:HA	12:N:331:PHE:CE2	2.56	0.41
2:B:8:TRP:HD1	12:N:644:VAL:HG12	1.79	0.41
12:N:705:LEU:C	12:N:714:SER:O	2.56	0.41
13:O:233:PRO:HA	13:O:263:ARG:HH21	1.85	0.41
13:O:320:ALA:HB3	13:O:350:LEU:HD11	2.02	0.41
13:O:407:LEU:HA	13:O:407:LEU:HD13	1.92	0.41
15:X:315:LEU:HD13	15:X:323:ASP:HB2	2.03	0.41
15:X:383:LEU:CD2	15:X:391:GLU:CB	2.99	0.41
15:Y:371:ASN:HD22	15:Y:371:ASN:H	1.69	0.41
15:Y:482:LYS:HE2	15:Y:498:LEU:HD22	2.03	0.41
1:A:1089:LEU:HD11	1:A:1611:VAL:HG23	2.02	0.40

*Continued on next page...*



*Continued from previous page...*

Atom-1	Atom-2	Interatomic distance (Å)	Clash overlap (Å)
1:A:1125:ILE:HG22	1:A:1126:ASP:N	2.36	0.40
1:A:1534:LYS:HE3	1:A:1537:GLN:NE2	2.36	0.40
1:A:1897:PRO:HA	1:A:1901:PRO:HG3	2.04	0.40
1:A:659:LEU:HD12	1:A:659:LEU:O	2.22	0.40
1:A:756:PHE:N	1:A:756:PHE:HD1	2.20	0.40
1:A:778:LEU:HD12	1:A:946:THR:HG21	2.03	0.40
1:A:813:LEU:HD23	1:A:814:VAL:HG12	2.01	0.40
1:A:802:TYR:HA	1:A:841:PRO:HB3	2.03	0.40
1:A:98:ASN:O	1:A:123:VAL:HG23	2.22	0.40
2:B:23:CYS:HA	2:B:30:PHE:CE1	2.56	0.40
3:C:307:LEU:HD21	3:C:316:LEU:HB2	2.02	0.40
6:F:632:PRO:O	6:F:638:TRP:NE1	2.43	0.40
8:I:648:THR:HG22	8:I:670:PRO:HA	2.03	0.40
9:J:291:LEU:HA	9:J:291:LEU:HD23	1.87	0.40
12:N:119:GLU:O	12:N:123:ASP:HB2	2.20	0.40
12:N:95:ILE:CG2	12:N:169:PHE:HD1	2.34	0.40
12:N:556:PHE:CD2	12:N:600:PHE:CD1	3.02	0.40
12:N:704:VAL:N	12:N:719:GLU:HG2	2.35	0.40
13:O:280:ARG:HA	13:O:280:ARG:HD2	1.92	0.40
13:O:749:VAL:CB	13:O:752:ILE:CD1	2.99	0.40
1:A:1652:MET:HB2	14:T:11:ALA:O	2.20	0.40
15:X:44:MET:HE1	15:X:56:LEU:HD23	2.02	0.40
1:A:1267:ARG:HG3	1:A:1267:ARG:HH11	1.86	0.40
1:A:1265:ALA:CB	1:A:1309:HIS:NE2	2.83	0.40
1:A:1664:LYS:HD3	1:A:1665:GLN:HG2	2.03	0.40
1:A:1923:MET:HB2	1:A:1923:MET:HE3	1.87	0.40
1:A:413:TRP:O	1:A:414:THR:CB	2.69	0.40
1:A:756:PHE:N	1:A:756:PHE:CD1	2.88	0.40
3:C:136:ASP:OD1	3:C:137:SER:N	2.53	0.40
3:C:141:LEU:HD23	3:C:141:LEU:N	2.36	0.40
6:F:129:ASP:OD2	15:Y:534:ILE:HG13	2.21	0.40
6:H:152:PHE:CZ	6:H:162:PRO:O	2.74	0.40
6:H:55:TYR:CE1	6:H:56:LYS:HG3	2.56	0.40
6:H:58:TYR:HE1	6:H:87:GLU:OE2	2.01	0.40
6:H:726:LEU:HD13	6:H:743:ILE:HG12	2.04	0.40
6:H:707:PHE:CE2	6:H:738:LEU:HG	2.56	0.40
8:I:300:VAL:CG2	8:I:456:PHE:CE1	3.02	0.40
8:I:373:LYS:O	8:I:377:GLU:N	2.51	0.40
9:J:214:LYS:HD3	9:J:216:SER:CB	2.47	0.40
9:J:309:TYR:HB3	9:J:315:LYS:HB3	2.04	0.40
9:J:342:HIS:HD2	9:J:357:TYR:OH	2.04	0.40

*Continued on next page...*

*Continued from previous page...*

Atom-1	Atom-2	Interatomic distance (Å)	Clash overlap (Å)
9:K:93:LEU:N	9:K:93:LEU:HD12	2.37	0.40
12:N:115:PHE:HB3	12:N:246:VAL:CG2	2.38	0.40
12:N:425:ARG:HH12	12:N:507:SER:CB	2.28	0.40
12:N:705:LEU:HA	12:N:716:ILE:CG1	2.48	0.40
13:O:210:LYS:HD3	13:O:210:LYS:HA	1.97	0.40
13:O:402:LEU:HB3	13:O:403:LYS:H	1.71	0.40
13:O:431:LEU:HD12	13:O:431:LEU:C	2.41	0.40
3:P:478:GLU:OE2	3:P:490:TYR:OH	2.39	0.40
15:X:36:ASN:HB2	15:Y:230:VAL:CG2	2.51	0.40
15:Y:515:LEU:HD23	15:Y:515:LEU:O	2.21	0.40
1:A:1096:PRO:HB3	1:A:1157:TRP:CZ3	2.55	0.40
1:A:1644:TYR:C	1:A:1645:GLU:HG3	2.41	0.40
1:A:435:ASP:OD2	1:A:439:GLN:CB	2.66	0.40
1:A:513:GLY:O	1:A:514:LEU:CB	2.68	0.40
1:A:588:ARG:C	1:A:596:THR:HG23	2.37	0.40
1:A:796:ASP:OD2	1:A:820:VAL:HG11	2.20	0.40
1:A:894:GLN:C	1:A:895:TYR:CG	2.95	0.40
3:C:138:LEU:HG	13:O:150:GLN:HE21	1.87	0.40
3:C:234:LEU:HA	3:C:234:LEU:HD12	1.90	0.40
6:F:667:GLN:CG	6:F:741:PHE:CE2	3.03	0.40
6:H:125:TYR:HD2	6:H:133:LYS:HB3	1.87	0.40
6:H:563:ASP:OD1	6:H:563:ASP:C	2.59	0.40
8:I:262:LEU:HD11	8:I:533:ILE:HG21	2.02	0.40
8:I:366:LEU:C	8:I:386:ILE:HD13	2.42	0.40
9:J:231:LEU:HA	9:J:234:VAL:HG22	2.03	0.40
9:J:263:PHE:HE1	9:J:290:LYS:HG2	1.86	0.40
9:J:327:THR:O	9:J:331:LYS:CA	2.69	0.40
9:J:429:LEU:CD1	9:J:451:LEU:HD11	2.52	0.40
12:N:111:LEU:HD13	12:N:112:LEU:CA	2.51	0.40
12:N:181:LEU:HD12	12:N:268:VAL:HG21	2.03	0.40
12:N:556:PHE:O	12:N:600:PHE:CG	2.69	0.40
12:N:83:LEU:HD23	12:N:84:GLN:CA	2.51	0.40
13:O:34:LYS:HG3	13:O:139:MET:HE1	2.03	0.40
3:P:303:PHE:CE1	3:P:307:LEU:HD22	2.50	0.40
3:P:361:ASN:HB3	3:P:363:ARG:N	2.36	0.40
7:W:11:LEU:HA	7:W:11:LEU:HD23	1.87	0.40
15:X:338:HIS:CE1	15:Y:92:GLU:HG2	2.56	0.40
15:X:388:ARG:O	15:X:389:VAL:CG1	2.69	0.40
15:Y:154:ASP:O	15:Y:158:ILE:CG1	2.68	0.40
15:Y:395:HIS:O	15:Y:398:GLU:HG3	2.22	0.40
15:Y:499:LEU:HD23	15:Y:515:LEU:HA	2.02	0.40

*Continued on next page...*

*Continued from previous page...*

Atom-1	Atom-2	Interatomic distance (Å)	Clash overlap (Å)
1:A:127:LEU:HD22	1:A:128:TRP:C	2.42	0.40
1:A:1621:PRO:HG3	1:A:1632:ALA:HB3	2.03	0.40
1:A:1640:GLY:HA3	1:A:1644:TYR:CD1	2.56	0.40
1:A:1917:LYS:O	1:A:1921:LEU:HD13	2.21	0.40
1:A:452:LEU:HD23	1:A:474:ILE:O	2.21	0.40
1:A:630:PRO:HB2	1:A:633:ILE:HD11	1.85	0.40
1:A:862:TYR:CE2	1:A:871:ARG:NH2	2.90	0.40
3:C:68:ALA:O	3:C:69:GLU:CB	2.69	0.40
6:F:547:GLN:HA	6:F:547:GLN:NE2	2.30	0.40
6:F:624:PHE:O	6:F:628:ILE:HG12	2.21	0.40
6:H:684:LYS:HD3	6:H:687:LYS:CB	2.48	0.40
8:I:172:ARG:CG	8:I:173:LEU:N	2.83	0.40
8:I:449:ALA:CB	13:O:65:LEU:CD2	2.99	0.40
9:J:213:ASN:N	9:J:213:ASN:OD1	2.53	0.40
9:J:220:ILE:HD13	9:J:220:ILE:N	2.36	0.40
9:J:214:LYS:CB	9:J:400:GLU:OE2	2.70	0.40
9:J:514:PHE:HA	9:J:517:THR:HG22	2.03	0.40
9:K:235:VAL:HG21	9:K:267:CYS:HB3	2.03	0.40
9:K:36:GLU:OE2	9:K:38:GLN:HB2	2.21	0.40
10:L:75:LYS:HA	10:L:131:PRO:HB3	2.02	0.40
10:L:65:ASN:N	10:L:65:ASN:OD1	2.54	0.40
12:N:111:LEU:HD22	12:N:111:LEU:O	2.21	0.40
12:N:129:LEU:HA	12:N:132:LEU:HD23	2.04	0.40
12:N:533:PHE:HD1	12:N:535:PRO:CD	2.27	0.40
12:N:676:TRP:O	12:N:713:PHE:CD2	2.67	0.40
13:O:135:PHE:C	13:O:135:PHE:CD1	2.95	0.40
13:O:504:ALA:HA	13:O:507:TRP:NE1	2.36	0.40
13:O:79:TYR:HA	13:O:79:TYR:HD1	1.73	0.40
13:O:80:LYS:HE3	13:O:80:LYS:N	2.37	0.40
15:X:230:VAL:HG13	15:X:231:PRO:HD2	2.02	0.40
15:X:475:TYR:HD1	15:X:476:ILE:N	2.19	0.40
15:Y:192:TYR:CB	15:Y:209:LEU:HD21	2.51	0.40
1:A:1080:LEU:HB2	1:A:1081:PRO:HD3	2.03	0.40
1:A:1120:LEU:H	1:A:1120:LEU:HD12	1.86	0.40
1:A:1276:GLU:CD	1:A:1294:TYR:HH	2.22	0.40
1:A:1329:MET:O	1:A:1360:VAL:CG1	2.69	0.40
1:A:1611:VAL:HG13	1:A:1612:LEU:HD12	2.04	0.40
1:A:1615:GLU:HG3	1:A:1617:ARG:HD3	2.02	0.40
1:A:1633:LEU:HD11	1:A:1650:GLU:OE2	2.22	0.40
1:A:1899:HIS:CE1	1:A:1900:LEU:CD2	3.01	0.40
1:A:435:ASP:O	1:A:437:CYS:O	2.39	0.40

*Continued on next page...*

Continued from previous page...

Atom-1	Atom-2	Interatomic distance (Å)	Clash overlap (Å)
1:A:628:ILE:C	1:A:628:ILE:HD12	2.42	0.40
1:A:767:HIS:CE1	1:A:806:TYR:OH	2.68	0.40
2:B:26:CYS:SG	2:B:28:MET:CG	3.09	0.40
3:C:369:THR:HG21	3:C:400:ARG:HH21	1.87	0.40
3:C:487:ALA:O	3:C:491:ILE:HG23	2.21	0.40
6:F:126:CYS:SG	6:F:158:ILE:HG21	2.62	0.40
6:F:161:LYS:HB2	6:F:474:LEU:CD1	2.50	0.40
6:F:537:GLU:CA	6:F:537:GLU:OE1	2.70	0.40
8:I:145:LEU:HD11	8:I:267:LEU:CD1	2.24	0.40
8:I:253:ARG:NH1	8:I:257:HIS:NE2	2.69	0.40
8:I:279:ILE:HD11	8:I:337:ILE:HG23	2.04	0.40
8:I:300:VAL:HG21	8:I:456:PHE:CE1	2.56	0.40
9:J:514:PHE:C	9:J:514:PHE:CD1	2.94	0.40
9:K:19:TYR:CD1	9:K:49:LEU:HD13	2.56	0.40
9:K:212:TYR:OH	9:K:368:HIS:ND1	2.54	0.40
10:L:115:GLU:N	10:L:116:PRO:HD3	2.36	0.40
10:L:54:TRP:CD1	10:L:55:GLN:N	2.90	0.40
13:O:621:SER:C	13:O:651:ILE:HD11	2.42	0.40
3:P:87:TYR:CD1	3:P:87:TYR:C	2.95	0.40
15:Y:164:SER:HA	15:Y:167:ARG:NE	2.36	0.40

There are no symmetry-related clashes.

## 5.3 Torsion angles ⓘ

### 5.3.1 Protein backbone ⓘ

In the following table, the Percentiles column shows the percent Ramachandran outliers of the chain as a percentile score with respect to all PDB entries followed by that with respect to all EM entries.

The Analysed column shows the number of residues for which the backbone conformation was analysed, and the total number of residues.

Mol	Chain	Analysed	Favoured	Allowed	Outliers	Percentiles	
1	A	1539/1944 (79%)	1372 (89%)	112 (7%)	55 (4%)	4	30
2	B	83/84 (99%)	72 (87%)	7 (8%)	4 (5%)	2	22
3	C	518/597 (87%)	490 (95%)	23 (4%)	5 (1%)	17	57
3	P	486/597 (81%)	466 (96%)	16 (3%)	4 (1%)	21	62

Continued on next page...

Continued from previous page...

Mol	Chain	Analysed	Favoured	Allowed	Outliers	Percentiles	
4	D	53/121 (44%)	47 (89%)	5 (9%)	1 (2%)	9	43
5	E	54/110 (49%)	54 (100%)	0	0	100	100
6	F	454/824 (55%)	433 (95%)	19 (4%)	2 (0%)	36	75
6	H	484/824 (59%)	469 (97%)	10 (2%)	5 (1%)	17	57
7	G	23/85 (27%)	23 (100%)	0	0	100	100
7	W	24/85 (28%)	23 (96%)	0	1 (4%)	3	26
8	I	717/808 (89%)	682 (95%)	20 (3%)	15 (2%)	8	41
9	J	500/620 (81%)	468 (94%)	25 (5%)	7 (1%)	12	50
9	K	487/620 (78%)	456 (94%)	27 (6%)	4 (1%)	21	62
10	L	180/185 (97%)	169 (94%)	9 (5%)	2 (1%)	16	56
11	M	55/74 (74%)	49 (89%)	5 (9%)	1 (2%)	9	44
12	N	590/822 (72%)	547 (93%)	26 (4%)	17 (3%)	5	34
13	O	682/755 (90%)	643 (94%)	27 (4%)	12 (2%)	9	44
14	T	13/15 (87%)	11 (85%)	1 (8%)	1 (8%)	1	11
15	X	480/599 (80%)	463 (96%)	12 (2%)	5 (1%)	17	57
15	Y	492/599 (82%)	473 (96%)	15 (3%)	4 (1%)	21	62
All	All	7914/10368 (76%)	7410 (94%)	359 (4%)	145 (2%)	13	44

All (145) Ramachandran outliers are listed below:

Mol	Chain	Res	Type
1	A	274	VAL
1	A	514	LEU
1	A	723	LEU
1	A	813	LEU
1	A	823	ILE
1	A	824	ASP
1	A	825	PRO
1	A	857	MET
1	A	866	ILE
1	A	867	CYS
1	A	899	ILE
1	A	1013	ASP
1	A	1125	ILE
1	A	1129	PRO
1	A	1193	ILE

Continued on next page...

*Continued from previous page...*

Mol	Chain	Res	Type
1	A	1238	PRO
1	A	1358	ILE
1	A	1506	VAL
1	A	1723	VAL
1	A	1840	MET
2	B	15	LEU
3	C	414	MET
4	D	22	ARG
6	F	617	LEU
6	H	147	PHE
8	I	120	VAL
8	I	171	VAL
8	I	181	SER
8	I	430	GLU
8	I	432	HIS
8	I	433	VAL
8	I	435	PRO
8	I	451	PHE
8	I	452	LEU
8	I	489	PRO
8	I	503	ASN
9	K	211	LYS
10	L	88	SER
10	L	171	PRO
12	N	100	ASN
12	N	122	LEU
12	N	253	LEU
12	N	412	PRO
12	N	606	ASP
12	N	716	ILE
13	O	81	LEU
13	O	359	VAL
13	O	657	ILE
3	P	201	LEU
15	X	213	SER
15	Y	201	LEU
15	Y	213	SER
1	A	134	SER
1	A	756	PHE
1	A	757	THR
1	A	930	LEU
1	A	968	SER

*Continued on next page...*

*Continued from previous page...*

Mol	Chain	Res	Type
1	A	1055	PRO
1	A	1156	ALA
6	H	493	SER
8	I	315	ALA
12	N	321	LEU
12	N	370	GLN
12	N	410	LEU
12	N	485	VAL
12	N	595	ILE
12	N	672	ASP
12	N	704	VAL
13	O	748	GLY
7	W	24	LYS
15	X	202	ALA
15	X	456	VAL
15	Y	456	VAL
1	A	83	ILE
1	A	235	ARG
1	A	407	LEU
1	A	929	ARG
1	A	1422	ASN
1	A	1603	LEU
3	C	27	SER
6	H	145	ASN
9	J	70	GLU
9	J	382	ASN
9	K	228	GLN
11	M	64	TYR
12	N	629	LEU
13	O	126	VAL
13	O	555	ASN
13	O	707	LYS
13	O	744	LEU
3	P	415	PRO
1	A	87	VAL
1	A	828	THR
1	A	839	SER
1	A	860	TYR
1	A	1101	PRO
1	A	1307	LEU
1	A	1314	ILE
1	A	1356	ASP

*Continued on next page...*



*Continued from previous page...*

Mol	Chain	Res	Type
1	A	1727	ASN
1	A	1758	THR
1	A	1785	GLU
2	B	16	TRP
6	F	97	PHE
8	I	487	VAL
9	J	222	GLU
9	J	332	THR
9	K	86	HIS
13	O	78	LEU
13	O	462	ASN
1	A	799	LEU
1	A	1721	GLN
2	B	69	VAL
3	C	379	LYS
3	C	447	ASN
6	H	96	VAL
12	N	632	MET
3	P	229	MET
1	A	405	PRO
1	A	792	GLN
1	A	1283	PRO
1	A	1287	TYR
1	A	1823	SER
8	I	484	ASP
9	K	399	PRO
14	T	10	ALA
15	X	421	ASN
1	A	253	PRO
9	J	296	PRO
3	P	200	PRO
9	J	397	ILE
9	J	398	ALA
15	X	404	PRO
1	A	858	PRO
2	B	40	PRO
12	N	104	GLU
12	N	534	SER
13	O	745	PRO
1	A	590	PRO
1	A	865	GLY
3	C	463	GLY

*Continued on next page...*

*Continued from previous page...*

Mol	Chain	Res	Type
8	I	180	GLY
6	H	146	PRO
15	Y	200	PRO
13	O	124	PRO

### 5.3.2 Protein sidechains ⓘ

In the following table, the Percentiles column shows the percent sidechain outliers of the chain as a percentile score with respect to all PDB entries followed by that with respect to all EM entries.

The Analysed column shows the number of residues for which the sidechain conformation was analysed, and the total number of residues.

Mol	Chain	Analysed	Rotameric	Outliers	Percentiles	
1	A	1243/1720 (72%)	967 (78%)	276 (22%)	1	5
2	B	65/75 (87%)	54 (83%)	11 (17%)	2	13
3	C	452/520 (87%)	384 (85%)	68 (15%)	3	18
3	P	422/520 (81%)	368 (87%)	54 (13%)	5	23
4	D	46/115 (40%)	41 (89%)	5 (11%)	7	31
5	E	47/89 (53%)	35 (74%)	12 (26%)	0	3
6	F	371/727 (51%)	310 (84%)	61 (16%)	2	14
6	H	408/727 (56%)	368 (90%)	40 (10%)	9	35
7	G	25/77 (32%)	16 (64%)	9 (36%)	0	1
7	W	23/77 (30%)	15 (65%)	8 (35%)	0	1
8	I	607/730 (83%)	508 (84%)	99 (16%)	2	14
9	J	425/548 (78%)	363 (85%)	62 (15%)	3	19
9	K	423/548 (77%)	356 (84%)	67 (16%)	3	16
10	L	155/170 (91%)	139 (90%)	16 (10%)	8	33
11	M	52/67 (78%)	38 (73%)	14 (27%)	0	3
12	N	490/724 (68%)	372 (76%)	118 (24%)	1	4
13	O	573/650 (88%)	469 (82%)	104 (18%)	2	10
14	T	1/2 (50%)	1 (100%)	0	100	100
15	X	406/513 (79%)	370 (91%)	36 (9%)	11	40
15	Y	417/513 (81%)	373 (89%)	44 (11%)	7	32

*Continued on next page...*

*Continued from previous page...*

Mol	Chain	Analysed	Rotameric	Outliers	Percentiles
All	All	6651/9112 (73%)	5547 (83%)	1104 (17%)	<b>6</b> <b>13</b>

All (1104) residues with a non-rotameric sidechain are listed below:

Mol	Chain	Res	Type
1	A	17	LEU
1	A	18	GLN
1	A	21	VAL
1	A	28	CYS
1	A	29	LYS
1	A	72	GLU
1	A	85	GLU
1	A	92	GLU
1	A	93	LEU
1	A	118	THR
1	A	119	VAL
1	A	127	LEU
1	A	128	TRP
1	A	134	SER
1	A	150	CYS
1	A	156	SER
1	A	157	SER
1	A	160	ASN
1	A	161	MET
1	A	163	SER
1	A	167	LYS
1	A	172	SER
1	A	173	LEU
1	A	180	VAL
1	A	210	MET
1	A	221	THR
1	A	242	HIS
1	A	244	MET
1	A	249	LEU
1	A	252	ASP
1	A	254	SER
1	A	258	THR
1	A	263	GLN
1	A	267	SER
1	A	273	ARG
1	A	274	VAL
1	A	275	LYS

*Continued on next page...*

*Continued from previous page...*

Mol	Chain	Res	Type
1	A	407	LEU
1	A	428	SER
1	A	429	LYS
1	A	435	ASP
1	A	437	CYS
1	A	439	GLN
1	A	440	LYS
1	A	442	LEU
1	A	443	CYS
1	A	444	PHE
1	A	449	GLN
1	A	450	LEU
1	A	451	GLN
1	A	456	LYS
1	A	459	GLU
1	A	460	SER
1	A	464	THR
1	A	470	SER
1	A	471	VAL
1	A	474	ILE
1	A	477	LYS
1	A	490	VAL
1	A	491	LEU
1	A	505	ARG
1	A	508	LYS
1	A	583	TYR
1	A	596	THR
1	A	597	LEU
1	A	600	SER
1	A	606	ARG
1	A	609	ILE
1	A	615	SER
1	A	620	THR
1	A	633	ILE
1	A	637	MET
1	A	640	LYS
1	A	653	TYR
1	A	659	LEU
1	A	663	CYS
1	A	664	LEU
1	A	665	MET
1	A	670	TYR

*Continued on next page...*

*Continued from previous page...*

Mol	Chain	Res	Type
1	A	707	TRP
1	A	711	LEU
1	A	722	HIS
1	A	749	LEU
1	A	758	HIS
1	A	772	GLU
1	A	781	GLU
1	A	789	LEU
1	A	791	VAL
1	A	793	LEU
1	A	797	LEU
1	A	798	LYS
1	A	808	ARG
1	A	813	LEU
1	A	816	THR
1	A	819	GLN
1	A	827	GLN
1	A	830	PHE
1	A	831	MET
1	A	844	ILE
1	A	862	TYR
1	A	863	LEU
1	A	866	ILE
1	A	871	ARG
1	A	881	ILE
1	A	893	SER
1	A	894	GLN
1	A	896	LEU
1	A	900	THR
1	A	925	SER
1	A	928	GLU
1	A	934	MET
1	A	962	CYS
1	A	970	TRP
1	A	980	ARG
1	A	981	GLN
1	A	983	LEU
1	A	988	CYS
1	A	989	GLU
1	A	1014	ASP
1	A	1016	MET
1	A	1017	ASN

*Continued on next page...*

*Continued from previous page...*

Mol	Chain	Res	Type
1	A	1019	MET
1	A	1034	VAL
1	A	1036	ASP
1	A	1043	SER
1	A	1047	VAL
1	A	1048	ARG
1	A	1066	LYS
1	A	1069	ARG
1	A	1071	LEU
1	A	1074	CYS
1	A	1076	ARG
1	A	1081	PRO
1	A	1089	LEU
1	A	1095	VAL
1	A	1100	LEU
1	A	1104	LYS
1	A	1107	LEU
1	A	1110	ARG
1	A	1114	ARG
1	A	1115	ASN
1	A	1116	THR
1	A	1117	THR
1	A	1118	VAL
1	A	1127	VAL
1	A	1131	MET
1	A	1132	THR
1	A	1158	ILE
1	A	1168	LEU
1	A	1171	GLU
1	A	1176	LEU
1	A	1177	MET
1	A	1181	LEU
1	A	1199	LYS
1	A	1205	SER
1	A	1208	LEU
1	A	1216	LYS
1	A	1217	LEU
1	A	1220	MET
1	A	1230	ILE
1	A	1236	LEU
1	A	1243	LEU
1	A	1250	GLN

*Continued on next page...*

*Continued from previous page...*

Mol	Chain	Res	Type
1	A	1255	VAL
1	A	1266	HIS
1	A	1273	LEU
1	A	1279	ARG
1	A	1292	GLU
1	A	1313	LEU
1	A	1316	MET
1	A	1319	LEU
1	A	1325	LEU
1	A	1327	GLN
1	A	1333	HIS
1	A	1359	ASN
1	A	1386	TRP
1	A	1392	THR
1	A	1404	LEU
1	A	1405	LEU
1	A	1409	LEU
1	A	1433	ILE
1	A	1437	ASN
1	A	1454	LEU
1	A	1455	GLU
1	A	1487	CYS
1	A	1503	ASN
1	A	1511	ASN
1	A	1533	LEU
1	A	1534	LYS
1	A	1536	LEU
1	A	1540	ARG
1	A	1541	PHE
1	A	1556	LEU
1	A	1562	LEU
1	A	1573	SER
1	A	1588	LEU
1	A	1597	THR
1	A	1598	ASP
1	A	1599	ASN
1	A	1600	ARG
1	A	1603	LEU
1	A	1607	ARG
1	A	1619	LEU
1	A	1622	VAL
1	A	1624	VAL

*Continued on next page...*



*Continued from previous page...*

Mol	Chain	Res	Type
1	A	1627	ASN
1	A	1634	LEU
1	A	1639	LYS
1	A	1645	GLU
1	A	1646	GLN
1	A	1647	THR
1	A	1651	LEU
1	A	1652	MET
1	A	1662	LEU
1	A	1663	LEU
1	A	1674	TRP
1	A	1676	LEU
1	A	1677	LEU
1	A	1679	ASP
1	A	1680	LEU
1	A	1684	THR
1	A	1686	HIS
1	A	1691	LEU
1	A	1693	LYS
1	A	1694	ASP
1	A	1697	LEU
1	A	1705	GLN
1	A	1706	LEU
1	A	1707	SER
1	A	1713	MET
1	A	1716	GLN
1	A	1718	LEU
1	A	1736	GLU
1	A	1737	THR
1	A	1747	LEU
1	A	1748	LEU
1	A	1754	PHE
1	A	1755	CYS
1	A	1756	LYS
1	A	1758	THR
1	A	1772	SER
1	A	1773	SER
1	A	1778	CYS
1	A	1798	ARG
1	A	1800	LEU
1	A	1805	MET
1	A	1815	LYS

*Continued on next page...*

*Continued from previous page...*

Mol	Chain	Res	Type
1	A	1816	LEU
1	A	1818	LEU
1	A	1822	SER
1	A	1825	SER
1	A	1826	HIS
1	A	1827	GLN
1	A	1829	ARG
1	A	1830	LEU
1	A	1835	LYS
1	A	1840	MET
1	A	1851	THR
1	A	1854	ASN
1	A	1858	GLN
1	A	1866	MET
1	A	1868	VAL
1	A	1869	HIS
1	A	1884	MET
1	A	1887	CYS
1	A	1899	HIS
1	A	1900	LEU
1	A	1910	SER
1	A	1915	LEU
1	A	1920	GLN
1	A	1923	MET
1	A	1926	ARG
1	A	1928	LEU
1	A	1934	LEU
1	A	1935	LEU
1	A	1936	LEU
2	B	11	VAL
2	B	14	TRP
2	B	15	LEU
2	B	16	TRP
2	B	28	MET
2	B	34	CYS
2	B	36	ASP
2	B	50	GLN
2	B	61	LEU
2	B	83	LYS
2	B	84	GLU
3	C	26	PHE
3	C	42	LEU

*Continued on next page...*

*Continued from previous page...*

Mol	Chain	Res	Type
3	C	44	ARG
3	C	49	LEU
3	C	57	GLU
3	C	77	THR
3	C	78	GLU
3	C	87	TYR
3	C	89	LEU
3	C	97	LYS
3	C	101	ARG
3	C	122	ARG
3	C	127	GLU
3	C	130	LYS
3	C	132	ASP
3	C	136	ASP
3	C	137	SER
3	C	138	LEU
3	C	141	LEU
3	C	157	GLU
3	C	160	LYS
3	C	172	LEU
3	C	182	LEU
3	C	183	ASP
3	C	197	HIS
3	C	239	THR
3	C	244	ILE
3	C	280	ASP
3	C	289	LEU
3	C	299	ASN
3	C	300	MET
3	C	302	THR
3	C	307	LEU
3	C	310	ARG
3	C	312	MET
3	C	315	GLU
3	C	330	ARG
3	C	335	CYS
3	C	343	LEU
3	C	349	LYS
3	C	362	PRO
3	C	376	MET
3	C	382	SER
3	C	389	ARG

*Continued on next page...*

*Continued from previous page...*

Mol	Chain	Res	Type
3	C	408	THR
3	C	413	LYS
3	C	418	CYS
3	C	423	ARG
3	C	424	ARG
3	C	433	SER
3	C	434	ARG
3	C	435	MET
3	C	451	GLU
3	C	466	GLU
3	C	468	MET
3	C	472	LYS
3	C	476	LEU
3	C	479	GLN
3	C	480	LEU
3	C	491	ILE
3	C	524	LYS
3	C	540	ASN
3	C	541	ASP
3	C	544	GLU
3	C	550	LEU
3	C	554	LEU
3	C	555	GLN
3	C	556	LEU
4	D	11	ARG
4	D	26	GLU
4	D	27	GLU
4	D	30	LEU
4	D	49	ASN
5	E	56	GLU
5	E	61	TYR
5	E	67	LEU
5	E	69	GLN
5	E	72	HIS
5	E	76	VAL
5	E	80	GLU
5	E	85	LEU
5	E	87	GLU
5	E	88	GLU
5	E	90	GLU
5	E	99	ILE
6	F	30	ARG

*Continued on next page...*

*Continued from previous page...*

Mol	Chain	Res	Type
6	F	34	GLU
6	F	35	VAL
6	F	36	HIS
6	F	38	GLU
6	F	39	GLU
6	F	44	LEU
6	F	66	CYS
6	F	77	LYS
6	F	82	LEU
6	F	87	GLU
6	F	90	GLN
6	F	98	ASN
6	F	102	SER
6	F	105	ASP
6	F	117	THR
6	F	129	ASP
6	F	131	LEU
6	F	135	SER
6	F	153	GLU
6	F	154	SER
6	F	155	LEU
6	F	157	GLU
6	F	158	ILE
6	F	160	GLU
6	F	161	LYS
6	F	163	ASP
6	F	165	ASP
6	F	169	LYS
6	F	463	MET
6	F	465	LEU
6	F	467	ARG
6	F	468	GLU
6	F	481	CYS
6	F	483	GLU
6	F	485	ILE
6	F	494	HIS
6	F	507	ARG
6	F	520	ARG
6	F	525	VAL
6	F	536	MET
6	F	538	ILE
6	F	547	GLN

*Continued on next page...*

*Continued from previous page...*

Mol	Chain	Res	Type
6	F	558	ASP
6	F	560	THR
6	F	568	GLU
6	F	582	GLU
6	F	592	ARG
6	F	599	ASN
6	F	602	TYR
6	F	607	LEU
6	F	617	LEU
6	F	619	LYS
6	F	621	LEU
6	F	623	CYS
6	F	631	ASN
6	F	636	ASN
6	F	663	ASP
6	F	680	HIS
6	F	745	LYS
6	F	750	LEU
7	G	1	MET
7	G	2	LEU
7	G	5	LYS
7	G	13	LEU
7	G	15	ASP
7	G	18	GLU
7	G	23	ARG
7	G	24	LYS
7	G	25	ASP
6	H	30	ARG
6	H	34	GLU
6	H	43	LEU
6	H	61	LEU
6	H	66	CYS
6	H	74	LEU
6	H	82	LEU
6	H	90	GLN
6	H	98	ASN
6	H	104	ASP
6	H	109	GLU
6	H	143	SER
6	H	154	SER
6	H	158	ILE
6	H	163	ASP

*Continued on next page...*

*Continued from previous page...*

Mol	Chain	Res	Type
6	H	165	ASP
6	H	462	LEU
6	H	463	MET
6	H	476	LEU
6	H	480	ASN
6	H	481	CYS
6	H	494	HIS
6	H	503	CYS
6	H	515	TYR
6	H	530	ASN
6	H	536	MET
6	H	564	LYS
6	H	566	SER
6	H	582	GLU
6	H	584	ASP
6	H	592	ARG
6	H	613	LEU
6	H	667	GLN
6	H	684	LYS
6	H	685	SER
6	H	689	LEU
6	H	699	ASP
6	H	702	ASN
6	H	720	LYS
6	H	721	SER
8	I	26	LEU
8	I	34	LEU
8	I	37	LEU
8	I	71	LEU
8	I	89	LYS
8	I	92	LEU
8	I	101	LEU
8	I	115	TRP
8	I	116	MET
8	I	117	GLU
8	I	121	GLU
8	I	123	SER
8	I	126	THR
8	I	127	SER
8	I	138	LEU
8	I	142	LEU
8	I	145	LEU

*Continued on next page...*



*Continued from previous page...*

Mol	Chain	Res	Type
8	I	165	ILE
8	I	172	ARG
8	I	176	LEU
8	I	205	CYS
8	I	211	SER
8	I	214	LEU
8	I	217	LEU
8	I	223	VAL
8	I	232	SER
8	I	235	GLN
8	I	237	GLU
8	I	240	LEU
8	I	243	SER
8	I	250	ARG
8	I	253	ARG
8	I	254	LYS
8	I	267	LEU
8	I	268	SER
8	I	273	CYS
8	I	280	LEU
8	I	283	MET
8	I	284	ASP
8	I	286	ARG
8	I	288	THR
8	I	305	MET
8	I	306	HIS
8	I	308	LEU
8	I	310	TRP
8	I	317	LEU
8	I	319	THR
8	I	320	LEU
8	I	321	LEU
8	I	332	LYS
8	I	335	GLN
8	I	340	SER
8	I	341	TYR
8	I	347	LEU
8	I	353	GLN
8	I	354	SER
8	I	357	GLU
8	I	359	LEU
8	I	364	SER

*Continued on next page...*

*Continued from previous page...*

Mol	Chain	Res	Type
8	I	365	GLU
8	I	369	MET
8	I	371	SER
8	I	372	TRP
8	I	373	LYS
8	I	374	GLN
8	I	375	LYS
8	I	382	ASP
8	I	399	LYS
8	I	404	LEU
8	I	415	LYS
8	I	418	PHE
8	I	425	MET
8	I	426	LEU
8	I	429	THR
8	I	435	PRO
8	I	440	MET
8	I	442	GLN
8	I	445	ILE
8	I	450	GLU
8	I	453	THR
8	I	455	HIS
8	I	474	ARG
8	I	477	GLN
8	I	489	PRO
8	I	505	SER
8	I	506	HIS
8	I	519	ARG
8	I	522	LEU
8	I	524	PHE
8	I	526	LYS
8	I	529	MET
8	I	536	CYS
8	I	548	MET
8	I	552	ILE
8	I	564	ASP
8	I	571	LYS
8	I	688	THR
8	I	718	LYS
8	I	736	SER
9	J	9	ARG
9	J	14	LEU

*Continued on next page...*

*Continued from previous page...*

Mol	Chain	Res	Type
9	J	20	GLN
9	J	23	LEU
9	J	39	ASP
9	J	46	CYS
9	J	62	SER
9	J	63	ARG
9	J	65	LEU
9	J	67	LYS
9	J	146	ARG
9	J	147	THR
9	J	157	LEU
9	J	163	CYS
9	J	169	LEU
9	J	180	GLU
9	J	185	LEU
9	J	188	LEU
9	J	195	ASN
9	J	202	ARG
9	J	206	GLU
9	J	210	LYS
9	J	211	LYS
9	J	212	TYR
9	J	214	LYS
9	J	215	PRO
9	J	220	ILE
9	J	223	SER
9	J	228	GLN
9	J	248	LYS
9	J	254	THR
9	J	259	GLU
9	J	267	CYS
9	J	287	LEU
9	J	290	LYS
9	J	293	ASP
9	J	294	LEU
9	J	298	ASN
9	J	307	CYS
9	J	318	HIS
9	J	323	LEU
9	J	329	LEU
9	J	331	LYS
9	J	340	TYR

*Continued on next page...*

*Continued from previous page...*

Mol	Chain	Res	Type
9	J	343	SER
9	J	351	ASP
9	J	354	MET
9	J	385	LYS
9	J	389	ARG
9	J	395	LEU
9	J	400	GLU
9	J	429	LEU
9	J	448	LEU
9	J	451	LEU
9	J	465	LEU
9	J	472	LEU
9	J	485	ILE
9	J	497	ASN
9	J	515	SER
9	J	518	MET
9	J	521	HIS
9	J	525	MET
9	K	9	ARG
9	K	20	GLN
9	K	38	GLN
9	K	45	GLN
9	K	52	GLN
9	K	60	LEU
9	K	61	ARG
9	K	63	ARG
9	K	65	LEU
9	K	75	LEU
9	K	78	ARG
9	K	131	SER
9	K	132	ILE
9	K	133	CYS
9	K	136	ARG
9	K	146	ARG
9	K	154	LYS
9	K	157	LEU
9	K	163	CYS
9	K	164	PHE
9	K	169	LEU
9	K	173	HIS
9	K	184	LEU
9	K	188	LEU

*Continued on next page...*

*Continued from previous page...*

Mol	Chain	Res	Type
9	K	190	LEU
9	K	193	LEU
9	K	194	CYS
9	K	195	ASN
9	K	199	GLU
9	K	201	LEU
9	K	208	LYS
9	K	209	LEU
9	K	214	LYS
9	K	254	THR
9	K	267	CYS
9	K	284	LEU
9	K	289	HIS
9	K	307	CYS
9	K	310	LEU
9	K	321	ARG
9	K	331	LYS
9	K	340	TYR
9	K	343	SER
9	K	352	GLN
9	K	358	PHE
9	K	359	THR
9	K	362	GLN
9	K	365	LYS
9	K	368	HIS
9	K	376	LEU
9	K	385	LYS
9	K	388	GLU
9	K	389	ARG
9	K	400	GLU
9	K	417	GLU
9	K	418	TRP
9	K	419	LYS
9	K	429	LEU
9	K	455	CYS
9	K	458	LEU
9	K	477	GLN
9	K	492	MET
9	K	496	GLU
9	K	497	ASN
9	K	510	ARG
9	K	518	MET

*Continued on next page...*

*Continued from previous page...*

Mol	Chain	Res	Type
9	K	522	CYS
10	L	12	ASP
10	L	23	ARG
10	L	28	GLN
10	L	33	LEU
10	L	34	SER
10	L	36	CYS
10	L	45	LEU
10	L	65	ASN
10	L	77	LEU
10	L	80	TYR
10	L	83	TYR
10	L	85	SER
10	L	101	ASN
10	L	132	THR
10	L	151	THR
10	L	177	PHE
11	M	6	GLN
11	M	10	ARG
11	M	13	ASP
11	M	16	ASP
11	M	20	ARG
11	M	27	GLU
11	M	33	LEU
11	M	51	LYS
11	M	52	GLU
11	M	55	MET
11	M	60	LEU
11	M	62	LEU
11	M	63	GLN
11	M	64	TYR
12	N	65	HIS
12	N	67	LEU
12	N	69	SER
12	N	71	LEU
12	N	79	LEU
12	N	80	GLN
12	N	82	ASP
12	N	83	LEU
12	N	84	GLN
12	N	92	TRP
12	N	110	LEU

*Continued on next page...*

*Continued from previous page...*

Mol	Chain	Res	Type
12	N	111	LEU
12	N	112	LEU
12	N	120	SER
12	N	123	ASP
12	N	125	TYR
12	N	126	LEU
12	N	127	ARG
12	N	129	LEU
12	N	131	LEU
12	N	137	ARG
12	N	138	LEU
12	N	140	LEU
12	N	141	LEU
12	N	154	HIS
12	N	176	LEU
12	N	179	CYS
12	N	181	LEU
12	N	184	TYR
12	N	185	MET
12	N	186	GLN
12	N	189	ARG
12	N	235	GLN
12	N	237	LEU
12	N	238	GLU
12	N	243	LEU
12	N	251	SER
12	N	253	LEU
12	N	265	LEU
12	N	267	GLN
12	N	283	ARG
12	N	286	LEU
12	N	287	ARG
12	N	302	LYS
12	N	320	THR
12	N	321	LEU
12	N	322	ARG
12	N	323	ARG
12	N	342	GLU
12	N	347	ILE
12	N	349	ARG
12	N	350	ASP
12	N	351	PHE

*Continued on next page...*



*Continued from previous page...*

Mol	Chain	Res	Type
12	N	355	ARG
12	N	364	CYS
12	N	366	GLU
12	N	367	ARG
12	N	370	GLN
12	N	371	ARG
12	N	372	GLN
12	N	373	GLN
12	N	378	LEU
12	N	382	LEU
12	N	386	LEU
12	N	387	LEU
12	N	388	HIS
12	N	392	ASN
12	N	398	THR
12	N	411	ASP
12	N	417	LEU
12	N	425	ARG
12	N	427	TYR
12	N	430	THR
12	N	431	ARG
12	N	442	LEU
12	N	500	ASP
12	N	502	ILE
12	N	504	LEU
12	N	505	LEU
12	N	514	LEU
12	N	519	TYR
12	N	522	LEU
12	N	523	LEU
12	N	525	ASP
12	N	526	ARG
12	N	530	GLN
12	N	531	PHE
12	N	533	PHE
12	N	534	SER
12	N	536	GLU
12	N	537	ARG
12	N	544	LEU
12	N	554	MET
12	N	560	MET
12	N	561	LEU

*Continued on next page...*

*Continued from previous page...*

Mol	Chain	Res	Type
12	N	571	ASN
12	N	592	TYR
12	N	594	VAL
12	N	609	LEU
12	N	611	VAL
12	N	622	TYR
12	N	625	LYS
12	N	626	TYR
12	N	640	THR
12	N	650	LEU
12	N	656	SER
12	N	662	VAL
12	N	663	GLN
12	N	670	PHE
12	N	676	TRP
12	N	679	GLU
12	N	680	GLU
12	N	681	LEU
12	N	687	MET
12	N	695	ARG
12	N	699	TRP
12	N	705	LEU
12	N	706	ARG
13	O	31	THR
13	O	38	LEU
13	O	40	LEU
13	O	43	GLU
13	O	46	ARG
13	O	56	GLU
13	O	59	ARG
13	O	60	LEU
13	O	62	GLN
13	O	79	TYR
13	O	80	LYS
13	O	81	LEU
13	O	96	ARG
13	O	98	LYS
13	O	99	LEU
13	O	106	LYS
13	O	129	THR
13	O	130	SER
13	O	136	LEU

*Continued on next page...*

*Continued from previous page...*

Mol	Chain	Res	Type
13	O	137	ARG
13	O	144	SER
13	O	149	SER
13	O	156	THR
13	O	158	LEU
13	O	166	GLU
13	O	208	SER
13	O	214	PHE
13	O	218	GLN
13	O	243	LEU
13	O	247	ASN
13	O	249	ASP
13	O	257	SER
13	O	266	ASP
13	O	280	ARG
13	O	299	SER
13	O	328	ILE
13	O	335	ASN
13	O	347	LEU
13	O	350	LEU
13	O	353	LYS
13	O	354	ARG
13	O	357	SER
13	O	360	LEU
13	O	367	LYS
13	O	383	SER
13	O	393	LYS
13	O	394	THR
13	O	399	MET
13	O	402	LEU
13	O	403	LYS
13	O	408	LEU
13	O	417	LEU
13	O	419	ASP
13	O	426	THR
13	O	435	SER
13	O	441	GLN
13	O	460	GLN
13	O	461	ASN
13	O	462	ASN
13	O	488	GLU
13	O	506	LEU

*Continued on next page...*

*Continued from previous page...*

Mol	Chain	Res	Type
13	O	510	CYS
13	O	511	ASP
13	O	517	ASP
13	O	530	SER
13	O	533	THR
13	O	579	MET
13	O	581	ILE
13	O	585	LEU
13	O	586	SER
13	O	595	SER
13	O	608	LEU
13	O	615	ARG
13	O	616	LEU
13	O	617	GLN
13	O	618	TYR
13	O	619	LEU
13	O	623	THR
13	O	625	LEU
13	O	626	ASN
13	O	632	LEU
13	O	634	LEU
13	O	636	ILE
13	O	641	LEU
13	O	646	MET
13	O	654	ASP
13	O	657	ILE
13	O	658	LEU
13	O	660	LYS
13	O	669	LYS
13	O	678	TYR
13	O	680	GLN
13	O	682	LYS
13	O	688	GLU
13	O	691	ILE
13	O	693	ASN
13	O	694	LEU
13	O	706	CYS
13	O	708	GLU
13	O	710	ILE
13	O	732	ARG
13	O	735	MET
13	O	751	LEU

*Continued on next page...*

*Continued from previous page...*

Mol	Chain	Res	Type
13	O	752	ILE
3	P	37	LEU
3	P	42	LEU
3	P	51	SER
3	P	77	THR
3	P	78	GLU
3	P	79	GLU
3	P	84	MET
3	P	85	ASP
3	P	89	LEU
3	P	97	LYS
3	P	98	GLU
3	P	100	ASP
3	P	107	HIS
3	P	112	LYS
3	P	117	LEU
3	P	122	ARG
3	P	147	LYS
3	P	160	LYS
3	P	182	LEU
3	P	183	ASP
3	P	186	LYS
3	P	187	GLU
3	P	196	THR
3	P	197	HIS
3	P	234	LEU
3	P	239	THR
3	P	244	ILE
3	P	289	LEU
3	P	299	ASN
3	P	300	MET
3	P	302	THR
3	P	303	PHE
3	P	310	ARG
3	P	312	MET
3	P	321	HIS
3	P	328	LYS
3	P	335	CYS
3	P	343	LEU
3	P	358	LEU
3	P	362	PRO
3	P	365	LEU

*Continued on next page...*

*Continued from previous page...*

Mol	Chain	Res	Type
3	P	382	SER
3	P	392	ILE
3	P	395	ASN
3	P	396	LYS
3	P	408	THR
3	P	413	LYS
3	P	414	MET
3	P	423	ARG
3	P	428	LEU
3	P	435	MET
3	P	451	GLU
3	P	479	GLN
3	P	524	LYS
7	W	3	ARG
7	W	4	ARG
7	W	7	THR
7	W	11	LEU
7	W	15	ASP
7	W	18	GLU
7	W	20	GLU
7	W	23	ARG
15	X	44	MET
15	X	49	LEU
15	X	79	LEU
15	X	110	LEU
15	X	154	ASP
15	X	158	ILE
15	X	193	LYS
15	X	234	ASP
15	X	245	PHE
15	X	255	ILE
15	X	259	CYS
15	X	299	MET
15	X	323	ASP
15	X	371	ASN
15	X	378	LEU
15	X	379	LYS
15	X	383	LEU
15	X	386	MET
15	X	393	ILE
15	X	397	ARG
15	X	398	GLU

*Continued on next page...*

*Continued from previous page...*

Mol	Chain	Res	Type
15	X	402	LEU
15	X	407	LEU
15	X	423	ILE
15	X	429	MET
15	X	431	ASN
15	X	432	ASN
15	X	434	TYR
15	X	442	GLN
15	X	443	THR
15	X	444	LEU
15	X	453	GLU
15	X	460	LYS
15	X	475	TYR
15	X	487	SER
15	X	506	GLN
15	Y	40	HIS
15	Y	43	ASP
15	Y	44	MET
15	Y	49	LEU
15	Y	55	LEU
15	Y	59	LEU
15	Y	60	LEU
15	Y	61	LEU
15	Y	62	THR
15	Y	64	SER
15	Y	70	LEU
15	Y	79	LEU
15	Y	94	ARG
15	Y	148	MET
15	Y	152	ASP
15	Y	153	LYS
15	Y	158	ILE
15	Y	193	LYS
15	Y	198	GLN
15	Y	255	ILE
15	Y	290	SER
15	Y	293	LYS
15	Y	299	MET
15	Y	323	ASP
15	Y	349	SER
15	Y	360	TYR
15	Y	371	ASN

*Continued on next page...*



*Continued from previous page...*

Mol	Chain	Res	Type
15	Y	377	LEU
15	Y	383	LEU
15	Y	386	MET
15	Y	409	CYS
15	Y	416	CYS
15	Y	418	LEU
15	Y	423	ILE
15	Y	432	ASN
15	Y	460	LYS
15	Y	475	TYR
15	Y	487	SER
15	Y	488	ARG
15	Y	491	LYS
15	Y	506	GLN
15	Y	549	MET
15	Y	551	LYS
15	Y	552	MET

Some sidechains can be flipped to improve hydrogen bonding and reduce clashes. All (190) such sidechains are listed below:

Mol	Chain	Res	Type
1	A	18	GLN
1	A	30	HIS
1	A	33	ASN
1	A	125	GLN
1	A	160	ASN
1	A	179	ASN
1	A	215	HIS
1	A	411	HIS
1	A	451	GLN
1	A	601	ASN
1	A	654	HIS
1	A	666	ASN
1	A	758	HIS
1	A	827	GLN
1	A	1060	HIS
1	A	1138	HIS
1	A	1152	GLN
1	A	1192	ASN
1	A	1201	HIS
1	A	1266	HIS
1	A	1312	ASN

*Continued on next page...*

*Continued from previous page...*

Mol	Chain	Res	Type
1	A	1333	HIS
1	A	1351	GLN
1	A	1359	ASN
1	A	1380	ASN
1	A	1459	GLN
1	A	1532	ASN
1	A	1543	HIS
1	A	1558	HIS
1	A	1559	HIS
1	A	1591	HIS
1	A	1595	HIS
1	A	1604	GLN
1	A	1781	GLN
1	A	1813	GLN
1	A	1854	ASN
1	A	1861	GLN
1	A	1869	HIS
2	B	9	ASN
2	B	50	GLN
3	C	71	GLN
3	C	202	HIS
3	C	287	ASN
3	C	292	GLN
3	C	299	ASN
3	C	305	ASN
3	C	339	ASN
3	C	361	ASN
3	C	373	HIS
3	C	390	HIS
3	C	427	GLN
3	C	479	GLN
3	C	488	GLN
3	C	495	GLN
3	C	518	GLN
4	D	38	GLN
4	D	49	ASN
5	E	75	GLN
6	F	64	HIS
6	F	90	GLN
6	F	100	GLN
6	F	495	HIS
6	F	547	GLN

*Continued on next page...*

*Continued from previous page...*

Mol	Chain	Res	Type
6	F	591	GLN
6	F	657	HIS
6	F	708	HIS
6	H	90	GLN
6	H	103	HIS
6	H	480	ASN
6	H	545	HIS
6	H	595	GLN
6	H	634	HIS
6	H	648	GLN
6	H	667	GLN
6	H	716	ASN
6	H	759	ASN
8	I	18	GLN
8	I	235	GLN
8	I	263	GLN
8	I	351	HIS
8	I	353	GLN
8	I	362	HIS
8	I	374	GLN
8	I	401	ASN
8	I	455	HIS
8	I	477	GLN
9	J	16	GLN
9	J	17	GLN
9	J	38	GLN
9	J	173	HIS
9	J	271	HIS
9	J	289	HIS
9	J	316	ASN
9	J	342	HIS
9	J	368	HIS
9	J	382	ASN
9	J	406	HIS
9	J	449	ASN
9	J	503	HIS
9	K	20	GLN
9	K	45	GLN
9	K	58	HIS
9	K	207	ASN
9	K	213	ASN
9	K	264	HIS

*Continued on next page...*

*Continued from previous page...*

Mol	Chain	Res	Type
9	K	271	HIS
9	K	318	HIS
9	K	453	HIS
9	K	489	HIS
10	L	49	ASN
10	L	100	ASN
10	L	101	ASN
10	L	104	ASN
10	L	146	GLN
10	L	152	HIS
11	M	53	GLN
12	N	235	GLN
12	N	239	GLN
12	N	242	GLN
12	N	267	GLN
12	N	373	GLN
12	N	437	GLN
12	N	571	ASN
12	N	639	HIS
12	N	671	GLN
13	O	62	GLN
13	O	69	GLN
13	O	91	ASN
13	O	138	HIS
13	O	150	GLN
13	O	219	GLN
13	O	242	ASN
13	O	247	ASN
13	O	306	ASN
13	O	363	HIS
13	O	409	HIS
13	O	424	GLN
13	O	441	GLN
13	O	443	GLN
13	O	449	ASN
13	O	460	GLN
13	O	462	ASN
13	O	472	HIS
13	O	503	HIS
13	O	526	HIS
13	O	539	ASN
13	O	552	GLN

*Continued on next page...*

*Continued from previous page...*

Mol	Chain	Res	Type
13	O	617	GLN
13	O	693	ASN
13	O	722	HIS
13	O	741	HIS
3	P	71	GLN
3	P	249	GLN
3	P	287	ASN
3	P	292	GLN
3	P	299	ASN
3	P	305	ASN
3	P	321	HIS
3	P	339	ASN
3	P	355	GLN
3	P	361	ASN
3	P	395	ASN
3	P	407	GLN
3	P	485	GLN
15	X	40	HIS
15	X	50	HIS
15	X	78	GLN
15	X	89	HIS
15	X	95	ASN
15	X	106	GLN
15	X	151	GLN
15	X	247	HIS
15	X	298	GLN
15	X	337	GLN
15	X	338	HIS
15	X	371	ASN
15	X	385	ASN
15	X	432	ASN
15	X	505	ASN
15	X	506	GLN
15	X	526	GLN
15	Y	40	HIS
15	Y	296	GLN
15	Y	337	GLN
15	Y	371	ASN
15	Y	395	HIS
15	Y	432	ASN
15	Y	458	GLN
15	Y	506	GLN

*Continued on next page...*

*Continued from previous page...*

Mol	Chain	Res	Type
15	Y	541	ASN

### 5.3.3 RNA [i](#)

There are no RNA molecules in this entry.

## 5.4 Non-standard residues in protein, DNA, RNA chains [i](#)

There are no non-standard protein/DNA/RNA residues in this entry.

## 5.5 Carbohydrates [i](#)

There are no carbohydrates in this entry.

## 5.6 Ligand geometry [i](#)

Of 3 ligands modelled in this entry, 3 are monoatomic - leaving 0 for Mogul analysis.

There are no bond length outliers.

There are no bond angle outliers.

There are no chirality outliers.

There are no torsion outliers.

There are no ring outliers.

No monomer is involved in short contacts.

## 5.7 Other polymers [i](#)

There are no such residues in this entry.

## 5.8 Polymer linkage issues [i](#)

The following chains have linkage breaks:

Mol	Chain	Number of breaks
13	O	2
3	C	1

*Continued on next page...*

*Continued from previous page...*

Mol	Chain	Number of breaks
12	N	1
9	K	1

All chain breaks are listed below:

Model	Chain	Residue-1	Atom-1	Residue-2	Atom-2	Distance (Å)
1	N	563:ASP	C	564:MET	N	2.51
1	C	344:ARG	C	345:SER	N	2.01
1	K	219:VAL	C	220:ILE	N	2.00
1	O	116:SER	C	117:ASP	N	1.91
1	O	135:PHE	C	136:LEU	N	1.65