



Full wwPDB X-ray Structure Validation Report ⓘ

Mar 8, 2018 – 06:52 pm GMT

PDB ID : 5I2D
Title : Crystal structure of T. thermophilus TTHB099 class II transcription activation complex: TAP-RPo
Authors : Feng, Y.; Zhang, Y.; Ebright, R.H.
Deposited on : 2016-02-08
Resolution : 4.41 Å(reported)

This is a Full wwPDB X-ray Structure Validation Report for a publicly released PDB entry.

We welcome your comments at validation@mail.wwpdb.org

A user guide is available at

<https://www.wwpdb.org/validation/2017/XrayValidationReportHelp>

with specific help available everywhere you see the ⓘ symbol.

The following versions of software and data (see [references ⓘ](#)) were used in the production of this report:

MolProbity : 4.02b-467
Xtriage (Phenix) : 1.13
EDS : trunk30967
Percentile statistics : 20171227.v01 (using entries in the PDB archive December 27th 2017)
Refmac : 5.8.0158
CCP4 : 7.0 (Gargrove)
Ideal geometry (proteins) : Engh & Huber (2001)
Ideal geometry (DNA, RNA) : Parkinson et al. (1996)
Validation Pipeline (wwPDB-VP) : trunk30967

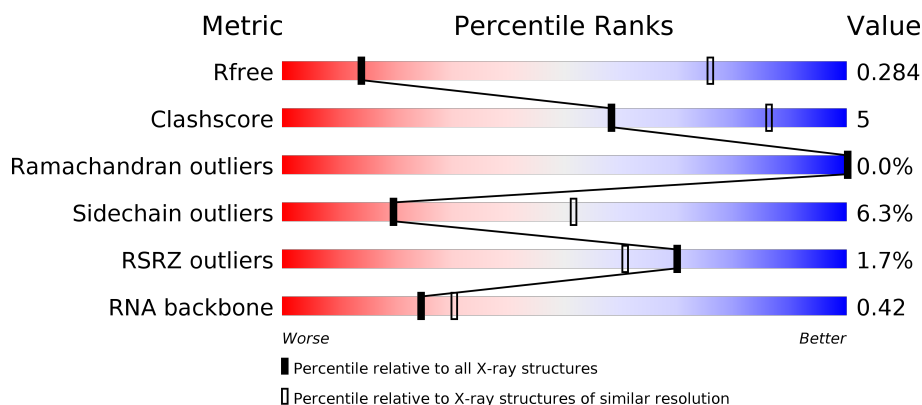
1 Overall quality at a glance

The following experimental techniques were used to determine the structure:

X-RAY DIFFRACTION

The reported resolution of this entry is 4.41 Å.

Percentile scores (ranging between 0-100) for global validation metrics of the entry are shown in the following graphic. The table shows the number of entries on which the scores are based.



Metric	Whole archive (#Entries)	Similar resolution (#Entries, resolution range(Å))
R_{free}	111664	1058 (5.08-3.70)
Clashscore	122126	1005 (5.08-3.72)
Ramachandran outliers	120053	1078 (5.08-3.70)
Sidechain outliers	120020	1061 (5.08-3.70)
RSRZ outliers	108989	1000 (5.12-3.62)
RNA backbone	2636	1104 (5.90-2.90)

The table below summarises the geometric issues observed across the polymeric chains and their fit to the electron density. The red, orange, yellow and green segments on the lower bar indicate the fraction of residues that contain outliers for ≥ 3 , 2, 1 and 0 types of geometric quality criteria. A grey segment represents the fraction of residues that are not modelled. The numeric value for each fraction is indicated below the corresponding segment, with a dot representing fractions $\leq 5\%$. The upper red bar (where present) indicates the fraction of residues that have poor fit to the electron density. The numeric value is given above the bar.

Mol	Chain	Length	Quality of chain
1	A	315	<div> <div>2%</div> <div>74% 14% 10%</div> </div>
1	B	315	<div> <div>2%</div> <div>73% 13% 11%</div> </div>
1	L	315	<div> <div>2%</div> <div>77% 12% 10%</div> </div>
1	M	315	<div> <div>73% 13% 11%</div> </div>

Continued on next page...

Continued from previous page...

Mol	Chain	Length	Quality of chain
2	C	1119	 81% 17% 2% 2%
2	N	1119	 82% 16% 2% 2%
3	D	1524	 75% 14% 2% 11%
3	O	1524	 74% 14% 2% 11%
4	E	99	 85% 10% 5%
4	P	99	 81% 14% 5%
5	F	443	 64% 13% 22% 2%
5	Q	443	 63% 14% 22% 2%
6	G	215	 75% 13% 9% 2%
6	H	215	 77% 12% 9%
6	R	215	 73% 16% 9% 2%
6	S	215	 77% 13% 9% 2%
7	I	72	 49% 38% 6% 8% 2%
7	T	72	 50% 39% 8%
8	J	72	 50% 39% 8%
8	U	72	 51% 38% 8%
9	K	4	 50% 25% 25%
9	V	4	 75% 25%

2 Entry composition

There are 11 unique types of molecules in this entry. The entry contains 66882 atoms, of which 0 are hydrogens and 0 are deuteriums.

In the tables below, the ZeroOcc column contains the number of atoms modelled with zero occupancy, the AltConf column contains the number of residues with at least one atom in alternate conformation and the Trace column contains the number of residues modelled with at most 2 atoms.

- Molecule 1 is a protein called DNA-directed RNA polymerase subunit alpha.

Mol	Chain	Residues	Atoms					ZeroOcc	AltConf	Trace
1	A	284	Total	C	N	O	S	0	0	0
			2231	1421	387	421	2			
1	B	280	Total	C	N	O	S	0	0	0
			2199	1401	381	415	2			
1	L	284	Total	C	N	O	S	0	0	0
			2231	1421	387	421	2			
1	M	280	Total	C	N	O	S	0	0	0
			2199	1401	381	415	2			

- Molecule 2 is a protein called DNA-directed RNA polymerase subunit beta.

Mol	Chain	Residues	Atoms					ZeroOcc	AltConf	Trace
2	C	1111	Total	C	N	O	S	0	0	0
			8770	5548	1564	1634	24			
2	N	1111	Total	C	N	O	S	0	0	0
			8770	5548	1564	1634	24			

- Molecule 3 is a protein called DNA-directed RNA polymerase subunit beta'.

Mol	Chain	Residues	Atoms					ZeroOcc	AltConf	Trace
3	D	1363	Total	C	N	O	S	0	0	0
			10754	6804	1906	2011	33			
3	O	1363	Total	C	N	O	S	0	0	0
			10754	6804	1906	2011	33			

- Molecule 4 is a protein called DNA-directed RNA polymerase subunit omega.

Mol	Chain	Residues	Atoms					ZeroOcc	AltConf	Trace
4	E	94	Total	C	N	O	S	0	0	0
			761	486	132	139	4			
4	P	94	Total	C	N	O	S	0	0	0
			761	486	132	139	4			

- Molecule 5 is a protein called RNA polymerase sigma factor SigA.

Mol	Chain	Residues	Atoms					ZeroOcc	AltConf	Trace
5	F	346	Total	C	N	O	S	0	0	0
			2807	1770	509	524	4			
5	Q	346	Total	C	N	O	S	0	0	0
			2807	1770	509	524	4			

There are 40 discrepancies between the modelled and reference sequences:

Chain	Residue	Modelled	Actual	Comment	Reference
F	-19	MET	-	initiating methionine	UNP Q5SKW1
F	-18	GLY	-	expression tag	UNP Q5SKW1
F	-17	SER	-	expression tag	UNP Q5SKW1
F	-16	SER	-	expression tag	UNP Q5SKW1
F	-15	HIS	-	expression tag	UNP Q5SKW1
F	-14	HIS	-	expression tag	UNP Q5SKW1
F	-13	HIS	-	expression tag	UNP Q5SKW1
F	-12	HIS	-	expression tag	UNP Q5SKW1
F	-11	HIS	-	expression tag	UNP Q5SKW1
F	-10	HIS	-	expression tag	UNP Q5SKW1
F	-9	SER	-	expression tag	UNP Q5SKW1
F	-8	SER	-	expression tag	UNP Q5SKW1
F	-7	GLY	-	expression tag	UNP Q5SKW1
F	-6	LEU	-	expression tag	UNP Q5SKW1
F	-5	VAL	-	expression tag	UNP Q5SKW1
F	-4	PRO	-	expression tag	UNP Q5SKW1
F	-3	ARG	-	expression tag	UNP Q5SKW1
F	-2	GLY	-	expression tag	UNP Q5SKW1
F	-1	SER	-	expression tag	UNP Q5SKW1
F	0	HIS	-	expression tag	UNP Q5SKW1
Q	-19	MET	-	initiating methionine	UNP Q5SKW1
Q	-18	GLY	-	expression tag	UNP Q5SKW1
Q	-17	SER	-	expression tag	UNP Q5SKW1
Q	-16	SER	-	expression tag	UNP Q5SKW1
Q	-15	HIS	-	expression tag	UNP Q5SKW1
Q	-14	HIS	-	expression tag	UNP Q5SKW1
Q	-13	HIS	-	expression tag	UNP Q5SKW1
Q	-12	HIS	-	expression tag	UNP Q5SKW1
Q	-11	HIS	-	expression tag	UNP Q5SKW1
Q	-10	HIS	-	expression tag	UNP Q5SKW1
Q	-9	SER	-	expression tag	UNP Q5SKW1
Q	-8	SER	-	expression tag	UNP Q5SKW1
Q	-7	GLY	-	expression tag	UNP Q5SKW1
Q	-6	LEU	-	expression tag	UNP Q5SKW1

Continued on next page...

Continued from previous page...

Chain	Residue	Modelled	Actual	Comment	Reference
Q	-5	VAL	-	expression tag	UNP Q5SKW1
Q	-4	PRO	-	expression tag	UNP Q5SKW1
Q	-3	ARG	-	expression tag	UNP Q5SKW1
Q	-2	GLY	-	expression tag	UNP Q5SKW1
Q	-1	SER	-	expression tag	UNP Q5SKW1
Q	0	HIS	-	expression tag	UNP Q5SKW1

- Molecule 6 is a protein called Transcriptional regulator, Crp family.

Mol	Chain	Residues	Atoms					ZeroOcc	AltConf	Trace
6	G	195	Total	C	N	O	S	0	0	0
			1559	974	293	288	4			
6	H	195	Total	C	N	O	S	0	0	0
			1559	974	293	288	4			
6	R	195	Total	C	N	O	S	0	0	0
			1559	974	293	288	4			
6	S	195	Total	C	N	O	S	0	0	0
			1559	974	293	288	4			

There are 80 discrepancies between the modelled and reference sequences:

Chain	Residue	Modelled	Actual	Comment	Reference
G	-19	MET	-	initiating methionine	UNP Q53W63
G	-18	GLY	-	expression tag	UNP Q53W63
G	-17	SER	-	expression tag	UNP Q53W63
G	-16	SER	-	expression tag	UNP Q53W63
G	-15	HIS	-	expression tag	UNP Q53W63
G	-14	HIS	-	expression tag	UNP Q53W63
G	-13	HIS	-	expression tag	UNP Q53W63
G	-12	HIS	-	expression tag	UNP Q53W63
G	-11	HIS	-	expression tag	UNP Q53W63
G	-10	HIS	-	expression tag	UNP Q53W63
G	-9	SER	-	expression tag	UNP Q53W63
G	-8	SER	-	expression tag	UNP Q53W63
G	-7	GLY	-	expression tag	UNP Q53W63
G	-6	LEU	-	expression tag	UNP Q53W63
G	-5	VAL	-	expression tag	UNP Q53W63
G	-4	PRO	-	expression tag	UNP Q53W63
G	-3	ARG	-	expression tag	UNP Q53W63
G	-2	GLY	-	expression tag	UNP Q53W63
G	-1	SER	-	expression tag	UNP Q53W63
G	0	HIS	-	expression tag	UNP Q53W63

Continued on next page...

Continued from previous page...

Chain	Residue	Modelled	Actual	Comment	Reference
H	-19	MET	-	initiating methionine	UNP Q53W63
H	-18	GLY	-	expression tag	UNP Q53W63
H	-17	SER	-	expression tag	UNP Q53W63
H	-16	SER	-	expression tag	UNP Q53W63
H	-15	HIS	-	expression tag	UNP Q53W63
H	-14	HIS	-	expression tag	UNP Q53W63
H	-13	HIS	-	expression tag	UNP Q53W63
H	-12	HIS	-	expression tag	UNP Q53W63
H	-11	HIS	-	expression tag	UNP Q53W63
H	-10	HIS	-	expression tag	UNP Q53W63
H	-9	SER	-	expression tag	UNP Q53W63
H	-8	SER	-	expression tag	UNP Q53W63
H	-7	GLY	-	expression tag	UNP Q53W63
H	-6	LEU	-	expression tag	UNP Q53W63
H	-5	VAL	-	expression tag	UNP Q53W63
H	-4	PRO	-	expression tag	UNP Q53W63
H	-3	ARG	-	expression tag	UNP Q53W63
H	-2	GLY	-	expression tag	UNP Q53W63
H	-1	SER	-	expression tag	UNP Q53W63
H	0	HIS	-	expression tag	UNP Q53W63
R	-19	MET	-	initiating methionine	UNP Q53W63
R	-18	GLY	-	expression tag	UNP Q53W63
R	-17	SER	-	expression tag	UNP Q53W63
R	-16	SER	-	expression tag	UNP Q53W63
R	-15	HIS	-	expression tag	UNP Q53W63
R	-14	HIS	-	expression tag	UNP Q53W63
R	-13	HIS	-	expression tag	UNP Q53W63
R	-12	HIS	-	expression tag	UNP Q53W63
R	-11	HIS	-	expression tag	UNP Q53W63
R	-10	HIS	-	expression tag	UNP Q53W63
R	-9	SER	-	expression tag	UNP Q53W63
R	-8	SER	-	expression tag	UNP Q53W63
R	-7	GLY	-	expression tag	UNP Q53W63
R	-6	LEU	-	expression tag	UNP Q53W63
R	-5	VAL	-	expression tag	UNP Q53W63
R	-4	PRO	-	expression tag	UNP Q53W63
R	-3	ARG	-	expression tag	UNP Q53W63
R	-2	GLY	-	expression tag	UNP Q53W63
R	-1	SER	-	expression tag	UNP Q53W63
R	0	HIS	-	expression tag	UNP Q53W63
S	-19	MET	-	initiating methionine	UNP Q53W63
S	-18	GLY	-	expression tag	UNP Q53W63

Continued on next page...

Continued from previous page...

Chain	Residue	Modelled	Actual	Comment	Reference
S	-17	SER	-	expression tag	UNP Q53W63
S	-16	SER	-	expression tag	UNP Q53W63
S	-15	HIS	-	expression tag	UNP Q53W63
S	-14	HIS	-	expression tag	UNP Q53W63
S	-13	HIS	-	expression tag	UNP Q53W63
S	-12	HIS	-	expression tag	UNP Q53W63
S	-11	HIS	-	expression tag	UNP Q53W63
S	-10	HIS	-	expression tag	UNP Q53W63
S	-9	SER	-	expression tag	UNP Q53W63
S	-8	SER	-	expression tag	UNP Q53W63
S	-7	GLY	-	expression tag	UNP Q53W63
S	-6	LEU	-	expression tag	UNP Q53W63
S	-5	VAL	-	expression tag	UNP Q53W63
S	-4	PRO	-	expression tag	UNP Q53W63
S	-3	ARG	-	expression tag	UNP Q53W63
S	-2	GLY	-	expression tag	UNP Q53W63
S	-1	SER	-	expression tag	UNP Q53W63
S	0	HIS	-	expression tag	UNP Q53W63

- Molecule 7 is a DNA chain called DNA (72-MER).

Mol	Chain	Residues	Atoms					ZeroOcc	AltConf	Trace
7	I	66	Total	C	N	O	P	0	0	0
			1349	639	246	398	66			
7	T	66	Total	C	N	O	P	0	0	0
			1349	639	246	398	66			

- Molecule 8 is a DNA chain called DNA (72-MER).

Mol	Chain	Residues	Atoms					ZeroOcc	AltConf	Trace
8	J	66	Total	C	N	O	P	0	0	0
			1367	645	267	390	65			
8	U	66	Total	C	N	O	P	0	0	0
			1367	645	267	390	65			

- Molecule 9 is a RNA chain called RNA (5'-R(*UP*CP*GP*A)-3').

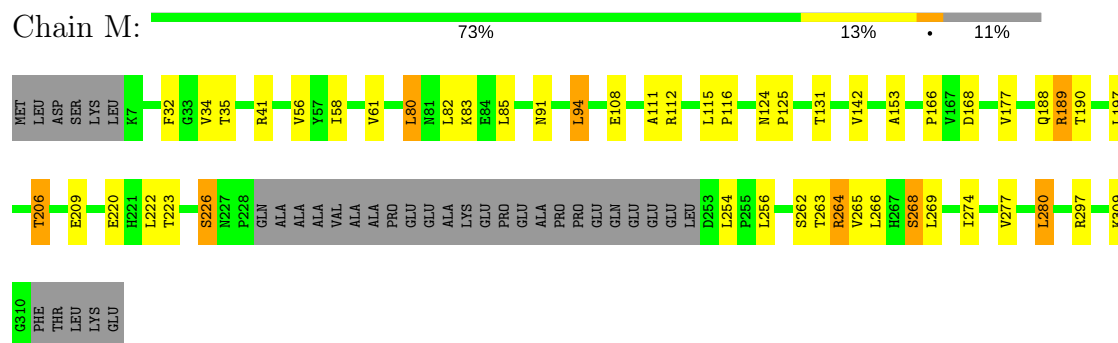
Mol	Chain	Residues	Atoms					ZeroOcc	AltConf	Trace
9	K	4	Total	C	N	O	P	0	0	0
			82	38	15	26	3			
9	V	4	Total	C	N	O	P	0	0	0
			82	38	15	26	3			

- Molecule 10 is ZINC ION (three-letter code: ZN) (formula: Zn).

Mol	Chain	Residues	Atoms		ZeroOcc	AltConf
10	O	2	Total 2	Zn 2	0	0
10	D	2	Total 2	Zn 2	0	0

- Molecule 11 is MAGNESIUM ION (three-letter code: MG) (formula: Mg).

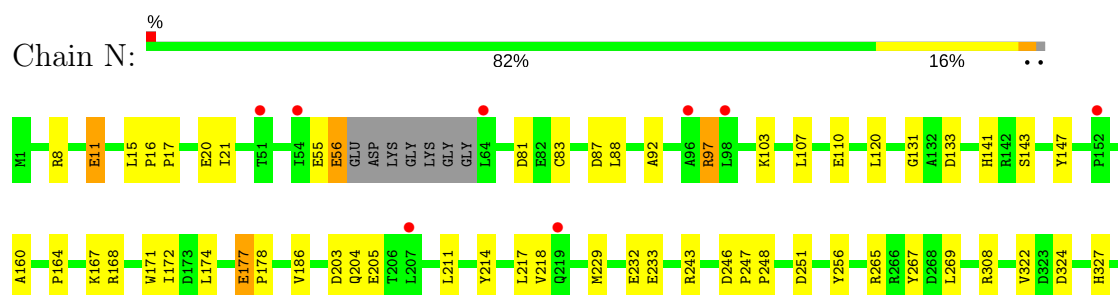
Mol	Chain	Residues	Atoms		ZeroOcc	AltConf
11	O	1	Total 1	Mg 1	0	0
11	D	1	Total 1	Mg 1	0	0

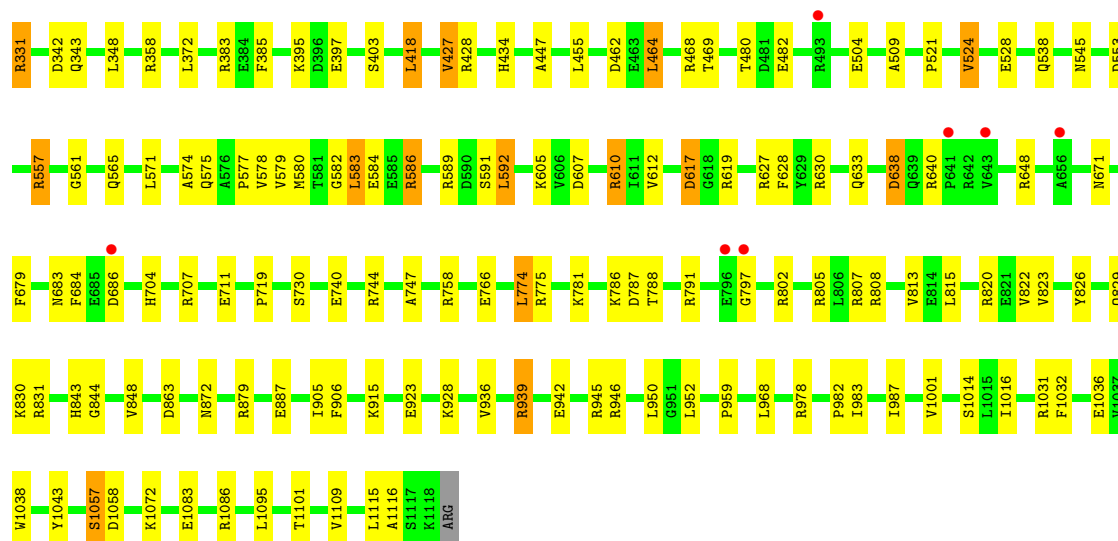


• Molecule 2: DNA-directed RNA polymerase subunit beta

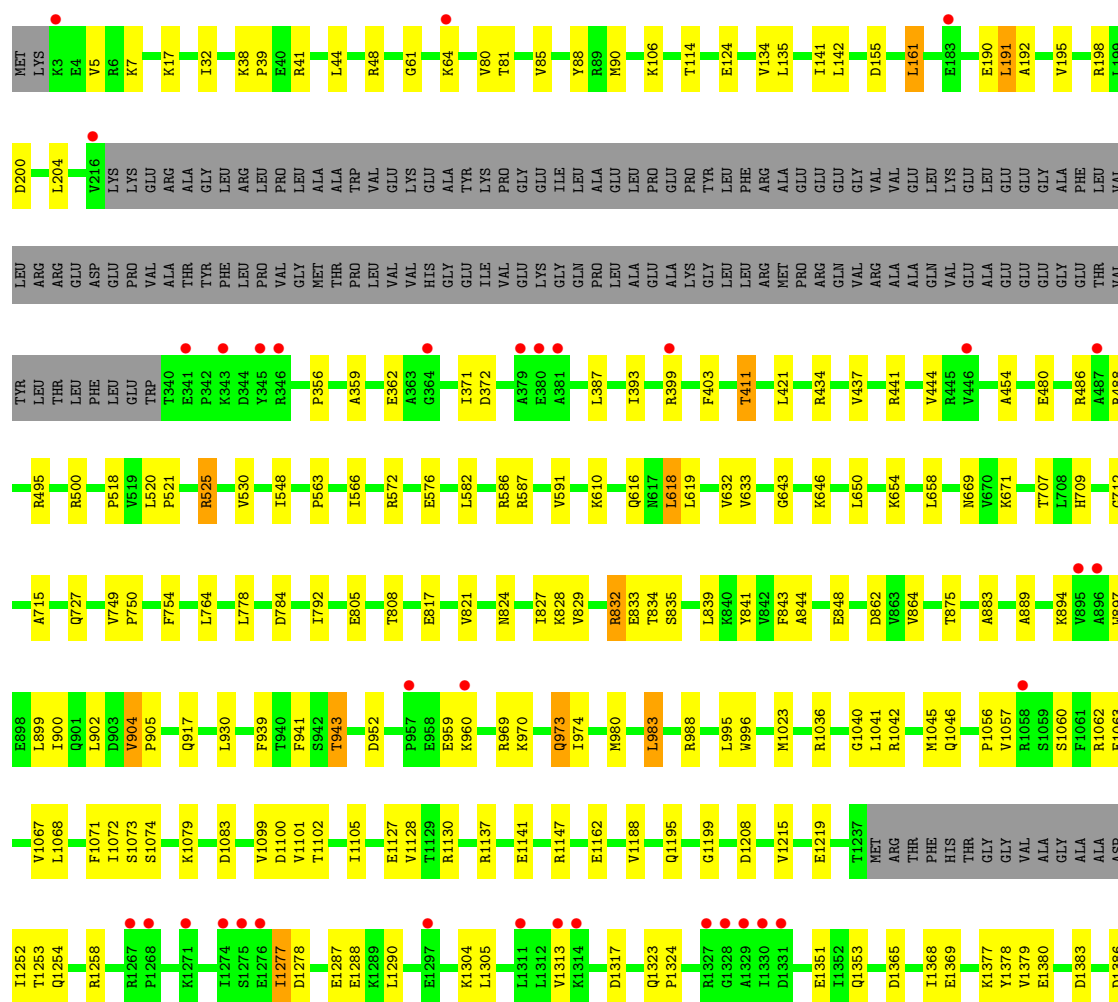
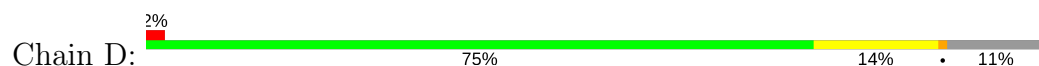


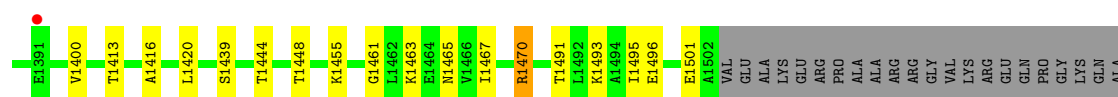
• Molecule 2: DNA-directed RNA polymerase subunit beta



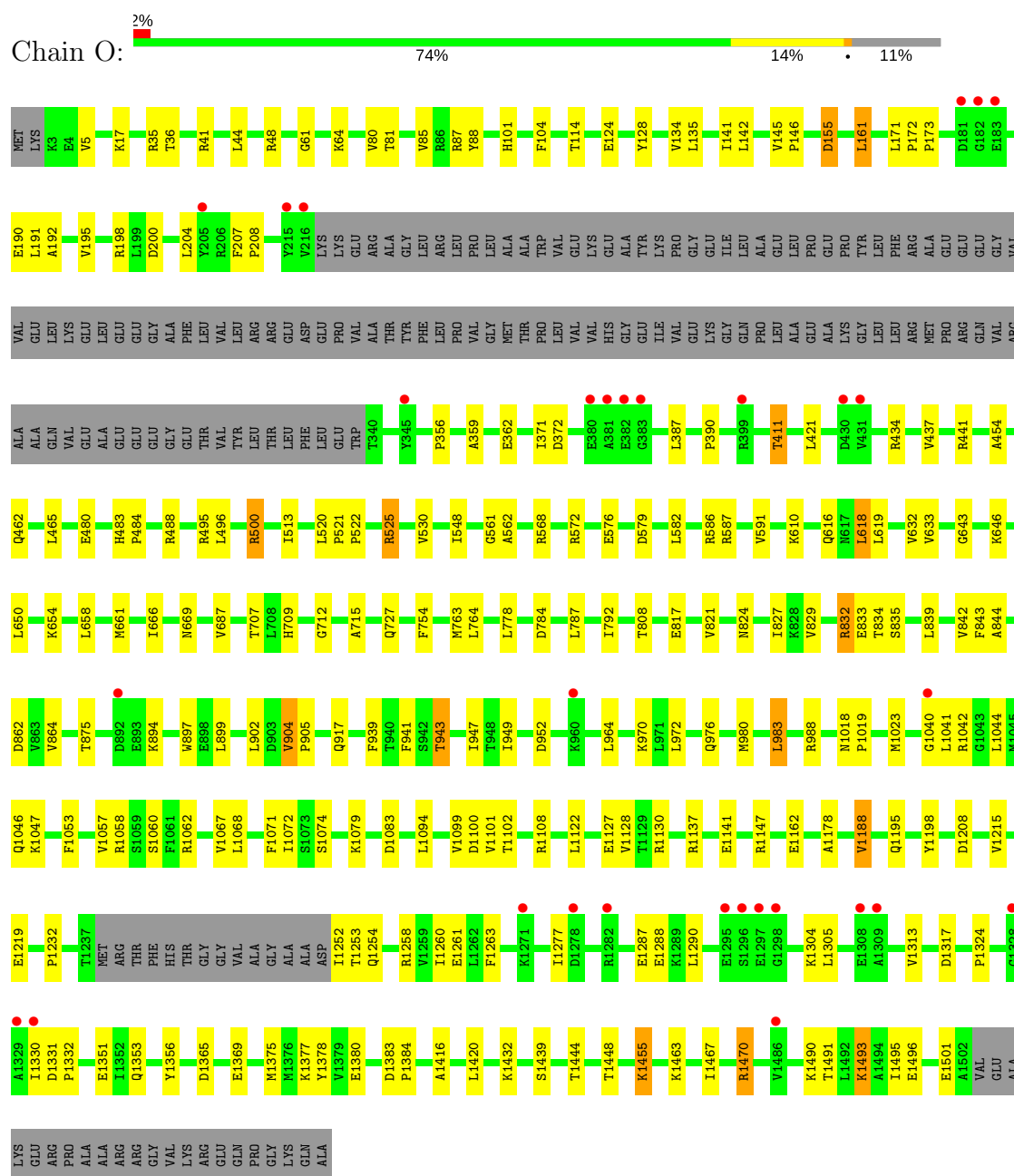


• Molecule 3: DNA-directed RNA polymerase subunit beta'

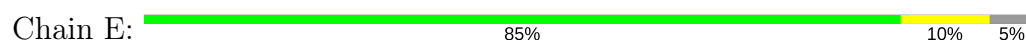





• Molecule 3: DNA-directed RNA polymerase subunit beta'



• Molecule 4: DNA-directed RNA polymerase subunit omega




• Molecule 4: DNA-directed RNA polymerase subunit omega

Chain P: 



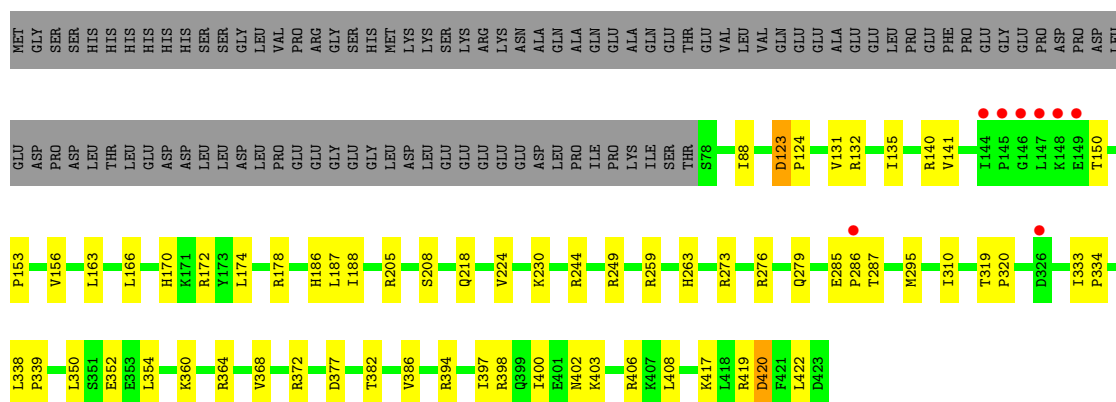
- Molecule 5: RNA polymerase sigma factor SigA

Chain F: 




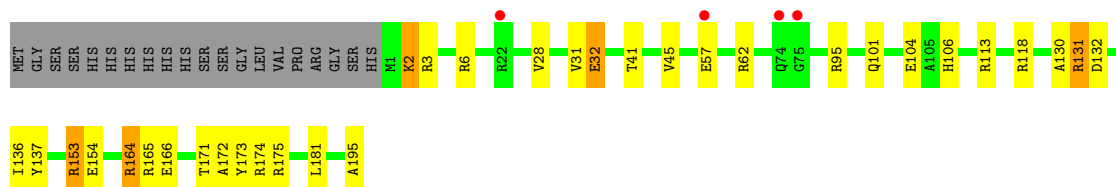
- Molecule 5: RNA polymerase sigma factor SigA

Chain Q: 




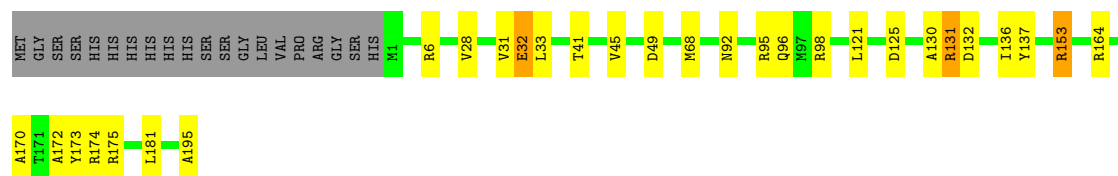
- Molecule 6: Transcriptional regulator, Crp family

Chain G: 




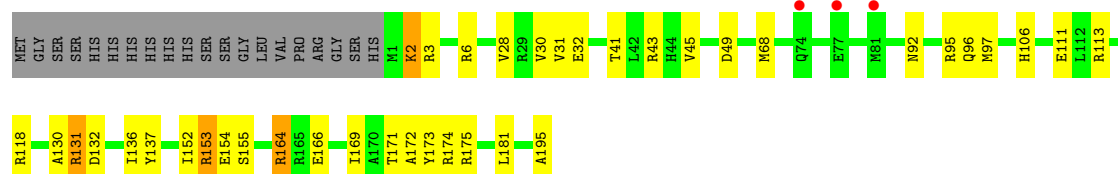
- Molecule 6: Transcriptional regulator, Crp family

Chain H: 




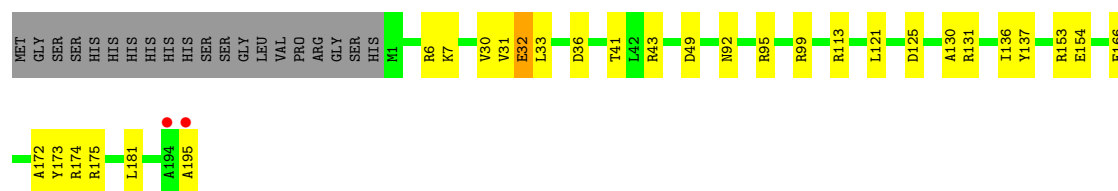
- Molecule 6: Transcriptional regulator, Crp family

Chain R: 



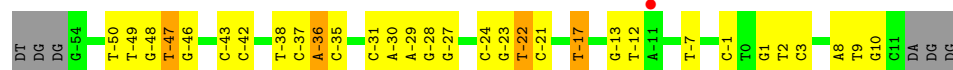
- Molecule 6: Transcriptional regulator, Crp family

Chain S: 



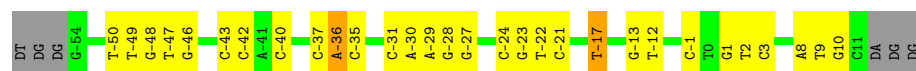
- Molecule 7: DNA (72-MER)

Chain I: 



- Molecule 7: DNA (72-MER)

Chain T: 



- Molecule 8: DNA (72-MER)

Chain J: 



- Molecule 8: DNA (72-MER)



● Molecule 9: RNA (5'-R(*UP*CP*GP*A)-3')



● Molecule 9: RNA (5'-R(*UP*CP*GP*A)-3')



4 Data and refinement statistics

Property	Value	Source
Space group	P 1 21 1	Depositor
Cell constants a, b, c, α , β , γ	171.49Å 105.45Å 374.58Å 90.00° 102.39° 90.00°	Depositor
Resolution (Å)	49.31 – 4.41 49.39 – 4.41	Depositor EDS
% Data completeness (in resolution range)	85.8 (49.31-4.41) 84.9 (49.39-4.41)	Depositor EDS
R_{merge}	0.19	Depositor
R_{sym}	(Not available)	Depositor
$\langle I/\sigma(I) \rangle$ ¹	2.06 (at 4.45Å)	Xtriage
Refinement program	PHENIX 1.8_1069	Depositor
R, R_{free}	0.241 , 0.284 0.242 , 0.284	Depositor DCC
R_{free} test set	2033 reflections (2.49%)	wwPDB-VP
Wilson B-factor (Å ²)	156.7	Xtriage
Anisotropy	0.121	Xtriage
Bulk solvent k_{sol} (e/Å ³), B_{sol} (Å ²)	0.23 , 69.9	EDS
L-test for twinning ²	$\langle L \rangle = 0.47$, $\langle L^2 \rangle = 0.30$	Xtriage
Estimated twinning fraction	0.000 for h,-k,-h-l	Xtriage
F_o, F_c correlation	0.90	EDS
Total number of atoms	66882	wwPDB-VP
Average B, all atoms (Å ²)	101.0	wwPDB-VP

Xtriage's analysis on translational NCS is as follows: *The analyses of the Patterson function reveals a significant off-origin peak that is 47.62 % of the origin peak, indicating pseudo-translational symmetry. The chance of finding a peak of this or larger height randomly in a structure without pseudo-translational symmetry is equal to 9.6653e-05. The detected translational NCS is most likely also responsible for the elevated intensity ratio.*

¹Intensities estimated from amplitudes.

²Theoretical values of $\langle |L| \rangle$, $\langle L^2 \rangle$ for acentric reflections are 0.5, 0.333 respectively for untwinned datasets, and 0.375, 0.2 for perfectly twinned datasets.

5 Model quality

5.1 Standard geometry

Bond lengths and bond angles in the following residue types are not validated in this section: ZN, MG

The Z score for a bond length (or angle) is the number of standard deviations the observed value is removed from the expected value. A bond length (or angle) with $|Z| > 5$ is considered an outlier worth inspection. RMSZ is the root-mean-square of all Z scores of the bond lengths (or angles).

Mol	Chain	Bond lengths		Bond angles	
		RMSZ	# Z >5	RMSZ	# Z >5
1	A	0.21	0/2265	0.42	0/3069
1	B	0.21	0/2233	0.43	0/3027
1	L	0.21	0/2265	0.42	0/3069
1	M	0.21	0/2233	0.43	0/3027
2	C	0.21	0/8937	0.40	0/12087
2	N	0.21	0/8937	0.40	0/12087
3	D	0.20	0/10937	0.39	0/14781
3	O	0.20	0/10937	0.39	0/14781
4	E	0.21	0/775	0.37	0/1045
4	P	0.20	0/775	0.37	0/1045
5	F	0.21	0/2852	0.38	0/3837
5	Q	0.21	0/2852	0.38	0/3837
6	G	0.21	0/1580	0.41	0/2129
6	H	0.21	0/1580	0.40	0/2129
6	R	0.21	0/1580	0.41	0/2129
6	S	0.21	0/1580	0.40	0/2129
7	I	0.44	0/1511	1.06	8/2329 (0.3%)
7	T	0.44	0/1511	1.05	5/2329 (0.2%)
8	J	0.45	0/1538	0.98	5/2376 (0.2%)
8	U	0.45	0/1538	0.97	5/2376 (0.2%)
9	K	0.17	0/91	0.77	0/140
9	V	0.17	0/91	0.81	0/140
All	All	0.24	0/68598	0.50	23/93898 (0.0%)

There are no bond length outliers.

All (23) bond angle outliers are listed below:

Mol	Chain	Res	Type	Atoms	Z	Observed(°)	Ideal(°)
8	J	-10	DC	O4'-C4'-C3'	-7.85	101.29	106.00
8	U	-10	DC	O4'-C4'-C3'	-7.61	101.43	106.00

Continued on next page...

Continued from previous page...

Mol	Chain	Res	Type	Atoms	Z	Observed(°)	Ideal(°)
8	U	1	DC	O4'-C1'-N1	6.45	112.52	108.00
8	J	1	DC	O4'-C1'-N1	6.44	112.51	108.00
7	T	10	DG	C4'-C3'-C2'	-6.23	97.49	103.10
7	I	-36	DA	O4'-C1'-N9	6.16	112.31	108.00
7	I	10	DG	C4'-C3'-C2'	-6.15	97.56	103.10
7	I	10	DG	O4'-C4'-C3'	-5.94	102.12	104.50
7	T	10	DG	O4'-C4'-C3'	-5.86	102.16	104.50
7	T	10	DG	C3'-C2'-C1'	-5.54	95.85	102.50
7	I	10	DG	C3'-C2'-C1'	-5.40	96.02	102.50
7	I	-47	DT	C5-C4-O4	-5.22	121.25	124.90
8	J	41	DT	C5-C4-O4	-5.22	121.25	124.90
8	U	41	DT	C5-C4-O4	-5.18	121.27	124.90
7	I	-22	DT	C5-C4-O4	-5.18	121.28	124.90
8	U	-10	DC	C4'-C3'-C2'	-5.15	98.46	103.10
7	T	-17	DT	O4'-C1'-N1	5.12	111.58	108.00
7	I	-38	DT	C5-C4-O4	-5.09	121.33	124.90
8	J	41	DT	N3-C4-O4	5.08	122.94	119.90
7	I	-17	DT	O4'-C1'-N1	5.07	111.55	108.00
7	T	-36	DA	O4'-C1'-N9	5.07	111.55	108.00
8	J	-10	DC	C4'-C3'-C2'	-5.04	98.56	103.10
8	U	41	DT	N3-C4-O4	5.04	122.92	119.90

There are no chirality outliers.

There are no planarity outliers.

5.2 Too-close contacts ⓘ

In the following table, the Non-H and H(model) columns list the number of non-hydrogen atoms and hydrogen atoms in the chain respectively. The H(added) column lists the number of hydrogen atoms added and optimized by MolProbity. The Clashes column lists the number of clashes within the asymmetric unit, whereas Symm-Clashes lists symmetry related clashes.

Mol	Chain	Non-H	H(model)	H(added)	Clashes	Symm-Clashes
1	A	2231	0	2313	21	0
1	B	2199	0	2276	24	0
1	L	2231	0	2313	17	0
1	M	2199	0	2276	24	0
2	C	8770	0	8874	101	0
2	N	8770	0	8874	97	0
3	D	10754	0	10975	107	0
3	O	10754	0	10975	113	0

Continued on next page...

Continued from previous page...

Mol	Chain	Non-H	H(model)	H(added)	Clashes	Symm-Clashes
4	E	761	0	778	7	0
4	P	761	0	778	10	0
5	F	2807	0	2882	29	0
5	Q	2807	0	2882	31	0
6	G	1559	0	1587	24	0
6	H	1559	0	1587	20	0
6	R	1559	0	1587	29	0
6	S	1559	0	1587	18	0
7	I	1349	0	741	25	0
7	T	1349	0	741	27	0
8	J	1367	0	739	32	0
8	U	1367	0	739	28	0
9	K	82	0	44	2	0
9	V	82	0	44	2	0
10	D	2	0	0	0	0
10	O	2	0	0	0	0
11	D	1	0	0	0	0
11	O	1	0	0	0	0
All	All	66882	0	65592	692	0

The all-atom clashscore is defined as the number of clashes found per 1000 atoms (including hydrogen atoms). The all-atom clashscore for this structure is 5.

All (692) close contacts within the same asymmetric unit are listed below, sorted by their clash magnitude.

Atom-1	Atom-2	Interatomic distance (Å)	Clash overlap (Å)
6:G:164:ARG:NH1	6:G:171:THR:OG1	2.20	0.75
8:U:15:DG:H2"	8:U:16:DC:H5"	1.66	0.75
2:N:630:ARG:CZ	2:N:707:ARG:HD3	2.17	0.74
2:N:683:ASN:HB3	2:N:872:ASN:HB2	1.69	0.74
6:R:164:ARG:NH1	6:R:171:THR:OG1	2.21	0.73
3:O:1491:THR:HG21	4:P:89:MET:HG2	1.71	0.73
6:H:136:ILE:HD11	6:H:181:LEU:HD21	1.71	0.73
8:J:15:DG:H2"	8:J:16:DC:H5"	1.70	0.72
1:B:269:LEU:HD12	1:B:274:ILE:HD11	1.70	0.72
1:M:269:LEU:HD12	1:M:274:ILE:HD11	1.72	0.71
3:D:61:GLY:O	3:D:64:LYS:NZ	2.24	0.71
1:L:269:LEU:HD12	1:L:274:ILE:HD11	1.72	0.70
6:R:164:ARG:NH1	8:U:35:DG:OP1	2.24	0.70
2:C:683:ASN:HB3	2:C:872:ASN:HB2	1.72	0.70
6:R:154:GLU:OE1	7:T:-37:DC:N4	2.21	0.69

Continued on next page...

Continued from previous page...

Atom-1	Atom-2	Interatomic distance (Å)	Clash overlap (Å)
1:A:269:LEU:HD12	1:A:274:ILE:HD11	1.71	0.69
3:D:124:GLU:OE2	3:D:587:ARG:NH2	2.26	0.69
3:O:61:GLY:O	3:O:64:LYS:NZ	2.26	0.69
3:D:1491:THR:HG21	4:E:89:MET:HG2	1.73	0.68
2:N:17:PRO:HB2	2:N:20:GLU:HB3	1.74	0.68
7:I:-47:DT:H2''	7:I:-46:DG:H5'	1.75	0.68
6:G:136:ILE:HD11	6:G:181:LEU:HD21	1.74	0.68
6:R:31:VAL:HG12	6:R:41:THR:HA	1.74	0.68
1:M:206:THR:HG22	1:M:209:GLU:H	1.58	0.68
6:S:31:VAL:HG12	6:S:41:THR:HA	1.76	0.67
1:L:55:SER:HB3	1:L:143:ARG:HB3	1.76	0.67
6:S:136:ILE:HD11	6:S:181:LEU:HD21	1.76	0.67
3:O:1254:GLN:HB3	3:O:1258:ARG:HB2	1.76	0.66
6:R:136:ILE:HD11	6:R:181:LEU:HD21	1.77	0.66
1:B:206:THR:HG22	1:B:209:GLU:H	1.60	0.66
6:G:164:ARG:NH1	8:J:35:DG:OP1	2.28	0.65
1:L:111:ALA:HB3	1:L:125:PRO:HA	1.78	0.65
6:G:165:ARG:NH2	8:J:36:DT:OP2	2.29	0.65
2:C:787:ASP:OD2	2:C:791:ARG:NH2	2.29	0.65
8:U:44:DC:H2''	8:U:45:DT:H5'	1.77	0.65
2:C:469:THR:OG1	2:C:538:GLN:NE2	2.30	0.65
1:A:6:LEU:HD23	1:A:189:ARG:HH11	1.59	0.64
1:A:176:ARG:NH1	2:C:863:ASP:O	2.30	0.64
6:H:31:VAL:HG12	6:H:41:THR:HA	1.78	0.64
1:L:297:ARG:HH21	6:S:121:LEU:HB3	1.62	0.64
2:N:630:ARG:NH1	2:N:707:ARG:HD3	2.12	0.64
2:N:97:ARG:NH1	2:N:110:GLU:OE1	2.31	0.64
2:C:17:PRO:HB2	2:C:20:GLU:HB3	1.78	0.64
7:T:-47:DT:H2''	7:T:-46:DG:H5'	1.79	0.64
2:N:905:ILE:HG23	2:N:906:PHE:HD2	1.62	0.63
6:G:31:VAL:HG12	6:G:41:THR:HA	1.80	0.63
6:H:6:ARG:HH11	6:H:174:ARG:HH21	1.47	0.63
2:C:55:GLU:O	2:C:56:GLU:HB3	1.98	0.63
8:J:44:DC:H2''	8:J:45:DT:H5'	1.80	0.63
3:D:1495:ILE:HG12	4:E:88:GLU:HG3	1.81	0.63
1:A:111:ALA:HB3	1:A:125:PRO:HA	1.81	0.63
3:D:1254:GLN:HB3	3:D:1258:ARG:HB2	1.80	0.63
2:N:55:GLU:O	2:N:56:GLU:HB3	1.99	0.63
1:A:297:ARG:HH21	6:H:121:LEU:HB3	1.63	0.63
3:D:1353:GLN:NE2	3:D:1365:ASP:OD1	2.28	0.62
8:U:1:DC:H2'	8:U:2:DG:H8	1.64	0.62

Continued on next page...

Continued from previous page...

Atom-1	Atom-2	Interatomic distance (Å)	Clash overlap (Å)
2:C:905:ILE:HG23	2:C:906:PHE:HD2	1.63	0.62
1:A:265:VAL:HG13	1:A:269:LEU:HD23	1.82	0.62
1:L:176:ARG:NH1	2:N:863:ASP:O	2.32	0.62
1:L:265:VAL:HG13	1:L:269:LEU:HD23	1.82	0.62
2:N:983:ILE:HG21	2:N:987:ILE:HD11	1.80	0.62
2:C:504:GLU:HG2	2:C:509:ALA:HB2	1.82	0.62
8:U:24:DG:H2''	8:U:25:DG:H5''	1.82	0.62
3:O:1353:GLN:NE2	3:O:1365:ASP:OD1	2.32	0.61
1:B:265:VAL:HG13	1:B:269:LEU:HD23	1.82	0.61
3:O:128:TYR:OH	3:O:579:ASP:OD2	2.16	0.61
7:T:-22:DT:H1'	7:T:-21:DC:H5'	1.82	0.61
8:J:1:DC:H2'	8:J:2:DG:H8	1.65	0.61
2:N:797:GLY:O	2:N:829:GLN:NE2	2.34	0.61
5:Q:131:VAL:HG13	5:Q:178:ARG:HD3	1.83	0.61
1:L:295:GLY:HA3	6:S:125:ASP:HA	1.83	0.60
2:C:97:ARG:NH1	2:C:110:GLU:OE1	2.33	0.60
1:A:55:SER:HB3	1:A:143:ARG:HB3	1.83	0.60
3:O:142:LEU:HB2	3:O:161:LEU:HD11	1.82	0.60
2:N:428:ARG:NH2	2:N:447:ALA:O	2.35	0.60
2:N:504:GLU:HG2	2:N:509:ALA:HB2	1.84	0.59
3:D:973:GLN:HB2	3:O:976:GLN:HB2	1.84	0.59
1:M:265:VAL:HG13	1:M:269:LEU:HD23	1.82	0.59
3:O:1495:ILE:HD13	4:P:80:VAL:HG21	1.83	0.59
2:C:92:ALA:HB2	2:C:120:LEU:HD11	1.85	0.59
2:C:983:ILE:HG21	2:C:987:ILE:HD11	1.85	0.59
3:D:980:MET:HG3	3:O:972:LEU:HD21	1.85	0.59
3:O:124:GLU:OE2	3:O:587:ARG:NH2	2.35	0.59
6:S:49:ASP:HA	6:S:92:ASN:HD21	1.68	0.59
3:D:142:LEU:HB2	3:D:161:LEU:HD11	1.85	0.59
7:I:-22:DT:H1'	7:I:-21:DC:H5'	1.85	0.59
3:O:1495:ILE:HG12	4:P:88:GLU:HG3	1.84	0.59
3:O:707:THR:HG23	3:O:712:GLY:HA3	1.85	0.59
2:N:168:ARG:NH2	2:N:265:ARG:O	2.36	0.58
5:Q:397:ILE:HD12	5:Q:400:ILE:HD11	1.85	0.58
2:C:797:GLY:O	2:C:829:GLN:NE2	2.37	0.58
2:N:160:ALA:HB3	2:N:174:LEU:HB2	1.86	0.58
2:N:343:GLN:HG3	2:N:385:PHE:HB2	1.85	0.58
6:R:6:ARG:HH11	6:R:174:ARG:HH21	1.52	0.58
8:J:24:DG:H2''	8:J:25:DG:H5''	1.86	0.58
3:D:356:PRO:HB3	3:D:441:ARG:HA	1.84	0.58
6:G:2:LYS:HD3	6:G:3:ARG:N	2.19	0.58

Continued on next page...

Continued from previous page...

Atom-1	Atom-2	Interatomic distance (Å)	Clash overlap (Å)
1:B:111:ALA:HB3	1:B:125:PRO:HA	1.86	0.58
1:A:295:GLY:HA3	6:H:125:ASP:HA	1.86	0.58
2:N:521:PRO:HB3	3:O:1068:LEU:HD21	1.86	0.58
2:N:92:ALA:HB2	2:N:120:LEU:HD11	1.86	0.57
3:D:480:GLU:OE2	3:D:488:ARG:NH2	2.37	0.57
3:O:480:GLU:OE2	3:O:488:ARG:NH2	2.36	0.57
2:C:711:GLU:HG2	2:C:822:VAL:HG22	1.87	0.57
5:F:188:ILE:HG12	5:F:224:VAL:HG21	1.86	0.57
2:C:469:THR:HG1	2:C:538:GLN:NE2	2.02	0.57
3:D:371:ILE:HG23	5:F:230:LYS:HD2	1.87	0.56
3:O:1432:LYS:O	3:O:1455:LYS:NZ	2.38	0.56
2:C:628:PHE:H	2:C:638:ASP:HB2	1.71	0.56
5:F:131:VAL:HG13	5:F:178:ARG:HD3	1.88	0.56
8:U:1:DC:H2'	8:U:2:DG:C8	2.41	0.56
2:C:172:ILE:HG13	2:C:186:VAL:HG22	1.88	0.56
1:A:206:THR:HG22	1:A:209:GLU:H	1.71	0.56
2:C:428:ARG:NH2	2:C:447:ALA:O	2.39	0.56
2:C:160:ALA:HB3	2:C:174:LEU:HB2	1.88	0.55
8:J:1:DC:H2'	8:J:2:DG:C8	2.41	0.55
2:N:787:ASP:OD2	2:N:791:ARG:NH2	2.36	0.55
1:B:153:ALA:HB1	1:B:166:PRO:HB2	1.89	0.55
3:O:1380:GLU:HB2	3:O:1420:LEU:HD22	1.87	0.55
3:O:356:PRO:HG2	3:O:359:ALA:HB2	1.89	0.55
6:S:154:GLU:OE2	8:U:46:DC:N4	2.39	0.55
7:T:-48:DG:H2''	7:T:-47:DT:H5''	1.88	0.55
2:N:628:PHE:H	2:N:638:ASP:HB2	1.71	0.55
3:O:520:LEU:O	3:O:525:ARG:NH1	2.39	0.55
7:T:-31:DC:H1'	7:T:-30:DA:H5'	1.89	0.55
6:R:153:ARG:NH2	8:U:35:DG:O6	2.39	0.55
2:C:939:ARG:HB2	2:C:982:PRO:HG3	1.89	0.55
3:D:520:LEU:O	3:D:525:ARG:NH1	2.40	0.55
6:R:173:TYR:CG	7:T:-30:DA:H5''	2.42	0.55
3:D:904:VAL:HG22	3:D:905:PRO:HD2	1.89	0.55
1:B:58:ILE:HB	1:B:61:VAL:HB	1.89	0.54
3:O:1108:ARG:NH2	3:O:1198:TYR:O	2.38	0.54
1:M:111:ALA:HB3	1:M:125:PRO:HA	1.90	0.54
2:C:413:LEU:HD21	2:C:451:LEU:HD13	1.88	0.54
1:B:223:THR:O	1:B:226:SER:OG	2.24	0.54
3:O:1042:ARG:HB3	3:O:1057:VAL:HB	1.90	0.54
2:C:1038:TRP:CE2	3:D:1099:VAL:HG11	2.42	0.54
2:N:469:THR:OG1	2:N:538:GLN:NE2	2.40	0.54

Continued on next page...

Continued from previous page...

Atom-1	Atom-2	Interatomic distance (Å)	Clash overlap (Å)
3:D:1100:ASP:OD1	3:D:1463:LYS:NZ	2.37	0.54
3:O:411:THR:HB	3:O:437:VAL:H	1.73	0.54
2:C:1116:ALA:HB2	3:D:88:TYR:HB3	1.90	0.54
1:M:80:LEU:HG	3:O:844:ALA:HA	1.88	0.54
6:G:153:ARG:NH2	8:J:35:DG:O6	2.36	0.54
2:N:462:ASP:HB3	2:N:468:ARG:HD2	1.89	0.53
3:D:707:THR:HG23	3:D:712:GLY:HA3	1.90	0.53
2:N:1083:GLU:OE1	2:N:1086:ARG:NH1	2.41	0.53
3:O:904:VAL:HG22	3:O:905:PRO:HD2	1.89	0.53
7:T:-50:DT:H2''	7:T:-49:DT:H5''	1.89	0.53
7:I:-37:DC:H2''	7:I:-36:DA:H5'	1.90	0.53
2:N:1116:ALA:HB2	3:O:88:TYR:HB3	1.90	0.53
6:G:6:ARG:HH11	6:G:174:ARG:HH21	1.57	0.53
1:B:108:GLU:HG2	1:B:131:THR:HG22	1.91	0.53
5:F:397:ILE:HD12	5:F:400:ILE:HD11	1.90	0.53
7:I:-50:DT:H2''	7:I:-49:DT:H5''	1.90	0.53
6:R:6:ARG:NH2	6:R:68:MET:O	2.38	0.53
6:H:95:ARG:NH1	6:H:195:ALA:OXT	2.42	0.53
3:O:1046:GLN:N	3:O:1046:GLN:OE1	2.41	0.53
1:B:100:LEU:HB2	1:B:115:LEU:HD12	1.91	0.53
3:D:1495:ILE:HD13	4:E:80:VAL:HG21	1.89	0.52
2:C:605:LYS:HB2	2:C:612:VAL:HB	1.92	0.52
3:D:356:PRO:HG2	3:D:359:ALA:HB2	1.91	0.52
2:N:627:ARG:NH1	2:N:638:ASP:OD2	2.43	0.52
2:C:758:ARG:HH21	2:C:788:THR:HB	1.73	0.52
3:D:960:LYS:NZ	3:D:1063:GLU:OE2	2.37	0.52
1:M:220:GLU:O	1:M:223:THR:OG1	2.23	0.52
3:O:715:ALA:HB3	3:O:764:LEU:HA	1.90	0.52
6:G:154:GLU:OE1	7:I:-37:DC:N4	2.34	0.52
2:N:605:LYS:HB2	2:N:612:VAL:HB	1.90	0.52
2:N:915:LYS:NZ	3:O:952:ASP:OD2	2.42	0.52
6:R:113:ARG:NH2	6:R:166:GLU:OE1	2.37	0.52
2:N:177:GLU:HG3	2:N:178:PRO:HD2	1.92	0.52
3:O:371:ILE:HG23	5:Q:230:LYS:HD2	1.92	0.52
2:N:774:LEU:HG	5:Q:350:LEU:HD11	1.92	0.52
2:C:1095:LEU:HD23	3:D:582:LEU:HD22	1.91	0.52
1:M:91:ASN:HB3	1:M:94:LEU:HB2	1.91	0.52
2:C:462:ASP:HB3	2:C:468:ARG:HD2	1.92	0.52
3:D:434:ARG:NH2	5:F:135:ILE:O	2.43	0.52
2:C:915:LYS:NZ	3:D:952:ASP:OD2	2.40	0.52
5:F:270:LYS:O	5:F:274:THR:OG1	2.22	0.52

Continued on next page...

Continued from previous page...

Atom-1	Atom-2	Interatomic distance (Å)	Clash overlap (Å)
2:N:418:LEU:HD21	2:N:427:VAL:HG11	1.92	0.52
2:N:711:GLU:HG2	2:N:822:VAL:HG22	1.92	0.52
2:C:805:ARG:HG3	2:C:823:VAL:HG22	1.92	0.52
2:C:843:HIS:NE2	2:C:887:GLU:OE2	2.42	0.52
3:D:1071:PHE:O	3:D:1074:SER:OG	2.27	0.52
6:G:57:GLU:OE2	6:H:98:ARG:NH2	2.36	0.52
8:U:13:DC:H2''	8:U:14:DG:C8	2.45	0.52
1:M:58:ILE:HB	1:M:61:VAL:HB	1.92	0.51
1:B:220:GLU:O	1:B:223:THR:OG1	2.21	0.51
2:C:177:GLU:HG3	2:C:178:PRO:HD2	1.92	0.51
2:C:521:PRO:HB3	3:D:1068:LEU:HD21	1.91	0.51
6:H:92:ASN:OD1	6:H:96:GLN:NE2	2.43	0.51
3:O:1383:ASP:HB3	3:O:1416:ALA:HB3	1.92	0.51
3:O:5:VAL:O	3:O:1470:ARG:NH2	2.43	0.51
6:S:130:ALA:HB3	6:S:137:TYR:CE1	2.46	0.51
2:C:164:PRO:HA	2:C:269:LEU:HD12	1.92	0.51
3:D:618:LEU:HG	3:D:1467:ILE:HG23	1.92	0.51
3:D:671:LYS:NZ	5:F:423:ASP:OD1	2.36	0.51
3:O:1147:ARG:NH2	3:O:1369:GLU:OE1	2.38	0.51
3:D:643:GLY:HA3	3:D:727:GLN:HB2	1.91	0.51
5:F:372:ARG:NH2	8:J:31:DG:OP2	2.43	0.51
3:D:1208:ASP:HB2	3:D:1215:VAL:HA	1.92	0.51
2:N:843:HIS:NE2	2:N:887:GLU:OE2	2.35	0.51
7:T:-29:DA:H2''	7:T:-28:DG:C8	2.46	0.51
1:B:41:ARG:HA	1:B:177:VAL:HG11	1.93	0.51
3:D:1040:GLY:O	3:D:1060:SER:HB3	2.11	0.51
2:N:617:ASP:OD1	2:N:617:ASP:N	2.41	0.51
2:N:805:ARG:HG3	2:N:823:VAL:HG22	1.93	0.51
3:D:969:ARG:HD3	3:O:980:MET:HA	1.92	0.51
3:D:889:ALA:HB1	3:D:930:LEU:HA	1.93	0.51
1:M:153:ALA:HB1	1:M:166:PRO:HB2	1.93	0.51
2:N:1038:TRP:CE2	3:O:1099:VAL:HG11	2.46	0.51
2:C:577:PRO:HG2	2:C:580:MET:HG2	1.92	0.50
3:D:1461:GLY:O	3:D:1465:ASN:ND2	2.43	0.50
7:T:-37:DC:H2''	7:T:-36:DA:H5'	1.92	0.50
2:C:617:ASP:N	2:C:617:ASP:OD1	2.43	0.50
3:D:1046:GLN:N	3:D:1046:GLN:OE1	2.40	0.50
3:D:1383:ASP:HB3	3:D:1416:ALA:HB3	1.93	0.50
6:H:49:ASP:HA	6:H:92:ASN:HD21	1.76	0.50
2:N:1115:LEU:HG	3:O:85:VAL:HG12	1.92	0.50
2:C:214:TYR:HE2	2:C:308:ARG:HG3	1.76	0.50

Continued on next page...

Continued from previous page...

Atom-1	Atom-2	Interatomic distance (Å)	Clash overlap (Å)
2:N:172:ILE:HG13	2:N:186:VAL:HG22	1.93	0.50
3:D:1386:ASP:OD2	3:D:1413:THR:N	2.38	0.50
1:A:153:ALA:HA	1:A:156:HIS:CE1	2.47	0.50
1:A:64:GLU:HG2	1:A:76:VAL:HG22	1.93	0.50
2:N:143:SER:O	2:N:147:TYR:OH	2.26	0.50
2:N:164:PRO:HA	2:N:269:LEU:HD12	1.94	0.50
3:O:356:PRO:HB3	3:O:441:ARG:HA	1.94	0.50
6:S:95:ARG:NH1	6:S:195:ALA:OXT	2.44	0.50
3:D:134:VAL:HG12	3:D:454:ALA:HB2	1.92	0.50
3:O:899:LEU:HD22	3:O:917:GLN:HB3	1.93	0.50
7:T:-13:DG:H1'	7:T:-12:DT:H5'	1.93	0.50
1:A:27:PRO:HG3	1:A:186:LEU:HD13	1.93	0.50
3:D:1042:ARG:HB3	3:D:1057:VAL:HB	1.94	0.50
6:R:92:ASN:OD1	6:R:96:GLN:NE2	2.44	0.50
3:O:1071:PHE:O	3:O:1074:SER:OG	2.28	0.50
2:C:545:ASN:HB3	2:C:583:LEU:HD22	1.94	0.49
2:C:1115:LEU:HG	3:D:85:VAL:HG12	1.94	0.49
7:I:-48:DG:H2''	7:I:-47:DT:H5''	1.92	0.49
6:R:95:ARG:NH1	6:R:195:ALA:OXT	2.45	0.49
1:B:91:ASN:HB3	1:B:94:LEU:HB2	1.94	0.49
2:C:21:ILE:HD12	2:C:455:LEU:HD22	1.93	0.49
3:D:1380:GLU:HB2	3:D:1420:LEU:HD22	1.94	0.49
3:O:1263:PHE:HD1	3:O:1375:MET:HE2	1.77	0.49
2:C:704:HIS:CD2	2:C:831:ARG:HD2	2.47	0.49
3:D:563:PRO:HD2	3:D:566:ILE:HD12	1.95	0.49
2:C:167:LYS:HD3	7:I:-1:DC:H5	1.77	0.49
7:I:-29:DA:H2''	7:I:-28:DG:C8	2.47	0.49
3:O:643:GLY:HA3	3:O:727:GLN:HB2	1.95	0.49
3:D:1101:VAL:HG13	3:D:1102:THR:HG23	1.94	0.49
1:M:223:THR:O	1:M:226:SER:OG	2.30	0.49
1:B:32:PHE:HA	1:B:35:THR:HB	1.94	0.49
6:H:130:ALA:HB3	6:H:137:TYR:CE1	2.47	0.49
6:R:2:LYS:HD3	6:R:3:ARG:N	2.27	0.49
1:A:196:THR:HG21	2:C:934:PHE:HE1	1.77	0.49
1:L:206:THR:HG22	1:L:209:GLU:H	1.77	0.49
1:M:32:PHE:HA	1:M:35:THR:HB	1.94	0.49
2:N:577:PRO:HG2	2:N:580:MET:HG2	1.95	0.49
7:I:-36:DA:H1'	7:I:-35:DC:H5''	1.95	0.49
3:O:1100:ASP:OD1	3:O:1463:LYS:NZ	2.44	0.49
6:G:130:ALA:HB3	6:G:137:TYR:CE1	2.48	0.49
6:G:172:ALA:O	6:G:175:ARG:HB2	2.13	0.49

Continued on next page...

Continued from previous page...

Atom-1	Atom-2	Interatomic distance (Å)	Clash overlap (Å)
1:L:32:PHE:HA	1:L:35:THR:HB	1.94	0.49
3:O:1208:ASP:HB2	3:O:1215:VAL:HA	1.94	0.49
3:O:824:ASN:ND2	3:O:862:ASP:OD1	2.38	0.49
1:B:256:LEU:HD11	1:B:280:LEU:HD23	1.95	0.49
2:C:630:ARG:CZ	2:C:707:ARG:HD3	2.43	0.49
3:D:996:TRP:CD2	3:D:1056:PRO:HG3	2.48	0.49
3:O:192:ALA:HB3	3:O:195:VAL:HB	1.95	0.49
2:N:1095:LEU:HD23	3:O:582:LEU:HD22	1.94	0.48
1:B:80:LEU:HG	3:D:844:ALA:HA	1.95	0.48
6:G:164:ARG:HD2	6:G:171:THR:HG23	1.95	0.48
2:N:524:VAL:HG13	2:N:528:GLU:HB2	1.95	0.48
3:O:101:HIS:HB3	3:O:104:PHE:HD2	1.79	0.48
3:O:1101:VAL:HG13	3:O:1102:THR:HG23	1.95	0.48
5:Q:188:ILE:HG12	5:Q:224:VAL:HG21	1.95	0.48
2:C:200:LEU:HD13	2:C:300:ASP:HB2	1.94	0.48
1:M:256:LEU:HD11	1:M:280:LEU:HD23	1.95	0.48
5:Q:263:HIS:NE2	7:T:-17:DT:OP2	2.45	0.48
6:S:6:ARG:HH11	6:S:174:ARG:HH21	1.60	0.48
2:C:614:ARG:NH2	2:C:618:GLY:O	2.47	0.48
3:O:44:LEU:HB3	3:O:525:ARG:NH2	2.29	0.48
6:R:172:ALA:O	6:R:175:ARG:HB2	2.13	0.48
6:R:30:VAL:HB	6:R:43:ARG:HG2	1.94	0.48
8:U:33:DC:H2'	8:U:34:DT:H72	1.96	0.48
3:D:586:ARG:HH22	8:J:-5:DG:H5''	1.77	0.48
1:M:264:ARG:O	1:M:268:SER:OG	2.27	0.48
3:O:134:VAL:HG12	3:O:454:ALA:HB2	1.95	0.48
6:R:164:ARG:NH2	8:U:35:DG:OP2	2.42	0.48
2:C:524:VAL:HG13	2:C:528:GLU:HB2	1.96	0.48
8:J:25:DG:H2''	8:J:26:DG:C8	2.49	0.48
6:R:130:ALA:HB3	6:R:137:TYR:CE1	2.48	0.48
8:U:2:DG:H1	9:V:2:C:N4	2.12	0.48
1:A:54:THR:HG21	1:A:145:ASP:HB2	1.94	0.48
3:D:1137:ARG:O	3:D:1141:GLU:HG3	2.14	0.48
8:U:30:DT:H2''	8:U:31:DG:H5'	1.96	0.48
2:N:557:ARG:HG3	2:N:844:GLY:HA3	1.95	0.48
6:H:153:ARG:NH2	7:I:-48:DG:N7	2.62	0.47
2:N:331:ARG:NH2	7:T:1:DG:O6	2.43	0.47
2:N:744:ARG:HG3	2:N:747:ALA:HB2	1.95	0.47
3:D:192:ALA:HB3	3:D:195:VAL:HB	1.97	0.47
3:D:715:ALA:HB3	3:D:764:LEU:HA	1.95	0.47
4:E:83:ASP:OD1	4:E:83:ASP:N	2.47	0.47

Continued on next page...

Continued from previous page...

Atom-1	Atom-2	Interatomic distance (Å)	Clash overlap (Å)
8:J:13:DC:H2''	8:J:14:DG:C8	2.49	0.47
4:P:83:ASP:N	4:P:83:ASP:OD1	2.48	0.47
3:D:805:GLU:HG3	3:D:828:LYS:HB2	1.96	0.47
2:N:211:LEU:HB3	2:N:218:VAL:HB	1.96	0.47
3:O:832:ARG:HD2	3:O:833:GLU:H	1.79	0.47
2:C:87:ASP:HA	2:C:131:GLY:HA3	1.96	0.47
3:O:821:VAL:HG11	3:O:827:ILE:HD12	1.96	0.47
1:A:32:PHE:HA	1:A:35:THR:HB	1.97	0.47
3:O:41:ARG:HG3	3:O:48:ARG:HE	1.79	0.47
3:D:619:LEU:HD11	3:D:1439:SER:HB2	1.96	0.47
2:N:324:ASP:HB3	2:N:327:HIS:HB2	1.96	0.47
3:D:5:VAL:O	3:D:1470:ARG:NH2	2.45	0.47
3:D:829:VAL:HG21	3:D:839:LEU:HD11	1.96	0.47
1:M:41:ARG:HA	1:M:177:VAL:HG11	1.97	0.47
2:N:942:GLU:HG2	2:N:945:ARG:HH21	1.80	0.47
8:U:0:DT:H2'	8:U:1:DC:C6	2.50	0.47
8:U:2:DG:H1	9:V:2:C:H42	1.61	0.47
3:O:155:ASP:OD2	3:O:568:ARG:NH1	2.38	0.46
3:O:561:GLY:HA3	5:Q:132:ARG:HD3	1.97	0.46
5:Q:187:LEU:HD23	5:Q:224:VAL:HG13	1.97	0.46
2:C:536:PRO:HB2	2:C:905:ILE:HG22	1.97	0.46
3:O:1258:ARG:HH21	3:O:1351:GLU:HG2	1.80	0.46
5:Q:153:PRO:HA	5:Q:156:VAL:HG22	1.97	0.46
7:T:-23:DG:H1'	7:T:-22:DT:H5'	1.96	0.46
7:T:2:DT:H2''	7:T:3:DC:H5'	1.96	0.46
3:O:586:ARG:HH22	8:U:-5:DG:H5''	1.80	0.46
2:C:229:MET:HB2	2:C:233:GLU:HB2	1.96	0.46
2:C:675:ALA:HB2	2:C:867:VAL:HG11	1.96	0.46
2:C:714:ASP:OD1	2:C:820:ARG:NE	2.46	0.46
3:D:784:ASP:HB2	3:D:939:PHE:HE1	1.80	0.46
3:O:1040:GLY:O	3:O:1060:SER:HB3	2.15	0.46
5:Q:263:HIS:HE1	7:T:-17:DT:H2'	1.80	0.46
8:U:24:DG:C2'	8:U:25:DG:H5''	2.45	0.46
3:D:1036:ARG:NH2	3:D:1042:ARG:O	2.47	0.46
2:C:1031:ARG:HH12	3:D:616:GLN:HA	1.80	0.46
3:D:832:ARG:HD2	3:D:833:GLU:H	1.80	0.46
3:O:114:THR:HG23	3:O:495:ARG:HG2	1.98	0.46
3:D:824:ASN:ND2	3:D:862:ASP:OD1	2.38	0.46
3:D:983:LEU:HD13	3:D:988:ARG:HB2	1.98	0.46
6:S:49:ASP:HA	6:S:92:ASN:ND2	2.28	0.46
6:G:28:VAL:HB	6:G:45:VAL:HB	1.98	0.46

Continued on next page...

Continued from previous page...

Atom-1	Atom-2	Interatomic distance (Å)	Clash overlap (Å)
2:N:571:LEU:HB2	2:N:574:ALA:HB2	1.98	0.46
2:N:1057:SER:HB3	2:N:1058:ASP:H	1.58	0.46
3:O:371:ILE:HD12	5:Q:230:LYS:HA	1.98	0.46
6:R:131:ARG:HG2	6:R:132:ASP:N	2.30	0.46
1:A:256:LEU:HD11	1:A:280:LEU:HD23	1.97	0.46
2:C:168:ARG:NH2	2:C:265:ARG:O	2.48	0.46
6:G:113:ARG:NH2	6:G:166:GLU:OE1	2.41	0.46
2:C:383:ARG:NH2	8:J:9:DA:H5''	2.31	0.46
3:O:619:LEU:HD11	3:O:1439:SER:HB2	1.98	0.46
3:O:787:LEU:HD21	3:O:947:ILE:HG21	1.98	0.46
8:J:35:DG:H1'	8:J:36:DT:H5''	1.98	0.46
3:O:562:ALA:O	5:Q:140:ARG:NH1	2.38	0.46
2:N:1072:LYS:NZ	5:Q:352:GLU:OE2	2.39	0.46
2:C:164:PRO:HD2	2:C:171:TRP:CD1	2.50	0.45
1:L:256:LEU:HD11	1:L:280:LEU:HD23	1.98	0.45
1:M:83:LYS:HE2	1:M:168:ASP:HB2	1.98	0.45
6:R:49:ASP:HA	6:R:92:ASN:HD21	1.80	0.45
2:C:582:GLY:N	2:C:584:GLU:OE2	2.49	0.45
3:D:899:LEU:HD22	3:D:917:GLN:HB3	1.98	0.45
7:I:2:DT:H2''	7:I:3:DC:H5'	1.98	0.45
7:T:-36:DA:H1'	7:T:-35:DC:H5''	1.98	0.45
2:C:173:ASP:HB2	2:C:185:LYS:HB3	1.98	0.45
3:D:44:LEU:HB3	3:D:525:ARG:NH2	2.31	0.45
5:F:368:VAL:O	5:F:372:ARG:HG3	2.17	0.45
7:I:-31:DC:H1'	7:I:-30:DA:H5'	1.99	0.45
8:J:30:DT:H2''	8:J:31:DG:H5'	1.99	0.45
3:O:1258:ARG:NH1	3:O:1261:GLU:OE2	2.43	0.45
7:I:-23:DG:H1'	7:I:-22:DT:H5'	1.99	0.45
1:M:56:VAL:HG21	1:M:82:LEU:HD13	1.98	0.45
2:C:203:ASP:OD1	2:C:204:GLN:N	2.50	0.45
2:C:586:ARG:HD2	2:C:586:ARG:HA	1.67	0.45
7:I:8:DA:H1'	7:I:9:DT:H5'	1.99	0.45
1:M:108:GLU:HG2	1:M:131:THR:HG22	1.98	0.45
2:N:203:ASP:OD1	2:N:204:GLN:N	2.49	0.45
2:N:686:ASP:OD2	2:N:879:ARG:NH2	2.42	0.45
3:O:618:LEU:HG	3:O:1467:ILE:HG23	1.98	0.45
2:C:343:GLN:HG3	2:C:385:PHE:HB2	1.98	0.45
6:H:49:ASP:HA	6:H:92:ASN:ND2	2.31	0.45
2:N:578:VAL:HG23	2:N:579:VAL:HG23	1.97	0.45
2:N:586:ARG:HD2	2:N:586:ARG:HA	1.69	0.45
6:G:174:ARG:NH2	8:J:33:DC:OP1	2.47	0.45

Continued on next page...

Continued from previous page...

Atom-1	Atom-2	Interatomic distance (Å)	Clash overlap (Å)
8:J:2:DG:H1	9:K:2:C:H42	1.65	0.45
3:O:784:ASP:HB2	3:O:939:PHE:HE1	1.82	0.45
2:C:395:LYS:HD3	2:C:397:GLU:HB3	1.98	0.45
3:D:1147:ARG:NH2	3:D:1369:GLU:OE1	2.50	0.45
1:L:218:LEU:HD23	1:M:222:LEU:HD21	1.99	0.45
2:N:1101:THR:OG1	2:N:1109:VAL:O	2.35	0.45
2:N:758:ARG:HH21	2:N:788:THR:HB	1.82	0.45
4:P:52:GLU:OE1	4:P:52:GLU:N	2.47	0.45
5:Q:338:LEU:HA	5:Q:339:PRO:HD3	1.85	0.45
6:S:172:ALA:O	6:S:175:ARG:HB2	2.17	0.45
3:D:17:LYS:HE3	3:D:17:LYS:HB2	1.77	0.45
3:D:191:LEU:HB3	3:D:393:ILE:HD12	1.98	0.45
3:D:90:MET:SD	3:D:521:PRO:HD3	2.57	0.45
6:G:131:ARG:HG2	6:G:132:ASP:N	2.31	0.45
3:O:434:ARG:NH2	5:Q:135:ILE:O	2.50	0.45
2:N:395:LYS:HD3	2:N:397:GLU:HB3	2.00	0.44
2:N:561:GLY:O	2:N:565:GLN:HG3	2.18	0.44
2:N:704:HIS:CD2	2:N:831:ARG:HD2	2.52	0.44
2:N:766:GLU:HG3	3:O:64:LYS:HD2	1.99	0.44
2:N:939:ARG:HB2	2:N:982:PRO:HG3	1.99	0.44
3:O:1252:ILE:HG23	3:O:1253:THR:HG23	1.99	0.44
3:O:1324:PRO:HG3	3:O:1330:ILE:HD11	1.97	0.44
5:Q:166:LEU:HD13	5:Q:170:HIS:HB3	2.00	0.44
2:C:578:VAL:HG23	2:C:579:VAL:HG23	1.98	0.44
3:D:1252:ILE:HG23	3:D:1253:THR:HG23	2.00	0.44
8:J:41:DT:H1'	8:J:42:DG:C8	2.52	0.44
2:N:383:ARG:NH2	8:U:9:DA:H5''	2.32	0.44
5:Q:333:ILE:HA	5:Q:334:PRO:HD3	1.84	0.44
3:D:1068:LEU:O	3:D:1072:ILE:HG12	2.18	0.44
8:J:0:DT:H2'	8:J:1:DC:C6	2.52	0.44
2:N:719:PRO:HB3	2:N:820:ARG:NE	2.32	0.44
2:N:679:PHE:HA	3:O:943:THR:HB	1.99	0.44
5:Q:372:ARG:HB3	5:Q:372:ARG:NH1	2.32	0.44
5:F:153:PRO:HA	5:F:156:VAL:HG22	1.99	0.44
7:I:-13:DG:H1'	7:I:-12:DT:H5'	1.99	0.44
2:N:936:VAL:HG11	2:N:959:PRO:HB2	1.98	0.44
2:C:1083:GLU:OE1	2:C:1086:ARG:NH1	2.51	0.44
2:C:1088:LEU:HD22	3:D:618:LEU:HD21	1.99	0.44
6:G:2:LYS:HD3	6:G:3:ARG:H	1.83	0.44
2:N:1016:ILE:O	3:O:87:ARG:NH1	2.45	0.44
2:N:164:PRO:HD2	2:N:171:TRP:CD1	2.52	0.44

Continued on next page...

Continued from previous page...

Atom-1	Atom-2	Interatomic distance (Å)	Clash overlap (Å)
1:B:170:VAL:HG21	3:D:848:GLU:HG3	2.00	0.44
3:D:843:PHE:CE2	3:D:864:VAL:HG11	2.53	0.44
6:R:97:MET:HB2	6:R:97:MET:HE2	1.81	0.44
1:B:99:LEU:HB2	1:B:142:VAL:HG22	1.99	0.44
1:B:74:ASP:OD1	1:B:74:ASP:N	2.46	0.44
5:F:361:LEU:HB3	5:F:365:GLU:HG3	1.99	0.44
2:N:87:ASP:HA	2:N:131:GLY:HA3	1.99	0.44
3:O:834:THR:OG1	3:O:835:SER:N	2.51	0.44
8:U:41:DT:H1'	8:U:42:DG:C8	2.53	0.44
2:C:1090:LYS:HD3	2:C:1090:LYS:HA	1.88	0.44
6:G:106:HIS:ND1	6:G:118:ARG:HD2	2.32	0.44
6:H:6:ARG:NH2	6:H:68:MET:O	2.45	0.44
1:L:264:ARG:NH1	1:L:297:ARG:HD2	2.33	0.44
5:Q:273:ARG:HH22	8:U:13:DC:P	2.41	0.44
2:C:936:VAL:HG11	2:C:959:PRO:HB2	1.99	0.44
7:I:-24:DC:H2''	7:I:-23:DG:C8	2.53	0.44
3:O:1068:LEU:O	3:O:1072:ILE:HG12	2.18	0.44
2:C:707:ARG:O	2:C:707:ARG:HG2	2.18	0.43
3:D:106:LYS:HE3	3:D:587:ARG:HG3	2.00	0.43
3:D:974:ILE:HG22	3:D:988:ARG:HG3	2.00	0.43
3:O:964:LEU:HB3	3:O:1058:ARG:HH21	1.83	0.43
6:S:173:TYR:CZ	8:U:53:DG:H5''	2.53	0.43
3:D:821:VAL:HG11	3:D:827:ILE:HD12	2.00	0.43
3:O:829:VAL:HG21	3:O:839:LEU:HD11	2.00	0.43
3:O:983:LEU:HD13	3:O:988:ARG:HB2	2.00	0.43
7:T:-28:DG:H2''	7:T:-27:DG:H5'	2.00	0.43
6:R:111:GLU:HB3	7:T:-40:DC:OP1	2.18	0.43
2:C:684:PHE:HB3	3:D:633:VAL:HG21	2.00	0.43
6:H:28:VAL:HB	6:H:45:VAL:HB	2.00	0.43
7:I:-50:DT:H2''	7:I:-49:DT:C5'	2.48	0.43
1:L:8:ALA:HA	1:L:9:PRO:HD3	1.74	0.43
1:A:188:GLN:NE2	1:A:189:ARG:HG2	2.33	0.43
3:D:1379:VAL:HG21	3:D:1400:VAL:HG11	2.00	0.43
5:F:285:GLU:HA	5:F:286:PRO:HD3	1.79	0.43
8:J:24:DG:C2'	8:J:25:DG:H5''	2.47	0.43
2:N:167:LYS:HD3	7:T:-1:DC:H5	1.83	0.43
4:P:14:ASP:N	4:P:14:ASP:OD1	2.50	0.43
6:R:152:ILE:HD12	6:R:155:SER:H	1.82	0.43
6:R:173:TYR:CE1	7:T:-30:DA:H4'	2.53	0.43
1:A:103:ALA:HB1	1:A:107:LYS:HD3	2.00	0.43
2:C:404:LEU:O	2:C:408:ARG:HG3	2.18	0.43

Continued on next page...

Continued from previous page...

Atom-1	Atom-2	Interatomic distance (Å)	Clash overlap (Å)
2:C:808:ARG:NH2	5:F:305:GLU:OE2	2.50	0.43
4:E:52:GLU:OE1	4:E:52:GLU:N	2.48	0.43
8:J:29:DT:H2''	8:J:30:DT:O5'	2.18	0.43
2:N:21:ILE:HD12	2:N:455:LEU:HD22	2.01	0.43
2:N:591:SER:O	2:N:592:LEU:HB2	2.18	0.43
2:N:946:ARG:O	2:N:950:LEU:HG	2.19	0.43
5:Q:394:ARG:O	5:Q:397:ILE:HG22	2.19	0.43
6:H:131:ARG:HG2	6:H:132:ASP:N	2.34	0.43
2:C:846:LYS:NZ	9:K:4:A:OP1	2.42	0.43
3:O:1094:LEU:HD22	3:O:1260:ILE:HG12	2.01	0.43
6:R:6:ARG:HH11	6:R:174:ARG:NH2	2.16	0.43
6:S:49:ASP:OD2	6:S:99:ARG:NH2	2.40	0.43
7:T:-50:DT:H4'	7:T:-49:DT:OP1	2.18	0.43
2:C:35:PRO:HG2	2:C:38:LYS:HB2	2.00	0.43
2:C:1094:ALA:HA	3:D:518:PRO:HB2	2.01	0.43
2:C:774:LEU:HD23	5:F:354:LEU:HD21	2.00	0.43
2:N:83:CYS:HA	2:N:88:LEU:HB2	2.00	0.43
3:O:1137:ARG:O	3:O:1141:GLU:HG3	2.19	0.43
3:O:654:LYS:O	3:O:658:LEU:HG	2.19	0.43
7:T:-50:DT:H2''	7:T:-49:DT:C5'	2.49	0.43
4:E:3:GLU:HA	4:E:4:PRO:HD3	1.89	0.43
6:G:6:ARG:HH11	6:G:174:ARG:NH2	2.16	0.43
6:H:164:ARG:HG2	6:H:170:ALA:HA	2.01	0.43
6:H:172:ALA:O	6:H:175:ARG:HB2	2.19	0.43
3:O:939:PHE:O	3:O:943:THR:HG22	2.19	0.43
6:R:28:VAL:HB	6:R:45:VAL:HB	2.00	0.43
2:C:328:LEU:HA	2:C:328:LEU:HD23	1.89	0.43
2:N:545:ASN:HB3	2:N:583:LEU:HD22	2.00	0.43
3:O:1018:ASN:HA	3:O:1019:PRO:HD3	1.89	0.43
2:C:575:GLN:HG3	2:C:670:GLN:HA	2.00	0.43
3:D:1105:ILE:HG23	3:D:1199:GLY:HA2	2.00	0.43
3:D:784:ASP:HB2	3:D:939:PHE:CE1	2.53	0.43
3:D:970:LYS:HD3	3:D:995:LEU:HD13	2.00	0.43
7:I:-43:DC:H2''	7:I:-42:DC:H5'	2.01	0.43
3:O:949:ILE:HD11	3:O:1023:MET:HE1	2.00	0.43
6:R:164:ARG:HD3	6:R:169:ILE:HG13	2.01	0.43
2:C:211:LEU:HB3	2:C:218:VAL:HB	2.01	0.42
2:C:591:SER:O	2:C:592:LEU:HB2	2.19	0.42
3:D:486:ARG:HG3	3:D:486:ARG:H	1.59	0.42
2:N:229:MET:HB2	2:N:233:GLU:HB2	2.01	0.42
2:N:582:GLY:N	2:N:584:GLU:OE2	2.52	0.42

Continued on next page...

Continued from previous page...

Atom-1	Atom-2	Interatomic distance (Å)	Clash overlap (Å)
5:Q:372:ARG:HG2	5:Q:386:VAL:HG21	2.01	0.42
2:C:324:ASP:HB3	2:C:327:HIS:HB2	2.01	0.42
2:C:418:LEU:HD21	2:C:427:VAL:HG11	2.01	0.42
2:C:744:ARG:HG3	2:C:747:ALA:HB2	2.00	0.42
3:D:843:PHE:HE2	3:D:864:VAL:HG11	1.85	0.42
6:G:173:TYR:CG	7:I:-30:DA:H5''	2.54	0.42
1:L:54:THR:HG21	1:L:145:ASP:HB2	2.00	0.42
3:O:172:PRO:HA	3:O:173:PRO:HD3	1.90	0.42
4:P:45:ARG:HA	4:P:46:PRO:HD3	1.91	0.42
6:S:173:TYR:O	6:S:174:ARG:HG2	2.19	0.42
8:U:14:DG:H2''	8:U:15:DG:O5'	2.18	0.42
1:B:128:HIS:CE1	1:B:131:THR:HG23	2.54	0.42
1:B:274:ILE:HD13	1:B:283:LEU:HD11	2.01	0.42
5:F:372:ARG:HB3	5:F:372:ARG:NH1	2.34	0.42
7:I:-50:DT:H4'	7:I:-49:DT:OP1	2.19	0.42
2:C:607:ASP:HB2	2:C:610:ARG:NH1	2.35	0.42
3:D:654:LYS:O	3:D:658:LEU:HG	2.19	0.42
2:C:942:GLU:HG2	2:C:945:ARG:HH21	1.85	0.42
3:D:32:ILE:HG22	3:D:39:PRO:HA	2.00	0.42
5:F:373:LYS:HA	5:F:373:LYS:HD3	1.76	0.42
1:L:227:ASN:HA	1:L:228:PRO:HD3	1.86	0.42
3:O:1147:ARG:HD3	3:O:1188:VAL:HG11	2.01	0.42
2:C:501:THR:HA	2:C:502:PRO:HD3	1.92	0.42
2:C:679:PHE:HA	3:D:943:THR:HB	2.00	0.42
5:F:166:LEU:HD13	5:F:170:HIS:HB3	2.00	0.42
5:F:193:ARG:HB2	7:I:-7:DT:H1'	2.01	0.42
7:I:-47:DT:C2'	7:I:-46:DG:H5'	2.48	0.42
3:O:792:ILE:HD13	3:O:941:PHE:CD2	2.54	0.42
5:Q:420:ASP:N	5:Q:420:ASP:OD1	2.52	0.42
3:D:41:ARG:HG3	3:D:48:ARG:HE	1.84	0.42
2:N:247:PRO:HA	2:N:248:PRO:HD3	1.70	0.42
6:R:106:HIS:ND1	6:R:118:ARG:HD2	2.35	0.42
7:T:-43:DC:H2''	7:T:-42:DC:H5'	2.01	0.42
7:I:-28:DG:H2''	7:I:-27:DG:H5'	2.01	0.42
3:O:1493:LYS:HA	3:O:1493:LYS:HD2	1.72	0.42
5:Q:163:LEU:HD13	5:Q:174:LEU:HD13	2.01	0.42
6:S:32:GLU:HG3	6:S:33:LEU:N	2.33	0.42
8:U:15:DG:C2'	8:U:16:DC:H5''	2.43	0.42
6:G:95:ARG:NH1	6:G:195:ALA:OXT	2.53	0.42
1:M:80:LEU:HD11	3:O:842:VAL:HG12	2.01	0.42
3:O:1047:LYS:HG2	3:O:1053:PHE:CZ	2.54	0.42

Continued on next page...

Continued from previous page...

Atom-1	Atom-2	Interatomic distance (Å)	Clash overlap (Å)
3:O:17:LYS:HE3	3:O:17:LYS:HB2	1.83	0.42
6:R:49:ASP:HA	6:R:92:ASN:ND2	2.35	0.42
6:H:173:TYR:O	6:H:174:ARG:HG2	2.19	0.42
1:L:41:ARG:HA	1:L:177:VAL:HG11	2.02	0.42
2:N:1031:ARG:HH12	3:O:616:GLN:HA	1.85	0.42
2:N:1043:TYR:CG	3:O:763:MET:HG2	2.55	0.42
4:P:68:LEU:HD12	4:P:68:LEU:HA	1.85	0.42
5:Q:285:GLU:HA	5:Q:286:PRO:HD3	1.79	0.42
7:T:-49:DT:H2''	7:T:-48:DG:C8	2.55	0.42
2:C:1058:ASP:N	2:C:1058:ASP:OD1	2.52	0.41
2:C:611:ILE:HD11	2:C:641:PRO:HB3	2.02	0.41
2:C:726:ILE:HA	2:C:727:PRO:HD3	1.91	0.41
5:F:93:LEU:HD21	5:F:193:ARG:HD2	2.02	0.41
6:G:101:GLN:O	6:G:104:GLU:HB2	2.20	0.41
1:M:188:GLN:HG2	1:M:189:ARG:HG2	2.02	0.41
2:N:243:ARG:HD2	2:N:256:TYR:CE1	2.55	0.41
3:O:1122:LEU:HD13	3:O:1178:ALA:HB2	2.01	0.41
4:P:13:VAL:HG21	4:P:19:LEU:HB2	2.00	0.41
5:Q:360:LYS:HA	5:Q:360:LYS:HD3	1.93	0.41
2:C:11:GLU:H	2:C:11:GLU:HG2	1.59	0.41
2:C:247:PRO:HA	2:C:248:PRO:HD3	1.68	0.41
3:D:411:THR:HB	3:D:437:VAL:H	1.84	0.41
3:D:792:ILE:HD13	3:D:941:PHE:CD2	2.54	0.41
6:G:32:GLU:OE1	6:G:62:ARG:NH2	2.50	0.41
2:N:553:ASP:OD2	2:N:843:HIS:ND1	2.53	0.41
1:A:227:ASN:HA	1:A:228:PRO:HD3	1.83	0.41
1:A:50:GLY:HA3	1:A:173:PRO:HD3	2.02	0.41
5:F:212:LEU:HD22	5:F:247:ILE:HG23	2.03	0.41
2:N:246:ASP:HA	2:N:247:PRO:HD2	1.90	0.41
3:O:35:ARG:HH11	3:O:36:THR:HG22	1.85	0.41
8:U:25:DG:H2''	8:U:26:DG:C8	2.54	0.41
8:U:49:DA:H2''	8:U:50:DA:O5'	2.20	0.41
2:C:1102:LEU:HB2	3:D:7:LYS:HB2	2.01	0.41
5:F:338:LEU:HA	5:F:339:PRO:HD3	1.91	0.41
2:N:464:LEU:HD12	2:N:464:LEU:HA	1.85	0.41
5:Q:123:ASP:HA	5:Q:124:PRO:HD3	1.91	0.41
5:Q:354:LEU:HD23	5:Q:354:LEU:HA	1.91	0.41
6:S:6:ARG:HG2	6:S:7:LYS:HG2	2.02	0.41
3:D:1463:LYS:HE2	3:D:1463:LYS:HB3	1.92	0.41
3:D:749:VAL:HA	3:D:750:PRO:HD2	1.93	0.41
3:D:959:GLU:N	3:D:959:GLU:OE1	2.47	0.41

Continued on next page...

Continued from previous page...

Atom-1	Atom-2	Interatomic distance (Å)	Clash overlap (Å)
5:F:123:ASP:HA	5:F:124:PRO:HD3	1.93	0.41
5:F:162:LYS:HB2	5:F:162:LYS:HE3	1.79	0.41
8:J:49:DA:H2''	8:J:50:DA:O5'	2.20	0.41
3:O:521:PRO:HA	3:O:522:PRO:HD3	1.85	0.41
3:O:666:ILE:HG21	3:O:687:VAL:HG12	2.01	0.41
7:T:-24:DC:H2''	7:T:-23:DG:C8	2.55	0.41
2:C:223:ASP:OD1	2:C:225:SER:OG	2.33	0.41
3:D:1045:MET:HE2	3:D:1073:SER:HA	2.03	0.41
3:D:1377:LYS:HE3	3:D:1378:TYR:CZ	2.55	0.41
3:D:897:TRP:CH2	3:D:902:LEU:HD22	2.55	0.41
3:O:145:VAL:HA	3:O:146:PRO:HD3	1.91	0.41
3:O:1490:LYS:HE3	3:O:1490:LYS:HB2	1.92	0.41
3:O:208:PRO:HA	3:O:390:PRO:HA	2.03	0.41
3:O:658:LEU:HA	3:O:661:MET:HE3	2.03	0.41
5:Q:319:THR:HA	5:Q:320:PRO:HD3	1.85	0.41
7:T:8:DA:H5'	7:T:8:DA:C8	2.56	0.41
1:A:80:LEU:HD12	1:A:80:LEU:HA	1.91	0.41
3:D:841:TYR:HB2	3:D:864:VAL:HG13	2.02	0.41
8:J:45:DT:H2''	8:J:46:DC:H5'	2.02	0.41
2:N:1032:PHE:CZ	2:N:1036:GLU:HB3	2.56	0.41
3:O:1383:ASP:HA	3:O:1384:PRO:HD3	1.82	0.41
3:O:171:LEU:HD22	3:O:390:PRO:HG2	2.02	0.41
2:N:684:PHE:HB3	3:O:633:VAL:HG21	2.03	0.41
7:T:8:DA:H1'	7:T:9:DT:H5'	2.02	0.41
3:D:38:LYS:HD3	3:D:38:LYS:HA	1.90	0.41
5:F:135:ILE:HD11	5:F:178:ARG:HB3	2.03	0.41
6:H:173:TYR:CZ	8:J:53:DG:H5''	2.55	0.41
1:M:265:VAL:O	1:M:269:LEU:HB2	2.20	0.41
2:N:214:TYR:HE2	2:N:308:ARG:HG3	1.86	0.41
2:N:802:ARG:HB2	2:N:826:TYR:HB2	2.03	0.41
2:N:774:LEU:HD23	5:Q:354:LEU:HD21	2.01	0.41
6:S:30:VAL:HB	6:S:43:ARG:HG2	2.02	0.41
1:B:264:ARG:NH1	1:B:297:ARG:HD2	2.36	0.41
2:C:230:ARG:HG3	2:C:233:GLU:HG3	2.03	0.41
2:C:601:GLY:HA3	2:C:615:TYR:HA	2.02	0.41
3:D:403:PHE:CD1	3:D:444:VAL:HG23	2.55	0.41
3:D:834:THR:OG1	3:D:835:SER:N	2.53	0.41
5:F:354:LEU:HD23	5:F:354:LEU:HA	1.92	0.41
8:J:14:DG:H2''	8:J:15:DG:O5'	2.20	0.41
2:N:168:ARG:O	2:N:267:TYR:HA	2.21	0.41
2:N:577:PRO:HA	2:N:671:ASN:OD1	2.21	0.41

Continued on next page...

Continued from previous page...

Atom-1	Atom-2	Interatomic distance (Å)	Clash overlap (Å)
3:O:1331:ASP:HA	3:O:1332:PRO:HD3	1.91	0.41
3:O:462:GLN:HB2	3:O:513:ILE:HG21	2.01	0.41
3:O:465:LEU:HD12	3:O:513:ILE:HD13	2.03	0.41
8:U:35:DG:H1'	8:U:36:DT:H5''	2.03	0.41
2:C:708:TYR:HB3	2:C:790:LEU:HD21	2.02	0.41
3:D:939:PHE:O	3:D:943:THR:HG22	2.20	0.41
4:E:66:LYS:O	4:E:70:THR:HG23	2.21	0.41
5:F:382:THR:CB	8:J:30:DT:H5'	2.51	0.41
1:L:264:ARG:O	1:L:268:SER:OG	2.25	0.41
2:N:348:LEU:HD12	2:N:348:LEU:HA	1.92	0.41
2:N:740:GLU:HB3	2:N:805:ARG:NH1	2.36	0.41
5:Q:408:LEU:HD23	5:Q:408:LEU:HA	1.91	0.41
1:B:265:VAL:O	1:B:269:LEU:HB2	2.20	0.41
3:D:1023:MET:HE3	3:D:1023:MET:HB2	1.97	0.41
3:D:883:ALA:HA	3:D:900:ILE:HD13	2.02	0.41
8:J:15:DG:C2'	8:J:16:DC:H5''	2.44	0.41
1:M:80:LEU:HD12	1:M:80:LEU:HA	1.85	0.41
3:O:1232:PRO:HG2	3:O:1356:TYR:HE1	1.86	0.41
3:O:1444:THR:O	3:O:1448:THR:HG23	2.20	0.41
2:C:766:GLU:HA	2:C:767:PRO:HD2	1.92	0.40
3:D:114:THR:HG23	3:D:495:ARG:HG2	2.03	0.40
2:N:16:PRO:O	2:N:586:ARG:NH2	2.55	0.40
2:N:607:ASP:HB2	2:N:610:ARG:NH1	2.36	0.40
3:O:1044:LEU:H	3:O:1044:LEU:HD12	1.86	0.40
3:O:483:HIS:HA	3:O:484:PRO:HD3	1.91	0.40
5:Q:368:VAL:O	5:Q:372:ARG:HG3	2.21	0.40
3:D:1323:GLN:HA	3:D:1324:PRO:HD3	1.87	0.40
5:F:420:ASP:N	5:F:420:ASP:OD1	2.53	0.40
8:J:41:DT:H1'	8:J:42:DG:N7	2.35	0.40
2:C:464:LEU:HA	2:C:464:LEU:HD12	1.85	0.40
2:C:642:ARG:HD3	2:C:642:ARG:HA	1.93	0.40
8:J:28:DC:H2''	8:J:29:DT:C6	2.56	0.40
2:N:11:GLU:HG2	2:N:11:GLU:H	1.59	0.40
3:O:207:PHE:HA	3:O:208:PRO:HD2	1.95	0.40
4:P:66:LYS:O	4:P:70:THR:HG23	2.22	0.40
1:B:269:LEU:HA	1:B:269:LEU:HD13	1.92	0.40
2:C:627:ARG:NH1	2:C:638:ASP:OD2	2.54	0.40
3:D:1277:ILE:HG22	3:D:1278:ASP:H	1.86	0.40
3:D:1444:THR:O	3:D:1448:THR:HG23	2.21	0.40
6:H:32:GLU:HG3	6:H:33:LEU:N	2.36	0.40
5:F:263:HIS:NE2	7:I:17:DT:OP2	2.54	0.40

Continued on next page...

Continued from previous page...

Atom-1	Atom-2	Interatomic distance (Å)	Clash overlap (Å)
5:F:372:ARG:HH22	8:J:31:DG:P	2.44	0.40
8:J:33:DC:H2'	8:J:34:DT:H72	2.02	0.40
1:M:115:LEU:HA	1:M:116:PRO:HD3	1.90	0.40
1:M:85:LEU:HA	1:M:124:ASN:HD21	1.86	0.40
2:N:617:ASP:HB2	2:N:619:ARG:HG2	2.03	0.40
2:N:774:LEU:HD22	2:N:774:LEU:HA	1.86	0.40
3:O:496:LEU:O	3:O:500:ARG:HB2	2.22	0.40
3:O:843:PHE:CE2	3:O:864:VAL:HG11	2.56	0.40
3:O:897:TRP:CH2	3:O:902:LEU:HD22	2.56	0.40
1:B:162:ILE:HA	1:B:162:ILE:HD12	1.92	0.40
2:C:806:LEU:HB3	2:C:813:VAL:HG21	2.04	0.40
2:C:954:THR:HA	2:C:955:PRO:HD3	1.85	0.40
3:D:1258:ARG:HH21	3:D:1351:GLU:HG2	1.86	0.40
3:D:1353:GLN:HG2	3:D:1368:ILE:HD12	2.03	0.40
2:C:427:VAL:HG13	7:I:1:DG:N1	2.36	0.40
8:J:43:DG:H1'	8:J:44:DC:C6	2.57	0.40
3:O:1377:LYS:HE3	3:O:1378:TYR:CZ	2.56	0.40
6:R:173:TYR:O	6:R:174:ARG:HG2	2.22	0.40
6:S:113:ARG:NH2	6:S:166:GLU:OE1	2.49	0.40
8:U:28:DC:H2''	8:U:29:DT:C6	2.55	0.40
8:U:29:DT:H2''	8:U:30:DT:O5'	2.20	0.40

There are no symmetry-related clashes.

5.3 Torsion angles [i](#)

5.3.1 Protein backbone [i](#)

In the following table, the Percentiles column shows the percent Ramachandran outliers of the chain as a percentile score with respect to all X-ray entries followed by that with respect to entries of similar resolution.

The Analysed column shows the number of residues for which the backbone conformation was analysed, and the total number of residues.

Mol	Chain	Analysed	Favoured	Allowed	Outliers	Percentiles	
1	A	280/315 (89%)	269 (96%)	11 (4%)	0	100	100
1	B	276/315 (88%)	264 (96%)	12 (4%)	0	100	100
1	L	280/315 (89%)	269 (96%)	11 (4%)	0	100	100
1	M	276/315 (88%)	264 (96%)	12 (4%)	0	100	100

Continued on next page...

Continued from previous page...

Mol	Chain	Analysed	Favoured	Allowed	Outliers	Percentiles	
2	C	1107/1119 (99%)	1090 (98%)	17 (2%)	0	100	100
2	N	1107/1119 (99%)	1088 (98%)	19 (2%)	0	100	100
3	D	1357/1524 (89%)	1337 (98%)	19 (1%)	1 (0%)	53	87
3	O	1357/1524 (89%)	1339 (99%)	17 (1%)	1 (0%)	53	87
4	E	92/99 (93%)	89 (97%)	3 (3%)	0	100	100
4	P	92/99 (93%)	89 (97%)	3 (3%)	0	100	100
5	F	344/443 (78%)	337 (98%)	7 (2%)	0	100	100
5	Q	344/443 (78%)	337 (98%)	7 (2%)	0	100	100
6	G	193/215 (90%)	190 (98%)	3 (2%)	0	100	100
6	H	193/215 (90%)	190 (98%)	3 (2%)	0	100	100
6	R	193/215 (90%)	190 (98%)	3 (2%)	0	100	100
6	S	193/215 (90%)	190 (98%)	3 (2%)	0	100	100
All	All	7684/8490 (90%)	7532 (98%)	150 (2%)	2 (0%)	100	100

All (2) Ramachandran outliers are listed below:

Mol	Chain	Res	Type
3	D	530	VAL
3	O	530	VAL

5.3.2 Protein sidechains ⓘ

In the following table, the Percentiles column shows the percent sidechain outliers of the chain as a percentile score with respect to all X-ray entries followed by that with respect to entries of similar resolution.

The Analysed column shows the number of residues for which the sidechain conformation was analysed, and the total number of residues.

Mol	Chain	Analysed	Rotameric	Outliers	Percentiles	
1	A	249/273 (91%)	226 (91%)	23 (9%)	10	36
1	B	245/273 (90%)	223 (91%)	22 (9%)	10	38
1	L	249/273 (91%)	227 (91%)	22 (9%)	11	39
1	M	245/273 (90%)	225 (92%)	20 (8%)	12	43
2	C	936/941 (100%)	877 (94%)	59 (6%)	20	51
2	N	936/941 (100%)	876 (94%)	60 (6%)	19	51

Continued on next page...

Continued from previous page...

Mol	Chain	Analysed	Rotameric	Outliers	Percentiles	
3	D	1152/1279 (90%)	1086 (94%)	66 (6%)	23	55
3	O	1152/1279 (90%)	1087 (94%)	65 (6%)	23	56
4	E	83/88 (94%)	82 (99%)	1 (1%)	74	87
4	P	83/88 (94%)	82 (99%)	1 (1%)	74	87
5	F	301/388 (78%)	273 (91%)	28 (9%)	10	36
5	Q	301/388 (78%)	273 (91%)	28 (9%)	10	36
6	G	155/172 (90%)	150 (97%)	5 (3%)	42	68
6	H	155/172 (90%)	152 (98%)	3 (2%)	60	80
6	R	155/172 (90%)	150 (97%)	5 (3%)	42	68
6	S	155/172 (90%)	151 (97%)	4 (3%)	49	73
All	All	6552/7172 (91%)	6140 (94%)	412 (6%)	20	51

All (412) residues with a non-rotameric sidechain are listed below:

Mol	Chain	Res	Type
1	A	6	LEU
1	A	34	VAL
1	A	80	LEU
1	A	112	ARG
1	A	142	VAL
1	A	156	HIS
1	A	183	ASP
1	A	189	ARG
1	A	197	LEU
1	A	201	THR
1	A	206	THR
1	A	223	THR
1	A	229	GLN
1	A	254	LEU
1	A	262	SER
1	A	263	THR
1	A	264	ARG
1	A	266	LEU
1	A	268	SER
1	A	277	VAL
1	A	280	LEU
1	A	297	ARG
1	A	309	LYS

Continued on next page...

Continued from previous page...

Mol	Chain	Res	Type
1	B	34	VAL
1	B	80	LEU
1	B	94	LEU
1	B	112	ARG
1	B	142	VAL
1	B	148	VAL
1	B	186	LEU
1	B	189	ARG
1	B	190	THR
1	B	201	THR
1	B	206	THR
1	B	226	SER
1	B	254	LEU
1	B	262	SER
1	B	263	THR
1	B	264	ARG
1	B	266	LEU
1	B	268	SER
1	B	277	VAL
1	B	280	LEU
1	B	297	ARG
1	B	309	LYS
2	C	8	ARG
2	C	11	GLU
2	C	15	LEU
2	C	56	GLU
2	C	81	ASP
2	C	97	ARG
2	C	103	LYS
2	C	133	ASP
2	C	141	HIS
2	C	177	GLU
2	C	205	GLU
2	C	217	LEU
2	C	232	GLU
2	C	251	ASP
2	C	322	VAL
2	C	331	ARG
2	C	342	ASP
2	C	358	ARG
2	C	372	LEU
2	C	403	SER

Continued on next page...

Continued from previous page...

Mol	Chain	Res	Type
2	C	418	LEU
2	C	427	VAL
2	C	434	HIS
2	C	464	LEU
2	C	480	THR
2	C	482	GLU
2	C	524	VAL
2	C	557	ARG
2	C	575	GLN
2	C	583	LEU
2	C	586	ARG
2	C	589	ARG
2	C	592	LEU
2	C	610	ARG
2	C	617	ASP
2	C	633	GLN
2	C	638	ASP
2	C	640	ARG
2	C	648	ARG
2	C	730	SER
2	C	774	LEU
2	C	775	ARG
2	C	781	LYS
2	C	786	LYS
2	C	807	ARG
2	C	808	ARG
2	C	813	VAL
2	C	815	LEU
2	C	830	LYS
2	C	848	VAL
2	C	923	GLU
2	C	928	LYS
2	C	939	ARG
2	C	952	LEU
2	C	968	LEU
2	C	978	ARG
2	C	1001	VAL
2	C	1014	SER
2	C	1057	SER
3	D	80	VAL
3	D	81	THR
3	D	135	LEU

Continued on next page...

Continued from previous page...

Mol	Chain	Res	Type
3	D	141	ILE
3	D	155	ASP
3	D	161	LEU
3	D	190	GLU
3	D	191	LEU
3	D	198	ARG
3	D	200	ASP
3	D	204	LEU
3	D	362	GLU
3	D	372	ASP
3	D	387	LEU
3	D	399	ARG
3	D	411	THR
3	D	421	LEU
3	D	500	ARG
3	D	525	ARG
3	D	548	ILE
3	D	572	ARG
3	D	576	GLU
3	D	591	VAL
3	D	610	LYS
3	D	618	LEU
3	D	632	VAL
3	D	646	LYS
3	D	650	LEU
3	D	669	ASN
3	D	709	HIS
3	D	754	PHE
3	D	778	LEU
3	D	808	THR
3	D	817	GLU
3	D	832	ARG
3	D	875	THR
3	D	894	LYS
3	D	904	VAL
3	D	943	THR
3	D	973	GLN
3	D	983	LEU
3	D	1041	LEU
3	D	1062	ARG
3	D	1067	VAL
3	D	1079	LYS

Continued on next page...

Continued from previous page...

Mol	Chain	Res	Type
3	D	1083	ASP
3	D	1127	GLU
3	D	1128	VAL
3	D	1130	ARG
3	D	1162	GLU
3	D	1188	VAL
3	D	1195	GLN
3	D	1219	GLU
3	D	1277	ILE
3	D	1287	GLU
3	D	1288	GLU
3	D	1290	LEU
3	D	1304	LYS
3	D	1305	LEU
3	D	1313	VAL
3	D	1317	ASP
3	D	1455	LYS
3	D	1470	ARG
3	D	1493	LYS
3	D	1496	GLU
3	D	1501	GLU
4	E	50	THR
5	F	88	ILE
5	F	123	ASP
5	F	141	VAL
5	F	150	THR
5	F	172	ARG
5	F	186	HIS
5	F	205	ARG
5	F	208	SER
5	F	218	GLN
5	F	244	ARG
5	F	249	ARG
5	F	259	ARG
5	F	276	ARG
5	F	279	GLN
5	F	287	THR
5	F	295	MET
5	F	310	ILE
5	F	364	ARG
5	F	377	ASP
5	F	382	THR

Continued on next page...

Continued from previous page...

Mol	Chain	Res	Type
5	F	398	ARG
5	F	402	ASN
5	F	403	LYS
5	F	406	ARG
5	F	417	LYS
5	F	419	ARG
5	F	420	ASP
5	F	422	LEU
6	G	2	LYS
6	G	32	GLU
6	G	131	ARG
6	G	153	ARG
6	G	164	ARG
6	H	32	GLU
6	H	131	ARG
6	H	153	ARG
1	L	6	LEU
1	L	7	LYS
1	L	34	VAL
1	L	80	LEU
1	L	112	ARG
1	L	142	VAL
1	L	143	ARG
1	L	183	ASP
1	L	189	ARG
1	L	201	THR
1	L	206	THR
1	L	229	GLN
1	L	254	LEU
1	L	262	SER
1	L	263	THR
1	L	264	ARG
1	L	266	LEU
1	L	268	SER
1	L	277	VAL
1	L	280	LEU
1	L	297	ARG
1	L	309	LYS
1	M	34	VAL
1	M	80	LEU
1	M	94	LEU
1	M	112	ARG

Continued on next page...

Continued from previous page...

Mol	Chain	Res	Type
1	M	142	VAL
1	M	189	ARG
1	M	190	THR
1	M	197	LEU
1	M	206	THR
1	M	226	SER
1	M	254	LEU
1	M	262	SER
1	M	263	THR
1	M	264	ARG
1	M	266	LEU
1	M	268	SER
1	M	277	VAL
1	M	280	LEU
1	M	297	ARG
1	M	309	LYS
2	N	8	ARG
2	N	11	GLU
2	N	15	LEU
2	N	56	GLU
2	N	81	ASP
2	N	97	ARG
2	N	103	LYS
2	N	107	LEU
2	N	133	ASP
2	N	141	HIS
2	N	177	GLU
2	N	205	GLU
2	N	217	LEU
2	N	232	GLU
2	N	251	ASP
2	N	322	VAL
2	N	331	ARG
2	N	342	ASP
2	N	358	ARG
2	N	372	LEU
2	N	403	SER
2	N	418	LEU
2	N	427	VAL
2	N	434	HIS
2	N	464	LEU
2	N	480	THR

Continued on next page...

Continued from previous page...

Mol	Chain	Res	Type
2	N	482	GLU
2	N	524	VAL
2	N	557	ARG
2	N	575	GLN
2	N	583	LEU
2	N	586	ARG
2	N	589	ARG
2	N	592	LEU
2	N	610	ARG
2	N	617	ASP
2	N	633	GLN
2	N	638	ASP
2	N	640	ARG
2	N	648	ARG
2	N	730	SER
2	N	774	LEU
2	N	775	ARG
2	N	781	LYS
2	N	786	LYS
2	N	807	ARG
2	N	808	ARG
2	N	813	VAL
2	N	815	LEU
2	N	830	LYS
2	N	848	VAL
2	N	923	GLU
2	N	928	LYS
2	N	939	ARG
2	N	952	LEU
2	N	968	LEU
2	N	978	ARG
2	N	1001	VAL
2	N	1014	SER
2	N	1057	SER
3	O	80	VAL
3	O	81	THR
3	O	135	LEU
3	O	141	ILE
3	O	155	ASP
3	O	161	LEU
3	O	190	GLU
3	O	191	LEU

Continued on next page...

Continued from previous page...

Mol	Chain	Res	Type
3	O	198	ARG
3	O	200	ASP
3	O	204	LEU
3	O	362	GLU
3	O	372	ASP
3	O	387	LEU
3	O	411	THR
3	O	421	LEU
3	O	500	ARG
3	O	525	ARG
3	O	548	ILE
3	O	572	ARG
3	O	576	GLU
3	O	591	VAL
3	O	610	LYS
3	O	618	LEU
3	O	632	VAL
3	O	646	LYS
3	O	650	LEU
3	O	669	ASN
3	O	709	HIS
3	O	754	PHE
3	O	778	LEU
3	O	808	THR
3	O	817	GLU
3	O	832	ARG
3	O	875	THR
3	O	894	LYS
3	O	904	VAL
3	O	943	THR
3	O	970	LYS
3	O	983	LEU
3	O	1041	LEU
3	O	1062	ARG
3	O	1067	VAL
3	O	1079	LYS
3	O	1083	ASP
3	O	1127	GLU
3	O	1128	VAL
3	O	1130	ARG
3	O	1162	GLU
3	O	1188	VAL

Continued on next page...

Continued from previous page...

Mol	Chain	Res	Type
3	O	1195	GLN
3	O	1219	GLU
3	O	1277	ILE
3	O	1287	GLU
3	O	1288	GLU
3	O	1290	LEU
3	O	1304	LYS
3	O	1305	LEU
3	O	1313	VAL
3	O	1317	ASP
3	O	1455	LYS
3	O	1470	ARG
3	O	1493	LYS
3	O	1496	GLU
3	O	1501	GLU
4	P	50	THR
5	Q	88	ILE
5	Q	123	ASP
5	Q	141	VAL
5	Q	150	THR
5	Q	172	ARG
5	Q	186	HIS
5	Q	205	ARG
5	Q	208	SER
5	Q	218	GLN
5	Q	244	ARG
5	Q	249	ARG
5	Q	259	ARG
5	Q	276	ARG
5	Q	279	GLN
5	Q	287	THR
5	Q	295	MET
5	Q	310	ILE
5	Q	364	ARG
5	Q	377	ASP
5	Q	382	THR
5	Q	398	ARG
5	Q	402	ASN
5	Q	403	LYS
5	Q	406	ARG
5	Q	417	LYS
5	Q	419	ARG

Continued on next page...

Continued from previous page...

Mol	Chain	Res	Type
5	Q	420	ASP
5	Q	422	LEU
6	R	2	LYS
6	R	32	GLU
6	R	131	ARG
6	R	153	ARG
6	R	164	ARG
6	S	32	GLU
6	S	36	ASP
6	S	131	ARG
6	S	153	ARG

Some sidechains can be flipped to improve hydrogen bonding and reduce clashes. All (19) such sidechains are listed below:

Mol	Chain	Res	Type
1	A	128	HIS
1	A	188	GLN
2	C	219	GLN
2	C	538	GLN
3	D	973	GLN
3	D	1195	GLN
3	D	1359	GLN
4	E	33	HIS
6	G	108	GLN
6	H	108	GLN
1	L	128	HIS
1	L	188	GLN
1	M	38	ASN
2	N	219	GLN
2	N	538	GLN
3	O	1172	HIS
3	O	1195	GLN
6	R	108	GLN
6	S	108	GLN

5.3.3 RNA ⓘ

Mol	Chain	Analysed	Backbone Outliers	Pucker Outliers
9	K	3/4 (75%)	1 (33%)	0
9	V	3/4 (75%)	1 (33%)	0

Continued on next page...

Continued from previous page...

Mol	Chain	Analysed	Backbone Outliers	Pucker Outliers
All	All	6/8 (75%)	2 (33%)	0

All (2) RNA backbone outliers are listed below:

Mol	Chain	Res	Type
9	K	2	C
9	V	2	C

There are no RNA pucker outliers to report.

5.4 Non-standard residues in protein, DNA, RNA chains [i](#)

There are no non-standard protein/DNA/RNA residues in this entry.

5.5 Carbohydrates [i](#)

There are no carbohydrates in this entry.

5.6 Ligand geometry [i](#)

Of 6 ligands modelled in this entry, 6 are monoatomic - leaving 0 for Mogul analysis.

There are no bond length outliers.

There are no bond angle outliers.

There are no chirality outliers.

There are no torsion outliers.

There are no ring outliers.

No monomer is involved in short contacts.

5.7 Other polymers [i](#)

There are no such residues in this entry.

5.8 Polymer linkage issues [i](#)

There are no chain breaks in this entry.

6 Fit of model and data ⓘ

6.1 Protein, DNA and RNA chains ⓘ

In the following table, the column labelled ‘#RSRZ> 2’ contains the number (and percentage) of RSRZ outliers, followed by percent RSRZ outliers for the chain as percentile scores relative to all X-ray entries and entries of similar resolution. The OWAB column contains the minimum, median, 95th percentile and maximum values of the occupancy-weighted average B-factor per residue. The column labelled ‘Q< 0.9’ lists the number of (and percentage) of residues with an average occupancy less than 0.9.

Mol	Chain	Analysed	<RSRZ>	#RSRZ>2	OWAB(Å ²)	Q<0.9
1	A	284/315 (90%)	-0.13	4 (1%) 75 66	40, 111, 176, 252	0
1	B	280/315 (88%)	-0.16	5 (1%) 68 59	25, 117, 187, 259	0
1	L	284/315 (90%)	-0.21	7 (2%) 57 47	24, 117, 191, 242	0
1	M	280/315 (88%)	-0.29	0 100 100	39, 117, 182, 232	0
2	C	1111/1119 (99%)	-0.18	14 (1%) 77 68	10, 94, 167, 243	0
2	N	1111/1119 (99%)	-0.11	15 (1%) 75 66	3, 99, 174, 254	0
3	D	1363/1524 (89%)	-0.13	36 (2%) 56 45	6, 80, 179, 266	1 (0%)
3	O	1363/1524 (89%)	-0.14	30 (2%) 62 52	6, 79, 187, 278	1 (0%)
4	E	94/99 (94%)	-0.26	0 100 100	8, 68, 147, 194	0
4	P	94/99 (94%)	-0.36	0 100 100	19, 74, 143, 182	0
5	F	346/443 (78%)	-0.20	8 (2%) 60 51	27, 107, 192, 270	0
5	Q	346/443 (78%)	-0.26	8 (2%) 60 51	17, 104, 188, 271	0
6	G	195/215 (90%)	-0.21	4 (2%) 63 54	8, 64, 155, 220	0
6	H	195/215 (90%)	-0.24	0 100 100	14, 86, 160, 231	0
6	R	195/215 (90%)	-0.18	3 (1%) 73 64	7, 63, 151, 234	0
6	S	195/215 (90%)	-0.31	2 (1%) 82 74	17, 82, 163, 268	0
7	I	66/72 (91%)	-0.06	1 (1%) 73 64	60, 135, 247, 283	0
7	T	66/72 (91%)	-0.11	0 100 100	60, 134, 217, 302	0
8	J	66/72 (91%)	-0.06	0 100 100	40, 145, 238, 270	0
8	U	66/72 (91%)	-0.07	0 100 100	52, 137, 230, 280	0
9	K	4/4 (100%)	1.18	0 100 100	71, 79, 107, 113	0
9	V	4/4 (100%)	1.15	0 100 100	62, 74, 97, 217	0
All	All	8008/8786 (91%)	-0.17	137 (1%) 70 61	3, 94, 182, 302	2 (0%)

All (137) RSRZ outliers are listed below:

Mol	Chain	Res	Type	RSRZ
5	F	148	LYS	8.6
5	F	146	GLY	6.1
3	D	380	GLU	6.0
5	Q	148	LYS	5.8
5	F	147	LEU	5.7
3	D	399	ARG	5.3
3	O	1297	GLU	5.2
3	O	380	GLU	5.0
2	C	482	GLU	4.9
5	Q	147	LEU	4.9
5	F	149	GLU	4.9
3	O	1296	SER	4.5
6	S	195	ALA	4.1
5	Q	149	GLU	4.1
2	N	643	VAL	4.0
3	O	399	ARG	3.8
1	B	143	ARG	3.8
3	D	1314	LYS	3.7
6	G	57	GLU	3.7
6	S	194	ALA	3.7
2	N	51	THR	3.6
3	D	1313	VAL	3.6
3	D	1329	ALA	3.6
3	D	1297	GLU	3.5
2	N	797	GLY	3.4
3	O	892	ASP	3.4
3	D	1268	PRO	3.4
3	D	1267	ARG	3.4
2	N	641	PRO	3.3
2	C	187	ASN	3.3
3	O	183	GLU	3.2
1	L	261	LEU	3.2
5	F	145	PRO	3.2
3	D	345	TYR	3.2
3	O	1278	ASP	3.1
2	N	96	ALA	3.1
3	O	181	ASP	3.1
3	O	345	TYR	3.1
3	O	383	GLY	3.1
3	O	1295	GLU	3.1
3	D	381	ALA	3.0
3	D	446	VAL	3.0
5	F	144	ILE	3.0

Continued on next page...

Continued from previous page...

Mol	Chain	Res	Type	RSRZ
5	Q	326	ASP	3.0
2	N	98	LEU	3.0
2	N	219	GLN	3.0
3	O	1329	ALA	3.0
5	Q	146	GLY	2.9
3	D	1271	LYS	2.9
6	G	74	GLN	2.9
2	C	96	ALA	2.9
3	D	346	ARG	2.8
3	D	1327	ARG	2.8
1	B	309	LYS	2.8
2	C	218	VAL	2.8
3	O	182	GLY	2.7
1	L	6	LEU	2.7
2	N	64	LEU	2.7
1	L	260	GLY	2.7
3	O	382	GLU	2.7
3	D	216	VAL	2.7
6	G	75	GLY	2.7
3	D	64	LYS	2.7
3	O	1282	ARG	2.7
6	G	22	ARG	2.7
3	D	1058	ARG	2.6
3	O	430	ASP	2.6
2	C	483	VAL	2.6
2	N	54	ILE	2.6
3	O	431	VAL	2.6
3	O	205	TYR	2.6
3	D	1274	ILE	2.6
3	O	1308	GLU	2.6
1	L	225	PHE	2.6
2	C	845	ASN	2.6
3	D	1330	ILE	2.5
3	D	1328	GLY	2.5
3	D	895	VAL	2.5
5	Q	145	PRO	2.5
1	B	54	THR	2.5
3	D	379	ALA	2.5
1	L	4	SER	2.5
2	C	211	LEU	2.5
5	Q	144	ILE	2.4
7	I	-11	DA	2.4

Continued on next page...

Continued from previous page...

Mol	Chain	Res	Type	RSRZ
3	D	183	GLU	2.4
1	A	137	ARG	2.4
2	N	493	ARG	2.4
3	D	343	LYS	2.4
6	R	77	GLU	2.4
3	O	1328	GLY	2.4
2	C	51	THR	2.3
3	O	960	LYS	2.3
2	C	783	ARG	2.3
2	C	484	VAL	2.3
3	O	216	VAL	2.3
1	L	138	LEU	2.3
2	N	796	GLU	2.3
3	D	896	ALA	2.3
1	A	280	LEU	2.3
3	D	3	LYS	2.3
2	N	152	PRO	2.3
3	D	957	PRO	2.3
2	N	686	ASP	2.2
2	C	184	MET	2.2
1	B	160	ASP	2.2
3	O	1040	GLY	2.2
1	L	137	ARG	2.2
1	A	138	LEU	2.2
2	C	286	SER	2.2
2	N	207	LEU	2.2
2	N	656	ALA	2.2
6	R	81	MET	2.2
3	O	1330	ILE	2.2
3	O	381	ALA	2.2
3	D	341	GLU	2.2
3	O	1486	VAL	2.2
5	F	322	GLY	2.1
5	F	141	VAL	2.1
6	R	74	GLN	2.1
2	C	212	GLY	2.1
3	O	215	TYR	2.1
3	D	1275	SER	2.1
5	Q	286	PRO	2.1
3	D	1311	LEU	2.1
3	O	1271	LYS	2.1
1	B	256	LEU	2.1

Continued on next page...

Continued from previous page...

Mol	Chain	Res	Type	RSRZ
3	D	960	LYS	2.1
1	A	274	ILE	2.1
2	C	97	ARG	2.1
3	O	1309	ALA	2.1
3	D	1331	ASP	2.0
3	D	1391	GLU	2.0
3	D	364	GLY	2.0
3	D	1276	GLU	2.0
3	O	1298	GLY	2.0
3	D	487	ALA	2.0

6.2 Non-standard residues in protein, DNA, RNA chains [i](#)

There are no non-standard protein/DNA/RNA residues in this entry.

6.3 Carbohydrates [i](#)

There are no carbohydrates in this entry.

6.4 Ligands [i](#)

In the following table, the Atoms column lists the number of modelled atoms in the group and the number defined in the chemical component dictionary. The B-factors column lists the minimum, median, 95th percentile and maximum values of B factors of atoms in the group. The column labelled 'Q< 0.9' lists the number of atoms with occupancy less than 0.9.

Mol	Type	Chain	Res	Atoms	RSCC	RSR	B-factors(\AA^2)	Q<0.9
10	ZN	O	2002	1/1	0.93	0.08	65,65,65,65	0
10	ZN	D	2002	1/1	0.97	0.04	49,49,49,49	0
10	ZN	D	2001	1/1	0.98	0.14	52,52,52,52	0
11	MG	D	2003	1/1	0.98	0.39	18,18,18,18	0
10	ZN	O	2001	1/1	0.98	0.14	53,53,53,53	0
11	MG	O	2003	1/1	0.99	0.38	13,13,13,13	0

6.5 Other polymers [i](#)

There are no such residues in this entry.