



Full wwPDB X-ray Structure Validation Report ⓘ

Jul 19, 2019 – 01:22 PM EDT

PDB ID : 3IBB
Title : Propionyl-CoA Carboxylase Beta Subunit, D422A
Authors : Diacovich, L.; Arabolaza, A.; Shillito, E.M.; Lin, T.-W.; Mitchell, D.L.; Pham, H.; Melgar, M.M.
Deposited on : 2009-07-15
Resolution : 3.50 Å(reported)

This is a Full wwPDB X-ray Structure Validation Report for a publicly released PDB entry.

We welcome your comments at validation@mail.wwpdb.org

A user guide is available at

<https://www.wwpdb.org/validation/2017/XrayValidationReportHelp>

with specific help available everywhere you see the ⓘ symbol.

The following versions of software and data (see [references ⓘ](#)) were used in the production of this report:

MolProbity : 4.02b-467
Xtriage (Phenix) : 1.13
EDS : 2.3.2
Percentile statistics : 20171227.v01 (using entries in the PDB archive December 27th 2017)
Refmac : 5.8.0158
CCP4 : 7.0 (Gargrove)
Ideal geometry (proteins) : Engh & Huber (2001)
Ideal geometry (DNA, RNA) : Parkinson et al. (1996)
Validation Pipeline (wwPDB-VP) : 2.3.2

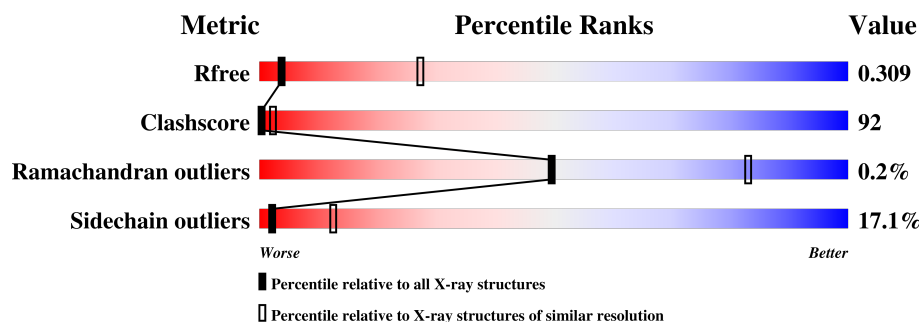
1 Overall quality at a glance

The following experimental techniques were used to determine the structure:

X-RAY DIFFRACTION

The reported resolution of this entry is 3.50 Å.

Percentile scores (ranging between 0-100) for global validation metrics of the entry are shown in the following graphic. The table shows the number of entries on which the scores are based.



Metric	Whole archive (#Entries)	Similar resolution (#Entries, resolution range(Å))
R_{free}	111664	1391 (3.60-3.40)
Clashscore	122126	1485 (3.60-3.40)
Ramachandran outliers	120053	1446 (3.60-3.40)
Sidechain outliers	120020	1447 (3.60-3.40)

The table below summarises the geometric issues observed across the polymeric chains and their fit to the electron density. The red, orange, yellow and green segments on the lower bar indicate the fraction of residues that contain outliers for ≥ 3 , 2, 1 and 0 types of geometric quality criteria. A grey segment represents the fraction of residues that are not modelled. The numeric value for each fraction is indicated below the corresponding segment, with a dot representing fractions $\leq 5\%$.

Mol	Chain	Length	Quality of chain
1	A	530	
1	B	530	
1	C	530	
1	D	530	
1	E	530	
1	F	530	

2 Entry composition

There is only 1 type of molecule in this entry. The entry contains 23700 atoms, of which 0 are hydrogens and 0 are deuteriums.

In the tables below, the ZeroOcc column contains the number of atoms modelled with zero occupancy, the AltConf column contains the number of residues with at least one atom in alternate conformation and the Trace column contains the number of residues modelled with at most 2 atoms.

- Molecule 1 is a protein called Propionyl-CoA carboxylase complex B subunit.

Mol	Chain	Residues	Atoms					ZeroOcc	AltConf	Trace
1	A	521	Total	C	N	O	S	0	0	0
			3950	2480	698	759	13			
1	B	521	Total	C	N	O	S	0	0	0
			3950	2480	698	759	13			
1	C	521	Total	C	N	O	S	0	0	0
			3950	2480	698	759	13			
1	D	521	Total	C	N	O	S	0	0	0
			3950	2480	698	759	13			
1	E	521	Total	C	N	O	S	0	0	0
			3950	2480	698	759	13			
1	F	521	Total	C	N	O	S	0	0	0
			3950	2480	698	759	13			

There are 6 discrepancies between the modelled and reference sequences:

Chain	Residue	Modelled	Actual	Comment	Reference
A	422	ALA	ASP	ENGINEERED	UNP Q9X4K7
B	422	ALA	ASP	ENGINEERED	UNP Q9X4K7
C	422	ALA	ASP	ENGINEERED	UNP Q9X4K7
D	422	ALA	ASP	ENGINEERED	UNP Q9X4K7
E	422	ALA	ASP	ENGINEERED	UNP Q9X4K7
F	422	ALA	ASP	ENGINEERED	UNP Q9X4K7

3 Residue-property plots

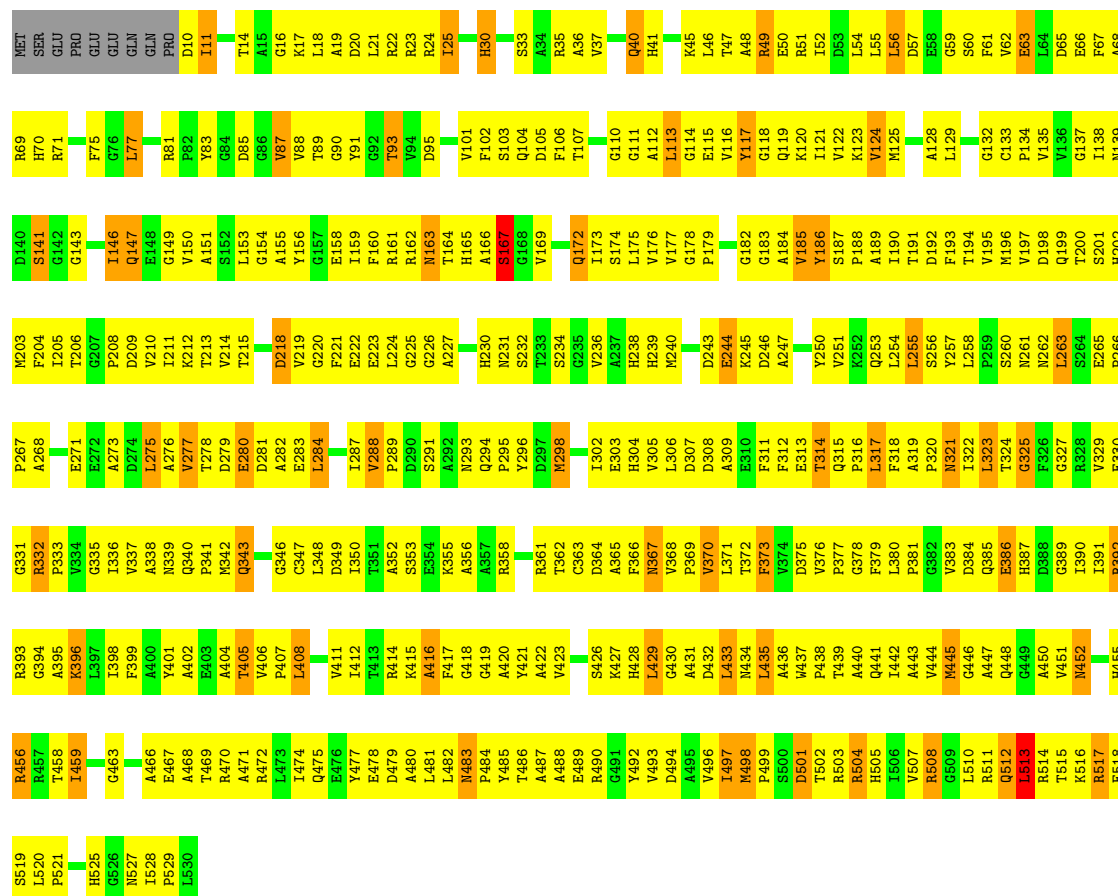
These plots are drawn for all protein, RNA and DNA chains in the entry. The first graphic for a chain summarises the proportions of the various outlier classes displayed in the second graphic. The second graphic shows the sequence view annotated by issues in geometry. Residues are color-coded according to the number of geometric quality criteria for which they contain at least one outlier: green = 0, yellow = 1, orange = 2 and red = 3 or more. Stretches of 2 or more consecutive residues without any outlier are shown as a green connector. Residues present in the sample, but not in the model, are shown in grey.

• Molecule 1: Propionyl-CoA carboxylase complex B subunit




● Molecule 1: Propionyl-CoA carboxylase complex B subunit

Chain D:  23% 63% 12%



● Molecule 1: Propionyl-CoA carboxylase complex B subunit

Chain E:  24% 64% 11%



4 Data and refinement statistics

Property	Value	Source
Space group	P 21 21 21	Depositor
Cell constants a, b, c, α , β , γ	87.06Å 183.33Å 228.71Å 90.00° 90.00° 90.00°	Depositor
Resolution (Å)	50.00 – 3.50 45.83 – 3.46	Depositor EDS
% Data completeness (in resolution range)	94.4 (50.00-3.50) 94.5 (45.83-3.46)	Depositor EDS
R_{merge}	(Not available)	Depositor
R_{sym}	(Not available)	Depositor
$\langle I/\sigma(I) \rangle$ ¹	5.04 (at 3.48Å)	Xtriage
Refinement program	REFMAC 5.2.0019, CNS	Depositor
R, R_{free}	0.190 , 0.269 0.298 , 0.309	Depositor DCC
R_{free} test set	2294 reflections (4.99%)	wwPDB-VP
Wilson B-factor (Å ²)	65.3	Xtriage
Anisotropy	0.084	Xtriage
Bulk solvent k_{sol} (e/Å ³), B_{sol} (Å ²)	0.28 , 23.0	EDS
L-test for twinning ²	$\langle L \rangle = 0.49$, $\langle L^2 \rangle = 0.32$	Xtriage
Estimated twinning fraction	No twinning to report.	Xtriage
F_o, F_c correlation	0.83	EDS
Total number of atoms	23700	wwPDB-VP
Average B, all atoms (Å ²)	2.0	wwPDB-VP

Xtriage's analysis on translational NCS is as follows: *The largest off-origin peak in the Patterson function is 2.47% of the height of the origin peak. No significant pseudotranslation is detected.*

¹Intensities estimated from amplitudes.

²Theoretical values of $\langle |L| \rangle$, $\langle L^2 \rangle$ for acentric reflections are 0.5, 0.333 respectively for untwinned datasets, and 0.375, 0.2 for perfectly twinned datasets.

5 Model quality

5.1 Standard geometry

The Z score for a bond length (or angle) is the number of standard deviations the observed value is removed from the expected value. A bond length (or angle) with $|Z| > 5$ is considered an outlier worth inspection. RMSZ is the root-mean-square of all Z scores of the bond lengths (or angles).

Mol	Chain	Bond lengths		Bond angles	
		RMSZ	$\# Z > 5$	RMSZ	$\# Z > 5$
1	A	0.45	1/4030 (0.0%)	0.82	5/5474 (0.1%)
1	B	0.39	1/4030 (0.0%)	0.77	2/5474 (0.0%)
1	C	0.37	1/4030 (0.0%)	0.78	2/5474 (0.0%)
1	D	0.41	1/4030 (0.0%)	0.79	5/5474 (0.1%)
1	E	0.39	1/4030 (0.0%)	0.78	5/5474 (0.1%)
1	F	0.37	0/4030	0.74	3/5474 (0.1%)
All	All	0.40	5/24180 (0.0%)	0.78	22/32844 (0.1%)

All (5) bond length outliers are listed below:

Mol	Chain	Res	Type	Atoms	Z	Observed(Å)	Ideal(Å)
1	C	530	LEU	C-OXT	5.86	1.34	1.23
1	A	238	HIS	C-N	-5.53	1.21	1.34
1	E	414	ARG	C-N	5.39	1.46	1.34
1	D	363	CYS	C-N	5.35	1.46	1.34
1	B	476	GLU	C-N	-5.09	1.22	1.34

All (22) bond angle outliers are listed below:

Mol	Chain	Res	Type	Atoms	Z	Observed(°)	Ideal(°)
1	E	108	VAL	CB-CA-C	-5.97	100.06	111.40
1	B	150	VAL	CB-CA-C	-5.94	100.12	111.40
1	D	277	VAL	N-CA-C	-5.83	95.27	111.00
1	D	513	LEU	CB-CA-C	-5.78	99.22	110.20
1	A	278	THR	CB-CA-C	5.72	127.04	111.60
1	D	501	ASP	CB-CA-C	-5.71	98.99	110.40
1	D	325	GLY	N-CA-C	-5.63	99.03	113.10
1	E	225	GLY	N-CA-C	5.61	127.12	113.10
1	C	150	VAL	CB-CA-C	-5.55	100.85	111.40
1	F	349	ASP	CB-CA-C	5.40	121.20	110.40
1	C	380	LEU	N-CA-C	-5.38	96.47	111.00
1	F	380	LEU	C-N-CD	-5.35	108.83	120.60
1	E	375	ASP	CB-CA-C	-5.31	99.77	110.40

Continued on next page...

Continued from previous page...

Mol	Chain	Res	Type	Atoms	Z	Observed(°)	Ideal(°)
1	A	294	GLN	C-N-CD	-5.28	108.98	120.60
1	B	167	SER	N-CA-C	-5.24	96.85	111.00
1	A	57	ASP	CB-CA-C	5.22	120.84	110.40
1	A	59	GLY	N-CA-C	-5.19	100.14	113.10
1	E	513	LEU	CB-CA-C	-5.16	100.40	110.20
1	F	424	MET	CB-CA-C	-5.15	100.10	110.40
1	D	167	SER	N-CA-C	-5.14	97.11	111.00
1	E	278	THR	C-N-CA	-5.06	109.05	121.70
1	A	456	ARG	N-CA-C	-5.02	97.46	111.00

There are no chirality outliers.

There are no planarity outliers.

5.2 Too-close contacts [i](#)

In the following table, the Non-H and H(model) columns list the number of non-hydrogen atoms and hydrogen atoms in the chain respectively. The H(added) column lists the number of hydrogen atoms added and optimized by MolProbity. The Clashes column lists the number of clashes within the asymmetric unit, whereas Symm-Clashes lists symmetry related clashes.

Mol	Chain	Non-H	H(model)	H(added)	Clashes	Symm-Clashes
1	A	3950	0	3880	836	0
1	B	3950	0	3880	780	0
1	C	3950	0	3880	784	0
1	D	3950	0	3881	807	0
1	E	3950	0	3881	772	0
1	F	3950	0	3881	786	0
All	All	23700	0	23283	4332	0

The all-atom clashscore is defined as the number of clashes found per 1000 atoms (including hydrogen atoms). The all-atom clashscore for this structure is 92.

All (4332) close contacts within the same asymmetric unit are listed below, sorted by their clash magnitude.

Atom-1	Atom-2	Interatomic distance (Å)	Clash overlap (Å)
1:F:497:ILE:HD13	1:F:505:HIS:CD2	1.40	1.54
1:C:379:PHE:CE2	1:D:205:ILE:HD11	1.38	1.54
1:A:318:PHE:CZ	1:A:351:THR:HB	1.42	1.53
1:F:311:PHE:CE1	1:F:325:GLY:HA3	1.45	1.49
1:F:215:THR:CG2	1:F:217:GLU:HG2	1.43	1.47

Continued on next page...

Continued from previous page...

Atom-1	Atom-2	Interatomic distance (Å)	Clash overlap (Å)
1:D:445:MET:SD	1:D:450:ALA:HB2	1.54	1.47
1:C:193:PHE:CZ	1:C:362:THR:HG21	1.50	1.46
1:A:181:ALA:HB2	1:A:204:PHE:CZ	1.51	1.43
1:A:348:LEU:HD13	1:A:379:PHE:CE2	1.55	1.42
1:C:520:LEU:HD23	1:C:521:PRO:N	1.30	1.42
1:E:284:LEU:HD13	1:E:304:HIS:CD2	1.54	1.42
1:C:398:ILE:HD12	1:C:399:PHE:N	1.25	1.40
1:A:211:ILE:HD12	1:A:212:LYS:N	1.32	1.40
1:D:208:PRO:HG2	1:D:221:PHE:CE1	1.55	1.39
1:D:289:PRO:HD2	1:D:414:ARG:NH2	1.40	1.36
1:A:428:HIS:NE2	1:F:154:GLY:HA2	1.39	1.36
1:F:348:LEU:HD23	1:F:379:PHE:CE2	1.61	1.35
1:A:348:LEU:HB3	1:A:379:PHE:CD2	1.63	1.34
1:C:32:GLY:CA	1:C:107:THR:HG21	1.56	1.33
1:D:40:GLN:NE2	1:D:45:LYS:HE2	1.44	1.33
1:B:45:LYS:HD2	1:B:200:THR:CG2	1.57	1.33
1:C:198:ASP:HB2	1:C:240:MET:SD	1.68	1.33
1:E:477:TYR:CE2	1:E:481:LEU:HD12	1.66	1.31
1:C:379:PHE:CZ	1:D:205:ILE:HD11	1.66	1.31
1:E:175:LEU:CD1	1:E:177:VAL:HG13	1.60	1.30
1:A:428:HIS:CE1	1:F:154:GLY:HA2	1.66	1.29
1:C:217:GLU:HG3	1:D:383:VAL:CG2	1.62	1.29
1:B:161:ARG:HG3	1:E:429:LEU:O	1.33	1.28
1:A:35:ARG:HD2	1:A:39:LYS:CE	1.62	1.28
1:B:250:TYR:CE1	1:B:312:PHE:CZ	2.22	1.28
1:B:322:ILE:HG23	1:B:338:ALA:O	1.31	1.28
1:F:332:ARG:NH2	1:F:514:ARG:HG2	1.44	1.27
1:E:375:ASP:CB	1:E:414:ARG:HB2	1.65	1.26
1:D:203:MET:HB2	1:D:230:HIS:NE2	1.49	1.26
1:F:70:HIS:NE2	1:F:77:LEU:HG	1.49	1.26
1:C:302:ILE:CG2	1:C:336:ILE:HD11	1.65	1.26
1:D:445:MET:SD	1:D:450:ALA:CB	2.24	1.26
1:E:497:ILE:HG21	1:E:505:HIS:CE1	1.69	1.25
1:B:519:SER:C	1:B:520:LEU:HD12	1.55	1.25
1:A:146:ILE:CG2	1:F:454:LEU:HD21	1.66	1.25
1:C:250:TYR:CE1	1:C:312:PHE:CZ	2.24	1.24
1:B:428:HIS:HE1	1:B:492:TYR:CD1	1.55	1.23
1:C:181:ALA:HB2	1:C:204:PHE:CE1	1.72	1.23
1:B:45:LYS:CD	1:B:200:THR:HG23	1.69	1.22
1:E:161:ARG:CG	1:E:165:HIS:HE1	1.53	1.22
1:F:497:ILE:CD1	1:F:505:HIS:HD2	1.52	1.22

Continued on next page...

Continued from previous page...

Atom-1	Atom-2	Interatomic distance (Å)	Clash overlap (Å)
1:D:284:LEU:HD12	1:D:287:ILE:CD1	1.70	1.22
1:C:302:ILE:HG23	1:C:336:ILE:CD1	1.70	1.22
1:B:268:ALA:HB1	1:B:331:GLY:O	1.38	1.22
1:F:250:TYR:CD1	1:F:312:PHE:CZ	2.27	1.22
1:A:490:ARG:HD3	1:A:492:TYR:CE2	1.76	1.21
1:E:474:ILE:O	1:E:478:GLU:HG2	1.39	1.21
1:A:281:ASP:O	1:A:284:LEU:HD13	1.38	1.21
1:C:250:TYR:CD1	1:C:312:PHE:HZ	1.59	1.21
1:F:250:TYR:CE1	1:F:312:PHE:CZ	2.28	1.21
1:D:21:LEU:HD12	1:D:22:ARG:N	1.57	1.20
1:B:69:ARG:HD3	1:B:83:TYR:CD2	1.75	1.20
1:C:104:GLN:HG2	1:C:117:TYR:OH	1.41	1.20
1:D:417:PHE:CZ	1:D:441:GLN:HB3	1.77	1.20
1:A:432:ASP:CG	1:A:516:LYS:HE2	1.62	1.20
1:B:490:ARG:HB3	1:B:492:TYR:CE2	1.76	1.20
1:D:284:LEU:HA	1:D:287:ILE:CD1	1.69	1.20
1:B:498:MET:SD	1:D:21:LEU:HD21	1.80	1.20
1:E:130:LYS:HG3	1:E:131:THR:CG2	1.69	1.20
1:F:91:TYR:HE1	1:F:127:PHE:CZ	1.57	1.20
1:A:181:ALA:HB1	1:A:204:PHE:CE1	1.76	1.20
1:F:106:PHE:HB2	1:F:140:ASP:OD2	1.35	1.19
1:A:257:TYR:CE1	1:A:326:PHE:HB3	1.76	1.19
1:F:497:ILE:CD1	1:F:505:HIS:CD2	2.24	1.19
1:E:113:LEU:C	1:E:113:LEU:HD13	1.55	1.19
1:B:490:ARG:CB	1:B:492:TYR:CD2	2.25	1.19
1:A:181:ALA:CB	1:A:204:PHE:CZ	2.26	1.18
1:C:444:VAL:HG21	1:D:149:GLY:HA2	1.22	1.18
1:E:175:LEU:HD13	1:E:177:VAL:HG13	1.24	1.18
1:E:412:ILE:HG21	1:E:440:ALA:CB	1.72	1.18
1:E:87:VAL:HG12	1:E:117:TYR:CD2	1.78	1.18
1:D:146:ILE:H	1:D:146:ILE:CD1	1.53	1.18
1:A:311:PHE:CZ	1:A:325:GLY:HA3	1.80	1.17
1:D:113:LEU:HD13	1:D:114:GLY:H	1.08	1.17
1:F:528:ILE:HD13	1:F:529:PRO:N	1.57	1.17
1:B:348:LEU:HD12	1:B:379:PHE:CZ	1.80	1.17
1:F:348:LEU:CD2	1:F:379:PHE:HE2	1.56	1.17
1:B:250:TYR:CD1	1:B:312:PHE:CZ	2.32	1.16
1:B:457:ARG:HH21	1:B:460:ALA:CB	1.57	1.16
1:C:250:TYR:CD1	1:C:312:PHE:CZ	2.34	1.16
1:E:451:VAL:HG23	1:E:452:ASN:HD22	1.05	1.16
1:C:56:LEU:CD2	1:C:92:GLY:HA3	1.74	1.16

Continued on next page...

Continued from previous page...

Atom-1	Atom-2	Interatomic distance (Å)	Clash overlap (Å)
1:A:61:PHE:HE1	1:A:90:GLY:HA3	0.99	1.15
1:B:217:GLU:OE1	1:E:383:VAL:HG23	1.44	1.15
1:C:379:PHE:CE2	1:D:205:ILE:CD1	2.28	1.15
1:C:398:ILE:HD12	1:C:398:ILE:C	1.61	1.15
1:D:417:PHE:CZ	1:D:441:GLN:CB	2.28	1.15
1:B:277:VAL:HG22	1:B:504:ARG:HD2	1.23	1.15
1:E:451:VAL:HG23	1:E:452:ASN:ND2	1.62	1.15
1:F:327:GLY:O	1:F:334:VAL:HG22	1.44	1.15
1:E:130:LYS:CG	1:E:131:THR:HG23	1.75	1.15
1:A:181:ALA:CB	1:A:204:PHE:CE1	2.29	1.14
1:A:348:LEU:CB	1:A:379:PHE:CD2	2.31	1.14
1:D:146:ILE:N	1:D:146:ILE:HD12	1.56	1.14
1:A:69:ARG:CZ	1:A:83:TYR:CZ	2.30	1.14
1:C:459:ILE:HD11	1:C:473:LEU:HD12	1.29	1.14
1:D:520:LEU:HG	1:D:521:PRO:CD	1.76	1.14
1:A:348:LEU:HD22	1:A:379:PHE:CD2	1.81	1.14
1:E:350:ILE:CG2	1:E:393:ARG:CZ	2.25	1.13
1:F:102:PHE:CZ	1:F:137:GLY:CA	2.30	1.13
1:B:477:TYR:CE2	1:B:481:LEU:HD23	1.83	1.13
1:A:490:ARG:HD3	1:A:492:TYR:CZ	1.82	1.13
1:C:173:ILE:HD12	1:C:254:LEU:HD23	1.13	1.13
1:C:438:PRO:HG3	1:E:21:LEU:HD22	1.28	1.13
1:E:376:VAL:HG21	1:E:420:ALA:HB1	1.21	1.13
1:A:497:ILE:HG21	1:A:505:HIS:NE2	1.64	1.12
1:E:396:LYS:HE2	1:E:529:PRO:O	1.49	1.12
1:B:51:ARG:CZ	1:B:177:VAL:HG21	1.77	1.12
1:C:217:GLU:HG3	1:D:383:VAL:HG21	1.24	1.12
1:C:32:GLY:CA	1:C:107:THR:CG2	2.27	1.12
1:D:445:MET:SD	1:D:450:ALA:CA	2.36	1.12
1:E:375:ASP:HB2	1:E:414:ARG:HB2	1.17	1.12
1:E:161:ARG:HG2	1:E:165:HIS:HE1	1.07	1.12
1:F:215:THR:HG22	1:F:217:GLU:HG2	1.26	1.12
1:A:236:VAL:CG1	1:F:392:ARG:HG2	1.79	1.12
1:A:318:PHE:CZ	1:A:351:THR:CB	2.31	1.12
1:B:243:ASP:OD2	1:B:245:LYS:HE3	1.49	1.12
1:B:70:HIS:HD2	1:B:72:SER:HB2	1.13	1.12
1:A:236:VAL:HG12	1:F:392:ARG:CD	1.80	1.11
1:D:520:LEU:HG	1:D:521:PRO:HD2	1.20	1.11
1:E:161:ARG:HG2	1:E:165:HIS:CE1	1.84	1.11
1:A:106:PHE:HB2	1:A:140:ASP:OD2	1.48	1.11
1:B:490:ARG:HB2	1:B:492:TYR:HD2	1.06	1.11

Continued on next page...

Continued from previous page...

Atom-1	Atom-2	Interatomic distance (Å)	Clash overlap (Å)
1:A:347:CYS:HB2	1:A:378:GLY:O	1.47	1.11
1:C:365:ALA:HB2	1:D:525:HIS:CE1	1.85	1.11
1:E:265:GLU:CG	1:E:266:PRO:HD2	1.80	1.10
1:D:289:PRO:CD	1:D:414:ARG:HH22	1.63	1.10
1:A:284:LEU:HD11	1:A:304:HIS:CD2	1.87	1.10
1:C:520:LEU:HD23	1:C:521:PRO:CD	1.80	1.10
1:D:69:ARG:HD2	1:D:81:ARG:O	1.50	1.10
1:E:478:GLU:HA	1:E:482:LEU:CD1	1.81	1.10
1:C:234:SER:OG	1:C:236:VAL:HG23	1.50	1.10
1:A:236:VAL:CG1	1:F:392:ARG:HD3	1.82	1.09
1:B:428:HIS:CE1	1:B:492:TYR:CD1	2.39	1.09
1:F:24:ARG:HG2	1:F:83:TYR:OH	1.48	1.09
1:B:350:ILE:HD12	1:B:393:ARG:NH1	1.66	1.09
1:F:349:ASP:CG	1:F:351:THR:HG23	1.71	1.09
1:A:236:VAL:HG12	1:F:392:ARG:HD3	1.30	1.09
1:C:427:LYS:HD2	1:C:434:ASN:OD1	1.50	1.09
1:E:477:TYR:CZ	1:E:481:LEU:HD12	1.85	1.09
1:E:175:LEU:HD11	1:E:177:VAL:CG1	1.82	1.09
1:B:490:ARG:HB2	1:B:492:TYR:CD2	1.85	1.09
1:C:456:ARG:HH11	1:C:456:ARG:HG2	1.00	1.09
1:A:428:HIS:CE1	1:F:154:GLY:CA	2.36	1.09
1:A:146:ILE:HG21	1:F:454:LEU:HD21	1.31	1.09
1:F:311:PHE:CZ	1:F:325:GLY:HA3	1.86	1.09
1:B:490:ARG:CB	1:B:492:TYR:CE2	2.36	1.08
1:F:48:ALA:HB1	1:F:103:SER:HB3	1.27	1.08
1:D:102:PHE:CE1	1:D:137:GLY:HA3	1.87	1.08
1:F:104:GLN:OE1	1:F:139:ASN:HA	1.52	1.08
1:F:215:THR:HG21	1:F:217:GLU:CG	1.83	1.08
1:A:348:LEU:CD2	1:A:379:PHE:HD2	1.66	1.08
1:F:209:ASP:HA	1:F:212:LYS:HE3	1.34	1.08
1:F:215:THR:HG21	1:F:217:GLU:HG2	1.16	1.08
1:A:69:ARG:NH2	1:A:83:TYR:CE1	2.22	1.08
1:B:354:GLU:OE2	1:B:393:ARG:HD3	1.52	1.08
1:F:22:ARG:HH11	1:F:22:ARG:HG2	1.01	1.08
1:A:350:ILE:HG13	1:A:390:ILE:HD13	1.31	1.08
1:E:193:PHE:HA	1:E:238:HIS:CE1	1.89	1.08
1:F:234:SER:OG	1:F:236:VAL:HG12	1.52	1.08
1:A:490:ARG:CD	1:A:492:TYR:CE2	2.36	1.08
1:C:323:LEU:HD21	1:C:340:GLN:HB2	1.36	1.08
1:F:348:LEU:HD12	1:F:352:ALA:HB3	1.30	1.07
1:B:56:LEU:CD1	1:B:92:GLY:HA3	1.84	1.07

Continued on next page...

Continued from previous page...

Atom-1	Atom-2	Interatomic distance (Å)	Clash overlap (Å)
1:D:111:GLY:O	1:D:141:SER:HB2	1.52	1.07
1:D:284:LEU:HD12	1:D:287:ILE:HD12	1.10	1.07
1:C:456:ARG:HH11	1:C:456:ARG:CG	1.67	1.07
1:D:219:VAL:HG11	1:D:224:LEU:HB2	1.36	1.07
1:B:90:GLY:O	1:B:101:VAL:HG12	1.52	1.07
1:C:398:ILE:CD1	1:C:399:PHE:N	2.16	1.07
1:D:364:ASP:OD2	1:D:404:ALA:HA	1.52	1.07
1:D:406:VAL:O	1:D:408:LEU:HD13	1.55	1.07
1:D:11:ILE:HD13	1:D:20:ASP:OD2	1.55	1.07
1:D:490:ARG:HD3	1:D:492:TYR:CZ	1.89	1.07
1:F:102:PHE:CZ	1:F:137:GLY:HA3	1.87	1.07
1:F:298:MET:HG2	1:F:339:ASN:O	1.53	1.07
1:F:72:SER:HB3	1:F:77:LEU:HD23	1.15	1.07
1:A:231:ASN:HB3	1:A:317:LEU:HD12	1.35	1.07
1:B:350:ILE:HD12	1:B:393:ARG:HH11	0.94	1.07
1:B:56:LEU:HD13	1:B:92:GLY:CA	1.85	1.07
1:E:203:MET:HB2	1:E:230:HIS:NE2	1.70	1.07
1:D:208:PRO:CG	1:D:221:PHE:CE1	2.37	1.07
1:E:104:GLN:HG2	1:E:117:TYR:OH	1.54	1.07
1:C:336:ILE:CG2	1:C:371:LEU:HB2	1.83	1.06
1:A:445:MET:SD	1:F:146:ILE:CD1	2.43	1.06
1:C:21:LEU:HD22	1:F:438:PRO:HG3	1.30	1.06
1:D:456:ARG:CG	1:D:456:ARG:HH11	1.65	1.06
1:E:412:ILE:HG21	1:E:440:ALA:HB1	1.31	1.06
1:C:103:SER:OG	1:C:138:ILE:HD12	1.52	1.06
1:B:489:GLU:HA	1:D:68:ALA:HA	1.37	1.06
1:B:147:GLN:N	1:B:147:GLN:HE21	1.53	1.06
1:B:298:MET:HG2	1:B:339:ASN:O	1.52	1.06
1:E:478:GLU:CA	1:E:482:LEU:HD13	1.83	1.06
1:E:475:GLN:HA	1:E:478:GLU:OE1	1.53	1.06
1:C:444:VAL:CG2	1:D:149:GLY:HA2	1.85	1.06
1:D:490:ARG:HD3	1:D:492:TYR:CE2	1.90	1.06
1:C:302:ILE:HG23	1:C:336:ILE:HD11	1.15	1.06
1:B:87:VAL:HG13	1:B:120:LYS:HD3	1.31	1.06
1:B:181:ALA:HB2	1:B:204:PHE:CZ	1.90	1.06
1:B:489:GLU:O	1:D:68:ALA:HB1	1.54	1.06
1:B:70:HIS:CD2	1:B:72:SER:HB2	1.91	1.06
1:C:193:PHE:HZ	1:C:362:THR:CG2	1.67	1.06
1:C:336:ILE:HG22	1:C:371:LEU:CB	1.84	1.06
1:B:147:GLN:NE2	1:B:147:GLN:H	1.53	1.05
1:C:198:ASP:CB	1:C:240:MET:SD	2.44	1.05

Continued on next page...

Continued from previous page...

Atom-1	Atom-2	Interatomic distance (Å)	Clash overlap (Å)
1:A:490:ARG:CD	1:A:492:TYR:HE2	1.66	1.05
1:B:348:LEU:CD1	1:B:379:PHE:CE2	2.38	1.05
1:B:429:LEU:O	1:E:161:ARG:HD3	1.56	1.05
1:A:61:PHE:CE1	1:A:90:GLY:HA3	1.91	1.05
1:E:412:ILE:CG2	1:E:440:ALA:CB	2.33	1.05
1:A:455:HIS:HD2	1:A:473:LEU:HD13	1.20	1.05
1:A:414:ARG:HA	1:A:440:ALA:HA	1.37	1.05
1:D:412:ILE:HG21	1:D:440:ALA:HB1	1.32	1.05
1:A:398:ILE:CG2	1:A:423:VAL:HG22	1.85	1.05
1:A:455:HIS:CD2	1:A:473:LEU:HD13	1.91	1.05
1:C:459:ILE:HD11	1:C:473:LEU:CD1	1.86	1.05
1:B:326:PHE:HA	1:B:335:GLY:HA2	1.33	1.05
1:E:375:ASP:HB2	1:E:414:ARG:CB	1.85	1.05
1:B:457:ARG:HH21	1:B:460:ALA:HB3	1.17	1.05
1:A:104:GLN:HG3	1:A:140:ASP:N	1.71	1.04
1:A:332:ARG:HG3	1:A:514:ARG:HH12	1.22	1.04
1:E:284:LEU:CD1	1:E:304:HIS:HD2	1.69	1.04
1:B:428:HIS:CE1	1:B:492:TYR:HD1	1.72	1.04
1:F:311:PHE:CE1	1:F:325:GLY:CA	2.40	1.04
1:D:208:PRO:CG	1:D:221:PHE:HE1	1.70	1.04
1:D:417:PHE:HZ	1:D:441:GLN:HB3	1.09	1.04
1:A:87:VAL:HG13	1:A:120:LYS:HD3	1.36	1.04
1:A:432:ASP:OD1	1:A:516:LYS:HE2	1.58	1.04
1:D:455:HIS:HB3	1:D:458:THR:HB	1.40	1.04
1:F:45:LYS:HD2	1:F:200:THR:CG2	1.86	1.04
1:A:236:VAL:HG12	1:F:392:ARG:CG	1.85	1.04
1:B:478:GLU:HA	1:B:482:LEU:CD1	1.87	1.04
1:A:63:GLU:HG2	1:A:66:GLU:HB2	1.40	1.04
1:E:204:PHE:HE1	1:E:224:LEU:HG	1.18	1.04
1:E:296:TYR:CE1	1:E:414:ARG:HD3	1.93	1.04
1:F:64:LEU:HD21	1:F:91:TYR:HE2	1.20	1.04
1:E:102:PHE:CE1	1:E:137:GLY:CA	2.41	1.03
1:A:164:THR:HG21	1:F:402:ALA:HB3	1.40	1.03
1:C:173:ILE:CD1	1:C:254:LEU:HD23	1.88	1.03
1:E:175:LEU:CD1	1:E:177:VAL:CG1	2.33	1.03
1:B:490:ARG:NH1	1:D:71:ARG:HD3	1.73	1.03
1:C:428:HIS:CE1	1:D:154:GLY:HA2	1.93	1.03
1:A:262:ASN:O	1:A:263:LEU:HD22	1.57	1.03
1:A:35:ARG:HD2	1:A:39:LYS:HE2	1.05	1.03
1:B:440:ALA:O	1:B:484:PRO:HD3	1.58	1.03
1:D:208:PRO:HG2	1:D:221:PHE:CD1	1.94	1.03

Continued on next page...

Continued from previous page...

Atom-1	Atom-2	Interatomic distance (Å)	Clash overlap (Å)
1:A:306:LEU:HD13	1:A:310:GLU:O	1.58	1.03
1:B:490:ARG:HB3	1:B:492:TYR:CD2	1.92	1.03
1:E:350:ILE:HG22	1:E:393:ARG:CZ	1.86	1.03
1:E:478:GLU:HA	1:E:482:LEU:HD13	1.05	1.02
1:E:204:PHE:CE1	1:E:224:LEU:HG	1.93	1.02
1:B:250:TYR:CE1	1:B:312:PHE:CE2	2.45	1.02
1:D:508:ARG:O	1:D:508:ARG:HD3	1.58	1.02
1:F:181:ALA:CB	1:F:204:PHE:CE1	2.42	1.02
1:B:399:PHE:CD1	1:E:164:THR:HG23	1.93	1.02
1:C:434:ASN:O	1:C:435:LEU:HD13	1.59	1.02
1:E:427:LYS:HE3	1:E:494:ASP:OD2	1.58	1.02
1:D:195:VAL:HG13	1:D:239:HIS:HB3	1.42	1.02
1:F:215:THR:CG2	1:F:217:GLU:CG	2.37	1.02
1:C:181:ALA:CB	1:C:204:PHE:CE1	2.42	1.02
1:F:311:PHE:HE1	1:F:325:GLY:CA	1.72	1.02
1:B:113:LEU:CD1	1:B:117:TYR:CE1	2.43	1.02
1:E:161:ARG:CG	1:E:165:HIS:CE1	2.41	1.02
1:C:398:ILE:HD12	1:C:399:PHE:CA	1.90	1.02
1:C:478:GLU:HA	1:C:482:LEU:CD1	1.90	1.02
1:A:348:LEU:CD1	1:A:379:PHE:HE2	1.71	1.01
1:B:115:GLU:O	1:B:119:GLN:HG3	1.57	1.01
1:B:250:TYR:CZ	1:B:312:PHE:CE2	2.48	1.01
1:B:47:THR:CG2	1:B:50:GLU:HG3	1.90	1.01
1:C:421:TYR:CD1	1:C:442:ILE:HG23	1.96	1.01
1:D:10:ASP:CG	1:D:11:ILE:H	1.58	1.01
1:C:217:GLU:CG	1:D:383:VAL:CG2	2.38	1.01
1:F:91:TYR:CE1	1:F:127:PHE:CZ	2.47	1.01
1:B:478:GLU:CA	1:B:482:LEU:HD13	1.89	1.01
1:D:284:LEU:HA	1:D:287:ILE:HD12	1.02	1.01
1:A:348:LEU:CD1	1:A:379:PHE:CE2	2.43	1.01
1:D:234:SER:OG	1:D:236:VAL:HG23	1.59	1.01
1:D:480:ALA:CB	1:D:481:LEU:HD12	1.90	1.01
1:A:513:LEU:HG	1:A:516:LYS:HD2	1.38	1.01
1:B:113:LEU:HD12	1:B:117:TYR:CE1	1.95	1.01
1:B:250:TYR:CD1	1:B:312:PHE:HZ	1.77	1.01
1:E:102:PHE:CE1	1:E:137:GLY:HA3	1.96	1.01
1:F:324:THR:HG23	1:F:355:LYS:HE2	1.42	1.01
1:C:56:LEU:HD21	1:C:92:GLY:CA	1.88	1.01
1:A:236:VAL:HG12	1:F:392:ARG:HG2	1.41	1.00
1:C:32:GLY:HA3	1:C:107:THR:CG2	1.90	1.00
1:A:35:ARG:O	1:A:38:GLU:HG3	1.59	1.00

Continued on next page...

Continued from previous page...

Atom-1	Atom-2	Interatomic distance (Å)	Clash overlap (Å)
1:B:348:LEU:HD12	1:B:379:PHE:CE2	1.96	1.00
1:B:477:TYR:CE2	1:B:481:LEU:CD2	2.43	1.00
1:E:513:LEU:HD12	1:E:516:LYS:HE2	1.42	1.00
1:C:32:GLY:HA3	1:C:107:THR:HG21	1.02	1.00
1:C:478:GLU:CA	1:C:482:LEU:HD13	1.92	1.00
1:D:445:MET:SD	1:D:450:ALA:N	2.34	1.00
1:F:56:LEU:HD21	1:F:92:GLY:HA3	1.42	1.00
1:B:490:ARG:HH12	1:D:71:ARG:HD3	1.26	1.00
1:D:182:GLY:O	1:D:185:VAL:HG22	1.59	1.00
1:B:454:LEU:HD13	1:E:75:PHE:CZ	1.95	1.00
1:C:217:GLU:HG3	1:D:383:VAL:HG23	1.43	1.00
1:C:250:TYR:CE1	1:C:312:PHE:CE2	2.49	1.00
1:E:130:LYS:HG3	1:E:131:THR:HG23	1.00	1.00
1:C:39:LYS:HD3	1:C:39:LYS:O	1.61	1.00
1:C:520:LEU:CD2	1:C:521:PRO:N	2.24	1.00
1:D:284:LEU:CD1	1:D:287:ILE:HD12	1.90	1.00
1:D:417:PHE:HZ	1:D:441:GLN:CB	1.70	1.00
1:E:22:ARG:O	1:E:25:ILE:HG22	1.59	1.00
1:F:102:PHE:CZ	1:F:137:GLY:HA2	1.95	1.00
1:F:510:LEU:O	1:F:514:ARG:HG3	1.62	1.00
1:A:483:ASN:HB2	1:A:484:PRO:HD2	1.42	0.99
1:B:173:ILE:HD13	1:B:254:LEU:HD23	1.43	0.99
1:C:185:VAL:O	1:C:188:PRO:HD2	1.62	0.99
1:C:498:MET:SD	1:E:18:LEU:HD21	2.03	0.99
1:E:262:ASN:OD1	1:E:263:LEU:HD22	1.60	0.99
1:C:482:LEU:O	1:C:483:ASN:OD1	1.79	0.99
1:D:296:TYR:CE1	1:D:414:ARG:NH2	2.28	0.99
1:E:113:LEU:CD1	1:E:113:LEU:C	2.30	0.99
1:F:358:ARG:HG3	1:F:358:ARG:HH11	1.27	0.99
1:F:11:ILE:HD12	1:F:11:ILE:O	1.61	0.99
1:A:193:PHE:HA	1:A:238:HIS:CE1	1.98	0.99
1:D:412:ILE:HG21	1:D:440:ALA:CB	1.93	0.99
1:A:445:MET:SD	1:F:146:ILE:HD13	2.02	0.99
1:F:230:HIS:ND1	1:F:236:VAL:HG11	1.76	0.99
1:F:250:TYR:CD1	1:F:312:PHE:HZ	1.74	0.99
1:E:108:VAL:HG12	1:E:108:VAL:O	1.60	0.99
1:F:498:MET:HG3	1:F:499:PRO:HD2	1.44	0.99
1:A:211:ILE:CD1	1:A:212:LYS:N	2.26	0.99
1:D:16:GLY:O	1:D:19:ALA:HB3	1.63	0.99
1:C:130:LYS:CG	1:F:516:LYS:HG3	1.91	0.99
1:A:318:PHE:CE2	1:A:351:THR:HB	1.98	0.98

Continued on next page...

Continued from previous page...

Atom-1	Atom-2	Interatomic distance (Å)	Clash overlap (Å)
1:C:164:THR:HG23	1:D:399:PHE:CD1	1.97	0.98
1:F:104:GLN:HG3	1:F:117:TYR:OH	1.61	0.98
1:B:278:THR:O	1:B:281:ASP:HB2	1.62	0.98
1:C:457:ARG:HA	1:C:457:ARG:HH11	1.27	0.98
1:A:490:ARG:HD3	1:A:492:TYR:OH	1.62	0.98
1:B:63:GLU:CG	1:B:66:GLU:HG3	1.93	0.98
1:C:56:LEU:HD22	1:C:92:GLY:HA3	1.39	0.98
1:B:236:VAL:CG1	1:E:392:ARG:HB3	1.93	0.98
1:D:417:PHE:CD1	1:D:443:ALA:HB3	1.98	0.98
1:E:412:ILE:CG2	1:E:440:ALA:HB2	1.92	0.98
1:B:428:HIS:HE1	1:B:492:TYR:CE1	1.81	0.98
1:A:348:LEU:CG	1:A:379:PHE:HD2	1.76	0.98
1:C:193:PHE:CZ	1:C:362:THR:CG2	2.44	0.98
1:F:172:GLN:CB	1:F:191:THR:HG23	1.94	0.98
1:A:104:GLN:HG3	1:A:140:ASP:H	0.85	0.98
1:C:527:ASN:OD1	1:C:528:ILE:O	1.79	0.98
1:E:375:ASP:CB	1:E:414:ARG:CB	2.40	0.98
1:A:428:HIS:NE2	1:F:154:GLY:CA	2.27	0.98
1:F:259:PRO:HD3	1:F:266:PRO:HB3	1.45	0.98
1:A:302:ILE:O	1:A:305:VAL:HG22	1.64	0.97
1:D:289:PRO:HD2	1:D:414:ARG:HH22	0.86	0.97
1:F:182:GLY:O	1:F:185:VAL:HG13	1.63	0.97
1:B:519:SER:O	1:B:520:LEU:HD12	1.64	0.97
1:D:193:PHE:HA	1:D:238:HIS:CE1	1.99	0.97
1:A:211:ILE:HD13	1:A:217:GLU:O	1.62	0.97
1:E:376:VAL:HG21	1:E:420:ALA:CB	1.94	0.97
1:D:284:LEU:CD1	1:D:287:ILE:CD1	2.41	0.97
1:C:56:LEU:CD2	1:C:92:GLY:CA	2.42	0.97
1:D:113:LEU:HD13	1:D:114:GLY:N	1.79	0.97
1:D:158:GLU:HG3	1:D:162:ARG:NH1	1.80	0.97
1:E:265:GLU:HG2	1:E:266:PRO:HD2	1.46	0.97
1:F:451:VAL:HG21	1:F:474:ILE:HG13	1.45	0.97
1:B:386:GLU:OE1	1:E:224:LEU:HD11	1.63	0.97
1:C:389:GLY:O	1:C:392:ARG:HG2	1.64	0.97
1:A:132:GLY:O	1:A:261:ASN:HB3	1.64	0.96
1:A:442:ILE:HD12	1:A:442:ILE:N	1.77	0.96
1:F:19:ALA:HA	1:F:22:ARG:HD2	1.45	0.96
1:C:217:GLU:CG	1:D:383:VAL:HG23	1.93	0.96
1:C:428:HIS:CE1	1:D:154:GLY:CA	2.48	0.96
1:C:203:MET:HB2	1:C:230:HIS:NE2	1.79	0.96
1:F:22:ARG:CG	1:F:22:ARG:HH11	1.78	0.96

Continued on next page...

Continued from previous page...

Atom-1	Atom-2	Interatomic distance (Å)	Clash overlap (Å)
1:E:489:GLU:HA	1:F:68:ALA:HA	1.45	0.96
1:F:72:SER:CB	1:F:77:LEU:HD23	1.94	0.96
1:D:480:ALA:HB3	1:D:481:LEU:CD1	1.95	0.96
1:B:457:ARG:HE	1:B:457:ARG:HA	1.28	0.96
1:F:113:LEU:HD22	1:F:117:TYR:CE1	2.01	0.96
1:A:35:ARG:CD	1:A:39:LYS:HE2	1.96	0.96
1:A:447:ALA:O	1:A:451:VAL:HG22	1.65	0.96
1:A:89:THR:HB	1:A:124:VAL:HG21	1.47	0.96
1:E:113:LEU:O	1:E:113:LEU:HD13	1.65	0.96
1:F:45:LYS:CD	1:F:200:THR:CG2	2.43	0.96
1:B:208:PRO:O	1:B:211:ILE:HG12	1.65	0.96
1:E:434:ASN:C	1:E:435:LEU:HD12	1.86	0.96
1:E:438:PRO:HG2	1:F:18:LEU:HD22	1.48	0.96
1:F:172:GLN:HB2	1:F:191:THR:HG23	1.47	0.96
1:A:18:LEU:CD2	1:D:438:PRO:HG2	1.96	0.95
1:C:492:TYR:OH	1:D:151:ALA:HA	1.65	0.95
1:D:445:MET:CG	1:D:450:ALA:HB2	1.96	0.95
1:F:451:VAL:HG11	1:F:474:ILE:HA	1.44	0.95
1:A:497:ILE:HG21	1:A:505:HIS:CE1	1.99	0.95
1:B:498:MET:HG3	1:B:499:PRO:HD2	1.49	0.95
1:B:298:MET:HB3	1:B:323:LEU:HD11	1.49	0.95
1:C:399:PHE:CD2	1:C:528:ILE:HG13	2.00	0.95
1:A:146:ILE:HG21	1:F:454:LEU:CD2	1.96	0.95
1:C:490:ARG:HA	1:E:71:ARG:HH12	1.32	0.95
1:D:417:PHE:CZ	1:D:441:GLN:HB2	2.00	0.95
1:A:57:ASP:O	1:A:60:SER:HB3	1.67	0.95
1:B:326:PHE:N	1:B:326:PHE:CD2	2.31	0.95
1:A:441:GLN:C	1:A:442:ILE:HD12	1.86	0.95
1:C:456:ARG:NH1	1:C:456:ARG:HG2	1.79	0.95
1:C:477:TYR:CE1	1:C:481:LEU:HD23	2.02	0.95
1:D:427:LYS:HD2	1:D:431:ALA:O	1.67	0.95
1:D:485:TYR:O	1:D:489:GLU:HG3	1.67	0.95
1:E:350:ILE:HG21	1:E:393:ARG:NH1	1.80	0.95
1:D:63:GLU:HG2	1:D:66:GLU:HB2	1.46	0.95
1:B:455:HIS:CG	1:B:473:LEU:HD13	2.02	0.95
1:D:262:ASN:OD1	1:D:263:LEU:HD23	1.67	0.95
1:E:204:PHE:HE1	1:E:224:LEU:CG	1.78	0.95
1:A:63:GLU:HG2	1:A:66:GLU:CB	1.96	0.94
1:C:336:ILE:HA	1:C:371:LEU:O	1.67	0.94
1:E:503:ARG:O	1:E:507:VAL:HG23	1.67	0.94
1:D:40:GLN:CD	1:D:45:LYS:HE2	1.87	0.94

Continued on next page...

Continued from previous page...

Atom-1	Atom-2	Interatomic distance (Å)	Clash overlap (Å)
1:A:490:ARG:HB2	1:A:492:TYR:CE2	2.02	0.94
1:D:478:GLU:HA	1:D:482:LEU:HD13	1.47	0.94
1:D:55:LEU:HG	1:D:56:LEU:HD23	1.46	0.94
1:A:395:ALA:O	1:A:398:ILE:HG12	1.68	0.94
1:A:68:ALA:HB1	1:D:489:GLU:O	1.67	0.94
1:A:445:MET:SD	1:F:146:ILE:HD11	2.07	0.94
1:B:498:MET:HG3	1:B:499:PRO:CD	1.97	0.94
1:F:22:ARG:NH1	1:F:22:ARG:HG2	1.66	0.94
1:C:130:LYS:HG2	1:F:516:LYS:HG3	1.47	0.94
1:F:48:ALA:HB1	1:F:103:SER:CB	1.97	0.94
1:B:530:LEU:HD13	1:E:396:LYS:HD3	1.48	0.94
1:C:34:ALA:O	1:C:37:VAL:HG12	1.67	0.94
1:D:284:LEU:CA	1:D:287:ILE:HD12	1.96	0.94
1:C:114:GLY:O	1:C:117:TYR:HB3	1.68	0.94
1:A:212:LYS:HD3	1:A:212:LYS:C	1.87	0.93
1:A:63:GLU:CG	1:A:66:GLU:HB2	1.98	0.93
1:D:117:TYR:O	1:D:117:TYR:HD1	1.50	0.93
1:E:485:TYR:HE1	1:F:67:PHE:CE2	1.86	0.93
1:A:45:LYS:HE2	1:A:200:THR:HG22	1.50	0.93
1:B:300:SER:O	1:B:304:HIS:CD2	2.21	0.93
1:C:478:GLU:HA	1:C:482:LEU:HD13	0.95	0.93
1:E:94:VAL:C	1:E:95:ASP:OD2	2.06	0.93
1:A:257:TYR:CD1	1:A:326:PHE:HB3	2.04	0.93
1:C:198:ASP:HB2	1:C:240:MET:CG	1.97	0.93
1:F:325:GLY:O	1:F:359:PHE:HZ	1.49	0.93
1:A:398:ILE:HG22	1:A:423:VAL:HG22	1.46	0.93
1:B:56:LEU:HD13	1:B:92:GLY:HA3	0.94	0.93
1:F:323:LEU:HD21	1:F:340:GLN:OE1	1.66	0.93
1:B:63:GLU:CD	1:B:66:GLU:HG3	1.87	0.93
1:A:348:LEU:HD13	1:A:379:PHE:HE2	0.86	0.93
1:E:102:PHE:CE1	1:E:137:GLY:HA2	2.04	0.93
1:F:332:ARG:NH2	1:F:514:ARG:CG	2.30	0.93
1:B:302:ILE:HD13	1:B:336:ILE:HG21	1.50	0.93
1:F:211:ILE:O	1:F:215:THR:HB	1.68	0.93
1:E:415:LYS:HB3	1:E:417:PHE:CE2	2.03	0.92
1:B:65:ASP:OD2	1:B:123:LYS:HD2	1.68	0.92
1:C:193:PHE:HA	1:C:238:HIS:CE1	2.03	0.92
1:F:348:LEU:HD12	1:F:352:ALA:CB	1.99	0.92
1:A:332:ARG:HG3	1:A:514:ARG:NH1	1.84	0.92
1:E:265:GLU:HG3	1:E:266:PRO:HD2	1.47	0.92
1:B:171:PRO:HG3	1:B:366:PHE:CE1	2.03	0.92

Continued on next page...

Continued from previous page...

Atom-1	Atom-2	Interatomic distance (Å)	Clash overlap (Å)
1:A:318:PHE:HZ	1:A:351:THR:HB	1.27	0.92
1:A:69:ARG:NH2	1:A:83:TYR:CZ	2.38	0.92
1:C:485:TYR:CE1	1:E:24:ARG:HD3	2.05	0.92
1:D:102:PHE:CE1	1:D:137:GLY:CA	2.53	0.92
1:D:275:LEU:HD12	1:D:275:LEU:H	1.34	0.92
1:E:432:ASP:C	1:E:433:LEU:HD12	1.89	0.92
1:A:375:ASP:OD2	1:A:414:ARG:HB3	1.70	0.91
1:C:288:VAL:HG11	1:C:439:THR:HG21	1.49	0.91
1:D:104:GLN:OE1	1:D:141:SER:HB3	1.68	0.91
1:B:402:ALA:HB3	1:E:164:THR:HG21	1.51	0.91
1:A:212:LYS:HD3	1:A:212:LYS:O	1.70	0.91
1:B:483:ASN:OD1	1:B:485:TYR:HB2	1.70	0.91
1:D:40:GLN:HE22	1:D:45:LYS:CE	1.84	0.91
1:D:219:VAL:HG13	1:D:223:GLU:HG2	1.52	0.91
1:F:414:ARG:HD2	1:F:415:LYS:HG3	1.52	0.91
1:F:332:ARG:HH21	1:F:514:ARG:HG2	1.12	0.91
1:B:447:ALA:O	1:B:451:VAL:HG22	1.71	0.91
1:C:398:ILE:C	1:C:398:ILE:CD1	2.33	0.91
1:A:348:LEU:CB	1:A:379:PHE:HD2	1.76	0.91
1:B:45:LYS:HD2	1:B:200:THR:HG23	0.91	0.91
1:F:46:LEU:HD12	1:F:46:LEU:N	1.85	0.91
1:B:212:LYS:HE2	1:B:218:ASP:HA	1.52	0.91
1:B:193:PHE:HA	1:B:238:HIS:CE1	2.05	0.91
1:D:208:PRO:HG2	1:D:221:PHE:HE1	1.11	0.91
1:D:367:ASN:HA	1:D:406:VAL:HG11	1.49	0.91
1:D:456:ARG:HG2	1:D:456:ARG:HH11	1.33	0.91
1:C:498:MET:SD	1:E:18:LEU:CD2	2.59	0.91
1:F:339:ASN:OD1	1:F:424:MET:HE1	1.71	0.91
1:B:102:PHE:CE1	1:B:137:GLY:HA3	2.05	0.91
1:A:67:PHE:CE2	1:D:485:TYR:HE1	1.88	0.91
1:C:365:ALA:HB2	1:D:525:HIS:NE2	1.86	0.91
1:A:10:ASP:OD1	1:A:11:ILE:N	2.03	0.90
1:B:311:PHE:CE1	1:B:325:GLY:HA3	2.06	0.90
1:D:289:PRO:CD	1:D:414:ARG:NH2	2.29	0.90
1:E:427:LYS:HE2	1:E:434:ASN:HB2	1.52	0.90
1:B:457:ARG:NH2	1:B:460:ALA:CB	2.33	0.90
1:C:444:VAL:HG21	1:D:149:GLY:CA	1.99	0.90
1:D:332:ARG:HH21	1:D:514:ARG:HE	1.16	0.90
1:E:170:ILE:HG22	1:E:261:ASN:HB3	1.51	0.90
1:D:480:ALA:CB	1:D:481:LEU:CD1	2.48	0.90
1:D:49:ARG:HH11	1:D:49:ARG:HB2	1.35	0.90

Continued on next page...

Continued from previous page...

Atom-1	Atom-2	Interatomic distance (Å)	Clash overlap (Å)
1:A:68:ALA:HA	1:D:489:GLU:HA	1.53	0.90
1:B:300:SER:O	1:B:304:HIS:HD2	1.55	0.90
1:C:414:ARG:HH11	1:C:415:LYS:NZ	1.68	0.90
1:C:485:TYR:CE1	1:E:24:ARG:CD	2.55	0.90
1:B:212:LYS:HG2	1:B:217:GLU:O	1.70	0.90
1:F:215:THR:HG22	1:F:217:GLU:H	1.33	0.90
1:A:211:ILE:HD12	1:A:211:ILE:C	1.92	0.90
1:B:348:LEU:CD1	1:B:379:PHE:CZ	2.55	0.90
1:B:350:ILE:CG2	1:B:390:ILE:HD12	2.01	0.90
1:D:147:GLN:H	1:D:147:GLN:HE21	1.15	0.90
1:E:48:ALA:HB1	1:E:103:SER:OG	1.70	0.90
1:A:112:ALA:HA	1:A:143:GLY:O	1.72	0.89
1:B:140:ASP:HA	1:B:178:GLY:HA3	1.54	0.89
1:C:300:SER:O	1:C:304:HIS:CD2	2.25	0.89
1:D:89:THR:HB	1:D:124:VAL:HG11	1.54	0.89
1:E:87:VAL:HB	1:E:117:TYR:CE2	2.07	0.89
1:A:162:ARG:HG2	1:A:162:ARG:HH11	1.36	0.89
1:A:463:GLY:O	1:A:464:ASP:OD1	1.89	0.89
1:C:173:ILE:HD12	1:C:254:LEU:CD2	2.00	0.89
1:F:56:LEU:CD2	1:F:92:GLY:HA3	2.01	0.89
1:B:51:ARG:CZ	1:B:177:VAL:CG2	2.51	0.89
1:C:444:VAL:CG2	1:D:149:GLY:CA	2.51	0.89
1:D:89:THR:HG22	1:D:102:PHE:HB2	1.53	0.89
1:D:40:GLN:HE22	1:D:45:LYS:HE2	1.08	0.89
1:D:52:ILE:HG22	1:D:56:LEU:HD11	1.54	0.89
1:F:181:ALA:HB1	1:F:204:PHE:CE1	2.05	0.89
1:F:417:PHE:CD1	1:F:443:ALA:HB3	2.06	0.89
1:C:416:ALA:CB	1:C:421:TYR:HD1	1.86	0.89
1:A:348:LEU:CG	1:A:379:PHE:CD2	2.54	0.89
1:F:64:LEU:HD11	1:F:91:TYR:CE2	2.08	0.89
1:A:513:LEU:O	1:A:516:LYS:HG3	1.71	0.89
1:B:285:ASP:HA	1:B:499:PRO:HG2	1.55	0.89
1:D:477:TYR:CE2	1:D:481:LEU:HD22	2.08	0.89
1:E:427:LYS:CE	1:E:494:ASP:OD2	2.22	0.88
1:A:265:GLU:HB2	1:A:266:PRO:HD2	1.56	0.88
1:E:412:ILE:HG22	1:E:440:ALA:HB2	1.54	0.88
1:E:296:TYR:HE1	1:E:414:ARG:HD3	1.34	0.88
1:E:74:ASN:O	1:E:75:PHE:HB2	1.72	0.88
1:B:147:GLN:HG3	1:E:454:LEU:HD21	1.52	0.88
1:E:140:ASP:OD1	1:E:178:GLY:HA3	1.73	0.88
1:A:490:ARG:HB2	1:A:492:TYR:CD2	2.08	0.88

Continued on next page...

Continued from previous page...

Atom-1	Atom-2	Interatomic distance (Å)	Clash overlap (Å)
1:B:391:ILE:N	1:B:391:ILE:HD12	1.89	0.88
1:B:87:VAL:CG2	1:B:89:THR:HG23	2.03	0.88
1:E:497:ILE:CG2	1:E:505:HIS:CE1	2.56	0.88
1:A:104:GLN:CG	1:A:140:ASP:H	1.80	0.88
1:A:61:PHE:HE1	1:A:90:GLY:CA	1.84	0.88
1:B:113:LEU:HD21	1:B:141:SER:OG	1.73	0.88
1:D:280:GLU:HA	1:D:280:GLU:OE2	1.72	0.88
1:C:438:PRO:CG	1:E:21:LEU:HD22	2.03	0.88
1:C:103:SER:OG	1:C:138:ILE:CD1	2.22	0.88
1:C:485:TYR:CE1	1:E:24:ARG:NE	2.42	0.88
1:A:211:ILE:HD12	1:A:212:LYS:CA	2.04	0.88
1:A:284:LEU:HD11	1:A:304:HIS:HD2	1.32	0.88
1:D:435:LEU:H	1:D:435:LEU:HD22	1.37	0.88
1:F:348:LEU:HD23	1:F:379:PHE:HE2	0.91	0.88
1:A:236:VAL:CG1	1:F:392:ARG:CG	2.46	0.88
1:E:115:GLU:O	1:E:119:GLN:HG3	1.74	0.88
1:E:148:GLU:HB2	1:E:152:SER:HB2	1.53	0.88
1:A:429:LEU:O	1:F:161:ARG:HG3	1.74	0.88
1:F:497:ILE:HD13	1:F:505:HIS:CG	2.07	0.88
1:A:284:LEU:HD22	1:A:500:SER:HA	1.54	0.87
1:A:490:ARG:CB	1:A:492:TYR:CE2	2.57	0.87
1:E:104:GLN:HG2	1:E:117:TYR:HH	1.36	0.87
1:D:377:PRO:O	1:D:417:PHE:HB2	1.74	0.87
1:E:434:ASN:O	1:E:435:LEU:HD12	1.74	0.87
1:B:490:ARG:CG	1:B:492:TYR:HE2	1.87	0.87
1:D:414:ARG:HG2	1:D:415:LYS:HG3	1.55	0.87
1:F:209:ASP:CA	1:F:212:LYS:HE3	2.03	0.87
1:B:69:ARG:HD3	1:B:83:TYR:CE2	2.09	0.87
1:D:256:SER:O	1:D:267:PRO:CG	2.22	0.87
1:B:449:GLY:O	1:B:453:ILE:HD12	1.75	0.87
1:B:488:ALA:HA	1:B:493:VAL:HG22	1.56	0.87
1:C:416:ALA:HB1	1:C:421:TYR:HD1	1.38	0.87
1:D:498:MET:HG3	1:D:499:PRO:HD2	1.56	0.87
1:A:69:ARG:CZ	1:A:83:TYR:OH	2.22	0.87
1:E:412:ILE:CD1	1:E:442:ILE:HD11	2.04	0.87
1:B:236:VAL:HG12	1:E:392:ARG:HB3	1.52	0.87
1:B:238:HIS:HA	1:B:315:GLN:HG2	1.56	0.87
1:E:99:VAL:HG13	1:E:134:PRO:O	1.74	0.87
1:E:170:ILE:HG22	1:E:261:ASN:CB	2.05	0.87
1:F:484:PRO:HG3	1:F:496:VAL:HG11	1.56	0.86
1:A:87:VAL:CG1	1:A:120:LYS:HD3	2.03	0.86

Continued on next page...

Continued from previous page...

Atom-1	Atom-2	Interatomic distance (Å)	Clash overlap (Å)
1:A:236:VAL:CG1	1:F:392:ARG:CD	2.48	0.86
1:A:348:LEU:CD2	1:A:379:PHE:CD2	2.50	0.86
1:B:348:LEU:HB2	1:B:379:PHE:CD2	2.09	0.86
1:C:365:ALA:CB	1:D:525:HIS:CE1	2.58	0.86
1:D:375:ASP:CG	1:D:414:ARG:HB3	1.95	0.86
1:A:306:LEU:CD1	1:A:310:GLU:O	2.23	0.86
1:A:405:THR:CG2	1:A:518:GLU:HB2	2.04	0.86
1:C:32:GLY:HA2	1:C:107:THR:CG2	2.05	0.86
1:C:391:ILE:HG23	1:D:185:VAL:HB	1.57	0.86
1:F:140:ASP:OD1	1:F:178:GLY:HA3	1.74	0.86
1:B:194:THR:O	1:B:238:HIS:HB2	1.75	0.86
1:B:477:TYR:CZ	1:B:481:LEU:HD23	2.10	0.86
1:F:326:PHE:HE1	1:F:363:CYS:SG	1.98	0.86
1:E:375:ASP:CA	1:E:414:ARG:HB2	2.05	0.86
1:F:64:LEU:HD21	1:F:91:TYR:CE2	2.07	0.86
1:B:45:LYS:CD	1:B:200:THR:CG2	2.42	0.86
1:C:56:LEU:HD21	1:C:92:GLY:HA3	1.46	0.86
1:A:67:PHE:O	1:A:83:TYR:CD2	2.29	0.86
1:B:445:MET:HG2	1:B:450:ALA:HB2	1.56	0.86
1:C:381:PRO:O	1:D:215:THR:HG21	1.75	0.86
1:F:69:ARG:HG2	1:F:82:PRO:O	1.74	0.86
1:C:262:ASN:HD22	1:C:263:LEU:H	1.21	0.86
1:D:146:ILE:HD12	1:D:146:ILE:H	0.72	0.86
1:F:56:LEU:CD1	1:F:61:PHE:HD1	1.89	0.86
1:D:52:ILE:CG2	1:D:56:LEU:HD11	2.05	0.85
1:B:104:GLN:OE1	1:B:141:SER:CB	2.24	0.85
1:B:185:VAL:HB	1:E:391:ILE:HG12	1.58	0.85
1:C:302:ILE:HG21	1:C:336:ILE:HD11	1.56	0.85
1:F:250:TYR:CZ	1:F:312:PHE:CE2	2.64	0.85
1:C:10:ASP:OD1	1:C:11:ILE:N	2.07	0.85
1:C:379:PHE:CD2	1:D:205:ILE:HD11	2.10	0.85
1:A:284:LEU:CD1	1:A:304:HIS:CD2	2.58	0.85
1:B:63:GLU:HG3	1:B:66:GLU:HG3	1.57	0.85
1:E:513:LEU:HD12	1:E:516:LYS:CE	2.05	0.85
1:A:101:VAL:CG2	1:A:138:ILE:HD11	2.06	0.85
1:C:104:GLN:CG	1:C:117:TYR:OH	2.24	0.85
1:C:428:HIS:NE2	1:D:154:GLY:HA2	1.90	0.85
1:E:87:VAL:CG1	1:E:117:TYR:CD2	2.58	0.85
1:C:459:ILE:CD1	1:C:473:LEU:HD12	2.05	0.85
1:D:203:MET:CB	1:D:230:HIS:NE2	2.38	0.85
1:E:219:VAL:HG11	1:E:224:LEU:HB2	1.57	0.85

Continued on next page...

Continued from previous page...

Atom-1	Atom-2	Interatomic distance (Å)	Clash overlap (Å)
1:C:298:MET:HG2	1:C:339:ASN:O	1.76	0.85
1:C:520:LEU:CD2	1:C:521:PRO:CD	2.54	0.85
1:F:457:ARG:HH11	1:F:457:ARG:HG2	1.40	0.85
1:A:71:ARG:NH2	1:A:116:VAL:HG12	1.91	0.85
1:A:211:ILE:CD1	1:A:217:GLU:O	2.24	0.85
1:B:457:ARG:NE	1:B:457:ARG:HA	1.90	0.85
1:D:456:ARG:HG3	1:D:456:ARG:HH11	1.41	0.85
1:F:326:PHE:HE1	1:F:363:CYS:HG	1.23	0.85
1:B:277:VAL:HG22	1:B:504:ARG:CD	2.06	0.84
1:C:470:ARG:O	1:C:474:ILE:HG13	1.77	0.84
1:C:498:MET:SD	1:E:18:LEU:HG	2.17	0.84
1:F:266:PRO:HB2	1:F:333:PRO:HG2	1.55	0.84
1:F:69:ARG:HD2	1:F:81:ARG:O	1.76	0.84
1:C:414:ARG:HH11	1:C:415:LYS:HZ2	1.25	0.84
1:E:103:SER:HB2	1:E:138:ILE:HD12	1.57	0.84
1:E:241:ALA:HB2	1:E:247:ALA:HB2	1.59	0.84
1:E:350:ILE:HG21	1:E:393:ARG:CZ	2.04	0.84
1:E:52:ILE:HG23	1:E:56:LEU:HD11	1.60	0.84
1:A:146:ILE:HG22	1:F:454:LEU:HD21	1.59	0.84
1:F:321:ASN:HD21	1:F:349:ASP:HB3	1.42	0.84
1:F:375:ASP:CG	1:F:414:ARG:HB3	1.98	0.84
1:D:87:VAL:HG22	1:D:89:THR:HG23	1.59	0.84
1:F:268:ALA:O	1:F:269:PHE:HD1	1.57	0.84
1:A:527:ASN:HD21	1:F:358:ARG:HD3	1.42	0.84
1:B:391:ILE:HD12	1:B:391:ILE:H	1.42	0.84
1:B:47:THR:HG22	1:B:50:GLU:HG3	1.59	0.84
1:C:381:PRO:HG2	1:D:214:VAL:HG21	1.57	0.84
1:D:322:ILE:CG1	1:D:338:ALA:O	2.26	0.84
1:A:118:GLY:O	1:A:122:VAL:HG23	1.78	0.84
1:A:67:PHE:O	1:A:83:TYR:HD2	1.58	0.84
1:D:313:GLU:HA	1:D:325:GLY:HA3	1.59	0.84
1:D:69:ARG:CD	1:D:81:ARG:O	2.26	0.84
1:B:262:ASN:ND2	1:B:263:LEU:CD2	2.40	0.84
1:D:208:PRO:CD	1:D:221:PHE:HE1	1.90	0.84
1:A:48:ALA:HB1	1:A:103:SER:OG	1.76	0.84
1:C:520:LEU:HD23	1:C:521:PRO:CA	2.07	0.84
1:D:212:LYS:HE2	1:D:218:ASP:OD1	1.78	0.84
1:B:399:PHE:CG	1:E:164:THR:HG23	2.12	0.84
1:F:327:GLY:O	1:F:334:VAL:CG2	2.24	0.84
1:B:328:ARG:HG2	1:B:333:PRO:HA	1.58	0.84
1:A:508:ARG:NH2	1:B:60:SER:HA	1.93	0.84

Continued on next page...

Continued from previous page...

Atom-1	Atom-2	Interatomic distance (Å)	Clash overlap (Å)
1:C:154:GLY:HA2	1:D:428:HIS:CE1	2.13	0.84
1:C:321:ASN:H	1:C:321:ASN:ND2	1.76	0.83
1:E:412:ILE:CG2	1:E:440:ALA:HB1	2.04	0.83
1:F:501:ASP:OD2	1:F:504:ARG:HD3	1.78	0.83
1:A:298:MET:HG3	1:A:302:ILE:HD11	1.60	0.83
1:A:520:LEU:HG	1:A:521:PRO:HD2	1.57	0.83
1:C:520:LEU:CD2	1:C:521:PRO:HD2	2.07	0.83
1:F:72:SER:HB3	1:F:77:LEU:CD2	2.04	0.83
1:C:275:LEU:HD11	1:C:508:ARG:NH1	1.93	0.83
1:A:490:ARG:CG	1:A:492:TYR:HE2	1.92	0.83
1:C:302:ILE:HG12	1:C:336:ILE:HD12	1.58	0.83
1:D:322:ILE:HG12	1:D:338:ALA:O	1.78	0.83
1:D:51:ARG:CZ	1:D:177:VAL:HG21	2.08	0.83
1:B:12:HIS:O	1:B:17:LYS:HE3	1.76	0.83
1:B:223:GLU:OE1	1:B:224:LEU:N	2.11	0.83
1:C:69:ARG:HD2	1:C:83:TYR:CE1	2.14	0.83
1:E:306:LEU:HD13	1:E:327:GLY:HA3	1.60	0.83
1:F:498:MET:HG3	1:F:499:PRO:CD	2.09	0.83
1:C:451:VAL:HG21	1:C:474:ILE:HG12	1.60	0.83
1:E:113:LEU:HD13	1:E:114:GLY:N	1.94	0.83
1:B:318:PHE:O	1:B:355:LYS:HD2	1.78	0.83
1:B:459:ILE:HD12	1:B:470:ARG:HB2	1.58	0.83
1:C:406:VAL:O	1:C:408:LEU:HD13	1.78	0.83
1:E:89:THR:HG23	1:E:120:LYS:HE3	1.60	0.83
1:B:146:ILE:N	1:B:146:ILE:HD12	1.93	0.83
1:D:63:GLU:OE2	1:D:66:GLU:HG3	1.79	0.83
1:A:18:LEU:HD23	1:D:438:PRO:HG2	1.59	0.83
1:B:350:ILE:HG23	1:B:390:ILE:HD12	1.60	0.83
1:B:490:ARG:CG	1:B:492:TYR:CE2	2.62	0.83
1:C:444:VAL:CG2	1:D:149:GLY:C	2.47	0.82
1:E:247:ALA:O	1:E:251:VAL:HG23	1.78	0.82
1:B:114:GLY:H	1:B:117:TYR:HB3	1.44	0.82
1:B:350:ILE:CD1	1:B:393:ARG:HH11	1.87	0.82
1:D:335:GLY:O	1:D:370:VAL:HA	1.78	0.82
1:B:478:GLU:HA	1:B:482:LEU:HD13	0.93	0.82
1:B:488:ALA:O	1:D:68:ALA:HB2	1.77	0.82
1:D:508:ARG:C	1:D:508:ARG:HD3	1.97	0.82
1:E:104:GLN:CG	1:E:117:TYR:OH	2.27	0.82
1:F:339:ASN:OD1	1:F:424:MET:CE	2.27	0.82
1:B:265:GLU:HA	1:B:265:GLU:OE1	1.79	0.82
1:B:326:PHE:CA	1:B:334:VAL:O	2.28	0.82

Continued on next page...

Continued from previous page...

Atom-1	Atom-2	Interatomic distance (Å)	Clash overlap (Å)
1:D:209:ASP:OD1	1:D:210:VAL:HG23	1.78	0.82
1:D:69:ARG:HA	1:D:85:ASP:OD1	1.78	0.82
1:F:374:VAL:HG21	1:F:424:MET:CB	2.09	0.82
1:F:375:ASP:OD1	1:F:414:ARG:HB3	1.79	0.82
1:F:56:LEU:CD2	1:F:92:GLY:CA	2.57	0.82
1:F:63:GLU:OE2	1:F:66:GLU:HG3	1.79	0.82
1:C:217:GLU:CG	1:D:383:VAL:HG21	2.05	0.82
1:C:39:LYS:C	1:C:39:LYS:HD3	1.99	0.82
1:D:155:ALA:O	1:D:159:ILE:HG13	1.78	0.82
1:C:217:GLU:CD	1:D:383:VAL:HG23	2.00	0.82
1:F:348:LEU:CD2	1:F:379:PHE:CE2	2.42	0.82
1:A:222:GLU:OE1	1:A:226:GLY:HA3	1.79	0.82
1:A:416:ALA:HB3	1:A:442:ILE:HA	1.61	0.82
1:E:350:ILE:HG22	1:E:393:ARG:NH2	1.93	0.82
1:B:175:LEU:HD12	1:B:177:VAL:HG13	1.59	0.82
1:C:181:ALA:HB2	1:C:204:PHE:HE1	1.42	0.82
1:C:358:ARG:HH11	1:C:358:ARG:HG3	1.42	0.82
1:C:455:HIS:HB3	1:C:459:ILE:HG12	1.62	0.82
1:E:51:ARG:NH1	1:E:177:VAL:HG21	1.95	0.82
1:B:113:LEU:HD23	1:B:143:GLY:O	1.78	0.82
1:B:268:ALA:CB	1:B:331:GLY:O	2.27	0.82
1:C:117:TYR:HD1	1:C:117:TYR:O	1.61	0.82
1:E:36:ALA:HB3	1:E:107:THR:HG23	1.62	0.82
1:F:349:ASP:H	1:F:352:ALA:HB3	1.45	0.82
1:A:10:ASP:CG	1:A:11:ILE:H	1.80	0.82
1:B:348:LEU:HD13	1:B:379:PHE:CE2	2.12	0.82
1:C:262:ASN:HD22	1:C:263:LEU:N	1.76	0.82
1:D:10:ASP:CG	1:D:11:ILE:N	2.31	0.82
1:B:443:ALA:O	1:E:153:LEU:HD11	1.78	0.82
1:F:48:ALA:CB	1:F:103:SER:OG	2.28	0.81
1:F:501:ASP:OD2	1:F:504:ARG:HB3	1.80	0.81
1:C:379:PHE:CZ	1:D:205:ILE:CD1	2.57	0.81
1:D:234:SER:CB	1:D:236:VAL:HG23	2.11	0.81
1:A:103:SER:HA	1:A:138:ILE:HB	1.62	0.81
1:A:379:PHE:CZ	1:A:420:ALA:HA	2.15	0.81
1:B:349:ASP:OD1	1:B:352:ALA:HB3	1.80	0.81
1:D:444:VAL:HG23	1:D:445:MET:HB3	1.60	0.81
1:F:324:THR:CG2	1:F:355:LYS:HE2	2.09	0.81
1:C:287:ILE:O	1:C:287:ILE:HD12	1.80	0.81
1:C:327:GLY:O	1:C:334:VAL:HG23	1.80	0.81
1:D:37:VAL:HG12	1:D:41:HIS:CE1	2.15	0.81

Continued on next page...

Continued from previous page...

Atom-1	Atom-2	Interatomic distance (Å)	Clash overlap (Å)
1:F:528:ILE:HD13	1:F:528:ILE:C	2.00	0.81
1:A:459:ILE:HG21	1:A:470:ARG:HE	1.46	0.81
1:E:132:GLY:HA3	1:E:261:ASN:HD22	1.46	0.81
1:E:434:ASN:C	1:E:435:LEU:CD1	2.48	0.81
1:F:173:ILE:HD13	1:F:255:LEU:CD1	2.11	0.81
1:A:409:ILE:HD11	1:A:513:LEU:HD22	1.62	0.81
1:B:87:VAL:CG1	1:B:120:LYS:HD3	2.11	0.81
1:C:379:PHE:CD2	1:D:205:ILE:CG1	2.64	0.81
1:F:280:GLU:O	1:F:283:GLU:HG3	1.80	0.81
1:B:104:GLN:NE2	1:B:139:ASN:HB3	1.96	0.81
1:E:204:PHE:HB3	1:E:206:THR:O	1.81	0.81
1:E:87:VAL:HG12	1:E:117:TYR:CE2	2.15	0.81
1:A:236:VAL:HG11	1:F:392:ARG:HG2	1.62	0.81
1:A:35:ARG:CD	1:A:39:LYS:CE	2.53	0.81
1:C:121:ILE:HG21	1:C:159:ILE:HD13	1.60	0.81
1:A:21:LEU:HD13	1:D:496:VAL:HG12	1.62	0.81
1:C:32:GLY:HA2	1:C:107:THR:HG22	1.62	0.81
1:C:376:VAL:HG21	1:C:420:ALA:HB1	1.63	0.81
1:B:438:PRO:HG3	1:D:21:LEU:HD23	1.61	0.81
1:D:298:MET:HB3	1:D:323:LEU:HD11	1.61	0.81
1:E:373:PHE:CD2	1:E:411:VAL:HB	2.15	0.81
1:F:70:HIS:NE2	1:F:77:LEU:CG	2.39	0.81
1:B:275:LEU:HD23	1:B:275:LEU:H	1.44	0.81
1:C:181:ALA:CB	1:C:204:PHE:HE1	1.93	0.81
1:C:203:MET:CB	1:C:230:HIS:NE2	2.43	0.81
1:D:375:ASP:OD1	1:D:414:ARG:HB3	1.80	0.81
1:E:451:VAL:CG2	1:E:452:ASN:ND2	2.44	0.81
1:A:348:LEU:HD13	1:A:379:PHE:CD2	2.16	0.81
1:B:69:ARG:HD3	1:B:83:TYR:CG	2.16	0.81
1:C:173:ILE:CD1	1:C:254:LEU:CD2	2.58	0.81
1:C:376:VAL:HG23	1:C:378:GLY:H	1.44	0.81
1:C:498:MET:SD	1:E:18:LEU:CG	2.69	0.81
1:A:364:ASP:HA	1:A:406:VAL:CG1	2.11	0.80
1:C:300:SER:O	1:C:304:HIS:CG	2.35	0.80
1:B:236:VAL:HG12	1:E:392:ARG:CB	2.10	0.80
1:E:417:PHE:CZ	1:E:441:GLN:HB2	2.16	0.80
1:D:85:ASP:OD2	1:D:116:VAL:HB	1.80	0.80
1:A:117:TYR:HE1	1:A:121:ILE:HD11	1.47	0.80
1:A:56:LEU:HD22	1:A:92:GLY:HA3	1.64	0.80
1:C:127:PHE:O	1:C:131:THR:HG23	1.80	0.80
1:D:456:ARG:NH1	1:D:456:ARG:CG	2.37	0.80

Continued on next page...

Continued from previous page...

Atom-1	Atom-2	Interatomic distance (Å)	Clash overlap (Å)
1:E:477:TYR:CZ	1:E:481:LEU:CD1	2.64	0.80
1:E:485:TYR:OH	1:F:21:LEU:HD13	1.82	0.80
1:A:185:VAL:O	1:A:188:PRO:HD2	1.81	0.80
1:C:18:LEU:HD23	1:F:438:PRO:HG2	1.63	0.80
1:C:306:LEU:HD22	1:C:327:GLY:HA3	1.61	0.80
1:C:336:ILE:CA	1:C:371:LEU:O	2.30	0.80
1:A:56:LEU:HD22	1:A:92:GLY:C	2.01	0.80
1:B:326:PHE:N	1:B:326:PHE:HD2	1.74	0.80
1:C:455:HIS:CB	1:C:459:ILE:HG12	2.12	0.80
1:C:61:PHE:CE1	1:C:90:GLY:HA3	2.16	0.80
1:E:262:ASN:OD1	1:E:263:LEU:CD2	2.30	0.80
1:F:86:GLY:O	1:F:117:TYR:HE2	1.64	0.80
1:F:451:VAL:HG21	1:F:474:ILE:CG1	2.11	0.80
1:F:29:THR:HA	1:F:49:ARG:HH12	1.46	0.80
1:E:243:ASP:OD2	1:E:245:LYS:HB2	1.81	0.80
1:C:198:ASP:CG	1:C:240:MET:SD	2.60	0.80
1:C:412:ILE:CD1	1:C:421:TYR:CE1	2.65	0.80
1:D:340:GLN:O	1:D:346:GLY:HA2	1.81	0.80
1:F:230:HIS:ND1	1:F:236:VAL:CG1	2.45	0.80
1:A:250:TYR:CE1	1:A:312:PHE:CZ	2.70	0.80
1:A:372:THR:HB	1:A:410:THR:HG23	1.63	0.80
1:C:335:GLY:O	1:C:370:VAL:HA	1.82	0.80
1:F:374:VAL:HG21	1:F:424:MET:HB2	1.64	0.80
1:C:347:CYS:SG	1:C:380:LEU:HB2	2.22	0.79
1:D:481:LEU:C	1:D:482:LEU:HD12	2.02	0.79
1:D:485:TYR:HA	1:D:488:ALA:HB3	1.64	0.79
1:E:321:ASN:HA	1:E:340:GLN:HB3	1.64	0.79
1:A:104:GLN:CB	1:A:140:ASP:O	2.30	0.79
1:A:268:ALA:HB2	1:A:332:ARG:HA	1.65	0.79
1:D:366:PHE:O	1:D:367:ASN:ND2	2.15	0.79
1:E:205:ILE:HG23	1:E:206:THR:OG1	1.81	0.79
1:F:219:VAL:HG11	1:F:224:LEU:HB2	1.64	0.79
1:B:323:LEU:HD21	1:B:340:GLN:HB2	1.64	0.79
1:B:102:PHE:CE1	1:B:137:GLY:CA	2.66	0.79
1:C:288:VAL:HG11	1:C:439:THR:CG2	2.12	0.79
1:D:89:THR:HG22	1:D:102:PHE:CB	2.13	0.79
1:F:257:TYR:CE1	1:F:328:ARG:CZ	2.65	0.79
1:F:250:TYR:CE1	1:F:312:PHE:CE2	2.71	0.79
1:C:336:ILE:HG22	1:C:371:LEU:HB2	0.90	0.79
1:B:364:ASP:HB3	1:E:525:HIS:HE1	1.47	0.79
1:F:348:LEU:HB3	1:F:379:PHE:CD2	2.18	0.79

Continued on next page...

Continued from previous page...

Atom-1	Atom-2	Interatomic distance (Å)	Clash overlap (Å)
1:A:257:TYR:CE1	1:A:326:PHE:CB	2.63	0.79
1:C:18:LEU:CD2	1:F:438:PRO:HG2	2.13	0.79
1:E:161:ARG:HG3	1:E:165:HIS:HE1	1.46	0.79
1:E:293:ASN:O	1:E:295:PRO:HD3	1.82	0.79
1:F:321:ASN:ND2	1:F:352:ALA:HB2	1.98	0.79
1:F:56:LEU:HD22	1:F:92:GLY:CA	2.13	0.79
1:F:127:PHE:O	1:F:131:THR:HG22	1.83	0.79
1:B:138:ILE:N	1:B:138:ILE:HD12	1.97	0.79
1:C:102:PHE:CZ	1:C:137:GLY:HA3	2.18	0.79
1:B:47:THR:HG22	1:B:50:GLU:CG	2.11	0.79
1:C:329:VAL:C	1:C:331:GLY:H	1.80	0.79
1:C:181:ALA:HB2	1:C:204:PHE:CZ	2.17	0.79
1:C:21:LEU:HD22	1:F:438:PRO:CG	2.10	0.79
1:E:52:ILE:HG23	1:E:56:LEU:CD1	2.12	0.79
1:A:364:ASP:HA	1:A:406:VAL:HG11	1.64	0.78
1:B:219:VAL:HG11	1:B:224:LEU:HB2	1.64	0.78
1:B:29:THR:HA	1:B:49:ARG:NH1	1.97	0.78
1:C:418:GLY:O	1:D:153:LEU:HD13	1.84	0.78
1:C:520:LEU:HD22	1:C:521:PRO:O	1.82	0.78
1:E:438:PRO:HG2	1:F:18:LEU:CD2	2.13	0.78
1:D:219:VAL:HG11	1:D:224:LEU:CB	2.13	0.78
1:E:238:HIS:HA	1:E:315:GLN:HG2	1.64	0.78
1:F:127:PHE:O	1:F:131:THR:CG2	2.31	0.78
1:B:104:GLN:NE2	1:B:139:ASN:CB	2.47	0.78
1:B:70:HIS:HE1	1:B:80:ASN:O	1.65	0.78
1:B:161:ARG:CG	1:E:429:LEU:O	2.25	0.78
1:F:325:GLY:O	1:F:359:PHE:CZ	2.35	0.78
1:A:155:ALA:O	1:A:159:ILE:HG13	1.84	0.78
1:C:412:ILE:CD1	1:C:421:TYR:HE1	1.95	0.78
1:D:313:GLU:HA	1:D:325:GLY:CA	2.13	0.78
1:D:483:ASN:HB2	1:D:484:PRO:HD2	1.65	0.78
1:F:344:PHE:O	1:F:347:CYS:SG	2.41	0.78
1:F:45:LYS:HD2	1:F:200:THR:HG22	1.65	0.78
1:B:311:PHE:CE2	1:B:313:GLU:HG2	2.19	0.78
1:B:386:GLU:OE1	1:E:224:LEU:CD1	2.31	0.78
1:C:437:TRP:HZ2	1:C:502:THR:HG21	1.48	0.78
1:E:160:PHE:CE1	1:E:187:SER:HB2	2.19	0.78
1:F:358:ARG:HG3	1:F:358:ARG:NH1	1.91	0.78
1:A:321:ASN:HD22	1:A:321:ASN:N	1.80	0.78
1:A:57:ASP:O	1:A:60:SER:CB	2.30	0.78
1:B:243:ASP:OD1	1:B:246:ASP:HB2	1.83	0.78

Continued on next page...

Continued from previous page...

Atom-1	Atom-2	Interatomic distance (Å)	Clash overlap (Å)
1:A:442:ILE:CD1	1:A:442:ILE:N	2.46	0.78
1:C:10:ASP:CG	1:C:11:ILE:H	1.85	0.78
1:E:375:ASP:CG	1:E:414:ARG:CB	2.52	0.78
1:F:56:LEU:HD22	1:F:93:THR:N	1.98	0.78
1:C:327:GLY:O	1:C:334:VAL:CG2	2.31	0.78
1:E:70:HIS:NE2	1:E:77:LEU:HD13	1.99	0.78
1:A:138:ILE:N	1:A:138:ILE:HD12	1.99	0.78
1:A:56:LEU:HD22	1:A:92:GLY:CA	2.14	0.78
1:B:482:LEU:HD12	1:B:482:LEU:N	1.97	0.78
1:E:299:HIS:CD2	1:E:340:GLN:HE22	2.01	0.78
1:F:125:MET:HE1	1:F:163:ASN:HD21	1.47	0.78
1:F:86:GLY:O	1:F:117:TYR:CE2	2.37	0.78
1:A:284:LEU:HD23	1:A:499:PRO:O	1.83	0.78
1:A:377:PRO:O	1:A:417:PHE:HB2	1.84	0.78
1:B:326:PHE:CA	1:B:335:GLY:HA2	2.14	0.78
1:C:324:THR:HG23	1:C:355:LYS:HE2	1.66	0.78
1:C:94:VAL:CG2	1:C:99:VAL:HG21	2.14	0.78
1:A:268:ALA:HB3	1:A:332:ARG:HD3	1.65	0.77
1:A:311:PHE:CZ	1:A:325:GLY:CA	2.64	0.77
1:B:272:GLU:OE1	1:B:272:GLU:HA	1.81	0.77
1:B:485:TYR:CZ	1:D:24:ARG:HD2	2.19	0.77
1:D:256:SER:O	1:D:267:PRO:HG2	1.82	0.77
1:E:120:LYS:O	1:E:124:VAL:CG2	2.32	0.77
1:E:161:ARG:HG3	1:E:165:HIS:CE1	2.18	0.77
1:D:111:GLY:O	1:D:141:SER:CB	2.32	0.77
1:E:87:VAL:CB	1:E:117:TYR:CE2	2.66	0.77
1:F:181:ALA:CB	1:F:204:PHE:CZ	2.67	0.77
1:B:305:VAL:HG12	1:B:305:VAL:O	1.81	0.77
1:A:485:TYR:HE1	1:B:67:PHE:CE2	2.01	0.77
1:C:288:VAL:CG1	1:C:439:THR:HG21	2.12	0.77
1:D:364:ASP:OD2	1:D:404:ALA:CA	2.33	0.77
1:C:498:MET:HG3	1:C:499:PRO:HD2	1.64	0.77
1:F:339:ASN:ND2	1:F:376:VAL:HB	2.00	0.77
1:B:181:ALA:CB	1:B:204:PHE:CZ	2.68	0.77
1:A:438:PRO:HG2	1:B:18:LEU:HD23	1.65	0.77
1:B:348:LEU:CB	1:B:379:PHE:CD2	2.68	0.77
1:D:219:VAL:CG1	1:D:224:LEU:HB2	2.14	0.77
1:D:477:TYR:CD1	1:D:482:LEU:HD11	2.19	0.77
1:E:120:LYS:O	1:E:124:VAL:HG23	1.84	0.77
1:F:54:LEU:HD12	1:F:54:LEU:O	1.85	0.77
1:A:57:ASP:C	1:A:60:SER:HB2	2.04	0.77

Continued on next page...

Continued from previous page...

Atom-1	Atom-2	Interatomic distance (Å)	Clash overlap (Å)
1:D:406:VAL:O	1:D:408:LEU:CD1	2.33	0.77
1:F:45:LYS:HD3	1:F:200:THR:HG23	1.66	0.77
1:F:436:ALA:O	1:F:496:VAL:HA	1.84	0.77
1:C:421:TYR:CE1	1:C:442:ILE:CG2	2.68	0.77
1:E:170:ILE:CG2	1:E:261:ASN:HB3	2.14	0.77
1:F:349:ASP:OD2	1:F:351:THR:HG23	1.84	0.77
1:F:48:ALA:CB	1:F:103:SER:CB	2.63	0.77
1:A:340:GLN:O	1:A:346:GLY:HA2	1.84	0.77
1:A:455:HIS:CD2	1:A:473:LEU:CD1	2.68	0.77
1:D:102:PHE:CZ	1:D:137:GLY:HA3	2.20	0.77
1:E:113:LEU:O	1:E:113:LEU:CD1	2.30	0.77
1:E:296:TYR:CZ	1:E:414:ARG:HD3	2.20	0.77
1:A:114:GLY:HA2	1:A:148:GLU:OE1	1.85	0.77
1:B:92:GLY:O	1:B:99:VAL:HB	1.84	0.77
1:E:160:PHE:HE1	1:E:187:SER:HB2	1.50	0.77
1:E:485:TYR:CE1	1:F:67:PHE:CE2	2.73	0.77
1:C:490:ARG:HA	1:E:71:ARG:NH1	1.98	0.77
1:C:89:THR:HB	1:C:124:VAL:HG21	1.66	0.77
1:D:311:PHE:CE2	1:D:313:GLU:HB2	2.19	0.77
1:E:197:VAL:CG2	1:E:200:THR:HB	2.15	0.77
1:E:204:PHE:CE1	1:E:224:LEU:CD2	2.68	0.77
1:E:329:VAL:C	1:E:331:GLY:H	1.86	0.77
1:F:94:VAL:HG23	1:F:99:VAL:HG21	1.67	0.77
1:A:146:ILE:CD1	1:A:146:ILE:N	2.48	0.76
1:A:35:ARG:HD2	1:A:39:LYS:HE3	1.66	0.76
1:B:104:GLN:OE1	1:B:141:SER:HB2	1.84	0.76
1:C:456:ARG:CG	1:C:456:ARG:NH1	2.39	0.76
1:D:459:ILE:CG2	1:D:470:ARG:HH21	1.98	0.76
1:F:268:ALA:O	1:F:269:PHE:CD1	2.38	0.76
1:D:313:GLU:HG2	1:D:316:PRO:HG3	1.67	0.76
1:D:332:ARG:HE	1:D:514:ARG:NH2	1.83	0.76
1:F:348:LEU:HD23	1:F:379:PHE:CD2	2.21	0.76
1:A:379:PHE:HZ	1:A:420:ALA:HA	1.50	0.76
1:C:421:TYR:CE1	1:C:442:ILE:HG23	2.20	0.76
1:E:375:ASP:HB2	1:E:414:ARG:CG	2.15	0.76
1:D:257:TYR:O	1:D:267:PRO:HD2	1.85	0.76
1:D:445:MET:SD	1:D:450:ALA:HA	2.24	0.76
1:E:87:VAL:CG1	1:E:117:TYR:CE2	2.68	0.76
1:E:127:PHE:O	1:E:130:LYS:HG2	1.86	0.76
1:E:376:VAL:CG2	1:E:420:ALA:HB1	2.10	0.76
1:F:85:ASP:OD2	1:F:116:VAL:HG12	1.85	0.76

Continued on next page...

Continued from previous page...

Atom-1	Atom-2	Interatomic distance (Å)	Clash overlap (Å)
1:C:203:MET:HB2	1:C:230:HIS:CD2	2.19	0.76
1:B:349:ASP:OD1	1:B:352:ALA:CB	2.34	0.76
1:B:409:ILE:HD11	1:B:513:LEU:HD12	1.67	0.76
1:C:435:LEU:HD12	1:C:495:ALA:HB3	1.67	0.76
1:C:97:ARG:HG3	1:C:98:PRO:HD2	1.67	0.76
1:E:375:ASP:CG	1:E:414:ARG:HB3	2.06	0.76
1:F:173:ILE:HD13	1:F:255:LEU:HD12	1.68	0.76
1:A:350:ILE:CG1	1:A:390:ILE:HD13	2.13	0.76
1:A:396:LYS:HD3	1:F:530:LEU:HD13	1.68	0.76
1:B:391:ILE:CD1	1:B:391:ILE:H	1.99	0.76
1:C:302:ILE:CG2	1:C:336:ILE:CD1	2.45	0.76
1:C:376:VAL:CG2	1:C:378:GLY:H	1.97	0.76
1:B:398:ILE:HD11	1:E:186:TYR:CD2	2.21	0.76
1:A:194:THR:O	1:A:238:HIS:HB2	1.86	0.76
1:B:262:ASN:ND2	1:B:263:LEU:HD22	2.00	0.76
1:B:490:ARG:HG3	1:B:492:TYR:CE2	2.21	0.76
1:C:477:TYR:CZ	1:C:481:LEU:HD23	2.21	0.76
1:D:298:MET:HG2	1:D:339:ASN:O	1.86	0.76
1:E:204:PHE:CE1	1:E:224:LEU:CG	2.62	0.76
1:E:299:HIS:CE1	1:E:323:LEU:HD11	2.20	0.76
1:A:150:VAL:O	1:F:492:TYR:HE1	1.68	0.75
1:C:498:MET:HG3	1:C:499:PRO:CD	2.15	0.75
1:D:412:ILE:CG2	1:D:440:ALA:CB	2.64	0.75
1:A:490:ARG:CD	1:A:492:TYR:OH	2.34	0.75
1:B:113:LEU:CD1	1:B:117:TYR:CZ	2.69	0.75
1:E:497:ILE:O	1:E:497:ILE:CD1	2.35	0.75
1:B:520:LEU:HD12	1:B:520:LEU:N	2.01	0.75
1:D:296:TYR:HE1	1:D:414:ARG:HE	1.35	0.75
1:D:507:VAL:O	1:D:511:ARG:HD3	1.85	0.75
1:A:497:ILE:HG21	1:A:505:HIS:HE2	1.47	0.75
1:D:320:PRO:HB2	1:D:343:GLN:HG3	1.68	0.75
1:D:517:ARG:O	1:D:518:GLU:HG2	1.86	0.75
1:E:196:MET:SD	1:E:227:ALA:HA	2.25	0.75
1:F:379:PHE:O	1:F:381:PRO:HD3	1.86	0.75
1:A:89:THR:HB	1:A:124:VAL:CG2	2.15	0.75
1:A:302:ILE:O	1:A:305:VAL:CG2	2.35	0.75
1:A:498:MET:HG3	1:A:499:PRO:HD2	1.66	0.75
1:A:508:ARG:HH22	1:B:60:SER:HA	1.51	0.75
1:E:409:ILE:HD11	1:E:510:LEU:HD23	1.68	0.75
1:F:125:MET:CE	1:F:163:ASN:HD21	1.99	0.75
1:A:520:LEU:CD1	1:A:521:PRO:HD2	2.17	0.75

Continued on next page...

Continued from previous page...

Atom-1	Atom-2	Interatomic distance (Å)	Clash overlap (Å)
1:B:104:GLN:HG2	1:B:117:TYR:OH	1.86	0.75
1:C:350:ILE:HG13	1:C:390:ILE:HD13	1.69	0.75
1:F:447:ALA:O	1:F:451:VAL:HG13	1.87	0.75
1:F:45:LYS:HD2	1:F:200:THR:HG21	1.68	0.75
1:D:480:ALA:HB1	1:D:481:LEU:HD12	1.68	0.75
1:A:21:LEU:HD13	1:D:496:VAL:CG1	2.17	0.75
1:E:278:THR:O	1:E:279:ASP:C	2.22	0.75
1:E:52:ILE:O	1:E:56:LEU:HD12	1.85	0.75
1:D:332:ARG:HH21	1:D:514:ARG:NE	1.85	0.75
1:D:412:ILE:CG2	1:D:440:ALA:HB1	2.14	0.75
1:C:14:THR:HG21	1:F:288:VAL:HG23	1.67	0.75
1:A:268:ALA:CB	1:A:332:ARG:HD3	2.16	0.74
1:A:311:PHE:CE1	1:A:325:GLY:HA3	2.21	0.74
1:A:512:GLN:HG3	1:B:91:TYR:CE1	2.22	0.74
1:B:326:PHE:H	1:B:326:PHE:HD2	1.34	0.74
1:C:106:PHE:O	1:C:106:PHE:CD2	2.40	0.74
1:C:284:LEU:HD21	1:C:304:HIS:ND1	2.02	0.74
1:C:444:VAL:HG22	1:D:149:GLY:C	2.08	0.74
1:C:428:HIS:CE1	1:D:154:GLY:HA3	2.20	0.74
1:D:175:LEU:CD1	1:D:195:VAL:HB	2.17	0.74
1:F:181:ALA:HB2	1:F:204:PHE:CZ	2.21	0.74
1:F:284:LEU:HD13	1:F:304:HIS:CD2	2.22	0.74
1:B:507:VAL:O	1:B:511:ARG:HG2	1.87	0.74
1:D:105:ASP:OD1	1:D:107:THR:HG23	1.87	0.74
1:B:10:ASP:CG	1:B:11:ILE:H	1.90	0.74
1:B:282:ALA:O	1:B:284:LEU:N	2.21	0.74
1:B:350:ILE:HG23	1:B:390:ILE:CD1	2.18	0.74
1:B:457:ARG:NH2	1:B:460:ALA:HB3	1.99	0.74
1:C:85:ASP:CG	1:C:116:VAL:HB	2.08	0.74
1:D:21:LEU:HD12	1:D:22:ARG:H	1.52	0.74
1:F:132:GLY:O	1:F:261:ASN:HB3	1.87	0.74
1:C:319:ALA:O	1:C:321:ASN:ND2	2.21	0.74
1:C:321:ASN:N	1:C:321:ASN:ND2	2.32	0.74
1:C:61:PHE:HE1	1:C:90:GLY:HA3	1.51	0.74
1:D:121:ILE:O	1:D:124:VAL:HG22	1.88	0.74
1:E:79:ALA:C	1:E:80:ASN:HD22	1.91	0.74
1:F:102:PHE:CE2	1:F:137:GLY:HA2	2.22	0.74
1:A:154:GLY:HA2	1:F:428:HIS:ND1	2.03	0.74
1:C:193:PHE:HD1	1:C:238:HIS:NE2	1.86	0.74
1:C:413:THR:O	1:C:440:ALA:N	2.21	0.74
1:B:146:ILE:H	1:B:146:ILE:CD1	2.01	0.74

Continued on next page...

Continued from previous page...

Atom-1	Atom-2	Interatomic distance (Å)	Clash overlap (Å)
1:B:219:VAL:HG12	1:B:220:GLY:O	1.88	0.74
1:B:488:ALA:HA	1:B:493:VAL:CG2	2.17	0.74
1:C:322:ILE:C	1:C:323:LEU:HD23	2.08	0.74
1:F:113:LEU:HD13	1:F:114:GLY:H	1.53	0.74
1:C:51:ARG:CZ	1:C:177:VAL:HG21	2.18	0.74
1:D:117:TYR:O	1:D:117:TYR:CD1	2.38	0.74
1:A:49:ARG:O	1:A:52:ILE:HG22	1.87	0.74
1:B:445:MET:SD	1:B:450:ALA:HA	2.28	0.74
1:B:70:HIS:CE1	1:B:81:ARG:HG2	2.23	0.74
1:D:128:ALA:HB1	1:D:135:VAL:HG22	1.70	0.74
1:A:520:LEU:CG	1:A:521:PRO:HD2	2.17	0.73
1:C:520:LEU:CD2	1:C:521:PRO:O	2.35	0.73
1:D:208:PRO:CG	1:D:221:PHE:CD1	2.67	0.73
1:F:62:VAL:HB	1:F:91:TYR:HB2	1.69	0.73
1:A:257:TYR:CZ	1:A:326:PHE:HB3	2.22	0.73
1:F:350:ILE:HG23	1:F:393:ARG:HD3	1.68	0.73
1:A:230:HIS:HA	1:A:234:SER:OG	1.88	0.73
1:C:87:VAL:HG23	1:C:103:SER:O	1.87	0.73
1:D:432:ASP:O	1:D:433:LEU:HD12	1.87	0.73
1:A:398:ILE:HD13	1:F:186:TYR:CD2	2.24	0.73
1:A:257:TYR:CZ	1:A:326:PHE:CB	2.71	0.73
1:D:265:GLU:HB3	1:D:266:PRO:HD2	1.68	0.73
1:D:379:PHE:CZ	1:D:420:ALA:N	2.55	0.73
1:E:417:PHE:CE1	1:E:441:GLN:HB2	2.24	0.73
1:A:418:GLY:O	1:F:153:LEU:HD13	1.88	0.73
1:D:281:ASP:O	1:D:284:LEU:HB2	1.88	0.73
1:E:299:HIS:CE1	1:E:323:LEU:CD1	2.70	0.73
1:E:497:ILE:H	1:E:497:ILE:HD12	1.54	0.73
1:C:68:ALA:HA	1:F:489:GLU:HA	1.68	0.73
1:C:21:LEU:O	1:C:25:ILE:HG13	1.88	0.73
1:C:416:ALA:HB1	1:C:421:TYR:CD1	2.22	0.73
1:E:209:ASP:OD1	1:E:210:VAL:HG23	1.88	0.73
1:F:289:PRO:HB3	1:F:294:GLN:NE2	2.04	0.73
1:F:497:ILE:HG21	1:F:505:HIS:NE2	2.04	0.73
1:B:519:SER:C	1:B:520:LEU:CD1	2.49	0.73
1:C:321:ASN:N	1:C:321:ASN:HD22	1.85	0.73
1:C:329:VAL:C	1:C:331:GLY:N	2.39	0.73
1:C:391:ILE:CG2	1:D:185:VAL:HB	2.18	0.73
1:C:94:VAL:HG21	1:C:99:VAL:HG21	1.71	0.73
1:D:250:TYR:CE1	1:D:312:PHE:CZ	2.77	0.73
1:E:32:GLY:HA3	1:E:107:THR:HG21	1.70	0.73

Continued on next page...

Continued from previous page...

Atom-1	Atom-2	Interatomic distance (Å)	Clash overlap (Å)
1:E:193:PHE:HA	1:E:238:HIS:HE1	1.49	0.73
1:F:125:MET:HE2	1:F:163:ASN:ND2	2.04	0.73
1:B:275:LEU:CD2	1:B:275:LEU:H	2.02	0.73
1:B:428:HIS:CE1	1:B:492:TYR:CE1	2.72	0.73
1:B:69:ARG:CD	1:B:83:TYR:CD2	2.66	0.73
1:D:435:LEU:N	1:D:435:LEU:HD22	2.03	0.73
1:E:170:ILE:CG2	1:E:261:ASN:CB	2.66	0.73
1:E:299:HIS:CD2	1:E:340:GLN:NE2	2.56	0.73
1:B:399:PHE:CE1	1:E:164:THR:HG23	2.23	0.73
1:E:483:ASN:HB2	1:E:484:PRO:HD2	1.70	0.73
1:A:101:VAL:CG2	1:A:138:ILE:CD1	2.67	0.73
1:A:340:GLN:OE1	1:A:341:PRO:HD2	1.89	0.73
1:A:47:THR:OG1	1:A:50:GLU:HG3	1.89	0.73
1:B:47:THR:HG22	1:B:50:GLU:CD	2.09	0.73
1:B:56:LEU:HD22	1:B:92:GLY:C	2.09	0.73
1:C:447:ALA:HB2	1:C:482:LEU:HD21	1.70	0.73
1:D:353:SER:OG	1:D:394:GLY:HA2	1.87	0.73
1:D:87:VAL:CG2	1:D:89:THR:HG23	2.19	0.73
1:F:350:ILE:CG2	1:F:393:ARG:HD3	2.19	0.73
1:A:181:ALA:HB1	1:A:204:PHE:HE1	1.51	0.72
1:B:327:GLY:N	1:B:334:VAL:O	2.21	0.72
1:E:219:VAL:HG12	1:E:220:GLY:O	1.89	0.72
1:B:348:LEU:CB	1:B:379:PHE:CE2	2.72	0.72
1:C:158:GLU:CD	1:C:161:ARG:HH21	1.93	0.72
1:B:454:LEU:CD1	1:E:75:PHE:CZ	2.72	0.72
1:F:129:LEU:HD23	1:F:129:LEU:C	2.09	0.72
1:C:256:SER:O	1:C:267:PRO:HG2	1.89	0.72
1:C:498:MET:O	1:C:501:ASP:HB2	1.89	0.72
1:B:236:VAL:HG11	1:E:392:ARG:HB3	1.71	0.72
1:A:268:ALA:CB	1:A:332:ARG:HA	2.20	0.72
1:C:14:THR:HG21	1:F:288:VAL:CG2	2.19	0.72
1:C:365:ALA:CA	1:D:525:HIS:CE1	2.72	0.72
1:D:332:ARG:HH11	1:D:332:ARG:HB2	1.53	0.72
1:A:21:LEU:CD1	1:D:496:VAL:HG12	2.19	0.72
1:A:334:VAL:HG21	1:A:371:LEU:CD1	2.18	0.72
1:C:217:GLU:CD	1:D:383:VAL:CG2	2.56	0.72
1:F:417:PHE:HD1	1:F:443:ALA:HB3	1.52	0.72
1:A:146:ILE:HD12	1:A:146:ILE:N	2.04	0.72
1:B:434:ASN:O	1:B:435:LEU:HD13	1.88	0.72
1:D:14:THR:O	1:D:18:LEU:HD12	1.90	0.72
1:D:330:GLU:OE2	1:D:507:VAL:CG2	2.38	0.72

Continued on next page...

Continued from previous page...

Atom-1	Atom-2	Interatomic distance (Å)	Clash overlap (Å)
1:A:308:ASP:O	1:A:310:GLU:N	2.22	0.72
1:B:113:LEU:HD13	1:B:117:TYR:CZ	2.25	0.72
1:C:85:ASP:OD2	1:C:117:TYR:N	2.22	0.72
1:C:40:GLN:HA	1:C:40:GLN:HE21	1.55	0.72
1:C:63:GLU:O	1:C:64:LEU:HD12	1.89	0.72
1:D:118:GLY:O	1:D:122:VAL:HG23	1.89	0.72
1:D:61:PHE:CE1	1:D:90:GLY:HA3	2.24	0.72
1:E:33:SER:OG	1:E:36:ALA:HB2	1.90	0.72
1:F:323:LEU:CD2	1:F:340:GLN:OE1	2.37	0.72
1:E:376:VAL:CG2	1:E:420:ALA:CB	2.66	0.72
1:F:24:ARG:HG2	1:F:83:TYR:HH	1.55	0.72
1:B:144:ALA:HB2	1:B:156:TYR:HE2	1.55	0.72
1:B:236:VAL:HG12	1:E:392:ARG:CG	2.19	0.72
1:B:350:ILE:HG22	1:B:390:ILE:HD12	1.70	0.72
1:C:396:LYS:HA	1:C:528:ILE:CG2	2.20	0.72
1:C:528:ILE:HD12	1:C:528:ILE:H	1.55	0.72
1:D:306:LEU:HD21	1:D:336:ILE:HD11	1.71	0.72
1:E:175:LEU:HD11	1:E:177:VAL:HG11	1.69	0.72
1:E:297:ASP:OD2	1:E:299:HIS:CD2	2.43	0.72
1:A:361:ARG:O	1:F:525:HIS:HE1	1.72	0.72
1:B:185:VAL:CB	1:E:391:ILE:HG12	2.20	0.72
1:B:21:LEU:O	1:B:25:ILE:HG13	1.90	0.72
1:B:259:PRO:HG3	1:B:366:PHE:O	1.89	0.72
1:B:417:PHE:CD2	1:B:417:PHE:N	2.58	0.72
1:C:217:GLU:OE1	1:D:383:VAL:HG23	1.88	0.72
1:E:172:GLN:CB	1:E:191:THR:HG23	2.20	0.72
1:F:91:TYR:HE1	1:F:127:PHE:CE1	2.06	0.72
1:A:75:PHE:CE2	1:F:454:LEU:CD1	2.73	0.71
1:B:181:ALA:CB	1:B:204:PHE:CE1	2.73	0.71
1:B:417:PHE:HD2	1:B:417:PHE:N	1.88	0.71
1:B:398:ILE:CG1	1:B:423:VAL:HG22	2.19	0.71
1:B:490:ARG:HG3	1:B:492:TYR:HE2	1.54	0.71
1:C:102:PHE:CZ	1:C:137:GLY:CA	2.73	0.71
1:C:323:LEU:HD21	1:C:340:GLN:CB	2.18	0.71
1:E:284:LEU:CD1	1:E:304:HIS:CD2	2.47	0.71
1:E:412:ILE:CD1	1:E:442:ILE:CD1	2.68	0.71
1:F:326:PHE:CE1	1:F:363:CYS:SG	2.83	0.71
1:F:85:ASP:OD2	1:F:116:VAL:HB	1.90	0.71
1:A:340:GLN:O	1:A:346:GLY:CA	2.39	0.71
1:B:129:LEU:HD21	1:E:521:PRO:HG2	1.72	0.71
1:B:322:ILE:CG2	1:B:338:ALA:O	2.26	0.71

Continued on next page...

Continued from previous page...

Atom-1	Atom-2	Interatomic distance (Å)	Clash overlap (Å)
1:B:447:ALA:HB1	1:B:474:ILE:HG23	1.71	0.71
1:C:528:ILE:HD12	1:C:528:ILE:N	2.04	0.71
1:D:451:VAL:HG21	1:D:474:ILE:HA	1.70	0.71
1:D:49:ARG:HB2	1:D:49:ARG:NH1	2.05	0.71
1:E:70:HIS:CD2	1:E:77:LEU:HD13	2.25	0.71
1:E:94:VAL:CB	1:E:95:ASP:OD2	2.38	0.71
1:F:54:LEU:HG	1:F:248:VAL:HG11	1.70	0.71
1:B:275:LEU:HD23	1:B:275:LEU:N	2.03	0.71
1:C:196:MET:HE1	1:C:230:HIS:CD2	2.24	0.71
1:F:85:ASP:OD2	1:F:116:VAL:CG1	2.38	0.71
1:F:239:HIS:NE2	1:F:240:MET:O	2.23	0.71
1:F:293:ASN:O	1:F:295:PRO:HD3	1.89	0.71
1:D:417:PHE:CE1	1:D:441:GLN:HB3	2.24	0.71
1:E:173:ILE:HG21	1:E:251:VAL:HG13	1.71	0.71
1:E:435:LEU:N	1:E:435:LEU:CD1	2.53	0.71
1:C:512:GLN:OE1	1:E:98:PRO:HB3	1.91	0.71
1:C:412:ILE:HD13	1:C:421:TYR:HE1	1.54	0.71
1:C:520:LEU:HG	1:C:521:PRO:HD2	1.72	0.71
1:D:166:ALA:O	1:D:167:SER:C	2.28	0.71
1:E:32:GLY:HA3	1:E:107:THR:CG2	2.20	0.71
1:F:375:ASP:CG	1:F:414:ARG:CB	2.58	0.71
1:A:35:ARG:O	1:A:38:GLU:CG	2.38	0.71
1:C:447:ALA:O	1:C:451:VAL:HG13	1.90	0.71
1:E:102:PHE:HE1	1:E:137:GLY:HA3	1.56	0.71
1:E:257:TYR:CD1	1:E:326:PHE:HB3	2.25	0.71
1:F:46:LEU:CD1	1:F:46:LEU:N	2.53	0.71
1:A:337:VAL:CG1	1:A:372:THR:HG23	2.21	0.71
1:C:412:ILE:HD13	1:C:421:TYR:CE1	2.26	0.71
1:D:70:HIS:NE2	1:D:77:LEU:HD13	2.06	0.71
1:D:62:VAL:CG1	1:D:91:TYR:CE2	2.74	0.71
1:A:286:THR:O	1:A:286:THR:HG22	1.90	0.71
1:B:47:THR:HG23	1:B:50:GLU:HG3	1.70	0.71
1:B:48:ALA:HB1	1:B:103:SER:HB3	1.71	0.71
1:D:307:ASP:OD2	1:D:330:GLU:N	2.23	0.71
1:F:18:LEU:O	1:F:21:LEU:HB3	1.91	0.71
1:A:236:VAL:HG13	1:F:392:ARG:HD3	1.72	0.71
1:A:112:ALA:CA	1:A:143:GLY:O	2.39	0.71
1:B:348:LEU:HD13	1:B:379:PHE:HE2	1.55	0.71
1:D:417:PHE:CE1	1:D:441:GLN:CB	2.73	0.71
1:D:62:VAL:HG11	1:D:91:TYR:CE2	2.26	0.71
1:E:259:PRO:HD3	1:E:266:PRO:HB3	1.71	0.71

Continued on next page...

Continued from previous page...

Atom-1	Atom-2	Interatomic distance (Å)	Clash overlap (Å)
1:A:57:ASP:HB2	1:A:93:THR:HG23	1.73	0.71
1:B:370:VAL:HB	1:B:408:LEU:HD13	1.73	0.71
1:D:445:MET:HG2	1:D:450:ALA:HB2	1.72	0.71
1:A:57:ASP:CA	1:A:60:SER:HB2	2.21	0.70
1:B:321:ASN:ND2	1:B:349:ASP:OD2	2.24	0.70
1:C:414:ARG:NH1	1:C:415:LYS:HZ2	1.89	0.70
1:A:366:PHE:O	1:A:367:ASN:ND2	2.24	0.70
1:B:350:ILE:CD1	1:B:393:ARG:NH1	2.49	0.70
1:B:445:MET:CG	1:B:450:ALA:HB2	2.21	0.70
1:A:508:ARG:HH22	1:B:60:SER:CA	2.04	0.70
1:D:146:ILE:O	1:D:149:GLY:N	2.24	0.70
1:E:329:VAL:C	1:E:331:GLY:N	2.45	0.70
1:E:477:TYR:CE2	1:E:481:LEU:CD1	2.60	0.70
1:F:501:ASP:OD2	1:F:504:ARG:CD	2.39	0.70
1:B:467:GLU:OE1	1:B:467:GLU:HA	1.91	0.70
1:C:474:ILE:O	1:C:478:GLU:HG2	1.91	0.70
1:C:189:ALA:O	1:D:529:PRO:HG3	1.90	0.70
1:A:428:HIS:CD2	1:F:154:GLY:HA2	2.25	0.70
1:F:186:TYR:O	1:F:189:ALA:HB3	1.91	0.70
1:A:284:LEU:CD2	1:A:499:PRO:O	2.39	0.70
1:B:411:VAL:HA	1:B:435:LEU:O	1.90	0.70
1:B:504:ARG:O	1:B:508:ARG:HG3	1.91	0.70
1:C:121:ILE:HG21	1:C:159:ILE:CD1	2.22	0.70
1:D:262:ASN:OD1	1:D:263:LEU:CD2	2.38	0.70
1:D:477:TYR:CD2	1:D:481:LEU:HD22	2.26	0.70
1:E:307:ASP:OD1	1:E:329:VAL:HA	1.92	0.70
1:F:102:PHE:HZ	1:F:137:GLY:HA3	1.52	0.70
1:F:348:LEU:HB3	1:F:379:PHE:HD2	1.55	0.70
1:A:318:PHE:HZ	1:A:351:THR:CB	1.85	0.70
1:A:416:ALA:CB	1:A:442:ILE:HG13	2.21	0.70
1:C:85:ASP:OD2	1:C:116:VAL:HB	1.90	0.70
1:D:379:PHE:O	1:D:381:PRO:HD3	1.91	0.70
1:C:455:HIS:ND1	1:C:473:LEU:HD13	2.07	0.70
1:D:10:ASP:OD1	1:D:11:ILE:HG22	1.90	0.70
1:D:158:GLU:HG3	1:D:162:ARG:HH11	1.53	0.70
1:D:332:ARG:NH1	1:D:332:ARG:HB2	2.07	0.70
1:F:113:LEU:HG	1:F:156:TYR:CE1	2.26	0.70
1:F:45:LYS:HG2	1:F:244:GLU:OE1	1.90	0.70
1:A:318:PHE:HE2	1:A:351:THR:O	1.73	0.70
1:B:302:ILE:HG22	1:B:306:LEU:HD11	1.73	0.70
1:C:284:LEU:HD13	1:C:437:TRP:CH2	2.26	0.70

Continued on next page...

Continued from previous page...

Atom-1	Atom-2	Interatomic distance (Å)	Clash overlap (Å)
1:C:421:TYR:CD1	1:C:442:ILE:CG2	2.73	0.70
1:C:477:TYR:CZ	1:C:481:LEU:CD2	2.75	0.70
1:E:296:TYR:CE1	1:E:414:ARG:NH1	2.59	0.70
1:F:85:ASP:OD2	1:F:116:VAL:CB	2.39	0.70
1:F:91:TYR:HE1	1:F:127:PHE:CE2	2.09	0.70
1:A:71:ARG:HH11	1:A:71:ARG:HG3	1.57	0.70
1:C:358:ARG:NH1	1:D:529:PRO:HA	2.06	0.70
1:F:348:LEU:CD1	1:F:352:ALA:HB3	2.14	0.70
1:A:150:VAL:O	1:F:492:TYR:CE1	2.43	0.70
1:A:284:LEU:HD22	1:A:500:SER:CA	2.21	0.70
1:C:520:LEU:HD23	1:C:520:LEU:C	2.12	0.70
1:E:297:ASP:OD2	1:E:299:HIS:HD2	1.73	0.70
1:A:454:LEU:CD2	1:F:147:GLN:HG2	2.21	0.70
1:F:349:ASP:OD1	1:F:351:THR:HG23	1.90	0.70
1:A:412:ILE:HG22	1:A:440:ALA:HB1	1.74	0.70
1:B:280:GLU:O	1:B:283:GLU:HG3	1.92	0.70
1:B:477:TYR:O	1:B:481:LEU:HB2	1.92	0.70
1:C:305:VAL:HG11	1:C:506:ILE:HD13	1.74	0.70
1:C:275:LEU:CD1	1:C:508:ARG:NH1	2.55	0.70
1:C:63:GLU:OE2	1:C:66:GLU:HB2	1.92	0.70
1:E:501:ASP:OD2	1:E:504:ARG:HD3	1.92	0.70
1:A:299:HIS:CE1	1:A:323:LEU:HD13	2.27	0.69
1:B:223:GLU:C	1:B:223:GLU:OE1	2.30	0.69
1:B:326:PHE:CB	1:B:334:VAL:O	2.40	0.69
1:B:374:VAL:N	1:B:411:VAL:O	2.22	0.69
1:B:488:ALA:CA	1:B:493:VAL:HG22	2.22	0.69
1:C:186:TYR:O	1:C:189:ALA:N	2.24	0.69
1:F:160:PHE:HE1	1:F:187:SER:N	1.90	0.69
1:A:432:ASP:OD1	1:A:516:LYS:CE	2.39	0.69
1:C:117:TYR:C	1:C:117:TYR:HD1	1.95	0.69
1:E:90:GLY:O	1:E:101:VAL:HG12	1.92	0.69
1:E:265:GLU:CG	1:E:266:PRO:CD	2.66	0.69
1:F:125:MET:CE	1:F:163:ASN:ND2	2.54	0.69
1:F:311:PHE:HE1	1:F:325:GLY:HA3	0.94	0.69
1:F:349:ASP:H	1:F:352:ALA:CB	2.05	0.69
1:B:71:ARG:NH2	1:B:115:GLU:OE2	2.24	0.69
1:C:365:ALA:CA	1:D:525:HIS:HE1	2.05	0.69
1:C:469:THR:O	1:C:472:ARG:HB3	1.93	0.69
1:C:56:LEU:CD2	1:C:92:GLY:C	2.60	0.69
1:D:117:TYR:CD1	1:D:117:TYR:C	2.66	0.69
1:D:187:SER:HB3	1:D:188:PRO:HD3	1.72	0.69

Continued on next page...

Continued from previous page...

Atom-1	Atom-2	Interatomic distance (Å)	Clash overlap (Å)
1:D:340:GLN:HG3	1:D:342:MET:H	1.57	0.69
1:E:296:TYR:OH	1:E:414:ARG:HD3	1.93	0.69
1:E:45:LYS:C	1:E:46:LEU:HD12	2.12	0.69
1:E:94:VAL:HG12	1:E:95:ASP:OD2	1.91	0.69
1:F:25:ILE:O	1:F:29:THR:HG23	1.92	0.69
1:F:517:ARG:HG2	1:F:517:ARG:HH11	1.57	0.69
1:B:307:ASP:O	1:B:308:ASP:HB2	1.92	0.69
1:B:87:VAL:HG21	1:B:89:THR:HG23	1.74	0.69
1:D:250:TYR:CZ	1:D:312:PHE:HZ	2.11	0.69
1:D:279:ASP:O	1:D:282:ALA:HB3	1.92	0.69
1:D:268:ALA:HB1	1:D:332:ARG:HG3	1.74	0.69
1:A:101:VAL:HG23	1:A:138:ILE:CD1	2.23	0.69
1:B:149:GLY:O	1:B:151:ALA:N	2.24	0.69
1:C:379:PHE:CD2	1:D:205:ILE:HG12	2.27	0.69
1:D:104:GLN:NE2	1:D:117:TYR:OH	2.25	0.69
1:E:64:LEU:O	1:E:65:ASP:HB2	1.92	0.69
1:E:84:GLY:O	1:E:85:ASP:C	2.30	0.69
1:F:272:GLU:HG2	1:F:272:GLU:O	1.92	0.69
1:B:112:ALA:HB3	1:B:145:ARG:HG3	1.73	0.69
1:B:13:THR:O	1:B:17:LYS:HG3	1.91	0.69
1:B:146:ILE:N	1:B:146:ILE:CD1	2.55	0.69
1:B:45:LYS:CE	1:B:200:THR:HG23	2.22	0.69
1:C:90:GLY:C	1:C:101:VAL:HG12	2.13	0.69
1:D:490:ARG:CD	1:D:492:TYR:CZ	2.72	0.69
1:E:322:ILE:CG2	1:E:355:LYS:HD3	2.21	0.69
1:A:239:HIS:ND1	1:A:250:TYR:CE1	2.61	0.69
1:A:383:VAL:HB	1:F:217:GLU:OE1	1.92	0.69
1:C:231:ASN:HD21	1:C:239:HIS:C	1.95	0.69
1:C:322:ILE:HG21	1:C:352:ALA:HB1	1.74	0.69
1:B:485:TYR:CE1	1:D:24:ARG:HD2	2.28	0.69
1:E:209:ASP:OD1	1:E:210:VAL:N	2.26	0.69
1:E:89:THR:CG2	1:E:120:LYS:HE3	2.23	0.69
1:F:102:PHE:CE1	1:F:137:GLY:CA	2.75	0.69
1:A:361:ARG:O	1:F:525:HIS:CE1	2.45	0.69
1:A:26:GLU:OE1	1:A:26:GLU:HA	1.93	0.69
1:B:457:ARG:HE	1:B:457:ARG:CA	2.03	0.69
1:D:163:ASN:HB3	1:D:190:ILE:HG21	1.75	0.69
1:D:161:ARG:HD2	1:D:165:HIS:CE1	2.27	0.69
1:D:312:PHE:O	1:D:325:GLY:CA	2.41	0.69
1:D:498:MET:HG3	1:D:499:PRO:CD	2.22	0.69
1:F:160:PHE:CE1	1:F:186:TYR:HB2	2.28	0.69

Continued on next page...

Continued from previous page...

Atom-1	Atom-2	Interatomic distance (Å)	Clash overlap (Å)
1:A:211:ILE:HD12	1:A:212:LYS:H	1.50	0.69
1:B:104:GLN:CD	1:B:139:ASN:CB	2.60	0.69
1:B:451:VAL:HG11	1:B:474:ILE:HG13	1.75	0.69
1:C:278:THR:O	1:C:281:ASP:N	2.26	0.69
1:E:171:PRO:HG3	1:E:366:PHE:CE1	2.28	0.69
1:F:349:ASP:OD2	1:F:351:THR:CG2	2.41	0.69
1:F:528:ILE:HD13	1:F:529:PRO:CD	2.22	0.69
1:A:308:ASP:C	1:A:310:GLU:H	1.97	0.69
1:B:322:ILE:HG12	1:B:339:ASN:HA	1.74	0.69
1:E:257:TYR:CD1	1:E:326:PHE:CB	2.76	0.69
1:E:516:LYS:NZ	1:F:131:THR:HG22	2.08	0.69
1:B:364:ASP:HB3	1:E:525:HIS:CE1	2.27	0.69
1:A:348:LEU:O	1:A:380:LEU:N	2.25	0.69
1:C:427:LYS:CD	1:C:434:ASN:OD1	2.37	0.69
1:D:11:ILE:CD1	1:D:20:ASP:OD2	2.39	0.69
1:D:379:PHE:CZ	1:D:420:ALA:CA	2.76	0.69
1:B:236:VAL:CG1	1:E:392:ARG:CB	2.69	0.69
1:B:243:ASP:OD2	1:B:245:LYS:CE	2.35	0.68
1:B:393:ARG:O	1:B:396:LYS:HG3	1.93	0.68
1:B:448:GLN:O	1:B:452:ASN:ND2	2.24	0.68
1:D:187:SER:O	1:D:191:THR:HG23	1.93	0.68
1:D:364:ASP:HB2	1:D:404:ALA:HB1	1.75	0.68
1:E:315:GLN:N	1:E:316:PRO:HD3	2.08	0.68
1:E:501:ASP:O	1:E:504:ARG:N	2.26	0.68
1:F:209:ASP:HA	1:F:212:LYS:CE	2.15	0.68
1:A:488:ALA:HA	1:A:493:VAL:HG23	1.74	0.68
1:B:112:ALA:CB	1:B:145:ARG:HG3	2.23	0.68
1:C:117:TYR:CD1	1:C:117:TYR:O	2.45	0.68
1:C:432:ASP:OD2	1:C:516:LYS:CD	2.41	0.68
1:D:283:GLU:O	1:D:287:ILE:HG13	1.92	0.68
1:C:529:PRO:HB3	1:D:358:ARG:NH1	2.08	0.68
1:D:62:VAL:HB	1:D:91:TYR:CE2	2.29	0.68
1:E:427:LYS:O	1:E:430:GLY:N	2.27	0.68
1:E:46:LEU:HD12	1:E:46:LEU:N	2.07	0.68
1:F:199:GLN:HG2	1:F:222:GLU:CD	2.13	0.68
1:B:292:ALA:HA	1:B:414:ARG:NH1	2.08	0.68
1:C:441:GLN:HG2	1:C:482:LEU:HB3	1.74	0.68
1:D:321:ASN:ND2	1:D:352:ALA:HB2	2.08	0.68
1:E:284:LEU:HD13	1:E:304:HIS:HD2	0.92	0.68
1:E:306:LEU:CD1	1:E:327:GLY:HA3	2.24	0.68
1:F:172:GLN:HB3	1:F:191:THR:HG23	1.73	0.68

Continued on next page...

Continued from previous page...

Atom-1	Atom-2	Interatomic distance (Å)	Clash overlap (Å)
1:F:332:ARG:HH12	1:F:510:LEU:HB3	1.58	0.68
1:F:322:ILE:HD13	1:F:356:ALA:HB2	1.75	0.68
1:A:258:LEU:HD12	1:A:258:LEU:N	2.08	0.68
1:B:485:TYR:CE1	1:D:24:ARG:CD	2.76	0.68
1:D:231:ASN:HB3	1:D:317:LEU:CD2	2.24	0.68
1:E:268:ALA:HB1	1:E:332:ARG:HD3	1.74	0.68
1:F:104:GLN:OE1	1:F:139:ASN:CA	2.36	0.68
1:F:113:LEU:CD1	1:F:114:GLY:H	2.07	0.68
1:A:490:ARG:CD	1:A:492:TYR:CZ	2.70	0.68
1:B:386:GLU:OE2	1:E:205:ILE:HG22	1.93	0.68
1:B:405:THR:O	1:B:516:LYS:HD3	1.94	0.68
1:C:154:GLY:CA	1:D:428:HIS:CE1	2.77	0.68
1:F:497:ILE:HD12	1:F:505:HIS:HD2	1.50	0.68
1:A:69:ARG:NH1	1:A:83:TYR:OH	2.26	0.68
1:D:480:ALA:C	1:D:481:LEU:HD12	2.13	0.68
1:D:503:ARG:O	1:D:507:VAL:HG12	1.94	0.68
1:E:289:PRO:HB2	1:E:294:GLN:HE21	1.58	0.68
1:E:321:ASN:O	1:E:340:GLN:N	2.26	0.68
1:E:474:ILE:O	1:E:478:GLU:CG	2.31	0.68
1:A:234:SER:OG	1:A:236:VAL:HG22	1.94	0.68
1:C:187:SER:HB3	1:C:188:PRO:HD3	1.74	0.68
1:C:485:TYR:HE1	1:E:24:ARG:HD3	1.59	0.68
1:D:481:LEU:N	1:D:481:LEU:HD12	2.08	0.68
1:E:104:GLN:HA	1:E:117:TYR:OH	1.92	0.68
1:E:327:GLY:O	1:E:334:VAL:HG22	1.94	0.68
1:F:497:ILE:HG13	1:F:497:ILE:O	1.93	0.68
1:C:396:LYS:HG2	1:C:528:ILE:CG2	2.24	0.68
1:C:429:LEU:C	1:D:161:ARG:HG3	2.14	0.68
1:E:36:ALA:CB	1:E:107:THR:HG23	2.23	0.68
1:E:464:ASP:O	1:E:465:ASP:HB2	1.93	0.68
1:A:508:ARG:HH11	1:A:508:ARG:HB3	1.58	0.68
1:B:305:VAL:CG1	1:B:305:VAL:O	2.41	0.68
1:D:138:ILE:HD12	1:D:138:ILE:N	2.08	0.68
1:A:485:TYR:HA	1:A:488:ALA:HB3	1.76	0.68
1:B:45:LYS:HB3	1:B:244:GLU:OE1	1.93	0.68
1:C:432:ASP:OD2	1:C:516:LYS:HD2	1.94	0.68
1:D:391:ILE:H	1:D:391:ILE:HD12	1.59	0.68
1:C:189:ALA:O	1:D:529:PRO:CG	2.42	0.68
1:B:442:ILE:HG22	1:E:150:VAL:HG11	1.76	0.68
1:F:48:ALA:HA	1:F:103:SER:OG	1.93	0.68
1:F:215:THR:HG22	1:F:217:GLU:N	2.09	0.68

Continued on next page...

Continued from previous page...

Atom-1	Atom-2	Interatomic distance (Å)	Clash overlap (Å)
1:A:383:VAL:HG12	1:A:383:VAL:O	1.94	0.67
1:A:454:LEU:HD23	1:F:147:GLN:HG2	1.76	0.67
1:A:49:ARG:HG3	1:A:49:ARG:HH11	1.60	0.67
1:A:69:ARG:NE	1:A:83:TYR:CZ	2.61	0.67
1:B:262:ASN:CG	1:B:263:LEU:HD22	2.15	0.67
1:C:125:MET:CE	1:C:163:ASN:HD21	2.07	0.67
1:C:199:GLN:HA	1:C:199:GLN:HE21	1.58	0.67
1:C:217:GLU:OE1	1:D:383:VAL:N	2.27	0.67
1:D:349:ASP:HB2	1:D:385:GLN:OE1	1.95	0.67
1:F:289:PRO:HB3	1:F:294:GLN:HE21	1.59	0.67
1:F:517:ARG:HG2	1:F:517:ARG:NH1	2.07	0.67
1:B:334:VAL:HG11	1:B:371:LEU:CD1	2.24	0.67
1:B:414:ARG:HA	1:B:440:ALA:HA	1.76	0.67
1:B:445:MET:SD	1:B:450:ALA:N	2.67	0.67
1:C:457:ARG:NH1	1:C:457:ARG:HA	2.05	0.67
1:C:520:LEU:CG	1:C:521:PRO:HD2	2.23	0.67
1:D:482:LEU:HD12	1:D:482:LEU:N	2.09	0.67
1:E:139:ASN:HB2	1:E:176:VAL:HG22	1.76	0.67
1:E:204:PHE:CE1	1:E:224:LEU:HD23	2.29	0.67
1:E:132:GLY:CA	1:E:261:ASN:HD22	2.07	0.67
1:E:324:THR:HA	1:E:336:ILE:O	1.94	0.67
1:E:373:PHE:HZ	1:E:506:ILE:HD11	1.59	0.67
1:C:300:SER:O	1:C:304:HIS:CE1	2.47	0.67
1:D:158:GLU:HG3	1:D:162:ARG:HH12	1.59	0.67
1:E:102:PHE:CD1	1:E:137:GLY:HA2	2.28	0.67
1:E:163:ASN:HA	1:E:172:GLN:HE22	1.57	0.67
1:E:251:VAL:O	1:E:255:LEU:HB2	1.95	0.67
1:A:262:ASN:C	1:A:263:LEU:HD22	2.14	0.67
1:C:161:ARG:HG3	1:D:429:LEU:O	1.95	0.67
1:D:284:LEU:HD12	1:D:287:ILE:HD13	1.74	0.67
1:E:197:VAL:HA	1:E:241:ALA:HB3	1.76	0.67
1:E:482:LEU:HD12	1:E:482:LEU:N	2.10	0.67
1:B:452:ASN:O	1:B:456:ARG:HB2	1.92	0.67
1:C:268:ALA:HB2	1:C:332:ARG:HD2	1.76	0.67
1:C:306:LEU:HD22	1:C:327:GLY:CA	2.25	0.67
1:C:412:ILE:HG22	1:C:440:ALA:HB1	1.77	0.67
1:C:530:LEU:HB3	1:D:396:LYS:NZ	2.09	0.67
1:D:256:SER:O	1:D:267:PRO:HG3	1.95	0.67
1:D:52:ILE:HG22	1:D:56:LEU:CD1	2.24	0.67
1:E:125:MET:CE	1:E:163:ASN:HD21	2.08	0.67
1:E:339:ASN:HD22	1:E:375:ASP:C	1.96	0.67

Continued on next page...

Continued from previous page...

Atom-1	Atom-2	Interatomic distance (Å)	Clash overlap (Å)
1:F:230:HIS:CE1	1:F:236:VAL:HG11	2.30	0.67
1:D:40:GLN:NE2	1:D:45:LYS:CE	2.38	0.67
1:D:296:TYR:HE1	1:D:414:ARG:HH21	1.36	0.67
1:D:434:ASN:C	1:D:435:LEU:HD13	2.15	0.67
1:E:434:ASN:HB3	1:E:493:VAL:HG22	1.75	0.67
1:F:113:LEU:HD13	1:F:117:TYR:CD1	2.30	0.67
1:F:275:LEU:HD12	1:F:275:LEU:N	2.09	0.67
1:F:36:ALA:O	1:F:39:LYS:HB3	1.94	0.67
1:A:162:ARG:HH11	1:A:162:ARG:CG	2.07	0.67
1:A:281:ASP:O	1:A:284:LEU:CD1	2.31	0.67
1:B:57:ASP:OD1	1:B:95:ASP:N	2.28	0.67
1:C:290:ASP:OD1	1:E:13:THR:HB	1.95	0.67
1:E:196:MET:HG3	1:E:227:ALA:HB1	1.76	0.67
1:E:57:ASP:OD2	1:E:95:ASP:N	2.27	0.67
1:F:163:ASN:ND2	1:F:172:GLN:OE1	2.28	0.67
1:C:89:THR:HB	1:C:124:VAL:CG2	2.24	0.67
1:C:509:GLY:O	1:C:513:LEU:HD23	1.94	0.67
1:C:99:VAL:HG12	1:C:100:ALA:O	1.94	0.67
1:E:379:PHE:O	1:E:381:PRO:HD3	1.93	0.67
1:A:405:THR:HG22	1:A:518:GLU:HB2	1.76	0.67
1:D:185:VAL:O	1:D:188:PRO:HD2	1.95	0.67
1:E:488:ALA:HB1	1:F:67:PHE:HB2	1.77	0.67
1:F:213:THR:OG1	1:F:214:VAL:HG23	1.94	0.67
1:A:171:PRO:HG3	1:A:366:PHE:CE1	2.29	0.67
1:A:211:ILE:CD1	1:A:211:ILE:C	2.61	0.67
1:A:45:LYS:HE2	1:A:200:THR:CG2	2.25	0.67
1:C:40:GLN:HA	1:C:40:GLN:NE2	2.09	0.67
1:C:414:ARG:NH1	1:C:415:LYS:NZ	2.41	0.67
1:C:498:MET:N	1:C:501:ASP:OD2	2.28	0.67
1:C:429:LEU:O	1:D:161:ARG:CG	2.43	0.67
1:A:320:PRO:O	1:A:322:ILE:N	2.27	0.66
1:C:429:LEU:HD12	1:C:429:LEU:N	2.10	0.66
1:D:273:ALA:N	1:D:330:GLU:OE1	2.28	0.66
1:E:104:GLN:CB	1:E:117:TYR:OH	2.42	0.66
1:F:302:ILE:HD13	1:F:336:ILE:HG21	1.76	0.66
1:A:113:LEU:O	1:A:145:ARG:HG3	1.94	0.66
1:B:51:ARG:NE	1:B:177:VAL:HG21	2.11	0.66
1:C:379:PHE:CD2	1:D:205:ILE:CD1	2.74	0.66
1:E:172:GLN:HB3	1:E:191:THR:HG23	1.77	0.66
1:B:205:ILE:HG21	1:E:390:ILE:HG21	1.77	0.66
1:C:21:LEU:CD2	1:F:438:PRO:HG3	2.18	0.66

Continued on next page...

Continued from previous page...

Atom-1	Atom-2	Interatomic distance (Å)	Clash overlap (Å)
1:B:113:LEU:HD22	1:B:113:LEU:N	2.09	0.66
1:B:181:ALA:HB1	1:B:204:PHE:CE1	2.30	0.66
1:B:498:MET:SD	1:D:21:LEU:CD2	2.71	0.66
1:C:275:LEU:CD1	1:C:508:ARG:HH12	2.08	0.66
1:C:334:VAL:HG12	1:C:369:PRO:HB2	1.78	0.66
1:D:175:LEU:HD13	1:D:195:VAL:HB	1.78	0.66
1:E:329:VAL:HG12	1:E:330:GLU:HG3	1.77	0.66
1:E:433:LEU:N	1:E:433:LEU:HD12	2.09	0.66
1:C:91:TYR:CE1	1:F:512:GLN:HG3	2.31	0.66
1:A:101:VAL:HG23	1:A:138:ILE:HD11	1.77	0.66
1:A:181:ALA:HB2	1:A:204:PHE:CE2	2.25	0.66
1:A:350:ILE:HD11	1:A:390:ILE:CA	2.25	0.66
1:C:258:LEU:O	1:C:267:PRO:HD3	1.95	0.66
1:C:78:ASP:O	1:C:80:ASN:N	2.28	0.66
1:D:89:THR:OG1	1:D:120:LYS:HE2	1.95	0.66
1:D:321:ASN:O	1:D:340:GLN:N	2.22	0.66
1:D:376:VAL:HG21	1:D:420:ALA:HB1	1.76	0.66
1:E:307:ASP:HB2	1:E:328:ARG:O	1.95	0.66
1:F:315:GLN:N	1:F:316:PRO:HD3	2.11	0.66
1:F:332:ARG:HH22	1:F:514:ARG:HG2	1.54	0.66
1:B:175:LEU:CD1	1:B:177:VAL:HG13	2.25	0.66
1:B:179:PRO:HA	1:B:202:HIS:O	1.96	0.66
1:B:282:ALA:C	1:B:284:LEU:H	1.97	0.66
1:B:414:ARG:O	1:B:441:GLN:N	2.24	0.66
1:C:434:ASN:C	1:C:435:LEU:HD13	2.15	0.66
1:D:87:VAL:CG1	1:D:117:TYR:CD1	2.78	0.66
1:D:315:GLN:N	1:D:316:PRO:HD3	2.10	0.66
1:D:455:HIS:O	1:D:458:THR:N	2.24	0.66
1:E:307:ASP:CB	1:E:328:ARG:O	2.44	0.66
1:F:250:TYR:CE1	1:F:312:PHE:CE1	2.83	0.66
1:A:313:GLU:HG2	1:A:316:PRO:HG3	1.77	0.66
1:A:350:ILE:HD11	1:A:390:ILE:HA	1.78	0.66
1:A:61:PHE:CE1	1:A:90:GLY:CA	2.68	0.66
1:B:85:ASP:OD2	1:B:117:TYR:N	2.28	0.66
1:B:173:ILE:HD13	1:B:254:LEU:CD2	2.21	0.66
1:B:319:ALA:HB3	1:B:355:LYS:CD	2.25	0.66
1:B:42:ALA:O	1:B:44:GLY:N	2.29	0.66
1:C:262:ASN:ND2	1:C:262:ASN:N	2.42	0.66
1:C:320:PRO:HB2	1:C:343:GLN:HG3	1.78	0.66
1:F:70:HIS:CE1	1:F:77:LEU:HG	2.28	0.66
1:A:35:ARG:HA	1:A:38:GLU:CD	2.15	0.66

Continued on next page...

Continued from previous page...

Atom-1	Atom-2	Interatomic distance (Å)	Clash overlap (Å)
1:A:62:VAL:HB	1:A:91:TYR:CZ	2.30	0.66
1:A:494:ASP:OD2	1:B:123:LYS:HE2	1.96	0.66
1:F:127:PHE:CE2	1:F:131:THR:HG21	2.31	0.66
1:A:99:VAL:HG23	1:A:134:PRO:O	1.95	0.66
1:D:330:GLU:OE2	1:D:507:VAL:HG21	1.96	0.66
1:B:211:ILE:HG22	1:E:382:GLY:H	1.61	0.66
1:A:146:ILE:CD1	1:A:146:ILE:H	2.08	0.66
1:B:173:ILE:CD1	1:B:254:LEU:HD23	2.22	0.66
1:C:193:PHE:HD1	1:C:238:HIS:CD2	2.14	0.66
1:D:322:ILE:HG13	1:D:338:ALA:O	1.96	0.66
1:D:427:LYS:CD	1:D:431:ALA:O	2.43	0.66
1:E:455:HIS:O	1:E:458:THR:N	2.27	0.66
1:F:113:LEU:CD1	1:F:114:GLY:N	2.59	0.66
1:A:513:LEU:CG	1:A:516:LYS:HD2	2.21	0.66
1:A:57:ASP:C	1:A:60:SER:CB	2.64	0.66
1:B:243:ASP:OD1	1:B:246:ASP:CB	2.43	0.66
1:B:418:GLY:C	1:B:420:ALA:N	2.49	0.66
1:B:482:LEU:CD1	1:B:482:LEU:N	2.58	0.66
1:C:321:ASN:O	1:C:340:GLN:N	2.22	0.66
1:C:454:LEU:HD22	1:D:75:PHE:CD2	2.31	0.66
1:D:87:VAL:O	1:D:120:LYS:NZ	2.24	0.66
1:E:475:GLN:HA	1:E:478:GLU:CD	2.15	0.66
1:E:472:ARG:NH1	1:E:476:GLU:OE2	2.29	0.66
1:F:257:TYR:CE1	1:F:328:ARG:NH2	2.64	0.66
1:A:17:LYS:O	1:A:20:ASP:HB3	1.96	0.65
1:A:320:PRO:HB2	1:A:343:GLN:HG3	1.77	0.65
1:A:383:VAL:HG22	1:F:219:VAL:HG21	1.76	0.65
1:B:311:PHE:HE1	1:B:325:GLY:HA3	1.60	0.65
1:D:16:GLY:O	1:D:19:ALA:CB	2.40	0.65
1:E:169:VAL:HG22	1:E:262:ASN:ND2	2.11	0.65
1:E:350:ILE:CG2	1:E:393:ARG:NE	2.58	0.65
1:E:337:VAL:HG21	1:E:401:TYR:OH	1.96	0.65
1:E:497:ILE:O	1:E:497:ILE:HD12	1.96	0.65
1:F:275:LEU:HD23	1:F:508:ARG:HH22	1.60	0.65
1:B:319:ALA:HB3	1:B:355:LYS:HD3	1.78	0.65
1:D:87:VAL:HG12	1:D:117:TYR:CD1	2.31	0.65
1:D:435:LEU:HB2	1:D:497:ILE:HD13	1.78	0.65
1:D:332:ARG:HE	1:D:514:ARG:CZ	2.09	0.65
1:E:263:LEU:HD22	1:E:263:LEU:N	2.11	0.65
1:F:490:ARG:HH11	1:F:490:ARG:CG	2.09	0.65
1:A:435:LEU:HG	1:A:505:HIS:ND1	2.10	0.65

Continued on next page...

Continued from previous page...

Atom-1	Atom-2	Interatomic distance (Å)	Clash overlap (Å)
1:A:56:LEU:HD11	1:A:101:VAL:HG11	1.77	0.65
1:D:231:ASN:HB3	1:D:317:LEU:HD23	1.78	0.65
1:A:10:ASP:O	1:A:16:GLY:HA3	1.96	0.65
1:A:112:ALA:CB	1:A:143:GLY:O	2.44	0.65
1:A:401:TYR:CE1	1:A:408:LEU:HD11	2.32	0.65
1:A:483:ASN:HB2	1:A:484:PRO:CD	2.21	0.65
1:B:469:THR:HG23	1:B:470:ARG:N	2.09	0.65
1:C:114:GLY:O	1:C:117:TYR:CB	2.43	0.65
1:C:178:GLY:O	1:C:179:PRO:O	2.14	0.65
1:E:113:LEU:CD2	1:E:117:TYR:HD1	2.09	0.65
1:F:120:LYS:O	1:F:124:VAL:HG23	1.96	0.65
1:A:379:PHE:CE1	1:A:420:ALA:HB2	2.31	0.65
1:A:497:ILE:CG2	1:A:505:HIS:CE1	2.77	0.65
1:A:62:VAL:HG11	1:A:91:TYR:OH	1.96	0.65
1:B:318:PHE:O	1:B:355:LYS:CD	2.45	0.65
1:D:332:ARG:NE	1:D:514:ARG:NH2	2.44	0.65
1:E:475:GLN:O	1:E:478:GLU:HG3	1.97	0.65
1:A:428:HIS:CE1	1:F:154:GLY:HA3	2.30	0.65
1:F:528:ILE:CD1	1:F:528:ILE:C	2.65	0.65
1:A:315:GLN:HB2	1:A:355:LYS:HE3	1.77	0.65
1:A:490:ARG:CG	1:A:492:TYR:CE2	2.73	0.65
1:B:127:PHE:O	1:B:131:THR:HG23	1.97	0.65
1:B:205:ILE:HG23	1:B:206:THR:OG1	1.96	0.65
1:C:262:ASN:N	1:C:262:ASN:HD22	1.94	0.65
1:C:392:ARG:HD3	1:D:236:VAL:HG22	1.79	0.65
1:D:364:ASP:OD1	1:D:406:VAL:HG13	1.96	0.65
1:E:114:GLY:HA3	1:E:148:GLU:OE2	1.96	0.65
1:F:298:MET:HB3	1:F:323:LEU:HD11	1.79	0.65
1:A:250:TYR:CE1	1:A:312:PHE:HZ	2.15	0.65
1:B:146:ILE:H	1:B:146:ILE:HD12	1.57	0.65
1:D:478:GLU:CA	1:D:482:LEU:HD13	2.25	0.65
1:E:85:ASP:O	1:E:117:TYR:HD2	1.77	0.65
1:F:321:ASN:N	1:F:321:ASN:OD1	2.30	0.65
1:F:374:VAL:CG2	1:F:424:MET:HB3	2.27	0.65
1:B:282:ALA:C	1:B:284:LEU:N	2.40	0.65
1:B:326:PHE:HA	1:B:334:VAL:O	1.96	0.65
1:C:39:LYS:C	1:C:39:LYS:CD	2.65	0.65
1:D:21:LEU:HD12	1:D:21:LEU:C	2.17	0.65
1:D:475:GLN:NE2	1:D:479:ASP:OD2	2.29	0.65
1:D:485:TYR:HA	1:D:488:ALA:CB	2.26	0.65
1:E:202:HIS:HB3	1:E:204:PHE:CE2	2.31	0.65

Continued on next page...

Continued from previous page...

Atom-1	Atom-2	Interatomic distance (Å)	Clash overlap (Å)
1:A:321:ASN:ND2	1:A:321:ASN:N	2.43	0.65
1:A:375:ASP:HB2	1:A:413:THR:OG1	1.96	0.65
1:A:55:LEU:CD1	1:A:136:VAL:HG11	2.26	0.65
1:B:113:LEU:CD2	1:B:143:GLY:O	2.44	0.65
1:C:398:ILE:HD12	1:C:399:PHE:HA	1.77	0.65
1:D:296:TYR:HE1	1:D:414:ARG:NE	1.95	0.65
1:C:164:THR:HG23	1:D:399:PHE:CE1	2.32	0.65
1:E:398:ILE:HG23	1:E:429:LEU:HD11	1.79	0.65
1:F:197:VAL:HG23	1:F:200:THR:HB	1.79	0.65
1:F:477:TYR:CZ	1:F:481:LEU:HD22	2.32	0.65
1:A:35:ARG:HG2	1:A:38:GLU:OE2	1.97	0.65
1:C:498:MET:O	1:C:501:ASP:N	2.29	0.65
1:D:193:PHE:HD1	1:D:238:HIS:CD2	2.15	0.65
1:D:203:MET:O	1:D:204:PHE:HB3	1.96	0.65
1:D:432:ASP:OD1	1:D:516:LYS:HE3	1.97	0.65
1:A:523:LYS:NZ	1:F:167:SER:O	2.22	0.65
1:F:510:LEU:O	1:F:514:ARG:CG	2.42	0.65
1:A:401:TYR:CE1	1:A:408:LEU:CD1	2.80	0.64
1:B:395:ALA:O	1:B:398:ILE:N	2.30	0.64
1:B:483:ASN:ND2	1:B:485:TYR:HD2	1.94	0.64
1:C:364:ASP:HA	1:C:406:VAL:HG11	1.79	0.64
1:D:17:LYS:O	1:D:20:ASP:HB2	1.96	0.64
1:C:358:ARG:HH12	1:D:529:PRO:HA	1.62	0.64
1:A:154:GLY:HA2	1:F:428:HIS:HD1	1.61	0.64
1:B:169:VAL:CG1	1:B:262:ASN:OD1	2.46	0.64
1:D:103:SER:HA	1:D:138:ILE:HB	1.79	0.64
1:F:46:LEU:H	1:F:46:LEU:CD1	2.09	0.64
1:B:344:PHE:O	1:B:347:CYS:SG	2.54	0.64
1:B:507:VAL:O	1:B:511:ARG:CG	2.46	0.64
1:B:74:ASN:HB3	1:B:75:PHE:HD2	1.61	0.64
1:C:381:PRO:O	1:D:215:THR:CG2	2.45	0.64
1:D:504:ARG:O	1:D:507:VAL:CG1	2.45	0.64
1:F:85:ASP:OD2	1:F:117:TYR:N	2.30	0.64
1:F:25:ILE:O	1:F:29:THR:CG2	2.44	0.64
1:A:399:PHE:CD2	1:A:528:ILE:HD12	2.32	0.64
1:B:235:GLY:HA3	1:B:318:PHE:CZ	2.33	0.64
1:A:508:ARG:NH2	1:B:60:SER:CA	2.61	0.64
1:E:344:PHE:O	1:E:345:ALA:HB3	1.97	0.64
1:E:427:LYS:CE	1:E:434:ASN:HB2	2.23	0.64
1:F:520:LEU:HD12	1:F:521:PRO:N	2.12	0.64
1:A:209:ASP:OD1	1:A:210:VAL:N	2.30	0.64

Continued on next page...

Continued from previous page...

Atom-1	Atom-2	Interatomic distance (Å)	Clash overlap (Å)
1:C:103:SER:HG	1:C:138:ILE:HD12	1.58	0.64
1:C:183:GLY:O	1:C:185:VAL:N	2.30	0.64
1:C:196:MET:HE1	1:C:230:HIS:HB2	1.80	0.64
1:C:315:GLN:N	1:C:316:PRO:HD3	2.12	0.64
1:C:69:ARG:HD2	1:C:83:TYR:CD1	2.32	0.64
1:D:67:PHE:O	1:D:69:ARG:HG3	1.97	0.64
1:E:243:ASP:OD2	1:E:245:LYS:N	2.29	0.64
1:F:102:PHE:CE1	1:F:137:GLY:HA2	2.32	0.64
1:F:62:VAL:CG1	1:F:91:TYR:HD2	2.11	0.64
1:A:146:ILE:CG2	1:F:454:LEU:CD2	2.56	0.64
1:E:498:MET:HE2	1:F:18:LEU:HB3	1.79	0.64
1:F:396:LYS:HG2	1:F:528:ILE:HD11	1.79	0.64
1:A:250:TYR:CD1	1:A:312:PHE:HZ	2.16	0.64
1:A:319:ALA:O	1:A:321:ASN:ND2	2.31	0.64
1:B:337:VAL:O	1:B:372:THR:HA	1.98	0.64
1:B:47:THR:HG22	1:B:50:GLU:OE1	1.98	0.64
1:C:113:LEU:HD22	1:C:117:TYR:CG	2.33	0.64
1:C:166:ALA:O	1:C:167:SER:C	2.33	0.64
1:C:413:THR:O	1:C:440:ALA:CA	2.45	0.64
1:D:250:TYR:CE1	1:D:312:PHE:HZ	2.16	0.64
1:D:45:LYS:C	1:D:46:LEU:HD12	2.18	0.64
1:D:47:THR:HB	1:D:50:GLU:CG	2.28	0.64
1:F:311:PHE:CZ	1:F:325:GLY:CA	2.72	0.64
1:F:348:LEU:HD11	1:F:353:SER:N	2.13	0.64
1:A:102:PHE:O	1:A:138:ILE:HD13	1.98	0.64
1:A:212:LYS:CD	1:A:212:LYS:C	2.60	0.64
1:B:175:LEU:HD23	1:B:251:VAL:HG21	1.78	0.64
1:B:445:MET:SD	1:B:450:ALA:CA	2.86	0.64
1:C:459:ILE:CD1	1:C:473:LEU:CD1	2.68	0.64
1:C:78:ASP:O	1:C:79:ALA:C	2.35	0.64
1:D:30:HIS:N	1:D:30:HIS:ND1	2.46	0.64
1:B:167:SER:HA	1:B:172:GLN:HE21	1.61	0.64
1:B:263:LEU:HD22	1:B:263:LEU:N	2.13	0.64
1:C:268:ALA:CB	1:C:332:ARG:HD2	2.28	0.64
1:C:250:TYR:HE1	1:C:312:PHE:CZ	2.07	0.64
1:C:489:GLU:OE1	1:E:81:ARG:NH2	2.28	0.64
1:D:383:VAL:HG12	1:D:383:VAL:O	1.97	0.64
1:A:485:TYR:HE1	1:B:67:PHE:CD2	2.16	0.64
1:A:63:GLU:HG2	1:A:66:GLU:HB3	1.78	0.64
1:C:421:TYR:CE1	1:C:442:ILE:HG21	2.33	0.64
1:C:421:TYR:CZ	1:C:442:ILE:HG21	2.33	0.64

Continued on next page...

Continued from previous page...

Atom-1	Atom-2	Interatomic distance (Å)	Clash overlap (Å)
1:C:411:VAL:HA	1:C:435:LEU:O	1.97	0.64
1:C:527:ASN:HA	1:D:361:ARG:HH12	1.63	0.64
1:F:48:ALA:CB	1:F:103:SER:HB3	2.14	0.64
1:F:103:SER:HA	1:F:138:ILE:HB	1.80	0.64
1:F:398:ILE:HG13	1:F:399:PHE:N	2.12	0.64
1:A:334:VAL:HG21	1:A:371:LEU:HD12	1.78	0.63
1:A:386:GLU:HG3	1:F:224:LEU:HD11	1.79	0.63
1:A:405:THR:HG23	1:A:518:GLU:HB2	1.80	0.63
1:B:45:LYS:HD2	1:B:200:THR:HG21	1.73	0.63
1:C:196:MET:CE	1:C:230:HIS:CD2	2.82	0.63
1:C:198:ASP:O	1:C:199:GLN:HB2	1.97	0.63
1:C:329:VAL:O	1:C:330:GLU:HB3	1.98	0.63
1:E:509:GLY:O	1:E:513:LEU:HD22	1.98	0.63
1:F:261:ASN:O	1:F:263:LEU:N	2.31	0.63
1:A:440:ALA:O	1:A:484:PRO:HD3	1.97	0.63
1:B:517:ARG:HH21	1:D:132:GLY:HA2	1.64	0.63
1:D:419:GLY:O	1:D:423:VAL:HG23	1.98	0.63
1:E:175:LEU:HD23	1:E:195:VAL:HG23	1.80	0.63
1:C:485:TYR:CZ	1:E:24:ARG:CD	2.80	0.63
1:E:268:ALA:HB1	1:E:332:ARG:CD	2.29	0.63
1:F:132:GLY:O	1:F:261:ASN:ND2	2.25	0.63
1:F:46:LEU:H	1:F:46:LEU:HD12	1.60	0.63
1:A:382:GLY:HA3	1:A:385:GLN:HB2	1.81	0.63
1:A:387:HIS:O	1:F:234:SER:HA	1.97	0.63
1:A:56:LEU:HD11	1:A:101:VAL:CG1	2.27	0.63
1:C:117:TYR:C	1:C:117:TYR:CD1	2.68	0.63
1:C:463:GLY:O	1:C:466:ALA:HB2	1.99	0.63
1:D:113:LEU:CD1	1:D:114:GLY:N	2.58	0.63
1:D:208:PRO:CD	1:D:221:PHE:CE1	2.74	0.63
1:E:134:PRO:HG3	1:E:171:PRO:HD2	1.81	0.63
1:E:183:GLY:O	1:E:186:TYR:N	2.27	0.63
1:A:65:ASP:HB2	1:A:120:LYS:HE2	1.80	0.63
1:A:35:ARG:O	1:A:39:LYS:HG2	1.98	0.63
1:B:113:LEU:HD13	1:B:117:TYR:CE1	2.33	0.63
1:B:214:VAL:HG21	1:E:381:PRO:HB2	1.81	0.63
1:C:377:PRO:HA	1:C:417:PHE:CD2	2.33	0.63
1:E:94:VAL:HB	1:E:95:ASP:OD2	1.97	0.63
1:A:117:TYR:CE1	1:A:121:ILE:HD11	2.31	0.63
1:B:250:TYR:CZ	1:B:312:PHE:HE2	2.16	0.63
1:B:374:VAL:HG22	1:B:424:MET:HB3	1.80	0.63
1:B:40:GLN:OE1	1:B:106:PHE:HD2	1.81	0.63

Continued on next page...

Continued from previous page...

Atom-1	Atom-2	Interatomic distance (Å)	Clash overlap (Å)
1:B:457:ARG:NH2	1:B:460:ALA:HB1	2.12	0.63
1:C:482:LEU:C	1:C:483:ASN:OD1	2.36	0.63
1:A:520:LEU:HG	1:A:521:PRO:CD	2.29	0.63
1:C:509:GLY:O	1:C:513:LEU:CD2	2.47	0.63
1:D:208:PRO:HD2	1:D:221:PHE:HE1	1.61	0.63
1:D:459:ILE:HG21	1:D:470:ARG:HH21	1.62	0.63
1:B:429:LEU:C	1:E:161:ARG:HD3	2.19	0.63
1:E:197:VAL:HG21	1:E:200:THR:HB	1.80	0.63
1:E:241:ALA:CB	1:E:247:ALA:HB2	2.29	0.63
1:E:497:ILE:HD13	1:E:497:ILE:O	1.97	0.63
1:F:385:GLN:O	1:F:390:ILE:HB	1.99	0.63
1:A:231:ASN:CB	1:A:317:LEU:HD12	2.22	0.63
1:C:256:SER:O	1:C:267:PRO:CG	2.47	0.63
1:C:26:GLU:OE1	1:C:26:GLU:HA	1.99	0.63
1:D:324:THR:HG22	1:D:337:VAL:HG22	1.81	0.63
1:E:265:GLU:HG2	1:E:266:PRO:CD	2.24	0.63
1:E:412:ILE:HD13	1:E:442:ILE:HD11	1.79	0.63
1:E:52:ILE:CG2	1:E:56:LEU:CD1	2.77	0.63
1:F:118:GLY:O	1:F:122:VAL:HG23	1.99	0.63
1:A:146:ILE:HD13	1:A:146:ILE:H	1.64	0.63
1:D:104:GLN:HG3	1:D:139:ASN:HA	1.81	0.63
1:D:173:ILE:HG21	1:D:251:VAL:HG13	1.81	0.63
1:D:340:GLN:OE1	1:D:341:PRO:HD2	1.97	0.63
1:D:320:PRO:HG2	1:D:343:GLN:HE21	1.64	0.63
1:D:348:LEU:HD13	1:D:379:PHE:HE2	1.64	0.63
1:E:102:PHE:HE1	1:E:137:GLY:CA	2.05	0.63
1:F:47:THR:HG22	1:F:48:ALA:N	2.12	0.63
1:B:166:ALA:O	1:B:167:SER:C	2.37	0.63
1:C:414:ARG:HG2	1:C:415:LYS:HG3	1.81	0.63
1:C:489:GLU:O	1:E:68:ALA:HA	1.98	0.63
1:D:112:ALA:HA	1:D:143:GLY:O	1.99	0.63
1:B:485:TYR:CZ	1:D:24:ARG:CD	2.82	0.63
1:D:389:GLY:O	1:D:392:ARG:HG2	1.98	0.63
1:E:373:PHE:CZ	1:E:506:ILE:HD11	2.33	0.63
1:A:67:PHE:CE2	1:D:485:TYR:CE1	2.80	0.62
1:B:334:VAL:HG12	1:B:335:GLY:N	2.12	0.62
1:B:390:ILE:O	1:B:390:ILE:HG13	1.97	0.62
1:C:524:LYS:NZ	1:D:406:VAL:HG13	2.14	0.62
1:D:501:ASP:O	1:D:502:THR:C	2.37	0.62
1:E:265:GLU:HA	1:E:367:ASN:HD22	1.63	0.62
1:E:520:LEU:HD23	1:E:520:LEU:H	1.63	0.62

Continued on next page...

Continued from previous page...

Atom-1	Atom-2	Interatomic distance (Å)	Clash overlap (Å)
1:F:307:ASP:OD1	1:F:329:VAL:HA	1.99	0.62
1:F:416:ALA:O	1:F:442:ILE:HA	1.99	0.62
1:F:48:ALA:HB2	1:F:103:SER:OG	1.99	0.62
1:B:63:GLU:OE2	1:B:66:GLU:HG3	1.98	0.62
1:C:434:ASN:O	1:C:494:ASP:HB2	1.99	0.62
1:D:85:ASP:CG	1:D:116:VAL:HG21	2.20	0.62
1:F:297:ASP:OD1	1:F:299:HIS:N	2.23	0.62
1:A:409:ILE:HD11	1:A:513:LEU:CD2	2.28	0.62
1:A:68:ALA:CA	1:D:489:GLU:HA	2.28	0.62
1:B:217:GLU:OE1	1:E:383:VAL:CG2	2.33	0.62
1:C:262:ASN:ND2	1:C:262:ASN:H	1.97	0.62
1:C:396:LYS:HG2	1:C:528:ILE:HG21	1.82	0.62
1:F:483:ASN:HB2	1:F:484:PRO:HD2	1.81	0.62
1:A:398:ILE:HG21	1:A:423:VAL:HG22	1.78	0.62
1:B:185:VAL:CG2	1:E:391:ILE:HG12	2.29	0.62
1:B:459:ILE:HD12	1:B:470:ARG:CB	2.27	0.62
1:B:498:MET:HE3	1:D:22:ARG:CZ	2.30	0.62
1:C:69:ARG:HD2	1:C:83:TYR:HE1	1.59	0.62
1:B:490:ARG:HD3	1:D:71:ARG:NH1	2.13	0.62
1:A:282:ALA:O	1:A:284:LEU:N	2.33	0.62
1:B:264:SER:O	1:B:367:ASN:ND2	2.32	0.62
1:B:26:GLU:HA	1:B:26:GLU:OE1	2.00	0.62
1:C:196:MET:CE	1:C:230:HIS:CB	2.76	0.62
1:D:69:ARG:NE	1:D:83:TYR:CE2	2.68	0.62
1:F:208:PRO:O	1:F:211:ILE:HG12	2.00	0.62
1:F:343:GLN:OE1	1:F:344:PHE:CE1	2.52	0.62
1:F:411:VAL:HG22	1:F:435:LEU:HD12	1.81	0.62
1:A:196:MET:HE3	1:A:203:MET:SD	2.40	0.62
1:A:432:ASP:OD2	1:A:516:LYS:HE2	1.97	0.62
1:B:40:GLN:O	1:B:43:LYS:HB2	2.00	0.62
1:B:498:MET:HG3	1:B:499:PRO:HD3	1.81	0.62
1:C:308:ASP:O	1:C:309:ALA:C	2.38	0.62
1:C:320:PRO:CB	1:C:343:GLN:HG3	2.29	0.62
1:C:48:ALA:HA	1:C:51:ARG:HD2	1.80	0.62
1:A:498:MET:HG3	1:A:499:PRO:CD	2.29	0.62
1:D:308:ASP:O	1:D:309:ALA:C	2.36	0.62
1:D:456:ARG:NH1	1:D:456:ARG:HG2	2.04	0.62
1:F:219:VAL:CG1	1:F:224:LEU:HB2	2.30	0.62
1:A:508:ARG:NH1	1:A:508:ARG:HB3	2.15	0.62
1:B:104:GLN:CD	1:B:139:ASN:HA	2.20	0.62
1:C:319:ALA:O	1:C:321:ASN:N	2.33	0.62

Continued on next page...

Continued from previous page...

Atom-1	Atom-2	Interatomic distance (Å)	Clash overlap (Å)
1:C:406:VAL:O	1:C:408:LEU:CD1	2.47	0.62
1:E:263:LEU:H	1:E:263:LEU:HD22	1.64	0.62
1:E:496:VAL:HG23	1:F:67:PHE:CE1	2.35	0.62
1:A:190:ILE:HD11	1:F:398:ILE:HD11	1.82	0.62
1:A:219:VAL:HG11	1:A:224:LEU:HB2	1.82	0.62
1:A:348:LEU:CD1	1:A:379:PHE:CD2	2.75	0.62
1:E:317:LEU:HD12	1:E:317:LEU:H	1.65	0.62
1:F:490:ARG:HD3	1:F:492:TYR:CZ	2.34	0.62
1:A:204:PHE:HA	1:F:386:GLU:OE2	2.00	0.62
1:A:238:HIS:HA	1:A:315:GLN:HG2	1.82	0.62
1:A:383:VAL:CG2	1:F:217:GLU:CD	2.68	0.62
1:A:330:GLU:OE1	1:A:507:VAL:CG1	2.48	0.62
1:C:199:GLN:HA	1:C:199:GLN:NE2	2.15	0.62
1:C:299:HIS:NE2	1:C:323:LEU:HD13	2.15	0.62
1:E:160:PHE:HE1	1:E:187:SER:CB	2.13	0.62
1:E:427:LYS:NZ	1:E:434:ASN:OD1	2.24	0.62
1:E:70:HIS:HD2	1:E:72:SER:HB3	1.63	0.62
1:E:84:GLY:O	1:E:86:GLY:N	2.33	0.62
1:E:56:LEU:HD22	1:E:92:GLY:HA3	1.82	0.62
1:A:104:GLN:CG	1:A:140:ASP:O	2.47	0.61
1:A:193:PHE:HD1	1:A:238:HIS:CD2	2.18	0.61
1:B:354:GLU:OE2	1:B:393:ARG:CD	2.37	0.61
1:B:361:ARG:HD2	1:B:403:GLU:OE2	1.99	0.61
1:B:418:GLY:C	1:B:420:ALA:H	2.03	0.61
1:B:69:ARG:HD2	1:B:81:ARG:O	1.99	0.61
1:C:322:ILE:CG2	1:C:352:ALA:HB1	2.30	0.61
1:E:427:LYS:HE3	1:E:494:ASP:CG	2.20	0.61
1:F:287:ILE:HG13	1:F:296:TYR:CD2	2.35	0.61
1:F:374:VAL:CG2	1:F:424:MET:CB	2.78	0.61
1:F:28:ALA:HA	1:F:83:TYR:HD1	1.64	0.61
1:A:101:VAL:HG21	1:A:138:ILE:HD11	1.81	0.61
1:A:401:TYR:HE1	1:A:408:LEU:CD1	2.13	0.61
1:A:464:ASP:O	1:A:465:ASP:HB2	1.99	0.61
1:B:477:TYR:CD2	1:B:481:LEU:HD22	2.34	0.61
1:B:477:TYR:O	1:B:481:LEU:N	2.29	0.61
1:C:183:GLY:O	1:C:184:ALA:C	2.38	0.61
1:D:161:ARG:HD2	1:D:165:HIS:HE1	1.64	0.61
1:D:49:ARG:HA	1:D:52:ILE:HD12	1.83	0.61
1:E:321:ASN:O	1:E:340:GLN:CB	2.48	0.61
1:E:475:GLN:HA	1:E:478:GLU:CG	2.30	0.61
1:A:69:ARG:CZ	1:A:83:TYR:CE1	2.76	0.61

Continued on next page...

Continued from previous page...

Atom-1	Atom-2	Interatomic distance (Å)	Clash overlap (Å)
1:B:373:PHE:CD1	1:B:373:PHE:N	2.68	0.61
1:B:477:TYR:CE2	1:B:481:LEU:HD22	2.32	0.61
1:C:196:MET:HE1	1:C:230:HIS:CB	2.29	0.61
1:C:300:SER:O	1:C:304:HIS:NE2	2.34	0.61
1:C:498:MET:O	1:C:501:ASP:CB	2.47	0.61
1:E:399:PHE:CE2	1:E:528:ILE:HB	2.35	0.61
1:A:84:GLY:C	1:A:86:GLY:H	2.02	0.61
1:B:292:ALA:HA	1:B:414:ARG:HH12	1.63	0.61
1:B:74:ASN:O	1:B:77:LEU:HB2	2.01	0.61
1:C:350:ILE:HG21	1:C:393:ARG:HD3	1.81	0.61
1:E:114:GLY:H	1:E:117:TYR:HB3	1.66	0.61
1:A:462:ALA:O	1:A:464:ASP:N	2.26	0.61
1:B:185:VAL:O	1:B:188:PRO:HD2	2.00	0.61
1:B:517:ARG:NH2	1:D:132:GLY:HA2	2.15	0.61
1:A:525:HIS:CE1	1:F:361:ARG:O	2.53	0.61
1:B:278:THR:O	1:B:281:ASP:N	2.29	0.61
1:D:128:ALA:CB	1:D:135:VAL:HG22	2.30	0.61
1:F:117:TYR:CD1	1:F:117:TYR:C	2.72	0.61
1:F:160:PHE:CZ	1:F:186:TYR:HB2	2.36	0.61
1:F:321:ASN:HD21	1:F:349:ASP:CB	2.12	0.61
1:A:113:LEU:HD13	1:A:114:GLY:H	1.65	0.61
1:B:469:THR:CG2	1:B:470:ARG:N	2.64	0.61
1:C:323:LEU:N	1:C:323:LEU:HD23	2.16	0.61
1:C:90:GLY:O	1:C:101:VAL:N	2.29	0.61
1:D:117:TYR:C	1:D:117:TYR:HD1	2.00	0.61
1:E:113:LEU:HD23	1:E:117:TYR:HD1	1.64	0.61
1:E:343:GLN:O	1:E:344:PHE:HB2	2.01	0.61
1:B:236:VAL:CG1	1:E:392:ARG:CG	2.79	0.61
1:E:520:LEU:HD23	1:E:520:LEU:N	2.15	0.61
1:F:113:LEU:HD22	1:F:117:TYR:HE1	1.61	0.61
1:F:181:ALA:HB2	1:F:204:PHE:CE1	2.27	0.61
1:D:417:PHE:CD1	1:D:443:ALA:CB	2.80	0.61
1:D:85:ASP:CG	1:D:116:VAL:CG2	2.69	0.61
1:E:455:HIS:CD2	1:E:473:LEU:HD13	2.36	0.61
1:F:19:ALA:HA	1:F:22:ARG:CD	2.25	0.61
1:F:324:THR:HG21	1:F:355:LYS:HD3	1.83	0.61
1:C:14:THR:HG23	1:F:439:THR:CG2	2.31	0.61
1:A:167:SER:OG	1:F:527:ASN:HB2	2.01	0.61
1:A:257:TYR:CZ	1:A:326:PHE:HB2	2.36	0.61
1:A:337:VAL:HG12	1:A:372:THR:HG23	1.82	0.61
1:D:349:ASP:HB3	1:D:380:LEU:HB3	1.82	0.61

Continued on next page...

Continued from previous page...

Atom-1	Atom-2	Interatomic distance (Å)	Clash overlap (Å)
1:D:520:LEU:HG	1:D:521:PRO:HD3	1.79	0.61
1:E:319:ALA:N	1:E:320:PRO:HD3	2.14	0.61
1:E:94:VAL:CG1	1:E:95:ASP:OD2	2.48	0.61
1:A:417:PHE:HZ	1:A:441:GLN:NE2	1.98	0.61
1:C:234:SER:O	1:D:392:ARG:NH1	2.33	0.61
1:C:284:LEU:O	1:C:285:ASP:C	2.39	0.61
1:C:358:ARG:HH11	1:C:358:ARG:CG	2.11	0.61
1:C:364:ASP:OD1	1:C:405:THR:N	2.33	0.61
1:D:371:LEU:HB3	1:D:373:PHE:HE1	1.65	0.61
1:D:445:MET:HG3	1:D:446:GLY:O	2.01	0.61
1:D:456:ARG:NH1	1:D:456:ARG:HG3	2.12	0.61
1:E:195:VAL:HG12	1:E:239:HIS:HB3	1.81	0.61
1:E:289:PRO:HB2	1:E:294:GLN:NE2	2.16	0.61
1:E:459:ILE:HG21	1:E:470:ARG:NH2	2.16	0.61
1:F:183:GLY:O	1:F:185:VAL:N	2.34	0.61
1:F:199:GLN:HG2	1:F:222:GLU:OE1	2.00	0.61
1:F:332:ARG:HH21	1:F:514:ARG:CG	2.02	0.61
1:F:49:ARG:HG3	1:F:49:ARG:HH11	1.66	0.61
1:C:104:GLN:HB2	1:C:140:ASP:H	1.65	0.60
1:F:266:PRO:CB	1:F:333:PRO:HG2	2.29	0.60
1:F:87:VAL:HB	1:F:117:TYR:CE2	2.36	0.60
1:F:87:VAL:HG13	1:F:120:LYS:HD3	1.83	0.60
1:A:74:ASN:O	1:A:77:LEU:HB2	2.01	0.60
1:B:140:ASP:HA	1:B:178:GLY:CA	2.30	0.60
1:E:114:GLY:CA	1:E:148:GLU:OE2	2.49	0.60
1:E:161:ARG:O	1:E:165:HIS:ND1	2.35	0.60
1:B:205:ILE:N	1:E:386:GLU:OE2	2.27	0.60
1:F:113:LEU:HD12	1:F:114:GLY:N	2.16	0.60
1:F:330:GLU:OE2	1:F:507:VAL:CG2	2.49	0.60
1:F:458:THR:O	1:F:461:ASP:HB2	2.01	0.60
1:A:67:PHE:O	1:A:83:TYR:CB	2.49	0.60
1:B:100:ALA:O	1:B:135:VAL:HA	2.01	0.60
1:B:180:CYS:N	1:B:202:HIS:O	2.35	0.60
1:B:187:SER:HB3	1:B:188:PRO:HD3	1.82	0.60
1:B:498:MET:CG	1:B:499:PRO:HD2	2.29	0.60
1:B:520:LEU:CD1	1:B:520:LEU:N	2.63	0.60
1:C:456:ARG:HH11	1:C:456:ARG:CB	2.14	0.60
1:D:193:PHE:CD1	1:D:238:HIS:CD2	2.88	0.60
1:E:47:THR:O	1:E:50:GLU:N	2.34	0.60
1:E:529:PRO:C	1:E:530:LEU:HD23	2.21	0.60
1:F:106:PHE:O	1:F:110:GLY:HA2	2.02	0.60

Continued on next page...

Continued from previous page...

Atom-1	Atom-2	Interatomic distance (Å)	Clash overlap (Å)
1:F:250:TYR:CG	1:F:312:PHE:HZ	2.18	0.60
1:A:164:THR:HG23	1:F:399:PHE:CD1	2.35	0.60
1:A:329:VAL:C	1:A:331:GLY:N	2.54	0.60
1:B:138:ILE:N	1:B:138:ILE:CD1	2.65	0.60
1:B:454:LEU:HD13	1:E:75:PHE:HZ	1.60	0.60
1:C:32:GLY:C	1:C:107:THR:HG21	2.19	0.60
1:C:125:MET:HE2	1:C:163:ASN:HD21	1.65	0.60
1:D:312:PHE:O	1:D:312:PHE:CD2	2.54	0.60
1:E:208:PRO:O	1:E:211:ILE:HG12	2.02	0.60
1:E:280:GLU:N	1:E:280:GLU:OE2	2.34	0.60
1:A:146:ILE:CB	1:F:454:LEU:HD21	2.31	0.60
1:C:268:ALA:CB	1:C:332:ARG:CD	2.79	0.60
1:C:372:THR:HG22	1:C:409:ILE:O	2.01	0.60
1:C:485:TYR:CD1	1:E:24:ARG:NE	2.70	0.60
1:C:524:LYS:NZ	1:D:406:VAL:CG1	2.64	0.60
1:D:480:ALA:HB3	1:D:481:LEU:HD13	1.81	0.60
1:E:329:VAL:O	1:E:330:GLU:HB2	2.01	0.60
1:F:145:ARG:HD2	1:F:148:GLU:OE2	2.01	0.60
1:F:46:LEU:HD13	1:F:244:GLU:OE2	2.00	0.60
1:A:34:ALA:O	1:A:38:GLU:HG2	2.02	0.60
1:A:398:ILE:CD1	1:F:186:TYR:HB3	2.32	0.60
1:A:40:GLN:HA	1:A:43:LYS:HE2	1.83	0.60
1:B:307:ASP:OD2	1:B:330:GLU:N	2.34	0.60
1:E:32:GLY:CA	1:E:107:THR:HG21	2.31	0.60
1:E:296:TYR:OH	1:E:414:ARG:CD	2.50	0.60
1:F:144:ALA:HB2	1:F:156:TYR:HE2	1.67	0.60
1:F:158:GLU:O	1:F:162:ARG:HG3	2.01	0.60
1:A:117:TYR:HD1	1:A:117:TYR:O	1.85	0.60
1:D:340:GLN:HG3	1:D:342:MET:N	2.16	0.60
1:D:411:VAL:HG22	1:D:435:LEU:HD23	1.84	0.60
1:F:257:TYR:HE1	1:F:328:ARG:CZ	2.12	0.60
1:F:288:VAL:HG21	1:F:439:THR:HG21	1.82	0.60
1:F:48:ALA:CA	1:F:103:SER:OG	2.49	0.60
1:A:168:GLY:HA2	1:F:527:ASN:ND2	2.16	0.60
1:A:281:ASP:C	1:A:284:LEU:HD13	2.20	0.60
1:A:75:PHE:CD2	1:F:454:LEU:HD13	2.37	0.60
1:B:281:ASP:O	1:B:284:LEU:HD13	2.01	0.60
1:B:417:PHE:HZ	1:B:441:GLN:OE1	1.84	0.60
1:D:150:VAL:O	1:D:153:LEU:N	2.35	0.60
1:D:40:GLN:OE1	1:D:45:LYS:CE	2.50	0.60
1:E:412:ILE:HB	1:E:436:ALA:HA	1.84	0.60

Continued on next page...

Continued from previous page...

Atom-1	Atom-2	Interatomic distance (Å)	Clash overlap (Å)
1:F:490:ARG:HD3	1:F:492:TYR:CE2	2.36	0.60
1:A:485:TYR:CE1	1:B:67:PHE:CE2	2.88	0.60
1:A:71:ARG:NH1	1:A:71:ARG:HG3	2.16	0.60
1:A:499:PRO:HD3	1:B:18:LEU:CD2	2.32	0.60
1:B:262:ASN:ND2	1:B:263:LEU:HD21	2.16	0.60
1:B:451:VAL:HG11	1:B:474:ILE:CG1	2.31	0.60
1:C:422:ALA:HA	1:C:426:SER:OG	2.02	0.60
1:F:528:ILE:CD1	1:F:529:PRO:O	2.49	0.60
1:A:259:PRO:HG3	1:A:366:PHE:O	2.01	0.60
1:B:455:HIS:CD2	1:B:473:LEU:HD13	2.36	0.60
1:C:477:TYR:C	1:C:477:TYR:CD1	2.75	0.60
1:C:444:VAL:HG22	1:D:149:GLY:O	2.02	0.60
1:D:63:GLU:CG	1:D:66:GLU:HB2	2.28	0.60
1:E:51:ARG:NH1	1:E:177:VAL:CG2	2.65	0.60
1:E:18:LEU:O	1:E:21:LEU:HB3	2.02	0.60
1:E:311:PHE:CZ	1:E:312:PHE:O	2.55	0.60
1:E:360:VAL:HG12	1:E:400:ALA:HB1	1.82	0.60
1:F:150:VAL:O	1:F:152:SER:N	2.34	0.60
1:A:162:ARG:NH1	1:A:162:ARG:HG2	2.14	0.59
1:A:193:PHE:HA	1:A:238:HIS:ND1	2.17	0.59
1:B:198:ASP:HA	1:B:227:ALA:HB3	1.82	0.59
1:B:374:VAL:HB	1:B:412:ILE:HG12	1.84	0.59
1:C:340:GLN:CG	1:C:342:MET:HB2	2.31	0.59
1:E:241:ALA:HB1	1:E:243:ASP:O	2.01	0.59
1:E:369:PRO:HB3	1:E:407:PRO:HB2	1.83	0.59
1:E:285:ASP:HA	1:E:499:PRO:HB2	1.84	0.59
1:A:45:LYS:HG2	1:A:200:THR:HG21	1.84	0.59
1:B:146:ILE:HG12	1:E:453:ILE:HG21	1.83	0.59
1:B:196:MET:SD	1:B:227:ALA:HA	2.42	0.59
1:D:442:ILE:HD12	1:D:484:PRO:HA	1.83	0.59
1:E:412:ILE:HD11	1:E:442:ILE:CD1	2.31	0.59
1:F:56:LEU:HD22	1:F:92:GLY:C	2.21	0.59
1:B:434:ASN:C	1:B:435:LEU:HD13	2.22	0.59
1:C:158:GLU:OE1	1:C:161:ARG:NH2	2.34	0.59
1:C:437:TRP:CZ2	1:C:502:THR:HG21	2.35	0.59
1:E:375:ASP:OD1	1:E:414:ARG:HB3	2.03	0.59
1:F:28:ALA:HA	1:F:83:TYR:CD1	2.37	0.59
1:B:321:ASN:HB2	1:B:352:ALA:HB2	1.85	0.59
1:D:250:TYR:CZ	1:D:312:PHE:CZ	2.89	0.59
1:E:373:PHE:HZ	1:E:506:ILE:CD1	2.15	0.59
1:A:485:TYR:OH	1:B:21:LEU:HD13	2.02	0.59

Continued on next page...

Continued from previous page...

Atom-1	Atom-2	Interatomic distance (Å)	Clash overlap (Å)
1:B:65:ASP:OD1	1:B:123:LYS:NZ	2.29	0.59
1:C:198:ASP:HB2	1:C:240:MET:HG3	1.84	0.59
1:D:432:ASP:O	1:D:433:LEU:CD1	2.50	0.59
1:D:435:LEU:HD13	1:D:435:LEU:N	2.18	0.59
1:B:398:ILE:CD1	1:E:186:TYR:CD2	2.85	0.59
1:E:296:TYR:OH	1:E:414:ARG:HG2	2.03	0.59
1:F:211:ILE:O	1:F:215:THR:N	2.33	0.59
1:F:374:VAL:HG21	1:F:424:MET:HB3	1.82	0.59
1:F:436:ALA:O	1:F:496:VAL:CG1	2.51	0.59
1:F:457:ARG:CG	1:F:457:ARG:HH11	2.10	0.59
1:A:199:GLN:O	1:A:199:GLN:HG2	2.01	0.59
1:A:262:ASN:O	1:A:262:ASN:CG	2.39	0.59
1:A:334:VAL:HG21	1:A:371:LEU:HD11	1.84	0.59
1:B:318:PHE:O	1:B:355:LYS:NZ	2.36	0.59
1:C:455:HIS:CG	1:C:473:LEU:HD13	2.38	0.59
1:B:485:TYR:OH	1:D:24:ARG:HD2	2.02	0.59
1:C:516:LYS:HZ3	1:E:130:LYS:HB2	1.67	0.59
1:E:148:GLU:CB	1:E:152:SER:HB2	2.28	0.59
1:F:106:PHE:O	1:F:110:GLY:CA	2.51	0.59
1:F:56:LEU:HD12	1:F:61:PHE:HD1	1.66	0.59
1:A:471:ALA:O	1:A:474:ILE:HB	2.02	0.59
1:B:169:VAL:HG13	1:B:262:ASN:OD1	2.02	0.59
1:B:348:LEU:HB3	1:B:379:PHE:CE2	2.36	0.59
1:B:450:ALA:O	1:B:454:LEU:HB2	2.02	0.59
1:D:14:THR:O	1:D:18:LEU:CD1	2.50	0.59
1:E:173:ILE:HG13	1:E:193:PHE:HB2	1.85	0.59
1:E:219:VAL:CG1	1:E:224:LEU:HB2	2.32	0.59
1:E:322:ILE:O	1:E:355:LYS:NZ	2.36	0.59
1:F:91:TYR:CE1	1:F:127:PHE:CE2	2.88	0.59
1:A:434:ASN:C	1:A:435:LEU:HD13	2.23	0.59
1:B:62:VAL:HG21	1:B:91:TYR:CZ	2.38	0.59
1:D:330:GLU:OE2	1:D:507:VAL:HG23	2.02	0.59
1:E:257:TYR:CD1	1:E:326:PHE:HB2	2.38	0.59
1:E:299:HIS:CE1	1:E:323:LEU:HD13	2.37	0.59
1:E:311:PHE:CE2	1:E:313:GLU:HG2	2.38	0.59
1:F:227:ALA:O	1:F:231:ASN:HB2	2.02	0.59
1:F:483:ASN:ND2	1:F:485:TYR:HD2	2.00	0.59
1:C:153:LEU:HD11	1:D:444:VAL:HA	1.84	0.59
1:C:200:THR:HG22	1:C:200:THR:O	2.02	0.59
1:D:193:PHE:HA	1:D:238:HIS:ND1	2.17	0.59
1:D:302:ILE:HG23	1:D:336:ILE:HD13	1.85	0.59

Continued on next page...

Continued from previous page...

Atom-1	Atom-2	Interatomic distance (Å)	Clash overlap (Å)
1:E:364:ASP:OD1	1:E:406:VAL:HG13	2.02	0.59
1:E:419:GLY:O	1:E:421:TYR:N	2.36	0.59
1:A:282:ALA:O	1:A:283:GLU:C	2.41	0.59
1:A:284:LEU:HD12	1:A:284:LEU:N	2.18	0.59
1:B:485:TYR:OH	1:D:24:ARG:NH1	2.36	0.59
1:B:501:ASP:OD1	1:B:504:ARG:CD	2.50	0.59
1:B:69:ARG:CD	1:B:83:TYR:CE2	2.83	0.59
1:B:61:PHE:CE1	1:B:90:GLY:HA3	2.37	0.59
1:C:429:LEU:HD12	1:C:429:LEU:H	1.68	0.59
1:D:412:ILE:CG2	1:D:440:ALA:HB2	2.32	0.59
1:E:516:LYS:HZ3	1:F:131:THR:HG22	1.66	0.59
1:A:288:VAL:HG11	1:A:439:THR:HG21	1.83	0.58
1:D:147:GLN:N	1:D:147:GLN:HE21	1.94	0.58
1:D:348:LEU:HD13	1:D:379:PHE:CE2	2.38	0.58
1:F:490:ARG:HH11	1:F:490:ARG:HG3	1.68	0.58
1:A:67:PHE:HA	1:A:83:TYR:HB3	1.85	0.58
1:B:144:ALA:HB2	1:B:156:TYR:CE2	2.36	0.58
1:C:113:LEU:CD2	1:C:117:TYR:CD1	2.86	0.58
1:C:513:LEU:O	1:C:514:ARG:C	2.40	0.58
1:D:62:VAL:HG21	1:D:91:TYR:CZ	2.39	0.58
1:E:46:LEU:HD13	1:E:244:GLU:OE2	2.03	0.58
1:E:339:ASN:ND2	1:E:375:ASP:O	2.37	0.58
1:F:21:LEU:HD12	1:F:21:LEU:O	2.02	0.58
1:F:305:VAL:HG23	1:F:306:LEU:HG	1.85	0.58
1:A:487:ALA:O	1:A:492:TYR:HD2	1.87	0.58
1:A:520:LEU:HD12	1:A:521:PRO:CD	2.32	0.58
1:C:10:ASP:CG	1:C:11:ILE:N	2.52	0.58
1:C:186:TYR:O	1:C:189:ALA:HB3	2.03	0.58
1:C:320:PRO:O	1:C:322:ILE:N	2.36	0.58
1:C:429:LEU:CD1	1:C:429:LEU:H	2.16	0.58
1:D:350:ILE:HD12	1:D:393:ARG:CZ	2.34	0.58
1:D:296:TYR:HE1	1:D:414:ARG:NH2	1.94	0.58
1:D:504:ARG:C	1:D:507:VAL:HG12	2.23	0.58
1:D:65:ASP:OD1	1:D:123:LYS:NZ	2.37	0.58
1:A:485:TYR:CE1	1:B:67:PHE:CD2	2.90	0.58
1:C:243:ASP:OD1	1:C:246:ASP:HB2	2.02	0.58
1:C:324:THR:CG2	1:C:355:LYS:HE2	2.33	0.58
1:C:90:GLY:C	1:C:101:VAL:CG1	2.72	0.58
1:B:398:ILE:CD1	1:E:186:TYR:CG	2.87	0.58
1:E:311:PHE:CE2	1:E:312:PHE:O	2.56	0.58
1:F:399:PHE:CE2	1:F:528:ILE:HB	2.38	0.58

Continued on next page...

Continued from previous page...

Atom-1	Atom-2	Interatomic distance (Å)	Clash overlap (Å)
1:A:138:ILE:N	1:A:138:ILE:CD1	2.65	0.58
1:A:68:ALA:O	1:A:85:ASP:OD1	2.22	0.58
1:B:69:ARG:HG2	1:B:83:TYR:HA	1.85	0.58
1:C:197:VAL:HG11	1:C:200:THR:HB	1.85	0.58
1:C:197:VAL:HG21	1:C:244:GLU:HG2	1.86	0.58
1:E:513:LEU:O	1:E:514:ARG:C	2.39	0.58
1:F:297:ASP:OD1	1:F:299:HIS:HD2	1.86	0.58
1:F:484:PRO:CG	1:F:496:VAL:HG11	2.30	0.58
1:A:399:PHE:CD1	1:F:164:THR:HG23	2.39	0.58
1:B:396:LYS:HE2	1:B:530:LEU:HA	1.86	0.58
1:B:418:GLY:O	1:B:420:ALA:N	2.37	0.58
1:D:308:ASP:O	1:D:309:ALA:HB3	2.02	0.58
1:E:459:ILE:HG21	1:E:470:ARG:HH22	1.67	0.58
1:A:122:VAL:HG13	1:A:162:ARG:HG3	1.85	0.58
1:A:350:ILE:HD11	1:A:390:ILE:N	2.18	0.58
1:A:491:GLY:O	1:B:123:LYS:NZ	2.35	0.58
1:B:104:GLN:CG	1:B:139:ASN:HA	2.34	0.58
1:B:219:VAL:CG1	1:B:223:GLU:OE1	2.52	0.58
1:B:340:GLN:O	1:B:341:PRO:C	2.39	0.58
1:C:63:GLU:OE2	1:C:66:GLU:CB	2.50	0.58
1:D:49:ARG:HH11	1:D:49:ARG:CB	2.12	0.58
1:F:339:ASN:HD22	1:F:376:VAL:HB	1.64	0.58
1:A:141:SER:OG	1:A:180:CYS:HA	2.03	0.58
1:A:49:ARG:CG	1:A:49:ARG:HH11	2.17	0.58
1:A:54:LEU:HD23	1:A:248:VAL:HG21	1.85	0.58
1:B:40:GLN:OE1	1:B:106:PHE:CD2	2.57	0.58
1:B:117:TYR:CD1	1:B:117:TYR:C	2.77	0.58
1:B:437:TRP:O	1:B:484:PRO:HG3	2.03	0.58
1:D:321:ASN:N	1:D:321:ASN:OD1	2.30	0.58
1:E:307:ASP:CG	1:E:328:ARG:O	2.41	0.58
1:F:307:ASP:CG	1:F:328:ARG:O	2.42	0.58
1:A:203:MET:CB	1:A:230:HIS:NE2	2.67	0.58
1:A:230:HIS:HB3	1:A:237:ALA:HB2	1.84	0.58
1:A:461:ASP:O	1:A:462:ALA:HB3	2.04	0.58
1:C:208:PRO:HG3	1:C:224:LEU:HD22	1.86	0.58
1:C:398:ILE:CD1	1:C:399:PHE:CA	2.74	0.58
1:D:146:ILE:O	1:D:147:GLN:C	2.42	0.58
1:C:429:LEU:O	1:D:161:ARG:HG3	2.03	0.58
1:D:312:PHE:O	1:D:312:PHE:HD2	1.87	0.58
1:D:348:LEU:CD1	1:D:379:PHE:CE2	2.87	0.58
1:D:85:ASP:OD2	1:D:116:VAL:CB	2.49	0.58

Continued on next page...

Continued from previous page...

Atom-1	Atom-2	Interatomic distance (Å)	Clash overlap (Å)
1:E:87:VAL:HB	1:E:117:TYR:CZ	2.38	0.58
1:F:127:PHE:O	1:F:131:THR:HG23	2.02	0.58
1:F:194:THR:O	1:F:238:HIS:HB2	2.02	0.58
1:F:94:VAL:O	1:F:97:ARG:N	2.33	0.58
1:A:320:PRO:O	1:A:321:ASN:C	2.39	0.58
1:B:315:GLN:N	1:B:316:PRO:HD3	2.18	0.58
1:B:364:ASP:OD2	1:E:525:HIS:CE1	2.56	0.58
1:C:97:ARG:NH2	1:C:267:PRO:HG3	2.19	0.58
1:D:321:ASN:ND2	1:D:352:ALA:CB	2.67	0.58
1:E:87:VAL:HG22	1:E:89:THR:HG23	1.84	0.58
1:F:181:ALA:HB1	1:F:204:PHE:CD1	2.39	0.58
1:A:230:HIS:CE1	1:F:391:ILE:HD12	2.39	0.57
1:A:23:ARG:HD3	1:A:27:GLU:OE1	2.03	0.57
1:A:512:GLN:HG3	1:B:91:TYR:CD1	2.39	0.57
1:B:63:GLU:HG3	1:B:66:GLU:CG	2.33	0.57
1:C:232:SER:HA	1:C:318:PHE:HB2	1.85	0.57
1:D:85:ASP:OD2	1:D:116:VAL:CG2	2.51	0.57
1:E:47:THR:O	1:E:49:ARG:N	2.37	0.57
1:F:503:ARG:HB3	1:F:503:ARG:HH11	1.69	0.57
1:A:71:ARG:HH22	1:A:116:VAL:HG12	1.67	0.57
1:B:262:ASN:HD21	1:B:263:LEU:HD21	1.69	0.57
1:C:275:LEU:HD13	1:C:508:ARG:HH12	1.69	0.57
1:D:21:LEU:CD1	1:D:22:ARG:N	2.50	0.57
1:D:379:PHE:HZ	1:D:420:ALA:N	2.02	0.57
1:D:87:VAL:HG23	1:D:103:SER:O	2.04	0.57
1:F:78:ASP:OD1	1:F:79:ALA:N	2.37	0.57
1:A:164:THR:HG21	1:F:402:ALA:CB	2.25	0.57
1:B:134:PRO:HG3	1:B:171:PRO:HD2	1.86	0.57
1:F:366:PHE:O	1:F:367:ASN:OD1	2.23	0.57
1:A:57:ASP:HB2	1:A:93:THR:CG2	2.34	0.57
1:B:379:PHE:O	1:B:381:PRO:HD3	2.04	0.57
1:C:483:ASN:HB3	1:C:484:PRO:HD2	1.85	0.57
1:C:525:HIS:CE1	1:D:361:ARG:O	2.57	0.57
1:D:18:LEU:O	1:D:21:LEU:HG	2.04	0.57
1:D:504:ARG:O	1:D:507:VAL:HG12	2.04	0.57
1:D:62:VAL:HG11	1:D:91:TYR:CZ	2.40	0.57
1:A:189:ALA:O	1:F:529:PRO:HG3	2.04	0.57
1:A:203:MET:HB2	1:A:230:HIS:NE2	2.18	0.57
1:B:210:VAL:O	1:B:214:VAL:HG22	2.05	0.57
1:B:262:ASN:HD21	1:B:263:LEU:CD2	2.16	0.57
1:B:441:GLN:HG2	1:B:482:LEU:HB3	1.85	0.57

Continued on next page...

Continued from previous page...

Atom-1	Atom-2	Interatomic distance (Å)	Clash overlap (Å)
1:B:70:HIS:CE1	1:B:80:ASN:O	2.55	0.57
1:E:130:LYS:HG3	1:E:131:THR:HG22	1.76	0.57
1:B:392:ARG:NH1	1:E:354:GLU:OE2	2.27	0.57
1:E:375:ASP:HA	1:E:414:ARG:HB2	1.87	0.57
1:F:56:LEU:CD1	1:F:61:PHE:CD1	2.80	0.57
1:A:11:ILE:HG23	1:A:12:HIS:N	2.18	0.57
1:A:166:ALA:HB3	1:A:172:GLN:NE2	2.19	0.57
1:A:281:ASP:HB3	1:A:500:SER:HB2	1.86	0.57
1:A:498:MET:SD	1:B:18:LEU:HB3	2.45	0.57
1:B:454:LEU:CD1	1:E:75:PHE:CE2	2.87	0.57
1:D:276:ALA:O	1:D:277:VAL:C	2.38	0.57
1:D:69:ARG:HG2	1:D:83:TYR:HA	1.86	0.57
1:A:78:ASP:OD2	1:A:78:ASP:N	2.38	0.57
1:B:215:THR:HG22	1:B:217:GLU:HG3	1.85	0.57
1:C:320:PRO:HB2	1:C:343:GLN:CG	2.33	0.57
1:D:312:PHE:C	1:D:312:PHE:CD2	2.77	0.57
1:E:169:VAL:HG22	1:E:262:ASN:HD21	1.69	0.57
1:F:150:VAL:O	1:F:151:ALA:C	2.41	0.57
1:F:18:LEU:O	1:F:21:LEU:N	2.37	0.57
1:A:194:THR:N	1:A:238:HIS:ND1	2.49	0.57
1:A:69:ARG:NH2	1:A:83:TYR:OH	2.36	0.57
1:B:104:GLN:NE2	1:B:139:ASN:HB2	2.20	0.57
1:B:340:GLN:O	1:B:342:MET:N	2.38	0.57
1:C:308:ASP:O	1:C:310:GLU:N	2.37	0.57
1:C:340:GLN:HG3	1:C:342:MET:HB2	1.86	0.57
1:C:482:LEU:N	1:C:482:LEU:HD12	2.20	0.57
1:C:63:GLU:C	1:C:64:LEU:HD12	2.25	0.57
1:D:193:PHE:HD1	1:D:238:HIS:CG	2.23	0.57
1:D:426:SER:O	1:D:429:LEU:HB2	2.04	0.57
1:D:477:TYR:O	1:D:482:LEU:HD13	2.05	0.57
1:F:446:GLY:O	1:F:447:ALA:C	2.43	0.57
1:A:151:ALA:HA	1:F:492:TYR:OH	2.04	0.57
1:C:54:LEU:HG	1:C:248:VAL:HG11	1.87	0.57
1:C:268:ALA:HB2	1:C:332:ARG:CD	2.34	0.57
1:D:40:GLN:OE1	1:D:45:LYS:HE2	2.05	0.57
1:C:365:ALA:HA	1:D:525:HIS:CE1	2.40	0.57
1:E:243:ASP:OD1	1:E:246:ASP:HB2	2.05	0.57
1:E:475:GLN:CA	1:E:478:GLU:OE1	2.42	0.57
1:F:215:THR:HG21	1:F:217:GLU:OE2	2.05	0.57
1:F:56:LEU:HD12	1:F:61:PHE:CD1	2.40	0.57
1:A:275:LEU:O	1:A:276:ALA:C	2.42	0.57

Continued on next page...

Continued from previous page...

Atom-1	Atom-2	Interatomic distance (Å)	Clash overlap (Å)
1:A:467:GLU:N	1:A:467:GLU:OE1	2.30	0.57
1:B:428:HIS:NE2	1:E:154:GLY:HA2	2.20	0.57
1:B:45:LYS:CE	1:B:200:THR:CG2	2.79	0.57
1:D:375:ASP:OD1	1:D:415:LYS:N	2.36	0.57
1:D:480:ALA:HB1	1:D:481:LEU:CD1	2.27	0.57
1:E:104:GLN:CG	1:E:117:TYR:HH	2.11	0.57
1:A:462:ALA:O	1:A:464:ASP:O	2.23	0.56
1:A:497:ILE:HD13	1:A:501:ASP:HB3	1.86	0.56
1:C:359:PHE:O	1:C:362:THR:HB	2.05	0.56
1:C:494:ASP:HB3	1:E:64:LEU:HD22	1.86	0.56
1:D:422:ALA:O	1:D:429:LEU:HD22	2.04	0.56
1:E:415:LYS:HD2	1:E:441:GLN:OE1	2.05	0.56
1:E:70:HIS:CD2	1:E:77:LEU:CD1	2.88	0.56
1:F:298:MET:CG	1:F:339:ASN:O	2.43	0.56
1:B:243:ASP:OD1	1:B:246:ASP:CG	2.43	0.56
1:B:391:ILE:HG21	1:E:236:VAL:HG11	1.87	0.56
1:C:416:ALA:CB	1:C:421:TYR:CD1	2.77	0.56
1:D:265:GLU:HB3	1:D:266:PRO:CD	2.34	0.56
1:D:289:PRO:HD2	1:D:414:ARG:HH21	1.59	0.56
1:F:45:LYS:HD3	1:F:200:THR:CG2	2.24	0.56
1:A:187:SER:HB3	1:A:188:PRO:HD3	1.87	0.56
1:A:348:LEU:CB	1:A:379:PHE:CE2	2.87	0.56
1:A:69:ARG:HD3	1:A:81:ARG:NH1	2.21	0.56
1:B:101:VAL:O	1:B:124:VAL:HG11	2.05	0.56
1:C:45:LYS:HG3	1:C:200:THR:CG2	2.34	0.56
1:C:302:ILE:HG23	1:C:336:ILE:HD13	1.77	0.56
1:D:367:ASN:HA	1:D:406:VAL:CG1	2.29	0.56
1:E:57:ASP:OD1	1:E:94:VAL:HA	2.06	0.56
1:F:45:LYS:CD	1:F:200:THR:HG21	2.24	0.56
1:A:145:ARG:NH1	1:A:148:GLU:OE2	2.36	0.56
1:B:255:LEU:O	1:B:256:SER:C	2.41	0.56
1:C:455:HIS:HB2	1:C:459:ILE:CG1	2.34	0.56
1:D:282:ALA:O	1:D:283:GLU:C	2.44	0.56
1:D:273:ALA:CB	1:D:330:GLU:OE1	2.54	0.56
1:D:501:ASP:O	1:D:503:ARG:N	2.38	0.56
1:E:327:GLY:O	1:E:334:VAL:CG2	2.53	0.56
1:F:340:GLN:HE21	1:F:342:MET:HB2	1.70	0.56
1:A:122:VAL:CG1	1:A:162:ARG:CZ	2.83	0.56
1:A:63:GLU:CD	1:A:66:GLU:HB2	2.24	0.56
1:B:10:ASP:OD2	1:B:11:ILE:N	2.38	0.56
1:A:499:PRO:HD3	1:B:18:LEU:HD22	1.88	0.56

Continued on next page...

Continued from previous page...

Atom-1	Atom-2	Interatomic distance (Å)	Clash overlap (Å)
1:C:299:HIS:HE1	1:C:313:GLU:OE2	1.89	0.56
1:C:513:LEU:O	1:C:515:THR:N	2.37	0.56
1:C:94:VAL:HG23	1:C:99:VAL:CG2	2.35	0.56
1:D:18:LEU:HD12	1:D:18:LEU:H	1.70	0.56
1:B:236:VAL:CG1	1:E:392:ARG:HG2	2.35	0.56
1:F:61:PHE:CZ	1:F:90:GLY:HA3	2.40	0.56
1:B:10:ASP:OD2	1:B:11:ILE:HG22	2.06	0.56
1:B:104:GLN:CD	1:B:139:ASN:HB2	2.26	0.56
1:B:141:SER:O	1:B:179:PRO:O	2.24	0.56
1:B:415:LYS:HA	1:B:417:PHE:HE2	1.70	0.56
1:B:48:ALA:O	1:B:52:ILE:HG13	2.06	0.56
1:C:102:PHE:CZ	1:C:137:GLY:HA2	2.41	0.56
1:C:340:GLN:HG3	1:C:342:MET:H	1.70	0.56
1:B:438:PRO:CG	1:D:21:LEU:HD23	2.32	0.56
1:D:291:SER:HB3	1:D:294:GLN:HB2	1.87	0.56
1:E:173:ILE:HG21	1:E:251:VAL:CG1	2.34	0.56
1:E:263:LEU:H	1:E:263:LEU:CD2	2.19	0.56
1:F:250:TYR:CG	1:F:312:PHE:CZ	2.91	0.56
1:B:348:LEU:HB3	1:B:379:PHE:CD2	2.41	0.56
1:C:284:LEU:HD21	1:C:304:HIS:CE1	2.40	0.56
1:C:336:ILE:HB	1:C:373:PHE:HE1	1.69	0.56
1:E:419:GLY:O	1:E:420:ALA:C	2.44	0.56
1:E:86:GLY:O	1:E:117:TYR:HE2	1.88	0.56
1:A:306:LEU:CD1	1:A:311:PHE:HB2	2.36	0.56
1:A:413:THR:O	1:A:440:ALA:HB2	2.04	0.56
1:B:63:GLU:OE2	1:B:66:GLU:CG	2.54	0.56
1:C:451:VAL:HG11	1:C:474:ILE:HA	1.87	0.56
1:C:499:PRO:O	1:C:502:THR:HG22	2.06	0.56
1:D:329:VAL:HG12	1:D:330:GLU:HG2	1.87	0.56
1:D:395:ALA:O	1:D:398:ILE:N	2.38	0.56
1:E:226:GLY:O	1:E:229:THR:N	2.38	0.56
1:F:114:GLY:HA2	1:F:148:GLU:OE1	2.06	0.56
1:F:447:ALA:O	1:F:450:ALA:HB3	2.06	0.56
1:A:70:HIS:HA	1:A:116:VAL:HG11	1.87	0.56
1:A:84:GLY:C	1:A:86:GLY:N	2.59	0.56
1:B:284:LEU:CD2	1:B:499:PRO:O	2.54	0.56
1:B:334:VAL:CG1	1:B:335:GLY:N	2.68	0.56
1:C:196:MET:HE1	1:C:230:HIS:CG	2.40	0.56
1:C:28:ALA:HB2	1:C:83:TYR:HD2	1.70	0.56
1:C:299:HIS:CD2	1:C:323:LEU:HD13	2.40	0.56
1:E:97:ARG:NH1	1:E:267:PRO:HG3	2.21	0.56

Continued on next page...

Continued from previous page...

Atom-1	Atom-2	Interatomic distance (Å)	Clash overlap (Å)
1:C:494:ASP:HB3	1:E:64:LEU:CD2	2.36	0.56
1:F:194:THR:N	1:F:238:HIS:ND1	2.49	0.56
1:F:324:THR:HA	1:F:336:ILE:O	2.06	0.56
1:A:209:ASP:OD1	1:A:210:VAL:HG23	2.06	0.56
1:A:306:LEU:HB3	1:A:310:GLU:O	2.05	0.56
1:A:383:VAL:CG2	1:F:219:VAL:HG21	2.35	0.56
1:A:47:THR:O	1:A:50:GLU:HB2	2.06	0.56
1:A:498:MET:O	1:A:501:ASP:HB2	2.06	0.56
1:A:508:ARG:HH22	1:B:60:SER:C	2.10	0.56
1:B:269:PHE:O	1:B:331:GLY:HA3	2.06	0.56
1:C:185:VAL:O	1:C:188:PRO:CD	2.45	0.56
1:C:185:VAL:C	1:C:188:PRO:HD2	2.26	0.56
1:D:102:PHE:CE1	1:D:137:GLY:HA2	2.40	0.56
1:E:435:LEU:N	1:E:435:LEU:HD13	2.21	0.56
1:E:285:ASP:OD1	1:E:499:PRO:HD2	2.06	0.56
1:F:297:ASP:OD1	1:F:299:HIS:CD2	2.58	0.56
1:A:10:ASP:CG	1:A:11:ILE:N	2.51	0.56
1:A:69:ARG:NE	1:A:83:TYR:CE2	2.74	0.56
1:E:278:THR:O	1:E:280:GLU:N	2.39	0.56
1:E:284:LEU:O	1:E:287:ILE:HG22	2.06	0.56
1:F:65:ASP:OD2	1:F:123:LYS:HD2	2.05	0.56
1:A:104:GLN:HB2	1:A:140:ASP:O	2.06	0.55
1:A:376:VAL:HG11	1:A:420:ALA:HB1	1.87	0.55
1:B:364:ASP:OD2	1:E:525:HIS:HE1	1.89	0.55
1:B:433:LEU:CD2	1:B:435:LEU:HD21	2.37	0.55
1:B:413:THR:O	1:B:439:THR:HB	2.06	0.55
1:B:78:ASP:O	1:B:79:ALA:C	2.45	0.55
1:C:103:SER:HA	1:C:138:ILE:HB	1.86	0.55
1:C:305:VAL:CG1	1:C:506:ILE:HD13	2.35	0.55
1:C:524:LYS:NZ	1:D:405:THR:OG1	2.38	0.55
1:D:186:TYR:O	1:D:189:ALA:HB3	2.06	0.55
1:D:175:LEU:HD12	1:D:195:VAL:HB	1.87	0.55
1:E:296:TYR:OH	1:E:414:ARG:CG	2.54	0.55
1:F:224:LEU:O	1:F:224:LEU:HD12	2.06	0.55
1:F:313:GLU:HG2	1:F:316:PRO:HG3	1.87	0.55
1:F:64:LEU:HD11	1:F:91:TYR:CD2	2.41	0.55
1:A:311:PHE:HE1	1:A:336:ILE:HG13	1.72	0.55
1:B:447:ALA:CB	1:B:474:ILE:HG23	2.37	0.55
1:B:498:MET:HE3	1:D:22:ARG:NH2	2.21	0.55
1:C:178:GLY:O	1:C:179:PRO:C	2.44	0.55
1:D:231:ASN:CB	1:D:317:LEU:HD23	2.36	0.55

Continued on next page...

Continued from previous page...

Atom-1	Atom-2	Interatomic distance (Å)	Clash overlap (Å)
1:D:348:LEU:HB2	1:D:379:PHE:CD2	2.42	0.55
1:D:289:PRO:CG	1:D:414:ARG:HH22	2.20	0.55
1:D:67:PHE:HA	1:D:83:TYR:HB3	1.88	0.55
1:F:104:GLN:OE1	1:F:140:ASP:N	2.40	0.55
1:F:141:SER:O	1:F:179:PRO:O	2.24	0.55
1:F:215:THR:HG21	1:F:217:GLU:CD	2.24	0.55
1:F:398:ILE:HG13	1:F:399:PHE:H	1.71	0.55
1:A:75:PHE:CZ	1:F:454:LEU:HD12	2.41	0.55
1:A:139:ASN:HB2	1:A:175:LEU:O	2.07	0.55
1:A:520:LEU:HD12	1:A:521:PRO:HD2	1.86	0.55
1:B:102:PHE:CE1	1:B:137:GLY:HA2	2.40	0.55
1:E:150:VAL:O	1:E:153:LEU:N	2.40	0.55
1:E:373:PHE:HD2	1:E:411:VAL:HB	1.65	0.55
1:E:457:ARG:C	1:E:459:ILE:H	2.09	0.55
1:F:475:GLN:O	1:F:479:ASP:HB2	2.06	0.55
1:F:330:GLU:OE2	1:F:507:VAL:HG22	2.06	0.55
1:A:350:ILE:HG13	1:A:390:ILE:CD1	2.22	0.55
1:B:137:GLY:C	1:B:138:ILE:HD12	2.26	0.55
1:B:231:ASN:HA	1:B:237:ALA:HB3	1.89	0.55
1:C:497:ILE:HG21	1:C:505:HIS:CD2	2.42	0.55
1:D:320:PRO:CB	1:D:343:GLN:HG3	2.36	0.55
1:D:40:GLN:NE2	1:D:106:PHE:HD2	2.03	0.55
1:E:89:THR:HG21	1:E:120:LYS:HB3	1.88	0.55
1:E:187:SER:HB3	1:E:188:PRO:HD3	1.88	0.55
1:E:307:ASP:O	1:E:308:ASP:HB2	2.07	0.55
1:F:108:VAL:O	1:F:109:PHE:HB2	2.06	0.55
1:F:61:PHE:CE1	1:F:90:GLY:HA3	2.40	0.55
1:A:469:THR:HG23	1:A:472:ARG:HH21	1.71	0.55
1:C:49:ARG:O	1:C:52:ILE:HB	2.07	0.55
1:C:94:VAL:CG2	1:C:99:VAL:CG2	2.85	0.55
1:D:477:TYR:O	1:D:482:LEU:CD1	2.54	0.55
1:D:62:VAL:CB	1:D:91:TYR:CE2	2.89	0.55
1:E:150:VAL:HG12	1:E:153:LEU:HD12	1.88	0.55
1:F:375:ASP:OD2	1:F:414:ARG:CB	2.55	0.55
1:F:483:ASN:HD22	1:F:483:ASN:C	2.09	0.55
1:A:474:ILE:O	1:A:478:GLU:HG2	2.07	0.55
1:B:285:ASP:OD1	1:B:499:PRO:HD2	2.06	0.55
1:D:197:VAL:CG2	1:D:247:ALA:HB2	2.37	0.55
1:E:202:HIS:HD2	1:E:221:PHE:O	1.89	0.55
1:E:392:ARG:HG3	1:E:393:ARG:N	2.21	0.55
1:E:529:PRO:O	1:E:530:LEU:HD23	2.07	0.55

Continued on next page...

Continued from previous page...

Atom-1	Atom-2	Interatomic distance (Å)	Clash overlap (Å)
1:A:169:VAL:CG2	1:F:523:LYS:HD3	2.36	0.55
1:A:117:TYR:CD1	1:A:117:TYR:O	2.60	0.55
1:C:114:GLY:O	1:C:117:TYR:N	2.40	0.55
1:C:455:HIS:CB	1:C:459:ILE:CG1	2.83	0.55
1:D:47:THR:HB	1:D:50:GLU:HG3	1.88	0.55
1:E:32:GLY:CA	1:E:107:THR:CG2	2.84	0.55
1:B:364:ASP:CB	1:E:525:HIS:HE1	2.17	0.55
1:F:349:ASP:O	1:F:352:ALA:N	2.40	0.55
1:C:24:ARG:NH2	1:F:485:TYR:CD2	2.74	0.55
1:A:51:ARG:NH2	1:A:177:VAL:HB	2.22	0.55
1:B:334:VAL:HG11	1:B:371:LEU:HD11	1.89	0.55
1:C:262:ASN:ND2	1:C:263:LEU:N	2.53	0.55
1:F:229:THR:O	1:F:233:THR:OG1	2.23	0.55
1:F:379:PHE:CE1	1:F:420:ALA:HB2	2.41	0.55
1:A:416:ALA:HB1	1:A:442:ILE:HG23	1.88	0.55
1:A:330:GLU:OE1	1:A:507:VAL:HG11	2.06	0.55
1:A:56:LEU:CD2	1:A:92:GLY:C	2.73	0.55
1:B:113:LEU:HD12	1:B:117:TYR:CD1	2.41	0.55
1:B:11:ILE:HG23	1:B:12:HIS:N	2.22	0.55
1:B:445:MET:SD	1:B:449:GLY:C	2.85	0.55
1:C:120:LYS:O	1:C:124:VAL:HG23	2.06	0.55
1:C:193:PHE:CD1	1:C:238:HIS:NE2	2.72	0.55
1:D:284:LEU:CA	1:D:287:ILE:CD1	2.64	0.55
1:E:146:ILE:H	1:E:146:ILE:HD12	1.72	0.55
1:E:398:ILE:HD11	1:E:423:VAL:HG22	1.89	0.55
1:E:470:ARG:HB2	1:E:470:ARG:CZ	2.36	0.55
1:A:513:LEU:O	1:A:514:ARG:C	2.45	0.55
1:B:364:ASP:OD1	1:B:404:ALA:HA	2.07	0.55
1:B:455:HIS:CB	1:B:473:LEU:HD13	2.36	0.55
1:B:501:ASP:OD1	1:B:504:ARG:HD3	2.08	0.55
1:C:150:VAL:O	1:C:153:LEU:N	2.39	0.55
1:C:320:PRO:O	1:C:321:ASN:C	2.44	0.55
1:C:451:VAL:O	1:C:452:ASN:C	2.40	0.55
1:D:87:VAL:HG13	1:D:120:LYS:HD3	1.89	0.55
1:D:234:SER:HB2	1:D:236:VAL:HG23	1.85	0.55
1:D:69:ARG:NH2	1:D:83:TYR:CE2	2.75	0.55
1:E:371:LEU:HD21	1:E:510:LEU:HD21	1.89	0.55
1:E:510:LEU:O	1:E:514:ARG:HG3	2.07	0.55
1:E:89:THR:HG23	1:E:120:LYS:CE	2.35	0.55
1:F:517:ARG:HH11	1:F:517:ARG:CG	2.19	0.55
1:A:117:TYR:CD1	1:A:117:TYR:C	2.81	0.54

Continued on next page...

Continued from previous page...

Atom-1	Atom-2	Interatomic distance (Å)	Clash overlap (Å)
1:C:231:ASN:O	1:C:318:PHE:HB2	2.07	0.54
1:D:166:ALA:O	1:D:169:VAL:HG23	2.07	0.54
1:D:160:PHE:CZ	1:D:186:TYR:HB2	2.41	0.54
1:D:219:VAL:HG12	1:D:220:GLY:N	2.21	0.54
1:D:266:PRO:HB2	1:D:333:PRO:HG2	1.88	0.54
1:D:459:ILE:O	1:D:459:ILE:HD13	2.07	0.54
1:E:32:GLY:C	1:E:107:THR:HG21	2.28	0.54
1:F:91:TYR:CE1	1:F:127:PHE:CE1	2.89	0.54
1:F:219:VAL:HG13	1:F:223:GLU:HG2	1.89	0.54
1:F:337:VAL:HG11	1:F:356:ALA:HB1	1.88	0.54
1:F:418:GLY:O	1:F:421:TYR:HB3	2.06	0.54
1:B:51:ARG:NH1	1:B:177:VAL:CG2	2.70	0.54
1:A:438:PRO:HG3	1:B:21:LEU:HD22	1.89	0.54
1:B:231:ASN:O	1:B:318:PHE:HB2	2.07	0.54
1:B:482:LEU:H	1:B:482:LEU:CD1	2.21	0.54
1:C:278:THR:O	1:C:279:ASP:C	2.43	0.54
1:C:512:GLN:HG3	1:E:91:TYR:CE1	2.42	0.54
1:F:183:GLY:C	1:F:185:VAL:N	2.59	0.54
1:F:243:ASP:OD1	1:F:245:LYS:HB3	2.08	0.54
1:F:414:ARG:NE	1:F:415:LYS:HE3	2.23	0.54
1:F:490:ARG:NH1	1:F:490:ARG:CG	2.69	0.54
1:A:219:VAL:CG1	1:A:224:LEU:HB2	2.37	0.54
1:A:78:ASP:O	1:A:80:ASN:N	2.41	0.54
1:B:384:ASP:OD1	1:B:385:GLN:N	2.41	0.54
1:C:457:ARG:CA	1:C:457:ARG:HH11	2.10	0.54
1:D:11:ILE:O	1:D:11:ILE:HD12	2.07	0.54
1:D:212:LYS:CE	1:D:218:ASP:OD1	2.51	0.54
1:E:102:PHE:CZ	1:E:137:GLY:HA3	2.43	0.54
1:E:350:ILE:CG2	1:E:393:ARG:NH1	2.51	0.54
1:F:51:ARG:CZ	1:F:177:VAL:HG21	2.37	0.54
1:F:209:ASP:O	1:F:212:LYS:HE3	2.08	0.54
1:F:348:LEU:HD22	1:F:379:PHE:HE2	1.64	0.54
1:A:347:CYS:CB	1:A:378:GLY:O	2.40	0.54
1:A:411:VAL:HA	1:A:435:LEU:O	2.07	0.54
1:C:99:VAL:CG1	1:C:100:ALA:O	2.56	0.54
1:C:364:ASP:HA	1:C:406:VAL:CG1	2.38	0.54
1:C:407:PRO:HB3	1:C:513:LEU:HB3	1.88	0.54
1:D:481:LEU:N	1:D:481:LEU:CD1	2.71	0.54
1:C:165:HIS:HB3	1:D:520:LEU:HD21	1.88	0.54
1:D:69:ARG:CZ	1:D:83:TYR:CE2	2.91	0.54
1:E:422:ALA:O	1:E:429:LEU:CD2	2.56	0.54

Continued on next page...

Continued from previous page...

Atom-1	Atom-2	Interatomic distance (Å)	Clash overlap (Å)
1:E:456:ARG:HG2	1:E:457:ARG:N	2.22	0.54
1:F:29:THR:CA	1:F:49:ARG:HH12	2.19	0.54
1:A:286:THR:O	1:A:286:THR:CG2	2.55	0.54
1:A:315:GLN:N	1:A:316:PRO:HD3	2.23	0.54
1:A:507:VAL:O	1:A:511:ARG:HG3	2.08	0.54
1:B:104:GLN:HG3	1:B:138:ILE:O	2.07	0.54
1:B:326:PHE:C	1:B:334:VAL:O	2.46	0.54
1:B:375:ASP:OD1	1:B:415:LYS:HB2	2.07	0.54
1:B:61:PHE:HE1	1:B:90:GLY:HA3	1.71	0.54
1:D:70:HIS:CE1	1:D:77:LEU:HD13	2.42	0.54
1:E:452:ASN:N	1:E:452:ASN:HD22	2.04	0.54
1:E:478:GLU:HB3	1:E:482:LEU:HD22	1.90	0.54
1:F:299:HIS:CE1	1:F:323:LEU:HD13	2.43	0.54
1:F:389:GLY:O	1:F:391:ILE:N	2.40	0.54
1:F:520:LEU:HD12	1:F:521:PRO:CD	2.38	0.54
1:A:69:ARG:NH2	1:A:83:TYR:HE1	1.98	0.54
1:B:433:LEU:HD23	1:B:435:LEU:HD11	1.89	0.54
1:B:443:ALA:O	1:E:153:LEU:CD1	2.53	0.54
1:C:530:LEU:HB3	1:D:396:LYS:HZ2	1.72	0.54
1:D:197:VAL:HG22	1:D:247:ALA:HB2	1.89	0.54
1:D:284:LEU:HD13	1:D:304:HIS:CD2	2.43	0.54
1:D:47:THR:O	1:D:50:GLU:N	2.40	0.54
1:F:374:VAL:CG1	1:F:424:MET:HG3	2.38	0.54
1:A:441:GLN:OE1	1:A:482:LEU:HG	2.07	0.54
1:A:55:LEU:HD23	1:A:56:LEU:HG	1.88	0.54
1:B:111:GLY:O	1:B:141:SER:HA	2.08	0.54
1:B:62:VAL:HG21	1:B:91:TYR:CE1	2.43	0.54
1:C:426:SER:HG	1:C:429:LEU:CD1	2.21	0.54
1:C:488:ALA:O	1:C:491:GLY:N	2.40	0.54
1:D:146:ILE:N	1:D:146:ILE:CD1	2.31	0.54
1:D:411:VAL:HG13	1:D:435:LEU:O	2.08	0.54
1:B:489:GLU:CA	1:D:68:ALA:HA	2.26	0.54
1:B:444:VAL:HG11	1:E:146:ILE:HG13	1.89	0.54
1:A:488:ALA:O	1:A:491:GLY:N	2.36	0.54
1:B:247:ALA:O	1:B:251:VAL:HG23	2.07	0.54
1:B:322:ILE:HG23	1:B:338:ALA:C	2.22	0.54
1:B:328:ARG:HG2	1:B:333:PRO:CA	2.33	0.54
1:C:437:TRP:HE1	1:C:502:THR:HB	1.73	0.54
1:D:239:HIS:CD2	1:D:250:TYR:CD1	2.96	0.54
1:E:259:PRO:HG3	1:E:366:PHE:O	2.07	0.54
1:E:284:LEU:O	1:E:285:ASP:C	2.45	0.54

Continued on next page...

Continued from previous page...

Atom-1	Atom-2	Interatomic distance (Å)	Clash overlap (Å)
1:A:383:VAL:HG23	1:F:217:GLU:CD	2.27	0.54
1:A:69:ARG:HA	1:A:85:ASP:OD1	2.07	0.54
1:E:337:VAL:O	1:E:372:THR:HA	2.08	0.54
1:C:490:ARG:CA	1:E:71:ARG:HH12	2.13	0.54
1:F:183:GLY:O	1:F:184:ALA:C	2.46	0.54
1:A:232:SER:O	1:A:318:PHE:HD1	1.91	0.54
1:A:320:PRO:CB	1:A:343:GLN:HG3	2.38	0.54
1:B:42:ALA:O	1:B:43:LYS:C	2.45	0.54
1:C:350:ILE:CG2	1:C:393:ARG:HD3	2.38	0.54
1:C:35:ARG:O	1:C:35:ARG:HG3	2.07	0.54
1:C:91:TYR:HD1	1:F:512:GLN:OE1	1.91	0.54
1:D:211:ILE:HD11	1:D:219:VAL:HB	1.90	0.54
1:D:282:ALA:O	1:D:284:LEU:N	2.41	0.54
1:E:284:LEU:HD13	1:E:304:HIS:NE2	2.15	0.54
1:F:153:LEU:HD23	1:F:153:LEU:N	2.23	0.54
1:F:409:ILE:HD11	1:F:513:LEU:HD12	1.89	0.54
1:F:428:HIS:CD2	1:F:428:HIS:H	2.26	0.54
1:F:47:THR:HB	1:F:50:GLU:HG3	1.89	0.54
1:A:113:LEU:CD1	1:A:114:GLY:H	2.21	0.53
1:A:329:VAL:O	1:A:330:GLU:HB2	2.06	0.53
1:B:508:ARG:O	1:B:511:ARG:HB2	2.08	0.53
1:C:354:GLU:OE2	1:D:392:ARG:NH2	2.41	0.53
1:C:528:ILE:CD1	1:C:528:ILE:H	2.20	0.53
1:D:102:PHE:CD1	1:D:137:GLY:HA2	2.44	0.53
1:D:283:GLU:HB3	1:D:304:HIS:NE2	2.23	0.53
1:E:337:VAL:HB	1:E:372:THR:HB	1.90	0.53
1:E:399:PHE:CZ	1:E:528:ILE:HB	2.43	0.53
1:F:145:ARG:HD2	1:F:148:GLU:CD	2.28	0.53
1:F:215:THR:HG22	1:F:217:GLU:CG	2.18	0.53
1:A:525:HIS:HE1	1:F:361:ARG:O	1.91	0.53
1:F:171:PRO:HG3	1:F:366:PHE:CE1	2.43	0.53
1:B:262:ASN:CG	1:B:263:LEU:CD2	2.75	0.53
1:B:26:GLU:O	1:B:30:HIS:ND1	2.41	0.53
1:B:55:LEU:O	1:B:94:VAL:HG22	2.08	0.53
1:C:205:ILE:HG23	1:C:206:THR:N	2.24	0.53
1:C:361:ARG:O	1:D:525:HIS:NE2	2.35	0.53
1:C:45:LYS:C	1:C:46:LEU:HD12	2.28	0.53
1:C:78:ASP:OD1	1:C:78:ASP:N	2.41	0.53
1:C:24:ARG:HB3	1:C:83:TYR:HE2	1.74	0.53
1:D:296:TYR:HE1	1:D:414:ARG:CZ	2.22	0.53
1:F:446:GLY:O	1:F:448:GLN:N	2.42	0.53

Continued on next page...

Continued from previous page...

Atom-1	Atom-2	Interatomic distance (Å)	Clash overlap (Å)
1:A:141:SER:O	1:A:179:PRO:O	2.26	0.53
1:A:329:VAL:C	1:A:331:GLY:H	2.09	0.53
1:A:67:PHE:O	1:A:83:TYR:HB3	2.08	0.53
1:B:223:GLU:C	1:B:223:GLU:CD	2.66	0.53
1:B:284:LEU:HD22	1:B:499:PRO:O	2.08	0.53
1:C:102:PHE:HE1	1:C:135:VAL:HG12	1.73	0.53
1:C:345:ALA:O	1:C:346:GLY:C	2.47	0.53
1:E:170:ILE:CG2	1:E:261:ASN:HB2	2.39	0.53
1:E:301:VAL:O	1:E:305:VAL:HG13	2.08	0.53
1:E:298:MET:HG2	1:E:338:ALA:HB1	1.90	0.53
1:E:344:PHE:O	1:E:345:ALA:CB	2.56	0.53
1:F:239:HIS:CD2	1:F:240:MET:C	2.82	0.53
1:F:275:LEU:CD1	1:F:275:LEU:N	2.72	0.53
1:F:88:VAL:O	1:F:102:PHE:HA	2.08	0.53
1:A:258:LEU:N	1:A:258:LEU:CD1	2.71	0.53
1:A:334:VAL:CG2	1:A:371:LEU:HD12	2.38	0.53
1:B:51:ARG:NH1	1:B:177:VAL:HG21	2.19	0.53
1:B:188:PRO:HA	1:B:191:THR:OG1	2.07	0.53
1:C:196:MET:CE	1:C:230:HIS:CG	2.91	0.53
1:C:336:ILE:CB	1:C:371:LEU:O	2.56	0.53
1:D:221:PHE:O	1:D:225:GLY:O	2.27	0.53
1:D:219:VAL:CG1	1:D:224:LEU:CB	2.83	0.53
1:C:524:LYS:HZ2	1:D:406:VAL:HG13	1.73	0.53
1:D:40:GLN:HA	1:D:40:GLN:HE21	1.72	0.53
1:D:55:LEU:HD12	1:D:55:LEU:O	2.07	0.53
1:E:335:GLY:C	1:E:336:ILE:HG12	2.27	0.53
1:E:299:HIS:NE2	1:E:340:GLN:NE2	2.55	0.53
1:F:323:LEU:HD21	1:F:340:GLN:CD	2.29	0.53
1:A:184:ALA:O	1:A:185:VAL:C	2.45	0.53
1:A:401:TYR:HE1	1:A:408:LEU:HD11	1.70	0.53
1:A:485:TYR:OH	1:B:21:LEU:CD1	2.56	0.53
1:B:323:LEU:CD2	1:B:340:GLN:HB2	2.36	0.53
1:B:478:GLU:HB2	1:B:482:LEU:HD22	1.89	0.53
1:B:488:ALA:CA	1:B:493:VAL:CG2	2.83	0.53
1:B:501:ASP:OD1	1:B:504:ARG:HD2	2.08	0.53
1:C:356:ALA:HB3	1:C:397:LEU:HD13	1.90	0.53
1:D:105:ASP:OD2	1:D:107:THR:OG1	2.26	0.53
1:E:118:GLY:O	1:E:122:VAL:HG23	2.07	0.53
1:E:330:GLU:OE2	1:E:507:VAL:O	2.27	0.53
1:E:433:LEU:CD1	1:E:433:LEU:N	2.72	0.53
1:F:284:LEU:O	1:F:285:ASP:C	2.46	0.53

Continued on next page...

Continued from previous page...

Atom-1	Atom-2	Interatomic distance (Å)	Clash overlap (Å)
1:B:274:ASP:O	1:B:503:ARG:NH2	2.35	0.53
1:B:398:ILE:HD12	1:E:186:TYR:CG	2.44	0.53
1:B:510:LEU:O	1:B:514:ARG:HG3	2.08	0.53
1:B:89:THR:HG22	1:B:102:PHE:HB3	1.91	0.53
1:C:327:GLY:O	1:C:334:VAL:HG22	2.05	0.53
1:C:428:HIS:CD2	1:D:154:GLY:HA2	2.43	0.53
1:C:416:ALA:N	1:C:441:GLN:O	2.41	0.53
1:E:141:SER:O	1:E:179:PRO:O	2.27	0.53
1:F:315:GLN:NE2	1:F:355:LYS:HG2	2.22	0.53
1:B:155:ALA:O	1:B:159:ILE:HG13	2.08	0.53
1:C:187:SER:N	1:C:188:PRO:CD	2.70	0.53
1:D:477:TYR:CE2	1:D:481:LEU:CD2	2.87	0.53
1:E:150:VAL:O	1:E:151:ALA:C	2.46	0.53
1:C:485:TYR:CZ	1:E:24:ARG:HD3	2.40	0.53
1:E:445:MET:SD	1:E:450:ALA:HA	2.49	0.53
1:F:115:GLU:O	1:F:119:GLN:HG3	2.09	0.53
1:A:348:LEU:HB3	1:A:379:PHE:CG	2.37	0.53
1:B:104:GLN:CD	1:B:139:ASN:CA	2.77	0.53
1:B:530:LEU:CD2	1:E:530:LEU:HD22	2.39	0.53
1:C:319:ALA:O	1:C:320:PRO:C	2.47	0.53
1:C:422:ALA:O	1:C:429:LEU:HD11	2.09	0.53
1:C:381:PRO:HD2	1:D:214:VAL:HG11	1.90	0.53
1:F:113:LEU:HD13	1:F:114:GLY:N	2.23	0.53
1:F:520:LEU:HD12	1:F:521:PRO:HD2	1.91	0.53
1:A:414:ARG:HA	1:A:440:ALA:CA	2.24	0.53
1:A:416:ALA:HB2	1:A:442:ILE:HG13	1.91	0.53
1:A:416:ALA:HB3	1:A:442:ILE:CA	2.35	0.53
1:A:409:ILE:HG12	1:A:433:LEU:HB2	1.90	0.53
1:B:104:GLN:OE1	1:B:141:SER:HB3	2.06	0.53
1:B:158:GLU:HA	1:B:158:GLU:OE1	2.09	0.53
1:B:223:GLU:O	1:B:229:THR:HG21	2.08	0.53
1:C:149:GLY:C	1:C:151:ALA:H	2.12	0.53
1:D:175:LEU:HD11	1:D:247:ALA:HB1	1.90	0.53
1:D:163:ASN:HB3	1:D:190:ILE:CG2	2.38	0.53
1:D:307:ASP:OD1	1:D:329:VAL:HA	2.08	0.53
1:D:350:ILE:HD12	1:D:393:ARG:NH1	2.24	0.53
1:D:379:PHE:CE1	1:D:420:ALA:N	2.76	0.53
1:D:56:LEU:HD11	1:D:101:VAL:HG11	1.91	0.53
1:E:104:GLN:CA	1:E:117:TYR:OH	2.57	0.53
1:E:464:ASP:O	1:E:465:ASP:CB	2.55	0.53
1:F:268:ALA:C	1:F:269:PHE:CD1	2.82	0.53

Continued on next page...

Continued from previous page...

Atom-1	Atom-2	Interatomic distance (Å)	Clash overlap (Å)
1:A:459:ILE:O	1:A:466:ALA:HB1	2.08	0.53
1:B:197:VAL:CG2	1:B:247:ALA:HB2	2.39	0.53
1:B:97:ARG:NH1	1:B:267:PRO:HG3	2.23	0.53
1:B:396:LYS:HD3	1:E:530:LEU:HB3	1.92	0.53
1:B:489:GLU:HA	1:D:68:ALA:CA	2.24	0.53
1:D:160:PHE:CE1	1:D:186:TYR:CB	2.92	0.53
1:D:348:LEU:O	1:D:380:LEU:N	2.42	0.53
1:D:407:PRO:C	1:D:408:LEU:HD13	2.30	0.53
1:E:360:VAL:CG1	1:E:400:ALA:HB1	2.39	0.53
1:E:440:ALA:O	1:E:484:PRO:HD3	2.09	0.53
1:E:61:PHE:CE1	1:E:62:VAL:O	2.62	0.53
1:E:94:VAL:O	1:E:95:ASP:OD2	2.26	0.53
1:F:339:ASN:O	1:F:341:PRO:HD3	2.08	0.53
1:A:184:ALA:O	1:A:186:TYR:N	2.42	0.52
1:A:70:HIS:CA	1:A:116:VAL:HG21	2.39	0.52
1:B:398:ILE:HD11	1:B:423:VAL:HG22	1.91	0.52
1:C:336:ILE:CG2	1:C:371:LEU:HD12	2.40	0.52
1:C:383:VAL:HG22	1:D:219:VAL:HG21	1.91	0.52
1:D:138:ILE:CD1	1:D:138:ILE:N	2.71	0.52
1:D:504:ARG:HA	1:D:507:VAL:CG1	2.39	0.52
1:D:87:VAL:HG11	1:D:117:TYR:CD1	2.44	0.52
1:E:258:LEU:HB3	1:E:259:PRO:HD2	1.91	0.52
1:E:406:VAL:O	1:E:408:LEU:HD13	2.08	0.52
1:F:181:ALA:CB	1:F:204:PHE:CD1	2.92	0.52
1:A:230:HIS:HB3	1:A:237:ALA:CB	2.39	0.52
1:A:433:LEU:HA	1:A:494:ASP:OD1	2.09	0.52
1:D:60:SER:OG	1:D:93:THR:N	2.40	0.52
1:E:259:PRO:HB3	1:E:266:PRO:HA	1.92	0.52
1:F:37:VAL:CG2	1:F:107:THR:HG21	2.39	0.52
1:F:230:HIS:HD1	1:F:236:VAL:CG1	2.20	0.52
1:F:328:ARG:HA	1:F:332:ARG:O	2.10	0.52
1:F:335:GLY:O	1:F:370:VAL:HA	2.09	0.52
1:A:298:MET:CG	1:A:302:ILE:HD11	2.38	0.52
1:A:337:VAL:HG12	1:A:372:THR:CG2	2.39	0.52
1:B:169:VAL:HG12	1:B:262:ASN:OD1	2.09	0.52
1:B:56:LEU:CD1	1:B:92:GLY:CA	2.66	0.52
1:C:56:LEU:HD21	1:C:92:GLY:N	2.23	0.52
1:C:56:LEU:HD22	1:C:92:GLY:CA	2.21	0.52
1:E:25:ILE:CG2	1:E:26:GLU:N	2.72	0.52
1:E:231:ASN:HB3	1:E:317:LEU:HD13	1.90	0.52
1:E:445:MET:HG3	1:E:450:ALA:HB2	1.92	0.52

Continued on next page...

Continued from previous page...

Atom-1	Atom-2	Interatomic distance (Å)	Clash overlap (Å)
1:E:482:LEU:CD1	1:E:482:LEU:N	2.72	0.52
1:E:70:HIS:CD2	1:E:72:SER:HB3	2.44	0.52
1:B:175:LEU:HD23	1:B:251:VAL:CG2	2.40	0.52
1:B:433:LEU:HD22	1:B:435:LEU:HD21	1.90	0.52
1:C:321:ASN:HD22	1:C:322:ILE:H	1.57	0.52
1:C:379:PHE:O	1:C:381:PRO:HD3	2.09	0.52
1:D:417:PHE:CE1	1:D:441:GLN:HB2	2.42	0.52
1:F:203:MET:HB2	1:F:230:HIS:CD2	2.44	0.52
1:F:297:ASP:OD1	1:F:298:MET:N	2.43	0.52
1:F:69:ARG:HD2	1:F:81:ARG:C	2.30	0.52
1:A:307:ASP:OD2	1:A:329:VAL:HA	2.10	0.52
1:A:364:ASP:HA	1:A:406:VAL:HG13	1.90	0.52
1:A:397:LEU:CD1	1:A:424:MET:SD	2.98	0.52
1:B:370:VAL:HB	1:B:408:LEU:CD1	2.39	0.52
1:C:12:HIS:O	1:C:17:LYS:NZ	2.40	0.52
1:C:181:ALA:HB1	1:C:204:PHE:HE1	1.75	0.52
1:D:415:LYS:HG2	1:D:441:GLN:CG	2.39	0.52
1:F:379:PHE:CE1	1:F:420:ALA:HA	2.44	0.52
1:F:414:ARG:HD2	1:F:415:LYS:CG	2.33	0.52
1:A:287:ILE:CG2	1:A:288:VAL:N	2.73	0.52
1:A:250:TYR:CD1	1:A:312:PHE:CZ	2.96	0.52
1:B:236:VAL:HG12	1:E:392:ARG:CD	2.40	0.52
1:B:459:ILE:CD1	1:B:470:ARG:HB2	2.36	0.52
1:C:108:VAL:HG12	1:C:109:PHE:CD2	2.45	0.52
1:C:198:ASP:OD2	1:C:240:MET:SD	2.67	0.52
1:C:358:ARG:NH1	1:C:358:ARG:HG3	2.19	0.52
1:D:273:ALA:HB3	1:D:330:GLU:OE1	2.10	0.52
1:D:273:ALA:HB3	1:D:330:GLU:OE2	2.09	0.52
1:D:477:TYR:HD1	1:D:482:LEU:HD11	1.70	0.52
1:D:504:ARG:O	1:D:507:VAL:HG13	2.08	0.52
1:E:364:ASP:OD2	1:E:404:ALA:HA	2.10	0.52
1:F:13:THR:HG23	1:F:16:GLY:H	1.74	0.52
1:F:339:ASN:OD1	1:F:424:MET:HE2	2.07	0.52
1:F:69:ARG:CD	1:F:81:ARG:O	2.52	0.52
1:A:104:GLN:HA	1:A:117:TYR:HH	1.74	0.52
1:A:117:TYR:HD1	1:A:117:TYR:C	2.13	0.52
1:A:257:TYR:CE2	1:A:326:PHE:HB2	2.44	0.52
1:B:10:ASP:CG	1:B:11:ILE:N	2.63	0.52
1:C:102:PHE:CE2	1:C:137:GLY:CA	2.93	0.52
1:C:29:THR:OG1	1:C:30:HIS:CD2	2.62	0.52
1:D:273:ALA:HB3	1:D:330:GLU:CD	2.30	0.52

Continued on next page...

Continued from previous page...

Atom-1	Atom-2	Interatomic distance (Å)	Clash overlap (Å)
1:D:276:ALA:O	1:D:278:THR:N	2.43	0.52
1:D:483:ASN:ND2	1:D:483:ASN:O	2.42	0.52
1:F:239:HIS:CG	1:F:240:MET:N	2.78	0.52
1:F:250:TYR:CE2	1:F:312:PHE:CE2	2.97	0.52
1:F:349:ASP:N	1:F:352:ALA:HB3	2.20	0.52
1:F:375:ASP:OD2	1:F:414:ARG:HB2	2.09	0.52
1:A:287:ILE:HG23	1:A:288:VAL:N	2.24	0.52
1:A:306:LEU:CB	1:A:310:GLU:O	2.58	0.52
1:A:63:GLU:CG	1:A:66:GLU:CB	2.72	0.52
1:B:205:ILE:CG2	1:E:390:ILE:HG21	2.39	0.52
1:C:10:ASP:HB3	1:C:13:THR:OG1	2.10	0.52
1:C:306:LEU:HD22	1:C:327:GLY:C	2.30	0.52
1:C:398:ILE:HG22	1:C:423:VAL:HG22	1.91	0.52
1:D:40:GLN:OE1	1:D:45:LYS:HE3	2.10	0.52
1:D:482:LEU:CD1	1:D:482:LEU:N	2.72	0.52
1:F:261:ASN:O	1:F:262:ASN:C	2.47	0.52
1:A:478:GLU:O	1:A:482:LEU:HB2	2.09	0.52
1:B:212:LYS:CG	1:B:217:GLU:O	2.50	0.52
1:B:70:HIS:HA	1:B:116:VAL:HG21	1.92	0.52
1:C:350:ILE:CG1	1:C:390:ILE:HD13	2.37	0.52
1:C:65:ASP:O	1:C:66:GLU:C	2.48	0.52
1:D:138:ILE:CD1	1:D:138:ILE:H	2.23	0.52
1:D:324:THR:CG2	1:D:337:VAL:HG22	2.40	0.52
1:D:386:GLU:OE2	1:D:391:ILE:HD11	2.09	0.52
1:D:401:TYR:HB3	1:D:429:LEU:HG	1.92	0.52
1:E:128:ALA:HB1	1:E:133:CYS:O	2.09	0.52
1:E:298:MET:C	1:E:300:SER:N	2.63	0.52
1:F:182:GLY:C	1:F:184:ALA:N	2.62	0.52
1:A:282:ALA:O	1:A:285:ASP:N	2.34	0.52
1:A:379:PHE:CZ	1:A:420:ALA:CA	2.92	0.52
1:A:396:LYS:NZ	1:F:530:LEU:HB3	2.25	0.52
1:A:55:LEU:HD13	1:A:136:VAL:HG11	1.92	0.52
1:B:489:GLU:O	1:D:68:ALA:CB	2.44	0.52
1:C:255:LEU:O	1:C:256:SER:C	2.46	0.52
1:C:374:VAL:HG22	1:C:424:MET:HB3	1.92	0.52
1:D:319:ALA:C	1:D:321:ASN:H	2.13	0.52
1:D:445:MET:CG	1:D:450:ALA:CB	2.79	0.52
1:D:483:ASN:C	1:D:483:ASN:HD22	2.13	0.52
1:E:140:ASP:OD1	1:E:178:GLY:CA	2.54	0.52
1:E:432:ASP:CB	1:E:433:LEU:HD12	2.40	0.52
1:E:477:TYR:HD1	1:E:482:LEU:HD11	1.75	0.52

Continued on next page...

Continued from previous page...

Atom-1	Atom-2	Interatomic distance (Å)	Clash overlap (Å)
1:F:211:ILE:O	1:F:215:THR:CB	2.50	0.52
1:F:173:ILE:HD13	1:F:255:LEU:HD11	1.89	0.52
1:F:335:GLY:O	1:F:370:VAL:HG13	2.10	0.52
1:A:284:LEU:H	1:A:284:LEU:CD1	2.23	0.51
1:A:321:ASN:HD22	1:A:322:ILE:H	1.57	0.51
1:A:35:ARG:HA	1:A:38:GLU:CG	2.40	0.51
1:B:139:ASN:ND2	1:B:180:CYS:SG	2.83	0.51
1:B:185:VAL:HG23	1:B:186:TYR:N	2.26	0.51
1:B:170:ILE:HG22	1:B:261:ASN:HB3	1.92	0.51
1:C:456:ARG:NH1	1:C:456:ARG:CB	2.71	0.51
1:D:160:PHE:CE1	1:D:186:TYR:HB2	2.45	0.51
1:D:21:LEU:HD12	1:D:22:ARG:CA	2.37	0.51
1:D:323:LEU:HD21	1:D:340:GLN:HB2	1.93	0.51
1:C:161:ARG:HD3	1:D:429:LEU:O	2.10	0.51
1:E:415:LYS:CB	1:E:417:PHE:CE2	2.86	0.51
1:E:496:VAL:HG23	1:F:67:PHE:CD1	2.45	0.51
1:F:97:ARG:NH1	1:F:267:PRO:HG3	2.24	0.51
1:F:477:TYR:O	1:F:481:LEU:HB2	2.10	0.51
1:A:407:PRO:HB3	1:A:513:LEU:HB3	1.92	0.51
1:A:417:PHE:CZ	1:A:441:GLN:NE2	2.77	0.51
1:A:67:PHE:O	1:A:83:TYR:HA	2.10	0.51
1:D:138:ILE:HD12	1:D:138:ILE:H	1.75	0.51
1:D:379:PHE:CZ	1:D:420:ALA:HA	2.44	0.51
1:D:70:HIS:CE1	1:D:77:LEU:CD1	2.94	0.51
1:A:386:GLU:HG3	1:F:224:LEU:CD1	2.40	0.51
1:F:348:LEU:CD1	1:F:352:ALA:CB	2.80	0.51
1:A:172:GLN:CB	1:A:191:THR:HG23	2.40	0.51
1:A:527:ASN:OD1	1:F:362:THR:OG1	2.24	0.51
1:B:104:GLN:OE1	1:B:141:SER:N	2.43	0.51
1:B:223:GLU:O	1:E:387:HIS:CE1	2.63	0.51
1:B:334:VAL:HG11	1:B:371:LEU:HG	1.91	0.51
1:C:127:PHE:CE2	1:C:131:THR:HG21	2.45	0.51
1:C:91:TYR:CD1	1:F:512:GLN:OE1	2.63	0.51
1:D:232:SER:O	1:D:318:PHE:HD1	1.93	0.51
1:E:322:ILE:C	1:E:323:LEU:HD23	2.31	0.51
1:A:383:VAL:CB	1:F:217:GLU:OE1	2.59	0.51
1:F:271:GLU:O	1:F:271:GLU:HG2	2.09	0.51
1:F:436:ALA:O	1:F:496:VAL:CA	2.58	0.51
1:B:112:ALA:HB1	1:B:145:ARG:CA	2.41	0.51
1:B:147:GLN:N	1:B:147:GLN:NE2	2.30	0.51
1:C:228:ARG:CZ	1:C:228:ARG:HB2	2.40	0.51

Continued on next page...

Continued from previous page...

Atom-1	Atom-2	Interatomic distance (Å)	Clash overlap (Å)
1:C:409:ILE:HD13	1:C:433:LEU:HB2	1.91	0.51
1:C:56:LEU:HD21	1:C:92:GLY:C	2.25	0.51
1:C:444:VAL:HG23	1:D:149:GLY:HA2	1.86	0.51
1:D:282:ALA:C	1:D:284:LEU:N	2.62	0.51
1:D:427:LYS:O	1:D:428:HIS:C	2.49	0.51
1:E:513:LEU:O	1:E:515:THR:N	2.43	0.51
1:F:87:VAL:CG2	1:F:88:VAL:N	2.73	0.51
1:A:56:LEU:CD1	1:A:101:VAL:HG11	2.39	0.51
1:B:108:VAL:HG12	1:B:109:PHE:CD2	2.45	0.51
1:B:147:GLN:H	1:B:147:GLN:HE21	0.72	0.51
1:B:365:ALA:HB2	1:E:525:HIS:NE2	2.25	0.51
1:C:429:LEU:CD1	1:C:429:LEU:N	2.73	0.51
1:D:21:LEU:O	1:D:25:ILE:N	2.33	0.51
1:D:63:GLU:OE2	1:D:66:GLU:CG	2.55	0.51
1:E:108:VAL:O	1:E:108:VAL:CG1	2.33	0.51
1:F:230:HIS:CG	1:F:236:VAL:CG1	2.94	0.51
1:A:104:GLN:HB3	1:A:117:TYR:OH	2.10	0.51
1:B:109:PHE:CD2	1:B:145:ARG:NH2	2.79	0.51
1:B:235:GLY:HA3	1:B:318:PHE:CE2	2.45	0.51
1:B:435:LEU:HB3	1:B:497:ILE:HD11	1.93	0.51
1:D:87:VAL:CG1	1:D:117:TYR:CE1	2.92	0.51
1:E:418:GLY:HA2	1:E:444:VAL:O	2.10	0.51
1:F:257:TYR:HE1	1:F:328:ARG:NH1	2.08	0.51
1:B:219:VAL:CG1	1:B:224:LEU:HB2	2.37	0.51
1:B:311:PHE:CZ	1:B:325:GLY:HA3	2.43	0.51
1:B:89:THR:HG22	1:B:102:PHE:CB	2.41	0.51
1:C:28:ALA:HB2	1:C:83:TYR:CD2	2.45	0.51
1:C:386:GLU:OE2	1:D:205:ILE:N	2.32	0.51
1:D:373:PHE:N	1:D:373:PHE:CD1	2.78	0.51
1:D:445:MET:HG2	1:D:450:ALA:CB	2.40	0.51
1:C:165:HIS:CB	1:D:520:LEU:HD21	2.41	0.51
1:E:477:TYR:O	1:E:481:LEU:HB2	2.10	0.51
1:F:310:GLU:OE1	1:F:310:GLU:HA	2.10	0.51
1:A:133:CYS:HB2	1:A:134:PRO:HD2	1.93	0.51
1:B:319:ALA:HB3	1:B:355:LYS:HD2	1.93	0.51
1:C:181:ALA:HB1	1:C:204:PHE:CE1	2.42	0.51
1:C:33:SER:N	1:C:107:THR:CG2	2.74	0.51
1:D:177:VAL:O	1:D:200:THR:HG22	2.11	0.51
1:D:62:VAL:CB	1:D:91:TYR:CZ	2.93	0.51
1:E:47:THR:O	1:E:48:ALA:C	2.48	0.51
1:F:138:ILE:O	1:F:138:ILE:HG22	2.10	0.51

Continued on next page...

Continued from previous page...

Atom-1	Atom-2	Interatomic distance (Å)	Clash overlap (Å)
1:F:173:ILE:CD1	1:F:255:LEU:HD12	2.38	0.51
1:F:302:ILE:HG23	1:F:336:ILE:HD13	1.93	0.51
1:F:48:ALA:O	1:F:52:ILE:HB	2.10	0.51
1:A:176:VAL:HB	1:A:196:MET:HG2	1.93	0.51
1:B:282:ALA:O	1:B:283:GLU:C	2.46	0.51
1:B:511:ARG:HD3	1:B:514:ARG:NH2	2.25	0.51
1:D:287:ILE:HG22	1:D:296:TYR:CE2	2.46	0.51
1:E:243:ASP:OD1	1:E:246:ASP:CB	2.58	0.51
1:E:411:VAL:HG12	1:E:412:ILE:O	2.11	0.51
1:E:415:LYS:HB3	1:E:417:PHE:HE2	1.68	0.51
1:F:193:PHE:HA	1:F:238:HIS:CE1	2.46	0.51
1:F:214:VAL:HG12	1:F:214:VAL:O	2.11	0.51
1:A:104:GLN:CD	1:A:140:ASP:O	2.50	0.51
1:A:153:LEU:CD2	1:A:153:LEU:N	2.74	0.51
1:A:243:ASP:C	1:A:243:ASP:OD1	2.48	0.51
1:C:150:VAL:O	1:C:150:VAL:HG23	2.09	0.51
1:C:227:ALA:O	1:C:231:ASN:HB2	2.11	0.51
1:C:299:HIS:CD2	1:C:323:LEU:CD1	2.94	0.51
1:C:414:ARG:HG2	1:C:415:LYS:HZ2	1.75	0.51
1:C:365:ALA:N	1:D:525:HIS:HE1	2.09	0.51
1:E:231:ASN:ND2	1:E:237:ALA:O	2.42	0.51
1:E:373:PHE:CE2	1:E:411:VAL:HG21	2.46	0.51
1:A:391:ILE:HG21	1:F:203:MET:CE	2.41	0.51
1:F:278:THR:O	1:F:281:ASP:N	2.42	0.51
1:A:129:LEU:HA	1:A:170:ILE:HD13	1.93	0.50
1:A:319:ALA:O	1:A:321:ASN:N	2.44	0.50
1:C:145:ARG:HG2	1:C:147:GLN:HG2	1.94	0.50
1:C:166:ALA:O	1:C:169:VAL:N	2.43	0.50
1:C:313:GLU:HG2	1:C:316:PRO:HG3	1.93	0.50
1:C:340:GLN:OE1	1:C:341:PRO:HD2	2.11	0.50
1:E:347:CYS:HA	1:E:377:PRO:HD2	1.93	0.50
1:F:129:LEU:HD23	1:F:129:LEU:O	2.11	0.50
1:F:287:ILE:HG23	1:F:288:VAL:N	2.27	0.50
1:F:350:ILE:HD11	1:F:385:GLN:O	2.10	0.50
1:A:380:LEU:HD23	1:A:385:GLN:CG	2.41	0.50
1:A:414:ARG:CA	1:A:440:ALA:HA	2.26	0.50
1:C:455:HIS:HB2	1:C:459:ILE:HG12	1.87	0.50
1:E:232:SER:O	1:E:318:PHE:HD1	1.94	0.50
1:F:266:PRO:HG3	1:F:368:VAL:HG23	1.92	0.50
1:F:279:ASP:OD1	1:F:279:ASP:N	2.44	0.50
1:F:374:VAL:O	1:F:412:ILE:HG23	2.11	0.50

Continued on next page...

Continued from previous page...

Atom-1	Atom-2	Interatomic distance (Å)	Clash overlap (Å)
1:F:62:VAL:O	1:F:90:GLY:CA	2.59	0.50
1:A:148:GLU:O	1:A:152:SER:HB2	2.10	0.50
1:A:29:THR:HA	1:A:49:ARG:NH1	2.27	0.50
1:A:337:VAL:O	1:A:372:THR:HA	2.11	0.50
1:A:397:LEU:HD11	1:A:424:MET:SD	2.51	0.50
1:B:102:PHE:CZ	1:B:137:GLY:HA3	2.43	0.50
1:B:171:PRO:HG3	1:B:366:PHE:CZ	2.43	0.50
1:B:412:ILE:HG22	1:B:440:ALA:HB1	1.93	0.50
1:C:396:LYS:HG2	1:C:528:ILE:HG22	1.92	0.50
1:D:275:LEU:CD1	1:D:275:LEU:H	2.07	0.50
1:D:520:LEU:CG	1:D:521:PRO:HD2	2.14	0.50
1:F:149:GLY:O	1:F:151:ALA:N	2.44	0.50
1:A:428:HIS:HB3	1:F:157:GLY:HA3	1.93	0.50
1:F:28:ALA:HA	1:F:83:TYR:HB2	1.93	0.50
1:F:389:GLY:O	1:F:390:ILE:C	2.49	0.50
1:A:10:ASP:O	1:A:16:GLY:CA	2.60	0.50
1:A:104:GLN:HA	1:A:117:TYR:OH	2.11	0.50
1:A:321:ASN:ND2	1:A:321:ASN:H	2.09	0.50
1:A:259:PRO:CG	1:A:366:PHE:HB3	2.41	0.50
1:A:72:SER:HB3	1:A:77:LEU:HD23	1.94	0.50
1:C:163:ASN:HA	1:C:172:GLN:HE22	1.77	0.50
1:C:323:LEU:CD2	1:C:340:GLN:HB2	2.24	0.50
1:C:340:GLN:HG3	1:C:342:MET:N	2.27	0.50
1:D:437:TRP:CZ2	1:D:502:THR:OG1	2.65	0.50
1:E:253:GLN:HB3	1:E:312:PHE:CE1	2.47	0.50
1:F:112:ALA:HB1	1:F:145:ARG:CA	2.42	0.50
1:A:69:ARG:O	1:A:116:VAL:HG11	2.12	0.50
1:A:162:ARG:NH1	1:A:162:ARG:CG	2.68	0.50
1:A:22:ARG:CZ	1:D:498:MET:HE1	2.42	0.50
1:B:193:PHE:CD1	1:B:238:HIS:CD2	3.00	0.50
1:B:344:PHE:CD1	1:B:344:PHE:N	2.80	0.50
1:B:414:ARG:O	1:B:440:ALA:HA	2.10	0.50
1:C:197:VAL:CG1	1:C:200:THR:HB	2.41	0.50
1:C:372:THR:HG23	1:C:410:THR:HG23	1.93	0.50
1:C:97:ARG:CG	1:C:98:PRO:HD2	2.38	0.50
1:E:132:GLY:HA3	1:E:261:ASN:ND2	2.21	0.50
1:E:292:ALA:HB1	1:E:415:LYS:HE2	1.94	0.50
1:F:239:HIS:CD2	1:F:240:MET:O	2.64	0.50
1:A:215:THR:OG1	1:A:217:GLU:HG2	2.11	0.50
1:B:114:GLY:O	1:B:117:TYR:N	2.44	0.50
1:B:459:ILE:HD12	1:B:470:ARG:HG3	1.92	0.50

Continued on next page...

Continued from previous page...

Atom-1	Atom-2	Interatomic distance (Å)	Clash overlap (Å)
1:C:150:VAL:O	1:C:151:ALA:C	2.50	0.50
1:C:63:GLU:CD	1:C:66:GLU:HB2	2.32	0.50
1:E:360:VAL:HG21	1:E:401:TYR:CZ	2.46	0.50
1:E:171:PRO:HG3	1:E:366:PHE:CZ	2.46	0.50
1:E:60:SER:HB2	1:E:93:THR:H	1.77	0.50
1:F:160:PHE:CE1	1:F:186:TYR:CB	2.94	0.50
1:F:132:GLY:C	1:F:261:ASN:HD22	2.12	0.50
1:F:275:LEU:CD1	1:F:275:LEU:H	2.24	0.50
1:F:29:THR:HA	1:F:49:ARG:NH1	2.23	0.50
1:F:47:THR:HG22	1:F:48:ALA:H	1.77	0.50
1:F:56:LEU:HD22	1:F:93:THR:H	1.72	0.50
1:F:84:GLY:O	1:F:85:ASP:C	2.49	0.50
1:A:58:GLU:C	1:A:60:SER:N	2.63	0.50
1:B:104:GLN:OE1	1:B:139:ASN:HB2	2.11	0.50
1:B:369:PRO:HB3	1:B:407:PRO:HB2	1.94	0.50
1:B:87:VAL:HG21	1:B:89:THR:CG2	2.41	0.50
1:D:293:ASN:O	1:D:295:PRO:HD3	2.12	0.50
1:E:434:ASN:N	1:E:494:ASP:OD2	2.45	0.50
1:E:496:VAL:CG2	1:F:67:PHE:CE1	2.94	0.50
1:F:284:LEU:HD13	1:F:304:HIS:NE2	2.27	0.50
1:A:386:GLU:OE2	1:A:386:GLU:O	2.30	0.50
1:A:60:SER:OG	1:A:93:THR:N	2.44	0.50
1:B:140:ASP:O	1:B:140:ASP:OD1	2.30	0.50
1:B:258:LEU:O	1:B:267:PRO:CD	2.60	0.50
1:C:127:PHE:CZ	1:C:131:THR:HG21	2.46	0.50
1:C:236:VAL:HG21	1:D:391:ILE:HD13	1.93	0.50
1:C:154:GLY:HA2	1:D:428:HIS:NE2	2.27	0.50
1:E:104:GLN:HA	1:E:117:TYR:HH	1.76	0.50
1:E:311:PHE:HE2	1:E:313:GLU:HG2	1.77	0.50
1:E:497:ILE:C	1:E:497:ILE:CD1	2.80	0.50
1:F:343:GLN:OE1	1:F:344:PHE:CD1	2.64	0.50
1:C:130:LYS:CD	1:F:516:LYS:HG3	2.40	0.50
1:F:94:VAL:CG2	1:F:99:VAL:HG21	2.39	0.50
1:A:23:ARG:HD2	1:A:23:ARG:C	2.32	0.50
1:A:337:VAL:HB	1:A:372:THR:HG23	1.94	0.50
1:A:508:ARG:NH2	1:B:60:SER:O	2.45	0.50
1:C:11:ILE:HG23	1:C:12:HIS:N	2.27	0.50
1:C:373:PHE:N	1:C:373:PHE:CD1	2.79	0.50
1:D:35:ARG:HG3	1:D:36:ALA:N	2.26	0.50
1:D:69:ARG:NE	1:D:83:TYR:CD2	2.79	0.50
1:F:99:VAL:HG12	1:F:100:ALA:N	2.25	0.50

Continued on next page...

Continued from previous page...

Atom-1	Atom-2	Interatomic distance (Å)	Clash overlap (Å)
1:F:149:GLY:O	1:F:150:VAL:C	2.49	0.50
1:A:383:VAL:CG2	1:F:217:GLU:OE1	2.59	0.50
1:F:320:PRO:O	1:F:322:ILE:N	2.44	0.50
1:F:501:ASP:OD2	1:F:501:ASP:O	2.30	0.50
1:A:172:GLN:O	1:A:191:THR:CG2	2.60	0.49
1:A:282:ALA:C	1:A:284:LEU:N	2.65	0.49
1:A:311:PHE:CE1	1:A:336:ILE:HG13	2.47	0.49
1:B:138:ILE:HG13	1:B:175:LEU:HB3	1.94	0.49
1:C:525:HIS:HE1	1:D:361:ARG:O	1.94	0.49
1:E:457:ARG:C	1:E:459:ILE:N	2.65	0.49
1:E:527:ASN:OD1	1:E:527:ASN:O	2.30	0.49
1:F:10:ASP:OD2	1:F:11:ILE:N	2.38	0.49
1:F:49:ARG:HG3	1:F:49:ARG:NH1	2.27	0.49
1:A:319:ALA:O	1:A:320:PRO:C	2.51	0.49
1:A:321:ASN:HD22	1:A:322:ILE:N	2.10	0.49
1:A:508:ARG:NH2	1:B:60:SER:C	2.66	0.49
1:A:55:LEU:HD11	1:A:136:VAL:HG11	1.94	0.49
1:B:278:THR:O	1:B:281:ASP:CB	2.48	0.49
1:B:386:GLU:HA	1:B:390:ILE:HG22	1.93	0.49
1:B:455:HIS:HB3	1:B:473:LEU:CD1	2.42	0.49
1:B:284:LEU:HB3	1:B:499:PRO:CB	2.42	0.49
1:D:284:LEU:HD13	1:D:304:HIS:NE2	2.27	0.49
1:D:51:ARG:CZ	1:D:177:VAL:CG2	2.86	0.49
1:E:373:PHE:HE2	1:E:411:VAL:HG21	1.77	0.49
1:E:371:LEU:HD13	1:E:506:ILE:CG2	2.42	0.49
1:F:298:MET:HB3	1:F:323:LEU:CD1	2.41	0.49
1:F:374:VAL:HG22	1:F:424:MET:HE2	1.94	0.49
1:F:483:ASN:ND2	1:F:483:ASN:C	2.66	0.49
1:B:446:GLY:O	1:B:447:ALA:C	2.50	0.49
1:B:454:LEU:HD11	1:E:75:PHE:CE2	2.48	0.49
1:C:72:SER:HB2	1:C:148:GLU:OE1	2.11	0.49
1:B:154:GLY:HA2	1:E:428:HIS:CD2	2.48	0.49
1:E:48:ALA:HA	1:E:51:ARG:HG3	1.93	0.49
1:F:262:ASN:O	1:F:263:LEU:C	2.49	0.49
1:F:457:ARG:CG	1:F:457:ARG:NH1	2.70	0.49
1:A:120:LYS:O	1:A:124:VAL:HG23	2.13	0.49
1:A:526:GLY:O	1:F:361:ARG:NH2	2.45	0.49
1:B:487:ALA:O	1:B:490:ARG:HB2	2.12	0.49
1:C:199:GLN:CA	1:C:199:GLN:HE21	2.21	0.49
1:C:40:GLN:CA	1:C:40:GLN:HE21	2.17	0.49
1:C:413:THR:HG22	1:C:437:TRP:CE3	2.46	0.49

Continued on next page...

Continued from previous page...

Atom-1	Atom-2	Interatomic distance (Å)	Clash overlap (Å)
1:D:284:LEU:HD13	1:D:287:ILE:CD1	2.37	0.49
1:D:62:VAL:HB	1:D:91:TYR:CZ	2.47	0.49
1:E:373:PHE:CE2	1:E:411:VAL:CG2	2.96	0.49
1:E:498:MET:CE	1:F:18:LEU:HB3	2.42	0.49
1:A:154:GLY:CA	1:F:428:HIS:HD1	2.24	0.49
1:F:432:ASP:OD1	1:F:516:LYS:HE3	2.11	0.49
1:B:113:LEU:CD2	1:B:113:LEU:N	2.75	0.49
1:B:40:GLN:NE2	1:B:140:ASP:OD2	2.45	0.49
1:B:455:HIS:CB	1:B:473:LEU:CD1	2.91	0.49
1:C:284:LEU:C	1:C:286:THR:N	2.62	0.49
1:C:320:PRO:HB2	1:C:343:GLN:CB	2.43	0.49
1:D:324:THR:HG22	1:D:337:VAL:CG2	2.41	0.49
1:F:349:ASP:OD1	1:F:350:ILE:N	2.45	0.49
1:B:364:ASP:CG	1:B:404:ALA:HA	2.32	0.49
1:B:485:TYR:CE2	1:D:24:ARG:CZ	2.96	0.49
1:C:196:MET:HB3	1:C:201:SER:OG	2.12	0.49
1:C:268:ALA:CB	1:C:332:ARG:HD3	2.43	0.49
1:C:372:THR:HG23	1:C:410:THR:HA	1.94	0.49
1:E:122:VAL:HG22	1:E:159:ILE:HD13	1.94	0.49
1:D:122:VAL:HG13	1:D:162:ARG:HD3	1.93	0.49
1:D:208:PRO:HD2	1:D:221:PHE:CE1	2.45	0.49
1:D:332:ARG:NH2	1:D:514:ARG:HE	1.97	0.49
1:E:86:GLY:C	1:E:117:TYR:HE2	2.15	0.49
1:F:315:GLN:HB2	1:F:355:LYS:HE3	1.93	0.49
1:F:497:ILE:HG21	1:F:505:HIS:CD2	2.48	0.49
1:A:416:ALA:HB3	1:A:442:ILE:HG13	1.95	0.49
1:B:51:ARG:NH2	1:B:177:VAL:CG2	2.75	0.49
1:B:250:TYR:CG	1:B:312:PHE:HZ	2.28	0.49
1:B:348:LEU:HB2	1:B:379:PHE:CE2	2.42	0.49
1:C:298:MET:HB2	1:C:340:GLN:OE1	2.12	0.49
1:C:445:MET:HB2	1:C:450:ALA:HB2	1.94	0.49
1:C:516:LYS:NZ	1:E:130:LYS:HB2	2.26	0.49
1:D:40:GLN:CD	1:D:45:LYS:CE	2.71	0.49
1:D:504:ARG:HB3	1:D:504:ARG:HH11	1.78	0.49
1:E:146:ILE:O	1:E:147:GLN:C	2.51	0.49
1:B:530:LEU:HD21	1:E:530:LEU:HD22	1.93	0.49
1:F:278:THR:O	1:F:279:ASP:C	2.50	0.49
1:A:75:PHE:CD2	1:F:454:LEU:CD1	2.96	0.49
1:F:483:ASN:HD22	1:F:485:TYR:H	1.59	0.49
1:A:104:GLN:OE1	1:A:140:ASP:O	2.31	0.49
1:A:287:ILE:O	1:A:289:PRO:HD3	2.12	0.49

Continued on next page...

Continued from previous page...

Atom-1	Atom-2	Interatomic distance (Å)	Clash overlap (Å)
1:B:47:THR:CG2	1:B:50:GLU:CG	2.71	0.49
1:B:505:HIS:CE1	1:D:62:VAL:HG13	2.48	0.49
1:C:399:PHE:CG	1:C:528:ILE:HG13	2.45	0.49
1:D:209:ASP:OD1	1:D:210:VAL:N	2.46	0.49
1:E:125:MET:HE2	1:E:163:ASN:HD21	1.76	0.49
1:F:386:GLU:OE1	1:F:391:ILE:CD1	2.61	0.49
1:F:444:VAL:HG13	1:F:445:MET:HG2	1.94	0.49
1:F:67:PHE:O	1:F:69:ARG:HG3	2.13	0.49
1:A:177:VAL:HG12	1:A:244:GLU:OE1	2.13	0.49
1:A:183:GLY:O	1:A:184:ALA:C	2.50	0.49
1:A:185:VAL:C	1:A:188:PRO:HD2	2.32	0.49
1:A:347:CYS:HB3	1:A:377:PRO:HG2	1.95	0.49
1:A:57:ASP:OD2	1:A:93:THR:HG23	2.12	0.49
1:B:459:ILE:HD11	1:B:473:LEU:HD12	1.94	0.49
1:C:102:PHE:CE1	1:C:135:VAL:HG12	2.48	0.49
1:C:211:ILE:CD1	1:C:217:GLU:O	2.61	0.49
1:C:284:LEU:CD2	1:C:304:HIS:ND1	2.72	0.49
1:C:358:ARG:CG	1:C:358:ARG:NH1	2.71	0.49
1:C:379:PHE:CG	1:D:205:ILE:HG13	2.47	0.49
1:D:173:ILE:HG12	1:D:193:PHE:HB2	1.95	0.49
1:F:516:LYS:HG2	1:F:517:ARG:N	2.26	0.49
1:A:183:GLY:O	1:A:185:VAL:N	2.46	0.48
1:A:196:MET:HE1	1:A:203:MET:HB2	1.94	0.48
1:A:243:ASP:O	1:A:246:ASP:N	2.46	0.48
1:B:42:ALA:C	1:B:44:GLY:N	2.64	0.48
1:C:284:LEU:O	1:C:286:THR:N	2.46	0.48
1:C:330:GLU:OE1	1:C:330:GLU:HA	2.13	0.48
1:A:67:PHE:CD2	1:D:485:TYR:HE1	2.30	0.48
1:D:52:ILE:HG23	1:D:101:VAL:HG11	1.95	0.48
1:D:69:ARG:CZ	1:D:83:TYR:CZ	2.96	0.48
1:E:298:MET:O	1:E:301:VAL:N	2.45	0.48
1:E:321:ASN:OD1	1:E:322:ILE:N	2.46	0.48
1:E:452:ASN:N	1:E:452:ASN:ND2	2.61	0.48
1:F:284:LEU:CD1	1:F:304:HIS:CD2	2.95	0.48
1:F:328:ARG:NH1	1:F:328:ARG:HG3	2.27	0.48
1:C:127:PHE:HZ	1:F:512:GLN:HB3	1.77	0.48
1:F:87:VAL:HB	1:F:117:TYR:CZ	2.48	0.48
1:A:490:ARG:HD3	1:A:492:TYR:HH	1.72	0.48
1:B:112:ALA:HB1	1:B:145:ARG:HA	1.96	0.48
1:B:18:LEU:O	1:B:21:LEU:HB3	2.13	0.48
1:B:268:ALA:CB	1:B:332:ARG:HA	2.42	0.48

Continued on next page...

Continued from previous page...

Atom-1	Atom-2	Interatomic distance (Å)	Clash overlap (Å)
1:B:45:LYS:CD	1:B:200:THR:HG21	2.38	0.48
1:B:64:LEU:O	1:B:65:ASP:C	2.51	0.48
1:C:395:ALA:O	1:C:398:ILE:HG13	2.12	0.48
1:D:296:TYR:CD1	1:D:414:ARG:NH2	2.68	0.48
1:D:319:ALA:C	1:D:321:ASN:N	2.66	0.48
1:C:161:ARG:CG	1:D:429:LEU:O	2.61	0.48
1:E:259:PRO:HA	1:E:267:PRO:HD3	1.95	0.48
1:E:386:GLU:HA	1:E:390:ILE:HG22	1.94	0.48
1:A:197:VAL:N	1:A:201:SER:OG	2.42	0.48
1:A:329:VAL:CG1	1:A:507:VAL:HG22	2.43	0.48
1:A:395:ALA:O	1:A:396:LYS:C	2.51	0.48
1:B:249:GLU:OE1	1:B:249:GLU:HA	2.13	0.48
1:C:421:TYR:O	1:C:426:SER:HB3	2.13	0.48
1:C:68:ALA:HA	1:F:489:GLU:CA	2.42	0.48
1:D:117:TYR:HE1	1:D:121:ILE:HD11	1.78	0.48
1:F:120:LYS:O	1:F:124:VAL:CG2	2.61	0.48
1:F:279:ASP:O	1:F:282:ALA:N	2.46	0.48
1:F:436:ALA:O	1:F:496:VAL:HG12	2.12	0.48
1:A:11:ILE:O	1:A:11:ILE:HD12	2.12	0.48
1:B:523:LYS:O	1:B:524:LYS:C	2.51	0.48
1:C:300:SER:O	1:C:304:HIS:ND1	2.47	0.48
1:C:520:LEU:CG	1:C:521:PRO:CD	2.90	0.48
1:E:263:LEU:CD2	1:E:263:LEU:N	2.76	0.48
1:E:477:TYR:O	1:E:482:LEU:CD1	2.62	0.48
1:F:507:VAL:HG13	1:F:508:ARG:N	2.28	0.48
1:A:163:ASN:O	1:A:167:SER:HB2	2.13	0.48
1:A:284:LEU:N	1:A:284:LEU:CD1	2.76	0.48
1:A:250:TYR:CZ	1:A:312:PHE:CZ	3.01	0.48
1:A:38:GLU:O	1:A:39:LYS:C	2.51	0.48
1:A:61:PHE:CZ	1:A:63:GLU:HA	2.48	0.48
1:B:193:PHE:HA	1:B:238:HIS:ND1	2.26	0.48
1:B:414:ARG:CA	1:B:440:ALA:HA	2.42	0.48
1:B:464:ASP:O	1:B:465:ASP:C	2.52	0.48
1:C:250:TYR:CZ	1:C:312:PHE:CE2	3.01	0.48
1:C:377:PRO:HA	1:C:417:PHE:HD2	1.77	0.48
1:C:396:LYS:HA	1:C:528:ILE:HG21	1.91	0.48
1:C:376:VAL:CG2	1:C:420:ALA:HB1	2.39	0.48
1:D:117:TYR:CE1	1:D:121:ILE:HD11	2.48	0.48
1:D:139:ASN:HB2	1:D:176:VAL:HG22	1.96	0.48
1:C:527:ASN:HA	1:D:361:ARG:NH1	2.27	0.48
1:D:427:LYS:O	1:D:430:GLY:N	2.36	0.48

Continued on next page...

Continued from previous page...

Atom-1	Atom-2	Interatomic distance (Å)	Clash overlap (Å)
1:E:398:ILE:CD1	1:E:423:VAL:HG22	2.42	0.48
1:F:121:ILE:O	1:F:125:MET:HG3	2.14	0.48
1:F:128:ALA:HB1	1:F:133:CYS:O	2.13	0.48
1:F:185:VAL:O	1:F:188:PRO:HD2	2.14	0.48
1:F:187:SER:HB3	1:F:188:PRO:HD3	1.94	0.48
1:A:175:LEU:HD12	1:A:195:VAL:HB	1.95	0.48
1:B:280:GLU:HG2	1:B:281:ASP:N	2.28	0.48
1:C:278:THR:HG22	1:C:281:ASP:CG	2.34	0.48
1:D:156:TYR:CZ	1:D:184:ALA:HB2	2.49	0.48
1:D:205:ILE:HG23	1:D:206:THR:N	2.28	0.48
1:E:299:HIS:HD2	1:E:340:GLN:HE22	1.58	0.48
1:E:52:ILE:CG2	1:E:56:LEU:HD12	2.44	0.48
1:F:379:PHE:HZ	1:F:423:VAL:HG21	1.79	0.48
1:F:427:LYS:HE2	1:F:434:ASN:ND2	2.28	0.48
1:F:47:THR:CG2	1:F:48:ALA:N	2.75	0.48
1:A:87:VAL:HB	1:A:117:TYR:CZ	2.49	0.48
1:A:416:ALA:O	1:A:417:PHE:CG	2.66	0.48
1:A:49:ARG:CG	1:A:49:ARG:NH1	2.75	0.48
1:A:57:ASP:OD2	1:A:95:ASP:N	2.46	0.48
1:B:113:LEU:CD2	1:B:141:SER:OG	2.56	0.48
1:B:517:ARG:O	1:B:518:GLU:CD	2.52	0.48
1:C:140:ASP:HB2	1:C:177:VAL:HG23	1.95	0.48
1:C:187:SER:N	1:C:188:PRO:HD2	2.28	0.48
1:C:198:ASP:O	1:C:199:GLN:CB	2.61	0.48
1:C:97:ARG:HG3	1:C:98:PRO:CD	2.39	0.48
1:D:132:GLY:O	1:D:261:ASN:HB3	2.13	0.48
1:D:320:PRO:O	1:D:321:ASN:C	2.50	0.48
1:E:219:VAL:HG11	1:E:224:LEU:CB	2.36	0.48
1:E:497:ILE:CG2	1:E:505:HIS:HE1	2.20	0.48
1:F:11:ILE:O	1:F:11:ILE:CD1	2.49	0.48
1:F:449:GLY:O	1:F:452:ASN:N	2.47	0.48
1:A:11:ILE:CG2	1:A:12:HIS:N	2.76	0.48
1:A:145:ARG:HD2	1:A:148:GLU:CD	2.34	0.48
1:A:21:LEU:O	1:A:25:ILE:HG13	2.13	0.48
1:A:266:PRO:HB2	1:A:333:PRO:HG2	1.96	0.48
1:A:379:PHE:CE1	1:A:420:ALA:CA	2.96	0.48
1:A:490:ARG:HD2	1:A:492:TYR:HE2	1.71	0.48
1:B:398:ILE:HG13	1:B:423:VAL:HG22	1.94	0.48
1:B:470:ARG:O	1:B:471:ALA:C	2.50	0.48
1:B:517:ARG:O	1:B:518:GLU:OE2	2.32	0.48
1:C:45:LYS:NZ	1:C:179:PRO:HD3	2.28	0.48

Continued on next page...

Continued from previous page...

Atom-1	Atom-2	Interatomic distance (Å)	Clash overlap (Å)
1:C:336:ILE:HG13	1:C:336:ILE:O	2.13	0.48
1:C:340:GLN:O	1:C:346:GLY:CA	2.62	0.48
1:D:275:LEU:N	1:D:275:LEU:HD12	2.15	0.48
1:D:411:VAL:HG22	1:D:435:LEU:CD2	2.43	0.48
1:D:475:GLN:HE21	1:D:479:ASP:CG	2.16	0.48
1:E:321:ASN:O	1:E:340:GLN:HB3	2.12	0.48
1:E:405:THR:O	1:E:405:THR:HG22	2.14	0.48
1:E:417:PHE:HZ	1:E:441:GLN:HB2	1.75	0.48
1:F:28:ALA:HB2	1:F:83:TYR:CD1	2.48	0.48
1:A:147:GLN:O	1:A:149:GLY:N	2.47	0.48
1:A:307:ASP:O	1:A:308:ASP:C	2.51	0.48
1:B:182:GLY:O	1:B:184:ALA:N	2.47	0.48
1:B:428:HIS:CD2	1:E:154:GLY:HA2	2.47	0.48
1:D:504:ARG:CA	1:D:507:VAL:HG12	2.43	0.48
1:F:350:ILE:HG12	1:F:390:ILE:HG13	1.96	0.48
1:F:375:ASP:CG	1:F:414:ARG:HB2	2.33	0.48
1:F:457:ARG:NH1	1:F:457:ARG:HG2	2.18	0.48
1:A:211:ILE:HD11	1:A:217:GLU:O	2.13	0.48
1:A:239:HIS:CE1	1:A:250:TYR:CE1	3.02	0.48
1:A:349:ASP:OD1	1:A:352:ALA:CB	2.62	0.48
1:A:502:THR:O	1:A:506:ILE:HG12	2.14	0.48
1:B:398:ILE:CD1	1:B:423:VAL:HG22	2.44	0.48
1:C:102:PHE:CE2	1:C:137:GLY:HA2	2.49	0.48
1:C:274:ASP:OD1	1:C:276:ALA:N	2.31	0.48
1:C:65:ASP:HB2	1:C:120:LYS:HE2	1.95	0.48
1:C:98:PRO:HB2	1:C:133:CYS:HB2	1.96	0.48
1:D:253:GLN:NE2	1:D:253:GLN:HA	2.28	0.48
1:C:164:THR:HG21	1:D:402:ALA:HB3	1.96	0.48
1:D:69:ARG:CG	1:D:83:TYR:HA	2.43	0.48
1:C:494:ASP:OD2	1:E:123:LYS:HE2	2.13	0.48
1:E:204:PHE:CD1	1:E:224:LEU:HG	2.47	0.48
1:E:249:GLU:O	1:E:252:LYS:HB2	2.14	0.48
1:F:483:ASN:ND2	1:F:485:TYR:CD2	2.81	0.48
1:A:121:ILE:HG22	1:A:125:MET:CE	2.44	0.47
1:A:412:ILE:HG22	1:A:440:ALA:CB	2.43	0.47
1:A:469:THR:HG23	1:A:472:ARG:NH2	2.29	0.47
1:B:158:GLU:OE2	1:B:161:ARG:NH2	2.47	0.47
1:B:379:PHE:O	1:B:380:LEU:C	2.53	0.47
1:C:77:LEU:CD2	1:C:147:GLN:HG3	2.44	0.47
1:D:85:ASP:HB3	1:D:116:VAL:HG23	1.95	0.47
1:D:234:SER:OG	1:D:236:VAL:CG2	2.47	0.47

Continued on next page...

Continued from previous page...

Atom-1	Atom-2	Interatomic distance (Å)	Clash overlap (Å)
1:D:303:GLU:O	1:D:304:HIS:C	2.51	0.47
1:D:47:THR:O	1:D:50:GLU:HB2	2.14	0.47
1:D:396:LYS:HD2	1:D:529:PRO:O	2.14	0.47
1:E:104:GLN:OE1	1:E:140:ASP:N	2.47	0.47
1:E:200:THR:O	1:E:200:THR:HG22	2.14	0.47
1:E:282:ALA:O	1:E:285:ASP:HB2	2.14	0.47
1:F:102:PHE:O	1:F:138:ILE:HB	2.13	0.47
1:F:278:THR:O	1:F:280:GLU:N	2.47	0.47
1:F:328:ARG:HH11	1:F:328:ARG:HG3	1.79	0.47
1:F:353:SER:OG	1:F:394:GLY:HA2	2.14	0.47
1:A:276:ALA:O	1:A:278:THR:HG22	2.14	0.47
1:A:319:ALA:C	1:A:321:ASN:N	2.66	0.47
1:A:71:ARG:NH2	1:A:116:VAL:CG1	2.72	0.47
1:A:78:ASP:O	1:A:79:ALA:C	2.52	0.47
1:B:340:GLN:O	1:B:340:GLN:HG3	2.13	0.47
1:C:398:ILE:CD1	1:C:399:PHE:HA	2.43	0.47
1:C:398:ILE:CG1	1:C:399:PHE:N	2.77	0.47
1:B:485:TYR:CZ	1:D:24:ARG:CZ	2.97	0.47
1:D:312:PHE:O	1:D:325:GLY:HA2	2.14	0.47
1:D:447:ALA:HB2	1:D:482:LEU:HD21	1.95	0.47
1:E:146:ILE:HD12	1:E:146:ILE:N	2.28	0.47
1:E:170:ILE:HG23	1:E:261:ASN:HB2	1.96	0.47
1:E:412:ILE:HD13	1:E:442:ILE:CD1	2.42	0.47
1:E:70:HIS:HB3	1:E:85:ASP:OD1	2.14	0.47
1:C:91:TYR:HE1	1:F:512:GLN:HG3	1.77	0.47
1:F:56:LEU:CD2	1:F:92:GLY:C	2.82	0.47
1:A:488:ALA:CA	1:A:493:VAL:HG23	2.42	0.47
1:B:197:VAL:HG22	1:B:247:ALA:HB2	1.96	0.47
1:C:320:PRO:O	1:C:323:LEU:CD2	2.62	0.47
1:C:361:ARG:NH1	1:C:403:GLU:OE2	2.43	0.47
1:D:183:GLY:O	1:D:186:TYR:HB2	2.13	0.47
1:D:467:GLU:H	1:D:467:GLU:CD	2.18	0.47
1:D:48:ALA:HA	1:D:51:ARG:HD2	1.97	0.47
1:E:197:VAL:HG23	1:E:200:THR:HB	1.94	0.47
1:F:106:PHE:O	1:F:110:GLY:C	2.52	0.47
1:F:209:ASP:C	1:F:212:LYS:HE3	2.35	0.47
1:F:62:VAL:O	1:F:90:GLY:HA2	2.14	0.47
1:A:112:ALA:HB1	1:A:144:ALA:C	2.34	0.47
1:A:452:ASN:O	1:A:456:ARG:HB2	2.13	0.47
1:C:396:LYS:CG	1:C:528:ILE:CG2	2.91	0.47
1:C:417:PHE:O	1:C:420:ALA:HB3	2.13	0.47

Continued on next page...

Continued from previous page...

Atom-1	Atom-2	Interatomic distance (Å)	Clash overlap (Å)
1:D:284:LEU:HD13	1:D:304:HIS:CE1	2.50	0.47
1:F:28:ALA:CA	1:F:83:TYR:CD1	2.97	0.47
1:A:153:LEU:HD22	1:A:153:LEU:N	2.30	0.47
1:A:184:ALA:C	1:A:186:TYR:N	2.63	0.47
1:B:465:ASP:O	1:B:468:ALA:HB3	2.14	0.47
1:C:177:VAL:O	1:C:200:THR:O	2.33	0.47
1:D:350:ILE:HG21	1:D:393:ARG:HD3	1.96	0.47
1:E:427:LYS:HZ1	1:E:433:LEU:C	2.17	0.47
1:E:86:GLY:CA	1:E:108:VAL:HG11	2.44	0.47
1:F:322:ILE:HD11	1:F:337:VAL:HG12	1.96	0.47
1:F:426:SER:O	1:F:427:LYS:C	2.52	0.47
1:F:411:VAL:HA	1:F:435:LEU:O	2.13	0.47
1:F:87:VAL:HG22	1:F:88:VAL:N	2.28	0.47
1:A:203:MET:HB3	1:A:230:HIS:NE2	2.29	0.47
1:A:84:GLY:O	1:A:85:ASP:HB2	2.14	0.47
1:C:284:LEU:CD2	1:C:304:HIS:CE1	2.97	0.47
1:D:21:LEU:CD1	1:D:21:LEU:C	2.82	0.47
1:D:415:LYS:HG2	1:D:441:GLN:HG3	1.97	0.47
1:D:69:ARG:NH2	1:D:83:TYR:CZ	2.83	0.47
1:E:61:PHE:CD1	1:E:62:VAL:N	2.82	0.47
1:E:87:VAL:HG12	1:E:117:TYR:HD2	1.61	0.47
1:F:198:ASP:HB2	1:F:240:MET:HE2	1.97	0.47
1:F:266:PRO:HG3	1:F:368:VAL:CG2	2.44	0.47
1:A:217:GLU:CD	1:F:383:VAL:HG23	2.35	0.47
1:A:169:VAL:HG23	1:F:523:LYS:HD3	1.96	0.47
1:A:257:TYR:CB	1:A:258:LEU:HD12	2.45	0.47
1:A:318:PHE:CZ	1:A:351:THR:CA	2.97	0.47
1:A:350:ILE:CD1	1:A:390:ILE:HA	2.44	0.47
1:B:118:GLY:HA3	1:B:155:ALA:HB1	1.95	0.47
1:B:195:VAL:HG22	1:B:239:HIS:HB3	1.97	0.47
1:B:307:ASP:CG	1:B:330:GLU:H	2.18	0.47
1:B:498:MET:HE3	1:D:22:ARG:NE	2.30	0.47
1:C:195:VAL:HG21	1:C:250:TYR:HD2	1.78	0.47
1:D:311:PHE:CE1	1:D:325:GLY:HA3	2.50	0.47
1:E:106:PHE:HB2	1:E:140:ASP:OD2	2.14	0.47
1:E:11:ILE:O	1:E:11:ILE:HG13	2.12	0.47
1:E:205:ILE:HG23	1:E:206:THR:N	2.30	0.47
1:A:145:ARG:HD2	1:A:148:GLU:OE2	2.15	0.47
1:A:97:ARG:HB3	1:A:98:PRO:HD2	1.97	0.47
1:B:149:GLY:C	1:B:151:ALA:H	2.18	0.47
1:B:211:ILE:HG13	1:B:212:LYS:N	2.30	0.47

Continued on next page...

Continued from previous page...

Atom-1	Atom-2	Interatomic distance (Å)	Clash overlap (Å)
1:B:325:GLY:C	1:B:326:PHE:CD2	2.88	0.47
1:C:113:LEU:HD22	1:C:117:TYR:CD1	2.50	0.47
1:E:175:LEU:CD2	1:E:195:VAL:HG23	2.44	0.47
1:E:340:GLN:O	1:E:346:GLY:HA2	2.14	0.47
1:E:432:ASP:OD2	1:E:516:LYS:HD3	2.15	0.47
1:E:451:VAL:HG23	1:E:452:ASN:N	2.29	0.47
1:A:62:VAL:HB	1:A:91:TYR:CE2	2.49	0.47
1:B:440:ALA:O	1:B:484:PRO:CD	2.47	0.47
1:C:321:ASN:HD22	1:C:322:ILE:N	2.12	0.47
1:C:33:SER:H	1:C:107:THR:CG2	2.27	0.47
1:D:209:ASP:OD1	1:D:210:VAL:CG2	2.55	0.47
1:E:373:PHE:HA	1:E:411:VAL:O	2.15	0.47
1:E:457:ARG:O	1:E:459:ILE:N	2.48	0.47
1:E:472:ARG:O	1:E:475:GLN:HB3	2.15	0.47
1:E:477:TYR:O	1:E:482:LEU:HD13	2.15	0.47
1:E:57:ASP:CG	1:E:93:THR:O	2.53	0.47
1:E:74:ASN:O	1:E:75:PHE:CB	2.49	0.47
1:E:516:LYS:HG2	1:F:131:THR:HA	1.96	0.47
1:F:311:PHE:HE1	1:F:325:GLY:C	2.18	0.47
1:A:106:PHE:HD1	1:A:140:ASP:OD1	1.97	0.47
1:A:177:VAL:HG12	1:A:244:GLU:CD	2.35	0.47
1:A:434:ASN:C	1:A:435:LEU:CD1	2.83	0.47
1:C:278:THR:CG2	1:C:281:ASP:CG	2.83	0.47
1:C:284:LEU:HD13	1:C:437:TRP:HH2	1.76	0.47
1:D:37:VAL:CG1	1:D:41:HIS:CE1	2.92	0.47
1:D:487:ALA:HB1	1:D:492:TYR:HB2	1.97	0.47
1:E:91:TYR:CD2	1:E:127:PHE:CZ	3.03	0.47
1:E:455:HIS:O	1:E:456:ARG:C	2.53	0.47
1:E:490:ARG:HD3	1:E:492:TYR:CE2	2.50	0.47
1:E:99:VAL:HG12	1:E:100:ALA:N	2.29	0.47
1:F:129:LEU:CD2	1:F:129:LEU:C	2.81	0.47
1:F:358:ARG:CG	1:F:358:ARG:NH1	2.68	0.47
1:A:375:ASP:OD1	1:A:375:ASP:O	2.32	0.47
1:A:445:MET:HB2	1:A:450:ALA:HB2	1.97	0.47
1:B:211:ILE:O	1:B:215:THR:N	2.39	0.47
1:B:340:GLN:OE1	1:B:340:GLN:CA	2.63	0.47
1:B:40:GLN:O	1:B:43:LYS:CB	2.62	0.47
1:C:290:ASP:OD1	1:E:13:THR:CB	2.63	0.47
1:C:507:VAL:CG1	1:C:511:ARG:HH21	2.28	0.47
1:C:524:LYS:CE	1:D:405:THR:OG1	2.63	0.47
1:D:124:VAL:CG2	1:D:125:MET:N	2.78	0.47

Continued on next page...

Continued from previous page...

Atom-1	Atom-2	Interatomic distance (Å)	Clash overlap (Å)
1:D:232:SER:HB3	1:D:317:LEU:HB3	1.97	0.47
1:D:501:ASP:O	1:D:504:ARG:N	2.48	0.47
1:E:55:LEU:HD21	1:E:136:VAL:HG11	1.96	0.47
1:E:490:ARG:HD3	1:E:492:TYR:CZ	2.50	0.47
1:E:513:LEU:CD1	1:E:516:LYS:CE	2.87	0.47
1:E:87:VAL:HG22	1:E:89:THR:CG2	2.45	0.47
1:F:343:GLN:OE1	1:F:344:PHE:HE1	1.98	0.47
1:A:158:GLU:O	1:A:162:ARG:HG2	2.15	0.46
1:A:227:ALA:O	1:A:231:ASN:HB2	2.14	0.46
1:A:257:TYR:HB2	1:A:258:LEU:HD12	1.96	0.46
1:B:121:ILE:HA	1:B:124:VAL:HG23	1.97	0.46
1:B:198:ASP:O	1:B:199:GLN:HB2	2.15	0.46
1:B:287:ILE:HG23	1:B:288:VAL:N	2.30	0.46
1:B:320:PRO:O	1:B:321:ASN:C	2.52	0.46
1:B:376:VAL:N	1:B:415:LYS:O	2.46	0.46
1:B:395:ALA:O	1:B:396:LYS:C	2.54	0.46
1:D:167:SER:HA	1:D:172:GLN:HE22	1.80	0.46
1:D:314:THR:HG23	1:D:325:GLY:HA2	1.96	0.46
1:D:379:PHE:CZ	1:D:420:ALA:HB2	2.50	0.46
1:C:530:LEU:HB3	1:D:396:LYS:HZ3	1.80	0.46
1:E:193:PHE:HA	1:E:238:HIS:ND1	2.26	0.46
1:E:315:GLN:N	1:E:316:PRO:CD	2.77	0.46
1:E:391:ILE:O	1:E:395:ALA:HB2	2.14	0.46
1:B:147:GLN:CG	1:E:454:LEU:HD21	2.35	0.46
1:F:54:LEU:C	1:F:54:LEU:HD12	2.35	0.46
1:A:284:LEU:O	1:A:285:ASP:C	2.51	0.46
1:A:306:LEU:HD11	1:A:311:PHE:HD1	1.80	0.46
1:A:306:LEU:HD12	1:A:311:PHE:HB2	1.96	0.46
1:A:485:TYR:O	1:A:489:GLU:N	2.40	0.46
1:B:341:PRO:O	1:B:342:MET:C	2.53	0.46
1:B:361:ARG:HH11	1:B:403:GLU:CD	2.18	0.46
1:C:130:LYS:HG2	1:F:516:LYS:CG	2.33	0.46
1:D:243:ASP:O	1:D:244:GLU:C	2.53	0.46
1:D:67:PHE:O	1:D:69:ARG:CG	2.63	0.46
1:E:249:GLU:O	1:E:253:GLN:N	2.42	0.46
1:E:298:MET:CE	1:E:339:ASN:O	2.63	0.46
1:E:409:ILE:CD1	1:E:510:LEU:HD23	2.42	0.46
1:F:22:ARG:CG	1:F:22:ARG:NH1	2.47	0.46
1:F:451:VAL:O	1:F:452:ASN:C	2.53	0.46
1:F:475:GLN:OE1	1:F:479:ASP:OD2	2.32	0.46
1:A:206:THR:HG22	1:A:207:GLY:N	2.30	0.46

Continued on next page...

Continued from previous page...

Atom-1	Atom-2	Interatomic distance (Å)	Clash overlap (Å)
1:A:21:LEU:CD1	1:D:485:TYR:OH	2.63	0.46
1:B:268:ALA:HB2	1:B:332:ARG:HA	1.96	0.46
1:B:340:GLN:OE1	1:B:340:GLN:HA	2.15	0.46
1:B:519:SER:O	1:B:520:LEU:CD1	2.51	0.46
1:C:97:ARG:HH11	1:C:97:ARG:HB2	1.80	0.46
1:D:322:ILE:HD13	1:D:356:ALA:HB2	1.97	0.46
1:D:480:ALA:CA	1:D:481:LEU:HD12	2.43	0.46
1:D:485:TYR:O	1:D:489:GLU:CG	2.51	0.46
1:E:498:MET:HE2	1:F:18:LEU:HD13	1.96	0.46
1:F:113:LEU:CG	1:F:156:TYR:CE1	2.95	0.46
1:F:222:GLU:O	1:F:226:GLY:HA3	2.15	0.46
1:F:293:ASN:O	1:F:295:PRO:CD	2.61	0.46
1:F:389:GLY:C	1:F:391:ILE:N	2.61	0.46
1:F:84:GLY:O	1:F:86:GLY:N	2.49	0.46
1:A:259:PRO:CD	1:A:366:PHE:HB3	2.45	0.46
1:A:348:LEU:O	1:A:379:PHE:HA	2.16	0.46
1:A:332:ARG:CG	1:A:514:ARG:NH1	2.68	0.46
1:B:186:TYR:HD1	1:E:395:ALA:HB2	1.79	0.46
1:B:205:ILE:HG22	1:E:386:GLU:OE2	2.15	0.46
1:B:29:THR:HA	1:B:49:ARG:CZ	2.45	0.46
1:B:319:ALA:O	1:B:320:PRO:C	2.53	0.46
1:B:334:VAL:HG11	1:B:371:LEU:CG	2.45	0.46
1:C:311:PHE:HE1	1:C:325:GLY:C	2.18	0.46
1:C:336:ILE:HB	1:C:371:LEU:O	2.15	0.46
1:C:413:THR:O	1:C:440:ALA:HA	2.15	0.46
1:D:105:ASP:CG	1:D:107:THR:HG1	2.18	0.46
1:C:524:LYS:HE2	1:D:405:THR:OG1	2.15	0.46
1:D:47:THR:HB	1:D:50:GLU:HG2	1.98	0.46
1:F:279:ASP:O	1:F:282:ALA:HB3	2.15	0.46
1:F:319:ALA:N	1:F:320:PRO:HD3	2.30	0.46
1:F:348:LEU:HD21	1:F:353:SER:HB3	1.96	0.46
1:F:92:GLY:O	1:F:99:VAL:HB	2.15	0.46
1:A:70:HIS:HA	1:A:116:VAL:CG1	2.46	0.46
1:A:318:PHE:HZ	1:A:351:THR:CA	2.29	0.46
1:B:114:GLY:O	1:B:117:TYR:HB3	2.15	0.46
1:B:263:LEU:N	1:B:263:LEU:CD2	2.79	0.46
1:B:330:GLU:CD	1:B:511:ARG:HE	2.19	0.46
1:C:412:ILE:HD11	1:C:421:TYR:CE1	2.47	0.46
1:D:348:LEU:HD12	1:D:379:PHE:CE2	2.51	0.46
1:E:145:ARG:O	1:E:145:ARG:HG2	2.14	0.46
1:E:150:VAL:C	1:E:152:SER:N	2.62	0.46

Continued on next page...

Continued from previous page...

Atom-1	Atom-2	Interatomic distance (Å)	Clash overlap (Å)
1:B:530:LEU:HD22	1:E:396:LYS:HZ3	1.79	0.46
1:E:478:GLU:CB	1:E:482:LEU:HD22	2.45	0.46
1:E:491:GLY:O	1:E:492:TYR:C	2.54	0.46
1:F:182:GLY:C	1:F:184:ALA:H	2.18	0.46
1:F:350:ILE:HG21	1:F:393:ARG:HD3	1.96	0.46
1:A:104:GLN:HB3	1:A:140:ASP:O	2.13	0.46
1:A:406:VAL:O	1:A:408:LEU:HD23	2.16	0.46
1:A:47:THR:O	1:A:50:GLU:N	2.46	0.46
1:B:302:ILE:HG23	1:B:336:ILE:HG12	1.97	0.46
1:B:67:PHE:O	1:B:69:ARG:HG3	2.16	0.46
1:B:87:VAL:HG22	1:B:89:THR:HG23	1.92	0.46
1:C:176:VAL:HB	1:C:196:MET:HG2	1.98	0.46
1:C:38:GLU:O	1:C:42:ALA:N	2.49	0.46
1:D:227:ALA:HB1	1:D:240:MET:HG3	1.98	0.46
1:D:398:ILE:HG23	1:D:429:LEU:HD11	1.97	0.46
1:F:239:HIS:CD2	1:F:240:MET:N	2.83	0.46
1:F:319:ALA:O	1:F:320:PRO:C	2.54	0.46
1:B:255:LEU:O	1:B:257:TYR:N	2.49	0.46
1:B:319:ALA:O	1:B:321:ASN:N	2.49	0.46
1:B:364:ASP:OD1	1:B:404:ALA:CA	2.63	0.46
1:B:470:ARG:O	1:B:473:LEU:N	2.49	0.46
1:C:287:ILE:HG23	1:C:288:VAL:N	2.30	0.46
1:C:478:GLU:O	1:C:482:LEU:HB2	2.15	0.46
1:C:520:LEU:CD2	1:C:520:LEU:C	2.79	0.46
1:D:315:GLN:N	1:D:316:PRO:CD	2.78	0.46
1:D:442:ILE:CD1	1:D:484:PRO:HA	2.46	0.46
1:A:21:LEU:HD12	1:D:485:TYR:OH	2.16	0.46
1:E:101:VAL:O	1:E:124:VAL:HG11	2.16	0.46
1:E:97:ARG:HH12	1:E:267:PRO:HG3	1.80	0.46
1:E:357:ALA:O	1:E:361:ARG:HG3	2.15	0.46
1:E:33:SER:OG	1:E:36:ALA:CB	2.61	0.46
1:F:102:PHE:CE2	1:F:137:GLY:CA	2.86	0.46
1:F:212:LYS:HG2	1:F:213:THR:N	2.30	0.46
1:F:395:ALA:O	1:F:396:LYS:C	2.51	0.46
1:F:411:VAL:CG2	1:F:435:LEU:HD12	2.45	0.46
1:A:186:TYR:O	1:A:189:ALA:HB3	2.16	0.46
1:A:320:PRO:C	1:A:322:ILE:N	2.66	0.46
1:A:329:VAL:O	1:A:331:GLY:N	2.49	0.46
1:A:376:VAL:CG1	1:A:420:ALA:HB1	2.46	0.46
1:A:58:GLU:C	1:A:60:SER:H	2.17	0.46
1:B:503:ARG:O	1:B:507:VAL:HG23	2.16	0.46

Continued on next page...

Continued from previous page...

Atom-1	Atom-2	Interatomic distance (Å)	Clash overlap (Å)
1:C:464:ASP:OD2	1:C:465:ASP:N	2.48	0.46
1:D:110:GLY:C	1:D:112:ALA:H	2.19	0.46
1:E:258:LEU:O	1:E:267:PRO:CD	2.64	0.46
1:F:104:GLN:HG3	1:F:117:TYR:HH	1.72	0.46
1:A:364:ASP:OD2	1:F:525:HIS:CD2	2.69	0.46
1:A:265:GLU:HB2	1:A:266:PRO:CD	2.36	0.46
1:A:322:ILE:HG13	1:A:338:ALA:O	2.15	0.46
1:B:186:TYR:O	1:B:189:ALA:HB3	2.16	0.46
1:C:414:ARG:HH11	1:C:415:LYS:HZ3	1.55	0.46
1:C:455:HIS:CE1	1:C:473:LEU:HD13	2.50	0.46
1:C:442:ILE:HD12	1:C:487:ALA:HB3	1.98	0.46
1:D:37:VAL:O	1:D:41:HIS:CG	2.69	0.46
1:D:378:GLY:O	1:D:420:ALA:HB2	2.16	0.46
1:D:67:PHE:O	1:D:83:TYR:HA	2.16	0.46
1:E:195:VAL:HG21	1:E:251:VAL:HG22	1.98	0.46
1:C:489:GLU:HG3	1:E:69:ARG:HB2	1.98	0.46
1:F:230:HIS:CG	1:F:236:VAL:HG11	2.47	0.46
1:F:293:ASN:O	1:F:294:GLN:C	2.52	0.46
1:F:337:VAL:CG1	1:F:356:ALA:HB1	2.45	0.46
1:F:429:LEU:HA	1:F:429:LEU:HD12	1.74	0.46
1:A:36:ALA:HA	1:A:39:LYS:HG2	1.98	0.46
1:B:132:GLY:O	1:B:261:ASN:ND2	2.47	0.46
1:B:149:GLY:C	1:B:151:ALA:N	2.67	0.46
1:B:487:ALA:HB1	1:B:493:VAL:HG13	1.98	0.46
1:B:78:ASP:OD2	1:B:79:ALA:N	2.49	0.46
1:C:193:PHE:HD1	1:C:238:HIS:HE2	1.61	0.46
1:C:47:THR:O	1:C:48:ALA:C	2.54	0.46
1:D:201:SER:O	1:D:202:HIS:CG	2.69	0.46
1:D:231:ASN:HB3	1:D:317:LEU:HD22	1.96	0.46
1:D:332:ARG:NH2	1:D:514:ARG:HH21	2.13	0.46
1:D:416:ALA:O	1:D:421:TYR:HB2	2.16	0.46
1:B:365:ALA:HB2	1:E:525:HIS:HE2	1.80	0.46
1:E:25:ILE:HD12	1:E:66:GLU:OE1	2.16	0.46
1:A:435:LEU:HD13	1:A:435:LEU:N	2.30	0.45
1:B:12:HIS:O	1:B:17:LYS:CE	2.58	0.45
1:B:318:PHE:O	1:B:355:LYS:CE	2.65	0.45
1:C:269:PHE:N	1:C:269:PHE:CD2	2.84	0.45
1:C:376:VAL:CG2	1:C:378:GLY:N	2.72	0.45
1:C:389:GLY:O	1:C:392:ARG:CG	2.52	0.45
1:D:455:HIS:CB	1:D:458:THR:HB	2.28	0.45
1:D:468:ALA:O	1:D:471:ALA:HB3	2.16	0.45

Continued on next page...

Continued from previous page...

Atom-1	Atom-2	Interatomic distance (Å)	Clash overlap (Å)
1:D:513:LEU:C	1:D:515:THR:N	2.69	0.45
1:E:138:ILE:HG23	1:E:175:LEU:HD12	1.98	0.45
1:E:230:HIS:HA	1:E:234:SER:OG	2.15	0.45
1:E:354:GLU:OE1	1:E:393:ARG:NE	2.49	0.45
1:E:422:ALA:O	1:E:429:LEU:HD21	2.16	0.45
1:F:211:ILE:HD11	1:F:219:VAL:HB	1.97	0.45
1:F:211:ILE:HG13	1:F:212:LYS:N	2.31	0.45
1:F:350:ILE:CG2	1:F:393:ARG:CD	2.93	0.45
1:A:30:HIS:CD2	1:A:30:HIS:N	2.85	0.45
1:A:528:ILE:HG13	1:A:529:PRO:HD2	1.98	0.45
1:B:483:ASN:CG	1:B:485:TYR:CD2	2.90	0.45
1:C:287:ILE:CG2	1:C:288:VAL:N	2.78	0.45
1:C:323:LEU:HD11	1:C:340:GLN:NE2	2.31	0.45
1:C:478:GLU:CB	1:C:482:LEU:HD22	2.46	0.45
1:D:21:LEU:CD1	1:D:22:ARG:HG3	2.46	0.45
1:E:243:ASP:OD1	1:E:246:ASP:CG	2.55	0.45
1:F:231:ASN:OD1	1:F:239:HIS:O	2.33	0.45
1:F:284:LEU:HD12	1:F:284:LEU:HA	1.81	0.45
1:F:395:ALA:O	1:F:398:ILE:HG13	2.16	0.45
1:F:398:ILE:CG1	1:F:399:PHE:N	2.79	0.45
1:F:379:PHE:CE1	1:F:420:ALA:CA	2.99	0.45
1:A:190:ILE:CD1	1:F:398:ILE:HD11	2.45	0.45
1:A:247:ALA:O	1:A:251:VAL:HG23	2.16	0.45
1:A:315:GLN:O	1:A:316:PRO:C	2.54	0.45
1:A:356:ALA:O	1:A:359:PHE:HB3	2.17	0.45
1:B:193:PHE:HD1	1:B:238:HIS:CD2	2.34	0.45
1:B:284:LEU:O	1:B:287:ILE:HG22	2.16	0.45
1:B:483:ASN:OD1	1:B:485:TYR:CB	2.55	0.45
1:B:517:ARG:O	1:B:518:GLU:CG	2.64	0.45
1:C:432:ASP:OD2	1:C:516:LYS:HD3	2.16	0.45
1:D:192:ASP:O	1:D:238:HIS:CE1	2.69	0.45
1:D:298:MET:HB3	1:D:323:LEU:CD1	2.37	0.45
1:D:389:GLY:O	1:D:390:ILE:C	2.55	0.45
1:A:67:PHE:CD2	1:D:485:TYR:CE1	3.04	0.45
1:B:508:ARG:NH2	1:D:59:GLY:O	2.50	0.45
1:E:305:VAL:CG2	1:E:306:LEU:N	2.79	0.45
1:B:160:PHE:HB3	1:E:398:ILE:HG21	1.99	0.45
1:F:319:ALA:O	1:F:321:ASN:N	2.49	0.45
1:A:114:GLY:CA	1:A:148:GLU:OE1	2.59	0.45
1:A:196:MET:CE	1:A:203:MET:SD	3.04	0.45
1:A:416:ALA:O	1:A:417:PHE:CD2	2.69	0.45

Continued on next page...

Continued from previous page...

Atom-1	Atom-2	Interatomic distance (Å)	Clash overlap (Å)
1:A:62:VAL:CB	1:A:91:TYR:CZ	2.98	0.45
1:B:114:GLY:N	1:B:117:TYR:HB3	2.23	0.45
1:C:426:SER:HG	1:C:429:LEU:HD11	1.81	0.45
1:D:150:VAL:O	1:D:151:ALA:C	2.55	0.45
1:F:275:LEU:HD12	1:F:275:LEU:H	1.80	0.45
1:F:315:GLN:N	1:F:316:PRO:CD	2.77	0.45
1:F:513:LEU:O	1:F:514:ARG:C	2.54	0.45
1:F:62:VAL:HG11	1:F:91:TYR:CD2	2.52	0.45
1:A:138:ILE:H	1:A:138:ILE:CD1	2.29	0.45
1:A:153:LEU:HD11	1:F:418:GLY:C	2.37	0.45
1:A:193:PHE:CD1	1:A:238:HIS:CD2	3.01	0.45
1:A:55:LEU:HB2	1:A:248:VAL:HG13	1.99	0.45
1:A:379:PHE:O	1:A:380:LEU:C	2.55	0.45
1:A:98:PRO:HB2	1:A:133:CYS:SG	2.57	0.45
1:B:100:ALA:HB3	1:B:135:VAL:HG22	1.97	0.45
1:B:160:PHE:HB3	1:E:398:ILE:CG2	2.46	0.45
1:B:140:ASP:CA	1:B:178:GLY:HA3	2.36	0.45
1:C:345:ALA:O	1:C:347:CYS:N	2.50	0.45
1:C:421:TYR:CZ	1:C:442:ILE:HD13	2.52	0.45
1:D:243:ASP:O	1:D:246:ASP:N	2.50	0.45
1:E:367:ASN:HA	1:E:406:VAL:CG1	2.47	0.45
1:F:26:GLU:HG3	1:F:27:GLU:N	2.31	0.45
1:F:407:PRO:HB3	1:F:513:LEU:HB3	1.99	0.45
1:A:171:PRO:HA	1:A:366:PHE:CZ	2.51	0.45
1:A:289:PRO:O	1:A:291:SER:N	2.50	0.45
1:A:366:PHE:O	1:A:367:ASN:CG	2.55	0.45
1:A:491:GLY:C	1:A:493:VAL:N	2.67	0.45
1:B:170:ILE:O	1:B:170:ILE:HG13	2.16	0.45
1:C:287:ILE:CD1	1:C:296:TYR:HB2	2.47	0.45
1:C:320:PRO:C	1:C:322:ILE:N	2.64	0.45
1:C:32:GLY:O	1:C:33:SER:C	2.55	0.45
1:C:402:ALA:HB3	1:D:164:THR:HG21	1.99	0.45
1:C:361:ARG:CZ	1:C:528:ILE:HD11	2.46	0.45
1:D:193:PHE:HD1	1:D:238:HIS:CE1	2.35	0.45
1:D:87:VAL:CG2	1:D:89:THR:CG2	2.93	0.45
1:E:204:PHE:CD1	1:E:224:LEU:CD2	3.00	0.45
1:E:282:ALA:O	1:E:283:GLU:C	2.55	0.45
1:E:446:GLY:O	1:E:450:ALA:N	2.46	0.45
1:F:271:GLU:O	1:F:330:GLU:HG2	2.16	0.45
1:A:529:PRO:HA	1:F:358:ARG:NH2	2.31	0.45
1:F:374:VAL:HG13	1:F:424:MET:HG3	1.99	0.45

Continued on next page...

Continued from previous page...

Atom-1	Atom-2	Interatomic distance (Å)	Clash overlap (Å)
1:A:70:HIS:HA	1:A:116:VAL:HG21	1.99	0.45
1:A:289:PRO:O	1:A:290:ASP:C	2.54	0.45
1:A:501:ASP:O	1:A:504:ARG:HB3	2.16	0.45
1:C:149:GLY:C	1:C:151:ALA:N	2.68	0.45
1:C:193:PHE:CD1	1:C:238:HIS:CD2	3.01	0.45
1:C:262:ASN:O	1:C:367:ASN:ND2	2.43	0.45
1:C:477:TYR:O	1:C:481:LEU:HB3	2.17	0.45
1:C:487:ALA:O	1:C:492:TYR:HB2	2.16	0.45
1:D:160:PHE:CE1	1:D:186:TYR:HB3	2.52	0.45
1:D:20:ASP:HB3	1:D:24:ARG:HH12	1.82	0.45
1:D:219:VAL:CG1	1:D:220:GLY:N	2.79	0.45
1:D:330:GLU:HA	1:D:330:GLU:OE1	2.16	0.45
1:D:364:ASP:HB2	1:D:404:ALA:CB	2.46	0.45
1:E:306:LEU:HD22	1:E:327:GLY:HA3	1.98	0.45
1:B:185:VAL:HG21	1:E:391:ILE:HG12	1.97	0.45
1:E:427:LYS:HG3	1:E:427:LYS:HZ2	1.63	0.45
1:E:478:GLU:HA	1:E:482:LEU:CG	2.45	0.45
1:B:454:LEU:CD2	1:E:75:PHE:CE2	3.00	0.45
1:F:113:LEU:HB2	1:F:156:TYR:OH	2.17	0.45
1:F:172:GLN:O	1:F:191:THR:CG2	2.65	0.45
1:F:181:ALA:HB2	1:F:204:PHE:CE2	2.52	0.45
1:F:18:LEU:O	1:F:21:LEU:CB	2.64	0.45
1:F:243:ASP:O	1:F:244:GLU:C	2.55	0.45
1:F:379:PHE:CZ	1:F:420:ALA:HA	2.51	0.45
1:A:210:VAL:O	1:A:214:VAL:HG23	2.17	0.45
1:A:297:ASP:CG	1:A:299:HIS:HB2	2.37	0.45
1:C:396:LYS:HA	1:C:528:ILE:HG23	1.96	0.45
1:C:87:VAL:HG13	1:C:120:LYS:NZ	2.32	0.45
1:D:319:ALA:O	1:D:321:ASN:N	2.49	0.45
1:D:33:SER:O	1:D:37:VAL:HG23	2.17	0.45
1:E:289:PRO:CB	1:E:294:GLN:HE21	2.29	0.45
1:E:307:ASP:OD2	1:E:330:GLU:N	2.49	0.45
1:E:477:TYR:CD1	1:E:481:LEU:HB2	2.51	0.45
1:F:234:SER:OG	1:F:236:VAL:CG1	2.44	0.45
1:F:414:ARG:HD2	1:F:415:LYS:CE	2.47	0.45
1:A:18:LEU:HD23	1:D:438:PRO:CG	2.40	0.45
1:A:298:MET:HG3	1:A:302:ILE:CD1	2.41	0.45
1:A:350:ILE:CG1	1:A:390:ILE:HA	2.46	0.45
1:A:444:VAL:HG21	1:F:146:ILE:HG23	1.98	0.45
1:A:284:LEU:HD22	1:A:499:PRO:O	2.16	0.45
1:A:504:ARG:O	1:A:508:ARG:HG2	2.17	0.45

Continued on next page...

Continued from previous page...

Atom-1	Atom-2	Interatomic distance (Å)	Clash overlap (Å)
1:B:117:TYR:HD1	1:B:117:TYR:C	2.20	0.45
1:B:329:VAL:HG13	1:B:507:VAL:HG22	1.98	0.45
1:B:33:SER:O	1:B:37:VAL:HG23	2.17	0.45
1:B:459:ILE:HD12	1:B:470:ARG:CG	2.47	0.45
1:B:498:MET:CE	1:D:22:ARG:NH2	2.80	0.45
1:C:155:ALA:O	1:C:159:ILE:HG13	2.17	0.45
1:C:189:ALA:O	1:D:529:PRO:HG2	2.16	0.45
1:C:202:HIS:HB3	1:C:225:GLY:O	2.17	0.45
1:C:396:LYS:CG	1:C:528:ILE:HG21	2.47	0.45
1:D:312:PHE:O	1:D:325:GLY:HA3	2.15	0.45
1:D:485:TYR:O	1:D:486:THR:C	2.53	0.45
1:E:412:ILE:HD11	1:E:442:ILE:HD13	1.98	0.45
1:E:490:ARG:CD	1:E:492:TYR:CZ	3.00	0.45
1:F:196:MET:HB2	1:F:201:SER:OG	2.16	0.45
1:F:262:ASN:N	1:F:262:ASN:OD1	2.50	0.45
1:F:33:SER:HB2	1:F:36:ALA:H	1.82	0.45
1:F:376:VAL:O	1:F:376:VAL:HG13	2.17	0.45
1:A:132:GLY:O	1:A:170:ILE:HG22	2.17	0.45
1:A:36:ALA:O	1:A:39:LYS:HB2	2.16	0.45
1:A:520:LEU:CG	1:A:521:PRO:CD	2.89	0.45
1:A:55:LEU:HD23	1:A:56:LEU:N	2.32	0.45
1:B:319:ALA:C	1:B:321:ASN:N	2.69	0.45
1:B:334:VAL:CG1	1:B:335:GLY:H	2.29	0.45
1:C:414:ARG:C	1:C:415:LYS:HG3	2.37	0.45
1:C:28:ALA:HA	1:C:83:TYR:HB2	1.97	0.45
1:D:483:ASN:C	1:D:483:ASN:ND2	2.71	0.45
1:E:100:ALA:O	1:E:135:VAL:HA	2.17	0.45
1:E:125:MET:HE1	1:E:163:ASN:HD21	1.79	0.45
1:E:76:GLY:O	1:E:77:LEU:C	2.56	0.45
1:F:444:VAL:HG13	1:F:445:MET:N	2.32	0.45
1:A:104:GLN:HB2	1:A:140:ASP:HB3	1.98	0.44
1:A:27:GLU:O	1:A:30:HIS:O	2.35	0.44
1:A:318:PHE:CE2	1:A:351:THR:O	2.63	0.44
1:A:337:VAL:CB	1:A:372:THR:HG23	2.47	0.44
1:C:329:VAL:O	1:C:331:GLY:N	2.50	0.44
1:C:302:ILE:CG1	1:C:336:ILE:HD12	2.41	0.44
1:D:46:LEU:N	1:D:46:LEU:HD12	2.32	0.44
1:D:483:ASN:H	1:D:483:ASN:HD22	1.63	0.44
1:E:234:SER:OG	1:E:236:VAL:HG23	2.17	0.44
1:E:434:ASN:C	1:E:435:LEU:HD13	2.32	0.44
1:E:46:LEU:HB3	1:E:50:GLU:OE1	2.15	0.44

Continued on next page...

Continued from previous page...

Atom-1	Atom-2	Interatomic distance (Å)	Clash overlap (Å)
1:E:497:ILE:HD12	1:E:497:ILE:N	2.20	0.44
1:F:64:LEU:CD2	1:F:91:TYR:CE2	2.92	0.44
1:A:364:ASP:O	1:F:524:LYS:NZ	2.44	0.44
1:A:447:ALA:O	1:A:448:GLN:C	2.55	0.44
1:A:490:ARG:HD2	1:A:492:TYR:CE2	2.44	0.44
1:B:238:HIS:O	1:B:315:GLN:N	2.49	0.44
1:C:422:ALA:HA	1:C:426:SER:CB	2.47	0.44
1:C:77:LEU:O	1:C:78:ASP:C	2.56	0.44
1:D:175:LEU:HD12	1:D:195:VAL:O	2.16	0.44
1:E:99:VAL:CG1	1:E:134:PRO:O	2.56	0.44
1:E:219:VAL:CG1	1:E:220:GLY:N	2.81	0.44
1:E:278:THR:O	1:E:281:ASP:N	2.50	0.44
1:E:296:TYR:HE1	1:E:414:ARG:CD	2.18	0.44
1:F:46:LEU:HD13	1:F:244:GLU:CD	2.37	0.44
1:B:117:TYR:O	1:B:117:TYR:CD1	2.70	0.44
1:B:175:LEU:HD12	1:B:177:VAL:CG1	2.39	0.44
1:B:442:ILE:HG22	1:E:150:VAL:CG1	2.44	0.44
1:C:415:LYS:HE3	1:C:441:GLN:OE1	2.17	0.44
1:E:130:LYS:HG3	1:E:131:THR:N	2.32	0.44
1:E:321:ASN:CA	1:E:340:GLN:HB3	2.42	0.44
1:E:513:LEU:CD1	1:E:516:LYS:HE2	2.30	0.44
1:A:54:LEU:HD23	1:A:248:VAL:CG2	2.47	0.44
1:A:320:PRO:HB2	1:A:343:GLN:CG	2.46	0.44
1:A:319:ALA:HB1	1:A:321:ASN:HD21	1.83	0.44
1:A:464:ASP:C	1:A:466:ALA:H	2.18	0.44
1:A:485:TYR:HA	1:A:488:ALA:CB	2.47	0.44
1:A:57:ASP:CA	1:A:60:SER:CB	2.92	0.44
1:B:252:LYS:HE2	1:B:252:LYS:HB3	1.38	0.44
1:B:433:LEU:HD23	1:B:435:LEU:CD1	2.48	0.44
1:C:70:HIS:HA	1:C:116:VAL:HG21	1.98	0.44
1:C:195:VAL:HG22	1:C:239:HIS:HB3	1.99	0.44
1:C:306:LEU:CD2	1:C:327:GLY:HA3	2.41	0.44
1:C:457:ARG:NH1	1:C:457:ARG:CA	2.76	0.44
1:D:452:ASN:ND2	1:D:470:ARG:NH1	2.65	0.44
1:D:490:ARG:CB	1:D:492:TYR:CD2	3.01	0.44
1:D:434:ASN:C	1:D:493:VAL:HG13	2.37	0.44
1:E:183:GLY:O	1:E:184:ALA:C	2.56	0.44
1:E:204:PHE:HE1	1:E:224:LEU:CD2	2.14	0.44
1:E:204:PHE:HZ	1:E:221:PHE:O	2.01	0.44
1:E:427:LYS:O	1:E:430:GLY:CA	2.66	0.44
1:F:211:ILE:CG1	1:F:212:LYS:N	2.81	0.44

Continued on next page...

Continued from previous page...

Atom-1	Atom-2	Interatomic distance (Å)	Clash overlap (Å)
1:F:272:GLU:CG	1:F:272:GLU:O	2.64	0.44
1:F:374:VAL:HG22	1:F:424:MET:HB3	1.98	0.44
1:A:297:ASP:C	1:A:299:HIS:N	2.67	0.44
1:A:60:SER:O	1:A:92:GLY:HA2	2.17	0.44
1:B:185:VAL:HB	1:E:391:ILE:CG1	2.39	0.44
1:B:177:VAL:O	1:B:200:THR:HG22	2.17	0.44
1:B:288:VAL:HG11	1:B:439:THR:HG21	1.99	0.44
1:B:298:MET:CG	1:B:339:ASN:O	2.44	0.44
1:B:410:THR:HG21	1:B:425:GLY:O	2.18	0.44
1:B:498:MET:SD	1:D:18:LEU:HD23	2.58	0.44
1:C:356:ALA:HB3	1:C:397:LEU:CD1	2.48	0.44
1:D:288:VAL:HG11	1:D:439:THR:OG1	2.16	0.44
1:D:508:ARG:CD	1:D:508:ARG:O	2.48	0.44
1:A:337:VAL:CG1	1:A:372:THR:CG2	2.92	0.44
1:A:67:PHE:HD1	1:A:67:PHE:HA	1.76	0.44
1:A:78:ASP:C	1:A:80:ASN:N	2.70	0.44
1:B:140:ASP:OD1	1:B:178:GLY:HA3	2.17	0.44
1:C:105:ASP:O	1:C:111:GLY:CA	2.65	0.44
1:C:429:LEU:CA	1:D:161:ARG:HG3	2.48	0.44
1:D:350:ILE:CG2	1:D:390:ILE:HA	2.47	0.44
1:D:512:GLN:HB3	1:D:512:GLN:HE21	1.50	0.44
1:E:258:LEU:O	1:E:267:PRO:HD3	2.17	0.44
1:E:313:GLU:HB3	1:E:316:PRO:HG3	2.00	0.44
1:E:94:VAL:CA	1:E:95:ASP:OD2	2.64	0.44
1:F:171:PRO:HG3	1:F:366:PHE:CZ	2.53	0.44
1:A:196:MET:SD	1:A:230:HIS:HD2	2.41	0.44
1:A:305:VAL:HG23	1:A:306:LEU:HG	2.00	0.44
1:A:383:VAL:CG1	1:A:383:VAL:O	2.64	0.44
1:A:455:HIS:O	1:A:456:ARG:C	2.56	0.44
1:A:481:LEU:N	1:A:481:LEU:HD22	2.33	0.44
1:B:429:LEU:HA	1:B:429:LEU:HD12	1.83	0.44
1:E:106:PHE:O	1:E:107:THR:C	2.55	0.44
1:E:293:ASN:O	1:E:294:GLN:C	2.52	0.44
1:E:375:ASP:HB2	1:E:414:ARG:HG3	1.93	0.44
1:E:478:GLU:HA	1:E:482:LEU:CD2	2.48	0.44
1:F:414:ARG:NE	1:F:415:LYS:CE	2.81	0.44
1:F:427:LYS:HE2	1:F:434:ASN:HD22	1.83	0.44
1:A:122:VAL:HG11	1:A:162:ARG:CZ	2.47	0.44
1:A:214:VAL:HG11	1:F:381:PRO:HG2	1.99	0.44
1:A:284:LEU:CD1	1:A:304:HIS:HD2	2.10	0.44
1:A:350:ILE:CG1	1:A:390:ILE:CD1	2.89	0.44

Continued on next page...

Continued from previous page...

Atom-1	Atom-2	Interatomic distance (Å)	Clash overlap (Å)
1:A:435:LEU:CD1	1:A:435:LEU:N	2.81	0.44
1:A:520:LEU:CD1	1:A:521:PRO:CD	2.90	0.44
1:A:520:LEU:HD12	1:A:521:PRO:HD3	2.00	0.44
1:A:57:ASP:CG	1:A:93:THR:O	2.56	0.44
1:B:102:PHE:CD1	1:B:137:GLY:HA2	2.53	0.44
1:B:185:VAL:CG2	1:B:186:TYR:N	2.80	0.44
1:B:322:ILE:HD11	1:B:339:ASN:ND2	2.33	0.44
1:C:85:ASP:O	1:C:85:ASP:CG	2.55	0.44
1:D:280:GLU:OE2	1:D:280:GLU:CA	2.55	0.44
1:D:434:ASN:O	1:D:493:VAL:HG13	2.18	0.44
1:E:169:VAL:HA	1:E:262:ASN:ND2	2.33	0.44
1:E:335:GLY:O	1:E:336:ILE:HD13	2.18	0.44
1:E:428:HIS:C	1:E:430:GLY:N	2.68	0.44
1:A:189:ALA:O	1:F:529:PRO:CG	2.66	0.44
1:A:205:ILE:HG23	1:A:206:THR:N	2.32	0.44
1:A:21:LEU:CD1	1:D:496:VAL:CG1	2.87	0.44
1:A:41:HIS:O	1:A:42:ALA:C	2.56	0.44
1:A:513:LEU:O	1:A:515:THR:C	2.56	0.44
1:C:102:PHE:HE1	1:C:135:VAL:CG1	2.31	0.44
1:C:186:TYR:O	1:C:189:ALA:CB	2.66	0.44
1:C:344:PHE:CD1	1:C:344:PHE:N	2.85	0.44
1:D:198:ASP:HA	1:D:227:ALA:CB	2.48	0.44
1:D:451:VAL:HG21	1:D:474:ILE:CA	2.45	0.44
1:E:186:TYR:O	1:E:189:ALA:HB3	2.17	0.44
1:E:243:ASP:OD2	1:E:245:LYS:CB	2.58	0.44
1:E:384:ASP:O	1:E:388:ASP:CG	2.55	0.44
1:F:349:ASP:C	1:F:352:ALA:H	2.21	0.44
1:F:57:ASP:CG	1:F:93:THR:O	2.56	0.44
1:A:172:GLN:HB2	1:A:191:THR:HG23	2.00	0.43
1:B:254:LEU:O	1:B:257:TYR:HB2	2.18	0.43
1:B:434:ASN:N	1:B:494:ASP:OD1	2.36	0.43
1:C:182:GLY:O	1:C:183:GLY:C	2.57	0.43
1:C:278:THR:O	1:C:280:GLU:N	2.50	0.43
1:D:412:ILE:HG22	1:D:440:ALA:HB2	1.99	0.43
1:D:444:VAL:HG23	1:D:445:MET:N	2.32	0.43
1:B:490:ARG:HD3	1:D:71:ARG:HH12	1.80	0.43
1:E:108:VAL:O	1:E:109:PHE:C	2.57	0.43
1:E:427:LYS:HD2	1:E:492:TYR:O	2.18	0.43
1:F:112:ALA:CB	1:F:145:ARG:HB2	2.47	0.43
1:A:412:ILE:CG2	1:A:440:ALA:HB1	2.45	0.43
1:B:118:GLY:O	1:B:122:VAL:HG23	2.18	0.43

Continued on next page...

Continued from previous page...

Atom-1	Atom-2	Interatomic distance (Å)	Clash overlap (Å)
1:B:175:LEU:CD1	1:B:177:VAL:CG1	2.96	0.43
1:B:485:TYR:CE1	1:D:24:ARG:HD3	2.53	0.43
1:B:490:ARG:NH1	1:D:71:ARG:CD	2.62	0.43
1:B:524:LYS:HE3	1:E:405:THR:HB	2.00	0.43
1:C:130:LYS:HB2	1:C:130:LYS:HE2	1.73	0.43
1:C:311:PHE:CE2	1:C:313:GLU:HB2	2.54	0.43
1:C:475:GLN:C	1:C:475:GLN:CD	2.76	0.43
1:D:448:GLN:HA	1:D:474:ILE:HG12	2.00	0.43
1:E:265:GLU:HG3	1:E:266:PRO:CD	2.31	0.43
1:E:293:ASN:O	1:E:295:PRO:CD	2.62	0.43
1:E:407:PRO:HB3	1:E:513:LEU:HB3	2.00	0.43
1:F:170:ILE:HG22	1:F:261:ASN:HB3	2.00	0.43
1:F:306:LEU:HD11	1:F:336:ILE:CD1	2.48	0.43
1:F:344:PHE:O	1:F:345:ALA:C	2.55	0.43
1:F:367:ASN:HA	1:F:406:VAL:HG12	2.00	0.43
1:A:230:HIS:HA	1:A:234:SER:HG	1.82	0.43
1:A:401:TYR:CD1	1:A:408:LEU:CD1	3.01	0.43
1:A:520:LEU:HD21	1:F:165:HIS:O	2.17	0.43
1:B:276:ALA:O	1:B:278:THR:HG23	2.18	0.43
1:B:501:ASP:HA	1:B:504:ARG:HG3	2.01	0.43
1:C:278:THR:HG23	1:C:281:ASP:H	1.81	0.43
1:D:141:SER:O	1:D:179:PRO:O	2.36	0.43
1:D:341:PRO:O	1:D:342:MET:C	2.55	0.43
1:D:408:LEU:N	1:D:408:LEU:HD13	2.33	0.43
1:D:452:ASN:HD21	1:D:470:ARG:NH1	2.16	0.43
1:D:469:THR:O	1:D:472:ARG:HB3	2.19	0.43
1:D:483:ASN:HD22	1:D:483:ASN:N	2.15	0.43
1:E:311:PHE:CE1	1:E:312:PHE:O	2.71	0.43
1:E:259:PRO:CG	1:E:366:PHE:HB3	2.49	0.43
1:E:520:LEU:CD2	1:E:520:LEU:N	2.80	0.43
1:F:10:ASP:CG	1:F:11:ILE:H	2.22	0.43
1:A:258:LEU:H	1:A:258:LEU:CD1	2.32	0.43
1:A:361:ARG:HD2	1:A:403:GLU:OE2	2.19	0.43
1:A:57:ASP:N	1:A:60:SER:CB	2.81	0.43
1:B:70:HIS:CE1	1:B:81:ARG:HA	2.53	0.43
1:C:45:LYS:HZ1	1:C:179:PRO:HD3	1.82	0.43
1:C:339:ASN:CB	1:C:375:ASP:O	2.67	0.43
1:E:127:PHE:HA	1:E:130:LYS:CD	2.48	0.43
1:E:130:LYS:CG	1:E:131:THR:CG2	2.57	0.43
1:E:422:ALA:O	1:E:429:LEU:HD22	2.19	0.43
1:C:508:ARG:NH2	1:E:59:GLY:O	2.51	0.43

Continued on next page...

Continued from previous page...

Atom-1	Atom-2	Interatomic distance (Å)	Clash overlap (Å)
1:F:99:VAL:CG1	1:F:100:ALA:N	2.81	0.43
1:F:332:ARG:NH2	1:F:514:ARG:CD	2.81	0.43
1:F:483:ASN:HB2	1:F:484:PRO:CD	2.48	0.43
1:F:510:LEU:HD23	1:F:510:LEU:HA	1.86	0.43
1:A:262:ASN:OD1	1:A:262:ASN:O	2.36	0.43
1:A:70:HIS:C	1:A:70:HIS:CD2	2.92	0.43
1:A:516:LYS:HE3	1:B:130:LYS:HD3	1.99	0.43
1:B:204:PHE:HA	1:E:386:GLU:OE2	2.18	0.43
1:C:140:ASP:OD1	1:C:140:ASP:C	2.57	0.43
1:C:302:ILE:HG12	1:C:336:ILE:CD1	2.38	0.43
1:C:250:TYR:HD1	1:C:312:PHE:CZ	2.23	0.43
1:C:338:ALA:HA	1:C:373:PHE:O	2.18	0.43
1:D:110:GLY:C	1:D:112:ALA:N	2.67	0.43
1:D:255:LEU:O	1:D:256:SER:C	2.56	0.43
1:D:289:PRO:HG3	1:D:294:GLN:O	2.18	0.43
1:D:306:LEU:HD22	1:D:327:GLY:HA3	1.99	0.43
1:D:340:GLN:CD	1:D:342:MET:HG2	2.38	0.43
1:D:513:LEU:O	1:D:515:THR:N	2.51	0.43
1:E:322:ILE:O	1:E:323:LEU:HD23	2.17	0.43
1:A:160:PHE:HB3	1:F:398:ILE:HD13	2.00	0.43
1:A:108:VAL:C	1:A:110:GLY:N	2.70	0.43
1:E:25:ILE:HG23	1:E:26:GLU:N	2.34	0.43
1:E:321:ASN:ND2	1:E:347:CYS:O	2.52	0.43
1:F:37:VAL:HG22	1:F:107:THR:HG21	2.00	0.43
1:F:188:PRO:O	1:F:191:THR:HB	2.19	0.43
1:F:414:ARG:HD2	1:F:415:LYS:HE3	2.01	0.43
1:F:48:ALA:O	1:F:52:ILE:HD12	2.19	0.43
1:A:175:LEU:HD13	1:A:251:VAL:HG21	1.99	0.43
1:A:318:PHE:CE2	1:A:351:THR:CB	2.84	0.43
1:A:329:VAL:HG12	1:A:330:GLU:HG2	1.99	0.43
1:A:330:GLU:OE1	1:A:507:VAL:HG13	2.18	0.43
1:A:395:ALA:O	1:A:398:ILE:CG1	2.54	0.43
1:B:219:VAL:HG13	1:B:223:GLU:OE1	2.19	0.43
1:B:401:TYR:CB	1:B:429:LEU:HD23	2.48	0.43
1:B:435:LEU:HG	1:B:497:ILE:CD1	2.48	0.43
1:B:396:LYS:CE	1:B:530:LEU:HA	2.46	0.43
1:C:87:VAL:CG2	1:C:103:SER:O	2.64	0.43
1:C:113:LEU:O	1:C:145:ARG:HB2	2.18	0.43
1:C:125:MET:HE1	1:C:163:ASN:HD21	1.83	0.43
1:C:196:MET:HE1	1:C:230:HIS:HD2	1.81	0.43
1:D:147:GLN:NE2	1:D:147:GLN:H	1.98	0.43

Continued on next page...

Continued from previous page...

Atom-1	Atom-2	Interatomic distance (Å)	Clash overlap (Å)
1:C:386:GLU:HG2	1:D:205:ILE:HG22	2.01	0.43
1:D:284:LEU:CD1	1:D:287:ILE:HD13	2.40	0.43
1:C:454:LEU:HD13	1:D:75:PHE:CE2	2.54	0.43
1:D:87:VAL:CG2	1:D:88:VAL:N	2.81	0.43
1:E:243:ASP:CG	1:E:246:ASP:H	2.22	0.43
1:E:340:GLN:O	1:E:346:GLY:CA	2.67	0.43
1:E:357:ALA:HA	1:E:397:LEU:HD23	2.00	0.43
1:E:483:ASN:HD22	1:E:483:ASN:N	2.16	0.43
1:E:528:ILE:HA	1:E:529:PRO:HD3	1.77	0.43
1:A:108:VAL:O	1:A:109:PHE:C	2.55	0.43
1:A:375:ASP:C	1:A:415:LYS:HB2	2.39	0.43
1:B:498:MET:CG	1:D:18:LEU:HD23	2.48	0.43
1:C:378:GLY:HA2	1:C:420:ALA:HB2	2.01	0.43
1:C:494:ASP:OD2	1:E:123:LYS:NZ	2.50	0.43
1:D:426:SER:O	1:D:427:LYS:C	2.57	0.43
1:E:194:THR:N	1:E:238:HIS:ND1	2.58	0.43
1:E:332:ARG:HE	1:E:332:ARG:HB2	1.68	0.43
1:E:63:GLU:OE1	1:E:66:GLU:HG3	2.18	0.43
1:F:199:GLN:CG	1:F:222:GLU:CD	2.84	0.43
1:F:346:GLY:O	1:F:376:VAL:HG23	2.18	0.43
1:F:528:ILE:HD13	1:F:529:PRO:O	2.18	0.43
1:A:391:ILE:HG21	1:F:203:MET:HE2	2.01	0.43
1:B:163:ASN:HB3	1:B:190:ILE:HG21	2.01	0.43
1:B:369:PRO:HG3	1:B:407:PRO:HG2	2.01	0.43
1:B:483:ASN:OD1	1:B:483:ASN:C	2.57	0.43
1:B:501:ASP:CG	1:B:504:ARG:HD3	2.39	0.43
1:C:125:MET:CE	1:C:163:ASN:ND2	2.79	0.43
1:C:265:GLU:HB3	1:C:266:PRO:HD2	2.01	0.43
1:C:477:TYR:CD1	1:C:477:TYR:O	2.71	0.43
1:C:435:LEU:HB3	1:C:497:ILE:HG12	2.00	0.43
1:D:161:ARG:CD	1:D:165:HIS:HE1	2.29	0.43
1:D:373:PHE:N	1:D:373:PHE:HD1	2.15	0.43
1:D:289:PRO:CG	1:D:414:ARG:NH2	2.81	0.43
1:E:133:CYS:HA	1:E:134:PRO:HD3	1.80	0.43
1:A:154:GLY:CA	1:F:428:HIS:ND1	2.77	0.43
1:F:490:ARG:CD	1:F:492:TYR:CZ	3.02	0.43
1:A:10:ASP:C	1:A:16:GLY:HA3	2.39	0.43
1:A:138:ILE:H	1:A:138:ILE:HD12	1.77	0.43
1:A:319:ALA:HB2	1:A:351:THR:OG1	2.19	0.43
1:C:284:LEU:HD22	1:C:301:VAL:HG22	2.00	0.43
1:C:287:ILE:C	1:C:287:ILE:HD12	2.33	0.43

Continued on next page...

Continued from previous page...

Atom-1	Atom-2	Interatomic distance (Å)	Clash overlap (Å)
1:C:305:VAL:HG11	1:C:506:ILE:CD1	2.45	0.43
1:D:174:SER:OG	1:D:191:THR:HG21	2.19	0.43
1:D:399:PHE:CE2	1:D:528:ILE:HB	2.53	0.43
1:D:364:ASP:CB	1:D:404:ALA:HB1	2.43	0.43
1:E:452:ASN:O	1:E:456:ARG:HB2	2.19	0.43
1:F:113:LEU:CB	1:F:156:TYR:OH	2.67	0.43
1:C:130:LYS:HG3	1:F:516:LYS:HG3	1.90	0.43
1:A:401:TYR:CD1	1:A:408:LEU:HD11	2.53	0.42
1:A:85:ASP:OD2	1:A:116:VAL:HB	2.18	0.42
1:A:87:VAL:CG1	1:A:120:LYS:CD	2.88	0.42
1:B:348:LEU:HG	1:B:376:VAL:HG21	2.01	0.42
1:B:45:LYS:HE2	1:B:45:LYS:HB2	1.67	0.42
1:B:526:GLY:O	1:E:361:ARG:NH2	2.52	0.42
1:C:16:GLY:O	1:C:17:LYS:C	2.56	0.42
1:C:217:GLU:CD	1:D:383:VAL:HB	2.40	0.42
1:C:77:LEU:HA	1:C:77:LEU:HD22	1.80	0.42
1:D:65:ASP:OD2	1:D:123:LYS:HD2	2.19	0.42
1:E:100:ALA:HB1	1:E:124:VAL:HG12	2.00	0.42
1:E:171:PRO:HA	1:E:366:PHE:HZ	1.83	0.42
1:E:284:LEU:CG	1:E:304:HIS:HD2	2.29	0.42
1:E:432:ASP:CB	1:E:433:LEU:CD1	2.97	0.42
1:F:321:ASN:ND2	1:F:349:ASP:CB	2.81	0.42
1:F:346:GLY:O	1:F:376:VAL:HA	2.19	0.42
1:A:153:LEU:O	1:A:156:TYR:HB2	2.19	0.42
1:A:20:ASP:OD1	1:A:20:ASP:O	2.37	0.42
1:A:483:ASN:CB	1:A:484:PRO:HD2	2.27	0.42
1:B:106:PHE:O	1:B:107:THR:C	2.57	0.42
1:B:268:ALA:HB2	1:B:333:PRO:HD3	2.02	0.42
1:B:326:PHE:HB3	1:B:334:VAL:O	2.19	0.42
1:B:498:MET:HG3	1:D:18:LEU:HD23	2.00	0.42
1:B:284:LEU:HD23	1:B:499:PRO:O	2.18	0.42
1:C:210:VAL:O	1:C:211:ILE:C	2.57	0.42
1:C:417:PHE:CD1	1:C:443:ALA:HB3	2.55	0.42
1:C:426:SER:O	1:C:429:LEU:HD13	2.19	0.42
1:C:47:THR:O	1:C:50:GLU:N	2.50	0.42
1:D:114:GLY:O	1:D:115:GLU:C	2.55	0.42
1:D:517:ARG:C	1:D:518:GLU:HG2	2.39	0.42
1:D:62:VAL:HB	1:D:91:TYR:CD2	2.54	0.42
1:E:194:THR:H	1:E:238:HIS:CE1	2.36	0.42
1:E:311:PHE:CD2	1:E:312:PHE:O	2.72	0.42
1:F:37:VAL:HG23	1:F:107:THR:HG21	2.01	0.42

Continued on next page...

Continued from previous page...

Atom-1	Atom-2	Interatomic distance (Å)	Clash overlap (Å)
1:F:320:PRO:O	1:F:321:ASN:C	2.56	0.42
1:A:187:SER:N	1:A:188:PRO:CD	2.82	0.42
1:A:239:HIS:CG	1:A:250:TYR:CE1	3.07	0.42
1:A:328:ARG:HG2	1:A:333:PRO:HA	2.01	0.42
1:A:448:GLN:HG2	1:A:474:ILE:HD11	2.01	0.42
1:A:480:ALA:CB	1:A:481:LEU:HD22	2.50	0.42
1:A:70:HIS:HD2	1:A:72:SER:H	1.67	0.42
1:C:455:HIS:CE1	1:C:473:LEU:HD22	2.54	0.42
1:C:70:HIS:NE2	1:C:77:LEU:HD12	2.33	0.42
1:D:271:GLU:HG3	1:D:271:GLU:O	2.18	0.42
1:D:507:VAL:HG13	1:D:508:ARG:N	2.35	0.42
1:E:209:ASP:O	1:E:212:LYS:HB3	2.19	0.42
1:E:477:TYR:CE1	1:E:481:LEU:CB	3.02	0.42
1:E:76:GLY:C	1:E:78:ASP:N	2.72	0.42
1:A:115:GLU:N	1:A:148:GLU:OE1	2.52	0.42
1:A:211:ILE:O	1:A:215:THR:N	2.32	0.42
1:A:299:HIS:NE2	1:A:323:LEU:HD13	2.34	0.42
1:A:499:PRO:HD3	1:B:18:LEU:HD21	2.00	0.42
1:A:330:GLU:CG	1:A:507:VAL:HG13	2.49	0.42
1:B:412:ILE:HG22	1:B:440:ALA:CB	2.49	0.42
1:E:120:LYS:HB3	1:E:120:LYS:HE3	1.84	0.42
1:E:294:GLN:HE21	1:E:294:GLN:HB2	1.60	0.42
1:F:349:ASP:OD2	1:F:351:THR:HG21	2.19	0.42
1:F:350:ILE:HG23	1:F:393:ARG:CD	2.43	0.42
1:F:379:PHE:CE1	1:F:420:ALA:CB	3.02	0.42
1:A:166:ALA:HB3	1:A:172:GLN:HE22	1.83	0.42
1:A:45:LYS:HG2	1:A:200:THR:CG2	2.47	0.42
1:B:149:GLY:O	1:B:150:VAL:C	2.58	0.42
1:B:406:VAL:O	1:B:407:PRO:C	2.55	0.42
1:C:232:SER:HB3	1:C:317:LEU:HB3	2.02	0.42
1:C:433:LEU:HD12	1:C:433:LEU:HA	1.92	0.42
1:C:440:ALA:O	1:C:484:PRO:HD3	2.18	0.42
1:D:178:GLY:O	1:D:179:PRO:C	2.58	0.42
1:D:348:LEU:HB2	1:D:379:PHE:HD2	1.84	0.42
1:E:112:ALA:HA	1:E:143:GLY:O	2.19	0.42
1:E:318:PHE:O	1:E:319:ALA:C	2.57	0.42
1:C:14:THR:CG2	1:F:288:VAL:CG2	2.96	0.42
1:F:350:ILE:HG13	1:F:385:GLN:NE2	2.35	0.42
1:F:462:ALA:O	1:F:463:GLY:C	2.54	0.42
1:F:62:VAL:O	1:F:91:TYR:N	2.51	0.42
1:A:302:ILE:O	1:A:306:LEU:HG	2.19	0.42

Continued on next page...

Continued from previous page...

Atom-1	Atom-2	Interatomic distance (Å)	Clash overlap (Å)
1:A:250:TYR:CZ	1:A:312:PHE:CE2	3.07	0.42
1:A:318:PHE:CZ	1:A:351:THR:CG2	2.98	0.42
1:B:401:TYR:HB2	1:B:429:LEU:HD23	2.02	0.42
1:B:61:PHE:CD1	1:B:62:VAL:N	2.88	0.42
1:C:200:THR:CG2	1:C:200:THR:O	2.68	0.42
1:C:523:LYS:NZ	1:D:165:HIS:O	2.52	0.42
1:D:194:THR:N	1:D:238:HIS:ND1	2.57	0.42
1:D:417:PHE:CE1	1:D:443:ALA:HB3	2.52	0.42
1:D:62:VAL:HG11	1:D:91:TYR:OH	2.20	0.42
1:E:127:PHE:C	1:E:130:LYS:HG2	2.40	0.42
1:E:182:GLY:C	1:E:184:ALA:H	2.22	0.42
1:E:376:VAL:HG22	1:E:378:GLY:H	1.84	0.42
1:B:223:GLU:OE2	1:E:387:HIS:NE2	2.53	0.42
1:E:87:VAL:CG2	1:E:89:THR:CG2	2.97	0.42
1:A:399:PHE:CG	1:F:164:THR:HG23	2.54	0.42
1:F:386:GLU:OE1	1:F:391:ILE:HG13	2.20	0.42
1:A:172:GLN:O	1:A:191:THR:HG22	2.19	0.42
1:A:171:PRO:HA	1:A:366:PHE:HZ	1.85	0.42
1:A:56:LEU:HD11	1:A:101:VAL:HG12	2.01	0.42
1:B:398:ILE:HG12	1:B:423:VAL:HG22	2.01	0.42
1:C:90:GLY:O	1:C:101:VAL:HG12	2.19	0.42
1:C:32:GLY:C	1:C:107:THR:CG2	2.83	0.42
1:D:231:ASN:HD21	1:D:239:HIS:C	2.23	0.42
1:D:258:LEU:O	1:D:267:PRO:HD3	2.20	0.42
1:D:478:GLU:HA	1:D:482:LEU:CD1	2.32	0.42
1:A:22:ARG:HG2	1:D:498:MET:HE1	2.00	0.42
1:D:57:ASP:CG	1:D:93:THR:O	2.58	0.42
1:B:399:PHE:CD2	1:E:164:THR:HG23	2.54	0.42
1:E:284:LEU:HD23	1:E:499:PRO:O	2.19	0.42
1:F:182:GLY:O	1:F:183:GLY:C	2.57	0.42
1:F:259:PRO:HB3	1:F:266:PRO:HA	2.01	0.42
1:F:47:THR:CG2	1:F:48:ALA:H	2.32	0.42
1:A:454:LEU:HD21	1:F:147:GLN:HA	2.01	0.42
1:A:58:GLU:OE1	1:A:58:GLU:HA	2.18	0.42
1:A:84:GLY:O	1:A:86:GLY:N	2.53	0.42
1:B:108:VAL:O	1:B:111:GLY:N	2.43	0.42
1:C:163:ASN:HA	1:C:172:GLN:NE2	2.35	0.42
1:C:188:PRO:O	1:C:191:THR:OG1	2.23	0.42
1:C:387:HIS:O	1:D:234:SER:HA	2.20	0.42
1:D:196:MET:HE1	1:D:230:HIS:HD2	1.85	0.42
1:D:196:MET:SD	1:D:230:HIS:CD2	3.13	0.42

Continued on next page...

Continued from previous page...

Atom-1	Atom-2	Interatomic distance (Å)	Clash overlap (Å)
1:D:232:SER:O	1:D:318:PHE:CD1	2.73	0.42
1:D:412:ILE:HB	1:D:436:ALA:HA	2.01	0.42
1:D:455:HIS:O	1:D:456:ARG:C	2.58	0.42
1:B:402:ALA:CB	1:E:164:THR:HG21	2.34	0.42
1:E:27:GLU:O	1:E:31:ALA:N	2.52	0.42
1:E:485:TYR:O	1:E:486:THR:C	2.55	0.42
1:E:87:VAL:CG2	1:E:88:VAL:N	2.83	0.42
1:F:113:LEU:HB3	1:F:156:TYR:CZ	2.55	0.42
1:A:525:HIS:ND1	1:F:403:GLU:OE1	2.53	0.42
1:A:87:VAL:HB	1:A:117:TYR:CE1	2.55	0.42
1:B:196:MET:HG3	1:B:227:ALA:HB1	2.02	0.42
1:B:194:THR:N	1:B:238:HIS:ND1	2.52	0.42
1:B:364:ASP:OD1	1:B:405:THR:N	2.53	0.42
1:C:219:VAL:CG2	1:C:224:LEU:HB2	2.49	0.42
1:C:20:ASP:O	1:C:24:ARG:HG2	2.20	0.42
1:C:421:TYR:OH	1:C:442:ILE:HD13	2.20	0.42
1:C:478:GLU:HB3	1:C:482:LEU:HD22	2.01	0.42
1:C:528:ILE:CD1	1:C:528:ILE:N	2.74	0.42
1:D:193:PHE:CD1	1:D:238:HIS:NE2	2.88	0.42
1:D:418:GLY:O	1:D:421:TYR:HB3	2.20	0.42
1:D:433:LEU:HB3	1:D:435:LEU:HD11	2.02	0.42
1:D:477:TYR:CE1	1:D:482:LEU:HD11	2.52	0.42
1:E:238:HIS:O	1:E:315:GLN:HA	2.20	0.42
1:E:398:ILE:HG12	1:E:423:VAL:HG22	2.01	0.42
1:F:374:VAL:HG11	1:F:424:MET:HG3	2.02	0.42
1:A:180:CYS:SG	1:A:185:VAL:HG12	2.60	0.42
1:A:335:GLY:O	1:A:370:VAL:HA	2.20	0.42
1:A:330:GLU:HG3	1:A:507:VAL:HG13	2.01	0.42
1:A:530:LEU:HD11	1:F:361:ARG:HD3	2.01	0.42
1:A:67:PHE:O	1:A:83:TYR:CG	2.71	0.42
1:C:261:ASN:OD1	1:C:263:LEU:HB2	2.20	0.42
1:C:38:GLU:O	1:C:41:HIS:HB2	2.20	0.42
1:C:427:LYS:O	1:C:428:HIS:C	2.56	0.42
1:C:482:LEU:N	1:C:482:LEU:CD1	2.82	0.42
1:D:244:GLU:O	1:D:247:ALA:N	2.53	0.42
1:D:62:VAL:CG2	1:D:91:TYR:CZ	3.03	0.42
1:E:198:ASP:OD1	1:E:199:GLN:HG2	2.19	0.42
1:E:46:LEU:N	1:E:46:LEU:CD1	2.76	0.42
1:F:208:PRO:HG2	1:F:221:PHE:CZ	2.55	0.42
1:F:507:VAL:O	1:F:511:ARG:HG3	2.20	0.42
1:A:340:GLN:O	1:A:346:GLY:HA3	2.17	0.41

Continued on next page...

Continued from previous page...

Atom-1	Atom-2	Interatomic distance (Å)	Clash overlap (Å)
1:A:471:ALA:HA	1:A:474:ILE:HD12	2.01	0.41
1:B:215:THR:HG22	1:B:215:THR:O	2.20	0.41
1:B:311:PHE:HE2	1:B:313:GLU:HG2	1.81	0.41
1:C:455:HIS:O	1:C:459:ILE:HG12	2.20	0.41
1:C:497:ILE:HG21	1:C:505:HIS:NE2	2.35	0.41
1:D:128:ALA:HB1	1:D:135:VAL:CG2	2.44	0.41
1:C:395:ALA:HB1	1:D:190:ILE:HD11	2.02	0.41
1:D:234:SER:HB2	1:D:236:VAL:CG2	2.47	0.41
1:B:485:TYR:CZ	1:D:24:ARG:NE	2.88	0.41
1:D:485:TYR:CZ	1:D:496:VAL:HG11	2.55	0.41
1:E:353:SER:CB	1:E:394:GLY:HA2	2.50	0.41
1:F:144:ALA:O	1:F:146:ILE:N	2.53	0.41
1:F:428:HIS:N	1:F:428:HIS:CD2	2.88	0.41
1:F:477:TYR:C	1:F:477:TYR:CD1	2.93	0.41
1:F:61:PHE:HA	1:F:91:TYR:O	2.20	0.41
1:A:119:GLN:O	1:A:120:LYS:C	2.59	0.41
1:A:241:ALA:HB3	1:A:247:ALA:HB2	2.02	0.41
1:A:379:PHE:CE1	1:A:420:ALA:CB	3.00	0.41
1:A:528:ILE:HA	1:A:529:PRO:HD3	1.76	0.41
1:A:57:ASP:CB	1:A:93:THR:HG23	2.46	0.41
1:A:499:PRO:CD	1:B:18:LEU:HD21	2.50	0.41
1:B:474:ILE:O	1:B:475:GLN:C	2.57	0.41
1:C:215:THR:OG1	1:C:217:GLU:HG2	2.20	0.41
1:D:20:ASP:HB3	1:D:24:ARG:NH1	2.35	0.41
1:D:510:LEU:HD23	1:D:510:LEU:HA	1.80	0.41
1:C:427:LYS:HE3	1:E:123:LYS:CE	2.50	0.41
1:E:205:ILE:HG23	1:E:206:THR:HG1	1.83	0.41
1:E:399:PHE:CE1	1:E:528:ILE:HA	2.55	0.41
1:E:367:ASN:HA	1:E:406:VAL:HG11	2.03	0.41
1:F:108:VAL:O	1:F:111:GLY:N	2.48	0.41
1:F:60:SER:CB	1:F:93:THR:OG1	2.68	0.41
1:A:329:VAL:O	1:A:330:GLU:C	2.56	0.41
1:A:364:ASP:OD2	1:A:404:ALA:HA	2.20	0.41
1:A:67:PHE:O	1:A:83:TYR:CA	2.68	0.41
1:B:133:CYS:HA	1:B:134:PRO:HD3	1.80	0.41
1:B:407:PRO:HG3	1:B:513:LEU:O	2.20	0.41
1:B:42:ALA:C	1:B:44:GLY:H	2.23	0.41
1:C:18:LEU:HD23	1:F:438:PRO:CG	2.41	0.41
1:C:258:LEU:O	1:C:267:PRO:CD	2.64	0.41
1:C:416:ALA:O	1:C:417:PHE:CD1	2.73	0.41
1:D:366:PHE:C	1:D:367:ASN:CG	2.79	0.41

Continued on next page...

Continued from previous page...

Atom-1	Atom-2	Interatomic distance (Å)	Clash overlap (Å)
1:D:417:PHE:CE1	1:D:443:ALA:CB	3.04	0.41
1:E:211:ILE:HG13	1:E:212:LYS:N	2.34	0.41
1:E:250:TYR:CE1	1:E:312:PHE:CE2	3.08	0.41
1:E:250:TYR:CE1	1:E:312:PHE:CZ	3.08	0.41
1:E:299:HIS:NE2	1:E:323:LEU:HD11	2.35	0.41
1:E:326:PHE:CE1	1:E:368:VAL:HG11	2.55	0.41
1:E:417:PHE:HZ	1:E:441:GLN:NE2	2.19	0.41
1:F:311:PHE:CE1	1:F:312:PHE:O	2.74	0.41
1:F:389:GLY:C	1:F:391:ILE:H	2.23	0.41
1:F:498:MET:HA	1:F:499:PRO:HD3	1.85	0.41
1:A:172:GLN:C	1:A:191:THR:HG23	2.41	0.41
1:A:27:GLU:O	1:A:30:HIS:C	2.58	0.41
1:A:319:ALA:C	1:A:321:ASN:H	2.24	0.41
1:A:506:ILE:O	1:A:510:LEU:HD12	2.21	0.41
1:B:214:VAL:HG23	1:B:215:THR:N	2.36	0.41
1:B:330:GLU:OE2	1:B:511:ARG:HD3	2.21	0.41
1:B:64:LEU:C	1:B:66:GLU:N	2.70	0.41
1:C:113:LEU:HA	1:C:113:LEU:HD22	1.89	0.41
1:C:147:GLN:HG2	1:C:147:GLN:H	1.47	0.41
1:D:89:THR:CG2	1:D:102:PHE:HB2	2.38	0.41
1:D:208:PRO:HA	1:D:211:ILE:HD11	2.02	0.41
1:D:211:ILE:HG13	1:D:212:LYS:N	2.35	0.41
1:D:282:ALA:C	1:D:284:LEU:H	2.21	0.41
1:D:435:LEU:CB	1:D:497:ILE:HD13	2.49	0.41
1:D:520:LEU:CG	1:D:521:PRO:CD	2.71	0.41
1:E:130:LYS:HB3	1:E:130:LYS:HE2	1.60	0.41
1:E:202:HIS:CB	1:E:204:PHE:CE2	3.01	0.41
1:E:477:TYR:CE1	1:E:481:LEU:HB3	2.56	0.41
1:F:265:GLU:H	1:F:265:GLU:HG3	1.49	0.41
1:F:287:ILE:CG2	1:F:288:VAL:N	2.84	0.41
1:F:367:ASN:HA	1:F:406:VAL:CG1	2.50	0.41
1:F:332:ARG:NH1	1:F:510:LEU:HB3	2.29	0.41
1:A:127:PHE:CE2	1:A:131:THR:HG21	2.56	0.41
1:A:54:LEU:HD23	1:A:248:VAL:CB	2.51	0.41
1:A:350:ILE:HG21	1:A:393:ARG:CZ	2.51	0.41
1:A:500:SER:O	1:A:502:THR:N	2.54	0.41
1:B:175:LEU:HD22	1:B:175:LEU:HA	1.96	0.41
1:B:245:LYS:HD2	1:B:246:ASP:N	2.36	0.41
1:C:18:LEU:HD23	1:C:18:LEU:HA	1.87	0.41
1:C:421:TYR:CE1	1:C:442:ILE:HD13	2.54	0.41
1:D:490:ARG:HB3	1:D:492:TYR:CE2	2.56	0.41

Continued on next page...

Continued from previous page...

Atom-1	Atom-2	Interatomic distance (Å)	Clash overlap (Å)
1:E:211:ILE:CG1	1:E:212:LYS:N	2.83	0.41
1:E:478:GLU:HA	1:E:482:LEU:HD22	2.01	0.41
1:E:49:ARG:HG3	1:E:88:VAL:HG21	2.03	0.41
1:F:261:ASN:C	1:F:263:LEU:H	2.23	0.41
1:F:321:ASN:ND2	1:F:349:ASP:HB3	2.23	0.41
1:F:415:LYS:HG3	1:F:415:LYS:H	1.43	0.41
1:A:466:ALA:HA	1:A:469:THR:OG1	2.21	0.41
1:A:471:ALA:HA	1:A:474:ILE:HB	2.02	0.41
1:B:144:ALA:O	1:B:145:ARG:C	2.58	0.41
1:B:517:ARG:O	1:B:518:GLU:HG2	2.21	0.41
1:C:241:ALA:HB1	1:C:246:ASP:OD2	2.20	0.41
1:C:429:LEU:O	1:D:161:ARG:HG2	2.17	0.41
1:D:113:LEU:HD22	1:D:117:TYR:CG	2.56	0.41
1:C:492:TYR:CZ	1:D:151:ALA:HA	2.51	0.41
1:D:203:MET:O	1:D:204:PHE:CB	2.57	0.41
1:D:222:GLU:O	1:D:226:GLY:HA3	2.20	0.41
1:D:41:HIS:NE2	1:D:47:THR:OG1	2.49	0.41
1:D:67:PHE:O	1:D:68:ALA:C	2.59	0.41
1:F:54:LEU:CD2	1:F:248:VAL:HG21	2.50	0.41
1:F:302:ILE:CD1	1:F:336:ILE:HG21	2.47	0.41
1:F:366:PHE:C	1:F:367:ASN:OD1	2.58	0.41
1:F:64:LEU:CD1	1:F:91:TYR:CE2	2.92	0.41
1:B:170:ILE:HA	1:B:171:PRO:HD3	1.79	0.41
1:B:230:HIS:HB3	1:B:237:ALA:HB2	2.02	0.41
1:B:416:ALA:C	1:B:417:PHE:HD2	2.22	0.41
1:B:412:ILE:CG2	1:B:440:ALA:HB1	2.50	0.41
1:C:128:ALA:CB	1:C:135:VAL:HG22	2.51	0.41
1:C:205:ILE:CG2	1:C:206:THR:N	2.84	0.41
1:C:275:LEU:O	1:C:276:ALA:C	2.59	0.41
1:C:29:THR:OG1	1:C:30:HIS:HD2	2.02	0.41
1:C:395:ALA:O	1:C:396:LYS:C	2.59	0.41
1:C:396:LYS:CG	1:C:528:ILE:HG22	2.50	0.41
1:C:409:ILE:HD11	1:C:513:LEU:HD23	2.03	0.41
1:C:509:GLY:O	1:C:513:LEU:HD22	2.20	0.41
1:D:320:PRO:C	1:D:322:ILE:N	2.73	0.41
1:D:340:GLN:O	1:D:346:GLY:CA	2.61	0.41
1:D:364:ASP:O	1:D:365:ALA:C	2.58	0.41
1:E:160:PHE:HE1	1:E:187:SER:CA	2.34	0.41
1:E:210:VAL:O	1:E:211:ILE:C	2.59	0.41
1:F:26:GLU:O	1:F:30:HIS:ND1	2.35	0.41
1:B:219:VAL:HG12	1:B:220:GLY:N	2.36	0.41

Continued on next page...

Continued from previous page...

Atom-1	Atom-2	Interatomic distance (Å)	Clash overlap (Å)
1:B:493:VAL:HG23	1:B:493:VAL:O	2.21	0.41
1:C:203:MET:O	1:C:225:GLY:HA3	2.20	0.41
1:C:475:GLN:OE1	1:C:479:ASP:OD2	2.39	0.41
1:D:383:VAL:CG1	1:D:383:VAL:O	2.66	0.41
1:C:154:GLY:HA3	1:D:428:HIS:CE1	2.54	0.41
1:C:427:LYS:HE3	1:E:123:LYS:HE3	2.03	0.41
1:E:166:ALA:O	1:E:167:SER:C	2.57	0.41
1:E:250:TYR:CD2	1:E:250:TYR:C	2.94	0.41
1:E:396:LYS:O	1:E:399:PHE:HB3	2.21	0.41
1:E:87:VAL:HG13	1:E:120:LYS:HD3	2.02	0.41
1:F:162:ARG:HG3	1:F:162:ARG:HH11	1.86	0.41
1:F:322:ILE:HD13	1:F:356:ALA:CB	2.47	0.41
1:F:528:ILE:HA	1:F:529:PRO:HD3	1.80	0.41
1:F:56:LEU:HD21	1:F:92:GLY:CA	2.23	0.41
1:A:118:GLY:O	1:A:122:VAL:CG2	2.58	0.41
1:A:144:ALA:HB2	1:A:156:TYR:HE2	1.85	0.41
1:B:147:GLN:O	1:B:148:GLU:C	2.60	0.41
1:A:499:PRO:CD	1:B:18:LEU:CD2	2.98	0.41
1:B:334:VAL:CG1	1:B:371:LEU:HG	2.51	0.41
1:B:277:VAL:CG2	1:B:504:ARG:CD	2.91	0.41
1:C:130:LYS:HD3	1:F:516:LYS:HE3	2.03	0.41
1:C:429:LEU:HA	1:D:161:ARG:HG3	2.03	0.41
1:D:158:GLU:CG	1:D:162:ARG:HH12	2.31	0.41
1:D:166:ALA:O	1:D:169:VAL:N	2.53	0.41
1:D:395:ALA:O	1:D:396:LYS:C	2.58	0.41
1:D:434:ASN:O	1:D:494:ASP:N	2.53	0.41
1:E:182:GLY:C	1:E:184:ALA:N	2.71	0.41
1:E:182:GLY:O	1:E:185:VAL:HG13	2.20	0.41
1:E:43:LYS:HB2	1:E:45:LYS:HG3	2.02	0.41
1:E:334:VAL:HG11	1:E:510:LEU:HD11	2.03	0.41
1:A:23:ARG:HD2	1:A:24:ARG:N	2.36	0.41
1:A:416:ALA:CB	1:A:442:ILE:HG23	2.50	0.41
1:A:329:VAL:HG11	1:A:507:VAL:HG22	2.02	0.41
1:C:287:ILE:HD13	1:C:287:ILE:HA	1.90	0.41
1:C:448:GLN:HA	1:C:474:ILE:HD13	2.03	0.41
1:C:502:THR:OG1	1:C:506:ILE:HD12	2.20	0.41
1:D:21:LEU:O	1:D:25:ILE:HG13	2.20	0.41
1:D:445:MET:HG3	1:D:446:GLY:N	2.35	0.41
1:E:202:HIS:CB	1:E:204:PHE:HE2	2.33	0.41
1:E:298:MET:O	1:E:300:SER:N	2.54	0.41
1:E:284:LEU:HD22	1:E:304:HIS:CD2	2.56	0.41

Continued on next page...

Continued from previous page...

Atom-1	Atom-2	Interatomic distance (Å)	Clash overlap (Å)
1:F:136:VAL:HG11	1:F:251:VAL:HG11	2.02	0.41
1:F:291:SER:HB2	1:F:294:GLN:HB3	2.02	0.41
1:F:350:ILE:H	1:F:385:GLN:HE22	1.69	0.41
1:A:297:ASP:HA	1:A:342:MET:HG3	2.03	0.41
1:A:283:GLU:HB2	1:A:304:HIS:NE2	2.36	0.41
1:B:315:GLN:N	1:B:316:PRO:CD	2.84	0.41
1:B:340:GLN:C	1:B:342:MET:N	2.72	0.41
1:B:517:ARG:NE	1:D:129:LEU:O	2.50	0.41
1:D:329:VAL:C	1:D:331:GLY:N	2.70	0.41
1:D:490:ARG:HB2	1:D:492:TYR:CD2	2.55	0.41
1:E:160:PHE:CE1	1:E:187:SER:N	2.89	0.41
1:E:306:LEU:HD13	1:E:327:GLY:CA	2.41	0.41
1:F:230:HIS:HA	1:F:234:SER:OG	2.20	0.41
1:F:283:GLU:HB2	1:F:304:HIS:NE2	2.36	0.41
1:A:164:THR:HG23	1:F:399:PHE:CG	2.57	0.40
1:A:68:ALA:HB2	1:D:488:ALA:O	2.22	0.40
1:B:77:LEU:C	1:B:79:ALA:H	2.23	0.40
1:C:91:TYR:N	1:C:101:VAL:HG12	2.35	0.40
1:C:114:GLY:H	1:C:117:TYR:HB3	1.85	0.40
1:C:78:ASP:C	1:C:80:ASN:N	2.72	0.40
1:C:97:ARG:HA	1:C:98:PRO:HD3	1.80	0.40
1:D:193:PHE:CG	1:D:254:LEU:HD21	2.56	0.40
1:D:49:ARG:O	1:D:50:GLU:C	2.59	0.40
1:E:109:PHE:C	1:E:111:GLY:N	2.74	0.40
1:E:299:HIS:ND1	1:E:323:LEU:CD1	2.85	0.40
1:E:298:MET:HE3	1:E:339:ASN:O	2.21	0.40
1:E:475:GLN:HA	1:E:478:GLU:HG3	2.03	0.40
1:E:527:ASN:CG	1:E:527:ASN:O	2.59	0.40
1:F:182:GLY:O	1:F:184:ALA:N	2.55	0.40
1:A:529:PRO:CG	1:F:190:ILE:HA	2.51	0.40
1:A:239:HIS:NE2	1:A:240:MET:O	2.54	0.40
1:B:139:ASN:OD1	1:B:176:VAL:HG22	2.20	0.40
1:B:232:SER:O	1:B:318:PHE:HD1	2.05	0.40
1:B:397:LEU:HD23	1:B:423:VAL:CG1	2.51	0.40
1:B:405:THR:O	1:B:516:LYS:CD	2.66	0.40
1:C:102:PHE:CE2	1:C:137:GLY:HA3	2.55	0.40
1:C:212:LYS:HE3	1:C:218:ASP:OD2	2.22	0.40
1:D:134:PRO:HD3	1:D:260:SER:O	2.21	0.40
1:D:358:ARG:O	1:D:362:THR:CB	2.69	0.40
1:D:436:ALA:HB2	1:D:493:VAL:HG11	2.03	0.40
1:D:463:GLY:HA2	1:D:466:ALA:HB2	2.03	0.40

Continued on next page...

Continued from previous page...

Atom-1	Atom-2	Interatomic distance (Å)	Clash overlap (Å)
1:E:108:VAL:C	1:E:110:GLY:N	2.71	0.40
1:E:215:THR:CG2	1:E:217:GLU:HG2	2.51	0.40
1:F:434:ASN:O	1:F:493:VAL:HG13	2.21	0.40
1:A:169:VAL:HG22	1:F:523:LYS:HB3	2.02	0.40
1:A:219:VAL:CG1	1:A:220:GLY:N	2.83	0.40
1:A:392:ARG:H	1:A:392:ARG:HG2	1.60	0.40
1:A:417:PHE:O	1:A:420:ALA:HB3	2.22	0.40
1:A:461:ASP:O	1:A:462:ALA:CB	2.70	0.40
1:B:284:LEU:HB3	1:B:499:PRO:HB2	2.03	0.40
1:B:63:GLU:CD	1:B:66:GLU:CG	2.75	0.40
1:C:336:ILE:CG2	1:C:371:LEU:CD1	2.98	0.40
1:C:391:ILE:H	1:C:391:ILE:HG12	1.50	0.40
1:C:444:VAL:HG11	1:D:146:ILE:HA	2.03	0.40
1:D:243:ASP:N	1:D:243:ASP:OD2	2.54	0.40
1:D:347:CYS:HA	1:D:377:PRO:HD2	2.03	0.40
1:D:368:VAL:HA	1:D:369:PRO:HD3	1.92	0.40
1:D:336:ILE:HA	1:D:371:LEU:O	2.22	0.40
1:D:47:THR:CB	1:D:50:GLU:HG3	2.51	0.40
1:D:57:ASP:OD2	1:D:95:ASP:N	2.54	0.40
1:F:289:PRO:CB	1:F:294:GLN:NE2	2.80	0.40
1:A:117:TYR:O	1:A:121:ILE:HG13	2.22	0.40
1:A:151:ALA:HA	1:F:492:TYR:CE1	2.56	0.40
1:A:354:GLU:OE1	1:A:393:ARG:HG2	2.21	0.40
1:A:409:ILE:CD1	1:A:513:LEU:CD2	2.99	0.40
1:A:496:VAL:CG1	1:B:21:LEU:HD13	2.51	0.40
1:B:219:VAL:HG11	1:B:223:GLU:OE1	2.22	0.40
1:B:222:GLU:O	1:B:226:GLY:HA3	2.21	0.40
1:B:399:PHE:CE2	1:B:403:GLU:HB2	2.57	0.40
1:B:416:ALA:C	1:B:417:PHE:CD2	2.94	0.40
1:C:132:GLY:O	1:C:261:ASN:HB3	2.22	0.40
1:C:340:GLN:O	1:C:346:GLY:HA2	2.22	0.40
1:D:347:CYS:HB3	1:D:377:PRO:HG2	2.04	0.40
1:E:128:ALA:O	1:E:132:GLY:N	2.55	0.40
1:E:104:GLN:HB2	1:E:140:ASP:H	1.86	0.40
1:E:171:PRO:HA	1:E:366:PHE:CZ	2.57	0.40
1:F:145:ARG:HD2	1:F:148:GLU:HG3	2.04	0.40
1:A:199:GLN:O	1:A:199:GLN:CG	2.67	0.40
1:A:308:ASP:O	1:A:309:ALA:C	2.60	0.40
1:B:104:GLN:CD	1:B:141:SER:HB2	2.39	0.40
1:B:198:ASP:C	1:B:200:THR:H	2.24	0.40
1:B:223:GLU:OE1	1:B:224:LEU:CA	2.68	0.40

Continued on next page...

Continued from previous page...

Atom-1	Atom-2	Interatomic distance (Å)	Clash overlap (Å)
1:B:306:LEU:O	1:B:307:ASP:C	2.60	0.40
1:B:324:THR:HA	1:B:336:ILE:O	2.21	0.40
1:B:350:ILE:CG2	1:B:390:ILE:CD1	2.83	0.40
1:C:113:LEU:O	1:C:145:ARG:CB	2.69	0.40
1:C:317:LEU:N	1:C:317:LEU:HD12	2.37	0.40
1:C:306:LEU:CD2	1:C:327:GLY:C	2.90	0.40
1:D:128:ALA:CB	1:D:135:VAL:CG2	2.99	0.40
1:D:227:ALA:O	1:D:231:ASN:OD1	2.40	0.40
1:E:113:LEU:HD22	1:E:114:GLY:N	2.37	0.40
1:E:146:ILE:C	1:E:148:GLU:N	2.74	0.40
1:E:205:ILE:CG2	1:E:206:THR:N	2.83	0.40
1:E:308:ASP:O	1:E:309:ALA:C	2.60	0.40
1:E:371:LEU:HD13	1:E:506:ILE:HG23	2.03	0.40
1:E:428:HIS:C	1:E:430:GLY:H	2.25	0.40
1:B:192:ASP:HA	1:E:527:ASN:ND2	2.37	0.40
1:E:77:LEU:HD23	1:E:77:LEU:HA	1.79	0.40
1:F:133:CYS:HA	1:F:134:PRO:HD3	1.64	0.40
1:F:198:ASP:HA	1:F:227:ALA:HB3	2.04	0.40
1:F:262:ASN:O	1:F:264:SER:N	2.55	0.40
1:F:350:ILE:O	1:F:354:GLU:HB2	2.22	0.40
1:F:376:VAL:HG22	1:F:378:GLY:O	2.21	0.40
1:F:70:HIS:HE1	1:F:80:ASN:O	2.05	0.40

There are no symmetry-related clashes.

5.3 Torsion angles [i](#)

5.3.1 Protein backbone [i](#)

In the following table, the Percentiles column shows the percent Ramachandran outliers of the chain as a percentile score with respect to all X-ray entries followed by that with respect to entries of similar resolution.

The Analysed column shows the number of residues for which the backbone conformation was analysed, and the total number of residues.

Mol	Chain	Analysed	Favoured	Allowed	Outliers	Percentiles
1	A	519/530 (98%)	503 (97%)	14 (3%)	2 (0%)	36 75
1	B	519/530 (98%)	501 (96%)	18 (4%)	0	100 100
1	C	519/530 (98%)	501 (96%)	17 (3%)	1 (0%)	49 83

Continued on next page...

Continued from previous page...

Mol	Chain	Analysed	Favoured	Allowed	Outliers	Percentiles	
1	D	519/530 (98%)	501 (96%)	17 (3%)	1 (0%)	49	83
1	E	519/530 (98%)	505 (97%)	14 (3%)	0	100	100
1	F	519/530 (98%)	503 (97%)	13 (2%)	3 (1%)	27	68
All	All	3114/3180 (98%)	3014 (97%)	93 (3%)	7 (0%)	49	83

All (7) Ramachandran outliers are listed below:

Mol	Chain	Res	Type
1	D	416	ALA
1	F	145	ARG
1	F	516	LYS
1	A	389	GLY
1	F	381	PRO
1	A	289	PRO
1	C	377	PRO

5.3.2 Protein sidechains ⓘ

In the following table, the Percentiles column shows the percent sidechain outliers of the chain as a percentile score with respect to all X-ray entries followed by that with respect to entries of similar resolution.

The Analysed column shows the number of residues for which the sidechain conformation was analysed, and the total number of residues.

Mol	Chain	Analysed	Rotameric	Outliers	Percentiles	
1	A	411/420 (98%)	349 (85%)	62 (15%)	3	18
1	B	411/420 (98%)	339 (82%)	72 (18%)	2	11
1	C	411/420 (98%)	353 (86%)	58 (14%)	4	20
1	D	411/420 (98%)	337 (82%)	74 (18%)	2	10
1	E	411/420 (98%)	342 (83%)	69 (17%)	2	13
1	F	411/420 (98%)	325 (79%)	86 (21%)	1	6
All	All	2466/2520 (98%)	2045 (83%)	421 (17%)	2	12

All (421) residues with a non-rotameric sidechain are listed below:

Mol	Chain	Res	Type
1	A	11	ILE

Continued on next page...

Continued from previous page...

Mol	Chain	Res	Type
1	A	23	ARG
1	A	33	SER
1	A	35	ARG
1	A	40	GLN
1	A	49	ARG
1	A	52	ILE
1	A	53	ASP
1	A	64	LEU
1	A	66	GLU
1	A	81	ARG
1	A	104	GLN
1	A	113	LEU
1	A	117	TYR
1	A	146	ILE
1	A	153	LEU
1	A	158	GLU
1	A	177	VAL
1	A	180	CYS
1	A	218	ASP
1	A	231	ASN
1	A	232	SER
1	A	246	ASP
1	A	264	SER
1	A	271	GLU
1	A	278	THR
1	A	280	GLU
1	A	298	MET
1	A	310	GLU
1	A	321	ASN
1	A	353	SER
1	A	354	GLU
1	A	358	ARG
1	A	367	ASN
1	A	372	THR
1	A	386	GLU
1	A	390	ILE
1	A	392	ARG
1	A	393	ARG
1	A	397	LEU
1	A	405	THR
1	A	406	VAL
1	A	408	LEU

Continued on next page...

Continued from previous page...

Mol	Chain	Res	Type
1	A	427	LYS
1	A	429	LEU
1	A	435	LEU
1	A	439	THR
1	A	442	ILE
1	A	444	VAL
1	A	451	VAL
1	A	469	THR
1	A	473	LEU
1	A	474	ILE
1	A	475	GLN
1	A	493	VAL
1	A	502	THR
1	A	508	ARG
1	A	513	LEU
1	A	514	ARG
1	A	517	ARG
1	A	525	HIS
1	A	527	ASN
1	B	23	ARG
1	B	41	HIS
1	B	43	LYS
1	B	45	LYS
1	B	49	ARG
1	B	63	GLU
1	B	66	GLU
1	B	72	SER
1	B	73	THR
1	B	77	LEU
1	B	87	VAL
1	B	97	ARG
1	B	117	TYR
1	B	124	VAL
1	B	138	ILE
1	B	146	ILE
1	B	147	GLN
1	B	156	TYR
1	B	158	GLU
1	B	167	SER
1	B	169	VAL
1	B	172	GLN
1	B	174	SER

Continued on next page...

Continued from previous page...

Mol	Chain	Res	Type
1	B	175	LEU
1	B	180	CYS
1	B	190	ILE
1	B	206	THR
1	B	209	ASP
1	B	218	ASP
1	B	231	ASN
1	B	245	LYS
1	B	252	LYS
1	B	255	LEU
1	B	264	SER
1	B	275	LEU
1	B	281	ASP
1	B	291	SER
1	B	298	MET
1	B	300	SER
1	B	303	GLU
1	B	306	LEU
1	B	313	GLU
1	B	323	LEU
1	B	326	PHE
1	B	344	PHE
1	B	347	CYS
1	B	353	SER
1	B	367	ASN
1	B	372	THR
1	B	373	PHE
1	B	380	LEU
1	B	391	ILE
1	B	417	PHE
1	B	429	LEU
1	B	433	LEU
1	B	435	LEU
1	B	445	MET
1	B	451	VAL
1	B	456	ARG
1	B	457	ARG
1	B	470	ARG
1	B	472	ARG
1	B	481	LEU
1	B	482	LEU
1	B	498	MET

Continued on next page...

Continued from previous page...

Mol	Chain	Res	Type
1	B	504	ARG
1	B	505	HIS
1	B	508	ARG
1	B	511	ARG
1	B	517	ARG
1	B	520	LEU
1	B	524	LYS
1	C	17	LYS
1	C	24	ARG
1	C	35	ARG
1	C	47	THR
1	C	49	ARG
1	C	55	LEU
1	C	72	SER
1	C	77	LEU
1	C	97	ARG
1	C	105	ASP
1	C	117	TYR
1	C	119	GLN
1	C	121	ILE
1	C	130	LYS
1	C	141	SER
1	C	147	GLN
1	C	150	VAL
1	C	161	ARG
1	C	167	SER
1	C	170	ILE
1	C	174	SER
1	C	175	LEU
1	C	180	CYS
1	C	206	THR
1	C	218	ASP
1	C	224	LEU
1	C	231	ASN
1	C	243	ASP
1	C	262	ASN
1	C	263	LEU
1	C	278	THR
1	C	287	ILE
1	C	298	MET
1	C	310	GLU
1	C	321	ASN

Continued on next page...

Continued from previous page...

Mol	Chain	Res	Type
1	C	323	LEU
1	C	332	ARG
1	C	349	ASP
1	C	358	ARG
1	C	363	CYS
1	C	373	PHE
1	C	376	VAL
1	C	391	ILE
1	C	392	ARG
1	C	398	ILE
1	C	405	THR
1	C	409	ILE
1	C	435	LEU
1	C	441	GLN
1	C	442	ILE
1	C	456	ARG
1	C	467	GLU
1	C	472	ARG
1	C	475	GLN
1	C	498	MET
1	C	508	ARG
1	C	513	LEU
1	C	517	ARG
1	D	11	ILE
1	D	23	ARG
1	D	25	ILE
1	D	30	HIS
1	D	40	GLN
1	D	49	ARG
1	D	54	LEU
1	D	56	LEU
1	D	63	GLU
1	D	77	LEU
1	D	87	VAL
1	D	93	THR
1	D	113	LEU
1	D	117	TYR
1	D	119	GLN
1	D	124	VAL
1	D	133	CYS
1	D	141	SER
1	D	146	ILE

Continued on next page...

Continued from previous page...

Mol	Chain	Res	Type
1	D	147	GLN
1	D	163	ASN
1	D	167	SER
1	D	172	GLN
1	D	185	VAL
1	D	186	TYR
1	D	199	GLN
1	D	213	THR
1	D	218	ASP
1	D	244	GLU
1	D	245	LYS
1	D	255	LEU
1	D	263	LEU
1	D	275	LEU
1	D	280	GLU
1	D	284	LEU
1	D	288	VAL
1	D	298	MET
1	D	305	VAL
1	D	314	THR
1	D	317	LEU
1	D	321	ASN
1	D	323	LEU
1	D	332	ARG
1	D	343	GLN
1	D	355	LYS
1	D	367	ASN
1	D	370	VAL
1	D	372	THR
1	D	373	PHE
1	D	384	ASP
1	D	386	GLU
1	D	387	HIS
1	D	392	ARG
1	D	396	LYS
1	D	405	THR
1	D	408	LEU
1	D	429	LEU
1	D	433	LEU
1	D	435	LEU
1	D	445	MET
1	D	452	ASN

Continued on next page...

Continued from previous page...

Mol	Chain	Res	Type
1	D	456	ARG
1	D	459	ILE
1	D	483	ASN
1	D	497	ILE
1	D	498	MET
1	D	504	ARG
1	D	505	HIS
1	D	508	ARG
1	D	512	GLN
1	D	513	LEU
1	D	517	ARG
1	D	519	SER
1	D	527	ASN
1	E	11	ILE
1	E	23	ARG
1	E	40	GLN
1	E	47	THR
1	E	49	ARG
1	E	51	ARG
1	E	56	LEU
1	E	63	GLU
1	E	77	LEU
1	E	87	VAL
1	E	95	ASP
1	E	102	PHE
1	E	113	LEU
1	E	124	VAL
1	E	129	LEU
1	E	130	LYS
1	E	145	ARG
1	E	167	SER
1	E	170	ILE
1	E	190	ILE
1	E	196	MET
1	E	197	VAL
1	E	199	GLN
1	E	206	THR
1	E	218	ASP
1	E	231	ASN
1	E	233	THR
1	E	236	VAL
1	E	253	GLN

Continued on next page...

Continued from previous page...

Mol	Chain	Res	Type
1	E	260	SER
1	E	277	VAL
1	E	285	ASP
1	E	287	ILE
1	E	291	SER
1	E	303	GLU
1	E	304	HIS
1	E	305	VAL
1	E	310	GLU
1	E	312	PHE
1	E	313	GLU
1	E	332	ARG
1	E	351	THR
1	E	358	ARG
1	E	360	VAL
1	E	367	ASN
1	E	372	THR
1	E	383	VAL
1	E	392	ARG
1	E	415	LYS
1	E	427	LYS
1	E	429	LEU
1	E	435	LEU
1	E	441	GLN
1	E	442	ILE
1	E	444	VAL
1	E	456	ARG
1	E	459	ILE
1	E	464	ASP
1	E	470	ARG
1	E	475	GLN
1	E	483	ASN
1	E	493	VAL
1	E	497	ILE
1	E	501	ASP
1	E	511	ARG
1	E	513	LEU
1	E	517	ARG
1	E	524	LYS
1	E	530	LEU
1	F	11	ILE
1	F	22	ARG

Continued on next page...

Continued from previous page...

Mol	Chain	Res	Type
1	F	25	ILE
1	F	26	GLU
1	F	29	THR
1	F	33	SER
1	F	40	GLN
1	F	41	HIS
1	F	43	LYS
1	F	45	LYS
1	F	46	LEU
1	F	50	GLU
1	F	64	LEU
1	F	104	GLN
1	F	113	LEU
1	F	117	TYR
1	F	124	VAL
1	F	131	THR
1	F	158	GLU
1	F	159	ILE
1	F	161	ARG
1	F	162	ARG
1	F	165	HIS
1	F	180	CYS
1	F	185	VAL
1	F	196	MET
1	F	206	THR
1	F	209	ASP
1	F	212	LYS
1	F	215	THR
1	F	231	ASN
1	F	232	SER
1	F	233	THR
1	F	253	GLN
1	F	255	LEU
1	F	263	LEU
1	F	265	GLU
1	F	272	GLU
1	F	279	ASP
1	F	280	GLU
1	F	284	LEU
1	F	288	VAL
1	F	291	SER
1	F	298	MET

Continued on next page...

Continued from previous page...

Mol	Chain	Res	Type
1	F	300	SER
1	F	303	GLU
1	F	304	HIS
1	F	312	PHE
1	F	314	THR
1	F	321	ASN
1	F	323	LEU
1	F	351	THR
1	F	354	GLU
1	F	355	LYS
1	F	358	ARG
1	F	367	ASN
1	F	368	VAL
1	F	372	THR
1	F	386	GLU
1	F	387	HIS
1	F	392	ARG
1	F	403	GLU
1	F	414	ARG
1	F	415	LYS
1	F	421	TYR
1	F	429	LEU
1	F	442	ILE
1	F	448	GLN
1	F	452	ASN
1	F	456	ARG
1	F	459	ILE
1	F	464	ASP
1	F	472	ARG
1	F	479	ASP
1	F	483	ASN
1	F	490	ARG
1	F	496	VAL
1	F	498	MET
1	F	500	SER
1	F	503	ARG
1	F	508	ARG
1	F	512	GLN
1	F	516	LYS
1	F	517	ARG
1	F	520	LEU
1	F	528	ILE

Some sidechains can be flipped to improve hydrogen bonding and reduce clashes. All (92) such sidechains are listed below:

Mol	Chain	Res	Type
1	A	30	HIS
1	A	40	GLN
1	A	70	HIS
1	A	74	ASN
1	A	104	GLN
1	A	163	ASN
1	A	172	GLN
1	A	321	ASN
1	A	367	ASN
1	A	455	HIS
1	A	475	GLN
1	A	512	GLN
1	B	40	GLN
1	B	70	HIS
1	B	147	GLN
1	B	304	HIS
1	B	321	ASN
1	B	428	HIS
1	B	505	HIS
1	B	512	GLN
1	B	527	ASN
1	C	30	HIS
1	C	40	GLN
1	C	70	HIS
1	C	147	GLN
1	C	163	ASN
1	C	172	GLN
1	C	199	GLN
1	C	231	ASN
1	C	262	ASN
1	C	294	GLN
1	C	299	HIS
1	C	321	ASN
1	C	428	HIS
1	C	452	ASN
1	C	475	GLN
1	C	525	HIS
1	D	40	GLN
1	D	104	GLN
1	D	147	GLN
1	D	163	ASN

Continued on next page...

Continued from previous page...

Mol	Chain	Res	Type
1	D	172	GLN
1	D	231	ASN
1	D	239	HIS
1	D	253	GLN
1	D	343	GLN
1	D	452	ASN
1	D	475	GLN
1	D	483	ASN
1	D	512	GLN
1	E	40	GLN
1	E	70	HIS
1	E	80	ASN
1	E	139	ASN
1	E	163	ASN
1	E	165	HIS
1	E	172	GLN
1	E	199	GLN
1	E	202	HIS
1	E	231	ASN
1	E	261	ASN
1	E	293	ASN
1	E	294	GLN
1	E	299	HIS
1	E	304	HIS
1	E	315	GLN
1	E	339	ASN
1	E	367	ASN
1	E	441	GLN
1	E	452	ASN
1	E	455	HIS
1	E	483	ASN
1	E	505	HIS
1	E	512	GLN
1	F	40	GLN
1	F	70	HIS
1	F	163	ASN
1	F	172	GLN
1	F	199	GLN
1	F	294	GLN
1	F	299	HIS
1	F	315	GLN
1	F	367	ASN

Continued on next page...

Continued from previous page...

Mol	Chain	Res	Type
1	F	434	ASN
1	F	448	GLN
1	F	452	ASN
1	F	475	GLN
1	F	483	ASN
1	F	505	HIS
1	F	512	GLN
1	F	525	HIS
1	F	527	ASN

5.3.3 RNA [i](#)

There are no RNA molecules in this entry.

5.4 Non-standard residues in protein, DNA, RNA chains [i](#)

There are no non-standard protein/DNA/RNA residues in this entry.

5.5 Carbohydrates [i](#)

There are no carbohydrates in this entry.

5.6 Ligand geometry [i](#)

There are no ligands in this entry.

5.7 Other polymers [i](#)

There are no such residues in this entry.

5.8 Polymer linkage issues [i](#)

There are no chain breaks in this entry.

6 Fit of model and data

6.1 Protein, DNA and RNA chains

Unable to reproduce the depositors R factor - this section is therefore empty.

6.2 Non-standard residues in protein, DNA, RNA chains

Unable to reproduce the depositors R factor - this section is therefore empty.

6.3 Carbohydrates

Unable to reproduce the depositors R factor - this section is therefore empty.

6.4 Ligands

Unable to reproduce the depositors R factor - this section is therefore empty.

6.5 Other polymers

Unable to reproduce the depositors R factor - this section is therefore empty.