



wwPDB X-ray Structure Validation Summary Report ⓘ

Mar 9, 2018 – 03:13 am GMT

PDB ID : 4J0Q
Title : Crystal structure of Pseudomonas putida elongation factor Tu (EF-Tu)
Authors : Scotti, J.S.; McDonough, M.A.; Schofield, C.J.
Deposited on : 2013-01-31
Resolution : 2.29 Å(reported)

This is a wwPDB X-ray Structure Validation Summary Report for a publicly released PDB entry.

We welcome your comments at validation@mail.wwpdb.org

A user guide is available at

<https://www.wwpdb.org/validation/2017/XrayValidationReportHelp>

with specific help available everywhere you see the ⓘ symbol.

The following versions of software and data (see [references ⓘ](#)) were used in the production of this report:

MolProbity : 4.02b-467
Mogul : 1.7.3 (157068), CSD as539be (2018)
Xtriage (Phenix) : 1.13
EDS : trunk30967
Percentile statistics : 20171227.v01 (using entries in the PDB archive December 27th 2017)
Refmac : 5.8.0158
CCP4 : 7.0 (Gargrove)
Ideal geometry (proteins) : Engh & Huber (2001)
Ideal geometry (DNA, RNA) : Parkinson et al. (1996)
Validation Pipeline (wwPDB-VP) : trunk30967

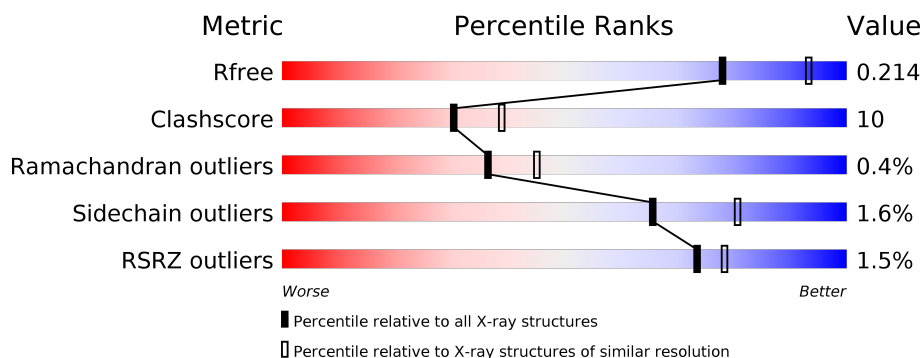
1 Overall quality at a glance

The following experimental techniques were used to determine the structure:

X-RAY DIFFRACTION

The reported resolution of this entry is 2.29 Å.

Percentile scores (ranging between 0-100) for global validation metrics of the entry are shown in the following graphic. The table shows the number of entries on which the scores are based.



Metric	Whole archive (#Entries)	Similar resolution (#Entries, resolution range(Å))
R_{free}	111664	4477 (2.30-2.30)
Clashscore	122126	5072 (2.30-2.30)
Ramachandran outliers	120053	5022 (2.30-2.30)
Sidechain outliers	120020	5021 (2.30-2.30)
RSRZ outliers	108989	4374 (2.30-2.30)

The table below summarises the geometric issues observed across the polymeric chains and their fit to the electron density. The red, orange, yellow and green segments on the lower bar indicate the fraction of residues that contain outliers for ≥ 3 , 2, 1 and 0 types of geometric quality criteria. A grey segment represents the fraction of residues that are not modelled. The numeric value for each fraction is indicated below the corresponding segment, with a dot representing fractions $\leq 5\%$. The upper red bar (where present) indicates the fraction of residues that have poor fit to the electron density. The numeric value is given above the bar.

Mol	Chain	Length	Quality of chain
1	A	433	<div> <div style="width: 100%; height: 10px; background-color: red; position: relative;"> % </div> <div style="display: flex; justify-content: space-between; margin-top: 5px;"> 69% 17% 14% </div> </div>
1	B	433	<div> <div style="width: 100%; height: 10px; background-color: red; position: relative;"> % </div> <div style="display: flex; justify-content: space-between; margin-top: 5px;"> 69% 17% 14% </div> </div>
1	C	433	<div> <div style="width: 100%; height: 10px; background-color: red; position: relative;"> % </div> <div style="display: flex; justify-content: space-between; margin-top: 5px;"> 67% 18% • 14% </div> </div>
1	D	433	<div> <div style="width: 100%; height: 10px; background-color: red; position: relative;"> % </div> <div style="display: flex; justify-content: space-between; margin-top: 5px;"> 71% 14% • 14% </div> </div>
1	E	433	<div> <div style="width: 100%; height: 10px; background-color: red; position: relative;"> 3% </div> <div style="display: flex; justify-content: space-between; margin-top: 5px;"> 69% 16% 15% </div> </div>

2 Entry composition

There are 6 unique types of molecules in this entry. The entry contains 14584 atoms, of which 0 are hydrogens and 0 are deuteriums.

In the tables below, the ZeroOcc column contains the number of atoms modelled with zero occupancy, the AltConf column contains the number of residues with at least one atom in alternate conformation and the Trace column contains the number of residues modelled with at most 2 atoms.

- Molecule 1 is a protein called Elongation factor Tu-A.

Mol	Chain	Residues	Atoms					ZeroOcc	AltConf	Trace
1	A	373	Total	C	N	O	S	0	2	0
			2837	1782	489	548	18			
1	B	374	Total	C	N	O	S	0	1	0
			2836	1779	491	548	18			
1	C	373	Total	C	N	O	S	0	2	0
			2834	1775	492	549	18			
1	D	371	Total	C	N	O	S	0	1	0
			2793	1753	482	541	17			
1	E	370	Total	C	N	O	S	0	0	0
			2747	1714	480	537	16			

There are 180 discrepancies between the modelled and reference sequences:

Chain	Residue	Modelled	Actual	Comment	Reference
A	-35	MET	-	EXPRESSION TAG	UNP Q88QP8
A	-34	GLY	-	EXPRESSION TAG	UNP Q88QP8
A	-33	SER	-	EXPRESSION TAG	UNP Q88QP8
A	-32	SER	-	EXPRESSION TAG	UNP Q88QP8
A	-31	HIS	-	EXPRESSION TAG	UNP Q88QP8
A	-30	HIS	-	EXPRESSION TAG	UNP Q88QP8
A	-29	HIS	-	EXPRESSION TAG	UNP Q88QP8
A	-28	HIS	-	EXPRESSION TAG	UNP Q88QP8
A	-27	HIS	-	EXPRESSION TAG	UNP Q88QP8
A	-26	HIS	-	EXPRESSION TAG	UNP Q88QP8
A	-25	SER	-	EXPRESSION TAG	UNP Q88QP8
A	-24	SER	-	EXPRESSION TAG	UNP Q88QP8
A	-23	GLY	-	EXPRESSION TAG	UNP Q88QP8
A	-22	LEU	-	EXPRESSION TAG	UNP Q88QP8
A	-21	VAL	-	EXPRESSION TAG	UNP Q88QP8
A	-20	PRO	-	EXPRESSION TAG	UNP Q88QP8
A	-19	ARG	-	EXPRESSION TAG	UNP Q88QP8
A	-18	GLY	-	EXPRESSION TAG	UNP Q88QP8
A	-17	SER	-	EXPRESSION TAG	UNP Q88QP8

Continued on next page...

Continued from previous page...

Chain	Residue	Modelled	Actual	Comment	Reference
A	-16	HIS	-	EXPRESSION TAG	UNP Q88QP8
A	-15	MET	-	EXPRESSION TAG	UNP Q88QP8
A	-14	ALA	-	EXPRESSION TAG	UNP Q88QP8
A	-13	SER	-	EXPRESSION TAG	UNP Q88QP8
A	-12	MET	-	EXPRESSION TAG	UNP Q88QP8
A	-11	THR	-	EXPRESSION TAG	UNP Q88QP8
A	-10	GLY	-	EXPRESSION TAG	UNP Q88QP8
A	-9	GLY	-	EXPRESSION TAG	UNP Q88QP8
A	-8	GLN	-	EXPRESSION TAG	UNP Q88QP8
A	-7	GLN	-	EXPRESSION TAG	UNP Q88QP8
A	-6	MET	-	EXPRESSION TAG	UNP Q88QP8
A	-5	GLY	-	EXPRESSION TAG	UNP Q88QP8
A	-4	ARG	-	EXPRESSION TAG	UNP Q88QP8
A	-3	GLY	-	EXPRESSION TAG	UNP Q88QP8
A	-2	SER	-	EXPRESSION TAG	UNP Q88QP8
A	-1	GLU	-	EXPRESSION TAG	UNP Q88QP8
A	0	PHE	-	EXPRESSION TAG	UNP Q88QP8
B	-35	MET	-	EXPRESSION TAG	UNP Q88QP8
B	-34	GLY	-	EXPRESSION TAG	UNP Q88QP8
B	-33	SER	-	EXPRESSION TAG	UNP Q88QP8
B	-32	SER	-	EXPRESSION TAG	UNP Q88QP8
B	-31	HIS	-	EXPRESSION TAG	UNP Q88QP8
B	-30	HIS	-	EXPRESSION TAG	UNP Q88QP8
B	-29	HIS	-	EXPRESSION TAG	UNP Q88QP8
B	-28	HIS	-	EXPRESSION TAG	UNP Q88QP8
B	-27	HIS	-	EXPRESSION TAG	UNP Q88QP8
B	-26	HIS	-	EXPRESSION TAG	UNP Q88QP8
B	-25	SER	-	EXPRESSION TAG	UNP Q88QP8
B	-24	SER	-	EXPRESSION TAG	UNP Q88QP8
B	-23	GLY	-	EXPRESSION TAG	UNP Q88QP8
B	-22	LEU	-	EXPRESSION TAG	UNP Q88QP8
B	-21	VAL	-	EXPRESSION TAG	UNP Q88QP8
B	-20	PRO	-	EXPRESSION TAG	UNP Q88QP8
B	-19	ARG	-	EXPRESSION TAG	UNP Q88QP8
B	-18	GLY	-	EXPRESSION TAG	UNP Q88QP8
B	-17	SER	-	EXPRESSION TAG	UNP Q88QP8
B	-16	HIS	-	EXPRESSION TAG	UNP Q88QP8
B	-15	MET	-	EXPRESSION TAG	UNP Q88QP8
B	-14	ALA	-	EXPRESSION TAG	UNP Q88QP8
B	-13	SER	-	EXPRESSION TAG	UNP Q88QP8
B	-12	MET	-	EXPRESSION TAG	UNP Q88QP8
B	-11	THR	-	EXPRESSION TAG	UNP Q88QP8

Continued on next page...

Continued from previous page...

Chain	Residue	Modelled	Actual	Comment	Reference
B	-10	GLY	-	EXPRESSION TAG	UNP Q88QP8
B	-9	GLY	-	EXPRESSION TAG	UNP Q88QP8
B	-8	GLN	-	EXPRESSION TAG	UNP Q88QP8
B	-7	GLN	-	EXPRESSION TAG	UNP Q88QP8
B	-6	MET	-	EXPRESSION TAG	UNP Q88QP8
B	-5	GLY	-	EXPRESSION TAG	UNP Q88QP8
B	-4	ARG	-	EXPRESSION TAG	UNP Q88QP8
B	-3	GLY	-	EXPRESSION TAG	UNP Q88QP8
B	-2	SER	-	EXPRESSION TAG	UNP Q88QP8
B	-1	GLU	-	EXPRESSION TAG	UNP Q88QP8
B	0	PHE	-	EXPRESSION TAG	UNP Q88QP8
C	-35	MET	-	EXPRESSION TAG	UNP Q88QP8
C	-34	GLY	-	EXPRESSION TAG	UNP Q88QP8
C	-33	SER	-	EXPRESSION TAG	UNP Q88QP8
C	-32	SER	-	EXPRESSION TAG	UNP Q88QP8
C	-31	HIS	-	EXPRESSION TAG	UNP Q88QP8
C	-30	HIS	-	EXPRESSION TAG	UNP Q88QP8
C	-29	HIS	-	EXPRESSION TAG	UNP Q88QP8
C	-28	HIS	-	EXPRESSION TAG	UNP Q88QP8
C	-27	HIS	-	EXPRESSION TAG	UNP Q88QP8
C	-26	HIS	-	EXPRESSION TAG	UNP Q88QP8
C	-25	SER	-	EXPRESSION TAG	UNP Q88QP8
C	-24	SER	-	EXPRESSION TAG	UNP Q88QP8
C	-23	GLY	-	EXPRESSION TAG	UNP Q88QP8
C	-22	LEU	-	EXPRESSION TAG	UNP Q88QP8
C	-21	VAL	-	EXPRESSION TAG	UNP Q88QP8
C	-20	PRO	-	EXPRESSION TAG	UNP Q88QP8
C	-19	ARG	-	EXPRESSION TAG	UNP Q88QP8
C	-18	GLY	-	EXPRESSION TAG	UNP Q88QP8
C	-17	SER	-	EXPRESSION TAG	UNP Q88QP8
C	-16	HIS	-	EXPRESSION TAG	UNP Q88QP8
C	-15	MET	-	EXPRESSION TAG	UNP Q88QP8
C	-14	ALA	-	EXPRESSION TAG	UNP Q88QP8
C	-13	SER	-	EXPRESSION TAG	UNP Q88QP8
C	-12	MET	-	EXPRESSION TAG	UNP Q88QP8
C	-11	THR	-	EXPRESSION TAG	UNP Q88QP8
C	-10	GLY	-	EXPRESSION TAG	UNP Q88QP8
C	-9	GLY	-	EXPRESSION TAG	UNP Q88QP8
C	-8	GLN	-	EXPRESSION TAG	UNP Q88QP8
C	-7	GLN	-	EXPRESSION TAG	UNP Q88QP8
C	-6	MET	-	EXPRESSION TAG	UNP Q88QP8
C	-5	GLY	-	EXPRESSION TAG	UNP Q88QP8

Continued on next page...

Continued from previous page...

Chain	Residue	Modelled	Actual	Comment	Reference
C	-4	ARG	-	EXPRESSION TAG	UNP Q88QP8
C	-3	GLY	-	EXPRESSION TAG	UNP Q88QP8
C	-2	SER	-	EXPRESSION TAG	UNP Q88QP8
C	-1	GLU	-	EXPRESSION TAG	UNP Q88QP8
C	0	PHE	-	EXPRESSION TAG	UNP Q88QP8
D	-35	MET	-	EXPRESSION TAG	UNP Q88QP8
D	-34	GLY	-	EXPRESSION TAG	UNP Q88QP8
D	-33	SER	-	EXPRESSION TAG	UNP Q88QP8
D	-32	SER	-	EXPRESSION TAG	UNP Q88QP8
D	-31	HIS	-	EXPRESSION TAG	UNP Q88QP8
D	-30	HIS	-	EXPRESSION TAG	UNP Q88QP8
D	-29	HIS	-	EXPRESSION TAG	UNP Q88QP8
D	-28	HIS	-	EXPRESSION TAG	UNP Q88QP8
D	-27	HIS	-	EXPRESSION TAG	UNP Q88QP8
D	-26	HIS	-	EXPRESSION TAG	UNP Q88QP8
D	-25	SER	-	EXPRESSION TAG	UNP Q88QP8
D	-24	SER	-	EXPRESSION TAG	UNP Q88QP8
D	-23	GLY	-	EXPRESSION TAG	UNP Q88QP8
D	-22	LEU	-	EXPRESSION TAG	UNP Q88QP8
D	-21	VAL	-	EXPRESSION TAG	UNP Q88QP8
D	-20	PRO	-	EXPRESSION TAG	UNP Q88QP8
D	-19	ARG	-	EXPRESSION TAG	UNP Q88QP8
D	-18	GLY	-	EXPRESSION TAG	UNP Q88QP8
D	-17	SER	-	EXPRESSION TAG	UNP Q88QP8
D	-16	HIS	-	EXPRESSION TAG	UNP Q88QP8
D	-15	MET	-	EXPRESSION TAG	UNP Q88QP8
D	-14	ALA	-	EXPRESSION TAG	UNP Q88QP8
D	-13	SER	-	EXPRESSION TAG	UNP Q88QP8
D	-12	MET	-	EXPRESSION TAG	UNP Q88QP8
D	-11	THR	-	EXPRESSION TAG	UNP Q88QP8
D	-10	GLY	-	EXPRESSION TAG	UNP Q88QP8
D	-9	GLY	-	EXPRESSION TAG	UNP Q88QP8
D	-8	GLN	-	EXPRESSION TAG	UNP Q88QP8
D	-7	GLN	-	EXPRESSION TAG	UNP Q88QP8
D	-6	MET	-	EXPRESSION TAG	UNP Q88QP8
D	-5	GLY	-	EXPRESSION TAG	UNP Q88QP8
D	-4	ARG	-	EXPRESSION TAG	UNP Q88QP8
D	-3	GLY	-	EXPRESSION TAG	UNP Q88QP8
D	-2	SER	-	EXPRESSION TAG	UNP Q88QP8
D	-1	GLU	-	EXPRESSION TAG	UNP Q88QP8
D	0	PHE	-	EXPRESSION TAG	UNP Q88QP8
E	-35	MET	-	EXPRESSION TAG	UNP Q88QP8

Continued on next page...

Continued from previous page...

Chain	Residue	Modelled	Actual	Comment	Reference
E	-34	GLY	-	EXPRESSION TAG	UNP Q88QP8
E	-33	SER	-	EXPRESSION TAG	UNP Q88QP8
E	-32	SER	-	EXPRESSION TAG	UNP Q88QP8
E	-31	HIS	-	EXPRESSION TAG	UNP Q88QP8
E	-30	HIS	-	EXPRESSION TAG	UNP Q88QP8
E	-29	HIS	-	EXPRESSION TAG	UNP Q88QP8
E	-28	HIS	-	EXPRESSION TAG	UNP Q88QP8
E	-27	HIS	-	EXPRESSION TAG	UNP Q88QP8
E	-26	HIS	-	EXPRESSION TAG	UNP Q88QP8
E	-25	SER	-	EXPRESSION TAG	UNP Q88QP8
E	-24	SER	-	EXPRESSION TAG	UNP Q88QP8
E	-23	GLY	-	EXPRESSION TAG	UNP Q88QP8
E	-22	LEU	-	EXPRESSION TAG	UNP Q88QP8
E	-21	VAL	-	EXPRESSION TAG	UNP Q88QP8
E	-20	PRO	-	EXPRESSION TAG	UNP Q88QP8
E	-19	ARG	-	EXPRESSION TAG	UNP Q88QP8
E	-18	GLY	-	EXPRESSION TAG	UNP Q88QP8
E	-17	SER	-	EXPRESSION TAG	UNP Q88QP8
E	-16	HIS	-	EXPRESSION TAG	UNP Q88QP8
E	-15	MET	-	EXPRESSION TAG	UNP Q88QP8
E	-14	ALA	-	EXPRESSION TAG	UNP Q88QP8
E	-13	SER	-	EXPRESSION TAG	UNP Q88QP8
E	-12	MET	-	EXPRESSION TAG	UNP Q88QP8
E	-11	THR	-	EXPRESSION TAG	UNP Q88QP8
E	-10	GLY	-	EXPRESSION TAG	UNP Q88QP8
E	-9	GLY	-	EXPRESSION TAG	UNP Q88QP8
E	-8	GLN	-	EXPRESSION TAG	UNP Q88QP8
E	-7	GLN	-	EXPRESSION TAG	UNP Q88QP8
E	-6	MET	-	EXPRESSION TAG	UNP Q88QP8
E	-5	GLY	-	EXPRESSION TAG	UNP Q88QP8
E	-4	ARG	-	EXPRESSION TAG	UNP Q88QP8
E	-3	GLY	-	EXPRESSION TAG	UNP Q88QP8
E	-2	SER	-	EXPRESSION TAG	UNP Q88QP8
E	-1	GLU	-	EXPRESSION TAG	UNP Q88QP8
E	0	PHE	-	EXPRESSION TAG	UNP Q88QP8

- Molecule 2 is MAGNESIUM ION (three-letter code: MG) (formula: Mg).

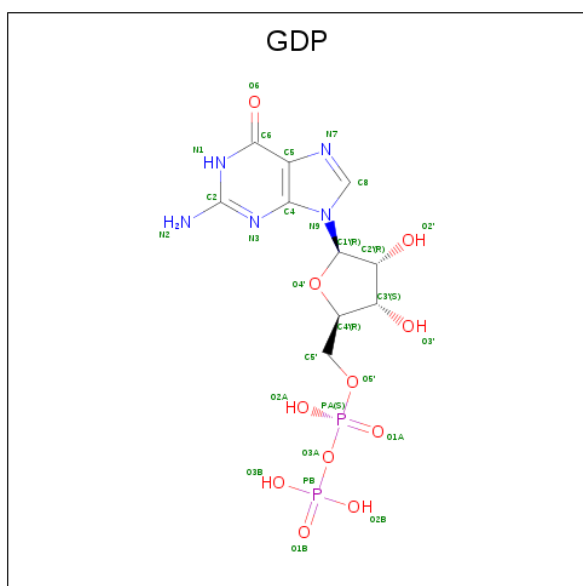
Mol	Chain	Residues	Atoms	ZeroOcc	AltConf
2	B	1	Total Mg 1 1	0	0
2	A	1	Total Mg 1 1	0	0

Continued on next page...

Continued from previous page...

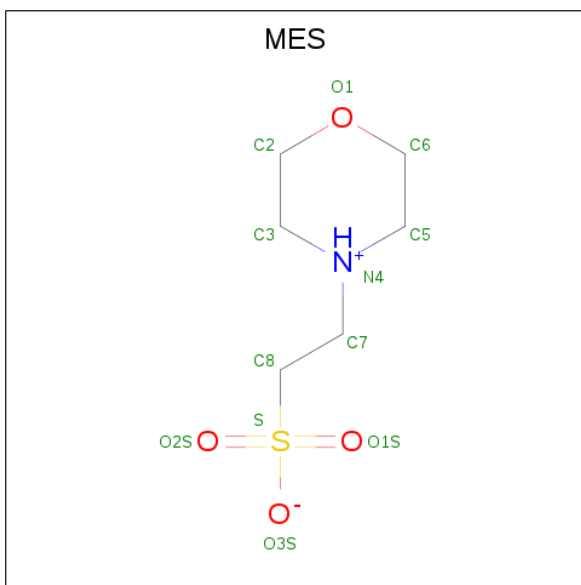
Mol	Chain	Residues	Atoms		ZeroOcc	AltConf
2	D	1	Total	Mg	0	0
			1	1		
2	C	1	Total	Mg	0	0
			1	1		
2	E	1	Total	Mg	0	0
			1	1		

- Molecule 3 is GUANOSINE-5'-DIPHOSPHATE (three-letter code: GDP) (formula: $C_{10}H_{15}N_5O_{11}P_2$).



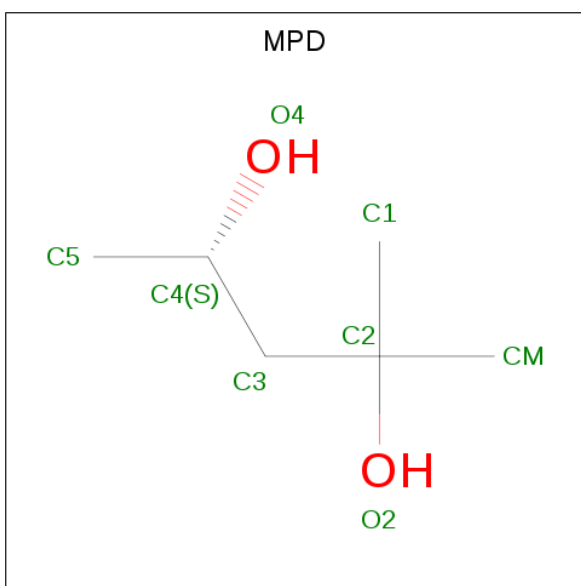
Mol	Chain	Residues	Atoms					ZeroOcc	AltConf
3	A	1	Total	C	N	O	P	0	0
			28	10	5	11	2		
3	B	1	Total	C	N	O	P	0	0
			28	10	5	11	2		
3	C	1	Total	C	N	O	P	0	0
			28	10	5	11	2		
3	D	1	Total	C	N	O	P	0	0
			28	10	5	11	2		
3	E	1	Total	C	N	O	P	0	0
			28	10	5	11	2		

- Molecule 4 is 2-(N-MORPHOLINO)-ETHANESULFONIC ACID (three-letter code: MES) (formula: $C_6H_{13}NO_4S$).



Mol	Chain	Residues	Atoms					ZeroOcc	AltConf
4	A	1	Total	C	N	O	S	0	0
			12	6	1	4	1		
4	B	1	Total	C	N	O	S	0	0
			12	6	1	4	1		
4	E	1	Total	C	N	O	S	0	0
			12	6	1	4	1		

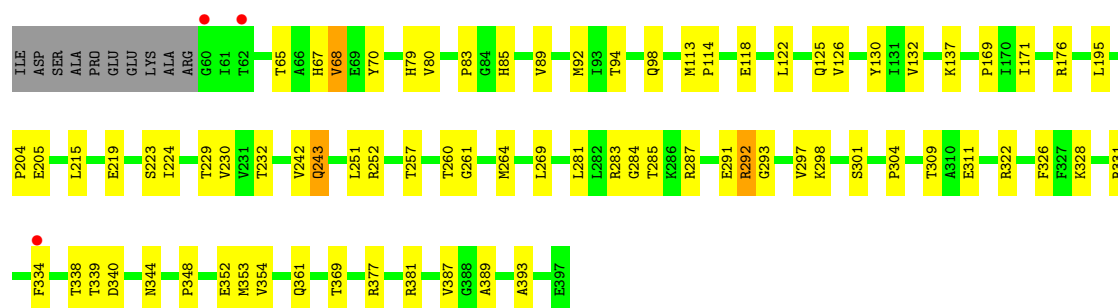
- Molecule 5 is (4S)-2-METHYL-2,4-PENTANEDIOL (three-letter code: MPD) (formula: $C_6H_{14}O_2$).




Mol	Chain	Residues	Atoms			ZeroOcc	AltConf
5	A	1	Total	C	O	0	0
			8	6	2		
5	A	1	Total	C	O	0	0
			8	6	2		
5	C	1	Total	C	O	0	0
			8	6	2		
5	D	1	Total	C	O	0	0
			8	6	2		
5	E	1	Total	C	O	0	0
			8	6	2		

- Molecule 6 is water.

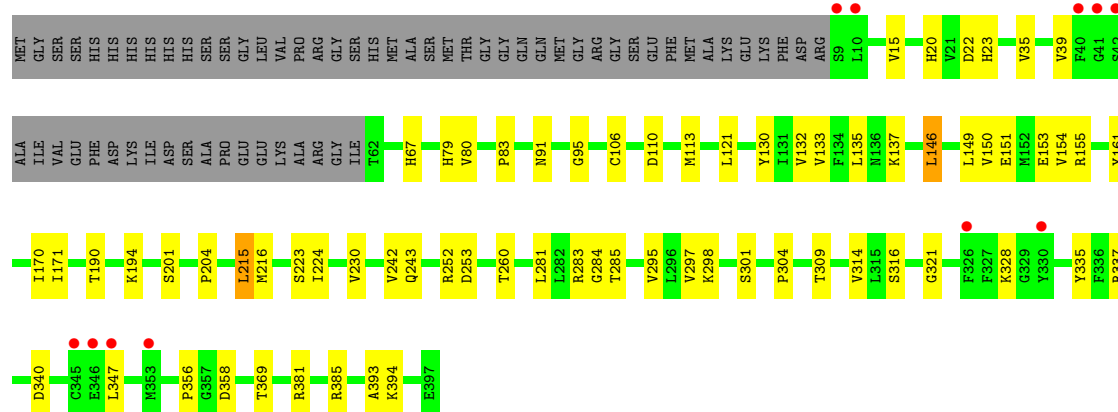
Mol	Chain	Residues	Atoms		ZeroOcc	AltConf
6	A	80	Total	O	0	0
			80	80		
6	B	68	Total	O	0	0
			68	68		
6	C	88	Total	O	0	0
			88	88		
6	D	57	Total	O	0	0
			57	57		
6	E	23	Total	O	0	0
			23	23		



• Molecule 1: Elongation factor Tu-A



• Molecule 1: Elongation factor Tu-A



4 Data and refinement statistics

Property	Value	Source
Space group	C 1 2 1	Depositor
Cell constants a, b, c, α , β , γ	212.50Å 155.62Å 99.30Å 90.00° 114.76° 90.00°	Depositor
Resolution (Å)	48.24 – 2.29 48.24 – 2.29	Depositor EDS
% Data completeness (in resolution range)	100.0 (48.24-2.29) 93.1 (48.24-2.29)	Depositor EDS
R_{merge}	0.06	Depositor
R_{sym}	(Not available)	Depositor
$\langle I/\sigma(I) \rangle$ ¹	1.70 (at 2.29Å)	Xtriage
Refinement program	PHENIX 1.8.1_1168	Depositor
R, R_{free}	0.174 , 0.213 0.180 , 0.214	Depositor DCC
R_{free} test set	2006 reflections (1.55%)	wwPDB-VP
Wilson B-factor (Å ²)	60.9	Xtriage
Anisotropy	0.042	Xtriage
Bulk solvent k_{sol} (e/Å ³), B_{sol} (Å ²)	0.29 , 41.2	EDS
L-test for twinning ²	$\langle L \rangle = 0.49$, $\langle L^2 \rangle = 0.32$	Xtriage
Estimated twinning fraction	No twinning to report.	Xtriage
F_o, F_c correlation	0.97	EDS
Total number of atoms	14584	wwPDB-VP
Average B, all atoms (Å ²)	67.0	wwPDB-VP

Xtriage's analysis on translational NCS is as follows: *The largest off-origin peak in the Patterson function is 3.31% of the height of the origin peak. No significant pseudotranslation is detected.*

¹Intensities estimated from amplitudes.

²Theoretical values of $\langle |L| \rangle$, $\langle L^2 \rangle$ for acentric reflections are 0.5, 0.333 respectively for untwinned datasets, and 0.375, 0.2 for perfectly twinned datasets.

5 Model quality [i](#)

5.1 Standard geometry [i](#)

Bond lengths and bond angles in the following residue types are not validated in this section: GDP, MG, MPD, MES

The Z score for a bond length (or angle) is the number of standard deviations the observed value is removed from the expected value. A bond length (or angle) with $|Z| > 5$ is considered an outlier worth inspection. RMSZ is the root-mean-square of all Z scores of the bond lengths (or angles).

Mol	Chain	Bond lengths		Bond angles	
		RMSZ	# Z >5	RMSZ	# Z >5
1	A	0.46	0/2891	0.63	0/3924
1	B	0.45	0/2887	0.65	0/3919
1	C	0.47	0/2886	0.65	0/3916
1	D	0.42	0/2844	0.61	0/3868
1	E	0.35	0/2791	0.56	0/3797
All	All	0.43	0/14299	0.62	0/19424

There are no bond length outliers.

There are no bond angle outliers.

There are no chirality outliers.

There are no planarity outliers.

5.2 Too-close contacts [i](#)

In the following table, the Non-H and H(model) columns list the number of non-hydrogen atoms and hydrogen atoms in the chain respectively. The H(added) column lists the number of hydrogen atoms added and optimized by MolProbity. The Clashes column lists the number of clashes within the asymmetric unit, whereas Symm-Clashes lists symmetry related clashes.

Mol	Chain	Non-H	H(model)	H(added)	Clashes	Symm-Clashes
1	A	2837	0	2820	57	0
1	B	2836	0	2814	64	1
1	C	2834	0	2821	65	0
1	D	2793	0	2745	49	0
1	E	2747	0	2669	43	1
2	A	1	0	0	0	0
2	B	1	0	0	0	0
2	C	1	0	0	0	0

Continued on next page...

Continued from previous page...

Mol	Chain	Non-H	H(model)	H(added)	Clashes	Symm-Clashes
2	D	1	0	0	0	0
2	E	1	0	0	0	0
3	A	28	0	12	2	0
3	B	28	0	12	3	0
3	C	28	0	12	2	0
3	D	28	0	12	0	0
3	E	28	0	12	0	0
4	A	12	0	13	1	0
4	B	12	0	12	0	0
4	E	12	0	13	0	0
5	A	16	0	28	3	0
5	C	8	0	14	5	0
5	D	8	0	14	2	0
5	E	8	0	14	3	0
6	A	80	0	0	6	0
6	B	68	0	0	5	0
6	C	88	0	0	2	0
6	D	57	0	0	2	0
6	E	23	0	0	0	0
All	All	14584	0	14037	284	1

The all-atom clashscore is defined as the number of clashes found per 1000 atoms (including hydrogen atoms). The all-atom clashscore for this structure is 10.

The worst 5 of 284 close contacts within the same asymmetric unit are listed below, sorted by their clash magnitude.

Atom-1	Atom-2	Interatomic distance (Å)	Clash overlap (Å)
5:E:404:MPD:H53	5:E:404:MPD:HM2	1.35	1.06
1:A:252:ARG:NH1	1:A:288:ASP:O	2.00	0.94
1:E:340:ASP:OD1	1:E:381:ARG:NH1	2.10	0.85
1:D:322:ARG:NH2	1:D:324:THR:O	2.11	0.84
1:E:20:HIS:HB3	1:E:23:HIS:CD2	2.19	0.77

All (1) symmetry-related close contacts are listed below. The label for Atom-2 includes the symmetry operator and encoded unit-cell translations to be applied.

Atom-1	Atom-2	Interatomic distance (Å)	Clash overlap (Å)
1:B:156:ASP:OD1	1:E:223:SER:OG[4_655]	2.17	0.03

5.3 Torsion angles

5.3.1 Protein backbone

In the following table, the Percentiles column shows the percent Ramachandran outliers of the chain as a percentile score with respect to all X-ray entries followed by that with respect to entries of similar resolution.

The Analysed column shows the number of residues for which the backbone conformation was analysed, and the total number of residues.

Mol	Chain	Analysed	Favoured	Allowed	Outliers	Percentiles	
1	A	371/433 (86%)	353 (95%)	17 (5%)	1 (0%)	43	53
1	B	371/433 (86%)	354 (95%)	16 (4%)	1 (0%)	43	53
1	C	371/433 (86%)	354 (95%)	15 (4%)	2 (0%)	31	38
1	D	368/433 (85%)	347 (94%)	19 (5%)	2 (0%)	31	38
1	E	366/433 (84%)	339 (93%)	25 (7%)	2 (0%)	31	38
All	All	1847/2165 (85%)	1747 (95%)	92 (5%)	8 (0%)	36	45

5 of 8 Ramachandran outliers are listed below:

Mol	Chain	Res	Type
1	D	243	GLN
1	D	337	ARG
1	B	83	PRO
1	E	83	PRO
1	E	284	GLY

5.3.2 Protein sidechains

In the following table, the Percentiles column shows the percent sidechain outliers of the chain as a percentile score with respect to all X-ray entries followed by that with respect to entries of similar resolution.

The Analysed column shows the number of residues for which the sidechain conformation was analysed, and the total number of residues.

Mol	Chain	Analysed	Rotameric	Outliers	Percentiles	
1	A	309/362 (85%)	302 (98%)	7 (2%)	53	71
1	B	308/362 (85%)	307 (100%)	1 (0%)	93	97
1	C	309/362 (85%)	302 (98%)	7 (2%)	53	71
1	D	301/362 (83%)	295 (98%)	6 (2%)	58	75

Continued on next page...

Continued from previous page...

Mol	Chain	Analysed	Rotameric	Outliers	Percentiles	
1	E	290/362 (80%)	287 (99%)	3 (1%)	78	89
All	All	1517/1810 (84%)	1493 (98%)	24 (2%)	65	81

5 of 24 residues with a non-rotameric sidechain are listed below:

Mol	Chain	Res	Type
1	C	68	VAL
1	C	292	ARG
1	E	201	SER
1	C	126	VAL
1	C	205	GLU

Some sidechains can be flipped to improve hydrogen bonding and reduce clashes. 5 of 17 such sidechains are listed below:

Mol	Chain	Res	Type
1	B	125	GLN
1	B	212	GLN
1	E	67	HIS
1	B	91	ASN
1	E	79	HIS

5.3.3 RNA [i](#)

There are no RNA molecules in this entry.

5.4 Non-standard residues in protein, DNA, RNA chains [i](#)

There are no non-standard protein/DNA/RNA residues in this entry.

5.5 Carbohydrates [i](#)

There are no carbohydrates in this entry.

5.6 Ligand geometry [i](#)

Of 18 ligands modelled in this entry, 5 are monoatomic - leaving 13 for Mogul analysis.

In the following table, the Counts columns list the number of bonds (or angles) for which Mogul statistics could be retrieved, the number of bonds (or angles) that are observed in the model and

the number of bonds (or angles) that are defined in the Chemical Component Dictionary. The Link column lists molecule types, if any, to which the group is linked. The Z score for a bond length (or angle) is the number of standard deviations the observed value is removed from the expected value. A bond length (or angle) with $|Z| > 2$ is considered an outlier worth inspection. RMSZ is the root-mean-square of all Z scores of the bond lengths (or angles).

Mol	Type	Chain	Res	Link	Bond lengths			Bond angles		
					Counts	RMSZ	# Z > 2	Counts	RMSZ	# Z > 2
3	GDP	A	402	2	25,30,30	1.01	2 (8%)	27,47,47	2.03	7 (25%)
4	MES	A	403	-	12,12,12	2.31	1 (8%)	14,16,16	2.07	3 (21%)
5	MPD	A	404	-	7,7,7	0.28	0	9,10,10	0.75	0
5	MPD	A	405	-	7,7,7	0.41	0	9,10,10	0.54	0
3	GDP	B	402	2	25,30,30	1.09	2 (8%)	27,47,47	2.14	7 (25%)
4	MES	B	403	-	12,12,12	2.14	1 (8%)	14,16,16	2.53	5 (35%)
3	GDP	C	402	2	25,30,30	1.02	2 (8%)	27,47,47	1.90	5 (18%)
5	MPD	C	403	-	7,7,7	0.38	0	9,10,10	0.74	0
3	GDP	D	402	2	25,30,30	1.04	2 (8%)	27,47,47	1.96	7 (25%)
5	MPD	D	403	-	7,7,7	0.23	0	9,10,10	0.39	0
3	GDP	E	402	2	25,30,30	1.17	2 (8%)	27,47,47	2.08	7 (25%)
4	MES	E	403	-	12,12,12	2.19	1 (8%)	14,16,16	1.75	5 (35%)
5	MPD	E	404	-	7,7,7	0.41	0	9,10,10	0.65	0

In the following table, the Chirals column lists the number of chiral outliers, the number of chiral centers analysed, the number of these observed in the model and the number defined in the Chemical Component Dictionary. Similar counts are reported in the Torsion and Rings columns. '-' means no outliers of that kind were identified.

Mol	Type	Chain	Res	Link	Chirals	Torsions	Rings
3	GDP	A	402	2	-	0/12/32/32	0/3/3/3
4	MES	A	403	-	-	0/6/14/14	0/1/1/1
5	MPD	A	404	-	-	0/5/5/5	0/0/0/0
5	MPD	A	405	-	-	0/5/5/5	0/0/0/0
3	GDP	B	402	2	-	0/12/32/32	0/3/3/3
4	MES	B	403	-	-	0/6/14/14	0/1/1/1
3	GDP	C	402	2	-	0/12/32/32	0/3/3/3
5	MPD	C	403	-	-	0/5/5/5	0/0/0/0
3	GDP	D	402	2	-	0/12/32/32	0/3/3/3
5	MPD	D	403	-	-	0/5/5/5	0/0/0/0
3	GDP	E	402	2	-	0/12/32/32	0/3/3/3
4	MES	E	403	-	-	0/6/14/14	0/1/1/1
5	MPD	E	404	-	-	0/5/5/5	0/0/0/0

The worst 5 of 13 bond length outliers are listed below:

Mol	Chain	Res	Type	Atoms	Z	Observed(Å)	Ideal(Å)
4	A	403	MES	C8-S	-7.73	1.66	1.77
4	E	403	MES	C8-S	-7.31	1.67	1.77
4	B	403	MES	C8-S	-7.08	1.67	1.77
3	C	402	GDP	C6-C5	2.33	1.45	1.41
3	D	402	GDP	C6-C5	2.54	1.45	1.41

The worst 5 of 46 bond angle outliers are listed below:

Mol	Chain	Res	Type	Atoms	Z	Observed(°)	Ideal(°)
4	B	403	MES	C2-C3-N4	-5.69	102.27	110.11
3	D	402	GDP	C5-C6-N1	-5.13	116.17	123.47
3	B	402	GDP	C6-C5-C4	-4.96	115.98	120.85
4	B	403	MES	C6-C5-N4	-4.95	103.28	110.11
4	A	403	MES	C2-C3-N4	-4.70	103.63	110.11

There are no chirality outliers.

There are no torsion outliers.

There are no ring outliers.

8 monomers are involved in 21 short contacts:

Mol	Chain	Res	Type	Clashes	Symm-Clashes
3	A	402	GDP	2	0
4	A	403	MES	1	0
5	A	404	MPD	3	0
3	B	402	GDP	3	0
3	C	402	GDP	2	0
5	C	403	MPD	5	0
5	D	403	MPD	2	0
5	E	404	MPD	3	0

5.7 Other polymers [i](#)

There are no such residues in this entry.

5.8 Polymer linkage issues [i](#)

There are no chain breaks in this entry.

6 Fit of model and data [i](#)

6.1 Protein, DNA and RNA chains [i](#)

In the following table, the column labelled ‘#RSRZ> 2’ contains the number (and percentage) of RSRZ outliers, followed by percent RSRZ outliers for the chain as percentile scores relative to all X-ray entries and entries of similar resolution. The OWAB column contains the minimum, median, 95th percentile and maximum values of the occupancy-weighted average B-factor per residue. The column labelled ‘Q< 0.9’ lists the number of (and percentage) of residues with an average occupancy less than 0.9.

Mol	Chain	Analysed	<RSRZ>	#RSRZ>2	OWAB(Å ²)	Q<0.9
1	A	373/433 (86%)	-0.05	4 (1%) 80 84	33, 50, 99, 127	0
1	B	374/433 (86%)	-0.20	3 (0%) 86 89	34, 55, 106, 131	0
1	C	373/433 (86%)	-0.06	4 (1%) 80 84	30, 58, 107, 138	0
1	D	371/433 (85%)	-0.11	5 (1%) 77 81	32, 75, 122, 156	0
1	E	370/433 (85%)	-0.00	11 (2%) 50 57	47, 84, 121, 145	0
All	All	1861/2165 (85%)	-0.08	27 (1%) 73 78	30, 61, 115, 156	0

The worst 5 of 27 RSRZ outliers are listed below:

Mol	Chain	Res	Type	RSRZ
1	E	40	PHE	3.9
1	B	62	THR	3.6
1	C	60	GLY	3.5
1	D	62	THR	3.4
1	E	41	GLY	3.3

6.2 Non-standard residues in protein, DNA, RNA chains [i](#)

There are no non-standard protein/DNA/RNA residues in this entry.

6.3 Carbohydrates [i](#)

There are no carbohydrates in this entry.

6.4 Ligands [i](#)

In the following table, the Atoms column lists the number of modelled atoms in the group and the number defined in the chemical component dictionary. The B-factors column lists the minimum,

median, 95th percentile and maximum values of B factors of atoms in the group. The column labelled 'Q< 0.9' lists the number of atoms with occupancy less than 0.9.

Mol	Type	Chain	Res	Atoms	RSCC	RSR	B-factors(Å ²)	Q<0.9
4	MES	E	403	12/12	0.87	0.17	101,110,161,161	12
4	MES	A	403	12/12	0.88	0.27	60,93,181,181	0
5	MPD	E	404	8/8	0.89	0.25	38,60,74,77	0
4	MES	B	403	12/12	0.89	0.19	58,81,138,145	0
5	MPD	D	403	8/8	0.92	0.28	91,97,102,106	0
5	MPD	A	404	8/8	0.93	0.22	30,42,54,89	0
5	MPD	C	403	8/8	0.95	0.23	46,56,63,76	0
3	GDP	E	402	28/28	0.97	0.14	54,82,99,101	0
2	MG	E	401	1/1	0.97	0.14	77,77,77,77	0
2	MG	C	401	1/1	0.98	0.09	39,39,39,39	0
2	MG	A	401	1/1	0.98	0.14	39,39,39,39	0
3	GDP	B	402	28/28	0.98	0.13	28,36,42,51	0
2	MG	D	401	1/1	0.98	0.07	42,42,42,42	0
5	MPD	A	405	8/8	0.98	0.22	41,49,52,56	0
3	GDP	A	402	28/28	0.99	0.15	27,36,43,48	0
3	GDP	D	402	28/28	0.99	0.11	18,33,43,46	0
2	MG	B	401	1/1	0.99	0.07	49,49,49,49	0
3	GDP	C	402	28/28	0.99	0.13	25,33,40,42	0

6.5 Other polymers

There are no such residues in this entry.