



Full wwPDB/EMDatabank EM Map/Model Validation Report ⓘ

Jul 12, 2018 – 06:08 PM EDT

PDB ID : 3J2N
EMDB ID: : EMD-1086
Title : The X-ray structure of the gp15 hexamer and the model of the gp18 protein fitted into the cryo-EM reconstruction of the contracted T4 tail
Authors : Fokine, A.; Zhang, Z.; Kanamaru, S.; Bowman, V.D.; Aksyuk, A.; Arisaka, F.; Rao, V.B.; Rossmann, M.G.
Deposited on : 2012-11-10
Resolution : 16.00 Å(reported)

This is a Full wwPDB/EMDatabank EM Map/Model Validation Report
for a publicly released PDB/EMDB entry.

We welcome your comments at validation@mail.wwpdb.org

A user guide is available at

<https://www.wwpdb.org/validation/2017/EMValidationReportHelp>
with specific help available everywhere you see the ⓘ symbol.

MolProbity : 4.02b-467
Percentile statistics : 20171227.v01 (using entries in the PDB archive December 27th 2017)
Ideal geometry (proteins) : Engh & Huber (2001)
Ideal geometry (DNA, RNA) : Parkinson et. al. (1996)
Validation Pipeline (wwPDB-VP) : rb-20031172

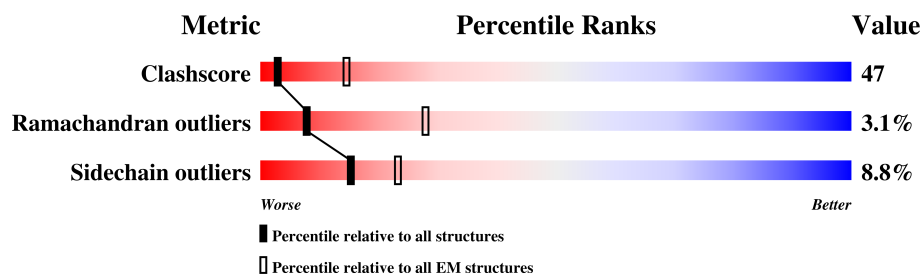
1 Overall quality at a glance

The following experimental techniques were used to determine the structure:

ELECTRON MICROSCOPY

The reported resolution of this entry is 16.00 Å.

Percentile scores (ranging between 0-100) for global validation metrics of the entry are shown in the following graphic. The table shows the number of entries on which the scores are based.



Metric	Whole archive (#Entries)	EM structures (#Entries)
Clashscore	136327	1886
Ramachandran outliers	132723	1663
Sidechain outliers	132532	1531

The table below summarises the geometric issues observed across the polymeric chains. The red, orange, yellow and green segments on the bar indicate the fraction of residues that contain outliers for ≥ 3 , 2, 1 and 0 types of geometric quality criteria. A grey segment represents the fraction of residues that are not modelled. The numeric value for each fraction is indicated below the corresponding segment, with a dot representing fractions $\leq 5\%$

Mol	Chain	Length	Quality of chain
1	A	272	58% 16% • 22%
1	B	272	60% 15% • 22%
1	C	272	58% 16% • 22%
1	D	272	61% 13% • 22%
1	E	272	60% 14% • 22%
1	F	272	60% 14% • 22%
2	U	659	34% 49% 9% 8%
2	V	659	33% 50% 9% 8%
2	W	659	33% 50% 9% 8%

Continued on next page...

Continued from previous page...

Mol	Chain	Length	Quality of chain
2	X	659	<div><div></div><div>34%49%9%8%</div></div>
2	Y	659	<div><div></div><div>34%50%9%8%</div></div>
2	Z	659	<div><div></div><div>33%50%9%8%</div></div>

2 Entry composition [i](#)

There are 2 unique types of molecules in this entry. The entry contains 38334 atoms, of which 0 are hydrogens and 0 are deuteriums.

In the tables below, the AltConf column contains the number of residues with at least one atom in alternate conformation and the Trace column contains the number of residues modelled with at most 2 atoms.

- Molecule 1 is a protein called Tail connector protein Gp15.

Mol	Chain	Residues	Atoms					AltConf	Trace
1	A	211	Total	C	N	O	S	0	0
			1742	1123	283	328	8		
1	B	211	Total	C	N	O	S	0	0
			1742	1123	283	328	8		
1	C	211	Total	C	N	O	S	0	0
			1742	1123	283	328	8		
1	D	211	Total	C	N	O	S	0	0
			1742	1123	283	328	8		
1	E	211	Total	C	N	O	S	0	0
			1742	1123	283	328	8		
1	F	211	Total	C	N	O	S	0	0
			1742	1123	283	328	8		

- Molecule 2 is a protein called Tail sheath protein Gp18.

Mol	Chain	Residues	Atoms					AltConf	Trace
2	U	609	Total	C	N	O	S	0	0
			4647	2929	785	923	10		
2	V	609	Total	C	N	O	S	0	0
			4647	2929	785	923	10		
2	W	609	Total	C	N	O	S	0	0
			4647	2929	785	923	10		
2	X	609	Total	C	N	O	S	0	0
			4647	2929	785	923	10		
2	Y	609	Total	C	N	O	S	0	0
			4647	2929	785	923	10		
2	Z	609	Total	C	N	O	S	0	0
			4647	2929	785	923	10		

There are 48 discrepancies between the modelled and reference sequences:

Chain	Residue	Modelled	Actual	Comment	Reference
U	100	GLU	ASP	SEE REMARK 999	UNP P13332
U	148	ALA	GLY	SEE REMARK 999	UNP P13332

Continued on next page...

Continued from previous page...

Chain	Residue	Modelled	Actual	Comment	Reference
U	150	ILE	ASN	SEE REMARK 999	UNP P13332
U	151	ILE	TYR	SEE REMARK 999	UNP P13332
U	301	GLY	GLU	SEE REMARK 999	UNP P13332
U	399	VAL	ALA	SEE REMARK 999	UNP P13332
U	454	TYR	HIS	SEE REMARK 999	UNP P13332
U	510	PRO	ARG	ENGINEERED MUTATION	UNP P13332
V	100	GLU	ASP	SEE REMARK 999	UNP P13332
V	148	ALA	GLY	SEE REMARK 999	UNP P13332
V	150	ILE	ASN	SEE REMARK 999	UNP P13332
V	151	ILE	TYR	SEE REMARK 999	UNP P13332
V	301	GLY	GLU	SEE REMARK 999	UNP P13332
V	399	VAL	ALA	SEE REMARK 999	UNP P13332
V	454	TYR	HIS	SEE REMARK 999	UNP P13332
V	510	PRO	ARG	ENGINEERED MUTATION	UNP P13332
W	100	GLU	ASP	SEE REMARK 999	UNP P13332
W	148	ALA	GLY	SEE REMARK 999	UNP P13332
W	150	ILE	ASN	SEE REMARK 999	UNP P13332
W	151	ILE	TYR	SEE REMARK 999	UNP P13332
W	301	GLY	GLU	SEE REMARK 999	UNP P13332
W	399	VAL	ALA	SEE REMARK 999	UNP P13332
W	454	TYR	HIS	SEE REMARK 999	UNP P13332
W	510	PRO	ARG	ENGINEERED MUTATION	UNP P13332
X	100	GLU	ASP	SEE REMARK 999	UNP P13332
X	148	ALA	GLY	SEE REMARK 999	UNP P13332
X	150	ILE	ASN	SEE REMARK 999	UNP P13332
X	151	ILE	TYR	SEE REMARK 999	UNP P13332
X	301	GLY	GLU	SEE REMARK 999	UNP P13332
X	399	VAL	ALA	SEE REMARK 999	UNP P13332
X	454	TYR	HIS	SEE REMARK 999	UNP P13332
X	510	PRO	ARG	ENGINEERED MUTATION	UNP P13332
Y	100	GLU	ASP	SEE REMARK 999	UNP P13332
Y	148	ALA	GLY	SEE REMARK 999	UNP P13332
Y	150	ILE	ASN	SEE REMARK 999	UNP P13332
Y	151	ILE	TYR	SEE REMARK 999	UNP P13332
Y	301	GLY	GLU	SEE REMARK 999	UNP P13332
Y	399	VAL	ALA	SEE REMARK 999	UNP P13332
Y	454	TYR	HIS	SEE REMARK 999	UNP P13332
Y	510	PRO	ARG	ENGINEERED MUTATION	UNP P13332
Z	100	GLU	ASP	SEE REMARK 999	UNP P13332
Z	148	ALA	GLY	SEE REMARK 999	UNP P13332
Z	150	ILE	ASN	SEE REMARK 999	UNP P13332
Z	151	ILE	TYR	SEE REMARK 999	UNP P13332

Continued on next page...

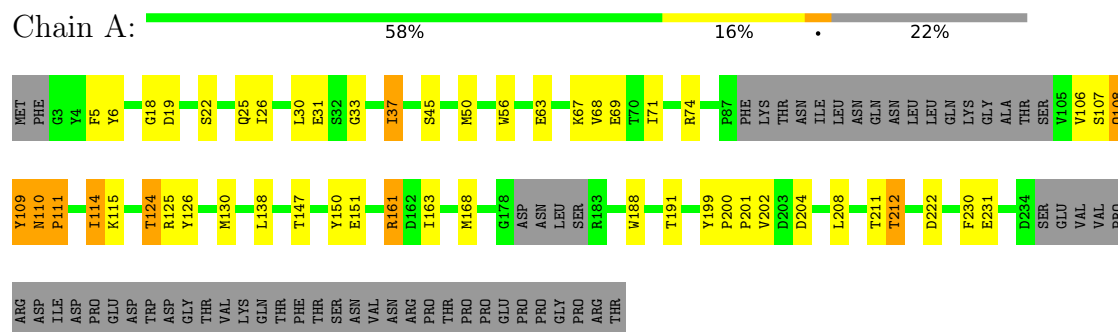
Continued from previous page...

Chain	Residue	Modelled	Actual	Comment	Reference
Z	301	GLY	GLU	SEE REMARK 999	UNP P13332
Z	399	VAL	ALA	SEE REMARK 999	UNP P13332
Z	454	TYR	HIS	SEE REMARK 999	UNP P13332
Z	510	PRO	ARG	ENGINEERED MUTATION	UNP P13332

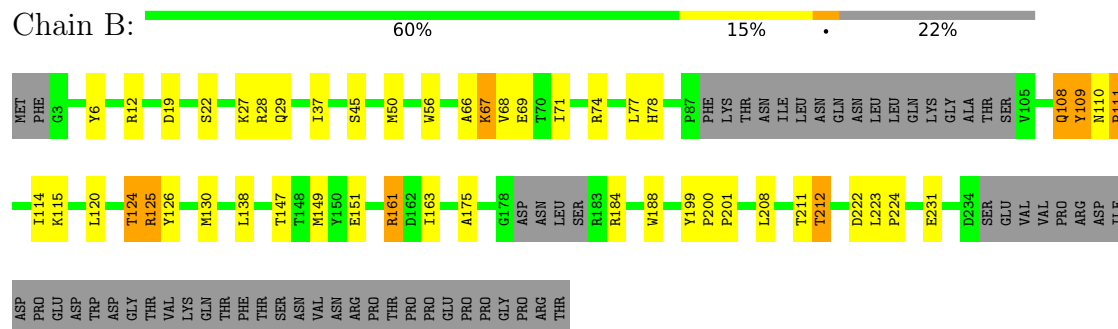
3 Residue-property plots

These plots are drawn for all protein, RNA and DNA chains in the entry. The first graphic for a chain summarises the proportions of the various outlier classes displayed in the second graphic. The second graphic shows the sequence view annotated by issues in geometry. Residues are color-coded according to the number of geometric quality criteria for which they contain at least one outlier: green = 0, yellow = 1, orange = 2 and red = 3 or more. Stretches of 2 or more consecutive residues without any outlier are shown as a green connector. Residues present in the sample, but not in the model, are shown in grey.

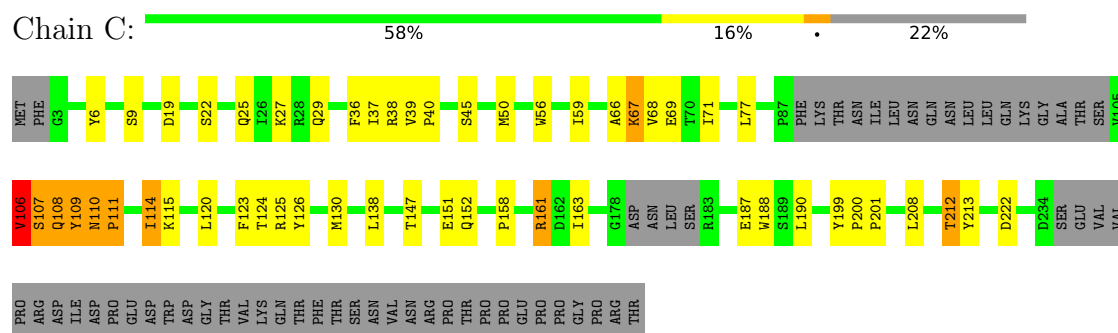
• Molecule 1: Tail connector protein Gp15



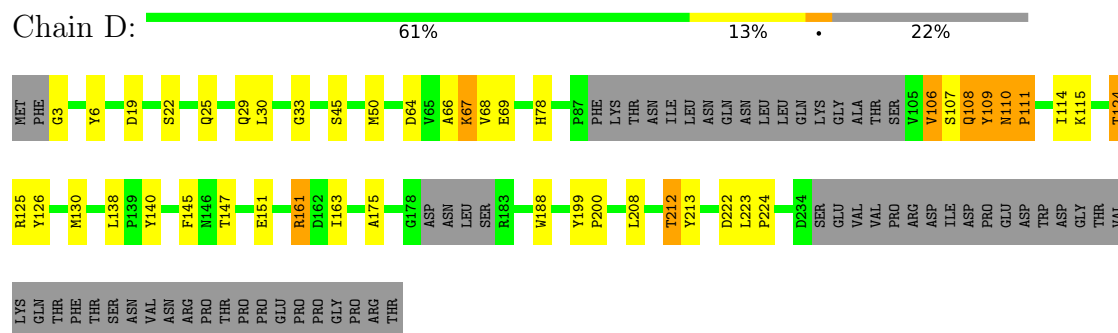
• Molecule 1: Tail connector protein Gp15



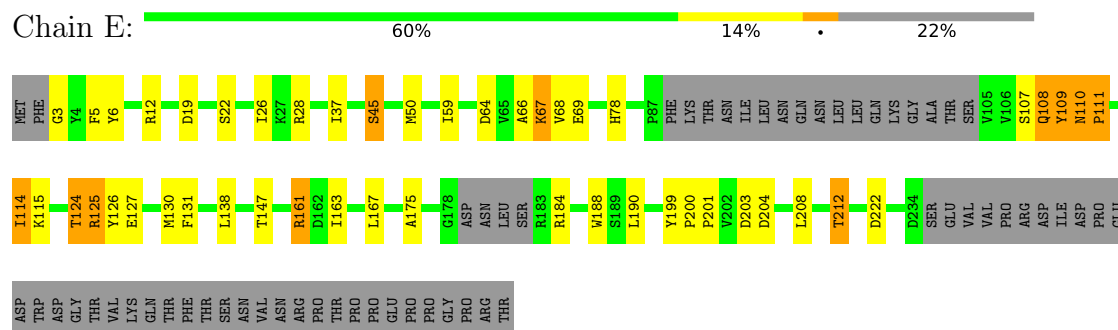
• Molecule 1: Tail connector protein Gp15



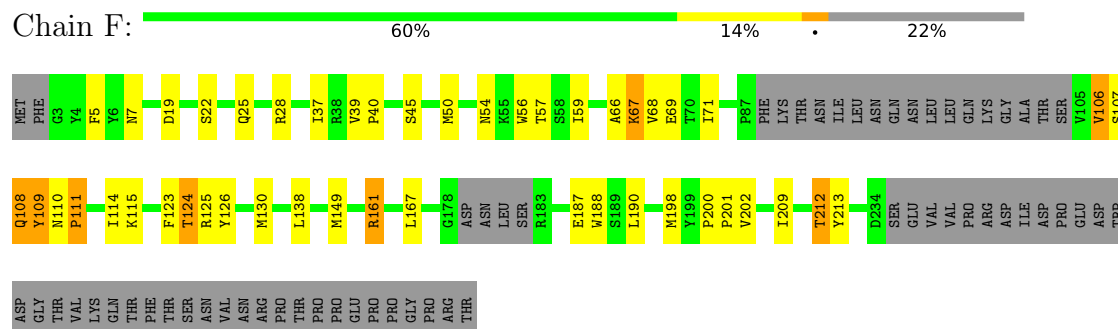
• Molecule 1: Tail connector protein Gp15



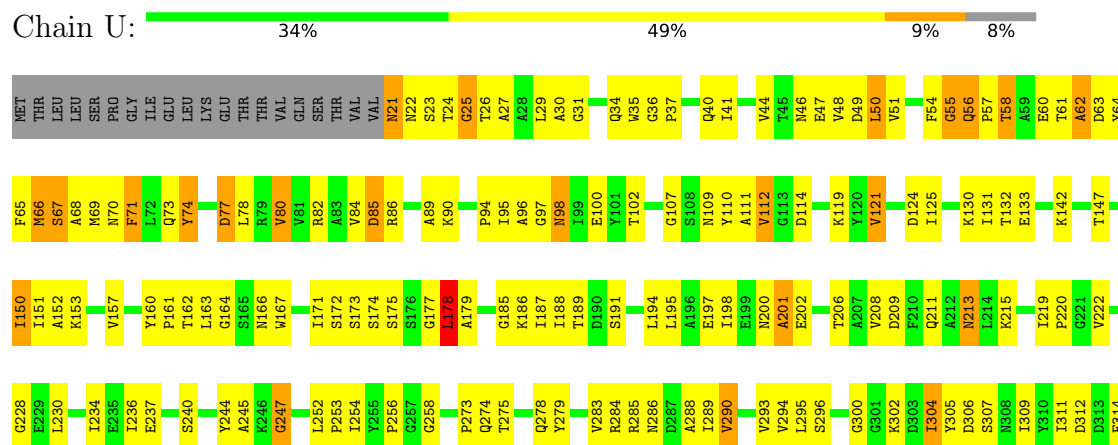
• Molecule 1: Tail connector protein Gp15



• Molecule 1: Tail connector protein Gp15

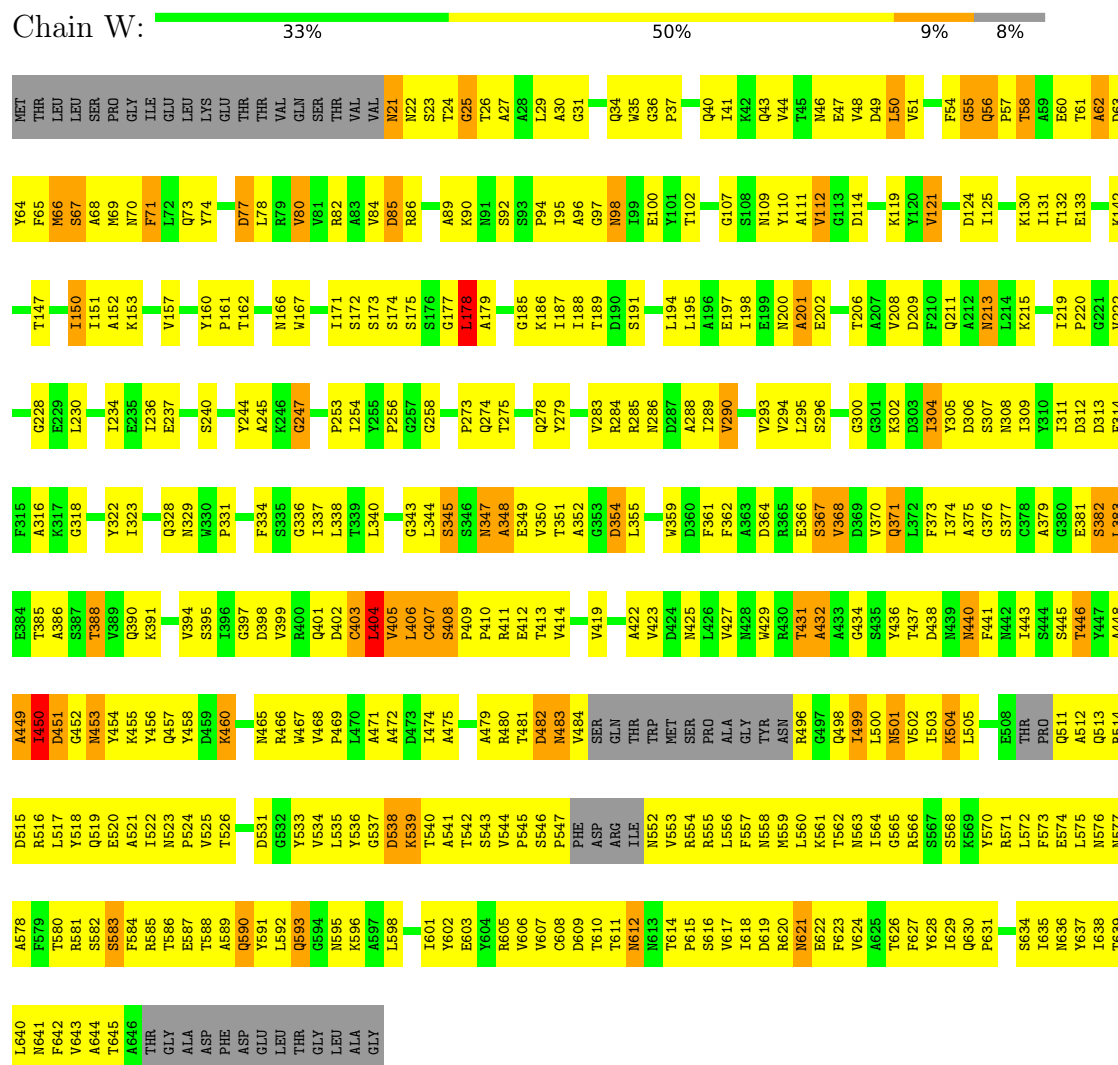


• Molecule 2: Tail sheath protein Gp18

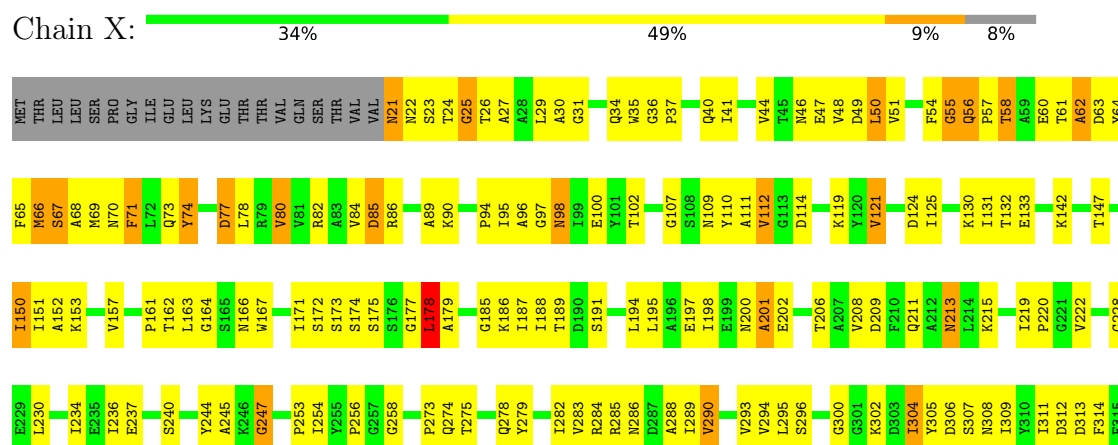




• Molecule 2: Tail sheath protein Gp18



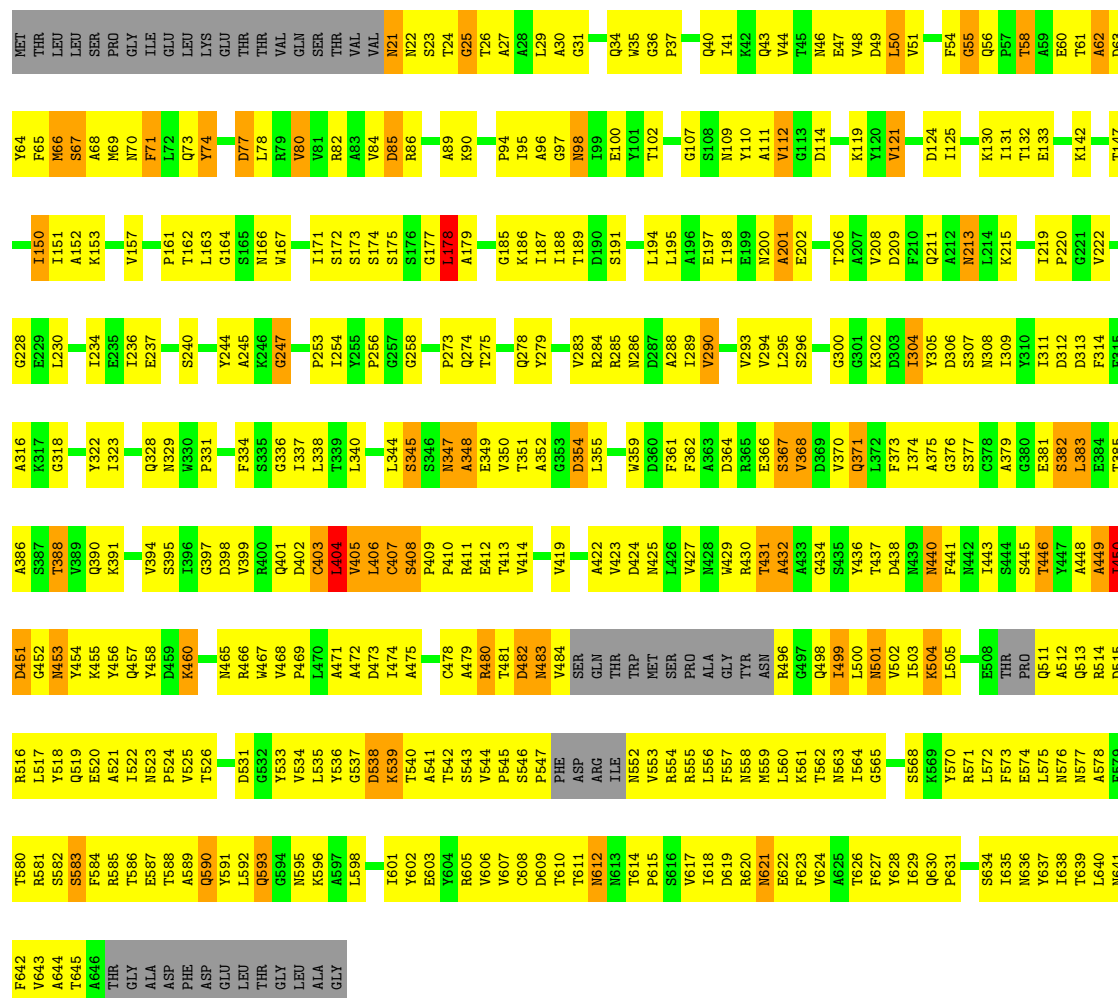
• Molecule 2: Tail sheath protein Gp18





● Molecule 2: Tail sheath protein Gp18

Chain Z:  33% 50% 9% 8%



4 Experimental information

Property	Value	Source
Reconstruction method	SINGLE PARTICLE	Depositor
Imposed symmetry	POINT, C6	Depositor
Number of particles used	1965	Depositor
Resolution determination method	FSC 0.5 CUT-OFF	Depositor
CTF correction method	Each particle	Depositor
Microscope	FEI/PHILIPS CM300FEG/T	Depositor
Voltage (kV)	300	Depositor
Electron dose ($e^-/\text{\AA}^2$)	20	Depositor
Minimum defocus (nm)	500	Depositor
Maximum defocus (nm)	3400	Depositor
Magnification	47000	Depositor
Image detector	KODAK SO-163 FILM	Depositor

5 Model quality ⓘ

5.1 Standard geometry ⓘ

The Z score for a bond length (or angle) is the number of standard deviations the observed value is removed from the expected value. A bond length (or angle) with $|Z| > 5$ is considered an outlier worth inspection. RMSZ is the root-mean-square of all Z scores of the bond lengths (or angles).

Mol	Chain	Bond lengths		Bond angles	
		RMSZ	# Z >2	RMSZ	# Z >2
1	A	0.49	0/1787	0.64	0/2421
1	B	0.47	0/1787	0.63	0/2421
1	C	0.48	0/1787	0.64	1/2421 (0.0%)
1	D	0.49	0/1787	0.63	0/2421
1	E	0.49	0/1787	0.63	0/2421
1	F	0.50	0/1787	0.65	0/2421
2	U	0.60	0/4729	0.90	21/6427 (0.3%)
2	V	0.60	0/4729	0.89	21/6427 (0.3%)
2	W	0.60	0/4729	0.90	21/6427 (0.3%)
2	X	0.59	0/4729	0.90	21/6427 (0.3%)
2	Y	0.60	0/4729	0.90	21/6427 (0.3%)
2	Z	0.60	0/4729	0.90	21/6427 (0.3%)
All	All	0.57	0/39096	0.83	127/53088 (0.2%)

Chiral center outliers are detected by calculating the chiral volume of a chiral center and verifying if the center is modelled as a planar moiety or with the opposite hand. A planarity outlier is detected by checking planarity of atoms in a peptide group, atoms in a mainchain group or atoms of a sidechain that are expected to be planar.

Mol	Chain	#Chirality outliers	#Planarity outliers
2	U	0	4
2	V	0	4
2	W	0	4
2	X	0	4
2	Y	0	4
2	Z	0	4
All	All	0	24

There are no bond length outliers.

All (127) bond angle outliers are listed below:

Mol	Chain	Res	Type	Atoms	Z	Observed(°)	Ideal(°)
2	Y	55	GLY	N-CA-C	18.05	158.21	113.10

Continued on next page...

Continued from previous page...

Mol	Chain	Res	Type	Atoms	Z	Observed(°)	Ideal(°)
2	V	55	GLY	N-CA-C	18.03	158.18	113.10
2	X	55	GLY	N-CA-C	18.03	158.16	113.10
2	W	55	GLY	N-CA-C	18.01	158.13	113.10
2	Z	55	GLY	N-CA-C	18.01	158.12	113.10
2	U	55	GLY	N-CA-C	17.91	157.87	113.10
2	W	56	GLN	N-CA-CB	-11.45	90.00	110.60
2	U	56	GLN	N-CA-CB	-11.42	90.04	110.60
2	Z	56	GLN	N-CA-CB	-11.42	90.05	110.60
2	Y	56	GLN	N-CA-CB	-11.39	90.09	110.60
2	V	56	GLN	N-CA-CB	-11.38	90.11	110.60
2	X	56	GLN	N-CA-CB	-11.38	90.11	110.60
2	X	367	SER	N-CA-CB	-10.71	94.43	110.50
2	Y	367	SER	N-CA-CB	-10.71	94.43	110.50
2	U	367	SER	N-CA-CB	-10.62	94.57	110.50
2	V	367	SER	N-CA-CB	-10.61	94.58	110.50
2	Z	367	SER	N-CA-CB	-10.61	94.58	110.50
2	W	367	SER	N-CA-CB	-10.60	94.59	110.50
2	Y	111	ALA	CB-CA-C	9.69	124.64	110.10
2	Y	405	VAL	N-CA-C	-9.68	84.85	111.00
2	X	405	VAL	N-CA-C	-9.67	84.90	111.00
2	W	405	VAL	N-CA-C	-9.64	84.97	111.00
2	Z	111	ALA	CB-CA-C	9.63	124.55	110.10
2	U	112	VAL	N-CA-C	9.62	136.97	111.00
2	X	112	VAL	N-CA-C	9.62	136.96	111.00
2	U	405	VAL	N-CA-C	-9.60	85.09	111.00
2	Z	405	VAL	N-CA-C	-9.59	85.11	111.00
2	U	407	CYS	CB-CA-C	-9.59	91.22	110.40
2	V	111	ALA	CB-CA-C	9.58	124.47	110.10
2	Z	112	VAL	N-CA-C	9.57	136.84	111.00
2	W	111	ALA	CB-CA-C	9.55	124.42	110.10
2	X	111	ALA	CB-CA-C	9.54	124.41	110.10
2	U	111	ALA	CB-CA-C	9.53	124.40	110.10
2	V	112	VAL	N-CA-C	9.53	136.74	111.00
2	V	405	VAL	N-CA-C	-9.53	85.27	111.00
2	Z	407	CYS	CB-CA-C	-9.53	91.35	110.40
2	Y	112	VAL	N-CA-C	9.52	136.70	111.00
2	V	407	CYS	CB-CA-C	-9.51	91.37	110.40
2	X	407	CYS	CB-CA-C	-9.49	91.42	110.40
2	W	407	CYS	CB-CA-C	-9.46	91.49	110.40
2	W	112	VAL	N-CA-C	9.45	136.52	111.00
2	Y	407	CYS	CB-CA-C	-9.36	91.67	110.40
2	V	408	SER	N-CA-CB	-8.97	97.05	110.50

Continued on next page...

Continued from previous page...

Mol	Chain	Res	Type	Atoms	Z	Observed(°)	Ideal(°)
2	U	408	SER	N-CA-CB	-8.94	97.10	110.50
2	Z	408	SER	N-CA-CB	-8.92	97.13	110.50
2	Y	408	SER	N-CA-CB	-8.91	97.14	110.50
2	X	408	SER	N-CA-CB	-8.84	97.24	110.50
2	W	408	SER	N-CA-CB	-8.81	97.29	110.50
2	U	112	VAL	CB-CA-C	-7.66	96.84	111.40
2	V	404	LEU	N-CA-C	-7.66	90.31	111.00
2	V	112	VAL	CB-CA-C	-7.63	96.90	111.40
2	X	112	VAL	CB-CA-C	-7.63	96.91	111.40
2	Y	112	VAL	CB-CA-C	-7.63	96.91	111.40
2	Z	112	VAL	CB-CA-C	-7.61	96.94	111.40
2	U	404	LEU	N-CA-C	-7.61	90.47	111.00
2	W	112	VAL	CB-CA-C	-7.59	96.98	111.40
2	Y	404	LEU	N-CA-C	-7.52	90.69	111.00
2	W	404	LEU	N-CA-C	-7.52	90.70	111.00
2	Z	404	LEU	N-CA-C	-7.50	90.74	111.00
2	W	366	GLU	CB-CA-C	7.46	125.33	110.40
2	X	404	LEU	N-CA-C	-7.46	90.84	111.00
2	U	366	GLU	CB-CA-C	7.42	125.24	110.40
2	X	366	GLU	CB-CA-C	7.39	125.19	110.40
2	Z	366	GLU	CB-CA-C	7.38	125.17	110.40
2	Y	366	GLU	CB-CA-C	7.25	124.90	110.40
2	V	366	GLU	CB-CA-C	7.19	124.78	110.40
2	W	404	LEU	CB-CA-C	6.95	123.40	110.20
2	U	404	LEU	CB-CA-C	6.90	123.30	110.20
2	V	404	LEU	CB-CA-C	6.86	123.24	110.20
2	Y	404	LEU	CB-CA-C	6.81	123.13	110.20
2	Z	404	LEU	CB-CA-C	6.80	123.12	110.20
2	X	404	LEU	CB-CA-C	6.78	123.07	110.20
2	Y	449	ALA	CB-CA-C	6.75	120.22	110.10
2	X	449	ALA	CB-CA-C	6.72	120.18	110.10
2	U	449	ALA	CB-CA-C	6.72	120.18	110.10
2	W	449	ALA	CB-CA-C	6.67	120.11	110.10
2	V	449	ALA	CB-CA-C	6.65	120.08	110.10
2	X	85	ASP	N-CA-C	-6.64	93.08	111.00
2	V	85	ASP	N-CA-C	-6.58	93.23	111.00
2	Y	85	ASP	N-CA-C	-6.57	93.25	111.00
2	W	85	ASP	N-CA-C	-6.55	93.31	111.00
2	Z	449	ALA	CB-CA-C	6.53	119.89	110.10
2	Z	85	ASP	N-CA-C	-6.51	93.43	111.00
2	U	85	ASP	N-CA-C	-6.50	93.46	111.00
2	Z	406	LEU	CB-CA-C	6.24	122.06	110.20

Continued on next page...

Continued from previous page...

Mol	Chain	Res	Type	Atoms	Z	Observed(°)	Ideal(°)
2	W	406	LEU	CB-CA-C	6.21	121.99	110.20
2	V	406	LEU	CB-CA-C	6.16	121.90	110.20
2	X	406	LEU	CB-CA-C	6.15	121.89	110.20
2	U	406	LEU	CB-CA-C	6.13	121.85	110.20
2	Y	406	LEU	CB-CA-C	6.10	121.79	110.20
2	W	85	ASP	CB-CA-C	5.84	122.08	110.40
2	V	85	ASP	CB-CA-C	5.79	121.98	110.40
2	X	85	ASP	CB-CA-C	5.71	121.83	110.40
2	U	85	ASP	CB-CA-C	5.70	121.79	110.40
2	Z	85	ASP	CB-CA-C	5.69	121.78	110.40
2	Y	85	ASP	CB-CA-C	5.66	121.72	110.40
2	W	406	LEU	N-CA-C	-5.39	96.43	111.00
2	V	406	LEU	N-CA-C	-5.39	96.45	111.00
2	Y	406	LEU	N-CA-C	-5.39	96.45	111.00
2	Z	406	LEU	N-CA-C	-5.38	96.47	111.00
2	U	406	LEU	N-CA-C	-5.36	96.52	111.00
2	X	406	LEU	N-CA-C	-5.32	96.63	111.00
2	X	179	ALA	N-CA-C	5.26	125.20	111.00
2	U	179	ALA	N-CA-C	5.25	125.17	111.00
2	W	179	ALA	N-CA-C	5.22	125.09	111.00
2	V	179	ALA	N-CA-C	5.19	125.02	111.00
2	X	178	LEU	N-CA-CB	-5.18	100.03	110.40
2	Z	179	ALA	N-CA-C	5.16	124.94	111.00
2	U	21	ASN	C-N-CA	5.16	134.60	121.70
2	Y	179	ALA	N-CA-C	5.16	124.93	111.00
2	Z	21	ASN	C-N-CA	5.15	134.58	121.70
2	W	178	LEU	N-CA-CB	-5.14	100.12	110.40
2	Y	178	LEU	N-CA-CB	-5.14	100.12	110.40
2	U	178	LEU	N-CA-CB	-5.14	100.12	110.40
2	X	21	ASN	C-N-CA	5.11	134.47	121.70
1	C	190	LEU	CA-CB-CG	5.11	127.05	115.30
2	X	449	ALA	N-CA-C	-5.10	97.23	111.00
2	U	449	ALA	N-CA-C	-5.09	97.26	111.00
2	Z	178	LEU	N-CA-CB	-5.08	100.24	110.40
2	V	178	LEU	N-CA-CB	-5.08	100.25	110.40
2	V	449	ALA	N-CA-C	-5.07	97.31	111.00
2	Y	449	ALA	N-CA-C	-5.06	97.34	111.00
2	V	21	ASN	C-N-CA	5.06	134.34	121.70
2	Z	449	ALA	N-CA-C	-5.05	97.37	111.00
2	W	449	ALA	N-CA-C	-5.04	97.39	111.00
2	W	21	ASN	C-N-CA	5.04	134.29	121.70
2	Y	21	ASN	C-N-CA	5.03	134.28	121.70

There are no chirality outliers.

All (24) planarity outliers are listed below:

Mol	Chain	Res	Type	Group
2	U	21	ASN	Peptide
2	U	450	ILE	Peptide
2	U	451	ASP	Peptide
2	U	452	GLY	Peptide
2	V	21	ASN	Peptide
2	V	450	ILE	Peptide
2	V	451	ASP	Peptide
2	V	452	GLY	Peptide
2	W	21	ASN	Peptide
2	W	450	ILE	Peptide
2	W	451	ASP	Peptide
2	W	452	GLY	Peptide
2	X	21	ASN	Peptide
2	X	450	ILE	Peptide
2	X	451	ASP	Peptide
2	X	452	GLY	Peptide
2	Y	21	ASN	Peptide
2	Y	450	ILE	Peptide
2	Y	451	ASP	Peptide
2	Y	452	GLY	Peptide
2	Z	21	ASN	Peptide
2	Z	450	ILE	Peptide
2	Z	451	ASP	Peptide
2	Z	452	GLY	Peptide

5.2 Too-close contacts

In the following table, the Non-H and H(model) columns list the number of non-hydrogen atoms and hydrogen atoms in the chain respectively. The H(added) column lists the number of hydrogen atoms added and optimized by MolProbity. The Clashes column lists the number of clashes within the asymmetric unit, whereas Symm-Clashes lists symmetry related clashes.

Mol	Chain	Non-H	H(model)	H(added)	Clashes	Symm-Clashes
1	A	1742	0	1673	29	0
1	B	1742	0	1673	33	0
1	C	1742	0	1673	30	0
1	D	1742	0	1673	29	0
1	E	1742	0	1673	32	0
1	F	1742	0	1673	28	0

Continued on next page...

Continued from previous page...

Mol	Chain	Non-H	H(model)	H(added)	Clashes	Symm-Clashes
2	U	4647	0	4563	565	0
2	V	4647	0	4564	571	0
2	W	4647	0	4564	568	0
2	X	4647	0	4564	565	0
2	Y	4647	0	4564	557	0
2	Z	4647	0	4564	561	0
All	All	38334	0	37421	3566	0

The all-atom clashscore is defined as the number of clashes found per 1000 atoms (including hydrogen atoms). The all-atom clashscore for this structure is 47.

All (3566) close contacts within the same asymmetric unit are listed below, sorted by their clash magnitude.

Atom-1	Atom-2	Interatomic distance (Å)	Clash overlap (Å)
2:U:404:LEU:CG	2:U:554:ARG:HH12	1.22	1.52
2:V:404:LEU:CG	2:V:554:ARG:HH12	1.22	1.51
2:Z:404:LEU:CG	2:Z:554:ARG:HH12	1.23	1.51
2:Y:404:LEU:CG	2:Y:554:ARG:HH12	1.22	1.50
2:X:496:ARG:N	2:X:534:VAL:CB	1.73	1.50
2:X:404:LEU:CG	2:X:554:ARG:HH12	1.22	1.50
2:X:409:PRO:O	2:X:454:TYR:CE1	1.66	1.49
2:Y:496:ARG:N	2:Y:534:VAL:CB	1.74	1.49
2:W:496:ARG:N	2:W:534:VAL:CB	1.74	1.49
2:W:409:PRO:O	2:W:454:TYR:CE1	1.65	1.49
2:W:404:LEU:CG	2:W:554:ARG:HH12	1.22	1.49
2:Y:409:PRO:O	2:Y:454:TYR:CE1	1.65	1.49
2:Y:446:THR:HG22	2:Y:542:THR:CG2	1.42	1.48
2:V:496:ARG:N	2:V:534:VAL:CB	1.74	1.48
2:Z:409:PRO:O	2:Z:454:TYR:CE1	1.66	1.48
2:V:446:THR:HG22	2:V:542:THR:CG2	1.42	1.47
2:Z:446:THR:HG22	2:Z:542:THR:CG2	1.42	1.47
2:Z:496:ARG:N	2:Z:534:VAL:CB	1.74	1.47
2:V:409:PRO:O	2:V:454:TYR:CE1	1.65	1.47
2:U:496:ARG:N	2:U:534:VAL:CB	1.74	1.47
2:U:409:PRO:O	2:U:454:TYR:CE1	1.65	1.46
2:X:496:ARG:N	2:X:534:VAL:HB	1.13	1.46
2:W:446:THR:HG22	2:W:542:THR:CG2	1.42	1.46
2:Y:496:ARG:N	2:Y:534:VAL:HB	1.14	1.45
2:X:446:THR:HG22	2:X:542:THR:CG2	1.42	1.45
2:U:446:THR:HG22	2:U:542:THR:CG2	1.42	1.44
2:W:496:ARG:N	2:W:534:VAL:HB	1.14	1.43

Continued on next page...

Continued from previous page...

Atom-1	Atom-2	Interatomic distance (Å)	Clash overlap (Å)
2:V:404:LEU:HG	2:V:554:ARG:NH1	1.09	1.40
2:W:404:LEU:HG	2:W:554:ARG:NH1	1.08	1.40
2:Z:496:ARG:N	2:Z:534:VAL:HB	1.14	1.40
2:U:404:LEU:HG	2:U:554:ARG:NH1	1.08	1.39
2:Z:404:LEU:HG	2:Z:554:ARG:NH1	1.09	1.39
2:U:496:ARG:N	2:U:534:VAL:HB	1.14	1.39
2:X:404:LEU:HG	2:X:554:ARG:NH1	1.09	1.38
2:V:496:ARG:N	2:V:534:VAL:HB	1.14	1.37
2:Y:404:LEU:HG	2:Y:554:ARG:NH1	1.09	1.37
2:W:409:PRO:CD	2:W:451:ASP:O	1.75	1.35
2:Z:409:PRO:CD	2:Z:451:ASP:O	1.75	1.33
2:X:446:THR:O	2:X:539:LYS:HE3	1.28	1.33
2:X:409:PRO:CD	2:X:451:ASP:O	1.75	1.33
2:V:409:PRO:CD	2:V:451:ASP:O	1.76	1.32
2:U:409:PRO:CD	2:U:451:ASP:O	1.76	1.31
2:Y:446:THR:O	2:Y:539:LYS:HE3	1.27	1.31
2:Y:409:PRO:CD	2:Y:451:ASP:O	1.75	1.31
2:W:446:THR:O	2:W:539:LYS:HE3	1.27	1.29
2:Z:446:THR:O	2:Z:539:LYS:HE3	1.27	1.26
2:V:379:ALA:HB2	2:V:454:TYR:OH	1.36	1.25
2:U:379:ALA:HB2	2:U:454:TYR:OH	1.36	1.25
2:Z:379:ALA:CB	2:Z:454:TYR:OH	1.84	1.25
2:V:446:THR:O	2:V:539:LYS:HE3	1.27	1.25
2:W:379:ALA:HB2	2:W:454:TYR:OH	1.37	1.25
2:Y:379:ALA:CB	2:Y:454:TYR:OH	1.85	1.25
2:X:379:ALA:CB	2:X:454:TYR:OH	1.84	1.25
2:U:379:ALA:CB	2:U:454:TYR:OH	1.84	1.24
2:V:379:ALA:CB	2:V:454:TYR:OH	1.84	1.23
2:U:446:THR:O	2:U:539:LYS:HE3	1.28	1.23
2:W:379:ALA:CB	2:W:454:TYR:OH	1.85	1.23
2:V:427:VAL:HG11	2:V:516:ARG:NH2	1.54	1.22
2:Z:427:VAL:HG11	2:Z:516:ARG:NH2	1.54	1.22
2:X:379:ALA:HB2	2:X:454:TYR:OH	1.37	1.22
2:W:427:VAL:HG11	2:W:516:ARG:NH2	1.55	1.22
2:U:427:VAL:HG11	2:U:516:ARG:NH2	1.54	1.21
2:Y:427:VAL:HG11	2:Y:516:ARG:NH2	1.54	1.19
2:X:427:VAL:HG11	2:X:516:ARG:NH2	1.55	1.19
2:V:524:PRO:HG2	2:V:535:LEU:HB2	1.23	1.17
2:W:524:PRO:HG2	2:W:535:LEU:HB2	1.23	1.17
2:Y:446:THR:HG22	2:Y:542:THR:HG21	1.26	1.17
2:W:427:VAL:HG11	2:W:516:ARG:HH21	1.02	1.16

Continued on next page...

Continued from previous page...

Atom-1	Atom-2	Interatomic distance (Å)	Clash overlap (Å)
2:V:409:PRO:HD3	2:V:451:ASP:O	0.98	1.16
2:Y:409:PRO:HD3	2:Y:451:ASP:O	0.98	1.16
2:Y:379:ALA:HB2	2:Y:454:TYR:OH	1.37	1.16
2:Z:483:ASN:O	2:Z:555:ARG:HB3	1.45	1.16
2:W:483:ASN:O	2:W:555:ARG:HB3	1.46	1.15
2:Y:483:ASN:O	2:Y:555:ARG:HB3	1.46	1.15
2:Z:409:PRO:HD3	2:Z:451:ASP:O	0.98	1.15
2:U:409:PRO:HD3	2:U:451:ASP:O	0.99	1.15
2:X:427:VAL:HG11	2:X:516:ARG:HH21	1.01	1.15
2:X:496:ARG:N	2:X:534:VAL:CG2	2.09	1.15
2:W:496:ARG:N	2:W:534:VAL:CG2	2.09	1.15
2:W:409:PRO:HD3	2:W:451:ASP:O	0.98	1.15
2:Y:496:ARG:N	2:Y:534:VAL:CG2	2.09	1.15
2:Z:496:ARG:N	2:Z:534:VAL:CG2	2.10	1.14
2:U:483:ASN:O	2:U:555:ARG:HB3	1.46	1.14
2:V:483:ASN:O	2:V:555:ARG:HB3	1.46	1.14
2:X:483:ASN:O	2:X:555:ARG:HB3	1.46	1.14
2:X:379:ALA:HB1	2:X:454:TYR:CZ	1.83	1.14
2:X:409:PRO:HD3	2:X:451:ASP:O	0.99	1.14
2:U:496:ARG:N	2:U:534:VAL:CG2	2.09	1.14
2:W:379:ALA:HB1	2:W:454:TYR:CZ	1.84	1.13
2:X:524:PRO:HG2	2:X:535:LEU:HB2	1.23	1.13
2:V:379:ALA:HB1	2:V:454:TYR:CZ	1.83	1.13
2:V:496:ARG:N	2:V:534:VAL:CG2	2.09	1.13
2:Z:379:ALA:HB2	2:Z:454:TYR:OH	1.37	1.13
2:Z:379:ALA:HB1	2:Z:454:TYR:CZ	1.83	1.13
2:W:505:LEU:CD1	2:W:525:VAL:HG11	1.78	1.13
2:X:446:THR:HG22	2:X:542:THR:HG21	1.26	1.13
2:V:505:LEU:CD1	2:V:525:VAL:HG11	1.79	1.13
2:Y:379:ALA:HB1	2:Y:454:TYR:CZ	1.83	1.13
2:Z:446:THR:HG22	2:Z:542:THR:HG21	1.26	1.13
2:U:379:ALA:HB1	2:U:454:TYR:CZ	1.83	1.13
2:Y:454:TYR:CE2	2:Y:469:PRO:HA	1.84	1.12
2:V:454:TYR:CE2	2:V:469:PRO:HA	1.84	1.12
2:Y:505:LEU:CD1	2:Y:525:VAL:HG11	1.79	1.12
2:V:427:VAL:HG11	2:V:516:ARG:HH21	1.01	1.12
2:X:505:LEU:CD1	2:X:525:VAL:HG11	1.79	1.12
2:Y:427:VAL:HG11	2:Y:516:ARG:HH21	1.02	1.12
2:Z:454:TYR:CE2	2:Z:469:PRO:HA	1.84	1.12
2:U:524:PRO:HG2	2:U:535:LEU:HB2	1.23	1.12
2:Z:505:LEU:CD1	2:Z:525:VAL:HG11	1.79	1.12

Continued on next page...

Continued from previous page...

Atom-1	Atom-2	Interatomic distance (Å)	Clash overlap (Å)
2:U:454:TYR:CE2	2:U:469:PRO:HA	1.84	1.11
2:U:450:ILE:HG12	2:U:451:ASP:H	0.94	1.11
2:X:454:TYR:CE2	2:X:469:PRO:HA	1.84	1.11
2:W:454:TYR:CE2	2:W:469:PRO:HA	1.84	1.11
2:U:505:LEU:CD1	2:U:525:VAL:HG11	1.79	1.11
2:Z:450:ILE:HG12	2:Z:451:ASP:H	0.94	1.11
2:Z:524:PRO:HG2	2:Z:535:LEU:HB2	1.23	1.11
2:V:450:ILE:HG12	2:V:451:ASP:H	0.94	1.10
2:Y:450:ILE:HG12	2:Y:451:ASP:H	0.94	1.10
2:W:379:ALA:CB	2:W:454:TYR:CZ	2.35	1.09
2:X:379:ALA:CB	2:X:454:TYR:CZ	2.35	1.09
2:W:450:ILE:HG12	2:W:451:ASP:H	0.94	1.09
2:X:450:ILE:HG12	2:X:451:ASP:H	0.94	1.09
2:U:409:PRO:O	2:U:454:TYR:CZ	2.06	1.09
2:U:446:THR:HG22	2:U:542:THR:HG21	1.26	1.09
2:W:446:THR:HG22	2:W:542:THR:HG21	1.26	1.09
2:Y:379:ALA:CB	2:Y:454:TYR:CZ	2.36	1.09
2:U:379:ALA:CB	2:U:454:TYR:CZ	2.35	1.08
2:V:379:ALA:CB	2:V:454:TYR:CZ	2.35	1.08
2:U:427:VAL:HG11	2:U:516:ARG:HH21	1.02	1.08
2:Z:409:PRO:O	2:Z:454:TYR:CZ	2.06	1.08
2:V:409:PRO:O	2:V:454:TYR:CZ	2.06	1.08
2:V:454:TYR:CD2	2:V:469:PRO:HA	1.89	1.08
2:Y:454:TYR:CD2	2:Y:469:PRO:HA	1.89	1.08
2:U:446:THR:CG2	2:U:542:THR:CG2	2.32	1.07
2:Z:379:ALA:CB	2:Z:454:TYR:CZ	2.35	1.07
2:Z:51:VAL:HA	2:Z:55:GLY:HA2	1.36	1.07
2:U:51:VAL:HA	2:U:55:GLY:HA2	1.36	1.07
2:X:409:PRO:O	2:X:454:TYR:CZ	2.06	1.07
2:Y:409:PRO:O	2:Y:454:TYR:CZ	2.06	1.07
2:U:446:THR:HG22	2:U:542:THR:HG22	1.08	1.07
2:Y:524:PRO:HG2	2:Y:535:LEU:HB2	1.23	1.07
2:W:446:THR:CG2	2:W:542:THR:CG2	2.32	1.07
2:Y:51:VAL:HA	2:Y:55:GLY:HA2	1.37	1.07
2:X:51:VAL:HA	2:X:55:GLY:HA2	1.36	1.07
2:V:446:THR:HG22	2:V:542:THR:HG21	1.26	1.07
2:W:409:PRO:O	2:W:454:TYR:CZ	2.06	1.07
2:Z:446:THR:CG2	2:Z:542:THR:CG2	2.32	1.07
2:Z:454:TYR:CD2	2:Z:469:PRO:HA	1.90	1.07
2:X:446:THR:HG22	2:X:542:THR:HG22	1.08	1.06
2:W:454:TYR:CD2	2:W:469:PRO:HA	1.89	1.06

Continued on next page...

Continued from previous page...

Atom-1	Atom-2	Interatomic distance (Å)	Clash overlap (Å)
2:V:446:THR:HG22	2:V:542:THR:HG22	1.08	1.06
2:X:446:THR:CG2	2:X:542:THR:CG2	2.33	1.06
2:U:446:THR:CG2	2:U:542:THR:HG22	1.85	1.06
2:V:446:THR:CG2	2:V:542:THR:CG2	2.32	1.06
2:X:454:TYR:CD2	2:X:469:PRO:HA	1.90	1.06
2:U:454:TYR:CD2	2:U:469:PRO:HA	1.90	1.06
2:Y:446:THR:CG2	2:Y:542:THR:CG2	2.32	1.06
2:V:446:THR:CG2	2:V:542:THR:HG22	1.85	1.06
2:Y:446:THR:HG22	2:Y:542:THR:HG22	1.08	1.06
2:X:450:ILE:HG12	2:X:451:ASP:N	1.67	1.05
2:Z:446:THR:HG22	2:Z:542:THR:HG22	1.08	1.05
2:W:51:VAL:HA	2:W:55:GLY:HA2	1.36	1.05
2:V:51:VAL:HA	2:V:55:GLY:HA2	1.36	1.05
2:W:446:THR:HG22	2:W:542:THR:HG22	1.08	1.05
2:W:450:ILE:HG12	2:W:451:ASP:N	1.67	1.04
2:Y:446:THR:CG2	2:Y:542:THR:HG22	1.86	1.04
2:Z:446:THR:CG2	2:Z:542:THR:HG22	1.85	1.04
2:V:450:ILE:HG12	2:V:451:ASP:N	1.67	1.04
2:X:446:THR:CG2	2:X:542:THR:HG22	1.86	1.04
2:W:446:THR:CG2	2:W:542:THR:HG22	1.86	1.04
2:Z:427:VAL:HG11	2:Z:516:ARG:HH21	1.01	1.03
2:Y:450:ILE:HG12	2:Y:451:ASP:N	1.67	1.03
2:U:450:ILE:HG12	2:U:451:ASP:N	1.67	1.01
2:Z:450:ILE:HG12	2:Z:451:ASP:N	1.67	1.00
2:W:556:LEU:HD23	2:W:560:LEU:HD23	1.46	0.98
2:X:556:LEU:HD23	2:X:560:LEU:HD23	1.46	0.98
2:Z:556:LEU:HD23	2:Z:560:LEU:HD23	1.46	0.98
2:V:514:ARG:HG3	2:V:535:LEU:HD13	1.46	0.97
2:Y:556:LEU:HD23	2:Y:560:LEU:HD23	1.46	0.97
2:Z:228:GLY:HA2	2:Z:345:SER:HB3	1.46	0.97
2:U:228:GLY:HA2	2:U:345:SER:HB3	1.47	0.97
2:Y:481:THR:HG21	2:Y:496:ARG:NH2	1.80	0.97
2:V:556:LEU:HD23	2:V:560:LEU:HD23	1.46	0.96
2:W:228:GLY:HA2	2:W:345:SER:HB3	1.47	0.96
2:Z:628:TYR:CD2	2:Z:639:THR:HG22	2.00	0.96
2:X:628:TYR:CD2	2:X:639:THR:HG22	2.00	0.96
2:Z:514:ARG:HG3	2:Z:535:LEU:HD13	1.46	0.96
2:U:628:TYR:CD2	2:U:639:THR:HG22	2.01	0.96
2:X:228:GLY:HA2	2:X:345:SER:HB3	1.47	0.96
2:U:556:LEU:HD23	2:U:560:LEU:HD23	1.46	0.96
2:V:228:GLY:HA2	2:V:345:SER:HB3	1.47	0.96

Continued on next page...

Continued from previous page...

Atom-1	Atom-2	Interatomic distance (Å)	Clash overlap (Å)
2:W:628:TYR:CD2	2:W:639:THR:HG22	2.01	0.96
2:U:409:PRO:O	2:U:454:TYR:HE1	1.15	0.96
2:U:514:ARG:HG3	2:U:535:LEU:HD13	1.47	0.96
2:V:628:TYR:CD2	2:V:639:THR:HG22	2.01	0.95
2:Y:228:GLY:HA2	2:Y:345:SER:HB3	1.47	0.95
2:Y:628:TYR:CD2	2:Y:639:THR:HG22	2.01	0.95
2:X:112:VAL:O	2:X:112:VAL:CG1	2.14	0.95
2:Z:409:PRO:O	2:Z:454:TYR:HE1	1.16	0.95
2:V:112:VAL:O	2:V:112:VAL:CG1	2.14	0.95
2:Y:112:VAL:CG1	2:Y:112:VAL:O	2.14	0.94
2:W:112:VAL:O	2:W:112:VAL:CG1	2.14	0.94
2:Y:514:ARG:HG3	2:Y:535:LEU:HD13	1.47	0.94
2:U:481:THR:HG21	2:U:496:ARG:NH2	1.82	0.94
2:X:514:ARG:HG3	2:X:535:LEU:HD13	1.47	0.94
2:Z:112:VAL:CG1	2:Z:112:VAL:O	2.13	0.94
2:U:112:VAL:CG1	2:U:112:VAL:O	2.13	0.94
2:X:481:THR:HG21	2:X:496:ARG:NH2	1.81	0.93
2:W:514:ARG:HG3	2:W:535:LEU:HD13	1.46	0.93
2:Y:409:PRO:O	2:Y:454:TYR:HE1	1.15	0.93
2:W:483:ASN:O	2:W:555:ARG:CB	2.17	0.93
2:Z:483:ASN:O	2:Z:555:ARG:CB	2.17	0.93
2:U:518:TYR:CE2	2:U:536:TYR:HB2	2.04	0.93
2:V:481:THR:HG21	2:V:496:ARG:NH2	1.83	0.93
2:X:518:TYR:CE2	2:X:536:TYR:HB2	2.04	0.93
2:Y:518:TYR:CE2	2:Y:536:TYR:HB2	2.03	0.93
2:U:514:ARG:CZ	2:U:535:LEU:HD22	1.99	0.92
2:Z:481:THR:HG21	2:Z:496:ARG:NH2	1.84	0.92
2:U:483:ASN:O	2:U:555:ARG:CB	2.17	0.92
2:V:514:ARG:CZ	2:V:535:LEU:HD22	1.99	0.92
2:W:481:THR:HG21	2:W:496:ARG:NH2	1.85	0.92
2:X:483:ASN:O	2:X:555:ARG:CB	2.17	0.92
2:Z:408:SER:CA	2:Z:451:ASP:HB3	2.00	0.92
2:Z:514:ARG:CZ	2:Z:535:LEU:HD22	1.99	0.92
2:V:483:ASN:O	2:V:555:ARG:CB	2.17	0.92
2:W:514:ARG:CZ	2:W:535:LEU:HD22	1.99	0.92
2:Y:483:ASN:O	2:Y:555:ARG:CB	2.18	0.92
2:W:518:TYR:CE2	2:W:536:TYR:HB2	2.04	0.91
2:X:514:ARG:CZ	2:X:535:LEU:HD22	2.00	0.91
2:V:409:PRO:O	2:V:454:TYR:HE1	1.16	0.91
2:V:518:TYR:CE2	2:V:536:TYR:HB2	2.04	0.91
2:Z:518:TYR:CE2	2:Z:536:TYR:HB2	2.04	0.91

Continued on next page...

Continued from previous page...

Atom-1	Atom-2	Interatomic distance (Å)	Clash overlap (Å)
2:V:408:SER:CA	2:V:451:ASP:HB3	2.00	0.91
2:U:23:SER:OG	2:U:483:ASN:CB	2.19	0.91
2:V:23:SER:OG	2:V:483:ASN:CB	2.19	0.91
2:X:23:SER:OG	2:X:483:ASN:CB	2.19	0.91
2:Y:408:SER:CA	2:Y:451:ASP:HB3	2.00	0.91
2:Y:514:ARG:CZ	2:Y:535:LEU:HD22	1.99	0.90
2:W:408:SER:CA	2:W:451:ASP:HB3	2.00	0.90
2:X:408:SER:CA	2:X:451:ASP:HB3	2.00	0.90
2:W:23:SER:OG	2:W:483:ASN:CB	2.19	0.90
2:Y:23:SER:OG	2:Y:483:ASN:CB	2.20	0.90
2:Y:482:ASP:OD2	2:Y:552:ASN:ND2	2.05	0.90
2:Z:23:SER:OG	2:Z:483:ASN:CB	2.19	0.90
2:Z:496:ARG:N	2:Z:534:VAL:HG21	1.87	0.90
2:Y:496:ARG:N	2:Y:534:VAL:HG21	1.87	0.90
2:U:496:ARG:N	2:U:534:VAL:HG21	1.87	0.90
2:U:408:SER:CA	2:U:451:ASP:HB3	2.00	0.90
2:X:482:ASP:OD2	2:X:552:ASN:ND2	2.05	0.89
2:Z:408:SER:HA	2:Z:451:ASP:HB3	1.54	0.89
2:Z:482:ASP:OD2	2:Z:552:ASN:ND2	2.05	0.89
2:W:404:LEU:CG	2:W:554:ARG:NH1	2.00	0.89
2:Y:408:SER:HA	2:Y:451:ASP:HB3	1.54	0.89
2:W:482:ASP:OD2	2:W:552:ASN:ND2	2.05	0.89
2:U:482:ASP:OD2	2:U:552:ASN:ND2	2.05	0.89
2:X:496:ARG:N	2:X:534:VAL:HG21	1.86	0.89
2:U:408:SER:HA	2:U:451:ASP:HB3	1.55	0.88
2:U:483:ASN:O	2:U:555:ARG:HD3	1.73	0.88
2:Z:483:ASN:O	2:Z:555:ARG:HD3	1.73	0.88
2:V:482:ASP:OD2	2:V:552:ASN:ND2	2.05	0.88
2:V:23:SER:CB	2:V:483:ASN:HB3	2.04	0.88
2:V:496:ARG:N	2:V:534:VAL:HG21	1.87	0.88
2:Y:483:ASN:O	2:Y:555:ARG:HD3	1.74	0.88
2:W:408:SER:HA	2:W:451:ASP:HB3	1.54	0.87
2:W:409:PRO:O	2:W:454:TYR:HE1	1.15	0.87
2:X:408:SER:HA	2:X:451:ASP:HB3	1.54	0.87
2:Z:41:ILE:HD11	2:Z:361:PHE:HB3	1.56	0.87
2:V:408:SER:HA	2:V:451:ASP:HB3	1.54	0.87
2:V:483:ASN:O	2:V:555:ARG:HD3	1.73	0.87
2:Y:481:THR:HG21	2:Y:496:ARG:CZ	2.03	0.87
2:V:481:THR:HG21	2:V:496:ARG:CZ	2.05	0.87
2:W:496:ARG:N	2:W:534:VAL:HG21	1.86	0.87
2:X:409:PRO:O	2:X:454:TYR:HE1	1.16	0.87

Continued on next page...

Continued from previous page...

Atom-1	Atom-2	Interatomic distance (Å)	Clash overlap (Å)
2:Y:391:LYS:NZ	2:Y:440:ASN:ND2	2.22	0.87
2:U:41:ILE:HD11	2:U:361:PHE:HB3	1.56	0.87
2:W:483:ASN:O	2:W:555:ARG:HD3	1.73	0.87
2:W:505:LEU:HD13	2:W:525:VAL:HG11	1.56	0.87
2:X:41:ILE:HD11	2:X:361:PHE:HB3	1.57	0.87
2:X:483:ASN:O	2:X:555:ARG:HD3	1.74	0.87
2:U:23:SER:CB	2:U:483:ASN:HB3	2.04	0.87
2:Y:41:ILE:HD11	2:Y:361:PHE:HB3	1.57	0.87
2:V:41:ILE:HD11	2:V:361:PHE:HB3	1.57	0.87
2:V:391:LYS:NZ	2:V:440:ASN:ND2	2.23	0.87
2:X:23:SER:CB	2:X:483:ASN:HB3	2.04	0.87
2:X:391:LYS:NZ	2:X:440:ASN:ND2	2.23	0.87
2:W:23:SER:CB	2:W:483:ASN:HB3	2.04	0.87
2:U:391:LYS:NZ	2:U:440:ASN:ND2	2.23	0.86
2:Y:23:SER:CB	2:Y:483:ASN:HB3	2.05	0.86
2:W:41:ILE:HD11	2:W:361:PHE:HB3	1.57	0.86
2:Y:524:PRO:HB2	2:Y:535:LEU:HD12	1.57	0.86
2:Z:404:LEU:CG	2:Z:554:ARG:NH1	2.01	0.86
2:Z:517:LEU:HD12	2:Z:518:TYR:N	1.90	0.86
2:U:391:LYS:HE3	2:U:440:ASN:O	1.75	0.86
2:W:517:LEU:HB2	2:W:522:ILE:CG2	2.06	0.86
2:X:524:PRO:HB2	2:X:535:LEU:HD12	1.57	0.86
2:U:517:LEU:HD12	2:U:518:TYR:N	1.90	0.86
2:U:517:LEU:HB2	2:U:522:ILE:CG2	2.06	0.86
2:V:391:LYS:HE3	2:V:440:ASN:O	1.75	0.86
2:X:517:LEU:HD12	2:X:518:TYR:N	1.90	0.86
2:X:517:LEU:HB2	2:X:522:ILE:CG2	2.06	0.86
2:Z:23:SER:CB	2:Z:483:ASN:HB3	2.04	0.86
2:Z:517:LEU:HB2	2:Z:522:ILE:CG2	2.06	0.86
2:V:23:SER:OG	2:V:483:ASN:HB3	1.76	0.86
2:U:481:THR:HG21	2:U:496:ARG:CZ	2.06	0.85
2:Y:517:LEU:HB2	2:Y:522:ILE:CG2	2.05	0.85
2:X:391:LYS:HE3	2:X:440:ASN:O	1.77	0.85
2:V:517:LEU:HD12	2:V:518:TYR:N	1.91	0.85
2:W:391:LYS:HE3	2:W:440:ASN:O	1.76	0.85
2:Y:517:LEU:HD12	2:Y:518:TYR:N	1.90	0.85
2:Z:391:LYS:NZ	2:Z:440:ASN:ND2	2.23	0.85
2:Z:524:PRO:HB2	2:Z:535:LEU:HD12	1.58	0.85
2:Y:404:LEU:CG	2:Y:554:ARG:NH1	2.01	0.85
2:W:391:LYS:NZ	2:W:440:ASN:ND2	2.23	0.85
2:X:481:THR:HG21	2:X:496:ARG:CZ	2.05	0.85

Continued on next page...

Continued from previous page...

Atom-1	Atom-2	Interatomic distance (Å)	Clash overlap (Å)
2:Y:391:LYS:HE3	2:Y:440:ASN:O	1.75	0.85
2:Z:391:LYS:HE3	2:Z:440:ASN:O	1.76	0.85
2:U:23:SER:CB	2:U:483:ASN:CB	2.55	0.85
2:V:23:SER:CB	2:V:483:ASN:CB	2.55	0.85
2:W:517:LEU:HD12	2:W:518:TYR:N	1.91	0.85
2:Z:481:THR:HG21	2:Z:496:ARG:CZ	2.07	0.85
2:W:23:SER:OG	2:W:483:ASN:HB3	1.76	0.84
2:X:505:LEU:HD13	2:X:525:VAL:HG11	1.57	0.84
1:D:109:TYR:HB3	1:D:161:ARG:HH22	1.39	0.84
2:W:23:SER:CB	2:W:483:ASN:CB	2.55	0.84
2:W:524:PRO:HB2	2:W:535:LEU:HD12	1.57	0.84
2:Y:23:SER:OG	2:Y:483:ASN:HB3	1.77	0.84
2:Z:23:SER:CB	2:Z:483:ASN:CB	2.55	0.84
1:C:109:TYR:HB3	1:C:161:ARG:HH22	1.41	0.84
2:Y:505:LEU:HD13	2:Y:525:VAL:HG11	1.57	0.84
2:U:23:SER:OG	2:U:483:ASN:HB3	1.76	0.84
2:U:524:PRO:HB2	2:U:535:LEU:HD12	1.57	0.84
2:V:517:LEU:HB2	2:V:522:ILE:CG2	2.07	0.84
2:V:454:TYR:HE2	2:V:469:PRO:HA	1.43	0.84
2:V:568:SER:O	2:V:571:ARG:HG2	1.78	0.84
2:V:627:PHE:CZ	2:V:640:LEU:HB3	2.13	0.84
2:W:568:SER:O	2:W:571:ARG:HG2	1.78	0.84
2:Z:23:SER:OG	2:Z:483:ASN:HB3	1.76	0.84
2:U:568:SER:O	2:U:571:ARG:HG2	1.78	0.84
2:X:23:SER:CB	2:X:483:ASN:CB	2.55	0.84
2:X:568:SER:O	2:X:571:ARG:HG2	1.78	0.84
2:U:404:LEU:CG	2:U:554:ARG:NH1	2.00	0.84
2:U:627:PHE:CZ	2:U:640:LEU:HB3	2.12	0.84
2:V:524:PRO:HB2	2:V:535:LEU:HD12	1.58	0.84
2:Z:505:LEU:HD13	2:Z:525:VAL:HG11	1.57	0.84
2:V:505:LEU:HD13	2:V:525:VAL:HG11	1.57	0.83
2:V:404:LEU:CG	2:V:554:ARG:NH1	2.01	0.83
2:W:627:PHE:CZ	2:W:640:LEU:HB3	2.13	0.83
2:X:23:SER:OG	2:X:483:ASN:HB3	1.76	0.83
2:Z:94:PRO:HB2	2:Z:219:ILE:HD12	1.60	0.83
2:W:454:TYR:HE2	2:W:469:PRO:HA	1.43	0.83
2:W:481:THR:HG21	2:W:496:ARG:CZ	2.08	0.83
2:Z:568:SER:O	2:Z:571:ARG:HG2	1.78	0.83
2:U:505:LEU:HD13	2:U:525:VAL:HG11	1.57	0.83
2:V:391:LYS:HZ3	2:V:440:ASN:HD21	1.26	0.83
2:Z:627:PHE:CZ	2:Z:640:LEU:HB3	2.12	0.83

Continued on next page...

Continued from previous page...

Atom-1	Atom-2	Interatomic distance (Å)	Clash overlap (Å)
2:Y:568:SER:O	2:Y:571:ARG:HG2	1.78	0.83
2:Y:627:PHE:CZ	2:Y:640:LEU:HB3	2.13	0.83
2:Z:331:PRO:HB2	2:Z:334:PHE:HB2	1.60	0.83
2:Y:622:GLU:CD	2:Y:645:THR:HA	1.99	0.83
1:A:109:TYR:HB3	1:A:161:ARG:HH22	1.44	0.83
2:W:94:PRO:HB2	2:W:219:ILE:HD12	1.61	0.83
2:U:454:TYR:HE2	2:U:469:PRO:HA	1.43	0.83
2:V:622:GLU:CD	2:V:645:THR:HA	1.99	0.83
2:X:627:PHE:CZ	2:X:640:LEU:HB3	2.12	0.83
2:U:331:PRO:HB2	2:U:334:PHE:HB2	1.60	0.83
2:Y:23:SER:CB	2:Y:483:ASN:CB	2.56	0.83
2:Y:614:THR:HB	2:Y:620:ARG:HA	1.61	0.83
2:Z:539:LYS:HE2	2:Z:541:ALA:HA	1.61	0.83
2:U:622:GLU:CD	2:U:645:THR:HA	1.99	0.82
2:V:614:THR:HB	2:V:620:ARG:HA	1.61	0.82
2:X:622:GLU:CD	2:X:645:THR:HA	1.99	0.82
2:X:94:PRO:HB2	2:X:219:ILE:HD12	1.61	0.82
2:V:539:LYS:HE2	2:V:541:ALA:HA	1.61	0.82
2:Z:614:THR:HB	2:Z:620:ARG:HA	1.61	0.82
2:W:622:GLU:CD	2:W:645:THR:HA	1.99	0.82
2:U:614:THR:HB	2:U:620:ARG:HA	1.62	0.82
2:W:539:LYS:HE2	2:W:541:ALA:HA	1.61	0.82
2:V:94:PRO:HB2	2:V:219:ILE:HD12	1.61	0.82
2:W:379:ALA:HB2	2:W:454:TYR:CZ	2.11	0.82
2:Y:331:PRO:HB2	2:Y:334:PHE:HB2	1.60	0.82
2:Z:622:GLU:CD	2:Z:645:THR:HA	2.00	0.82
2:X:331:PRO:HB2	2:X:334:PHE:HB2	1.61	0.82
2:X:614:THR:HB	2:X:620:ARG:HA	1.61	0.82
2:U:94:PRO:HB2	2:U:219:ILE:HD12	1.61	0.81
1:B:109:TYR:HB3	1:B:161:ARG:HH22	1.45	0.81
2:W:496:ARG:N	2:W:534:VAL:CG1	2.43	0.81
2:Z:454:TYR:HE2	2:Z:469:PRO:HA	1.43	0.81
2:V:110:TYR:CE1	2:V:178:LEU:O	2.34	0.81
2:V:331:PRO:HB2	2:V:334:PHE:HB2	1.60	0.81
2:W:110:TYR:CE1	2:W:178:LEU:O	2.33	0.81
2:W:391:LYS:HZ3	2:W:440:ASN:HD21	1.28	0.81
2:W:614:THR:HB	2:W:620:ARG:HA	1.62	0.81
2:Y:94:PRO:HB2	2:Y:219:ILE:HD12	1.61	0.81
2:U:110:TYR:CE1	2:U:178:LEU:O	2.33	0.81
2:X:110:TYR:CE1	2:X:178:LEU:O	2.33	0.81
2:X:496:ARG:N	2:X:534:VAL:CG1	2.44	0.81

Continued on next page...

Continued from previous page...

Atom-1	Atom-2	Interatomic distance (Å)	Clash overlap (Å)
2:Y:496:ARG:N	2:Y:534:VAL:CG1	2.44	0.81
2:Z:110:TYR:CE1	2:Z:178:LEU:O	2.34	0.81
2:V:496:ARG:N	2:V:534:VAL:CG1	2.44	0.81
2:U:539:LYS:HE2	2:U:541:ALA:HA	1.62	0.81
2:X:547:PRO:O	2:X:553:VAL:HG22	1.81	0.81
2:Y:110:TYR:CE1	2:Y:178:LEU:O	2.33	0.80
2:Y:547:PRO:O	2:Y:553:VAL:HG22	1.81	0.80
2:V:524:PRO:HG2	2:V:535:LEU:CB	2.10	0.80
2:W:331:PRO:HB2	2:W:334:PHE:HB2	1.61	0.80
2:X:524:PRO:CB	2:X:535:LEU:HD12	2.11	0.80
2:Y:539:LYS:HE2	2:Y:541:ALA:HA	1.63	0.80
2:Z:496:ARG:N	2:Z:534:VAL:CG1	2.44	0.80
2:U:404:LEU:CD2	2:U:554:ARG:HH12	1.94	0.80
2:W:23:SER:CB	2:W:559:MET:SD	2.70	0.80
2:U:450:ILE:H	2:U:540:THR:CG2	1.95	0.80
2:W:547:PRO:O	2:W:553:VAL:HG22	1.81	0.80
2:X:23:SER:CB	2:X:559:MET:SD	2.70	0.80
2:Y:524:PRO:CB	2:Y:535:LEU:HD12	2.12	0.80
2:Z:450:ILE:H	2:Z:540:THR:CG2	1.95	0.80
2:U:524:PRO:CB	2:U:535:LEU:HD12	2.12	0.80
2:V:404:LEU:CD2	2:V:554:ARG:HH12	1.94	0.80
2:W:23:SER:HB3	2:W:559:MET:SD	2.22	0.80
2:X:539:LYS:HE2	2:X:541:ALA:HA	1.61	0.80
2:V:379:ALA:HB2	2:V:454:TYR:CZ	2.11	0.80
2:Z:547:PRO:O	2:Z:553:VAL:HG22	1.81	0.80
2:Z:23:SER:HB3	2:Z:559:MET:SD	2.22	0.80
2:V:450:ILE:H	2:V:540:THR:CG2	1.95	0.80
2:W:524:PRO:HG2	2:W:535:LEU:CB	2.10	0.80
2:U:404:LEU:HG	2:U:554:ARG:HH11	1.45	0.80
2:V:505:LEU:HD11	2:V:525:VAL:HG11	1.64	0.80
2:V:547:PRO:O	2:V:553:VAL:HG22	1.82	0.80
2:X:505:LEU:HD11	2:X:525:VAL:HG11	1.64	0.80
2:X:23:SER:HB3	2:X:559:MET:SD	2.22	0.80
2:Y:481:THR:CG2	2:Y:496:ARG:NH2	2.44	0.80
2:U:547:PRO:O	2:U:553:VAL:HG22	1.81	0.80
2:Z:23:SER:CB	2:Z:559:MET:SD	2.70	0.80
2:Z:404:LEU:CD2	2:Z:554:ARG:HH12	1.94	0.80
2:W:112:VAL:O	2:W:112:VAL:HG12	1.81	0.79
2:Y:450:ILE:H	2:Y:540:THR:CG2	1.95	0.79
2:V:524:PRO:CB	2:V:535:LEU:HD12	2.12	0.79
2:W:524:PRO:CB	2:W:535:LEU:HD12	2.11	0.79

Continued on next page...

Continued from previous page...

Atom-1	Atom-2	Interatomic distance (Å)	Clash overlap (Å)
2:V:23:SER:CB	2:V:559:MET:SD	2.70	0.79
2:W:404:LEU:CD2	2:W:554:ARG:HH12	1.94	0.79
2:X:450:ILE:H	2:X:540:THR:CG2	1.95	0.79
2:Z:524:PRO:CB	2:Z:535:LEU:HD12	2.12	0.79
2:U:23:SER:CB	2:U:559:MET:SD	2.70	0.79
2:Z:23:SER:HB3	2:Z:483:ASN:HB3	1.64	0.79
2:U:496:ARG:N	2:U:534:VAL:CG1	2.44	0.79
2:U:23:SER:HB3	2:U:559:MET:SD	2.22	0.79
2:W:450:ILE:H	2:W:540:THR:CG2	1.95	0.79
2:V:112:VAL:O	2:V:112:VAL:HG12	1.82	0.79
2:Y:404:LEU:CD2	2:Y:554:ARG:HH12	1.94	0.79
2:Z:112:VAL:HG12	2:Z:112:VAL:O	1.81	0.79
2:Z:524:PRO:HG2	2:Z:535:LEU:CB	2.10	0.79
2:V:505:LEU:CD1	2:V:525:VAL:CG1	2.61	0.79
2:Z:450:ILE:HG22	2:Z:540:THR:HG22	1.65	0.79
2:U:112:VAL:HG12	2:U:112:VAL:O	1.81	0.79
2:X:112:VAL:O	2:X:112:VAL:HG12	1.82	0.79
2:Y:112:VAL:HG12	2:Y:112:VAL:O	1.82	0.79
2:Y:614:THR:CB	2:Y:620:ARG:HA	2.13	0.79
2:V:23:SER:HB3	2:V:483:ASN:HB3	1.64	0.79
2:X:404:LEU:CG	2:X:554:ARG:NH1	2.00	0.79
2:Y:479:ALA:HA	2:Y:484:VAL:HG11	1.65	0.79
2:V:23:SER:HB3	2:V:559:MET:SD	2.22	0.78
2:V:614:THR:CB	2:V:620:ARG:HA	2.13	0.78
2:X:23:SER:HB3	2:X:483:ASN:HB3	1.64	0.78
2:X:479:ALA:HA	2:X:484:VAL:HG11	1.65	0.78
2:Z:614:THR:CB	2:Z:620:ARG:HA	2.13	0.78
2:U:450:ILE:HG22	2:U:540:THR:HG22	1.66	0.78
2:X:481:THR:CG2	2:X:496:ARG:NH2	2.46	0.78
2:X:524:PRO:HG2	2:X:535:LEU:CB	2.10	0.78
2:Y:23:SER:CB	2:Y:559:MET:SD	2.71	0.78
2:Y:23:SER:HB3	2:Y:559:MET:SD	2.23	0.78
2:V:379:ALA:HB1	2:V:454:TYR:OH	1.73	0.78
2:W:505:LEU:HD11	2:W:525:VAL:HG11	1.64	0.78
2:X:404:LEU:CD2	2:X:554:ARG:HH12	1.95	0.78
2:U:23:SER:HB3	2:U:483:ASN:HB3	1.64	0.78
2:U:614:THR:CB	2:U:620:ARG:HA	2.13	0.78
2:Y:505:LEU:HD11	2:Y:525:VAL:HG11	1.65	0.78
2:U:446:THR:CG2	2:U:542:THR:HG21	2.07	0.78
2:U:481:THR:CG2	2:U:496:ARG:NH2	2.47	0.78
2:X:450:ILE:HG22	2:X:540:THR:HG22	1.65	0.78

Continued on next page...

Continued from previous page...

Atom-1	Atom-2	Interatomic distance (Å)	Clash overlap (Å)
2:Z:178:LEU:HD23	2:Z:178:LEU:H	1.48	0.78
2:W:23:SER:HB3	2:W:483:ASN:HB3	1.64	0.78
2:W:614:THR:CB	2:W:620:ARG:HA	2.13	0.78
2:X:178:LEU:HD23	2:X:178:LEU:H	1.48	0.78
2:X:505:LEU:CD1	2:X:525:VAL:CG1	2.61	0.78
2:X:614:THR:CB	2:X:620:ARG:HA	2.13	0.78
2:Y:446:THR:CG2	2:Y:542:THR:HG21	2.07	0.78
2:V:404:LEU:HG	2:V:554:ARG:HH11	1.47	0.78
2:W:178:LEU:HD23	2:W:178:LEU:H	1.48	0.78
2:Z:505:LEU:HD11	2:Z:525:VAL:HG11	1.65	0.78
2:U:407:CYS:O	2:U:451:ASP:CB	2.32	0.78
2:V:595:ASN:HB2	2:V:601:ILE:HD12	1.66	0.78
2:W:450:ILE:HG22	2:W:540:THR:HG22	1.66	0.78
2:Z:479:ALA:HA	2:Z:484:VAL:HG11	1.65	0.78
2:U:379:ALA:HB2	2:U:454:TYR:CZ	2.11	0.77
2:Z:407:CYS:O	2:Z:451:ASP:CB	2.32	0.77
2:W:479:ALA:HA	2:W:484:VAL:HG11	1.65	0.77
2:Y:178:LEU:H	2:Y:178:LEU:HD23	1.48	0.77
2:Y:454:TYR:CE2	2:Y:469:PRO:CA	2.67	0.77
2:U:178:LEU:HD23	2:U:178:LEU:H	1.48	0.77
2:V:407:CYS:O	2:V:451:ASP:HB2	1.84	0.77
2:W:449:ALA:HA	2:W:540:THR:HG23	1.67	0.77
2:X:449:ALA:HA	2:X:540:THR:HG23	1.66	0.77
2:Z:450:ILE:HG22	2:Z:540:THR:CG2	2.15	0.77
2:Z:407:CYS:O	2:Z:451:ASP:HB2	1.84	0.77
2:Z:595:ASN:HB2	2:Z:601:ILE:HD12	1.67	0.77
2:V:446:THR:CG2	2:V:542:THR:HG21	2.07	0.77
2:X:404:LEU:HG	2:X:554:ARG:HH11	1.45	0.77
2:U:171:ILE:HG22	2:U:172:SER:H	1.50	0.77
2:U:84:VAL:HG13	2:U:85:ASP:O	1.85	0.77
2:U:407:CYS:O	2:U:451:ASP:HB2	1.85	0.77
2:U:454:TYR:CE2	2:U:469:PRO:CA	2.68	0.77
2:U:595:ASN:HB2	2:U:601:ILE:HD12	1.67	0.77
2:W:407:CYS:O	2:W:451:ASP:CB	2.32	0.77
2:Y:407:CYS:O	2:Y:451:ASP:CB	2.33	0.77
2:Z:451:ASP:OD1	2:Z:474:ILE:HD13	1.85	0.77
2:V:518:TYR:OH	2:V:535:LEU:HB3	1.85	0.77
2:W:557:PHE:CZ	2:W:638:ILE:HG22	2.20	0.77
2:X:557:PHE:CZ	2:X:638:ILE:HG22	2.20	0.77
2:Z:404:LEU:HG	2:Z:554:ARG:HH11	1.46	0.77
2:Z:505:LEU:CD1	2:Z:525:VAL:CG1	2.61	0.77

Continued on next page...

Continued from previous page...

Atom-1	Atom-2	Interatomic distance (Å)	Clash overlap (Å)
2:V:407:CYS:O	2:V:451:ASP:CB	2.32	0.77
2:W:407:CYS:O	2:W:451:ASP:HB2	1.84	0.77
2:Z:171:ILE:HG22	2:Z:172:SER:H	1.50	0.77
2:U:505:LEU:HD11	2:U:525:VAL:HG11	1.64	0.77
2:V:171:ILE:HG22	2:V:172:SER:H	1.50	0.77
2:V:479:ALA:HA	2:V:484:VAL:HG11	1.65	0.77
2:W:454:TYR:CE2	2:W:469:PRO:CA	2.67	0.77
2:X:171:ILE:HG22	2:X:172:SER:H	1.50	0.77
2:X:84:VAL:HG13	2:X:85:ASP:O	1.85	0.77
2:Y:23:SER:HB3	2:Y:483:ASN:HB3	1.65	0.77
2:U:518:TYR:OH	2:U:535:LEU:HB3	1.85	0.76
2:V:481:THR:CG2	2:V:496:ARG:NH2	2.47	0.76
2:Y:84:VAL:HG13	2:Y:85:ASP:O	1.85	0.76
2:U:479:ALA:HA	2:U:484:VAL:HG11	1.65	0.76
2:W:450:ILE:HG22	2:W:540:THR:CG2	2.15	0.76
2:W:595:ASN:HB2	2:W:601:ILE:HD12	1.66	0.76
2:X:451:ASP:OD1	2:X:474:ILE:HD13	1.85	0.76
2:U:451:ASP:OD1	2:U:474:ILE:HD13	1.85	0.76
2:U:557:PHE:CZ	2:U:638:ILE:HG22	2.20	0.76
2:W:570:TYR:HD2	2:W:584:PHE:CE2	2.04	0.76
2:X:450:ILE:HG22	2:X:540:THR:CG2	2.15	0.76
2:Y:178:LEU:H	2:Y:178:LEU:CD2	1.98	0.76
2:Y:518:TYR:OH	2:Y:535:LEU:HB3	1.85	0.76
2:Y:557:PHE:CZ	2:Y:638:ILE:HG22	2.20	0.76
2:Z:379:ALA:HB2	2:Z:454:TYR:CZ	2.11	0.76
2:Z:557:PHE:CZ	2:Z:638:ILE:HG22	2.20	0.76
2:Z:84:VAL:HG13	2:Z:85:ASP:O	1.85	0.76
2:V:178:LEU:H	2:V:178:LEU:HD23	1.48	0.76
2:V:450:ILE:HG22	2:V:540:THR:HG22	1.66	0.76
2:V:449:ALA:HA	2:V:540:THR:HG23	1.67	0.76
2:V:557:PHE:CZ	2:V:638:ILE:HG22	2.21	0.76
2:V:84:VAL:HG13	2:V:85:ASP:O	1.85	0.76
2:X:518:TYR:OH	2:X:535:LEU:HB3	1.85	0.76
2:Y:450:ILE:HG22	2:Y:540:THR:HG22	1.66	0.76
2:Z:449:ALA:HA	2:Z:540:THR:HG23	1.67	0.76
2:U:505:LEU:CD1	2:U:525:VAL:CG1	2.61	0.76
2:U:449:ALA:HA	2:U:540:THR:HG23	1.67	0.76
2:V:450:ILE:H	2:V:540:THR:HG23	1.51	0.76
2:W:451:ASP:OD1	2:W:474:ILE:HD13	1.85	0.76
2:Y:524:PRO:HG2	2:Y:535:LEU:CB	2.10	0.76
2:Z:446:THR:CG2	2:Z:542:THR:HG21	2.07	0.76

Continued on next page...

Continued from previous page...

Atom-1	Atom-2	Interatomic distance (Å)	Clash overlap (Å)
2:Z:518:TYR:OH	2:Z:535:LEU:HB3	1.85	0.76
2:U:110:TYR:HE1	2:U:178:LEU:O	1.69	0.76
2:U:450:ILE:HG22	2:U:540:THR:CG2	2.16	0.76
2:V:570:TYR:HD2	2:V:584:PHE:CE2	2.03	0.76
2:W:505:LEU:CD1	2:W:525:VAL:CG1	2.60	0.76
2:Y:450:ILE:HG22	2:Y:540:THR:CG2	2.15	0.76
2:Y:449:ALA:HA	2:Y:540:THR:HG23	1.67	0.76
2:Y:110:TYR:HE1	2:Y:178:LEU:O	1.69	0.76
2:U:628:TYR:HD2	2:U:639:THR:HG22	1.51	0.76
2:V:628:TYR:HD2	2:V:639:THR:HG22	1.50	0.76
2:X:407:CYS:O	2:X:451:ASP:CB	2.32	0.76
2:Y:171:ILE:HG22	2:Y:172:SER:H	1.50	0.76
2:Y:595:ASN:HB2	2:Y:601:ILE:HD12	1.66	0.76
2:W:171:ILE:HG22	2:W:172:SER:H	1.50	0.76
2:W:518:TYR:OH	2:W:535:LEU:HB3	1.85	0.76
2:X:110:TYR:HE1	2:X:178:LEU:O	1.68	0.76
2:Y:407:CYS:O	2:Y:451:ASP:HB2	1.85	0.76
2:Z:427:VAL:CG1	2:Z:516:ARG:HH21	1.93	0.76
2:Z:628:TYR:HD2	2:Z:639:THR:HG22	1.50	0.76
2:V:450:ILE:HG22	2:V:540:THR:CG2	2.15	0.76
2:W:84:VAL:HG13	2:W:85:ASP:O	1.85	0.76
2:Z:178:LEU:H	2:Z:178:LEU:CD2	1.99	0.76
2:Z:24:THR:O	2:Z:371:GLN:OE1	2.04	0.76
2:U:24:THR:O	2:U:371:GLN:OE1	2.03	0.75
2:W:404:LEU:HG	2:W:554:ARG:HH11	1.45	0.75
2:W:450:ILE:H	2:W:540:THR:HG23	1.51	0.75
2:Y:505:LEU:CD1	2:Y:525:VAL:CG1	2.61	0.75
2:Z:481:THR:CG2	2:Z:496:ARG:NH2	2.49	0.75
2:U:570:TYR:HD2	2:U:584:PHE:CE2	2.03	0.75
2:X:112:VAL:O	2:X:131:ILE:O	2.04	0.75
2:X:446:THR:CG2	2:X:542:THR:HG21	2.07	0.75
2:Y:570:TYR:HD2	2:Y:584:PHE:CE2	2.03	0.75
2:W:110:TYR:HE1	2:W:178:LEU:O	1.69	0.75
2:X:407:CYS:O	2:X:451:ASP:HB2	1.85	0.75
2:X:454:TYR:CE2	2:X:469:PRO:CA	2.67	0.75
2:X:517:LEU:CD1	2:X:524:PRO:HG3	2.17	0.75
2:V:24:THR:O	2:V:371:GLN:OE1	2.04	0.75
2:V:451:ASP:OD1	2:V:474:ILE:HD13	1.86	0.75
2:W:178:LEU:CD2	2:W:178:LEU:H	1.98	0.75
2:W:517:LEU:CD1	2:W:524:PRO:HG3	2.16	0.75
2:X:450:ILE:H	2:X:540:THR:HG23	1.51	0.75

Continued on next page...

Continued from previous page...

Atom-1	Atom-2	Interatomic distance (Å)	Clash overlap (Å)
2:Z:454:TYR:CE2	2:Z:469:PRO:CA	2.67	0.75
2:Z:570:TYR:HD2	2:Z:584:PHE:CE2	2.04	0.75
2:U:178:LEU:CD2	2:U:178:LEU:H	1.98	0.75
2:V:112:VAL:O	2:V:131:ILE:O	2.04	0.75
2:W:481:THR:CG2	2:W:496:ARG:NH2	2.50	0.75
2:Y:404:LEU:HG	2:Y:554:ARG:HH11	1.46	0.75
2:Y:450:ILE:H	2:Y:540:THR:HG23	1.51	0.75
2:Y:451:ASP:OD1	2:Y:474:ILE:HD13	1.86	0.75
2:V:110:TYR:HE1	2:V:178:LEU:O	1.70	0.75
2:X:26:THR:HA	2:X:77:ASP:OD1	1.87	0.75
2:U:112:VAL:O	2:U:131:ILE:O	2.05	0.75
2:V:22:ASN:O	2:V:23:SER:OG	2.04	0.75
2:X:595:ASN:HB2	2:X:601:ILE:HD12	1.67	0.75
2:V:517:LEU:CD1	2:V:524:PRO:HG3	2.16	0.75
2:X:178:LEU:H	2:X:178:LEU:CD2	1.98	0.75
2:Y:628:TYR:HD2	2:Y:639:THR:HG22	1.51	0.75
2:Z:450:ILE:H	2:Z:540:THR:HG23	1.51	0.75
2:W:24:THR:O	2:W:371:GLN:OE1	2.04	0.75
2:Z:26:THR:HA	2:Z:77:ASP:OD1	1.87	0.75
2:U:450:ILE:H	2:U:540:THR:HG23	1.50	0.74
2:X:24:THR:O	2:X:371:GLN:OE1	2.04	0.74
2:X:570:TYR:HD2	2:X:584:PHE:CE2	2.04	0.74
2:Y:517:LEU:CD1	2:Y:524:PRO:HG3	2.17	0.74
2:U:524:PRO:HG2	2:U:535:LEU:CB	2.10	0.74
2:V:178:LEU:H	2:V:178:LEU:CD2	1.98	0.74
2:V:26:THR:HA	2:V:77:ASP:OD1	1.87	0.74
2:U:517:LEU:CD1	2:U:524:PRO:HG3	2.16	0.74
2:W:26:THR:HA	2:W:77:ASP:OD1	1.87	0.74
2:W:627:PHE:CZ	2:W:640:LEU:HD23	2.23	0.74
2:Y:112:VAL:O	2:Y:131:ILE:O	2.04	0.74
2:Y:24:THR:O	2:Y:371:GLN:OE1	2.04	0.74
2:Z:112:VAL:O	2:Z:131:ILE:O	2.04	0.74
2:U:22:ASN:O	2:U:23:SER:OG	2.04	0.74
2:W:112:VAL:O	2:W:131:ILE:O	2.04	0.74
2:Z:110:TYR:HE1	2:Z:178:LEU:O	1.69	0.74
2:Z:22:ASN:O	2:Z:23:SER:OG	2.04	0.74
2:Z:517:LEU:CD1	2:Z:524:PRO:HG3	2.16	0.74
2:U:391:LYS:HZ3	2:U:440:ASN:HD21	1.36	0.74
2:U:523:ASN:HD21	2:U:538:ASP:HB3	1.52	0.74
2:V:521:ALA:HB1	2:V:540:THR:HA	1.70	0.74
2:Y:26:THR:HA	2:Y:77:ASP:OD1	1.88	0.74

Continued on next page...

Continued from previous page...

Atom-1	Atom-2	Interatomic distance (Å)	Clash overlap (Å)
2:Y:427:VAL:CG1	2:Y:516:ARG:HH21	1.94	0.74
2:W:409:PRO:O	2:W:454:TYR:OH	2.06	0.74
2:X:556:LEU:HD23	2:X:560:LEU:CD2	2.18	0.74
2:Z:391:LYS:HZ1	2:Z:440:ASN:ND2	1.84	0.74
2:W:409:PRO:HD2	2:W:451:ASP:O	1.88	0.74
2:W:446:THR:CG2	2:W:542:THR:HG21	2.07	0.74
2:X:391:LYS:HZ3	2:X:440:ASN:HD21	1.34	0.74
2:U:26:THR:HA	2:U:77:ASP:OD1	1.87	0.74
2:W:112:VAL:O	2:W:112:VAL:HG13	1.88	0.74
2:X:628:TYR:HD2	2:X:639:THR:HG22	1.50	0.74
2:Y:454:TYR:HE2	2:Y:469:PRO:HA	1.43	0.74
2:Y:409:PRO:O	2:Y:454:TYR:OH	2.06	0.74
2:Z:409:PRO:O	2:Z:454:TYR:OH	2.06	0.74
2:Z:627:PHE:CZ	2:Z:640:LEU:HD23	2.23	0.74
2:V:627:PHE:CZ	2:V:640:LEU:HD23	2.23	0.73
2:X:523:ASN:HD21	2:X:538:ASP:HB3	1.53	0.73
2:X:627:PHE:CZ	2:X:640:LEU:HD23	2.22	0.73
2:W:496:ARG:O	2:W:496:ARG:HG3	1.88	0.73
2:W:521:ALA:HB1	2:W:540:THR:HA	1.70	0.73
2:X:454:TYR:HE2	2:X:469:PRO:HA	1.43	0.73
2:W:556:LEU:HD23	2:W:560:LEU:CD2	2.18	0.73
2:Y:627:PHE:CZ	2:Y:640:LEU:HD23	2.23	0.73
2:Z:556:LEU:HD23	2:Z:560:LEU:CD2	2.18	0.73
2:V:409:PRO:O	2:V:454:TYR:OH	2.06	0.73
1:F:108:GLN:HB3	1:F:200:PRO:HD2	1.70	0.73
2:Y:556:LEU:HD23	2:Y:560:LEU:CD2	2.19	0.73
2:Z:517:LEU:HD22	2:Z:524:PRO:HB3	1.71	0.73
2:V:526:THR:CG2	2:V:535:LEU:HD11	2.19	0.73
2:V:564:ILE:HD11	2:V:642:PHE:HB2	1.71	0.73
2:Y:410:PRO:O	2:Y:413:THR:HG22	1.89	0.73
2:Y:391:LYS:HZ3	2:Y:440:ASN:HD21	1.36	0.73
2:Z:410:PRO:O	2:Z:413:THR:HG22	1.89	0.73
2:U:172:SER:C	2:U:174:SER:HA	2.09	0.73
2:U:564:ILE:HD11	2:U:642:PHE:HB2	1.71	0.73
2:V:112:VAL:O	2:V:112:VAL:HG13	1.88	0.73
2:V:409:PRO:HD2	2:V:451:ASP:O	1.88	0.73
2:V:454:TYR:CE2	2:V:469:PRO:CA	2.67	0.73
2:W:172:SER:C	2:W:174:SER:HA	2.09	0.73
2:W:526:THR:CG2	2:W:535:LEU:HD11	2.19	0.73
2:X:51:VAL:HG13	2:X:55:GLY:O	1.89	0.73
2:Y:22:ASN:O	2:Y:23:SER:OG	2.04	0.73

Continued on next page...

Continued from previous page...

Atom-1	Atom-2	Interatomic distance (Å)	Clash overlap (Å)
2:Y:51:VAL:HG13	2:Y:55:GLY:O	1.89	0.73
2:V:517:LEU:HD22	2:V:524:PRO:HB3	1.71	0.72
2:V:556:LEU:HD23	2:V:560:LEU:CD2	2.18	0.72
2:X:172:SER:C	2:X:174:SER:HA	2.10	0.72
2:X:517:LEU:O	2:X:520:GLU:HB3	1.89	0.72
2:W:523:ASN:HD21	2:W:538:ASP:HB3	1.53	0.72
2:Z:112:VAL:HG13	2:Z:112:VAL:O	1.88	0.72
2:Z:523:ASN:HD21	2:Z:538:ASP:HB3	1.53	0.72
2:Z:526:THR:CG2	2:Z:535:LEU:HD21	2.18	0.72
2:U:382:SER:HB2	2:U:385:THR:HG22	1.71	0.72
2:V:526:THR:CG2	2:V:535:LEU:HD21	2.19	0.72
2:X:409:PRO:O	2:X:454:TYR:OH	2.06	0.72
2:X:379:ALA:HB2	2:X:454:TYR:CZ	2.12	0.72
2:Y:379:ALA:HB2	2:Y:454:TYR:CZ	2.12	0.72
2:U:483:ASN:O	2:U:555:ARG:CD	2.38	0.72
2:U:627:PHE:CZ	2:U:640:LEU:HD23	2.23	0.72
2:W:51:VAL:HG13	2:W:55:GLY:O	1.89	0.72
2:W:526:THR:CG2	2:W:535:LEU:HD21	2.19	0.72
2:U:112:VAL:HG13	2:U:112:VAL:O	1.87	0.72
2:U:409:PRO:O	2:U:454:TYR:OH	2.06	0.72
2:U:526:THR:CG2	2:U:535:LEU:HD21	2.19	0.72
2:U:556:LEU:HD23	2:U:560:LEU:CD2	2.19	0.72
2:V:630:GLN:HG3	2:V:636:ASN:O	1.90	0.72
2:Y:112:VAL:O	2:Y:112:VAL:HG13	1.88	0.72
2:Y:172:SER:C	2:Y:174:SER:HA	2.10	0.72
2:U:517:LEU:O	2:U:520:GLU:HB3	1.90	0.72
2:U:526:THR:CG2	2:U:535:LEU:HD11	2.19	0.72
2:V:172:SER:C	2:V:174:SER:HA	2.10	0.72
2:V:51:VAL:HG13	2:V:55:GLY:O	1.90	0.72
2:Y:413:THR:HG23	2:Y:414:VAL:HG23	1.72	0.72
2:Y:526:THR:CG2	2:Y:535:LEU:HD11	2.19	0.72
2:Z:172:SER:C	2:Z:174:SER:HA	2.09	0.72
2:Z:382:SER:HB2	2:Z:385:THR:HG22	1.71	0.72
2:Z:590:GLN:O	2:Z:593:GLN:HG3	1.90	0.72
2:V:483:ASN:O	2:V:555:ARG:CD	2.37	0.72
2:V:517:LEU:O	2:V:520:GLU:HB3	1.89	0.72
2:V:514:ARG:HG3	2:V:535:LEU:CD1	2.20	0.72
2:W:517:LEU:O	2:W:520:GLU:HB3	1.89	0.72
2:Y:382:SER:HB2	2:Y:385:THR:HG22	1.71	0.72
2:Y:521:ALA:HB1	2:Y:540:THR:HA	1.70	0.72
2:Z:564:ILE:HD11	2:Z:642:PHE:HB2	1.72	0.72

Continued on next page...

Continued from previous page...

Atom-1	Atom-2	Interatomic distance (Å)	Clash overlap (Å)
2:U:521:ALA:HB1	2:U:540:THR:HA	1.70	0.72
2:V:391:LYS:HZ3	2:V:440:ASN:ND2	1.87	0.72
2:X:112:VAL:HG13	2:X:112:VAL:O	1.88	0.72
2:X:413:THR:HG23	2:X:414:VAL:HG23	1.72	0.72
2:Y:517:LEU:O	2:Y:520:GLU:HB3	1.90	0.72
2:Z:483:ASN:O	2:Z:555:ARG:CD	2.37	0.72
2:Z:499:ILE:HD13	2:Z:499:ILE:H	1.55	0.72
2:Z:51:VAL:HG13	2:Z:55:GLY:O	1.89	0.72
2:Z:526:THR:CG2	2:Z:535:LEU:HD11	2.19	0.72
2:Y:523:ASN:HD21	2:Y:538:ASP:HB3	1.53	0.72
2:Y:564:ILE:HD11	2:Y:642:PHE:HB2	1.71	0.72
2:W:517:LEU:HD22	2:W:524:PRO:HB3	1.71	0.72
2:W:564:ILE:HD11	2:W:642:PHE:HB2	1.72	0.72
2:W:630:GLN:HG3	2:W:636:ASN:O	1.90	0.72
2:X:427:VAL:CG1	2:X:516:ARG:HH21	1.93	0.72
2:Y:483:ASN:O	2:Y:555:ARG:CD	2.38	0.72
2:Z:496:ARG:O	2:Z:496:ARG:HG3	1.88	0.72
2:U:557:PHE:CE1	2:U:629:ILE:HB	2.25	0.71
2:W:483:ASN:O	2:W:555:ARG:CD	2.37	0.71
2:Y:379:ALA:HB1	2:Y:454:TYR:OH	1.73	0.71
2:U:454:TYR:HD2	2:U:469:PRO:HA	1.53	0.71
2:X:499:ILE:H	2:X:499:ILE:HD13	1.55	0.71
2:Y:590:GLN:O	2:Y:593:GLN:HG3	1.90	0.71
2:X:483:ASN:O	2:X:555:ARG:CD	2.38	0.71
2:Y:630:GLN:HG3	2:Y:636:ASN:O	1.90	0.71
2:Z:413:THR:HG23	2:Z:414:VAL:HG23	1.72	0.71
2:Z:547:PRO:O	2:Z:553:VAL:CG2	2.39	0.71
2:U:410:PRO:O	2:U:413:THR:HG22	1.89	0.71
2:V:36:GLY:HA2	2:V:82:ARG:HD2	1.73	0.71
2:W:583:SER:O	2:W:586:THR:HG22	1.90	0.71
2:Y:614:THR:HG21	2:Y:619:ASP:O	1.91	0.71
2:U:517:LEU:HD22	2:U:524:PRO:HB3	1.72	0.71
2:V:454:TYR:HE2	2:V:469:PRO:CA	2.03	0.71
2:V:557:PHE:CE1	2:V:629:ILE:HB	2.26	0.71
2:V:614:THR:HG21	2:V:619:ASP:O	1.91	0.71
2:X:23:SER:CB	2:X:483:ASN:HB2	2.21	0.71
2:X:521:ALA:HB1	2:X:540:THR:HA	1.70	0.71
2:X:526:THR:CG2	2:X:535:LEU:HD11	2.20	0.71
2:X:590:GLN:O	2:X:593:GLN:HG3	1.90	0.71
2:X:630:GLN:HG3	2:X:636:ASN:O	1.90	0.71
2:Y:496:ARG:HG3	2:Y:496:ARG:O	1.90	0.71

Continued on next page...

Continued from previous page...

Atom-1	Atom-2	Interatomic distance (Å)	Clash overlap (Å)
2:Z:36:GLY:HA2	2:Z:82:ARG:HD2	1.72	0.71
2:Z:614:THR:HG21	2:Z:619:ASP:O	1.90	0.71
2:Z:557:PHE:CE1	2:Z:629:ILE:HB	2.26	0.71
2:V:382:SER:HB2	2:V:385:THR:HG22	1.71	0.71
2:W:382:SER:HB2	2:W:385:THR:HG22	1.71	0.71
2:X:31:GLY:HA3	2:X:64:TYR:CD2	2.25	0.71
2:X:526:THR:CG2	2:X:535:LEU:HD21	2.20	0.71
2:X:564:ILE:HD11	2:X:642:PHE:HB2	1.71	0.71
2:Y:454:TYR:HE2	2:Y:469:PRO:CA	2.03	0.71
2:Y:517:LEU:HD22	2:Y:524:PRO:HB3	1.70	0.71
2:Z:517:LEU:O	2:Z:520:GLU:HB3	1.89	0.71
2:U:614:THR:HG21	2:U:619:ASP:O	1.90	0.71
2:U:630:GLN:HG3	2:U:636:ASN:O	1.90	0.71
2:U:36:GLY:HA2	2:U:82:ARG:HD2	1.73	0.71
2:X:410:PRO:O	2:X:413:THR:HG22	1.90	0.71
2:Y:114:ASP:OD2	2:Y:175:SER:HB2	1.91	0.71
2:U:394:VAL:HG11	2:U:443:ILE:HD12	1.72	0.71
2:U:499:ILE:HD13	2:U:499:ILE:H	1.55	0.71
2:U:547:PRO:O	2:U:553:VAL:CG2	2.39	0.71
2:V:410:PRO:O	2:V:413:THR:HG22	1.89	0.71
2:V:583:SER:O	2:V:586:THR:HG22	1.91	0.71
2:V:576:ASN:HB3	2:V:620:ARG:HH22	1.56	0.71
2:W:410:PRO:O	2:W:413:THR:HG22	1.89	0.71
2:W:31:GLY:HA3	2:W:64:TYR:CD2	2.25	0.71
2:X:517:LEU:HD22	2:X:524:PRO:HB3	1.71	0.71
2:X:557:PHE:CE1	2:X:629:ILE:HB	2.26	0.71
2:Y:31:GLY:HA3	2:Y:64:TYR:CD2	2.25	0.71
2:Z:454:TYR:HE2	2:Z:469:PRO:CA	2.03	0.71
2:Z:521:ALA:HB1	2:Z:540:THR:HA	1.71	0.71
2:U:583:SER:O	2:U:586:THR:HG22	1.91	0.71
2:U:590:GLN:O	2:U:593:GLN:HG3	1.90	0.71
2:V:556:LEU:O	2:V:560:LEU:HD23	1.91	0.71
2:W:454:TYR:HE2	2:W:469:PRO:CA	2.03	0.71
2:Y:556:LEU:O	2:Y:560:LEU:HD23	1.91	0.71
2:Y:36:GLY:HA2	2:Y:82:ARG:HD2	1.72	0.71
2:Z:521:ALA:HB1	2:Z:539:LYS:O	1.91	0.71
2:U:406:LEU:HD11	2:U:475:ALA:HB2	1.73	0.71
2:U:556:LEU:O	2:U:560:LEU:HD23	1.91	0.71
2:U:51:VAL:HG13	2:U:55:GLY:O	1.89	0.71
2:W:36:GLY:HA2	2:W:82:ARG:HD2	1.72	0.71
2:X:114:ASP:OD2	2:X:175:SER:HB2	1.91	0.71

Continued on next page...

Continued from previous page...

Atom-1	Atom-2	Interatomic distance (Å)	Clash overlap (Å)
2:Y:526:THR:CG2	2:Y:535:LEU:HD21	2.19	0.71
2:Y:557:PHE:CE1	2:Y:629:ILE:HB	2.26	0.71
2:W:23:SER:CB	2:W:483:ASN:HB2	2.21	0.70
2:W:51:VAL:CA	2:W:55:GLY:HA2	2.19	0.70
2:X:382:SER:HB2	2:X:385:THR:HG22	1.71	0.70
2:Y:521:ALA:HB1	2:Y:539:LYS:O	1.91	0.70
2:Z:514:ARG:HG3	2:Z:535:LEU:CD1	2.20	0.70
2:Z:630:GLN:HG3	2:Z:636:ASN:O	1.90	0.70
2:U:454:TYR:HE2	2:U:469:PRO:CA	2.03	0.70
2:U:521:ALA:HB1	2:U:539:LYS:O	1.91	0.70
2:V:547:PRO:O	2:V:553:VAL:CG2	2.39	0.70
2:X:496:ARG:HG3	2:X:496:ARG:O	1.90	0.70
2:X:583:SER:O	2:X:586:THR:HG22	1.91	0.70
2:Y:391:LYS:HZ1	2:Y:440:ASN:ND2	1.88	0.70
2:Y:23:SER:CB	2:Y:483:ASN:HB2	2.21	0.70
2:Y:499:ILE:HD13	2:Y:499:ILE:H	1.55	0.70
2:Z:23:SER:CB	2:Z:483:ASN:HB2	2.21	0.70
2:Z:556:LEU:O	2:Z:560:LEU:HD23	1.91	0.70
2:W:483:ASN:O	2:W:555:ARG:CG	2.39	0.70
2:W:614:THR:HG21	2:W:619:ASP:O	1.91	0.70
2:X:483:ASN:O	2:X:555:ARG:CG	2.39	0.70
2:X:47:GLU:HG3	2:X:69:MET:HG3	1.73	0.70
2:Y:583:SER:O	2:Y:586:THR:HG22	1.91	0.70
2:U:114:ASP:OD2	2:U:175:SER:HB2	1.91	0.70
2:U:413:THR:HG23	2:U:414:VAL:HG23	1.72	0.70
2:U:31:GLY:HA3	2:U:64:TYR:CD2	2.25	0.70
2:V:394:VAL:HG11	2:V:443:ILE:HD12	1.72	0.70
2:X:614:THR:HG21	2:X:619:ASP:O	1.91	0.70
2:Y:547:PRO:O	2:Y:553:VAL:CG2	2.39	0.70
2:Z:31:GLY:HA3	2:Z:64:TYR:CD2	2.26	0.70
2:V:496:ARG:O	2:V:496:ARG:HG3	1.89	0.70
2:V:590:GLN:O	2:V:593:GLN:HG3	1.90	0.70
2:W:413:THR:HG23	2:W:414:VAL:HG23	1.72	0.70
2:W:547:PRO:O	2:W:553:VAL:CG2	2.39	0.70
2:Y:406:LEU:HD11	2:Y:475:ALA:HB2	1.73	0.70
2:Z:454:TYR:HD2	2:Z:469:PRO:HA	1.53	0.70
2:U:496:ARG:O	2:U:496:ARG:HG3	1.90	0.70
2:U:559:MET:O	2:U:562:THR:HG22	1.92	0.70
2:V:114:ASP:OD2	2:V:175:SER:HB2	1.91	0.70
2:V:31:GLY:HA3	2:V:64:TYR:CD2	2.26	0.70
2:W:499:ILE:HD13	2:W:499:ILE:H	1.55	0.70

Continued on next page...

Continued from previous page...

Atom-1	Atom-2	Interatomic distance (Å)	Clash overlap (Å)
2:X:22:ASN:O	2:X:23:SER:OG	2.04	0.70
2:X:547:PRO:O	2:X:553:VAL:CG2	2.39	0.70
2:X:559:MET:O	2:X:562:THR:HG22	1.92	0.70
2:Y:394:VAL:HG11	2:Y:443:ILE:HD12	1.73	0.70
2:Z:114:ASP:OD2	2:Z:175:SER:HB2	1.91	0.70
2:Z:406:LEU:HD11	2:Z:475:ALA:HB2	1.74	0.70
2:Z:427:VAL:CG1	2:Z:516:ARG:NH2	2.47	0.70
2:V:413:THR:HG23	2:V:414:VAL:HG23	1.71	0.70
2:W:556:LEU:O	2:W:560:LEU:HD23	1.91	0.70
2:X:556:LEU:O	2:X:560:LEU:HD23	1.91	0.70
2:Z:483:ASN:O	2:Z:555:ARG:CG	2.39	0.70
2:V:406:LEU:HD11	2:V:475:ALA:HB2	1.73	0.70
2:V:523:ASN:HD21	2:V:538:ASP:HB3	1.53	0.70
1:F:124:THR:HG21	1:F:130:MET:HG2	1.73	0.70
2:V:23:SER:CB	2:V:483:ASN:HB2	2.21	0.70
2:W:557:PHE:CE1	2:W:629:ILE:HB	2.26	0.70
2:X:36:GLY:HA2	2:X:82:ARG:HD2	1.72	0.70
2:Z:583:SER:O	2:Z:586:THR:HG22	1.91	0.70
2:W:114:ASP:OD2	2:W:175:SER:HB2	1.92	0.70
2:W:394:VAL:HG11	2:W:443:ILE:HD12	1.73	0.70
2:Z:394:VAL:HG11	2:Z:443:ILE:HD12	1.73	0.70
2:U:483:ASN:O	2:U:555:ARG:CG	2.39	0.69
2:W:521:ALA:HB1	2:W:539:LYS:O	1.91	0.69
2:W:47:GLU:HG3	2:W:69:MET:HG3	1.74	0.69
2:Y:559:MET:O	2:Y:562:THR:HG22	1.92	0.69
2:Z:524:PRO:CG	2:Z:535:LEU:HD12	2.22	0.69
2:W:215:LYS:HE3	2:W:329:ASN:HD21	1.57	0.69
2:X:524:PRO:CG	2:X:535:LEU:HD12	2.22	0.69
2:Y:47:GLU:HG3	2:Y:69:MET:HG3	1.74	0.69
2:Y:483:ASN:O	2:Y:555:ARG:CG	2.39	0.69
2:Z:559:MET:O	2:Z:562:THR:HG22	1.92	0.69
2:V:483:ASN:O	2:V:555:ARG:CG	2.39	0.69
2:W:590:GLN:O	2:W:593:GLN:HG3	1.91	0.69
2:X:394:VAL:HG11	2:X:443:ILE:HD12	1.73	0.69
2:X:576:ASN:HB3	2:X:620:ARG:HH22	1.56	0.69
2:V:521:ALA:HB1	2:V:539:LYS:O	1.91	0.69
2:W:524:PRO:CG	2:W:535:LEU:HD12	2.22	0.69
2:W:559:MET:O	2:W:562:THR:HG22	1.92	0.69
2:X:521:ALA:HB1	2:X:539:LYS:O	1.91	0.69
2:Y:524:PRO:CG	2:Y:535:LEU:HD12	2.22	0.69
2:U:391:LYS:HZ1	2:U:440:ASN:ND2	1.90	0.69

Continued on next page...

Continued from previous page...

Atom-1	Atom-2	Interatomic distance (Å)	Clash overlap (Å)
2:V:499:ILE:H	2:V:499:ILE:HD13	1.55	0.69
2:X:454:TYR:HE2	2:X:469:PRO:CA	2.03	0.69
2:Y:576:ASN:HB3	2:Y:620:ARG:HH22	1.56	0.69
2:U:524:PRO:CG	2:U:535:LEU:HD12	2.22	0.69
2:W:576:ASN:HB3	2:W:620:ARG:HH22	1.56	0.69
2:U:514:ARG:HG3	2:U:535:LEU:CD1	2.20	0.69
2:V:524:PRO:CG	2:V:535:LEU:HD12	2.22	0.69
2:V:55:GLY:O	2:V:65:PHE:CE1	2.46	0.69
2:W:289:ILE:H	2:W:289:ILE:HD12	1.57	0.69
2:W:628:TYR:HD2	2:W:639:THR:HG22	1.51	0.69
2:X:406:LEU:HD11	2:X:475:ALA:HB2	1.73	0.69
2:Z:455:LYS:HG3	2:Z:502:VAL:HG22	1.75	0.69
2:Z:576:ASN:HB3	2:Z:620:ARG:HH22	1.56	0.69
2:U:23:SER:CB	2:U:483:ASN:HB2	2.21	0.69
2:V:559:MET:O	2:V:562:THR:HG22	1.93	0.69
2:X:523:ASN:HD21	2:X:538:ASP:CB	2.06	0.69
2:Y:517:LEU:O	2:Y:522:ILE:HG22	1.93	0.69
2:Y:514:ARG:HG3	2:Y:535:LEU:CD1	2.21	0.69
2:Y:561:LYS:HB3	2:Y:640:LEU:CD2	2.23	0.69
2:U:576:ASN:HB3	2:U:620:ARG:HH22	1.56	0.69
2:V:454:TYR:HD2	2:V:469:PRO:HA	1.53	0.69
2:W:614:THR:CG2	2:W:620:ARG:HA	2.23	0.69
2:X:427:VAL:CG1	2:X:516:ARG:NH2	2.47	0.69
2:Z:391:LYS:HZ3	2:Z:440:ASN:HD21	1.41	0.69
2:U:517:LEU:HD12	2:U:518:TYR:H	1.58	0.69
2:V:564:ILE:HG13	2:V:565:GLY:N	2.08	0.69
2:W:406:LEU:HD11	2:W:475:ALA:HB2	1.73	0.69
2:W:55:GLY:O	2:W:65:PHE:CE1	2.46	0.69
2:Y:521:ALA:CB	2:Y:540:THR:HA	2.22	0.69
2:U:523:ASN:HD21	2:U:538:ASP:CB	2.06	0.69
2:V:521:ALA:CB	2:V:540:THR:HA	2.22	0.69
2:V:622:GLU:OE1	2:V:645:THR:HA	1.93	0.69
2:X:561:LYS:HB3	2:X:640:LEU:CD2	2.23	0.69
2:X:55:GLY:O	2:X:65:PHE:CE1	2.46	0.69
2:Z:561:LYS:HB3	2:Z:640:LEU:CD2	2.23	0.69
2:Z:55:GLY:O	2:Z:65:PHE:CE1	2.46	0.69
2:W:514:ARG:CG	2:W:535:LEU:HD13	2.22	0.68
2:X:450:ILE:CG1	2:X:451:ASP:H	1.89	0.68
2:Y:614:THR:CG2	2:Y:620:ARG:HA	2.23	0.68
2:Z:47:GLU:HG3	2:Z:69:MET:HG3	1.73	0.68
2:U:622:GLU:OE1	2:U:645:THR:HA	1.93	0.68

Continued on next page...

Continued from previous page...

Atom-1	Atom-2	Interatomic distance (Å)	Clash overlap (Å)
2:V:215:LYS:HE3	2:V:329:ASN:HD21	1.58	0.68
2:V:289:ILE:HD12	2:V:289:ILE:H	1.58	0.68
2:V:561:LYS:HB3	2:V:640:LEU:CD2	2.23	0.68
2:V:47:GLU:HG3	2:V:69:MET:HG3	1.73	0.68
2:W:561:LYS:HB3	2:W:640:LEU:CD2	2.23	0.68
2:W:622:GLU:OE1	2:W:645:THR:HA	1.93	0.68
2:Z:51:VAL:CA	2:Z:55:GLY:HA2	2.20	0.68
1:D:124:THR:HG21	1:D:130:MET:HG2	1.75	0.68
2:V:51:VAL:CA	2:V:55:GLY:HA2	2.20	0.68
2:V:575:LEU:O	2:V:580:THR:HG21	1.94	0.68
2:X:517:LEU:O	2:X:522:ILE:HG22	1.93	0.68
2:Y:622:GLU:OE1	2:Y:645:THR:HA	1.93	0.68
2:Z:521:ALA:CB	2:Z:540:THR:HA	2.23	0.68
2:Z:622:GLU:OE1	2:Z:645:THR:HA	1.93	0.68
2:U:289:ILE:HD12	2:U:289:ILE:H	1.58	0.68
2:U:561:LYS:HB3	2:U:640:LEU:CD2	2.23	0.68
2:W:22:ASN:O	2:W:23:SER:OG	2.04	0.68
2:Z:614:THR:CG2	2:Z:620:ARG:HA	2.23	0.68
2:V:614:THR:CG2	2:V:620:ARG:HA	2.23	0.68
2:X:514:ARG:HG3	2:X:535:LEU:CD1	2.21	0.68
2:X:596:LYS:HD3	2:X:596:LYS:O	1.94	0.68
2:Y:564:ILE:HG13	2:Y:565:GLY:N	2.08	0.68
2:V:596:LYS:O	2:V:596:LYS:HD3	1.94	0.68
2:W:514:ARG:HG3	2:W:535:LEU:CD1	2.20	0.68
2:X:622:GLU:OE1	2:X:645:THR:HA	1.93	0.68
2:Y:304:ILE:HG13	2:Y:305:TYR:CE2	2.29	0.68
2:Y:578:ALA:O	2:Y:581:ARG:HB3	1.94	0.68
2:Y:55:GLY:O	2:Y:65:PHE:CE1	2.46	0.68
2:W:521:ALA:CB	2:W:540:THR:HA	2.23	0.68
2:U:575:LEU:O	2:U:580:THR:HG21	1.94	0.68
2:V:523:ASN:HD21	2:V:538:ASP:CB	2.07	0.68
2:V:578:ALA:O	2:V:581:ARG:HB3	1.94	0.68
2:W:454:TYR:HD2	2:W:469:PRO:HA	1.53	0.68
2:W:523:ASN:HD21	2:W:538:ASP:CB	2.06	0.68
2:W:522:ILE:O	2:W:524:PRO:HD3	1.94	0.68
2:Z:517:LEU:O	2:Z:522:ILE:HG22	1.93	0.68
2:Z:564:ILE:HG13	2:Z:565:GLY:N	2.08	0.68
2:Z:578:ALA:O	2:Z:581:ARG:HB3	1.94	0.68
2:U:500:LEU:HB2	2:U:501:ASN:OD1	1.94	0.68
2:U:521:ALA:CB	2:U:540:THR:HA	2.23	0.68
2:U:517:LEU:O	2:U:522:ILE:HG22	1.93	0.68

Continued on next page...

Continued from previous page...

Atom-1	Atom-2	Interatomic distance (Å)	Clash overlap (Å)
2:U:598:LEU:HD23	2:U:598:LEU:O	1.94	0.68
2:U:47:GLU:HG3	2:U:69:MET:HG3	1.74	0.68
2:V:408:SER:HB2	2:V:471:ALA:HB2	1.76	0.68
2:W:517:LEU:HD12	2:W:518:TYR:H	1.58	0.68
2:W:526:THR:HG21	2:W:535:LEU:HD21	1.76	0.68
2:X:215:LYS:HE3	2:X:329:ASN:HD21	1.58	0.68
2:X:598:LEU:O	2:X:598:LEU:HD23	1.94	0.68
2:Y:171:ILE:HG22	2:Y:172:SER:N	2.09	0.68
2:Z:409:PRO:HD2	2:Z:451:ASP:O	1.88	0.68
1:B:108:GLN:HB3	1:B:200:PRO:HD2	1.75	0.68
2:U:512:ALA:HA	2:U:515:ASP:OD2	1.94	0.68
2:U:596:LYS:HD3	2:U:596:LYS:O	1.94	0.68
2:W:23:SER:HB3	2:W:483:ASN:CB	2.22	0.68
2:X:23:SER:HB3	2:X:483:ASN:CB	2.22	0.68
2:X:517:LEU:HD12	2:X:518:TYR:H	1.58	0.68
2:X:521:ALA:CB	2:X:540:THR:HA	2.23	0.68
2:Z:517:LEU:HD12	2:Z:518:TYR:H	1.58	0.68
2:U:55:GLY:O	2:U:65:PHE:CE1	2.46	0.67
2:V:522:ILE:O	2:V:524:PRO:HD3	1.94	0.67
2:V:514:ARG:NE	2:V:535:LEU:HD22	2.09	0.67
2:W:517:LEU:O	2:W:522:ILE:HG22	1.93	0.67
2:U:171:ILE:HG22	2:U:172:SER:N	2.09	0.67
2:V:23:SER:HB3	2:V:483:ASN:CB	2.22	0.67
2:Y:215:LYS:HE3	2:Y:329:ASN:HD21	1.57	0.67
2:Y:596:LYS:HD3	2:Y:596:LYS:O	1.94	0.67
2:Z:171:ILE:HG22	2:Z:172:SER:N	2.09	0.67
2:Z:514:ARG:CG	2:Z:535:LEU:HD13	2.22	0.67
2:U:578:ALA:O	2:U:581:ARG:HB3	1.93	0.67
2:W:228:GLY:CA	2:W:345:SER:HB3	2.24	0.67
2:X:289:ILE:H	2:X:289:ILE:HD12	1.58	0.67
2:X:455:LYS:HG3	2:X:502:VAL:HG22	1.76	0.67
2:X:55:GLY:O	2:X:65:PHE:HE1	1.78	0.67
2:Y:427:VAL:O	2:Y:431:THR:HG22	1.94	0.67
2:Y:427:VAL:CG1	2:Y:516:ARG:NH2	2.47	0.67
2:Y:598:LEU:O	2:Y:598:LEU:HD23	1.94	0.67
2:Z:215:LYS:HE3	2:Z:329:ASN:HD21	1.58	0.67
2:Z:304:ILE:HG13	2:Z:305:TYR:CE2	2.30	0.67
2:Z:408:SER:HB2	2:Z:471:ALA:HB2	1.76	0.67
2:Z:598:LEU:HD23	2:Z:598:LEU:O	1.94	0.67
2:Z:96:ALA:HB2	2:Z:191:SER:HA	1.76	0.67
2:U:614:THR:CG2	2:U:620:ARG:HA	2.24	0.67

Continued on next page...

Continued from previous page...

Atom-1	Atom-2	Interatomic distance (Å)	Clash overlap (Å)
2:W:391:LYS:HZ3	2:W:440:ASN:ND2	1.89	0.67
2:W:575:LEU:O	2:W:580:THR:HG21	1.94	0.67
2:X:228:GLY:CA	2:X:345:SER:HB3	2.23	0.67
2:X:564:ILE:HG13	2:X:565:GLY:N	2.08	0.67
2:X:614:THR:CG2	2:X:620:ARG:HA	2.24	0.67
2:Y:51:VAL:CA	2:Y:55:GLY:HA2	2.20	0.67
2:Y:55:GLY:O	2:Y:65:PHE:HE1	1.78	0.67
2:U:55:GLY:O	2:U:65:PHE:HE1	1.77	0.67
2:V:598:LEU:O	2:V:598:LEU:HD23	1.94	0.67
2:W:427:VAL:CG1	2:W:516:ARG:NH2	2.47	0.67
2:W:578:ALA:O	2:W:581:ARG:HB3	1.94	0.67
2:W:596:LYS:HD3	2:W:596:LYS:O	1.94	0.67
2:Z:523:ASN:HD21	2:Z:538:ASP:CB	2.07	0.67
2:U:215:LYS:HE3	2:U:329:ASN:HD21	1.58	0.67
2:U:228:GLY:CA	2:U:345:SER:HB3	2.24	0.67
2:U:455:LYS:HG3	2:U:502:VAL:HG22	1.76	0.67
2:V:171:ILE:HG22	2:V:172:SER:N	2.09	0.67
2:V:228:GLY:CA	2:V:345:SER:HB3	2.24	0.67
2:V:351:THR:HG23	2:V:354:ASP:H	1.60	0.67
2:V:517:LEU:O	2:V:522:ILE:HG22	1.93	0.67
2:V:514:ARG:CG	2:V:535:LEU:HD13	2.22	0.67
2:V:55:GLY:O	2:V:65:PHE:HE1	1.77	0.67
2:W:427:VAL:CG1	2:W:516:ARG:HH21	1.94	0.67
2:Y:450:ILE:CG1	2:Y:451:ASP:H	1.89	0.67
2:Y:500:LEU:HB2	2:Y:501:ASN:OD1	1.95	0.67
2:Y:575:LEU:O	2:Y:580:THR:HG21	1.94	0.67
2:V:500:LEU:HB2	2:V:501:ASN:OD1	1.95	0.67
2:W:171:ILE:HG22	2:W:172:SER:N	2.09	0.67
2:X:304:ILE:HG13	2:X:305:TYR:CE2	2.30	0.67
2:X:427:VAL:O	2:X:431:THR:HG22	1.94	0.67
2:X:449:ALA:CA	2:X:540:THR:HG23	2.25	0.67
2:X:514:ARG:CG	2:X:535:LEU:HD13	2.23	0.67
2:Y:289:ILE:HD12	2:Y:289:ILE:H	1.58	0.67
2:Y:522:ILE:O	2:Y:524:PRO:HD3	1.94	0.67
2:Z:500:LEU:HB2	2:Z:501:ASN:OD1	1.95	0.67
2:U:450:ILE:CG1	2:U:451:ASP:H	1.89	0.67
2:U:514:ARG:CG	2:U:535:LEU:HD13	2.22	0.67
2:U:514:ARG:NE	2:U:535:LEU:HD22	2.10	0.67
2:X:391:LYS:HZ1	2:X:440:ASN:ND2	1.91	0.67
2:Y:455:LYS:HG3	2:Y:502:VAL:HG22	1.75	0.67
2:Z:427:VAL:O	2:Z:431:THR:HG22	1.94	0.67

Continued on next page...

Continued from previous page...

Atom-1	Atom-2	Interatomic distance (Å)	Clash overlap (Å)
2:Z:55:GLY:O	2:Z:65:PHE:HE1	1.78	0.67
2:V:427:VAL:O	2:V:431:THR:HG22	1.94	0.67
2:V:517:LEU:HD12	2:V:518:TYR:H	1.59	0.67
2:W:598:LEU:O	2:W:598:LEU:HD23	1.95	0.67
2:X:526:THR:HG21	2:X:535:LEU:HD21	1.77	0.67
2:X:578:ALA:O	2:X:581:ARG:HB3	1.94	0.67
2:Y:408:SER:HB2	2:Y:471:ALA:HB2	1.77	0.67
2:Y:514:ARG:CG	2:Y:535:LEU:HD13	2.23	0.67
2:Z:575:LEU:O	2:Z:580:THR:HG21	1.94	0.67
2:Z:596:LYS:O	2:Z:596:LYS:HD3	1.94	0.67
1:F:19:ASP:HA	1:F:22:SER:HB2	1.77	0.66
2:U:304:ILE:HG13	2:U:305:TYR:CE2	2.30	0.66
2:U:522:ILE:O	2:U:524:PRO:HD3	1.94	0.66
2:X:409:PRO:HD2	2:X:451:ASP:O	1.88	0.66
2:Y:409:PRO:HD2	2:Y:451:ASP:O	1.88	0.66
2:Y:523:ASN:HD21	2:Y:538:ASP:CB	2.07	0.66
1:E:69:GLU:OE2	1:E:126:TYR:OH	2.09	0.66
1:F:109:TYR:HB3	1:F:161:ARG:HH22	1.60	0.66
2:U:51:VAL:CA	2:U:55:GLY:HA2	2.20	0.66
2:U:564:ILE:HG13	2:U:565:GLY:N	2.08	0.66
2:W:408:SER:HB2	2:W:471:ALA:HB2	1.77	0.66
2:W:500:LEU:HB2	2:W:501:ASN:OD1	1.95	0.66
2:W:512:ALA:HA	2:W:515:ASP:OD2	1.96	0.66
2:X:379:ALA:CB	2:X:454:TYR:CE2	2.78	0.66
2:Z:289:ILE:HD12	2:Z:289:ILE:H	1.59	0.66
2:U:427:VAL:O	2:U:431:THR:HG22	1.94	0.66
2:W:304:ILE:HG13	2:W:305:TYR:CE2	2.29	0.66
2:X:575:LEU:O	2:X:580:THR:HG21	1.94	0.66
2:Z:351:THR:HG23	2:Z:354:ASP:H	1.60	0.66
2:Z:526:THR:HG21	2:Z:535:LEU:HD21	1.76	0.66
2:U:96:ALA:HB2	2:U:191:SER:HA	1.77	0.66
2:V:304:ILE:HG13	2:V:305:TYR:CE2	2.29	0.66
2:V:455:LYS:HG3	2:V:502:VAL:HG22	1.76	0.66
2:W:564:ILE:HG13	2:W:565:GLY:N	2.08	0.66
2:Y:351:THR:HG23	2:Y:354:ASP:H	1.60	0.66
2:W:96:ALA:HB2	2:W:191:SER:HA	1.77	0.66
2:X:500:LEU:HB2	2:X:501:ASN:OD1	1.95	0.66
2:X:522:ILE:O	2:X:524:PRO:HD3	1.95	0.66
2:W:427:VAL:O	2:W:431:THR:HG22	1.94	0.66
2:W:514:ARG:NE	2:W:535:LEU:HD22	2.10	0.66
2:Y:96:ALA:HB2	2:Y:191:SER:HA	1.77	0.66

Continued on next page...

Continued from previous page...

Atom-1	Atom-2	Interatomic distance (Å)	Clash overlap (Å)
2:Z:228:GLY:CA	2:Z:345:SER:HB3	2.23	0.66
2:U:427:VAL:CG1	2:U:516:ARG:NH2	2.47	0.66
2:V:526:THR:HG21	2:V:535:LEU:HD21	1.77	0.66
2:Y:379:ALA:CB	2:Y:454:TYR:CE2	2.78	0.66
2:Z:522:ILE:O	2:Z:524:PRO:HD3	1.95	0.66
2:U:391:LYS:NZ	2:U:440:ASN:HD21	1.92	0.66
2:V:121:VAL:HG22	2:V:166:ASN:HB3	1.78	0.66
2:W:450:ILE:CG1	2:W:451:ASP:H	1.89	0.66
2:Y:454:TYR:HD2	2:Y:469:PRO:HA	1.53	0.66
2:U:449:ALA:CA	2:U:540:THR:HG23	2.26	0.66
2:U:544:VAL:HG12	2:U:545:PRO:N	2.11	0.66
2:V:409:PRO:C	2:V:454:TYR:HE1	1.98	0.66
2:V:544:VAL:HG12	2:V:545:PRO:N	2.11	0.66
2:W:379:ALA:CB	2:W:454:TYR:CE2	2.79	0.66
2:W:455:LYS:HG3	2:W:502:VAL:HG22	1.76	0.66
2:U:526:THR:HG21	2:U:535:LEU:HD21	1.76	0.66
2:W:351:THR:HG23	2:W:354:ASP:H	1.61	0.66
2:X:351:THR:HG23	2:X:354:ASP:H	1.61	0.66
2:Y:514:ARG:NE	2:Y:535:LEU:HD22	2.09	0.66
2:Z:449:ALA:CA	2:Z:540:THR:HG23	2.25	0.66
2:U:23:SER:HB3	2:U:483:ASN:CB	2.22	0.65
2:W:55:GLY:O	2:W:65:PHE:HE1	1.78	0.65
2:X:121:VAL:HG22	2:X:166:ASN:HB3	1.79	0.65
2:X:171:ILE:HG22	2:X:172:SER:N	2.09	0.65
2:V:427:VAL:CG1	2:V:516:ARG:HH21	1.93	0.65
2:Y:517:LEU:HD12	2:Y:518:TYR:H	1.59	0.65
2:Y:449:ALA:CA	2:Y:540:THR:HG23	2.26	0.65
2:U:630:GLN:HE21	2:U:636:ASN:N	1.95	0.65
2:V:449:ALA:CA	2:V:540:THR:HG23	2.26	0.65
2:X:408:SER:HB2	2:X:471:ALA:HB2	1.77	0.65
2:Z:379:ALA:CB	2:Z:454:TYR:CE2	2.79	0.65
2:V:427:VAL:CG1	2:V:516:ARG:NH2	2.47	0.65
2:W:449:ALA:CA	2:W:540:THR:HG23	2.25	0.65
2:Z:517:LEU:HD13	2:Z:524:PRO:HG3	1.78	0.65
2:U:379:ALA:CB	2:U:454:TYR:CE2	2.78	0.65
2:U:408:SER:HB2	2:U:471:ALA:HB2	1.77	0.65
2:U:427:VAL:CG1	2:U:516:ARG:HH21	1.93	0.65
2:V:512:ALA:HA	2:V:515:ASP:OD2	1.96	0.65
2:Y:512:ALA:HA	2:Y:515:ASP:OD2	1.96	0.65
2:Y:544:VAL:HG12	2:Y:545:PRO:N	2.11	0.65
1:A:124:THR:HG21	1:A:130:MET:HG2	1.77	0.65

Continued on next page...

Continued from previous page...

Atom-1	Atom-2	Interatomic distance (Å)	Clash overlap (Å)
2:U:517:LEU:HD13	2:U:524:PRO:HG3	1.78	0.65
2:V:427:VAL:HG21	2:V:516:ARG:CZ	2.27	0.65
2:V:96:ALA:HB2	2:V:191:SER:HA	1.77	0.65
2:W:409:PRO:C	2:W:454:TYR:HE1	1.98	0.65
2:U:505:LEU:HD13	2:U:525:VAL:CG1	2.27	0.65
2:Y:526:THR:HG21	2:Y:535:LEU:HD21	1.76	0.65
2:Z:514:ARG:NE	2:Z:535:LEU:HD22	2.10	0.65
2:Z:512:ALA:HA	2:Z:515:ASP:OD2	1.96	0.65
2:U:351:THR:HG23	2:U:354:ASP:H	1.61	0.65
2:V:66:MET:HG2	2:V:468:VAL:HG11	1.79	0.65
2:X:505:LEU:HD13	2:X:525:VAL:CG1	2.26	0.65
2:X:544:VAL:HG12	2:X:545:PRO:N	2.11	0.65
1:C:69:GLU:OE2	1:C:126:TYR:OH	2.14	0.65
2:X:512:ALA:HA	2:X:515:ASP:OD2	1.96	0.65
1:A:108:GLN:HB3	1:A:200:PRO:HD2	1.79	0.64
2:U:121:VAL:HG22	2:U:166:ASN:HB3	1.79	0.64
2:W:121:VAL:HG22	2:W:166:ASN:HB3	1.78	0.64
2:W:427:VAL:HG21	2:W:516:ARG:CZ	2.28	0.64
2:X:454:TYR:HD2	2:X:469:PRO:HA	1.53	0.64
2:X:514:ARG:NE	2:X:535:LEU:HD22	2.10	0.64
2:Y:427:VAL:HG21	2:Y:516:ARG:CZ	2.27	0.64
2:Y:630:GLN:HE21	2:Y:636:ASN:N	1.95	0.64
2:Z:409:PRO:C	2:Z:454:TYR:HE1	1.98	0.64
2:Z:544:VAL:HG12	2:Z:545:PRO:N	2.11	0.64
2:V:379:ALA:CB	2:V:454:TYR:CE2	2.79	0.64
2:W:544:VAL:HG12	2:W:545:PRO:N	2.11	0.64
2:U:427:VAL:HG21	2:U:516:ARG:CZ	2.28	0.64
2:Y:517:LEU:HD13	2:Y:524:PRO:HG3	1.78	0.64
2:Z:450:ILE:N	2:Z:540:THR:HG23	2.13	0.64
2:Z:66:MET:HG2	2:Z:468:VAL:HG11	1.80	0.64
2:Y:526:THR:HG23	2:Y:535:LEU:CG	2.28	0.64
2:Z:603:GLU:HG2	2:Z:637:TYR:OH	1.98	0.64
2:W:603:GLU:HG2	2:W:637:TYR:OH	1.98	0.64
2:X:526:THR:HG23	2:X:535:LEU:CG	2.27	0.64
2:Z:23:SER:HB3	2:Z:483:ASN:CB	2.22	0.64
2:W:379:ALA:HB1	2:W:454:TYR:OH	1.74	0.64
2:W:505:LEU:HD13	2:W:525:VAL:CG1	2.26	0.64
2:X:630:GLN:HE21	2:X:636:ASN:N	1.94	0.64
2:X:603:GLU:HG2	2:X:637:TYR:OH	1.98	0.64
2:Y:121:VAL:HG22	2:Y:166:ASN:HB3	1.78	0.64
2:Y:603:GLU:HG2	2:Y:637:TYR:OH	1.98	0.64

Continued on next page...

Continued from previous page...

Atom-1	Atom-2	Interatomic distance (Å)	Clash overlap (Å)
2:Z:450:ILE:CG1	2:Z:451:ASP:H	1.89	0.64
2:U:100:GLU:HG3	2:U:186:LYS:H	1.63	0.64
2:U:526:THR:HG23	2:U:535:LEU:CG	2.27	0.64
2:V:514:ARG:HG2	2:V:518:TYR:CE1	2.33	0.64
2:V:526:THR:HG23	2:V:535:LEU:CG	2.28	0.64
2:W:526:THR:HG23	2:W:535:LEU:CG	2.28	0.64
2:V:100:GLU:HG3	2:V:186:LYS:H	1.63	0.64
2:V:505:LEU:HD13	2:V:525:VAL:CG1	2.27	0.64
2:W:517:LEU:HD13	2:W:524:PRO:HG3	1.78	0.64
2:Y:215:LYS:HE3	2:Y:329:ASN:ND2	2.13	0.64
2:Y:409:PRO:C	2:Y:454:TYR:HE1	1.98	0.64
2:U:603:GLU:HG2	2:U:637:TYR:OH	1.98	0.64
2:V:517:LEU:HD13	2:V:524:PRO:HG3	1.78	0.64
2:X:517:LEU:HD13	2:X:524:PRO:HG3	1.78	0.64
2:U:409:PRO:HD2	2:U:451:ASP:O	1.88	0.64
2:X:51:VAL:CA	2:X:55:GLY:HA2	2.19	0.64
2:Y:561:LYS:HB3	2:Y:640:LEU:HD21	1.80	0.64
2:Z:427:VAL:HG21	2:Z:516:ARG:CZ	2.27	0.64
2:Z:526:THR:HG23	2:Z:535:LEU:CG	2.27	0.64
2:Z:557:PHE:CE2	2:Z:631:PRO:HD3	2.33	0.64
2:Z:561:LYS:HB3	2:Z:640:LEU:HD21	1.80	0.64
2:U:450:ILE:N	2:U:540:THR:HG23	2.13	0.63
2:V:215:LYS:HE3	2:V:329:ASN:ND2	2.13	0.63
2:W:100:GLU:HG3	2:W:186:LYS:H	1.62	0.63
2:W:66:MET:HG2	2:W:468:VAL:HG11	1.80	0.63
1:E:66:ALA:O	1:E:68:VAL:N	2.32	0.63
2:U:409:PRO:C	2:U:454:TYR:HE1	1.98	0.63
2:V:547:PRO:C	2:V:553:VAL:HG21	2.19	0.63
2:W:557:PHE:CE2	2:W:631:PRO:HD3	2.34	0.63
2:Y:66:MET:HG2	2:Y:468:VAL:HG11	1.80	0.63
2:Z:630:GLN:HE21	2:Z:636:ASN:N	1.95	0.63
2:V:557:PHE:CE2	2:V:631:PRO:HD3	2.34	0.63
2:V:630:GLN:HE21	2:V:636:ASN:N	1.95	0.63
2:V:561:LYS:HB3	2:V:640:LEU:HD21	1.80	0.63
2:W:215:LYS:HE3	2:W:329:ASN:ND2	2.13	0.63
2:X:514:ARG:HG2	2:X:518:TYR:HE1	1.63	0.63
2:U:215:LYS:HE3	2:U:329:ASN:ND2	2.13	0.63
2:U:517:LEU:HD11	2:U:524:PRO:HG3	1.79	0.63
2:U:514:ARG:HG2	2:U:518:TYR:CE1	2.34	0.63
2:V:603:GLU:HG2	2:V:637:TYR:OH	1.98	0.63
2:W:517:LEU:HD11	2:W:524:PRO:HG3	1.80	0.63

Continued on next page...

Continued from previous page...

Atom-1	Atom-2	Interatomic distance (Å)	Clash overlap (Å)
2:X:409:PRO:C	2:X:454:TYR:HE1	1.98	0.63
2:X:557:PHE:CE2	2:X:631:PRO:HD3	2.34	0.63
2:X:96:ALA:HB2	2:X:191:SER:HA	1.78	0.63
2:Y:100:GLU:HG3	2:Y:186:LYS:H	1.63	0.63
2:Y:228:GLY:CA	2:Y:345:SER:HB3	2.24	0.63
2:Z:100:GLU:HG3	2:Z:186:LYS:H	1.64	0.63
2:Z:514:ARG:HG2	2:Z:518:TYR:CE1	2.33	0.63
2:V:499:ILE:HG13	2:V:502:VAL:HG21	1.81	0.63
2:W:514:ARG:HG2	2:W:518:TYR:CE1	2.33	0.63
2:Y:499:ILE:HG13	2:Y:502:VAL:HG21	1.81	0.63
2:Y:517:LEU:HD11	2:Y:524:PRO:HG3	1.80	0.63
2:Y:547:PRO:C	2:Y:553:VAL:HG21	2.19	0.63
1:E:108:GLN:HB3	1:E:200:PRO:HD2	1.81	0.63
2:W:561:LYS:HB3	2:W:640:LEU:HD21	1.80	0.63
2:X:547:PRO:C	2:X:553:VAL:HG21	2.19	0.63
2:Z:499:ILE:HG13	2:Z:502:VAL:HG21	1.81	0.63
2:Z:514:ARG:O	2:Z:518:TYR:HD1	1.82	0.63
2:Z:517:LEU:HD11	2:Z:524:PRO:HG3	1.80	0.63
2:U:499:ILE:HG13	2:U:502:VAL:HG21	1.81	0.63
2:Y:404:LEU:CD2	2:Y:554:ARG:NH1	2.60	0.63
1:F:69:GLU:OE2	1:F:126:TYR:OH	2.11	0.63
2:U:628:TYR:CE2	2:U:639:THR:HG22	2.34	0.63
2:W:499:ILE:HG13	2:W:502:VAL:HG21	1.81	0.63
2:W:514:ARG:O	2:W:518:TYR:HD1	1.82	0.63
2:X:215:LYS:HE3	2:X:329:ASN:ND2	2.13	0.63
2:X:499:ILE:HG13	2:X:502:VAL:HG21	1.81	0.63
2:X:427:VAL:HG21	2:X:516:ARG:CZ	2.27	0.63
2:Y:450:ILE:N	2:Y:540:THR:HG23	2.14	0.63
2:Y:514:ARG:O	2:Y:518:TYR:HD1	1.82	0.63
2:Z:121:VAL:HG22	2:Z:166:ASN:HB3	1.79	0.63
2:Z:391:LYS:NZ	2:Z:440:ASN:HD21	1.91	0.63
2:Z:561:LYS:O	2:Z:564:ILE:HG12	1.99	0.63
2:U:514:ARG:HG2	2:U:518:TYR:HE1	1.64	0.63
2:U:547:PRO:C	2:U:553:VAL:HG21	2.19	0.63
2:U:66:MET:HG2	2:U:468:VAL:HG11	1.80	0.63
2:V:517:LEU:HD11	2:V:524:PRO:HG3	1.79	0.63
2:W:107:GLY:HA3	2:W:110:TYR:CE1	2.34	0.63
2:W:107:GLY:HA3	2:W:110:TYR:HE1	1.64	0.63
2:Y:213:ASN:N	2:Y:213:ASN:HD22	1.97	0.63
2:U:557:PHE:CE2	2:U:631:PRO:HD3	2.34	0.62
2:V:514:ARG:O	2:V:518:TYR:HD1	1.82	0.62

Continued on next page...

Continued from previous page...

Atom-1	Atom-2	Interatomic distance (Å)	Clash overlap (Å)
2:W:514:ARG:HG2	2:W:518:TYR:HE1	1.64	0.62
2:W:547:PRO:C	2:W:553:VAL:HG21	2.19	0.62
2:X:66:MET:HG2	2:X:468:VAL:HG11	1.79	0.62
2:Z:547:PRO:C	2:Z:553:VAL:HG21	2.19	0.62
1:E:124:THR:HG21	1:E:130:MET:HG2	1.81	0.62
2:U:23:SER:HG	2:U:483:ASN:HB3	1.63	0.62
2:W:450:ILE:N	2:W:540:THR:HG23	2.13	0.62
2:Z:628:TYR:CE2	2:Z:639:THR:HG22	2.34	0.62
2:W:630:GLN:HE21	2:W:636:ASN:N	1.96	0.62
2:X:517:LEU:HD11	2:X:524:PRO:HG3	1.80	0.62
2:Z:514:ARG:HG2	2:Z:518:TYR:HE1	1.64	0.62
2:V:514:ARG:HG2	2:V:518:TYR:HE1	1.63	0.62
2:V:561:LYS:O	2:V:564:ILE:HG12	1.98	0.62
2:X:514:ARG:O	2:X:518:TYR:HD1	1.82	0.62
2:X:561:LYS:O	2:X:564:ILE:HG12	1.99	0.62
2:Y:561:LYS:O	2:Y:564:ILE:HG12	1.99	0.62
2:Z:407:CYS:O	2:Z:450:ILE:HA	1.99	0.62
2:U:561:LYS:HB3	2:U:640:LEU:HD21	1.79	0.62
2:V:628:TYR:CE2	2:V:639:THR:HG22	2.34	0.62
2:U:213:ASN:HD22	2:U:213:ASN:N	1.98	0.62
2:U:514:ARG:O	2:U:518:TYR:HD1	1.83	0.62
2:V:555:ARG:O	2:V:559:MET:HE2	1.99	0.62
2:X:107:GLY:HA3	2:X:110:TYR:CE1	2.35	0.62
2:X:514:ARG:HG2	2:X:518:TYR:CE1	2.33	0.62
2:Y:557:PHE:CE2	2:Y:631:PRO:HD3	2.34	0.62
2:U:561:LYS:O	2:U:564:ILE:HG12	1.99	0.62
2:V:107:GLY:HA3	2:V:110:TYR:CE1	2.34	0.62
2:V:450:ILE:CG1	2:V:451:ASP:H	1.89	0.62
2:X:561:LYS:HB3	2:X:640:LEU:HD21	1.80	0.62
2:Y:514:ARG:HG2	2:Y:518:TYR:CE1	2.34	0.62
2:Y:628:TYR:CE2	2:Y:639:THR:HG22	2.34	0.62
2:Z:555:ARG:O	2:Z:559:MET:HE2	1.99	0.62
2:U:407:CYS:O	2:U:450:ILE:HA	2.00	0.62
2:V:450:ILE:CG1	2:V:451:ASP:N	2.53	0.62
2:X:407:CYS:O	2:X:450:ILE:HA	2.00	0.62
2:X:450:ILE:N	2:X:540:THR:HG23	2.13	0.62
2:V:213:ASN:HD22	2:V:213:ASN:N	1.98	0.62
2:W:573:PHE:HD2	2:W:574:GLU:CD	2.03	0.62
2:Z:514:ARG:HA	2:Z:517:LEU:HG	1.82	0.62
2:U:514:ARG:O	2:U:517:LEU:HG	1.99	0.62
2:V:450:ILE:N	2:V:540:THR:HG23	2.13	0.62

Continued on next page...

Continued from previous page...

Atom-1	Atom-2	Interatomic distance (Å)	Clash overlap (Å)
2:X:100:GLU:HG3	2:X:186:LYS:H	1.63	0.62
2:Y:555:ARG:O	2:Y:559:MET:HE2	2.00	0.62
2:Z:215:LYS:HE3	2:Z:329:ASN:ND2	2.13	0.62
2:U:455:LYS:HE2	2:U:502:VAL:HG22	1.82	0.61
2:U:573:PHE:HD2	2:U:574:GLU:CD	2.04	0.61
2:V:573:PHE:HD2	2:V:574:GLU:CD	2.04	0.61
2:Y:614:THR:HG21	2:Y:620:ARG:HA	1.82	0.61
2:Z:556:LEU:CD1	2:Z:631:PRO:HA	2.30	0.61
2:W:213:ASN:N	2:W:213:ASN:HD22	1.98	0.61
2:X:628:TYR:CE2	2:X:639:THR:HG22	2.35	0.61
2:Y:107:GLY:HA3	2:Y:110:TYR:CE1	2.35	0.61
2:Z:573:PHE:HD2	2:Z:574:GLU:CD	2.03	0.61
2:U:107:GLY:HA3	2:U:110:TYR:CE1	2.34	0.61
2:W:407:CYS:O	2:W:450:ILE:HA	2.00	0.61
2:Z:107:GLY:HA3	2:Z:110:TYR:CE1	2.34	0.61
2:W:561:LYS:O	2:W:564:ILE:HG12	1.99	0.61
2:X:213:ASN:N	2:X:213:ASN:HD22	1.97	0.61
2:Z:278:GLN:HG2	2:Z:296:SER:HB2	1.83	0.61
2:U:555:ARG:O	2:U:559:MET:HE2	2.00	0.61
2:V:407:CYS:O	2:V:450:ILE:HA	2.00	0.61
2:X:107:GLY:HA3	2:X:110:TYR:HE1	1.65	0.61
2:Y:407:CYS:O	2:Y:450:ILE:HA	2.00	0.61
2:Y:514:ARG:O	2:Y:517:LEU:HG	2.00	0.61
2:Z:404:LEU:CD2	2:Z:554:ARG:NH1	2.60	0.61
2:U:161:PRO:HB3	2:U:187:ILE:HB	1.82	0.61
2:V:161:PRO:HB3	2:V:187:ILE:HB	1.83	0.61
2:V:514:ARG:HA	2:V:517:LEU:HG	1.81	0.61
2:W:517:LEU:HB2	2:W:522:ILE:HG21	1.83	0.61
2:X:573:PHE:HD2	2:X:574:GLU:CD	2.04	0.61
2:U:278:GLN:HG2	2:U:296:SER:HB2	1.82	0.61
2:W:514:ARG:HA	2:W:517:LEU:HG	1.82	0.61
2:Z:213:ASN:HD22	2:Z:213:ASN:N	1.98	0.61
2:U:556:LEU:CD1	2:U:631:PRO:HA	2.30	0.61
2:V:514:ARG:O	2:V:517:LEU:HG	1.99	0.61
2:W:514:ARG:O	2:W:517:LEU:HG	2.01	0.61
2:Y:556:LEU:CD1	2:Y:631:PRO:HA	2.31	0.61
1:D:108:GLN:HB3	1:D:200:PRO:HD2	1.83	0.61
2:X:514:ARG:O	2:X:517:LEU:HG	2.00	0.61
2:Y:514:ARG:HA	2:Y:517:LEU:HG	1.82	0.61
2:Z:455:LYS:HE2	2:Z:502:VAL:HG22	1.82	0.61
2:Z:514:ARG:O	2:Z:517:LEU:HG	2.00	0.61

Continued on next page...

Continued from previous page...

Atom-1	Atom-2	Interatomic distance (Å)	Clash overlap (Å)
2:U:514:ARG:HA	2:U:517:LEU:HG	1.83	0.61
2:X:455:LYS:HE2	2:X:502:VAL:HG22	1.82	0.61
2:X:556:LEU:CD1	2:X:631:PRO:HA	2.31	0.61
2:Y:278:GLN:HG2	2:Y:296:SER:HB2	1.83	0.61
2:Y:107:GLY:HA3	2:Y:110:TYR:HE1	1.65	0.60
2:Z:107:GLY:HA3	2:Z:110:TYR:HE1	1.65	0.60
2:V:107:GLY:HA3	2:V:110:TYR:HE1	1.65	0.60
2:X:575:LEU:HD12	2:X:575:LEU:N	2.16	0.60
2:Y:617:VAL:HG23	2:Y:619:ASP:N	2.16	0.60
2:V:556:LEU:CD1	2:V:631:PRO:HA	2.30	0.60
2:W:628:TYR:CE2	2:W:639:THR:HG22	2.35	0.60
2:X:97:GLY:HA3	2:X:256:PRO:HG2	1.84	0.60
2:Y:573:PHE:HD2	2:Y:574:GLU:CD	2.04	0.60
2:U:617:VAL:HG23	2:U:619:ASP:N	2.17	0.60
2:U:627:PHE:HD1	2:U:629:ILE:HG13	1.67	0.60
2:V:455:LYS:HE2	2:V:502:VAL:HG22	1.83	0.60
2:W:555:ARG:O	2:W:559:MET:HE2	2.02	0.60
2:W:575:LEU:HD12	2:W:575:LEU:N	2.17	0.60
2:X:514:ARG:HA	2:X:517:LEU:HG	1.82	0.60
2:X:614:THR:HG21	2:X:620:ARG:HA	1.83	0.60
2:Y:575:LEU:N	2:Y:575:LEU:HD12	2.17	0.60
2:Z:575:LEU:HD12	2:Z:575:LEU:N	2.16	0.60
1:F:66:ALA:O	1:F:68:VAL:N	2.32	0.60
2:W:97:GLY:HA3	2:W:256:PRO:HG2	1.83	0.60
2:Z:614:THR:HG21	2:Z:620:ARG:HA	1.83	0.60
1:B:124:THR:HG21	1:B:130:MET:HG2	1.82	0.60
2:U:107:GLY:HA3	2:U:110:TYR:HE1	1.65	0.60
2:V:517:LEU:HB2	2:V:522:ILE:HG21	1.84	0.60
2:W:614:THR:HG21	2:W:620:ARG:HA	1.83	0.60
2:W:627:PHE:HD1	2:W:629:ILE:HG13	1.67	0.60
2:W:556:LEU:CD1	2:W:631:PRO:HA	2.31	0.60
2:X:161:PRO:HB3	2:X:187:ILE:HB	1.83	0.60
2:X:526:THR:HG23	2:X:535:LEU:HG	1.84	0.60
2:Y:514:ARG:HG2	2:Y:518:TYR:HE1	1.64	0.60
2:Z:617:VAL:HG23	2:Z:619:ASP:N	2.17	0.60
2:U:404:LEU:CD2	2:U:554:ARG:NH1	2.60	0.60
2:Y:23:SER:HB3	2:Y:483:ASN:CB	2.23	0.60
2:Y:97:GLY:HA3	2:Y:256:PRO:HG2	1.83	0.60
2:V:627:PHE:HD1	2:V:629:ILE:HG13	1.67	0.60
2:W:455:LYS:HE2	2:W:502:VAL:HG22	1.82	0.60
2:W:404:LEU:CD2	2:W:554:ARG:NH1	2.60	0.60

Continued on next page...

Continued from previous page...

Atom-1	Atom-2	Interatomic distance (Å)	Clash overlap (Å)
2:X:278:GLN:HG2	2:X:296:SER:HB2	1.83	0.60
2:Y:627:PHE:HD1	2:Y:629:ILE:HG13	1.66	0.60
2:Z:505:LEU:HD13	2:Z:525:VAL:CG1	2.27	0.60
2:Z:161:PRO:HB3	2:Z:187:ILE:HB	1.83	0.60
2:U:542:THR:HG23	2:U:543:SER:N	2.17	0.59
2:V:278:GLN:HG2	2:V:296:SER:HB2	1.83	0.59
2:V:391:LYS:CE	2:V:440:ASN:O	2.49	0.59
2:V:617:VAL:HG23	2:V:619:ASP:N	2.17	0.59
2:X:627:PHE:HD1	2:X:629:ILE:HG13	1.67	0.59
2:Y:419:VAL:HA	2:Y:422:ALA:HB3	1.84	0.59
2:V:542:THR:HG23	2:V:543:SER:N	2.17	0.59
2:X:555:ARG:O	2:X:559:MET:HE2	2.02	0.59
2:Y:517:LEU:HB2	2:Y:522:ILE:HG21	1.82	0.59
1:C:114:ILE:HG12	1:C:115:LYS:N	2.17	0.59
2:U:391:LYS:CE	2:U:440:ASN:O	2.49	0.59
2:V:419:VAL:HA	2:V:422:ALA:HB3	1.84	0.59
2:W:278:GLN:HG2	2:W:296:SER:HB2	1.83	0.59
2:W:419:VAL:HA	2:W:422:ALA:HB3	1.84	0.59
2:Z:517:LEU:HB2	2:Z:522:ILE:HG21	1.83	0.59
2:Z:526:THR:HG23	2:Z:535:LEU:HD11	1.84	0.59
2:Z:627:PHE:HD1	2:Z:629:ILE:HG13	1.67	0.59
2:V:60:GLU:HG2	2:V:347:ASN:HB2	1.85	0.59
2:V:404:LEU:CD2	2:V:554:ARG:NH1	2.60	0.59
2:X:517:LEU:HB2	2:X:522:ILE:HG21	1.83	0.59
2:Y:455:LYS:HE2	2:Y:502:VAL:HG22	1.83	0.59
1:F:114:ILE:HG12	1:F:115:LYS:H	1.68	0.59
2:U:526:THR:HG23	2:U:535:LEU:HG	1.83	0.59
2:W:391:LYS:CE	2:W:440:ASN:O	2.49	0.59
2:U:419:VAL:HA	2:U:422:ALA:HB3	1.84	0.59
2:U:526:THR:HG23	2:U:535:LEU:HD11	1.85	0.59
2:W:542:THR:HG23	2:W:543:SER:N	2.17	0.59
2:W:617:VAL:HG23	2:W:619:ASP:N	2.17	0.59
2:Y:178:LEU:CD2	2:Y:178:LEU:N	2.66	0.59
2:Y:161:PRO:HB3	2:Y:187:ILE:HB	1.84	0.59
2:Z:97:GLY:HA3	2:Z:256:PRO:HG2	1.84	0.59
2:Z:560:LEU:O	2:Z:564:ILE:HG23	2.03	0.59
2:V:575:LEU:HD12	2:V:575:LEU:N	2.17	0.59
2:V:97:GLY:HA3	2:V:256:PRO:HG2	1.84	0.59
2:X:419:VAL:HA	2:X:422:ALA:HB3	1.84	0.59
2:Z:419:VAL:HA	2:Z:422:ALA:HB3	1.85	0.59
2:U:557:PHE:HE2	2:U:631:PRO:HD3	1.68	0.59

Continued on next page...

Continued from previous page...

Atom-1	Atom-2	Interatomic distance (Å)	Clash overlap (Å)
2:U:575:LEU:HD12	2:U:575:LEU:N	2.17	0.59
2:V:614:THR:HG21	2:V:620:ARG:HA	1.83	0.59
2:X:617:VAL:HG23	2:X:619:ASP:N	2.17	0.59
2:U:97:GLY:HA3	2:U:256:PRO:HG2	1.83	0.59
2:V:557:PHE:HE2	2:V:631:PRO:HD3	1.68	0.59
2:X:557:PHE:HE2	2:X:631:PRO:HD3	1.68	0.59
2:Z:178:LEU:N	2:Z:178:LEU:CD2	2.66	0.59
2:U:60:GLU:HG2	2:U:347:ASN:HB2	1.85	0.59
2:V:526:THR:HG23	2:V:535:LEU:HD11	1.85	0.59
2:Z:23:SER:HG	2:Z:483:ASN:HB3	1.68	0.59
2:W:526:THR:HG23	2:W:535:LEU:HD11	1.84	0.58
2:W:560:LEU:O	2:W:564:ILE:HG23	2.03	0.58
2:Y:526:THR:HG23	2:Y:535:LEU:HD11	1.84	0.58
2:Z:398:ASP:O	2:Z:401:GLN:HG3	2.03	0.58
2:Z:450:ILE:N	2:Z:540:THR:CG2	2.66	0.58
1:B:151:GLU:OE2	1:B:161:ARG:NH1	2.34	0.58
2:U:557:PHE:HZ	2:U:629:ILE:O	1.87	0.58
2:U:560:LEU:O	2:U:564:ILE:HG23	2.03	0.58
2:X:456:TYR:HB3	2:X:504:LYS:HB3	1.85	0.58
2:Y:60:GLU:HG2	2:Y:347:ASN:HB2	1.85	0.58
2:Z:576:ASN:HA	2:Z:580:THR:HG21	1.86	0.58
2:Z:581:ARG:HB2	2:Z:623:PHE:CZ	2.39	0.58
2:V:178:LEU:CD2	2:V:178:LEU:N	2.66	0.58
2:W:398:ASP:O	2:W:401:GLN:HG3	2.03	0.58
2:X:391:LYS:CE	2:X:440:ASN:O	2.50	0.58
2:X:398:ASP:O	2:X:401:GLN:HG3	2.04	0.58
2:Y:456:TYR:HB3	2:Y:504:LYS:HB3	1.86	0.58
2:Y:505:LEU:HD13	2:Y:525:VAL:CG1	2.27	0.58
2:Z:542:THR:HG23	2:Z:543:SER:N	2.18	0.58
2:U:614:THR:HG21	2:U:620:ARG:HA	1.83	0.58
2:V:450:ILE:HD13	2:V:522:ILE:HD12	1.86	0.58
2:X:373:PHE:HB2	2:X:405:VAL:HA	1.86	0.58
2:Z:391:LYS:CE	2:Z:440:ASN:O	2.49	0.58
2:Z:557:PHE:HE1	2:Z:629:ILE:HB	1.68	0.58
2:U:398:ASP:O	2:U:401:GLN:HG3	2.04	0.58
2:U:517:LEU:HB2	2:U:522:ILE:HG21	1.83	0.58
2:U:557:PHE:HE1	2:U:629:ILE:HB	1.69	0.58
2:V:523:ASN:ND2	2:V:538:ASP:HA	2.19	0.58
2:V:560:LEU:O	2:V:564:ILE:HG23	2.03	0.58
2:W:161:PRO:HB3	2:W:187:ILE:HB	1.83	0.58
2:W:501:ASN:N	2:W:501:ASN:OD1	2.36	0.58

Continued on next page...

Continued from previous page...

Atom-1	Atom-2	Interatomic distance (Å)	Clash overlap (Å)
2:W:523:ASN:ND2	2:W:538:ASP:HA	2.19	0.58
2:X:523:ASN:OD1	2:X:538:ASP:HA	2.04	0.58
2:X:404:LEU:CD2	2:X:554:ARG:NH1	2.60	0.58
2:Y:391:LYS:CE	2:Y:440:ASN:O	2.49	0.58
2:Y:450:ILE:N	2:Y:540:THR:CG2	2.67	0.58
2:Y:501:ASN:N	2:Y:501:ASN:OD1	2.37	0.58
2:Y:557:PHE:HE1	2:Y:629:ILE:HB	1.68	0.58
2:U:178:LEU:CD2	2:U:178:LEU:N	2.66	0.58
2:V:526:THR:HG23	2:V:535:LEU:HG	1.85	0.58
2:W:429:TRP:CZ2	2:W:441:PHE:HB2	2.39	0.58
2:X:133:GLU:HB3	2:X:142:LYS:HB3	1.86	0.58
2:X:560:LEU:O	2:X:564:ILE:HG23	2.03	0.58
2:Y:398:ASP:O	2:Y:401:GLN:HG3	2.03	0.58
1:E:109:TYR:HB3	1:E:161:ARG:HH22	1.69	0.58
2:V:450:ILE:N	2:V:540:THR:CG2	2.66	0.58
2:V:501:ASN:N	2:V:501:ASN:OD1	2.36	0.58
2:X:581:ARG:HB2	2:X:623:PHE:CZ	2.39	0.58
2:Y:373:PHE:HB2	2:Y:404:LEU:O	2.04	0.58
2:Y:373:PHE:HB2	2:Y:405:VAL:HA	1.85	0.58
2:Y:560:LEU:O	2:Y:564:ILE:HG23	2.03	0.58
2:Z:60:GLU:HG2	2:Z:347:ASN:HB2	1.85	0.58
2:Z:23:SER:OG	2:Z:483:ASN:HB2	2.04	0.58
2:U:455:LYS:HG2	2:U:456:TYR:N	2.19	0.58
2:V:456:TYR:HB3	2:V:504:LYS:HB3	1.85	0.58
2:X:429:TRP:CZ2	2:X:441:PHE:HB2	2.39	0.58
2:Y:133:GLU:HB3	2:Y:142:LYS:HB3	1.86	0.58
2:Y:526:THR:HG23	2:Y:535:LEU:HG	1.85	0.58
2:Z:455:LYS:HG2	2:Z:456:TYR:N	2.19	0.58
2:Z:523:ASN:OD1	2:Z:538:ASP:HA	2.04	0.58
2:Z:614:THR:HG23	2:Z:615:PRO:O	2.04	0.58
1:E:125:ARG:HH21	1:E:184:ARG:HG2	1.68	0.57
2:U:429:TRP:CZ2	2:U:441:PHE:HB2	2.39	0.57
2:W:391:LYS:HZ1	2:W:440:ASN:ND2	1.99	0.57
2:X:23:SER:OG	2:X:483:ASN:HB2	2.04	0.57
2:X:526:THR:HG23	2:X:535:LEU:HD11	1.85	0.57
2:X:542:THR:HG23	2:X:543:SER:N	2.18	0.57
2:X:614:THR:HG23	2:X:615:PRO:O	2.04	0.57
2:Y:581:ARG:HB2	2:Y:623:PHE:CZ	2.38	0.57
2:Z:429:TRP:CZ2	2:Z:441:PHE:HB2	2.39	0.57
1:A:151:GLU:OE2	1:A:161:ARG:NH1	2.30	0.57
2:U:501:ASN:N	2:U:501:ASN:OD1	2.36	0.57

Continued on next page...

Continued from previous page...

Atom-1	Atom-2	Interatomic distance (Å)	Clash overlap (Å)
2:U:576:ASN:HA	2:U:580:THR:HG21	1.85	0.57
2:V:499:ILE:HG13	2:V:502:VAL:CG2	2.35	0.57
2:V:576:ASN:HA	2:V:580:THR:HG21	1.86	0.57
2:W:133:GLU:HB3	2:W:142:LYS:HB3	1.86	0.57
2:W:456:TYR:O	2:W:503:ILE:HG12	2.04	0.57
2:W:526:THR:HG23	2:W:535:LEU:HG	1.85	0.57
2:X:557:PHE:HZ	2:X:629:ILE:O	1.87	0.57
2:Y:429:TRP:CZ2	2:Y:441:PHE:HB2	2.39	0.57
1:A:109:TYR:HB3	1:A:161:ARG:NH2	2.19	0.57
2:V:614:THR:HG23	2:V:615:PRO:O	2.04	0.57
2:W:523:ASN:OD1	2:W:538:ASP:HA	2.04	0.57
2:Z:501:ASN:N	2:Z:501:ASN:OD1	2.36	0.57
2:Z:557:PHE:HE2	2:Z:631:PRO:HD3	1.68	0.57
2:Z:557:PHE:HZ	2:Z:629:ILE:O	1.87	0.57
2:U:450:ILE:HG23	2:U:522:ILE:HG13	1.86	0.57
2:U:523:ASN:OD1	2:U:538:ASP:HA	2.04	0.57
2:U:627:PHE:CE2	2:U:640:LEU:HD23	2.40	0.57
2:V:557:PHE:HZ	2:V:629:ILE:O	1.87	0.57
2:W:450:ILE:N	2:W:540:THR:CG2	2.66	0.57
2:W:557:PHE:HZ	2:W:629:ILE:O	1.87	0.57
2:Y:557:PHE:HZ	2:Y:629:ILE:O	1.86	0.57
2:Y:627:PHE:CD1	2:Y:629:ILE:HG13	2.39	0.57
2:Z:499:ILE:HG13	2:Z:502:VAL:CG2	2.34	0.57
2:Z:450:ILE:HD13	2:Z:522:ILE:HD12	1.86	0.57
2:U:423:VAL:HG21	2:U:513:GLN:CD	2.25	0.57
2:V:429:TRP:CZ2	2:V:441:PHE:HB2	2.39	0.57
2:W:373:PHE:HB2	2:W:405:VAL:HA	1.86	0.57
2:W:499:ILE:HG13	2:W:502:VAL:CG2	2.34	0.57
2:X:501:ASN:OD1	2:X:501:ASN:N	2.37	0.57
2:X:499:ILE:HG13	2:X:502:VAL:CG2	2.34	0.57
2:Z:423:VAL:HG21	2:Z:513:GLN:CD	2.25	0.57
2:Z:526:THR:HG23	2:Z:535:LEU:HG	1.85	0.57
2:U:614:THR:HG23	2:U:615:PRO:O	2.05	0.57
2:V:523:ASN:OD1	2:V:538:ASP:HA	2.04	0.57
2:W:60:GLU:HG2	2:W:347:ASN:HB2	1.85	0.57
2:W:450:ILE:HD13	2:W:522:ILE:HD12	1.86	0.57
2:X:455:LYS:HG2	2:X:456:TYR:N	2.19	0.57
2:X:523:ASN:ND2	2:X:538:ASP:HA	2.19	0.57
2:X:571:ARG:HG3	2:X:572:LEU:N	2.20	0.57
2:Y:542:THR:HG23	2:Y:543:SER:N	2.17	0.57
2:Y:558:ASN:HA	2:Y:561:LYS:HE2	1.87	0.57

Continued on next page...

Continued from previous page...

Atom-1	Atom-2	Interatomic distance (Å)	Clash overlap (Å)
2:U:558:ASN:HA	2:U:561:LYS:HE2	1.87	0.57
2:V:423:VAL:HG21	2:V:513:GLN:CD	2.25	0.57
2:Y:499:ILE:HG13	2:Y:502:VAL:CG2	2.35	0.57
2:Y:523:ASN:OD1	2:Y:538:ASP:HA	2.04	0.57
2:U:23:SER:OG	2:U:483:ASN:HB2	2.04	0.57
2:U:596:LYS:HG2	2:U:601:ILE:O	2.05	0.57
2:U:581:ARG:HB2	2:U:623:PHE:CZ	2.39	0.57
2:V:398:ASP:O	2:V:401:GLN:HG3	2.04	0.57
2:V:581:ARG:HB2	2:V:623:PHE:CZ	2.39	0.57
2:W:23:SER:HG	2:W:483:ASN:HB3	1.66	0.57
2:W:514:ARG:CG	2:W:518:TYR:HE1	2.18	0.57
2:W:557:PHE:HE2	2:W:631:PRO:HD3	1.68	0.57
2:W:614:THR:HG23	2:W:615:PRO:O	2.05	0.57
2:X:456:TYR:O	2:X:503:ILE:HG12	2.05	0.57
2:Y:450:ILE:HD13	2:Y:522:ILE:HD12	1.86	0.57
2:Y:557:PHE:HE2	2:Y:631:PRO:HD3	1.68	0.57
2:Z:456:TYR:HB3	2:Z:504:LYS:HB3	1.85	0.57
2:U:605:ARG:HE	2:U:607:VAL:HB	1.70	0.57
2:V:514:ARG:CG	2:V:518:TYR:HE1	2.18	0.57
2:W:373:PHE:HB2	2:W:404:LEU:O	2.04	0.57
2:W:455:LYS:HG2	2:W:456:TYR:N	2.19	0.57
2:W:456:TYR:HB3	2:W:504:LYS:HB3	1.86	0.57
2:X:514:ARG:CG	2:X:518:TYR:HE1	2.18	0.57
2:X:450:ILE:HG23	2:X:522:ILE:HG13	1.87	0.57
2:X:60:GLU:HG2	2:X:347:ASN:HB2	1.85	0.57
2:Y:576:ASN:HA	2:Y:580:THR:HG21	1.86	0.57
1:C:151:GLU:OE2	1:C:161:ARG:NH1	2.37	0.57
2:U:523:ASN:ND2	2:U:538:ASP:HA	2.19	0.57
2:V:455:LYS:HG2	2:V:456:TYR:N	2.19	0.57
2:W:23:SER:OG	2:W:483:ASN:HB2	2.04	0.57
2:W:423:VAL:HG21	2:W:513:GLN:CD	2.25	0.57
2:W:596:LYS:HG2	2:W:601:ILE:O	2.04	0.57
2:W:581:ARG:HB2	2:W:623:PHE:CZ	2.39	0.57
2:W:624:VAL:HG12	2:W:643:VAL:HB	1.87	0.57
2:Y:456:TYR:O	2:Y:503:ILE:HG12	2.04	0.57
2:Z:133:GLU:HB3	2:Z:142:LYS:HB3	1.86	0.57
2:U:133:GLU:HB3	2:U:142:LYS:HB3	1.86	0.56
2:U:431:THR:O	2:U:432:ALA:HB2	2.05	0.56
2:V:373:PHE:HB2	2:V:405:VAL:HA	1.86	0.56
2:W:571:ARG:HG3	2:W:572:LEU:N	2.20	0.56
2:Y:627:PHE:CE2	2:Y:640:LEU:HD23	2.40	0.56

Continued on next page...

Continued from previous page...

Atom-1	Atom-2	Interatomic distance (Å)	Clash overlap (Å)
1:B:66:ALA:O	1:B:68:VAL:N	2.38	0.56
2:U:373:PHE:HB2	2:U:404:LEU:O	2.04	0.56
2:U:373:PHE:HB2	2:U:405:VAL:HA	1.86	0.56
2:V:391:LYS:HZ1	2:V:440:ASN:ND2	2.00	0.56
2:V:605:ARG:HE	2:V:607:VAL:HB	1.70	0.56
2:Y:450:ILE:HG23	2:Y:522:ILE:HG13	1.86	0.56
2:Z:514:ARG:CG	2:Z:518:TYR:HE1	2.18	0.56
2:Z:523:ASN:ND2	2:Z:538:ASP:HA	2.19	0.56
2:Z:605:ARG:HE	2:Z:607:VAL:HB	1.70	0.56
2:U:456:TYR:HB3	2:U:504:LYS:HB3	1.86	0.56
2:U:450:ILE:N	2:U:540:THR:CG2	2.66	0.56
2:V:373:PHE:HB2	2:V:404:LEU:O	2.04	0.56
2:Z:373:PHE:HB2	2:Z:404:LEU:O	2.05	0.56
2:Z:558:ASN:HA	2:Z:561:LYS:HE2	1.86	0.56
2:Z:627:PHE:CE2	2:Z:640:LEU:HD23	2.41	0.56
2:Z:627:PHE:HZ	2:Z:640:LEU:HD23	1.69	0.56
1:F:114:ILE:HG12	1:F:115:LYS:N	2.20	0.56
2:U:514:ARG:CG	2:U:518:TYR:HE1	2.18	0.56
2:V:456:TYR:O	2:V:503:ILE:HG12	2.04	0.56
2:W:178:LEU:CD2	2:W:178:LEU:N	2.66	0.56
2:W:576:ASN:HA	2:W:580:THR:HG21	1.86	0.56
2:X:558:ASN:HA	2:X:561:LYS:HE2	1.87	0.56
2:X:596:LYS:HG2	2:X:601:ILE:O	2.04	0.56
2:Y:23:SER:HG	2:Y:483:ASN:HB3	1.71	0.56
2:Y:523:ASN:ND2	2:Y:538:ASP:HA	2.19	0.56
2:Y:596:LYS:HG2	2:Y:601:ILE:O	2.05	0.56
2:U:283:VAL:HG21	2:U:323:ILE:HD13	1.88	0.56
2:U:585:ARG:HH21	2:U:606:VAL:HG12	1.70	0.56
2:U:627:PHE:HZ	2:U:640:LEU:HD23	1.70	0.56
2:V:585:ARG:HH21	2:V:606:VAL:HG12	1.71	0.56
2:X:373:PHE:HB2	2:X:404:LEU:O	2.05	0.56
2:X:605:ARG:HE	2:X:607:VAL:HB	1.70	0.56
2:X:627:PHE:CD1	2:X:629:ILE:HG13	2.40	0.56
2:X:624:VAL:HG12	2:X:643:VAL:HB	1.87	0.56
2:Y:455:LYS:HG2	2:Y:456:TYR:N	2.19	0.56
2:Z:456:TYR:O	2:Z:503:ILE:HG12	2.04	0.56
1:B:69:GLU:OE2	1:B:126:TYR:OH	2.18	0.56
2:V:627:PHE:CD1	2:V:629:ILE:HG13	2.41	0.56
2:X:557:PHE:HE1	2:X:629:ILE:HB	1.68	0.56
2:Y:423:VAL:HG21	2:Y:513:GLN:CD	2.25	0.56
2:Z:585:ARG:HH21	2:Z:606:VAL:HG12	1.70	0.56

Continued on next page...

Continued from previous page...

Atom-1	Atom-2	Interatomic distance (Å)	Clash overlap (Å)
2:V:133:GLU:HB3	2:V:142:LYS:HB3	1.86	0.56
2:V:283:VAL:HG21	2:V:323:ILE:HD13	1.88	0.56
2:V:558:ASN:HA	2:V:561:LYS:HE2	1.87	0.56
2:W:585:ARG:HH21	2:W:606:VAL:HG12	1.71	0.56
2:Y:614:THR:HG23	2:Y:615:PRO:O	2.05	0.56
2:Z:373:PHE:HB2	2:Z:405:VAL:HA	1.86	0.56
2:U:635:ILE:HG23	2:U:635:ILE:O	2.06	0.56
2:X:423:VAL:HG21	2:X:513:GLN:CD	2.25	0.56
2:X:576:ASN:HA	2:X:580:THR:HG21	1.86	0.56
2:X:627:PHE:CE2	2:X:640:LEU:HD23	2.40	0.56
2:X:627:PHE:HZ	2:X:640:LEU:HD23	1.68	0.56
2:Z:283:VAL:HG21	2:Z:323:ILE:HD13	1.88	0.56
2:Z:627:PHE:CD1	2:Z:629:ILE:HG13	2.40	0.56
2:U:456:TYR:O	2:U:503:ILE:HG12	2.04	0.56
2:U:499:ILE:HG13	2:U:502:VAL:CG2	2.35	0.56
2:V:627:PHE:CE2	2:V:640:LEU:HD23	2.40	0.56
2:W:450:ILE:HG23	2:W:522:ILE:HG13	1.86	0.56
2:X:431:THR:O	2:X:432:ALA:HB2	2.06	0.56
2:X:450:ILE:HD13	2:X:522:ILE:HD12	1.86	0.56
2:Y:571:ARG:HG3	2:Y:572:LEU:N	2.19	0.56
2:Z:150:ILE:HG22	2:Z:167:TRP:HZ3	1.71	0.56
2:V:50:LEU:HD12	2:V:50:LEU:C	2.26	0.56
2:W:50:LEU:HD12	2:W:50:LEU:C	2.26	0.56
2:Y:283:VAL:HG21	2:Y:323:ILE:HD13	1.87	0.56
2:Y:518:TYR:HE2	2:Y:536:TYR:HB2	1.69	0.56
2:Y:605:ARG:HE	2:Y:607:VAL:HB	1.70	0.56
2:Z:635:ILE:O	2:Z:635:ILE:HG23	2.06	0.56
2:U:302:LYS:HD3	2:U:306:ASP:HA	1.88	0.56
2:U:450:ILE:HD13	2:U:522:ILE:HD12	1.87	0.56
2:U:571:ARG:HG3	2:U:572:LEU:N	2.20	0.56
2:V:302:LYS:HD3	2:V:306:ASP:HA	1.88	0.56
2:W:627:PHE:CD1	2:W:629:ILE:HG13	2.40	0.56
2:X:50:LEU:HD12	2:X:50:LEU:C	2.26	0.56
2:Z:431:THR:O	2:Z:432:ALA:HB2	2.06	0.56
2:Z:450:ILE:HG23	2:Z:522:ILE:HG13	1.86	0.56
2:Z:596:LYS:HG2	2:Z:601:ILE:O	2.06	0.56
1:D:124:THR:HG23	1:D:126:TYR:H	1.72	0.55
2:U:50:LEU:C	2:U:50:LEU:HD12	2.26	0.55
2:V:450:ILE:HG23	2:V:522:ILE:HG13	1.87	0.55
2:W:431:THR:O	2:W:432:ALA:HB2	2.06	0.55
2:X:450:ILE:N	2:X:540:THR:CG2	2.66	0.55

Continued on next page...

Continued from previous page...

Atom-1	Atom-2	Interatomic distance (Å)	Clash overlap (Å)
2:Y:46:ASN:HB2	2:Y:49:ASP:HB2	1.88	0.55
2:Z:150:ILE:HG22	2:Z:167:TRP:CZ3	2.41	0.55
2:U:236:ILE:HD12	2:U:236:ILE:H	1.71	0.55
2:V:431:THR:O	2:V:432:ALA:HB2	2.05	0.55
2:X:236:ILE:HD12	2:X:236:ILE:H	1.71	0.55
2:X:381:GLU:HB3	2:X:385:THR:HG23	1.88	0.55
2:X:585:ARG:HH21	2:X:606:VAL:HG12	1.71	0.55
2:Y:514:ARG:CG	2:Y:518:TYR:HE1	2.18	0.55
2:Y:585:ARG:HH21	2:Y:606:VAL:HG12	1.70	0.55
2:Y:84:VAL:CG1	2:Y:85:ASP:O	2.53	0.55
2:Z:50:LEU:HD12	2:Z:50:LEU:C	2.26	0.55
1:D:69:GLU:OE2	1:D:126:TYR:OH	2.13	0.55
1:E:124:THR:HG23	1:E:126:TYR:H	1.71	0.55
1:F:19:ASP:OD2	1:F:213:TYR:OH	2.22	0.55
2:U:627:PHE:CD1	2:U:629:ILE:HG13	2.40	0.55
2:U:84:VAL:CG1	2:U:85:ASP:O	2.54	0.55
2:V:23:SER:HG	2:V:483:ASN:HB3	1.68	0.55
2:W:150:ILE:HG22	2:W:167:TRP:HZ3	1.72	0.55
2:W:605:ARG:HE	2:W:607:VAL:HB	1.70	0.55
2:X:23:SER:HG	2:X:483:ASN:HB3	1.70	0.55
2:Y:627:PHE:HZ	2:Y:640:LEU:HD23	1.70	0.55
2:Z:539:LYS:HG2	2:Z:541:ALA:N	2.22	0.55
2:V:635:ILE:O	2:V:635:ILE:HG23	2.06	0.55
2:W:558:ASN:HA	2:W:561:LYS:HE2	1.87	0.55
2:Y:236:ILE:H	2:Y:236:ILE:HD12	1.71	0.55
2:Y:431:THR:O	2:Y:432:ALA:HB2	2.06	0.55
2:Z:446:THR:C	2:Z:539:LYS:HE3	2.21	0.55
2:Z:84:VAL:CG1	2:Z:85:ASP:O	2.54	0.55
2:V:596:LYS:HG2	2:V:601:ILE:O	2.05	0.55
2:W:454:TYR:HE2	2:W:469:PRO:CB	2.19	0.55
2:W:570:TYR:CD2	2:W:584:PHE:CZ	2.95	0.55
2:W:627:PHE:CE2	2:W:640:LEU:HD23	2.40	0.55
2:X:150:ILE:HG22	2:X:167:TRP:HZ3	1.72	0.55
2:X:454:TYR:HE2	2:X:469:PRO:CB	2.19	0.55
2:X:635:ILE:HG23	2:X:635:ILE:O	2.06	0.55
2:Z:503:ILE:O	2:Z:504:LYS:HB2	2.06	0.55
1:D:114:ILE:HG12	1:D:115:LYS:H	1.71	0.55
1:E:19:ASP:HA	1:E:22:SER:HB2	1.89	0.55
2:V:150:ILE:HG22	2:V:167:TRP:HZ3	1.72	0.55
2:W:557:PHE:HE1	2:W:629:ILE:HB	1.69	0.55
2:X:89:ALA:HB3	2:X:194:LEU:HD11	1.88	0.55

Continued on next page...

Continued from previous page...

Atom-1	Atom-2	Interatomic distance (Å)	Clash overlap (Å)
2:U:630:GLN:HE21	2:U:636:ASN:H	1.55	0.55
2:U:624:VAL:HG12	2:U:643:VAL:HB	1.87	0.55
2:V:454:TYR:HE2	2:V:469:PRO:CB	2.19	0.55
2:V:571:ARG:HG3	2:V:572:LEU:N	2.20	0.55
2:W:302:LYS:HD3	2:W:306:ASP:HA	1.88	0.55
2:Y:150:ILE:HG22	2:Y:167:TRP:HZ3	1.72	0.55
2:Y:50:LEU:HD12	2:Y:50:LEU:C	2.26	0.55
2:Z:454:TYR:HE2	2:Z:469:PRO:CB	2.19	0.55
1:F:124:THR:CG2	1:F:130:MET:HG2	2.37	0.55
2:U:150:ILE:HG22	2:U:167:TRP:CZ3	2.42	0.55
2:U:454:TYR:HE2	2:U:469:PRO:CB	2.19	0.55
2:V:347:ASN:O	2:V:348:ALA:C	2.45	0.55
2:V:381:GLU:HB3	2:V:385:THR:HG23	1.88	0.55
2:V:539:LYS:HD2	2:V:554:ARG:HD2	1.89	0.55
2:V:539:LYS:HG2	2:V:541:ALA:N	2.22	0.55
2:V:84:VAL:CG1	2:V:85:ASP:O	2.53	0.55
2:W:150:ILE:HG22	2:W:167:TRP:CZ3	2.41	0.55
2:W:274:GLN:H	2:W:278:GLN:NE2	2.05	0.55
2:Y:503:ILE:O	2:Y:504:LYS:HB2	2.06	0.55
2:U:234:ILE:HB	2:U:340:LEU:HD12	1.89	0.55
2:U:89:ALA:HB3	2:U:194:LEU:HD11	1.88	0.55
2:V:206:THR:O	2:V:206:THR:HG22	2.07	0.55
2:V:23:SER:OG	2:V:483:ASN:HB2	2.04	0.55
2:V:557:PHE:HE1	2:V:629:ILE:HB	1.68	0.55
2:V:630:GLN:HE21	2:V:636:ASN:H	1.55	0.55
2:Y:455:LYS:HE2	2:Y:502:VAL:CG2	2.37	0.55
2:Z:236:ILE:HD12	2:Z:236:ILE:H	1.72	0.55
2:Z:302:LYS:HD3	2:Z:306:ASP:HA	1.89	0.55
2:Z:571:ARG:HG3	2:Z:572:LEU:N	2.20	0.55
2:Z:89:ALA:HB3	2:Z:194:LEU:HD11	1.89	0.55
1:C:114:ILE:HG12	1:C:115:LYS:H	1.72	0.55
2:W:539:LYS:HG2	2:W:541:ALA:N	2.22	0.55
2:X:347:ASN:O	2:X:348:ALA:C	2.46	0.55
2:Y:381:GLU:HB3	2:Y:385:THR:HG23	1.88	0.55
2:Z:455:LYS:HE2	2:Z:502:VAL:CG2	2.37	0.55
2:Z:570:TYR:HD2	2:Z:584:PHE:CZ	2.25	0.55
1:A:6:TYR:N	1:A:204:ASP:OD2	2.38	0.54
2:U:206:THR:HG22	2:U:206:THR:O	2.07	0.54
2:V:274:GLN:H	2:V:278:GLN:NE2	2.05	0.54
2:V:624:VAL:HG12	2:V:643:VAL:HB	1.87	0.54
2:W:283:VAL:HG21	2:W:323:ILE:HD13	1.89	0.54

Continued on next page...

Continued from previous page...

Atom-1	Atom-2	Interatomic distance (Å)	Clash overlap (Å)
2:W:89:ALA:HB3	2:W:194:LEU:HD11	1.88	0.54
2:X:624:VAL:HB	2:X:643:VAL:HG12	1.89	0.54
2:Y:206:THR:HG22	2:Y:206:THR:O	2.07	0.54
2:Y:454:TYR:HE2	2:Y:469:PRO:CB	2.19	0.54
2:Y:624:VAL:HG12	2:Y:643:VAL:HB	1.87	0.54
2:W:381:GLU:HB3	2:W:385:THR:HG23	1.89	0.54
2:W:624:VAL:HB	2:W:643:VAL:HG12	1.89	0.54
2:X:234:ILE:HB	2:X:340:LEU:HD12	1.89	0.54
2:Y:539:LYS:HD2	2:Y:554:ARG:HD2	1.88	0.54
2:Z:274:GLN:H	2:Z:278:GLN:NE2	2.05	0.54
2:Z:382:SER:O	2:Z:383:LEU:C	2.45	0.54
2:Z:539:LYS:HD2	2:Z:554:ARG:HD2	1.89	0.54
2:Z:624:VAL:HG12	2:Z:643:VAL:HB	1.88	0.54
1:A:6:TYR:CD2	1:A:208:LEU:HG	2.42	0.54
2:U:150:ILE:HG22	2:U:167:TRP:HZ3	1.73	0.54
2:U:570:TYR:HD2	2:U:584:PHE:CZ	2.26	0.54
2:V:234:ILE:HB	2:V:340:LEU:HD12	1.89	0.54
2:V:526:THR:HG23	2:V:535:LEU:CD1	2.37	0.54
2:V:570:TYR:CD2	2:V:584:PHE:CZ	2.95	0.54
2:W:382:SER:O	2:W:383:LEU:C	2.46	0.54
2:W:635:ILE:HG23	2:W:635:ILE:O	2.06	0.54
2:X:274:GLN:H	2:X:278:GLN:NE2	2.05	0.54
2:X:455:LYS:HE2	2:X:502:VAL:CG2	2.37	0.54
2:X:570:TYR:CD2	2:X:584:PHE:CZ	2.95	0.54
2:X:618:ILE:HG23	2:X:619:ASP:N	2.22	0.54
2:Y:274:GLN:H	2:Y:278:GLN:NE2	2.05	0.54
2:Y:382:SER:O	2:Y:383:LEU:C	2.46	0.54
2:Y:635:ILE:O	2:Y:635:ILE:HG23	2.06	0.54
2:Z:526:THR:HG23	2:Z:535:LEU:CD1	2.37	0.54
2:Z:570:TYR:CD2	2:Z:584:PHE:CZ	2.95	0.54
2:U:381:GLU:HB3	2:U:385:THR:HG23	1.88	0.54
2:U:570:TYR:CD2	2:U:584:PHE:CZ	2.95	0.54
2:W:206:THR:O	2:W:206:THR:HG22	2.07	0.54
2:X:90:LYS:HB2	2:X:344:LEU:HB3	1.90	0.54
2:X:503:ILE:O	2:X:504:LYS:HB2	2.06	0.54
2:X:526:THR:HG23	2:X:535:LEU:CD1	2.37	0.54
2:U:624:VAL:HB	2:U:643:VAL:HG12	1.89	0.54
2:W:236:ILE:H	2:W:236:ILE:HD12	1.73	0.54
2:X:283:VAL:HG21	2:X:323:ILE:HD13	1.88	0.54
2:X:539:LYS:HG2	2:X:541:ALA:N	2.22	0.54
2:Y:150:ILE:HG22	2:Y:167:TRP:CZ3	2.42	0.54

Continued on next page...

Continued from previous page...

Atom-1	Atom-2	Interatomic distance (Å)	Clash overlap (Å)
2:Y:90:LYS:HB2	2:Y:344:LEU:HB3	1.90	0.54
2:U:539:LYS:HD2	2:U:554:ARG:HD2	1.89	0.54
2:U:539:LYS:HG2	2:U:541:ALA:N	2.22	0.54
2:U:580:THR:O	2:U:584:PHE:HD1	1.91	0.54
2:V:150:ILE:HG22	2:V:167:TRP:CZ3	2.42	0.54
2:V:236:ILE:HD12	2:V:236:ILE:H	1.71	0.54
2:V:455:LYS:HE2	2:V:502:VAL:CG2	2.37	0.54
2:W:234:ILE:HB	2:W:340:LEU:HD12	1.89	0.54
2:W:347:ASN:O	2:W:348:ALA:C	2.45	0.54
2:W:84:VAL:CG1	2:W:85:ASP:O	2.54	0.54
2:X:150:ILE:HG22	2:X:167:TRP:CZ3	2.41	0.54
2:X:244:TYR:CD2	2:X:273:PRO:HD2	2.43	0.54
2:X:84:VAL:CG1	2:X:85:ASP:O	2.53	0.54
2:Y:526:THR:HG23	2:Y:535:LEU:CD1	2.37	0.54
2:Y:570:TYR:HD2	2:Y:584:PHE:CZ	2.26	0.54
2:Y:580:THR:O	2:Y:584:PHE:HD1	1.91	0.54
2:Z:206:THR:O	2:Z:206:THR:HG22	2.07	0.54
2:U:455:LYS:HE2	2:U:502:VAL:CG2	2.37	0.54
2:X:302:LYS:HD3	2:X:306:ASP:HA	1.88	0.54
2:X:382:SER:O	2:X:383:LEU:C	2.45	0.54
2:X:46:ASN:HB2	2:X:49:ASP:HB2	1.89	0.54
2:X:580:THR:O	2:X:584:PHE:HD1	1.91	0.54
2:Y:244:TYR:CD2	2:Y:273:PRO:HD2	2.43	0.54
2:Z:46:ASN:HB2	2:Z:49:ASP:HB2	1.88	0.54
2:U:46:ASN:HB2	2:U:49:ASP:HB2	1.90	0.54
2:U:503:ILE:O	2:U:504:LYS:HB2	2.06	0.54
2:W:455:LYS:HE2	2:W:502:VAL:CG2	2.37	0.54
2:W:503:ILE:O	2:W:504:LYS:HB2	2.06	0.54
2:X:570:TYR:HD2	2:X:584:PHE:CZ	2.25	0.54
2:Y:302:LYS:HD3	2:Y:306:ASP:HA	1.89	0.54
2:Z:228:GLY:HA2	2:Z:345:SER:CB	2.31	0.54
2:Z:523:ASN:CG	2:Z:538:ASP:HA	2.29	0.54
2:U:371:GLN:HB3	2:U:484:VAL:HG23	1.90	0.54
2:V:570:TYR:HD2	2:V:584:PHE:CZ	2.26	0.54
2:X:379:ALA:HB1	2:X:454:TYR:OH	1.73	0.54
2:Y:89:ALA:HB3	2:Y:194:LEU:HD11	1.89	0.54
2:Y:630:GLN:HE21	2:Y:636:ASN:H	1.55	0.54
2:Z:408:SER:CB	2:Z:451:ASP:HB3	2.38	0.54
2:V:173:SER:N	2:V:174:SER:HA	2.22	0.54
2:W:228:GLY:HA2	2:W:345:SER:CB	2.32	0.54
2:W:371:GLN:HB3	2:W:484:VAL:HG23	1.90	0.54

Continued on next page...

Continued from previous page...

Atom-1	Atom-2	Interatomic distance (Å)	Clash overlap (Å)
2:W:526:THR:HG23	2:W:535:LEU:CD1	2.37	0.54
2:W:570:TYR:HD2	2:W:584:PHE:CZ	2.25	0.54
2:W:90:LYS:HB2	2:W:344:LEU:HB3	1.90	0.54
2:X:371:GLN:HB3	2:X:484:VAL:HG23	1.89	0.54
2:Z:630:GLN:HE21	2:Z:636:ASN:H	1.55	0.54
1:B:125:ARG:HH21	1:B:184:ARG:HG2	1.73	0.53
2:V:89:ALA:HB3	2:V:194:LEU:HD11	1.88	0.53
2:V:46:ASN:HB2	2:V:49:ASP:HB2	1.89	0.53
2:V:627:PHE:HZ	2:V:640:LEU:HD23	1.69	0.53
2:W:244:TYR:CD2	2:W:273:PRO:HD2	2.43	0.53
2:Y:570:TYR:CD2	2:Y:584:PHE:CZ	2.95	0.53
2:Z:347:ASN:O	2:Z:348:ALA:C	2.45	0.53
1:B:109:TYR:HB3	1:B:161:ARG:NH2	2.20	0.53
2:U:274:GLN:H	2:U:278:GLN:NE2	2.05	0.53
2:V:371:GLN:HB3	2:V:484:VAL:HG23	1.91	0.53
2:W:228:GLY:HA2	2:W:345:SER:H	1.73	0.53
2:W:46:ASN:HB2	2:W:49:ASP:HB2	1.89	0.53
2:X:51:VAL:HG22	2:X:65:PHE:HZ	1.72	0.53
2:X:630:GLN:HE21	2:X:636:ASN:H	1.55	0.53
2:Z:234:ILE:HB	2:Z:340:LEU:HD12	1.89	0.53
2:Z:244:TYR:CD2	2:Z:273:PRO:HD2	2.44	0.53
2:Z:381:GLU:HB3	2:Z:385:THR:HG23	1.89	0.53
2:Z:580:THR:O	2:Z:584:PHE:HD1	1.91	0.53
2:U:382:SER:O	2:U:383:LEU:C	2.45	0.53
2:U:526:THR:HG23	2:U:535:LEU:CD1	2.37	0.53
2:W:51:VAL:HG22	2:W:65:PHE:HZ	1.73	0.53
2:W:627:PHE:HZ	2:W:640:LEU:HD23	1.69	0.53
2:X:539:LYS:HD2	2:X:554:ARG:HD2	1.89	0.53
2:U:228:GLY:HA2	2:U:345:SER:H	1.74	0.53
2:U:51:VAL:HG22	2:U:65:PHE:HZ	1.73	0.53
2:V:382:SER:O	2:V:383:LEU:C	2.45	0.53
2:X:206:THR:HG22	2:X:206:THR:O	2.07	0.53
2:Y:449:ALA:HB2	2:Y:539:LYS:HA	1.90	0.53
2:Y:539:LYS:HG2	2:Y:541:ALA:N	2.23	0.53
2:Y:624:VAL:HB	2:Y:643:VAL:HG12	1.89	0.53
2:Z:451:ASP:OD2	2:Z:471:ALA:N	2.42	0.53
2:U:244:TYR:CD2	2:U:273:PRO:HD2	2.44	0.53
2:U:379:ALA:HB1	2:U:454:TYR:OH	1.74	0.53
2:W:539:LYS:HD2	2:W:554:ARG:HD2	1.89	0.53
2:W:580:THR:O	2:W:584:PHE:HD1	1.91	0.53
2:Y:172:SER:O	2:Y:174:SER:HA	2.09	0.53

Continued on next page...

Continued from previous page...

Atom-1	Atom-2	Interatomic distance (Å)	Clash overlap (Å)
1:F:124:THR:HG23	1:F:126:TYR:H	1.73	0.53
2:V:503:ILE:O	2:V:504:LYS:HB2	2.06	0.53
2:V:580:THR:O	2:V:584:PHE:HD1	1.91	0.53
2:V:557:PHE:HE2	2:V:631:PRO:CD	2.21	0.53
2:W:451:ASP:OD2	2:W:471:ALA:N	2.42	0.53
2:X:517:LEU:CD2	2:X:524:PRO:HB3	2.39	0.53
2:Z:562:THR:HG23	2:Z:563:ASN:N	2.24	0.53
2:Z:90:LYS:HB2	2:Z:344:LEU:HB3	1.90	0.53
2:U:347:ASN:O	2:U:348:ALA:C	2.46	0.53
2:U:557:PHE:HE2	2:U:631:PRO:CG	2.22	0.53
2:V:90:LYS:HB2	2:V:344:LEU:HB3	1.90	0.53
2:V:397:GLY:HA2	2:V:403:CYS:SG	2.49	0.53
2:V:624:VAL:HB	2:V:643:VAL:HG12	1.90	0.53
2:W:374:ILE:HG23	2:W:472:ALA:HA	1.91	0.53
2:W:618:ILE:HG23	2:W:619:ASP:N	2.24	0.53
2:Y:114:ASP:CG	2:Y:175:SER:HB2	2.28	0.53
2:Y:446:THR:CB	2:Y:542:THR:HG22	2.39	0.53
2:Z:371:GLN:HB3	2:Z:484:VAL:HG23	1.90	0.53
2:Z:397:GLY:HA2	2:Z:403:CYS:SG	2.49	0.53
1:D:124:THR:CG2	1:D:130:MET:HG2	2.39	0.53
2:U:557:PHE:HE2	2:U:631:PRO:CD	2.21	0.53
2:V:228:GLY:HA2	2:V:345:SER:H	1.74	0.53
2:V:399:VAL:HG12	2:V:399:VAL:O	2.09	0.53
2:V:618:ILE:HG23	2:V:619:ASP:N	2.23	0.53
2:W:397:GLY:HA2	2:W:403:CYS:SG	2.49	0.53
2:W:562:THR:HG23	2:W:563:ASN:N	2.24	0.53
2:X:562:THR:HG23	2:X:563:ASN:N	2.24	0.53
2:Y:408:SER:CB	2:Y:451:ASP:HB3	2.39	0.53
2:Y:451:ASP:OD2	2:Y:471:ALA:N	2.42	0.53
2:Z:114:ASP:CG	2:Z:175:SER:HB2	2.29	0.53
2:Z:172:SER:O	2:Z:174:SER:HA	2.09	0.53
2:Z:374:ILE:HG23	2:Z:472:ALA:HA	1.91	0.53
2:Z:624:VAL:HB	2:Z:643:VAL:HG12	1.89	0.53
1:B:19:ASP:HA	1:B:22:SER:HB2	1.90	0.53
2:U:172:SER:O	2:U:174:SER:HA	2.08	0.53
2:W:449:ALA:HB2	2:W:539:LYS:HA	1.91	0.53
2:X:173:SER:N	2:X:174:SER:HA	2.23	0.53
2:X:198:ILE:HG23	2:X:201:ALA:HB2	1.91	0.53
2:X:275:THR:OG1	2:X:278:GLN:HG3	2.09	0.53
2:X:374:ILE:HG23	2:X:472:ALA:HA	1.91	0.53
2:X:595:ASN:CB	2:X:601:ILE:HD12	2.39	0.53

Continued on next page...

Continued from previous page...

Atom-1	Atom-2	Interatomic distance (Å)	Clash overlap (Å)
2:X:557:PHE:HE2	2:X:631:PRO:CG	2.22	0.53
2:Y:234:ILE:HB	2:Y:340:LEU:HD12	1.89	0.53
2:Y:523:ASN:CG	2:Y:538:ASP:HA	2.29	0.53
2:Z:448:ALA:HB3	2:Z:540:THR:OG1	2.09	0.53
2:U:523:ASN:CG	2:U:538:ASP:HA	2.29	0.53
2:W:448:ALA:HB3	2:W:540:THR:OG1	2.09	0.53
2:X:557:PHE:HE2	2:X:631:PRO:CD	2.21	0.53
2:Y:397:GLY:HA2	2:Y:403:CYS:SG	2.49	0.53
2:Y:448:ALA:HB3	2:Y:540:THR:OG1	2.09	0.53
2:Z:51:VAL:HG22	2:Z:65:PHE:HZ	1.73	0.53
1:A:56:TRP:HB3	1:A:71:ILE:HD13	1.91	0.52
1:E:26:ILE:HD11	1:E:37:ILE:HD11	1.91	0.52
2:V:511:GLN:HE21	2:V:511:GLN:HA	1.74	0.52
2:V:51:VAL:HG22	2:V:65:PHE:HZ	1.74	0.52
2:W:198:ILE:HG23	2:W:201:ALA:HB2	1.91	0.52
2:W:275:THR:OG1	2:W:278:GLN:HG3	2.09	0.52
2:W:408:SER:CB	2:W:451:ASP:HB3	2.38	0.52
2:X:446:THR:CB	2:X:542:THR:HG22	2.39	0.52
2:Y:399:VAL:O	2:Y:399:VAL:HG12	2.09	0.52
2:U:374:ILE:HG23	2:U:472:ALA:HA	1.91	0.52
2:U:449:ALA:HB2	2:U:539:LYS:HA	1.91	0.52
2:V:114:ASP:CG	2:V:175:SER:HB2	2.29	0.52
2:V:408:SER:CB	2:V:451:ASP:HB3	2.38	0.52
2:V:446:THR:CB	2:V:542:THR:HG22	2.39	0.52
2:W:172:SER:O	2:W:174:SER:HA	2.09	0.52
2:W:557:PHE:HE2	2:W:631:PRO:CG	2.22	0.52
2:W:595:ASN:CB	2:W:601:ILE:HD12	2.39	0.52
2:X:449:ALA:HB2	2:X:539:LYS:HA	1.92	0.52
2:Y:347:ASN:O	2:Y:348:ALA:C	2.45	0.52
2:Y:618:ILE:HG23	2:Y:619:ASP:N	2.23	0.52
2:Z:576:ASN:HB3	2:Z:620:ARG:NH2	2.25	0.52
2:Z:618:ILE:HG23	2:Z:619:ASP:N	2.23	0.52
2:V:275:THR:OG1	2:V:278:GLN:HG3	2.10	0.52
2:V:391:LYS:HE3	2:V:441:PHE:HA	1.92	0.52
2:V:557:PHE:HE2	2:V:631:PRO:CG	2.22	0.52
2:V:562:THR:HG23	2:V:563:ASN:N	2.24	0.52
2:W:523:ASN:CG	2:W:538:ASP:HA	2.29	0.52
2:W:630:GLN:HE21	2:W:636:ASN:H	1.57	0.52
2:X:228:GLY:HA2	2:X:345:SER:H	1.73	0.52
2:X:502:VAL:HG12	2:X:504:LYS:H	1.74	0.52
2:X:523:ASN:CG	2:X:538:ASP:HA	2.29	0.52

Continued on next page...

Continued from previous page...

Atom-1	Atom-2	Interatomic distance (Å)	Clash overlap (Å)
2:Y:173:SER:N	2:Y:174:SER:HA	2.22	0.52
2:Z:446:THR:CB	2:Z:542:THR:HG22	2.39	0.52
1:A:124:THR:CG2	1:A:130:MET:HG2	2.40	0.52
2:U:90:LYS:HB2	2:U:344:LEU:HB3	1.90	0.52
2:U:408:SER:CB	2:U:451:ASP:HB3	2.39	0.52
2:U:517:LEU:CD2	2:U:524:PRO:HB3	2.39	0.52
2:U:562:THR:HG23	2:U:563:ASN:N	2.24	0.52
2:V:244:TYR:CD2	2:V:273:PRO:HD2	2.43	0.52
2:V:374:ILE:HG23	2:V:472:ALA:HA	1.92	0.52
2:V:518:TYR:O	2:V:519:GLN:HB3	2.10	0.52
2:Y:557:PHE:HE2	2:Y:631:PRO:CD	2.22	0.52
2:Z:275:THR:OG1	2:Z:278:GLN:HG3	2.09	0.52
2:Z:449:ALA:HB2	2:Z:539:LYS:HA	1.92	0.52
2:Z:557:PHE:HE2	2:Z:631:PRO:CG	2.22	0.52
1:F:66:ALA:C	1:F:68:VAL:H	2.13	0.52
2:U:399:VAL:O	2:U:399:VAL:HG12	2.09	0.52
2:W:517:LEU:CD2	2:W:524:PRO:HB3	2.38	0.52
2:X:114:ASP:CG	2:X:175:SER:HB2	2.29	0.52
2:X:448:ALA:HB3	2:X:540:THR:OG1	2.09	0.52
2:X:451:ASP:OD2	2:X:471:ALA:N	2.42	0.52
2:Y:371:GLN:HB3	2:Y:484:VAL:HG23	1.90	0.52
2:Y:453:ASN:H	2:Y:453:ASN:HD22	1.58	0.52
2:Y:51:VAL:HG22	2:Y:65:PHE:HZ	1.73	0.52
2:Y:562:THR:HG23	2:Y:563:ASN:N	2.24	0.52
2:Y:84:VAL:HG13	2:Y:89:ALA:HB2	1.92	0.52
1:B:27:LYS:HE2	1:B:29:GLN:HG2	1.91	0.52
2:V:451:ASP:OD2	2:V:471:ALA:N	2.42	0.52
2:W:502:VAL:HG12	2:W:504:LYS:H	1.75	0.52
2:X:172:SER:O	2:X:174:SER:HA	2.09	0.52
2:X:397:GLY:HA2	2:X:403:CYS:SG	2.49	0.52
2:X:408:SER:CB	2:X:451:ASP:HB3	2.39	0.52
2:X:51:VAL:HG22	2:X:65:PHE:CZ	2.45	0.52
2:Y:454:TYR:HE2	2:Y:469:PRO:HB3	1.75	0.52
1:C:109:TYR:HB3	1:C:161:ARG:NH2	2.18	0.52
2:U:448:ALA:HB3	2:U:540:THR:OG1	2.09	0.52
2:U:582:SER:O	2:U:583:SER:HB3	2.10	0.52
2:V:517:LEU:CD2	2:V:524:PRO:HB3	2.39	0.52
2:V:523:ASN:CG	2:V:538:ASP:HA	2.29	0.52
2:W:114:ASP:CG	2:W:175:SER:HB2	2.30	0.52
2:W:518:TYR:O	2:W:519:GLN:HB3	2.10	0.52
2:W:29:LEU:O	2:W:80:VAL:HA	2.10	0.52

Continued on next page...

Continued from previous page...

Atom-1	Atom-2	Interatomic distance (Å)	Clash overlap (Å)
2:X:178:LEU:CD2	2:X:178:LEU:N	2.66	0.52
2:Y:275:THR:OG1	2:Y:278:GLN:HG3	2.10	0.52
2:Y:228:GLY:HA2	2:Y:345:SER:H	1.74	0.52
2:Z:518:TYR:O	2:Z:519:GLN:HB3	2.10	0.52
2:Z:557:PHE:HE2	2:Z:631:PRO:CD	2.21	0.52
2:Z:29:LEU:O	2:Z:80:VAL:HA	2.10	0.52
2:U:397:GLY:HA2	2:U:403:CYS:SG	2.49	0.52
2:U:451:ASP:OD2	2:U:471:ALA:N	2.42	0.52
2:U:618:ILE:HG23	2:U:619:ASP:N	2.23	0.52
2:U:84:VAL:HG13	2:U:89:ALA:HB2	1.92	0.52
2:V:198:ILE:HG23	2:V:201:ALA:HB2	1.92	0.52
2:V:448:ALA:HB3	2:V:540:THR:OG1	2.10	0.52
2:W:446:THR:CB	2:W:542:THR:HG22	2.39	0.52
2:Y:29:LEU:O	2:Y:80:VAL:HA	2.09	0.52
2:Y:374:ILE:HG23	2:Y:472:ALA:HA	1.91	0.52
2:Y:557:PHE:HE2	2:Y:631:PRO:CG	2.22	0.52
2:Y:595:ASN:CB	2:Y:601:ILE:HD12	2.39	0.52
2:Z:228:GLY:HA2	2:Z:345:SER:H	1.75	0.52
2:Z:517:LEU:CD2	2:Z:524:PRO:HB3	2.39	0.52
1:A:106:VAL:HG12	1:A:107:SER:H	1.74	0.52
2:U:237:GLU:HG3	2:U:337:ILE:CD1	2.40	0.52
2:V:172:SER:O	2:V:174:SER:HA	2.09	0.52
2:V:29:LEU:O	2:V:80:VAL:HA	2.10	0.52
2:V:605:ARG:HD3	2:V:608:CYS:SG	2.50	0.52
2:Y:582:SER:O	2:Y:583:SER:HB3	2.10	0.52
2:Z:453:ASN:HD22	2:Z:453:ASN:H	1.58	0.52
2:U:275:THR:OG1	2:U:278:GLN:HG3	2.09	0.52
2:U:391:LYS:HE3	2:U:441:PHE:HA	1.92	0.52
2:V:595:ASN:CB	2:V:601:ILE:HD12	2.39	0.52
2:W:51:VAL:HG22	2:W:65:PHE:CZ	2.45	0.52
2:X:453:ASN:H	2:X:453:ASN:HD22	1.58	0.52
2:X:518:TYR:HE2	2:X:536:TYR:HB2	1.70	0.52
2:X:29:LEU:O	2:X:80:VAL:HA	2.10	0.52
2:U:114:ASP:CG	2:U:175:SER:HB2	2.29	0.51
2:U:228:GLY:HA2	2:U:345:SER:N	2.25	0.51
2:U:518:TYR:O	2:U:519:GLN:HB3	2.10	0.51
2:W:228:GLY:HA2	2:W:345:SER:N	2.25	0.51
2:W:399:VAL:O	2:W:399:VAL:HG12	2.09	0.51
2:X:582:SER:O	2:X:583:SER:HB3	2.10	0.51
2:Y:518:TYR:O	2:Y:519:GLN:HB3	2.10	0.51
2:U:496:ARG:N	2:U:534:VAL:HG11	2.25	0.51

Continued on next page...

Continued from previous page...

Atom-1	Atom-2	Interatomic distance (Å)	Clash overlap (Å)
2:V:30:ALA:HB3	2:V:359:TRP:CD2	2.46	0.51
2:W:173:SER:N	2:W:174:SER:HA	2.22	0.51
2:W:518:TYR:HE2	2:W:536:TYR:HB2	1.69	0.51
2:X:228:GLY:HA2	2:X:345:SER:N	2.25	0.51
2:X:454:TYR:HE2	2:X:469:PRO:HB3	1.76	0.51
2:Y:496:ARG:N	2:Y:534:VAL:HG11	2.25	0.51
2:Y:511:GLN:HE21	2:Y:511:GLN:HA	1.75	0.51
2:Y:576:ASN:HB3	2:Y:620:ARG:NH2	2.26	0.51
2:Z:198:ILE:HG23	2:Z:201:ALA:HB2	1.92	0.51
2:Z:454:TYR:HE2	2:Z:469:PRO:HB3	1.75	0.51
2:U:198:ILE:HG23	2:U:201:ALA:HB2	1.92	0.51
2:V:449:ALA:HB2	2:V:539:LYS:HA	1.92	0.51
2:W:511:GLN:HA	2:W:511:GLN:HE21	1.75	0.51
2:W:557:PHE:HE2	2:W:631:PRO:CD	2.21	0.51
2:W:582:SER:O	2:W:583:SER:HB3	2.10	0.51
2:X:84:VAL:HG13	2:X:89:ALA:HB2	1.92	0.51
2:Y:502:VAL:HG12	2:Y:504:LYS:H	1.74	0.51
2:Z:511:GLN:HE21	2:Z:511:GLN:HA	1.76	0.51
2:U:539:LYS:HD3	2:U:541:ALA:HB2	1.92	0.51
2:V:496:ARG:N	2:V:534:VAL:HG11	2.25	0.51
2:V:582:SER:O	2:V:583:SER:HB3	2.11	0.51
2:W:391:LYS:HE3	2:W:441:PHE:HA	1.93	0.51
2:W:453:ASN:H	2:W:453:ASN:HD22	1.58	0.51
2:W:454:TYR:HE2	2:W:469:PRO:HB3	1.75	0.51
2:X:391:LYS:HE3	2:X:441:PHE:HA	1.92	0.51
2:X:70:ASN:HB3	2:X:457:GLN:HE22	1.76	0.51
2:Y:198:ILE:HG23	2:Y:201:ALA:HB2	1.92	0.51
2:Z:25:GLY:HA2	2:Z:484:VAL:HG21	1.93	0.51
2:Z:496:ARG:N	2:Z:534:VAL:HG11	2.25	0.51
2:U:194:LEU:HD23	2:U:195:LEU:N	2.26	0.51
2:U:453:ASN:HD22	2:U:453:ASN:H	1.58	0.51
2:U:605:ARG:O	2:U:609:ASP:HB2	2.10	0.51
2:V:228:GLY:HA2	2:V:345:SER:N	2.25	0.51
2:Y:25:GLY:HA2	2:Y:484:VAL:HG21	1.93	0.51
2:Z:161:PRO:O	2:Z:186:LYS:HB3	2.11	0.51
2:Z:84:VAL:HG13	2:Z:89:ALA:HB2	1.93	0.51
1:C:108:GLN:HB3	1:C:200:PRO:HD2	1.91	0.51
1:F:5:PHE:CE2	1:F:201:PRO:HB3	2.45	0.51
2:U:161:PRO:O	2:U:186:LYS:HB3	2.11	0.51
2:U:446:THR:CB	2:U:542:THR:HG22	2.39	0.51
2:V:161:PRO:O	2:V:186:LYS:HB3	2.11	0.51

Continued on next page...

Continued from previous page...

Atom-1	Atom-2	Interatomic distance (Å)	Clash overlap (Å)
2:V:617:VAL:HG23	2:V:619:ASP:O	2.11	0.51
2:W:161:PRO:O	2:W:186:LYS:HB3	2.11	0.51
2:W:194:LEU:HD23	2:W:195:LEU:N	2.26	0.51
2:X:352:ALA:O	2:X:355:LEU:HB2	2.10	0.51
2:X:25:GLY:HA2	2:X:484:VAL:HG21	1.93	0.51
2:U:173:SER:N	2:U:174:SER:HA	2.22	0.51
2:U:511:GLN:HA	2:U:511:GLN:HE21	1.75	0.51
2:V:502:VAL:HG12	2:V:504:LYS:H	1.75	0.51
2:W:215:LYS:CE	2:W:329:ASN:HD21	2.24	0.51
2:W:237:GLU:HG3	2:W:337:ILE:CD1	2.40	0.51
2:Y:51:VAL:HG22	2:Y:65:PHE:CZ	2.45	0.51
2:Y:605:ARG:O	2:Y:609:ASP:HB2	2.10	0.51
2:Z:539:LYS:HD3	2:Z:541:ALA:HB2	1.92	0.51
2:Z:595:ASN:CB	2:Z:601:ILE:HD12	2.39	0.51
1:A:212:THR:HA	1:A:222:ASP:HA	1.92	0.51
1:E:124:THR:CG2	1:E:130:MET:HG2	2.41	0.51
2:U:25:GLY:HA2	2:U:484:VAL:HG21	1.93	0.51
2:V:453:ASN:H	2:V:453:ASN:HD22	1.58	0.51
2:W:25:GLY:HA2	2:W:484:VAL:HG21	1.93	0.51
2:W:605:ARG:O	2:W:609:ASP:HB2	2.11	0.51
2:W:617:VAL:HG23	2:W:619:ASP:O	2.10	0.51
2:X:161:PRO:O	2:X:186:LYS:HB3	2.11	0.51
2:X:237:GLU:HG3	2:X:337:ILE:CD1	2.41	0.51
2:X:254:ILE:HG12	2:X:337:ILE:HB	1.93	0.51
2:X:518:TYR:O	2:X:519:GLN:HB3	2.10	0.51
2:X:605:ARG:HD3	2:X:608:CYS:SG	2.50	0.51
2:X:617:VAL:HG23	2:X:619:ASP:O	2.11	0.51
2:Z:30:ALA:HB3	2:Z:359:TRP:CD2	2.46	0.51
2:Z:605:ARG:O	2:Z:609:ASP:HB2	2.10	0.51
2:Z:617:VAL:HG23	2:Z:619:ASP:O	2.11	0.51
2:Z:51:VAL:HG22	2:Z:65:PHE:CZ	2.45	0.51
2:U:300:GLY:O	2:U:302:LYS:HG3	2.11	0.51
2:V:237:GLU:HG3	2:V:337:ILE:CD1	2.41	0.51
2:V:84:VAL:HG13	2:V:89:ALA:HB2	1.92	0.51
2:W:407:CYS:N	2:W:449:ALA:O	2.44	0.51
2:W:84:VAL:HG13	2:W:89:ALA:HB2	1.92	0.51
2:X:30:ALA:HB3	2:X:359:TRP:CD2	2.46	0.51
2:Y:617:VAL:HG23	2:Y:619:ASP:O	2.11	0.51
2:Z:582:SER:O	2:Z:583:SER:HB3	2.11	0.51
1:D:151:GLU:OE2	1:D:161:ARG:NH1	2.39	0.51
2:W:605:ARG:HD3	2:W:608:CYS:SG	2.51	0.51

Continued on next page...

Continued from previous page...

Atom-1	Atom-2	Interatomic distance (Å)	Clash overlap (Å)
2:Y:220:PRO:HD2	2:Y:338:LEU:HD11	1.93	0.51
2:Y:30:ALA:HB3	2:Y:359:TRP:CD2	2.46	0.51
2:Y:71:PHE:CD2	2:Y:71:PHE:C	2.85	0.51
2:Z:237:GLU:HG3	2:Z:337:ILE:CD1	2.41	0.51
2:Z:352:ALA:O	2:Z:355:LEU:HB2	2.10	0.51
2:Z:391:LYS:HE3	2:Z:441:PHE:HA	1.92	0.51
1:C:147:THR:HG23	1:C:163:ILE:HB	1.93	0.50
1:C:19:ASP:HA	1:C:22:SER:HB2	1.93	0.50
2:U:450:ILE:HD13	2:U:522:ILE:CD1	2.42	0.50
2:U:51:VAL:HG22	2:U:65:PHE:CZ	2.46	0.50
2:V:300:GLY:O	2:V:302:LYS:HG3	2.11	0.50
2:W:547:PRO:HB2	2:W:553:VAL:HG11	1.93	0.50
2:X:300:GLY:O	2:X:302:LYS:HG3	2.11	0.50
2:X:399:VAL:HG12	2:X:399:VAL:O	2.09	0.50
2:X:605:ARG:O	2:X:609:ASP:HB2	2.11	0.50
2:Y:517:LEU:CD2	2:Y:524:PRO:HB3	2.39	0.50
2:Z:407:CYS:N	2:Z:449:ALA:O	2.44	0.50
2:Z:543:SER:O	2:Z:544:VAL:HG23	2.11	0.50
2:U:407:CYS:N	2:U:449:ALA:O	2.45	0.50
2:U:595:ASN:CB	2:U:601:ILE:HD12	2.39	0.50
2:U:605:ARG:HD3	2:U:608:CYS:SG	2.51	0.50
2:U:29:LEU:O	2:U:80:VAL:HA	2.10	0.50
2:V:391:LYS:NZ	2:V:440:ASN:HD21	1.92	0.50
2:W:300:GLY:O	2:W:302:LYS:HG3	2.12	0.50
2:W:627:PHE:CD1	2:W:629:ILE:CD1	2.94	0.50
2:Y:237:GLU:HG3	2:Y:337:ILE:CD1	2.41	0.50
2:Y:391:LYS:HE3	2:Y:441:PHE:HA	1.92	0.50
2:Y:583:SER:CA	2:Y:586:THR:HG22	2.42	0.50
2:Y:627:PHE:CD1	2:Y:629:ILE:CD1	2.94	0.50
2:Z:194:LEU:HD23	2:Z:195:LEU:N	2.26	0.50
2:Z:228:GLY:HA2	2:Z:345:SER:N	2.26	0.50
2:U:352:ALA:O	2:U:355:LEU:HB2	2.11	0.50
2:V:25:GLY:HA2	2:V:484:VAL:HG21	1.93	0.50
2:V:450:ILE:HD13	2:V:522:ILE:CD1	2.41	0.50
2:W:254:ILE:HG12	2:W:337:ILE:HB	1.93	0.50
2:W:583:SER:CA	2:W:586:THR:HG22	2.42	0.50
2:X:547:PRO:HB2	2:X:553:VAL:HG11	1.94	0.50
2:Y:446:THR:C	2:Y:539:LYS:HE3	2.21	0.50
2:Y:605:ARG:HD3	2:Y:608:CYS:SG	2.51	0.50
2:Z:173:SER:N	2:Z:174:SER:HA	2.22	0.50
2:Z:502:VAL:HG12	2:Z:504:LYS:H	1.75	0.50

Continued on next page...

Continued from previous page...

Atom-1	Atom-2	Interatomic distance (Å)	Clash overlap (Å)
2:U:220:PRO:HD2	2:U:338:LEU:HD11	1.94	0.50
2:U:30:ALA:HB3	2:U:359:TRP:CD2	2.46	0.50
2:U:588:THR:HG23	2:U:589:ALA:N	2.27	0.50
2:U:557:PHE:CE1	2:U:638:ILE:HG22	2.47	0.50
2:V:407:CYS:N	2:V:449:ALA:O	2.45	0.50
2:V:51:VAL:HG22	2:V:65:PHE:CZ	2.46	0.50
2:V:560:LEU:HD13	2:V:591:TYR:HE2	1.76	0.50
2:W:352:ALA:O	2:W:355:LEU:HB2	2.11	0.50
2:X:194:LEU:HD23	2:X:195:LEU:N	2.27	0.50
2:Y:352:ALA:O	2:Y:355:LEU:HB2	2.10	0.50
1:A:147:THR:HG23	1:A:163:ILE:HB	1.92	0.50
1:D:223:LEU:HD12	1:D:224:PRO:HD2	1.92	0.50
2:V:254:ILE:HG12	2:V:337:ILE:HB	1.93	0.50
2:V:539:LYS:HD3	2:V:541:ALA:HB2	1.93	0.50
2:V:583:SER:CA	2:V:586:THR:HG22	2.41	0.50
2:W:379:ALA:HB2	2:W:454:TYR:CE2	2.46	0.50
2:W:557:PHE:CE1	2:W:638:ILE:HG22	2.47	0.50
2:X:511:GLN:HA	2:X:511:GLN:HE21	1.75	0.50
2:Y:194:LEU:HD23	2:Y:195:LEU:N	2.26	0.50
2:Z:300:GLY:O	2:Z:302:LYS:HG3	2.11	0.50
2:Z:588:THR:HG23	2:Z:589:ALA:N	2.27	0.50
2:Z:560:LEU:HD13	2:Z:591:TYR:HE2	1.76	0.50
2:U:454:TYR:HE2	2:U:469:PRO:HB3	1.75	0.50
2:V:627:PHE:CE1	2:V:629:ILE:HD12	2.47	0.50
2:V:627:PHE:CD1	2:V:629:ILE:CD1	2.95	0.50
2:W:557:PHE:CE2	2:W:631:PRO:HG3	2.47	0.50
2:W:622:GLU:HG2	2:W:644:ALA:O	2.12	0.50
2:W:71:PHE:CD2	2:W:71:PHE:C	2.85	0.50
2:X:450:ILE:CG1	2:X:451:ASP:N	2.53	0.50
2:X:576:ASN:HB3	2:X:620:ARG:NH2	2.25	0.50
2:Y:161:PRO:O	2:Y:186:LYS:HB3	2.11	0.50
2:Y:289:ILE:N	2:Y:289:ILE:HD12	2.24	0.50
2:Y:557:PHE:CE2	2:Y:631:PRO:HG3	2.47	0.50
2:Z:605:ARG:HD3	2:Z:608:CYS:SG	2.51	0.50
2:Z:70:ASN:HB3	2:Z:457:GLN:HE22	1.77	0.50
2:Z:71:PHE:CD2	2:Z:71:PHE:C	2.85	0.50
2:Y:236:ILE:HD12	2:Y:236:ILE:N	2.27	0.50
2:Y:560:LEU:HD13	2:Y:591:TYR:HE2	1.76	0.50
2:Y:588:THR:HG23	2:Y:589:ALA:N	2.27	0.50
2:Z:215:LYS:CE	2:Z:329:ASN:HD21	2.25	0.50
2:Z:627:PHE:CD1	2:Z:629:ILE:CD1	2.95	0.50

Continued on next page...

Continued from previous page...

Atom-1	Atom-2	Interatomic distance (Å)	Clash overlap (Å)
2:Z:627:PHE:CZ	2:Z:640:LEU:CD2	2.95	0.50
1:A:124:THR:HG23	1:A:126:TYR:H	1.77	0.50
1:C:66:ALA:O	1:C:68:VAL:N	2.45	0.50
1:D:66:ALA:O	1:D:68:VAL:N	2.45	0.50
1:E:114:ILE:HG12	1:E:115:LYS:H	1.76	0.50
2:U:583:SER:CA	2:U:586:THR:HG22	2.42	0.50
2:U:617:VAL:HG23	2:U:619:ASP:O	2.11	0.50
2:U:627:PHE:CE1	2:U:629:ILE:HD12	2.47	0.50
2:V:352:ALA:O	2:V:355:LEU:HB2	2.11	0.50
2:W:70:ASN:HB3	2:W:457:GLN:HE22	1.76	0.50
2:X:289:ILE:HD12	2:X:289:ILE:N	2.24	0.50
2:X:407:CYS:N	2:X:449:ALA:O	2.44	0.50
2:Y:228:GLY:HA2	2:Y:345:SER:N	2.25	0.50
2:Y:557:PHE:CE1	2:Y:638:ILE:CG2	2.95	0.50
2:Z:220:PRO:HD2	2:Z:338:LEU:HD11	1.94	0.50
2:Z:557:PHE:CE1	2:Z:638:ILE:HG22	2.47	0.50
1:B:77:LEU:HD13	1:B:120:LEU:HD23	1.94	0.50
1:E:12:ARG:NH2	1:E:199:TYR:OH	2.45	0.50
2:U:362:PHE:HA	2:U:368:VAL:HG21	1.94	0.50
2:V:446:THR:C	2:V:539:LYS:HE3	2.20	0.50
2:V:605:ARG:O	2:V:609:ASP:HB2	2.11	0.50
2:V:71:PHE:C	2:V:71:PHE:CD2	2.85	0.50
2:W:523:ASN:HD21	2:W:538:ASP:CA	2.25	0.50
2:X:543:SER:O	2:X:544:VAL:HG23	2.12	0.50
2:X:557:PHE:CE2	2:X:631:PRO:HG3	2.47	0.50
2:Y:407:CYS:N	2:Y:449:ALA:O	2.44	0.50
2:Y:624:VAL:CG1	2:Y:643:VAL:HG12	2.42	0.50
2:Z:557:PHE:CE2	2:Z:631:PRO:HG3	2.47	0.50
2:Z:557:PHE:CE1	2:Z:638:ILE:CG2	2.95	0.50
1:B:74:ARG:NH2	1:B:231:GLU:OE2	2.43	0.49
2:U:289:ILE:HD12	2:U:289:ILE:N	2.24	0.49
2:U:383:LEU:O	2:U:386:ALA:HB3	2.13	0.49
2:U:543:SER:O	2:U:544:VAL:HG23	2.12	0.49
2:V:236:ILE:N	2:V:236:ILE:HD12	2.27	0.49
2:V:454:TYR:HE2	2:V:469:PRO:HB3	1.75	0.49
2:V:70:ASN:HB3	2:V:457:GLN:HE22	1.77	0.49
2:W:557:PHE:CE1	2:W:638:ILE:CG2	2.95	0.49
2:W:627:PHE:CE1	2:W:629:ILE:HD12	2.47	0.49
2:X:220:PRO:HD2	2:X:338:LEU:HD11	1.94	0.49
2:X:215:LYS:CE	2:X:329:ASN:HD21	2.25	0.49
2:X:539:LYS:HD3	2:X:541:ALA:HB2	1.94	0.49

Continued on next page...

Continued from previous page...

Atom-1	Atom-2	Interatomic distance (Å)	Clash overlap (Å)
2:X:583:SER:CA	2:X:586:THR:HG22	2.41	0.49
2:Y:215:LYS:CE	2:Y:329:ASN:HD21	2.25	0.49
2:Z:362:PHE:HA	2:Z:368:VAL:HG21	1.94	0.49
2:Z:399:VAL:O	2:Z:399:VAL:HG12	2.10	0.49
2:Z:583:SER:CA	2:Z:586:THR:HG22	2.42	0.49
2:V:304:ILE:HG13	2:V:305:TYR:CD2	2.47	0.49
2:V:622:GLU:HG2	2:V:644:ALA:O	2.12	0.49
2:W:450:ILE:HD13	2:W:522:ILE:CD1	2.41	0.49
2:X:236:ILE:HD12	2:X:236:ILE:N	2.27	0.49
2:X:622:GLU:HG2	2:X:644:ALA:O	2.12	0.49
2:Y:300:GLY:O	2:Y:302:LYS:HG3	2.11	0.49
1:D:147:THR:HG23	1:D:163:ILE:HB	1.94	0.49
2:U:304:ILE:HG13	2:U:305:TYR:CD2	2.47	0.49
2:U:523:ASN:HD21	2:U:538:ASP:CA	2.26	0.49
2:W:304:ILE:HG13	2:W:305:TYR:CD2	2.47	0.49
2:W:30:ALA:HB3	2:W:359:TRP:CD2	2.46	0.49
2:W:539:LYS:HD3	2:W:541:ALA:HB2	1.93	0.49
2:X:627:PHE:CD1	2:X:629:ILE:CD1	2.94	0.49
2:X:627:PHE:CD1	2:X:629:ILE:HD12	2.48	0.49
2:X:624:VAL:CG1	2:X:643:VAL:HG12	2.42	0.49
2:Y:450:ILE:HD13	2:Y:522:ILE:CD1	2.41	0.49
2:Z:289:ILE:N	2:Z:289:ILE:HD12	2.24	0.49
2:Z:450:ILE:HD13	2:Z:522:ILE:CD1	2.41	0.49
2:U:236:ILE:HD12	2:U:236:ILE:N	2.27	0.49
2:U:502:VAL:HG12	2:U:504:LYS:H	1.75	0.49
2:V:523:ASN:HD21	2:V:538:ASP:CA	2.25	0.49
2:W:236:ILE:N	2:W:236:ILE:HD12	2.28	0.49
2:W:543:SER:O	2:W:544:VAL:HG23	2.12	0.49
2:W:627:PHE:CZ	2:W:640:LEU:CD2	2.95	0.49
2:Y:450:ILE:CG1	2:Y:451:ASP:N	2.53	0.49
2:Y:511:GLN:NE2	2:Y:511:GLN:HA	2.28	0.49
2:Y:543:SER:O	2:Y:544:VAL:HG23	2.12	0.49
2:Z:236:ILE:HD12	2:Z:236:ILE:N	2.27	0.49
2:Z:383:LEU:O	2:Z:386:ALA:HB3	2.12	0.49
2:Z:523:ASN:HD21	2:Z:538:ASP:CA	2.26	0.49
2:Z:627:PHE:CE1	2:Z:629:ILE:HD12	2.47	0.49
1:D:109:TYR:HB3	1:D:161:ARG:NH2	2.18	0.49
2:U:557:PHE:CE2	2:U:631:PRO:HG3	2.47	0.49
2:U:70:ASN:HB3	2:U:457:GLN:HE22	1.76	0.49
2:V:456:TYR:HB2	2:V:467:TRP:CZ3	2.48	0.49
2:V:518:TYR:HE2	2:V:536:TYR:HB2	1.70	0.49

Continued on next page...

Continued from previous page...

Atom-1	Atom-2	Interatomic distance (Å)	Clash overlap (Å)
2:V:576:ASN:HB3	2:V:620:ARG:NH2	2.25	0.49
2:V:588:THR:HG23	2:V:589:ALA:N	2.27	0.49
2:X:245:ALA:C	2:X:247:GLY:H	2.16	0.49
2:X:560:LEU:HD13	2:X:591:TYR:HE2	1.76	0.49
2:X:627:PHE:CE1	2:X:629:ILE:HD12	2.47	0.49
2:Y:304:ILE:HG13	2:Y:305:TYR:CD2	2.47	0.49
2:Y:523:ASN:HD21	2:Y:538:ASP:CA	2.25	0.49
2:Y:547:PRO:HB2	2:Y:553:VAL:HG11	1.94	0.49
2:Z:547:PRO:HB2	2:Z:553:VAL:HG11	1.94	0.49
2:Z:557:PHE:CZ	2:Z:638:ILE:CG2	2.95	0.49
2:U:109:ASN:O	2:U:177:GLY:HA3	2.13	0.49
2:U:560:LEU:HD13	2:U:591:TYR:HE2	1.76	0.49
2:U:557:PHE:CE1	2:U:638:ILE:CG2	2.95	0.49
2:U:71:PHE:CD2	2:U:71:PHE:C	2.85	0.49
2:V:194:LEU:HD23	2:V:195:LEU:N	2.26	0.49
2:V:245:ALA:C	2:V:247:GLY:H	2.15	0.49
2:V:409:PRO:C	2:V:454:TYR:CE1	2.71	0.49
2:V:615:PRO:O	2:V:617:VAL:HG22	2.13	0.49
2:X:376:GLY:HA2	2:X:390:GLN:NE2	2.28	0.49
2:X:615:PRO:O	2:X:617:VAL:HG22	2.13	0.49
2:Y:362:PHE:HA	2:Y:368:VAL:HG21	1.94	0.49
2:Z:304:ILE:HG13	2:Z:305:TYR:CD2	2.47	0.49
1:B:212:THR:HA	1:B:222:ASP:HA	1.94	0.49
1:E:66:ALA:C	1:E:68:VAL:H	2.13	0.49
2:U:627:PHE:CD1	2:U:629:ILE:CD1	2.95	0.49
2:V:511:GLN:NE2	2:V:511:GLN:HA	2.27	0.49
2:V:557:PHE:CE1	2:V:638:ILE:HG22	2.47	0.49
2:V:557:PHE:CE2	2:V:631:PRO:HG3	2.47	0.49
2:W:560:LEU:HD13	2:W:591:TYR:HE2	1.76	0.49
2:W:627:PHE:CD1	2:W:629:ILE:HD12	2.48	0.49
2:X:456:TYR:HB2	2:X:467:TRP:CZ3	2.48	0.49
2:X:450:ILE:HD13	2:X:522:ILE:CD1	2.41	0.49
2:X:557:PHE:CE1	2:X:638:ILE:HG22	2.47	0.49
2:Y:254:ILE:HG12	2:Y:337:ILE:HB	1.93	0.49
2:Y:456:TYR:HB2	2:Y:467:TRP:CZ3	2.48	0.49
2:Y:627:PHE:CE1	2:Y:629:ILE:HD12	2.47	0.49
2:V:220:PRO:HD2	2:V:338:LEU:HD11	1.94	0.49
2:V:624:VAL:CG1	2:V:643:VAL:HG12	2.43	0.49
2:V:629:ILE:HG22	2:V:630:GLN:N	2.28	0.49
2:W:615:PRO:O	2:W:617:VAL:HG22	2.13	0.49
2:Y:376:GLY:HA2	2:Y:390:GLN:NE2	2.28	0.49

Continued on next page...

Continued from previous page...

Atom-1	Atom-2	Interatomic distance (Å)	Clash overlap (Å)
2:Y:448:ALA:CB	2:Y:540:THR:OG1	2.61	0.49
2:Z:624:VAL:CG1	2:Z:643:VAL:HG12	2.43	0.49
1:B:6:TYR:CD2	1:B:208:LEU:HG	2.48	0.49
2:U:228:GLY:HA2	2:U:345:SER:CB	2.32	0.49
2:U:254:ILE:HG12	2:U:337:ILE:HB	1.93	0.49
2:U:456:TYR:HB2	2:U:467:TRP:CZ3	2.48	0.49
2:W:456:TYR:HB2	2:W:467:TRP:CZ3	2.48	0.49
2:X:304:ILE:HG13	2:X:305:TYR:CD2	2.47	0.49
2:X:71:PHE:C	2:X:71:PHE:CD2	2.85	0.49
2:Y:557:PHE:CE1	2:Y:638:ILE:HG22	2.47	0.49
2:Z:615:PRO:O	2:Z:617:VAL:HG22	2.13	0.49
2:U:547:PRO:HB2	2:U:553:VAL:HG11	1.94	0.49
2:U:622:GLU:HG2	2:U:644:ALA:O	2.12	0.49
2:V:379:ALA:HB2	2:V:454:TYR:CE2	2.46	0.49
2:V:383:LEU:O	2:V:386:ALA:HB3	2.13	0.49
2:V:627:PHE:CD1	2:V:629:ILE:HD12	2.48	0.49
2:W:376:GLY:HA2	2:W:390:GLN:NE2	2.28	0.49
2:W:445:SER:HB3	2:W:448:ALA:HB2	1.95	0.49
2:X:445:SER:HB3	2:X:448:ALA:HB2	1.95	0.49
2:X:557:PHE:CE1	2:X:638:ILE:CG2	2.95	0.49
2:Y:109:ASN:O	2:Y:177:GLY:HA3	2.13	0.49
2:Y:70:ASN:HB3	2:Y:457:GLN:HE22	1.77	0.49
2:Z:245:ALA:C	2:Z:247:GLY:H	2.15	0.49
2:Z:456:TYR:HB2	2:Z:467:TRP:CZ3	2.48	0.49
2:Z:511:GLN:NE2	2:Z:511:GLN:HA	2.28	0.49
2:U:446:THR:C	2:U:539:LYS:HE3	2.21	0.48
2:U:615:PRO:O	2:U:617:VAL:HG22	2.13	0.48
2:V:362:PHE:HA	2:V:368:VAL:HG21	1.94	0.48
2:V:557:PHE:CE1	2:V:638:ILE:CG2	2.95	0.48
2:W:245:ALA:C	2:W:247:GLY:H	2.15	0.48
2:W:624:VAL:CG1	2:W:643:VAL:HG12	2.43	0.48
2:X:511:GLN:HA	2:X:511:GLN:NE2	2.28	0.48
2:X:523:ASN:HD21	2:X:538:ASP:CA	2.26	0.48
2:X:557:PHE:CZ	2:X:638:ILE:CG2	2.95	0.48
2:Z:622:GLU:HG2	2:Z:644:ALA:O	2.12	0.48
2:V:448:ALA:CB	2:V:540:THR:OG1	2.61	0.48
2:V:543:SER:O	2:V:544:VAL:HG23	2.12	0.48
2:V:547:PRO:HB2	2:V:553:VAL:HG11	1.94	0.48
2:X:362:PHE:HA	2:X:368:VAL:HG21	1.94	0.48
2:Y:539:LYS:HD3	2:Y:541:ALA:HB2	1.94	0.48
2:Y:622:GLU:HG2	2:Y:644:ALA:O	2.12	0.48

Continued on next page...

Continued from previous page...

Atom-1	Atom-2	Interatomic distance (Å)	Clash overlap (Å)
2:Z:109:ASN:O	2:Z:177:GLY:HA3	2.13	0.48
1:C:124:THR:HG21	1:C:130:MET:HG2	1.95	0.48
1:D:130:MET:HE2	1:D:188:TRP:CD2	2.48	0.48
2:U:456:TYR:CZ	2:U:465:ASN:HB3	2.48	0.48
2:V:376:GLY:HA2	2:V:390:GLN:NE2	2.28	0.48
2:V:408:SER:HA	2:V:451:ASP:O	2.14	0.48
2:W:511:GLN:NE2	2:W:511:GLN:HA	2.27	0.48
2:W:448:ALA:O	2:W:540:THR:N	2.43	0.48
2:Z:254:ILE:HG12	2:Z:337:ILE:HB	1.93	0.48
2:Z:408:SER:HA	2:Z:451:ASP:O	2.13	0.48
2:Z:627:PHE:CD1	2:Z:629:ILE:HD12	2.48	0.48
2:U:245:ALA:C	2:U:247:GLY:H	2.16	0.48
2:U:408:SER:HA	2:U:451:ASP:O	2.13	0.48
2:U:511:GLN:HA	2:U:511:GLN:NE2	2.28	0.48
2:U:624:VAL:CG1	2:U:643:VAL:HG12	2.43	0.48
2:V:453:ASN:H	2:V:453:ASN:ND2	2.11	0.48
2:W:109:ASN:O	2:W:177:GLY:HA3	2.13	0.48
2:W:220:PRO:HD2	2:W:338:LEU:HD11	1.94	0.48
2:Y:125:ILE:HD12	2:Y:153:LYS:HG2	1.95	0.48
2:Y:383:LEU:O	2:Y:386:ALA:HB3	2.13	0.48
2:Z:382:SER:CB	2:Z:385:THR:HG22	2.42	0.48
1:D:6:TYR:CD2	1:D:208:LEU:HG	2.49	0.48
1:F:54:ASN:HA	1:F:57:THR:HG22	1.95	0.48
2:U:518:TYR:HE2	2:U:536:TYR:HB2	1.70	0.48
2:U:448:ALA:CB	2:U:540:THR:OG1	2.61	0.48
2:U:627:PHE:CD1	2:U:629:ILE:HD12	2.48	0.48
2:V:284:ARG:HA	2:V:288:ALA:O	2.14	0.48
2:V:63:ASP:O	2:V:67:SER:HB2	2.14	0.48
2:W:289:ILE:N	2:W:289:ILE:HD12	2.24	0.48
2:W:588:THR:HG23	2:W:589:ALA:N	2.27	0.48
2:X:413:THR:OG1	2:X:425:ASN:HB3	2.14	0.48
2:X:588:THR:HG23	2:X:589:ALA:N	2.27	0.48
2:Y:449:ALA:CB	2:Y:539:LYS:HA	2.44	0.48
2:Y:453:ASN:ND2	2:Y:453:ASN:N	2.62	0.48
2:Y:379:ALA:HB2	2:Y:454:TYR:CE2	2.46	0.48
2:Y:627:PHE:CD1	2:Y:629:ILE:HD12	2.48	0.48
2:U:629:ILE:HG22	2:U:630:GLN:N	2.28	0.48
2:V:627:PHE:CZ	2:V:640:LEU:CD2	2.95	0.48
2:W:63:ASP:O	2:W:67:SER:HB2	2.14	0.48
2:Y:453:ASN:ND2	2:Y:453:ASN:H	2.11	0.48
2:Y:615:PRO:O	2:Y:617:VAL:HG22	2.13	0.48

Continued on next page...

Continued from previous page...

Atom-1	Atom-2	Interatomic distance (Å)	Clash overlap (Å)
2:Y:63:ASP:O	2:Y:67:SER:HB2	2.14	0.48
2:Z:376:GLY:HA2	2:Z:390:GLN:NE2	2.28	0.48
2:Z:413:THR:OG1	2:Z:425:ASN:HB3	2.14	0.48
2:U:30:ALA:HB3	2:U:359:TRP:CE2	2.49	0.48
2:U:577:ASN:H	2:U:580:THR:CG2	2.27	0.48
2:W:383:LEU:O	2:W:386:ALA:HB3	2.13	0.48
2:W:446:THR:C	2:W:539:LYS:HE3	2.21	0.48
2:W:610:THR:HG23	2:W:611:THR:N	2.29	0.48
2:X:448:ALA:CB	2:X:540:THR:OG1	2.61	0.48
2:X:63:ASP:O	2:X:67:SER:HB2	2.14	0.48
2:Y:502:VAL:HG12	2:Y:503:ILE:N	2.28	0.48
2:Z:453:ASN:H	2:Z:453:ASN:ND2	2.11	0.48
2:Z:536:TYR:CG	2:Z:537:GLY:N	2.82	0.48
2:U:284:ARG:HA	2:U:288:ALA:O	2.14	0.48
2:U:376:GLY:HA2	2:U:390:GLN:NE2	2.28	0.48
2:U:440:ASN:C	2:U:440:ASN:HD22	2.17	0.48
2:V:109:ASN:O	2:V:177:GLY:HA3	2.13	0.48
2:W:362:PHE:HA	2:W:368:VAL:HG21	1.94	0.48
2:X:125:ILE:HD12	2:X:153:LYS:HG2	1.96	0.48
2:X:627:PHE:CZ	2:X:640:LEU:CD2	2.94	0.48
2:Z:448:ALA:CB	2:Z:540:THR:OG1	2.61	0.48
2:U:449:ALA:CB	2:U:539:LYS:HA	2.44	0.48
2:V:413:THR:OG1	2:V:425:ASN:HB3	2.14	0.48
2:W:285:ARG:O	2:W:286:ASN:HB2	2.14	0.48
2:W:449:ALA:CB	2:W:539:LYS:HA	2.44	0.48
2:W:408:SER:HA	2:W:451:ASP:O	2.14	0.48
2:W:453:ASN:H	2:W:453:ASN:ND2	2.11	0.48
2:W:536:TYR:CG	2:W:537:GLY:N	2.82	0.48
2:X:109:ASN:O	2:X:177:GLY:HA3	2.13	0.48
2:X:456:TYR:CZ	2:X:465:ASN:HB3	2.49	0.48
2:Y:413:THR:OG1	2:Y:425:ASN:HB3	2.14	0.48
2:Z:125:ILE:HD12	2:Z:153:LYS:HG2	1.96	0.48
2:Z:284:ARG:HA	2:Z:288:ALA:O	2.14	0.48
2:U:547:PRO:C	2:U:553:VAL:CG2	2.82	0.48
2:U:612:ASN:HD21	2:U:614:THR:HG22	1.79	0.48
2:V:547:PRO:C	2:V:553:VAL:CG2	2.82	0.48
2:V:610:THR:HG23	2:V:611:THR:N	2.29	0.48
2:X:453:ASN:N	2:X:453:ASN:ND2	2.62	0.48
2:X:496:ARG:N	2:X:534:VAL:HG11	2.25	0.48
2:Y:23:SER:OG	2:Y:483:ASN:HB2	2.05	0.48
2:Y:629:ILE:HG22	2:Y:630:GLN:N	2.28	0.48

Continued on next page...

Continued from previous page...

Atom-1	Atom-2	Interatomic distance (Å)	Clash overlap (Å)
2:Z:610:THR:HG23	2:Z:611:THR:N	2.29	0.48
2:U:382:SER:CB	2:U:385:THR:HG22	2.42	0.47
2:V:577:ASN:H	2:V:580:THR:CG2	2.27	0.47
2:W:413:THR:OG1	2:W:425:ASN:HB3	2.14	0.47
2:X:449:ALA:CB	2:X:539:LYS:HA	2.44	0.47
2:X:546:SER:N	2:X:547:PRO:HD2	2.29	0.47
2:Y:285:ARG:O	2:Y:286:ASN:HB2	2.14	0.47
2:Y:284:ARG:HA	2:Y:288:ALA:O	2.14	0.47
2:Y:456:TYR:CZ	2:Y:465:ASN:HB3	2.49	0.47
2:Z:171:ILE:CG2	2:Z:172:SER:H	2.25	0.47
2:Z:445:SER:HB3	2:Z:448:ALA:HB2	1.95	0.47
2:U:285:ARG:O	2:U:286:ASN:HB2	2.14	0.47
2:U:58:THR:H	2:U:61:THR:HB	1.79	0.47
2:V:285:ARG:O	2:V:286:ASN:HB2	2.14	0.47
2:V:289:ILE:N	2:V:289:ILE:HD12	2.24	0.47
2:V:445:SER:HB3	2:V:448:ALA:HB2	1.95	0.47
2:W:440:ASN:HD22	2:W:440:ASN:C	2.17	0.47
2:W:629:ILE:HG22	2:W:630:GLN:N	2.28	0.47
2:X:285:ARG:O	2:X:286:ASN:HB2	2.14	0.47
2:X:383:LEU:O	2:X:386:ALA:HB3	2.13	0.47
2:X:629:ILE:HG22	2:X:630:GLN:N	2.28	0.47
2:Z:577:ASN:H	2:Z:580:THR:CG2	2.27	0.47
2:U:445:SER:HB3	2:U:448:ALA:HB2	1.95	0.47
2:U:453:ASN:ND2	2:U:453:ASN:H	2.11	0.47
2:U:526:THR:OG1	2:U:535:LEU:HD21	2.15	0.47
2:W:456:TYR:CZ	2:W:465:ASN:HB3	2.49	0.47
2:W:448:ALA:CB	2:W:540:THR:OG1	2.62	0.47
2:Y:577:ASN:H	2:Y:580:THR:CG2	2.27	0.47
1:E:5:PHE:CE2	1:E:201:PRO:HB3	2.50	0.47
2:U:557:PHE:CZ	2:U:638:ILE:CG2	2.95	0.47
2:V:536:TYR:CG	2:V:537:GLY:N	2.82	0.47
2:V:546:SER:N	2:V:547:PRO:HD2	2.30	0.47
2:W:284:ARG:HA	2:W:288:ALA:O	2.14	0.47
2:X:30:ALA:HB3	2:X:359:TRP:CE2	2.49	0.47
2:X:37:PRO:HB2	2:X:40:GLN:HB2	1.97	0.47
2:X:408:SER:HA	2:X:451:ASP:O	2.13	0.47
2:X:536:TYR:CG	2:X:537:GLY:N	2.82	0.47
2:Y:27:ALA:HB2	2:Y:71:PHE:CZ	2.49	0.47
2:Y:610:THR:HG23	2:Y:611:THR:N	2.29	0.47
2:Y:627:PHE:CZ	2:Y:640:LEU:CD2	2.95	0.47
2:Z:285:ARG:O	2:Z:286:ASN:HB2	2.14	0.47

Continued on next page...

Continued from previous page...

Atom-1	Atom-2	Interatomic distance (Å)	Clash overlap (Å)
2:Z:502:VAL:HG12	2:Z:503:ILE:N	2.29	0.47
2:Z:63:ASP:O	2:Z:67:SER:HB2	2.14	0.47
2:U:546:SER:N	2:U:547:PRO:HD2	2.30	0.47
2:U:602:TYR:CG	2:U:603:GLU:N	2.83	0.47
2:W:557:PHE:CZ	2:W:638:ILE:CG2	2.94	0.47
2:X:553:VAL:HG23	2:X:554:ARG:N	2.30	0.47
2:Y:245:ALA:C	2:Y:247:GLY:H	2.15	0.47
2:Y:440:ASN:C	2:Y:440:ASN:HD22	2.17	0.47
2:Z:407:CYS:O	2:Z:451:ASP:N	2.48	0.47
2:Z:440:ASN:C	2:Z:440:ASN:HD22	2.17	0.47
1:A:114:ILE:HG12	1:A:115:LYS:N	2.29	0.47
2:V:30:ALA:HB3	2:V:359:TRP:CE2	2.49	0.47
2:V:456:TYR:CZ	2:V:465:ASN:HB3	2.49	0.47
2:V:614:THR:HB	2:V:620:ARG:CA	2.40	0.47
2:V:58:THR:H	2:V:61:THR:HB	1.79	0.47
2:W:125:ILE:HD12	2:W:153:LYS:HG2	1.96	0.47
2:W:576:ASN:HB3	2:W:620:ARG:NH2	2.25	0.47
2:Y:382:SER:CB	2:Y:385:THR:HG22	2.42	0.47
2:Y:407:CYS:O	2:Y:451:ASP:HB3	2.15	0.47
2:Z:37:PRO:HB2	2:Z:40:GLN:HB2	1.96	0.47
2:Z:526:THR:OG1	2:Z:535:LEU:HD21	2.15	0.47
2:U:125:ILE:HD12	2:U:153:LYS:HG2	1.96	0.47
2:U:536:TYR:CG	2:U:537:GLY:N	2.82	0.47
2:U:576:ASN:HB3	2:U:620:ARG:NH2	2.25	0.47
2:V:37:PRO:HB2	2:V:40:GLN:HB2	1.97	0.47
2:V:526:THR:OG1	2:V:535:LEU:HD21	2.15	0.47
2:V:561:LYS:HG3	2:V:562:THR:N	2.29	0.47
2:W:293:VAL:HG22	2:W:294:VAL:N	2.30	0.47
2:W:453:ASN:ND2	2:W:453:ASN:N	2.62	0.47
2:W:536:TYR:CD2	2:W:537:GLY:N	2.83	0.47
2:X:407:CYS:O	2:X:451:ASP:N	2.47	0.47
2:Y:37:PRO:HB2	2:Y:40:GLN:HB2	1.97	0.47
2:Z:407:CYS:O	2:Z:451:ASP:HB3	2.14	0.47
2:Z:612:ASN:HD21	2:Z:614:THR:HG22	1.79	0.47
1:E:167:LEU:HD11	1:E:190:LEU:HD12	1.96	0.47
2:V:612:ASN:HD21	2:V:614:THR:HG22	1.80	0.47
2:W:561:LYS:HG3	2:W:562:THR:N	2.30	0.47
2:X:577:ASN:H	2:X:580:THR:CG2	2.26	0.47
2:Y:407:CYS:O	2:Y:451:ASP:N	2.48	0.47
2:Y:445:SER:HB3	2:Y:448:ALA:HB2	1.95	0.47
2:Y:526:THR:HG21	2:Y:535:LEU:HD11	1.97	0.47

Continued on next page...

Continued from previous page...

Atom-1	Atom-2	Interatomic distance (Å)	Clash overlap (Å)
2:Y:536:TYR:CG	2:Y:537:GLY:N	2.82	0.47
2:Y:547:PRO:C	2:Y:553:VAL:CG2	2.82	0.47
2:Y:27:ALA:HB3	2:Y:78:LEU:HD12	1.97	0.47
2:Z:151:ILE:HG13	2:Z:152:ALA:N	2.29	0.47
2:Z:456:TYR:CZ	2:Z:465:ASN:HB3	2.49	0.47
2:Z:449:ALA:CB	2:Z:539:LYS:HA	2.45	0.47
2:Z:546:SER:N	2:Z:547:PRO:HD2	2.30	0.47
2:Z:561:LYS:HG3	2:Z:562:THR:N	2.29	0.47
2:Z:27:ALA:HB2	2:Z:71:PHE:CZ	2.50	0.47
2:U:379:ALA:HB2	2:U:454:TYR:CE2	2.46	0.47
2:U:413:THR:OG1	2:U:425:ASN:HB3	2.14	0.47
2:U:453:ASN:ND2	2:U:453:ASN:N	2.62	0.47
2:U:553:VAL:HG23	2:U:554:ARG:N	2.29	0.47
2:U:63:ASP:O	2:U:67:SER:HB2	2.14	0.47
2:U:27:ALA:HB2	2:U:71:PHE:CZ	2.50	0.47
2:V:440:ASN:HD22	2:V:440:ASN:C	2.17	0.47
2:V:583:SER:HA	2:V:586:THR:HG22	1.97	0.47
2:W:407:CYS:O	2:W:451:ASP:N	2.48	0.47
2:W:577:ASN:H	2:W:580:THR:CG2	2.27	0.47
2:X:610:THR:HG23	2:X:611:THR:N	2.29	0.47
2:Y:408:SER:HA	2:Y:451:ASP:O	2.14	0.47
2:Y:546:SER:N	2:Y:547:PRO:HD2	2.29	0.47
2:Z:583:SER:HA	2:Z:586:THR:HG22	1.97	0.47
2:Z:629:ILE:HG22	2:Z:630:GLN:N	2.28	0.47
2:U:502:VAL:HG12	2:U:503:ILE:N	2.29	0.47
2:U:561:LYS:HG3	2:U:562:THR:N	2.29	0.47
2:V:411:ARG:O	2:V:412:GLU:C	2.54	0.47
2:V:536:TYR:CD2	2:V:537:GLY:N	2.83	0.47
2:W:30:ALA:HB3	2:W:359:TRP:CE2	2.49	0.47
2:W:350:VAL:HG13	2:W:354:ASP:HB2	1.97	0.47
2:W:62:ALA:HB1	2:W:466:ARG:NE	2.30	0.47
2:X:284:ARG:HA	2:X:288:ALA:O	2.14	0.47
2:Y:560:LEU:HD12	2:Y:592:LEU:CD2	2.45	0.47
2:Z:526:THR:HG21	2:Z:535:LEU:HD11	1.97	0.47
2:U:627:PHE:CZ	2:U:640:LEU:CD2	2.94	0.47
2:V:125:ILE:HD12	2:V:153:LYS:HG2	1.96	0.47
2:V:502:VAL:HG12	2:V:503:ILE:N	2.29	0.47
2:W:391:LYS:NZ	2:W:440:ASN:HD21	1.92	0.47
2:W:546:SER:N	2:W:547:PRO:HD2	2.30	0.47
2:X:440:ASN:C	2:X:440:ASN:HD22	2.17	0.47
2:X:27:ALA:HB2	2:X:71:PHE:CZ	2.50	0.47

Continued on next page...

Continued from previous page...

Atom-1	Atom-2	Interatomic distance (Å)	Clash overlap (Å)
2:Y:171:ILE:CG2	2:Y:172:SER:H	2.25	0.47
2:U:293:VAL:HG22	2:U:294:VAL:N	2.30	0.46
2:V:100:GLU:HG2	2:V:186:LYS:O	2.15	0.46
2:V:536:TYR:HD2	2:V:538:ASP:H	1.63	0.46
2:V:553:VAL:HG23	2:V:554:ARG:N	2.29	0.46
2:W:100:GLU:HG2	2:W:186:LYS:O	2.15	0.46
2:W:583:SER:HA	2:W:586:THR:HG22	1.97	0.46
2:X:514:ARG:CA	2:X:517:LEU:HG	2.45	0.46
2:X:536:TYR:CD2	2:X:537:GLY:N	2.83	0.46
2:X:602:TYR:CG	2:X:603:GLU:N	2.82	0.46
2:X:627:PHE:HZ	2:X:640:LEU:CD2	2.28	0.46
2:Y:30:ALA:HB3	2:Y:359:TRP:CE2	2.50	0.46
2:Y:526:THR:OG1	2:Y:535:LEU:HD21	2.15	0.46
2:Y:553:VAL:HG23	2:Y:554:ARG:N	2.30	0.46
2:Z:58:THR:H	2:Z:61:THR:HB	1.80	0.46
2:Z:560:LEU:HD12	2:Z:592:LEU:CD2	2.45	0.46
2:Z:602:TYR:CG	2:Z:603:GLU:N	2.83	0.46
2:Z:614:THR:HB	2:Z:620:ARG:CA	2.40	0.46
2:Z:621:ASN:CG	2:Z:622:GLU:H	2.19	0.46
1:C:27:LYS:HB2	1:C:36:PHE:CE2	2.50	0.46
2:U:407:CYS:O	2:U:451:ASP:N	2.48	0.46
2:U:610:THR:HG23	2:U:611:THR:N	2.29	0.46
2:V:293:VAL:HG22	2:V:294:VAL:N	2.31	0.46
2:V:407:CYS:O	2:V:451:ASP:N	2.49	0.46
2:V:453:ASN:N	2:V:453:ASN:ND2	2.62	0.46
2:V:62:ALA:HB1	2:V:466:ARG:NE	2.30	0.46
2:V:526:THR:HG21	2:V:535:LEU:HD11	1.96	0.46
2:W:411:ARG:O	2:W:412:GLU:C	2.54	0.46
2:W:71:PHE:C	2:W:73:GLN:H	2.19	0.46
2:X:411:ARG:O	2:X:412:GLU:C	2.53	0.46
2:X:453:ASN:H	2:X:453:ASN:ND2	2.12	0.46
2:X:58:THR:H	2:X:61:THR:HB	1.79	0.46
2:X:601:ILE:HG22	2:X:602:TYR:N	2.31	0.46
2:X:62:ALA:HB1	2:X:466:ARG:NE	2.31	0.46
2:Y:151:ILE:HG13	2:Y:152:ALA:N	2.30	0.46
2:Y:570:TYR:CD2	2:Y:584:PHE:CE2	2.95	0.46
2:Y:621:ASN:CG	2:Y:622:GLU:H	2.19	0.46
2:V:602:TYR:CG	2:V:603:GLU:N	2.83	0.46
2:W:526:THR:OG1	2:W:535:LEU:HD21	2.15	0.46
2:W:560:LEU:HD12	2:W:592:LEU:CD2	2.45	0.46
2:W:612:ASN:HD21	2:W:614:THR:HG22	1.79	0.46

Continued on next page...

Continued from previous page...

Atom-1	Atom-2	Interatomic distance (Å)	Clash overlap (Å)
2:Y:561:LYS:HG3	2:Y:562:THR:N	2.30	0.46
2:Z:627:PHE:HZ	2:Z:640:LEU:CD2	2.29	0.46
2:U:411:ARG:O	2:U:412:GLU:C	2.54	0.46
2:U:560:LEU:HD12	2:U:592:LEU:CD2	2.45	0.46
2:V:151:ILE:HG13	2:V:152:ALA:N	2.30	0.46
2:V:350:VAL:HG13	2:V:354:ASP:HB2	1.97	0.46
2:W:35:TRP:HB3	2:W:54:PHE:HA	1.98	0.46
2:W:547:PRO:C	2:W:553:VAL:CG2	2.83	0.46
2:W:553:VAL:HG23	2:W:554:ARG:N	2.29	0.46
2:W:27:ALA:HB2	2:W:71:PHE:CZ	2.50	0.46
2:X:499:ILE:HD13	2:X:499:ILE:N	2.28	0.46
2:X:71:PHE:C	2:X:73:GLN:H	2.19	0.46
2:Y:100:GLU:HG2	2:Y:186:LYS:O	2.16	0.46
2:Y:536:TYR:CD2	2:Y:537:GLY:N	2.83	0.46
2:Z:411:ARG:O	2:Z:412:GLU:C	2.54	0.46
1:D:29:GLN:OE1	1:E:3:GLY:N	2.49	0.46
2:U:290:VAL:HG11	2:U:322:TYR:CD1	2.51	0.46
2:U:538:ASP:HB2	2:U:539:LYS:H	1.42	0.46
2:V:208:VAL:HG23	2:V:209:ASP:N	2.31	0.46
2:V:557:PHE:CZ	2:V:638:ILE:CG2	2.95	0.46
2:V:627:PHE:HZ	2:V:640:LEU:CD2	2.29	0.46
2:W:130:LYS:O	2:W:132:THR:HG23	2.16	0.46
2:W:602:TYR:CG	2:W:603:GLU:N	2.83	0.46
2:X:290:VAL:HG11	2:X:322:TYR:CD1	2.50	0.46
2:X:517:LEU:HB2	2:X:522:ILE:HG23	1.94	0.46
2:X:547:PRO:C	2:X:553:VAL:CG2	2.83	0.46
2:X:560:LEU:HD12	2:X:592:LEU:CD2	2.45	0.46
2:Y:293:VAL:HG22	2:Y:294:VAL:N	2.30	0.46
2:Z:30:ALA:HB3	2:Z:359:TRP:CE2	2.49	0.46
1:C:19:ASP:OD2	1:C:213:TYR:OH	2.25	0.46
1:E:114:ILE:HG12	1:E:115:LYS:N	2.31	0.46
2:U:27:ALA:HB3	2:U:78:LEU:HD12	1.98	0.46
2:U:35:TRP:HB3	2:U:54:PHE:HA	1.98	0.46
2:V:449:ALA:CB	2:V:539:LYS:HA	2.45	0.46
2:V:544:VAL:CG1	2:V:545:PRO:HD2	2.46	0.46
2:V:71:PHE:C	2:V:73:GLN:N	2.69	0.46
2:W:71:PHE:C	2:W:73:GLN:N	2.69	0.46
2:X:526:THR:OG1	2:X:535:LEU:HD21	2.15	0.46
2:X:583:SER:HA	2:X:586:THR:HG22	1.97	0.46
2:Y:62:ALA:HB1	2:Y:466:ARG:NE	2.31	0.46
2:Z:35:TRP:HB3	2:Z:54:PHE:HA	1.98	0.46

Continued on next page...

Continued from previous page...

Atom-1	Atom-2	Interatomic distance (Å)	Clash overlap (Å)
2:Z:536:TYR:CD2	2:Z:537:GLY:N	2.83	0.46
1:A:74:ARG:NH2	1:A:231:GLU:OE2	2.48	0.46
1:D:212:THR:HA	1:D:222:ASP:HA	1.98	0.46
2:U:517:LEU:HD13	2:U:524:PRO:CG	2.46	0.46
2:U:621:ASN:CG	2:U:622:GLU:H	2.19	0.46
2:V:173:SER:HA	2:V:174:SER:HB3	1.97	0.46
2:V:448:ALA:O	2:V:540:THR:N	2.42	0.46
2:W:208:VAL:HG23	2:W:209:ASP:N	2.31	0.46
2:X:130:LYS:O	2:X:132:THR:HG23	2.16	0.46
2:X:350:VAL:HG13	2:X:354:ASP:HB2	1.98	0.46
2:X:35:TRP:HB3	2:X:54:PHE:HA	1.98	0.46
2:X:561:LYS:HG3	2:X:562:THR:N	2.30	0.46
2:X:27:ALA:HB3	2:X:78:LEU:HD12	1.98	0.46
2:Y:411:ARG:O	2:Y:412:GLU:C	2.54	0.46
2:Z:100:GLU:HG2	2:Z:186:LYS:O	2.16	0.46
1:A:5:PHE:CE2	1:A:201:PRO:HB3	2.51	0.46
2:U:458:TYR:CE2	2:U:460:LYS:HA	2.51	0.46
2:V:517:LEU:HD13	2:V:524:PRO:CG	2.46	0.46
2:W:37:PRO:HB2	2:W:40:GLN:HB2	1.97	0.46
2:X:100:GLU:HG2	2:X:186:LYS:O	2.15	0.46
2:Y:252:LEU:HA	2:Y:253:PRO:HD3	1.80	0.46
2:Y:517:LEU:HB2	2:Y:522:ILE:HG23	1.94	0.46
2:Y:583:SER:HA	2:Y:586:THR:HG22	1.98	0.46
2:Y:602:TYR:CG	2:Y:603:GLU:N	2.83	0.46
2:Y:58:THR:H	2:Y:61:THR:HB	1.79	0.46
1:D:64:ASP:O	1:D:68:VAL:HG23	2.16	0.46
1:E:147:THR:HG23	1:E:163:ILE:HB	1.97	0.46
1:E:130:MET:HE2	1:E:188:TRP:CD2	2.51	0.46
2:U:208:VAL:HG23	2:U:209:ASP:N	2.31	0.46
2:U:37:PRO:HB2	2:U:40:GLN:HB2	1.97	0.46
2:U:526:THR:HG21	2:U:535:LEU:HD11	1.97	0.46
2:U:71:PHE:C	2:U:73:GLN:N	2.69	0.46
2:V:228:GLY:HA2	2:V:345:SER:CB	2.32	0.46
2:V:382:SER:CB	2:V:385:THR:HG22	2.42	0.46
2:V:419:VAL:HA	2:V:422:ALA:CB	2.46	0.46
2:W:419:VAL:HA	2:W:422:ALA:CB	2.46	0.46
2:W:502:VAL:HG12	2:W:503:ILE:N	2.30	0.46
2:W:544:VAL:CG1	2:W:545:PRO:HD2	2.46	0.46
2:W:621:ASN:CG	2:W:622:GLU:H	2.19	0.46
2:W:27:ALA:HB3	2:W:78:LEU:HD12	1.98	0.46
2:X:293:VAL:HG22	2:X:294:VAL:N	2.30	0.46

Continued on next page...

Continued from previous page...

Atom-1	Atom-2	Interatomic distance (Å)	Clash overlap (Å)
2:X:502:VAL:HG12	2:X:503:ILE:N	2.29	0.46
2:X:526:THR:HG21	2:X:535:LEU:HD11	1.97	0.46
2:Y:208:VAL:HG23	2:Y:209:ASP:N	2.30	0.46
2:Z:307:SER:O	2:Z:309:ILE:HG23	2.16	0.46
2:Z:458:TYR:CE2	2:Z:460:LYS:HA	2.51	0.46
1:D:19:ASP:HA	1:D:22:SER:HB2	1.98	0.46
1:D:223:LEU:HA	1:D:224:PRO:HD3	1.81	0.46
2:U:211:GLN:OE1	2:U:328:GLN:HG2	2.16	0.46
2:U:350:VAL:HG13	2:U:354:ASP:HB2	1.97	0.46
2:U:614:THR:HB	2:U:620:ARG:CA	2.41	0.46
2:V:514:ARG:CA	2:V:517:LEU:HG	2.44	0.46
2:V:621:ASN:CG	2:V:622:GLU:H	2.19	0.46
2:V:624:VAL:HG12	2:V:643:VAL:CB	2.46	0.46
2:W:290:VAL:HG11	2:W:322:TYR:CD1	2.50	0.46
2:W:450:ILE:CG1	2:W:451:ASP:N	2.53	0.46
2:X:621:ASN:CG	2:X:622:GLU:H	2.19	0.46
2:Z:211:GLN:OE1	2:Z:328:GLN:HG2	2.16	0.46
2:Z:290:VAL:HG11	2:Z:322:TYR:CD1	2.50	0.46
2:Z:350:VAL:HG13	2:Z:354:ASP:HB2	1.97	0.46
2:Z:539:LYS:HE2	2:Z:541:ALA:CA	2.41	0.46
2:Z:553:VAL:HG23	2:Z:554:ARG:N	2.29	0.46
2:Z:73:GLN:HB3	2:Z:500:LEU:HD12	1.98	0.46
2:Z:27:ALA:HB3	2:Z:78:LEU:HD12	1.98	0.46
1:A:18:GLY:HA3	1:A:230:PHE:CZ	2.52	0.45
1:B:114:ILE:HG12	1:B:115:LYS:H	1.81	0.45
2:U:100:GLU:HG2	2:U:186:LYS:O	2.16	0.45
2:U:173:SER:HA	2:U:174:SER:HB3	1.97	0.45
2:U:307:SER:O	2:U:309:ILE:HG23	2.16	0.45
2:U:627:PHE:HZ	2:U:640:LEU:CD2	2.29	0.45
2:U:624:VAL:HG12	2:U:643:VAL:CB	2.46	0.45
2:V:215:LYS:CE	2:V:329:ASN:HD21	2.25	0.45
2:V:521:ALA:HB3	2:V:540:THR:HA	1.99	0.45
2:V:27:ALA:HB2	2:V:71:PHE:CZ	2.51	0.45
2:W:171:ILE:CG2	2:W:172:SER:N	2.80	0.45
2:W:496:ARG:N	2:W:534:VAL:HG11	2.25	0.45
2:X:458:TYR:CE2	2:X:460:LYS:HA	2.51	0.45
2:Y:458:TYR:CE2	2:Y:460:LYS:HA	2.51	0.45
2:Y:514:ARG:CA	2:Y:517:LEU:HG	2.45	0.45
2:Y:612:ASN:HD21	2:Y:614:THR:HG22	1.80	0.45
2:Y:71:PHE:C	2:Y:73:GLN:N	2.69	0.45
2:Z:601:ILE:HG22	2:Z:602:TYR:N	2.31	0.45

Continued on next page...

Continued from previous page...

Atom-1	Atom-2	Interatomic distance (Å)	Clash overlap (Å)
1:A:19:ASP:HA	1:A:22:SER:HB2	1.97	0.45
1:D:110:ASN:HA	1:D:111:PRO:HD3	1.69	0.45
2:U:50:LEU:HD12	2:U:51:VAL:N	2.32	0.45
2:U:536:TYR:CD2	2:U:537:GLY:N	2.83	0.45
2:U:544:VAL:CG1	2:U:545:PRO:HD2	2.47	0.45
2:V:290:VAL:HG11	2:V:322:TYR:CD1	2.51	0.45
2:V:544:VAL:CG1	2:V:545:PRO:N	2.78	0.45
2:V:560:LEU:HD12	2:V:592:LEU:CD2	2.46	0.45
2:V:596:LYS:HD3	2:V:596:LYS:C	2.37	0.45
2:W:511:GLN:CA	2:W:511:GLN:HE21	2.29	0.45
2:W:58:THR:H	2:W:61:THR:HB	1.80	0.45
2:W:601:ILE:HG22	2:W:602:TYR:N	2.31	0.45
2:Z:173:SER:HA	2:Z:174:SER:HB3	1.98	0.45
2:Z:208:VAL:HG23	2:Z:209:ASP:N	2.31	0.45
2:Z:514:ARG:CA	2:Z:517:LEU:HG	2.45	0.45
2:Z:71:PHE:C	2:Z:73:GLN:N	2.69	0.45
1:C:6:TYR:CD2	1:C:208:LEU:HG	2.52	0.45
1:F:56:TRP:HB3	1:F:71:ILE:HD13	1.98	0.45
2:U:215:LYS:CE	2:U:329:ASN:HD21	2.25	0.45
2:U:626:THR:HB	2:U:641:ASN:ND2	2.32	0.45
2:U:62:ALA:HB1	2:U:466:ARG:NE	2.31	0.45
2:V:130:LYS:O	2:V:132:THR:HG23	2.16	0.45
2:V:458:TYR:CE2	2:V:460:LYS:HA	2.51	0.45
2:V:73:GLN:HB3	2:V:500:LEU:HD12	1.99	0.45
2:W:173:SER:HA	2:W:174:SER:HB3	1.98	0.45
2:W:382:SER:CB	2:W:385:THR:HG22	2.42	0.45
2:W:390:GLN:HE22	2:W:408:SER:H	1.64	0.45
2:X:536:TYR:HD2	2:X:538:ASP:H	1.63	0.45
2:X:561:LYS:CB	2:X:640:LEU:HD21	2.47	0.45
2:Y:290:VAL:HG11	2:Y:322:TYR:CD1	2.51	0.45
2:Z:570:TYR:CD2	2:Z:584:PHE:CE2	2.95	0.45
1:A:114:ILE:HG12	1:A:115:LYS:H	1.82	0.45
1:D:106:VAL:HG12	1:D:107:SER:H	1.80	0.45
1:D:114:ILE:HG12	1:D:115:LYS:N	2.31	0.45
1:E:125:ARG:NH2	1:E:184:ARG:HG2	2.30	0.45
2:U:151:ILE:HG13	2:U:152:ALA:N	2.30	0.45
2:U:283:VAL:CG2	2:U:323:ILE:HD13	2.47	0.45
2:U:514:ARG:CA	2:U:517:LEU:HG	2.46	0.45
2:U:536:TYR:HD2	2:U:538:ASP:H	1.64	0.45
2:U:561:LYS:CB	2:U:640:LEU:HD21	2.47	0.45
2:V:35:TRP:HB3	2:V:54:PHE:HA	1.99	0.45

Continued on next page...

Continued from previous page...

Atom-1	Atom-2	Interatomic distance (Å)	Clash overlap (Å)
2:V:27:ALA:HB3	2:V:78:LEU:HD12	1.99	0.45
2:W:307:SER:O	2:W:309:ILE:HG23	2.16	0.45
2:X:456:TYR:CE2	2:X:503:ILE:HD11	2.52	0.45
2:X:544:VAL:CG1	2:X:545:PRO:HD2	2.46	0.45
2:Y:350:VAL:HG13	2:Y:354:ASP:HB2	1.97	0.45
2:Y:419:VAL:HA	2:Y:422:ALA:CB	2.46	0.45
2:Y:56:GLN:HA	2:Y:57:PRO:HD3	1.80	0.45
2:Z:293:VAL:HG22	2:Z:294:VAL:N	2.30	0.45
2:Z:453:ASN:N	2:Z:453:ASN:ND2	2.62	0.45
2:Z:517:LEU:HD13	2:Z:524:PRO:CG	2.46	0.45
1:B:124:THR:CG2	1:B:130:MET:HG2	2.46	0.45
1:E:6:TYR:CD2	1:E:208:LEU:HG	2.51	0.45
2:V:50:LEU:HD12	2:V:51:VAL:N	2.31	0.45
2:V:626:THR:O	2:V:626:THR:HG23	2.17	0.45
2:V:71:PHE:C	2:V:73:GLN:H	2.19	0.45
2:W:151:ILE:HG13	2:W:152:ALA:N	2.30	0.45
2:W:456:TYR:CE2	2:W:503:ILE:HD11	2.52	0.45
2:X:151:ILE:HG13	2:X:152:ALA:N	2.30	0.45
2:X:171:ILE:CG2	2:X:172:SER:H	2.25	0.45
2:X:382:SER:CB	2:X:385:THR:HG22	2.42	0.45
2:X:511:GLN:CA	2:X:511:GLN:HE21	2.30	0.45
2:U:456:TYR:CE2	2:U:503:ILE:HD11	2.52	0.45
2:U:544:VAL:CG1	2:U:545:PRO:N	2.78	0.45
2:U:583:SER:HA	2:U:586:THR:HG22	1.99	0.45
2:V:544:VAL:HG13	2:V:545:PRO:HD2	1.98	0.45
2:W:586:THR:HG23	2:W:587:GLU:N	2.31	0.45
2:X:208:VAL:HG23	2:X:209:ASP:N	2.31	0.45
2:Y:35:TRP:HB3	2:Y:54:PHE:HA	1.98	0.45
2:Y:536:TYR:HD2	2:Y:538:ASP:H	1.63	0.45
2:Y:626:THR:HB	2:Y:641:ASN:ND2	2.32	0.45
2:Z:626:THR:HB	2:Z:641:ASN:ND2	2.32	0.45
2:Z:624:VAL:HG11	2:Z:643:VAL:HG12	1.99	0.45
2:V:496:ARG:O	2:V:496:ARG:CG	2.60	0.45
2:W:514:ARG:CA	2:W:517:LEU:HG	2.45	0.45
2:W:73:GLN:HB3	2:W:500:LEU:HD12	1.98	0.45
2:X:173:SER:HA	2:X:174:SER:HB3	1.98	0.45
2:X:211:GLN:OE1	2:X:328:GLN:HG2	2.16	0.45
2:X:612:ASN:HD21	2:X:614:THR:HG22	1.80	0.45
2:Y:153:LYS:O	2:Y:157:VAL:HG22	2.17	0.45
2:Y:456:TYR:CE2	2:Y:503:ILE:HD11	2.52	0.45
2:Y:624:VAL:HG12	2:Y:643:VAL:CB	2.46	0.45

Continued on next page...

Continued from previous page...

Atom-1	Atom-2	Interatomic distance (Å)	Clash overlap (Å)
2:Y:624:VAL:HG11	2:Y:643:VAL:HG12	1.99	0.45
2:Y:71:PHE:C	2:Y:73:GLN:H	2.19	0.45
2:Z:163:LEU:HB3	2:Z:164:GLY:H	1.62	0.45
2:Z:561:LYS:CB	2:Z:640:LEU:HD21	2.47	0.45
1:F:130:MET:HE2	1:F:188:TRP:CD2	2.51	0.45
2:V:304:ILE:HG13	2:V:305:TYR:HE2	1.81	0.45
2:V:390:GLN:HE22	2:V:408:SER:H	1.65	0.45
2:V:626:THR:HB	2:V:641:ASN:ND2	2.32	0.45
2:V:624:VAL:HG11	2:V:643:VAL:HG12	1.99	0.45
2:X:307:SER:O	2:X:309:ILE:HG23	2.16	0.45
2:X:626:THR:HB	2:X:641:ASN:ND2	2.31	0.45
2:X:624:VAL:HG12	2:X:643:VAL:CB	2.46	0.45
2:Y:211:GLN:OE1	2:Y:328:GLN:HG2	2.16	0.45
2:Y:307:SER:O	2:Y:309:ILE:HG23	2.16	0.45
2:Y:561:LYS:CB	2:Y:640:LEU:HD21	2.46	0.45
2:Z:450:ILE:CG1	2:Z:451:ASP:N	2.53	0.45
1:A:30:LEU:HB2	1:A:33:GLY:O	2.17	0.45
1:B:223:LEU:HD12	1:B:224:PRO:HD2	1.98	0.45
2:U:73:GLN:HB3	2:U:500:LEU:HD12	1.99	0.45
2:V:283:VAL:CG2	2:V:323:ILE:HD13	2.47	0.45
2:V:511:GLN:HE21	2:V:511:GLN:CA	2.29	0.45
2:W:283:VAL:CG2	2:W:323:ILE:HD13	2.47	0.45
2:X:171:ILE:CG2	2:X:172:SER:N	2.79	0.45
2:Z:153:LYS:O	2:Z:157:VAL:HG22	2.17	0.45
2:Z:283:VAL:CG2	2:Z:323:ILE:HD13	2.47	0.45
2:Z:62:ALA:HB1	2:Z:466:ARG:NE	2.31	0.45
1:F:123:PHE:CE1	1:F:187:GLU:HG3	2.52	0.45
2:U:624:VAL:HG11	2:U:643:VAL:HG12	1.99	0.45
2:V:456:TYR:CE2	2:V:503:ILE:HD11	2.52	0.45
2:W:153:LYS:O	2:W:157:VAL:HG22	2.16	0.45
2:W:517:LEU:HD13	2:W:524:PRO:CG	2.46	0.45
2:W:624:VAL:HG12	2:W:643:VAL:CB	2.46	0.45
2:X:538:ASP:HB2	2:X:539:LYS:H	1.43	0.45
2:Y:385:THR:HA	2:Y:388:THR:HG23	1.98	0.45
2:Y:544:VAL:HG13	2:Y:545:PRO:HD2	1.99	0.45
2:Z:385:THR:HA	2:Z:388:THR:HG23	1.98	0.45
2:U:626:THR:HG23	2:U:626:THR:O	2.17	0.44
2:V:153:LYS:O	2:V:157:VAL:HG22	2.17	0.44
2:V:523:ASN:HD21	2:V:538:ASP:HA	1.82	0.44
2:W:626:THR:HB	2:W:641:ASN:ND2	2.32	0.44
2:W:626:THR:HG23	2:W:626:THR:O	2.17	0.44

Continued on next page...

Continued from previous page...

Atom-1	Atom-2	Interatomic distance (Å)	Clash overlap (Å)
2:W:627:PHE:HZ	2:W:640:LEU:CD2	2.29	0.44
2:X:446:THR:C	2:X:539:LYS:HE3	2.21	0.44
2:X:596:LYS:HD3	2:X:596:LYS:C	2.37	0.44
2:Y:173:SER:HA	2:Y:174:SER:HB3	1.98	0.44
2:Y:44:VAL:HG11	2:Y:50:LEU:HB3	1.99	0.44
2:Z:50:LEU:HD12	2:Z:51:VAL:N	2.32	0.44
2:Z:536:TYR:HD2	2:Z:538:ASP:H	1.63	0.44
2:Z:544:VAL:CG1	2:Z:545:PRO:HD2	2.47	0.44
2:Z:596:LYS:C	2:Z:596:LYS:HD3	2.37	0.44
2:Z:624:VAL:HG12	2:Z:643:VAL:CB	2.47	0.44
2:Z:71:PHE:C	2:Z:73:GLN:H	2.19	0.44
2:U:160:TYR:HA	2:U:161:PRO:HA	1.83	0.44
2:U:364:ASP:N	2:U:364:ASP:OD1	2.50	0.44
2:U:419:VAL:HA	2:U:422:ALA:CB	2.47	0.44
2:U:454:TYR:O	2:U:467:TRP:CZ3	2.71	0.44
2:U:601:ILE:HG22	2:U:602:TYR:N	2.31	0.44
2:V:211:GLN:OE1	2:V:328:GLN:HG2	2.16	0.44
2:V:307:SER:O	2:V:309:ILE:HG23	2.16	0.44
2:W:385:THR:HA	2:W:388:THR:HG23	1.98	0.44
2:W:458:TYR:CE2	2:W:460:LYS:HA	2.51	0.44
2:W:50:LEU:HD12	2:W:51:VAL:N	2.32	0.44
2:W:544:VAL:CG1	2:W:545:PRO:N	2.78	0.44
2:W:596:LYS:HD3	2:W:596:LYS:C	2.37	0.44
2:X:544:VAL:HG13	2:X:545:PRO:HD2	1.99	0.44
2:Y:454:TYR:O	2:Y:467:TRP:CZ3	2.71	0.44
2:Y:596:LYS:HD3	2:Y:596:LYS:C	2.38	0.44
2:Y:614:THR:HB	2:Y:620:ARG:CA	2.40	0.44
2:Y:73:GLN:HB3	2:Y:500:LEU:HD12	1.99	0.44
1:C:29:GLN:OE1	1:D:3:GLY:N	2.51	0.44
2:U:496:ARG:CG	2:U:496:ARG:O	2.61	0.44
2:U:596:LYS:HD3	2:U:596:LYS:C	2.37	0.44
2:X:283:VAL:CG2	2:X:323:ILE:HD13	2.47	0.44
2:Y:130:LYS:O	2:Y:132:THR:HG23	2.16	0.44
2:Z:518:TYR:HE2	2:Z:536:TYR:HB2	1.70	0.44
1:C:106:VAL:HG12	1:C:107:SER:H	1.82	0.44
2:U:499:ILE:HD13	2:U:499:ILE:N	2.28	0.44
2:U:502:VAL:CG1	2:U:504:LYS:H	2.31	0.44
2:U:511:GLN:CA	2:U:511:GLN:HE21	2.30	0.44
2:U:517:LEU:C	2:U:522:ILE:HG22	2.37	0.44
2:U:71:PHE:C	2:U:73:GLN:H	2.19	0.44
2:V:517:LEU:C	2:V:522:ILE:HG22	2.38	0.44

Continued on next page...

Continued from previous page...

Atom-1	Atom-2	Interatomic distance (Å)	Clash overlap (Å)
2:W:211:GLN:OE1	2:W:328:GLN:HG2	2.17	0.44
2:W:517:LEU:C	2:W:522:ILE:HG22	2.38	0.44
2:W:526:THR:HG21	2:W:535:LEU:HD11	1.97	0.44
2:X:390:GLN:HE22	2:X:408:SER:H	1.65	0.44
2:X:517:LEU:HD13	2:X:524:PRO:CG	2.46	0.44
2:Y:601:ILE:HG22	2:Y:602:TYR:N	2.31	0.44
2:Y:627:PHE:HZ	2:Y:640:LEU:CD2	2.29	0.44
2:Z:390:GLN:HE22	2:Z:408:SER:H	1.65	0.44
2:Z:456:TYR:CE2	2:Z:503:ILE:HD11	2.52	0.44
2:U:153:LYS:O	2:U:157:VAL:HG22	2.17	0.44
2:W:454:TYR:O	2:W:467:TRP:CZ3	2.70	0.44
2:X:153:LYS:O	2:X:157:VAL:HG22	2.17	0.44
2:X:624:VAL:HG11	2:X:643:VAL:HG12	1.98	0.44
2:Y:283:VAL:CG2	2:Y:323:ILE:HD13	2.47	0.44
2:Y:517:LEU:HD13	2:Y:524:PRO:CG	2.46	0.44
2:Z:375:ALA:HB3	2:Z:406:LEU:O	2.18	0.44
2:Z:409:PRO:C	2:Z:454:TYR:CE1	2.71	0.44
2:Z:511:GLN:HE21	2:Z:511:GLN:CA	2.30	0.44
1:B:223:LEU:HA	1:B:224:PRO:HD3	1.84	0.44
1:C:152:GLN:HA	1:C:158:PRO:HA	1.98	0.44
2:U:390:GLN:HE22	2:U:408:SER:H	1.65	0.44
2:V:385:THR:HA	2:V:388:THR:HG23	1.99	0.44
2:V:460:LYS:HB3	2:V:460:LYS:HE3	1.82	0.44
2:W:517:LEU:HB2	2:W:522:ILE:HG23	1.95	0.44
2:W:536:TYR:HD2	2:W:538:ASP:H	1.63	0.44
2:X:379:ALA:HB2	2:X:454:TYR:CE2	2.46	0.44
2:X:586:THR:HG23	2:X:587:GLU:N	2.32	0.44
2:Y:222:VAL:HG11	2:Y:236:ILE:HG12	2.00	0.44
2:Z:130:LYS:O	2:Z:132:THR:HG23	2.16	0.44
2:Z:586:THR:HG23	2:Z:587:GLU:N	2.32	0.44
1:A:26:ILE:HG13	1:A:37:ILE:HG12	2.00	0.44
2:V:147:THR:O	2:V:151:ILE:HG23	2.18	0.44
2:V:178:LEU:HD23	2:V:178:LEU:N	2.22	0.44
2:V:222:VAL:HG11	2:V:236:ILE:HG12	2.00	0.44
2:V:62:ALA:HB1	2:V:466:ARG:HE	1.83	0.44
2:W:222:VAL:HG11	2:W:236:ILE:HG12	2.00	0.44
2:X:419:VAL:HA	2:X:422:ALA:CB	2.46	0.44
2:X:627:PHE:CZ	2:X:640:LEU:CB	2.95	0.44
2:Y:147:THR:O	2:Y:151:ILE:HG23	2.18	0.44
2:Y:375:ALA:HB3	2:Y:406:LEU:O	2.17	0.44
2:Y:557:PHE:CZ	2:Y:638:ILE:CG2	2.95	0.44

Continued on next page...

Continued from previous page...

Atom-1	Atom-2	Interatomic distance (Å)	Clash overlap (Å)
2:Z:222:VAL:HG11	2:Z:236:ILE:HG12	2.00	0.44
1:A:108:GLN:HB3	1:A:199:TYR:HB2	2.00	0.44
1:C:27:LYS:HB2	1:C:36:PHE:HE2	1.82	0.44
1:D:67:LYS:O	1:D:67:LYS:HG2	2.17	0.44
2:U:130:LYS:O	2:U:132:THR:HG23	2.16	0.44
2:U:147:THR:O	2:U:151:ILE:HG23	2.18	0.44
2:U:407:CYS:O	2:U:451:ASP:HB3	2.14	0.44
2:V:407:CYS:O	2:V:451:ASP:HB3	2.14	0.44
2:V:44:VAL:HG11	2:V:50:LEU:HB3	1.99	0.44
2:V:454:TYR:O	2:V:467:TRP:CZ3	2.71	0.44
2:V:526:THR:CG2	2:V:535:LEU:CD1	2.94	0.44
2:V:601:ILE:HG22	2:V:602:TYR:N	2.32	0.44
2:V:561:LYS:CB	2:V:640:LEU:HD21	2.47	0.44
2:W:377:SER:HA	2:W:469:PRO:HG3	2.00	0.44
2:X:364:ASP:N	2:X:364:ASP:OD1	2.51	0.44
2:X:453:ASN:HD22	2:X:453:ASN:N	2.15	0.44
2:Z:499:ILE:HD13	2:Z:499:ILE:N	2.28	0.44
2:Z:544:VAL:HG13	2:Z:545:PRO:HD2	1.99	0.44
2:U:254:ILE:HB	2:U:258:GLY:O	2.18	0.44
2:U:385:THR:HA	2:U:388:THR:HG23	1.99	0.44
2:U:586:THR:HG23	2:U:587:GLU:N	2.32	0.44
2:V:100:GLU:HB2	2:V:185:GLY:CA	2.48	0.44
2:V:253:PRO:HD2	2:V:336:GLY:HA2	2.00	0.44
2:W:409:PRO:C	2:W:454:TYR:CE1	2.71	0.44
2:X:222:VAL:HG11	2:X:236:ILE:HG12	2.00	0.44
2:X:581:ARG:HA	2:X:623:PHE:CE2	2.53	0.44
2:Y:514:ARG:HA	2:Y:517:LEU:CG	2.48	0.44
2:Y:544:VAL:CG1	2:Y:545:PRO:HD2	2.47	0.44
2:Z:147:THR:O	2:Z:151:ILE:HG23	2.17	0.44
2:Z:544:VAL:CG1	2:Z:545:PRO:N	2.78	0.44
1:B:66:ALA:C	1:B:68:VAL:H	2.20	0.43
2:U:253:PRO:HD2	2:U:336:GLY:HA2	2.00	0.43
2:U:44:VAL:HG11	2:U:50:LEU:HB3	1.99	0.43
2:V:502:VAL:CG1	2:V:504:LYS:H	2.31	0.43
2:W:253:PRO:HD2	2:W:336:GLY:HA2	2.00	0.43
2:X:253:PRO:HD2	2:X:336:GLY:HA2	2.00	0.43
2:X:375:ALA:HB3	2:X:406:LEU:O	2.18	0.43
2:X:44:VAL:HG11	2:X:50:LEU:HB3	1.99	0.43
2:X:50:LEU:HD12	2:X:51:VAL:N	2.32	0.43
2:Y:100:GLU:HB2	2:Y:185:GLY:CA	2.48	0.43
2:Z:454:TYR:O	2:Z:467:TRP:CZ3	2.71	0.43

Continued on next page...

Continued from previous page...

Atom-1	Atom-2	Interatomic distance (Å)	Clash overlap (Å)
1:B:130:MET:HE2	1:B:188:TRP:CD2	2.53	0.43
1:B:56:TRP:HB3	1:B:71:ILE:HD13	2.00	0.43
2:V:375:ALA:HB3	2:V:406:LEU:O	2.18	0.43
2:V:514:ARG:NH2	2:V:535:LEU:HD22	2.33	0.43
2:V:56:GLN:HA	2:V:57:PRO:HD3	1.80	0.43
2:W:215:LYS:HE3	2:W:329:ASN:OD1	2.19	0.43
2:X:254:ILE:HB	2:X:258:GLY:O	2.18	0.43
2:X:295:LEU:HD11	2:X:314:PHE:CD2	2.53	0.43
2:X:90:LYS:N	2:X:344:LEU:O	2.48	0.43
2:Y:460:LYS:HB3	2:Y:460:LYS:HE3	1.82	0.43
2:Y:502:VAL:CG1	2:Y:504:LYS:H	2.31	0.43
2:Z:502:VAL:CG1	2:Z:504:LYS:H	2.31	0.43
2:U:375:ALA:HB3	2:U:406:LEU:O	2.17	0.43
2:V:90:LYS:N	2:V:344:LEU:O	2.48	0.43
2:W:147:THR:O	2:W:151:ILE:HG23	2.17	0.43
2:W:581:ARG:HA	2:W:623:PHE:CE2	2.53	0.43
2:Y:171:ILE:CG2	2:Y:172:SER:N	2.79	0.43
2:Y:254:ILE:HB	2:Y:258:GLY:O	2.19	0.43
2:Z:240:SER:HB3	2:Z:279:TYR:CE1	2.53	0.43
1:A:110:ASN:HA	1:A:111:PRO:HD3	1.71	0.43
1:C:212:THR:HA	1:C:222:ASP:HA	2.00	0.43
2:U:215:LYS:HE3	2:U:329:ASN:OD1	2.18	0.43
2:W:496:ARG:CG	2:W:496:ARG:O	2.59	0.43
2:W:502:VAL:CG1	2:W:504:LYS:H	2.31	0.43
2:W:624:VAL:HG11	2:W:643:VAL:HG12	1.99	0.43
2:X:147:THR:O	2:X:151:ILE:HG23	2.18	0.43
2:X:407:CYS:O	2:X:451:ASP:HB3	2.14	0.43
2:Y:377:SER:HA	2:Y:469:PRO:HG3	2.01	0.43
2:Y:581:ARG:HA	2:Y:623:PHE:CE2	2.54	0.43
2:Z:254:ILE:HB	2:Z:258:GLY:O	2.19	0.43
2:Z:379:ALA:HB2	2:Z:454:TYR:CE2	2.46	0.43
2:Z:44:VAL:HG11	2:Z:50:LEU:HB3	2.00	0.43
1:A:168:MET:HB2	1:A:191:THR:HG22	2.01	0.43
1:E:212:THR:HA	1:E:222:ASP:HA	2.00	0.43
1:F:109:TYR:OH	1:F:202:VAL:HG21	2.19	0.43
1:F:124:THR:HG23	1:F:126:TYR:N	2.33	0.43
1:F:149:MET:HG3	1:F:212:THR:O	2.18	0.43
2:U:62:ALA:HB1	2:U:466:ARG:HE	1.84	0.43
2:V:586:THR:HG23	2:V:587:GLU:N	2.32	0.43
2:W:364:ASP:OD1	2:W:364:ASP:N	2.51	0.43
2:W:44:VAL:HG11	2:W:50:LEU:HB3	1.99	0.43

Continued on next page...

Continued from previous page...

Atom-1	Atom-2	Interatomic distance (Å)	Clash overlap (Å)
2:X:89:ALA:HB3	2:X:194:LEU:CD1	2.49	0.43
2:Y:295:LEU:HD11	2:Y:314:PHE:CD2	2.54	0.43
2:Y:364:ASP:OD1	2:Y:364:ASP:N	2.51	0.43
2:Y:50:LEU:HD12	2:Y:51:VAL:N	2.32	0.43
2:Y:517:LEU:C	2:Y:522:ILE:HG22	2.38	0.43
2:Z:34:GLN:OE1	2:Z:230:LEU:HD11	2.19	0.43
2:Z:377:SER:HA	2:Z:469:PRO:HG3	2.00	0.43
2:Z:521:ALA:HB3	2:Z:540:THR:HA	2.00	0.43
2:Z:581:ARG:HA	2:Z:623:PHE:CE2	2.54	0.43
2:Z:626:THR:O	2:Z:626:THR:HG23	2.17	0.43
1:D:30:LEU:HB2	1:D:33:GLY:O	2.18	0.43
1:E:127:GLU:HG2	1:E:131:PHE:CZ	2.54	0.43
2:U:100:GLU:HB2	2:U:185:GLY:CA	2.48	0.43
2:U:222:VAL:HG11	2:U:236:ILE:HG12	2.00	0.43
2:W:562:THR:CG2	2:W:563:ASN:N	2.82	0.43
2:X:385:THR:HA	2:X:388:THR:HG23	1.98	0.43
2:X:517:LEU:C	2:X:522:ILE:HG22	2.38	0.43
2:X:602:TYR:CD2	2:X:603:GLU:N	2.87	0.43
2:X:626:THR:O	2:X:626:THR:HG23	2.17	0.43
2:X:73:GLN:HB3	2:X:500:LEU:HD12	1.99	0.43
2:Y:502:VAL:CG1	2:Y:503:ILE:N	2.82	0.43
2:Z:379:ALA:HB1	2:Z:454:TYR:OH	1.73	0.43
1:F:115:LYS:HE3	1:F:115:LYS:HB2	1.77	0.43
2:U:581:ARG:HA	2:U:623:PHE:CE2	2.54	0.43
2:V:171:ILE:CG2	2:V:172:SER:N	2.79	0.43
2:V:295:LEU:HD11	2:V:314:PHE:CD2	2.54	0.43
2:W:100:GLU:HB2	2:W:185:GLY:CA	2.48	0.43
2:W:312:ASP:O	2:W:316:ALA:HB2	2.19	0.43
2:X:454:TYR:O	2:X:467:TRP:CZ3	2.71	0.43
2:X:97:GLY:O	2:X:98:ASN:O	2.37	0.43
1:B:124:THR:HG23	1:B:126:TYR:H	1.84	0.43
1:C:110:ASN:HA	1:C:111:PRO:HD3	1.71	0.43
1:D:66:ALA:C	1:D:68:VAL:H	2.22	0.43
2:U:178:LEU:HD23	2:U:178:LEU:N	2.22	0.43
2:U:67:SER:OG	2:U:472:ALA:HB2	2.19	0.43
2:U:502:VAL:CG1	2:U:503:ILE:N	2.82	0.43
2:V:215:LYS:HE3	2:V:329:ASN:OD1	2.19	0.43
2:V:240:SER:HB3	2:V:279:TYR:CE1	2.53	0.43
2:V:377:SER:HA	2:V:469:PRO:HG3	2.00	0.43
2:W:34:GLN:OE1	2:W:230:LEU:HD11	2.19	0.43
2:W:295:LEU:HD11	2:W:314:PHE:CD2	2.54	0.43

Continued on next page...

Continued from previous page...

Atom-1	Atom-2	Interatomic distance (Å)	Clash overlap (Å)
2:W:544:VAL:HG13	2:W:545:PRO:HD2	1.99	0.43
2:W:588:THR:CG2	2:W:589:ALA:N	2.82	0.43
2:X:562:THR:CG2	2:X:563:ASN:N	2.82	0.43
2:X:71:PHE:C	2:X:73:GLN:N	2.69	0.43
2:Y:228:GLY:HA2	2:Y:345:SER:CB	2.32	0.43
2:Y:34:GLN:OE1	2:Y:230:LEU:HD11	2.19	0.43
2:Y:240:SER:HB3	2:Y:279:TYR:CE1	2.53	0.43
2:Y:390:GLN:HE22	2:Y:408:SER:H	1.65	0.43
2:Y:423:VAL:HG21	2:Y:513:GLN:NE2	2.34	0.43
2:Y:511:GLN:HE21	2:Y:511:GLN:CA	2.29	0.43
2:Z:423:VAL:HG21	2:Z:513:GLN:NE2	2.34	0.43
2:Z:502:VAL:CG1	2:Z:503:ILE:N	2.82	0.43
1:B:114:ILE:HG12	1:B:115:LYS:N	2.33	0.43
1:B:108:GLN:CB	1:B:199:TYR:HB2	2.49	0.43
2:U:100:GLU:HG3	2:U:186:LYS:N	2.32	0.43
2:U:74:TYR:OH	2:U:473:ASP:OD2	2.35	0.43
2:V:478:CYS:C	2:V:480:ARG:N	2.73	0.43
2:V:581:ARG:HA	2:V:623:PHE:CE2	2.54	0.43
2:W:375:ALA:HB3	2:W:406:LEU:O	2.18	0.43
2:W:514:ARG:HA	2:W:517:LEU:CG	2.49	0.43
2:W:89:ALA:HB3	2:W:194:LEU:CD1	2.49	0.43
2:X:312:ASP:O	2:X:316:ALA:HB2	2.19	0.43
2:X:502:VAL:CG1	2:X:504:LYS:H	2.31	0.43
2:Y:590:GLN:HE21	2:Y:590:GLN:HB3	1.65	0.43
1:C:56:TRP:HB3	1:C:71:ILE:HD13	2.01	0.43
2:U:295:LEU:HD11	2:U:314:PHE:CD2	2.54	0.43
2:V:48:VAL:O	2:V:48:VAL:HG12	2.19	0.43
2:W:24:THR:O	2:W:26:THR:N	2.52	0.43
2:W:97:GLY:O	2:W:98:ASN:O	2.37	0.43
2:X:163:LEU:HB3	2:X:164:GLY:H	1.63	0.43
2:X:215:LYS:HE3	2:X:329:ASN:OD1	2.19	0.43
2:X:228:GLY:HA2	2:X:345:SER:CB	2.32	0.43
2:X:240:SER:HB3	2:X:279:TYR:CE1	2.53	0.43
2:X:377:SER:HA	2:X:469:PRO:HG3	2.01	0.43
2:X:48:VAL:HG12	2:X:48:VAL:O	2.19	0.43
2:X:614:THR:HB	2:X:620:ARG:CA	2.40	0.43
2:Y:62:ALA:HB1	2:Y:466:ARG:HE	1.84	0.43
2:Y:626:THR:O	2:Y:626:THR:HG23	2.17	0.43
2:Z:48:VAL:O	2:Z:48:VAL:HG12	2.19	0.43
2:Z:496:ARG:O	2:Z:496:ARG:CG	2.59	0.43
2:Z:517:LEU:C	2:Z:522:ILE:HG22	2.38	0.43

Continued on next page...

Continued from previous page...

Atom-1	Atom-2	Interatomic distance (Å)	Clash overlap (Å)
2:Z:89:ALA:HB3	2:Z:194:LEU:CD1	2.49	0.43
1:C:123:PHE:CE1	1:C:187:GLU:HG3	2.54	0.42
2:U:304:ILE:HG13	2:U:305:TYR:HE2	1.82	0.42
2:U:34:GLN:OE1	2:U:230:LEU:HD11	2.19	0.42
2:U:544:VAL:HG13	2:U:545:PRO:HD2	1.99	0.42
2:U:56:GLN:HA	2:U:57:PRO:HD3	1.80	0.42
2:U:77:ASP:OD1	2:U:77:ASP:O	2.37	0.42
2:V:514:ARG:HA	2:V:517:LEU:CG	2.48	0.42
2:V:588:THR:CG2	2:V:589:ALA:N	2.82	0.42
2:W:240:SER:HB3	2:W:279:TYR:CE1	2.53	0.42
2:W:67:SER:OG	2:W:472:ALA:HB2	2.19	0.42
2:W:602:TYR:CD2	2:W:603:GLU:N	2.87	0.42
2:X:502:VAL:CG1	2:X:503:ILE:N	2.82	0.42
2:X:577:ASN:N	2:X:580:THR:CG2	2.82	0.42
2:Y:544:VAL:CG1	2:Y:545:PRO:N	2.79	0.42
2:Z:253:PRO:HD2	2:Z:336:GLY:HA2	2.00	0.42
2:Z:419:VAL:HA	2:Z:422:ALA:CB	2.47	0.42
2:Z:62:ALA:HB1	2:Z:466:ARG:HE	1.84	0.42
1:C:66:ALA:C	1:C:68:VAL:H	2.23	0.42
2:V:171:ILE:CG2	2:V:172:SER:H	2.25	0.42
2:V:371:GLN:O	2:V:403:CYS:HA	2.19	0.42
2:W:460:LYS:HB3	2:W:460:LYS:HE3	1.82	0.42
2:W:521:ALA:HB1	2:W:540:THR:CA	2.45	0.42
2:W:56:GLN:HA	2:W:57:PRO:HD3	1.80	0.42
2:W:570:TYR:CD2	2:W:584:PHE:CE2	2.95	0.42
2:X:197:GLU:H	2:X:197:GLU:CD	2.23	0.42
2:X:67:SER:OG	2:X:472:ALA:HB2	2.19	0.42
2:X:588:THR:CG2	2:X:589:ALA:N	2.82	0.42
2:Y:215:LYS:HE3	2:Y:329:ASN:OD1	2.19	0.42
2:Y:253:PRO:HD2	2:Y:336:GLY:HA2	2.00	0.42
2:Y:514:ARG:HE	2:Y:518:TYR:HE1	1.66	0.42
2:Y:526:THR:CG2	2:Y:535:LEU:CD2	2.95	0.42
2:Y:586:THR:HG23	2:Y:587:GLU:N	2.32	0.42
2:Y:89:ALA:HB3	2:Y:194:LEU:CD1	2.50	0.42
2:Z:100:GLU:HB2	2:Z:185:GLY:CA	2.48	0.42
2:Z:364:ASP:N	2:Z:364:ASP:OD1	2.50	0.42
2:Z:67:SER:OG	2:Z:472:ALA:HB2	2.19	0.42
1:D:19:ASP:OD2	1:D:213:TYR:OH	2.31	0.42
2:U:312:ASP:O	2:U:316:ALA:HB2	2.20	0.42
2:U:624:VAL:CB	2:U:643:VAL:HG12	2.49	0.42
2:V:499:ILE:HD13	2:V:499:ILE:N	2.28	0.42

Continued on next page...

Continued from previous page...

Atom-1	Atom-2	Interatomic distance (Å)	Clash overlap (Å)
2:V:514:ARG:HA	2:V:517:LEU:CD2	2.49	0.42
2:V:576:ASN:CA	2:V:580:THR:HG21	2.49	0.42
2:V:556:LEU:HD13	2:V:631:PRO:HA	2.01	0.42
2:W:577:ASN:N	2:W:580:THR:CG2	2.82	0.42
2:W:643:VAL:HG23	2:W:643:VAL:O	2.19	0.42
2:X:100:GLU:HB2	2:X:185:GLY:CA	2.49	0.42
2:Y:197:GLU:CD	2:Y:197:GLU:H	2.23	0.42
2:Y:643:VAL:HG23	2:Y:643:VAL:O	2.19	0.42
2:Y:77:ASP:O	2:Y:77:ASP:OD1	2.38	0.42
2:Z:215:LYS:HE3	2:Z:329:ASN:OD1	2.19	0.42
1:E:28:ARG:HD3	1:E:28:ARG:HA	1.88	0.42
1:F:110:ASN:HA	1:F:111:PRO:HD3	1.69	0.42
2:V:24:THR:O	2:V:26:THR:N	2.52	0.42
2:V:77:ASP:O	2:V:77:ASP:OD1	2.38	0.42
2:V:97:GLY:O	2:V:98:ASN:O	2.37	0.42
2:X:23:SER:HB2	2:X:559:MET:SD	2.59	0.42
2:X:557:PHE:CE2	2:X:631:PRO:CG	3.03	0.42
2:Y:577:ASN:N	2:Y:580:THR:CG2	2.82	0.42
2:Z:517:LEU:HB2	2:Z:522:ILE:HG23	1.95	0.42
2:Z:621:ASN:HD22	2:Z:621:ASN:HA	1.62	0.42
2:U:377:SER:HA	2:U:469:PRO:HG3	2.01	0.42
2:U:514:ARG:NH2	2:U:535:LEU:HD22	2.33	0.42
2:V:254:ILE:HB	2:V:258:GLY:O	2.19	0.42
2:W:197:GLU:H	2:W:197:GLU:CD	2.23	0.42
2:W:370:VAL:HG23	2:W:370:VAL:O	2.20	0.42
2:W:62:ALA:HB1	2:W:466:ARG:HE	1.83	0.42
2:W:521:ALA:HB3	2:W:540:THR:HA	2.00	0.42
2:W:77:ASP:O	2:W:77:ASP:OD1	2.38	0.42
2:Y:100:GLU:HG3	2:Y:186:LYS:N	2.32	0.42
2:Y:478:CYS:C	2:Y:480:ARG:N	2.72	0.42
2:Y:97:GLY:O	2:Y:98:ASN:O	2.37	0.42
2:Z:624:VAL:CB	2:Z:643:VAL:HG12	2.50	0.42
1:A:108:GLN:CB	1:A:199:TYR:HB2	2.50	0.42
1:B:12:ARG:NH2	1:B:199:TYR:OH	2.52	0.42
1:C:38:ARG:O	1:C:40:PRO:HD3	2.20	0.42
1:F:7:ASN:HB3	1:F:209:ILE:HD12	2.01	0.42
2:U:240:SER:HB3	2:U:279:TYR:CE1	2.54	0.42
2:U:423:VAL:HG21	2:U:513:GLN:NE2	2.34	0.42
2:U:478:CYS:C	2:U:480:ARG:N	2.72	0.42
2:U:588:THR:CG2	2:U:589:ALA:N	2.82	0.42
2:U:643:VAL:O	2:U:643:VAL:HG23	2.18	0.42

Continued on next page...

Continued from previous page...

Atom-1	Atom-2	Interatomic distance (Å)	Clash overlap (Å)
2:V:312:ASP:O	2:V:316:ALA:HB2	2.20	0.42
2:V:370:VAL:HG23	2:V:370:VAL:O	2.20	0.42
2:V:502:VAL:CG1	2:V:503:ILE:N	2.82	0.42
2:V:89:ALA:HB3	2:V:194:LEU:CD1	2.49	0.42
2:W:254:ILE:HB	2:W:258:GLY:O	2.19	0.42
2:W:48:VAL:O	2:W:48:VAL:HG12	2.19	0.42
2:W:514:ARG:HA	2:W:517:LEU:CD2	2.50	0.42
2:X:514:ARG:HA	2:X:517:LEU:CG	2.49	0.42
2:X:77:ASP:OD1	2:X:77:ASP:O	2.38	0.42
2:Y:48:VAL:HG12	2:Y:48:VAL:O	2.19	0.42
2:Y:618:ILE:CG2	2:Y:619:ASP:N	2.83	0.42
2:Y:68:ALA:O	2:Y:69:MET:C	2.58	0.42
2:Z:295:LEU:HD11	2:Z:314:PHE:CD2	2.54	0.42
2:Z:514:ARG:HA	2:Z:517:LEU:CG	2.49	0.42
2:Z:602:TYR:CD2	2:Z:603:GLU:N	2.87	0.42
2:Z:77:ASP:O	2:Z:77:ASP:OD1	2.38	0.42
1:A:200:PRO:HA	1:A:201:PRO:HD3	1.94	0.42
1:E:222:ASP:OD1	1:E:222:ASP:N	2.53	0.42
2:U:97:GLY:O	2:U:98:ASN:O	2.37	0.42
2:V:74:TYR:OH	2:V:473:ASP:OD2	2.35	0.42
2:V:602:TYR:CD2	2:V:603:GLU:N	2.87	0.42
2:V:643:VAL:HG23	2:V:643:VAL:O	2.19	0.42
2:W:371:GLN:O	2:W:403:CYS:HA	2.19	0.42
2:W:453:ASN:N	2:W:453:ASN:HD22	2.15	0.42
2:W:576:ASN:CA	2:W:580:THR:HG21	2.49	0.42
2:X:643:VAL:HG23	2:X:643:VAL:O	2.19	0.42
2:Y:46:ASN:HB2	2:Y:49:ASP:CB	2.50	0.42
2:Y:557:PHE:CE2	2:Y:631:PRO:CG	3.03	0.42
2:Z:312:ASP:O	2:Z:316:ALA:HB2	2.20	0.42
2:Z:576:ASN:CA	2:Z:580:THR:HG21	2.49	0.42
1:B:110:ASN:HA	1:B:111:PRO:HD3	1.70	0.42
2:U:370:VAL:O	2:U:370:VAL:HG23	2.20	0.42
2:U:48:VAL:O	2:U:48:VAL:HG12	2.19	0.42
2:V:236:ILE:HD11	2:V:340:LEU:HD11	2.01	0.42
2:V:67:SER:OG	2:V:472:ALA:HB2	2.20	0.42
2:V:423:VAL:HG21	2:V:513:GLN:NE2	2.34	0.42
2:V:562:THR:CG2	2:V:563:ASN:N	2.82	0.42
2:X:24:THR:O	2:X:26:THR:N	2.52	0.42
2:X:74:TYR:OH	2:X:473:ASP:OD2	2.35	0.42
2:Y:562:THR:CG2	2:Y:563:ASN:N	2.82	0.42
2:Y:602:TYR:CD2	2:Y:603:GLU:N	2.88	0.42

Continued on next page...

Continued from previous page...

Atom-1	Atom-2	Interatomic distance (Å)	Clash overlap (Å)
2:Z:150:ILE:H	2:Z:150:ILE:HG12	1.63	0.42
2:Z:46:ASN:HB2	2:Z:49:ASP:CB	2.50	0.42
2:Z:562:THR:CG2	2:Z:563:ASN:N	2.82	0.42
2:Z:590:GLN:HE21	2:Z:590:GLN:HB3	1.66	0.42
1:B:108:GLN:HB3	1:B:199:TYR:HB2	2.02	0.42
2:U:236:ILE:HD11	2:U:340:LEU:HD11	2.02	0.42
2:U:602:TYR:CD2	2:U:603:GLU:N	2.87	0.42
2:V:100:GLU:HG3	2:V:186:LYS:N	2.32	0.42
2:V:555:ARG:O	2:V:559:MET:HG3	2.20	0.42
2:W:423:VAL:HG21	2:W:513:GLN:NE2	2.35	0.42
2:W:46:ASN:HB2	2:W:49:ASP:CB	2.50	0.42
2:W:50:LEU:HD11	2:W:65:PHE:CE1	2.55	0.42
2:W:555:ARG:O	2:W:559:MET:HG3	2.20	0.42
2:X:624:VAL:CB	2:X:643:VAL:HG12	2.50	0.42
2:Z:100:GLU:HG3	2:Z:186:LYS:N	2.32	0.42
2:Z:97:GLY:O	2:Z:98:ASN:O	2.37	0.42
1:C:200:PRO:HA	1:C:201:PRO:HD3	1.93	0.42
2:U:252:LEU:HA	2:U:253:PRO:HD3	1.79	0.42
2:U:555:ARG:O	2:U:559:MET:HG3	2.20	0.42
2:U:576:ASN:CA	2:U:580:THR:HG21	2.49	0.42
2:U:68:ALA:O	2:U:69:MET:C	2.58	0.42
2:V:34:GLN:OE1	2:V:230:LEU:HD11	2.19	0.42
2:V:453:ASN:N	2:V:453:ASN:HD22	2.16	0.42
2:W:624:VAL:CB	2:W:643:VAL:HG12	2.50	0.42
2:X:34:GLN:OE1	2:X:230:LEU:HD11	2.20	0.42
2:X:409:PRO:HG2	2:X:454:TYR:CE1	2.55	0.42
2:X:423:VAL:HG21	2:X:513:GLN:NE2	2.34	0.42
2:X:391:LYS:NZ	2:X:440:ASN:HD21	1.92	0.42
2:X:555:ARG:O	2:X:559:MET:HG3	2.20	0.42
2:X:62:ALA:HB1	2:X:466:ARG:HE	1.84	0.42
2:Y:24:THR:O	2:Y:26:THR:N	2.52	0.42
2:Y:370:VAL:HG23	2:Y:370:VAL:O	2.20	0.42
2:Y:556:LEU:HD23	2:Y:556:LEU:O	2.20	0.42
2:Z:119:LYS:HE3	2:Z:124:ASP:OD1	2.20	0.42
2:Z:197:GLU:CD	2:Z:197:GLU:H	2.23	0.42
2:Z:24:THR:O	2:Z:26:THR:N	2.53	0.42
2:Z:514:ARG:HE	2:Z:518:TYR:HE1	1.66	0.42
2:Z:537:GLY:O	2:Z:538:ASP:CB	2.68	0.42
2:Z:538:ASP:HB2	2:Z:539:LYS:H	1.42	0.42
2:Z:627:PHE:CZ	2:Z:640:LEU:CB	2.95	0.42
2:Z:68:ALA:O	2:Z:69:MET:C	2.58	0.42

Continued on next page...

Continued from previous page...

Atom-1	Atom-2	Interatomic distance (Å)	Clash overlap (Å)
1:A:109:TYR:OH	1:A:202:VAL:HG21	2.20	0.41
2:U:197:GLU:H	2:U:197:GLU:CD	2.23	0.41
2:U:371:GLN:O	2:U:403:CYS:HA	2.20	0.41
2:U:562:THR:CG2	2:U:563:ASN:N	2.82	0.41
2:U:581:ARG:HB2	2:U:623:PHE:HZ	1.83	0.41
2:U:570:TYR:CD2	2:U:584:PHE:CE2	2.95	0.41
2:V:197:GLU:CD	2:V:197:GLU:H	2.23	0.41
2:V:409:PRO:HG2	2:V:454:TYR:CE1	2.55	0.41
2:W:404:LEU:HD23	2:W:404:LEU:HA	1.90	0.41
2:W:407:CYS:O	2:W:451:ASP:HB3	2.15	0.41
2:W:561:LYS:CB	2:W:640:LEU:HD21	2.46	0.41
2:X:629:ILE:CG2	2:X:630:GLN:N	2.83	0.41
2:Y:404:LEU:HA	2:Y:554:ARG:HH22	1.85	0.41
2:Y:588:THR:CG2	2:Y:589:ALA:N	2.82	0.41
2:Y:564:ILE:CD1	2:Y:642:PHE:HB2	2.47	0.41
2:Z:50:LEU:HD11	2:Z:65:PHE:CE1	2.55	0.41
2:Z:577:ASN:N	2:Z:580:THR:CG2	2.82	0.41
2:Z:588:THR:CG2	2:Z:589:ALA:N	2.82	0.41
2:U:200:ASN:O	2:U:201:ALA:C	2.59	0.41
2:U:24:THR:O	2:U:26:THR:N	2.52	0.41
2:U:90:LYS:N	2:U:344:LEU:O	2.48	0.41
2:U:514:ARG:HA	2:U:517:LEU:CD2	2.50	0.41
2:U:537:GLY:O	2:U:538:ASP:CB	2.68	0.41
2:U:554:ARG:HG2	2:U:558:ASN:OD1	2.21	0.41
2:U:627:PHE:CZ	2:U:640:LEU:CB	2.95	0.41
2:V:517:LEU:HB2	2:V:522:ILE:HG23	1.95	0.41
2:W:391:LYS:CE	2:W:440:ASN:ND2	2.83	0.41
2:W:409:PRO:HG2	2:W:454:TYR:CE1	2.55	0.41
2:X:408:SER:OG	2:X:409:PRO:HD2	2.20	0.41
2:X:514:ARG:HE	2:X:518:TYR:HE1	1.66	0.41
2:X:514:ARG:HA	2:X:517:LEU:CD2	2.50	0.41
2:X:521:ALA:HB3	2:X:540:THR:HA	2.00	0.41
2:X:618:ILE:CG2	2:X:619:ASP:N	2.83	0.41
2:Z:236:ILE:HD11	2:Z:340:LEU:HD11	2.01	0.41
2:Z:74:TYR:OH	2:Z:473:ASP:OD2	2.35	0.41
2:Z:618:ILE:CG2	2:Z:619:ASP:N	2.83	0.41
2:Z:643:VAL:HG23	2:Z:643:VAL:O	2.19	0.41
1:C:39:VAL:HA	1:C:40:PRO:HD2	1.88	0.41
1:E:107:SER:OG	1:E:107:SER:O	2.31	0.41
1:F:114:ILE:HD12	1:F:198:MET:HE3	2.01	0.41
2:U:171:ILE:CG2	2:U:172:SER:H	2.25	0.41

Continued on next page...

Continued from previous page...

Atom-1	Atom-2	Interatomic distance (Å)	Clash overlap (Å)
2:U:89:ALA:HB3	2:U:194:LEU:CD1	2.49	0.41
2:U:23:SER:OG	2:U:483:ASN:CA	2.69	0.41
2:U:404:LEU:HA	2:U:554:ARG:HH22	1.86	0.41
2:V:119:LYS:HE3	2:V:124:ASP:OD1	2.21	0.41
2:V:558:ASN:O	2:V:561:LYS:HG2	2.21	0.41
2:V:627:PHE:CZ	2:V:640:LEU:CB	2.95	0.41
2:W:427:VAL:HG21	2:W:516:ARG:NH2	2.35	0.41
2:W:627:PHE:CZ	2:W:640:LEU:CB	2.95	0.41
2:X:236:ILE:HD11	2:X:340:LEU:HD11	2.02	0.41
2:X:406:LEU:HA	2:X:449:ALA:O	2.21	0.41
2:Y:406:LEU:HA	2:Y:449:ALA:O	2.20	0.41
2:Y:499:ILE:HD13	2:Y:499:ILE:N	2.28	0.41
2:Y:514:ARG:HA	2:Y:517:LEU:CD2	2.49	0.41
2:Y:627:PHE:CD1	2:Y:629:ILE:CG1	3.04	0.41
2:Z:402:ASP:CG	2:Z:402:ASP:O	2.59	0.41
2:Z:371:GLN:O	2:Z:403:CYS:HA	2.19	0.41
2:Z:514:ARG:HA	2:Z:517:LEU:CD2	2.50	0.41
1:C:130:MET:HE2	1:C:188:TRP:CD2	2.55	0.41
1:D:140:TYR:O	1:D:145:PHE:HB2	2.21	0.41
1:E:124:THR:HG23	1:E:126:TYR:N	2.35	0.41
1:E:203:ASP:OD1	1:E:204:ASP:N	2.54	0.41
2:U:409:PRO:HG2	2:U:454:TYR:CE1	2.55	0.41
2:U:427:VAL:O	2:U:431:THR:CG2	2.68	0.41
2:V:427:VAL:HG21	2:V:516:ARG:NH2	2.35	0.41
2:V:618:ILE:CG2	2:V:619:ASP:N	2.83	0.41
2:V:624:VAL:CB	2:V:643:VAL:HG12	2.50	0.41
2:W:406:LEU:HA	2:W:449:ALA:O	2.20	0.41
2:X:423:VAL:O	2:X:424:ASP:C	2.59	0.41
2:X:391:LYS:CE	2:X:440:ASN:ND2	2.84	0.41
2:X:46:ASN:HB2	2:X:49:ASP:CB	2.51	0.41
2:X:581:ARG:HB2	2:X:623:PHE:HZ	1.83	0.41
2:X:61:THR:O	2:X:62:ALA:C	2.58	0.41
2:X:50:LEU:HD11	2:X:65:PHE:CE1	2.56	0.41
2:Y:236:ILE:HD11	2:Y:340:LEU:HD11	2.02	0.41
2:Y:312:ASP:O	2:Y:316:ALA:HB2	2.20	0.41
2:Y:371:GLN:O	2:Y:403:CYS:HA	2.20	0.41
2:Y:624:VAL:CB	2:Y:643:VAL:HG12	2.50	0.41
1:A:130:MET:HE2	1:A:188:TRP:CD2	2.56	0.41
1:C:108:GLN:HB3	1:C:199:TYR:HB2	2.02	0.41
1:F:39:VAL:HA	1:F:40:PRO:HD2	1.83	0.41
2:U:150:ILE:HG12	2:U:150:ILE:H	1.63	0.41

Continued on next page...

Continued from previous page...

Atom-1	Atom-2	Interatomic distance (Å)	Clash overlap (Å)
2:U:163:LEU:HB3	2:U:164:GLY:H	1.63	0.41
2:U:521:ALA:HB3	2:U:540:THR:HA	2.00	0.41
2:U:558:ASN:O	2:U:561:LYS:HG2	2.21	0.41
2:V:406:LEU:HA	2:V:449:ALA:O	2.20	0.41
2:W:171:ILE:CG2	2:W:172:SER:H	2.25	0.41
2:X:544:VAL:CG1	2:X:545:PRO:N	2.79	0.41
2:Y:526:THR:CG2	2:Y:535:LEU:CD1	2.95	0.41
2:Y:537:GLY:O	2:Y:538:ASP:CB	2.68	0.41
2:Y:555:ARG:O	2:Y:559:MET:HG3	2.20	0.41
2:Y:67:SER:OG	2:Y:472:ALA:HB2	2.20	0.41
2:Y:90:LYS:HD3	2:Y:90:LYS:HA	1.93	0.41
2:Z:478:CYS:C	2:Z:480:ARG:N	2.73	0.41
1:B:28:ARG:HA	1:B:28:ARG:HD3	1.95	0.41
1:D:108:GLN:HB3	1:D:199:TYR:HB2	2.02	0.41
1:F:167:LEU:HD11	1:F:190:LEU:HD12	2.02	0.41
2:U:119:LYS:HE3	2:U:124:ASP:OD1	2.20	0.41
2:U:427:VAL:HG21	2:U:516:ARG:NH2	2.36	0.41
2:V:150:ILE:HG12	2:V:150:ILE:H	1.63	0.41
2:V:200:ASN:O	2:V:201:ALA:C	2.59	0.41
2:V:50:LEU:HD11	2:V:65:PHE:CE1	2.56	0.41
2:V:577:ASN:N	2:V:580:THR:CG2	2.82	0.41
2:V:583:SER:C	2:V:586:THR:HG22	2.41	0.41
2:V:629:ILE:CG2	2:V:630:GLN:N	2.83	0.41
2:W:624:VAL:CG1	2:W:643:VAL:HB	2.50	0.41
2:X:371:GLN:O	2:X:403:CYS:HA	2.20	0.41
2:X:404:LEU:HA	2:X:554:ARG:HH22	1.85	0.41
2:X:627:PHE:CE1	2:X:640:LEU:HB3	2.55	0.41
2:Y:119:LYS:HE3	2:Y:124:ASP:OD1	2.21	0.41
2:Y:629:ILE:CG2	2:Y:630:GLN:N	2.83	0.41
2:Y:556:LEU:HD13	2:Y:631:PRO:HA	2.01	0.41
2:Z:370:VAL:HG23	2:Z:370:VAL:O	2.20	0.41
2:Z:556:LEU:O	2:Z:556:LEU:HD23	2.20	0.41
1:B:200:PRO:HA	1:B:201:PRO:HD3	1.95	0.41
1:E:110:ASN:HA	1:E:111:PRO:HD3	1.73	0.41
2:U:556:LEU:O	2:U:556:LEU:HD23	2.20	0.41
2:U:627:PHE:CD1	2:U:627:PHE:C	2.94	0.41
2:U:627:PHE:CE1	2:U:640:LEU:HB3	2.55	0.41
2:V:23:SER:OG	2:V:483:ASN:CA	2.69	0.41
2:W:119:LYS:HE3	2:W:124:ASP:OD1	2.21	0.41
2:W:160:TYR:HA	2:W:161:PRO:HA	1.82	0.41
2:W:502:VAL:CG1	2:W:503:ILE:N	2.83	0.41

Continued on next page...

Continued from previous page...

Atom-1	Atom-2	Interatomic distance (Å)	Clash overlap (Å)
2:W:404:LEU:HA	2:W:554:ARG:HH22	1.86	0.41
2:W:556:LEU:O	2:W:556:LEU:HD23	2.21	0.41
2:W:557:PHE:CE2	2:W:631:PRO:CG	3.03	0.41
2:X:381:GLU:O	2:X:382:SER:C	2.59	0.41
2:X:445:SER:O	2:X:540:THR:O	2.39	0.41
2:X:526:THR:CG2	2:X:535:LEU:CD2	2.95	0.41
2:X:523:ASN:HD21	2:X:538:ASP:HA	1.83	0.41
2:X:564:ILE:HD11	2:X:642:PHE:CB	2.47	0.41
2:X:576:ASN:CA	2:X:580:THR:HG21	2.49	0.41
2:X:68:ALA:O	2:X:69:MET:C	2.58	0.41
2:Y:423:VAL:O	2:Y:424:ASP:C	2.59	0.41
2:Y:50:LEU:HD11	2:Y:65:PHE:CE1	2.56	0.41
2:Z:200:ASN:O	2:Z:201:ALA:C	2.59	0.41
2:Z:427:VAL:HG21	2:Z:516:ARG:NH2	2.35	0.41
2:Z:554:ARG:HG2	2:Z:558:ASN:OD1	2.21	0.41
2:Z:555:ARG:O	2:Z:559:MET:HG3	2.20	0.41
2:U:213:ASN:ND2	2:U:213:ASN:N	2.67	0.41
2:U:526:THR:CG2	2:U:535:LEU:CD2	2.94	0.41
2:U:61:THR:O	2:U:62:ALA:C	2.59	0.41
2:U:629:ILE:CG2	2:U:630:GLN:N	2.83	0.41
2:V:450:ILE:HG22	2:V:540:THR:HG21	2.01	0.41
2:V:61:THR:O	2:V:62:ALA:C	2.59	0.41
2:W:290:VAL:HG11	2:W:322:TYR:CE1	2.56	0.41
2:X:308:ASN:HD21	2:X:313:ASP:CB	2.34	0.41
2:X:498:GLN:HG3	2:X:533:TYR:HA	2.02	0.41
2:X:56:GLN:HA	2:X:57:PRO:HD3	1.80	0.41
2:Y:381:GLU:O	2:Y:382:SER:C	2.59	0.41
2:Y:409:PRO:HG2	2:Y:454:TYR:CE1	2.56	0.41
2:Y:539:LYS:HE2	2:Y:541:ALA:CA	2.43	0.41
2:Z:290:VAL:HG11	2:Z:322:TYR:CE1	2.56	0.41
2:U:514:ARG:HE	2:U:518:TYR:HE1	1.67	0.41
2:U:521:ALA:HB1	2:U:540:THR:CA	2.46	0.41
2:U:577:ASN:N	2:U:580:THR:CG2	2.82	0.41
2:U:605:ARG:HG2	2:U:608:CYS:H	1.86	0.41
2:V:364:ASP:OD1	2:V:364:ASP:N	2.50	0.41
2:V:423:VAL:O	2:V:424:ASP:C	2.59	0.41
2:W:100:GLU:HG3	2:W:186:LYS:N	2.31	0.41
2:W:408:SER:OG	2:W:409:PRO:HD2	2.21	0.41
2:W:554:ARG:HG2	2:W:558:ASN:OD1	2.21	0.41
2:W:583:SER:C	2:W:586:THR:HG22	2.41	0.41
2:W:614:THR:HB	2:W:620:ARG:CA	2.40	0.41

Continued on next page...

Continued from previous page...

Atom-1	Atom-2	Interatomic distance (Å)	Clash overlap (Å)
2:W:73:GLN:HB3	2:W:500:LEU:CD1	2.51	0.41
2:X:304:ILE:HG13	2:X:305:TYR:HE2	1.81	0.41
2:X:370:VAL:O	2:X:370:VAL:HG23	2.20	0.41
2:X:537:GLY:O	2:X:538:ASP:CB	2.68	0.41
2:Y:408:SER:OG	2:Y:409:PRO:HD2	2.21	0.41
2:Z:423:VAL:O	2:Z:424:ASP:C	2.59	0.41
2:Z:514:ARG:NH2	2:Z:535:LEU:HD22	2.34	0.41
2:Z:544:VAL:HG12	2:Z:545:PRO:CD	2.51	0.41
1:F:106:VAL:HG12	1:F:107:SER:H	1.86	0.41
2:U:423:VAL:O	2:U:424:ASP:C	2.59	0.41
2:U:450:ILE:CG1	2:U:451:ASP:N	2.53	0.41
2:U:618:ILE:CG2	2:U:619:ASP:N	2.83	0.41
2:V:391:LYS:CE	2:V:440:ASN:ND2	2.83	0.41
2:W:100:GLU:HB2	2:W:185:GLY:HA3	2.03	0.41
2:W:200:ASN:O	2:W:201:ALA:C	2.59	0.41
2:W:514:ARG:HE	2:W:518:TYR:HE1	1.66	0.41
2:W:537:GLY:O	2:W:538:ASP:CB	2.68	0.41
2:W:605:ARG:HG2	2:W:608:CYS:H	1.86	0.41
2:W:629:ILE:CG2	2:W:630:GLN:N	2.83	0.41
2:X:100:GLU:HG3	2:X:186:LYS:N	2.32	0.41
2:X:453:ASN:HB2	2:X:454:TYR:H	1.70	0.41
2:X:496:ARG:O	2:X:496:ARG:CG	2.61	0.41
2:X:556:LEU:HD23	2:X:556:LEU:O	2.20	0.41
2:X:627:PHE:CD1	2:X:627:PHE:C	2.94	0.41
2:Y:391:LYS:CE	2:Y:440:ASN:ND2	2.83	0.41
2:Z:448:ALA:O	2:Z:540:THR:N	2.42	0.41
2:Z:406:LEU:HA	2:Z:449:ALA:O	2.20	0.41
1:B:149:MET:HG3	1:B:212:THR:O	2.21	0.41
1:C:124:THR:CB	1:C:130:MET:HG2	2.50	0.41
1:C:77:LEU:HD13	1:C:120:LEU:HD23	2.03	0.41
2:U:46:ASN:HB2	2:U:49:ASP:CB	2.51	0.41
2:U:498:GLN:HG3	2:U:533:TYR:HA	2.03	0.41
2:V:43:GLN:NE2	2:V:77:ASP:HB2	2.36	0.41
2:V:537:GLY:O	2:V:538:ASP:CB	2.68	0.41
2:W:586:THR:CG2	2:W:587:GLU:N	2.84	0.41
2:X:371:GLN:N	2:X:371:GLN:NE2	2.69	0.41
2:X:402:ASP:O	2:X:402:ASP:CG	2.59	0.41
2:X:427:VAL:HG21	2:X:516:ARG:NH2	2.36	0.41
2:Y:408:SER:HB2	2:Y:471:ALA:CB	2.50	0.41
2:Z:526:THR:CG2	2:Z:535:LEU:CD2	2.94	0.41
2:Z:581:ARG:HB2	2:Z:623:PHE:HZ	1.83	0.41

Continued on next page...

Continued from previous page...

Atom-1	Atom-2	Interatomic distance (Å)	Clash overlap (Å)
1:E:108:GLN:HB3	1:E:199:TYR:HB2	2.03	0.40
1:E:64:ASP:O	1:E:68:VAL:HG23	2.20	0.40
2:U:290:VAL:HG11	2:U:322:TYR:CE1	2.57	0.40
2:U:583:SER:C	2:U:586:THR:HG22	2.41	0.40
2:V:514:ARG:HE	2:V:518:TYR:HE1	1.67	0.40
2:V:554:ARG:HG2	2:V:558:ASN:OD1	2.20	0.40
2:V:73:GLN:HB3	2:V:500:LEU:CD1	2.52	0.40
2:W:402:ASP:O	2:W:402:ASP:CG	2.58	0.40
2:W:556:LEU:HD13	2:W:631:PRO:HA	2.02	0.40
2:X:200:ASN:O	2:X:201:ALA:C	2.59	0.40
2:X:575:LEU:CD1	2:X:575:LEU:N	2.82	0.40
2:Y:92:SER:OG	2:Y:343:GLY:HA3	2.21	0.40
2:Z:215:LYS:HE3	2:Z:329:ASN:CG	2.41	0.40
2:Z:73:GLN:HB3	2:Z:500:LEU:CD1	2.51	0.40
2:Z:521:ALA:HB1	2:Z:540:THR:CA	2.46	0.40
2:Z:627:PHE:CD1	2:Z:627:PHE:C	2.94	0.40
1:E:45:SER:HA	1:E:78:HIS:CD2	2.57	0.40
2:U:406:LEU:HA	2:U:449:ALA:O	2.20	0.40
2:U:544:VAL:HG12	2:U:545:PRO:CD	2.51	0.40
2:V:252:LEU:HA	2:V:253:PRO:HD3	1.80	0.40
2:V:290:VAL:HG11	2:V:322:TYR:CE1	2.56	0.40
2:V:408:SER:OG	2:V:409:PRO:HD2	2.21	0.40
2:V:616:SER:O	2:V:617:VAL:HG13	2.22	0.40
2:V:624:VAL:CG1	2:V:643:VAL:HB	2.51	0.40
2:V:66:MET:O	2:V:67:SER:C	2.60	0.40
2:W:43:GLN:NE2	2:W:77:ASP:HB2	2.36	0.40
2:W:498:GLN:HG3	2:W:533:TYR:HA	2.03	0.40
2:W:544:VAL:HG12	2:W:545:PRO:CD	2.51	0.40
2:W:575:LEU:N	2:W:575:LEU:CD1	2.83	0.40
2:W:627:PHE:C	2:W:627:PHE:CD1	2.95	0.40
2:X:119:LYS:HE3	2:X:124:ASP:OD1	2.20	0.40
2:Y:308:ASN:HD21	2:Y:313:ASP:CB	2.34	0.40
2:Y:538:ASP:HB2	2:Y:539:LYS:H	1.42	0.40
2:Y:445:SER:O	2:Y:540:THR:O	2.39	0.40
2:Y:627:PHE:C	2:Y:627:PHE:CD1	2.94	0.40
2:Z:445:SER:O	2:Z:540:THR:O	2.39	0.40
2:Z:573:PHE:HD2	2:Z:574:GLU:OE2	2.04	0.40
1:B:222:ASP:OD1	1:B:222:ASP:N	2.53	0.40
1:F:28:ARG:HA	1:F:28:ARG:HD3	1.90	0.40
2:U:517:LEU:HB2	2:U:522:ILE:HG23	1.95	0.40
2:U:445:SER:O	2:U:540:THR:O	2.39	0.40

Continued on next page...

Continued from previous page...

Atom-1	Atom-2	Interatomic distance (Å)	Clash overlap (Å)
2:U:616:SER:O	2:U:617:VAL:HG13	2.22	0.40
2:U:556:LEU:HD13	2:U:631:PRO:HA	2.01	0.40
2:U:66:MET:O	2:U:67:SER:C	2.60	0.40
2:V:68:ALA:O	2:V:69:MET:C	2.58	0.40
2:V:92:SER:OG	2:V:343:GLY:HA3	2.21	0.40
2:W:371:GLN:NE2	2:W:371:GLN:N	2.70	0.40
2:W:381:GLU:O	2:W:382:SER:C	2.59	0.40
2:W:68:ALA:O	2:W:69:MET:C	2.58	0.40
2:W:92:SER:OG	2:W:343:GLY:HA3	2.21	0.40
2:X:554:ARG:HG2	2:X:558:ASN:OD1	2.21	0.40
2:Y:427:VAL:O	2:Y:431:THR:CG2	2.68	0.40
2:Y:616:SER:O	2:Y:617:VAL:HG13	2.22	0.40
2:Z:308:ASN:HD21	2:Z:313:ASP:CB	2.34	0.40
2:Z:90:LYS:N	2:Z:344:LEU:O	2.48	0.40
2:Z:391:LYS:CE	2:Z:440:ASN:ND2	2.84	0.40
2:Z:629:ILE:CG2	2:Z:630:GLN:N	2.83	0.40
1:A:150:TYR:O	1:A:211:THR:HA	2.22	0.40
2:V:100:GLU:HB2	2:V:185:GLY:HA3	2.03	0.40
2:V:104:SER:HB2	2:V:181:VAL:HG12	2.04	0.40
2:V:556:LEU:O	2:V:556:LEU:HD23	2.20	0.40
2:V:581:ARG:HB2	2:V:623:PHE:HZ	1.84	0.40
2:W:308:ASN:HD21	2:W:313:ASP:CB	2.34	0.40
2:W:347:ASN:HA	2:W:350:VAL:HG23	2.04	0.40
2:W:445:SER:O	2:W:540:THR:O	2.39	0.40
2:W:566:ARG:HB2	2:W:566:ARG:NH1	2.37	0.40
2:W:627:PHE:CE1	2:W:640:LEU:HB3	2.55	0.40
2:X:478:CYS:C	2:X:480:ARG:N	2.72	0.40
2:X:605:ARG:HG2	2:X:608:CYS:H	1.87	0.40
2:Y:200:ASN:O	2:Y:201:ALA:C	2.59	0.40
2:Y:575:LEU:CD1	2:Y:575:LEU:N	2.83	0.40
2:Z:381:GLU:O	2:Z:382:SER:C	2.59	0.40
2:Z:498:GLN:HG3	2:Z:533:TYR:HA	2.03	0.40
2:Z:627:PHE:CD1	2:Z:629:ILE:CG1	3.04	0.40
2:Z:43:GLN:NE2	2:Z:77:ASP:HB2	2.36	0.40
1:B:147:THR:HG23	1:B:163:ILE:HB	2.04	0.40
1:B:211:THR:HB	1:B:223:LEU:HB3	2.03	0.40
2:U:391:LYS:CE	2:U:440:ASN:ND2	2.84	0.40
2:U:50:LEU:HD11	2:U:65:PHE:CE1	2.56	0.40
2:V:160:TYR:HA	2:V:161:PRO:HA	1.82	0.40
2:V:308:ASN:HD21	2:V:313:ASP:CB	2.34	0.40
2:V:404:LEU:HA	2:V:554:ARG:HH22	1.86	0.40

Continued on next page...

Continued from previous page...

Atom-1	Atom-2	Interatomic distance (Å)	Clash overlap (Å)
2:V:51:VAL:HG13	2:V:55:GLY:C	2.42	0.40
2:V:445:SER:O	2:V:540:THR:O	2.39	0.40
2:W:558:ASN:O	2:W:561:LYS:HG2	2.21	0.40
2:W:616:SER:O	2:W:617:VAL:HG13	2.21	0.40
2:W:66:MET:O	2:W:67:SER:C	2.60	0.40
2:X:23:SER:OG	2:X:483:ASN:CA	2.69	0.40
2:X:282:ILE:HG23	2:X:289:ILE:HG23	2.04	0.40
2:X:347:ASN:HA	2:X:350:VAL:HG23	2.04	0.40
2:Y:90:LYS:N	2:Y:344:LEU:O	2.48	0.40
2:Y:427:VAL:HG21	2:Y:516:ARG:NH2	2.36	0.40
2:Y:605:ARG:HG2	2:Y:608:CYS:H	1.87	0.40
2:Y:43:GLN:NE2	2:Y:77:ASP:HB2	2.36	0.40
2:Z:61:THR:O	2:Z:62:ALA:C	2.59	0.40

There are no symmetry-related clashes.

5.3 Torsion angles

5.3.1 Protein backbone

In the following table, the Percentiles column shows the percent Ramachandran outliers of the chain as a percentile score with respect to all PDB entries followed by that with respect to all EM entries.

The Analysed column shows the number of residues for which the backbone conformation was analysed, and the total number of residues.

Mol	Chain	Analysed	Favoured	Allowed	Outliers	Percentiles	
1	A	205/272 (75%)	184 (90%)	18 (9%)	3 (2%)	11	51
1	B	205/272 (75%)	184 (90%)	17 (8%)	4 (2%)	8	45
1	C	205/272 (75%)	184 (90%)	17 (8%)	4 (2%)	8	45
1	D	205/272 (75%)	184 (90%)	17 (8%)	4 (2%)	8	45
1	E	205/272 (75%)	183 (89%)	18 (9%)	4 (2%)	8	45
1	F	205/272 (75%)	184 (90%)	18 (9%)	3 (2%)	11	51
2	U	601/659 (91%)	479 (80%)	101 (17%)	21 (4%)	4	32
2	V	601/659 (91%)	479 (80%)	101 (17%)	21 (4%)	4	32
2	W	601/659 (91%)	479 (80%)	101 (17%)	21 (4%)	4	32
2	X	601/659 (91%)	479 (80%)	101 (17%)	21 (4%)	4	32

Continued on next page...

Continued from previous page...

Mol	Chain	Analysed	Favoured	Allowed	Outliers	Percentiles	
2	Y	601/659 (91%)	481 (80%)	99 (16%)	21 (4%)	4	32
2	Z	601/659 (91%)	479 (80%)	101 (17%)	21 (4%)	4	32
All	All	4836/5586 (87%)	3979 (82%)	709 (15%)	148 (3%)	8	35

All (148) Ramachandran outliers are listed below:

Mol	Chain	Res	Type
1	A	108	GLN
1	B	67	LYS
1	B	108	GLN
1	C	67	LYS
1	C	108	GLN
1	D	67	LYS
1	E	67	LYS
1	E	108	GLN
1	F	67	LYS
2	U	98	ASN
2	U	201	ALA
2	U	432	ALA
2	U	538	ASP
2	U	539	LYS
2	V	98	ASN
2	V	201	ALA
2	V	432	ALA
2	V	538	ASP
2	V	539	LYS
2	W	98	ASN
2	W	201	ALA
2	W	432	ALA
2	W	538	ASP
2	W	539	LYS
2	X	98	ASN
2	X	201	ALA
2	X	432	ALA
2	X	538	ASP
2	X	539	LYS
2	Y	98	ASN
2	Y	201	ALA
2	Y	432	ALA
2	Y	538	ASP
2	Y	539	LYS

Continued on next page...

Continued from previous page...

Mol	Chain	Res	Type
2	Z	98	ASN
2	Z	201	ALA
2	Z	432	ALA
2	Z	538	ASP
2	Z	539	LYS
1	D	108	GLN
1	F	108	GLN
2	U	403	CYS
2	U	480	ARG
2	U	504	LYS
2	V	403	CYS
2	V	480	ARG
2	V	504	LYS
2	W	403	CYS
2	W	480	ARG
2	W	504	LYS
2	X	403	CYS
2	X	480	ARG
2	X	504	LYS
2	Y	403	CYS
2	Y	480	ARG
2	Y	504	LYS
2	Z	403	CYS
2	Z	480	ARG
2	Z	504	LYS
1	A	67	LYS
1	F	111	PRO
2	U	62	ALA
2	U	311	ILE
2	U	348	ALA
2	U	482	ASP
2	U	531	ASP
2	V	62	ALA
2	V	348	ALA
2	V	482	ASP
2	V	531	ASP
2	W	62	ALA
2	W	348	ALA
2	W	482	ASP
2	W	531	ASP
2	X	62	ALA
2	X	311	ILE

Continued on next page...

Continued from previous page...

Mol	Chain	Res	Type
2	X	348	ALA
2	X	482	ASP
2	X	531	ASP
2	Y	62	ALA
2	Y	311	ILE
2	Y	348	ALA
2	Y	482	ASP
2	Y	531	ASP
2	Z	62	ALA
2	Z	348	ALA
2	Z	482	ASP
2	Z	531	ASP
1	A	111	PRO
1	E	111	PRO
2	U	634	SER
2	V	311	ILE
2	V	634	SER
2	W	311	ILE
2	W	634	SER
2	X	634	SER
2	Y	634	SER
2	Z	311	ILE
2	Z	634	SER
1	B	111	PRO
1	B	175	ALA
1	C	111	PRO
1	D	175	ALA
1	E	175	ALA
2	U	583	SER
2	V	583	SER
2	W	25	GLY
2	W	583	SER
2	X	25	GLY
2	X	583	SER
2	Y	583	SER
2	Z	25	GLY
2	Z	583	SER
2	U	25	GLY
2	U	304	ILE
2	V	25	GLY
2	V	304	ILE
2	X	304	ILE

Continued on next page...

Continued from previous page...

Mol	Chain	Res	Type
2	Y	25	GLY
2	Y	304	ILE
2	Z	304	ILE
1	D	111	PRO
2	W	304	ILE
2	Y	434	GLY
2	U	247	GLY
2	U	434	GLY
2	V	247	GLY
2	V	318	GLY
2	V	434	GLY
2	W	247	GLY
2	W	434	GLY
2	X	247	GLY
2	X	434	GLY
2	Y	247	GLY
2	Z	247	GLY
2	Z	434	GLY
1	C	106	VAL
2	Y	318	GLY
2	U	121	VAL
2	U	318	GLY
2	W	121	VAL
2	W	318	GLY
2	X	121	VAL
2	X	318	GLY
2	Y	121	VAL
2	Z	121	VAL
2	Z	318	GLY
2	V	121	VAL

5.3.2 Protein sidechains ⓘ

In the following table, the Percentiles column shows the percent sidechain outliers of the chain as a percentile score with respect to all PDB entries followed by that with respect to all EM entries.

The Analysed column shows the number of residues for which the sidechain conformation was analysed, and the total number of residues.

Mol	Chain	Analysed	Rotameric	Outliers	Percentiles
1	A	192/250 (77%)	176 (92%)	16 (8%)	12 41

Continued on next page...

Continued from previous page...

Mol	Chain	Analysed	Rotameric	Outliers	Percentiles	
1	B	192/250 (77%)	181 (94%)	11 (6%)	23	53
1	C	192/250 (77%)	176 (92%)	16 (8%)	12	41
1	D	192/250 (77%)	180 (94%)	12 (6%)	20	50
1	E	192/250 (77%)	180 (94%)	12 (6%)	20	50
1	F	192/250 (77%)	179 (93%)	13 (7%)	17	48
2	U	494/536 (92%)	448 (91%)	46 (9%)	10	34
2	V	494/536 (92%)	447 (90%)	47 (10%)	9	33
2	W	494/536 (92%)	447 (90%)	47 (10%)	9	33
2	X	494/536 (92%)	448 (91%)	46 (9%)	10	34
2	Y	494/536 (92%)	446 (90%)	48 (10%)	9	32
2	Z	494/536 (92%)	446 (90%)	48 (10%)	9	32
All	All	4116/4716 (87%)	3754 (91%)	362 (9%)	15	37

All (362) residues with a non-rotameric sidechain are listed below:

Mol	Chain	Res	Type
1	A	25	GLN
1	A	31	GLU
1	A	37	ILE
1	A	45	SER
1	A	50	MET
1	A	63	GLU
1	A	68	VAL
1	A	69	GLU
1	A	109	TYR
1	A	110	ASN
1	A	114	ILE
1	A	124	THR
1	A	125	ARG
1	A	138	LEU
1	A	161	ARG
1	A	212	THR
1	B	37	ILE
1	B	45	SER
1	B	50	MET
1	B	67	LYS
1	B	78	HIS
1	B	109	TYR

Continued on next page...

Continued from previous page...

Mol	Chain	Res	Type
1	B	124	THR
1	B	125	ARG
1	B	138	LEU
1	B	161	ARG
1	B	212	THR
1	C	9	SER
1	C	25	GLN
1	C	37	ILE
1	C	45	SER
1	C	50	MET
1	C	59	ILE
1	C	67	LYS
1	C	106	VAL
1	C	107	SER
1	C	109	TYR
1	C	110	ASN
1	C	114	ILE
1	C	125	ARG
1	C	138	LEU
1	C	161	ARG
1	C	212	THR
1	D	25	GLN
1	D	45	SER
1	D	50	MET
1	D	78	HIS
1	D	106	VAL
1	D	109	TYR
1	D	110	ASN
1	D	124	THR
1	D	125	ARG
1	D	138	LEU
1	D	161	ARG
1	D	212	THR
1	E	45	SER
1	E	50	MET
1	E	59	ILE
1	E	67	LYS
1	E	109	TYR
1	E	110	ASN
1	E	114	ILE
1	E	124	THR
1	E	125	ARG

Continued on next page...

Continued from previous page...

Mol	Chain	Res	Type
1	E	138	LEU
1	E	161	ARG
1	E	212	THR
1	F	25	GLN
1	F	37	ILE
1	F	45	SER
1	F	50	MET
1	F	59	ILE
1	F	67	LYS
1	F	106	VAL
1	F	109	TYR
1	F	124	THR
1	F	125	ARG
1	F	138	LEU
1	F	161	ARG
1	F	212	THR
2	U	50	LEU
2	U	58	THR
2	U	66	MET
2	U	67	SER
2	U	71	PHE
2	U	74	TYR
2	U	77	ASP
2	U	80	VAL
2	U	86	ARG
2	U	95	ILE
2	U	102	THR
2	U	150	ILE
2	U	162	THR
2	U	178	LEU
2	U	188	ILE
2	U	189	THR
2	U	202	GLU
2	U	213	ASN
2	U	290	VAL
2	U	345	SER
2	U	347	ASN
2	U	349	GLU
2	U	354	ASP
2	U	367	SER
2	U	368	VAL
2	U	371	GLN

Continued on next page...

Continued from previous page...

Mol	Chain	Res	Type
2	U	382	SER
2	U	383	LEU
2	U	388	THR
2	U	395	SER
2	U	404	LEU
2	U	431	THR
2	U	436	TYR
2	U	438	ASP
2	U	440	ASN
2	U	446	THR
2	U	450	ILE
2	U	453	ASN
2	U	460	LYS
2	U	483	ASN
2	U	499	ILE
2	U	501	ASN
2	U	590	GLN
2	U	593	GLN
2	U	612	ASN
2	U	621	ASN
2	V	50	LEU
2	V	58	THR
2	V	66	MET
2	V	67	SER
2	V	71	PHE
2	V	74	TYR
2	V	77	ASP
2	V	80	VAL
2	V	86	ARG
2	V	95	ILE
2	V	102	THR
2	V	150	ILE
2	V	162	THR
2	V	178	LEU
2	V	188	ILE
2	V	189	THR
2	V	202	GLU
2	V	213	ASN
2	V	290	VAL
2	V	345	SER
2	V	347	ASN
2	V	349	GLU

Continued on next page...

Continued from previous page...

Mol	Chain	Res	Type
2	V	354	ASP
2	V	367	SER
2	V	368	VAL
2	V	371	GLN
2	V	382	SER
2	V	383	LEU
2	V	388	THR
2	V	395	SER
2	V	404	LEU
2	V	430	ARG
2	V	431	THR
2	V	436	TYR
2	V	438	ASP
2	V	440	ASN
2	V	446	THR
2	V	450	ILE
2	V	453	ASN
2	V	460	LYS
2	V	483	ASN
2	V	499	ILE
2	V	501	ASN
2	V	590	GLN
2	V	593	GLN
2	V	612	ASN
2	V	621	ASN
2	W	50	LEU
2	W	58	THR
2	W	66	MET
2	W	67	SER
2	W	71	PHE
2	W	74	TYR
2	W	77	ASP
2	W	80	VAL
2	W	86	ARG
2	W	95	ILE
2	W	102	THR
2	W	150	ILE
2	W	162	THR
2	W	178	LEU
2	W	188	ILE
2	W	189	THR
2	W	202	GLU

Continued on next page...

Continued from previous page...

Mol	Chain	Res	Type
2	W	213	ASN
2	W	290	VAL
2	W	345	SER
2	W	347	ASN
2	W	349	GLU
2	W	354	ASP
2	W	367	SER
2	W	368	VAL
2	W	371	GLN
2	W	382	SER
2	W	383	LEU
2	W	388	THR
2	W	395	SER
2	W	404	LEU
2	W	431	THR
2	W	436	TYR
2	W	437	THR
2	W	438	ASP
2	W	440	ASN
2	W	446	THR
2	W	450	ILE
2	W	453	ASN
2	W	460	LYS
2	W	483	ASN
2	W	499	ILE
2	W	501	ASN
2	W	590	GLN
2	W	593	GLN
2	W	612	ASN
2	W	621	ASN
2	X	50	LEU
2	X	58	THR
2	X	66	MET
2	X	67	SER
2	X	71	PHE
2	X	74	TYR
2	X	77	ASP
2	X	80	VAL
2	X	86	ARG
2	X	95	ILE
2	X	102	THR
2	X	150	ILE

Continued on next page...

Continued from previous page...

Mol	Chain	Res	Type
2	X	162	THR
2	X	178	LEU
2	X	188	ILE
2	X	189	THR
2	X	202	GLU
2	X	213	ASN
2	X	290	VAL
2	X	345	SER
2	X	347	ASN
2	X	349	GLU
2	X	354	ASP
2	X	367	SER
2	X	368	VAL
2	X	371	GLN
2	X	382	SER
2	X	383	LEU
2	X	388	THR
2	X	395	SER
2	X	404	LEU
2	X	431	THR
2	X	436	TYR
2	X	438	ASP
2	X	440	ASN
2	X	446	THR
2	X	450	ILE
2	X	453	ASN
2	X	460	LYS
2	X	483	ASN
2	X	499	ILE
2	X	501	ASN
2	X	590	GLN
2	X	593	GLN
2	X	612	ASN
2	X	621	ASN
2	Y	50	LEU
2	Y	58	THR
2	Y	66	MET
2	Y	67	SER
2	Y	71	PHE
2	Y	74	TYR
2	Y	77	ASP
2	Y	80	VAL

Continued on next page...

Continued from previous page...

Mol	Chain	Res	Type
2	Y	86	ARG
2	Y	95	ILE
2	Y	102	THR
2	Y	150	ILE
2	Y	162	THR
2	Y	178	LEU
2	Y	188	ILE
2	Y	189	THR
2	Y	202	GLU
2	Y	213	ASN
2	Y	290	VAL
2	Y	345	SER
2	Y	347	ASN
2	Y	349	GLU
2	Y	354	ASP
2	Y	367	SER
2	Y	368	VAL
2	Y	371	GLN
2	Y	382	SER
2	Y	383	LEU
2	Y	388	THR
2	Y	395	SER
2	Y	404	LEU
2	Y	430	ARG
2	Y	431	THR
2	Y	436	TYR
2	Y	437	THR
2	Y	438	ASP
2	Y	440	ASN
2	Y	446	THR
2	Y	450	ILE
2	Y	453	ASN
2	Y	460	LYS
2	Y	483	ASN
2	Y	499	ILE
2	Y	501	ASN
2	Y	590	GLN
2	Y	593	GLN
2	Y	612	ASN
2	Y	621	ASN
2	Z	50	LEU
2	Z	58	THR

Continued on next page...

Continued from previous page...

Mol	Chain	Res	Type
2	Z	66	MET
2	Z	67	SER
2	Z	71	PHE
2	Z	74	TYR
2	Z	77	ASP
2	Z	80	VAL
2	Z	86	ARG
2	Z	95	ILE
2	Z	102	THR
2	Z	150	ILE
2	Z	162	THR
2	Z	178	LEU
2	Z	188	ILE
2	Z	189	THR
2	Z	202	GLU
2	Z	213	ASN
2	Z	290	VAL
2	Z	345	SER
2	Z	347	ASN
2	Z	349	GLU
2	Z	354	ASP
2	Z	367	SER
2	Z	368	VAL
2	Z	371	GLN
2	Z	382	SER
2	Z	383	LEU
2	Z	388	THR
2	Z	395	SER
2	Z	404	LEU
2	Z	430	ARG
2	Z	431	THR
2	Z	436	TYR
2	Z	437	THR
2	Z	438	ASP
2	Z	440	ASN
2	Z	446	THR
2	Z	450	ILE
2	Z	453	ASN
2	Z	460	LYS
2	Z	483	ASN
2	Z	499	ILE
2	Z	501	ASN

Continued on next page...

Continued from previous page...

Mol	Chain	Res	Type
2	Z	590	GLN
2	Z	593	GLN
2	Z	612	ASN
2	Z	621	ASN

Some sidechains can be flipped to improve hydrogen bonding and reduce clashes. All (99) such sidechains are listed below:

Mol	Chain	Res	Type
1	B	152	GLN
2	U	43	GLN
2	U	70	ASN
2	U	166	ASN
2	U	213	ASN
2	U	278	GLN
2	U	390	GLN
2	U	440	ASN
2	U	453	ASN
2	U	457	GLN
2	U	511	GLN
2	U	513	GLN
2	U	523	ASN
2	U	590	GLN
2	U	612	ASN
2	U	621	ASN
2	U	630	GLN
2	U	641	ASN
2	V	43	GLN
2	V	70	ASN
2	V	213	ASN
2	V	278	GLN
2	V	390	GLN
2	V	440	ASN
2	V	453	ASN
2	V	457	GLN
2	V	511	GLN
2	V	513	GLN
2	V	523	ASN
2	V	590	GLN
2	V	612	ASN
2	V	621	ASN
2	V	630	GLN
2	V	641	ASN

Continued on next page...

Continued from previous page...

Mol	Chain	Res	Type
2	W	43	GLN
2	W	70	ASN
2	W	213	ASN
2	W	278	GLN
2	W	329	ASN
2	W	390	GLN
2	W	440	ASN
2	W	453	ASN
2	W	457	GLN
2	W	511	GLN
2	W	513	GLN
2	W	590	GLN
2	W	612	ASN
2	W	621	ASN
2	W	630	GLN
2	W	641	ASN
2	X	43	GLN
2	X	70	ASN
2	X	213	ASN
2	X	278	GLN
2	X	390	GLN
2	X	440	ASN
2	X	453	ASN
2	X	457	GLN
2	X	511	GLN
2	X	513	GLN
2	X	523	ASN
2	X	590	GLN
2	X	612	ASN
2	X	621	ASN
2	X	630	GLN
2	X	641	ASN
2	Y	43	GLN
2	Y	70	ASN
2	Y	213	ASN
2	Y	278	GLN
2	Y	329	ASN
2	Y	390	GLN
2	Y	440	ASN
2	Y	453	ASN
2	Y	457	GLN
2	Y	511	GLN

Continued on next page...

Continued from previous page...

Mol	Chain	Res	Type
2	Y	513	GLN
2	Y	523	ASN
2	Y	590	GLN
2	Y	612	ASN
2	Y	621	ASN
2	Y	630	GLN
2	Y	641	ASN
2	Z	43	GLN
2	Z	70	ASN
2	Z	213	ASN
2	Z	278	GLN
2	Z	390	GLN
2	Z	440	ASN
2	Z	453	ASN
2	Z	457	GLN
2	Z	511	GLN
2	Z	513	GLN
2	Z	523	ASN
2	Z	590	GLN
2	Z	612	ASN
2	Z	621	ASN
2	Z	630	GLN
2	Z	641	ASN

5.3.3 RNA ⓘ

There are no RNA molecules in this entry.

5.4 Non-standard residues in protein, DNA, RNA chains ⓘ

There are no non-standard protein/DNA/RNA residues in this entry.

5.5 Carbohydrates ⓘ

There are no carbohydrates in this entry.

5.6 Ligand geometry ⓘ

There are no ligands in this entry.

5.7 Other polymers

There are no such residues in this entry.

5.8 Polymer linkage issues

There are no chain breaks in this entry.