



Full wwPDB/EMDatabank EM Map/Model Validation Report ⓘ

Dec 11, 2019 – 03:06 AM EST

PDB ID : 3J4U
EMDB ID: : EMD-5764
Title : A new topology of the HK97-like fold revealed in Bordetella bacteriophage:
non-covalent chainmail secured by jellyrolls
Authors : Zhang, X.; Guo, H.; Jin, L.; Czornyj, E.; Hodes, A.; Hui, W.H.; Nieh, A.W.;
Miller, J.F.; Zhou, Z.H.
Deposited on : 2013-10-09
Resolution : 3.50 Å(reported)

This is a Full wwPDB/EMDatabank EM Map/Model Validation Report
for a publicly released PDB/EMDB entry.

We welcome your comments at validation@mail.wwpdb.org

A user guide is available at

<https://www.wwpdb.org/validation/2017/EMValidationReportHelp>
with specific help available everywhere you see the ⓘ symbol.

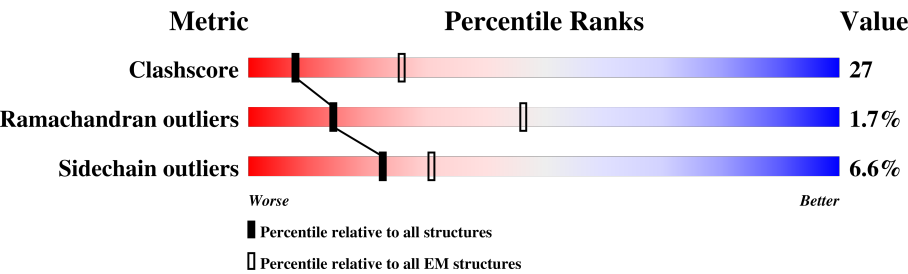
MolProbity : 4.02b-467
Percentile statistics : 20171227.v01 (using entries in the PDB archive December 27th 2017)
Ideal geometry (proteins) : Engh & Huber (2001)
Ideal geometry (DNA, RNA) : Parkinson et. al. (1996)
Validation Pipeline (wwPDB-VP) : 2.4

1 Overall quality at a glance i

The following experimental techniques were used to determine the structure:
ELECTRON MICROSCOPY

The reported resolution of this entry is 3.50 Å.

Percentile scores (ranging between 0-100) for global validation metrics of the entry are shown in the following graphic. The table shows the number of entries on which the scores are based.



Metric	Whole archive (#Entries)	EM structures (#Entries)
Clashscore	136327	1886
Ramachandran outliers	132723	1663
Sidechain outliers	132532	1531

The table below summarises the geometric issues observed across the polymeric chains. The red, orange, yellow and green segments on the bar indicate the fraction of residues that contain outliers for ≥ 3 , 2, 1 and 0 types of geometric quality criteria. A grey segment represents the fraction of residues that are not modelled. The numeric value for each fraction is indicated below the corresponding segment, with a dot representing fractions $\leq 5\%$

Mol	Chain	Length	Quality of chain
1	A	331	<div><div>45%</div><div>48%</div><div>6%</div><div>.</div></div>
1	B	331	<div><div>51%</div><div>40%</div><div>7%</div><div>..</div></div>
1	C	331	<div><div>44%</div><div>49%</div><div>5%</div><div>..</div></div>
1	D	331	<div><div>47%</div><div>47%</div><div>5%</div><div>..</div></div>
1	E	331	<div><div>47%</div><div>47%</div><div>5%</div><div>..</div></div>
1	F	331	<div><div>41%</div><div>50%</div><div>6%</div><div>..</div></div>
1	G	331	<div><div>49%</div><div>42%</div><div>6%</div><div>..</div></div>
2	H	140	<div><div>50%</div><div>47%</div><div>.</div></div>
2	I	140	<div><div>59%</div><div>39%</div><div>.</div></div>

Continued on next page...

Continued from previous page...

Mol	Chain	Length	Quality of chain
2	J	140	<div><div></div><div>56%</div><div>39%</div><div>5%</div><div></div></div>
2	K	140	<div><div></div><div>61%</div><div>37%</div><div></div><div></div></div>
2	L	140	<div><div></div><div>55%</div><div>40%</div><div>5%</div><div></div></div>
2	M	140	<div><div></div><div>50%</div><div>48%</div><div></div><div></div></div>
2	N	140	<div><div></div><div>55%</div><div>41%</div><div></div><div></div></div>

2 Entry composition

There are 2 unique types of molecules in this entry. The entry contains 24653 atoms, of which 0 are hydrogens and 0 are deuteriums.

In the tables below, the AltConf column contains the number of residues with at least one atom in alternate conformation and the Trace column contains the number of residues modelled with at most 2 atoms.

- Molecule 1 is a protein called major capsid protein.

Mol	Chain	Residues	Atoms					AltConf	Trace
1	A	327	Total	C	N	O	S	0	0
			2525	1574	444	495	12		
1	B	327	Total	C	N	O	S	0	0
			2525	1574	444	495	12		
1	C	327	Total	C	N	O	S	0	0
			2525	1574	444	495	12		
1	D	327	Total	C	N	O	S	0	0
			2525	1574	444	495	12		
1	E	327	Total	C	N	O	S	0	0
			2525	1574	444	495	12		
1	F	327	Total	C	N	O	S	0	0
			2525	1574	444	495	12		
1	G	312	Total	C	N	O	S	0	0
			2419	1508	427	473	11		

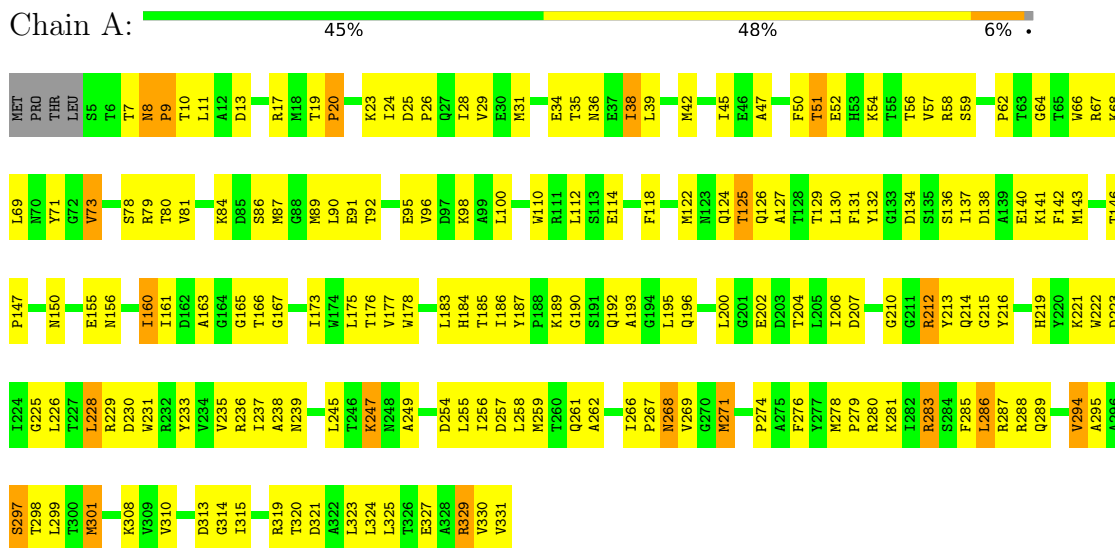
- Molecule 2 is a protein called cementing protein.

Mol	Chain	Residues	Atoms					AltConf	Trace
2	H	140	Total	C	N	O	S	0	0
			1012	628	174	205	5		
2	I	140	Total	C	N	O	S	0	0
			1012	628	174	205	5		
2	J	140	Total	C	N	O	S	0	0
			1012	628	174	205	5		
2	K	140	Total	C	N	O	S	0	0
			1012	628	174	205	5		
2	L	140	Total	C	N	O	S	0	0
			1012	628	174	205	5		
2	M	140	Total	C	N	O	S	0	0
			1012	628	174	205	5		
2	N	140	Total	C	N	O	S	0	0
			1012	628	174	205	5		

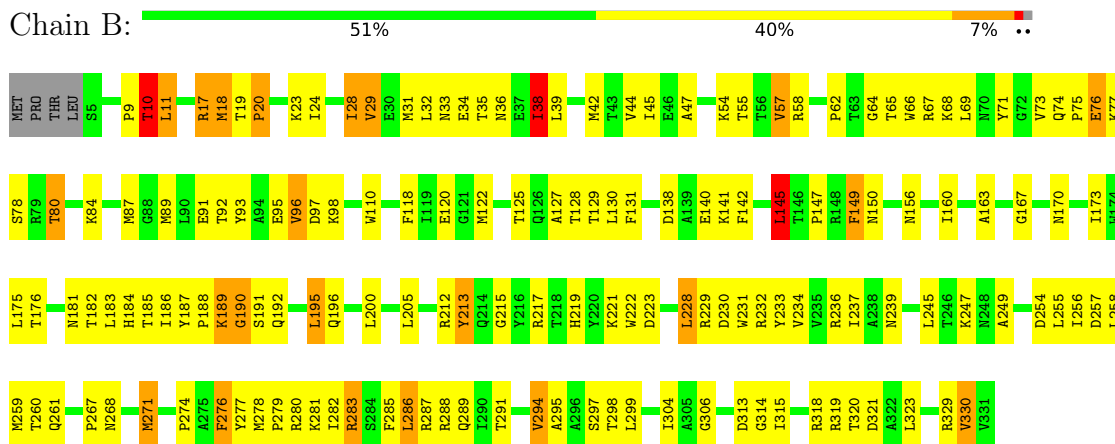
3 Residue-property plots

These plots are drawn for all protein, RNA and DNA chains in the entry. The first graphic for a chain summarises the proportions of the various outlier classes displayed in the second graphic. The second graphic shows the sequence view annotated by issues in geometry. Residues are color-coded according to the number of geometric quality criteria for which they contain at least one outlier: green = 0, yellow = 1, orange = 2 and red = 3 or more. Stretches of 2 or more consecutive residues without any outlier are shown as a green connector. Residues present in the sample, but not in the model, are shown in grey.

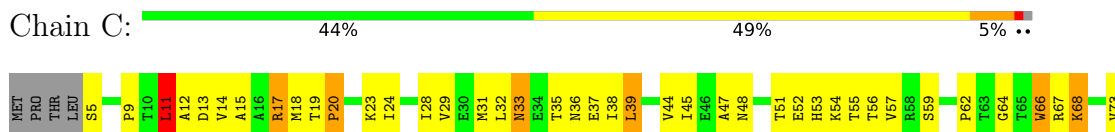
- Molecule 1: major capsid protein

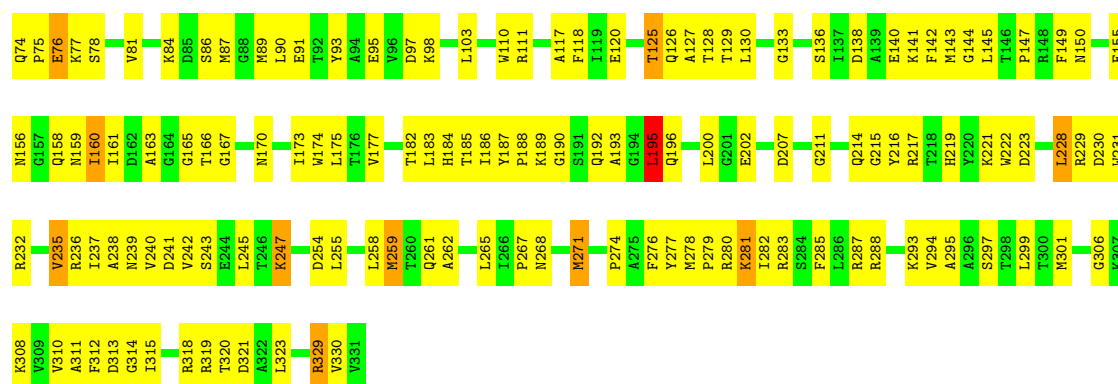


- Molecule 1: major capsid protein



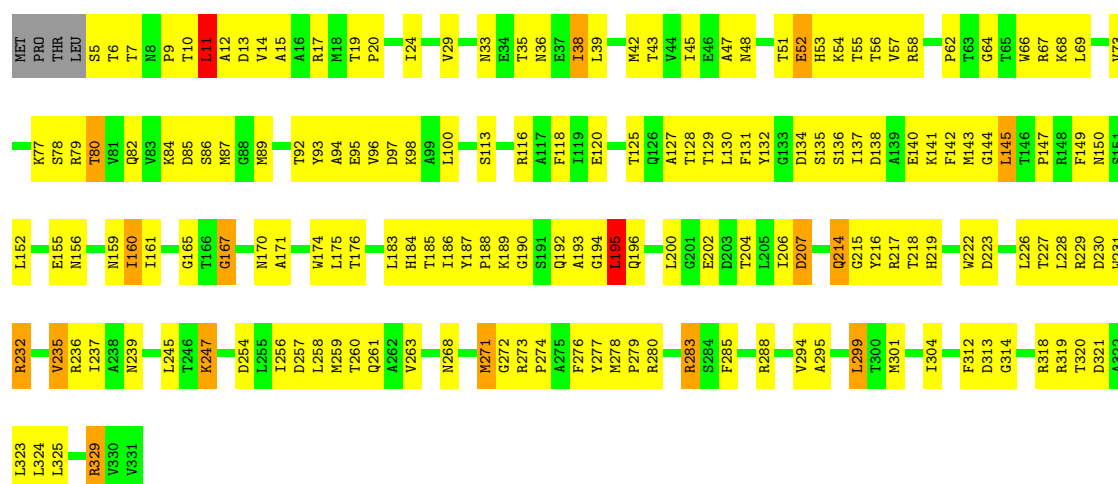
- Molecule 1: major capsid protein





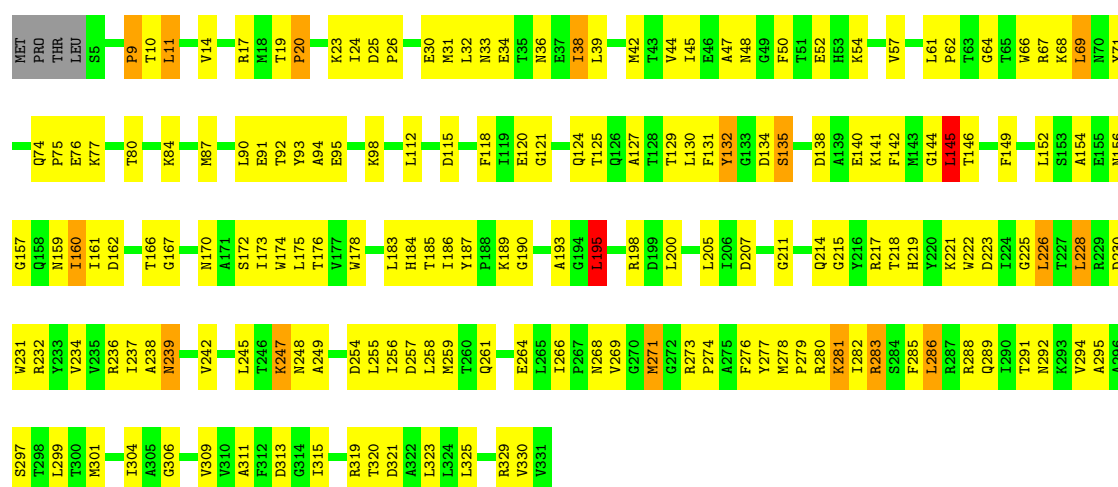
- Molecule 1: major capsid protein

Chain D: 47% 47% 5% ..

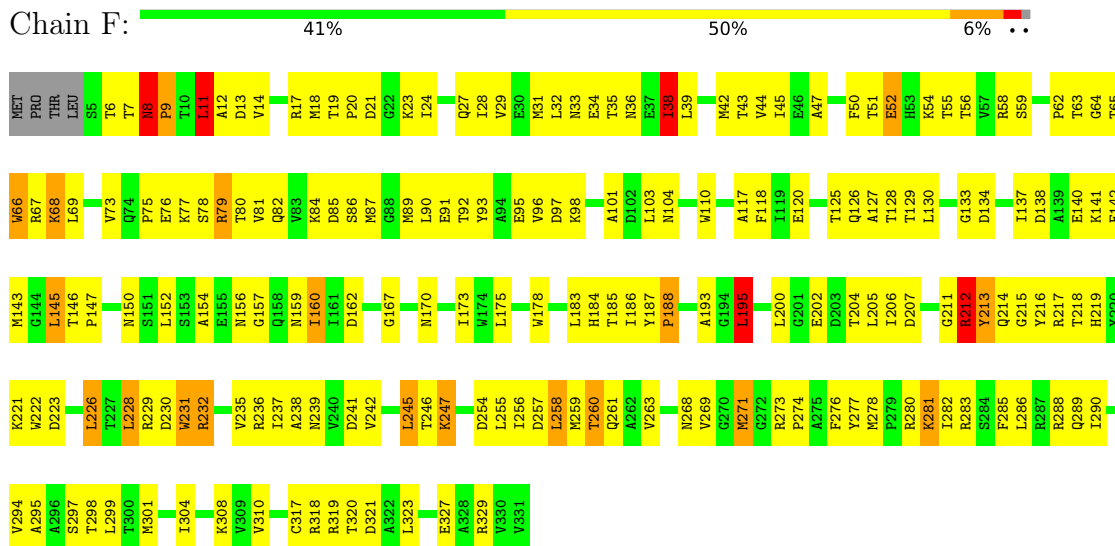


- Molecule 1: major capsid protein

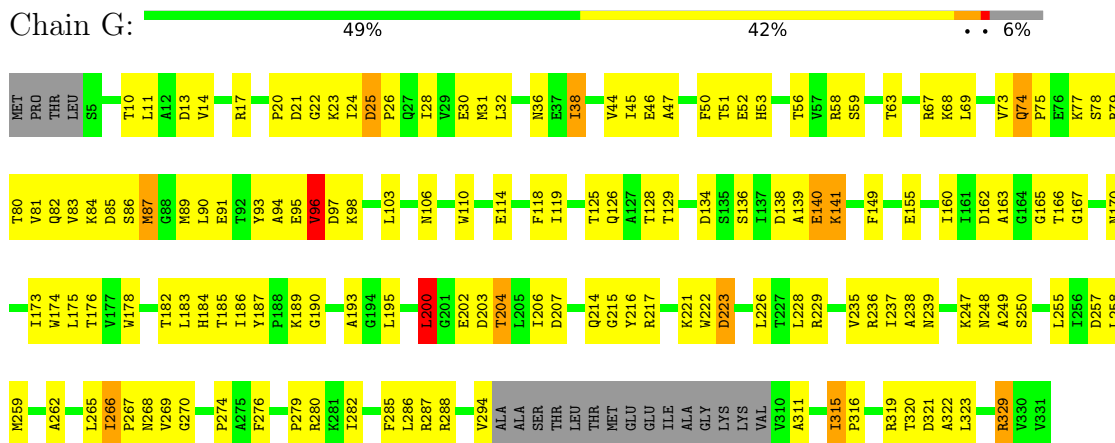
Chain E: 47% 47% 5% ..




- Molecule 1: major capsid protein



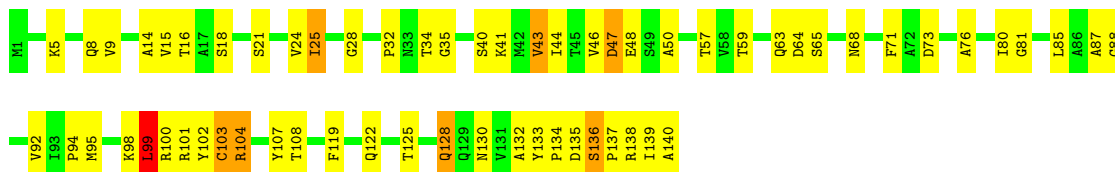
• Molecule 1: major capsid protein





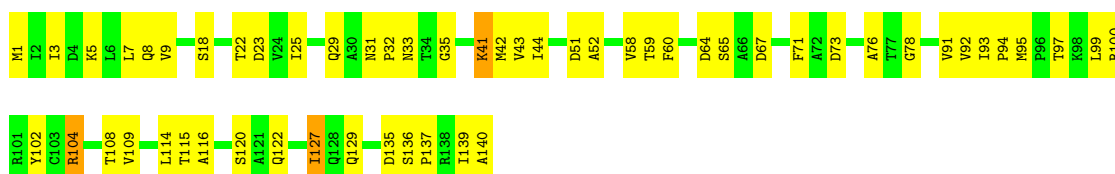
• Molecule 2: cementing protein

Chain J: 56% 39% 5% •



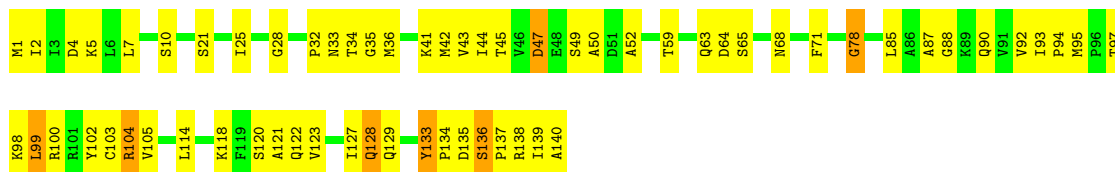
• Molecule 2: cementing protein

Chain K: 61% 37% •



• Molecule 2: cementing protein

Chain L: 55% 40% 5%



• Molecule 2: cementing protein

Chain M: 50% 48% •



• Molecule 2: cementing protein

Chain N: 55% 41% •



K95	P96	T97	K98	L99	R100	R101	Y102	C103	R104
Y107	T108	Y109	A110	L114	F119	S120	A121	Q122	T125
G126	T127	Q128	Y133	P134	D135	S136	P137	R138	I139
A140									

4 Experimental information

Property	Value	Source
Reconstruction method	SINGLE PARTICLE	Depositor
Imposed symmetry	POINT, I	Depositor
Number of particles used	39549	Depositor
Resolution determination method	FSC 0.143 CUT-OFF	Depositor
CTF correction method	Each particle	Depositor
Microscope	FEI TITAN KRIOS	Depositor
Voltage (kV)	300	Depositor
Electron dose ($e^-/\text{\AA}^2$)	25	Depositor
Minimum defocus (nm)	800	Depositor
Maximum defocus (nm)	2300	Depositor
Magnification	57660	Depositor
Image detector	KODAK SO-163 FILM	Depositor

5 Model quality ⓘ

5.1 Standard geometry ⓘ

The Z score for a bond length (or angle) is the number of standard deviations the observed value is removed from the expected value. A bond length (or angle) with $|Z| > 5$ is considered an outlier worth inspection. RMSZ is the root-mean-square of all Z scores of the bond lengths (or angles).

Mol	Chain	Bond lengths		Bond angles	
		RMSZ	# $ Z > 2$	RMSZ	# $ Z > 2$
1	A	0.81	0/2568	1.07	6/3484 (0.2%)
1	B	0.86	5/2568 (0.2%)	1.09	9/3484 (0.3%)
1	C	0.79	3/2568 (0.1%)	1.04	5/3484 (0.1%)
1	D	0.86	4/2568 (0.2%)	1.09	6/3484 (0.2%)
1	E	0.86	4/2568 (0.2%)	1.12	8/3484 (0.2%)
1	F	0.84	5/2568 (0.2%)	1.10	9/3484 (0.3%)
1	G	0.87	5/2461 (0.2%)	1.07	5/3339 (0.1%)
2	H	0.72	0/1025	0.97	0/1397
2	I	0.72	1/1025 (0.1%)	0.93	0/1397
2	J	0.66	0/1025	0.93	1/1397 (0.1%)
2	K	0.68	0/1025	0.91	1/1397 (0.1%)
2	L	0.61	0/1025	0.87	1/1397 (0.1%)
2	M	0.65	0/1025	0.91	0/1397
2	N	0.65	0/1025	0.90	1/1397 (0.1%)
All	All	0.80	27/25044 (0.1%)	1.04	52/34022 (0.2%)

Chiral center outliers are detected by calculating the chiral volume of a chiral center and verifying if the center is modelled as a planar moiety or with the opposite hand. A planarity outlier is detected by checking planarity of atoms in a peptide group, atoms in a mainchain group or atoms of a sidechain that are expected to be planar.

Mol	Chain	#Chirality outliers	#Planarity outliers
1	G	0	1

All (27) bond length outliers are listed below:

Mol	Chain	Res	Type	Atoms	Z	Observed(Å)	Ideal(Å)
1	E	214	GLN	CB-CG	8.11	1.74	1.52
2	I	37	ASP	CB-CG	7.70	1.68	1.51
1	G	140	GLU	CB-CG	7.64	1.66	1.52
1	G	140	GLU	CG-CD	7.56	1.63	1.51
1	E	214	GLN	CG-CD	7.50	1.68	1.51
1	C	93	TYR	CD2-CE2	7.44	1.50	1.39

Continued on next page...

Continued from previous page...

Mol	Chain	Res	Type	Atoms	Z	Observed(Å)	Ideal(Å)
1	D	93	TYR	CD1-CE1	7.39	1.50	1.39
1	D	7	THR	CA-CB	7.13	1.72	1.53
1	D	93	TYR	CD2-CE2	7.12	1.50	1.39
1	D	207	ASP	CB-CG	6.93	1.66	1.51
1	B	93	TYR	CD1-CE1	6.81	1.49	1.39
1	C	93	TYR	CD1-CE1	6.70	1.49	1.39
1	B	93	TYR	CD2-CE2	6.38	1.49	1.39
1	B	213	TYR	CD1-CE1	6.15	1.48	1.39
1	F	231	TRP	CB-CG	-6.04	1.39	1.50
1	B	213	TYR	CD2-CE2	5.96	1.48	1.39
1	E	93	TYR	CD1-CE1	5.87	1.48	1.39
1	C	66	TRP	CB-CG	-5.74	1.40	1.50
1	G	91	GLU	CB-CG	5.73	1.63	1.52
1	F	213	TYR	CD1-CE1	5.70	1.47	1.39
1	E	93	TYR	CD2-CE2	5.69	1.47	1.39
1	G	178	TRP	CB-CG	-5.42	1.40	1.50
1	F	21	ASP	CB-CG	5.27	1.62	1.51
1	F	213	TYR	CD2-CE2	5.22	1.47	1.39
1	B	276	PHE	CB-CG	-5.14	1.42	1.51
1	F	66	TRP	CB-CG	-5.13	1.41	1.50
1	G	31	MET	CB-CG	5.08	1.67	1.51

All (52) bond angle outliers are listed below:

Mol	Chain	Res	Type	Atoms	Z	Observed(°)	Ideal(°)
1	F	8	ASN	C-N-CD	-9.91	98.79	120.60
1	B	212	ARG	NE-CZ-NH2	9.72	125.16	120.30
1	E	11	LEU	CA-CB-CG	-8.29	96.23	115.30
1	D	195	LEU	CA-CB-CG	-8.18	96.48	115.30
1	C	195	LEU	CA-CB-CG	-7.74	97.50	115.30
1	G	90	LEU	CB-CG-CD2	-7.57	98.14	111.00
2	N	36	MET	CG-SD-CE	7.51	112.22	100.20
1	E	145	LEU	CA-CB-CG	-6.98	99.25	115.30
1	F	226	LEU	CA-CB-CG	-6.86	99.52	115.30
1	E	195	LEU	CA-CB-CG	-6.74	99.79	115.30
1	G	31	MET	CG-SD-CE	6.71	110.93	100.20
2	J	99	LEU	CA-CB-CG	6.55	130.38	115.30
1	E	226	LEU	CA-CB-CG	-6.50	100.35	115.30
1	B	190	GLY	N-CA-C	6.48	129.31	113.10
1	B	145	LEU	CA-CB-CG	-6.43	100.50	115.30
1	A	8	ASN	C-N-CD	-6.40	106.53	120.60
1	C	93	TYR	N-CA-C	-6.30	94.00	111.00

Continued on next page...

Continued from previous page...

Mol	Chain	Res	Type	Atoms	Z	Observed(°)	Ideal(°)
1	D	11	LEU	CA-CB-CG	-6.28	100.86	115.30
1	D	93	TYR	CA-CB-CG	6.07	124.93	113.40
1	C	214	GLN	N-CA-C	6.06	127.36	111.00
1	A	146	THR	N-CA-C	-5.86	95.18	111.00
1	F	245	LEU	CA-CB-CG	5.85	128.75	115.30
2	K	78	GLY	N-CA-C	-5.83	98.52	113.10
1	D	93	TYR	N-CA-C	-5.83	95.26	111.00
1	F	213	TYR	N-CA-C	-5.78	95.41	111.00
1	A	286	LEU	CA-CB-CG	5.76	128.54	115.30
1	F	195	LEU	CA-CB-CG	-5.70	102.19	115.30
1	F	205	LEU	CB-CG-CD2	-5.69	101.32	111.00
1	C	93	TYR	CA-CB-CG	5.68	124.19	113.40
2	L	78	GLY	N-CA-C	-5.68	98.90	113.10
1	D	299	LEU	CB-CG-CD2	-5.59	101.50	111.00
1	E	205	LEU	CA-CB-CG	5.53	128.02	115.30
1	B	213	TYR	N-CA-C	-5.51	96.11	111.00
1	E	226	LEU	CB-CG-CD1	-5.45	101.73	111.00
1	B	38	ILE	N-CA-C	-5.44	96.30	111.00
1	A	213	TYR	N-CA-C	-5.40	96.43	111.00
1	B	18	MET	CA-CB-CG	5.37	122.44	113.30
1	D	12	ALA	N-CA-C	5.35	125.46	111.00
1	C	103	LEU	CA-CB-CG	5.33	127.56	115.30
1	F	38	ILE	N-CA-C	-5.33	96.61	111.00
1	B	96	VAL	CB-CA-C	-5.26	101.41	111.40
1	G	96	VAL	CB-CA-C	-5.25	101.43	111.40
1	F	188	PRO	N-CA-C	5.23	125.70	112.10
1	G	38	ILE	N-CA-C	-5.23	96.88	111.00
1	A	212	ARG	NE-CZ-NH1	5.15	122.88	120.30
1	B	189	LYS	N-CA-C	5.11	124.80	111.00
1	F	21	ASP	N-CA-C	-5.10	97.22	111.00
1	G	141	LYS	CG-CD-CE	-5.07	96.70	111.90
1	E	286	LEU	CA-CB-CG	5.06	126.94	115.30
1	E	146	THR	N-CA-C	-5.04	97.39	111.00
1	B	10	THR	N-CA-C	5.03	124.58	111.00
1	A	112	LEU	CA-CB-CG	-5.01	103.77	115.30

There are no chirality outliers.

All (1) planarity outliers are listed below:

Mol	Chain	Res	Type	Group
1	G	21	ASP	Peptide

5.2 Too-close contacts ⓘ

In the following table, the Non-H and H(model) columns list the number of non-hydrogen atoms and hydrogen atoms in the chain respectively. The H(added) column lists the number of hydrogen atoms added and optimized by MolProbity. The Clashes column lists the number of clashes within the asymmetric unit, whereas Symm-Clashes lists symmetry related clashes.

Mol	Chain	Non-H	H(model)	H(added)	Clashes	Symm-Clashes
1	A	2525	0	2501	173	0
1	B	2525	0	2501	167	0
1	C	2525	0	2501	177	0
1	D	2525	0	2501	185	0
1	E	2525	0	2501	164	0
1	F	2525	0	2501	180	0
1	G	2419	0	2385	106	0
2	H	1012	0	1012	55	0
2	I	1012	0	1012	48	0
2	J	1012	0	1012	65	0
2	K	1012	0	1012	51	0
2	L	1012	0	1012	57	0
2	M	1012	0	1012	65	0
2	N	1012	0	1012	56	0
All	All	24653	0	24475	1327	0

The all-atom clashscore is defined as the number of clashes found per 1000 atoms (including hydrogen atoms). The all-atom clashscore for this structure is 27.

All (1327) close contacts within the same asymmetric unit are listed below, sorted by their clash magnitude.

Atom-1	Atom-2	Interatomic distance (Å)	Clash overlap (Å)
1:E:295:ALA:HA	1:E:299:LEU:HD22	1.44	0.99
1:F:295:ALA:HA	1:F:299:LEU:HD22	1.46	0.96
1:F:54:LYS:HD3	1:F:84:LYS:HB3	1.45	0.96
1:D:86:SER:H	2:J:128:GLN:HG2	1.28	0.95
2:J:64:ASP:HB3	2:J:100:ARG:HD3	1.48	0.95
1:C:195:LEU:HD12	1:C:222:TRP:HB2	1.46	0.94
2:J:59:THR:HB	2:J:108:THR:HB	1.48	0.93
1:C:54:LYS:HD3	1:C:84:LYS:HB3	1.52	0.91
1:B:280:ARG:H	2:N:139:ILE:HD11	1.34	0.91
1:C:11:LEU:HD13	1:D:77:LYS:HE3	1.53	0.91
1:A:204:THR:HA	1:A:214:GLN:HG2	1.53	0.88
1:A:295:ALA:HA	1:A:299:LEU:HD22	1.52	0.88
1:G:36:ASN:HB2	1:G:320:THR:HG23	1.54	0.88

Continued on next page...

Continued from previous page...

Atom-1	Atom-2	Interatomic distance (Å)	Clash overlap (Å)
1:B:295:ALA:HA	1:B:299:LEU:HD22	1.55	0.87
1:E:95:GLU:HB3	1:E:217:ARG:HD3	1.55	0.87
1:C:81:VAL:HG21	2:N:133:TYR:CE2	2.09	0.87
1:D:14:VAL:O	1:D:17:ARG:NH1	2.09	0.86
1:A:86:SER:H	2:L:128:GLN:HG2	1.41	0.85
1:G:319:ARG:NH1	1:G:321:ASP:OD1	2.10	0.85
1:C:280:ARG:HG3	1:C:319:ARG:HD2	1.58	0.85
2:H:3:ILE:HG23	2:H:122:GLN:HG3	1.59	0.84
1:F:85:ASP:HB2	2:I:128:GLN:HE21	1.42	0.84
2:I:47:ASP:O	2:I:118:LYS:N	2.10	0.84
1:C:167:GLY:O	1:C:170:ASN:ND2	2.11	0.83
1:G:86:SER:H	2:M:128:GLN:HG2	1.42	0.82
2:L:97:THR:HG21	2:M:92:VAL:HB	1.60	0.82
1:E:98:LYS:HB2	1:E:215:GLY:HA2	1.61	0.82
1:E:54:LYS:HD3	1:E:84:LYS:HB3	1.62	0.81
1:A:11:LEU:HD23	1:A:110:TRP:HZ2	1.42	0.81
1:F:86:SER:H	2:I:128:GLN:HG2	1.44	0.81
1:E:200:LEU:HD22	1:E:217:ARG:HG2	1.61	0.81
2:H:47:ASP:O	2:H:118:LYS:N	2.13	0.81
2:N:64:ASP:HB3	2:N:100:ARG:HD3	1.62	0.81
1:C:39:LEU:HD11	1:C:127:ALA:HB2	1.63	0.81
1:F:19:THR:HG22	1:F:24:ILE:HA	1.62	0.80
1:C:33:ASN:HB2	1:C:120:GLU:HG2	1.62	0.80
1:F:51:THR:OG1	2:I:125:THR:O	2.00	0.80
1:A:11:LEU:HD23	1:A:110:TRP:CZ2	2.18	0.79
1:B:233:TYR:HE1	1:B:267:PRO:HG2	1.47	0.79
1:C:321:ASP:HA	2:J:139:ILE:HD13	1.63	0.79
1:E:95:GLU:OE1	1:E:217:ARG:NH1	2.17	0.78
2:H:63:GLN:HB3	2:H:71:PHE:HB3	1.66	0.77
1:B:182:THR:HB	1:B:233:TYR:HD2	1.50	0.77
1:B:280:ARG:N	2:N:139:ILE:HD11	2.00	0.77
2:J:133:TYR:OH	2:K:33:ASN:ND2	2.17	0.77
1:B:98:LYS:HB2	1:B:215:GLY:HA2	1.65	0.77
1:D:11:LEU:HD22	1:D:96:VAL:HA	1.67	0.77
1:D:54:LYS:HD3	1:D:84:LYS:HB3	1.66	0.77
1:E:39:LEU:HD21	1:E:127:ALA:HB2	1.66	0.77
1:A:47:ALA:HB2	1:A:186:ILE:HB	1.67	0.76
1:D:295:ALA:HA	1:D:299:LEU:HD22	1.67	0.76
1:D:278:MET:HE3	1:D:283:ARG:HA	1.69	0.75
1:C:159:ASN:ND2	1:C:231:TRP:O	2.19	0.75
1:C:35:THR:OG1	1:C:319:ARG:NH2	2.20	0.75

Continued on next page...

Continued from previous page...

Atom-1	Atom-2	Interatomic distance (Å)	Clash overlap (Å)
1:B:54:LYS:HD3	1:B:84:LYS:HB3	1.67	0.75
1:E:279:PRO:HG3	1:E:323:LEU:HD22	1.69	0.75
2:L:32:PRO:HB2	2:L:34:THR:HG23	1.68	0.75
1:C:95:GLU:HB3	1:C:217:ARG:HD3	1.68	0.74
1:E:195:LEU:HD12	1:E:222:TRP:HB2	1.69	0.74
1:D:62:PRO:HD3	1:D:78:SER:OG	1.87	0.74
2:K:32:PRO:HG2	2:K:99:LEU:HB3	1.68	0.74
2:N:43:VAL:HG13	2:N:92:VAL:HG22	1.69	0.74
2:M:35:GLY:HA3	2:M:97:THR:HA	1.68	0.74
1:B:36:ASN:HB2	1:B:320:THR:HG23	1.70	0.73
1:A:39:LEU:HD21	1:A:127:ALA:HB2	1.71	0.73
1:B:38:ILE:HD12	1:B:131:PHE:HE1	1.53	0.73
1:F:280:ARG:HG3	1:F:319:ARG:HD2	1.71	0.73
1:A:36:ASN:HB2	1:A:320:THR:HG23	1.69	0.73
1:F:36:ASN:HB2	1:F:320:THR:HG23	1.70	0.73
1:A:67:ARG:NE	1:F:91:GLU:OE1	2.21	0.73
1:D:195:LEU:HD12	1:D:222:TRP:HB2	1.71	0.72
2:M:64:ASP:HB3	2:M:100:ARG:HD3	1.71	0.72
1:D:33:ASN:HB2	1:D:120:GLU:HG2	1.69	0.72
1:F:104:ASN:N	1:G:189:LYS:O	2.14	0.72
1:E:278:MET:HE3	1:E:283:ARG:HA	1.70	0.72
1:A:200:LEU:HD11	1:A:219:HIS:HB2	1.72	0.71
1:B:138:ASP:O	1:B:140:GLU:N	2.22	0.71
1:E:280:ARG:HB2	1:E:319:ARG:HH11	1.53	0.71
1:G:58:ARG:HH22	1:G:78:SER:HB2	1.55	0.71
1:B:271:MET:N	1:B:271:MET:SD	2.63	0.71
1:E:319:ARG:NH1	1:E:321:ASP:OD1	2.23	0.71
2:N:57:THR:HG22	2:N:81:GLY:HA2	1.70	0.71
1:B:195:LEU:HD12	1:B:222:TRP:HB2	1.72	0.71
1:C:19:THR:HG22	1:C:24:ILE:HA	1.71	0.71
1:F:167:GLY:O	1:F:170:ASN:ND2	2.23	0.71
1:G:248:ASN:O	1:G:250:SER:N	2.23	0.71
1:A:279:PRO:HG3	1:A:323:LEU:HD22	1.73	0.71
1:C:175:LEU:HB3	1:C:235:VAL:HG22	1.73	0.70
1:A:54:LYS:HD3	1:A:84:LYS:HB3	1.73	0.70
1:D:192:GLN:O	1:D:196:GLN:NE2	2.25	0.70
1:D:175:LEU:HB3	1:D:235:VAL:HG13	1.72	0.70
2:J:64:ASP:CB	2:J:100:ARG:HD3	2.22	0.70
1:A:114:GLU:OE1	1:B:78:SER:N	2.22	0.70
1:B:291:THR:HG21	1:B:306:GLY:HA3	1.72	0.70
1:E:14:VAL:HG23	1:E:17:ARG:HH21	1.56	0.70

Continued on next page...

Continued from previous page...

Atom-1	Atom-2	Interatomic distance (Å)	Clash overlap (Å)
1:E:173:ILE:HD11	1:E:282:ILE:HG21	1.74	0.70
1:C:17:ARG:HG2	1:C:18:MET:N	2.06	0.70
1:D:11:LEU:HD23	1:D:11:LEU:H	1.55	0.70
1:A:118:PHE:CD1	1:B:62:PRO:HG3	2.27	0.69
2:H:59:THR:HB	2:H:108:THR:HB	1.72	0.69
2:I:29:GLN:HE21	2:I:32:PRO:HA	1.58	0.69
2:L:136:SER:H	2:L:137:PRO:HA	1.56	0.69
2:H:10:SER:HB2	2:H:21:SER:OG	1.92	0.69
1:A:271:MET:SD	1:A:271:MET:N	2.65	0.69
1:E:183:LEU:HD13	1:E:228:LEU:HD23	1.73	0.69
1:C:129:THR:HG21	1:D:66:TRP:CZ2	2.27	0.69
1:E:159:ASN:ND2	1:E:234:VAL:O	2.22	0.69
1:F:20:PRO:HD2	1:F:23:LYS:O	1.93	0.69
1:B:95:GLU:HB3	1:B:217:ARG:HD3	1.75	0.69
2:M:57:THR:HG22	2:M:81:GLY:HA2	1.74	0.69
1:B:91:GLU:HB3	1:B:221:LYS:HA	1.73	0.68
1:C:177:VAL:HG22	1:C:274:PRO:HB3	1.74	0.68
1:D:36:ASN:HB2	1:D:320:THR:HG23	1.74	0.68
1:D:51:THR:OG1	2:J:125:THR:O	2.11	0.68
1:E:138:ASP:O	1:E:140:GLU:N	2.26	0.68
2:I:59:THR:HG23	2:I:78:GLY:H	1.58	0.68
2:K:35:GLY:HA3	2:K:97:THR:HA	1.73	0.68
1:A:45:ILE:HG12	1:A:184:HIS:CD2	2.28	0.68
1:A:297:SER:OG	1:A:298:THR:N	2.23	0.68
1:B:9:PRO:HA	1:B:10:THR:O	1.94	0.68
1:E:19:THR:HG22	1:E:24:ILE:HA	1.76	0.68
2:K:25:ILE:O	2:K:102:TYR:HA	1.93	0.68
1:C:86:SER:H	2:N:128:GLN:HG2	1.58	0.68
1:F:39:LEU:HD21	1:F:127:ALA:HB2	1.75	0.68
2:N:25:ILE:O	2:N:102:TYR:HA	1.94	0.68
1:B:35:THR:OG1	1:B:319:ARG:NH2	2.23	0.68
1:A:91:GLU:HB3	1:A:221:LYS:HA	1.76	0.68
2:N:63:GLN:HB3	2:N:71:PHE:HB3	1.75	0.68
1:G:51:THR:OG1	2:M:125:THR:O	2.12	0.68
2:I:64:ASP:HB3	2:I:100:ARG:HD3	1.74	0.68
1:C:29:VAL:O	1:D:57:VAL:HG23	1.94	0.67
1:A:141:LYS:HE2	1:B:66:TRP:CD1	2.28	0.67
1:C:236:ARG:HH12	1:C:330:VAL:HG21	1.59	0.67
1:F:8:ASN:HA	2:M:6:LEU:HD13	1.75	0.67
1:B:239:ASN:HD22	1:B:329:ARG:HB2	1.60	0.67
1:B:233:TYR:CE1	1:B:267:PRO:HG2	2.29	0.67

Continued on next page...

Continued from previous page...

Atom-1	Atom-2	Interatomic distance (Å)	Clash overlap (Å)
1:F:184:HIS:HD2	1:F:185:THR:O	1.78	0.67
1:A:329:ARG:HE	1:A:331:VAL:HB	1.60	0.67
2:N:59:THR:HB	2:N:108:THR:HB	1.76	0.67
1:E:9:PRO:HB2	1:E:10:THR:HA	1.76	0.67
2:N:10:SER:HB2	2:N:21:SER:OG	1.94	0.67
1:F:47:ALA:HB2	1:F:186:ILE:HB	1.77	0.67
1:C:12:ALA:H	1:D:77:LYS:HZ2	1.42	0.66
1:D:271:MET:N	1:D:271:MET:SD	2.67	0.66
1:B:321:ASP:O	1:B:323:LEU:N	2.27	0.66
1:C:173:ILE:HG21	1:C:259:MET:HE1	1.78	0.66
1:D:184:HIS:O	1:D:227:THR:N	2.28	0.66
1:D:279:PRO:HG3	1:D:323:LEU:HD22	1.77	0.66
1:E:67:ARG:NH1	1:E:68:LYS:O	2.28	0.66
1:A:11:LEU:HD21	1:A:114:GLU:HG2	1.77	0.66
1:A:236:ARG:HD3	1:A:238:ALA:HB2	1.78	0.66
1:D:247:LYS:HB2	1:D:288:ARG:HB3	1.76	0.66
1:A:160:ILE:HB	1:A:236:ARG:HB3	1.76	0.66
1:D:95:GLU:HB3	1:D:217:ARG:HD3	1.77	0.66
1:F:12:ALA:O	1:F:14:VAL:N	2.28	0.66
1:F:245:LEU:HB3	1:F:285:PHE:HD1	1.59	0.66
1:C:295:ALA:HA	1:C:299:LEU:HD22	1.78	0.66
2:N:80:ILE:HG21	2:N:85:LEU:HD21	1.77	0.66
1:A:138:ASP:O	1:A:140:GLU:N	2.25	0.66
2:M:32:PRO:HG2	2:M:99:LEU:HB3	1.78	0.66
1:D:223:ASP:N	1:D:223:ASP:OD1	2.29	0.65
2:M:46:VAL:HG11	2:M:85:LEU:HB3	1.78	0.65
1:E:11:LEU:HD12	1:F:77:LYS:HG3	1.75	0.65
1:C:32:LEU:HG	2:J:135:ASP:O	1.97	0.65
1:A:98:LYS:HB2	1:A:215:GLY:HA2	1.78	0.65
1:F:204:THR:HG21	1:G:217:ARG:NH2	2.12	0.65
1:D:147:PRO:HB2	1:D:150:ASN:HB2	1.77	0.65
1:D:47:ALA:HB2	1:D:186:ILE:HB	1.78	0.65
1:E:156:ASN:HB3	1:E:231:TRP:CD2	2.32	0.65
1:A:79:ARG:NE	2:M:28:GLY:HA3	2.12	0.65
1:C:14:VAL:O	1:C:17:ARG:NE	2.30	0.65
1:C:236:ARG:NH1	1:C:330:VAL:HG21	2.12	0.65
1:C:47:ALA:HB2	1:C:186:ILE:HB	1.79	0.65
2:K:92:VAL:HG21	2:K:127:ILE:HG21	1.79	0.65
1:A:84:LYS:NZ	2:M:36:MET:HG3	2.11	0.64
1:C:287:ARG:NH1	1:C:306:GLY:O	2.30	0.64
2:N:52:ALA:HB2	2:N:114:LEU:HA	1.79	0.64

Continued on next page...

Continued from previous page...

Atom-1	Atom-2	Interatomic distance (Å)	Clash overlap (Å)
1:B:34:GLU:HB2	1:B:321:ASP:OD2	1.98	0.64
1:G:45:ILE:HG12	1:G:184:HIS:CD2	2.33	0.64
2:H:46:VAL:HG11	2:H:85:LEU:HB3	1.79	0.64
1:C:51:THR:OG1	2:N:125:THR:O	2.16	0.64
1:D:130:LEU:HD11	1:D:226:LEU:HD13	1.79	0.64
2:H:57:THR:HG22	2:H:81:GLY:HA2	1.79	0.64
1:D:10:THR:HB	1:D:11:LEU:HD23	1.79	0.64
1:F:55:THR:HG21	1:F:229:ARG:HD2	1.80	0.64
2:I:25:ILE:O	2:I:102:TYR:HA	1.98	0.64
1:A:278:MET:HE3	1:A:283:ARG:HA	1.79	0.63
1:B:125:THR:HA	1:B:128:THR:HG22	1.81	0.63
1:G:119:ILE:HG12	1:G:195:LEU:HD23	1.79	0.63
2:K:7:LEU:O	2:K:25:ILE:HD11	1.98	0.63
2:M:63:GLN:OE1	2:M:104:ARG:NH1	2.29	0.63
2:L:47:ASP:O	2:L:118:LYS:N	2.26	0.63
1:B:39:LEU:H	1:B:39:LEU:HD22	1.64	0.63
1:C:98:LYS:HB2	1:C:215:GLY:HA2	1.79	0.63
1:A:66:TRP:CE2	1:F:141:LYS:HG2	2.33	0.63
1:A:67:ARG:HH12	1:A:69:LEU:HA	1.63	0.63
1:E:91:GLU:HB3	1:E:221:LYS:HA	1.80	0.63
1:C:17:ARG:HD2	1:D:80:THR:OG1	1.97	0.63
2:H:80:ILE:HG21	2:H:85:LEU:HD21	1.80	0.63
1:G:83:VAL:HG13	2:M:130:ASN:HA	1.79	0.63
2:L:50:ALA:HB2	2:L:85:LEU:HD12	1.81	0.62
1:C:98:LYS:H	1:C:215:GLY:HA2	1.63	0.62
1:A:247:LYS:HB2	1:A:288:ARG:HB3	1.81	0.62
1:D:184:HIS:HD2	1:D:185:THR:O	1.82	0.62
1:D:95:GLU:HA	1:D:217:ARG:HA	1.82	0.62
1:E:48:ASN:HD21	1:E:54:LYS:H	1.48	0.62
2:J:65:SER:OG	2:J:102:TYR:HB2	2.00	0.62
1:D:86:SER:N	2:J:128:GLN:HG2	2.09	0.62
1:A:54:LYS:NZ	2:M:38:ASP:OD2	2.33	0.62
1:C:245:LEU:HB3	1:C:285:PHE:CD1	2.34	0.62
1:A:19:THR:HG22	1:A:24:ILE:HA	1.80	0.62
1:E:248:ASN:ND2	1:E:292:ASN:OD1	2.32	0.62
2:J:98:LYS:HE2	2:K:129:GLN:NE2	2.14	0.62
1:F:280:ARG:HB2	1:F:319:ARG:HH11	1.64	0.62
2:N:5:LYS:O	2:N:8:GLN:HB3	2.00	0.62
1:C:45:ILE:HG12	1:C:184:HIS:CD2	2.35	0.61
1:E:173:ILE:HB	1:E:237:ILE:HD12	1.81	0.61
1:A:230:ASP:HB3	1:F:29:VAL:HG21	1.80	0.61

Continued on next page...

Continued from previous page...

Atom-1	Atom-2	Interatomic distance (Å)	Clash overlap (Å)
2:L:36:MET:CE	2:M:129:GLN:HG2	2.30	0.61
1:A:239:ASN:OD1	1:A:330:VAL:N	2.29	0.61
1:B:32:LEU:HG	2:N:135:ASP:O	2.00	0.61
1:E:156:ASN:HB3	1:E:231:TRP:CG	2.36	0.61
1:E:30:GLU:HB3	1:E:33:ASN:OD1	2.00	0.61
1:F:254:ASP:OD1	1:F:255:LEU:N	2.32	0.61
1:G:110:TRP:NE1	1:G:114:GLU:OE1	2.33	0.61
2:J:63:GLN:OE1	2:J:104:ARG:NH1	2.33	0.61
1:C:14:VAL:HG23	1:C:17:ARG:CZ	2.31	0.61
1:A:320:THR:HG22	1:A:323:LEU:HB2	1.82	0.61
1:F:245:LEU:HB3	1:F:285:PHE:CD1	2.35	0.61
1:A:254:ASP:OD1	1:A:256:ILE:N	2.33	0.61
1:C:91:GLU:HB3	1:C:221:LYS:HA	1.81	0.61
1:A:249:ALA:HA	1:A:289:GLN:NE2	2.15	0.61
1:D:38:ILE:HD12	1:D:131:PHE:HE2	1.66	0.61
1:G:162:ASP:OD1	1:G:162:ASP:N	2.34	0.61
1:G:195:LEU:HD12	1:G:222:TRP:HB2	1.82	0.61
2:H:76:ALA:HB3	2:I:76:ALA:HB3	1.81	0.61
1:A:141:LYS:HG2	1:B:66:TRP:CD2	2.35	0.61
1:A:8:ASN:HB3	1:A:9:PRO:HB3	1.83	0.61
1:E:183:LEU:CD1	1:E:228:LEU:HD23	2.30	0.61
1:F:87:MET:SD	1:F:188:PRO:HG3	2.41	0.61
2:N:46:VAL:HG22	2:N:119:PHE:HD1	1.65	0.61
1:B:17:ARG:O	1:B:17:ARG:NH1	2.34	0.60
1:B:35:THR:HG1	1:B:319:ARG:HH21	1.48	0.60
1:G:17:ARG:NH2	1:G:25:ASP:OD2	2.34	0.60
2:J:28:GLY:HA2	2:J:101:ARG:HH21	1.65	0.60
1:C:183:LEU:HD13	1:C:228:LEU:HD23	1.81	0.60
1:D:171:ALA:HB2	1:D:325:LEU:HD22	1.83	0.60
2:H:45:THR:HG22	2:H:90:GLN:HG2	1.81	0.60
1:B:17:ARG:NH2	1:B:18:MET:HA	2.16	0.60
1:C:160:ILE:HD11	1:C:238:ALA:HB3	1.82	0.60
1:C:36:ASN:HB2	1:C:320:THR:HG23	1.82	0.60
1:A:84:LYS:HE2	2:L:127:ILE:HG13	1.82	0.60
2:N:96:PRO:HG2	2:N:99:LEU:HG	1.83	0.60
1:C:125:THR:HA	1:C:128:THR:HG22	1.84	0.60
1:C:280:ARG:HG3	1:C:319:ARG:HH11	1.67	0.60
1:F:232:ARG:HB2	1:F:232:ARG:HH11	1.65	0.60
2:J:50:ALA:HB2	2:J:85:LEU:HB2	1.81	0.60
1:E:14:VAL:HB	1:E:17:ARG:HE	1.66	0.60
1:D:280:ARG:HB2	1:D:319:ARG:HD2	1.82	0.60

Continued on next page...

Continued from previous page...

Atom-1	Atom-2	Interatomic distance (Å)	Clash overlap (Å)
1:D:77:LYS:HD3	1:D:79:ARG:NH2	2.17	0.60
1:C:241:ASP:OD1	1:C:243:SER:OG	2.20	0.60
1:B:58:ARG:HA	1:B:80:THR:OG1	2.02	0.59
1:B:140:GLU:OE2	1:C:68:LYS:HG2	2.01	0.59
1:D:159:ASN:ND2	1:D:231:TRP:O	2.34	0.59
1:D:39:LEU:HD21	1:D:127:ALA:HB2	1.82	0.59
1:D:295:ALA:O	1:E:297:SER:HB2	2.03	0.59
1:A:161:ILE:HD13	1:A:261:GLN:HG3	1.84	0.59
1:D:19:THR:HG22	1:D:24:ILE:HA	1.85	0.59
2:H:71:PHE:CD2	2:H:104:ARG:HG2	2.37	0.59
1:B:47:ALA:HB2	1:B:186:ILE:HB	1.84	0.59
1:F:160:ILE:HD11	1:F:238:ALA:HB3	1.85	0.59
1:F:175:LEU:HB3	1:F:235:VAL:HG13	1.84	0.59
1:E:17:ARG:O	1:F:82:GLN:NE2	2.35	0.59
1:G:58:ARG:NH2	1:G:78:SER:HB2	2.17	0.59
2:K:65:SER:OG	2:K:102:TYR:HB2	2.03	0.59
1:B:118:PHE:CD1	1:C:62:PRO:HG3	2.38	0.59
1:D:280:ARG:HB2	1:D:319:ARG:HH11	1.67	0.59
1:C:160:ILE:HG13	1:C:236:ARG:HD3	1.84	0.59
1:E:129:THR:HG21	1:F:66:TRP:CZ2	2.38	0.59
1:E:20:PRO:HD2	1:E:23:LYS:O	2.03	0.59
2:K:22:THR:OG1	2:K:23:ASP:N	2.36	0.59
1:F:34:GLU:OE1	2:L:138:ARG:NH1	2.35	0.59
1:A:183:LEU:HD13	1:A:228:LEU:HD23	1.84	0.58
1:C:95:GLU:OE1	1:C:217:ARG:NH1	2.36	0.58
1:C:98:LYS:N	1:C:215:GLY:HA2	2.17	0.58
1:C:11:LEU:HD22	1:D:77:LYS:HG3	1.85	0.58
1:A:64:GLY:HA2	1:F:92:THR:HG21	1.83	0.58
1:F:39:LEU:HD22	1:F:39:LEU:H	1.67	0.58
2:L:45:THR:OG1	2:L:120:SER:HB2	2.03	0.58
1:B:173:ILE:HD11	1:B:282:ILE:HG21	1.84	0.58
1:C:81:VAL:HG21	2:N:133:TYR:CD2	2.38	0.58
1:F:195:LEU:HD12	1:F:222:TRP:HB2	1.86	0.58
1:A:58:ARG:HD3	1:A:80:THR:OG1	2.03	0.58
1:G:200:LEU:H	1:G:200:LEU:HD22	1.68	0.58
2:N:41:LYS:HB3	2:N:94:PRO:HA	1.86	0.58
1:G:36:ASN:CB	1:G:320:THR:HG23	2.31	0.58
2:H:32:PRO:HG2	2:H:99:LEU:HB3	1.84	0.58
1:A:236:ARG:HH12	1:A:330:VAL:HG11	1.69	0.58
1:B:200:LEU:HD22	1:B:217:ARG:HG2	1.86	0.58
1:B:254:ASP:OD1	1:B:255:LEU:N	2.37	0.58

Continued on next page...

Continued from previous page...

Atom-1	Atom-2	Interatomic distance (Å)	Clash overlap (Å)
1:G:138:ASP:CG	1:G:141:LYS:HB2	2.24	0.58
1:B:280:ARG:HB2	1:B:319:ARG:HH11	1.69	0.58
1:D:137:ILE:HD12	2:J:47:ASP:HB3	1.84	0.58
1:E:39:LEU:H	1:E:39:LEU:HD22	1.69	0.58
1:C:223:ASP:OD1	1:C:223:ASP:N	2.36	0.58
1:G:20:PRO:O	1:G:25:ASP:HA	2.04	0.58
1:D:167:GLY:O	1:D:170:ASN:ND2	2.36	0.57
1:E:175:LEU:HD22	1:E:276:PHE:CZ	2.39	0.57
1:F:214:GLN:HB2	1:G:93:TYR:OH	2.04	0.57
1:G:98:LYS:HB2	1:G:215:GLY:HA2	1.86	0.57
1:B:122:MET:HE1	1:C:64:GLY:HA3	1.86	0.57
1:G:185:THR:HG22	1:G:226:LEU:HD12	1.86	0.57
2:J:138:ARG:HG3	2:J:139:ILE:HG22	1.84	0.57
2:J:5:LYS:O	2:J:8:GLN:HB3	2.03	0.57
2:N:57:THR:H	2:N:110:ALA:HB3	1.68	0.57
1:B:254:ASP:OD1	1:B:256:ILE:N	2.36	0.57
1:B:38:ILE:HG12	1:B:39:LEU:HD22	1.87	0.57
1:B:62:PRO:HA	1:B:76:GLU:HG2	1.84	0.57
1:A:81:VAL:HG21	2:L:133:TYR:CZ	2.40	0.57
1:D:321:ASP:O	1:D:323:LEU:N	2.36	0.57
1:E:254:ASP:OD1	1:E:255:LEU:N	2.37	0.57
2:H:84:ASN:O	2:H:89:LYS:HG3	2.04	0.57
1:D:132:TYR:HE2	1:D:324:LEU:H	1.52	0.57
1:D:29:VAL:HG13	1:E:57:VAL:HG23	1.86	0.57
1:E:34:GLU:HB2	1:E:321:ASP:OD2	2.04	0.57
2:M:9:VAL:HG11	2:M:25:ILE:HG13	1.86	0.57
2:L:63:GLN:HB3	2:L:71:PHE:HB3	1.87	0.57
1:B:17:ARG:HH22	1:B:18:MET:HA	1.70	0.57
1:C:32:LEU:HA	2:J:135:ASP:O	2.03	0.57
1:D:98:LYS:HB2	1:D:215:GLY:HA2	1.86	0.57
1:E:280:ARG:HH21	1:E:281:LYS:HG2	1.70	0.57
1:D:161:ILE:HD13	1:D:261:GLN:HG3	1.86	0.57
1:E:173:ILE:HD13	1:E:259:MET:HE1	1.86	0.57
1:G:126:GLN:HA	1:G:129:THR:HG22	1.85	0.57
1:C:294:VAL:HG12	1:C:299:LEU:HB3	1.86	0.57
1:F:162:ASP:OD1	1:F:239:ASN:ND2	2.38	0.57
2:L:43:VAL:O	2:L:121:ALA:HA	2.05	0.57
1:B:288:ARG:HH11	1:C:261:GLN:HB3	1.70	0.57
1:G:167:GLY:O	1:G:170:ASN:ND2	2.38	0.57
2:K:64:ASP:HB3	2:K:100:ARG:HD3	1.86	0.57
2:M:29:GLN:HE21	2:M:32:PRO:HA	1.69	0.57

Continued on next page...

Continued from previous page...

Atom-1	Atom-2	Interatomic distance (Å)	Clash overlap (Å)
1:A:86:SER:OG	2:L:128:GLN:HB2	2.05	0.56
1:B:321:ASP:HA	2:N:139:ILE:HD13	1.87	0.56
1:A:134:ASP:HB3	1:A:137:ILE:HB	1.88	0.56
1:E:187:TYR:HB3	1:E:193:ALA:HB2	1.87	0.56
1:E:313:ASP:HB3	1:E:315:ILE:HG13	1.85	0.56
1:A:58:ARG:CZ	1:F:117:ALA:HB2	2.35	0.56
1:F:173:ILE:HB	1:F:237:ILE:HD12	1.85	0.56
2:H:64:ASP:HB3	2:H:100:ARG:HD3	1.86	0.56
2:L:99:LEU:HD21	2:L:103:CYS:HB2	1.87	0.56
2:N:24:VAL:HG22	2:N:104:ARG:HB3	1.87	0.56
1:B:67:ARG:HH12	1:B:69:LEU:HA	1.70	0.56
1:C:87:MET:SD	1:C:188:PRO:HG3	2.46	0.56
2:I:50:ALA:HB2	2:I:85:LEU:HB2	1.86	0.56
2:N:35:GLY:HA3	2:N:97:THR:HA	1.86	0.56
1:B:141:LYS:HG2	1:C:66:TRP:CE2	2.40	0.56
1:E:198:ARG:HH12	1:E:219:HIS:HD2	1.51	0.56
1:G:266:ILE:O	1:G:266:ILE:HG12	2.05	0.56
2:M:64:ASP:CB	2:M:100:ARG:HD3	2.34	0.56
1:B:236:ARG:NH1	1:B:330:VAL:HG21	2.21	0.56
1:C:242:VAL:HB	1:C:281:LYS:HZ1	1.70	0.56
1:F:230:ASP:N	1:F:230:ASP:OD1	2.37	0.56
1:G:315:ILE:H	1:G:315:ILE:HD13	1.70	0.56
2:K:135:ASP:N	2:K:135:ASP:OD1	2.38	0.56
2:N:32:PRO:HG2	2:N:99:LEU:HB3	1.87	0.56
1:B:129:THR:HG21	1:C:66:TRP:CZ2	2.40	0.56
1:D:118:PHE:CZ	1:E:76:GLU:HB2	2.41	0.56
2:I:32:PRO:HG2	2:I:99:LEU:HB3	1.88	0.56
1:F:56:THR:HG22	1:F:82:GLN:HB3	1.87	0.56
2:M:15:VAL:HG21	2:M:107:TYR:CD2	2.40	0.56
1:E:231:TRP:CZ3	1:E:232:ARG:HG3	2.40	0.56
2:K:18:SER:OG	2:K:108:THR:HA	2.06	0.56
2:M:63:GLN:HB3	2:M:71:PHE:HB3	1.87	0.56
2:N:64:ASP:CB	2:N:100:ARG:HD3	2.32	0.56
1:A:319:ARG:NH1	1:A:321:ASP:OD1	2.39	0.56
1:C:95:GLU:HA	1:C:217:ARG:HA	1.88	0.56
1:D:120:GLU:HG3	1:E:61:LEU:HD11	1.88	0.56
1:F:45:ILE:HG12	1:F:184:HIS:CD2	2.41	0.56
1:A:184:HIS:HD2	1:A:185:THR:O	1.89	0.56
1:D:13:ASP:HA	1:D:100:LEU:HD13	1.88	0.56
1:E:129:THR:HG21	1:F:66:TRP:HZ2	1.68	0.56
1:A:66:TRP:NE1	1:F:141:LYS:HG2	2.20	0.56

Continued on next page...

Continued from previous page...

Atom-1	Atom-2	Interatomic distance (Å)	Clash overlap (Å)
2:H:62:VAL:HG13	2:H:103:CYS:SG	2.45	0.56
2:L:25:ILE:O	2:L:102:TYR:HA	2.06	0.56
1:E:47:ALA:HB2	1:E:186:ILE:HB	1.86	0.56
1:E:33:ASN:HB2	1:E:120:GLU:HG2	1.88	0.56
1:F:91:GLU:HB3	1:F:221:LYS:HA	1.88	0.56
1:A:173:ILE:HB	1:A:237:ILE:HD12	1.87	0.55
1:B:278:MET:HE2	1:B:283:ARG:HG2	1.88	0.55
1:D:45:ILE:HG12	1:D:184:HIS:CD2	2.41	0.55
1:E:247:LYS:O	1:E:289:GLN:HG2	2.07	0.55
2:I:59:THR:HB	2:I:108:THR:HB	1.88	0.55
1:C:237:ILE:HD13	1:C:258:LEU:O	2.06	0.55
1:F:33:ASN:HB2	1:F:120:GLU:HG2	1.88	0.55
1:G:206:ILE:HG22	1:G:207:ASP:O	2.05	0.55
1:E:185:THR:HA	1:E:226:LEU:HD12	1.88	0.55
1:F:62:PRO:HD3	1:F:78:SER:OG	2.05	0.55
1:G:182:THR:HA	1:G:229:ARG:HB2	1.88	0.55
1:E:20:PRO:O	2:H:39:ARG:NH2	2.40	0.55
2:J:136:SER:H	2:J:137:PRO:HA	1.70	0.55
1:B:239:ASN:ND2	1:B:329:ARG:HB2	2.20	0.55
1:B:33:ASN:HB2	1:B:120:GLU:HG2	1.87	0.55
1:F:232:ARG:HB2	1:F:232:ARG:NH1	2.21	0.55
1:A:57:VAL:HB	1:F:29:VAL:HG13	1.89	0.55
1:B:294:VAL:O	1:B:297:SER:HB3	2.07	0.55
2:J:35:GLY:HA2	2:J:95:MET:HB3	1.89	0.55
2:L:35:GLY:HA3	2:L:97:THR:HA	1.89	0.55
1:F:206:ILE:HG22	1:F:207:ASP:O	2.07	0.55
1:F:247:LYS:HB2	1:F:288:ARG:HB3	1.88	0.55
1:D:301:MET:O	1:D:304:ILE:HB	2.07	0.55
1:F:223:ASP:OD1	1:F:223:ASP:N	2.38	0.55
1:G:136:SER:CB	2:M:88:GLY:HA2	2.36	0.55
2:H:55:ALA:HA	2:H:82:LYS:HD3	1.88	0.55
2:I:29:GLN:NE2	2:I:32:PRO:HA	2.20	0.55
1:A:137:ILE:HD11	2:L:87:ALA:HB1	1.88	0.55
2:M:59:THR:HB	2:M:108:THR:HB	1.88	0.55
1:C:14:VAL:HG13	2:K:7:LEU:HD11	1.89	0.55
1:D:11:LEU:HD21	1:D:97:ASP:H	1.72	0.55
1:D:17:ARG:HD2	1:E:80:THR:HB	1.88	0.55
1:E:145:LEU:HB3	1:E:174:TRP:CZ3	2.41	0.55
1:E:172:SER:HB3	1:E:238:ALA:HA	1.89	0.55
2:L:135:ASP:OD1	2:L:135:ASP:N	2.39	0.55
2:N:65:SER:OG	2:N:102:TYR:HB2	2.07	0.55

Continued on next page...

Continued from previous page...

Atom-1	Atom-2	Interatomic distance (Å)	Clash overlap (Å)
1:B:39:LEU:HD21	1:B:127:ALA:HB2	1.87	0.54
1:D:156:ASN:HB3	1:D:231:TRP:CG	2.42	0.54
1:F:183:LEU:HD13	1:F:228:LEU:HD23	1.89	0.54
2:J:24:VAL:HG11	2:J:71:PHE:HZ	1.71	0.54
2:M:136:SER:H	2:M:137:PRO:HA	1.71	0.54
1:B:54:LYS:NZ	1:B:84:LYS:HD3	2.22	0.54
1:C:12:ALA:H	1:D:77:LYS:NZ	2.05	0.54
1:C:28:ILE:HA	1:D:56:THR:O	2.07	0.54
1:E:17:ARG:NH1	1:F:80:THR:HB	2.22	0.54
1:A:269:VAL:HG11	1:A:274:PRO:HG3	1.89	0.54
1:B:176:THR:HG22	1:B:234:VAL:HG13	1.89	0.54
1:A:129:THR:HG21	1:B:66:TRP:CH2	2.42	0.54
1:C:232:ARG:O	1:C:267:PRO:HD2	2.07	0.54
1:C:163:ALA:HA	1:C:258:LEU:HD21	1.90	0.54
1:E:71:TYR:CE1	2:J:5:LYS:HE2	2.42	0.54
2:L:7:LEU:HD13	2:L:123:VAL:HB	1.90	0.54
1:B:11:LEU:HD13	1:B:110:TRP:CZ2	2.42	0.54
1:C:245:LEU:HB3	1:C:285:PHE:HD1	1.72	0.54
1:E:45:ILE:HG12	1:E:184:HIS:CD2	2.42	0.54
1:A:287:ARG:HH11	1:A:308:LYS:HA	1.73	0.54
1:B:38:ILE:HD12	1:B:131:PHE:CE1	2.37	0.54
1:E:207:ASP:OD2	2:H:5:LYS:HE2	2.08	0.54
1:A:294:VAL:HG21	1:F:301:MET:HA	1.89	0.54
2:H:64:ASP:O	2:H:71:PHE:HA	2.08	0.54
1:C:280:ARG:H	2:J:139:ILE:HD11	1.72	0.54
1:D:9:PRO:HA	1:D:10:THR:O	2.08	0.54
1:E:200:LEU:HD11	1:E:219:HIS:HB2	1.90	0.54
1:G:56:THR:HG22	1:G:82:GLN:HB3	1.89	0.54
2:H:65:SER:OG	2:H:102:TYR:HB2	2.08	0.54
1:D:136:SER:HB2	2:J:88:GLY:HA2	1.90	0.54
2:M:4:ASP:HB3	2:M:7:LEU:HB2	1.88	0.54
1:B:125:THR:O	1:B:129:THR:HG22	2.08	0.54
1:C:271:MET:N	1:C:271:MET:SD	2.81	0.54
1:F:138:ASP:O	1:F:140:GLU:N	2.36	0.54
1:F:321:ASP:O	1:F:323:LEU:N	2.38	0.54
1:E:92:THR:HG21	1:F:76:GLU:OE2	2.08	0.54
2:K:51:ASP:HB3	2:K:116:ALA:HB3	1.89	0.54
2:K:29:GLN:NE2	2:K:32:PRO:HA	2.23	0.54
1:B:45:ILE:HG12	1:B:184:HIS:CD2	2.43	0.54
1:B:304:ILE:HD11	1:C:293:LYS:HE3	1.90	0.54
1:B:62:PRO:HD3	1:B:78:SER:OG	2.08	0.54

Continued on next page...

Continued from previous page...

Atom-1	Atom-2	Interatomic distance (Å)	Clash overlap (Å)
1:C:147:PRO:HB2	1:C:150:ASN:HB2	1.89	0.54
1:C:177:VAL:HA	1:C:274:PRO:HA	1.89	0.54
1:C:31:MET:SD	1:D:232:ARG:HD3	2.47	0.54
1:C:29:VAL:HG13	1:D:57:VAL:HG23	1.90	0.54
2:K:5:LYS:O	2:K:8:GLN:HB3	2.07	0.54
1:B:11:LEU:HA	1:C:77:LYS:HD2	1.90	0.53
1:E:94:ALA:N	1:E:218:THR:O	2.41	0.53
1:A:11:LEU:CD2	1:A:114:GLU:HG2	2.38	0.53
1:C:17:ARG:HG3	1:D:80:THR:HB	1.90	0.53
1:D:134:ASP:OD2	1:D:137:ILE:HG12	2.08	0.53
1:E:198:ARG:HH12	1:E:219:HIS:CD2	2.25	0.53
1:E:195:LEU:HB2	1:E:222:TRP:CE3	2.43	0.53
1:F:256:ILE:HD11	1:F:290:ILE:HA	1.90	0.53
1:G:98:LYS:HG3	1:G:216:TYR:CE1	2.43	0.53
2:N:46:VAL:HG22	2:N:119:PHE:CD1	2.43	0.53
2:J:18:SER:OG	2:J:108:THR:HA	2.09	0.53
1:C:207:ASP:HB2	1:C:211:GLY:O	2.08	0.53
2:K:44:ILE:HG21	2:K:60:PHE:CE1	2.44	0.53
1:B:182:THR:HB	1:B:233:TYR:CD2	2.39	0.53
1:C:130:LEU:O	1:C:144:GLY:HA3	2.09	0.53
1:D:113:SER:HA	1:D:116:ARG:HD3	1.91	0.53
1:D:58:ARG:HA	1:D:80:THR:HG23	1.90	0.53
1:D:29:VAL:O	1:E:57:VAL:HG23	2.09	0.53
1:E:90:LEU:HD12	1:F:65:THR:O	2.08	0.53
2:K:41:LYS:HA	2:K:95:MET:H	1.72	0.53
1:F:271:MET:N	1:F:271:MET:SD	2.81	0.53
1:F:79:ARG:HD3	2:H:28:GLY:HA3	1.91	0.53
2:N:138:ARG:HG3	2:N:139:ILE:HG22	1.90	0.53
1:A:35:THR:N	1:A:321:ASP:OD2	2.42	0.53
1:A:68:LYS:HG2	1:F:140:GLU:OE2	2.09	0.53
1:E:223:ASP:OD1	1:E:223:ASP:N	2.34	0.53
1:E:245:LEU:HB3	1:E:285:PHE:CD1	2.43	0.53
1:F:11:LEU:HD11	1:F:110:TRP:CZ2	2.43	0.53
2:J:40:SER:HA	2:J:125:THR:HG22	1.88	0.53
2:M:52:ALA:HB2	2:M:114:LEU:HA	1.90	0.53
1:A:313:ASP:HB3	1:A:315:ILE:HG13	1.91	0.53
1:B:147:PRO:HB2	1:B:150:ASN:HB2	1.91	0.53
1:E:45:ILE:HD11	1:E:184:HIS:NE2	2.24	0.53
1:F:6:THR:HA	2:M:24:VAL:O	2.09	0.53
1:G:268:ASN:O	1:G:270:GLY:N	2.42	0.53
1:G:175:LEU:HD22	1:G:276:PHE:CZ	2.44	0.53

Continued on next page...

Continued from previous page...

Atom-1	Atom-2	Interatomic distance (Å)	Clash overlap (Å)
1:G:47:ALA:HB3	1:G:87:MET:HE1	1.90	0.53
1:D:160:ILE:HG13	1:D:236:ARG:HD3	1.91	0.53
1:F:269:VAL:HG11	1:F:274:PRO:HG3	1.90	0.53
1:A:268:ASN:ND2	1:A:268:ASN:O	2.42	0.53
1:A:87:MET:O	2:L:1:MET:N	2.30	0.53
2:I:63:GLN:O	2:I:103:CYS:HA	2.08	0.53
2:L:33:ASN:HA	2:L:99:LEU:H	1.74	0.53
1:A:200:LEU:CD1	1:A:219:HIS:HB2	2.38	0.52
1:A:62:PRO:HD3	1:A:78:SER:OG	2.09	0.52
1:B:175:LEU:HD12	1:B:176:THR:N	2.25	0.52
1:B:245:LEU:HB3	1:B:285:PHE:CD1	2.44	0.52
1:E:276:PHE:HE2	1:E:315:ILE:HD12	1.74	0.52
2:H:59:THR:HG23	2:H:78:GLY:H	1.74	0.52
1:A:165:GLY:HA3	1:A:239:ASN:O	2.09	0.52
1:B:223:ASP:OD1	1:B:223:ASP:N	2.37	0.52
1:C:155:GLU:OE1	2:N:134:PRO:HB3	2.09	0.52
1:C:187:TYR:HB3	1:C:193:ALA:HB2	1.92	0.52
2:N:71:PHE:CD2	2:N:104:ARG:HG2	2.44	0.52
1:D:11:LEU:H	1:D:11:LEU:CD2	2.18	0.52
1:D:206:ILE:HG22	1:D:207:ASP:O	2.09	0.52
1:F:154:ALA:O	1:F:157:GLY:N	2.40	0.52
1:G:255:LEU:HD12	1:G:286:LEU:HB2	1.89	0.52
2:J:63:GLN:HB3	2:J:71:PHE:HB3	1.92	0.52
1:C:247:LYS:HB2	1:C:288:ARG:HB3	1.91	0.52
1:C:54:LYS:NZ	1:C:84:LYS:HD3	2.24	0.52
1:D:187:TYR:HB3	1:D:193:ALA:HB2	1.91	0.52
1:F:103:LEU:HD13	1:G:50:PHE:CE1	2.45	0.52
2:H:35:GLY:HA3	2:H:97:THR:HA	1.91	0.52
1:C:5:SER:OG	2:K:23:ASP:OD1	2.28	0.52
1:C:129:THR:HG21	1:D:66:TRP:HZ2	1.71	0.52
2:K:60:PHE:CE2	2:K:91:VAL:HG21	2.44	0.52
2:N:15:VAL:HG11	2:N:107:TYR:HB2	1.92	0.52
1:B:129:THR:HG21	1:C:66:TRP:HZ2	1.75	0.52
1:C:59:SER:HB2	1:C:81:VAL:HG22	1.90	0.52
1:E:149:PHE:HZ	1:E:234:VAL:HB	1.74	0.52
1:E:152:LEU:HD13	1:E:160:ILE:HG23	1.92	0.52
2:H:57:THR:H	2:H:110:ALA:HB3	1.75	0.52
1:B:149:PHE:HE2	1:B:234:VAL:O	1.92	0.52
1:F:103:LEU:HD12	1:F:103:LEU:O	2.10	0.52
1:F:170:ASN:O	1:F:327:GLU:HB3	2.09	0.52
1:F:8:ASN:HB2	1:F:9:PRO:HB3	1.91	0.52

Continued on next page...

Continued from previous page...

Atom-1	Atom-2	Interatomic distance (Å)	Clash overlap (Å)
2:I:5:LYS:O	2:I:8:GLN:HB3	2.08	0.52
2:I:35:GLY:HA2	2:I:95:MET:HB3	1.91	0.52
1:C:235:VAL:HG21	1:C:262:ALA:HB1	1.92	0.52
1:E:132:TYR:N	1:E:132:TYR:CD1	2.77	0.52
1:G:311:ALA:HA	1:G:316:PRO:HA	1.92	0.51
2:K:60:PHE:HE2	2:K:91:VAL:HG21	1.75	0.51
2:L:64:ASP:HB3	2:L:100:ARG:HD3	1.92	0.51
1:C:141:LYS:HE2	1:D:66:TRP:CD1	2.44	0.51
1:C:165:GLY:O	1:C:329:ARG:NH2	2.44	0.51
2:K:52:ALA:HA	2:K:115:THR:H	1.76	0.51
1:A:245:LEU:HB3	1:A:285:PHE:HD1	1.74	0.51
1:E:140:GLU:OE2	1:F:68:LYS:HB3	2.11	0.51
1:C:87:MET:O	2:N:1:MET:N	2.41	0.51
1:G:280:ARG:HG3	1:G:319:ARG:HD2	1.93	0.51
1:A:50:PHE:O	1:A:51:THR:OG1	2.25	0.51
1:C:321:ASP:O	1:C:323:LEU:N	2.44	0.51
1:D:170:ASN:OD1	1:D:239:ASN:HA	2.10	0.51
1:D:42:MET:SD	1:D:185:THR:HG21	2.51	0.51
1:E:183:LEU:HD12	1:E:228:LEU:HA	1.92	0.51
1:E:249:ALA:HB1	1:E:254:ASP:HB2	1.93	0.51
1:G:22:GLY:HA2	1:G:23:LYS:C	2.31	0.51
1:G:176:THR:O	1:G:274:PRO:HA	2.11	0.51
1:G:81:VAL:HG11	2:M:133:TYR:OH	2.11	0.51
1:C:84:LYS:HE2	2:N:127:ILE:HD12	1.93	0.51
1:A:236:ARG:NH2	1:A:327:GLU:OE1	2.43	0.51
1:D:137:ILE:HD11	2:J:87:ALA:HB1	1.93	0.51
1:D:257:ASP:OD1	1:D:258:LEU:N	2.44	0.51
1:E:280:ARG:O	1:E:280:ARG:HG2	2.08	0.51
1:E:90:LEU:HB3	1:E:222:TRP:O	2.11	0.51
1:A:66:TRP:CH2	1:F:129:THR:HG21	2.46	0.51
1:B:173:ILE:HB	1:B:237:ILE:HD12	1.93	0.51
1:C:230:ASP:OD1	1:C:230:ASP:N	2.41	0.51
1:C:254:ASP:OD1	1:C:255:LEU:N	2.43	0.51
1:D:38:ILE:HD12	1:D:131:PHE:CE2	2.46	0.51
1:D:313:ASP:N	1:D:314:GLY:HA2	2.26	0.51
1:E:271:MET:N	1:E:271:MET:SD	2.84	0.51
1:F:11:LEU:HD11	1:F:110:TRP:CH2	2.46	0.51
1:F:254:ASP:OD1	1:F:256:ILE:N	2.43	0.51
2:J:46:VAL:HG22	2:J:119:PHE:CD1	2.45	0.51
2:N:8:GLN:NE2	2:N:122:GLN:OE1	2.43	0.51
1:A:187:TYR:HB3	1:A:193:ALA:HB2	1.92	0.51

Continued on next page...

Continued from previous page...

Atom-1	Atom-2	Interatomic distance (Å)	Clash overlap (Å)
1:B:45:ILE:HD11	1:B:184:HIS:NE2	2.26	0.51
1:D:87:MET:SD	1:D:188:PRO:HG3	2.51	0.51
1:D:89:MET:O	1:E:66:TRP:HA	2.11	0.51
1:F:278:MET:SD	1:F:317:CYS:SG	3.09	0.50
2:I:101:ARG:NH1	2:I:102:TYR:OH	2.43	0.50
2:K:42:MET:N	2:K:93:ILE:O	2.44	0.50
2:M:63:GLN:HG2	2:M:73:ASP:OD1	2.11	0.50
1:A:195:LEU:HB2	1:A:222:TRP:CD2	2.46	0.50
1:B:274:PRO:HG2	1:B:315:ILE:HG23	1.93	0.50
1:B:239:ASN:ND2	1:B:330:VAL:H	2.09	0.50
1:D:10:THR:O	1:E:77:LYS:HD2	2.12	0.50
1:D:35:THR:N	1:D:321:ASP:OD2	2.45	0.50
1:F:173:ILE:HD11	1:F:282:ILE:HG21	1.93	0.50
1:F:204:THR:HG21	1:G:217:ARG:HH21	1.74	0.50
1:F:246:THR:O	1:F:289:GLN:NE2	2.36	0.50
2:K:65:SER:HB2	2:K:67:ASP:O	2.11	0.50
1:A:202:GLU:HB2	1:A:216:TYR:CE1	2.46	0.50
1:A:301:MET:HE3	1:B:294:VAL:HG11	1.93	0.50
2:M:25:ILE:O	2:M:102:TYR:HA	2.12	0.50
1:A:175:LEU:HD22	1:A:276:PHE:CZ	2.47	0.50
1:B:92:THR:CG2	1:C:64:GLY:HA2	2.42	0.50
1:C:133:GLY:O	1:C:143:MET:HG3	2.10	0.50
1:C:11:LEU:HA	1:D:77:LYS:HE3	1.94	0.50
1:E:134:ASP:OD1	1:E:135:SER:N	2.41	0.50
1:E:291:THR:HG21	1:E:306:GLY:HA3	1.92	0.50
1:F:256:ILE:O	1:F:260:THR:HG23	2.11	0.50
2:I:74:VAL:CG2	2:I:96:PRO:HG3	2.41	0.50
2:J:32:PRO:HB2	2:J:34:THR:HG23	1.93	0.50
1:D:136:SER:CB	2:J:88:GLY:HA2	2.41	0.50
2:L:122:GLN:OE1	2:L:122:GLN:N	2.44	0.50
2:N:52:ALA:CB	2:N:114:LEU:HA	2.40	0.50
1:B:34:GLU:HG3	1:B:36:ASN:HD22	1.75	0.50
1:G:94:ALA:HB2	1:G:118:PHE:CE2	2.46	0.50
1:B:38:ILE:HD11	1:B:127:ALA:HB1	1.93	0.50
1:A:89:MET:O	1:B:66:TRP:HA	2.11	0.50
1:D:130:LEU:HD12	1:D:142:PHE:HE2	1.76	0.50
1:E:230:ASP:OD2	1:E:232:ARG:NH1	2.44	0.50
1:F:301:MET:O	1:F:304:ILE:HB	2.11	0.50
1:F:98:LYS:HB2	1:F:215:GLY:HA2	1.94	0.50
1:G:51:THR:HA	1:G:87:MET:HE3	1.94	0.50
1:A:122:MET:CE	1:B:64:GLY:HA3	2.42	0.50

Continued on next page...

Continued from previous page...

Atom-1	Atom-2	Interatomic distance (Å)	Clash overlap (Å)
1:A:192:GLN:HG2	1:A:196:GLN:OE1	2.11	0.50
2:H:33:ASN:ND2	2:I:133:TYR:OH	2.45	0.50
2:N:15:VAL:HG21	2:N:107:TYR:CD2	2.47	0.50
1:A:195:LEU:HB2	1:A:222:TRP:CE3	2.47	0.50
1:E:36:ASN:HB2	1:E:320:THR:HG23	1.94	0.50
1:G:22:GLY:HA2	1:G:24:ILE:N	2.26	0.50
2:H:35:GLY:HA2	2:H:95:MET:HB3	1.94	0.50
2:I:18:SER:OG	2:I:108:THR:HA	2.11	0.50
1:A:11:LEU:HD22	1:A:96:VAL:HG22	1.94	0.50
1:D:135:SER:HB3	1:D:143:MET:HB2	1.94	0.50
1:F:255:LEU:HD12	1:F:286:LEU:HA	1.94	0.50
2:H:33:ASN:HA	2:H:99:LEU:H	1.77	0.50
2:L:42:MET:HB3	2:L:93:ILE:HB	1.94	0.50
1:A:122:MET:HE1	1:B:64:GLY:HA3	1.94	0.49
1:A:195:LEU:HD12	1:A:221:LYS:O	2.12	0.49
1:B:249:ALA:HA	1:B:289:GLN:NE2	2.26	0.49
1:E:278:MET:HE2	1:E:283:ARG:HG2	1.94	0.49
1:F:104:ASN:HA	1:G:189:LYS:HG2	1.94	0.49
1:G:138:ASP:O	1:G:140:GLU:N	2.44	0.49
1:F:79:ARG:HD3	2:H:28:GLY:CA	2.41	0.49
1:A:132:TYR:HE2	1:A:324:LEU:H	1.58	0.49
1:D:294:VAL:HG12	1:D:299:LEU:HB3	1.93	0.49
1:G:236:ARG:HD3	1:G:238:ALA:HB2	1.93	0.49
2:H:44:ILE:HG21	2:H:60:PHE:CE1	2.47	0.49
2:J:135:ASP:N	2:J:135:ASP:OD1	2.42	0.49
1:A:206:ILE:HG22	1:A:207:ASP:O	2.11	0.49
1:B:181:ASN:OD1	1:B:182:THR:HG23	2.11	0.49
1:F:85:ASP:CB	2:I:128:GLN:HE21	2.20	0.49
2:J:18:SER:HA	2:J:107:TYR:O	2.13	0.49
2:J:76:ALA:HB3	2:K:76:ALA:HB3	1.93	0.49
2:N:135:ASP:OD1	2:N:135:ASP:N	2.45	0.49
1:A:281:LYS:HG3	1:A:325:LEU:HD21	1.94	0.49
1:D:149:PHE:CD2	1:D:174:TRP:HZ3	2.30	0.49
2:M:10:SER:HB2	2:M:21:SER:OG	2.10	0.49
2:N:8:GLN:HA	2:N:122:GLN:HB3	1.94	0.49
2:I:46:VAL:HG13	2:I:119:PHE:CE1	2.47	0.49
2:N:125:THR:O	2:N:125:THR:OG1	2.22	0.49
1:D:138:ASP:O	1:D:140:GLU:N	2.35	0.49
1:D:165:GLY:O	1:D:329:ARG:NH2	2.45	0.49
1:E:311:ALA:HA	1:E:315:ILE:O	2.13	0.49
1:F:79:ARG:CZ	1:F:79:ARG:HB3	2.41	0.49

Continued on next page...

Continued from previous page...

Atom-1	Atom-2	Interatomic distance (Å)	Clash overlap (Å)
1:G:83:VAL:CG1	2:M:130:ASN:HA	2.42	0.49
1:G:81:VAL:HG13	2:L:32:PRO:O	2.12	0.49
1:B:69:LEU:HB2	2:L:4:ASP:HA	1.93	0.49
1:B:130:LEU:HD12	1:B:142:PHE:CE2	2.48	0.49
1:C:182:THR:OG1	1:C:183:LEU:N	2.45	0.49
1:E:266:ILE:HG21	1:E:269:VAL:HG22	1.94	0.49
2:I:46:VAL:HG11	2:I:85:LEU:HB3	1.95	0.49
1:A:34:GLU:HG2	1:A:124:GLN:NE2	2.27	0.49
1:B:256:ILE:O	1:B:260:THR:HG23	2.13	0.49
1:C:129:THR:HG21	1:D:66:TRP:CH2	2.48	0.49
1:C:301:MET:SD	1:D:294:VAL:HG11	2.53	0.49
1:G:85:ASP:OD1	2:M:128:GLN:NE2	2.45	0.49
1:B:19:THR:HG22	1:B:24:ILE:HA	1.95	0.49
1:F:170:ASN:OD1	1:F:239:ASN:HA	2.13	0.49
1:G:166:THR:H	1:G:329:ARG:NH1	2.10	0.49
2:K:18:SER:HB2	2:K:109:VAL:H	1.78	0.49
1:C:149:PHE:N	1:C:149:PHE:CD1	2.78	0.49
1:C:308:LYS:O	1:C:310:VAL:HG23	2.13	0.49
1:F:170:ASN:HB3	1:F:241:ASP:HA	1.94	0.49
2:K:59:THR:HB	2:K:108:THR:HB	1.95	0.49
2:M:29:GLN:NE2	2:M:32:PRO:HA	2.28	0.49
1:D:200:LEU:HB2	1:D:217:ARG:O	2.12	0.48
1:D:222:TRP:C	1:D:222:TRP:CD1	2.86	0.48
1:D:48:ASN:OD1	1:D:53:HIS:ND1	2.46	0.48
1:F:42:MET:HB2	1:F:178:TRP:CH2	2.47	0.48
1:G:89:MET:HB3	1:G:223:ASP:HB3	1.95	0.48
2:J:25:ILE:O	2:J:102:TYR:HA	2.12	0.48
2:K:43:VAL:HG13	2:K:92:VAL:HG22	1.95	0.48
1:G:86:SER:OG	2:M:1:MET:HA	2.13	0.48
1:B:156:ASN:HB3	1:B:231:TRP:CD2	2.48	0.48
1:C:11:LEU:HD21	1:C:110:TRP:HZ2	1.78	0.48
1:D:43:THR:HG22	1:D:273:ARG:HH22	1.78	0.48
1:E:38:ILE:HG23	1:E:277:TYR:CE1	2.48	0.48
2:H:46:VAL:HG13	2:H:119:PHE:CE1	2.48	0.48
1:A:71:TYR:CD1	2:I:5:LYS:HG2	2.48	0.48
1:B:122:MET:CE	1:C:64:GLY:HA3	2.43	0.48
1:B:66:TRP:CD1	1:B:66:TRP:N	2.82	0.48
1:C:67:ARG:NH1	1:C:68:LYS:O	2.46	0.48
1:E:130:LEU:HD12	1:E:142:PHE:CE2	2.48	0.48
1:G:17:ARG:HH12	1:G:106:ASN:HB2	1.78	0.48
2:H:4:ASP:OD2	2:H:7:LEU:HG	2.12	0.48

Continued on next page...

Continued from previous page...

Atom-1	Atom-2	Interatomic distance (Å)	Clash overlap (Å)
1:A:185:THR:HG22	1:A:226:LEU:CD1	2.43	0.48
1:B:29:VAL:HG13	1:C:57:VAL:HB	1.95	0.48
1:C:158:GLN:O	1:C:265:LEU:HD21	2.14	0.48
1:F:152:LEU:HD13	1:F:160:ILE:HG23	1.94	0.48
1:A:254:ASP:OD1	1:A:255:LEU:N	2.46	0.48
1:A:66:TRP:CZ3	1:F:90:LEU:HB2	2.48	0.48
1:C:259:MET:HG2	1:C:312:PHE:CE1	2.48	0.48
2:H:65:SER:HB2	2:H:67:ASP:O	2.14	0.48
1:D:85:ASP:HA	2:J:128:GLN:HE21	1.79	0.48
1:A:136:SER:HB2	2:L:88:GLY:HA2	1.96	0.48
1:C:313:ASP:HB3	1:C:314:GLY:C	2.34	0.48
1:D:67:ARG:HH12	1:D:69:LEU:HA	1.78	0.48
1:E:33:ASN:CB	1:E:120:GLU:HG2	2.43	0.48
2:I:71:PHE:CE2	2:I:104:ARG:HB3	2.49	0.48
2:I:44:ILE:HG21	2:I:60:PHE:CE1	2.49	0.48
1:A:39:LEU:H	1:A:39:LEU:HD22	1.79	0.48
1:A:92:THR:HG23	1:B:64:GLY:HA2	1.95	0.48
1:C:265:LEU:HD12	1:C:265:LEU:HA	1.60	0.48
1:D:295:ALA:HA	1:D:299:LEU:CD2	2.39	0.48
1:D:94:ALA:N	1:D:218:THR:O	2.47	0.48
2:H:12:GLY:O	2:H:118:LYS:HD2	2.14	0.48
2:H:51:ASP:HB3	2:H:116:ALA:HB3	1.94	0.48
2:N:136:SER:H	2:N:137:PRO:HA	1.79	0.48
2:N:139:ILE:HA	2:N:140:ALA:HA	1.57	0.48
1:A:278:MET:CE	1:A:283:ARG:HA	2.44	0.48
1:A:66:TRP:HA	1:F:89:MET:O	2.14	0.48
1:B:183:LEU:HD12	1:B:228:LEU:HA	1.96	0.48
1:B:39:LEU:N	1:B:39:LEU:HD22	2.28	0.48
1:F:12:ALA:O	1:F:14:VAL:HG22	2.14	0.48
2:I:57:THR:HG22	2:I:81:GLY:HA2	1.95	0.48
2:K:9:VAL:CG1	2:K:25:ILE:HG13	2.43	0.48
2:L:92:VAL:HB	2:M:97:THR:HG21	1.95	0.48
1:A:147:PRO:HB2	1:A:150:ASN:HB2	1.96	0.48
1:E:301:MET:O	1:E:304:ILE:HB	2.14	0.48
1:F:259:MET:HG3	1:F:276:PHE:CE1	2.49	0.48
2:L:129:GLN:HG2	2:M:36:MET:CE	2.44	0.48
1:B:31:MET:HB2	1:C:57:VAL:CG2	2.44	0.48
1:B:89:MET:O	1:C:66:TRP:HA	2.13	0.48
1:D:299:LEU:H	1:D:299:LEU:HD23	1.78	0.48
1:D:29:VAL:HG13	1:E:57:VAL:CG2	2.44	0.48
1:D:39:LEU:H	1:D:39:LEU:HD22	1.78	0.48

Continued on next page...

Continued from previous page...

Atom-1	Atom-2	Interatomic distance (Å)	Clash overlap (Å)
1:E:175:LEU:HD12	1:E:176:THR:N	2.29	0.48
2:L:138:ARG:HG3	2:L:139:ILE:HG22	1.95	0.48
1:A:141:LYS:HG2	1:B:66:TRP:CG	2.49	0.47
1:C:174:TRP:CZ2	1:C:236:ARG:HG3	2.49	0.47
1:C:35:THR:N	1:C:321:ASP:OD2	2.47	0.47
1:D:195:LEU:HA	1:D:222:TRP:HB2	1.95	0.47
2:J:28:GLY:HA2	2:J:101:ARG:NH2	2.29	0.47
2:L:47:ASP:OD1	2:L:47:ASP:N	2.46	0.47
1:C:90:LEU:HD13	1:D:66:TRP:CE2	2.49	0.47
1:D:130:LEU:O	1:D:144:GLY:HA3	2.14	0.47
1:E:291:THR:CG2	1:E:306:GLY:HA3	2.44	0.47
1:D:141:LYS:HE2	1:E:66:TRP:CD1	2.49	0.47
1:F:33:ASN:CB	1:F:120:GLU:HG2	2.44	0.47
1:G:46:GLU:OE2	1:G:189:LYS:HA	2.14	0.47
2:J:99:LEU:HD21	2:J:103:CYS:HB3	1.96	0.47
1:A:142:PHE:CB	1:A:225:GLY:HA2	2.45	0.47
1:B:175:LEU:O	1:B:234:VAL:HG13	2.14	0.47
1:B:42:MET:SD	1:B:185:THR:HG21	2.53	0.47
1:B:44:VAL:HG12	1:B:185:THR:OG1	2.13	0.47
1:D:45:ILE:HD11	1:D:184:HIS:NE2	2.29	0.47
1:F:14:VAL:HG23	1:F:17:ARG:HH21	1.79	0.47
1:G:51:THR:HA	1:G:87:MET:CE	2.44	0.47
2:I:33:ASN:OD1	2:I:98:LYS:HA	2.15	0.47
1:G:155:GLU:OE2	2:M:134:PRO:HB3	2.14	0.47
2:I:64:ASP:CB	2:I:100:ARG:HD3	2.44	0.47
2:J:73:ASP:N	2:J:73:ASP:OD1	2.47	0.47
2:N:68:ASN:HB2	2:N:102:TYR:CE2	2.50	0.47
1:E:200:LEU:CD1	1:E:219:HIS:HB2	2.44	0.47
1:G:204:THR:HG23	1:G:214:GLN:HG3	1.97	0.47
2:I:62:VAL:HG13	2:I:103:CYS:SG	2.53	0.47
1:B:118:PHE:CZ	1:C:76:GLU:HB3	2.49	0.47
1:C:138:ASP:O	1:C:140:GLU:N	2.39	0.47
1:D:155:GLU:OE1	2:J:134:PRO:HB3	2.14	0.47
1:D:204:THR:HB	1:D:214:GLN:HE21	1.80	0.47
1:G:223:ASP:N	1:G:223:ASP:OD1	2.42	0.47
2:L:45:THR:HG22	2:L:90:GLN:HG2	1.97	0.47
1:A:130:LEU:HD11	1:A:226:LEU:HD13	1.96	0.47
1:A:177:VAL:HA	1:A:274:PRO:HA	1.96	0.47
1:D:161:ILE:CD1	1:D:261:GLN:HG3	2.45	0.47
1:D:175:LEU:HD22	1:D:276:PHE:CZ	2.50	0.47
1:E:207:ASP:HB2	1:E:211:GLY:O	2.14	0.47

Continued on next page...

Continued from previous page...

Atom-1	Atom-2	Interatomic distance (Å)	Clash overlap (Å)
1:G:266:ILE:HA	1:G:267:PRO:HD2	1.83	0.47
2:M:64:ASP:OD1	2:M:99:LEU:HD23	2.13	0.47
1:A:8:ASN:HB3	1:A:9:PRO:CB	2.45	0.47
1:B:175:LEU:HD22	1:B:276:PHE:CZ	2.49	0.47
1:B:277:TYR:CE1	1:B:318:ARG:HB2	2.50	0.47
2:J:133:TYR:HE1	2:K:31:ASN:HB2	1.80	0.47
1:D:130:LEU:HD12	1:D:130:LEU:HA	1.67	0.47
1:F:156:ASN:HB3	1:F:231:TRP:CG	2.50	0.47
2:L:98:LYS:HE3	2:M:129:GLN:NE2	2.30	0.47
1:A:11:LEU:HG	1:B:77:LYS:HG3	1.97	0.47
1:C:202:GLU:HB2	1:C:216:TYR:CE1	2.49	0.47
1:D:200:LEU:HD22	1:D:217:ARG:HG2	1.97	0.47
1:D:254:ASP:OD2	1:D:256:ILE:N	2.48	0.47
1:E:189:LYS:HA	1:E:190:GLY:HA2	1.52	0.47
1:F:257:ASP:OD1	1:F:258:LEU:N	2.48	0.47
1:G:119:ILE:HG12	1:G:195:LEU:CD2	2.45	0.47
1:B:176:THR:HA	1:B:234:VAL:HG22	1.97	0.47
1:B:313:ASP:H	1:B:315:ILE:H	1.63	0.47
1:C:189:LYS:HA	1:C:190:GLY:HA2	1.50	0.47
1:D:189:LYS:HA	1:D:190:GLY:HA2	1.43	0.47
1:D:312:PHE:CD2	1:D:313:ASP:HB2	2.50	0.47
2:N:32:PRO:HB2	2:N:34:THR:HG23	1.97	0.47
1:A:163:ALA:HA	1:A:258:LEU:HD21	1.97	0.46
1:C:126:GLN:O	1:C:129:THR:HG22	2.15	0.46
1:C:15:ALA:HA	1:C:17:ARG:HH21	1.80	0.46
1:F:236:ARG:NH2	1:F:327:GLU:OE1	2.49	0.46
2:I:136:SER:HB2	2:I:139:ILE:H	1.81	0.46
1:C:192:GLN:HG2	1:C:196:GLN:OE1	2.15	0.46
1:C:183:LEU:CD1	1:C:228:LEU:HD23	2.45	0.46
1:E:242:VAL:HG11	1:E:325:LEU:HD11	1.97	0.46
1:E:9:PRO:HG2	1:F:75:PRO:O	2.15	0.46
1:F:14:VAL:O	1:F:17:ARG:HB3	2.15	0.46
1:F:245:LEU:HD11	1:F:282:ILE:HD13	1.98	0.46
1:G:187:TYR:CE2	1:G:193:ALA:HB2	2.50	0.46
2:I:15:VAL:HB	2:I:119:PHE:HE2	1.80	0.46
2:K:41:LYS:HA	2:K:95:MET:N	2.30	0.46
2:M:48:GLU:O	2:M:87:ALA:N	2.48	0.46
1:A:25:ASP:OD1	1:A:26:PRO:HD2	2.15	0.46
1:C:44:VAL:HG12	1:C:185:THR:OG1	2.15	0.46
1:C:97:ASP:OD1	1:C:98:LYS:N	2.48	0.46
1:D:160:ILE:HG12	1:D:236:ARG:O	2.15	0.46

Continued on next page...

Continued from previous page...

Atom-1	Atom-2	Interatomic distance (Å)	Clash overlap (Å)
1:D:67:ARG:HB3	1:D:73:VAL:CG1	2.46	0.46
1:G:195:LEU:HD12	1:G:221:LYS:O	2.15	0.46
2:L:129:GLN:HG2	2:M:36:MET:HE3	1.98	0.46
2:L:139:ILE:HA	2:L:140:ALA:HA	1.59	0.46
1:A:38:ILE:HD12	1:A:131:PHE:HE2	1.81	0.46
1:B:259:MET:HG3	1:B:276:PHE:CE2	2.50	0.46
1:C:161:ILE:HD13	1:C:261:GLN:HG3	1.98	0.46
1:F:50:PHE:N	1:F:52:GLU:OE2	2.49	0.46
2:L:21:SER:HB2	2:L:105:VAL:HB	1.97	0.46
1:A:207:ASP:HB3	1:A:210:GLY:H	1.80	0.46
1:C:62:PRO:HD3	1:C:78:SER:OG	2.15	0.46
1:G:128:THR:HG22	1:G:322:ALA:HB1	1.98	0.46
2:N:22:THR:OG1	2:N:23:ASP:N	2.48	0.46
2:N:63:GLN:OE1	2:N:104:ARG:HD2	2.16	0.46
1:A:136:SER:CB	2:L:88:GLY:HA2	2.46	0.46
1:A:313:ASP:HB3	1:A:314:GLY:C	2.35	0.46
1:B:297:SER:OG	1:B:298:THR:N	2.45	0.46
1:C:149:PHE:N	1:C:149:PHE:HD1	2.13	0.46
1:A:62:PRO:HG3	1:F:118:PHE:CD1	2.51	0.46
2:H:29:GLN:HE21	2:H:32:PRO:HB3	1.81	0.46
2:I:71:PHE:CD2	2:I:104:ARG:HG2	2.50	0.46
1:B:230:ASP:OD2	1:B:232:ARG:NH1	2.49	0.46
1:A:295:ALA:O	1:B:297:SER:HB2	2.15	0.46
1:C:280:ARG:HH12	2:J:140:ALA:HB3	1.80	0.46
1:G:173:ILE:HB	1:G:237:ILE:HD12	1.98	0.46
2:L:52:ALA:HB2	2:L:114:LEU:HA	1.98	0.46
1:B:313:ASP:HB3	1:B:315:ILE:HG13	1.98	0.46
1:E:9:PRO:CB	1:E:10:THR:HA	2.44	0.46
1:G:44:VAL:HG12	1:G:185:THR:OG1	2.15	0.46
2:I:138:ARG:HG3	2:I:139:ILE:HG22	1.97	0.46
2:I:32:PRO:HB2	2:I:34:THR:HG23	1.97	0.46
2:J:92:VAL:HB	2:K:97:THR:HG21	1.97	0.46
1:A:31:MET:SD	1:B:232:ARG:HD3	2.55	0.46
1:D:231:TRP:CZ3	1:D:232:ARG:HG3	2.51	0.46
1:E:112:LEU:O	1:E:115:ASP:HB3	2.16	0.46
1:F:195:LEU:HA	1:F:222:TRP:HB2	1.98	0.46
1:F:308:LYS:O	1:F:310:VAL:HG23	2.16	0.46
1:G:77:LYS:HG2	1:G:79:ARG:NH1	2.30	0.46
2:K:43:VAL:O	2:K:44:ILE:HD13	2.16	0.46
1:A:280:ARG:HB3	1:A:280:ARG:NH1	2.31	0.45
1:A:323:LEU:HD23	1:A:323:LEU:C	2.37	0.45

Continued on next page...

Continued from previous page...

Atom-1	Atom-2	Interatomic distance (Å)	Clash overlap (Å)
1:B:149:PHE:CE2	1:B:234:VAL:O	2.68	0.45
1:C:111:ARG:NH2	1:C:216:TYR:HB3	2.31	0.45
1:C:313:ASP:HB3	1:C:315:ILE:HG13	1.97	0.45
1:D:125:THR:HA	1:D:128:THR:HG22	1.98	0.45
1:D:245:LEU:HB3	1:D:285:PHE:CD1	2.51	0.45
1:E:257:ASP:OD1	1:E:258:LEU:N	2.49	0.45
1:E:278:MET:HA	1:E:279:PRO:HD3	1.76	0.45
1:F:130:LEU:HD11	1:F:226:LEU:HD13	1.98	0.45
1:G:182:THR:O	1:G:183:LEU:HB3	2.16	0.45
1:E:32:LEU:HA	2:I:135:ASP:O	2.16	0.45
2:L:59:THR:HG23	2:L:78:GLY:H	1.80	0.45
2:M:45:THR:OG1	2:M:120:SER:HB2	2.15	0.45
1:A:200:LEU:HD12	1:A:200:LEU:N	2.31	0.45
1:A:183:LEU:HD12	1:A:228:LEU:HA	1.98	0.45
1:C:140:GLU:OE2	1:D:68:LYS:HG2	2.17	0.45
1:D:259:MET:HG3	1:D:276:PHE:CE1	2.50	0.45
1:F:159:ASN:O	1:F:235:VAL:HG23	2.17	0.45
2:H:124:VAL:HG23	2:H:126:GLY:HA2	1.98	0.45
2:J:94:PRO:HB2	2:K:94:PRO:HG2	1.98	0.45
2:L:65:SER:OG	2:L:102:TYR:HB2	2.16	0.45
2:M:14:ALA:O	2:M:16:THR:HG23	2.16	0.45
1:A:175:LEU:HD12	1:A:176:THR:N	2.31	0.45
1:A:187:TYR:CG	1:A:193:ALA:HB2	2.52	0.45
1:A:223:ASP:N	1:A:223:ASP:OD1	2.50	0.45
1:C:207:ASP:OD2	2:K:5:LYS:NZ	2.29	0.45
1:C:170:ASN:OD1	1:C:239:ASN:HA	2.17	0.45
1:C:81:VAL:HG22	1:C:81:VAL:H	1.46	0.45
1:D:130:LEU:HD12	1:D:142:PHE:CE2	2.51	0.45
1:D:152:LEU:HD13	1:D:160:ILE:HG23	1.98	0.45
1:A:66:TRP:CZ2	1:F:129:THR:HG21	2.52	0.45
2:H:46:VAL:O	2:H:87:ALA:HA	2.16	0.45
1:A:156:ASN:HB2	1:A:231:TRP:CD2	2.52	0.45
1:B:147:PRO:CB	1:B:150:ASN:HB2	2.46	0.45
1:C:39:LEU:H	1:C:39:LEU:HD22	1.82	0.45
1:F:96:VAL:HG21	1:F:110:TRP:HE1	1.80	0.45
2:H:25:ILE:O	2:H:102:TYR:HA	2.17	0.45
2:K:1:MET:CE	2:K:3:ILE:HD11	2.46	0.45
1:D:58:ARG:HA	1:D:80:THR:CG2	2.47	0.45
1:F:38:ILE:O	1:F:42:MET:N	2.43	0.45
1:G:259:MET:O	1:G:262:ALA:HB3	2.17	0.45
2:M:46:VAL:HG21	2:M:85:LEU:HD22	1.99	0.45

Continued on next page...

Continued from previous page...

Atom-1	Atom-2	Interatomic distance (Å)	Clash overlap (Å)
2:N:1:MET:HE2	2:N:3:ILE:HD11	1.99	0.45
1:B:222:TRP:C	1:B:222:TRP:CD1	2.87	0.45
1:B:91:GLU:OE2	1:B:221:LYS:HG3	2.17	0.45
1:D:260:THR:O	1:D:263:VAL:HB	2.17	0.45
1:D:299:LEU:N	1:D:299:LEU:HD23	2.32	0.45
1:D:320:THR:HG22	1:D:323:LEU:HB2	1.96	0.45
1:G:79:ARG:HD2	2:L:28:GLY:HA3	1.99	0.45
2:J:14:ALA:O	2:J:16:THR:HG23	2.16	0.45
2:J:9:VAL:HG11	2:J:25:ILE:HG12	1.98	0.45
2:K:58:VAL:HG22	2:K:109:VAL:HG22	1.99	0.45
2:L:36:MET:HE3	2:M:129:GLN:HG2	1.99	0.45
1:A:126:GLN:NE2	1:A:222:TRP:CD2	2.85	0.45
1:A:134:ASP:HA	1:A:143:MET:HG3	1.98	0.45
1:A:67:ARG:HB3	1:A:73:VAL:HG11	1.97	0.45
1:E:301:MET:HA	1:F:294:VAL:HG21	1.99	0.45
1:G:285:PHE:HE1	1:G:288:ARG:HH21	1.65	0.45
1:G:74:GLN:HA	1:G:75:PRO:HD3	1.74	0.45
2:H:45:THR:OG1	2:H:120:SER:HB2	2.16	0.45
2:J:57:THR:HG22	2:J:81:GLY:HA2	1.98	0.45
2:K:64:ASP:O	2:K:71:PHE:HA	2.17	0.45
1:A:257:ASP:O	1:A:261:GLN:HG2	2.16	0.45
1:A:321:ASP:O	1:A:323:LEU:N	2.46	0.45
1:A:59:SER:HB2	1:A:81:VAL:HG22	1.97	0.45
1:B:257:ASP:OD1	1:B:258:LEU:N	2.49	0.45
1:D:301:MET:HE3	1:E:294:VAL:HG11	1.98	0.45
1:D:67:ARG:HB3	1:D:73:VAL:HG12	1.98	0.45
1:E:167:GLY:O	1:E:170:ASN:ND2	2.50	0.45
1:F:63:THR:HG23	1:F:64:GLY:O	2.17	0.45
2:J:50:ALA:CB	2:J:85:LEU:HB2	2.47	0.45
2:M:28:GLY:HA2	2:M:101:ARG:NH2	2.32	0.45
1:B:141:LYS:HG2	1:C:66:TRP:NE1	2.31	0.45
1:F:133:GLY:O	1:F:143:MET:HG3	2.17	0.45
1:F:19:THR:HA	1:F:20:PRO:HD3	1.83	0.45
1:G:175:LEU:HD12	1:G:176:THR:N	2.32	0.45
2:J:125:THR:OG1	2:J:125:THR:O	2.33	0.45
2:J:139:ILE:HA	2:J:140:ALA:HA	1.58	0.45
2:M:58:VAL:HG22	2:M:109:VAL:HG22	1.99	0.45
1:A:155:GLU:OE2	2:L:134:PRO:HB3	2.18	0.44
1:B:189:LYS:HA	1:B:190:GLY:HA2	1.21	0.44
1:B:279:PRO:HG3	1:B:323:LEU:HD22	1.99	0.44
1:B:313:ASP:N	1:B:314:GLY:HA2	2.32	0.44

Continued on next page...

Continued from previous page...

Atom-1	Atom-2	Interatomic distance (Å)	Clash overlap (Å)
1:E:258:LEU:HA	1:E:258:LEU:HD12	1.76	0.44
1:F:59:SER:HB2	1:F:81:VAL:HG22	1.98	0.44
1:A:56:THR:HG21	1:F:18:MET:HA	2.00	0.44
1:F:297:SER:OG	1:F:298:THR:N	2.49	0.44
1:F:58:ARG:HD3	1:F:80:THR:OG1	2.17	0.44
2:J:48:GLU:O	2:J:87:ALA:HB2	2.17	0.44
2:M:48:GLU:HA	2:M:87:ALA:HB2	1.99	0.44
2:N:65:SER:HA	2:N:100:ARG:NH2	2.32	0.44
1:A:98:LYS:H	1:A:215:GLY:HA2	1.82	0.44
1:A:98:LYS:HG2	1:A:216:TYR:CE2	2.53	0.44
1:C:14:VAL:HG23	1:C:17:ARG:NH1	2.32	0.44
1:D:149:PHE:HD2	1:D:174:TRP:HZ3	1.65	0.44
1:E:162:ASP:OD1	1:E:239:ASN:ND2	2.47	0.44
1:E:273:ARG:HA	1:E:274:PRO:HD3	1.84	0.44
1:G:165:GLY:N	1:G:239:ASN:HB3	2.32	0.44
2:N:3:ILE:HG23	2:N:122:GLN:HG3	1.99	0.44
1:B:87:MET:SD	1:B:188:PRO:HG3	2.57	0.44
1:B:149:PHE:HZ	1:B:234:VAL:HB	1.81	0.44
1:C:29:VAL:HG13	1:D:57:VAL:CG2	2.47	0.44
1:G:176:THR:HB	1:G:183:LEU:HD22	2.00	0.44
1:A:13:ASP:H	1:A:100:LEU:HD13	1.83	0.44
1:A:142:PHE:CG	1:A:225:GLY:HA2	2.53	0.44
1:A:90:LEU:HD12	1:B:65:THR:O	2.18	0.44
1:C:166:THR:HA	1:C:329:ARG:NH2	2.33	0.44
1:C:173:ILE:HG21	1:C:259:MET:CE	2.46	0.44
1:G:53:HIS:HE2	1:G:229:ARG:HH21	1.64	0.44
2:H:21:SER:N	2:H:105:VAL:O	2.50	0.44
2:L:71:PHE:CD2	2:L:104:ARG:HG2	2.53	0.44
1:B:170:ASN:O	1:B:170:ASN:ND2	2.51	0.44
1:B:54:LYS:HZ2	1:B:84:LYS:HD3	1.80	0.44
1:D:227:THR:HG21	1:D:229:ARG:HE	1.82	0.44
1:D:280:ARG:CB	1:D:319:ARG:HD2	2.48	0.44
1:G:11:LEU:HG	1:G:95:GLU:HG3	2.00	0.44
2:I:136:SER:CB	2:I:139:ILE:H	2.31	0.44
1:E:71:TYR:CZ	2:J:5:LYS:HE2	2.53	0.44
1:A:80:THR:HB	1:F:17:ARG:NH1	2.33	0.44
1:E:121:GLY:O	1:E:125:THR:OG1	2.29	0.44
1:F:96:VAL:HG12	1:F:97:ASP:O	2.17	0.44
1:E:176:THR:HB	1:E:183:LEU:HD22	2.00	0.44
1:E:176:THR:HA	1:E:234:VAL:HG22	2.00	0.44
1:F:96:VAL:HG21	1:F:110:TRP:NE1	2.32	0.44

Continued on next page...

Continued from previous page...

Atom-1	Atom-2	Interatomic distance (Å)	Clash overlap (Å)
1:E:17:ARG:HD2	1:F:80:THR:O	2.17	0.44
2:H:29:GLN:NE2	2:H:32:PRO:HA	2.33	0.44
2:I:74:VAL:HG21	2:I:96:PRO:HG3	2.00	0.44
2:J:15:VAL:HB	2:J:119:PHE:CE2	2.52	0.44
1:A:235:VAL:HG21	1:A:262:ALA:HB1	1.99	0.44
1:C:117:ALA:HB2	1:D:58:ARG:NH1	2.33	0.44
1:D:301:MET:HE3	1:E:299:LEU:HB2	2.00	0.44
1:C:117:ALA:HB2	1:D:58:ARG:CZ	2.47	0.44
1:E:118:PHE:CZ	1:F:76:GLU:HB2	2.53	0.44
1:F:130:LEU:HD12	1:F:142:PHE:CE2	2.53	0.44
1:G:163:ALA:HB2	1:G:258:LEU:HD21	1.99	0.44
1:A:125:THR:O	1:A:129:THR:HG22	2.18	0.43
1:B:192:GLN:HG2	1:B:196:GLN:OE1	2.17	0.43
1:B:239:ASN:HD21	1:B:330:VAL:H	1.65	0.43
1:C:35:THR:HG1	1:C:319:ARG:HH21	1.60	0.43
1:D:129:THR:HG21	1:E:66:TRP:CZ2	2.53	0.43
1:E:69:LEU:HD22	1:E:69:LEU:HA	1.92	0.43
1:F:45:ILE:HD11	1:F:184:HIS:CE1	2.53	0.43
2:J:68:ASN:HB2	2:J:102:TYR:CD1	2.53	0.43
1:A:187:TYR:CB	1:A:193:ALA:HB2	2.49	0.43
1:D:66:TRP:N	1:D:66:TRP:CD1	2.85	0.43
1:E:304:ILE:HD13	1:F:294:VAL:HG23	2.00	0.43
1:G:200:LEU:HD23	1:G:217:ARG:HB3	2.00	0.43
2:H:18:SER:HB2	2:H:109:VAL:HB	2.00	0.43
2:K:122:GLN:N	2:K:122:GLN:OE1	2.51	0.43
1:E:294:VAL:HG13	1:E:299:LEU:HB3	1.99	0.43
2:H:135:ASP:OD1	2:H:135:ASP:N	2.44	0.43
2:H:94:PRO:HG2	2:I:94:PRO:HB2	2.01	0.43
2:K:41:LYS:HD2	2:K:127:ILE:HG13	1.99	0.43
1:A:189:LYS:HA	1:A:190:GLY:HA2	1.42	0.43
1:B:205:LEU:HB2	1:B:213:TYR:O	2.19	0.43
1:B:286:LEU:HD13	1:B:287:ARG:N	2.33	0.43
1:D:283:ARG:HH11	1:D:319:ARG:HB2	1.82	0.43
1:E:145:LEU:HG	1:E:145:LEU:H	1.68	0.43
1:E:286:LEU:HD12	1:E:309:VAL:HG11	1.99	0.43
1:F:222:TRP:CD1	1:F:222:TRP:C	2.89	0.43
1:F:43:THR:HG22	1:F:273:ARG:HH22	1.84	0.43
1:B:236:ARG:HH12	1:B:330:VAL:HG21	1.83	0.43
1:D:283:ARG:NH1	1:D:319:ARG:HB2	2.33	0.43
1:F:211:GLY:O	1:F:212:ARG:O	2.37	0.43
1:G:10:THR:OG1	1:G:11:LEU:HD12	2.18	0.43

Continued on next page...

Continued from previous page...

Atom-1	Atom-2	Interatomic distance (Å)	Clash overlap (Å)
1:B:278:MET:HA	1:B:279:PRO:HD3	1.82	0.43
1:B:295:ALA:O	1:C:297:SER:HB2	2.18	0.43
1:D:277:TYR:CD1	1:D:318:ARG:HB2	2.53	0.43
1:G:47:ALA:HB2	1:G:186:ILE:HB	1.99	0.43
2:H:64:ASP:OD1	2:H:99:LEU:HD23	2.18	0.43
2:I:10:SER:O	2:I:120:SER:HA	2.18	0.43
1:B:92:THR:HG21	1:C:64:GLY:HA2	2.00	0.43
1:D:271:MET:HA	1:D:272:GLY:HA2	1.60	0.43
1:D:52:GLU:HG2	1:D:84:LYS:HD2	2.01	0.43
1:E:154:ALA:O	1:E:157:GLY:N	2.44	0.43
1:E:42:MET:HB2	1:E:178:TRP:CZ3	2.54	0.43
1:F:79:ARG:H	1:F:79:ARG:HG2	1.51	0.43
2:I:43:VAL:O	2:I:121:ALA:HA	2.19	0.43
2:M:133:TYR:HB3	2:M:134:PRO:HD2	2.01	0.43
1:A:100:LEU:HD23	1:A:100:LEU:HA	1.78	0.43
1:A:255:LEU:HD12	1:A:286:LEU:HA	2.00	0.43
1:B:149:PHE:CD1	1:B:149:PHE:N	2.87	0.43
1:B:282:ILE:HD13	1:B:282:ILE:HA	1.80	0.43
1:C:37:GLU:OE1	1:C:318:ARG:HD2	2.18	0.43
1:D:118:PHE:CD1	1:E:62:PRO:HG3	2.53	0.43
1:D:118:PHE:HZ	1:E:76:GLU:HB2	1.84	0.43
1:F:95:GLU:HB3	1:F:217:ARG:HD3	2.01	0.43
1:E:31:MET:SD	1:F:232:ARG:HD3	2.59	0.43
1:F:260:THR:O	1:F:263:VAL:N	2.52	0.43
2:K:1:MET:HE2	2:K:3:ILE:HD11	2.01	0.43
1:B:187:TYR:HA	1:B:188:PRO:HD3	1.75	0.43
1:B:318:ARG:HA	1:B:318:ARG:HD3	1.87	0.43
1:B:96:VAL:HG21	1:B:110:TRP:HE1	1.84	0.43
1:C:308:LYS:HB2	1:C:308:LYS:HE3	1.82	0.43
1:D:142:PHE:HE1	1:E:66:TRP:HH2	1.67	0.43
1:D:280:ARG:HD2	1:E:264:GLU:O	2.19	0.43
1:E:145:LEU:HD23	1:E:145:LEU:HA	1.69	0.43
1:E:166:THR:HA	1:E:329:ARG:HD2	2.00	0.43
1:E:195:LEU:HD12	1:E:221:LYS:O	2.18	0.43
2:L:44:ILE:HA	2:L:120:SER:O	2.19	0.43
1:C:136:SER:HB3	2:N:88:GLY:HA2	2.01	0.43
1:B:97:ASP:OD1	1:B:98:LYS:N	2.52	0.43
1:D:147:PRO:CB	1:D:150:ASN:HB2	2.45	0.43
1:E:166:THR:OG1	1:E:167:GLY:N	2.52	0.43
1:F:14:VAL:CG2	1:F:17:ARG:HE	2.32	0.43
1:F:126:GLN:NE2	1:F:222:TRP:CD2	2.86	0.43

Continued on next page...

Continued from previous page...

Atom-1	Atom-2	Interatomic distance (Å)	Clash overlap (Å)
1:F:294:VAL:O	1:F:297:SER:HB3	2.18	0.43
2:I:62:VAL:O	2:I:74:VAL:HG22	2.19	0.43
1:A:98:LYS:CB	1:A:215:GLY:HA2	2.46	0.42
1:A:299:LEU:CD2	1:B:294:VAL:HG23	2.49	0.42
1:B:28:ILE:HG13	1:C:56:THR:O	2.19	0.42
1:D:14:VAL:O	1:D:17:ARG:CZ	2.67	0.42
1:E:222:TRP:CD1	1:E:222:TRP:C	2.90	0.42
1:F:187:TYR:HA	1:F:188:PRO:HD3	1.66	0.42
1:F:96:VAL:HG11	1:F:101:ALA:HB2	2.01	0.42
2:L:94:PRO:HB2	2:M:94:PRO:HB2	2.01	0.42
1:A:10:THR:HG23	1:A:95:GLU:O	2.18	0.42
1:A:185:THR:HA	1:A:226:LEU:HD12	2.02	0.42
1:C:156:ASN:HB3	1:C:231:TRP:CG	2.54	0.42
1:D:231:TRP:CD1	2:J:132:ALA:HB1	2.54	0.42
1:D:278:MET:HA	1:D:279:PRO:HD3	1.93	0.42
1:E:74:GLN:HA	1:E:75:PRO:HD3	1.90	0.42
2:L:10:SER:O	2:L:120:SER:HA	2.18	0.42
1:A:259:MET:HG3	1:A:276:PHE:CE1	2.54	0.42
1:A:281:LYS:HE2	1:A:281:LYS:HB3	1.79	0.42
1:B:258:LEU:HA	1:B:261:GLN:HG2	2.00	0.42
1:D:55:THR:HG21	1:D:229:ARG:HD2	1.99	0.42
1:C:118:PHE:HA	1:D:62:PRO:HG3	2.01	0.42
1:E:159:ASN:OD1	1:E:231:TRP:HZ3	2.01	0.42
1:F:11:LEU:HG	1:F:96:VAL:HG22	1.99	0.42
1:G:257:ASP:OD1	1:G:258:LEU:N	2.52	0.42
2:N:33:ASN:HA	2:N:99:LEU:H	1.83	0.42
1:B:17:ARG:NH2	1:B:18:MET:HG2	2.34	0.42
1:B:18:MET:HB2	1:B:24:ILE:CD1	2.48	0.42
1:B:286:LEU:C	1:B:286:LEU:HD13	2.39	0.42
1:C:48:ASN:OD1	1:C:53:HIS:ND1	2.53	0.42
1:D:174:TRP:CZ3	1:D:236:ARG:HB2	2.54	0.42
1:E:130:LEU:O	1:E:144:GLY:HA3	2.20	0.42
1:F:130:LEU:HD12	1:F:142:PHE:HE2	1.84	0.42
1:F:67:ARG:NH1	1:F:68:LYS:O	2.52	0.42
1:G:126:GLN:O	1:G:129:THR:HG22	2.19	0.42
1:G:203:ASP:OD2	1:G:217:ARG:NH2	2.52	0.42
2:L:21:SER:N	2:L:105:VAL:O	2.49	0.42
1:G:86:SER:N	2:M:128:GLN:HG2	2.22	0.42
1:A:183:LEU:CD1	1:A:228:LEU:HD23	2.48	0.42
1:B:62:PRO:HB3	1:B:76:GLU:HB3	2.00	0.42
1:C:175:LEU:HD22	1:C:276:PHE:CZ	2.54	0.42

Continued on next page...

Continued from previous page...

Atom-1	Atom-2	Interatomic distance (Å)	Clash overlap (Å)
1:C:55:THR:HG21	1:C:229:ARG:HD2	2.02	0.42
1:D:129:THR:HG23	1:D:142:PHE:CZ	2.54	0.42
1:D:5:SER:OG	1:D:6:THR:N	2.51	0.42
1:E:45:ILE:HD11	1:E:184:HIS:CE1	2.53	0.42
1:A:80:THR:O	1:F:17:ARG:HG2	2.19	0.42
1:F:280:ARG:CB	1:F:319:ARG:HH11	2.30	0.42
1:F:35:THR:N	1:F:321:ASP:OD2	2.52	0.42
1:F:84:LYS:NZ	2:H:36:MET:HG3	2.34	0.42
1:G:67:ARG:HB2	1:G:73:VAL:HG23	2.01	0.42
1:G:79:ARG:H	1:G:79:ARG:HG2	1.58	0.42
2:J:80:ILE:HG21	2:J:85:LEU:HD21	2.01	0.42
2:K:136:SER:H	2:K:137:PRO:HA	1.84	0.42
2:L:35:GLY:HA2	2:L:95:MET:HB3	2.00	0.42
2:M:59:THR:HG23	2:M:78:GLY:H	1.83	0.42
1:C:166:THR:HA	1:C:329:ARG:HH21	1.85	0.42
1:B:288:ARG:HD2	1:C:261:GLN:HB3	2.01	0.42
1:D:202:GLU:HB2	1:D:216:TYR:CE1	2.54	0.42
1:E:236:ARG:HH12	1:E:330:VAL:HG11	1.84	0.42
2:I:135:ASP:N	2:I:135:ASP:OD1	2.51	0.42
1:B:176:THR:HG22	1:B:234:VAL:CG1	2.50	0.42
1:C:98:LYS:CB	1:C:215:GLY:HA2	2.48	0.42
1:D:138:ASP:OD2	1:D:141:LYS:HD2	2.19	0.42
1:D:200:LEU:CD1	1:D:219:HIS:HB2	2.49	0.42
1:F:145:LEU:HA	1:F:145:LEU:HD12	1.78	0.42
1:G:96:VAL:CG2	1:G:216:TYR:HB2	2.50	0.42
2:J:47:ASP:OD2	2:J:47:ASP:N	2.52	0.42
2:K:52:ALA:CB	2:K:114:LEU:HA	2.50	0.42
1:A:66:TRP:CD1	1:F:141:LYS:HG2	2.54	0.42
1:B:145:LEU:HA	1:B:145:LEU:HD23	1.72	0.42
1:C:329:ARG:HE	1:C:329:ARG:HB2	1.45	0.42
1:D:200:LEU:HD11	1:D:219:HIS:HB2	2.01	0.42
1:F:103:LEU:H	1:F:103:LEU:HG	1.62	0.42
1:F:156:ASN:HB3	1:F:231:TRP:CD2	2.55	0.42
2:H:43:VAL:HG13	2:H:92:VAL:HG22	2.02	0.42
2:K:32:PRO:HG2	2:K:99:LEU:CB	2.44	0.42
1:C:81:VAL:CG2	2:N:133:TYR:CE2	2.95	0.42
1:A:42:MET:HB2	1:A:178:TRP:CZ3	2.55	0.42
1:B:298:THR:OG1	1:B:298:THR:O	2.27	0.42
1:D:329:ARG:NH1	1:D:329:ARG:HB2	2.35	0.42
1:E:125:THR:O	1:E:129:THR:HG22	2.20	0.42
1:E:25:ASP:OD1	1:E:26:PRO:HD2	2.20	0.42

Continued on next page...

Continued from previous page...

Atom-1	Atom-2	Interatomic distance (Å)	Clash overlap (Å)
1:E:321:ASP:O	1:E:323:LEU:N	2.48	0.42
1:F:183:LEU:CD1	1:F:228:LEU:HD23	2.49	0.42
1:F:187:TYR:HB3	1:F:193:ALA:HB2	2.01	0.42
1:F:320:THR:HG22	1:F:323:LEU:HB2	2.01	0.42
1:G:236:ARG:CD	1:G:238:ALA:HB2	2.50	0.42
1:G:320:THR:HG22	1:G:323:LEU:HB2	2.01	0.42
2:H:138:ARG:HG3	2:H:139:ILE:HG22	2.01	0.42
2:M:49:SER:HA	2:M:85:LEU:O	2.19	0.42
1:A:129:THR:HG21	1:B:66:TRP:HH2	1.84	0.42
1:B:55:THR:HG21	1:B:229:ARG:HD2	2.01	0.42
1:B:141:LYS:HG2	1:C:66:TRP:CD1	2.54	0.42
1:D:14:VAL:HG12	1:D:17:ARG:HB3	2.01	0.42
1:D:204:THR:HA	1:D:214:GLN:HG2	2.01	0.42
1:F:202:GLU:HB2	1:F:216:TYR:CE1	2.54	0.42
1:F:6:THR:HG22	2:M:24:VAL:HB	2.02	0.42
1:G:59:SER:HB2	1:G:81:VAL:HG23	2.02	0.42
2:K:44:ILE:HA	2:K:120:SER:O	2.20	0.42
1:A:51:THR:HG21	2:L:2:ILE:HG21	2.02	0.42
2:M:92:VAL:HG11	2:M:127:ILE:HD13	2.01	0.42
2:N:54:GLY:HA3	2:N:82:LYS:NZ	2.35	0.42
1:C:174:TRP:HB2	1:C:277:TYR:HB2	2.02	0.41
1:E:161:ILE:HD13	1:E:261:GLN:HG3	2.02	0.41
1:F:147:PRO:HB2	1:F:150:ASN:HB2	2.00	0.41
1:E:17:ARG:HH12	1:F:80:THR:HB	1.85	0.41
1:G:255:LEU:O	1:G:259:MET:N	2.52	0.41
2:J:136:SER:N	2:J:137:PRO:HA	2.33	0.41
2:K:139:ILE:HA	2:K:140:ALA:HB2	2.02	0.41
2:K:9:VAL:HG11	2:K:25:ILE:HG13	2.02	0.41
1:C:200:LEU:CD1	1:C:219:HIS:HB2	2.50	0.41
1:C:20:PRO:HD2	1:C:23:LYS:O	2.20	0.41
1:D:230:ASP:OD1	1:D:230:ASP:N	2.53	0.41
1:D:245:LEU:HA	1:D:245:LEU:HD23	1.80	0.41
1:D:56:THR:HA	1:D:82:GLN:HB3	2.02	0.41
1:E:66:TRP:N	1:E:66:TRP:CD1	2.87	0.41
1:F:146:THR:HA	1:F:147:PRO:HA	1.79	0.41
1:F:31:MET:HG3	1:F:32:LEU:HD12	2.02	0.41
1:A:228:LEU:HD11	1:A:231:TRP:HB3	2.01	0.41
1:A:29:VAL:CG1	1:B:57:VAL:HB	2.49	0.41
1:C:311:ALA:HA	1:C:315:ILE:O	2.20	0.41
1:E:44:VAL:HA	1:E:185:THR:OG1	2.21	0.41
1:E:276:PHE:CE2	1:E:315:ILE:HD12	2.55	0.41

Continued on next page...

Continued from previous page...

Atom-1	Atom-2	Interatomic distance (Å)	Clash overlap (Å)
1:F:93:TYR:HA	1:F:218:THR:O	2.20	0.41
2:H:130:ASN:ND2	2:H:130:ASN:O	2.52	0.41
2:I:35:GLY:HA3	2:I:97:THR:HA	2.01	0.41
2:M:65:SER:OG	2:M:102:TYR:HB2	2.19	0.41
1:A:233:TYR:CE1	1:A:267:PRO:HG2	2.55	0.41
1:B:74:GLN:HA	1:B:75:PRO:HD3	1.91	0.41
1:C:163:ALA:HB2	1:C:240:VAL:HG22	2.03	0.41
1:E:87:MET:HG2	1:E:225:GLY:HA3	2.01	0.41
1:E:236:ARG:NH1	1:E:330:VAL:HG11	2.36	0.41
1:F:200:LEU:HD11	1:F:219:HIS:HB2	2.03	0.41
1:F:280:ARG:HH21	1:F:281:LYS:HG2	1.86	0.41
2:I:44:ILE:HG21	2:I:60:PHE:CD1	2.56	0.41
2:J:136:SER:HB2	2:J:139:ILE:H	1.85	0.41
2:M:125:THR:HA	2:M:126:GLY:HA2	1.66	0.41
1:A:129:THR:HG23	1:A:142:PHE:CZ	2.55	0.41
1:A:245:LEU:HB3	1:A:285:PHE:CD1	2.54	0.41
1:A:287:ARG:NH1	1:A:308:LYS:HA	2.34	0.41
1:B:71:TYR:CD1	2:L:5:LYS:HG2	2.56	0.41
1:C:74:GLN:HA	1:C:75:PRO:HD3	1.83	0.41
1:C:89:MET:O	1:D:66:TRP:HA	2.21	0.41
1:D:135:SER:HA	1:D:141:LYS:O	2.20	0.41
1:E:254:ASP:OD1	1:E:256:ILE:N	2.50	0.41
1:F:178:TRP:CE3	1:F:184:HIS:HA	2.55	0.41
1:G:149:PHE:CD2	1:G:149:PHE:N	2.89	0.41
1:G:195:LEU:CD1	1:G:222:TRP:HB2	2.50	0.41
2:J:59:THR:CB	2:J:108:THR:HB	2.35	0.41
2:L:64:ASP:OD2	2:L:99:LEU:HA	2.19	0.41
2:M:39:ARG:O	2:M:125:THR:HG22	2.20	0.41
2:M:31:ASN:HB3	2:M:33:ASN:ND2	2.35	0.41
1:C:319:ARG:NH1	1:C:321:ASP:OD1	2.54	0.41
1:E:207:ASP:HB3	1:E:211:GLY:H	1.85	0.41
2:J:130:ASN:O	2:J:130:ASN:ND2	2.52	0.41
2:K:71:PHE:CD2	2:K:104:ARG:HG2	2.56	0.41
2:L:136:SER:N	2:L:137:PRO:HA	2.28	0.41
1:A:278:MET:HA	1:A:279:PRO:HD3	1.93	0.41
1:D:193:ALA:HA	1:D:194:GLY:HA2	1.63	0.41
1:E:38:ILE:HG12	1:E:39:LEU:HD22	2.01	0.41
1:G:174:TRP:CZ3	1:G:236:ARG:HB2	2.56	0.41
1:G:166:THR:H	1:G:329:ARG:HH11	1.69	0.41
2:H:63:GLN:O	2:H:103:CYS:HA	2.21	0.41
2:K:73:ASP:OD1	2:K:73:ASP:N	2.54	0.41

Continued on next page...

Continued from previous page...

Atom-1	Atom-2	Interatomic distance (Å)	Clash overlap (Å)
2:L:49:SER:HA	2:L:85:LEU:O	2.21	0.41
2:N:63:GLN:O	2:N:103:CYS:HA	2.20	0.41
1:B:184:HIS:CD2	1:B:186:ILE:HG23	2.56	0.41
1:B:20:PRO:HD2	1:B:23:LYS:O	2.21	0.41
1:C:54:LYS:HZ3	1:C:84:LYS:HD3	1.85	0.41
1:D:62:PRO:HD3	1:D:78:SER:HG	1.82	0.41
1:D:11:LEU:CD2	1:D:97:ASP:H	2.32	0.41
1:E:130:LEU:HD12	1:E:142:PHE:HE2	1.86	0.41
1:F:134:ASP:OD1	1:F:137:ILE:N	2.53	0.41
1:F:146:THR:CG2	1:F:147:PRO:HA	2.51	0.41
2:I:47:ASP:HA	2:I:48:GLU:HA	1.82	0.41
2:I:57:THR:OG1	2:I:79:ALA:HB1	2.20	0.41
2:N:55:ALA:HA	2:N:82:LYS:CD	2.50	0.41
1:E:38:ILE:HD12	1:E:131:PHE:HE1	1.85	0.41
1:E:288:ARG:HD2	1:F:261:GLN:HB3	2.03	0.41
1:G:279:PRO:HD2	1:G:282:ILE:HB	2.03	0.41
2:M:25:ILE:N	2:M:103:CYS:O	2.50	0.41
2:M:138:ARG:HG3	2:M:139:ILE:N	2.35	0.41
1:A:266:ILE:HG21	1:A:269:VAL:HG22	2.01	0.41
1:A:299:LEU:HD23	1:B:294:VAL:HG23	2.03	0.41
1:D:86:SER:H	2:J:128:GLN:CG	2.16	0.41
1:F:245:LEU:O	1:F:285:PHE:HE1	2.04	0.41
2:H:68:ASN:HB2	2:H:102:TYR:CD2	2.55	0.41
2:K:31:ASN:HA	2:K:32:PRO:HD2	1.80	0.41
1:A:161:ILE:N	1:A:236:ARG:O	2.47	0.41
1:D:137:ILE:HD11	2:J:87:ALA:C	2.41	0.41
1:D:273:ARG:HA	1:D:274:PRO:HD3	1.78	0.41
1:C:142:PHE:HE1	1:D:66:TRP:CH2	2.39	0.41
1:F:42:MET:SD	1:F:185:THR:HG21	2.61	0.41
1:F:277:TYR:CD1	1:F:318:ARG:HB2	2.57	0.41
1:F:85:ASP:HB3	2:I:130:ASN:HB2	2.01	0.41
1:G:138:ASP:OD2	1:G:141:LYS:HB2	2.20	0.41
1:G:247:LYS:HB2	1:G:288:ARG:HB3	2.03	0.41
2:K:127:ILE:HG13	2:K:127:ILE:H	1.68	0.41
1:A:20:PRO:HD2	1:A:23:LYS:O	2.21	0.40
1:A:66:TRP:CE3	1:F:90:LEU:HB2	2.56	0.40
1:B:313:ASP:H	1:B:315:ILE:N	2.19	0.40
1:C:110:TRP:C	1:C:110:TRP:CD1	2.92	0.40
1:C:11:LEU:HD13	1:C:11:LEU:HA	1.85	0.40
1:C:156:ASN:HB3	1:C:231:TRP:CD2	2.56	0.40
1:C:282:ILE:HA	1:C:282:ILE:HD13	1.84	0.40

Continued on next page...

Continued from previous page...

Atom-1	Atom-2	Interatomic distance (Å)	Clash overlap (Å)
1:C:279:PRO:HG3	1:C:323:LEU:HD22	2.02	0.40
2:H:64:ASP:OD2	2:H:100:ARG:HD3	2.21	0.40
2:L:33:ASN:ND2	2:M:133:TYR:OH	2.48	0.40
1:A:245:LEU:HA	1:A:245:LEU:HD23	1.87	0.40
1:A:308:LYS:O	1:A:310:VAL:HG23	2.22	0.40
1:A:66:TRP:N	1:A:66:TRP:CD1	2.89	0.40
1:B:163:ALA:HA	1:B:258:LEU:HD21	2.04	0.40
1:B:239:ASN:HD21	1:B:330:VAL:N	2.19	0.40
1:C:195:LEU:HA	1:C:195:LEU:HD12	1.90	0.40
1:C:90:LEU:HD12	1:C:90:LEU:HA	1.75	0.40
1:D:96:VAL:O	1:D:216:TYR:N	2.51	0.40
1:G:189:LYS:HA	1:G:190:GLY:HA2	1.60	0.40
1:G:280:ARG:HG3	1:G:319:ARG:NH1	2.36	0.40
1:G:46:GLU:OE2	1:G:190:GLY:HA2	2.21	0.40
1:B:229:ARG:HD3	1:B:229:ARG:HA	1.83	0.40
1:B:87:MET:CE	1:B:188:PRO:HG3	2.51	0.40
1:D:176:THR:HB	1:D:183:LEU:HD22	2.03	0.40
1:E:231:TRP:CH2	1:E:232:ARG:HG3	2.56	0.40
1:F:125:THR:HA	1:F:128:THR:HG22	2.03	0.40
1:F:242:VAL:HB	1:F:281:LYS:NZ	2.36	0.40
1:F:81:VAL:HG12	2:H:32:PRO:O	2.20	0.40
2:H:49:SER:HA	2:H:85:LEU:O	2.21	0.40
2:L:68:ASN:HB2	2:L:102:TYR:CD1	2.56	0.40
2:M:64:ASP:O	2:M:71:PHE:HA	2.22	0.40
2:N:45:THR:OG1	2:N:120:SER:HB2	2.20	0.40
1:A:280:ARG:HH11	1:A:280:ARG:HB3	1.86	0.40
1:D:13:ASP:C	1:D:15:ALA:H	2.25	0.40
1:D:161:ILE:HB	1:D:237:ILE:HG23	2.04	0.40
1:E:11:LEU:HA	1:E:11:LEU:HD12	1.70	0.40
1:E:141:LYS:HG2	1:F:66:TRP:CG	2.56	0.40
1:E:195:LEU:HD12	1:E:195:LEU:HA	1.86	0.40
1:F:211:GLY:O	1:F:212:ARG:NH1	2.54	0.40
1:G:170:ASN:OD1	1:G:239:ASN:HA	2.22	0.40
2:H:127:ILE:HG13	2:H:127:ILE:H	1.45	0.40
2:J:138:ARG:CG	2:J:139:ILE:HG22	2.50	0.40
2:J:43:VAL:C	2:J:44:ILE:HD13	2.42	0.40
2:M:47:ASP:N	2:M:47:ASP:OD1	2.54	0.40
1:A:229:ARG:HH12	1:F:27:GLN:HG3	1.85	0.40
1:A:236:ARG:CD	1:A:238:ALA:HB2	2.50	0.40
1:D:92:THR:CG2	1:E:64:GLY:HA2	2.52	0.40
1:F:44:VAL:HG12	1:F:185:THR:OG1	2.22	0.40

Continued on next page...

Continued from previous page...

Atom-1	Atom-2	Interatomic distance (Å)	Clash overlap (Å)
1:G:50:PHE:O	1:G:51:THR:OG1	2.39	0.40
2:M:12:GLY:O	2:M:118:LYS:HB3	2.21	0.40

There are no symmetry-related clashes.

5.3 Torsion angles [i](#)

5.3.1 Protein backbone [i](#)

In the following table, the Percentiles column shows the percent Ramachandran outliers of the chain as a percentile score with respect to all PDB entries followed by that with respect to all EM entries.

The Analysed column shows the number of residues for which the backbone conformation was analysed, and the total number of residues.

Mol	Chain	Analysed	Favoured	Allowed	Outliers	Percentiles	
1	A	325/331 (98%)	288 (89%)	31 (10%)	6 (2%)	9	44
1	B	325/331 (98%)	283 (87%)	35 (11%)	7 (2%)	7	40
1	C	325/331 (98%)	289 (89%)	29 (9%)	7 (2%)	7	40
1	D	325/331 (98%)	280 (86%)	39 (12%)	6 (2%)	9	44
1	E	325/331 (98%)	285 (88%)	33 (10%)	7 (2%)	7	40
1	F	325/331 (98%)	282 (87%)	36 (11%)	7 (2%)	7	40
1	G	308/331 (93%)	272 (88%)	29 (9%)	7 (2%)	7	39
2	H	138/140 (99%)	123 (89%)	14 (10%)	1 (1%)	24	65
2	I	138/140 (99%)	124 (90%)	12 (9%)	2 (1%)	12	50
2	J	138/140 (99%)	122 (88%)	15 (11%)	1 (1%)	24	65
2	K	138/140 (99%)	124 (90%)	14 (10%)	0	100	100
2	L	138/140 (99%)	119 (86%)	18 (13%)	1 (1%)	24	65
2	M	138/140 (99%)	123 (89%)	14 (10%)	1 (1%)	24	65
2	N	138/140 (99%)	122 (88%)	14 (10%)	2 (1%)	12	50
All	All	3224/3297 (98%)	2836 (88%)	333 (10%)	55 (2%)	14	46

All (55) Ramachandran outliers are listed below:

Mol	Chain	Res	Type
1	A	9	PRO
1	A	268	ASN
1	B	10	THR
1	B	268	ASN
1	D	195	LEU
1	D	268	ASN
1	F	9	PRO
1	F	13	ASP
1	F	212	ARG
1	F	268	ASN
1	G	249	ALA
2	N	22	THR
1	A	167	GLY
1	B	167	GLY
1	B	191	SER
1	B	195	LEU
1	C	13	ASP
1	C	145	LEU
1	C	195	LEU
1	C	268	ASN
1	D	64	GLY
1	D	145	LEU
1	D	167	GLY
1	E	195	LEU
1	F	11	LEU
1	F	195	LEU
1	A	20	PRO
1	B	20	PRO
1	B	145	LEU
1	C	9	PRO
1	C	20	PRO
1	E	135	SER
1	G	68	LYS
1	G	200	LEU
1	A	51	THR
1	A	166	THR
1	D	20	PRO
1	E	20	PRO
1	E	145	LEU
1	E	268	ASN
1	G	139	ALA
2	L	136	SER
2	N	136	SER

Continued on next page...

Continued from previous page...

Mol	Chain	Res	Type
1	C	11	LEU
1	E	50	PHE
2	M	136	SER
1	F	8	ASN
1	G	269	VAL
2	I	139	ILE
1	G	25	ASP
1	G	26	PRO
2	H	139	ILE
2	J	136	SER
1	E	9	PRO
2	I	136	SER

5.3.2 Protein sidechains ⓘ

In the following table, the Percentiles column shows the percent sidechain outliers of the chain as a percentile score with respect to all PDB entries followed by that with respect to all EM entries.

The Analysed column shows the number of residues for which the sidechain conformation was analysed, and the total number of residues.

Mol	Chain	Analysed	Rotameric	Outliers	Percentiles	
1	A	270/274 (98%)	253 (94%)	17 (6%)	20	55
1	B	270/274 (98%)	249 (92%)	21 (8%)	14	45
1	C	270/274 (98%)	250 (93%)	20 (7%)	15	48
1	D	270/274 (98%)	256 (95%)	14 (5%)	25	60
1	E	270/274 (98%)	258 (96%)	12 (4%)	31	66
1	F	270/274 (98%)	248 (92%)	22 (8%)	13	44
1	G	259/274 (94%)	228 (88%)	31 (12%)	5	26
2	H	106/106 (100%)	102 (96%)	4 (4%)	36	69
2	I	106/106 (100%)	103 (97%)	3 (3%)	47	76
2	J	106/106 (100%)	96 (91%)	10 (9%)	9	37
2	K	106/106 (100%)	103 (97%)	3 (3%)	47	76
2	L	106/106 (100%)	100 (94%)	6 (6%)	23	57
2	M	106/106 (100%)	102 (96%)	4 (4%)	36	69
2	N	106/106 (100%)	101 (95%)	5 (5%)	29	63

Continued on next page...

Continued from previous page...

Mol	Chain	Analysed	Rotameric	Outliers	Percentiles
All	All	2621/2660 (98%)	2449 (93%)	172 (7%)	23 53

All (172) residues with a non-rotameric sidechain are listed below:

Mol	Chain	Res	Type
1	A	7	THR
1	A	17	ARG
1	A	28	ILE
1	A	38	ILE
1	A	52	GLU
1	A	73	VAL
1	A	125	THR
1	A	160	ILE
1	A	212	ARG
1	A	228	LEU
1	A	247	LYS
1	A	271	MET
1	A	283	ARG
1	A	294	VAL
1	A	297	SER
1	A	301	MET
1	A	329	ARG
1	B	11	LEU
1	B	17	ARG
1	B	28	ILE
1	B	29	VAL
1	B	38	ILE
1	B	57	VAL
1	B	68	LYS
1	B	73	VAL
1	B	76	GLU
1	B	80	THR
1	B	149	PHE
1	B	160	ILE
1	B	219	HIS
1	B	228	LEU
1	B	247	LYS
1	B	271	MET
1	B	281	LYS
1	B	283	ARG
1	B	286	LEU
1	B	294	VAL

Continued on next page...

Continued from previous page...

Mol	Chain	Res	Type
1	B	330	VAL
1	C	11	LEU
1	C	17	ARG
1	C	33	ASN
1	C	38	ILE
1	C	39	LEU
1	C	52	GLU
1	C	68	LYS
1	C	73	VAL
1	C	76	GLU
1	C	125	THR
1	C	160	ILE
1	C	228	LEU
1	C	235	VAL
1	C	247	LYS
1	C	259	MET
1	C	271	MET
1	C	278	MET
1	C	281	LYS
1	C	283	ARG
1	C	329	ARG
1	D	11	LEU
1	D	38	ILE
1	D	52	GLU
1	D	80	THR
1	D	145	LEU
1	D	160	ILE
1	D	214	GLN
1	D	228	LEU
1	D	232	ARG
1	D	235	VAL
1	D	247	LYS
1	D	271	MET
1	D	283	ARG
1	D	329	ARG
1	E	38	ILE
1	E	52	GLU
1	E	69	LEU
1	E	124	GLN
1	E	132	TYR
1	E	160	ILE
1	E	228	LEU

Continued on next page...

Continued from previous page...

Mol	Chain	Res	Type
1	E	239	ASN
1	E	247	LYS
1	E	271	MET
1	E	281	LYS
1	E	283	ARG
1	F	7	THR
1	F	11	LEU
1	F	28	ILE
1	F	38	ILE
1	F	52	GLU
1	F	68	LYS
1	F	69	LEU
1	F	73	VAL
1	F	79	ARG
1	F	145	LEU
1	F	160	ILE
1	F	212	ARG
1	F	213	TYR
1	F	228	LEU
1	F	232	ARG
1	F	247	LYS
1	F	258	LEU
1	F	260	THR
1	F	271	MET
1	F	281	LYS
1	F	283	ARG
1	F	329	ARG
1	G	13	ASP
1	G	14	VAL
1	G	28	ILE
1	G	30	GLU
1	G	32	LEU
1	G	38	ILE
1	G	52	GLU
1	G	63	THR
1	G	69	LEU
1	G	74	GLN
1	G	80	THR
1	G	84	LYS
1	G	87	MET
1	G	96	VAL
1	G	97	ASP

Continued on next page...

Continued from previous page...

Mol	Chain	Res	Type
1	G	103	LEU
1	G	125	THR
1	G	134	ASP
1	G	160	ILE
1	G	200	LEU
1	G	202	GLU
1	G	204	THR
1	G	223	ASP
1	G	228	LEU
1	G	235	VAL
1	G	265	LEU
1	G	266	ILE
1	G	287	ARG
1	G	294	VAL
1	G	315	ILE
1	G	329	ARG
2	H	36	MET
2	H	41	LYS
2	H	104	ARG
2	H	127	ILE
2	I	41	LYS
2	I	104	ARG
2	I	122	GLN
2	J	21	SER
2	J	25	ILE
2	J	41	LYS
2	J	43	VAL
2	J	47	ASP
2	J	99	LEU
2	J	103	CYS
2	J	104	ARG
2	J	122	GLN
2	J	128	GLN
2	K	41	LYS
2	K	104	ARG
2	K	127	ILE
2	L	41	LYS
2	L	47	ASP
2	L	99	LEU
2	L	104	ARG
2	L	128	GLN
2	L	133	TYR

Continued on next page...

Continued from previous page...

Mol	Chain	Res	Type
2	M	41	LYS
2	M	47	ASP
2	M	93	ILE
2	M	104	ARG
2	N	36	MET
2	N	47	ASP
2	N	104	ARG
2	N	122	GLN
2	N	127	ILE

Some sidechains can be flipped to improve hydrogen bonding and reduce clashes. All (20) such sidechains are listed below:

Mol	Chain	Res	Type
1	A	184	HIS
1	B	170	ASN
1	B	239	ASN
1	C	33	ASN
1	D	196	GLN
1	E	82	GLN
1	E	184	HIS
1	E	192	GLN
1	E	219	HIS
1	F	184	HIS
2	H	29	GLN
2	H	33	ASN
2	H	90	GLN
2	I	8	GLN
2	I	122	GLN
2	I	128	GLN
2	J	128	GLN
2	K	29	GLN
2	K	33	ASN
2	N	29	GLN

5.3.3 RNA ⓘ

There are no RNA molecules in this entry.

5.4 Non-standard residues in protein, DNA, RNA chains [i](#)

There are no non-standard protein/DNA/RNA residues in this entry.

5.5 Carbohydrates [i](#)

There are no carbohydrates in this entry.

5.6 Ligand geometry [i](#)

There are no ligands in this entry.

5.7 Other polymers [i](#)

There are no such residues in this entry.

5.8 Polymer linkage issues [i](#)

There are no chain breaks in this entry.