



Full wwPDB X-ray Structure Validation Report ⓘ

Feb 18, 2018 – 06:45 am GMT

PDB ID : 1K3F
Title : Uridine Phosphorylase from E. coli, Refined in the Monoclinic Crystal Lattice
Authors : Morgunova, E.Yu.; Mikhailov, A.M.; Popov, A.N.; Blagova, E.V.; Smirnova, E.A.; Vainshtein, B.K.; Mao, C.; Armstrong, S.R.; Ealick, S.E.; Komissarov, A.A.; Linkova, E.V.; Burlakova, A.A.; Mironov, A.S.; Debabov, V.G.
Deposited on : 2001-10-02
Resolution : 2.50 Å(reported)

This is a Full wwPDB X-ray Structure Validation Report for a publicly released PDB entry.

We welcome your comments at validation@mail.wwpdb.org

A user guide is available at

<https://www.wwpdb.org/validation/2017/XrayValidationReportHelp>

with specific help available everywhere you see the ⓘ symbol.

The following versions of software and data (see [references ⓘ](#)) were used in the production of this report:

MolProbity : 4.02b-467
Xtriage (Phenix) : **NOT EXECUTED**
EDS : **NOT EXECUTED**
Percentile statistics : 20171227.v01 (using entries in the PDB archive December 27th 2017)
Ideal geometry (proteins) : Engh & Huber (2001)
Ideal geometry (DNA, RNA) : Parkinson et al. (1996)
Validation Pipeline (wwPDB-VP) : trunk30686

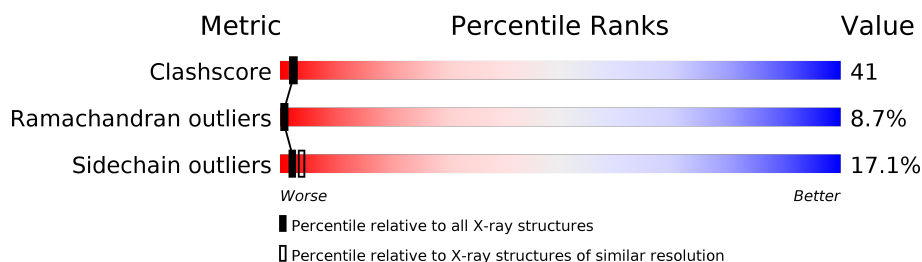
1 Overall quality at a glance

The following experimental techniques were used to determine the structure:

X-RAY DIFFRACTION

The reported resolution of this entry is 2.50 Å.

Percentile scores (ranging between 0-100) for global validation metrics of the entry are shown in the following graphic. The table shows the number of entries on which the scores are based.



Metric	Whole archive (#Entries)	Similar resolution (#Entries, resolution range(Å))
Clashscore	122078	4826 (2.50-2.50)
Ramachandran outliers	120005	4734 (2.50-2.50)
Sidechain outliers	119972	4736 (2.50-2.50)

The table below summarises the geometric issues observed across the polymeric chains and their fit to the electron density. The red, orange, yellow and green segments on the lower bar indicate the fraction of residues that contain outliers for ≥ 3 , 2, 1 and 0 types of geometric quality criteria. A grey segment represents the fraction of residues that are not modelled. The numeric value for each fraction is indicated below the corresponding segment, with a dot representing fractions $\leq 5\%$. The upper red bar (where present) indicates the fraction of residues that have poor fit to the electron density. The numeric value is given above the bar.

Note EDS was not executed.

Mol	Chain	Length	Quality of chain
1	A	253	 45% 41% 11% •
1	B	253	 39% 48% 13% •
1	C	253	 37% 50% 11% •
1	D	253	 38% 48% 14%
1	E	253	 37% 46% 16% •
1	F	253	 33% 51% 14% •

2 Entry composition

There is only 1 type of molecule in this entry. The entry contains 11286 atoms, of which 0 are hydrogens and 0 are deuteriums.

In the tables below, the ZeroOcc column contains the number of atoms modelled with zero occupancy, the AltConf column contains the number of residues with at least one atom in alternate conformation and the Trace column contains the number of residues modelled with at most 2 atoms.

- Molecule 1 is a protein called uridine phosphorylase.

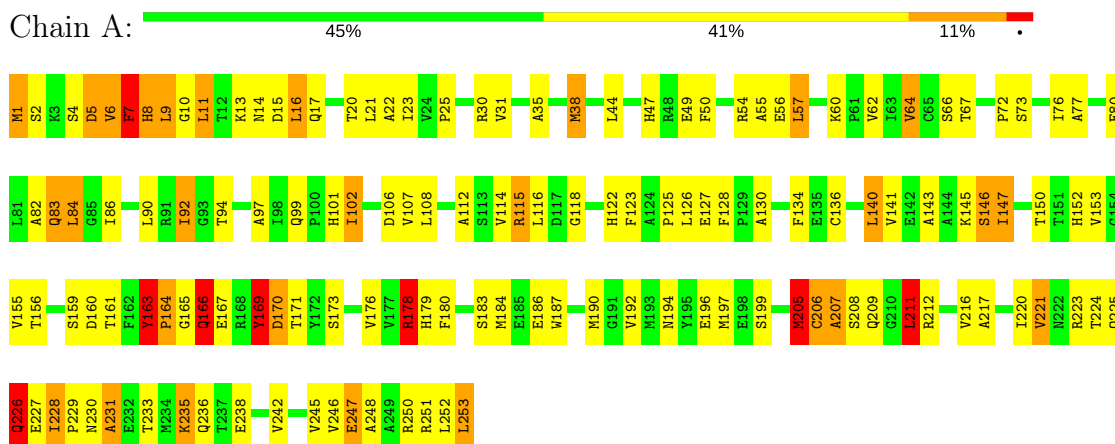
Mol	Chain	Residues	Atoms					ZeroOcc	AltConf	Trace
1	A	253	Total	C	N	O	S	0	0	0
			1881	1180	322	367	12			
1	B	253	Total	C	N	O	S	0	0	0
			1881	1180	322	367	12			
1	C	253	Total	C	N	O	S	0	0	0
			1881	1180	322	367	12			
1	D	253	Total	C	N	O	S	0	0	0
			1881	1180	322	367	12			
1	E	253	Total	C	N	O	S	0	0	0
			1881	1180	322	367	12			
1	F	253	Total	C	N	O	S	0	0	0
			1881	1180	322	367	12			

3 Residue-property plots

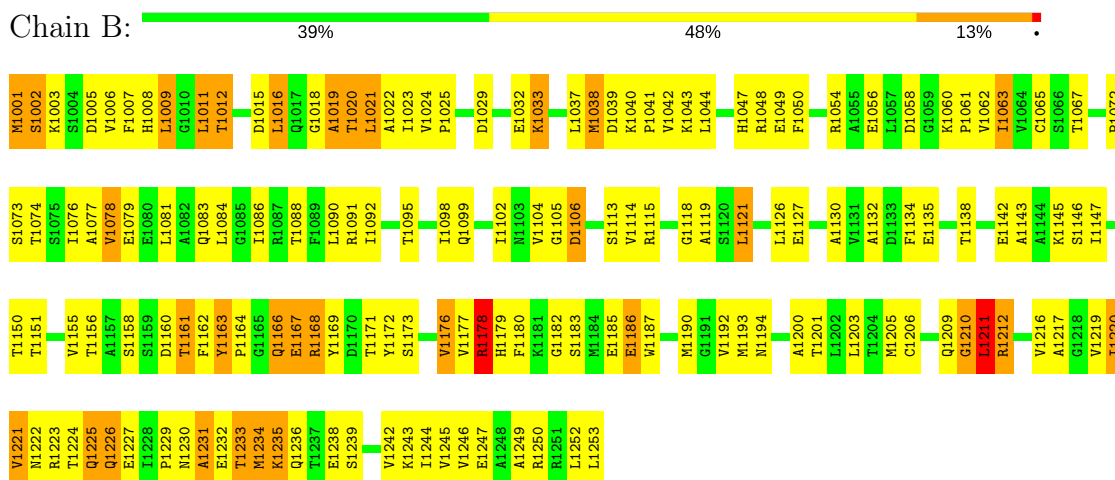
These plots are drawn for all protein, RNA and DNA chains in the entry. The first graphic for a chain summarises the proportions of the various outlier classes displayed in the second graphic. The second graphic shows the sequence view annotated by issues in geometry and electron density. Residues are color-coded according to the number of geometric quality criteria for which they contain at least one outlier: green = 0, yellow = 1, orange = 2 and red = 3 or more. A red dot above a residue indicates a poor fit to the electron density ($RSRZ > 2$). Stretches of 2 or more consecutive residues without any outlier are shown as a green connector. Residues present in the sample, but not in the model, are shown in grey.

Note EDS was not executed.

- Molecule 1: uridine phosphorylase

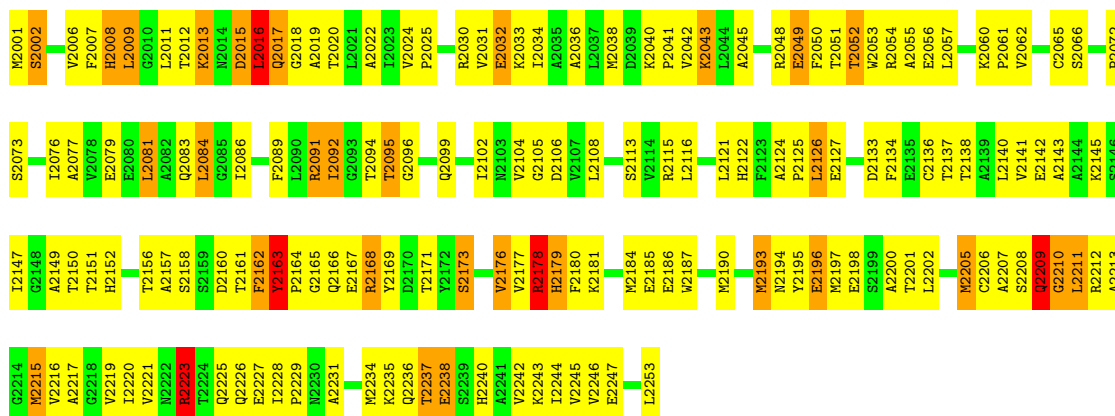


- Molecule 1: uridine phosphorylase



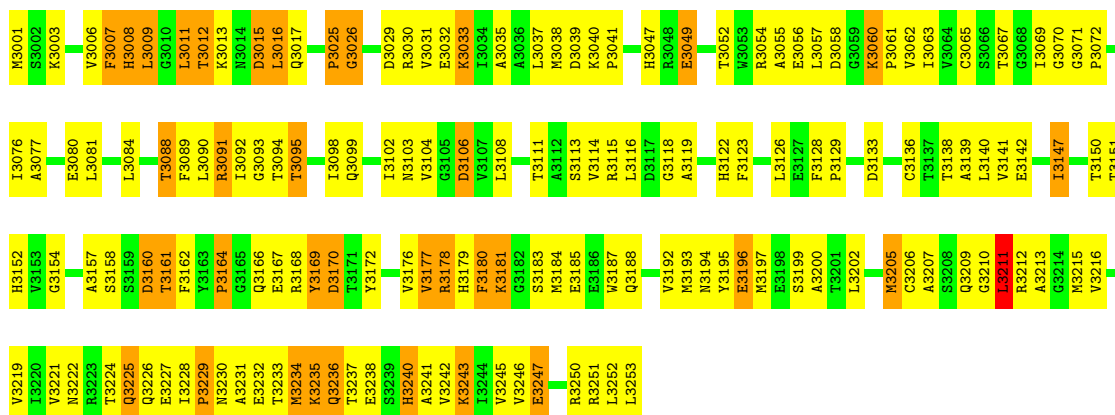
- Molecule 1: uridine phosphorylase





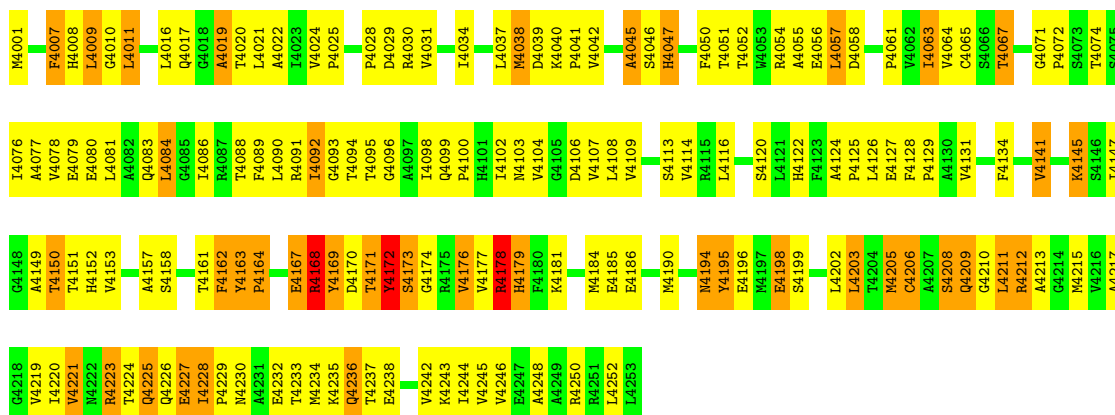
• Molecule 1: uridine phosphorylase

Chain D: 38% 48% 14%



• Molecule 1: uridine phosphorylase

Chain E: 37% 46% 16%



• Molecule 1: uridine phosphorylase

Chain F: 33% 51% 14%

M5001	S5002	K5003	S5004	D5005	V5006	F5007	H5008	L5009	G5010	L5011	T5012	K5013	L5014	D5015	L5016	Q5017	G5018	A5019	T5020	L5021	A5022	I5023	V5024	P5025	G5026	D5027	P5028	D5029	R5030	V5031	F5032	K5033	I5034	L5037	M5038	D5039	K5040	P5041	V5042	K5043	L5044	H5047	R5048	F5049	F5050	R5054	A5055	E5056	L5057	K5060	P5061	V5062	I5063	V5064	C5065
S5066	I5067	S5073	T5074	S5075	I5076	E5079	E5080	Q5083	L5084	G5085	I5086	R5087	T5088	F5089	L5090	R5091	I5092	G5093	T5094	T5095	G5096	Q5099	P5100	H5101	I5102	D5106	V5107	L5108	V5109	T5110	T5111	A5112	S5113	V5114	R5115	L5116	D5117	G5118	A5119	S5120	L5121	H5122	F5123	A5124	P5125	L5126	E5127	F5128	P5129	A5130	D5133	F5134			
T5137	T5138	A5139	L5140	V5141	E5142	K5145	S5146	I5147	H5152	V5153	G5154	V5155	T5156	A5157	S5158	S5159	F5162	V5163	T5171	Y5172	S5173	G5174	R5175	V5176	V5177	R5178	H5179	F5180	K5181	G5182	S5183	M5184	F5185	E5186	W5187	V5192	M5193	N5194	Y5195	E5196	S5199	A5200	T5201	L5202	L5203	T5204	R5205	C5206	A5207	S5208	Q5209	G5210	L5211		
R5212	A5213	G5214	M5215	V5216	A5217	I5220	V5221	N5222	R5223	T5224	Q5225	Q5226	E5227	I5228	P5229	N5230	A5231	E5232	T5233	M5234	K5235	Q5236	S5239	H5240	A5241	V5242	K5243	V5246	R5250	R5251	L5252	L5253																							

4 Data and refinement statistics

Xtriage (Phenix) and EDS were not executed - this section is therefore incomplete.

Property	Value	Source
Space group	P 1 21 1	Depositor
Cell constants a, b, c, α , β , γ	92.60Å 98.80Å 93.70Å 90.00° 120.20° 90.00°	Depositor
Resolution (Å)	6.00 – 2.50	Depositor
% Data completeness (in resolution range)	(Not available) (6.00-2.50)	Depositor
R_{merge}	0.10	Depositor
R_{sym}	(Not available)	Depositor
Refinement program	X-PLOR 3.1	Depositor
R, R_{free}	0.186 , (Not available)	Depositor
Estimated twinning fraction	No twinning to report.	Xtriage
Total number of atoms	11286	wwPDB-VP
Average B, all atoms (Å ²)	15.0	wwPDB-VP

5 Model quality

5.1 Standard geometry

The Z score for a bond length (or angle) is the number of standard deviations the observed value is removed from the expected value. A bond length (or angle) with $|Z| > 5$ is considered an outlier worth inspection. RMSZ is the root-mean-square of all Z scores of the bond lengths (or angles).

Mol	Chain	Bond lengths		Bond angles	
		RMSZ	# $ Z > 5$	RMSZ	# $ Z > 5$
1	A	0.68	1/1913 (0.1%)	0.95	3/2599 (0.1%)
1	B	0.62	0/1913	0.92	2/2599 (0.1%)
1	C	0.69	1/1913 (0.1%)	0.91	0/2599
1	D	0.65	0/1913	0.94	1/2599 (0.0%)
1	E	0.67	0/1913	0.92	5/2599 (0.2%)
1	F	2.39	8/1913 (0.4%)	1.02	5/2599 (0.2%)
All	All	1.15	10/11478 (0.1%)	0.94	16/15594 (0.1%)

All (10) bond length outliers are listed below:

Mol	Chain	Res	Type	Atoms	Z	Observed(Å)	Ideal(Å)
1	F	5007	PHE	CE1-CZ	45.72	2.24	1.37
1	F	5007	PHE	CE2-CZ	45.69	2.24	1.37
1	F	5007	PHE	CD2-CE2	44.49	2.28	1.39
1	F	5007	PHE	CD1-CE1	44.03	2.27	1.39
1	F	5007	PHE	CG-CD2	29.57	1.83	1.38
1	F	5007	PHE	CG-CD1	29.14	1.82	1.38
1	F	5002	SER	N-CA	14.75	1.75	1.46
1	F	5001	MET	C-N	6.75	1.49	1.34
1	A	205	MET	CG-SD	5.30	1.95	1.81
1	C	2185	GLU	CG-CD	5.05	1.59	1.51

All (16) bond angle outliers are listed below:

Mol	Chain	Res	Type	Atoms	Z	Observed(°)	Ideal(°)
1	F	5001	MET	C-N-CA	15.24	159.80	121.70
1	F	5007	PHE	CB-CG-CD1	-9.44	114.19	120.80
1	A	211	LEU	CA-CB-CG	6.32	129.84	115.30
1	E	4170	ASP	N-CA-C	6.25	127.87	111.00
1	A	16	LEU	CA-CB-CG	6.14	129.42	115.30
1	E	4090	LEU	CA-CB-CG	6.05	129.21	115.30
1	E	4057	LEU	N-CA-C	-5.94	94.97	111.00
1	E	4057	LEU	CA-CB-CG	5.85	128.76	115.30

Continued on next page...

Continued from previous page...

Mol	Chain	Res	Type	Atoms	Z	Observed(°)	Ideal(°)
1	F	5007	PHE	CD1-CG-CD2	5.69	125.69	118.30
1	F	5202	LEU	CA-CB-CG	5.46	127.87	115.30
1	B	1130	ALA	N-CA-C	-5.35	96.55	111.00
1	D	3211	LEU	CA-CB-CG	5.22	127.32	115.30
1	F	5205	MET	N-CA-C	-5.21	96.93	111.00
1	A	10	GLY	N-CA-C	5.12	125.90	113.10
1	B	1081	LEU	CA-CB-CG	5.11	127.05	115.30
1	E	4167	GLU	N-CA-C	-5.10	97.23	111.00

There are no chirality outliers.

There are no planarity outliers.

5.2 Too-close contacts

In the following table, the Non-H and H(model) columns list the number of non-hydrogen atoms and hydrogen atoms in the chain respectively. The H(added) column lists the number of hydrogen atoms added and optimized by MolProbity. The Clashes column lists the number of clashes within the asymmetric unit, whereas Symm-Clashes lists symmetry related clashes.

Mol	Chain	Non-H	H(model)	H(added)	Clashes	Symm-Clashes
1	A	1881	0	1871	155	0
1	B	1881	0	1868	145	0
1	C	1881	0	1868	180	0
1	D	1881	0	1868	151	0
1	E	1881	0	1868	154	0
1	F	1881	0	1868	214	0
All	All	11286	0	11211	929	0

The all-atom clashscore is defined as the number of clashes found per 1000 atoms (including hydrogen atoms). The all-atom clashscore for this structure is 41.

All (929) close contacts within the same asymmetric unit are listed below, sorted by their clash magnitude.

Atom-1	Atom-2	Interatomic distance (Å)	Clash overlap (Å)
1:F:5007:PHE:CG	1:F:5007:PHE:CD1	1.82	1.67
1:F:5007:PHE:CD2	1:F:5007:PHE:CG	1.83	1.60
1:F:5002:SER:CA	1:F:5002:SER:N	1.75	1.48
1:F:5007:PHE:CZ	1:F:5007:PHE:CE1	2.24	1.26
1:F:5007:PHE:CE2	1:F:5007:PHE:CZ	2.24	1.25
1:F:5002:SER:N	1:F:5007:PHE:CE1	2.07	1.22

Continued on next page...

Continued from previous page...

Atom-1	Atom-2	Interatomic distance (Å)	Clash overlap (Å)
1:F:5007:PHE:CD2	1:F:5007:PHE:CE2	2.28	1.22
1:F:5007:PHE:CD1	1:F:5007:PHE:CE1	2.27	1.22
1:F:5002:SER:N	1:F:5007:PHE:CZ	2.08	1.22
1:F:5002:SER:N	1:F:5007:PHE:CE2	2.09	1.20
1:F:5002:SER:HA	1:F:5007:PHE:CD2	1.75	1.19
1:F:5002:SER:N	1:F:5007:PHE:CD1	2.10	1.19
1:A:225:GLN:HB2	1:D:3001:MET:SD	1.86	1.15
1:D:3228:ILE:HG12	1:D:3229:PRO:HA	1.17	1.14
1:F:5205:MET:SD	1:F:5205:MET:N	2.21	1.12
1:F:5002:SER:N	1:F:5007:PHE:CD2	2.16	1.12
1:C:2229:PRO:HG2	1:C:2234:MET:HG2	1.22	1.12
1:A:1:MET:SD	1:D:3229:PRO:HD3	1.94	1.08
1:D:3234:MET:N	1:D:3234:MET:SD	2.26	1.08
1:F:5002:SER:N	1:F:5007:PHE:CG	2.21	1.08
1:A:228:ILE:HB	1:A:229:PRO:HA	1.41	1.03
1:F:5002:SER:CA	1:F:5007:PHE:CD2	2.45	1.00
1:A:178:ARG:HH22	1:B:1186:GLU:HB3	1.27	0.98
1:C:2211:LEU:HG	1:C:2212:ARG:H	1.31	0.96
1:C:2220:ILE:HG13	1:C:2221:VAL:HG23	1.47	0.96
1:C:2001:MET:N	1:E:4223:ARG:HA	1.81	0.95
1:A:9:LEU:HG	1:A:50:PHE:CD1	2.03	0.93
1:A:220:ILE:HG13	1:A:221:VAL:HG22	1.51	0.92
1:A:9:LEU:HG	1:A:50:PHE:CE1	2.04	0.91
1:C:2137:THR:O	1:C:2141:VAL:HG13	1.71	0.91
1:F:5201:THR:O	1:F:5205:MET:SD	2.28	0.91
1:F:5130:ALA:HB1	1:F:5203:LEU:HB2	1.53	0.91
1:F:5109:VAL:HG13	1:F:5140:LEU:HD12	1.52	0.90
1:C:2126:LEU:HD23	1:F:5126:LEU:HD23	1.53	0.89
1:F:5201:THR:HA	1:F:5205:MET:HE1	1.54	0.88
1:C:2105:GLY:HA2	1:C:2237:THR:OG1	1.73	0.88
1:D:3039:ASP:HB2	1:D:3056:GLU:HB3	1.54	0.87
1:E:4178:ARG:HA	1:E:4181:LYS:HE2	1.55	0.87
1:F:5001:MET:C	1:F:5007:PHE:CD2	2.48	0.87
1:A:31:VAL:HG13	1:A:64:VAL:HG22	1.57	0.86
1:E:4176:VAL:HG12	1:E:4177:VAL:H	1.41	0.86
1:F:5091:ARG:HG2	1:F:5215:MET:HG3	1.57	0.86
1:D:3017:GLN:CD	1:D:3054:ARG:HD2	1.97	0.85
1:F:5002:SER:CA	1:F:5007:PHE:CG	2.59	0.85
1:F:5022:ALA:HB2	1:F:5086:ILE:HD13	1.58	0.85
1:B:1134:PHE:O	1:B:1138:THR:HG23	1.75	0.84
1:D:3233:THR:OG1	1:D:3234:MET:SD	2.35	0.84

Continued on next page...

Continued from previous page...

Atom-1	Atom-2	Interatomic distance (Å)	Clash overlap (Å)
1:C:2178:ARG:CZ	1:E:4125:PRO:HG3	2.07	0.84
1:F:5141:VAL:O	1:F:5145:LYS:HG2	1.77	0.84
1:F:5100:PRO:HB3	1:F:5224:THR:HG21	1.59	0.84
1:F:5002:SER:CA	1:F:5007:PHE:CE2	2.60	0.83
1:F:5120:SER:HA	1:F:5205:MET:HE3	1.62	0.82
1:F:5001:MET:O	1:F:5007:PHE:CD2	2.32	0.82
1:F:5001:MET:HA	1:F:5007:PHE:CE1	2.13	0.82
1:E:4104:VAL:HG21	1:E:4229:PRO:HG3	1.61	0.82
1:C:2205:MET:C	1:C:2205:MET:SD	2.59	0.81
1:A:225:GLN:CB	1:D:3001:MET:SD	2.68	0.81
1:D:3038:MET:SD	1:D:3062:VAL:HG21	2.20	0.81
1:A:125:PRO:HB3	1:D:3178:ARG:HG2	1.63	0.81
1:B:1243:LYS:O	1:B:1247:GLU:HG2	1.81	0.81
1:D:3241:ALA:O	1:D:3245:VAL:HG23	1.81	0.80
1:E:4212:ARG:HH11	1:E:4252:LEU:HD23	1.46	0.80
1:D:3211:LEU:HG	1:D:3212:ARG:H	1.47	0.80
1:A:228:ILE:HB	1:A:229:PRO:CA	2.12	0.80
1:C:2211:LEU:HG	1:C:2212:ARG:N	1.96	0.80
1:D:3016:LEU:HD13	1:D:3063:ILE:HG13	1.65	0.79
1:F:5001:MET:C	1:F:5007:PHE:CG	2.55	0.79
1:D:3180:PHE:HD2	1:D:3181:LYS:H	1.31	0.79
1:F:5001:MET:C	1:F:5007:PHE:CE2	2.55	0.79
1:B:1002:SER:HA	1:B:1008:HIS:HA	1.64	0.78
1:C:2017:GLN:OE1	1:C:2061:PRO:HG3	1.83	0.78
1:E:4167:GLU:HG3	1:E:4184:MET:HG3	1.65	0.78
1:B:1063:ILE:HD11	1:B:1065:CYS:HB2	1.64	0.78
1:B:1235:LYS:H	1:B:1235:LYS:HD3	1.49	0.78
1:F:5114:VAL:HG22	1:F:5157:ALA:HA	1.65	0.78
1:B:1158:SER:HB3	1:B:1200:ALA:HB2	1.65	0.77
1:D:3009:LEU:HD12	1:D:3047:HIS:HB3	1.66	0.77
1:F:5040:LYS:N	1:F:5041:PRO:HD3	1.98	0.77
1:C:2002:SER:HB2	1:E:4226:GLN:HE21	1.49	0.76
1:A:226:GLN:CA	1:D:3001:MET:HB2	2.15	0.76
1:F:5002:SER:HB2	1:F:5007:PHE:CZ	2.20	0.76
1:A:11:LEU:HD13	1:A:15:ASP:HB2	1.67	0.76
1:D:3161:THR:HG22	1:D:3162:PHE:H	1.51	0.76
1:C:2173:SER:OG	1:C:2176:VAL:HA	1.85	0.75
1:A:242:VAL:HA	1:A:245:VAL:HG12	1.67	0.75
1:F:5001:MET:C	1:F:5007:PHE:CD1	2.60	0.75
1:D:3030:ARG:HH21	1:D:3238:GLU:HG3	1.50	0.75
1:F:5120:SER:HA	1:F:5205:MET:CE	2.17	0.75

Continued on next page...

Continued from previous page...

Atom-1	Atom-2	Interatomic distance (Å)	Clash overlap (Å)
1:C:2011:LEU:HD21	1:C:2052:THR:HG21	1.67	0.74
1:C:2016:LEU:H	1:C:2016:LEU:HD23	1.50	0.74
1:D:3012:THR:O	1:D:3015:ASP:HB2	1.88	0.74
1:A:136:CYS:O	1:A:140:LEU:HD13	1.88	0.74
1:C:2223:ARG:H	1:C:2223:ARG:HD2	1.53	0.73
1:B:1074:THR:HG22	1:B:1078:VAL:HG21	1.70	0.73
1:E:4210:GLY:O	1:E:4212:ARG:N	2.22	0.73
1:C:2179:HIS:CD2	1:C:2179:HIS:H	2.05	0.72
1:F:5204:THR:C	1:F:5205:MET:SD	2.68	0.72
1:E:4011:LEU:HB3	1:E:4084:LEU:HD21	1.69	0.72
1:E:4078:VAL:HG11	1:E:4205:MET:SD	2.30	0.72
1:B:1044:LEU:HD22	1:B:1054:ARG:HB2	1.71	0.72
1:F:5236:GLN:HA	1:F:5239:SER:OG	1.89	0.72
1:C:2025:PRO:HD2	1:C:2065:CYS:O	1.90	0.71
1:D:3038:MET:SD	1:D:3062:VAL:CG2	2.79	0.71
1:D:3026:GLY:HA2	1:D:3067:THR:OG1	1.90	0.71
1:C:2167:GLU:CG	1:C:2223:ARG:HG2	2.21	0.71
1:D:3123:PHE:CD2	1:D:3205:MET:SD	2.84	0.71
1:D:3238:GLU:O	1:D:3242:VAL:HG23	1.89	0.71
1:C:2104:VAL:HG11	1:C:2229:PRO:HB3	1.73	0.71
1:F:5037:LEU:HD13	1:F:5246:VAL:HG21	1.73	0.71
1:D:3017:GLN:NE2	1:D:3054:ARG:HD2	2.05	0.71
1:B:1025:PRO:HD2	1:B:1065:CYS:O	1.91	0.70
1:A:226:GLN:HA	1:D:3001:MET:HB2	1.71	0.70
1:A:178:ARG:NH2	1:B:1186:GLU:HB3	2.04	0.70
1:D:3030:ARG:NH2	1:D:3238:GLU:HG3	2.06	0.70
1:D:3228:ILE:CG1	1:D:3229:PRO:HA	2.10	0.70
1:C:2235:LYS:HA	1:C:2238:GLU:HG3	1.73	0.70
1:D:3123:PHE:CE2	1:D:3205:MET:SD	2.85	0.70
1:C:2177:VAL:HB	1:C:2181:LYS:HD3	1.73	0.70
1:D:3247:GLU:O	1:D:3250:ARG:HG2	1.92	0.70
1:E:4072:PRO:O	1:E:4076:ILE:HG13	1.91	0.70
1:A:226:GLN:HA	1:D:3001:MET:CB	2.20	0.70
1:D:3038:MET:HB2	1:D:3055:ALA:HB1	1.74	0.70
1:E:4102:ILE:HG21	1:E:4108:LEU:HD21	1.72	0.70
1:F:5002:SER:CA	1:F:5007:PHE:CD1	2.73	0.70
1:F:5201:THR:HG23	1:F:5205:MET:HE2	1.71	0.69
1:F:5163:TYR:H	1:F:5163:TYR:HD1	1.40	0.69
1:F:5001:MET:CA	1:F:5007:PHE:CE1	2.75	0.69
1:A:167:GLU:OE1	1:A:223:ARG:HD3	1.93	0.69
1:B:1242:VAL:O	1:B:1245:VAL:HG12	1.93	0.69

Continued on next page...

Continued from previous page...

Atom-1	Atom-2	Interatomic distance (Å)	Clash overlap (Å)
1:F:5205:MET:O	1:F:5206:CYS:HB2	1.92	0.69
1:F:5025:PRO:HD2	1:F:5065:CYS:O	1.93	0.69
1:F:5119:ALA:HB3	1:F:5201:THR:OG1	1.93	0.69
1:C:2207:ALA:N	1:C:2211:LEU:HD13	2.08	0.69
1:D:3008:HIS:HB3	1:D:3080:GLU:OE2	1.93	0.69
1:D:3091:ARG:HB3	1:D:3215:MET:HG3	1.74	0.69
1:C:2176:VAL:HG23	1:C:2177:VAL:H	1.58	0.68
1:A:23:ILE:HG22	1:A:25:PRO:HD3	1.75	0.68
1:B:1012:THR:HG23	1:B:1015:ASP:OD1	1.93	0.68
1:D:3077:ALA:O	1:D:3081:LEU:HD13	1.93	0.68
1:F:5002:SER:C	1:F:5007:PHE:CD1	2.66	0.68
1:B:1115:ARG:HH21	1:B:1121:LEU:HD22	1.59	0.68
1:D:3038:MET:HB3	1:D:3056:GLU:O	1.93	0.68
1:B:1176:VAL:HG23	1:B:1177:VAL:H	1.58	0.68
1:C:2136:CYS:O	1:C:2140:LEU:HD12	1.94	0.68
1:F:5240:HIS:HA	1:F:5243:LYS:HE2	1.76	0.68
1:E:4089:PHE:O	1:E:4213:ALA:HA	1.93	0.68
1:C:2178:ARG:HB3	1:C:2179:HIS:HD2	1.58	0.68
1:D:3136:CYS:O	1:D:3140:LEU:HG	1.94	0.68
1:D:3162:PHE:O	1:D:3164:PRO:HD3	1.93	0.68
1:C:2167:GLU:HG2	1:C:2223:ARG:HG2	1.73	0.67
1:F:5007:PHE:CD2	1:F:5007:PHE:O	2.48	0.67
1:C:2115:ARG:O	1:C:2116:LEU:HD23	1.95	0.67
1:C:2210:GLY:O	1:C:2211:LEU:HB3	1.92	0.67
1:C:2104:VAL:HG11	1:C:2229:PRO:HG3	1.75	0.67
1:F:5114:VAL:HG23	1:F:5116:LEU:HG	1.77	0.67
1:A:1:MET:SD	1:D:3229:PRO:CD	2.79	0.67
1:C:2043:LYS:HE2	1:C:2053:TRP:NE1	2.10	0.67
1:B:1003:LYS:CB	1:B:1007:PHE:HB2	2.25	0.66
1:D:3103:ASN:O	1:D:3106:ASP:HB2	1.94	0.66
1:F:5002:SER:CB	1:F:5007:PHE:CZ	2.77	0.66
1:C:2031:VAL:HG21	1:C:2066:SER:HB2	1.76	0.66
1:E:4039:ASP:HB2	1:E:4056:GLU:HB2	1.77	0.66
1:F:5091:ARG:HG2	1:F:5215:MET:CG	2.25	0.66
1:D:3029:ASP:O	1:D:3033:LYS:HG2	1.95	0.66
1:E:4212:ARG:NH1	1:E:4252:LEU:HD23	2.09	0.66
1:E:4145:LYS:HE2	1:E:4145:LYS:HA	1.78	0.65
1:D:3235:LYS:HD2	1:D:3235:LYS:O	1.96	0.65
1:C:2141:VAL:HG21	1:F:5134:PHE:CE1	2.32	0.65
1:F:5140:LEU:HD13	1:F:5216:VAL:HB	1.78	0.65
1:C:2079:GLU:O	1:C:2083:GLN:HG2	1.96	0.65

Continued on next page...

Continued from previous page...

Atom-1	Atom-2	Interatomic distance (Å)	Clash overlap (Å)
1:C:2024:VAL:O	1:C:2091:ARG:HG3	1.97	0.65
1:E:4171:THR:O	1:E:4172:TYR:HB2	1.95	0.65
1:B:1210:GLY:O	1:B:1211:LEU:HB2	1.97	0.65
1:D:3183:SER:HA	1:D:3187:TRP:HD1	1.62	0.65
1:F:5183:SER:HA	1:F:5186:GLU:HG3	1.78	0.65
1:C:2099:GLN:HB2	1:C:2102:ILE:HD12	1.77	0.65
1:D:3106:ASP:OD2	1:D:3150:THR:HB	1.96	0.65
1:C:2178:ARG:NH2	1:E:4125:PRO:HG3	2.12	0.65
1:B:1072:PRO:O	1:B:1076:ILE:HG13	1.97	0.64
1:C:2179:HIS:HD2	1:C:2179:HIS:H	1.43	0.64
1:F:5111:THR:HG23	1:F:5153:VAL:HG12	1.79	0.64
1:B:1104:VAL:HG13	1:B:1220:ILE:HA	1.79	0.64
1:C:2206:CYS:O	1:C:2211:LEU:HB2	1.97	0.64
1:D:3138:THR:HA	1:D:3141:VAL:HG22	1.77	0.64
1:E:4067:THR:HG22	1:E:4077:ALA:HB3	1.80	0.64
1:F:5212:ARG:NH1	1:F:5252:LEU:HD22	2.12	0.64
1:E:4034:ILE:HG12	1:E:4242:VAL:HG13	1.80	0.64
1:F:5011:LEU:HD11	1:F:5016:LEU:HD21	1.79	0.64
1:B:1121:LEU:O	1:F:5177:VAL:HG11	1.98	0.64
1:D:3161:THR:HG22	1:D:3162:PHE:N	2.12	0.64
1:D:3178:ARG:HG3	1:D:3179:HIS:ND1	2.12	0.63
1:F:5022:ALA:HB2	1:F:5086:ILE:CD1	2.28	0.63
1:F:5030:ARG:HA	1:F:5033:LYS:HE3	1.80	0.63
1:A:11:LEU:HD11	1:A:16:LEU:HD23	1.81	0.63
1:D:3025:PRO:HD2	1:D:3065:CYS:O	1.98	0.63
1:F:5002:SER:HA	1:F:5007:PHE:CG	2.33	0.63
1:C:2167:GLU:HA	1:C:2184:MET:CE	2.28	0.63
1:C:2104:VAL:HG11	1:C:2229:PRO:CB	2.28	0.63
1:A:72:PRO:HB2	1:D:3069:ILE:HG22	1.81	0.63
1:B:1001:MET:HG3	1:B:1009:LEU:HD23	1.79	0.63
1:B:1022:ALA:HB2	1:B:1086:ILE:HG21	1.81	0.63
1:F:5001:MET:C	1:F:5007:PHE:CZ	2.72	0.63
1:B:1178:ARG:NH2	1:B:1179:HIS:HB3	2.14	0.63
1:C:2167:GLU:HA	1:C:2184:MET:HE3	1.79	0.63
1:E:4202:LEU:O	1:E:4205:MET:O	2.16	0.63
1:F:5042:VAL:HG21	1:F:5054:ARG:HH21	1.63	0.63
1:F:5209:GLN:O	1:F:5209:GLN:HG3	1.99	0.63
1:C:2126:LEU:HD23	1:F:5126:LEU:CD2	2.28	0.63
1:E:4096:GLY:HA3	1:E:4221:VAL:HG12	1.81	0.63
1:F:5034:ILE:O	1:F:5037:LEU:HD12	1.98	0.62
1:B:1209:GLN:O	1:B:1211:LEU:N	2.32	0.62

Continued on next page...

Continued from previous page...

Atom-1	Atom-2	Interatomic distance (Å)	Clash overlap (Å)
1:D:3007:PHE:O	1:D:3009:LEU:N	2.32	0.62
1:D:3091:ARG:HG2	1:D:3215:MET:HG3	1.80	0.62
1:F:5155:VAL:O	1:F:5192:VAL:HG13	1.99	0.62
1:F:5002:SER:HA	1:F:5002:SER:N	2.06	0.62
1:C:2223:ARG:HD2	1:C:2223:ARG:N	2.14	0.62
1:A:14:ASN:O	1:A:17:GLN:HG2	1.99	0.62
1:B:1226:GLN:HA	1:B:1226:GLN:HE21	1.63	0.62
1:E:4040:LYS:N	1:E:4041:PRO:HD3	2.13	0.62
1:D:3147:ILE:HD11	1:D:3243:LYS:HD2	1.79	0.62
1:A:108:LEU:HA	1:A:152:HIS:O	1.99	0.62
1:C:2041:PRO:HA	1:C:2054:ARG:O	1.99	0.62
1:D:3183:SER:HB3	1:D:3195:TYR:OH	1.99	0.62
1:F:5123:PHE:CD1	1:F:5205:MET:HG3	2.34	0.62
1:F:5007:PHE:HD2	1:F:5007:PHE:O	1.80	0.62
1:C:2205:MET:SD	1:C:2205:MET:O	2.58	0.61
1:D:3037:LEU:HD23	1:D:3246:VAL:HG21	1.81	0.61
1:E:4094:THR:HB	1:E:4220:ILE:CG2	2.30	0.61
1:A:83:GLN:HG3	1:D:3172:TYR:CZ	2.35	0.61
1:B:1060:LYS:HG3	1:B:1253:LEU:HB3	1.83	0.61
1:F:5204:THR:HB	1:F:5205:MET:SD	2.40	0.61
1:B:1016:LEU:HD23	1:B:1084:LEU:HD13	1.82	0.61
1:A:147:ILE:HG22	1:A:147:ILE:O	2.00	0.61
1:A:225:GLN:HB2	1:D:3001:MET:CE	2.29	0.61
1:F:5013:LYS:HA	1:F:5084:LEU:HD22	1.80	0.61
1:B:1163:TYR:N	1:B:1163:TYR:CD1	2.68	0.61
1:B:1233:THR:HA	1:B:1236:GLN:HE21	1.65	0.61
1:F:5002:SER:CA	1:F:5002:SER:H	2.03	0.61
1:C:2051:THR:H	1:C:2066:SER:HB3	1.66	0.60
1:E:4235:LYS:CG	1:E:4236:GLN:H	2.14	0.60
1:B:1008:HIS:CD2	1:B:1076:ILE:HG21	2.36	0.60
1:A:225:GLN:C	1:D:3001:MET:SD	2.80	0.60
1:B:1177:VAL:CG1	1:B:1180:PHE:HB2	2.31	0.60
1:C:2234:MET:O	1:C:2237:THR:HB	2.01	0.60
1:B:1113:SER:OG	1:B:1203:LEU:HD12	2.02	0.60
1:B:1158:SER:CB	1:B:1200:ALA:HB2	2.32	0.60
1:E:4238:GLU:O	1:E:4242:VAL:HG23	2.02	0.60
1:A:163:TYR:CE2	1:A:223:ARG:NH1	2.69	0.60
1:F:5001:MET:C	1:F:5007:PHE:CE1	2.74	0.60
1:B:1132:ALA:HB2	1:B:1203:LEU:HD22	1.84	0.59
1:B:1156:THR:HG23	1:B:1194:ASN:OD1	2.02	0.59
1:C:2060:LYS:HB2	1:C:2253:LEU:HD13	1.84	0.59

Continued on next page...

Continued from previous page...

Atom-1	Atom-2	Interatomic distance (Å)	Clash overlap (Å)
1:B:1019:ALA:HB1	1:B:1086:ILE:HD12	1.84	0.59
1:B:1180:PHE:HA	1:B:1183:SER:HB3	1.83	0.59
1:C:2104:VAL:HG11	1:C:2229:PRO:CG	2.31	0.59
1:C:2106:ASP:OD1	1:C:2152:HIS:HE1	1.85	0.59
1:C:2158:SER:HA	1:C:2196:GLU:O	2.01	0.59
1:F:5019:ALA:O	1:F:5020:THR:HB	2.02	0.59
1:B:1190:MET:HG2	1:D:3128:PHE:CE2	2.37	0.59
1:E:4016:LEU:N	1:E:4016:LEU:HD22	2.18	0.59
1:D:3006:VAL:HG23	1:D:3007:PHE:H	1.67	0.59
1:A:112:ALA:HB1	1:A:130:ALA:O	2.03	0.59
1:B:1205:MET:O	1:B:1209:GLN:HG3	2.01	0.59
1:B:1238:GLU:O	1:B:1242:VAL:HG22	2.03	0.59
1:D:3207:ALA:HA	1:D:3211:LEU:HD22	1.83	0.59
1:F:5042:VAL:HG12	1:F:5043:LYS:O	2.03	0.59
1:E:4141:VAL:HG22	1:E:4151:THR:HG21	1.85	0.58
1:D:3016:LEU:HA	1:D:3063:ILE:HD11	1.85	0.58
1:E:4104:VAL:HG12	1:E:4233:THR:HG21	1.85	0.58
1:E:4078:VAL:HB	1:E:4205:MET:SD	2.44	0.58
1:E:4248:ALA:O	1:E:4252:LEU:HD12	2.04	0.58
1:B:1005:ASP:HB2	1:B:1007:PHE:CE2	2.38	0.58
1:B:1135:GLU:HB3	1:B:1212:ARG:HH11	1.69	0.58
1:E:4104:VAL:HA	1:E:4219:VAL:HG12	1.85	0.58
1:E:4078:VAL:CG1	1:E:4205:MET:SD	2.92	0.58
1:F:5183:SER:HA	1:F:5186:GLU:CG	2.33	0.58
1:E:4058:ASP:CG	1:E:4250:ARG:HD2	2.24	0.58
1:A:196:GLU:HG3	1:A:197:MET:H	1.69	0.58
1:E:4007:PHE:CG	1:E:4008:HIS:N	2.72	0.58
1:F:5024:VAL:HB	1:F:5067:THR:HG23	1.84	0.58
1:A:143:ALA:O	1:A:147:ILE:HG12	2.04	0.57
1:D:3108:LEU:HB3	1:D:3193:MET:HE3	1.85	0.57
1:A:114:VAL:HG22	1:E:4129:PRO:HD3	1.86	0.57
1:E:4232:GLU:O	1:E:4235:LYS:HG2	2.04	0.57
1:E:4235:LYS:HG3	1:E:4236:GLN:H	1.69	0.57
1:F:5123:PHE:HD1	1:F:5205:MET:HE3	1.69	0.57
1:B:1077:ALA:O	1:B:1078:VAL:HG23	2.04	0.57
1:B:1162:PHE:HB2	1:F:5076:ILE:HD11	1.86	0.57
1:F:5002:SER:CA	1:F:5007:PHE:CZ	2.87	0.57
1:F:5230:ASN:O	1:F:5232:GLU:HG3	2.04	0.57
1:C:2091:ARG:O	1:C:2216:VAL:HG12	2.04	0.57
1:F:5011:LEU:HD12	1:F:5015:ASP:HB2	1.86	0.57
1:C:2242:VAL:O	1:C:2246:VAL:HG23	2.04	0.57

Continued on next page...

Continued from previous page...

Atom-1	Atom-2	Interatomic distance (Å)	Clash overlap (Å)
1:F:5222:ASN:HB3	1:F:5225:GLN:OE1	2.04	0.57
1:D:3006:VAL:HG23	1:D:3007:PHE:N	2.20	0.57
1:A:11:LEU:CD1	1:A:15:ASP:HB2	2.35	0.57
1:A:207:ALA:HA	1:A:211:LEU:HB3	1.87	0.57
1:C:2034:ILE:HG12	1:C:2242:VAL:HG13	1.87	0.57
1:C:2206:CYS:HB3	1:C:2211:LEU:HA	1.87	0.57
1:B:1234:MET:HB2	1:B:1235:LYS:HD3	1.85	0.57
1:C:2158:SER:OG	1:C:2200:ALA:HB2	2.05	0.56
1:C:2178:ARG:HE	1:C:2179:HIS:CD2	2.22	0.56
1:E:4219:VAL:O	1:E:4237:THR:HG21	2.05	0.56
1:A:11:LEU:HD23	1:A:11:LEU:H	1.70	0.56
1:A:114:VAL:HG11	1:A:187:TRP:CZ3	2.39	0.56
1:A:225:GLN:CA	1:D:3001:MET:SD	2.93	0.56
1:C:2208:SER:O	1:C:2209:GLN:HB3	2.05	0.56
1:E:4172:TYR:HD2	1:E:4173:SER:H	1.53	0.56
1:E:4086:ILE:HD12	1:E:4086:ILE:H	1.70	0.56
1:F:5002:SER:CB	1:F:5007:PHE:CE2	2.89	0.56
1:A:35:ALA:HB2	1:A:64:VAL:HG11	1.86	0.56
1:E:4009:LEU:HD22	1:E:4080:GLU:HB2	1.88	0.56
1:A:238:GLU:O	1:A:242:VAL:HG23	2.06	0.56
1:B:1023:ILE:N	1:B:1023:ILE:HD12	2.21	0.56
1:D:3102:ILE:O	1:D:3222:ASN:ND2	2.38	0.56
1:E:4094:THR:HB	1:E:4220:ILE:HG23	1.86	0.56
1:E:4098:ILE:O	1:E:4224:THR:HG21	2.06	0.56
1:B:1119:ALA:HB3	1:B:1201:THR:OG1	2.06	0.56
1:D:3142:GLU:HB3	1:D:3251:ARG:NH1	2.21	0.56
1:F:5007:PHE:CB	1:F:5007:PHE:CD1	2.81	0.56
1:F:5106:ASP:OD1	1:F:5152:HIS:HE1	1.89	0.56
1:C:2091:ARG:HD3	1:C:2202:LEU:HD22	1.89	0.55
1:B:1235:LYS:CD	1:B:1235:LYS:H	2.12	0.55
1:D:3076:ILE:O	1:D:3080:GLU:HG2	2.05	0.55
1:E:4042:VAL:HG22	1:E:4054:ARG:HB3	1.87	0.55
1:F:5040:LYS:N	1:F:5041:PRO:CD	2.69	0.55
1:F:5115:ARG:NH1	1:F:5128:PHE:HB3	2.20	0.55
1:F:5179:HIS:O	1:F:5180:PHE:HD2	1.90	0.55
1:C:2163:TYR:CD1	1:C:2163:TYR:N	2.72	0.55
1:B:1049:GLU:HG3	1:F:5049:GLU:OE2	2.07	0.55
1:B:1220:ILE:HD13	1:B:1220:ILE:H	1.71	0.55
1:B:1016:LEU:HD11	1:B:1086:ILE:HD11	1.87	0.55
1:E:4149:ALA:O	1:E:4151:THR:N	2.39	0.55
1:A:233:THR:O	1:A:236:GLN:HB3	2.06	0.55

Continued on next page...

Continued from previous page...

Atom-1	Atom-2	Interatomic distance (Å)	Clash overlap (Å)
1:E:4079:GLU:O	1:E:4083:GLN:HG3	2.07	0.55
1:E:4186:GLU:O	1:E:4190:MET:HG3	2.07	0.55
1:F:5002:SER:OG	1:F:5007:PHE:CE2	2.59	0.55
1:F:5009:LEU:HB3	1:F:5047:HIS:O	2.06	0.55
1:F:5205:MET:O	1:F:5207:ALA:N	2.37	0.55
1:F:5236:GLN:HA	1:F:5239:SER:HG	1.72	0.55
1:F:5242:VAL:O	1:F:5246:VAL:HG23	2.07	0.55
1:C:2032:GLU:HG2	1:C:2033:LYS:N	2.22	0.55
1:B:1126:LEU:HD23	1:D:3126:LEU:HD23	1.87	0.55
1:B:1163:TYR:N	1:B:1163:TYR:HD1	2.04	0.55
1:B:1155:VAL:HG23	1:B:1192:VAL:HG22	1.89	0.55
1:D:3033:LYS:HD2	1:D:3033:LYS:N	2.22	0.55
1:C:2076:ILE:HA	1:C:2079:GLU:HG2	1.89	0.54
1:F:5023:ILE:HG22	1:F:5092:ILE:HD11	1.89	0.54
1:D:3055:ALA:HB3	1:D:3062:VAL:HG23	1.88	0.54
1:E:4162:PHE:C	1:E:4164:PRO:HD3	2.28	0.54
1:A:196:GLU:CG	1:A:197:MET:H	2.20	0.54
1:A:247:GLU:O	1:A:250:ARG:HG2	2.08	0.54
1:A:6:VAL:O	1:A:8:HIS:N	2.39	0.54
1:C:2099:GLN:HB2	1:C:2102:ILE:CD1	2.38	0.54
1:A:49:GLU:HG3	1:D:3049:GLU:HG3	1.88	0.54
1:A:1:MET:HG2	1:A:2:SER:N	2.21	0.54
1:D:3035:ALA:O	1:D:3041:PRO:HB3	2.08	0.54
1:F:5235:LYS:NZ	1:F:5239:SER:OG	2.41	0.54
1:A:16:LEU:HD11	1:A:84:LEU:HB3	1.90	0.54
1:A:56:GLU:HB2	1:A:60:LYS:O	2.08	0.54
1:D:3058:ASP:O	1:D:3060:LYS:HD3	2.08	0.54
1:E:4031:VAL:HB	1:E:4064:VAL:HG12	1.90	0.54
1:E:4037:LEU:H	1:E:4037:LEU:HD12	1.73	0.54
1:A:141:VAL:HG11	1:E:4134:PHE:CE1	2.43	0.54
1:F:5001:MET:CA	1:F:5007:PHE:CZ	2.91	0.54
1:F:5016:LEU:HD11	1:F:5084:LEU:HD13	1.89	0.54
1:A:183:SER:O	1:A:187:TRP:CD1	2.61	0.54
1:C:2229:PRO:CG	1:C:2234:MET:HG2	2.16	0.54
1:B:1032:GLU:HG3	1:B:1033:LYS:N	2.22	0.54
1:E:4212:ARG:HH11	1:E:4252:LEU:CD2	2.20	0.54
1:F:5230:ASN:O	1:F:5232:GLU:N	2.41	0.54
1:A:235:LYS:O	1:A:238:GLU:HB3	2.09	0.53
1:D:3160:ASP:O	1:D:3161:THR:OG1	2.21	0.53
1:A:167:GLU:HB3	1:A:184:MET:CE	2.39	0.53
1:A:8:HIS:CG	1:A:9:LEU:HD22	2.42	0.53

Continued on next page...

Continued from previous page...

Atom-1	Atom-2	Interatomic distance (Å)	Clash overlap (Å)
1:D:3168:ARG:CZ	1:D:3168:ARG:HB3	2.36	0.53
1:E:4168:ARG:NE	1:E:4168:ARG:O	2.41	0.53
1:A:161:THR:O	1:A:163:TYR:N	2.41	0.53
1:B:1155:VAL:CG2	1:B:1192:VAL:HG22	2.38	0.53
1:B:1212:ARG:NH1	1:B:1252:LEU:HG	2.24	0.53
1:D:3089:PHE:O	1:D:3213:ALA:HA	2.09	0.53
1:A:9:LEU:HA	1:A:47:HIS:ND1	2.24	0.53
1:A:6:VAL:O	1:A:8:HIS:HB2	2.08	0.53
1:B:1106:ASP:HB3	1:B:1150:THR:HB	1.91	0.53
1:C:2076:ILE:O	1:C:2079:GLU:HG2	2.08	0.53
1:F:5023:ILE:CG2	1:F:5092:ILE:HD11	2.38	0.53
1:C:2238:GLU:O	1:C:2242:VAL:HG23	2.08	0.53
1:D:3133:ASP:HB2	1:D:3211:LEU:HG	1.90	0.53
1:F:5037:LEU:HD11	1:F:5242:VAL:HG12	1.89	0.53
1:A:112:ALA:CB	1:E:4131:VAL:HG11	2.38	0.53
1:C:2056:GLU:HG2	1:C:2057:LEU:N	2.24	0.53
1:C:2116:LEU:HD23	1:F:5127:GLU:HG2	1.90	0.53
1:C:2225:GLN:O	1:C:2228:ILE:HG22	2.09	0.53
1:E:4176:VAL:HG12	1:E:4177:VAL:N	2.17	0.53
1:A:97:ALA:HA	1:A:194:ASN:HB3	1.91	0.53
1:C:2140:LEU:HD22	1:C:2216:VAL:HB	1.91	0.53
1:A:38:MET:HB2	1:A:55:ALA:HB1	1.90	0.53
1:B:1143:ALA:O	1:B:1146:SER:HB3	2.09	0.53
1:A:67:THR:HG22	1:A:77:ALA:CB	2.38	0.53
1:C:2231:ALA:HA	1:C:2234:MET:HG3	1.90	0.53
1:F:5021:LEU:HG	1:F:5022:ALA:N	2.24	0.53
1:C:2216:VAL:HG11	1:C:2245:VAL:HB	1.92	0.52
1:D:3106:ASP:O	1:D:3219:VAL:HB	2.08	0.52
1:E:4071:GLY:HA2	1:E:4074:THR:HB	1.91	0.52
1:D:3160:ASP:HA	1:D:3197:MET:HG3	1.91	0.52
1:F:5001:MET:HA	1:F:5007:PHE:CZ	2.45	0.52
1:C:2094:THR:HB	1:C:2220:ILE:HG23	1.91	0.52
1:F:5123:PHE:CD1	1:F:5205:MET:CE	2.92	0.52
1:A:205:MET:C	1:A:205:MET:SD	2.88	0.52
1:A:211:LEU:HD23	1:A:211:LEU:H	1.75	0.52
1:A:38:MET:CB	1:A:55:ALA:HB1	2.40	0.52
1:D:3025:PRO:HG3	1:D:3031:VAL:HG22	1.91	0.52
1:E:4028:PRO:HB3	1:E:4051:THR:HG21	1.91	0.52
1:E:4178:ARG:O	1:E:4181:LYS:HG2	2.09	0.52
1:B:1114:VAL:HA	1:D:3129:PRO:HD3	1.91	0.52
1:B:1178:ARG:HH21	1:B:1179:HIS:HB3	1.73	0.52

Continued on next page...

Continued from previous page...

Atom-1	Atom-2	Interatomic distance (Å)	Clash overlap (Å)
1:D:3108:LEU:HB3	1:D:3193:MET:CE	2.38	0.52
1:F:5002:SER:CA	1:F:5007:PHE:CE1	2.92	0.52
1:F:5011:LEU:N	1:F:5011:LEU:HD23	2.25	0.52
1:F:5102:ILE:HG12	1:F:5152:HIS:CE1	2.45	0.52
1:B:1003:LYS:CB	1:B:1007:PHE:HD2	2.23	0.52
1:E:4038:MET:HB3	1:E:4055:ALA:HB1	1.90	0.52
1:A:62:VAL:CG2	1:A:253:LEU:HD21	2.38	0.52
1:C:2176:VAL:HG23	1:C:2177:VAL:N	2.23	0.52
1:D:3092:ILE:HD12	1:D:3093:GLY:H	1.75	0.52
1:F:5163:TYR:CD1	1:F:5163:TYR:N	2.77	0.52
1:F:5057:LEU:HD11	1:F:5250:ARG:NH1	2.25	0.52
1:A:226:GLN:HA	1:D:3001:MET:HB3	1.90	0.52
1:A:248:ALA:O	1:A:252:LEU:HD23	2.10	0.52
1:C:2019:ALA:O	1:C:2020:THR:HB	2.09	0.52
1:C:2043:LYS:NZ	1:C:2052:THR:O	2.40	0.52
1:D:3057:LEU:O	1:D:3060:LYS:HB2	2.10	0.52
1:E:4057:LEU:HD11	1:E:4250:ARG:HB2	1.92	0.52
1:B:1039:ASP:N	1:B:1056:GLU:O	2.43	0.52
1:C:2096:GLY:HA2	1:C:2221:VAL:O	2.10	0.52
1:F:5024:VAL:HG23	1:F:5024:VAL:O	2.10	0.52
1:C:2115:ARG:HH21	1:C:2121:LEU:HD12	1.74	0.52
1:D:3091:ARG:CG	1:D:3215:MET:HG3	2.40	0.52
1:E:4158:SER:HA	1:E:4196:GLU:O	2.09	0.52
1:E:4209:GLN:C	1:E:4211:LEU:H	2.14	0.52
1:B:1038:MET:CE	1:B:1246:VAL:HG12	2.40	0.51
1:D:3243:LYS:O	1:D:3247:GLU:HB2	2.10	0.51
1:B:1074:THR:CG2	1:B:1078:VAL:HG21	2.38	0.51
1:B:1163:TYR:HB3	1:B:1223:ARG:NH2	2.25	0.51
1:C:2007:PHE:O	1:C:2008:HIS:HB2	2.10	0.51
1:A:114:VAL:HG13	1:E:4128:PHE:HA	1.90	0.51
1:D:3176:VAL:HG22	1:D:3177:VAL:HG22	1.92	0.51
1:D:3139:ALA:CB	1:D:3252:LEU:HD21	2.40	0.51
1:E:4206:CYS:O	1:E:4208:SER:N	2.42	0.51
1:F:5091:ARG:HG2	1:F:5215:MET:SD	2.50	0.51
1:B:1104:VAL:HG12	1:B:1233:THR:HG21	1.93	0.51
1:C:2089:PHE:O	1:C:2213:ALA:HA	2.09	0.51
1:C:2190:MET:HE2	1:F:5123:PHE:O	2.10	0.51
1:A:1:MET:N	1:D:3228:ILE:HG22	2.25	0.51
1:E:4078:VAL:CB	1:E:4205:MET:SD	2.99	0.51
1:F:5002:SER:HA	1:F:5007:PHE:CE2	2.42	0.51
1:B:1177:VAL:HG11	1:B:1180:PHE:HB2	1.92	0.51

Continued on next page...

Continued from previous page...

Atom-1	Atom-2	Interatomic distance (Å)	Clash overlap (Å)
1:E:4024:VAL:O	1:E:4024:VAL:HG23	2.10	0.51
1:E:4028:PRO:HA	1:E:4031:VAL:HG13	1.92	0.51
1:F:5022:ALA:HA	1:F:5063:ILE:O	2.11	0.51
1:C:2011:LEU:HB2	1:C:2084:LEU:HD21	1.93	0.51
1:C:2156:THR:HG23	1:C:2194:ASN:OD1	2.11	0.51
1:B:1161:THR:OG1	1:F:5122:HIS:HD2	1.93	0.51
1:E:4128:PHE:CG	1:E:4129:PRO:HD2	2.46	0.51
1:B:1001:MET:HG3	1:B:1009:LEU:CD2	2.41	0.51
1:B:1147:ILE:HD11	1:B:1244:ILE:HD11	1.92	0.51
1:B:1249:ALA:O	1:B:1253:LEU:HG	2.10	0.51
1:A:227:GLU:N	1:D:3001:MET:HB2	2.26	0.51
1:B:1098:ILE:HG12	1:B:1193:MET:O	2.10	0.51
1:C:2054:ARG:HG2	1:C:2055:ALA:N	2.26	0.51
1:F:5039:ASP:C	1:F:5041:PRO:HD3	2.31	0.51
1:A:206:CYS:O	1:A:208:SER:N	2.44	0.50
1:A:6:VAL:HG13	1:A:7:PHE:N	2.26	0.50
1:B:1115:ARG:NH2	1:B:1121:LEU:HD22	2.23	0.50
1:B:1162:PHE:CZ	1:F:5008:HIS:HD2	2.29	0.50
1:C:2001:MET:SD	1:C:2001:MET:C	2.89	0.50
1:F:5113:SER:HA	1:F:5156:THR:O	2.11	0.50
1:F:5142:GLU:O	1:F:5145:LYS:HB2	2.11	0.50
1:B:1009:LEU:HD22	1:B:1047:HIS:HB3	1.93	0.50
1:C:2104:VAL:CG2	1:C:2228:ILE:HG13	2.41	0.50
1:E:4037:LEU:O	1:E:4038:MET:HE2	2.12	0.50
1:E:4164:PRO:HB3	1:E:4171:THR:HB	1.93	0.50
1:A:108:LEU:HD23	1:A:152:HIS:HB2	1.93	0.50
1:C:2001:MET:HB3	1:E:4223:ARG:HD2	1.92	0.50
1:E:4225:GLN:O	1:E:4227:GLU:HG3	2.11	0.50
1:B:1076:ILE:HD13	1:F:5162:PHE:HE1	1.75	0.50
1:F:5025:PRO:O	1:F:5066:SER:HA	2.12	0.50
1:F:5110:THR:HG21	1:F:5156:THR:HB	1.94	0.50
1:A:126:LEU:HD21	1:E:4127:GLU:HG2	1.94	0.50
1:A:62:VAL:HG22	1:A:253:LEU:HD21	1.94	0.50
1:D:3207:ALA:N	1:D:3211:LEU:HD13	2.26	0.50
1:E:4091:ARG:NH2	1:E:4198:GLU:HG3	2.26	0.50
1:B:1022:ALA:CB	1:B:1086:ILE:HG21	2.40	0.50
1:C:2095:THR:HG21	1:C:2194:ASN:ND2	2.26	0.50
1:C:2226:GLN:C	1:C:2228:ILE:H	2.15	0.50
1:E:4226:GLN:O	1:E:4227:GLU:HB3	2.12	0.50
1:F:5087:ARG:CB	1:F:5211:LEU:HD13	2.42	0.50
1:A:107:VAL:HA	1:A:217:ALA:O	2.12	0.50

Continued on next page...

Continued from previous page...

Atom-1	Atom-2	Interatomic distance (Å)	Clash overlap (Å)
1:F:5024:VAL:HG22	1:F:5090:LEU:O	2.12	0.50
1:C:2208:SER:O	1:C:2209:GLN:CB	2.60	0.50
1:D:3226:GLN:HG3	1:D:3227:GLU:N	2.27	0.50
1:E:4008:HIS:CE1	1:E:4076:ILE:HG21	2.47	0.50
1:E:4223:ARG:HD3	1:E:4223:ARG:H	1.77	0.50
1:F:5025:PRO:HB3	1:F:5092:ILE:HD12	1.94	0.50
1:B:1118:GLY:HA3	1:F:5118:GLY:HA3	1.93	0.49
1:D:3136:CYS:SG	1:D:3212:ARG:HA	2.52	0.49
1:B:1074:THR:O	1:B:1078:VAL:HG23	2.12	0.49
1:D:3091:ARG:CB	1:D:3215:MET:HG3	2.39	0.49
1:F:5057:LEU:HB3	1:F:5253:LEU:HD11	1.94	0.49
1:A:21:LEU:HD21	1:A:90:LEU:HD23	1.93	0.49
1:F:5029:ASP:O	1:F:5031:VAL:N	2.46	0.49
1:F:5096:GLY:HA2	1:F:5221:VAL:O	2.12	0.49
1:C:2009:LEU:HB3	1:C:2011:LEU:HD23	1.93	0.49
1:C:2149:ALA:O	1:C:2151:THR:N	2.45	0.49
1:E:4102:ILE:CG2	1:E:4108:LEU:HD21	2.41	0.49
1:C:2001:MET:N	1:E:4226:GLN:HB2	2.27	0.49
1:A:140:LEU:HD12	1:A:248:ALA:CB	2.43	0.49
1:A:233:THR:HG23	1:A:236:GLN:OE1	2.13	0.49
1:C:2001:MET:HG2	1:E:4221:VAL:HG21	1.92	0.49
1:C:2062:VAL:CG1	1:C:2253:LEU:HD11	2.42	0.49
1:C:2062:VAL:HG13	1:C:2253:LEU:HD11	1.94	0.49
1:D:3095:THR:O	1:D:3219:VAL:HA	2.12	0.49
1:D:3230:ASN:HD22	1:D:3233:THR:HG23	1.77	0.49
1:A:233:THR:HG23	1:A:236:GLN:CD	2.33	0.49
1:B:1167:GLU:HG2	1:B:1168:ARG:N	2.27	0.49
1:C:2207:ALA:HA	1:C:2211:LEU:HD22	1.93	0.49
1:C:2206:CYS:SG	1:C:2213:ALA:HB2	2.52	0.49
1:C:2240:HIS:O	1:C:2244:ILE:HG13	2.13	0.49
1:D:3114:VAL:HB	1:D:3157:ALA:HA	1.94	0.49
1:D:3216:VAL:HG11	1:D:3245:VAL:HG22	1.94	0.49
1:E:4028:PRO:HB3	1:E:4051:THR:CG2	2.43	0.49
1:F:5123:PHE:HD1	1:F:5205:MET:CE	2.24	0.49
1:A:140:LEU:HD12	1:A:248:ALA:HB1	1.95	0.49
1:A:38:MET:CE	1:A:246:VAL:HG22	2.42	0.49
1:B:1001:MET:SD	1:B:1002:SER:N	2.86	0.49
1:F:5008:HIS:CE1	1:F:5076:ILE:HG21	2.48	0.49
1:D:3228:ILE:HG12	1:D:3229:PRO:CA	2.12	0.49
1:E:4205:MET:O	1:E:4206:CYS:CB	2.60	0.49
1:F:5163:TYR:N	1:F:5163:TYR:HD1	2.06	0.49

Continued on next page...

Continued from previous page...

Atom-1	Atom-2	Interatomic distance (Å)	Clash overlap (Å)
1:C:2104:VAL:HG21	1:C:2228:ILE:HG13	1.93	0.49
1:D:3041:PRO:HA	1:D:3054:ARG:O	2.13	0.49
1:D:3038:MET:CB	1:D:3055:ALA:HB1	2.43	0.49
1:F:5115:ARG:HH12	1:F:5128:PHE:HB3	1.78	0.49
1:A:101:HIS:CD2	1:A:101:HIS:H	2.31	0.49
1:A:11:LEU:HD11	1:A:16:LEU:CD2	2.43	0.49
1:A:140:LEU:N	1:A:140:LEU:CD1	2.76	0.49
1:A:38:MET:HE2	1:A:246:VAL:HG22	1.95	0.49
1:B:1098:ILE:N	1:B:1193:MET:O	2.39	0.49
1:C:2007:PHE:O	1:C:2008:HIS:CB	2.61	0.49
1:F:5037:LEU:HD11	1:F:5242:VAL:CG1	2.43	0.49
1:A:165:GLY:HA2	1:A:183:SER:OG	2.13	0.48
1:A:211:LEU:O	1:A:212:ARG:HB2	2.13	0.48
1:B:1022:ALA:HA	1:B:1063:ILE:O	2.12	0.48
1:C:2017:GLN:CD	1:C:2018:GLY:N	2.66	0.48
1:E:4050:PHE:HE1	1:E:4067:THR:O	1.95	0.48
1:E:4211:LEU:O	1:E:4212:ARG:HG2	2.12	0.48
1:F:5177:VAL:HG21	1:F:5179:HIS:NE2	2.28	0.48
1:A:190:MET:HE1	1:E:4124:ALA:HA	1.94	0.48
1:B:1206:CYS:O	1:B:1211:LEU:HA	2.13	0.48
1:C:2108:LEU:HD12	1:C:2217:ALA:HB3	1.94	0.48
1:C:2187:TRP:CH2	1:F:5125:PRO:HG2	2.48	0.48
1:E:4093:GLY:O	1:E:4217:ALA:HA	2.13	0.48
1:F:5107:VAL:O	1:F:5108:LEU:HD23	2.13	0.48
1:A:73:SER:HA	1:A:76:ILE:HD12	1.95	0.48
1:D:3088:THR:HB	1:D:3212:ARG:HB3	1.94	0.48
1:C:2001:MET:SD	1:C:2001:MET:O	2.71	0.48
1:C:2125:PRO:O	1:C:2127:GLU:N	2.46	0.48
1:C:2206:CYS:HB3	1:C:2211:LEU:HD12	1.94	0.48
1:C:2207:ALA:CA	1:C:2211:LEU:HD13	2.43	0.48
1:E:4235:LYS:CG	1:E:4236:GLN:N	2.75	0.48
1:C:2011:LEU:HD12	1:C:2016:LEU:HD22	1.95	0.48
1:C:2043:LYS:NZ	1:C:2045:ALA:O	2.44	0.48
1:C:2236:GLN:O	1:C:2240:HIS:CD2	2.67	0.48
1:D:3210:GLY:O	1:D:3211:LEU:O	2.31	0.48
1:E:4019:ALA:C	1:E:4021:LEU:H	2.17	0.48
1:B:1018:GLY:O	1:B:1061:PRO:HG2	2.14	0.48
1:E:4022:ALA:HA	1:E:4063:ILE:O	2.13	0.48
1:E:4034:ILE:HD11	1:E:4092:ILE:HD13	1.96	0.48
1:D:3104:VAL:HA	1:D:3219:VAL:HG12	1.96	0.48
1:E:4235:LYS:HG3	1:E:4236:GLN:N	2.28	0.48

Continued on next page...

Continued from previous page...

Atom-1	Atom-2	Interatomic distance (Å)	Clash overlap (Å)
1:C:2228:ILE:HD12	1:C:2229:PRO:HA	1.96	0.48
1:F:5001:MET:O	1:F:5007:PHE:CG	2.67	0.48
1:F:5133:ASP:O	1:F:5137:THR:OG1	2.23	0.48
1:A:165:GLY:HA2	1:A:180:PHE:O	2.14	0.47
1:A:235:LYS:H	1:A:235:LYS:HD2	1.79	0.47
1:D:3038:MET:SD	1:D:3062:VAL:HG23	2.53	0.47
1:D:3108:LEU:HD22	1:D:3152:HIS:HB2	1.96	0.47
1:E:4016:LEU:HD12	1:E:4063:ILE:HD13	1.96	0.47
1:E:4242:VAL:O	1:E:4246:VAL:HG23	2.14	0.47
1:F:5116:LEU:O	1:F:5159:SER:HA	2.13	0.47
1:B:1047:HIS:O	1:B:1049:GLU:N	2.48	0.47
1:D:3232:GLU:O	1:D:3236:GLN:N	2.44	0.47
1:F:5193:MET:O	1:F:5194:ASN:OD1	2.32	0.47
1:A:206:CYS:O	1:A:211:LEU:HB3	2.15	0.47
1:C:2152:HIS:HB3	1:C:2193:MET:HE1	1.96	0.47
1:F:5013:LYS:CA	1:F:5084:LEU:HD22	2.45	0.47
1:A:106:ASP:OD1	1:A:150:THR:HB	2.13	0.47
1:B:1163:TYR:HB3	1:B:1223:ARG:HH22	1.78	0.47
1:B:1212:ARG:HH12	1:B:1252:LEU:HG	1.79	0.47
1:F:5158:SER:HB2	1:F:5199:SER:OG	2.14	0.47
1:B:1166:GLN:HB3	1:B:1177:VAL:HG21	1.96	0.47
1:C:2138:THR:O	1:C:2142:GLU:HG2	2.15	0.47
1:C:2091:ARG:HB3	1:C:2215:MET:HG3	1.97	0.47
1:D:3108:LEU:HD13	1:D:3193:MET:HB3	1.96	0.47
1:D:3196:GLU:HG3	1:D:3199:SER:OG	2.14	0.47
1:D:3211:LEU:CG	1:D:3212:ARG:H	2.13	0.47
1:E:4010:GLY:O	1:E:4011:LEU:HD22	2.15	0.47
1:E:4039:ASP:O	1:E:4056:GLU:HG2	2.13	0.47
1:E:4210:GLY:O	1:E:4211:LEU:C	2.53	0.47
1:E:4228:ILE:O	1:E:4230:ASN:N	2.48	0.47
1:F:5002:SER:C	1:F:5007:PHE:CG	2.87	0.47
1:A:141:VAL:HG11	1:E:4134:PHE:HE1	1.78	0.47
1:A:21:LEU:HD23	1:A:22:ALA:N	2.30	0.47
1:F:5175:ARG:O	1:F:5176:VAL:HG23	2.14	0.47
1:F:5005:ASP:O	1:F:5006:VAL:HB	2.15	0.47
1:A:2:SER:C	1:A:4:SER:H	2.17	0.47
1:F:5178:ARG:HA	1:F:5181:LYS:HB3	1.97	0.47
1:C:2091:ARG:NH1	1:C:2198:GLU:HB2	2.29	0.47
1:E:4046:SER:OG	1:E:4047:HIS:N	2.47	0.47
1:E:4016:LEU:HD12	1:E:4063:ILE:HG21	1.96	0.47
1:A:163:TYR:CD2	1:A:223:ARG:NH1	2.83	0.47

Continued on next page...

Continued from previous page...

Atom-1	Atom-2	Interatomic distance (Å)	Clash overlap (Å)
1:A:22:ALA:HB2	1:A:86:ILE:HG12	1.96	0.47
1:A:20:THR:HA	1:A:86:ILE:HA	1.96	0.47
1:E:4037:LEU:O	1:E:4038:MET:HG3	2.15	0.47
1:A:167:GLU:HB3	1:A:184:MET:HE2	1.97	0.46
1:A:9:LEU:H	1:A:9:LEU:HD22	1.80	0.46
1:B:1167:GLU:CG	1:B:1168:ARG:N	2.78	0.46
1:E:4178:ARG:HG3	1:E:4179:HIS:N	2.29	0.46
1:A:134:PHE:CE1	1:E:4141:VAL:HG11	2.50	0.46
1:C:2168:ARG:O	1:C:2171:THR:HG23	2.15	0.46
1:D:3032:GLU:HG3	1:D:3033:LYS:HD2	1.97	0.46
1:D:3092:ILE:HB	1:D:3245:VAL:HG21	1.96	0.46
1:E:4024:VAL:O	1:E:4091:ARG:HG3	2.14	0.46
1:E:4094:THR:HB	1:E:4220:ILE:HG21	1.97	0.46
1:F:5055:ALA:C	1:F:5056:GLU:HG2	2.35	0.46
1:B:1009:LEU:HD22	1:B:1047:HIS:CB	2.45	0.46
1:B:1182:GLY:O	1:B:1185:GLU:HG2	2.15	0.46
1:E:4100:PRO:HB3	1:E:4224:THR:HB	1.96	0.46
1:F:5211:LEU:HB3	1:F:5212:ARG:H	1.67	0.46
1:A:167:GLU:OE2	1:A:223:ARG:NH2	2.48	0.46
1:B:1230:ASN:O	1:B:1231:ALA:HB3	2.15	0.46
1:E:4209:GLN:C	1:E:4211:LEU:N	2.68	0.46
1:F:5050:PHE:HA	1:F:5066:SER:OG	2.14	0.46
1:C:2196:GLU:HG2	1:C:2197:MET:H	1.80	0.46
1:F:5056:GLU:HA	1:F:5060:LYS:O	2.15	0.46
1:D:3016:LEU:O	1:D:3017:GLN:HG2	2.16	0.46
1:F:5138:THR:O	1:F:5141:VAL:HG22	2.15	0.46
1:A:2:SER:HA	1:A:5:ASP:OD1	2.16	0.46
1:A:38:MET:HG3	1:A:57:LEU:HD13	1.98	0.46
1:D:3158:SER:HB3	1:D:3200:ALA:HB2	1.98	0.46
1:E:4194:ASN:N	1:E:4194:ASN:HD22	2.14	0.46
1:A:82:ALA:HA	1:A:86:ILE:O	2.16	0.46
1:B:1077:ALA:O	1:B:1078:VAL:CG2	2.64	0.46
1:B:1166:GLN:O	1:B:1167:GLU:HB3	2.16	0.46
1:B:1246:VAL:O	1:B:1250:ARG:HB2	2.15	0.46
1:C:2001:MET:HA	1:E:4221:VAL:HG22	1.97	0.46
1:F:5048:ARG:O	1:F:5050:PHE:N	2.44	0.46
1:F:5206:CYS:HA	1:F:5210:GLY:HA3	1.98	0.46
1:A:163:TYR:N	1:A:163:TYR:CD1	2.84	0.46
1:B:1015:ASP:O	1:B:1044:LEU:HD21	2.16	0.46
1:B:1067:THR:O	1:B:1073:SER:HB2	2.15	0.46
1:B:1099:GLN:HB2	1:B:1102:ILE:HG13	1.97	0.46

Continued on next page...

Continued from previous page...

Atom-1	Atom-2	Interatomic distance (Å)	Clash overlap (Å)
1:B:1226:GLN:CA	1:B:1226:GLN:HE21	2.28	0.46
1:B:1024:VAL:O	1:B:1024:VAL:HG23	2.16	0.45
1:B:1104:VAL:HG13	1:B:1219:VAL:O	2.15	0.45
1:C:2163:TYR:HE1	1:C:2197:MET:HG3	1.81	0.45
1:C:2209:GLN:O	1:C:2211:LEU:N	2.48	0.45
1:B:1079:GLU:O	1:B:1083:GLN:HG3	2.16	0.45
1:C:2015:ASP:C	1:C:2017:GLN:H	2.20	0.45
1:C:2165:GLY:HA2	1:C:2180:PHE:O	2.16	0.45
1:D:3119:ALA:O	1:D:3122:HIS:HB2	2.17	0.45
1:F:5094:THR:HB	1:F:5220:ILE:HD13	1.97	0.45
1:B:1102:ILE:O	1:B:1222:ASN:ND2	2.49	0.45
1:D:3009:LEU:HD12	1:D:3047:HIS:CB	2.41	0.45
1:D:3099:GLN:HE22	1:D:3188:GLN:HA	1.81	0.45
1:F:5099:GLN:OE1	1:F:5099:GLN:HA	2.15	0.45
1:B:1161:THR:OG1	1:F:5122:HIS:CD2	2.68	0.45
1:A:167:GLU:CD	1:A:223:ARG:HD3	2.37	0.45
1:C:2065:CYS:SG	1:C:2066:SER:N	2.90	0.45
1:C:2077:ALA:O	1:C:2081:LEU:HB2	2.17	0.45
1:A:208:SER:HA	1:E:4190:MET:O	2.16	0.45
1:F:5240:HIS:HD2	1:F:5243:LYS:NZ	2.14	0.45
1:A:115:ARG:NH1	1:A:128:PHE:O	2.50	0.45
1:C:2161:THR:O	1:C:2163:TYR:N	2.50	0.45
1:C:2072:PRO:O	1:C:2076:ILE:HG13	2.17	0.45
1:C:2211:LEU:CG	1:C:2212:ARG:N	2.68	0.45
1:E:4104:VAL:CG1	1:E:4233:THR:HG21	2.47	0.45
1:F:5171:THR:HG23	1:F:5176:VAL:HG21	1.99	0.45
1:B:1095:THR:HG21	1:B:1194:ASN:HD22	1.81	0.45
1:C:2036:ALA:C	1:C:2038:MET:H	2.20	0.45
1:E:4163:TYR:O	1:E:4169:TYR:HB3	2.16	0.45
1:C:2122:HIS:HA	1:E:4177:VAL:HG23	1.98	0.45
1:F:5187:TRP:CE3	1:F:5187:TRP:HA	2.52	0.45
1:F:5236:GLN:HA	1:F:5239:SER:CB	2.47	0.45
1:A:180:PHE:CE1	1:D:3122:HIS:HA	2.52	0.45
1:A:6:VAL:O	1:A:7:PHE:C	2.55	0.45
1:F:5016:LEU:CD1	1:F:5084:LEU:HB3	2.47	0.45
1:B:1150:THR:HG22	1:B:1150:THR:O	2.17	0.45
1:E:4113:SER:OG	1:E:4203:LEU:HD23	2.16	0.45
1:F:5031:VAL:HG13	1:F:5064:VAL:CG1	2.47	0.45
1:F:5089:PHE:O	1:F:5213:ALA:HA	2.17	0.45
1:F:5123:PHE:CE1	1:F:5205:MET:HG3	2.51	0.45
1:C:2022:ALA:CB	1:C:2086:ILE:HG21	2.47	0.45

Continued on next page...

Continued from previous page...

Atom-1	Atom-2	Interatomic distance (Å)	Clash overlap (Å)
1:D:3183:SER:HA	1:D:3187:TRP:CD1	2.46	0.45
1:E:4195:TYR:O	1:E:4196:GLU:HG2	2.17	0.45
1:A:206:CYS:C	1:A:211:LEU:HA	2.38	0.44
1:C:2017:GLN:CD	1:C:2018:GLY:H	2.19	0.44
1:C:2095:THR:HG21	1:C:2194:ASN:HD22	1.82	0.44
1:C:2133:ASP:CB	1:C:2212:ARG:HA	2.47	0.44
1:D:3178:ARG:HG3	1:D:3179:HIS:CE1	2.51	0.44
1:D:3237:THR:HA	1:D:3240:HIS:HB2	1.99	0.44
1:E:4212:ARG:HA	1:E:4212:ARG:HD2	1.72	0.44
1:E:4091:ARG:HB3	1:E:4215:MET:HG3	1.98	0.44
1:A:44:LEU:HD11	1:A:54:ARG:HB2	2.00	0.44
1:A:92:ILE:HG13	1:A:216:VAL:HB	1.99	0.44
1:C:2240:HIS:CD2	1:C:2240:HIS:H	2.35	0.44
1:D:3154:GLY:HA3	1:D:3193:MET:SD	2.57	0.44
1:E:4010:GLY:O	1:E:4045:ALA:HB3	2.17	0.44
1:A:141:VAL:O	1:A:145:LYS:HG2	2.17	0.44
1:C:2205:MET:SD	1:C:2206:CYS:N	2.91	0.44
1:E:4051:THR:O	1:E:4065:CYS:SG	2.74	0.44
1:A:170:ASP:HB2	1:A:171:THR:H	1.58	0.44
1:E:4127:GLU:HG3	1:E:4127:GLU:H	1.59	0.44
1:B:1038:MET:HB3	1:B:1039:ASP:H	1.45	0.44
1:B:1145:LYS:HD3	1:B:1145:LYS:HA	1.69	0.44
1:B:1225:GLN:HA	1:B:1225:GLN:OE1	2.17	0.44
1:C:2157:ALA:O	1:C:2195:TYR:HA	2.17	0.44
1:A:126:LEU:HG	1:A:126:LEU:O	2.16	0.44
1:B:1054:ARG:HG2	1:B:1054:ARG:O	2.17	0.44
1:C:2001:MET:HB3	1:E:4223:ARG:HB3	1.99	0.44
1:D:3084:LEU:HD23	1:D:3084:LEU:HA	1.74	0.44
1:E:4211:LEU:O	1:E:4212:ARG:CG	2.66	0.44
1:F:5031:VAL:HG13	1:F:5064:VAL:HG12	1.99	0.44
1:F:5140:LEU:HD11	1:F:5216:VAL:HG12	1.99	0.44
1:F:5243:LYS:HB2	1:F:5243:LYS:HE2	1.75	0.44
1:B:1040:LYS:N	1:B:1041:PRO:CD	2.80	0.44
1:B:1235:LYS:N	1:B:1235:LYS:HD3	2.25	0.44
1:C:2226:GLN:O	1:C:2228:ILE:N	2.50	0.44
1:E:4106:ASP:HB3	1:E:4152:HIS:CD2	2.53	0.44
1:E:4226:GLN:O	1:E:4227:GLU:CB	2.64	0.44
1:A:123:PHE:CD2	1:A:205:MET:HG2	2.52	0.44
1:B:1220:ILE:HG12	1:B:1221:VAL:HG22	2.00	0.44
1:E:4205:MET:O	1:E:4206:CYS:HB2	2.17	0.44
1:F:5184:MET:HA	1:F:5195:TYR:OH	2.18	0.44

Continued on next page...

Continued from previous page...

Atom-1	Atom-2	Interatomic distance (Å)	Clash overlap (Å)
1:F:5199:SER:O	1:F:5203:LEU:HG	2.18	0.44
1:A:72:PRO:HD3	1:D:3072:PRO:HG2	2.00	0.44
1:C:2092:ILE:HA	1:C:2216:VAL:O	2.18	0.44
1:D:3233:THR:O	1:D:3237:THR:N	2.49	0.44
1:F:5093:GLY:O	1:F:5217:ALA:HA	2.18	0.44
1:F:5096:GLY:O	1:F:5194:ASN:HB2	2.17	0.44
1:F:5123:PHE:CD1	1:F:5205:MET:HE3	2.51	0.44
1:A:226:GLN:C	1:D:3001:MET:HB2	2.39	0.43
1:B:1001:MET:SD	1:B:1009:LEU:HD23	2.58	0.43
1:C:2122:HIS:ND1	1:E:4161:THR:OG1	2.51	0.43
1:D:3092:ILE:HA	1:D:3216:VAL:O	2.17	0.43
1:D:3228:ILE:HD11	1:D:3234:MET:CE	2.48	0.43
1:E:4096:GLY:O	1:E:4194:ASN:HB2	2.18	0.43
1:B:1178:ARG:HD3	1:F:5124:ALA:C	2.38	0.43
1:C:2009:LEU:CD2	1:C:2050:PHE:HB3	2.48	0.43
1:C:2012:THR:O	1:C:2013:LYS:CB	2.67	0.43
1:C:2173:SER:OG	1:C:2176:VAL:CA	2.62	0.43
1:E:4091:ARG:CZ	1:E:4198:GLU:HG3	2.49	0.43
1:F:5140:LEU:CD1	1:F:5216:VAL:HB	2.46	0.43
1:A:8:HIS:CD2	1:A:9:LEU:HD22	2.54	0.43
1:B:1216:VAL:HG22	1:B:1217:ALA:H	1.82	0.43
1:B:1239:SER:O	1:B:1243:LYS:HG3	2.18	0.43
1:C:2016:LEU:HD23	1:C:2016:LEU:N	2.26	0.43
1:C:2177:VAL:CB	1:C:2181:LYS:HD3	2.47	0.43
1:C:2206:CYS:C	1:C:2211:LEU:HB2	2.39	0.43
1:A:122:HIS:O	1:D:3176:VAL:HG23	2.18	0.43
1:E:4017:GLN:O	1:E:4061:PRO:HG3	2.18	0.43
1:E:4095:THR:HG22	1:E:4217:ALA:HB1	1.99	0.43
1:C:2167:GLU:O	1:C:2168:ARG:HB2	2.19	0.43
1:C:2209:GLN:O	1:C:2209:GLN:HG3	2.19	0.43
1:D:3092:ILE:HD12	1:D:3093:GLY:N	2.33	0.43
1:A:146:SER:O	1:A:147:ILE:HG12	2.19	0.43
1:A:163:TYR:HA	1:A:164:PRO:HD3	1.86	0.43
1:D:3071:GLY:N	1:D:3072:PRO:CD	2.81	0.43
1:D:3099:GLN:HG2	1:D:3192:VAL:O	2.18	0.43
1:D:3206:CYS:HB3	1:D:3211:LEU:HD12	2.00	0.43
1:F:5178:ARG:HA	1:F:5181:LYS:CB	2.49	0.43
1:A:102:ILE:O	1:A:106:ASP:OD2	2.37	0.43
1:A:196:GLU:CG	1:A:197:MET:N	2.82	0.43
1:C:2015:ASP:O	1:C:2017:GLN:N	2.52	0.43
1:E:4025:PRO:HB3	1:E:4030:ARG:CD	2.49	0.43

Continued on next page...

Continued from previous page...

Atom-1	Atom-2	Interatomic distance (Å)	Clash overlap (Å)
1:F:5015:ASP:HB3	1:F:5044:LEU:HD13	2.01	0.43
1:F:5228:ILE:CG2	1:F:5229:PRO:HA	2.49	0.43
1:C:2076:ILE:HA	1:C:2079:GLU:OE2	2.19	0.43
1:A:147:ILE:CG2	1:A:147:ILE:O	2.65	0.43
1:B:1042:VAL:HG22	1:B:1043:LYS:O	2.18	0.43
1:E:4161:THR:CG2	1:E:4164:PRO:HG3	2.49	0.43
1:F:5013:LYS:HD2	1:F:5084:LEU:HD23	2.00	0.43
1:A:125:PRO:HB2	1:A:127:GLU:CD	2.39	0.43
1:A:169:TYR:O	1:A:170:ASP:CB	2.67	0.43
1:C:2009:LEU:HD23	1:C:2050:PHE:CD1	2.53	0.43
1:E:4063:ILE:HD11	1:E:4081:LEU:HD22	2.00	0.43
1:F:5147:ILE:N	1:F:5147:ILE:HD13	2.34	0.43
1:A:38:MET:CG	1:A:57:LEU:HD13	2.49	0.42
1:B:1226:GLN:HA	1:B:1226:GLN:NE2	2.31	0.42
1:F:5021:LEU:HD12	1:F:5088:THR:HB	1.99	0.42
1:B:1029:ASP:O	1:B:1032:GLU:HG2	2.19	0.42
1:D:3009:LEU:HD12	1:D:3047:HIS:CG	2.54	0.42
1:E:4107:VAL:HG11	1:E:4244:ILE:HD13	2.01	0.42
1:F:5203:LEU:HD23	1:F:5203:LEU:N	2.33	0.42
1:A:116:LEU:HB2	1:A:159:SER:HA	2.01	0.42
1:A:57:LEU:CD2	1:A:250:ARG:HB3	2.49	0.42
1:B:1001:MET:O	1:B:1002:SER:HB2	2.18	0.42
1:C:2176:VAL:HG23	1:C:2177:VAL:O	2.20	0.42
1:D:3167:GLU:HG3	1:D:3169:TYR:CB	2.50	0.42
1:E:4114:VAL:HG12	1:E:4116:LEU:HG	2.01	0.42
1:C:2060:LYS:HD2	1:C:2253:LEU:HB3	2.02	0.42
1:D:3211:LEU:CG	1:D:3212:ARG:N	2.78	0.42
1:A:112:ALA:HB2	1:E:4131:VAL:HG11	2.00	0.42
1:B:1209:GLN:OE1	1:F:5174:GLY:HA3	2.19	0.42
1:B:1050:PHE:CE2	1:B:1077:ALA:HB2	2.54	0.42
1:C:2178:ARG:HB3	1:C:2179:HIS:H	1.53	0.42
1:E:4232:GLU:HG3	1:E:4232:GLU:O	2.19	0.42
1:B:1008:HIS:CD2	1:B:1076:ILE:CG2	3.01	0.42
1:C:2040:LYS:N	1:C:2041:PRO:CD	2.83	0.42
1:C:2196:GLU:HG2	1:C:2197:MET:N	2.35	0.42
1:C:2228:ILE:HA	1:C:2229:PRO:HA	1.62	0.42
1:D:3114:VAL:HG12	1:D:3116:LEU:HG	2.01	0.42
1:D:3161:THR:CG2	1:D:3162:PHE:H	2.21	0.42
1:F:5079:GLU:O	1:F:5083:GLN:HG3	2.20	0.42
1:F:5201:THR:HG23	1:F:5205:MET:CE	2.42	0.42
1:B:1166:GLN:HG3	1:B:1167:GLU:N	2.34	0.42

Continued on next page...

Continued from previous page...

Atom-1	Atom-2	Interatomic distance (Å)	Clash overlap (Å)
1:B:1216:VAL:HG22	1:B:1217:ALA:N	2.35	0.42
1:C:2113:SER:HA	1:C:2156:THR:O	2.20	0.42
1:D:3060:LYS:HA	1:D:3061:PRO:HD2	1.85	0.42
1:F:5003:LYS:N	1:F:5007:PHE:CD1	2.87	0.42
1:C:2134:PHE:HZ	1:F:5138:THR:HA	1.84	0.42
1:A:211:LEU:O	1:A:212:ARG:O	2.38	0.42
1:B:1209:GLN:C	1:B:1211:LEU:N	2.73	0.42
1:D:3011:LEU:HD12	1:D:3011:LEU:N	2.35	0.42
1:A:9:LEU:HD23	1:A:76:ILE:HG21	2.01	0.42
1:D:3013:LYS:O	1:D:3016:LEU:HB2	2.20	0.42
1:D:3167:GLU:HG2	1:D:3167:GLU:H	1.74	0.42
1:E:4104:VAL:HG13	1:E:4219:VAL:O	2.20	0.42
1:C:2180:PHE:CE1	1:E:4122:HIS:HA	2.54	0.42
1:F:5026:GLY:O	1:F:5066:SER:HB2	2.19	0.42
1:A:125:PRO:HB2	1:A:127:GLU:OE1	2.20	0.42
1:C:2167:GLU:HA	1:C:2184:MET:HE2	2.01	0.42
1:C:2179:HIS:N	1:C:2179:HIS:CD2	2.81	0.42
1:C:2240:HIS:HA	1:C:2243:LYS:NZ	2.35	0.42
1:E:4067:THR:HG22	1:E:4077:ALA:CB	2.49	0.42
1:E:4116:LEU:HB2	1:E:4158:SER:O	2.20	0.42
1:A:115:ARG:C	1:A:116:LEU:HD23	2.39	0.41
1:A:7:PHE:N	1:A:7:PHE:CD2	2.85	0.41
1:A:9:LEU:HA	1:A:47:HIS:CE1	2.55	0.41
1:D:3099:GLN:NE2	1:D:3188:GLN:HA	2.35	0.41
1:E:4219:VAL:HG13	1:E:4221:VAL:O	2.20	0.41
1:F:5011:LEU:HD11	1:F:5016:LEU:CD2	2.48	0.41
1:A:99:GLN:NE2	1:A:192:VAL:O	2.52	0.41
1:C:2105:GLY:HA2	1:C:2237:THR:HG1	1.82	0.41
1:F:5158:SER:HB3	1:F:5200:ALA:HB2	2.00	0.41
1:A:230:ASN:O	1:A:231:ALA:HB3	2.20	0.41
1:B:1009:LEU:HD22	1:B:1047:HIS:CG	2.55	0.41
1:B:1106:ASP:HB2	1:B:1150:THR:O	2.21	0.41
1:C:2133:ASP:HB3	1:C:2136:CYS:HB2	2.01	0.41
1:D:3037:LEU:CD2	1:D:3246:VAL:HG21	2.49	0.41
1:F:5027:ASP:HA	1:F:5028:PRO:HD3	1.91	0.41
1:F:5107:VAL:C	1:F:5108:LEU:HD23	2.40	0.41
1:F:5117:ASP:OD2	1:F:5120:SER:OG	2.36	0.41
1:F:5204:THR:CA	1:F:5205:MET:SD	3.09	0.41
1:A:25:PRO:O	1:A:66:SER:HA	2.21	0.41
1:B:1001:MET:CG	1:B:1009:LEU:HD23	2.48	0.41
1:D:3167:GLU:HG3	1:D:3169:TYR:HB2	2.01	0.41

Continued on next page...

Continued from previous page...

Atom-1	Atom-2	Interatomic distance (Å)	Clash overlap (Å)
1:E:4099:GLN:HB2	1:E:4102:ILE:HD12	2.01	0.41
1:A:206:CYS:HB3	1:A:211:LEU:HA	2.02	0.41
1:C:2115:ARG:NH2	1:C:2124:ALA:O	2.52	0.41
1:E:4157:ALA:O	1:E:4195:TYR:CD1	2.73	0.41
1:F:5034:ILE:CD1	1:F:5092:ILE:CD1	2.98	0.41
1:F:5038:MET:HG2	1:F:5057:LEU:HD13	2.02	0.41
1:F:5183:SER:O	1:F:5186:GLU:HB2	2.20	0.41
1:B:1086:ILE:N	1:B:1086:ILE:HD12	2.35	0.41
1:B:1239:SER:HA	1:B:1242:VAL:HG22	2.02	0.41
1:E:4039:ASP:O	1:E:4056:GLU:N	2.48	0.41
1:F:5013:LYS:HD2	1:F:5084:LEU:CD2	2.51	0.41
1:F:5146:SER:C	1:F:5147:ILE:HD13	2.41	0.41
1:A:155:VAL:HG12	1:A:192:VAL:HG22	2.02	0.41
1:A:247:GLU:HA	1:A:250:ARG:HG2	2.03	0.41
1:B:1021:LEU:O	1:B:1063:ILE:HG23	2.21	0.41
1:B:1205:MET:HG2	1:B:1209:GLN:NE2	2.35	0.41
1:D:3177:VAL:HB	1:D:3178:ARG:H	1.66	0.41
1:F:5073:SER:O	1:F:5074:THR:C	2.59	0.41
1:A:165:GLY:O	1:A:166:GLN:CB	2.68	0.41
1:B:1142:GLU:O	1:B:1146:SER:HB2	2.21	0.41
1:C:2050:PHE:CD2	1:C:2050:PHE:N	2.88	0.41
1:A:1:MET:HE2	1:D:3228:ILE:HG23	2.03	0.41
1:F:5099:GLN:HB2	1:F:5102:ILE:HD12	2.02	0.41
1:B:1209:GLN:OE1	1:F:5172:TYR:HE2	2.02	0.41
1:B:1239:SER:HA	1:B:1242:VAL:CG2	2.51	0.41
1:F:5034:ILE:HD11	1:F:5092:ILE:CD1	2.51	0.41
1:F:5206:CYS:HA	1:F:5210:GLY:CA	2.51	0.41
1:A:224:THR:O	1:A:225:GLN:CD	2.59	0.41
1:C:2167:GLU:HG2	1:C:2223:ARG:CG	2.48	0.41
1:C:2133:ASP:HB2	1:C:2212:ARG:HA	2.02	0.41
1:C:2234:MET:HE3	1:C:2234:MET:HB3	1.88	0.41
1:D:3091:ARG:HG3	1:D:3092:ILE:N	2.36	0.41
1:E:4184:MET:HE3	1:E:4185:GLU:HG2	2.03	0.41
1:E:4243:LYS:HD2	1:E:4243:LYS:HA	1.83	0.41
1:A:146:SER:OG	1:A:146:SER:O	2.36	0.41
1:C:2207:ALA:HA	1:C:2211:LEU:HD13	2.02	0.41
1:E:4011:LEU:HD12	1:E:4016:LEU:HD21	2.03	0.41
1:C:2011:LEU:HD21	1:C:2052:THR:CG2	2.45	0.40
1:D:3225:GLN:OE1	1:D:3226:GLN:N	2.53	0.40
1:A:1:MET:H1	1:D:3228:ILE:HG22	1.85	0.40
1:F:5013:LYS:HD2	1:F:5084:LEU:HA	2.02	0.40

Continued on next page...

Continued from previous page...

Atom-1	Atom-2	Interatomic distance (Å)	Clash overlap (Å)
1:B:1172:TYR:HE1	1:F:5209:GLN:O	2.04	0.40
1:A:247:GLU:O	1:A:251:ARG:HG3	2.22	0.40
1:B:1019:ALA:O	1:B:1020:THR:HB	2.21	0.40
1:C:2048:ARG:O	1:C:2049:GLU:HG2	2.22	0.40
1:C:2122:HIS:CG	1:E:4161:THR:OG1	2.74	0.40
1:C:2143:ALA:HB1	1:C:2247:GLU:HG3	2.03	0.40
1:D:3070:GLY:HA2	1:D:3197:MET:HG2	2.02	0.40
1:E:4074:THR:OG1	1:E:4198:GLU:HB3	2.21	0.40
1:B:1063:ILE:HG13	1:B:1063:ILE:O	2.20	0.40
1:C:2024:VAL:O	1:C:2024:VAL:HG23	2.22	0.40
1:F:5109:VAL:HB	1:F:5153:VAL:HG13	2.03	0.40
1:B:1008:HIS:HD2	1:B:1076:ILE:CG2	2.35	0.40
1:C:2011:LEU:H	1:C:2011:LEU:CD2	2.35	0.40
1:C:2220:ILE:O	1:C:2229:PRO:HD3	2.21	0.40
1:E:4042:VAL:O	1:E:4042:VAL:HG23	2.21	0.40
1:F:5228:ILE:HG23	1:F:5229:PRO:HA	2.04	0.40
1:A:206:CYS:C	1:A:211:LEU:HB3	2.41	0.40
1:A:209:GLN:HA	1:A:211:LEU:HD23	2.04	0.40
1:B:1105:GLY:N	1:B:1219:VAL:O	2.55	0.40
1:B:1106:ASP:N	1:B:1106:ASP:OD2	2.53	0.40
1:E:4020:THR:O	1:E:4088:THR:N	2.49	0.40

There are no symmetry-related clashes.

5.3 Torsion angles [i](#)

5.3.1 Protein backbone [i](#)

In the following table, the Percentiles column shows the percent Ramachandran outliers of the chain as a percentile score with respect to all X-ray entries followed by that with respect to entries of similar resolution.

The Analysed column shows the number of residues for which the backbone conformation was analysed, and the total number of residues.

Mol	Chain	Analysed	Favoured	Allowed	Outliers	Percentiles	
1	A	251/253 (99%)	189 (75%)	37 (15%)	25 (10%)	0	0
1	B	251/253 (99%)	180 (72%)	47 (19%)	24 (10%)	1	0
1	C	251/253 (99%)	193 (77%)	35 (14%)	23 (9%)	1	0
1	D	251/253 (99%)	194 (77%)	40 (16%)	17 (7%)	1	1

Continued on next page...

Continued from previous page...

Mol	Chain	Analysed	Favoured	Allowed	Outliers	Percentiles	
1	E	251/253 (99%)	187 (74%)	41 (16%)	23 (9%)	1	0
1	F	251/253 (99%)	193 (77%)	39 (16%)	19 (8%)	1	1
All	All	1506/1518 (99%)	1136 (75%)	239 (16%)	131 (9%)	1	1

All (131) Ramachandran outliers are listed below:

Mol	Chain	Res	Type
1	A	6	VAL
1	A	7	PHE
1	A	13	LYS
1	A	30	ARG
1	A	163	TYR
1	A	164	PRO
1	A	166	GLN
1	A	178	ARG
1	A	211	LEU
1	A	228	ILE
1	B	1002	SER
1	B	1164	PRO
1	B	1167	GLU
1	B	1176	VAL
1	B	1178	ARG
1	B	1212	ARG
1	B	1225	GLN
1	B	1227	GLU
1	B	1229	PRO
1	B	1232	GLU
1	C	2008	HIS
1	C	2126	LEU
1	C	2162	PHE
1	C	2166	GLN
1	C	2168	ARG
1	C	2209	GLN
1	C	2211	LEU
1	D	3008	HIS
1	D	3025	PRO
1	D	3115	ARG
1	D	3164	PRO
1	D	3177	VAL
1	D	3181	LYS
1	D	3184	MET

Continued on next page...

Continued from previous page...

Mol	Chain	Res	Type
1	D	3211	LEU
1	D	3231	ALA
1	E	4150	THR
1	E	4162	PHE
1	E	4172	TYR
1	E	4206	CYS
1	E	4211	LEU
1	F	5227	GLU
1	F	5231	ALA
1	F	5234	MET
1	A	115	ARG
1	A	147	ILE
1	A	170	ASP
1	A	173	SER
1	A	176	VAL
1	A	226	GLN
1	A	231	ALA
1	B	1009	LEU
1	B	1019	ALA
1	B	1020	THR
1	B	1037	LEU
1	B	1048	ARG
1	B	1078	VAL
1	B	1210	GLY
1	B	1211	LEU
1	C	2016	LEU
1	C	2150	THR
1	C	2164	PRO
1	C	2176	VAL
1	C	2178	ARG
1	C	2223	ARG
1	D	3003	LYS
1	D	3160	ASP
1	D	3161	THR
1	D	3170	ASP
1	E	4007	PHE
1	E	4045	ALA
1	E	4168	ARG
1	E	4171	THR
1	E	4176	VAL
1	E	4179	HIS
1	E	4208	SER

Continued on next page...

Continued from previous page...

Mol	Chain	Res	Type
1	E	4209	GLN
1	E	4227	GLU
1	E	4234	MET
1	F	5003	LYS
1	F	5030	ARG
1	F	5047	HIS
1	F	5049	GLU
1	F	5175	ARG
1	A	5	ASP
1	A	169	TYR
1	A	179	HIS
1	A	207	ALA
1	B	1011	LEU
1	B	1233	THR
1	B	1234	MET
1	C	2015	ASP
1	C	2017	GLN
1	C	2227	GLU
1	D	3026	GLY
1	D	3225	GLN
1	E	4019	ALA
1	E	4164	PRO
1	E	4173	SER
1	E	4178	ARG
1	E	4212	ARG
1	F	5017	GLN
1	F	5048	ARG
1	F	5163	TYR
1	F	5209	GLN
1	A	118	GLY
1	A	206	CYS
1	C	2030	ARG
1	C	2049	GLU
1	C	2210	GLY
1	E	4163	TYR
1	F	5009	LEU
1	F	5020	THR
1	F	5171	THR
1	F	5211	LEU
1	A	186	GLU
1	B	1231	ALA
1	C	2009	LEU

Continued on next page...

Continued from previous page...

Mol	Chain	Res	Type
1	D	3009	LEU
1	E	4038	MET
1	F	5115	ARG
1	B	1121	LEU
1	C	2219	VAL
1	A	102	ILE
1	C	2147	ILE
1	C	2163	TYR
1	F	5040	LYS
1	E	4174	GLY
1	B	1006	VAL
1	F	5006	VAL
1	D	3118	GLY

5.3.2 Protein sidechains ⓘ

In the following table, the Percentiles column shows the percent sidechain outliers of the chain as a percentile score with respect to all X-ray entries followed by that with respect to entries of similar resolution.

The Analysed column shows the number of residues for which the sidechain conformation was analysed, and the total number of residues.

Mol	Chain	Analysed	Rotameric	Outliers	Percentiles	
1	A	200/204 (98%)	170 (85%)	30 (15%)	3	6
1	B	200/204 (98%)	166 (83%)	34 (17%)	2	4
1	C	200/204 (98%)	168 (84%)	32 (16%)	2	5
1	D	200/204 (98%)	158 (79%)	42 (21%)	1	2
1	E	200/204 (98%)	165 (82%)	35 (18%)	2	3
1	F	200/204 (98%)	168 (84%)	32 (16%)	2	5
All	All	1200/1224 (98%)	995 (83%)	205 (17%)	2	4

All (205) residues with a non-rotameric sidechain are listed below:

Mol	Chain	Res	Type
1	A	1	MET
1	A	7	PHE
1	A	8	HIS
1	A	9	LEU
1	A	11	LEU

Continued on next page...

Continued from previous page...

Mol	Chain	Res	Type
1	A	38	MET
1	A	57	LEU
1	A	64	VAL
1	A	80	GLU
1	A	83	GLN
1	A	84	LEU
1	A	92	ILE
1	A	94	THR
1	A	140	LEU
1	A	146	SER
1	A	153	VAL
1	A	156	THR
1	A	160	ASP
1	A	163	TYR
1	A	166	GLN
1	A	169	TYR
1	A	178	ARG
1	A	199	SER
1	A	205	MET
1	A	211	LEU
1	A	221	VAL
1	A	226	GLN
1	A	235	LYS
1	A	247	GLU
1	A	253	LEU
1	B	1001	MET
1	B	1011	LEU
1	B	1012	THR
1	B	1016	LEU
1	B	1021	LEU
1	B	1033	LYS
1	B	1038	MET
1	B	1058	ASP
1	B	1062	VAL
1	B	1063	ILE
1	B	1088	THR
1	B	1090	LEU
1	B	1091	ARG
1	B	1092	ILE
1	B	1106	ASP
1	B	1127	GLU
1	B	1151	THR

Continued on next page...

Continued from previous page...

Mol	Chain	Res	Type
1	B	1160	ASP
1	B	1161	THR
1	B	1163	TYR
1	B	1166	GLN
1	B	1168	ARG
1	B	1169	TYR
1	B	1171	THR
1	B	1173	SER
1	B	1178	ARG
1	B	1186	GLU
1	B	1187	TRP
1	B	1211	LEU
1	B	1220	ILE
1	B	1221	VAL
1	B	1224	THR
1	B	1226	GLN
1	B	1235	LYS
1	C	2002	SER
1	C	2006	VAL
1	C	2013	LYS
1	C	2016	LEU
1	C	2032	GLU
1	C	2042	VAL
1	C	2043	LYS
1	C	2052	THR
1	C	2073	SER
1	C	2081	LEU
1	C	2084	LEU
1	C	2091	ARG
1	C	2092	ILE
1	C	2095	THR
1	C	2145	LYS
1	C	2160	ASP
1	C	2162	PHE
1	C	2163	TYR
1	C	2169	TYR
1	C	2173	SER
1	C	2178	ARG
1	C	2179	HIS
1	C	2186	GLU
1	C	2193	MET
1	C	2196	GLU

Continued on next page...

Continued from previous page...

Mol	Chain	Res	Type
1	C	2201	THR
1	C	2205	MET
1	C	2209	GLN
1	C	2215	MET
1	C	2223	ARG
1	C	2237	THR
1	C	2238	GLU
1	D	3007	PHE
1	D	3011	LEU
1	D	3012	THR
1	D	3015	ASP
1	D	3016	LEU
1	D	3033	LYS
1	D	3040	LYS
1	D	3049	GLU
1	D	3052	THR
1	D	3060	LYS
1	D	3088	THR
1	D	3090	LEU
1	D	3091	ARG
1	D	3094	THR
1	D	3095	THR
1	D	3098	ILE
1	D	3106	ASP
1	D	3111	THR
1	D	3113	SER
1	D	3147	ILE
1	D	3151	THR
1	D	3166	GLN
1	D	3169	TYR
1	D	3170	ASP
1	D	3178	ARG
1	D	3180	PHE
1	D	3185	GLU
1	D	3194	ASN
1	D	3196	GLU
1	D	3202	LEU
1	D	3205	MET
1	D	3209	GLN
1	D	3221	VAL
1	D	3224	THR
1	D	3229	PRO

Continued on next page...

Continued from previous page...

Mol	Chain	Res	Type
1	D	3234	MET
1	D	3235	LYS
1	D	3236	GLN
1	D	3240	HIS
1	D	3243	LYS
1	D	3247	GLU
1	D	3253	LEU
1	E	4001	MET
1	E	4009	LEU
1	E	4011	LEU
1	E	4029	ASP
1	E	4047	HIS
1	E	4052	THR
1	E	4063	ILE
1	E	4067	THR
1	E	4084	LEU
1	E	4092	ILE
1	E	4103	ASN
1	E	4109	VAL
1	E	4120	SER
1	E	4126	LEU
1	E	4141	VAL
1	E	4145	LYS
1	E	4147	ILE
1	E	4150	THR
1	E	4153	VAL
1	E	4168	ARG
1	E	4169	TYR
1	E	4172	TYR
1	E	4178	ARG
1	E	4194	ASN
1	E	4195	TYR
1	E	4198	GLU
1	E	4199	SER
1	E	4203	LEU
1	E	4205	MET
1	E	4221	VAL
1	E	4223	ARG
1	E	4225	GLN
1	E	4228	ILE
1	E	4236	GLN
1	E	4245	VAL

Continued on next page...

Continued from previous page...

Mol	Chain	Res	Type
1	F	5005	ASP
1	F	5006	VAL
1	F	5007	PHE
1	F	5011	LEU
1	F	5021	LEU
1	F	5037	LEU
1	F	5043	LYS
1	F	5049	GLU
1	F	5050	PHE
1	F	5056	GLU
1	F	5062	VAL
1	F	5080	GLU
1	F	5091	ARG
1	F	5092	ILE
1	F	5094	THR
1	F	5099	GLN
1	F	5137	THR
1	F	5138	THR
1	F	5140	LEU
1	F	5145	LYS
1	F	5155	VAL
1	F	5163	TYR
1	F	5178	ARG
1	F	5193	MET
1	F	5194	ASN
1	F	5196	GLU
1	F	5202	LEU
1	F	5205	MET
1	F	5211	LEU
1	F	5216	VAL
1	F	5225	GLN
1	F	5235	LYS

Some sidechains can be flipped to improve hydrogen bonding and reduce clashes. All (24) such sidechains are listed below:

Mol	Chain	Res	Type
1	A	101	HIS
1	A	188	GLN
1	B	1017	GLN
1	B	1179	HIS
1	B	1188	GLN
1	B	1226	GLN

Continued on next page...

Continued from previous page...

Mol	Chain	Res	Type
1	B	1236	GLN
1	C	2152	HIS
1	C	2179	HIS
1	C	2225	GLN
1	C	2240	HIS
1	D	3099	GLN
1	D	3166	GLN
1	D	3194	ASN
1	D	3230	ASN
1	D	3236	GLN
1	E	4008	HIS
1	E	4101	HIS
1	E	4179	HIS
1	E	4226	GLN
1	F	5008	HIS
1	F	5122	HIS
1	F	5152	HIS
1	F	5240	HIS

5.3.3 RNA [i](#)

There are no RNA molecules in this entry.

5.4 Non-standard residues in protein, DNA, RNA chains [i](#)

There are no non-standard protein/DNA/RNA residues in this entry.

5.5 Carbohydrates [i](#)

There are no carbohydrates in this entry.

5.6 Ligand geometry [i](#)

There are no ligands in this entry.

5.7 Other polymers [i](#)

There are no such residues in this entry.

5.8 Polymer linkage issues

There are no chain breaks in this entry.

6 Fit of model and data

6.1 Protein, DNA and RNA chains

EDS was not executed - this section is therefore empty.

6.2 Non-standard residues in protein, DNA, RNA chains

EDS was not executed - this section is therefore empty.

6.3 Carbohydrates

EDS was not executed - this section is therefore empty.

6.4 Ligands

EDS was not executed - this section is therefore empty.

6.5 Other polymers

EDS was not executed - this section is therefore empty.