



Full wwPDB X-ray Structure Validation Report ⓘ

Mar 10, 2018 – 02:39 am GMT

PDB ID : 1KPL
Title : Crystal Structure of the ClC Chloride Channel from *S. typhimurium*
Authors : Dutzler, R.; Campbell, E.B.; Cadene, M.; Chait, B.T.; MacKinnon, R.
Deposited on : 2001-12-31
Resolution : 3.00 Å(reported)

This is a Full wwPDB X-ray Structure Validation Report for a publicly released PDB entry.

We welcome your comments at validation@mail.wwpdb.org

A user guide is available at

<https://www.wwpdb.org/validation/2017/XrayValidationReportHelp>

with specific help available everywhere you see the ⓘ symbol.

The following versions of software and data (see [references ⓘ](#)) were used in the production of this report:

MolProbity : 4.02b-467
Mogul : 1.7.3 (157068), CSD as539be (2018)
Xtriage (Phenix) : 1.13
EDS : trunk30967
Percentile statistics : 20171227.v01 (using entries in the PDB archive December 27th 2017)
Refmac : 5.8.0158
CCP4 : 7.0 (Gargrove)
Ideal geometry (proteins) : Engh & Huber (2001)
Ideal geometry (DNA, RNA) : Parkinson et al. (1996)
Validation Pipeline (wwPDB-VP) : trunk30967

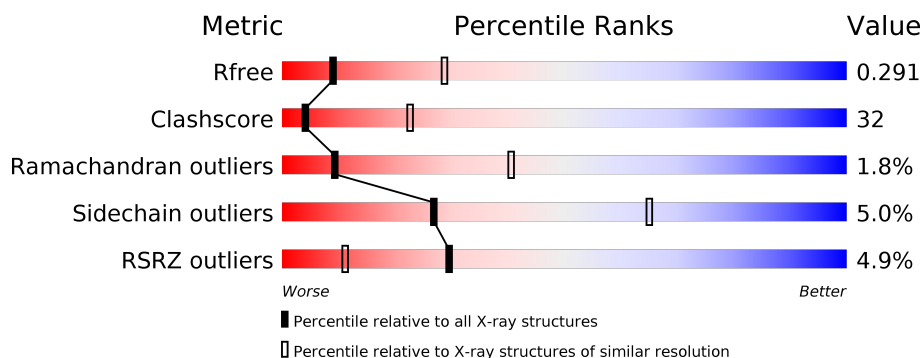
1 Overall quality at a glance

The following experimental techniques were used to determine the structure:

X-RAY DIFFRACTION

The reported resolution of this entry is 3.00 Å.

Percentile scores (ranging between 0-100) for global validation metrics of the entry are shown in the following graphic. The table shows the number of entries on which the scores are based.



Metric	Whole archive (#Entries)	Similar resolution (#Entries, resolution range(Å))
R_{free}	111664	1851 (3.00-3.00)
Clashscore	122126	2167 (3.00-3.00)
Ramachandran outliers	120053	2101 (3.00-3.00)
Sidechain outliers	120020	2104 (3.00-3.00)
RSRZ outliers	108989	1751 (3.00-3.00)

The table below summarises the geometric issues observed across the polymeric chains and their fit to the electron density. The red, orange, yellow and green segments on the lower bar indicate the fraction of residues that contain outliers for ≥ 3 , 2, 1 and 0 types of geometric quality criteria. A grey segment represents the fraction of residues that are not modelled. The numeric value for each fraction is indicated below the corresponding segment, with a dot representing fractions $\leq 5\%$. The upper red bar (where present) indicates the fraction of residues that have poor fit to the electron density. The numeric value is given above the bar.

Mol	Chain	Length	Quality of chain
1	A	473	<div> <div>5%</div> <div> <div>44%</div> <div>44%</div> <div>9%</div> </div> </div>
1	B	473	<div> <div>5%</div> <div> <div>52%</div> <div>39%</div> <div>5%</div> </div> </div>
1	C	473	<div> <div>3%</div> <div> <div>45%</div> <div>42%</div> <div>9%</div> </div> </div>
1	D	473	<div> <div>5%</div> <div> <div>51%</div> <div>40%</div> <div>5%</div> </div> </div>

The following table lists non-polymeric compounds, carbohydrate monomers and non-standard residues in protein, DNA, RNA chains that are outliers for geometric or electron-density-fit crite-

ria:

Mol	Type	Chain	Res	Chirality	Geometry	Clashes	Electron density
2	CL	C	603	-	-	-	X

2 Entry composition

There are 6 unique types of molecules in this entry. The entry contains 13216 atoms, of which 0 are hydrogens and 0 are deuteriums.

In the tables below, the ZeroOcc column contains the number of atoms modelled with zero occupancy, the AltConf column contains the number of residues with at least one atom in alternate conformation and the Trace column contains the number of residues modelled with at most 2 atoms.

- Molecule 1 is a protein called putative CIC family, chlorine transport protein.

Mol	Chain	Residues	Atoms					ZeroOcc	AltConf	Trace
1	A	430	Total	C	N	O	S	0	0	0
			3193	2105	528	540	20			
1	B	451	Total	C	N	O	S	0	0	0
			3379	2217	574	568	20			
1	C	430	Total	C	N	O	S	0	0	0
			3193	2105	528	540	20			
1	D	451	Total	C	N	O	S	0	0	0
			3379	2217	574	568	20			

There are 8 discrepancies between the modelled and reference sequences:

Chain	Residue	Modelled	Actual	Comment	Reference
A	26	LEU	MET	ENGINEERED	UNP Q8ZRP8
A	264	VAL	CYS	ENGINEERED	UNP Q8ZRP8
B	26	LEU	MET	ENGINEERED	UNP Q8ZRP8
B	264	VAL	CYS	ENGINEERED	UNP Q8ZRP8
C	26	LEU	MET	ENGINEERED	UNP Q8ZRP8
C	264	VAL	CYS	ENGINEERED	UNP Q8ZRP8
D	26	LEU	MET	ENGINEERED	UNP Q8ZRP8
D	264	VAL	CYS	ENGINEERED	UNP Q8ZRP8

- Molecule 2 is CHLORIDE ION (three-letter code: CL) (formula: Cl).

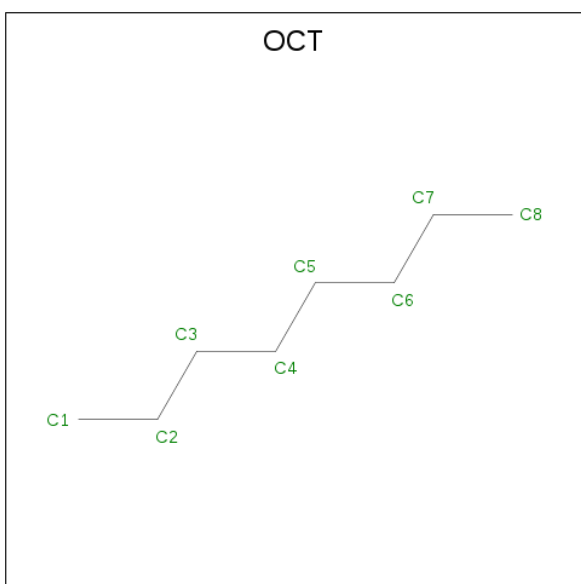
Mol	Chain	Residues	Atoms		ZeroOcc	AltConf
2	B	1	Total	Cl	0	0
			1	1		
2	A	1	Total	Cl	0	0
			1	1		
2	D	1	Total	Cl	0	0
			1	1		
2	C	1	Total	Cl	0	0
			1	1		

- Molecule 3 is SULFATE ION (three-letter code: SO4) (formula: O₄S).



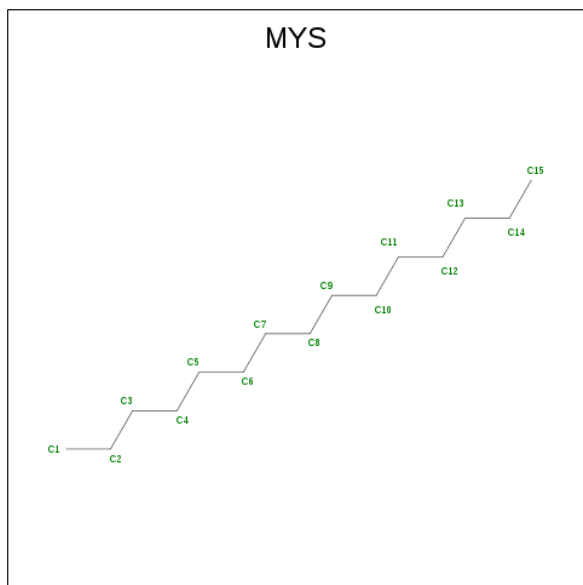
Mol	Chain	Residues	Atoms			ZeroOcc	AltConf
3	A	1	Total	O	S	0	0
			5	4	1		
3	B	1	Total	O	S	0	0
			5	4	1		
3	B	1	Total	O	S	0	0
			5	4	1		
3	C	1	Total	O	S	0	0
			5	4	1		

- Molecule 4 is N-OCTANE (three-letter code: OCT) (formula: C₈H₁₈).



Mol	Chain	Residues	Atoms	ZeroOcc	AltConf
4	A	1	Total C 8 8	0	0
4	C	1	Total C 8 8	0	0

- Molecule 5 is PENTADECANE (three-letter code: MYS) (formula: $C_{15}H_{32}$).



Mol	Chain	Residues	Atoms	ZeroOcc	AltConf
5	B	1	Total C 15 15	0	0
5	D	1	Total C 15 15	0	0

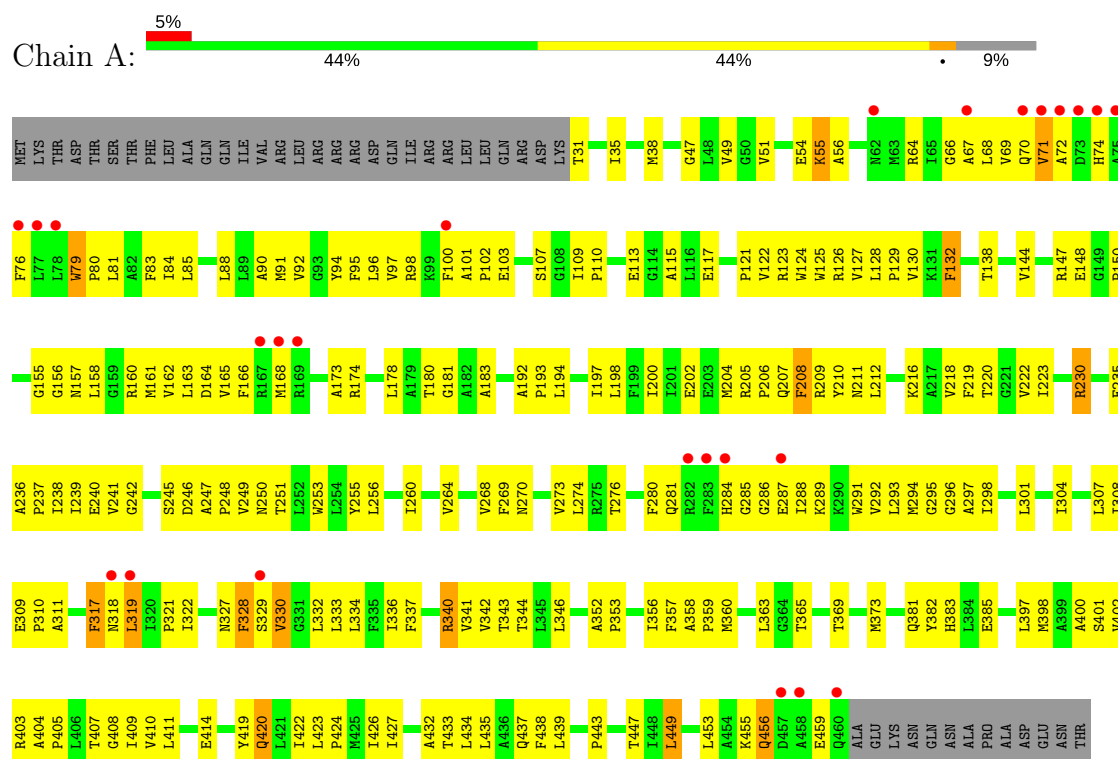
- Molecule 6 is water.

Mol	Chain	Residues	Atoms	ZeroOcc	AltConf
6	B	1	Total O 1 1	0	0
6	D	1	Total O 1 1	0	0

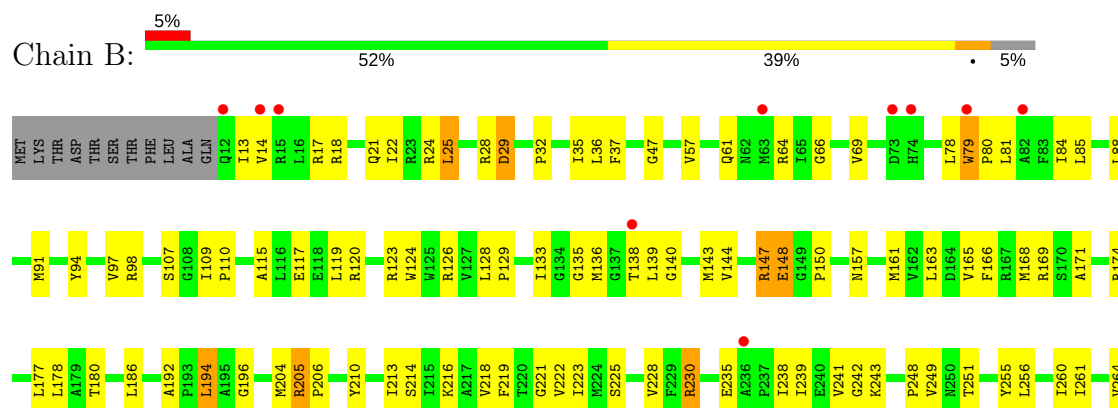
3 Residue-property plots

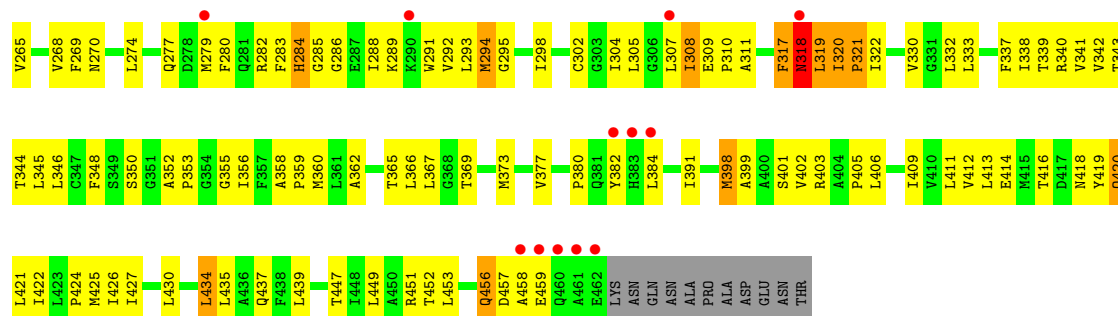
These plots are drawn for all protein, RNA and DNA chains in the entry. The first graphic for a chain summarises the proportions of the various outlier classes displayed in the second graphic. The second graphic shows the sequence view annotated by issues in geometry and electron density. Residues are color-coded according to the number of geometric quality criteria for which they contain at least one outlier: green = 0, yellow = 1, orange = 2 and red = 3 or more. A red dot above a residue indicates a poor fit to the electron density ($RSRZ > 2$). Stretches of 2 or more consecutive residues without any outlier are shown as a green connector. Residues present in the sample, but not in the model, are shown in grey.

- Molecule 1: putative ClC family, chlorine transport protein

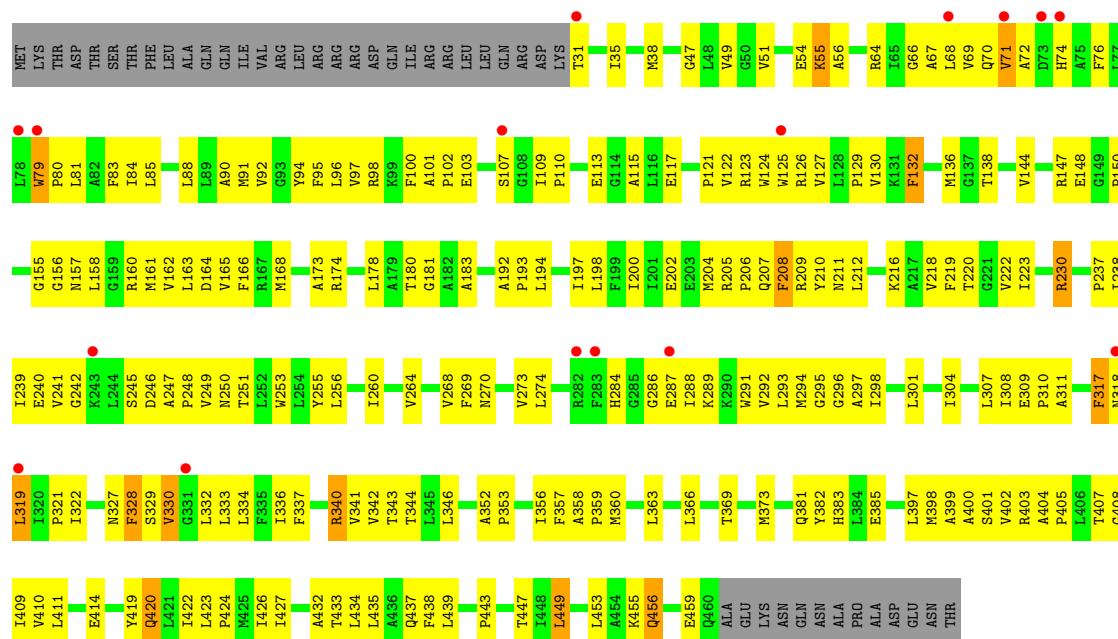


- Molecule 1: putative ClC family, chlorine transport protein

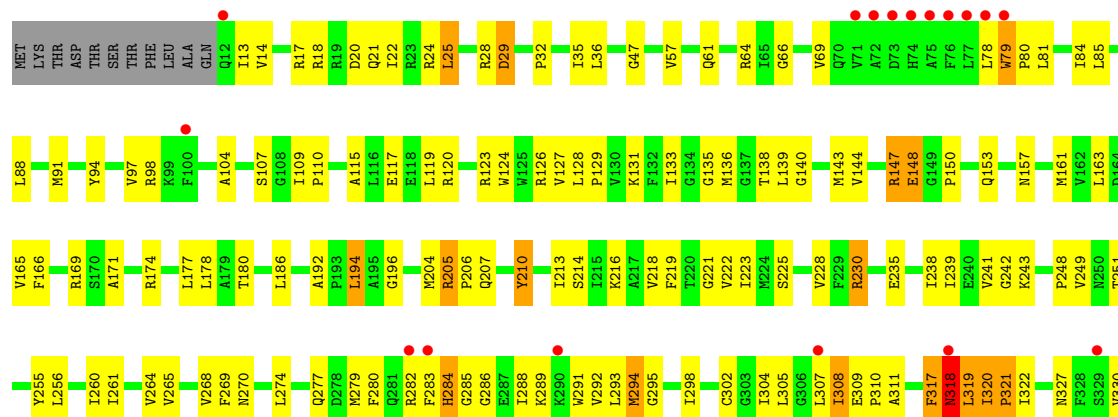


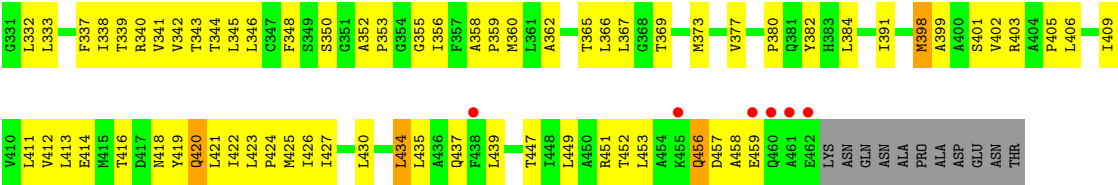


- Molecule 1: putative ClC family, chlorine transport protein



- Molecule 1: putative ClC family, chlorine transport protein





4 Data and refinement statistics

Property	Value	Source
Space group	P 1 21 1	Depositor
Cell constants a, b, c, α , β , γ	185.72Å 90.16Å 80.75Å 90.00° 98.95° 90.00°	Depositor
Resolution (Å)	20.00 – 3.00 34.66 – 3.00	Depositor EDS
% Data completeness (in resolution range)	94.4 (20.00-3.00) 94.5 (34.66-3.00)	Depositor EDS
R_{merge}	0.07	Depositor
R_{sym}	(Not available)	Depositor
$\langle I/\sigma(I) \rangle$ ¹	2.34 (at 3.00Å)	Xtriage
Refinement program	CNS 0.3	Depositor
R, R_{free}	0.254 , 0.289 0.257 , 0.291	Depositor DCC
R_{free} test set	4991 reflections (9.97%)	wwPDB-VP
Wilson B-factor (Å ²)	85.9	Xtriage
Anisotropy	0.524	Xtriage
Bulk solvent k_{sol} (e/Å ³), B_{sol} (Å ²)	0.31 , 64.3	EDS
L-test for twinning ²	$\langle L \rangle = 0.51$, $\langle L^2 \rangle = 0.35$	Xtriage
Estimated twinning fraction	No twinning to report.	Xtriage
F_o, F_c correlation	0.91	EDS
Total number of atoms	13216	wwPDB-VP
Average B, all atoms (Å ²)	79.0	wwPDB-VP

Xtriage's analysis on translational NCS is as follows: *The largest off-origin peak in the Patterson function is 4.86% of the height of the origin peak. No significant pseudotranslation is detected.*

¹Intensities estimated from amplitudes.

²Theoretical values of $\langle |L| \rangle$, $\langle L^2 \rangle$ for acentric reflections are 0.5, 0.333 respectively for untwinned datasets, and 0.375, 0.2 for perfectly twinned datasets.

5 Model quality [i](#)

5.1 Standard geometry [i](#)

Bond lengths and bond angles in the following residue types are not validated in this section: MYS, CL, OCT, SO4

The Z score for a bond length (or angle) is the number of standard deviations the observed value is removed from the expected value. A bond length (or angle) with $|Z| > 5$ is considered an outlier worth inspection. RMSZ is the root-mean-square of all Z scores of the bond lengths (or angles).

Mol	Chain	Bond lengths		Bond angles	
		RMSZ	$\# Z > 5$	RMSZ	$\# Z > 5$
1	A	0.44	0/3262	0.69	0/4432
1	B	0.42	0/3448	0.71	3/4678 (0.1%)
1	C	0.44	0/3262	0.69	0/4432
1	D	0.42	0/3448	0.71	3/4678 (0.1%)
All	All	0.43	0/13420	0.70	6/18220 (0.0%)

There are no bond length outliers.

All (6) bond angle outliers are listed below:

Mol	Chain	Res	Type	Atoms	Z	Observed(°)	Ideal(°)
1	D	210	TYR	N-CA-C	-6.89	92.41	111.00
1	B	210	TYR	N-CA-C	-6.88	92.42	111.00
1	D	320	ILE	N-CA-C	6.33	128.08	111.00
1	B	320	ILE	N-CA-C	6.32	128.06	111.00
1	B	243	LYS	N-CA-C	-5.33	96.61	111.00
1	D	243	LYS	N-CA-C	-5.33	96.61	111.00

There are no chirality outliers.

There are no planarity outliers.

5.2 Too-close contacts [i](#)

In the following table, the Non-H and H(model) columns list the number of non-hydrogen atoms and hydrogen atoms in the chain respectively. The H(added) column lists the number of hydrogen atoms added and optimized by MolProbity. The Clashes column lists the number of clashes within the asymmetric unit, whereas Symm-Clashes lists symmetry related clashes.

Mol	Chain	Non-H	H(model)	H(added)	Clashes	Symm-Clashes
1	A	3193	0	3349	226	0

Continued on next page...

Continued from previous page...

Mol	Chain	Non-H	H(model)	H(added)	Clashes	Symm-Clashes
1	B	3379	0	3556	232	0
1	C	3193	0	3349	224	2
1	D	3379	0	3556	237	2
2	A	1	0	0	0	0
2	B	1	0	0	0	0
2	C	1	0	0	0	0
2	D	1	0	0	0	0
3	A	5	0	0	0	0
3	B	10	0	0	2	0
3	C	5	0	0	0	0
4	A	8	0	18	0	0
4	C	8	0	18	0	0
5	B	15	0	32	1	0
5	D	15	0	32	1	0
6	B	1	0	0	1	0
6	D	1	0	0	1	0
All	All	13216	0	13910	858	2

The all-atom clashscore is defined as the number of clashes found per 1000 atoms (including hydrogen atoms). The all-atom clashscore for this structure is 32.

All (858) close contacts within the same asymmetric unit are listed below, sorted by their clash magnitude.

Atom-1	Atom-2	Interatomic distance (Å)	Clash overlap (Å)
1:B:317:PHE:HA	1:B:321:PRO:HD2	1.33	1.11
1:A:230:ARG:HB3	1:A:230:ARG:HH11	1.18	1.07
1:D:317:PHE:HA	1:D:321:PRO:HD2	1.33	1.07
1:C:230:ARG:HB3	1:C:230:ARG:HH11	1.18	1.06
1:D:298:ILE:HD11	1:D:346:LEU:HB3	1.38	1.04
1:C:288:ILE:H	1:C:288:ILE:HD12	1.23	1.04
1:D:163:LEU:HD21	1:D:174:ARG:HA	1.34	1.03
1:D:163:LEU:HD13	1:D:177:LEU:HD12	1.40	1.03
1:B:163:LEU:HD21	1:B:174:ARG:HA	1.34	1.03
1:B:298:ILE:HD11	1:B:346:LEU:HB3	1.38	1.02
1:B:163:LEU:HD13	1:B:177:LEU:HD12	1.40	0.99
1:A:288:ILE:H	1:A:288:ILE:HD12	1.23	0.99
1:B:288:ILE:HD12	1:B:288:ILE:H	1.30	0.94
1:D:288:ILE:HD12	1:D:288:ILE:H	1.30	0.94
1:C:420:GLN:NE2	1:C:420:GLN:H	1.68	0.92
1:B:230:ARG:HH11	1:B:230:ARG:HB3	1.35	0.91
1:D:230:ARG:HH11	1:D:230:ARG:HB3	1.35	0.91

Continued on next page...

Continued from previous page...

Atom-1	Atom-2	Interatomic distance (Å)	Clash overlap (Å)
1:C:71:VAL:HG21	1:C:81:LEU:HD12	1.53	0.91
1:A:420:GLN:NE2	1:A:420:GLN:H	1.68	0.90
1:C:239:ILE:HG13	1:C:322:ILE:HD11	1.53	0.90
1:A:239:ILE:HG13	1:A:322:ILE:HD11	1.53	0.89
1:B:144:VAL:HG11	1:B:344:THR:HG22	1.53	0.89
1:B:37:PHE:HE2	1:D:13:ILE:HD11	1.38	0.89
1:A:71:VAL:HG21	1:A:81:LEU:HD12	1.53	0.88
1:D:144:VAL:HG11	1:D:344:THR:HG22	1.53	0.88
1:C:317:PHE:HA	1:C:321:PRO:HD3	1.56	0.88
1:A:317:PHE:HA	1:A:321:PRO:CD	2.03	0.87
1:C:317:PHE:HA	1:C:321:PRO:CD	2.04	0.86
1:A:317:PHE:HA	1:A:321:PRO:HD3	1.56	0.86
1:C:230:ARG:NH1	1:C:230:ARG:HB3	1.90	0.86
1:C:455:LYS:O	1:C:459:GLU:HG3	1.75	0.86
1:A:230:ARG:NH1	1:A:230:ARG:HB3	1.90	0.86
1:A:455:LYS:O	1:A:459:GLU:HG3	1.75	0.86
1:A:274:LEU:HD11	1:A:447:THR:HG21	1.59	0.85
1:B:169:ARG:HD2	1:C:210:TYR:O	1.78	0.84
1:C:200:ILE:HD13	1:C:204:MET:HG3	1.60	0.83
1:C:274:LEU:HD11	1:C:447:THR:HG21	1.59	0.83
1:D:147:ARG:HB3	1:D:147:ARG:NH1	1.93	0.82
1:A:200:ILE:HD13	1:A:204:MET:HG3	1.60	0.82
1:C:55:LYS:HD2	1:C:56:ALA:N	1.94	0.82
1:B:147:ARG:NH1	1:B:147:ARG:HB3	1.93	0.82
1:A:55:LYS:HD2	1:A:56:ALA:N	1.94	0.82
1:D:230:ARG:NH1	1:D:230:ARG:HB3	1.97	0.78
1:A:74:HIS:HD2	1:A:76:PHE:HB2	1.48	0.78
1:B:230:ARG:NH1	1:B:230:ARG:HB3	1.97	0.78
1:A:98:ARG:HD2	1:A:291:TRP:CE3	2.19	0.78
1:B:318:ASN:H	1:B:318:ASN:HD22	1.31	0.78
1:C:98:ARG:HD2	1:C:291:TRP:CE3	2.19	0.77
1:A:223:ILE:HD11	1:B:427:ILE:HG13	1.66	0.77
1:C:81:LEU:HD22	1:C:85:LEU:HD21	1.67	0.77
1:C:420:GLN:HE21	1:C:420:GLN:H	1.32	0.77
1:A:288:ILE:CD1	1:A:288:ILE:H	1.97	0.76
1:C:337:PHE:O	1:C:341:VAL:HG23	1.86	0.76
1:C:74:HIS:HD2	1:C:76:PHE:HB2	1.48	0.76
1:C:223:ILE:HD11	1:D:427:ILE:HG13	1.66	0.76
1:A:437:GLN:HG3	1:A:438:PHE:N	1.99	0.76
1:C:437:GLN:HG3	1:C:438:PHE:N	1.99	0.76
1:A:337:PHE:O	1:A:341:VAL:HG23	1.86	0.76

Continued on next page...

Continued from previous page...

Atom-1	Atom-2	Interatomic distance (Å)	Clash overlap (Å)
1:D:318:ASN:H	1:D:318:ASN:HD22	1.31	0.75
1:A:81:LEU:HD22	1:A:85:LEU:HD21	1.67	0.75
1:B:288:ILE:H	1:B:288:ILE:CD1	2.00	0.75
1:D:317:PHE:HA	1:D:321:PRO:CD	2.16	0.75
1:B:317:PHE:HA	1:B:321:PRO:CD	2.16	0.74
1:C:260:ILE:HG23	1:C:435:LEU:CD2	2.17	0.74
1:D:147:ARG:HB3	1:D:147:ARG:HH11	1.52	0.74
1:A:420:GLN:HE21	1:A:420:GLN:H	1.32	0.74
1:B:322:ILE:HD12	1:B:322:ILE:N	2.02	0.74
1:D:322:ILE:N	1:D:322:ILE:HD12	2.02	0.74
1:A:260:ILE:HG23	1:A:435:LEU:CD2	2.17	0.74
1:B:81:LEU:HA	1:B:84:ILE:CG2	2.18	0.74
1:D:81:LEU:HA	1:D:84:ILE:CG2	2.18	0.74
1:C:288:ILE:H	1:C:288:ILE:CD1	1.97	0.73
1:A:74:HIS:CD2	1:A:76:PHE:HB2	2.24	0.73
1:B:147:ARG:HB3	1:B:147:ARG:HH11	1.52	0.73
1:A:194:LEU:HG	1:B:422:ILE:HD11	1.71	0.73
1:B:80:PRO:O	1:B:84:ILE:HG22	1.89	0.72
1:C:74:HIS:CD2	1:C:76:PHE:HB2	2.24	0.72
1:B:37:PHE:CE2	1:D:13:ILE:HD11	2.22	0.72
1:C:239:ILE:CG1	1:C:322:ILE:HD11	2.20	0.72
1:D:288:ILE:CD1	1:D:288:ILE:H	2.00	0.72
1:B:138:THR:HG21	1:B:353:PRO:HD2	1.71	0.72
1:C:194:LEU:HG	1:D:422:ILE:HD11	1.71	0.72
1:A:239:ILE:CG1	1:A:322:ILE:HD11	2.20	0.71
1:D:163:LEU:CD2	1:D:174:ARG:HA	2.18	0.71
1:C:92:VAL:O	1:C:96:LEU:HD13	1.91	0.71
1:D:80:PRO:O	1:D:84:ILE:HG22	1.89	0.71
1:D:138:THR:HG21	1:D:353:PRO:HD2	1.71	0.71
1:A:288:ILE:N	1:A:288:ILE:HD12	2.03	0.71
1:B:17:ARG:HB3	1:B:17:ARG:HH11	1.55	0.71
1:D:288:ILE:N	1:D:288:ILE:HD12	2.05	0.71
1:A:92:VAL:O	1:A:96:LEU:HD13	1.91	0.70
1:A:419:TYR:OH	1:B:414:GLU:HG2	1.91	0.70
1:C:288:ILE:N	1:C:288:ILE:HD12	2.03	0.70
1:A:124:TRP:HZ3	1:A:164:ASP:OD2	1.74	0.70
1:C:409:ILE:HD13	1:C:426:ILE:HG12	1.74	0.70
1:B:81:LEU:HD22	1:B:85:LEU:HD21	1.73	0.70
1:D:81:LEU:HD22	1:D:85:LEU:HD21	1.73	0.70
1:C:419:TYR:OH	1:D:414:GLU:HG2	1.91	0.70
1:D:17:ARG:HH11	1:D:17:ARG:HB3	1.55	0.70

Continued on next page...

Continued from previous page...

Atom-1	Atom-2	Interatomic distance (Å)	Clash overlap (Å)
1:D:362:ALA:HA	1:D:365:THR:HG22	1.74	0.70
1:B:169:ARG:HB2	1:C:209:ARG:CZ	2.22	0.70
1:B:362:ALA:HA	1:B:365:THR:HG22	1.74	0.69
1:C:223:ILE:HD11	1:D:427:ILE:CG1	2.22	0.69
1:B:163:LEU:CD2	1:B:174:ARG:HA	2.18	0.69
1:C:124:TRP:HZ3	1:C:164:ASP:OD2	1.74	0.69
1:B:81:LEU:O	1:B:85:LEU:HD23	1.93	0.69
1:D:81:LEU:O	1:D:85:LEU:HD23	1.93	0.68
1:A:289:LYS:O	1:A:293:LEU:HG	1.93	0.68
1:A:409:ILE:HD13	1:A:426:ILE:HG12	1.74	0.68
1:A:71:VAL:CG2	1:A:81:LEU:HD12	2.22	0.68
1:C:239:ILE:HG13	1:C:322:ILE:CD1	2.24	0.68
1:C:71:VAL:CG2	1:C:81:LEU:HD12	2.22	0.68
1:A:223:ILE:HD11	1:B:427:ILE:CG1	2.22	0.68
1:D:147:ARG:CB	1:D:147:ARG:HH11	2.06	0.68
1:B:147:ARG:HH11	1:B:147:ARG:CB	2.06	0.68
1:B:288:ILE:HD12	1:B:288:ILE:N	2.05	0.68
1:D:97:VAL:HG21	1:D:353:PRO:HG3	1.76	0.68
1:A:207:GLN:O	1:B:205:ARG:NH2	2.27	0.67
1:B:144:VAL:CG1	1:B:344:THR:HG22	2.24	0.67
1:B:377:VAL:O	1:B:380:PRO:HD3	1.94	0.67
1:B:298:ILE:HD11	1:B:346:LEU:CB	2.21	0.67
1:B:168:MET:HG2	1:D:17:ARG:CD	2.24	0.67
1:C:336:ILE:O	1:C:340:ARG:HG3	1.95	0.67
1:D:148:GLU:OE2	1:D:355:GLY:HA3	1.95	0.67
1:D:377:VAL:O	1:D:380:PRO:HD3	1.95	0.67
1:C:289:LYS:O	1:C:293:LEU:HG	1.93	0.67
1:B:298:ILE:CD1	1:B:346:LEU:HB3	2.22	0.66
1:B:97:VAL:HG21	1:B:353:PRO:HG3	1.76	0.66
1:D:144:VAL:CG1	1:D:344:THR:HG22	2.24	0.66
1:A:336:ILE:O	1:A:340:ARG:HG3	1.95	0.66
1:C:109:ILE:N	1:C:110:PRO:HD2	2.11	0.66
1:C:220:THR:O	1:C:223:ILE:HG22	1.95	0.66
1:D:318:ASN:N	1:D:318:ASN:HD22	1.91	0.66
1:D:298:ILE:CD1	1:D:346:LEU:HB3	2.22	0.66
1:A:109:ILE:N	1:A:110:PRO:HD2	2.11	0.66
1:A:239:ILE:HG13	1:A:322:ILE:CD1	2.24	0.66
1:B:148:GLU:OE2	1:B:355:GLY:HA3	1.95	0.66
1:C:144:VAL:CG1	1:C:344:THR:HG22	2.26	0.66
1:A:240:GLU:H	1:A:322:ILE:HD11	1.61	0.65
1:A:423:LEU:HB2	1:A:424:PRO:HD3	1.78	0.65

Continued on next page...

Continued from previous page...

Atom-1	Atom-2	Interatomic distance (Å)	Clash overlap (Å)
1:B:79:TRP:N	1:B:80:PRO:HD2	2.11	0.65
1:D:362:ALA:O	1:D:365:THR:HG22	1.96	0.65
1:A:144:VAL:CG1	1:A:344:THR:HG22	2.26	0.65
1:B:398:MET:HG3	1:B:399:ALA:N	2.11	0.65
1:C:240:GLU:H	1:C:322:ILE:HD11	1.61	0.65
1:D:18:ARG:O	1:D:22:ILE:HG23	1.96	0.65
1:B:18:ARG:O	1:B:22:ILE:HG23	1.96	0.65
1:A:419:TYR:CZ	1:B:414:GLU:HG2	2.31	0.65
1:A:220:THR:O	1:A:223:ILE:HG22	1.95	0.65
1:A:298:ILE:HD11	1:A:346:LEU:HB3	1.77	0.65
1:B:318:ASN:HD22	1:B:318:ASN:N	1.91	0.65
1:C:298:ILE:HD11	1:C:346:LEU:HB3	1.77	0.65
1:C:423:LEU:HB2	1:C:424:PRO:HD3	1.78	0.65
1:C:207:GLN:O	1:D:205:ARG:NH2	2.27	0.65
1:D:298:ILE:HD11	1:D:346:LEU:CB	2.21	0.65
1:C:419:TYR:CZ	1:D:414:GLU:HG2	2.31	0.65
1:D:79:TRP:N	1:D:80:PRO:HD2	2.11	0.65
1:A:333:LEU:HD21	1:A:369:THR:HG22	1.79	0.65
1:B:362:ALA:O	1:B:365:THR:HG22	1.96	0.64
1:C:333:LEU:HD21	1:C:369:THR:HG22	1.79	0.64
1:A:260:ILE:HG23	1:A:435:LEU:HD22	1.79	0.64
1:B:280:PHE:CD1	1:B:350:SER:HA	2.33	0.64
1:C:202:GLU:OE2	1:C:405:PRO:HD2	1.97	0.64
1:D:398:MET:HG3	1:D:399:ALA:N	2.11	0.64
1:D:280:PHE:CD1	1:D:350:SER:HA	2.33	0.64
1:A:202:GLU:OE2	1:A:405:PRO:HD2	1.97	0.64
1:B:308:ILE:C	1:B:308:ILE:HD13	2.18	0.64
1:C:138:THR:HG21	1:C:353:PRO:HD2	1.80	0.64
1:D:308:ILE:C	1:D:308:ILE:HD13	2.18	0.64
1:B:168:MET:HG2	1:D:17:ARG:HD2	1.80	0.63
1:B:109:ILE:N	1:B:110:PRO:HD2	2.13	0.63
1:B:163:LEU:CD1	1:B:177:LEU:HD12	2.22	0.63
1:C:183:ALA:HB2	1:C:200:ILE:HG13	1.80	0.63
1:D:109:ILE:N	1:D:110:PRO:HD2	2.13	0.63
1:C:308:ILE:HG13	1:C:308:ILE:O	1.98	0.63
1:C:260:ILE:HG23	1:C:435:LEU:HD22	1.79	0.63
1:D:320:ILE:O	1:D:322:ILE:N	2.31	0.63
1:A:183:ALA:HB2	1:A:200:ILE:HG13	1.79	0.63
1:B:81:LEU:HA	1:B:84:ILE:HG22	1.80	0.63
1:D:81:LEU:HA	1:D:84:ILE:HG22	1.80	0.63
1:B:279:MET:O	1:B:282:ARG:HG2	1.99	0.63

Continued on next page...

Continued from previous page...

Atom-1	Atom-2	Interatomic distance (Å)	Clash overlap (Å)
1:B:304:ILE:O	1:B:308:ILE:HG22	1.99	0.63
1:B:320:ILE:O	1:B:322:ILE:N	2.31	0.62
1:D:304:ILE:O	1:D:308:ILE:HG22	1.99	0.62
1:A:308:ILE:HG13	1:A:308:ILE:O	1.98	0.62
1:B:449:LEU:HA	1:B:452:THR:HG22	1.81	0.62
1:A:64:ARG:O	1:A:68:LEU:HB2	2.00	0.62
1:A:138:THR:HG21	1:A:353:PRO:HD2	1.80	0.62
1:B:295:GLY:O	1:B:298:ILE:HG22	2.00	0.62
1:C:64:ARG:O	1:C:68:LEU:HB2	2.00	0.62
1:D:449:LEU:HA	1:D:452:THR:HG22	1.81	0.62
1:B:47:GLY:HA3	1:B:228:VAL:HG21	1.82	0.62
1:D:47:GLY:HA3	1:D:228:VAL:HG21	1.82	0.61
1:D:295:GLY:O	1:D:298:ILE:HG22	2.00	0.61
1:A:124:TRP:CZ3	1:A:164:ASP:OD2	2.54	0.61
1:B:274:LEU:HD11	1:B:447:THR:HG21	1.83	0.61
1:D:279:MET:O	1:D:282:ARG:HG2	1.99	0.61
1:B:17:ARG:HB3	1:B:17:ARG:NH1	2.16	0.61
1:C:298:ILE:CD1	1:C:346:LEU:HB3	2.31	0.61
1:B:165:VAL:HG23	1:B:166:PHE:CD1	2.36	0.60
1:D:163:LEU:CD1	1:D:177:LEU:HD12	2.22	0.60
1:C:102:PRO:HD2	1:C:123:ARG:HH22	1.66	0.60
1:C:66:GLY:O	1:C:69:VAL:HG12	2.01	0.60
1:A:66:GLY:O	1:A:69:VAL:HG12	2.01	0.60
1:B:147:ARG:O	1:B:150:PRO:HG2	2.02	0.60
1:D:147:ARG:O	1:D:150:PRO:HG2	2.02	0.60
1:C:287:GLU:OE2	1:C:289:LYS:HD2	2.02	0.60
1:D:340:ARG:O	1:D:344:THR:HG23	2.01	0.60
1:A:298:ILE:CD1	1:A:346:LEU:HB3	2.31	0.60
1:B:340:ARG:O	1:B:344:THR:HG23	2.01	0.60
1:A:147:ARG:O	1:A:150:PRO:HD2	2.01	0.60
1:B:84:ILE:HG23	1:B:85:LEU:HD22	1.83	0.60
1:D:84:ILE:HG23	1:D:85:LEU:HD22	1.83	0.60
1:D:165:VAL:HG23	1:D:166:PHE:CD1	2.36	0.60
1:D:309:GLU:N	1:D:310:PRO:HD3	2.17	0.60
1:B:66:GLY:O	1:B:69:VAL:HG12	2.02	0.60
1:C:103:GLU:HG2	1:C:123:ARG:HH21	1.67	0.60
1:C:124:TRP:CZ3	1:C:164:ASP:OD2	2.54	0.60
1:D:269:PHE:HE2	1:D:360:MET:HE2	1.67	0.60
1:D:17:ARG:NH1	1:D:17:ARG:HB3	2.16	0.60
1:D:308:ILE:O	1:D:309:GLU:HB3	2.02	0.60
1:D:66:GLY:O	1:D:69:VAL:HG12	2.02	0.60

Continued on next page...

Continued from previous page...

Atom-1	Atom-2	Interatomic distance (Å)	Clash overlap (Å)
1:A:287:GLU:OE2	1:A:289:LYS:HD2	2.02	0.59
1:A:332:LEU:HD13	1:A:332:LEU:C	2.22	0.59
1:A:403:ARG:HG3	1:A:443:PRO:HG3	1.84	0.59
1:C:381:GLN:OE1	1:C:381:GLN:N	2.33	0.59
1:A:102:PRO:HD2	1:A:123:ARG:HH22	1.66	0.59
1:A:103:GLU:HG2	1:A:123:ARG:HH21	1.67	0.59
1:C:147:ARG:O	1:C:150:PRO:HD2	2.01	0.59
1:C:49:VAL:HG21	1:C:158:LEU:HD11	1.85	0.59
1:C:403:ARG:HG3	1:C:443:PRO:HG3	1.84	0.59
1:D:420:GLN:HE21	1:D:420:GLN:H	1.48	0.59
1:D:274:LEU:HD11	1:D:447:THR:HG21	1.83	0.59
1:D:241:VAL:HG12	1:D:242:GLY:H	1.67	0.59
1:C:332:LEU:C	1:C:332:LEU:HD13	2.22	0.59
1:B:241:VAL:HG12	1:B:242:GLY:H	1.67	0.59
1:C:180:THR:HA	1:C:218:VAL:HG13	1.85	0.59
1:B:309:GLU:N	1:B:310:PRO:HD3	2.17	0.58
1:D:308:ILE:O	1:D:308:ILE:HG23	2.03	0.58
1:D:98:ARG:NE	1:D:98:ARG:HA	2.18	0.58
1:A:126:ARG:O	1:A:130:VAL:HG23	2.02	0.58
1:A:144:VAL:HG11	1:A:344:THR:HG22	1.85	0.58
1:B:308:ILE:O	1:B:309:GLU:HB3	2.02	0.58
1:B:420:GLN:H	1:B:420:GLN:HE21	1.48	0.58
1:A:240:GLU:N	1:A:322:ILE:HD11	2.17	0.58
1:C:126:ARG:O	1:C:130:VAL:HG23	2.02	0.58
1:C:88:LEU:HD12	1:C:91:MET:HE3	1.85	0.58
1:D:339:THR:O	1:D:342:VAL:HG22	2.04	0.58
1:D:57:VAL:O	1:D:61:GLN:HG3	2.04	0.58
1:A:381:GLN:N	1:A:381:GLN:OE1	2.33	0.58
1:B:98:ARG:NE	1:B:98:ARG:HA	2.18	0.58
1:C:240:GLU:N	1:C:322:ILE:HD11	2.17	0.58
1:A:200:ILE:HD13	1:A:204:MET:CG	2.33	0.58
1:A:49:VAL:HG21	1:A:158:LEU:HD11	1.85	0.58
1:B:269:PHE:HE2	1:B:360:MET:HE2	1.68	0.58
1:B:283:PHE:CD2	1:B:294:MET:HE2	2.38	0.58
1:B:419:TYR:HE1	1:B:422:ILE:HD12	1.68	0.58
1:B:317:PHE:O	1:B:319:LEU:N	2.37	0.57
1:C:144:VAL:HG11	1:C:344:THR:HG22	1.85	0.57
1:C:420:GLN:N	1:C:420:GLN:NE2	2.48	0.57
1:A:200:ILE:CD1	1:A:204:MET:HG3	2.34	0.57
1:A:317:PHE:O	1:A:319:LEU:N	2.37	0.57
1:D:317:PHE:O	1:D:319:LEU:N	2.37	0.57

Continued on next page...

Continued from previous page...

Atom-1	Atom-2	Interatomic distance (Å)	Clash overlap (Å)
1:B:339:THR:O	1:B:342:VAL:HG22	2.03	0.57
1:D:419:TYR:HE1	1:D:422:ILE:HD12	1.68	0.57
1:A:180:THR:HA	1:A:218:VAL:HG13	1.85	0.57
1:D:288:ILE:O	1:D:292:VAL:HG23	2.05	0.57
1:A:115:ALA:CB	1:A:178:LEU:HD21	2.35	0.57
1:B:308:ILE:O	1:B:308:ILE:HG23	2.03	0.57
1:B:57:VAL:O	1:B:61:GLN:HG3	2.04	0.57
1:D:119:LEU:HD23	1:D:453:LEU:HD11	1.87	0.57
1:A:80:PRO:O	1:A:84:ILE:HG13	2.05	0.57
1:C:115:ALA:CB	1:C:178:LEU:HD21	2.35	0.57
1:C:317:PHE:O	1:C:319:LEU:N	2.37	0.57
1:C:456:GLN:NE2	1:D:18:ARG:HH21	2.03	0.57
1:D:283:PHE:CD2	1:D:294:MET:HE2	2.40	0.57
1:D:192:ALA:HB1	1:D:414:GLU:OE2	2.05	0.57
1:A:88:LEU:HD12	1:A:91:MET:HE3	1.86	0.57
1:A:123:ARG:O	1:A:127:VAL:HG23	2.05	0.56
1:C:123:ARG:O	1:C:127:VAL:HG23	2.05	0.56
1:D:289:LYS:O	1:D:293:LEU:HG	2.05	0.56
1:B:289:LYS:O	1:B:293:LEU:HG	2.05	0.56
1:B:409:ILE:HD13	1:B:426:ILE:HG12	1.88	0.56
1:C:200:ILE:HD13	1:C:204:MET:CG	2.33	0.56
1:C:200:ILE:CD1	1:C:204:MET:HG3	2.34	0.56
1:A:456:GLN:NE2	1:B:18:ARG:HH21	2.03	0.56
1:B:192:ALA:HB1	1:B:414:GLU:OE2	2.05	0.56
1:D:320:ILE:C	1:D:322:ILE:H	2.09	0.56
1:B:288:ILE:O	1:B:292:VAL:HG23	2.04	0.56
1:B:251:THR:HG22	1:B:255:TYR:HE1	1.71	0.56
1:B:305:LEU:HA	1:B:308:ILE:O	2.06	0.56
1:D:264:VAL:O	1:D:268:VAL:HG23	2.06	0.56
1:A:198:LEU:CD1	1:A:410:VAL:HG21	2.35	0.56
1:C:80:PRO:O	1:C:84:ILE:HG13	2.05	0.56
1:D:251:THR:HG22	1:D:255:TYR:HE1	1.71	0.56
1:D:420:GLN:NE2	1:D:420:GLN:H	2.04	0.56
1:D:256:LEU:O	1:D:260:ILE:HG13	2.06	0.56
1:B:416:THR:CG2	1:B:418:ASN:HD22	2.18	0.56
1:B:420:GLN:H	1:B:420:GLN:NE2	2.04	0.56
1:D:305:LEU:HA	1:D:308:ILE:O	2.06	0.56
1:C:198:LEU:CD1	1:C:410:VAL:HG21	2.36	0.55
1:B:264:VAL:O	1:B:268:VAL:HG23	2.06	0.55
1:B:320:ILE:C	1:B:322:ILE:H	2.09	0.55
1:C:270:ASN:HD21	1:C:401:SER:HA	1.71	0.55

Continued on next page...

Continued from previous page...

Atom-1	Atom-2	Interatomic distance (Å)	Clash overlap (Å)
1:B:119:LEU:HD23	1:B:453:LEU:HD11	1.87	0.55
1:D:416:THR:CG2	1:D:418:ASN:HD22	2.19	0.55
1:C:301:LEU:O	1:C:301:LEU:HD13	2.07	0.55
1:A:301:LEU:HD13	1:A:301:LEU:O	2.07	0.55
1:A:156:GLY:O	1:A:178:LEU:HD12	2.07	0.55
1:B:341:VAL:O	1:B:345:LEU:HG	2.07	0.55
1:C:255:TYR:CE2	1:C:424:PRO:HB3	2.42	0.55
1:A:420:GLN:NE2	1:A:420:GLN:N	2.48	0.55
1:B:107:SER:HB3	6:B:507:HOH:O	2.07	0.55
1:A:433:THR:HG22	1:B:216:LYS:HE2	1.89	0.55
1:C:156:GLY:O	1:C:178:LEU:HD12	2.07	0.55
1:A:270:ASN:HD21	1:A:401:SER:HA	1.71	0.54
1:D:13:ILE:O	1:D:17:ARG:HG3	2.07	0.54
1:B:256:LEU:O	1:B:260:ILE:HG13	2.06	0.54
1:B:37:PHE:CE2	1:D:13:ILE:CD1	2.89	0.54
1:A:148:GLU:OE1	1:A:358:ALA:HB2	2.08	0.54
1:D:341:VAL:O	1:D:345:LEU:HG	2.07	0.54
1:D:409:ILE:HD13	1:D:426:ILE:HG12	1.88	0.54
1:B:284:HIS:C	1:B:286:GLY:H	2.11	0.54
1:C:148:GLU:OE1	1:C:358:ALA:HB2	2.08	0.54
1:D:398:MET:HE2	1:D:402:VAL:HB	1.90	0.54
1:A:342:VAL:HG23	1:A:343:THR:N	2.23	0.54
1:B:13:ILE:O	1:B:17:ARG:HG3	2.07	0.54
1:D:107:SER:HB3	6:D:607:HOH:O	2.07	0.54
1:D:133:ILE:HA	1:D:136:MET:HE2	1.90	0.54
1:A:253:TRP:HZ2	1:A:382:TYR:HH	1.57	0.53
1:A:332:LEU:O	1:A:336:ILE:HG13	2.07	0.53
1:C:433:THR:HG22	1:D:216:LYS:HE2	1.89	0.53
1:A:255:TYR:CE2	1:A:424:PRO:HB3	2.42	0.53
1:D:307:LEU:HD12	1:D:308:ILE:N	2.23	0.53
1:A:115:ALA:HB3	1:A:178:LEU:HD21	1.89	0.53
1:B:21:GLN:NE2	1:B:25:LEU:HD13	2.24	0.53
1:C:311:ALA:O	1:C:340:ARG:HD2	2.09	0.53
1:C:332:LEU:O	1:C:336:ILE:HG13	2.07	0.53
1:C:420:GLN:N	1:C:420:GLN:HE21	2.04	0.53
1:B:307:LEU:HD12	1:B:308:ILE:N	2.23	0.53
1:B:194:LEU:HB2	1:B:414:GLU:OE1	2.09	0.53
1:C:83:PHE:C	1:C:83:PHE:CD2	2.82	0.53
1:A:251:THR:HG22	1:A:255:TYR:HE1	1.73	0.53
1:A:269:PHE:O	1:A:273:VAL:HG23	2.09	0.53
1:A:422:ILE:O	1:A:426:ILE:HG13	2.09	0.53

Continued on next page...

Continued from previous page...

Atom-1	Atom-2	Interatomic distance (Å)	Clash overlap (Å)
1:C:100:PHE:O	1:C:126:ARG:HD3	2.09	0.53
1:B:403:ARG:NH1	1:B:437:GLN:HG3	2.23	0.53
1:A:83:PHE:CD2	1:A:83:PHE:C	2.82	0.53
1:B:398:MET:HE2	1:B:402:VAL:HB	1.90	0.53
1:B:419:TYR:CE1	1:B:422:ILE:HD12	2.44	0.53
1:C:251:THR:HG22	1:C:255:TYR:HE1	1.73	0.53
1:D:194:LEU:HB2	1:D:414:GLU:OE1	2.09	0.53
1:D:419:TYR:CE1	1:D:422:ILE:HD12	2.44	0.53
1:A:129:PRO:HG2	1:A:130:VAL:H	1.74	0.53
1:A:311:ALA:O	1:A:340:ARG:HD2	2.09	0.53
1:A:144:VAL:HG12	1:A:344:THR:HG22	1.91	0.53
1:B:117:GLU:O	1:B:119:LEU:HD13	2.09	0.53
1:C:342:VAL:HG23	1:C:343:THR:N	2.23	0.53
1:D:403:ARG:NH1	1:D:437:GLN:HG3	2.23	0.53
1:A:100:PHE:O	1:A:126:ARG:HD3	2.09	0.52
1:A:420:GLN:HE21	1:A:420:GLN:N	2.04	0.52
1:C:269:PHE:O	1:C:273:VAL:HG23	2.09	0.52
1:D:117:GLU:O	1:D:119:LEU:HD13	2.09	0.52
1:D:238:ILE:HG22	1:D:239:ILE:HG23	1.92	0.52
1:D:284:HIS:C	1:D:286:GLY:H	2.11	0.52
1:C:38:MET:HG3	1:C:168:MET:SD	2.50	0.52
1:D:309:GLU:H	1:D:310:PRO:HD3	1.74	0.52
1:D:430:LEU:HG	1:D:434:LEU:CD2	2.39	0.52
1:A:95:PHE:HD2	1:A:96:LEU:HD12	1.75	0.52
1:C:115:ALA:HB3	1:C:178:LEU:HD21	1.89	0.52
1:C:144:VAL:HG21	1:C:343:THR:CG2	2.39	0.52
1:D:21:GLN:NE2	1:D:25:LEU:HD13	2.24	0.52
1:A:38:MET:HG3	1:A:168:MET:SD	2.50	0.52
1:A:241:VAL:HG12	1:A:242:GLY:N	2.25	0.52
1:A:88:LEU:O	1:A:92:VAL:HG23	2.09	0.52
1:C:356:ILE:C	1:C:359:PRO:HD2	2.30	0.52
1:C:373:MET:HA	1:C:373:MET:CE	2.39	0.52
1:B:168:MET:HG2	1:D:17:ARG:HD3	1.90	0.52
1:A:193:PRO:HG2	1:A:194:LEU:H	1.74	0.52
1:A:144:VAL:HG21	1:A:343:THR:CG2	2.39	0.52
1:A:356:ILE:C	1:A:359:PRO:HD2	2.30	0.52
1:A:373:MET:CE	1:A:373:MET:HA	2.39	0.52
1:B:133:ILE:HA	1:B:136:MET:HE2	1.91	0.52
1:B:144:VAL:HG21	1:B:343:THR:HG22	1.92	0.52
1:B:398:MET:CE	1:B:402:VAL:HB	2.39	0.52
1:C:193:PRO:HG2	1:C:194:LEU:H	1.74	0.52

Continued on next page...

Continued from previous page...

Atom-1	Atom-2	Interatomic distance (Å)	Clash overlap (Å)
1:C:422:ILE:O	1:C:426:ILE:HG13	2.09	0.52
1:D:256:LEU:HD22	5:D:601:MYS:H122	1.92	0.52
1:A:308:ILE:O	1:A:309:GLU:HB2	2.10	0.52
1:D:356:ILE:C	1:D:359:PRO:HD2	2.30	0.52
1:A:97:VAL:HG21	1:A:353:PRO:HG3	1.92	0.52
1:C:88:LEU:O	1:C:92:VAL:HG23	2.09	0.52
1:C:98:ARG:HD2	1:C:291:TRP:CD2	2.44	0.52
1:A:230:ARG:HH11	1:A:230:ARG:CB	2.07	0.52
1:A:35:ILE:HD12	1:A:173:ALA:HA	1.92	0.52
1:B:241:VAL:HG12	1:B:242:GLY:N	2.25	0.52
1:C:144:VAL:HG11	1:C:344:THR:CG2	2.40	0.52
1:C:241:VAL:HG12	1:C:242:GLY:N	2.24	0.52
1:A:307:LEU:CD1	1:A:308:ILE:HG23	2.40	0.52
1:B:356:ILE:O	1:B:360:MET:HG3	2.10	0.52
1:B:456:GLN:HA	1:B:456:GLN:HE21	1.75	0.52
1:B:168:MET:HE2	1:D:17:ARG:HG2	1.91	0.52
1:A:98:ARG:HD2	1:A:291:TRP:CD2	2.44	0.51
1:B:256:LEU:HD22	5:B:501:MYS:H122	1.92	0.51
1:D:398:MET:CE	1:D:402:VAL:HB	2.40	0.51
1:B:238:ILE:HG22	1:B:239:ILE:HG23	1.92	0.51
1:B:356:ILE:C	1:B:359:PRO:HD2	2.30	0.51
1:D:356:ILE:O	1:D:360:MET:HG3	2.10	0.51
1:D:456:GLN:HE21	1:D:456:GLN:HA	1.75	0.51
1:A:147:ARG:C	1:A:150:PRO:HD2	2.30	0.51
1:B:430:LEU:HG	1:B:434:LEU:CD2	2.39	0.51
1:C:129:PRO:HG2	1:C:130:VAL:H	1.74	0.51
1:C:163:LEU:HD22	1:C:174:ARG:HA	1.92	0.51
1:C:240:GLU:H	1:C:322:ILE:CD1	2.23	0.51
1:C:91:MET:HG2	1:C:292:VAL:O	2.10	0.51
1:D:457:ASP:C	1:D:459:GLU:H	2.13	0.51
1:A:144:VAL:HG11	1:A:344:THR:CG2	2.40	0.51
1:A:369:THR:O	1:A:373:MET:HB2	2.11	0.51
1:C:147:ARG:C	1:C:150:PRO:HD2	2.30	0.51
1:C:144:VAL:HG12	1:C:344:THR:HG22	1.90	0.51
1:D:449:LEU:O	1:D:452:THR:HG22	2.10	0.51
1:B:205:ARG:N	1:B:206:PRO:HD2	2.26	0.51
1:B:98:ARG:HD2	1:B:291:TRP:CD2	2.46	0.51
1:B:449:LEU:O	1:B:452:THR:HG22	2.10	0.51
1:C:308:ILE:O	1:C:309:GLU:HB2	2.10	0.51
1:B:457:ASP:O	1:B:459:GLU:N	2.44	0.51
1:C:307:LEU:CD1	1:C:308:ILE:HG23	2.40	0.51

Continued on next page...

Continued from previous page...

Atom-1	Atom-2	Interatomic distance (Å)	Clash overlap (Å)
1:D:241:VAL:HG12	1:D:242:GLY:N	2.25	0.51
1:A:163:LEU:HD22	1:A:174:ARG:HA	1.92	0.51
1:C:97:VAL:HG21	1:C:353:PRO:HG3	1.92	0.51
1:D:318:ASN:H	1:D:318:ASN:ND2	2.04	0.51
1:A:91:MET:HG2	1:A:292:VAL:O	2.10	0.51
1:C:369:THR:O	1:C:373:MET:HB2	2.11	0.51
1:D:457:ASP:O	1:D:459:GLU:N	2.44	0.51
1:A:240:GLU:H	1:A:322:ILE:CD1	2.23	0.51
1:C:411:LEU:HD13	1:C:411:LEU:C	2.31	0.51
1:D:98:ARG:HD2	1:D:291:TRP:CD2	2.46	0.51
1:D:144:VAL:HG21	1:D:343:THR:HG22	1.92	0.50
1:A:109:ILE:HG23	1:A:204:MET:SD	2.52	0.50
1:C:163:LEU:HD12	1:C:168:MET:HB2	1.93	0.50
1:A:433:THR:CG2	1:B:216:LYS:HE2	2.41	0.50
1:B:309:GLU:H	1:B:310:PRO:HD3	1.74	0.50
1:C:95:PHE:HD2	1:C:96:LEU:HD12	1.75	0.50
1:A:163:LEU:HD12	1:A:168:MET:HB2	1.93	0.50
1:A:411:LEU:HD13	1:A:411:LEU:C	2.31	0.50
1:B:148:GLU:H	1:B:148:GLU:CD	2.15	0.50
1:A:304:ILE:HG22	1:A:308:ILE:HD11	1.94	0.50
1:B:318:ASN:H	1:B:318:ASN:ND2	2.04	0.50
1:B:457:ASP:C	1:B:459:GLU:H	2.13	0.50
1:C:255:TYR:CD2	1:C:424:PRO:HB3	2.47	0.50
1:B:284:HIS:O	1:B:286:GLY:N	2.44	0.50
1:C:294:MET:O	1:C:298:ILE:HG22	2.12	0.50
1:D:251:THR:HG22	1:D:255:TYR:CE1	2.47	0.50
1:B:270:ASN:HD21	1:B:401:SER:HA	1.76	0.50
1:C:304:ILE:HG22	1:C:308:ILE:HD11	1.94	0.50
1:C:433:THR:CG2	1:D:216:LYS:HE2	2.41	0.50
1:D:449:LEU:HA	1:D:452:THR:CG2	2.42	0.50
1:A:294:MET:O	1:A:298:ILE:HG22	2.12	0.49
1:C:144:VAL:HG21	1:C:343:THR:HG21	1.94	0.49
1:B:24:ARG:HG2	1:B:24:ARG:HH11	1.77	0.49
1:D:270:ASN:HD21	1:D:401:SER:HA	1.77	0.49
1:A:165:VAL:HG23	1:A:166:PHE:CD1	2.47	0.49
1:A:255:TYR:CD2	1:A:424:PRO:HB3	2.47	0.49
1:C:165:VAL:HG23	1:C:166:PHE:CD1	2.47	0.49
1:D:148:GLU:H	1:D:148:GLU:CD	2.15	0.49
1:C:426:ILE:HG22	1:D:223:ILE:HD12	1.94	0.49
1:A:245:SER:HB3	1:A:385:GLU:OE2	2.12	0.49
1:C:35:ILE:HD12	1:C:173:ALA:HA	1.92	0.49

Continued on next page...

Continued from previous page...

Atom-1	Atom-2	Interatomic distance (Å)	Clash overlap (Å)
1:D:282:ARG:HG3	1:D:283:PHE:N	2.28	0.49
1:D:292:VAL:O	1:D:292:VAL:HG12	2.13	0.49
1:D:348:PHE:CD2	1:D:356:ILE:HD12	2.47	0.49
1:A:333:LEU:HD21	1:A:369:THR:CG2	2.41	0.49
1:C:109:ILE:HG23	1:C:204:MET:SD	2.52	0.49
1:D:14:VAL:O	1:D:18:ARG:HG3	2.13	0.49
1:D:205:ARG:N	1:D:206:PRO:HD2	2.26	0.49
1:B:124:TRP:HA	1:B:157:ASN:HD22	1.77	0.49
1:B:348:PHE:CD2	1:B:356:ILE:HD12	2.47	0.49
1:C:245:SER:HB3	1:C:385:GLU:OE2	2.12	0.49
1:D:147:ARG:CB	1:D:147:ARG:NH1	2.68	0.49
1:B:251:THR:HG22	1:B:255:TYR:CE1	2.47	0.49
1:A:449:LEU:HD22	1:A:453:LEU:HG	1.95	0.49
1:B:13:ILE:N	1:B:13:ILE:HD12	2.28	0.49
1:D:24:ARG:HH11	1:D:24:ARG:HG2	1.77	0.49
1:B:14:VAL:O	1:B:18:ARG:HG3	2.13	0.49
1:B:218:VAL:O	1:B:222:VAL:HG23	2.13	0.49
1:C:449:LEU:HD22	1:C:453:LEU:HG	1.95	0.49
1:A:398:MET:HE1	1:A:408:GLY:CA	2.43	0.48
1:B:282:ARG:HG3	1:B:283:PHE:N	2.28	0.48
1:B:416:THR:HG23	1:B:418:ASN:HD22	1.78	0.48
1:C:101:ALA:HB2	1:C:126:ARG:HG3	1.95	0.48
1:C:402:VAL:O	1:C:403:ARG:HB2	2.13	0.48
1:B:449:LEU:HA	1:B:452:THR:CG2	2.42	0.48
1:D:124:TRP:HA	1:D:157:ASN:HD22	1.78	0.48
1:A:144:VAL:HG21	1:A:343:THR:HG21	1.94	0.48
1:A:402:VAL:O	1:A:403:ARG:HB2	2.13	0.48
1:C:55:LYS:C	1:C:55:LYS:HD2	2.34	0.48
1:B:298:ILE:HD11	1:B:346:LEU:HD13	1.95	0.48
1:C:333:LEU:HD21	1:C:369:THR:CG2	2.41	0.48
1:C:237:PRO:HG2	1:C:240:GLU:HG2	1.96	0.48
1:A:427:ILE:CG1	1:B:223:ILE:HD11	2.44	0.48
1:B:292:VAL:HG12	1:B:292:VAL:O	2.13	0.48
1:D:13:ILE:HD12	1:D:13:ILE:N	2.28	0.48
1:D:449:LEU:CA	1:D:452:THR:HG22	2.43	0.48
1:C:54:GLU:HG2	1:C:147:ARG:HD2	1.96	0.48
1:C:427:ILE:CG1	1:D:223:ILE:HD11	2.44	0.48
1:D:218:VAL:O	1:D:222:VAL:HG23	2.13	0.48
1:A:426:ILE:HG22	1:B:223:ILE:HD12	1.94	0.48
1:A:81:LEU:HD22	1:A:85:LEU:CD2	2.41	0.48
1:A:284:HIS:C	1:A:286:GLY:H	2.17	0.47

Continued on next page...

Continued from previous page...

Atom-1	Atom-2	Interatomic distance (Å)	Clash overlap (Å)
1:A:437:GLN:CG	1:A:438:PHE:N	2.76	0.47
1:A:55:LYS:HD2	1:A:55:LYS:C	2.34	0.47
1:C:230:ARG:CB	1:C:230:ARG:HH11	2.07	0.47
1:D:284:HIS:O	1:D:286:GLY:N	2.44	0.47
1:D:416:THR:HG23	1:D:418:ASN:HD22	1.78	0.47
1:A:248:PRO:O	1:A:251:THR:HB	2.14	0.47
1:D:412:VAL:HB	1:D:425:MET:CE	2.44	0.47
1:A:200:ILE:HA	1:A:204:MET:HB2	1.97	0.47
1:B:449:LEU:CA	1:B:452:THR:HG22	2.43	0.47
1:D:298:ILE:HD11	1:D:346:LEU:HD13	1.95	0.47
1:A:249:VAL:C	1:A:251:THR:H	2.17	0.47
1:C:435:LEU:O	1:C:439:LEU:HB2	2.15	0.47
1:A:101:ALA:HB2	1:A:126:ARG:HG3	1.95	0.47
1:A:329:SER:O	1:A:330:VAL:C	2.53	0.47
1:C:249:VAL:C	1:C:251:THR:H	2.17	0.47
1:D:282:ARG:CG	1:D:283:PHE:N	2.77	0.47
1:B:204:MET:O	1:B:205:ARG:C	2.53	0.47
1:B:412:VAL:HB	1:B:425:MET:CE	2.44	0.47
1:A:435:LEU:O	1:A:439:LEU:HB2	2.15	0.47
1:B:282:ARG:CG	1:B:283:PHE:N	2.77	0.47
1:C:398:MET:HE1	1:C:408:GLY:CA	2.44	0.47
1:D:399:ALA:O	1:D:403:ARG:HA	2.15	0.47
1:B:322:ILE:H	1:B:322:ILE:HD12	1.78	0.47
1:C:248:PRO:O	1:C:251:THR:HB	2.14	0.47
1:A:54:GLU:HG2	1:A:147:ARG:HD2	1.96	0.46
1:C:409:ILE:CD1	1:C:426:ILE:HA	2.45	0.46
1:A:246:ASP:OD1	1:A:247:ALA:N	2.48	0.46
1:A:409:ILE:CD1	1:A:426:ILE:HA	2.45	0.46
1:B:362:ALA:CA	1:B:365:THR:HG22	2.43	0.46
1:C:284:HIS:C	1:C:286:GLY:H	2.17	0.46
1:A:210:TYR:HE1	1:D:171:ALA:HA	1.80	0.46
1:D:61:GLN:HG2	1:D:140:GLY:HA2	1.97	0.46
1:A:456:GLN:HE21	1:B:18:ARG:HH21	1.63	0.46
1:B:320:ILE:C	1:B:322:ILE:N	2.68	0.46
1:B:399:ALA:O	1:B:403:ARG:HA	2.15	0.46
1:C:200:ILE:HA	1:C:204:MET:HB2	1.97	0.46
1:C:94:TYR:CZ	1:C:352:ALA:HB2	2.51	0.46
1:D:204:MET:O	1:D:205:ARG:C	2.53	0.46
1:D:320:ILE:C	1:D:322:ILE:N	2.68	0.46
1:A:237:PRO:HG2	1:A:240:GLU:HG2	1.96	0.46
1:A:94:TYR:CZ	1:A:352:ALA:HB2	2.51	0.46

Continued on next page...

Continued from previous page...

Atom-1	Atom-2	Interatomic distance (Å)	Clash overlap (Å)
1:B:338:ILE:O	1:B:342:VAL:HG13	2.16	0.46
1:B:61:GLN:HG2	1:B:140:GLY:HA2	1.97	0.46
1:C:327:ASN:O	1:C:328:PHE:CD1	2.69	0.46
1:D:163:LEU:HD21	1:D:174:ARG:CA	2.26	0.46
1:A:456:GLN:HE21	1:B:18:ARG:NH2	2.14	0.46
1:B:274:LEU:O	1:B:277:GLN:HB3	2.16	0.46
1:C:124:TRP:CD1	1:C:124:TRP:C	2.89	0.46
1:D:317:PHE:C	1:D:319:LEU:N	2.69	0.46
1:D:21:GLN:HE21	1:D:25:LEU:HD13	1.81	0.46
1:D:322:ILE:H	1:D:322:ILE:HD12	1.78	0.46
1:A:122:VAL:CG1	1:A:157:ASN:OD1	2.64	0.46
1:A:124:TRP:CD1	1:A:125:TRP:N	2.84	0.46
1:C:122:VAL:CG1	1:C:157:ASN:OD1	2.64	0.46
1:C:246:ASP:OD1	1:C:247:ALA:N	2.48	0.46
1:D:362:ALA:CA	1:D:365:THR:HG22	2.43	0.46
1:B:317:PHE:C	1:B:319:LEU:N	2.69	0.46
1:C:124:TRP:CD1	1:C:125:TRP:N	2.84	0.46
1:B:322:ILE:CD1	1:B:322:ILE:N	2.71	0.46
1:B:398:MET:HB2	1:B:398:MET:HE3	1.76	0.46
1:C:160:ARG:O	1:C:163:LEU:HB3	2.16	0.46
1:C:329:SER:O	1:C:330:VAL:C	2.53	0.46
1:D:261:ILE:O	1:D:265:VAL:HG23	2.16	0.46
1:D:274:LEU:O	1:D:277:GLN:HB3	2.16	0.46
1:A:160:ARG:O	1:A:163:LEU:HB3	2.16	0.46
1:A:253:TRP:O	1:A:256:LEU:HB3	2.15	0.46
1:B:261:ILE:O	1:B:265:VAL:HG23	2.16	0.46
1:C:197:ILE:HD11	1:D:406:LEU:HD13	1.98	0.46
1:D:230:ARG:CB	1:D:230:ARG:HH11	2.19	0.46
1:B:143:MET:HA	1:B:302:CYS:SG	2.56	0.45
1:C:309:GLU:N	1:C:310:PRO:HD3	2.32	0.45
1:D:109:ILE:N	1:D:110:PRO:CD	2.80	0.45
1:D:457:ASP:C	1:D:459:GLU:N	2.69	0.45
1:A:206:PRO:CB	1:A:209:ARG:HD3	2.46	0.45
1:A:240:GLU:C	1:A:322:ILE:HD12	2.36	0.45
1:A:90:ALA:O	1:A:94:TYR:HD1	2.00	0.45
1:B:124:TRP:CZ3	1:B:161:MET:HG3	2.51	0.45
1:B:255:TYR:CE2	1:B:424:PRO:HB3	2.51	0.45
1:C:206:PRO:CB	1:C:209:ARG:HD3	2.46	0.45
1:D:124:TRP:CZ3	1:D:161:MET:HG3	2.52	0.45
1:D:133:ILE:HA	1:D:136:MET:CE	2.46	0.45
1:C:456:GLN:HE21	1:D:18:ARG:HH21	1.63	0.45

Continued on next page...

Continued from previous page...

Atom-1	Atom-2	Interatomic distance (Å)	Clash overlap (Å)
1:A:124:TRP:C	1:A:124:TRP:CD1	2.89	0.45
1:A:308:ILE:O	1:A:309:GLU:CB	2.64	0.45
1:A:88:LEU:HD12	1:A:91:MET:CE	2.45	0.45
1:B:457:ASP:C	1:B:459:GLU:N	2.69	0.45
1:C:253:TRP:O	1:C:256:LEU:HB3	2.15	0.45
1:C:308:ILE:O	1:C:309:GLU:CB	2.64	0.45
1:C:403:ARG:NH2	1:C:437:GLN:HA	2.32	0.45
1:C:88:LEU:HD12	1:C:91:MET:CE	2.45	0.45
1:A:197:ILE:HD11	1:B:406:LEU:HD13	1.98	0.45
1:C:304:ILE:O	1:C:308:ILE:HG12	2.16	0.45
1:C:456:GLN:HE21	1:D:18:ARG:NH2	2.14	0.45
1:A:403:ARG:NH2	1:A:437:GLN:HA	2.32	0.45
1:B:21:GLN:HE21	1:B:25:LEU:HD13	1.81	0.45
1:C:109:ILE:N	1:C:110:PRO:CD	2.80	0.45
1:C:81:LEU:HD22	1:C:85:LEU:CD2	2.41	0.45
1:A:304:ILE:O	1:A:308:ILE:HG12	2.16	0.45
1:A:309:GLU:N	1:A:310:PRO:HD3	2.32	0.45
1:A:327:ASN:O	1:A:328:PHE:CD1	2.69	0.45
1:B:163:LEU:HD21	1:B:174:ARG:CA	2.26	0.45
1:B:165:VAL:CG2	1:B:166:PHE:CD1	3.00	0.45
1:C:240:GLU:C	1:C:322:ILE:HD12	2.36	0.45
1:D:128:LEU:HB2	1:D:129:PRO:HD3	1.99	0.45
1:D:338:ILE:O	1:D:342:VAL:HG13	2.16	0.45
1:B:123:ARG:CZ	1:B:126:ARG:HD2	2.46	0.45
1:A:427:ILE:HG12	1:B:223:ILE:HD11	1.99	0.45
1:C:205:ARG:NH2	1:D:205:ARG:HD2	2.31	0.45
1:C:67:ALA:HA	1:C:70:GLN:NE2	2.32	0.45
1:C:427:ILE:HG12	1:D:223:ILE:HD11	1.99	0.45
1:D:255:TYR:CE2	1:D:424:PRO:HB3	2.51	0.45
1:A:205:ARG:NH2	1:B:205:ARG:HD2	2.31	0.45
1:C:103:GLU:CG	1:C:123:ARG:HH21	2.29	0.45
1:A:404:ALA:HB1	1:A:407:THR:HB	1.99	0.45
1:A:67:ALA:HA	1:A:70:GLN:NE2	2.32	0.45
1:B:133:ILE:HA	1:B:136:MET:CE	2.46	0.45
1:C:230:ARG:HH12	1:D:249:VAL:CG2	2.30	0.45
1:A:126:ARG:O	1:A:129:PRO:HG2	2.17	0.45
1:D:143:MET:HA	1:D:302:CYS:SG	2.56	0.45
1:D:165:VAL:CG2	1:D:166:PHE:CD1	3.00	0.45
1:A:109:ILE:N	1:A:110:PRO:CD	2.80	0.44
1:A:103:GLU:CG	1:A:123:ARG:HH21	2.29	0.44
1:A:230:ARG:HH12	1:B:249:VAL:CG2	2.30	0.44

Continued on next page...

Continued from previous page...

Atom-1	Atom-2	Interatomic distance (Å)	Clash overlap (Å)
1:A:298:ILE:HD11	1:A:346:LEU:CB	2.46	0.44
1:C:260:ILE:HG23	1:C:435:LEU:HD21	1.97	0.44
1:D:138:THR:HG21	1:D:353:PRO:CD	2.45	0.44
1:D:32:PRO:HG2	1:D:35:ILE:HD12	1.99	0.44
1:D:405:PRO:O	1:D:409:ILE:HG13	2.17	0.44
1:B:32:PRO:HG2	1:B:35:ILE:HD12	1.99	0.44
1:D:123:ARG:CZ	1:D:126:ARG:HD2	2.46	0.44
1:D:269:PHE:HE2	1:D:360:MET:CE	2.29	0.44
1:D:28:ARG:O	1:D:29:ASP:C	2.55	0.44
1:D:274:LEU:HD22	1:D:451:ARG:CZ	2.47	0.44
1:D:94:TYR:CZ	1:D:352:ALA:HB2	2.53	0.44
1:A:329:SER:HB3	1:A:332:LEU:HB3	1.99	0.44
1:B:28:ARG:O	1:B:29:ASP:C	2.55	0.44
1:B:405:PRO:O	1:B:409:ILE:HG13	2.17	0.44
1:C:126:ARG:O	1:C:129:PRO:HG2	2.17	0.44
1:C:437:GLN:CG	1:C:438:PHE:N	2.76	0.44
1:C:90:ALA:O	1:C:94:TYR:HD1	2.00	0.44
1:A:155:GLY:O	1:A:181:GLY:HA3	2.18	0.44
1:B:309:GLU:O	1:B:309:GLU:HG3	2.18	0.44
1:B:274:LEU:HD22	1:B:451:ARG:CZ	2.47	0.44
1:C:163:LEU:CD1	1:C:168:MET:HB2	2.48	0.44
1:B:168:MET:CG	1:D:17:ARG:HD3	2.47	0.44
1:D:402:VAL:O	1:D:403:ARG:HB3	2.17	0.44
1:A:330:VAL:O	1:A:334:LEU:HB2	2.18	0.44
1:B:109:ILE:N	1:B:110:PRO:CD	2.80	0.44
1:B:318:ASN:N	1:B:318:ASN:ND2	2.64	0.44
1:B:84:ILE:HG23	1:B:85:LEU:H	1.83	0.44
1:D:308:ILE:CD1	1:D:308:ILE:C	2.85	0.44
1:A:161:MET:O	1:A:162:VAL:C	2.56	0.44
1:B:317:PHE:C	1:B:319:LEU:H	2.21	0.44
1:A:113:GLU:O	1:A:117:GLU:HG3	2.18	0.44
1:A:295:GLY:HA2	1:A:298:ILE:HG22	2.00	0.44
1:C:165:VAL:HG23	1:C:166:PHE:HD1	1.83	0.44
1:B:248:PRO:HG2	1:B:251:THR:OG1	2.18	0.44
1:B:94:TYR:CZ	1:B:352:ALA:HB2	2.53	0.44
1:C:404:ALA:HB1	1:C:407:THR:HB	1.99	0.44
1:D:362:ALA:HA	1:D:365:THR:CG2	2.46	0.44
1:A:223:ILE:HD11	1:B:427:ILE:HG12	2.00	0.44
1:B:402:VAL:O	1:B:403:ARG:HB3	2.18	0.44
1:C:113:GLU:O	1:C:117:GLU:HG3	2.18	0.44
1:D:317:PHE:C	1:D:319:LEU:H	2.21	0.44

Continued on next page...

Continued from previous page...

Atom-1	Atom-2	Interatomic distance (Å)	Clash overlap (Å)
1:B:25:LEU:HD12	1:B:25:LEU:HA	1.82	0.43
1:C:240:GLU:O	1:C:322:ILE:HD12	2.18	0.43
1:D:248:PRO:HG2	1:D:251:THR:OG1	2.18	0.43
1:D:309:GLU:O	1:D:309:GLU:HG3	2.18	0.43
1:A:309:GLU:H	1:A:310:PRO:HD3	1.83	0.43
1:B:308:ILE:C	1:B:308:ILE:CD1	2.85	0.43
1:B:330:VAL:HG22	1:B:373:MET:CB	2.48	0.43
1:C:329:SER:HB3	1:C:332:LEU:HB3	1.99	0.43
1:C:330:VAL:O	1:C:334:LEU:HB2	2.18	0.43
1:C:340:ARG:HE	1:C:340:ARG:HB3	1.64	0.43
1:D:435:LEU:HD11	1:D:439:LEU:HD22	2.00	0.43
1:B:135:GLY:O	1:B:139:LEU:HB2	2.18	0.43
1:B:79:TRP:N	1:B:79:TRP:HE3	2.17	0.43
1:C:132:PHE:CD2	1:C:136:MET:HE2	2.54	0.43
1:C:35:ILE:HD11	1:C:173:ALA:HB2	2.00	0.43
1:D:330:VAL:HG22	1:D:373:MET:CB	2.48	0.43
1:B:128:LEU:HB2	1:B:129:PRO:HD3	1.99	0.43
1:C:253:TRP:HZ2	1:C:382:TYR:HH	1.63	0.43
1:C:295:GLY:HA2	1:C:298:ILE:HG22	2.00	0.43
1:D:135:GLY:O	1:D:139:LEU:HB2	2.18	0.43
1:D:318:ASN:N	1:D:318:ASN:ND2	2.64	0.43
1:A:240:GLU:O	1:A:322:ILE:HD12	2.18	0.43
1:A:363:LEU:HB2	1:A:397:LEU:HD23	2.00	0.43
1:C:155:GLY:O	1:C:181:GLY:HA3	2.18	0.43
1:C:284:HIS:C	1:C:286:GLY:N	2.72	0.43
1:C:230:ARG:NH1	1:D:249:VAL:HG22	2.34	0.43
1:D:456:GLN:HE21	1:D:456:GLN:CA	2.31	0.43
1:A:163:LEU:CD1	1:A:168:MET:HB2	2.48	0.43
1:A:356:ILE:O	1:A:360:MET:HG3	2.19	0.43
1:A:79:TRP:HB2	1:A:80:PRO:HD3	2.01	0.43
1:B:435:LEU:HD11	1:B:439:LEU:HD22	1.99	0.43
1:D:32:PRO:CG	1:D:35:ILE:HD12	2.49	0.43
1:D:79:TRP:HE3	1:D:79:TRP:N	2.17	0.43
1:A:230:ARG:NH1	1:B:249:VAL:HG22	2.34	0.43
1:C:161:MET:O	1:C:164:ASP:N	2.51	0.43
1:C:356:ILE:O	1:C:360:MET:HG3	2.19	0.43
1:D:25:LEU:HD12	1:D:25:LEU:HA	1.82	0.43
1:D:78:LEU:C	1:D:80:PRO:HD2	2.39	0.43
1:B:269:PHE:HE2	1:B:360:MET:CE	2.29	0.43
1:B:337:PHE:O	1:B:341:VAL:HG23	2.19	0.43
1:C:91:MET:HG3	1:C:296:GLY:CA	2.49	0.43

Continued on next page...

Continued from previous page...

Atom-1	Atom-2	Interatomic distance (Å)	Clash overlap (Å)
1:D:358:ALA:N	1:D:359:PRO:CD	2.82	0.43
1:D:382:TYR:HB2	1:D:384:LEU:HG	2.00	0.43
1:D:456:GLN:NE2	1:D:456:GLN:HA	2.33	0.43
1:D:84:ILE:HG23	1:D:85:LEU:H	1.82	0.43
1:B:78:LEU:C	1:B:80:PRO:HD2	2.39	0.43
1:A:317:PHE:HA	1:A:321:PRO:HD2	1.96	0.43
1:B:358:ALA:N	1:B:359:PRO:CD	2.82	0.43
1:B:456:GLN:NE2	1:B:456:GLN:HA	2.34	0.43
1:B:79:TRP:N	1:B:80:PRO:CD	2.81	0.43
1:D:423:LEU:HD23	1:D:423:LEU:HA	1.82	0.43
1:A:165:VAL:HG23	1:A:166:PHE:HD1	1.82	0.42
1:A:70:GLN:C	1:A:72:ALA:H	2.22	0.42
1:A:264:VAL:O	1:A:268:VAL:HG23	2.19	0.42
1:B:382:TYR:HB2	1:B:384:LEU:HG	2.00	0.42
1:D:180:THR:CG2	1:D:221:GLY:HA3	2.49	0.42
1:C:223:ILE:HD11	1:D:427:ILE:HG12	2.00	0.42
1:C:358:ALA:HB3	1:C:359:PRO:HD3	2.01	0.42
1:D:421:LEU:O	1:D:424:PRO:HD2	2.20	0.42
1:B:69:VAL:O	1:B:69:VAL:HG22	2.19	0.42
1:C:205:ARG:HA	1:C:206:PRO:HD3	1.73	0.42
1:C:363:LEU:HB2	1:C:397:LEU:HD23	2.00	0.42
1:C:423:LEU:O	1:C:424:PRO:C	2.58	0.42
1:C:79:TRP:HB2	1:C:80:PRO:HD3	2.01	0.42
1:B:32:PRO:CG	1:B:35:ILE:HD12	2.49	0.42
1:C:298:ILE:HD11	1:C:346:LEU:CB	2.46	0.42
1:D:115:ALA:CB	1:D:178:LEU:HD11	2.50	0.42
1:B:186:LEU:HD23	1:B:196:GLY:HA2	2.01	0.42
1:B:225:SER:O	1:B:228:VAL:HG22	2.20	0.42
1:C:294:MET:O	1:C:297:ALA:HB3	2.20	0.42
1:C:382:TYR:O	1:C:383:HIS:HB2	2.20	0.42
1:C:70:GLN:C	1:C:72:ALA:H	2.22	0.42
1:C:81:LEU:O	1:C:85:LEU:HD23	2.19	0.42
1:D:69:VAL:O	1:D:69:VAL:HG22	2.19	0.42
1:D:79:TRP:N	1:D:80:PRO:CD	2.81	0.42
1:A:91:MET:HG3	1:A:296:GLY:CA	2.49	0.42
1:A:327:ASN:O	1:A:328:PHE:HD1	2.03	0.42
1:B:17:ARG:NH1	3:B:505:SO4:O2	2.53	0.42
3:B:605:SO4:O2	1:D:17:ARG:NH1	2.53	0.42
1:C:218:VAL:O	1:C:222:VAL:HG23	2.20	0.42
1:C:31:THR:O	1:C:35:ILE:HG12	2.20	0.42
1:D:81:LEU:C	1:D:85:LEU:HD23	2.40	0.42

Continued on next page...

Continued from previous page...

Atom-1	Atom-2	Interatomic distance (Å)	Clash overlap (Å)
1:A:81:LEU:O	1:A:85:LEU:HD23	2.19	0.42
1:B:115:ALA:CB	1:B:178:LEU:HD11	2.50	0.42
1:B:213:ILE:HG22	1:B:214:SER:N	2.35	0.42
1:C:161:MET:O	1:C:162:VAL:C	2.56	0.42
1:C:211:ASN:O	1:C:212:LEU:HB2	2.20	0.42
1:C:400:ALA:HB2	1:C:432:ALA:HB1	2.02	0.42
1:C:47:GLY:O	1:C:51:VAL:HG23	2.20	0.42
1:D:337:PHE:O	1:D:341:VAL:HG23	2.19	0.42
1:D:144:VAL:CG2	1:D:343:THR:HG22	2.49	0.42
1:A:246:ASP:OD2	1:B:235:GLU:OE1	2.37	0.42
1:A:382:TYR:O	1:A:383:HIS:HB2	2.20	0.42
1:A:398:MET:SD	1:A:398:MET:C	2.98	0.42
1:A:456:GLN:NE2	1:B:18:ARG:NH2	2.68	0.42
1:B:333:LEU:HD11	1:B:369:THR:HG22	2.02	0.42
1:B:435:LEU:CD1	1:B:439:LEU:HD22	2.50	0.42
1:A:35:ILE:HD11	1:A:173:ALA:HB2	2.00	0.42
1:A:284:HIS:C	1:A:286:GLY:N	2.72	0.42
1:B:115:ALA:HB1	1:B:178:LEU:HD11	2.02	0.42
1:B:81:LEU:C	1:B:85:LEU:HD23	2.40	0.42
1:D:115:ALA:HA	1:D:120:ARG:O	2.20	0.42
1:D:435:LEU:CD1	1:D:439:LEU:HD22	2.50	0.42
1:A:115:ALA:HB1	1:A:178:LEU:HD21	2.02	0.41
1:A:340:ARG:HB3	1:A:340:ARG:HE	1.64	0.41
1:B:180:THR:CG2	1:B:221:GLY:HA3	2.49	0.41
1:B:88:LEU:HD23	1:B:91:MET:CE	2.50	0.41
1:C:208:PHE:HD1	1:C:209:ARG:HG3	1.85	0.41
1:D:213:ILE:HG22	1:D:214:SER:N	2.35	0.41
1:D:333:LEU:HD11	1:D:369:THR:HG22	2.02	0.41
1:D:81:LEU:HD22	1:D:85:LEU:CD2	2.46	0.41
1:C:309:GLU:H	1:C:310:PRO:HD3	1.84	0.41
1:C:192:ALA:HB1	1:C:414:GLU:OE2	2.20	0.41
1:D:186:LEU:HD23	1:D:196:GLY:HA2	2.01	0.41
1:A:205:ARG:HA	1:A:206:PRO:HD3	1.73	0.41
1:B:171:ALA:HA	1:C:210:TYR:HE1	1.85	0.41
1:C:264:VAL:O	1:C:268:VAL:HG23	2.19	0.41
1:C:327:ASN:O	1:C:328:PHE:HD1	2.03	0.41
1:C:398:MET:C	1:C:398:MET:SD	2.98	0.41
1:D:104:ALA:HB2	1:D:127:VAL:HG13	2.02	0.41
1:A:400:ALA:HB2	1:A:432:ALA:HB1	2.02	0.41
1:B:138:THR:HG21	1:B:353:PRO:CD	2.45	0.41
1:B:391:ILE:CD1	1:B:391:ILE:N	2.83	0.41

Continued on next page...

Continued from previous page...

Atom-1	Atom-2	Interatomic distance (Å)	Clash overlap (Å)
1:C:117:GLU:HG2	1:C:206:PRO:CG	2.51	0.41
1:D:391:ILE:N	1:D:391:ILE:HD12	2.35	0.41
1:A:132:PHE:C	1:A:132:PHE:CD2	2.94	0.41
1:A:449:LEU:CD2	1:A:453:LEU:HG	2.51	0.41
1:C:194:LEU:HG	1:D:422:ILE:CD1	2.45	0.41
1:C:97:VAL:CG2	1:C:353:PRO:HG3	2.51	0.41
1:A:178:LEU:HA	1:A:178:LEU:HD12	1.94	0.41
1:A:208:PHE:HD1	1:A:209:ARG:HG3	1.85	0.41
1:A:423:LEU:O	1:A:424:PRO:C	2.58	0.41
1:B:421:LEU:O	1:B:424:PRO:HD2	2.20	0.41
1:C:456:GLN:NE2	1:D:18:ARG:NH2	2.68	0.41
1:A:117:GLU:HG2	1:A:206:PRO:CG	2.51	0.41
1:A:161:MET:O	1:A:164:ASP:N	2.51	0.41
1:A:294:MET:O	1:A:297:ALA:HB3	2.20	0.41
1:A:434:LEU:CD2	1:B:36:LEU:HD21	2.51	0.41
1:D:144:VAL:HG21	1:D:343:THR:CG2	2.51	0.41
1:D:115:ALA:HB1	1:D:178:LEU:HD11	2.02	0.41
1:B:32:PRO:CB	1:D:20:ASP:OD1	2.69	0.41
1:B:367:LEU:O	1:B:367:LEU:HD13	2.20	0.41
1:B:391:ILE:HD12	1:B:391:ILE:N	2.36	0.41
1:C:115:ALA:HB1	1:C:178:LEU:HD21	2.02	0.41
1:A:210:TYR:O	1:D:169:ARG:HD2	2.21	0.41
1:D:391:ILE:N	1:D:391:ILE:CD1	2.83	0.41
1:A:192:ALA:HB1	1:A:414:GLU:OE2	2.20	0.41
1:B:308:ILE:O	1:B:309:GLU:CB	2.69	0.41
1:B:144:VAL:CG2	1:B:343:THR:HG22	2.49	0.41
1:C:434:LEU:CD2	1:D:36:LEU:HD21	2.51	0.41
1:C:449:LEU:CD2	1:C:453:LEU:HG	2.51	0.41
1:D:88:LEU:HD23	1:D:91:MET:CE	2.50	0.41
1:A:211:ASN:O	1:A:212:LEU:HB2	2.20	0.41
1:A:235:GLU:O	1:A:236:ALA:C	2.59	0.41
1:A:403:ARG:HH22	1:A:437:GLN:HA	1.86	0.41
1:A:47:GLY:O	1:A:51:VAL:HG23	2.20	0.41
1:B:144:VAL:HG21	1:B:343:THR:CG2	2.51	0.41
1:B:289:LYS:HA	1:B:289:LYS:HD3	1.83	0.41
1:B:311:ALA:O	1:B:340:ARG:HD2	2.21	0.41
1:A:218:VAL:O	1:A:222:VAL:HG23	2.20	0.41
1:A:281:GLN:O	1:A:285:GLY:N	2.54	0.41
1:B:115:ALA:HA	1:B:120:ARG:O	2.20	0.41
1:B:365:THR:HG23	1:B:366:LEU:N	2.36	0.41
1:C:246:ASP:OD2	1:D:235:GLU:OE1	2.37	0.41

Continued on next page...

Continued from previous page...

Atom-1	Atom-2	Interatomic distance (Å)	Clash overlap (Å)
1:D:131:LYS:HE2	1:D:153:GLN:HE21	1.86	0.41
1:D:449:LEU:C	1:D:452:THR:HG22	2.42	0.41
1:A:321:PRO:HA	1:A:365:THR:HG21	2.03	0.40
1:A:358:ALA:HB3	1:A:359:PRO:HD3	2.02	0.40
1:B:382:TYR:HB3	1:B:384:LEU:HD21	2.03	0.40
1:C:366:LEU:HD23	1:C:366:LEU:HA	1.89	0.40
1:C:132:PHE:CD2	1:C:132:PHE:C	2.94	0.40
1:D:207:GLN:O	1:D:210:TYR:O	2.39	0.40
1:D:225:SER:O	1:D:228:VAL:HG22	2.20	0.40
1:A:31:THR:O	1:A:35:ILE:HG12	2.20	0.40
1:D:365:THR:HG23	1:D:366:LEU:N	2.36	0.40
1:A:128:LEU:N	1:A:129:PRO:HD2	2.37	0.40
1:A:276:THR:O	1:A:280:PHE:HD1	2.05	0.40
1:A:97:VAL:CG2	1:A:353:PRO:HG3	2.51	0.40
1:D:311:ALA:O	1:D:340:ARG:HD2	2.21	0.40
1:A:194:LEU:HG	1:B:422:ILE:CD1	2.45	0.40
1:B:362:ALA:HA	1:B:365:THR:CG2	2.46	0.40
1:C:223:ILE:HD12	1:D:426:ILE:HG22	2.03	0.40
1:C:399:ALA:O	1:C:403:ARG:HA	2.21	0.40
1:D:289:LYS:HA	1:D:289:LYS:HD3	1.82	0.40
1:D:367:LEU:O	1:D:367:LEU:HD13	2.20	0.40

All (2) symmetry-related close contacts are listed below. The label for Atom-2 includes the symmetry operator and encoded unit-cell translations to be applied.

Atom-1	Atom-2	Interatomic distance (Å)	Clash overlap (Å)
1:C:328:PHE:CA	1:D:327:ASN:ND2[2_545]	1.75	0.45
1:C:328:PHE:CD1	1:D:327:ASN:ND2[2_545]	1.87	0.33

5.3 Torsion angles ⓘ

5.3.1 Protein backbone ⓘ

In the following table, the Percentiles column shows the percent Ramachandran outliers of the chain as a percentile score with respect to all X-ray entries followed by that with respect to entries of similar resolution.

The Analysed column shows the number of residues for which the backbone conformation was analysed, and the total number of residues.

Mol	Chain	Analysed	Favoured	Allowed	Outliers	Percentiles	
1	A	428/473 (90%)	371 (87%)	48 (11%)	9 (2%)	8	36
1	B	449/473 (95%)	400 (89%)	42 (9%)	7 (2%)	11	43
1	C	428/473 (90%)	371 (87%)	48 (11%)	9 (2%)	8	36
1	D	449/473 (95%)	400 (89%)	42 (9%)	7 (2%)	11	43
All	All	1754/1892 (93%)	1542 (88%)	180 (10%)	32 (2%)	9	40

All (32) Ramachandran outliers are listed below:

Mol	Chain	Res	Type
1	A	318	ASN
1	C	318	ASN
1	B	29	ASP
1	B	318	ASN
1	B	458	ALA
1	D	29	ASP
1	D	318	ASN
1	D	458	ALA
1	A	250	ASN
1	A	319	LEU
1	A	357	PHE
1	A	456	GLN
1	B	321	PRO
1	C	250	ASN
1	C	319	LEU
1	C	357	PHE
1	C	456	GLN
1	D	321	PRO
1	A	107	SER
1	A	238	ILE
1	C	107	SER
1	C	238	ILE
1	B	64	ARG
1	D	64	ARG
1	B	319	LEU
1	D	319	LEU
1	B	285	GLY
1	D	285	GLY
1	A	71	VAL
1	A	330	VAL
1	C	71	VAL
1	C	330	VAL

5.3.2 Protein sidechains ⓘ

In the following table, the Percentiles column shows the percent sidechain outliers of the chain as a percentile score with respect to all X-ray entries followed by that with respect to entries of similar resolution.

The Analysed column shows the number of residues for which the sidechain conformation was analysed, and the total number of residues.

Mol	Chain	Analysed	Rotameric	Outliers	Percentiles	
1	A	322/361 (89%)	309 (96%)	13 (4%)	34	72
1	B	341/361 (94%)	321 (94%)	20 (6%)	21	58
1	C	322/361 (89%)	309 (96%)	13 (4%)	34	72
1	D	341/361 (94%)	321 (94%)	20 (6%)	21	58
All	All	1326/1444 (92%)	1260 (95%)	66 (5%)	27	65

All (66) residues with a non-rotameric sidechain are listed below:

Mol	Chain	Res	Type
1	A	55	LYS
1	A	79	TRP
1	A	121	PRO
1	A	132	PHE
1	A	208	PHE
1	A	216	LYS
1	A	219	PHE
1	A	230	ARG
1	A	317	PHE
1	A	328	PHE
1	A	340	ARG
1	A	420	GLN
1	A	449	LEU
1	B	25	LEU
1	B	79	TRP
1	B	147	ARG
1	B	148	GLU
1	B	194	LEU
1	B	205	ARG
1	B	219	PHE
1	B	230	ARG
1	B	284	HIS
1	B	294	MET
1	B	308	ILE

Continued on next page...

Continued from previous page...

Mol	Chain	Res	Type
1	B	317	PHE
1	B	318	ASN
1	B	332	LEU
1	B	398	MET
1	B	411	LEU
1	B	413	LEU
1	B	420	GLN
1	B	434	LEU
1	B	456	GLN
1	C	55	LYS
1	C	79	TRP
1	C	121	PRO
1	C	132	PHE
1	C	208	PHE
1	C	216	LYS
1	C	219	PHE
1	C	230	ARG
1	C	317	PHE
1	C	328	PHE
1	C	340	ARG
1	C	420	GLN
1	C	449	LEU
1	D	25	LEU
1	D	79	TRP
1	D	147	ARG
1	D	148	GLU
1	D	194	LEU
1	D	205	ARG
1	D	219	PHE
1	D	230	ARG
1	D	284	HIS
1	D	294	MET
1	D	308	ILE
1	D	317	PHE
1	D	318	ASN
1	D	332	LEU
1	D	398	MET
1	D	411	LEU
1	D	413	LEU
1	D	420	GLN
1	D	434	LEU
1	D	456	GLN

Some sidechains can be flipped to improve hydrogen bonding and reduce clashes. All (43) such sidechains are listed below:

Mol	Chain	Res	Type
1	A	61	GLN
1	A	62	ASN
1	A	70	GLN
1	A	207	GLN
1	A	233	ASN
1	A	250	ASN
1	A	281	GLN
1	A	318	ASN
1	A	420	GLN
1	B	61	GLN
1	B	62	ASN
1	B	74	HIS
1	B	153	GLN
1	B	157	ASN
1	B	175	HIS
1	B	233	ASN
1	B	318	ASN
1	B	327	ASN
1	B	418	ASN
1	B	420	GLN
1	B	456	GLN
1	C	61	GLN
1	C	62	ASN
1	C	70	GLN
1	C	207	GLN
1	C	233	ASN
1	C	250	ASN
1	C	277	GLN
1	C	281	GLN
1	C	318	ASN
1	C	420	GLN
1	D	61	GLN
1	D	62	ASN
1	D	74	HIS
1	D	153	GLN
1	D	157	ASN
1	D	175	HIS
1	D	233	ASN
1	D	318	ASN
1	D	327	ASN
1	D	418	ASN

Continued on next page...

Continued from previous page...

Mol	Chain	Res	Type
1	D	420	GLN
1	D	456	GLN

5.3.3 RNA [i](#)

There are no RNA molecules in this entry.

5.4 Non-standard residues in protein, DNA, RNA chains [i](#)

There are no non-standard protein/DNA/RNA residues in this entry.

5.5 Carbohydrates [i](#)

There are no carbohydrates in this entry.

5.6 Ligand geometry [i](#)

Of 12 ligands modelled in this entry, 4 are monoatomic - leaving 8 for Mogul analysis.

In the following table, the Counts columns list the number of bonds (or angles) for which Mogul statistics could be retrieved, the number of bonds (or angles) that are observed in the model and the number of bonds (or angles) that are defined in the Chemical Component Dictionary. The Link column lists molecule types, if any, to which the group is linked. The Z score for a bond length (or angle) is the number of standard deviations the observed value is removed from the expected value. A bond length (or angle) with $|Z| > 2$ is considered an outlier worth inspection. RMSZ is the root-mean-square of all Z scores of the bond lengths (or angles).

Mol	Type	Chain	Res	Link	Bond lengths			Bond angles		
					Counts	RMSZ	$\# Z > 2$	Counts	RMSZ	$\# Z > 2$
4	OCT	A	502	-	7,7,7	0.51	0	6,6,6	0.47	0
3	SO4	A	506	-	4,4,4	0.26	0	6,6,6	0.17	0
5	MYS	B	501	-	14,14,14	0.44	0	13,13,13	0.57	0
3	SO4	B	505	-	4,4,4	0.29	0	6,6,6	0.31	0
3	SO4	B	605	-	4,4,4	0.29	0	6,6,6	0.31	0
4	OCT	C	602	-	7,7,7	0.51	0	6,6,6	0.47	0
3	SO4	C	606	-	4,4,4	0.26	0	6,6,6	0.17	0
5	MYS	D	601	-	14,14,14	0.44	0	13,13,13	0.57	0

In the following table, the Chirals column lists the number of chiral outliers, the number of chiral centers analysed, the number of these observed in the model and the number defined in the Chemical Component Dictionary. Similar counts are reported in the Torsion and Rings columns.

'-' means no outliers of that kind were identified.

Mol	Type	Chain	Res	Link	Chirals	Torsions	Rings
4	OCT	A	502	-	-	0/5/5/5	0/0/0/0
3	SO4	A	506	-	-	0/0/0/0	0/0/0/0
5	MYS	B	501	-	-	0/12/12/12	0/0/0/0
3	SO4	B	505	-	-	0/0/0/0	0/0/0/0
3	SO4	B	605	-	-	0/0/0/0	0/0/0/0
4	OCT	C	602	-	-	0/5/5/5	0/0/0/0
3	SO4	C	606	-	-	0/0/0/0	0/0/0/0
5	MYS	D	601	-	-	0/12/12/12	0/0/0/0

There are no bond length outliers.

There are no bond angle outliers.

There are no chirality outliers.

There are no torsion outliers.

There are no ring outliers.

4 monomers are involved in 4 short contacts:

Mol	Chain	Res	Type	Clashes	Symm-Clashes
5	B	501	MYS	1	0
3	B	505	SO4	1	0
3	B	605	SO4	1	0
5	D	601	MYS	1	0

5.7 Other polymers [i](#)

There are no such residues in this entry.

5.8 Polymer linkage issues [i](#)

There are no chain breaks in this entry.

6 Fit of model and data

6.1 Protein, DNA and RNA chains

In the following table, the column labelled ‘#RSRZ > 2’ contains the number (and percentage) of RSRZ outliers, followed by percent RSRZ outliers for the chain as percentile scores relative to all X-ray entries and entries of similar resolution. The OWAB column contains the minimum, median, 95th percentile and maximum values of the occupancy-weighted average B-factor per residue. The column labelled ‘Q < 0.9’ lists the number of (and percentage) of residues with an average occupancy less than 0.9.

Mol	Chain	Analysed	<RSRZ>	#RSRZ>2	OWAB(Å ²)	Q<0.9
1	A	430/473 (90%)	-0.05	25 (5%) 23 8	49, 74, 114, 155	0
1	B	451/473 (95%)	-0.02	22 (4%) 29 11	49, 74, 118, 154	0
1	C	430/473 (90%)	-0.03	16 (3%) 41 17	49, 74, 114, 155	0
1	D	451/473 (95%)	-0.15	23 (5%) 28 11	49, 74, 118, 154	0
All	All	1762/1892 (93%)	-0.06	86 (4%) 29 11	49, 74, 117, 155	0

All (86) RSRZ outliers are listed below:

Mol	Chain	Res	Type	RSRZ
1	B	461	ALA	9.4
1	D	74	HIS	6.7
1	A	74	HIS	6.3
1	B	462	GLU	6.3
1	A	73	ASP	6.1
1	D	462	GLU	5.8
1	A	71	VAL	5.1
1	A	77	LEU	4.9
1	D	76	PHE	4.8
1	D	73	ASP	4.8
1	D	79	TRP	4.4
1	B	74	HIS	4.2
1	C	79	TRP	4.1
1	A	168	MET	4.0
1	D	461	ALA	4.0
1	C	287	GLU	3.9
1	D	460	GLN	3.8
1	A	284	HIS	3.7
1	B	12	GLN	3.6
1	A	72	ALA	3.6
1	A	167	ARG	3.6

Continued on next page...

Continued from previous page...

Mol	Chain	Res	Type	RSRZ
1	B	460	GLN	3.5
1	D	77	LEU	3.5
1	B	79	TRP	3.5
1	A	67	ALA	3.5
1	D	78	LEU	3.4
1	B	73	ASP	3.4
1	A	78	LEU	3.4
1	D	307	LEU	3.4
1	D	100	PHE	3.3
1	D	72	ALA	3.3
1	C	282	ARG	3.2
1	A	100	PHE	3.1
1	C	78	LEU	2.9
1	D	283	PHE	2.9
1	C	74	HIS	2.9
1	A	282	ARG	2.9
1	A	319	LEU	2.9
1	C	243	LYS	2.8
1	B	459	GLU	2.8
1	C	73	ASP	2.8
1	D	438	PHE	2.8
1	A	318	ASN	2.8
1	A	76	PHE	2.7
1	D	12	GLN	2.7
1	A	75	ALA	2.7
1	D	282	ARG	2.6
1	A	287	GLU	2.6
1	C	318	ASN	2.6
1	C	319	LEU	2.6
1	B	384	LEU	2.6
1	C	107	SER	2.5
1	B	290	LYS	2.5
1	B	307	LEU	2.5
1	A	169	ARG	2.5
1	B	236	ALA	2.5
1	D	75	ALA	2.5
1	B	279	MET	2.5
1	A	460	GLN	2.5
1	C	283	PHE	2.5
1	C	331	GLY	2.5
1	A	283	PHE	2.5
1	D	71	VAL	2.4

Continued on next page...

Continued from previous page...

Mol	Chain	Res	Type	RSRZ
1	B	318	ASN	2.4
1	C	125	TRP	2.3
1	A	457	ASP	2.3
1	C	71	VAL	2.3
1	C	68	LEU	2.3
1	A	458	ALA	2.2
1	D	455	LYS	2.2
1	B	82	ALA	2.2
1	B	458	ALA	2.2
1	A	70	GLN	2.2
1	B	63	MET	2.2
1	A	62	ASN	2.1
1	D	318	ASN	2.1
1	C	31	THR	2.1
1	A	329	SER	2.1
1	D	290	LYS	2.1
1	D	329	SER	2.1
1	D	459	GLU	2.1
1	B	14	VAL	2.1
1	B	383	HIS	2.0
1	B	382	TYR	2.0
1	B	138	THR	2.0
1	B	15	ARG	2.0

6.2 Non-standard residues in protein, DNA, RNA chains [i](#)

There are no non-standard protein/DNA/RNA residues in this entry.

6.3 Carbohydrates [i](#)

There are no carbohydrates in this entry.

6.4 Ligands [i](#)

In the following table, the Atoms column lists the number of modelled atoms in the group and the number defined in the chemical component dictionary. The B-factors column lists the minimum, median, 95th percentile and maximum values of B factors of atoms in the group. The column labelled 'Q< 0.9' lists the number of atoms with occupancy less than 0.9.

Continued on next page...

Continued from previous page...

Mol	Type	Chain	Res	Atoms	RSCC	RSR	B-factors(\AA^2)	Q<0.9
2	CL	C	603	1/1	0.72	1.24	100,100,100,100	0
4	OCT	C	602	8/8	0.75	0.25	43,53,71,79	0
5	MYS	B	501	15/15	0.78	0.25	55,75,88,92	0
4	OCT	A	502	8/8	0.78	0.21	43,53,71,79	0
5	MYS	D	601	15/15	0.81	0.25	55,75,88,92	0
2	CL	A	503	1/1	0.90	1.08	100,100,100,100	0
2	CL	B	504	1/1	0.92	0.36	81,81,81,81	0
2	CL	D	604	1/1	0.92	0.47	81,81,81,81	0
3	SO4	B	605	5/5	0.94	0.14	72,87,93,99	0
3	SO4	B	505	5/5	0.96	0.18	72,87,93,99	0
3	SO4	C	606	5/5	0.97	0.14	59,62,66,70	0
3	SO4	A	506	5/5	0.98	0.12	59,62,66,70	0

6.5 Other polymers [i](#)

There are no such residues in this entry.