



Full wwPDB/EMDatabank EM Map/Model Validation Report ⓘ

Nov 14, 2019 – 03:03 AM EST

PDB ID : 5KPW
EMDB ID: : EMD-8281
Title : Structure of RelA bound to ribosome in presence of A/R tRNA (Structure III)
Authors : Loveland, A.B.; Bah, E.; Madireddy, R.; Zhang, Y.; Brilot, A.F.; Grigorieff, N.; Korostelev, A.A.
Deposited on : 2016-07-05
Resolution : 3.90 Å(reported)

This is a Full wwPDB/EMDatabank EM Map/Model Validation Report
for a publicly released PDB/EMDB entry.

We welcome your comments at validation@mail.wwpdb.org

A user guide is available at

<https://www.wwpdb.org/validation/2017/EMValidationReportHelp>

with specific help available everywhere you see the ⓘ symbol.

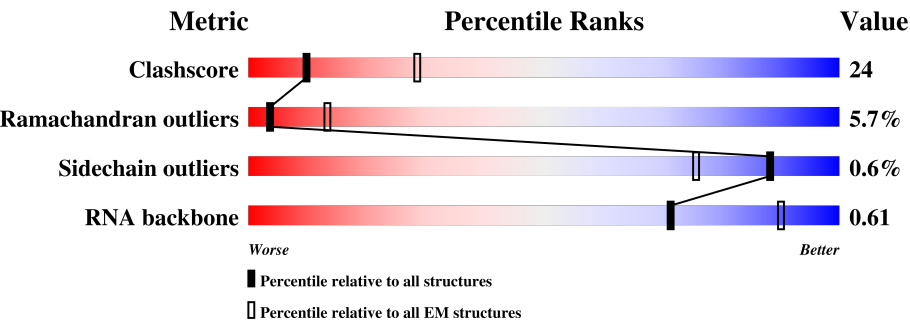
MolProbity : 4.02b-467
Percentile statistics : 20171227.v01 (using entries in the PDB archive December 27th 2017)
Ideal geometry (proteins) : Engh & Huber (2001)
Ideal geometry (DNA, RNA) : Parkinson et. al. (1996)
Validation Pipeline (wwPDB-VP) : 2.4

1 Overall quality at a glance i

The following experimental techniques were used to determine the structure:
ELECTRON MICROSCOPY

The reported resolution of this entry is 3.90 Å.

Percentile scores (ranging between 0-100) for global validation metrics of the entry are shown in the following graphic. The table shows the number of entries on which the scores are based.



Metric	Whole archive (#Entries)	EM structures (#Entries)
Clashscore	136327	1886
Ramachandran outliers	132723	1663
Sidechain outliers	132532	1531
RNA backbone	3747	458

The table below summarises the geometric issues observed across the polymeric chains. The red, orange, yellow and green segments on the bar indicate the fraction of residues that contain outliers for ≥ 3 , 2, 1 and 0 types of geometric quality criteria. A grey segment represents the fraction of residues that are not modelled. The numeric value for each fraction is indicated below the corresponding segment, with a dot representing fractions $\leq 5\%$

Mol	Chain	Length	Quality of chain
1	A	273	<div><div>58%</div><div>40%</div><div>..</div></div>
2	B	209	<div><div>46%</div><div>50%</div><div>.</div></div>
3	C	201	<div><div>48%</div><div>49%</div><div>.</div></div>
4	D	179	<div><div>41%</div><div>54%</div><div>..</div></div>
5	E	177	<div><div>50%</div><div>48%</div><div>..</div></div>
6	F	149	<div><div>40%</div><div>54%</div><div>5%</div></div>
7	G	165	<div><div>17%</div><div>52%</div><div>10%</div><div>21%</div></div>
8	H	142	<div><div>29%</div><div>67%</div><div>..</div></div>



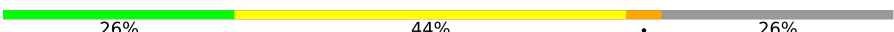




















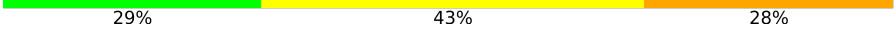

Continued on next page...

Continued from previous page...

Mol	Chain	Length	Quality of chain
9	I	142	
10	J	123	
11	K	144	
12	L	136	
13	M	127	
14	N	117	
15	O	115	
16	P	118	
17	Q	103	
18	R	110	
19	S	100	
20	T	104	
21	U	94	
22	V	85	
23	W	78	
24	X	63	
25	Y	59	
26	Z	70	
27	1	57	
28	2	55	
29	3	46	
30	4	65	
31	5	38	
32	6	241	
33	7	233	

Continued on next page...

Continued from previous page...

Mol	Chain	Length	Quality of chain
34	8	206	
35	9	167	
36	10	135	
37	11	179	
38	12	130	
39	13	130	
40	14	103	
41	15	129	
42	16	124	
43	17	118	
44	18	101	
45	19	89	
46	20	82	
47	21	84	
48	22	75	
49	23	92	
50	24	87	
51	25	71	
52	26	1539	
53	27	2903	
54	28	120	
55	29	20	
56	30	76	
57	31	77	
58	32	77	

Continued on next page...

Continued from previous page...

Mol	Chain	Length	Quality of chain
59	33	750	<div> <div></div> <div>38%</div> <div>45%</div> <div>6%</div> <div>10%</div> </div>

2 Entry composition

There are 59 unique types of molecules in this entry. The entry contains 154603 atoms, of which 0 are hydrogens and 0 are deuteriums.

In the tables below, the AltConf column contains the number of residues with at least one atom in alternate conformation and the Trace column contains the number of residues modelled with at most 2 atoms.

- Molecule 1 is a protein called 50S ribosomal protein L2.

Mol	Chain	Residues	Atoms					AltConf	Trace
1	A	271	Total	C	N	O	S	0	0
			2082	1288	423	364	7		

- Molecule 2 is a protein called 50S ribosomal protein L3.

Mol	Chain	Residues	Atoms					AltConf	Trace
2	B	209	Total	C	N	O	S	0	0
			1565	979	288	294	4		

- Molecule 3 is a protein called 50S ribosomal protein L4.

Mol	Chain	Residues	Atoms					AltConf	Trace
3	C	201	Total	C	N	O	S	0	0
			1552	974	283	290	5		

- Molecule 4 is a protein called 50S ribosomal protein L5.

Mol	Chain	Residues	Atoms					AltConf	Trace
4	D	177	Total	C	N	O	S	0	0
			1410	899	249	256	6		

- Molecule 5 is a protein called 50S ribosomal protein L6.

Mol	Chain	Residues	Atoms					AltConf	Trace
5	E	176	Total	C	N	O	S	0	0
			1323	832	243	246	2		

- Molecule 6 is a protein called 50S ribosomal protein L9.

Mol	Chain	Residues	Atoms					AltConf	Trace
6	F	149	Total	C	N	O	S	0	0
			1111	699	197	214	1		

- Molecule 7 is a protein called 50S ribosomal protein L10.

Mol	Chain	Residues	Atoms					AltConf	Trace
7	G	131	Total	C	N	O	S	0	0
			988	625	175	183	5		

- Molecule 8 is a protein called 50S ribosomal protein L11.

Mol	Chain	Residues	Atoms					AltConf	Trace
8	H	141	Total	C	N	O	S	0	0
			1032	651	179	196	6		

- Molecule 9 is a protein called 50S ribosomal protein L13.

Mol	Chain	Residues	Atoms					AltConf	Trace
9	I	142	Total	C	N	O	S	0	0
			1129	714	212	199	4		

- Molecule 10 is a protein called 50S ribosomal protein L14.

Mol	Chain	Residues	Atoms					AltConf	Trace
10	J	122	Total	C	N	O	S	0	0
			938	587	180	165	6		

- Molecule 11 is a protein called 50S ribosomal protein L15.

Mol	Chain	Residues	Atoms					AltConf	Trace
11	K	143	Total	C	N	O	S	0	0
			1045	649	206	189	1		

- Molecule 12 is a protein called 50S ribosomal protein L16.

Mol	Chain	Residues	Atoms					AltConf	Trace
12	L	136	Total	C	N	O	S	0	0
			1074	686	205	177	6		

- Molecule 13 is a protein called 50S ribosomal protein L17.

Mol	Chain	Residues	Atoms					AltConf	Trace
13	M	120	Total	C	N	O	S	0	0
			960	593	196	166	5		

- Molecule 14 is a protein called 50S ribosomal protein L18.

Mol	Chain	Residues	Atoms				AltConf	Trace
14	N	116	Total	C	N	O	0	0
			892	552	178	162		

- Molecule 15 is a protein called 50S ribosomal protein L19.

Mol	Chain	Residues	Atoms					AltConf	Trace
15	O	114	Total	C	N	O	S	0	0
			917	574	179	163	1		

- Molecule 16 is a protein called 50S ribosomal protein L20.

Mol	Chain	Residues	Atoms				AltConf	Trace
16	P	117	Total	C	N	O	0	0
			947	604	192	151		

- Molecule 17 is a protein called 50S ribosomal protein L21.

Mol	Chain	Residues	Atoms					AltConf	Trace
17	Q	103	Total	C	N	O	S	0	0
			816	516	153	145	2		

- Molecule 18 is a protein called 50S ribosomal protein L22.

Mol	Chain	Residues	Atoms					AltConf	Trace
18	R	110	Total	C	N	O	S	0	0
			857	532	166	156	3		

- Molecule 19 is a protein called 50S ribosomal protein L23.

Mol	Chain	Residues	Atoms					AltConf	Trace
19	S	93	Total	C	N	O	S	0	0
			738	466	139	131	2		

- Molecule 20 is a protein called 50S ribosomal protein L24.

Mol	Chain	Residues	Atoms				AltConf	Trace
20	T	102	Total	C	N	O	0	0
			779	492	146	141		

- Molecule 21 is a protein called 50S ribosomal protein L25.

Mol	Chain	Residues	Atoms					AltConf	Trace
21	U	94	Total	C	N	O	S	0	0
			753	479	137	134	3		

- Molecule 22 is a protein called 50S ribosomal protein L27.

Mol	Chain	Residues	Atoms					AltConf	Trace
22	V	75	Total	C	N	O	S	0	0
			575	356	116	102	1		

- Molecule 23 is a protein called 50S ribosomal protein L28.

Mol	Chain	Residues	Atoms					AltConf	Trace
23	W	77	Total	C	N	O	S	0	0
			625	388	129	106	2		

- Molecule 24 is a protein called 50S ribosomal protein L29.

Mol	Chain	Residues	Atoms					AltConf	Trace
24	X	63	Total	C	N	O	S	0	0
			509	313	99	95	2		

- Molecule 25 is a protein called 50S ribosomal protein L30.

Mol	Chain	Residues	Atoms					AltConf	Trace
25	Y	58	Total	C	N	O	S	0	0
			449	281	87	79	2		

- Molecule 26 is a protein called 50S ribosomal protein L31.

Mol	Chain	Residues	Atoms					AltConf	Trace
26	Z	66	Total	C	N	O	S	0	0
			522	323	99	94	6		

- Molecule 27 is a protein called 50S ribosomal protein L32.

Mol	Chain	Residues	Atoms					AltConf	Trace
27	1	56	Total	C	N	O	S	0	0
			444	269	94	80	1		

- Molecule 28 is a protein called 50S ribosomal protein L33.

Mol	Chain	Residues	Atoms				AltConf	Trace
28	2	50	Total	C	N	O	0	0
			409	263	75	71		

- Molecule 29 is a protein called 50S ribosomal protein L34.

Mol	Chain	Residues	Atoms					AltConf	Trace
29	3	46	Total	C	N	O	S	0	0
			377	228	90	57	2		

- Molecule 30 is a protein called 50S ribosomal protein L35.

Mol	Chain	Residues	Atoms					AltConf	Trace
30	4	64	Total	C	N	O	S	0	0
			504	323	105	74	2		

- Molecule 31 is a protein called 50S ribosomal protein L36.

Mol	Chain	Residues	Atoms					AltConf	Trace
31	5	38	Total	C	N	O	S	0	0
			302	185	65	48	4		

- Molecule 32 is a protein called 30S ribosomal protein S2.

Mol	Chain	Residues	Atoms					AltConf	Trace
32	6	218	Total	C	N	O	S	0	0
			1704	1081	305	311	7		

- Molecule 33 is a protein called 30S ribosomal protein S3.

Mol	Chain	Residues	Atoms					AltConf	Trace
33	7	206	Total	C	N	O	S	0	0
			1624	1028	305	288	3		

- Molecule 34 is a protein called 30S ribosomal protein S4.

Mol	Chain	Residues	Atoms					AltConf	Trace
34	8	205	Total	C	N	O	S	0	0
			1643	1026	315	298	4		

- Molecule 35 is a protein called 30S ribosomal protein S5.

Mol	Chain	Residues	Atoms					AltConf	Trace
35	9	157	Total	C	N	O	S	0	0
			1156	719	218	213	6		

- Molecule 36 is a protein called 30S ribosomal protein S6.

Mol	Chain	Residues	Atoms					AltConf	Trace
36	10	100	Total	C	N	O	S	0	0
			817	515	148	148	6		

- Molecule 37 is a protein called 30S ribosomal protein S7.

Mol	Chain	Residues	Atoms					AltConf	Trace
37	11	151	Total	C	N	O	S	0	0
			1181	735	227	215	4		

- Molecule 38 is a protein called 30S ribosomal protein S8.

Mol	Chain	Residues	Atoms					AltConf	Trace
38	12	129	Total	C	N	O	S	0	0
			979	616	173	184	6		

- Molecule 39 is a protein called 30S ribosomal protein S9.

Mol	Chain	Residues	Atoms					AltConf	Trace
39	13	127	Total	C	N	O	S	0	0
			1022	634	206	179	3		

- Molecule 40 is a protein called 30S ribosomal protein S10.

Mol	Chain	Residues	Atoms					AltConf	Trace
40	14	98	Total	C	N	O	S	0	0
			786	493	150	142	1		

- Molecule 41 is a protein called 30S ribosomal protein S11.

Mol	Chain	Residues	Atoms					AltConf	Trace
41	15	116	Total	C	N	O	S	0	0
			869	535	173	158	3		

- Molecule 42 is a protein called 30S ribosomal protein S12.

Mol	Chain	Residues	Atoms					AltConf	Trace
42	16	123	Total	C	N	O	S	0	0
			955	590	196	165	4		

- Molecule 43 is a protein called 30S ribosomal protein S13.

Mol	Chain	Residues	Atoms					AltConf	Trace
43	17	114	Total	C	N	O	S	0	0
			883	546	178	156	3		

- Molecule 44 is a protein called 30S ribosomal protein S14.

Mol	Chain	Residues	Atoms					AltConf	Trace
44	18	100	Total	C	N	O	S	0	0
			805	499	164	139	3		

- Molecule 45 is a protein called 30S ribosomal protein S15.

Mol	Chain	Residues	Atoms					AltConf	Trace
45	19	88	Total	C	N	O	S	0	0
			714	439	144	130	1		

- Molecule 46 is a protein called 30S ribosomal protein S16.

Mol	Chain	Residues	Atoms					AltConf	Trace
46	20	82	Total	C	N	O	S	0	0
			649	406	128	114	1		

- Molecule 47 is a protein called 30S ribosomal protein S17.

Mol	Chain	Residues	Atoms					AltConf	Trace
47	21	80	Total	C	N	O	S	0	0
			648	411	121	113	3		

- Molecule 48 is a protein called 30S ribosomal protein S18.

Mol	Chain	Residues	Atoms					AltConf	Trace
48	22	65	Total	C	N	O	S	0	0
			535	339	100	95	1		

- Molecule 49 is a protein called 30S ribosomal protein S19.

Mol	Chain	Residues	Atoms					AltConf	Trace
49	23	79	Total	C	N	O	S	0	0
			637	408	120	107	2		

- Molecule 50 is a protein called 30S ribosomal protein S20.

Mol	Chain	Residues	Atoms					AltConf	Trace
50	24	85	Total	C	N	O	S	0	0
			665	411	137	114	3		

- Molecule 51 is a protein called 30S ribosomal protein S21.

Mol	Chain	Residues	Atoms					AltConf	Trace
51	25	65	Total	C	N	O	S	0	0
			544	335	117	91	1		

- Molecule 52 is a RNA chain called 16S ribosomal RNA.

Mol	Chain	Residues	Atoms					AltConf	Trace
52	26	1539	Total	C	N	O	P	0	0
			33016	14725	6052	10700	1539		

- Molecule 53 is a RNA chain called 23S ribosomal RNA.

Mol	Chain	Residues	Atoms					AltConf	Trace
53	27	2903	Total	C	N	O	P	0	0
			62322	27801	11468	20150	2903		

There are 2 discrepancies between the modelled and reference sequences:

Chain	Residue	Modelled	Actual	Comment	Reference
27	747	C	U	conflict	GB 802133627
27	1847	G	A	conflict	GB 802133627

- Molecule 54 is a RNA chain called 5S ribosomal RNA.

Mol	Chain	Residues	Atoms					AltConf	Trace
54	28	120	Total	C	N	O	P	0	0
			2572	1145	471	836	120		

There is a discrepancy between the modelled and reference sequences:

Chain	Residue	Modelled	Actual	Comment	Reference
28	120	A	-	conflict	GB 1028475309

- Molecule 55 is a RNA chain called mRNA.

Mol	Chain	Residues	Atoms					AltConf	Trace
55	29	20	Total	C	N	O	P	0	0
			432	195	86	132	19		

- Molecule 56 is a RNA chain called A-site tRNAPhe.

Mol	Chain	Residues	Atoms					AltConf	Trace
56	30	76	Total	C	N	O	P	0	0
			1623	723	290	534	76		

- Molecule 57 is a RNA chain called P-site tRNAfMet.

Mol	Chain	Residues	Atoms					AltConf	Trace
57	31	77	Total	C	N	O	P	0	0
			1644	732	297	538	77		

- Molecule 58 is a RNA chain called E-site tRNAfMet.

Mol	Chain	Residues	Atoms					AltConf	Trace
58	32	77	Total	C	N	O	P	0	0
			1643	732	297	537	77		

- Molecule 59 is a protein called GTP pyrophosphokinase.

Mol	Chain	Residues	Atoms					AltConf	Trace
59	33	675	Total	C	N	O	S	0	0
			4911	3070	904	915	22		

There are 7 discrepancies between the modelled and reference sequences:

Chain	Residue	Modelled	Actual	Comment	Reference
33	-5	MET	-	expression tag	UNP P0AG20
33	-4	HIS	-	expression tag	UNP P0AG20
33	-3	HIS	-	expression tag	UNP P0AG20
33	-2	HIS	-	expression tag	UNP P0AG20
33	-1	HIS	-	expression tag	UNP P0AG20
33	0	HIS	-	expression tag	UNP P0AG20
33	1	HIS	-	expression tag	UNP P0AG20

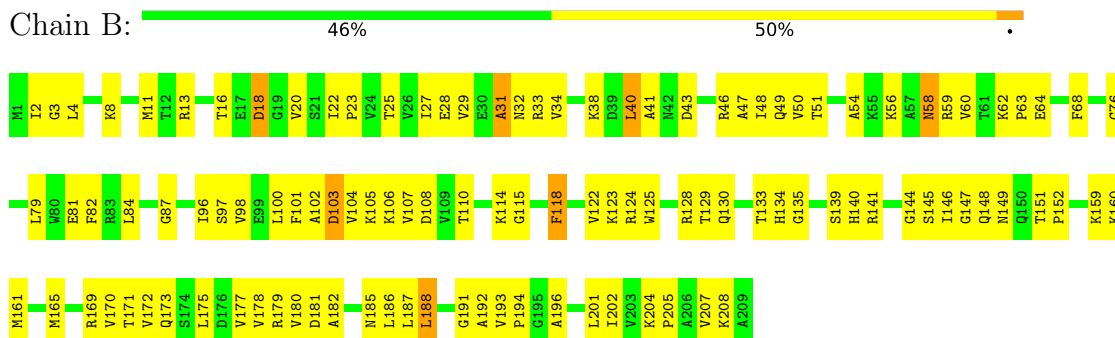
3 Residue-property plots

These plots are drawn for all protein, RNA and DNA chains in the entry. The first graphic for a chain summarises the proportions of the various outlier classes displayed in the second graphic. The second graphic shows the sequence view annotated by issues in geometry. Residues are color-coded according to the number of geometric quality criteria for which they contain at least one outlier: green = 0, yellow = 1, orange = 2 and red = 3 or more. Stretches of 2 or more consecutive residues without any outlier are shown as a green connector. Residues present in the sample, but not in the model, are shown in grey.

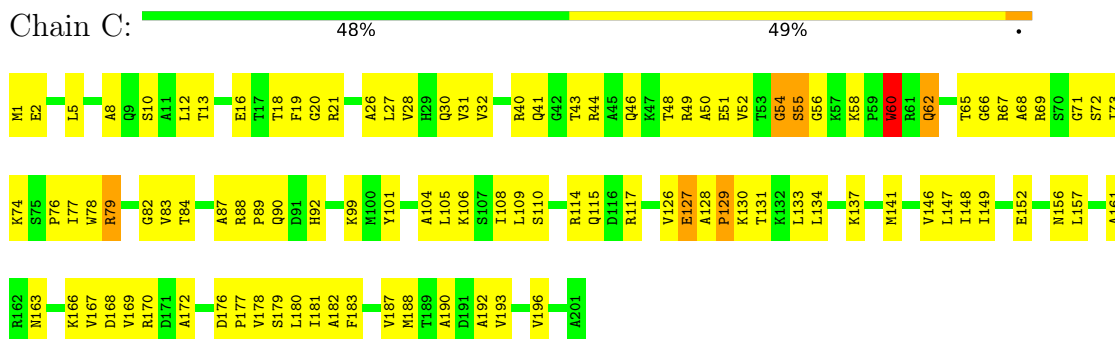
- Molecule 1: 50S ribosomal protein L2



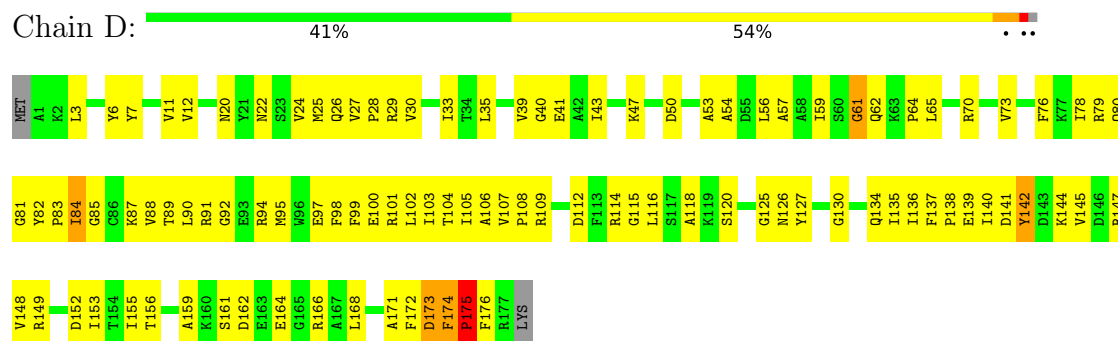
- Molecule 2: 50S ribosomal protein L3



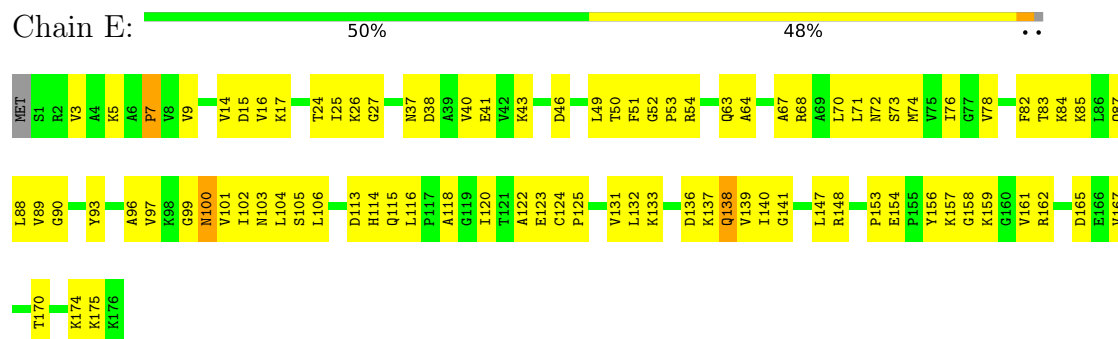
- Molecule 3: 50S ribosomal protein L4



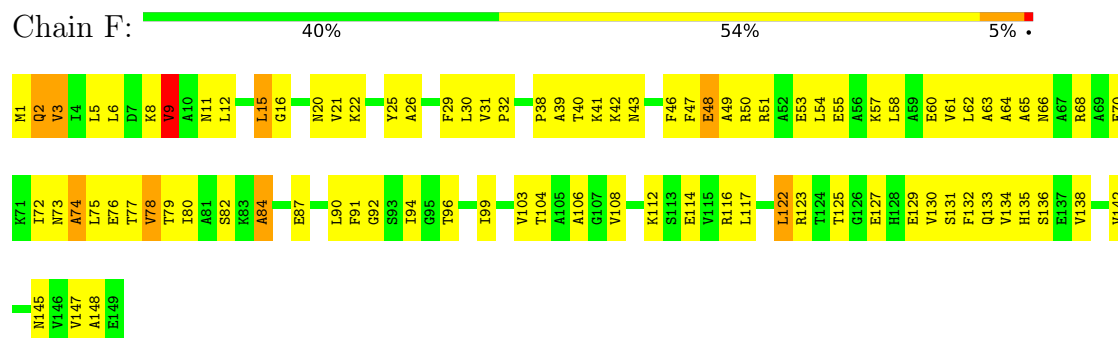
- Molecule 4: 50S ribosomal protein L5



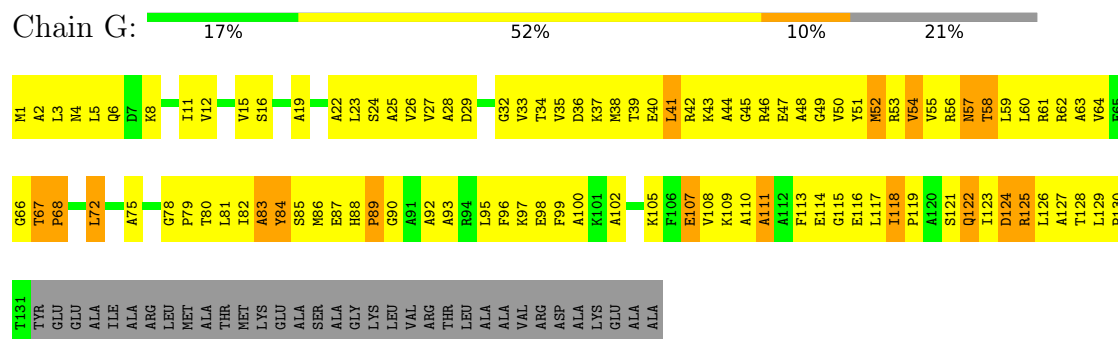
- Molecule 5: 50S ribosomal protein L6



- Molecule 6: 50S ribosomal protein L9

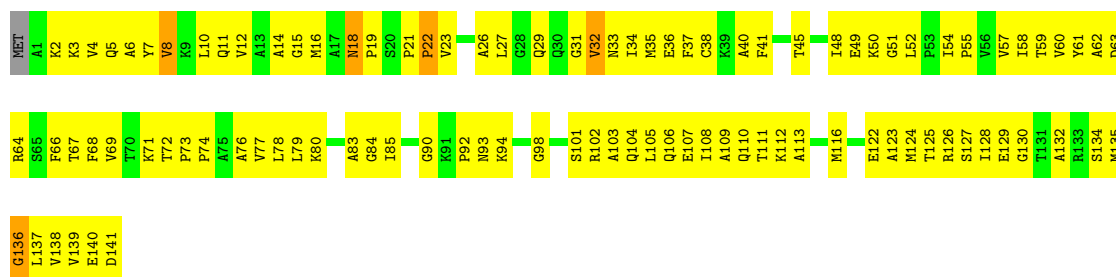


- Molecule 7: 50S ribosomal protein L10



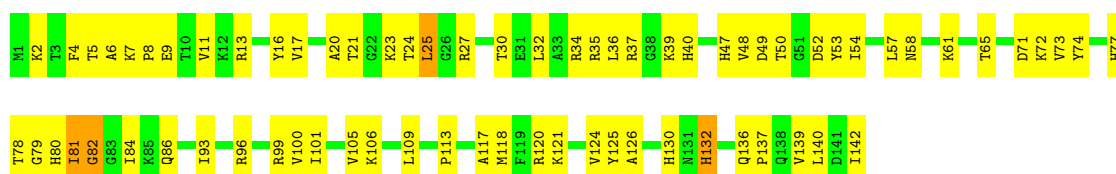
- Molecule 8: 50S ribosomal protein L11

Chain H:  29% 67%



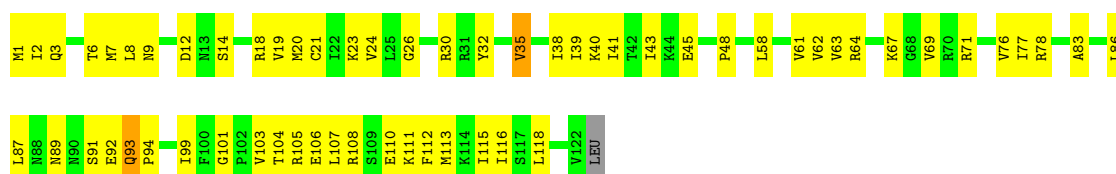
- Molecule 9: 50S ribosomal protein L13

Chain I:  50% 47%



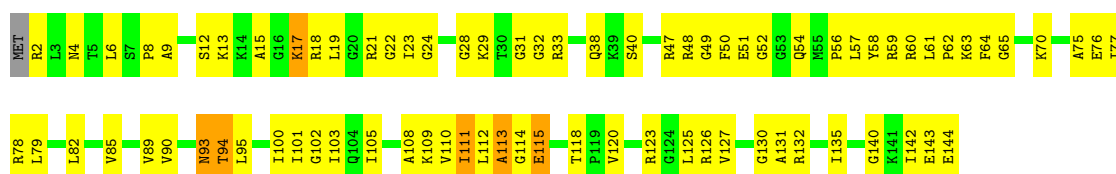
- Molecule 10: 50S ribosomal protein L14

Chain J:  50% 47%



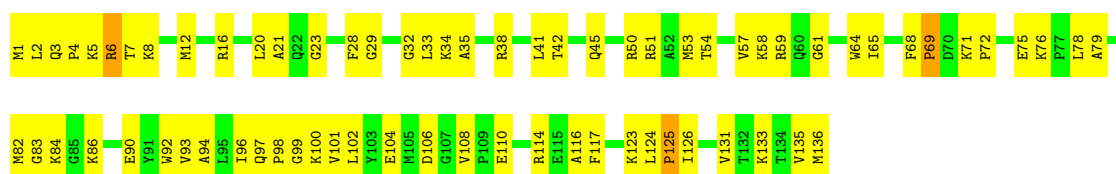
- Molecule 11: 50S ribosomal protein L15

Chain K:  44% 51%

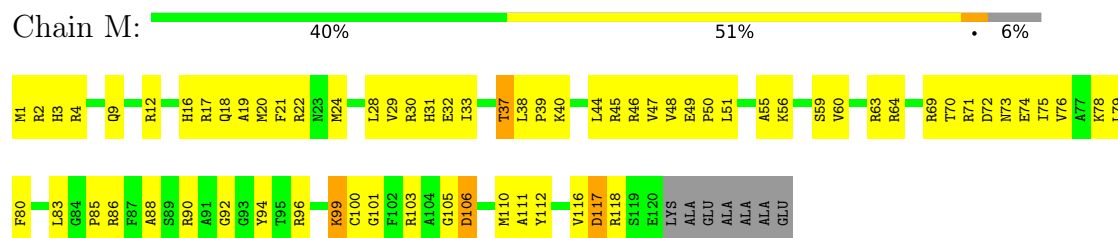


- Molecule 12: 50S ribosomal protein L16

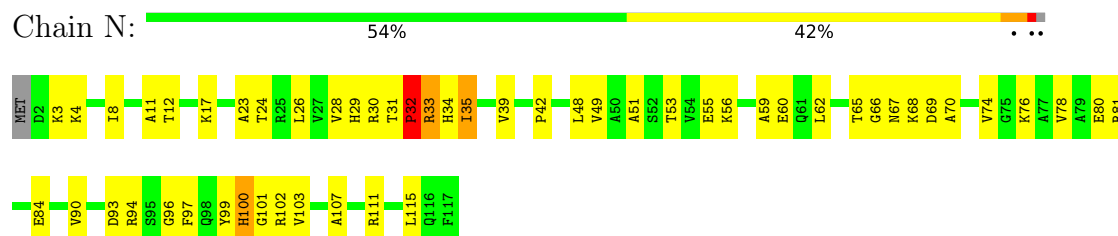
Chain L:  48% 50%



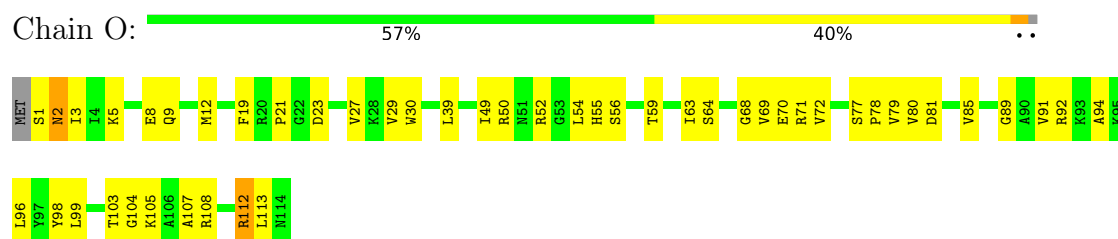
- Molecule 13: 50S ribosomal protein L17



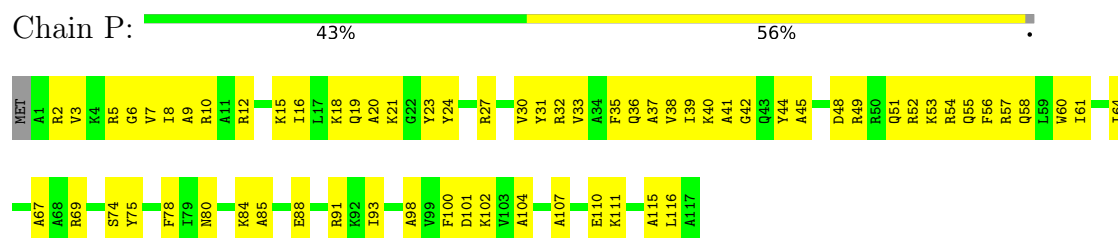
- Molecule 14: 50S ribosomal protein L18



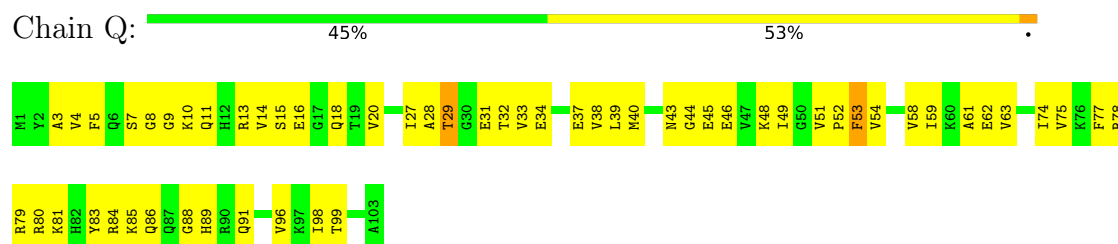
- Molecule 15: 50S ribosomal protein L19



- Molecule 16: 50S ribosomal protein L20

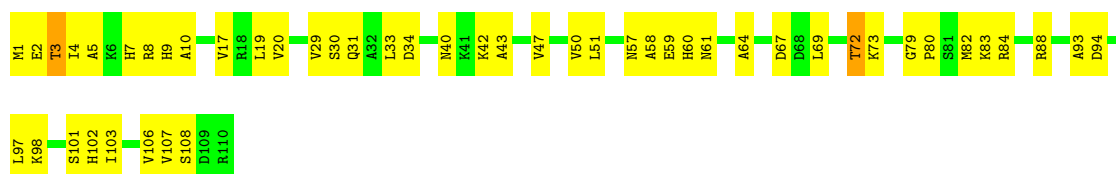


- Molecule 17: 50S ribosomal protein L21



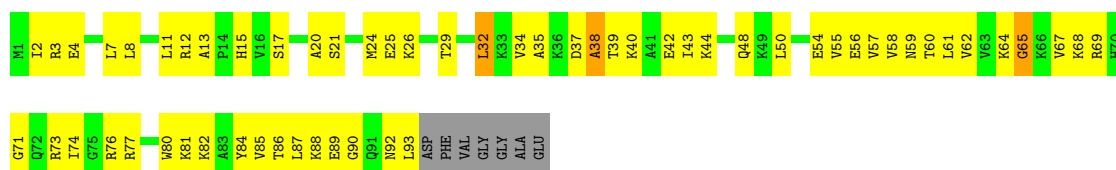
- Molecule 18: 50S ribosomal protein L22





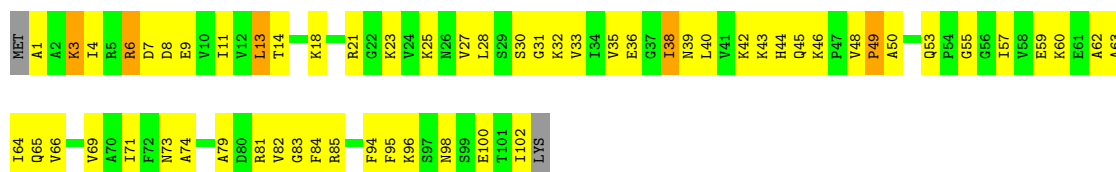
- Molecule 19: 50S ribosomal protein L23

Chain S: 34% 56% 7%



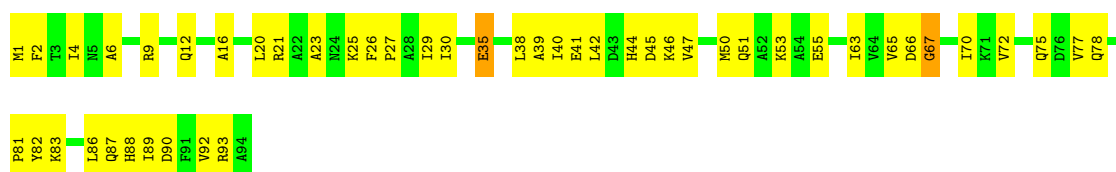
- Molecule 20: 50S ribosomal protein L24

Chain T: 41% 52% 5%



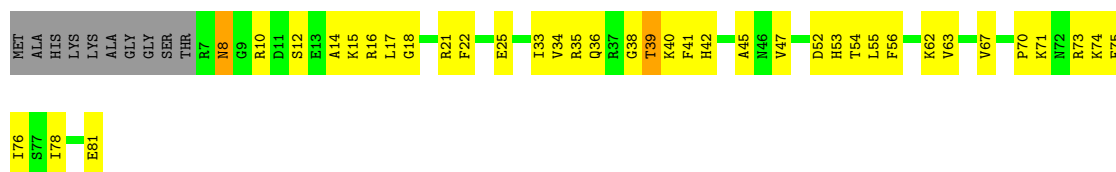
- Molecule 21: 50S ribosomal protein L25

Chain U: 49% 49% 2%



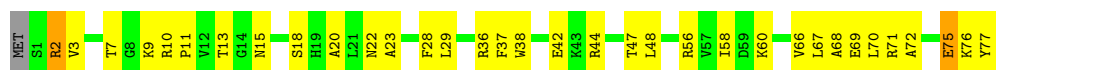
- Molecule 22: 50S ribosomal protein L27


Chain V: 44% 42% 12%



- Molecule 23: 50S ribosomal protein L28

Chain W: 55% 41% 4%



- Chain 4: 

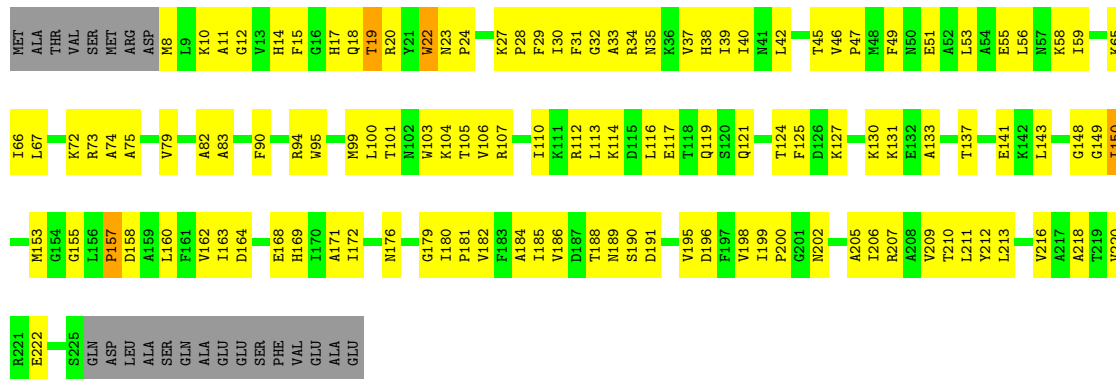
- Molecule 31: 50S ribosomal protein L36

Chain 5: 



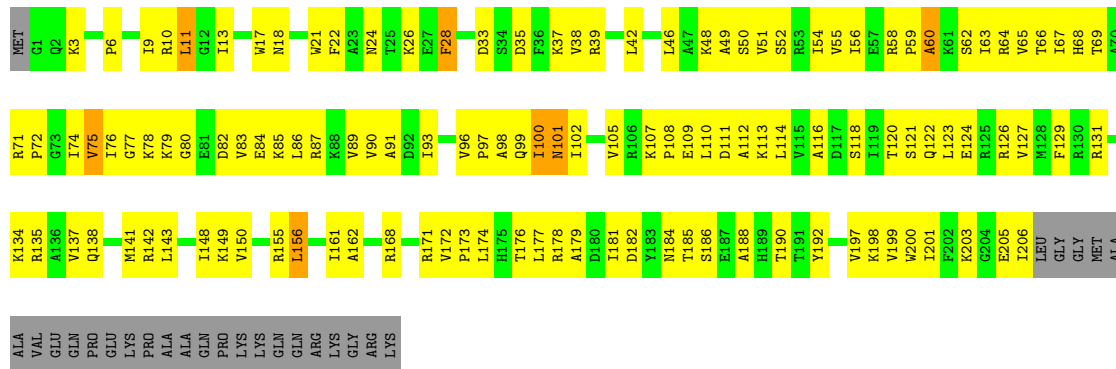
- Molecule 32: 30S ribosomal protein S2

Chain 6: 



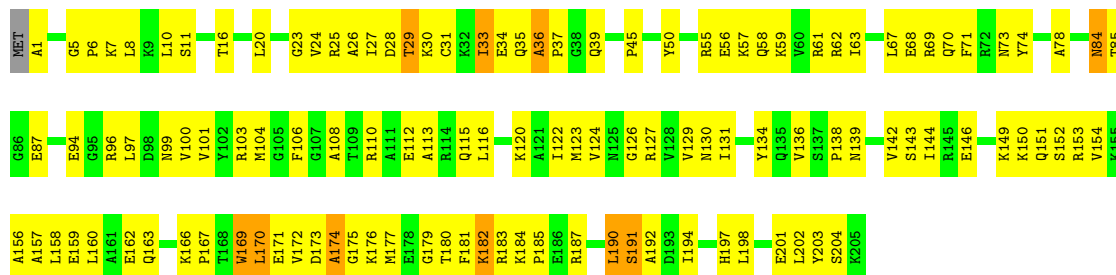
- Molecule 33: 30S ribosomal protein S3

Chain 7: 

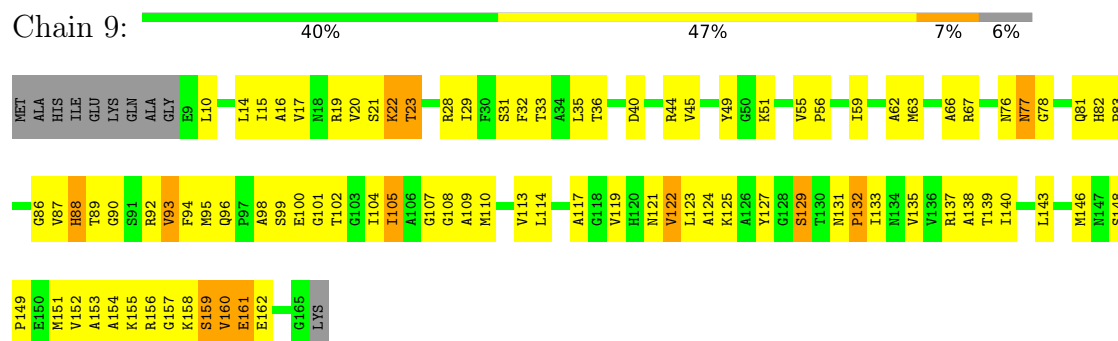


- Molecule 34: 30S ribosomal protein S4

Chain 8: 



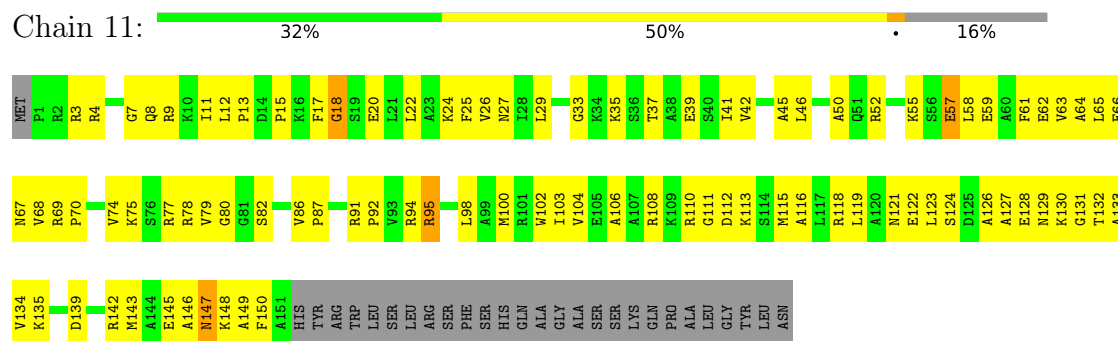
- Molecule 35: 30S ribosomal protein S5

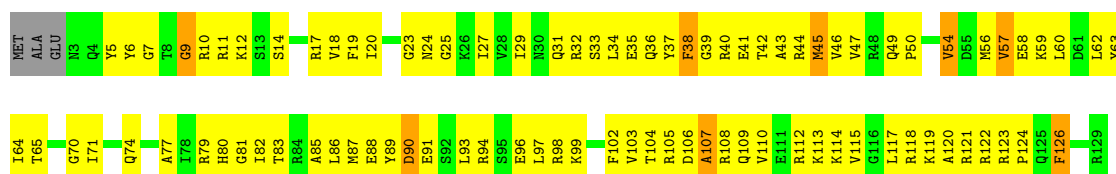


- Molecule 36: 30S ribosomal protein S6



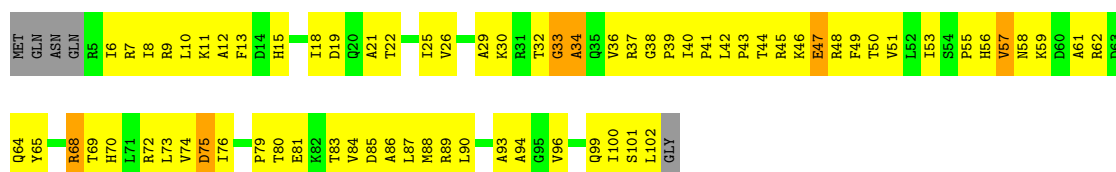
- Molecule 37: 30S ribosomal protein S7





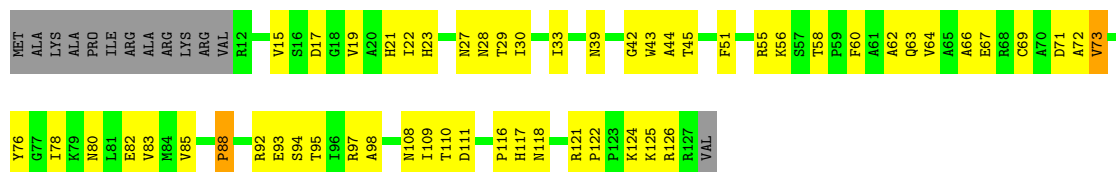
• Molecule 40: 30S ribosomal protein S10

Chain 14: 25% 64% 6% 5%



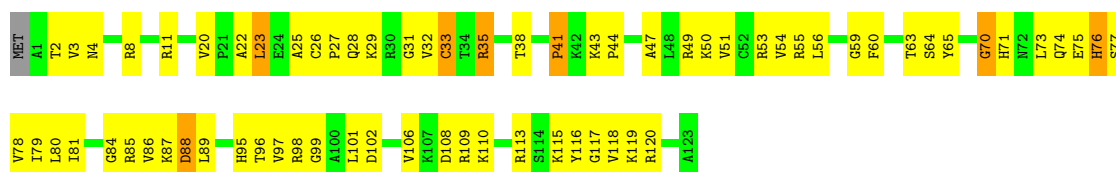
• Molecule 41: 30S ribosomal protein S11

Chain 15: 47% 41% 10%



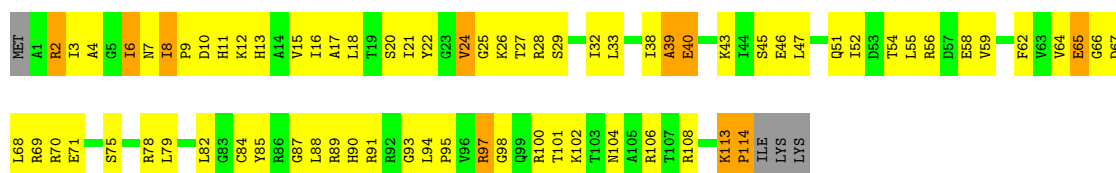
• Molecule 42: 30S ribosomal protein S12

Chain 16: 44% 50% 6%



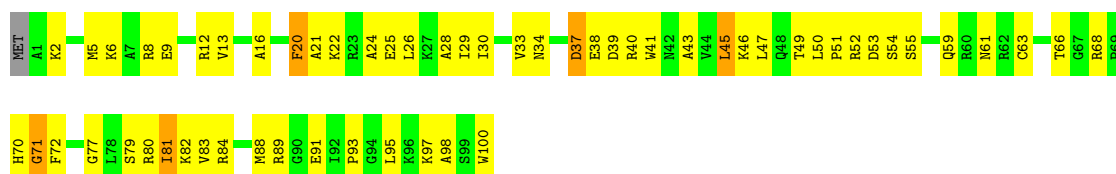
• Molecule 43: 30S ribosomal protein S13

Chain 17: 35% 53% 8%



• Molecule 44: 30S ribosomal protein S14

Chain 18: 42% 52% 5%



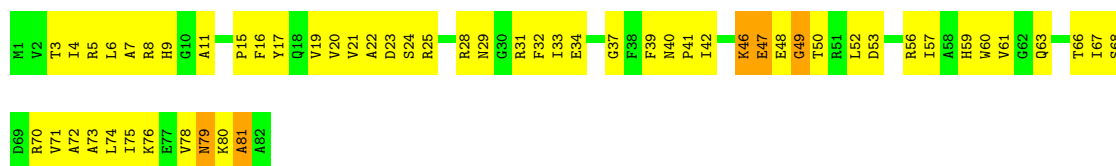
- Molecule 45: 30S ribosomal protein S15

Chain 19: 63% 34% ..



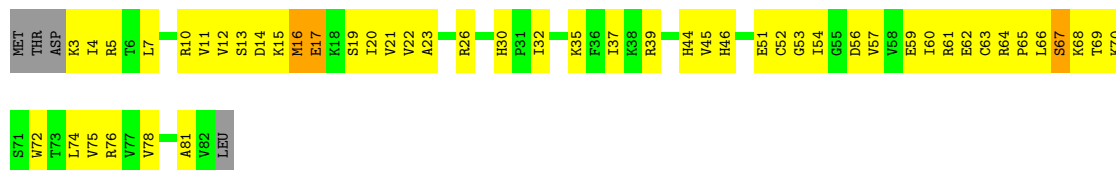
- Molecule 46: 30S ribosomal protein S16

Chain 20: 32% 62% 6%



- Molecule 47: 30S ribosomal protein S17

Chain 21: 36% 56% 5%



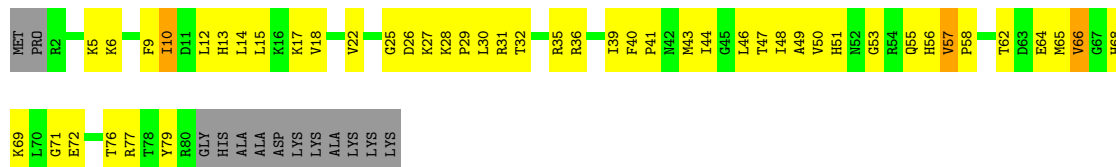
- Molecule 48: 30S ribosomal protein S18

Chain 22: 41% 36% 9% 13%



- Molecule 49: 30S ribosomal protein S19

Chain 23: 34% 49% 14%




- Molecule 50: 30S ribosomal protein S20

Chain 24:  51% 46% ..

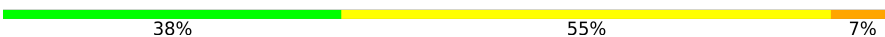


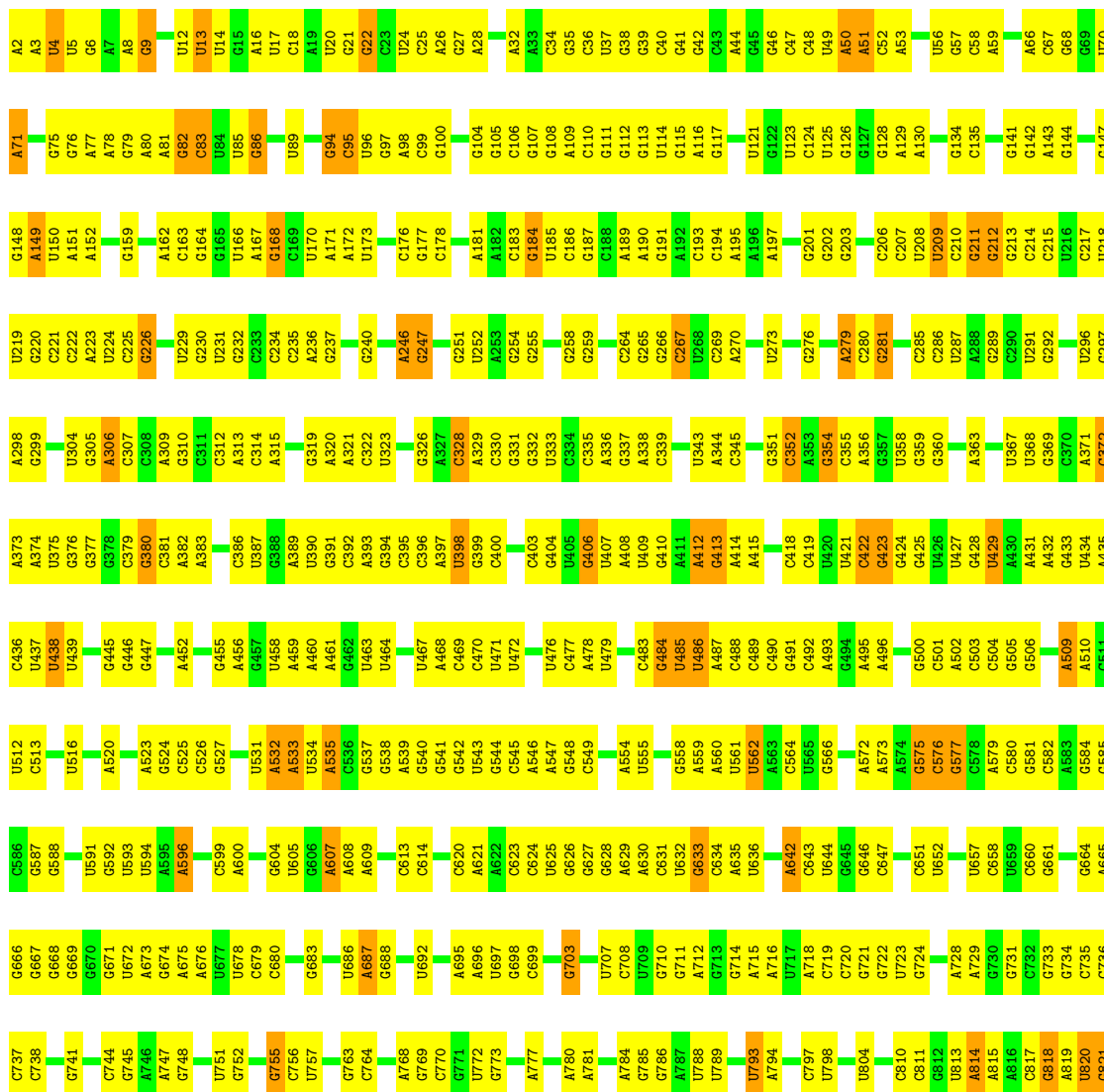
- Molecule 51: 30S ribosomal protein S21

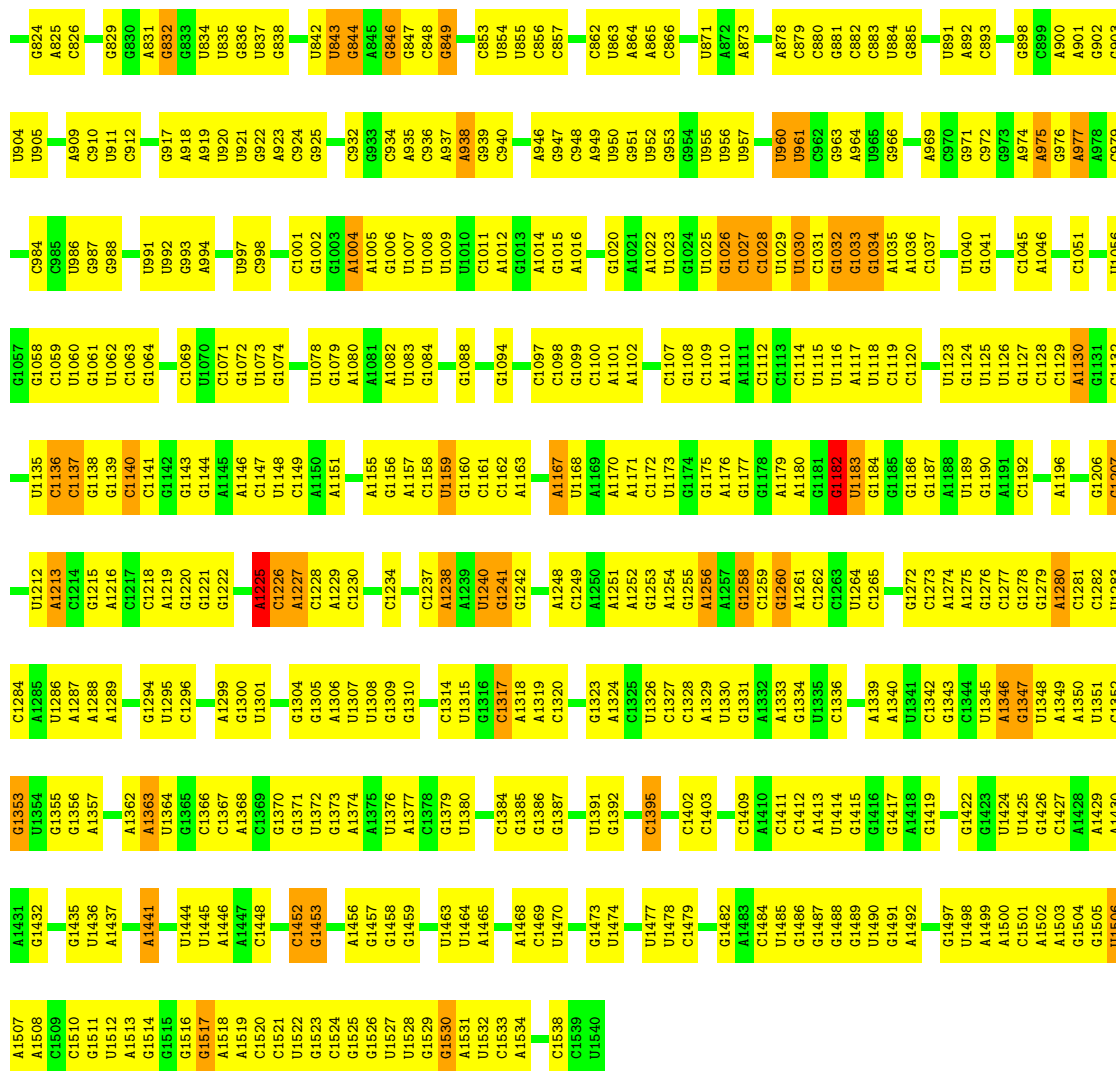
Chain 25:  34% 46% 11% 8%



- Molecule 52: 16S ribosomal RNA

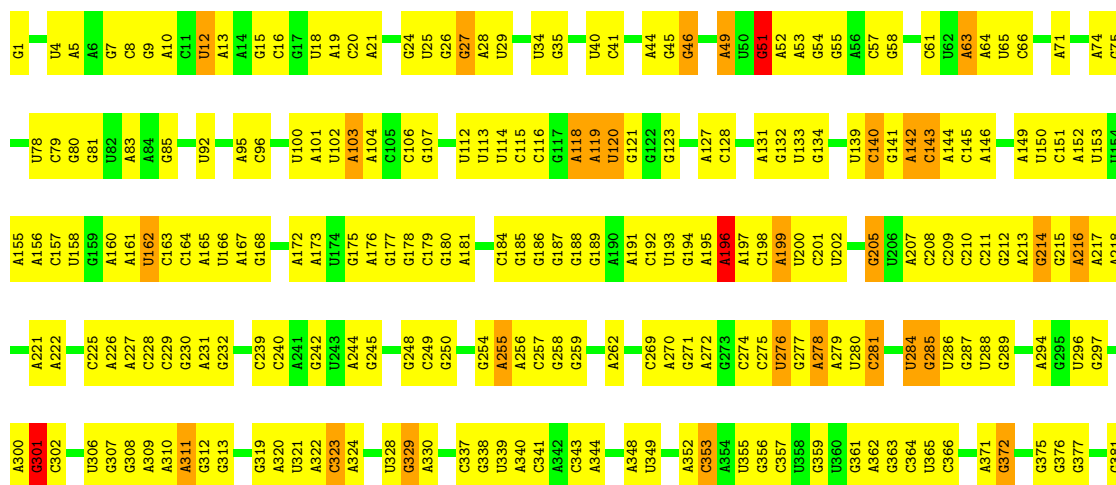
Chain 26:  38% 55% 7%





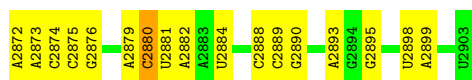
• Molecule 53: 23S ribosomal RNA

Chain 27:



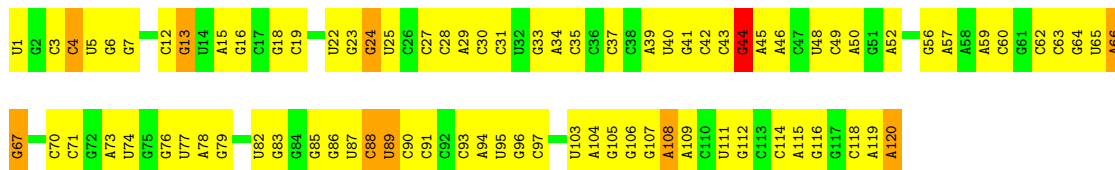



A2799	C9723	G2638	C9573	A2497	A2418	U2348	G2277	G2186	G2124	A2062	G1980	U1898	U1818	U1744	C1656
A2800	U2724	A2639	G2574	C2496	U2419	G2349	A2278	U2189	G2125	G2063	A1981	U1899	A1821	A1745	U1657
G2801	A2725	G2640	A2577	C2499	C2420	G2350	A2281	U2197	G2126	C2065	U1982	A1901	A1821	A1746	C1658
G2804	U2728	G2641	G2578	G2502	U2423	A2352	G2282	C2196	G2128	G2066	G1989	G1902	G1824	U1747	U1662
G2805	G2729	G2642	G2579	A2503	C2424	G2353	G2283	U2197	C2129	G2067	G1990	G1903	G1825	U1748	G1663
G2806			U2580	U2504	A2425	G2354	A2284	A2198	G2130	A2069	U1991	G1904	G1826	A1749	A1664
U2807	G2732	G2646	G2581	G2506	A2426	G2355	G2285	A2199	U2131	A2069	G1992	C1905	U1827	A1685	A1685
G2808	A2733	U2647	G2582	U2507	G2428	G2356	G2286	C2200	U2132	A2061	G1993	G1906	G1828	G1666	G1666
A2809	G2737	G2648	G2583	G2508	G2429	G2357	A2287	U2203	G2133	A2062	G1997	G1907	A1829	G1667	G1667
G2810	U2739	G2649	U2584	G2508	A2430	G2358	G2288	G2204	A2134	C2063	G1996	C1908	G1836	A1668	A1668
G2811	A2740		U2585	G2509	A2435	G2359	G2289	G2204	A2135	C2064	G1997	G1909	C1837	A1669	A1669
A2812			U2586			G2360	G2290		A2136	C2065	G1998	G1910	C1837	U1765	U1671
A2813			A2587			G2361	G2291		U2137	C2066	G1999	U1911	C1838	G1766	
A2814	G2741	G2657	G2588	C2512	A2436	G2362	G2292		G2138	G2067	C2000	A1912			
G2815	A2742	G2658	A2589	A2513		G2363	G2293		U2139	U2068	C2001	A1913	G1842	G1770	A1672
G2816	U2743	G2659	G2590	G2514	C2440	G2364	G2294		G2140	G2069	C2001	A1914	C1843	C1771	G1673
U2818	G2744	A2675	A2591	A2516	C2442	G2365	G2295		G2141	A2070	C2008	G1915	C1844	A1772	G1674
G2819	A2748	G2676	G2592	G2517	C2443	G2366	G2296		A2142	C2071	C2009	A1916	G1845	A1773	C1675
A2820		G2677	U2593	A2518	G2444	G2367	A2297		A2143	C2072	G2010	U1917	G1846	C1774	A1676
A2821	G2751	G2678	G2594	U2519		G2368	A2298		G2144	C2073	U2011				
G2822	C2752	A2679	G2595	C2520	A2447	G2369	U2299		C2145	U2074	G1921	G1921	A1847	U1775	A1679
A2823			C2521		A2448	G2370	C2300		A2146	U2075	G1922	G1922	A1848	G1776	G1680
					A2450	G2371	C2301		G2147	U2076	A2013	U1923	A1849	G1777	G1681
G2828	U2756	G2681	G2599	G2529		G2372	C2302		G2148	C2077	A2014	U1923	G1850	U1779	G1682
A2829	A2757	C2682	A2600			G2373	U2305		U2149	A2080	A2015	U1924	U1852	A1780	U1683
G2830	G2758	G2683	C2601			G2374			U2150	C2081	G2017	U1926	A1853	U1781	G1684
U2832	U2759	G2684	A2602	G2532	A2453	G2380	G2308		U2151	C2082	G2018	G1929	A1854	U1782	C1685
G2833	G2760	G2685	G2603	U2533	G2454	A2381	A2309		C2152	G2087	A2019	G1930	G1857	A1785	U1693
U2834	A2761	G2686	U2604	A2534	G2455	G2382	A2310		A2154	A2088	C2021	U1931	A1858	C1694	G1695
G2835	G2762	G2687	G2605	G2535	G2456	G2383	C2311		U2155		U2022	G1935	G1863	G1788	G1696
A2836	U2764	U2688	G2606	G2536	G2457	G2384	U2312		G2156	A2094	G2023	G1936	U1864	U1789	G1697
U2837	A2765	G2689	G2607	U2537	A2459	G2385	G2313		G2157	A2095	C2025	A1936	U1865	A1791	A1698
G2838	A2766	G2690	U2609	G2538	U2460	G2386	A2314		A2158	C2096	U2026	A1937	A1866	G1699	
G2839	G2771	G2691	U2613	U2539	C2462	G2387	G2315		G2159	C2097	G2027	U1938	G1867	U1794	G1702
G2840	C2772	U2692	U2614	A2541	G2463	G2388	G2316		C2160	U2098	U2028	U1943	G1868	C1795	G1703
C2841	C2773	G2693	G2615	G2542	G2464	G2389	A2317		G2162	U2099	G2029	U1946	G1869	U1796	C1704
G2842	G2774		C2616	G2543	C2465	G2390	G2318		A2163		A2030	C1947	C1870	U1797	A1705
G2843	G2775		U2617	G2544		G2391	G2319		C2164		A2031	U1947	A1871	U1798	
G2844			G2618		G2472	C2392	U2320		G2165		G2032	C1947	A1872	G1799	
U2845	A2778	A2700	G2619	C2551	C2476	C2393	U2321		U2166		A2033	U1955	G1873	C1800	U1709
G2846	U2779	G2702	G2620	U2552	A2477	G2394	U2322		U2167		A2034	U1956	C1874	A1801	G1710
U2847	G2780	G2703	G2621	G2553	U2478	U2401	A2323		G2168		G2035	U1957	G1875	A1802	
G2848		C2704	U2622	G2554	U2479	U2402	G2324		A2169		C2036	C1957	A1876	A1803	
U2849	U2783		G2623	U2555	A2478	A2403	G2325		G2170		A2037	U1968	A1877	C1804	U1713
A2850	G2784	G2708	G2624	U2556	U2479	U2404	C2326		U2171		G2038	G1964	G1878	U1714	A1713
G2853	U2785	G2709	G2625	C2557	C2480	G2405	A2327		U2172		U2039	G1964	C1879	G1715	G1715
G2854	U2786	G2710	G2626	G2557	G2481	A2406	A2328		U2173		G2040	G1967	U1880	C1806	G1721
	C2787	A2711	G2627	C2558	A2482	U2407	U2329		A2174		U2041	U1968	C1881	A1807	A1722
	G2788	G2712	C2628		C2483	U2408	G2330		C2175		A2042	G1969	C1882	A1808	
G2859	U2789	U2713	U2629	U2561		G2409	U2334		A2176		C2043	A1969	U1882	A1809	
A2860	U2790	G2714	G2630	U2562	G2488	G2410	U2334		G2177		A2043	A1970	U1883	U1882	U1729
U2861	G2791	U2715	G2631	U2563	U2489	A2411	G2342		U2180		G2046	A1971	U1884	G1811	G1730
G2862	U2792	C2716	A2632	G2564	G2490	A2412	U2343		A2181		G2047	G1972	U1885	U1812	G1731
G2863	C2793		G2633	A2565	U2491	G2413	U2344		U2182		G2048	U1976	A1888	G1813	C1732
	G2794		A2634	A2566	U2492	G2414	U2344		U2183		G2049	A1977	G1888	G1814	G1738
U2866	C2795		G2635	A2567	U2493	G2415	G2345		A2184		G2050	A1978	C1893	A1815	G1739
A2868			U2636	G2567	G2494	G2416	A2346		U2122		G2123	U1979	C1894	G1816	G1740
	U2798		U2637	A2572	G2494	G2417	C2347		U2185					G1817	



• Molecule 54: 5S ribosomal RNA

Chain 28: 30% 62% 8%



• Molecule 55: mRNA

Chain 29: 45% 45% 10%



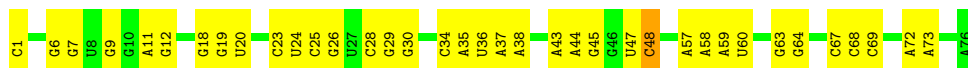
• Molecule 56: A-site tRNAPhe

Chain 30: 29% 43% 28%




• Molecule 57: P-site tRNAfMet

Chain 31: 52% 47%



• Molecule 58: E-site tRNAfMet

Chain 32: 22% 56% 22%



• Molecule 59: GTP pyrophosphokinase

Chain 33: 38% 45% 6% 10%

V735	V736	D737	A738	L741	H742	GLY	SER	P587	H477	V406	K332	T333	V334	E335	T336	D337	L338	D339	V415	V416	D417	L418	P419	S422	T423	P424	F427	H430	I431	H432	S433	L434	V435	G360	H437	C438	A442	K443	I444	R447	I448	Y453	Q454	L455	Q456	M457	G458	D459	Q460	I461	E462	M463	L464	I465	Q466	K467	Q468	P469	S471	N470	P471	S472	R473	L476	
E659	SER	TYR	SER	ALA	G664	Y665	S666	G667	V668	V669	B670	V671	V672	H673	D674	I675	B676	S677	L678	L679	L687	E680	V684	L685	G686	V687	L688	L689	L690	L691	L692	L693	L694	L695	L696	L697	L698	L699	L700	L701	L702	L703	L704	L705	L706	L707	L708	L709	L710	L711	L712	L713	L714	L715	L716	L717	L718	L719	Q720	V721	L722	Y725	L726	L729	N730
R58	HIS	HIS	HIS	HIS	HIS	VAL	ALA	VAL	ALA	VAL	SER	ALA	HIS	ILE	ASN	LYS	ALA	GLY	GLU	PHE	D16	P17	E18	K19	W20	I21	L24	T27	S28	Q29	K30	S31	C32	E33	C34	L35	T38	V39	A40	Y41	C42	L43	Q44	Q45	T46	Q47	G48	H49	P50	D51	A52	S53	L54	L55	GLN	L56	M57								
R58	G59	V60	E61	M62	V63	E64	I65	L66	S67	T68	L69	S70	M71	D72	I73	D74	T75	L76	R77	A78	A79	L80	L81	F82	P83	L84	A85	D86	A87	N88	V89	V90	S91	E92	D93	V94	L95	R96	V99	G100	K101	S102	V103	V104	N105	L106	I107	H108	G109	V110	R111	A114	ALA	ILE	ARG	GLN	L56	LEU							
LYS	ALA	THR	HIS	THR	K195	SER	VAL	L198	SER	GLU	Q131	V132	D133	N134	V135	D136	R137	M138	V143	D144	D145	F146	R147	C148	V149	V150	I151	K152	L153	A154	E155	R156	I157	A158	H159	L160	L161	E162	V163	K164	D169	E170	R171	V172	L173	A174	A175	K176	E177	C178	T179	N180	I181	Y182	A183	P184									
R188	I191	L194	K195	H196	E197	L198	E199	D200	Y201	C202	F203	R204	Y205	L206	E210	Y211	D214	A215	L216	L217	L218	H219	E220	R221	D224	R225	E226	H227	Y228	T229	E230	E231	F232	V233	G234	H235	L236	R237	A238	E239	M240	K241	A242	E243	G244	V245	K246	E247	T248	V249	Y250	G251	R252	T259											
W260	M263	Q264	K267	L268	D271	E272	L273	F274	D275	V276	R277	A278	V279	R280	L281	V282	A283	E284	R285	L286	Q287	D288	C289	A292	L293	G294	I295	V296	H297	T298	H299	Y300	E301	H302	L303	P304	D305	E306	F307	D308	G309	Y310	K315	P316	Y319	L322	V325	V326	L327	P329															
K332	T333	E334	T335	D336	L337	I338	R339	K340	K341	K342	K343	E348	L349	G350	V351	ALA	ALA	HIS	TRP	LYS	TYR	GLY	G360	S368	C369	E371	A375	W376	L377	A382	TRP	GLN	GLU	GLU	MET	ALA	ASP	SER	GLY	MET	LEU	ASP	GLU	VAL	ARG	SER	GLN	VAL	PHE	ASP	D404	R405													
Y407	V408	F409	T410	P411	K412	V415	V416	D417	L418	P419	S422	T423	P424	F427	H430	I431	H432	S433	L434	V435	G436	H437	C438	A442	K443	I444	R447	I448	Y453	Q454	L455	Q456	M457	G458	D459	Q460	I461	E462	M463	L464	I465	Q466	K467	Q468	P469	S471	N470	P471	S472	R473	L476														
H477	V483	T484	T485	S486	R487	G488	R489	S490	K491	L492	H493	A494	R501	I505	L506	R509	E515	L516	E517	H518	T521	S522	R533	Y534	H535	F536	E541	A544	T551	R552	L553	N554	Q555	R566	P567	S568	A569	E570	E571	A574	Q581	GLN	LYS	SER	GLN	LYS	SER	Y585	T586																
P587	N594	G595	V596	V597	V598	V599	E600	G601	V602	G603	N604	L605	M606	H607	H608	I609	A610	R611	C612	Q613	Q614	P615	I616	P617	G618	D619	E620	I621	V622	G628	R629	G630	I631	S632	V633	H634	R635	A636	D637	C638	E639	Q640	L641	A642	E643	L644	R645	S646	H647	P649	I652	V653	D654	A655	V656										
E659	SER	TYR	SER	ALA	G664	Y665	S666	G667	V668	V669	B670	V671	V672	H673	D674	I675	B676	S677	L678	L679	L687	E680	V684	L685	G686	V687	L688	L689	L690	V694	L695	G696	V697	L698	S699	R700	S701	Q705	Q706	L707	A708	T709	L710	D711	L712	T713	L714	E715	L716	Y717	L718	L719	Q720	V721	L722	Y725	L726	L729	N730						
V735	V736	D737	A738	L741	H742	GLY	SER	P587	H477	V406	K332	T333	V334	E335	T336	D337	L338	D339	V415	V416	D417	L418	P419	S422	T423	P424	F427	H430	I431	H432	S433	L434	V435	G360	H437	C438	A442	K443	I444	R447	I448	Y453	Q454	L455	Q456	M457	G458	D459	Q460	I461	E462	M463	L464	I465	Q466	K467	Q468	P469	S471	N470	P471	S472	R473	L476	

4 Experimental information

Property	Value	Source
Reconstruction method	SINGLE PARTICLE	Depositor
Imposed symmetry	POINT, Not provided	Depositor
Number of particles used	77862	Depositor
Resolution determination method	FSC 0.143 CUT-OFF	Depositor
CTF correction method	PHASE FLIPPING AND AMPLITUDE CORRECTION	Depositor
Microscope	FEI TITAN KRIOS	Depositor
Voltage (kV)	300	Depositor
Electron dose ($e^-/\text{\AA}^2$)	1.6	Depositor
Minimum defocus (nm)	500	Depositor
Maximum defocus (nm)	2200	Depositor
Magnification	30488	Depositor
Image detector	GATAN K2 SUMMIT (4k x 4k)	Depositor

5 Model quality ⓘ

5.1 Standard geometry ⓘ

The Z score for a bond length (or angle) is the number of standard deviations the observed value is removed from the expected value. A bond length (or angle) with $|Z| > 5$ is considered an outlier worth inspection. RMSZ is the root-mean-square of all Z scores of the bond lengths (or angles).

Mol	Chain	Bond lengths		Bond angles	
		RMSZ	$\# Z > 2$	RMSZ	$\# Z > 2$
1	A	0.29	0/2121	0.64	0/2852
10	J	0.30	0/947	0.63	0/1268
11	K	0.30	0/1054	0.66	0/1403
12	L	0.33	0/1093	0.59	0/1460
13	M	0.32	0/973	0.63	0/1301
14	N	0.28	0/902	0.57	0/1209
15	O	0.32	0/929	0.61	0/1242
16	P	0.32	0/960	0.56	0/1278
17	Q	0.35	0/829	0.67	1/1107 (0.1%)
18	R	0.27	0/864	0.65	0/1156
19	S	0.30	0/744	0.61	0/994
2	B	0.33	0/1586	0.62	0/2134
20	T	0.35	0/787	0.69	0/1051
21	U	0.32	0/766	0.58	0/1025
22	V	0.34	0/582	0.60	0/769
23	W	0.34	0/635	0.63	0/848
24	X	0.31	0/510	0.59	0/677
25	Y	0.30	0/453	0.55	0/605
26	Z	0.37	0/531	0.91	3/709 (0.4%)
27	1	0.28	0/450	0.56	0/599
28	2	0.32	0/416	0.57	0/554
29	3	0.35	0/380	0.58	0/498
3	C	0.34	0/1571	0.62	0/2113
30	4	0.32	0/513	0.61	0/676
31	5	0.29	0/303	0.63	0/397
32	6	0.37	0/1735	0.60	0/2338
33	7	0.32	0/1651	0.60	0/2225
34	8	0.32	0/1665	0.60	0/2227
35	9	0.31	0/1169	0.70	1/1573 (0.1%)
36	10	0.34	0/835	0.64	0/1128
37	11	0.29	0/1195	0.60	0/1602
38	12	0.31	0/989	0.60	0/1326
39	13	0.33	0/1034	0.66	0/1375
4	D	0.34	0/1434	0.58	0/1926

Mol	Chain	Bond lengths		Bond angles	
		RMSZ	# Z >2	RMSZ	# Z >2
40	14	0.31	0/796	0.62	0/1077
41	15	0.33	0/885	0.68	0/1195
42	16	0.33	0/969	0.73	0/1300
43	17	0.28	0/892	0.63	0/1193
44	18	0.40	0/817	0.58	0/1088
45	19	0.28	0/722	0.55	0/964
46	20	0.35	0/659	0.64	1/884 (0.1%)
47	21	0.33	0/657	0.66	0/881
48	22	0.34	0/544	0.67	0/731
49	23	0.33	0/652	0.62	0/877
5	E	0.30	0/1343	0.62	0/1816
50	24	0.29	0/671	0.55	0/888
51	25	0.38	0/550	0.73	0/728
52	26	0.38	1/36967 (0.0%)	0.70	5/57666 (0.0%)
53	27	0.39	1/69801 (0.0%)	0.70	5/108894 (0.0%)
54	28	0.36	1/2876 (0.0%)	0.70	1/4483 (0.0%)
55	29	0.84	0/486	0.70	0/757
56	30	0.50	1/1813 (0.1%)	0.74	0/2823
57	31	0.37	1/1836 (0.1%)	0.68	0/2859
58	32	0.80	2/1835 (0.1%)	0.74	1/2857 (0.0%)
59	33	0.66	6/4985 (0.1%)	1.08	38/6770 (0.6%)
6	F	0.36	0/1122	0.68	0/1515
7	G	0.41	0/1001	0.74	1/1350 (0.1%)
8	H	0.38	0/1046	0.72	1/1410 (0.1%)
9	I	0.30	0/1152	0.61	0/1551
All	All	0.39	13/167683 (0.0%)	0.70	58/250202 (0.0%)

Chiral center outliers are detected by calculating the chiral volume of a chiral center and verifying if the center is modelled as a planar moiety or with the opposite hand. A planarity outlier is detected by checking planarity of atoms in a peptide group, atoms in a mainchain group or atoms of a sidechain that are expected to be planar.

Mol	Chain	#Chirality outliers	#Planarity outliers
52	26	0	9
53	27	0	22
56	30	0	1
59	33	0	2
All	All	0	34

All (13) bond length outliers are listed below:

Mol	Chain	Res	Type	Atoms	Z	Observed(Å)	Ideal(Å)
59	33	156	ARG	CZ-NH2	-10.64	1.19	1.33
59	33	152	LYS	CD-CE	-7.75	1.31	1.51
59	33	17	PRO	CA-CB	-7.24	1.39	1.53
52	26	2	A	OP3-P	-7.10	1.52	1.61
58	32	1	C	OP3-P	-7.09	1.52	1.61
53	27	1	G	OP3-P	-7.00	1.52	1.61
57	31	1	C	OP3-P	-6.96	1.52	1.61
54	28	1	U	OP3-P	-6.94	1.52	1.61
56	30	1	G	OP3-P	-6.92	1.52	1.61
59	33	20	TRP	NE1-CE2	-6.60	1.28	1.37
59	33	20	TRP	CG-CD1	-6.12	1.28	1.36
58	32	39	C	N1-C2	5.39	1.45	1.40
59	33	20	TRP	CD2-CE2	-5.16	1.35	1.41

All (58) bond angle outliers are listed below:

Mol	Chain	Res	Type	Atoms	Z	Observed(°)	Ideal(°)
59	33	156	ARG	NE-CZ-NH1	19.60	130.10	120.30
59	33	156	ARG	NH1-CZ-NH2	-13.76	104.26	119.40
59	33	17	PRO	N-CA-CB	-11.19	89.87	103.30
59	33	17	PRO	CA-CB-CG	10.30	124.37	104.80
59	33	63	VAL	CG1-CB-CG2	-9.24	96.11	110.90
59	33	156	ARG	NE-CZ-NH2	-9.01	115.79	120.30
26	Z	18	CYS	CA-CB-SG	8.90	130.03	114.00
59	33	152	LYS	CD-CE-NZ	8.56	131.38	111.70
59	33	38	THR	CA-CB-CG2	-8.37	100.68	112.40
59	33	332	LYS	CA-CB-CG	8.36	131.80	113.40
59	33	197	GLU	OE1-CD-OE2	-8.23	113.42	123.30
59	33	232	PHE	CD1-CE1-CZ	7.80	129.46	120.10
59	33	24	LEU	CB-CG-CD2	-7.71	97.90	111.00
59	33	327	LEU	CD1-CG-CD2	-7.28	88.66	110.50
59	33	152	LYS	CB-CG-CD	-7.26	92.73	111.60
59	33	17	PRO	CB-CA-C	-6.91	94.74	112.00
59	33	169	ASP	CB-CG-OD1	6.63	124.26	118.30
26	Z	40	CYS	CA-CB-SG	6.62	125.92	114.00
35	9	101	GLY	N-CA-C	-6.58	96.66	113.10
59	33	86	ASP	CB-CG-OD1	-6.38	112.56	118.30
59	33	351	VAL	CB-CA-C	6.36	123.48	111.40
59	33	225	ARG	NE-CZ-NH2	-6.15	117.22	120.30
59	33	170	GLU	OE1-CD-OE2	6.05	130.57	123.30
59	33	76	LEU	N-CA-CB	-5.97	98.47	110.40
59	33	79	ALA	CB-CA-C	5.91	118.97	110.10
59	33	77	ARG	NE-CZ-NH2	5.84	123.22	120.30

Continued on next page...

Continued from previous page...

Mol	Chain	Res	Type	Atoms	Z	Observed(°)	Ideal(°)
53	27	974	G	N9-C1'-C2'	5.83	121.57	114.00
59	33	149	VAL	CA-CB-CG1	-5.82	102.17	110.90
59	33	471	PRO	N-CA-CB	5.78	110.23	103.30
46	20	46	LYS	N-CA-C	-5.66	95.72	111.00
53	27	2287	A	N9-C1'-C2'	5.62	121.31	114.00
59	33	469	PRO	N-CA-CB	5.60	110.02	103.30
59	33	82	PHE	CB-CG-CD2	5.60	124.72	120.80
59	33	587	PRO	N-CA-CB	5.59	110.01	103.30
26	Z	21	VAL	N-CA-C	-5.59	95.91	111.00
52	26	1182	G	N9-C1'-C2'	5.55	121.22	114.00
53	27	1130	U	C2'-C3'-O3'	5.50	122.50	113.70
59	33	293	LEU	CB-CG-CD1	-5.49	101.67	111.00
53	27	2504	U	O4'-C1'-N1	5.45	112.56	108.20
59	33	490	SER	N-CA-C	-5.45	96.30	111.00
54	28	44	G	N9-C1'-C2'	5.38	120.99	114.00
59	33	243	GLU	OE1-CD-OE2	5.35	129.72	123.30
53	27	301	G	N9-C1'-C2'	5.30	120.89	114.00
59	33	225	ARG	NE-CZ-NH1	5.30	122.95	120.30
52	26	1225	A	N9-C1'-C2'	5.27	120.85	114.00
59	33	232	PHE	CG-CD1-CE1	-5.26	115.01	120.80
59	33	210	GLU	CA-CB-CG	-5.26	101.83	113.40
52	26	1256	A	N9-C1'-C2'	5.24	120.82	114.00
59	33	67	SER	O-C-N	-5.23	114.33	122.70
52	26	818	G	N9-C1'-C2'	5.15	120.70	114.00
7	G	107	GLU	N-CA-C	-5.10	97.24	111.00
8	H	5	GLN	N-CA-C	-5.06	97.33	111.00
17	Q	44	GLY	N-CA-C	-5.05	100.47	113.10
59	33	197	GLU	CG-CD-OE2	5.05	128.41	118.30
59	33	161	ARG	NE-CZ-NH1	5.05	122.82	120.30
52	26	1363	A	N9-C1'-C2'	5.05	120.56	114.00
59	33	77	ARG	NE-CZ-NH1	-5.02	117.79	120.30
58	32	1	C	OP1-P-OP2	-5.00	112.10	119.60

There are no chirality outliers.

All (34) planarity outliers are listed below:

Mol	Chain	Res	Type	Group
52	26	1026	G	Sidechain
52	26	1167	A	Sidechain
52	26	1182	G	Sidechain
52	26	1504	G	Sidechain
52	26	159	G	Sidechain

Continued on next page...

Continued from previous page...

Mol	Chain	Res	Type	Group
52	26	380	G	Sidechain
52	26	820	U	Sidechain
52	26	898	G	Sidechain
52	26	938	A	Sidechain
53	27	1081	U	Sidechain
53	27	1171	G	Sidechain
53	27	1328	A	Sidechain
53	27	1331	G	Sidechain
53	27	1647	U	Sidechain
53	27	1713	A	Sidechain
53	27	1814	G	Sidechain
53	27	1828	G	Sidechain
53	27	1937	A	Sidechain
53	27	196	A	Sidechain
53	27	2124	G	Sidechain
53	27	214	G	Sidechain
53	27	2210	U	Sidechain
53	27	2401	U	Sidechain
53	27	2475	C	Sidechain
53	27	2629	U	Sidechain
53	27	27	G	Sidechain
53	27	2725	A	Sidechain
53	27	2751	G	Sidechain
53	27	446	G	Sidechain
53	27	51	G	Sidechain
53	27	512	G	Sidechain
56	30	15	G	Sidechain
59	33	156	ARG	Sidechain
59	33	41	TYR	Sidechain

5.2 Too-close contacts

In the following table, the Non-H and H(model) columns list the number of non-hydrogen atoms and hydrogen atoms in the chain respectively. The H(added) column lists the number of hydrogen atoms added and optimized by MolProbity. The Clashes column lists the number of clashes within the asymmetric unit, whereas Symm-Clashes lists symmetry related clashes.

Mol	Chain	Non-H	H(model)	H(added)	Clashes	Symm-Clashes
1	A	2082	0	2157	111	0
2	B	1565	0	1616	100	0
3	C	1552	0	1619	102	0
4	D	1410	0	1447	120	0

Continued on next page...

Continued from previous page...

Mol	Chain	Non-H	H(model)	H(added)	Clashes	Symm-Clashes
5	E	1323	0	1374	77	0
6	F	1111	0	1148	93	0
7	G	988	0	1025	135	0
8	H	1032	0	1088	109	0
9	I	1129	0	1162	65	0
10	J	938	0	1012	64	0
11	K	1045	0	1117	88	0
12	L	1074	0	1157	62	0
13	M	960	0	1000	65	0
14	N	892	0	923	51	0
15	O	917	0	965	61	0
16	P	947	0	1022	72	0
17	Q	816	0	839	54	0
18	R	857	0	922	45	0
19	S	738	0	807	51	0
20	T	779	0	834	55	0
21	U	753	0	780	37	0
22	V	575	0	592	31	0
23	W	625	0	655	32	0
24	X	509	0	543	40	0
25	Y	449	0	491	25	0
26	Z	522	0	521	41	0
27	1	444	0	461	36	0
28	2	409	0	440	17	0
29	3	377	0	418	35	0
30	4	504	0	574	32	0
31	5	302	0	343	28	0
32	6	1704	0	1732	100	0
33	7	1624	0	1699	126	0
34	8	1643	0	1710	136	0
35	9	1156	0	1199	80	0
36	10	817	0	808	68	0
37	11	1181	0	1240	65	0
38	12	979	0	1034	59	0
39	13	1022	0	1070	118	0
40	14	786	0	828	83	0
41	15	869	0	878	65	0
42	16	955	0	1019	65	0
43	17	883	0	944	85	0
44	18	805	0	847	62	0
45	19	714	0	737	26	0
46	20	649	0	666	62	0

Continued on next page...

Continued from previous page...

Mol	Chain	Non-H	H(model)	H(added)	Clashes	Symm-Clashes
47	21	648	0	691	50	0
48	22	535	0	552	40	0
49	23	637	0	665	52	0
50	24	665	0	714	42	0
51	25	544	0	579	72	0
52	26	33016	0	16617	892	0
53	27	62322	0	31345	1639	0
54	28	2572	0	1302	90	0
55	29	432	0	218	13	0
56	30	1623	0	821	66	0
57	31	1644	0	836	26	0
58	32	1643	0	836	76	0
59	33	4911	0	4550	616	0
All	All	154603	0	105189	6144	0

The all-atom clashscore is defined as the number of clashes found per 1000 atoms (including hydrogen atoms). The all-atom clashscore for this structure is 24.

All (6144) close contacts within the same asymmetric unit are listed below, sorted by their clash magnitude.

Atom-1	Atom-2	Interatomic distance (Å)	Clash overlap (Å)
59:33:17:PRO:HB3	59:33:39:TRP:NE1	1.57	1.18
52:26:484:G:H4'	52:26:485:U:H5'	1.23	1.18
51:25:20:ARG:HH22	52:26:1538:C:H1'	1.05	1.13
59:33:65:ILE:HG21	59:33:157:ILE:HD11	1.31	1.11
59:33:188:ARG:HH12	59:33:377:LEU:HA	1.08	1.11
59:33:188:ARG:NH1	59:33:377:LEU:HA	1.67	1.10
53:27:45:G:H5''	53:27:46:G:H5'	1.25	1.09
59:33:63:VAL:HG11	59:33:80:LEU:HG	1.34	1.08
53:27:1172:C:H2'	53:27:1173:U:H4'	1.15	1.08
59:33:24:LEU:HD21	59:33:70:SER:HA	1.19	1.08
9:I:32:LEU:HD11	9:I:54:ILE:HG21	1.35	1.07
53:27:2109:U:H2'	53:27:2110:G:H4'	1.35	1.07
56:30:54:U:H3'	56:30:55:U:H5''	1.34	1.06
41:15:30:ILE:HD13	41:15:45:THR:HG22	1.38	1.06
51:25:66:ARG:HG3	52:26:1099:G:H4'	1.38	1.06
35:9:107:GLY:HA3	52:26:9:G:H5'	1.32	1.06
33:7:63:ILE:HG23	33:7:98:ALA:HA	1.36	1.05
43:17:8:ILE:H	43:17:9:PRO:CD	1.70	1.05
12:L:12:MET:HA	53:27:910:A:H62	1.18	1.04
59:33:188:ARG:HH11	59:33:377:LEU:CB	1.70	1.04

Continued on next page...

Continued from previous page...

Atom-1	Atom-2	Interatomic distance (Å)	Clash overlap (Å)
59:33:59:GLY:HA2	59:33:82:PHE:CE1	1.93	1.04
29:3:34:ARG:HE	29:3:39:ARG:HD2	1.18	1.03
1:A:116:GLN:HE21	1:A:121:ALA:HA	1.24	1.02
8:H:113:ALA:HA	8:H:116:MET:HB2	1.41	1.02
14:N:17:LYS:HZ1	53:27:2380:C:H5'	1.23	1.02
7:G:34:THR:HG21	53:27:1057:A:H1'	1.42	1.01
59:33:77:ARG:HH12	59:33:103:VAL:HG21	1.24	1.01
52:26:1033:G:H3'	52:26:1034:G:H5''	1.43	1.00
59:33:31:SER:HB3	59:33:73:ILE:HG21	1.38	1.00
33:7:107:LYS:HD2	33:7:143:LEU:HD21	1.44	1.00
56:30:18:G:H1	56:30:55:U:H1'	1.27	0.99
59:33:232:PHE:CE1	59:33:329:PRO:HD2	1.97	0.99
52:26:1259:C:H3'	52:26:1260:G:H5''	1.43	0.99
59:33:188:ARG:NH1	59:33:377:LEU:CB	2.26	0.98
39:13:11:ARG:HH21	39:13:108:ARG:HH21	1.10	0.98
59:33:66:LEU:HD12	59:33:79:ALA:HB2	1.44	0.98
51:25:20:ARG:NH2	52:26:1538:C:H1'	1.79	0.97
59:33:188:ARG:NH1	59:33:377:LEU:CA	2.28	0.97
59:33:188:ARG:HH12	59:33:377:LEU:CA	1.78	0.97
46:20:46:LYS:HG3	46:20:47:GLU:H	1.26	0.96
6:F:84:ALA:HB2	6:F:90:LEU:HD12	1.48	0.96
43:17:18:LEU:HD12	43:17:33:LEU:HD11	1.47	0.96
59:33:44:GLN:HB3	59:33:45:GLN:HB2	1.46	0.96
59:33:49:HIS:HB3	59:33:50:PRO:HD2	1.47	0.95
34:8:36:ALA:H	34:8:37:PRO:HD3	1.32	0.95
59:33:327:LEU:HA	59:33:332:LYS:HA	1.49	0.95
59:33:617:PRO:HB2	59:33:719:LEU:HD11	1.46	0.95
59:33:95:LEU:O	59:33:99:VAL:HG12	1.67	0.94
42:16:32:VAL:HA	42:16:78:VAL:HG12	1.49	0.94
53:27:1326:U:H2'	53:27:1327:A:H8	1.30	0.94
53:27:1172:C:C2'	53:27:1173:U:H4'	1.97	0.94
34:8:172:VAL:HG22	34:8:174:ALA:H	1.29	0.94
59:33:169:ASP:O	59:33:170:GLU:HG3	1.67	0.94
8:H:101:SER:HB2	8:H:104:GLN:HG3	1.48	0.94
53:27:1304:A:H2'	53:27:1305:C:H5''	1.50	0.93
59:33:62:MET:CE	59:33:79:ALA:HA	1.97	0.93
8:H:29:GLN:HE22	53:27:1096:A:H61	1.16	0.93
53:27:1300:G:H4'	53:27:1301:A:H5'	1.48	0.93
7:G:82:ILE:HG22	7:G:83:ALA:H	1.31	0.92
52:26:167:A:H2'	52:26:168:G:H5''	1.51	0.92
33:7:96:VAL:HB	33:7:97:PRO:HD2	1.52	0.91

Continued on next page...

Continued from previous page...

Atom-1	Atom-2	Interatomic distance (Å)	Clash overlap (Å)
4:D:161:SER:HB3	4:D:164:GLU:HG3	1.52	0.91
33:7:171:ARG:HG2	33:7:173:PRO:HD3	1.52	0.91
59:33:38:THR:HG21	59:33:77:ARG:HB3	1.53	0.91
37:11:149:ALA:HB1	41:15:58:THR:HG21	1.51	0.90
59:33:214:ILE:HD11	59:33:260:TRP:HE3	1.35	0.90
52:26:235:C:H2'	52:26:236:A:H8	1.36	0.89
52:26:484:G:H4'	52:26:485:U:C5'	2.02	0.89
59:33:432:HIS:HB3	59:33:435:VAL:HG23	1.52	0.89
27:1:46:GLY:HA3	27:1:54:ILE:HB	1.52	0.89
47:21:46:HIS:HB2	47:21:70:LYS:HD3	1.52	0.89
53:27:2800:A:H3'	53:27:2801:G:H5'	1.52	0.89
47:21:64:ARG:HD2	52:26:264:C:H4'	1.55	0.89
31:5:1:MET:HG3	31:5:2:LYS:H	1.36	0.89
3:C:108:ILE:HD11	3:C:181:ILE:HG23	1.54	0.89
53:27:1702:G:H2'	53:27:1703:G:H5''	1.56	0.88
8:H:15:GLY:HA3	8:H:50:LYS:HD2	1.54	0.88
59:33:24:LEU:CD2	59:33:70:SER:HA	2.02	0.88
59:33:82:PHE:CG	59:33:83:PRO:HD3	2.08	0.88
2:B:122:VAL:HG21	2:B:141:ARG:HH21	1.37	0.88
21:U:75:GLN:HB2	21:U:92:VAL:HG23	1.54	0.88
59:33:81:LEU:HA	59:33:84:LEU:HD13	1.54	0.88
51:25:66:ARG:HG3	52:26:1099:G:C4'	2.03	0.87
53:27:1172:C:H2'	53:27:1173:U:C4'	2.04	0.87
53:27:581:C:H2'	53:27:582:A:C8	2.09	0.87
7:G:28:ALA:HB3	7:G:111:ALA:HB3	1.55	0.87
59:33:143:VAL:HG22	59:33:145:ASP:H	1.37	0.87
59:33:225:ARG:HD2	59:33:276:VAL:HG13	1.56	0.87
12:L:29:GLY:HA2	12:L:106:ASP:HB2	1.57	0.87
59:33:175:ALA:HA	59:33:178:CYS:SG	2.14	0.87
59:33:300:TYR:CE1	59:33:329:PRO:HD3	2.10	0.87
1:A:156:SER:HB2	53:27:1818:U:H5'	1.57	0.87
59:33:63:VAL:HG11	59:33:80:LEU:CG	2.05	0.87
53:27:2156:G:H2'	53:27:2157:G:H5'	1.56	0.86
11:K:62:PRO:HB2	30:4:29:ARG:HH11	1.39	0.86
43:17:65:GLU:HG3	43:17:66:GLY:H	1.40	0.86
59:33:20:TRP:CE2	59:33:63:VAL:HB	2.10	0.86
59:33:96:ARG:HG2	59:33:104:VAL:HG11	1.54	0.86
4:D:28:PRO:HB3	4:D:159:ALA:HB2	1.56	0.86
59:33:284:GLU:OE2	59:33:341:LYS:HE2	1.74	0.86
59:33:74:ASP:HA	59:33:77:ARG:NH2	1.91	0.86
59:33:375:ALA:HB1	59:33:457:MET:CE	2.06	0.86

Continued on next page...

Continued from previous page...

Atom-1	Atom-2	Interatomic distance (Å)	Clash overlap (Å)
5:E:37:ASN:ND2	5:E:63:GLN:HE21	1.74	0.86
7:G:53:ARG:HB3	7:G:86:MET:H	1.41	0.86
40:14:40:ILE:HD12	40:14:73:LEU:HD22	1.58	0.85
21:U:9:ARG:HD3	21:U:39:ALA:HB1	1.58	0.85
33:7:155:ARG:HE	33:7:192:TYR:HB3	1.41	0.85
59:33:62:MET:HE3	59:33:79:ALA:HA	1.59	0.85
59:33:91:SER:O	59:33:94:VAL:HG12	1.76	0.85
59:33:61:GLU:O	59:33:64:GLU:HG2	1.76	0.85
56:30:7:A:H3'	56:30:8:U:H5''	1.56	0.85
20:T:3:LYS:HD2	20:T:82:VAL:HB	1.58	0.85
59:33:20:TRP:CH2	59:33:76:LEU:HB3	2.11	0.85
52:26:235:C:H2'	52:26:236:A:C8	2.12	0.84
33:7:64:ARG:HG2	33:7:99:GLN:HB2	1.57	0.84
26:Z:11:GLU:HA	26:Z:25:ARG:HA	1.58	0.84
48:22:41:SER:HB3	48:22:51:GLN:HE21	1.42	0.84
43:17:8:ILE:H	43:17:9:PRO:HD3	1.42	0.84
49:23:76:THR:HG21	52:26:1221:G:O3'	1.77	0.84
59:33:17:PRO:HG3	59:33:39:TRP:CZ2	2.12	0.84
8:H:98:GLY:HA3	8:H:137:LEU:HD13	1.58	0.84
59:33:197:GLU:HG2	59:33:201:TYR:CE2	2.12	0.84
20:T:14:THR:HB	53:27:310:A:H5''	1.59	0.84
39:13:40:ARG:HA	39:13:44:ARG:HD3	1.60	0.84
34:8:120:LYS:HE2	52:26:439:U:H5''	1.60	0.83
34:8:173:ASP:HB3	34:8:176:LYS:HB2	1.59	0.83
7:G:118:ILE:H	7:G:119:PRO:HD2	1.43	0.83
14:N:17:LYS:NZ	53:27:2380:C:H5'	1.93	0.83
53:27:1709:U:H2'	53:27:1710:G:H8	1.42	0.83
15:O:91:VAL:HG21	15:O:96:LEU:HD11	1.60	0.83
43:17:3:ILE:HG22	43:17:56:ARG:HG2	1.59	0.83
59:33:65:ILE:HG21	59:33:157:ILE:CD1	2.09	0.83
40:14:7:ARG:HD3	40:14:75:ASP:HB2	1.59	0.83
24:X:2:LYS:HE3	53:27:102:U:H1'	1.60	0.83
59:33:293:LEU:HD12	59:33:322:ILE:HG21	1.59	0.83
7:G:25:ALA:HA	7:G:115:GLY:HA2	1.60	0.83
53:27:2277:G:H2'	53:27:2278:A:H5''	1.59	0.83
59:33:24:LEU:HD21	59:33:70:SER:CA	2.07	0.83
2:B:4:LEU:HD11	2:B:100:LEU:HD21	1.60	0.83
43:17:113:LYS:HB2	43:17:114:PRO:HD3	1.61	0.83
59:33:408:VAL:HA	59:33:458:GLY:HA2	1.61	0.83
39:13:33:SER:HB3	39:13:36:GLN:HG2	1.60	0.82
35:9:104:ILE:HD11	35:9:119:VAL:HG23	1.59	0.82

Continued on next page...

Continued from previous page...

Atom-1	Atom-2	Interatomic distance (Å)	Clash overlap (Å)
52:26:412:A:H62	52:26:431:A:H61	1.25	0.82
1:A:132:ARG:HG2	1:A:166:ARG:HE	1.45	0.82
59:33:30:LYS:O	59:33:33:GLU:HG2	1.79	0.82
23:W:71:ARG:HB3	23:W:77:TYR:HE2	1.44	0.82
53:27:1906:G:H2'	53:27:1907:G:H5''	1.61	0.82
35:9:16:ALA:HB3	35:9:35:LEU:HB3	1.59	0.82
44:18:13:VAL:HA	44:18:59:GLN:HE22	1.42	0.82
5:E:123:GLU:HG3	5:E:125:PRO:HD3	1.61	0.82
54:28:3:C:H2'	54:28:4:C:H5''	1.61	0.82
25:Y:8:GLN:HB2	25:Y:28:LEU:HD23	1.62	0.82
44:18:68:ARG:NH1	44:18:70:HIS:HB2	1.95	0.82
41:15:23:HIS:HB3	41:15:30:ILE:HG23	1.62	0.82
35:9:14:LEU:HA	35:9:36:THR:HG22	1.63	0.81
16:P:3:VAL:HG22	53:27:1199:U:H1'	1.62	0.81
56:30:14:A:H2'	56:30:15:G:H8	1.44	0.81
58:32:34:C:H3'	58:32:35:A:H5''	1.61	0.81
24:X:6:LEU:HD13	24:X:56:LEU:HD22	1.62	0.81
53:27:955:U:H5	53:27:962:G:H1	1.28	0.81
59:33:43:LEU:HG	59:33:44:GLN:OE1	1.80	0.81
40:14:57:VAL:HG22	40:14:58:ASN:H	1.46	0.81
53:27:2267:A:H5''	53:27:2268:A:H5'	1.61	0.81
59:33:147:ARG:HA	59:33:150:VAL:HG12	1.60	0.81
53:27:1796:U:H2'	53:27:1797:G:H8	1.45	0.81
53:27:2636:C:H2'	53:27:2637:U:C6	2.16	0.81
58:32:69:C:H2'	58:32:70:G:H5''	1.60	0.81
34:8:170:LEU:HA	34:8:182:LYS:H	1.46	0.81
38:12:3:GLN:HE22	52:26:755:G:H21	1.27	0.81
53:27:2457:U:H5	53:27:2494:G:H1	1.26	0.81
12:L:20:LEU:HD13	21:U:81:PRO:HG2	1.63	0.81
53:27:1872:A:H2'	53:27:1873:G:O4'	1.82	0.80
17:Q:49:ILE:HB	17:Q:51:VAL:O	1.81	0.80
52:26:112:G:H21	52:26:354:G:H5'	1.45	0.80
7:G:41:LEU:HD11	53:27:1082:U:H4'	1.62	0.80
53:27:274:C:H2'	53:27:275:C:H5'	1.63	0.80
59:33:58:ARG:O	59:33:61:GLU:HG2	1.81	0.80
52:26:960:U:H4'	52:26:961:U:O5'	1.80	0.80
49:23:58:PRO:HG2	59:33:631:ILE:HG13	1.64	0.80
37:11:12:LEU:HD12	37:11:13:PRO:HD2	1.63	0.80
52:26:167:A:C2'	52:26:168:G:H5''	2.12	0.80
34:8:27:ILE:HD12	34:8:27:ILE:H	1.47	0.80
6:F:84:ALA:HA	6:F:91:PHE:HB2	1.63	0.80

Continued on next page...

Continued from previous page...

Atom-1	Atom-2	Interatomic distance (Å)	Clash overlap (Å)
26:Z:58:ASP:O	26:Z:62:LYS:HG2	1.81	0.80
8:H:126:ARG:HB3	53:27:1080:A:H4'	1.64	0.80
41:15:118:ASN:HB2	52:26:718:A:H5'	1.63	0.80
53:27:1664:A:H61	53:27:1996:C:H42	1.26	0.80
53:27:310:A:O2'	53:27:311:A:H5''	1.82	0.80
59:33:45:GLN:HG2	59:33:46:THR:HG23	1.63	0.80
34:8:36:ALA:N	34:8:37:PRO:HD3	1.95	0.80
7:G:59:LEU:HG	7:G:61:ARG:H	1.47	0.80
38:12:28:SER:HB3	38:12:56:PRO:HB2	1.64	0.80
11:K:108:ALA:HB3	11:K:125:LEU:HG	1.63	0.80
53:27:581:C:H2'	53:27:582:A:H8	1.47	0.80
42:16:109:ARG:NH1	52:26:537:G:H5''	1.96	0.79
33:7:59:PRO:HB3	40:14:94:ALA:HB2	1.64	0.79
47:21:22:VAL:HG21	47:21:60:ILE:HD11	1.64	0.79
40:14:30:LYS:HA	40:14:34:ALA:HA	1.63	0.79
59:33:77:ARG:NH1	59:33:103:VAL:HG21	1.98	0.79
59:33:59:GLY:HA2	59:33:82:PHE:CZ	2.18	0.79
3:C:129:PRO:HG3	3:C:156:ASN:HA	1.64	0.79
15:O:52:ARG:NH2	53:27:2720:U:H5''	1.98	0.79
49:23:10:ILE:HD12	49:23:15:LEU:HB2	1.63	0.79
7:G:82:ILE:HG22	7:G:83:ALA:N	1.97	0.79
27:1:51:ARG:HB3	27:1:53:VAL:HG13	1.65	0.79
46:20:5:ARG:HB2	52:26:376:G:H5''	1.65	0.79
55:29:7:G:H2'	55:29:8:A:C8	2.17	0.79
20:T:71:ILE:HD13	20:T:82:VAL:HG22	1.62	0.79
1:A:177:SER:O	1:A:270:ARG:HG3	1.82	0.79
2:B:151:THR:HB	2:B:152:PRO:HD3	1.64	0.79
8:H:35:MET:HG3	8:H:36:GLU:H	1.48	0.79
40:14:29:ALA:HB1	40:14:76:ILE:HD11	1.65	0.79
11:K:76:GLU:OE1	11:K:111:ILE:HD11	1.83	0.79
53:27:1857:G:H1'	53:27:1885:A:N6	1.98	0.79
51:25:5:VAL:HG22	51:25:7:GLU:H	1.48	0.78
7:G:88:HIS:HB3	7:G:89:PRO:HD3	1.65	0.78
53:27:528:A:C2	53:27:2042:A:H2'	2.18	0.78
33:7:101:ASN:C	33:7:102:ILE:HD12	2.04	0.78
34:8:58:GLN:O	34:8:62:ARG:HG2	1.84	0.78
44:18:81:ILE:HD12	44:18:81:ILE:H	1.49	0.78
52:26:1088:G:H21	52:26:1167:A:H61	1.31	0.78
52:26:422:C:H4'	52:26:423:G:C2	2.19	0.78
53:27:1597:A:H5''	53:27:1598:A:H5'	1.65	0.78
52:26:813:U:H2'	52:26:814:A:H5''	1.63	0.78

Continued on next page...

Continued from previous page...

Atom-1	Atom-2	Interatomic distance (Å)	Clash overlap (Å)
53:27:594:U:H2'	53:27:595:C:C6	2.19	0.78
53:27:176:A:H3'	53:27:177:G:H21	1.49	0.78
39:13:114:LYS:HB2	39:13:117:LEU:HD12	1.66	0.78
50:24:28:ARG:HH12	52:26:1437:A:H5''	1.49	0.78
59:33:159:HIS:O	59:33:163:VAL:HB	1.84	0.78
59:33:293:LEU:HD11	59:33:307:PHE:CE2	2.19	0.78
4:D:105:ILE:HD12	4:D:138:PRO:HG2	1.63	0.78
59:33:57:TRP:O	59:33:60:VAL:HG22	1.84	0.78
7:G:23:LEU:HD13	7:G:118:ILE:HB	1.66	0.78
11:K:63:LYS:HD3	53:27:2394:C:H5''	1.66	0.78
17:Q:61:ALA:HA	17:Q:99:THR:H	1.49	0.78
59:33:292:ALA:O	59:33:296:VAL:HG13	1.84	0.77
59:33:232:PHE:HE1	59:33:329:PRO:HD2	1.45	0.77
59:33:63:VAL:HG12	59:33:79:ALA:HB3	1.66	0.77
24:X:21:LEU:HA	24:X:25:GLN:HB3	1.66	0.77
13:M:118:ARG:HH12	27:1:55:ALA:HB1	1.48	0.77
52:26:1306:A:N6	52:26:1331:G:H1'	1.98	0.77
59:33:17:PRO:HB3	59:33:39:TRP:CE2	2.20	0.77
59:33:416:VAL:HG21	59:33:430:HIS:CE1	2.20	0.77
2:B:2:ILE:HG13	2:B:3:GLY:H	1.49	0.77
34:8:33:ILE:HG23	34:8:34:GLU:H	1.48	0.77
2:B:148:GLN:HB2	2:B:152:PRO:HG2	1.67	0.77
43:17:38:ILE:HG13	43:17:55:LEU:HD11	1.66	0.77
53:27:2629:U:O2'	53:27:2630:G:H5''	1.84	0.77
3:C:105:LEU:HD21	3:C:177:PRO:HG3	1.66	0.77
53:27:2048:G:H3'	53:27:2049:G:H5''	1.66	0.77
59:33:20:TRP:HH2	59:33:76:LEU:HB3	1.50	0.77
59:33:621:ILE:HG22	59:33:635:ARG:HA	1.66	0.77
21:U:9:ARG:HH21	21:U:12:GLN:HA	1.48	0.77
53:27:760:G:H2'	53:27:761:A:O4'	1.84	0.77
35:9:114:LEU:HD23	35:9:122:VAL:HG21	1.67	0.77
59:33:293:LEU:HD11	59:33:307:PHE:HE2	1.49	0.77
59:33:43:LEU:HA	59:33:56:LEU:HD12	1.65	0.77
1:A:30:ALA:HB3	1:A:31:PRO:HD3	1.67	0.77
59:33:327:LEU:HD23	59:33:332:LYS:CB	2.15	0.77
29:3:10:LEU:HG	29:3:14:ARG:HH22	1.50	0.76
14:N:24:THR:HG22	14:N:42:PRO:HD3	1.65	0.76
58:32:16:C:O2'	58:32:17:C:H5'	1.86	0.76
50:24:65:LEU:HD23	50:24:66:ILE:HG12	1.66	0.76
42:16:119:LYS:HB2	52:26:37:U:OP1	1.85	0.76
54:28:30:C:H2'	54:28:31:C:H5'	1.66	0.76

Continued on next page...

Continued from previous page...

Atom-1	Atom-2	Interatomic distance (Å)	Clash overlap (Å)
4:D:140:ILE:HG22	4:D:142:TYR:H	1.50	0.76
59:33:65:ILE:HG12	59:33:161:ARG:NH2	2.00	0.76
25:Y:40:THR:HG22	25:Y:43:ILE:HG12	1.66	0.76
39:13:57:VAL:HG23	39:13:59:LYS:HE3	1.67	0.76
8:H:106:GLN:O	8:H:110:GLN:HG3	1.84	0.76
48:22:70:THR:HG23	48:22:71:ASP:H	1.48	0.76
53:27:1173:U:C6	53:27:1174:U:H1'	2.20	0.76
59:33:101:LYS:HE3	59:33:105:ASN:HD21	1.51	0.76
1:A:36:ASN:HB2	1:A:61:TYR:HB2	1.67	0.76
13:M:30:ARG:HG3	13:M:75:ILE:HD11	1.68	0.76
59:33:410:THR:HG22	59:33:427:PHE:HZ	1.51	0.76
59:33:31:SER:CB	59:33:73:ILE:HG21	2.16	0.76
52:26:1026:G:H1	52:26:1035:A:H61	1.33	0.76
52:26:484:G:C4'	52:26:485:U:H5'	2.11	0.76
52:26:950:U:H2'	52:26:951:G:H8	1.50	0.76
53:27:704:G:H2'	53:27:726:G:H22	1.49	0.76
56:30:41:C:H2'	56:30:42:C:H5''	1.68	0.76
59:33:17:PRO:HG3	59:33:39:TRP:HZ2	1.46	0.76
17:Q:27:ILE:HG13	17:Q:33:VAL:HG11	1.66	0.76
53:27:279:A:N6	53:27:361:G:H1'	2.00	0.75
33:7:46:LEU:HB3	33:7:49:ALA:HB3	1.68	0.75
52:26:352:C:H4'	52:26:354:G:OP1	1.86	0.75
23:W:58:ILE:HG12	23:W:66:VAL:HG21	1.68	0.75
52:26:501:C:H2'	52:26:502:A:H8	1.50	0.75
53:27:1539:U:H2'	53:27:1540:G:C8	2.20	0.75
56:30:55:U:H2'	56:30:57:G:OP2	1.86	0.75
59:33:20:TRP:CD1	59:33:64:GLU:HA	2.20	0.75
32:6:8:MET:HE2	32:6:10:LYS:HE3	1.67	0.75
11:K:93:ASN:O	11:K:95:LEU:N	2.19	0.75
59:33:617:PRO:HD2	59:33:719:LEU:HD21	1.68	0.75
41:15:88:PRO:HD3	51:25:28:LEU:HD23	1.69	0.75
42:16:26:CYS:HB2	42:16:29:LYS:HG2	1.68	0.75
52:26:476:U:H2'	52:26:477:C:C6	2.20	0.75
53:27:742:A:H2'	53:27:743:A:C8	2.21	0.75
59:33:99:VAL:HG13	59:33:103:VAL:HB	1.67	0.75
41:15:108:ASN:HB3	51:25:6:ARG:HB3	1.68	0.75
8:H:101:SER:HA	8:H:141:ASP:HA	1.69	0.75
10:J:108:ARG:HA	10:J:116:ILE:HD11	1.68	0.75
14:N:3:LYS:HE2	54:28:46:A:H5''	1.67	0.75
53:27:1807:G:H2'	53:27:1808:A:H5'	1.68	0.75
42:16:43:LYS:HE2	55:29:21:C:H5'	1.68	0.75

Continued on next page...

Continued from previous page...

Atom-1	Atom-2	Interatomic distance (Å)	Clash overlap (Å)
3:C:76:PRO:HG3	3:C:84:THR:HG22	1.68	0.75
21:U:72:VAL:HG12	21:U:93:ARG:HA	1.67	0.75
54:28:65:U:H3'	54:28:108:A:H61	1.51	0.75
59:33:226:GLU:O	59:33:229:ILE:HG12	1.87	0.75
59:33:279:VAL:CG1	59:33:336:ILE:HG12	2.17	0.75
59:33:43:LEU:HG	59:33:44:GLN:CD	2.07	0.75
59:33:66:LEU:CD1	59:33:79:ALA:HB2	2.17	0.75
7:G:33:VAL:HG12	7:G:35:VAL:H	1.51	0.75
47:21:45:VAL:HG21	47:21:60:ILE:HD13	1.69	0.75
52:26:1144:G:H21	52:26:1146:A:H62	1.33	0.75
7:G:52:MET:HG2	53:27:1083:U:OP1	1.86	0.75
53:27:2286:G:H5''	53:27:2287:A:OP1	1.87	0.75
2:B:124:ARG:HE	2:B:125:TRP:HE1	1.33	0.75
34:8:104:MET:HE3	34:8:170:LEU:HD22	1.69	0.74
13:M:73:ASN:HA	13:M:76:VAL:HG12	1.68	0.74
19:S:25:GLU:HG3	19:S:26:LYS:H	1.51	0.74
19:S:35:ALA:HB3	19:S:38:ALA:HB2	1.68	0.74
52:26:427:U:H4'	52:26:541:G:H5''	1.69	0.74
59:33:20:TRP:CZ2	59:33:63:VAL:HB	2.22	0.74
5:E:154:GLU:HG2	5:E:156:TYR:H	1.51	0.74
53:27:145:C:H2'	53:27:146:A:C8	2.23	0.74
58:32:29:G:H3'	58:32:30:G:H5''	1.68	0.74
53:27:833:A:H2'	53:27:834:G:H8	1.51	0.74
52:26:884:U:H4'	52:26:885:G:H5''	1.68	0.74
53:27:1709:U:H2'	53:27:1710:G:C8	2.23	0.74
56:30:15:G:H3'	56:30:16:U:H5''	1.70	0.74
59:33:20:TRP:HD1	59:33:64:GLU:HA	1.52	0.74
31:5:37:GLN:HE21	53:27:1125:G:C5'	2.00	0.74
36:10:38:ARG:HB3	36:10:63:ASN:HD22	1.51	0.74
52:26:176:C:H3'	52:26:177:G:H21	1.53	0.74
59:33:183:ALA:HB3	59:33:184:PRO:HD3	1.68	0.74
59:33:59:GLY:HA2	59:33:82:PHE:HE1	1.45	0.74
33:7:149:LYS:HD2	33:7:168:ARG:HD3	1.68	0.74
20:T:81:ARG:HG3	20:T:96:LYS:HD3	1.67	0.74
42:16:86:VAL:HG21	42:16:89:LEU:HB2	1.69	0.74
58:32:19:G:H5''	58:32:20:U:H5	1.51	0.74
59:33:27:THR:HG23	59:33:28:SER:H	1.52	0.74
59:33:315:LYS:HB3	59:33:316:PRO:HD2	1.68	0.74
42:16:27:PRO:O	42:16:28:GLN:HG3	1.87	0.74
53:27:2638:G:H1'	53:27:2778:A:N6	2.03	0.74
59:33:160:LEU:HD12	59:33:198:LEU:CD2	2.18	0.74

Continued on next page...

Continued from previous page...

Atom-1	Atom-2	Interatomic distance (Å)	Clash overlap (Å)
6:F:50:ARG:HH12	6:F:54:LEU:HD22	1.53	0.74
53:27:1261:C:H2'	53:27:1262:A:H5''	1.68	0.73
53:27:2561:U:H2'	53:27:2562:U:H5''	1.70	0.73
5:E:85:LYS:HG2	5:E:131:VAL:HG22	1.69	0.73
8:H:33:ASN:HB2	8:H:66:PHE:HE2	1.53	0.73
52:26:1391:U:H2'	52:26:1392:G:C8	2.24	0.73
53:27:118:A:H5'	53:27:119:A:H8	1.53	0.73
53:27:548:G:H2'	53:27:549:G:H4'	1.70	0.73
54:28:95:U:H2'	54:28:96:G:H8	1.52	0.73
56:30:7:A:H3'	56:30:8:U:C5'	2.16	0.73
59:33:160:LEU:HD12	59:33:198:LEU:HD22	1.69	0.73
4:D:3:LEU:HD13	4:D:100:GLU:HB2	1.69	0.73
13:M:28:LEU:HD23	13:M:48:VAL:HG21	1.70	0.73
27:1:54:ILE:HG23	27:1:56:LYS:H	1.53	0.73
53:27:2095:A:H3'	53:27:2096:C:H5''	1.69	0.73
53:27:2166:U:H2'	53:27:2167:U:H5'	1.71	0.73
53:27:2287:A:O2'	53:27:2288:A:H2'	1.88	0.73
53:27:720:U:H2'	53:27:721:A:C8	2.24	0.73
41:15:33:ILE:HD12	41:15:73:VAL:HG21	1.70	0.73
42:16:109:ARG:HH11	52:26:537:G:H5''	1.51	0.73
33:7:102:ILE:HD12	33:7:102:ILE:N	2.02	0.73
54:28:115:A:H2'	54:28:116:G:C8	2.23	0.73
7:G:54:VAL:HG21	7:G:83:ALA:HB1	1.71	0.73
53:27:1825:U:H2'	53:27:1826:G:C8	2.23	0.73
54:28:13:G:H21	54:28:16:G:H1'	1.53	0.73
59:33:17:PRO:HB3	59:33:39:TRP:CD1	2.23	0.73
59:33:96:ARG:HG2	59:33:104:VAL:CG1	2.18	0.73
36:10:68:GLN:O	36:10:71:ILE:HG22	1.88	0.73
51:25:35:GLU:O	51:25:37:TYR:N	2.21	0.73
52:26:501:C:H2'	52:26:502:A:C8	2.24	0.73
52:26:948:C:H2'	52:26:949:A:H8	1.54	0.73
59:33:241:LYS:HD3	59:33:246:LYS:NZ	2.04	0.73
4:D:144:LYS:HD2	4:D:144:LYS:N	2.04	0.73
59:33:153:LEU:O	59:33:157:ILE:HG23	1.88	0.73
12:L:50:ARG:HD2	12:L:65:ILE:HD11	1.69	0.73
52:26:328:C:H4'	52:26:329:A:H5'	1.71	0.73
16:P:10:ARG:NH2	53:27:514:A:H5'	2.02	0.73
3:C:40:ARG:HD2	3:C:92:HIS:CG	2.23	0.73
43:17:100:ARG:NH2	52:26:950:U:H3'	2.04	0.73
50:24:9:ARG:HG2	52:26:108:G:N1	2.03	0.73
52:26:70:U:H2'	52:26:94:G:N7	2.04	0.73

Continued on next page...

Continued from previous page...

Atom-1	Atom-2	Interatomic distance (Å)	Clash overlap (Å)
59:33:718:ASN:HB2	59:33:721:VAL:HG23	1.70	0.73
40:14:80:THR:HB	40:14:83:THR:HB	1.71	0.72
52:26:1352:C:H2'	52:26:1353:G:C8	2.24	0.72
2:B:118:PHE:HB2	53:27:2823:A:OP1	1.89	0.72
59:33:407:TYR:HA	59:33:417:ASP:HA	1.70	0.72
5:E:88:LEU:HD22	5:E:161:VAL:HG22	1.69	0.72
9:I:35:ARG:NE	9:I:140:LEU:HD21	2.04	0.72
23:W:71:ARG:HB3	23:W:77:TYR:CE2	2.24	0.72
52:26:1516:G:H2'	52:26:1518:A:OP2	1.90	0.72
53:27:2493:U:H3'	53:27:2494:G:H5''	1.71	0.72
41:15:63:GLN:HG3	41:15:98:ALA:HB2	1.71	0.72
14:N:3:LYS:CE	54:28:46:A:H5''	2.19	0.72
59:33:279:VAL:HG11	59:33:336:ILE:HG12	1.70	0.72
33:7:150:VAL:HG12	33:7:199:VAL:HG23	1.72	0.72
5:E:15:ASP:HB3	5:E:26:LYS:HB3	1.71	0.72
50:24:66:ILE:HG23	50:24:70:LYS:HD3	1.71	0.72
53:27:144:A:H2'	53:27:145:C:C6	2.25	0.72
59:33:96:ARG:HE	59:33:104:VAL:HG21	1.52	0.72
6:F:51:ARG:HA	6:F:54:LEU:HB3	1.70	0.72
37:11:67:ASN:HB3	37:11:129:ASN:HB3	1.71	0.72
39:13:35:GLU:HB3	39:13:40:ARG:CZ	2.20	0.72
52:26:1323:G:H2'	52:26:1324:A:C8	2.25	0.72
10:J:48:PRO:HB3	52:26:1422:G:H5'	1.72	0.72
34:8:36:ALA:H	34:8:37:PRO:CD	2.03	0.72
4:D:118:ALA:HB1	4:D:166:ARG:HE	1.54	0.72
39:13:14:SER:OG	39:13:74:GLN:HA	1.88	0.72
53:27:1857:G:N2	53:27:1884:G:H2'	2.05	0.72
11:K:70:LYS:HD2	53:27:633:A:H5''	1.71	0.72
30:4:18:LYS:HB2	53:27:651:G:H5'	1.72	0.72
59:33:54:LEU:HB2	59:33:57:TRP:CD1	2.25	0.72
59:33:82:PHE:CD2	59:33:83:PRO:HD3	2.25	0.72
7:G:23:LEU:HD11	7:G:119:PRO:HD3	1.71	0.72
11:K:79:LEU:H	11:K:113:ALA:HB3	1.54	0.72
51:25:67:THR:HG23	52:26:1167:A:H62	1.55	0.72
52:26:607:A:H2'	52:26:608:A:C8	2.25	0.72
53:27:973:A:H5'	53:27:1188:U:H1'	1.72	0.72
53:27:12:U:H2'	53:27:13:A:H5'	1.71	0.72
52:26:1409:C:H4'	53:27:1915:U:O4	1.90	0.72
53:27:679:C:H2'	53:27:680:C:C6	2.25	0.72
4:D:91:ARG:HA	4:D:95:MET:HB3	1.70	0.72
11:K:90:VAL:HG13	11:K:95:LEU:HD11	1.72	0.72

Continued on next page...

Continued from previous page...

Atom-1	Atom-2	Interatomic distance (Å)	Clash overlap (Å)
27:1:28:SER:HB2	27:1:39:ARG:HD2	1.72	0.71
38:12:10:LEU:HD22	38:12:74:ILE:HD11	1.72	0.71
48:22:11:ARG:HG2	48:22:15:GLU:HG2	1.72	0.71
53:27:2297:A:N1	53:27:2321:U:C5	2.58	0.71
59:33:615:PRO:HB3	59:33:635:ARG:HB2	1.72	0.71
4:D:30:VAL:HG22	4:D:95:MET:HE1	1.71	0.71
5:E:41:GLU:HB2	5:E:54:ARG:HG3	1.71	0.71
39:13:91:GLU:HA	39:13:94:ARG:HB2	1.72	0.71
52:26:714:G:H2'	52:26:715:A:C8	2.25	0.71
59:33:225:ARG:CD	59:33:276:VAL:HG13	2.19	0.71
59:33:327:LEU:HD23	59:33:332:LYS:CA	2.20	0.71
59:33:327:LEU:HD23	59:33:332:LYS:HA	1.71	0.71
59:33:64:GLU:O	59:33:68:THR:HG23	1.90	0.71
59:33:82:PHE:CD1	59:33:83:PRO:HD3	2.25	0.71
4:D:33:ILE:HG12	4:D:155:ILE:HG12	1.71	0.71
59:33:293:LEU:O	59:33:296:VAL:HG22	1.90	0.71
59:33:676:ARG:HA	59:33:679:LEU:HB2	1.71	0.71
3:C:41:GLN:HG2	3:C:43:THR:HG23	1.71	0.71
52:26:403:C:H2'	52:26:404:G:H8	1.56	0.71
5:E:37:ASN:HD22	5:E:63:GLN:HE21	1.39	0.71
6:F:2:GLN:HB3	6:F:39:ALA:HB3	1.73	0.71
16:P:100:PHE:HD2	17:Q:13:ARG:HH12	1.39	0.71
24:X:16:THR:HA	24:X:19:LEU:HD12	1.73	0.71
53:27:279:A:H61	53:27:361:G:H1'	1.55	0.71
53:27:863:A:H2'	53:27:864:G:H8	1.54	0.71
59:33:517:GLU:HA	59:33:521:ILE:HA	1.73	0.71
7:G:118:ILE:H	7:G:119:PRO:CD	2.03	0.71
15:O:105:LYS:O	15:O:108:ARG:HG2	1.89	0.71
20:T:44:HIS:HA	20:T:57:ILE:HG22	1.73	0.71
27:1:30:ASP:HB3	27:1:35:GLU:H	1.56	0.71
47:21:16:MET:HG3	47:21:19:SER:OG	1.89	0.71
8:H:130:GLY:HA3	53:27:1079:C:O2	1.90	0.71
53:27:53:A:H2'	53:27:54:G:O4'	1.91	0.71
53:27:891:G:H2'	53:27:892:A:H8	1.55	0.71
7:G:117:LEU:HB2	7:G:122:GLN:HE21	1.56	0.71
53:27:596:U:H2'	53:27:597:G:C8	2.26	0.71
59:33:286:LEU:HD21	59:33:343:MET:CE	2.21	0.71
59:33:66:LEU:HD12	59:33:79:ALA:CB	2.19	0.71
2:B:172:VAL:HG12	2:B:175:LEU:HD11	1.73	0.71
21:U:4:ILE:HD11	21:U:63:ILE:HG12	1.72	0.71
22:V:47:VAL:HG21	22:V:76:ILE:O	1.91	0.71

Continued on next page...

Continued from previous page...

Atom-1	Atom-2	Interatomic distance (Å)	Clash overlap (Å)
52:26:1033:G:H3'	52:26:1034:G:C5'	2.19	0.70
53:27:2799:A:H2'	53:27:2800:A:H5'	1.71	0.70
59:33:416:VAL:HG21	59:33:430:HIS:NE2	2.06	0.70
59:33:88:ASN:HD22	59:33:90:VAL:HG13	1.54	0.70
13:M:47:VAL:O	13:M:50:PRO:HD2	1.91	0.70
52:26:1062:U:H2'	52:26:1063:C:C6	2.25	0.70
1:A:62:ARG:O	1:A:64:VAL:HG23	1.92	0.70
36:10:79:ARG:NH2	52:26:671:G:O2'	2.24	0.70
40:14:7:ARG:HB3	40:14:101:SER:HB2	1.73	0.70
4:D:87:LYS:HD2	53:27:2313:C:H5''	1.73	0.70
32:6:18:GLN:HB3	32:6:188:THR:HB	1.72	0.70
3:C:77:ILE:HG13	3:C:78:TRP:HD1	1.55	0.70
4:D:56:LEU:HD22	4:D:88:VAL:HG21	1.73	0.70
53:27:2788:C:H2'	53:27:2789:C:C6	2.27	0.70
17:Q:14:VAL:HG23	17:Q:18:GLN:HE21	1.55	0.70
52:26:516:U:H5	52:26:533:A:H62	1.36	0.70
53:27:2134:A:H4'	53:27:2159:G:H21	1.56	0.70
46:20:4:ILE:HG12	46:20:21:VAL:HG22	1.74	0.70
52:26:413:G:N2	52:26:428:G:H1'	2.06	0.70
31:5:37:GLN:HE21	53:27:1125:G:H5''	1.55	0.70
59:33:31:SER:HB3	59:33:73:ILE:CG2	2.17	0.70
59:33:39:TRP:CH2	59:33:43:LEU:HD22	2.27	0.70
34:8:101:VAL:HG11	34:8:116:LEU:HD23	1.72	0.70
2:B:2:ILE:HD11	2:B:100:LEU:HD22	1.74	0.70
20:T:42:LYS:HB2	53:27:499:U:H4'	1.74	0.70
32:6:105:THR:HG21	52:26:1072:G:H21	1.57	0.70
53:27:844:A:H2'	53:27:845:A:H5''	1.73	0.70
59:33:132:VAL:HG11	59:33:136:ARG:HB2	1.73	0.70
33:7:131:ARG:HA	33:7:134:LYS:HE3	1.72	0.70
34:8:28:ASP:O	34:8:30:LYS:N	2.24	0.70
1:A:209:ALA:HA	1:A:212:TRP:NE1	2.07	0.70
19:S:25:GLU:HG3	19:S:26:LYS:N	2.07	0.70
46:20:21:VAL:HG21	46:20:60:TRP:CD1	2.27	0.70
46:20:31:ARG:HB2	52:26:310:G:H5''	1.73	0.70
5:E:27:GLY:HA3	5:E:78:VAL:HB	1.72	0.70
37:11:58:LEU:HD12	37:11:59:GLU:N	2.07	0.70
52:26:673:A:H2'	52:26:674:G:C8	2.27	0.70
27:1:5:ASN:ND2	53:27:2020:A:H62	1.89	0.70
29:3:10:LEU:HD11	29:3:14:ARG:HH12	1.56	0.70
58:32:24:U:H2'	58:32:25:C:C6	2.26	0.70
58:32:8:U:H5'	58:32:49:G:H5'	1.74	0.70

Continued on next page...

Continued from previous page...

Atom-1	Atom-2	Interatomic distance (Å)	Clash overlap (Å)
10:J:18:ARG:HB2	10:J:45:GLU:HB2	1.74	0.70
36:10:73:GLU:O	36:10:77:THR:HG23	1.91	0.70
46:20:46:LYS:HE2	46:20:48:GLU:HB3	1.73	0.70
52:26:279:A:H5'	52:26:281:G:H5'	1.74	0.70
56:30:54:U:C3'	56:30:55:U:H5''	2.18	0.70
30:4:15:LYS:HE2	30:4:19:GLY:HA2	1.73	0.70
46:20:70:ARG:HG3	52:26:375:U:H5''	1.74	0.69
53:27:296:U:H2'	53:27:297:G:C8	2.27	0.69
54:28:65:U:H3'	54:28:108:A:N6	2.07	0.69
59:33:225:ARG:O	59:33:229:ILE:HG23	1.92	0.69
8:H:23:VAL:HA	8:H:26:ALA:HB3	1.73	0.69
8:H:57:VAL:HB	8:H:69:VAL:HB	1.74	0.69
13:M:79:LEU:HG	13:M:83:LEU:HD12	1.72	0.69
24:X:17:GLU:HA	24:X:20:ASN:HD22	1.57	0.69
37:11:110:ARG:NH2	37:11:121:ASN:HB3	2.07	0.69
44:18:68:ARG:HH12	44:18:70:HIS:HB2	1.54	0.69
53:27:2771:C:H2'	53:27:2772:C:H6	1.56	0.69
53:27:567:U:H2'	53:27:568:U:O4'	1.92	0.69
3:C:149:ILE:HD11	3:C:172:ALA:HA	1.73	0.69
10:J:76:VAL:H	15:O:72:VAL:HG22	1.57	0.69
52:26:458:U:H2'	52:26:459:A:C8	2.27	0.69
53:27:2243:U:H2'	53:27:2244:U:H6	1.56	0.69
59:33:65:ILE:CD1	59:33:161:ARG:HH21	2.05	0.69
3:C:148:ILE:HG21	3:C:157:LEU:HD21	1.73	0.69
15:O:59:THR:HG22	15:O:72:VAL:HG12	1.74	0.69
53:27:284:U:H2'	53:27:285:G:H5''	1.74	0.69
9:I:7:LYS:HE3	53:27:538:A:H5''	1.74	0.69
53:27:955:U:H5	53:27:962:G:N1	1.89	0.69
43:17:33:LEU:HD23	43:17:40:GLU:HA	1.74	0.69
52:26:946:A:H2'	52:26:947:G:H8	1.57	0.69
53:27:1060:U:C2	53:27:1062:G:H5'	2.27	0.69
53:27:2508:G:H2'	53:27:2509:G:H8	1.57	0.69
53:27:917:A:H5''	53:27:2268:A:H61	1.56	0.69
59:33:274:PHE:CD1	59:33:277:ARG:NH1	2.60	0.69
59:33:77:ARG:HH12	59:33:99:VAL:CG2	2.04	0.69
33:7:120:THR:HG23	33:7:188:ALA:HA	1.74	0.69
9:I:17:VAL:HG13	9:I:137:PRO:HB2	1.75	0.69
15:O:63:ILE:HA	15:O:68:GLY:HA2	1.72	0.69
52:26:148:G:H2'	52:26:149:A:H5''	1.75	0.69
53:27:2329:U:H2'	53:27:2330:G:C8	2.27	0.69
2:B:149:ASN:HB3	53:27:2572:A:OP2	1.92	0.69

Continued on next page...

Continued from previous page...

Atom-1	Atom-2	Interatomic distance (Å)	Clash overlap (Å)
34:8:158:LEU:HD21	34:8:174:ALA:HB1	1.75	0.69
7:G:82:ILE:CG2	7:G:83:ALA:H	2.05	0.69
48:22:13:THR:HG21	48:22:20:ILE:HD11	1.74	0.69
59:33:74:ASP:HA	59:33:77:ARG:CZ	2.22	0.69
38:12:73:SER:HB3	38:12:129:ALA:HB3	1.73	0.69
44:18:80:ARG:O	44:18:83:VAL:HG12	1.93	0.69
53:27:1304:A:C2'	53:27:1305:C:H5''	2.22	0.69
30:4:26:ALA:HB3	53:27:2361:G:H5'	1.75	0.69
35:9:82:HIS:HB2	35:9:83:PRO:HD2	1.74	0.69
19:S:44:LYS:HG2	19:S:55:VAL:HG11	1.75	0.69
38:12:5:PRO:HB2	38:12:32:LYS:NZ	2.08	0.69
52:26:1259:C:C3'	52:26:1260:G:H5''	2.19	0.69
53:27:704:G:H2'	53:27:726:G:N2	2.08	0.69
54:28:95:U:H2'	54:28:96:G:C8	2.28	0.69
7:G:11:ILE:HD11	7:G:63:ALA:HA	1.75	0.69
39:13:32:ARG:HB3	39:13:36:GLN:HE21	1.58	0.69
4:D:84:ILE:HD11	53:27:2311:A:N3	2.08	0.69
57:31:48:C:H2'	57:31:59:A:H4'	1.75	0.69
3:C:117:ARG:HH12	11:K:2:ARG:HG2	1.56	0.69
6:F:16:GLY:HA2	6:F:47:PHE:CE2	2.28	0.69
52:26:613:C:H2'	52:26:614:C:C6	2.28	0.69
52:26:848:C:H2'	52:26:849:G:H5''	1.74	0.69
59:33:27:THR:HG23	59:33:31:SER:HB2	1.75	0.69
33:7:71:ARG:HE	33:7:74:ILE:HD12	1.56	0.68
46:20:78:VAL:HG13	46:20:79:ASN:N	2.08	0.68
52:26:1097:C:H2'	52:26:1098:C:C6	2.28	0.68
52:26:1512:U:H2'	52:26:1513:A:H8	1.57	0.68
53:27:1702:G:C2'	53:27:1703:G:H5''	2.22	0.68
53:27:2070:A:H2'	53:27:2071:A:C8	2.29	0.68
1:A:238:ASN:HD21	53:27:2595:G:H1	1.40	0.68
7:G:33:VAL:N	53:27:1055:G:H4'	2.07	0.68
59:33:157:ILE:O	59:33:161:ARG:HG2	1.93	0.68
59:33:44:GLN:CB	59:33:45:GLN:HB2	2.21	0.68
12:L:41:LEU:HD22	12:L:124:LEU:HD22	1.74	0.68
15:O:8:GLU:O	15:O:12:MET:HG3	1.93	0.68
41:15:19:VAL:HG22	41:15:82:GLU:HB2	1.74	0.68
43:17:54:THR:O	43:17:58:GLU:HB2	1.93	0.68
52:26:946:A:H2'	52:26:947:G:C8	2.29	0.68
59:33:241:LYS:HG3	59:33:246:LYS:HD3	1.76	0.68
24:X:3:ALA:HA	24:X:6:LEU:HB3	1.74	0.68
53:27:1165:A:H2'	53:27:1166:G:H8	1.57	0.68

Continued on next page...

Continued from previous page...

Atom-1	Atom-2	Interatomic distance (Å)	Clash overlap (Å)
43:17:8:ILE:H	43:17:9:PRO:HD2	1.58	0.68
53:27:1395:A:O2'	53:27:1396:U:H5''	1.93	0.68
53:27:1594:U:H2'	53:27:1595:C:C6	2.29	0.68
54:28:48:U:H2'	54:28:49:C:H6	1.59	0.68
59:33:62:MET:HE2	59:33:82:PHE:CD1	2.29	0.68
6:F:21:VAL:HG21	6:F:26:ALA:HB2	1.75	0.68
6:F:63:ALA:HB1	6:F:135:HIS:HE2	1.58	0.68
7:G:95:LEU:HA	7:G:98:GLU:HG2	1.76	0.68
8:H:60:VAL:CG1	8:H:64:ARG:HA	2.24	0.68
14:N:4:LYS:O	14:N:8:ILE:HG13	1.93	0.68
21:U:4:ILE:O	21:U:4:ILE:HD12	1.93	0.68
45:19:45:HIS:C	45:19:47:LYS:H	1.97	0.68
41:15:111:ASP:HB2	51:25:16:ARG:HH12	1.59	0.68
52:26:1143:G:H2'	52:26:1144:G:H8	1.58	0.68
53:27:118:A:H5'	53:27:119:A:C8	2.29	0.68
53:27:161:A:H3'	53:27:162:U:H5''	1.76	0.68
59:33:39:TRP:CA	59:33:80:LEU:HD13	2.23	0.68
32:6:34:ARG:HG3	32:6:35:ASN:H	1.59	0.68
9:I:6:ALA:HB1	9:I:11:VAL:HG21	1.74	0.68
12:L:32:GLY:O	12:L:131:VAL:HG22	1.94	0.68
14:N:80:GLU:O	14:N:84:GLU:HG3	1.94	0.68
36:10:54:LEU:HD12	36:10:54:LEU:O	1.93	0.68
39:13:11:ARG:NH2	39:13:108:ARG:HH21	1.88	0.68
52:26:1135:U:H4'	52:26:1136:C:H5	1.58	0.68
53:27:1062:G:H2'	53:27:1063:G:H8	1.59	0.68
53:27:419:U:H2'	53:27:420:C:H6	1.59	0.68
53:27:807:U:H2'	53:27:808:G:C8	2.29	0.68
34:8:59:LYS:NZ	34:8:194:ILE:HG22	2.09	0.68
16:P:84:LYS:NZ	16:P:116:LEU:HA	2.08	0.68
43:17:114:PRO:HD2	52:26:1228:C:H5'	1.76	0.68
59:33:63:VAL:HG12	59:33:79:ALA:CB	2.24	0.68
16:P:5:ARG:HD2	53:27:1250:G:H5''	1.76	0.68
40:14:8:ILE:HB	40:14:74:VAL:HB	1.74	0.68
32:6:32:GLY:HA2	32:6:39:ILE:H	1.59	0.68
42:16:99:GLY:HA3	42:16:117:GLY:HA3	1.76	0.67
48:22:38:ILE:H	48:22:38:ILE:HD12	1.58	0.67
53:27:121:G:H4'	53:27:149:A:H5'	1.76	0.67
53:27:2208:C:H2'	53:27:2209:G:C8	2.28	0.67
53:27:2443:C:H2'	53:27:2444:G:H8	1.59	0.67
1:A:74:PRO:HD2	1:A:96:LYS:HD3	1.76	0.67
4:D:141:ASP:HB2	4:D:144:LYS:HB2	1.75	0.67

Continued on next page...

Continued from previous page...

Atom-1	Atom-2	Interatomic distance (Å)	Clash overlap (Å)
21:U:9:ARG:NH1	21:U:27:PRO:HB3	2.10	0.67
8:H:123:ALA:HB1	53:27:1081:U:H5''	1.74	0.67
8:H:2:LYS:HG3	8:H:61:TYR:HA	1.75	0.67
44:18:50:LEU:HB3	44:18:51:PRO:HD2	1.76	0.67
50:24:4:LYS:O	50:24:6:ALA:N	2.27	0.67
52:26:1162:C:H2'	52:26:1163:A:H8	1.60	0.67
52:26:539:A:H2'	52:26:540:G:C8	2.29	0.67
53:27:176:A:H3'	53:27:177:G:N2	2.09	0.67
53:27:2591:C:H2'	53:27:2592:G:C8	2.28	0.67
59:33:210:GLU:HG3	59:33:260:TRP:CH2	2.29	0.67
20:T:6:ARG:N	53:27:85:G:OP1	2.20	0.67
4:D:125:GLY:HA2	4:D:162:ASP:HA	1.74	0.67
13:M:38:LEU:HB3	13:M:39:PRO:HD3	1.74	0.67
48:22:9:PHE:HZ	48:22:11:ARG:HE	1.42	0.67
53:27:992:C:H2'	53:27:993:G:H8	1.59	0.67
59:33:20:TRP:CD1	59:33:63:VAL:HG23	2.30	0.67
59:33:38:THR:HG21	59:33:77:ARG:CB	2.23	0.67
23:W:36:ARG:HA	23:W:47:THR:HA	1.77	0.67
4:D:135:ILE:HG22	4:D:140:ILE:HG21	1.76	0.67
22:V:33:ILE:HG22	22:V:34:VAL:HG23	1.77	0.67
39:13:18:VAL:HG11	39:13:82:ILE:HA	1.77	0.67
52:26:1218:C:H2'	52:26:1219:A:C8	2.29	0.67
53:27:1023:U:H3'	53:27:1024:G:H8	1.59	0.67
49:23:29:PRO:HD3	59:33:600:GLU:OE1	1.95	0.67
34:8:8:LEU:HD21	34:8:31:CYS:HA	1.77	0.67
14:N:51:ALA:HB3	14:N:78:VAL:HG22	1.77	0.67
39:13:83:THR:HG21	39:13:102:PHE:HB3	1.76	0.67
27:1:46:GLY:CA	27:1:54:ILE:HB	2.25	0.67
52:26:1477:U:H2'	52:26:1478:U:C6	2.30	0.67
53:27:310:A:C2'	53:27:311:A:H5''	2.25	0.67
53:27:507:A:H5''	53:27:508:A:C5'	2.24	0.67
59:33:609:ILE:HG23	59:33:615:PRO:HG2	1.76	0.67
34:8:71:PHE:HA	34:8:74:TYR:HD2	1.59	0.67
3:C:148:ILE:HD13	3:C:187:VAL:HG11	1.76	0.67
46:20:78:VAL:HG13	46:20:79:ASN:H	1.59	0.67
52:26:1219:A:H2'	52:26:1220:G:C8	2.30	0.67
6:F:112:LYS:HE2	53:27:2220:U:H5''	1.75	0.67
54:28:115:A:H2'	54:28:116:G:H8	1.60	0.67
59:33:95:LEU:HD13	59:33:107:ILE:HD12	1.77	0.67
59:33:666:SER:HA	59:33:715:GLU:HA	1.77	0.67
38:12:65:PHE:CD2	38:12:66:GLN:HG3	2.30	0.66

Continued on next page...

Continued from previous page...

Atom-1	Atom-2	Interatomic distance (Å)	Clash overlap (Å)
47:21:56:ASP:HB3	47:21:81:ALA:H	1.60	0.66
52:26:17:U:H2'	52:26:18:C:C6	2.31	0.66
53:27:1906:G:C2'	53:27:1907:G:H5''	2.24	0.66
53:27:570:G:H2'	53:27:2030:A:N7	2.09	0.66
53:27:2156:G:C2'	53:27:2157:G:H5'	2.23	0.66
53:27:215:G:H4'	53:27:216:A:H4'	1.77	0.66
53:27:20:C:H2'	53:27:21:A:H8	1.60	0.66
53:27:2391:G:H2'	53:27:2424:C:H41	1.60	0.66
53:27:599:A:H2'	53:27:600:G:C8	2.30	0.66
2:B:122:VAL:HG21	2:B:141:ARG:NH2	2.08	0.66
5:E:84:LYS:HG2	5:E:140:ILE:HD13	1.76	0.66
42:16:115:LYS:O	42:16:116:TYR:HB2	1.96	0.66
53:27:1565:C:O2'	53:27:1566:A:H2'	1.94	0.66
53:27:2098:U:H2'	53:27:2099:U:H5'	1.78	0.66
53:27:2462:C:H1'	53:27:2491:U:O4	1.95	0.66
29:3:8:SER:O	29:3:10:LEU:N	2.28	0.66
39:13:119:LYS:HG3	39:13:122:ARG:HB3	1.76	0.66
39:13:34:LEU:HD13	39:13:47:VAL:HG11	1.77	0.66
52:26:225:C:H2'	52:26:226:G:H5''	1.77	0.66
52:26:398:U:H2'	52:26:399:G:C8	2.30	0.66
56:30:18:G:H22	56:30:55:U:H6	1.43	0.66
35:9:160:VAL:HG13	35:9:161:GLU:H	1.60	0.66
6:F:94:ILE:HB	6:F:122:LEU:HB2	1.77	0.66
8:H:102:ARG:O	8:H:106:GLN:HG3	1.96	0.66
40:14:15:HIS:HA	40:14:18:ILE:HG22	1.78	0.66
28:2:14:ALA:HB2	28:2:46:VAL:HG21	1.77	0.66
52:26:963:G:H2'	52:26:964:A:H8	1.59	0.66
53:27:269:C:H2'	53:27:270:A:H8	1.59	0.66
59:33:281:ILE:HD11	59:33:338:ILE:HG13	1.78	0.66
1:A:159:THR:HG23	1:A:176:ARG:HG3	1.75	0.66
2:B:56:LYS:NZ	53:27:2830:C:H5''	2.11	0.66
5:E:116:LEU:HD11	5:E:122:ALA:HB2	1.76	0.66
7:G:37:LYS:HE3	7:G:52:MET:HG3	1.76	0.66
52:26:1512:U:H2'	52:26:1513:A:C8	2.30	0.66
52:26:231:U:H2'	52:26:232:G:H8	1.59	0.66
53:27:242:G:N2	53:27:254:G:H2'	2.10	0.66
59:33:218:LEU:HD21	59:33:259:ILE:HD13	1.78	0.66
4:D:91:ARG:CA	4:D:95:MET:HB3	2.25	0.66
36:10:12:PRO:HB3	36:10:44:ARG:HH11	1.61	0.66
53:27:1105:U:H2'	53:27:1106:G:H8	1.58	0.66
53:27:2038:G:H2'	53:27:2039:U:O4'	1.96	0.66

Continued on next page...

Continued from previous page...

Atom-1	Atom-2	Interatomic distance (Å)	Clash overlap (Å)
53:27:2277:G:C2'	53:27:2278:A:H5''	2.26	0.66
53:27:2557:G:H2'	53:27:2558:C:C6	2.30	0.66
53:27:648:G:H2'	53:27:649:G:H8	1.61	0.66
58:32:32:C:H2'	58:32:33:U:O4'	1.95	0.66
59:33:281:ILE:HD11	59:33:338:ILE:CG1	2.26	0.66
29:3:12:ARG:NE	29:3:44:VAL:HG21	2.10	0.66
34:8:27:ILE:HD12	34:8:27:ILE:N	2.10	0.66
3:C:48:THR:HG23	3:C:88:ARG:HH11	1.59	0.66
39:13:109:GLN:O	52:26:1347:G:H5''	1.96	0.66
46:20:71:VAL:O	46:20:75:ILE:HG13	1.96	0.66
33:7:178:ARG:HH21	52:26:1112:C:H4'	1.61	0.66
38:12:3:GLN:NE2	52:26:755:G:H21	1.93	0.66
53:27:1843:C:H2'	53:27:1844:C:C6	2.31	0.66
53:27:2286:G:H4'	53:27:2287:A:O4'	1.96	0.66
10:J:30:ARG:HG3	53:27:2674:G:H4'	1.78	0.66
39:13:46:VAL:HA	39:13:49:GLN:HG3	1.77	0.66
43:17:28:ARG:NH2	43:17:62:PHE:HB2	2.11	0.66
16:P:36:GLN:HE21	53:27:1252:G:H1	1.43	0.66
58:32:69:C:H2'	58:32:70:G:C5'	2.26	0.66
33:7:134:LYS:O	33:7:138:GLN:HG3	1.96	0.66
11:K:132:ARG:HG3	11:K:142:ILE:HD12	1.77	0.66
14:N:55:GLU:HG2	54:28:116:G:H5'	1.76	0.66
22:V:36:GLN:NE2	22:V:39:THR:HA	2.11	0.66
26:Z:5:ILE:HG13	26:Z:6:HIS:N	2.09	0.66
49:23:31:ARG:HD2	59:33:602:VAL:HG23	1.78	0.66
52:26:1513:A:H2'	52:26:1514:G:H8	1.60	0.66
52:26:950:U:H2'	52:26:951:G:C8	2.31	0.66
29:3:13:ASN:O	29:3:17:GLY:N	2.28	0.66
59:33:491:LYS:O	59:33:494:ALA:HB3	1.96	0.66
32:6:206:ILE:O	32:6:209:VAL:HG22	1.96	0.66
33:7:118:SER:O	33:7:122:GLN:HG3	1.96	0.66
7:G:41:LEU:O	7:G:44:ALA:HB3	1.96	0.66
12:L:135:VAL:HG12	12:L:136:MET:HG3	1.77	0.66
26:Z:45:THR:HA	26:Z:48:GLN:HB3	1.78	0.66
50:24:53:MET:O	50:24:56:ILE:HG22	1.96	0.66
52:26:1206:G:C3'	52:26:1207:G:H5''	2.27	0.66
52:26:769:G:H4'	52:26:1513:A:H4'	1.77	0.66
53:27:2840:C:H2'	53:27:2841:C:C6	2.31	0.66
53:27:78:U:H2'	53:27:79:C:C6	2.31	0.66
59:33:179:THR:HG21	59:33:206:LEU:HD12	1.77	0.66
1:A:180:MET:HB2	1:A:268:ARG:HB3	1.76	0.66

Continued on next page...

Continued from previous page...

Atom-1	Atom-2	Interatomic distance (Å)	Clash overlap (Å)
8:H:116:MET:HG2	53:27:1059:G:H4'	1.78	0.66
9:I:35:ARG:HG2	9:I:40:HIS:CD2	2.31	0.66
41:15:121:ARG:NH2	51:25:35:GLU:HG2	2.11	0.65
52:26:82:G:H3'	52:26:83:C:H5'	1.77	0.65
53:27:596:U:H2'	53:27:597:G:H8	1.59	0.65
56:30:54:U:H3'	56:30:55:U:C5'	2.18	0.65
32:6:79:VAL:HG22	32:6:213:LEU:HD21	1.78	0.65
4:D:73:VAL:H	4:D:78:ILE:HD11	1.61	0.65
7:G:37:LYS:O	7:G:41:LEU:HB2	1.96	0.65
40:14:6:ILE:HA	40:14:102:LEU:HD23	1.78	0.65
52:26:477:C:H2'	52:26:478:A:H8	1.60	0.65
53:27:1796:U:H2'	53:27:1797:G:C8	2.30	0.65
53:27:2122:U:H3	53:27:2176:A:H61	1.44	0.65
53:27:2861:U:H2'	53:27:2862:G:H8	1.59	0.65
59:33:325:VAL:HG22	59:33:335:GLU:HG2	1.78	0.65
59:33:473:ARG:O	59:33:477:ASN:N	2.26	0.65
30:4:44:ARG:N	30:4:45:PRO:HD2	2.11	0.65
9:I:57:LEU:HD11	9:I:130:HIS:HD2	1.60	0.65
41:15:58:THR:HG22	41:15:60:PHE:H	1.60	0.65
47:21:62:GLU:OE2	52:26:235:C:H1'	1.95	0.65
53:27:742:A:H2'	53:27:743:A:H8	1.61	0.65
29:3:42:LEU:HD23	29:3:43:THR:HG23	1.77	0.65
11:K:120:VAL:H	11:K:140:GLY:HA2	1.60	0.65
16:P:18:LYS:HA	16:P:21:LYS:HD3	1.79	0.65
43:17:43:LYS:HB2	43:17:46:GLU:HG2	1.79	0.65
52:26:1179:A:H2'	52:26:1180:A:O4'	1.97	0.65
52:26:1513:A:H2'	52:26:1514:G:C8	2.32	0.65
53:27:1213:A:N6	53:27:1236:G:H1'	2.10	0.65
53:27:1541:C:H2'	53:27:1542:U:C6	2.31	0.65
53:27:2592:G:H2'	53:27:2593:U:O4'	1.97	0.65
53:27:507:A:H5''	53:27:508:A:H5''	1.79	0.65
59:33:35:LEU:HD11	59:33:73:ILE:HA	1.78	0.65
8:H:103:ALA:O	8:H:107:GLU:HG3	1.96	0.65
19:S:57:VAL:HG12	19:S:86:THR:OG1	1.95	0.65
50:24:34:VAL:HG11	50:24:78:LEU:HD21	1.78	0.65
53:27:879:G:H2'	53:27:880:G:C8	2.31	0.65
59:33:645:ARG:HA	59:33:652:ILE:HD11	1.77	0.65
2:B:3:GLY:C	2:B:4:LEU:HD12	2.17	0.65
36:10:10:VAL:HG22	36:10:84:VAL:HG22	1.77	0.65
52:26:880:C:H2'	52:26:881:G:H8	1.61	0.65
53:27:2345:G:N3	53:27:2381:A:H2'	2.12	0.65

Continued on next page...

Continued from previous page...

Atom-1	Atom-2	Interatomic distance (Å)	Clash overlap (Å)
53:27:2591:C:H2'	53:27:2592:G:H8	1.59	0.65
36:10:11:HIS:HD2	36:10:12:PRO:HD2	1.62	0.65
52:26:1143:G:H2'	52:26:1144:G:C8	2.32	0.65
52:26:1206:G:H3'	52:26:1207:G:H5''	1.79	0.65
52:26:882:C:O2'	52:26:883:C:H5'	1.96	0.65
53:27:2292:U:H2'	53:27:2293:G:H8	1.62	0.65
59:33:39:TRP:CZ3	59:33:43:LEU:HD22	2.32	0.65
59:33:673:ALA:O	59:33:707:LEU:HG	1.97	0.65
32:6:198:VAL:HG22	32:6:200:PRO:HD3	1.78	0.65
32:6:216:VAL:O	32:6:220:VAL:HG23	1.96	0.65
34:8:104:MET:CE	34:8:170:LEU:HD22	2.27	0.65
8:H:124:MET:HE2	8:H:124:MET:HA	1.78	0.65
52:26:487:A:H2'	52:26:488:C:O4'	1.97	0.65
52:26:813:U:C2'	52:26:814:A:H5''	2.27	0.65
26:Z:1:MET:HA	54:28:44:G:OP2	1.96	0.65
59:33:20:TRP:NE1	59:33:63:VAL:C	2.50	0.65
2:B:34:VAL:HG22	2:B:50:VAL:HG12	1.77	0.65
22:V:67:VAL:HG12	22:V:74:LYS:HG2	1.79	0.65
53:27:1096:A:H3'	53:27:1097:U:H5''	1.78	0.65
1:A:213:ARG:HH22	53:27:1566:A:H5'	1.61	0.65
53:27:2243:U:H2'	53:27:2244:U:C6	2.32	0.65
53:27:2636:C:H2'	53:27:2637:U:H6	1.61	0.65
53:27:729:G:H2'	53:27:1775:U:H1'	1.77	0.65
53:27:784:G:H5'	53:27:785:G:OP1	1.97	0.65
58:32:57:A:O2'	58:32:58:A:H5'	1.97	0.65
59:33:73:ILE:O	59:33:77:ARG:HG3	1.96	0.65
12:L:35:ALA:HB2	12:L:102:LEU:HD11	1.77	0.65
53:27:1443:U:H2'	53:27:1444:G:H8	1.60	0.65
16:P:24:TYR:HE2	53:27:2020:A:H4'	1.61	0.65
56:30:23:A:H2'	56:30:24:G:H8	1.62	0.65
9:I:32:LEU:CD1	9:I:54:ILE:HG21	2.19	0.65
6:F:32:PRO:HA	23:W:38:TRP:CD1	2.32	0.65
46:20:46:LYS:HG3	46:20:47:GLU:N	2.07	0.64
52:26:1130:A:H61	52:26:1144:G:H1'	1.60	0.64
39:13:17:ARG:HH12	52:26:1147:C:H1'	1.61	0.64
52:26:418:C:H2'	52:26:419:C:C6	2.32	0.64
52:26:747:A:H2'	52:26:748:G:O4'	1.96	0.64
53:27:2267:A:H5''	53:27:2268:A:C5'	2.27	0.64
53:27:284:U:H3	53:27:356:G:H1	1.45	0.64
23:W:60:LYS:HD2	53:27:372:G:H5''	1.78	0.64
59:33:16:ASP:OD1	59:33:17:PRO:HD2	1.96	0.64

Continued on next page...

Continued from previous page...

Atom-1	Atom-2	Interatomic distance (Å)	Clash overlap (Å)
59:33:17:PRO:CB	59:33:39:TRP:NE1	2.50	0.64
34:8:187:ARG:HD2	34:8:190:LEU:HD11	1.78	0.64
25:Y:5:LYS:HG2	25:Y:36:GLU:HG2	1.78	0.64
43:17:8:ILE:N	43:17:9:PRO:CD	2.49	0.64
52:26:1097:C:H2'	52:26:1098:C:H6	1.60	0.64
52:26:70:U:H5''	52:26:71:A:OP1	1.97	0.64
52:26:920:U:H2'	52:26:921:U:C6	2.32	0.64
54:28:37:C:H42	54:28:49:C:H1'	1.61	0.64
59:33:285:ARG:HG3	59:33:288:ASP:H	1.61	0.64
13:M:56:LYS:HD2	13:M:94:TYR:OH	1.98	0.64
38:12:93:LYS:HB3	38:12:116:ARG:HH22	1.62	0.64
47:21:26:ARG:HG2	47:21:39:ARG:O	1.96	0.64
52:26:309:A:H2'	52:26:310:G:H8	1.62	0.64
53:27:1794:A:H2'	53:27:1795:C:H6	1.62	0.64
53:27:720:U:H2'	53:27:721:A:H8	1.62	0.64
53:27:863:A:H2'	53:27:864:G:C8	2.31	0.64
59:33:443:LYS:HB2	59:33:462:GLU:HB2	1.80	0.64
34:8:57:LYS:O	34:8:61:ARG:HG2	1.96	0.64
1:A:144:GLU:HA	1:A:151:GLY:HA2	1.77	0.64
5:E:51:PHE:CZ	5:E:68:ARG:HA	2.32	0.64
12:L:71:LYS:HB3	12:L:93:VAL:O	1.97	0.64
20:T:35:VAL:HB	20:T:38:ILE:HG13	1.80	0.64
41:15:39:ASN:HD22	52:26:683:G:H21	1.45	0.64
29:3:25:LYS:NZ	53:27:210:C:H5''	2.12	0.64
59:33:17:PRO:HB3	59:33:39:TRP:HE1	1.59	0.64
2:B:40:LEU:HD13	2:B:46:ARG:HG3	1.80	0.64
40:14:88:MET:O	40:14:89:ARG:HG2	1.98	0.64
52:26:1170:A:H2'	52:26:1171:A:O4'	1.97	0.64
53:27:2039:U:H2'	53:27:2040:G:C8	2.33	0.64
23:W:15:ASN:HD22	53:27:381:G:H5''	1.61	0.64
54:28:48:U:H2'	54:28:49:C:C6	2.32	0.64
56:30:21:A:H62	56:30:46:G:H2'	1.61	0.64
59:33:58:ARG:HD3	59:33:159:HIS:CE1	2.32	0.64
17:Q:32:THR:HA	17:Q:62:GLU:HA	1.78	0.64
40:14:53:ILE:HG13	44:18:84:ARG:HD2	1.79	0.64
51:25:36:PHE:O	51:25:38:GLU:N	2.29	0.64
51:25:67:THR:HA	52:26:1167:A:C5	2.32	0.64
52:26:79:G:H2'	52:26:80:A:H8	1.62	0.64
59:33:54:LEU:HB2	59:33:57:TRP:NE1	2.13	0.64
44:18:45:LEU:CG	49:23:12:LEU:HD21	2.27	0.64
44:18:45:LEU:HG	49:23:12:LEU:HD21	1.80	0.64

Continued on next page...

Continued from previous page...

Atom-1	Atom-2	Interatomic distance (Å)	Clash overlap (Å)
53:27:1283:G:H1'	53:27:1329:U:O2	1.98	0.64
53:27:2692:G:H2'	53:27:2693:G:H8	1.63	0.64
59:33:147:ARG:HA	59:33:150:VAL:CG1	2.28	0.64
59:33:466:GLN:HG2	59:33:467:LYS:HG2	1.80	0.64
16:P:12:ARG:O	16:P:15:LYS:HB3	1.98	0.64
19:S:65:GLY:HA3	19:S:77:ARG:O	1.98	0.64
52:26:664:G:H22	52:26:741:G:H1	1.45	0.64
52:26:843:U:OP1	52:26:844:G:H5'	1.98	0.64
52:26:902:G:H2'	52:26:903:G:H8	1.61	0.64
53:27:2538:C:H2'	53:27:2539:C:H6	1.63	0.64
53:27:45:G:H5''	53:27:46:G:C5'	2.15	0.64
53:27:49:A:H2'	53:27:49:A:N3	2.13	0.64
53:27:833:A:H2'	53:27:834:G:C8	2.32	0.64
54:28:66:A:N1	54:28:107:G:H2'	2.11	0.64
59:33:600:GLU:HG3	59:33:654:ASP:OD1	1.96	0.64
33:7:63:ILE:HG23	33:7:98:ALA:CA	2.22	0.64
43:17:16:ILE:HD12	43:17:16:ILE:H	1.63	0.64
44:18:80:ARG:NH1	44:18:81:ILE:HG13	2.13	0.64
49:23:49:ALA:HB1	49:23:56:HIS:HB3	1.78	0.64
51:25:48:LYS:HG3	52:26:723:U:OP1	1.98	0.64
52:26:412:A:N6	52:26:431:A:H61	1.95	0.64
13:M:96:ARG:HG3	53:27:2882:A:H5'	1.80	0.64
56:30:18:G:H5''	56:30:58:A:C2	2.33	0.64
59:33:240:MET:O	59:33:243:GLU:HG2	1.98	0.64
32:6:22:TRP:CD1	32:6:22:TRP:N	2.65	0.64
4:D:147:ARG:HG2	4:D:148:VAL:N	2.13	0.64
16:P:10:ARG:HH22	53:27:514:A:H5'	1.62	0.64
52:26:1304:G:H1'	52:26:1333:A:H61	1.63	0.64
52:26:193:C:H2'	52:26:194:C:C6	2.32	0.64
52:26:744:C:H2'	52:26:745:G:C8	2.33	0.64
53:27:1040:A:H2	53:27:1115:G:H22	1.46	0.64
53:27:1331:G:C2'	53:27:1332:G:H5''	2.28	0.64
53:27:1936:A:H2	53:27:1943:U:H3	1.44	0.64
59:33:232:PHE:CZ	59:33:329:PRO:HD2	2.33	0.64
6:F:84:ALA:HB1	6:F:90:LEU:HA	1.78	0.64
37:11:131:GLY:O	37:11:134:VAL:HG22	1.96	0.63
51:25:5:VAL:HG21	51:25:7:GLU:HG3	1.78	0.63
52:26:1088:G:N2	52:26:1167:A:H61	1.94	0.63
53:27:2246:G:H2'	53:27:2247:A:C8	2.33	0.63
53:27:813:U:H2'	53:27:814:C:C6	2.32	0.63
53:27:844:A:C2'	53:27:845:A:H5''	2.28	0.63

Continued on next page...

Continued from previous page...

Atom-1	Atom-2	Interatomic distance (Å)	Clash overlap (Å)
54:28:3:C:C2'	54:28:4:C:H5''	2.27	0.63
2:B:133:THR:HG22	53:27:1993:U:H4'	1.80	0.63
38:12:42:GLU:HG2	38:12:100:ILE:HG21	1.79	0.63
52:26:1506:U:O2'	52:26:1507:A:H5'	1.98	0.63
53:27:1203:U:H3'	53:27:1204:A:H2'	1.79	0.63
53:27:2638:G:H1'	53:27:2778:A:H61	1.62	0.63
53:27:2710:C:H2'	53:27:2711:A:C8	2.33	0.63
34:8:23:GLY:HA3	34:8:160:LEU:HD11	1.80	0.63
35:9:114:LEU:O	35:9:119:VAL:HG22	1.98	0.63
39:13:19:PHE:HB2	39:13:63:TYR:O	1.99	0.63
28:2:20:TYR:OH	53:27:2348:U:H5'	1.98	0.63
52:26:484:G:C5	52:26:486:U:H1'	2.32	0.63
53:27:1258:U:H2'	53:27:1259:G:C8	2.32	0.63
59:33:17:PRO:CB	59:33:39:TRP:CE2	2.81	0.63
59:33:88:ASN:ND2	59:33:90:VAL:HG13	2.13	0.63
37:11:13:PRO:HB2	37:11:18:GLY:HA2	1.80	0.63
39:13:40:ARG:CA	39:13:44:ARG:HD3	2.28	0.63
4:D:142:TYR:CE2	43:17:8:ILE:HG12	2.34	0.63
52:26:224:U:H2'	52:26:225:C:C6	2.33	0.63
53:27:1038:G:H2'	53:27:1039:A:C8	2.34	0.63
53:27:598:U:H2'	53:27:599:A:H8	1.63	0.63
56:30:41:C:C2'	56:30:42:C:H5''	2.29	0.63
56:30:72:C:H2'	56:30:73:A:C8	2.33	0.63
58:32:58:A:H1'	58:32:60:U:C5	2.32	0.63
59:33:282:VAL:HG12	59:33:341:LYS:HG2	1.80	0.63
1:A:78:GLU:HG3	1:A:79:ARG:HG2	1.79	0.63
21:U:53:LYS:HB3	21:U:55:GLU:OE1	1.99	0.63
41:15:64:VAL:HA	41:15:67:GLU:OE1	1.98	0.63
53:27:2327:A:H2'	53:27:2328:A:C8	2.33	0.63
54:28:24:G:H1'	54:28:27:C:H42	1.64	0.63
59:33:300:TYR:CZ	59:33:329:PRO:HD3	2.33	0.63
59:33:77:ARG:NH1	59:33:99:VAL:CG2	2.61	0.63
29:3:12:ARG:HE	29:3:44:VAL:HG21	1.64	0.63
31:5:36:ARG:HG2	31:5:37:GLN:N	2.13	0.63
2:B:27:ILE:HD12	2:B:187:LEU:HD23	1.80	0.63
21:U:21:ARG:NE	21:U:87:GLN:HG3	2.13	0.63
36:10:5:GLU:HG3	36:10:63:ASN:OD1	1.98	0.63
37:11:65:LEU:O	37:11:68:VAL:HG12	1.99	0.63
27:1:24:VAL:O	27:1:26:SER:N	2.32	0.63
41:15:51:PHE:HD1	41:15:55:ARG:HB3	1.63	0.63
53:27:2646:C:H2'	53:27:2647:U:O4'	1.98	0.63

Continued on next page...

Continued from previous page...

Atom-1	Atom-2	Interatomic distance (Å)	Clash overlap (Å)
53:27:2789:C:H2'	53:27:2893:A:N7	2.14	0.63
53:27:2800:A:H3'	53:27:2801:G:C5'	2.25	0.63
53:27:807:U:H2'	53:27:808:G:H8	1.63	0.63
53:27:851:C:H2'	53:27:852:U:C6	2.33	0.63
53:27:967:U:H2'	53:27:968:C:C6	2.33	0.63
59:33:611:ARG:HA	59:33:614:GLN:NE2	2.14	0.63
30:4:61:LEU:O	30:4:61:LEU:HD12	1.99	0.63
32:6:153:MET:SD	32:6:157:PRO:HG3	2.39	0.63
8:H:60:VAL:HG13	8:H:64:ARG:HA	1.79	0.63
10:J:64:ARG:HH12	10:J:101:GLY:HA3	1.64	0.63
13:M:29:VAL:HB	13:M:75:ILE:HD12	1.79	0.63
15:O:103:THR:HA	15:O:107:ALA:HB2	1.81	0.63
22:V:15:LYS:HB2	22:V:17:LEU:HD11	1.81	0.63
25:Y:6:ILE:HG22	25:Y:56:VAL:HA	1.80	0.63
46:20:75:ILE:O	46:20:79:ASN:N	2.31	0.63
53:27:2048:G:C3'	53:27:2049:G:H5''	2.28	0.63
53:27:2861:U:H2'	53:27:2862:G:C8	2.34	0.63
53:27:639:U:H2'	53:27:640:C:C6	2.33	0.63
59:33:286:LEU:HD21	59:33:343:MET:HE1	1.80	0.63
59:33:274:PHE:HB3	59:33:333:THR:HB	1.80	0.63
59:33:599:VAL:O	59:33:602:VAL:HG12	1.97	0.63
29:3:35:ARG:HE	29:3:42:LEU:HD11	1.62	0.63
34:8:190:LEU:HD12	34:8:190:LEU:O	1.98	0.63
2:B:108:ASP:OD2	2:B:207:VAL:HG12	1.99	0.63
8:H:78:LEU:HB2	8:H:108:ILE:HG23	1.81	0.63
49:23:10:ILE:HD11	49:23:15:LEU:HD22	1.80	0.63
52:26:1530:G:H2'	52:26:1531:A:C8	2.33	0.63
52:26:491:G:O2'	52:26:492:C:H5'	1.99	0.63
53:27:1295:C:H2'	53:27:1296:G:H8	1.63	0.63
53:27:1775:U:H2'	53:27:1776:G:O4'	1.98	0.63
53:27:2246:G:H2'	53:27:2247:A:H8	1.63	0.63
11:K:51:GLU:O	53:27:833:A:H1'	1.97	0.63
53:27:879:G:H2'	53:27:880:G:H8	1.62	0.63
59:33:18:GLU:O	59:33:21:ILE:HG12	1.98	0.63
59:33:62:MET:CE	59:33:82:PHE:CD1	2.82	0.63
34:8:33:ILE:HG23	34:8:34:GLU:N	2.13	0.63
2:B:106:LYS:HA	2:B:175:LEU:O	1.98	0.63
21:U:1:MET:HG3	21:U:2:PHE:H	1.64	0.63
52:26:167:A:C3'	52:26:168:G:H5''	2.29	0.63
53:27:2144:G:H4'	53:27:2145:C:H3'	1.81	0.63
53:27:2457:U:H5	53:27:2494:G:N1	1.97	0.63

Continued on next page...

Continued from previous page...

Atom-1	Atom-2	Interatomic distance (Å)	Clash overlap (Å)
54:28:119:A:C2	54:28:120:A:H1'	2.34	0.63
54:28:62:C:H2'	54:28:63:C:H6	1.64	0.63
59:33:29:GLN:HA	59:33:32:CYS:SG	2.39	0.63
59:33:432:HIS:HB3	59:33:435:VAL:CG2	2.25	0.63
59:33:676:ARG:HG3	59:33:677:SER:H	1.63	0.63
33:7:59:PRO:HG2	33:7:62:SER:HB3	1.78	0.63
11:K:33:ARG:HD2	11:K:40:SER:HA	1.80	0.63
13:M:29:VAL:HG12	13:M:78:LYS:HD3	1.81	0.63
53:27:1326:U:H2'	53:27:1327:A:C8	2.22	0.62
53:27:172:A:H2'	53:27:173:A:C8	2.34	0.62
53:27:873:C:H2'	53:27:874:G:H8	1.62	0.62
59:33:154:ALA:O	59:33:157:ILE:HG12	1.98	0.62
59:33:293:LEU:CD1	59:33:322:ILE:HG21	2.29	0.62
3:C:2:GLU:HB3	3:C:13:THR:HG22	1.80	0.62
7:G:60:LEU:HD13	7:G:79:PRO:HB3	1.80	0.62
8:H:124:MET:O	8:H:128:ILE:HG12	1.98	0.62
43:17:10:ASP:HB3	43:17:45:SER:HB3	1.81	0.62
53:27:1146:C:H2'	53:27:1147:A:H8	1.62	0.62
51:25:25:ALA:CB	55:29:9:G:H4'	2.29	0.62
32:6:113:LEU:HD13	32:6:143:LEU:HB3	1.82	0.62
36:10:38:ARG:HD3	36:10:98:GLU:H	1.64	0.62
46:20:46:LYS:CG	46:20:47:GLU:H	2.07	0.62
52:26:79:G:H2'	52:26:80:A:C8	2.34	0.62
53:27:1176:U:H2'	53:27:1177:G:C8	2.33	0.62
59:33:409:PHE:HA	59:33:415:VAL:HA	1.81	0.62
33:7:161:ILE:HG13	33:7:161:ILE:O	1.97	0.62
33:7:174:LEU:HA	33:7:181:ILE:HD11	1.81	0.62
2:B:47:ALA:HA	2:B:84:LEU:HG	1.81	0.62
4:D:139:GLU:CD	4:D:139:GLU:H	2.02	0.62
6:F:135:HIS:HB3	6:F:138:VAL:H	1.64	0.62
6:F:3:VAL:HG22	6:F:38:PRO:HA	1.82	0.62
15:O:96:LEU:HB3	15:O:99:LEU:HD13	1.80	0.62
53:27:2047:C:H2'	53:27:2048:G:H8	1.64	0.62
53:27:2593:U:H2'	53:27:2594:C:C6	2.35	0.62
53:27:296:U:H2'	53:27:297:G:H8	1.64	0.62
53:27:528:A:H2	53:27:2042:A:H2'	1.64	0.62
53:27:992:C:H2'	53:27:993:G:C8	2.35	0.62
29:3:10:LEU:CG	29:3:14:ARG:HH22	2.11	0.62
33:7:122:GLN:HB3	33:7:127:VAL:HG11	1.80	0.62
35:9:95:MET:HG2	35:9:124:ALA:CB	2.29	0.62
46:20:22:ALA:HA	46:20:33:ILE:HG13	1.80	0.62

Continued on next page...

Continued from previous page...

Atom-1	Atom-2	Interatomic distance (Å)	Clash overlap (Å)
53:27:1266:G:H22	53:27:2012:G:H2'	1.64	0.62
56:30:18:G:H5''	56:30:58:A:H2	1.63	0.62
31:5:25:VAL:HB	31:5:35:GLN:HG2	1.80	0.62
1:A:16:VAL:HB	1:A:203:VAL:HG22	1.81	0.62
4:D:161:SER:HB3	4:D:164:GLU:CG	2.29	0.62
52:26:1062:U:H2'	52:26:1063:C:C5	2.33	0.62
16:P:2:ARG:HD2	53:27:1248:G:C2	2.35	0.62
53:27:1300:G:H4'	53:27:1301:A:C5'	2.27	0.62
59:33:96:ARG:HG2	59:33:104:VAL:CB	2.30	0.62
10:J:76:VAL:H	15:O:72:VAL:CG2	2.12	0.62
41:15:126:ARG:NH2	52:26:692:U:H5''	2.14	0.62
52:26:177:G:H2'	52:26:178:C:C6	2.35	0.62
52:26:447:G:H1'	52:26:487:A:H61	1.65	0.62
52:26:80:A:H61	52:26:89:U:H3	1.46	0.62
53:27:1447:C:H2'	53:27:1448:G:H8	1.64	0.62
53:27:1869:G:H2'	53:27:1871:A:OP1	2.00	0.62
59:33:232:PHE:HE1	59:33:329:PRO:CD	2.11	0.62
59:33:63:VAL:HG11	59:33:80:LEU:CD2	2.29	0.62
59:33:79:ALA:O	59:33:82:PHE:CD1	2.53	0.62
4:D:89:THR:CG2	4:D:91:ARG:HH11	2.13	0.62
46:20:70:ARG:O	46:20:74:LEU:HG	1.99	0.62
49:23:77:ARG:HD2	52:26:1225:A:H1'	1.81	0.62
53:27:1197:G:H2'	53:27:1198:U:C6	2.35	0.62
54:28:78:A:H2'	54:28:79:G:O4'	1.99	0.62
59:33:42:CYS:HA	59:33:84:LEU:HD21	1.81	0.62
32:6:32:GLY:HA3	32:6:38:HIS:HA	1.80	0.62
33:7:76:ILE:HA	33:7:83:VAL:HG23	1.82	0.62
33:7:63:ILE:CG2	33:7:98:ALA:HA	2.23	0.62
7:G:114:GLU:HB3	7:G:122:GLN:HB3	1.82	0.62
10:J:87:LEU:HA	10:J:94:PRO:HA	1.80	0.62
52:26:16:A:O2'	52:26:17:U:H5'	1.99	0.62
52:26:82:G:H3'	52:26:83:C:C5'	2.29	0.62
53:27:1164:C:H2'	53:27:1165:A:C8	2.35	0.62
53:27:1794:A:H2'	53:27:1795:C:C6	2.35	0.62
33:7:108:PRO:HA	33:7:114:LEU:HD12	1.82	0.62
3:C:134:LEU:HD23	3:C:161:ALA:HB2	1.81	0.62
4:D:142:TYR:O	4:D:145:VAL:HG22	1.99	0.62
18:R:83:LYS:HG2	18:R:97:LEU:HD22	1.82	0.62
40:14:50:THR:HG22	40:14:62:ARG:HD3	1.81	0.62
45:19:88:ARG:HD3	53:27:714:U:C6	2.35	0.62
53:27:2297:A:N1	53:27:2321:U:H5	1.96	0.62

Continued on next page...

Continued from previous page...

Atom-1	Atom-2	Interatomic distance (Å)	Clash overlap (Å)
59:33:210:GLU:CG	59:33:260:TRP:CH2	2.83	0.62
32:6:67:LEU:HD11	32:6:157:PRO:HG2	1.82	0.62
32:6:46:VAL:HB	32:6:47:PRO:HD3	1.82	0.62
35:9:156:ARG:O	35:9:158:LYS:N	2.31	0.62
35:9:98:ALA:HB2	35:9:123:LEU:HG	1.80	0.62
6:F:64:ALA:O	6:F:68:ARG:HG3	2.00	0.62
10:J:77:ILE:HG12	15:O:71:ARG:HG3	1.81	0.62
41:15:126:ARG:O	51:25:34:ARG:NH2	2.33	0.61
52:26:584:G:H2'	52:26:585:G:H8	1.65	0.61
53:27:2515:C:H2'	53:27:2516:A:H8	1.64	0.61
54:28:30:C:C2'	54:28:31:C:H5'	2.30	0.61
59:33:694:VAL:HG12	59:33:714:ILE:HG22	1.82	0.61
34:8:158:LEU:O	34:8:162:GLU:HG2	2.00	0.61
4:D:82:TYR:CD1	4:D:83:PRO:HD2	2.35	0.61
39:13:5:TYR:HB2	39:13:20:ILE:HG23	1.81	0.61
52:26:396:C:H2'	52:26:397:A:H5''	1.83	0.61
52:26:3:A:H1'	52:26:613:C:H1'	1.81	0.61
53:27:2133:G:H2'	53:27:2157:G:O2'	2.00	0.61
53:27:2183:A:H2'	53:27:2184:A:H8	1.63	0.61
12:L:33:LEU:HB2	12:L:117:PHE:CD1	2.35	0.61
17:Q:77:PHE:HD1	17:Q:84:ARG:HB3	1.64	0.61
20:T:43:LYS:HB2	20:T:60:LYS:HE2	1.80	0.61
36:10:29:ILE:HG13	36:10:30:THR:N	2.15	0.61
43:17:89:ARG:NH2	43:17:95:PRO:HG2	2.15	0.61
44:18:45:LEU:HD21	49:23:12:LEU:HD21	1.83	0.61
52:26:687:A:N3	52:26:688:G:H1'	2.15	0.61
53:27:1266:G:N2	53:27:2012:G:H2'	2.15	0.61
58:32:7:G:H2'	58:32:49:G:C8	2.34	0.61
59:33:62:MET:SD	59:33:155:GLU:OE1	2.58	0.61
59:33:62:MET:HE2	59:33:79:ALA:HA	1.81	0.61
32:6:186:VAL:HG11	32:6:195:VAL:HG21	1.81	0.61
35:9:108:GLY:H	52:26:9:G:H4'	1.64	0.61
1:A:5:CYS:SG	1:A:12:ARG:HD2	2.41	0.61
13:M:100:CYS:H	13:M:111:ALA:HA	1.64	0.61
14:N:53:THR:HG21	14:N:65:THR:O	2.01	0.61
17:Q:15:SER:O	17:Q:18:GLN:HG2	2.00	0.61
19:S:44:LYS:HA	19:S:55:VAL:HG21	1.82	0.61
36:10:23:GLU:HA	36:10:26:THR:HG22	1.81	0.61
52:26:112:G:N2	52:26:354:G:H5'	2.15	0.61
52:26:986:U:H2'	52:26:987:G:C8	2.35	0.61
53:27:2171:A:C2'	53:27:2172:U:H5'	2.30	0.61

Continued on next page...

Continued from previous page...

Atom-1	Atom-2	Interatomic distance (Å)	Clash overlap (Å)
35:9:133:ILE:HD12	35:9:133:ILE:H	1.66	0.61
1:A:86:ARG:HH11	1:A:86:ARG:HG2	1.65	0.61
7:G:117:LEU:HD13	7:G:122:GLN:HG3	1.82	0.61
11:K:51:GLU:CG	11:K:56:PRO:HA	2.31	0.61
37:11:74:VAL:HG13	37:11:143:MET:HB3	1.82	0.61
37:11:58:LEU:O	37:11:61:PHE:HB3	2.01	0.61
39:13:126:PHE:O	52:26:1342:C:H4'	1.99	0.61
51:25:3:ILE:N	51:25:19:LYS:HZ2	1.99	0.61
52:26:1032:G:H3'	52:26:1032:G:N3	2.15	0.61
52:26:1527:U:O2'	52:26:1528:U:H5'	2.00	0.61
52:26:737:C:H2'	52:26:738:C:C6	2.35	0.61
53:27:112:U:H2'	53:27:113:U:H5'	1.81	0.61
53:27:1881:C:H2'	53:27:1882:U:O4'	2.00	0.61
53:27:464:U:H2'	53:27:465:G:O4'	2.01	0.61
59:33:96:ARG:NE	59:33:104:VAL:HG21	2.15	0.61
59:33:147:ARG:O	59:33:150:VAL:HG12	1.99	0.61
2:B:146:ILE:HG13	2:B:147:GLY:H	1.66	0.61
2:B:105:LYS:O	2:B:177:VAL:HG12	2.00	0.61
7:G:126:LEU:HB3	7:G:128:THR:HG23	1.83	0.61
7:G:99:PHE:HA	7:G:102:ALA:HB3	1.83	0.61
8:H:76:ALA:O	8:H:80:LYS:HG3	2.00	0.61
14:N:51:ALA:HB3	14:N:78:VAL:CG2	2.30	0.61
17:Q:5:PHE:O	17:Q:11:GLN:HA	2.00	0.61
19:S:80:TRP:CZ3	19:S:82:LYS:HB2	2.34	0.61
21:U:1:MET:HG3	21:U:2:PHE:N	2.16	0.61
37:11:145:GLU:HA	37:11:148:LYS:HB2	1.82	0.61
46:20:21:VAL:HG12	46:20:33:ILE:HD12	1.82	0.61
47:21:45:VAL:HG22	47:21:72:TRP:HB2	1.82	0.61
52:26:1412:C:H2'	52:26:1413:A:C8	2.35	0.61
52:26:477:C:H2'	52:26:478:A:C8	2.36	0.61
52:26:607:A:H2'	52:26:608:A:H8	1.62	0.61
53:27:1261:C:C2'	53:27:1262:A:H5''	2.31	0.61
53:27:145:C:H2'	53:27:146:A:H8	1.64	0.61
4:D:130:GLY:HA3	53:27:2305:U:H5''	1.82	0.61
53:27:1680:U:H2'	53:27:1681:G:O4'	2.01	0.61
53:27:889:C:H2'	53:27:890:C:C6	2.35	0.61
56:30:41:C:C3'	56:30:42:C:H5''	2.30	0.61
59:33:175:ALA:O	59:33:178:CYS:SG	2.59	0.61
32:6:104:LYS:HE2	52:26:1073:U:H4'	1.82	0.61
8:H:3:LYS:HG2	8:H:4:VAL:HG23	1.82	0.61
13:M:103:ARG:HB2	13:M:110:MET:HG3	1.83	0.61

Continued on next page...

Continued from previous page...

Atom-1	Atom-2	Interatomic distance (Å)	Clash overlap (Å)
18:R:42:LYS:HB2	53:27:2010:G:H5''	1.82	0.61
41:15:109:ILE:HD12	51:25:16:ARG:HE	1.64	0.61
52:26:27:G:H2'	52:26:28:A:C8	2.35	0.61
42:16:27:PRO:HG2	52:26:363:A:C2	2.35	0.61
52:26:855:U:H2'	52:26:856:C:C6	2.36	0.61
9:I:39:LYS:HD2	53:27:1007:C:OP1	2.00	0.61
53:27:1440:U:H2'	53:27:1441:G:C8	2.36	0.61
53:27:1848:A:H2'	53:27:1849:G:O4'	2.01	0.61
53:27:2130:U:H5'	53:27:2159:G:H1	1.64	0.61
53:27:2515:C:H2'	53:27:2516:A:C8	2.36	0.61
53:27:2698:U:H2'	53:27:2699:C:C6	2.35	0.61
53:27:876:C:H2'	53:27:877:A:O4'	2.01	0.61
53:27:910:A:H2'	53:27:911:A:C8	2.36	0.61
59:33:281:ILE:HG13	59:33:338:ILE:HG23	1.83	0.61
4:D:56:LEU:HA	4:D:59:ILE:HD12	1.81	0.61
7:G:28:ALA:HB1	7:G:81:LEU:HG	1.82	0.61
13:M:72:ASP:OD2	13:M:74:GLU:HB3	1.99	0.61
40:14:7:ARG:HA	40:14:75:ASP:HA	1.83	0.61
51:25:38:GLU:HB2	52:26:1526:G:OP2	2.01	0.61
52:26:631:C:H3'	52:26:632:U:H5'	1.83	0.61
54:28:66:A:H5''	54:28:67:G:OP1	2.01	0.61
59:33:409:PHE:HB2	59:33:415:VAL:HG12	1.83	0.61
35:9:121:ASN:O	35:9:122:VAL:HG22	2.01	0.61
1:A:24:HIS:CD2	1:A:79:ARG:HE	2.18	0.61
2:B:125:TRP:CG	2:B:160:LYS:HB3	2.36	0.61
7:G:124:ASP:O	7:G:126:LEU:N	2.31	0.61
48:22:17:VAL:HG22	48:22:18:GLN:H	1.66	0.61
52:26:399:G:H2'	52:26:400:C:C6	2.36	0.61
52:26:864:A:H2'	52:26:865:A:C8	2.36	0.61
53:27:534:U:H2'	53:27:535:G:H8	1.64	0.61
53:27:548:G:H2'	53:27:549:G:C4'	2.31	0.61
33:7:156:LEU:O	33:7:156:LEU:HD12	1.99	0.61
2:B:101:PHE:O	2:B:103:ASP:N	2.32	0.61
7:G:23:LEU:CD1	7:G:119:PRO:HD3	2.31	0.61
8:H:77:VAL:O	8:H:80:LYS:HB2	2.01	0.61
16:P:88:GLU:HG2	17:Q:52:PRO:HB3	1.82	0.61
44:18:84:ARG:NH1	44:18:88:MET:HG3	2.15	0.60
52:26:46:G:OP1	52:26:307:C:H4'	2.01	0.60
52:26:410:G:H2'	52:26:429:U:C5	2.36	0.60
53:27:184:C:H2'	53:27:185:G:C8	2.35	0.60
53:27:859:G:H1'	53:27:860:U:H5	1.65	0.60

Continued on next page...

Continued from previous page...

Atom-1	Atom-2	Interatomic distance (Å)	Clash overlap (Å)
59:33:730:ASN:ND2	59:33:738:ALA:HB3	2.16	0.60
33:7:123:LEU:HD21	33:7:129:PHE:HB3	1.83	0.60
7:G:32:GLY:C	53:27:1055:G:H4'	2.21	0.60
7:G:3:LEU:HD12	7:G:5:LEU:H	1.66	0.60
37:11:7:GLY:O	37:11:9:ARG:N	2.34	0.60
41:15:44:ALA:HB3	41:15:69:CYS:HB2	1.82	0.60
52:26:1033:G:C2	52:26:1034:G:H1'	2.37	0.60
53:27:1070:A:H2'	53:27:1097:U:OP1	2.01	0.60
53:27:2215:C:H2'	53:27:2216:G:H8	1.67	0.60
9:I:136:GLN:HE21	53:27:2899:A:H5'	1.66	0.60
53:27:508:A:H3'	53:27:509:C:H5'	1.82	0.60
59:33:161:ARG:O	59:33:162:GLU:HG2	2.01	0.60
32:6:137:THR:O	32:6:141:GLU:HG3	2.00	0.60
3:C:137:LYS:O	3:C:141:MET:N	2.34	0.60
3:C:62:GLN:HA	3:C:67:ARG:HD3	1.83	0.60
8:H:125:THR:O	8:H:129:GLU:HG3	2.01	0.60
9:I:80:HIS:O	9:I:82:GLY:N	2.34	0.60
42:16:120:ARG:HG2	52:26:37:U:H5''	1.83	0.60
40:14:59:LYS:HE3	52:26:972:C:O3'	2.01	0.60
53:27:1295:C:H2'	53:27:1296:G:C8	2.35	0.60
53:27:394:C:H2'	53:27:395:U:O4'	2.01	0.60
53:27:494:G:O2'	53:27:495:G:H5'	2.01	0.60
59:33:61:GLU:HA	59:33:64:GLU:OE1	2.01	0.60
1:A:216:ARG:HG3	1:A:216:ARG:HH11	1.66	0.60
9:I:96:ARG:HH11	9:I:99:ARG:HD3	1.66	0.60
12:L:3:GLN:HG3	12:L:92:TRP:NE1	2.16	0.60
53:27:1062:G:H2'	53:27:1063:G:C8	2.36	0.60
53:27:547:A:H4'	53:27:548:G:N7	2.17	0.60
11:K:48:ARG:HD3	53:27:666:A:H4'	1.83	0.60
59:33:49:HIS:HB3	59:33:50:PRO:CD	2.28	0.60
9:I:21:THR:HG23	9:I:61:LYS:HE3	1.83	0.60
41:15:92:ARG:HG3	41:15:93:GLU:H	1.66	0.60
52:26:1345:U:H5''	52:26:1346:A:OP1	2.00	0.60
53:27:1542:U:H2'	53:27:1543:G:O4'	2.01	0.60
53:27:2319:G:H4'	53:27:2321:U:O4	2.01	0.60
59:33:61:GLU:OE2	59:33:158:ALA:HB1	2.00	0.60
20:T:27:VAL:HG22	20:T:28:LEU:N	2.15	0.60
52:26:1219:A:H2'	52:26:1220:G:H8	1.66	0.60
53:27:1344:U:H3'	53:27:1345:C:H5'	1.84	0.60
53:27:554:U:H2'	53:27:555:G:O4'	2.02	0.60
54:28:119:A:H2'	54:28:120:A:H4'	1.83	0.60

Continued on next page...

Continued from previous page...

Atom-1	Atom-2	Interatomic distance (Å)	Clash overlap (Å)
56:30:16:U:O2'	56:30:60:U:H1'	2.02	0.60
32:6:56:LEU:HD23	32:6:59:ILE:HD11	1.81	0.60
34:8:169:TRP:CD1	34:8:185:PRO:HG3	2.37	0.60
4:D:90:LEU:O	4:D:90:LEU:HD12	2.02	0.60
6:F:73:ASN:HA	6:F:108:VAL:HG21	1.82	0.60
8:H:27:LEU:HD22	8:H:32:VAL:HB	1.84	0.60
14:N:49:VAL:HG11	14:N:81:ARG:HB2	1.83	0.60
52:26:918:A:H2'	52:26:919:A:C8	2.35	0.60
53:27:1664:A:H61	53:27:1996:C:N4	1.97	0.60
54:28:62:C:H2'	54:28:63:C:C6	2.37	0.60
59:33:267:ASN:HD22	59:33:267:ASN:H	1.49	0.60
56:30:76:A:H8	59:33:410:THR:HG21	1.67	0.60
1:A:43:ASN:HB3	1:A:49:THR:HG21	1.82	0.60
3:C:31:VAL:HG21	3:C:104:ALA:HB2	1.83	0.60
3:C:192:ALA:O	3:C:196:VAL:HG23	2.02	0.60
52:26:264:C:H2'	52:26:265:G:O4'	2.02	0.60
52:26:379:C:H2'	52:26:380:G:C8	2.37	0.60
52:26:455:G:H2'	52:26:456:A:C8	2.37	0.60
52:26:695:A:H2'	52:26:696:A:C8	2.37	0.60
53:27:657:U:H2'	53:27:658:U:C6	2.37	0.60
56:30:4:C:H2'	56:30:5:G:H8	1.67	0.60
59:33:286:LEU:O	59:33:289:CYS:SG	2.54	0.60
34:8:151:GLN:O	34:8:153:ARG:N	2.35	0.60
35:9:105:ILE:O	35:9:105:ILE:HG13	2.01	0.60
26:Z:20:ASN:HB2	26:Z:39:LYS:HE3	1.82	0.60
36:10:44:ARG:HA	36:10:58:HIS:HA	1.83	0.60
39:13:122:ARG:HB2	52:26:1349:A:H5''	1.82	0.60
42:16:27:PRO:C	42:16:28:GLN:HG3	2.21	0.60
52:26:1225:A:H5'	52:26:1226:C:OP2	2.02	0.60
53:27:607:U:O4	53:27:620:G:H5'	2.02	0.60
58:32:1:C:H2'	58:32:2:G:C8	2.37	0.60
1:A:204:LEU:HD22	1:A:209:ALA:HB1	1.81	0.60
1:A:244:VAL:HG12	1:A:250:GLN:HA	1.83	0.60
3:C:79:ARG:HH21	53:27:448:U:H5'	1.66	0.60
4:D:141:ASP:HB3	4:D:144:LYS:HD3	1.83	0.60
17:Q:85:LYS:HE3	53:27:815:C:OP2	2.01	0.60
25:Y:9:THR:HG23	25:Y:10:ARG:HG3	1.84	0.60
39:13:27:ILE:HA	39:13:62:LEU:HD11	1.84	0.60
40:14:6:ILE:HD11	40:14:79:PRO:HA	1.83	0.60
52:26:793:U:H5'	52:26:794:A:H5''	1.82	0.60
53:27:164:C:H2'	53:27:165:A:O4'	2.02	0.60

Continued on next page...

Continued from previous page...

Atom-1	Atom-2	Interatomic distance (Å)	Clash overlap (Å)
53:27:2070:A:H2'	53:27:2071:A:H8	1.65	0.60
53:27:2153:C:H2'	53:27:2154:A:C8	2.37	0.60
9:I:113:PRO:HD2	53:27:558:U:OP1	2.02	0.60
56:30:43:C:O2'	56:30:44:G:H5'	2.01	0.60
56:30:76:A:H2'	59:33:431:ILE:HD13	1.84	0.60
59:33:74:ASP:OD1	59:33:103:VAL:HG22	2.02	0.60
36:10:55:HIS:O	36:10:56:LYS:HB2	2.02	0.59
46:20:61:VAL:HG21	46:20:67:ILE:HD11	1.84	0.59
53:27:580:U:H2'	53:27:581:C:C6	2.37	0.59
59:33:147:ARG:CA	59:33:150:VAL:HG12	2.29	0.59
18:R:1:MET:HG3	18:R:2:GLU:H	1.66	0.59
23:W:2:ARG:HD2	23:W:29:LEU:HD22	1.84	0.59
40:14:40:ILE:HB	40:14:73:LEU:HB3	1.83	0.59
52:26:129:A:H1'	52:26:130:A:C8	2.37	0.59
52:26:177:G:H2'	52:26:178:C:H6	1.67	0.59
52:26:21:G:H2'	52:26:22:G:C8	2.36	0.59
53:27:1139:G:O2'	53:27:1140:C:H5'	2.02	0.59
31:5:3:VAL:HG21	53:27:2539:C:H5'	1.83	0.59
53:27:871:U:H2'	53:27:872:U:C6	2.37	0.59
33:7:63:ILE:HG21	33:7:96:VAL:HG23	1.84	0.59
2:B:16:THR:OG1	2:B:20:VAL:HB	2.03	0.59
8:H:11:GLN:HE21	8:H:55:PRO:HB3	1.67	0.59
11:K:17:LYS:HD3	53:27:663:G:H5''	1.83	0.59
19:S:29:THR:HG23	19:S:85:VAL:C	2.22	0.59
47:21:19:SER:HB3	47:21:70:LYS:NZ	2.18	0.59
52:26:1478:U:H2'	52:26:1479:C:C6	2.38	0.59
53:27:547:A:H5''	53:27:548:G:OP1	2.03	0.59
53:27:889:C:H2'	53:27:890:C:H6	1.66	0.59
59:33:615:PRO:HB3	59:33:635:ARG:CB	2.32	0.59
34:8:120:LYS:HG2	34:8:130:ASN:HB2	1.84	0.59
2:B:122:VAL:CG2	2:B:141:ARG:HH21	2.12	0.59
2:B:81:GLU:OE1	53:27:2636:C:H4'	2.01	0.59
7:G:8:LYS:HG2	53:27:1046:A:C6	2.37	0.59
20:T:40:LEU:HD22	20:T:59:GLU:HB3	1.83	0.59
22:V:34:VAL:HG12	22:V:36:GLN:H	1.67	0.59
27:1:2:VAL:HG12	27:1:3:GLN:H	1.66	0.59
52:26:104:G:H2'	52:26:105:G:H8	1.66	0.59
52:26:1118:U:H2'	52:26:1119:C:C6	2.37	0.59
52:26:85:U:H5''	52:26:86:G:O4'	2.03	0.59
59:33:63:VAL:CG1	59:33:80:LEU:HG	2.20	0.59
32:6:83:ALA:CB	32:6:90:PHE:HB3	2.33	0.59

Continued on next page...

Continued from previous page...

Atom-1	Atom-2	Interatomic distance (Å)	Clash overlap (Å)
3:C:110:SER:O	3:C:114:ARG:HG3	2.03	0.59
24:X:42:LEU:O	24:X:46:VAL:HG23	2.02	0.59
43:17:18:LEU:CD1	43:17:33:LEU:HD11	2.28	0.59
52:26:884:U:H4'	52:26:885:G:C5'	2.32	0.59
53:27:1444:G:H2'	53:27:1445:G:H8	1.66	0.59
53:27:1506:U:H2'	53:27:1507:C:C6	2.37	0.59
53:27:2221:G:O2'	53:27:2222:C:H5'	2.02	0.59
8:H:60:VAL:HG12	8:H:61:TYR:H	1.67	0.59
13:M:90:ARG:HH12	13:M:116:VAL:HG11	1.67	0.59
18:R:93:ALA:HB2	53:27:1614:A:N1	2.17	0.59
39:13:123:ARG:HD3	39:13:124:PRO:HD2	1.83	0.59
37:11:15:PRO:HA	39:13:45:MET:SD	2.43	0.59
41:15:83:VAL:HB	41:15:109:ILE:HA	1.84	0.59
41:15:111:ASP:CB	51:25:19:LYS:HZ1	2.14	0.59
38:12:80:PRO:HG2	52:26:878:A:H5''	1.84	0.59
53:27:2116:G:O6	53:27:2165:C:H1'	2.02	0.59
59:33:204:ARG:HG3	59:33:211:TYR:CD2	2.36	0.59
33:7:199:VAL:HG22	33:7:201:ILE:HD11	1.83	0.59
3:C:58:LYS:HD3	3:C:62:GLN:HB2	1.85	0.59
5:E:153:PRO:HG3	5:E:161:VAL:O	2.02	0.59
8:H:73:PRO:HG2	8:H:78:LEU:HD21	1.85	0.59
9:I:81:ILE:HG23	9:I:82:GLY:N	2.17	0.59
14:N:11:ALA:HB2	14:N:96:GLY:N	2.17	0.59
17:Q:79:ARG:HE	17:Q:80:ARG:HH21	1.51	0.59
35:9:51:LYS:HZ2	52:26:1080:A:P	2.26	0.59
52:26:1256:A:H1'	52:26:1258:G:C5	2.36	0.59
52:26:1379:G:O2'	52:26:1380:U:H5'	2.01	0.59
52:26:269:C:H2'	52:26:270:A:C8	2.37	0.59
52:26:715:A:H2'	52:26:716:A:C8	2.38	0.59
52:26:737:C:H2'	52:26:738:C:H6	1.68	0.59
3:C:1:MET:HG2	3:C:16:GLU:HA	1.85	0.59
17:Q:10:LYS:NZ	53:27:994:C:H1'	2.18	0.59
20:T:3:LYS:CD	20:T:82:VAL:HB	2.32	0.59
44:18:45:LEU:CD2	49:23:12:LEU:HD21	2.33	0.59
46:20:8:ARG:HD3	46:20:17:TYR:CE1	2.38	0.59
47:21:64:ARG:HD2	52:26:264:C:C4'	2.31	0.59
53:27:1297:C:OP1	53:27:2710:C:H4'	2.01	0.59
53:27:215:G:C4'	53:27:216:A:H4'	2.32	0.59
59:33:240:MET:HB3	59:33:295:ILE:HD12	1.84	0.59
4:D:61:GLY:HA3	4:D:94:ARG:NH1	2.17	0.59
6:F:53:GLU:HA	6:F:57:LYS:HE3	1.85	0.59

Continued on next page...

Continued from previous page...

Atom-1	Atom-2	Interatomic distance (Å)	Clash overlap (Å)
16:P:48:ASP:HA	16:P:51:GLN:CB	2.33	0.59
37:11:80:GLY:HA3	55:29:12:A:O2'	2.01	0.59
39:13:112:ARG:NH1	39:13:114:LYS:HG2	2.17	0.59
42:16:109:ARG:HB2	42:16:118:VAL:HG21	1.85	0.59
49:23:51:HIS:HA	49:23:56:HIS:HA	1.84	0.59
50:24:6:ALA:O	50:24:9:ARG:HB3	2.02	0.59
51:25:28:LEU:O	51:25:32:ARG:HB3	2.01	0.59
52:26:246:A:H4'	52:26:247:G:OP1	2.03	0.59
53:27:1863:G:H2'	53:27:1864:U:O4'	2.03	0.59
53:27:644:A:C2	53:27:2369:A:H1'	2.38	0.59
53:27:897:C:H2'	53:27:898:C:C6	2.38	0.59
59:33:65:ILE:HG12	59:33:161:ARG:HH21	1.65	0.59
59:33:697:VAL:HG22	59:33:712:MET:HE1	1.84	0.59
8:H:32:VAL:HG13	8:H:64:ARG:HD2	1.84	0.59
8:H:49:GLU:HG3	8:H:52:LEU:HD12	1.84	0.59
19:S:73:ARG:HH11	53:27:456:C:H2'	1.68	0.59
22:V:22:PHE:CD2	53:27:922:C:H1'	2.38	0.59
52:26:166:U:H2'	52:26:167:A:C8	2.38	0.59
53:27:2368:C:H2'	53:27:2369:A:H8	1.68	0.59
53:27:2512:C:H2'	53:27:2513:A:O4'	2.03	0.59
53:27:2800:A:C2	53:27:2895:G:H1'	2.38	0.59
53:27:64:A:H2'	53:27:65:U:C6	2.38	0.59
57:31:6:G:O2'	57:31:7:G:H5'	2.03	0.59
35:9:22:LYS:HB3	35:9:29:ILE:HG22	1.85	0.59
2:B:115:GLY:O	13:M:3:HIS:NE2	2.36	0.59
2:B:62:LYS:HB3	2:B:63:PRO:HD3	1.85	0.59
7:G:4:ASN:O	7:G:8:LYS:HG3	2.03	0.59
8:H:14:ALA:HB1	8:H:49:GLU:O	2.03	0.59
8:H:60:VAL:HG12	8:H:61:TYR:N	2.18	0.59
13:M:55:ALA:HA	13:M:80:PHE:HE1	1.68	0.59
18:R:4:ILE:HG22	18:R:106:VAL:HG22	1.84	0.59
41:15:63:GLN:HG3	41:15:98:ALA:CB	2.32	0.58
41:15:97:ARG:HH12	51:25:13:VAL:HG23	1.68	0.58
53:27:419:U:H2'	53:27:420:C:C6	2.38	0.58
59:33:641:LEU:O	59:33:645:ARG:HG3	2.02	0.58
32:6:30:ILE:HG22	32:6:40:ILE:HG12	1.85	0.58
7:G:27:VAL:HG23	7:G:110:ALA:HB1	1.85	0.58
17:Q:45:GLU:CD	17:Q:46:GLU:H	2.06	0.58
46:20:40:ASN:HD22	46:20:46:LYS:NZ	2.01	0.58
52:26:707:U:H2'	52:26:708:C:C6	2.38	0.58
53:27:1387:A:H2'	53:27:1388:G:H8	1.68	0.58

Continued on next page...

Continued from previous page...

Atom-1	Atom-2	Interatomic distance (Å)	Clash overlap (Å)
53:27:1464:G:H2'	53:27:1465:G:C8	2.38	0.58
59:33:39:TRP:HA	59:33:80:LEU:HD13	1.85	0.58
32:6:65:LYS:HD3	32:6:153:MET:HG3	1.84	0.58
34:8:36:ALA:N	34:8:37:PRO:CD	2.62	0.58
1:A:7:PRO:HB3	1:A:13:ARG:HG3	1.85	0.58
12:L:12:MET:HG2	12:L:72:PRO:HG2	1.84	0.58
40:14:12:ALA:HB2	40:14:96:VAL:HG22	1.85	0.58
40:14:65:TYR:HA	44:18:98:ALA:H	1.66	0.58
50:24:23:ARG:HH12	52:26:176:C:H4'	1.67	0.58
52:26:98:A:H2'	52:26:99:C:C6	2.38	0.58
53:27:1499:C:H2'	53:27:1500:G:H8	1.68	0.58
53:27:2215:C:H2'	53:27:2216:G:C8	2.38	0.58
53:27:2508:G:H1	53:27:2580:U:H3	1.52	0.58
53:27:848:C:H2'	53:27:849:A:H8	1.68	0.58
59:33:79:ALA:O	59:33:82:PHE:CE1	2.57	0.58
32:6:162:VAL:HG12	32:6:164:ASP:H	1.68	0.58
35:9:110:MET:HG3	35:9:139:THR:HG21	1.83	0.58
1:A:24:HIS:CG	1:A:79:ARG:HE	2.20	0.58
8:H:23:VAL:HA	8:H:26:ALA:CB	2.32	0.58
22:V:35:ARG:HD2	22:V:54:THR:HG23	1.83	0.58
41:15:27:ASN:HB3	41:15:56:LYS:NZ	2.19	0.58
52:26:234:C:H2'	52:26:235:C:C6	2.39	0.58
52:26:593:U:H2'	52:26:594:U:C6	2.38	0.58
48:22:40:PRO:HA	52:26:720:C:H5''	1.86	0.58
53:27:817:C:H2'	53:27:818:G:O4'	2.02	0.58
53:27:832:U:H2'	53:27:833:A:C8	2.39	0.58
59:33:179:THR:HG21	59:33:206:LEU:CD1	2.34	0.58
4:D:147:ARG:HG2	4:D:148:VAL:H	1.68	0.58
6:F:3:VAL:HA	6:F:38:PRO:HA	1.85	0.58
13:M:63:ARG:HD2	13:M:80:PHE:CE2	2.37	0.58
39:13:35:GLU:HA	39:13:39:GLY:HA3	1.85	0.58
42:16:28:GLN:HE22	52:26:34:C:H1'	1.69	0.58
52:26:1006:G:H2'	52:26:1007:U:C6	2.39	0.58
49:23:77:ARG:HH11	52:26:1222:G:H5''	1.68	0.58
52:26:1517:G:C2'	52:26:1518:A:H5'	2.33	0.58
53:27:1771:C:H2'	53:27:1772:A:C8	2.38	0.58
54:28:29:A:H2'	54:28:30:C:C6	2.38	0.58
59:33:224:ASP:O	59:33:228:TYR:CD1	2.55	0.58
3:C:69:ARG:HH21	53:27:2502:G:H22	1.49	0.58
7:G:47:GLU:HB3	7:G:51:TYR:HE2	1.68	0.58
39:13:115:VAL:HG21	40:14:62:ARG:HB2	1.85	0.58

Continued on next page...

Continued from previous page...

Atom-1	Atom-2	Interatomic distance (Å)	Clash overlap (Å)
52:26:20:U:H2'	52:26:21:G:O4'	2.03	0.58
53:27:2508:G:H2'	53:27:2509:G:C8	2.38	0.58
53:27:2537:U:H2'	53:27:2538:C:C6	2.38	0.58
59:33:634:HIS:ND1	59:33:641:LEU:HB2	2.17	0.58
59:33:61:GLU:HA	59:33:64:GLU:CD	2.24	0.58
33:7:109:GLU:HB2	33:7:143:LEU:HD13	1.85	0.58
3:C:65:THR:HB	3:C:67:ARG:HG3	1.85	0.58
6:F:5:LEU:HD22	6:F:12:LEU:HD11	1.85	0.58
9:I:57:LEU:HD21	9:I:130:HIS:HB3	1.86	0.58
9:I:8:PRO:HG3	9:I:48:VAL:HG13	1.84	0.58
36:10:18:VAL:HG11	36:10:58:HIS:NE2	2.18	0.58
40:14:59:LYS:HD3	40:14:62:ARG:NH2	2.19	0.58
42:16:43:LYS:HB3	42:16:44:PRO:HD3	1.85	0.58
53:27:1204:A:H4'	53:27:1205:A:H5''	1.84	0.58
53:27:2808:G:H5'	53:27:2809:A:OP1	2.03	0.58
59:33:155:GLU:O	59:33:159:HIS:CD2	2.56	0.58
59:33:16:ASP:OD2	59:33:17:PRO:HG2	2.04	0.58
59:33:65:ILE:HD13	59:33:157:ILE:CD1	2.33	0.58
59:33:81:LEU:CA	59:33:84:LEU:HD13	2.33	0.58
5:E:25:ILE:HD12	5:E:74:MET:CB	2.34	0.58
50:24:2:ASN:OD1	50:24:3:ILE:N	2.34	0.58
52:26:81:A:HO2'	52:26:82:G:H8	1.52	0.58
7:G:11:ILE:HG13	53:27:1046:A:H2	1.69	0.58
53:27:140:C:O2	53:27:140:C:H2'	2.03	0.58
53:27:2682:A:O2'	53:27:2683:C:H5'	2.03	0.58
53:27:2756:U:H1'	53:27:2757:A:H5''	1.86	0.58
53:27:2805:C:H2'	53:27:2806:C:H6	1.68	0.58
59:33:157:ILE:HG22	59:33:198:LEU:HD21	1.83	0.58
59:33:30:LYS:HD2	59:33:33:GLU:OE2	2.03	0.58
34:8:96:ARG:O	34:8:100:VAL:HG23	2.04	0.58
1:A:74:PRO:HA	1:A:116:GLN:HB3	1.86	0.58
4:D:134:GLN:OE1	4:D:149:ARG:HB2	2.03	0.58
36:10:7:VAL:HG22	36:10:61:LEU:HG	1.85	0.58
41:15:23:HIS:HB3	41:15:30:ILE:CG2	2.34	0.58
53:27:1434:A:H2'	53:27:1435:G:C8	2.39	0.58
11:K:103:ILE:HD12	53:27:259:G:H4'	1.84	0.58
53:27:598:U:H2'	53:27:599:A:C8	2.39	0.58
59:33:243:GLU:CD	59:33:295:ILE:HG21	2.25	0.58
34:8:122:ILE:HD12	34:8:144:ILE:HG13	1.85	0.58
1:A:270:ARG:NH2	53:27:1798:U:OP2	2.35	0.58
4:D:73:VAL:HG22	4:D:78:ILE:HD11	1.85	0.58

Continued on next page...

Continued from previous page...

Atom-1	Atom-2	Interatomic distance (Å)	Clash overlap (Å)
17:Q:45:GLU:CG	17:Q:46:GLU:H	2.16	0.58
52:26:1162:C:H2'	52:26:1163:A:C8	2.39	0.58
52:26:398:U:H2'	52:26:399:G:H8	1.68	0.58
53:27:1385:A:H1'	53:27:1386:C:C6	2.38	0.58
53:27:1440:U:H2'	53:27:1441:G:H8	1.68	0.58
53:27:214:G:H2'	53:27:215:G:C8	2.38	0.58
53:27:2786:U:H2'	53:27:2787:C:H6	1.69	0.58
53:27:839:U:H2'	53:27:840:C:C6	2.38	0.58
56:30:21:A:N6	56:30:46:G:H2'	2.19	0.58
59:33:65:ILE:CG1	59:33:161:ARG:HH21	2.17	0.58
59:33:616:ILE:O	59:33:618:GLY:N	2.36	0.58
59:33:672:VAL:CG1	59:33:707:LEU:HD21	2.34	0.58
32:6:182:VAL:HG23	32:6:196:ASP:H	1.68	0.58
7:G:29:ASP:O	7:G:81:LEU:HD21	2.04	0.58
7:G:8:LYS:HG2	53:27:1046:A:N6	2.19	0.58
9:I:117:ALA:HA	9:I:120:ARG:HH21	1.68	0.58
2:B:13:ARG:HH11	15:O:55:HIS:HA	1.69	0.58
16:P:107:ALA:O	17:Q:48:LYS:HE3	2.04	0.58
36:10:6:ILE:HD11	36:10:71:ILE:CD1	2.34	0.57
40:14:56:HIS:O	40:14:57:VAL:HG12	2.04	0.57
47:21:14:ASP:O	47:21:16:MET:N	2.37	0.57
52:26:540:G:H2'	52:26:541:G:C8	2.39	0.57
52:26:955:U:H2'	52:26:956:U:H6	1.68	0.57
53:27:1320:C:O2'	53:27:1321:A:H5''	2.03	0.57
53:27:2732:G:O2'	53:27:2733:A:H5'	2.03	0.57
59:33:232:PHE:CE1	59:33:329:PRO:CD	2.81	0.57
33:7:96:VAL:HB	33:7:97:PRO:CD	2.30	0.57
34:8:56:GLU:HG3	34:8:198:LEU:CD1	2.33	0.57
7:G:58:THR:HB	7:G:82:ILE:HB	1.86	0.57
20:T:6:ARG:H	53:27:85:G:P	2.25	0.57
43:17:65:GLU:CG	43:17:66:GLY:H	2.10	0.57
52:26:1259:C:H3'	52:26:1260:G:C5'	2.28	0.57
52:26:309:A:H2'	52:26:310:G:C8	2.40	0.57
52:26:321:A:O2'	52:26:322:C:H5'	2.03	0.57
52:26:407:U:H2'	52:26:408:A:C8	2.39	0.57
52:26:672:U:H2'	52:26:673:A:C8	2.38	0.57
53:27:488:G:N2	53:27:491:G:H5''	2.18	0.57
56:30:25:C:H2'	56:30:26:A:O4'	2.03	0.57
58:32:51:C:H2'	58:32:52:G:O4'	2.04	0.57
59:33:294:GLY:O	59:33:298:THR:HG23	2.04	0.57
29:3:35:ARG:HH11	29:3:35:ARG:HG3	1.67	0.57

Continued on next page...

Continued from previous page...

Atom-1	Atom-2	Interatomic distance (Å)	Clash overlap (Å)
33:7:122:GLN:O	33:7:127:VAL:HG12	2.04	0.57
41:15:15:VAL:HG12	41:15:76:TYR:HB3	1.86	0.57
52:26:1028:C:H2'	52:26:1029:U:O4'	2.04	0.57
52:26:1280:A:O2'	52:26:1281:C:H5'	2.03	0.57
52:26:229:U:H2'	52:26:230:G:H8	1.69	0.57
53:27:2715:C:H2'	53:27:2716:C:O4'	2.04	0.57
53:27:2799:A:C2'	53:27:2800:A:H5'	2.34	0.57
35:9:110:MET:HG3	35:9:139:THR:CG2	2.34	0.57
35:9:20:VAL:HG23	35:9:31:SER:HB2	1.86	0.57
3:C:55:SER:HB3	53:27:468:G:H5''	1.86	0.57
5:E:25:ILE:HD12	5:E:74:MET:HB2	1.85	0.57
42:16:88:ASP:HB2	52:26:523:A:N1	2.20	0.57
45:19:86:LEU:O	45:19:87:ARG:HB2	2.03	0.57
46:20:76:LYS:HA	46:20:79:ASN:ND2	2.19	0.57
53:27:1924:C:H2'	53:27:1925:C:C6	2.39	0.57
53:27:44:A:H2'	53:27:45:G:O4'	2.04	0.57
59:33:281:ILE:CD1	59:33:338:ILE:HG13	2.34	0.57
59:33:461:ILE:CG2	59:33:463:ILE:HG23	2.34	0.57
32:6:162:VAL:HG12	32:6:163:ILE:H	1.68	0.57
1:A:224:MET:O	1:A:232:GLY:HA3	2.05	0.57
2:B:29:VAL:O	2:B:185:ASN:HB3	2.05	0.57
19:S:59:ASN:HB2	19:S:84:TYR:HB2	1.86	0.57
22:V:15:LYS:HB2	22:V:17:LEU:CD1	2.34	0.57
52:26:1306:A:H62	52:26:1331:G:H1'	1.69	0.57
52:26:460:A:H2'	52:26:461:A:C8	2.40	0.57
52:26:788:U:H2'	52:26:789:U:O4'	2.04	0.57
53:27:1165:A:H2'	53:27:1166:G:C8	2.38	0.57
53:27:1210:G:OP1	53:27:1212:G:H5'	2.03	0.57
53:27:2087:G:H2'	53:27:2088:A:H8	1.69	0.57
53:27:2888:C:H2'	53:27:2889:C:C6	2.40	0.57
4:D:26:GLN:HE21	54:28:57:A:H4'	1.70	0.57
59:33:197:GLU:HG2	59:33:201:TYR:CZ	2.39	0.57
34:8:122:ILE:HG23	34:8:143:SER:O	2.05	0.57
10:J:14:SER:OG	10:J:86:LEU:HD12	2.04	0.57
12:L:50:ARG:HG3	12:L:51:ARG:N	2.19	0.57
38:12:5:PRO:HB2	38:12:32:LYS:HZ2	1.69	0.57
40:14:10:LEU:HD12	40:14:10:LEU:O	2.05	0.57
52:26:5:U:H4'	52:26:6:G:C4	2.40	0.57
53:27:1278:C:H2'	53:27:1279:G:H8	1.70	0.57
53:27:2148:G:H2'	53:27:2149:U:C6	2.38	0.57
53:27:946:C:H2'	53:27:947:A:H8	1.70	0.57

Continued on next page...

Continued from previous page...

Atom-1	Atom-2	Interatomic distance (Å)	Clash overlap (Å)
59:33:86:ASP:OD1	59:33:111:ARG:HD2	2.04	0.57
59:33:228:TYR:HB2	59:33:277:ARG:HH21	1.68	0.57
59:33:279:VAL:HG13	59:33:336:ILE:HG23	1.85	0.57
29:3:34:ARG:HD3	53:27:467:G:OP2	2.04	0.57
34:8:181:PHE:HZ	34:8:184:LYS:HA	1.70	0.57
35:9:55:VAL:HG23	35:9:56:PRO:HD3	1.86	0.57
5:E:17:LYS:HB2	5:E:24:THR:HB	1.85	0.57
37:11:74:VAL:CG1	37:11:143:MET:HB3	2.34	0.57
52:26:166:U:H2'	52:26:167:A:H8	1.70	0.57
52:26:314:C:O2'	52:26:315:A:H5'	2.05	0.57
52:26:4:U:H2'	52:26:6:G:OP1	2.04	0.57
53:27:1066:U:O2	53:27:1069:A:H2'	2.03	0.57
53:27:1874:C:H2'	53:27:1875:G:O4'	2.05	0.57
53:27:1857:G:H21	53:27:1884:G:H2'	1.70	0.57
53:27:1936:A:H2	53:27:1943:U:N3	2.02	0.57
53:27:441:U:O2'	53:27:442:G:H5'	2.05	0.57
3:C:99:LYS:NZ	53:27:601:C:H4'	2.20	0.57
53:27:891:G:H2'	53:27:892:A:C8	2.39	0.57
59:33:241:LYS:HD3	59:33:246:LYS:HZ3	1.69	0.57
59:33:74:ASP:CA	59:33:77:ARG:NH2	2.66	0.57
35:9:94:PHE:O	35:9:124:ALA:HA	2.04	0.57
4:D:22:ASN:N	4:D:26:GLN:OE1	2.37	0.57
7:G:53:ARG:HD2	7:G:86:MET:HB2	1.86	0.57
11:K:78:ARG:CZ	11:K:113:ALA:HB1	2.35	0.57
37:11:24:LYS:HA	37:11:27:ASN:HD22	1.67	0.57
46:20:78:VAL:O	46:20:80:LYS:N	2.38	0.57
50:24:41:GLY:HA2	50:24:85:LEU:HD11	1.86	0.57
52:26:194:C:O2'	52:26:195:A:H5'	2.04	0.57
52:26:697:U:H2'	52:26:698:G:H5'	1.86	0.57
53:27:1520:U:H2'	53:27:1521:G:O4'	2.05	0.57
53:27:1683:U:H2'	53:27:1684:G:C8	2.39	0.57
53:27:2281:A:O2'	53:27:2282:G:H5'	2.04	0.57
53:27:2393:U:H2'	53:27:2394:C:O4'	2.04	0.57
53:27:2805:C:H2'	53:27:2806:C:C6	2.39	0.57
53:27:609:A:H2'	53:27:610:C:O4'	2.04	0.57
59:33:154:ALA:HA	59:33:157:ILE:CD1	2.34	0.57
32:6:185:ILE:HD12	32:6:199:ILE:HB	1.85	0.57
6:F:99:ILE:HD13	6:F:117:LEU:HD11	1.87	0.57
16:P:84:LYS:HZ1	16:P:116:LEU:HA	1.67	0.57
19:S:37:ASP:CG	19:S:38:ALA:H	2.08	0.57
39:13:35:GLU:CD	39:13:35:GLU:H	2.09	0.57

Continued on next page...

Continued from previous page...

Atom-1	Atom-2	Interatomic distance (Å)	Clash overlap (Å)
40:14:65:TYR:C	44:18:98:ALA:HB2	2.25	0.57
45:19:88:ARG:HD3	53:27:714:U:H6	1.70	0.57
41:15:111:ASP:HB2	51:25:16:ARG:NH1	2.20	0.57
53:27:1511:G:H2'	53:27:1512:C:C6	2.39	0.57
53:27:172:A:H2'	53:27:173:A:H8	1.70	0.57
27:1:18:HIS:ND1	53:27:2046:G:H1'	2.20	0.57
59:33:267:ASN:N	59:33:267:ASN:HD22	2.03	0.57
59:33:24:LEU:HD22	59:33:67:SER:HA	1.87	0.57
32:6:95:TRP:CZ3	32:6:171:ALA:HA	2.39	0.57
34:8:171:GLU:HB3	34:8:180:THR:HB	1.87	0.57
2:B:82:PHE:HE1	2:B:202:ILE:HG23	1.69	0.57
3:C:133:LEU:O	3:C:137:LYS:HG3	2.04	0.57
37:11:58:LEU:HD12	37:11:59:GLU:H	1.70	0.57
48:22:17:VAL:HG22	48:22:18:GLN:N	2.19	0.57
49:23:18:VAL:O	49:23:22:VAL:HG23	2.05	0.57
52:26:1004:A:H2'	52:26:1005:A:O4'	2.04	0.57
52:26:338:A:H2'	52:26:339:C:O4'	2.04	0.57
53:27:492:A:H2'	53:27:493:G:O4'	2.04	0.57
59:33:34:CYS:SG	59:33:77:ARG:HD3	2.45	0.57
34:8:10:LEU:HD13	34:8:62:ARG:HD2	1.86	0.57
34:8:8:LEU:HD21	34:8:31:CYS:CA	2.34	0.57
9:I:52:ASP:O	9:I:54:ILE:HD12	2.04	0.57
39:13:56:MET:H	39:13:59:LYS:HD2	1.68	0.56
52:26:408:A:H2'	52:26:409:U:O4'	2.04	0.56
52:26:437:U:O2'	52:26:438:U:H5'	2.04	0.56
52:26:628:G:H2'	52:26:629:A:C8	2.39	0.56
52:26:666:G:H2'	52:26:667:G:H8	1.69	0.56
53:27:1331:G:O2'	53:27:1332:G:H5''	2.04	0.56
53:27:20:C:H2'	53:27:21:A:C8	2.38	0.56
53:27:2588:G:H2'	53:27:2589:A:O4'	2.04	0.56
53:27:2648:G:H2'	53:27:2649:C:O4'	2.05	0.56
53:27:704:G:H1'	53:27:727:A:N6	2.20	0.56
56:30:12:U:C2	56:30:13:C:H1'	2.40	0.56
59:33:214:ILE:HD11	59:33:260:TRP:CE3	2.28	0.56
59:33:236:LEU:O	59:33:240:MET:HG2	2.04	0.56
59:33:243:GLU:OE2	59:33:295:ILE:HG21	2.05	0.56
59:33:210:GLU:CD	59:33:260:TRP:CH2	2.78	0.56
59:33:61:GLU:C	59:33:64:GLU:HG2	2.24	0.56
31:5:36:ARG:HD2	53:27:2742:G:OP1	2.05	0.56
34:8:103:ARG:O	34:8:167:PRO:HG2	2.05	0.56
7:G:27:VAL:O	7:G:83:ALA:N	2.38	0.56

Continued on next page...

Continued from previous page...

Atom-1	Atom-2	Interatomic distance (Å)	Clash overlap (Å)
11:K:62:PRO:HB2	30:4:29:ARG:NH1	2.15	0.56
13:M:72:ASP:OD2	13:M:75:ILE:HG12	2.04	0.56
15:O:52:ARG:HH11	15:O:52:ARG:HG2	1.70	0.56
18:R:82:MET:HB3	18:R:84:ARG:NH2	2.20	0.56
4:D:104:THR:O	26:Z:38:SER:HB3	2.05	0.56
53:27:1118:C:H2'	53:27:1119:U:O4'	2.05	0.56
53:27:1685:C:H2'	53:27:1686:C:H6	1.71	0.56
53:27:2162:G:H2'	53:27:2163:A:O4'	2.05	0.56
53:27:2692:G:H2'	53:27:2693:G:C8	2.40	0.56
32:6:212:TYR:O	32:6:216:VAL:HG23	2.05	0.56
32:6:94:ARG:HE	52:26:1100:C:P	2.29	0.56
35:9:153:ALA:O	35:9:158:LYS:HA	2.05	0.56
1:A:75:ALA:HB2	1:A:95:TYR:CD1	2.39	0.56
10:J:91:SER:O	10:J:93:GLN:HG3	2.05	0.56
14:N:53:THR:HG22	14:N:65:THR:HB	1.87	0.56
43:17:7:ASN:ND2	43:17:17:ALA:O	2.37	0.56
43:17:94:LEU:HB3	43:17:95:PRO:HD2	1.85	0.56
28:2:34:GLU:HG2	28:2:49:LYS:HG2	1.87	0.56
52:26:229:U:H2'	52:26:230:G:C8	2.40	0.56
53:27:1052:C:H2'	53:27:1053:C:H5'	1.87	0.56
53:27:1097:U:H2'	53:27:1098:A:O4'	2.05	0.56
53:27:1152:C:H2'	53:27:1153:C:H6	1.70	0.56
53:27:1197:G:H2'	53:27:1198:U:H6	1.70	0.56
53:27:1352:U:O2'	53:27:1353:A:H5'	2.05	0.56
53:27:208:C:H2'	53:27:209:C:C6	2.40	0.56
53:27:2737:G:H2'	53:27:2738:A:C8	2.40	0.56
59:33:229:ILE:HG22	59:33:277:ARG:HG3	1.87	0.56
59:33:239:GLU:CB	59:33:299:HIS:CE1	2.88	0.56
59:33:47:GLN:OE1	59:33:55:LEU:HD13	2.04	0.56
59:33:676:ARG:CA	59:33:679:LEU:HB2	2.35	0.56
33:7:77:GLY:HA3	33:7:82:ASP:HB2	1.86	0.56
33:7:84:GLU:O	33:7:87:ARG:HB3	2.04	0.56
1:A:173:LEU:O	1:A:180:MET:HA	2.05	0.56
6:F:103:VAL:HG11	6:F:132:PHE:HE2	1.70	0.56
9:I:117:ALA:HA	9:I:120:ARG:NH2	2.20	0.56
9:I:124:VAL:HG12	9:I:125:TYR:N	2.21	0.56
42:16:32:VAL:O	42:16:33:CYS:HB3	2.04	0.56
41:15:109:ILE:HD12	51:25:16:ARG:NE	2.21	0.56
52:26:1342:C:H2'	52:26:1343:G:C8	2.40	0.56
52:26:403:C:H2'	52:26:404:G:C8	2.39	0.56
52:26:632:U:H3'	52:26:633:G:H5'	1.87	0.56

Continued on next page...

Continued from previous page...

Atom-1	Atom-2	Interatomic distance (Å)	Clash overlap (Å)
53:27:1052:C:C2'	53:27:1053:C:H5'	2.36	0.56
53:27:1092:C:H2'	53:27:1093:G:O4'	2.05	0.56
16:P:36:GLN:NE2	53:27:1252:G:H22	2.03	0.56
53:27:679:C:H2'	53:27:680:C:H6	1.70	0.56
53:27:873:C:H2'	53:27:874:G:C8	2.39	0.56
58:32:60:U:H2'	58:32:61:C:C5	2.41	0.56
59:33:20:TRP:HE1	59:33:63:VAL:C	2.07	0.56
3:C:134:LEU:CD2	3:C:161:ALA:HB2	2.35	0.56
10:J:2:ILE:HG23	10:J:6:THR:HG21	1.87	0.56
10:J:35:VAL:HG22	10:J:69:VAL:HB	1.86	0.56
11:K:95:LEU:HG	11:K:100:ILE:HD11	1.87	0.56
12:L:125:PRO:HG2	12:L:126:ILE:H	1.71	0.56
14:N:56:LYS:O	14:N:60:GLU:HG3	2.05	0.56
40:14:53:ILE:HG13	44:18:84:ARG:CD	2.35	0.56
28:2:16:THR:OG1	28:2:41:VAL:HG11	2.05	0.56
52:26:721:G:H4'	52:26:722:G:O4'	2.05	0.56
52:26:994:A:C8	52:26:1216:A:H4'	2.40	0.56
53:27:1118:C:H3'	53:27:1119:U:H5''	1.87	0.56
53:27:1765:U:H2'	53:27:1766:G:H8	1.70	0.56
53:27:208:C:H2'	53:27:209:C:H6	1.71	0.56
49:23:55:GLN:NE2	59:33:594:ASN:HD21	2.03	0.56
59:33:610:ALA:HB2	59:33:634:HIS:HA	1.88	0.56
59:33:95:LEU:HD13	59:33:107:ILE:CD1	2.35	0.56
5:E:93:TYR:CD1	5:E:106:LEU:HA	2.41	0.56
13:M:3:HIS:ND1	53:27:2820:A:H4'	2.20	0.56
16:P:55:GLN:O	16:P:58:GLN:HB3	2.05	0.56
41:15:27:ASN:HB3	41:15:56:LYS:HZ3	1.71	0.56
40:14:41:PRO:HB2	52:26:1151:A:H1'	1.87	0.56
53:27:1076:C:H2'	53:27:1077:A:H8	1.70	0.56
59:33:34:CYS:SG	59:33:77:ARG:CD	2.94	0.56
59:33:541:GLU:HA	59:33:544:ALA:HB3	1.86	0.56
59:33:635:ARG:O	59:33:641:LEU:HD13	2.05	0.56
59:33:96:ARG:HE	59:33:104:VAL:CG2	2.18	0.56
32:6:124:THR:HB	32:6:127:LYS:HB2	1.88	0.56
33:7:71:ARG:O	33:7:75:VAL:HG23	2.06	0.56
6:F:22:LYS:CD	53:27:2093:G:H5'	2.35	0.56
14:N:74:VAL:O	14:N:78:VAL:HG23	2.05	0.56
40:14:10:LEU:HD11	40:14:72:ARG:HB2	1.87	0.56
40:14:36:VAL:HG22	40:14:38:GLY:H	1.71	0.56
43:17:28:ARG:HH21	43:17:62:PHE:HB2	1.70	0.56
52:26:211:G:H2'	52:26:212:G:H5'	1.88	0.56

Continued on next page...

Continued from previous page...

Atom-1	Atom-2	Interatomic distance (Å)	Clash overlap (Å)
52:26:335:C:H2'	52:26:336:A:H8	1.71	0.56
9:I:30:THR:HG21	53:27:1005:C:O2'	2.06	0.56
53:27:2296:U:H5''	53:27:2297:A:OP1	2.06	0.56
10:J:23:LYS:NZ	53:27:2562:U:H1'	2.20	0.56
53:27:796:C:H2'	53:27:797:G:H8	1.70	0.56
58:32:48:C:H2'	58:32:59:A:C1'	2.36	0.56
58:32:48:C:H2'	58:32:59:A:C4'	2.36	0.56
59:33:427:PHE:CE2	59:33:461:ILE:HG13	2.41	0.56
34:8:70:GLN:O	34:8:73:ASN:HB3	2.05	0.56
4:D:120:SER:HB2	4:D:127:TYR:CE1	2.40	0.56
5:E:97:VAL:HG23	5:E:124:CYS:SG	2.46	0.56
11:K:79:LEU:HB3	11:K:115:GLU:O	2.06	0.56
36:10:67:PRO:HB2	36:10:69:GLU:OE1	2.06	0.56
39:13:6:TYR:CG	39:13:7:GLY:N	2.74	0.56
43:17:79:LEU:HD22	43:17:84:CYS:SG	2.46	0.56
48:22:54:LEU:O	48:22:58:ILE:HG12	2.05	0.56
52:26:1160:G:H22	52:26:1176:A:H2	1.52	0.56
52:26:170:U:O2'	52:26:171:A:H5'	2.05	0.56
52:26:825:A:H2'	52:26:826:C:C6	2.41	0.56
53:27:1080:A:H2'	53:27:1081:U:H6	1.71	0.56
53:27:1177:G:H2'	53:27:1178:C:O4'	2.06	0.56
53:27:1186:G:H2'	53:27:1187:G:H8	1.71	0.56
17:Q:88:GLY:HA3	53:27:1225:G:OP1	2.06	0.56
53:27:157:C:H2'	53:27:158:U:O4'	2.04	0.56
53:27:257:C:H2'	53:27:258:G:O4'	2.05	0.56
53:27:2771:C:H2'	53:27:2772:C:C6	2.40	0.56
53:27:845:A:N3	53:27:845:A:H3'	2.21	0.56
56:30:7:A:C3'	56:30:8:U:H5''	2.33	0.56
59:33:613:CYS:HB3	59:33:638:CYS:SG	2.46	0.56
31:5:1:MET:HE1	53:27:2742:G:H5''	1.86	0.56
34:8:56:GLU:HG3	34:8:198:LEU:HD12	1.86	0.56
34:8:94:GLU:HA	34:8:99:ASN:ND2	2.21	0.56
1:A:65:ASP:HB3	1:A:101:ARG:HD3	1.86	0.56
1:A:124:LYS:HB3	1:A:127:ASN:HD22	1.71	0.56
4:D:98:PHE:HD1	4:D:101:ARG:HH11	1.54	0.56
10:J:38:ILE:HD11	10:J:112:PHE:HZ	1.70	0.56
15:O:2:ASN:ND2	53:27:2876:G:H5''	2.20	0.56
16:P:80:ASN:HB2	53:27:1151:A:O2'	2.06	0.56
20:T:3:LYS:HZ2	20:T:84:PHE:HE2	1.53	0.56
24:X:9:LYS:HB3	24:X:12:GLU:OE1	2.06	0.56
36:10:78:PHE:HB3	36:10:87:SER:OG	2.05	0.56

Continued on next page...

Continued from previous page...

Atom-1	Atom-2	Interatomic distance (Å)	Clash overlap (Å)
52:26:1140:C:H2'	52:26:1141:C:C6	2.41	0.56
52:26:1432:G:H1'	52:26:1468:A:N6	2.20	0.56
52:26:489:C:H2'	52:26:490:C:C6	2.41	0.56
52:26:948:C:H2'	52:26:949:A:C8	2.37	0.56
53:27:1177:G:H2'	53:27:1178:C:C1'	2.35	0.56
16:P:2:ARG:HB2	53:27:1248:G:C5	2.41	0.56
53:27:1447:C:H2'	53:27:1448:G:C8	2.40	0.56
53:27:2131:U:OP1	53:27:2133:G:H4'	2.05	0.56
53:27:286:U:H2'	53:27:287:G:H8	1.70	0.56
53:27:947:A:H2'	53:27:948:C:C6	2.40	0.56
59:33:286:LEU:HD21	59:33:343:MET:HE3	1.87	0.56
59:33:410:THR:HG22	59:33:427:PHE:CZ	2.37	0.56
30:4:51:LYS:HA	30:4:54:LEU:HB2	1.87	0.56
31:5:36:ARG:CG	31:5:37:GLN:N	2.69	0.56
32:6:100:LEU:HA	32:6:103:TRP:HB2	1.88	0.56
32:6:74:ALA:HB1	32:6:206:ILE:HG22	1.87	0.56
35:9:95:MET:HG2	35:9:124:ALA:HB2	1.87	0.56
20:T:38:ILE:HG22	20:T:39:ASN:N	2.21	0.56
20:T:48:VAL:O	20:T:53:GLN:HB3	2.06	0.56
52:26:1088:G:H21	52:26:1167:A:N6	2.02	0.56
52:26:70:U:H4'	52:26:71:A:H8	1.69	0.56
52:26:736:C:H2'	52:26:737:C:C6	2.40	0.56
53:27:150:U:H2'	53:27:151:C:C6	2.41	0.56
53:27:176:A:O2'	53:27:177:G:H5'	2.06	0.56
2:B:115:GLY:N	53:27:2821:A:OP2	2.38	0.56
59:33:155:GLU:O	59:33:159:HIS:HD2	1.89	0.56
59:33:17:PRO:CG	59:33:39:TRP:CZ2	2.88	0.56
33:7:42:LEU:HD21	33:7:67:ILE:HD11	1.86	0.56
5:E:49:LEU:HD13	5:E:71:LEU:HD23	1.87	0.56
8:H:109:ALA:HB2	8:H:128:ILE:HG13	1.88	0.56
8:H:2:LYS:HE3	8:H:62:ALA:H	1.70	0.56
36:10:37:HIS:O	36:10:39:LEU:N	2.39	0.56
44:18:6:LYS:O	44:18:9:GLU:HB3	2.07	0.56
52:26:67:C:H2'	52:26:68:G:C8	2.41	0.56
53:27:1827:U:O2'	53:27:1828:G:H5'	2.06	0.56
53:27:1912:A:N7	53:27:1917:U:O4	2.39	0.56
53:27:280:U:H2'	53:27:281:C:C6	2.41	0.56
35:9:160:VAL:HG13	35:9:161:GLU:N	2.20	0.56
35:9:59:ILE:O	35:9:63:MET:HG2	2.06	0.56
1:A:51:ARG:O	1:A:52:HIS:ND1	2.39	0.56
9:I:71:ASP:O	9:I:73:VAL:N	2.39	0.56

Continued on next page...

Continued from previous page...

Atom-1	Atom-2	Interatomic distance (Å)	Clash overlap (Å)
16:P:38:VAL:O	16:P:41:ALA:HB3	2.06	0.56
18:R:59:GLU:HA	18:R:64:ALA:HA	1.88	0.56
36:10:2:ARG:NE	36:10:68:GLN:HE21	2.03	0.55
37:11:87:PRO:HG3	37:11:148:LYS:HA	1.87	0.55
52:26:1248:A:H2'	52:26:1249:C:C6	2.41	0.55
53:27:1146:C:H2'	53:27:1147:A:C8	2.41	0.55
53:27:2443:C:H2'	53:27:2444:G:C8	2.41	0.55
53:27:2552:U:H2'	53:27:2554:U:H5''	1.87	0.55
53:27:2673:G:H2'	53:27:2674:G:H8	1.71	0.55
53:27:2684:U:H2'	53:27:2685:G:O4'	2.06	0.55
2:B:56:LYS:HZ1	53:27:2830:C:H5''	1.69	0.55
53:27:645:C:H2'	53:27:647:G:N7	2.21	0.55
53:27:745:G:O2'	53:27:748:G:H1'	2.06	0.55
58:32:39:C:H2'	58:32:40:C:C6	2.41	0.55
59:33:424:PRO:O	59:33:427:PHE:HB3	2.06	0.55
4:D:108:PRO:HG2	26:Z:38:SER:HA	1.88	0.55
6:F:42:LYS:HB3	6:F:46:PHE:CZ	2.41	0.55
11:K:54:GLN:HE21	53:27:2428:G:N2	2.04	0.55
11:K:51:GLU:HG3	11:K:56:PRO:HA	1.87	0.55
25:Y:13:ILE:HG22	25:Y:14:GLY:N	2.21	0.55
43:17:13:HIS:CE1	52:26:1296:C:H5'	2.41	0.55
52:26:1299:A:H2'	52:26:1301:U:H1'	1.87	0.55
53:27:1133:A:H4'	53:27:1134:A:H5''	1.87	0.55
53:27:644:A:H2'	53:27:645:C:O4'	2.06	0.55
55:29:17:U:H2'	55:29:18:G:C8	2.41	0.55
59:33:101:LYS:HA	59:33:104:VAL:HG12	1.87	0.55
33:7:54:ILE:HG22	33:7:67:ILE:HG23	1.88	0.55
34:8:11:SER:HB2	34:8:16:THR:O	2.06	0.55
34:8:33:ILE:HG12	34:8:34:GLU:N	2.22	0.55
34:8:71:PHE:HA	34:8:74:TYR:CD2	2.40	0.55
5:E:72:ASN:O	5:E:76:ILE:HG12	2.06	0.55
6:F:80:ILE:HG22	6:F:82:SER:H	1.71	0.55
24:X:15:ASN:O	24:X:19:LEU:HG	2.06	0.55
40:14:9:ARG:O	40:14:99:GLN:HB2	2.07	0.55
52:26:1026:G:N2	52:26:1027:C:N4	2.55	0.55
52:26:151:A:H2'	52:26:152:A:O4'	2.05	0.55
52:26:220:G:O2'	52:26:221:C:H5'	2.06	0.55
41:15:116:PRO:HB3	52:26:676:A:H1'	1.87	0.55
53:27:1105:U:H2'	53:27:1106:G:C8	2.40	0.55
1:A:213:ARG:NH2	53:27:1566:A:H5'	2.20	0.55
53:27:1843:C:H2'	53:27:1844:C:H6	1.70	0.55

Continued on next page...

Continued from previous page...

Atom-1	Atom-2	Interatomic distance (Å)	Clash overlap (Å)
53:27:225:C:H2'	53:27:226:A:O4'	2.05	0.55
53:27:2834:G:H2'	53:27:2879:A:H61	1.71	0.55
32:6:51:GLU:O	32:6:55:GLU:HG2	2.07	0.55
1:A:216:ARG:HG3	1:A:216:ARG:NH1	2.22	0.55
4:D:39:VAL:HG12	4:D:85:GLY:HA2	1.87	0.55
6:F:104:THR:HA	6:F:108:VAL:O	2.05	0.55
12:L:69:PRO:HA	12:L:94:ALA:HB2	1.89	0.55
19:S:12:ARG:HD2	24:X:29:ARG:HH21	1.71	0.55
19:S:15:HIS:H	19:S:32:LEU:HA	1.71	0.55
19:S:8:LEU:HD22	24:X:22:LEU:HA	1.87	0.55
39:13:112:ARG:HH11	39:13:114:LYS:HG2	1.71	0.55
39:13:6:TYR:O	39:13:85:ALA:HA	2.07	0.55
50:24:29:THR:HG21	52:26:1458:G:OP1	2.07	0.55
52:26:593:U:H2'	52:26:594:U:H6	1.70	0.55
52:26:904:U:H2'	52:26:905:U:C6	2.41	0.55
53:27:1045:C:OP1	53:27:1046:A:H3'	2.06	0.55
56:30:18:G:N1	56:30:55:U:H1'	2.11	0.55
33:7:63:ILE:CG2	33:7:96:VAL:HG23	2.36	0.55
34:8:143:SER:C	34:8:144:ILE:HD12	2.27	0.55
4:D:114:ARG:HH21	26:Z:47:LYS:HG2	1.71	0.55
5:E:165:ASP:N	5:E:165:ASP:OD1	2.35	0.55
7:G:58:THR:HG21	7:G:83:ALA:N	2.21	0.55
8:H:3:LYS:O	8:H:7:TYR:HB2	2.07	0.55
25:Y:11:SER:OG	25:Y:13:ILE:HG13	2.07	0.55
39:13:33:SER:HB3	39:13:36:GLN:CG	2.34	0.55
40:14:15:HIS:HB3	40:14:70:HIS:CD2	2.42	0.55
52:26:1484:C:H2'	52:26:1485:U:O4'	2.07	0.55
53:27:1330:C:O2'	53:27:1331:G:H5'	2.06	0.55
53:27:1825:U:H2'	53:27:1826:G:H8	1.68	0.55
53:27:1866:A:H2'	53:27:1867:G:O4'	2.06	0.55
53:27:2873:A:O2'	53:27:2874:C:H5'	2.07	0.55
53:27:796:C:H2'	53:27:797:G:C8	2.42	0.55
2:B:192:ALA:HB1	53:27:2680:U:H4'	1.88	0.55
6:F:76:GLU:HB3	6:F:142:VAL:HG22	1.86	0.55
6:F:62:LEU:HA	6:F:65:ALA:HB3	1.88	0.55
8:H:35:MET:HG3	8:H:36:GLU:N	2.19	0.55
9:I:140:LEU:HG	9:I:142:ILE:HG22	1.89	0.55
16:P:75:TYR:O	16:P:78:PHE:HB3	2.07	0.55
21:U:78:GLN:O	21:U:87:GLN:HB3	2.06	0.55
37:11:104:VAL:O	37:11:108:ARG:HG2	2.06	0.55
39:13:44:ARG:HG3	39:13:45:MET:N	2.22	0.55

Continued on next page...

Continued from previous page...

Atom-1	Atom-2	Interatomic distance (Å)	Clash overlap (Å)
52:26:1045:C:H2'	52:26:1046:A:O4'	2.07	0.55
39:13:98:ARG:HH12	52:26:1180:A:P	2.30	0.55
52:26:1395:C:H5'	52:26:1395:C:H6	1.71	0.55
52:26:579:A:H2'	52:26:580:C:H6	1.71	0.55
53:27:1443:U:H2'	53:27:1444:G:C8	2.41	0.55
19:S:2:ILE:HG12	53:27:144:A:H5'	1.89	0.55
30:4:5:THR:HG22	30:4:62:PRO:HD2	1.89	0.55
30:4:63:TYR:CE2	53:27:242:G:H5''	2.42	0.55
32:6:162:VAL:HG12	32:6:163:ILE:N	2.22	0.55
33:7:69:THR:HG21	33:7:75:VAL:HG21	1.89	0.55
7:G:64:VAL:HG22	7:G:78:GLY:HA3	1.88	0.55
15:O:23:ASP:HA	15:O:89:GLY:H	1.72	0.55
25:Y:28:LEU:HD11	25:Y:35:VAL:HG11	1.88	0.55
38:12:94:VAL:HB	38:12:99:GLY:O	2.06	0.55
44:18:20:PHE:O	44:18:21:ALA:HB3	2.05	0.55
53:27:2074:U:H2'	53:27:2075:U:C6	2.42	0.55
53:27:2127:G:H2'	53:27:2128:G:O4'	2.06	0.55
53:27:352:A:H2'	53:27:353:C:C6	2.42	0.55
57:31:28:C:H2'	57:31:29:G:H8	1.71	0.55
59:33:456:GLN:N	59:33:456:GLN:OE1	2.39	0.55
59:33:596:ARG:NH1	59:33:609:ILE:HD11	2.21	0.55
59:33:71:MET:O	59:33:76:LEU:HD13	2.07	0.55
59:33:38:THR:OG1	59:33:80:LEU:HD12	2.07	0.55
59:33:92:GLU:O	59:33:96:ARG:HG3	2.07	0.55
29:3:34:ARG:NE	29:3:39:ARG:HD2	2.04	0.55
35:9:152:VAL:HG12	35:9:155:LYS:HE2	1.89	0.55
3:C:105:LEU:HA	3:C:108:ILE:HG22	1.89	0.55
3:C:163:ASN:OD1	53:27:323:C:H5''	2.06	0.55
3:C:52:VAL:HG21	3:C:82:GLY:H	1.71	0.55
4:D:76:PHE:HE2	53:27:2310:C:H2'	1.71	0.55
11:K:78:ARG:NH1	11:K:113:ALA:HB1	2.22	0.55
19:S:62:VAL:HG22	19:S:81:LYS:HG3	1.89	0.55
42:16:38:THR:HG22	42:16:50:LYS:HA	1.88	0.55
45:19:87:ARG:HG3	45:19:88:ARG:H	1.71	0.55
47:21:44:HIS:HB2	47:21:69:THR:O	2.06	0.55
51:25:44:ARG:NH2	51:25:48:LYS:HD3	2.20	0.55
52:26:1391:U:H2'	52:26:1392:G:H8	1.67	0.55
52:26:1413:A:H2	52:26:1487:G:H22	1.55	0.55
52:26:576:C:OP2	52:26:577:G:H5''	2.06	0.55
53:27:2638:G:HO2'	53:27:2639:A:H8	1.52	0.55
56:30:10:G:H2'	56:30:11:C:C6	2.42	0.55

Continued on next page...

Continued from previous page...

Atom-1	Atom-2	Interatomic distance (Å)	Clash overlap (Å)
35:9:131:ASN:H	35:9:135:VAL:HG13	1.72	0.55
3:C:40:ARG:HD2	3:C:92:HIS:CD2	2.42	0.55
15:O:105:LYS:HB3	15:O:108:ARG:NH2	2.21	0.55
46:20:3:THR:HG22	46:20:66:THR:OG1	2.07	0.55
47:21:67:SER:HA	52:26:265:G:H4'	1.89	0.55
50:24:28:ARG:NH1	52:26:1437:A:H5''	2.19	0.55
53:27:1930:G:H2'	53:27:1968:G:H1	1.71	0.55
53:27:49:A:H5'	53:27:51:G:O4'	2.07	0.55
34:8:63:ILE:O	34:8:110:ARG:HD2	2.06	0.55
2:B:4:LEU:HD23	2:B:29:VAL:HG11	1.88	0.55
8:H:74:PRO:HG3	53:27:1060:U:H5'	1.88	0.55
13:M:55:ALA:HA	13:M:80:PHE:CE1	2.42	0.55
22:V:55:LEU:HD12	22:V:76:ILE:HD12	1.89	0.55
26:Z:37:CYS:HB2	26:Z:40:CYS:H	1.72	0.55
36:10:2:ARG:HE	36:10:68:GLN:HE21	1.54	0.55
52:26:337:G:H2'	52:26:338:A:C8	2.42	0.55
53:27:1281:G:H2'	53:27:1282:U:C6	2.42	0.55
53:27:1437:C:H2'	53:27:1438:U:C6	2.42	0.55
53:27:1739:A:H2'	53:27:1740:G:O4'	2.07	0.55
53:27:2813:A:H2'	53:27:2814:A:C8	2.42	0.55
53:27:844:A:C3'	53:27:845:A:H5''	2.36	0.55
32:6:17:HIS:HD2	32:6:37:VAL:HG11	1.72	0.55
10:J:7:MET:HB3	10:J:18:ARG:HH21	1.72	0.55
12:L:96:ILE:HG21	12:L:126:ILE:CD1	2.36	0.55
12:L:41:LEU:HA	12:L:45:GLN:OE1	2.06	0.55
17:Q:38:VAL:HG13	17:Q:54:VAL:HB	1.88	0.55
52:26:1498:U:H6	52:26:1499:A:H62	1.54	0.54
52:26:471:U:H2'	52:26:472:U:C6	2.42	0.54
16:P:54:ARG:HE	53:27:1155:A:H5''	1.72	0.54
53:27:2183:A:H2'	53:27:2184:A:C8	2.42	0.54
53:27:2520:C:O2'	53:27:2521:C:H5'	2.07	0.54
53:27:2809:A:H2'	53:27:2810:A:C8	2.43	0.54
3:C:131:THR:HG23	53:27:321:U:H5''	1.88	0.54
53:27:507:A:H5''	53:27:508:A:H5'	1.89	0.54
53:27:704:G:H1'	53:27:727:A:H61	1.72	0.54
53:27:849:A:H2'	53:27:850:U:C6	2.42	0.54
32:6:103:TRP:CZ3	32:6:107:ARG:HD3	2.42	0.54
32:6:172:ILE:O	32:6:176:ASN:HB2	2.08	0.54
6:F:94:ILE:HD12	6:F:122:LEU:HB3	1.89	0.54
7:G:2:ALA:HB3	7:G:6:GLN:HG3	1.88	0.54
12:L:110:GLU:OE2	12:L:114:ARG:HD2	2.05	0.54

Continued on next page...

Continued from previous page...

Atom-1	Atom-2	Interatomic distance (Å)	Clash overlap (Å)
43:17:65:GLU:HG3	43:17:66:GLY:N	2.18	0.54
44:18:45:LEU:HG	49:23:12:LEU:CD2	2.36	0.54
52:26:218:U:H2'	52:26:219:U:O4'	2.07	0.54
52:26:977:A:N3	52:26:977:A:H3'	2.22	0.54
53:27:1387:A:H2'	53:27:1388:G:C8	2.42	0.54
53:27:1989:G:H2'	53:27:1990:C:O4'	2.07	0.54
53:27:2098:U:C2'	53:27:2099:U:H5'	2.37	0.54
53:27:2715:C:H3'	53:27:2716:C:H5''	1.89	0.54
53:27:356:G:H2'	53:27:357:C:C6	2.42	0.54
29:3:24:THR:HG23	29:3:27:GLY:H	1.72	0.54
52:26:368:U:O4	59:33:447:ARG:HA	2.07	0.54
34:8:84:ASN:HB3	34:8:87:GLU:HB3	1.89	0.54
2:B:101:PHE:O	2:B:104:VAL:HG22	2.07	0.54
5:E:116:LEU:HD13	5:E:120:ILE:O	2.07	0.54
6:F:66:ASN:HB3	6:F:134:VAL:O	2.08	0.54
9:I:47:HIS:ND1	9:I:48:VAL:HG23	2.22	0.54
12:L:29:GLY:CA	12:L:106:ASP:HB2	2.34	0.54
16:P:40:LYS:HE3	16:P:44:TYR:CE2	2.42	0.54
20:T:39:ASN:HB3	20:T:62:ALA:HB3	1.88	0.54
23:W:37:PHE:HE2	23:W:48:LEU:HD12	1.72	0.54
23:W:37:PHE:CE2	23:W:48:LEU:HD12	2.43	0.54
52:26:1301:U:O2	52:26:1301:U:H2'	2.06	0.54
52:26:1458:G:H2'	52:26:1459:G:H8	1.70	0.54
52:26:524:G:H2'	52:26:525:C:C6	2.43	0.54
52:26:880:C:H2'	52:26:881:G:C8	2.42	0.54
53:27:1138:G:H2'	53:27:1139:G:O4'	2.08	0.54
53:27:1664:A:N6	53:27:1996:C:H42	2.01	0.54
53:27:2122:U:O2'	53:27:2123:G:H5'	2.07	0.54
53:27:2155:U:H2'	53:27:2156:G:O4'	2.06	0.54
53:27:809:G:H2'	53:27:810:U:C6	2.42	0.54
59:33:30:LYS:HD2	59:33:33:GLU:CD	2.28	0.54
1:A:22:GLU:HB3	1:A:80:LEU:HD12	1.90	0.54
3:C:148:ILE:HB	3:C:169:VAL:HG13	1.89	0.54
11:K:77:ILE:HG12	11:K:109:LYS:O	2.07	0.54
19:S:67:VAL:HG22	19:S:76:ARG:HD2	1.89	0.54
27:1:30:ASP:OD2	27:1:33:SER:N	2.39	0.54
39:13:43:ALA:O	39:13:46:VAL:HG22	2.07	0.54
27:1:38:LEU:HD23	27:1:39:ARG:N	2.23	0.54
42:16:98:ARG:HE	42:16:106:VAL:CG2	2.20	0.54
33:7:21:TRP:CE2	44:18:93:PRO:HG2	2.43	0.54
53:27:2134:A:H2'	53:27:2135:A:O4'	2.06	0.54

Continued on next page...

Continued from previous page...

Atom-1	Atom-2	Interatomic distance (Å)	Clash overlap (Å)
53:27:196:A:H61	53:27:831:G:H21	1.55	0.54
57:31:18:G:N2	57:31:57:A:H2'	2.23	0.54
59:33:639:GLU:O	59:33:643:GLU:HG3	2.08	0.54
1:A:128:THR:HG23	1:A:189:ALA:O	2.08	0.54
6:F:40:THR:H	6:F:43:ASN:HD22	1.54	0.54
7:G:67:THR:H	7:G:68:PRO:CD	2.20	0.54
8:H:14:ALA:N	8:H:52:LEU:O	2.40	0.54
8:H:40:ALA:HB1	8:H:68:PHE:CE2	2.43	0.54
39:13:10:ARG:HE	52:26:1149:C:P	2.30	0.54
42:16:28:GLN:HE22	52:26:34:C:C1'	2.21	0.54
52:26:579:A:H2'	52:26:580:C:C6	2.42	0.54
52:26:57:G:H2'	52:26:58:C:C6	2.43	0.54
53:27:18:U:H2'	53:27:19:A:C8	2.42	0.54
53:27:2208:C:H2'	53:27:2209:G:H8	1.71	0.54
54:28:119:A:H3'	54:28:120:A:H5''	1.89	0.54
31:5:7:VAL:HB	31:5:35:GLN:HE21	1.72	0.54
35:9:45:VAL:CG2	35:9:117:ALA:HA	2.37	0.54
2:B:146:ILE:HG13	2:B:147:GLY:N	2.22	0.54
4:D:64:PRO:HA	4:D:88:VAL:HG22	1.89	0.54
8:H:101:SER:HA	8:H:141:ASP:OD1	2.08	0.54
13:M:69:ARG:O	13:M:71:ARG:N	2.37	0.54
16:P:55:GLN:NE2	53:27:559:G:H1'	2.23	0.54
52:26:381:C:H2'	52:26:382:A:O4'	2.08	0.54
52:26:81:A:H61	52:26:86:G:H22	1.54	0.54
53:27:1239:G:H2'	53:27:1240:U:O4'	2.08	0.54
53:27:1434:A:H2'	53:27:1435:G:H8	1.73	0.54
53:27:1903:G:H2'	53:27:1904:G:H8	1.72	0.54
53:27:2024:G:OP2	53:27:2034:U:H4'	2.07	0.54
53:27:677:A:H2'	53:27:678:C:C6	2.42	0.54
53:27:828:U:H2'	53:27:829:A:C8	2.43	0.54
53:27:990:A:N6	53:27:1186:G:H1'	2.22	0.54
54:28:56:G:H4'	54:28:57:A:H8	1.72	0.54
59:33:210:GLU:HB3	59:33:260:TRP:CZ3	2.43	0.54
59:33:407:TYR:HB3	59:33:417:ASP:OD1	2.08	0.54
29:3:35:ARG:NH1	53:27:53:A:C2	2.75	0.54
49:23:28:LYS:HA	59:33:600:GLU:OE1	2.07	0.54
35:9:108:GLY:O	35:9:110:MET:N	2.39	0.54
35:9:23:THR:HA	35:9:28:ARG:HA	1.89	0.54
1:A:257:ARG:HG2	1:A:257:ARG:HH11	1.73	0.54
9:I:7:LYS:O	9:I:11:VAL:HG23	2.08	0.54
10:J:92:GLU:O	10:J:93:GLN:O	2.25	0.54

Continued on next page...

Continued from previous page...

Atom-1	Atom-2	Interatomic distance (Å)	Clash overlap (Å)
19:S:8:LEU:HD23	19:S:50:LEU:HD11	1.90	0.54
21:U:25:LYS:HB3	21:U:41:GLU:OE2	2.07	0.54
21:U:42:LEU:HD13	21:U:47:VAL:HG21	1.90	0.54
44:18:80:ARG:HA	44:18:83:VAL:HG12	1.89	0.54
46:20:9:HIS:O	46:20:16:PHE:HB3	2.08	0.54
49:23:43:MET:HA	49:23:46:LEU:HD12	1.88	0.54
52:26:672:U:H2'	52:26:673:A:H8	1.73	0.54
53:27:1057:A:O2'	53:27:1058:U:H5'	2.07	0.54
53:27:1694:C:H5'	53:27:1694:C:H6	1.72	0.54
53:27:2233:U:H2'	53:27:2234:G:C8	2.43	0.54
53:27:917:A:H5''	53:27:2268:A:N6	2.21	0.54
54:28:33:G:H2'	54:28:34:A:O4'	2.07	0.54
56:30:56:C:H2'	56:30:57:G:O4'	2.08	0.54
58:32:48:C:H5''	58:32:59:A:H4'	1.90	0.54
59:33:134:ASN:O	59:33:135:VAL:HB	2.08	0.54
59:33:668:VAL:HA	59:33:712:MET:O	2.08	0.54
32:6:206:ILE:O	32:6:210:THR:HG23	2.08	0.54
1:A:75:ALA:O	1:A:115:ILE:HG13	2.07	0.54
11:K:59:ARG:HD2	53:27:250:G:H4'	1.89	0.54
24:X:56:LEU:O	24:X:60:LYS:HG2	2.08	0.54
52:26:1031:C:H5'	52:26:1033:G:H1'	1.88	0.54
52:26:599:C:H2'	52:26:600:A:H8	1.72	0.54
53:27:1005:C:H6	53:27:1005:C:O5'	1.91	0.54
53:27:1464:G:H2'	53:27:1465:G:H8	1.73	0.54
53:27:2087:G:H2'	53:27:2088:A:C8	2.42	0.54
53:27:2144:G:C5'	53:27:2145:C:H3'	2.38	0.54
53:27:528:A:H3'	53:27:528:A:C8	2.43	0.54
53:27:580:U:H2'	53:27:581:C:H6	1.73	0.54
53:27:897:C:H4'	59:33:700:ARG:HH22	1.73	0.54
59:33:135:VAL:HG22	59:33:136:ARG:HG2	1.90	0.54
59:33:158:ALA:O	59:33:161:ARG:O	2.26	0.54
59:33:240:MET:HB3	59:33:295:ILE:CD1	2.38	0.54
59:33:308:ASP:OD2	59:33:310:TYR:CZ	2.61	0.54
59:33:281:ILE:HG13	59:33:338:ILE:HA	1.90	0.54
6:F:79:THR:OG1	6:F:145:ASN:HB3	2.08	0.54
7:G:123:ILE:O	7:G:124:ASP:HB2	2.08	0.54
40:14:65:TYR:HB3	44:18:95:LEU:HD11	1.90	0.54
47:21:68:LYS:O	52:26:254:G:OP1	2.25	0.54
50:24:66:ILE:HD12	50:24:70:LYS:HD3	1.90	0.54
39:13:108:ARG:HG3	52:26:1347:G:O5'	2.08	0.54
47:21:26:ARG:NH2	52:26:237:G:H5''	2.23	0.54

Continued on next page...

Continued from previous page...

Atom-1	Atom-2	Interatomic distance (Å)	Clash overlap (Å)
53:27:1914:C:H3'	53:27:1914:C:O2	2.07	0.54
14:N:31:THR:HG23	54:28:29:A:OP2	2.07	0.54
56:30:41:C:H2'	56:30:42:C:C5'	2.37	0.54
33:7:66:THR:HA	33:7:101:ASN:O	2.08	0.54
2:B:180:VAL:O	2:B:182:ALA:N	2.41	0.54
7:G:117:LEU:HB2	7:G:122:GLN:NE2	2.23	0.54
10:J:6:THR:H	10:J:20:MET:HG3	1.73	0.54
11:K:77:ILE:HG12	11:K:110:VAL:HA	1.88	0.54
11:K:49:GLY:HA2	30:4:56:LEU:HD11	1.89	0.54
16:P:111:LYS:HG2	17:Q:48:LYS:HD2	1.88	0.54
25:Y:6:ILE:O	25:Y:35:VAL:HG12	2.07	0.54
39:13:37:TYR:O	39:13:38:PHE:HB3	2.08	0.54
42:16:33:CYS:HA	42:16:54:VAL:HA	1.90	0.54
46:20:59:HIS:O	46:20:63:GLN:HG3	2.08	0.54
26:Z:60:PHE:CE2	49:23:41:PRO:HD3	2.43	0.54
43:17:101:THR:HG22	52:26:1226:C:H2'	1.90	0.54
52:26:1342:C:H2'	52:26:1343:G:H8	1.73	0.54
52:26:427:U:H2'	52:26:428:G:C8	2.43	0.54
52:26:599:C:H2'	52:26:600:A:C8	2.42	0.54
52:26:865:A:H2'	52:26:866:C:C6	2.42	0.54
52:26:95:C:H2'	52:26:96:U:C6	2.43	0.54
53:27:1076:C:H2'	53:27:1077:A:C8	2.42	0.54
53:27:1730:C:H5'	53:27:1731:G:OP1	2.08	0.54
53:27:1803:A:H2'	53:27:1804:C:O4'	2.07	0.54
53:27:2318:G:H2'	53:27:2319:G:O4'	2.08	0.54
12:L:123:LYS:HE3	53:27:2483:C:N3	2.23	0.54
53:27:576:U:H4'	53:27:2502:G:N7	2.23	0.54
53:27:362:A:H3'	53:27:363:G:H8	1.72	0.54
59:33:456:GLN:HG2	59:33:457:MET:N	2.22	0.54
59:33:60:VAL:O	59:33:63:VAL:HG22	2.08	0.54
32:6:55:GLU:O	32:6:58:LYS:HB3	2.08	0.54
2:B:48:ILE:HG23	2:B:84:LEU:HD11	1.89	0.54
16:P:85:ALA:HB2	16:P:115:ALA:HB2	1.89	0.54
37:11:45:ALA:HB2	37:11:116:ALA:HA	1.89	0.53
39:13:25:GLY:HA2	39:13:60:LEU:O	2.08	0.53
49:23:50:VAL:N	49:23:56:HIS:O	2.41	0.53
50:24:53:MET:HA	50:24:56:ILE:HG22	1.91	0.53
52:26:1155:A:H2'	52:26:1156:G:O4'	2.08	0.53
52:26:413:G:H21	52:26:428:G:H1'	1.71	0.53
52:26:434:U:H2'	52:26:435:A:C8	2.42	0.53
38:12:80:PRO:HG2	52:26:878:A:C5'	2.38	0.53

Continued on next page...

Continued from previous page...

Atom-1	Atom-2	Interatomic distance (Å)	Clash overlap (Å)
53:27:1144:A:H2'	53:27:1145:C:C6	2.44	0.53
53:27:167:A:H2'	53:27:168:G:O4'	2.08	0.53
53:27:2898:U:H2'	53:27:2899:A:C8	2.42	0.53
53:27:52:A:O2'	53:27:53:A:H5'	2.07	0.53
54:28:3:C:C3'	54:28:4:C:H5''	2.38	0.53
54:28:49:C:H2'	54:28:50:A:C8	2.43	0.53
58:32:27:U:H3	58:32:43:A:H61	1.56	0.53
58:32:59:A:H2'	58:32:60:U:O4'	2.08	0.53
59:33:405:ARG:HG3	59:33:419:PRO:HA	1.90	0.53
32:6:169:HIS:HA	32:6:172:ILE:HG12	1.90	0.53
33:7:185:THR:HG23	33:7:197:VAL:O	2.09	0.53
2:B:170:VAL:HG23	2:B:194:PRO:CG	2.38	0.53
4:D:33:ILE:HG13	4:D:95:MET:HE3	1.88	0.53
5:E:43:LYS:HB2	5:E:50:THR:OG1	2.08	0.53
9:I:17:VAL:HG22	9:I:139:VAL:HA	1.90	0.53
11:K:126:ARG:HH22	53:27:634:C:H5''	1.73	0.53
12:L:78:LEU:HD23	12:L:79:ALA:N	2.24	0.53
13:M:2:ARG:HH11	13:M:2:ARG:HG2	1.73	0.53
16:P:56:PHE:CZ	53:27:536:G:H4'	2.43	0.53
26:Z:41:HIS:ND1	26:Z:43:PHE:HB3	2.24	0.53
39:13:34:LEU:HG	39:13:39:GLY:HA3	1.90	0.53
39:13:62:LEU:HD12	39:13:62:LEU:O	2.09	0.53
43:17:10:ASP:O	43:17:11:HIS:HB2	2.08	0.53
52:26:1082:A:H2'	52:26:1083:U:O4'	2.08	0.53
52:26:208:U:H5'	52:26:209:U:OP1	2.09	0.53
53:27:1061:U:O4'	53:27:1070:A:H1'	2.07	0.53
11:K:8:PRO:HD3	53:27:1244:A:H4'	1.89	0.53
53:27:2372:U:H2'	53:27:2373:G:C8	2.44	0.53
53:27:402:A:H2'	53:27:403:U:H5'	1.90	0.53
24:X:39:GLN:HA	53:27:95:A:O2'	2.08	0.53
59:33:31:SER:O	59:33:35:LEU:HD13	2.09	0.53
3:C:168:ASP:HB3	3:C:183:PHE:HE2	1.73	0.53
6:F:74:ALA:O	6:F:76:GLU:HG3	2.08	0.53
12:L:42:THR:HA	12:L:93:VAL:HG12	1.89	0.53
16:P:20:ALA:HB1	16:P:23:TYR:CD2	2.43	0.53
18:R:31:GLN:HA	18:R:34:ASP:OD2	2.08	0.53
36:10:18:VAL:HG12	36:10:19:PRO:HD3	1.90	0.53
39:13:113:LYS:HG3	52:26:1368:A:OP2	2.08	0.53
39:13:56:MET:O	39:13:58:GLU:N	2.40	0.53
39:13:46:VAL:O	39:13:79:ARG:HG3	2.08	0.53
43:17:21:ILE:HB	43:17:24:VAL:HG11	1.89	0.53

Continued on next page...

Continued from previous page...

Atom-1	Atom-2	Interatomic distance (Å)	Clash overlap (Å)
47:21:74:LEU:HD23	47:21:75:VAL:N	2.23	0.53
52:26:106:C:H2'	52:26:107:G:O4'	2.07	0.53
52:26:1136:C:H5''	52:26:1137:C:OP2	2.08	0.53
52:26:1524:C:H2'	52:26:1525:G:C8	2.43	0.53
53:27:1906:G:C3'	53:27:1907:G:H5''	2.38	0.53
53:27:2720:U:H2'	53:27:2721:A:O4'	2.07	0.53
53:27:522:A:H2'	53:27:523:C:C6	2.44	0.53
53:27:553:G:H2'	53:27:554:U:O4'	2.08	0.53
59:33:20:TRP:HD1	59:33:64:GLU:CA	2.21	0.53
35:9:137:ARG:NH1	52:26:1078:U:H4'	2.23	0.53
2:B:28:GLU:O	2:B:28:GLU:HG2	2.08	0.53
2:B:48:ILE:HG23	2:B:84:LEU:HD21	1.90	0.53
3:C:148:ILE:HD13	3:C:187:VAL:CG1	2.36	0.53
4:D:140:ILE:H	4:D:140:ILE:HD12	1.73	0.53
7:G:56:ARG:HG2	53:27:1084:A:O4'	2.09	0.53
10:J:61:VAL:HG12	10:J:87:LEU:HD11	1.90	0.53
46:20:76:LYS:HD3	46:20:79:ASN:HD21	1.72	0.53
28:2:38:PHE:HB2	28:2:45:HIS:CE1	2.43	0.53
52:26:848:C:C2'	52:26:849:G:H5''	2.38	0.53
53:27:1562:U:H2'	53:27:1563:U:O4'	2.07	0.53
53:27:2095:A:C3'	53:27:2096:C:H5''	2.37	0.53
53:27:2126:A:H2'	53:27:2162:G:N2	2.23	0.53
53:27:2241:A:H2'	53:27:2242:G:C8	2.43	0.53
53:27:2266:A:H4'	53:27:2267:A:N3	2.24	0.53
2:B:191:GLY:HA3	53:27:2729:G:O2'	2.08	0.53
12:L:16:ARG:HH11	53:27:953:G:H5''	1.74	0.53
58:32:6:G:H2'	58:32:7:G:O4'	2.09	0.53
59:33:553:LEU:O	59:33:555:GLN:N	2.40	0.53
59:33:43:LEU:HD13	59:33:56:LEU:HD13	1.89	0.53
59:33:721:VAL:O	59:33:725:VAL:HG23	2.09	0.53
34:8:27:ILE:H	34:8:27:ILE:CD1	2.18	0.53
35:9:81:GLN:HE21	35:9:149:PRO:HD2	1.74	0.53
9:I:34:ARG:NH1	9:I:40:HIS:HB3	2.23	0.53
11:K:132:ARG:HA	11:K:142:ILE:HD11	1.90	0.53
15:O:39:LEU:HD11	15:O:81:ASP:HB2	1.91	0.53
21:U:70:ILE:HG22	21:U:72:VAL:HG13	1.90	0.53
44:18:68:ARG:HH12	44:18:70:HIS:CB	2.21	0.53
47:21:61:ARG:HG2	47:21:75:VAL:CG2	2.39	0.53
48:22:41:SER:CB	48:22:51:GLN:HE21	2.20	0.53
32:6:101:THR:HG23	52:26:1074:G:O2'	2.08	0.53
52:26:252:U:O2	52:26:252:U:H2'	2.08	0.53

Continued on next page...

Continued from previous page...

Atom-1	Atom-2	Interatomic distance (Å)	Clash overlap (Å)
52:26:484:G:N7	52:26:486:U:H1'	2.23	0.53
52:26:447:G:H1'	52:26:487:A:N6	2.24	0.53
53:27:1399:C:H2'	53:27:1400:U:C6	2.44	0.53
53:27:1925:C:O2'	53:27:1926:U:H5'	2.08	0.53
53:27:312:G:H2'	53:27:313:G:H8	1.74	0.53
54:28:64:G:H2'	54:28:65:U:C6	2.44	0.53
55:29:6:G:H2'	55:29:7:G:O4'	2.08	0.53
57:31:63:G:H2'	57:31:64:G:H8	1.73	0.53
59:33:368:SER:CB	59:33:460:GLN:NE2	2.72	0.53
59:33:96:ARG:CG	59:33:104:VAL:HG21	2.39	0.53
35:9:143:LEU:O	35:9:146:MET:HB3	2.08	0.53
10:J:21:CYS:HA	10:J:41:ILE:HG22	1.90	0.53
15:O:55:HIS:CE1	53:27:2682:A:H4'	2.44	0.53
16:P:40:LYS:HE3	16:P:44:TYR:HE2	1.73	0.53
16:P:48:ASP:HA	16:P:51:GLN:HB3	1.90	0.53
39:13:20:ILE:HA	39:13:62:LEU:HA	1.90	0.53
49:23:39:ILE:HB	49:23:66:VAL:O	2.08	0.53
52:26:979:C:H1'	52:26:1317:C:H41	1.73	0.53
52:26:1452:C:H4'	52:26:1453:G:N2	2.24	0.53
52:26:1510:C:H2'	52:26:1511:G:C8	2.43	0.53
42:16:49:ARG:NH1	52:26:523:A:H61	2.07	0.53
51:25:45:LYS:HE3	52:26:723:U:C1'	2.39	0.53
53:27:1077:A:C2	53:27:1088:A:H2'	2.44	0.53
53:27:1111:A:O2'	53:27:1112:G:H4'	2.09	0.53
53:27:1287:A:H3'	53:27:1288:G:N2	2.22	0.53
53:27:1666:G:C2'	53:27:1667:G:H5'	2.38	0.53
53:27:2229:U:H2'	53:27:2230:G:H8	1.73	0.53
53:27:2607:G:H2'	53:27:2608:G:O4'	2.08	0.53
53:27:2898:U:H2'	53:27:2899:A:H8	1.74	0.53
53:27:415:A:H2'	53:27:416:U:C6	2.43	0.53
53:27:635:C:H2'	53:27:636:G:C8	2.44	0.53
56:30:4:C:H2'	56:30:5:G:C8	2.44	0.53
29:3:26:ASN:O	29:3:30:VAL:HG23	2.08	0.53
59:33:20:TRP:CZ2	59:33:76:LEU:CG	2.92	0.53
33:7:190:THR:HG22	33:7:192:TYR:H	1.74	0.53
33:7:76:ILE:HA	33:7:83:VAL:CG2	2.39	0.53
3:C:73:ILE:HG13	3:C:78:TRP:CE3	2.44	0.53
4:D:114:ARG:HH11	43:17:70:ARG:CZ	2.22	0.53
8:H:14:ALA:HB3	8:H:52:LEU:H	1.74	0.53
9:I:93:ILE:HD13	9:I:100:VAL:HG21	1.90	0.53
38:12:77:VAL:HG12	38:12:84:ILE:HD12	1.90	0.53

Continued on next page...

Continued from previous page...

Atom-1	Atom-2	Interatomic distance (Å)	Clash overlap (Å)
50:24:30:PHE:O	50:24:34:VAL:HG23	2.09	0.53
51:25:5:VAL:CG2	51:25:7:GLU:HG3	2.38	0.53
51:25:67:THR:HG23	52:26:1167:A:N6	2.23	0.53
52:26:1240:U:H5''	52:26:1241:G:OP2	2.09	0.53
52:26:1294:G:H2'	52:26:1295:U:C6	2.43	0.53
52:26:1517:G:H2'	52:26:1518:A:H5'	1.90	0.53
52:26:392:C:H2'	52:26:393:A:H8	1.74	0.53
53:27:1056:G:H4'	53:27:1086:A:C8	2.44	0.53
53:27:973:A:H5'	53:27:1188:U:C1'	2.38	0.53
53:27:1279:G:H2'	53:27:1280:G:H8	1.73	0.53
53:27:2292:U:H2'	53:27:2293:G:C8	2.42	0.53
53:27:825:A:H2'	53:27:826:U:C6	2.43	0.53
24:X:41:HIS:CD2	53:27:96:C:H4'	2.43	0.53
29:3:21:ARG:HG2	29:3:21:ARG:HH21	1.74	0.53
59:33:160:LEU:CD1	59:33:198:LEU:HD22	2.38	0.53
59:33:47:GLN:CD	59:33:55:LEU:HD13	2.29	0.53
34:8:169:TRP:NE1	34:8:170:LEU:HD23	2.24	0.53
34:8:26:ALA:O	34:8:28:ASP:N	2.41	0.53
1:A:257:ARG:HD2	1:A:269:ARG:NH1	2.23	0.53
7:G:44:ALA:O	7:G:49:GLY:N	2.42	0.53
8:H:33:ASN:HB2	8:H:66:PHE:CE2	2.39	0.53
43:17:26:LYS:O	43:17:29:SER:HB3	2.09	0.53
52:26:1520:C:H2'	52:26:1521:C:H6	1.73	0.53
52:26:12:U:H4'	52:26:526:C:H4'	1.91	0.53
52:26:664:G:N2	52:26:741:G:H1	2.07	0.53
52:26:810:C:H2'	52:26:811:C:O4'	2.09	0.53
53:27:1563:U:H2'	53:27:1564:C:C6	2.43	0.53
53:27:167:A:C2	53:27:168:G:H1'	2.44	0.53
53:27:2630:G:H2'	53:27:2631:G:H8	1.73	0.53
53:27:49:A:C6	53:27:177:G:C5	2.96	0.53
58:32:19:G:H5''	58:32:20:U:C5	2.39	0.53
58:32:48:C:H2'	58:32:59:A:H4'	1.91	0.53
6:F:22:LYS:HD3	53:27:2093:G:H5'	1.90	0.53
7:G:110:ALA:HB3	7:G:113:PHE:CG	2.44	0.53
7:G:1:MET:HG3	7:G:2:ALA:N	2.24	0.53
8:H:78:LEU:HD12	8:H:108:ILE:HG23	1.89	0.53
37:11:100:MET:O	37:11:104:VAL:HG23	2.09	0.53
38:12:4:ASP:HB2	38:12:80:PRO:HG3	1.89	0.53
38:12:95:MET:SD	38:12:129:ALA:HB1	2.49	0.53
39:13:11:ARG:H	39:13:77:ALA:HB2	1.74	0.53
42:16:49:ARG:NH1	42:16:88:ASP:OD2	2.42	0.53

Continued on next page...

Continued from previous page...

Atom-1	Atom-2	Interatomic distance (Å)	Clash overlap (Å)
47:21:30:HIS:HB2	47:21:37:ILE:HD11	1.91	0.53
53:27:1702:G:C3'	53:27:1703:G:H5''	2.39	0.53
53:27:2679:A:H2'	53:27:2680:U:O4'	2.09	0.53
59:33:27:THR:HG23	59:33:28:SER:N	2.22	0.53
59:33:427:PHE:CZ	59:33:461:ILE:HG13	2.43	0.53
59:33:434:ASP:O	59:33:438:ARG:HG2	2.09	0.53
32:6:15:PHE:O	32:6:40:ILE:HB	2.09	0.53
35:9:104:ILE:CD1	35:9:119:VAL:HG23	2.35	0.53
2:B:49:GLN:NE2	2:B:79:LEU:HD13	2.24	0.53
5:E:154:GLU:HG2	5:E:156:TYR:N	2.23	0.53
7:G:48:ALA:HB3	7:G:51:TYR:HD2	1.73	0.53
8:H:21:PRO:HB2	8:H:22:PRO:HD3	1.90	0.53
14:N:35:ILE:O	14:N:35:ILE:HG23	2.08	0.53
17:Q:16:GLU:HA	17:Q:98:ILE:HG21	1.90	0.53
26:Z:56:ARG:HG3	49:23:64:GLU:O	2.09	0.53
38:12:4:ASP:OD2	38:12:7:ALA:HB2	2.08	0.53
47:21:17:GLU:OE1	52:26:273:U:H1'	2.09	0.53
52:26:463:U:H2'	52:26:464:U:O4'	2.09	0.53
52:26:626:G:H2'	52:26:627:G:C8	2.44	0.53
53:27:1086:A:H4'	53:27:1103:A:C2	2.43	0.53
53:27:1444:G:H2'	53:27:1445:G:C8	2.44	0.53
53:27:355:U:H2'	53:27:356:G:H8	1.73	0.53
53:27:386:G:H3'	53:27:387:U:H5''	1.90	0.53
11:K:126:ARG:HH22	53:27:634:C:C5'	2.22	0.53
59:33:35:LEU:HD11	59:33:73:ILE:CA	2.39	0.53
59:33:444:ILE:HB	59:33:459:ASP:OD2	2.09	0.53
59:33:620:GLU:O	59:33:621:ILE:HG23	2.08	0.53
59:33:73:ILE:HG13	59:33:74:ASP:N	2.24	0.53
34:8:173:ASP:O	34:8:175:GLY:N	2.42	0.53
2:B:58:ASN:N	2:B:60:VAL:HG12	2.23	0.53
3:C:65:THR:HG22	3:C:66:GLY:H	1.74	0.53
4:D:112:ASP:OD1	43:17:65:GLU:HG3	2.08	0.53
14:N:33:ARG:HG3	54:28:52:A:H62	1.73	0.53
20:T:39:ASN:OD1	20:T:64:ILE:HB	2.09	0.53
25:Y:9:THR:HG22	25:Y:53:MET:C	2.30	0.53
37:11:75:LYS:O	37:11:86:VAL:N	2.40	0.52
27:1:30:ASP:HB3	27:1:35:GLU:N	2.22	0.52
44:18:61:ASN:HB3	44:18:72:PHE:CE2	2.43	0.52
51:25:33:ARG:HH11	51:25:34:ARG:HG2	1.74	0.52
53:27:1141:U:H4'	53:27:1142:A:O4'	2.09	0.52
53:27:1744:A:H3'	53:27:1745:A:C8	2.44	0.52

Continued on next page...

Continued from previous page...

Atom-1	Atom-2	Interatomic distance (Å)	Clash overlap (Å)
53:27:1773:A:H2'	53:27:1774:C:O4'	2.08	0.52
29:3:25:LYS:HZ1	53:27:210:C:H5''	1.74	0.52
53:27:2167:U:H2'	53:27:2169:A:OP2	2.09	0.52
53:27:2658:C:H2'	53:27:2659:G:O4'	2.08	0.52
59:33:99:VAL:CG2	59:33:103:VAL:HG21	2.39	0.52
59:33:210:GLU:CD	59:33:260:TRP:CZ3	2.83	0.52
59:33:375:ALA:HB1	59:33:457:MET:HE2	1.88	0.52
59:33:59:GLY:O	59:33:63:VAL:HG13	2.09	0.52
59:33:81:LEU:CD2	59:33:84:LEU:HD22	2.38	0.52
32:6:104:LYS:CE	52:26:1073:U:H4'	2.39	0.52
33:7:113:LYS:HB2	33:7:184:ASN:ND2	2.24	0.52
33:7:90:VAL:O	33:7:93:ILE:HB	2.09	0.52
1:A:62:ARG:HH11	1:A:62:ARG:HG3	1.74	0.52
7:G:2:ALA:HB3	7:G:6:GLN:CG	2.39	0.52
10:J:9:ASN:O	10:J:83:ALA:HA	2.09	0.52
11:K:33:ARG:CD	11:K:40:SER:HA	2.39	0.52
16:P:80:ASN:CG	53:27:1151:A:H4'	2.30	0.52
18:R:47:VAL:O	18:R:50:VAL:HB	2.09	0.52
18:R:59:GLU:HA	18:R:64:ALA:CB	2.39	0.52
43:17:67:ASP:HA	43:17:70:ARG:HH11	1.75	0.52
47:21:56:ASP:N	47:21:56:ASP:OD1	2.42	0.52
50:24:53:MET:O	50:24:57:VAL:HG12	2.09	0.52
52:26:147:G:H2'	52:26:148:G:C8	2.45	0.52
52:26:628:G:H2'	52:26:629:A:H8	1.74	0.52
53:27:1301:A:H2'	53:27:1301:A:N3	2.24	0.52
53:27:189:G:H2'	53:27:205:G:N2	2.24	0.52
53:27:2699:C:H2'	53:27:2700:A:C8	2.44	0.52
59:33:156:ARG:O	59:33:160:LEU:HG	2.09	0.52
59:33:63:VAL:HG21	59:33:80:LEU:HD21	1.90	0.52
32:6:8:MET:HG3	32:6:10:LYS:H	1.74	0.52
33:7:148:ILE:O	33:7:168:ARG:HA	2.10	0.52
33:7:116:ALA:HB1	33:7:186:SER:HB3	1.91	0.52
33:7:89:VAL:O	33:7:93:ILE:HG13	2.09	0.52
3:C:54:GLY:O	3:C:56:GLY:N	2.42	0.52
6:F:75:LEU:HD12	6:F:76:GLU:N	2.24	0.52
8:H:109:ALA:O	8:H:113:ALA:HB3	2.09	0.52
13:M:86:ARG:HG2	13:M:117:ASP:OD2	2.09	0.52
16:P:49:ARG:HH11	16:P:49:ARG:HG2	1.74	0.52
21:U:26:PHE:HZ	21:U:47:VAL:HG11	1.74	0.52
37:11:39:GLU:OE1	39:13:42:THR:HG22	2.09	0.52
41:15:88:PRO:HD3	51:25:28:LEU:CD2	2.39	0.52

Continued on next page...

Continued from previous page...

Atom-1	Atom-2	Interatomic distance (Å)	Clash overlap (Å)
46:20:15:PRO:HG2	46:20:41:PRO:HG3	1.90	0.52
51:25:25:ALA:O	51:25:29:ALA:HB3	2.09	0.52
52:26:356:A:N3	52:26:368:U:O2'	2.42	0.52
52:26:686:U:O4	52:26:703:G:H2'	2.09	0.52
53:27:1082:U:H2'	53:27:1083:U:O4'	2.09	0.52
53:27:1279:G:H2'	53:27:1280:G:C8	2.44	0.52
53:27:1351:C:H2'	53:27:1352:U:C6	2.43	0.52
53:27:2166:U:C2'	53:27:2167:U:H5'	2.40	0.52
53:27:271:G:H1'	53:27:272:A:C8	2.45	0.52
53:27:764:A:O2'	53:27:765:C:H5'	2.08	0.52
59:33:169:ASP:OD1	59:33:169:ASP:O	2.28	0.52
59:33:210:GLU:OE1	59:33:260:TRP:CZ3	2.62	0.52
29:3:35:ARG:HH12	53:27:53:A:H2	1.53	0.52
33:7:172:VAL:HG12	33:7:174:LEU:CD1	2.39	0.52
34:8:57:LYS:HB2	34:8:202:LEU:HD13	1.90	0.52
10:J:1:MET:HB2	10:J:67:LYS:HG2	1.91	0.52
12:L:96:ILE:HG21	12:L:126:ILE:HD13	1.92	0.52
16:P:60:TRP:O	16:P:64:ILE:HG13	2.10	0.52
36:10:18:VAL:CG1	36:10:19:PRO:HD3	2.40	0.52
36:10:2:ARG:HD2	36:10:68:GLN:HG3	1.91	0.52
37:11:3:ARG:HB3	37:11:4:ARG:NH1	2.25	0.52
38:12:85:TYR:CE1	38:12:123:GLU:HB2	2.44	0.52
41:15:43:TRP:HZ3	41:15:45:THR:HG23	1.74	0.52
48:22:35:SER:HB3	51:25:3:ILE:HG13	1.91	0.52
52:26:358:U:H2'	52:26:359:G:C8	2.44	0.52
48:22:59:LYS:HD3	52:26:734:G:O2'	2.10	0.52
53:27:1149:G:H2'	53:27:1150:C:C6	2.44	0.52
53:27:1336:A:H2'	53:27:1337:G:C8	2.44	0.52
16:P:10:ARG:HH22	53:27:514:A:C5'	2.21	0.52
56:30:13:C:H2'	56:30:14:A:H5''	1.91	0.52
56:30:23:A:H2'	56:30:24:G:C8	2.44	0.52
59:33:63:VAL:HA	59:33:79:ALA:CB	2.39	0.52
4:D:80:GLN:NE2	4:D:81:GLY:H	2.06	0.52
10:J:104:THR:HG22	10:J:106:GLU:H	1.74	0.52
39:13:54:VAL:HG12	39:13:93:LEU:HD22	1.90	0.52
41:15:111:ASP:HB2	51:25:19:LYS:HZ1	1.75	0.52
52:26:698:G:H2'	52:26:699:C:C6	2.45	0.52
53:27:1499:C:H2'	53:27:1500:G:C8	2.44	0.52
53:27:2623:G:H2'	53:27:2624:G:H8	1.74	0.52
53:27:2677:G:H2'	53:27:2678:C:C6	2.44	0.52
53:27:2840:C:H2'	53:27:2841:C:H6	1.74	0.52

Continued on next page...

Continued from previous page...

Atom-1	Atom-2	Interatomic distance (Å)	Clash overlap (Å)
59:33:643:GLU:O	59:33:646:SER:HB3	2.10	0.52
35:9:137:ARG:HH12	52:26:1078:U:H4'	1.75	0.52
4:D:175:PRO:O	4:D:176:PHE:HB2	2.10	0.52
5:E:51:PHE:CE1	5:E:71:LEU:HD22	2.44	0.52
7:G:51:TYR:HB2	7:G:53:ARG:NH2	2.24	0.52
10:J:61:VAL:H	10:J:87:LEU:HD13	1.75	0.52
10:J:91:SER:O	10:J:92:GLU:HB2	2.10	0.52
12:L:64:TRP:HB2	12:L:104:GLU:HB2	1.91	0.52
17:Q:20:VAL:O	17:Q:96:VAL:HG22	2.09	0.52
18:R:88:ARG:HD2	18:R:94:ASP:OD2	2.09	0.52
41:15:82:GLU:HG3	41:15:108:ASN:OD1	2.10	0.52
26:Z:66:ILE:HD11	44:18:41:TRP:N	2.25	0.52
52:26:1251:A:H2'	52:26:1252:A:C8	2.44	0.52
52:26:206:C:H2'	52:26:207:C:C6	2.44	0.52
52:26:432:A:H2'	52:26:433:G:O4'	2.10	0.52
52:26:77:A:H2'	52:26:78:A:O4'	2.10	0.52
53:27:2114:A:O2'	53:27:2167:U:H4'	2.09	0.52
53:27:2328:A:H2'	53:27:2329:U:C6	2.45	0.52
53:27:284:U:C2'	53:27:285:G:H5''	2.40	0.52
53:27:2888:C:H2'	53:27:2889:C:H6	1.74	0.52
53:27:547:A:H4'	53:27:548:G:C5	2.45	0.52
56:30:9:A:H62	56:30:23:A:H62	1.58	0.52
57:31:57:A:H2'	57:31:58:A:H5'	1.92	0.52
59:33:231:GLU:O	59:33:235:HIS:CD2	2.63	0.52
59:33:443:LYS:HA	59:33:448:ILE:HA	1.91	0.52
2:B:2:ILE:HG13	2:B:3:GLY:N	2.21	0.52
6:F:65:ALA:HA	6:F:68:ARG:HH11	1.75	0.52
6:F:68:ARG:O	6:F:72:ILE:HG13	2.09	0.52
8:H:101:SER:HB2	8:H:104:GLN:CG	2.31	0.52
13:M:37:THR:HA	13:M:110:MET:HA	1.91	0.52
18:R:82:MET:HB2	18:R:98:LYS:HB2	1.91	0.52
20:T:11:ILE:HA	20:T:21:ARG:HA	1.91	0.52
24:X:39:GLN:O	24:X:42:LEU:HB3	2.09	0.52
39:13:25:GLY:HA3	39:13:58:GLU:HA	1.90	0.52
44:18:47:LEU:HD21	52:26:1317:C:H4'	1.91	0.52
46:20:76:LYS:HA	46:20:79:ASN:HD21	1.74	0.52
50:24:23:ARG:NH1	52:26:176:C:H5''	2.23	0.52
35:9:107:GLY:CA	52:26:9:G:H5'	2.24	0.52
53:27:1181:U:H2'	53:27:1182:G:C8	2.44	0.52
53:27:52:A:C6	53:27:118:A:C2	2.97	0.52
53:27:207:A:H2'	53:27:208:C:O4'	2.10	0.52

Continued on next page...

Continued from previous page...

Atom-1	Atom-2	Interatomic distance (Å)	Clash overlap (Å)
59:33:327:LEU:CD2	59:33:332:LYS:CB	2.87	0.52
59:33:281:ILE:CG1	59:33:338:ILE:HG13	2.40	0.52
59:33:43:LEU:O	59:33:44:GLN:HB2	2.08	0.52
59:33:43:LEU:CD2	59:33:44:GLN:HE22	2.22	0.52
59:33:72:ASP:OD1	59:33:74:ASP:N	2.43	0.52
32:6:27:LYS:N	32:6:28:PRO:CD	2.72	0.52
33:7:63:ILE:HG13	33:7:63:ILE:O	2.09	0.52
34:8:156:ALA:O	34:8:159:GLU:HG2	2.10	0.52
2:B:8:LYS:HB2	2:B:201:LEU:HD11	1.91	0.52
3:C:60:TRP:HE3	3:C:62:GLN:N	2.08	0.52
8:H:79:LEU:HD11	8:H:132:ALA:HA	1.92	0.52
15:O:105:LYS:HG2	52:26:1432:G:O5'	2.09	0.52
18:R:20:VAL:HG11	18:R:47:VAL:HG11	1.92	0.52
21:U:46:LYS:O	21:U:50:MET:HG2	2.10	0.52
47:21:63:CYS:SG	47:21:64:ARG:N	2.83	0.52
48:22:17:VAL:O	48:22:18:GLN:HB2	2.10	0.52
53:27:811:U:O2	53:27:1250:G:H2'	2.09	0.52
53:27:2073:C:H2'	53:27:2074:U:H6	1.75	0.52
53:27:57:C:H2'	53:27:58:G:O4'	2.09	0.52
53:27:914:G:H5'	53:27:915:C:OP2	2.10	0.52
58:32:38:A:H2'	58:32:39:C:C6	2.45	0.52
59:33:147:ARG:C	59:33:150:VAL:HG12	2.30	0.52
59:33:27:THR:CG2	59:33:28:SER:H	2.20	0.52
59:33:58:ARG:NH1	59:33:159:HIS:ND1	2.58	0.52
59:33:606:MET:HB3	59:33:630:GLY:HA3	1.92	0.52
59:33:722:LEU:O	59:33:726:LEU:HG	2.09	0.52
35:9:135:VAL:O	35:9:139:THR:HG23	2.10	0.52
3:C:69:ARG:HH21	53:27:2502:G:N2	2.06	0.52
10:J:76:VAL:HG12	15:O:72:VAL:HG21	1.91	0.52
13:M:19:ALA:O	13:M:22:ARG:HB3	2.10	0.52
16:P:88:GLU:CG	17:Q:52:PRO:HB3	2.40	0.52
41:15:124:LYS:HD3	52:26:780:A:H5''	1.92	0.52
41:15:28:ASN:OD1	41:15:56:LYS:HD2	2.10	0.52
44:18:13:VAL:CA	44:18:59:GLN:HE22	2.19	0.52
36:10:91:ARG:HH21	48:22:60:ARG:HH22	1.58	0.52
52:26:489:C:H2'	52:26:490:C:H6	1.74	0.52
53:27:1198:U:H2'	53:27:1199:U:C6	2.44	0.52
53:27:1882:U:H2'	53:27:1883:U:C6	2.44	0.52
53:27:2405:G:H2'	53:27:2411:A:H62	1.74	0.52
53:27:364:C:H2'	53:27:365:U:C6	2.45	0.52
54:28:70:C:H2'	54:28:71:C:C6	2.45	0.52

Continued on next page...

Continued from previous page...

Atom-1	Atom-2	Interatomic distance (Å)	Clash overlap (Å)
51:25:25:ALA:HB3	55:29:9:G:H4'	1.90	0.52
59:33:35:LEU:HD11	59:33:73:ILE:CB	2.40	0.52
59:33:697:VAL:HG13	59:33:712:MET:HE2	1.92	0.52
59:33:39:TRP:N	59:33:80:LEU:HD13	2.25	0.52
32:6:130:LYS:O	32:6:133:ALA:HB3	2.10	0.52
32:6:160:LEU:HD23	32:6:182:VAL:HG12	1.92	0.52
4:D:102:LEU:HD12	4:D:106:ALA:HB3	1.90	0.52
7:G:39:THR:HB	7:G:105:LYS:CE	2.39	0.52
7:G:78:GLY:N	7:G:79:PRO:HD2	2.25	0.52
15:O:2:ASN:O	15:O:5:LYS:HB3	2.09	0.52
16:P:36:GLN:NE2	53:27:564:C:H1'	2.25	0.52
19:S:74:ILE:HD12	19:S:74:ILE:O	2.10	0.52
20:T:13:LEU:O	20:T:18:LYS:HG3	2.09	0.52
42:16:41:PRO:HB3	42:16:88:ASP:OD2	2.10	0.52
52:26:1119:C:O2'	52:26:1120:C:H5'	2.10	0.52
52:26:1276:G:H2'	52:26:1277:C:O4'	2.10	0.52
52:26:1327:C:H2'	52:26:1328:C:C6	2.44	0.52
52:26:70:U:H4'	52:26:71:A:C8	2.45	0.52
52:26:900:A:H2'	52:26:901:A:C8	2.45	0.52
53:27:1979:U:O2'	53:27:1980:G:H5'	2.10	0.52
53:27:2028:U:H2'	53:27:2029:G:C8	2.44	0.52
11:K:103:ILE:CD1	53:27:259:G:H4'	2.40	0.52
53:27:286:U:H2'	53:27:287:G:C8	2.44	0.52
53:27:934:U:H2'	53:27:935:C:C6	2.45	0.52
53:27:984:A:H5''	53:27:985:C:OP2	2.10	0.52
56:30:71:G:H2'	56:30:72:C:C6	2.45	0.52
59:33:371:GLU:O	59:33:407:TYR:OH	2.28	0.52
59:33:20:TRP:CG	59:33:63:VAL:HG23	2.45	0.52
4:D:24:VAL:O	4:D:27:VAL:HG12	2.10	0.52
6:F:127:GLU:HG3	6:F:145:ASN:HA	1.91	0.52
36:10:6:ILE:HB	36:10:62:MET:HB2	1.92	0.51
49:23:9:PHE:HE2	49:23:36:ARG:HD3	1.75	0.51
41:15:111:ASP:HB3	51:25:19:LYS:HZ1	1.75	0.51
52:26:1432:G:H1'	52:26:1468:A:H62	1.75	0.51
53:27:1056:G:H5''	53:27:1057:A:O4'	2.10	0.51
53:27:2290:G:H2'	53:27:2291:U:O4'	2.10	0.51
53:27:2841:C:H2'	53:27:2842:G:H8	1.75	0.51
53:27:971:G:H2'	53:27:972:A:O4'	2.09	0.51
54:28:41:G:N3	54:28:41:G:H2'	2.25	0.51
57:31:23:C:H2'	57:31:24:U:C6	2.45	0.51
59:33:221:ARG:CZ	59:33:273:LEU:HD11	2.40	0.51

Continued on next page...

Continued from previous page...

Atom-1	Atom-2	Interatomic distance (Å)	Clash overlap (Å)
59:33:241:LYS:HD3	59:33:246:LYS:HZ2	1.75	0.51
32:6:82:ALA:HB2	32:6:213:LEU:HD23	1.93	0.51
34:8:131:ILE:HG22	34:8:134:TYR:N	2.26	0.51
1:A:259:ASN:OD1	1:A:261:ARG:HB3	2.10	0.51
7:G:53:ARG:HG3	7:G:86:MET:HB2	1.92	0.51
13:M:37:THR:HG21	13:M:40:LYS:NZ	2.26	0.51
13:M:63:ARG:HA	13:M:80:PHE:HE2	1.74	0.51
15:O:5:LYS:O	15:O:9:GLN:HB2	2.11	0.51
16:P:107:ALA:O	16:P:110:GLU:HB2	2.10	0.51
19:S:92:ASN:OD1	19:S:93:LEU:N	2.43	0.51
37:11:50:ALA:HA	37:11:55:LYS:O	2.10	0.51
38:12:45:ILE:HD13	38:12:60:LEU:HD22	1.91	0.51
39:13:97:LEU:HB3	39:13:103:VAL:HG13	1.93	0.51
40:14:80:THR:HB	40:14:83:THR:CB	2.39	0.51
41:15:33:ILE:CD1	41:15:73:VAL:HG21	2.38	0.51
42:16:80:LEU:HB3	42:16:97:VAL:HB	1.91	0.51
52:26:225:C:C2'	52:26:226:G:H5''	2.40	0.51
52:26:846:G:H2'	52:26:847:G:H8	1.75	0.51
52:26:939:G:H2'	52:26:940:C:C6	2.45	0.51
53:27:2412:A:H2'	53:27:2413:G:O4'	2.10	0.51
53:27:2845:U:H2'	53:27:2846:G:C8	2.46	0.51
53:27:704:G:HO2'	53:27:705:A:H8	1.57	0.51
53:27:857:G:H2'	53:27:858:G:C1'	2.41	0.51
53:27:864:G:O2'	53:27:865:C:H5'	2.10	0.51
56:30:48:C:C2	56:30:59:U:H1'	2.46	0.51
59:33:65:ILE:HD11	59:33:161:ARG:HH21	1.73	0.51
59:33:227:HIS:O	59:33:231:GLU:HG3	2.09	0.51
33:7:112:ALA:HB2	33:7:182:ASP:O	2.10	0.51
33:7:116:ALA:HB1	33:7:186:SER:CB	2.40	0.51
34:8:181:PHE:CZ	34:8:184:LYS:HA	2.45	0.51
1:A:248:GLY:HA3	53:27:2239:G:H5'	1.91	0.51
6:F:125:THR:HG21	6:F:148:ALA:HB2	1.92	0.51
6:F:90:LEU:HD21	6:F:94:ILE:HG13	1.92	0.51
11:K:85:VAL:CG1	11:K:94:THR:HG22	2.40	0.51
13:M:30:ARG:HG3	13:M:75:ILE:CD1	2.39	0.51
13:M:45:ARG:O	13:M:49:GLU:HG3	2.09	0.51
24:X:12:GLU:H	24:X:12:GLU:CD	2.13	0.51
39:13:122:ARG:HH11	52:26:1343:G:H1'	1.76	0.51
46:20:4:ILE:O	46:20:71:VAL:HG21	2.11	0.51
39:13:114:LYS:HD3	52:26:1187:G:C5'	2.40	0.51
52:26:1241:G:H2'	52:26:1242:G:H8	1.74	0.51

Continued on next page...

Continued from previous page...

Atom-1	Atom-2	Interatomic distance (Å)	Clash overlap (Å)
52:26:298:A:H2'	52:26:299:G:O4'	2.10	0.51
53:27:2291:U:O2'	53:27:2374:C:H1'	2.11	0.51
53:27:2786:U:O2'	53:27:2787:C:H5'	2.10	0.51
53:27:693:A:H2'	53:27:694:U:C6	2.45	0.51
56:30:58:A:H1'	56:30:61:C:N4	2.26	0.51
29:3:10:LEU:HD11	29:3:14:ARG:NH1	2.23	0.51
59:33:99:VAL:HG21	59:33:103:VAL:HG11	1.93	0.51
59:33:175:ALA:CA	59:33:178:CYS:SG	2.94	0.51
3:C:16:GLU:O	3:C:20:GLY:N	2.40	0.51
7:G:100:ALA:CB	7:G:125:ARG:HD2	2.41	0.51
9:I:35:ARG:HA	9:I:40:HIS:CD2	2.46	0.51
14:N:35:ILE:HD12	14:N:102:ARG:HB3	1.92	0.51
17:Q:79:ARG:NE	17:Q:80:ARG:HH21	2.08	0.51
19:S:39:THR:O	19:S:43:ILE:HG13	2.11	0.51
25:Y:40:THR:CG2	25:Y:43:ILE:HG12	2.36	0.51
39:13:70:GLY:O	39:13:74:GLN:HG3	2.10	0.51
46:20:3:THR:HG23	46:20:24:SER:HB3	1.92	0.51
48:22:41:SER:HB3	48:22:51:GLN:HG2	1.92	0.51
52:26:1282:C:H2'	52:26:1283:U:C6	2.46	0.51
53:27:1188:U:O2'	53:27:1189:A:H5'	2.11	0.51
53:27:1540:G:O2'	53:27:1541:C:H5'	2.11	0.51
53:27:1642:G:H2'	53:27:1643:G:O4'	2.10	0.51
53:27:1846:G:H5''	53:27:1847:G:OP2	2.10	0.51
53:27:1956:U:H2'	53:27:1957:C:H5'	1.91	0.51
53:27:2047:C:H2'	53:27:2048:G:C8	2.45	0.51
53:27:2620:C:H2'	53:27:2621:G:O4'	2.10	0.51
54:28:30:C:H2'	54:28:31:C:C5'	2.39	0.51
5:E:154:GLU:OE1	5:E:157:LYS:HB2	2.09	0.51
6:F:73:ASN:ND2	6:F:76:GLU:HG2	2.26	0.51
9:I:8:PRO:HG3	9:I:48:VAL:CG1	2.41	0.51
14:N:31:THR:O	14:N:32:PRO:C	2.48	0.51
15:O:108:ARG:HD2	52:26:1463:U:OP1	2.11	0.51
4:D:104:THR:HA	26:Z:38:SER:HB3	1.92	0.51
39:13:121:ARG:HH12	52:26:1345:U:H5''	1.75	0.51
52:26:1182:G:O2'	52:26:1183:U:H5''	2.11	0.51
52:26:1339:A:H2'	52:26:1340:A:O4'	2.10	0.51
53:27:27:G:N2	53:27:512:G:H1'	2.24	0.51
53:27:2822:G:H2'	53:27:2823:A:H5''	1.92	0.51
53:27:473:G:O2'	53:27:474:G:H5'	2.11	0.51
57:31:24:U:H2'	57:31:25:C:C6	2.46	0.51
53:27:1923:U:H5''	57:31:24:U:O2'	2.11	0.51

Continued on next page...

Continued from previous page...

Atom-1	Atom-2	Interatomic distance (Å)	Clash overlap (Å)
59:33:221:ARG:NH2	59:33:273:LEU:HD11	2.24	0.51
59:33:43:LEU:CD1	59:33:56:LEU:HD13	2.40	0.51
2:B:179:ARG:HB3	2:B:188:LEU:HD12	1.92	0.51
4:D:89:THR:O	54:28:43:C:H1'	2.11	0.51
7:G:44:ALA:HA	7:G:51:TYR:CE2	2.46	0.51
8:H:80:LYS:O	8:H:84:GLY:N	2.41	0.51
13:M:60:VAL:O	13:M:64:ARG:HG2	2.10	0.51
14:N:28:VAL:HG22	14:N:29:HIS:N	2.26	0.51
20:T:31:GLY:O	20:T:66:VAL:HG23	2.11	0.51
38:12:115:ALA:O	38:12:119:GLY:N	2.44	0.51
38:12:53:ASP:O	38:12:56:PRO:HG3	2.10	0.51
40:14:65:TYR:OH	44:18:84:ARG:HG3	2.10	0.51
27:1:5:ASN:HD22	53:27:2020:A:H62	1.56	0.51
43:17:6:ILE:HD11	43:17:65:GLU:CD	2.31	0.51
46:20:67:ILE:CG2	46:20:71:VAL:HB	2.41	0.51
51:25:13:VAL:CG1	51:25:15:LEU:HG	2.40	0.51
52:26:1206:G:H2'	52:26:1207:G:H5''	1.91	0.51
52:26:1305:G:HO2'	52:26:1306:A:H8	1.58	0.51
52:26:1355:G:H2'	52:26:1356:G:H8	1.76	0.51
52:26:286:C:H2'	52:26:287:U:C6	2.46	0.51
52:26:516:U:H5	52:26:533:A:N6	2.07	0.51
53:27:1020:A:H1'	53:27:1021:A:OP2	2.11	0.51
53:27:1901:A:H2'	53:27:1902:C:C6	2.45	0.51
53:27:2792:A:C2	53:27:2793:C:H1'	2.46	0.51
53:27:2836:U:H2'	53:27:2837:A:C8	2.45	0.51
53:27:2841:C:H2'	53:27:2842:G:C8	2.46	0.51
53:27:848:C:H2'	53:27:849:A:C8	2.45	0.51
53:27:942:G:H2'	53:27:943:A:O4'	2.11	0.51
54:28:65:U:C3'	54:28:108:A:H61	2.21	0.51
59:33:179:THR:HG23	59:33:202:CYS:HB3	1.92	0.51
32:6:179:GLY:C	32:6:180:ILE:HD12	2.30	0.51
35:9:105:ILE:HD11	35:9:123:LEU:CD2	2.41	0.51
35:9:10:LEU:HD11	35:9:67:ARG:HG2	1.91	0.51
4:D:126:ASN:OD1	4:D:156:THR:HA	2.10	0.51
5:E:90:GLY:HA3	5:E:93:TYR:CE2	2.45	0.51
8:H:4:VAL:N	8:H:7:TYR:HD2	2.08	0.51
9:I:11:VAL:HG11	9:I:50:THR:HG22	1.92	0.51
14:N:4:LYS:HE2	14:N:8:ILE:HD11	1.93	0.51
10:J:76:VAL:O	15:O:72:VAL:HG22	2.11	0.51
22:V:52:ASP:O	22:V:53:HIS:HB2	2.11	0.51
38:12:77:VAL:HG23	38:12:126:CYS:HA	1.93	0.51

Continued on next page...

Continued from previous page...

Atom-1	Atom-2	Interatomic distance (Å)	Clash overlap (Å)
52:26:1329:A:O2'	52:26:1330:U:H5'	2.11	0.51
51:25:20:ARG:NH2	52:26:1538:C:O2	2.44	0.51
52:26:225:C:C3'	52:26:226:G:H5''	2.41	0.51
34:8:131:ILE:HG13	52:26:620:C:C6	2.46	0.51
53:27:176:A:C2'	53:27:177:G:H5'	2.41	0.51
53:27:191:A:H2'	53:27:192:C:C6	2.46	0.51
27:1:8:THR:HB	53:27:2020:A:H5'	1.92	0.51
53:27:2105:U:H2'	53:27:2106:U:O4'	2.10	0.51
53:27:2743:U:H2'	53:27:2744:G:O4'	2.11	0.51
53:27:2832:U:H1'	53:27:2834:G:C2	2.44	0.51
53:27:970:U:H2'	53:27:971:G:C8	2.46	0.51
58:32:29:G:H2'	58:32:30:G:O4'	2.10	0.51
59:33:204:ARG:HG3	59:33:211:TYR:CE2	2.46	0.51
59:33:305:ASP:OD1	59:33:305:ASP:O	2.29	0.51
59:33:736:ILE:HG13	59:33:737:ASP:N	2.25	0.51
59:33:20:TRP:CZ2	59:33:76:LEU:HG	2.46	0.51
3:C:115:GLN:HB3	3:C:117:ARG:HG3	1.93	0.51
5:E:70:LEU:HD11	53:27:2758:A:C2	2.45	0.51
5:E:70:LEU:O	5:E:74:MET:HG3	2.11	0.51
7:G:97:LYS:NZ	7:G:127:ALA:HB2	2.25	0.51
7:G:54:VAL:O	7:G:54:VAL:HG13	2.10	0.51
17:Q:5:PHE:HA	17:Q:39:LEU:HD13	1.92	0.51
27:1:12:ARG:HD2	27:1:16:ARG:CZ	2.41	0.51
37:11:66:GLU:HA	37:11:69:ARG:HG3	1.93	0.51
40:14:99:GLN:C	40:14:100:ILE:HD12	2.31	0.51
44:18:5:MET:HE1	44:18:8:ARG:HD2	1.93	0.51
52:26:319:G:H2'	52:26:320:A:H8	1.75	0.51
52:26:374:A:H2'	52:26:375:U:C6	2.46	0.51
52:26:26:A:N6	52:26:558:G:H1'	2.25	0.51
52:26:936:C:H2'	52:26:937:A:O4'	2.11	0.51
53:27:1386:C:H2'	53:27:1387:A:C8	2.45	0.51
53:27:1693:U:H3'	53:27:1694:C:H5'	1.93	0.51
53:27:2514:U:H2'	53:27:2515:C:C6	2.46	0.51
53:27:435:C:H2'	53:27:436:C:H5'	1.93	0.51
53:27:669:G:N3	53:27:669:G:H2'	2.26	0.51
53:27:859:G:O2'	53:27:860:U:P	2.67	0.51
53:27:946:C:H2'	53:27:947:A:C8	2.46	0.51
57:31:28:C:H2'	57:31:29:G:C8	2.46	0.51
59:33:20:TRP:CD1	59:33:64:GLU:CA	2.90	0.51
59:33:327:LEU:HD23	59:33:332:LYS:HB2	1.93	0.51
35:9:45:VAL:HG21	35:9:117:ALA:HA	1.92	0.51

Continued on next page...

Continued from previous page...

Atom-1	Atom-2	Interatomic distance (Å)	Clash overlap (Å)
1:A:204:LEU:HD21	1:A:213:ARG:HE	1.76	0.51
6:F:62:LEU:HA	6:F:65:ALA:CB	2.41	0.51
14:N:8:ILE:O	14:N:12:THR:HG23	2.10	0.51
19:S:39:THR:OG1	19:S:42:GLU:HG3	2.11	0.51
39:13:114:LYS:HE2	39:13:117:LEU:CD1	2.41	0.51
48:22:17:VAL:HG13	48:22:18:GLN:HG2	1.92	0.51
50:24:23:ARG:HH12	52:26:176:C:H5''	1.76	0.51
53:27:1023:U:H5'	53:27:1024:G:OP2	2.11	0.51
53:27:127:A:H5''	53:27:128:C:O4'	2.10	0.51
53:27:1913:A:H4'	53:27:1914:C:C5'	2.41	0.51
53:27:2055:C:H5'	53:27:2056:G:H5''	1.92	0.51
53:27:2488:G:H2'	53:27:2489:U:C6	2.46	0.51
15:O:52:ARG:HH22	53:27:2720:U:H5''	1.73	0.51
54:28:114:C:H2'	54:28:115:A:H8	1.76	0.51
58:32:41:C:H2'	58:32:42:G:H8	1.76	0.51
59:33:43:LEU:HA	59:33:56:LEU:CD1	2.39	0.51
59:33:488:GLY:O	59:33:492:ILE:N	2.44	0.51
33:7:120:THR:HG23	33:7:188:ALA:CA	2.41	0.51
35:9:93:VAL:HG22	35:9:110:MET:HE2	1.92	0.51
6:F:87:GLU:OE1	36:10:21:MET:HG2	2.10	0.51
6:F:8:LYS:O	6:F:9:VAL:HG12	2.11	0.51
36:10:91:ARG:NH2	48:22:60:ARG:HH22	2.09	0.51
40:14:65:TYR:HD1	44:18:97:LYS:HA	1.76	0.51
44:18:72:PHE:CE1	44:18:77:GLY:HA2	2.46	0.51
50:24:28:ARG:O	50:24:32:LYS:HG2	2.10	0.51
33:7:178:ARG:HE	52:26:1112:C:H1'	1.74	0.51
52:26:1424:U:H2'	52:26:1425:U:C6	2.46	0.51
52:26:1520:C:H2'	52:26:1521:C:C6	2.46	0.51
52:26:813:U:H2'	52:26:814:A:C5'	2.39	0.51
53:27:1270:C:H5''	53:27:1271:G:O5'	2.12	0.51
53:27:1709:U:O2'	53:27:2859:G:H1'	2.11	0.51
53:27:2111:U:H1'	53:27:2145:C:H1'	1.92	0.51
53:27:2811:G:H2'	53:27:2812:G:C8	2.46	0.51
53:27:445:C:O2'	53:27:446:G:H5'	2.11	0.51
59:33:42:CYS:HB2	59:33:84:LEU:HD11	1.91	0.51
31:5:1:MET:HG3	31:5:2:LYS:N	2.17	0.51
32:6:105:THR:HG21	52:26:1072:G:N2	2.26	0.51
32:6:18:GLN:CB	32:6:188:THR:HB	2.41	0.51
32:6:184:ALA:O	32:6:199:ILE:HD12	2.11	0.51
33:7:10:ARG:HH11	33:7:10:ARG:HG3	1.76	0.51
34:8:59:LYS:HZ2	34:8:194:ILE:HG22	1.76	0.51

Continued on next page...

Continued from previous page...

Atom-1	Atom-2	Interatomic distance (Å)	Clash overlap (Å)
1:A:159:THR:HG22	1:A:160:TYR:N	2.26	0.51
2:B:114:LYS:HD3	53:27:2723:C:OP1	2.11	0.51
4:D:30:VAL:HG22	4:D:95:MET:CE	2.41	0.51
5:E:136:ASP:OD2	5:E:139:VAL:HG23	2.11	0.51
5:E:167:VAL:O	5:E:167:VAL:HG13	2.11	0.51
6:F:76:GLU:O	6:F:142:VAL:HG13	2.12	0.51
7:G:23:LEU:HB3	7:G:92:ALA:HB2	1.92	0.51
14:N:70:ALA:O	14:N:74:VAL:HG23	2.11	0.51
39:13:11:ARG:H	39:13:77:ALA:CB	2.24	0.50
27:1:5:ASN:HB2	53:27:2022:U:O4	2.11	0.50
28:2:25:ASN:HD22	53:27:2285:C:P	2.34	0.50
52:26:1429:A:H2'	52:26:1430:A:C8	2.46	0.50
38:12:12:ARG:NH2	52:26:826:C:H5'	2.26	0.50
53:27:1186:G:O5'	53:27:1186:G:H8	1.93	0.50
53:27:1287:A:H3'	53:27:1288:G:H21	1.76	0.50
53:27:2163:A:H2'	53:27:2164:C:H5'	1.92	0.50
53:27:274:C:C2'	53:27:275:C:H5'	2.39	0.50
53:27:516:C:H2'	53:27:517:C:C6	2.46	0.50
59:33:65:ILE:HD13	59:33:157:ILE:HG13	1.93	0.50
11:K:58:TYR:O	30:4:12:ARG:HD2	2.10	0.50
33:7:60:ALA:C	33:7:62:SER:H	2.14	0.50
35:9:125:LYS:HG2	35:9:127:TYR:CE1	2.46	0.50
5:E:40:VAL:HG21	5:E:64:ALA:HA	1.92	0.50
8:H:106:GLN:HG2	8:H:125:THR:OG1	2.10	0.50
10:J:78:ARG:O	15:O:69:VAL:HG13	2.10	0.50
11:K:19:LEU:HD11	11:K:31:GLY:HA3	1.93	0.50
39:13:27:ILE:HG21	39:13:34:LEU:HB2	1.93	0.50
47:21:45:VAL:HG13	47:21:72:TRP:C	2.31	0.50
52:26:1347:G:C2'	52:26:1348:U:OP2	2.59	0.50
53:27:1159:U:O2'	53:27:1160:G:H5'	2.11	0.50
53:27:1343:G:H2'	53:27:1384:A:H2	1.76	0.50
53:27:1666:G:H2'	53:27:1667:G:H5'	1.93	0.50
53:27:52:A:C5	53:27:118:A:C2	2.99	0.50
53:27:648:G:H2'	53:27:649:G:C8	2.44	0.50
17:Q:81:LYS:HE3	53:27:973:A:OP2	2.11	0.50
59:33:333:THR:O	59:33:335:GLU:N	2.45	0.50
59:33:566:LYS:HA	59:33:569:ALA:HB3	1.92	0.50
59:33:20:TRP:CZ2	59:33:76:LEU:CB	2.94	0.50
29:3:42:LEU:CD2	29:3:43:THR:HG23	2.40	0.50
31:5:5:ALA:O	31:5:38:GLY:HA3	2.12	0.50
32:6:206:ILE:HG13	32:6:207:ARG:N	2.27	0.50

Continued on next page...

Continued from previous page...

Atom-1	Atom-2	Interatomic distance (Å)	Clash overlap (Å)
32:6:83:ALA:HB3	32:6:90:PHE:HD2	1.76	0.50
35:9:93:VAL:HG22	35:9:110:MET:CE	2.41	0.50
3:C:65:THR:HG22	3:C:66:GLY:N	2.26	0.50
4:D:79:ARG:HG2	4:D:79:ARG:HH21	1.75	0.50
7:G:102:ALA:HA	7:G:105:LYS:HD3	1.93	0.50
7:G:47:GLU:HB3	7:G:51:TYR:CE2	2.46	0.50
17:Q:5:PHE:HB3	17:Q:38:VAL:HA	1.94	0.50
22:V:62:LYS:O	22:V:78:ILE:HG23	2.11	0.50
37:11:110:ARG:NH1	37:11:122:GLU:HA	2.26	0.50
39:13:20:ILE:HG21	39:13:85:ALA:HB1	1.93	0.50
43:17:93:GLY:HA2	43:17:108:ARG:HH12	1.76	0.50
52:26:1148:U:C2'	52:26:1149:C:H5'	2.42	0.50
52:26:1426:G:H2'	52:26:1427:C:C6	2.46	0.50
53:27:1550:C:H2'	53:27:1551:A:C8	2.46	0.50
53:27:217:A:H2'	53:27:218:A:O4'	2.11	0.50
53:27:2632:A:H2'	53:27:2633:G:H8	1.76	0.50
53:27:2773:C:H2'	53:27:2774:C:C6	2.45	0.50
53:27:753:A:O2'	53:27:754:U:H5'	2.12	0.50
53:27:852:U:H2'	53:27:853:C:H6	1.76	0.50
34:8:201:GLU:O	34:8:204:SER:HB2	2.11	0.50
3:C:88:ARG:O	3:C:90:GLN:N	2.44	0.50
4:D:7:TYR:OH	4:D:29:ARG:HB3	2.12	0.50
6:F:46:PHE:HB3	6:F:51:ARG:NH1	2.26	0.50
8:H:23:VAL:O	8:H:23:VAL:HG22	2.11	0.50
46:20:40:ASN:HD22	46:20:46:LYS:HZ1	1.59	0.50
46:20:39:PHE:HA	46:20:50:THR:HG23	1.93	0.50
52:26:197:A:C6	52:26:221:C:H4'	2.45	0.50
38:12:106:SER:HA	52:26:642:A:N7	2.26	0.50
52:26:797:C:H2'	52:26:798:U:C6	2.47	0.50
31:5:37:GLN:NE2	53:27:1125:G:H5''	2.24	0.50
53:27:2688:G:H1'	53:27:2721:A:N6	2.27	0.50
15:O:2:ASN:HD21	53:27:2876:G:H5''	1.75	0.50
53:27:54:G:N2	53:27:55:G:H1'	2.26	0.50
53:27:709:U:H2'	53:27:710:U:C6	2.46	0.50
22:V:70:PRO:HA	54:28:12:C:N3	2.27	0.50
59:33:101:LYS:O	59:33:104:VAL:HG12	2.12	0.50
59:33:741:LEU:HD23	59:33:741:LEU:C	2.31	0.50
32:6:83:ALA:HB2	32:6:90:PHE:HB3	1.93	0.50
34:8:57:LYS:HD2	34:8:203:TYR:OH	2.10	0.50
1:A:28:PRO:CG	1:A:33:LEU:HD21	2.41	0.50
3:C:56:GLY:O	3:C:72:SER:HA	2.12	0.50

Continued on next page...

Continued from previous page...

Atom-1	Atom-2	Interatomic distance (Å)	Clash overlap (Å)
4:D:137:PHE:HB2	4:D:140:ILE:HD13	1.92	0.50
7:G:23:LEU:HD21	7:G:119:PRO:HB3	1.93	0.50
12:L:86:LYS:HE3	53:27:956:G:OP2	2.12	0.50
13:M:2:ARG:NH1	13:M:2:ARG:HG2	2.26	0.50
13:M:63:ARG:HD2	13:M:80:PHE:CD2	2.46	0.50
18:R:19:LEU:HD11	27:1:19:ASP:O	2.12	0.50
21:U:9:ARG:HH11	21:U:27:PRO:HB3	1.76	0.50
36:10:6:ILE:HD11	36:10:71:ILE:HD11	1.93	0.50
37:11:110:ARG:HH12	37:11:122:GLU:HA	1.76	0.50
39:13:104:THR:HG22	39:13:106:ASP:H	1.76	0.50
40:14:57:VAL:O	40:14:58:ASN:HB2	2.12	0.50
49:23:25:GLY:O	49:23:27:LYS:HG2	2.10	0.50
52:26:1435:G:H2'	52:26:1436:U:C6	2.47	0.50
52:26:148:G:C2'	52:26:149:A:H5''	2.40	0.50
52:26:853:C:H2'	52:26:854:U:O4'	2.12	0.50
53:27:1173:U:H6	53:27:1174:U:H1'	1.75	0.50
53:27:195:A:H2'	53:27:198:C:N4	2.27	0.50
53:27:2055:C:H5'	53:27:2056:G:C5'	2.41	0.50
53:27:2358:A:H2'	53:27:2359:C:O4'	2.11	0.50
53:27:2372:U:H2'	53:27:2373:G:H8	1.76	0.50
53:27:2699:C:H2'	53:27:2700:A:H8	1.76	0.50
53:27:40:U:H2'	53:27:41:C:C6	2.46	0.50
29:3:19:ARG:O	29:3:23:ALA:N	2.45	0.50
59:33:296:VAL:HG23	59:33:297:HIS:CD2	2.47	0.50
59:33:340:THR:OG1	59:33:343:MET:HG3	2.12	0.50
59:33:55:LEU:C	59:33:55:LEU:HD23	2.32	0.50
59:33:671:VAL:O	59:33:671:VAL:HG13	2.11	0.50
59:33:95:LEU:CD1	59:33:107:ILE:HD12	2.41	0.50
32:6:10:LYS:HB3	32:6:211:LEU:HD11	1.93	0.50
32:6:95:TRP:CH2	32:6:99:MET:HB3	2.47	0.50
34:8:194:ILE:HG13	34:8:194:ILE:O	2.11	0.50
34:8:8:LEU:HD21	34:8:31:CYS:HB3	1.92	0.50
1:A:156:SER:HB2	53:27:1818:U:C5'	2.37	0.50
4:D:3:LEU:CD1	4:D:100:GLU:HB2	2.41	0.50
4:D:91:ARG:C	4:D:95:MET:HB3	2.32	0.50
5:E:87:GLN:HE21	5:E:162:ARG:HD2	1.76	0.50
7:G:118:ILE:N	7:G:119:PRO:CD	2.69	0.50
15:O:63:ILE:HA	15:O:68:GLY:CA	2.38	0.50
36:10:35:LYS:HB3	36:10:65:GLU:HB3	1.94	0.50
41:15:71:ASP:O	41:15:73:VAL:HG22	2.11	0.50
42:16:115:LYS:O	42:16:116:TYR:CB	2.60	0.50

Continued on next page...

Continued from previous page...

Atom-1	Atom-2	Interatomic distance (Å)	Clash overlap (Å)
44:18:89:ARG:HD2	44:18:91:GLU:OE1	2.12	0.50
52:26:190:A:C5	52:26:191:G:H1'	2.46	0.50
52:26:305:G:H5''	52:26:306:A:OP1	2.12	0.50
52:26:545:C:O2'	52:26:549:C:H5''	2.11	0.50
53:27:1784:A:H4'	53:27:1785:A:C5'	2.41	0.50
53:27:2026:U:O5'	53:27:2026:U:H6	1.95	0.50
53:27:2461:A:H1'	53:27:2492:U:N3	2.26	0.50
53:27:2540:C:H2'	53:27:2541:A:O4'	2.11	0.50
53:27:2631:G:O2'	53:27:2632:A:H5'	2.12	0.50
53:27:878:A:H3'	53:27:879:G:H8	1.77	0.50
53:27:890:C:H2'	53:27:891:G:O4'	2.11	0.50
54:28:104:A:H2'	54:28:105:G:O4'	2.11	0.50
54:28:85:G:H2'	54:28:86:G:H8	1.76	0.50
59:33:645:ARG:HG2	59:33:652:ILE:HD13	1.92	0.50
1:A:52:HIS:CE1	53:27:1824:G:OP2	2.65	0.50
3:C:5:LEU:HD11	3:C:12:LEU:HD23	1.94	0.50
5:E:100:ASN:ND2	5:E:115:GLN:HE22	2.10	0.50
7:G:44:ALA:O	7:G:48:ALA:N	2.45	0.50
8:H:90:GLY:HA2	53:27:1064:C:H1'	1.94	0.50
9:I:84:ILE:HG23	9:I:84:ILE:O	2.11	0.50
10:J:24:VAL:HG13	10:J:39:ILE:HG22	1.94	0.50
15:O:77:SER:OG	15:O:79:VAL:HG12	2.11	0.50
17:Q:61:ALA:HA	17:Q:99:THR:N	2.23	0.50
26:Z:66:ILE:HG23	26:Z:66:ILE:O	2.12	0.50
36:10:30:THR:HA	36:10:34:GLY:H	1.77	0.50
36:10:3:HIS:O	36:10:92:THR:HA	2.12	0.50
37:11:78:ARG:HA	37:11:82:SER:O	2.12	0.50
43:17:38:ILE:HG22	43:17:39:ALA:N	2.26	0.50
44:18:25:GLU:HA	44:18:28:ALA:HB3	1.94	0.50
46:20:3:THR:CG2	46:20:24:SER:HB3	2.41	0.50
52:26:104:G:H2'	52:26:105:G:C8	2.45	0.50
46:20:25:ARG:O	52:26:110:C:O2'	2.30	0.50
52:26:1324:A:O4'	52:26:1362:A:H4'	2.12	0.50
52:26:437:U:C2'	52:26:438:U:H5'	2.42	0.50
53:27:1548:A:H2'	53:27:1549:A:C8	2.46	0.50
53:27:1571:A:H2'	53:27:1572:A:C8	2.46	0.50
53:27:2097:A:H2'	53:27:2098:U:C6	2.47	0.50
53:27:2174:C:H2'	53:27:2175:C:H5'	1.94	0.50
53:27:2273:A:H2'	53:27:2274:A:C8	2.47	0.50
53:27:2329:U:H2'	53:27:2330:G:H8	1.75	0.50
53:27:2478:A:H2'	53:27:2479:U:O4'	2.11	0.50

Continued on next page...

Continued from previous page...

Atom-1	Atom-2	Interatomic distance (Å)	Clash overlap (Å)
53:27:348:A:H2'	53:27:349:U:O4'	2.12	0.50
53:27:418:C:H2'	53:27:419:U:C6	2.47	0.50
54:28:5:U:H2'	54:28:6:G:H8	1.76	0.50
56:30:43:C:H2'	56:30:44:G:O4'	2.12	0.50
59:33:29:GLN:O	59:33:32:CYS:SG	2.62	0.50
59:33:38:THR:HG21	59:33:77:ARG:HD2	1.93	0.50
34:8:29:THR:O	34:8:31:CYS:N	2.36	0.50
1:A:28:PRO:HB2	1:A:33:LEU:HD11	1.94	0.50
1:A:86:ARG:HG2	1:A:86:ARG:NH1	2.27	0.50
7:G:72:LEU:HD12	7:G:72:LEU:H	1.75	0.50
10:J:113:MET:HA	10:J:116:ILE:HD12	1.93	0.50
21:U:44:HIS:HD1	21:U:45:ASP:N	2.10	0.50
19:S:8:LEU:HD13	24:X:21:LEU:HB2	1.93	0.50
38:12:53:ASP:CG	38:12:54:THR:H	2.14	0.50
52:26:1417:G:H2'	52:26:1482:G:N2	2.27	0.50
52:26:219:U:H2'	52:26:220:G:H8	1.75	0.50
53:27:1361:G:H2'	53:27:1362:C:C6	2.47	0.50
53:27:1496:A:H2'	53:27:1498:C:C4	2.47	0.50
53:27:1593:A:H2'	53:27:1594:U:C6	2.47	0.50
53:27:1679:A:H2'	53:27:1680:U:C6	2.46	0.50
53:27:1697:G:H4'	53:27:1978:A:H5''	1.93	0.50
53:27:2366:A:H2'	53:27:2367:G:O4'	2.12	0.50
53:27:269:C:H2'	53:27:270:A:C8	2.44	0.50
13:M:4:ARG:HB3	53:27:2722:G:H4'	1.94	0.50
53:27:386:G:H3'	53:27:387:U:C5'	2.41	0.50
54:28:13:G:N2	54:28:16:G:H1'	2.26	0.50
54:28:82:U:H2'	54:28:83:G:C8	2.46	0.50
58:32:16:C:O2	58:32:60:U:H4'	2.10	0.50
58:32:68:C:H2'	58:32:69:C:C6	2.47	0.50
59:33:198:LEU:O	59:33:202:CYS:SG	2.70	0.50
59:33:228:TYR:HB2	59:33:277:ARG:NH2	2.26	0.50
33:7:102:ILE:N	33:7:102:ILE:CD1	2.71	0.50
33:7:174:LEU:HB2	52:26:1108:G:OP1	2.12	0.50
4:D:65:LEU:HD13	54:28:42:C:C5	2.47	0.50
6:F:58:LEU:HA	6:F:61:VAL:HG22	1.92	0.50
12:L:86:LYS:HG3	53:27:956:G:P	2.51	0.50
24:X:21:LEU:HA	24:X:25:GLN:CB	2.39	0.50
38:12:93:LYS:HE2	38:12:116:ARG:HH12	1.76	0.50
43:17:16:ILE:HD12	43:17:16:ILE:N	2.26	0.50
52:26:623:C:H2'	52:26:624:C:H6	1.76	0.50
38:12:3:GLN:NE2	52:26:755:G:N2	2.60	0.50

Continued on next page...

Continued from previous page...

Atom-1	Atom-2	Interatomic distance (Å)	Clash overlap (Å)
17:Q:88:GLY:H	53:27:1225:G:H5'	1.75	0.50
53:27:1233:C:H2'	53:27:1234:U:H6	1.77	0.50
53:27:1287:A:O2'	53:27:1288:G:H5'	2.12	0.50
53:27:175:G:H2'	53:27:176:A:C8	2.47	0.50
53:27:2261:C:O2'	53:27:2262:U:H5'	2.12	0.50
53:27:2298:A:H2'	53:27:2299:U:O4'	2.12	0.50
53:27:2345:G:H5'	53:27:2347:C:O4'	2.12	0.50
53:27:2573:C:H5''	53:27:2574:G:H5''	1.94	0.50
53:27:2682:A:H61	53:27:2728:U:H1'	1.76	0.50
53:27:2834:G:O6	53:27:2879:A:H2'	2.12	0.50
53:27:28:A:H2'	53:27:29:U:C6	2.47	0.50
53:27:519:U:H2'	53:27:520:G:H8	1.77	0.50
54:28:3:C:H2'	54:28:4:C:C5'	2.39	0.50
59:33:226:GLU:HA	59:33:229:ILE:CD1	2.42	0.50
59:33:239:GLU:HG3	59:33:299:HIS:CE1	2.47	0.50
30:4:35:LYS:HG2	30:4:39:ARG:NH2	2.27	0.50
1:A:144:GLU:HB2	1:A:187:CYS:HB3	1.94	0.50
6:F:47:PHE:HA	6:F:51:ARG:HB2	1.93	0.50
7:G:118:ILE:N	7:G:119:PRO:HD2	2.19	0.50
7:G:43:LYS:HD2	7:G:98:GLU:HG3	1.94	0.50
8:H:109:ALA:O	8:H:113:ALA:CB	2.59	0.50
11:K:89:VAL:HG21	11:K:123:ARG:NH2	2.27	0.50
11:K:51:GLU:HG2	11:K:56:PRO:HA	1.93	0.50
17:Q:28:ALA:O	17:Q:31:GLU:HG3	2.12	0.50
17:Q:45:GLU:CG	17:Q:46:GLU:N	2.75	0.50
19:S:34:VAL:HG22	19:S:81:LYS:O	2.12	0.50
23:W:11:PRO:HA	23:W:28:PHE:O	2.12	0.50
39:13:98:ARG:HA	39:13:103:VAL:HG22	1.94	0.49
42:16:53:ARG:NE	42:16:63:THR:HG22	2.27	0.49
43:17:68:LEU:O	43:17:71:GLU:HB3	2.12	0.49
49:23:30:LEU:HB2	49:23:48:ILE:HG22	1.92	0.49
52:26:1502:A:C8	52:26:1505:G:N2	2.77	0.49
52:26:217:C:H2'	52:26:218:U:C6	2.47	0.49
42:16:119:LYS:HB2	52:26:37:U:P	2.52	0.49
52:26:955:U:H2'	52:26:956:U:C6	2.46	0.49
8:H:29:GLN:NE2	53:27:1096:A:H61	1.98	0.49
53:27:1096:A:C3'	53:27:1097:U:H5''	2.42	0.49
53:27:1171:G:H1'	53:27:1179:G:N2	2.26	0.49
53:27:1669:A:H2'	53:27:1670:C:H5'	1.94	0.49
12:L:79:ALA:HA	53:27:2494:G:O2'	2.12	0.49
53:27:499:U:H2'	53:27:500:G:O4'	2.11	0.49

Continued on next page...

Continued from previous page...

Atom-1	Atom-2	Interatomic distance (Å)	Clash overlap (Å)
53:27:534:U:H2'	53:27:535:G:C8	2.46	0.49
59:33:154:ALA:HA	59:33:157:ILE:HG12	1.94	0.49
59:33:65:ILE:HD13	59:33:157:ILE:HD11	1.93	0.49
33:7:155:ARG:O	33:7:156:LEU:O	2.29	0.49
34:8:116:LEU:HD11	34:8:122:ILE:HD11	1.93	0.49
34:8:146:GLU:HA	34:8:149:LYS:HB3	1.94	0.49
35:9:15:ILE:HG12	35:9:35:LEU:O	2.11	0.49
5:E:51:PHE:HE1	5:E:71:LEU:HD22	1.77	0.49
16:P:51:GLN:NE2	16:P:54:ARG:HH11	2.10	0.49
17:Q:8:GLY:O	17:Q:10:LYS:HE3	2.12	0.49
23:W:68:ALA:O	23:W:71:ARG:HG2	2.12	0.49
37:11:142:ARG:O	37:11:146:ALA:HB3	2.12	0.49
39:13:41:GLU:O	39:13:44:ARG:HG2	2.13	0.49
42:16:3:VAL:HG13	42:16:4:ASN:N	2.27	0.49
52:26:1234:C:H1'	52:26:1364:U:O2	2.12	0.49
52:26:1372:U:H2'	52:26:1373:G:O4'	2.12	0.49
52:26:382:A:H2'	52:26:383:A:C8	2.46	0.49
40:14:59:LYS:HD2	52:26:972:C:OP2	2.12	0.49
53:27:1077:A:H2	53:27:1088:A:H2'	1.78	0.49
53:27:1082:U:H2'	53:27:1083:U:C4'	2.42	0.49
53:27:1790:C:H2'	53:27:1791:A:C5	2.47	0.49
53:27:198:C:H4'	53:27:2243:U:O2'	2.12	0.49
53:27:508:A:H3'	53:27:509:C:C5'	2.42	0.49
53:27:688:U:H2'	53:27:689:A:H8	1.77	0.49
54:28:27:C:H2'	54:28:28:C:C6	2.47	0.49
54:28:49:C:H2'	54:28:50:A:H8	1.78	0.49
58:32:60:U:H2'	58:32:61:C:C6	2.47	0.49
59:33:99:VAL:HG22	59:33:103:VAL:HG21	1.93	0.49
59:33:195:LYS:O	59:33:199:GLU:HG3	2.12	0.49
59:33:515:GLU:HA	59:33:518:HIS:CB	2.42	0.49
59:33:718:ASN:HB2	59:33:721:VAL:CG2	2.41	0.49
32:6:153:MET:HE1	32:6:157:PRO:HG3	1.94	0.49
34:8:74:TYR:OH	34:8:96:ARG:NH1	2.45	0.49
35:9:89:THR:HG22	35:9:90:GLY:N	2.27	0.49
35:9:98:ALA:CB	35:9:123:LEU:HG	2.41	0.49
2:B:110:THR:OG1	2:B:171:THR:HG23	2.12	0.49
3:C:44:ARG:HD3	3:C:46:GLN:HE22	1.75	0.49
5:E:138:GLN:HG3	5:E:139:VAL:N	2.25	0.49
6:F:5:LEU:HD23	6:F:15:LEU:N	2.28	0.49
7:G:55:VAL:HA	53:27:1084:A:H5'	1.94	0.49
11:K:101:ILE:HB	11:K:105:ILE:HG13	1.93	0.49

Continued on next page...

Continued from previous page...

Atom-1	Atom-2	Interatomic distance (Å)	Clash overlap (Å)
12:L:5:LYS:O	12:L:6:ARG:O	2.30	0.49
26:Z:44:PHE:CD1	26:Z:45:THR:HG23	2.47	0.49
39:13:108:ARG:HG2	52:26:1347:G:O4'	2.12	0.49
39:13:83:THR:HB	39:13:97:LEU:HD23	1.94	0.49
13:M:99:LYS:O	27:1:41:HIS:HA	2.13	0.49
49:23:10:ILE:HD13	49:23:40:PHE:CE2	2.47	0.49
52:26:560:A:H5'	52:26:566:G:N2	2.28	0.49
53:27:1487:U:H2'	53:27:1488:C:C6	2.47	0.49
53:27:2000:C:H2'	53:27:2001:C:C6	2.47	0.49
53:27:2224:G:H4'	53:27:2226:C:C2	2.47	0.49
53:27:878:A:H1'	53:27:900:A:C6	2.48	0.49
58:32:19:G:H2'	58:32:20:U:C5	2.47	0.49
58:32:22:G:O2'	58:32:23:C:H5'	2.13	0.49
58:32:43:A:H2'	58:32:44:A:O4'	2.13	0.49
29:3:22:MET:SD	29:3:28:ARG:HG2	2.52	0.49
34:8:112:GLU:HB2	52:26:408:A:H5'	1.95	0.49
5:E:82:PHE:CE2	5:E:137:LYS:HB2	2.47	0.49
9:I:24:THR:HG21	9:I:27:ARG:HD2	1.93	0.49
10:J:18:ARG:HD3	10:J:45:GLU:OE1	2.13	0.49
37:11:68:VAL:HG21	37:11:133:ALA:HB1	1.93	0.49
43:17:113:LYS:CB	43:17:114:PRO:HD3	2.39	0.49
46:20:67:ILE:HG22	46:20:68:SER:O	2.11	0.49
51:25:65:ARG:O	51:25:66:ARG:HB2	2.12	0.49
52:26:1318:A:H2'	52:26:1319:A:H5'	1.94	0.49
52:26:343:U:O2'	52:26:344:A:H2'	2.12	0.49
52:26:37:U:H2'	52:26:38:G:C8	2.47	0.49
16:P:57:ARG:NH1	53:27:1154:G:OP2	2.46	0.49
53:27:1177:G:H2'	53:27:1178:C:H1'	1.93	0.49
53:27:2772:C:H2'	53:27:2773:C:C6	2.48	0.49
53:27:610:C:H2'	53:27:611:C:H6	1.77	0.49
53:27:783:A:H2'	53:27:784:G:H5'	1.95	0.49
59:33:60:VAL:HA	59:33:63:VAL:HG22	1.94	0.49
59:33:20:TRP:CZ2	59:33:76:LEU:HB3	2.45	0.49
32:6:117:GLU:O	32:6:121:GLN:HG2	2.12	0.49
35:9:100:GLU:C	35:9:102:THR:N	2.65	0.49
1:A:219:VAL:HG21	53:27:782:A:C8	2.48	0.49
2:B:186:LEU:HD21	15:O:3:ILE:HG21	1.94	0.49
3:C:5:LEU:HD13	3:C:10:SER:O	2.12	0.49
4:D:140:ILE:HD12	4:D:140:ILE:N	2.27	0.49
5:E:103:ASN:HA	5:E:113:ASP:OD1	2.13	0.49
5:E:9:VAL:O	5:E:9:VAL:HG13	2.12	0.49

Continued on next page...

Continued from previous page...

Atom-1	Atom-2	Interatomic distance (Å)	Clash overlap (Å)
7:G:33:VAL:HB	7:G:36:ASP:OD2	2.12	0.49
12:L:4:PRO:HG3	12:L:68:PHE:HE2	1.78	0.49
12:L:86:LYS:HG3	53:27:956:G:OP1	2.12	0.49
14:N:62:LEU:HD13	14:N:70:ALA:HA	1.95	0.49
10:J:78:ARG:HB2	15:O:70:GLU:CG	2.42	0.49
36:10:51:ILE:HD13	36:10:86:ARG:NH1	2.28	0.49
41:15:85:VAL:HG23	41:15:111:ASP:OD1	2.12	0.49
49:23:56:HIS:O	49:23:57:VAL:C	2.50	0.49
51:25:28:LEU:HA	51:25:31:VAL:HG12	1.94	0.49
52:26:1304:G:H1'	52:26:1333:A:N6	2.27	0.49
52:26:917:G:H2'	52:26:918:A:C8	2.47	0.49
53:27:1722:A:N6	53:27:1738:G:H1'	2.28	0.49
53:27:2180:U:O2'	58:32:17(A):U:H1'	2.12	0.49
53:27:2301:C:H2'	53:27:2302:U:C6	2.47	0.49
9:I:9:GLU:OE2	53:27:539:G:H4'	2.13	0.49
29:3:3:ARG:NH1	53:27:752:A:OP1	2.45	0.49
53:27:825:A:H2'	53:27:826:U:O4'	2.12	0.49
58:32:18:G:H1'	58:32:58:A:C2	2.47	0.49
59:33:154:ALA:C	59:33:157:ILE:HG12	2.33	0.49
59:33:35:LEU:HA	59:33:77:ARG:HG2	1.92	0.49
33:7:3:LYS:HA	52:26:1190:G:OP1	2.11	0.49
2:B:25:THR:HG21	2:B:193:VAL:HG22	1.95	0.49
5:E:122:ALA:HA	5:E:132:LEU:HA	1.95	0.49
7:G:35:VAL:O	7:G:39:THR:HG23	2.12	0.49
7:G:38:MET:HA	7:G:41:LEU:HD12	1.94	0.49
8:H:92:PRO:CA	8:H:136:GLY:HA3	2.42	0.49
11:K:50:PHE:CE2	11:K:52:GLY:HA2	2.48	0.49
39:13:35:GLU:HA	39:13:39:GLY:CA	2.43	0.49
41:15:29:THR:HG21	41:15:62:ALA:HB2	1.94	0.49
44:18:8:ARG:CD	44:18:12:ARG:HH21	2.26	0.49
46:20:20:VAL:HG23	46:20:34:GLU:O	2.13	0.49
52:26:106:C:O2'	52:26:107:G:H5'	2.13	0.49
34:8:1:ALA:HB2	52:26:404:G:O6	2.12	0.49
52:26:407:U:H2'	52:26:408:A:H8	1.78	0.49
52:26:591:U:H2'	52:26:592:G:H8	1.77	0.49
52:26:624:C:H2'	52:26:625:U:O4'	2.12	0.49
53:27:106:C:H2'	53:27:107:G:C8	2.48	0.49
53:27:2538:C:H2'	53:27:2539:C:C6	2.47	0.49
53:27:310:A:H2'	53:27:311:A:H5''	1.94	0.49
53:27:545:U:O2	53:27:545:U:H2'	2.13	0.49
53:27:608:A:H2'	53:27:609:A:C8	2.47	0.49

Continued on next page...

Continued from previous page...

Atom-1	Atom-2	Interatomic distance (Å)	Clash overlap (Å)
53:27:888:C:H2'	53:27:889:C:O4'	2.12	0.49
54:28:70:C:H2'	54:28:71:C:H6	1.77	0.49
33:7:48:LYS:O	33:7:71:ARG:NH2	2.46	0.49
34:8:108:ALA:HB3	34:8:112:GLU:OE1	2.13	0.49
1:A:234:GLY:HA3	1:A:238:ASN:HB3	1.93	0.49
2:B:123:LYS:HG2	2:B:165:MET:SD	2.52	0.49
3:C:149:ILE:O	3:C:149:ILE:HG23	2.12	0.49
4:D:73:VAL:H	4:D:78:ILE:CD1	2.24	0.49
6:F:79:THR:HG22	6:F:147:VAL:HG23	1.94	0.49
15:O:69:VAL:HG12	15:O:70:GLU:N	2.28	0.49
21:U:30:ILE:HB	21:U:38:LEU:HB3	1.95	0.49
26:Z:58:ASP:OD1	26:Z:59:ARG:N	2.40	0.49
39:13:119:LYS:O	39:13:121:ARG:N	2.46	0.49
39:13:45:MET:HG2	39:13:46:VAL:N	2.28	0.49
39:13:56:MET:O	39:13:57:VAL:C	2.50	0.49
45:19:32:THR:HA	45:19:62:ARG:NH1	2.27	0.49
52:26:376:G:O2'	52:26:377:G:H5'	2.13	0.49
53:27:1199:U:H2'	53:27:1200:C:C6	2.48	0.49
53:27:1428:C:C5	53:27:1569:A:H5''	2.48	0.49
53:27:1838:C:N4	53:27:1898:U:H2'	2.28	0.49
53:27:2632:A:H2'	53:27:2633:G:C8	2.48	0.49
53:27:481:G:H1'	53:27:506:G:N2	2.28	0.49
53:27:956:G:N2	53:27:959:A:H3'	2.28	0.49
59:33:86:ASP:OD1	59:33:111:ARG:CD	2.61	0.49
59:33:304:PRO:O	59:33:305:ASP:HB3	2.12	0.49
32:6:185:ILE:HG23	32:6:185:ILE:O	2.12	0.49
33:7:176:THR:O	33:7:179:ALA:HB3	2.12	0.49
33:7:39:ARG:HD3	33:7:54:ILE:CD1	2.42	0.49
2:B:114:LYS:HE2	2:B:196:ALA:HB2	1.93	0.49
3:C:28:VAL:O	3:C:32:VAL:HG12	2.12	0.49
5:E:5:LYS:C	5:E:7:PRO:HD3	2.32	0.49
5:E:89:VAL:HG21	5:E:162:ARG:NH1	2.27	0.49
6:F:75:LEU:HD12	6:F:77:THR:H	1.78	0.49
10:J:35:VAL:HG11	10:J:106:GLU:HB3	1.94	0.49
11:K:21:ARG:HG3	11:K:21:ARG:HH21	1.78	0.49
19:S:17:SER:H	19:S:20:ALA:HB3	1.78	0.49
37:11:46:LEU:HD21	37:11:57:GLU:HB3	1.94	0.49
43:17:75:SER:O	43:17:78:ARG:HB3	2.12	0.49
52:26:1069:C:O2'	52:26:1192:C:H1'	2.13	0.49
52:26:1206:G:C2'	52:26:1207:G:H5''	2.43	0.49
52:26:952:U:H2'	52:26:953:G:H8	1.77	0.49

Continued on next page...

Continued from previous page...

Atom-1	Atom-2	Interatomic distance (Å)	Clash overlap (Å)
16:P:80:ASN:OD1	53:27:1151:A:H4'	2.13	0.49
53:27:1548:A:H2'	53:27:1549:A:H8	1.77	0.49
53:27:2025:C:H2'	53:27:2026:U:C6	2.47	0.49
53:27:1801:A:H5''	53:27:2203:U:O2'	2.12	0.49
53:27:2407:A:H2'	53:27:2408:U:C6	2.48	0.49
53:27:2590:A:H61	53:27:2604:U:H3	1.61	0.49
53:27:2619:C:H2'	53:27:2620:C:C6	2.47	0.49
53:27:2697:G:H2'	53:27:2698:U:O4'	2.13	0.49
53:27:281:C:H42	53:27:359:G:N2	2.11	0.49
29:3:21:ARG:O	29:3:27:GLY:HA3	2.12	0.49
59:33:134:ASN:C	59:33:135:VAL:HG12	2.33	0.49
59:33:435:VAL:O	59:33:439:CYS:HB2	2.13	0.49
30:4:5:THR:HG23	30:4:63:TYR:HD2	1.77	0.49
32:6:119:GLN:O	32:6:125:PHE:HB3	2.13	0.49
33:7:76:ILE:O	33:7:82:ASP:HB2	2.12	0.49
3:C:44:ARG:HD2	3:C:87:ALA:CB	2.42	0.49
4:D:107:VAL:HB	4:D:108:PRO:HD3	1.95	0.49
6:F:26:ALA:HA	6:F:30:LEU:HB2	1.94	0.49
12:L:41:LEU:HG	12:L:96:ILE:HG13	1.94	0.49
13:M:2:ARG:O	13:M:2:ARG:HG2	2.12	0.49
17:Q:37:GLU:O	17:Q:39:LEU:HD12	2.13	0.49
17:Q:3:ALA:HA	17:Q:40:MET:O	2.13	0.49
36:10:15:SER:O	36:10:18:VAL:HG12	2.12	0.49
45:19:45:HIS:O	45:19:47:LYS:N	2.45	0.49
50:24:7:LYS:O	50:24:10:ALA:HB3	2.13	0.49
52:26:1032:G:H21	52:26:1033:G:H4'	1.78	0.49
52:26:1326:U:H2'	52:26:1327:C:C6	2.47	0.49
52:26:1402:C:H2'	52:26:1403:C:O4'	2.13	0.49
52:26:371:A:H2'	52:26:372:C:O4'	2.11	0.49
52:26:548:G:O2'	52:26:549:C:H5'	2.12	0.49
52:26:856:C:O2'	52:26:857:C:H5'	2.12	0.49
43:17:100:ARG:HH22	52:26:950:U:H3'	1.76	0.49
23:W:13:THR:CG2	53:27:188:G:H5'	2.41	0.49
28:2:3:GLY:N	53:27:2283:C:H5'	2.27	0.49
53:27:2382:G:H8	53:27:2382:G:OP2	1.95	0.49
53:27:2440:C:H5''	53:27:2587:A:H4'	1.95	0.49
53:27:2721:A:H2'	53:27:2722:G:H8	1.77	0.49
13:M:49:GLU:OE1	53:27:2839:G:H4'	2.13	0.49
53:27:662:G:H2'	53:27:663:G:H8	1.78	0.49
14:N:32:PRO:HD2	54:28:29:A:OP2	2.13	0.49
29:3:10:LEU:HD23	53:27:770:G:H5''	1.94	0.49

Continued on next page...

Continued from previous page...

Atom-1	Atom-2	Interatomic distance (Å)	Clash overlap (Å)
59:33:107:ILE:HG13	59:33:108:HIS:N	2.27	0.49
59:33:56:LEU:O	59:33:60:VAL:HG13	2.13	0.49
32:6:110:ILE:HG22	32:6:114:LYS:HE3	1.94	0.49
34:8:8:LEU:HD21	34:8:31:CYS:CB	2.42	0.49
35:9:63:MET:O	35:9:66:ALA:HB3	2.13	0.49
3:C:49:ARG:O	3:C:74:LYS:HE2	2.13	0.49
6:F:50:ARG:NH1	6:F:54:LEU:HD22	2.23	0.49
7:G:3:LEU:HD12	7:G:5:LEU:N	2.27	0.49
8:H:94:LYS:HD2	53:27:1076:C:O3'	2.12	0.49
12:L:12:MET:HA	53:27:910:A:N6	2.04	0.49
24:X:20:ASN:O	24:X:24:GLU:HB2	2.13	0.49
38:12:9:MET:HG3	38:12:26:MET:SD	2.53	0.49
39:13:105:ARG:NH1	39:13:107:ALA:HA	2.28	0.49
39:13:54:VAL:CG1	39:13:93:LEU:HD22	2.43	0.49
43:17:85:TYR:O	43:17:88:LEU:HB3	2.13	0.49
44:18:33:VAL:HG23	44:18:33:VAL:O	2.13	0.49
48:22:16:GLY:O	48:22:17:VAL:HG12	2.13	0.49
52:26:1256:A:H1'	52:26:1258:G:C4	2.48	0.49
52:26:1258:G:H2'	52:26:1259:C:C6	2.48	0.49
53:27:2346:A:H3'	53:27:2347:C:C5'	2.43	0.49
53:27:2461:A:H2'	53:27:2462:C:C6	2.48	0.49
53:27:2605:U:H2'	53:27:2606:C:C6	2.47	0.49
53:27:821:A:H61	53:27:972:A:C2'	2.26	0.49
53:27:955:U:H5	53:27:962:G:C6	2.31	0.49
53:27:8:C:H2'	53:27:9:G:C8	2.48	0.49
56:30:41:C:H2'	56:30:42:C:O4'	2.13	0.49
56:30:48:C:OP1	56:30:48:C:H2'	2.13	0.49
59:33:20:TRP:CZ2	59:33:76:LEU:HD23	2.48	0.49
59:33:327:LEU:HD23	59:33:332:LYS:HB3	1.93	0.49
31:5:23:ILE:HB	31:5:38:GLY:OXT	2.13	0.49
32:6:19:THR:OG1	32:6:20:ARG:N	2.46	0.49
34:8:123:MET:HB2	34:8:127:ARG:C	2.33	0.49
3:C:26:ALA:HB1	11:K:9:ALA:HB2	1.94	0.49
6:F:84:ALA:CA	6:F:91:PHE:HB2	2.39	0.49
10:J:58:LEU:HD11	10:J:86:LEU:HD22	1.93	0.49
11:K:102:GLY:O	11:K:105:ILE:HG12	2.13	0.49
2:B:13:ARG:NH1	15:O:55:HIS:HA	2.28	0.49
21:U:29:ILE:HG13	21:U:30:ILE:N	2.28	0.49
36:10:35:LYS:HG2	36:10:37:HIS:CE1	2.47	0.48
38:12:85:TYR:HE1	38:12:123:GLU:HB2	1.78	0.48
46:20:6:LEU:HB3	46:20:17:TYR:HB3	1.94	0.48

Continued on next page...

Continued from previous page...

Atom-1	Atom-2	Interatomic distance (Å)	Clash overlap (Å)
46:20:8:ARG:HG2	46:20:28:ARG:CZ	2.43	0.48
49:23:29:PRO:HB3	49:23:47:THR:O	2.13	0.48
52:26:1226:C:H4'	52:26:1227:A:OP1	2.12	0.48
52:26:126:G:H5'	52:26:633:G:N2	2.28	0.48
52:26:1305:G:O2'	52:26:1306:A:H8	1.95	0.48
46:20:70:ARG:HD3	52:26:452:A:H8	1.77	0.48
52:26:643:C:H2'	52:26:644:U:C6	2.48	0.48
53:27:1564:C:H2'	53:27:1565:C:O4'	2.12	0.48
53:27:198:C:C2'	53:27:199:A:H5''	2.43	0.48
53:27:2423:U:O2'	53:27:2425:A:H2'	2.13	0.48
53:27:2623:G:H2'	53:27:2624:G:C8	2.48	0.48
53:27:2721:A:H2'	53:27:2722:G:C8	2.48	0.48
58:32:23:C:H2'	58:32:24:U:O4'	2.13	0.48
58:32:69:C:C2'	58:32:70:G:H5''	2.37	0.48
59:33:598:VAL:HB	59:33:656:VAL:HG21	1.94	0.48
59:33:672:VAL:HB	59:33:737:ASP:HB3	1.94	0.48
32:6:22:TRP:CZ3	32:6:24:PRO:HA	2.48	0.48
1:A:77:VAL:HG21	1:A:109:LEU:HD21	1.94	0.48
3:C:126:VAL:HG22	3:C:127:GLU:N	2.27	0.48
3:C:48:THR:OG1	3:C:51:GLU:HG3	2.12	0.48
7:G:53:ARG:CG	7:G:86:MET:HB2	2.43	0.48
12:L:61:GLY:HA3	12:L:108:VAL:HG13	1.94	0.48
14:N:17:LYS:HZ1	53:27:2380:C:C5'	2.10	0.48
15:O:8:GLU:HA	15:O:54:LEU:HD22	1.93	0.48
37:11:103:ILE:HG21	37:11:123:LEU:HD21	1.95	0.48
39:13:10:ARG:O	39:13:105:ARG:CZ	2.62	0.48
40:14:59:LYS:HD3	40:14:62:ARG:HH22	1.78	0.48
43:17:10:ASP:C	43:17:12:LYS:H	2.17	0.48
46:20:78:VAL:O	46:20:81:ALA:N	2.46	0.48
52:26:1034:G:H2'	52:26:1035:A:C8	2.47	0.48
52:26:1261:A:H2'	52:26:1262:C:H5'	1.95	0.48
52:26:358:U:H2'	52:26:359:G:H8	1.77	0.48
52:26:604:G:H2'	52:26:605:U:O4'	2.14	0.48
3:C:68:ALA:HA	53:27:1255:U:C5	2.47	0.48
53:27:1487:U:H2'	53:27:1488:C:H6	1.79	0.48
53:27:1946:U:H2'	53:27:1947:C:C6	2.48	0.48
53:27:198:C:H2'	53:27:199:A:H5''	1.94	0.48
53:27:2185:U:H2'	53:27:2186:G:C8	2.48	0.48
53:27:449:A:H2'	53:27:450:G:O4'	2.13	0.48
53:27:888:C:O2'	53:27:889:C:H5'	2.13	0.48
59:33:226:GLU:C	59:33:229:ILE:HG12	2.33	0.48

Continued on next page...

Continued from previous page...

Atom-1	Atom-2	Interatomic distance (Å)	Clash overlap (Å)
59:33:228:TYR:CD2	59:33:277:ARG:NH2	2.81	0.48
59:33:333:THR:O	59:33:333:THR:HG22	2.13	0.48
59:33:73:ILE:HG13	59:33:74:ASP:H	1.78	0.48
1:A:226:PRO:HD3	1:A:233:GLY:HA2	1.95	0.48
6:F:99:ILE:CG2	6:F:130:VAL:HG11	2.43	0.48
9:I:17:VAL:CG2	9:I:139:VAL:HA	2.42	0.48
11:K:9:ALA:HB3	11:K:12:SER:HB2	1.95	0.48
14:N:56:LYS:HA	14:N:59:ALA:HB3	1.94	0.48
19:S:48:GLN:HG3	19:S:55:VAL:HG23	1.94	0.48
40:14:53:ILE:HG22	40:14:61:ALA:O	2.12	0.48
50:24:42:ASP:CG	50:24:45:ALA:HB3	2.33	0.48
52:26:113:G:H2'	52:26:114:U:C6	2.48	0.48
52:26:1206:G:H2'	52:26:1207:G:O4'	2.14	0.48
52:26:1436:U:H2'	52:26:1437:A:C8	2.48	0.48
52:26:1527:U:H2'	52:26:1528:U:C6	2.48	0.48
52:26:98:A:H2'	52:26:99:C:H6	1.77	0.48
53:27:100:U:H4'	53:27:101:A:O4'	2.13	0.48
53:27:1183:U:H2'	53:27:1184:U:C6	2.48	0.48
53:27:1528:A:H2'	53:27:1529:G:H5'	1.94	0.48
2:B:23:PRO:HB3	53:27:2682:A:C2	2.48	0.48
53:27:395:U:H2'	53:27:396:G:C8	2.49	0.48
53:27:564:C:H2'	53:27:565:C:C6	2.47	0.48
54:28:37:C:N4	54:28:49:C:H1'	2.27	0.48
54:28:5:U:H2'	54:28:6:G:C8	2.48	0.48
54:28:94:A:H2'	54:28:95:U:O4'	2.13	0.48
57:31:29:G:H2'	57:31:30:G:H8	1.79	0.48
59:33:456:GLN:HG2	59:33:457:MET:H	1.78	0.48
59:33:506:LEU:O	59:33:509:ARG:CB	2.62	0.48
49:23:55:GLN:HE22	59:33:594:ASN:HD21	1.61	0.48
59:33:63:VAL:HA	59:33:79:ALA:HB3	1.94	0.48
59:33:694:VAL:HG23	59:33:694:VAL:O	2.14	0.48
30:4:44:ARG:N	30:4:45:PRO:CD	2.76	0.48
32:6:75:ALA:O	32:6:79:VAL:HG23	2.13	0.48
33:7:83:VAL:HG13	33:7:100:ILE:HG21	1.96	0.48
1:A:252:LYS:HE2	53:27:1825:U:O2'	2.13	0.48
5:E:14:VAL:HG13	5:E:27:GLY:HA2	1.95	0.48
5:E:156:TYR:O	5:E:170:THR:HG23	2.13	0.48
36:10:24:ARG:NH1	36:10:24:ARG:O	2.47	0.48
39:13:105:ARG:HG3	39:13:105:ARG:HH11	1.78	0.48
45:19:45:HIS:C	45:19:47:LYS:N	2.65	0.48
46:20:19:VAL:HG12	46:20:37:GLY:C	2.34	0.48

Continued on next page...

Continued from previous page...

Atom-1	Atom-2	Interatomic distance (Å)	Clash overlap (Å)
47:21:57:VAL:HG12	47:21:78:VAL:HG23	1.95	0.48
52:26:1356:G:H2'	52:26:1357:A:C8	2.48	0.48
52:26:715:A:H2'	52:26:716:A:H8	1.78	0.48
53:27:1419:A:H5'	53:27:1420:A:OP2	2.12	0.48
53:27:1485:U:H2'	53:27:1486:U:C6	2.49	0.48
53:27:1873:G:O2'	53:27:1874:C:H5'	2.14	0.48
53:27:2080:A:H2'	53:27:2081:U:O4'	2.13	0.48
53:27:2171:A:H2'	53:27:2172:U:H5'	1.95	0.48
53:27:2708:G:O2'	53:27:2709:G:H5'	2.13	0.48
53:27:601:C:O2'	53:27:605:G:H5''	2.13	0.48
35:9:95:MET:HG2	35:9:124:ALA:HB1	1.95	0.48
1:A:123:ILE:HG23	1:A:191:LEU:HD13	1.95	0.48
2:B:133:THR:HG23	2:B:134:HIS:N	2.27	0.48
2:B:3:GLY:HA2	2:B:204:LYS:HA	1.94	0.48
5:E:140:ILE:HD12	5:E:141:GLY:N	2.28	0.48
7:G:58:THR:HG21	7:G:82:ILE:C	2.33	0.48
7:G:24:SER:HB3	7:G:87:GLU:HG3	1.95	0.48
15:O:1:SER:N	53:27:2875:C:O3'	2.46	0.48
19:S:54:GLU:CD	19:S:54:GLU:H	2.17	0.48
19:S:60:THR:OG1	19:S:81:LYS:HE2	2.13	0.48
38:12:9:MET:O	38:12:13:ILE:HG13	2.13	0.48
42:16:35:ARG:HG3	42:16:35:ARG:HH11	1.77	0.48
52:26:1252:A:H2'	52:26:1253:G:O4'	2.13	0.48
52:26:458:U:H2'	52:26:459:A:H8	1.77	0.48
53:27:1021:A:H2'	53:27:1022:G:H4'	1.95	0.48
53:27:1023:U:O2	53:27:1023:U:H2'	2.13	0.48
53:27:1590:A:H2'	53:27:1591:A:C8	2.48	0.48
53:27:2457:U:O2'	53:27:2458:G:H5'	2.13	0.48
15:O:94:ALA:HB2	53:27:2848:G:C8	2.48	0.48
53:27:847:U:O2	53:27:847:U:H2'	2.14	0.48
28:2:9:LYS:HG3	28:2:19:PHE:CD1	2.48	0.48
59:33:210:GLU:OE1	59:33:260:TRP:HZ3	1.96	0.48
59:33:424:PRO:HD3	59:33:453:TYR:O	2.12	0.48
29:3:5:PHE:CD2	29:3:7:PRO:HD3	2.48	0.48
32:6:218:ALA:O	32:6:222:GLU:HG3	2.14	0.48
33:7:39:ARG:HD3	33:7:54:ILE:HD11	1.96	0.48
35:9:89:THR:HG23	52:26:864:A:H4'	1.96	0.48
10:J:48:PRO:HB3	52:26:1422:G:C5'	2.43	0.48
20:T:32:LYS:HB3	20:T:63:ALA:HB1	1.95	0.48
36:10:69:GLU:O	36:10:73:GLU:HG3	2.12	0.48
46:20:7:ALA:O	46:20:8:ARG:HB3	2.13	0.48

Continued on next page...

Continued from previous page...

Atom-1	Atom-2	Interatomic distance (Å)	Clash overlap (Å)
47:21:20:ILE:HG22	47:21:45:VAL:O	2.13	0.48
47:21:60:ILE:HG22	47:21:72:TRP:HE3	1.77	0.48
48:22:71:ASP:OD1	48:22:72:ARG:N	2.45	0.48
52:26:1140:C:H2'	52:26:1141:C:H6	1.79	0.48
39:13:105:ARG:HB3	52:26:1179:A:O2'	2.13	0.48
52:26:37:U:H2'	52:26:38:G:H8	1.78	0.48
52:26:630:A:H2'	52:26:631:C:O4'	2.13	0.48
53:27:2590:A:H2'	53:27:2591:C:C6	2.48	0.48
58:32:8:U:H1'	58:32:21:A:C2	2.48	0.48
58:32:10:G:N7	58:32:45:G:H4'	2.29	0.48
59:33:281:ILE:O	59:33:281:ILE:HG13	2.14	0.48
33:7:76:ILE:HB	33:7:80:GLY:HA2	1.94	0.48
34:8:154:VAL:O	34:8:157:ALA:HB3	2.13	0.48
1:A:106:PRO:HG2	1:A:109:LEU:HB2	1.96	0.48
1:A:28:PRO:HG3	1:A:62:ARG:HH21	1.78	0.48
4:D:172:PHE:O	4:D:174:PHE:N	2.47	0.48
6:F:53:GLU:O	6:F:57:LYS:HD2	2.13	0.48
7:G:39:THR:O	7:G:42:ARG:HB3	2.13	0.48
8:H:112:LYS:O	8:H:116:MET:N	2.47	0.48
8:H:93:ASN:N	8:H:136:GLY:HA3	2.29	0.48
12:L:53:MET:HG3	12:L:116:ALA:HB1	1.96	0.48
16:P:30:VAL:HG12	16:P:33:VAL:H	1.77	0.48
17:Q:49:ILE:HD12	17:Q:53:PHE:N	2.29	0.48
18:R:7:HIS:HB2	18:R:50:VAL:HG22	1.95	0.48
20:T:32:LYS:NZ	53:27:478:A:H4'	2.28	0.48
26:Z:59:ARG:O	26:Z:62:LYS:HB2	2.13	0.48
38:12:50:VAL:HG22	38:12:50:VAL:O	2.14	0.48
38:12:5:PRO:HB2	38:12:32:LYS:HZ1	1.79	0.48
42:16:11:ARG:HD2	52:26:562:U:H1'	1.94	0.48
44:18:26:LEU:HA	44:18:30:ILE:HD12	1.96	0.48
45:19:3:SER:O	45:19:7:THR:HG23	2.13	0.48
51:25:11:PHE:O	51:25:14:ALA:N	2.46	0.48
52:26:1125:U:H2'	52:26:1126:U:H2'	1.94	0.48
52:26:1254:A:H2'	52:26:1255:G:C8	2.49	0.48
52:26:67:C:H2'	52:26:68:G:H8	1.79	0.48
53:27:1591:A:H2'	53:27:1592:C:C6	2.47	0.48
53:27:1730:C:H4'	53:27:1731:G:O5'	2.13	0.48
53:27:528:A:H3'	53:27:528:A:H8	1.78	0.48
53:27:710:U:H2'	53:27:711:G:C8	2.49	0.48
56:30:73:A:H2'	56:30:74:C:O4'	2.13	0.48
58:32:25:C:H2'	58:32:26:G:H8	1.78	0.48

Continued on next page...

Continued from previous page...

Atom-1	Atom-2	Interatomic distance (Å)	Clash overlap (Å)
58:32:26:G:O6	58:32:44:A:N1	2.47	0.48
32:6:30:ILE:HA	32:6:40:ILE:HA	1.95	0.48
35:9:96:GLN:HG2	35:9:98:ALA:H	1.78	0.48
3:C:101:TYR:HE1	3:C:177:PRO:HG2	1.79	0.48
6:F:1:MET:H2	6:F:20:ASN:HA	1.79	0.48
7:G:42:ARG:O	7:G:46:ARG:HB2	2.14	0.48
7:G:87:GLU:OE2	7:G:96:PHE:HA	2.14	0.48
12:L:23:GLY:O	12:L:100:LYS:HA	2.14	0.48
16:P:16:ILE:O	16:P:19:GLN:HB3	2.14	0.48
37:11:77:ARG:HG2	37:11:78:ARG:N	2.29	0.48
39:13:56:MET:N	39:13:59:LYS:HD2	2.28	0.48
41:15:63:GLN:O	41:15:66:ALA:HB3	2.14	0.48
44:18:61:ASN:HB3	44:18:72:PHE:CD2	2.49	0.48
44:18:63:CYS:HB2	44:18:79:SER:HB2	1.94	0.48
47:21:5:ARG:HH12	47:21:7:LEU:CD1	2.26	0.48
52:26:1128:C:H2'	52:26:1129:C:H5'	1.96	0.48
52:26:41:G:H2'	52:26:42:G:H8	1.79	0.48
52:26:855:U:H2'	52:26:856:C:H6	1.75	0.48
53:27:1484:U:H2'	53:27:1485:U:H6	1.79	0.48
53:27:2001:C:H1'	53:27:2689:U:C4	2.49	0.48
53:27:2786:U:H2'	53:27:2787:C:C6	2.48	0.48
53:27:306:U:H2'	53:27:307:G:O4'	2.14	0.48
53:27:404:A:H1'	53:27:406:G:C4	2.49	0.48
53:27:65:U:H2'	53:27:66:C:C6	2.48	0.48
53:27:689:A:H2'	53:27:690:G:C8	2.48	0.48
53:27:970:U:H2'	53:27:971:G:H8	1.79	0.48
58:32:34:C:H3'	58:32:35:A:C5'	2.40	0.48
59:33:101:LYS:HA	59:33:104:VAL:CG1	2.43	0.48
59:33:20:TRP:HZ2	59:33:76:LEU:HG	1.77	0.48
59:33:267:ASN:ND2	59:33:267:ASN:N	2.62	0.48
59:33:243:GLU:OE1	59:33:295:ILE:HG21	2.14	0.48
59:33:612:CYS:SG	59:33:634:HIS:NE2	2.87	0.48
32:6:35:ASN:O	32:6:37:VAL:HG23	2.14	0.48
34:8:169:TRP:CG	34:8:185:PRO:HG3	2.48	0.48
4:D:92:GLY:O	4:D:95:MET:HG2	2.13	0.48
6:F:16:GLY:HA2	6:F:47:PHE:HE2	1.74	0.48
11:K:112:LEU:HD13	11:K:130:GLY:O	2.13	0.48
13:M:100:CYS:SG	13:M:101:GLY:N	2.87	0.48
15:O:105:LYS:O	15:O:108:ARG:NH2	2.47	0.48
38:12:54:THR:C	38:12:56:PRO:HD3	2.34	0.48
38:12:88:LYS:HZ2	38:12:89:ASP:HB3	1.79	0.48

Continued on next page...

Continued from previous page...

Atom-1	Atom-2	Interatomic distance (Å)	Clash overlap (Å)
40:14:33:GLY:O	40:14:34:ALA:HB3	2.14	0.48
41:15:126:ARG:HH12	52:26:797:C:P	2.36	0.48
43:17:33:LEU:CD2	43:17:40:GLU:HA	2.44	0.48
44:18:16:ALA:HA	44:18:54:SER:O	2.14	0.48
52:26:1366:C:H2'	52:26:1367:C:C6	2.49	0.48
52:26:181:A:N6	52:26:194:C:H2'	2.29	0.48
52:26:478:A:N3	52:26:479:U:H1'	2.28	0.48
52:26:545:C:H2'	52:26:546:A:O4'	2.13	0.48
52:26:784:A:H2'	52:26:785:G:C8	2.49	0.48
52:26:891:U:O2'	52:26:892:A:H5'	2.13	0.48
53:27:1858:A:C2	53:27:1885:A:H1'	2.49	0.48
53:27:201:C:O2'	53:27:202:U:H5'	2.14	0.48
2:B:148:GLN:O	53:27:2052:A:H4'	2.14	0.48
59:33:62:MET:SD	59:33:155:GLU:HB2	2.53	0.48
59:33:35:LEU:HD21	59:33:76:LEU:HD22	1.95	0.48
59:33:79:ALA:O	59:33:82:PHE:HD1	1.96	0.48
59:33:99:VAL:CG1	59:33:103:VAL:HB	2.39	0.48
30:4:6:VAL:HG12	30:4:8:GLY:H	1.79	0.48
34:8:124:VAL:HA	34:8:142:VAL:HA	1.96	0.48
4:D:144:LYS:CD	4:D:144:LYS:N	2.76	0.48
5:E:102:ILE:HG22	5:E:104:LEU:HG	1.94	0.48
8:H:102:ARG:HA	8:H:105:LEU:HD12	1.95	0.48
8:H:138:VAL:HB	8:H:140:GLU:HG3	1.96	0.48
16:P:7:VAL:HG13	16:P:8:ILE:N	2.29	0.48
22:V:42:HIS:HB2	22:V:75:PHE:CD1	2.48	0.48
40:14:10:LEU:CD1	40:14:72:ARG:HB2	2.44	0.48
41:15:44:ALA:CB	41:15:69:CYS:HB2	2.43	0.48
48:22:37:LYS:HG2	52:26:719:C:O2'	2.13	0.48
49:23:55:GLN:HE22	59:33:594:ASN:ND2	2.11	0.48
49:23:51:HIS:ND1	49:23:55:GLN:O	2.45	0.48
52:26:848:C:C3'	52:26:849:G:H5''	2.44	0.48
53:27:1255:U:H5''	53:27:1256:G:H5''	1.96	0.48
53:27:1336:A:H2'	53:27:1337:G:H8	1.78	0.48
53:27:2060:A:H5'	53:27:2061:G:OP2	2.14	0.48
53:27:2406:A:N3	53:27:2406:A:H2'	2.28	0.48
53:27:2480:C:H2'	53:27:2481:G:O4'	2.14	0.48
53:27:24:G:H2'	53:27:25:U:C6	2.49	0.48
53:27:939:G:H2'	53:27:940:G:H8	1.79	0.48
12:L:76:LYS:HE2	53:27:956:G:H5''	1.96	0.48
58:32:65:C:H2'	58:32:66:C:C6	2.49	0.48
29:3:35:ARG:NE	29:3:42:LEU:HD11	2.26	0.48

Continued on next page...

Continued from previous page...

Atom-1	Atom-2	Interatomic distance (Å)	Clash overlap (Å)
32:6:34:ARG:HG3	32:6:35:ASN:N	2.27	0.48
33:7:110:LEU:HB3	33:7:203:LYS:NZ	2.29	0.48
35:9:151:MET:O	35:9:154:ALA:HB3	2.14	0.48
35:9:55:VAL:N	35:9:56:PRO:HD2	2.29	0.48
4:D:35:LEU:HG	4:D:153:ILE:HG12	1.96	0.48
4:D:47:LYS:HA	4:D:50:ASP:OD2	2.14	0.48
8:H:92:PRO:HB3	8:H:136:GLY:N	2.28	0.48
9:I:142:ILE:OXT	9:I:142:ILE:HG23	2.14	0.48
14:N:31:THR:HG23	14:N:32:PRO:HD2	1.96	0.48
16:P:104:ALA:O	16:P:107:ALA:HB3	2.14	0.48
21:U:55:GLU:CD	21:U:55:GLU:H	2.17	0.48
36:10:38:ARG:HH12	36:10:40:GLU:HA	1.79	0.47
40:14:22:THR:O	40:14:26:VAL:HG23	2.14	0.47
40:14:86:ALA:O	40:14:90:LEU:HD12	2.14	0.47
49:23:57:VAL:HG13	49:23:57:VAL:O	2.14	0.47
52:26:1355:G:H2'	52:26:1356:G:C8	2.49	0.47
52:26:1464:U:H2'	52:26:1465:A:C8	2.49	0.47
34:8:120:LYS:CE	52:26:439:U:H5''	2.36	0.47
52:26:510:A:N3	52:26:543:U:H1'	2.29	0.47
52:26:987:G:H2'	52:26:988:G:H8	1.79	0.47
8:H:134:SER:HB3	53:27:1088:A:N1	2.29	0.47
53:27:1182:G:H2'	53:27:1183:U:O4'	2.14	0.47
59:33:333:THR:O	59:33:333:THR:CG2	2.61	0.47
59:33:375:ALA:CB	59:33:457:MET:CE	2.87	0.47
30:4:32:LEU:HB3	30:4:40:LYS:HD3	1.96	0.47
34:8:131:ILE:HG13	52:26:620:C:N1	2.29	0.47
34:8:191:SER:O	34:8:192:ALA:HB3	2.14	0.47
3:C:73:ILE:HG13	3:C:78:TRP:CZ3	2.49	0.47
4:D:101:ARG:HH22	26:Z:9:TYR:HE1	1.61	0.47
7:G:59:LEU:HD21	53:27:1047:G:H8	1.78	0.47
7:G:8:LYS:O	7:G:12:VAL:HG23	2.14	0.47
8:H:27:LEU:HD21	8:H:33:ASN:O	2.14	0.47
10:J:71:ARG:HH12	10:J:105:ARG:HB3	1.77	0.47
10:J:32:TYR:OH	53:27:1996:C:C5	2.67	0.47
24:X:48:ARG:O	24:X:51:ALA:HB3	2.14	0.47
24:X:1:MET:O	24:X:5:GLU:HG3	2.14	0.47
37:11:94:ARG:O	37:11:98:LEU:HD13	2.14	0.47
39:13:17:ARG:HB2	39:13:65:THR:OG1	2.14	0.47
39:13:18:VAL:HG21	39:13:81:GLY:HA3	1.96	0.47
41:15:121:ARG:HE	51:25:35:GLU:HB2	1.76	0.47
41:15:71:ASP:C	41:15:73:VAL:H	2.17	0.47

Continued on next page...

Continued from previous page...

Atom-1	Atom-2	Interatomic distance (Å)	Clash overlap (Å)
42:16:110:LYS:N	42:16:110:LYS:HD2	2.29	0.47
49:23:53:GLY:HA2	52:26:1220:G:H21	1.78	0.47
52:26:1001:C:H2'	52:26:1002:G:C8	2.49	0.47
52:26:1282:C:H2'	52:26:1283:U:H6	1.78	0.47
42:16:49:ARG:HH12	52:26:523:A:H61	1.61	0.47
52:26:824:G:H2'	52:26:825:A:H8	1.79	0.47
16:P:58:GLN:HE21	53:27:1009:A:H5''	1.78	0.47
53:27:1185:G:H5''	53:27:1186:G:OP1	2.13	0.47
53:27:1655:A:H2'	53:27:1656:C:O4'	2.14	0.47
53:27:1999:C:O2'	53:27:2000:C:H5'	2.13	0.47
53:27:2112:G:H5''	53:27:2113:U:C5	2.49	0.47
53:27:2561:U:C2'	53:27:2562:U:H5''	2.39	0.47
53:27:905:A:O2'	53:27:906:U:H5'	2.14	0.47
56:30:67:C:H2'	56:30:68:C:H6	1.80	0.47
59:33:101:LYS:C	59:33:104:VAL:HG12	2.34	0.47
59:33:96:ARG:HG2	59:33:104:VAL:HB	1.96	0.47
59:33:621:ILE:HG13	59:33:655:ALA:HB1	1.96	0.47
59:33:666:SER:H	59:33:715:GLU:HA	1.79	0.47
29:3:12:ARG:HE	29:3:44:VAL:CG2	2.27	0.47
34:8:138:PRO:HA	34:8:181:PHE:HD2	1.78	0.47
35:9:77:ASN:CG	35:9:78:GLY:H	2.17	0.47
1:A:160:TYR:HB3	1:A:193:GLU:CB	2.44	0.47
1:A:52:HIS:C	1:A:216:ARG:HB3	2.34	0.47
4:D:11:VAL:HG22	4:D:171:ALA:HB1	1.94	0.47
5:E:93:TYR:HD1	5:E:106:LEU:HA	1.77	0.47
7:G:60:LEU:HD12	7:G:64:VAL:HG11	1.96	0.47
8:H:54:ILE:HG13	8:H:71:LYS:O	2.14	0.47
11:K:143:GLU:HG3	11:K:144:GLU:N	2.29	0.47
16:P:16:ILE:HG13	16:P:31:TYR:HE1	1.80	0.47
20:T:65:GLN:NE2	53:27:328:U:H4'	2.28	0.47
22:V:38:GLY:HA2	53:27:2330:G:H21	1.79	0.47
24:X:19:LEU:O	24:X:23:ARG:HB2	2.14	0.47
39:13:11:ARG:N	39:13:77:ALA:HB2	2.30	0.47
46:20:73:ALA:O	46:20:76:LYS:HB2	2.14	0.47
50:24:34:VAL:HG22	50:24:49:ALA:HB1	1.96	0.47
52:26:1015:G:H2'	52:26:1016:A:O4'	2.13	0.47
52:26:1109:C:H2'	52:26:1110:A:O4'	2.13	0.47
52:26:668:G:H2'	52:26:669:G:H8	1.79	0.47
53:27:1070:A:C2	53:27:1097:U:H4'	2.49	0.47
53:27:1411:U:H2'	53:27:1412:U:C6	2.50	0.47
53:27:1575:C:H2'	53:27:1576:U:O4'	2.13	0.47

Continued on next page...

Continued from previous page...

Atom-1	Atom-2	Interatomic distance (Å)	Clash overlap (Å)
53:27:1765:U:H2'	53:27:1766:G:C8	2.49	0.47
53:27:231:A:H2'	53:27:232:G:O4'	2.14	0.47
53:27:1955:U:C5	53:27:2552:U:H1'	2.49	0.47
53:27:2811:G:H2'	53:27:2812:G:H8	1.79	0.47
56:30:18:G:N2	56:30:57:G:H3'	2.28	0.47
59:33:177:GLU:HG3	59:33:181:ILE:HD12	1.95	0.47
59:33:326:VAL:HG22	59:33:334:VAL:HG13	1.96	0.47
59:33:41:TYR:OH	59:33:94:VAL:HG22	2.13	0.47
3:C:12:LEU:HD11	3:C:193:VAL:HG11	1.96	0.47
3:C:71:GLY:HA3	53:27:675:A:OP1	2.14	0.47
5:E:137:LYS:O	5:E:140:ILE:HG13	2.14	0.47
6:F:47:PHE:O	6:F:48:GLU:C	2.52	0.47
6:F:55:GLU:O	6:F:58:LEU:HB2	2.15	0.47
8:H:92:PRO:HB3	8:H:136:GLY:HA3	1.96	0.47
8:H:60:VAL:HA	8:H:66:PHE:CA	2.44	0.47
16:P:45:ALA:O	16:P:49:ARG:HG3	2.14	0.47
16:P:93:ILE:HG21	17:Q:4:VAL:HG11	1.95	0.47
23:W:11:PRO:HG3	23:W:29:LEU:HD23	1.95	0.47
19:S:12:ARG:HH11	24:X:29:ARG:NH2	2.12	0.47
26:Z:15:SER:HB2	26:Z:21:VAL:HA	1.96	0.47
38:12:88:LYS:NZ	38:12:89:ASP:HB3	2.29	0.47
39:13:9:GLY:HA2	39:13:80:HIS:ND1	2.29	0.47
40:14:7:ARG:CD	40:14:75:ASP:HB2	2.39	0.47
44:18:68:ARG:HD3	44:18:79:SER:OG	2.14	0.47
46:20:67:ILE:HG23	46:20:71:VAL:HB	1.96	0.47
47:21:59:GLU:OE1	47:21:76:ARG:HD3	2.15	0.47
50:24:42:ASP:O	50:24:46:ALA:N	2.45	0.47
51:25:36:PHE:CE1	51:25:40:PRO:HG3	2.48	0.47
33:7:198:LYS:HE3	52:26:1058:G:OP1	2.14	0.47
52:26:1376:U:H2'	52:26:1377:A:C8	2.49	0.47
52:26:258:G:H2'	52:26:259:G:O4'	2.14	0.47
52:26:34:C:H2'	52:26:35:G:C8	2.49	0.47
53:27:1161:C:H2'	53:27:1162:G:H8	1.78	0.47
53:27:1827:U:C2'	53:27:1828:G:H5'	2.44	0.47
53:27:2415:G:H2'	53:27:2416:C:H6	1.79	0.47
53:27:2561:U:H2'	53:27:2562:U:C5'	2.41	0.47
53:27:2577:A:H5''	53:27:2578:G:H5'	1.96	0.47
53:27:887:U:C5	59:33:629:ARG:NH2	2.82	0.47
56:30:72:C:H2'	56:30:73:A:H8	1.76	0.47
59:33:16:ASP:CG	59:33:17:PRO:HD2	2.34	0.47
59:33:210:GLU:HB3	59:33:260:TRP:CE3	2.50	0.47

Continued on next page...

Continued from previous page...

Atom-1	Atom-2	Interatomic distance (Å)	Clash overlap (Å)
59:33:81:LEU:HD22	59:33:84:LEU:HD22	1.96	0.47
30:4:30:HIS:ND1	30:4:31:ILE:HG13	2.30	0.47
32:6:153:MET:HG2	32:6:155:GLY:O	2.13	0.47
1:A:29:PHE:CZ	1:A:100:ARG:HD2	2.49	0.47
5:E:114:HIS:CD2	5:E:147:LEU:HD21	2.48	0.47
7:G:24:SER:OG	7:G:87:GLU:N	2.47	0.47
7:G:57:ASN:HB2	7:G:62:ARG:CD	2.44	0.47
10:J:108:ARG:HA	10:J:116:ILE:CD1	2.40	0.47
10:J:99:ILE:HD13	10:J:115:ILE:HG23	1.97	0.47
12:L:7:THR:HG22	12:L:8:LYS:N	2.30	0.47
17:Q:49:ILE:HD12	17:Q:52:PRO:HA	1.97	0.47
18:R:69:LEU:HD12	18:R:108:SER:O	2.14	0.47
19:S:64:LYS:N	19:S:64:LYS:HD2	2.28	0.47
47:21:13:SER:HB3	47:21:21:VAL:CG1	2.44	0.47
52:26:1008:U:H2'	52:26:1009:U:C6	2.49	0.47
39:13:122:ARG:NH1	52:26:1343:G:H1'	2.30	0.47
50:24:23:ARG:HH12	52:26:176:C:C4'	2.28	0.47
52:26:372:C:H42	52:26:389:A:H62	1.62	0.47
53:27:123:G:H5''	53:27:1375:U:O2'	2.14	0.47
53:27:1679:A:H2'	53:27:1680:U:H6	1.80	0.47
53:27:1893:C:H2'	53:27:1894:C:H5'	1.96	0.47
53:27:2586:U:H2'	53:27:2587:A:C8	2.49	0.47
59:33:101:LYS:HE3	59:33:105:ASN:ND2	2.25	0.47
59:33:226:GLU:HA	59:33:229:ILE:HG12	1.97	0.47
59:33:605:LEU:O	59:33:607:HIS:N	2.41	0.47
59:33:695:LEU:HB2	59:33:713:THR:OG1	2.14	0.47
33:7:100:ILE:HG23	33:7:102:ILE:HD11	1.95	0.47
34:8:183:ARG:HH11	34:8:183:ARG:HG2	1.79	0.47
34:8:78:ALA:O	34:8:85:THR:HG23	2.13	0.47
34:8:5:GLY:O	34:8:7:LYS:N	2.48	0.47
35:9:148:SER:HB3	35:9:151:MET:HG3	1.96	0.47
1:A:222:THR:O	1:A:232:GLY:HA2	2.15	0.47
2:B:4:LEU:HD13	2:B:101:PHE:CE2	2.49	0.47
5:E:123:GLU:HB3	5:E:131:VAL:O	2.14	0.47
7:G:40:GLU:CG	7:G:52:MET:HE1	2.44	0.47
10:J:111:LYS:HG3	10:J:112:PHE:CD2	2.49	0.47
19:S:29:THR:HG23	19:S:85:VAL:O	2.14	0.47
19:S:56:GLU:HB3	19:S:86:THR:OG1	2.15	0.47
20:T:7:ASP:HB3	20:T:23:LYS:HZ1	1.78	0.47
39:13:114:LYS:HD3	52:26:1187:G:H5''	1.96	0.47
41:15:42:GLY:HA3	41:15:73:VAL:CG1	2.44	0.47

Continued on next page...

Continued from previous page...

Atom-1	Atom-2	Interatomic distance (Å)	Clash overlap (Å)
43:17:8:ILE:N	43:17:9:PRO:HD3	2.20	0.47
47:21:19:SER:CB	47:21:70:LYS:HZ1	2.27	0.47
28:2:47:ILE:HG22	28:2:48:TYR:N	2.30	0.47
51:25:13:VAL:HG13	51:25:15:LEU:HG	1.96	0.47
52:26:1040:U:H2'	52:26:1041:G:H8	1.79	0.47
52:26:1118:U:H2'	52:26:1119:C:H6	1.76	0.47
52:26:1273:C:H2'	52:26:1274:A:H5'	1.96	0.47
53:27:1435:G:O2'	53:27:1436:G:H5'	2.14	0.47
53:27:2410:G:H2'	53:27:2411:A:O4'	2.15	0.47
53:27:2554:U:H2'	53:27:2555:U:C6	2.49	0.47
53:27:2765:A:H5'	53:27:2766:A:OP2	2.15	0.47
54:28:106:G:H2'	54:28:107:G:O4'	2.14	0.47
56:30:58:A:N3	56:30:60:U:H5	2.12	0.47
32:6:83:ALA:HB3	32:6:90:PHE:HB3	1.96	0.47
34:8:149:LYS:HG2	34:8:150:LYS:N	2.29	0.47
1:A:116:GLN:NE2	1:A:121:ALA:HA	2.09	0.47
1:A:152:GLN:HB2	53:27:1818:U:C4	2.49	0.47
2:B:2:ILE:HD12	2:B:96:ILE:HD13	1.96	0.47
7:G:53:ARG:O	7:G:54:VAL:HB	2.15	0.47
7:G:29:ASP:C	7:G:81:LEU:HD21	2.35	0.47
10:J:64:ARG:HH12	10:J:101:GLY:CA	2.26	0.47
14:N:76:LYS:O	14:N:80:GLU:HG2	2.15	0.47
19:S:87:LEU:HD12	19:S:87:LEU:O	2.14	0.47
24:X:18:LEU:O	24:X:22:LEU:HB3	2.15	0.47
39:13:41:GLU:O	39:13:44:ARG:NH1	2.48	0.47
40:14:15:HIS:O	40:14:18:ILE:HG22	2.15	0.47
40:14:81:GLU:O	40:14:84:VAL:HG12	2.14	0.47
48:22:38:ILE:N	48:22:38:ILE:HD12	2.29	0.47
28:2:42:VAL:O	28:2:42:VAL:HG12	2.15	0.47
52:26:1171:A:H2'	52:26:1172:C:C6	2.50	0.47
52:26:171:A:H2'	52:26:172:A:C8	2.50	0.47
52:26:36:C:H2'	52:26:37:U:O4'	2.13	0.47
53:27:1299:G:H5''	53:27:1300:G:H5''	1.97	0.47
53:27:1779:U:OP2	53:27:1784:A:N6	2.44	0.47
53:27:1901:A:H2'	53:27:1902:C:H6	1.78	0.47
53:27:2106:U:H2'	53:27:2107:G:H8	1.79	0.47
53:27:2125:G:H2'	53:27:2173:A:N1	2.29	0.47
53:27:493:G:H2'	53:27:494:G:O4'	2.14	0.47
53:27:80:G:O2'	53:27:81:G:H5'	2.15	0.47
53:27:7:G:H2'	53:27:8:C:C6	2.50	0.47
53:27:979:A:H2'	53:27:982:C:H42	1.80	0.47

Continued on next page...

Continued from previous page...

Atom-1	Atom-2	Interatomic distance (Å)	Clash overlap (Å)
53:27:974:G:H8	53:27:990:A:H62	1.61	0.47
59:33:239:GLU:HB2	59:33:299:HIS:CE1	2.49	0.47
59:33:51:ASP:HB2	59:33:164:LYS:HD2	1.96	0.47
33:7:39:ARG:HH21	33:7:56:ILE:HG12	1.80	0.47
34:8:172:VAL:HG22	34:8:174:ALA:N	2.13	0.47
6:F:125:THR:O	6:F:125:THR:HG22	2.15	0.47
7:G:53:ARG:O	7:G:85:SER:HA	2.15	0.47
7:G:80:THR:O	7:G:82:ILE:HG12	2.15	0.47
8:H:83:ALA:HB3	8:H:85:ILE:HG12	1.96	0.47
10:J:104:THR:O	10:J:107:LEU:HB3	2.15	0.47
18:R:79:GLY:H	18:R:101:SER:HA	1.78	0.47
20:T:73:ASN:O	20:T:74:ALA:HB3	2.15	0.47
21:U:16:ALA:O	21:U:20:LEU:HG	2.14	0.47
25:Y:7:THR:HG23	25:Y:33:HIS:O	2.15	0.47
26:Z:11:GLU:CA	26:Z:25:ARG:HA	2.39	0.47
36:10:29:ILE:HD12	36:10:64:VAL:HG21	1.96	0.47
40:14:45:ARG:HB3	40:14:47:GLU:OE1	2.15	0.47
42:16:51:VAL:HG23	42:16:64:SER:O	2.15	0.47
47:21:11:VAL:CG2	47:21:20:ILE:HD11	2.45	0.47
43:17:27:THR:HG21	52:26:1328:C:H5''	1.96	0.47
52:26:1333:A:H2'	52:26:1334:G:O4'	2.14	0.47
52:26:1413:A:O2'	52:26:1414:U:H5'	2.15	0.47
52:26:769:G:O2'	52:26:770:C:H5'	2.14	0.47
53:27:1045:C:H1'	53:27:1047:G:N1	2.29	0.47
53:27:1433:A:H2'	53:27:1434:A:C8	2.49	0.47
53:27:2346:A:H3'	53:27:2347:C:H5'	1.96	0.47
53:27:2415:G:H2'	53:27:2416:C:C6	2.50	0.47
53:27:2566:A:H4'	53:27:2567:G:H5''	1.96	0.47
53:27:2715:C:C3'	53:27:2716:C:H5''	2.44	0.47
53:27:2785:C:H2'	53:27:2786:U:C6	2.49	0.47
53:27:65:U:H2'	53:27:66:C:H6	1.80	0.47
53:27:743:A:O2'	53:27:744:U:H5'	2.14	0.47
53:27:814:C:H2'	53:27:815:C:H6	1.79	0.47
53:27:839:U:H2'	53:27:840:C:H6	1.78	0.47
57:31:44:A:O2'	57:31:45:G:H5'	2.15	0.47
59:33:466:GLN:O	59:33:467:LYS:HD2	2.15	0.47
59:33:534:TYR:C	59:33:536:PHE:N	2.68	0.47
59:33:665:TYR:HA	59:33:716:ILE:O	2.14	0.47
59:33:670:ARG:NE	59:33:741:LEU:HD12	2.30	0.47
30:4:63:TYR:CD2	53:27:242:G:H5''	2.49	0.47
32:6:168:GLU:N	32:6:168:GLU:OE1	2.47	0.47

Continued on next page...

Continued from previous page...

Atom-1	Atom-2	Interatomic distance (Å)	Clash overlap (Å)
32:6:79:VAL:HA	32:6:213:LEU:HD23	1.96	0.47
34:8:197:HIS:O	34:8:201:GLU:HG2	2.14	0.47
1:A:140:VAL:HG12	1:A:191:LEU:HD23	1.97	0.47
2:B:11:MET:HG2	2:B:25:THR:HA	1.97	0.47
4:D:109:ARG:HH22	4:D:138:PRO:HA	1.79	0.47
4:D:33:ILE:HG13	4:D:95:MET:CE	2.45	0.47
10:J:64:ARG:NH1	10:J:101:GLY:HA3	2.29	0.47
12:L:42:THR:OG1	12:L:45:GLN:HG3	2.15	0.47
36:10:46:GLN:HA	36:10:56:LYS:HA	1.96	0.47
27:1:2:VAL:HG12	27:1:3:GLN:N	2.30	0.47
41:15:43:TRP:HA	41:15:69:CYS:SG	2.55	0.47
42:16:3:VAL:HG21	47:21:35:LYS:HB2	1.96	0.47
44:18:43:ALA:C	44:18:45:LEU:H	2.17	0.47
48:22:11:ARG:CG	48:22:15:GLU:HG2	2.44	0.47
52:26:1148:U:H2'	52:26:1149:C:H5'	1.95	0.47
52:26:979:C:H1'	52:26:1317:C:N4	2.30	0.47
44:18:55:SER:HB2	52:26:1317:C:OP1	2.14	0.47
35:9:107:GLY:HA2	52:26:8:A:H1'	1.97	0.47
53:27:1405:U:H2'	53:27:1406:U:C6	2.50	0.47
20:T:14:THR:CB	53:27:310:A:H5''	2.39	0.47
56:30:41:C:H3'	56:30:42:C:H5''	1.95	0.47
58:32:30:G:H2'	58:32:31:G:C8	2.50	0.47
59:33:24:LEU:HD12	59:33:24:LEU:N	2.30	0.47
59:33:315:LYS:HB2	59:33:319:TYR:HB3	1.97	0.47
59:33:49:HIS:NE2	59:33:55:LEU:HG	2.30	0.47
59:33:667:LEU:HD12	59:33:667:LEU:C	2.35	0.47
2:B:31:ALA:HA	2:B:97:SER:HA	1.97	0.47
7:G:57:ASN:HB2	7:G:62:ARG:HD3	1.96	0.47
8:H:2:LYS:HE3	8:H:62:ALA:N	2.29	0.47
8:H:60:VAL:HA	8:H:66:PHE:HA	1.96	0.47
10:J:6:THR:HG23	53:27:1666:G:H4'	1.96	0.47
15:O:89:GLY:O	15:O:112:ARG:HG3	2.15	0.47
16:P:8:ILE:HG13	16:P:9:ALA:N	2.30	0.47
20:T:73:ASN:HA	20:T:95:PHE:CE1	2.50	0.47
25:Y:13:ILE:O	25:Y:15:ARG:N	2.48	0.47
25:Y:19:HIS:CD2	25:Y:50:VAL:HG12	2.50	0.47
39:13:35:GLU:HB3	39:13:40:ARG:NH1	2.29	0.47
44:18:52:ARG:HD2	52:26:1317:C:C4	2.50	0.47
49:23:9:PHE:CE2	52:26:1318:A:H4'	2.50	0.47
52:26:123:U:H2'	52:26:124:C:C6	2.50	0.47
52:26:1412:C:H2'	52:26:1413:A:H8	1.80	0.47

Continued on next page...

Continued from previous page...

Atom-1	Atom-2	Interatomic distance (Å)	Clash overlap (Å)
52:26:469:C:H2'	52:26:470:C:O4'	2.15	0.47
53:27:1258:U:H2'	53:27:1259:G:H8	1.76	0.47
53:27:1366:A:H2'	53:27:1367:A:O4'	2.15	0.47
53:27:1484:U:H2'	53:27:1485:U:C6	2.50	0.47
53:27:2139:U:H2'	53:27:2140:G:C8	2.50	0.47
53:27:2503:A:O2'	53:27:2504:U:H5''	2.14	0.47
53:27:2837:A:H2'	53:27:2838:G:C8	2.50	0.47
53:27:691:C:H2'	53:27:692:C:C6	2.50	0.47
53:27:858:G:O2'	53:27:859:G:OP1	2.29	0.47
25:Y:24:LEU:HD11	53:27:930:G:O2'	2.15	0.47
57:31:25:C:H2'	57:31:26:G:H8	1.79	0.47
59:33:27:THR:CG2	59:33:31:SER:HB2	2.45	0.47
32:6:158:ASP:O	32:6:181:PRO:HD2	2.15	0.47
34:8:202:LEU:HD23	34:8:202:LEU:C	2.34	0.47
3:C:148:ILE:HB	3:C:169:VAL:HA	1.97	0.47
8:H:79:LEU:HD23	8:H:79:LEU:O	2.14	0.47
9:I:101:ILE:O	9:I:105:VAL:HG23	2.15	0.47
11:K:19:LEU:HD23	53:27:587:C:C2	2.50	0.47
15:O:39:LEU:HD11	15:O:81:ASP:CB	2.44	0.47
21:U:38:LEU:HG	21:U:40:ILE:HG12	1.97	0.47
4:D:104:THR:HG21	26:Z:22:MET:SD	2.54	0.47
4:D:114:ARG:NH2	26:Z:47:LYS:HG2	2.29	0.47
37:11:139:ASP:O	37:11:143:MET:HG2	2.15	0.47
37:11:13:PRO:HB3	37:11:20:GLU:HG2	1.97	0.47
38:12:40:LYS:HD3	38:12:47:ASP:HA	1.96	0.47
39:13:54:VAL:HG11	39:13:93:LEU:HD13	1.97	0.47
27:1:39:ARG:CZ	53:27:2884:U:H3	2.28	0.47
40:14:12:ALA:CB	40:14:96:VAL:HG22	2.43	0.47
43:17:46:GLU:HG3	43:17:47:LEU:N	2.30	0.47
45:19:46:LYS:HA	45:19:52:ARG:NH2	2.30	0.47
51:25:34:ARG:HB3	51:25:36:PHE:HD2	1.80	0.47
52:26:1157:A:H4'	52:26:1158:C:O5'	2.14	0.47
52:26:1172:C:H2'	52:26:1173:U:C6	2.50	0.47
52:26:176:C:H3'	52:26:177:G:N2	2.26	0.47
52:26:505:G:OP2	52:26:535:A:H5'	2.15	0.47
53:27:1035:U:H2'	53:27:1036:G:H8	1.79	0.47
53:27:1130:U:O2'	53:27:1131:G:OP1	2.24	0.47
53:27:141:G:H5'	53:27:142:A:OP2	2.15	0.47
53:27:1935:G:H1'	53:27:1964:G:N2	2.29	0.47
53:27:2124:G:N3	53:27:2124:G:H2'	2.30	0.47
53:27:2266:A:H4'	53:27:2267:A:C2	2.50	0.47

Continued on next page...

Continued from previous page...

Atom-1	Atom-2	Interatomic distance (Å)	Clash overlap (Å)
53:27:2615:U:H2'	53:27:2616:C:H6	1.80	0.47
53:27:524:G:H2'	53:27:525:U:C6	2.50	0.47
53:27:584:C:H2'	53:27:585:G:C8	2.50	0.47
53:27:845:A:N7	53:27:847:U:H1'	2.30	0.47
54:28:28:C:H2'	54:28:29:A:C8	2.50	0.47
51:25:20:ARG:NH1	55:29:7:G:N2	2.63	0.47
59:33:20:TRP:HZ3	59:33:35:LEU:HB3	1.79	0.47
59:33:82:PHE:CD2	59:33:83:PRO:CD	2.98	0.47
31:5:25:VAL:O	31:5:34:LYS:HA	2.14	0.47
4:D:7:TYR:HA	4:D:11:VAL:CG2	2.44	0.47
6:F:114:GLU:HB3	6:F:133:GLN:O	2.14	0.47
7:G:99:PHE:HA	7:G:102:ALA:CB	2.45	0.47
12:L:21:ALA:CB	12:L:100:LYS:HB2	2.45	0.47
12:L:78:LEU:HD23	12:L:79:ALA:HB2	1.97	0.47
13:M:31:HIS:C	13:M:33:ILE:H	2.18	0.47
52:26:1221:G:H2'	52:26:1222:G:C8	2.49	0.46
52:26:1264:U:H2'	52:26:1265:C:C6	2.50	0.46
43:17:25:GLY:N	52:26:1329:A:OP1	2.48	0.46
52:26:478:A:C2	52:26:479:U:H1'	2.50	0.46
53:27:103:A:H2'	53:27:104:A:O4'	2.15	0.46
53:27:1080:A:O2'	53:27:1081:U:H5'	2.15	0.46
53:27:2604:U:H2'	53:27:2605:U:C6	2.51	0.46
5:E:157:LYS:HD2	53:27:2658:C:O3'	2.15	0.46
53:27:709:U:H2'	53:27:710:U:H6	1.81	0.46
53:27:769:U:H2'	53:27:770:G:H8	1.79	0.46
54:28:73:A:H3'	54:28:74:U:H6	1.78	0.46
58:32:59:A:C2'	58:32:60:U:H5'	2.45	0.46
59:33:58:ARG:NH1	59:33:159:HIS:CE1	2.83	0.46
29:3:35:ARG:NH1	29:3:35:ARG:HG3	2.29	0.46
31:5:1:MET:CG	31:5:2:LYS:N	2.77	0.46
32:6:31:PHE:O	32:6:39:ILE:HB	2.15	0.46
33:7:91:ALA:HB1	33:7:96:VAL:O	2.15	0.46
34:8:100:VAL:HG21	34:8:136:VAL:HG21	1.95	0.46
35:9:113:VAL:HG11	35:9:139:THR:OG1	2.14	0.46
2:B:54:ALA:HA	2:B:76:GLY:HA2	1.96	0.46
4:D:116:LEU:O	4:D:176:PHE:HA	2.15	0.46
11:K:58:TYR:CE1	11:K:59:ARG:HG3	2.49	0.46
36:10:9:MET:HA	36:10:58:HIS:O	2.15	0.46
36:10:90:MET:HE2	48:22:60:ARG:HD3	1.96	0.46
39:13:105:ARG:HH12	39:13:107:ALA:HA	1.79	0.46
42:16:23:LEU:O	42:16:26:CYS:HB3	2.16	0.46

Continued on next page...

Continued from previous page...

Atom-1	Atom-2	Interatomic distance (Å)	Clash overlap (Å)
48:22:28:LEU:HD21	48:22:58:ILE:HD13	1.97	0.46
48:22:25:ILE:O	48:22:29:LYS:HB2	2.15	0.46
51:25:32:ARG:HH12	51:25:33:ARG:HD3	1.80	0.46
52:26:1036:A:H3'	52:26:1037:C:C6	2.50	0.46
52:26:1148:U:H2'	52:26:1149:C:O4'	2.15	0.46
47:21:44:HIS:NE2	52:26:276:G:H4'	2.30	0.46
52:26:631:C:C3'	52:26:632:U:H5'	2.46	0.46
41:15:117:HIS:CD2	52:26:675:A:H1'	2.50	0.46
3:C:78:TRP:HA	53:27:1257:C:H1'	1.96	0.46
53:27:2813:A:H2'	53:27:2814:A:H8	1.80	0.46
53:27:477:A:H2'	53:27:478:A:C8	2.50	0.46
53:27:706:A:H2'	53:27:707:G:O4'	2.16	0.46
2:B:135:GLY:HA2	53:27:743:A:OP1	2.15	0.46
53:27:852:U:H2'	53:27:853:C:C6	2.49	0.46
53:27:901:C:H2'	53:27:902:C:O4'	2.15	0.46
56:30:64:A:H2'	56:30:65:G:C8	2.51	0.46
59:33:228:TYR:CB	59:33:277:ARG:NH2	2.78	0.46
59:33:710:ILE:H	59:33:710:ILE:HD12	1.80	0.46
59:33:96:ARG:HG3	59:33:104:VAL:HG21	1.97	0.46
32:6:112:ARG:O	32:6:116:LEU:HB2	2.14	0.46
33:7:200:TRP:C	33:7:201:ILE:HD12	2.36	0.46
5:E:123:GLU:HB3	5:E:131:VAL:HB	1.97	0.46
6:F:99:ILE:HG21	6:F:130:VAL:HG11	1.96	0.46
9:I:36:LEU:HD22	9:I:121:LYS:HB2	1.97	0.46
12:L:16:ARG:NH1	53:27:953:G:H5''	2.30	0.46
15:O:77:SER:O	15:O:80:VAL:HG22	2.16	0.46
20:T:82:VAL:HG12	20:T:83:GLY:N	2.30	0.46
22:V:40:LYS:HG3	22:V:41:PHE:CD2	2.49	0.46
19:S:11:LEU:HB2	24:X:26:PHE:HE1	1.80	0.46
37:11:61:PHE:O	37:11:65:LEU:N	2.47	0.46
37:11:79:VAL:O	55:29:12:A:H4'	2.15	0.46
42:16:50:LYS:N	42:16:50:LYS:HD2	2.30	0.46
43:17:38:ILE:HD11	43:17:51:GLN:HB3	1.97	0.46
43:17:65:GLU:CG	43:17:66:GLY:N	2.77	0.46
49:23:65:MET:O	49:23:66:VAL:HG23	2.16	0.46
50:24:79:THR:HA	50:24:82:ILE:HG12	1.96	0.46
52:26:114:U:H2'	52:26:115:G:C8	2.50	0.46
52:26:587:G:O2'	52:26:588:G:H5'	2.15	0.46
53:27:1023:U:H3'	53:27:1024:G:C8	2.45	0.46
53:27:1271:G:O3'	53:27:1272:A:H4'	2.14	0.46
53:27:1842:G:H2'	53:27:1843:C:C6	2.51	0.46

Continued on next page...

Continued from previous page...

Atom-1	Atom-2	Interatomic distance (Å)	Clash overlap (Å)
53:27:2342:C:H2'	53:27:2343:U:O4'	2.16	0.46
5:E:157:LYS:HD2	53:27:2659:G:P	2.54	0.46
53:27:2685:G:H2'	53:27:2686:G:H8	1.80	0.46
53:27:2837:A:H2'	53:27:2838:G:H8	1.80	0.46
53:27:516:C:H2'	53:27:517:C:H6	1.79	0.46
53:27:959:A:H2'	53:27:960:A:C8	2.50	0.46
58:32:26:G:H1	58:32:44:A:H2	1.63	0.46
59:33:44:GLN:HA	59:33:45:GLN:HA	1.66	0.46
59:33:427:PHE:CE2	59:33:461:ILE:HG21	2.51	0.46
59:33:649:PRO:HA	59:33:652:ILE:HD12	1.97	0.46
34:8:113:ALA:O	34:8:116:LEU:HB3	2.15	0.46
35:9:40:ASP:HB3	35:9:44:ARG:HB2	1.97	0.46
1:A:216:ARG:NH2	53:27:690:G:H4'	2.30	0.46
12:L:50:ARG:HD2	12:L:65:ILE:CD1	2.43	0.46
14:N:30:ARG:HB3	14:N:97:PHE:CE1	2.51	0.46
20:T:66:VAL:HA	20:T:69:VAL:HG22	1.97	0.46
24:X:24:GLU:O	24:X:25:GLN:C	2.53	0.46
26:Z:20:ASN:HB2	26:Z:37:CYS:HB3	1.96	0.46
26:Z:66:ILE:HD11	44:18:40:ARG:HB3	1.97	0.46
40:14:43:PRO:HG3	52:26:1280:A:O4'	2.15	0.46
52:26:1273:C:C2'	52:26:1274:A:H5'	2.46	0.46
52:26:1272:G:H2'	52:26:1273:C:C6	2.50	0.46
52:26:222:C:H2'	52:26:223:A:H8	1.79	0.46
52:26:335:C:H2'	52:26:336:A:C8	2.50	0.46
52:26:396:C:C2'	52:26:397:A:H5''	2.44	0.46
52:26:714:G:H2'	52:26:715:A:H8	1.76	0.46
53:27:1056:G:H4'	53:27:1086:A:H8	1.80	0.46
53:27:1259:G:H2'	53:27:1260:A:C8	2.50	0.46
53:27:2065:C:H2'	53:27:2066:C:C6	2.50	0.46
53:27:479:A:H4'	53:27:480:A:OP1	2.15	0.46
53:27:782:A:H5'	53:27:783:A:C2	2.50	0.46
57:31:37:A:H2'	57:31:38:A:O4'	2.16	0.46
58:32:38:A:H2'	58:32:39:C:O4'	2.14	0.46
59:33:43:LEU:HG	59:33:44:GLN:NE2	2.30	0.46
30:4:51:LYS:HA	30:4:54:LEU:CB	2.46	0.46
7:G:107:GLU:C	7:G:109:LYS:H	2.18	0.46
8:H:59:THR:O	8:H:66:PHE:HA	2.16	0.46
11:K:57:LEU:HD13	11:K:60:ARG:NH1	2.30	0.46
12:L:28:PHE:N	12:L:104:GLU:OE1	2.45	0.46
12:L:83:GLY:O	12:L:84:LYS:HB2	2.16	0.46
13:M:73:ASN:HA	13:M:76:VAL:CG1	2.41	0.46

Continued on next page...

Continued from previous page...

Atom-1	Atom-2	Interatomic distance (Å)	Clash overlap (Å)
18:R:82:MET:HB3	18:R:84:ARG:HH22	1.80	0.46
36:10:25:TYR:O	36:10:29:ILE:HG12	2.15	0.46
37:11:115:MET:HG2	52:26:1240:U:OP1	2.15	0.46
37:11:62:GLU:HA	37:11:65:LEU:HB3	1.97	0.46
38:12:113:ARG:HA	38:12:116:ARG:HG2	1.97	0.46
38:12:77:VAL:HG23	38:12:127:TYR:H	1.80	0.46
40:14:57:VAL:HG22	40:14:58:ASN:N	2.23	0.46
43:17:33:LEU:HD12	43:17:33:LEU:N	2.31	0.46
40:14:51:VAL:HB	44:18:80:ARG:HB2	1.97	0.46
47:21:11:VAL:HG12	47:21:12:VAL:N	2.31	0.46
50:24:65:LEU:CD2	50:24:66:ILE:HG12	2.42	0.46
51:25:45:LYS:HE3	52:26:723:U:H1'	1.97	0.46
51:25:67:THR:HA	52:26:1167:A:C6	2.50	0.46
52:26:313:A:H2'	52:26:314:C:C6	2.50	0.46
53:27:1123:C:H2'	53:27:1124:G:H8	1.80	0.46
53:27:1399:C:H2'	53:27:1400:U:H6	1.79	0.46
53:27:1558:C:O4'	53:27:1560:G:C8	2.69	0.46
53:27:1880:U:H2'	53:27:1881:C:C6	2.51	0.46
53:27:193:U:H2'	53:27:194:G:H8	1.79	0.46
53:27:588:U:H2'	53:27:589:U:C6	2.51	0.46
54:28:3:C:H3'	54:28:4:C:H5''	1.97	0.46
59:33:599:VAL:HG21	59:33:631:ILE:HD13	1.97	0.46
59:33:38:THR:HG21	59:33:77:ARG:CG	2.46	0.46
31:5:1:MET:CE	53:27:2742:G:H5''	2.45	0.46
32:6:186:VAL:CG2	32:6:198:VAL:HG23	2.46	0.46
33:7:42:LEU:HD21	33:7:67:ILE:CD1	2.45	0.46
34:8:61:ARG:NH1	34:8:68:GLU:HB2	2.31	0.46
34:8:78:ALA:C	34:8:85:THR:HG23	2.36	0.46
35:9:108:GLY:O	35:9:109:ALA:HB3	2.15	0.46
1:A:15:VAL:HA	1:A:204:LEU:O	2.15	0.46
1:A:65:ASP:CB	1:A:101:ARG:HD3	2.46	0.46
3:C:178:VAL:O	3:C:182:ALA:HB2	2.16	0.46
3:C:48:THR:HG23	3:C:88:ARG:NH1	2.29	0.46
3:C:55:SER:OG	3:C:56:GLY:N	2.47	0.46
4:D:115:GLY:O	4:D:116:LEU:HD12	2.15	0.46
7:G:11:ILE:CD1	7:G:63:ALA:HA	2.44	0.46
11:K:118:THR:O	11:K:120:VAL:HG23	2.15	0.46
11:K:89:VAL:HG21	11:K:123:ARG:HH21	1.80	0.46
17:Q:83:TYR:CE1	53:27:1187:G:H5''	2.51	0.46
19:S:44:LYS:O	19:S:48:GLN:HG3	2.15	0.46
19:S:67:VAL:HG22	19:S:76:ARG:CD	2.45	0.46

Continued on next page...

Continued from previous page...

Atom-1	Atom-2	Interatomic distance (Å)	Clash overlap (Å)
22:V:42:HIS:CD2	22:V:73:ARG:HD3	2.50	0.46
26:Z:15:SER:HA	26:Z:20:ASN:O	2.15	0.46
38:12:79:ARG:HB3	52:26:878:A:OP1	2.15	0.46
47:21:19:SER:HB3	47:21:70:LYS:HZ1	1.80	0.46
36:10:90:MET:CE	48:22:60:ARG:HD3	2.46	0.46
52:26:163:C:H2'	52:26:164:G:O4'	2.16	0.46
52:26:406:G:H1'	52:26:495:A:N1	2.31	0.46
52:26:414:A:H2'	52:26:415:A:O4'	2.15	0.46
53:27:528:A:H2	53:27:2043:C:H5'	1.80	0.46
53:27:2556:C:H2'	53:27:2557:G:H5'	1.97	0.46
13:M:96:ARG:HA	53:27:2881:U:O2'	2.16	0.46
53:27:310:A:O2'	53:27:311:A:H2'	2.16	0.46
1:A:45:ASN:O	53:27:773:U:H5''	2.15	0.46
54:28:29:A:H2'	54:28:30:C:O4'	2.15	0.46
54:28:3:C:H6	54:28:3:C:O5'	1.99	0.46
56:30:18:G:H21	56:30:57:G:H3'	1.81	0.46
59:33:108:HIS:CE1	59:33:111:ARG:HH21	2.32	0.46
59:33:35:LEU:HD11	59:33:73:ILE:HG22	1.98	0.46
59:33:434:ASP:HA	59:33:437:HIS:HB2	1.97	0.46
32:6:148:GLY:O	32:6:150:ILE:N	2.46	0.46
35:9:76:ASN:O	35:9:77:ASN:C	2.53	0.46
5:E:70:LEU:O	5:E:73:SER:HB3	2.15	0.46
10:J:71:ARG:NH1	10:J:105:ARG:HB3	2.30	0.46
11:K:110:VAL:O	11:K:111:ILE:HB	2.15	0.46
26:Z:20:ASN:CB	26:Z:37:CYS:HB3	2.46	0.46
37:11:13:PRO:HB3	37:11:20:GLU:CG	2.46	0.46
39:13:70:GLY:HA3	52:26:1371:G:O3'	2.15	0.46
44:18:84:ARG:HH12	44:18:88:MET:HG3	1.81	0.46
46:20:53:ASP:OD2	46:20:56:ARG:HB2	2.16	0.46
46:20:6:LEU:HB3	46:20:17:TYR:CD1	2.51	0.46
48:22:12:PHE:O	48:22:14:ALA:N	2.49	0.46
41:15:110:THR:CA	51:25:16:ARG:HH22	2.29	0.46
52:26:148:G:H2'	52:26:149:A:C5'	2.44	0.46
52:26:502:A:H2'	52:26:503:C:O4'	2.16	0.46
52:26:620:C:H2'	52:26:621:A:O4'	2.16	0.46
52:26:755:G:H8	52:26:755:G:O5'	1.98	0.46
53:27:1214:A:H2'	53:27:1215:G:O4'	2.15	0.46
3:C:68:ALA:HA	53:27:1255:U:C6	2.51	0.46
53:27:1404:C:H2'	53:27:1405:U:C6	2.51	0.46
53:27:2144:G:H5''	53:27:2145:C:H3'	1.98	0.46
53:27:2232:C:C2'	53:27:2233:U:H5'	2.46	0.46

Continued on next page...

Continued from previous page...

Atom-1	Atom-2	Interatomic distance (Å)	Clash overlap (Å)
53:27:2291:U:H2'	53:27:2292:U:C6	2.49	0.46
53:27:2439:A:H1'	53:27:2587:A:OP1	2.16	0.46
53:27:2481:G:HO2'	53:27:2482:A:H8	1.60	0.46
53:27:285:G:H2'	53:27:286:U:O4'	2.16	0.46
53:27:2884:U:H3'	53:27:2884:U:O2	2.16	0.46
53:27:564:C:H2'	53:27:565:C:H6	1.79	0.46
53:27:856:G:H2'	53:27:857:G:C8	2.50	0.46
53:27:878:A:H2'	53:27:878:A:N3	2.30	0.46
54:28:66:A:H61	54:28:107:G:H3'	1.80	0.46
58:32:53:G:H21	58:32:62:C:H1'	1.80	0.46
58:32:53:G:N2	58:32:62:C:H1'	2.29	0.46
59:33:161:ARG:O	59:33:162:GLU:CG	2.63	0.46
59:33:229:ILE:HG13	59:33:230:GLU:N	2.31	0.46
59:33:232:PHE:O	59:33:236:LEU:HG	2.16	0.46
59:33:303:LEU:HD12	59:33:304:PRO:HD2	1.97	0.46
59:33:327:LEU:CD2	59:33:332:LYS:HB3	2.45	0.46
59:33:640:GLN:HA	59:33:643:GLU:HG3	1.97	0.46
1:A:28:PRO:HG3	1:A:33:LEU:HD21	1.97	0.46
3:C:52:VAL:O	3:C:74:LYS:HE3	2.15	0.46
4:D:79:ARG:HG2	4:D:79:ARG:NH2	2.31	0.46
5:E:64:ALA:O	5:E:67:ALA:HB3	2.15	0.46
7:G:50:VAL:HG12	7:G:50:VAL:O	2.15	0.46
7:G:59:LEU:HB3	7:G:62:ARG:HB2	1.96	0.46
8:H:11:GLN:HG2	8:H:55:PRO:HA	1.97	0.46
15:O:52:ARG:NH1	15:O:52:ARG:HG2	2.29	0.46
19:S:88:LYS:O	19:S:90:GLY:N	2.48	0.46
24:X:39:GLN:HB3	24:X:41:HIS:CE1	2.49	0.46
42:16:31:GLY:O	42:16:78:VAL:HA	2.15	0.46
42:16:81:ILE:HD13	42:16:96:THR:HA	1.98	0.46
44:18:70:HIS:O	44:18:71:GLY:C	2.54	0.46
46:20:78:VAL:CG1	46:20:79:ASN:N	2.76	0.46
36:10:91:ARG:HH21	48:22:60:ARG:NH2	2.14	0.46
52:26:410:G:C6	52:26:429:U:H1'	2.50	0.46
52:26:538:G:H2'	52:26:539:A:H8	1.81	0.46
53:27:1111:A:H2'	53:27:1112:G:H4'	1.98	0.46
53:27:1285:A:H2'	53:27:1286:A:H5'	1.98	0.46
53:27:1979:U:C2'	53:27:1980:G:H5'	2.46	0.46
53:27:284:U:H2'	53:27:285:G:C5'	2.45	0.46
53:27:424:G:H2'	53:27:425:G:O4'	2.16	0.46
53:27:515:A:H2'	53:27:516:C:H5'	1.98	0.46
53:27:755:U:H2'	53:27:756:A:C8	2.51	0.46

Continued on next page...

Continued from previous page...

Atom-1	Atom-2	Interatomic distance (Å)	Clash overlap (Å)
59:33:271:ASP:O	59:33:275:ASP:HB2	2.16	0.46
59:33:617:PRO:HB2	59:33:719:LEU:CD1	2.34	0.46
59:33:618:GLY:C	59:33:620:GLU:H	2.19	0.46
59:33:726:LEU:HA	59:33:729:LEU:HD12	1.98	0.46
32:6:49:PHE:O	32:6:53:LEU:HG	2.15	0.46
33:7:111:ASP:HB3	33:7:114:LEU:HD12	1.97	0.46
33:7:13:ILE:CD1	33:7:177:LEU:HB3	2.46	0.46
33:7:86:LEU:HA	33:7:89:VAL:HG22	1.98	0.46
34:8:115:GLN:HG3	34:8:116:LEU:N	2.30	0.46
34:8:7:LYS:O	34:8:20:LEU:HD12	2.15	0.46
2:B:146:ILE:HG22	2:B:159:LYS:HZ2	1.81	0.46
2:B:4:LEU:HB3	2:B:32:ASN:HD21	1.80	0.46
2:B:48:ILE:HG13	2:B:48:ILE:O	2.14	0.46
3:C:179:SER:HA	3:C:182:ALA:HB3	1.97	0.46
14:N:29:HIS:NE2	54:28:7:G:H5''	2.31	0.46
14:N:94:ARG:HB3	14:N:97:PHE:O	2.16	0.46
16:P:48:ASP:HA	16:P:51:GLN:HB2	1.97	0.46
19:S:59:ASN:CB	19:S:84:TYR:HB2	2.46	0.46
38:12:17:GLN:NE2	38:12:69:ALA:HB1	2.31	0.46
42:16:106:VAL:HB	42:16:109:ARG:HG3	1.98	0.46
44:18:80:ARG:HH11	44:18:80:ARG:HG3	1.81	0.46
52:26:1414:U:H2'	52:26:1415:G:H8	1.81	0.46
52:26:657:U:O2'	52:26:658:C:H5'	2.16	0.46
52:26:924:C:H2'	52:26:925:G:C8	2.51	0.46
53:27:1910:G:O2'	53:27:1911:U:H5'	2.16	0.46
53:27:2054:A:OP1	53:27:2055:C:H4'	2.16	0.46
53:27:2582:G:O2'	53:27:2583:G:H5'	2.16	0.46
53:27:2616:C:H2'	53:27:2617:U:H6	1.81	0.46
53:27:2834:G:H2'	53:27:2879:A:N6	2.30	0.46
23:W:9:LYS:HG2	53:27:396:G:OP1	2.15	0.46
53:27:645:C:H2'	53:27:647:G:C8	2.51	0.46
53:27:724:U:H2'	53:27:725:G:O4'	2.16	0.46
53:27:809:G:O2'	53:27:810:U:H5'	2.15	0.46
58:32:42:G:H2'	58:32:43:A:H8	1.81	0.46
59:33:670:ARG:HG3	59:33:711:ASP:OD1	2.16	0.46
59:33:668:VAL:HG22	59:33:713:THR:HA	1.98	0.46
35:9:87:VAL:HG22	35:9:88:HIS:N	2.30	0.46
1:A:132:ARG:CD	1:A:166:ARG:HH21	2.29	0.46
5:E:101:VAL:HG22	5:E:115:GLN:NE2	2.30	0.46
16:P:91:ARG:HH22	53:27:998:C:P	2.39	0.46
19:S:4:GLU:HA	19:S:7:LEU:HB2	1.98	0.46

Continued on next page...

Continued from previous page...

Atom-1	Atom-2	Interatomic distance (Å)	Clash overlap (Å)
37:11:145:GLU:C	37:11:147:ASN:H	2.19	0.46
42:16:20:VAL:O	42:16:20:VAL:HG23	2.15	0.46
44:18:66:THR:HG23	44:18:82:LYS:HG3	1.98	0.46
45:19:44:GLU:HG3	45:19:45:HIS:CG	2.51	0.46
45:19:47:LYS:O	45:19:49:HIS:N	2.47	0.46
50:24:13:SER:HB2	52:26:323:U:H1'	1.98	0.46
52:26:1025:U:O3'	52:26:1026:G:H8	1.98	0.46
52:26:1032:G:N2	52:26:1033:G:H4'	2.31	0.46
52:26:1458:G:H2'	52:26:1459:G:C8	2.49	0.46
52:26:396:C:C3'	52:26:397:A:H5''	2.46	0.46
52:26:505:G:H2'	52:26:506:G:H8	1.81	0.46
52:26:559:A:H4'	52:26:560:A:H3'	1.98	0.46
52:26:608:A:H2'	52:26:609:A:C8	2.51	0.46
52:26:763:G:H2'	52:26:764:C:C6	2.51	0.46
38:12:12:ARG:HG2	52:26:826:C:H4'	1.98	0.46
52:26:848:C:H2'	52:26:849:G:C5'	2.45	0.46
52:26:96:U:H2'	52:26:97:G:H8	1.81	0.46
53:27:1854:A:N6	53:27:1888:G:H1'	2.31	0.46
53:27:2159:G:H2'	53:27:2160:C:C5	2.52	0.46
53:27:2229:U:H2'	53:27:2230:G:C8	2.51	0.46
53:27:2630:G:H2'	53:27:2631:G:C8	2.50	0.46
53:27:2679:A:O2'	53:27:2680:U:H5'	2.15	0.46
53:27:388:G:N7	53:27:390:U:H2'	2.31	0.46
53:27:599:A:H2'	53:27:600:G:H8	1.77	0.46
53:27:690:G:H2'	53:27:691:C:C6	2.51	0.46
54:28:93:C:H2'	54:28:94:A:C8	2.50	0.46
57:31:63:G:H2'	57:31:64:G:C8	2.51	0.46
59:33:410:THR:CG2	59:33:427:PHE:HZ	2.27	0.46
31:5:2:LYS:HE2	31:5:4:ARG:HD3	1.98	0.46
33:7:11:LEU:HD13	33:7:17:TRP:HE1	1.80	0.46
35:9:159:SER:O	35:9:162:GLU:N	2.42	0.46
2:B:25:THR:HG21	2:B:193:VAL:CG2	2.46	0.46
2:B:38:LYS:HA	2:B:43:ASP:OD2	2.16	0.46
3:C:146:VAL:O	3:C:167:VAL:HG13	2.15	0.46
3:C:147:LEU:HD11	3:C:170:ARG:CD	2.46	0.46
3:C:176:ASP:OD1	3:C:179:SER:HB2	2.16	0.46
6:F:42:LYS:HB3	6:F:46:PHE:CE2	2.51	0.46
7:G:26:VAL:HG23	7:G:113:PHE:HA	1.98	0.46
8:H:55:PRO:HG2	8:H:71:LYS:HB2	1.96	0.46
14:N:100:HIS:H	14:N:103:VAL:HG23	1.81	0.46
21:U:9:ARG:NH2	21:U:12:GLN:HA	2.25	0.46

Continued on next page...

Continued from previous page...

Atom-1	Atom-2	Interatomic distance (Å)	Clash overlap (Å)
21:U:29:ILE:HG13	21:U:30:ILE:H	1.80	0.46
21:U:86:LEU:N	21:U:86:LEU:HD12	2.30	0.46
23:W:20:ALA:HB3	23:W:22:ASN:OD1	2.15	0.46
39:13:27:ILE:HA	39:13:62:LEU:CD1	2.46	0.45
40:14:15:HIS:O	40:14:19:ASP:HB2	2.15	0.45
49:23:14:LEU:HD12	49:23:32:THR:HG21	1.97	0.45
52:26:162:A:H2'	52:26:163:C:O4'	2.15	0.45
53:27:1057:A:C2'	53:27:1058:U:H5'	2.46	0.45
53:27:1112:G:H2'	53:27:1113:U:C6	2.51	0.45
53:27:1427:A:H4'	53:27:1428:C:O4'	2.15	0.45
1:A:62:ARG:NH2	53:27:1568:G:OP2	2.46	0.45
53:27:1877:A:H2'	53:27:1878:G:O4'	2.16	0.45
53:27:2037:A:H2'	53:27:2038:G:C8	2.51	0.45
53:27:2152:G:H2'	53:27:2153:C:O4'	2.17	0.45
53:27:2316:G:H2'	53:27:2317:A:C8	2.51	0.45
53:27:2657:A:H2'	53:27:2658:C:H5'	1.98	0.45
53:27:2719:G:H5'	53:27:2847:U:OP1	2.16	0.45
53:27:2794:C:H2'	53:27:2795:C:C6	2.50	0.45
53:27:362:A:H3'	53:27:363:G:C8	2.51	0.45
53:27:375:G:O2'	53:27:376:G:H5'	2.16	0.45
53:27:805:G:H22	53:27:828:U:H5''	1.80	0.45
53:27:898:C:H2'	53:27:899:A:H5'	1.97	0.45
59:33:157:ILE:HG13	59:33:158:ALA:N	2.31	0.45
59:33:65:ILE:CG1	59:33:161:ARG:NH2	2.75	0.45
59:33:240:MET:HA	59:33:243:GLU:HG2	1.98	0.45
33:7:205:GLU:HG3	33:7:206:ILE:N	2.30	0.45
6:F:79:THR:HG23	6:F:145:ASN:HB3	1.98	0.45
6:F:84:ALA:HA	6:F:91:PHE:CB	2.41	0.45
7:G:96:PHE:CE2	7:G:126:LEU:HB2	2.51	0.45
20:T:4:ILE:HD13	20:T:71:ILE:HG23	1.98	0.45
22:V:10:ARG:HG3	22:V:10:ARG:HH11	1.82	0.45
22:V:25:GLU:O	22:V:63:VAL:HG23	2.15	0.45
37:11:112:ASP:HB2	37:11:118:ARG:HG2	1.99	0.45
41:15:17:ASP:HA	41:15:80:ASN:O	2.16	0.45
42:16:31:GLY:HA3	42:16:54:VAL:CG1	2.46	0.45
43:17:62:PHE:O	43:17:64:VAL:HG13	2.17	0.45
46:20:6:LEU:HD13	46:20:17:TYR:CG	2.50	0.45
47:21:10:ARG:O	47:21:22:VAL:HG13	2.17	0.45
50:24:53:MET:HG3	50:24:54:GLN:N	2.30	0.45
51:25:13:VAL:O	51:25:15:LEU:N	2.42	0.45
52:26:1030:U:H2'	52:26:1032:G:H22	1.81	0.45

Continued on next page...

Continued from previous page...

Atom-1	Atom-2	Interatomic distance (Å)	Clash overlap (Å)
52:26:1213:A:C2	52:26:1215:G:H1'	2.51	0.45
52:26:1326:U:H2'	52:26:1327:C:H6	1.81	0.45
52:26:265:G:H2'	52:26:267:C:H5	1.82	0.45
46:20:11:ALA:HA	52:26:44:A:OP1	2.17	0.45
52:26:987:G:H2'	52:26:988:G:C8	2.52	0.45
53:27:1174:U:H2'	53:27:1175:A:H4'	1.98	0.45
53:27:2450:A:OP1	53:27:2497:A:H2'	2.15	0.45
53:27:2843:G:O2'	53:27:2844:G:H5'	2.16	0.45
53:27:457:A:H61	53:27:470:A:H5''	1.80	0.45
53:27:491:G:N3	53:27:491:G:H2'	2.31	0.45
53:27:640:C:H2'	53:27:641:U:C6	2.51	0.45
59:33:276:VAL:HG22	59:33:276:VAL:O	2.16	0.45
34:8:103:ARG:HA	34:8:103:ARG:HD3	1.68	0.45
34:8:106:PHE:HE1	34:8:177:MET:HA	1.82	0.45
2:B:128:ARG:HG2	53:27:2512:C:OP1	2.16	0.45
6:F:90:LEU:CD2	6:F:94:ILE:HG13	2.46	0.45
10:J:63:VAL:HG23	10:J:107:LEU:HD22	1.99	0.45
14:N:26:LEU:HB2	14:N:90:VAL:HG21	1.98	0.45
16:P:84:LYS:HZ3	16:P:116:LEU:HA	1.79	0.45
16:P:27:ARG:HH11	16:P:37:ALA:HB2	1.80	0.45
16:P:49:ARG:HG2	16:P:49:ARG:NH1	2.31	0.45
37:11:45:ALA:HB1	37:11:119:LEU:HD22	1.99	0.45
46:20:72:ALA:O	46:20:75:ILE:HB	2.17	0.45
52:26:1230:C:H5'	57:31:30:G:H5''	1.99	0.45
52:26:1237:C:OP1	52:26:1238:A:H1'	2.16	0.45
52:26:1463:U:H2'	52:26:1464:U:C6	2.52	0.45
52:26:306:A:O2'	52:26:307:C:H5'	2.17	0.45
53:27:1264:A:O3'	53:27:2615:U:H5'	2.16	0.45
53:27:1550:C:H2'	53:27:1551:A:H8	1.81	0.45
53:27:155:A:H2'	53:27:156:A:C8	2.51	0.45
53:27:165:A:H2'	53:27:166:U:C6	2.52	0.45
53:27:2024:G:H2'	53:27:2025:C:O4'	2.15	0.45
53:27:2070:A:H2'	53:27:2071:A:O4'	2.17	0.45
53:27:2142:A:H2'	53:27:2143:C:H5'	1.98	0.45
53:27:2196:C:O2'	53:27:2197:U:H5'	2.15	0.45
53:27:2282:G:H4'	53:27:2389:G:O2'	2.17	0.45
53:27:2059:A:N6	53:27:2503:A:H2'	2.31	0.45
53:27:343:C:H2'	53:27:344:A:H5'	1.97	0.45
53:27:399:U:H2'	53:27:400:G:C8	2.52	0.45
53:27:623:C:H2'	53:27:624:C:C6	2.51	0.45
53:27:883:G:H5'	59:33:611:ARG:HD3	1.98	0.45

Continued on next page...

Continued from previous page...

Atom-1	Atom-2	Interatomic distance (Å)	Clash overlap (Å)
54:28:111:U:H2'	54:28:112:G:C8	2.51	0.45
14:N:31:THR:HG23	54:28:29:A:P	2.56	0.45
59:33:221:ARG:NE	59:33:224:ASP:OD2	2.49	0.45
59:33:56:LEU:HD23	59:33:56:LEU:C	2.37	0.45
31:5:12:ARG:HG2	31:5:12:ARG:HH21	1.81	0.45
34:8:127:ARG:O	34:8:129:VAL:HG23	2.17	0.45
7:G:11:ILE:O	7:G:15:VAL:HG23	2.16	0.45
8:H:6:ALA:HB3	8:H:60:VAL:HG21	1.99	0.45
18:R:17:VAL:HA	18:R:43:ALA:HB1	1.98	0.45
18:R:83:LYS:HG2	18:R:97:LEU:CD2	2.46	0.45
19:S:32:LEU:O	19:S:32:LEU:HD12	2.17	0.45
20:T:27:VAL:CB	20:T:33:VAL:HG12	2.47	0.45
20:T:32:LYS:HA	20:T:64:ILE:O	2.17	0.45
52:26:1147:C:H2'	52:26:1148:U:C6	2.52	0.45
52:26:109:A:C6	52:26:326:G:C6	3.05	0.45
52:26:584:G:H2'	52:26:585:G:C8	2.48	0.45
52:26:58:C:O2'	52:26:59:A:H5'	2.17	0.45
16:P:2:ARG:HA	53:27:1248:G:O2'	2.17	0.45
53:27:1365:A:N3	53:27:1365:A:H2'	2.31	0.45
53:27:1428:C:C4	53:27:1569:A:H5''	2.50	0.45
53:27:1744:A:H3'	53:27:1745:A:H8	1.81	0.45
53:27:2059:A:H2'	53:27:2503:A:N1	2.31	0.45
53:27:2322:A:H2'	53:27:2323:G:O4'	2.16	0.45
53:27:2393:U:O2'	53:27:2394:C:H5'	2.16	0.45
53:27:2516:A:O2'	53:27:2517:C:H5'	2.17	0.45
53:27:323:C:H2'	53:27:1205:A:N1	2.31	0.45
53:27:758:C:H2'	53:27:758:C:O2	2.15	0.45
53:27:816:C:H2'	53:27:817:C:C6	2.51	0.45
56:30:17:C:H3'	56:30:19:G:OP1	2.17	0.45
59:33:285:ARG:HE	59:33:287:GLN:HB3	1.81	0.45
59:33:433:SER:O	59:33:437:HIS:N	2.46	0.45
59:33:42:CYS:CB	59:33:84:LEU:HD11	2.47	0.45
30:4:20:GLY:HA3	30:4:48:MET:HE1	1.98	0.45
31:5:37:GLN:HE21	53:27:1125:G:H5'	1.78	0.45
34:8:190:LEU:O	34:8:192:ALA:N	2.49	0.45
35:9:100:GLU:C	35:9:102:THR:H	2.19	0.45
35:9:49:TYR:O	35:9:62:ALA:HB2	2.17	0.45
1:A:79:ARG:NH1	1:A:92:LEU:HD23	2.31	0.45
12:L:75:GLU:HB2	12:L:90:GLU:HG3	1.98	0.45
14:N:31:THR:O	14:N:33:ARG:N	2.49	0.45
16:P:35:PHE:CZ	16:P:39:ILE:HD11	2.51	0.45

Continued on next page...

Continued from previous page...

Atom-1	Atom-2	Interatomic distance (Å)	Clash overlap (Å)
18:R:59:GLU:HA	18:R:64:ALA:CA	2.47	0.45
20:T:11:ILE:HG21	20:T:79:ALA:HB2	1.99	0.45
20:T:71:ILE:CD1	20:T:82:VAL:HG22	2.41	0.45
36:10:69:GLU:H	36:10:69:GLU:CD	2.19	0.45
36:10:67:PRO:HG2	36:10:70:VAL:HG23	1.98	0.45
37:11:3:ARG:HB2	52:26:932:C:OP1	2.16	0.45
38:12:103:VAL:HG23	38:12:123:GLU:O	2.16	0.45
39:13:49:GLN:N	39:13:50:PRO:HD2	2.31	0.45
42:16:27:PRO:O	42:16:28:GLN:CG	2.62	0.45
47:21:70:LYS:NZ	52:26:254:G:O3'	2.45	0.45
52:26:52:C:H2'	52:26:53:A:C8	2.52	0.45
52:26:554:A:H2'	52:26:555:U:C6	2.52	0.45
52:26:596:A:H5'	52:26:596:A:H8	1.82	0.45
53:27:1111:A:C2'	53:27:1112:G:H4'	2.46	0.45
53:27:1351:C:H2'	53:27:1352:U:H6	1.81	0.45
53:27:1495:A:H8	53:27:1495:A:O5'	1.99	0.45
53:27:1656:C:H2'	53:27:1657:U:C6	2.52	0.45
53:27:1695:G:H2'	53:27:1696:G:O4'	2.16	0.45
53:27:1869:G:H3'	53:27:1870:C:C5'	2.46	0.45
53:27:1923:U:H2'	53:27:1924:C:C6	2.51	0.45
53:27:2016:U:H2'	53:27:2017:U:C6	2.51	0.45
53:27:2773:C:H2'	53:27:2774:C:H6	1.82	0.45
53:27:580:U:O2'	53:27:581:C:H5'	2.16	0.45
53:27:918:A:H4'	54:28:97:C:O2	2.17	0.45
57:31:44:A:H2'	57:31:45:G:O4'	2.17	0.45
59:33:101:LYS:CA	59:33:104:VAL:HG12	2.47	0.45
32:6:153:MET:CE	32:6:157:PRO:HG3	2.46	0.45
32:6:24:PRO:HG3	52:26:829:G:O2'	2.17	0.45
34:8:96:ARG:HB2	34:8:99:ASN:CB	2.47	0.45
35:9:152:VAL:HA	35:9:155:LYS:HG2	1.98	0.45
1:A:159:THR:HG22	1:A:160:TYR:H	1.82	0.45
3:C:147:LEU:HB2	3:C:183:PHE:HD2	1.81	0.45
7:G:67:THR:N	7:G:68:PRO:CD	2.79	0.45
12:L:76:LYS:NZ	12:L:82:MET:HA	2.31	0.45
16:P:67:ALA:HB2	16:P:98:ALA:HB1	1.99	0.45
18:R:107:VAL:HG13	18:R:107:VAL:O	2.16	0.45
20:T:7:ASP:HB3	20:T:23:LYS:NZ	2.32	0.45
22:V:8:ASN:HD21	53:27:2277:G:H3'	1.81	0.45
25:Y:5:LYS:HA	25:Y:35:VAL:O	2.17	0.45
25:Y:40:THR:CG2	25:Y:43:ILE:H	2.30	0.45
26:Z:36:VAL:O	26:Z:36:VAL:HG23	2.17	0.45

Continued on next page...

Continued from previous page...

Atom-1	Atom-2	Interatomic distance (Å)	Clash overlap (Å)
43:17:16:ILE:CD1	43:17:16:ILE:H	2.29	0.45
28:2:29:LYS:HD2	53:27:2286:G:OP1	2.16	0.45
43:17:102:LYS:HG3	52:26:1226:C:C4	2.52	0.45
52:26:1347:G:H2'	52:26:1348:U:OP2	2.17	0.45
52:26:1444:U:H2'	52:26:1445:U:C6	2.51	0.45
52:26:1502:A:H8	52:26:1505:G:N2	2.15	0.45
52:26:332:G:O2'	52:26:333:U:H5'	2.17	0.45
52:26:424:G:O2'	52:26:425:G:H5'	2.16	0.45
42:16:47:ALA:HB1	52:26:520:A:OP2	2.17	0.45
38:12:106:SER:HA	52:26:642:A:C8	2.51	0.45
52:26:831:A:H2'	52:26:832:G:O4'	2.17	0.45
53:27:2112:G:N3	53:27:2112:G:H2'	2.31	0.45
53:27:239:C:H2'	53:27:240:C:O4'	2.17	0.45
53:27:2458:G:H1'	53:27:2460:U:O4	2.16	0.45
17:Q:9:GLY:O	53:27:996:A:H1'	2.17	0.45
58:32:33:U:H2'	58:32:36:U:OP2	2.16	0.45
59:33:259:ILE:O	59:33:263:MET:HG3	2.16	0.45
31:5:11:CYS:SG	31:5:12:ARG:N	2.83	0.45
33:7:51:VAL:HA	33:7:69:THR:OG1	2.15	0.45
8:H:123:ALA:O	8:H:126:ARG:HB2	2.17	0.45
12:L:34:LYS:HD3	21:U:81:PRO:O	2.17	0.45
13:M:20:MET:HG3	13:M:21:PHE:N	2.32	0.45
14:N:100:HIS:HD2	54:28:48:U:H4'	1.80	0.45
18:R:60:HIS:HD1	18:R:61:ASN:N	2.14	0.45
20:T:27:VAL:CG2	20:T:28:LEU:N	2.79	0.45
20:T:71:ILE:HD12	20:T:95:PHE:CD1	2.52	0.45
22:V:21:ARG:HB3	22:V:33:ILE:HG23	1.97	0.45
27:1:54:ILE:HG23	27:1:56:LYS:N	2.27	0.45
41:15:71:ASP:C	41:15:73:VAL:N	2.70	0.45
43:17:52:ILE:HG22	43:17:56:ARG:NH1	2.31	0.45
52:26:1015:G:H1'	52:26:1218:C:O2'	2.17	0.45
52:26:1456:A:H2'	52:26:1457:G:O4'	2.17	0.45
41:15:39:ASN:ND2	52:26:683:G:H21	2.12	0.45
52:26:781:A:OP1	52:26:1523:G:H5'	2.17	0.45
16:P:32:ARG:HG3	53:27:1252:G:N3	2.32	0.45
53:27:1505:A:H2'	53:27:1506:U:O4'	2.17	0.45
13:M:1:MET:HA	53:27:1654:A:OP2	2.17	0.45
53:27:2073:C:O2'	53:27:2074:U:H5'	2.16	0.45
53:27:2272:U:H5''	53:27:2273:A:OP1	2.17	0.45
53:27:2321:U:H5''	53:27:2322:A:OP2	2.17	0.45
53:27:2417:C:H2'	53:27:2418:A:H8	1.82	0.45

Continued on next page...

Continued from previous page...

Atom-1	Atom-2	Interatomic distance (Å)	Clash overlap (Å)
53:27:25:U:H2'	53:27:26:G:O4'	2.16	0.45
53:27:2689:U:O2	53:27:2713:U:H5''	2.17	0.45
27:1:39:ARG:NH2	53:27:2884:U:H3	2.15	0.45
53:27:301:G:H1'	53:27:302:C:C6	2.52	0.45
59:33:456:GLN:CG	59:33:457:MET:H	2.28	0.45
59:33:501:ARG:O	59:33:505:ILE:N	2.50	0.45
32:6:103:TRP:HA	32:6:106:VAL:HB	1.98	0.45
33:7:62:SER:HA	33:7:97:PRO:HG2	1.97	0.45
1:A:86:ARG:NH1	1:A:155:ARG:HH21	2.15	0.45
1:A:257:ARG:HG2	1:A:257:ARG:NH1	2.31	0.45
3:C:60:TRP:HB3	3:C:67:ARG:HH12	1.82	0.45
4:D:130:GLY:HA2	4:D:152:ASP:HA	1.98	0.45
5:E:41:GLU:N	5:E:54:ARG:HB2	2.30	0.45
6:F:134:VAL:HG22	6:F:138:VAL:O	2.16	0.45
7:G:34:THR:HG21	53:27:1057:A:C1'	2.30	0.45
8:H:60:VAL:HA	8:H:66:PHE:HB3	1.99	0.45
12:L:38:ARG:HG3	12:L:98:PRO:HD3	1.99	0.45
15:O:112:ARG:O	15:O:113:LEU:HB2	2.16	0.45
20:T:45:GLN:HB3	20:T:55:GLY:O	2.17	0.45
21:U:23:ALA:O	21:U:25:LYS:HG3	2.16	0.45
40:14:45:ARG:HB2	40:14:69:THR:HB	1.98	0.45
48:22:52:ARG:O	48:22:56:ARG:HG3	2.17	0.45
52:26:1301:U:O2	52:26:1301:U:C2'	2.64	0.45
52:26:785:G:O2'	52:26:786:G:H5'	2.16	0.45
53:27:1080:A:H2'	53:27:1081:U:C6	2.52	0.45
53:27:1176:U:H2'	53:27:1177:G:N7	2.31	0.45
53:27:1354:A:H2'	53:27:1355:G:O4'	2.17	0.45
53:27:1484:U:O2'	53:27:1485:U:H5'	2.17	0.45
53:27:1877:A:H2'	53:27:1878:G:C8	2.52	0.45
53:27:2020:A:O2'	53:27:2021:C:H5'	2.17	0.45
53:27:962:G:H2'	53:27:963:U:C6	2.52	0.45
59:33:30:LYS:C	59:33:33:GLU:HG2	2.37	0.45
59:33:424:PRO:HB3	59:33:455:LEU:HD21	1.98	0.45
33:7:50:SER:HB2	33:7:71:ARG:HH12	1.81	0.45
34:8:142:VAL:HG13	34:8:179:GLY:HA3	1.98	0.45
34:8:143:SER:OG	34:8:144:ILE:N	2.50	0.45
2:B:27:ILE:HG22	2:B:29:VAL:HG23	1.98	0.45
3:C:108:ILE:HG23	3:C:109:LEU:HD12	1.99	0.45
4:D:112:ASP:CG	43:17:66:GLY:HA3	2.37	0.45
4:D:73:VAL:O	4:D:78:ILE:HG13	2.16	0.45
7:G:107:GLU:HG2	7:G:109:LYS:O	2.16	0.45

Continued on next page...

Continued from previous page...

Atom-1	Atom-2	Interatomic distance (Å)	Clash overlap (Å)
7:G:43:LYS:HA	7:G:46:ARG:HB3	1.99	0.45
7:G:53:ARG:HB3	7:G:86:MET:N	2.21	0.45
7:G:67:THR:HB	7:G:68:PRO:HD3	1.98	0.45
8:H:10:LEU:CD1	8:H:26:ALA:HA	2.47	0.45
14:N:28:VAL:HG12	14:N:93:ASP:O	2.16	0.45
16:P:57:ARG:O	16:P:61:ILE:HG13	2.17	0.45
20:T:82:VAL:O	20:T:96:LYS:HD2	2.17	0.45
22:V:45:ALA:O	22:V:47:VAL:HG23	2.16	0.45
26:Z:46:GLY:HA2	26:Z:49:ARG:HH21	1.81	0.45
36:10:84:VAL:O	36:10:84:VAL:HG12	2.17	0.45
37:11:11:ILE:N	37:11:11:ILE:HD12	2.32	0.45
37:11:26:VAL:HG22	37:11:42:VAL:HG21	1.97	0.45
41:15:71:ASP:O	41:15:72:ALA:HB3	2.17	0.45
51:25:44:ARG:HD2	51:25:47:ALA:HB3	1.99	0.45
52:26:1011:C:H2'	52:26:1012:A:H8	1.80	0.45
52:26:1107:C:C4	52:26:1108:G:C8	3.05	0.45
52:26:938:A:H1'	52:26:1376:U:O2'	2.17	0.45
52:26:744:C:H2'	52:26:745:G:H8	1.79	0.45
53:27:1278:C:H2'	53:27:1279:G:C8	2.52	0.45
53:27:2066:C:O2'	53:27:2067:G:H5'	2.17	0.45
53:27:2455:G:H2'	53:27:2456:C:C6	2.52	0.45
53:27:2534:A:H2'	53:27:2535:G:O4'	2.17	0.45
53:27:2641:G:H2'	53:27:2642:G:H8	1.80	0.45
53:27:364:C:H2'	53:27:365:U:H6	1.80	0.45
16:P:56:PHE:HZ	53:27:536:G:H4'	1.80	0.45
53:27:673:C:O2'	53:27:674:G:H5'	2.17	0.45
53:27:696:G:O2'	53:27:697:G:H5'	2.16	0.45
53:27:708:G:H2'	53:27:709:U:C6	2.52	0.45
54:28:4:C:H6	54:28:4:C:C5'	2.30	0.45
54:28:85:G:H2'	54:28:86:G:C8	2.52	0.45
57:31:34:C:H2'	57:31:35:A:C8	2.52	0.45
59:33:233:VAL:O	59:33:237:ARG:HG3	2.17	0.45
59:33:293:LEU:HD23	59:33:293:LEU:C	2.37	0.45
59:33:696:GLY:N	59:33:713:THR:OG1	2.48	0.45
34:8:96:ARG:HB2	34:8:99:ASN:HB2	1.99	0.45
2:B:145:SER:O	53:27:2512:C:H1'	2.17	0.45
4:D:89:THR:HG22	4:D:91:ARG:HH11	1.82	0.45
15:O:50:ARG:HH11	15:O:50:ARG:HG3	1.81	0.45
20:T:85:ARG:HB3	20:T:94:PHE:CE2	2.52	0.45
23:W:15:ASN:HD22	53:27:381:G:C5'	2.30	0.45
37:11:132:THR:O	37:11:135:LYS:HB3	2.16	0.45

Continued on next page...

Continued from previous page...

Atom-1	Atom-2	Interatomic distance (Å)	Clash overlap (Å)
42:16:32:VAL:HB	42:16:55:ARG:HB3	1.99	0.45
52:26:1007:U:H2'	52:26:1008:U:H6	1.82	0.45
51:25:67:THR:O	52:26:1167:A:C8	2.70	0.45
52:26:125:U:H2'	52:26:126:G:O4'	2.17	0.45
52:26:40:C:H2'	52:26:41:G:H8	1.82	0.45
52:26:41:G:H2'	52:26:42:G:C8	2.52	0.45
53:27:1178:C:H2'	53:27:1179:G:C8	2.51	0.45
53:27:1675:C:H2'	53:27:1676:A:O4'	2.17	0.45
53:27:1721:G:HO2'	53:27:1722:A:H8	1.61	0.45
53:27:1812:U:H2'	53:27:1813:G:C8	2.51	0.45
53:27:1930:G:C2'	53:27:1931:U:OP2	2.65	0.45
53:27:2221:G:C2'	53:27:2222:C:H5'	2.47	0.45
53:27:2294:G:H2'	53:27:2295:C:H6	1.81	0.45
53:27:2453:A:H2'	53:27:2454:G:H8	1.82	0.45
53:27:275:C:H2'	53:27:276:U:H4'	1.98	0.45
18:R:57:ASN:OD1	53:27:495:G:H1'	2.17	0.45
53:27:532:A:N1	53:27:2020:A:H1'	2.32	0.45
53:27:53:A:C8	53:27:54:G:C8	3.05	0.45
53:27:593:U:H2'	53:27:594:U:C6	2.52	0.45
57:31:68:C:H2'	57:31:69:C:C6	2.52	0.45
59:33:191:ILE:CG2	59:33:194:LEU:HD13	2.47	0.45
59:33:639:GLU:H	59:33:639:GLU:CD	2.20	0.45
31:5:14:CYS:SG	31:5:33:HIS:ND1	2.90	0.45
32:6:23:ASN:ND2	32:6:190:SER:O	2.39	0.45
33:7:22:PHE:HA	40:14:13:PHE:CE2	2.52	0.45
34:8:169:TRP:CE2	34:8:185:PRO:HG3	2.51	0.45
1:A:259:ASN:C	1:A:261:ARG:H	2.19	0.45
2:B:49:GLN:HE22	2:B:79:LEU:HD13	1.82	0.45
8:H:12:VAL:HG11	8:H:37:PHE:CE2	2.52	0.45
8:H:33:ASN:HB3	8:H:35:MET:HG3	1.98	0.45
9:I:113:PRO:HG3	53:27:529:A:OP2	2.17	0.45
9:I:136:GLN:HE21	53:27:2899:A:C5'	2.29	0.45
11:K:22:GLY:H	53:27:811:U:H2'	1.82	0.45
39:13:105:ARG:HG2	52:26:1118:U:H5'	1.99	0.44
39:13:34:LEU:CD1	39:13:47:VAL:HG11	2.46	0.44
41:15:122:PRO:HB2	51:25:33:ARG:HA	1.98	0.44
51:25:36:PHE:HD1	51:25:40:PRO:HD3	1.82	0.44
51:25:5:VAL:HB	51:25:18:PHE:CE2	2.51	0.44
52:26:1123:U:O2'	52:26:1124:G:H5'	2.16	0.44
52:26:1255:G:H2'	52:26:1279:G:H1	1.82	0.44
53:27:1036:G:C6	53:27:1120:G:C6	3.05	0.44

Continued on next page...

Continued from previous page...

Atom-1	Atom-2	Interatomic distance (Å)	Clash overlap (Å)
53:27:1161:C:H2'	53:27:1162:G:C8	2.52	0.44
53:27:1326:U:H5'	53:27:2011:U:H1'	1.99	0.44
53:27:1429:G:H2'	53:27:1430:G:H8	1.82	0.44
53:27:2048:G:H1'	53:27:2823:A:N6	2.32	0.44
53:27:2814:A:H2'	53:27:2815:C:C6	2.51	0.44
54:28:64:G:H2'	54:28:65:U:H6	1.82	0.44
51:25:20:ARG:NH1	55:29:7:G:H22	2.15	0.44
56:30:48:C:P	56:30:48:C:H6	2.40	0.44
59:33:274:PHE:CE1	59:33:277:ARG:NH1	2.85	0.44
59:33:47:GLN:HE22	59:33:87:ALA:HB1	1.82	0.44
31:5:1:MET:CG	31:5:2:LYS:H	2.08	0.44
33:7:173:PRO:HB2	33:7:176:THR:OG1	2.17	0.44
1:A:103:ILE:O	1:A:103:ILE:HD12	2.17	0.44
3:C:190:ALA:O	3:C:193:VAL:HB	2.17	0.44
7:G:37:LYS:HZ1	7:G:52:MET:HE3	1.82	0.44
14:N:100:HIS:H	14:N:103:VAL:CG2	2.31	0.44
19:S:13:ALA:HB1	24:X:33:ALA:HB1	1.98	0.44
37:11:33:GLY:O	37:11:35:LYS:N	2.44	0.44
39:13:24:ASN:OD1	39:13:25:GLY:N	2.50	0.44
41:15:21:HIS:CD2	52:26:707:U:H5''	2.52	0.44
52:26:1426:G:H2'	52:26:1427:C:H6	1.83	0.44
52:26:185:U:H2'	52:26:186:C:C6	2.52	0.44
52:26:543:U:H2'	52:26:544:G:C8	2.52	0.44
53:27:1111:A:C2	53:27:1112:G:H1'	2.52	0.44
22:V:14:ALA:HB2	53:27:2272:U:OP2	2.18	0.44
53:27:2314:A:H2'	53:27:2315:G:C8	2.52	0.44
53:27:2472:G:H2'	53:27:2475:C:H42	1.82	0.44
53:27:2849:U:H4'	53:27:2850:A:H5'	1.99	0.44
53:27:570:G:H2'	53:27:2030:A:C8	2.52	0.44
56:30:13:C:O2	56:30:13:C:H2'	2.16	0.44
59:33:161:ARG:C	59:33:162:GLU:HG2	2.37	0.44
59:33:334:VAL:HG13	59:33:334:VAL:O	2.18	0.44
29:3:30:VAL:HA	29:3:33:ARG:NH2	2.32	0.44
59:33:20:TRP:CD1	59:33:64:GLU:N	2.85	0.44
32:6:29:PHE:CG	32:6:200:PRO:HG2	2.52	0.44
33:7:82:ASP:O	33:7:85:LYS:HB3	2.17	0.44
34:8:139:ASN:N	34:8:181:PHE:O	2.49	0.44
35:9:86:GLY:O	35:9:138:ALA:HB1	2.17	0.44
2:B:124:ARG:NE	2:B:125:TRP:HE1	2.10	0.44
2:B:59:ARG:HH11	53:27:2830:C:H3'	1.82	0.44
3:C:148:ILE:HA	3:C:187:VAL:HG13	1.98	0.44

Continued on next page...

Continued from previous page...

Atom-1	Atom-2	Interatomic distance (Å)	Clash overlap (Å)
4:D:134:GLN:HB3	4:D:149:ARG:O	2.17	0.44
5:E:157:LYS:HB2	5:E:159:LYS:HG3	1.98	0.44
6:F:90:LEU:HD22	6:F:123:ARG:HA	1.99	0.44
8:H:2:LYS:HB3	8:H:7:TYR:CE2	2.52	0.44
11:K:75:ALA:HB2	11:K:105:ILE:HD12	1.98	0.44
21:U:51:GLN:OE1	21:U:86:LEU:HD21	2.17	0.44
4:D:139:GLU:HG2	26:Z:27:THR:HG22	1.97	0.44
36:10:29:ILE:HG13	36:10:30:THR:H	1.81	0.44
36:10:35:LYS:NZ	36:10:37:HIS:HE1	2.14	0.44
38:12:12:ARG:HH11	38:12:26:MET:CB	2.30	0.44
42:16:113:ARG:HH21	42:16:120:ARG:CD	2.30	0.44
43:17:108:ARG:HH11	43:17:108:ARG:HG3	1.82	0.44
52:26:483:C:H2'	52:26:484:G:C8	2.52	0.44
52:26:843:U:OP2	52:26:846:G:N3	2.50	0.44
53:27:1458:U:H4'	53:27:1459:G:C4	2.52	0.44
53:27:2093:G:N7	53:27:2225:A:H2'	2.32	0.44
53:27:211:C:H2'	53:27:212:G:C8	2.52	0.44
53:27:2171:A:O2'	53:27:2172:U:H5'	2.16	0.44
53:27:230:G:O2'	53:27:231:A:H5'	2.17	0.44
53:27:2673:G:H2'	53:27:2674:G:C8	2.51	0.44
13:M:92:GLY:O	53:27:2880:C:H1'	2.17	0.44
53:27:478:A:N1	53:27:500:G:H4'	2.33	0.44
56:30:13:C:H2'	56:30:14:A:C5'	2.47	0.44
56:30:14:A:H2'	56:30:15:G:C8	2.36	0.44
58:32:19:G:H3'	58:32:20:U:C6	2.53	0.44
53:27:2168:G:H1'	58:32:56:C:N3	2.32	0.44
59:33:20:TRP:NE1	59:33:63:VAL:O	2.45	0.44
1:A:132:ARG:HG2	1:A:166:ARG:NE	2.22	0.44
3:C:19:PHE:O	3:C:110:SER:HA	2.18	0.44
7:G:22:ALA:HB3	7:G:88:HIS:HA	1.98	0.44
11:K:82:LEU:C	11:K:82:LEU:HD23	2.38	0.44
13:M:69:ARG:O	13:M:70:THR:OG1	2.33	0.44
18:R:69:LEU:HG	18:R:107:VAL:CG2	2.48	0.44
21:U:65:VAL:O	21:U:67:GLY:N	2.50	0.44
38:12:17:GLN:HG3	38:12:71:VAL:HB	2.00	0.44
27:1:54:ILE:HG12	27:1:56:LYS:HB3	1.99	0.44
42:16:70:GLY:O	42:16:98:ARG:NH2	2.50	0.44
44:18:38:GLU:O	44:18:41:TRP:HB3	2.18	0.44
45:19:35:ILE:HD13	45:19:59:VAL:HG22	2.00	0.44
51:25:3:ILE:CA	51:25:19:LYS:HZ2	2.31	0.44
52:26:1417:G:N2	52:26:1482:G:H2'	2.33	0.44

Continued on next page...

Continued from previous page...

Atom-1	Atom-2	Interatomic distance (Å)	Clash overlap (Å)
50:24:54:GLN:HG2	52:26:193:C:H4'	1.99	0.44
52:26:354:G:O2'	52:26:355:C:H5'	2.16	0.44
52:26:591:U:H2'	52:26:592:G:C8	2.51	0.44
53:27:1372:U:O2'	53:27:1373:A:H5'	2.18	0.44
53:27:150:U:H2'	53:27:151:C:H6	1.81	0.44
53:27:2701:U:H3'	53:27:2702:G:H5''	1.99	0.44
53:27:488:G:H1'	53:27:492:A:N6	2.32	0.44
53:27:857:G:H2'	53:27:858:G:O4'	2.17	0.44
53:27:968:C:H2'	53:27:969:G:H8	1.81	0.44
54:28:12:C:H1'	54:28:15:A:C2	2.53	0.44
55:29:20:U:H2'	55:29:21:C:C6	2.53	0.44
57:31:35:A:H2'	57:31:36:U:C6	2.53	0.44
59:33:325:VAL:HG12	59:33:332:LYS:O	2.18	0.44
59:33:411:PRO:HD3	59:33:461:ILE:O	2.18	0.44
59:33:60:VAL:O	59:33:63:VAL:CG2	2.64	0.44
33:7:22:PHE:HA	40:14:13:PHE:HE2	1.81	0.44
2:B:58:ASN:H	2:B:60:VAL:HG12	1.81	0.44
4:D:62:GLN:HE21	4:D:88:VAL:HG13	1.82	0.44
6:F:63:ALA:HB1	6:F:135:HIS:NE2	2.31	0.44
7:G:23:LEU:HD21	7:G:119:PRO:CG	2.47	0.44
8:H:16:MET:HE1	8:H:51:GLY:HA2	1.99	0.44
8:H:41:PHE:CE1	8:H:45:THR:HG21	2.53	0.44
10:J:32:TYR:OH	53:27:1996:C:H5	2.01	0.44
11:K:22:GLY:O	11:K:28:GLY:HA3	2.17	0.44
18:R:43:ALA:O	18:R:47:VAL:HG12	2.17	0.44
18:R:5:ALA:O	18:R:50:VAL:HG13	2.17	0.44
42:16:49:ARG:HB3	42:16:65:TYR:HE1	1.82	0.44
42:16:73:LEU:CD2	42:16:79:ILE:HD13	2.48	0.44
46:20:78:VAL:CG1	46:20:79:ASN:H	2.26	0.44
52:26:1071:C:H2'	52:26:1072:G:H8	1.83	0.44
52:26:1128:C:C2'	52:26:1129:C:H5'	2.47	0.44
52:26:189:A:H2'	52:26:190:A:C8	2.53	0.44
52:26:319:G:H2'	52:26:320:A:C8	2.52	0.44
52:26:460:A:H2'	52:26:461:A:H8	1.81	0.44
24:X:2:LYS:CE	53:27:102:U:H1'	2.41	0.44
53:27:115:C:O2'	53:27:116:C:H5'	2.17	0.44
53:27:1259:G:H2'	53:27:1260:A:H8	1.82	0.44
53:27:1405:U:O2'	53:27:1406:U:H5'	2.17	0.44
53:27:1494:A:H2'	53:27:1495:A:C8	2.52	0.44
53:27:2114:A:H3'	53:27:2115:G:O4'	2.17	0.44
53:27:2289:G:H2'	53:27:2290:G:H8	1.82	0.44

Continued on next page...

Continued from previous page...

Atom-1	Atom-2	Interatomic distance (Å)	Clash overlap (Å)
53:27:2419:U:H2'	53:27:2420:C:C6	2.53	0.44
53:27:2533:U:H2'	53:27:2534:A:O4'	2.17	0.44
53:27:449:A:O2'	53:27:450:G:H5'	2.16	0.44
53:27:329:G:O4'	53:27:477:A:H1'	2.18	0.44
53:27:825:A:H2'	53:27:826:U:H6	1.82	0.44
54:28:114:C:H2'	54:28:115:A:C8	2.52	0.44
57:31:67:C:H2'	57:31:68:C:C6	2.53	0.44
58:32:9:G:H2'	58:32:11:A:H62	1.82	0.44
59:33:172:VAL:CG2	59:33:176:LYS:HE2	2.48	0.44
59:33:279:VAL:HG13	59:33:336:ILE:HA	1.99	0.44
59:33:293:LEU:HD11	59:33:307:PHE:CZ	2.51	0.44
59:33:466:GLN:HG2	59:33:467:LYS:N	2.33	0.44
59:33:634:HIS:HB3	59:33:641:LEU:HD12	1.99	0.44
59:33:78:ALA:CB	59:33:151:ILE:HD13	2.47	0.44
32:6:42:LEU:HA	32:6:45:THR:HB	2.00	0.44
33:7:131:ARG:HD3	33:7:135:ARG:HH21	1.83	0.44
33:7:24:ASN:O	33:7:28:PHE:HB2	2.18	0.44
34:8:123:MET:SD	34:8:126:GLY:HA2	2.57	0.44
8:H:12:VAL:HG11	8:H:37:PHE:CZ	2.53	0.44
11:K:123:ARG:HA	11:K:144:GLU:OXT	2.17	0.44
11:K:109:LYS:HA	11:K:126:ARG:O	2.18	0.44
11:K:132:ARG:HA	11:K:142:ILE:CD1	2.47	0.44
12:L:35:ALA:HB1	12:L:126:ILE:HD12	1.98	0.44
15:O:1:SER:O	15:O:3:ILE:N	2.51	0.44
20:T:1:ALA:N	53:27:83:A:H5''	2.32	0.44
4:D:139:GLU:HA	26:Z:28:VAL:HG11	2.00	0.44
51:25:36:PHE:CD1	51:25:40:PRO:HG3	2.53	0.44
52:26:1441:A:N3	52:26:1441:A:H2'	2.32	0.44
52:26:1488:G:H2'	52:26:1489:G:H8	1.81	0.44
52:26:1490:U:O2'	52:26:1491:G:H5'	2.18	0.44
52:26:291:U:O2'	52:26:292:G:H5'	2.17	0.44
34:8:151:GLN:HG3	52:26:437:U:H5''	1.98	0.44
52:26:575:G:O2'	52:26:821:G:H5'	2.17	0.44
53:27:1079:C:H2'	53:27:1080:A:C8	2.53	0.44
53:27:1444:G:C4	53:27:1445:G:C8	3.06	0.44
53:27:1936:A:H3'	53:27:1937:A:H5'	1.99	0.44
53:27:2114:A:H2'	53:27:2114:A:N3	2.33	0.44
53:27:280:U:H2'	53:27:281:C:N1	2.32	0.44
53:27:860:U:H2'	53:27:861:A:H8	1.82	0.44
53:27:570:G:OP1	53:27:972:A:H4'	2.17	0.44
54:28:18:G:H2'	54:28:19:C:C6	2.52	0.44

Continued on next page...

Continued from previous page...

Atom-1	Atom-2	Interatomic distance (Å)	Clash overlap (Å)
58:32:41:C:H2'	58:32:42:G:C8	2.52	0.44
59:33:214:ILE:HG21	59:33:214:ILE:HD13	1.78	0.44
30:4:51:LYS:HB2	30:4:51:LYS:HE3	1.81	0.44
34:8:29:THR:C	34:8:31:CYS:N	2.71	0.44
34:8:33:ILE:HG12	34:8:34:GLU:H	1.81	0.44
1:A:47:ARG:NH2	53:27:774:G:H5''	2.33	0.44
2:B:129:THR:HG22	2:B:130:GLN:O	2.18	0.44
2:B:161:MET:CE	53:27:2050:C:H1'	2.48	0.44
6:F:70:GLU:HB2	6:F:134:VAL:HG11	1.99	0.44
6:F:65:ALA:CA	6:F:68:ARG:HH11	2.30	0.44
6:F:84:ALA:HA	6:F:91:PHE:N	2.32	0.44
11:K:57:LEU:HD13	11:K:60:ARG:HH12	1.82	0.44
19:S:69:ARG:HA	19:S:74:ILE:HA	2.00	0.44
20:T:25:LYS:HD3	20:T:36:GLU:OE2	2.18	0.44
37:11:91:ARG:O	37:11:95:ARG:N	2.47	0.44
52:26:1127:G:O2'	52:26:1128:C:H5'	2.18	0.44
49:23:69:LYS:HE3	52:26:1319:A:H5''	1.99	0.44
52:26:1251:A:O2'	52:26:1370:G:H5'	2.18	0.44
51:25:20:ARG:NH1	52:26:1538:C:O2	2.50	0.44
52:26:285:C:H2'	52:26:286:C:C6	2.53	0.44
53:27:156:A:H2'	53:27:157:C:C6	2.52	0.44
53:27:1824:G:H2'	53:27:1825:U:O4'	2.18	0.44
6:F:29:PHE:HB2	53:27:2198:A:N3	2.33	0.44
22:V:16:ARG:HD3	53:27:2356:U:O3'	2.18	0.44
53:27:2849:U:H1'	53:27:2866:U:O2	2.18	0.44
53:27:406:G:H2'	53:27:407:G:C8	2.52	0.44
53:27:656:G:H2'	53:27:657:U:O4'	2.18	0.44
53:27:948:C:OP1	53:27:962:G:OP1	2.35	0.44
59:33:240:MET:HB2	59:33:245:VAL:HG13	2.00	0.44
59:33:63:VAL:CG1	59:33:80:LEU:N	2.80	0.44
32:6:180:ILE:N	32:6:180:ILE:HD12	2.32	0.44
33:7:108:PRO:HA	33:7:114:LEU:CD1	2.45	0.44
1:A:28:PRO:HG3	1:A:62:ARG:NH2	2.33	0.44
7:G:40:GLU:OE2	7:G:43:LYS:HD3	2.16	0.44
7:G:54:VAL:HB	7:G:84:TYR:O	2.18	0.44
7:G:88:HIS:HB3	7:G:89:PRO:CD	2.41	0.44
8:H:102:ARG:NH1	8:H:139:VAL:O	2.51	0.44
8:H:27:LEU:HD11	8:H:34:ILE:N	2.33	0.44
13:M:117:ASP:O	13:M:118:ARG:HB2	2.17	0.44
16:P:57:ARG:HH21	16:P:91:ARG:CZ	2.30	0.44
17:Q:34:GLU:HA	17:Q:59:ILE:O	2.18	0.44

Continued on next page...

Continued from previous page...

Atom-1	Atom-2	Interatomic distance (Å)	Clash overlap (Å)
23:W:69:GLU:O	23:W:72:ALA:HB3	2.18	0.44
25:Y:11:SER:HB2	53:27:988:A:H3'	2.00	0.44
39:13:89:TYR:HB2	39:13:93:LEU:CD1	2.47	0.44
39:13:89:TYR:HB2	39:13:93:LEU:HD12	1.99	0.44
43:17:10:ASP:CB	43:17:45:SER:HB3	2.46	0.44
44:18:80:ARG:HG3	44:18:80:ARG:NH1	2.33	0.44
45:19:45:HIS:O	45:19:46:LYS:HB2	2.18	0.44
47:21:51:GLU:O	47:21:51:GLU:HG3	2.17	0.44
49:23:35:ARG:HE	49:23:71:GLY:HA2	1.81	0.44
52:26:909:A:H2'	52:26:910:C:O4'	2.18	0.44
53:27:1047:G:N2	53:27:1110:G:H2'	2.33	0.44
11:K:4:ASN:O	53:27:1243:C:H1'	2.17	0.44
53:27:1528:A:C2'	53:27:1529:G:H5'	2.48	0.44
53:27:1971:U:H5'	53:27:1972:G:H5''	1.99	0.44
53:27:2163:A:C2'	53:27:2164:C:H5'	2.47	0.44
53:27:834:G:H1'	53:27:2358:A:N3	2.33	0.44
53:27:2417:C:H2'	53:27:2418:A:C8	2.52	0.44
53:27:2626:C:H2'	53:27:2627:G:C8	2.53	0.44
53:27:2846:G:H2'	53:27:2847:U:O4'	2.17	0.44
53:27:521:U:H2'	53:27:522:A:C8	2.53	0.44
53:27:566:U:H2'	53:27:567:U:O4'	2.18	0.44
53:27:466:A:N3	53:27:683:U:H1'	2.32	0.44
53:27:715:A:H8	53:27:715:A:OP1	2.00	0.44
53:27:947:A:H2'	53:27:948:C:H6	1.83	0.44
53:27:969:G:H2'	53:27:970:U:O4'	2.18	0.44
59:33:20:TRP:CE2	59:33:63:VAL:CB	2.93	0.44
30:4:8:GLY:O	30:4:12:ARG:NH2	2.50	0.44
30:4:14:LYS:HB2	30:4:22:LYS:HG2	2.00	0.44
32:6:206:ILE:HG13	32:6:207:ARG:H	1.81	0.44
33:7:178:ARG:HH21	52:26:1112:C:C4'	2.29	0.44
33:7:64:ARG:HG2	33:7:99:GLN:CB	2.38	0.44
4:D:100:GLU:C	4:D:102:LEU:H	2.21	0.44
6:F:5:LEU:HD23	6:F:15:LEU:H	1.82	0.44
7:G:45:GLY:HA2	7:G:49:GLY:HA2	1.99	0.44
10:J:19:VAL:HG12	10:J:43:ILE:HA	2.00	0.44
17:Q:45:GLU:HG3	17:Q:46:GLU:H	1.82	0.44
25:Y:23:LEU:HD11	25:Y:53:MET:SD	2.57	0.44
26:Z:55:GLY:O	26:Z:56:ARG:HD2	2.18	0.44
36:10:92:THR:OG1	36:10:93:LYS:N	2.51	0.44
37:11:128:GLU:HG3	37:11:130:LYS:HG2	2.00	0.44
38:12:55:LYS:N	38:12:56:PRO:HD3	2.32	0.44

Continued on next page...

Continued from previous page...

Atom-1	Atom-2	Interatomic distance (Å)	Clash overlap (Å)
45:19:23:SER:OG	45:19:26:VAL:HG23	2.18	0.44
50:24:23:ARG:HH12	52:26:176:C:C5'	2.29	0.44
52:26:629:A:H2'	52:26:630:A:O4'	2.18	0.44
52:26:837:U:H2'	52:26:838:G:H8	1.83	0.44
53:27:1495:A:H2'	53:27:1496:A:O4'	2.18	0.44
53:27:149:A:H2'	53:27:150:U:C6	2.53	0.44
53:27:151:C:H2'	53:27:152:A:H8	1.82	0.44
53:27:2588:G:O2'	53:27:2589:A:H5'	2.18	0.44
53:27:634:C:O5'	53:27:634:C:H6	2.01	0.44
54:28:39:A:H2'	54:28:40:U:C6	2.52	0.44
29:3:10:LEU:CD1	29:3:14:ARG:HH22	2.31	0.44
59:33:438:ARG:HD2	59:33:466:GLN:C	2.38	0.44
33:7:11:LEU:HD13	33:7:17:TRP:NE1	2.33	0.44
34:8:101:VAL:HG13	34:8:106:PHE:HB2	2.00	0.44
4:D:61:GLY:O	26:Z:7:PRO:HD2	2.18	0.44
4:D:91:ARG:HG2	54:28:43:C:O2'	2.18	0.44
6:F:40:THR:HB	6:F:43:ASN:ND2	2.33	0.44
6:F:6:LEU:HD23	6:F:6:LEU:O	2.18	0.44
9:I:47:HIS:CE1	9:I:48:VAL:HG23	2.52	0.44
12:L:35:ALA:O	12:L:99:GLY:N	2.46	0.44
13:M:55:ALA:HB2	13:M:79:LEU:HD23	1.99	0.44
16:P:5:ARG:HD2	53:27:1250:G:C5'	2.44	0.44
19:S:61:LEU:HD12	19:S:61:LEU:C	2.37	0.44
20:T:42:LYS:HG3	53:27:499:U:H5''	2.00	0.44
21:U:6:ALA:HB1	21:U:40:ILE:CG2	2.48	0.44
24:X:43:LEU:HD21	24:X:47:ARG:HH22	1.83	0.44
39:13:41:GLU:OE1	39:13:41:GLU:N	2.51	0.43
39:13:25:GLY:N	39:13:58:GLU:O	2.51	0.43
40:14:44:THR:OG1	52:26:1151:A:H5''	2.18	0.43
40:14:53:ILE:HG23	52:26:1060:U:H4'	2.00	0.43
43:17:66:GLY:O	43:17:69:ARG:HB2	2.17	0.43
44:18:13:VAL:HA	44:18:59:GLN:NE2	2.19	0.43
47:21:3:LYS:C	47:21:4:ILE:HG13	2.39	0.43
49:23:68:HIS:HB3	49:23:72:GLU:OE1	2.18	0.43
40:14:62:ARG:NH2	52:26:1366:C:O2'	2.51	0.43
52:26:231:U:H2'	52:26:232:G:C8	2.45	0.43
53:27:1092:C:O2'	53:27:1093:G:H5'	2.18	0.43
53:27:131:A:H2'	53:27:132:G:C8	2.53	0.43
53:27:1379:U:OP1	53:27:1379:U:C6	2.71	0.43
53:27:1745:A:O2'	53:27:1746:A:H5'	2.18	0.43
53:27:1784:A:H4'	53:27:1785:A:O5'	2.18	0.43

Continued on next page...

Continued from previous page...

Atom-1	Atom-2	Interatomic distance (Å)	Clash overlap (Å)
53:27:2030:A:C2	53:27:2499:C:H5''	2.53	0.43
53:27:337:C:H2'	53:27:338:G:O4'	2.18	0.43
53:27:339:U:O5'	53:27:339:U:H6	2.01	0.43
53:27:4:U:H2'	53:27:5:A:H8	1.84	0.43
53:27:983:A:N6	53:27:984:A:C2	2.86	0.43
54:28:82:U:H2'	54:28:83:G:H8	1.83	0.43
56:30:30:G:H2'	56:30:31:A:C8	2.53	0.43
59:33:210:GLU:OE1	59:33:210:GLU:HA	2.17	0.43
59:33:241:LYS:CD	59:33:246:LYS:HZ3	2.30	0.43
59:33:300:TYR:CE1	59:33:329:PRO:CD	2.92	0.43
59:33:634:HIS:CE1	59:33:640:GLN:HB2	2.53	0.43
59:33:24:LEU:CD1	59:33:67:SER:O	2.66	0.43
32:6:74:ALA:CB	32:6:206:ILE:HG22	2.48	0.43
34:8:33:ILE:O	34:8:34:GLU:C	2.56	0.43
34:8:96:ARG:O	34:8:100:VAL:N	2.48	0.43
3:C:31:VAL:HG21	3:C:104:ALA:CB	2.47	0.43
7:G:59:LEU:CD2	53:27:1047:G:H2'	2.48	0.43
20:T:6:ARG:HB2	53:27:85:G:P	2.58	0.43
36:10:43:GLY:HA2	36:10:58:HIS:CE1	2.53	0.43
37:11:106:ALA:HB1	37:11:132:THR:HB	2.00	0.43
27:1:12:ARG:HD2	27:1:16:ARG:NH2	2.33	0.43
39:13:118:ARG:H	39:13:124:PRO:HD3	1.82	0.43
39:13:117:LEU:CD2	39:13:123:ARG:HE	2.31	0.43
40:14:86:ALA:C	40:14:90:LEU:HD12	2.39	0.43
41:15:85:VAL:HG22	41:15:111:ASP:HA	2.00	0.43
47:21:19:SER:HB3	47:21:70:LYS:HZ3	1.83	0.43
49:23:35:ARG:HG2	49:23:50:VAL:CG1	2.48	0.43
50:24:44:ALA:O	50:24:47:GLN:HB3	2.18	0.43
50:24:41:GLY:HA2	50:24:85:LEU:HD21	2.00	0.43
52:26:112:G:H21	52:26:354:G:C5'	2.21	0.43
52:26:1144:G:N2	52:26:1146:A:H62	2.08	0.43
52:26:1486:G:H2'	52:26:1487:G:O4'	2.19	0.43
52:26:148:G:C3'	52:26:149:A:H5''	2.47	0.43
52:26:1518:A:H2'	52:26:1519:A:O4'	2.18	0.43
52:26:1520:C:O2'	52:26:1521:C:H5'	2.18	0.43
52:26:296:U:H2'	52:26:297:G:C8	2.53	0.43
53:27:1028:A:H2'	53:27:1029:A:C8	2.53	0.43
11:K:13:LYS:HG3	53:27:1245:G:OP1	2.18	0.43
53:27:15:G:O2'	53:27:16:C:H5'	2.19	0.43
53:27:2285:C:O2'	53:27:2287:A:H1'	2.17	0.43
53:27:2314:A:H2'	53:27:2315:G:H8	1.83	0.43

Continued on next page...

Continued from previous page...

Atom-1	Atom-2	Interatomic distance (Å)	Clash overlap (Å)
53:27:2832:U:H1'	53:27:2834:G:N3	2.33	0.43
53:27:2889:C:H2'	53:27:2890:G:O4'	2.19	0.43
53:27:410:G:OP1	53:27:411:G:H5'	2.18	0.43
53:27:622:G:H2'	53:27:623:C:C6	2.53	0.43
54:28:77:U:O2'	54:28:78:A:H5'	2.17	0.43
58:32:29:G:C3'	58:32:30:G:H5''	2.41	0.43
29:3:25:LYS:NZ	53:27:211:C:P	2.92	0.43
11:K:48:ARG:NH1	30:4:6:VAL:HG23	2.34	0.43
33:7:96:VAL:CB	33:7:97:PRO:HD2	2.31	0.43
35:9:32:PHE:O	35:9:51:LYS:HA	2.18	0.43
3:C:176:ASP:HA	3:C:177:PRO:HD3	1.90	0.43
4:D:114:ARG:HH11	43:17:70:ARG:NH1	2.16	0.43
4:D:56:LEU:HD22	4:D:88:VAL:CG2	2.46	0.43
6:F:40:THR:O	6:F:42:LYS:N	2.51	0.43
7:G:53:ARG:HA	7:G:53:ARG:HD3	1.63	0.43
10:J:41:ILE:C	10:J:41:ILE:HD12	2.39	0.43
10:J:6:THR:O	10:J:20:MET:HA	2.17	0.43
14:N:66:GLY:C	14:N:102:ARG:HD3	2.38	0.43
19:S:68:LYS:HA	19:S:68:LYS:HD3	1.86	0.43
26:Z:16:CYS:HB3	26:Z:34:LEU:HB2	2.00	0.43
40:14:15:HIS:HA	40:14:18:ILE:CG2	2.47	0.43
43:17:67:ASP:HA	43:17:70:ARG:NH1	2.33	0.43
50:24:48:LYS:HA	50:24:51:ASN:HD22	1.83	0.43
52:26:1186:G:H2'	52:26:1187:G:O4'	2.19	0.43
52:26:1314:C:H2'	52:26:1315:U:C6	2.53	0.43
52:26:1453:G:N3	52:26:1453:G:H3'	2.33	0.43
52:26:751:U:C2'	52:26:752:G:H5'	2.48	0.43
53:27:1316:U:H2'	53:27:1317:G:H8	1.83	0.43
53:27:1846:G:H2'	53:27:1847:G:H1'	2.01	0.43
53:27:365:U:H2'	53:27:366:C:O4'	2.18	0.43
53:27:465:G:H21	53:27:684:G:H1'	1.83	0.43
58:32:48:C:H2'	58:32:59:A:H1'	2.01	0.43
59:33:61:GLU:HA	59:33:64:GLU:HG2	2.00	0.43
59:33:621:ILE:HG13	59:33:655:ALA:CB	2.48	0.43
59:33:670:ARG:HA	59:33:711:ASP:OD1	2.18	0.43
1:A:237:ARG:HG3	53:27:2591:C:OP1	2.18	0.43
2:B:151:THR:HB	2:B:152:PRO:CD	2.43	0.43
3:C:99:LYS:HZ3	53:27:601:C:H4'	1.81	0.43
9:I:65:THR:HG1	53:27:1141:U:H6	1.64	0.43
15:O:8:GLU:HB3	15:O:54:LEU:HB2	2.01	0.43
18:R:7:HIS:ND1	18:R:10:ALA:HB2	2.33	0.43

Continued on next page...

Continued from previous page...

Atom-1	Atom-2	Interatomic distance (Å)	Clash overlap (Å)
23:W:42:GLU:HB2	23:W:44:ARG:HG2	2.00	0.43
24:X:20:ASN:O	24:X:24:GLU:N	2.49	0.43
37:11:92:PRO:O	37:11:95:ARG:HB3	2.18	0.43
42:16:85:ARG:HG2	42:16:87:LYS:H	1.82	0.43
43:17:114:PRO:HD2	52:26:1228:C:C5'	2.45	0.43
43:17:15:VAL:CG2	43:17:40:GLU:HB2	2.49	0.43
43:17:56:ARG:O	43:17:59:VAL:HG22	2.19	0.43
49:23:9:PHE:CE2	49:23:36:ARG:HD3	2.53	0.43
51:25:11:PHE:O	51:25:13:VAL:N	2.52	0.43
51:25:64:ALA:O	51:25:65:ARG:CB	2.66	0.43
52:26:1073:U:H2'	52:26:1074:G:H8	1.83	0.43
52:26:1116:U:O2'	52:26:1117:A:H5'	2.19	0.43
52:26:1064:G:O2'	52:26:1190:G:N2	2.51	0.43
52:26:1254:A:H2'	52:26:1255:G:H8	1.84	0.43
52:26:383:A:O5'	52:26:383:A:H8	2.01	0.43
52:26:710:G:O2'	52:26:711:G:H5'	2.19	0.43
53:27:1495:A:H2'	53:27:1496:A:C8	2.54	0.43
53:27:1801:A:H5''	53:27:2203:U:H2'	1.99	0.43
53:27:1956:U:C2'	53:27:1957:C:H5'	2.47	0.43
53:27:2151:U:H2'	53:27:2152:G:C8	2.54	0.43
53:27:2604:U:H2'	53:27:2605:U:H6	1.83	0.43
53:27:2853:C:H2'	53:27:2854:G:H8	1.83	0.43
53:27:814:C:H2'	53:27:815:C:C6	2.52	0.43
53:27:925:A:H2'	53:27:926:G:C8	2.54	0.43
54:28:118:C:H2'	54:28:119:A:C8	2.52	0.43
56:30:76:A:O4'	59:33:412:LYS:HG3	2.19	0.43
59:33:286:LEU:CD2	59:33:343:MET:HE1	2.48	0.43
59:33:666:SER:CA	59:33:715:GLU:HA	2.48	0.43
59:33:99:VAL:HG11	59:33:103:VAL:CG1	2.48	0.43
4:D:152:ASP:OD1	4:D:152:ASP:N	2.50	0.43
5:E:154:GLU:O	5:E:158:GLY:HA2	2.18	0.43
6:F:49:ALA:O	6:F:53:GLU:HB3	2.18	0.43
6:F:96:THR:HA	6:F:99:ILE:HD12	2.00	0.43
11:K:79:LEU:HB2	11:K:114:GLY:H	1.83	0.43
15:O:23:ASP:OD1	15:O:89:GLY:N	2.52	0.43
16:P:57:ARG:HD2	53:27:997:G:OP2	2.18	0.43
17:Q:34:GLU:HB3	17:Q:58:VAL:HG22	2.00	0.43
26:Z:47:LYS:O	26:Z:50:ASP:HB3	2.18	0.43
36:10:46:GLN:NE2	36:10:56:LYS:HG3	2.34	0.43
40:14:55:PRO:HD3	52:26:1059:C:O2'	2.18	0.43
52:26:1175:G:O2'	52:26:1176:A:H5'	2.18	0.43

Continued on next page...

Continued from previous page...

Atom-1	Atom-2	Interatomic distance (Å)	Clash overlap (Å)
52:26:910:C:H2'	52:26:911:U:H6	1.84	0.43
53:27:1432:G:O2'	53:27:1433:A:H5'	2.19	0.43
53:27:1683:U:H2'	53:27:1684:G:H8	1.82	0.43
53:27:2231:U:H2'	53:27:2232:C:C6	2.54	0.43
53:27:2739:U:O2'	53:27:2740:A:H5'	2.19	0.43
23:W:15:ASN:ND2	53:27:381:G:H5''	2.32	0.43
53:27:528:A:C8	53:27:528:A:C3'	3.00	0.43
11:K:38:GLN:HB2	53:27:831:G:O2'	2.17	0.43
34:8:149:LYS:O	34:8:150:LYS:HG2	2.19	0.43
34:8:1:ALA:N	34:8:67:LEU:HD11	2.34	0.43
3:C:21:ARG:HD2	3:C:106:LYS:HE2	2.00	0.43
3:C:90:GLN:HE21	3:C:92:HIS:CD2	2.37	0.43
7:G:129:LEU:N	7:G:130:PRO:HD3	2.32	0.43
9:I:124:VAL:CG1	9:I:125:TYR:N	2.82	0.43
13:M:106:ASP:OD2	53:27:1287:A:N7	2.51	0.43
13:M:48:VAL:O	13:M:51:LEU:N	2.50	0.43
16:P:42:GLY:HA3	17:Q:75:VAL:HG21	2.00	0.43
18:R:29:VAL:HG23	18:R:69:LEU:O	2.18	0.43
19:S:57:VAL:HG22	19:S:58:VAL:H	1.84	0.43
20:T:94:PHE:HA	20:T:102:ILE:HG13	2.00	0.43
23:W:70:LEU:HD23	23:W:70:LEU:HA	1.80	0.43
4:D:97:GLU:OE1	26:Z:25:ARG:HB2	2.19	0.43
39:13:98:ARG:HA	39:13:103:VAL:CG2	2.48	0.43
40:14:39:PRO:HA	40:14:73:LEU:O	2.19	0.43
44:18:100:TRP:OXT	52:26:1187:G:H1'	2.18	0.43
52:26:1011:C:H2'	52:26:1012:A:C8	2.54	0.43
52:26:1429:A:H2'	52:26:1430:A:H8	1.83	0.43
52:26:1498:U:N3	55:29:17:U:H5''	2.34	0.43
52:26:208:U:H1'	52:26:212:G:N2	2.33	0.43
46:20:23:ASP:OD1	52:26:229:U:O2'	2.36	0.43
52:26:486:U:H2'	52:26:486:U:O2	2.18	0.43
52:26:711:G:O2'	52:26:712:A:H5'	2.18	0.43
7:G:59:LEU:HD21	53:27:1047:G:H2'	2.00	0.43
53:27:1127:A:H2'	53:27:1128:G:H5''	2.00	0.43
53:27:1903:G:H2'	53:27:1904:G:C8	2.51	0.43
53:27:2071:A:H2'	53:27:2072:C:C6	2.53	0.43
53:27:2352:A:H2'	53:27:2353:G:H5'	2.00	0.43
53:27:40:U:H2'	53:27:41:C:H6	1.83	0.43
1:A:225:ASN:HD21	53:27:784:G:P	2.42	0.43
53:27:832:U:H2'	53:27:833:A:H8	1.83	0.43
56:30:74:C:H2'	59:33:431:ILE:O	2.18	0.43

Continued on next page...

Continued from previous page...

Atom-1	Atom-2	Interatomic distance (Å)	Clash overlap (Å)
58:32:19:G:C5'	58:32:20:U:H5	2.25	0.43
59:33:442:ALA:CB	59:33:463:ILE:HA	2.48	0.43
33:7:69:THR:C	33:7:105:VAL:HG12	2.38	0.43
33:7:6:PRO:O	33:7:9:ILE:HG22	2.19	0.43
34:8:160:LEU:O	34:8:163:GLN:HG3	2.19	0.43
34:8:29:THR:C	34:8:31:CYS:H	2.19	0.43
35:9:17:VAL:HA	35:9:33:THR:O	2.17	0.43
35:9:19:ARG:HA	35:9:31:SER:O	2.19	0.43
1:A:227:VAL:HG11	53:27:784:G:C2	2.54	0.43
1:A:52:HIS:HA	1:A:216:ARG:HB3	2.00	0.43
1:A:52:HIS:HB2	1:A:216:ARG:O	2.18	0.43
2:B:107:VAL:HG12	2:B:205:PRO:HA	2.00	0.43
3:C:188:MET:SD	3:C:193:VAL:HG22	2.59	0.43
5:E:3:VAL:HG12	5:E:68:ARG:HD3	2.00	0.43
8:H:45:THR:HB	8:H:48:ILE:HB	2.01	0.43
11:K:95:LEU:CG	11:K:100:ILE:HD11	2.48	0.43
11:K:77:ILE:CG1	11:K:110:VAL:HA	2.48	0.43
13:M:12:ARG:HD3	13:M:16:HIS:CE1	2.53	0.43
15:O:98:TYR:CE1	15:O:99:LEU:HD12	2.54	0.43
36:10:38:ARG:HD3	36:10:98:GLU:N	2.31	0.43
39:13:114:LYS:HD3	52:26:1187:G:H5'	2.00	0.43
40:14:40:ILE:HD13	52:26:1125:U:C6	2.53	0.43
50:24:9:ARG:HG2	52:26:108:G:C2	2.54	0.43
40:14:68:ARG:HH22	52:26:1115:U:P	2.42	0.43
52:26:116:A:H2'	52:26:117:G:O4'	2.18	0.43
52:26:1350:A:H2'	52:26:1351:U:C6	2.53	0.43
52:26:1413:A:H2'	52:26:1414:U:O4'	2.19	0.43
52:26:254:G:O2'	52:26:255:G:H5'	2.18	0.43
47:21:64:ARG:CD	52:26:264:C:H4'	2.36	0.43
52:26:634:C:H2'	52:26:635:A:C8	2.54	0.43
52:26:911:U:H2'	52:26:912:C:C6	2.53	0.43
53:27:1038:G:H2'	53:27:1039:A:H8	1.82	0.43
53:27:1509:A:H2'	53:27:1510:G:C8	2.54	0.43
53:27:1662:U:H2'	53:27:1663:G:C8	2.54	0.43
53:27:1704:C:H2'	53:27:1705:A:C8	2.54	0.43
53:27:2041:U:O2'	53:27:2042:A:H5'	2.18	0.43
53:27:2564:A:OP1	53:27:2648:G:H4'	2.18	0.43
53:27:2756:U:C1'	53:27:2757:A:H5''	2.47	0.43
53:27:2774:C:H2'	53:27:2775:G:O4'	2.19	0.43
53:27:2839:G:H2'	53:27:2840:C:O4'	2.19	0.43
53:27:549:G:H2'	53:27:550:C:H6	1.84	0.43

Continued on next page...

Continued from previous page...

Atom-1	Atom-2	Interatomic distance (Å)	Clash overlap (Å)
53:27:813:U:H2'	53:27:814:C:H6	1.83	0.43
59:33:621:ILE:O	59:33:655:ALA:HB3	2.19	0.43
34:8:35:GLN:O	34:8:36:ALA:HB2	2.18	0.43
1:A:131:MET:HA	1:A:134:ILE:HD12	2.00	0.43
2:B:173:GLN:HE22	2:B:208:LYS:NZ	2.16	0.43
3:C:149:ILE:HG23	3:C:188:MET:HA	1.99	0.43
4:D:70:ARG:C	4:D:80:GLN:HE22	2.22	0.43
5:E:83:THR:OG1	5:E:133:LYS:HG2	2.18	0.43
5:E:25:ILE:HG22	5:E:78:VAL:HG21	2.01	0.43
11:K:112:LEU:HD22	11:K:130:GLY:HA3	1.99	0.43
11:K:65:GLY:HA2	53:27:2415:G:H4'	2.01	0.43
13:M:103:ARG:HG2	13:M:105:GLY:H	1.84	0.43
18:R:69:LEU:HG	18:R:107:VAL:HG22	2.00	0.43
36:10:66:ALA:HB1	36:10:67:PRO:HD2	2.00	0.43
37:11:64:ALA:O	37:11:126:ALA:HB1	2.19	0.43
38:12:107:LYS:HG2	38:12:120:LEU:HD13	2.00	0.43
39:13:54:VAL:HG21	39:13:86:LEU:HD13	2.00	0.43
42:16:113:ARG:HB2	42:16:118:VAL:O	2.19	0.43
28:2:13:SER:OG	28:2:47:ILE:HB	2.18	0.43
47:21:56:ASP:HB3	47:21:81:ALA:N	2.32	0.43
48:22:35:SER:HA	48:22:71:ASP:OD2	2.19	0.43
48:22:38:ILE:HD12	48:22:62:ARG:NH2	2.34	0.43
33:7:162:ALA:HB2	52:26:1056:U:H4'	2.00	0.43
52:26:1084:G:H5'	52:26:1102:A:OP2	2.19	0.43
52:26:134:G:H2'	52:26:135:C:O4'	2.19	0.43
52:26:646:G:O2'	52:26:647:C:H5'	2.19	0.43
52:26:848:C:H2'	52:26:849:G:O4'	2.18	0.43
9:I:30:THR:HG23	53:27:1006:C:O4'	2.19	0.43
53:27:1229:C:H2'	53:27:1230:A:C8	2.53	0.43
53:27:1807:G:C2'	53:27:1808:A:H5'	2.45	0.43
53:27:2107:G:C2	53:27:2108:A:H1'	2.54	0.43
53:27:2142:A:C2'	53:27:2143:C:H5'	2.49	0.43
6:F:29:PHE:HB2	53:27:2198:A:C4	2.53	0.43
53:27:2615:U:H6	53:27:2615:U:O5'	2.01	0.43
53:27:768:G:N2	53:27:1379:U:O2'	2.52	0.43
24:X:38:GLN:O	53:27:95:A:H4'	2.19	0.43
57:31:43:A:H2'	57:31:44:A:C8	2.54	0.43
59:33:65:ILE:HD13	59:33:157:ILE:CG1	2.48	0.43
59:33:175:ALA:O	59:33:179:THR:HG23	2.19	0.43
59:33:197:GLU:CG	59:33:201:TYR:CZ	3.02	0.43
33:7:142:ARG:HG3	33:7:143:LEU:N	2.33	0.43

Continued on next page...

Continued from previous page...

Atom-1	Atom-2	Interatomic distance (Å)	Clash overlap (Å)
34:8:149:LYS:HG2	34:8:177:MET:HE1	2.00	0.43
2:B:68:PHE:CZ	2:B:79:LEU:HD21	2.54	0.43
12:L:3:GLN:HG3	12:L:92:TRP:CE2	2.54	0.43
12:L:50:ARG:HG3	12:L:51:ARG:H	1.83	0.43
13:M:12:ARG:HD3	13:M:16:HIS:CG	2.54	0.43
16:P:52:ARG:HG3	16:P:53:LYS:N	2.33	0.43
16:P:74:SER:O	16:P:78:PHE:HB2	2.18	0.43
23:W:22:ASN:HA	53:27:200:U:H5'	2.01	0.43
23:W:56:ARG:HG3	23:W:56:ARG:HH11	1.84	0.43
25:Y:8:GLN:HG2	25:Y:31:ILE:HG22	2.01	0.43
36:10:30:THR:HA	36:10:34:GLY:N	2.34	0.43
39:13:29:ILE:HG23	39:13:29:ILE:O	2.19	0.43
43:17:93:GLY:HA2	43:17:108:ARG:HH22	1.83	0.43
51:25:32:ARG:NH1	51:25:33:ARG:HD3	2.34	0.43
52:26:1051:C:H6	52:26:1051:C:O5'	2.01	0.43
40:14:61:ALA:HB2	52:26:1061:G:C5'	2.48	0.43
52:26:1079:G:H2'	52:26:1080:A:C8	2.53	0.43
52:26:1189:U:H2'	52:26:1190:G:H5'	2.00	0.43
52:26:1228:C:H2'	52:26:1229:A:H8	1.83	0.43
52:26:1347:G:H22	52:26:1374:A:P	2.42	0.43
52:26:202:G:H2'	52:26:203:G:O4'	2.19	0.43
35:9:129:SER:HB2	52:26:20:U:OP2	2.18	0.43
52:26:478:A:H2'	52:26:479:U:O4'	2.19	0.43
52:26:862:C:O2'	52:26:863:U:H5'	2.18	0.43
52:26:984:C:H6	52:26:984:C:O5'	2.01	0.43
53:27:106:C:H2'	53:27:107:G:H8	1.83	0.43
53:27:1264:A:N7	53:27:1265:A:C5	2.86	0.43
53:27:1821:A:O5'	53:27:1821:A:H8	2.02	0.43
53:27:1880:U:H2'	53:27:1881:C:H6	1.83	0.43
53:27:1931:U:H2'	53:27:1932:A:H8	1.82	0.43
53:27:2008:C:H2'	53:27:2009:A:H8	1.84	0.43
53:27:2027:G:O2'	53:27:2028:U:H5'	2.19	0.43
53:27:2423:U:H1'	53:27:2425:A:C5	2.54	0.43
53:27:255:A:H2'	53:27:256:A:O4'	2.18	0.43
11:K:48:ARG:CD	53:27:666:A:H4'	2.48	0.43
53:27:932:U:H5'	53:27:933:A:C8	2.54	0.43
56:30:10:G:H22	56:30:26:A:H1'	1.84	0.43
57:31:58:A:H2	57:31:60:U:HO2'	1.66	0.43
59:33:173:LEU:HD23	59:33:173:LEU:C	2.38	0.43
59:33:177:GLU:O	59:33:181:ILE:HB	2.18	0.43
59:33:281:ILE:HG12	59:33:338:ILE:HG13	1.99	0.43

Continued on next page...

Continued from previous page...

Atom-1	Atom-2	Interatomic distance (Å)	Clash overlap (Å)
59:33:622:VAL:HG23	59:33:636:ALA:HA	2.00	0.43
34:8:185:PRO:HB2	34:8:190:LEU:HD23	2.00	0.43
1:A:75:ALA:N	1:A:114:GLN:HE22	2.16	0.43
1:A:75:ALA:HB1	1:A:93:VAL:HG12	2.01	0.43
4:D:54:ALA:O	4:D:57:ALA:HB3	2.18	0.43
11:K:23:ILE:HD12	11:K:24:GLY:N	2.34	0.43
11:K:61:LEU:O	30:4:12:ARG:NE	2.52	0.43
14:N:107:ALA:O	14:N:111:ARG:HG3	2.18	0.43
14:N:67:ASN:N	14:N:67:ASN:OD1	2.51	0.43
16:P:100:PHE:O	16:P:102:LYS:N	2.52	0.43
16:P:69:ARG:NH1	53:27:1012:U:OP2	2.50	0.43
26:Z:50:ASP:O	26:Z:53:THR:HG23	2.19	0.43
38:12:42:GLU:HG2	38:12:100:ILE:HD13	2.01	0.43
42:16:56:LEU:HB2	42:16:59:GLY:O	2.19	0.43
45:19:70:LYS:HB2	45:19:77:TYR:CD1	2.54	0.43
48:22:13:THR:CG2	48:22:20:ILE:HD11	2.43	0.43
28:2:5:ARG:NH1	28:2:25:ASN:N	2.66	0.43
28:2:6:GLU:OE2	28:2:26:LYS:HD3	2.18	0.43
52:26:1386:G:O2'	52:26:1387:G:H5'	2.19	0.43
52:26:1488:G:H2'	52:26:1489:G:C8	2.54	0.43
52:26:728:A:H2'	52:26:729:A:C8	2.54	0.43
53:27:1175:A:H5'	53:27:1176:U:H5'	2.01	0.43
53:27:1403:A:H2'	53:27:1404:C:O4'	2.18	0.43
23:W:18:SER:CB	53:27:2080:A:H4'	2.49	0.43
53:27:2442:C:O2'	53:27:2443:C:H5'	2.18	0.43
53:27:420:C:H2'	53:27:421:C:C6	2.53	0.43
53:27:948:C:H2'	53:27:949:G:H8	1.83	0.43
57:31:72:A:H2'	57:31:73:A:O4'	2.19	0.43
59:33:78:ALA:HB1	59:33:151:ILE:HD13	2.00	0.43
59:33:701:SER:HA	59:33:708:ALA:HA	2.01	0.43
33:7:18:ASN:O	33:7:55:VAL:HA	2.18	0.43
34:8:97:LEU:CB	34:8:134:TYR:HB3	2.48	0.43
35:9:159:SER:OG	35:9:162:GLU:HB3	2.19	0.43
2:B:144:GLY:O	2:B:145:SER:C	2.57	0.43
3:C:8:ALA:O	3:C:10:SER:N	2.45	0.43
4:D:28:PRO:HB2	4:D:168:LEU:HD22	2.01	0.43
7:G:72:LEU:CD1	7:G:72:LEU:H	2.32	0.43
12:L:57:VAL:O	12:L:58:LYS:HB2	2.17	0.43
17:Q:29:THR:O	17:Q:63:VAL:HB	2.19	0.43
39:13:85:ALA:C	39:13:87:MET:H	2.22	0.42
49:23:51:HIS:CD2	49:23:53:GLY:H	2.37	0.42

Continued on next page...

Continued from previous page...

Atom-1	Atom-2	Interatomic distance (Å)	Clash overlap (Å)
50:24:50:PHE:HA	50:24:53:MET:HG2	2.00	0.42
52:26:1030:U:H5''	52:26:1031:C:OP2	2.19	0.42
52:26:1220:G:O2'	52:26:1221:G:H5'	2.19	0.42
52:26:1309:G:H2'	52:26:1310:G:C8	2.54	0.42
34:8:68:GLU:HB3	52:26:546:A:P	2.59	0.42
52:26:633:G:H2'	52:26:634:C:C6	2.53	0.42
16:P:32:ARG:HH11	53:27:1252:G:H4'	1.84	0.42
1:A:73:ILE:HG12	53:27:1490:A:N1	2.34	0.42
53:27:1572:A:O2'	53:27:1573:G:H5'	2.18	0.42
53:27:1916:A:H2'	53:27:1917:U:O4'	2.18	0.42
53:27:1906:G:OP2	53:27:1930:G:H8	2.01	0.42
53:27:2676:C:H2'	53:27:2677:G:H8	1.84	0.42
53:27:2849:U:H4'	53:27:2868:A:C2	2.54	0.42
53:27:372:G:N2	53:27:400:G:H2'	2.34	0.42
59:33:197:GLU:CG	59:33:201:TYR:CE2	2.92	0.42
59:33:24:LEU:CD2	59:33:67:SER:O	2.67	0.42
59:33:628:GLY:O	59:33:630:GLY:N	2.52	0.42
31:5:27:CYS:SG	31:5:29:ALA:HB3	2.59	0.42
33:7:126:ARG:HH12	33:7:192:TYR:HE2	1.67	0.42
34:8:8:LEU:CD2	34:8:31:CYS:HA	2.47	0.42
3:C:105:LEU:CD2	3:C:177:PRO:HG3	2.42	0.42
3:C:40:ARG:HD2	3:C:92:HIS:ND1	2.34	0.42
4:D:25:MET:HB3	54:28:57:A:C4	2.53	0.42
8:H:11:GLN:NE2	8:H:55:PRO:HB3	2.34	0.42
23:W:3:VAL:HG12	23:W:10:ARG:HB3	2.02	0.42
24:X:43:LEU:O	24:X:46:VAL:HB	2.19	0.42
39:13:121:ARG:HH11	39:13:121:ARG:HG3	1.84	0.42
44:18:80:ARG:HG3	44:18:81:ILE:N	2.34	0.42
52:26:1305:G:H22	52:26:1331:G:H2'	1.84	0.42
52:26:1307:U:H2'	52:26:1308:U:C6	2.55	0.42
52:26:1356:G:O2'	52:26:1357:A:H5'	2.19	0.42
52:26:1507:A:H2'	52:26:1508:A:C8	2.54	0.42
52:26:312:C:H2'	52:26:313:A:C8	2.54	0.42
52:26:533:A:O2'	52:26:534:U:H5''	2.19	0.42
52:26:66:A:H4'	52:26:173:U:C5	2.54	0.42
52:26:836:G:H2'	52:26:837:U:O4'	2.19	0.42
53:27:1331:G:H2'	53:27:1332:G:C5'	2.50	0.42
53:27:152:A:H2'	53:27:153:U:C6	2.54	0.42
53:27:1545:A:H2'	53:27:1546:G:O4'	2.19	0.42
53:27:1851:U:H2'	53:27:1852:U:O4'	2.19	0.42
53:27:18:U:H2'	53:27:19:A:H8	1.84	0.42

Continued on next page...

Continued from previous page...

Atom-1	Atom-2	Interatomic distance (Å)	Clash overlap (Å)
53:27:2136:G:H2'	53:27:2137:U:C6	2.54	0.42
22:V:56:PHE:CZ	53:27:2365:G:H4'	2.54	0.42
2:B:130:GLN:NE2	53:27:2578:G:H21	2.16	0.42
53:27:634:C:H2'	53:27:635:C:O4'	2.19	0.42
56:30:31:A:H2'	56:30:32:U:O4'	2.18	0.42
59:33:103:VAL:O	59:33:107:ILE:HG23	2.18	0.42
59:33:194:LEU:O	59:33:198:LEU:HG	2.19	0.42
59:33:232:PHE:HE1	59:33:329:PRO:CG	2.32	0.42
59:33:260:TRP:NE1	59:33:264:GLN:NE2	2.67	0.42
59:33:274:PHE:HB3	59:33:333:THR:CB	2.47	0.42
59:33:597:VAL:HG21	59:33:633:VAL:HG21	2.00	0.42
59:33:62:MET:HE1	59:33:82:PHE:CD1	2.52	0.42
59:33:648:ALA:HA	59:33:649:PRO:HD2	1.92	0.42
1:A:123:ILE:HA	1:A:191:LEU:CD1	2.49	0.42
1:A:222:THR:HG22	1:A:239:PHE:CD1	2.54	0.42
2:B:18:ASP:N	2:B:18:ASP:OD1	2.51	0.42
3:C:76:PRO:CG	3:C:84:THR:HG22	2.46	0.42
4:D:109:ARG:HD2	4:D:136:ILE:O	2.19	0.42
8:H:19:PRO:HG2	8:H:21:PRO:HD2	2.01	0.42
13:M:46:ARG:HG3	53:27:2839:G:OP1	2.18	0.42
15:O:94:ALA:HB2	53:27:2848:G:H8	1.83	0.42
25:Y:6:ILE:HD12	25:Y:26:LEU:HD13	2.01	0.42
38:12:3:GLN:HE22	52:26:755:G:N2	2.06	0.42
40:14:61:ALA:HB2	52:26:1061:G:H5'	2.01	0.42
40:14:29:ALA:CA	40:14:87:LEU:HD21	2.49	0.42
43:17:38:ILE:CD1	43:17:51:GLN:HB3	2.50	0.42
47:21:4:ILE:HD12	47:21:4:ILE:O	2.19	0.42
28:2:34:GLU:HA	28:2:48:TYR:O	2.18	0.42
52:26:110:C:H2'	52:26:111:G:O4'	2.19	0.42
52:26:543:U:H2'	52:26:544:G:H8	1.83	0.42
52:26:921:U:H2'	52:26:922:G:O4'	2.19	0.42
52:26:974:A:H4'	52:26:975:A:H3'	2.01	0.42
53:27:1018:U:H2'	53:27:1019:U:H6	1.84	0.42
53:27:1515:A:H2'	53:27:1516:G:O4'	2.18	0.42
19:S:40:LYS:HG3	53:27:1599:U:OP1	2.19	0.42
53:27:1672:A:C2	53:27:2582:G:H5'	2.54	0.42
53:27:1846:G:H2'	53:27:1847:G:C1'	2.49	0.42
53:27:2014:A:H2'	53:27:2015:A:C8	2.54	0.42
53:27:2361:G:O2'	53:27:2362:C:H5'	2.17	0.42
2:B:64:GLU:OE2	53:27:2634:A:H4'	2.19	0.42
53:27:413:C:O5'	53:27:413:C:H6	2.03	0.42

Continued on next page...

Continued from previous page...

Atom-1	Atom-2	Interatomic distance (Å)	Clash overlap (Å)
58:32:9:G:H2'	58:32:11:A:N7	2.35	0.42
58:32:37:A:H2'	58:32:38:A:O4'	2.19	0.42
59:33:43:LEU:CG	59:33:44:GLN:OE1	2.59	0.42
59:33:368:SER:CB	59:33:460:GLN:HE21	2.32	0.42
4:D:159:ALA:HB1	4:D:164:GLU:HB2	2.00	0.42
5:E:97:VAL:HG21	5:E:122:ALA:O	2.19	0.42
5:E:37:ASN:HD22	5:E:63:GLN:NE2	2.10	0.42
6:F:78:VAL:HG11	6:F:106:ALA:HB2	2.01	0.42
7:G:25:ALA:HA	7:G:115:GLY:CA	2.41	0.42
9:I:25:LEU:HB3	53:27:1140:C:OP1	2.19	0.42
11:K:18:ARG:HH11	11:K:18:ARG:HG3	1.84	0.42
12:L:29:GLY:O	12:L:133:LYS:HD3	2.19	0.42
13:M:31:HIS:O	13:M:33:ILE:N	2.52	0.42
26:Z:5:ILE:HG13	26:Z:6:HIS:H	1.82	0.42
39:13:24:ASN:OD1	39:13:58:GLU:HB3	2.19	0.42
40:14:18:ILE:O	40:14:21:ALA:HB3	2.19	0.42
32:6:131:LYS:NZ	52:26:1159:U:OP1	2.52	0.42
52:26:390:U:H2'	52:26:391:G:H8	1.84	0.42
52:26:503:C:H2'	52:26:504:C:H6	1.85	0.42
53:27:52:A:C6	53:27:118:A:N3	2.87	0.42
13:M:74:GLU:HA	53:27:1453:A:N1	2.35	0.42
53:27:1469:A:H2'	53:27:1470:A:C8	2.55	0.42
53:27:1909:C:H2'	53:27:1910:G:C8	2.53	0.42
53:27:2287:A:HO2'	53:27:2288:A:H2'	1.81	0.42
53:27:2677:G:H2'	53:27:2678:C:H6	1.84	0.42
53:27:2784:U:H2'	53:27:2785:C:C6	2.54	0.42
53:27:2853:C:H2'	53:27:2854:G:C8	2.54	0.42
53:27:646:U:O4	53:27:2368:C:HI'	2.19	0.42
58:32:30:G:O2'	58:32:31:G:H5'	2.19	0.42
58:32:21:A:H62	58:32:46:A:H2'	1.84	0.42
59:33:18:GLU:O	59:33:21:ILE:CG1	2.68	0.42
59:33:191:ILE:HG22	59:33:194:LEU:HD13	1.99	0.42
59:33:424:PRO:HA	59:33:455:LEU:HD11	2.01	0.42
59:33:61:GLU:HA	59:33:64:GLU:CG	2.49	0.42
31:5:22:VAL:CG1	31:5:36:ARG:HG3	2.50	0.42
33:7:78:LYS:O	33:7:79:LYS:HB2	2.20	0.42
34:8:33:ILE:CG2	34:8:34:GLU:H	2.21	0.42
35:9:92:ARG:HB2	35:9:127:TYR:HB2	2.00	0.42
3:C:137:LYS:O	3:C:141:MET:HG3	2.20	0.42
3:C:50:ALA:HB2	53:27:801:G:C8	2.55	0.42
4:D:173:ASP:O	4:D:174:PHE:O	2.37	0.42

Continued on next page...

Continued from previous page...

Atom-1	Atom-2	Interatomic distance (Å)	Clash overlap (Å)
4:D:7:TYR:O	4:D:12:VAL:HG23	2.19	0.42
5:E:25:ILE:HD12	5:E:74:MET:HB3	2.01	0.42
7:G:16:SER:O	7:G:19:ALA:HB3	2.19	0.42
9:I:34:ARG:HH12	9:I:40:HIS:HB3	1.83	0.42
10:J:61:VAL:HG22	10:J:62:VAL:O	2.19	0.42
10:J:67:LYS:HD2	10:J:67:LYS:HA	1.87	0.42
10:J:99:ILE:HD12	10:J:118:LEU:HB2	2.00	0.42
11:K:111:ILE:HG22	11:K:113:ALA:N	2.34	0.42
14:N:23:ALA:C	14:N:42:PRO:HG3	2.40	0.42
39:13:29:ILE:HA	39:13:64:ILE:O	2.20	0.42
40:14:22:THR:O	40:14:25:ILE:HG22	2.19	0.42
41:15:43:TRP:CZ3	41:15:45:THR:HG23	2.54	0.42
41:15:92:ARG:HG3	41:15:93:GLU:N	2.31	0.42
43:17:17:ALA:O	43:17:20:SER:HB2	2.20	0.42
43:17:28:ARG:CZ	43:17:62:PHE:HB2	2.50	0.42
48:22:33:THR:HG22	48:22:37:LYS:HB3	2.02	0.42
50:24:33:LYS:O	50:24:37:ALA:N	2.49	0.42
52:26:1376:U:O5'	52:26:1376:U:H6	2.03	0.42
52:26:214:C:H2'	52:26:215:C:C6	2.54	0.42
52:26:660:C:H2'	52:26:661:G:O4'	2.19	0.42
52:26:820:U:N3	52:26:873:A:N7	2.68	0.42
53:27:1328:A:H2'	53:27:1330:C:C5	2.54	0.42
53:27:1559:U:H5''	53:27:1560:G:OP2	2.19	0.42
53:27:2348:U:O2'	53:27:2349:G:H5'	2.19	0.42
53:27:244:A:H2'	53:27:245:G:O4'	2.18	0.42
53:27:2616:C:H2'	53:27:2617:U:C6	2.54	0.42
53:27:2719:G:O2'	53:27:2720:U:H5'	2.19	0.42
15:O:52:ARG:HH21	53:27:2720:U:H5''	1.79	0.42
53:27:2790:U:H5'	53:27:2893:A:N7	2.33	0.42
53:27:228:C:H42	53:27:417:C:H1'	1.84	0.42
53:27:883:G:O3'	59:33:611:ARG:HB2	2.20	0.42
59:33:146:PHE:O	59:33:149:VAL:HG22	2.19	0.42
59:33:418:LEU:HD23	59:33:418:LEU:HA	1.90	0.42
12:L:51:ARG:NH1	59:33:706:GLN:HE22	2.17	0.42
32:6:18:GLN:HG2	32:6:189:ASN:H	1.85	0.42
33:7:110:LEU:HG	33:7:143:LEU:HD22	2.02	0.42
33:7:21:TRP:CB	33:7:58:ARG:HB2	2.50	0.42
34:8:70:GLN:HG2	34:8:74:TYR:CE2	2.54	0.42
7:G:72:LEU:HD12	7:G:72:LEU:N	2.34	0.42
8:H:79:LEU:HD22	8:H:135:MET:SD	2.59	0.42
10:J:71:ARG:HD3	10:J:71:ARG:HA	1.82	0.42

Continued on next page...

Continued from previous page...

Atom-1	Atom-2	Interatomic distance (Å)	Clash overlap (Å)
12:L:1:MET:C	12:L:2:LEU:HD12	2.40	0.42
16:P:111:LYS:CG	17:Q:48:LYS:HD2	2.49	0.42
17:Q:78:ARG:H	17:Q:83:TYR:HD2	1.68	0.42
18:R:107:VAL:HG22	18:R:107:VAL:O	2.19	0.42
20:T:7:ASP:CA	20:T:23:LYS:HZ1	2.33	0.42
22:V:62:LYS:HG2	22:V:81:GLU:O	2.20	0.42
23:W:67:LEU:HD23	23:W:77:TYR:CD1	2.54	0.42
37:11:29:LEU:C	37:11:29:LEU:HD23	2.40	0.42
43:17:65:GLU:O	43:17:68:LEU:HB3	2.20	0.42
46:20:75:ILE:O	46:20:79:ASN:ND2	2.52	0.42
49:23:79:TYR:CZ	52:26:1226:C:H4'	2.55	0.42
50:24:45:ALA:O	50:24:48:LYS:HB3	2.19	0.42
51:25:19:LYS:N	51:25:19:LYS:HD2	2.33	0.42
51:25:5:VAL:HG22	51:25:6:ARG:N	2.35	0.42
52:26:1176:A:H2'	52:26:1177:G:C8	2.55	0.42
52:26:394:G:O2'	52:26:395:C:H5'	2.19	0.42
52:26:409:U:H2'	52:26:410:G:C8	2.54	0.42
52:26:49:U:O2'	52:26:50:A:H2'	2.19	0.42
52:26:651:C:H2'	52:26:652:U:C6	2.54	0.42
52:26:763:G:H2'	52:26:764:C:H6	1.84	0.42
52:26:797:C:H2'	52:26:798:U:H6	1.84	0.42
52:26:923:A:H2'	52:26:924:C:O4'	2.18	0.42
7:G:41:LEU:HD11	53:27:1082:U:O2'	2.19	0.42
53:27:1340:U:H4'	53:27:1394:U:O2'	2.20	0.42
53:27:1858:A:H1'	53:27:1885:A:C2	2.54	0.42
53:27:1915:U:H2'	53:27:1916:A:O4'	2.20	0.42
53:27:1981:A:H3'	53:27:1982:U:C5'	2.49	0.42
53:27:2095:A:H5'	53:27:2096:C:OP2	2.20	0.42
53:27:2112:G:H5''	53:27:2113:U:H5	1.85	0.42
53:27:2173:A:O2'	53:27:2174:C:H5'	2.20	0.42
53:27:2352:A:C2'	53:27:2353:G:H5'	2.49	0.42
53:27:2428:G:H5''	53:27:2429:G:OP1	2.19	0.42
5:E:70:LEU:HD11	53:27:2758:A:H2	1.84	0.42
53:27:532:A:N3	53:27:532:A:H2'	2.35	0.42
53:27:633:A:H2'	53:27:634:C:H5'	2.01	0.42
11:K:126:ARG:NH2	53:27:634:C:H5''	2.35	0.42
53:27:680:C:H2'	53:27:681:G:H8	1.85	0.42
54:28:66:A:C5'	54:28:67:G:OP1	2.66	0.42
54:28:88:C:H5''	54:28:89:U:OP1	2.19	0.42
58:32:14:A:C2	58:32:22:G:H1'	2.55	0.42
59:33:241:LYS:CD	59:33:246:LYS:NZ	2.77	0.42

Continued on next page...

Continued from previous page...

Atom-1	Atom-2	Interatomic distance (Å)	Clash overlap (Å)
59:33:666:SER:HA	59:33:714:ILE:O	2.19	0.42
59:33:84:LEU:HB3	59:33:90:VAL:HG21	2.01	0.42
2:B:124:ARG:HD3	2:B:161:MET:O	2.19	0.42
6:F:5:LEU:HD21	6:F:9:VAL:HB	2.01	0.42
6:F:8:LYS:HD3	6:F:60:GLU:OE1	2.20	0.42
11:K:64:PHE:HZ	30:4:14:LYS:HG2	1.84	0.42
17:Q:49:ILE:CG2	17:Q:54:VAL:HA	2.50	0.42
25:Y:19:HIS:HD2	25:Y:50:VAL:HG12	1.84	0.42
36:10:9:MET:HG3	36:10:85:ILE:HD12	2.01	0.42
39:13:31:GLN:HB2	39:13:32:ARG:NH1	2.34	0.42
42:16:74:GLN:O	42:16:76:HIS:N	2.53	0.42
42:16:11:ARG:HD2	52:26:562:U:O2	2.20	0.42
53:27:1086:A:H4'	53:27:1103:A:H2	1.84	0.42
53:27:1152:C:H2'	53:27:1153:C:C6	2.52	0.42
53:27:2139:U:H2'	53:27:2140:G:N7	2.34	0.42
53:27:2542:A:H4'	53:27:2543:G:C8	2.54	0.42
2:B:130:GLN:NE2	53:27:2578:G:N2	2.67	0.42
53:27:2626:C:H2'	53:27:2627:G:H8	1.84	0.42
53:27:2712:C:O2'	53:27:2713:U:OP1	2.28	0.42
53:27:1999:C:H5''	53:27:2723:C:O2'	2.20	0.42
58:32:37:A:C2'	58:32:38:A:H5'	2.50	0.42
59:33:248:GLU:HG2	59:33:250:TYR:CD2	2.54	0.42
59:33:293:LEU:C	59:33:296:VAL:HG22	2.39	0.42
59:33:326:VAL:HG22	59:33:334:VAL:CG1	2.50	0.42
59:33:72:ASP:O	59:33:76:LEU:HD13	2.20	0.42
33:7:35:ASP:O	33:7:38:VAL:HG22	2.19	0.42
33:7:35:ASP:O	33:7:39:ARG:HG2	2.19	0.42
33:7:72:PRO:O	33:7:76:ILE:HG12	2.19	0.42
35:9:148:SER:OG	35:9:149:PRO:HD2	2.20	0.42
6:F:135:HIS:ND1	6:F:136:SER:N	2.67	0.42
8:H:122:GLU:O	8:H:126:ARG:HG2	2.20	0.42
13:M:94:TYR:O	13:M:116:VAL:HG23	2.20	0.42
13:M:24:MET:SD	13:M:44:LEU:HD22	2.59	0.42
17:Q:45:GLU:HG3	17:Q:46:GLU:N	2.35	0.42
20:T:25:LYS:HD2	20:T:25:LYS:HA	1.69	0.42
23:W:15:ASN:OD1	23:W:23:ALA:HB1	2.19	0.42
25:Y:40:THR:O	25:Y:44:ARG:HG2	2.19	0.42
39:13:14:SER:HB3	39:13:77:ALA:HB2	2.02	0.42
27:1:47:TYR:HA	27:1:51:ARG:O	2.19	0.42
46:20:22:ALA:HB2	46:20:32:PHE:HB2	2.02	0.42
43:17:106:ARG:HH22	52:26:1228:C:P	2.43	0.42

Continued on next page...

Continued from previous page...

Atom-1	Atom-2	Interatomic distance (Å)	Clash overlap (Å)
52:26:459:A:H2'	52:26:460:A:C8	2.54	0.42
52:26:532:A:H3'	52:26:533:A:C5'	2.49	0.42
52:26:52:C:H2'	52:26:53:A:H8	1.84	0.42
34:8:69:ARG:N	52:26:546:A:OP1	2.38	0.42
41:15:126:ARG:HH22	52:26:692:U:H5''	1.85	0.42
53:27:1257:C:O5'	53:27:1257:C:H6	2.02	0.42
53:27:1496:A:H2'	53:27:1498:C:N4	2.35	0.42
53:27:1976:U:HO2'	53:27:1977:A:H8	1.62	0.42
53:27:2606:C:O2'	53:27:2607:G:H5'	2.19	0.42
53:27:2678:C:H2'	53:27:2679:A:O4'	2.19	0.42
53:27:2765:A:H3'	53:27:2765:A:N3	2.35	0.42
53:27:300:A:N3	53:27:319:G:H1'	2.35	0.42
53:27:522:A:H2'	53:27:523:C:H6	1.84	0.42
53:27:615:U:H6	53:27:615:U:O5'	2.03	0.42
53:27:953:G:C2	53:27:954:G:C8	3.07	0.42
59:33:279:VAL:HG12	59:33:335:GLU:O	2.20	0.42
59:33:338:ILE:HD12	59:33:338:ILE:N	2.34	0.42
33:7:137:VAL:O	33:7:141:MET:HB2	2.20	0.42
35:9:148:SER:O	35:9:151:MET:HB2	2.19	0.42
1:A:242:HIS:CD2	53:27:1842:G:H1'	2.55	0.42
4:D:61:GLY:HA3	4:D:94:ARG:HH11	1.82	0.42
4:D:76:PHE:HE1	53:27:2308:G:C6	2.38	0.42
6:F:103:VAL:HG11	6:F:132:PHE:CE2	2.51	0.42
7:G:24:SER:O	7:G:116:GLU:HG3	2.20	0.42
7:G:37:LYS:HE2	53:27:1083:U:O3'	2.20	0.42
8:H:107:GLU:HA	8:H:110:GLN:HG3	2.02	0.42
9:I:74:TYR:O	9:I:86:GLN:HA	2.20	0.42
9:I:77:HIS:C	9:I:79:GLY:H	2.22	0.42
20:T:30:SER:OG	20:T:32:LYS:HB2	2.20	0.42
21:U:88:HIS:HE1	21:U:90:ASP:OD1	2.03	0.42
23:W:10:ARG:HB2	23:W:11:PRO:CD	2.50	0.42
19:S:8:LEU:CD2	24:X:22:LEU:HA	2.49	0.42
36:10:33:GLU:HG3	36:10:33:GLU:O	2.19	0.42
36:10:90:MET:HE1	48:22:22:TYR:CE2	2.55	0.42
37:11:37:THR:O	37:11:41:ILE:HG13	2.19	0.42
39:13:11:ARG:O	39:13:14:SER:HB3	2.20	0.42
39:13:27:ILE:CG2	39:13:34:LEU:HB2	2.49	0.42
40:14:49:PHE:O	40:14:64:GLN:HA	2.19	0.42
40:14:84:VAL:HG13	40:14:85:ASP:N	2.34	0.42
41:15:39:ASN:HD22	52:26:683:G:N2	2.14	0.42
41:15:15:VAL:HG13	41:15:78:ILE:HG12	2.01	0.42

Continued on next page...

Continued from previous page...

Atom-1	Atom-2	Interatomic distance (Å)	Clash overlap (Å)
42:16:113:ARG:HH21	42:16:120:ARG:HD2	1.85	0.42
43:17:87:GLY:HA2	43:17:90:HIS:HD2	1.84	0.42
44:18:20:PHE:C	44:18:22:LYS:H	2.23	0.42
46:20:19:VAL:HG12	46:20:37:GLY:O	2.19	0.42
51:25:46:ARG:HH12	51:25:50:SER:N	2.18	0.42
52:26:1040:U:H2'	52:26:1041:G:C8	2.55	0.42
52:26:1100:C:H2'	52:26:1102:A:O5'	2.19	0.42
52:26:1114:C:O2'	52:26:1115:U:H5'	2.20	0.42
52:26:1521:C:H2'	52:26:1522:U:C6	2.55	0.42
52:26:186:C:H2'	52:26:187:G:O4'	2.19	0.42
42:16:120:ARG:NH1	52:26:500:G:H5'	2.35	0.42
52:26:879:C:O2'	52:26:880:C:H5'	2.20	0.42
52:26:902:G:H2'	52:26:903:G:C8	2.48	0.42
53:27:1625:C:H2'	53:27:1626:A:O4'	2.19	0.42
53:27:531:C:C5	53:27:2035:G:C2	3.08	0.42
53:27:2079:U:H2'	53:27:2080:A:H5'	2.01	0.42
53:27:2134:A:H1'	53:27:2158:A:H4'	2.02	0.42
53:27:2354:C:H2'	53:27:2355:G:C8	2.55	0.42
53:27:2760:C:O2'	53:27:2761:A:H5'	2.19	0.42
53:27:488:G:H1'	53:27:492:A:H61	1.84	0.42
53:27:262:A:H5'	53:27:610:C:O2'	2.20	0.42
53:27:728:G:O2'	53:27:730:A:H8	2.02	0.42
53:27:795:C:H2'	53:27:796:C:C6	2.55	0.42
53:27:948:C:H2'	53:27:949:G:C8	2.54	0.42
53:27:956:G:H22	53:27:959:A:H3'	1.83	0.42
53:27:963:U:O2'	53:27:964:C:H5'	2.19	0.42
59:33:18:GLU:HA	59:33:21:ILE:CD1	2.50	0.42
59:33:315:LYS:CB	59:33:316:PRO:HD2	2.42	0.42
59:33:634:HIS:ND1	59:33:634:HIS:O	2.53	0.42
30:4:38:LYS:HG2	30:4:42:HIS:CD2	2.55	0.42
34:8:169:TRP:CD2	34:8:185:PRO:HG3	2.55	0.42
34:8:187:ARG:O	34:8:190:LEU:HG	2.20	0.42
1:A:259:ASN:O	1:A:260:LYS:HB2	2.20	0.42
1:A:179:GLU:OE2	1:A:269:ARG:HA	2.19	0.42
4:D:135:ILE:HD12	4:D:135:ILE:C	2.40	0.42
4:D:53:ALA:O	4:D:64:PRO:HG3	2.20	0.42
6:F:25:TYR:CZ	6:F:30:LEU:HD21	2.55	0.42
9:I:13:ARG:HD3	9:I:121:LYS:HE3	2.01	0.42
18:R:3:THR:HG21	18:R:58:ALA:N	2.35	0.42
18:R:82:MET:HB3	18:R:84:ARG:CZ	2.50	0.42
24:X:41:HIS:CG	24:X:42:LEU:N	2.88	0.42

Continued on next page...

Continued from previous page...

Atom-1	Atom-2	Interatomic distance (Å)	Clash overlap (Å)
36:10:37:HIS:CD2	36:10:95:ALA:HB1	2.54	0.42
36:10:39:LEU:HD23	36:10:39:LEU:O	2.20	0.42
37:11:94:ARG:HG2	37:11:98:LEU:HD13	2.01	0.42
39:13:88:GLU:C	39:13:90:ASP:H	2.22	0.42
47:21:66:LEU:O	47:21:67:SER:HB3	2.20	0.42
50:24:3:ILE:HG23	50:24:7:LYS:NZ	2.35	0.42
50:24:57:VAL:HG13	50:24:58:ASP:N	2.35	0.42
50:24:60:GLN:HE21	50:24:65:LEU:HD13	1.85	0.42
50:24:66:ILE:CG2	50:24:70:LYS:HD3	2.47	0.42
52:26:379:C:H2'	52:26:380:G:H8	1.83	0.42
52:26:735:C:H2'	52:26:736:C:H6	1.84	0.42
53:27:1282:U:H2'	53:27:1283:G:O4'	2.19	0.42
53:27:179:C:O2'	53:27:180:G:H5'	2.20	0.42
53:27:2055:C:H5'	53:27:2056:G:O5'	2.20	0.42
53:27:1801:A:H5''	53:27:2203:U:C2'	2.50	0.42
53:27:2685:G:H2'	53:27:2686:G:C8	2.54	0.42
9:I:136:GLN:NE2	53:27:2899:A:H5'	2.33	0.42
53:27:520:G:H2'	53:27:521:U:C6	2.55	0.42
53:27:717:C:H2'	53:27:718:A:H5'	2.02	0.42
53:27:769:U:H2'	53:27:770:G:C8	2.54	0.42
59:33:135:VAL:HA	59:33:138:MET:HB3	2.02	0.42
59:33:405:ARG:HG3	59:33:419:PRO:CA	2.48	0.42
32:6:202:ASN:CG	32:6:205:ALA:HB2	2.40	0.42
33:7:155:ARG:NE	33:7:192:TYR:HB3	2.20	0.42
33:7:76:ILE:CA	33:7:83:VAL:HG23	2.49	0.42
34:8:131:ILE:HG21	52:26:620:C:H1'	2.01	0.42
34:8:187:ARG:HH12	34:8:192:ALA:HA	1.83	0.42
3:C:148:ILE:HG13	3:C:169:VAL:HG22	2.01	0.42
4:D:30:VAL:HG23	4:D:155:ILE:CG2	2.50	0.42
5:E:99:GLY:O	5:E:100:ASN:HB3	2.20	0.42
5:E:51:PHE:CD2	5:E:68:ARG:HB2	2.54	0.42
8:H:72:THR:CG2	8:H:111:THR:HG22	2.50	0.42
13:M:118:ARG:HH12	27:1:55:ALA:CB	2.26	0.42
14:N:33:ARG:O	14:N:34:HIS:HB2	2.19	0.42
14:N:69:ASP:N	14:N:69:ASP:OD1	2.53	0.42
17:Q:89:HIS:HE1	17:Q:91:GLN:HB2	1.84	0.42
19:S:2:ILE:O	19:S:2:ILE:HG13	2.19	0.42
21:U:82:TYR:CE1	21:U:83:LYS:HG3	2.55	0.42
24:X:3:ALA:HA	24:X:6:LEU:CB	2.47	0.42
27:1:47:TYR:CE1	27:1:52:LYS:HG2	2.55	0.41
43:17:94:LEU:C	43:17:108:ARG:HG2	2.40	0.41

Continued on next page...

Continued from previous page...

Atom-1	Atom-2	Interatomic distance (Å)	Clash overlap (Å)
43:17:108:ARG:HG3	43:17:108:ARG:NH1	2.35	0.41
43:17:87:GLY:O	43:17:90:HIS:HB2	2.20	0.41
47:21:30:HIS:CD2	47:21:32:ILE:H	2.37	0.41
52:26:1082:A:O5'	52:26:1082:A:H8	2.03	0.41
40:14:37:ARG:HD2	52:26:1125:U:OP1	2.20	0.41
52:26:1500:A:O2'	52:26:1501:C:H5'	2.19	0.41
35:9:21:SER:OG	52:26:16:A:H5'	2.20	0.41
52:26:26:A:H62	52:26:558:G:H1'	1.84	0.41
52:26:51:A:C2	52:26:116:A:H1'	2.55	0.41
53:27:1123:C:H2'	53:27:1124:G:C8	2.55	0.41
53:27:112:U:C2'	53:27:113:U:H5'	2.49	0.41
53:27:1916:A:H8	53:27:1916:A:O5'	2.03	0.41
53:27:210:C:H2'	53:27:211:C:C6	2.55	0.41
53:27:2543:G:H2'	53:27:2544:G:C8	2.55	0.41
53:27:2828:G:O2'	53:27:2829:A:H5'	2.20	0.41
53:27:340:A:H2'	53:27:341:C:O4'	2.20	0.41
53:27:492:A:H8	53:27:492:A:O5'	2.03	0.41
53:27:681:G:H2'	53:27:682:G:O4'	2.20	0.41
58:32:16:C:O4'	58:32:59:A:C2	2.74	0.41
59:33:152:LYS:HD2	59:33:152:LYS:HA	1.76	0.41
59:33:154:ALA:CA	59:33:157:ILE:HG12	2.50	0.41
59:33:292:ALA:HA	59:33:295:ILE:HG12	2.02	0.41
59:33:669:VAL:HG13	59:33:669:VAL:O	2.20	0.41
59:33:735:VAL:CG1	59:33:738:ALA:HB2	2.50	0.41
30:4:9:ALA:HB1	30:4:61:LEU:HD23	2.02	0.41
33:7:56:ILE:HD13	33:7:65:VAL:HG13	2.02	0.41
35:9:20:VAL:CG2	35:9:31:SER:HB2	2.49	0.41
2:B:13:ARG:HA	2:B:22:ILE:O	2.20	0.41
3:C:177:PRO:HA	3:C:180:LEU:HD12	2.02	0.41
5:E:154:GLU:HB3	5:E:159:LYS:N	2.35	0.41
6:F:116:ARG:C	6:F:117:LEU:HD12	2.41	0.41
8:H:18:ASN:HA	8:H:38:CYS:SG	2.59	0.41
8:H:27:LEU:C	8:H:27:LEU:HD12	2.40	0.41
8:H:2:LYS:NZ	8:H:62:ALA:HB2	2.35	0.41
10:J:61:VAL:HG12	10:J:87:LEU:CD1	2.50	0.41
11:K:19:LEU:HD11	11:K:31:GLY:CA	2.49	0.41
12:L:54:THR:HA	12:L:57:VAL:HG22	2.01	0.41
13:M:63:ARG:HA	13:M:80:PHE:CE2	2.53	0.41
16:P:49:ARG:O	16:P:53:LYS:NZ	2.49	0.41
17:Q:63:VAL:HA	17:Q:96:VAL:HG12	2.02	0.41
18:R:79:GLY:N	18:R:101:SER:HA	2.35	0.41

Continued on next page...

Continued from previous page...

Atom-1	Atom-2	Interatomic distance (Å)	Clash overlap (Å)
21:U:77:VAL:HG23	21:U:89:ILE:HG12	2.02	0.41
24:X:5:GLU:O	24:X:7:ARG:N	2.51	0.41
25:Y:56:VAL:HG13	25:Y:56:VAL:O	2.20	0.41
39:13:88:GLU:HG3	39:13:89:TYR:N	2.35	0.41
40:14:32:THR:CG2	40:14:83:THR:HG23	2.51	0.41
42:16:25:ALA:O	42:16:27:PRO:HD3	2.20	0.41
47:21:5:ARG:HD2	52:26:636:U:OP1	2.19	0.41
49:23:5:LYS:O	49:23:6:LYS:HD3	2.20	0.41
51:25:41:THR:O	51:25:45:LYS:HB2	2.20	0.41
52:26:1220:G:H2'	52:26:1221:G:O4'	2.20	0.41
52:26:1299:A:C2'	52:26:1301:U:H1'	2.49	0.41
52:26:201:G:H2'	52:26:202:G:O4'	2.19	0.41
52:26:24:U:H2'	52:26:25:C:H6	1.85	0.41
52:26:304:U:H2'	52:26:305:G:O4'	2.20	0.41
52:26:338:A:H2	52:26:351:G:H22	1.66	0.41
52:26:678:U:H2'	52:26:679:C:C6	2.55	0.41
52:26:679:C:H2'	52:26:680:C:H6	1.84	0.41
52:26:697:U:C2'	52:26:698:G:H5'	2.49	0.41
53:27:1088:A:H2'	53:27:1088:A:N3	2.35	0.41
53:27:1381:G:H2'	53:27:1382:G:H5'	2.02	0.41
53:27:1748:C:H2'	53:27:1749:A:C8	2.55	0.41
53:27:2544:G:H1'	53:27:2646:C:H5'	2.01	0.41
53:27:2724:U:H2'	53:27:2725:A:C8	2.55	0.41
53:27:288:U:H2'	53:27:289:G:C8	2.55	0.41
53:27:622:G:O2'	53:27:623:C:H5'	2.19	0.41
53:27:783:A:H2'	53:27:784:G:C5'	2.50	0.41
58:32:21:A:C2	58:32:48:C:H1'	2.55	0.41
58:32:35:A:H2'	58:32:36:U:O4'	2.20	0.41
59:33:172:VAL:HG13	59:33:173:LEU:N	2.34	0.41
59:33:419:PRO:O	59:33:422:SER:HB2	2.20	0.41
59:33:77:ARG:NH1	59:33:99:VAL:HG23	2.34	0.41
33:7:101:ASN:CA	33:7:102:ILE:HD12	2.49	0.41
33:7:121:SER:O	33:7:124:GLU:HB3	2.19	0.41
33:7:58:ARG:HH11	33:7:58:ARG:HG3	1.85	0.41
33:7:84:GLU:HA	33:7:87:ARG:HB3	2.01	0.41
2:B:34:VAL:HA	2:B:50:VAL:HA	2.01	0.41
3:C:27:LEU:O	3:C:30:GLN:HB3	2.20	0.41
4:D:101:ARG:HG3	4:D:105:ILE:HD11	2.01	0.41
6:F:29:PHE:O	6:F:32:PRO:HG2	2.19	0.41
7:G:53:ARG:CD	7:G:86:MET:HB2	2.50	0.41
8:H:107:GLU:HA	8:H:110:GLN:CG	2.50	0.41

Continued on next page...

Continued from previous page...

Atom-1	Atom-2	Interatomic distance (Å)	Clash overlap (Å)
9:I:16:TYR:CD1	9:I:140:LEU:HB2	2.55	0.41
9:I:20:ALA:HA	9:I:23:LYS:HG3	2.01	0.41
10:J:26:GLY:HA3	10:J:30:ARG:HD2	2.01	0.41
11:K:109:LYS:HD2	11:K:126:ARG:O	2.20	0.41
13:M:18:GLN:NE2	13:M:22:ARG:NH1	2.69	0.41
15:O:92:ARG:HG3	53:27:2849:U:OP2	2.21	0.41
37:11:22:LEU:O	37:11:25:PHE:HB3	2.19	0.41
38:12:4:ASP:CG	38:12:80:PRO:HD3	2.41	0.41
40:14:6:ILE:HA	40:14:102:LEU:CD2	2.48	0.41
43:17:4:ALA:O	43:17:6:ILE:HG13	2.20	0.41
44:18:21:ALA:H	44:18:24:ALA:HB2	1.85	0.41
45:19:44:GLU:HG3	45:19:45:HIS:CD2	2.55	0.41
46:20:20:VAL:CG2	46:20:21:VAL:N	2.83	0.41
46:20:23:ASP:C	46:20:25:ARG:N	2.72	0.41
40:14:37:ARG:O	52:26:1124:G:H5''	2.20	0.41
52:26:222:C:H2'	52:26:223:A:C8	2.55	0.41
46:20:29:ASN:O	52:26:309:A:H5''	2.20	0.41
52:26:113:G:H1'	52:26:354:G:H5''	2.02	0.41
52:26:735:C:H2'	52:26:736:C:C6	2.55	0.41
45:19:22:GLY:O	52:26:751:U:H1'	2.20	0.41
53:27:1394:U:H4'	53:27:1603:A:H4'	2.02	0.41
53:27:143:C:O2	53:27:143:C:H2'	2.20	0.41
53:27:1638:C:H4'	53:27:2710:C:O2	2.20	0.41
53:27:1682:G:C4	53:27:1757:A:H1'	2.55	0.41
53:27:1869:G:H3'	53:27:1870:C:H5''	2.02	0.41
53:27:1770:G:H4'	53:27:1938:A:OP1	2.20	0.41
53:27:242:G:H21	53:27:254:G:H2'	1.84	0.41
27:1:3:GLN:HA	53:27:2615:U:C2	2.55	0.41
53:27:2641:G:H2'	53:27:2642:G:C8	2.55	0.41
53:27:2703:C:H2'	53:27:2704:C:C6	2.55	0.41
18:R:8:ARG:HG3	53:27:494:G:H5'	2.02	0.41
56:30:68:C:H2'	56:30:69:G:O4'	2.18	0.41
58:32:17:C:OP1	58:32:17(A):U:H3'	2.20	0.41
59:33:231:GLU:O	59:33:235:HIS:HD2	2.03	0.41
59:33:302:HIS:HE1	59:33:325:VAL:H	1.66	0.41
59:33:616:ILE:HD12	59:33:618:GLY:N	2.35	0.41
32:6:12:GLY:H	32:6:14:HIS:CE1	2.38	0.41
32:6:95:TRP:CZ2	32:6:99:MET:HB3	2.55	0.41
34:8:131:ILE:HG13	52:26:620:C:C2	2.55	0.41
34:8:169:TRP:CD1	34:8:170:LEU:HD23	2.55	0.41
1:A:121:ALA:HB3	1:A:129:LEU:HD23	2.01	0.41

Continued on next page...

Continued from previous page...

Atom-1	Atom-2	Interatomic distance (Å)	Clash overlap (Å)
1:A:129:LEU:HD13	1:A:133:ASN:HB2	2.02	0.41
2:B:110:THR:HG21	2:B:169:ARG:NE	2.36	0.41
5:E:3:VAL:CG1	5:E:68:ARG:HD3	2.50	0.41
9:I:81:ILE:CG2	9:I:82:GLY:N	2.82	0.41
12:L:78:LEU:O	12:L:79:ALA:HB3	2.21	0.41
15:O:19:PHE:HB3	15:O:85:VAL:CG2	2.50	0.41
18:R:94:ASP:OD2	53:27:2014:A:H5'	2.20	0.41
25:Y:5:LYS:HE3	25:Y:36:GLU:OE2	2.20	0.41
36:10:52:ASN:O	36:10:53:LYS:HB2	2.21	0.41
39:13:57:VAL:HB	39:13:59:LYS:HG3	2.02	0.41
43:17:21:ILE:HG22	43:17:22:TYR:O	2.19	0.41
43:17:82:LEU:HD13	49:23:64:GLU:HB2	2.02	0.41
45:19:35:ILE:HG23	45:19:55:LEU:HD11	2.02	0.41
47:21:26:ARG:CZ	52:26:237:G:H5''	2.50	0.41
52:26:1288:A:H2'	52:26:1289:A:O4'	2.21	0.41
52:26:581:G:HO2'	52:26:582:C:H6	1.66	0.41
52:26:75:G:H2'	52:26:76:G:O4'	2.21	0.41
53:27:1319:C:H1'	53:27:1334:G:N2	2.35	0.41
53:27:1498:C:H2'	53:27:1499:C:C6	2.56	0.41
53:27:151:C:H2'	53:27:152:A:C8	2.55	0.41
53:27:1672:A:C6	53:27:1673:G:C6	3.08	0.41
53:27:197:A:H4'	53:27:2069:G:OP2	2.20	0.41
53:27:2162:G:H4'	53:27:2173:A:H5''	2.03	0.41
53:27:2464:G:H2'	53:27:2465:C:C6	2.55	0.41
53:27:2557:G:H2'	53:27:2558:C:H6	1.82	0.41
10:J:40:LYS:HD3	53:27:2562:U:OP1	2.21	0.41
53:27:2818:U:H2'	53:27:2819:G:C8	2.56	0.41
53:27:523:C:H2'	53:27:524:G:H8	1.85	0.41
53:27:804:A:H2'	53:27:806:C:C4	2.55	0.41
59:33:699:SER:HA	59:33:710:ILE:HA	2.03	0.41
32:6:23:ASN:ND2	32:6:191:ASP:HA	2.35	0.41
33:7:149:LYS:O	33:7:200:TRP:HE3	2.03	0.41
1:A:14:HIS:O	1:A:203:VAL:HG21	2.21	0.41
4:D:126:ASN:OD1	4:D:156:THR:HG23	2.20	0.41
4:D:39:VAL:O	4:D:41:GLU:N	2.40	0.41
4:D:97:GLU:OE2	26:Z:25:ARG:HD3	2.20	0.41
4:D:95:MET:O	4:D:99:PHE:HB2	2.21	0.41
8:H:8:VAL:O	8:H:58:ILE:O	2.39	0.41
40:14:44:THR:HG22	40:14:45:ARG:O	2.21	0.41
42:16:28:GLN:OE1	42:16:80:LEU:HD21	2.21	0.41
40:14:65:TYR:CD1	44:18:97:LYS:HA	2.55	0.41

Continued on next page...

Continued from previous page...

Atom-1	Atom-2	Interatomic distance (Å)	Clash overlap (Å)
47:21:22:VAL:HG12	47:21:23:ALA:O	2.19	0.41
47:21:52:CYS:SG	47:21:53:GLY:N	2.94	0.41
48:22:21:ASP:OD2	48:22:23:LYS:HB2	2.20	0.41
51:25:54:ARG:O	51:25:58:LYS:HG3	2.20	0.41
34:8:50:TYR:HD2	52:26:509:A:H5''	1.86	0.41
53:27:1028:A:N6	53:27:1125:G:H2'	2.36	0.41
53:27:1173:U:H3'	53:27:1174:U:C4'	2.51	0.41
53:27:1513:U:H2'	53:27:1514:G:O4'	2.20	0.41
53:27:1921:G:O2'	53:27:1922:G:H5'	2.20	0.41
53:27:545:U:H3'	53:27:546:U:O4'	2.21	0.41
53:27:878:A:H3'	53:27:879:G:C8	2.56	0.41
53:27:878:A:H1'	53:27:900:A:N1	2.35	0.41
53:27:901:C:H2'	53:27:902:C:C6	2.55	0.41
58:32:21:A:C8	58:32:47:U:H1'	2.54	0.41
59:33:136:ARG:HG3	59:33:136:ARG:NH1	2.36	0.41
59:33:676:ARG:H	59:33:676:ARG:HG2	1.74	0.41
59:33:671:VAL:HA	59:33:737:ASP:O	2.20	0.41
11:K:62:PRO:HG2	30:4:24:LYS:HB3	2.01	0.41
33:7:148:ILE:HG13	33:7:200:TRP:O	2.21	0.41
34:8:106:PHE:CE1	34:8:177:MET:HA	2.55	0.41
5:E:15:ASP:OD1	5:E:16:VAL:N	2.53	0.41
5:E:52:GLY:O	5:E:54:ARG:N	2.54	0.41
7:G:63:ALA:HB1	7:G:84:TYR:HE2	1.85	0.41
9:I:106:LYS:HA	9:I:109:LEU:HD12	2.02	0.41
9:I:53:TYR:C	9:I:54:ILE:HD12	2.41	0.41
9:I:4:PHE:CG	9:I:5:THR:N	2.89	0.41
11:K:101:ILE:HG13	11:K:102:GLY:N	2.35	0.41
20:T:8:ASP:OD1	20:T:9:GLU:N	2.54	0.41
23:W:7:THR:OG1	23:W:9:LYS:HG3	2.19	0.41
36:10:12:PRO:HB3	36:10:44:ARG:NH1	2.32	0.41
37:11:70:PRO:HB3	37:11:102:TRP:CH2	2.56	0.41
38:12:46:GLU:O	38:12:61:THR:HB	2.20	0.41
39:13:110:VAL:HG23	39:13:110:VAL:O	2.20	0.41
27:1:43:THR:HG23	27:1:47:TYR:O	2.21	0.41
42:16:84:GLY:O	42:16:95:HIS:CE1	2.74	0.41
49:23:13:HIS:NE2	52:26:1014:A:H4'	2.36	0.41
32:6:104:LYS:NZ	52:26:1073:U:H4'	2.36	0.41
52:26:12:U:C3'	52:26:13:U:H5''	2.51	0.41
52:26:142:G:H2'	52:26:143:A:O4'	2.20	0.41
52:26:1510:C:H2'	52:26:1511:G:H8	1.86	0.41
52:26:40:C:H2'	52:26:41:G:C8	2.55	0.41

Continued on next page...

Continued from previous page...

Atom-1	Atom-2	Interatomic distance (Å)	Clash overlap (Å)
52:26:922:G:H2'	52:26:923:A:C8	2.55	0.41
52:26:952:U:H2'	52:26:953:G:C8	2.55	0.41
53:27:1305:C:H6	53:27:1305:C:C5'	2.34	0.41
53:27:2144:G:C4'	53:27:2145:C:H3'	2.51	0.41
53:27:226:A:H2'	53:27:227:A:O4'	2.21	0.41
53:27:2370:G:H2'	53:27:2371:G:C8	2.55	0.41
53:27:2423:U:H5'	53:27:2424:C:C5'	2.51	0.41
53:27:2700:A:H2'	53:27:2701:U:C6	2.55	0.41
53:27:279:A:H2'	53:27:280:U:H5'	2.02	0.41
53:27:880:G:O2'	53:27:881:G:H5'	2.21	0.41
53:27:976:G:H4'	53:27:1156:A:N7	2.35	0.41
55:29:14:A:N6	58:32:35:A:H61	2.19	0.41
59:33:160:LEU:HD12	59:33:198:LEU:HD23	1.97	0.41
59:33:252:ARG:HD3	59:33:280:ARG:NH2	2.35	0.41
59:33:300:TYR:CD1	59:33:328:GLY:HA2	2.55	0.41
59:33:634:HIS:O	59:33:635:ARG:O	2.38	0.41
59:33:67:SER:CB	59:33:76:LEU:HD21	2.50	0.41
34:8:123:MET:O	34:8:142:VAL:HG23	2.20	0.41
2:B:33:ARG:HG3	2:B:51:THR:CG2	2.51	0.41
3:C:115:GLN:CB	3:C:117:ARG:HG3	2.51	0.41
4:D:99:PHE:O	4:D:102:LEU:HB3	2.21	0.41
5:E:93:TYR:HA	5:E:105:SER:O	2.21	0.41
5:E:148:ARG:HA	5:E:161:VAL:HG11	2.02	0.41
6:F:31:VAL:N	6:F:32:PRO:HD2	2.36	0.41
8:H:112:LYS:O	8:H:116:MET:HG3	2.21	0.41
8:H:2:LYS:HD2	8:H:7:TYR:OH	2.21	0.41
9:I:93:ILE:CD1	9:I:100:VAL:HG21	2.49	0.41
9:I:132:HIS:CD2	53:27:7:G:H5'	2.55	0.41
10:J:2:ILE:HD12	10:J:8:LEU:HD21	2.02	0.41
11:K:131:ALA:O	11:K:135:ILE:HG13	2.20	0.41
14:N:67:ASN:O	14:N:70:ALA:N	2.54	0.41
15:O:79:VAL:HG13	15:O:80:VAL:N	2.34	0.41
19:S:21:SER:O	19:S:24:MET:HB3	2.20	0.41
37:11:86:VAL:HG13	37:11:150:PHE:HB2	2.02	0.41
40:14:100:ILE:HD12	40:14:100:ILE:N	2.35	0.41
27:1:39:ARG:C	27:1:41:HIS:H	2.24	0.41
44:18:46:LYS:O	44:18:49:THR:HB	2.21	0.41
45:19:48:ASP:CG	45:19:51:SER:HB2	2.41	0.41
46:20:52:LEU:HD11	46:20:57:ILE:HD11	2.03	0.41
47:21:74:LEU:C	47:21:74:LEU:HD23	2.41	0.41
48:22:58:ILE:O	48:22:62:ARG:HG3	2.20	0.41

Continued on next page...

Continued from previous page...

Atom-1	Atom-2	Interatomic distance (Å)	Clash overlap (Å)
52:26:1161:C:H2'	52:26:1162:C:C6	2.56	0.41
52:26:13:U:O2'	52:26:14:U:H5'	2.21	0.41
52:26:246:A:O2'	52:26:247:G:O5'	2.21	0.41
46:20:5:ARG:CB	52:26:376:G:H5''	2.44	0.41
52:26:445:G:N2	52:26:446:G:H1'	2.36	0.41
53:27:1328:A:H2'	53:27:1330:C:C4	2.56	0.41
53:27:1331:G:H2'	53:27:1332:G:H5''	2.00	0.41
53:27:1789:A:H2'	53:27:1790:C:O4'	2.20	0.41
53:27:2008:C:H2'	53:27:2009:A:C8	2.56	0.41
53:27:2196:C:H2'	53:27:2197:U:C6	2.56	0.41
53:27:2507:C:C2	53:27:2583:G:C2	3.08	0.41
53:27:464:U:H1'	53:27:686:U:H5	1.85	0.41
53:27:567:U:H2'	53:27:568:U:C4'	2.50	0.41
59:33:38:THR:CG2	59:33:77:ARG:HD2	2.49	0.41
59:33:57:TRP:C	59:33:60:VAL:HG22	2.41	0.41
1:A:88:ALA:HA	1:A:157:ALA:HB2	2.02	0.41
14:N:115:LEU:HD12	14:N:115:LEU:HA	1.84	0.41
15:O:29:VAL:HG12	15:O:30:TRP:O	2.21	0.41
15:O:59:THR:HG22	15:O:72:VAL:CG1	2.48	0.41
10:J:78:ARG:HB2	15:O:70:GLU:HG2	2.03	0.41
17:Q:11:GLN:OE1	17:Q:11:GLN:N	2.53	0.41
17:Q:4:VAL:HG22	17:Q:13:ARG:HA	2.02	0.41
22:V:17:LEU:HB3	22:V:18:GLY:H	1.55	0.41
36:10:92:THR:HG23	36:10:93:LYS:H	1.85	0.41
39:13:96:GLU:O	39:13:99:LYS:HB3	2.21	0.41
45:19:54:GLY:O	45:19:57:ARG:HB3	2.20	0.41
52:26:1411:C:H2'	52:26:1412:C:C6	2.56	0.41
52:26:492:C:H2'	52:26:493:A:C8	2.55	0.41
52:26:542:G:H2'	52:26:543:U:C6	2.56	0.41
42:16:8:ARG:NH2	52:26:880:C:OP1	2.47	0.41
52:26:956:U:O2'	52:26:957:U:H5'	2.20	0.41
53:27:1059:G:H2'	53:27:1060:U:C6	2.56	0.41
53:27:1173:U:H2'	53:27:1176:U:O2	2.20	0.41
53:27:1233:C:H2'	53:27:1234:U:C6	2.54	0.41
53:27:1483:G:H1'	53:27:1509:A:H2	1.85	0.41
53:27:15:G:H1	53:27:525:U:H3	1.68	0.41
53:27:1657:U:O2'	53:27:1658:C:H5'	2.21	0.41
53:27:1796:U:O2'	53:27:1797:G:H5'	2.21	0.41
23:W:13:THR:HG21	53:27:188:G:H5'	2.03	0.41
53:27:2137:U:H2'	53:27:2138:G:H8	1.84	0.41
53:27:2389:G:H5''	53:27:2390:U:O4'	2.20	0.41

Continued on next page...

Continued from previous page...

Atom-1	Atom-2	Interatomic distance (Å)	Clash overlap (Å)
53:27:2710:C:H2'	53:27:2711:A:H8	1.82	0.41
31:5:1:MET:HE3	53:27:2742:G:OP1	2.21	0.41
53:27:2804:U:H2'	53:27:2805:C:C6	2.56	0.41
53:27:414:C:H2'	53:27:415:A:C8	2.56	0.41
53:27:714:U:H2'	53:27:716:A:N7	2.36	0.41
53:27:890:C:C2'	53:27:891:G:H5'	2.50	0.41
54:28:87:U:H5''	54:28:88:C:OP2	2.20	0.41
56:30:66:U:H2'	56:30:67:C:C6	2.56	0.41
33:7:126:ARG:NH1	33:7:192:TYR:HE2	2.19	0.41
1:A:130:PRO:HA	1:A:187:CYS:O	2.21	0.41
4:D:43:ILE:HG21	4:D:78:ILE:HG22	2.03	0.41
8:H:7:TYR:CD1	8:H:60:VAL:HB	2.55	0.41
9:I:49:ASP:OD2	9:I:118:MET:HA	2.21	0.41
10:J:12:ASP:OD2	10:J:86:LEU:N	2.53	0.41
12:L:7:THR:HG22	12:L:8:LYS:H	1.84	0.41
13:M:96:ARG:NH1	13:M:116:VAL:HG13	2.34	0.41
15:O:52:ARG:H	15:O:56:SER:HB3	1.86	0.41
18:R:73:LYS:HB2	18:R:106:VAL:HB	2.02	0.41
20:T:46:LYS:HE3	20:T:46:LYS:HB2	1.84	0.41
22:V:71:LYS:C	22:V:73:ARG:H	2.23	0.41
22:V:42:HIS:HB2	22:V:75:PHE:CE1	2.56	0.41
42:16:20:VAL:C	42:16:22:ALA:H	2.24	0.41
42:16:23:LEU:HA	42:16:23:LEU:HD12	1.74	0.41
43:17:28:ARG:O	43:17:32:ILE:HG12	2.20	0.41
43:17:7:ASN:HD22	43:17:20:SER:HB2	1.85	0.41
44:18:26:LEU:HD23	44:18:30:ILE:HD12	2.02	0.41
49:23:13:HIS:ND1	49:23:14:LEU:N	2.68	0.41
52:26:1022:A:H2'	52:26:1023:U:O4'	2.21	0.41
52:26:1486:G:H2'	52:26:1487:G:C8	2.55	0.41
52:26:1524:C:H2'	52:26:1525:G:H8	1.86	0.41
34:8:25:ARG:HD3	52:26:410:G:OP2	2.21	0.41
52:26:538:G:H2'	52:26:539:A:C8	2.55	0.41
52:26:846:G:H2'	52:26:847:G:C8	2.55	0.41
52:26:918:A:H2'	52:26:919:A:O4'	2.20	0.41
52:26:997:U:C2'	52:26:998:C:H5'	2.51	0.41
53:27:1118:C:C3'	53:27:1119:U:H5''	2.49	0.41
53:27:119:A:H4'	53:27:120:U:H5'	2.02	0.41
53:27:1566:A:O2'	53:27:1567:G:H5'	2.21	0.41
53:27:1916:A:H2'	53:27:1917:U:O2	2.20	0.41
53:27:2543:G:H2'	53:27:2544:G:H8	1.86	0.41
53:27:2581:G:H2'	53:27:2581:G:N3	2.36	0.41

Continued on next page...

Continued from previous page...

Atom-1	Atom-2	Interatomic distance (Å)	Clash overlap (Å)
53:27:2626:C:H2'	53:27:2627:G:O4'	2.20	0.41
53:27:355:U:H2'	53:27:356:G:C8	2.55	0.41
20:T:32:LYS:HZ1	53:27:478:A:H4'	1.86	0.41
53:27:730:A:O2'	53:27:731:C:H5'	2.20	0.41
54:28:76:G:O2'	54:28:77:U:H5'	2.20	0.41
56:30:54:U:O5'	56:30:54:U:H6	2.03	0.41
59:33:104:VAL:O	59:33:107:ILE:HG12	2.20	0.41
59:33:594:ASN:HB3	59:33:604:ASN:ND2	2.36	0.41
32:6:42:LEU:O	32:6:46:VAL:HG23	2.20	0.41
35:9:55:VAL:HG23	35:9:56:PRO:CD	2.49	0.41
3:C:41:GLN:HG2	3:C:43:THR:CG2	2.45	0.41
4:D:3:LEU:HA	4:D:6:TYR:HB3	2.03	0.41
6:F:48:GLU:HG2	6:F:49:ALA:N	2.35	0.41
8:H:63:ASP:O	8:H:64:ARG:HB2	2.21	0.41
10:J:35:VAL:CG1	10:J:106:GLU:HB3	2.51	0.41
10:J:64:ARG:HH12	10:J:101:GLY:C	2.24	0.41
10:J:76:VAL:HG12	15:O:72:VAL:CG2	2.51	0.41
11:K:48:ARG:NH2	30:4:4:LYS:O	2.54	0.41
14:N:39:VAL:HG23	14:N:48:LEU:HB2	2.03	0.41
15:O:27:VAL:HG12	15:O:29:VAL:HG23	2.02	0.41
36:10:14:GLN:C	36:10:16:GLU:N	2.73	0.41
37:11:119:LEU:C	37:11:119:LEU:HD23	2.41	0.41
38:12:53:ASP:OD1	38:12:53:ASP:N	2.53	0.41
38:12:75:GLN:O	38:12:126:CYS:HB2	2.21	0.41
43:17:2:ARG:HB3	43:17:56:ARG:HH21	1.86	0.41
28:2:38:PHE:HB2	28:2:45:HIS:NE2	2.36	0.41
33:7:162:ALA:CB	52:26:1056:U:H4'	2.51	0.41
52:26:1469:C:H2'	52:26:1470:U:O4'	2.21	0.41
52:26:1473:G:H2'	52:26:1474:U:C6	2.55	0.41
52:26:207:C:H42	52:26:212:G:H1	1.69	0.41
52:26:212:G:H2'	52:26:213:G:H8	1.86	0.41
52:26:338:A:O2'	52:26:339:C:H5'	2.21	0.41
52:26:698:G:H2'	52:26:699:C:H6	1.84	0.41
52:26:834:U:H2'	52:26:835:U:C6	2.56	0.41
53:27:1127:A:C2'	53:27:1128:G:H5''	2.51	0.41
53:27:1280:G:O2'	53:27:1281:G:H5'	2.21	0.41
53:27:1343:G:H2'	53:27:1343:G:N3	2.36	0.41
53:27:1930:G:H2'	53:27:1931:U:OP2	2.21	0.41
53:27:213:A:H2'	53:27:214:G:C8	2.56	0.41
53:27:2136:G:H21	53:27:2156:G:N2	2.19	0.41
23:W:36:ARG:N	53:27:2200:C:OP1	2.53	0.41

Continued on next page...

Continued from previous page...

Atom-1	Atom-2	Interatomic distance (Å)	Clash overlap (Å)
53:27:2599:G:H2'	53:27:2600:A:C8	2.55	0.41
53:27:2543:G:N3	53:27:2765:A:H2'	2.36	0.41
53:27:572:A:H5''	53:27:573:U:OP2	2.20	0.41
53:27:594:U:H2'	53:27:595:C:H6	1.79	0.41
29:3:4:THR:HA	53:27:687:C:H5'	2.03	0.41
57:31:25:C:H2'	57:31:26:G:O4'	2.20	0.41
59:33:443:LYS:HG2	59:33:448:ILE:HG13	2.03	0.41
59:33:635:ARG:HG2	59:33:636:ALA:N	2.36	0.41
32:6:75:ALA:HB1	32:6:163:ILE:HG12	2.03	0.41
34:8:170:LEU:HB2	34:8:171:GLU:H	1.75	0.41
34:8:55:ARG:HD3	34:8:55:ARG:HA	1.73	0.41
1:A:209:ALA:HA	1:A:212:TRP:CE2	2.56	0.41
1:A:219:VAL:HA	53:27:1789:A:OP1	2.20	0.41
1:A:270:ARG:CZ	1:A:270:ARG:HB3	2.51	0.41
2:B:8:LYS:HD2	2:B:193:VAL:CG2	2.51	0.41
3:C:32:VAL:HG11	11:K:6:LEU:CD1	2.51	0.41
7:G:11:ILE:CG2	7:G:66:GLY:HA3	2.51	0.41
7:G:28:ALA:HB2	7:G:82:ILE:HA	2.02	0.41
13:M:12:ARG:HD3	13:M:16:HIS:ND1	2.36	0.41
15:O:104:GLY:HA3	52:26:1432:G:OP1	2.20	0.41
37:11:25:PHE:HD1	37:11:100:MET:HB3	1.85	0.41
37:11:63:VAL:O	37:11:67:ASN:ND2	2.54	0.41
38:12:6:ILE:HD11	38:12:31:LEU:HD23	2.02	0.41
39:13:46:VAL:HA	39:13:49:GLN:CG	2.49	0.41
40:14:29:ALA:HA	40:14:87:LEU:HD21	2.02	0.41
27:1:5:ASN:HD21	53:27:2019:A:H62	1.68	0.41
4:D:114:ARG:NH1	43:17:70:ARG:HD2	2.36	0.41
43:17:88:LEU:HA	43:17:91:ARG:HE	1.85	0.41
45:19:27:GLN:O	45:19:31:LEU:HG	2.21	0.41
46:20:48:GLU:CD	46:20:49:GLY:H	2.23	0.41
51:25:16:ARG:C	51:25:18:PHE:H	2.23	0.41
41:15:110:THR:CG2	51:25:4:LYS:HG3	2.51	0.41
52:26:1218:C:H2'	52:26:1219:A:H8	1.82	0.41
52:26:1348:U:O4	52:26:1374:A:C8	2.74	0.41
52:26:374:A:H2'	52:26:375:U:H6	1.85	0.41
52:26:418:C:H2'	52:26:419:C:H6	1.84	0.41
52:26:512:U:H2'	52:26:513:C:C6	2.56	0.41
52:26:772:U:H2'	52:26:773:G:H8	1.86	0.41
52:26:768:A:OP1	52:26:804:U:H4'	2.21	0.41
52:26:952:U:O2'	52:26:953:G:H5'	2.21	0.41
53:27:1144:A:H2'	53:27:1145:C:H6	1.84	0.41

Continued on next page...

Continued from previous page...

Atom-1	Atom-2	Interatomic distance (Å)	Clash overlap (Å)
53:27:133:U:O2'	53:27:134:G:H5'	2.21	0.41
53:27:1806:C:H2'	53:27:1807:G:O4'	2.20	0.41
53:27:186:G:H2'	53:27:187:G:H8	1.85	0.41
53:27:2033:A:H1'	53:27:2035:G:OP2	2.21	0.41
53:27:2232:C:O2'	53:27:2233:U:H5'	2.21	0.41
53:27:2296:U:H4'	53:27:2297:A:O5'	2.21	0.41
53:27:2818:U:H2'	53:27:2819:G:H8	1.86	0.41
53:27:4:U:H2'	53:27:5:A:C8	2.56	0.41
53:27:523:C:H2'	53:27:524:G:C8	2.56	0.41
53:27:582:A:H2'	53:27:583:G:C8	2.56	0.41
45:19:88:ARG:NH2	53:27:715:A:OP2	2.54	0.41
54:28:105:G:H2'	54:28:106:G:H8	1.86	0.41
54:28:22:U:H2'	54:28:23:G:C8	2.56	0.41
56:30:8:U:C2	56:30:14:A:N7	2.89	0.41
56:30:30:G:H2'	56:30:31:A:H8	1.86	0.41
59:33:267:ASN:HB2	59:33:268:LEU:H	1.69	0.41
59:33:571:GLU:O	59:33:574:ALA:HB3	2.21	0.41
59:33:81:LEU:HD23	59:33:84:LEU:HD22	2.02	0.41
33:7:131:ARG:O	33:7:134:LYS:HG2	2.21	0.41
33:7:67:ILE:O	33:7:102:ILE:HG23	2.21	0.41
1:A:51:ARG:HG3	53:27:1824:G:OP1	2.20	0.41
2:B:170:VAL:HG23	2:B:194:PRO:HG3	2.03	0.41
4:D:116:LEU:HD13	4:D:175:PRO:CB	2.51	0.41
7:G:40:GLU:HG2	7:G:52:MET:HE1	2.03	0.41
9:I:30:THR:HB	53:27:1012:U:O4	2.21	0.41
10:J:2:ILE:HG22	10:J:3:GLN:N	2.36	0.41
11:K:110:VAL:CG2	11:K:127:VAL:HG22	2.50	0.41
13:M:85:PRO:HA	13:M:88:ALA:HB2	2.03	0.41
15:O:77:SER:HA	15:O:78:PRO:HD3	1.92	0.41
22:V:12:SER:HB3	53:27:2262:U:OP2	2.21	0.41
24:X:17:GLU:O	24:X:20:ASN:HB2	2.21	0.41
36:10:46:GLN:HA	36:10:56:LYS:HG2	2.04	0.40
38:12:121:GLY:C	52:26:599:C:H4'	2.42	0.40
38:12:10:LEU:CD2	38:12:74:ILE:HD11	2.46	0.40
38:12:76:ARG:HH12	38:12:125:ILE:HG23	1.86	0.40
39:13:90:ASP:HB3	39:13:91:GLU:H	1.69	0.40
41:15:22:ILE:HD13	41:15:95:THR:CG2	2.51	0.40
44:18:20:PHE:O	44:18:21:ALA:CB	2.69	0.40
49:23:62:THR:O	49:23:65:MET:HG2	2.22	0.40
51:25:65:ARG:HD2	52:26:1088:G:H4'	2.02	0.40
52:26:1229:A:H2'	52:26:1230:C:C6	2.56	0.40

Continued on next page...

Continued from previous page...

Atom-1	Atom-2	Interatomic distance (Å)	Clash overlap (Å)
52:26:1126:U:O2	52:26:1280:A:H2'	2.21	0.40
52:26:1531:A:O2'	52:26:1532:U:H5'	2.21	0.40
52:26:386:C:C2'	52:26:387:U:H5'	2.50	0.40
52:26:756:C:H2'	52:26:757:U:O4'	2.21	0.40
53:27:1454:C:O2'	53:27:1455:G:H8	2.03	0.40
53:27:1788:C:O2'	53:27:1789:A:H5'	2.21	0.40
53:27:2039:U:H2'	53:27:2040:G:H8	1.80	0.40
53:27:2070:A:O2'	53:27:2071:A:H5'	2.20	0.40
53:27:2173:A:H2'	53:27:2173:A:N3	2.36	0.40
53:27:2244:U:H2'	53:27:2245:U:O4'	2.21	0.40
53:27:2364:C:H2'	53:27:2365:G:O4'	2.21	0.40
54:28:103:U:O2'	54:28:104:A:H5'	2.20	0.40
56:30:41:C:H2'	56:30:42:C:C4'	2.51	0.40
58:32:10:G:N3	58:32:10:G:H2'	2.35	0.40
59:33:303:LEU:HA	59:33:304:PRO:HD3	1.97	0.40
59:33:281:ILE:CG1	59:33:338:ILE:HG23	2.49	0.40
59:33:35:LEU:HD12	59:33:35:LEU:N	2.36	0.40
59:33:39:TRP:O	59:33:42:CYS:SG	2.71	0.40
59:33:488:GLY:O	59:33:491:LYS:N	2.54	0.40
31:5:30:GLU:HA	31:5:31:PRO:HD3	1.95	0.40
33:7:174:LEU:HA	33:7:181:ILE:CD1	2.50	0.40
33:7:21:TRP:HB2	33:7:58:ARG:HB2	2.02	0.40
33:7:33:ASP:O	33:7:37:LYS:HG3	2.21	0.40
33:7:52:SER:HB3	33:7:68:HIS:O	2.21	0.40
1:A:155:ARG:HH22	53:27:1817:G:P	2.45	0.40
2:B:129:THR:HG23	2:B:140:HIS:O	2.21	0.40
2:B:4:LEU:N	2:B:4:LEU:HD12	2.36	0.40
4:D:115:GLY:C	4:D:116:LEU:HD12	2.42	0.40
5:E:96:ALA:HA	5:E:124:CYS:SG	2.61	0.40
8:H:127:SER:HA	53:27:1080:A:H1'	2.04	0.40
8:H:59:THR:HB	8:H:67:THR:HB	2.02	0.40
9:I:37:ARG:HH21	53:27:1007:C:H5''	1.86	0.40
11:K:120:VAL:N	11:K:140:GLY:HA2	2.34	0.40
12:L:21:ALA:HB2	12:L:97:GLN:HB2	2.02	0.40
13:M:100:CYS:HB2	13:M:112:TYR:CD2	2.56	0.40
17:Q:5:PHE:HE1	17:Q:7:SER:HB2	1.86	0.40
18:R:72:THR:OG1	18:R:108:SER:HB3	2.21	0.40
18:R:9:HIS:H	18:R:102:HIS:CE1	2.39	0.40
20:T:8:ASP:N	20:T:23:LYS:HZ1	2.18	0.40
21:U:35:GLU:HB2	21:U:93:ARG:NH1	2.36	0.40
23:W:75:GLU:O	23:W:76:LYS:HG2	2.22	0.40

Continued on next page...

Continued from previous page...

Atom-1	Atom-2	Interatomic distance (Å)	Clash overlap (Å)
26:Z:56:ARG:NH2	49:23:64:GLU:O	2.53	0.40
36:10:91:ARG:N	52:26:737:C:OP1	2.54	0.40
38:12:10:LEU:HA	38:12:13:ILE:HD12	2.03	0.40
39:13:45:MET:O	39:13:49:GLN:HG3	2.20	0.40
40:14:19:ASP:O	40:14:22:THR:HB	2.22	0.40
40:14:46:LYS:HD2	40:14:48:ARG:HH12	1.86	0.40
44:18:30:ILE:O	44:18:40:ARG:HG3	2.21	0.40
52:26:1073:U:H2'	52:26:1074:G:C8	2.57	0.40
52:26:149:A:H2'	52:26:150:U:O4'	2.20	0.40
52:26:184:G:H4'	52:26:224:U:O3'	2.21	0.40
52:26:24:U:H2'	52:26:25:C:C6	2.56	0.40
52:26:435:A:H2'	52:26:436:C:O4'	2.22	0.40
52:26:56:U:H2'	52:26:57:G:C8	2.57	0.40
38:12:12:ARG:HH21	52:26:826:C:H5'	1.85	0.40
43:17:100:ARG:HH21	52:26:950:U:H3'	1.83	0.40
53:27:118:A:OP2	53:27:119:A:H2'	2.21	0.40
53:27:1502:A:H2'	53:27:1503:A:O4'	2.21	0.40
53:27:1836:C:O2'	53:27:1837:C:H5'	2.21	0.40
53:27:2551:C:H2'	53:27:2552:U:O4'	2.21	0.40
53:27:2783:U:H2'	53:27:2784:U:C6	2.55	0.40
53:27:2832:U:O2	53:27:2832:U:H2'	2.22	0.40
53:27:308:G:N2	53:27:309:A:N3	2.69	0.40
3:C:99:LYS:HZ1	53:27:601:C:H4'	1.86	0.40
53:27:739:A:H1'	53:27:740:C:H5	1.86	0.40
54:28:59:A:H2'	54:28:60:C:O4'	2.22	0.40
58:32:18:G:C1'	58:32:58:A:C2	3.05	0.40
59:33:232:PHE:HE1	59:33:329:PRO:HG2	1.86	0.40
59:33:54:LEU:HB2	59:33:57:TRP:HE1	1.84	0.40
31:5:25:VAL:HB	31:5:35:GLN:CG	2.48	0.40
32:6:83:ALA:HB3	32:6:90:PHE:CD2	2.55	0.40
33:7:86:LEU:O	33:7:90:VAL:HG23	2.22	0.40
34:8:97:LEU:HB2	34:8:134:TYR:HB3	2.03	0.40
35:9:159:SER:O	35:9:160:VAL:C	2.60	0.40
35:9:76:ASN:N	35:9:81:GLN:OE1	2.54	0.40
2:B:149:ASN:HB3	53:27:2572:A:P	2.62	0.40
3:C:52:VAL:HG13	53:27:452:G:OP1	2.21	0.40
4:D:3:LEU:HD12	4:D:3:LEU:N	2.36	0.40
7:G:61:ARG:HA	7:G:61:ARG:HD3	1.89	0.40
8:H:124:MET:CE	8:H:124:MET:HA	2.48	0.40
11:K:109:LYS:HA	11:K:109:LYS:HD2	1.99	0.40
13:M:9:GLN:O	13:M:17:ARG:HD3	2.21	0.40

Continued on next page...

Continued from previous page...

Atom-1	Atom-2	Interatomic distance (Å)	Clash overlap (Å)
16:P:54:ARG:HG3	53:27:1155:A:OP1	2.20	0.40
18:R:4:ILE:CG2	18:R:106:VAL:HG22	2.50	0.40
18:R:17:VAL:HG11	18:R:103:ILE:HG12	2.02	0.40
18:R:33:LEU:HD23	18:R:51:LEU:HD23	2.01	0.40
18:R:80:PRO:HD3	18:R:102:HIS:NE2	2.37	0.40
20:T:27:VAL:HG23	20:T:33:VAL:HG12	2.04	0.40
24:X:48:ARG:HG3	24:X:48:ARG:HH11	1.86	0.40
45:19:79:GLN:HA	45:19:82:GLU:OE2	2.21	0.40
45:19:87:ARG:HA	45:19:87:ARG:HD3	1.81	0.40
46:20:42:ILE:HD12	46:20:42:ILE:O	2.22	0.40
48:22:11:ARG:HD2	48:22:14:ALA:HB3	2.02	0.40
48:22:36:GLY:O	48:22:70:THR:HA	2.21	0.40
52:26:1026:G:H21	52:26:1027:C:N4	2.18	0.40
52:26:1251:A:H2'	52:26:1252:A:O4'	2.21	0.40
52:26:128:G:O2'	52:26:129:A:H5'	2.22	0.40
52:26:1424:U:H2'	52:26:1425:U:H6	1.85	0.40
52:26:286:C:H2'	52:26:287:U:H6	1.86	0.40
52:26:720:C:H2'	52:26:721:G:C8	2.56	0.40
52:26:837:U:H2'	52:26:838:G:C8	2.57	0.40
1:A:247:TRP:CD2	53:27:1805:A:H5''	2.57	0.40
53:27:1810:A:H2'	53:27:1811:G:O4'	2.22	0.40
53:27:185:G:H2'	53:27:186:G:H8	1.85	0.40
53:27:2540:C:O2'	53:27:2541:A:H5'	2.22	0.40
53:27:2582:G:N2	53:27:2583:G:H1'	2.36	0.40
53:27:2881:U:H2'	53:27:2882:A:C8	2.56	0.40
53:27:28:A:H2'	53:27:29:U:H6	1.85	0.40
53:27:376:G:H2'	53:27:377:G:H8	1.86	0.40
53:27:570:G:H22	53:27:2499:C:H5'	1.85	0.40
58:32:30:G:H2'	58:32:31:G:H8	1.86	0.40
59:33:134:ASN:O	59:33:135:VAL:CB	2.68	0.40
59:33:110:VAL:HG13	59:33:152:LYS:HD3	2.04	0.40
59:33:43:LEU:HD21	59:33:44:GLN:HE22	1.85	0.40
59:33:705:GLN:O	59:33:707:LEU:N	2.55	0.40
34:8:57:LYS:HD2	34:8:203:TYR:CZ	2.56	0.40
1:A:115:ILE:HD12	1:A:115:ILE:C	2.41	0.40
3:C:128:ALA:O	3:C:130:LYS:N	2.54	0.40
4:D:27:VAL:O	4:D:27:VAL:HG13	2.21	0.40
5:E:37:ASN:HD21	5:E:63:GLN:HE21	1.63	0.40
7:G:67:THR:H	7:G:68:PRO:HD2	1.86	0.40
9:I:58:ASN:HA	9:I:126:ALA:O	2.21	0.40
14:N:67:ASN:H	14:N:70:ALA:HB3	1.85	0.40

Continued on next page...

Continued from previous page...

Atom-1	Atom-2	Interatomic distance (Å)	Clash overlap (Å)
18:R:29:VAL:HG12	18:R:30:SER:N	2.37	0.40
20:T:94:PHE:HB2	20:T:100:GLU:C	2.41	0.40
27:1:16:ARG:HA	27:1:19:ASP:OD2	2.22	0.40
27:1:38:LEU:HD22	27:1:41:HIS:ND1	2.37	0.40
42:16:71:HIS:HA	42:16:98:ARG:HH12	1.87	0.40
44:18:37:ASP:OD2	44:18:39:ASP:HB3	2.21	0.40
48:22:23:LYS:C	48:22:25:ILE:H	2.25	0.40
49:23:13:HIS:O	49:23:17:LYS:HB2	2.21	0.40
49:23:41:PRO:O	49:23:44:ILE:HG13	2.22	0.40
52:26:1261:A:H1'	52:26:1283:U:H5''	2.02	0.40
43:17:97:ARG:NE	52:26:1309:G:OP2	2.50	0.40
52:26:1326:U:O2'	52:26:1327:C:H5'	2.22	0.40
39:13:121:ARG:NH1	52:26:1345:U:H5''	2.37	0.40
52:26:1478:U:H2'	52:26:1479:C:H6	1.85	0.40
52:26:772:U:H2'	52:26:773:G:C8	2.56	0.40
52:26:892:A:C5	52:26:893:C:C4	3.09	0.40
53:27:1289:C:O2'	53:27:1330:C:H4'	2.22	0.40
53:27:1331:G:C2'	53:27:1332:G:C5'	2.98	0.40
53:27:1465:G:H2'	53:27:1466:U:O4'	2.22	0.40
53:27:1670:C:H2'	53:27:1671:U:O4'	2.21	0.40
53:27:1883:U:H2'	53:27:1884:G:O4'	2.22	0.40
53:27:2078:C:H2'	53:27:2079:U:C6	2.57	0.40
53:27:2079:U:H2'	53:27:2080:A:O4'	2.21	0.40
53:27:2248:C:H2'	53:27:2249:U:O4'	2.21	0.40
22:V:38:GLY:HA2	53:27:2330:G:N3	2.36	0.40
53:27:277:G:O3'	53:27:278:A:H3'	2.21	0.40
24:X:40:SER:HB2	53:27:61:C:O4'	2.22	0.40
53:27:63:A:O2'	53:27:64:A:H5'	2.21	0.40
53:27:587:C:C5	53:27:671:C:H1'	2.56	0.40
28:2:9:LYS:O	28:2:51:ALA:HB3	2.21	0.40
58:32:18:G:C4	58:32:58:A:N1	2.89	0.40
59:33:215:ALA:O	59:33:219:HIS:ND1	2.53	0.40
59:33:285:ARG:CZ	59:33:288:ASP:OD1	2.70	0.40
59:33:292:ALA:O	59:33:295:ILE:HG12	2.21	0.40
59:33:348:GLU:C	59:33:349:LEU:HD12	2.42	0.40
32:6:17:HIS:CG	32:6:18:GLN:H	2.38	0.40
34:8:151:GLN:OE1	34:8:151:GLN:HA	2.21	0.40
3:C:130:LYS:HA	3:C:130:LYS:HD2	1.88	0.40
5:E:37:ASN:OD1	5:E:38:ASP:N	2.55	0.40
8:H:92:PRO:CB	8:H:136:GLY:HA3	2.51	0.40
9:I:78:THR:OG1	9:I:80:HIS:HB3	2.21	0.40

Continued on next page...

Continued from previous page...

Atom-1	Atom-2	Interatomic distance (Å)	Clash overlap (Å)
17:Q:83:TYR:CZ	53:27:1187:G:H5''	2.56	0.40
37:11:124:SER:O	37:11:127:ALA:HB3	2.21	0.40
40:14:11:LYS:HA	40:14:18:ILE:HD11	2.04	0.40
27:1:46:GLY:HA3	27:1:54:ILE:HD12	2.02	0.40
42:16:101:LEU:HB3	42:16:102:ASP:H	1.57	0.40
45:19:88:ARG:HD3	53:27:714:U:C5	2.57	0.40
51:25:46:ARG:HH11	51:25:49:ALA:HB3	1.86	0.40
52:26:1260:G:OP1	52:26:1284:C:H4'	2.22	0.40
52:26:1384:C:H2'	52:26:1385:G:C8	2.57	0.40
52:26:331:G:OP1	52:26:332:G:H8	2.05	0.40
52:26:359:G:H2'	52:26:360:G:O4'	2.21	0.40
52:26:397:A:H3'	52:26:397:A:N3	2.36	0.40
52:26:393:A:H5'	52:26:483:C:O2'	2.21	0.40
52:26:575:G:H4'	52:26:576:C:O5'	2.21	0.40
11:K:32:GLY:HA2	53:27:1190:G:H5''	2.03	0.40
53:27:1416:G:H2'	53:27:1417:C:C6	2.56	0.40
53:27:160:A:H2'	53:27:161:A:C8	2.56	0.40
53:27:2060:A:H3'	53:27:2060:A:N3	2.36	0.40
53:27:2103:C:H2'	53:27:2104:C:C6	2.57	0.40
53:27:2297:A:H62	53:27:2319:G:H1'	1.86	0.40
53:27:644:A:N1	53:27:2369:A:H1'	2.36	0.40
53:27:2493:U:C3'	53:27:2494:G:H5''	2.44	0.40
53:27:2639:A:H2'	53:27:2640:G:O4'	2.22	0.40
53:27:2532:G:H4'	53:27:2657:A:C2	2.56	0.40
3:C:163:ASN:ND2	53:27:320:A:N3	2.69	0.40
53:27:531:C:O2'	53:27:563:A:H5''	2.20	0.40
1:A:225:ASN:ND2	53:27:784:G:O5'	2.54	0.40
53:27:874:G:O2'	53:27:875:G:H5'	2.22	0.40
53:27:876:C:C2'	53:27:877:A:H5'	2.50	0.40
56:30:1:G:H2'	56:30:2:C:C6	2.56	0.40
57:31:11:A:O2'	57:31:12:G:H5'	2.22	0.40
58:32:28:C:H2'	58:32:29:G:H8	1.87	0.40
58:32:59:A:H2'	58:32:60:U:H5'	2.04	0.40
59:33:154:ALA:HA	59:33:157:ILE:CG1	2.52	0.40
59:33:221:ARG:HB3	59:33:273:LEU:HD21	2.02	0.40
59:33:286:LEU:HA	59:33:289:CYS:SG	2.61	0.40
59:33:326:VAL:CG2	59:33:334:VAL:CG1	2.99	0.40
59:33:438:ARG:HD3	59:33:467:LYS:O	2.22	0.40
59:33:670:ARG:HB2	59:33:741:LEU:HD12	2.04	0.40
59:33:687:LEU:HA	59:33:690:GLU:CD	2.42	0.40
30:4:34:LYS:HE2	30:4:34:LYS:HB3	1.79	0.40

Continued on next page...

Continued from previous page...

Atom-1	Atom-2	Interatomic distance (Å)	Clash overlap (Å)
32:6:59:ILE:HD12	32:6:66:ILE:HD12	2.03	0.40
34:8:138:PRO:HA	34:8:181:PHE:CD2	2.56	0.40
1:A:222:THR:HA	1:A:232:GLY:H	1.85	0.40
1:A:244:VAL:HA	1:A:251:THR:HG22	2.03	0.40
2:B:4:LEU:HD13	2:B:101:PHE:CZ	2.56	0.40
6:F:129:GLU:OE2	6:F:131:SER:N	2.54	0.40
6:F:26:ALA:HA	6:F:30:LEU:HD12	2.03	0.40
6:F:26:ALA:O	6:F:31:VAL:HG23	2.22	0.40
7:G:3:LEU:HD12	7:G:4:ASN:N	2.36	0.40
9:I:7:LYS:HA	9:I:8:PRO:HD3	1.83	0.40
12:L:34:LYS:HA	12:L:101:VAL:HA	2.02	0.40
15:O:19:PHE:CD1	15:O:49:ILE:HD11	2.55	0.40
17:Q:74:ILE:O	17:Q:86:GLN:HA	2.21	0.40
18:R:1:MET:HG3	18:R:2:GLU:N	2.34	0.40
19:S:38:ALA:HA	19:S:42:GLU:OE1	2.22	0.40

There are no symmetry-related clashes.

5.3 Torsion angles [i](#)

5.3.1 Protein backbone [i](#)

In the following table, the Percentiles column shows the percent Ramachandran outliers of the chain as a percentile score with respect to all PDB entries followed by that with respect to all EM entries.

The Analysed column shows the number of residues for which the backbone conformation was analysed, and the total number of residues.

Mol	Chain	Analysed	Favoured	Allowed	Outliers	Percentiles	
1	A	269/273 (98%)	226 (84%)	34 (13%)	9 (3%)	4	36
2	B	207/209 (99%)	165 (80%)	29 (14%)	13 (6%)	1	22
3	C	199/201 (99%)	164 (82%)	23 (12%)	12 (6%)	2	22
4	D	175/179 (98%)	140 (80%)	27 (15%)	8 (5%)	2	28
5	E	174/177 (98%)	145 (83%)	22 (13%)	7 (4%)	3	31
6	F	147/149 (99%)	119 (81%)	16 (11%)	12 (8%)	1	15
7	G	129/165 (78%)	92 (71%)	17 (13%)	20 (16%)	0	4
8	H	139/142 (98%)	106 (76%)	27 (19%)	6 (4%)	3	29

Continued on next page...

Continued from previous page...

Mol	Chain	Analysed	Favoured	Allowed	Outliers	Percentiles	
9	I	140/142 (99%)	127 (91%)	7 (5%)	6 (4%)	3	29
10	J	120/123 (98%)	101 (84%)	14 (12%)	5 (4%)	3	29
11	K	141/144 (98%)	116 (82%)	16 (11%)	9 (6%)	1	22
12	L	134/136 (98%)	110 (82%)	20 (15%)	4 (3%)	5	38
13	M	118/127 (93%)	99 (84%)	14 (12%)	5 (4%)	3	29
14	N	114/117 (97%)	92 (81%)	16 (14%)	6 (5%)	2	25
15	O	112/115 (97%)	88 (79%)	20 (18%)	4 (4%)	4	34
16	P	115/118 (98%)	108 (94%)	5 (4%)	2 (2%)	10	48
17	Q	101/103 (98%)	82 (81%)	16 (16%)	3 (3%)	5	38
18	R	108/110 (98%)	85 (79%)	19 (18%)	4 (4%)	4	33
19	S	91/100 (91%)	73 (80%)	13 (14%)	5 (6%)	2	25
20	T	100/104 (96%)	80 (80%)	13 (13%)	7 (7%)	1	19
21	U	92/94 (98%)	76 (83%)	13 (14%)	3 (3%)	4	36
22	V	73/85 (86%)	64 (88%)	7 (10%)	2 (3%)	5	40
23	W	75/78 (96%)	67 (89%)	6 (8%)	2 (3%)	5	40
24	X	61/63 (97%)	52 (85%)	5 (8%)	4 (7%)	1	21
25	Y	56/59 (95%)	50 (89%)	4 (7%)	2 (4%)	4	34
26	Z	64/70 (91%)	50 (78%)	9 (14%)	5 (8%)	1	16
27	1	54/57 (95%)	42 (78%)	6 (11%)	6 (11%)	0	9
28	2	48/55 (87%)	41 (85%)	6 (12%)	1 (2%)	8	44
29	3	44/46 (96%)	35 (80%)	7 (16%)	2 (4%)	3	28
30	4	62/65 (95%)	51 (82%)	6 (10%)	5 (8%)	1	15
31	5	36/38 (95%)	26 (72%)	6 (17%)	4 (11%)	0	9
32	6	216/241 (90%)	177 (82%)	31 (14%)	8 (4%)	4	33
33	7	204/233 (88%)	172 (84%)	26 (13%)	6 (3%)	5	38
34	8	203/206 (98%)	158 (78%)	30 (15%)	15 (7%)	1	18
35	9	155/167 (93%)	116 (75%)	25 (16%)	14 (9%)	1	14
36	10	98/135 (73%)	76 (78%)	15 (15%)	7 (7%)	1	19
37	11	149/179 (83%)	123 (83%)	17 (11%)	9 (6%)	2	22
38	12	127/130 (98%)	112 (88%)	13 (10%)	2 (2%)	11	49
39	13	125/130 (96%)	98 (78%)	17 (14%)	10 (8%)	1	16

Continued on next page...

Continued from previous page...

Mol	Chain	Analysed	Favoured	Allowed	Outliers	Percentiles	
40	14	96/103 (93%)	77 (80%)	11 (12%)	8 (8%)	1	15
41	15	114/129 (88%)	92 (81%)	18 (16%)	4 (4%)	4	35
42	16	121/124 (98%)	98 (81%)	11 (9%)	12 (10%)	1	11
43	17	112/118 (95%)	90 (80%)	11 (10%)	11 (10%)	1	12
44	18	98/101 (97%)	71 (72%)	20 (20%)	7 (7%)	1	19
45	19	86/89 (97%)	73 (85%)	8 (9%)	5 (6%)	2	23
46	20	80/82 (98%)	64 (80%)	12 (15%)	4 (5%)	2	26
47	21	78/84 (93%)	53 (68%)	19 (24%)	6 (8%)	1	17
48	22	63/75 (84%)	48 (76%)	9 (14%)	6 (10%)	1	12
49	23	77/92 (84%)	60 (78%)	13 (17%)	4 (5%)	2	26
50	24	83/87 (95%)	75 (90%)	5 (6%)	3 (4%)	4	34
51	25	63/71 (89%)	44 (70%)	9 (14%)	10 (16%)	0	4
59	33	663/750 (88%)	550 (83%)	78 (12%)	35 (5%)	2	25
All	All	6509/6970 (93%)	5299 (81%)	841 (13%)	369 (6%)	4	23

All (369) Ramachandran outliers are listed below:

Mol	Chain	Res	Type
2	B	18	ASP
2	B	181	ASP
2	B	188	LEU
3	C	55	SER
3	C	127	GLU
4	D	175	PRO
5	E	46	ASP
5	E	100	ASN
6	F	9	VAL
6	F	48	GLU
6	F	74	ALA
7	G	54	VAL
7	G	57	ASN
7	G	67	THR
7	G	83	ALA
7	G	111	ALA
7	G	124	ASP
8	H	8	VAL
8	H	18	ASN

Continued on next page...

Continued from previous page...

Mol	Chain	Res	Type
8	H	22	PRO
9	I	2	LYS
9	I	81	ILE
10	J	89	ASN
11	K	15	ALA
11	K	94	THR
12	L	6	ARG
12	L	69	PRO
13	M	59	SER
13	M	117	ASP
16	P	101	ASP
18	R	67	ASP
19	S	3	ARG
20	T	6	ARG
20	T	49	PRO
24	X	2	LYS
24	X	25	GLN
25	Y	13	ILE
26	Z	35	ASP
27	1	25	THR
29	3	9	VAL
31	5	12	ARG
32	6	19	THR
33	7	11	LEU
33	7	156	LEU
34	8	29	THR
34	8	33	ILE
34	8	36	ALA
34	8	84	ASN
34	8	152	SER
34	8	166	LYS
34	8	169	TRP
34	8	174	ALA
35	9	77	ASN
35	9	105	ILE
35	9	122	VAL
35	9	159	SER
35	9	160	VAL
36	10	38	ARG
37	11	8	GLN
37	11	57	GLU
39	13	38	PHE

Continued on next page...

Continued from previous page...

Mol	Chain	Res	Type
39	13	57	VAL
39	13	107	ALA
39	13	120	ALA
40	14	57	VAL
41	15	125	LYS
42	16	76	HIS
43	17	8	ILE
43	17	97	ARG
43	17	104	ASN
44	18	53	ASP
45	19	87	ARG
47	21	15	LYS
48	22	13	THR
48	22	17	VAL
50	24	5	SER
51	25	7	GLU
51	25	36	PHE
59	33	72	ASP
59	33	134	ASN
59	33	135	VAL
59	33	170	GLU
59	33	471	PRO
59	33	483	VAL
59	33	487	ARG
59	33	521	ILE
59	33	533	ARG
59	33	552	ARG
59	33	629	ARG
59	33	635	ARG
59	33	666	SER
1	A	72	GLY
1	A	88	ALA
1	A	120	ASP
2	B	58	ASN
2	B	98	VAL
2	B	118	PHE
3	C	60	TRP
4	D	20	ASN
4	D	40	GLY
6	F	2	GLN
6	F	84	ALA
7	G	52	MET

Continued on next page...

Continued from previous page...

Mol	Chain	Res	Type
7	G	84	TYR
7	G	122	GLN
7	G	125	ARG
8	H	31	GLY
8	H	32	VAL
8	H	136	GLY
9	I	25	LEU
9	I	72	LYS
10	J	35	VAL
10	J	93	GLN
10	J	110	GLU
11	K	17	LYS
11	K	29	LYS
11	K	93	ASN
11	K	111	ILE
11	K	113	ALA
13	M	99	LYS
14	N	101	GLY
15	O	64	SER
15	O	112	ARG
16	P	6	GLY
17	Q	29	THR
19	S	71	GLY
19	S	89	GLU
21	U	35	GLU
23	W	2	ARG
23	W	75	GLU
24	X	7	ARG
26	Z	4	ASP
26	Z	52	ALA
27	1	23	ALA
27	1	24	VAL
31	5	2	LYS
32	6	72	LYS
32	6	73	ARG
32	6	150	ILE
33	7	60	ALA
34	8	24	VAL
34	8	182	LYS
34	8	190	LEU
35	9	22	LYS
35	9	132	PRO

Continued on next page...

Continued from previous page...

Mol	Chain	Res	Type
35	9	157	GLY
36	10	86	ARG
36	10	99	ALA
37	11	52	ARG
38	12	88	LYS
39	13	12	LYS
39	13	23	GLY
39	13	71	ILE
40	14	68	ARG
42	16	41	PRO
42	16	60	PHE
42	16	70	GLY
42	16	75	GLU
42	16	77	SER
42	16	88	ASP
43	17	2	ARG
43	17	6	ILE
43	17	39	ALA
43	17	40	GLU
47	21	16	MET
49	23	66	VAL
50	24	6	ALA
50	24	76	ALA
51	25	65	ARG
59	33	468	GLN
59	33	476	LEU
59	33	551	ILE
59	33	706	GLN
1	A	51	ARG
2	B	31	ALA
2	B	102	ALA
2	B	103	ASP
2	B	139	SER
2	B	178	VAL
3	C	79	ARG
3	C	129	PRO
4	D	142	TYR
4	D	173	ASP
4	D	174	PHE
5	E	118	ALA
5	E	175	LYS
6	F	15	LEU

Continued on next page...

Continued from previous page...

Mol	Chain	Res	Type
7	G	72	LEU
7	G	75	ALA
7	G	89	PRO
7	G	90	GLY
7	G	93	ALA
9	I	132	HIS
10	J	103	VAL
11	K	115	GLU
12	L	59	ARG
12	L	125	PRO
13	M	32	GLU
15	O	2	ASN
17	Q	53	PHE
18	R	40	ASN
19	S	38	ALA
20	T	98	ASN
21	U	66	ASP
27	1	2	VAL
29	3	5	PHE
30	4	3	ILE
30	4	27	ASN
30	4	29	ARG
30	4	63	TYR
31	5	11	CYS
31	5	29	ALA
32	6	11	ALA
32	6	33	ALA
34	8	6	PRO
34	8	191	SER
35	9	23	THR
35	9	99	SER
35	9	129	SER
36	10	94	HIS
37	11	18	GLY
37	11	111	GLY
37	11	147	ASN
39	13	90	ASP
41	15	94	SER
42	16	2	THR
42	16	23	LEU
42	16	35	ARG
44	18	2	LYS

Continued on next page...

Continued from previous page...

Mol	Chain	Res	Type
44	18	20	PHE
44	18	29	ILE
45	19	72	LYS
46	20	79	ASN
46	20	81	ALA
47	21	17	GLU
48	22	71	ASP
51	25	8	ASN
51	25	13	VAL
51	25	34	ARG
51	25	37	TYR
51	25	64	ALA
51	25	66	ARG
59	33	267	ASN
59	33	334	VAL
59	33	485	THR
59	33	509	ARG
59	33	522	SER
59	33	553	LEU
59	33	610	ALA
59	33	654	ASP
59	33	695	LEU
1	A	70	LYS
3	C	18	THR
3	C	62	GLN
6	F	3	VAL
6	F	11	ASN
6	F	41	LYS
6	F	122	LEU
7	G	58	THR
11	K	47	ARG
14	N	100	HIS
18	R	3	THR
18	R	72	THR
20	T	13	LEU
20	T	50	ALA
32	6	149	GLY
33	7	28	PHE
35	9	93	VAL
36	10	98	GLU
37	11	17	PHE
37	11	113	LYS

Continued on next page...

Continued from previous page...

Mol	Chain	Res	Type
38	12	2	MET
40	14	34	ALA
40	14	47	GLU
40	14	75	ASP
44	18	37	ASP
45	19	45	HIS
48	22	18	GLN
48	22	36	GLY
48	22	70	THR
49	23	57	VAL
59	33	52	ALA
59	33	484	THR
59	33	568	SER
59	33	606	MET
59	33	637	ASP
59	33	701	SER
1	A	231	HIS
2	B	41	ALA
2	B	87	GLY
3	C	83	VAL
3	C	152	GLU
3	C	166	LYS
4	D	84	ILE
5	E	174	LYS
14	N	68	LYS
14	N	99	TYR
17	Q	43	ASN
19	S	65	GLY
22	V	8	ASN
22	V	39	THR
24	X	6	LEU
27	1	4	GLN
32	6	157	PRO
33	7	26	LYS
34	8	39	GLN
35	9	88	HIS
36	10	54	LEU
37	11	95	ARG
39	13	54	VAL
40	14	93	ALA
41	15	88	PRO
42	16	33	CYS

Continued on next page...

Continued from previous page...

Mol	Chain	Res	Type
42	16	108	ASP
43	17	65	GLU
44	18	71	GLY
45	19	2	LEU
49	23	26	ASP
51	25	12	ASP
1	A	31	PRO
7	G	118	ILE
7	G	121	SER
13	M	106	ASP
20	T	3	LYS
21	U	67	GLY
26	Z	32	LEU
26	Z	64	PHE
30	4	31	ILE
36	10	56	LYS
43	17	98	GLY
44	18	34	ASN
46	20	47	GLU
46	20	49	GLY
47	21	65	PRO
47	21	67	SER
59	33	44	GLN
59	33	675	ASP
3	C	54	GLY
5	E	7	PRO
9	I	82	GLY
25	Y	14	GLY
27	1	34	GLY
40	14	42	LEU
41	15	73	VAL
45	19	85	GLY
1	A	7	PRO
1	A	108	GLY
6	F	92	GLY
7	G	68	PRO
14	N	32	PRO
14	N	35	ILE
43	17	24	VAL
3	C	89	PRO
5	E	53	PRO
15	O	21	PRO

Continued on next page...

Continued from previous page...

Mol	Chain	Res	Type
20	T	38	ILE
28	2	41	VAL
33	7	75	VAL
47	21	54	ILE
49	23	10	ILE
4	D	61	GLY
6	F	78	VAL
7	G	108	VAL
34	8	45	PRO
39	13	9	GLY
59	33	656	VAL
35	9	140	ILE
40	14	33	GLY
43	17	113	LYS

5.3.2 Protein sidechains ⓘ

In the following table, the Percentiles column shows the percent sidechain outliers of the chain as a percentile score with respect to all PDB entries followed by that with respect to all EM entries.

The Analysed column shows the number of residues for which the sidechain conformation was analysed, and the total number of residues.

Mol	Chain	Analysed	Rotameric	Outliers	Percentiles	
1	A	216/218 (99%)	215 (100%)	1 (0%)	90	95
2	B	164/164 (100%)	163 (99%)	1 (1%)	87	94
3	C	165/165 (100%)	164 (99%)	1 (1%)	87	94
4	D	148/150 (99%)	146 (99%)	2 (1%)	69	86
5	E	137/138 (99%)	136 (99%)	1 (1%)	85	93
6	F	114/114 (100%)	113 (99%)	1 (1%)	81	90
7	G	100/123 (81%)	99 (99%)	1 (1%)	78	89
8	H	109/110 (99%)	109 (100%)	0	100	100
9	I	116/116 (100%)	116 (100%)	0	100	100
10	J	103/104 (99%)	103 (100%)	0	100	100
11	K	102/103 (99%)	102 (100%)	0	100	100
12	L	109/109 (100%)	109 (100%)	0	100	100
13	M	100/103 (97%)	99 (99%)	1 (1%)	78	89

Continued on next page...

Continued from previous page...

Mol	Chain	Analysed	Rotameric	Outliers	Percentiles	
14	N	86/87 (99%)	84 (98%)	2 (2%)	53	77
15	O	99/100 (99%)	99 (100%)	0	100	100
16	P	89/90 (99%)	89 (100%)	0	100	100
17	Q	84/84 (100%)	84 (100%)	0	100	100
18	R	93/93 (100%)	93 (100%)	0	100	100
19	S	80/84 (95%)	79 (99%)	1 (1%)	71	86
20	T	83/85 (98%)	82 (99%)	1 (1%)	74	87
21	U	78/78 (100%)	78 (100%)	0	100	100
22	V	57/63 (90%)	57 (100%)	0	100	100
23	W	67/68 (98%)	67 (100%)	0	100	100
24	X	55/55 (100%)	55 (100%)	0	100	100
25	Y	48/49 (98%)	48 (100%)	0	100	100
26	Z	59/62 (95%)	58 (98%)	1 (2%)	63	83
27	1	47/48 (98%)	47 (100%)	0	100	100
28	2	45/49 (92%)	45 (100%)	0	100	100
29	3	38/38 (100%)	38 (100%)	0	100	100
30	4	51/52 (98%)	51 (100%)	0	100	100
31	5	34/34 (100%)	34 (100%)	0	100	100
32	6	180/199 (90%)	179 (99%)	1 (1%)	87	94
33	7	170/190 (90%)	168 (99%)	2 (1%)	74	87
34	8	172/173 (99%)	171 (99%)	1 (1%)	87	94
35	9	119/126 (94%)	117 (98%)	2 (2%)	63	83
36	10	87/116 (75%)	86 (99%)	1 (1%)	76	88
37	11	124/147 (84%)	124 (100%)	0	100	100
38	12	104/105 (99%)	104 (100%)	0	100	100
39	13	105/107 (98%)	103 (98%)	2 (2%)	60	81
40	14	86/90 (96%)	86 (100%)	0	100	100
41	15	89/99 (90%)	89 (100%)	0	100	100
42	16	103/104 (99%)	103 (100%)	0	100	100
43	17	92/96 (96%)	91 (99%)	1 (1%)	76	88
44	18	83/84 (99%)	81 (98%)	2 (2%)	52	76

Continued on next page...

Continued from previous page...

Mol	Chain	Analysed	Rotameric	Outliers	Percentiles	
45	19	76/77 (99%)	76 (100%)	0	100	100
46	20	65/65 (100%)	65 (100%)	0	100	100
47	21	74/78 (95%)	74 (100%)	0	100	100
48	22	56/65 (86%)	55 (98%)	1 (2%)	62	83
49	23	70/79 (89%)	70 (100%)	0	100	100
50	24	65/66 (98%)	65 (100%)	0	100	100
51	25	55/61 (90%)	55 (100%)	0	100	100
59	33	452/635 (71%)	449 (99%)	3 (1%)	85	93
All	All	5303/5698 (93%)	5273 (99%)	30 (1%)	88	94

All (30) residues with a non-rotameric sidechain are listed below:

Mol	Chain	Res	Type
1	A	212	TRP
2	B	40	LEU
3	C	60	TRP
4	D	103	ILE
4	D	175	PRO
5	E	138	GLN
6	F	9	VAL
7	G	41	LEU
13	M	37	THR
14	N	32	PRO
14	N	33	ARG
19	S	32	LEU
20	T	49	PRO
26	Z	37	CYS
32	6	22	TRP
33	7	100	ILE
33	7	101	ASN
34	8	170	LEU
35	9	132	PRO
35	9	161	GLU
36	10	92	THR
39	13	45	MET
39	13	126	PHE
43	17	114	PRO
44	18	45	LEU
44	18	81	ILE

Continued on next page...

Continued from previous page...

Mol	Chain	Res	Type
48	22	12	PHE
59	33	267	ASN
59	33	338	ILE
59	33	714	ILE

Some sidechains can be flipped to improve hydrogen bonding and reduce clashes. All (94) such sidechains are listed below:

Mol	Chain	Res	Type
1	A	114	GLN
1	A	116	GLN
1	A	127	ASN
2	B	49	GLN
2	B	130	GLN
2	B	173	GLN
3	C	94	GLN
3	C	156	ASN
4	D	51	ASN
4	D	62	GLN
4	D	80	GLN
5	E	47	ASN
5	E	63	GLN
5	E	72	ASN
5	E	87	GLN
5	E	115	GLN
6	F	28	ASN
6	F	43	ASN
6	F	119	ASN
7	G	122	GLN
8	H	11	GLN
8	H	29	GLN
8	H	30	GLN
8	H	42	ASN
9	I	136	GLN
13	M	18	GLN
14	N	100	HIS
15	O	6	GLN
15	O	11	GLN
16	P	36	GLN
16	P	51	GLN
16	P	55	GLN
16	P	58	GLN
16	P	71	ASN

Continued on next page...

Continued from previous page...

Mol	Chain	Res	Type
17	Q	18	GLN
17	Q	43	ASN
17	Q	66	HIS
17	Q	89	HIS
20	T	73	ASN
22	V	8	ASN
23	W	15	ASN
24	X	20	ASN
24	X	58	ASN
26	Z	61	ASN
27	1	5	ASN
29	3	13	ASN
31	5	35	GLN
31	5	37	GLN
32	6	17	HIS
32	6	18	GLN
32	6	38	HIS
32	6	167	HIS
32	6	177	ASN
34	8	70	GLN
35	9	42	ASN
35	9	134	ASN
36	10	11	HIS
36	10	37	HIS
37	11	27	ASN
37	11	121	ASN
37	11	129	ASN
38	12	17	GLN
38	12	20	ASN
39	13	36	GLN
39	13	74	GLN
39	13	109	GLN
40	14	58	ASN
41	15	28	ASN
41	15	39	ASN
42	16	28	GLN
42	16	45	ASN
46	20	9	HIS
46	20	26	ASN
46	20	29	ASN
46	20	40	ASN
46	20	79	ASN

Continued on next page...

Continued from previous page...

Mol	Chain	Res	Type
47	21	30	HIS
47	21	46	HIS
48	22	18	GLN
48	22	51	GLN
48	22	73	HIS
50	24	51	ASN
50	24	60	GLN
50	24	83	ASN
59	33	88	ASN
59	33	235	HIS
59	33	264	GLN
59	33	267	ASN
59	33	432	HIS
59	33	594	ASN
59	33	604	ASN
59	33	614	GLN
59	33	706	GLN
59	33	730	ASN

5.3.3 RNA ⓘ

Mol	Chain	Analysed	Backbone Outliers	Pucker Outliers
52	26	1538/1539 (99%)	178 (11%)	5 (0%)
53	27	2902/2903 (99%)	379 (13%)	17 (0%)
54	28	119/120 (99%)	15 (12%)	1 (0%)
55	29	19/20 (95%)	3 (15%)	0
56	30	75/76 (98%)	22 (29%)	1 (1%)
57	31	76/77 (98%)	5 (6%)	0
58	32	76/77 (98%)	16 (21%)	0
All	All	4805/4812 (99%)	618 (12%)	24 (0%)

All (618) RNA backbone outliers are listed below:

Mol	Chain	Res	Type
52	26	4	U
52	26	9	G
52	26	13	U
52	26	22	G
52	26	32	A
52	26	39	G
52	26	47	C

Continued on next page...

Continued from previous page...

Mol	Chain	Res	Type
52	26	48	C
52	26	50	A
52	26	51	A
52	26	71	A
52	26	82	G
52	26	83	C
52	26	86	G
52	26	94	G
52	26	95	C
52	26	100	G
52	26	121	U
52	26	141	G
52	26	144	G
52	26	149	A
52	26	168	G
52	26	183	C
52	26	184	G
52	26	209	U
52	26	210	C
52	26	211	G
52	26	212	G
52	26	226	G
52	26	240	G
52	26	247	G
52	26	251	G
52	26	266	G
52	26	267	C
52	26	279	A
52	26	280	C
52	26	281	G
52	26	289	G
52	26	306	A
52	26	328	C
52	26	330	C
52	26	345	C
52	26	352	C
52	26	354	G
52	26	367	U
52	26	369	G
52	26	372	C
52	26	373	A
52	26	398	U

Continued on next page...

Continued from previous page...

Mol	Chain	Res	Type
52	26	406	G
52	26	412	A
52	26	413	G
52	26	421	U
52	26	422	C
52	26	423	G
52	26	429	U
52	26	467	U
52	26	468	A
52	26	484	G
52	26	485	U
52	26	486	U
52	26	496	A
52	26	509	A
52	26	527	G
52	26	531	U
52	26	532	A
52	26	533	A
52	26	535	A
52	26	547	A
52	26	561	U
52	26	562	U
52	26	564	C
52	26	572	A
52	26	573	A
52	26	575	G
52	26	576	C
52	26	577	G
52	26	596	A
52	26	607	A
52	26	633	G
52	26	642	A
52	26	665	A
52	26	687	A
52	26	703	G
52	26	724	G
52	26	731	G
52	26	733	G
52	26	755	G
52	26	777	A
52	26	793	U
52	26	814	A

Continued on next page...

Continued from previous page...

Mol	Chain	Res	Type
52	26	815	A
52	26	817	C
52	26	818	G
52	26	819	A
52	26	821	G
52	26	832	G
52	26	842	U
52	26	843	U
52	26	844	G
52	26	846	G
52	26	849	G
52	26	871	U
52	26	934	C
52	26	935	A
52	26	960	U
52	26	961	U
52	26	966	G
52	26	969	A
52	26	971	G
52	26	975	A
52	26	976	G
52	26	977	A
52	26	991	U
52	26	992	U
52	26	993	G
52	26	1004	A
52	26	1020	G
52	26	1027	C
52	26	1028	C
52	26	1030	U
52	26	1032	G
52	26	1033	G
52	26	1034	G
52	26	1094	G
52	26	1101	A
52	26	1130	A
52	26	1132	C
52	26	1136	C
52	26	1137	C
52	26	1138	G
52	26	1139	G
52	26	1140	C

Continued on next page...

Continued from previous page...

Mol	Chain	Res	Type
52	26	1159	U
52	26	1168	U
52	26	1183	U
52	26	1184	G
52	26	1196	A
52	26	1207	G
52	26	1212	U
52	26	1213	A
52	26	1225	A
52	26	1226	C
52	26	1227	A
52	26	1238	A
52	26	1240	U
52	26	1241	G
52	26	1258	G
52	26	1260	G
52	26	1275	A
52	26	1278	G
52	26	1280	A
52	26	1286	U
52	26	1287	A
52	26	1300	G
52	26	1317	C
52	26	1320	C
52	26	1336	C
52	26	1346	A
52	26	1347	G
52	26	1353	G
52	26	1363	A
52	26	1395	C
52	26	1419	G
52	26	1441	A
52	26	1446	A
52	26	1448	C
52	26	1452	C
52	26	1453	G
52	26	1492	A
52	26	1497	G
52	26	1503	A
52	26	1506	U
52	26	1517	G
52	26	1529	G

Continued on next page...

Continued from previous page...

Mol	Chain	Res	Type
52	26	1530	G
52	26	1533	C
52	26	1534	A
53	27	10	A
53	27	12	U
53	27	34	U
53	27	35	G
53	27	46	G
53	27	49	A
53	27	51	G
53	27	63	A
53	27	71	A
53	27	74	A
53	27	75	G
53	27	92	U
53	27	103	A
53	27	114	U
53	27	118	A
53	27	119	A
53	27	120	U
53	27	139	U
53	27	140	C
53	27	142	A
53	27	143	C
53	27	162	U
53	27	163	C
53	27	178	G
53	27	181	A
53	27	196	A
53	27	199	A
53	27	205	G
53	27	216	A
53	27	221	A
53	27	222	A
53	27	229	C
53	27	248	G
53	27	249	C
53	27	255	A
53	27	276	U
53	27	278	A
53	27	281	C
53	27	284	U

Continued on next page...

Continued from previous page...

Mol	Chain	Res	Type
53	27	285	G
53	27	294	A
53	27	301	G
53	27	311	A
53	27	322	A
53	27	323	C
53	27	324	A
53	27	329	G
53	27	330	A
53	27	353	C
53	27	371	A
53	27	372	G
53	27	386	G
53	27	387	U
53	27	404	A
53	27	406	G
53	27	411	G
53	27	422	A
53	27	424	G
53	27	451	U
53	27	455	C
53	27	457	A
53	27	481	G
53	27	491	G
53	27	504	A
53	27	505	A
53	27	508	A
53	27	529	A
53	27	531	C
53	27	532	A
53	27	545	U
53	27	547	A
53	27	548	G
53	27	549	G
53	27	563	A
53	27	568	U
53	27	573	U
53	27	575	A
53	27	588	U
53	27	603	A
53	27	614	A
53	27	615	U

Continued on next page...

Continued from previous page...

Mol	Chain	Res	Type
53	27	627	A
53	27	637	A
53	27	645	C
53	27	646	U
53	27	654	A
53	27	655	A
53	27	664	G
53	27	669	G
53	27	686	U
53	27	695	G
53	27	711	G
53	27	717	C
53	27	730	A
53	27	747	C
53	27	752	A
53	27	776	G
53	27	782	A
53	27	784	G
53	27	785	G
53	27	805	G
53	27	812	C
53	27	819	A
53	27	827	U
53	27	828	U
53	27	830	G
53	27	845	A
53	27	846	U
53	27	847	U
53	27	858	G
53	27	859	G
53	27	860	U
53	27	866	A
53	27	888	C
53	27	896	A
53	27	910	A
53	27	915	C
53	27	931	U
53	27	932	U
53	27	941	A
53	27	945	A
53	27	946	C
53	27	953	G

Continued on next page...

Continued from previous page...

Mol	Chain	Res	Type
53	27	961	C
53	27	973	A
53	27	974	G
53	27	983	A
53	27	995	C
53	27	996	A
53	27	1009	A
53	27	1012	U
53	27	1013	C
53	27	1021	A
53	27	1022	G
53	27	1023	U
53	27	1033	U
53	27	1046	A
53	27	1047	G
53	27	1053	C
53	27	1069	A
53	27	1070	A
53	27	1083	U
53	27	1088	A
53	27	1090	A
53	27	1097	U
53	27	1111	A
53	27	1119	U
53	27	1130	U
53	27	1131	G
53	27	1132	U
53	27	1133	A
53	27	1135	C
53	27	1142	A
53	27	1157	G
53	27	1172	C
53	27	1173	U
53	27	1174	U
53	27	1177	G
53	27	1178	C
53	27	1206	G
53	27	1210	G
53	27	1212	G
53	27	1250	G
53	27	1253	A
53	27	1256	G

Continued on next page...

Continued from previous page...

Mol	Chain	Res	Type
53	27	1262	A
53	27	1271	G
53	27	1272	A
53	27	1300	G
53	27	1301	A
53	27	1305	C
53	27	1321	A
53	27	1329	U
53	27	1330	C
53	27	1332	G
53	27	1345	C
53	27	1365	A
53	27	1378	A
53	27	1379	U
53	27	1383	A
53	27	1395	A
53	27	1416	G
53	27	1419	A
53	27	1420	A
53	27	1428	C
53	27	1461	C
53	27	1482	G
53	27	1490	A
53	27	1498	C
53	27	1504	A
53	27	1515	A
53	27	1524	G
53	27	1535	A
53	27	1536	C
53	27	1560	G
53	27	1569	A
53	27	1578	U
53	27	1584	U
53	27	1608	A
53	27	1611	C
53	27	1616	A
53	27	1617	C
53	27	1647	U
53	27	1648	U
53	27	1674	G
53	27	1694	C
53	27	1698	A

Continued on next page...

Continued from previous page...

Mol	Chain	Res	Type
53	27	1699	G
53	27	1703	G
53	27	1715	G
53	27	1729	U
53	27	1730	C
53	27	1731	G
53	27	1732	C
53	27	1738	G
53	27	1758	U
53	27	1764	C
53	27	1773	A
53	27	1780	A
53	27	1782	U
53	27	1791	A
53	27	1800	C
53	27	1801	A
53	27	1808	A
53	27	1816	C
53	27	1829	A
53	27	1847	G
53	27	1858	A
53	27	1871	A
53	27	1901	A
53	27	1906	G
53	27	1907	G
53	27	1913	A
53	27	1929	G
53	27	1930	G
53	27	1937	A
53	27	1938	A
53	27	1955	U
53	27	1967	C
53	27	1970	A
53	27	1971	U
53	27	1972	G
53	27	1982	U
53	27	1991	U
53	27	1993	U
53	27	1997	C
53	27	2022	U
53	27	2023	C
53	27	2031	A

Continued on next page...

Continued from previous page...

Mol	Chain	Res	Type
53	27	2036	C
53	27	2043	C
53	27	2049	G
53	27	2055	C
53	27	2056	G
53	27	2060	A
53	27	2061	G
53	27	2062	A
53	27	2063	C
53	27	2069	G
53	27	2072	C
53	27	2080	A
53	27	2095	A
53	27	2096	C
53	27	2098	U
53	27	2110	G
53	27	2111	U
53	27	2113	U
53	27	2115	G
53	27	2118	U
53	27	2119	A
53	27	2124	G
53	27	2127	G
53	27	2131	U
53	27	2132	U
53	27	2133	G
53	27	2137	U
53	27	2145	C
53	27	2147	A
53	27	2148	G
53	27	2159	G
53	27	2162	G
53	27	2171	A
53	27	2172	U
53	27	2173	A
53	27	2182	U
53	27	2189	U
53	27	2198	A
53	27	2204	G
53	27	2211	A
53	27	2225	A
53	27	2238	G

Continued on next page...

Continued from previous page...

Mol	Chain	Res	Type
53	27	2239	G
53	27	2243	U
53	27	2268	A
53	27	2278	A
53	27	2283	C
53	27	2287	A
53	27	2297	A
53	27	2305	U
53	27	2309	A
53	27	2319	G
53	27	2325	G
53	27	2327	A
53	27	2334	U
53	27	2350	C
53	27	2357	G
53	27	2382	G
53	27	2383	G
53	27	2385	C
53	27	2388	A
53	27	2402	U
53	27	2403	C
53	27	2406	A
53	27	2423	U
53	27	2424	C
53	27	2429	G
53	27	2430	A
53	27	2435	A
53	27	2441	U
53	27	2447	G
53	27	2448	A
53	27	2476	A
53	27	2494	G
53	27	2497	A
53	27	2498	C
53	27	2502	G
53	27	2503	A
53	27	2505	G
53	27	2506	U
53	27	2518	A
53	27	2520	C
53	27	2529	G
53	27	2547	A

Continued on next page...

Continued from previous page...

Mol	Chain	Res	Type
53	27	2554	U
53	27	2562	U
53	27	2567	G
53	27	2572	A
53	27	2585	U
53	27	2586	U
53	27	2602	A
53	27	2603	G
53	27	2609	U
53	27	2613	U
53	27	2615	U
53	27	2621	G
53	27	2629	U
53	27	2646	C
53	27	2682	A
53	27	2689	U
53	27	2690	U
53	27	2713	U
53	27	2714	G
53	27	2716	C
53	27	2722	G
53	27	2744	G
53	27	2748	A
53	27	2752	C
53	27	2757	A
53	27	2764	A
53	27	2765	A
53	27	2778	A
53	27	2779	U
53	27	2780	G
53	27	2791	G
53	27	2798	U
53	27	2799	A
53	27	2800	A
53	27	2801	G
53	27	2808	G
53	27	2809	A
53	27	2820	A
53	27	2823	A
53	27	2833	U
53	27	2850	A
53	27	2866	U

Continued on next page...

Continued from previous page...

Mol	Chain	Res	Type
53	27	2867	G
53	27	2868	A
53	27	2872	A
53	27	2880	C
54	28	4	C
54	28	13	G
54	28	24	G
54	28	25	U
54	28	35	C
54	28	44	G
54	28	45	A
54	28	67	G
54	28	88	C
54	28	89	U
54	28	90	C
54	28	91	C
54	28	108	A
54	28	109	A
54	28	120	A
55	29	8	A
55	29	12	A
55	29	13	A
56	30	8	U
56	30	9	A
56	30	10	G
56	30	13	C
56	30	14	A
56	30	16	U
56	30	17	C
56	30	18	G
56	30	20	U
56	30	21	A
56	30	42	C
56	30	46	G
56	30	48	C
56	30	52	G
56	30	55	U
56	30	58	A
56	30	59	U
56	30	61	C
56	30	63	G
56	30	74	C

Continued on next page...

Continued from previous page...

Mol	Chain	Res	Type
56	30	75	C
56	30	76	A
57	31	9	G
57	31	19	G
57	31	20	U
57	31	47	U
57	31	48	C
58	32	7	G
58	32	8	U
58	32	9	G
58	32	16	C
58	32	19	G
58	32	21	A
58	32	22	G
58	32	30	G
58	32	34	C
58	32	35	A
58	32	45	G
58	32	46	A
58	32	48	C
58	32	59	A
58	32	70	G
58	32	75	C

All (24) RNA pucker outliers are listed below:

Mol	Chain	Res	Type
52	26	246	A
52	26	438	U
52	26	561	U
52	26	960	U
52	26	1240	U
53	27	139	U
53	27	421	C
53	27	490	C
53	27	858	G
53	27	859	G
53	27	1020	A
53	27	1130	U
53	27	1378	A
53	27	1694	C
53	27	1730	C

Continued on next page...

Continued from previous page...

Mol	Chain	Res	Type
53	27	1857	G
53	27	2286	G
53	27	2296	U
53	27	2326	C
53	27	2712	C
53	27	2756	U
53	27	2808	G
54	28	66	A
56	30	73	A

5.4 Non-standard residues in protein, DNA, RNA chains [i](#)

There are no non-standard protein/DNA/RNA residues in this entry.

5.5 Carbohydrates [i](#)

There are no carbohydrates in this entry.

5.6 Ligand geometry [i](#)

There are no ligands in this entry.

5.7 Other polymers [i](#)

There are no such residues in this entry.

5.8 Polymer linkage issues [i](#)

There are no chain breaks in this entry.