



Full wwPDB X-ray Structure Validation Report ⓘ

May 21, 2018 – 05:07 PM EDT

PDB ID : 1L2G
Title : Structure of a C-terminally truncated form of glycoprotein D from HSV-1
Authors : Carfi, A.; Willis, S.H.; Whitbeck, J.C.; Krummenacher, C.; Cohen, G.H.;
Eisenberg, R.J.; Wiley, D.C.
Deposited on : 2002-02-21
Resolution : 2.85 Å(reported)

This is a Full wwPDB X-ray Structure Validation Report for a publicly released PDB entry.

We welcome your comments at validation@mail.wwpdb.org

A user guide is available at

<https://www.wwpdb.org/validation/2017/XrayValidationReportHelp>

with specific help available everywhere you see the ⓘ symbol.

The following versions of software and data (see [references ⓘ](#)) were used in the production of this report:

MolProbity : 4.02b-467
Mogul : 1.7.3 (157068), CSD as539be (2018)
Xtriage (Phenix) : 1.13
EDS : rb-20031021
Percentile statistics : 20171227.v01 (using entries in the PDB archive December 27th 2017)
Refmac : 5.8.0158
CCP4 : 7.0 (Gargrove)
Ideal geometry (proteins) : Engh & Huber (2001)
Ideal geometry (DNA, RNA) : Parkinson et al. (1996)
Validation Pipeline (wwPDB-VP) : rb-20031021

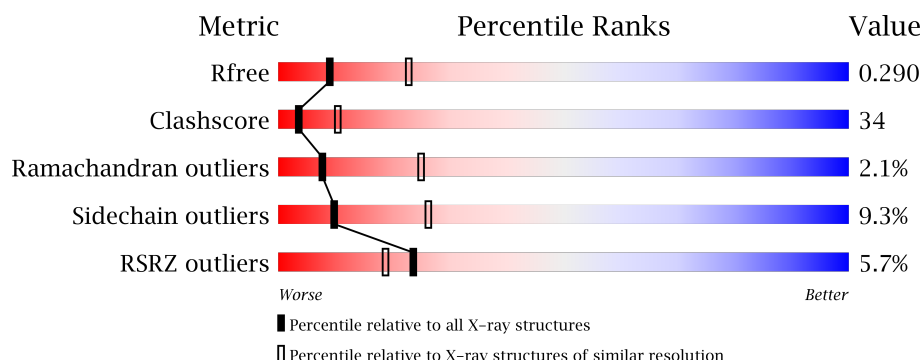
1 Overall quality at a glance

The following experimental techniques were used to determine the structure:

X-RAY DIFFRACTION

The reported resolution of this entry is 2.85 Å.

Percentile scores (ranging between 0-100) for global validation metrics of the entry are shown in the following graphic. The table shows the number of entries on which the scores are based.






Metric	Whole archive (#Entries)	Similar resolution (#Entries, resolution range(Å))
R_{free}	111664	2715 (2.90-2.82)
Clashscore	122126	2976 (2.90-2.82)
Ramachandran outliers	120053	2913 (2.90-2.82)
Sidechain outliers	120020	2916 (2.90-2.82)
RSRZ outliers	108989	2654 (2.90-2.82)

The table below summarises the geometric issues observed across the polymeric chains and their fit to the electron density. The red, orange, yellow and green segments on the lower bar indicate the fraction of residues that contain outliers for ≥ 3 , 2, 1 and 0 types of geometric quality criteria. A grey segment represents the fraction of residues that are not modelled. The numeric value for each fraction is indicated below the corresponding segment, with a dot representing fractions $\leq 5\%$. The upper red bar (where present) indicates the fraction of residues that have poor fit to the electron density. The numeric value is given above the bar.

Mol	Chain	Length	Quality of chain
1	1-A	287	<div> <div>2%</div> <div> <div>40%</div> <div>38%</div> <div>5%</div> <div>16%</div> </div> </div>
1	1-B	287	<div> <div>3%</div> <div> <div>38%</div> <div>41%</div> <div>5%</div> <div>16%</div> </div> </div>
1	1-C	287	<div> <div>6%</div> <div> <div>40%</div> <div>39%</div> <div>5%</div> <div>16%</div> </div> </div>
1	1-D	287	<div> <div>8%</div> <div> <div>40%</div> <div>39%</div> <div>5%</div> <div>16%</div> </div> </div>
1	2-A	287	<div> <div>2%</div> <div> <div>38%</div> <div>41%</div> <div>5%</div> <div>16%</div> </div> </div>

Continued on next page...

Continued from previous page...

Mol	Chain	Length	Quality of chain
1	2-B	287	
1	2-C	287	
1	2-D	287	

The following table lists non-polymeric compounds, carbohydrate monomers and non-standard residues in protein, DNA, RNA chains that are outliers for geometric or electron-density-fit criteria:

Mol	Type	Chain	Res	Chirality	Geometry	Clashes	Electron density
2	NAG	1-D	430	-	-	-	X
2	NAG	2-D	430	-	-	-	X

2 Entry composition

There are 2 unique types of molecules in this entry. The entry contains 15376 atoms, of which 0 are hydrogens and 0 are deuteriums.

In the tables below, the ZeroOcc column contains the number of atoms modelled with zero occupancy, the AltConf column contains the number of residues with at least one atom in alternate conformation and the Trace column contains the number of residues modelled with at most 2 atoms.

- Molecule 1 is a protein called Glycoprotein D.

Mol	Chain	Residues	Atoms					ZeroOcc	AltConf	Trace
1	1-A	242	Total	C	N	O	S	0	0	0
			1908	1226	330	342	10			
1	2-A	242	Total	C	N	O	S	0	0	0
			1908	1226	330	342	10			
1	1-B	242	Total	C	N	O	S	0	0	0
			1908	1226	330	342	10			
1	2-B	242	Total	C	N	O	S	0	0	0
			1908	1226	330	342	10			
1	1-D	242	Total	C	N	O	S	0	0	0
			1908	1226	330	342	10			
1	2-D	242	Total	C	N	O	S	0	0	0
			1908	1226	330	342	10			
1	1-C	242	Total	C	N	O	S	0	0	0
			1908	1226	330	342	10			
1	2-C	242	Total	C	N	O	S	0	0	0
			1908	1226	330	342	10			

There are 8 discrepancies between the modelled and reference sequences:

Chain	Residue	Modelled	Actual	Comment	Reference
A	-1	ASP	-	CLONING ARTIFACT	UNP P57083
A	0	PRO	-	CLONING ARTIFACT	UNP P57083
B	-1	ASP	-	CLONING ARTIFACT	UNP P57083
B	0	PRO	-	CLONING ARTIFACT	UNP P57083
C	-1	ASP	-	CLONING ARTIFACT	UNP P57083
C	0	PRO	-	CLONING ARTIFACT	UNP P57083
D	-1	ASP	-	CLONING ARTIFACT	UNP P57083
D	0	PRO	-	CLONING ARTIFACT	UNP P57083

- Molecule 2 is N-ACETYL-D-GLUCOSAMINE (three-letter code: NAG) (formula: C₈H₁₅NO₆).

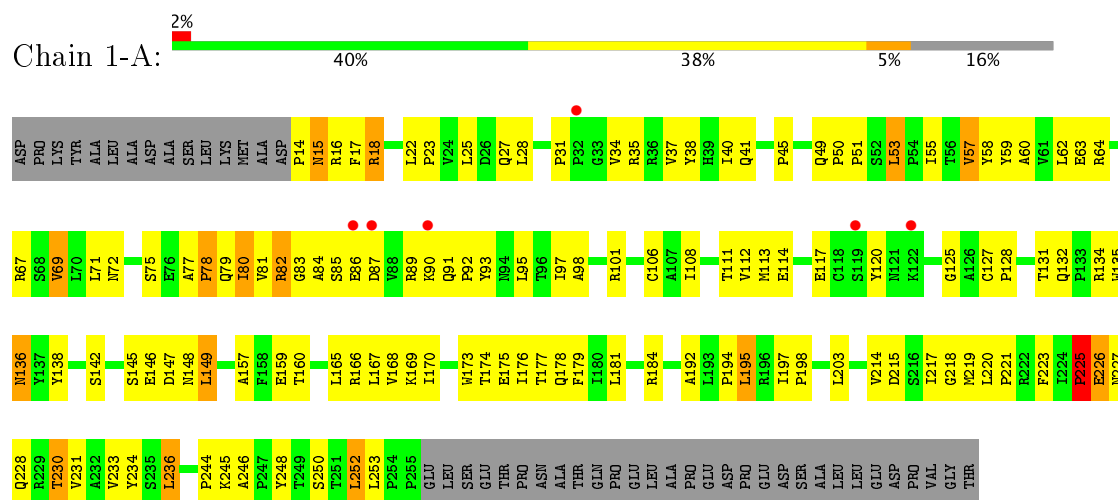


Mol	Chain	Residues	Atoms				ZeroOcc	AltConf
2	1-A	1	Total	C	N	O	0	0
			14	8	1	5		
2	2-A	1	Total	C	N	O	0	0
			14	8	1	5		
2	1-B	1	Total	C	N	O	0	0
			14	8	1	5		
2	2-B	1	Total	C	N	O	0	0
			14	8	1	5		
2	1-D	1	Total	C	N	O	0	0
			14	8	1	5		
2	2-D	1	Total	C	N	O	0	0
			14	8	1	5		
2	1-C	1	Total	C	N	O	0	0
			14	8	1	5		
2	2-C	1	Total	C	N	O	0	0
			14	8	1	5		

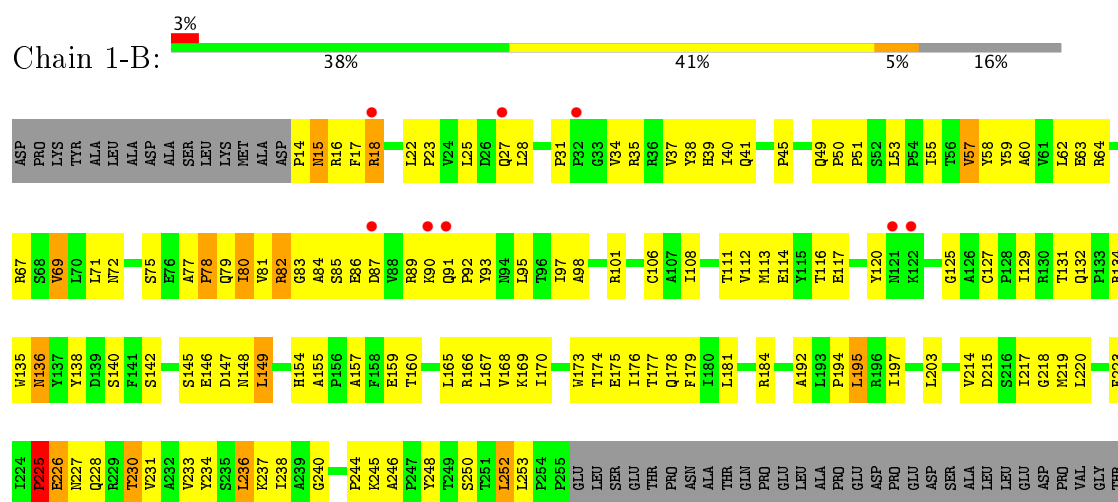
3 Residue-property plots [i](#)

These plots are drawn for all protein, RNA and DNA chains in the entry. The first graphic for a chain summarises the proportions of the various outlier classes displayed in the second graphic. The second graphic shows the sequence view annotated by issues in geometry and electron density. Residues are color-coded according to the number of geometric quality criteria for which they contain at least one outlier: green = 0, yellow = 1, orange = 2 and red = 3 or more. A red dot above a residue indicates a poor fit to the electron density ($RSRZ > 2$). Stretches of 2 or more consecutive residues without any outlier are shown as a green connector. Residues present in the sample, but not in the model, are shown in grey.

• Molecule 1: Glycoprotein D

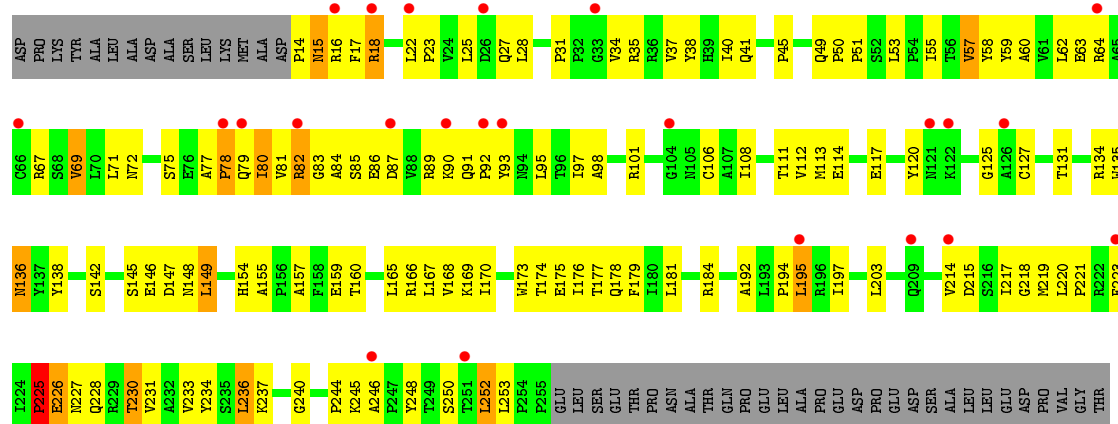


• Molecule 1: Glycoprotein D

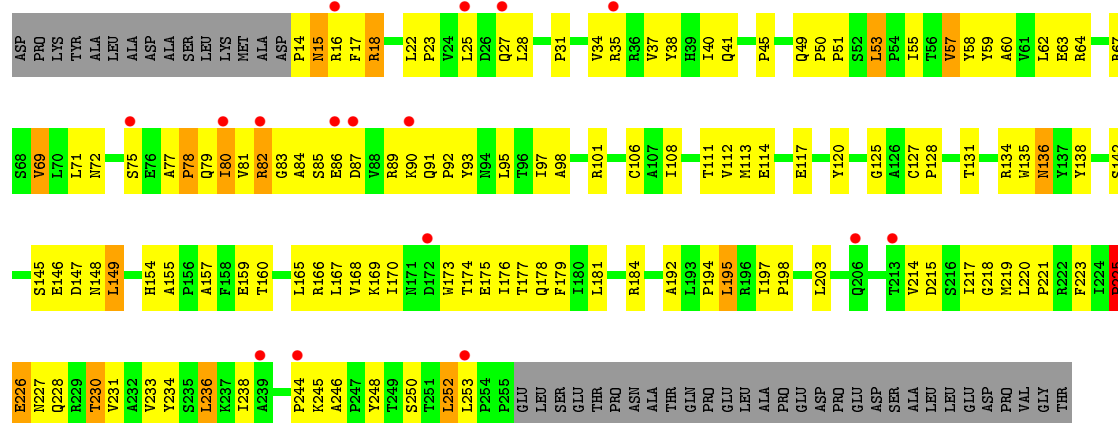
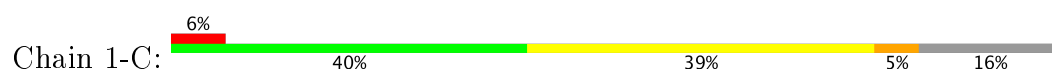


• Molecule 1: Glycoprotein D

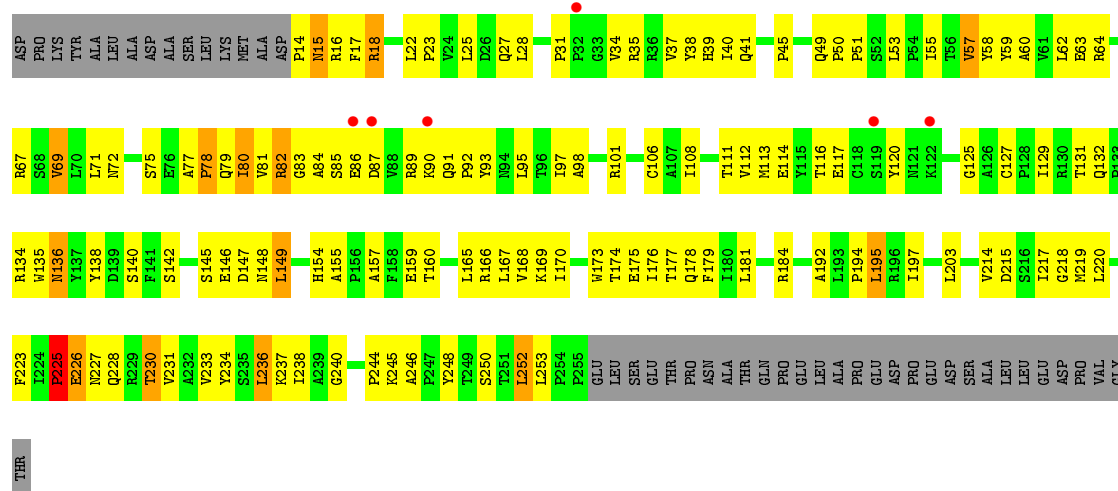




• Molecule 1: Glycoprotein D



• Molecule 1: Glycoprotein D



• Molecule 1: Glycoprotein D

4 Data and refinement statistics

Property	Value	Source
Space group	P 4	Depositor
Cell constants a, b, c, α , β , γ	131.42Å 131.42Å 83.27Å 90.00° 90.00° 90.00°	Depositor
Resolution (Å)	30.00 – 2.85 33.39 – 2.80	Depositor EDS
% Data completeness (in resolution range)	88.0 (30.00-2.85) 86.4 (33.39-2.80)	Depositor EDS
R_{merge}	(Not available)	Depositor
R_{sym}	0.08	Depositor
$\langle I/\sigma(I) \rangle$ ¹	2.88 (at 2.81Å)	Xtriage
Refinement program	CNS 1.0	Depositor
R, R_{free}	0.278 , 0.297 0.266 , 0.290	Depositor DCC
R_{free} test set	1506 reflections (4.96%)	wwPDB-VP
Wilson B-factor (Å ²)	38.6	Xtriage
Anisotropy	0.457	Xtriage
Bulk solvent k_{sol} (e/Å ³), B_{sol} (Å ²)	0.22 , 0.6	EDS
L-test for twinning ²	$\langle L \rangle = 0.51$, $\langle L^2 \rangle = 0.34$	Xtriage
Estimated twinning fraction	0.459 for h,-k,-l	Xtriage
F_o, F_c correlation	0.89	EDS
Total number of atoms	15376	wwPDB-VP
Average B, all atoms (Å ²)	33.0	wwPDB-VP

Xtriage's analysis on translational NCS is as follows: *The analyses of the Patterson function reveals a significant off-origin peak that is 52.10 % of the origin peak, indicating pseudo-translational symmetry. The chance of finding a peak of this or larger height randomly in a structure without pseudo-translational symmetry is equal to 5.1050e-05. The detected translational NCS is most likely also responsible for the elevated intensity ratio.*

¹ Intensities estimated from amplitudes.

² Theoretical values of $\langle |L| \rangle$, $\langle L^2 \rangle$ for acentric reflections are 0.5, 0.333 respectively for untwinned datasets, and 0.375, 0.2 for perfectly twinned datasets.

5 Model quality ⓘ

5.1 Standard geometry ⓘ

Bond lengths and bond angles in the following residue types are not validated in this section: NAG

The Z score for a bond length (or angle) is the number of standard deviations the observed value is removed from the expected value. A bond length (or angle) with $|Z| > 5$ is considered an outlier worth inspection. RMSZ is the root-mean-square of all Z scores of the bond lengths (or angles).

Mol	Chain	Bond lengths		Bond angles	
		RMSZ	# Z >5	RMSZ	# Z >5
1	1-A	0.52	1/1966 (0.1%)	0.75	2/2688 (0.1%)
1	1-B	0.52	1/1966 (0.1%)	0.75	2/2688 (0.1%)
1	1-C	0.52	1/1966 (0.1%)	0.75	2/2688 (0.1%)
1	1-D	0.52	1/1966 (0.1%)	0.75	2/2688 (0.1%)
1	2-A	0.52	1/1966 (0.1%)	0.75	2/2688 (0.1%)
1	2-B	0.52	1/1966 (0.1%)	0.75	2/2688 (0.1%)
1	2-C	0.52	1/1966 (0.1%)	0.75	2/2688 (0.1%)
1	2-D	0.52	1/1966 (0.1%)	0.75	2/2688 (0.1%)
All	All	0.52	8/15728 (0.1%)	0.75	16/21504 (0.1%)

All (8) bond length outliers are listed below:

Mol	Chain	Res	Type	Atoms	Z	Observed(Å)	Ideal(Å)
1	1-B	18	ARG	CB-CG	-9.11	1.27	1.52
1	2-A	18	ARG	CB-CG	-9.11	1.27	1.52
1	1-C	18	ARG	CB-CG	-9.10	1.27	1.52
1	1-D	18	ARG	CB-CG	-9.10	1.27	1.52
1	1-A	18	ARG	CB-CG	-9.08	1.28	1.52
1	2-B	18	ARG	CB-CG	-9.08	1.28	1.52
1	2-C	18	ARG	CB-CG	-9.06	1.28	1.52
1	2-D	18	ARG	CB-CG	-9.06	1.28	1.52

All (16) bond angle outliers are listed below:

Mol	Chain	Res	Type	Atoms	Z	Observed(°)	Ideal(°)
1	1-D	18	ARG	CB-CG-CD	7.98	132.35	111.60
1	2-C	18	ARG	CB-CG-CD	7.98	132.34	111.60
1	1-A	18	ARG	CB-CG-CD	7.97	132.32	111.60
1	1-B	18	ARG	CB-CG-CD	7.97	132.32	111.60
1	2-A	18	ARG	CB-CG-CD	7.97	132.32	111.60

Continued on next page...

Continued from previous page...

Mol	Chain	Res	Type	Atoms	Z	Observed(°)	Ideal(°)
1	2-B	18	ARG	CB-CG-CD	7.97	132.32	111.60
1	2-D	18	ARG	CB-CG-CD	7.97	132.32	111.60
1	1-C	18	ARG	CB-CG-CD	7.97	132.32	111.60
1	1-D	18	ARG	CA-CB-CG	6.99	128.77	113.40
1	1-A	18	ARG	CA-CB-CG	6.95	128.70	113.40
1	2-B	18	ARG	CA-CB-CG	6.95	128.70	113.40
1	2-C	18	ARG	CA-CB-CG	6.95	128.69	113.40
1	1-C	18	ARG	CA-CB-CG	6.95	128.69	113.40
1	2-D	18	ARG	CA-CB-CG	6.94	128.67	113.40
1	1-B	18	ARG	CA-CB-CG	6.94	128.67	113.40
1	2-A	18	ARG	CA-CB-CG	6.94	128.67	113.40

There are no chirality outliers.

There are no planarity outliers.

5.2 Too-close contacts ⓘ

In the following table, the Non-H and H(model) columns list the number of non-hydrogen atoms and hydrogen atoms in the chain respectively. The H(added) column lists the number of hydrogen atoms added and optimized by MolProbity. The Clashes column lists the number of clashes within the asymmetric unit, whereas Symm-Clashes lists symmetry related clashes.

Mol	Chain	Non-H	H(model)	H(added)	Clashes	Symm-Clashes
1	1-A	1908	0	1893	159	0
1	1-B	1908	0	1893	155	0
1	1-C	1908	0	1893	150	0
1	1-D	1908	0	1893	143	0
1	2-A	1908	0	1893	155	0
1	2-B	1908	0	1893	159	0
1	2-C	1908	0	1893	146	0
1	2-D	1908	0	1893	149	0
2	1-A	14	0	13	0	0
2	1-B	14	0	13	0	0
2	1-C	14	0	13	0	0
2	1-D	14	0	13	0	0
2	2-A	14	0	13	0	0
2	2-B	14	0	13	0	0
2	2-C	14	0	13	0	0
2	2-D	14	0	13	0	0
All	All	15376	0	15248	1026	0

The all-atom clashscore is defined as the number of clashes found per 1000 atoms (including hydrogen atoms). The all-atom clashscore for this structure is 34.

All (1026) close contacts within the same asymmetric unit are listed below, sorted by their clash magnitude.

Atom-1	Atom-2	Interatomic distance (Å)	Clash overlap (Å)
1:A:37:VAL:CG1	1:B:15:ASN:ND2	1.81	1.43
1:A:15:ASN:ND2	1:B:37:VAL:CG1	1.81	1.43
1:A:15:ASN:ND2	1:B:37:VAL:CG1	1.82	1.42
1:A:37:VAL:CG1	1:B:15:ASN:ND2	1.82	1.42
1:A:37:VAL:HG11	1:B:15:ASN:ND2	1.39	1.34
1:A:15:ASN:ND2	1:B:37:VAL:HG11	1.39	1.34
1:D:37:VAL:CG1	1:C:15:ASN:ND2	1.93	1.30
1:D:37:VAL:CG1	1:C:15:ASN:ND2	1.93	1.30
1:A:15:ASN:ND2	1:B:37:VAL:HG11	1.40	1.25
1:A:37:VAL:HG11	1:B:15:ASN:ND2	1.40	1.25
1:D:15:ASN:ND2	1:C:37:VAL:CG1	1.98	1.24
1:D:15:ASN:ND2	1:C:37:VAL:CG1	1.98	1.24
1:D:37:VAL:HG11	1:C:15:ASN:ND2	1.52	1.24
1:D:37:VAL:HG11	1:C:15:ASN:ND2	1.51	1.24
1:D:15:ASN:ND2	1:C:37:VAL:HG11	1.60	1.13
1:D:15:ASN:ND2	1:C:37:VAL:HG11	1.60	1.10
1:D:25:LEU:HD22	1:C:25:LEU:HD22	1.18	1.09
1:D:25:LEU:HD22	1:C:25:LEU:HD22	1.18	1.09
1:A:25:LEU:HD22	1:B:25:LEU:HD22	1.08	1.07
1:A:25:LEU:HD22	1:B:25:LEU:HD22	1.08	1.07
1:C:57:VAL:HG13	1:C:178:GLN:HB3	1.39	1.02
1:D:57:VAL:HG13	1:D:178:GLN:HB3	1.39	1.02
1:A:57:VAL:HG13	1:A:178:GLN:HB3	1.39	1.01
1:B:57:VAL:HG13	1:B:178:GLN:HB3	1.39	1.01
1:B:57:VAL:HG13	1:B:178:GLN:HB3	1.39	1.01
1:A:57:VAL:HG13	1:A:178:GLN:HB3	1.39	1.01
1:C:57:VAL:HG13	1:C:178:GLN:HB3	1.39	1.00
1:D:57:VAL:HG13	1:D:178:GLN:HB3	1.39	1.00
1:D:15:ASN:HD21	1:C:37:VAL:CG1	1.72	1.00
1:D:37:VAL:CG1	1:C:15:ASN:HD21	1.67	0.95
1:A:15:ASN:ND2	1:B:37:VAL:HG12	1.79	0.95
1:A:37:VAL:HG12	1:B:15:ASN:ND2	1.79	0.95
1:B:226:GLU:CD	1:B:226:GLU:H	1.70	0.95
1:A:226:GLU:CD	1:A:226:GLU:H	1.70	0.95
1:D:37:VAL:HG11	1:C:15:ASN:HD21	1.20	0.95
1:D:37:VAL:CG1	1:C:15:ASN:HD21	1.66	0.95
1:A:37:VAL:HG12	1:B:15:ASN:ND2	1.79	0.94

Continued on next page...

Continued from previous page...

Atom-1	Atom-2	Interatomic distance (Å)	Clash overlap (Å)
1:A:15:ASN:ND2	1:B:37:VAL:HG12	1.79	0.94
1:C:226:GLU:H	1:C:226:GLU:CD	1.71	0.94
1:B:89:ARG:HB3	1:B:89:ARG:NH1	1.83	0.94
1:C:89:ARG:NH1	1:C:89:ARG:HB3	1.83	0.94
1:A:89:ARG:NH1	1:A:89:ARG:HB3	1.83	0.94
1:C:62:LEU:HD13	1:C:69:VAL:HG22	1.50	0.93
1:D:89:ARG:NH1	1:D:89:ARG:HB3	1.83	0.93
1:A:62:LEU:HD13	1:A:69:VAL:HG22	1.51	0.93
1:B:62:LEU:HD13	1:B:69:VAL:HG22	1.51	0.93
1:D:89:ARG:NH1	1:D:89:ARG:HB3	1.83	0.93
1:A:37:VAL:CG1	1:B:15:ASN:HD21	1.61	0.93
1:C:226:GLU:H	1:C:226:GLU:CD	1.71	0.93
1:A:15:ASN:HD21	1:B:37:VAL:CG1	1.61	0.93
1:D:62:LEU:HD13	1:D:69:VAL:HG22	1.51	0.93
1:A:226:GLU:H	1:A:226:GLU:CD	1.71	0.92
1:B:226:GLU:H	1:B:226:GLU:CD	1.71	0.92
1:A:89:ARG:HB3	1:A:89:ARG:NH1	1.83	0.92
1:B:89:ARG:NH1	1:B:89:ARG:HB3	1.83	0.92
1:C:89:ARG:HB3	1:C:89:ARG:NH1	1.83	0.92
1:A:25:LEU:HD22	1:B:25:LEU:CD2	1.97	0.92
1:A:25:LEU:CD2	1:B:25:LEU:HD22	1.97	0.92
1:A:15:ASN:HD21	1:B:37:VAL:CG1	1.61	0.91
1:A:37:VAL:CG1	1:B:15:ASN:HD21	1.61	0.91
1:D:226:GLU:H	1:D:226:GLU:CD	1.71	0.91
1:A:25:LEU:CD2	1:B:25:LEU:HD22	1.97	0.91
1:A:25:LEU:HD22	1:B:25:LEU:CD2	1.97	0.91
1:D:226:GLU:CD	1:D:226:GLU:H	1.71	0.91
1:D:62:LEU:HD13	1:D:69:VAL:HG22	1.51	0.91
1:A:15:ASN:HD21	1:B:37:VAL:HG11	1.14	0.91
1:A:37:VAL:HG11	1:B:15:ASN:HD21	1.14	0.91
1:C:62:LEU:HD13	1:C:69:VAL:HG22	1.50	0.91
1:B:62:LEU:HD13	1:B:69:VAL:HG22	1.51	0.91
1:A:62:LEU:HD13	1:A:69:VAL:HG22	1.51	0.91
1:D:15:ASN:HD21	1:C:37:VAL:CG1	1.72	0.90
1:D:37:VAL:HG12	1:C:15:ASN:ND2	1.89	0.87
1:D:15:ASN:ND2	1:C:37:VAL:HG12	1.89	0.86
1:D:37:VAL:HG11	1:C:15:ASN:HD21	1.17	0.86
1:D:15:ASN:ND2	1:C:37:VAL:HG12	1.89	0.86
1:D:228:GLN:HA	1:D:231:VAL:HG22	1.59	0.85
1:D:15:ASN:HD21	1:C:37:VAL:HG11	1.29	0.85
1:B:228:GLN:HA	1:B:231:VAL:HG22	1.59	0.85

Continued on next page...

Continued from previous page...

Atom-1	Atom-2	Interatomic distance (Å)	Clash overlap (Å)
1:A:228:GLN:HA	1:A:231:VAL:HG22	1.59	0.85
1:A:228:GLN:HA	1:A:231:VAL:HG22	1.59	0.85
1:C:228:GLN:HA	1:C:231:VAL:HG22	1.59	0.85
1:B:228:GLN:HA	1:B:231:VAL:HG22	1.59	0.85
1:C:228:GLN:HA	1:C:231:VAL:HG22	1.59	0.85
1:D:228:GLN:HA	1:D:231:VAL:HG22	1.58	0.85
1:C:89:ARG:HH11	1:C:89:ARG:HB3	1.41	0.84
1:C:89:ARG:HH11	1:C:89:ARG:HB3	1.41	0.83
1:A:37:VAL:HG11	1:B:15:ASN:HD21	1.14	0.83
1:D:37:VAL:HG12	1:C:15:ASN:ND2	1.90	0.83
1:A:15:ASN:HD21	1:B:37:VAL:HG11	1.14	0.83
1:D:89:ARG:HH11	1:D:89:ARG:HB3	1.41	0.83
1:A:37:VAL:CG1	1:B:15:ASN:CG	2.46	0.82
1:A:15:ASN:CG	1:B:37:VAL:CG1	2.46	0.82
1:A:89:ARG:HB3	1:A:89:ARG:HH11	1.41	0.82
1:B:89:ARG:HB3	1:B:89:ARG:HH11	1.41	0.82
1:A:89:ARG:HH11	1:A:89:ARG:HB3	1.41	0.82
1:B:89:ARG:HH11	1:B:89:ARG:HB3	1.41	0.82
1:A:15:ASN:CG	1:B:37:VAL:CG1	2.48	0.81
1:A:37:VAL:CG1	1:B:15:ASN:CG	2.48	0.81
1:D:169:LYS:HG3	1:D:174:THR:HG22	1.63	0.81
1:D:89:ARG:HH11	1:D:89:ARG:HB3	1.41	0.81
1:D:25:LEU:HD22	1:C:25:LEU:CD2	2.08	0.80
1:B:169:LYS:HG3	1:B:174:THR:HG22	1.63	0.80
1:A:169:LYS:HG3	1:A:174:THR:HG22	1.63	0.80
1:D:169:LYS:HG3	1:D:174:THR:HG22	1.63	0.80
1:A:169:LYS:HG3	1:A:174:THR:HG22	1.63	0.79
1:B:169:LYS:HG3	1:B:174:THR:HG22	1.63	0.79
1:D:25:LEU:CD2	1:C:25:LEU:HD22	2.09	0.79
1:C:169:LYS:HG3	1:C:174:THR:HG22	1.63	0.79
1:C:169:LYS:HG3	1:C:174:THR:HG22	1.63	0.79
1:D:15:ASN:HD21	1:C:37:VAL:HG11	1.29	0.76
1:A:15:ASN:CG	1:B:37:VAL:HG12	2.07	0.75
1:A:37:VAL:HG12	1:B:15:ASN:CG	2.07	0.75
1:C:79:GLN:HA	1:C:82:ARG:HB2	1.69	0.75
1:A:79:GLN:HA	1:A:82:ARG:HB2	1.69	0.74
1:B:79:GLN:HA	1:B:82:ARG:HB2	1.69	0.74
1:D:79:GLN:HA	1:D:82:ARG:HB2	1.69	0.74
1:A:37:VAL:HG12	1:B:15:ASN:CG	2.06	0.74
1:A:15:ASN:CG	1:B:37:VAL:HG12	2.06	0.74
1:A:37:VAL:HG13	1:B:15:ASN:O	1.88	0.74

Continued on next page...

Continued from previous page...

Atom-1	Atom-2	Interatomic distance (Å)	Clash overlap (Å)
1:A:15:ASN:O	1:B:37:VAL:HG13	1.88	0.74
1:B:79:GLN:HA	1:B:82:ARG:HB2	1.69	0.74
1:A:79:GLN:HA	1:A:82:ARG:HB2	1.69	0.74
1:C:79:GLN:HA	1:C:82:ARG:HB2	1.69	0.73
1:D:25:LEU:HD22	1:C:25:LEU:CD2	2.09	0.73
1:D:79:GLN:HA	1:D:82:ARG:HB2	1.69	0.73
1:A:15:ASN:O	1:B:37:VAL:HG13	1.89	0.73
1:A:37:VAL:HG13	1:B:15:ASN:O	1.89	0.73
1:B:223:PHE:HB3	1:B:227:ASN:HB3	1.71	0.72
1:A:223:PHE:HB3	1:A:227:ASN:HB3	1.71	0.72
1:D:223:PHE:HB3	1:D:227:ASN:HB3	1.71	0.72
1:C:223:PHE:HB3	1:C:227:ASN:HB3	1.71	0.72
1:A:223:PHE:HB3	1:A:227:ASN:HB3	1.71	0.71
1:C:85:SER:O	1:C:89:ARG:HG3	1.91	0.71
1:B:223:PHE:HB3	1:B:227:ASN:HB3	1.71	0.71
1:A:85:SER:O	1:A:89:ARG:HG3	1.91	0.71
1:D:85:SER:O	1:D:89:ARG:HG3	1.91	0.71
1:B:85:SER:O	1:B:89:ARG:HG3	1.91	0.71
1:D:223:PHE:HB3	1:D:227:ASN:HB3	1.71	0.71
1:B:85:SER:O	1:B:89:ARG:HG3	1.91	0.71
1:A:85:SER:O	1:A:89:ARG:HG3	1.91	0.71
1:D:85:SER:O	1:D:89:ARG:HG3	1.91	0.71
1:C:223:PHE:HB3	1:C:227:ASN:HB3	1.71	0.71
1:C:85:SER:O	1:C:89:ARG:HG3	1.91	0.71
1:A:15:ASN:HD22	1:B:37:VAL:HG11	1.55	0.70
1:A:37:VAL:HG11	1:B:15:ASN:HD22	1.55	0.70
1:D:37:VAL:CG1	1:C:15:ASN:CG	2.60	0.69
1:C:89:ARG:CB	1:C:89:ARG:HH11	2.05	0.69
1:B:89:ARG:CB	1:B:89:ARG:HH11	2.05	0.69
1:A:89:ARG:HH11	1:A:89:ARG:CB	2.05	0.69
1:D:37:VAL:CG1	1:C:15:ASN:CG	2.59	0.69
1:C:89:ARG:HH11	1:C:89:ARG:CB	2.05	0.68
1:D:25:LEU:CD2	1:C:25:LEU:HD22	2.10	0.68
1:C:79:GLN:HE22	1:C:82:ARG:HD3	1.59	0.68
1:D:89:ARG:HH11	1:D:89:ARG:CB	2.06	0.68
1:A:79:GLN:HE22	1:A:82:ARG:HD3	1.59	0.68
1:A:89:ARG:CB	1:A:89:ARG:HH11	2.05	0.68
1:B:79:GLN:HE22	1:B:82:ARG:HD3	1.59	0.68
1:B:89:ARG:CB	1:B:89:ARG:HH11	2.05	0.68
1:D:79:GLN:HE22	1:D:82:ARG:HD3	1.59	0.68
1:B:79:GLN:HE22	1:B:82:ARG:HD3	1.59	0.68

Continued on next page...

Continued from previous page...

Atom-1	Atom-2	Interatomic distance (Å)	Clash overlap (Å)
1:A:79:GLN:HE22	1:A:82:ARG:HD3	1.59	0.68
1:B:111:THR:HA	1:B:134:ARG:O	1.94	0.67
1:C:111:THR:HA	1:C:134:ARG:O	1.94	0.67
1:A:111:THR:HA	1:A:134:ARG:O	1.94	0.67
1:C:79:GLN:HE22	1:C:82:ARG:HD3	1.59	0.67
1:D:89:ARG:HH11	1:D:89:ARG:CB	2.05	0.67
1:A:111:THR:HA	1:A:134:ARG:O	1.94	0.67
1:B:111:THR:HA	1:B:134:ARG:O	1.94	0.67
1:D:111:THR:HA	1:D:134:ARG:O	1.94	0.67
1:B:77:ALA:HB3	1:B:78:PRO:HD3	1.76	0.67
1:A:77:ALA:HB3	1:A:78:PRO:HD3	1.76	0.67
1:C:77:ALA:HB3	1:C:78:PRO:HD3	1.76	0.67
1:A:35:ARG:NH1	1:B:16:ARG:HG3	2.10	0.67
1:A:16:ARG:HG3	1:B:35:ARG:NH1	2.10	0.67
1:C:111:THR:HA	1:C:134:ARG:O	1.94	0.67
1:D:79:GLN:HE22	1:D:82:ARG:HD3	1.59	0.67
1:D:111:THR:HA	1:D:134:ARG:O	1.94	0.67
1:D:77:ALA:HB3	1:D:78:PRO:HD3	1.76	0.66
1:D:17:PHE:HA	1:C:38:TYR:CE1	2.31	0.66
1:D:160:THR:HG22	1:D:195:LEU:HD12	1.77	0.66
1:D:17:PHE:HD1	1:C:38:TYR:CE2	2.14	0.66
1:D:160:THR:HG22	1:D:195:LEU:HD12	1.77	0.66
1:C:77:ALA:HB3	1:C:78:PRO:HD3	1.76	0.66
1:A:160:THR:HG22	1:A:195:LEU:HD12	1.77	0.65
1:B:160:THR:HG22	1:B:195:LEU:HD12	1.77	0.65
1:A:77:ALA:HB3	1:A:78:PRO:HD3	1.76	0.65
1:B:77:ALA:HB3	1:B:78:PRO:HD3	1.76	0.65
1:C:64:ARG:HB2	1:C:67:ARG:HG3	1.79	0.65
1:D:37:VAL:HG13	1:C:15:ASN:O	1.96	0.65
1:A:236:LEU:N	1:A:236:LEU:HD22	2.12	0.65
1:C:160:THR:HG22	1:C:195:LEU:HD12	1.77	0.65
1:C:236:LEU:HD22	1:C:236:LEU:N	2.12	0.65
1:B:236:LEU:HD22	1:B:236:LEU:N	2.12	0.65
1:D:77:ALA:HB3	1:D:78:PRO:HD3	1.77	0.65
1:A:16:ARG:HG3	1:B:35:ARG:NH1	2.11	0.65
1:B:64:ARG:HB2	1:B:67:ARG:HG3	1.79	0.65
1:A:64:ARG:HB2	1:A:67:ARG:HG3	1.79	0.65
1:A:35:ARG:NH1	1:B:16:ARG:HG3	2.11	0.65
1:A:37:VAL:HG11	1:B:15:ASN:HD22	1.54	0.65
1:A:15:ASN:HD22	1:B:37:VAL:HG11	1.54	0.65
1:D:236:LEU:N	1:D:236:LEU:HD22	2.12	0.65

Continued on next page...

Continued from previous page...

Atom-1	Atom-2	Interatomic distance (Å)	Clash overlap (Å)
1:C:160:THR:HG22	1:C:195:LEU:HD12	1.77	0.65
1:D:17:PHE:HA	1:C:38:TYR:CE1	2.32	0.65
1:B:160:THR:HG22	1:B:195:LEU:HD12	1.77	0.64
1:D:64:ARG:HB2	1:D:67:ARG:HG3	1.79	0.64
1:A:160:THR:HG22	1:A:195:LEU:HD12	1.77	0.64
1:C:236:LEU:N	1:C:236:LEU:HD22	2.12	0.64
1:D:37:VAL:HG13	1:C:15:ASN:O	1.96	0.64
1:D:17:PHE:HD1	1:C:38:TYR:CE2	2.15	0.64
1:B:236:LEU:N	1:B:236:LEU:HD22	2.12	0.64
1:A:236:LEU:HD22	1:A:236:LEU:N	2.12	0.64
1:D:64:ARG:HB2	1:D:67:ARG:HG3	1.79	0.64
1:A:64:ARG:HB2	1:A:67:ARG:HG3	1.79	0.63
1:B:64:ARG:HB2	1:B:67:ARG:HG3	1.79	0.63
1:C:64:ARG:HB2	1:C:67:ARG:HG3	1.79	0.63
1:D:236:LEU:N	1:D:236:LEU:HD22	2.12	0.63
1:C:169:LYS:CG	1:C:174:THR:HG22	2.29	0.62
1:A:169:LYS:CG	1:A:174:THR:HG22	2.29	0.62
1:D:15:ASN:CG	1:C:37:VAL:CG1	2.68	0.62
1:B:169:LYS:CG	1:B:174:THR:HG22	2.29	0.62
1:D:223:PHE:HZ	1:C:234:TYR:HE1	1.46	0.62
1:B:228:GLN:HA	1:B:231:VAL:CG2	2.30	0.62
1:D:35:ARG:NH1	1:C:16:ARG:HG3	2.15	0.62
1:A:228:GLN:HA	1:A:231:VAL:CG2	2.30	0.62
1:D:223:PHE:HZ	1:C:234:TYR:HE1	1.48	0.62
1:C:228:GLN:HA	1:C:231:VAL:CG2	2.30	0.62
1:D:226:GLU:N	1:D:226:GLU:CD	2.51	0.62
1:D:15:ASN:HD21	1:C:37:VAL:HG12	1.54	0.62
1:D:37:VAL:HG12	1:C:15:ASN:CG	2.20	0.62
1:D:169:LYS:CG	1:D:174:THR:HG22	2.29	0.62
1:C:64:ARG:HB2	1:C:67:ARG:CG	2.30	0.61
1:B:169:LYS:CG	1:B:174:THR:HG22	2.29	0.61
1:B:64:ARG:HB2	1:B:67:ARG:CG	2.31	0.61
1:A:169:LYS:CG	1:A:174:THR:HG22	2.29	0.61
1:A:64:ARG:HB2	1:A:67:ARG:CG	2.31	0.61
1:C:169:LYS:CG	1:C:174:THR:HG22	2.29	0.61
1:D:64:ARG:HB2	1:D:67:ARG:CG	2.31	0.61
1:D:15:ASN:CG	1:C:37:VAL:CG1	2.67	0.61
1:A:64:ARG:HB2	1:A:67:ARG:CG	2.31	0.61
1:B:145:SER:OG	1:B:147:ASP:OD2	2.18	0.61
1:A:145:SER:OG	1:A:147:ASP:OD2	2.18	0.61
1:B:64:ARG:HB2	1:B:67:ARG:CG	2.31	0.61

Continued on next page...

Continued from previous page...

Atom-1	Atom-2	Interatomic distance (Å)	Clash overlap (Å)
1:D:35:ARG:NH1	1:C:16:ARG:HG3	2.15	0.61
1:D:169:LYS:CG	1:D:174:THR:HG22	2.29	0.61
1:C:145:SER:OG	1:C:147:ASP:OD2	2.18	0.61
1:D:15:ASN:HD21	1:C:37:VAL:HG12	1.54	0.61
1:A:223:PHE:HZ	1:B:234:TYR:HE1	1.49	0.60
1:A:234:TYR:HE1	1:B:223:PHE:HZ	1.49	0.60
1:D:145:SER:OG	1:D:147:ASP:OD2	2.18	0.60
1:D:145:SER:OG	1:D:147:ASP:OD2	2.18	0.60
1:D:37:VAL:HG12	1:C:15:ASN:CG	2.19	0.60
1:C:64:ARG:HB2	1:C:67:ARG:CG	2.31	0.60
1:D:136:ASN:HD22	1:D:219:MET:HG2	1.67	0.60
1:D:64:ARG:HB2	1:D:67:ARG:CG	2.31	0.60
1:D:136:ASN:HD22	1:D:219:MET:HG2	1.67	0.60
1:C:60:ALA:O	1:C:181:LEU:HD12	2.02	0.60
1:A:145:SER:OG	1:A:147:ASP:OD2	2.18	0.60
1:A:63:GLU:HB2	1:A:248:TYR:CZ	2.37	0.60
1:A:60:ALA:O	1:A:181:LEU:HD12	2.02	0.60
1:B:145:SER:OG	1:B:147:ASP:OD2	2.18	0.60
1:B:60:ALA:O	1:B:181:LEU:HD12	2.02	0.60
1:B:63:GLU:HB2	1:B:248:TYR:CZ	2.37	0.60
1:D:63:GLU:HB2	1:D:248:TYR:CZ	2.37	0.60
1:B:138:TYR:O	1:B:142:SER:HB2	2.02	0.60
1:D:60:ALA:O	1:D:181:LEU:HD12	2.02	0.60
1:A:138:TYR:O	1:A:142:SER:HB2	2.02	0.60
1:C:138:TYR:O	1:C:142:SER:HB2	2.02	0.60
1:B:136:ASN:HD22	1:B:219:MET:HG2	1.67	0.59
1:D:63:GLU:HB2	1:D:248:TYR:CZ	2.37	0.59
1:A:136:ASN:HD22	1:A:219:MET:HG2	1.67	0.59
1:D:228:GLN:HA	1:D:231:VAL:CG2	2.30	0.59
1:A:136:ASN:HD22	1:A:219:MET:HG2	1.67	0.59
1:B:60:ALA:O	1:B:181:LEU:HD12	2.02	0.59
1:C:145:SER:OG	1:C:147:ASP:OD2	2.18	0.59
1:C:63:GLU:HB2	1:C:248:TYR:CZ	2.37	0.59
1:A:60:ALA:O	1:A:181:LEU:HD12	2.02	0.59
1:B:136:ASN:HD22	1:B:219:MET:HG2	1.67	0.59
1:D:60:ALA:O	1:D:181:LEU:HD12	2.02	0.59
1:C:86:GLU:OE2	1:C:89:ARG:HD3	2.02	0.59
1:C:60:ALA:O	1:C:181:LEU:HD12	2.02	0.59
1:A:86:GLU:OE2	1:A:89:ARG:HD3	2.02	0.59
1:B:86:GLU:OE2	1:B:89:ARG:HD3	2.02	0.59
1:C:136:ASN:HD22	1:C:219:MET:HG2	1.67	0.59

Continued on next page...

Continued from previous page...

Atom-1	Atom-2	Interatomic distance (Å)	Clash overlap (Å)
1:C:138:TYR:O	1:C:142:SER:HB2	2.02	0.59
1:D:138:TYR:O	1:D:142:SER:HB2	2.02	0.59
1:C:136:ASN:HD22	1:C:219:MET:HG2	1.67	0.59
1:C:63:GLU:HB2	1:C:248:TYR:CZ	2.37	0.59
1:D:15:ASN:O	1:C:37:VAL:HG13	2.02	0.59
1:D:86:GLU:OE2	1:D:89:ARG:HD3	2.02	0.59
1:D:138:TYR:O	1:D:142:SER:HB2	2.02	0.59
1:C:86:GLU:OE2	1:C:89:ARG:HD3	2.02	0.59
1:A:138:TYR:O	1:A:142:SER:HB2	2.02	0.58
1:A:228:GLN:HA	1:A:231:VAL:CG2	2.30	0.58
1:A:234:TYR:HE1	1:B:223:PHE:HZ	1.50	0.58
1:B:138:TYR:O	1:B:142:SER:HB2	2.02	0.58
1:B:228:GLN:HA	1:B:231:VAL:CG2	2.30	0.58
1:A:223:PHE:HZ	1:B:234:TYR:HE1	1.50	0.58
1:D:15:ASN:O	1:C:37:VAL:HG13	2.03	0.58
1:C:226:GLU:N	1:C:226:GLU:CD	2.51	0.58
1:B:63:GLU:HB2	1:B:248:TYR:CZ	2.37	0.58
1:A:63:GLU:HB2	1:A:248:TYR:CZ	2.37	0.58
1:D:15:ASN:CG	1:C:37:VAL:HG12	2.24	0.58
1:B:86:GLU:OE2	1:B:89:ARG:HD3	2.02	0.58
1:D:86:GLU:OE2	1:D:89:ARG:HD3	2.02	0.58
1:A:86:GLU:OE2	1:A:89:ARG:HD3	2.02	0.58
1:D:84:ALA:O	1:D:89:ARG:HD2	2.04	0.58
1:A:84:ALA:O	1:A:89:ARG:HD2	2.04	0.58
1:C:84:ALA:O	1:C:89:ARG:HD2	2.04	0.58
1:B:84:ALA:O	1:B:89:ARG:HD2	2.04	0.58
1:B:147:ASP:O	1:B:149:LEU:HD22	2.04	0.58
1:C:228:GLN:HA	1:C:231:VAL:CG2	2.30	0.58
1:A:147:ASP:O	1:A:149:LEU:HD22	2.04	0.58
1:A:147:ASP:O	1:A:149:LEU:HD22	2.04	0.57
1:B:159:GLU:CD	1:B:159:GLU:H	2.08	0.57
1:C:147:ASP:O	1:C:149:LEU:HD22	2.04	0.57
1:D:147:ASP:O	1:D:149:LEU:HD22	2.04	0.57
1:D:17:PHE:HD1	1:C:38:TYR:CZ	2.22	0.57
1:A:159:GLU:CD	1:A:159:GLU:H	2.08	0.57
1:B:147:ASP:O	1:B:149:LEU:HD22	2.04	0.57
1:D:15:ASN:CG	1:C:37:VAL:HG12	2.24	0.57
1:D:38:TYR:CE2	1:C:17:PHE:HD1	2.23	0.57
1:D:37:VAL:HG12	1:C:15:ASN:HD21	1.55	0.57
1:D:159:GLU:H	1:D:159:GLU:CD	2.07	0.57
1:D:84:ALA:O	1:D:89:ARG:HD2	2.04	0.57

Continued on next page...

Continued from previous page...

Atom-1	Atom-2	Interatomic distance (Å)	Clash overlap (Å)
1:D:147:ASP:O	1:D:149:LEU:HD22	2.04	0.57
1:C:147:ASP:O	1:C:149:LEU:HD22	2.05	0.57
1:C:159:GLU:CD	1:C:159:GLU:H	2.08	0.57
1:D:159:GLU:H	1:D:159:GLU:CD	2.07	0.57
1:A:227:ASN:O	1:A:231:VAL:HG13	2.05	0.57
1:C:227:ASN:O	1:C:231:VAL:HG13	2.05	0.57
1:B:227:ASN:O	1:B:231:VAL:HG13	2.05	0.57
1:A:159:GLU:CD	1:A:159:GLU:H	2.07	0.57
1:C:159:GLU:CD	1:C:159:GLU:H	2.07	0.57
1:B:159:GLU:H	1:B:159:GLU:CD	2.07	0.57
1:C:40:ILE:HD12	1:C:131:THR:HG23	1.87	0.57
1:C:236:LEU:CD2	1:C:236:LEU:N	2.68	0.57
1:A:236:LEU:CD2	1:A:236:LEU:N	2.68	0.56
1:B:84:ALA:O	1:B:89:ARG:HD2	2.04	0.56
1:D:228:GLN:HA	1:D:231:VAL:CG2	2.30	0.56
1:A:84:ALA:O	1:A:89:ARG:HD2	2.04	0.56
1:B:236:LEU:N	1:B:236:LEU:CD2	2.68	0.56
1:D:37:VAL:HG12	1:C:15:ASN:HD21	1.55	0.56
1:C:84:ALA:O	1:C:89:ARG:HD2	2.04	0.56
1:D:227:ASN:O	1:D:231:VAL:HG13	2.05	0.56
1:B:226:GLU:CD	1:B:226:GLU:N	2.51	0.56
1:D:227:ASN:O	1:D:231:VAL:HG13	2.05	0.56
1:A:226:GLU:CD	1:A:226:GLU:N	2.51	0.56
1:C:236:LEU:N	1:C:236:LEU:CD2	2.68	0.56
1:D:236:LEU:CD2	1:D:236:LEU:N	2.68	0.56
1:A:27:GLN:HG2	1:B:25:LEU:HB2	1.87	0.56
1:B:236:LEU:N	1:B:236:LEU:CD2	2.68	0.56
1:A:236:LEU:CD2	1:A:236:LEU:N	2.68	0.56
1:A:25:LEU:HB2	1:B:27:GLN:HG2	1.87	0.56
1:A:40:ILE:HD12	1:A:131:THR:HG23	1.87	0.56
1:B:40:ILE:HD12	1:B:131:THR:HG23	1.87	0.56
1:A:214:VAL:O	1:A:219:MET:HB2	2.06	0.56
1:C:214:VAL:O	1:C:219:MET:HB2	2.06	0.56
1:D:236:LEU:N	1:D:236:LEU:CD2	2.68	0.56
1:B:214:VAL:O	1:B:219:MET:HB2	2.06	0.56
1:D:27:GLN:HG3	1:C:25:LEU:HD12	1.88	0.56
1:D:38:TYR:CE1	1:C:17:PHE:HA	2.40	0.56
1:B:227:ASN:O	1:B:231:VAL:HG13	2.05	0.56
1:A:25:LEU:HB2	1:B:27:GLN:HG2	1.88	0.56
1:A:227:ASN:O	1:A:231:VAL:HG13	2.05	0.56
1:A:27:GLN:HG2	1:B:25:LEU:HB2	1.88	0.56

Continued on next page...

Continued from previous page...

Atom-1	Atom-2	Interatomic distance (Å)	Clash overlap (Å)
1:C:214:VAL:O	1:C:219:MET:HB2	2.06	0.56
1:D:214:VAL:O	1:D:219:MET:HB2	2.06	0.56
1:D:40:ILE:HD12	1:D:131:THR:HG23	1.87	0.56
1:D:17:PHE:HD1	1:C:38:TYR:CZ	2.23	0.56
1:B:214:VAL:O	1:B:219:MET:HB2	2.06	0.56
1:A:214:VAL:O	1:A:219:MET:HB2	2.06	0.56
1:C:227:ASN:O	1:C:231:VAL:HG13	2.05	0.56
1:B:40:ILE:HD12	1:B:131:THR:HG23	1.87	0.55
1:D:38:TYR:CE1	1:C:17:PHE:HA	2.41	0.55
1:A:40:ILE:HD12	1:A:131:THR:HG23	1.87	0.55
1:A:15:ASN:HD21	1:B:37:VAL:HG12	1.49	0.55
1:D:38:TYR:CE2	1:C:17:PHE:HD1	2.24	0.55
1:A:37:VAL:HG12	1:B:15:ASN:HD21	1.49	0.55
1:D:40:ILE:HD12	1:D:131:THR:HG23	1.87	0.55
1:C:40:ILE:HD12	1:C:131:THR:HG23	1.87	0.55
1:D:86:GLU:CD	1:D:89:ARG:HD3	2.27	0.55
1:A:86:GLU:CD	1:A:89:ARG:HD3	2.27	0.55
1:B:62:LEU:HD13	1:B:69:VAL:CG2	2.32	0.55
1:A:62:LEU:HD13	1:A:69:VAL:CG2	2.32	0.55
1:B:86:GLU:CD	1:B:89:ARG:HD3	2.27	0.55
1:B:217:ILE:HD11	1:B:219:MET:HG3	1.89	0.55
1:D:214:VAL:O	1:D:219:MET:HB2	2.06	0.55
1:D:234:TYR:HE1	1:C:223:PHE:HZ	1.55	0.55
1:A:217:ILE:HD11	1:A:219:MET:HG3	1.89	0.55
1:C:217:ILE:HD11	1:C:219:MET:HG3	1.89	0.55
1:D:217:ILE:HD11	1:D:219:MET:HG3	1.89	0.54
1:D:228:GLN:CA	1:D:231:VAL:HG22	2.34	0.54
1:D:228:GLN:CA	1:D:231:VAL:HG22	2.34	0.54
1:C:86:GLU:CD	1:C:89:ARG:HD3	2.27	0.54
1:A:15:ASN:ND2	1:B:37:VAL:HG13	2.09	0.54
1:A:37:VAL:HG13	1:B:15:ASN:ND2	2.09	0.54
1:D:62:LEU:HD13	1:D:69:VAL:CG2	2.32	0.54
1:A:37:VAL:HG12	1:B:15:ASN:HD21	1.50	0.54
1:D:86:GLU:CD	1:D:89:ARG:HD3	2.27	0.54
1:A:15:ASN:HD21	1:B:37:VAL:HG12	1.50	0.54
1:D:233:VAL:HG11	1:D:244:PRO:HG3	1.90	0.54
1:B:228:GLN:CA	1:B:231:VAL:HG22	2.34	0.54
1:A:228:GLN:CA	1:A:231:VAL:HG22	2.34	0.54
1:A:217:ILE:HD11	1:A:219:MET:HG3	1.89	0.54
1:D:233:VAL:HG11	1:D:244:PRO:HG3	1.90	0.54
1:B:217:ILE:HD11	1:B:219:MET:HG3	1.89	0.54

Continued on next page...

Continued from previous page...

Atom-1	Atom-2	Interatomic distance (Å)	Clash overlap (Å)
1:D:217:ILE:HD11	1:D:219:MET:HG3	1.89	0.54
1:C:62:LEU:HD13	1:C:69:VAL:CG2	2.32	0.53
1:C:86:GLU:CD	1:C:89:ARG:HD3	2.27	0.53
1:A:228:GLN:CA	1:A:231:VAL:HG22	2.34	0.53
1:B:228:GLN:CA	1:B:231:VAL:HG22	2.34	0.53
1:B:86:GLU:CD	1:B:89:ARG:HD3	2.27	0.53
1:A:86:GLU:CD	1:A:89:ARG:HD3	2.27	0.53
1:D:234:TYR:HE1	1:C:223:PHE:HZ	1.55	0.53
1:C:217:ILE:HD11	1:C:219:MET:HG3	1.89	0.53
1:C:228:GLN:CA	1:C:231:VAL:HG22	2.34	0.53
1:B:14:PRO:C	1:B:16:ARG:H	2.11	0.53
1:A:25:LEU:HB3	1:B:25:LEU:HB3	1.90	0.53
1:D:14:PRO:C	1:D:16:ARG:H	2.12	0.53
1:A:14:PRO:C	1:A:16:ARG:H	2.11	0.53
1:A:25:LEU:HB3	1:B:25:LEU:HB3	1.90	0.53
1:A:233:VAL:HG11	1:A:244:PRO:HG3	1.90	0.53
1:D:16:ARG:HG3	1:C:35:ARG:NH1	2.24	0.53
1:B:233:VAL:HG11	1:B:244:PRO:HG3	1.90	0.53
1:A:62:LEU:HD13	1:A:69:VAL:CG2	2.33	0.53
1:C:228:GLN:CA	1:C:231:VAL:HG22	2.34	0.53
1:B:62:LEU:HD13	1:B:69:VAL:CG2	2.33	0.53
1:C:14:PRO:C	1:C:16:ARG:H	2.11	0.53
1:C:95:LEU:HD13	1:C:170:ILE:CD1	2.39	0.53
1:C:233:VAL:HG11	1:C:244:PRO:HG3	1.90	0.53
1:C:14:PRO:C	1:C:16:ARG:H	2.11	0.53
1:D:35:ARG:HH12	1:C:16:ARG:HG3	1.73	0.53
1:C:60:ALA:O	1:C:181:LEU:HA	2.09	0.53
1:A:95:LEU:HD13	1:A:170:ILE:CD1	2.39	0.53
1:B:60:ALA:O	1:B:181:LEU:HA	2.09	0.53
1:D:60:ALA:O	1:D:181:LEU:HA	2.09	0.53
1:A:60:ALA:O	1:A:181:LEU:HA	2.09	0.53
1:B:95:LEU:HD13	1:B:170:ILE:CD1	2.39	0.53
1:D:95:LEU:HD13	1:D:170:ILE:CD1	2.39	0.53
1:B:113:MET:HE3	1:B:225:PRO:HG3	1.90	0.52
1:C:59:TYR:HB2	1:C:253:LEU:HG	1.91	0.52
1:D:170:ILE:HG12	1:D:173:TRP:CE3	2.45	0.52
1:A:113:MET:HE3	1:A:225:PRO:HG3	1.90	0.52
1:C:113:MET:HE3	1:C:225:PRO:HG3	1.90	0.52
1:D:27:GLN:HG3	1:C:25:LEU:HD12	1.89	0.52
1:A:59:TYR:HB2	1:A:253:LEU:HG	1.91	0.52
1:B:233:VAL:HG11	1:B:244:PRO:HG3	1.90	0.52

Continued on next page...

Continued from previous page...

Atom-1	Atom-2	Interatomic distance (Å)	Clash overlap (Å)
1:C:233:VAL:HG11	1:C:244:PRO:HG3	1.90	0.52
1:D:113:MET:HE3	1:D:225:PRO:HG3	1.90	0.52
1:A:233:VAL:HG11	1:A:244:PRO:HG3	1.90	0.52
1:B:59:TYR:HB2	1:B:253:LEU:HG	1.91	0.52
1:D:59:TYR:HB2	1:D:253:LEU:HG	1.91	0.52
1:A:14:PRO:C	1:A:16:ARG:H	2.11	0.52
1:B:14:PRO:C	1:B:16:ARG:H	2.11	0.52
1:D:16:ARG:HG3	1:C:35:ARG:NH1	2.23	0.52
1:B:95:LEU:HD13	1:B:170:ILE:CD1	2.39	0.52
1:D:95:LEU:HD13	1:D:170:ILE:CD1	2.39	0.52
1:A:95:LEU:HD13	1:A:170:ILE:CD1	2.39	0.52
1:B:170:ILE:HG12	1:B:173:TRP:CE3	2.45	0.52
1:A:170:ILE:HG12	1:A:173:TRP:CE3	2.45	0.52
1:D:37:VAL:HG13	1:C:15:ASN:ND2	2.15	0.52
1:D:59:TYR:HB2	1:D:253:LEU:HG	1.91	0.52
1:A:60:ALA:O	1:A:181:LEU:HA	2.09	0.52
1:C:60:ALA:O	1:C:181:LEU:HA	2.09	0.52
1:B:60:ALA:O	1:B:181:LEU:HA	2.09	0.52
1:C:95:LEU:HD13	1:C:170:ILE:CD1	2.39	0.52
1:D:62:LEU:HD13	1:D:69:VAL:CG2	2.32	0.52
1:C:170:ILE:HG12	1:C:173:TRP:CE3	2.44	0.52
1:B:59:TYR:HB2	1:B:253:LEU:HG	1.91	0.52
1:A:59:TYR:HB2	1:A:253:LEU:HG	1.91	0.52
1:D:14:PRO:C	1:D:16:ARG:H	2.11	0.52
1:C:59:TYR:HB2	1:C:253:LEU:HG	1.91	0.51
1:D:38:TYR:CZ	1:C:17:PHE:HD1	2.28	0.51
1:D:60:ALA:O	1:D:181:LEU:HA	2.09	0.51
1:D:38:TYR:CZ	1:C:17:PHE:HD1	2.28	0.51
1:C:157:ALA:HB1	1:C:159:GLU:OE1	2.11	0.51
1:C:170:ILE:HG12	1:C:173:TRP:CE3	2.45	0.51
1:A:157:ALA:HB1	1:A:159:GLU:OE1	2.11	0.51
1:B:157:ALA:HB1	1:B:159:GLU:OE1	2.11	0.51
1:D:170:ILE:HG12	1:D:173:TRP:CE3	2.45	0.51
1:D:157:ALA:HB1	1:D:159:GLU:OE1	2.11	0.51
1:A:170:ILE:HG12	1:A:173:TRP:CE3	2.45	0.51
1:A:37:VAL:HG12	1:B:15:ASN:OD1	2.10	0.51
1:A:15:ASN:OD1	1:B:37:VAL:HG12	2.10	0.51
1:B:170:ILE:HG12	1:B:173:TRP:CE3	2.45	0.51
1:D:35:ARG:HH12	1:C:16:ARG:HG3	1.75	0.50
1:D:49:GLN:HG2	1:D:50:PRO:CD	2.42	0.50
1:C:157:ALA:HB1	1:C:159:GLU:OE1	2.11	0.50

Continued on next page...

Continued from previous page...

Atom-1	Atom-2	Interatomic distance (Å)	Clash overlap (Å)
1:B:49:GLN:HG2	1:B:50:PRO:CD	2.42	0.50
1:A:49:GLN:HG2	1:A:50:PRO:CD	2.42	0.50
1:C:49:GLN:HG2	1:C:50:PRO:CD	2.42	0.50
1:A:132:GLN:CD	1:B:17:PHE:CE2	2.85	0.50
1:A:16:ARG:HG3	1:B:35:ARG:HH12	1.77	0.50
1:A:17:PHE:CE2	1:B:132:GLN:CD	2.85	0.50
1:A:35:ARG:HH12	1:B:16:ARG:HG3	1.77	0.50
1:C:226:GLU:N	1:C:226:GLU:CD	2.51	0.50
1:A:81:VAL:O	1:A:83:GLY:N	2.45	0.50
1:D:157:ALA:HB1	1:D:159:GLU:OE1	2.11	0.50
1:B:81:VAL:O	1:B:83:GLY:N	2.45	0.50
1:A:17:PHE:CE2	1:B:132:GLN:CD	2.86	0.50
1:B:157:ALA:HB1	1:B:159:GLU:OE1	2.11	0.50
1:A:35:ARG:HH12	1:B:16:ARG:HG3	1.76	0.50
1:A:132:GLN:CD	1:B:17:PHE:CE2	2.86	0.50
1:A:157:ALA:HB1	1:A:159:GLU:OE1	2.11	0.50
1:A:16:ARG:HG3	1:B:35:ARG:HH12	1.76	0.50
1:D:49:GLN:HG2	1:D:50:PRO:CD	2.42	0.50
1:C:81:VAL:O	1:C:83:GLY:N	2.45	0.49
1:D:27:GLN:CG	1:C:25:LEU:HD12	2.42	0.49
1:A:49:GLN:HG2	1:A:50:PRO:CD	2.42	0.49
1:A:27:GLN:HG3	1:B:25:LEU:HD12	1.94	0.49
1:A:25:LEU:HD12	1:B:27:GLN:HG3	1.94	0.49
1:B:49:GLN:HG2	1:B:50:PRO:CD	2.42	0.49
1:C:81:VAL:O	1:C:83:GLY:N	2.45	0.49
1:D:81:VAL:O	1:D:83:GLY:N	2.45	0.49
1:A:113:MET:HE3	1:A:225:PRO:HG3	1.95	0.49
1:B:81:VAL:O	1:B:83:GLY:N	2.45	0.49
1:A:81:VAL:O	1:A:83:GLY:N	2.45	0.49
1:B:113:MET:HE3	1:B:225:PRO:HG3	1.95	0.49
1:C:227:ASN:O	1:C:230:THR:HG22	2.12	0.49
1:C:113:MET:HE3	1:C:225:PRO:HG3	1.95	0.49
1:A:25:LEU:HD12	1:B:27:GLN:HG3	1.95	0.49
1:B:165:LEU:HD13	1:B:178:GLN:HG3	1.94	0.49
1:D:165:LEU:HD13	1:D:178:GLN:HG3	1.94	0.49
1:D:227:ASN:O	1:D:230:THR:HG22	2.12	0.49
1:A:165:LEU:HD13	1:A:178:GLN:HG3	1.94	0.49
1:A:27:GLN:HG3	1:B:25:LEU:HD12	1.95	0.49
1:D:113:MET:HE3	1:D:225:PRO:HG3	1.95	0.49
1:B:227:ASN:O	1:B:230:THR:HG22	2.12	0.49
1:A:227:ASN:O	1:A:230:THR:HG22	2.12	0.49

Continued on next page...

Continued from previous page...

Atom-1	Atom-2	Interatomic distance (Å)	Clash overlap (Å)
1:C:49:GLN:HG2	1:C:50:PRO:CD	2.42	0.49
1:D:81:VAL:O	1:D:83:GLY:N	2.45	0.49
1:A:165:LEU:HD13	1:A:178:GLN:HG3	1.94	0.49
1:B:165:LEU:HD13	1:B:178:GLN:HG3	1.94	0.49
1:D:227:ASN:O	1:D:230:THR:HG22	2.12	0.49
1:A:132:GLN:NE2	1:B:17:PHE:CD2	2.81	0.48
1:C:227:ASN:O	1:C:230:THR:HG22	2.12	0.48
1:D:81:VAL:HG13	1:D:120:TYR:CD2	2.48	0.48
1:A:17:PHE:CD2	1:B:132:GLN:NE2	2.81	0.48
1:C:165:LEU:HD13	1:C:178:GLN:HG3	1.94	0.48
1:D:81:VAL:HG13	1:D:120:TYR:CD2	2.48	0.48
1:B:31:PRO:HG2	1:B:34:VAL:HG21	1.95	0.48
1:C:93:TYR:HE1	1:C:95:LEU:HB2	1.78	0.48
1:D:192:ALA:O	1:D:194:PRO:HD3	2.14	0.48
1:A:31:PRO:HG2	1:A:34:VAL:HG21	1.95	0.48
1:C:31:PRO:HG2	1:C:34:VAL:HG21	1.95	0.48
1:D:165:LEU:HD13	1:D:178:GLN:HG3	1.94	0.48
1:A:15:ASN:OD1	1:B:37:VAL:HG12	2.12	0.48
1:A:37:VAL:HG13	1:B:15:ASN:ND2	2.09	0.48
1:B:192:ALA:O	1:B:194:PRO:HD3	2.14	0.48
1:A:27:GLN:CG	1:B:25:LEU:HD12	2.44	0.48
1:C:165:LEU:HD13	1:C:178:GLN:HG3	1.94	0.48
1:C:192:ALA:O	1:C:194:PRO:HD3	2.14	0.48
1:D:31:PRO:HG2	1:D:34:VAL:HG21	1.95	0.48
1:A:15:ASN:ND2	1:B:37:VAL:HG13	2.09	0.48
1:A:192:ALA:O	1:A:194:PRO:HD3	2.14	0.48
1:A:25:LEU:HD12	1:B:27:GLN:CG	2.44	0.48
1:A:37:VAL:HG12	1:B:15:ASN:OD1	2.12	0.48
1:A:227:ASN:O	1:A:230:THR:HG22	2.12	0.48
1:A:81:VAL:HG13	1:A:120:TYR:CD2	2.48	0.48
1:B:81:VAL:HG13	1:B:120:TYR:CD2	2.48	0.48
1:C:111:THR:HB	1:C:135:TRP:CE3	2.48	0.48
1:C:81:VAL:HG13	1:C:120:TYR:CD2	2.48	0.48
1:A:81:VAL:HG13	1:A:120:TYR:CD2	2.48	0.48
1:B:227:ASN:O	1:B:230:THR:HG22	2.12	0.48
1:B:81:VAL:HG13	1:B:120:TYR:CD2	2.48	0.48
1:A:192:ALA:O	1:A:194:PRO:HD3	2.14	0.48
1:B:192:ALA:O	1:B:194:PRO:HD3	2.14	0.48
1:C:62:LEU:HD13	1:C:69:VAL:CG2	2.32	0.48
1:D:192:ALA:O	1:D:194:PRO:HD3	2.14	0.48
1:D:27:GLN:HG2	1:C:25:LEU:HB2	1.96	0.48

Continued on next page...

Continued from previous page...

Atom-1	Atom-2	Interatomic distance (Å)	Clash overlap (Å)
1:A:111:THR:HB	1:A:135:TRP:CE3	2.48	0.48
1:A:93:TYR:HE1	1:A:95:LEU:HB2	1.78	0.48
1:B:111:THR:HB	1:B:135:TRP:CE3	2.48	0.48
1:D:226:GLU:CD	1:D:226:GLU:N	2.51	0.48
1:A:111:THR:HB	1:A:135:TRP:CE3	2.48	0.48
1:B:111:THR:HB	1:B:135:TRP:CE3	2.48	0.48
1:B:93:TYR:HE1	1:B:95:LEU:HB2	1.78	0.48
1:C:111:THR:HB	1:C:135:TRP:CE3	2.48	0.48
1:C:192:ALA:O	1:C:194:PRO:HD3	2.14	0.48
1:D:111:THR:HB	1:D:135:TRP:CE3	2.48	0.48
1:A:38:TYR:CE2	1:B:17:PHE:HD1	2.32	0.48
1:D:101:ARG:HB3	1:D:108:ILE:HB	1.96	0.48
1:D:111:THR:HB	1:D:135:TRP:CE3	2.48	0.48
1:A:17:PHE:HD1	1:B:38:TYR:CE2	2.32	0.48
1:C:93:TYR:HE1	1:C:95:LEU:HB2	1.78	0.48
1:A:17:PHE:HD1	1:B:38:TYR:CE2	2.31	0.48
1:D:27:GLN:HG2	1:C:25:LEU:HB2	1.96	0.48
1:A:38:TYR:CE2	1:B:17:PHE:HD1	2.31	0.48
1:C:81:VAL:HG13	1:C:120:TYR:CD2	2.48	0.48
1:A:15:ASN:O	1:B:37:VAL:CG1	2.61	0.47
1:A:37:VAL:CG1	1:B:15:ASN:O	2.61	0.47
1:C:101:ARG:HB3	1:C:108:ILE:HB	1.96	0.47
1:D:15:ASN:OD1	1:C:38:TYR:HB2	2.14	0.47
1:D:101:ARG:HB3	1:D:108:ILE:HB	1.96	0.47
1:C:101:ARG:HB3	1:C:108:ILE:HB	1.96	0.47
1:B:101:ARG:HB3	1:B:108:ILE:HB	1.96	0.47
1:C:31:PRO:HG2	1:C:34:VAL:HG21	1.95	0.47
1:D:245:LYS:O	1:D:246:ALA:C	2.53	0.47
1:A:101:ARG:HB3	1:A:108:ILE:HB	1.96	0.47
1:A:101:ARG:HB3	1:A:108:ILE:HB	1.96	0.47
1:A:14:PRO:C	1:A:16:ARG:N	2.68	0.47
1:A:226:GLU:CD	1:A:226:GLU:N	2.51	0.47
1:B:14:PRO:C	1:B:16:ARG:N	2.68	0.47
1:B:93:TYR:HE1	1:B:95:LEU:HB2	1.78	0.47
1:D:15:ASN:OD1	1:C:38:TYR:HB2	2.15	0.47
1:D:14:PRO:C	1:D:16:ARG:N	2.68	0.47
1:A:14:PRO:C	1:A:16:ARG:N	2.68	0.47
1:A:93:TYR:HE1	1:A:95:LEU:HB2	1.78	0.47
1:B:101:ARG:HB3	1:B:108:ILE:HB	1.96	0.47
1:B:14:PRO:C	1:B:16:ARG:N	2.68	0.47
1:B:226:GLU:N	1:B:226:GLU:CD	2.51	0.47

Continued on next page...

Continued from previous page...

Atom-1	Atom-2	Interatomic distance (Å)	Clash overlap (Å)
1:A:31:PRO:HG2	1:A:34:VAL:HG21	1.95	0.47
1:A:17:PHE:CD2	1:B:132:GLN:NE2	2.82	0.47
1:B:245:LYS:O	1:B:246:ALA:C	2.53	0.47
1:C:245:LYS:O	1:C:246:ALA:C	2.53	0.47
1:A:245:LYS:O	1:A:246:ALA:C	2.53	0.47
1:A:132:GLN:NE2	1:B:17:PHE:CD2	2.82	0.47
1:B:31:PRO:HG2	1:B:34:VAL:HG21	1.95	0.47
1:D:27:GLN:CG	1:C:25:LEU:HD12	2.44	0.47
1:B:195:LEU:HD22	1:B:197:ILE:HG13	1.97	0.47
1:D:93:TYR:HE1	1:D:95:LEU:HB2	1.78	0.47
1:A:195:LEU:HD22	1:A:197:ILE:HG13	1.97	0.47
1:D:14:PRO:C	1:D:16:ARG:N	2.68	0.47
1:D:170:ILE:HG12	1:D:173:TRP:HE3	1.79	0.47
1:A:170:ILE:HG12	1:A:173:TRP:HE3	1.80	0.47
1:C:14:PRO:C	1:C:16:ARG:N	2.68	0.47
1:D:170:ILE:HG12	1:D:173:TRP:HE3	1.80	0.47
1:A:25:LEU:HD12	1:B:27:GLN:CG	2.44	0.47
1:B:170:ILE:HG12	1:B:173:TRP:HE3	1.80	0.47
1:C:195:LEU:HD22	1:C:197:ILE:HG13	1.97	0.47
1:C:245:LYS:O	1:C:246:ALA:C	2.53	0.47
1:D:195:LEU:HD22	1:D:197:ILE:HG13	1.97	0.47
1:A:27:GLN:CG	1:B:25:LEU:HD12	2.44	0.47
1:C:14:PRO:C	1:C:16:ARG:N	2.68	0.47
1:D:93:TYR:HE1	1:D:95:LEU:HB2	1.78	0.47
1:C:170:ILE:HG12	1:C:173:TRP:HE3	1.80	0.47
1:D:195:LEU:HD22	1:D:197:ILE:HG13	1.97	0.47
1:D:31:PRO:HG2	1:D:34:VAL:HG21	1.96	0.47
1:C:195:LEU:HD22	1:C:197:ILE:HG13	1.97	0.47
1:A:195:LEU:HD22	1:A:197:ILE:HG13	1.97	0.47
1:B:195:LEU:HD22	1:B:197:ILE:HG13	1.97	0.47
1:C:170:ILE:HG12	1:C:173:TRP:HE3	1.79	0.47
1:B:62:LEU:CD1	1:B:69:VAL:HG22	2.34	0.46
1:A:62:LEU:CD1	1:A:69:VAL:HG22	2.34	0.46
1:C:62:LEU:CD1	1:C:69:VAL:HG22	2.34	0.46
1:A:166:ARG:HB3	1:A:177:THR:HB	1.98	0.46
1:B:236:LEU:H	1:B:236:LEU:CD2	2.28	0.46
1:A:236:LEU:CD2	1:A:236:LEU:H	2.28	0.46
1:B:166:ARG:HB3	1:B:177:THR:HB	1.98	0.46
1:C:166:ARG:HB3	1:C:177:THR:HB	1.98	0.46
1:B:166:ARG:HB3	1:B:177:THR:HB	1.98	0.46
1:D:236:LEU:H	1:D:236:LEU:CD2	2.28	0.46

Continued on next page...

Continued from previous page...

Atom-1	Atom-2	Interatomic distance (Å)	Clash overlap (Å)
1:A:166:ARG:HB3	1:A:177:THR:HB	1.98	0.46
1:D:166:ARG:HB3	1:D:177:THR:HB	1.98	0.46
1:B:170:ILE:HG12	1:B:173:TRP:HE3	1.80	0.46
1:A:170:ILE:HG12	1:A:173:TRP:HE3	1.80	0.46
1:A:236:LEU:CD2	1:A:236:LEU:H	2.28	0.46
1:C:166:ARG:HB3	1:C:177:THR:HB	1.98	0.46
1:B:236:LEU:CD2	1:B:236:LEU:H	2.28	0.46
1:C:236:LEU:CD2	1:C:236:LEU:H	2.28	0.46
1:C:53:LEU:HA	1:C:53:LEU:HD12	1.82	0.46
1:D:166:ARG:HB3	1:D:177:THR:HB	1.98	0.46
1:D:236:LEU:CD2	1:D:236:LEU:H	2.28	0.46
1:A:37:VAL:O	1:A:131:THR:HA	2.16	0.46
1:A:53:LEU:HA	1:A:53:LEU:HD12	1.82	0.46
1:C:37:VAL:O	1:C:131:THR:HA	2.16	0.46
1:D:62:LEU:CD1	1:D:69:VAL:HG22	2.34	0.46
1:B:37:VAL:O	1:B:131:THR:HA	2.16	0.46
1:B:53:LEU:HD12	1:B:53:LEU:HA	1.82	0.46
1:C:236:LEU:CD2	1:C:236:LEU:H	2.28	0.46
1:B:49:GLN:HG2	1:B:50:PRO:HD2	1.98	0.46
1:A:49:GLN:HG2	1:A:50:PRO:HD2	1.98	0.46
1:D:37:VAL:O	1:D:131:THR:HA	2.16	0.46
1:A:195:LEU:CD2	1:A:197:ILE:HG13	2.47	0.45
1:C:114:GLU:HB2	1:C:131:THR:HG21	1.97	0.45
1:B:195:LEU:CD2	1:B:197:ILE:HG13	2.47	0.45
1:A:14:PRO:O	1:A:16:ARG:N	2.50	0.45
1:A:17:PHE:HA	1:B:38:TYR:CE1	2.52	0.45
1:C:195:LEU:CD2	1:C:197:ILE:HG13	2.47	0.45
1:C:197:ILE:HA	1:C:198:PRO:HD3	1.85	0.45
1:B:14:PRO:O	1:B:16:ARG:N	2.50	0.45
1:A:38:TYR:CE1	1:B:17:PHE:HA	2.52	0.45
1:C:37:VAL:O	1:C:131:THR:HA	2.16	0.45
1:C:14:PRO:O	1:C:16:ARG:N	2.50	0.45
1:C:49:GLN:HG2	1:C:50:PRO:HD2	1.98	0.45
1:A:114:GLU:HB2	1:A:131:THR:HG21	1.98	0.45
1:B:37:VAL:O	1:B:131:THR:HA	2.16	0.45
1:B:14:PRO:O	1:B:16:ARG:N	2.50	0.45
1:B:237:LYS:O	1:B:240:GLY:N	2.45	0.45
1:D:14:PRO:O	1:D:16:ARG:N	2.50	0.45
1:A:37:VAL:O	1:A:131:THR:HA	2.16	0.45
1:A:14:PRO:O	1:A:16:ARG:N	2.50	0.45
1:A:237:LYS:O	1:A:240:GLY:N	2.45	0.45

Continued on next page...

Continued from previous page...

Atom-1	Atom-2	Interatomic distance (Å)	Clash overlap (Å)
1:B:114:GLU:HB2	1:B:131:THR:HG21	1.98	0.45
1:D:14:PRO:O	1:D:16:ARG:N	2.50	0.45
1:A:37:VAL:CG1	1:B:15:ASN:O	2.60	0.45
1:A:15:ASN:O	1:B:37:VAL:CG1	2.60	0.45
1:D:53:LEU:HA	1:D:53:LEU:HD12	1.82	0.45
1:B:114:GLU:HB2	1:B:131:THR:HG21	1.98	0.45
1:A:114:GLU:HB2	1:A:131:THR:HG21	1.98	0.45
1:D:195:LEU:CD2	1:D:197:ILE:HG13	2.47	0.45
1:C:114:GLU:HB2	1:C:131:THR:HG21	1.98	0.45
1:C:14:PRO:O	1:C:16:ARG:N	2.50	0.45
1:C:37:VAL:HG12	1:C:38:TYR:N	2.32	0.45
1:D:114:GLU:HB2	1:D:131:THR:HG21	1.98	0.45
1:D:49:GLN:HG2	1:D:50:PRO:HD2	1.98	0.45
1:B:37:VAL:HG12	1:B:38:TYR:N	2.32	0.45
1:D:114:GLU:HB2	1:D:131:THR:HG21	1.98	0.45
1:D:195:LEU:CD2	1:D:197:ILE:HG13	2.47	0.45
1:D:37:VAL:O	1:D:131:THR:HA	2.16	0.45
1:A:37:VAL:HG12	1:A:38:TYR:N	2.32	0.45
1:D:245:LYS:O	1:D:246:ALA:C	2.53	0.45
1:B:195:LEU:CD2	1:B:197:ILE:HG13	2.47	0.44
1:D:49:GLN:HG2	1:D:50:PRO:HD2	1.98	0.44
1:A:195:LEU:CD2	1:A:197:ILE:HG13	2.47	0.44
1:D:237:LYS:O	1:D:240:GLY:N	2.45	0.44
1:D:37:VAL:HG12	1:D:38:TYR:N	2.32	0.44
1:D:25:LEU:HD12	1:C:27:GLN:HG3	1.99	0.44
1:A:51:PRO:HG3	1:A:55:ILE:HG13	2.00	0.44
1:B:51:PRO:HG3	1:B:55:ILE:HG13	2.00	0.44
1:C:51:PRO:HG3	1:C:55:ILE:HG13	2.00	0.44
1:A:62:LEU:CD1	1:A:69:VAL:HG22	2.34	0.44
1:A:77:ALA:HB2	1:A:168:VAL:HG11	2.00	0.44
1:C:165:LEU:HG	1:C:176:ILE:HG23	2.00	0.44
1:C:49:GLN:HG2	1:C:50:PRO:HD2	1.98	0.44
1:B:77:ALA:HB2	1:B:168:VAL:HG11	2.00	0.44
1:B:62:LEU:CD1	1:B:69:VAL:HG22	2.34	0.44
1:C:195:LEU:CD2	1:C:197:ILE:HG13	2.47	0.44
1:D:77:ALA:HB2	1:D:168:VAL:HG11	2.00	0.44
1:A:165:LEU:HG	1:A:176:ILE:HG23	2.00	0.44
1:A:49:GLN:HG2	1:A:50:PRO:HD2	1.98	0.44
1:B:51:PRO:HG3	1:B:55:ILE:HG13	2.00	0.44
1:C:51:PRO:HG3	1:C:55:ILE:HG13	2.00	0.44
1:C:77:ALA:HB2	1:C:168:VAL:HG11	2.00	0.44

Continued on next page...

Continued from previous page...

Atom-1	Atom-2	Interatomic distance (Å)	Clash overlap (Å)
1:A:51:PRO:HG3	1:A:55:ILE:HG13	2.00	0.44
1:B:165:LEU:HG	1:B:176:ILE:HG23	2.00	0.44
1:B:49:GLN:HG2	1:B:50:PRO:HD2	1.98	0.44
1:C:23:PRO:CB	1:C:234:TYR:HD1	2.31	0.44
1:C:62:LEU:CD1	1:C:69:VAL:HG22	2.34	0.44
1:D:77:ALA:HB2	1:D:168:VAL:HG11	2.00	0.44
1:B:165:LEU:HG	1:B:176:ILE:HG23	2.00	0.44
1:C:23:PRO:CB	1:C:234:TYR:HD1	2.31	0.44
1:D:51:PRO:HG3	1:D:55:ILE:HG13	2.00	0.44
1:A:165:LEU:HG	1:A:176:ILE:HG23	2.00	0.44
1:C:165:LEU:HG	1:C:176:ILE:HG23	2.00	0.44
1:B:113:MET:CE	1:B:225:PRO:HG3	2.48	0.44
1:C:37:VAL:HG12	1:C:38:TYR:N	2.32	0.44
1:A:113:MET:CE	1:A:225:PRO:HG3	2.48	0.44
1:C:113:MET:CE	1:C:225:PRO:HG3	2.48	0.44
1:D:51:PRO:HG3	1:D:55:ILE:HG13	2.00	0.44
1:A:245:LYS:O	1:A:246:ALA:C	2.53	0.43
1:B:77:ALA:HB2	1:B:168:VAL:HG11	2.00	0.43
1:C:136:ASN:HD22	1:C:219:MET:CG	2.31	0.43
1:D:230:THR:CG2	1:D:231:VAL:N	2.81	0.43
1:A:77:ALA:HB2	1:A:168:VAL:HG11	2.00	0.43
1:B:245:LYS:O	1:B:246:ALA:C	2.53	0.43
1:D:165:LEU:HG	1:D:176:ILE:HG23	2.00	0.43
1:A:136:ASN:HD22	1:A:219:MET:CG	2.31	0.43
1:A:37:VAL:HG12	1:A:38:TYR:N	2.32	0.43
1:A:38:TYR:CE1	1:B:17:PHE:HA	2.53	0.43
1:A:15:ASN:OD1	1:B:38:TYR:HB2	2.18	0.43
1:D:165:LEU:HG	1:D:176:ILE:HG23	2.00	0.43
1:D:40:ILE:HG22	1:D:41:GLN:NE2	2.33	0.43
1:A:17:PHE:HA	1:B:38:TYR:CE1	2.53	0.43
1:A:38:TYR:HB2	1:B:15:ASN:OD1	2.18	0.43
1:B:136:ASN:HD22	1:B:219:MET:CG	2.31	0.43
1:B:37:VAL:HG12	1:B:38:TYR:N	2.32	0.43
1:A:23:PRO:CB	1:A:234:TYR:HD1	2.31	0.43
1:C:113:MET:CE	1:C:225:PRO:HG3	2.48	0.43
1:D:106:CYS:HB2	1:D:203:LEU:O	2.18	0.43
1:D:113:MET:CE	1:D:225:PRO:HG3	2.48	0.43
1:D:23:PRO:CB	1:D:234:TYR:HD1	2.31	0.43
1:B:23:PRO:CB	1:B:234:TYR:HD1	2.31	0.43
1:A:97:ILE:HA	1:A:167:LEU:O	2.19	0.43
1:B:23:PRO:CB	1:B:234:TYR:HD1	2.31	0.43

Continued on next page...

Continued from previous page...

Atom-1	Atom-2	Interatomic distance (Å)	Clash overlap (Å)
1:A:23:PRO:CB	1:A:234:TYR:HD1	2.31	0.43
1:B:97:ILE:HA	1:B:167:LEU:O	2.19	0.43
1:D:25:LEU:HB3	1:C:25:LEU:HB3	2.01	0.43
1:D:40:ILE:HG22	1:D:41:GLN:NE2	2.33	0.43
1:D:62:LEU:CD1	1:D:69:VAL:HG22	2.34	0.43
1:A:40:ILE:HG22	1:A:41:GLN:NE2	2.33	0.43
1:B:230:THR:CG2	1:B:231:VAL:N	2.81	0.43
1:D:16:ARG:HG3	1:C:35:ARG:HH12	1.83	0.43
1:C:40:ILE:HG22	1:C:41:GLN:NE2	2.33	0.43
1:A:230:THR:CG2	1:A:231:VAL:N	2.81	0.43
1:B:40:ILE:HG22	1:B:41:GLN:NE2	2.33	0.43
1:C:77:ALA:HB2	1:C:168:VAL:HG11	2.00	0.43
1:D:25:LEU:HB2	1:C:27:GLN:HG2	2.00	0.43
1:D:37:VAL:HG12	1:D:38:TYR:N	2.32	0.43
1:A:113:MET:CE	1:A:225:PRO:HG3	2.48	0.43
1:B:40:ILE:HG22	1:B:41:GLN:NE2	2.33	0.43
1:C:97:ILE:HA	1:C:167:LEU:O	2.19	0.43
1:C:86:GLU:HA	1:C:89:ARG:HD3	2.01	0.43
1:A:40:ILE:HG22	1:A:41:GLN:NE2	2.33	0.43
1:B:113:MET:CE	1:B:225:PRO:HG3	2.48	0.43
1:C:127:CYS:HA	1:C:128:PRO:HD3	1.79	0.43
1:C:64:ARG:HB2	1:C:67:ARG:HG2	2.01	0.43
1:D:125:GLY:C	1:D:127:CYS:H	2.22	0.43
1:D:237:LYS:O	1:D:240:GLY:N	2.45	0.43
1:C:89:ARG:CZ	1:C:89:ARG:HB3	2.48	0.43
1:D:125:GLY:C	1:D:127:CYS:H	2.22	0.43
1:D:136:ASN:HD22	1:D:219:MET:CG	2.31	0.43
1:D:97:ILE:HA	1:D:167:LEU:O	2.19	0.43
1:A:220:LEU:HA	1:A:221:PRO:HD3	1.87	0.43
1:A:64:ARG:HB2	1:A:67:ARG:HG2	2.01	0.43
1:B:106:CYS:HB2	1:B:203:LEU:O	2.19	0.43
1:B:252:LEU:HD22	1:B:253:LEU:O	2.19	0.43
1:A:106:CYS:HB2	1:A:203:LEU:O	2.19	0.43
1:A:252:LEU:HD22	1:A:253:LEU:O	2.19	0.43
1:B:220:LEU:HA	1:B:221:PRO:HD3	1.87	0.43
1:B:64:ARG:HB2	1:B:67:ARG:HG2	2.01	0.43
1:C:125:GLY:C	1:C:127:CYS:H	2.22	0.43
1:A:86:GLU:HA	1:A:89:ARG:HD3	2.01	0.43
1:D:220:LEU:HA	1:D:221:PRO:HD3	1.87	0.43
1:D:86:GLU:HA	1:D:89:ARG:HD3	2.01	0.43
1:B:86:GLU:HA	1:B:89:ARG:HD3	2.01	0.43

Continued on next page...

Continued from previous page...

Atom-1	Atom-2	Interatomic distance (Å)	Clash overlap (Å)
1:C:72:ASN:O	1:C:250:SER:HB2	2.19	0.43
1:D:25:LEU:C	1:D:27:GLN:HE21	2.22	0.43
1:A:197:ILE:HA	1:A:198:PRO:HD3	1.85	0.42
1:D:25:LEU:HD12	1:C:27:GLN:HG3	1.99	0.42
1:D:25:LEU:HB3	1:C:25:LEU:HB3	2.01	0.42
1:B:197:ILE:HA	1:B:198:PRO:HD3	1.85	0.42
1:C:252:LEU:HD22	1:C:253:LEU:O	2.19	0.42
1:C:40:ILE:HG22	1:C:41:GLN:NE2	2.33	0.42
1:D:113:MET:CE	1:D:225:PRO:HG3	2.48	0.42
1:D:23:PRO:CB	1:D:234:TYR:HD1	2.31	0.42
1:A:125:GLY:C	1:A:127:CYS:H	2.23	0.42
1:A:89:ARG:CZ	1:A:89:ARG:HB3	2.48	0.42
1:B:125:GLY:C	1:B:127:CYS:H	2.23	0.42
1:B:89:ARG:CZ	1:B:89:ARG:HB3	2.48	0.42
1:C:230:THR:CG2	1:C:231:VAL:N	2.81	0.42
1:D:16:ARG:HG3	1:C:35:ARG:HH12	1.83	0.42
1:D:106:CYS:HB2	1:D:203:LEU:O	2.18	0.42
1:A:106:CYS:HB2	1:A:203:LEU:O	2.19	0.42
1:A:25:LEU:C	1:A:27:GLN:HE21	2.22	0.42
1:B:125:GLY:C	1:B:127:CYS:H	2.22	0.42
1:C:230:THR:CG2	1:C:231:VAL:N	2.81	0.42
1:C:72:ASN:O	1:C:250:SER:HB2	2.19	0.42
1:D:25:LEU:HB2	1:C:27:GLN:HG2	2.02	0.42
1:A:125:GLY:C	1:A:127:CYS:H	2.22	0.42
1:B:106:CYS:HB2	1:B:203:LEU:O	2.19	0.42
1:B:25:LEU:C	1:B:27:GLN:HE21	2.22	0.42
1:D:230:THR:CG2	1:D:231:VAL:N	2.81	0.42
1:A:217:ILE:CD1	1:A:219:MET:HG3	2.50	0.42
1:A:252:LEU:HD22	1:A:253:LEU:O	2.19	0.42
1:B:72:ASN:O	1:B:250:SER:HB2	2.19	0.42
1:B:91:GLN:HA	1:B:92:PRO:HD3	1.92	0.42
1:D:252:LEU:HD22	1:D:253:LEU:O	2.19	0.42
1:A:72:ASN:O	1:A:250:SER:HB2	2.19	0.42
1:A:91:GLN:HA	1:A:92:PRO:HD3	1.92	0.42
1:B:217:ILE:CD1	1:B:219:MET:HG3	2.50	0.42
1:B:252:LEU:HD22	1:B:253:LEU:O	2.19	0.42
1:C:97:ILE:HA	1:C:167:LEU:O	2.19	0.42
1:D:72:ASN:O	1:D:250:SER:HB2	2.19	0.42
1:C:106:CYS:HB2	1:C:203:LEU:O	2.19	0.42
1:C:217:ILE:CD1	1:C:219:MET:HG3	2.50	0.42
1:D:91:GLN:HA	1:D:92:PRO:HD3	1.92	0.42

Continued on next page...

Continued from previous page...

Atom-1	Atom-2	Interatomic distance (Å)	Clash overlap (Å)
1:C:238:ILE:HA	1:C:238:ILE:HD13	1.91	0.42
1:C:91:GLN:HA	1:C:92:PRO:HD3	1.92	0.42
1:D:86:GLU:HA	1:D:89:ARG:HD3	2.01	0.42
1:D:89:ARG:HB3	1:D:89:ARG:CZ	2.47	0.42
1:A:127:CYS:HA	1:A:128:PRO:HD3	1.79	0.42
1:B:86:GLU:HA	1:B:89:ARG:HD3	2.01	0.42
1:C:125:GLY:C	1:C:127:CYS:H	2.22	0.42
1:A:86:GLU:HA	1:A:89:ARG:HD3	2.01	0.42
1:B:127:CYS:HA	1:B:128:PRO:HD3	1.79	0.42
1:C:106:CYS:HB2	1:C:203:LEU:O	2.19	0.42
1:D:217:ILE:CD1	1:D:219:MET:HG3	2.50	0.42
1:D:252:LEU:HD22	1:D:253:LEU:O	2.19	0.42
1:C:146:GLU:C	1:C:148:ASN:H	2.23	0.42
1:D:165:LEU:CD1	1:D:178:GLN:HG3	2.50	0.42
1:D:97:ILE:HA	1:D:167:LEU:O	2.19	0.42
1:D:93:TYR:CE1	1:D:95:LEU:HB2	2.55	0.42
1:C:25:LEU:C	1:C:27:GLN:HE21	2.22	0.42
1:D:91:GLN:HA	1:D:92:PRO:HD3	1.92	0.42
1:A:230:THR:CG2	1:A:231:VAL:N	2.81	0.42
1:A:72:ASN:O	1:A:250:SER:HB2	2.19	0.42
1:B:97:ILE:HA	1:B:167:LEU:O	2.19	0.42
1:C:218:GLY:O	1:C:220:LEU:HD13	2.20	0.42
1:C:252:LEU:HD22	1:C:253:LEU:O	2.19	0.42
1:A:97:ILE:HA	1:A:167:LEU:O	2.19	0.42
1:B:230:THR:CG2	1:B:231:VAL:N	2.81	0.42
1:B:72:ASN:O	1:B:250:SER:HB2	2.19	0.42
1:D:38:TYR:HB2	1:C:15:ASN:OD1	2.19	0.42
1:D:64:ARG:HB2	1:D:67:ARG:HG2	2.01	0.42
1:A:253:LEU:HA	1:A:253:LEU:HD23	1.88	0.42
1:A:38:TYR:HB2	1:B:15:ASN:OD1	2.19	0.42
1:C:25:LEU:C	1:C:27:GLN:HE21	2.22	0.42
1:B:253:LEU:HA	1:B:253:LEU:HD23	1.88	0.42
1:A:15:ASN:OD1	1:B:38:TYR:HB2	2.19	0.42
1:C:86:GLU:HA	1:C:89:ARG:HD3	2.01	0.42
1:A:218:GLY:O	1:A:220:LEU:HD13	2.20	0.42
1:A:91:GLN:HA	1:A:92:PRO:HD3	1.92	0.42
1:B:146:GLU:C	1:B:148:ASN:H	2.23	0.42
1:B:25:LEU:C	1:B:27:GLN:HE21	2.22	0.42
1:C:71:LEU:HB3	1:C:179:PHE:CD2	2.55	0.42
1:D:45:PRO:HB2	1:D:167:LEU:HD13	2.02	0.42
1:A:146:GLU:C	1:A:148:ASN:H	2.23	0.42

Continued on next page...

Continued from previous page...

Atom-1	Atom-2	Interatomic distance (Å)	Clash overlap (Å)
1:A:25:LEU:C	1:A:27:GLN:HE21	2.22	0.42
1:B:218:GLY:O	1:B:220:LEU:HD13	2.20	0.42
1:B:91:GLN:HA	1:B:92:PRO:HD3	1.92	0.42
1:D:45:PRO:HB2	1:D:167:LEU:HD13	2.02	0.42
1:A:165:LEU:CD1	1:A:178:GLN:HG3	2.50	0.41
1:C:238:ILE:HA	1:C:238:ILE:HD13	1.91	0.41
1:D:72:ASN:O	1:D:250:SER:HB2	2.19	0.41
1:B:165:LEU:CD1	1:B:178:GLN:HG3	2.50	0.41
1:C:165:LEU:CD1	1:C:178:GLN:HG3	2.50	0.41
1:C:197:ILE:HA	1:C:198:PRO:HD3	1.85	0.41
1:C:218:GLY:O	1:C:220:LEU:HD13	2.20	0.41
1:D:165:LEU:CD1	1:D:178:GLN:HG3	2.50	0.41
1:A:71:LEU:HB3	1:A:179:PHE:CD2	2.55	0.41
1:B:71:LEU:HB3	1:B:179:PHE:CD2	2.55	0.41
1:B:93:TYR:CE1	1:B:95:LEU:HB2	2.55	0.41
1:C:98:ALA:HB1	1:C:112:VAL:HG22	2.02	0.41
1:C:165:LEU:CD1	1:C:178:GLN:HG3	2.50	0.41
1:C:89:ARG:CZ	1:C:89:ARG:HB3	2.48	0.41
1:A:71:LEU:HB3	1:A:179:PHE:CD2	2.55	0.41
1:A:93:TYR:CE1	1:A:95:LEU:HB2	2.55	0.41
1:B:71:LEU:HB3	1:B:179:PHE:CD2	2.55	0.41
1:C:98:ALA:HB1	1:C:112:VAL:HG22	2.02	0.41
1:C:71:LEU:HB3	1:C:179:PHE:CD2	2.55	0.41
1:C:45:PRO:HB2	1:C:167:LEU:HD13	2.02	0.41
1:D:218:GLY:O	1:D:220:LEU:HD13	2.20	0.41
1:A:159:GLU:N	1:A:159:GLU:CD	2.74	0.41
1:A:45:PRO:HB2	1:A:167:LEU:HD13	2.03	0.41
1:B:98:ALA:HB1	1:B:112:VAL:HG22	2.02	0.41
1:B:214:VAL:HG23	1:B:215:ASP:OD1	2.20	0.41
1:B:218:GLY:O	1:B:220:LEU:HD13	2.20	0.41
1:B:45:PRO:HB2	1:B:167:LEU:HD13	2.02	0.41
1:C:159:GLU:N	1:C:159:GLU:CD	2.74	0.41
1:C:93:TYR:CE1	1:C:95:LEU:HB2	2.55	0.41
1:D:214:VAL:HG23	1:D:215:ASP:OD1	2.20	0.41
1:D:25:LEU:C	1:D:27:GLN:HE21	2.22	0.41
1:A:214:VAL:HG23	1:A:215:ASP:OD1	2.20	0.41
1:A:218:GLY:O	1:A:220:LEU:HD13	2.20	0.41
1:A:45:PRO:HB2	1:A:167:LEU:HD13	2.02	0.41
1:A:98:ALA:HB1	1:A:112:VAL:HG22	2.02	0.41
1:B:159:GLU:N	1:B:159:GLU:CD	2.74	0.41
1:B:45:PRO:HB2	1:B:167:LEU:HD13	2.03	0.41

Continued on next page...

Continued from previous page...

Atom-1	Atom-2	Interatomic distance (Å)	Clash overlap (Å)
1:D:159:GLU:CD	1:D:159:GLU:N	2.74	0.41
1:A:146:GLU:C	1:A:148:ASN:H	2.23	0.41
1:A:93:TYR:CE1	1:A:95:LEU:HB2	2.55	0.41
1:B:165:LEU:HD12	1:B:177:THR:O	2.20	0.41
1:C:45:PRO:HB2	1:C:167:LEU:HD13	2.03	0.41
1:D:217:ILE:CD1	1:D:219:MET:HG3	2.50	0.41
1:D:71:LEU:HB3	1:D:179:PHE:CD2	2.55	0.41
1:A:165:LEU:HD12	1:A:177:THR:O	2.20	0.41
1:B:146:GLU:C	1:B:148:ASN:H	2.23	0.41
1:B:93:TYR:CE1	1:B:95:LEU:HB2	2.55	0.41
1:C:154:HIS:O	1:C:155:ALA:C	2.59	0.41
1:D:214:VAL:HG23	1:D:215:ASP:OD1	2.20	0.41
1:D:71:LEU:HB3	1:D:179:PHE:CD2	2.55	0.41
1:D:146:GLU:C	1:D:148:ASN:H	2.23	0.41
1:C:165:LEU:HD12	1:C:177:THR:O	2.20	0.41
1:D:146:GLU:C	1:D:148:ASN:H	2.23	0.41
1:A:80:ILE:HG21	1:A:170:ILE:HG13	2.03	0.41
1:B:165:LEU:CD1	1:B:178:GLN:HG3	2.50	0.41
1:D:165:LEU:HD12	1:D:177:THR:O	2.20	0.41
1:A:165:LEU:CD1	1:A:178:GLN:HG3	2.50	0.41
1:B:80:ILE:HG21	1:B:170:ILE:HG13	2.03	0.41
1:C:146:GLU:C	1:C:148:ASN:H	2.23	0.41
1:C:214:VAL:HG23	1:C:215:ASP:OD1	2.20	0.41
1:A:98:ALA:HB1	1:A:112:VAL:HG22	2.02	0.41
1:B:238:ILE:HA	1:B:238:ILE:HD13	1.91	0.41
1:D:98:ALA:HB1	1:D:112:VAL:HG22	2.02	0.41
1:D:37:VAL:HG12	1:C:15:ASN:OD1	2.20	0.41
1:A:238:ILE:HD13	1:A:238:ILE:HA	1.91	0.41
1:B:98:ALA:HB1	1:B:112:VAL:HG22	2.02	0.41
1:C:80:ILE:HG21	1:C:170:ILE:HG13	2.03	0.41
1:D:80:ILE:HG21	1:D:170:ILE:HG13	2.03	0.41
1:B:154:HIS:O	1:B:155:ALA:C	2.59	0.41
1:B:80:ILE:HG21	1:B:170:ILE:HG13	2.03	0.41
1:C:80:ILE:HG21	1:C:170:ILE:HG13	2.03	0.41
1:C:91:GLN:HA	1:C:92:PRO:HD3	1.92	0.41
1:A:154:HIS:O	1:A:155:ALA:C	2.59	0.41
1:A:80:ILE:HG21	1:A:170:ILE:HG13	2.03	0.41
1:C:136:ASN:HD22	1:C:219:MET:CG	2.31	0.41
1:D:165:LEU:HD12	1:D:177:THR:O	2.20	0.41
1:B:217:ILE:CD1	1:B:219:MET:HG3	2.50	0.41
1:B:64:ARG:HB2	1:B:67:ARG:HG2	2.01	0.41

Continued on next page...

Continued from previous page...

Atom-1	Atom-2	Interatomic distance (Å)	Clash overlap (Å)
1:D:218:GLY:O	1:D:220:LEU:HD13	2.20	0.41
1:D:223:PHE:HZ	1:C:234:TYR:CE1	2.33	0.41
1:D:98:ALA:HB1	1:D:112:VAL:HG22	2.02	0.41
1:A:217:ILE:CD1	1:A:219:MET:HG3	2.50	0.41
1:A:64:ARG:HB2	1:A:67:ARG:HG2	2.01	0.41
1:C:64:ARG:HB2	1:C:67:ARG:HG2	2.01	0.41
1:D:58:TYR:CZ	1:D:252:LEU:HG	2.56	0.41
1:D:93:TYR:CE1	1:D:95:LEU:HB2	2.55	0.41
1:C:214:VAL:HG23	1:C:215:ASP:OD1	2.20	0.41
1:C:58:TYR:N	1:C:58:TYR:CD1	2.89	0.41
1:D:37:VAL:HG12	1:C:15:ASN:OD1	2.21	0.41
1:A:214:VAL:HG23	1:A:215:ASP:OD1	2.20	0.40
1:A:75:SER:O	1:A:78:PRO:HD2	2.21	0.40
1:B:75:SER:O	1:B:78:PRO:HD2	2.21	0.40
1:C:75:SER:O	1:C:78:PRO:HD2	2.21	0.40
1:D:154:HIS:O	1:D:155:ALA:C	2.59	0.40
1:D:80:ILE:HG21	1:D:170:ILE:HG13	2.03	0.40
1:A:75:SER:O	1:A:78:PRO:HD2	2.21	0.40
1:B:214:VAL:HG23	1:B:215:ASP:OD1	2.20	0.40
1:B:75:SER:O	1:B:78:PRO:HD2	2.21	0.40
1:C:59:TYR:OH	1:C:182:GLU:OE2	2.34	0.40
1:C:39:HIS:HE1	1:C:215:ASP:OD1	2.04	0.40
1:C:75:SER:O	1:C:78:PRO:HD2	2.21	0.40
1:A:58:TYR:CZ	1:A:252:LEU:HG	2.56	0.40
1:B:58:TYR:CZ	1:B:252:LEU:HG	2.56	0.40
1:C:58:TYR:CZ	1:C:252:LEU:HG	2.56	0.40
1:D:58:TYR:CD1	1:D:58:TYR:N	2.89	0.40
1:B:39:HIS:HE1	1:B:215:ASP:OD1	2.04	0.40
1:C:220:LEU:HA	1:C:221:PRO:HD3	1.87	0.40
1:A:39:HIS:HE1	1:A:215:ASP:OD1	2.04	0.40
1:D:22:LEU:HA	1:D:23:PRO:HD3	1.95	0.40
1:A:58:TYR:N	1:A:58:TYR:CD1	2.89	0.40
1:B:58:TYR:CZ	1:B:252:LEU:HG	2.56	0.40
1:C:154:HIS:O	1:C:155:ALA:C	2.59	0.40
1:D:37:VAL:HG13	1:C:15:ASN:ND2	2.14	0.40
1:C:165:LEU:HD12	1:C:177:THR:O	2.20	0.40
1:A:58:TYR:CZ	1:A:252:LEU:HG	2.56	0.40
1:B:58:TYR:N	1:B:58:TYR:CD1	2.89	0.40
1:A:165:LEU:HD12	1:A:177:THR:O	2.20	0.40
1:B:116:THR:HG23	1:B:129:ILE:HB	2.04	0.40
1:D:58:TYR:CD1	1:D:58:TYR:N	2.89	0.40

Continued on next page...

Continued from previous page...

Atom-1	Atom-2	Interatomic distance (Å)	Clash overlap (Å)
1:D:75:SER:O	1:D:78:PRO:HD2	2.21	0.40
1:A:116:THR:HG23	1:A:129:ILE:HB	2.04	0.40
1:B:165:LEU:HD12	1:B:177:THR:O	2.20	0.40
1:D:154:HIS:O	1:D:155:ALA:C	2.59	0.40
1:D:75:SER:O	1:D:78:PRO:HD2	2.21	0.40

There are no symmetry-related clashes.

5.3 Torsion angles [i](#)

5.3.1 Protein backbone [i](#)

In the following table, the Percentiles column shows the percent Ramachandran outliers of the chain as a percentile score with respect to all X-ray entries followed by that with respect to entries of similar resolution.

The Analysed column shows the number of residues for which the backbone conformation was analysed, and the total number of residues.

Mol	Chain	Analysed	Favoured	Allowed	Outliers	Percentiles	
1	1-A	240/287 (84%)	208 (87%)	27 (11%)	5 (2%)	8	25
1	1-B	240/287 (84%)	209 (87%)	26 (11%)	5 (2%)	8	25
1	1-C	240/287 (84%)	209 (87%)	26 (11%)	5 (2%)	8	25
1	1-D	240/287 (84%)	208 (87%)	27 (11%)	5 (2%)	8	25
1	2-A	240/287 (84%)	209 (87%)	26 (11%)	5 (2%)	8	25
1	2-B	240/287 (84%)	208 (87%)	27 (11%)	5 (2%)	8	25
1	2-C	240/287 (84%)	208 (87%)	27 (11%)	5 (2%)	8	25
1	2-D	240/287 (84%)	209 (87%)	26 (11%)	5 (2%)	8	25
All	All	1920/2296 (84%)	1668 (87%)	212 (11%)	40 (2%)	8	25

All (40) Ramachandran outliers are listed below:

Mol	Chain	Res	Type
1	1-A	82	ARG
1	1-B	82	ARG
1	1-D	82	ARG
1	1-C	82	ARG
1	2-A	82	ARG

Continued on next page...

Continued from previous page...

Mol	Chain	Res	Type
1	2-B	82	ARG
1	2-D	82	ARG
1	2-C	82	ARG
1	1-A	28	LEU
1	1-B	28	LEU
1	1-D	28	LEU
1	1-C	28	LEU
1	2-A	28	LEU
1	2-B	28	LEU
1	2-D	28	LEU
1	2-C	28	LEU
1	1-A	15	ASN
1	1-B	15	ASN
1	1-D	15	ASN
1	1-C	15	ASN
1	2-A	15	ASN
1	2-B	15	ASN
1	2-D	15	ASN
1	2-C	15	ASN
1	1-A	78	PRO
1	1-B	78	PRO
1	1-D	78	PRO
1	1-C	78	PRO
1	2-A	78	PRO
1	2-B	78	PRO
1	2-D	78	PRO
1	2-C	78	PRO
1	1-A	225	PRO
1	1-B	225	PRO
1	1-D	225	PRO
1	1-C	225	PRO
1	2-A	225	PRO
1	2-B	225	PRO
1	2-D	225	PRO
1	2-C	225	PRO

5.3.2 Protein sidechains ⓘ

In the following table, the Percentiles column shows the percent sidechain outliers of the chain as a percentile score with respect to all X-ray entries followed by that with respect to entries of similar resolution.

The Analysed column shows the number of residues for which the sidechain conformation was

analysed, and the total number of residues.

Mol	Chain	Analysed	Rotameric	Outliers	Percentiles	
1	1-A	208/245 (85%)	189 (91%)	19 (9%)	10	27
1	1-B	208/245 (85%)	188 (90%)	20 (10%)	9	25
1	1-C	208/245 (85%)	189 (91%)	19 (9%)	10	27
1	1-D	208/245 (85%)	189 (91%)	19 (9%)	10	27
1	2-A	208/245 (85%)	188 (90%)	20 (10%)	9	25
1	2-B	208/245 (85%)	189 (91%)	19 (9%)	10	27
1	2-C	208/245 (85%)	189 (91%)	19 (9%)	10	27
1	2-D	208/245 (85%)	188 (90%)	20 (10%)	9	25
All	All	1664/1960 (85%)	1509 (91%)	155 (9%)	10	26

All (155) residues with a non-rotameric sidechain are listed below:

Mol	Chain	Res	Type
1	1-A	18	ARG
1	1-A	22	LEU
1	1-A	53	LEU
1	1-A	57	VAL
1	1-A	69	VAL
1	1-A	80	ILE
1	1-A	87	ASP
1	1-A	90	LYS
1	1-A	117	GLU
1	1-A	136	ASN
1	1-A	149	LEU
1	1-A	175	GLU
1	1-A	184	ARG
1	1-A	195	LEU
1	1-A	225	PRO
1	1-A	226	GLU
1	1-A	230	THR
1	1-A	236	LEU
1	1-A	252	LEU
1	1-B	18	ARG
1	1-B	22	LEU
1	1-B	53	LEU
1	1-B	57	VAL
1	1-B	69	VAL
1	1-B	80	ILE

Continued on next page...

Continued from previous page...

Mol	Chain	Res	Type
1	1-B	87	ASP
1	1-B	90	LYS
1	1-B	117	GLU
1	1-B	136	ASN
1	1-B	140	SER
1	1-B	149	LEU
1	1-B	175	GLU
1	1-B	184	ARG
1	1-B	195	LEU
1	1-B	225	PRO
1	1-B	226	GLU
1	1-B	230	THR
1	1-B	236	LEU
1	1-B	252	LEU
1	1-D	18	ARG
1	1-D	22	LEU
1	1-D	53	LEU
1	1-D	57	VAL
1	1-D	69	VAL
1	1-D	80	ILE
1	1-D	87	ASP
1	1-D	90	LYS
1	1-D	117	GLU
1	1-D	136	ASN
1	1-D	149	LEU
1	1-D	175	GLU
1	1-D	184	ARG
1	1-D	195	LEU
1	1-D	225	PRO
1	1-D	226	GLU
1	1-D	230	THR
1	1-D	236	LEU
1	1-D	252	LEU
1	1-C	18	ARG
1	1-C	22	LEU
1	1-C	53	LEU
1	1-C	57	VAL
1	1-C	69	VAL
1	1-C	80	ILE
1	1-C	87	ASP
1	1-C	90	LYS
1	1-C	117	GLU

Continued on next page...

Continued from previous page...

Mol	Chain	Res	Type
1	1-C	136	ASN
1	1-C	149	LEU
1	1-C	175	GLU
1	1-C	184	ARG
1	1-C	195	LEU
1	1-C	225	PRO
1	1-C	226	GLU
1	1-C	230	THR
1	1-C	236	LEU
1	1-C	252	LEU
1	2-A	18	ARG
1	2-A	22	LEU
1	2-A	53	LEU
1	2-A	57	VAL
1	2-A	69	VAL
1	2-A	80	ILE
1	2-A	87	ASP
1	2-A	90	LYS
1	2-A	117	GLU
1	2-A	136	ASN
1	2-A	140	SER
1	2-A	149	LEU
1	2-A	175	GLU
1	2-A	184	ARG
1	2-A	195	LEU
1	2-A	225	PRO
1	2-A	226	GLU
1	2-A	230	THR
1	2-A	236	LEU
1	2-A	252	LEU
1	2-B	18	ARG
1	2-B	22	LEU
1	2-B	53	LEU
1	2-B	57	VAL
1	2-B	69	VAL
1	2-B	80	ILE
1	2-B	87	ASP
1	2-B	90	LYS
1	2-B	117	GLU
1	2-B	136	ASN
1	2-B	149	LEU
1	2-B	175	GLU

Continued on next page...

Continued from previous page...

Mol	Chain	Res	Type
1	2-B	184	ARG
1	2-B	195	LEU
1	2-B	225	PRO
1	2-B	226	GLU
1	2-B	230	THR
1	2-B	236	LEU
1	2-B	252	LEU
1	2-D	18	ARG
1	2-D	22	LEU
1	2-D	53	LEU
1	2-D	57	VAL
1	2-D	69	VAL
1	2-D	80	ILE
1	2-D	87	ASP
1	2-D	90	LYS
1	2-D	117	GLU
1	2-D	136	ASN
1	2-D	140	SER
1	2-D	149	LEU
1	2-D	175	GLU
1	2-D	184	ARG
1	2-D	195	LEU
1	2-D	225	PRO
1	2-D	226	GLU
1	2-D	230	THR
1	2-D	236	LEU
1	2-D	252	LEU
1	2-C	18	ARG
1	2-C	22	LEU
1	2-C	53	LEU
1	2-C	57	VAL
1	2-C	69	VAL
1	2-C	80	ILE
1	2-C	87	ASP
1	2-C	90	LYS
1	2-C	117	GLU
1	2-C	136	ASN
1	2-C	149	LEU
1	2-C	175	GLU
1	2-C	184	ARG
1	2-C	195	LEU
1	2-C	225	PRO

Continued on next page...

Continued from previous page...

Mol	Chain	Res	Type
1	2-C	226	GLU
1	2-C	230	THR
1	2-C	236	LEU
1	2-C	252	LEU

Some sidechains can be flipped to improve hydrogen bonding and reduce clashes. All (56) such sidechains are listed below:

Mol	Chain	Res	Type
1	1-A	27	GLN
1	1-A	39	HIS
1	1-A	79	GLN
1	1-A	132	GLN
1	1-A	136	ASN
1	1-A	148	ASN
1	1-A	183	HIS
1	1-B	27	GLN
1	1-B	39	HIS
1	1-B	79	GLN
1	1-B	132	GLN
1	1-B	136	ASN
1	1-B	148	ASN
1	1-B	183	HIS
1	1-D	27	GLN
1	1-D	39	HIS
1	1-D	79	GLN
1	1-D	132	GLN
1	1-D	136	ASN
1	1-D	148	ASN
1	1-D	183	HIS
1	1-C	27	GLN
1	1-C	39	HIS
1	1-C	79	GLN
1	1-C	132	GLN
1	1-C	136	ASN
1	1-C	148	ASN
1	1-C	183	HIS
1	2-A	27	GLN
1	2-A	39	HIS
1	2-A	79	GLN
1	2-A	132	GLN
1	2-A	136	ASN
1	2-A	148	ASN

Continued on next page...

Continued from previous page...

Mol	Chain	Res	Type
1	2-A	183	HIS
1	2-B	27	GLN
1	2-B	39	HIS
1	2-B	79	GLN
1	2-B	132	GLN
1	2-B	136	ASN
1	2-B	148	ASN
1	2-B	183	HIS
1	2-D	27	GLN
1	2-D	39	HIS
1	2-D	79	GLN
1	2-D	132	GLN
1	2-D	136	ASN
1	2-D	148	ASN
1	2-D	183	HIS
1	2-C	27	GLN
1	2-C	39	HIS
1	2-C	79	GLN
1	2-C	132	GLN
1	2-C	136	ASN
1	2-C	148	ASN
1	2-C	183	HIS

5.3.3 RNA [i](#)

There are no RNA molecules in this entry.

5.4 Non-standard residues in protein, DNA, RNA chains [i](#)

There are no non-standard protein/DNA/RNA residues in this entry.

5.5 Carbohydrates [i](#)

There are no carbohydrates in this entry.

5.6 Ligand geometry [i](#)

8 ligands are modelled in this entry.

In the following table, the Counts columns list the number of bonds (or angles) for which Mogul statistics could be retrieved, the number of bonds (or angles) that are observed in the model and

the number of bonds (or angles) that are defined in the Chemical Component Dictionary. The Link column lists molecule types, if any, to which the group is linked. The Z score for a bond length (or angle) is the number of standard deviations the observed value is removed from the expected value. A bond length (or angle) with $|Z| > 2$ is considered an outlier worth inspection. RMSZ is the root-mean-square of all Z scores of the bond lengths (or angles).

Mol	Type	Chain	Res	Link	Bond lengths			Bond angles		
					Counts	RMSZ	$\# Z > 2$	Counts	RMSZ	$\# Z > 2$
2	NAG	1-A	430	1	14,14,15	0.42	0	17,19,21	0.71	0
2	NAG	1-B	430	1	14,14,15	0.42	0	17,19,21	0.72	0
2	NAG	1-C	430	1	14,14,15	0.42	0	17,19,21	0.71	0
2	NAG	1-D	430	1	14,14,15	0.43	0	17,19,21	0.71	0
2	NAG	2-A	430	1	14,14,15	0.42	0	17,19,21	0.72	0
2	NAG	2-B	430	1	14,14,15	0.42	0	17,19,21	0.71	0
2	NAG	2-C	430	1	14,14,15	0.40	0	17,19,21	0.71	0
2	NAG	2-D	430	1	14,14,15	0.39	0	17,19,21	0.71	0

In the following table, the Chirals column lists the number of chiral outliers, the number of chiral centers analysed, the number of these observed in the model and the number defined in the Chemical Component Dictionary. Similar counts are reported in the Torsion and Rings columns. '-' means no outliers of that kind were identified.

Mol	Type	Chain	Res	Link	Chirals	Torsions	Rings
2	NAG	1-A	430	1	-	0/6/23/26	0/1/1/1
2	NAG	1-B	430	1	-	0/6/23/26	0/1/1/1
2	NAG	1-C	430	1	-	0/6/23/26	0/1/1/1
2	NAG	1-D	430	1	-	0/6/23/26	0/1/1/1
2	NAG	2-A	430	1	-	0/6/23/26	0/1/1/1
2	NAG	2-B	430	1	-	0/6/23/26	0/1/1/1
2	NAG	2-C	430	1	-	0/6/23/26	0/1/1/1
2	NAG	2-D	430	1	-	0/6/23/26	0/1/1/1

There are no bond length outliers.

There are no bond angle outliers.

There are no chirality outliers.

There are no torsion outliers.

There are no ring outliers.

No monomer is involved in short contacts.

5.7 Other polymers ⓘ

There are no such residues in this entry.

5.8 Polymer linkage issues ⓘ

There are no chain breaks in this entry.

6 Fit of model and data ⓘ

6.1 Protein, DNA and RNA chains ⓘ

In the following table, the column labelled ‘#RSRZ> 2’ contains the number (and percentage) of RSRZ outliers, followed by percent RSRZ outliers for the chain as percentile scores relative to all X-ray entries and entries of similar resolution. The OWAB column contains the minimum, median, 95th percentile and maximum values of the occupancy-weighted average B-factor per residue. The column labelled ‘Q< 0.9’ lists the number of (and percentage) of residues with an average occupancy less than 0.9.

Mol	Chain	Analysed	<RSRZ>	#RSRZ>2	OWAB(Å ²)	Q<0.9
1	1-A	242/287 (84%)	-0.38	6 (2%) 57 54	13, 31, 55, 68	242 (100%)
1	1-B	242/287 (84%)	-0.41	8 (3%) 46 40	12, 30, 56, 68	242 (100%)
1	1-C	242/287 (84%)	0.50	16 (6%) 18 14	13, 30, 56, 68	242 (100%)
1	1-D	242/287 (84%)	0.66	24 (9%) 7 5	13, 30, 55, 68	242 (100%)
1	2-A	242/287 (84%)	-0.38	6 (2%) 57 54	13, 31, 55, 68	242 (100%)
1	2-B	242/287 (84%)	-0.41	8 (3%) 46 40	12, 30, 56, 68	242 (100%)
1	2-C	242/287 (84%)	0.50	16 (6%) 18 14	13, 30, 56, 68	242 (100%)
1	2-D	242/287 (84%)	0.66	24 (9%) 7 5	13, 30, 55, 68	242 (100%)
All	All	1936/2296 (84%)	0.10	108 (5%) 24 19	12, 30, 56, 68	1936 (100%)

All (108) RSRZ outliers are listed below:

Mol	Chain	Res	Type	RSRZ
1	1-C	86	GLU	7.1
1	2-C	86	GLU	7.1
1	1-C	253	LEU	6.5
1	2-C	253	LEU	6.5
1	1-C	25	LEU	5.8
1	2-C	25	LEU	5.8
1	1-D	122	LYS	5.0
1	2-D	122	LYS	5.0
1	1-D	78	PRO	4.5
1	2-D	78	PRO	4.5
1	1-D	126	ALA	4.5
1	2-D	126	ALA	4.5
1	1-D	121	ASN	4.5
1	2-D	121	ASN	4.5
1	1-B	90	LYS	3.9
1	2-B	90	LYS	3.9

Continued on next page...

Continued from previous page...

Mol	Chain	Res	Type	RSRZ
1	1-A	90	LYS	3.9
1	2-A	90	LYS	3.9
1	1-D	79	GLN	3.8
1	2-D	79	GLN	3.8
1	1-C	90	LYS	3.5
1	2-C	90	LYS	3.5
1	1-D	18	ARG	3.5
1	2-D	18	ARG	3.5
1	1-A	32	PRO	3.4
1	2-A	32	PRO	3.4
1	1-C	172	ASP	3.3
1	2-C	172	ASP	3.3
1	1-D	92	PRO	3.3
1	2-D	92	PRO	3.3
1	1-B	87	ASP	3.3
1	2-B	87	ASP	3.3
1	1-C	244	PRO	3.2
1	2-C	244	PRO	3.2
1	1-A	87	ASP	3.2
1	2-A	87	ASP	3.2
1	1-D	22	LEU	3.1
1	2-D	22	LEU	3.1
1	1-D	246	ALA	3.1
1	2-D	246	ALA	3.1
1	1-C	16	ARG	3.1
1	2-C	16	ARG	3.1
1	1-C	27	GLN	3.0
1	2-C	27	GLN	3.0
1	1-D	66	CYS	2.8
1	2-D	66	CYS	2.8
1	1-D	251	THR	2.8
1	2-D	251	THR	2.8
1	1-C	35	ARG	2.7
1	2-C	35	ARG	2.7
1	1-B	122	LYS	2.7
1	2-B	122	LYS	2.7
1	1-B	32	PRO	2.7
1	2-B	32	PRO	2.7
1	1-D	64	ARG	2.7
1	2-D	64	ARG	2.7
1	1-C	80	ILE	2.6
1	2-C	80	ILE	2.6

Continued on next page...

Continued from previous page...

Mol	Chain	Res	Type	RSRZ
1	1-D	209	GLN	2.6
1	2-D	209	GLN	2.6
1	1-D	93	TYR	2.5
1	2-D	93	TYR	2.5
1	1-C	87	ASP	2.5
1	2-C	87	ASP	2.5
1	1-D	16	ARG	2.4
1	2-D	16	ARG	2.4
1	1-C	213	THR	2.4
1	2-C	213	THR	2.4
1	1-D	33	GLY	2.3
1	2-D	33	GLY	2.3
1	1-D	82	ARG	2.3
1	2-D	82	ARG	2.3
1	1-B	91	GLN	2.3
1	1-D	214	VAL	2.3
1	2-B	91	GLN	2.3
1	2-D	214	VAL	2.3
1	1-C	82	ARG	2.3
1	2-C	82	ARG	2.3
1	1-A	119	SER	2.2
1	2-A	119	SER	2.2
1	1-A	122	LYS	2.2
1	1-D	26	ASP	2.2
1	2-A	122	LYS	2.2
1	2-D	26	ASP	2.2
1	1-C	75	SER	2.2
1	2-C	75	SER	2.2
1	1-D	90	LYS	2.2
1	1-D	195	LEU	2.2
1	2-D	90	LYS	2.2
1	2-D	195	LEU	2.2
1	1-B	121	ASN	2.2
1	2-B	121	ASN	2.2
1	1-C	239	ALA	2.1
1	2-C	239	ALA	2.1
1	1-D	223	PHE	2.1
1	2-D	223	PHE	2.1
1	1-A	86	GLU	2.0
1	2-A	86	GLU	2.0
1	1-B	18	ARG	2.0
1	1-C	206	GLN	2.0

Continued on next page...

Continued from previous page...

Mol	Chain	Res	Type	RSRZ
1	2-B	18	ARG	2.0
1	2-C	206	GLN	2.0
1	1-D	104	GLY	2.0
1	2-D	104	GLY	2.0
1	1-D	87	ASP	2.0
1	2-D	87	ASP	2.0
1	1-B	27	GLN	2.0
1	2-B	27	GLN	2.0

6.2 Non-standard residues in protein, DNA, RNA chains ⓘ

There are no non-standard protein/DNA/RNA residues in this entry.

6.3 Carbohydrates ⓘ

There are no carbohydrates in this entry.

6.4 Ligands ⓘ

In the following table, the Atoms column lists the number of modelled atoms in the group and the number defined in the chemical component dictionary. The B-factors column lists the minimum, median, 95th percentile and maximum values of B factors of atoms in the group. The column labelled 'Q< 0.9' lists the number of atoms with occupancy less than 0.9.

Mol	Type	Chain	Res	Atoms	RSCC	RSR	B-factors(Å ²)	Q<0.9
2	NAG	2-D	430	14/15	0.66	0.64	28,42,45,50	14
2	NAG	1-D	430	14/15	0.66	0.64	30,38,41,46	14
2	NAG	2-C	430	14/15	0.80	0.25	30,33,42,45	14
2	NAG	1-C	430	14/15	0.80	0.25	34,37,41,44	14
2	NAG	2-B	430	14/15	0.88	0.22	48,60,64,66	14
2	NAG	1-B	430	14/15	0.88	0.22	40,53,61,62	14
2	NAG	2-A	430	14/15	0.92	0.21	40,53,61,62	14
2	NAG	1-A	430	14/15	0.92	0.21	48,60,64,66	14

6.5 Other polymers ⓘ

There are no such residues in this entry.