



# Full wwPDB/EMDataBank EM Map/Model Validation Report ⓘ

Nov 2, 2019 – 09:49 PM EDT

PDB ID : 1M4X  
Title : PBCV-1 virus capsid, quasi-atomic model  
Authors : Nandhagopal, N.; Simpson, A.A.; Gurnon, J.R.; Yan, X.; Baker, T.S.; Graves, M.V.; Van Etten, J.L.; Rossmann, M.G.  
Deposited on : 2002-07-05  
Resolution : 28.00 Å(reported)  
Based on PDB ID : 1M3Y, 1J5Q

This is a Full wwPDB/EMDataBank EM Map/Model Validation Report  
for a publicly released PDB/EMDB entry.

We welcome your comments at [validation@mail.wwpdb.org](mailto:validation@mail.wwpdb.org)

A user guide is available at

<https://www.wwpdb.org/validation/2017/EMValidationReportHelp>

with specific help available everywhere you see the ⓘ symbol.

---

MolProbity : 4.02b-467  
Percentile statistics : 20171227.v01 (using entries in the PDB archive December 27th 2017)  
Ideal geometry (proteins) : Engh & Huber (2001)  
Ideal geometry (DNA, RNA) : Parkinson et. al. (1996)  
Validation Pipeline (wwPDB-VP) : 2.4

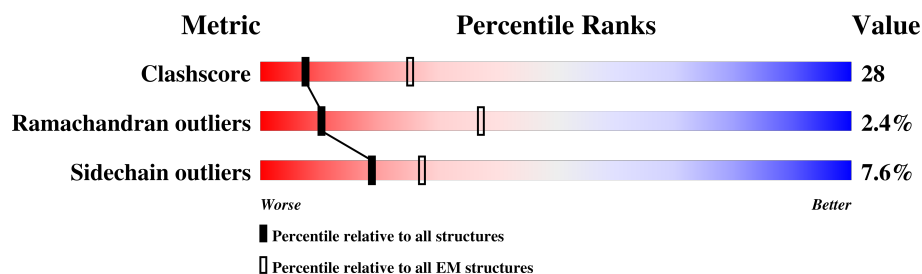
# 1 Overall quality at a glance

The following experimental techniques were used to determine the structure:

*ELECTRON MICROSCOPY*

The reported resolution of this entry is 28.00 Å.

Percentile scores (ranging between 0-100) for global validation metrics of the entry are shown in the following graphic. The table shows the number of entries on which the scores are based.



Metric	Whole archive (#Entries)	EM structures (#Entries)
Clashscore	136327	1886
Ramachandran outliers	132723	1663
Sidechain outliers	132532	1531

The table below summarises the geometric issues observed across the polymeric chains. The red, orange, yellow and green segments on the bar indicate the fraction of residues that contain outliers for  $\geq 3$ , 2, 1 and 0 types of geometric quality criteria. A grey segment represents the fraction of residues that are not modelled. The numeric value for each fraction is indicated below the corresponding segment, with a dot representing fractions  $\leq 5\%$

Mol	Chain	Length	Quality of chain
1	A	413	
1	B	413	
1	C	413	

## 2 Entry composition

There is only 1 type of molecule in this entry. The entry contains 9693 atoms, of which 0 are hydrogens and 0 are deuteriums.

In the tables below, the AltConf column contains the number of residues with at least one atom in alternate conformation and the Trace column contains the number of residues modelled with at most 2 atoms.

- Molecule 1 is a protein called PBCV-1 virus capsid.

Mol	Chain	Residues	Atoms					AltConf	Trace
1	A	413	Total	C	N	O	S	0	0
			3231	2052	549	622	8		
1	B	413	Total	C	N	O	S	0	0
			3231	2052	549	622	8		
1	C	413	Total	C	N	O	S	0	0
			3231	2052	549	622	8		

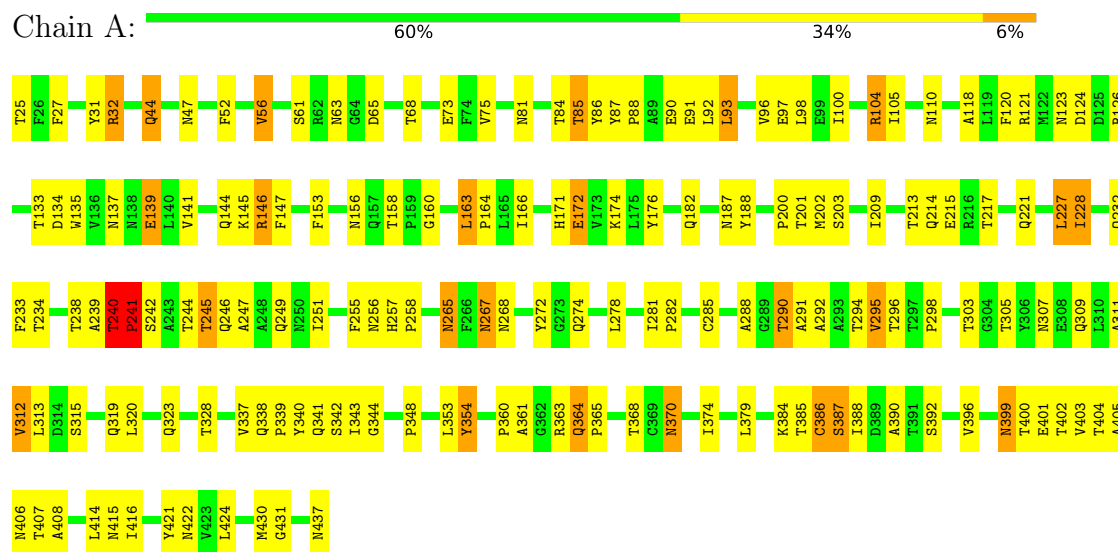
There are 3 discrepancies between the modelled and reference sequences:

Chain	Residue	Modelled	Actual	Comment	Reference
A	248	ALA	SER	conflict	GB 323324
B	248	ALA	SER	conflict	GB 323324
C	248	ALA	SER	conflict	GB 323324

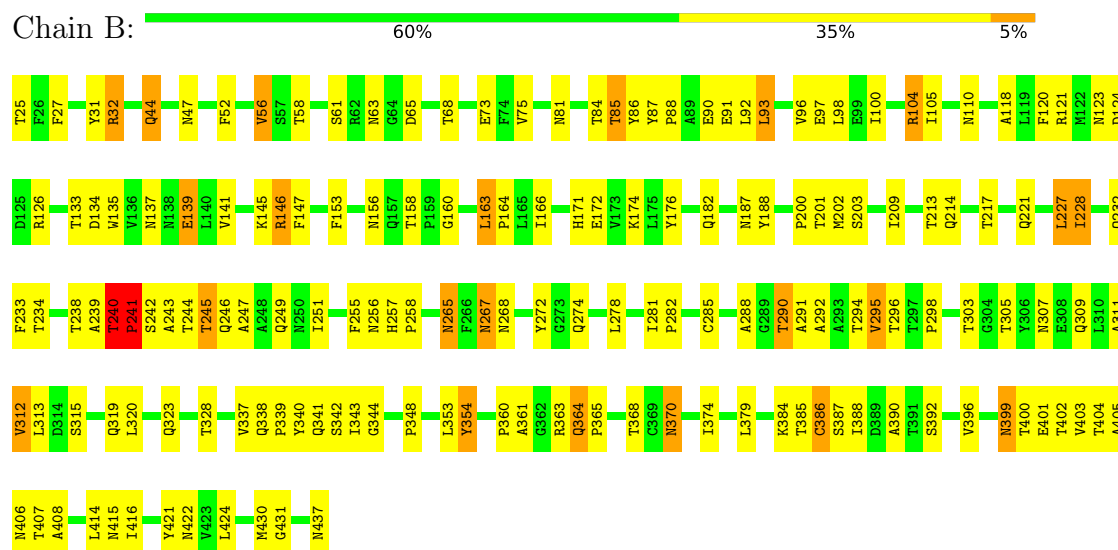
### 3 Residue-property plots

These plots are drawn for all protein, RNA and DNA chains in the entry. The first graphic for a chain summarises the proportions of the various outlier classes displayed in the second graphic. The second graphic shows the sequence view annotated by issues in geometry. Residues are color-coded according to the number of geometric quality criteria for which they contain at least one outlier: green = 0, yellow = 1, orange = 2 and red = 3 or more. Stretches of 2 or more consecutive residues without any outlier are shown as a green connector. Residues present in the sample, but not in the model, are shown in grey.

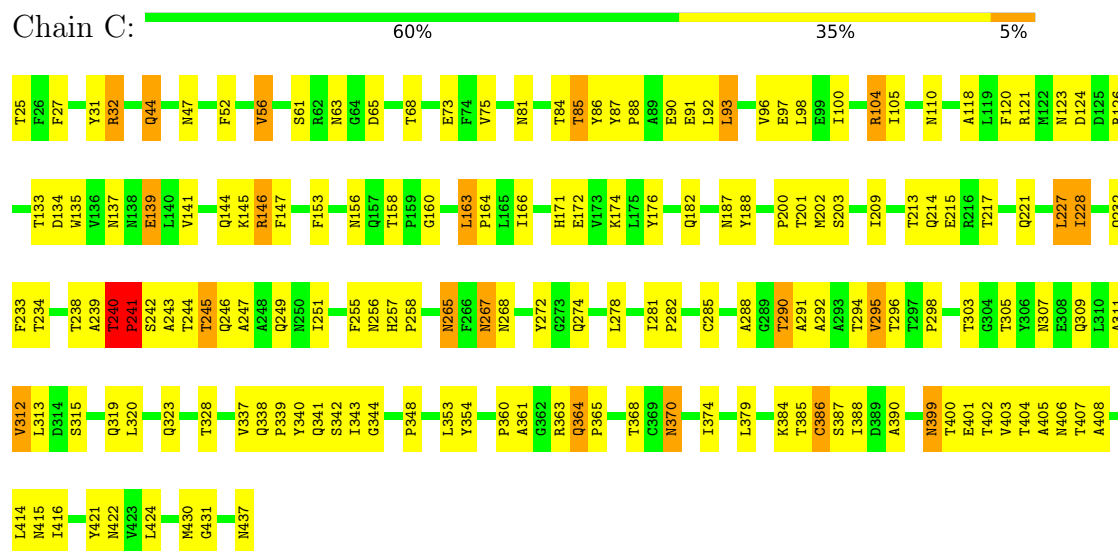
#### • Molecule 1: PBCV-1 virus capsid



#### • Molecule 1: PBCV-1 virus capsid



#### • Molecule 1: PBCV-1 virus capsid



## 4 Experimental information

Property	Value	Source
Reconstruction method	SINGLE PARTICLE	Depositor
Imposed symmetry	POINT, I	Depositor
Number of particles used	Not provided	Depositor
Resolution determination method	Not provided	Depositor
CTF correction method	inverse of CTF was applied to images	Depositor
Microscope	FEI/PHILIPS CM200FEG/ST	Depositor
Voltage (kV)	200	Depositor
Electron dose ( $e^-/\text{\AA}^2$ )	Not provided	Depositor
Minimum defocus (nm)	Not provided	Depositor
Maximum defocus (nm)	Not provided	Depositor
Magnification	Not provided	Depositor
Image detector	KODAK SO-163 FILM	Depositor

## 5 Model quality [i](#)

### 5.1 Standard geometry [i](#)

The Z score for a bond length (or angle) is the number of standard deviations the observed value is removed from the expected value. A bond length (or angle) with  $|Z| > 5$  is considered an outlier worth inspection. RMSZ is the root-mean-square of all Z scores of the bond lengths (or angles).

Mol	Chain	Bond lengths		Bond angles	
		RMSZ	# Z  >2	RMSZ	# Z  >2
1	A	0.41	0/3306	0.68	0/4505
1	B	0.41	0/3306	0.68	0/4505
1	C	0.41	0/3306	0.68	0/4505
All	All	0.41	0/9918	0.68	0/13515

Chiral center outliers are detected by calculating the chiral volume of a chiral center and verifying if the center is modelled as a planar moiety or with the opposite hand. A planarity outlier is detected by checking planarity of atoms in a peptide group, atoms in a mainchain group or atoms of a sidechain that are expected to be planar.

Mol	Chain	#Chirality outliers	#Planarity outliers
1	A	0	1
1	B	0	1
All	All	0	2

There are no bond length outliers.

There are no bond angle outliers.

There are no chirality outliers.

All (2) planarity outliers are listed below:

Mol	Chain	Res	Type	Group
1	A	354	TYR	Sidechain
1	B	354	TYR	Sidechain

### 5.2 Too-close contacts [i](#)

In the following table, the Non-H and H(model) columns list the number of non-hydrogen atoms and hydrogen atoms in the chain respectively. The H(added) column lists the number of hydrogen atoms added and optimized by MolProbity. The Clashes column lists the number of clashes within the asymmetric unit, whereas Symm-Clashes lists symmetry related clashes.

Mol	Chain	Non-H	H(model)	H(added)	Clashes	Symm-Clashes
1	A	3231	0	3129	185	0
1	B	3231	0	3129	180	0
1	C	3231	0	3129	185	0
All	All	9693	0	9387	528	0

The all-atom clashscore is defined as the number of clashes found per 1000 atoms (including hydrogen atoms). The all-atom clashscore for this structure is 28.

All (528) close contacts within the same asymmetric unit are listed below, sorted by their clash magnitude.

Atom-1	Atom-2	Interatomic distance (Å)	Clash overlap (Å)
1:B:68:THR:HG23	1:B:209:ILE:HD11	1.41	1.00
1:A:68:THR:HG23	1:A:209:ILE:HD11	1.41	0.99
1:C:68:THR:HG23	1:C:209:ILE:HD11	1.41	0.98
1:B:153:PHE:H	1:B:156:ASN:HD22	1.15	0.94
1:A:153:PHE:H	1:A:156:ASN:HD22	1.15	0.90
1:C:242:SER:HA	1:C:245:THR:HG1	1.36	0.89
1:C:153:PHE:H	1:C:156:ASN:HD22	1.15	0.87
1:C:25:THR:HG22	1:C:27:PHE:H	1.43	0.84
1:C:135:TRP:HB3	1:C:139:GLU:HG3	1.61	0.83
1:B:135:TRP:HB3	1:B:139:GLU:HG3	1.61	0.83
1:A:25:THR:HG22	1:A:27:PHE:H	1.43	0.82
1:A:135:TRP:HB3	1:A:139:GLU:HG3	1.61	0.81
1:B:25:THR:HG22	1:B:27:PHE:H	1.43	0.81
1:C:245:THR:OG1	1:C:385:THR:HG23	1.81	0.81
1:B:232:GLN:HE22	1:B:256:ASN:H	1.29	0.81
1:A:123:ASN:HD21	1:C:124:ASP:H	1.29	0.81
1:A:245:THR:OG1	1:A:385:THR:HG23	1.81	0.81
1:A:232:GLN:HE22	1:A:256:ASN:H	1.28	0.80
1:B:245:THR:OG1	1:B:385:THR:HG23	1.81	0.80
1:A:124:ASP:H	1:B:123:ASN:HD21	1.29	0.80
1:C:294:THR:HG22	1:C:295:VAL:H	1.46	0.80
1:C:257:HIS:CE1	1:C:437:ASN:HB2	2.17	0.80
1:A:294:THR:HG22	1:A:295:VAL:H	1.46	0.80
1:B:257:HIS:CE1	1:B:437:ASN:HB2	2.17	0.80
1:A:257:HIS:CE1	1:A:437:ASN:HB2	2.17	0.79
1:B:294:THR:HG22	1:B:295:VAL:H	1.46	0.79
1:B:320:LEU:HD22	1:B:374:ILE:HD13	1.65	0.79
1:C:320:LEU:HD22	1:C:374:ILE:HD13	1.65	0.79
1:C:232:GLN:HE22	1:C:256:ASN:H	1.29	0.79
1:A:320:LEU:HD22	1:A:374:ILE:HD13	1.65	0.78
1:B:124:ASP:H	1:C:123:ASN:HD21	1.29	0.78

*Continued on next page...*



*Continued from previous page...*

Atom-1	Atom-2	Interatomic distance (Å)	Clash overlap (Å)
1:A:242:SER:HA	1:A:245:THR:OG1	1.84	0.78
1:C:174:LYS:HB3	1:C:174:LYS:HZ3	1.48	0.78
1:B:242:SER:HA	1:B:245:THR:OG1	1.84	0.77
1:B:240:THR:H	1:B:241:PRO:HD2	1.50	0.77
1:C:240:THR:H	1:C:241:PRO:HD2	1.50	0.76
1:C:242:SER:HA	1:C:245:THR:OG1	1.84	0.76
1:A:240:THR:H	1:A:241:PRO:HD2	1.50	0.76
1:A:88:PRO:HD2	1:A:134:ASP:CB	2.15	0.76
1:C:388:ILE:HD11	1:C:403:VAL:HG23	1.68	0.76
1:B:388:ILE:HD11	1:B:403:VAL:HG23	1.68	0.76
1:C:88:PRO:HD2	1:C:134:ASP:CB	2.15	0.76
1:B:88:PRO:HD2	1:B:134:ASP:CB	2.15	0.76
1:C:290:THR:CG2	1:C:292:ALA:H	1.99	0.76
1:A:290:THR:CG2	1:A:292:ALA:H	1.99	0.75
1:A:91:GLU:HA	1:A:110:ASN:OD1	1.86	0.75
1:A:242:SER:HA	1:A:245:THR:HG1	1.52	0.75
1:B:56:VAL:HG11	1:B:202:MET:HE3	1.67	0.75
1:B:290:THR:CG2	1:B:292:ALA:H	1.99	0.75
1:B:91:GLU:HA	1:B:110:ASN:OD1	1.86	0.75
1:B:88:PRO:HD2	1:B:134:ASP:HB3	1.69	0.75
1:C:88:PRO:HD2	1:C:134:ASP:HB3	1.69	0.75
1:C:56:VAL:HG11	1:C:202:MET:HE3	1.69	0.74
1:A:388:ILE:HD11	1:A:403:VAL:HG23	1.68	0.74
1:C:91:GLU:HA	1:C:110:ASN:OD1	1.86	0.74
1:C:153:PHE:H	1:C:156:ASN:ND2	1.87	0.73
1:A:88:PRO:HD2	1:A:134:ASP:HB3	1.69	0.72
1:B:153:PHE:H	1:B:156:ASN:ND2	1.87	0.72
1:C:171:HIS:HD2	1:C:431:GLY:H	1.38	0.72
1:A:44:GLN:NE2	1:A:61:SER:H	1.88	0.72
1:B:384:LYS:HD2	1:B:404:THR:HG23	1.72	0.72
1:B:44:GLN:NE2	1:B:61:SER:H	1.88	0.72
1:A:56:VAL:HG11	1:A:202:MET:HE3	1.71	0.72
1:C:384:LYS:HD2	1:C:404:THR:HG23	1.72	0.72
1:C:44:GLN:NE2	1:C:61:SER:H	1.88	0.72
1:A:171:HIS:HD2	1:A:431:GLY:H	1.38	0.71
1:B:171:HIS:HD2	1:B:431:GLY:H	1.38	0.71
1:A:153:PHE:H	1:A:156:ASN:ND2	1.87	0.71
1:A:384:LYS:HD2	1:A:404:THR:HG23	1.72	0.70
1:B:98:LEU:HD12	1:B:105:ILE:HB	1.74	0.70
1:A:98:LEU:HD12	1:A:105:ILE:HB	1.74	0.70
1:C:98:LEU:HD12	1:C:105:ILE:HB	1.74	0.70

*Continued on next page...*

*Continued from previous page...*

Atom-1	Atom-2	Interatomic distance (Å)	Clash overlap (Å)
1:B:68:THR:CG2	1:B:209:ILE:HD11	2.21	0.69
1:C:68:THR:CG2	1:C:209:ILE:HD11	2.21	0.69
1:A:163:LEU:HD22	1:A:164:PRO:HD2	1.76	0.67
1:B:174:LYS:HZ3	1:B:174:LYS:HB3	1.57	0.67
1:B:163:LEU:HD22	1:B:164:PRO:HD2	1.76	0.67
1:A:339:PRO:O	1:A:342:SER:O	2.12	0.67
1:A:171:HIS:CD2	1:A:431:GLY:H	2.13	0.67
1:C:163:LEU:HD22	1:C:164:PRO:HD2	1.76	0.67
1:B:171:HIS:CD2	1:B:431:GLY:H	2.13	0.67
1:B:135:TRP:CD1	1:B:139:GLU:HG3	2.30	0.66
1:A:135:TRP:CD1	1:A:139:GLU:HG3	2.30	0.66
1:C:339:PRO:O	1:C:342:SER:O	2.12	0.66
1:B:134:ASP:HA	1:B:147:PHE:HE2	1.61	0.66
1:C:290:THR:HG23	1:C:292:ALA:H	1.61	0.66
1:B:339:PRO:O	1:B:342:SER:O	2.12	0.66
1:C:171:HIS:CD2	1:C:431:GLY:H	2.13	0.66
1:C:87:TYR:N	1:C:88:PRO:HD3	2.11	0.66
1:C:135:TRP:CD1	1:C:139:GLU:HG3	2.30	0.66
1:B:343:ILE:HG23	1:B:360:PRO:HG2	1.79	0.65
1:B:242:SER:HA	1:B:245:THR:HG1	1.61	0.65
1:B:87:TYR:N	1:B:88:PRO:HD3	2.11	0.65
1:C:134:ASP:HA	1:C:147:PHE:HE2	1.61	0.65
1:A:68:THR:CG2	1:A:209:ILE:HD11	2.21	0.65
1:A:265:ASN:C	1:A:265:ASN:HD22	2.00	0.65
1:B:265:ASN:HD22	1:B:265:ASN:C	2.00	0.65
1:A:87:TYR:N	1:A:88:PRO:HD3	2.11	0.65
1:A:174:LYS:HZ3	1:A:174:LYS:HB3	1.60	0.65
1:A:134:ASP:HA	1:A:147:PHE:HE2	1.60	0.65
1:A:343:ILE:HG23	1:A:360:PRO:HG2	1.79	0.65
1:B:290:THR:HG23	1:B:292:ALA:H	1.61	0.65
1:A:217:THR:O	1:A:221:GLN:HG2	1.97	0.64
1:B:217:THR:O	1:B:221:GLN:HG2	1.97	0.64
1:C:217:THR:O	1:C:221:GLN:HG2	1.97	0.64
1:A:294:THR:O	1:A:295:VAL:HG23	1.98	0.64
1:C:265:ASN:C	1:C:265:ASN:HD22	2.00	0.64
1:C:343:ILE:HG23	1:C:360:PRO:HG2	1.78	0.64
1:A:242:SER:CA	1:A:245:THR:OG1	2.46	0.64
1:B:294:THR:O	1:B:295:VAL:HG23	1.98	0.64
1:C:97:GLU:OE2	1:C:104:ARG:NH1	2.31	0.64
1:C:294:THR:O	1:C:295:VAL:HG23	1.98	0.63
1:A:290:THR:HG23	1:A:292:ALA:H	1.61	0.63

*Continued on next page...*

*Continued from previous page...*

Atom-1	Atom-2	Interatomic distance (Å)	Clash overlap (Å)
1:A:97:GLU:OE2	1:A:104:ARG:NH1	2.31	0.63
1:B:97:GLU:OE2	1:B:104:ARG:NH1	2.31	0.63
1:C:242:SER:CA	1:C:245:THR:OG1	2.46	0.62
1:C:265:ASN:HD21	1:C:415:ASN:HD22	1.48	0.62
1:B:245:THR:HG22	1:B:246:GLN:N	2.15	0.62
1:A:278:LEU:HD21	1:A:298:PRO:HB3	1.81	0.62
1:B:242:SER:CA	1:B:245:THR:OG1	2.46	0.62
1:B:68:THR:HG23	1:B:209:ILE:CD1	2.24	0.62
1:A:52:PHE:CE2	1:A:200:PRO:HD3	2.35	0.62
1:C:47:ASN:O	1:C:56:VAL:HG22	2.00	0.62
1:B:278:LEU:HD21	1:B:298:PRO:HB3	1.81	0.62
1:C:52:PHE:CE2	1:C:200:PRO:HD3	2.35	0.61
1:C:68:THR:HG23	1:C:209:ILE:CD1	2.24	0.61
1:B:52:PHE:CE2	1:B:200:PRO:HD3	2.35	0.61
1:B:118:ALA:HB1	1:B:348:PRO:HD2	1.83	0.61
1:B:265:ASN:HD21	1:B:415:ASN:HD22	1.48	0.61
1:A:364:GLN:NE2	1:A:365:PRO:O	2.34	0.61
1:B:47:ASN:O	1:B:56:VAL:HG22	2.00	0.61
1:C:118:ALA:HB1	1:C:348:PRO:HD2	1.83	0.61
1:A:118:ALA:HB1	1:A:348:PRO:HD2	1.83	0.61
1:B:319:GLN:HG3	1:B:323:GLN:O	2.01	0.60
1:A:134:ASP:HA	1:A:147:PHE:CE2	2.36	0.60
1:A:245:THR:HG22	1:A:246:GLN:N	2.15	0.60
1:B:134:ASP:HA	1:B:147:PHE:CE2	2.36	0.60
1:B:290:THR:HG23	1:B:291:ALA:N	2.16	0.60
1:B:364:GLN:NE2	1:B:365:PRO:O	2.34	0.60
1:A:290:THR:HG23	1:A:291:ALA:N	2.16	0.60
1:C:319:GLN:HG3	1:C:323:GLN:O	2.01	0.60
1:A:319:GLN:HG3	1:A:323:GLN:O	2.01	0.60
1:C:245:THR:HG22	1:C:246:GLN:N	2.15	0.60
1:C:278:LEU:HD21	1:C:298:PRO:HB3	1.81	0.60
1:A:47:ASN:O	1:A:56:VAL:HG22	2.00	0.60
1:C:158:THR:OG1	1:C:363:ARG:HG3	2.02	0.60
1:C:134:ASP:HA	1:C:147:PHE:CE2	2.36	0.60
1:C:364:GLN:NE2	1:C:365:PRO:O	2.34	0.60
1:A:265:ASN:HD21	1:A:415:ASN:HD22	1.48	0.60
1:B:158:THR:OG1	1:B:363:ARG:HG3	2.02	0.60
1:C:278:LEU:H	1:C:407:THR:HG21	1.67	0.59
1:A:68:THR:HG23	1:A:209:ILE:CD1	2.24	0.59
1:B:84:THR:O	1:B:84:THR:HG22	2.03	0.59
1:C:290:THR:HG23	1:C:291:ALA:N	2.16	0.59

*Continued on next page...*

*Continued from previous page...*

Atom-1	Atom-2	Interatomic distance (Å)	Clash overlap (Å)
1:A:278:LEU:H	1:A:407:THR:HG21	1.67	0.59
1:B:278:LEU:H	1:B:407:THR:HG21	1.67	0.59
1:C:84:THR:HG22	1:C:84:THR:O	2.03	0.59
1:B:384:LYS:HD2	1:B:404:THR:CG2	2.33	0.58
1:A:84:THR:HG22	1:A:84:THR:O	2.03	0.58
1:C:146:ARG:HG2	1:C:146:ARG:HH11	1.68	0.58
1:C:384:LYS:HD2	1:C:404:THR:CG2	2.33	0.58
1:B:146:ARG:HG2	1:B:146:ARG:HH11	1.68	0.58
1:A:158:THR:OG1	1:A:363:ARG:HG3	2.02	0.58
1:A:93:LEU:HD22	1:A:96:VAL:HG22	1.86	0.58
1:A:56:VAL:HG11	1:A:202:MET:CE	2.34	0.58
1:A:221:GLN:NE2	1:A:221:GLN:HA	2.19	0.58
1:A:384:LYS:HD2	1:A:404:THR:CG2	2.33	0.57
1:B:305:THR:HG22	1:B:307:ASN:H	1.69	0.57
1:B:56:VAL:HG11	1:B:202:MET:CE	2.34	0.57
1:C:56:VAL:HG11	1:C:202:MET:CE	2.34	0.57
1:A:146:ARG:HH11	1:A:146:ARG:HG2	1.68	0.57
1:A:88:PRO:HD2	1:A:134:ASP:HB2	1.86	0.57
1:C:240:THR:N	1:C:241:PRO:HD2	2.18	0.57
1:A:245:THR:CG2	1:A:246:GLN:H	2.18	0.57
1:A:171:HIS:NE2	1:A:430:MET:HB2	2.20	0.57
1:B:88:PRO:HD2	1:B:134:ASP:HB2	1.86	0.57
1:C:386:CYS:HB3	1:C:406:ASN:HA	1.87	0.57
1:B:124:ASP:H	1:C:123:ASN:ND2	2.01	0.57
1:B:171:HIS:NE2	1:B:430:MET:HB2	2.20	0.57
1:B:245:THR:CG2	1:B:246:GLN:H	2.18	0.57
1:C:221:GLN:NE2	1:C:221:GLN:HA	2.19	0.57
1:C:305:THR:HG22	1:C:307:ASN:H	1.69	0.57
1:A:305:THR:HG22	1:A:307:ASN:H	1.69	0.56
1:B:221:GLN:HA	1:B:221:GLN:NE2	2.19	0.56
1:B:309:GLN:O	1:B:404:THR:HG22	2.05	0.56
1:B:174:LYS:NZ	1:B:174:LYS:HB3	2.20	0.56
1:A:135:TRP:CB	1:A:139:GLU:HG3	2.35	0.56
1:C:309:GLN:O	1:C:404:THR:HG22	2.05	0.56
1:C:171:HIS:NE2	1:C:430:MET:HB2	2.20	0.56
1:C:93:LEU:HD22	1:C:96:VAL:HG22	1.86	0.56
1:A:174:LYS:HB3	1:A:174:LYS:NZ	2.20	0.56
1:B:93:LEU:HD22	1:B:96:VAL:HG22	1.86	0.56
1:A:309:GLN:O	1:A:404:THR:HG22	2.05	0.56
1:B:386:CYS:HB3	1:B:406:ASN:HA	1.87	0.56
1:C:245:THR:CG2	1:C:246:GLN:H	2.18	0.56

*Continued on next page...*

*Continued from previous page...*

Atom-1	Atom-2	Interatomic distance (Å)	Clash overlap (Å)
1:C:174:LYS:HB3	1:C:174:LYS:NZ	2.20	0.56
1:C:342:SER:HB2	1:C:360:PRO:HD2	1.87	0.56
1:C:135:TRP:CB	1:C:139:GLU:HG3	2.34	0.56
1:A:386:CYS:HB3	1:A:406:ASN:HA	1.87	0.55
1:A:257:HIS:NE2	1:A:437:ASN:HB2	2.21	0.55
1:A:342:SER:HB2	1:A:360:PRO:HD2	1.88	0.55
1:C:290:THR:HG22	1:C:292:ALA:H	1.71	0.55
1:C:88:PRO:HD2	1:C:134:ASP:HB2	1.86	0.55
1:C:257:HIS:NE2	1:C:437:ASN:HB2	2.21	0.55
1:C:87:TYR:HA	1:C:133:THR:HG22	1.89	0.55
1:B:342:SER:HB2	1:B:360:PRO:HD2	1.87	0.55
1:B:257:HIS:NE2	1:B:437:ASN:HB2	2.21	0.55
1:B:87:TYR:HA	1:B:133:THR:HG22	1.89	0.55
1:A:245:THR:HG22	1:A:246:GLN:H	1.71	0.54
1:B:135:TRP:CB	1:B:139:GLU:HG3	2.34	0.54
1:C:265:ASN:C	1:C:265:ASN:ND2	2.61	0.54
1:B:312:VAL:HG12	1:B:408:ALA:HB1	1.90	0.54
1:B:294:THR:HG22	1:B:296:THR:H	1.73	0.54
1:A:120:PHE:CE2	1:A:343:ILE:HG21	2.43	0.54
1:A:121:ARG:HG2	1:A:126:ARG:HA	1.90	0.54
1:A:61:SER:OG	1:A:63:ASN:ND2	2.41	0.54
1:B:265:ASN:ND2	1:B:265:ASN:C	2.61	0.54
1:C:245:THR:HG22	1:C:246:GLN:H	1.71	0.54
1:C:343:ILE:HG22	1:C:361:ALA:HB2	1.90	0.54
1:A:87:TYR:HA	1:A:133:THR:HG22	1.89	0.54
1:B:343:ILE:HG22	1:B:361:ALA:HB2	1.90	0.54
1:A:353:LEU:HD22	1:A:354:TYR:N	2.23	0.53
1:C:120:PHE:CE2	1:C:343:ILE:HG21	2.43	0.53
1:C:121:ARG:HG2	1:C:126:ARG:HA	1.90	0.53
1:B:121:ARG:HG2	1:B:126:ARG:HA	1.90	0.53
1:B:353:LEU:HD22	1:B:354:TYR:N	2.23	0.53
1:A:343:ILE:HG22	1:A:361:ALA:HB2	1.90	0.53
1:B:338:GLN:HB2	1:B:339:PRO:HD3	1.91	0.53
1:A:123:ASN:ND2	1:C:124:ASP:H	2.01	0.53
1:C:245:THR:CG2	1:C:246:GLN:N	2.72	0.53
1:A:265:ASN:C	1:A:265:ASN:ND2	2.61	0.53
1:C:294:THR:HG22	1:C:296:THR:H	1.73	0.53
1:B:120:PHE:CE2	1:B:343:ILE:HG21	2.43	0.53
1:C:209:ILE:N	1:C:209:ILE:HD12	2.24	0.53
1:C:61:SER:OG	1:C:63:ASN:ND2	2.41	0.53
1:A:174:LYS:NZ	1:A:176:TYR:CZ	2.77	0.53

*Continued on next page...*

*Continued from previous page...*

Atom-1	Atom-2	Interatomic distance (Å)	Clash overlap (Å)
1:A:312:VAL:HG12	1:A:408:ALA:HB1	1.90	0.53
1:C:312:VAL:HG12	1:C:408:ALA:HB1	1.90	0.53
1:A:73:GLU:HB2	1:A:203:SER:HB3	1.90	0.53
1:B:61:SER:OG	1:B:63:ASN:ND2	2.41	0.53
1:C:338:GLN:HB2	1:C:339:PRO:HD3	1.91	0.53
1:A:232:GLN:HE22	1:A:256:ASN:N	2.03	0.52
1:C:319:GLN:HG3	1:C:323:GLN:C	2.29	0.52
1:A:294:THR:HG22	1:A:296:THR:H	1.73	0.52
1:A:209:ILE:N	1:A:209:ILE:HD12	2.24	0.52
1:B:73:GLU:HB2	1:B:203:SER:HB3	1.90	0.52
1:B:245:THR:HG1	1:B:385:THR:HA	1.75	0.52
1:B:319:GLN:HG3	1:B:323:GLN:C	2.29	0.52
1:C:353:LEU:HD22	1:C:354:TYR:N	2.23	0.52
1:C:73:GLU:HB2	1:C:203:SER:HB3	1.90	0.52
1:A:343:ILE:O	1:A:343:ILE:HG13	2.09	0.52
1:B:153:PHE:N	1:B:156:ASN:HD22	1.97	0.52
1:B:290:THR:HG22	1:B:292:ALA:H	1.72	0.52
1:C:258:PRO:HB3	1:C:368:THR:HG21	1.91	0.52
1:C:32:ARG:H	1:C:32:ARG:HD2	1.75	0.52
1:A:124:ASP:H	1:B:123:ASN:ND2	2.01	0.52
1:B:343:ILE:HG13	1:B:343:ILE:O	2.09	0.52
1:A:258:PRO:HB3	1:A:368:THR:HG21	1.91	0.52
1:A:319:GLN:HG3	1:A:323:GLN:C	2.29	0.52
1:A:32:ARG:HD2	1:A:32:ARG:H	1.75	0.52
1:A:338:GLN:HB2	1:A:339:PRO:HD3	1.90	0.52
1:B:146:ARG:HG3	1:C:401:GLU:OE1	2.10	0.52
1:B:209:ILE:N	1:B:209:ILE:HD12	2.24	0.52
1:C:343:ILE:HG13	1:C:343:ILE:O	2.09	0.52
1:B:245:THR:HG22	1:B:246:GLN:H	1.71	0.52
1:C:52:PHE:CE2	1:C:187:ASN:OD1	2.63	0.52
1:A:52:PHE:CE2	1:A:187:ASN:OD1	2.63	0.51
1:A:401:GLU:OE1	1:C:146:ARG:HG3	2.10	0.51
1:B:32:ARG:HD2	1:B:32:ARG:H	1.75	0.51
1:B:174:LYS:NZ	1:B:176:TYR:CZ	2.77	0.51
1:B:52:PHE:CE2	1:B:187:ASN:OD1	2.63	0.51
1:A:146:ARG:HG3	1:B:401:GLU:OE1	2.10	0.51
1:C:232:GLN:HE22	1:C:256:ASN:N	2.03	0.51
1:C:315:SER:HB2	1:C:328:THR:CG2	2.41	0.51
1:A:290:THR:HG22	1:A:292:ALA:H	1.72	0.51
1:A:315:SER:HB2	1:A:328:THR:CG2	2.41	0.51
1:B:258:PRO:HB3	1:B:368:THR:HG21	1.91	0.51

*Continued on next page...*

*Continued from previous page...*

Atom-1	Atom-2	Interatomic distance (Å)	Clash overlap (Å)
1:B:315:SER:HB2	1:B:328:THR:CG2	2.41	0.51
1:B:232:GLN:HE22	1:B:256:ASN:N	2.03	0.51
1:C:97:GLU:OE2	1:C:104:ARG:HD3	2.11	0.50
1:A:97:GLU:OE2	1:A:104:ARG:HD3	2.11	0.50
1:B:97:GLU:OE2	1:B:104:ARG:HD3	2.11	0.50
1:C:309:GLN:O	1:C:309:GLN:HG3	2.11	0.50
1:B:239:ALA:O	1:B:240:THR:HG23	2.11	0.50
1:C:174:LYS:NZ	1:C:176:TYR:CZ	2.77	0.50
1:C:290:THR:CG2	1:C:291:ALA:N	2.75	0.50
1:A:93:LEU:CD2	1:A:96:VAL:HG22	2.42	0.50
1:C:281:ILE:HG23	1:C:282:PRO:HD2	1.94	0.50
1:A:239:ALA:O	1:A:240:THR:HG23	2.11	0.50
1:B:93:LEU:CD2	1:B:96:VAL:HG22	2.42	0.50
1:C:239:ALA:O	1:C:240:THR:HG23	2.12	0.50
1:C:91:GLU:HG3	1:C:110:ASN:HD21	1.77	0.50
1:A:245:THR:HB	1:A:385:THR:OG1	2.12	0.49
1:A:91:GLU:HG3	1:A:110:ASN:HD21	1.77	0.49
1:B:309:GLN:HG3	1:B:309:GLN:O	2.11	0.49
1:A:251:ILE:HD12	1:A:251:ILE:N	2.27	0.49
1:B:91:GLU:HG3	1:B:110:ASN:HD21	1.77	0.49
1:C:93:LEU:CD2	1:C:96:VAL:HG22	2.42	0.49
1:A:309:GLN:O	1:A:309:GLN:HG3	2.11	0.49
1:B:281:ILE:HG23	1:B:282:PRO:HD2	1.94	0.49
1:B:221:GLN:HA	1:B:221:GLN:HE21	1.77	0.49
1:B:245:THR:HB	1:B:385:THR:OG1	2.12	0.49
1:C:251:ILE:N	1:C:251:ILE:HD12	2.27	0.49
1:B:137:ASN:HB2	1:B:139:GLU:OE1	2.12	0.49
1:B:240:THR:N	1:B:241:PRO:HD2	2.18	0.49
1:B:251:ILE:HD12	1:B:251:ILE:N	2.27	0.49
1:A:281:ILE:HG23	1:A:282:PRO:HD2	1.94	0.49
1:C:245:THR:HB	1:C:385:THR:OG1	2.13	0.49
1:A:245:THR:CB	1:A:385:THR:HA	2.43	0.49
1:A:390:ALA:HB2	1:A:405:ALA:HB1	1.95	0.49
1:B:65:ASP:HA	1:B:166:ILE:HG23	1.95	0.49
1:C:137:ASN:HB2	1:C:139:GLU:OE1	2.12	0.49
1:B:245:THR:CB	1:B:385:THR:HA	2.43	0.48
1:B:290:THR:CG2	1:B:291:ALA:N	2.75	0.48
1:B:400:THR:HG22	1:B:402:THR:H	1.77	0.48
1:C:400:THR:HG22	1:C:402:THR:H	1.77	0.48
1:A:137:ASN:HB2	1:A:139:GLU:OE1	2.12	0.48
1:A:221:GLN:HE21	1:A:221:GLN:HA	1.77	0.48

*Continued on next page...*



*Continued from previous page...*

Atom-1	Atom-2	Interatomic distance (Å)	Clash overlap (Å)
1:A:290:THR:CG2	1:A:291:ALA:N	2.75	0.48
1:A:135:TRP:CG	1:A:139:GLU:HG3	2.48	0.48
1:B:278:LEU:N	1:B:407:THR:HG21	2.29	0.48
1:C:221:GLN:HE21	1:C:221:GLN:HA	1.77	0.48
1:C:135:TRP:CG	1:C:139:GLU:HG3	2.48	0.48
1:C:384:LYS:CD	1:C:404:THR:HG23	2.43	0.48
1:B:384:LYS:CD	1:B:404:THR:HG23	2.43	0.48
1:A:44:GLN:HE22	1:A:61:SER:H	1.62	0.48
1:B:135:TRP:CG	1:B:139:GLU:HG3	2.48	0.48
1:A:400:THR:HG22	1:A:402:THR:H	1.77	0.48
1:A:81:ASN:OD1	1:A:141:VAL:HG23	2.14	0.48
1:B:133:THR:O	1:B:133:THR:HG22	2.14	0.48
1:B:85:THR:HG23	1:B:88:PRO:HD3	1.96	0.48
1:A:353:LEU:HD22	1:A:354:TYR:H	1.79	0.47
1:A:85:THR:HG23	1:A:88:PRO:CD	2.44	0.47
1:C:353:LEU:HD22	1:C:354:TYR:H	1.79	0.47
1:C:245:THR:CB	1:C:385:THR:HA	2.43	0.47
1:C:278:LEU:N	1:C:407:THR:HG21	2.29	0.47
1:A:85:THR:HG23	1:A:88:PRO:HD3	1.96	0.47
1:B:85:THR:HG23	1:B:88:PRO:CD	2.44	0.47
1:C:153:PHE:N	1:C:156:ASN:HD22	1.97	0.47
1:C:65:ASP:HA	1:C:166:ILE:HG23	1.95	0.47
1:A:370:ASN:C	1:A:370:ASN:HD22	2.18	0.47
1:B:145:LYS:HG2	1:B:146:ARG:N	2.29	0.47
1:A:145:LYS:HG2	1:A:146:ARG:N	2.29	0.47
1:B:390:ALA:HB2	1:B:405:ALA:HB1	1.95	0.47
1:B:85:THR:HG23	1:B:88:PRO:CG	2.45	0.47
1:C:370:ASN:C	1:C:370:ASN:HD22	2.18	0.47
1:C:390:ALA:HB2	1:C:405:ALA:HB1	1.95	0.47
1:C:85:THR:HG23	1:C:88:PRO:HD3	1.96	0.47
1:C:85:THR:HG23	1:C:88:PRO:CD	2.44	0.47
1:A:285:CYS:SG	1:A:288:ALA:HB2	2.55	0.47
1:B:31:TYR:HD1	1:C:364:GLN:HG2	1.80	0.47
1:B:81:ASN:OD1	1:B:141:VAL:HG23	2.14	0.47
1:C:145:LYS:HG2	1:C:146:ARG:N	2.29	0.47
1:C:81:ASN:OD1	1:C:141:VAL:HG23	2.14	0.47
1:A:85:THR:HG23	1:A:88:PRO:CG	2.44	0.47
1:C:241:PRO:HB2	1:C:247:ALA:HB2	1.97	0.47
1:A:65:ASP:HA	1:A:166:ILE:HG23	1.95	0.47
1:B:353:LEU:HD22	1:B:354:TYR:H	1.79	0.47
1:C:133:THR:HG22	1:C:133:THR:O	2.14	0.47

*Continued on next page...*



*Continued from previous page...*

Atom-1	Atom-2	Interatomic distance (Å)	Clash overlap (Å)
1:A:267:ASN:HB2	1:A:274:GLN:O	2.15	0.47
1:C:244:THR:O	1:C:245:THR:O	2.33	0.47
1:C:85:THR:HG23	1:C:88:PRO:CG	2.44	0.47
1:B:285:CYS:SG	1:B:288:ALA:HB2	2.55	0.47
1:A:133:THR:HG22	1:A:133:THR:O	2.14	0.46
1:A:31:TYR:HD1	1:B:364:GLN:HG2	1.80	0.46
1:C:388:ILE:HB	1:C:405:ALA:HA	1.97	0.46
1:A:153:PHE:N	1:A:156:ASN:HD22	1.97	0.46
1:B:267:ASN:HB2	1:B:274:GLN:O	2.15	0.46
1:C:267:ASN:HB2	1:C:274:GLN:O	2.15	0.46
1:C:285:CYS:SG	1:C:288:ALA:HB2	2.55	0.46
1:A:364:GLN:HG2	1:C:31:TYR:HD1	1.80	0.46
1:A:384:LYS:CD	1:A:404:THR:HG23	2.43	0.46
1:A:278:LEU:N	1:A:407:THR:HG21	2.29	0.46
1:B:244:THR:O	1:B:245:THR:O	2.33	0.46
1:B:399:ASN:OD1	1:B:403:VAL:HG21	2.15	0.46
1:C:221:GLN:NE2	1:C:221:GLN:CA	2.78	0.46
1:B:388:ILE:HB	1:B:405:ALA:HA	1.97	0.46
1:A:388:ILE:HB	1:A:405:ALA:HA	1.97	0.46
1:B:370:ASN:C	1:B:370:ASN:HD22	2.18	0.46
1:A:121:ARG:NH1	1:B:340:TYR:OH	2.49	0.46
1:A:244:THR:O	1:A:245:THR:O	2.33	0.46
1:B:221:GLN:CA	1:B:221:GLN:NE2	2.78	0.46
1:C:399:ASN:OD1	1:C:403:VAL:HG21	2.15	0.45
1:B:241:PRO:HB2	1:B:247:ALA:HB2	1.97	0.45
1:A:399:ASN:OD1	1:A:403:VAL:HG21	2.15	0.45
1:A:84:THR:CG2	1:A:84:THR:O	2.64	0.45
1:A:213:THR:O	1:A:214:GLN:C	2.55	0.45
1:A:249:GLN:HG2	1:A:251:ILE:CD1	2.47	0.45
1:C:84:THR:CG2	1:C:84:THR:O	2.64	0.45
1:A:241:PRO:HB2	1:A:247:ALA:HB2	1.97	0.45
1:C:249:GLN:HG2	1:C:251:ILE:CD1	2.47	0.45
1:A:104:ARG:O	1:A:104:ARG:HG3	2.17	0.45
1:B:278:LEU:H	1:B:407:THR:CG2	2.30	0.45
1:C:294:THR:HG22	1:C:295:VAL:N	2.23	0.45
1:A:278:LEU:CD2	1:A:298:PRO:HB3	2.46	0.45
1:C:278:LEU:H	1:C:407:THR:CG2	2.29	0.45
1:A:240:THR:N	1:A:241:PRO:HD2	2.18	0.44
1:A:135:TRP:HB3	1:A:139:GLU:CG	2.41	0.44
1:A:340:TYR:OH	1:C:121:ARG:NH1	2.49	0.44
1:B:121:ARG:NH1	1:C:340:TYR:OH	2.49	0.44

*Continued on next page...*

*Continued from previous page...*

Atom-1	Atom-2	Interatomic distance (Å)	Clash overlap (Å)
1:C:414:LEU:HD22	1:C:416:ILE:HG13	2.00	0.44
1:B:249:GLN:HG2	1:B:251:ILE:CD1	2.47	0.44
1:B:290:THR:HG22	1:B:292:ALA:N	2.32	0.44
1:C:213:THR:O	1:C:214:GLN:C	2.55	0.44
1:B:135:TRP:HB3	1:B:139:GLU:CG	2.41	0.44
1:B:84:THR:O	1:B:84:THR:CG2	2.64	0.44
1:C:290:THR:HG22	1:C:292:ALA:N	2.33	0.44
1:A:245:THR:HG1	1:A:385:THR:HA	1.83	0.44
1:A:123:ASN:ND2	1:C:123:ASN:HB3	2.33	0.44
1:C:278:LEU:CD2	1:C:298:PRO:HB3	2.46	0.44
1:B:123:ASN:HB3	1:C:123:ASN:ND2	2.33	0.44
1:A:123:ASN:HB3	1:B:123:ASN:ND2	2.33	0.44
1:A:221:GLN:NE2	1:A:221:GLN:CA	2.78	0.44
1:B:213:THR:O	1:B:214:GLN:C	2.55	0.43
1:A:100:ILE:HD12	1:A:105:ILE:HG13	2.01	0.43
1:A:255:PHE:HZ	1:A:416:ILE:HG22	1.84	0.43
1:A:278:LEU:H	1:A:407:THR:CG2	2.30	0.43
1:B:414:LEU:HD22	1:B:416:ILE:HG13	2.00	0.43
1:C:255:PHE:HZ	1:C:416:ILE:HG22	1.84	0.43
1:C:86:TYR:CE2	1:C:303:THR:HB	2.54	0.43
1:C:44:GLN:HE22	1:C:61:SER:H	1.62	0.43
1:B:133:THR:O	1:B:133:THR:CG2	2.66	0.43
1:B:85:THR:CG2	1:B:134:ASP:HB2	2.49	0.43
1:C:182:GLN:NE2	1:C:188:TYR:CZ	2.87	0.43
1:A:182:GLN:NE2	1:A:188:TYR:CZ	2.87	0.43
1:A:414:LEU:CD2	1:A:416:ILE:HG13	2.49	0.43
1:B:414:LEU:CD2	1:B:416:ILE:HG13	2.49	0.43
1:C:158:THR:HG22	1:C:160:GLY:H	1.83	0.43
1:A:290:THR:HG22	1:A:292:ALA:N	2.33	0.43
1:A:294:THR:HG22	1:A:295:VAL:N	2.23	0.43
1:A:414:LEU:HD22	1:A:416:ILE:HG13	2.00	0.43
1:B:278:LEU:CD2	1:B:298:PRO:HB3	2.46	0.43
1:A:311:ALA:O	1:A:404:THR:HG21	2.19	0.43
1:A:85:THR:CG2	1:A:134:ASP:HB2	2.49	0.43
1:A:87:TYR:N	1:A:88:PRO:CD	2.82	0.43
1:B:104:ARG:HG3	1:B:104:ARG:O	2.17	0.43
1:B:182:GLN:NE2	1:B:188:TYR:CZ	2.87	0.43
1:B:86:TYR:CE2	1:B:303:THR:HB	2.54	0.43
1:C:133:THR:O	1:C:133:THR:CG2	2.67	0.43
1:A:171:HIS:CD2	1:A:430:MET:HB2	2.54	0.43
1:B:158:THR:HG22	1:B:160:GLY:H	1.83	0.43

*Continued on next page...*

*Continued from previous page...*

Atom-1	Atom-2	Interatomic distance (Å)	Clash overlap (Å)
1:C:104:ARG:O	1:C:104:ARG:HG3	2.17	0.43
1:C:240:THR:O	1:C:241:PRO:O	2.36	0.43
1:C:120:PHE:CD2	1:C:343:ILE:HG21	2.54	0.43
1:C:414:LEU:CD2	1:C:416:ILE:HG13	2.49	0.43
1:C:44:GLN:HE21	1:C:61:SER:H	1.64	0.43
1:B:240:THR:O	1:B:241:PRO:O	2.36	0.42
1:A:88:PRO:CD	1:A:134:ASP:CB	2.92	0.42
1:A:240:THR:O	1:A:241:PRO:O	2.37	0.42
1:C:85:THR:CG2	1:C:134:ASP:HB2	2.49	0.42
1:B:100:ILE:HD12	1:B:105:ILE:HG13	2.01	0.42
1:B:171:HIS:CD2	1:B:430:MET:HB2	2.54	0.42
1:B:88:PRO:CD	1:B:134:ASP:HB2	2.50	0.42
1:B:120:PHE:CD2	1:B:343:ILE:HG21	2.54	0.42
1:B:44:GLN:HE21	1:B:61:SER:H	1.64	0.42
1:C:311:ALA:O	1:C:404:THR:HG21	2.19	0.42
1:A:227:LEU:HD13	1:A:421:TYR:CD1	2.55	0.42
1:B:255:PHE:HZ	1:B:416:ILE:HG22	1.83	0.42
1:C:171:HIS:CD2	1:C:430:MET:HB2	2.54	0.42
1:A:120:PHE:CD2	1:A:343:ILE:HG21	2.54	0.42
1:B:88:PRO:CD	1:B:134:ASP:CB	2.92	0.42
1:B:44:GLN:HE22	1:B:61:SER:H	1.62	0.42
1:C:337:VAL:O	1:C:341:GLN:HG3	2.20	0.42
1:C:75:VAL:CG2	1:C:146:ARG:NH1	2.83	0.42
1:A:86:TYR:CE2	1:A:303:THR:HB	2.53	0.42
1:B:342:SER:O	1:B:343:ILE:C	2.58	0.42
1:C:88:PRO:CD	1:C:134:ASP:CB	2.92	0.42
1:A:158:THR:HG22	1:A:160:GLY:H	1.83	0.42
1:A:228:ILE:HD11	1:A:422:ASN:HB3	2.02	0.42
1:B:90:GLU:H	1:B:133:THR:HG23	1.84	0.42
1:B:32:ARG:N	1:B:32:ARG:HD2	2.35	0.42
1:B:294:THR:HG22	1:B:295:VAL:N	2.23	0.42
1:B:311:ALA:O	1:B:404:THR:HG21	2.19	0.42
1:B:337:VAL:O	1:B:341:GLN:HG3	2.20	0.42
1:C:386:CYS:O	1:C:388:ILE:N	2.53	0.42
1:C:227:LEU:HD13	1:C:421:TYR:CD1	2.55	0.42
1:A:133:THR:O	1:A:133:THR:CG2	2.67	0.41
1:B:75:VAL:CG2	1:B:146:ARG:NH1	2.83	0.41
1:C:32:ARG:N	1:C:32:ARG:HD2	2.35	0.41
1:B:52:PHE:CZ	1:B:200:PRO:HD3	2.54	0.41
1:C:228:ILE:HD11	1:C:422:ASN:HB3	2.02	0.41
1:B:228:ILE:HD11	1:B:422:ASN:HB3	2.02	0.41

*Continued on next page...*

*Continued from previous page...*

Atom-1	Atom-2	Interatomic distance (Å)	Clash overlap (Å)
1:C:100:ILE:HD12	1:C:105:ILE:HG13	2.01	0.41
1:C:25:THR:HG22	1:C:27:PHE:N	2.23	0.41
1:A:172:GLU:H	1:A:172:GLU:HG3	1.51	0.41
1:B:227:LEU:HD13	1:B:421:TYR:CD1	2.55	0.41
1:C:88:PRO:CD	1:C:134:ASP:HB2	2.50	0.41
1:C:52:PHE:CZ	1:C:200:PRO:HD3	2.55	0.41
1:A:75:VAL:CG2	1:A:146:ARG:NH1	2.83	0.41
1:A:90:GLU:H	1:A:133:THR:HG23	1.84	0.41
1:C:118:ALA:O	1:C:126:ARG:NH2	2.54	0.41
1:C:241:PRO:O	1:C:245:THR:HG23	2.21	0.41
1:C:312:VAL:CG1	1:C:408:ALA:HB1	2.50	0.41
1:C:90:GLU:H	1:C:133:THR:HG23	1.84	0.41
1:A:245:THR:HG21	1:A:384:LYS:O	2.21	0.41
1:A:312:VAL:CG1	1:A:408:ALA:HB1	2.50	0.41
1:C:139:GLU:H	1:C:139:GLU:HG2	1.25	0.41
1:A:118:ALA:O	1:A:126:ARG:NH2	2.54	0.41
1:A:90:GLU:HB2	1:A:133:THR:HG21	2.03	0.41
1:A:337:VAL:O	1:A:341:GLN:HG3	2.20	0.41
1:C:233:PHE:CD1	1:C:234:THR:N	2.89	0.41
1:A:52:PHE:CZ	1:A:200:PRO:HD3	2.55	0.41
1:A:233:PHE:CD1	1:A:234:THR:N	2.89	0.41
1:A:342:SER:O	1:A:343:ILE:C	2.58	0.41
1:B:25:THR:HG21	1:C:215:GLU:OE2	2.21	0.41
1:C:342:SER:O	1:C:343:ILE:C	2.58	0.41
1:C:245:THR:HG21	1:C:384:LYS:O	2.21	0.41
1:A:392:SER:O	1:A:396:VAL:HG23	2.21	0.41
1:A:400:THR:HG23	1:C:144:GLN:OE1	2.21	0.41
1:C:295:VAL:O	1:C:295:VAL:CG1	2.69	0.41
1:A:32:ARG:HD2	1:A:32:ARG:N	2.35	0.40
1:A:386:CYS:O	1:A:388:ILE:N	2.53	0.40
1:C:135:TRP:HB3	1:C:139:GLU:CG	2.41	0.40
1:A:215:GLU:OE2	1:C:25:THR:HG21	2.21	0.40
1:A:241:PRO:O	1:A:245:THR:HG23	2.21	0.40
1:A:44:GLN:HE21	1:A:61:SER:H	1.64	0.40
1:A:88:PRO:CD	1:A:134:ASP:HB3	2.44	0.40
1:A:144:GLN:OE1	1:B:400:THR:HG23	2.21	0.40
1:B:243:ALA:C	1:B:245:THR:H	2.25	0.40
1:B:392:SER:O	1:B:396:VAL:HG23	2.21	0.40
1:B:44:GLN:HG3	1:B:58:THR:HG21	2.03	0.40
1:C:243:ALA:C	1:C:245:THR:H	2.25	0.40
1:B:233:PHE:CD1	1:B:234:THR:N	2.89	0.40

*Continued on next page...*

*Continued from previous page...*

Atom-1	Atom-2	Interatomic distance (Å)	Clash overlap (Å)
1:B:245:THR:HG21	1:B:384:LYS:O	2.21	0.40
1:C:342:SER:HB2	1:C:360:PRO:CD	2.51	0.40
1:A:386:CYS:HB2	1:A:387:SER:H	1.72	0.40
1:B:241:PRO:O	1:B:245:THR:HG23	2.21	0.40
1:B:87:TYR:N	1:B:88:PRO:CD	2.82	0.40

There are no symmetry-related clashes.

## 5.3 Torsion angles [i](#)

### 5.3.1 Protein backbone [i](#)

In the following table, the Percentiles column shows the percent Ramachandran outliers of the chain as a percentile score with respect to all PDB entries followed by that with respect to all EM entries.

The Analysed column shows the number of residues for which the backbone conformation was analysed, and the total number of residues.

Mol	Chain	Analysed	Favoured	Allowed	Outliers	Percentiles	
1	A	411/413 (100%)	376 (92%)	25 (6%)	10 (2%)	6	40
1	B	411/413 (100%)	376 (92%)	25 (6%)	10 (2%)	6	40
1	C	411/413 (100%)	376 (92%)	25 (6%)	10 (2%)	6	40
All	All	1233/1239 (100%)	1128 (92%)	75 (6%)	30 (2%)	10	40

All (30) Ramachandran outliers are listed below:

Mol	Chain	Res	Type
1	A	241	PRO
1	A	245	THR
1	A	295	VAL
1	A	386	CYS
1	B	241	PRO
1	B	245	THR
1	B	295	VAL
1	B	386	CYS
1	C	241	PRO
1	C	245	THR
1	C	295	VAL
1	C	386	CYS

*Continued on next page...*

*Continued from previous page...*

Mol	Chain	Res	Type
1	A	272	TYR
1	A	312	VAL
1	A	387	SER
1	B	272	TYR
1	B	312	VAL
1	B	387	SER
1	C	272	TYR
1	C	312	VAL
1	C	387	SER
1	A	240	THR
1	A	313	LEU
1	A	344	GLY
1	B	240	THR
1	B	313	LEU
1	B	344	GLY
1	C	240	THR
1	C	313	LEU
1	C	344	GLY

### 5.3.2 Protein sidechains ⓘ

In the following table, the Percentiles column shows the percent sidechain outliers of the chain as a percentile score with respect to all PDB entries followed by that with respect to all EM entries.

The Analysed column shows the number of residues for which the sidechain conformation was analysed, and the total number of residues.

Mol	Chain	Analysed	Rotameric	Outliers	Percentiles	
1	A	340/340 (100%)	314 (92%)	26 (8%)	14	45
1	B	340/340 (100%)	314 (92%)	26 (8%)	14	45
1	C	340/340 (100%)	314 (92%)	26 (8%)	14	45
All	All	1020/1020 (100%)	942 (92%)	78 (8%)	19	45

All (78) residues with a non-rotameric sidechain are listed below:

Mol	Chain	Res	Type
1	A	32	ARG
1	A	44	GLN
1	A	56	VAL
1	A	85	THR

*Continued on next page...*

*Continued from previous page...*

Mol	Chain	Res	Type
1	A	92	LEU
1	A	93	LEU
1	A	104	ARG
1	A	139	GLU
1	A	146	ARG
1	A	163	LEU
1	A	172	GLU
1	A	201	THR
1	A	227	LEU
1	A	228	ILE
1	A	238	THR
1	A	240	THR
1	A	241	PRO
1	A	265	ASN
1	A	267	ASN
1	A	268	ASN
1	A	290	THR
1	A	364	GLN
1	A	370	ASN
1	A	379	LEU
1	A	399	ASN
1	A	424	LEU
1	B	32	ARG
1	B	44	GLN
1	B	56	VAL
1	B	85	THR
1	B	92	LEU
1	B	93	LEU
1	B	104	ARG
1	B	139	GLU
1	B	146	ARG
1	B	163	LEU
1	B	172	GLU
1	B	201	THR
1	B	227	LEU
1	B	228	ILE
1	B	238	THR
1	B	240	THR
1	B	241	PRO
1	B	265	ASN
1	B	267	ASN
1	B	268	ASN

*Continued on next page...*

*Continued from previous page...*

Mol	Chain	Res	Type
1	B	290	THR
1	B	364	GLN
1	B	370	ASN
1	B	379	LEU
1	B	399	ASN
1	B	424	LEU
1	C	32	ARG
1	C	44	GLN
1	C	56	VAL
1	C	85	THR
1	C	92	LEU
1	C	93	LEU
1	C	104	ARG
1	C	139	GLU
1	C	146	ARG
1	C	163	LEU
1	C	172	GLU
1	C	201	THR
1	C	227	LEU
1	C	228	ILE
1	C	238	THR
1	C	240	THR
1	C	241	PRO
1	C	265	ASN
1	C	267	ASN
1	C	268	ASN
1	C	290	THR
1	C	364	GLN
1	C	370	ASN
1	C	379	LEU
1	C	399	ASN
1	C	424	LEU

Some sidechains can be flipped to improve hydrogen bonding and reduce clashes. All (46) such sidechains are listed below:

Mol	Chain	Res	Type
1	A	44	GLN
1	A	63	ASN
1	A	108	HIS
1	A	123	ASN
1	A	128	ASN
1	A	156	ASN

*Continued on next page...*



*Continued from previous page...*

Mol	Chain	Res	Type
1	A	171	HIS
1	A	182	GLN
1	A	221	GLN
1	A	232	GLN
1	A	265	ASN
1	A	268	ASN
1	A	319	GLN
1	A	364	GLN
1	A	370	ASN
1	A	376	ASN
1	B	44	GLN
1	B	63	ASN
1	B	108	HIS
1	B	123	ASN
1	B	128	ASN
1	B	156	ASN
1	B	171	HIS
1	B	182	GLN
1	B	221	GLN
1	B	232	GLN
1	B	265	ASN
1	B	268	ASN
1	B	319	GLN
1	B	364	GLN
1	B	370	ASN
1	C	44	GLN
1	C	63	ASN
1	C	108	HIS
1	C	123	ASN
1	C	128	ASN
1	C	156	ASN
1	C	171	HIS
1	C	182	GLN
1	C	221	GLN
1	C	232	GLN
1	C	265	ASN
1	C	268	ASN
1	C	319	GLN
1	C	364	GLN
1	C	370	ASN

### 5.3.3 RNA [i](#)

There are no RNA molecules in this entry.

### 5.4 Non-standard residues in protein, DNA, RNA chains [i](#)

There are no non-standard protein/DNA/RNA residues in this entry.

### 5.5 Carbohydrates [i](#)

There are no carbohydrates in this entry.

### 5.6 Ligand geometry [i](#)

There are no ligands in this entry.

### 5.7 Other polymers [i](#)

There are no such residues in this entry.

### 5.8 Polymer linkage issues [i](#)

There are no chain breaks in this entry.