



# wwPDB X-ray Structure Validation Summary Report ⓘ

Mar 9, 2018 – 02:13 pm GMT

PDB ID : 1N0F  
Title : CRYSTAL STRUCTURE OF A CELL DIVISION AND CELL WALL BIOSYNTHESIS PROTEIN UPF0040 FROM MYCOPLASMA PNEUMONIAE: INDICATION OF A NOVEL FOLD WITH A POSSIBLE NEW CONSERVED SEQUENCE MOTIF  
Authors : Chen, S.; Jancrick, J.; Yokota, H.; Kim, R.; Kim, S.-H.; Berkeley Structural Genomics Center (BSGC)  
Deposited on : 2002-10-13  
Resolution : 2.80 Å(reported)

This is a wwPDB X-ray Structure Validation Summary Report for a publicly released PDB entry.

We welcome your comments at [validation@mail.wwpdb.org](mailto:validation@mail.wwpdb.org)

A user guide is available at

<https://www.wwpdb.org/validation/2017/XrayValidationReportHelp>

with specific help available everywhere you see the ⓘ symbol.

---

The following versions of software and data (see [references ⓘ](#)) were used in the production of this report:

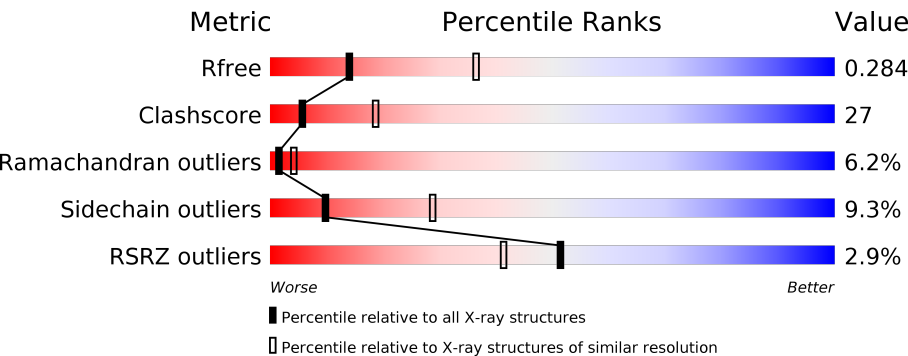
MolProbity : 4.02b-467  
Xtriage (Phenix) : 1.13  
EDS : trunk30967  
Percentile statistics : 20171227.v01 (using entries in the PDB archive December 27th 2017)  
Refmac : 5.8.0158  
CCP4 : 7.0 (Gargrove)  
Ideal geometry (proteins) : Engh & Huber (2001)  
Ideal geometry (DNA, RNA) : Parkinson et al. (1996)  
Validation Pipeline (wwPDB-VP) : trunk30967

# 1 Overall quality at a glance i

The following experimental techniques were used to determine the structure:  
*X-RAY DIFFRACTION*

The reported resolution of this entry is 2.80 Å.

Percentile scores (ranging between 0-100) for global validation metrics of the entry are shown in the following graphic. The table shows the number of entries on which the scores are based.



Metric	Whole archive (#Entries)	Similar resolution (#Entries, resolution range(Å))
$R_{free}$	111664	2792 (2.80-2.80)
Clashscore	122126	3209 (2.80-2.80)
Ramachandran outliers	120053	3158 (2.80-2.80)
Sidechain outliers	120020	3160 (2.80-2.80)
RSRZ outliers	108989	2726 (2.80-2.80)

The table below summarises the geometric issues observed across the polymeric chains and their fit to the electron density. The red, orange, yellow and green segments on the lower bar indicate the fraction of residues that contain outliers for  $\geq 3$ , 2, 1 and 0 types of geometric quality criteria. A grey segment represents the fraction of residues that are not modelled. The numeric value for each fraction is indicated below the corresponding segment, with a dot representing fractions  $\leq 5\%$ . The upper red bar (where present) indicates the fraction of residues that have poor fit to the electron density. The numeric value is given above the bar.

Mol	Chain	Length	Quality of chain
1	A	166	<div><div>2%</div><div><div></div><div>39%</div><div>38%</div><div>7%</div><div>•</div><div>15%</div></div></div>
1	B	166	<div><div>%</div><div><div></div><div>44%</div><div>30%</div><div>9%</div><div>•</div><div>16%</div></div></div>
1	C	166	<div><div>%</div><div><div></div><div>47%</div><div>28%</div><div>7%</div><div>•</div><div>17%</div></div></div>
1	D	166	<div><div>%</div><div><div></div><div>43%</div><div>30%</div><div>9%</div><div>•</div><div>17%</div></div></div>
1	E	166	<div><div>5%</div><div><div></div><div>39%</div><div>36%</div><div>8%</div><div>•</div><div>17%</div></div></div>
1	F	166	<div><div>%</div><div><div></div><div>46%</div><div>28%</div><div>7%</div><div>•</div><div>17%</div></div></div>

Continued on next page...

Continued from previous page...

Mol	Chain	Length	Quality of chain
1	G	166	<div><div><div></div><div></div><div></div><div></div><div></div></div><div>3%40%34%7%17%</div></div>
1	H	166	<div><div><div></div><div></div><div></div><div></div><div></div></div><div>4%37%36%7%17%</div></div>

## 2 Entry composition

There are 2 unique types of molecules in this entry. The entry contains 9184 atoms, of which 0 are hydrogens and 0 are deuteriums.

In the tables below, the ZeroOcc column contains the number of atoms modelled with zero occupancy, the AltConf column contains the number of residues with at least one atom in alternate conformation and the Trace column contains the number of residues modelled with at most 2 atoms.

- Molecule 1 is a protein called Protein mraZ.

Mol	Chain	Residues	Atoms					ZeroOcc	AltConf	Trace
1	A	141	Total	C	N	O	S	0	0	0
			1153	739	197	214	3			
1	B	139	Total	C	N	O	S	0	0	0
			1133	725	194	211	3			
1	C	137	Total	C	N	O	S	0	0	0
			1119	717	190	209	3			
1	D	137	Total	C	N	O	S	0	0	0
			1119	717	190	209	3			
1	E	137	Total	C	N	O	S	0	0	0
			1119	717	190	209	3			
1	F	137	Total	C	N	O	S	0	0	0
			1119	717	190	209	3			
1	G	137	Total	C	N	O	S	0	0	0
			1119	717	190	209	3			
1	H	137	Total	C	N	O	S	0	0	0
			1119	717	190	209	3			

There are 200 discrepancies between the modelled and reference sequences:

Chain	Residue	Modelled	Actual	Comment	Reference
A	1	MET	-	EXPRESSION TAG	UNP P75467
A	2	GLY	-	EXPRESSION TAG	UNP P75467
A	3	SER	-	EXPRESSION TAG	UNP P75467
A	4	SER	-	EXPRESSION TAG	UNP P75467
A	5	HIS	-	EXPRESSION TAG	UNP P75467
A	6	HIS	-	EXPRESSION TAG	UNP P75467
A	7	HIS	-	EXPRESSION TAG	UNP P75467
A	8	HIS	-	EXPRESSION TAG	UNP P75467
A	9	HIS	-	EXPRESSION TAG	UNP P75467
A	10	HIS	-	EXPRESSION TAG	UNP P75467
A	11	ASP	-	EXPRESSION TAG	UNP P75467
A	12	TYR	-	EXPRESSION TAG	UNP P75467
A	13	ASP	-	EXPRESSION TAG	UNP P75467

*Continued on next page...*

*Continued from previous page...*

Chain	Residue	Modelled	Actual	Comment	Reference
A	14	ILE	-	EXPRESSION TAG	UNP P75467
A	15	PRO	-	EXPRESSION TAG	UNP P75467
A	16	THR	-	EXPRESSION TAG	UNP P75467
A	17	THR	-	EXPRESSION TAG	UNP P75467
A	18	GLU	-	EXPRESSION TAG	UNP P75467
A	19	ASN	-	EXPRESSION TAG	UNP P75467
A	20	LEU	-	EXPRESSION TAG	UNP P75467
A	21	TYR	-	EXPRESSION TAG	UNP P75467
A	22	PHE	-	EXPRESSION TAG	UNP P75467
A	23	GLN	-	EXPRESSION TAG	UNP P75467
A	24	GLY	-	EXPRESSION TAG	UNP P75467
A	25	HIS	-	EXPRESSION TAG	UNP P75467
B	1	MET	-	EXPRESSION TAG	UNP P75467
B	2	GLY	-	EXPRESSION TAG	UNP P75467
B	3	SER	-	EXPRESSION TAG	UNP P75467
B	4	SER	-	EXPRESSION TAG	UNP P75467
B	5	HIS	-	EXPRESSION TAG	UNP P75467
B	6	HIS	-	EXPRESSION TAG	UNP P75467
B	7	HIS	-	EXPRESSION TAG	UNP P75467
B	8	HIS	-	EXPRESSION TAG	UNP P75467
B	9	HIS	-	EXPRESSION TAG	UNP P75467
B	10	HIS	-	EXPRESSION TAG	UNP P75467
B	11	ASP	-	EXPRESSION TAG	UNP P75467
B	12	TYR	-	EXPRESSION TAG	UNP P75467
B	13	ASP	-	EXPRESSION TAG	UNP P75467
B	14	ILE	-	EXPRESSION TAG	UNP P75467
B	15	PRO	-	EXPRESSION TAG	UNP P75467
B	16	THR	-	EXPRESSION TAG	UNP P75467
B	17	THR	-	EXPRESSION TAG	UNP P75467
B	18	GLU	-	EXPRESSION TAG	UNP P75467
B	19	ASN	-	EXPRESSION TAG	UNP P75467
B	20	LEU	-	EXPRESSION TAG	UNP P75467
B	21	TYR	-	EXPRESSION TAG	UNP P75467
B	22	PHE	-	EXPRESSION TAG	UNP P75467
B	23	GLN	-	EXPRESSION TAG	UNP P75467
B	24	GLY	-	EXPRESSION TAG	UNP P75467
B	25	HIS	-	EXPRESSION TAG	UNP P75467
C	1	MET	-	EXPRESSION TAG	UNP P75467
C	2	GLY	-	EXPRESSION TAG	UNP P75467
C	3	SER	-	EXPRESSION TAG	UNP P75467
C	4	SER	-	EXPRESSION TAG	UNP P75467
C	5	HIS	-	EXPRESSION TAG	UNP P75467

*Continued on next page...*

*Continued from previous page...*

Chain	Residue	Modelled	Actual	Comment	Reference
C	6	HIS	-	EXPRESSION TAG	UNP P75467
C	7	HIS	-	EXPRESSION TAG	UNP P75467
C	8	HIS	-	EXPRESSION TAG	UNP P75467
C	9	HIS	-	EXPRESSION TAG	UNP P75467
C	10	HIS	-	EXPRESSION TAG	UNP P75467
C	11	ASP	-	EXPRESSION TAG	UNP P75467
C	12	TYR	-	EXPRESSION TAG	UNP P75467
C	13	ASP	-	EXPRESSION TAG	UNP P75467
C	14	ILE	-	EXPRESSION TAG	UNP P75467
C	15	PRO	-	EXPRESSION TAG	UNP P75467
C	16	THR	-	EXPRESSION TAG	UNP P75467
C	17	THR	-	EXPRESSION TAG	UNP P75467
C	18	GLU	-	EXPRESSION TAG	UNP P75467
C	19	ASN	-	EXPRESSION TAG	UNP P75467
C	20	LEU	-	EXPRESSION TAG	UNP P75467
C	21	TYR	-	EXPRESSION TAG	UNP P75467
C	22	PHE	-	EXPRESSION TAG	UNP P75467
C	23	GLN	-	EXPRESSION TAG	UNP P75467
C	24	GLY	-	EXPRESSION TAG	UNP P75467
C	25	HIS	-	EXPRESSION TAG	UNP P75467
D	1	MET	-	EXPRESSION TAG	UNP P75467
D	2	GLY	-	EXPRESSION TAG	UNP P75467
D	3	SER	-	EXPRESSION TAG	UNP P75467
D	4	SER	-	EXPRESSION TAG	UNP P75467
D	5	HIS	-	EXPRESSION TAG	UNP P75467
D	6	HIS	-	EXPRESSION TAG	UNP P75467
D	7	HIS	-	EXPRESSION TAG	UNP P75467
D	8	HIS	-	EXPRESSION TAG	UNP P75467
D	9	HIS	-	EXPRESSION TAG	UNP P75467
D	10	HIS	-	EXPRESSION TAG	UNP P75467
D	11	ASP	-	EXPRESSION TAG	UNP P75467
D	12	TYR	-	EXPRESSION TAG	UNP P75467
D	13	ASP	-	EXPRESSION TAG	UNP P75467
D	14	ILE	-	EXPRESSION TAG	UNP P75467
D	15	PRO	-	EXPRESSION TAG	UNP P75467
D	16	THR	-	EXPRESSION TAG	UNP P75467
D	17	THR	-	EXPRESSION TAG	UNP P75467
D	18	GLU	-	EXPRESSION TAG	UNP P75467
D	19	ASN	-	EXPRESSION TAG	UNP P75467
D	20	LEU	-	EXPRESSION TAG	UNP P75467
D	21	TYR	-	EXPRESSION TAG	UNP P75467
D	22	PHE	-	EXPRESSION TAG	UNP P75467

*Continued on next page...*

*Continued from previous page...*

Chain	Residue	Modelled	Actual	Comment	Reference
D	23	GLN	-	EXPRESSION TAG	UNP P75467
D	24	GLY	-	EXPRESSION TAG	UNP P75467
D	25	HIS	-	EXPRESSION TAG	UNP P75467
E	1	MET	-	EXPRESSION TAG	UNP P75467
E	2	GLY	-	EXPRESSION TAG	UNP P75467
E	3	SER	-	EXPRESSION TAG	UNP P75467
E	4	SER	-	EXPRESSION TAG	UNP P75467
E	5	HIS	-	EXPRESSION TAG	UNP P75467
E	6	HIS	-	EXPRESSION TAG	UNP P75467
E	7	HIS	-	EXPRESSION TAG	UNP P75467
E	8	HIS	-	EXPRESSION TAG	UNP P75467
E	9	HIS	-	EXPRESSION TAG	UNP P75467
E	10	HIS	-	EXPRESSION TAG	UNP P75467
E	11	ASP	-	EXPRESSION TAG	UNP P75467
E	12	TYR	-	EXPRESSION TAG	UNP P75467
E	13	ASP	-	EXPRESSION TAG	UNP P75467
E	14	ILE	-	EXPRESSION TAG	UNP P75467
E	15	PRO	-	EXPRESSION TAG	UNP P75467
E	16	THR	-	EXPRESSION TAG	UNP P75467
E	17	THR	-	EXPRESSION TAG	UNP P75467
E	18	GLU	-	EXPRESSION TAG	UNP P75467
E	19	ASN	-	EXPRESSION TAG	UNP P75467
E	20	LEU	-	EXPRESSION TAG	UNP P75467
E	21	TYR	-	EXPRESSION TAG	UNP P75467
E	22	PHE	-	EXPRESSION TAG	UNP P75467
E	23	GLN	-	EXPRESSION TAG	UNP P75467
E	24	GLY	-	EXPRESSION TAG	UNP P75467
E	25	HIS	-	EXPRESSION TAG	UNP P75467
F	1	MET	-	EXPRESSION TAG	UNP P75467
F	2	GLY	-	EXPRESSION TAG	UNP P75467
F	3	SER	-	EXPRESSION TAG	UNP P75467
F	4	SER	-	EXPRESSION TAG	UNP P75467
F	5	HIS	-	EXPRESSION TAG	UNP P75467
F	6	HIS	-	EXPRESSION TAG	UNP P75467
F	7	HIS	-	EXPRESSION TAG	UNP P75467
F	8	HIS	-	EXPRESSION TAG	UNP P75467
F	9	HIS	-	EXPRESSION TAG	UNP P75467
F	10	HIS	-	EXPRESSION TAG	UNP P75467
F	11	ASP	-	EXPRESSION TAG	UNP P75467
F	12	TYR	-	EXPRESSION TAG	UNP P75467
F	13	ASP	-	EXPRESSION TAG	UNP P75467
F	14	ILE	-	EXPRESSION TAG	UNP P75467

*Continued on next page...*

*Continued from previous page...*

Chain	Residue	Modelled	Actual	Comment	Reference
F	15	PRO	-	EXPRESSION TAG	UNP P75467
F	16	THR	-	EXPRESSION TAG	UNP P75467
F	17	THR	-	EXPRESSION TAG	UNP P75467
F	18	GLU	-	EXPRESSION TAG	UNP P75467
F	19	ASN	-	EXPRESSION TAG	UNP P75467
F	20	LEU	-	EXPRESSION TAG	UNP P75467
F	21	TYR	-	EXPRESSION TAG	UNP P75467
F	22	PHE	-	EXPRESSION TAG	UNP P75467
F	23	GLN	-	EXPRESSION TAG	UNP P75467
F	24	GLY	-	EXPRESSION TAG	UNP P75467
F	25	HIS	-	EXPRESSION TAG	UNP P75467
G	1	MET	-	EXPRESSION TAG	UNP P75467
G	2	GLY	-	EXPRESSION TAG	UNP P75467
G	3	SER	-	EXPRESSION TAG	UNP P75467
G	4	SER	-	EXPRESSION TAG	UNP P75467
G	5	HIS	-	EXPRESSION TAG	UNP P75467
G	6	HIS	-	EXPRESSION TAG	UNP P75467
G	7	HIS	-	EXPRESSION TAG	UNP P75467
G	8	HIS	-	EXPRESSION TAG	UNP P75467
G	9	HIS	-	EXPRESSION TAG	UNP P75467
G	10	HIS	-	EXPRESSION TAG	UNP P75467
G	11	ASP	-	EXPRESSION TAG	UNP P75467
G	12	TYR	-	EXPRESSION TAG	UNP P75467
G	13	ASP	-	EXPRESSION TAG	UNP P75467
G	14	ILE	-	EXPRESSION TAG	UNP P75467
G	15	PRO	-	EXPRESSION TAG	UNP P75467
G	16	THR	-	EXPRESSION TAG	UNP P75467
G	17	THR	-	EXPRESSION TAG	UNP P75467
G	18	GLU	-	EXPRESSION TAG	UNP P75467
G	19	ASN	-	EXPRESSION TAG	UNP P75467
G	20	LEU	-	EXPRESSION TAG	UNP P75467
G	21	TYR	-	EXPRESSION TAG	UNP P75467
G	22	PHE	-	EXPRESSION TAG	UNP P75467
G	23	GLN	-	EXPRESSION TAG	UNP P75467
G	24	GLY	-	EXPRESSION TAG	UNP P75467
G	25	HIS	-	EXPRESSION TAG	UNP P75467
H	1	MET	-	EXPRESSION TAG	UNP P75467
H	2	GLY	-	EXPRESSION TAG	UNP P75467
H	3	SER	-	EXPRESSION TAG	UNP P75467
H	4	SER	-	EXPRESSION TAG	UNP P75467
H	5	HIS	-	EXPRESSION TAG	UNP P75467
H	6	HIS	-	EXPRESSION TAG	UNP P75467

*Continued on next page...*



*Continued from previous page...*

Chain	Residue	Modelled	Actual	Comment	Reference
H	7	HIS	-	EXPRESSION TAG	UNP P75467
H	8	HIS	-	EXPRESSION TAG	UNP P75467
H	9	HIS	-	EXPRESSION TAG	UNP P75467
H	10	HIS	-	EXPRESSION TAG	UNP P75467
H	11	ASP	-	EXPRESSION TAG	UNP P75467
H	12	TYR	-	EXPRESSION TAG	UNP P75467
H	13	ASP	-	EXPRESSION TAG	UNP P75467
H	14	ILE	-	EXPRESSION TAG	UNP P75467
H	15	PRO	-	EXPRESSION TAG	UNP P75467
H	16	THR	-	EXPRESSION TAG	UNP P75467
H	17	THR	-	EXPRESSION TAG	UNP P75467
H	18	GLU	-	EXPRESSION TAG	UNP P75467
H	19	ASN	-	EXPRESSION TAG	UNP P75467
H	20	LEU	-	EXPRESSION TAG	UNP P75467
H	21	TYR	-	EXPRESSION TAG	UNP P75467
H	22	PHE	-	EXPRESSION TAG	UNP P75467
H	23	GLN	-	EXPRESSION TAG	UNP P75467
H	24	GLY	-	EXPRESSION TAG	UNP P75467
H	25	HIS	-	EXPRESSION TAG	UNP P75467

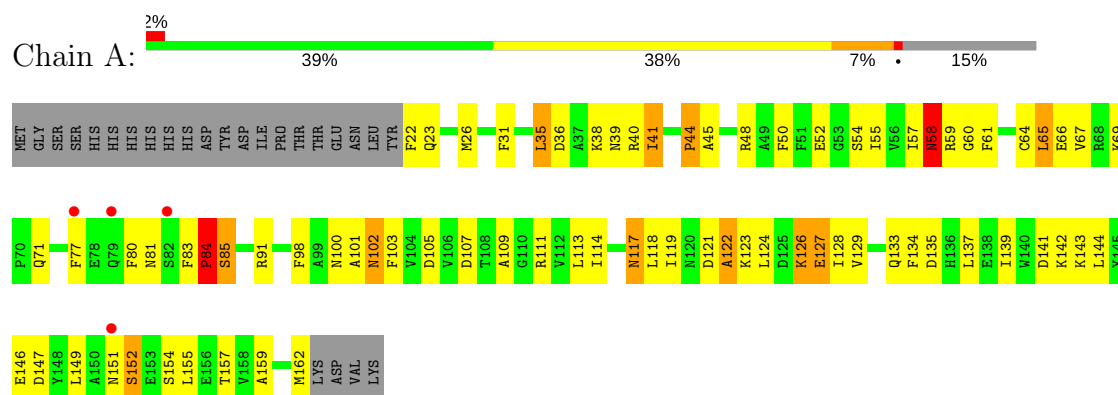
- Molecule 2 is water.

Mol	Chain	Residues	Atoms	ZeroOcc	AltConf
2	A	21	Total O 21 21	0	0
2	B	31	Total O 31 31	0	0
2	C	23	Total O 23 23	0	0
2	D	30	Total O 30 30	0	0
2	E	15	Total O 15 15	0	0
2	F	10	Total O 10 10	0	0
2	G	14	Total O 14 14	0	0
2	H	40	Total O 40 40	0	0

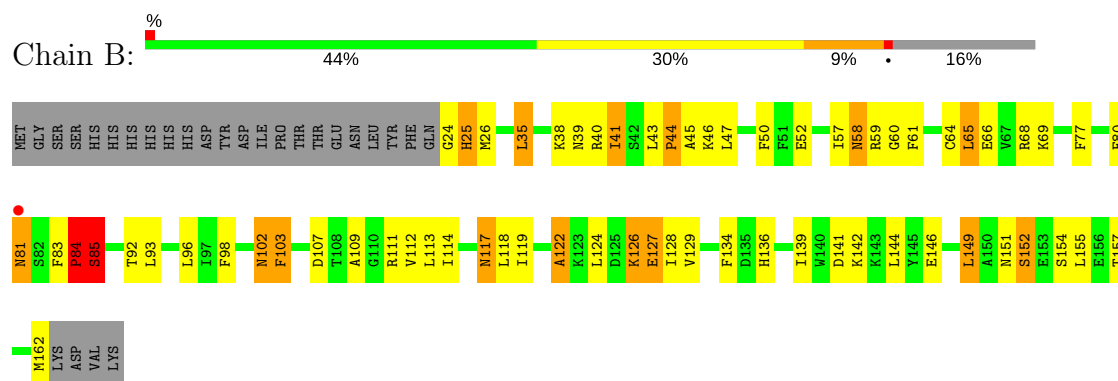
### 3 Residue-property plots

These plots are drawn for all protein, RNA and DNA chains in the entry. The first graphic for a chain summarises the proportions of the various outlier classes displayed in the second graphic. The second graphic shows the sequence view annotated by issues in geometry and electron density. Residues are color-coded according to the number of geometric quality criteria for which they contain at least one outlier: green = 0, yellow = 1, orange = 2 and red = 3 or more. A red dot above a residue indicates a poor fit to the electron density ( $RSRZ > 2$ ). Stretches of 2 or more consecutive residues without any outlier are shown as a green connector. Residues present in the sample, but not in the model, are shown in grey.

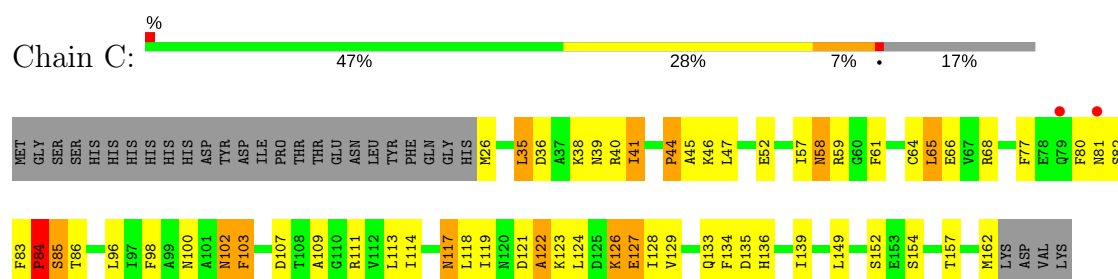
#### • Molecule 1: Protein mraZ



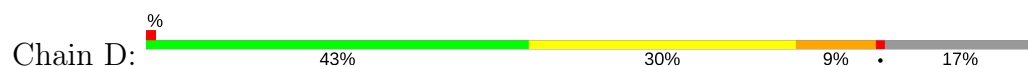
#### • Molecule 1: Protein mraZ



#### • Molecule 1: Protein mraZ

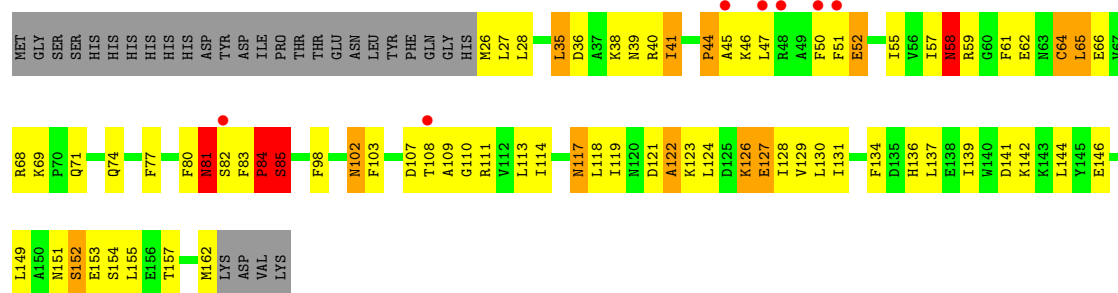



#### • Molecule 1: Protein mraZ





Chain H:



## 4 Data and refinement statistics

Property	Value	Source
Space group	P 21 21 21	Depositor
Cell constants a, b, c, $\alpha$ , $\beta$ , $\gamma$	84.89Å 101.18Å 169.05Å 90.00° 90.00° 90.00°	Depositor
Resolution (Å)	13.01 – 2.80 13.01 – 2.60	Depositor EDS
% Data completeness (in resolution range)	97.5 (13.01-2.80) 99.0 (13.01-2.60)	Depositor EDS
$R_{merge}$	(Not available)	Depositor
$R_{sym}$	0.10	Depositor
$\langle I/\sigma(I) \rangle$ <sup>1</sup>	1.64 (at 2.60Å)	Xtriage
Refinement program	CNS 1.0	Depositor
R, $R_{free}$	0.240 , 0.284 0.240 , 0.284	Depositor DCC
$R_{free}$ test set	1786 reflections (4.00%)	wwPDB-VP
Wilson B-factor (Å <sup>2</sup> )	48.2	Xtriage
Anisotropy	0.039	Xtriage
Bulk solvent $k_{sol}$ (e/Å <sup>3</sup> ), $B_{sol}$ (Å <sup>2</sup> )	0.37 , 57.6	EDS
L-test for twinning <sup>2</sup>	$\langle  L  \rangle = 0.50$ , $\langle L^2 \rangle = 0.34$	Xtriage
Estimated twinning fraction	No twinning to report.	Xtriage
$F_o, F_c$ correlation	0.91	EDS
Total number of atoms	9184	wwPDB-VP
Average B, all atoms (Å <sup>2</sup> )	48.0	wwPDB-VP

Xtriage's analysis on translational NCS is as follows: *The largest off-origin peak in the Patterson function is 3.38% of the height of the origin peak. No significant pseudotranslation is detected.*

<sup>1</sup>Intensities estimated from amplitudes.

<sup>2</sup>Theoretical values of  $\langle |L| \rangle$ ,  $\langle L^2 \rangle$  for acentric reflections are 0.5, 0.333 respectively for untwinned datasets, and 0.375, 0.2 for perfectly twinned datasets.

## 5 Model quality [i](#)

### 5.1 Standard geometry [i](#)

The Z score for a bond length (or angle) is the number of standard deviations the observed value is removed from the expected value. A bond length (or angle) with  $|Z| > 5$  is considered an outlier worth inspection. RMSZ is the root-mean-square of all Z scores of the bond lengths (or angles).

Mol	Chain	Bond lengths		Bond angles	
		RMSZ	$\# Z  > 5$	RMSZ	$\# Z  > 5$
1	A	0.65	0/1175	0.89	4/1584 (0.3%)
1	B	0.74	0/1154	0.95	3/1556 (0.2%)
1	C	0.65	0/1139	0.90	3/1536 (0.2%)
1	D	0.68	0/1139	0.93	3/1536 (0.2%)
1	E	0.62	0/1139	0.87	3/1536 (0.2%)
1	F	0.57	0/1139	0.85	4/1536 (0.3%)
1	G	0.58	0/1139	0.84	1/1536 (0.1%)
1	H	0.70	0/1139	0.91	3/1536 (0.2%)
All	All	0.65	0/9163	0.89	24/12356 (0.2%)

There are no bond length outliers.

The worst 5 of 24 bond angle outliers are listed below:

Mol	Chain	Res	Type	Atoms	Z	Observed(°)	Ideal(°)
1	D	102	ASN	N-CA-C	6.72	129.15	111.00
1	B	102	ASN	N-CA-C	6.71	129.11	111.00
1	A	102	ASN	N-CA-C	6.62	128.86	111.00
1	C	102	ASN	N-CA-C	6.52	128.61	111.00
1	H	122	ALA	N-CA-C	-6.37	93.81	111.00

There are no chirality outliers.

There are no planarity outliers.

### 5.2 Too-close contacts [i](#)

In the following table, the Non-H and H(model) columns list the number of non-hydrogen atoms and hydrogen atoms in the chain respectively. The H(added) column lists the number of hydrogen atoms added and optimized by MolProbity. The Clashes column lists the number of clashes within the asymmetric unit, whereas Symm-Clashes lists symmetry related clashes.

Mol	Chain	Non-H	H(model)	H(added)	Clashes	Symm-Clashes
1	A	1153	0	1148	64	1
1	B	1133	0	1131	64	0
1	C	1119	0	1121	58	0
1	D	1119	0	1121	62	0
1	E	1119	0	1121	77	0
1	F	1119	0	1121	59	0
1	G	1119	0	1121	61	0
1	H	1119	0	1121	75	1
2	A	21	0	0	1	0
2	B	31	0	0	3	0
2	C	23	0	0	0	0
2	D	30	0	0	3	0
2	E	15	0	0	2	0
2	F	10	0	0	0	0
2	G	14	0	0	2	0
2	H	40	0	0	2	0
All	All	9184	0	9005	489	1

The all-atom clashscore is defined as the number of clashes found per 1000 atoms (including hydrogen atoms). The all-atom clashscore for this structure is 27.

The worst 5 of 489 close contacts within the same asymmetric unit are listed below, sorted by their clash magnitude.

Atom-1	Atom-2	Interatomic distance (Å)	Clash overlap (Å)
1:H:26:MET:CE	1:H:26:MET:SD	2.01	1.48
1:F:41:ILE:HD12	1:F:114:ILE:HD11	1.57	0.87
1:H:126:LYS:O	1:H:127:GLU:HB2	1.76	0.86
1:H:27:LEU:HA	2:H:169:HOH:O	1.75	0.85
1:H:109:ALA:HB3	1:H:111:ARG:HD2	1.58	0.83

All (1) symmetry-related close contacts are listed below. The label for Atom-2 includes the symmetry operator and encoded unit-cell translations to be applied.

Atom-1	Atom-2	Interatomic distance (Å)	Clash overlap (Å)
1:A:48:ARG:NH2	1:H:153:GLU:OE2[4_456]	2.19	0.01

## 5.3 Torsion angles

### 5.3.1 Protein backbone

In the following table, the Percentiles column shows the percent Ramachandran outliers of the chain as a percentile score with respect to all X-ray entries followed by that with respect to entries of similar resolution.

The Analysed column shows the number of residues for which the backbone conformation was analysed, and the total number of residues.

Mol	Chain	Analysed	Favoured	Allowed	Outliers	Percentiles	
1	A	139/166 (84%)	118 (85%)	13 (9%)	8 (6%)	2	5
1	B	137/166 (82%)	116 (85%)	12 (9%)	9 (7%)	1	3
1	C	135/166 (81%)	112 (83%)	14 (10%)	9 (7%)	1	3
1	D	135/166 (81%)	115 (85%)	12 (9%)	8 (6%)	2	5
1	E	135/166 (81%)	114 (84%)	13 (10%)	8 (6%)	2	5
1	F	135/166 (81%)	111 (82%)	16 (12%)	8 (6%)	2	5
1	G	135/166 (81%)	110 (82%)	17 (13%)	8 (6%)	2	5
1	H	135/166 (81%)	111 (82%)	15 (11%)	9 (7%)	1	3
All	All	1086/1328 (82%)	907 (84%)	112 (10%)	67 (6%)	1	4

5 of 67 Ramachandran outliers are listed below:

Mol	Chain	Res	Type
1	A	44	PRO
1	A	58	ASN
1	A	127	GLU
1	B	58	ASN
1	B	152	SER

### 5.3.2 Protein sidechains

In the following table, the Percentiles column shows the percent sidechain outliers of the chain as a percentile score with respect to all X-ray entries followed by that with respect to entries of similar resolution.

The Analysed column shows the number of residues for which the sidechain conformation was analysed, and the total number of residues.

Mol	Chain	Analysed	Rotameric	Outliers	Percentiles	
1	A	126/150 (84%)	115 (91%)	11 (9%)	11	32

*Continued on next page...*



*Continued from previous page...*

Mol	Chain	Analysed	Rotameric	Outliers	Percentiles	
1	B	124/150 (83%)	111 (90%)	13 (10%)	7	22
1	C	123/150 (82%)	113 (92%)	10 (8%)	13	35
1	D	123/150 (82%)	111 (90%)	12 (10%)	9	26
1	E	123/150 (82%)	110 (89%)	13 (11%)	7	22
1	F	123/150 (82%)	113 (92%)	10 (8%)	13	35
1	G	123/150 (82%)	112 (91%)	11 (9%)	11	31
1	H	123/150 (82%)	111 (90%)	12 (10%)	9	26
All	All	988/1200 (82%)	896 (91%)	92 (9%)	10	29

5 of 92 residues with a non-rotameric sidechain are listed below:

Mol	Chain	Res	Type
1	D	111	ARG
1	E	81	ASN
1	H	81	ASN
1	D	113	LEU
1	E	35	LEU

Some sidechains can be flipped to improve hydrogen bonding and reduce clashes. 5 of 25 such sidechains are listed below:

Mol	Chain	Res	Type
1	D	117	ASN
1	E	100	ASN
1	H	58	ASN
1	E	39	ASN
1	E	117	ASN

### 5.3.3 RNA ⓘ

There are no RNA molecules in this entry.

## 5.4 Non-standard residues in protein, DNA, RNA chains ⓘ

There are no non-standard protein/DNA/RNA residues in this entry.

## 5.5 Carbohydrates [i](#)

There are no carbohydrates in this entry.

## 5.6 Ligand geometry [i](#)

There are no ligands in this entry.

## 5.7 Other polymers [i](#)

There are no such residues in this entry.

## 5.8 Polymer linkage issues [i](#)

There are no chain breaks in this entry.

## 6 Fit of model and data [i](#)

### 6.1 Protein, DNA and RNA chains [i](#)

In the following table, the column labelled ‘#RSRZ > 2’ contains the number (and percentage) of RSRZ outliers, followed by percent RSRZ outliers for the chain as percentile scores relative to all X-ray entries and entries of similar resolution. The OWAB column contains the minimum, median, 95<sup>th</sup> percentile and maximum values of the occupancy-weighted average B-factor per residue. The column labelled ‘Q < 0.9’ lists the number of (and percentage) of residues with an average occupancy less than 0.9.

Mol	Chain	Analysed	<RSRZ>	#RSRZ>2	OWAB(Å <sup>2</sup> )	Q<0.9
1	A	141/166 (84%)	-0.15	4 (2%) 53 43	26, 46, 71, 95	0
1	B	139/166 (83%)	-0.42	1 (0%) 87 83	19, 36, 59, 80	0
1	C	137/166 (82%)	-0.32	2 (1%) 73 67	23, 42, 70, 80	0
1	D	137/166 (82%)	-0.36	2 (1%) 73 67	24, 39, 66, 83	0
1	E	137/166 (82%)	0.20	9 (6%) 18 11	26, 53, 84, 102	0
1	F	137/166 (82%)	-0.01	2 (1%) 73 67	31, 57, 76, 85	0
1	G	137/166 (82%)	0.12	5 (3%) 42 32	31, 58, 80, 91	0
1	H	137/166 (82%)	-0.23	7 (5%) 28 19	20, 38, 74, 91	0
All	All	1102/1328 (82%)	-0.15	32 (2%) 51 41	19, 46, 77, 102	0

The worst 5 of 32 RSRZ outliers are listed below:

Mol	Chain	Res	Type	RSRZ
1	E	50	PHE	6.2
1	E	48	ARG	4.9
1	G	108	THR	4.9
1	H	50	PHE	4.7
1	A	82	SER	4.4

### 6.2 Non-standard residues in protein, DNA, RNA chains [i](#)

There are no non-standard protein/DNA/RNA residues in this entry.

### 6.3 Carbohydrates [i](#)

There are no carbohydrates in this entry.

## 6.4 Ligands [i](#)

There are no ligands in this entry.

## 6.5 Other polymers [i](#)

There are no such residues in this entry.