



Full wwPDB/EMDatabank EM Map/Model Validation Report ⓘ

May 25, 2019 – 02:47 PM EDT

PDB ID : 6O2T
EMDB ID: : EMD-0615
Title : Acetylated Microtubules
Authors : Eshun-Wilson, L.; Zhang, R.; Portran, D.; Nachury, M.V.; Toso, D.; Lohr, T.;
Vendruscolo, M.; Bonomi, M.; Fraser, J.S.; Nogales, E.
Deposited on : 2019-02-24
Resolution : 4.10 Å(reported)
Based on PDB ID : 3JAR

This is a Full wwPDB/EMDatabank EM Map/Model Validation Report
for a publicly released PDB/EMDB entry.

We welcome your comments at validation@mail.wwpdb.org

A user guide is available at

<https://www.wwpdb.org/validation/2017/EMValidationReportHelp>

with specific help available everywhere you see the ⓘ symbol.

MolProbity : 4.02b-467
Mogul : 1.8.0 (224370), CSD as540be (2019)
Percentile statistics : 20171227.v01 (using entries in the PDB archive December 27th 2017)
Ideal geometry (proteins) : Engh & Huber (2001)
Ideal geometry (DNA, RNA) : Parkinson et. al. (1996)
Validation Pipeline (wwPDB-VP) : rb-20031633

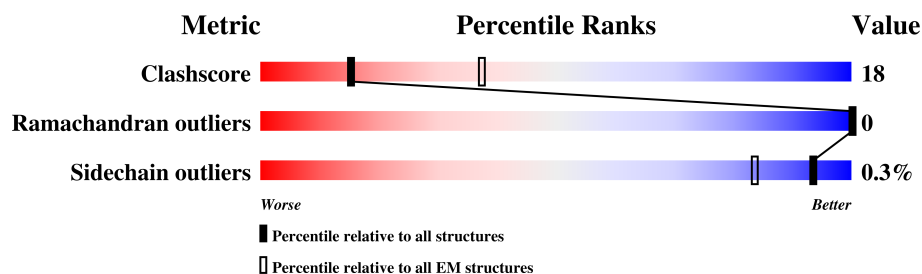
1 Overall quality at a glance

The following experimental techniques were used to determine the structure:

ELECTRON MICROSCOPY

The reported resolution of this entry is 4.10 Å.

Percentile scores (ranging between 0-100) for global validation metrics of the entry are shown in the following graphic. The table shows the number of entries on which the scores are based.



Metric	Whole archive (#Entries)	EM structures (#Entries)
Clashscore	136327	1886
Ramachandran outliers	132723	1663
Sidechain outliers	132532	1531

The table below summarises the geometric issues observed across the polymeric chains. The red, orange, yellow and green segments on the bar indicate the fraction of residues that contain outliers for ≥ 3 , 2, 1 and 0 types of geometric quality criteria. A grey segment represents the fraction of residues that are not modelled. The numeric value for each fraction is indicated below the corresponding segment, with a dot representing fractions $\leq 5\%$.

Mol	Chain	Length	Quality of chain	
1	1A	451	71%	26% .
1	1B	451	71%	26% .
1	1C	451	70%	27% .
1	1D	451	69%	27% .
1	1E	451	70%	27% .
1	1F	451	69%	28% .
1	1G	451	69%	28% .
1	1I	451	71%	26% .
1	1J	451	71%	25% .


























Continued on next page...

Continued from previous page...

Mol	Chain	Length	Quality of chain	
1	1K	451	<div><div></div></div>	72% 25% .
1	1L	451	<div><div></div></div>	72% 25% .
1	1M	451	<div><div></div></div>	73% 24% .
1	1N	451	<div><div></div></div>	73% 24% .
1	2A	451	<div><div></div></div>	73% 24% .
1	2B	451	<div><div></div></div>	75% 22% .
1	2C	451	<div><div></div></div>	74% 23% .
1	2D	451	<div><div></div></div>	73% 24% .
1	2E	451	<div><div></div></div>	74% 23% .
1	2F	451	<div><div></div></div>	73% 24% .
1	2G	451	<div><div></div></div>	73% 24% .
1	2I	451	<div><div></div></div>	75% 22% .
1	2J	451	<div><div></div></div>	73% 24% .
1	2K	451	<div><div></div></div>	74% 23% .
1	2L	451	<div><div></div></div>	73% 24% .
1	2M	451	<div><div></div></div>	74% 23% .
1	2N	451	<div><div></div></div>	73% 24% .
1	3A	451	<div><div></div></div>	71% 26% .
1	3B	451	<div><div></div></div>	72% 25% .
1	3C	451	<div><div></div></div>	72% 25% .
1	3D	451	<div><div></div></div>	71% 26% .
1	3E	451	<div><div></div></div>	72% 25% .
1	3F	451	<div><div></div></div>	71% 26% .
1	3G	451	<div><div></div></div>	71% 26% .
1	3I	451	<div><div></div></div>	72% 25% .


























Continued on next page...

Continued from previous page...

Mol	Chain	Length	Quality of chain
1	3J	451	 73% 24% .
1	3K	451	 73% 24% .
1	3L	451	 73% 24% .
1	3M	451	 73% 24% .
1	3N	451	 73% 24% .
1	4A	451	 77% 20% .
1	4B	451	 78% 19% .
1	4C	451	 78% 19% .
1	4D	451	 77% 20% .
1	4E	451	 78% 19% .
1	4F	451	 77% 20% .
1	4G	451	 77% 20% .
1	4I	451	 79% 18% .
1	4J	451	 78% 19% .
1	4K	451	 78% 19% .
1	4L	451	 78% 18% .
1	4M	451	 79% 18% .
1	4N	451	 79% 18% .
2	1H	445	 71% 26% .
2	1O	445	 71% 25% .
2	1P	445	 70% 27% .
2	1Q	445	 70% 26% .
2	1R	445	 71% 25% .
2	1S	445	 71% 26% .
2	1T	445	 71% 26% .





















Continued on next page...

Continued from previous page...

Mol	Chain	Length	Quality of chain
2	1U	445	 71%25%.
2	1V	445	 71%26%.
2	1W	445	 71%26%.
2	1X	445	 71%26%.
2	1Y	445	 70%26%.
2	1Z	445	 71%26%.
2	2H	445	 70%27%.
2	2O	445	 69%27%.
2	2P	445	 69%28%.
2	2Q	445	 68%28%.
2	2R	445	 69%28%.
2	2S	445	 69%28%.
2	2T	445	 69%27%.
2	2U	445	 69%27%.
2	2V	445	 69%27%.
2	2W	445	 69%27%.
2	2X	445	 69%27%.
2	2Y	445	 69%27%.
2	2Z	445	 70%27%.
2	3H	445	 74%22%.
2	3O	445	 74%22%.
2	3P	445	 74%23%.
2	3Q	445	 74%22%.
2	3R	445	 75%22%.
2	3S	445	 74%23%.

Continued on next page...

Continued from previous page...

Mol	Chain	Length	Quality of chain	
2	3T	445		.
2	3U	445		.
2	3V	445		.
2	3W	445		.
2	3X	445		.
2	3Y	445		.
2	3Z	445		.
2	4H	445		.
2	4O	445		.
2	4P	445		.
2	4Q	445		.
2	4R	445		.
2	4S	445		.
2	4T	445		.
2	4U	445		.
2	4V	445		.
2	4W	445		.
2	4X	445		.
2	4Y	445		.
2	4Z	445		.

The following table lists non-polymeric compounds, carbohydrate monomers and non-standard residues in protein, DNA, RNA chains that are outliers for geometric or electron-density-fit criteria:

Mol	Type	Chain	Res	Chirality	Geometry	Clashes	Electron density
5	GDP	4O	501	-	-	X	-
5	GDP	4P	501	-	-	X	-
5	GDP	4Q	501	-	-	X	-

Continued on next page...

Continued from previous page...

Mol	Type	Chain	Res	Chirality	Geometry	Clashes	Electron density
5	GDP	4R	501	-	-	X	-

2 Entry composition [i](#)

There are 5 unique types of molecules in this entry. The entry contains 355888 atoms, of which 0 are hydrogens and 0 are deuteriums.

In the tables below, the AltConf column contains the number of residues with at least one atom in alternate conformation and the Trace column contains the number of residues modelled with at most 2 atoms.

- Molecule 1 is a protein called Tubulin alpha-1B chain.

Mol	Chain	Residues	Atoms					AltConf	Trace
1	1A	437	Total	C	N	O	S	0	0
			3415	2160	580	654	21		
1	1B	437	Total	C	N	O	S	0	0
			3415	2160	580	654	21		
1	1C	437	Total	C	N	O	S	0	0
			3415	2160	580	654	21		
1	1D	437	Total	C	N	O	S	0	0
			3415	2160	580	654	21		
1	1E	437	Total	C	N	O	S	0	0
			3415	2160	580	654	21		
1	1F	437	Total	C	N	O	S	0	0
			3415	2160	580	654	21		
1	1G	437	Total	C	N	O	S	0	0
			3415	2160	580	654	21		
1	1I	437	Total	C	N	O	S	0	0
			3415	2160	580	654	21		
1	1J	437	Total	C	N	O	S	0	0
			3415	2160	580	654	21		
1	1K	437	Total	C	N	O	S	0	0
			3415	2160	580	654	21		
1	1L	437	Total	C	N	O	S	0	0
			3415	2160	580	654	21		
1	1M	437	Total	C	N	O	S	0	0
			3415	2160	580	654	21		
1	1N	437	Total	C	N	O	S	0	0
			3415	2160	580	654	21		
1	2A	437	Total	C	N	O	S	0	0
			3415	2160	580	654	21		
1	2B	437	Total	C	N	O	S	0	0
			3415	2160	580	654	21		
1	2C	437	Total	C	N	O	S	0	0
			3415	2160	580	654	21		
1	2D	437	Total	C	N	O	S	0	0
			3415	2160	580	654	21		

Continued on next page...

Continued from previous page...

Mol	Chain	Residues	Atoms					AltConf	Trace
1	2E	437	Total	C	N	O	S	0	0
			3415	2160	580	654	21		
1	2F	437	Total	C	N	O	S	0	0
			3415	2160	580	654	21		
1	2G	437	Total	C	N	O	S	0	0
			3415	2160	580	654	21		
1	2I	437	Total	C	N	O	S	0	0
			3415	2160	580	654	21		
1	2J	437	Total	C	N	O	S	0	0
			3415	2160	580	654	21		
1	2K	437	Total	C	N	O	S	0	0
			3415	2160	580	654	21		
1	2L	437	Total	C	N	O	S	0	0
			3415	2160	580	654	21		
1	2M	437	Total	C	N	O	S	0	0
			3415	2160	580	654	21		
1	2N	437	Total	C	N	O	S	0	0
			3415	2160	580	654	21		
1	3A	437	Total	C	N	O	S	0	0
			3415	2160	580	654	21		
1	3B	437	Total	C	N	O	S	0	0
			3415	2160	580	654	21		
1	3C	437	Total	C	N	O	S	0	0
			3415	2160	580	654	21		
1	3D	437	Total	C	N	O	S	0	0
			3415	2160	580	654	21		
1	3E	437	Total	C	N	O	S	0	0
			3415	2160	580	654	21		
1	3F	437	Total	C	N	O	S	0	0
			3415	2160	580	654	21		
1	3G	437	Total	C	N	O	S	0	0
			3415	2160	580	654	21		
1	3I	437	Total	C	N	O	S	0	0
			3415	2160	580	654	21		
1	3J	437	Total	C	N	O	S	0	0
			3415	2160	580	654	21		
1	3K	437	Total	C	N	O	S	0	0
			3415	2160	580	654	21		
1	3L	437	Total	C	N	O	S	0	0
			3415	2160	580	654	21		
1	3M	437	Total	C	N	O	S	0	0
			3415	2160	580	654	21		

Continued on next page...

Continued from previous page...

Mol	Chain	Residues	Atoms					AltConf	Trace
1	3N	437	Total	C	N	O	S	0	0
			3415	2160	580	654	21		
1	4A	437	Total	C	N	O	S	0	0
			3415	2160	580	654	21		
1	4B	437	Total	C	N	O	S	0	0
			3415	2160	580	654	21		
1	4C	437	Total	C	N	O	S	0	0
			3415	2160	580	654	21		
1	4D	437	Total	C	N	O	S	0	0
			3415	2160	580	654	21		
1	4E	437	Total	C	N	O	S	0	0
			3415	2160	580	654	21		
1	4F	437	Total	C	N	O	S	0	0
			3415	2160	580	654	21		
1	4G	437	Total	C	N	O	S	0	0
			3415	2160	580	654	21		
1	4I	437	Total	C	N	O	S	0	0
			3415	2160	580	654	21		
1	4J	437	Total	C	N	O	S	0	0
			3415	2160	580	654	21		
1	4K	437	Total	C	N	O	S	0	0
			3415	2160	580	654	21		
1	4L	437	Total	C	N	O	S	0	0
			3415	2160	580	654	21		
1	4M	437	Total	C	N	O	S	0	0
			3415	2160	580	654	21		
1	4N	437	Total	C	N	O	S	0	0
			3415	2160	580	654	21		

- Molecule 2 is a protein called Tubulin beta chain.

Mol	Chain	Residues	Atoms					AltConf	Trace
2	1H	429	Total	C	N	O	S	0	0
			3368	2115	578	650	25		
2	1O	429	Total	C	N	O	S	0	0
			3368	2115	578	650	25		
2	1P	429	Total	C	N	O	S	0	0
			3368	2115	578	650	25		
2	1Q	429	Total	C	N	O	S	0	0
			3368	2115	578	650	25		
2	1R	429	Total	C	N	O	S	0	0
			3368	2115	578	650	25		

Continued on next page...

Continued from previous page...

Mol	Chain	Residues	Atoms					AltConf	Trace
2	1S	429	Total 3368	C 2115	N 578	O 650	S 25	0	0
2	1T	429	Total 3368	C 2115	N 578	O 650	S 25	0	0
2	1U	429	Total 3368	C 2115	N 578	O 650	S 25	0	0
2	1V	429	Total 3368	C 2115	N 578	O 650	S 25	0	0
2	1W	429	Total 3368	C 2115	N 578	O 650	S 25	0	0
2	1X	429	Total 3368	C 2115	N 578	O 650	S 25	0	0
2	1Y	429	Total 3368	C 2115	N 578	O 650	S 25	0	0
2	1Z	429	Total 3368	C 2115	N 578	O 650	S 25	0	0
2	2H	429	Total 3368	C 2115	N 578	O 650	S 25	0	0
2	2O	429	Total 3368	C 2115	N 578	O 650	S 25	0	0
2	2P	429	Total 3368	C 2115	N 578	O 650	S 25	0	0
2	2Q	429	Total 3368	C 2115	N 578	O 650	S 25	0	0
2	2R	429	Total 3368	C 2115	N 578	O 650	S 25	0	0
2	2S	429	Total 3368	C 2115	N 578	O 650	S 25	0	0
2	2T	429	Total 3368	C 2115	N 578	O 650	S 25	0	0
2	2U	429	Total 3368	C 2115	N 578	O 650	S 25	0	0
2	2V	429	Total 3368	C 2115	N 578	O 650	S 25	0	0
2	2W	429	Total 3368	C 2115	N 578	O 650	S 25	0	0
2	2X	429	Total 3368	C 2115	N 578	O 650	S 25	0	0
2	2Y	429	Total 3368	C 2115	N 578	O 650	S 25	0	0
2	2Z	429	Total 3368	C 2115	N 578	O 650	S 25	0	0

Continued on next page...

Continued from previous page...

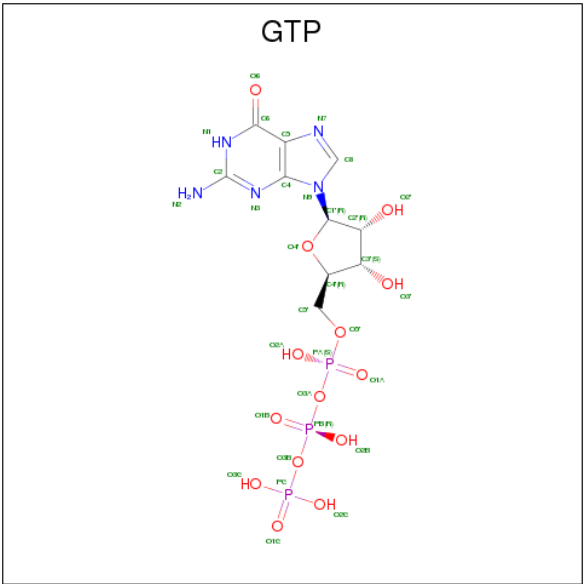
Mol	Chain	Residues	Atoms					AltConf	Trace
2	3H	429	Total	C	N	O	S	0	0
			3368	2115	578	650	25		
2	3O	429	Total	C	N	O	S	0	0
			3368	2115	578	650	25		
2	3P	429	Total	C	N	O	S	0	0
			3368	2115	578	650	25		
2	3Q	429	Total	C	N	O	S	0	0
			3368	2115	578	650	25		
2	3R	429	Total	C	N	O	S	0	0
			3368	2115	578	650	25		
2	3S	429	Total	C	N	O	S	0	0
			3368	2115	578	650	25		
2	3T	429	Total	C	N	O	S	0	0
			3368	2115	578	650	25		
2	3U	429	Total	C	N	O	S	0	0
			3368	2115	578	650	25		
2	3V	429	Total	C	N	O	S	0	0
			3368	2115	578	650	25		
2	3W	429	Total	C	N	O	S	0	0
			3368	2115	578	650	25		
2	3X	429	Total	C	N	O	S	0	0
			3368	2115	578	650	25		
2	3Y	429	Total	C	N	O	S	0	0
			3368	2115	578	650	25		
2	3Z	429	Total	C	N	O	S	0	0
			3368	2115	578	650	25		
2	4H	429	Total	C	N	O	S	0	0
			3368	2115	578	650	25		
2	4O	429	Total	C	N	O	S	0	0
			3368	2115	578	650	25		
2	4P	429	Total	C	N	O	S	0	0
			3368	2115	578	650	25		
2	4Q	429	Total	C	N	O	S	0	0
			3368	2115	578	650	25		
2	4R	429	Total	C	N	O	S	0	0
			3368	2115	578	650	25		
2	4S	429	Total	C	N	O	S	0	0
			3368	2115	578	650	25		
2	4T	429	Total	C	N	O	S	0	0
			3368	2115	578	650	25		
2	4U	429	Total	C	N	O	S	0	0
			3368	2115	578	650	25		

Continued on next page...

Continued from previous page...

Mol	Chain	Residues	Atoms					AltConf	Trace
2	4V	429	Total	C	N	O	S	0	0
			3368	2115	578	650	25		
2	4W	429	Total	C	N	O	S	0	0
			3368	2115	578	650	25		
2	4X	429	Total	C	N	O	S	0	0
			3368	2115	578	650	25		
2	4Y	429	Total	C	N	O	S	0	0
			3368	2115	578	650	25		
2	4Z	429	Total	C	N	O	S	0	0
			3368	2115	578	650	25		

- Molecule 3 is GUANOSINE-5'-TRIPHOSPHATE (three-letter code: GTP) (formula: $C_{10}H_{16}N_5O_{14}P_3$).



Continued from previous page...

Mol	Chain	Residues	Atoms					AltConf
3	1G	1	Total	C	N	O	P	0
			32	10	5	14	3	
3	1I	1	Total	C	N	O	P	0
			32	10	5	14	3	
3	1J	1	Total	C	N	O	P	0
			32	10	5	14	3	
3	1K	1	Total	C	N	O	P	0
			32	10	5	14	3	
3	1L	1	Total	C	N	O	P	0
			32	10	5	14	3	
3	1M	1	Total	C	N	O	P	0
			32	10	5	14	3	
3	1N	1	Total	C	N	O	P	0
			32	10	5	14	3	
3	2A	1	Total	C	N	O	P	0
			32	10	5	14	3	
3	2B	1	Total	C	N	O	P	0
			32	10	5	14	3	
3	2C	1	Total	C	N	O	P	0
			32	10	5	14	3	
3	2D	1	Total	C	N	O	P	0
			32	10	5	14	3	
3	2E	1	Total	C	N	O	P	0
			32	10	5	14	3	
3	2F	1	Total	C	N	O	P	0
			32	10	5	14	3	
3	2G	1	Total	C	N	O	P	0
			32	10	5	14	3	
3	2I	1	Total	C	N	O	P	0
			32	10	5	14	3	
3	2J	1	Total	C	N	O	P	0
			32	10	5	14	3	
3	2K	1	Total	C	N	O	P	0
			32	10	5	14	3	
3	2L	1	Total	C	N	O	P	0
			32	10	5	14	3	
3	2M	1	Total	C	N	O	P	0
			32	10	5	14	3	
3	2N	1	Total	C	N	O	P	0
			32	10	5	14	3	
3	3A	1	Total	C	N	O	P	0
			32	10	5	14	3	

Continued on next page...

Continued from previous page...

Mol	Chain	Residues	Atoms					AltConf
3	3B	1	Total	C	N	O	P	0
			32	10	5	14	3	
3	3C	1	Total	C	N	O	P	0
			32	10	5	14	3	
3	3D	1	Total	C	N	O	P	0
			32	10	5	14	3	
3	3E	1	Total	C	N	O	P	0
			32	10	5	14	3	
3	3F	1	Total	C	N	O	P	0
			32	10	5	14	3	
3	3G	1	Total	C	N	O	P	0
			32	10	5	14	3	
3	3I	1	Total	C	N	O	P	0
			32	10	5	14	3	
3	3J	1	Total	C	N	O	P	0
			32	10	5	14	3	
3	3K	1	Total	C	N	O	P	0
			32	10	5	14	3	
3	3L	1	Total	C	N	O	P	0
			32	10	5	14	3	
3	3M	1	Total	C	N	O	P	0
			32	10	5	14	3	
3	3N	1	Total	C	N	O	P	0
			32	10	5	14	3	
3	4A	1	Total	C	N	O	P	0
			32	10	5	14	3	
3	4B	1	Total	C	N	O	P	0
			32	10	5	14	3	
3	4C	1	Total	C	N	O	P	0
			32	10	5	14	3	
3	4D	1	Total	C	N	O	P	0
			32	10	5	14	3	
3	4E	1	Total	C	N	O	P	0
			32	10	5	14	3	
3	4F	1	Total	C	N	O	P	0
			32	10	5	14	3	
3	4G	1	Total	C	N	O	P	0
			32	10	5	14	3	
3	4I	1	Total	C	N	O	P	0
			32	10	5	14	3	
3	4J	1	Total	C	N	O	P	0
			32	10	5	14	3	

Continued on next page...

Continued from previous page...

Mol	Chain	Residues	Atoms					AltConf
3	4K	1	Total	C	N	O	P	0
			32	10	5	14	3	
3	4L	1	Total	C	N	O	P	0
			32	10	5	14	3	
3	4M	1	Total	C	N	O	P	0
			32	10	5	14	3	
3	4N	1	Total	C	N	O	P	0
			32	10	5	14	3	

- Molecule 4 is MAGNESIUM ION (three-letter code: MG) (formula: Mg).

Mol	Chain	Residues	Atoms		AltConf
4	2E	1	Total	Mg	0
			1	1	
4	4F	1	Total	Mg	0
			1	1	
4	1N	1	Total	Mg	0
			1	1	
4	4K	1	Total	Mg	0
			1	1	
4	2I	1	Total	Mg	0
			1	1	
4	2B	1	Total	Mg	0
			1	1	
4	1J	1	Total	Mg	0
			1	1	
4	3L	1	Total	Mg	0
			1	1	
4	1E	1	Total	Mg	0
			1	1	
4	2M	1	Total	Mg	0
			1	1	
4	3I	1	Total	Mg	0
			1	1	
4	3G	1	Total	Mg	0
			1	1	
4	2F	1	Total	Mg	0
			1	1	
4	4I	1	Total	Mg	0
			1	1	
4	4N	1	Total	Mg	0
			1	1	

Continued on next page...

Continued from previous page...

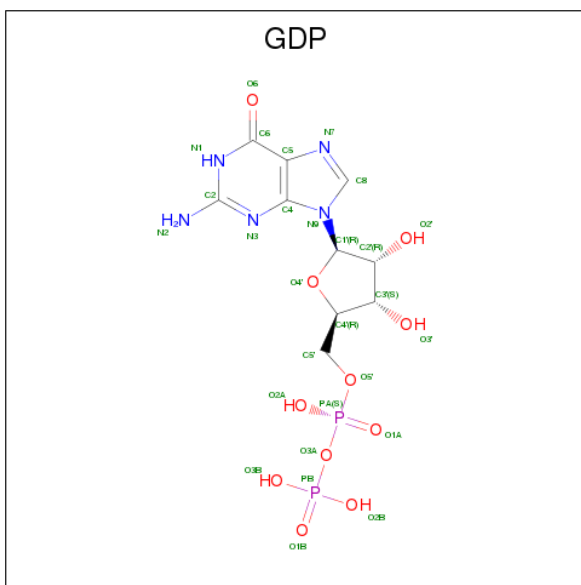
Mol	Chain	Residues	Atoms		AltConf
4	1A	1	Total 1	Mg 1	0
4	4D	1	Total 1	Mg 1	0
4	3D	1	Total 1	Mg 1	0
4	2J	1	Total 1	Mg 1	0
4	3C	1	Total 1	Mg 1	0
4	2C	1	Total 1	Mg 1	0
4	1M	1	Total 1	Mg 1	0
4	4C	1	Total 1	Mg 1	0
4	1D	1	Total 1	Mg 1	0
4	2N	1	Total 1	Mg 1	0
4	3N	1	Total 1	Mg 1	0
4	2G	1	Total 1	Mg 1	0
4	1I	1	Total 1	Mg 1	0
4	3A	1	Total 1	Mg 1	0
4	3J	1	Total 1	Mg 1	0
4	2K	1	Total 1	Mg 1	0
4	4A	1	Total 1	Mg 1	0
4	3F	1	Total 1	Mg 1	0
4	1L	1	Total 1	Mg 1	0
4	1G	1	Total 1	Mg 1	0
4	4E	1	Total 1	Mg 1	0

Continued on next page...

Continued from previous page...

Mol	Chain	Residues	Atoms		AltConf
4	3K	1	Total 1	Mg 1	0
4	4J	1	Total 1	Mg 1	0
4	3B	1	Total 1	Mg 1	0
4	1C	1	Total 1	Mg 1	0
4	4G	1	Total 1	Mg 1	0
4	2D	1	Total 1	Mg 1	0
4	3M	1	Total 1	Mg 1	0
4	4L	1	Total 1	Mg 1	0
4	3E	1	Total 1	Mg 1	0
4	1F	1	Total 1	Mg 1	0
4	4B	1	Total 1	Mg 1	0
4	4M	1	Total 1	Mg 1	0
4	2A	1	Total 1	Mg 1	0
4	1K	1	Total 1	Mg 1	0
4	1B	1	Total 1	Mg 1	0
4	2L	1	Total 1	Mg 1	0

- Molecule 5 is GUANOSINE-5'-DIPHOSPHATE (three-letter code: GDP) (formula: $C_{10}H_{15}N_5O_{11}P_2$).



Mol	Chain	Residues	Atoms					AltConf
5	1H	1	Total 28	C 10	N 5	O 11	P 2	0
5	1O	1	Total 28	C 10	N 5	O 11	P 2	0
5	1P	1	Total 28	C 10	N 5	O 11	P 2	0
5	1Q	1	Total 28	C 10	N 5	O 11	P 2	0
5	1R	1	Total 28	C 10	N 5	O 11	P 2	0
5	1S	1	Total 28	C 10	N 5	O 11	P 2	0
5	1T	1	Total 28	C 10	N 5	O 11	P 2	0
5	1U	1	Total 28	C 10	N 5	O 11	P 2	0
5	1V	1	Total 28	C 10	N 5	O 11	P 2	0
5	1W	1	Total 28	C 10	N 5	O 11	P 2	0
5	1X	1	Total 28	C 10	N 5	O 11	P 2	0
5	1Y	1	Total 28	C 10	N 5	O 11	P 2	0
5	1Z	1	Total 28	C 10	N 5	O 11	P 2	0
5	2H	1	Total 28	C 10	N 5	O 11	P 2	0

Continued on next page...

Continued from previous page...

Mol	Chain	Residues	Atoms					AltConf
5	2O	1	Total	C	N	O	P	0
			28	10	5	11	2	
5	2P	1	Total	C	N	O	P	0
			28	10	5	11	2	
5	2Q	1	Total	C	N	O	P	0
			28	10	5	11	2	
5	2R	1	Total	C	N	O	P	0
			28	10	5	11	2	
5	2S	1	Total	C	N	O	P	0
			28	10	5	11	2	
5	2T	1	Total	C	N	O	P	0
			28	10	5	11	2	
5	2U	1	Total	C	N	O	P	0
			28	10	5	11	2	
5	2V	1	Total	C	N	O	P	0
			28	10	5	11	2	
5	2W	1	Total	C	N	O	P	0
			28	10	5	11	2	
5	2X	1	Total	C	N	O	P	0
			28	10	5	11	2	
5	2Y	1	Total	C	N	O	P	0
			28	10	5	11	2	
5	2Z	1	Total	C	N	O	P	0
			28	10	5	11	2	
5	3H	1	Total	C	N	O	P	0
			28	10	5	11	2	
5	3O	1	Total	C	N	O	P	0
			28	10	5	11	2	
5	3P	1	Total	C	N	O	P	0
			28	10	5	11	2	
5	3Q	1	Total	C	N	O	P	0
			28	10	5	11	2	
5	3R	1	Total	C	N	O	P	0
			28	10	5	11	2	
5	3S	1	Total	C	N	O	P	0
			28	10	5	11	2	
5	3T	1	Total	C	N	O	P	0
			28	10	5	11	2	
5	3U	1	Total	C	N	O	P	0
			28	10	5	11	2	
5	3V	1	Total	C	N	O	P	0
			28	10	5	11	2	

Continued on next page...

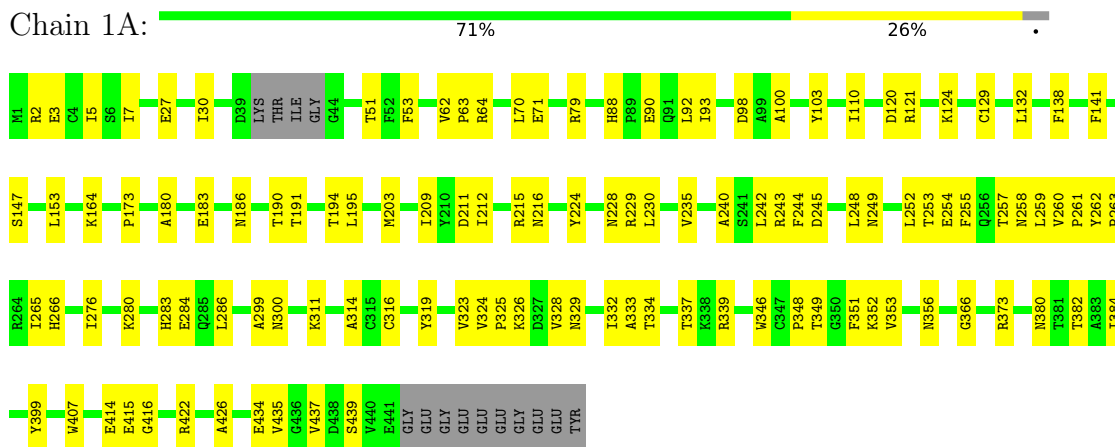
Continued from previous page...

Mol	Chain	Residues	Atoms					AltConf
5	3W	1	Total	C	N	O	P	0
			28	10	5	11	2	
5	3X	1	Total	C	N	O	P	0
			28	10	5	11	2	
5	3Y	1	Total	C	N	O	P	0
			28	10	5	11	2	
5	3Z	1	Total	C	N	O	P	0
			28	10	5	11	2	
5	4H	1	Total	C	N	O	P	0
			28	10	5	11	2	
5	4O	1	Total	C	N	O	P	0
			28	10	5	11	2	
5	4P	1	Total	C	N	O	P	0
			28	10	5	11	2	
5	4Q	1	Total	C	N	O	P	0
			28	10	5	11	2	
5	4R	1	Total	C	N	O	P	0
			28	10	5	11	2	
5	4S	1	Total	C	N	O	P	0
			28	10	5	11	2	
5	4T	1	Total	C	N	O	P	0
			28	10	5	11	2	
5	4U	1	Total	C	N	O	P	0
			28	10	5	11	2	
5	4V	1	Total	C	N	O	P	0
			28	10	5	11	2	
5	4W	1	Total	C	N	O	P	0
			28	10	5	11	2	
5	4X	1	Total	C	N	O	P	0
			28	10	5	11	2	
5	4Y	1	Total	C	N	O	P	0
			28	10	5	11	2	
5	4Z	1	Total	C	N	O	P	0
			28	10	5	11	2	

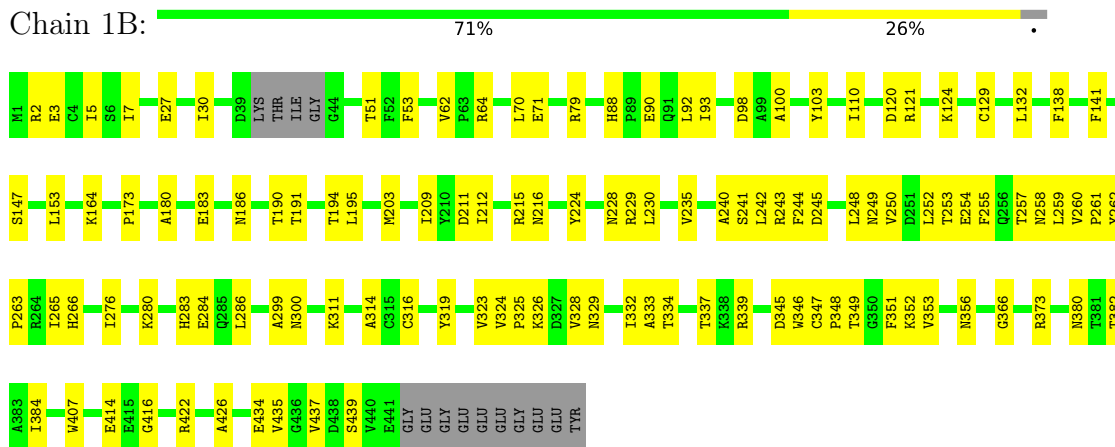
3 Residue-property plots

These plots are drawn for all protein, RNA and DNA chains in the entry. The first graphic for a chain summarises the proportions of the various outlier classes displayed in the second graphic. The second graphic shows the sequence view annotated by issues in geometry. Residues are color-coded according to the number of geometric quality criteria for which they contain at least one outlier: green = 0, yellow = 1, orange = 2 and red = 3 or more. Stretches of 2 or more consecutive residues without any outlier are shown as a green connector. Residues present in the sample, but not in the model, are shown in grey.

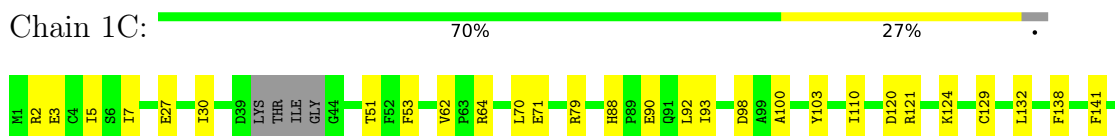
- Molecule 1: Tubulin alpha-1B chain



- Molecule 1: Tubulin alpha-1B chain



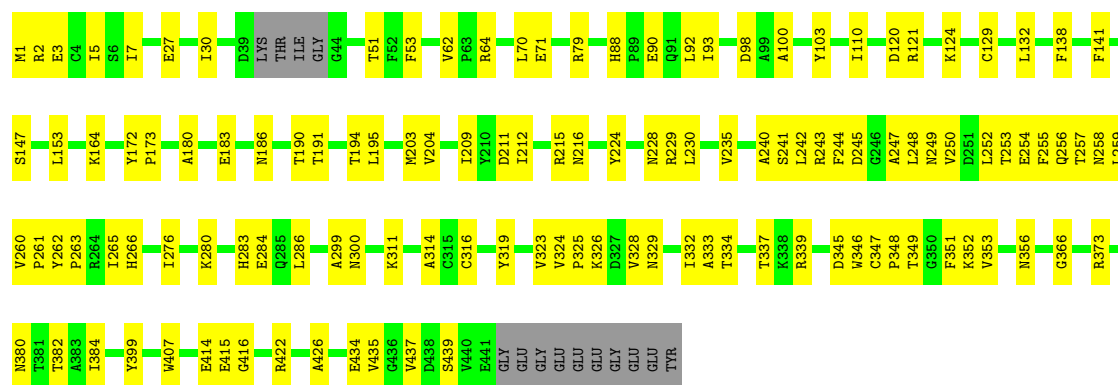
- Molecule 1: Tubulin alpha-1B chain





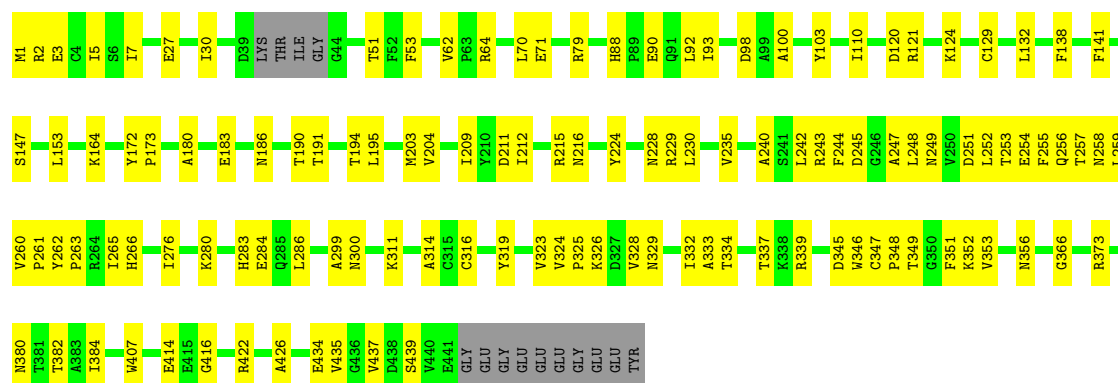
• Molecule 1: Tubulin alpha-1B chain

Chain 1D: 69% 27% .



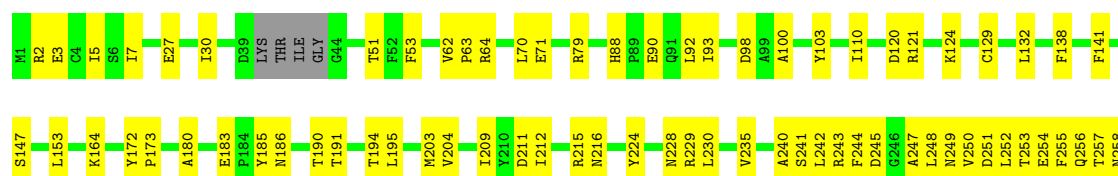
• Molecule 1: Tubulin alpha-1B chain

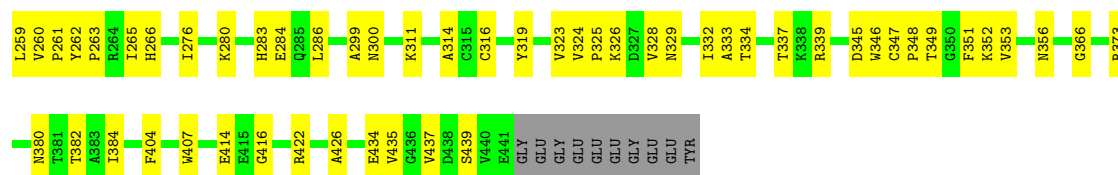
Chain 1E: 70% 27% .



• Molecule 1: Tubulin alpha-1B chain

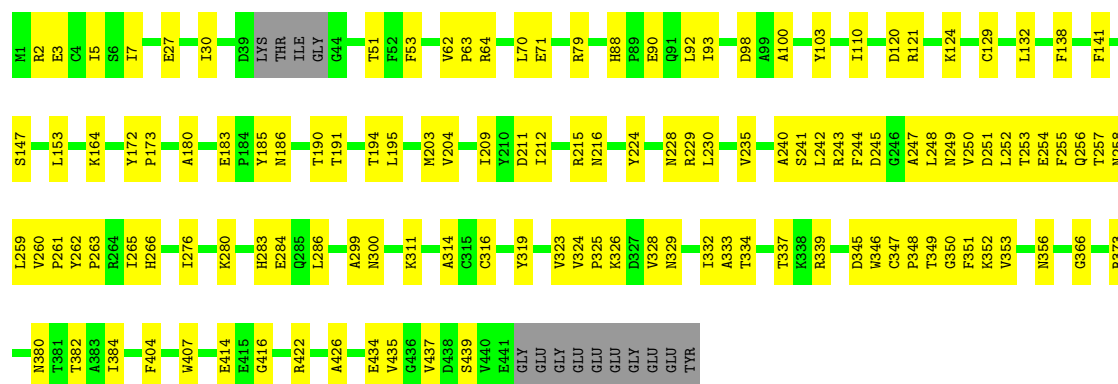
Chain 1F: 69% 28% .





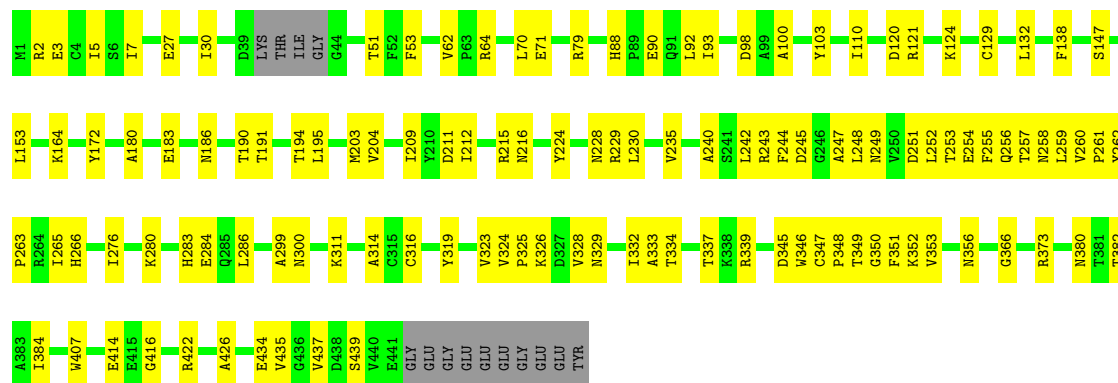
• Molecule 1: Tubulin alpha-1B chain

Chain 1G: 69% 28% .



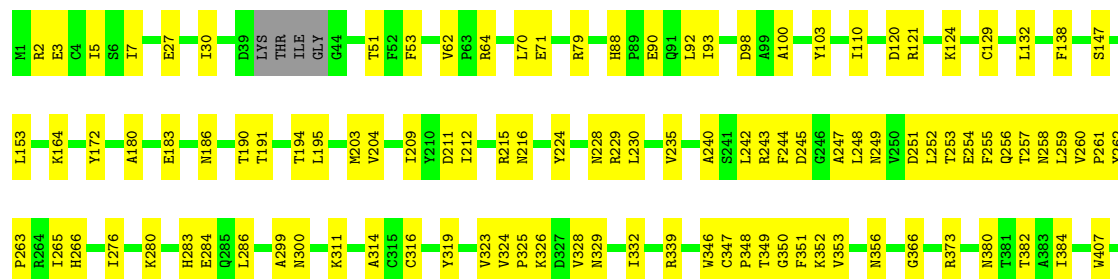
• Molecule 1: Tubulin alpha-1B chain

Chain 1I: 71% 26% .



• Molecule 1: Tubulin alpha-1B chain

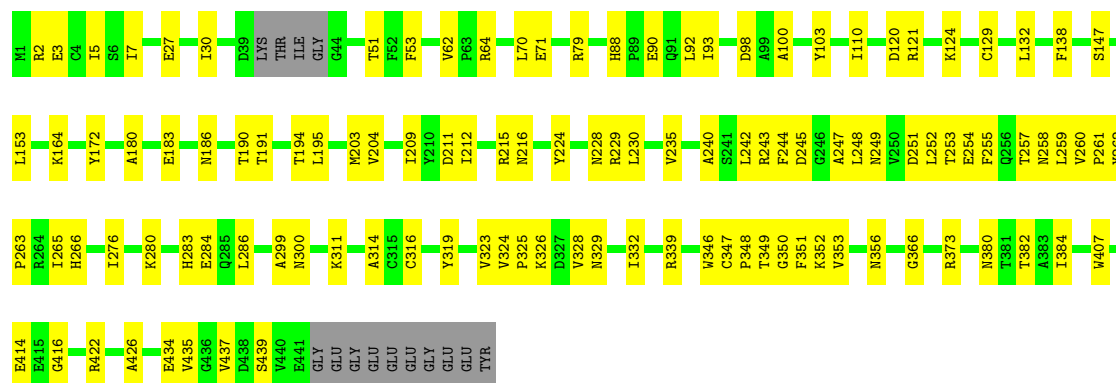
Chain 1J: 71% 25% .





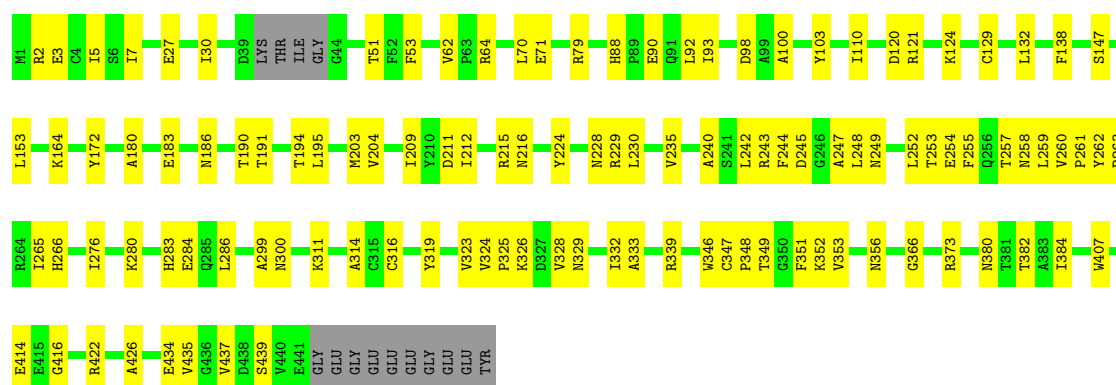
• Molecule 1: Tubulin alpha-1B chain

Chain 1K: 72% 25%



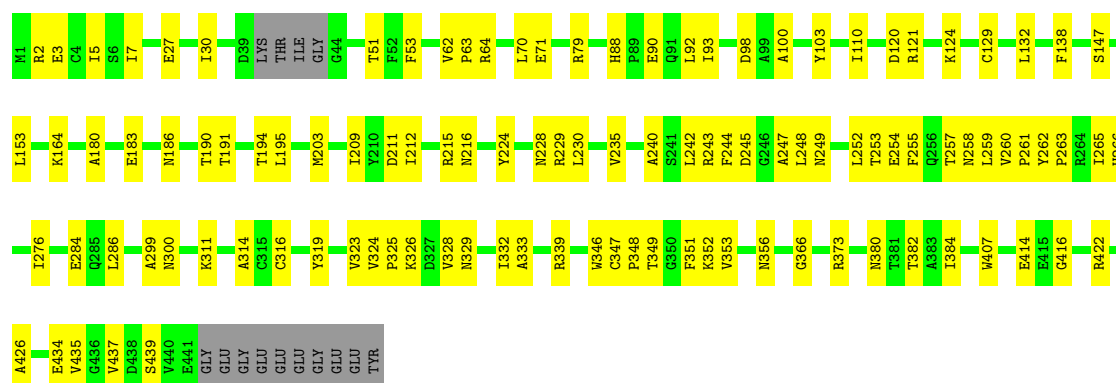
• Molecule 1: Tubulin alpha-1B chain

Chain 1L: 72% 25%

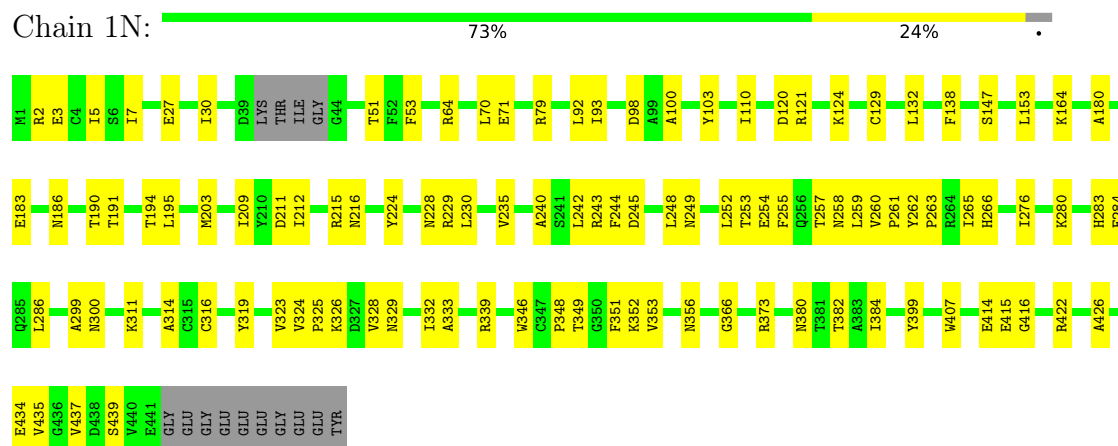


• Molecule 1: Tubulin alpha-1B chain

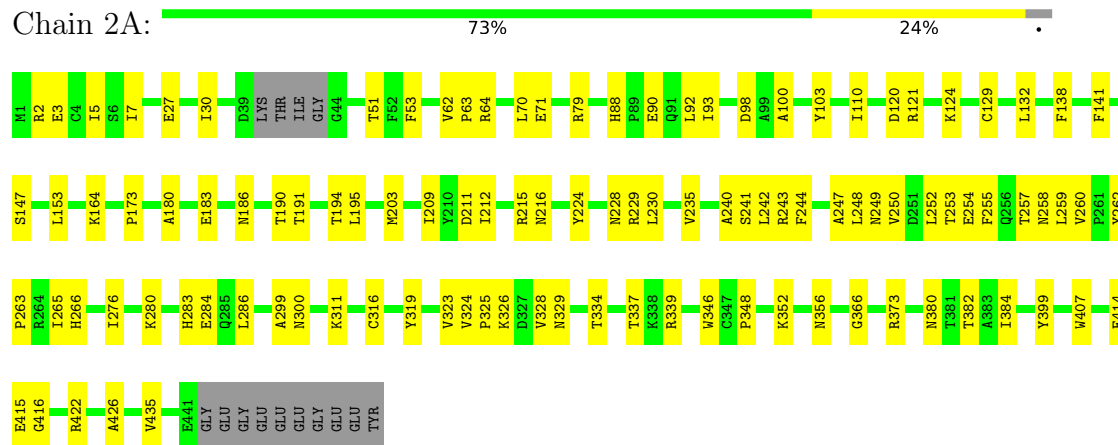
Chain 1M: 73% 24%



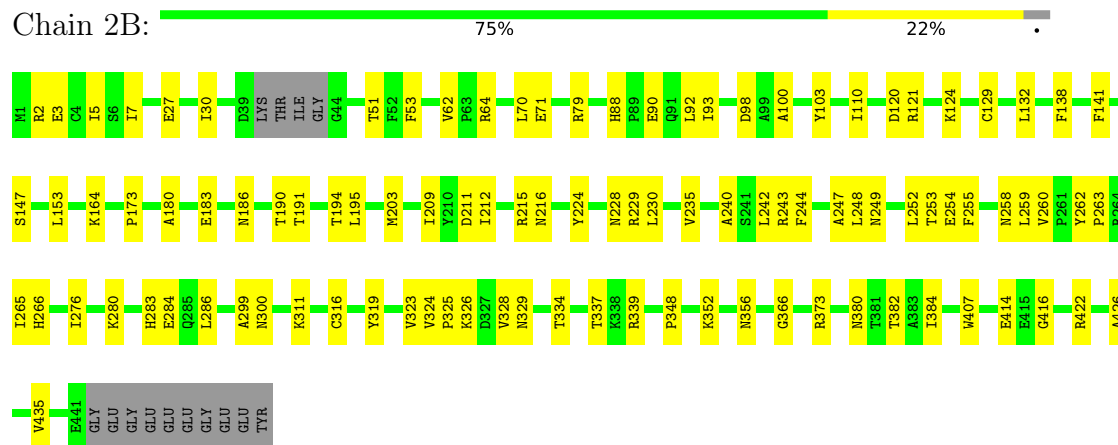
- Molecule 1: Tubulin alpha-1B chain



- Molecule 1: Tubulin alpha-1B chain

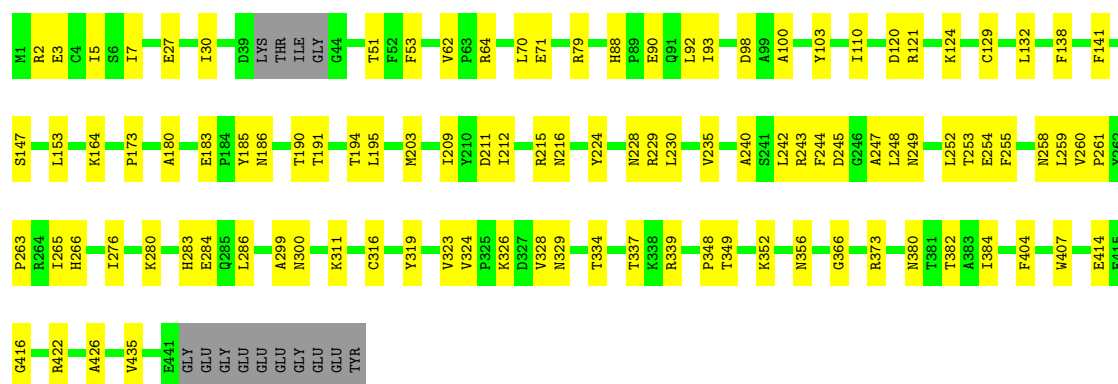


- Molecule 1: Tubulin alpha-1B chain

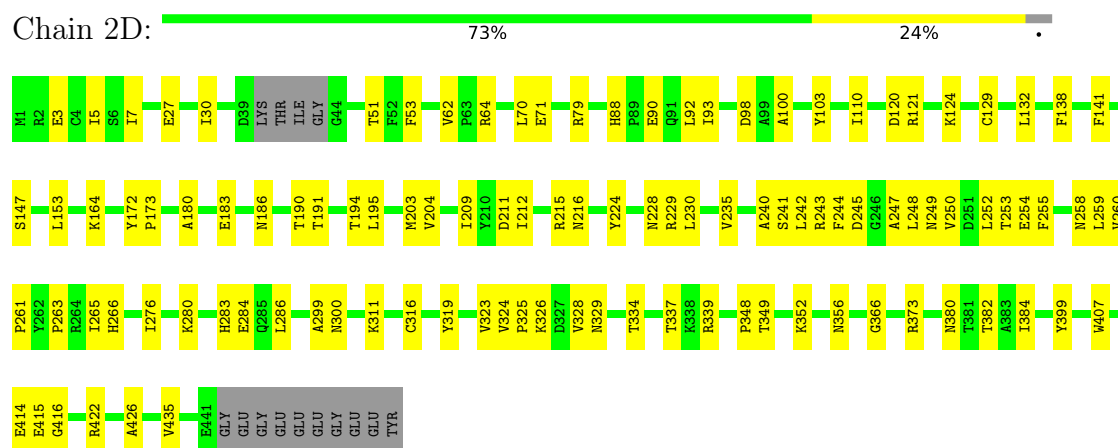


- Molecule 1: Tubulin alpha-1B chain

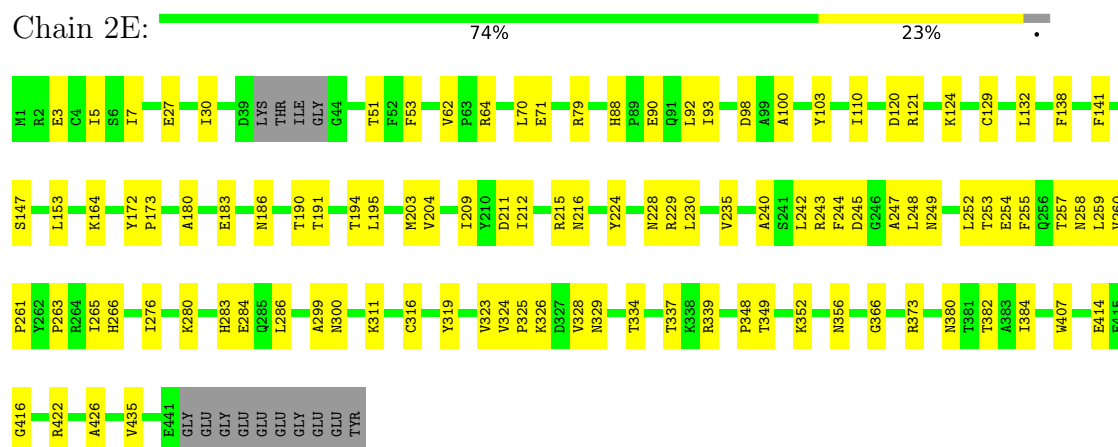




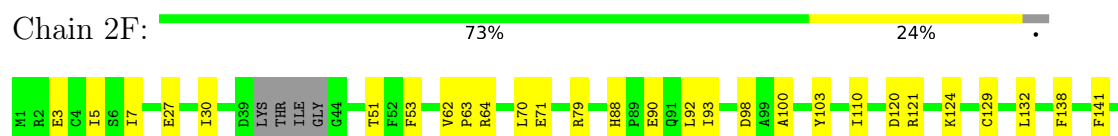
• Molecule 1: Tubulin alpha-1B chain

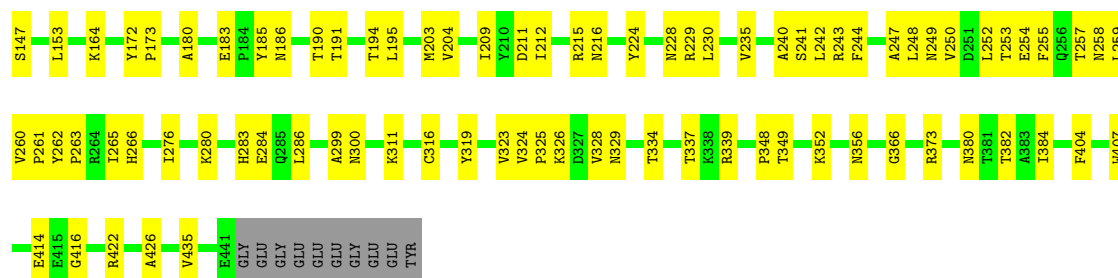


• Molecule 1: Tubulin alpha-1B chain



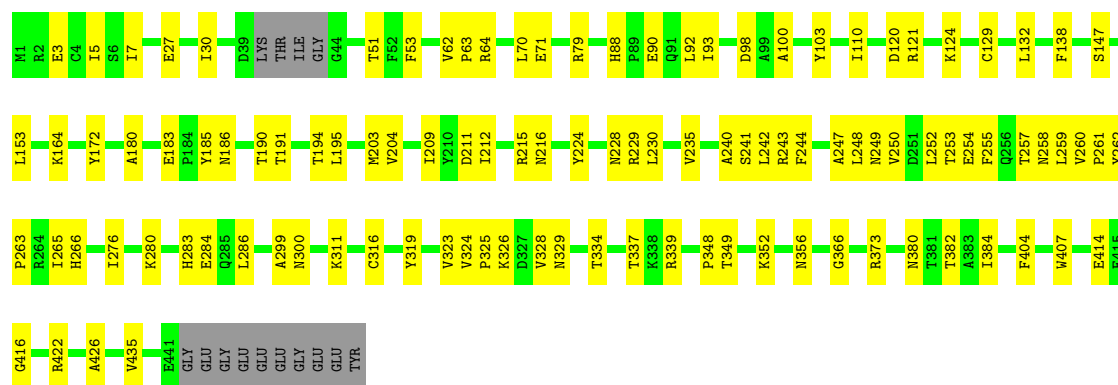
• Molecule 1: Tubulin alpha-1B chain






• Molecule 1: Tubulin alpha-1B chain

Chain 2G: 73% 24% .



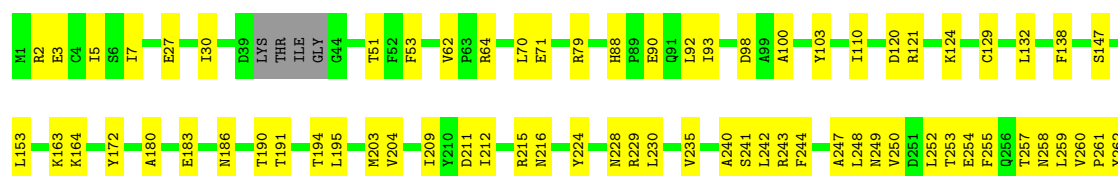
• Molecule 1: Tubulin alpha-1B chain

Chain 2I: 75% 22% .



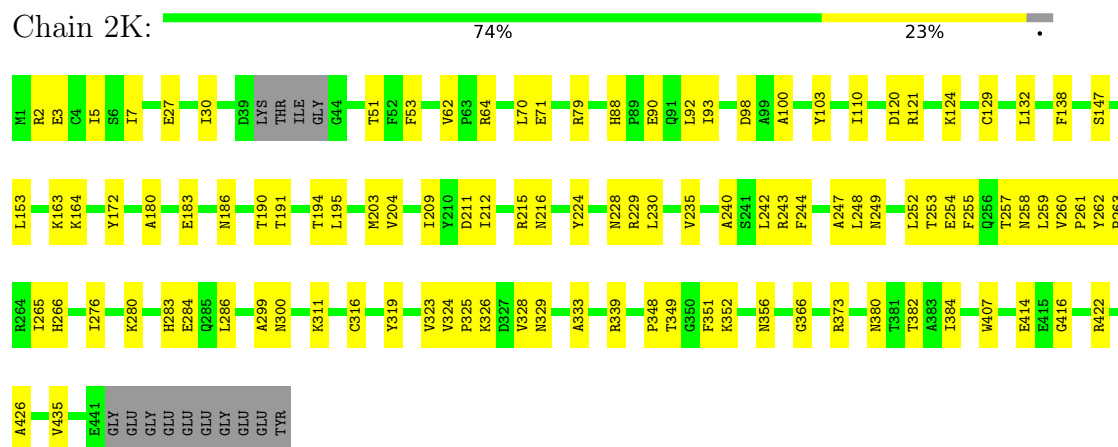
• Molecule 1: Tubulin alpha-1B chain

Chain 2J: 73% 24% .

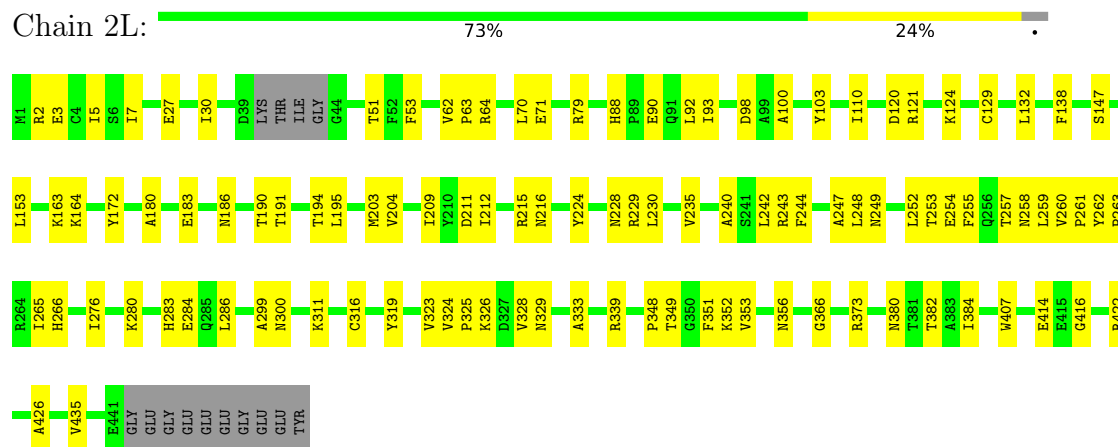




• Molecule 1: Tubulin alpha-1B chain



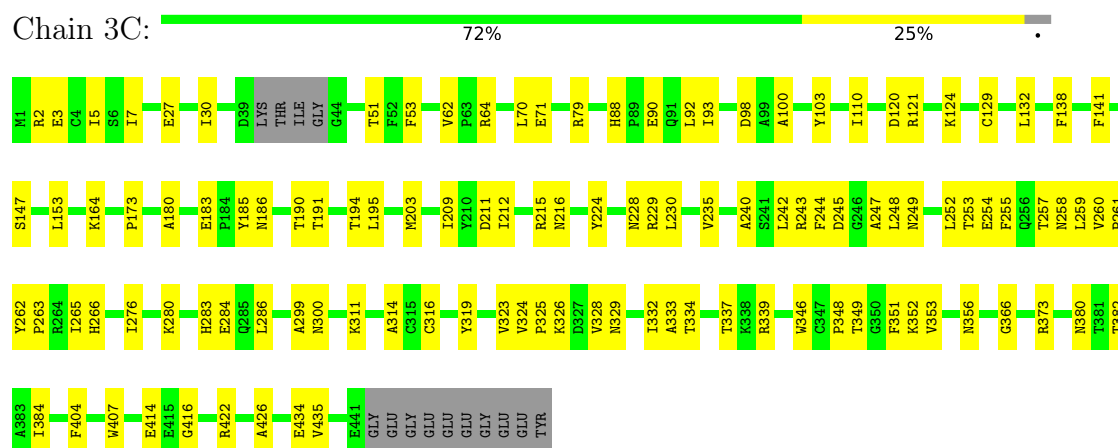
• Molecule 1: Tubulin alpha-1B chain



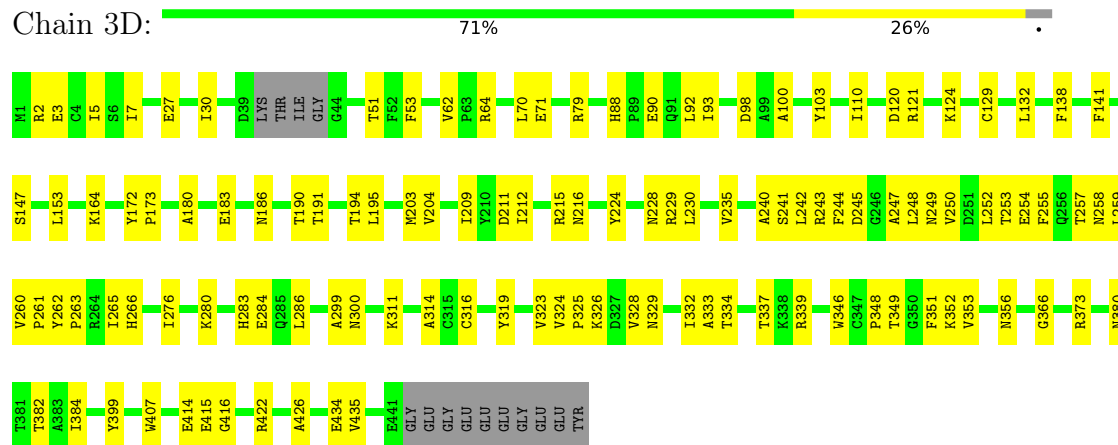
• Molecule 1: Tubulin alpha-1B chain



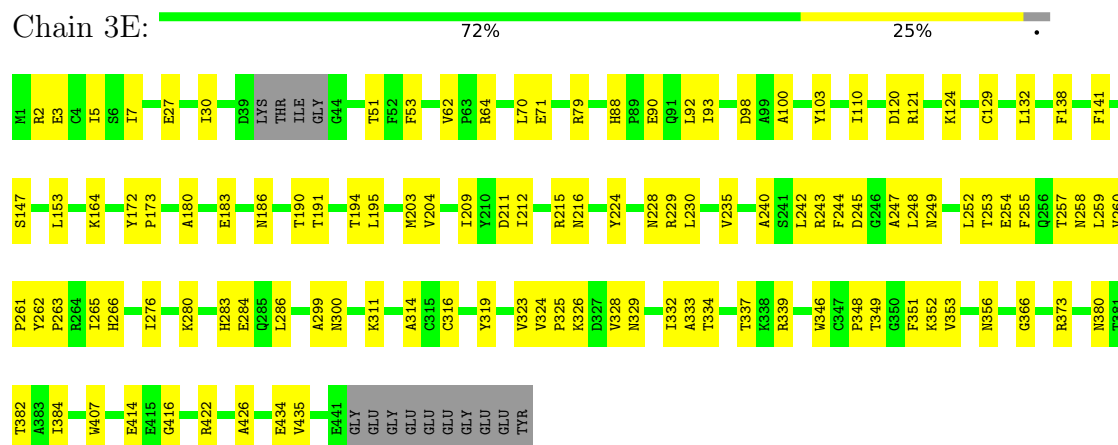
- Molecule 1: Tubulin alpha-1B chain



- Molecule 1: Tubulin alpha-1B chain

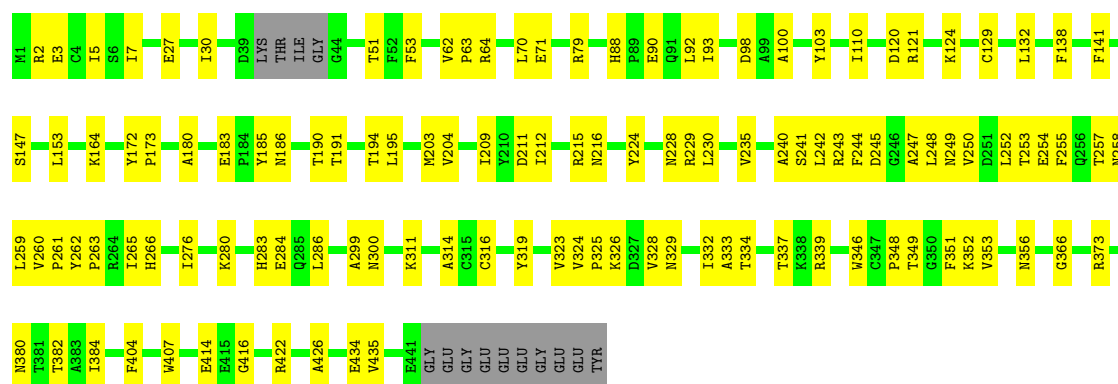


- Molecule 1: Tubulin alpha-1B chain



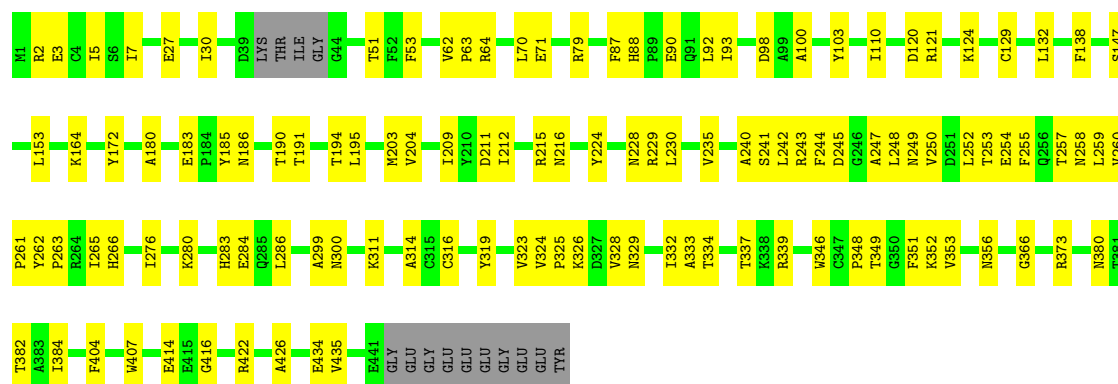
- Molecule 1: Tubulin alpha-1B chain





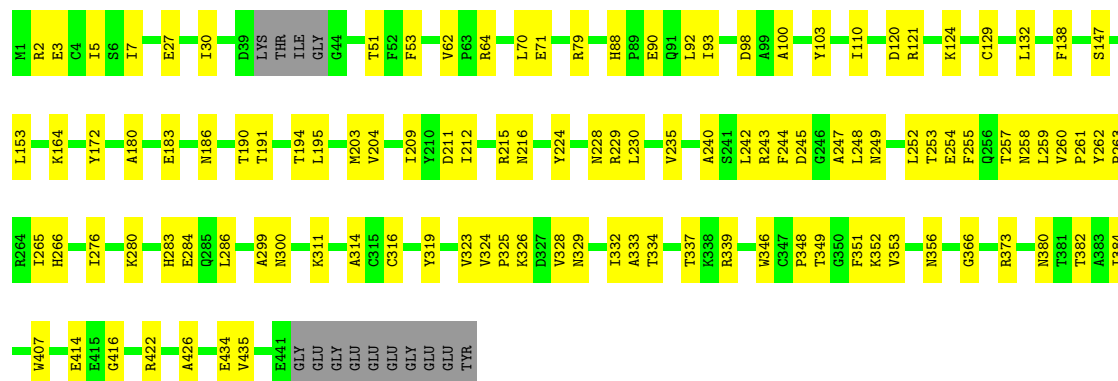
• Molecule 1: Tubulin alpha-1B chain

Chain 3G: 71% 26% .



• Molecule 1: Tubulin alpha-1B chain

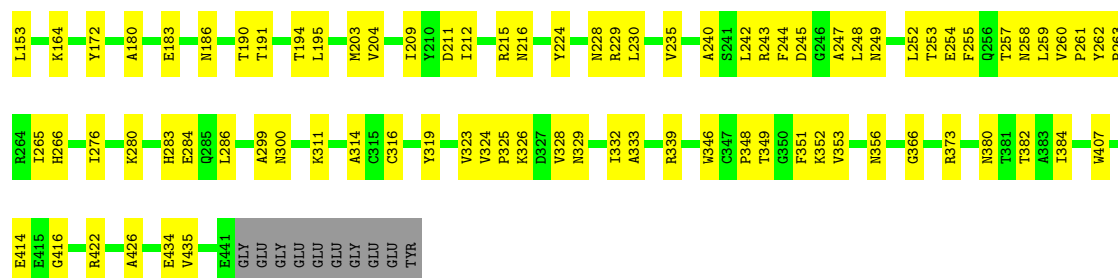
Chain 3I: 72% 25% .



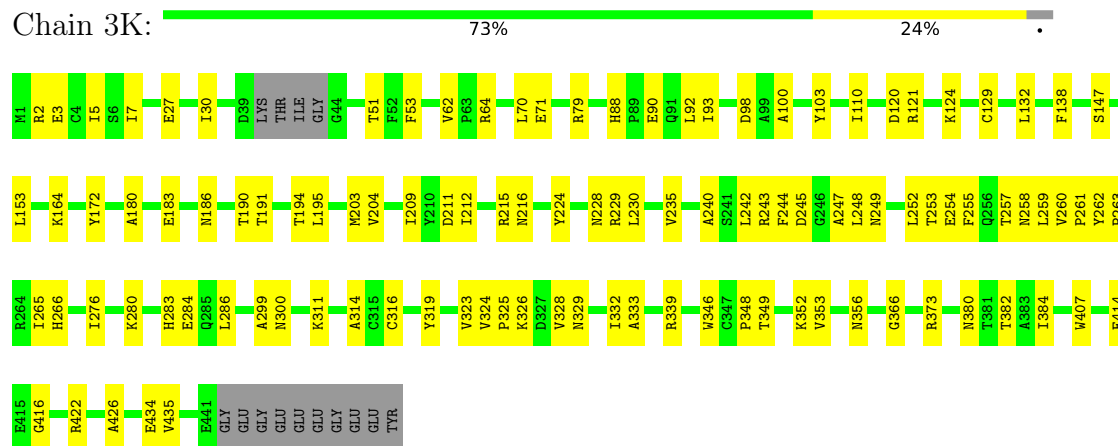
• Molecule 1: Tubulin alpha-1B chain

Chain 3J: 73% 24% .

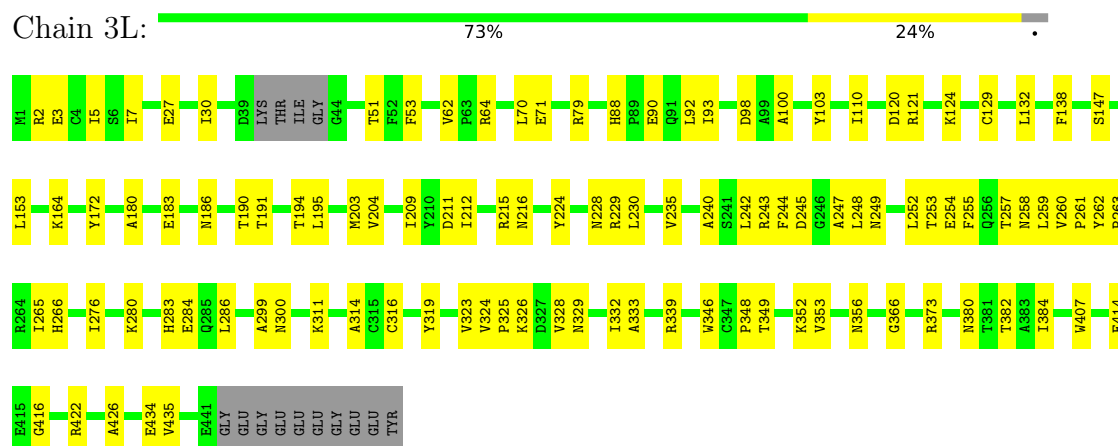




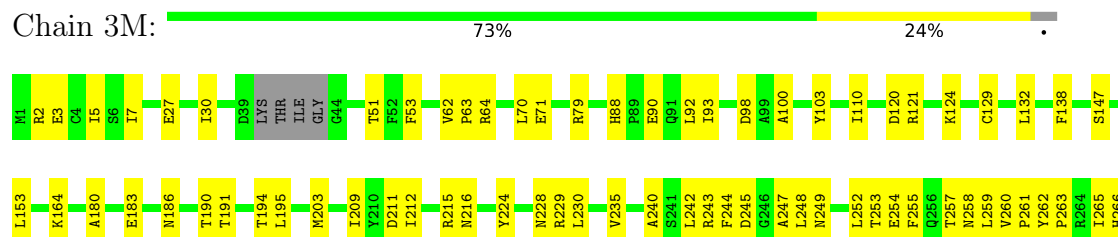
- Molecule 1: Tubulin alpha-1B chain



- Molecule 1: Tubulin alpha-1B chain



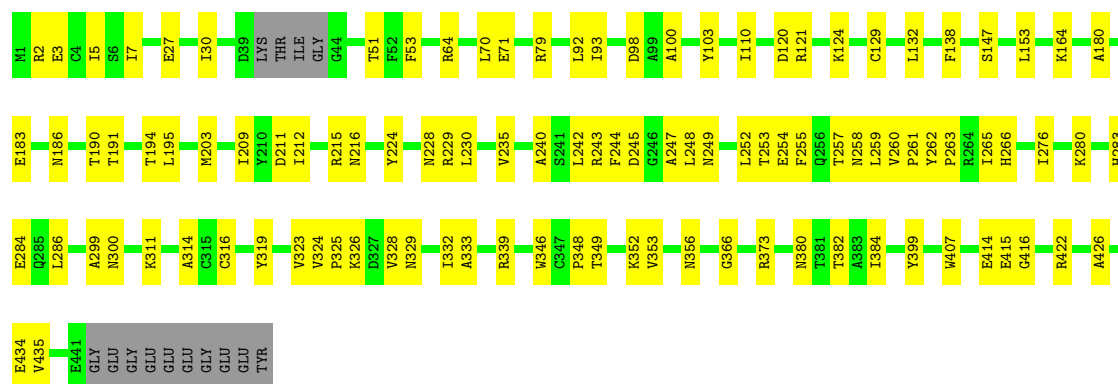
- Molecule 1: Tubulin alpha-1B chain





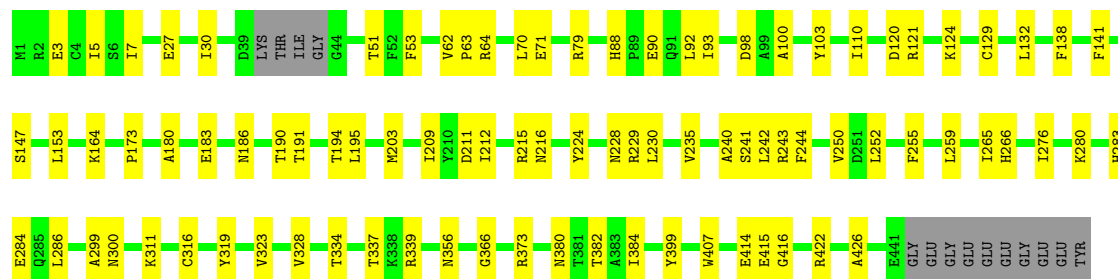
- Molecule 1: Tubulin alpha-1B chain

Chain 3N: 73% 24%



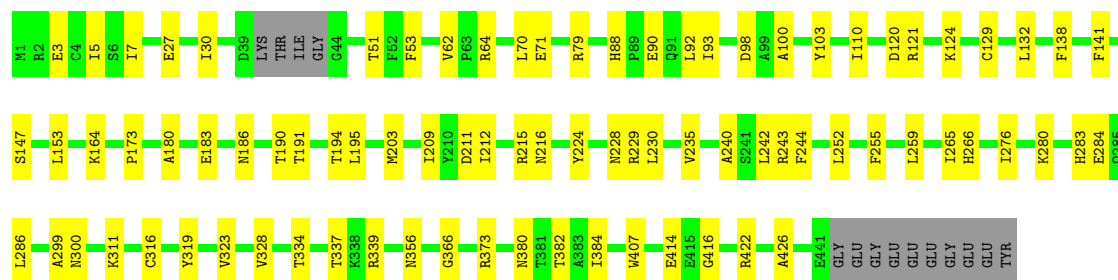
- Molecule 1: Tubulin alpha-1B chain

Chain 4A: 77% 20%



- Molecule 1: Tubulin alpha-1B chain

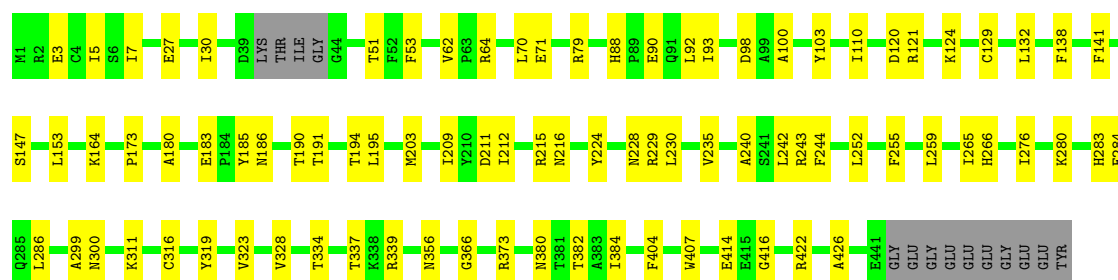
Chain 4B: 78% 19%



- Molecule 1: Tubulin alpha-1B chain

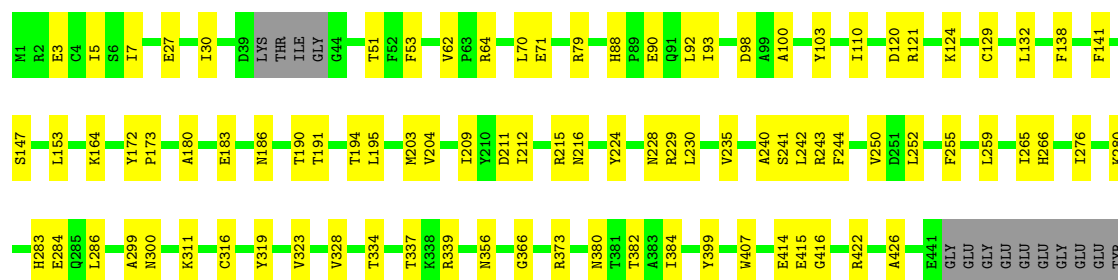
Chain 4C: 78% 19%





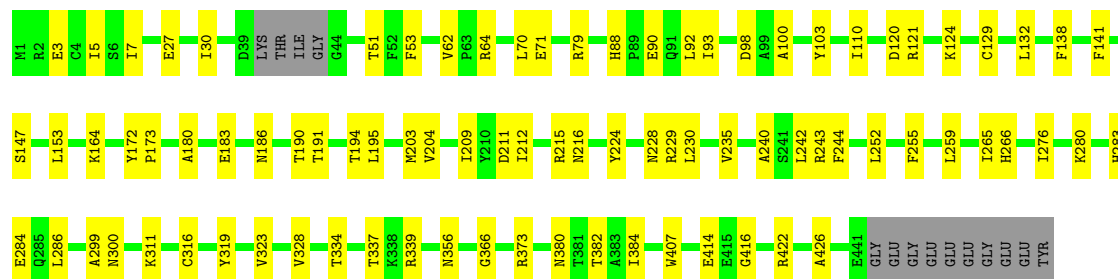
- Molecule 1: Tubulin alpha-1B chain

Chain 4D: 77% 20% 3%



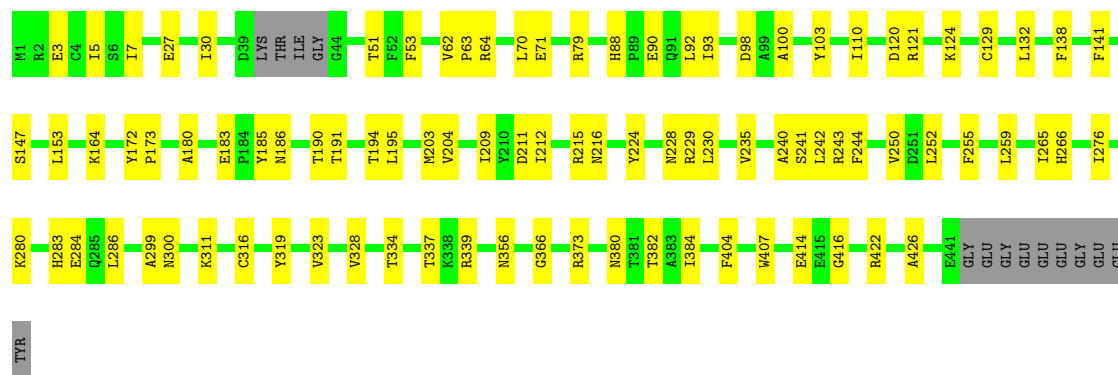
- Molecule 1: Tubulin alpha-1B chain

Chain 4E: 78% 19% 3%

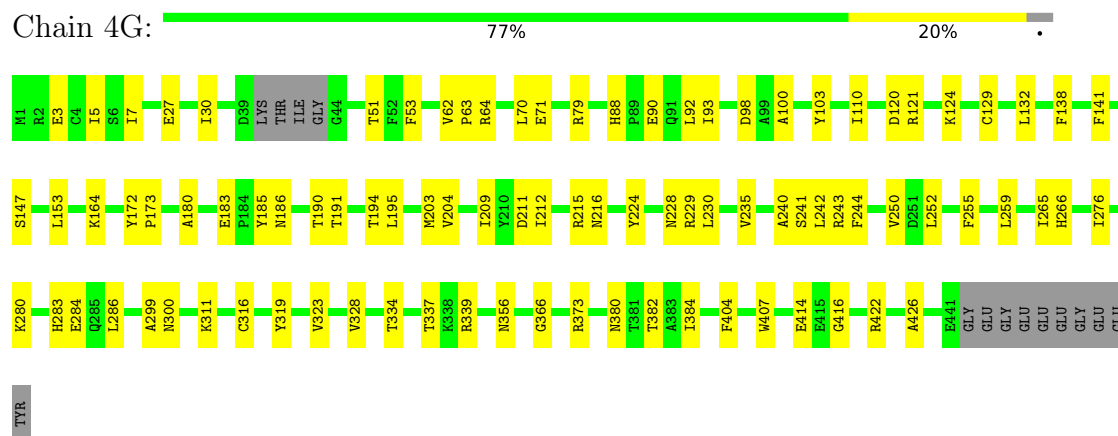


- Molecule 1: Tubulin alpha-1B chain

Chain 4F: 77% 20% 3%



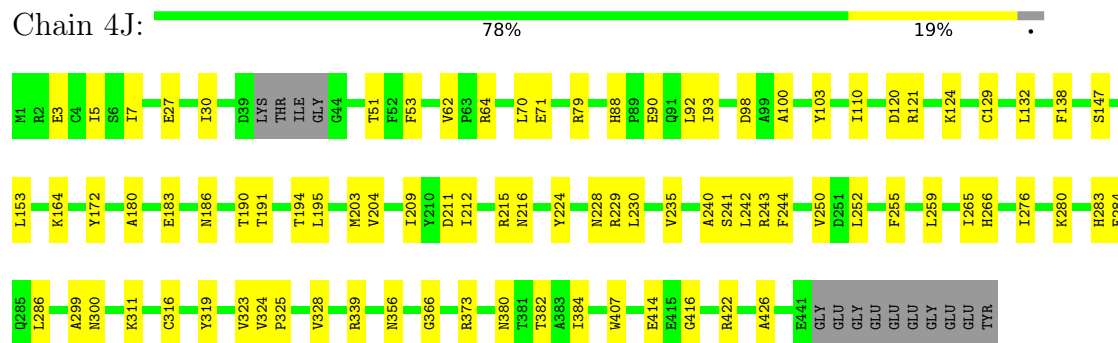
- Molecule 1: Tubulin alpha-1B chain



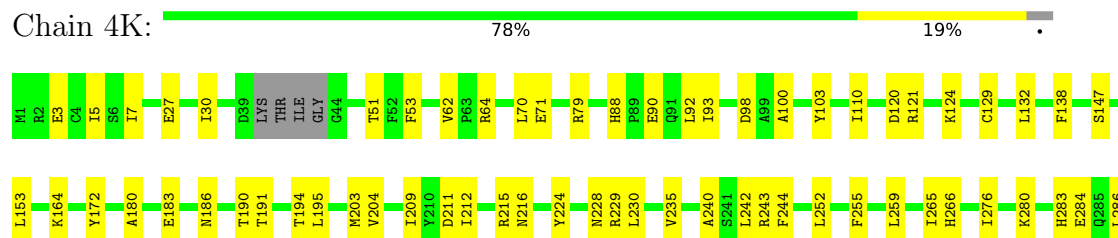
- Molecule 1: Tubulin alpha-1B chain



- Molecule 1: Tubulin alpha-1B chain

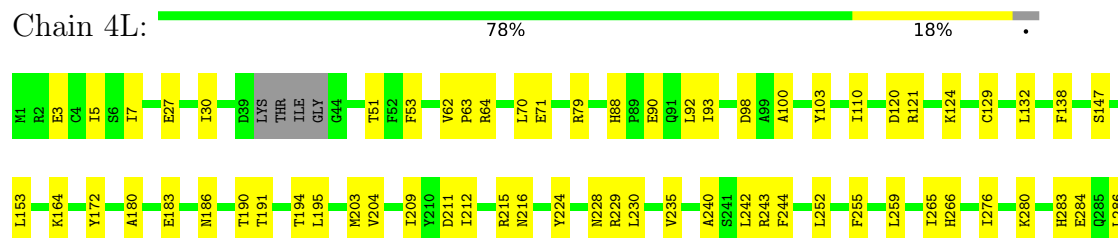


- Molecule 1: Tubulin alpha-1B chain

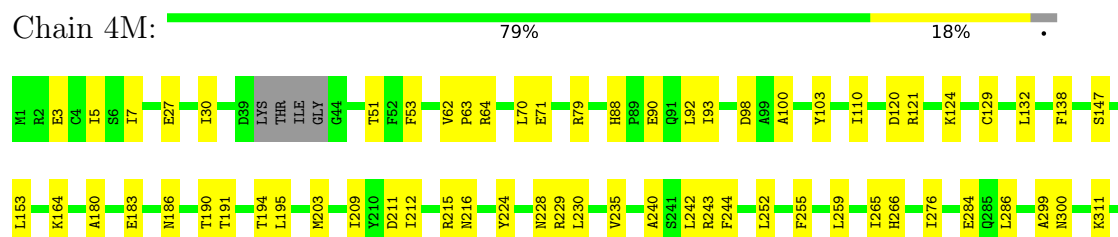




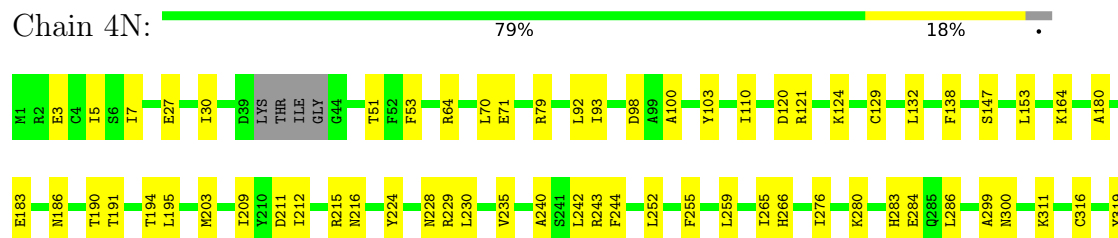
- Molecule 1: Tubulin alpha-1B chain



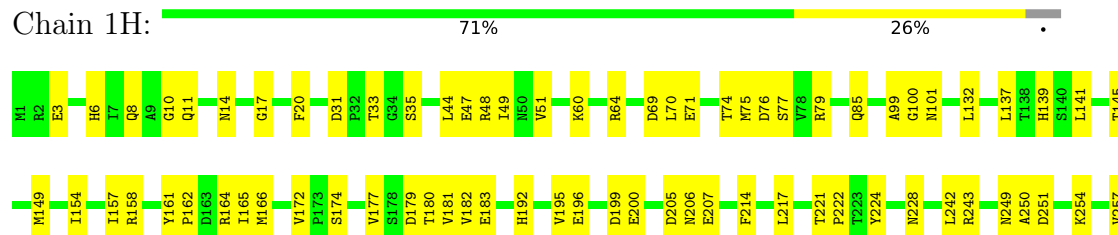
- Molecule 1: Tubulin alpha-1B chain

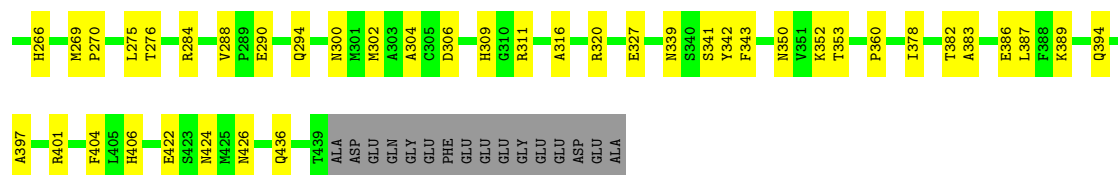


- Molecule 1: Tubulin alpha-1B chain



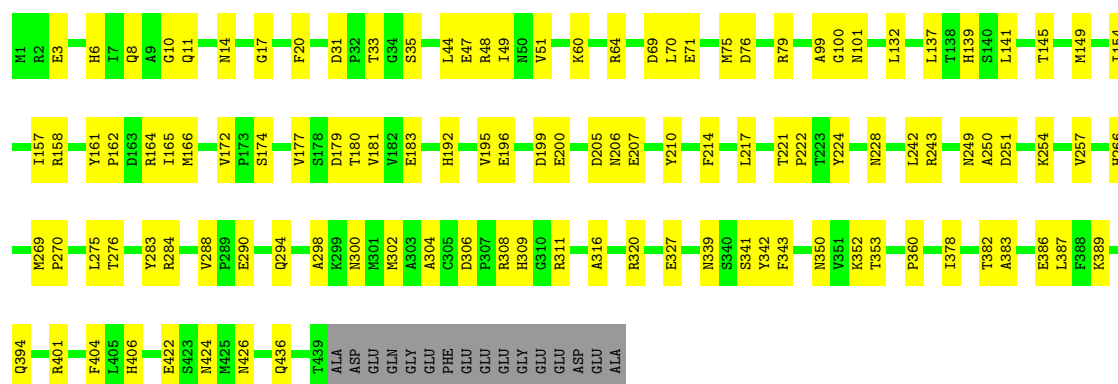
- Molecule 2: Tubulin beta chain





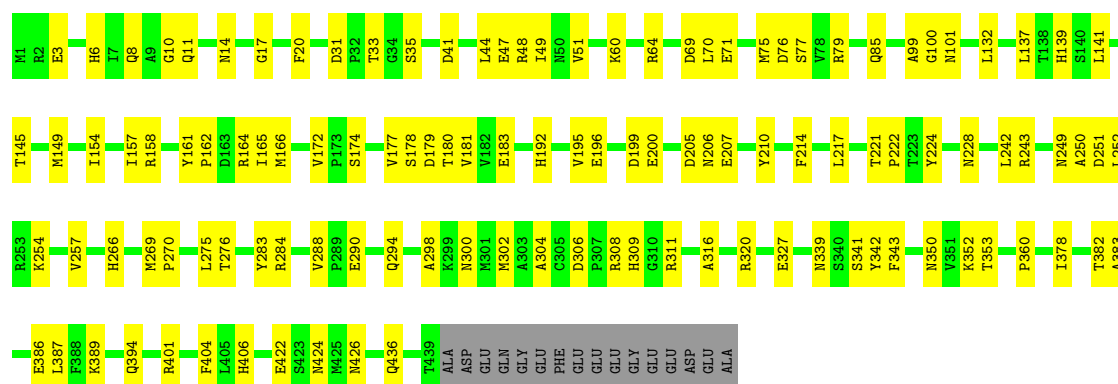
- Molecule 2: Tubulin beta chain

Chain 10Q: 71% 25%



- Molecule 2: Tubulin beta chain

Chain 1P: 70% 27%



- Molecule 2: Tubulin beta chain

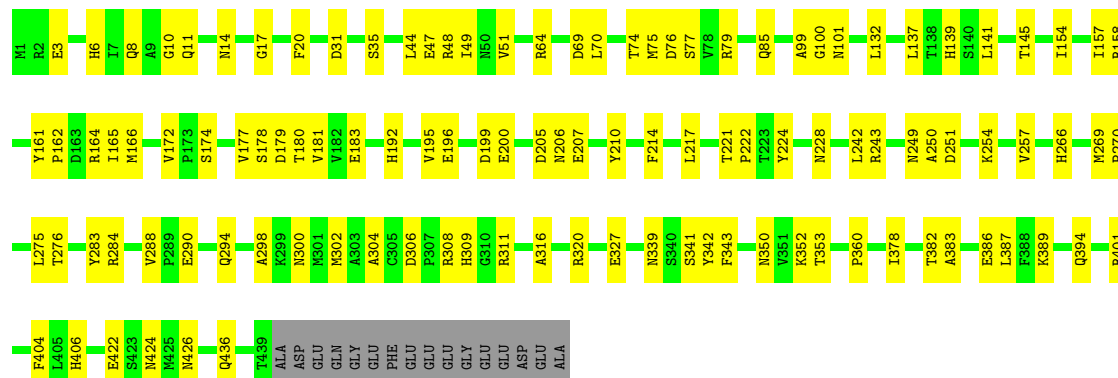
Chain 1Q: 70% 26%






• Molecule 2: Tubulin beta chain

Chain 1R: 71% 25% .



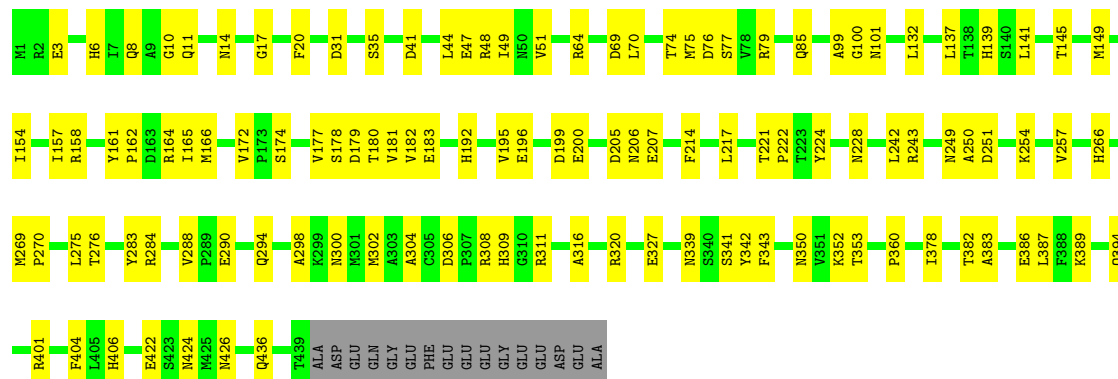
• Molecule 2: Tubulin beta chain

Chain 1S: 71% 26% .

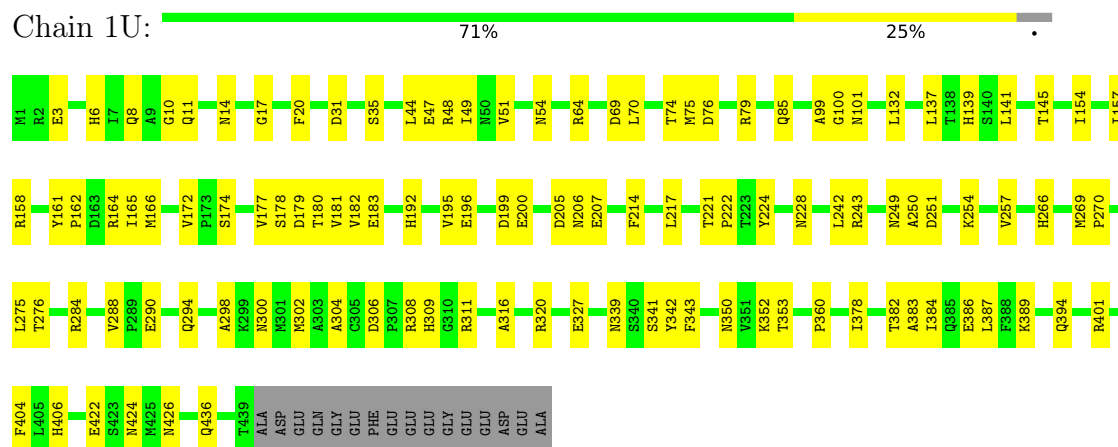


• Molecule 2: Tubulin beta chain

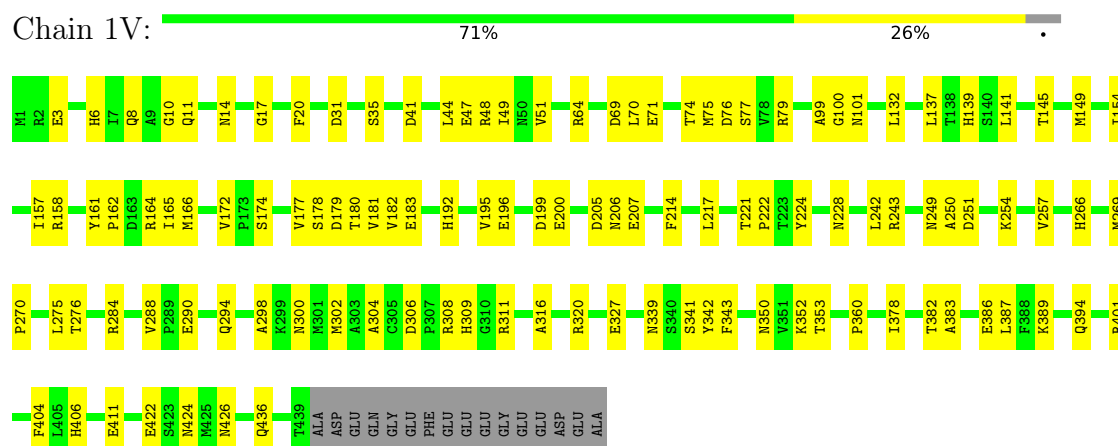
Chain 1T: 71% 26% .



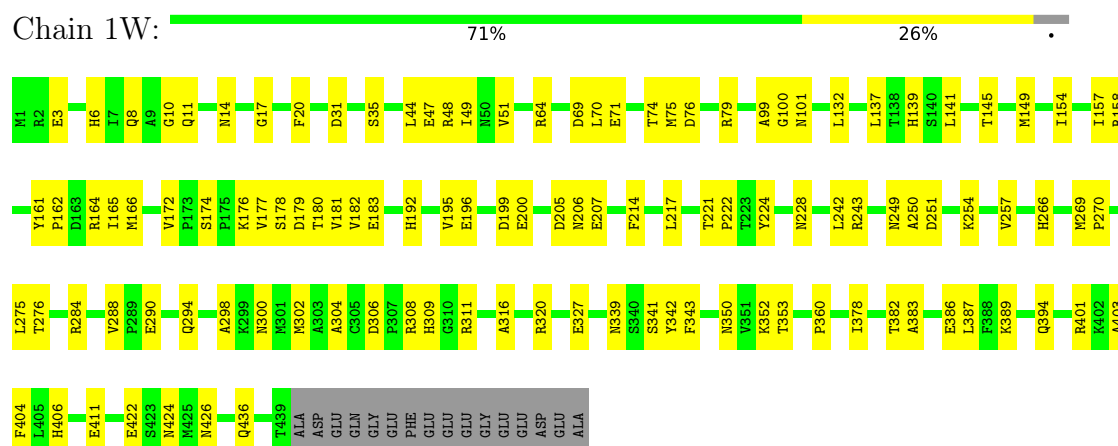
• Molecule 2: Tubulin beta chain



• Molecule 2: Tubulin beta chain

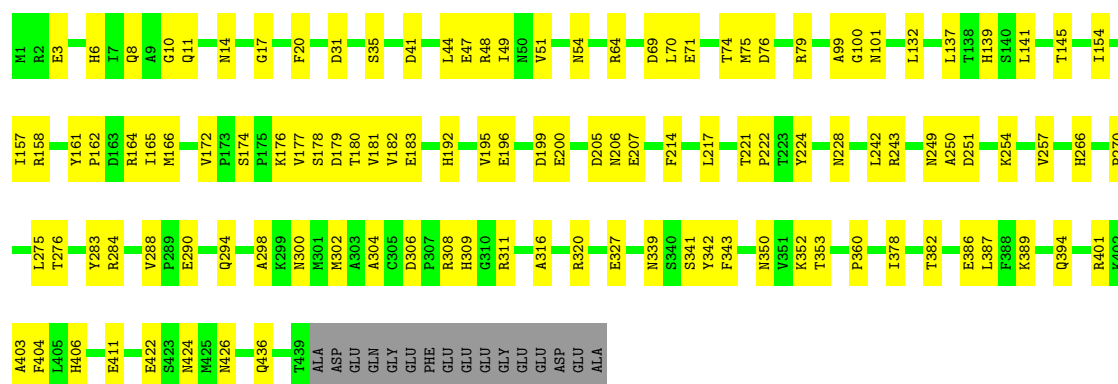


• Molecule 2: Tubulin beta chain



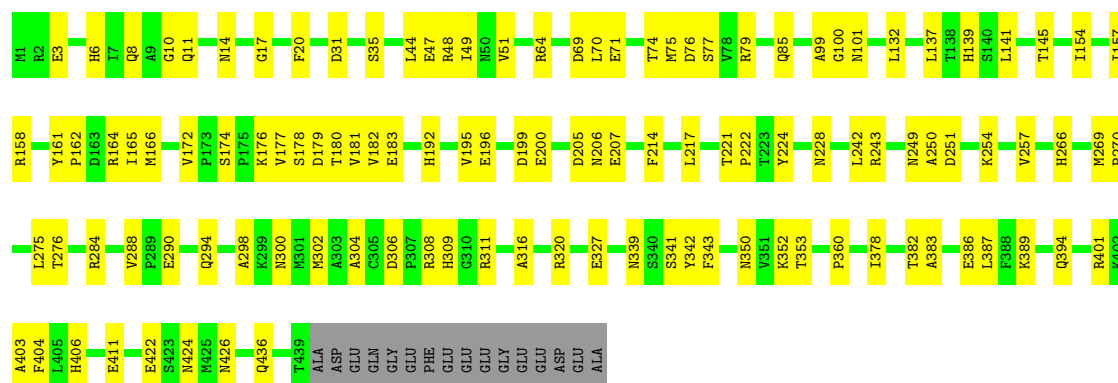
• Molecule 2: Tubulin beta chain





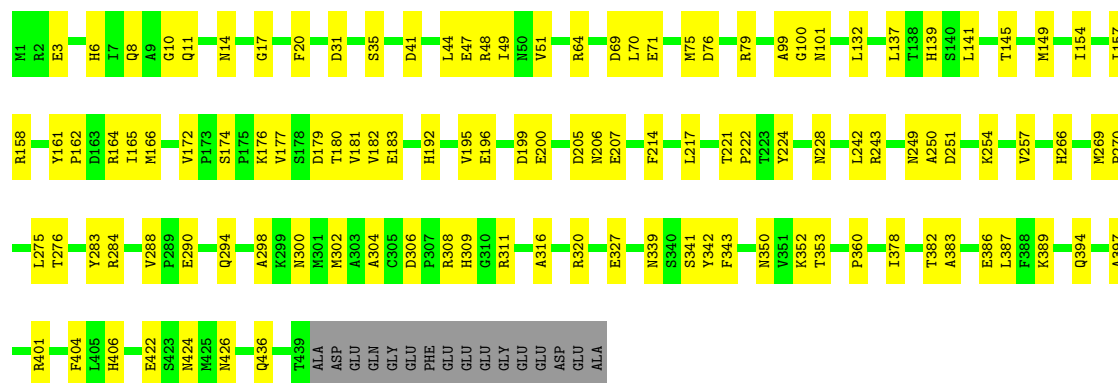
- Molecule 2: Tubulin beta chain

Chain 1Y: 70% 26%



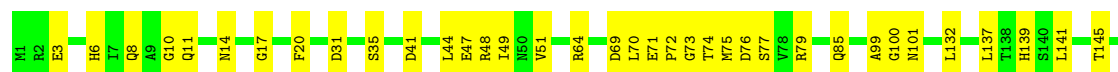
- Molecule 2: Tubulin beta chain

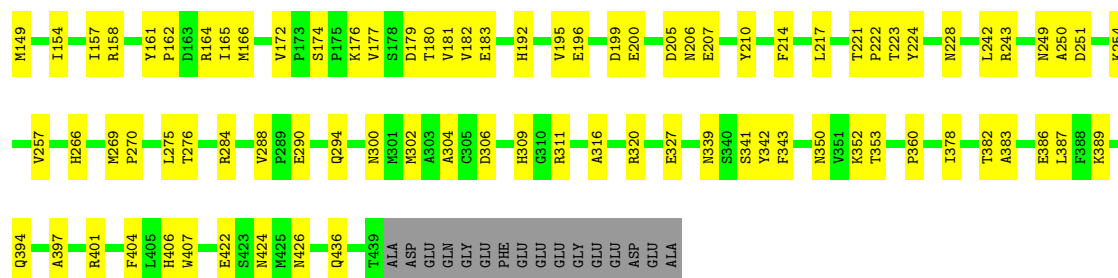
Chain 1Z: 71% 26%



- Molecule 2: Tubulin beta chain

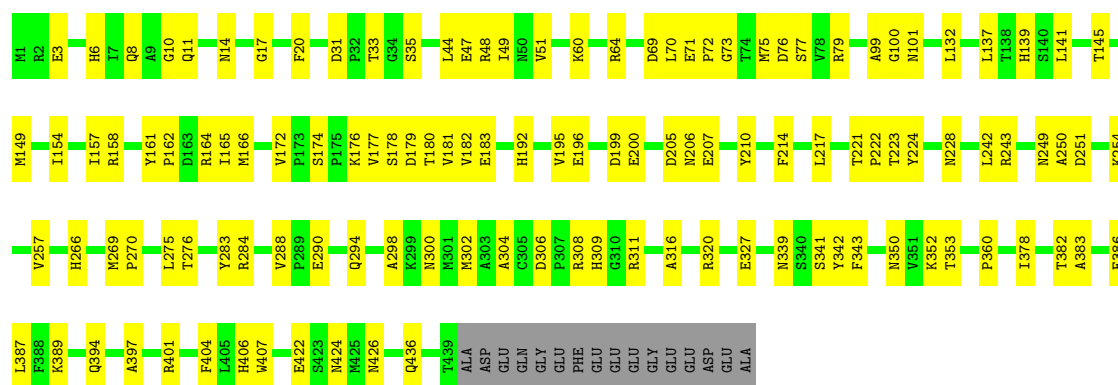
Chain 2H: 70% 27%





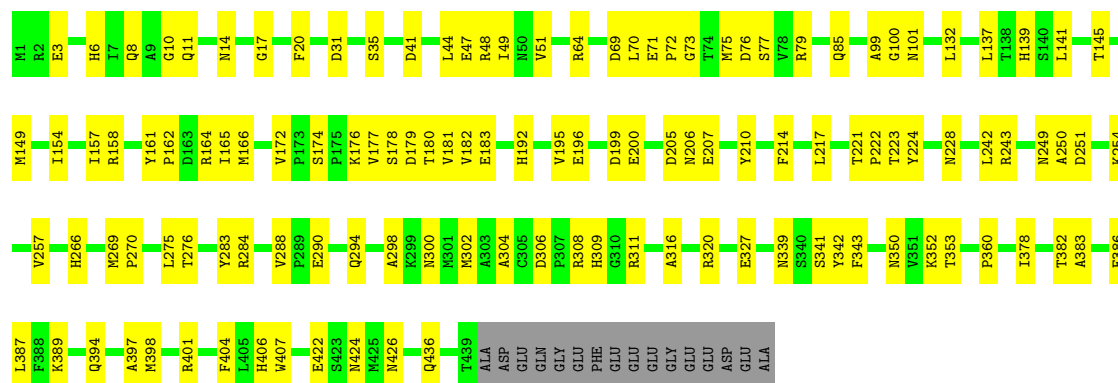
• Molecule 2: Tubulin beta chain

Chain 2O: .



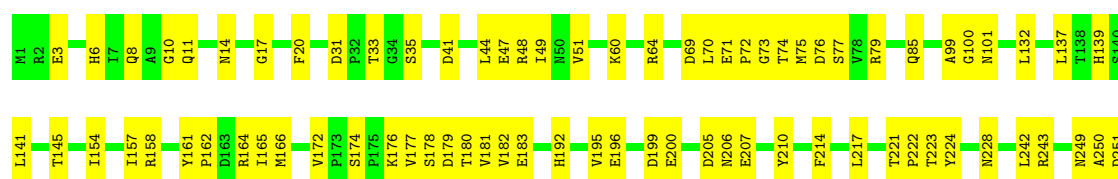
• Molecule 2: Tubulin beta chain

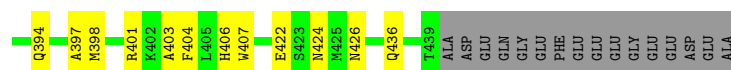
Chain 2P: .



• Molecule 2: Tubulin beta chain

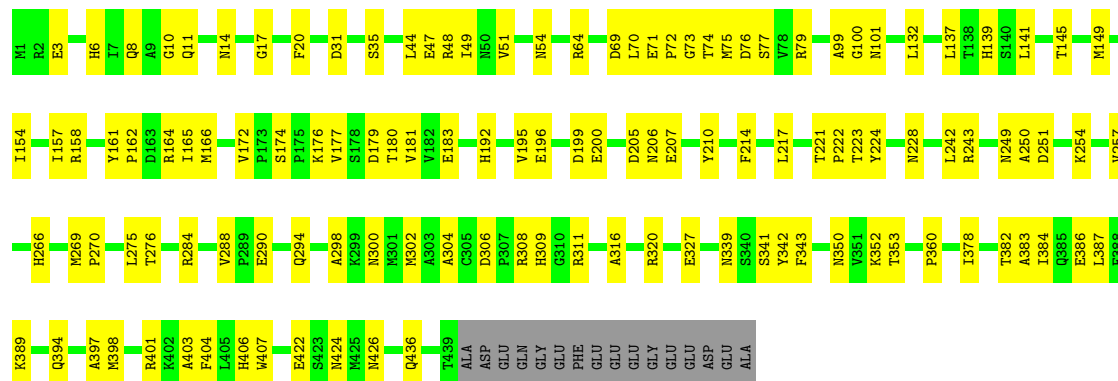
Chain 2Q: .





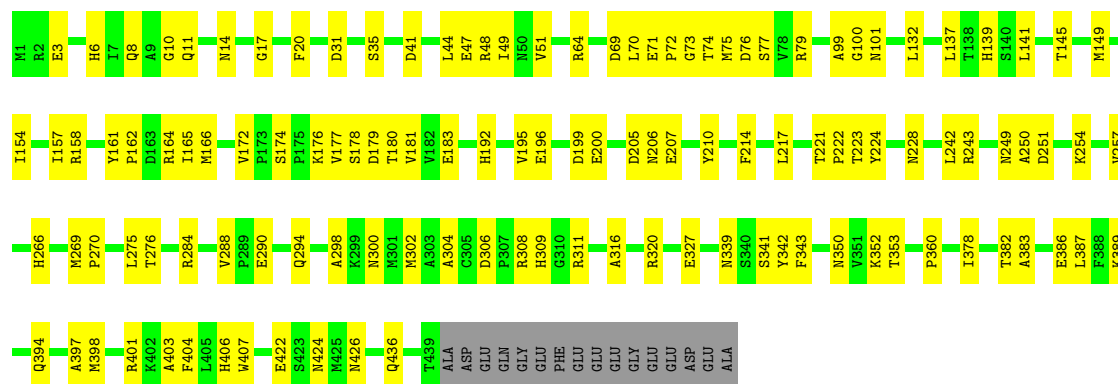
- Molecule 2: Tubulin beta chain

Chain 2U: 69% 27% .



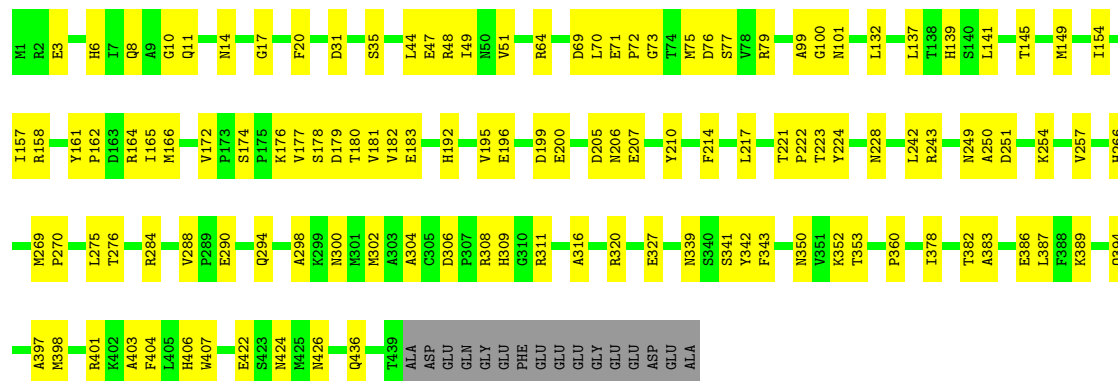
- Molecule 2: Tubulin beta chain

Chain 2V: 69% 27% .

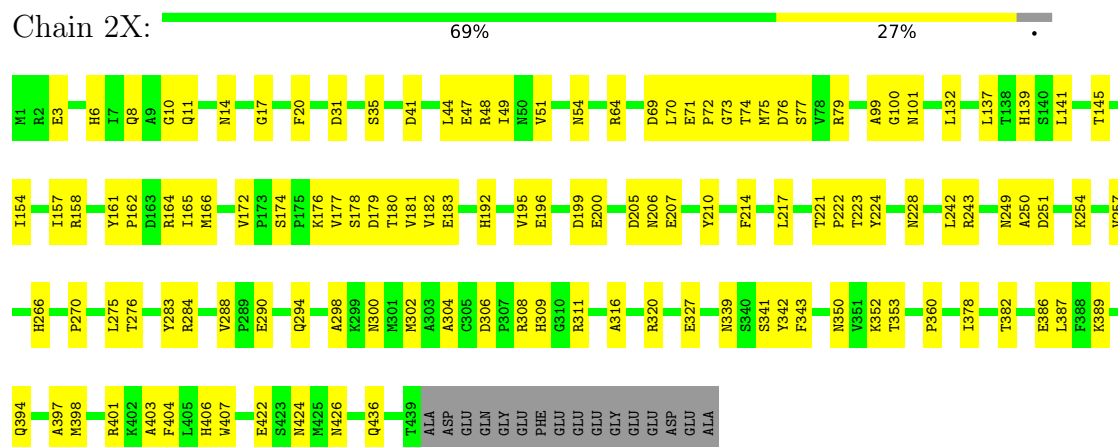


- Molecule 2: Tubulin beta chain

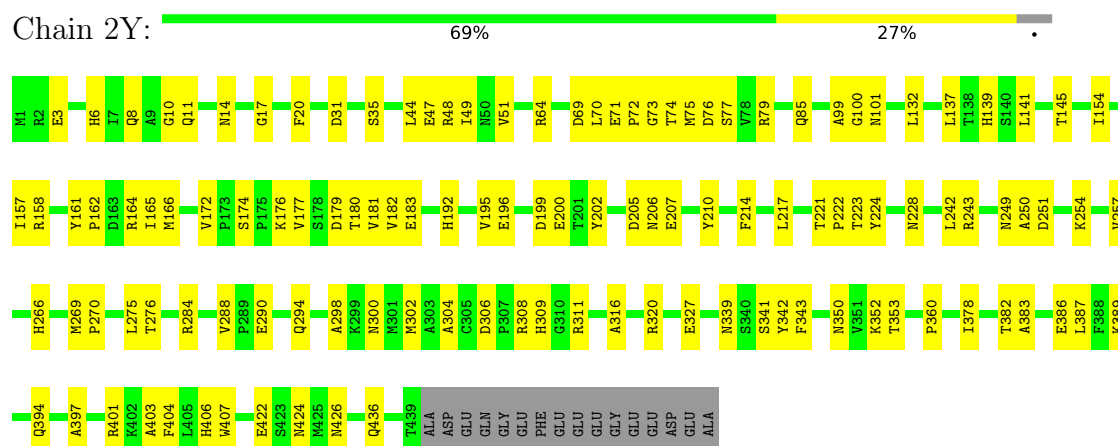
Chain 2W: 69% 27% .



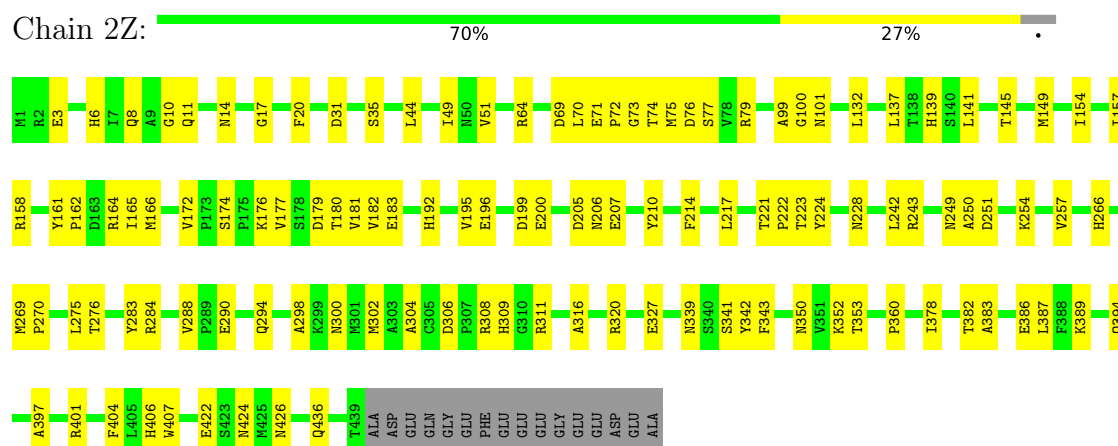
- Molecule 2: Tubulin beta chain



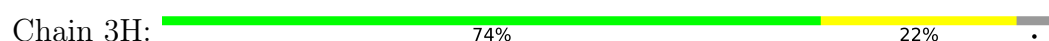
• Molecule 2: Tubulin beta chain

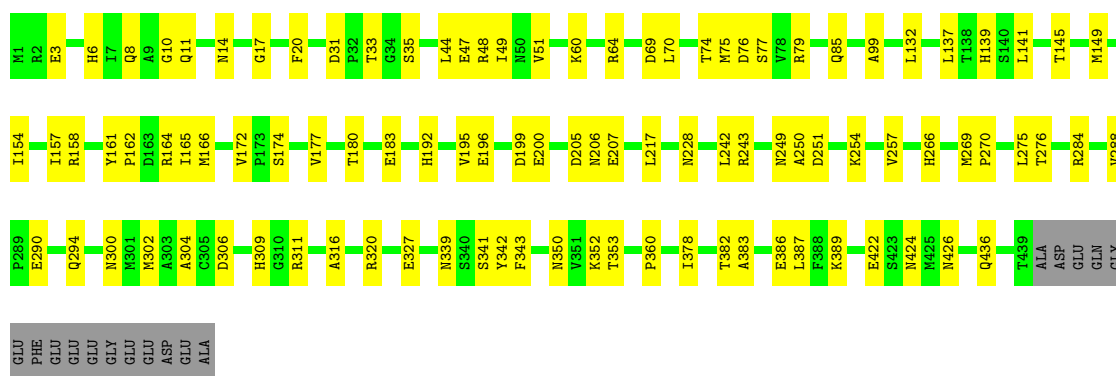


• Molecule 2: Tubulin beta chain

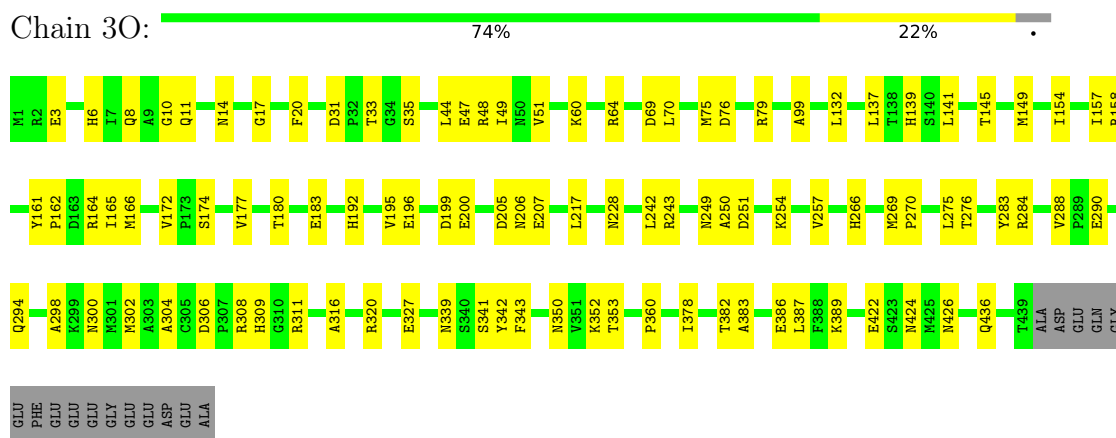


• Molecule 2: Tubulin beta chain

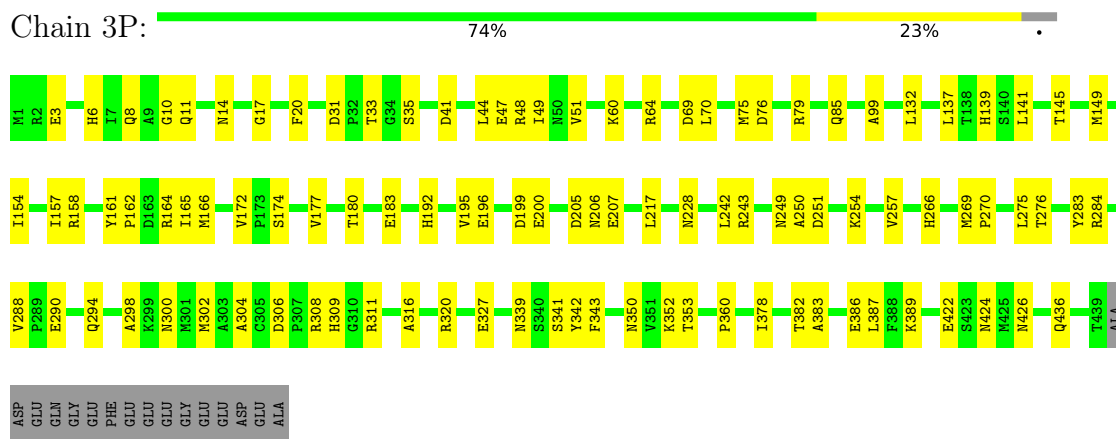




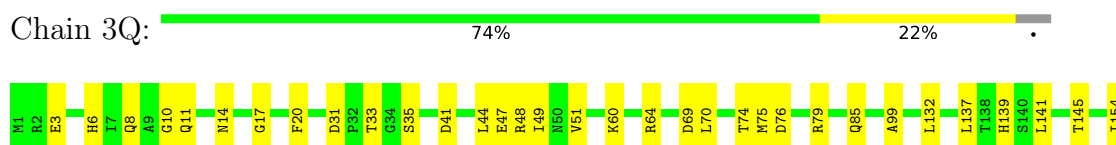
- Molecule 2: Tubulin beta chain

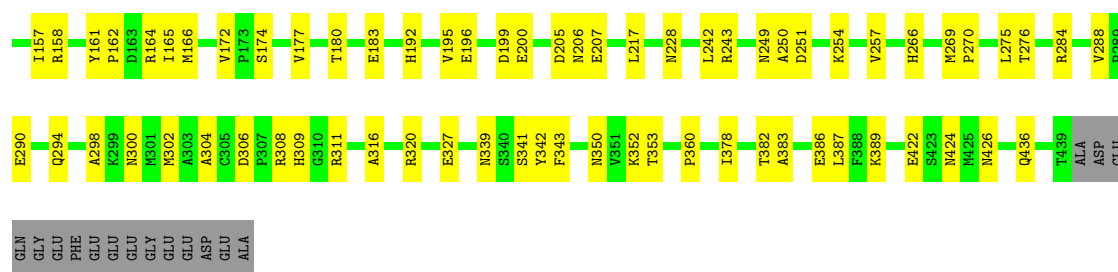


- Molecule 2: Tubulin beta chain



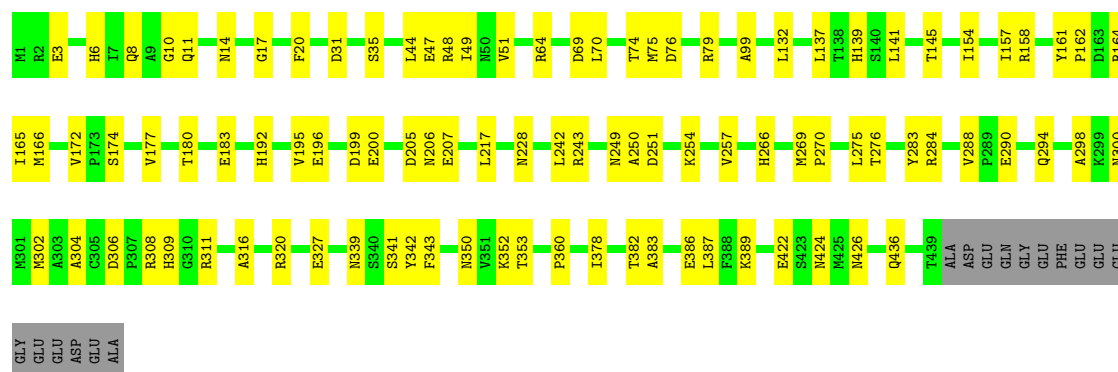
- Molecule 2: Tubulin beta chain





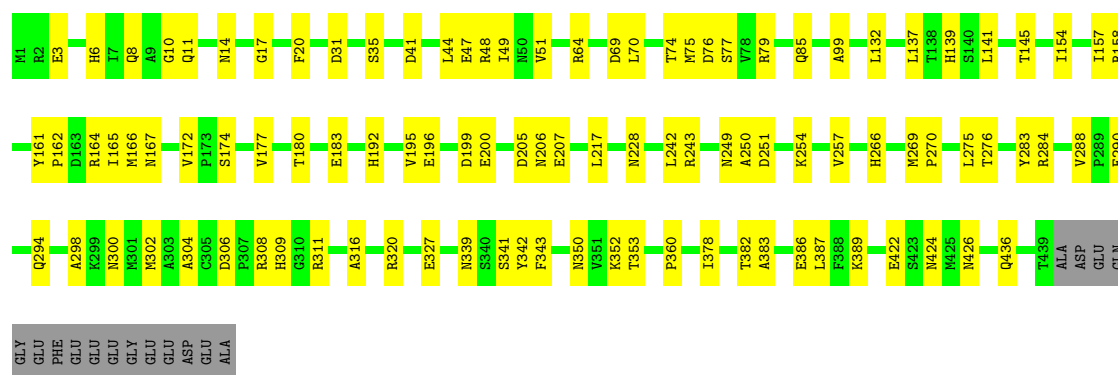
- Molecule 2: Tubulin beta chain

Chain 3R: .



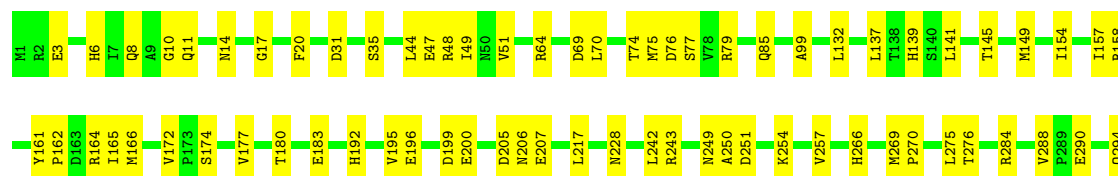
- Molecule 2: Tubulin beta chain

Chain 3S: .




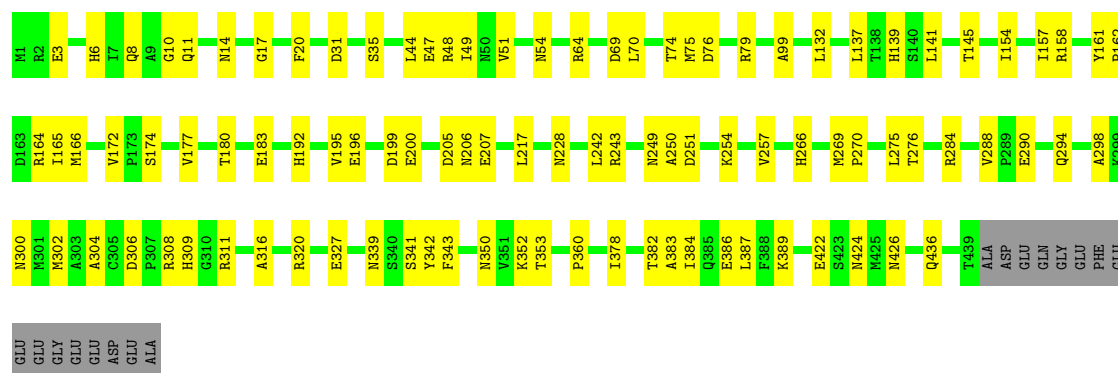
- Molecule 2: Tubulin beta chain

Chain 3T: .



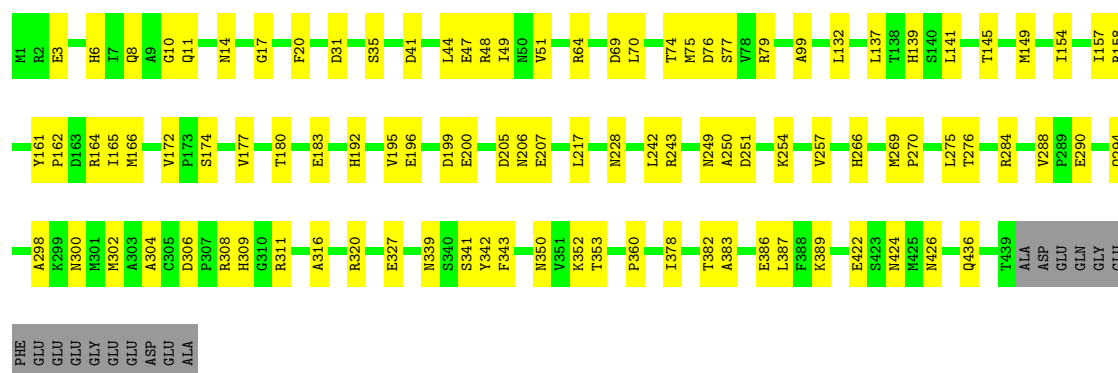
- Molecule 2: Tubulin beta chain

Chain 3U:  74% 22% .




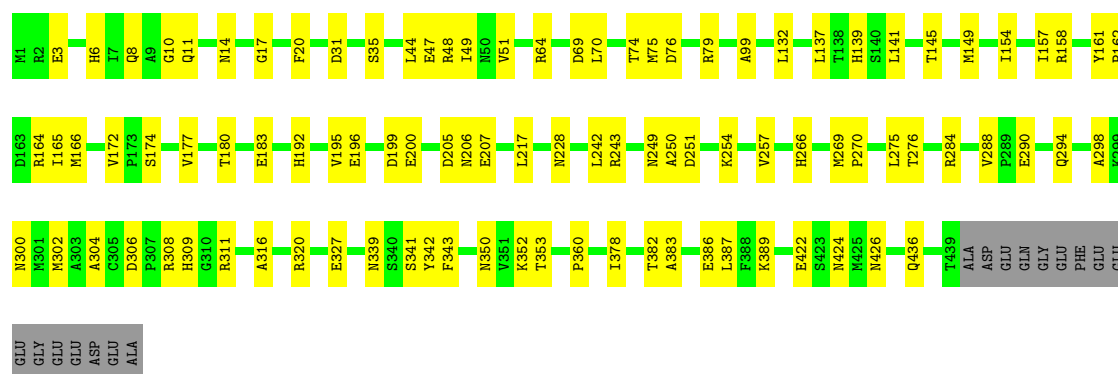
- Molecule 2: Tubulin beta chain

Chain 3V: 74% 22%

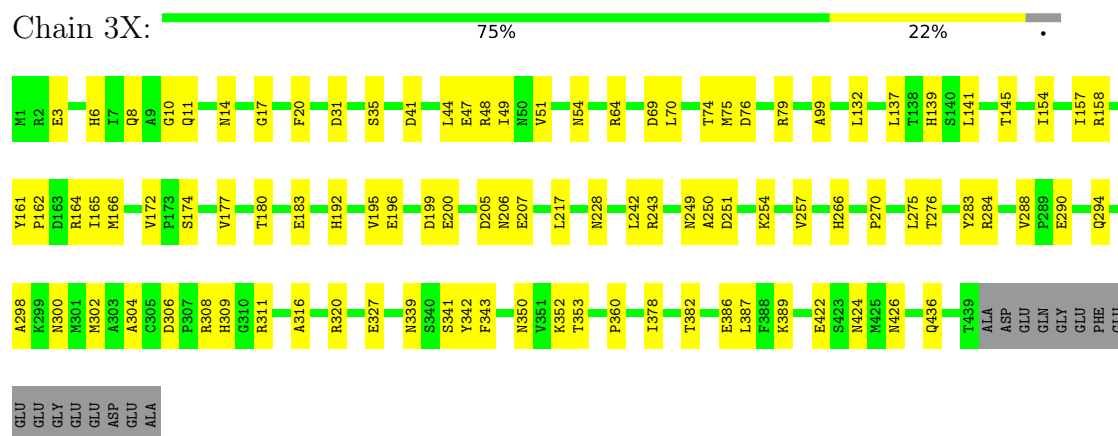


- Molecule 2: Tubulin beta chain

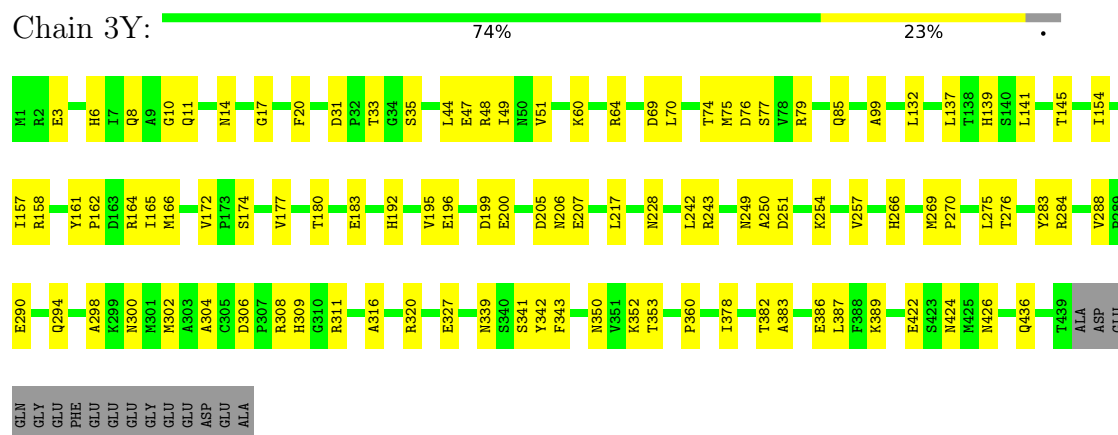
Chain 3W:  75% 22% .



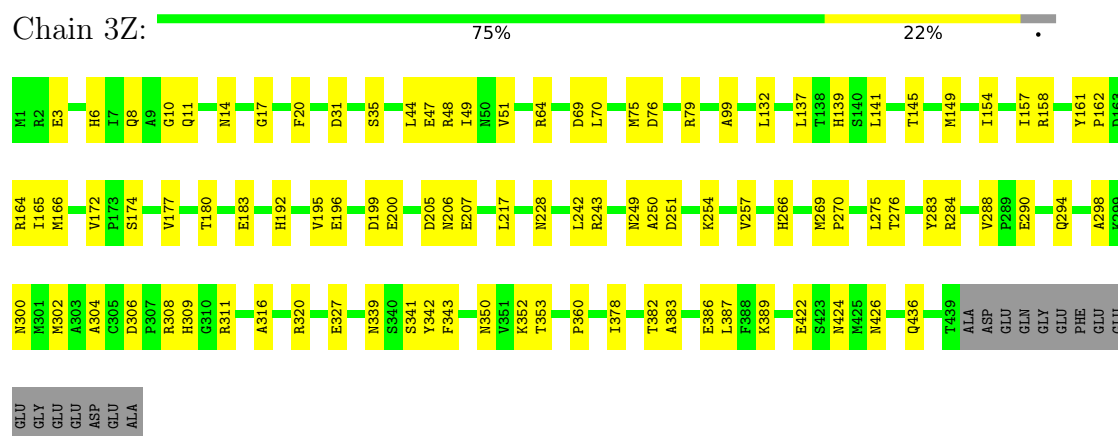
- Molecule 2: Tubulin beta chain



- Molecule 2: Tubulin beta chain

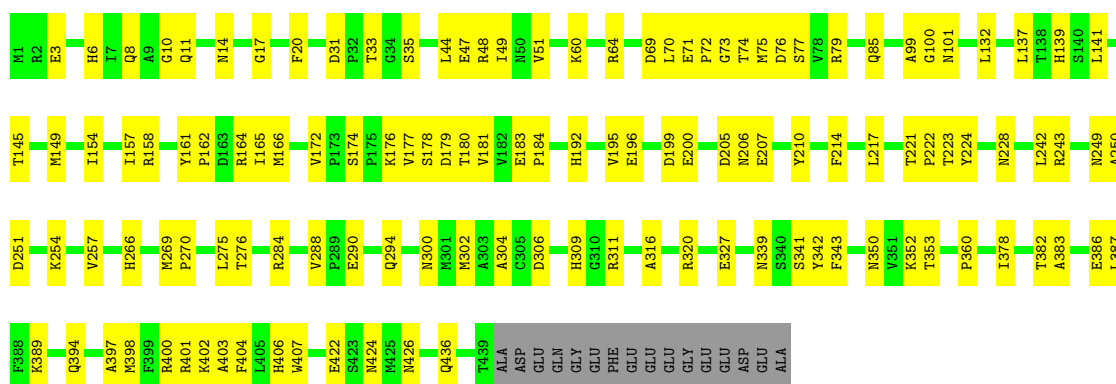


- Molecule 2: Tubulin beta chain



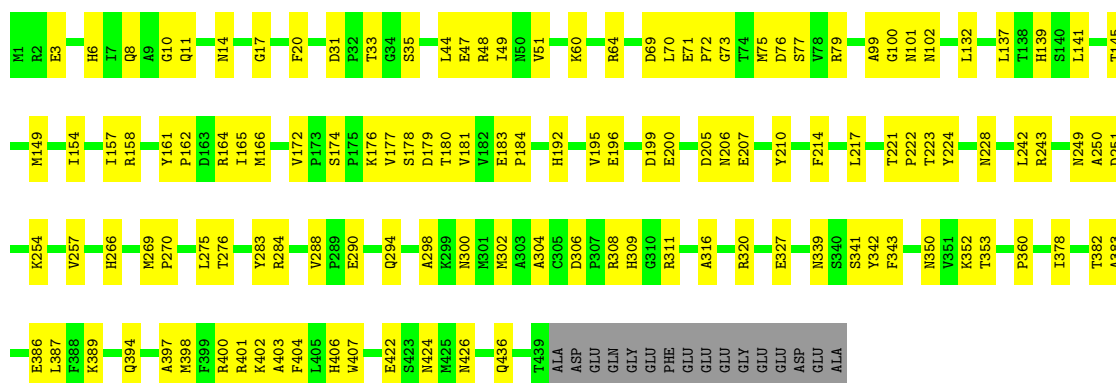
- Molecule 2: Tubulin beta chain





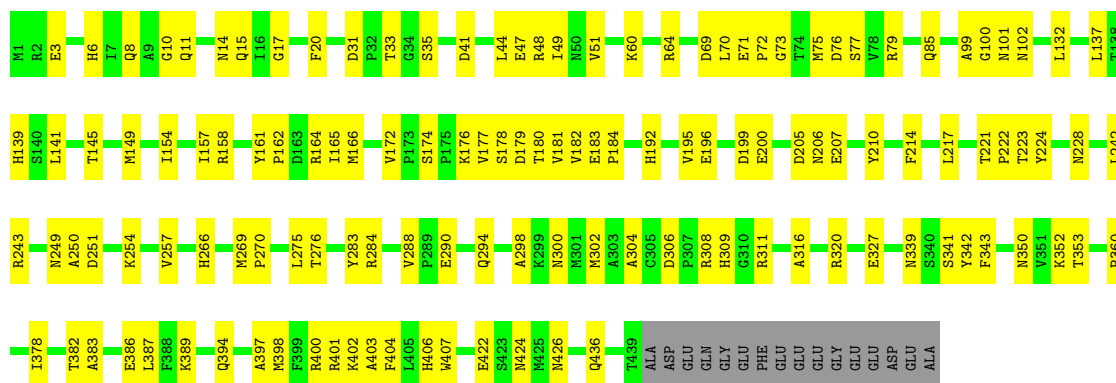
• Molecule 2: Tubulin beta chain

Chain 40Q: 68% 29%



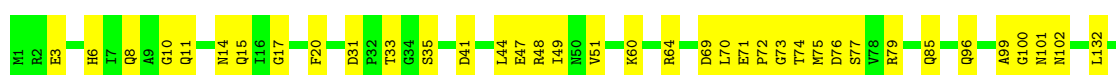
• Molecule 2: Tubulin beta chain

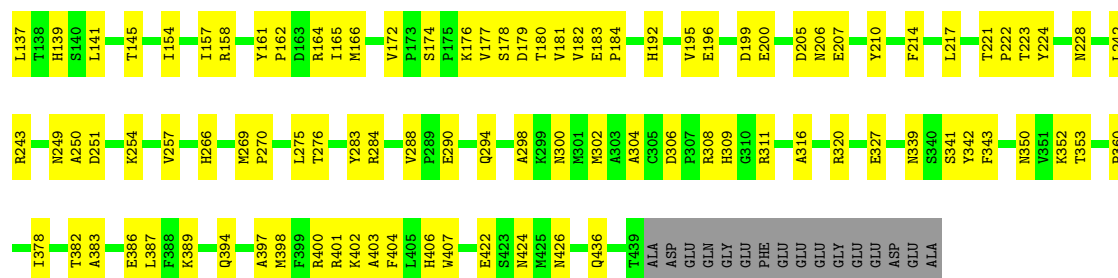
Chain 4P: 67% 29%



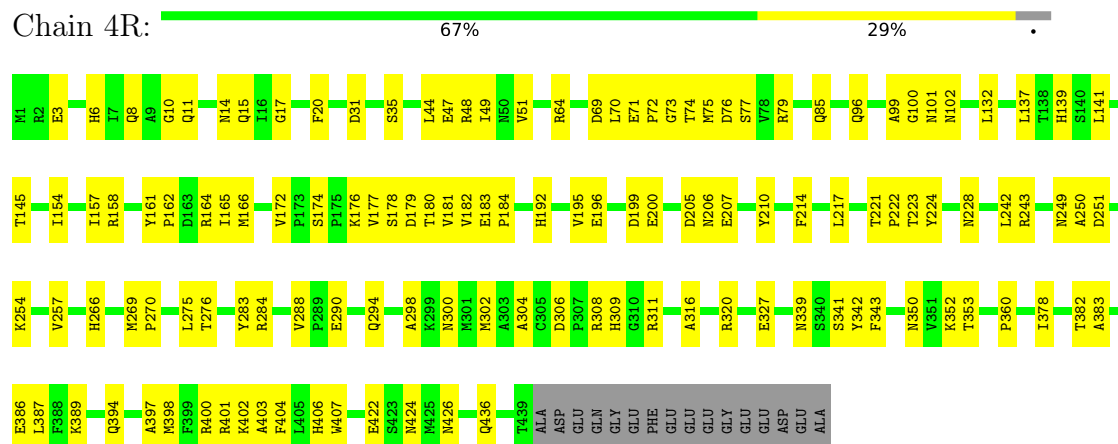
• Molecule 2: Tubulin beta chain

Chain 4Q: 67% 30%

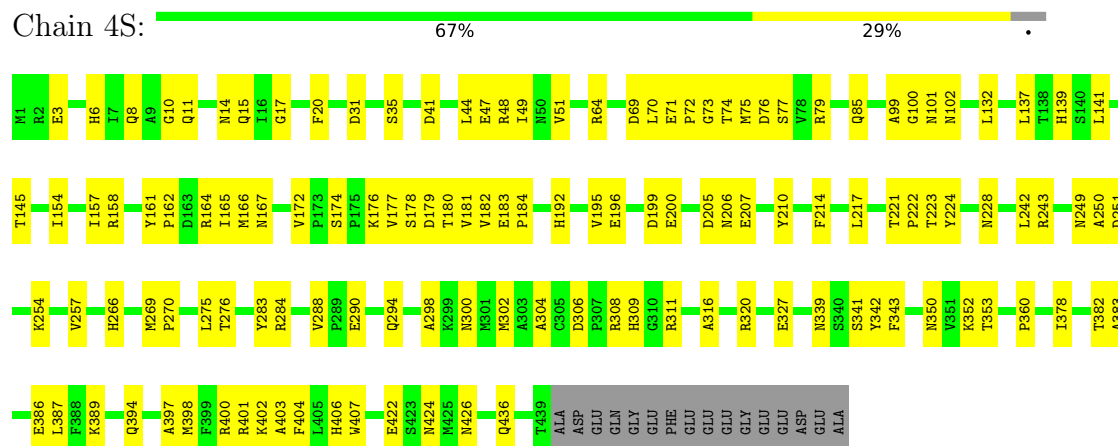




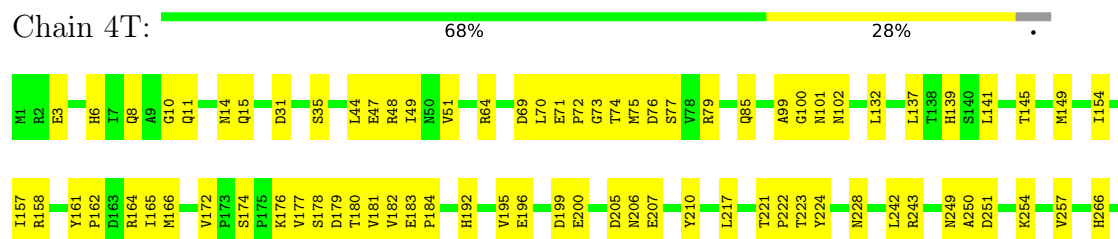
• Molecule 2: Tubulin beta chain

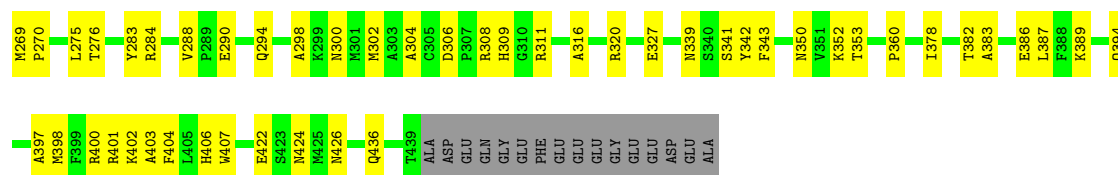


• Molecule 2: Tubulin beta chain



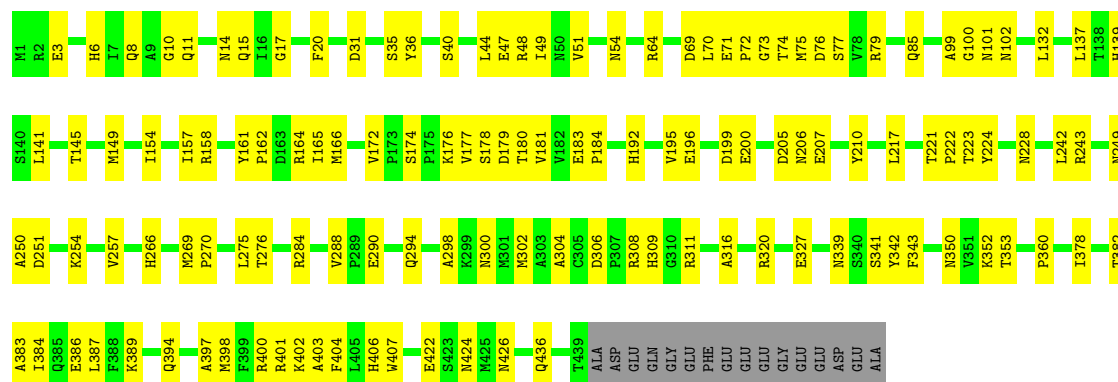
• Molecule 2: Tubulin beta chain






• Molecule 2: Tubulin beta chain

Chain 4U: 67% 29%



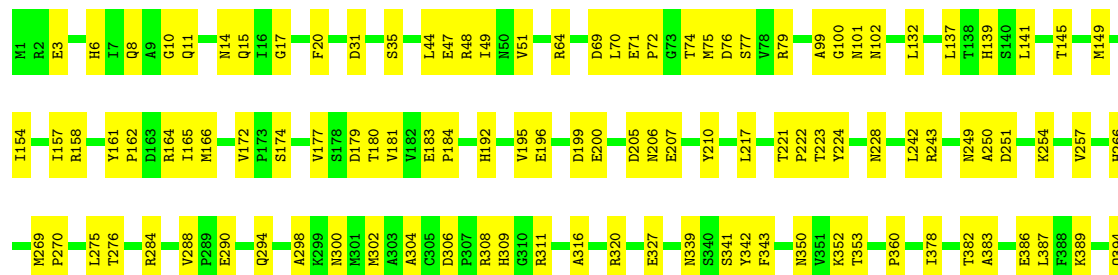
• Molecule 2: Tubulin beta chain

Chain 4V: 69% 27%



• Molecule 2: Tubulin beta chain

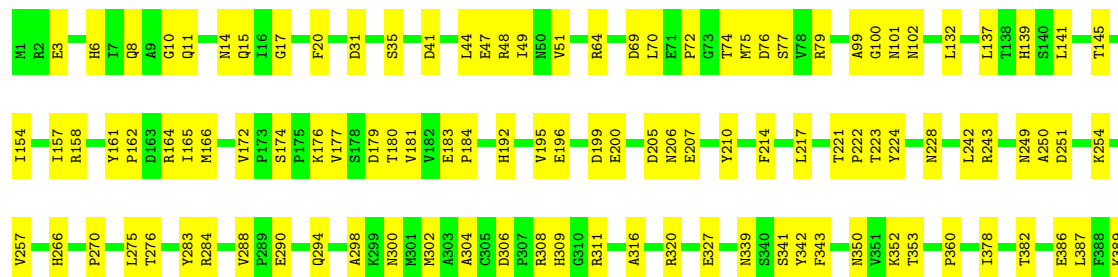
Chain 4W: 69% 27%





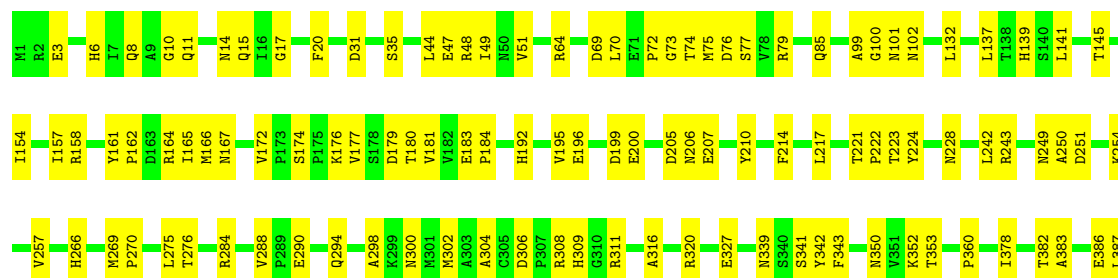
• Molecule 2: Tubulin beta chain

Chain 4X: 69% 27%



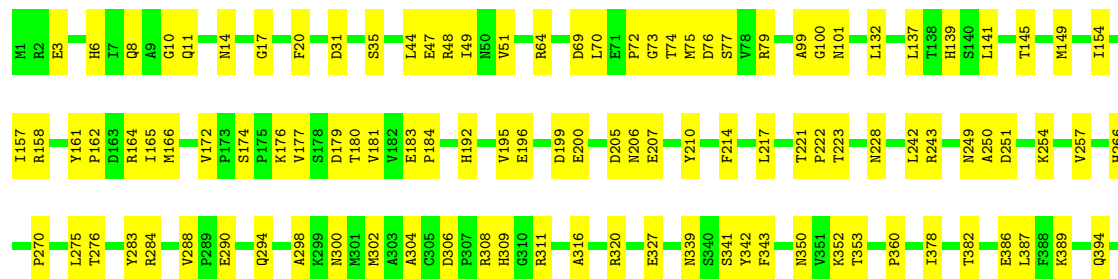
• Molecule 2: Tubulin beta chain

Chain 4Y: 69% 28%



• Molecule 2: Tubulin beta chain

Chain 4Z: 70% 27%



4 Experimental information

Property	Value	Source
Reconstruction method	HELICAL	Depositor
Imposed symmetry	HELICAL, twist=-27.7°, rise=9.3 Å, axial sym=C1	Depositor
Number of segments used	18432	Depositor
Resolution determination method	FSC 0.143 CUT-OFF	Depositor
CTF correction method	PHASE FLIPPING AND AMPLITUDE CORRECTION; CTFFIND4	Depositor
Microscope	FEI TITAN KRIOS	Depositor
Voltage (kV)	300	Depositor
Electron dose ($e^-/\text{\AA}^2$)	25	Depositor
Minimum defocus (nm)	1422.3	Depositor
Maximum defocus (nm)	2706.1	Depositor
Magnification	23364	Depositor
Image detector	GATAN K2 SUMMIT (4k x 4k)	Depositor

5 Model quality [i](#)

5.1 Standard geometry [i](#)

Bond lengths and bond angles in the following residue types are not validated in this section: GDP, GTP, MG

The Z score for a bond length (or angle) is the number of standard deviations the observed value is removed from the expected value. A bond length (or angle) with $|Z| > 5$ is considered an outlier worth inspection. RMSZ is the root-mean-square of all Z scores of the bond lengths (or angles).

Mol	Chain	Bond lengths		Bond angles	
		RMSZ	$\# Z > 2$	RMSZ	$\# Z > 2$
1	1A	0.35	0/3492	0.52	0/4741
1	1B	0.35	0/3492	0.52	0/4741
1	1C	0.35	0/3492	0.52	0/4741
1	1D	0.35	0/3492	0.52	0/4741
1	1E	0.35	0/3492	0.52	0/4741
1	1F	0.35	0/3492	0.52	0/4741
1	1G	0.35	0/3492	0.52	0/4741
1	1I	0.35	0/3492	0.52	0/4741
1	1J	0.35	0/3492	0.52	0/4741
1	1K	0.35	0/3492	0.52	0/4741
1	1L	0.35	0/3492	0.52	0/4741
1	1M	0.35	0/3492	0.52	0/4741
1	1N	0.35	0/3492	0.52	0/4741
1	2A	0.35	0/3492	0.52	0/4741
1	2B	0.35	0/3492	0.52	0/4741
1	2C	0.35	0/3492	0.52	0/4741
1	2D	0.35	0/3492	0.52	0/4741
1	2E	0.35	0/3492	0.52	0/4741
1	2F	0.35	0/3492	0.52	0/4741
1	2G	0.35	0/3492	0.52	0/4741
1	2I	0.35	0/3492	0.52	0/4741
1	2J	0.35	0/3492	0.52	0/4741
1	2K	0.35	0/3492	0.52	0/4741
1	2L	0.35	0/3492	0.52	0/4741
1	2M	0.35	0/3492	0.52	0/4741
1	2N	0.35	0/3492	0.52	0/4741
1	3A	0.35	0/3492	0.52	0/4741
1	3B	0.35	0/3492	0.52	0/4741
1	3C	0.35	0/3492	0.52	0/4741
1	3D	0.35	0/3492	0.52	0/4741
1	3E	0.35	0/3492	0.52	0/4741
1	3F	0.35	0/3492	0.52	0/4741

Mol	Chain	Bond lengths		Bond angles	
		RMSZ	# Z >2	RMSZ	# Z >2
1	3G	0.35	0/3492	0.52	0/4741
1	3I	0.35	0/3492	0.52	0/4741
1	3J	0.35	0/3492	0.52	0/4741
1	3K	0.35	0/3492	0.52	0/4741
1	3L	0.35	0/3492	0.52	0/4741
1	3M	0.35	0/3492	0.52	0/4741
1	3N	0.35	0/3492	0.52	0/4741
1	4A	0.35	0/3492	0.52	0/4741
1	4B	0.35	0/3492	0.52	0/4741
1	4C	0.35	0/3492	0.52	0/4741
1	4D	0.35	0/3492	0.52	0/4741
1	4E	0.35	0/3492	0.52	0/4741
1	4F	0.35	0/3492	0.52	0/4741
1	4G	0.35	0/3492	0.52	0/4741
1	4I	0.35	0/3492	0.52	0/4741
1	4J	0.35	0/3492	0.52	0/4741
1	4K	0.35	0/3492	0.52	0/4741
1	4L	0.35	0/3492	0.52	0/4741
1	4M	0.35	0/3492	0.52	0/4741
1	4N	0.35	0/3492	0.52	0/4741
2	1H	0.35	0/3443	0.52	0/4666
2	1O	0.35	0/3443	0.52	0/4666
2	1P	0.35	0/3443	0.52	0/4666
2	1Q	0.35	0/3443	0.52	0/4666
2	1R	0.35	0/3443	0.52	0/4666
2	1S	0.35	0/3443	0.52	0/4666
2	1T	0.35	0/3443	0.52	0/4666
2	1U	0.35	0/3443	0.52	0/4666
2	1V	0.35	0/3443	0.52	0/4666
2	1W	0.35	0/3443	0.52	0/4666
2	1X	0.35	0/3443	0.52	0/4666
2	1Y	0.35	0/3443	0.52	0/4666
2	1Z	0.35	0/3443	0.52	0/4666
2	2H	0.35	0/3443	0.52	0/4666
2	2O	0.35	0/3443	0.52	0/4666
2	2P	0.35	0/3443	0.52	0/4666
2	2Q	0.35	0/3443	0.52	0/4666
2	2R	0.35	0/3443	0.52	0/4666
2	2S	0.35	0/3443	0.52	0/4666
2	2T	0.35	0/3443	0.52	0/4666
2	2U	0.35	0/3443	0.52	0/4666
2	2V	0.35	0/3443	0.52	0/4666
2	2W	0.35	0/3443	0.52	0/4666

Mol	Chain	Bond lengths		Bond angles	
		RMSZ	# Z >2	RMSZ	# Z >2
2	2X	0.35	0/3443	0.52	0/4666
2	2Y	0.35	0/3443	0.52	0/4666
2	2Z	0.35	0/3443	0.52	0/4666
2	3H	0.35	0/3443	0.52	0/4666
2	3O	0.35	0/3443	0.52	0/4666
2	3P	0.35	0/3443	0.52	0/4666
2	3Q	0.35	0/3443	0.52	0/4666
2	3R	0.35	0/3443	0.52	0/4666
2	3S	0.35	0/3443	0.52	0/4666
2	3T	0.35	0/3443	0.52	0/4666
2	3U	0.35	0/3443	0.52	0/4666
2	3V	0.35	0/3443	0.52	0/4666
2	3W	0.35	0/3443	0.52	0/4666
2	3X	0.35	0/3443	0.52	0/4666
2	3Y	0.35	0/3443	0.52	0/4666
2	3Z	0.35	0/3443	0.52	0/4666
2	4H	0.35	0/3443	0.52	0/4666
2	4O	0.35	0/3443	0.52	0/4666
2	4P	0.35	0/3443	0.52	0/4666
2	4Q	0.35	0/3443	0.52	0/4666
2	4R	0.35	0/3443	0.52	0/4666
2	4S	0.35	0/3443	0.52	0/4666
2	4T	0.35	0/3443	0.52	0/4666
2	4U	0.35	0/3443	0.52	0/4666
2	4V	0.35	0/3443	0.52	0/4666
2	4W	0.35	0/3443	0.52	0/4666
2	4X	0.35	0/3443	0.52	0/4666
2	4Y	0.35	0/3443	0.52	0/4666
2	4Z	0.35	0/3443	0.52	0/4666
All	All	0.35	0/360620	0.52	0/489164

There are no bond length outliers.

There are no bond angle outliers.

There are no chirality outliers.

There are no planarity outliers.

5.2 Too-close contacts

In the following table, the Non-H and H(model) columns list the number of non-hydrogen atoms and hydrogen atoms in the chain respectively. The H(added) column lists the number of hydrogen

atoms added and optimized by MolProbity. The Clashes column lists the number of clashes within the asymmetric unit, whereas Symm-Clashes lists symmetry related clashes.

Mol	Chain	Non-H	H(model)	H(added)	Clashes	Symm-Clashes
1	1A	3415	0	3313	264	0
1	1B	3415	0	3311	334	0
1	1C	3415	0	3311	397	0
1	1D	3415	0	3310	426	0
1	1E	3415	0	3310	445	0
1	1F	3415	0	3312	428	0
1	1G	3415	0	3313	398	0
1	1I	3415	0	3313	333	0
1	1J	3415	0	3313	275	0
1	1K	3415	0	3313	240	0
1	1L	3415	0	3313	232	0
1	1M	3415	0	3313	247	0
1	1N	3415	0	3313	219	0
1	2A	3415	0	3313	124	0
1	2B	3415	0	3313	104	0
1	2C	3415	0	3313	96	0
1	2D	3415	0	3313	105	0
1	2E	3415	0	3313	121	0
1	2F	3415	0	3313	140	0
1	2G	3415	0	3313	154	0
1	2I	3415	0	3313	170	0
1	2J	3415	0	3313	190	0
1	2K	3415	0	3312	189	0
1	2L	3415	0	3312	194	0
1	2M	3415	0	3312	174	0
1	2N	3415	0	3313	141	0
1	3A	3415	0	3312	199	0
1	3B	3415	0	3312	206	0
1	3C	3415	0	3312	216	0
1	3D	3415	0	3312	221	0
1	3E	3415	0	3313	235	0
1	3F	3415	0	3313	245	0
1	3G	3415	0	3313	237	0
1	3I	3415	0	3313	230	0
1	3J	3415	0	3313	230	0
1	3K	3415	0	3313	219	0
1	3L	3415	0	3313	209	0
1	3M	3415	0	3313	195	0
1	3N	3415	0	3313	193	0
1	4A	3415	0	3313	61	0
1	4B	3415	0	3313	58	0

Continued on next page...

Continued from previous page...

Mol	Chain	Non-H	H(model)	H(added)	Clashes	Symm-Clashes
1	4C	3415	0	3313	59	0
1	4D	3415	0	3313	61	0
1	4E	3415	0	3313	59	0
1	4F	3415	0	3313	62	0
1	4G	3415	0	3313	62	0
1	4I	3415	0	3313	57	0
1	4J	3415	0	3313	59	0
1	4K	3415	0	3313	58	0
1	4L	3415	0	3313	58	0
1	4M	3415	0	3313	53	0
1	4N	3415	0	3313	53	0
2	1H	3368	0	3246	121	0
2	1O	3368	0	3246	103	0
2	1P	3368	0	3246	98	0
2	1Q	3368	0	3246	104	0
2	1R	3368	0	3246	120	0
2	1S	3368	0	3246	139	0
2	1T	3368	0	3246	155	0
2	1U	3368	0	3246	172	0
2	1V	3368	0	3246	191	0
2	1W	3368	0	3245	189	0
2	1X	3368	0	3245	192	0
2	1Y	3368	0	3245	175	0
2	1Z	3368	0	3246	140	0
2	2H	3368	0	3246	194	0
2	2O	3368	0	3246	201	0
2	2P	3368	0	3246	213	0
2	2Q	3368	0	3246	215	0
2	2R	3368	0	3246	230	0
2	2S	3368	0	3246	238	0
2	2T	3368	0	3246	230	0
2	2U	3368	0	3246	226	0
2	2V	3368	0	3246	227	0
2	2W	3368	0	3246	214	0
2	2X	3368	0	3246	206	0
2	2Y	3368	0	3246	194	0
2	2Z	3368	0	3246	193	0
2	3H	3368	0	3246	59	0
2	3O	3368	0	3246	58	0
2	3P	3368	0	3246	60	0
2	3Q	3368	0	3246	59	0
2	3R	3368	0	3246	57	0

Continued on next page...

Continued from previous page...

Mol	Chain	Non-H	H(model)	H(added)	Clashes	Symm-Clashes
2	3S	3368	0	3246	61	0
2	3T	3368	0	3246	60	0
2	3U	3368	0	3246	58	0
2	3V	3368	0	3246	60	0
2	3W	3368	0	3246	58	0
2	3X	3368	0	3246	58	0
2	3Y	3368	0	3246	60	0
2	3Z	3368	0	3246	57	0
2	4H	3368	0	3246	258	0
2	4O	3368	0	3246	327	0
2	4P	3368	0	3246	392	0
2	4Q	3368	0	3245	419	0
2	4R	3368	0	3245	438	0
2	4S	3368	0	3246	422	0
2	4T	3368	0	3246	391	0
2	4U	3368	0	3246	332	0
2	4V	3368	0	3246	271	0
2	4W	3368	0	3246	238	0
2	4X	3368	0	3246	230	0
2	4Y	3368	0	3246	249	0
2	4Z	3368	0	3246	218	0
3	1A	32	0	12	2	0
3	1B	32	0	12	2	0
3	1C	32	0	12	2	0
3	1D	32	0	12	2	0
3	1E	32	0	12	2	0
3	1F	32	0	12	2	0
3	1G	32	0	12	2	0
3	1I	32	0	12	2	0
3	1J	32	0	12	2	0
3	1K	32	0	12	2	0
3	1L	32	0	12	2	0
3	1M	32	0	12	2	0
3	1N	32	0	12	2	0
3	2A	32	0	12	2	0
3	2B	32	0	12	2	0
3	2C	32	0	12	2	0
3	2D	32	0	12	2	0
3	2E	32	0	12	2	0
3	2F	32	0	12	2	0
3	2G	32	0	12	2	0
3	2I	32	0	12	2	0

Continued on next page...

Continued from previous page...

Mol	Chain	Non-H	H(model)	H(added)	Clashes	Symm-Clashes
3	2J	32	0	12	2	0
3	2K	32	0	12	2	0
3	2L	32	0	12	2	0
3	2M	32	0	12	2	0
3	2N	32	0	12	2	0
3	3A	32	0	12	2	0
3	3B	32	0	12	2	0
3	3C	32	0	12	2	0
3	3D	32	0	12	2	0
3	3E	32	0	12	2	0
3	3F	32	0	12	2	0
3	3G	32	0	12	2	0
3	3I	32	0	12	2	0
3	3J	32	0	12	2	0
3	3K	32	0	12	2	0
3	3L	32	0	12	2	0
3	3M	32	0	12	2	0
3	3N	32	0	12	2	0
3	4A	32	0	12	2	0
3	4B	32	0	12	2	0
3	4C	32	0	12	2	0
3	4D	32	0	12	2	0
3	4E	32	0	12	2	0
3	4F	32	0	12	2	0
3	4G	32	0	12	2	0
3	4I	32	0	12	2	0
3	4J	32	0	12	2	0
3	4K	32	0	12	2	0
3	4L	32	0	12	2	0
3	4M	32	0	12	2	0
3	4N	32	0	12	2	0
4	1A	1	0	0	0	0
4	1B	1	0	0	0	0
4	1C	1	0	0	0	0
4	1D	1	0	0	0	0
4	1E	1	0	0	0	0
4	1F	1	0	0	0	0
4	1G	1	0	0	0	0
4	1I	1	0	0	0	0
4	1J	1	0	0	0	0
4	1K	1	0	0	0	0
4	1L	1	0	0	0	0

Continued on next page...

Continued from previous page...

Mol	Chain	Non-H	H(model)	H(added)	Clashes	Symm-Clashes
4	1M	1	0	0	0	0
4	1N	1	0	0	0	0
4	2A	1	0	0	0	0
4	2B	1	0	0	0	0
4	2C	1	0	0	0	0
4	2D	1	0	0	0	0
4	2E	1	0	0	0	0
4	2F	1	0	0	0	0
4	2G	1	0	0	0	0
4	2I	1	0	0	0	0
4	2J	1	0	0	0	0
4	2K	1	0	0	0	0
4	2L	1	0	0	0	0
4	2M	1	0	0	0	0
4	2N	1	0	0	0	0
4	3A	1	0	0	0	0
4	3B	1	0	0	0	0
4	3C	1	0	0	0	0
4	3D	1	0	0	0	0
4	3E	1	0	0	0	0
4	3F	1	0	0	0	0
4	3G	1	0	0	0	0
4	3I	1	0	0	0	0
4	3J	1	0	0	0	0
4	3K	1	0	0	0	0
4	3L	1	0	0	0	0
4	3M	1	0	0	0	0
4	3N	1	0	0	0	0
4	4A	1	0	0	0	0
4	4B	1	0	0	0	0
4	4C	1	0	0	0	0
4	4D	1	0	0	0	0
4	4E	1	0	0	0	0
4	4F	1	0	0	0	0
4	4G	1	0	0	0	0
4	4I	1	0	0	0	0
4	4J	1	0	0	0	0
4	4K	1	0	0	0	0
4	4L	1	0	0	0	0
4	4M	1	0	0	0	0
4	4N	1	0	0	0	0
5	1H	28	0	12	5	0

Continued on next page...

Continued from previous page...

Mol	Chain	Non-H	H(model)	H(added)	Clashes	Symm-Clashes
5	1O	28	0	12	4	0
5	1P	28	0	12	3	0
5	1Q	28	0	12	3	0
5	1R	28	0	12	3	0
5	1S	28	0	12	3	0
5	1T	28	0	12	3	0
5	1U	28	0	12	3	0
5	1V	28	0	12	4	0
5	1W	28	0	12	4	0
5	1X	28	0	12	5	0
5	1Y	28	0	12	5	0
5	1Z	28	0	12	6	0
5	2H	28	0	12	7	0
5	2O	28	0	12	7	0
5	2P	28	0	12	7	0
5	2Q	28	0	12	7	0
5	2R	28	0	12	7	0
5	2S	28	0	12	8	0
5	2T	28	0	12	8	0
5	2U	28	0	12	8	0
5	2V	28	0	12	8	0
5	2W	28	0	12	8	0
5	2X	28	0	12	8	0
5	2Y	28	0	12	8	0
5	2Z	28	0	12	7	0
5	3H	28	0	12	3	0
5	3O	28	0	12	3	0
5	3P	28	0	12	3	0
5	3Q	28	0	12	3	0
5	3R	28	0	12	3	0
5	3S	28	0	12	3	0
5	3T	28	0	12	3	0
5	3U	28	0	12	3	0
5	3V	28	0	12	3	0
5	3W	28	0	12	3	0
5	3X	28	0	12	3	0
5	3Y	28	0	12	3	0
5	3Z	28	0	12	3	0
5	4H	28	0	12	8	0
5	4O	28	0	12	9	0
5	4P	28	0	12	9	0
5	4Q	28	0	12	10	0

Continued on next page...

Continued from previous page...

Mol	Chain	Non-H	H(model)	H(added)	Clashes	Symm-Clashes
5	4R	28	0	12	9	0
5	4S	28	0	12	7	0
5	4T	28	0	12	7	0
5	4U	28	0	12	7	0
5	4V	28	0	12	7	0
5	4W	28	0	12	6	0
5	4X	28	0	12	6	0
5	4Y	28	0	12	6	0
5	4Z	28	0	12	8	0
All	All	355888	0	342293	12468	0

The all-atom clashscore is defined as the number of clashes found per 1000 atoms (including hydrogen atoms). The all-atom clashscore for this structure is 18.

All (12468) close contacts within the same asymmetric unit are listed below, sorted by their clash magnitude.

Atom-1	Atom-2	Interatomic distance (Å)	Clash overlap (Å)
1:1I:262:TYR:HA	2:4U:406:HIS:CD2	1.37	1.60
1:1F:262:TYR:HA	2:4S:406:HIS:CD2	1.37	1.57
1:1G:262:TYR:HA	2:4T:406:HIS:CD2	1.34	1.56
1:1F:245:ASP:CG	2:4S:77:SER:HB3	1.30	1.51
1:1J:262:TYR:HA	2:4V:406:HIS:CD2	1.45	1.51
2:2V:406:HIS:CD2	1:3J:263:PRO:HD3	1.44	1.50
1:1A:249:ASN:N	2:4H:11:GLN:HE22	1.03	1.50
2:2W:406:HIS:CD2	1:3K:263:PRO:HD3	1.44	1.49
1:1G:249:ASN:N	2:4T:11:GLN:HE22	1.06	1.48
1:1G:260:VAL:O	2:4T:407:TRP:CD1	1.67	1.48
1:1E:262:TYR:HA	2:4R:406:HIS:CD2	1.47	1.48
1:1D:332:ILE:CG2	2:4Q:177:VAL:HG23	1.43	1.48
1:1E:260:VAL:HB	2:4R:407:TRP:NE1	1.26	1.47
2:2X:406:HIS:CD2	1:3L:263:PRO:HD3	1.48	1.47
2:2U:406:HIS:CD2	1:3I:263:PRO:HD3	1.47	1.47
1:1F:249:ASN:H	2:4S:11:GLN:NE2	0.98	1.47
2:1V:181:VAL:N	1:2J:258:ASN:HD22	1.02	1.46
1:1G:245:ASP:CG	2:4T:77:SER:HB3	1.30	1.46
1:1I:262:TYR:CA	2:4U:406:HIS:NE2	1.76	1.46
2:1W:100:GLY:HA3	1:2K:253:THR:CG2	1.44	1.45
2:1X:100:GLY:HA3	1:2L:253:THR:CG2	1.46	1.45
1:1F:262:TYR:CA	2:4S:406:HIS:CD2	2.00	1.45
1:1G:262:TYR:CA	2:4T:406:HIS:NE2	1.79	1.45
1:1J:262:TYR:CA	2:4V:406:HIS:NE2	1.78	1.44

Continued on next page...

Continued from previous page...

Atom-1	Atom-2	Interatomic distance (Å)	Clash overlap (Å)
2:2T:406:HIS:CD2	1:3G:263:PRO:HD3	1.53	1.44
2:2S:11:GLN:NE2	1:3F:249:ASN:H	1.13	1.44
1:1K:262:TYR:HA	2:4W:406:HIS:CD2	1.52	1.44
1:1I:245:ASP:CG	2:4U:77:SER:HB3	1.37	1.43
1:1D:348:PRO:HG3	2:4Q:394:GLN:CA	1.47	1.43
2:1V:181:VAL:H	1:2J:258:ASN:ND2	1.04	1.43
1:1D:249:ASN:N	2:4Q:11:GLN:NE2	1.64	1.43
1:1K:262:TYR:CA	2:4W:406:HIS:NE2	1.81	1.43
2:2T:11:GLN:HE22	1:3G:249:ASN:N	1.14	1.42
1:1C:332:ILE:CG2	2:4P:177:VAL:HG23	1.46	1.42
1:1E:245:ASP:CG	2:4R:77:SER:HB3	1.36	1.42
1:1E:348:PRO:HG3	2:4R:394:GLN:CA	1.49	1.42
1:1G:249:ASN:H	2:4T:11:GLN:NE2	1.09	1.42
1:1E:332:ILE:CG2	2:4R:177:VAL:HG23	1.49	1.42
1:1N:249:ASN:H	2:4Z:11:GLN:NE2	1.15	1.42
1:1F:260:VAL:O	2:4S:407:TRP:CD1	1.71	1.42
2:2U:11:GLN:HE22	1:3I:249:ASN:N	1.18	1.42
1:1F:249:ASN:N	2:4S:11:GLN:HE22	0.98	1.42
1:1B:249:ASN:N	2:4O:11:GLN:HE22	0.96	1.42
1:1C:435:VAL:HA	2:4P:401:ARG:NH2	1.30	1.41
2:2R:11:GLN:NE2	1:3E:249:ASN:H	1.17	1.41
1:1D:348:PRO:CB	2:4Q:394:GLN:HG2	1.49	1.41
1:1C:249:ASN:N	2:4P:11:GLN:HE22	0.92	1.41
1:1N:249:ASN:N	2:4Z:11:GLN:HE22	1.11	1.41
1:1D:346:TRP:CB	2:4Q:397:ALA:O	1.67	1.41
1:1E:260:VAL:CB	2:4R:407:TRP:HE1	1.32	1.41
1:1L:262:TYR:HA	2:4X:406:HIS:CD2	1.56	1.41
1:1M:262:TYR:CA	2:4Y:406:HIS:NE2	1.84	1.40
1:1A:249:ASN:H	2:4H:11:GLN:NE2	1.03	1.40
2:2Y:406:HIS:CD2	1:3M:263:PRO:HD3	1.55	1.40
1:1L:262:TYR:CA	2:4X:406:HIS:NE2	1.84	1.40
2:1V:181:VAL:CG2	1:2J:258:ASN:O	1.68	1.40
1:1D:435:VAL:HA	2:4Q:401:ARG:NH2	1.35	1.40
1:1B:249:ASN:H	2:4O:11:GLN:NE2	0.93	1.40
1:1D:260:VAL:HB	2:4Q:407:TRP:NE1	1.32	1.40
2:1V:100:GLY:HA3	1:2J:253:THR:CG2	1.51	1.39
1:1D:248:LEU:HD13	5:4Q:501:GDP:C8	1.54	1.39
1:1I:249:ASN:N	2:4U:11:GLN:HE22	1.15	1.39
1:1M:262:TYR:HA	2:4Y:406:HIS:CD2	1.56	1.39
1:1G:262:TYR:CA	2:4T:406:HIS:CD2	2.03	1.39
1:1C:348:PRO:CB	2:4P:394:GLN:HG2	1.52	1.39

Continued on next page...

Continued from previous page...

Atom-1	Atom-2	Interatomic distance (Å)	Clash overlap (Å)
1:1E:249:ASN:N	2:4R:11:GLN:NE2	1.64	1.39
2:2U:11:GLN:NE2	1:3I:249:ASN:H	1.16	1.39
2:2R:11:GLN:HE22	1:3E:249:ASN:N	1.20	1.38
1:1F:260:VAL:HB	2:4S:407:TRP:NE1	1.32	1.38
1:1M:249:ASN:N	2:4Y:11:GLN:HE22	1.17	1.38
1:1E:262:TYR:C	2:4R:406:HIS:NE2	1.77	1.38
2:2S:11:GLN:HE22	1:3F:249:ASN:N	1.15	1.37
1:1C:248:LEU:HD13	5:4P:501:GDP:C8	1.55	1.37
2:2V:11:GLN:NE2	1:3J:249:ASN:H	1.23	1.37
1:1D:260:VAL:CB	2:4Q:407:TRP:HE1	1.36	1.37
2:2T:11:GLN:NE2	1:3G:249:ASN:H	1.13	1.37
1:1F:262:TYR:CA	2:4S:406:HIS:NE2	1.87	1.37
1:1I:249:ASN:H	2:4U:11:GLN:NE2	1.20	1.37
1:1J:249:ASN:N	2:4V:11:GLN:HE22	1.23	1.36
1:1E:262:TYR:CA	2:4R:406:HIS:CD2	2.05	1.36
1:1D:262:TYR:HA	2:4Q:406:HIS:CD2	1.59	1.36
1:1C:249:ASN:H	2:4P:11:GLN:NE2	0.88	1.36
1:1D:262:TYR:C	2:4Q:406:HIS:NE2	1.78	1.36
1:1E:353:VAL:CB	2:4R:179:ASP:OD1	1.74	1.36
1:1E:346:TRP:CB	2:4R:397:ALA:O	1.73	1.36
2:1V:214:PHE:CB	1:2J:326:LYS:HE2	1.53	1.36
1:1M:249:ASN:H	2:4Y:11:GLN:NE2	1.23	1.36
1:1D:245:ASP:CG	2:4Q:77:SER:HB3	1.46	1.35
2:2Q:401:ARG:NH2	1:3D:435:VAL:HA	1.40	1.35
2:1W:181:VAL:CG2	1:2K:258:ASN:O	1.70	1.35
1:1B:329:ASN:ND2	2:4O:207:GLU:OE1	1.57	1.35
1:1B:435:VAL:HA	2:4O:401:ARG:NH2	1.40	1.35
2:1Y:100:GLY:HA3	1:2M:253:THR:CG2	1.55	1.35
1:1J:245:ASP:CG	2:4V:77:SER:HB3	1.46	1.35
2:2H:207:GLU:OE1	1:3A:329:ASN:ND2	1.58	1.34
1:1C:348:PRO:HG3	2:4P:394:GLN:CA	1.57	1.34
2:2Z:406:HIS:CD2	1:3N:263:PRO:HD3	1.61	1.34
2:2O:401:ARG:NH2	1:3B:435:VAL:HA	1.40	1.34
2:2S:406:HIS:CD2	1:3F:263:PRO:HD3	1.60	1.34
1:1E:348:PRO:CB	2:4R:394:GLN:HG2	1.57	1.34
2:1U:181:VAL:N	1:2I:258:ASN:HD22	1.21	1.34
1:1C:346:TRP:CB	2:4P:397:ALA:O	1.74	1.34
2:2P:401:ARG:NH2	1:3C:435:VAL:HA	1.38	1.34
1:1F:260:VAL:CB	2:4S:407:TRP:HE1	1.39	1.34
1:1G:346:TRP:O	2:4T:398:MET:CG	1.75	1.33
2:1W:214:PHE:CB	1:2K:326:LYS:HE2	1.56	1.33

Continued on next page...

Continued from previous page...

Atom-1	Atom-2	Interatomic distance (Å)	Clash overlap (Å)
1:1C:258:ASN:ND2	2:4P:180:THR:HG23	1.38	1.33
1:1E:248:LEU:HD13	5:4R:501:GDP:C8	1.62	1.33
1:1I:262:TYR:N	2:4U:406:HIS:NE2	1.75	1.33
2:1U:214:PHE:CB	1:2I:326:LYS:HE2	1.59	1.33
2:2V:11:GLN:HE22	1:3J:249:ASN:N	1.24	1.33
1:1I:346:TRP:O	2:4U:398:MET:CG	1.75	1.33
2:1U:181:VAL:H	1:2I:258:ASN:ND2	1.19	1.33
1:1M:346:TRP:O	2:4Y:398:MET:HG2	1.17	1.33
1:1E:329:ASN:ND2	2:4R:207:GLU:OE1	1.57	1.32
1:1G:262:TYR:N	2:4T:406:HIS:NE2	1.77	1.32
2:2Q:11:GLN:NE2	1:3D:249:ASN:H	1.23	1.32
2:2R:401:ARG:NH2	1:3E:435:VAL:HA	1.45	1.32
1:1J:346:TRP:O	2:4V:398:MET:CG	1.78	1.32
1:1L:249:ASN:N	2:4X:11:GLN:HE22	1.25	1.32
1:1C:353:VAL:HB	2:4P:179:ASP:OD1	1.15	1.31
1:1F:353:VAL:CB	2:4S:179:ASP:OD1	1.78	1.31
2:2R:207:GLU:OE1	1:3E:329:ASN:ND2	1.63	1.31
1:1I:346:TRP:O	2:4U:398:MET:HG2	1.23	1.31
1:1E:260:VAL:O	2:4R:407:TRP:CD1	1.82	1.31
1:1B:258:ASN:ND2	2:4O:180:THR:HG23	1.40	1.31
2:1U:181:VAL:CG2	1:2I:258:ASN:O	1.77	1.31
1:1N:245:ASP:OD1	2:4Z:77:SER:HB3	1.27	1.31
1:1M:245:ASP:OD1	2:4Y:77:SER:HB3	1.26	1.31
1:1A:263:PRO:HD3	2:4H:406:HIS:CD2	1.66	1.31
2:1X:224:TYR:CD2	1:2L:247:ALA:O	1.83	1.31
2:1Y:179:ASP:OD2	1:2M:248:LEU:HD21	1.23	1.31
2:1W:224:TYR:CD2	1:2K:247:ALA:O	1.83	1.30
1:1L:260:VAL:O	2:4X:407:TRP:NE1	1.58	1.30
1:1I:353:VAL:HB	2:4U:179:ASP:OD1	1.25	1.30
1:1C:262:TYR:C	2:4P:406:HIS:NE2	1.83	1.30
2:2Q:11:GLN:HE22	1:3D:249:ASN:N	1.27	1.30
1:1B:332:ILE:CG2	2:4O:177:VAL:HG23	1.59	1.30
1:1K:249:ASN:N	2:4W:11:GLN:HE22	1.27	1.30
1:1F:348:PRO:HG3	2:4S:394:GLN:CA	1.61	1.29
1:1D:258:ASN:ND2	2:4Q:180:THR:HG23	1.43	1.29
1:1F:262:TYR:C	2:4S:406:HIS:NE2	1.83	1.29
2:1Y:181:VAL:HG21	1:2M:258:ASN:O	1.27	1.29
1:1F:437:VAL:O	2:4S:401:ARG:NH1	1.64	1.29
2:1V:404:PHE:CE1	1:2J:260:VAL:O	1.85	1.29
1:1F:332:ILE:CG2	2:4S:177:VAL:HG23	1.63	1.29
1:1I:262:TYR:CA	2:4U:406:HIS:CD2	2.12	1.29

Continued on next page...

Continued from previous page...

Atom-1	Atom-2	Interatomic distance (Å)	Clash overlap (Å)
2:1S:181:VAL:HG21	1:2F:258:ASN:O	1.32	1.29
1:1D:353:VAL:CB	2:4Q:179:ASP:OD1	1.80	1.28
1:1J:249:ASN:H	2:4V:11:GLN:NE2	1.29	1.28
2:1U:100:GLY:HA3	1:2I:253:THR:CG2	1.64	1.28
2:2W:11:GLN:NE2	1:3K:249:ASN:H	1.30	1.28
1:1K:245:ASP:CG	2:4W:77:SER:HB3	1.53	1.28
1:1G:437:VAL:O	2:4T:401:ARG:NH1	1.64	1.28
2:2R:406:HIS:CD2	1:3E:263:PRO:HD3	1.66	1.28
2:1X:179:ASP:OD2	1:2L:248:LEU:HD21	1.30	1.28
1:1D:262:TYR:CA	2:4Q:406:HIS:CD2	2.17	1.28
1:1D:348:PRO:CG	2:4Q:394:GLN:CB	2.12	1.28
2:2H:401:ARG:NH2	1:3A:435:VAL:HA	1.45	1.28
1:1B:348:PRO:CB	2:4O:394:GLN:HG2	1.64	1.28
1:1L:346:TRP:O	2:4X:398:MET:HG2	1.15	1.28
1:1M:346:TRP:O	2:4Y:398:MET:CG	1.81	1.28
2:1T:181:VAL:HG21	1:2G:258:ASN:O	1.10	1.28
2:2H:406:HIS:CD2	1:3A:263:PRO:HD3	1.67	1.28
1:1J:346:TRP:O	2:4V:398:MET:HG2	1.17	1.28
1:1A:245:ASP:OD1	2:4H:77:SER:HB3	1.34	1.27
2:1X:181:VAL:CG2	1:2L:258:ASN:O	1.81	1.27
2:2P:11:GLN:NE2	1:3C:249:ASN:H	1.30	1.27
1:1K:346:TRP:O	2:4W:398:MET:CG	1.81	1.27
1:1F:346:TRP:O	2:4S:398:MET:CG	1.80	1.27
1:1J:262:TYR:N	2:4V:406:HIS:NE2	1.79	1.27
2:1Z:179:ASP:OD2	1:2N:248:LEU:HD21	1.32	1.27
1:1K:346:TRP:O	2:4W:398:MET:HG2	1.15	1.27
1:1C:260:VAL:HB	2:4P:407:TRP:NE1	1.49	1.27
2:1W:404:PHE:CE1	1:2K:260:VAL:O	1.87	1.27
1:1B:248:LEU:HD13	5:4O:501:GDP:C8	1.67	1.27
1:1L:249:ASN:H	2:4X:11:GLN:NE2	1.31	1.26
1:1F:2:ARG:CD	2:4S:72:PRO:HD2	1.64	1.26
1:1A:258:ASN:ND2	2:4H:180:THR:HG23	1.51	1.26
1:1C:262:TYR:HA	2:4P:406:HIS:CD2	1.70	1.26
2:1Z:181:VAL:H	1:2N:258:ASN:ND2	1.32	1.26
1:1B:263:PRO:HD3	2:4O:406:HIS:CD2	1.68	1.26
2:2Z:207:GLU:OE1	1:3N:329:ASN:ND2	1.66	1.26
1:1G:260:VAL:HB	2:4T:407:TRP:NE1	1.47	1.26
1:1E:435:VAL:HA	2:4R:401:ARG:NH2	1.50	1.26
1:1L:346:TRP:O	2:4X:398:MET:CG	1.83	1.25
2:2T:180:THR:HG23	1:3G:258:ASN:ND2	1.50	1.25
1:1G:260:VAL:O	2:4T:407:TRP:NE1	1.69	1.25

Continued on next page...

Continued from previous page...

Atom-1	Atom-2	Interatomic distance (Å)	Clash overlap (Å)
1:1M:260:VAL:O	2:4Y:407:TRP:NE1	1.67	1.25
1:1J:245:ASP:OD1	2:4V:77:SER:HB3	1.35	1.25
2:2U:180:THR:HG23	1:3I:258:ASN:ND2	1.50	1.25
1:1K:249:ASN:H	2:4W:11:GLN:NE2	1.33	1.25
2:1X:181:VAL:HG21	1:2L:258:ASN:O	1.09	1.25
2:1Y:401:ARG:HB3	1:2M:262:TYR:OH	1.33	1.25
1:1D:435:VAL:C	2:4Q:401:ARG:HH22	1.40	1.25
1:1B:353:VAL:HB	2:4O:179:ASP:OD1	1.35	1.24
1:1E:348:PRO:CG	2:4R:394:GLN:HB3	1.66	1.24
2:1X:401:ARG:HB3	1:2L:262:TYR:OH	1.31	1.24
2:2P:11:GLN:HE22	1:3C:249:ASN:N	1.35	1.24
1:1L:245:ASP:OD1	2:4X:77:SER:HB3	1.31	1.24
2:1W:100:GLY:CA	1:2K:253:THR:CG2	2.14	1.24
2:2Q:406:HIS:CD2	1:3D:263:PRO:HD3	1.71	1.24
2:2Z:401:ARG:NH2	1:3N:435:VAL:HA	1.51	1.24
1:1E:2:ARG:CD	2:4R:72:PRO:HD2	1.67	1.24
1:1F:262:TYR:OH	2:4S:401:ARG:O	1.52	1.24
1:1D:435:VAL:CA	2:4Q:401:ARG:NH2	1.99	1.24
1:1L:245:ASP:CG	2:4X:77:SER:HB3	1.58	1.24
2:2P:406:HIS:CD2	1:3C:263:PRO:HD3	1.72	1.23
2:2O:406:HIS:CD2	1:3B:263:PRO:HD3	1.71	1.23
2:2S:180:THR:HG23	1:3F:258:ASN:ND2	1.51	1.23
1:1E:348:PRO:CG	2:4R:394:GLN:CB	2.15	1.23
1:1I:437:VAL:O	2:4U:401:ARG:NH1	1.71	1.23
1:1D:254:GLU:HA	2:4Q:100:GLY:O	1.38	1.23
1:1D:332:ILE:CG2	2:4Q:177:VAL:CG2	2.15	1.23
2:1Z:207:GLU:OE1	1:2N:329:ASN:ND2	1.67	1.23
2:2Y:100:GLY:HA3	1:3M:253:THR:CG2	1.68	1.23
1:1B:262:TYR:C	2:4O:406:HIS:NE2	1.91	1.23
1:1G:2:ARG:CD	2:4T:72:PRO:HD2	1.69	1.23
1:1D:348:PRO:CG	2:4Q:394:GLN:HB3	1.68	1.23
2:2V:180:THR:HG23	1:3J:258:ASN:ND2	1.52	1.23
1:1I:245:ASP:OD1	2:4U:77:SER:HB3	1.36	1.23
2:1X:214:PHE:CB	1:2L:326:LYS:HE2	1.66	1.23
1:1G:245:ASP:OD1	2:4T:77:SER:HB3	1.38	1.23
1:1G:260:VAL:HB	2:4T:407:TRP:CE2	1.74	1.23
1:1E:435:VAL:C	2:4R:401:ARG:HH22	1.42	1.23
1:1F:329:ASN:ND2	2:4S:207:GLU:OE1	1.72	1.22
1:1C:348:PRO:CG	2:4P:394:GLN:CB	2.17	1.22
1:1E:262:TYR:CA	2:4R:406:HIS:NE2	1.97	1.22
1:1C:260:VAL:CB	2:4P:407:TRP:HE1	1.52	1.22

Continued on next page...

Continued from previous page...

Atom-1	Atom-2	Interatomic distance (Å)	Clash overlap (Å)
1:1E:254:GLU:HA	2:4R:100:GLY:O	1.34	1.22
1:1K:245:ASP:OD1	2:4W:77:SER:HB3	1.34	1.22
1:1B:262:TYR:OH	2:4O:401:ARG:O	1.53	1.22
2:1Y:224:TYR:CD2	1:2M:247:ALA:O	1.92	1.22
2:2R:180:THR:HG23	1:3E:258:ASN:ND2	1.54	1.22
1:1C:245:ASP:CG	2:4P:77:SER:HB3	1.58	1.22
1:1E:332:ILE:CG2	2:4R:177:VAL:CG2	2.16	1.22
1:1G:262:TYR:C	2:4T:406:HIS:NE2	1.93	1.22
1:1F:254:GLU:HA	2:4S:100:GLY:C	1.60	1.22
2:1V:100:GLY:CA	1:2J:253:THR:CG2	2.16	1.22
2:2W:11:GLN:HE22	1:3K:249:ASN:N	1.33	1.22
1:1F:260:VAL:HB	2:4S:407:TRP:CE2	1.74	1.22
1:1J:349:THR:O	2:4V:181:VAL:HA	1.40	1.22
1:1B:263:PRO:HD3	2:4O:406:HIS:CG	1.73	1.21
1:1C:435:VAL:CA	2:4P:401:ARG:NH2	2.01	1.21
1:1C:263:PRO:HD3	2:4P:406:HIS:CG	1.74	1.21
2:2S:207:GLU:OE1	1:3F:329:ASN:ND2	1.73	1.21
1:1N:263:PRO:HD3	2:4Z:406:HIS:CD2	1.73	1.21
2:2S:401:ARG:NH2	1:3F:435:VAL:HA	1.52	1.21
1:1E:258:ASN:ND2	2:4R:180:THR:HG23	1.54	1.21
1:1F:348:PRO:CG	2:4S:394:GLN:HB3	1.70	1.21
2:1T:181:VAL:H	1:2G:258:ASN:ND2	1.36	1.21
2:2X:100:GLY:HA3	1:3L:253:THR:CG2	1.70	1.21
1:1K:262:TYR:N	2:4W:406:HIS:NE2	1.88	1.21
2:1V:224:TYR:CD2	1:2J:247:ALA:O	1.93	1.21
2:1W:401:ARG:HB3	1:2K:262:TYR:OH	1.40	1.21
1:1E:437:VAL:O	2:4R:401:ARG:NH1	1.73	1.21
2:2O:11:GLN:NE2	1:3B:249:ASN:H	1.37	1.21
1:1D:348:PRO:HG3	2:4Q:394:GLN:CB	1.68	1.21
2:1V:221:THR:HA	1:2J:324:VAL:CG1	1.69	1.21
1:1E:254:GLU:HA	2:4R:100:GLY:C	1.58	1.21
1:1M:245:ASP:CG	2:4Y:77:SER:HB3	1.57	1.21
1:1A:263:PRO:HD3	2:4H:406:HIS:CG	1.74	1.20
1:1E:261:PRO:HA	2:4R:404:PHE:CA	1.71	1.20
2:1V:224:TYR:HD2	1:2J:247:ALA:O	1.24	1.20
1:1L:349:THR:O	2:4X:181:VAL:HA	1.41	1.20
2:1W:179:ASP:O	1:2K:352:LYS:CD	1.88	1.20
1:1N:262:TYR:CA	2:4Z:406:HIS:NE2	2.04	1.20
1:1D:263:PRO:HD3	2:4Q:406:HIS:CG	1.75	1.20
1:1E:346:TRP:O	2:4R:398:MET:CG	1.89	1.20
1:1F:262:TYR:N	2:4S:406:HIS:NE2	1.88	1.20

Continued on next page...

Continued from previous page...

Atom-1	Atom-2	Interatomic distance (Å)	Clash overlap (Å)
1:1G:349:THR:CG2	2:4T:184:PRO:HD3	1.71	1.20
1:1J:353:VAL:HB	2:4V:179:ASP:OD1	1.41	1.20
2:2X:11:GLN:NE2	1:3L:249:ASN:H	1.37	1.20
1:1F:346:TRP:CB	2:4S:397:ALA:O	1.90	1.20
1:1L:260:VAL:O	2:4X:407:TRP:CD1	1.93	1.20
1:1B:262:TYR:HA	2:4O:406:HIS:CD2	1.77	1.20
1:1G:353:VAL:HB	2:4T:179:ASP:OD1	1.08	1.20
2:1X:179:ASP:O	1:2L:352:LYS:CD	1.89	1.20
2:1T:214:PHE:CB	1:2G:326:LYS:HE2	1.72	1.20
2:2Z:100:GLY:HA3	1:3N:253:THR:CG2	1.70	1.20
1:1K:349:THR:O	2:4W:181:VAL:HA	1.38	1.20
1:1N:263:PRO:HD3	2:4Z:406:HIS:CG	1.76	1.19
2:1U:404:PHE:CE1	1:2I:260:VAL:O	1.94	1.19
1:1C:263:PRO:HD3	2:4P:406:HIS:CD2	1.78	1.19
1:1E:348:PRO:HG3	2:4R:394:GLN:CB	1.71	1.19
1:1J:248:LEU:HA	2:4V:11:GLN:NE2	1.58	1.19
2:1U:221:THR:HA	1:2I:324:VAL:CG1	1.71	1.19
2:1W:181:VAL:HB	1:2K:258:ASN:HA	1.19	1.19
2:1X:100:GLY:CA	1:2L:253:THR:CG2	2.21	1.19
2:2Z:214:PHE:HB2	1:3N:326:LYS:HE2	1.21	1.19
1:1D:248:LEU:CD1	5:4Q:501:GDP:H8	1.54	1.19
1:1E:263:PRO:HD3	2:4R:406:HIS:CG	1.77	1.19
1:1I:349:THR:CG2	2:4U:184:PRO:HD3	1.70	1.19
1:1B:346:TRP:CB	2:4O:397:ALA:O	1.91	1.19
1:1F:248:LEU:HD13	5:4S:501:GDP:C8	1.76	1.19
1:1G:353:VAL:CB	2:4T:179:ASP:OD1	1.90	1.19
2:2W:180:THR:HG23	1:3K:258:ASN:ND2	1.56	1.19
2:2H:100:GLY:HA3	1:3A:253:THR:CG2	1.73	1.18
1:1C:348:PRO:HG3	2:4P:394:GLN:CB	1.70	1.18
2:2Y:401:ARG:NH2	1:3M:435:VAL:HA	1.57	1.18
1:1D:260:VAL:O	2:4Q:407:TRP:CD1	1.97	1.18
2:2X:11:GLN:HE22	1:3L:249:ASN:N	1.40	1.18
2:2Q:180:THR:HG23	1:3D:258:ASN:ND2	1.58	1.18
1:1M:260:VAL:O	2:4Y:407:TRP:CD1	1.96	1.18
2:2Y:207:GLU:OE1	1:3M:329:ASN:ND2	1.74	1.18
1:1F:254:GLU:HA	2:4S:100:GLY:O	1.40	1.18
1:1G:260:VAL:CB	2:4T:407:TRP:HE1	1.56	1.18
2:2H:100:GLY:HA3	1:3A:253:THR:HG22	1.20	1.18
2:2T:77:SER:HB3	1:3G:245:ASP:OD1	1.44	1.18
1:1D:262:TYR:CA	2:4Q:406:HIS:NE2	2.07	1.17
1:1C:332:ILE:CG2	2:4P:177:VAL:CG2	2.21	1.17

Continued on next page...

Continued from previous page...

Atom-1	Atom-2	Interatomic distance (Å)	Clash overlap (Å)
1:1F:348:PRO:CB	2:4S:394:GLN:HG2	1.73	1.17
1:1B:245:ASP:OD1	2:4O:77:SER:HB3	1.41	1.17
1:1A:329:ASN:ND2	2:4H:207:GLU:OE1	1.75	1.17
1:1E:261:PRO:HA	2:4R:404:PHE:HA	1.17	1.17
1:1F:263:PRO:HD3	2:4S:406:HIS:CG	1.79	1.17
1:1N:262:TYR:HA	2:4Z:406:HIS:CD2	1.79	1.17
2:2T:100:GLY:HA3	1:3G:253:THR:HG22	1.19	1.17
1:1E:346:TRP:HB2	2:4R:398:MET:HA	1.27	1.17
2:2U:77:SER:HB3	1:3I:245:ASP:OD1	1.44	1.17
1:1E:245:ASP:CG	2:4R:77:SER:CB	2.13	1.16
2:2H:11:GLN:NE2	1:3A:249:ASN:H	1.41	1.16
2:2O:11:GLN:HE22	1:3B:249:ASN:N	1.42	1.16
2:1T:181:VAL:N	1:2G:258:ASN:HD22	1.44	1.16
2:1V:214:PHE:CG	1:2J:326:LYS:HE2	1.80	1.16
1:1D:261:PRO:HA	2:4Q:404:PHE:CA	1.74	1.16
1:1F:245:ASP:OD1	2:4S:77:SER:HB3	1.41	1.16
2:2W:100:GLY:HA3	1:3K:253:THR:CG2	1.75	1.16
1:1C:248:LEU:CD1	5:4P:501:GDP:H8	1.55	1.16
1:1J:349:THR:CG2	2:4V:184:PRO:HD3	1.76	1.16
1:1C:348:PRO:HB2	2:4P:394:GLN:HG2	1.23	1.16
1:1C:348:PRO:HG2	2:4P:394:GLN:HB3	1.16	1.16
1:1F:245:ASP:CG	2:4S:77:SER:CB	2.12	1.16
1:1D:254:GLU:HA	2:4Q:100:GLY:C	1.66	1.16
2:2Y:11:GLN:NE2	1:3M:249:ASN:H	1.42	1.15
1:1K:2:ARG:HD3	2:4W:72:PRO:HD2	1.16	1.15
2:1W:101:ASN:HB2	1:2K:254:GLU:HG2	1.17	1.15
1:1C:258:ASN:HD21	2:4P:180:THR:CG2	1.59	1.15
1:1I:248:LEU:HA	2:4U:11:GLN:NE2	1.59	1.15
2:1W:179:ASP:OD2	1:2K:248:LEU:HD21	1.43	1.15
2:2T:401:ARG:NH2	1:3G:435:VAL:HA	1.59	1.15
2:2X:180:THR:HG23	1:3L:258:ASN:ND2	1.59	1.15
1:1D:353:VAL:HB	2:4Q:179:ASP:OD1	1.00	1.15
2:2Y:401:ARG:HH22	1:3M:435:VAL:HA	1.00	1.15
1:1L:2:ARG:HD3	2:4X:72:PRO:HD2	1.21	1.15
1:1E:245:ASP:OD1	2:4R:77:SER:HB3	1.45	1.15
1:1D:245:ASP:OD1	2:4Q:77:SER:HB3	1.47	1.15
2:2Z:11:GLN:NE2	1:3N:249:ASN:H	1.42	1.15
1:1G:346:TRP:O	2:4T:398:MET:HG2	1.34	1.15
2:1W:404:PHE:CD1	1:2K:260:VAL:O	1.99	1.15
2:1X:179:ASP:O	1:2L:352:LYS:HD2	1.43	1.15
1:1I:346:TRP:HB2	2:4U:398:MET:HA	1.29	1.15

Continued on next page...

Continued from previous page...

Atom-1	Atom-2	Interatomic distance (Å)	Clash overlap (Å)
2:1T:181:VAL:CG2	1:2G:258:ASN:O	1.95	1.15
1:1E:254:GLU:N	2:4R:100:GLY:HA2	1.61	1.15
2:1H:207:GLU:OE1	1:2A:329:ASN:ND2	1.80	1.14
1:1N:346:TRP:O	2:4Z:398:MET:HG2	1.43	1.14
2:1W:214:PHE:CG	1:2K:326:LYS:HE2	1.82	1.14
2:2T:214:PHE:HB2	1:3G:326:LYS:HE2	1.26	1.14
1:1A:262:TYR:HA	2:4H:406:HIS:CD2	1.80	1.14
1:1C:348:PRO:CG	2:4P:394:GLN:HB3	1.76	1.14
2:1Z:100:GLY:HA3	1:2N:253:THR:CG2	1.78	1.14
1:1B:348:PRO:HG3	2:4O:394:GLN:CA	1.75	1.14
2:2P:401:ARG:O	1:3C:262:TYR:OH	1.65	1.14
1:1K:248:LEU:HA	2:4W:11:GLN:NE2	1.62	1.14
1:1I:260:VAL:HB	2:4U:407:TRP:CE2	1.81	1.14
2:1X:404:PHE:CE1	1:2L:260:VAL:O	1.99	1.14
2:2Z:179:ASP:O	1:3N:352:LYS:HD2	1.46	1.14
2:1W:221:THR:HA	1:2K:324:VAL:CG1	1.77	1.14
2:2H:179:ASP:O	1:3A:352:LYS:HD2	1.45	1.14
2:2P:180:THR:CG2	1:3C:258:ASN:HD21	1.61	1.14
5:2Q:501:GDP:C8	1:3D:248:LEU:HD13	1.83	1.14
1:1F:332:ILE:CG2	2:4S:177:VAL:CG2	2.25	1.14
2:2X:401:ARG:HH22	1:3L:435:VAL:HA	1.08	1.14
1:1C:353:VAL:CB	2:4P:179:ASP:OD1	1.94	1.14
1:1C:435:VAL:C	2:4P:401:ARG:HH22	1.51	1.14
1:1D:2:ARG:CD	2:4Q:72:PRO:HD2	1.77	1.14
1:1A:332:ILE:CG2	2:4H:177:VAL:HG23	1.78	1.14
1:1B:245:ASP:CG	2:4O:77:SER:HB3	1.69	1.14
1:1F:260:VAL:CB	2:4S:407:TRP:NE1	2.04	1.14
2:1Y:179:ASP:O	1:2M:352:LYS:HD2	1.45	1.14
1:1J:437:VAL:O	2:4V:401:ARG:NH1	1.81	1.13
2:2O:179:ASP:O	1:3B:352:LYS:HD2	1.47	1.13
1:1F:348:PRO:HG3	2:4S:394:GLN:CB	1.78	1.13
1:1F:249:ASN:H	2:4S:11:GLN:CD	1.50	1.13
2:1V:181:VAL:HG23	1:2J:258:ASN:HB3	1.29	1.13
2:1W:404:PHE:CE1	1:2K:260:VAL:C	2.20	1.13
2:1Y:401:ARG:HH22	1:2M:435:VAL:HA	1.10	1.13
1:1A:435:VAL:HA	2:4H:401:ARG:NH2	1.61	1.13
2:2H:214:PHE:HB2	1:3A:326:LYS:HE2	1.30	1.13
1:1E:348:PRO:HB2	2:4R:394:GLN:HG2	1.20	1.13
1:1F:351:PHE:O	2:4S:180:THR:C	1.87	1.13
1:1F:349:THR:HG21	2:4S:184:PRO:HD3	1.25	1.13
2:1V:404:PHE:CE1	1:2J:260:VAL:C	2.20	1.13

Continued on next page...

Continued from previous page...

Atom-1	Atom-2	Interatomic distance (Å)	Clash overlap (Å)
2:2Y:11:GLN:HE22	1:3M:249:ASN:N	1.46	1.13
2:2H:180:THR:CG2	1:3A:258:ASN:HD21	1.61	1.13
2:2X:401:ARG:NH2	1:3L:435:VAL:HA	1.63	1.13
1:1F:353:VAL:HB	2:4S:179:ASP:OD1	0.95	1.13
2:2P:180:THR:HG23	1:3C:258:ASN:ND2	1.61	1.13
1:1A:262:TYR:C	2:4H:406:HIS:NE2	2.02	1.13
1:1E:351:PHE:O	2:4R:180:THR:C	1.86	1.13
1:1G:245:ASP:CG	2:4T:77:SER:CB	2.17	1.13
1:1C:262:TYR:CA	2:4P:406:HIS:CD2	2.31	1.13
1:1L:262:TYR:N	2:4X:406:HIS:NE2	1.96	1.13
1:1F:254:GLU:N	2:4S:100:GLY:HA2	1.62	1.13
2:1W:100:GLY:HA2	1:2K:253:THR:CB	1.79	1.13
5:2R:501:GDP:C8	1:3E:248:LEU:HD13	1.83	1.13
2:2V:404:PHE:CD1	1:3J:261:PRO:HA	1.84	1.13
2:1V:214:PHE:HB2	1:2J:326:LYS:HE2	1.13	1.13
2:2Z:180:THR:CG2	1:3N:258:ASN:HD21	1.62	1.13
1:1E:435:VAL:CA	2:4R:401:ARG:NH2	2.10	1.13
1:1E:2:ARG:HD3	2:4R:72:PRO:HD2	1.15	1.12
2:1V:179:ASP:O	1:2J:352:LYS:CD	1.97	1.12
2:2V:406:HIS:CD2	1:3J:263:PRO:CD	2.30	1.12
2:2Q:401:ARG:O	1:3D:262:TYR:OH	1.65	1.12
1:1C:245:ASP:OD1	2:4P:77:SER:HB3	1.45	1.12
2:2O:180:THR:CG2	1:3B:258:ASN:HD21	1.61	1.12
1:1G:263:PRO:HD3	2:4T:406:HIS:CG	1.83	1.12
2:1X:181:VAL:HB	1:2L:258:ASN:HA	1.15	1.12
1:1D:254:GLU:HG2	2:4Q:101:ASN:N	1.65	1.12
1:1K:349:THR:OG1	2:4W:181:VAL:O	1.65	1.12
1:1F:346:TRP:O	2:4S:398:MET:HG2	1.49	1.12
1:1M:349:THR:O	2:4Y:181:VAL:HA	1.47	1.12
2:1T:100:GLY:HA3	1:2G:253:THR:CG2	1.80	1.12
2:1X:221:THR:HA	1:2L:324:VAL:HG11	1.17	1.12
1:1A:262:TYR:CA	2:4H:406:HIS:NE2	2.12	1.12
2:2S:100:GLY:HA3	1:3F:253:THR:HG22	1.24	1.12
2:2Z:180:THR:HG23	1:3N:258:ASN:ND2	1.64	1.12
1:1B:348:PRO:HG3	2:4O:394:GLN:CB	1.77	1.12
2:1W:179:ASP:O	1:2K:352:LYS:HD2	1.48	1.12
2:2T:207:GLU:OE1	1:3G:329:ASN:ND2	1.82	1.12
2:2Y:180:THR:HG23	1:3M:258:ASN:ND2	1.62	1.12
1:1E:348:PRO:HB2	2:4R:394:GLN:CG	1.79	1.12
1:1E:254:GLU:HG2	2:4R:101:ASN:N	1.63	1.12
1:1F:261:PRO:HA	2:4S:404:PHE:CA	1.80	1.12

Continued on next page...

Continued from previous page...

Atom-1	Atom-2	Interatomic distance (Å)	Clash overlap (Å)
2:1W:224:TYR:HD2	1:2K:247:ALA:O	1.18	1.12
2:2H:11:GLN:HE22	1:3A:249:ASN:N	1.46	1.12
2:2W:222:PRO:HG2	1:3K:326:LYS:HB2	1.28	1.12
2:2V:221:THR:OG1	1:3J:324:VAL:HG21	1.47	1.12
1:1F:348:PRO:CG	2:4S:394:GLN:CB	2.27	1.12
2:1X:404:PHE:CD1	1:2L:260:VAL:O	2.03	1.12
2:2Y:180:THR:CG2	1:3M:258:ASN:HD21	1.63	1.12
1:1G:254:GLU:HA	2:4T:100:GLY:C	1.71	1.11
1:1J:349:THR:OG1	2:4V:181:VAL:O	1.66	1.11
2:1Y:179:ASP:O	1:2M:352:LYS:CD	1.98	1.11
5:2S:501:GDP:C8	1:3F:248:LEU:HD13	1.85	1.11
2:2U:221:THR:OG1	1:3I:324:VAL:HG21	1.48	1.11
2:2Y:179:ASP:O	1:3M:352:LYS:HD2	1.48	1.11
1:1D:348:PRO:HB2	2:4Q:394:GLN:CG	1.78	1.11
2:2W:406:HIS:CD2	1:3K:263:PRO:CD	2.32	1.11
2:1Y:181:VAL:HG23	1:2M:258:ASN:HB3	1.14	1.11
2:2O:180:THR:HG23	1:3B:258:ASN:ND2	1.63	1.11
2:2U:404:PHE:CD1	1:3I:261:PRO:HA	1.86	1.11
2:2U:406:HIS:CD2	1:3I:263:PRO:CD	2.31	1.11
2:2Z:100:GLY:HA3	1:3N:253:THR:HG22	1.14	1.11
2:2Z:207:GLU:CD	1:3N:329:ASN:HD21	1.53	1.11
1:1I:2:ARG:CD	2:4U:72:PRO:HD2	1.79	1.11
2:1Y:100:GLY:HA3	1:2M:253:THR:HG21	1.20	1.11
2:2S:77:SER:HB3	1:3F:245:ASP:OD1	1.50	1.11
1:1A:332:ILE:HG22	2:4H:177:VAL:HG23	1.32	1.11
1:1F:348:PRO:HG3	2:4S:394:GLN:HA	1.32	1.11
1:1D:346:TRP:O	2:4Q:398:MET:CG	1.98	1.11
1:1G:348:PRO:CG	2:4T:394:GLN:HB3	1.80	1.11
2:1U:100:GLY:CA	1:2I:253:THR:CG2	2.27	1.11
2:2O:100:GLY:HA3	1:3B:253:THR:CG2	1.79	1.11
2:2U:401:ARG:NH2	1:3I:435:VAL:HA	1.64	1.11
1:1E:260:VAL:HB	2:4R:407:TRP:CE2	1.84	1.11
1:1F:348:PRO:HG2	2:4S:394:GLN:HB3	1.25	1.11
2:2O:100:GLY:HA3	1:3B:253:THR:HG22	1.25	1.11
1:1J:262:TYR:CA	2:4V:406:HIS:CD2	2.24	1.11
2:1V:100:GLY:HA2	1:2J:253:THR:HB	1.20	1.11
2:1Y:181:VAL:CG2	1:2M:258:ASN:O	1.98	1.11
2:2X:394:GLN:HG2	1:3L:348:PRO:CG	1.81	1.11
1:1F:249:ASN:N	2:4S:11:GLN:NE2	1.68	1.11
2:1V:404:PHE:CD1	1:2J:260:VAL:O	2.04	1.11
2:1W:181:VAL:HG21	1:2K:258:ASN:O	0.94	1.11

Continued on next page...

Continued from previous page...

Atom-1	Atom-2	Interatomic distance (Å)	Clash overlap (Å)
2:2Y:394:GLN:HG2	1:3M:348:PRO:CG	1.81	1.11
1:1I:349:THR:O	2:4U:181:VAL:HA	1.48	1.11
1:1D:245:ASP:CG	2:4Q:77:SER:CB	2.19	1.10
2:1U:221:THR:CA	1:2I:324:VAL:HG11	1.81	1.10
1:1A:248:LEU:HD13	5:4H:501:GDP:C8	1.85	1.10
1:1C:346:TRP:HB2	2:4P:397:ALA:O	1.50	1.10
1:1E:248:LEU:CD1	5:4R:501:GDP:H8	1.62	1.10
1:1D:346:TRP:HB2	2:4Q:397:ALA:O	1.50	1.10
1:1F:349:THR:CG2	2:4S:184:PRO:HD3	1.80	1.10
1:1G:348:PRO:HG3	2:4T:394:GLN:CA	1.80	1.10
2:1S:221:THR:HA	1:2F:324:VAL:HG11	1.10	1.10
2:1Y:207:GLU:CD	1:2M:329:ASN:HD21	1.54	1.10
2:2U:100:GLY:HA3	1:3I:253:THR:HG22	1.13	1.10
1:1F:346:TRP:CH2	2:4S:403:ALA:HB1	1.86	1.10
1:1L:349:THR:HG21	2:4X:184:PRO:HD3	1.22	1.10
2:1R:221:THR:HA	1:2E:324:VAL:HG11	1.29	1.10
2:2Z:11:GLN:HE22	1:3N:249:ASN:N	1.47	1.10
1:1M:346:TRP:HB2	2:4Y:398:MET:HA	1.33	1.10
2:1R:214:PHE:HB2	1:2E:326:LYS:HE2	1.29	1.10
2:1Z:181:VAL:N	1:2N:258:ASN:ND2	1.97	1.10
2:2S:214:PHE:HB2	1:3F:326:LYS:HE2	1.34	1.10
1:1B:263:PRO:CD	2:4O:406:HIS:CD2	2.35	1.10
1:1B:348:PRO:CG	2:4O:394:GLN:CB	2.29	1.10
1:1G:261:PRO:HA	2:4T:404:PHE:HA	1.25	1.10
2:1W:214:PHE:HB2	1:2K:326:LYS:HE2	1.22	1.10
1:1C:332:ILE:HG21	2:4P:177:VAL:CG2	1.81	1.10
1:1C:262:TYR:CA	2:4P:406:HIS:NE2	2.14	1.10
1:1I:260:VAL:HB	2:4U:407:TRP:NE1	1.67	1.10
1:1M:349:THR:HG21	2:4Y:184:PRO:HD3	1.31	1.10
1:1N:258:ASN:ND2	2:4Z:180:THR:HG23	1.67	1.10
2:2Y:214:PHE:HB2	1:3M:326:LYS:HE2	1.14	1.10
2:2V:222:PRO:HG2	1:3J:326:LYS:HB2	1.24	1.10
2:2Z:401:ARG:HH22	1:3N:435:VAL:HA	0.95	1.10
1:1N:261:PRO:HA	2:4Z:404:PHE:CD1	1.87	1.10
2:2H:180:THR:HG23	1:3A:258:ASN:ND2	1.64	1.10
2:2X:207:GLU:OE1	1:3L:329:ASN:ND2	1.83	1.10
2:1H:401:ARG:HH22	1:2A:435:VAL:HA	1.10	1.09
2:1X:100:GLY:HA2	1:2L:253:THR:CB	1.81	1.09
5:2P:501:GDP:C8	1:3C:248:LEU:HD13	1.85	1.09
2:1S:214:PHE:HB2	1:2F:326:LYS:HE2	1.18	1.09
2:1U:100:GLY:HA3	1:2I:253:THR:HG21	1.26	1.09

Continued on next page...

Continued from previous page...

Atom-1	Atom-2	Interatomic distance (Å)	Clash overlap (Å)
2:1U:181:VAL:HG21	1:2I:258:ASN:O	0.94	1.09
2:2Q:180:THR:CG2	1:3D:258:ASN:HD21	1.63	1.09
1:1E:260:VAL:CB	2:4R:407:TRP:NE1	2.01	1.09
1:1G:248:LEU:C	2:4T:11:GLN:HE22	1.55	1.09
1:1B:262:TYR:CA	2:4O:406:HIS:NE2	2.15	1.09
1:1G:346:TRP:HB2	2:4T:398:MET:HA	1.24	1.09
2:2U:214:PHE:HB2	1:3I:326:LYS:HE2	1.17	1.09
1:1F:261:PRO:HA	2:4S:404:PHE:HA	1.16	1.09
2:2R:401:ARG:O	1:3E:262:TYR:OH	1.69	1.09
1:1M:262:TYR:HA	2:4Y:406:HIS:NE2	1.57	1.09
2:1Z:179:ASP:O	1:2N:352:LYS:HD2	1.51	1.09
1:1M:263:PRO:HD3	2:4Y:406:HIS:CG	1.85	1.09
2:1Y:214:PHE:CB	1:2M:326:LYS:HE2	1.81	1.09
2:2X:180:THR:CG2	1:3L:258:ASN:HD21	1.65	1.09
1:1D:348:PRO:CB	2:4Q:394:GLN:CG	2.31	1.09
1:1E:346:TRP:CA	2:4R:397:ALA:O	1.99	1.09
2:2X:179:ASP:O	1:3L:352:LYS:HD2	1.53	1.09
1:1G:332:ILE:CG2	2:4T:177:VAL:HG23	1.81	1.09
2:1V:214:PHE:CG	1:2J:326:LYS:CE	2.34	1.09
2:2T:406:HIS:CD2	1:3G:263:PRO:CD	2.34	1.09
1:1E:348:PRO:HG3	2:4R:394:GLN:HA	1.16	1.09
2:2V:100:GLY:HA3	1:3J:253:THR:CG2	1.81	1.09
2:2V:77:SER:HB3	1:3J:245:ASP:OD1	1.49	1.09
1:1G:249:ASN:N	2:4T:11:GLN:NE2	1.77	1.09
1:1B:258:ASN:HD21	2:4O:180:THR:CG2	1.63	1.09
1:1I:332:ILE:HG22	2:4U:177:VAL:HG23	1.31	1.09
2:1T:221:THR:HA	1:2G:324:VAL:CG1	1.81	1.09
2:1W:181:VAL:HG23	1:2K:258:ASN:HB3	1.15	1.09
2:2O:401:ARG:O	1:3B:262:TYR:OH	1.71	1.09
2:2W:214:PHE:HB2	1:3K:326:LYS:CE	1.82	1.09
1:1B:435:VAL:CA	2:4O:401:ARG:NH2	2.15	1.09
1:1C:333:ALA:HB1	2:4P:176:LYS:HE2	1.31	1.09
1:1D:2:ARG:HD3	2:4Q:72:PRO:HD2	1.28	1.09
1:1F:346:TRP:HB2	2:4S:398:MET:HA	1.23	1.09
2:2R:180:THR:CG2	1:3E:258:ASN:HD21	1.65	1.08
2:2W:404:PHE:CD1	1:3K:261:PRO:HA	1.88	1.08
2:2Q:100:GLY:HA3	1:3D:253:THR:HG22	1.29	1.08
2:2R:100:GLY:HA3	1:3E:253:THR:HG22	1.28	1.08
1:1B:348:PRO:HG3	2:4O:394:GLN:HA	1.32	1.08
1:1G:346:TRP:CZ3	2:4T:403:ALA:HB1	1.87	1.08
1:1N:258:ASN:HD21	2:4Z:180:THR:HG23	1.03	1.08

Continued on next page...

Continued from previous page...

Atom-1	Atom-2	Interatomic distance (Å)	Clash overlap (Å)
1:1N:346:TRP:O	2:4Z:398:MET:CG	2.01	1.08
2:1X:404:PHE:CE1	1:2L:260:VAL:C	2.27	1.08
1:1D:258:ASN:HD21	2:4Q:180:THR:CG2	1.66	1.08
2:1R:181:VAL:HG21	1:2E:258:ASN:O	1.54	1.08
2:1X:207:GLU:CD	1:2L:329:ASN:HD21	1.56	1.08
2:1Y:181:VAL:HB	1:2M:258:ASN:HA	1.21	1.08
2:2U:222:PRO:HG2	1:3I:326:LYS:HB2	1.26	1.08
1:1C:348:PRO:HG3	2:4P:394:GLN:HA	1.15	1.08
1:1G:332:ILE:HG22	2:4T:177:VAL:HG23	1.19	1.08
1:1I:346:TRP:CZ3	2:4U:403:ALA:HB1	1.87	1.08
2:1Z:207:GLU:CD	1:2N:329:ASN:HD21	1.55	1.08
1:1D:261:PRO:HA	2:4Q:404:PHE:HA	1.29	1.08
1:1D:348:PRO:HB2	2:4Q:394:GLN:HG2	1.15	1.08
1:1F:332:ILE:HG22	2:4S:177:VAL:HG23	1.09	1.08
5:2T:501:GDP:C8	1:3G:248:LEU:HD13	1.89	1.08
1:1F:435:VAL:C	2:4S:401:ARG:HH22	1.57	1.08
2:1V:181:VAL:HB	1:2J:258:ASN:HA	1.32	1.08
2:2V:401:ARG:NH2	1:3J:435:VAL:HA	1.67	1.08
2:2W:394:GLN:HG2	1:3K:348:PRO:CG	1.82	1.08
2:2X:406:HIS:CD2	1:3L:263:PRO:CD	2.36	1.08
1:1F:258:ASN:ND2	2:4S:180:THR:HG23	1.68	1.08
1:1I:263:PRO:HD3	2:4U:406:HIS:CG	1.89	1.08
1:1G:248:LEU:HA	2:4T:11:GLN:NE2	1.66	1.08
2:2S:180:THR:CG2	1:3F:258:ASN:HD21	1.66	1.08
2:2T:221:THR:OG1	1:3G:324:VAL:HG21	1.54	1.08
2:2W:401:ARG:NH2	1:3K:435:VAL:HA	1.67	1.08
1:1K:353:VAL:HB	2:4W:179:ASP:OD1	1.51	1.08
1:1F:346:TRP:O	2:4S:398:MET:CA	2.02	1.08
1:1G:349:THR:HG21	2:4T:184:PRO:HD3	1.11	1.08
1:1F:248:LEU:C	2:4S:11:GLN:HE22	1.57	1.08
1:1F:346:TRP:CZ3	2:4S:403:ALA:CB	2.37	1.08
1:1B:332:ILE:HG22	2:4O:177:VAL:HG23	1.21	1.07
1:1I:262:TYR:C	2:4U:406:HIS:NE2	2.05	1.07
2:1X:224:TYR:HD2	1:2L:247:ALA:O	1.23	1.07
2:1Y:181:VAL:CG2	1:2M:258:ASN:HB3	1.84	1.07
2:1Z:100:GLY:HA2	1:2N:253:THR:HB	1.26	1.07
2:2V:214:PHE:HB2	1:3J:326:LYS:CE	1.82	1.07
1:1A:348:PRO:CB	2:4H:394:GLN:HG2	1.83	1.07
2:2P:179:ASP:O	1:3C:352:LYS:HD2	1.52	1.07
1:1C:314:ALA:HB1	2:4P:181:VAL:HG21	1.34	1.07
1:1D:254:GLU:N	2:4Q:100:GLY:HA2	1.68	1.07

Continued on next page...

Continued from previous page...

Atom-1	Atom-2	Interatomic distance (Å)	Clash overlap (Å)
1:1D:437:VAL:O	2:4Q:401:ARG:NH1	1.86	1.07
1:1B:332:ILE:CG2	2:4O:177:VAL:CG2	2.32	1.07
2:1T:214:PHE:HB2	1:2G:326:LYS:HE2	1.10	1.07
2:2W:221:THR:OG1	1:3K:324:VAL:HG21	1.50	1.07
2:1W:214:PHE:CG	1:2K:326:LYS:CE	2.36	1.07
2:1Y:221:THR:HA	1:2M:324:VAL:HG11	1.33	1.07
2:1V:101:ASN:HB2	1:2J:254:GLU:HG2	1.34	1.07
2:2T:180:THR:CG2	1:3G:258:ASN:HD21	1.68	1.07
1:1J:2:ARG:HD3	2:4V:72:PRO:HD2	1.07	1.07
2:2H:394:GLN:HG2	1:3A:348:PRO:CG	1.85	1.07
2:2Y:207:GLU:CD	1:3M:329:ASN:HD21	1.57	1.07
2:1S:181:VAL:H	1:2F:258:ASN:ND2	1.53	1.07
2:2X:222:PRO:HG2	1:3L:326:LYS:HB2	1.36	1.07
1:1B:348:PRO:HG2	2:4O:394:GLN:HB3	1.32	1.07
1:1E:353:VAL:HB	2:4R:179:ASP:OD1	0.92	1.07
1:1F:351:PHE:O	2:4S:180:THR:CA	2.03	1.07
1:1L:248:LEU:HA	2:4X:11:GLN:NE2	1.70	1.07
1:1C:249:ASN:H	2:4P:11:GLN:CD	1.58	1.07
2:1V:100:GLY:HA3	1:2J:253:THR:HG21	1.09	1.07
2:1H:181:VAL:H	1:2A:258:ASN:ND2	1.51	1.07
2:2V:394:GLN:HG2	1:3J:348:PRO:CG	1.84	1.07
2:2Z:394:GLN:HG2	1:3N:348:PRO:CG	1.83	1.07
2:2U:207:GLU:OE1	1:3I:329:ASN:ND2	1.88	1.07
1:1D:348:PRO:HG3	2:4Q:394:GLN:HA	1.10	1.07
1:1K:349:THR:CG2	2:4W:184:PRO:HD3	1.83	1.07
2:1U:100:GLY:HA2	1:2I:253:THR:HB	1.37	1.07
1:1G:346:TRP:CZ3	2:4T:403:ALA:CB	2.37	1.07
2:1U:214:PHE:HB2	1:2I:326:LYS:HE2	1.08	1.07
2:1Z:181:VAL:N	1:2N:258:ASN:HD22	1.52	1.06
1:1C:254:GLU:HA	2:4P:100:GLY:O	1.53	1.06
2:1W:222:PRO:O	1:2K:325:PRO:HD2	1.54	1.06
2:2V:404:PHE:CE2	1:3J:261:PRO:HB3	1.90	1.06
1:1E:348:PRO:HG2	2:4R:394:GLN:HB3	1.12	1.06
1:1B:248:LEU:CD1	5:4O:501:GDP:H8	1.67	1.06
1:1D:2:ARG:CG	2:4Q:72:PRO:HD2	1.85	1.06
2:2P:100:GLY:HA3	1:3C:253:THR:CG2	1.85	1.06
2:2V:180:THR:CG2	1:3J:258:ASN:HD21	1.68	1.06
1:1F:346:TRP:CA	2:4S:397:ALA:O	2.03	1.06
2:2U:406:HIS:CG	1:3I:263:PRO:HD3	1.90	1.06
2:2W:180:THR:CG2	1:3K:258:ASN:HD21	1.67	1.06
1:1A:253:THR:HG22	2:4H:100:GLY:HA3	1.37	1.06

Continued on next page...

Continued from previous page...

Atom-1	Atom-2	Interatomic distance (Å)	Clash overlap (Å)
1:1C:263:PRO:CD	2:4P:406:HIS:CD2	2.37	1.06
1:1D:332:ILE:HG21	2:4Q:177:VAL:CG2	1.82	1.06
2:1U:214:PHE:CG	1:2I:326:LYS:HE2	1.89	1.06
2:1Z:401:ARG:HH22	1:2N:435:VAL:HA	0.92	1.06
1:1F:435:VAL:HA	2:4S:401:ARG:NH2	1.71	1.06
1:1B:253:THR:HG22	2:4O:100:GLY:HA3	1.36	1.06
1:1D:263:PRO:HD3	2:4Q:406:HIS:CD2	1.90	1.06
2:1T:221:THR:CA	1:2G:324:VAL:HG11	1.84	1.06
1:1E:262:TYR:N	2:4R:406:HIS:NE2	2.04	1.06
1:1G:346:TRP:CH2	2:4T:403:ALA:HB1	1.90	1.06
1:1K:349:THR:HG21	2:4W:184:PRO:HD3	1.13	1.06
2:1U:404:PHE:CE1	1:2I:260:VAL:C	2.29	1.06
2:1X:181:VAL:CG2	1:2L:258:ASN:HB3	1.86	1.06
2:2P:100:GLY:HA3	1:3C:253:THR:HG22	1.29	1.06
1:1D:346:TRP:HB2	2:4Q:398:MET:HA	1.32	1.06
1:1M:2:ARG:HD3	2:4Y:72:PRO:HD2	1.24	1.06
5:2O:501:GDP:C8	1:3B:248:LEU:HD13	1.88	1.06
2:2P:401:ARG:HH22	1:3C:435:VAL:CA	1.68	1.06
1:1F:348:PRO:HB2	2:4S:394:GLN:HG2	1.35	1.06
1:1L:349:THR:OG1	2:4X:181:VAL:O	1.72	1.06
2:2O:214:PHE:HB2	1:3B:326:LYS:HE2	1.37	1.06
2:2V:404:PHE:CG	1:3J:261:PRO:HA	1.89	1.06
1:1F:254:GLU:HG2	2:4S:101:ASN:N	1.71	1.06
2:1U:224:TYR:HD2	1:2I:247:ALA:O	1.37	1.06
2:1X:214:PHE:HB2	1:2L:326:LYS:HE2	1.33	1.06
1:1A:348:PRO:HG3	2:4H:394:GLN:CB	1.86	1.05
1:1B:314:ALA:HB1	2:4O:181:VAL:HG21	1.34	1.05
2:1H:101:ASN:HB2	1:2A:254:GLU:HG2	1.37	1.05
2:2X:214:PHE:CB	1:3L:326:LYS:HE2	1.84	1.05
2:2T:406:HIS:CG	1:3G:263:PRO:HD3	1.90	1.05
1:1G:254:GLU:HA	2:4T:100:GLY:O	1.54	1.05
1:1L:353:VAL:HB	2:4X:179:ASP:OD1	1.56	1.05
1:1D:346:TRP:HB3	2:4Q:397:ALA:O	1.54	1.05
1:1G:329:ASN:ND2	2:4T:207:GLU:OE1	1.88	1.05
1:1A:353:VAL:HB	2:4H:179:ASP:OD1	1.54	1.05
1:1F:248:LEU:HD13	5:4S:501:GDP:H8	1.07	1.05
1:1J:349:THR:HG21	2:4V:184:PRO:HD3	1.06	1.05
2:1Z:179:ASP:OD2	1:2N:248:LEU:CD2	2.04	1.05
2:2T:404:PHE:CD1	1:3G:261:PRO:HA	1.92	1.05
2:2T:222:PRO:HG2	1:3G:326:LYS:HB2	1.33	1.05
2:2U:404:PHE:CG	1:3I:261:PRO:HA	1.90	1.05

Continued on next page...

Continued from previous page...

Atom-1	Atom-2	Interatomic distance (Å)	Clash overlap (Å)
1:1N:326:LYS:HB2	2:4Z:222:PRO:HG2	1.35	1.05
2:2U:404:PHE:CE2	1:3I:261:PRO:HB3	1.92	1.05
1:1B:260:VAL:HB	2:4O:407:TRP:NE1	1.70	1.05
1:1E:258:ASN:HD21	2:4R:180:THR:HG23	1.06	1.05
1:1L:262:TYR:HA	2:4X:406:HIS:NE2	1.56	1.05
2:2U:214:PHE:HB2	1:3I:326:LYS:CE	1.85	1.05
2:2U:180:THR:CG2	1:3I:258:ASN:HD21	1.68	1.05
1:1G:349:THR:HG21	2:4T:184:PRO:CD	1.86	1.05
2:2W:394:GLN:HG2	1:3K:348:PRO:HG3	1.36	1.05
1:1I:257:THR:HG21	2:4U:102:ASN:HB2	1.39	1.05
1:1M:262:TYR:N	2:4Y:406:HIS:NE2	2.03	1.05
2:1V:100:GLY:HA2	1:2J:253:THR:CB	1.86	1.05
2:1V:181:VAL:HG21	1:2J:258:ASN:O	0.88	1.05
2:2V:394:GLN:HG2	1:3J:348:PRO:HG3	1.39	1.05
2:2Q:179:ASP:O	1:3D:352:LYS:HD2	1.57	1.05
2:2W:207:GLU:OE1	1:3K:329:ASN:ND2	1.89	1.05
1:1D:332:ILE:HG22	2:4Q:177:VAL:HG23	1.05	1.05
1:1E:346:TRP:CH2	2:4R:403:ALA:HB1	1.91	1.05
2:1W:100:GLY:HA2	1:2K:253:THR:HB	1.08	1.05
2:2U:394:GLN:HG2	1:3I:348:PRO:CG	1.87	1.05
1:1G:254:GLU:N	2:4T:100:GLY:HA2	1.72	1.05
1:1G:262:TYR:OH	2:4T:401:ARG:O	1.72	1.05
2:2W:404:PHE:CE2	1:3K:261:PRO:HB3	1.92	1.05
2:2X:100:GLY:HA3	1:3L:253:THR:HG22	1.05	1.05
1:1C:332:ILE:HG22	2:4P:177:VAL:HG23	1.12	1.04
2:1X:181:VAL:HG23	1:2L:258:ASN:HB3	1.09	1.04
2:1Z:101:ASN:HB2	1:2N:254:GLU:HG2	1.11	1.04
2:2X:214:PHE:HB2	1:3L:326:LYS:CE	1.85	1.04
2:2W:404:PHE:CG	1:3K:261:PRO:HA	1.91	1.04
1:1F:260:VAL:O	2:4S:407:TRP:NE1	1.87	1.04
1:1G:260:VAL:CB	2:4T:407:TRP:NE1	2.16	1.04
2:1V:401:ARG:HB3	1:2J:262:TYR:OH	1.57	1.04
2:1Z:401:ARG:NH2	1:2N:435:VAL:HA	1.72	1.04
1:1I:346:TRP:CE3	2:4U:403:ALA:CB	2.40	1.04
1:1M:353:VAL:HB	2:4Y:179:ASP:OD1	1.54	1.04
2:1V:221:THR:CA	1:2J:324:VAL:HG11	1.86	1.04
1:1C:260:VAL:O	2:4P:407:TRP:CD1	2.10	1.04
1:1F:346:TRP:HA	2:4S:397:ALA:O	1.58	1.04
1:1J:346:TRP:HB2	2:4V:398:MET:HA	1.35	1.04
2:2S:406:HIS:CD2	1:3F:263:PRO:CD	2.39	1.04
2:2V:207:GLU:OE1	1:3J:329:ASN:ND2	1.91	1.04

Continued on next page...

Continued from previous page...

Atom-1	Atom-2	Interatomic distance (Å)	Clash overlap (Å)
2:2Y:214:PHE:CB	1:3M:326:LYS:HE2	1.86	1.04
2:1Y:100:GLY:CA	1:2M:253:THR:CG2	2.35	1.04
1:1B:348:PRO:CG	2:4O:394:GLN:HB3	1.87	1.04
1:1I:245:ASP:CG	2:4U:77:SER:CB	2.25	1.04
2:1X:181:VAL:HB	1:2L:258:ASN:CA	1.87	1.04
2:1V:222:PRO:O	1:2J:325:PRO:HD2	1.55	1.04
2:2X:221:THR:OG1	1:3L:324:VAL:HG21	1.57	1.04
1:1I:349:THR:HG21	2:4U:184:PRO:HD3	1.05	1.04
2:2O:394:GLN:HG2	1:3B:348:PRO:CG	1.87	1.04
1:1C:346:TRP:O	2:4P:398:MET:CG	2.05	1.04
2:1Z:101:ASN:HB2	1:2N:254:GLU:CG	1.87	1.04
2:2W:214:PHE:CB	1:3K:326:LYS:HE2	1.86	1.04
2:2W:100:GLY:HA3	1:3K:253:THR:HG22	1.05	1.04
1:1A:245:ASP:CG	2:4H:77:SER:HB3	1.76	1.04
1:1A:263:PRO:CD	2:4H:406:HIS:CD2	2.39	1.04
1:1C:261:PRO:HA	2:4P:404:PHE:CA	1.87	1.04
1:1A:346:TRP:O	2:4H:398:MET:CG	2.06	1.04
1:1I:248:LEU:C	2:4U:11:GLN:HE22	1.58	1.04
2:2O:401:ARG:HH22	1:3B:435:VAL:CA	1.68	1.04
1:1D:351:PHE:O	2:4Q:180:THR:C	1.94	1.04
1:1B:332:ILE:HG21	2:4O:177:VAL:CG2	1.88	1.03
1:1B:333:ALA:HB1	2:4O:176:LYS:HE2	1.33	1.03
1:1K:437:VAL:O	2:4W:401:ARG:NH1	1.90	1.03
2:1U:214:PHE:CG	1:2I:326:LYS:CE	2.41	1.03
1:1C:346:TRP:HB3	2:4P:397:ALA:O	1.58	1.03
1:1I:349:THR:HG21	2:4U:184:PRO:CD	1.87	1.03
2:2V:214:PHE:HB2	1:3J:326:LYS:HE2	1.09	1.03
2:2Z:100:GLY:HA2	1:3N:253:THR:HB	1.40	1.03
2:2Y:100:GLY:HA3	1:3M:253:THR:HG22	1.09	1.03
1:1G:346:TRP:O	2:4T:398:MET:CA	2.05	1.03
2:1X:182:VAL:HG21	1:2L:257:THR:CG2	1.89	1.03
2:1Y:100:GLY:CA	1:2M:253:THR:HB	1.86	1.03
2:2U:100:GLY:HA3	1:3I:253:THR:CG2	1.87	1.03
2:2X:394:GLN:HG2	1:3L:348:PRO:HG3	1.38	1.03
1:1C:348:PRO:CB	2:4P:394:GLN:CG	2.35	1.03
2:1H:179:ASP:OD2	1:2A:248:LEU:HD21	1.57	1.03
1:1L:263:PRO:HD3	2:4X:406:HIS:CG	1.93	1.03
1:1C:348:PRO:HB2	2:4P:394:GLN:CG	1.87	1.03
5:2H:501:GDP:C8	1:3A:248:LEU:HD13	1.93	1.03
1:1A:262:TYR:OH	2:4H:401:ARG:O	1.77	1.03
1:1I:353:VAL:CB	2:4U:179:ASP:OD1	2.06	1.03

Continued on next page...

Continued from previous page...

Atom-1	Atom-2	Interatomic distance (Å)	Clash overlap (Å)
2:2W:77:SER:HB3	1:3K:245:ASP:OD1	1.58	1.03
1:1D:346:TRP:CA	2:4Q:397:ALA:O	2.06	1.03
1:1E:324:VAL:HG13	2:4R:222:PRO:O	1.59	1.03
2:1S:214:PHE:CB	1:2F:326:LYS:HE2	1.88	1.03
2:1Y:100:GLY:HA2	1:2M:253:THR:HB	1.07	1.03
2:1X:401:ARG:HH22	1:2L:435:VAL:HA	1.18	1.03
2:2R:214:PHE:HB2	1:3E:326:LYS:HE2	1.40	1.03
2:2V:406:HIS:CG	1:3J:263:PRO:HD3	1.94	1.03
2:2X:214:PHE:HB2	1:3L:326:LYS:HE2	1.07	1.03
2:2Y:406:HIS:CD2	1:3M:263:PRO:CD	2.42	1.03
2:2R:177:VAL:HG23	1:3E:332:ILE:CG2	1.88	1.03
1:1D:333:ALA:HB1	2:4Q:176:LYS:HE2	1.39	1.03
1:1G:248:LEU:HD13	5:4T:501:GDP:C8	1.94	1.03
1:1J:346:TRP:CZ3	2:4V:403:ALA:HB1	1.93	1.02
2:1Q:214:PHE:HB2	1:2D:326:LYS:HE2	1.40	1.02
2:2T:404:PHE:CG	1:3G:261:PRO:HA	1.93	1.02
1:1N:324:VAL:HG21	2:4Z:221:THR:OG1	1.59	1.02
2:1X:100:GLY:HA3	1:2L:253:THR:HG21	1.05	1.02
5:2U:501:GDP:C8	1:3I:248:LEU:HD13	1.93	1.02
1:1D:314:ALA:HB1	2:4Q:181:VAL:HG21	1.39	1.02
1:1E:348:PRO:CB	2:4R:394:GLN:CG	2.35	1.02
2:2Q:401:ARG:HH22	1:3D:435:VAL:CA	1.71	1.02
2:2W:401:ARG:HH22	1:3K:435:VAL:HA	1.16	1.02
1:1E:346:TRP:O	2:4R:398:MET:CA	2.07	1.02
1:1F:2:ARG:HD3	2:4S:72:PRO:HD2	1.03	1.02
1:1G:351:PHE:O	2:4T:180:THR:C	1.97	1.02
1:1A:346:TRP:O	2:4H:398:MET:HG2	1.59	1.02
2:1U:224:TYR:CD2	1:2I:247:ALA:O	2.10	1.02
2:1Y:224:TYR:HD2	1:2M:247:ALA:O	1.35	1.02
2:2T:394:GLN:HG2	1:3G:348:PRO:CG	1.89	1.02
1:1G:351:PHE:O	2:4T:180:THR:CA	2.06	1.02
2:1T:404:PHE:CE1	1:2G:260:VAL:O	2.11	1.02
2:2X:221:THR:HA	1:3L:324:VAL:HG11	1.42	1.02
2:2V:100:GLY:HA3	1:3J:253:THR:HG22	1.08	1.02
1:1F:258:ASN:HD21	2:4S:180:THR:HG23	1.21	1.02
1:1J:260:VAL:HB	2:4V:407:TRP:CE2	1.94	1.02
2:1X:101:ASN:HB2	1:2L:254:GLU:HG2	1.04	1.02
2:2W:404:PHE:N	1:3K:261:PRO:O	1.92	1.02
2:2H:100:GLY:HA2	1:3A:253:THR:HB	1.42	1.02
1:1D:348:PRO:HG2	2:4Q:394:GLN:HB3	1.08	1.02
1:1I:349:THR:OG1	2:4U:181:VAL:O	1.76	1.02

Continued on next page...

Continued from previous page...

Atom-1	Atom-2	Interatomic distance (Å)	Clash overlap (Å)
2:1X:214:PHE:CG	1:2L:326:LYS:HE2	1.94	1.02
2:1X:100:GLY:CA	1:2L:253:THR:HB	1.88	1.02
2:2Q:177:VAL:HG23	1:3D:332:ILE:CG2	1.90	1.02
1:1B:348:PRO:HB2	2:4O:394:GLN:HG2	1.41	1.02
1:1D:324:VAL:HG13	2:4Q:222:PRO:O	1.58	1.02
1:1M:332:ILE:HG22	2:4Y:177:VAL:HG23	1.38	1.02
2:2H:401:ARG:HH22	1:3A:435:VAL:CA	1.71	1.02
2:2X:404:PHE:CG	1:3L:261:PRO:HA	1.95	1.02
1:1E:2:ARG:CG	2:4R:72:PRO:HD2	1.89	1.02
1:1G:248:LEU:HD13	5:4T:501:GDP:H8	1.25	1.02
2:2R:77:SER:HB3	1:3E:245:ASP:OD1	1.59	1.01
1:1C:2:ARG:CD	2:4P:72:PRO:HD2	1.90	1.01
1:1B:346:TRP:HB2	2:4O:398:MET:HA	1.41	1.01
2:2P:394:GLN:HG2	1:3C:348:PRO:CG	1.89	1.01
2:2Q:100:GLY:HA3	1:3D:253:THR:CG2	1.90	1.01
1:1C:346:TRP:HB2	2:4P:398:MET:HA	1.38	1.01
1:1N:262:TYR:HA	2:4Z:406:HIS:NE2	1.71	1.01
2:1W:181:VAL:HG21	1:2K:258:ASN:C	1.79	1.01
2:1Y:181:VAL:HB	1:2M:258:ASN:CA	1.90	1.01
2:1Z:100:GLY:CA	1:2N:253:THR:HB	1.89	1.01
2:2W:179:ASP:O	1:3K:352:LYS:HD2	1.58	1.01
1:1L:346:TRP:HB2	2:4X:398:MET:HA	1.39	1.01
1:1B:346:TRP:O	2:4O:398:MET:CG	2.08	1.01
1:1E:349:THR:OG1	2:4R:184:PRO:CD	2.09	1.01
2:2W:214:PHE:HB2	1:3K:326:LYS:HE2	1.06	1.01
1:1E:351:PHE:O	2:4R:180:THR:CA	2.07	1.01
2:1V:179:ASP:O	1:2J:352:LYS:HD2	1.57	1.01
2:1W:207:GLU:CD	1:2K:329:ASN:HD21	1.64	1.01
2:2X:404:PHE:N	1:3L:261:PRO:O	1.92	1.01
1:1F:348:PRO:HB2	2:4S:394:GLN:CG	1.91	1.01
1:1B:261:PRO:HA	2:4O:404:PHE:CG	1.96	1.01
1:1E:332:ILE:HG22	2:4R:177:VAL:HG23	1.04	1.01
1:1E:346:TRP:CZ3	2:4R:403:ALA:CB	2.44	1.01
1:1N:346:TRP:HB2	2:4Z:398:MET:HA	1.43	1.01
2:1V:221:THR:OG1	1:2J:324:VAL:HG22	1.60	1.01
2:2V:404:PHE:N	1:3J:261:PRO:O	1.93	1.01
2:2Y:100:GLY:HA2	1:3M:253:THR:HB	1.42	1.01
1:1N:262:TYR:C	2:4Z:406:HIS:NE2	2.12	1.01
1:1C:245:ASP:CG	2:4P:77:SER:CB	2.28	1.01
2:1V:181:VAL:N	1:2J:258:ASN:ND2	1.73	1.01
1:1A:314:ALA:HB1	2:4H:181:VAL:HG21	1.39	1.01

Continued on next page...

Continued from previous page...

Atom-1	Atom-2	Interatomic distance (Å)	Clash overlap (Å)
1:1B:260:VAL:CB	2:4O:407:TRP:HE1	1.73	1.01
1:1C:258:ASN:ND2	2:4P:180:THR:CG2	2.20	1.01
1:1J:263:PRO:HD3	2:4V:406:HIS:CG	1.94	1.01
2:2S:406:HIS:CG	1:3F:263:PRO:HD3	1.94	1.01
2:2Y:394:GLN:HG2	1:3M:348:PRO:HG3	1.42	1.01
1:1D:258:ASN:ND2	2:4Q:180:THR:CG2	2.23	1.01
1:1G:346:TRP:CE3	2:4T:403:ALA:CB	2.44	1.01
2:1V:179:ASP:OD2	1:2J:248:LEU:HD21	1.60	1.01
2:1X:100:GLY:HA2	1:2L:253:THR:HB	1.03	1.01
1:1I:248:LEU:CA	2:4U:11:GLN:NE2	2.23	1.01
1:1N:326:LYS:CB	2:4Z:222:PRO:HG2	1.89	1.01
2:1W:221:THR:HA	1:2K:324:VAL:HG11	1.01	1.01
2:1Y:404:PHE:CD1	1:2M:260:VAL:O	2.14	1.01
2:2T:214:PHE:HB2	1:3G:326:LYS:CE	1.91	1.01
2:2X:207:GLU:CD	1:3L:329:ASN:HD21	1.64	1.01
1:1D:263:PRO:CD	2:4Q:406:HIS:CD2	2.44	1.01
1:1J:261:PRO:C	2:4V:406:HIS:NE2	2.13	1.01
1:1C:254:GLU:HA	2:4P:100:GLY:C	1.81	1.00
1:1G:348:PRO:HG3	2:4T:394:GLN:CB	1.90	1.00
2:2Y:214:PHE:HB2	1:3M:326:LYS:CE	1.91	1.00
2:2Q:394:GLN:HG2	1:3D:348:PRO:CG	1.91	1.00
1:1C:2:ARG:CG	2:4P:72:PRO:HD2	1.90	1.00
1:1E:329:ASN:HB2	2:4R:210:TYR:CE2	1.95	1.00
1:1G:332:ILE:CG2	2:4T:177:VAL:CG2	2.38	1.00
1:1J:332:ILE:HG22	2:4V:177:VAL:HG23	1.42	1.00
2:1U:221:THR:OG1	1:2I:324:VAL:HG22	1.61	1.00
2:2R:406:HIS:CD2	1:3E:263:PRO:CD	2.45	1.00
2:2S:401:ARG:O	1:3F:262:TYR:OH	1.77	1.00
1:1J:346:TRP:CE3	2:4V:403:ALA:CB	2.43	1.00
1:1K:346:TRP:HB2	2:4W:398:MET:HA	1.39	1.00
2:2R:394:GLN:HG2	1:3E:348:PRO:CG	1.92	1.00
1:1J:2:ARG:CD	2:4V:72:PRO:HD2	1.91	1.00
2:2P:214:PHE:HB2	1:3C:326:LYS:HE2	1.42	1.00
2:2S:210:TYR:HD2	1:3F:329:ASN:HD22	1.08	1.00
2:2Y:404:PHE:N	1:3M:261:PRO:O	1.93	1.00
1:1L:349:THR:CG2	2:4X:184:PRO:HD3	1.92	1.00
1:1E:346:TRP:HB3	2:4R:397:ALA:O	1.59	1.00
1:1A:261:PRO:HA	2:4H:404:PHE:CD1	1.95	1.00
1:1B:434:GLU:O	2:4O:401:ARG:NH2	1.95	1.00
1:1C:435:VAL:CA	2:4P:401:ARG:HH22	1.68	1.00
1:1G:257:THR:HG21	2:4T:102:ASN:HB2	1.41	1.00

Continued on next page...

Continued from previous page...

Atom-1	Atom-2	Interatomic distance (Å)	Clash overlap (Å)
2:2Z:404:PHE:N	1:3N:261:PRO:O	1.94	1.00
2:2S:177:VAL:HG23	1:3F:332:ILE:CG2	1.90	1.00
1:1A:434:GLU:O	2:4H:401:ARG:NH2	1.94	1.00
1:1E:349:THR:HG21	2:4R:184:PRO:HD3	1.42	1.00
1:1F:329:ASN:HB2	2:4S:210:TYR:CE2	1.95	1.00
2:1Y:101:ASN:HB2	1:2M:254:GLU:CG	1.91	1.00
2:2S:394:GLN:HG2	1:3F:348:PRO:CG	1.91	1.00
1:1D:260:VAL:CG1	2:4Q:407:TRP:HE1	1.75	1.00
2:1Y:100:GLY:HA2	1:2M:253:THR:CB	1.91	1.00
2:2X:404:PHE:CD1	1:3L:261:PRO:HA	1.96	1.00
1:1F:349:THR:HG21	2:4S:184:PRO:CD	1.91	1.00
1:1B:262:TYR:CA	2:4O:406:HIS:CD2	2.45	1.00
2:2P:71:GLU:HB2	1:3C:2:ARG:HD3	1.42	1.00
2:2Z:214:PHE:CB	1:3N:326:LYS:HE2	1.92	1.00
2:1Y:101:ASN:CB	1:2M:254:GLU:HG2	1.92	1.00
1:1K:263:PRO:HD3	2:4W:406:HIS:CG	1.96	1.00
1:1M:248:LEU:HA	2:4Y:11:GLN:NE2	1.77	1.00
1:1G:249:ASN:H	2:4T:11:GLN:CD	1.65	0.99
1:1N:332:ILE:HG22	2:4Z:177:VAL:HG23	1.42	0.99
2:1X:221:THR:HA	1:2L:324:VAL:CG1	1.91	0.99
2:2O:71:GLU:HB2	1:3B:2:ARG:HD3	1.42	0.99
2:2S:222:PRO:HG2	1:3F:326:LYS:HB2	1.43	0.99
1:1A:346:TRP:HB2	2:4H:398:MET:HA	1.43	0.99
1:1C:2:ARG:HD3	2:4P:72:PRO:HD2	1.40	0.99
1:1G:2:ARG:HD3	2:4T:72:PRO:CD	1.91	0.99
1:1I:260:VAL:HB	2:4U:407:TRP:CZ2	1.96	0.99
2:2P:401:ARG:HH22	1:3C:435:VAL:HA	0.96	0.99
1:1I:346:TRP:CZ3	2:4U:403:ALA:CB	2.45	0.99
2:1H:100:GLY:HA3	1:2A:253:THR:CG2	1.92	0.99
2:1X:222:PRO:O	1:2L:325:PRO:HD2	1.61	0.99
1:1N:245:ASP:CG	2:4Z:77:SER:HB3	1.80	0.99
2:2H:401:ARG:O	1:3A:262:TYR:OH	1.79	0.99
1:1E:326:LYS:HE2	2:4R:210:TYR:O	1.62	0.99
1:1C:262:TYR:HA	2:4P:406:HIS:HD2	1.21	0.99
5:2Z:501:GDP:C8	1:3N:248:LEU:HD13	1.96	0.99
2:2V:214:PHE:CB	1:3J:326:LYS:HE2	1.92	0.99
1:1F:326:LYS:HA	2:4S:210:TYR:CE1	1.97	0.99
1:1I:261:PRO:HA	2:4U:404:PHE:HA	1.41	0.99
2:2H:401:ARG:HH22	1:3A:435:VAL:HA	0.91	0.99
1:1J:248:LEU:C	2:4V:11:GLN:HE22	1.65	0.99
2:2Q:214:PHE:HB2	1:3D:326:LYS:HE2	1.43	0.99

Continued on next page...

Continued from previous page...

Atom-1	Atom-2	Interatomic distance (Å)	Clash overlap (Å)
2:2S:404:PHE:CG	1:3F:261:PRO:HA	1.98	0.99
2:2V:210:TYR:HD2	1:3J:329:ASN:HD22	1.00	0.99
1:1A:324:VAL:HG21	2:4H:221:THR:OG1	1.62	0.99
1:1D:329:ASN:HB2	2:4Q:210:TYR:CE2	1.98	0.99
1:1E:435:VAL:C	2:4R:401:ARG:NH2	2.16	0.99
1:1G:248:LEU:CA	2:4T:11:GLN:NE2	2.24	0.99
2:2H:404:PHE:N	1:3A:261:PRO:O	1.96	0.99
1:1I:249:ASN:N	2:4U:11:GLN:NE2	1.88	0.99
1:1J:257:THR:HG21	2:4V:102:ASN:HB2	1.44	0.99
1:1D:258:ASN:HD21	2:4Q:180:THR:HG23	0.91	0.99
2:1Y:179:ASP:OD2	1:2M:248:LEU:CD2	2.10	0.99
2:1W:100:GLY:HA3	1:2K:253:THR:HG21	1.01	0.99
2:2T:100:GLY:HA3	1:3G:253:THR:CG2	1.92	0.99
1:1C:260:VAL:HB	2:4P:407:TRP:HE1	1.05	0.99
1:1G:348:PRO:HG2	2:4T:394:GLN:HB3	1.43	0.99
1:1G:346:TRP:CB	2:4T:397:ALA:O	2.11	0.99
1:1G:348:PRO:CB	2:4T:394:GLN:HG2	1.92	0.98
1:1J:260:VAL:HB	2:4V:407:TRP:CZ2	1.96	0.98
1:1M:262:TYR:C	2:4Y:406:HIS:NE2	2.15	0.98
2:2T:404:PHE:CE2	1:3G:261:PRO:HB3	1.97	0.98
2:2R:179:ASP:O	1:3E:352:LYS:HD2	1.62	0.98
1:1C:254:GLU:HG2	2:4P:101:ASN:N	1.76	0.98
1:1G:329:ASN:HB2	2:4T:210:TYR:CE2	1.98	0.98
2:1U:406:HIS:CD2	1:2I:263:PRO:HD3	1.97	0.98
2:1Y:182:VAL:HG21	1:2M:257:THR:CG2	1.93	0.98
2:2U:394:GLN:HG2	1:3I:348:PRO:HG3	1.45	0.98
2:2R:100:GLY:HA3	1:3E:253:THR:CG2	1.93	0.98
2:2U:401:ARG:NH2	1:3I:434:GLU:O	1.96	0.98
1:1D:351:PHE:HB2	2:4Q:178:SER:OG	1.63	0.98
1:1B:248:LEU:CD1	5:4O:501:GDP:C8	2.45	0.98
1:1B:248:LEU:HD13	5:4O:501:GDP:H8	1.20	0.98
2:2R:394:GLN:HG2	1:3E:348:PRO:CB	1.93	0.98
2:2S:221:THR:OG1	1:3F:324:VAL:HG21	1.62	0.98
5:2V:501:GDP:C8	1:3J:248:LEU:HD13	1.97	0.98
1:1I:348:PRO:CG	2:4U:394:GLN:HB3	1.93	0.98
2:1U:404:PHE:CD1	1:2I:260:VAL:O	2.16	0.98
1:1K:261:PRO:C	2:4W:406:HIS:NE2	2.17	0.98
1:1J:349:THR:HG21	2:4V:184:PRO:CD	1.94	0.98
1:1L:437:VAL:O	2:4X:401:ARG:NH1	1.95	0.98
2:1X:224:TYR:CE2	1:2L:247:ALA:O	2.17	0.98
1:1D:325:PRO:O	2:4Q:210:TYR:CZ	2.16	0.98

Continued on next page...

Continued from previous page...

Atom-1	Atom-2	Interatomic distance (Å)	Clash overlap (Å)
2:2S:100:GLY:HA3	1:3F:253:THR:CG2	1.94	0.98
1:1C:348:PRO:CG	2:4P:394:GLN:CG	2.42	0.98
1:1D:253:THR:C	2:4Q:100:GLY:CA	2.32	0.98
2:2X:404:PHE:CE2	1:3L:261:PRO:HB3	1.97	0.98
1:1B:260:VAL:HB	2:4O:407:TRP:HE1	1.24	0.98
2:1T:406:HIS:CD2	1:2G:263:PRO:HD3	1.99	0.98
2:1V:100:GLY:HA3	1:2J:253:THR:HG22	1.44	0.98
2:1Y:214:PHE:HB2	1:2M:326:LYS:HE2	1.44	0.98
2:2U:222:PRO:HG2	1:3I:326:LYS:CB	1.94	0.98
2:2W:210:TYR:HD2	1:3K:329:ASN:HD22	1.08	0.98
1:1E:346:TRP:HB2	2:4R:397:ALA:O	1.62	0.98
1:1L:329:ASN:HD22	2:4X:210:TYR:HD2	1.10	0.98
2:1W:181:VAL:CB	1:2K:258:ASN:O	2.12	0.98
2:1Y:207:GLU:OE1	1:2M:329:ASN:ND2	1.96	0.98
2:2R:401:ARG:HH22	1:3E:435:VAL:CA	1.77	0.98
2:2U:404:PHE:N	1:3I:261:PRO:O	1.95	0.98
5:2Y:501:GDP:C8	1:3M:248:LEU:HD13	1.99	0.98
1:1C:248:LEU:CD1	5:4P:501:GDP:C8	2.38	0.98
1:1J:262:TYR:C	2:4V:406:HIS:NE2	2.16	0.98
1:1M:329:ASN:HD22	2:4Y:210:TYR:HD2	1.02	0.98
2:1U:222:PRO:O	1:2I:325:PRO:HD2	1.64	0.98
2:2P:177:VAL:HG23	1:3C:332:ILE:CG2	1.94	0.98
1:1F:260:VAL:O	2:4S:407:TRP:HD1	1.34	0.98
1:1G:349:THR:O	2:4T:181:VAL:HA	1.62	0.98
1:1G:346:TRP:HA	2:4T:397:ALA:O	1.61	0.98
1:1I:2:ARG:HD3	2:4U:72:PRO:CD	1.94	0.97
2:2S:394:GLN:HG2	1:3F:348:PRO:CB	1.94	0.97
2:2V:179:ASP:O	1:3J:352:LYS:HD2	1.63	0.97
1:1F:346:TRP:CZ3	2:4S:403:ALA:HB1	1.95	0.97
1:1F:329:ASN:HB2	2:4S:210:TYR:HE2	1.28	0.97
1:1G:2:ARG:HD3	2:4T:72:PRO:HD2	0.97	0.97
2:1W:100:GLY:HA3	1:2K:253:THR:HG22	1.46	0.97
2:1X:181:VAL:CB	1:2L:258:ASN:O	2.12	0.97
2:1Y:404:PHE:CE1	1:2M:260:VAL:O	2.16	0.97
1:1I:2:ARG:HD3	2:4U:72:PRO:HD2	1.00	0.97
2:1W:401:ARG:HH22	1:2K:435:VAL:HA	1.28	0.97
2:2Z:401:ARG:HH22	1:3N:435:VAL:CA	1.76	0.97
2:2T:404:PHE:N	1:3G:261:PRO:O	1.96	0.97
2:2T:210:TYR:HD2	1:3G:329:ASN:HD22	1.00	0.97
1:1E:314:ALA:HB1	2:4R:181:VAL:HG21	1.46	0.97
2:1H:100:GLY:HA2	1:2A:253:THR:HB	1.46	0.97

Continued on next page...

Continued from previous page...

Atom-1	Atom-2	Interatomic distance (Å)	Clash overlap (Å)
1:1E:245:ASP:OD1	2:4R:77:SER:CB	2.12	0.97
1:1E:332:ILE:HG21	2:4R:177:VAL:CG2	1.90	0.97
2:2T:177:VAL:HG23	1:3G:332:ILE:CG2	1.94	0.97
2:2Z:406:HIS:CD2	1:3N:263:PRO:CD	2.46	0.97
1:1G:329:ASN:HB2	2:4T:210:TYR:HE2	1.30	0.97
2:1Y:224:TYR:CE2	1:2M:247:ALA:O	2.17	0.97
1:1E:326:LYS:HA	2:4R:210:TYR:CE1	2.00	0.97
1:1I:261:PRO:C	2:4U:406:HIS:NE2	2.17	0.97
1:1M:437:VAL:O	2:4Y:401:ARG:NH1	1.96	0.97
2:1X:214:PHE:CG	1:2L:326:LYS:CE	2.48	0.97
2:1Y:101:ASN:HB2	1:2M:254:GLU:HG2	0.98	0.97
2:2V:401:ARG:NH2	1:3J:434:GLU:O	1.97	0.97
2:2Y:221:THR:OG1	1:3M:324:VAL:HG21	1.65	0.97
1:1E:346:TRP:O	2:4R:398:MET:HG2	1.63	0.97
1:1J:248:LEU:CA	2:4V:11:GLN:NE2	2.27	0.97
1:1A:258:ASN:HD21	2:4H:180:THR:CG2	1.77	0.97
1:1D:326:LYS:HE2	2:4Q:210:TYR:O	1.65	0.97
2:1U:179:ASP:O	1:2I:352:LYS:CD	2.13	0.97
1:1E:349:THR:CG2	2:4R:184:PRO:HD3	1.94	0.97
2:1U:100:GLY:HA3	1:2I:253:THR:HG22	1.45	0.97
2:2W:221:THR:HA	1:3K:324:VAL:HG11	1.44	0.97
1:1A:245:ASP:OD1	2:4H:77:SER:CB	2.12	0.97
1:1C:261:PRO:O	2:4P:404:PHE:N	1.97	0.97
1:1E:253:THR:C	2:4R:100:GLY:CA	2.33	0.97
2:1X:182:VAL:CG2	1:2L:257:THR:HG22	1.95	0.97
1:1C:253:THR:HG22	2:4P:100:GLY:HA3	1.45	0.97
1:1C:261:PRO:HA	2:4P:404:PHE:CG	1.99	0.97
1:1D:348:PRO:CG	2:4Q:394:GLN:CA	2.39	0.97
1:1B:245:ASP:OD1	2:4O:77:SER:CB	2.13	0.96
1:1F:248:LEU:HA	2:4S:11:GLN:NE2	1.80	0.96
2:1V:406:HIS:CD2	1:2J:263:PRO:HD3	1.99	0.96
2:2U:210:TYR:HD2	1:3I:329:ASN:HD22	0.97	0.96
2:2Y:404:PHE:CG	1:3M:261:PRO:HA	2.00	0.96
2:2O:401:ARG:HH22	1:3B:435:VAL:HA	0.91	0.96
2:2Q:394:GLN:HG2	1:3D:348:PRO:CB	1.95	0.96
1:1E:346:TRP:HA	2:4R:397:ALA:O	1.63	0.96
1:1K:332:ILE:HG22	2:4W:177:VAL:HG23	1.47	0.96
1:1B:435:VAL:CA	2:4O:401:ARG:HH22	1.75	0.96
1:1D:260:VAL:HB	2:4Q:407:TRP:CE2	2.00	0.96
2:1Q:221:THR:HA	1:2D:324:VAL:HG11	1.45	0.96
2:1W:181:VAL:HB	1:2K:258:ASN:CA	1.94	0.96

Continued on next page...

Continued from previous page...

Atom-1	Atom-2	Interatomic distance (Å)	Clash overlap (Å)
2:2T:401:ARG:NH2	1:3G:434:GLU:O	1.98	0.96
2:2W:100:GLY:CA	1:3K:253:THR:HG22	1.95	0.96
1:1F:248:LEU:CD1	5:4S:501:GDP:H8	1.77	0.96
1:1F:349:THR:OG1	2:4S:184:PRO:CD	2.14	0.96
1:1G:348:PRO:CG	2:4T:394:GLN:CB	2.43	0.96
2:1V:181:VAL:HG21	1:2J:258:ASN:C	1.83	0.96
2:1X:100:GLY:CA	1:2L:253:THR:CB	2.42	0.96
2:1T:100:GLY:CA	1:2G:253:THR:CG2	2.42	0.96
2:2R:179:ASP:OD1	1:3E:353:VAL:HB	1.65	0.96
2:2R:404:PHE:N	1:3E:261:PRO:O	1.98	0.96
2:2S:404:PHE:CD1	1:3F:261:PRO:HA	2.01	0.96
1:1D:346:TRP:CD1	2:4Q:401:ARG:HG3	2.01	0.96
1:1L:332:ILE:HG22	2:4X:177:VAL:HG23	1.46	0.96
1:1N:245:ASP:OD1	2:4Z:77:SER:CB	2.12	0.96
1:1B:353:VAL:CB	2:4O:179:ASP:OD1	2.12	0.96
1:1E:332:ILE:HB	2:4R:177:VAL:HG21	1.45	0.96
2:1Z:401:ARG:HB3	1:2N:262:TYR:OH	1.64	0.96
2:1U:221:THR:OG1	1:2I:324:VAL:CG2	2.14	0.96
2:2U:406:HIS:NE2	1:3I:263:PRO:N	2.14	0.96
1:1B:346:TRP:HB2	2:4O:397:ALA:O	1.62	0.96
1:1F:245:ASP:OD1	2:4S:77:SER:CB	2.13	0.96
1:1D:260:VAL:CB	2:4Q:407:TRP:NE1	2.08	0.96
1:1E:325:PRO:O	2:4R:210:TYR:CZ	2.19	0.96
1:1J:245:ASP:CG	2:4V:77:SER:CB	2.34	0.96
2:1Z:71:GLU:HB2	1:2N:2:ARG:HD3	1.46	0.96
1:1F:260:VAL:HG12	2:4S:406:HIS:HE1	1.27	0.96
5:2W:501:GDP:C8	1:3K:248:LEU:HD13	1.99	0.96
2:2V:406:HIS:NE2	1:3J:263:PRO:N	2.14	0.96
1:1A:258:ASN:HD21	2:4H:180:THR:HG23	0.82	0.96
1:1C:260:VAL:CG1	2:4P:407:TRP:HE1	1.79	0.96
2:1W:182:VAL:HG21	1:2K:257:THR:CG2	1.95	0.96
2:2O:100:GLY:HA2	1:3B:253:THR:HB	1.46	0.96
2:2V:222:PRO:HG2	1:3J:326:LYS:CB	1.96	0.96
2:2Y:222:PRO:HG2	1:3M:326:LYS:HB2	1.47	0.96
5:2X:501:GDP:C8	1:3L:248:LEU:HD13	2.00	0.96
2:1O:207:GLU:OE1	1:2B:329:ASN:ND2	1.99	0.96
2:1S:100:GLY:HA3	1:2F:253:THR:CG2	1.96	0.96
2:1S:221:THR:CA	1:2F:324:VAL:HG11	1.95	0.96
2:2H:71:GLU:HB2	1:3A:2:ARG:HD3	1.46	0.96
2:2X:100:GLY:HA2	1:3L:253:THR:HB	1.48	0.96
2:2S:404:PHE:N	1:3F:261:PRO:O	1.97	0.96

Continued on next page...

Continued from previous page...

Atom-1	Atom-2	Interatomic distance (Å)	Clash overlap (Å)
1:1C:245:ASP:OD1	2:4P:77:SER:CB	2.13	0.96
1:1E:260:VAL:CG1	2:4R:407:TRP:HE1	1.79	0.96
2:2T:176:LYS:HE2	1:3G:333:ALA:HB1	1.48	0.95
1:1E:260:VAL:HG12	2:4R:406:HIS:CE1	2.01	0.95
1:1A:261:PRO:HA	2:4H:404:PHE:CG	2.00	0.95
1:1A:326:LYS:HB2	2:4H:222:PRO:HG2	1.46	0.95
1:1G:346:TRP:CE3	2:4T:403:ALA:HB3	2.00	0.95
1:1F:332:ILE:HB	2:4S:177:VAL:HG21	1.47	0.95
1:1J:261:PRO:O	2:4V:406:HIS:CD2	2.18	0.95
1:1D:349:THR:OG1	2:4Q:184:PRO:CD	2.13	0.95
1:1N:263:PRO:CD	2:4Z:406:HIS:CD2	2.49	0.95
2:2Y:221:THR:HA	1:3M:324:VAL:HG11	1.45	0.95
1:1K:262:TYR:CA	2:4W:406:HIS:CD2	2.34	0.95
1:1B:261:PRO:O	2:4O:404:PHE:N	1.98	0.95
2:1V:100:GLY:CA	1:2J:253:THR:HG21	1.88	0.95
2:1X:181:VAL:HG21	1:2L:258:ASN:C	1.86	0.95
2:1V:180:THR:HA	1:2J:258:ASN:ND2	1.81	0.95
1:1C:434:GLU:O	2:4P:401:ARG:NH2	1.99	0.95
1:1E:348:PRO:CG	2:4R:394:GLN:CA	2.42	0.95
1:1N:325:PRO:HD2	2:4Z:223:THR:HA	1.46	0.95
2:1Y:404:PHE:CE1	1:2M:260:VAL:C	2.40	0.95
2:1U:178:SER:HB3	1:2I:349:THR:HB	1.48	0.95
2:2P:404:PHE:N	1:3C:261:PRO:O	1.98	0.95
2:2Q:176:LYS:HE2	1:3D:333:ALA:HB1	1.49	0.95
2:2T:181:VAL:HG21	1:3G:314:ALA:HB1	1.47	0.95
2:2W:406:HIS:CG	1:3K:263:PRO:HD3	2.02	0.95
1:1M:349:THR:OG1	2:4Y:181:VAL:O	1.84	0.95
1:1N:329:ASN:ND2	2:4Z:207:GLU:OE1	1.98	0.95
2:1O:401:ARG:HH22	1:2B:435:VAL:HA	1.32	0.95
2:1Y:401:ARG:HB3	1:2M:262:TYR:HH	1.21	0.95
2:1Z:101:ASN:CB	1:2N:254:GLU:HG2	1.95	0.95
2:2Q:406:HIS:CD2	1:3D:263:PRO:CD	2.49	0.95
1:1A:326:LYS:HE2	2:4H:214:PHE:HB2	1.48	0.95
1:1D:245:ASP:OD1	2:4Q:77:SER:CB	2.12	0.95
2:2H:180:THR:HG23	1:3A:258:ASN:HD21	0.78	0.95
2:2O:404:PHE:N	1:3B:261:PRO:O	1.97	0.95
2:2R:207:GLU:CD	1:3E:329:ASN:HD21	1.68	0.95
2:2W:221:THR:OG1	1:3K:324:VAL:CG2	2.14	0.95
1:1A:346:TRP:CB	2:4H:397:ALA:O	2.15	0.95
1:1A:333:ALA:HB1	2:4H:176:LYS:HE2	1.45	0.95
1:1E:249:ASN:N	2:4R:11:GLN:CD	2.20	0.95

Continued on next page...

Continued from previous page...

Atom-1	Atom-2	Interatomic distance (Å)	Clash overlap (Å)
2:2S:176:LYS:HE2	1:3F:333:ALA:HB1	1.47	0.95
2:2V:401:ARG:HH22	1:3J:435:VAL:HA	1.22	0.95
2:1T:100:GLY:HA3	1:2G:253:THR:HG21	1.48	0.95
2:2T:406:HIS:NE2	1:3G:262:TYR:C	2.20	0.95
1:1D:326:LYS:HA	2:4Q:210:TYR:CD1	2.02	0.95
1:1J:249:ASN:N	2:4V:11:GLN:NE2	1.98	0.95
1:1N:314:ALA:HB1	2:4Z:181:VAL:HG21	1.49	0.95
1:1C:437:VAL:O	2:4P:401:ARG:NH1	2.00	0.95
1:1F:261:PRO:CA	2:4S:404:PHE:HA	1.97	0.95
1:1N:326:LYS:HE2	2:4Z:214:PHE:HB2	1.48	0.95
1:1C:333:ALA:CB	2:4P:176:LYS:HE2	1.97	0.94
1:1F:2:ARG:HD3	2:4S:72:PRO:CD	1.94	0.94
1:1I:254:GLU:HA	2:4U:100:GLY:C	1.86	0.94
1:1N:434:GLU:O	2:4Z:401:ARG:NH2	1.99	0.94
2:2Q:404:PHE:N	1:3D:261:PRO:O	1.99	0.94
2:2S:214:PHE:HB2	1:3F:326:LYS:CE	1.97	0.94
2:2X:100:GLY:CA	1:3L:253:THR:HG22	1.96	0.94
1:1E:351:PHE:HB2	2:4R:178:SER:OG	1.66	0.94
1:1E:261:PRO:CA	2:4R:404:PHE:HA	1.95	0.94
1:1E:324:VAL:CG1	2:4R:222:PRO:O	2.15	0.94
1:1G:262:TYR:HA	2:4T:406:HIS:HD2	1.13	0.94
2:1O:181:VAL:H	1:2B:258:ASN:ND2	1.65	0.94
2:1X:401:ARG:CB	1:2L:262:TYR:OH	2.13	0.94
2:2S:181:VAL:HG21	1:3F:314:ALA:HB1	1.49	0.94
2:2T:222:PRO:HG2	1:3G:326:LYS:CB	1.97	0.94
2:2Z:214:PHE:HB2	1:3N:326:LYS:CE	1.97	0.94
2:2O:180:THR:HG23	1:3B:258:ASN:HD21	0.78	0.94
1:1C:324:VAL:HG13	2:4P:222:PRO:O	1.67	0.94
1:1G:260:VAL:HG12	2:4T:406:HIS:HE1	1.32	0.94
1:1J:248:LEU:CA	2:4V:11:GLN:HE22	1.81	0.94
1:1I:346:TRP:O	2:4U:398:MET:CA	2.15	0.94
2:2S:401:ARG:HH22	1:3F:435:VAL:HA	1.18	0.94
1:1K:260:VAL:HB	2:4W:407:TRP:CZ2	2.02	0.94
1:1A:329:ASN:HD22	2:4H:210:TYR:HD2	1.03	0.94
1:1E:346:TRP:HA	2:4R:397:ALA:C	1.88	0.94
1:1K:262:TYR:HA	2:4W:406:HIS:NE2	1.58	0.94
2:1W:181:VAL:CG2	1:2K:258:ASN:HB3	1.96	0.94
1:1G:245:ASP:OD2	2:4T:77:SER:CB	2.14	0.94
1:1I:248:LEU:CA	2:4U:11:GLN:HE22	1.80	0.94
1:1B:348:PRO:CG	2:4O:394:GLN:CG	2.44	0.94
1:1E:258:ASN:HD21	2:4R:180:THR:CG2	1.80	0.94

Continued on next page...

Continued from previous page...

Atom-1	Atom-2	Interatomic distance (Å)	Clash overlap (Å)
1:1M:245:ASP:OD1	2:4Y:77:SER:CB	2.16	0.94
2:1W:394:GLN:HG2	1:2K:348:PRO:CG	1.97	0.94
2:1X:181:VAL:HG23	1:2L:258:ASN:CB	1.95	0.94
1:1C:258:ASN:HD21	2:4P:180:THR:HG23	0.78	0.94
1:1C:329:ASN:HB2	2:4P:210:TYR:CE2	2.02	0.94
1:1F:260:VAL:HG12	2:4S:406:HIS:CE1	2.02	0.94
1:1F:435:VAL:CA	2:4S:401:ARG:NH2	2.30	0.94
2:1Y:100:GLY:CA	1:2M:253:THR:CB	2.46	0.94
2:1W:181:VAL:HG23	1:2K:258:ASN:CB	1.97	0.94
2:1W:221:THR:OG1	1:2K:324:VAL:HG22	1.68	0.94
2:2V:221:THR:OG1	1:3J:324:VAL:CG2	2.15	0.94
2:2T:179:ASP:O	1:3G:352:LYS:HD2	1.68	0.94
2:2U:181:VAL:HG21	1:3I:314:ALA:HB1	1.47	0.94
1:1B:348:PRO:CG	2:4O:394:GLN:HG2	1.96	0.94
1:1C:2:ARG:HD3	2:4P:71:GLU:HB2	1.48	0.94
2:1U:181:VAL:N	1:2I:258:ASN:ND2	1.91	0.94
2:2S:179:ASP:O	1:3F:352:LYS:HD2	1.66	0.94
2:2Q:179:ASP:OD1	1:3D:353:VAL:HB	1.66	0.94
1:1E:346:TRP:CD1	2:4R:401:ARG:HG3	2.01	0.94
1:1F:347:CYS:HA	2:4S:398:MET:HG2	1.50	0.94
1:1I:351:PHE:O	2:4U:180:THR:CA	2.15	0.94
1:1J:257:THR:HB	2:4V:100:GLY:O	1.68	0.94
2:1S:181:VAL:CG2	1:2F:258:ASN:O	2.16	0.94
2:2S:77:SER:HB3	1:3F:245:ASP:CG	1.88	0.94
2:2W:101:ASN:O	1:3K:257:THR:HG21	1.65	0.94
2:2X:101:ASN:O	1:3L:257:THR:HG21	1.68	0.94
2:2U:179:ASP:O	1:3I:352:LYS:HD2	1.67	0.94
1:1D:260:VAL:O	2:4Q:407:TRP:HD1	1.45	0.94
1:1D:2:ARG:NH2	2:4Q:73:GLY:HA3	1.83	0.94
1:1G:260:VAL:HB	2:4T:407:TRP:CZ2	2.03	0.94
1:1C:254:GLU:N	2:4P:100:GLY:HA2	1.82	0.94
1:1M:349:THR:CG2	2:4Y:184:PRO:HD3	1.98	0.94
1:1C:261:PRO:HA	2:4P:404:PHE:HA	1.46	0.94
2:2Q:71:GLU:HB2	1:3D:2:ARG:HD3	1.46	0.94
2:2R:404:PHE:CG	1:3E:261:PRO:HA	2.03	0.94
2:2S:406:HIS:NE2	1:3F:262:TYR:C	2.21	0.94
2:2V:101:ASN:O	1:3J:257:THR:HG21	1.66	0.94
1:1B:263:PRO:N	2:4O:406:HIS:NE2	2.14	0.94
1:1E:326:LYS:HA	2:4R:210:TYR:CD1	2.03	0.94
1:1G:258:ASN:ND2	2:4T:180:THR:HG23	1.82	0.94
1:1K:346:TRP:CE3	2:4W:403:ALA:CB	2.51	0.94

Continued on next page...

Continued from previous page...

Atom-1	Atom-2	Interatomic distance (Å)	Clash overlap (Å)
2:1T:100:GLY:HA3	1:2G:253:THR:HG22	1.49	0.94
2:1V:180:THR:CA	1:2J:258:ASN:HD21	1.80	0.94
2:2R:406:HIS:CG	1:3E:263:PRO:HD3	2.02	0.94
2:2Y:401:ARG:HH22	1:3M:435:VAL:CA	1.81	0.94
1:1E:346:TRP:HD1	2:4R:401:ARG:HG3	1.32	0.93
1:1G:261:PRO:HA	2:4T:404:PHE:CA	1.97	0.93
1:1I:257:THR:HB	2:4U:100:GLY:O	1.68	0.93
1:1A:348:PRO:CG	2:4H:394:GLN:CB	2.46	0.93
1:1C:348:PRO:CG	2:4P:394:GLN:HG2	1.98	0.93
1:1F:346:TRP:HA	2:4S:397:ALA:C	1.89	0.93
2:2R:176:LYS:HE2	1:3E:333:ALA:HB1	1.47	0.93
2:2W:207:GLU:CD	1:3K:329:ASN:HD21	1.71	0.93
1:1B:435:VAL:C	2:4O:401:ARG:HH22	1.72	0.93
1:1G:326:LYS:HA	2:4T:210:TYR:CE1	2.02	0.93
1:1A:332:ILE:CG2	2:4H:177:VAL:CG2	2.46	0.93
1:1B:2:ARG:HD3	2:4O:72:PRO:HD2	1.49	0.93
1:1F:262:TYR:C	2:4S:406:HIS:CE1	2.42	0.93
1:1G:262:TYR:C	2:4T:406:HIS:CE1	2.40	0.93
1:1B:260:VAL:O	2:4O:407:TRP:CD1	2.21	0.93
1:1N:253:THR:HG22	2:4Z:100:GLY:HA3	1.48	0.93
1:1N:348:PRO:HG3	2:4Z:394:GLN:CB	1.97	0.93
1:1F:257:THR:HG21	2:4S:102:ASN:HB2	1.50	0.93
1:1I:346:TRP:CE3	2:4U:403:ALA:HB3	2.03	0.93
1:1C:263:PRO:N	2:4P:406:HIS:NE2	2.16	0.93
2:1H:179:ASP:O	1:2A:352:LYS:HD2	1.69	0.93
2:1R:181:VAL:H	1:2E:258:ASN:HD22	1.00	0.93
2:2P:176:LYS:HE2	1:3C:333:ALA:HB1	1.50	0.93
2:2T:394:GLN:HG2	1:3G:348:PRO:CB	1.98	0.93
1:1D:262:TYR:C	2:4Q:406:HIS:CD2	2.39	0.93
1:1G:349:THR:CG2	2:4T:184:PRO:CD	2.45	0.93
1:1E:263:PRO:HD3	2:4R:406:HIS:CD2	2.03	0.93
2:1T:221:THR:OG1	1:2G:324:VAL:CG2	2.17	0.93
2:1W:182:VAL:CG2	1:2K:257:THR:HG22	1.98	0.93
2:1X:101:ASN:HB2	1:2L:254:GLU:CG	1.98	0.93
2:1U:181:VAL:HB	1:2I:258:ASN:HA	1.51	0.93
2:2P:180:THR:HG23	1:3C:258:ASN:HD21	0.76	0.93
2:2X:77:SER:HB3	1:3L:245:ASP:OD1	1.68	0.93
1:1A:348:PRO:HG3	2:4H:394:GLN:CA	1.98	0.93
1:1D:346:TRP:CH2	2:4Q:403:ALA:HB1	2.04	0.93
1:1F:324:VAL:HG13	2:4S:222:PRO:O	1.69	0.93
1:1I:346:TRP:CH2	2:4U:403:ALA:HB1	2.02	0.93

Continued on next page...

Continued from previous page...

Atom-1	Atom-2	Interatomic distance (Å)	Clash overlap (Å)
2:2U:176:LYS:HE2	1:3I:333:ALA:HB1	1.50	0.93
1:1G:346:TRP:CA	2:4T:397:ALA:O	2.16	0.93
1:1A:348:PRO:CG	2:4H:394:GLN:HB3	1.99	0.93
1:1D:435:VAL:C	2:4Q:401:ARG:NH2	2.17	0.93
1:1F:326:LYS:HE2	2:4S:210:TYR:O	1.69	0.93
1:1K:346:TRP:CZ3	2:4W:403:ALA:HB1	2.02	0.93
2:1S:406:HIS:CD2	1:2F:263:PRO:HD3	2.04	0.93
2:1U:181:VAL:HG23	1:2I:258:ASN:HB3	1.49	0.93
2:1S:181:VAL:N	1:2F:258:ASN:HD22	1.65	0.93
1:1C:435:VAL:HA	2:4P:401:ARG:HH21	1.10	0.93
1:1F:248:LEU:CA	2:4S:11:GLN:NE2	2.32	0.93
2:2U:214:PHE:CB	1:3I:326:LYS:HE2	1.99	0.93
2:2Q:77:SER:HB3	1:3D:245:ASP:OD1	1.69	0.93
1:1E:260:VAL:O	2:4R:407:TRP:HD1	1.35	0.93
1:1I:262:TYR:C	2:4U:406:HIS:CE1	2.43	0.93
1:1N:332:ILE:CG2	2:4Z:177:VAL:HG23	1.98	0.93
1:1A:326:LYS:CB	2:4H:222:PRO:HG2	1.98	0.93
1:1C:2:ARG:NH2	2:4P:73:GLY:HA3	1.83	0.93
2:1X:394:GLN:HG2	1:2L:348:PRO:CG	1.99	0.93
2:2T:406:HIS:NE2	1:3G:263:PRO:N	2.17	0.93
2:2X:180:THR:HG23	1:3L:258:ASN:HD21	0.78	0.93
2:2Y:180:THR:HG23	1:3M:258:ASN:HD21	0.79	0.93
1:1D:263:PRO:CD	2:4Q:406:HIS:CG	2.51	0.92
1:1J:260:VAL:HB	2:4V:407:TRP:NE1	1.84	0.92
2:2V:221:THR:HA	1:3J:324:VAL:HG11	1.51	0.92
2:2H:214:PHE:CB	1:3A:326:LYS:HE2	1.98	0.92
2:2T:401:ARG:HH22	1:3G:435:VAL:HA	1.23	0.92
1:1B:348:PRO:CB	2:4O:394:GLN:CG	2.47	0.92
1:1K:262:TYR:C	2:4W:406:HIS:NE2	2.23	0.92
1:1E:263:PRO:CD	2:4R:406:HIS:CG	2.52	0.92
2:1V:221:THR:OG1	1:2J:324:VAL:CG2	2.17	0.92
2:2R:221:THR:OG1	1:3E:324:VAL:HG21	1.70	0.92
2:2Y:404:PHE:CE2	1:3M:261:PRO:HB3	2.05	0.92
1:1D:263:PRO:N	2:4Q:406:HIS:CD2	2.37	0.92
1:1F:435:VAL:HA	2:4S:401:ARG:HH21	1.26	0.92
2:2P:394:GLN:HG2	1:3C:348:PRO:CB	1.99	0.92
1:1F:348:PRO:CB	2:4S:394:GLN:CG	2.46	0.92
2:2W:401:ARG:NH2	1:3K:434:GLU:O	2.03	0.92
1:1E:353:VAL:HG23	2:4R:179:ASP:HA	1.52	0.92
1:1F:349:THR:CB	2:4S:184:PRO:HD3	1.98	0.92
2:1P:214:PHE:HB2	1:2C:326:LYS:HE2	1.48	0.92

Continued on next page...

Continued from previous page...

Atom-1	Atom-2	Interatomic distance (Å)	Clash overlap (Å)
2:2O:100:GLY:CA	1:3B:253:THR:HB	1.99	0.92
1:1M:326:LYS:CB	2:4Y:222:PRO:HG2	2.00	0.92
1:1D:2:ARG:HD3	2:4Q:71:GLU:HB2	1.49	0.92
1:1F:346:TRP:HB2	2:4S:398:MET:CA	2.00	0.92
1:1F:2:ARG:CG	2:4S:72:PRO:HD2	1.99	0.92
1:1I:261:PRO:O	2:4U:406:HIS:CD2	2.21	0.92
1:1K:248:LEU:C	2:4W:11:GLN:HE22	1.72	0.92
1:1G:245:ASP:OD1	2:4T:77:SER:CB	2.15	0.92
1:1K:261:PRO:O	2:4W:406:HIS:CD2	2.22	0.92
2:1P:11:GLN:HE22	1:2C:249:ASN:H	1.18	0.92
2:2W:406:HIS:NE2	1:3K:263:PRO:N	2.17	0.92
1:1E:346:TRP:O	2:4R:398:MET:HG3	1.70	0.92
2:1R:181:VAL:H	1:2E:258:ASN:ND2	1.66	0.92
2:2S:401:ARG:NH2	1:3F:434:GLU:O	2.03	0.92
2:2H:406:HIS:CD2	1:3A:263:PRO:CD	2.50	0.92
5:2Q:501:GDP:H8	1:3D:248:LEU:CD1	1.83	0.92
2:2S:401:ARG:HH22	1:3F:435:VAL:CA	1.82	0.92
2:2Z:401:ARG:O	1:3N:262:TYR:OH	1.88	0.92
1:1G:346:TRP:O	2:4T:398:MET:HA	1.70	0.92
1:1B:324:VAL:HG21	2:4O:221:THR:OG1	1.70	0.92
1:1E:333:ALA:HB1	2:4R:176:LYS:HE2	1.52	0.92
1:1M:329:ASN:HB2	2:4Y:210:TYR:CE2	2.05	0.92
2:2S:179:ASP:OD1	1:3F:353:VAL:HB	1.69	0.92
2:2T:77:SER:HB3	1:3G:245:ASP:CG	1.90	0.92
2:2U:101:ASN:O	1:3I:257:THR:HG21	1.70	0.92
2:2U:406:HIS:NE2	1:3I:262:TYR:C	2.23	0.92
2:2Z:180:THR:HG23	1:3N:258:ASN:HD21	0.79	0.92
1:1D:253:THR:C	2:4Q:100:GLY:HA2	1.90	0.92
1:1B:258:ASN:ND2	2:4O:180:THR:CG2	2.25	0.92
1:1E:349:THR:CB	2:4R:184:PRO:HD3	1.99	0.92
2:1T:221:THR:HA	1:2G:324:VAL:HG11	0.94	0.92
2:1U:101:ASN:HB2	1:2I:254:GLU:HG2	1.52	0.92
2:1W:406:HIS:CD2	1:2K:263:PRO:HD3	2.04	0.92
2:1U:100:GLY:HA2	1:2I:253:THR:CB	2.00	0.92
1:1F:346:TRP:CE3	2:4S:403:ALA:HB3	2.05	0.92
1:1I:329:ASN:HB2	2:4U:210:TYR:CE2	2.04	0.92
1:1K:257:THR:HB	2:4W:100:GLY:O	1.70	0.91
2:2S:404:PHE:CE2	1:3F:261:PRO:HB3	2.05	0.91
2:2V:100:GLY:CA	1:3J:253:THR:HG22	1.99	0.91
1:1F:245:ASP:OD2	2:4S:77:SER:CB	2.16	0.91
1:1I:332:ILE:CG2	2:4U:177:VAL:HG23	1.98	0.91

Continued on next page...

Continued from previous page...

Atom-1	Atom-2	Interatomic distance (Å)	Clash overlap (Å)
2:2O:406:HIS:CD2	1:3B:263:PRO:CD	2.52	0.91
2:2P:397:ALA:O	1:3C:346:TRP:HB2	1.69	0.91
2:2W:180:THR:HG23	1:3K:258:ASN:HD21	0.76	0.91
2:2Z:394:GLN:HG2	1:3N:348:PRO:HG3	1.48	0.91
1:1A:261:PRO:HB3	2:4H:404:PHE:CE2	2.06	0.91
2:1X:100:GLY:HA3	1:2L:253:THR:HG22	1.51	0.91
2:1H:401:ARG:NH2	1:2A:435:VAL:HA	1.86	0.91
2:1W:100:GLY:CA	1:2K:253:THR:HG21	1.87	0.91
2:2O:177:VAL:HG23	1:3B:332:ILE:CG2	2.00	0.91
2:2S:207:GLU:CD	1:3F:329:ASN:HD21	1.74	0.91
2:2Z:404:PHE:CG	1:3N:261:PRO:HA	2.04	0.91
1:1D:353:VAL:HG23	2:4Q:179:ASP:HA	1.52	0.91
1:1E:329:ASN:HB2	2:4R:210:TYR:HE2	1.33	0.91
1:1G:260:VAL:O	2:4T:407:TRP:HD1	1.42	0.91
1:1B:346:TRP:HB3	2:4O:397:ALA:O	1.70	0.91
1:1E:435:VAL:O	2:4R:401:ARG:NH2	2.04	0.91
2:1T:404:PHE:CE1	1:2G:260:VAL:C	2.44	0.91
2:2R:210:TYR:HD2	1:3E:329:ASN:HD22	1.18	0.91
2:2T:401:ARG:O	1:3G:262:TYR:OH	1.86	0.91
2:2X:221:THR:OG1	1:3L:324:VAL:CG2	2.17	0.91
1:1I:245:ASP:OD1	2:4U:77:SER:CB	2.19	0.91
1:1I:260:VAL:CB	2:4U:407:TRP:NE1	2.34	0.91
2:1S:221:THR:HA	1:2F:324:VAL:CG1	1.99	0.91
2:1T:214:PHE:CG	1:2G:326:LYS:HE2	2.05	0.91
2:1Y:181:VAL:HG11	1:2M:258:ASN:O	1.71	0.91
1:1D:348:PRO:CG	2:4Q:394:GLN:CG	2.47	0.91
1:1I:245:ASP:OD2	2:4U:77:SER:CB	2.18	0.91
1:1N:329:ASN:ND2	2:4Z:210:TYR:HD2	1.68	0.91
1:1B:435:VAL:HA	2:4O:401:ARG:HH21	1.29	0.91
1:1C:263:PRO:CD	2:4P:406:HIS:CG	2.53	0.91
2:1T:178:SER:HB3	1:2G:349:THR:HB	1.51	0.91
2:1V:404:PHE:CE2	1:2J:261:PRO:HA	2.04	0.91
2:2U:177:VAL:HG23	1:3I:332:ILE:CG2	2.00	0.91
2:2Q:180:THR:HG23	1:3D:258:ASN:HD21	0.74	0.91
1:1N:353:VAL:HB	2:4Z:179:ASP:OD1	1.71	0.91
1:1B:245:ASP:CG	2:4O:77:SER:CB	2.38	0.91
1:1D:324:VAL:CG1	2:4Q:222:PRO:O	2.18	0.91
2:1H:181:VAL:H	1:2A:258:ASN:HD22	1.13	0.91
2:1O:181:VAL:H	1:2B:258:ASN:HD22	1.19	0.91
2:1Y:401:ARG:CB	1:2M:262:TYR:OH	2.18	0.91
2:2P:406:HIS:CD2	1:3C:263:PRO:CD	2.52	0.91

Continued on next page...

Continued from previous page...

Atom-1	Atom-2	Interatomic distance (Å)	Clash overlap (Å)
2:1V:394:GLN:HG2	1:2J:348:PRO:CG	2.01	0.91
2:2H:179:ASP:OD2	1:3A:248:LEU:HD21	1.71	0.91
1:1E:263:PRO:CD	2:4R:406:HIS:CD2	2.54	0.91
1:1K:260:VAL:HB	2:4W:407:TRP:CE2	2.05	0.91
1:1I:329:ASN:ND2	2:4U:207:GLU:OE1	2.03	0.91
2:1U:180:THR:HA	1:2I:258:ASN:ND2	1.85	0.91
2:1O:214:PHE:HB2	1:2B:326:LYS:HE2	1.53	0.91
2:2Q:394:GLN:HA	1:3D:348:PRO:HG3	1.52	0.91
2:2U:401:ARG:HH22	1:3I:435:VAL:HA	1.24	0.91
1:1E:346:TRP:HB2	2:4R:398:MET:CA	1.99	0.91
1:1C:253:THR:C	2:4P:100:GLY:CA	2.39	0.91
1:1M:257:THR:HB	2:4Y:100:GLY:O	1.71	0.91
2:1W:401:ARG:CB	1:2K:262:TYR:OH	2.18	0.91
2:2R:222:PRO:HG2	1:3E:326:LYS:HB2	1.53	0.91
1:1A:263:PRO:N	2:4H:406:HIS:NE2	2.19	0.91
1:1G:348:PRO:HG3	2:4T:394:GLN:HA	1.52	0.91
1:1E:435:VAL:HA	2:4R:401:ARG:HH21	1.10	0.90
1:1K:329:ASN:HD22	2:4W:210:TYR:HD2	1.17	0.90
2:2X:404:PHE:CE1	1:3L:260:VAL:C	2.44	0.90
2:2Q:397:ALA:O	1:3D:346:TRP:HB2	1.70	0.90
1:1D:249:ASN:N	2:4Q:11:GLN:CD	2.23	0.90
1:1I:348:PRO:HG3	2:4U:394:GLN:CA	2.00	0.90
1:1K:248:LEU:CA	2:4W:11:GLN:NE2	2.34	0.90
2:2R:77:SER:HB3	1:3E:245:ASP:CG	1.92	0.90
2:2Z:221:THR:OG1	1:3N:324:VAL:HG21	1.71	0.90
2:2U:77:SER:CB	1:3I:245:ASP:OD1	2.19	0.90
1:1A:2:ARG:HD3	2:4H:72:PRO:HD2	1.53	0.90
1:1D:314:ALA:HB2	2:4Q:181:VAL:HG11	1.52	0.90
1:1L:262:TYR:C	2:4X:406:HIS:NE2	2.22	0.90
2:1U:179:ASP:O	1:2I:352:LYS:HD2	1.71	0.90
2:1X:401:ARG:HB3	1:2L:262:TYR:HH	1.25	0.90
1:1B:261:PRO:HA	2:4O:404:PHE:CD1	2.07	0.90
1:1L:257:THR:HB	2:4X:100:GLY:O	1.71	0.90
2:1Q:181:VAL:HG21	1:2D:258:ASN:O	1.71	0.90
2:2Z:221:THR:HA	1:3N:324:VAL:HG11	1.53	0.90
2:2H:100:GLY:CA	1:3A:253:THR:HB	1.99	0.90
1:1C:325:PRO:O	2:4P:210:TYR:CZ	2.24	0.90
1:1E:254:GLU:CA	2:4R:100:GLY:C	2.39	0.90
1:1M:325:PRO:HD2	2:4Y:223:THR:HA	1.53	0.90
1:1B:262:TYR:HA	2:4O:406:HIS:HD2	1.37	0.90
2:1Y:182:VAL:CG2	1:2M:257:THR:HG22	2.02	0.90

Continued on next page...

Continued from previous page...

Atom-1	Atom-2	Interatomic distance (Å)	Clash overlap (Å)
5:2R:501:GDP:H8	1:3E:248:LEU:CD1	1.83	0.90
1:1M:257:THR:CB	2:4Y:100:GLY:O	2.20	0.90
1:1B:332:ILE:HG21	2:4O:177:VAL:HG23	1.48	0.90
1:1D:351:PHE:O	2:4Q:180:THR:CA	2.18	0.90
1:1F:324:VAL:CG1	2:4S:222:PRO:O	2.20	0.90
5:2P:501:GDP:H8	1:3C:248:LEU:CD1	1.84	0.90
2:2Z:71:GLU:HB2	1:3N:2:ARG:HD3	1.53	0.90
1:1E:346:TRP:CH2	2:4R:403:ALA:CB	2.55	0.90
2:1W:221:THR:CA	1:2K:324:VAL:HG11	1.98	0.90
2:2R:71:GLU:HB2	1:3E:2:ARG:HD3	1.52	0.90
1:1E:253:THR:C	2:4R:100:GLY:HA2	1.92	0.90
1:1E:258:ASN:ND2	2:4R:180:THR:CG2	2.35	0.90
1:1I:262:TYR:HA	2:4U:406:HIS:HD2	1.30	0.90
1:1M:258:ASN:HD21	2:4Y:180:THR:HG23	1.37	0.90
2:1W:224:TYR:HE2	1:2K:248:LEU:HB2	1.37	0.90
2:2Y:404:PHE:CD1	1:3M:261:PRO:HA	2.06	0.90
2:2Y:404:PHE:CE1	1:3M:260:VAL:C	2.45	0.90
1:1D:346:TRP:O	2:4Q:398:MET:CA	2.20	0.90
1:1G:254:GLU:HG2	2:4T:101:ASN:N	1.87	0.90
1:1D:262:TYR:N	2:4Q:406:HIS:NE2	2.20	0.90
2:1H:180:THR:HG23	1:2A:258:ASN:HD21	1.37	0.90
2:1V:394:GLN:HG2	1:2J:348:PRO:HG3	1.53	0.90
2:1Z:180:THR:HG23	1:2N:258:ASN:HD21	1.36	0.90
2:2P:100:GLY:CA	1:3C:253:THR:HB	2.02	0.90
2:2V:181:VAL:HG21	1:3J:314:ALA:HB1	1.51	0.90
1:1F:435:VAL:O	2:4S:401:ARG:NH2	2.05	0.90
1:1N:248:LEU:HD13	5:4Z:501:GDP:C8	2.07	0.90
1:1B:329:ASN:HB2	2:4O:210:TYR:CE2	2.07	0.89
1:1G:257:THR:CG2	2:4T:102:ASN:HB2	2.01	0.89
1:1I:329:ASN:HB2	2:4U:210:TYR:HE2	1.37	0.89
2:1V:100:GLY:CA	1:2J:253:THR:HG22	1.98	0.89
2:1H:207:GLU:CD	1:2A:329:ASN:HD21	1.75	0.89
2:2X:210:TYR:HD2	1:3L:329:ASN:HD22	1.19	0.89
1:1C:352:LYS:HD2	2:4P:179:ASP:O	1.72	0.89
1:1I:349:THR:CG2	2:4U:184:PRO:CD	2.48	0.89
1:1D:351:PHE:O	2:4Q:180:THR:N	2.05	0.89
2:2T:77:SER:CB	1:3G:245:ASP:OD1	2.19	0.89
2:2U:394:GLN:CG	1:3I:348:PRO:CG	2.50	0.89
2:2Y:100:GLY:CA	1:3M:253:THR:HG22	2.00	0.89
1:1F:346:TRP:CE3	2:4S:403:ALA:CB	2.54	0.89
1:1D:261:PRO:O	2:4Q:404:PHE:N	2.06	0.89

Continued on next page...

Continued from previous page...

Atom-1	Atom-2	Interatomic distance (Å)	Clash overlap (Å)
2:1W:224:TYR:CE2	1:2K:247:ALA:O	2.26	0.89
2:2X:100:GLY:CA	1:3L:253:THR:CG2	2.48	0.89
2:2Y:100:GLY:CA	1:3M:253:THR:CG2	2.49	0.89
1:1C:263:PRO:N	2:4P:406:HIS:CD2	2.39	0.89
1:1E:351:PHE:O	2:4R:180:THR:N	2.04	0.89
1:1F:314:ALA:HB1	2:4S:181:VAL:HG21	1.55	0.89
1:1B:352:LYS:HD2	2:4O:179:ASP:O	1.72	0.89
2:1T:100:GLY:HA2	1:2G:253:THR:HB	1.54	0.89
2:1X:207:GLU:OE2	1:2L:329:ASN:ND2	2.06	0.89
2:2P:401:ARG:NH2	1:3C:435:VAL:CA	2.30	0.89
5:2S:501:GDP:H8	1:3F:248:LEU:CD1	1.85	0.89
2:2V:394:GLN:CG	1:3J:348:PRO:CG	2.51	0.89
1:1I:254:GLU:N	2:4U:100:GLY:HA2	1.87	0.89
2:2W:404:PHE:CE1	1:3K:260:VAL:C	2.46	0.89
1:1K:248:LEU:CA	2:4W:11:GLN:HE22	1.86	0.89
1:1F:352:LYS:HD3	2:4S:101:ASN:ND2	1.86	0.89
1:1G:352:LYS:HD3	2:4T:101:ASN:ND2	1.88	0.89
1:1N:2:ARG:HD3	2:4Z:72:PRO:HD2	1.53	0.89
2:1T:221:THR:OG1	1:2G:324:VAL:HG22	1.71	0.89
2:1U:394:GLN:HG2	1:2I:348:PRO:HG3	1.53	0.89
2:1U:214:PHE:CD1	1:2I:326:LYS:HE3	2.08	0.89
2:2P:100:GLY:HA2	1:3C:253:THR:HB	1.53	0.89
1:1C:253:THR:C	2:4P:100:GLY:HA2	1.93	0.89
1:1D:261:PRO:HA	2:4Q:404:PHE:CG	2.07	0.89
2:2R:406:HIS:NE2	1:3E:262:TYR:C	2.26	0.89
2:2W:222:PRO:HG2	1:3K:326:LYS:CB	2.03	0.89
1:1D:332:ILE:HB	2:4Q:177:VAL:HG21	1.53	0.89
1:1K:257:THR:HG21	2:4W:102:ASN:HB2	1.53	0.89
1:1I:254:GLU:HA	2:4U:100:GLY:O	1.72	0.89
1:1L:261:PRO:C	2:4X:406:HIS:NE2	2.26	0.89
2:1V:207:GLU:CD	1:2J:329:ASN:HD21	1.75	0.89
2:2V:207:GLU:CD	1:3J:329:ASN:HD21	1.76	0.89
1:1C:351:PHE:O	2:4P:180:THR:C	2.10	0.89
1:1D:434:GLU:O	2:4Q:401:ARG:NH2	2.06	0.89
1:1G:260:VAL:C	2:4T:407:TRP:HE1	1.76	0.89
1:1G:346:TRP:O	2:4T:398:MET:CB	2.20	0.89
2:1Q:181:VAL:H	1:2D:258:ASN:HD22	1.13	0.89
2:1Y:181:VAL:CB	1:2M:258:ASN:O	2.21	0.89
2:2U:221:THR:OG1	1:3I:324:VAL:CG2	2.20	0.89
2:2Y:101:ASN:O	1:3M:257:THR:HG21	1.73	0.89
2:2V:176:LYS:HE2	1:3J:333:ALA:HB1	1.52	0.89

Continued on next page...

Continued from previous page...

Atom-1	Atom-2	Interatomic distance (Å)	Clash overlap (Å)
2:2Z:100:GLY:CA	1:3N:253:THR:HB	2.02	0.89
2:2S:177:VAL:HG23	1:3F:332:ILE:HG22	1.53	0.89
2:2T:394:GLN:HG2	1:3G:348:PRO:HG3	1.52	0.89
1:1B:2:ARG:CG	2:4O:72:PRO:HD2	2.03	0.89
1:1I:260:VAL:CB	2:4U:407:TRP:CZ2	2.56	0.89
1:1B:346:TRP:O	2:4O:398:MET:HG2	1.71	0.88
1:1D:346:TRP:CZ3	2:4Q:403:ALA:CB	2.56	0.88
2:1V:221:THR:CB	1:2J:324:VAL:HG21	2.03	0.88
2:1Z:181:VAL:HG21	1:2N:258:ASN:O	1.73	0.88
1:1M:245:ASP:CG	2:4Y:77:SER:CB	2.41	0.88
1:1B:249:ASN:H	2:4O:11:GLN:CD	1.77	0.88
1:1C:351:PHE:HB2	2:4P:178:SER:OG	1.72	0.88
2:1O:11:GLN:HE22	1:2B:249:ASN:H	1.16	0.88
2:1V:180:THR:CA	1:2J:258:ASN:ND2	2.36	0.88
2:1V:221:THR:HA	1:2J:324:VAL:HG11	0.90	0.88
2:1Y:222:PRO:O	1:2M:325:PRO:HD2	1.74	0.88
2:2H:207:GLU:CD	1:3A:329:ASN:ND2	2.27	0.88
2:2R:181:VAL:HG21	1:3E:314:ALA:HB1	1.55	0.88
1:1I:346:TRP:HA	2:4U:397:ALA:O	1.72	0.88
1:1G:258:ASN:HD21	2:4T:180:THR:HG23	1.35	0.88
2:1P:181:VAL:H	1:2C:258:ASN:HD22	1.19	0.88
2:1V:181:VAL:CB	1:2J:258:ASN:O	2.20	0.88
2:1X:101:ASN:CB	1:2L:254:GLU:HG2	1.99	0.88
2:2O:397:ALA:O	1:3B:346:TRP:HB2	1.71	0.88
1:1B:329:ASN:HD22	2:4O:210:TYR:HD2	1.21	0.88
1:1F:346:TRP:HB3	2:4S:397:ALA:O	1.72	0.88
1:1J:353:VAL:CB	2:4V:179:ASP:OD1	2.21	0.88
1:1D:346:TRP:HD1	2:4Q:401:ARG:HG3	1.36	0.88
2:1H:214:PHE:HB2	1:2A:326:LYS:HE2	1.55	0.88
2:1W:404:PHE:CE2	1:2K:261:PRO:HA	2.08	0.88
2:2P:394:GLN:HA	1:3C:348:PRO:HG3	1.54	0.88
2:2O:179:ASP:OD2	1:3B:248:LEU:HD21	1.73	0.88
2:2O:176:LYS:HE2	1:3B:333:ALA:HB1	1.52	0.88
2:2R:401:ARG:HH22	1:3E:435:VAL:HA	1.11	0.88
1:1G:257:THR:HB	2:4T:100:GLY:O	1.72	0.88
1:1I:348:PRO:HG3	2:4U:394:GLN:CB	2.02	0.88
2:1W:11:GLN:HE22	1:2K:249:ASN:HB2	1.34	0.88
2:2Z:176:LYS:HE2	1:3N:333:ALA:HB1	1.56	0.88
1:1A:348:PRO:HG2	2:4H:394:GLN:HB3	1.52	0.88
1:1B:333:ALA:CB	2:4O:176:LYS:HE2	2.03	0.88
1:1E:347:CYS:HA	2:4R:398:MET:HG2	1.55	0.88

Continued on next page...

Continued from previous page...

Atom-1	Atom-2	Interatomic distance (Å)	Clash overlap (Å)
1:1F:346:TRP:CH2	2:4S:403:ALA:CB	2.56	0.88
2:2Q:404:PHE:CG	1:3D:261:PRO:HA	2.07	0.88
5:2Q:501:GDP:C8	1:3D:248:LEU:CD1	2.57	0.88
1:1E:260:VAL:HG12	2:4R:406:HIS:HE1	1.33	0.88
1:1C:346:TRP:CA	2:4P:397:ALA:O	2.21	0.88
1:1F:253:THR:C	2:4S:100:GLY:CA	2.41	0.88
1:1I:262:TYR:OH	2:4U:401:ARG:O	1.91	0.88
2:2R:394:GLN:HA	1:3E:348:PRO:HG3	1.56	0.88
1:1E:314:ALA:HB2	2:4R:181:VAL:HG11	1.56	0.88
1:1E:2:ARG:NH2	2:4R:73:GLY:HA3	1.88	0.88
1:1J:349:THR:O	2:4V:181:VAL:CA	2.22	0.88
1:1A:326:LYS:CE	2:4H:214:PHE:HB2	2.03	0.88
1:1D:333:ALA:CB	2:4Q:176:LYS:HE2	2.03	0.88
1:1J:346:TRP:CZ3	2:4V:403:ALA:CB	2.56	0.88
2:1W:100:GLY:CA	1:2K:253:THR:CB	2.45	0.88
2:2H:176:LYS:HE2	1:3A:333:ALA:HB1	1.54	0.88
1:1G:347:CYS:HA	2:4T:398:MET:HG2	1.54	0.88
1:1K:245:ASP:CG	2:4W:77:SER:CB	2.41	0.88
2:1X:179:ASP:OD2	1:2L:248:LEU:CD2	2.21	0.88
2:1T:224:TYR:HD2	1:2G:247:ALA:O	1.56	0.88
2:2U:223:THR:HA	1:3I:325:PRO:HD2	1.56	0.88
2:2Z:222:PRO:HG2	1:3N:326:LYS:HB2	1.54	0.88
1:1A:332:ILE:HG21	2:4H:177:VAL:CG2	2.03	0.88
1:1D:346:TRP:HB2	2:4Q:398:MET:CA	2.04	0.88
1:1E:262:TYR:C	2:4R:406:HIS:CD2	2.37	0.88
1:1I:332:ILE:CG2	2:4U:177:VAL:CG2	2.52	0.88
1:1K:349:THR:O	2:4W:181:VAL:CA	2.22	0.88
2:1T:214:PHE:CG	1:2G:326:LYS:CE	2.57	0.88
2:1H:181:VAL:N	1:2A:258:ASN:ND2	2.21	0.88
2:1V:224:TYR:HE2	1:2J:248:LEU:HB2	1.37	0.88
2:2R:214:PHE:HB2	1:3E:326:LYS:CE	2.03	0.88
1:1C:249:ASN:N	2:4P:11:GLN:NE2	1.69	0.88
1:1D:263:PRO:N	2:4Q:406:HIS:NE2	2.22	0.88
1:1K:2:ARG:CD	2:4W:72:PRO:HD2	2.01	0.88
1:1D:346:TRP:O	2:4Q:398:MET:HG3	1.71	0.87
2:2H:404:PHE:CG	1:3A:261:PRO:HA	2.08	0.87
2:1V:221:THR:HB	1:2J:324:VAL:HG21	1.53	0.87
2:2H:214:PHE:HB2	1:3A:326:LYS:CE	2.03	0.87
2:2H:394:GLN:HG2	1:3A:348:PRO:HG3	1.55	0.87
1:1M:348:PRO:CG	2:4Y:394:GLN:HB3	2.04	0.87
1:1C:346:TRP:CD1	2:4P:401:ARG:HG3	2.09	0.87

Continued on next page...

Continued from previous page...

Atom-1	Atom-2	Interatomic distance (Å)	Clash overlap (Å)
1:1F:435:VAL:C	2:4S:401:ARG:NH2	2.26	0.87
2:2P:179:ASP:OD1	1:3C:353:VAL:HB	1.72	0.87
2:2U:394:GLN:HG2	1:3I:348:PRO:CB	2.03	0.87
1:1A:248:LEU:CD1	5:4H:501:GDP:H8	1.86	0.87
1:1D:326:LYS:HA	2:4Q:210:TYR:CE1	2.10	0.87
1:1I:257:THR:CG2	2:4U:102:ASN:HB2	2.02	0.87
1:1I:245:ASP:OD2	2:4U:77:SER:HB3	1.74	0.87
1:1L:248:LEU:C	2:4X:11:GLN:HE22	1.76	0.87
1:1A:260:VAL:O	2:4H:407:TRP:CD1	2.27	0.87
1:1A:348:PRO:CG	2:4H:394:GLN:HG2	2.04	0.87
1:1F:263:PRO:CD	2:4S:406:HIS:CG	2.57	0.87
1:1M:348:PRO:HG3	2:4Y:394:GLN:CB	2.04	0.87
2:1V:401:ARG:HH22	1:2J:435:VAL:HA	1.39	0.87
2:2Z:179:ASP:OD2	1:3N:248:LEU:HD21	1.74	0.87
2:2T:394:GLN:CG	1:3G:348:PRO:CG	2.51	0.87
2:2X:406:HIS:NE2	1:3L:263:PRO:N	2.22	0.87
1:1A:348:PRO:HG3	2:4H:394:GLN:HA	1.56	0.87
1:1N:257:THR:CB	2:4Z:100:GLY:O	2.23	0.87
5:2S:501:GDP:C8	1:3F:248:LEU:CD1	2.57	0.87
2:2T:177:VAL:HG23	1:3G:332:ILE:HG22	1.55	0.87
2:2S:222:PRO:HG2	1:3F:326:LYS:CB	2.04	0.87
2:2T:207:GLU:CD	1:3G:329:ASN:HD21	1.77	0.87
2:2V:394:GLN:CG	1:3J:348:PRO:HG3	2.04	0.87
2:2Y:404:PHE:CD1	1:3M:260:VAL:O	2.27	0.87
2:2Y:176:LYS:HE2	1:3M:333:ALA:HB1	1.56	0.87
1:1B:254:GLU:HA	2:4O:100:GLY:O	1.74	0.87
1:1C:348:PRO:CG	2:4P:394:GLN:CA	2.48	0.87
1:1D:2:ARG:NH1	2:4Q:71:GLU:HG3	1.88	0.87
1:1M:248:LEU:C	2:4Y:11:GLN:HE22	1.76	0.87
2:2O:394:GLN:HG2	1:3B:348:PRO:CB	2.04	0.87
2:2Q:397:ALA:O	1:3D:346:TRP:CB	2.23	0.87
1:1D:261:PRO:CA	2:4Q:404:PHE:HA	2.03	0.87
1:1E:348:PRO:HB3	2:4R:394:GLN:HG2	1.57	0.87
1:1E:260:VAL:O	2:4R:407:TRP:NE1	2.06	0.87
1:1E:254:GLU:N	2:4R:100:GLY:CA	2.37	0.87
1:1J:245:ASP:OD1	2:4V:77:SER:CB	2.22	0.87
2:1R:406:HIS:CD2	1:2E:263:PRO:HD3	2.09	0.87
2:1W:214:PHE:CG	1:2K:326:LYS:HE3	2.09	0.87
1:1N:260:VAL:O	2:4Z:407:TRP:CD1	2.27	0.87
1:1B:2:ARG:CD	2:4O:72:PRO:HD2	2.04	0.87
1:1E:2:ARG:HD3	2:4R:72:PRO:CD	2.02	0.87

Continued on next page...

Continued from previous page...

Atom-1	Atom-2	Interatomic distance (Å)	Clash overlap (Å)
1:1E:332:ILE:HB	2:4R:177:VAL:CG2	2.04	0.87
2:1H:11:GLN:HE22	1:2A:249:ASN:H	1.22	0.87
2:1Z:214:PHE:HB2	1:2N:326:LYS:HE2	1.55	0.87
5:2P:501:GDP:C8	1:3C:248:LEU:CD1	2.57	0.87
2:2W:100:GLY:HA2	1:3K:253:THR:HB	1.56	0.87
2:2X:401:ARG:HH22	1:3L:435:VAL:CA	1.86	0.87
2:2H:101:ASN:HB2	1:3A:254:GLU:HG2	1.55	0.87
2:2S:406:HIS:NE2	1:3F:263:PRO:N	2.21	0.87
1:1A:329:ASN:HB2	2:4H:210:TYR:CE2	2.10	0.87
1:1L:245:ASP:CG	2:4X:77:SER:CB	2.44	0.87
1:1N:261:PRO:HB3	2:4Z:404:PHE:CE2	2.08	0.87
2:1V:214:PHE:CG	1:2J:326:LYS:HE3	2.07	0.87
5:2O:501:GDP:C8	1:3B:248:LEU:CD1	2.58	0.87
2:2W:394:GLN:CG	1:3K:348:PRO:CG	2.52	0.87
2:2O:101:ASN:HB2	1:3B:254:GLU:HG2	1.57	0.87
2:2U:394:GLN:CG	1:3I:348:PRO:HG3	2.05	0.87
2:2O:214:PHE:CB	1:3B:326:LYS:HE2	2.05	0.86
2:2Z:101:ASN:HB2	1:3N:254:GLU:HG2	1.57	0.86
1:1E:349:THR:HG21	2:4R:184:PRO:CD	2.03	0.86
1:1E:262:TYR:C	2:4R:406:HIS:CE1	2.47	0.86
1:1F:257:THR:CG2	2:4S:102:ASN:HB2	2.05	0.86
1:1J:348:PRO:CG	2:4V:394:GLN:HB3	2.05	0.86
1:1J:262:TYR:C	2:4V:406:HIS:CE1	2.48	0.86
2:1Y:207:GLU:CD	1:2M:329:ASN:ND2	2.27	0.86
5:2O:501:GDP:H8	1:3B:248:LEU:CD1	1.88	0.86
5:2T:501:GDP:H8	1:3G:248:LEU:CD1	1.89	0.86
1:1G:261:PRO:C	2:4T:406:HIS:NE2	2.29	0.86
1:1L:257:THR:CB	2:4X:100:GLY:O	2.23	0.86
2:1Y:181:VAL:HG23	1:2M:258:ASN:CB	2.02	0.86
2:1Y:182:VAL:HG21	1:2M:257:THR:HG22	1.56	0.86
2:2R:397:ALA:O	1:3E:346:TRP:HB2	1.74	0.86
2:2V:100:GLY:O	1:3J:257:THR:OG1	1.92	0.86
1:1F:346:TRP:O	2:4S:398:MET:HA	1.73	0.86
1:1F:254:GLU:CA	2:4S:100:GLY:C	2.43	0.86
1:1K:349:THR:HG21	2:4W:184:PRO:CD	2.02	0.86
2:1V:214:PHE:CD1	1:2J:326:LYS:HE3	2.09	0.86
2:2X:404:PHE:CD1	1:3L:260:VAL:O	2.28	0.86
2:2R:397:ALA:O	1:3E:346:TRP:CB	2.23	0.86
1:1D:346:TRP:HA	2:4Q:397:ALA:C	1.96	0.86
1:1F:346:TRP:CB	2:4S:398:MET:HA	2.05	0.86
1:1G:248:LEU:CA	2:4T:11:GLN:HE22	1.87	0.86

Continued on next page...

Continued from previous page...

Atom-1	Atom-2	Interatomic distance (Å)	Clash overlap (Å)
1:1M:2:ARG:CD	2:4Y:72:PRO:HD2	2.06	0.86
1:1N:263:PRO:N	2:4Z:406:HIS:CE1	2.43	0.86
2:2Q:406:HIS:CG	1:3D:263:PRO:HD3	2.11	0.86
2:2S:394:GLN:CG	1:3F:348:PRO:CG	2.53	0.86
2:2V:77:SER:CB	1:3J:245:ASP:OD1	2.22	0.86
2:2Z:404:PHE:CE1	1:3N:260:VAL:C	2.49	0.86
1:1N:348:PRO:CB	2:4Z:394:GLN:HG2	2.05	0.86
1:1C:258:ASN:OD1	2:4P:101:ASN:ND2	2.08	0.86
1:1F:346:TRP:O	2:4S:398:MET:CB	2.23	0.86
1:1G:349:THR:CB	2:4T:184:PRO:HD3	2.05	0.86
1:1G:349:THR:OG1	2:4T:181:VAL:O	1.92	0.86
1:1I:346:TRP:O	2:4U:398:MET:HA	1.75	0.86
1:1J:329:ASN:HB2	2:4V:210:TYR:CE2	2.09	0.86
2:2R:404:PHE:CD1	1:3E:261:PRO:HA	2.10	0.86
2:2U:207:GLU:CD	1:3I:329:ASN:HD21	1.78	0.86
2:2W:181:VAL:HG21	1:3K:314:ALA:HB1	1.57	0.86
1:1I:248:LEU:HD13	5:4U:501:GDP:C8	2.11	0.86
1:1B:261:PRO:HB3	2:4O:404:PHE:CE2	2.10	0.86
1:1F:120:ASP:OD2	1:1F:124:LYS:NZ	2.09	0.86
2:1R:214:PHE:CB	1:2E:326:LYS:HE2	2.05	0.86
1:2F:120:ASP:OD2	1:2F:124:LYS:NZ	2.09	0.86
2:1X:11:GLN:HE22	1:2L:249:ASN:HB2	1.40	0.86
2:2O:404:PHE:CG	1:3B:261:PRO:HA	2.10	0.86
1:3F:120:ASP:OD2	1:3F:124:LYS:NZ	2.09	0.86
2:2T:401:ARG:HH22	1:3G:435:VAL:CA	1.88	0.86
1:1C:261:PRO:C	2:4P:404:PHE:H	1.78	0.86
1:1D:262:TYR:HA	2:4Q:406:HIS:HD2	1.07	0.86
1:1F:346:TRP:O	2:4S:398:MET:HG3	1.72	0.86
1:1I:351:PHE:O	2:4U:180:THR:C	2.13	0.86
1:1D:120:ASP:OD2	1:1D:124:LYS:NZ	2.09	0.86
1:1D:260:VAL:HG12	2:4Q:406:HIS:CE1	2.09	0.86
2:1U:100:GLY:CA	1:2I:253:THR:HG21	2.00	0.86
5:2T:501:GDP:C8	1:3G:248:LEU:CD1	2.58	0.86
5:2R:501:GDP:C8	1:3E:248:LEU:CD1	2.56	0.86
1:3I:120:ASP:OD2	1:3I:124:LYS:NZ	2.09	0.86
1:4F:120:ASP:OD2	1:4F:124:LYS:NZ	2.09	0.86
1:4I:120:ASP:OD2	1:4I:124:LYS:NZ	2.09	0.86
1:1C:326:LYS:HA	2:4P:210:TYR:CD1	2.10	0.86
1:1D:435:VAL:HA	2:4Q:401:ARG:HH21	1.04	0.86
1:1E:332:ILE:CB	2:4R:177:VAL:CG2	2.54	0.86
1:1I:120:ASP:OD2	1:1I:124:LYS:NZ	2.09	0.86

Continued on next page...

Continued from previous page...

Atom-1	Atom-2	Interatomic distance (Å)	Clash overlap (Å)
1:1N:435:VAL:HA	2:4Z:401:ARG:NH2	1.89	0.86
2:1Q:181:VAL:H	1:2D:258:ASN:ND2	1.73	0.86
2:1U:221:THR:HB	1:2I:324:VAL:HG21	1.58	0.86
1:2D:120:ASP:OD2	1:2D:124:LYS:NZ	2.09	0.86
1:2I:120:ASP:OD2	1:2I:124:LYS:NZ	2.09	0.86
2:2P:404:PHE:CG	1:3C:261:PRO:HA	2.10	0.86
2:2Q:177:VAL:HG23	1:3D:332:ILE:HG21	1.57	0.86
2:2W:100:GLY:CA	1:3K:253:THR:CG2	2.51	0.86
2:2Z:100:GLY:CA	1:3N:253:THR:CG2	2.53	0.86
1:3D:120:ASP:OD2	1:3D:124:LYS:NZ	2.09	0.86
2:2W:176:LYS:HE2	1:3K:333:ALA:HB1	1.54	0.86
1:1N:261:PRO:CA	2:4Z:404:PHE:CD1	2.59	0.86
1:1C:326:LYS:HE2	2:4P:210:TYR:O	1.76	0.86
1:1F:346:TRP:CD1	2:4S:401:ARG:HG3	2.11	0.86
1:1G:260:VAL:CB	2:4T:407:TRP:CZ2	2.59	0.86
2:1P:221:THR:HA	1:2C:324:VAL:HG11	1.58	0.86
5:2H:501:GDP:C8	1:3A:248:LEU:CD1	2.59	0.86
2:1U:404:PHE:CE2	1:2I:261:PRO:HA	2.11	0.86
2:1V:178:SER:HB3	1:2J:349:THR:HB	1.55	0.86
2:1X:207:GLU:OE1	1:2L:329:ASN:ND2	2.08	0.86
2:2X:176:LYS:HE2	1:3L:333:ALA:HB1	1.55	0.86
2:2Y:221:THR:OG1	1:3M:324:VAL:CG2	2.23	0.86
1:4C:120:ASP:OD2	1:4C:124:LYS:NZ	2.09	0.86
1:4D:120:ASP:OD2	1:4D:124:LYS:NZ	2.09	0.86
1:1F:332:ILE:HG21	2:4S:177:VAL:CG2	2.05	0.86
1:1D:258:ASN:OD1	2:4Q:101:ASN:ND2	2.09	0.85
1:1D:346:TRP:O	2:4Q:398:MET:HG2	1.72	0.85
1:1G:435:VAL:C	2:4T:401:ARG:HH22	1.77	0.85
1:2C:120:ASP:OD2	1:2C:124:LYS:NZ	2.09	0.85
2:2U:100:GLY:O	1:3I:257:THR:OG1	1.93	0.85
1:3A:120:ASP:OD2	1:3A:124:LYS:NZ	2.09	0.85
2:2R:177:VAL:HG23	1:3E:332:ILE:HG22	1.55	0.85
2:2W:394:GLN:CG	1:3K:348:PRO:HG3	2.05	0.85
2:2Z:404:PHE:CE2	1:3N:261:PRO:HB3	2.11	0.85
1:1A:120:ASP:OD2	1:1A:124:LYS:NZ	2.09	0.85
1:1D:254:GLU:CA	2:4Q:100:GLY:C	2.45	0.85
1:1E:353:VAL:HB	2:4R:179:ASP:CG	1.96	0.85
1:1F:349:THR:CG2	2:4S:184:PRO:CD	2.49	0.85
2:1Q:11:GLN:HE22	1:2D:249:ASN:H	1.24	0.85
2:1X:181:VAL:HG11	1:2L:258:ASN:O	1.76	0.85
1:3C:120:ASP:OD2	1:3C:124:LYS:NZ	2.09	0.85

Continued on next page...

Continued from previous page...

Atom-1	Atom-2	Interatomic distance (Å)	Clash overlap (Å)
2:2X:224:TYR:HE2	1:3L:248:LEU:HB2	1.41	0.85
2:2Z:404:PHE:CD1	1:3N:260:VAL:O	2.30	0.85
1:4A:120:ASP:OD2	1:4A:124:LYS:NZ	2.09	0.85
1:1C:120:ASP:OD2	1:1C:124:LYS:NZ	2.09	0.85
1:1E:120:ASP:OD2	1:1E:124:LYS:NZ	2.09	0.85
1:1N:257:THR:OG1	2:4Z:100:GLY:O	1.94	0.85
1:2A:120:ASP:OD2	1:2A:124:LYS:NZ	2.09	0.85
2:1X:406:HIS:CD2	1:2L:263:PRO:HD3	2.10	0.85
2:2H:177:VAL:HG23	1:3A:332:ILE:CG2	2.05	0.85
2:2T:394:GLN:CB	1:3G:348:PRO:HG3	2.06	0.85
1:1A:348:PRO:CG	2:4H:394:GLN:CG	2.55	0.85
1:1A:262:TYR:CA	2:4H:406:HIS:CD2	2.56	0.85
1:1B:258:ASN:HD21	2:4O:180:THR:HG23	0.73	0.85
1:1F:346:TRP:HD1	2:4S:401:ARG:HG3	1.39	0.85
1:1J:120:ASP:OD2	1:1J:124:LYS:NZ	2.09	0.85
1:1L:286:LEU:O	1:1L:373:ARG:NH1	2.10	0.85
2:1U:181:VAL:HG21	1:2I:258:ASN:C	1.96	0.85
2:1H:181:VAL:N	1:2A:258:ASN:HD22	1.72	0.85
2:1W:100:GLY:CA	1:2K:253:THR:HG22	2.03	0.85
1:2L:286:LEU:O	1:2L:373:ARG:NH1	2.10	0.85
2:1Z:224:TYR:CD2	1:2N:247:ALA:O	2.30	0.85
2:2Q:401:ARG:HH22	1:3D:435:VAL:HA	1.03	0.85
1:3E:120:ASP:OD2	1:3E:124:LYS:NZ	2.09	0.85
1:3K:120:ASP:OD2	1:3K:124:LYS:NZ	2.09	0.85
2:2X:394:GLN:CG	1:3L:348:PRO:CG	2.54	0.85
1:1D:324:VAL:HG13	2:4Q:222:PRO:C	1.95	0.85
1:1G:346:TRP:CB	2:4T:398:MET:HA	2.06	0.85
1:1L:325:PRO:HD2	2:4X:223:THR:HA	1.59	0.85
1:1M:120:ASP:OD2	1:1M:124:LYS:NZ	2.09	0.85
1:1N:120:ASP:OD2	1:1N:124:LYS:NZ	2.09	0.85
2:1U:221:THR:CB	1:2I:324:VAL:HG21	2.06	0.85
2:1Y:394:GLN:HG2	1:2M:348:PRO:CG	2.06	0.85
1:2E:120:ASP:OD2	1:2E:124:LYS:NZ	2.09	0.85
1:2K:120:ASP:OD2	1:2K:124:LYS:NZ	2.09	0.85
1:2M:120:ASP:OD2	1:2M:124:LYS:NZ	2.09	0.85
1:3J:120:ASP:OD2	1:3J:124:LYS:NZ	2.09	0.85
2:2V:404:PHE:CE1	1:3J:260:VAL:C	2.50	0.85
2:2V:406:HIS:NE2	1:3J:262:TYR:C	2.29	0.85
1:3L:286:LEU:O	1:3L:373:ARG:NH1	2.10	0.85
1:3M:120:ASP:OD2	1:3M:124:LYS:NZ	2.09	0.85
1:4E:120:ASP:OD2	1:4E:124:LYS:NZ	2.09	0.85

Continued on next page...

Continued from previous page...

Atom-1	Atom-2	Interatomic distance (Å)	Clash overlap (Å)
1:4K:120:ASP:OD2	1:4K:124:LYS:NZ	2.09	0.85
1:4L:286:LEU:O	1:4L:373:ARG:NH1	2.10	0.85
1:4M:120:ASP:OD2	1:4M:124:LYS:NZ	2.09	0.85
1:1G:435:VAL:HA	2:4T:401:ARG:NH2	1.92	0.85
1:1F:351:PHE:O	2:4S:180:THR:N	2.09	0.85
1:1K:120:ASP:OD2	1:1K:124:LYS:NZ	2.09	0.85
1:1N:261:PRO:HA	2:4Z:404:PHE:CG	2.11	0.85
2:1O:100:GLY:HA3	1:2B:253:THR:CG2	2.05	0.85
1:2N:120:ASP:OD2	1:2N:124:LYS:NZ	2.09	0.85
2:2T:101:ASN:O	1:3G:257:THR:HG21	1.76	0.85
1:3N:120:ASP:OD2	1:3N:124:LYS:NZ	2.09	0.85
1:4J:120:ASP:OD2	1:4J:124:LYS:NZ	2.09	0.85
1:4N:120:ASP:OD2	1:4N:124:LYS:NZ	2.09	0.85
1:1D:352:LYS:HA	2:4Q:179:ASP:O	1.75	0.85
1:1G:348:PRO:HB2	2:4T:394:GLN:HG2	1.55	0.85
1:1J:261:PRO:HA	2:4V:404:PHE:HA	1.58	0.85
1:1B:2:ARG:HD3	2:4O:71:GLU:HB2	1.59	0.85
1:2J:120:ASP:OD2	1:2J:124:LYS:NZ	2.09	0.85
5:2U:501:GDP:C8	1:3I:248:LEU:CD1	2.59	0.85
1:1A:263:PRO:N	2:4H:406:HIS:CE1	2.45	0.85
1:1M:263:PRO:HD3	2:4Y:406:HIS:CD2	2.10	0.85
1:1B:120:ASP:OD2	1:1B:124:LYS:NZ	2.09	0.85
2:2P:77:SER:HB3	1:3C:245:ASP:OD1	1.77	0.85
2:2R:404:PHE:CE2	1:3E:261:PRO:HB3	2.12	0.85
2:2T:179:ASP:OD1	1:3G:353:VAL:HB	1.76	0.85
1:1F:325:PRO:CB	2:4S:224:TYR:CE1	2.60	0.85
1:1L:2:ARG:CD	2:4X:72:PRO:HD2	2.06	0.85
1:1N:260:VAL:O	2:4Z:407:TRP:NE1	2.08	0.85
1:1A:435:VAL:CA	2:4H:401:ARG:NH2	2.40	0.85
1:1B:261:PRO:HA	2:4O:404:PHE:CA	2.07	0.85
1:1I:346:TRP:O	2:4U:398:MET:CB	2.24	0.85
1:1L:120:ASP:OD2	1:1L:124:LYS:NZ	2.09	0.85
1:1M:286:LEU:O	1:1M:373:ARG:NH1	2.10	0.85
1:2B:120:ASP:OD2	1:2B:124:LYS:NZ	2.09	0.85
2:2H:221:THR:OG1	1:3A:324:VAL:HG21	1.77	0.85
1:3B:120:ASP:OD2	1:3B:124:LYS:NZ	2.09	0.85
2:2R:401:ARG:NH2	1:3E:434:GLU:O	2.10	0.85
2:2S:394:GLN:HG2	1:3F:348:PRO:HG3	1.58	0.85
1:3M:286:LEU:O	1:3M:373:ARG:NH1	2.10	0.85
1:1B:2:ARG:NH2	2:4O:73:GLY:HA3	1.91	0.85
1:1A:286:LEU:O	1:1A:373:ARG:NH1	2.10	0.85

Continued on next page...

Continued from previous page...

Atom-1	Atom-2	Interatomic distance (Å)	Clash overlap (Å)
1:1E:346:TRP:CZ3	2:4R:403:ALA:HB1	2.09	0.85
2:1V:11:GLN:HE22	1:2J:249:ASN:HB2	1.38	0.85
1:2A:286:LEU:O	1:2A:373:ARG:NH1	2.10	0.85
1:2L:120:ASP:OD2	1:2L:124:LYS:NZ	2.09	0.85
1:2M:286:LEU:O	1:2M:373:ARG:NH1	2.10	0.85
1:3A:286:LEU:O	1:3A:373:ARG:NH1	2.10	0.85
2:2Q:221:THR:OG1	1:3D:324:VAL:HG21	1.76	0.85
2:2R:394:GLN:CG	1:3E:348:PRO:CG	2.55	0.85
1:3L:120:ASP:OD2	1:3L:124:LYS:NZ	2.09	0.85
1:4A:286:LEU:O	1:4A:373:ARG:NH1	2.10	0.85
1:4B:120:ASP:OD2	1:4B:124:LYS:NZ	2.09	0.85
1:1A:248:LEU:CD1	5:4H:501:GDP:C8	2.60	0.85
1:4I:286:LEU:O	1:4I:373:ARG:NH1	2.10	0.85
1:4L:120:ASP:OD2	1:4L:124:LYS:NZ	2.09	0.85
1:1B:326:LYS:HE2	2:4O:214:PHE:HB2	1.58	0.85
1:1D:261:PRO:CA	2:4Q:404:PHE:H	1.88	0.85
1:1B:260:VAL:CG1	2:4O:407:TRP:HE1	1.90	0.84
1:1B:326:LYS:CE	2:4O:214:PHE:HB2	2.07	0.84
1:1C:351:PHE:O	2:4P:180:THR:N	2.10	0.84
1:1D:349:THR:HG21	2:4Q:184:PRO:HD3	1.57	0.84
1:1E:325:PRO:CB	2:4R:224:TYR:CE1	2.60	0.84
1:1E:346:TRP:O	2:4R:398:MET:N	2.09	0.84
1:1F:349:THR:CG2	2:4S:184:PRO:CG	2.55	0.84
1:1I:326:LYS:HA	2:4U:210:TYR:CE1	2.11	0.84
1:1J:329:ASN:HD22	2:4V:210:TYR:HD2	1.24	0.84
1:1J:286:LEU:O	1:1J:373:ARG:NH1	2.10	0.84
1:1N:329:ASN:HB2	2:4Z:210:TYR:CE2	2.11	0.84
2:1S:100:GLY:HA3	1:2F:253:THR:HG22	1.56	0.84
1:2I:286:LEU:O	1:2I:373:ARG:NH1	2.10	0.84
2:2U:401:ARG:O	1:3I:262:TYR:OH	1.95	0.84
2:2V:177:VAL:HG23	1:3J:332:ILE:CG2	2.06	0.84
2:2S:77:SER:CB	1:3F:245:ASP:OD1	2.24	0.84
2:2U:77:SER:HB3	1:3I:245:ASP:CG	1.96	0.84
1:3I:286:LEU:O	1:3I:373:ARG:NH1	2.10	0.84
2:2V:180:THR:HG23	1:3J:258:ASN:HD21	0.74	0.84
1:4M:286:LEU:O	1:4M:373:ARG:NH1	2.10	0.84
1:1C:352:LYS:HA	2:4P:179:ASP:O	1.76	0.84
1:1G:257:THR:HG21	2:4T:102:ASN:CB	2.07	0.84
1:1G:260:VAL:CA	2:4T:407:TRP:HE1	1.89	0.84
1:1L:249:ASN:N	2:4X:11:GLN:NE2	2.03	0.84
1:1L:329:ASN:HB2	2:4X:210:TYR:CE2	2.11	0.84

Continued on next page...

Continued from previous page...

Atom-1	Atom-2	Interatomic distance (Å)	Clash overlap (Å)
1:1A:325:PRO:HD2	2:4H:223:THR:HA	1.59	0.84
1:1I:286:LEU:O	1:1I:373:ARG:NH1	2.10	0.84
1:1N:329:ASN:HD22	2:4Z:210:TYR:HD2	0.86	0.84
2:1U:401:ARG:HB3	1:2I:262:TYR:OH	1.78	0.84
2:1W:394:GLN:HG2	1:2K:348:PRO:HG3	1.58	0.84
1:2J:286:LEU:O	1:2J:373:ARG:NH1	2.10	0.84
1:2N:286:LEU:O	1:2N:373:ARG:NH1	2.10	0.84
2:2Q:407:TRP:HE1	1:3D:260:VAL:HB	1.42	0.84
2:2S:394:GLN:CB	1:3F:348:PRO:HG3	2.07	0.84
1:3J:286:LEU:O	1:3J:373:ARG:NH1	2.10	0.84
2:2X:406:HIS:CG	1:3L:263:PRO:HD3	2.11	0.84
1:1A:261:PRO:O	2:4H:404:PHE:N	2.09	0.84
1:4N:286:LEU:O	1:4N:373:ARG:NH1	2.10	0.84
1:1E:248:LEU:HD13	5:4R:501:GDP:H8	0.94	0.84
1:1G:346:TRP:HB2	2:4T:398:MET:CA	2.06	0.84
1:1C:262:TYR:C	2:4P:406:HIS:CD2	2.50	0.84
1:1C:349:THR:OG1	2:4P:184:PRO:CD	2.25	0.84
1:1G:120:ASP:OD2	1:1G:124:LYS:NZ	2.09	0.84
1:1L:260:VAL:HB	2:4X:407:TRP:CZ2	2.12	0.84
2:2V:404:PHE:CE1	1:3J:261:PRO:N	2.45	0.84
2:2X:401:ARG:NH2	1:3L:434:GLU:O	2.10	0.84
5:2Z:501:GDP:C8	1:3N:248:LEU:CD1	2.60	0.84
1:4J:286:LEU:O	1:4J:373:ARG:NH1	2.10	0.84
1:4K:286:LEU:O	1:4K:373:ARG:NH1	2.10	0.84
1:1F:326:LYS:HA	2:4S:210:TYR:CD1	2.11	0.84
1:1N:286:LEU:O	1:1N:373:ARG:NH1	2.10	0.84
2:1P:181:VAL:H	1:2C:258:ASN:ND2	1.73	0.84
2:1U:179:ASP:OD2	1:2I:248:LEU:HD21	1.77	0.84
2:1X:207:GLU:CD	1:2L:329:ASN:ND2	2.30	0.84
2:1S:221:THR:OG1	1:2F:324:VAL:CG2	2.25	0.84
1:2K:286:LEU:O	1:2K:373:ARG:NH1	2.10	0.84
2:2U:404:PHE:CD1	1:3I:261:PRO:CA	2.60	0.84
2:2Q:100:GLY:CA	1:3D:253:THR:HB	2.07	0.84
1:3N:286:LEU:O	1:3N:373:ARG:NH1	2.10	0.84
1:1E:352:LYS:HD3	2:4R:101:ASN:ND2	1.93	0.84
1:1E:245:ASP:OD2	2:4R:77:SER:CB	2.24	0.84
2:1S:222:PRO:HG2	1:2F:326:LYS:HB2	1.59	0.84
2:1Y:214:PHE:CG	1:2M:326:LYS:HE2	2.11	0.84
2:1Z:181:VAL:HG23	1:2N:258:ASN:HB3	1.56	0.84
2:1T:222:PRO:O	1:2G:325:PRO:HD2	1.78	0.84
2:1Z:179:ASP:O	1:2N:352:LYS:CD	2.25	0.84

Continued on next page...

Continued from previous page...

Atom-1	Atom-2	Interatomic distance (Å)	Clash overlap (Å)
2:2T:214:PHE:CB	1:3G:326:LYS:HE2	2.06	0.84
2:2Y:77:SER:HB3	1:3M:245:ASP:OD1	1.77	0.84
1:3G:120:ASP:OD2	1:3G:124:LYS:NZ	2.09	0.84
1:3K:286:LEU:O	1:3K:373:ARG:NH1	2.10	0.84
5:2X:501:GDP:C8	1:3L:248:LEU:CD1	2.60	0.84
1:1F:260:VAL:CG1	2:4S:407:TRP:HE1	1.89	0.84
1:1G:332:ILE:HB	2:4T:177:VAL:HG21	1.56	0.84
1:1L:346:TRP:CZ3	2:4X:403:ALA:HB1	2.12	0.84
1:1B:263:PRO:CD	2:4O:406:HIS:CG	2.57	0.84
1:1E:263:PRO:N	2:4R:406:HIS:CD2	2.44	0.84
2:1H:179:ASP:OD2	1:2A:248:LEU:CD2	2.25	0.84
1:1K:286:LEU:O	1:1K:373:ARG:NH1	2.10	0.84
1:1L:326:LYS:CB	2:4X:222:PRO:HG2	2.07	0.84
2:1Y:100:GLY:HA3	1:2M:253:THR:HG22	1.58	0.84
2:1Z:180:THR:CG2	1:2N:258:ASN:HD21	1.91	0.84
1:2G:120:ASP:OD2	1:2G:124:LYS:NZ	2.09	0.84
2:2P:177:VAL:HG23	1:3C:332:ILE:HG21	1.56	0.84
2:2S:401:ARG:NH2	1:3F:435:VAL:CA	2.39	0.84
2:2O:177:VAL:HG23	1:3B:332:ILE:HG21	1.57	0.84
1:4G:120:ASP:OD2	1:4G:124:LYS:NZ	2.09	0.84
1:1D:261:PRO:C	2:4Q:404:PHE:H	1.81	0.84
1:1E:352:LYS:HA	2:4R:179:ASP:O	1.78	0.84
1:1G:260:VAL:HG12	2:4T:406:HIS:CE1	2.12	0.84
1:1M:261:PRO:HA	2:4Y:404:PHE:CD1	2.12	0.84
2:1U:180:THR:HA	1:2I:258:ASN:HD21	1.38	0.84
2:2W:404:PHE:CE1	1:3K:261:PRO:N	2.46	0.84
1:1D:348:PRO:CG	2:4Q:394:GLN:HG2	2.08	0.84
1:1E:2:ARG:NH1	2:4R:71:GLU:HG3	1.92	0.84
1:1E:349:THR:OG1	2:4R:184:PRO:HD3	1.77	0.84
1:1F:325:PRO:O	2:4S:210:TYR:CZ	2.30	0.84
1:1I:248:LEU:HD13	5:4U:501:GDP:H8	1.43	0.84
1:1K:257:THR:CB	2:4W:100:GLY:O	2.25	0.84
2:2V:223:THR:HA	1:3J:325:PRO:HD2	1.59	0.84
5:2V:501:GDP:C8	1:3J:248:LEU:CD1	2.60	0.84
2:2Y:224:TYR:HE2	1:3M:248:LEU:HB2	1.42	0.84
2:2H:397:ALA:O	1:3A:346:TRP:HB2	1.77	0.84
5:2W:501:GDP:C8	1:3K:248:LEU:CD1	2.60	0.84
2:2W:404:PHE:CD1	1:3K:260:VAL:O	2.31	0.84
1:1D:348:PRO:HB3	2:4Q:394:GLN:HG2	1.56	0.84
1:1L:248:LEU:CA	2:4X:11:GLN:NE2	2.41	0.84
1:1B:253:THR:CG2	2:4O:100:GLY:HA3	2.07	0.84

Continued on next page...

Continued from previous page...

Atom-1	Atom-2	Interatomic distance (Å)	Clash overlap (Å)
1:1N:326:LYS:CE	2:4Z:214:PHE:HB2	2.07	0.84
2:1W:221:THR:HB	1:2K:324:VAL:HG21	1.59	0.84
1:1C:346:TRP:O	2:4P:398:MET:HG3	1.75	0.84
1:1M:258:ASN:ND2	2:4Y:180:THR:HG23	1.92	0.84
2:1T:394:GLN:HG2	1:2G:348:PRO:HG3	1.59	0.84
2:1Y:207:GLU:OE2	1:2M:329:ASN:ND2	2.09	0.84
2:2Y:401:ARG:O	1:3M:262:TYR:OH	1.95	0.84
2:2P:397:ALA:O	1:3C:346:TRP:CB	2.26	0.84
1:1C:314:ALA:HB2	2:4P:181:VAL:HG11	1.57	0.84
1:1M:332:ILE:CG2	2:4Y:177:VAL:HG23	2.07	0.84
1:1E:324:VAL:HG13	2:4R:222:PRO:C	1.98	0.83
1:1F:325:PRO:O	2:4S:210:TYR:OH	1.96	0.83
1:1F:332:ILE:HB	2:4S:177:VAL:CG2	2.08	0.83
1:1G:348:PRO:HB2	2:4T:394:GLN:CG	2.08	0.83
1:1K:329:ASN:HB2	2:4W:210:TYR:CE2	2.12	0.83
1:1L:245:ASP:OD1	2:4X:77:SER:CB	2.21	0.83
2:1T:178:SER:CB	1:2G:349:THR:HB	2.07	0.83
5:2Y:501:GDP:C8	1:3M:248:LEU:CD1	2.60	0.83
1:1B:254:GLU:HA	2:4O:100:GLY:C	1.99	0.83
1:1D:435:VAL:CA	2:4Q:401:ARG:HH22	1.74	0.83
1:1D:261:PRO:HB3	2:4Q:404:PHE:CD2	2.13	0.83
1:1L:346:TRP:CE3	2:4X:403:ALA:CB	2.61	0.83
1:1L:261:PRO:O	2:4X:406:HIS:CD2	2.31	0.83
2:1O:101:ASN:HB2	1:2B:254:GLU:HG2	1.60	0.83
2:1T:224:TYR:CD2	1:2G:247:ALA:O	2.31	0.83
2:1U:180:THR:CA	1:2I:258:ASN:HD21	1.91	0.83
2:1U:214:PHE:HB2	1:2I:326:LYS:CE	2.02	0.83
2:1W:221:THR:OG1	1:2K:324:VAL:CG2	2.26	0.83
2:1X:100:GLY:CA	1:2L:253:THR:HG21	1.95	0.83
2:2Q:100:GLY:HA2	1:3D:253:THR:HB	1.60	0.83
1:1D:346:TRP:HA	2:4Q:397:ALA:O	1.76	0.83
1:1C:261:PRO:HB3	2:4P:404:PHE:CD2	2.13	0.83
1:1C:286:LEU:O	1:1C:373:ARG:NH1	2.10	0.83
1:1F:286:LEU:O	1:1F:373:ARG:NH1	2.10	0.83
1:1J:245:ASP:OD2	2:4V:77:SER:CB	2.26	0.83
1:1J:346:TRP:CE3	2:4V:403:ALA:HB3	2.12	0.83
2:1S:178:SER:CB	1:2F:349:THR:HB	2.09	0.83
1:2F:286:LEU:O	1:2F:373:ARG:NH1	2.10	0.83
1:3C:286:LEU:O	1:3C:373:ARG:NH1	2.10	0.83
1:3F:286:LEU:O	1:3F:373:ARG:NH1	2.10	0.83
1:1B:326:LYS:CB	2:4O:222:PRO:HG2	2.07	0.83

Continued on next page...

Continued from previous page...

Atom-1	Atom-2	Interatomic distance (Å)	Clash overlap (Å)
1:1E:349:THR:CG2	2:4R:184:PRO:CG	2.56	0.83
1:1F:260:VAL:CA	2:4S:407:TRP:HE1	1.89	0.83
1:1G:245:ASP:OD2	2:4T:77:SER:HB3	1.75	0.83
1:1L:260:VAL:C	2:4X:407:TRP:HE1	1.79	0.83
1:1D:353:VAL:HB	2:4Q:179:ASP:CG	1.98	0.83
1:1E:325:PRO:O	2:4R:210:TYR:OH	1.95	0.83
1:1F:263:PRO:HD3	2:4S:406:HIS:CD2	2.14	0.83
2:1W:207:GLU:OE2	1:2K:329:ASN:ND2	2.12	0.83
1:2C:286:LEU:O	1:2C:373:ARG:NH1	2.10	0.83
2:2Y:71:GLU:HB2	1:3M:2:ARG:HD3	1.59	0.83
1:4C:286:LEU:O	1:4C:373:ARG:NH1	2.10	0.83
1:4F:286:LEU:O	1:4F:373:ARG:NH1	2.10	0.83
1:1A:260:VAL:HB	2:4H:407:TRP:NE1	1.93	0.83
1:1B:348:PRO:HB2	2:4O:394:GLN:CG	2.04	0.83
1:1B:286:LEU:O	1:1B:373:ARG:NH1	2.10	0.83
1:1J:2:ARG:HD3	2:4V:72:PRO:CD	2.01	0.83
2:1U:221:THR:HA	1:2I:324:VAL:HG11	0.87	0.83
2:2S:397:ALA:O	1:3F:346:TRP:CB	2.26	0.83
2:2Q:222:PRO:HG2	1:3D:326:LYS:HB2	1.61	0.83
1:1F:254:GLU:N	2:4S:100:GLY:CA	2.41	0.83
1:1J:351:PHE:O	2:4V:180:THR:CA	2.26	0.83
2:1Q:406:HIS:CD2	1:2D:263:PRO:HD3	2.14	0.83
2:2W:100:GLY:O	1:3K:257:THR:OG1	1.95	0.83
2:2W:401:ARG:HH22	1:3K:435:VAL:CA	1.91	0.83
2:2S:71:GLU:HB2	1:3F:2:ARG:HD3	1.60	0.83
2:2T:394:GLN:CG	1:3G:348:PRO:HG3	2.09	0.83
2:2X:222:PRO:O	1:3L:325:PRO:HD2	1.79	0.83
2:2Y:100:GLY:CA	1:3M:253:THR:HB	2.07	0.83
1:1A:258:ASN:ND2	2:4H:180:THR:CG2	2.40	0.83
1:1D:348:PRO:HG2	2:4Q:394:GLN:CB	1.89	0.83
1:1J:260:VAL:CB	2:4V:407:TRP:CZ2	2.60	0.83
2:1V:181:VAL:HG23	1:2J:258:ASN:CB	2.07	0.83
2:2O:214:PHE:HB2	1:3B:326:LYS:CE	2.07	0.83
1:3B:286:LEU:O	1:3B:373:ARG:NH1	2.10	0.83
1:1G:261:PRO:O	2:4T:406:HIS:CD2	2.32	0.83
1:1C:346:TRP:O	2:4P:398:MET:HG2	1.75	0.83
1:1D:261:PRO:CA	2:4Q:404:PHE:CA	2.56	0.83
1:1D:286:LEU:O	1:1D:373:ARG:NH1	2.10	0.83
1:2B:286:LEU:O	1:2B:373:ARG:NH1	2.10	0.83
2:1W:221:THR:CB	1:2K:324:VAL:HG21	2.08	0.83
1:4G:286:LEU:O	1:4G:373:ARG:NH1	2.10	0.83

Continued on next page...

Continued from previous page...

Atom-1	Atom-2	Interatomic distance (Å)	Clash overlap (Å)
1:1D:346:TRP:O	2:4Q:398:MET:N	2.11	0.83
1:1A:261:PRO:CA	2:4H:404:PHE:CD1	2.61	0.83
1:1C:248:LEU:HD13	5:4P:501:GDP:H8	1.01	0.83
1:1D:349:THR:CB	2:4Q:184:PRO:HD3	2.09	0.83
1:1F:245:ASP:OD2	2:4S:77:SER:HB2	1.79	0.83
1:2G:286:LEU:O	1:2G:373:ARG:NH1	2.10	0.83
2:2H:177:VAL:HG23	1:3A:332:ILE:HG21	1.59	0.83
1:4B:286:LEU:O	1:4B:373:ARG:NH1	2.10	0.83
1:1G:349:THR:OG1	2:4T:184:PRO:CD	2.26	0.83
1:1I:249:ASN:H	2:4U:11:GLN:CD	1.82	0.83
1:2D:286:LEU:O	1:2D:373:ARG:NH1	2.10	0.83
2:2Y:179:ASP:OD2	1:3M:248:LEU:HD21	1.79	0.83
1:3D:286:LEU:O	1:3D:373:ARG:NH1	2.10	0.83
1:3G:286:LEU:O	1:3G:373:ARG:NH1	2.10	0.83
2:2Y:394:GLN:CG	1:3M:348:PRO:CG	2.56	0.83
1:4E:286:LEU:O	1:4E:373:ARG:NH1	2.10	0.83
1:1B:253:THR:C	2:4O:100:GLY:HA2	1.99	0.83
1:1G:346:TRP:HA	2:4T:397:ALA:C	1.99	0.83
1:1G:286:LEU:O	1:1G:373:ARG:NH1	2.10	0.82
1:1K:262:TYR:C	2:4W:406:HIS:CE1	2.53	0.82
2:1Y:179:ASP:CG	1:2M:248:LEU:HD21	1.98	0.82
2:2Q:77:SER:HB3	1:3D:245:ASP:CG	1.99	0.82
2:2V:404:PHE:CD1	1:3J:261:PRO:CA	2.60	0.82
2:2Q:214:PHE:HB2	1:3D:326:LYS:CE	2.07	0.82
2:2R:177:VAL:HG23	1:3E:332:ILE:HG21	1.60	0.82
1:4D:286:LEU:O	1:4D:373:ARG:NH1	2.10	0.82
1:1E:349:THR:CG2	2:4R:184:PRO:HG3	2.08	0.82
2:1V:224:TYR:CE2	1:2J:248:LEU:HB2	2.14	0.82
2:1Z:249:ASN:O	2:1Z:254:LYS:NZ	2.13	0.82
1:2E:286:LEU:O	1:2E:373:ARG:NH1	2.10	0.82
2:2U:221:THR:HA	1:3I:324:VAL:HG11	1.61	0.82
1:3E:286:LEU:O	1:3E:373:ARG:NH1	2.10	0.82
2:3Z:249:ASN:O	2:3Z:254:LYS:NZ	2.13	0.82
1:1D:435:VAL:O	2:4Q:401:ARG:NH2	2.13	0.82
1:1D:253:THR:HG22	2:4Q:100:GLY:HA3	1.59	0.82
2:1O:249:ASN:O	2:1O:254:LYS:NZ	2.13	0.82
2:2O:394:GLN:HA	1:3B:348:PRO:HG3	1.60	0.82
2:2Q:401:ARG:NH2	1:3D:435:VAL:CA	2.31	0.82
2:2T:223:THR:HA	1:3G:325:PRO:HD2	1.59	0.82
2:2W:224:TYR:HE2	1:3K:248:LEU:HB2	1.43	0.82
2:2Z:249:ASN:O	2:2Z:254:LYS:NZ	2.13	0.82

Continued on next page...

Continued from previous page...

Atom-1	Atom-2	Interatomic distance (Å)	Clash overlap (Å)
2:2Z:404:PHE:CD1	1:3N:261:PRO:HA	2.13	0.82
2:2Q:406:HIS:NE2	1:3D:262:TYR:C	2.33	0.82
1:1D:254:GLU:HB3	2:4Q:101:ASN:HB2	1.59	0.82
2:4Z:249:ASN:O	2:4Z:254:LYS:NZ	2.13	0.82
1:1B:437:VAL:O	2:4O:401:ARG:NH1	2.12	0.82
1:1E:286:LEU:O	1:1E:373:ARG:NH1	2.10	0.82
1:1L:260:VAL:HB	2:4X:407:TRP:CE2	2.14	0.82
2:1R:222:PRO:HG2	1:2E:326:LYS:HB2	1.60	0.82
2:2S:406:HIS:CD2	1:3F:262:TYR:HA	2.14	0.82
2:3O:249:ASN:O	2:3O:254:LYS:NZ	2.13	0.82
1:1D:332:ILE:CB	2:4Q:177:VAL:CG2	2.57	0.82
1:1D:248:LEU:CD1	5:4Q:501:GDP:C8	2.40	0.82
1:1F:349:THR:O	2:4S:181:VAL:HA	1.79	0.82
1:1J:348:PRO:HD2	2:4V:398:MET:SD	2.20	0.82
1:1E:434:GLU:O	2:4R:401:ARG:NH2	2.13	0.82
1:1M:262:TYR:C	2:4Y:406:HIS:CE1	2.53	0.82
2:1W:249:ASN:O	2:1W:254:LYS:NZ	2.13	0.82
2:2O:249:ASN:O	2:2O:254:LYS:NZ	2.13	0.82
2:2Q:394:GLN:CG	1:3D:348:PRO:CG	2.57	0.82
2:2U:394:GLN:CB	1:3I:348:PRO:HG3	2.09	0.82
2:2U:401:ARG:HH22	1:3I:435:VAL:CA	1.91	0.82
2:2X:249:ASN:O	2:2X:254:LYS:NZ	2.13	0.82
2:2Z:101:ASN:O	1:3N:257:THR:HG21	1.79	0.82
2:2Z:177:VAL:HG23	1:3N:332:ILE:CG2	2.10	0.82
2:2O:394:GLN:HG2	1:3B:348:PRO:HG3	1.61	0.82
1:1B:326:LYS:HB2	2:4O:222:PRO:HG2	1.61	0.82
2:4O:249:ASN:O	2:4O:254:LYS:NZ	2.13	0.82
1:1B:263:PRO:N	2:4O:406:HIS:CE1	2.47	0.82
1:1C:324:VAL:HG13	2:4P:222:PRO:C	1.99	0.82
2:4X:249:ASN:O	2:4X:254:LYS:NZ	2.13	0.82
1:1N:348:PRO:CG	2:4Z:394:GLN:HB3	2.09	0.82
1:1M:329:ASN:ND2	2:4Y:207:GLU:OE1	2.12	0.82
2:2T:406:HIS:NE2	1:3G:262:TYR:CA	2.42	0.82
2:2R:180:THR:HG23	1:3E:258:ASN:HD21	0.73	0.82
2:2U:100:GLY:CA	1:3I:253:THR:HG22	2.05	0.82
2:2V:394:GLN:HG2	1:3J:348:PRO:CB	2.08	0.82
2:3W:249:ASN:O	2:3W:254:LYS:NZ	2.13	0.82
2:3X:249:ASN:O	2:3X:254:LYS:NZ	2.13	0.82
1:1B:258:ASN:OD1	2:4O:101:ASN:ND2	2.12	0.82
1:1E:261:PRO:CA	2:4R:404:PHE:CA	2.54	0.82
1:1E:261:PRO:CA	2:4R:404:PHE:H	1.92	0.82

Continued on next page...

Continued from previous page...

Atom-1	Atom-2	Interatomic distance (Å)	Clash overlap (Å)
1:1F:257:THR:HG21	2:4S:102:ASN:CB	2.08	0.82
2:1H:100:GLY:CA	1:2A:253:THR:HB	2.10	0.82
1:1L:349:THR:O	2:4X:181:VAL:CA	2.27	0.82
2:1U:224:TYR:HE2	1:2I:248:LEU:HB2	1.44	0.82
2:1U:394:GLN:HG2	1:2I:348:PRO:CG	2.09	0.82
2:1X:224:TYR:HE2	1:2L:248:LEU:HB2	1.43	0.82
2:1X:249:ASN:O	2:1X:254:LYS:NZ	2.13	0.82
2:1R:100:GLY:HA3	1:2E:253:THR:CG2	2.08	0.82
2:1U:100:GLY:CA	1:2I:253:THR:HG22	2.00	0.82
2:1U:404:PHE:CZ	1:2I:261:PRO:HA	2.14	0.82
2:2P:176:LYS:HE2	1:3C:333:ALA:CB	2.10	0.82
5:2U:501:GDP:H8	1:3I:248:LEU:CD1	1.93	0.82
2:2W:249:ASN:O	2:2W:254:LYS:NZ	2.13	0.82
1:1A:245:ASP:CG	2:4H:77:SER:CB	2.47	0.82
1:1E:253:THR:C	2:4R:100:GLY:HA3	1.99	0.82
1:1J:257:THR:CG2	2:4V:102:ASN:HB2	2.09	0.82
1:1J:349:THR:CG2	2:4V:184:PRO:CD	2.56	0.82
1:1K:245:ASP:OD1	2:4W:77:SER:CB	2.23	0.82
2:1V:214:PHE:HB2	1:2J:326:LYS:CE	2.04	0.82
2:2H:394:GLN:HG2	1:3A:348:PRO:CB	2.09	0.82
1:1E:263:PRO:HD3	2:4R:406:HIS:CB	2.09	0.82
2:4V:249:ASN:O	2:4V:254:LYS:NZ	2.13	0.82
2:4W:249:ASN:O	2:4W:254:LYS:NZ	2.13	0.82
1:1D:261:PRO:CA	2:4Q:404:PHE:N	2.42	0.82
1:1F:262:TYR:C	2:4S:406:HIS:CD2	2.45	0.82
2:1W:224:TYR:CE2	1:2K:248:LEU:HB2	2.13	0.82
2:1Y:249:ASN:O	2:1Y:254:LYS:NZ	2.13	0.82
2:2P:407:TRP:HE1	1:3C:260:VAL:HB	1.45	0.82
2:2U:210:TYR:HD2	1:3I:329:ASN:ND2	1.78	0.82
2:2U:249:ASN:O	2:2U:254:LYS:NZ	2.13	0.82
2:3U:249:ASN:O	2:3U:254:LYS:NZ	2.13	0.82
1:1I:258:ASN:ND2	2:4U:180:THR:HG23	1.95	0.82
2:1Q:249:ASN:O	2:1Q:254:LYS:NZ	2.13	0.82
2:1U:249:ASN:O	2:1U:254:LYS:NZ	2.13	0.82
2:1Z:181:VAL:H	1:2N:258:ASN:HD22	1.03	0.82
2:1H:71:GLU:HB2	1:2A:2:ARG:HD3	1.61	0.82
2:1Z:214:PHE:CB	1:2N:326:LYS:HE2	2.09	0.82
2:2V:249:ASN:O	2:2V:254:LYS:NZ	2.13	0.82
2:3V:249:ASN:O	2:3V:254:LYS:NZ	2.13	0.82
2:4U:249:ASN:O	2:4U:254:LYS:NZ	2.13	0.82
1:1B:346:TRP:O	2:4O:398:MET:HG3	1.79	0.81

Continued on next page...

Continued from previous page...

Atom-1	Atom-2	Interatomic distance (Å)	Clash overlap (Å)
1:1F:262:TYR:HA	2:4S:406:HIS:HD2	1.01	0.81
1:1F:353:VAL:HG23	2:4S:179:ASP:HA	1.62	0.81
2:1V:249:ASN:O	2:1V:254:LYS:NZ	2.13	0.81
2:1X:182:VAL:HG21	1:2L:257:THR:HG22	1.56	0.81
2:2Q:249:ASN:O	2:2Q:254:LYS:NZ	2.13	0.81
2:2P:221:THR:OG1	1:3C:324:VAL:HG21	1.80	0.81
2:3Q:249:ASN:O	2:3Q:254:LYS:NZ	2.13	0.81
2:3Y:249:ASN:O	2:3Y:254:LYS:NZ	2.13	0.81
1:1I:349:THR:O	2:4U:181:VAL:CA	2.27	0.81
1:1M:348:PRO:HG3	2:4Y:394:GLN:HB3	1.60	0.81
2:1T:404:PHE:CD1	1:2G:260:VAL:O	2.33	0.81
2:1W:404:PHE:CD2	1:2K:261:PRO:HA	2.15	0.81
2:2R:407:TRP:HE1	1:3E:260:VAL:HB	1.43	0.81
2:2Y:249:ASN:O	2:2Y:254:LYS:NZ	2.13	0.81
2:2O:176:LYS:HE2	1:3B:333:ALA:CB	2.10	0.81
2:2Z:394:GLN:CG	1:3N:348:PRO:CG	2.58	0.81
2:4Q:249:ASN:O	2:4Q:254:LYS:NZ	2.13	0.81
2:1H:101:ASN:HB2	1:2A:254:GLU:CG	2.09	0.81
2:2H:404:PHE:CD1	1:3A:260:VAL:O	2.33	0.81
2:2S:397:ALA:O	1:3F:346:TRP:HB2	1.81	0.81
2:2T:406:HIS:CD2	1:3G:262:TYR:HA	2.14	0.81
2:2Y:406:HIS:NE2	1:3M:263:PRO:N	2.27	0.81
2:2R:177:VAL:CG2	1:3E:332:ILE:HG21	2.11	0.81
2:4H:249:ASN:O	2:4H:254:LYS:NZ	2.13	0.81
1:1C:348:PRO:HB3	2:4P:394:GLN:HG2	1.61	0.81
2:4Y:249:ASN:O	2:4Y:254:LYS:NZ	2.13	0.81
1:1E:346:TRP:CB	2:4R:398:MET:HA	2.10	0.81
2:1S:249:ASN:O	2:1S:254:LYS:NZ	2.13	0.81
2:2P:249:ASN:O	2:2P:254:LYS:NZ	2.13	0.81
2:2S:249:ASN:O	2:2S:254:LYS:NZ	2.13	0.81
2:2V:100:GLY:CA	1:3J:253:THR:CG2	2.57	0.81
2:2V:401:ARG:HH22	1:3J:435:VAL:CA	1.92	0.81
2:2P:179:ASP:OD2	1:3C:248:LEU:HD21	1.79	0.81
2:2R:406:HIS:NE2	1:3E:263:PRO:N	2.27	0.81
2:2U:180:THR:CG2	1:3I:258:ASN:ND2	2.36	0.81
2:2U:404:PHE:CE1	1:3I:261:PRO:N	2.48	0.81
2:3S:249:ASN:O	2:3S:254:LYS:NZ	2.13	0.81
2:4P:249:ASN:O	2:4P:254:LYS:NZ	2.13	0.81
1:1E:329:ASN:CG	2:4R:207:GLU:OE1	2.19	0.81
1:1J:329:ASN:ND2	2:4V:207:GLU:OE1	2.13	0.81
1:1L:248:LEU:CA	2:4X:11:GLN:HE22	1.93	0.81

Continued on next page...

Continued from previous page...

Atom-1	Atom-2	Interatomic distance (Å)	Clash overlap (Å)
1:1D:349:THR:OG1	2:4Q:184:PRO:HD3	1.78	0.81
1:1F:257:THR:HB	2:4S:100:GLY:O	1.81	0.81
1:1I:348:PRO:CB	2:4U:394:GLN:HG2	2.11	0.81
2:1P:249:ASN:O	2:1P:254:LYS:NZ	2.13	0.81
2:2H:249:ASN:O	2:2H:254:LYS:NZ	2.13	0.81
5:2H:501:GDP:H8	1:3A:248:LEU:CD1	1.92	0.81
2:1W:179:ASP:O	1:2K:352:LYS:HD3	1.80	0.81
2:2H:222:PRO:HG2	1:3A:326:LYS:HB2	1.62	0.81
2:3P:249:ASN:O	2:3P:254:LYS:NZ	2.13	0.81
1:1C:324:VAL:HG21	2:4P:221:THR:OG1	1.81	0.81
1:1E:325:PRO:HG2	2:4R:224:TYR:CD1	2.16	0.81
2:1H:100:GLY:HA3	1:2A:253:THR:HG22	1.63	0.81
2:1H:249:ASN:O	2:1H:254:LYS:NZ	2.13	0.81
1:1J:257:THR:CB	2:4V:100:GLY:O	2.28	0.81
2:1R:100:GLY:HA3	1:2E:253:THR:HG22	1.63	0.81
2:1T:214:PHE:CD1	1:2G:326:LYS:HE3	2.15	0.81
2:2H:100:GLY:CA	1:3A:253:THR:CG2	2.58	0.81
2:2P:214:PHE:HB2	1:3C:326:LYS:CE	2.09	0.81
2:3H:249:ASN:O	2:3H:254:LYS:NZ	2.13	0.81
2:4S:249:ASN:O	2:4S:254:LYS:NZ	2.13	0.81
2:4T:249:ASN:O	2:4T:254:LYS:NZ	2.13	0.81
1:1I:260:VAL:CB	2:4U:407:TRP:HE1	1.76	0.81
1:1N:349:THR:O	2:4Z:181:VAL:HA	1.79	0.81
1:1D:260:VAL:CG1	2:4Q:407:TRP:NE1	2.41	0.81
1:1E:2:ARG:HD3	2:4R:71:GLU:HB2	1.60	0.81
2:1O:180:THR:HG23	1:2B:258:ASN:HD21	1.42	0.81
2:2T:249:ASN:O	2:2T:254:LYS:NZ	2.13	0.81
2:2Z:179:ASP:O	1:3N:352:LYS:CD	2.28	0.81
2:2Q:210:TYR:HD2	1:3D:329:ASN:HD22	1.28	0.81
1:1D:349:THR:CG2	2:4Q:184:PRO:HD3	2.10	0.81
1:1A:435:VAL:HA	2:4H:401:ARG:HH22	1.46	0.81
1:1G:346:TRP:O	2:4T:398:MET:HG3	1.78	0.81
2:1X:180:THR:CG2	1:2L:258:ASN:HD21	1.93	0.81
2:1X:181:VAL:CG1	1:2L:258:ASN:O	2.28	0.81
2:2X:394:GLN:CG	1:3L:348:PRO:HG3	2.10	0.81
2:3T:249:ASN:O	2:3T:254:LYS:NZ	2.13	0.81
1:1E:260:VAL:CG1	2:4R:407:TRP:NE1	2.40	0.81
1:1G:245:ASP:OD2	2:4T:77:SER:HB2	1.80	0.81
1:1C:348:PRO:HG2	2:4P:394:GLN:CB	1.92	0.81
1:1E:352:LYS:CE	2:4R:101:ASN:ND2	2.44	0.81
1:1L:257:THR:HG21	2:4X:102:ASN:HB2	1.61	0.81

Continued on next page...

Continued from previous page...

Atom-1	Atom-2	Interatomic distance (Å)	Clash overlap (Å)
2:1T:100:GLY:CA	1:2G:253:THR:HG22	2.08	0.81
2:1T:249:ASN:O	2:1T:254:LYS:NZ	2.13	0.81
2:1T:222:PRO:HG2	1:2G:326:LYS:HB2	1.63	0.81
1:1B:254:GLU:HG2	2:4O:101:ASN:N	1.96	0.81
2:4R:249:ASN:O	2:4R:254:LYS:NZ	2.13	0.81
1:1I:260:VAL:HG12	2:4U:406:HIS:HE1	1.44	0.81
2:1P:406:HIS:CD2	1:2C:263:PRO:HD3	2.16	0.81
2:1V:179:ASP:O	1:2J:352:LYS:HD3	1.81	0.81
2:1Y:181:VAL:HG21	1:2M:258:ASN:C	2.00	0.81
2:1T:181:VAL:N	1:2G:258:ASN:ND2	2.12	0.81
2:2Q:181:VAL:HG21	1:3D:314:ALA:HB1	1.61	0.81
2:2R:249:ASN:O	2:2R:254:LYS:NZ	2.13	0.81
2:2S:177:VAL:CG2	1:3F:332:ILE:HG21	2.10	0.81
2:2U:177:VAL:HG23	1:3I:332:ILE:HG22	1.61	0.81
2:2R:394:GLN:CB	1:3E:348:PRO:HG3	2.11	0.81
2:2Y:222:PRO:O	1:3M:325:PRO:HD2	1.79	0.81
2:3R:249:ASN:O	2:3R:254:LYS:NZ	2.13	0.81
1:1C:260:VAL:O	2:4P:407:TRP:HD1	1.60	0.81
1:1F:253:THR:C	2:4S:100:GLY:HA2	1.99	0.81
1:1G:261:PRO:CA	2:4T:404:PHE:HA	2.07	0.81
1:1J:254:GLU:HA	2:4V:100:GLY:C	2.01	0.81
1:1G:348:PRO:HD2	2:4T:398:MET:HG3	1.62	0.81
2:1R:249:ASN:O	2:1R:254:LYS:NZ	2.13	0.81
2:2S:394:GLN:HA	1:3F:348:PRO:HG3	1.63	0.81
2:2Y:179:ASP:O	1:3M:352:LYS:CD	2.27	0.81
1:1J:346:TRP:O	2:4V:398:MET:CA	2.28	0.81
2:1S:404:PHE:CE1	1:2F:260:VAL:O	2.33	0.80
2:1O:179:ASP:OD2	1:2B:248:LEU:HD21	1.80	0.80
2:1V:182:VAL:HG21	1:2J:257:THR:CG2	2.10	0.80
1:2J:280:LYS:NZ	1:2K:90:GLU:OE2	2.14	0.80
1:1L:262:TYR:C	2:4X:406:HIS:CE1	2.55	0.80
1:1F:351:PHE:HB2	2:4S:178:SER:OG	1.79	0.80
1:1N:263:PRO:N	2:4Z:406:HIS:NE2	2.29	0.80
2:2H:404:PHE:CE1	1:3A:260:VAL:C	2.54	0.80
2:2O:221:THR:OG1	1:3B:324:VAL:HG21	1.80	0.80
1:3J:280:LYS:NZ	1:3K:90:GLU:OE2	2.14	0.80
1:4J:280:LYS:NZ	1:4K:90:GLU:OE2	2.14	0.80
1:1F:263:PRO:HD3	2:4S:406:HIS:CB	2.11	0.80
1:1I:348:PRO:HD2	2:4U:398:MET:CG	2.09	0.80
1:1J:280:LYS:NZ	1:1K:90:GLU:OE2	2.14	0.80
2:1O:406:HIS:CD2	1:2B:263:PRO:HD3	2.16	0.80

Continued on next page...

Continued from previous page...

Atom-1	Atom-2	Interatomic distance (Å)	Clash overlap (Å)
2:1W:214:PHE:HB2	1:2K:326:LYS:CE	2.10	0.80
1:2L:280:LYS:NZ	1:2M:90:GLU:OE2	2.14	0.80
2:2R:401:ARG:NH2	1:3E:435:VAL:CA	2.34	0.80
1:1L:280:LYS:NZ	1:1M:90:GLU:OE2	2.14	0.80
1:2E:280:LYS:NZ	1:2F:90:GLU:OE2	2.14	0.80
2:1V:181:VAL:HB	1:2J:258:ASN:CA	2.09	0.80
2:2H:221:THR:HA	1:3A:324:VAL:HG11	1.62	0.80
1:3L:280:LYS:NZ	1:3M:90:GLU:OE2	2.14	0.80
1:4E:280:LYS:NZ	1:4F:90:GLU:OE2	2.14	0.80
1:4L:280:LYS:NZ	1:4M:90:GLU:OE2	2.14	0.80
1:1L:348:PRO:CG	2:4X:394:GLN:HB3	2.11	0.80
1:1C:324:VAL:CG1	2:4P:222:PRO:O	2.29	0.80
1:1D:254:GLU:N	2:4Q:100:GLY:CA	2.43	0.80
1:1D:329:ASN:HB2	2:4Q:210:TYR:HE2	1.42	0.80
1:1E:248:LEU:HA	2:4R:11:GLN:NE2	1.96	0.80
1:1I:352:LYS:HD3	2:4U:101:ASN:ND2	1.97	0.80
1:1J:329:ASN:HB2	2:4V:210:TYR:HE2	1.45	0.80
2:1Y:221:THR:HA	1:2M:324:VAL:CG1	2.10	0.80
2:2Q:176:LYS:HE2	1:3D:333:ALA:CB	2.12	0.80
2:2Q:177:VAL:HG23	1:3D:332:ILE:HG22	1.62	0.80
1:3E:280:LYS:NZ	1:3F:90:GLU:OE2	2.14	0.80
2:2W:177:VAL:HG23	1:3K:332:ILE:CG2	2.11	0.80
1:1E:248:LEU:CA	2:4R:11:GLN:NE2	2.45	0.80
1:1E:258:ASN:OD1	2:4R:101:ASN:ND2	2.14	0.80
1:1E:280:LYS:NZ	1:1F:90:GLU:OE2	2.14	0.80
1:1J:348:PRO:HG3	2:4V:394:GLN:CB	2.12	0.80
2:1S:100:GLY:CA	1:2F:253:THR:CG2	2.60	0.80
2:1Z:181:VAL:CG2	1:2N:258:ASN:HB3	2.11	0.80
2:2O:101:ASN:HB2	1:3B:254:GLU:CG	2.12	0.80
2:2O:179:ASP:OD1	1:3B:353:VAL:HB	1.81	0.80
2:2T:221:THR:OG1	1:3G:324:VAL:CG2	2.28	0.80
2:2Z:77:SER:HB3	1:3N:245:ASP:OD1	1.81	0.80
2:2X:181:VAL:HG21	1:3L:314:ALA:HB1	1.64	0.80
1:1C:2:ARG:NH1	2:4P:71:GLU:HG3	1.95	0.80
1:1D:332:ILE:HB	2:4Q:177:VAL:CG2	2.10	0.80
1:1J:346:TRP:CH2	2:4V:403:ALA:HB1	2.17	0.80
2:1V:182:VAL:CG2	1:2J:257:THR:HG22	2.11	0.80
2:2Y:101:ASN:HB2	1:3M:254:GLU:HG2	1.61	0.80
2:2Y:210:TYR:HD2	1:3M:329:ASN:HD22	1.29	0.80
2:2S:214:PHE:CB	1:3F:326:LYS:HE2	2.12	0.80
2:2Z:177:VAL:HG23	1:3N:332:ILE:HG21	1.63	0.80

Continued on next page...

Continued from previous page...

Atom-1	Atom-2	Interatomic distance (Å)	Clash overlap (Å)
1:1G:348:PRO:HD2	2:4T:398:MET:CG	2.12	0.80
1:1G:435:VAL:O	2:4T:401:ARG:NH2	2.14	0.80
1:1M:329:ASN:ND2	2:4Y:210:TYR:HD2	1.77	0.80
1:1D:346:TRP:CH2	2:4Q:403:ALA:CB	2.64	0.80
2:1T:180:THR:HA	1:2G:258:ASN:ND2	1.97	0.80
2:2H:394:GLN:CG	1:3A:348:PRO:CG	2.59	0.80
2:1X:221:THR:OG1	1:2L:324:VAL:HG22	1.81	0.80
2:1Y:180:THR:CG2	1:2M:258:ASN:HD21	1.95	0.80
1:4C:280:LYS:NZ	1:4D:90:GLU:OE2	2.14	0.80
1:1B:263:PRO:N	2:4O:406:HIS:CD2	2.50	0.80
1:1F:346:TRP:CZ3	2:4S:403:ALA:HB3	2.17	0.80
1:1G:260:VAL:CB	2:4T:407:TRP:CE2	2.58	0.80
1:1I:258:ASN:HD21	2:4U:180:THR:HG23	1.46	0.80
1:1I:348:PRO:HG3	2:4U:394:GLN:HB3	1.61	0.80
1:1E:349:THR:CG2	2:4R:184:PRO:CD	2.59	0.80
1:1G:263:PRO:CD	2:4T:406:HIS:CG	2.65	0.80
1:2C:280:LYS:NZ	1:2D:90:GLU:OE2	2.14	0.80
2:2H:100:GLY:CA	1:3A:253:THR:CB	2.60	0.80
2:1V:404:PHE:CD2	1:2J:261:PRO:HA	2.17	0.80
2:2T:177:VAL:CG2	1:3G:332:ILE:HG21	2.12	0.80
2:2X:404:PHE:CE1	1:3L:261:PRO:N	2.50	0.80
2:2Z:224:TYR:HE2	1:3N:248:LEU:HB2	1.46	0.80
1:1D:314:ALA:CB	2:4Q:181:VAL:HG11	2.12	0.80
1:1C:353:VAL:HG23	2:4P:179:ASP:HA	1.63	0.80
1:1C:280:LYS:NZ	1:1D:90:GLU:OE2	2.14	0.80
1:1G:248:LEU:CD1	5:4T:501:GDP:H8	1.95	0.80
2:2H:179:ASP:O	1:3A:352:LYS:CD	2.30	0.80
2:1U:214:PHE:CG	1:2I:326:LYS:HE3	2.15	0.80
1:3C:280:LYS:NZ	1:3D:90:GLU:OE2	2.14	0.80
2:2T:404:PHE:CD1	1:3G:261:PRO:CA	2.64	0.80
1:1E:257:THR:HG21	2:4R:102:ASN:CA	2.12	0.79
1:1E:346:TRP:CA	2:4R:397:ALA:C	2.48	0.79
2:1H:406:HIS:CD2	1:2A:263:PRO:HD3	2.17	0.79
1:1K:346:TRP:HZ3	2:4W:404:PHE:CE2	2.00	0.79
1:1M:326:LYS:HB2	2:4Y:222:PRO:HG2	1.62	0.79
2:1R:221:THR:CA	1:2E:324:VAL:HG11	2.10	0.79
2:1Z:179:ASP:CG	1:2N:248:LEU:HD21	2.02	0.79
2:1Z:100:GLY:HA3	1:2N:253:THR:HG22	1.61	0.79
2:2Y:100:GLY:HA2	1:3M:253:THR:CB	2.12	0.79
2:2U:406:HIS:NE2	1:3I:262:TYR:CA	2.45	0.79
2:2X:222:PRO:HG2	1:3L:326:LYS:CB	2.12	0.79

Continued on next page...

Continued from previous page...

Atom-1	Atom-2	Interatomic distance (Å)	Clash overlap (Å)
2:2Z:221:THR:OG1	1:3N:324:VAL:CG2	2.30	0.79
1:1K:348:PRO:CG	2:4W:394:GLN:HB3	2.11	0.79
1:1M:249:ASN:N	2:4Y:11:GLN:NE2	1.97	0.79
1:1J:262:TYR:HA	2:4V:406:HIS:HD2	1.46	0.79
2:2U:404:PHE:CE1	1:3I:260:VAL:C	2.56	0.79
1:4A:280:LYS:NZ	1:4B:90:GLU:OE2	2.14	0.79
1:1C:263:PRO:N	2:4P:406:HIS:CE1	2.50	0.79
1:1E:346:TRP:CE3	2:4R:403:ALA:HB3	2.18	0.79
1:1G:329:ASN:CB	2:4T:210:TYR:CE2	2.65	0.79
1:1J:332:ILE:CG2	2:4V:177:VAL:HG23	2.11	0.79
1:1G:324:VAL:CG1	2:4T:222:PRO:O	2.31	0.79
1:1K:325:PRO:HD2	2:4W:223:THR:HA	1.65	0.79
2:1U:100:GLY:HA2	1:2I:253:THR:CG2	2.11	0.79
2:1W:182:VAL:HG22	1:2K:257:THR:HG22	1.62	0.79
1:2A:280:LYS:NZ	1:2B:90:GLU:OE2	2.14	0.79
2:1Y:181:VAL:CG1	1:2M:258:ASN:O	2.29	0.79
2:2S:101:ASN:O	1:3F:257:THR:HG21	1.83	0.79
2:2S:406:HIS:NE2	1:3F:262:TYR:CA	2.45	0.79
2:2V:210:TYR:HD2	1:3J:329:ASN:ND2	1.80	0.79
2:2W:221:THR:CA	1:3K:324:VAL:HG11	2.13	0.79
1:3A:280:LYS:NZ	1:3B:90:GLU:OE2	2.14	0.79
1:1B:261:PRO:HB3	2:4O:404:PHE:CD2	2.17	0.79
1:1C:253:THR:CG2	2:4P:100:GLY:HA3	2.11	0.79
1:1C:346:TRP:HB2	2:4P:398:MET:CA	2.12	0.79
1:1J:348:PRO:HD2	2:4V:398:MET:CG	2.13	0.79
1:1K:249:ASN:N	2:4W:11:GLN:NE2	2.03	0.79
2:1Y:214:PHE:CG	1:2M:326:LYS:CE	2.66	0.79
2:1Z:100:GLY:CA	1:2N:253:THR:CB	2.60	0.79
2:1Z:406:HIS:CD2	1:2N:263:PRO:HD3	2.18	0.79
2:2H:404:PHE:CE2	1:3A:261:PRO:HB3	2.17	0.79
2:2P:101:ASN:HB2	1:3C:254:GLU:HG2	1.64	0.79
1:1B:352:LYS:HA	2:4O:179:ASP:O	1.82	0.79
1:1A:280:LYS:NZ	1:1B:90:GLU:OE2	2.14	0.79
2:1V:180:THR:HA	1:2J:258:ASN:HD21	1.36	0.79
2:2P:214:PHE:CB	1:3C:326:LYS:HE2	2.11	0.79
2:2H:176:LYS:HE2	1:3A:333:ALA:CB	2.11	0.79
1:1F:348:PRO:HD2	2:4S:398:MET:HG3	1.63	0.79
1:1I:348:PRO:HD2	2:4U:398:MET:SD	2.21	0.79
1:1F:329:ASN:CB	2:4S:210:TYR:CE2	2.65	0.79
1:1G:326:LYS:HE2	2:4T:210:TYR:O	1.82	0.79
1:1K:260:VAL:HB	2:4W:407:TRP:NE1	1.97	0.79

Continued on next page...

Continued from previous page...

Atom-1	Atom-2	Interatomic distance (Å)	Clash overlap (Å)
2:1S:178:SER:HB3	1:2F:349:THR:HB	1.62	0.79
2:1U:404:PHE:CZ	1:2I:261:PRO:CA	2.66	0.79
2:2P:394:GLN:CG	1:3C:348:PRO:CG	2.59	0.79
2:2V:224:TYR:HE2	1:3J:248:LEU:HB2	1.48	0.79
2:2W:77:SER:CB	1:3K:245:ASP:OD1	2.29	0.79
1:1D:346:TRP:CA	2:4Q:397:ALA:C	2.50	0.79
1:1D:262:TYR:C	2:4Q:406:HIS:CE1	2.55	0.79
1:1E:248:LEU:C	2:4R:11:GLN:NE2	2.36	0.79
1:1F:349:THR:OG1	2:4S:184:PRO:HD2	1.81	0.79
1:1N:332:ILE:CG2	2:4Z:177:VAL:CG2	2.61	0.79
2:2Q:177:VAL:CG2	1:3D:332:ILE:HG21	2.13	0.79
2:2Q:404:PHE:CE2	1:3D:261:PRO:HB3	2.18	0.79
1:1A:260:VAL:HB	2:4H:407:TRP:HE1	1.48	0.79
1:1D:352:LYS:HD2	2:4Q:179:ASP:O	1.83	0.79
1:1E:348:PRO:CG	2:4R:394:GLN:CG	2.59	0.79
1:1I:257:THR:CB	2:4U:100:GLY:O	2.31	0.79
2:1Z:394:GLN:HG2	1:2N:348:PRO:CG	2.13	0.79
2:2Y:177:VAL:HG23	1:3M:332:ILE:CG2	2.13	0.79
2:2O:77:SER:HB3	1:3B:245:ASP:OD1	1.82	0.79
2:2Q:394:GLN:HG2	1:3D:348:PRO:HG3	1.65	0.79
2:2V:100:GLY:HA2	1:3J:253:THR:HB	1.63	0.79
2:2W:222:PRO:O	1:3K:325:PRO:HD2	1.82	0.79
1:1C:260:VAL:HB	2:4P:407:TRP:CE2	2.17	0.79
1:1E:245:ASP:OD2	2:4R:77:SER:HB2	1.83	0.79
1:1E:346:TRP:O	2:4R:398:MET:HA	1.82	0.79
2:1T:404:PHE:CZ	1:2G:261:PRO:HA	2.17	0.79
2:2Z:100:GLY:CA	1:3N:253:THR:CB	2.60	0.79
2:2P:222:PRO:HG2	1:3C:326:LYS:HB2	1.65	0.79
1:1E:332:ILE:CB	2:4R:177:VAL:HG23	2.12	0.79
1:1C:260:VAL:CB	2:4P:407:TRP:NE1	2.24	0.79
2:1X:214:PHE:CG	1:2L:326:LYS:HE3	2.18	0.79
2:2R:394:GLN:HG2	1:3E:348:PRO:HG3	1.63	0.79
2:2Z:222:PRO:O	1:3N:325:PRO:HD2	1.83	0.79
1:1D:349:THR:CG2	2:4Q:184:PRO:HG3	2.13	0.79
1:1B:324:VAL:HG13	2:4O:222:PRO:O	1.83	0.78
1:1F:332:ILE:CB	2:4S:177:VAL:CG2	2.61	0.78
2:1H:181:VAL:HG21	1:2A:258:ASN:O	1.82	0.78
1:1I:348:PRO:HG2	2:4U:394:GLN:HB3	1.63	0.78
1:1K:2:ARG:HD3	2:4W:72:PRO:CD	2.07	0.78
2:1X:394:GLN:HG2	1:2L:348:PRO:HG2	1.62	0.78
2:1P:181:VAL:HG21	1:2C:258:ASN:O	1.81	0.78

Continued on next page...

Continued from previous page...

Atom-1	Atom-2	Interatomic distance (Å)	Clash overlap (Å)
2:2Y:100:GLY:CA	1:3M:253:THR:CB	2.61	0.78
1:1A:435:VAL:CA	2:4H:401:ARG:HH22	1.95	0.78
1:1K:249:ASN:H	2:4W:11:GLN:HE22	0.83	0.78
1:1K:346:TRP:CZ3	2:4W:403:ALA:CB	2.66	0.78
1:1M:260:VAL:HB	2:4Y:407:TRP:CE2	2.18	0.78
2:1O:100:GLY:HA3	1:2B:253:THR:HG22	1.66	0.78
2:2P:394:GLN:HG2	1:3C:348:PRO:HG3	1.65	0.78
1:1C:261:PRO:HB3	2:4P:404:PHE:CE2	2.18	0.78
1:1D:260:VAL:HG12	2:4Q:406:HIS:HE1	1.47	0.78
1:1M:248:LEU:CA	2:4Y:11:GLN:NE2	2.47	0.78
2:1T:179:ASP:O	1:2G:352:LYS:CD	2.31	0.78
2:1P:100:GLY:HA3	1:2C:253:THR:CG2	2.13	0.78
2:2P:406:HIS:CG	1:3C:263:PRO:HD3	2.18	0.78
2:2V:401:ARG:O	1:3J:262:TYR:OH	2.01	0.78
2:2H:101:ASN:HB2	1:3A:254:GLU:CG	2.14	0.78
2:2Z:406:HIS:NE2	1:3N:263:PRO:N	2.31	0.78
1:1A:260:VAL:CB	2:4H:407:TRP:HE1	1.96	0.78
1:1E:257:THR:HG21	2:4R:102:ASN:HB2	1.66	0.78
1:1E:261:PRO:CA	2:4R:404:PHE:N	2.46	0.78
1:1E:261:PRO:HA	2:4R:404:PHE:CG	2.19	0.78
1:1E:261:PRO:HB3	2:4R:404:PHE:CD2	2.18	0.78
1:1G:435:VAL:HA	2:4T:401:ARG:HH21	1.47	0.78
1:1K:348:PRO:HD2	2:4W:398:MET:SD	2.24	0.78
2:1V:180:THR:C	1:2J:258:ASN:ND2	2.35	0.78
2:1W:181:VAL:CB	1:2K:258:ASN:HA	2.08	0.78
2:2Q:406:HIS:NE2	1:3D:263:PRO:N	2.32	0.78
2:2X:177:VAL:HG23	1:3L:332:ILE:CG2	2.13	0.78
2:2O:394:GLN:CG	1:3B:348:PRO:CG	2.60	0.78
2:2V:404:PHE:CD1	1:3J:260:VAL:O	2.36	0.78
2:2X:100:GLY:CA	1:3L:253:THR:HB	2.13	0.78
1:1F:263:PRO:CD	2:4S:406:HIS:CD2	2.66	0.78
1:1J:348:PRO:HG3	2:4V:394:GLN:HB3	1.66	0.78
1:1K:326:LYS:CB	2:4W:222:PRO:HG2	2.13	0.78
1:1M:332:ILE:CG2	2:4Y:177:VAL:CG2	2.61	0.78
1:1F:260:VAL:HB	2:4S:407:TRP:CZ2	2.18	0.78
1:1I:257:THR:HG21	2:4U:102:ASN:CB	2.12	0.78
1:1N:325:PRO:CD	2:4Z:223:THR:HA	2.14	0.78
2:1X:394:GLN:HG2	1:2L:348:PRO:HG3	1.66	0.78
2:2O:222:PRO:HG2	1:3B:326:LYS:HB2	1.66	0.78
2:2Q:404:PHE:CD1	1:3D:261:PRO:HA	2.19	0.78
1:4I:280:LYS:NZ	1:4J:90:GLU:OE2	2.14	0.78

Continued on next page...

Continued from previous page...

Atom-1	Atom-2	Interatomic distance (Å)	Clash overlap (Å)
1:1D:348:PRO:CG	2:4Q:394:GLN:HA	2.04	0.78
1:1E:254:GLU:HB3	2:4R:101:ASN:HB2	1.64	0.78
1:1G:260:VAL:HG11	2:4T:407:TRP:CZ2	2.18	0.78
1:1J:245:ASP:OD2	2:4V:77:SER:HB3	1.79	0.78
1:1G:351:PHE:O	2:4T:180:THR:N	2.17	0.78
1:1I:347:CYS:HA	2:4U:398:MET:HG2	1.65	0.78
1:1L:348:PRO:HG3	2:4X:394:GLN:CB	2.14	0.78
2:1W:180:THR:CG2	1:2K:258:ASN:HD21	1.96	0.78
1:2I:280:LYS:NZ	1:2J:90:GLU:OE2	2.14	0.78
2:2R:222:PRO:HG2	1:3E:326:LYS:CB	2.13	0.78
2:2W:406:HIS:NE2	1:3K:262:TYR:C	2.37	0.78
2:2T:397:ALA:O	1:3G:346:TRP:CB	2.32	0.78
1:1I:346:TRP:CB	2:4U:398:MET:HA	2.12	0.78
1:1E:254:GLU:HG2	2:4R:101:ASN:H	1.48	0.78
2:1Y:406:HIS:CD2	1:2M:263:PRO:HD3	2.17	0.78
2:2R:406:HIS:CD2	1:3E:262:TYR:HA	2.19	0.78
2:2T:100:GLY:O	1:3G:257:THR:OG1	2.00	0.78
2:2Y:177:VAL:HG23	1:3M:332:ILE:HG21	1.66	0.78
1:3I:280:LYS:NZ	1:3J:90:GLU:OE2	2.14	0.78
1:4K:280:LYS:NZ	1:4L:90:GLU:OE2	2.14	0.78
1:1D:263:PRO:N	2:4Q:406:HIS:CE1	2.52	0.78
1:1D:325:PRO:HG2	2:4Q:224:TYR:CD1	2.19	0.78
1:1M:353:VAL:CB	2:4Y:179:ASP:OD1	2.32	0.78
2:1O:100:GLY:HA2	1:2B:253:THR:HB	1.64	0.78
2:1U:180:THR:CA	1:2I:258:ASN:ND2	2.46	0.78
2:1V:181:VAL:CG2	1:2J:258:ASN:C	2.48	0.78
2:2R:100:GLY:CA	1:3E:253:THR:HB	2.14	0.78
2:2W:394:GLN:HG2	1:3K:348:PRO:CB	2.13	0.78
1:1A:348:PRO:HB2	2:4H:394:GLN:HG2	1.65	0.78
1:1C:261:PRO:HA	2:4P:404:PHE:CD1	2.19	0.78
1:1E:346:TRP:CZ3	2:4R:403:ALA:HB3	2.18	0.78
1:1F:348:PRO:HB3	2:4S:394:GLN:HG2	1.64	0.78
1:1I:280:LYS:NZ	1:1J:90:GLU:OE2	2.14	0.78
2:1O:221:THR:HA	1:2B:324:VAL:HG11	1.65	0.78
1:2K:280:LYS:NZ	1:2L:90:GLU:OE2	2.14	0.78
2:2U:223:THR:HA	1:3I:325:PRO:CD	2.13	0.78
2:2Z:394:GLN:HG2	1:3N:348:PRO:CB	2.13	0.78
1:4F:280:LYS:NZ	1:4G:90:GLU:OE2	2.14	0.78
1:1A:352:LYS:HD2	2:4H:179:ASP:O	1.83	0.78
1:1E:349:THR:OG1	2:4R:184:PRO:HD2	1.83	0.78
1:1F:260:VAL:CB	2:4S:407:TRP:CE2	2.57	0.78

Continued on next page...

Continued from previous page...

Atom-1	Atom-2	Interatomic distance (Å)	Clash overlap (Å)
1:1J:346:TRP:O	2:4V:398:MET:HA	1.84	0.78
1:1N:245:ASP:CG	2:4Z:77:SER:CB	2.53	0.78
1:1F:325:PRO:HB3	2:4S:224:TYR:CZ	2.19	0.78
2:1X:178:SER:OG	1:2L:351:PHE:O	2.02	0.78
2:1Z:181:VAL:HG11	1:2N:258:ASN:O	1.83	0.78
2:2O:397:ALA:O	1:3B:346:TRP:CB	2.31	0.78
2:2R:77:SER:CB	1:3E:245:ASP:OD1	2.31	0.78
1:3K:280:LYS:NZ	1:3L:90:GLU:OE2	2.14	0.78
1:1A:257:THR:OG1	2:4H:100:GLY:O	2.01	0.78
1:1B:351:PHE:O	2:4O:180:THR:N	2.17	0.78
1:1B:261:PRO:CA	2:4O:404:PHE:CD1	2.67	0.78
1:1F:346:TRP:O	2:4S:398:MET:N	2.17	0.78
1:1L:346:TRP:HZ3	2:4X:404:PHE:CE2	2.02	0.78
1:1M:261:PRO:C	2:4Y:406:HIS:NE2	2.37	0.78
1:1B:253:THR:C	2:4O:100:GLY:CA	2.52	0.77
1:1C:435:VAL:C	2:4P:401:ARG:NH2	2.30	0.77
1:1K:280:LYS:NZ	1:1L:90:GLU:OE2	2.14	0.77
2:1W:214:PHE:CD1	1:2K:326:LYS:HE3	2.19	0.77
2:1Z:181:VAL:HB	1:2N:258:ASN:HA	1.66	0.77
2:1Z:221:THR:HA	1:2N:324:VAL:HG11	1.65	0.77
1:2F:280:LYS:NZ	1:2G:90:GLU:OE2	2.14	0.77
2:1W:394:GLN:HG2	1:2K:348:PRO:HG2	1.65	0.77
2:2R:394:GLN:CA	1:3E:348:PRO:HG3	2.13	0.77
2:2X:221:THR:CA	1:3L:324:VAL:HG11	2.14	0.77
2:2V:223:THR:HA	1:3J:325:PRO:CD	2.14	0.77
5:2Z:501:GDP:H8	1:3N:248:LEU:CD1	1.95	0.77
1:1D:332:ILE:CB	2:4Q:177:VAL:HG23	2.13	0.77
1:1A:329:ASN:HD21	2:4H:207:GLU:CD	1.86	0.77
1:1F:349:THR:OG1	2:4S:184:PRO:HD3	1.83	0.77
1:3F:280:LYS:NZ	1:3G:90:GLU:OE2	2.14	0.77
2:2Y:401:ARG:NH2	1:3M:434:GLU:O	2.18	0.77
1:1E:314:ALA:CB	2:4R:181:VAL:HG11	2.15	0.77
1:1L:348:PRO:HG3	2:4X:394:GLN:HB3	1.66	0.77
1:1M:263:PRO:N	2:4Y:406:HIS:CE1	2.53	0.77
2:1T:179:ASP:O	1:2G:352:LYS:HD2	1.85	0.77
2:1X:182:VAL:HG22	1:2L:257:THR:HG22	1.65	0.77
2:2X:100:GLY:HA2	1:3L:253:THR:CB	2.14	0.77
2:2X:179:ASP:O	1:3L:352:LYS:CD	2.30	0.77
2:2R:100:GLY:HA2	1:3E:253:THR:HB	1.67	0.77
2:2S:180:THR:HG23	1:3F:258:ASN:HD21	0.72	0.77
2:2S:394:GLN:CG	1:3F:348:PRO:HG3	2.14	0.77

Continued on next page...

Continued from previous page...

Atom-1	Atom-2	Interatomic distance (Å)	Clash overlap (Å)
1:1A:346:TRP:O	2:4H:398:MET:HG3	1.84	0.77
1:1B:254:GLU:N	2:4O:100:GLY:HA2	1.98	0.77
1:1C:351:PHE:O	2:4P:180:THR:CA	2.31	0.77
1:1D:2:ARG:CD	2:4Q:71:GLU:HB2	2.14	0.77
1:1E:345:ASP:O	2:4R:397:ALA:HB1	1.84	0.77
1:1F:325:PRO:HB2	2:4S:224:TYR:CE1	2.20	0.77
1:1K:346:TRP:CZ3	2:4W:404:PHE:CE2	2.72	0.77
1:1G:325:PRO:CB	2:4T:224:TYR:CE1	2.67	0.77
1:1F:280:LYS:NZ	1:1G:90:GLU:OE2	2.14	0.77
2:2U:406:HIS:CD2	1:3I:262:TYR:HA	2.20	0.77
1:1F:352:LYS:CE	2:4S:101:ASN:ND2	2.48	0.77
2:1O:181:VAL:HG21	1:2B:258:ASN:O	1.85	0.77
2:2Q:401:ARG:NH2	1:3D:434:GLU:O	2.17	0.77
1:1L:346:TRP:CZ3	2:4X:404:PHE:CE2	2.73	0.77
2:1Q:100:GLY:HA3	1:2D:253:THR:CG2	2.14	0.77
2:2S:223:THR:HA	1:3F:325:PRO:HD2	1.67	0.77
2:2O:100:GLY:CA	1:3B:253:THR:CB	2.61	0.77
2:2W:180:THR:CG2	1:3K:258:ASN:ND2	2.37	0.77
2:2W:404:PHE:CD1	1:3K:261:PRO:CA	2.65	0.77
1:1D:326:LYS:HG2	2:4Q:210:TYR:HB3	1.66	0.77
1:1E:349:THR:HG23	2:4R:184:PRO:HG3	1.67	0.77
1:1E:2:ARG:HG3	2:4R:72:PRO:CG	2.14	0.77
1:1G:314:ALA:HB1	2:4T:181:VAL:HG21	1.65	0.77
1:1E:262:TYR:HA	2:4R:406:HIS:HD2	0.99	0.77
1:1I:346:TRP:CB	2:4U:397:ALA:O	2.32	0.77
1:1L:258:ASN:HD21	2:4X:180:THR:HG23	1.48	0.77
2:2Z:397:ALA:O	1:3N:346:TRP:HB2	1.84	0.77
2:2T:71:GLU:HB2	1:3G:2:ARG:HD3	1.67	0.77
1:1G:349:THR:CG2	2:4T:184:PRO:CG	2.61	0.77
1:1J:346:TRP:O	2:4V:398:MET:CB	2.33	0.77
1:1B:261:PRO:HA	2:4O:404:PHE:HA	1.65	0.77
2:1Y:71:GLU:HB2	1:2M:2:ARG:HD3	1.67	0.77
2:1Y:394:GLN:HG2	1:2M:348:PRO:HG2	1.67	0.77
2:2H:77:SER:HB3	1:3A:245:ASP:OD1	1.84	0.77
2:2W:223:THR:HA	1:3K:325:PRO:HD2	1.66	0.77
5:2Y:501:GDP:H8	1:3M:248:LEU:CD1	1.98	0.77
1:1D:348:PRO:HB2	2:4Q:394:GLN:CD	2.04	0.77
1:1E:263:PRO:N	2:4R:406:HIS:NE2	2.32	0.77
1:1F:346:TRP:HB2	2:4S:397:ALA:O	1.82	0.77
1:1N:262:TYR:OH	2:4Z:401:ARG:O	2.03	0.77
1:1C:261:PRO:CA	2:4P:404:PHE:H	1.97	0.77

Continued on next page...

Continued from previous page...

Atom-1	Atom-2	Interatomic distance (Å)	Clash overlap (Å)
1:1G:2:ARG:CG	2:4T:72:PRO:HD2	2.14	0.77
1:1G:348:PRO:CB	2:4T:394:GLN:CG	2.62	0.77
1:1M:324:VAL:HG21	2:4Y:221:THR:OG1	1.85	0.77
2:1T:180:THR:HA	1:2G:258:ASN:HD21	1.50	0.77
2:1Y:181:VAL:CG2	1:2M:258:ASN:CB	2.62	0.77
2:2Q:214:PHE:CB	1:3D:326:LYS:HE2	2.15	0.77
2:2U:177:VAL:CG2	1:3I:332:ILE:HG21	2.15	0.77
5:2V:501:GDP:H8	1:3J:248:LEU:CD1	1.97	0.77
1:1A:353:VAL:CB	2:4H:179:ASP:OD1	2.31	0.77
1:1A:329:ASN:ND2	2:4H:210:TYR:HD2	1.82	0.77
1:1D:262:TYR:CE1	2:4Q:402:LYS:O	2.38	0.77
1:1D:263:PRO:HD3	2:4Q:406:HIS:CB	2.14	0.77
1:1F:258:ASN:HD21	2:4S:180:THR:CG2	1.98	0.77
1:1N:333:ALA:HB1	2:4Z:176:LYS:HE2	1.64	0.77
2:2O:404:PHE:CE2	1:3B:261:PRO:HB3	2.20	0.77
2:2R:394:GLN:CB	1:3E:348:PRO:CG	2.64	0.77
1:1I:329:ASN:CB	2:4U:210:TYR:CE2	2.67	0.77
1:1E:326:LYS:HG2	2:4R:210:TYR:CB	2.15	0.76
2:2S:177:VAL:CG2	1:3F:332:ILE:CG2	2.62	0.76
2:2P:101:ASN:HB2	1:3C:254:GLU:CG	2.15	0.76
1:1E:263:PRO:N	2:4R:406:HIS:CE1	2.53	0.76
1:1I:260:VAL:CG1	2:4U:407:TRP:CZ2	2.68	0.76
1:1I:260:VAL:HG11	2:4U:407:TRP:HZ2	1.51	0.76
2:1S:181:VAL:H	1:2F:258:ASN:HD22	0.82	0.76
2:2S:394:GLN:CB	1:3F:348:PRO:CG	2.63	0.76
1:4D:280:LYS:NZ	1:4E:90:GLU:OE2	2.14	0.76
1:1D:253:THR:C	2:4Q:100:GLY:HA3	2.03	0.76
1:1F:2:ARG:NH2	2:4S:73:GLY:HA3	1.99	0.76
2:1Q:100:GLY:HA3	1:2D:253:THR:HG22	1.67	0.76
2:1X:181:VAL:CB	1:2L:258:ASN:CA	2.63	0.76
2:1Q:222:PRO:HG2	1:2D:326:LYS:HB2	1.66	0.76
2:2Q:394:GLN:CA	1:3D:348:PRO:HG3	2.14	0.76
2:2R:176:LYS:HE2	1:3E:333:ALA:CB	2.15	0.76
2:2O:404:PHE:CD1	1:3B:260:VAL:O	2.38	0.76
1:1G:324:VAL:HG13	2:4T:222:PRO:O	1.85	0.76
1:1I:348:PRO:CG	2:4U:394:GLN:CB	2.60	0.76
1:1F:253:THR:C	2:4S:100:GLY:HA3	2.05	0.76
1:1F:349:THR:CG2	2:4S:184:PRO:HG3	2.14	0.76
1:1F:349:THR:HG23	2:4S:184:PRO:HG3	1.67	0.76
2:1T:101:ASN:HB2	1:2G:254:GLU:HG2	1.68	0.76
2:1X:224:TYR:CE2	1:2L:248:LEU:HB2	2.21	0.76

Continued on next page...

Continued from previous page...

Atom-1	Atom-2	Interatomic distance (Å)	Clash overlap (Å)
2:1H:221:THR:HA	1:2A:324:VAL:HG11	1.67	0.76
1:2D:280:LYS:NZ	1:2E:90:GLU:OE2	2.14	0.76
2:1T:221:THR:CB	1:2G:324:VAL:HG21	2.15	0.76
2:1U:178:SER:CB	1:2I:349:THR:HB	2.14	0.76
2:2P:181:VAL:HG21	1:3C:314:ALA:HB1	1.67	0.76
1:1C:326:LYS:CB	2:4P:222:PRO:HG2	2.15	0.76
1:1I:260:VAL:HG11	2:4U:407:TRP:CZ2	2.20	0.76
2:1V:401:ARG:CB	1:2J:262:TYR:OH	2.33	0.76
2:1W:182:VAL:CG2	1:2K:257:THR:CG2	2.60	0.76
2:1X:404:PHE:CE2	1:2L:261:PRO:HA	2.21	0.76
2:2Y:224:TYR:HD2	1:3M:247:ALA:O	1.67	0.76
1:3D:280:LYS:NZ	1:3E:90:GLU:OE2	2.14	0.76
1:1C:248:LEU:C	2:4P:11:GLN:HE22	1.87	0.76
1:1D:326:LYS:HG2	2:4Q:210:TYR:CB	2.16	0.76
1:1F:314:ALA:HB2	2:4S:181:VAL:HG11	1.67	0.76
1:1K:329:ASN:HB2	2:4W:210:TYR:HE2	1.51	0.76
1:1M:257:THR:HG21	2:4Y:102:ASN:HB2	1.67	0.76
1:1B:329:ASN:ND2	2:4O:207:GLU:CD	2.39	0.76
1:1E:346:TRP:O	2:4R:398:MET:CB	2.33	0.76
2:1U:214:PHE:CD1	1:2I:326:LYS:CE	2.68	0.76
2:2W:406:HIS:NE2	1:3K:263:PRO:CD	2.49	0.76
2:2Z:100:GLY:HA2	1:3N:253:THR:CB	2.14	0.76
1:1F:263:PRO:N	2:4S:406:HIS:CE1	2.54	0.76
1:1D:280:LYS:NZ	1:1E:90:GLU:OE2	2.14	0.76
1:1K:329:ASN:ND2	2:4W:207:GLU:OE1	2.18	0.76
1:1M:248:LEU:HD13	5:4Y:501:GDP:C8	2.21	0.76
1:1M:346:TRP:CZ3	2:4Y:403:ALA:HB1	2.20	0.76
2:1P:311:ARG:NH1	2:1P:341:SER:O	2.19	0.76
2:1Z:404:PHE:CD1	1:2N:260:VAL:O	2.39	0.76
2:2P:311:ARG:NH1	2:2P:341:SER:O	2.19	0.76
2:2X:401:ARG:O	1:3L:262:TYR:OH	2.01	0.76
2:2Z:176:LYS:HE2	1:3N:333:ALA:CB	2.14	0.76
2:3P:311:ARG:NH1	2:3P:341:SER:O	2.19	0.76
2:3X:311:ARG:NH1	2:3X:341:SER:O	2.19	0.76
2:4P:311:ARG:NH1	2:4P:341:SER:O	2.19	0.76
1:1M:260:VAL:C	2:4Y:407:TRP:HE1	1.88	0.76
1:1M:260:VAL:HB	2:4Y:407:TRP:NE1	1.99	0.76
1:1C:349:THR:OG1	2:4P:184:PRO:HD3	1.85	0.76
1:1D:352:LYS:CE	2:4Q:101:ASN:ND2	2.49	0.76
2:1R:11:GLN:HE22	1:2E:249:ASN:H	1.32	0.76
2:1X:311:ARG:NH1	2:1X:341:SER:O	2.19	0.76

Continued on next page...

Continued from previous page...

Atom-1	Atom-2	Interatomic distance (Å)	Clash overlap (Å)
2:1Z:311:ARG:NH1	2:1Z:341:SER:O	2.19	0.76
2:1Z:182:VAL:HG21	1:2N:257:THR:HG22	1.65	0.76
2:2X:311:ARG:NH1	2:2X:341:SER:O	2.19	0.76
2:2Y:311:ARG:NH1	2:2Y:341:SER:O	2.19	0.76
2:2O:179:ASP:OD2	1:3B:248:LEU:CD2	2.34	0.76
2:3Y:311:ARG:NH1	2:3Y:341:SER:O	2.19	0.76
1:1G:325:PRO:HB2	2:4T:224:TYR:CE1	2.21	0.76
2:4X:311:ARG:NH1	2:4X:341:SER:O	2.19	0.76
2:4Y:311:ARG:NH1	2:4Y:341:SER:O	2.19	0.76
1:1N:348:PRO:CG	2:4Z:394:GLN:CB	2.64	0.76
1:1D:262:TYR:CE2	2:4Q:403:ALA:HA	2.20	0.76
1:1K:348:PRO:HG3	2:4W:394:GLN:HB3	1.68	0.76
2:1Y:311:ARG:NH1	2:1Y:341:SER:O	2.19	0.76
2:2H:101:ASN:O	1:3A:257:THR:HG21	1.85	0.76
2:1V:404:PHE:CZ	1:2J:261:PRO:HA	2.21	0.76
2:2U:179:ASP:OD1	1:3I:353:VAL:HB	1.86	0.76
2:2V:180:THR:CG2	1:3J:258:ASN:ND2	2.37	0.76
2:2Z:311:ARG:NH1	2:2Z:341:SER:O	2.19	0.76
5:2W:501:GDP:H8	1:3K:248:LEU:CD1	1.99	0.76
2:3Z:311:ARG:NH1	2:3Z:341:SER:O	2.19	0.76
1:1A:263:PRO:CD	2:4H:406:HIS:CG	2.63	0.76
1:1F:325:PRO:HG2	2:4S:224:TYR:CD1	2.21	0.76
1:1C:329:ASN:HD22	2:4P:210:TYR:HD2	1.34	0.76
1:1F:257:THR:HG21	2:4S:102:ASN:CA	2.14	0.76
1:1F:260:VAL:HG11	2:4S:407:TRP:CZ2	2.20	0.76
1:1K:353:VAL:CB	2:4W:179:ASP:OD1	2.31	0.76
2:1Q:311:ARG:NH1	2:1Q:341:SER:O	2.19	0.76
2:1Z:207:GLU:CD	1:2N:329:ASN:ND2	2.26	0.76
2:2Q:311:ARG:NH1	2:2Q:341:SER:O	2.19	0.76
2:2V:221:THR:CA	1:3J:324:VAL:HG11	2.16	0.76
2:2T:404:PHE:CE1	1:3G:261:PRO:N	2.54	0.76
2:4H:311:ARG:NH1	2:4H:341:SER:O	2.19	0.76
2:4Q:311:ARG:NH1	2:4Q:341:SER:O	2.19	0.76
1:1E:260:VAL:CA	2:4R:407:TRP:HE1	1.98	0.76
2:4Z:311:ARG:NH1	2:4Z:341:SER:O	2.19	0.76
1:1J:260:VAL:HG11	2:4V:407:TRP:HZ2	1.51	0.75
1:1L:329:ASN:ND2	2:4X:207:GLU:OE1	2.18	0.75
2:1O:311:ARG:NH1	2:1O:341:SER:O	2.19	0.75
2:1U:207:GLU:CD	1:2I:329:ASN:HD21	1.88	0.75
1:2B:280:LYS:NZ	1:2C:90:GLU:OE2	2.14	0.75
2:2H:311:ARG:NH1	2:2H:341:SER:O	2.19	0.75

Continued on next page...

Continued from previous page...

Atom-1	Atom-2	Interatomic distance (Å)	Clash overlap (Å)
2:1V:181:VAL:CG2	1:2J:258:ASN:HB3	2.12	0.75
2:1V:221:THR:CA	1:2J:324:VAL:CG1	2.54	0.75
2:1Z:11:GLN:HE22	1:2N:249:ASN:H	1.35	0.75
2:2S:177:VAL:HG23	1:3F:332:ILE:HG21	1.63	0.75
2:2X:71:GLU:HB2	1:3L:2:ARG:HD3	1.67	0.75
2:3H:311:ARG:NH1	2:3H:341:SER:O	2.19	0.75
2:2V:406:HIS:NE2	1:3J:263:PRO:CD	2.48	0.75
5:2X:501:GDP:H8	1:3L:248:LEU:CD1	2.00	0.75
2:3Q:311:ARG:NH1	2:3Q:341:SER:O	2.19	0.75
1:4B:280:LYS:NZ	1:4C:90:GLU:OE2	2.14	0.75
1:1A:2:ARG:CD	2:4H:72:PRO:HD2	2.16	0.75
1:1C:332:ILE:HB	2:4P:177:VAL:HG21	1.68	0.75
1:1F:352:LYS:HA	2:4S:179:ASP:O	1.85	0.75
1:1G:325:PRO:HB3	2:4T:224:TYR:CZ	2.21	0.75
1:1I:346:TRP:CD2	2:4U:403:ALA:HB2	2.20	0.75
1:1D:325:PRO:CB	2:4Q:224:TYR:CE1	2.68	0.75
1:1L:260:VAL:HB	2:4X:407:TRP:NE1	2.02	0.75
2:2S:394:GLN:CA	1:3F:348:PRO:HG3	2.16	0.75
2:2P:404:PHE:CE2	1:3C:261:PRO:HB3	2.21	0.75
1:3B:280:LYS:NZ	1:3C:90:GLU:OE2	2.14	0.75
1:1G:325:PRO:O	2:4T:210:TYR:OH	2.05	0.75
1:1B:261:PRO:C	2:4O:404:PHE:H	1.88	0.75
1:1B:280:LYS:NZ	1:1C:90:GLU:OE2	2.14	0.75
2:1H:311:ARG:NH1	2:1H:341:SER:O	2.19	0.75
2:1P:100:GLY:HA3	1:2C:253:THR:HG22	1.67	0.75
2:1X:100:GLY:CA	1:2L:253:THR:HG22	2.12	0.75
2:1Z:100:GLY:HA3	1:2N:253:THR:HG21	1.64	0.75
2:2O:311:ARG:NH1	2:2O:341:SER:O	2.19	0.75
2:2T:177:VAL:CG2	1:3G:332:ILE:CG2	2.64	0.75
2:2H:394:GLN:HA	1:3A:348:PRO:HG3	1.68	0.75
2:2P:406:HIS:NE2	1:3C:263:PRO:N	2.35	0.75
2:2S:407:TRP:HE1	1:3F:260:VAL:HB	1.51	0.75
2:2U:180:THR:HG23	1:3I:258:ASN:HD21	0.73	0.75
2:2X:394:GLN:HG2	1:3L:348:PRO:CB	2.15	0.75
2:2Y:406:HIS:CG	1:3M:263:PRO:HD3	2.19	0.75
2:3O:311:ARG:NH1	2:3O:341:SER:O	2.19	0.75
1:1D:2:ARG:HG3	2:4Q:72:PRO:CG	2.15	0.75
1:1F:333:ALA:HB1	2:4S:176:LYS:HE2	1.68	0.75
1:1C:254:GLU:HB3	2:4P:101:ASN:HB2	1.67	0.75
1:1C:326:LYS:CE	2:4P:214:PHE:HB2	2.16	0.75
1:1E:257:THR:CG2	2:4R:102:ASN:HB2	2.16	0.75

Continued on next page...

Continued from previous page...

Atom-1	Atom-2	Interatomic distance (Å)	Clash overlap (Å)
1:1L:261:PRO:HA	2:4X:404:PHE:CD1	2.21	0.75
1:1N:262:TYR:CZ	2:4Z:403:ALA:HA	2.22	0.75
1:1D:325:PRO:O	2:4Q:210:TYR:OH	2.03	0.75
1:1F:260:VAL:CG1	2:4S:407:TRP:NE1	2.46	0.75
1:1J:348:PRO:HG3	2:4V:394:GLN:CA	2.16	0.75
1:1F:349:THR:HG23	2:4S:184:PRO:CG	2.15	0.75
1:1I:346:TRP:CA	2:4U:397:ALA:O	2.34	0.75
2:1Z:100:GLY:HA3	1:2N:253:THR:CB	2.17	0.75
2:2H:404:PHE:CD1	1:3A:261:PRO:HA	2.20	0.75
2:2H:406:HIS:NE2	1:3A:263:PRO:N	2.35	0.75
2:2V:394:GLN:CB	1:3J:348:PRO:HG3	2.15	0.75
2:2P:177:VAL:CG2	1:3C:332:ILE:HG21	2.16	0.75
2:4O:311:ARG:NH1	2:4O:341:SER:O	2.19	0.75
1:1C:346:TRP:HA	2:4P:397:ALA:HB1	1.69	0.75
1:1F:260:VAL:CB	2:4S:407:TRP:CZ2	2.69	0.75
1:1I:261:PRO:HA	2:4U:404:PHE:CA	2.17	0.75
1:1J:346:TRP:HA	2:4V:397:ALA:O	1.86	0.75
1:1B:325:PRO:O	2:4O:210:TYR:CZ	2.40	0.75
1:1I:348:PRO:HD2	2:4U:398:MET:HG3	1.68	0.75
1:1K:260:VAL:CB	2:4W:407:TRP:CZ2	2.68	0.75
2:1P:401:ARG:HH22	1:2C:435:VAL:HA	1.50	0.75
2:2H:404:PHE:HE1	1:3A:260:VAL:N	1.84	0.75
2:2P:100:GLY:CA	1:3C:253:THR:CB	2.65	0.75
2:2U:100:GLY:HA2	1:3I:253:THR:HB	1.69	0.75
2:2Y:394:GLN:HG2	1:3M:348:PRO:CB	2.15	0.75
1:1A:253:THR:CG2	2:4H:100:GLY:HA3	2.14	0.75
1:1E:348:PRO:HB2	2:4R:394:GLN:CD	2.06	0.75
1:1E:2:ARG:CG	2:4R:72:PRO:CD	2.64	0.75
1:1G:260:VAL:CG1	2:4T:407:TRP:CZ2	2.70	0.75
1:1J:254:GLU:N	2:4V:100:GLY:HA2	2.02	0.75
1:1J:326:LYS:CB	2:4V:222:PRO:HG2	2.17	0.75
1:1A:346:TRP:HB2	2:4H:397:ALA:O	1.85	0.75
1:1F:347:CYS:HA	2:4S:398:MET:CG	2.17	0.75
1:1I:329:ASN:HD22	2:4U:210:TYR:HD2	1.30	0.75
2:1P:180:THR:HG23	1:2C:258:ASN:HD21	1.50	0.75
2:2R:214:PHE:CB	1:3E:326:LYS:HE2	2.15	0.75
2:2X:177:VAL:HG23	1:3L:332:ILE:HG21	1.69	0.75
2:2H:100:GLY:HA2	1:3A:253:THR:CB	2.17	0.75
2:3W:311:ARG:NH1	2:3W:341:SER:O	2.19	0.75
1:1C:346:TRP:CH2	2:4P:403:ALA:HB1	2.22	0.75
1:1D:347:CYS:HA	2:4Q:398:MET:HG2	1.68	0.75

Continued on next page...

Continued from previous page...

Atom-1	Atom-2	Interatomic distance (Å)	Clash overlap (Å)
1:1E:262:TYR:CE2	2:4R:403:ALA:HA	2.22	0.75
1:1J:332:ILE:CG2	2:4V:177:VAL:CG2	2.64	0.75
1:1K:348:PRO:HG3	2:4W:394:GLN:CB	2.16	0.75
2:1W:311:ARG:NH1	2:1W:341:SER:O	2.19	0.75
2:1X:404:PHE:CD2	1:2L:261:PRO:HA	2.20	0.75
2:2V:77:SER:HB3	1:3J:245:ASP:CG	2.06	0.75
2:2W:311:ARG:NH1	2:2W:341:SER:O	2.19	0.75
2:2H:224:TYR:HE2	1:3A:248:LEU:HB2	1.51	0.75
2:2O:404:PHE:HE1	1:3B:260:VAL:N	1.84	0.75
1:1G:349:THR:HG23	2:4T:184:PRO:CG	2.17	0.75
2:1R:311:ARG:NH1	2:1R:341:SER:O	2.19	0.75
2:1S:100:GLY:HA2	1:2F:253:THR:HB	1.69	0.75
2:1U:224:TYR:CE2	1:2I:248:LEU:HB2	2.22	0.75
2:1S:221:THR:OG1	1:2F:324:VAL:HG22	1.86	0.75
2:1V:214:PHE:CD1	1:2J:326:LYS:CE	2.68	0.75
2:2P:406:HIS:NE2	1:3C:262:TYR:C	2.40	0.75
2:2R:311:ARG:NH1	2:2R:341:SER:O	2.19	0.75
2:3R:311:ARG:NH1	2:3R:341:SER:O	2.19	0.75
2:4R:311:ARG:NH1	2:4R:341:SER:O	2.19	0.75
1:1F:2:ARG:HG3	2:4S:72:PRO:CG	2.17	0.75
1:1J:346:TRP:HZ3	2:4V:404:PHE:CE2	2.05	0.75
2:4W:311:ARG:NH1	2:4W:341:SER:O	2.19	0.75
1:1D:261:PRO:HA	2:4Q:404:PHE:N	2.02	0.74
2:1T:311:ARG:NH1	2:1T:341:SER:O	2.19	0.74
1:4A:90:GLU:OE2	1:4N:280:LYS:NZ	2.14	0.74
1:1C:349:THR:HG21	2:4P:184:PRO:HD3	1.69	0.74
1:1K:245:ASP:OD2	2:4W:77:SER:CB	2.34	0.74
1:1L:329:ASN:ND2	2:4X:210:TYR:HD2	1.83	0.74
1:1E:333:ALA:CB	2:4R:176:LYS:HE2	2.17	0.74
1:1F:332:ILE:HG22	2:4S:177:VAL:CG2	1.99	0.74
1:1J:346:TRP:CZ3	2:4V:404:PHE:CE2	2.76	0.74
2:1U:11:GLN:HE22	1:2I:249:ASN:HB2	1.51	0.74
2:2W:401:ARG:O	1:3K:262:TYR:OH	2.03	0.74
2:2H:179:ASP:OD2	1:3A:248:LEU:CD2	2.36	0.74
2:3S:311:ARG:NH1	2:3S:341:SER:O	2.19	0.74
2:3T:311:ARG:NH1	2:3T:341:SER:O	2.19	0.74
1:1C:261:PRO:CA	2:4P:404:PHE:HA	2.17	0.74
1:1F:324:VAL:HG13	2:4S:222:PRO:C	2.07	0.74
2:4S:311:ARG:NH1	2:4S:341:SER:O	2.19	0.74
2:4T:311:ARG:NH1	2:4T:341:SER:O	2.19	0.74
1:1J:326:LYS:HA	2:4V:210:TYR:CE1	2.22	0.74

Continued on next page...

Continued from previous page...

Atom-1	Atom-2	Interatomic distance (Å)	Clash overlap (Å)
1:1L:332:ILE:CG2	2:4X:177:VAL:HG23	2.16	0.74
1:1I:245:ASP:OD2	2:4U:77:SER:HB2	1.86	0.74
2:1W:178:SER:HB3	1:2K:349:THR:HB	1.69	0.74
2:2O:407:TRP:HE1	1:3B:260:VAL:HB	1.52	0.74
2:2S:311:ARG:NH1	2:2S:341:SER:O	2.19	0.74
2:2T:311:ARG:NH1	2:2T:341:SER:O	2.19	0.74
2:2U:100:GLY:CA	1:3I:253:THR:CG2	2.64	0.74
2:2U:311:ARG:NH1	2:2U:341:SER:O	2.19	0.74
2:2V:311:ARG:NH1	2:2V:341:SER:O	2.19	0.74
2:2Z:210:TYR:HD2	1:3N:329:ASN:HD22	1.35	0.74
2:2Q:394:GLN:CB	1:3D:348:PRO:HG3	2.18	0.74
2:2U:406:HIS:CE1	1:3I:263:PRO:N	2.56	0.74
2:3U:311:ARG:NH1	2:3U:341:SER:O	2.19	0.74
2:3V:311:ARG:NH1	2:3V:341:SER:O	2.19	0.74
2:4U:311:ARG:NH1	2:4U:341:SER:O	2.19	0.74
2:4V:311:ARG:NH1	2:4V:341:SER:O	2.19	0.74
1:1A:257:THR:CB	2:4H:100:GLY:O	2.35	0.74
1:1C:348:PRO:HB2	2:4P:394:GLN:CD	2.07	0.74
1:1K:257:THR:CG2	2:4W:102:ASN:HB2	2.17	0.74
2:1S:311:ARG:NH1	2:1S:341:SER:O	2.19	0.74
2:1U:311:ARG:NH1	2:1U:341:SER:O	2.19	0.74
2:1V:311:ARG:NH1	2:1V:341:SER:O	2.19	0.74
1:2A:90:GLU:OE2	1:2N:280:LYS:NZ	2.14	0.74
2:1V:404:PHE:CZ	1:2J:261:PRO:CA	2.70	0.74
2:2X:100:GLY:CA	1:3L:253:THR:CB	2.65	0.74
2:2T:397:ALA:O	1:3G:346:TRP:HB2	1.87	0.74
1:1A:348:PRO:CB	2:4H:394:GLN:CG	2.63	0.74
1:1D:257:THR:HG21	2:4Q:102:ASN:CA	2.18	0.74
2:1X:181:VAL:CG2	1:2L:258:ASN:CB	2.60	0.74
2:1S:404:PHE:CE1	1:2F:260:VAL:C	2.61	0.74
2:1U:401:ARG:HH22	1:2I:435:VAL:HA	1.50	0.74
2:2X:100:GLY:O	1:3L:257:THR:OG1	2.02	0.74
2:2Y:176:LYS:HE2	1:3M:333:ALA:CB	2.17	0.74
2:2P:210:TYR:HD2	1:3C:329:ASN:HD22	1.36	0.74
1:1C:263:PRO:HA	2:4P:406:HIS:CE1	2.22	0.74
1:1D:349:THR:CG2	2:4Q:184:PRO:CG	2.66	0.74
1:1G:253:THR:C	2:4T:100:GLY:CA	2.56	0.74
1:1J:325:PRO:HD2	2:4V:223:THR:HA	1.70	0.74
1:1D:2:ARG:HD3	2:4Q:72:PRO:CD	2.13	0.74
1:1G:280:LYS:NZ	1:1I:90:GLU:OE2	2.14	0.74
1:1J:258:ASN:HD21	2:4V:180:THR:HG23	1.52	0.74

Continued on next page...

Continued from previous page...

Atom-1	Atom-2	Interatomic distance (Å)	Clash overlap (Å)
1:3A:90:GLU:OE2	1:3N:280:LYS:NZ	2.14	0.74
2:2T:394:GLN:CB	1:3G:348:PRO:CG	2.65	0.74
2:2Z:224:TYR:HD2	1:3N:247:ALA:O	1.69	0.74
1:1E:261:PRO:O	2:4R:404:PHE:N	2.20	0.74
1:1M:260:VAL:HB	2:4Y:407:TRP:CZ2	2.22	0.74
2:1W:207:GLU:OE1	1:2K:329:ASN:ND2	2.21	0.74
2:2Y:181:VAL:HG21	1:3M:258:ASN:O	1.86	0.74
2:2R:177:VAL:CG2	1:3E:332:ILE:CG2	2.63	0.74
2:2V:222:PRO:CG	1:3J:326:LYS:HB2	2.13	0.74
2:2Y:181:VAL:HG21	1:3M:314:ALA:HB1	1.70	0.74
1:4G:280:LYS:NZ	1:4I:90:GLU:OE2	2.14	0.74
1:1E:262:TYR:CE1	2:4R:402:LYS:O	2.40	0.74
1:1K:349:THR:CG2	2:4W:184:PRO:CD	2.65	0.74
1:1L:353:VAL:CB	2:4X:179:ASP:OD1	2.35	0.74
1:1A:90:GLU:OE2	1:1N:280:LYS:NZ	2.14	0.74
1:1L:349:THR:HG21	2:4X:184:PRO:CD	2.11	0.74
1:1M:262:TYR:CA	2:4Y:406:HIS:CD2	2.40	0.74
1:2G:280:LYS:NZ	1:2I:90:GLU:OE2	2.14	0.74
2:2R:394:GLN:HB3	1:3E:348:PRO:HG2	1.70	0.74
1:3G:280:LYS:NZ	1:3I:90:GLU:OE2	2.14	0.74
1:1A:2:ARG:NH2	2:4H:73:GLY:HA3	2.03	0.74
1:1E:348:PRO:CG	2:4R:394:GLN:HA	2.09	0.74
1:1A:258:ASN:OD1	2:4H:101:ASN:ND2	2.20	0.74
1:1B:261:PRO:O	2:4O:404:PHE:CA	2.36	0.74
1:1B:324:VAL:HG13	2:4O:222:PRO:C	2.09	0.74
1:1C:253:THR:HB	2:4P:100:GLY:CA	2.18	0.74
1:1C:261:PRO:O	2:4P:404:PHE:CA	2.35	0.74
1:1C:262:TYR:N	2:4P:406:HIS:NE2	2.35	0.74
1:1C:2:ARG:CD	2:4P:71:GLU:HB2	2.17	0.74
1:1F:249:ASN:N	2:4S:11:GLN:CD	2.24	0.74
1:1K:260:VAL:HG11	2:4W:407:TRP:HZ2	1.53	0.74
1:1K:351:PHE:O	2:4W:180:THR:CA	2.35	0.74
1:1M:348:PRO:CB	2:4Y:394:GLN:HG2	2.18	0.74
2:1U:181:VAL:CB	1:2I:258:ASN:O	2.35	0.74
2:1W:401:ARG:HB3	1:2K:262:TYR:HH	1.52	0.74
2:2H:222:PRO:O	1:3A:325:PRO:HD2	1.88	0.74
2:2O:406:HIS:NE2	1:3B:263:PRO:N	2.36	0.74
2:2S:72:PRO:HD2	1:3F:2:ARG:CG	2.18	0.74
1:1C:329:ASN:HB2	2:4P:210:TYR:HE2	1.52	0.74
1:1K:261:PRO:HA	2:4W:404:PHE:HA	1.70	0.74
1:1C:261:PRO:CA	2:4P:404:PHE:N	2.51	0.74

Continued on next page...

Continued from previous page...

Atom-1	Atom-2	Interatomic distance (Å)	Clash overlap (Å)
1:1D:349:THR:HG21	2:4Q:184:PRO:CD	2.18	0.74
1:1G:263:PRO:N	2:4T:406:HIS:CE1	2.56	0.74
1:1J:260:VAL:CB	2:4V:407:TRP:NE1	2.51	0.74
2:1W:11:GLN:NE2	1:2K:249:ASN:HB2	2.02	0.74
2:2X:224:TYR:HD2	1:3L:247:ALA:O	1.70	0.74
1:1B:329:ASN:CG	2:4O:207:GLU:OE1	2.26	0.74
1:1E:257:THR:HG21	2:4R:102:ASN:CB	2.18	0.73
1:1E:347:CYS:HA	2:4R:398:MET:CG	2.18	0.73
1:1M:346:TRP:CE3	2:4Y:403:ALA:CB	2.70	0.73
2:1S:394:GLN:HG2	1:2F:348:PRO:HG3	1.69	0.73
2:2O:401:ARG:NH2	1:3B:435:VAL:CA	2.33	0.73
2:2T:177:VAL:HG23	1:3G:332:ILE:HG21	1.67	0.73
2:2P:177:VAL:HG23	1:3C:332:ILE:HG22	1.70	0.73
1:1M:248:LEU:CA	2:4Y:11:GLN:HE22	2.01	0.73
1:1D:2:ARG:CG	2:4Q:72:PRO:CD	2.64	0.73
2:2O:404:PHE:CE1	1:3B:260:VAL:C	2.60	0.73
2:2R:407:TRP:NE1	1:3E:260:VAL:HB	2.02	0.73
1:1A:437:VAL:O	2:4H:401:ARG:NH1	2.20	0.73
1:1C:260:VAL:CG1	2:4P:407:TRP:NE1	2.49	0.73
1:1E:435:VAL:CA	2:4R:401:ARG:HH21	1.86	0.73
1:1F:434:GLU:O	2:4S:401:ARG:NH2	2.21	0.73
1:1J:260:VAL:CG1	2:4V:407:TRP:CZ2	2.70	0.73
2:1O:179:ASP:O	1:2B:352:LYS:HD2	1.86	0.73
2:1P:207:GLU:OE1	1:2C:329:ASN:ND2	2.18	0.73
2:1T:406:HIS:NE2	1:2G:263:PRO:HD3	2.03	0.73
2:1W:181:VAL:CG2	1:2K:258:ASN:C	2.44	0.73
2:2P:77:SER:HB3	1:3C:245:ASP:CG	2.09	0.73
2:2Y:394:GLN:CG	1:3M:348:PRO:HG3	2.15	0.73
1:1A:262:TYR:CZ	2:4H:403:ALA:HA	2.24	0.73
1:1I:349:THR:CB	2:4U:184:PRO:HD3	2.17	0.73
1:1F:326:LYS:CA	2:4S:210:TYR:CE1	2.71	0.73
1:1G:254:GLU:CA	2:4T:100:GLY:HA2	2.17	0.73
1:1I:346:TRP:HB2	2:4U:398:MET:CA	2.16	0.73
1:1M:314:ALA:HB1	2:4Y:181:VAL:HG21	1.68	0.73
2:1T:404:PHE:CZ	1:2G:261:PRO:CA	2.71	0.73
2:1S:181:VAL:N	1:2F:258:ASN:ND2	2.31	0.73
2:2S:221:THR:OG1	1:3F:324:VAL:CG2	2.36	0.73
2:2T:223:THR:HA	1:3G:325:PRO:CD	2.17	0.73
2:2T:77:SER:CB	1:3G:245:ASP:CG	2.57	0.73
1:1A:332:ILE:HG21	2:4H:177:VAL:HG23	1.65	0.73
1:1J:248:LEU:HD13	5:4V:501:GDP:C8	2.24	0.73

Continued on next page...

Continued from previous page...

Atom-1	Atom-2	Interatomic distance (Å)	Clash overlap (Å)
1:1M:434:GLU:O	2:4Y:401:ARG:NH2	2.22	0.73
2:1Z:224:TYR:HD2	1:2N:247:ALA:O	1.69	0.73
2:2S:100:GLY:HA2	1:3F:253:THR:HB	1.70	0.73
2:2T:398:MET:HG2	1:3G:346:TRP:O	1.88	0.73
2:2U:404:PHE:CD1	1:3I:260:VAL:O	2.41	0.73
2:2X:179:ASP:OD2	1:3L:248:LEU:HD21	1.89	0.73
2:2P:404:PHE:HE1	1:3C:260:VAL:N	1.86	0.73
2:2X:181:VAL:HG21	1:3L:258:ASN:O	1.87	0.73
1:1D:439:SER:CB	2:4Q:400:ARG:HD2	2.19	0.73
1:1F:258:ASN:ND2	2:4S:180:THR:CG2	2.50	0.73
1:1I:260:VAL:CB	2:4U:407:TRP:HZ2	2.01	0.73
2:1W:100:GLY:CA	1:2K:253:THR:HB	1.98	0.73
2:2R:72:PRO:HD2	1:3E:2:ARG:CG	2.19	0.73
2:2V:222:PRO:O	1:3J:325:PRO:HD2	1.88	0.73
1:1A:346:TRP:HB3	2:4H:397:ALA:O	1.87	0.73
1:1C:326:LYS:HA	2:4P:210:TYR:CE1	2.24	0.73
1:1E:346:TRP:CE3	2:4R:403:ALA:CB	2.70	0.73
1:1F:325:PRO:HG2	2:4S:224:TYR:CG	2.24	0.73
1:1K:332:ILE:CG2	2:4W:177:VAL:HG23	2.17	0.73
1:1L:249:ASN:H	2:4X:11:GLN:HE22	0.77	0.73
1:1L:263:PRO:HD3	2:4X:406:HIS:CD2	2.22	0.73
1:1D:329:ASN:CB	2:4Q:210:TYR:CD2	2.72	0.73
1:1E:329:ASN:CB	2:4R:210:TYR:CE2	2.70	0.73
1:1G:329:ASN:HD22	2:4T:210:TYR:HD2	1.36	0.73
2:1X:179:ASP:CG	1:2L:248:LEU:HD21	2.09	0.73
2:2X:101:ASN:HB2	1:3L:254:GLU:HG2	1.71	0.73
1:1K:346:TRP:CE3	2:4W:403:ALA:HB3	2.22	0.73
1:1L:258:ASN:ND2	2:4X:180:THR:HG23	2.03	0.73
1:1F:353:VAL:HB	2:4S:179:ASP:CG	2.04	0.73
1:1G:263:PRO:HD3	2:4T:406:HIS:CD2	2.22	0.73
1:1J:329:ASN:CB	2:4V:210:TYR:CE2	2.71	0.73
2:1R:178:SER:CB	1:2E:349:THR:HB	2.18	0.73
2:1T:100:GLY:HA2	1:2G:253:THR:CB	2.17	0.73
2:1X:181:VAL:CB	1:2L:258:ASN:HA	2.07	0.73
2:2R:101:ASN:O	1:3E:257:THR:HG21	1.88	0.73
2:2S:404:PHE:CD1	1:3F:261:PRO:CA	2.71	0.73
2:2T:404:PHE:CE1	1:3G:260:VAL:C	2.62	0.73
2:2U:73:GLY:HA3	1:3I:2:ARG:NH2	2.04	0.73
2:2W:100:GLY:HA2	1:3K:253:THR:CB	2.19	0.73
1:1D:254:GLU:HG2	2:4Q:101:ASN:H	1.52	0.73
1:1D:245:ASP:OD2	2:4Q:77:SER:CB	2.37	0.73

Continued on next page...

Continued from previous page...

Atom-1	Atom-2	Interatomic distance (Å)	Clash overlap (Å)
1:1E:326:LYS:CA	2:4R:210:TYR:CE1	2.71	0.73
1:1J:254:GLU:HA	2:4V:100:GLY:O	1.89	0.73
1:1E:348:PRO:HD2	2:4R:398:MET:HG3	1.70	0.73
1:1M:260:VAL:HG11	2:4Y:407:TRP:HZ2	1.53	0.73
2:1X:221:THR:CB	1:2L:324:VAL:HG21	2.19	0.73
2:2T:100:GLY:HA2	1:3G:253:THR:HB	1.71	0.73
2:2T:210:TYR:HD2	1:3G:329:ASN:ND2	1.81	0.73
2:2W:179:ASP:O	1:3K:352:LYS:CD	2.36	0.73
2:2P:404:PHE:CD1	1:3C:261:PRO:HA	2.23	0.73
2:2Q:401:ARG:HH21	1:3D:435:VAL:HA	1.51	0.73
2:2V:177:VAL:CG2	1:3J:332:ILE:HG21	2.19	0.73
1:1C:346:TRP:O	2:4P:398:MET:CA	2.37	0.73
1:1C:263:PRO:CA	2:4P:406:HIS:CE1	2.71	0.73
1:1I:346:TRP:CD2	2:4U:403:ALA:CB	2.72	0.73
1:1J:260:VAL:CG1	2:4V:407:TRP:HZ2	2.01	0.73
1:1K:258:ASN:HD21	2:4W:180:THR:HG23	1.53	0.73
2:1Z:180:THR:HA	1:2N:352:LYS:HD3	1.71	0.73
2:1W:207:GLU:CD	1:2K:329:ASN:ND2	2.40	0.73
2:1Y:224:TYR:HE2	1:2M:248:LEU:HB2	1.54	0.73
2:2R:406:HIS:NE2	1:3E:262:TYR:CA	2.52	0.73
2:2V:177:VAL:HG23	1:3J:332:ILE:HG22	1.70	0.73
2:2O:406:HIS:CG	1:3B:263:PRO:HD3	2.23	0.73
2:2W:223:THR:HA	1:3K:325:PRO:CD	2.19	0.73
2:2Y:404:PHE:CE1	1:3M:261:PRO:N	2.56	0.73
1:1G:349:THR:OG1	2:4T:184:PRO:HD2	1.88	0.73
1:1J:248:LEU:HD12	2:4V:11:GLN:CD	2.08	0.73
1:1G:346:TRP:CD2	2:4T:403:ALA:HB2	2.24	0.72
1:1I:254:GLU:HG2	2:4U:101:ASN:N	2.04	0.72
1:1K:248:LEU:HD12	2:4W:11:GLN:CD	2.09	0.72
2:1W:221:THR:CA	1:2K:324:VAL:CG1	2.64	0.72
2:2T:73:GLY:HA3	1:3G:2:ARG:NH2	2.03	0.72
2:2O:181:VAL:HG21	1:3B:314:ALA:HB1	1.71	0.72
2:2Z:101:ASN:HB2	1:3N:254:GLU:CG	2.19	0.72
1:1G:346:TRP:HD1	2:4T:401:ARG:HG3	1.54	0.72
1:1E:249:ASN:N	2:4R:11:GLN:OE1	2.22	0.72
1:1F:254:GLU:HG2	2:4S:100:GLY:C	2.10	0.72
1:1J:260:VAL:CB	2:4V:407:TRP:HZ2	2.01	0.72
1:1M:329:ASN:HB2	2:4Y:210:TYR:HE2	1.50	0.72
2:2O:177:VAL:CG2	1:3B:332:ILE:HG21	2.19	0.72
2:2Q:394:GLN:CB	1:3D:348:PRO:CG	2.67	0.72
2:2S:73:GLY:HA3	1:3F:2:ARG:NH2	2.03	0.72

Continued on next page...

Continued from previous page...

Atom-1	Atom-2	Interatomic distance (Å)	Clash overlap (Å)
2:2Y:214:PHE:CB	1:3M:326:LYS:CE	2.60	0.72
2:2Y:397:ALA:O	1:3M:346:TRP:HB2	1.89	0.72
1:1F:345:ASP:O	2:4S:397:ALA:HB1	1.89	0.72
1:1G:263:PRO:HD3	2:4T:406:HIS:CB	2.19	0.72
1:1J:258:ASN:ND2	2:4V:180:THR:HG23	2.04	0.72
1:1J:346:TRP:CD2	2:4V:403:ALA:HB2	2.24	0.72
2:1R:181:VAL:CG2	1:2E:258:ASN:O	2.36	0.72
2:2Y:181:VAL:H	1:3M:258:ASN:HD22	1.37	0.72
1:1C:2:ARG:HG3	2:4P:72:PRO:CG	2.18	0.72
1:1F:352:LYS:CD	2:4S:101:ASN:ND2	2.51	0.72
2:1V:182:VAL:HG22	1:2J:257:THR:HG22	1.71	0.72
2:1Y:178:SER:OG	1:2M:351:PHE:O	2.06	0.72
2:2Q:179:ASP:OD2	1:3D:248:LEU:HD21	1.89	0.72
1:1A:253:THR:C	2:4H:100:GLY:HA2	2.09	0.72
1:1D:260:VAL:O	2:4Q:407:TRP:NE1	2.21	0.72
1:1K:245:ASP:OD2	2:4W:77:SER:HB3	1.87	0.72
1:1E:326:LYS:HG2	2:4R:210:TYR:HB3	1.71	0.72
2:1R:221:THR:OG1	1:2E:324:VAL:CG2	2.37	0.72
2:1W:181:VAL:CG1	1:2K:258:ASN:O	2.37	0.72
2:1X:179:ASP:O	1:2L:352:LYS:HD3	1.88	0.72
2:2S:176:LYS:HE2	1:3F:333:ALA:CB	2.18	0.72
2:2T:221:THR:HA	1:3G:324:VAL:HG11	1.71	0.72
2:2U:224:TYR:HE2	1:3I:248:LEU:HB2	1.54	0.72
1:1F:248:LEU:CA	2:4S:11:GLN:HE22	2.00	0.72
1:1N:348:PRO:HG3	2:4Z:394:GLN:HB3	1.68	0.72
1:1J:262:TYR:OH	2:4V:401:ARG:O	2.06	0.72
1:1L:260:VAL:HG11	2:4X:407:TRP:HZ2	1.54	0.72
2:1T:181:VAL:HG23	1:2G:258:ASN:HB3	1.69	0.72
2:2H:221:THR:OG1	1:3A:324:VAL:CG2	2.38	0.72
2:2V:406:HIS:NE2	1:3J:262:TYR:CA	2.53	0.72
2:2Z:404:PHE:HE1	1:3N:260:VAL:N	1.87	0.72
2:2Z:401:ARG:NH2	1:3N:434:GLU:O	2.22	0.72
1:1C:260:VAL:C	2:4P:404:PHE:CD1	2.63	0.72
1:1F:260:VAL:C	2:4S:407:TRP:HE1	1.92	0.72
1:1A:435:VAL:HA	2:4H:401:ARG:HH21	1.54	0.72
1:1C:353:VAL:HB	2:4P:179:ASP:CG	2.10	0.72
1:1L:2:ARG:HD3	2:4X:72:PRO:CD	2.12	0.72
2:1O:181:VAL:N	1:2B:258:ASN:HD22	1.87	0.72
2:1T:221:THR:HB	1:2G:324:VAL:HG21	1.71	0.72
2:2Q:407:TRP:NE1	1:3D:260:VAL:HB	2.04	0.72
2:2W:100:GLY:CA	1:3K:253:THR:HB	2.20	0.72

Continued on next page...

Continued from previous page...

Atom-1	Atom-2	Interatomic distance (Å)	Clash overlap (Å)
1:1M:261:PRO:O	2:4Y:406:HIS:CD2	2.43	0.72
1:1G:257:THR:CB	2:4T:100:GLY:O	2.37	0.72
2:1Q:214:PHE:CB	1:2D:326:LYS:HE2	2.17	0.72
2:1V:224:TYR:CE2	1:2J:247:ALA:O	2.41	0.72
2:2O:101:ASN:O	1:3B:257:THR:HG21	1.90	0.72
2:2U:71:GLU:HB2	1:3I:2:ARG:HD3	1.72	0.72
2:2U:406:HIS:NE2	1:3I:263:PRO:CD	2.53	0.72
1:1B:348:PRO:HB3	2:4O:394:GLN:HG2	1.70	0.72
1:1E:2:ARG:NH2	2:4R:73:GLY:CA	2.53	0.72
1:1C:262:TYR:C	2:4P:406:HIS:CE1	2.62	0.72
1:1C:262:TYR:CE2	2:4P:403:ALA:HA	2.24	0.72
1:1I:326:LYS:CB	2:4U:222:PRO:HG2	2.19	0.72
1:1N:437:VAL:O	2:4Z:401:ARG:NH1	2.23	0.72
2:1S:100:GLY:HA3	1:2F:253:THR:HG21	1.70	0.72
2:1W:404:PHE:N	1:2K:261:PRO:O	2.20	0.72
2:2V:177:VAL:HG23	1:3J:332:ILE:HG21	1.71	0.72
2:2P:179:ASP:OD2	1:3C:248:LEU:CD2	2.37	0.72
2:2W:214:PHE:CB	1:3K:326:LYS:CE	2.57	0.72
2:2Z:181:VAL:HG21	1:3N:314:ALA:HB1	1.72	0.72
1:1D:261:PRO:O	2:4Q:404:PHE:CA	2.38	0.72
1:1D:263:PRO:HA	2:4Q:406:HIS:CE1	2.24	0.72
1:1K:348:PRO:HD2	2:4W:398:MET:CG	2.20	0.72
2:1W:178:SER:OG	1:2K:351:PHE:O	2.07	0.72
2:2O:100:GLY:HA3	1:3B:253:THR:CB	2.20	0.72
2:2P:394:GLN:CA	1:3C:348:PRO:HG3	2.19	0.72
2:2S:77:SER:CB	1:3F:245:ASP:CG	2.57	0.72
2:2P:401:ARG:NH2	1:3C:434:GLU:O	2.23	0.72
2:2T:72:PRO:HD2	1:3G:2:ARG:CG	2.20	0.72
1:1A:260:VAL:O	2:4H:407:TRP:NE1	2.23	0.72
1:1C:326:LYS:HG2	2:4P:210:TYR:HB3	1.72	0.72
1:1E:439:SER:CB	2:4R:400:ARG:HD2	2.19	0.72
1:1C:262:TYR:CE1	2:4P:402:LYS:O	2.43	0.71
1:1C:346:TRP:HD1	2:4P:401:ARG:HG3	1.51	0.71
1:1N:346:TRP:O	2:4Z:398:MET:HG3	1.89	0.71
2:2W:71:GLU:HB2	1:3K:2:ARG:HD3	1.72	0.71
2:2X:404:PHE:CD1	1:3L:261:PRO:CA	2.73	0.71
2:2T:406:HIS:CE1	1:3G:263:PRO:N	2.58	0.71
1:1C:346:TRP:CZ3	2:4P:403:ALA:CB	2.72	0.71
1:1D:345:ASP:O	2:4Q:397:ALA:HB1	1.90	0.71
1:1I:352:LYS:HD3	2:4U:101:ASN:HD22	1.55	0.71
1:1M:329:ASN:CB	2:4Y:210:TYR:CE2	2.72	0.71

Continued on next page...

Continued from previous page...

Atom-1	Atom-2	Interatomic distance (Å)	Clash overlap (Å)
1:1G:332:ILE:HB	2:4T:177:VAL:CG2	2.20	0.71
1:1N:261:PRO:HB3	2:4Z:404:PHE:CZ	2.25	0.71
2:2V:404:PHE:CZ	1:3J:261:PRO:HB3	2.25	0.71
2:2W:210:TYR:HD2	1:3K:329:ASN:ND2	1.88	0.71
2:2O:100:GLY:CA	1:3B:253:THR:CG2	2.65	0.71
2:2S:394:GLN:HB3	1:3F:348:PRO:HG2	1.71	0.71
1:1E:325:PRO:HB3	2:4R:224:TYR:CZ	2.25	0.71
1:1B:263:PRO:CA	2:4O:406:HIS:CE1	2.73	0.71
1:1F:258:ASN:OD1	2:4S:101:ASN:ND2	2.23	0.71
2:1Y:404:PHE:HE1	1:2M:260:VAL:H	1.38	0.71
2:1S:404:PHE:CE1	1:2F:261:PRO:HA	2.24	0.71
2:1V:180:THR:CG2	1:2J:258:ASN:HD21	2.03	0.71
2:2P:404:PHE:CD1	1:3C:260:VAL:O	2.43	0.71
1:1A:325:PRO:CD	2:4H:223:THR:HA	2.19	0.71
1:1D:324:VAL:HG21	2:4Q:221:THR:OG1	1.91	0.71
1:1D:2:ARG:NH2	2:4Q:73:GLY:CA	2.52	0.71
1:1D:352:LYS:HD3	2:4Q:101:ASN:ND2	2.06	0.71
1:1F:348:PRO:HD2	2:4S:398:MET:CG	2.21	0.71
1:1I:346:TRP:O	2:4U:398:MET:HG3	1.86	0.71
1:1L:326:LYS:HB2	2:4X:222:PRO:HG2	1.70	0.71
1:1N:257:THR:HB	2:4Z:100:GLY:O	1.90	0.71
2:1T:181:VAL:HB	1:2G:258:ASN:HA	1.72	0.71
2:1T:404:PHE:CE1	1:2G:261:PRO:HA	2.25	0.71
2:1Y:11:GLN:HE22	1:2M:249:ASN:HB2	1.54	0.71
2:1Y:180:THR:HA	1:2M:352:LYS:HD3	1.71	0.71
2:1H:214:PHE:CB	1:2A:326:LYS:HE2	2.19	0.71
2:1W:181:VAL:CB	1:2K:258:ASN:CA	2.67	0.71
2:2Q:394:GLN:HG2	1:3D:348:PRO:HB2	1.71	0.71
2:2T:398:MET:CG	1:3G:346:TRP:O	2.38	0.71
2:2V:214:PHE:CB	1:3J:326:LYS:CE	2.59	0.71
1:1D:326:LYS:CB	2:4Q:222:PRO:HG2	2.20	0.71
1:1G:348:PRO:HD2	2:4T:398:MET:SD	2.29	0.71
1:1M:346:TRP:CZ3	2:4Y:404:PHE:CE2	2.78	0.71
1:1N:348:PRO:HG3	2:4Z:394:GLN:CA	2.20	0.71
1:1B:314:ALA:HB2	2:4O:181:VAL:HG11	1.70	0.71
1:1C:261:PRO:CA	2:4P:404:PHE:CD1	2.73	0.71
1:1F:254:GLU:HG2	2:4S:101:ASN:H	1.54	0.71
2:1T:224:TYR:HE2	1:2G:248:LEU:HB2	1.55	0.71
2:1O:207:GLU:CD	1:2B:329:ASN:HD21	1.94	0.71
2:1T:221:THR:OG1	1:2G:324:VAL:HG21	1.90	0.71
2:1W:181:VAL:HG11	1:2K:258:ASN:O	1.89	0.71

Continued on next page...

Continued from previous page...

Atom-1	Atom-2	Interatomic distance (Å)	Clash overlap (Å)
2:2V:406:HIS:CE1	1:3J:263:PRO:N	2.58	0.71
2:1U:221:THR:CA	1:2I:324:VAL:CG1	2.53	0.71
2:2Q:394:GLN:HB3	1:3D:348:PRO:HG2	1.73	0.71
2:2S:100:GLY:CA	1:3F:253:THR:HB	2.20	0.71
2:2S:407:TRP:NE1	1:3F:260:VAL:HB	2.06	0.71
2:2U:397:ALA:O	1:3I:346:TRP:CB	2.39	0.71
1:1A:257:THR:HG21	2:4H:101:ASN:O	1.90	0.71
1:1B:257:THR:HG21	2:4O:101:ASN:O	1.90	0.71
1:1A:348:PRO:HG3	2:4H:394:GLN:CG	2.18	0.71
1:1A:352:LYS:HA	2:4H:179:ASP:O	1.90	0.71
1:1G:254:GLU:N	2:4T:100:GLY:CA	2.53	0.71
2:1H:180:THR:CG2	1:2A:258:ASN:HD21	2.02	0.71
1:1I:348:PRO:HG3	2:4U:394:GLN:HA	1.71	0.71
2:1V:404:PHE:CE2	1:2J:261:PRO:CA	2.74	0.71
2:2W:177:VAL:HG23	1:3K:332:ILE:HG21	1.71	0.71
1:1E:261:PRO:C	2:4R:404:PHE:H	1.94	0.71
1:1F:2:ARG:NH1	2:4S:71:GLU:HG3	2.05	0.71
1:1G:254:GLU:CA	2:4T:100:GLY:C	2.56	0.71
1:1G:435:VAL:CA	2:4T:401:ARG:NH2	2.53	0.71
1:1I:260:VAL:CG1	2:4U:407:TRP:HZ2	2.03	0.71
1:1J:351:PHE:O	2:4V:180:THR:C	2.28	0.71
1:1M:348:PRO:HG3	2:4Y:394:GLN:CA	2.19	0.71
1:1C:329:ASN:CB	2:4P:210:TYR:CD2	2.74	0.71
1:1E:329:ASN:CB	2:4R:210:TYR:CD2	2.73	0.71
1:1G:261:PRO:C	2:4T:406:HIS:CD2	2.64	0.71
2:1W:11:GLN:HE22	1:2K:249:ASN:CB	2.04	0.71
2:1X:221:THR:OG1	1:2L:324:VAL:CG2	2.38	0.71
2:2R:73:GLY:HA3	1:3E:2:ARG:NH2	2.06	0.71
1:1K:260:VAL:CG1	2:4W:407:TRP:HZ2	2.03	0.71
1:1A:333:ALA:CB	2:4H:176:LYS:HE2	2.19	0.71
2:2T:210:TYR:CE2	1:3G:329:ASN:HB2	2.26	0.71
2:2W:222:PRO:CG	1:3K:326:LYS:HB2	2.14	0.71
2:2X:180:THR:CG2	1:3L:258:ASN:ND2	2.38	0.71
2:2X:406:HIS:NE2	1:3L:262:TYR:C	2.45	0.71
1:1I:254:GLU:CA	2:4U:100:GLY:HA2	2.21	0.71
1:1A:2:ARG:CG	2:4H:72:PRO:HD2	2.20	0.71
1:1G:260:VAL:HG11	2:4T:407:TRP:HZ2	1.54	0.71
1:1G:2:ARG:CD	2:4T:72:PRO:CD	2.61	0.71
2:1S:406:HIS:NE2	1:2F:263:PRO:HD3	2.04	0.71
2:1Y:181:VAL:CB	1:2M:258:ASN:CA	2.69	0.71
2:2H:181:VAL:HG21	1:3A:314:ALA:HB1	1.73	0.71

Continued on next page...

Continued from previous page...

Atom-1	Atom-2	Interatomic distance (Å)	Clash overlap (Å)
2:2T:394:GLN:HA	1:3G:348:PRO:HG3	1.72	0.71
2:2X:214:PHE:CB	1:3L:326:LYS:CE	2.57	0.71
2:2O:404:PHE:CD1	1:3B:261:PRO:HA	2.24	0.71
2:2Q:72:PRO:HD2	1:3D:2:ARG:CG	2.21	0.71
2:2T:72:PRO:HD2	1:3G:2:ARG:HD3	1.73	0.71
1:1A:261:PRO:HB3	2:4H:404:PHE:CD2	2.26	0.71
1:1C:332:ILE:CB	2:4P:177:VAL:CG2	2.69	0.71
1:1G:253:THR:C	2:4T:100:GLY:HA2	2.10	0.71
1:1M:346:TRP:HZ3	2:4Y:404:PHE:CE2	2.09	0.71
1:1I:332:ILE:HB	2:4U:177:VAL:HG21	1.71	0.70
2:1T:222:PRO:CG	1:2G:326:LYS:HB2	2.21	0.70
2:1S:214:PHE:CG	1:2F:326:LYS:HE2	2.26	0.70
2:2Y:181:VAL:CB	1:3M:258:ASN:O	2.39	0.70
2:2Y:221:THR:CA	1:3M:324:VAL:HG11	2.20	0.70
2:2X:406:HIS:NE2	1:3L:263:PRO:CD	2.54	0.70
2:2Z:100:GLY:CA	1:3N:253:THR:HG22	2.07	0.70
1:1C:260:VAL:HG12	2:4P:406:HIS:CE1	2.26	0.70
1:1F:263:PRO:N	2:4S:406:HIS:CD2	2.59	0.70
1:1G:326:LYS:HA	2:4T:210:TYR:CD1	2.26	0.70
1:1L:346:TRP:HZ3	2:4X:404:PHE:HE2	1.38	0.70
1:1C:314:ALA:CB	2:4P:181:VAL:HG11	2.21	0.70
2:1V:11:GLN:NE2	1:2J:249:ASN:HB2	2.07	0.70
2:1H:101:ASN:CB	1:2A:254:GLU:HG2	2.20	0.70
2:1S:100:GLY:CA	1:2F:253:THR:HG22	2.19	0.70
2:2Q:101:ASN:O	1:3D:257:THR:HG21	1.91	0.70
2:2U:398:MET:HG2	1:3I:346:TRP:O	1.91	0.70
2:2Q:100:GLY:CA	1:3D:253:THR:CB	2.69	0.70
2:2X:77:SER:CB	1:3L:245:ASP:OD1	2.38	0.70
1:1E:257:THR:HB	2:4R:100:GLY:O	1.90	0.70
1:1G:326:LYS:CB	2:4T:222:PRO:HG2	2.21	0.70
1:1E:254:GLU:HG2	2:4R:100:GLY:C	2.11	0.70
1:1F:2:ARG:HH11	2:4S:71:GLU:HB2	1.55	0.70
1:1F:353:VAL:CG2	2:4S:179:ASP:OD1	2.39	0.70
1:1G:325:PRO:HG2	2:4T:224:TYR:CG	2.26	0.70
2:1R:181:VAL:N	1:2E:258:ASN:HD22	1.83	0.70
2:2H:397:ALA:O	1:3A:346:TRP:CB	2.38	0.70
2:2R:394:GLN:CG	1:3E:348:PRO:HG3	2.20	0.70
1:1L:263:PRO:N	2:4X:406:HIS:CE1	2.59	0.70
1:1M:346:TRP:O	2:4Y:398:MET:HG3	1.89	0.70
2:1T:394:GLN:HG2	1:2G:348:PRO:CG	2.21	0.70
2:2O:210:TYR:HD2	1:3B:329:ASN:HD22	1.40	0.70

Continued on next page...

Continued from previous page...

Atom-1	Atom-2	Interatomic distance (Å)	Clash overlap (Å)
2:2O:221:THR:HA	1:3B:324:VAL:HG11	1.71	0.70
2:2U:177:VAL:HG23	1:3I:332:ILE:HG21	1.69	0.70
1:1C:254:GLU:CA	2:4P:100:GLY:C	2.59	0.70
1:1C:346:TRP:HA	2:4P:397:ALA:C	2.11	0.70
1:1L:348:PRO:HD2	2:4X:398:MET:SD	2.31	0.70
1:1N:324:VAL:CG2	2:4Z:221:THR:OG1	2.39	0.70
1:1B:346:TRP:CD1	2:4O:401:ARG:HG3	2.27	0.70
1:1D:332:ILE:HG21	2:4Q:177:VAL:HG22	1.72	0.70
1:1J:260:VAL:HG11	2:4V:407:TRP:CZ2	2.26	0.70
1:1L:329:ASN:HB2	2:4X:210:TYR:HE2	1.53	0.70
2:1S:224:TYR:HD2	1:2F:247:ALA:O	1.74	0.70
2:1X:221:THR:HB	1:2L:324:VAL:HG21	1.72	0.70
2:2S:72:PRO:HD2	1:3F:2:ARG:HD3	1.72	0.70
2:2X:176:LYS:HE2	1:3L:333:ALA:CB	2.21	0.70
2:2Z:181:VAL:CB	1:3N:258:ASN:O	2.40	0.70
2:2H:210:TYR:HD2	1:3A:329:ASN:HD22	1.39	0.70
2:2Z:181:VAL:HG21	1:3N:258:ASN:O	1.91	0.70
1:1B:326:LYS:HA	2:4O:210:TYR:CD1	2.25	0.70
1:1G:254:GLU:HA	2:4T:100:GLY:CA	2.21	0.70
1:1L:332:ILE:CG2	2:4X:177:VAL:CG2	2.69	0.70
1:1E:261:PRO:HA	2:4R:404:PHE:N	2.07	0.70
1:1F:261:PRO:HB3	2:4S:404:PHE:CD2	2.27	0.70
2:1X:11:GLN:HE22	1:2L:249:ASN:CB	2.05	0.70
2:1Z:181:VAL:CG2	1:2N:258:ASN:O	2.40	0.70
2:1H:401:ARG:HB3	1:2A:262:TYR:OH	1.91	0.70
2:1Z:182:VAL:HG21	1:2N:257:THR:CG2	2.22	0.70
2:2Q:77:SER:CB	1:3D:245:ASP:OD1	2.39	0.70
1:1D:346:TRP:CB	2:4Q:398:MET:HA	2.17	0.70
1:1F:326:LYS:CB	2:4S:222:PRO:HG2	2.22	0.70
1:1K:346:TRP:O	2:4W:398:MET:CA	2.40	0.70
1:1D:326:LYS:CE	2:4Q:210:TYR:O	2.39	0.70
1:1E:260:VAL:CG1	2:4R:406:HIS:HE1	2.03	0.70
1:1E:2:ARG:CD	2:4R:71:GLU:HB2	2.22	0.70
1:1G:346:TRP:HB3	2:4T:397:ALA:O	1.90	0.70
2:2Q:404:PHE:HE1	1:3D:260:VAL:N	1.90	0.70
2:2T:180:THR:CG2	1:3G:258:ASN:ND2	2.36	0.70
2:2Z:406:HIS:CG	1:3N:263:PRO:HD3	2.23	0.70
1:1B:351:PHE:HB2	2:4O:178:SER:OG	1.91	0.70
1:1D:332:ILE:CB	2:4Q:177:VAL:HG21	2.20	0.70
1:1C:326:LYS:HE2	2:4P:214:PHE:HB2	1.72	0.70
1:1E:260:VAL:HG11	2:4R:407:TRP:CZ2	2.27	0.70

Continued on next page...

Continued from previous page...

Atom-1	Atom-2	Interatomic distance (Å)	Clash overlap (Å)
2:1U:179:ASP:O	1:2I:352:LYS:HD3	1.91	0.70
2:1Z:100:GLY:CA	1:2N:253:THR:CG2	2.65	0.70
2:2S:398:MET:HG2	1:3F:346:TRP:O	1.91	0.70
2:2U:404:PHE:CZ	1:3I:261:PRO:HB3	2.27	0.70
2:2T:214:PHE:CB	1:3G:326:LYS:CE	2.69	0.70
2:2V:71:GLU:HB2	1:3J:2:ARG:HD3	1.74	0.70
1:1F:254:GLU:CA	2:4S:100:GLY:HA2	2.21	0.70
1:1D:346:TRP:CZ3	2:4Q:403:ALA:HB1	2.25	0.70
1:1L:346:TRP:CZ3	2:4X:403:ALA:CB	2.75	0.70
2:2H:224:TYR:HD2	1:3A:247:ALA:O	1.74	0.70
2:1V:221:THR:CB	1:2J:324:VAL:CG2	2.70	0.70
2:1Y:180:THR:HG23	1:2M:258:ASN:HD21	1.57	0.70
2:2R:407:TRP:HE1	1:3E:260:VAL:CB	2.05	0.70
2:2U:222:PRO:CG	1:3I:326:LYS:CB	2.70	0.70
2:2H:406:HIS:CG	1:3A:263:PRO:HD3	2.25	0.70
1:1C:346:TRP:O	2:4P:398:MET:N	2.25	0.70
1:1D:353:VAL:CA	2:4Q:179:ASP:OD1	2.39	0.70
1:1F:332:ILE:CB	2:4S:177:VAL:HG23	2.22	0.70
1:1F:326:LYS:HG2	2:4S:210:TYR:CG	2.27	0.70
1:1G:348:PRO:CD	2:4T:398:MET:HG3	2.22	0.70
1:1K:329:ASN:CB	2:4W:210:TYR:CE2	2.74	0.70
1:1C:261:PRO:CA	2:4P:404:PHE:CG	2.74	0.70
1:1E:256:GLN:HB2	2:4R:407:TRP:CH2	2.27	0.70
1:1G:435:VAL:C	2:4T:401:ARG:NH2	2.44	0.70
1:1N:346:TRP:CB	2:4Z:397:ALA:O	2.40	0.70
2:1V:214:PHE:CB	1:2J:326:LYS:CE	2.48	0.70
2:1S:221:THR:OG1	1:2F:324:VAL:HG21	1.91	0.70
2:1X:181:VAL:CG2	1:2L:258:ASN:C	2.50	0.70
1:1G:332:ILE:HG21	2:4T:177:VAL:CG2	2.21	0.70
1:1G:260:VAL:CG1	2:4T:407:TRP:HE1	2.04	0.70
1:1K:254:GLU:HA	2:4W:100:GLY:C	2.12	0.70
1:1F:346:TRP:CA	2:4S:397:ALA:C	2.55	0.69
2:2H:179:ASP:OD1	1:3A:353:VAL:HB	1.91	0.69
2:1X:404:PHE:N	1:2L:261:PRO:O	2.20	0.69
2:2S:210:TYR:CE2	1:3F:329:ASN:HB2	2.27	0.69
2:2S:398:MET:CG	1:3F:346:TRP:O	2.39	0.69
2:2W:100:GLY:CA	1:3K:253:THR:CB	2.70	0.69
2:2Y:222:PRO:HG2	1:3M:326:LYS:CB	2.22	0.69
1:1B:351:PHE:O	2:4O:180:THR:C	2.30	0.69
1:1G:349:THR:O	2:4T:181:VAL:CA	2.39	0.69
1:1I:263:PRO:N	2:4U:406:HIS:CE1	2.59	0.69

Continued on next page...

Continued from previous page...

Atom-1	Atom-2	Interatomic distance (Å)	Clash overlap (Å)
1:1A:351:PHE:O	2:4H:180:THR:N	2.25	0.69
1:1G:352:LYS:HD3	2:4T:101:ASN:HD22	1.54	0.69
2:1T:404:PHE:CE2	1:2G:261:PRO:HA	2.27	0.69
2:1T:179:ASP:OD2	1:2G:248:LEU:HD21	1.92	0.69
2:1X:11:GLN:NE2	1:2L:249:ASN:HB2	2.06	0.69
2:2T:394:GLN:CA	1:3G:348:PRO:HG3	2.22	0.69
2:2Z:181:VAL:H	1:3N:258:ASN:HD22	1.40	0.69
2:2P:404:PHE:CE1	1:3C:260:VAL:C	2.65	0.69
1:1D:263:PRO:CA	2:4Q:406:HIS:CE1	2.75	0.69
1:1G:353:VAL:CG2	2:4T:179:ASP:OD1	2.40	0.69
1:1J:346:TRP:CB	2:4V:398:MET:HA	2.20	0.69
1:1I:314:ALA:HB1	2:4U:181:VAL:HG21	1.74	0.69
2:1U:222:PRO:HG2	1:2I:326:LYS:HB2	1.72	0.69
2:1U:404:PHE:CD2	1:2I:261:PRO:HA	2.27	0.69
2:2P:404:PHE:H	1:3C:261:PRO:C	1.95	0.69
2:2Q:222:PRO:HG2	1:3D:326:LYS:CB	2.22	0.69
2:2X:181:VAL:CG2	1:3L:258:ASN:O	2.40	0.69
2:2Y:181:VAL:CG2	1:3M:258:ASN:O	2.40	0.69
1:1N:348:PRO:CG	2:4Z:394:GLN:HG2	2.22	0.69
1:1B:325:PRO:HD2	2:4O:223:THR:HA	1.72	0.69
1:1C:2:ARG:NH2	2:4P:73:GLY:CA	2.55	0.69
1:1L:346:TRP:CZ3	2:4X:404:PHE:HE2	2.09	0.69
1:1M:351:PHE:O	2:4Y:180:THR:CA	2.39	0.69
2:2H:401:ARG:NH2	1:3A:434:GLU:O	2.26	0.69
2:2R:77:SER:CB	1:3E:245:ASP:CG	2.60	0.69
2:2T:176:LYS:HE2	1:3G:333:ALA:CB	2.22	0.69
1:1B:346:TRP:HA	2:4O:397:ALA:HB1	1.72	0.69
1:1F:256:GLN:HB2	2:4S:407:TRP:CH2	2.27	0.69
1:1K:332:ILE:CG2	2:4W:177:VAL:CG2	2.70	0.69
2:1X:179:ASP:O	1:2L:352:LYS:CE	2.40	0.69
2:2P:101:ASN:O	1:3C:257:THR:HG21	1.92	0.69
2:2Q:101:ASN:HB2	1:3D:254:GLU:CG	2.22	0.69
1:1D:248:LEU:C	2:4Q:11:GLN:NE2	2.44	0.69
1:1E:349:THR:HG21	2:4R:184:PRO:CG	2.22	0.69
1:1L:351:PHE:O	2:4X:180:THR:CA	2.40	0.69
1:1E:326:LYS:CE	2:4R:210:TYR:O	2.38	0.69
1:1N:332:ILE:HG21	2:4Z:177:VAL:CG2	2.21	0.69
2:2U:177:VAL:CG2	1:3I:332:ILE:CG2	2.69	0.69
2:2W:177:VAL:CG2	1:3K:332:ILE:HG21	2.22	0.69
1:1A:261:PRO:O	2:4H:404:PHE:CA	2.41	0.69
1:1E:325:PRO:HB2	2:4R:224:TYR:CE1	2.26	0.69

Continued on next page...

Continued from previous page...

Atom-1	Atom-2	Interatomic distance (Å)	Clash overlap (Å)
1:1M:261:PRO:HA	2:4Y:404:PHE:HA	1.75	0.69
1:1D:2:ARG:HG3	2:4Q:72:PRO:CD	2.22	0.69
1:1F:2:ARG:CG	2:4S:72:PRO:CD	2.71	0.69
2:1Q:180:THR:HG23	1:2D:258:ASN:HD21	1.57	0.69
2:2V:73:GLY:HA3	1:3J:2:ARG:NH2	2.07	0.69
1:1B:261:PRO:CA	2:4O:404:PHE:CG	2.76	0.69
1:1L:329:ASN:CB	2:4X:210:TYR:CE2	2.75	0.69
1:1C:2:ARG:CG	2:4P:72:PRO:CD	2.71	0.69
1:1G:346:TRP:CD1	2:4T:401:ARG:HG3	2.27	0.69
2:1O:181:VAL:N	1:2B:258:ASN:ND2	2.39	0.69
2:2T:101:ASN:ND2	1:3G:258:ASN:OD1	2.25	0.69
1:1E:253:THR:HG22	2:4R:100:GLY:HA3	1.73	0.69
1:1I:325:PRO:HB2	2:4U:224:TYR:CE1	2.28	0.69
1:1K:260:VAL:CG1	2:4W:407:TRP:CZ2	2.75	0.69
1:1K:260:VAL:CB	2:4W:407:TRP:HZ2	2.06	0.69
1:1C:258:ASN:O	2:4P:181:VAL:HB	1.93	0.69
1:1F:348:PRO:HB2	2:4S:394:GLN:CD	2.12	0.69
2:1P:222:PRO:HG2	1:2C:326:LYS:HB2	1.75	0.69
2:1Z:404:PHE:HE1	1:2N:260:VAL:N	1.90	0.69
2:1Y:404:PHE:HE1	1:2M:260:VAL:N	1.91	0.69
2:2U:72:PRO:HD2	1:3I:2:ARG:CG	2.23	0.69
2:2U:394:GLN:CB	1:3I:348:PRO:CG	2.70	0.69
1:1B:260:VAL:O	2:4O:407:TRP:HD1	1.76	0.69
1:1D:245:ASP:OD2	2:4Q:77:SER:HB2	1.91	0.69
1:1A:260:VAL:CG1	2:4H:407:TRP:HE1	2.05	0.69
1:1B:262:TYR:CZ	2:4O:403:ALA:HA	2.28	0.69
1:1F:254:GLU:CA	2:4S:100:GLY:CA	2.71	0.69
1:1F:352:LYS:CE	2:4S:101:ASN:HD22	2.06	0.69
1:1K:258:ASN:ND2	2:4W:180:THR:HG23	2.07	0.69
2:1O:401:ARG:NH2	1:2B:435:VAL:HA	2.05	0.69
2:1T:100:GLY:HA2	1:2G:253:THR:CG2	2.23	0.69
2:1Z:224:TYR:CE2	1:2N:247:ALA:O	2.46	0.69
2:1T:214:PHE:CD1	1:2G:326:LYS:CE	2.76	0.69
2:2S:180:THR:CG2	1:3F:258:ASN:ND2	2.36	0.69
2:2S:404:PHE:CE1	1:3F:261:PRO:N	2.61	0.69
2:2U:397:ALA:O	1:3I:346:TRP:HB2	1.93	0.69
2:2T:398:MET:HA	1:3G:346:TRP:HB2	1.75	0.69
1:1D:254:GLU:CB	2:4Q:101:ASN:HB2	2.23	0.69
1:1F:249:ASN:N	2:4S:11:GLN:OE1	2.26	0.69
1:1C:326:LYS:HB2	2:4P:222:PRO:HG2	1.75	0.69
1:1D:346:TRP:CZ3	2:4Q:403:ALA:HB3	2.27	0.69

Continued on next page...

Continued from previous page...

Atom-1	Atom-2	Interatomic distance (Å)	Clash overlap (Å)
1:1F:261:PRO:CA	2:4S:404:PHE:CA	2.62	0.69
1:1F:261:PRO:CA	2:4S:404:PHE:H	2.06	0.69
1:1G:346:TRP:CH2	2:4T:403:ALA:CB	2.66	0.69
1:1K:346:TRP:O	2:4W:398:MET:CB	2.41	0.69
2:1S:222:PRO:CG	1:2F:326:LYS:HB2	2.23	0.69
2:2S:100:GLY:O	1:3F:257:THR:OG1	2.09	0.69
2:2S:398:MET:HA	1:3F:346:TRP:HB2	1.75	0.69
2:2U:77:SER:CB	1:3I:245:ASP:CG	2.61	0.69
1:1F:261:PRO:C	2:4S:406:HIS:NE2	2.46	0.69
1:1K:349:THR:HB	2:4W:180:THR:O	1.93	0.69
1:1N:349:THR:HG21	2:4Z:184:PRO:HD3	1.73	0.69
1:1N:348:PRO:HG2	2:4Z:394:GLN:HB3	1.73	0.69
1:1E:261:PRO:CB	2:4R:404:PHE:H	2.05	0.68
1:1N:262:TYR:C	2:4Z:406:HIS:CE1	2.66	0.68
2:2Q:101:ASN:HB2	1:3D:254:GLU:HG2	1.73	0.68
2:2V:404:PHE:CE1	1:3J:261:PRO:CA	2.75	0.68
1:1E:326:LYS:CB	2:4R:222:PRO:HG2	2.22	0.68
1:1F:262:TYR:N	2:4S:406:HIS:CD2	2.50	0.68
1:1G:346:TRP:CD2	2:4T:403:ALA:CB	2.76	0.68
1:1J:260:VAL:HG12	2:4V:406:HIS:HE1	1.59	0.68
1:1C:439:SER:CB	2:4P:400:ARG:HD2	2.22	0.68
1:1J:346:TRP:CD2	2:4V:403:ALA:CB	2.75	0.68
2:2H:100:GLY:HA3	1:3A:253:THR:CB	2.22	0.68
2:2O:401:ARG:NH2	1:3B:434:GLU:O	2.26	0.68
2:2Z:394:GLN:CG	1:3N:348:PRO:HG3	2.20	0.68
1:1D:259:LEU:C	2:4Q:404:PHE:HE1	1.97	0.68
1:1E:352:LYS:CD	2:4R:101:ASN:ND2	2.55	0.68
1:1I:260:VAL:HG12	2:4U:406:HIS:CE1	2.28	0.68
2:2Y:404:PHE:HE1	1:3M:260:VAL:N	1.91	0.68
2:2Q:406:HIS:CD2	1:3D:262:TYR:HA	2.28	0.68
2:2W:404:PHE:CE1	1:3K:261:PRO:CA	2.76	0.68
2:2Z:179:ASP:OD2	1:3N:248:LEU:CD2	2.42	0.68
1:1C:261:PRO:CA	2:4P:404:PHE:CA	2.68	0.68
1:1D:261:PRO:HA	2:4Q:404:PHE:CB	2.23	0.68
1:1E:260:VAL:CB	2:4R:407:TRP:CE2	2.64	0.68
1:1F:262:TYR:CE2	2:4S:403:ALA:HA	2.28	0.68
1:1L:245:ASP:OD2	2:4X:77:SER:CB	2.40	0.68
2:2U:214:PHE:CB	1:3I:326:LYS:CE	2.64	0.68
2:2O:180:THR:CG2	1:3B:258:ASN:ND2	2.38	0.68
2:2Q:73:GLY:HA3	1:3D:2:ARG:NH2	2.09	0.68
2:2W:224:TYR:HD2	1:3K:247:ALA:O	1.76	0.68

Continued on next page...

Continued from previous page...

Atom-1	Atom-2	Interatomic distance (Å)	Clash overlap (Å)
2:2Z:180:THR:CG2	1:3N:258:ASN:ND2	2.39	0.68
1:1F:326:LYS:HA	2:4S:210:TYR:CZ	2.28	0.68
1:1I:325:PRO:HD2	2:4U:223:THR:HA	1.75	0.68
1:1N:261:PRO:O	2:4Z:404:PHE:HA	1.93	0.68
1:1I:325:PRO:HB3	2:4U:224:TYR:CZ	2.28	0.68
1:1L:349:THR:HB	2:4X:180:THR:O	1.94	0.68
1:1M:262:TYR:OH	2:4Y:401:ARG:O	2.09	0.68
1:1M:346:TRP:CZ3	2:4Y:404:PHE:HE2	2.11	0.68
1:1N:348:PRO:CG	2:4Z:394:GLN:CG	2.71	0.68
2:2P:100:GLY:HA3	1:3C:253:THR:CB	2.22	0.68
2:2U:101:ASN:ND2	1:3I:258:ASN:OD1	2.26	0.68
2:2H:181:VAL:CB	1:3A:258:ASN:O	2.41	0.68
2:2P:394:GLN:HG2	1:3C:348:PRO:HB2	1.74	0.68
2:2R:401:ARG:HH21	1:3E:435:VAL:HA	1.54	0.68
2:2T:404:PHE:CD1	1:3G:260:VAL:O	2.46	0.68
1:1B:257:THR:OG1	2:4O:100:GLY:O	2.11	0.68
1:1E:2:ARG:CD	2:4R:72:PRO:CD	2.61	0.68
1:1G:325:PRO:O	2:4T:210:TYR:CZ	2.47	0.68
1:1I:283:HIS:HA	1:1J:62:VAL:HG11	1.76	0.68
2:1T:401:ARG:HH22	1:2G:435:VAL:HA	1.59	0.68
2:1X:182:VAL:CG2	1:2L:257:THR:CG2	2.58	0.68
2:2U:398:MET:CG	1:3I:346:TRP:O	2.42	0.68
2:2X:181:VAL:HB	1:3L:258:ASN:O	1.94	0.68
2:2R:72:PRO:HD2	1:3E:2:ARG:HD3	1.76	0.68
2:2S:404:PHE:CE1	1:3F:260:VAL:C	2.66	0.68
2:2T:100:GLY:CA	1:3G:253:THR:CG2	2.70	0.68
2:2U:403:ALA:HA	1:3I:262:TYR:CZ	2.29	0.68
1:3I:283:HIS:HA	1:3J:62:VAL:HG11	1.76	0.68
2:2V:406:HIS:CD2	1:3J:262:TYR:HA	2.29	0.68
1:1B:249:ASN:N	2:4O:11:GLN:NE2	1.78	0.68
1:1D:2:ARG:HG3	2:4Q:72:PRO:HD2	1.74	0.68
1:1E:332:ILE:CB	2:4R:177:VAL:HG21	2.17	0.68
1:1E:325:PRO:HG2	2:4R:224:TYR:CG	2.28	0.68
1:1I:261:PRO:C	2:4U:406:HIS:CD2	2.63	0.68
1:1L:257:THR:CG2	2:4X:102:ASN:HB2	2.24	0.68
1:1D:248:LEU:HD13	5:4Q:501:GDP:H8	0.92	0.68
1:1D:253:THR:HB	2:4Q:100:GLY:CA	2.23	0.68
1:2J:283:HIS:HA	1:2K:62:VAL:HG11	1.76	0.68
1:2I:283:HIS:HA	1:2J:62:VAL:HG11	1.76	0.68
2:2O:181:VAL:HB	1:3B:258:ASN:O	1.94	0.68
2:2O:224:TYR:HE2	1:3B:248:LEU:HB2	1.57	0.68

Continued on next page...

Continued from previous page...

Atom-1	Atom-2	Interatomic distance (Å)	Clash overlap (Å)
1:3J:283:HIS:HA	1:3K:62:VAL:HG11	1.76	0.68
1:4I:283:HIS:HA	1:4J:62:VAL:HG11	1.76	0.68
1:1F:351:PHE:O	2:4S:181:VAL:N	2.26	0.68
1:1E:332:ILE:HG21	2:4R:177:VAL:HG22	1.73	0.68
1:1J:245:ASP:OD2	2:4V:77:SER:HB2	1.93	0.68
1:1K:346:TRP:CH2	2:4W:403:ALA:HB1	2.29	0.68
1:1J:283:HIS:HA	1:1K:62:VAL:HG11	1.76	0.68
2:1S:11:GLN:HE22	1:2F:249:ASN:H	1.41	0.68
2:1S:404:PHE:CZ	1:2F:261:PRO:HA	2.29	0.68
2:1Z:401:ARG:O	1:2N:262:TYR:OH	2.11	0.68
2:2Q:101:ASN:N	1:3D:254:GLU:HG2	2.08	0.68
2:2X:181:VAL:H	1:3L:258:ASN:HD22	1.41	0.68
2:2Y:181:VAL:HB	1:3M:258:ASN:O	1.93	0.68
2:2V:100:GLY:CA	1:3J:253:THR:HB	2.24	0.68
1:1D:349:THR:OG1	2:4Q:184:PRO:HD2	1.94	0.68
1:1I:263:PRO:HD3	2:4U:406:HIS:CD2	2.29	0.68
1:1F:329:ASN:HD22	2:4S:210:TYR:HD2	1.42	0.68
1:1G:257:THR:HG21	2:4T:102:ASN:CA	2.23	0.68
1:1J:352:LYS:HD3	2:4V:101:ASN:ND2	2.09	0.68
2:1W:404:PHE:CZ	1:2K:260:VAL:C	2.68	0.68
1:2G:283:HIS:HA	1:2I:62:VAL:HG11	1.76	0.68
2:2Q:404:PHE:H	1:3D:261:PRO:C	1.95	0.68
2:2W:221:THR:CB	1:3K:324:VAL:HG21	2.24	0.68
2:2W:394:GLN:CB	1:3K:348:PRO:HG3	2.23	0.68
1:3A:283:HIS:HA	1:3B:62:VAL:HG11	1.76	0.68
2:2U:221:THR:CA	1:3I:324:VAL:HG11	2.24	0.68
1:3G:283:HIS:HA	1:3I:62:VAL:HG11	1.76	0.68
2:2Y:224:TYR:CD2	1:3M:247:ALA:O	2.47	0.68
1:3A:62:VAL:HG11	1:3N:283:HIS:HA	1.76	0.68
1:4G:283:HIS:HA	1:4I:62:VAL:HG11	1.76	0.68
1:4J:283:HIS:HA	1:4K:62:VAL:HG11	1.76	0.68
1:1B:346:TRP:CA	2:4O:397:ALA:O	2.42	0.68
1:1D:329:ASN:CB	2:4Q:210:TYR:CE2	2.77	0.68
1:1D:261:PRO:HB3	2:4Q:404:PHE:CE2	2.29	0.68
1:1L:248:LEU:HD12	2:4X:11:GLN:CD	2.13	0.68
1:1A:283:HIS:HA	1:1B:62:VAL:HG11	1.76	0.68
1:1D:329:ASN:HD22	2:4Q:210:TYR:HD2	1.42	0.68
1:1G:352:LYS:CD	2:4T:101:ASN:ND2	2.57	0.68
1:1J:257:THR:HG21	2:4V:102:ASN:CB	2.22	0.68
1:1K:261:PRO:HA	2:4W:404:PHE:CD1	2.28	0.68
1:2A:62:VAL:HG11	1:2N:283:HIS:HA	1.76	0.68

Continued on next page...

Continued from previous page...

Atom-1	Atom-2	Interatomic distance (Å)	Clash overlap (Å)
2:1V:207:GLU:OE2	1:2J:329:ASN:ND2	2.25	0.68
2:2R:394:GLN:HG2	1:3E:348:PRO:HB2	1.72	0.68
2:2X:221:THR:CB	1:3L:324:VAL:HG21	2.23	0.68
2:2Q:407:TRP:HE1	1:3D:260:VAL:CB	2.07	0.68
2:2Z:404:PHE:CE1	1:3N:261:PRO:N	2.62	0.68
1:4A:62:VAL:HG11	1:4N:283:HIS:HA	1.76	0.68
1:4A:283:HIS:HA	1:4B:62:VAL:HG11	1.76	0.68
1:1B:348:PRO:HB2	2:4O:394:GLN:CD	2.14	0.68
1:1E:326:LYS:HG2	2:4R:210:TYR:CG	2.29	0.68
1:1E:2:ARG:HH11	2:4R:71:GLU:HB2	1.59	0.68
1:1G:263:PRO:CD	2:4T:406:HIS:CD2	2.77	0.68
1:1A:62:VAL:HG11	1:1N:283:HIS:HA	1.76	0.67
1:1B:349:THR:OG1	2:4O:184:PRO:CD	2.42	0.67
1:1B:283:HIS:HA	1:1C:62:VAL:HG11	1.76	0.67
1:1I:351:PHE:O	2:4U:180:THR:N	2.27	0.67
1:1G:283:HIS:HA	1:1I:62:VAL:HG11	1.76	0.67
1:1K:346:TRP:O	2:4W:398:MET:HA	1.94	0.67
2:1Z:404:PHE:CE1	1:2N:260:VAL:C	2.66	0.67
1:2B:283:HIS:HA	1:2C:62:VAL:HG11	1.76	0.67
2:1W:181:VAL:CG2	1:2K:258:ASN:CA	2.72	0.67
2:2O:406:HIS:NE2	1:3B:262:TYR:C	2.47	0.67
2:2Y:100:GLY:O	1:3M:257:THR:OG1	2.12	0.67
2:2Z:207:GLU:CD	1:3N:329:ASN:ND2	2.31	0.67
2:2T:100:GLY:CA	1:3G:253:THR:HB	2.24	0.67
2:2W:404:PHE:CZ	1:3K:261:PRO:HB3	2.28	0.67
1:1B:349:THR:HG21	2:4O:184:PRO:HD3	1.75	0.67
1:1E:348:PRO:CG	2:4R:394:GLN:HG2	2.23	0.67
1:1I:263:PRO:CD	2:4U:406:HIS:CG	2.74	0.67
1:1D:346:TRP:HA	2:4Q:397:ALA:HB1	1.76	0.67
1:1J:263:PRO:N	2:4V:406:HIS:CE1	2.62	0.67
1:1K:283:HIS:HA	1:1L:62:VAL:HG11	1.76	0.67
1:1L:248:LEU:HD13	5:4X:501:GDP:C8	2.29	0.67
1:1N:248:LEU:CD1	5:4Z:501:GDP:H8	2.07	0.67
2:1Y:394:GLN:HG2	1:2M:348:PRO:HG3	1.76	0.67
2:1Z:181:VAL:HB	1:2N:258:ASN:CA	2.23	0.67
1:2A:283:HIS:HA	1:2B:62:VAL:HG11	1.76	0.67
2:2H:177:VAL:CG2	1:3A:332:ILE:HG21	2.23	0.67
2:2Z:224:TYR:CD2	1:3N:247:ALA:O	2.47	0.67
1:3B:283:HIS:HA	1:3C:62:VAL:HG11	1.76	0.67
2:2X:177:VAL:CG2	1:3L:332:ILE:HG21	2.25	0.67
2:2Z:181:VAL:HB	1:3N:258:ASN:O	1.93	0.67

Continued on next page...

Continued from previous page...

Atom-1	Atom-2	Interatomic distance (Å)	Clash overlap (Å)
1:4B:283:HIS:HA	1:4C:62:VAL:HG11	1.76	0.67
1:1G:351:PHE:O	2:4T:181:VAL:N	2.27	0.67
1:1C:283:HIS:HA	1:1D:62:VAL:HG11	1.76	0.67
1:1K:260:VAL:CB	2:4W:407:TRP:HE1	2.06	0.67
1:1M:260:VAL:CB	2:4Y:407:TRP:HE1	2.07	0.67
2:2H:180:THR:CG2	1:3A:258:ASN:ND2	2.38	0.67
2:2H:401:ARG:NH2	1:3A:435:VAL:CA	2.38	0.67
1:3C:283:HIS:HA	1:3D:62:VAL:HG11	1.76	0.67
2:2T:180:THR:HG23	1:3G:258:ASN:HD21	0.72	0.67
1:3K:283:HIS:HA	1:3L:62:VAL:HG11	1.76	0.67
1:1B:326:LYS:HE2	2:4O:210:TYR:O	1.93	0.67
1:1I:349:THR:OG1	2:4U:184:PRO:CD	2.43	0.67
1:1C:349:THR:CB	2:4P:184:PRO:HD3	2.25	0.67
1:1E:2:ARG:HG3	2:4R:72:PRO:CD	2.25	0.67
1:1I:248:LEU:HD12	2:4U:11:GLN:CD	2.14	0.67
1:2C:283:HIS:HA	1:2D:62:VAL:HG11	1.76	0.67
1:2K:283:HIS:HA	1:2L:62:VAL:HG11	1.76	0.67
2:2U:210:TYR:CE2	1:3I:329:ASN:HB2	2.30	0.67
2:2Q:404:PHE:CD1	1:3D:260:VAL:O	2.47	0.67
2:2U:222:PRO:O	1:3I:325:PRO:HD2	1.95	0.67
2:2X:181:VAL:CB	1:3L:258:ASN:O	2.42	0.67
1:4C:283:HIS:HA	1:4D:62:VAL:HG11	1.76	0.67
1:4K:283:HIS:HA	1:4L:62:VAL:HG11	1.76	0.67
1:1C:346:TRP:HA	2:4P:397:ALA:O	1.93	0.67
1:1D:261:PRO:HA	2:4Q:404:PHE:CD1	2.29	0.67
1:1D:283:HIS:HA	1:1E:62:VAL:HG11	1.76	0.67
1:1F:261:PRO:CB	2:4S:404:PHE:H	2.08	0.67
1:1F:346:TRP:CE2	2:4S:403:ALA:HB2	2.30	0.67
1:2F:283:HIS:HA	1:2G:62:VAL:HG11	1.76	0.67
2:1W:404:PHE:CE2	1:2K:261:PRO:CA	2.76	0.67
2:2R:404:PHE:H	1:3E:261:PRO:C	1.97	0.67
2:2S:101:ASN:ND2	1:3F:258:ASN:OD1	2.28	0.67
2:2Y:180:THR:CG2	1:3M:258:ASN:ND2	2.38	0.67
1:1F:263:PRO:N	2:4S:406:HIS:NE2	2.43	0.67
1:1I:348:PRO:CD	2:4U:398:MET:HG3	2.23	0.67
1:1K:263:PRO:N	2:4W:406:HIS:CE1	2.63	0.67
1:1B:262:TYR:C	2:4O:406:HIS:CE1	2.67	0.67
1:1M:348:PRO:HG2	2:4Y:394:GLN:HB3	1.77	0.67
2:1U:406:HIS:NE2	1:2I:263:PRO:HD3	2.09	0.67
1:2D:283:HIS:HA	1:2E:62:VAL:HG11	1.76	0.67
2:2O:179:ASP:O	1:3B:352:LYS:CD	2.34	0.67

Continued on next page...

Continued from previous page...

Atom-1	Atom-2	Interatomic distance (Å)	Clash overlap (Å)
2:2P:72:PRO:HD2	1:3C:2:ARG:CG	2.25	0.67
1:3D:283:HIS:HA	1:3E:62:VAL:HG11	1.76	0.67
2:2R:223:THR:HA	1:3E:325:PRO:HD2	1.77	0.67
2:2U:406:HIS:CE1	1:3I:263:PRO:CA	2.78	0.67
2:2W:181:VAL:HG21	1:3K:258:ASN:O	1.93	0.67
2:2Z:214:PHE:CB	1:3N:326:LYS:CE	2.65	0.67
2:2Z:394:GLN:HA	1:3N:348:PRO:HG3	1.77	0.67
1:4F:283:HIS:HA	1:4G:62:VAL:HG11	1.76	0.67
1:1A:261:PRO:O	2:4H:404:PHE:HA	1.94	0.67
1:1B:253:THR:HB	2:4O:100:GLY:CA	2.24	0.67
1:1F:260:VAL:CG1	2:4S:407:TRP:CZ2	2.78	0.67
1:1F:2:ARG:CD	2:4S:72:PRO:CD	2.57	0.67
1:1L:261:PRO:HA	2:4X:404:PHE:HA	1.76	0.67
1:1M:2:ARG:HD3	2:4Y:72:PRO:CD	2.13	0.67
2:1S:214:PHE:CG	1:2F:326:LYS:CE	2.77	0.67
2:2U:176:LYS:HE2	1:3I:333:ALA:CB	2.24	0.67
2:2X:223:THR:HA	1:3L:325:PRO:HD2	1.77	0.67
2:2H:181:VAL:HB	1:3A:258:ASN:O	1.93	0.67
2:2P:407:TRP:NE1	1:3C:260:VAL:HB	2.09	0.67
2:2P:394:GLN:CB	1:3C:348:PRO:HG3	2.25	0.67
2:2R:221:THR:OG1	1:3E:324:VAL:CG2	2.43	0.67
1:3F:283:HIS:HA	1:3G:62:VAL:HG11	1.76	0.67
2:2W:176:LYS:HE2	1:3K:333:ALA:CB	2.23	0.67
1:4D:283:HIS:HA	1:4E:62:VAL:HG11	1.76	0.67
1:1B:258:ASN:O	2:4O:181:VAL:HB	1.95	0.67
1:1B:260:VAL:C	2:4O:404:PHE:CD1	2.67	0.67
1:1D:349:THR:HG23	2:4Q:184:PRO:HG3	1.75	0.67
1:1F:326:LYS:HG2	2:4S:210:TYR:CB	2.24	0.67
1:1G:2:ARG:HG3	2:4T:72:PRO:CG	2.24	0.67
1:1C:349:THR:CG2	2:4P:184:PRO:HD3	2.25	0.67
1:1F:283:HIS:HA	1:1G:62:VAL:HG11	1.76	0.67
1:1I:348:PRO:HB2	2:4U:394:GLN:HG2	1.75	0.67
2:1Z:181:VAL:CB	1:2N:258:ASN:O	2.43	0.67
2:1X:404:PHE:HE1	1:2L:260:VAL:H	1.41	0.67
2:2P:394:GLN:CB	1:3C:348:PRO:CG	2.73	0.67
2:2Q:404:PHE:CE1	1:3D:260:VAL:C	2.68	0.67
1:1E:262:TYR:N	2:4R:406:HIS:CD2	2.58	0.67
1:1B:329:ASN:CB	2:4O:210:TYR:CD2	2.78	0.67
1:1C:254:GLU:CB	2:4P:101:ASN:HB2	2.24	0.67
1:1E:329:ASN:HB3	2:4R:210:TYR:CD2	2.29	0.67
1:1F:254:GLU:HA	2:4S:100:GLY:CA	2.25	0.67

Continued on next page...

Continued from previous page...

Atom-1	Atom-2	Interatomic distance (Å)	Clash overlap (Å)
1:1F:329:ASN:CB	2:4S:210:TYR:CD2	2.77	0.67
1:1G:254:GLU:CA	2:4T:100:GLY:CA	2.73	0.67
1:1I:346:TRP:HA	2:4U:397:ALA:C	2.14	0.67
1:1I:349:THR:CG2	2:4U:184:PRO:CG	2.73	0.67
1:1K:263:PRO:HD3	2:4W:406:HIS:CD2	2.29	0.67
2:2T:224:TYR:HE2	1:3G:248:LEU:HB2	1.60	0.67
2:2S:223:THR:HA	1:3F:325:PRO:CD	2.25	0.67
1:1A:324:VAL:CG2	2:4H:221:THR:OG1	2.40	0.67
1:1B:248:LEU:HD11	5:4O:501:GDP:H8	1.57	0.67
1:1C:332:ILE:CB	2:4P:177:VAL:HG23	2.24	0.67
1:1G:326:LYS:HA	2:4T:210:TYR:CZ	2.30	0.67
1:1J:248:LEU:HD13	5:4V:501:GDP:H8	1.58	0.67
1:1M:261:PRO:CA	2:4Y:404:PHE:CD1	2.77	0.67
1:1M:263:PRO:CD	2:4Y:406:HIS:CD2	2.78	0.67
1:1N:263:PRO:CD	2:4Z:406:HIS:CG	2.69	0.67
1:1B:346:TRP:HB2	2:4O:398:MET:CA	2.20	0.67
1:1D:249:ASN:N	2:4Q:11:GLN:OE1	2.27	0.67
1:1F:439:SER:CB	2:4S:400:ARG:HD2	2.24	0.67
1:1L:260:VAL:CG1	2:4X:407:TRP:HZ2	2.07	0.67
1:1M:245:ASP:OD2	2:4Y:77:SER:CB	2.43	0.67
1:1M:349:THR:HG21	2:4Y:184:PRO:CD	2.18	0.67
2:1X:71:GLU:HB2	1:2L:2:ARG:HD3	1.76	0.67
2:2Q:177:VAL:CG2	1:3D:332:ILE:CG2	2.68	0.67
1:1A:349:THR:HG21	2:4H:184:PRO:HD3	1.77	0.67
1:1G:346:TRP:CE2	2:4T:403:ALA:HB2	2.29	0.67
1:1K:329:ASN:ND2	2:4W:210:TYR:HD2	1.90	0.67
1:1D:253:THR:CG2	2:4Q:100:GLY:HA3	2.24	0.66
1:1E:332:ILE:HG22	2:4R:177:VAL:CG2	1.98	0.66
1:1M:346:TRP:HZ3	2:4Y:404:PHE:HE2	1.42	0.66
2:2R:101:ASN:N	1:3E:254:GLU:HG2	2.10	0.66
2:2V:222:PRO:CG	1:3J:326:LYS:CB	2.69	0.66
2:2R:100:GLY:CA	1:3E:253:THR:CB	2.73	0.66
1:1G:247:ALA:O	2:4T:15:GLN:NE2	2.28	0.66
1:1L:260:VAL:CB	2:4X:407:TRP:CZ2	2.77	0.66
1:1A:262:TYR:C	2:4H:406:HIS:CE1	2.69	0.66
1:1C:261:PRO:HA	2:4P:404:PHE:N	2.09	0.66
1:1C:346:TRP:CA	2:4P:397:ALA:C	2.63	0.66
1:1F:349:THR:HG21	2:4S:184:PRO:CG	2.23	0.66
2:1H:394:GLN:HG2	1:2A:348:PRO:CG	2.25	0.66
1:1I:435:VAL:HA	2:4U:401:ARG:NH2	2.10	0.66
1:1K:346:TRP:HZ3	2:4W:404:PHE:HE2	1.40	0.66

Continued on next page...

Continued from previous page...

Atom-1	Atom-2	Interatomic distance (Å)	Clash overlap (Å)
1:1L:283:HIS:HA	1:1M:62:VAL:HG11	1.76	0.66
2:1T:100:GLY:CA	1:2G:253:THR:HG21	2.19	0.66
2:1U:221:THR:OG1	1:2I:324:VAL:HG21	1.94	0.66
2:2R:100:GLY:O	1:3E:254:GLU:HA	1.95	0.66
1:3L:283:HIS:HA	1:3M:62:VAL:HG11	1.76	0.66
1:1B:263:PRO:HA	2:4O:406:HIS:CE1	2.30	0.66
1:1E:349:THR:O	2:4R:181:VAL:HA	1.95	0.66
1:1F:261:PRO:O	2:4S:406:HIS:CD2	2.48	0.66
1:1A:435:VAL:C	2:4H:401:ARG:HH22	1.98	0.66
1:1B:348:PRO:HG3	2:4O:394:GLN:CG	2.16	0.66
1:1E:283:HIS:HA	1:1F:62:VAL:HG11	1.76	0.66
1:1J:348:PRO:CB	2:4V:394:GLN:HG2	2.25	0.66
2:1O:214:PHE:CB	1:2B:326:LYS:HE2	2.25	0.66
2:2O:404:PHE:H	1:3B:261:PRO:C	1.96	0.66
2:2S:406:HIS:CE1	1:3F:263:PRO:N	2.63	0.66
2:2Z:100:GLY:HA3	1:3N:253:THR:CB	2.26	0.66
1:1F:260:VAL:CG1	2:4S:406:HIS:HE1	2.05	0.66
1:1G:254:GLU:HG2	2:4T:100:GLY:C	2.14	0.66
1:1I:247:ALA:O	2:4U:15:GLN:NE2	2.28	0.66
1:1D:326:LYS:CA	2:4Q:210:TYR:CD1	2.77	0.66
1:1F:2:ARG:NH2	2:4S:73:GLY:CA	2.59	0.66
1:1G:347:CYS:HA	2:4T:398:MET:CG	2.25	0.66
1:1N:262:TYR:N	2:4Z:406:HIS:NE2	2.43	0.66
2:1P:101:ASN:HB2	1:2C:254:GLU:HG2	1.77	0.66
2:1S:222:PRO:O	1:2F:325:PRO:HD2	1.94	0.66
2:1X:404:PHE:HE1	1:2L:260:VAL:N	1.92	0.66
1:2L:283:HIS:HA	1:2M:62:VAL:HG11	1.76	0.66
2:2S:407:TRP:HE1	1:3F:260:VAL:CB	2.09	0.66
2:2V:100:GLY:CA	1:3J:253:THR:CB	2.74	0.66
2:2O:222:PRO:O	1:3B:325:PRO:HD2	1.94	0.66
2:2R:180:THR:CG2	1:3E:258:ASN:ND2	2.36	0.66
1:1F:332:ILE:CB	2:4S:177:VAL:HG21	2.22	0.66
1:1I:325:PRO:CB	2:4U:224:TYR:CE1	2.78	0.66
1:1I:260:VAL:CB	2:4U:407:TRP:CE2	2.67	0.66
1:1C:254:GLU:N	2:4P:100:GLY:CA	2.57	0.66
1:1F:257:THR:CB	2:4S:100:GLY:O	2.44	0.66
1:2E:283:HIS:HA	1:2F:62:VAL:HG11	1.76	0.66
2:1V:394:GLN:HG2	1:2J:348:PRO:HG2	1.76	0.66
2:1X:180:THR:HG23	1:2L:258:ASN:HD21	1.59	0.66
2:2T:394:GLN:HB3	1:3G:348:PRO:HG2	1.76	0.66
2:2R:404:PHE:CE1	1:3E:260:VAL:C	2.68	0.66

Continued on next page...

Continued from previous page...

Atom-1	Atom-2	Interatomic distance (Å)	Clash overlap (Å)
1:3E:283:HIS:HA	1:3F:62:VAL:HG11	1.76	0.66
1:4E:283:HIS:HA	1:4F:62:VAL:HG11	1.76	0.66
1:4L:283:HIS:HA	1:4M:62:VAL:HG11	1.76	0.66
1:1E:349:THR:HG21	2:4R:184:PRO:HG3	1.77	0.66
1:1E:326:LYS:CA	2:4R:210:TYR:CD1	2.77	0.66
1:1G:434:GLU:O	2:4T:401:ARG:NH2	2.29	0.66
1:1K:348:PRO:HG3	2:4W:394:GLN:CA	2.25	0.66
1:1K:248:LEU:HD13	5:4W:501:GDP:C8	2.30	0.66
1:1M:254:GLU:HA	2:4Y:100:GLY:C	2.15	0.66
1:1B:348:PRO:HG2	2:4O:394:GLN:CB	2.06	0.66
2:1S:214:PHE:CD1	1:2F:326:LYS:HE3	2.30	0.66
2:1U:222:PRO:CG	1:2I:326:LYS:HB2	2.25	0.66
2:1V:404:PHE:CZ	1:2J:261:PRO:N	2.63	0.66
2:1Y:404:PHE:N	1:2M:261:PRO:O	2.26	0.66
2:2W:181:VAL:HB	1:3K:258:ASN:O	1.95	0.66
1:1B:2:ARG:HG3	2:4O:72:PRO:CG	2.25	0.66
1:1G:260:VAL:CG1	2:4T:407:TRP:NE1	2.59	0.66
1:1N:248:LEU:CD1	5:4Z:501:GDP:C8	2.79	0.66
1:1B:324:VAL:CG1	2:4O:222:PRO:O	2.44	0.66
1:1C:326:LYS:HG2	2:4P:210:TYR:CB	2.26	0.66
1:1J:260:VAL:CB	2:4V:407:TRP:HE1	1.94	0.66
1:1K:326:LYS:HA	2:4W:210:TYR:CE1	2.31	0.66
2:2V:176:LYS:HE2	1:3J:333:ALA:CB	2.24	0.66
2:2O:221:THR:OG1	1:3B:324:VAL:CG2	2.44	0.66
2:2P:101:ASN:N	1:3C:254:GLU:HG2	2.10	0.66
2:2V:403:ALA:HA	1:3J:262:TYR:CZ	2.31	0.66
2:2V:406:HIS:CE1	1:3J:263:PRO:CA	2.78	0.66
2:2V:179:ASP:OD1	1:3J:353:VAL:HB	1.96	0.66
1:1E:352:LYS:CE	2:4R:101:ASN:HD22	2.06	0.66
1:1F:261:PRO:HA	2:4S:404:PHE:CG	2.31	0.66
1:1I:254:GLU:HA	2:4U:100:GLY:CA	2.24	0.66
2:2P:397:ALA:HB1	1:3C:346:TRP:HA	1.78	0.66
2:2V:100:GLY:HA2	1:3J:253:THR:CB	2.25	0.66
2:2X:397:ALA:O	1:3L:346:TRP:HB2	1.95	0.66
2:2O:177:VAL:HG23	1:3B:332:ILE:HG22	1.78	0.66
2:2Y:181:VAL:N	1:3M:258:ASN:HD22	1.93	0.66
1:1F:329:ASN:HB3	2:4S:210:TYR:CD2	2.31	0.66
1:1J:249:ASN:H	2:4V:11:GLN:CD	1.97	0.66
2:1P:214:PHE:CB	1:2C:326:LYS:HE2	2.24	0.66
2:2R:404:PHE:CD1	1:3E:260:VAL:O	2.49	0.66
2:2U:100:GLY:CA	1:3I:253:THR:HB	2.26	0.66

Continued on next page...

Continued from previous page...

Atom-1	Atom-2	Interatomic distance (Å)	Clash overlap (Å)
2:2Y:177:VAL:CG2	1:3M:332:ILE:HG21	2.26	0.66
1:1C:260:VAL:HG12	2:4P:407:TRP:HE1	1.61	0.66
1:1E:353:VAL:CA	2:4R:179:ASP:OD1	2.44	0.66
1:1N:329:ASN:ND2	2:4Z:210:TYR:CD2	2.54	0.66
1:1C:332:ILE:HB	2:4P:177:VAL:CG2	2.25	0.66
2:1R:221:THR:OG1	1:2E:324:VAL:HG21	1.95	0.66
2:1V:404:PHE:N	1:2J:261:PRO:O	2.24	0.66
2:2Q:100:GLY:O	1:3D:254:GLU:HA	1.94	0.66
2:2U:404:PHE:CA	1:3I:261:PRO:O	2.44	0.66
2:2V:73:GLY:HA3	1:3J:2:ARG:CZ	2.26	0.66
2:2Z:181:VAL:N	1:3N:258:ASN:HD22	1.94	0.66
1:1G:326:LYS:CA	2:4T:210:TYR:CE1	2.78	0.66
1:1L:324:VAL:HG21	2:4X:221:THR:OG1	1.95	0.66
1:1G:352:LYS:CE	2:4T:101:ASN:ND2	2.59	0.65
1:1I:349:THR:HG23	2:4U:184:PRO:CG	2.25	0.65
2:2S:404:PHE:CD1	1:3F:260:VAL:O	2.49	0.65
2:2Y:101:ASN:HB2	1:3M:254:GLU:CG	2.25	0.65
2:2Z:177:VAL:CG2	1:3N:332:ILE:HG21	2.25	0.65
1:1A:261:PRO:N	2:4H:404:PHE:CE1	2.64	0.65
1:1A:2:ARG:HG3	2:4H:72:PRO:HG2	1.79	0.65
1:1F:254:GLU:HB3	2:4S:101:ASN:HB2	1.77	0.65
1:1C:325:PRO:HG2	2:4P:224:TYR:CD1	2.32	0.65
1:1D:261:PRO:CA	2:4Q:404:PHE:CD1	2.79	0.65
2:1V:182:VAL:CG2	1:2J:257:THR:CG2	2.72	0.65
2:2T:406:HIS:CE1	1:3G:263:PRO:CA	2.80	0.65
2:2W:77:SER:HB3	1:3K:245:ASP:CG	2.16	0.65
1:1D:260:VAL:C	2:4Q:404:PHE:CD1	2.69	0.65
1:1G:2:ARG:HH11	2:4T:71:GLU:HB2	1.60	0.65
1:1I:261:PRO:CA	2:4U:404:PHE:HA	2.22	0.65
1:1D:248:LEU:HA	2:4Q:11:GLN:NE2	2.12	0.65
2:2W:73:GLY:HA3	1:3K:2:ARG:NH2	2.10	0.65
2:2Z:181:VAL:CG2	1:3N:258:ASN:O	2.45	0.65
1:1C:353:VAL:CA	2:4P:179:ASP:OD1	2.43	0.65
1:1C:435:VAL:CA	2:4P:401:ARG:HH21	1.91	0.65
1:1F:329:ASN:CG	2:4S:207:GLU:OE1	2.35	0.65
1:1G:326:LYS:HG2	2:4T:210:TYR:CG	2.31	0.65
1:1F:2:ARG:HD3	2:4S:71:GLU:HB2	1.77	0.65
1:1L:348:PRO:HG3	2:4X:394:GLN:CA	2.26	0.65
2:1S:179:ASP:O	1:2F:352:LYS:HD2	1.97	0.65
2:1X:181:VAL:CG2	1:2L:258:ASN:CA	2.75	0.65
2:1Y:401:ARG:NH2	1:2M:435:VAL:HA	1.96	0.65

Continued on next page...

Continued from previous page...

Atom-1	Atom-2	Interatomic distance (Å)	Clash overlap (Å)
2:2P:180:THR:CG2	1:3C:258:ASN:ND2	2.37	0.65
2:2T:403:ALA:HA	1:3G:262:TYR:CZ	2.32	0.65
1:1D:257:THR:HG21	2:4Q:102:ASN:HA	1.79	0.65
1:1E:352:LYS:HD3	2:4R:101:ASN:HD21	1.61	0.65
1:1F:349:THR:OG1	2:4S:181:VAL:O	2.11	0.65
1:1F:262:TYR:CE1	2:4S:402:LYS:O	2.49	0.65
2:1P:100:GLY:HA2	1:2C:253:THR:HB	1.77	0.65
2:1U:181:VAL:HG23	1:2I:258:ASN:CB	2.24	0.65
2:1W:221:THR:CB	1:2K:324:VAL:CG2	2.75	0.65
2:2S:404:PHE:H	1:3F:261:PRO:C	2.00	0.65
2:2Y:406:HIS:NE2	1:3M:262:TYR:C	2.50	0.65
1:1K:346:TRP:CD2	2:4W:403:ALA:HB2	2.31	0.65
1:1J:263:PRO:HD3	2:4V:406:HIS:CD2	2.31	0.65
2:2H:407:TRP:HE1	1:3A:260:VAL:HB	1.62	0.65
2:1W:404:PHE:CZ	1:2K:261:PRO:N	2.65	0.65
2:1W:214:PHE:CD1	1:2K:326:LYS:CE	2.77	0.65
2:2V:101:ASN:ND2	1:3J:258:ASN:OD1	2.29	0.65
2:2P:394:GLN:HB3	1:3C:348:PRO:HG2	1.79	0.65
1:1B:262:TYR:N	2:4O:406:HIS:NE2	2.44	0.65
1:1G:349:THR:HG23	2:4T:184:PRO:HG3	1.77	0.65
1:1I:435:VAL:O	2:4U:401:ARG:NH2	2.30	0.65
1:1K:260:VAL:HG11	2:4W:407:TRP:CZ2	2.31	0.65
1:1M:348:PRO:CG	2:4Y:394:GLN:CB	2.70	0.65
1:1N:261:PRO:O	2:4Z:404:PHE:N	2.29	0.65
2:1W:179:ASP:O	1:2K:352:LYS:CE	2.44	0.65
2:1X:180:THR:HA	1:2L:352:LYS:HD3	1.79	0.65
2:1Y:401:ARG:CB	1:2M:262:TYR:HH	2.01	0.65
2:2O:181:VAL:CB	1:3B:258:ASN:O	2.45	0.65
1:1C:352:LYS:HA	2:4P:179:ASP:C	2.16	0.65
1:1D:261:PRO:CA	2:4Q:404:PHE:CG	2.78	0.65
1:1C:329:ASN:HB2	2:4P:210:TYR:CD2	2.32	0.65
2:1T:180:THR:CA	1:2G:258:ASN:HD21	2.10	0.65
2:1U:180:THR:HG23	1:2I:258:ASN:HD21	1.62	0.65
2:2R:51:VAL:O	2:2R:64:ARG:NH1	2.30	0.65
2:2W:404:PHE:CD1	1:3K:260:VAL:C	2.70	0.65
2:3O:51:VAL:O	2:3O:64:ARG:NH1	2.30	0.65
1:1C:332:ILE:HG21	2:4P:177:VAL:HG23	1.43	0.65
1:1E:349:THR:HG23	2:4R:184:PRO:CG	2.21	0.65
2:4R:51:VAL:O	2:4R:64:ARG:NH1	2.30	0.65
1:1B:262:TYR:OH	2:4O:401:ARG:C	2.35	0.65
1:1B:349:THR:OG1	2:4O:184:PRO:HD3	1.96	0.65

Continued on next page...

Continued from previous page...

Atom-1	Atom-2	Interatomic distance (Å)	Clash overlap (Å)
1:1D:346:TRP:CB	2:4Q:397:ALA:C	2.62	0.65
2:1O:51:VAL:O	2:1O:64:ARG:NH1	2.30	0.65
2:1R:51:VAL:O	2:1R:64:ARG:NH1	2.30	0.65
2:1V:101:ASN:O	1:2J:257:THR:HG21	1.97	0.65
2:1R:404:PHE:CE1	1:2E:261:PRO:HA	2.31	0.65
2:2O:51:VAL:O	2:2O:64:ARG:NH1	2.30	0.65
2:2Q:179:ASP:OD2	1:3D:248:LEU:CD2	2.44	0.65
2:3R:51:VAL:O	2:3R:64:ARG:NH1	2.30	0.65
1:1A:326:LYS:HE2	2:4H:214:PHE:CB	2.25	0.65
2:4P:51:VAL:O	2:4P:64:ARG:NH1	2.30	0.65
1:1G:353:VAL:HG23	2:4T:179:ASP:HA	1.79	0.65
1:1I:348:PRO:HB2	2:4U:394:GLN:CG	2.27	0.65
1:1B:351:PHE:O	2:4O:180:THR:CA	2.45	0.65
1:1C:422:ARG:HH12	1:1C:426:ALA:HB2	1.62	0.65
1:1D:254:GLU:HG2	2:4Q:100:GLY:C	2.17	0.65
1:1E:261:PRO:O	2:4R:404:PHE:CA	2.44	0.65
1:1L:314:ALA:HB1	2:4X:181:VAL:HG21	1.78	0.65
2:1T:214:PHE:CG	1:2G:326:LYS:HE3	2.29	0.65
1:2N:422:ARG:HH12	1:2N:426:ALA:HB2	1.62	0.65
2:2P:51:VAL:O	2:2P:64:ARG:NH1	2.30	0.65
2:2T:100:GLY:HA2	1:3G:253:THR:C	2.18	0.65
2:2P:73:GLY:HA3	1:3C:2:ARG:NH2	2.12	0.65
2:2U:222:PRO:CG	1:3I:326:LYS:HB2	2.17	0.65
2:2V:397:ALA:O	1:3J:346:TRP:CB	2.45	0.65
2:2X:222:PRO:CG	1:3L:326:LYS:HB2	2.20	0.65
1:3N:422:ARG:HH12	1:3N:426:ALA:HB2	1.62	0.65
2:3P:51:VAL:O	2:3P:64:ARG:NH1	2.30	0.65
1:1A:254:GLU:HA	2:4H:100:GLY:C	2.16	0.65
2:4O:51:VAL:O	2:4O:64:ARG:NH1	2.30	0.65
1:1D:346:TRP:O	2:4Q:398:MET:HA	1.96	0.65
1:1F:248:LEU:C	2:4S:11:GLN:NE2	2.31	0.65
1:1G:332:ILE:CB	2:4T:177:VAL:CG2	2.74	0.65
1:1L:329:ASN:ND2	2:4X:210:TYR:CD2	2.57	0.65
1:1F:314:ALA:CB	2:4S:181:VAL:HG11	2.27	0.64
2:1H:422:GLU:OE2	2:1H:426:ASN:ND2	2.31	0.64
1:1L:254:GLU:HA	2:4X:100:GLY:C	2.17	0.64
1:1N:422:ARG:HH12	1:1N:426:ALA:HB2	1.63	0.64
2:1Q:401:ARG:HH22	1:2D:435:VAL:HA	1.63	0.64
2:2H:422:GLU:OE2	2:2H:426:ASN:ND2	2.31	0.64
2:2O:77:SER:HB3	1:3B:245:ASP:CG	2.18	0.64
2:2W:181:VAL:CG2	1:3K:258:ASN:O	2.45	0.64

Continued on next page...

Continued from previous page...

Atom-1	Atom-2	Interatomic distance (Å)	Clash overlap (Å)
2:2W:73:GLY:HA3	1:3K:2:ARG:CZ	2.27	0.64
1:3C:422:ARG:HH12	1:3C:426:ALA:HB2	1.62	0.64
2:2Q:397:ALA:HB1	1:3D:346:TRP:HA	1.78	0.64
2:3H:422:GLU:OE2	2:3H:426:ASN:ND2	2.31	0.64
2:2V:72:PRO:HD2	1:3J:2:ARG:CG	2.27	0.64
2:3O:422:GLU:OE2	2:3O:426:ASN:ND2	2.30	0.64
1:4B:422:ARG:HH12	1:4B:426:ALA:HB2	1.62	0.64
2:4H:422:GLU:OE2	2:4H:426:ASN:ND2	2.31	0.64
1:4N:422:ARG:HH12	1:4N:426:ALA:HB2	1.62	0.64
2:4O:422:GLU:OE2	2:4O:426:ASN:ND2	2.30	0.64
1:1D:435:VAL:CA	2:4Q:401:ARG:HH21	1.82	0.64
1:1E:353:VAL:CG2	2:4R:179:ASP:OD1	2.44	0.64
1:1A:349:THR:O	2:4H:181:VAL:HA	1.97	0.64
1:1B:260:VAL:HG12	2:4O:407:TRP:HE1	1.62	0.64
1:1C:253:THR:C	2:4P:100:GLY:HA3	2.16	0.64
1:1C:261:PRO:HA	2:4P:404:PHE:CB	2.27	0.64
1:1F:348:PRO:CG	2:4S:394:GLN:CG	2.75	0.64
2:1O:422:GLU:OE2	2:1O:426:ASN:ND2	2.30	0.64
2:1P:51:VAL:O	2:1P:64:ARG:NH1	2.30	0.64
2:1S:422:GLU:OE2	2:1S:426:ASN:ND2	2.30	0.64
2:1U:404:PHE:CE2	1:2I:261:PRO:CA	2.80	0.64
1:2B:422:ARG:HH12	1:2B:426:ALA:HB2	1.62	0.64
1:2C:422:ARG:HH12	1:2C:426:ALA:HB2	1.62	0.64
2:1S:404:PHE:CD1	1:2F:260:VAL:O	2.50	0.64
1:2J:422:ARG:HH12	1:2J:426:ALA:HB2	1.62	0.64
2:1W:180:THR:HG23	1:2K:258:ASN:HD21	1.60	0.64
2:2O:422:GLU:OE2	2:2O:426:ASN:ND2	2.31	0.64
2:2P:181:VAL:HB	1:3C:258:ASN:O	1.95	0.64
2:2S:422:GLU:OE2	2:2S:426:ASN:ND2	2.31	0.64
2:2Z:181:VAL:H	1:3N:258:ASN:ND2	1.95	0.64
1:3B:422:ARG:HH12	1:3B:426:ALA:HB2	1.62	0.64
2:2R:398:MET:CG	1:3E:346:TRP:O	2.46	0.64
2:2V:397:ALA:O	1:3J:346:TRP:HB2	1.97	0.64
2:2W:397:ALA:O	1:3K:346:TRP:HB2	1.97	0.64
2:3S:422:GLU:OE2	2:3S:426:ASN:ND2	2.31	0.64
1:4C:422:ARG:HH12	1:4C:426:ALA:HB2	1.62	0.64
1:1D:326:LYS:CA	2:4Q:210:TYR:CE1	2.80	0.64
2:4S:422:GLU:OE2	2:4S:426:ASN:ND2	2.31	0.64
1:1G:349:THR:CG2	2:4T:184:PRO:HG3	2.27	0.64
1:1I:324:VAL:CG1	2:4U:222:PRO:O	2.44	0.64
1:1B:262:TYR:CE2	2:4O:403:ALA:HA	2.32	0.64

Continued on next page...

Continued from previous page...

Atom-1	Atom-2	Interatomic distance (Å)	Clash overlap (Å)
1:1C:260:VAL:N	2:4P:404:PHE:HE1	1.94	0.64
1:1J:422:ARG:HH12	1:1J:426:ALA:HB2	1.62	0.64
1:1N:348:PRO:HG3	2:4Z:394:GLN:CG	2.27	0.64
2:1Q:51:VAL:O	2:1Q:64:ARG:NH1	2.30	0.64
2:1T:51:VAL:O	2:1T:64:ARG:NH1	2.30	0.64
2:1V:178:SER:CB	1:2J:349:THR:HB	2.28	0.64
2:2T:407:TRP:HE1	1:3G:260:VAL:HB	1.60	0.64
2:2U:181:VAL:HB	1:3I:258:ASN:O	1.98	0.64
2:2H:181:VAL:H	1:3A:258:ASN:HD22	1.46	0.64
2:2X:223:THR:HA	1:3L:325:PRO:CD	2.27	0.64
2:2Z:397:ALA:O	1:3N:346:TRP:CB	2.44	0.64
2:3Z:422:GLU:OE2	2:3Z:426:ASN:ND2	2.30	0.64
1:4J:422:ARG:HH12	1:4J:426:ALA:HB2	1.62	0.64
1:1B:257:THR:CB	2:4O:100:GLY:O	2.46	0.64
1:1B:325:PRO:CD	2:4O:223:THR:HA	2.27	0.64
1:1C:260:VAL:O	2:4P:407:TRP:NE1	2.29	0.64
1:1C:2:ARG:HG3	2:4P:72:PRO:HD2	1.78	0.64
2:4Z:51:VAL:O	2:4Z:64:ARG:NH1	2.30	0.64
1:1A:254:GLU:HA	2:4H:100:GLY:O	1.96	0.64
1:1B:422:ARG:HH12	1:1B:426:ALA:HB2	1.62	0.64
1:1D:248:LEU:CA	2:4Q:11:GLN:NE2	2.60	0.64
1:1I:346:TRP:CZ3	2:4U:404:PHE:CE2	2.85	0.64
1:1K:261:PRO:O	2:4W:406:HIS:NE2	2.29	0.64
1:1M:257:THR:CG2	2:4Y:102:ASN:HB2	2.27	0.64
2:1T:422:GLU:OE2	2:1T:426:ASN:ND2	2.31	0.64
2:1Z:422:GLU:OE2	2:1Z:426:ASN:ND2	2.30	0.64
2:2Q:51:VAL:O	2:2Q:64:ARG:NH1	2.30	0.64
2:2R:422:GLU:OE2	2:2R:426:ASN:ND2	2.30	0.64
2:2T:422:GLU:OE2	2:2T:426:ASN:ND2	2.31	0.64
2:2T:51:VAL:O	2:2T:64:ARG:NH1	2.30	0.64
2:2Y:181:VAL:H	1:3M:258:ASN:ND2	1.96	0.64
2:2Z:422:GLU:OE2	2:2Z:426:ASN:ND2	2.31	0.64
2:2Z:51:VAL:O	2:2Z:64:ARG:NH1	2.30	0.64
1:3F:422:ARG:HH12	1:3F:426:ALA:HB2	1.62	0.64
2:2V:404:PHE:CD1	1:3J:260:VAL:C	2.70	0.64
1:3J:422:ARG:HH12	1:3J:426:ALA:HB2	1.62	0.64
2:3Q:51:VAL:O	2:3Q:64:ARG:NH1	2.30	0.64
2:3T:422:GLU:OE2	2:3T:426:ASN:ND2	2.31	0.64
2:3T:51:VAL:O	2:3T:64:ARG:NH1	2.30	0.64
2:3Z:51:VAL:O	2:3Z:64:ARG:NH1	2.30	0.64
1:1A:2:ARG:HD3	2:4H:71:GLU:HB2	1.80	0.64

Continued on next page...

Continued from previous page...

Atom-1	Atom-2	Interatomic distance (Å)	Clash overlap (Å)
1:1E:329:ASN:HD22	2:4R:210:TYR:HD2	1.44	0.64
1:1G:352:LYS:HA	2:4T:179:ASP:O	1.96	0.64
2:4T:51:VAL:O	2:4T:64:ARG:NH1	2.30	0.64
1:1I:435:VAL:C	2:4U:401:ARG:HH22	1.99	0.64
1:1N:258:ASN:OD1	2:4Z:101:ASN:ND2	2.31	0.64
2:4Z:422:GLU:OE2	2:4Z:426:ASN:ND2	2.31	0.64
1:1D:352:LYS:HA	2:4Q:179:ASP:C	2.17	0.64
1:1F:422:ARG:HH12	1:1F:426:ALA:HB2	1.62	0.64
1:1I:329:ASN:OD1	2:4U:177:VAL:CG1	2.45	0.64
1:1N:260:VAL:HB	2:4Z:407:TRP:NE1	2.13	0.64
2:1R:100:GLY:HA2	1:2E:253:THR:HB	1.79	0.64
2:1R:422:GLU:OE2	2:1R:426:ASN:ND2	2.31	0.64
2:1Z:51:VAL:O	2:1Z:64:ARG:NH1	2.30	0.64
2:1R:180:THR:HG23	1:2E:258:ASN:HD21	1.61	0.64
1:2E:422:ARG:HH12	1:2E:426:ALA:HB2	1.62	0.64
2:2H:51:VAL:O	2:2H:64:ARG:NH1	2.30	0.64
2:2Q:100:GLY:HA3	1:3D:253:THR:CB	2.26	0.64
2:2R:181:VAL:HB	1:3E:258:ASN:O	1.98	0.64
2:2U:404:PHE:CD1	1:3I:260:VAL:C	2.71	0.64
2:2R:210:TYR:CE2	1:3E:329:ASN:HB2	2.33	0.64
2:3H:51:VAL:O	2:3H:64:ARG:NH1	2.30	0.64
2:3R:422:GLU:OE2	2:3R:426:ASN:ND2	2.30	0.64
1:1C:253:THR:CB	2:4P:100:GLY:CA	2.75	0.64
2:4Q:51:VAL:O	2:4Q:64:ARG:NH1	2.30	0.64
2:4R:422:GLU:OE2	2:4R:426:ASN:ND2	2.30	0.64
2:4T:422:GLU:OE2	2:4T:426:ASN:ND2	2.31	0.64
1:1L:260:VAL:CG1	2:4X:407:TRP:CZ2	2.80	0.64
1:1M:329:ASN:ND2	2:4Y:210:TYR:CD2	2.54	0.64
1:1C:2:ARG:HH11	2:4P:71:GLU:HG3	1.62	0.64
1:1E:257:THR:HG21	2:4R:102:ASN:HA	1.78	0.64
1:1E:422:ARG:HH12	1:1E:426:ALA:HB2	1.62	0.64
2:1H:51:VAL:O	2:1H:64:ARG:NH1	2.30	0.64
1:1K:346:TRP:CZ3	2:4W:404:PHE:HE2	2.11	0.64
2:1S:224:TYR:CD2	1:2F:247:ALA:O	2.51	0.64
2:1H:179:ASP:O	1:2A:352:LYS:CD	2.44	0.64
1:2F:422:ARG:HH12	1:2F:426:ALA:HB2	1.63	0.64
2:1W:404:PHE:CZ	1:2K:261:PRO:CA	2.80	0.64
1:2K:422:ARG:HH12	1:2K:426:ALA:HB2	1.62	0.64
2:2W:181:VAL:CB	1:3K:258:ASN:O	2.46	0.64
1:3E:422:ARG:HH12	1:3E:426:ALA:HB2	1.62	0.64
2:2T:222:PRO:CG	1:3G:326:LYS:CB	2.75	0.64

Continued on next page...

Continued from previous page...

Atom-1	Atom-2	Interatomic distance (Å)	Clash overlap (Å)
1:4E:422:ARG:HH12	1:4E:426:ALA:HB2	1.62	0.64
1:4F:422:ARG:HH12	1:4F:426:ALA:HB2	1.62	0.64
2:4H:51:VAL:O	2:4H:64:ARG:NH1	2.30	0.64
1:1B:260:VAL:O	2:4O:407:TRP:NE1	2.30	0.64
1:1G:329:ASN:OD1	2:4T:177:VAL:CG1	2.46	0.64
1:1G:351:PHE:HB2	2:4T:178:SER:OG	1.97	0.64
1:1D:326:LYS:CE	2:4Q:214:PHE:HB2	2.27	0.64
1:1K:346:TRP:HA	2:4W:397:ALA:O	1.98	0.64
1:1K:422:ARG:HH12	1:1K:426:ALA:HB2	1.62	0.64
1:1N:2:ARG:CD	2:4Z:72:PRO:HD2	2.24	0.64
2:1S:51:VAL:O	2:1S:64:ARG:NH1	2.30	0.64
2:1U:101:ASN:O	1:2I:257:THR:HG21	1.97	0.64
2:1V:224:TYR:OH	1:2J:248:LEU:HD22	1.96	0.64
2:2S:221:THR:HA	1:3F:324:VAL:HG11	1.79	0.64
2:2V:181:VAL:HB	1:3J:258:ASN:O	1.96	0.64
2:2H:406:HIS:NE2	1:3A:262:TYR:C	2.50	0.64
2:2H:394:GLN:CG	1:3A:348:PRO:HG3	2.25	0.64
2:2Q:394:GLN:CG	1:3D:348:PRO:HG3	2.24	0.64
2:2S:394:GLN:HB3	1:3F:348:PRO:CG	2.25	0.64
1:3K:422:ARG:HH12	1:3K:426:ALA:HB2	1.62	0.64
1:4K:422:ARG:HH12	1:4K:426:ALA:HB2	1.62	0.64
1:1L:260:VAL:CB	2:4X:407:TRP:HE1	2.11	0.64
1:1C:349:THR:CG2	2:4P:184:PRO:HG3	2.27	0.64
1:1G:349:THR:OG1	2:4T:184:PRO:HD3	1.95	0.64
2:1P:422:GLU:OE2	2:1P:426:ASN:ND2	2.30	0.64
2:1U:181:VAL:CG2	1:2I:258:ASN:C	2.62	0.64
2:1U:422:GLU:OE2	2:1U:426:ASN:ND2	2.30	0.64
2:1V:180:THR:HG23	1:2J:258:ASN:HD21	1.61	0.64
2:1U:404:PHE:HE1	1:2I:260:VAL:C	1.99	0.64
2:2O:397:ALA:HB1	1:3B:346:TRP:HA	1.78	0.64
2:2P:179:ASP:O	1:3C:352:LYS:CD	2.40	0.64
2:2S:181:VAL:HB	1:3F:258:ASN:O	1.98	0.64
2:2S:51:VAL:O	2:2S:64:ARG:NH1	2.30	0.64
2:2W:222:PRO:CG	1:3K:326:LYS:CB	2.74	0.64
2:2Y:422:GLU:OE2	2:2Y:426:ASN:ND2	2.30	0.64
2:2Z:406:HIS:NE2	1:3N:262:TYR:C	2.51	0.64
2:2H:224:TYR:CD2	1:3A:247:ALA:O	2.50	0.64
2:2T:100:GLY:CA	1:3G:253:THR:HG22	2.12	0.64
2:2U:72:PRO:HG2	1:3I:2:ARG:HG3	1.80	0.64
2:3P:422:GLU:OE2	2:3P:426:ASN:ND2	2.30	0.64
2:3S:51:VAL:O	2:3S:64:ARG:NH1	2.30	0.64

Continued on next page...

Continued from previous page...

Atom-1	Atom-2	Interatomic distance (Å)	Clash overlap (Å)
1:1J:349:THR:HB	2:4V:180:THR:O	1.98	0.64
1:1K:262:TYR:OH	2:4W:401:ARG:O	2.15	0.64
2:4Y:422:GLU:OE2	2:4Y:426:ASN:ND2	2.30	0.64
1:1D:349:THR:HG21	2:4Q:184:PRO:HG3	1.78	0.64
1:1E:324:VAL:HG21	2:4R:221:THR:OG1	1.98	0.64
1:1F:261:PRO:CA	2:4S:404:PHE:N	2.60	0.64
1:1I:422:ARG:HH12	1:1I:426:ALA:HB2	1.62	0.64
1:1J:348:PRO:HG2	2:4V:394:GLN:HB3	1.77	0.64
1:1K:326:LYS:HB2	2:4W:222:PRO:HG2	1.79	0.64
1:1L:332:ILE:HG22	2:4X:177:VAL:CG2	2.25	0.64
2:1V:422:GLU:OE2	2:1V:426:ASN:ND2	2.30	0.64
2:1Y:422:GLU:OE2	2:1Y:426:ASN:ND2	2.30	0.64
2:1Y:51:VAL:O	2:1Y:64:ARG:NH1	2.30	0.64
2:1S:180:THR:HG23	1:2F:258:ASN:HD21	1.63	0.64
2:1Y:404:PHE:CD2	1:2M:261:PRO:HA	2.33	0.64
2:2O:224:TYR:HD2	1:3B:247:ALA:O	1.81	0.64
2:2P:422:GLU:OE2	2:2P:426:ASN:ND2	2.31	0.64
2:2Q:181:VAL:HB	1:3D:258:ASN:O	1.97	0.64
2:2R:397:ALA:HB1	1:3E:346:TRP:HA	1.79	0.64
2:2U:422:GLU:OE2	2:2U:426:ASN:ND2	2.30	0.64
2:2V:177:VAL:CG2	1:3J:332:ILE:CG2	2.76	0.64
2:2V:422:GLU:OE2	2:2V:426:ASN:ND2	2.31	0.64
2:2Z:222:PRO:HG2	1:3N:326:LYS:CB	2.28	0.64
2:2H:397:ALA:HB1	1:3A:346:TRP:HA	1.79	0.64
1:3M:422:ARG:HH12	1:3M:426:ALA:HB2	1.62	0.64
2:3U:422:GLU:OE2	2:3U:426:ASN:ND2	2.30	0.64
2:3V:422:GLU:OE2	2:3V:426:ASN:ND2	2.31	0.64
2:3Y:422:GLU:OE2	2:3Y:426:ASN:ND2	2.31	0.64
1:4M:422:ARG:HH12	1:4M:426:ALA:HB2	1.62	0.64
2:4P:422:GLU:OE2	2:4P:426:ASN:ND2	2.31	0.64
1:1D:326:LYS:HB3	2:4Q:222:PRO:HG2	1.80	0.64
1:1F:348:PRO:CD	2:4S:398:MET:HG3	2.28	0.64
2:4S:51:VAL:O	2:4S:64:ARG:NH1	2.30	0.64
1:1G:325:PRO:HD2	2:4T:223:THR:HA	1.80	0.64
1:1G:2:ARG:NH2	2:4T:73:GLY:HA3	2.12	0.64
2:4V:422:GLU:OE2	2:4V:426:ASN:ND2	2.31	0.64
1:1K:254:GLU:N	2:4W:100:GLY:HA2	2.12	0.64
1:1E:346:TRP:CD1	2:4R:401:ARG:CG	2.79	0.64
1:1F:260:VAL:HG11	2:4S:407:TRP:HZ2	1.62	0.64
1:1M:346:TRP:CZ3	2:4Y:403:ALA:CB	2.80	0.64
2:1X:422:GLU:OE2	2:1X:426:ASN:ND2	2.31	0.64

Continued on next page...

Continued from previous page...

Atom-1	Atom-2	Interatomic distance (Å)	Clash overlap (Å)
2:1X:51:VAL:O	2:1X:64:ARG:NH1	2.30	0.64
2:1O:71:GLU:HB2	1:2B:2:ARG:HD3	1.80	0.64
2:1V:404:PHE:CZ	1:2J:260:VAL:C	2.72	0.64
1:2M:422:ARG:HH12	1:2M:426:ALA:HB2	1.63	0.64
2:2Y:51:VAL:O	2:2Y:64:ARG:NH1	2.30	0.64
2:2R:394:GLN:HB3	1:3E:348:PRO:CG	2.28	0.64
2:2S:100:GLY:CA	1:3F:253:THR:CG2	2.74	0.64
2:2T:404:PHE:CA	1:3G:261:PRO:O	2.45	0.64
2:2V:221:THR:CB	1:3J:324:VAL:HG21	2.27	0.64
2:2W:101:ASN:HB2	1:3K:254:GLU:HG2	1.80	0.64
2:3X:422:GLU:OE2	2:3X:426:ASN:ND2	2.30	0.64
1:1A:263:PRO:CA	2:4H:406:HIS:CE1	2.80	0.64
2:4U:422:GLU:OE2	2:4U:426:ASN:ND2	2.31	0.64
1:1L:346:TRP:CE3	2:4X:403:ALA:HB3	2.31	0.64
2:4Y:51:VAL:O	2:4Y:64:ARG:NH1	2.30	0.64
1:1C:263:PRO:HD3	2:4P:406:HIS:CB	2.25	0.63
1:1E:261:PRO:HA	2:4R:404:PHE:CB	2.28	0.63
1:1I:326:LYS:HE2	2:4U:210:TYR:O	1.98	0.63
1:1L:348:PRO:CB	2:4X:394:GLN:HG2	2.28	0.63
1:1M:422:ARG:HH12	1:1M:426:ALA:HB2	1.63	0.63
2:1Y:221:THR:OG1	1:2M:324:VAL:HG22	1.98	0.63
2:1H:224:TYR:CD2	1:2A:247:ALA:O	2.51	0.63
1:2I:422:ARG:HH12	1:2I:426:ALA:HB2	1.62	0.63
2:2U:51:VAL:O	2:2U:64:ARG:NH1	2.30	0.63
2:2X:422:GLU:OE2	2:2X:426:ASN:ND2	2.31	0.63
2:2X:51:VAL:O	2:2X:64:ARG:NH1	2.30	0.63
5:2U:501:GDP:H8	1:3I:248:LEU:HD11	1.63	0.63
2:2U:404:PHE:CE1	1:3I:261:PRO:CA	2.80	0.63
1:3I:422:ARG:HH12	1:3I:426:ALA:HB2	1.62	0.63
2:2Y:221:THR:CB	1:3M:324:VAL:HG21	2.27	0.63
2:3X:51:VAL:O	2:3X:64:ARG:NH1	2.30	0.63
2:3Y:51:VAL:O	2:3Y:64:ARG:NH1	2.30	0.63
2:4U:51:VAL:O	2:4U:64:ARG:NH1	2.30	0.63
2:4X:422:GLU:OE2	2:4X:426:ASN:ND2	2.31	0.63
2:4X:51:VAL:O	2:4X:64:ARG:NH1	2.30	0.63
1:1C:261:PRO:N	2:4P:404:PHE:CD1	2.65	0.63
1:1F:352:LYS:HD3	2:4S:101:ASN:HD22	1.62	0.63
1:1J:348:PRO:HD2	2:4V:398:MET:HG3	1.78	0.63
2:1U:51:VAL:O	2:1U:64:ARG:NH1	2.30	0.63
2:1R:394:GLN:HG2	1:2E:348:PRO:HG3	1.80	0.63
2:2T:401:ARG:NH2	1:3G:435:VAL:CA	2.45	0.63

Continued on next page...

Continued from previous page...

Atom-1	Atom-2	Interatomic distance (Å)	Clash overlap (Å)
2:2V:51:VAL:O	2:2V:64:ARG:NH1	2.30	0.63
2:2W:406:HIS:CE1	1:3K:263:PRO:N	2.65	0.63
2:2R:404:PHE:HE1	1:3E:260:VAL:N	1.95	0.63
2:2V:404:PHE:CA	1:3J:261:PRO:O	2.45	0.63
2:3U:51:VAL:O	2:3U:64:ARG:NH1	2.30	0.63
1:4G:422:ARG:HH12	1:4G:426:ALA:HB2	1.63	0.63
1:1A:348:PRO:HB2	2:4H:394:GLN:CG	2.25	0.63
1:4I:422:ARG:HH12	1:4I:426:ALA:HB2	1.63	0.63
1:1B:348:PRO:HG3	2:4O:394:GLN:HG2	1.80	0.63
1:1D:349:THR:CG2	2:4Q:184:PRO:CD	2.74	0.63
2:4V:51:VAL:O	2:4V:64:ARG:NH1	2.30	0.63
1:1G:256:GLN:HB2	2:4T:407:TRP:CH2	2.33	0.63
1:1L:422:ARG:HH12	1:1L:426:ALA:HB2	1.63	0.63
2:1R:178:SER:HB3	1:2E:349:THR:HB	1.79	0.63
2:1S:101:ASN:HB2	1:2F:254:GLU:HG2	1.81	0.63
2:1Y:182:VAL:HG22	1:2M:257:THR:HG22	1.79	0.63
2:1Z:404:PHE:HE1	1:2N:260:VAL:H	1.45	0.63
1:2G:422:ARG:HH12	1:2G:426:ALA:HB2	1.62	0.63
2:2O:72:PRO:HD2	1:3B:2:ARG:CG	2.29	0.63
2:2P:221:THR:HA	1:3C:324:VAL:HG11	1.79	0.63
2:2S:100:GLY:CA	1:3F:253:THR:CB	2.76	0.63
2:2S:394:GLN:HG2	1:3F:348:PRO:HB2	1.78	0.63
2:2T:407:TRP:NE1	1:3G:260:VAL:HB	2.13	0.63
2:2U:398:MET:HA	1:3I:346:TRP:HB2	1.79	0.63
2:2W:179:ASP:OD2	1:3K:248:LEU:HD21	1.99	0.63
2:2P:401:ARG:HH21	1:3C:435:VAL:HA	1.53	0.63
2:2U:72:PRO:HD2	1:3I:2:ARG:HD3	1.79	0.63
1:3L:422:ARG:HH12	1:3L:426:ALA:HB2	1.62	0.63
2:3V:51:VAL:O	2:3V:64:ARG:NH1	2.30	0.63
1:1C:257:THR:HG21	2:4P:101:ASN:O	1.98	0.63
1:1E:353:VAL:CG2	2:4R:179:ASP:HA	2.28	0.63
1:1B:261:PRO:N	2:4O:404:PHE:CE1	2.66	0.63
1:1B:261:PRO:O	2:4O:404:PHE:HA	1.97	0.63
2:1Q:422:GLU:OE2	2:1Q:426:ASN:ND2	2.30	0.63
2:1T:207:GLU:CD	1:2G:329:ASN:HD21	2.01	0.63
2:1T:221:THR:CA	1:2G:324:VAL:CG1	2.60	0.63
2:1V:406:HIS:CE1	1:2J:263:PRO:HB3	2.32	0.63
2:1W:51:VAL:O	2:1W:64:ARG:NH1	2.30	0.63
2:1Y:224:TYR:CE2	1:2M:248:LEU:HB2	2.34	0.63
2:2P:224:TYR:HE2	1:3C:248:LEU:HB2	1.62	0.63
2:2Q:422:GLU:OE2	2:2Q:426:ASN:ND2	2.30	0.63

Continued on next page...

Continued from previous page...

Atom-1	Atom-2	Interatomic distance (Å)	Clash overlap (Å)
2:2U:100:GLY:CA	1:3I:253:THR:CB	2.76	0.63
2:2W:51:VAL:O	2:2W:64:ARG:NH1	2.30	0.63
2:2T:394:GLN:HB3	1:3G:348:PRO:CG	2.27	0.63
1:3G:422:ARG:HH12	1:3G:426:ALA:HB2	1.63	0.63
2:2X:73:GLY:HA3	1:3L:2:ARG:NH2	2.14	0.63
2:3Q:422:GLU:OE2	2:3Q:426:ASN:ND2	2.31	0.63
2:3W:422:GLU:OE2	2:3W:426:ASN:ND2	2.30	0.63
2:3W:51:VAL:O	2:3W:64:ARG:NH1	2.30	0.63
2:4W:51:VAL:O	2:4W:64:ARG:NH1	2.30	0.63
1:1N:257:THR:HG21	2:4Z:101:ASN:O	1.98	0.63
1:1A:422:ARG:HH12	1:1A:426:ALA:HB2	1.62	0.63
1:1D:346:TRP:CE3	2:4Q:403:ALA:HB3	2.34	0.63
1:1E:348:PRO:HG3	2:4R:394:GLN:C	2.19	0.63
1:1G:422:ARG:HH12	1:1G:426:ALA:HB2	1.62	0.63
1:1M:260:VAL:HG11	2:4Y:407:TRP:CZ2	2.33	0.63
2:1V:51:VAL:O	2:1V:64:ARG:NH1	2.30	0.63
2:1W:422:GLU:OE2	2:1W:426:ASN:ND2	2.31	0.63
2:1P:179:ASP:OD2	1:2C:248:LEU:HD21	1.97	0.63
1:2L:422:ARG:HH12	1:2L:426:ALA:HB2	1.63	0.63
2:2W:422:GLU:OE2	2:2W:426:ASN:ND2	2.31	0.63
2:2X:404:PHE:CD1	1:3L:260:VAL:C	2.70	0.63
2:2X:404:PHE:HE1	1:3L:260:VAL:N	1.96	0.63
1:4L:422:ARG:HH12	1:4L:426:ALA:HB2	1.62	0.63
1:1C:346:TRP:CH2	2:4P:403:ALA:CB	2.81	0.63
2:4Q:422:GLU:OE2	2:4Q:426:ASN:ND2	2.31	0.63
2:4W:422:GLU:OE2	2:4W:426:ASN:ND2	2.31	0.63
1:1J:254:GLU:CA	2:4V:100:GLY:HA2	2.29	0.63
2:1Y:179:ASP:O	1:2M:352:LYS:CE	2.45	0.63
1:3A:422:ARG:HH12	1:3A:426:ALA:HB2	1.62	0.63
2:2U:73:GLY:HA3	1:3I:2:ARG:CZ	2.29	0.63
1:1E:248:LEU:CD1	5:4R:501:GDP:C8	2.50	0.63
1:1I:248:LEU:CD1	5:4U:501:GDP:H8	2.12	0.63
1:1J:329:ASN:ND2	2:4V:210:TYR:HD2	1.95	0.63
1:1J:347:CYS:HA	2:4V:398:MET:HG2	1.79	0.63
1:1D:256:GLN:HB2	2:4Q:407:TRP:CH2	2.34	0.63
1:1D:329:ASN:HB3	2:4Q:210:TYR:CD2	2.33	0.63
1:1I:346:TRP:HZ3	2:4U:404:PHE:CE2	2.17	0.63
1:2A:422:ARG:HH12	1:2A:426:ALA:HB2	1.63	0.63
2:1W:224:TYR:OH	1:2K:248:LEU:HD22	1.98	0.63
2:2Q:406:HIS:NE2	1:3D:262:TYR:CA	2.62	0.63
2:2T:404:PHE:CD1	1:3G:260:VAL:C	2.72	0.63

Continued on next page...

Continued from previous page...

Atom-1	Atom-2	Interatomic distance (Å)	Clash overlap (Å)
2:2X:404:PHE:HD1	1:3L:260:VAL:O	1.82	0.63
1:1B:2:ARG:HG3	2:4O:72:PRO:HG2	1.79	0.63
1:1D:347:CYS:HA	2:4Q:398:MET:CG	2.28	0.63
1:1K:439:SER:OG	2:4W:401:ARG:HD3	1.97	0.63
1:1A:262:TYR:N	2:4H:406:HIS:NE2	2.47	0.63
1:1C:262:TYR:CZ	2:4P:403:ALA:HA	2.33	0.63
1:1D:261:PRO:C	2:4Q:404:PHE:HA	2.19	0.63
1:1G:325:PRO:HG2	2:4T:224:TYR:CD1	2.34	0.63
1:1J:261:PRO:HA	2:4V:404:PHE:CD1	2.33	0.63
1:1K:346:TRP:CD2	2:4W:403:ALA:CB	2.82	0.63
2:1R:406:HIS:NE2	1:2E:263:PRO:HD3	2.12	0.63
2:1P:179:ASP:O	1:2C:352:LYS:HD2	1.99	0.63
2:2P:77:SER:CB	1:3C:245:ASP:OD1	2.47	0.63
2:2V:398:MET:HG2	1:3J:346:TRP:O	1.99	0.63
2:2V:72:PRO:HG2	1:3J:2:ARG:HG3	1.81	0.63
2:2W:404:PHE:HD1	1:3K:260:VAL:O	1.81	0.63
2:2X:404:PHE:CE1	1:3L:261:PRO:CA	2.82	0.63
1:4A:422:ARG:HH12	1:4A:426:ALA:HB2	1.62	0.63
1:1A:257:THR:HB	2:4H:100:GLY:O	1.99	0.63
1:1C:259:LEU:C	2:4P:404:PHE:HE1	2.02	0.63
1:1D:346:TRP:HB2	2:4Q:397:ALA:C	2.19	0.63
1:1D:422:ARG:HH12	1:1D:426:ALA:HB2	1.62	0.63
1:1E:352:LYS:HD2	2:4R:179:ASP:O	1.99	0.63
1:1F:352:LYS:HD3	2:4S:101:ASN:HD21	1.62	0.63
2:1T:180:THR:HG23	1:2G:258:ASN:HD21	1.63	0.63
2:1R:100:GLY:CA	1:2E:253:THR:CG2	2.76	0.63
2:2O:394:GLN:CA	1:3B:348:PRO:HG3	2.26	0.63
2:2Q:221:THR:OG1	1:3D:324:VAL:CG2	2.47	0.63
2:2P:222:PRO:HG2	1:3C:326:LYS:CB	2.29	0.63
2:2R:101:ASN:ND2	1:3E:258:ASN:OD1	2.32	0.63
2:2R:404:PHE:CD1	1:3E:261:PRO:CA	2.80	0.63
2:2R:404:PHE:CE1	1:3E:261:PRO:N	2.67	0.63
2:2S:397:ALA:HB1	1:3F:346:TRP:HA	1.80	0.63
2:2U:100:GLY:HA2	1:3I:253:THR:C	2.19	0.63
2:2Y:404:PHE:CD1	1:3M:260:VAL:C	2.71	0.63
2:2Y:397:ALA:HB1	1:3M:346:TRP:HA	1.81	0.63
1:1C:346:TRP:HB2	2:4P:397:ALA:C	2.19	0.62
1:1F:261:PRO:C	2:4S:406:HIS:CD2	2.72	0.62
1:1F:326:LYS:CE	2:4S:210:TYR:O	2.46	0.62
1:1G:324:VAL:HG13	2:4T:222:PRO:C	2.19	0.62
1:1L:262:TYR:OH	2:4X:401:ARG:O	2.15	0.62

Continued on next page...

Continued from previous page...

Atom-1	Atom-2	Interatomic distance (Å)	Clash overlap (Å)
2:1V:181:VAL:CG2	1:2J:258:ASN:CA	2.77	0.62
2:2H:182:VAL:HG21	1:3A:257:THR:HG22	1.79	0.62
2:1V:207:GLU:OE1	1:2J:329:ASN:ND2	2.32	0.62
2:2Z:404:PHE:CD1	1:3N:260:VAL:C	2.72	0.62
2:2H:404:PHE:CD1	1:3A:260:VAL:C	2.73	0.62
1:1G:258:ASN:OD1	2:4T:101:ASN:HB3	1.99	0.62
1:1E:329:ASN:ND2	2:4R:207:GLU:CD	2.51	0.62
1:1L:260:VAL:HG11	2:4X:407:TRP:CZ2	2.34	0.62
2:1T:401:ARG:HB3	1:2G:262:TYR:OH	1.99	0.62
2:2H:404:PHE:H	1:3A:261:PRO:C	1.99	0.62
2:2V:394:GLN:CB	1:3J:348:PRO:CG	2.76	0.62
1:3D:422:ARG:HH12	1:3D:426:ALA:HB2	1.62	0.62
1:1C:253:THR:CB	2:4P:100:GLY:HA3	2.29	0.62
1:1C:326:LYS:HB3	2:4P:222:PRO:HG2	1.81	0.62
1:1J:314:ALA:HB1	2:4V:181:VAL:HG21	1.81	0.62
1:1C:248:LEU:HD13	5:4P:501:GDP:N7	2.11	0.62
1:1F:348:PRO:HG3	2:4S:394:GLN:C	2.18	0.62
2:1U:180:THR:CG2	1:2I:258:ASN:HD21	2.12	0.62
1:2D:422:ARG:HH12	1:2D:426:ALA:HB2	1.62	0.62
2:1V:181:VAL:CB	1:2J:258:ASN:HA	2.18	0.62
2:2T:181:VAL:HB	1:3G:258:ASN:O	1.98	0.62
2:2U:406:HIS:NE2	1:3I:262:TYR:HA	2.13	0.62
2:2R:179:ASP:OD2	1:3E:248:LEU:HD21	1.98	0.62
2:2S:100:GLY:HA2	1:3F:253:THR:C	2.19	0.62
2:2V:179:ASP:O	1:3J:352:LYS:CD	2.42	0.62
1:4D:422:ARG:HH12	1:4D:426:ALA:HB2	1.62	0.62
1:1B:326:LYS:HE3	2:4O:214:PHE:HB2	1.81	0.62
1:1B:260:VAL:CG1	2:4O:407:TRP:NE1	2.62	0.62
1:1C:326:LYS:CE	2:4P:210:TYR:O	2.48	0.62
1:1E:263:PRO:HA	2:4R:406:HIS:CE1	2.34	0.62
1:1C:257:THR:HG21	2:4P:102:ASN:CA	2.29	0.62
2:1H:181:VAL:HG23	1:2A:258:ASN:HB3	1.80	0.62
2:1U:404:PHE:CE1	1:2I:261:PRO:HA	2.34	0.62
2:1X:214:PHE:CD1	1:2L:326:LYS:HE3	2.35	0.62
2:2W:177:VAL:HG23	1:3K:332:ILE:HG22	1.78	0.62
2:2X:207:GLU:CD	1:3L:329:ASN:ND2	2.44	0.62
2:2P:100:GLY:O	1:3C:254:GLU:HA	1.99	0.62
2:2R:398:MET:HA	1:3E:346:TRP:HB2	1.81	0.62
2:2W:406:HIS:CE1	1:3K:263:PRO:CA	2.81	0.62
1:1A:261:PRO:HA	2:4H:404:PHE:CA	2.30	0.62
1:1B:2:ARG:NH1	2:4O:71:GLU:HG3	2.13	0.62

Continued on next page...

Continued from previous page...

Atom-1	Atom-2	Interatomic distance (Å)	Clash overlap (Å)
1:1E:2:ARG:NH1	2:4R:71:GLU:CG	2.63	0.62
1:1G:352:LYS:CD	2:4T:101:ASN:HD22	2.12	0.62
1:1L:180:ALA:HB3	1:1L:183:GLU:HG3	1.82	0.62
1:1L:348:PRO:HD2	2:4X:398:MET:CG	2.29	0.62
1:1M:180:ALA:HB3	1:1M:183:GLU:HG3	1.82	0.62
2:2H:181:VAL:HG21	1:3A:258:ASN:O	1.99	0.62
1:2L:180:ALA:HB3	1:2L:183:GLU:HG3	1.82	0.62
1:2M:180:ALA:HB3	1:2M:183:GLU:HG3	1.82	0.62
2:2Q:180:THR:CG2	1:3D:258:ASN:ND2	2.36	0.62
2:2T:100:GLY:CA	1:3G:253:THR:CB	2.77	0.62
1:3L:180:ALA:HB3	1:3L:183:GLU:HG3	1.82	0.62
2:2X:224:TYR:CD2	1:3L:247:ALA:O	2.52	0.62
1:4M:180:ALA:HB3	1:4M:183:GLU:HG3	1.82	0.62
1:1M:348:PRO:HD2	2:4Y:398:MET:SD	2.40	0.62
1:1M:435:VAL:HA	2:4Y:401:ARG:NH2	2.13	0.62
1:1D:346:TRP:O	2:4Q:398:MET:CB	2.47	0.62
1:1E:254:GLU:CA	2:4R:100:GLY:CA	2.77	0.62
1:1E:352:LYS:HE2	2:4R:101:ASN:ND2	2.13	0.62
1:1F:258:ASN:OD1	2:4S:101:ASN:HB3	1.99	0.62
1:1F:352:LYS:CD	2:4S:101:ASN:HD22	2.12	0.62
1:1J:348:PRO:CD	2:4V:398:MET:HG3	2.30	0.62
1:2N:180:ALA:HB3	1:2N:183:GLU:HG3	1.82	0.62
5:1Z:501:GDP:C8	1:2N:248:LEU:HD13	2.34	0.62
2:2H:181:VAL:N	1:3A:258:ASN:HD22	1.97	0.62
2:2T:404:PHE:CZ	1:3G:261:PRO:HB3	2.34	0.62
2:2U:394:GLN:HA	1:3I:348:PRO:HG3	1.80	0.62
1:3M:180:ALA:HB3	1:3M:183:GLU:HG3	1.82	0.62
1:4L:180:ALA:HB3	1:4L:183:GLU:HG3	1.82	0.62
1:4N:180:ALA:HB3	1:4N:183:GLU:HG3	1.82	0.62
1:1B:262:TYR:CE1	2:4O:402:LYS:O	2.53	0.62
1:1B:260:VAL:HB	2:4O:407:TRP:CE2	2.33	0.62
1:1M:254:GLU:N	2:4Y:100:GLY:HA2	2.14	0.62
1:1I:332:ILE:HG22	2:4U:177:VAL:CG2	2.13	0.62
1:1I:407:TRP:CE3	2:1U:257:VAL:HG22	2.35	0.62
1:1L:346:TRP:O	2:4X:398:MET:CA	2.47	0.62
1:1M:351:PHE:O	2:4Y:180:THR:N	2.33	0.62
1:1F:407:TRP:CE3	2:1S:257:VAL:HG22	2.35	0.62
1:1J:407:TRP:CE3	2:1V:257:VAL:HG22	2.35	0.62
1:1K:407:TRP:CE3	2:1W:257:VAL:HG22	2.35	0.62
2:1X:214:PHE:CB	1:2L:326:LYS:CE	2.60	0.62
2:1Y:214:PHE:CG	1:2M:326:LYS:HE3	2.33	0.62

Continued on next page...

Continued from previous page...

Atom-1	Atom-2	Interatomic distance (Å)	Clash overlap (Å)
1:2F:407:TRP:CE3	2:2S:257:VAL:HG22	2.35	0.62
2:1W:404:PHE:CZ	1:2K:261:PRO:HA	2.34	0.62
1:2K:407:TRP:CE3	2:2W:257:VAL:HG22	2.35	0.62
1:2I:407:TRP:CE3	2:2U:257:VAL:HG22	2.35	0.62
2:2Z:179:ASP:OD1	1:3N:353:VAL:HB	1.99	0.62
1:3B:180:ALA:HB3	1:3B:183:GLU:HG3	1.82	0.62
1:3F:407:TRP:CE3	2:3S:257:VAL:HG22	2.35	0.62
1:3J:180:ALA:HB3	1:3J:183:GLU:HG3	1.82	0.62
1:3J:407:TRP:CE3	2:3V:257:VAL:HG22	2.35	0.62
1:3N:180:ALA:HB3	1:3N:183:GLU:HG3	1.82	0.62
1:3K:407:TRP:CE3	2:3W:257:VAL:HG22	2.35	0.62
1:4F:407:TRP:CE3	2:4S:257:VAL:HG22	2.35	0.62
1:1C:248:LEU:HD11	5:4P:501:GDP:H8	1.56	0.62
1:4J:407:TRP:CE3	2:4V:257:VAL:HG22	2.35	0.62
1:1A:180:ALA:HB3	1:1A:183:GLU:HG3	1.82	0.62
1:1B:180:ALA:HB3	1:1B:183:GLU:HG3	1.82	0.62
1:1C:352:LYS:CE	2:4P:101:ASN:ND2	2.63	0.62
1:1F:439:SER:HB2	2:4S:400:ARG:HD2	1.81	0.62
1:1G:407:TRP:CE3	2:1T:257:VAL:HG22	2.35	0.62
1:1I:353:VAL:CG2	2:4U:179:ASP:OD1	2.47	0.62
1:2B:180:ALA:HB3	1:2B:183:GLU:HG3	1.82	0.62
2:1S:404:PHE:CZ	1:2F:261:PRO:CA	2.82	0.62
2:1T:178:SER:HB3	1:2G:349:THR:CB	2.27	0.62
1:2J:180:ALA:HB3	1:2J:183:GLU:HG3	1.82	0.62
1:2K:180:ALA:HB3	1:2K:183:GLU:HG3	1.82	0.62
1:2J:407:TRP:CE3	2:2V:257:VAL:HG22	2.35	0.62
1:2L:407:TRP:CE3	2:2X:257:VAL:HG22	2.35	0.62
1:3A:180:ALA:HB3	1:3A:183:GLU:HG3	1.82	0.62
2:2R:398:MET:HG2	1:3E:346:TRP:O	1.98	0.62
1:3G:407:TRP:CE3	2:3T:257:VAL:HG22	2.35	0.62
1:3K:180:ALA:HB3	1:3K:183:GLU:HG3	1.82	0.62
1:3I:407:TRP:CE3	2:3U:257:VAL:HG22	2.35	0.62
1:4B:180:ALA:HB3	1:4B:183:GLU:HG3	1.82	0.62
1:4J:180:ALA:HB3	1:4J:183:GLU:HG3	1.82	0.62
1:1E:325:PRO:HB3	2:4R:224:TYR:CE1	2.35	0.62
1:1G:253:THR:C	2:4T:100:GLY:HA3	2.19	0.62
1:1G:249:ASN:N	2:4T:11:GLN:CD	2.36	0.62
1:1J:348:PRO:CG	2:4V:394:GLN:CB	2.73	0.62
1:4K:407:TRP:CE3	2:4W:257:VAL:HG22	2.35	0.62
1:1D:257:THR:HG21	2:4Q:102:ASN:HB2	1.82	0.62
1:1D:326:LYS:HA	2:4Q:210:TYR:CG	2.35	0.62

Continued on next page...

Continued from previous page...

Atom-1	Atom-2	Interatomic distance (Å)	Clash overlap (Å)
1:1I:180:ALA:HB3	1:1I:183:GLU:HG3	1.82	0.62
1:1J:180:ALA:HB3	1:1J:183:GLU:HG3	1.82	0.62
1:1K:180:ALA:HB3	1:1K:183:GLU:HG3	1.82	0.62
1:1L:407:TRP:CE3	2:1X:257:VAL:HG22	2.35	0.62
1:1N:180:ALA:HB3	1:1N:183:GLU:HG3	1.82	0.62
2:1U:182:VAL:CG2	1:2I:257:THR:HG22	2.30	0.62
1:2A:180:ALA:HB3	1:2A:183:GLU:HG3	1.82	0.62
1:2G:407:TRP:CE3	2:2T:257:VAL:HG22	2.35	0.62
1:2I:180:ALA:HB3	1:2I:183:GLU:HG3	1.82	0.62
2:1Z:181:VAL:CG1	1:2N:258:ASN:O	2.47	0.62
2:1Z:222:PRO:O	1:2N:325:PRO:HD2	2.00	0.62
1:3L:407:TRP:CE3	2:3X:257:VAL:HG22	2.35	0.62
1:4G:407:TRP:CE3	2:4T:257:VAL:HG22	2.35	0.62
1:4I:180:ALA:HB3	1:4I:183:GLU:HG3	1.82	0.62
1:4I:407:TRP:CE3	2:4U:257:VAL:HG22	2.35	0.62
1:4K:180:ALA:HB3	1:4K:183:GLU:HG3	1.82	0.62
1:1D:260:VAL:CG1	2:4Q:406:HIS:HE1	2.12	0.62
1:4L:407:TRP:CE3	2:4X:257:VAL:HG22	2.35	0.62
1:1A:254:GLU:N	2:4H:100:GLY:HA2	2.14	0.62
1:1B:329:ASN:HB2	2:4O:210:TYR:CD2	2.35	0.62
1:1B:439:SER:CB	2:4O:400:ARG:HD2	2.29	0.62
1:1C:2:ARG:HG3	2:4P:72:PRO:CD	2.29	0.62
1:1E:407:TRP:CE3	2:1R:257:VAL:HG22	2.35	0.62
1:1N:2:ARG:HG3	2:4Z:72:PRO:HG2	1.81	0.62
2:1S:221:THR:CB	1:2F:324:VAL:HG21	2.30	0.62
2:2H:181:VAL:H	1:3A:258:ASN:ND2	1.98	0.62
2:2S:224:TYR:HE2	1:3F:248:LEU:HB2	1.65	0.62
2:2S:72:PRO:HD2	1:3F:2:ARG:CD	2.28	0.62
2:2W:404:PHE:CE2	1:3K:261:PRO:CB	2.79	0.62
2:2W:406:HIS:NE2	1:3K:262:TYR:CA	2.63	0.62
1:3E:407:TRP:CE3	2:3R:257:VAL:HG22	2.35	0.62
1:3I:180:ALA:HB3	1:3I:183:GLU:HG3	1.82	0.62
1:4A:180:ALA:HB3	1:4A:183:GLU:HG3	1.82	0.62
1:4E:407:TRP:CE3	2:4R:257:VAL:HG22	2.35	0.62
1:1G:348:PRO:HB3	2:4T:394:GLN:HG2	1.76	0.62
1:2E:407:TRP:CE3	2:2R:257:VAL:HG22	2.35	0.61
2:2O:394:GLN:HG2	1:3B:348:PRO:HB2	1.81	0.61
1:1D:2:ARG:HH11	2:4Q:71:GLU:HG3	1.61	0.61
1:1I:325:PRO:HG2	2:4U:224:TYR:CG	2.34	0.61
1:1I:2:ARG:CG	2:4U:72:PRO:HD2	2.30	0.61
1:1J:352:LYS:HD3	2:4V:101:ASN:HD22	1.62	0.61

Continued on next page...

Continued from previous page...

Atom-1	Atom-2	Interatomic distance (Å)	Clash overlap (Å)
1:1N:253:THR:C	2:4Z:100:GLY:HA2	2.20	0.61
1:1D:257:THR:CG2	2:4Q:102:ASN:HB2	2.30	0.61
1:1F:346:TRP:CD2	2:4S:403:ALA:HB2	2.35	0.61
1:1F:352:LYS:HE2	2:4S:101:ASN:ND2	2.15	0.61
1:1M:349:THR:O	2:4Y:181:VAL:CA	2.35	0.61
2:1W:406:HIS:CE1	1:2K:263:PRO:HB3	2.35	0.61
2:2H:404:PHE:CE1	1:3A:261:PRO:N	2.68	0.61
2:1U:182:VAL:HG21	1:2I:257:THR:CG2	2.30	0.61
2:1W:181:VAL:CG2	1:2K:258:ASN:CB	2.67	0.61
2:2S:406:HIS:CE1	1:3F:263:PRO:CA	2.83	0.61
2:2P:222:PRO:O	1:3C:325:PRO:HD2	2.00	0.61
1:3M:407:TRP:CE3	2:3Y:257:VAL:HG22	2.35	0.61
1:1D:261:PRO:N	2:4Q:404:PHE:CD1	2.67	0.61
1:1G:260:VAL:CB	2:4T:407:TRP:HZ2	2.10	0.61
1:4M:407:TRP:CE3	2:4Y:257:VAL:HG22	2.35	0.61
1:1N:351:PHE:O	2:4Z:180:THR:N	2.33	0.61
1:1C:325:PRO:O	2:4P:210:TYR:OH	2.18	0.61
1:1D:329:ASN:HB2	2:4Q:210:TYR:CD2	2.35	0.61
1:1J:346:TRP:CB	2:4V:397:ALA:O	2.48	0.61
1:1M:407:TRP:CE3	2:1Y:257:VAL:HG22	2.35	0.61
2:1O:179:ASP:OD2	1:2B:248:LEU:CD2	2.48	0.61
2:1T:180:THR:CA	1:2G:258:ASN:ND2	2.63	0.61
2:1Y:404:PHE:CE1	1:2M:260:VAL:N	2.68	0.61
1:2M:407:TRP:CE3	2:2Y:257:VAL:HG22	2.35	0.61
2:2Y:77:SER:CB	1:3M:245:ASP:OD1	2.45	0.61
2:2Z:397:ALA:HB1	1:3N:346:TRP:HA	1.80	0.61
2:2P:221:THR:OG1	1:3C:324:VAL:CG2	2.47	0.61
1:1D:257:THR:HB	2:4Q:100:GLY:O	1.99	0.61
1:1E:326:LYS:HB3	2:4R:222:PRO:HG2	1.81	0.61
1:1E:439:SER:HB2	2:4R:400:ARG:HD2	1.82	0.61
1:1E:351:PHE:O	2:4R:181:VAL:N	2.32	0.61
1:1F:325:PRO:CB	2:4S:224:TYR:CZ	2.83	0.61
1:1L:434:GLU:O	2:4X:401:ARG:NH2	2.33	0.61
2:1V:11:GLN:HE22	1:2J:249:ASN:CB	2.11	0.61
2:1T:224:TYR:CE2	1:2G:248:LEU:HB2	2.35	0.61
2:1V:404:PHE:HE1	1:2J:260:VAL:C	1.98	0.61
2:2S:404:PHE:CD1	1:3F:260:VAL:C	2.73	0.61
2:2T:397:ALA:HB1	1:3G:346:TRP:HA	1.81	0.61
2:2Y:397:ALA:O	1:3M:346:TRP:CB	2.48	0.61
1:1G:346:TRP:O	2:4T:398:MET:N	2.33	0.61
1:1C:180:ALA:HB3	1:1C:183:GLU:HG3	1.82	0.61

Continued on next page...

Continued from previous page...

Atom-1	Atom-2	Interatomic distance (Å)	Clash overlap (Å)
1:1D:180:ALA:HB3	1:1D:183:GLU:HG3	1.82	0.61
1:1D:258:ASN:O	2:4Q:181:VAL:HB	2.00	0.61
1:1E:263:PRO:CA	2:4R:406:HIS:CE1	2.83	0.61
1:1E:2:ARG:HH22	2:4R:73:GLY:HA3	1.63	0.61
1:1E:333:ALA:HB1	2:4R:176:LYS:HB3	1.80	0.61
1:1F:64:ARG:NH2	1:1F:129:CYS:SG	2.74	0.61
1:2C:64:ARG:NH2	1:2C:129:CYS:SG	2.74	0.61
1:2C:180:ALA:HB3	1:2C:183:GLU:HG3	1.82	0.61
2:1P:181:VAL:N	1:2C:258:ASN:HD22	1.94	0.61
1:2D:180:ALA:HB3	1:2D:183:GLU:HG3	1.82	0.61
2:2S:210:TYR:HD2	1:3F:329:ASN:ND2	1.89	0.61
2:2U:394:GLN:CA	1:3I:348:PRO:HG3	2.30	0.61
2:2O:182:VAL:HG21	1:3B:257:THR:HG22	1.81	0.61
1:3C:64:ARG:NH2	1:3C:129:CYS:SG	2.74	0.61
1:3F:64:ARG:NH2	1:3F:129:CYS:SG	2.74	0.61
1:4C:64:ARG:NH2	1:4C:129:CYS:SG	2.74	0.61
1:4C:180:ALA:HB3	1:4C:183:GLU:HG3	1.82	0.61
1:4G:64:ARG:NH2	1:4G:129:CYS:SG	2.74	0.61
1:1B:329:ASN:HB2	2:4O:210:TYR:HE2	1.61	0.61
1:1C:325:PRO:CB	2:4P:224:TYR:CE1	2.83	0.61
1:1G:352:LYS:CE	2:4T:101:ASN:HD22	2.12	0.61
1:1K:254:GLU:HA	2:4W:100:GLY:O	2.00	0.61
1:1M:326:LYS:HA	2:4Y:210:TYR:CE1	2.35	0.61
1:1C:64:ARG:NH2	1:1C:129:CYS:SG	2.74	0.61
1:1C:326:LYS:HE3	2:4P:214:PHE:HB2	1.83	0.61
1:1D:64:ARG:NH2	1:1D:129:CYS:SG	2.74	0.61
1:1D:407:TRP:CE3	2:1Q:257:VAL:HG22	2.35	0.61
1:1E:261:PRO:C	2:4R:404:PHE:HA	2.19	0.61
1:1F:180:ALA:HB3	1:1F:183:GLU:HG3	1.82	0.61
1:1G:64:ARG:NH2	1:1G:129:CYS:SG	2.74	0.61
1:1L:64:ARG:NH2	1:1L:129:CYS:SG	2.74	0.61
1:1N:407:TRP:CE3	2:1Z:257:VAL:HG22	2.35	0.61
1:2F:64:ARG:NH2	1:2F:129:CYS:SG	2.74	0.61
1:2G:64:ARG:NH2	1:2G:129:CYS:SG	2.74	0.61
1:2L:64:ARG:NH2	1:2L:129:CYS:SG	2.74	0.61
2:2R:101:ASN:HB2	1:3E:254:GLU:CG	2.30	0.61
1:2N:407:TRP:CE3	2:2Z:257:VAL:HG22	2.35	0.61
2:2O:394:GLN:CG	1:3B:348:PRO:HG3	2.27	0.61
1:3C:180:ALA:HB3	1:3C:183:GLU:HG3	1.82	0.61
1:3D:180:ALA:HB3	1:3D:183:GLU:HG3	1.82	0.61
1:3D:407:TRP:CE3	2:3Q:257:VAL:HG22	2.35	0.61

Continued on next page...

Continued from previous page...

Atom-1	Atom-2	Interatomic distance (Å)	Clash overlap (Å)
1:3G:64:ARG:NH2	1:3G:129:CYS:SG	2.74	0.61
5:2V:501:GDP:H8	1:3J:248:LEU:HD11	1.64	0.61
1:3L:64:ARG:NH2	1:3L:129:CYS:SG	2.74	0.61
1:3N:407:TRP:CE3	2:3Z:257:VAL:HG22	2.35	0.61
1:4D:180:ALA:HB3	1:4D:183:GLU:HG3	1.82	0.61
1:4F:64:ARG:NH2	1:4F:129:CYS:SG	2.74	0.61
1:1B:353:VAL:HG23	2:4O:179:ASP:HA	1.81	0.61
1:1B:329:ASN:ND2	2:4O:210:TYR:HD2	1.95	0.61
1:1C:349:THR:HG23	2:4P:394:GLN:OE1	2.00	0.61
1:1D:260:VAL:HG11	2:4Q:407:TRP:CZ2	2.36	0.61
1:1J:346:TRP:CZ3	2:4V:404:PHE:HE2	2.17	0.61
1:4N:407:TRP:CE3	2:4Z:257:VAL:HG22	2.35	0.61
1:1C:2:ARG:HG3	2:4P:72:PRO:HG2	1.82	0.61
1:2D:64:ARG:NH2	1:2D:129:CYS:SG	2.74	0.61
1:2D:407:TRP:CE3	2:2Q:257:VAL:HG22	2.35	0.61
1:2F:180:ALA:HB3	1:2F:183:GLU:HG3	1.82	0.61
1:2K:64:ARG:NH2	1:2K:129:CYS:SG	2.74	0.61
2:2P:407:TRP:HE1	1:3C:260:VAL:CB	2.13	0.61
2:2T:72:PRO:HG2	1:3G:2:ARG:HG3	1.83	0.61
2:2Y:406:HIS:NE2	1:3M:263:PRO:CD	2.62	0.61
1:3D:64:ARG:NH2	1:3D:129:CYS:SG	2.74	0.61
2:2U:397:ALA:HB1	1:3I:346:TRP:HA	1.82	0.61
1:4D:64:ARG:NH2	1:4D:129:CYS:SG	2.74	0.61
1:4F:180:ALA:HB3	1:4F:183:GLU:HG3	1.82	0.61
1:4G:180:ALA:HB3	1:4G:183:GLU:HG3	1.82	0.61
1:1A:253:THR:C	2:4H:100:GLY:CA	2.69	0.61
1:4K:64:ARG:NH2	1:4K:129:CYS:SG	2.74	0.61
1:4L:64:ARG:NH2	1:4L:129:CYS:SG	2.74	0.61
1:1C:325:PRO:HD2	2:4P:223:THR:HA	1.82	0.61
1:1C:435:VAL:O	2:4P:401:ARG:NH2	2.29	0.61
1:1D:2:ARG:HH22	2:4Q:73:GLY:HA3	1.65	0.61
1:1L:326:LYS:HA	2:4X:210:TYR:CE1	2.35	0.61
1:1A:64:ARG:NH2	1:1A:129:CYS:SG	2.74	0.61
1:1B:253:THR:CB	2:4O:100:GLY:CA	2.79	0.61
1:1G:180:ALA:HB3	1:1G:183:GLU:HG3	1.82	0.61
1:1I:64:ARG:NH2	1:1I:129:CYS:SG	2.74	0.61
1:1I:346:TRP:CE2	2:4U:403:ALA:HB2	2.36	0.61
1:1K:64:ARG:NH2	1:1K:129:CYS:SG	2.74	0.61
2:1S:180:THR:HA	1:2F:258:ASN:ND2	2.15	0.61
2:1Z:181:VAL:CA	1:2N:258:ASN:HD22	2.12	0.61
2:2O:73:GLY:HA3	1:3B:2:ARG:NH2	2.15	0.61

Continued on next page...

Continued from previous page...

Atom-1	Atom-2	Interatomic distance (Å)	Clash overlap (Å)
2:2V:224:TYR:HD2	1:3J:247:ALA:O	1.84	0.61
2:2O:214:PHE:CB	1:3B:326:LYS:CE	2.75	0.61
2:2O:394:GLN:CB	1:3B:348:PRO:CG	2.79	0.61
1:3F:180:ALA:HB3	1:3F:183:GLU:HG3	1.82	0.61
2:2S:100:GLY:O	1:3F:254:GLU:HA	2.00	0.61
1:3G:180:ALA:HB3	1:3G:183:GLU:HG3	1.82	0.61
1:3I:64:ARG:NH2	1:3I:129:CYS:SG	2.74	0.61
2:2U:394:GLN:HB3	1:3I:348:PRO:HG2	1.83	0.61
1:3K:64:ARG:NH2	1:3K:129:CYS:SG	2.74	0.61
2:2Y:207:GLU:CD	1:3M:329:ASN:ND2	2.36	0.61
1:1A:261:PRO:HA	2:4H:404:PHE:HA	1.83	0.61
1:1A:263:PRO:N	2:4H:406:HIS:CD2	2.68	0.61
1:1M:248:LEU:HD13	5:4Y:501:GDP:H8	1.64	0.61
1:1B:261:PRO:N	2:4O:404:PHE:CD1	2.69	0.61
1:1I:253:THR:C	2:4U:100:GLY:HA2	2.22	0.61
1:1J:332:ILE:HG22	2:4V:177:VAL:CG2	2.21	0.61
1:1K:245:ASP:OD2	2:4W:77:SER:HB2	2.00	0.61
1:1N:261:PRO:N	2:4Z:404:PHE:CE1	2.69	0.61
1:2G:180:ALA:HB3	1:2G:183:GLU:HG3	1.82	0.61
1:2I:64:ARG:NH2	1:2I:129:CYS:SG	2.74	0.61
2:1Y:182:VAL:CG2	1:2M:257:THR:CG2	2.67	0.61
2:2P:404:PHE:CD1	1:3C:260:VAL:C	2.74	0.61
2:2R:11:GLN:CD	1:3E:249:ASN:H	2.00	0.61
1:3N:64:ARG:NH2	1:3N:129:CYS:SG	2.74	0.61
1:4D:407:TRP:CE3	2:4Q:257:VAL:HG22	2.35	0.61
1:4E:180:ALA:HB3	1:4E:183:GLU:HG3	1.82	0.61
1:4N:64:ARG:NH2	1:4N:129:CYS:SG	2.74	0.61
1:1F:260:VAL:CG1	2:4S:407:TRP:CE2	2.84	0.61
1:1M:260:VAL:CG1	2:4Y:407:TRP:HZ2	2.12	0.61
1:1A:260:VAL:HG12	2:4H:407:TRP:HE1	1.66	0.61
1:1E:180:ALA:HB3	1:1E:183:GLU:HG3	1.82	0.61
1:1E:211:ASP:OD1	1:1E:215:ARG:NH1	2.34	0.61
1:1E:261:PRO:HA	2:4R:404:PHE:CD1	2.35	0.61
1:1J:64:ARG:NH2	1:1J:129:CYS:SG	2.74	0.61
1:1K:351:PHE:O	2:4W:180:THR:C	2.39	0.61
1:1M:260:VAL:CG1	2:4Y:407:TRP:CZ2	2.83	0.61
1:1M:346:TRP:CB	2:4Y:397:ALA:O	2.48	0.61
1:1N:64:ARG:NH2	1:1N:129:CYS:SG	2.74	0.61
2:1Q:100:GLY:HA2	1:2D:253:THR:HB	1.82	0.61
1:2A:64:ARG:NH2	1:2A:129:CYS:SG	2.74	0.61
1:2A:407:TRP:CE3	2:2H:257:VAL:HG22	2.35	0.61

Continued on next page...

Continued from previous page...

Atom-1	Atom-2	Interatomic distance (Å)	Clash overlap (Å)
1:2E:180:ALA:HB3	1:2E:183:GLU:HG3	1.82	0.61
1:2N:64:ARG:NH2	1:2N:129:CYS:SG	2.74	0.61
2:2P:394:GLN:CG	1:3C:348:PRO:HG3	2.27	0.61
1:3A:64:ARG:NH2	1:3A:129:CYS:SG	2.74	0.61
2:2W:72:PRO:HD2	1:3K:2:ARG:CG	2.31	0.61
1:3M:211:ASP:OD1	1:3M:215:ARG:NH1	2.34	0.61
1:4A:64:ARG:NH2	1:4A:129:CYS:SG	2.74	0.61
1:4A:407:TRP:CE3	2:4H:257:VAL:HG22	2.35	0.61
1:4I:64:ARG:NH2	1:4I:129:CYS:SG	2.74	0.61
1:1F:326:LYS:HB3	2:4S:222:PRO:HG2	1.83	0.61
1:1M:349:THR:HB	2:4Y:180:THR:O	2.00	0.61
1:1A:211:ASP:OD1	1:1A:215:ARG:NH1	2.34	0.60
1:1A:326:LYS:HE3	2:4H:214:PHE:HB2	1.83	0.60
1:1B:64:ARG:NH2	1:1B:129:CYS:SG	2.74	0.60
1:1C:245:ASP:OD2	2:4P:77:SER:HB2	2.01	0.60
1:1D:349:THR:HG21	2:4Q:184:PRO:CG	2.29	0.60
1:1E:64:ARG:NH2	1:1E:129:CYS:SG	2.74	0.60
1:1A:407:TRP:CE3	2:1H:257:VAL:HG22	2.35	0.60
1:1K:332:ILE:HG22	2:4W:177:VAL:CG2	2.25	0.60
1:1M:211:ASP:OD1	1:1M:215:ARG:NH1	2.34	0.60
1:1N:353:VAL:CB	2:4Z:179:ASP:OD1	2.47	0.60
2:1S:179:ASP:O	1:2F:352:LYS:CD	2.50	0.60
1:2B:64:ARG:NH2	1:2B:129:CYS:SG	2.74	0.60
2:1Q:181:VAL:N	1:2D:258:ASN:HD22	1.93	0.60
1:2E:211:ASP:OD1	1:2E:215:ARG:NH1	2.34	0.60
2:1R:404:PHE:CE1	1:2E:260:VAL:O	2.54	0.60
1:2G:211:ASP:OD1	1:2G:215:ARG:NH1	2.34	0.60
1:2J:64:ARG:NH2	1:2J:129:CYS:SG	2.74	0.60
1:2M:211:ASP:OD1	1:2M:215:ARG:NH1	2.34	0.60
2:2R:404:PHE:CD1	1:3E:260:VAL:C	2.74	0.60
2:2X:394:GLN:CB	1:3L:348:PRO:HG3	2.30	0.60
1:3A:211:ASP:OD1	1:3A:215:ARG:NH1	2.34	0.60
1:3B:64:ARG:NH2	1:3B:129:CYS:SG	2.74	0.60
1:3E:180:ALA:HB3	1:3E:183:GLU:HG3	1.82	0.60
1:3G:211:ASP:OD1	1:3G:215:ARG:NH1	2.34	0.60
1:3A:407:TRP:CE3	2:3H:257:VAL:HG22	2.35	0.60
1:3J:64:ARG:NH2	1:3J:129:CYS:SG	2.74	0.60
2:2Y:73:GLY:HA3	1:3M:2:ARG:NH2	2.16	0.60
1:4A:211:ASP:OD1	1:4A:215:ARG:NH1	2.34	0.60
1:4B:64:ARG:NH2	1:4B:129:CYS:SG	2.74	0.60
1:4E:211:ASP:OD1	1:4E:215:ARG:NH1	2.34	0.60

Continued on next page...

Continued from previous page...

Atom-1	Atom-2	Interatomic distance (Å)	Clash overlap (Å)
1:4G:211:ASP:OD1	1:4G:215:ARG:NH1	2.34	0.60
1:4M:211:ASP:OD1	1:4M:215:ARG:NH1	2.34	0.60
1:1F:262:TYR:OH	2:4S:402:LYS:C	2.40	0.60
1:1K:348:PRO:CB	2:4W:394:GLN:HG2	2.31	0.60
1:1L:262:TYR:CA	2:4X:406:HIS:CD2	2.40	0.60
1:1B:326:LYS:HE2	2:4O:214:PHE:CB	2.28	0.60
1:1G:211:ASP:OD1	1:1G:215:ARG:NH1	2.34	0.60
1:1G:346:TRP:CZ3	2:4T:403:ALA:HB3	2.25	0.60
1:1J:439:SER:OG	2:4V:401:ARG:HD3	2.01	0.60
1:1N:348:PRO:HG3	2:4Z:394:GLN:HA	1.81	0.60
2:1X:404:PHE:CE1	1:2L:260:VAL:N	2.69	0.60
1:2A:211:ASP:OD1	1:2A:215:ARG:NH1	2.34	0.60
1:2E:64:ARG:NH2	1:2E:129:CYS:SG	2.74	0.60
1:2J:211:ASP:OD1	1:2J:215:ARG:NH1	2.34	0.60
2:2O:404:PHE:CD1	1:3B:260:VAL:C	2.73	0.60
2:2Y:179:ASP:OD2	1:3M:248:LEU:CD2	2.49	0.60
1:3E:64:ARG:NH2	1:3E:129:CYS:SG	2.74	0.60
1:3E:211:ASP:OD1	1:3E:215:ARG:NH1	2.34	0.60
2:2S:401:ARG:HH21	1:3F:435:VAL:HA	1.62	0.60
2:2Z:182:VAL:HG21	1:3N:257:THR:HG22	1.81	0.60
1:4J:64:ARG:NH2	1:4J:129:CYS:SG	2.74	0.60
1:1G:325:PRO:CB	2:4T:224:TYR:CZ	2.83	0.60
1:1C:2:ARG:HD3	2:4P:72:PRO:CD	2.23	0.60
1:1E:439:SER:CB	2:4R:400:ARG:CD	2.79	0.60
1:1G:332:ILE:HG22	2:4T:177:VAL:CG2	2.04	0.60
2:1U:406:HIS:CE1	1:2I:263:PRO:HB3	2.36	0.60
2:1W:404:PHE:HE1	1:2K:260:VAL:N	1.99	0.60
2:2Q:404:PHE:CD1	1:3D:260:VAL:C	2.74	0.60
2:2Q:77:SER:CB	1:3D:245:ASP:CG	2.67	0.60
2:2T:404:PHE:CD2	1:3G:261:PRO:HB3	2.36	0.60
2:2T:222:PRO:O	1:3G:325:PRO:HD2	2.01	0.60
1:3J:211:ASP:OD1	1:3J:215:ARG:NH1	2.34	0.60
1:4D:211:ASP:OD1	1:4D:215:ARG:NH1	2.34	0.60
1:4E:64:ARG:NH2	1:4E:129:CYS:SG	2.74	0.60
1:4J:211:ASP:OD1	1:4J:215:ARG:NH1	2.34	0.60
1:1I:348:PRO:CB	2:4U:394:GLN:CG	2.79	0.60
1:1J:349:THR:CB	2:4V:184:PRO:HD3	2.31	0.60
1:1B:211:ASP:OD1	1:1B:215:ARG:NH1	2.34	0.60
1:1D:211:ASP:OD1	1:1D:215:ARG:NH1	2.34	0.60
1:1J:211:ASP:OD1	1:1J:215:ARG:NH1	2.34	0.60
1:1L:254:GLU:N	2:4X:100:GLY:HA2	2.16	0.60

Continued on next page...

Continued from previous page...

Atom-1	Atom-2	Interatomic distance (Å)	Clash overlap (Å)
1:1M:64:ARG:NH2	1:1M:129:CYS:SG	2.74	0.60
1:1C:407:TRP:CE3	2:1P:257:VAL:HG22	2.35	0.60
2:1U:404:PHE:CZ	1:2I:261:PRO:N	2.70	0.60
1:2D:211:ASP:OD1	1:2D:215:ARG:NH1	2.34	0.60
2:2H:73:GLY:HA3	1:3A:2:ARG:NH2	2.17	0.60
1:3C:407:TRP:CE3	2:3P:257:VAL:HG22	2.35	0.60
1:3D:211:ASP:OD1	1:3D:215:ARG:NH1	2.34	0.60
2:2W:397:ALA:O	1:3K:346:TRP:CB	2.49	0.60
1:4B:211:ASP:OD1	1:4B:215:ARG:NH1	2.34	0.60
1:4B:407:TRP:CE3	2:4O:257:VAL:HG22	2.35	0.60
1:4L:211:ASP:OD1	1:4L:215:ARG:NH1	2.34	0.60
1:1D:325:PRO:HB3	2:4Q:224:TYR:CZ	2.37	0.60
1:1E:261:PRO:CA	2:4R:404:PHE:CD1	2.84	0.60
1:1E:260:VAL:CB	2:4R:407:TRP:CZ2	2.84	0.60
1:1J:247:ALA:O	2:4V:15:GLN:NE2	2.32	0.60
1:1M:257:THR:OG1	2:4Y:100:GLY:O	2.20	0.60
1:1M:245:ASP:OD2	2:4Y:77:SER:HB2	2.01	0.60
1:1G:329:ASN:CB	2:4T:210:TYR:CD2	2.85	0.60
1:1I:211:ASP:OD1	1:1I:215:ARG:NH1	2.34	0.60
1:1K:211:ASP:OD1	1:1K:215:ARG:NH1	2.34	0.60
1:2B:211:ASP:OD1	1:2B:215:ARG:NH1	2.34	0.60
2:1S:401:ARG:HH22	1:2F:435:VAL:HA	1.65	0.60
1:2K:211:ASP:OD1	1:2K:215:ARG:NH1	2.34	0.60
2:1Y:11:GLN:HE22	1:2M:249:ASN:CB	2.13	0.60
2:2S:179:ASP:OD1	1:3F:353:VAL:CB	2.46	0.60
2:2V:77:SER:CB	1:3J:245:ASP:CG	2.69	0.60
1:3B:211:ASP:OD1	1:3B:215:ARG:NH1	2.34	0.60
1:3K:211:ASP:OD1	1:3K:215:ARG:NH1	2.34	0.60
1:3L:211:ASP:OD1	1:3L:215:ARG:NH1	2.34	0.60
1:1D:352:LYS:CE	2:4Q:101:ASN:HD22	2.14	0.60
1:1D:248:LEU:HD11	5:4Q:501:GDP:H8	1.61	0.60
1:1E:262:TYR:OH	2:4R:402:LYS:C	2.39	0.60
1:1E:261:PRO:CB	2:4R:404:PHE:N	2.65	0.60
1:1A:262:TYR:HA	2:4H:406:HIS:HD2	1.53	0.60
1:1A:326:LYS:HB3	2:4H:222:PRO:HG2	1.82	0.60
1:1A:329:ASN:CB	2:4H:210:TYR:CD2	2.84	0.60
1:1B:407:TRP:CE3	2:1O:257:VAL:HG22	2.35	0.60
1:1L:211:ASP:OD1	1:1L:215:ARG:NH1	2.34	0.60
1:2C:407:TRP:CE3	2:2P:257:VAL:HG22	2.35	0.60
1:2I:211:ASP:OD1	1:2I:215:ARG:NH1	2.34	0.60
1:2L:211:ASP:OD1	1:2L:215:ARG:NH1	2.34	0.60

Continued on next page...

Continued from previous page...

Atom-1	Atom-2	Interatomic distance (Å)	Clash overlap (Å)
1:2M:64:ARG:NH2	1:2M:129:CYS:SG	2.74	0.60
1:2B:407:TRP:CE3	2:2O:257:VAL:HG22	2.35	0.60
2:2Q:224:TYR:HE2	1:3D:248:LEU:HB2	1.66	0.60
2:2U:100:GLY:HA2	1:3I:253:THR:CB	2.31	0.60
2:2W:397:ALA:HB1	1:3K:346:TRP:HA	1.82	0.60
1:3B:407:TRP:CE3	2:3O:257:VAL:HG22	2.35	0.60
2:2R:179:ASP:OD1	1:3E:353:VAL:CB	2.44	0.60
1:3I:211:ASP:OD1	1:3I:215:ARG:NH1	2.34	0.60
1:3M:64:ARG:NH2	1:3M:129:CYS:SG	2.74	0.60
1:4C:407:TRP:CE3	2:4P:257:VAL:HG22	2.35	0.60
1:4K:211:ASP:OD1	1:4K:215:ARG:NH1	2.34	0.60
1:1G:248:LEU:HD11	5:4T:501:GDP:O1A	2.02	0.60
1:1N:261:PRO:HB3	2:4Z:404:PHE:CD2	2.37	0.60
1:1N:261:PRO:O	2:4Z:404:PHE:CA	2.50	0.60
2:1U:181:VAL:HB	1:2I:258:ASN:CA	2.29	0.60
2:2O:101:ASN:N	1:3B:254:GLU:HG2	2.17	0.60
2:2R:224:TYR:HE2	1:3E:248:LEU:HB2	1.67	0.60
2:2Y:394:GLN:HA	1:3M:348:PRO:HG3	1.84	0.60
2:2P:100:GLY:CA	1:3C:253:THR:CG2	2.70	0.60
2:2R:100:GLY:CA	1:3E:253:THR:CG2	2.76	0.60
2:2U:394:GLN:HB3	1:3I:348:PRO:CG	2.32	0.60
2:2X:181:VAL:N	1:3L:258:ASN:HD22	1.99	0.60
1:4I:211:ASP:OD1	1:4I:215:ARG:NH1	2.34	0.60
1:1L:346:TRP:CH2	2:4X:403:ALA:HB1	2.36	0.60
1:1N:352:LYS:HA	2:4Z:179:ASP:O	2.01	0.60
2:1X:179:ASP:C	1:2L:352:LYS:HD2	2.20	0.60
2:2X:73:GLY:HA3	1:3L:2:ARG:CZ	2.30	0.60
2:2R:72:PRO:HD2	1:3E:2:ARG:CD	2.31	0.60
2:2U:404:PHE:CD2	1:3I:261:PRO:HB3	2.37	0.60
2:2X:397:ALA:HB1	1:3L:346:TRP:HA	1.82	0.60
1:4M:64:ARG:NH2	1:4M:129:CYS:SG	2.74	0.60
1:1B:2:ARG:NH2	2:4O:73:GLY:CA	2.62	0.60
1:1E:259:LEU:C	2:4R:404:PHE:HE1	2.04	0.60
1:1E:263:PRO:HD3	2:4R:406:HIS:HB3	1.83	0.60
1:1G:349:THR:HG21	2:4T:184:PRO:CG	2.29	0.60
2:1H:404:PHE:CD1	1:2A:260:VAL:O	2.55	0.60
1:1I:261:PRO:HA	2:4U:404:PHE:CD1	2.36	0.60
1:1I:349:THR:OG1	2:4U:184:PRO:HD2	2.01	0.60
2:1V:222:PRO:HG2	1:2J:326:LYS:HB2	1.84	0.60
2:1X:401:ARG:O	1:2L:262:TYR:HE1	1.85	0.60
2:1Z:182:VAL:CG2	1:2N:257:THR:HG22	2.31	0.60

Continued on next page...

Continued from previous page...

Atom-1	Atom-2	Interatomic distance (Å)	Clash overlap (Å)
2:1Q:221:THR:OG1	1:2D:324:VAL:HG21	2.01	0.60
1:2N:211:ASP:OD1	1:2N:215:ARG:NH1	2.34	0.60
5:2S:501:GDP:H8	1:3F:248:LEU:HD11	1.66	0.60
2:2T:406:HIS:NE2	1:3G:262:TYR:HA	2.13	0.60
2:2T:179:ASP:O	1:3G:352:LYS:HA	2.02	0.60
1:1C:349:THR:HG21	2:4P:184:PRO:CD	2.32	0.60
1:1E:254:GLU:CA	2:4R:100:GLY:HA2	2.32	0.60
1:1G:258:ASN:OD1	2:4T:101:ASN:ND2	2.35	0.60
2:1S:178:SER:HB3	1:2F:349:THR:CB	2.31	0.60
2:2V:397:ALA:HB1	1:3J:346:TRP:HA	1.83	0.60
1:1A:324:VAL:HG13	2:4H:222:PRO:C	2.21	0.60
1:4N:211:ASP:OD1	1:4N:215:ARG:NH1	2.34	0.60
1:1D:348:PRO:HD2	2:4Q:398:MET:HG3	1.82	0.60
1:1E:258:ASN:ND2	2:4R:182:VAL:HG22	2.17	0.60
1:1J:329:ASN:OD1	2:4V:177:VAL:CG1	2.50	0.60
1:1M:346:TRP:O	2:4Y:398:MET:CA	2.50	0.60
1:1C:346:TRP:CB	2:4P:397:ALA:C	2.66	0.59
1:1N:211:ASP:OD1	1:1N:215:ARG:NH1	2.34	0.59
2:1W:179:ASP:OD2	1:2K:248:LEU:CD2	2.36	0.59
2:1X:404:PHE:CZ	1:2L:260:VAL:C	2.74	0.59
2:1W:101:ASN:O	1:2K:257:THR:HG21	2.01	0.59
2:2P:181:VAL:CB	1:3C:258:ASN:O	2.49	0.59
2:2Z:221:THR:CA	1:3N:324:VAL:HG11	2.28	0.59
2:2T:72:PRO:HD2	1:3G:2:ARG:CD	2.30	0.59
2:2V:210:TYR:CE2	1:3J:329:ASN:HB2	2.37	0.59
1:3N:211:ASP:OD1	1:3N:215:ARG:NH1	2.34	0.59
1:1B:326:LYS:HB3	2:4O:222:PRO:HG2	1.81	0.59
1:1E:257:THR:CB	2:4R:100:GLY:O	2.50	0.59
1:1E:326:LYS:HA	2:4R:210:TYR:CZ	2.34	0.59
1:1M:248:LEU:HD12	2:4Y:11:GLN:CD	2.21	0.59
1:1F:211:ASP:OD1	1:1F:215:ARG:NH1	2.34	0.59
2:1R:100:GLY:CA	1:2E:253:THR:HG22	2.32	0.59
1:2F:211:ASP:OD1	1:2F:215:ARG:NH1	2.34	0.59
2:2Y:404:PHE:CD1	1:3M:261:PRO:CA	2.82	0.59
2:2T:406:HIS:NE2	1:3G:263:PRO:CD	2.60	0.59
2:2X:397:ALA:O	1:3L:346:TRP:CB	2.50	0.59
1:4C:211:ASP:OD1	1:4C:215:ARG:NH1	2.34	0.59
1:1A:348:PRO:HB2	2:4H:394:GLN:CD	2.23	0.59
1:1N:348:PRO:HG3	2:4Z:394:GLN:HG2	1.84	0.59
1:1C:211:ASP:OD1	1:1C:215:ARG:NH1	2.34	0.59
1:1E:247:ALA:O	2:4R:15:GLN:OE1	2.19	0.59

Continued on next page...

Continued from previous page...

Atom-1	Atom-2	Interatomic distance (Å)	Clash overlap (Å)
1:1K:314:ALA:HB1	2:4W:181:VAL:HG21	1.83	0.59
1:1L:346:TRP:O	2:4X:398:MET:CB	2.48	0.59
1:1M:260:VAL:CB	2:4Y:407:TRP:CZ2	2.84	0.59
1:2C:211:ASP:OD1	1:2C:215:ARG:NH1	2.34	0.59
2:1Q:221:THR:OG1	1:2D:324:VAL:CG2	2.49	0.59
1:3C:211:ASP:OD1	1:3C:215:ARG:NH1	2.34	0.59
1:3F:211:ASP:OD1	1:3F:215:ARG:NH1	2.34	0.59
2:2S:101:ASN:N	1:3F:254:GLU:HG2	2.17	0.59
5:2W:501:GDP:H8	1:3K:248:LEU:HD11	1.66	0.59
2:2W:101:ASN:ND2	1:3K:258:ASN:OD1	2.33	0.59
2:2W:403:ALA:HA	1:3K:262:TYR:CZ	2.37	0.59
1:4F:211:ASP:OD1	1:4F:215:ARG:NH1	2.34	0.59
1:1A:2:ARG:HG3	2:4H:72:PRO:CG	2.32	0.59
1:1B:254:GLU:HB3	2:4O:101:ASN:HB2	1.84	0.59
1:1D:257:THR:HG21	2:4Q:102:ASN:CB	2.32	0.59
1:1J:260:VAL:CB	2:4V:407:TRP:CE2	2.79	0.59
2:1Y:11:GLN:NE2	1:2M:249:ASN:HB2	2.17	0.59
2:1H:11:GLN:NE2	1:2A:249:ASN:H	1.97	0.59
2:2H:72:PRO:HD2	1:3A:2:ARG:CG	2.32	0.59
2:1Z:394:GLN:HG2	1:2N:348:PRO:HG2	1.84	0.59
2:2O:100:GLY:HA2	1:3B:253:THR:CB	2.22	0.59
2:2R:221:THR:HA	1:3E:324:VAL:HG11	1.83	0.59
2:2O:11:GLN:HE22	1:3B:249:ASN:H	0.65	0.59
2:2O:394:GLN:CB	1:3B:348:PRO:HG3	2.31	0.59
1:1F:247:ALA:O	2:4S:15:GLN:NE2	2.35	0.59
1:1C:260:VAL:HG12	2:4P:406:HIS:HE1	1.65	0.59
1:1J:254:GLU:HA	2:4V:100:GLY:CA	2.32	0.59
1:1K:260:VAL:CB	2:4W:407:TRP:NE1	2.63	0.59
1:1L:261:PRO:O	2:4X:406:HIS:NE2	2.34	0.59
2:1Q:275:LEU:H	2:1Q:294:GLN:HE22	1.51	0.59
2:1X:181:VAL:CB	1:2L:258:ASN:C	2.71	0.59
2:1Y:100:GLY:CA	1:2M:253:THR:HG22	2.24	0.59
2:1Z:207:GLU:OE2	1:2N:329:ASN:ND2	2.35	0.59
2:2R:275:LEU:H	2:2R:294:GLN:HE22	1.51	0.59
2:2U:406:HIS:CG	1:3I:263:PRO:CD	2.77	0.59
2:2S:404:PHE:CA	1:3F:261:PRO:O	2.49	0.59
2:2Y:176:LYS:CE	1:3M:333:ALA:HB1	2.32	0.59
1:1D:262:TYR:CZ	2:4Q:403:ALA:HA	2.37	0.59
1:1F:2:ARG:HH22	2:4S:73:GLY:HA3	1.67	0.59
1:1I:326:LYS:HA	2:4U:210:TYR:CZ	2.37	0.59
1:1I:329:ASN:ND2	2:4U:210:TYR:HD2	2.00	0.59

Continued on next page...

Continued from previous page...

Atom-1	Atom-2	Interatomic distance (Å)	Clash overlap (Å)
1:1J:346:TRP:CA	2:4V:397:ALA:O	2.50	0.59
1:1K:329:ASN:ND2	2:4W:210:TYR:CD2	2.62	0.59
1:1K:248:LEU:HD13	5:4W:501:GDP:H8	1.67	0.59
2:1R:275:LEU:H	2:1R:294:GLN:HE22	1.51	0.59
2:1V:207:GLU:CD	1:2J:329:ASN:ND2	2.54	0.59
2:2Q:275:LEU:H	2:2Q:294:GLN:HE22	1.51	0.59
2:2S:404:PHE:HE1	1:3F:260:VAL:N	2.00	0.59
2:3P:275:LEU:H	2:3P:294:GLN:HE22	1.51	0.59
2:3R:275:LEU:H	2:3R:294:GLN:HE22	1.51	0.59
2:3S:275:LEU:H	2:3S:294:GLN:HE22	1.51	0.59
1:1B:260:VAL:N	2:4O:404:PHE:HE1	1.99	0.59
1:1C:261:PRO:O	2:4P:404:PHE:HA	2.02	0.59
1:1E:254:GLU:CA	2:4R:100:GLY:O	2.29	0.59
2:4R:275:LEU:H	2:4R:294:GLN:HE22	1.51	0.59
1:1F:325:PRO:HD2	2:4S:223:THR:HA	1.85	0.59
2:4S:275:LEU:H	2:4S:294:GLN:HE22	1.51	0.59
1:1I:351:PHE:O	2:4U:181:VAL:N	2.35	0.59
1:1I:263:PRO:HD3	2:4U:406:HIS:CB	2.33	0.59
1:1I:351:PHE:O	2:4U:180:THR:HA	2.01	0.59
1:1M:262:TYR:CZ	2:4Y:403:ALA:HA	2.37	0.59
2:1P:275:LEU:H	2:1P:294:GLN:HE22	1.51	0.59
2:1S:275:LEU:H	2:1S:294:GLN:HE22	1.51	0.59
2:2P:275:LEU:H	2:2P:294:GLN:HE22	1.51	0.59
2:2Q:221:THR:HA	1:3D:324:VAL:HG11	1.83	0.59
2:2S:275:LEU:H	2:2S:294:GLN:HE22	1.51	0.59
5:2T:501:GDP:H8	1:3G:248:LEU:HD11	1.64	0.59
2:2W:404:PHE:CA	1:3K:261:PRO:O	2.50	0.59
2:2Z:275:LEU:H	2:2Z:294:GLN:HE22	1.51	0.59
2:2H:11:GLN:HE22	1:3A:249:ASN:H	0.68	0.59
2:2Q:72:PRO:HD2	1:3D:2:ARG:HD3	1.85	0.59
2:2V:404:PHE:HD1	1:3J:260:VAL:O	1.82	0.59
2:2V:398:MET:CG	1:3J:346:TRP:O	2.50	0.59
2:3Q:275:LEU:H	2:3Q:294:GLN:HE22	1.51	0.59
2:3Z:275:LEU:H	2:3Z:294:GLN:HE22	1.51	0.59
2:4P:275:LEU:H	2:4P:294:GLN:HE22	1.51	0.59
2:4Q:275:LEU:H	2:4Q:294:GLN:HE22	1.51	0.59
2:4T:275:LEU:H	2:4T:294:GLN:HE22	1.51	0.59
1:1L:261:PRO:CA	2:4X:404:PHE:CD1	2.86	0.59
2:4Z:275:LEU:H	2:4Z:294:GLN:HE22	1.51	0.59
1:1D:261:PRO:CB	2:4Q:404:PHE:H	2.14	0.59
2:1O:275:LEU:H	2:1O:294:GLN:HE22	1.51	0.59

Continued on next page...

Continued from previous page...

Atom-1	Atom-2	Interatomic distance (Å)	Clash overlap (Å)
2:1U:224:TYR:OH	1:2I:248:LEU:HD22	2.03	0.59
2:1U:11:GLN:NE2	1:2I:249:ASN:HB2	2.17	0.59
2:2Q:179:ASP:OD1	1:3D:353:VAL:CB	2.46	0.59
2:2S:179:ASP:O	1:3F:352:LYS:HA	2.03	0.59
2:2Y:275:LEU:H	2:2Y:294:GLN:HE22	1.51	0.59
2:2W:404:PHE:HE1	1:3K:260:VAL:N	2.01	0.59
2:4H:275:LEU:H	2:4H:294:GLN:HE22	1.51	0.59
1:1C:349:THR:CG2	2:4P:184:PRO:CG	2.81	0.59
1:1L:348:PRO:HG2	2:4X:394:GLN:HB3	1.85	0.59
1:1L:439:SER:OG	2:4X:401:ARG:HD3	2.02	0.59
2:1T:101:ASN:O	1:2G:257:THR:HG21	2.02	0.59
2:1T:275:LEU:H	2:1T:294:GLN:HE22	1.51	0.59
2:1V:275:LEU:H	2:1V:294:GLN:HE22	1.51	0.59
2:1W:100:GLY:O	1:2K:253:THR:HG22	2.03	0.59
2:1X:275:LEU:H	2:1X:294:GLN:HE22	1.51	0.59
2:1Z:275:LEU:H	2:1Z:294:GLN:HE22	1.51	0.59
2:1T:11:GLN:HE22	1:2G:249:ASN:H	1.50	0.59
2:2H:275:LEU:H	2:2H:294:GLN:HE22	1.51	0.59
2:2O:275:LEU:H	2:2O:294:GLN:HE22	1.51	0.59
2:2P:214:PHE:CB	1:3C:326:LYS:CE	2.78	0.59
2:2S:406:HIS:CD2	1:3F:262:TYR:CA	2.86	0.59
2:2T:275:LEU:H	2:2T:294:GLN:HE22	1.51	0.59
2:2W:181:VAL:H	1:3K:258:ASN:HD22	1.50	0.59
2:2W:275:LEU:H	2:2W:294:GLN:HE22	1.51	0.59
2:2Q:11:GLN:CD	1:3D:249:ASN:H	2.02	0.59
2:3H:275:LEU:H	2:3H:294:GLN:HE22	1.51	0.59
2:2W:179:ASP:OD1	1:3K:353:VAL:HB	2.03	0.59
2:3O:275:LEU:H	2:3O:294:GLN:HE22	1.51	0.59
2:3T:275:LEU:H	2:3T:294:GLN:HE22	1.51	0.59
2:4O:275:LEU:H	2:4O:294:GLN:HE22	1.51	0.59
1:1F:325:PRO:HB3	2:4S:224:TYR:CE1	2.38	0.59
1:1G:346:TRP:C	2:4T:398:MET:HG2	2.20	0.59
2:4Y:275:LEU:H	2:4Y:294:GLN:HE22	1.51	0.59
1:1B:352:LYS:HA	2:4O:179:ASP:C	2.23	0.59
1:1C:347:CYS:HA	2:4P:398:MET:HG2	1.85	0.59
2:1H:275:LEU:H	2:1H:294:GLN:HE22	1.51	0.59
1:1I:434:GLU:O	2:4U:401:ARG:NH2	2.36	0.59
1:1J:351:PHE:O	2:4V:180:THR:N	2.36	0.59
2:1O:101:ASN:HB2	1:2B:254:GLU:CG	2.33	0.59
2:1W:275:LEU:H	2:1W:294:GLN:HE22	1.51	0.59
2:1Y:275:LEU:H	2:1Y:294:GLN:HE22	1.51	0.59

Continued on next page...

Continued from previous page...

Atom-1	Atom-2	Interatomic distance (Å)	Clash overlap (Å)
2:2V:275:LEU:H	2:2V:294:GLN:HE22	1.51	0.59
2:2X:275:LEU:H	2:2X:294:GLN:HE22	1.51	0.59
2:2Z:176:LYS:CE	1:3N:333:ALA:HB1	2.31	0.59
2:2R:214:PHE:CB	1:3E:326:LYS:CE	2.78	0.59
2:2Z:73:GLY:HA3	1:3N:2:ARG:NH2	2.17	0.59
2:3X:275:LEU:H	2:3X:294:GLN:HE22	1.51	0.59
2:3Y:275:LEU:H	2:3Y:294:GLN:HE22	1.51	0.59
1:1D:260:VAL:HG12	2:4Q:407:TRP:HE1	1.63	0.59
1:1G:345:ASP:O	2:4T:397:ALA:HB1	2.02	0.59
2:4X:275:LEU:H	2:4X:294:GLN:HE22	1.51	0.59
1:1C:332:ILE:HG21	2:4P:177:VAL:HG22	1.80	0.58
1:1G:329:ASN:HB3	2:4T:210:TYR:CD2	2.37	0.58
1:1I:254:GLU:HG2	2:4U:100:GLY:C	2.23	0.58
2:2O:222:PRO:HG2	1:3B:326:LYS:CB	2.33	0.58
2:2R:406:HIS:CE1	1:3E:263:PRO:N	2.71	0.58
2:2U:100:GLY:O	1:3I:257:THR:CB	2.50	0.58
2:2Z:401:ARG:NH2	1:3N:435:VAL:CA	2.44	0.58
2:3V:275:LEU:H	2:3V:294:GLN:HE22	1.51	0.58
2:3W:275:LEU:H	2:3W:294:GLN:HE22	1.51	0.58
1:1D:352:LYS:HD3	2:4Q:101:ASN:HD21	1.68	0.58
2:4U:275:LEU:H	2:4U:294:GLN:HE22	1.51	0.58
2:4V:275:LEU:H	2:4V:294:GLN:HE22	1.51	0.58
2:4W:275:LEU:H	2:4W:294:GLN:HE22	1.51	0.58
1:1F:261:PRO:HA	2:4S:404:PHE:CD1	2.38	0.58
1:1G:439:SER:CB	2:4T:400:ARG:HD2	2.33	0.58
2:1S:224:TYR:HE2	1:2F:248:LEU:HB2	1.68	0.58
2:1X:214:PHE:HB2	1:2L:326:LYS:CE	2.19	0.58
2:1Q:178:SER:CB	1:2D:349:THR:HB	2.33	0.58
2:1R:401:ARG:HH22	1:2E:435:VAL:HA	1.67	0.58
2:1U:180:THR:C	1:2I:258:ASN:ND2	2.54	0.58
2:1X:222:PRO:HD2	1:2L:324:VAL:CG1	2.33	0.58
2:1X:178:SER:HB3	1:2L:349:THR:HB	1.85	0.58
2:1Z:404:PHE:CE1	1:2N:260:VAL:N	2.71	0.58
2:2R:101:ASN:HB2	1:3E:254:GLU:HG2	1.83	0.58
2:2V:181:VAL:CB	1:3J:258:ASN:O	2.51	0.58
2:2R:223:THR:HA	1:3E:325:PRO:CD	2.33	0.58
2:3U:275:LEU:H	2:3U:294:GLN:HE22	1.51	0.58
1:1C:261:PRO:C	2:4P:404:PHE:HA	2.23	0.58
1:1B:332:ILE:HB	2:4O:177:VAL:HG21	1.85	0.58
2:1H:224:TYR:HD2	1:2A:247:ALA:O	1.85	0.58
1:1M:346:TRP:O	2:4Y:398:MET:CB	2.51	0.58

Continued on next page...

Continued from previous page...

Atom-1	Atom-2	Interatomic distance (Å)	Clash overlap (Å)
2:1U:275:LEU:H	2:1U:294:GLN:HE22	1.51	0.58
2:1H:179:ASP:CG	1:2A:248:LEU:HD21	2.22	0.58
2:1S:179:ASP:OD2	1:2F:248:LEU:HD21	2.04	0.58
2:2T:407:TRP:HE1	1:3G:260:VAL:CG1	2.16	0.58
2:2U:179:ASP:O	1:3I:352:LYS:CD	2.48	0.58
2:2U:275:LEU:H	2:2U:294:GLN:HE22	1.51	0.58
2:2W:394:GLN:CB	1:3K:348:PRO:CG	2.82	0.58
2:2O:407:TRP:NE1	1:3B:260:VAL:HB	2.18	0.58
2:2S:403:ALA:HA	1:3F:262:TYR:CZ	2.38	0.58
1:1C:245:ASP:OD2	2:4P:77:SER:CB	2.50	0.58
1:1F:332:ILE:HG21	2:4S:177:VAL:HG22	1.82	0.58
1:1G:348:PRO:HB2	2:4T:394:GLN:CD	2.22	0.58
1:1N:2:ARG:NH2	2:4Z:73:GLY:HA3	2.18	0.58
1:1C:345:ASP:O	2:4P:397:ALA:HB1	2.03	0.58
1:1D:346:TRP:CD1	2:4Q:401:ARG:CG	2.82	0.58
1:1L:260:VAL:CB	2:4X:407:TRP:HZ2	2.15	0.58
2:1O:100:GLY:CA	1:2B:253:THR:HB	2.32	0.58
2:2P:182:VAL:HG21	1:3C:257:THR:HG22	1.85	0.58
2:2T:214:PHE:HB2	1:3G:326:LYS:HE3	1.84	0.58
2:2H:394:GLN:CA	1:3A:348:PRO:HG3	2.34	0.58
2:2Q:401:ARG:HH22	1:3D:435:VAL:C	2.06	0.58
1:1D:260:VAL:N	2:4Q:404:PHE:HE1	2.01	0.58
1:1D:2:ARG:HG3	2:4Q:72:PRO:HG2	1.86	0.58
1:1F:326:LYS:HG2	2:4S:210:TYR:HB3	1.83	0.58
1:1G:261:PRO:HB3	2:4T:404:PHE:CD2	2.38	0.58
1:1I:253:THR:C	2:4U:100:GLY:CA	2.72	0.58
1:1I:2:ARG:HG3	2:4U:72:PRO:CG	2.34	0.58
1:1L:346:TRP:O	2:4X:398:MET:HA	2.02	0.58
1:1D:253:THR:CB	2:4Q:100:GLY:HA3	2.32	0.58
2:2H:181:VAL:CG2	1:3A:258:ASN:O	2.51	0.58
2:2S:407:TRP:HE1	1:3F:260:VAL:CG1	2.16	0.58
2:2Z:221:THR:CB	1:3N:324:VAL:HG21	2.32	0.58
2:2U:404:PHE:HA	1:3I:261:PRO:O	2.03	0.58
1:1B:261:PRO:CA	2:4O:404:PHE:H	2.17	0.58
1:1D:351:PHE:CB	2:4Q:178:SER:OG	2.46	0.58
1:1E:346:TRP:CE2	2:4R:403:ALA:HB2	2.39	0.58
1:1G:333:ALA:HB1	2:4T:176:LYS:HE2	1.85	0.58
1:1I:324:VAL:HG13	2:4U:222:PRO:O	2.01	0.58
1:1L:349:THR:CG2	2:4X:184:PRO:CD	2.73	0.58
1:1M:326:LYS:HB3	2:4Y:222:PRO:HG2	1.84	0.58
1:1D:326:LYS:HB2	2:4Q:222:PRO:HG2	1.86	0.58

Continued on next page...

Continued from previous page...

Atom-1	Atom-2	Interatomic distance (Å)	Clash overlap (Å)
1:1D:439:SER:CB	2:4Q:400:ARG:CD	2.82	0.58
2:1R:404:PHE:CE1	1:2E:260:VAL:C	2.76	0.58
2:2H:222:PRO:HG2	1:3A:326:LYS:CB	2.32	0.58
2:1Y:221:THR:OG1	1:2M:324:VAL:CG2	2.52	0.58
2:2Q:214:PHE:CB	1:3D:326:LYS:CE	2.79	0.58
2:2P:406:HIS:CD2	1:3C:262:TYR:HA	2.38	0.58
1:1G:314:ALA:HB2	2:4T:181:VAL:HG11	1.84	0.58
1:1F:248:LEU:HD11	5:4S:501:GDP:O1A	2.04	0.58
2:1Y:404:PHE:CE2	1:2M:261:PRO:HA	2.39	0.58
2:1Q:221:THR:CA	1:2D:324:VAL:HG11	2.26	0.58
2:2V:101:ASN:O	1:3J:257:THR:CG2	2.48	0.58
2:2X:72:PRO:HD2	1:3L:2:ARG:CG	2.34	0.58
2:2T:221:THR:CA	1:3G:324:VAL:HG11	2.33	0.58
1:1C:257:THR:CB	2:4P:100:GLY:O	2.52	0.58
1:1E:326:LYS:CB	2:4R:210:TYR:CD1	2.87	0.58
1:1F:348:PRO:HD2	2:4S:398:MET:SD	2.44	0.58
1:1G:261:PRO:HA	2:4T:404:PHE:CD1	2.38	0.58
1:1G:260:VAL:CG1	2:4T:407:TRP:HZ2	2.12	0.58
1:1A:254:GLU:HG2	2:4H:101:ASN:N	2.19	0.58
1:1C:332:ILE:CB	2:4P:177:VAL:HG21	2.31	0.58
1:1D:253:THR:CB	2:4Q:100:GLY:CA	2.81	0.58
1:1F:261:PRO:CA	2:4S:404:PHE:CD1	2.87	0.58
1:1J:325:PRO:HB3	2:4V:224:TYR:CZ	2.39	0.58
1:1K:352:LYS:HD3	2:4W:101:ASN:ND2	2.19	0.58
1:1L:245:ASP:OD2	2:4X:77:SER:HB2	2.03	0.58
1:1M:346:TRP:CE3	2:4Y:403:ALA:HB3	2.37	0.58
2:1Y:221:THR:CB	1:2M:324:VAL:HG21	2.33	0.58
2:2P:394:GLN:CB	1:3C:348:PRO:HG2	2.34	0.58
2:2V:100:GLY:HA2	1:3J:253:THR:C	2.24	0.58
1:1F:261:PRO:O	2:4S:404:PHE:N	2.37	0.58
1:1J:325:PRO:HB2	2:4V:224:TYR:CE1	2.38	0.58
2:1Z:401:ARG:HB3	1:2N:262:TYR:HH	1.67	0.58
2:1V:181:VAL:CB	1:2J:258:ASN:CA	2.80	0.58
2:2Q:404:PHE:CE1	1:3D:261:PRO:N	2.72	0.58
1:1M:260:VAL:CB	2:4Y:407:TRP:NE1	2.66	0.58
1:1G:262:TYR:CE2	2:4T:403:ALA:HA	2.39	0.58
2:1H:100:GLY:CA	1:2A:253:THR:CB	2.79	0.58
1:1I:325:PRO:O	2:4U:210:TYR:OH	2.18	0.58
1:1L:248:LEU:HD13	5:4X:501:GDP:H8	1.68	0.58
1:1N:260:VAL:CB	2:4Z:407:TRP:HE1	2.17	0.58
2:1S:394:GLN:HG2	1:2F:348:PRO:CG	2.33	0.58

Continued on next page...

Continued from previous page...

Atom-1	Atom-2	Interatomic distance (Å)	Clash overlap (Å)
2:1T:11:GLN:HE22	1:2G:249:ASN:HB2	1.69	0.58
2:2H:214:PHE:CB	1:3A:326:LYS:CE	2.70	0.58
2:1Y:100:GLY:CA	1:2M:253:THR:HG21	2.11	0.58
2:2R:401:ARG:HH22	1:3E:435:VAL:C	2.07	0.58
2:2V:181:VAL:HG21	1:3J:258:ASN:O	2.03	0.58
2:2Z:343:PHE:HB3	2:2Z:350:ASN:HD21	1.69	0.58
1:3G:79:ARG:NH2	1:3G:92:LEU:O	2.37	0.58
2:2X:406:HIS:CE1	1:3L:263:PRO:CA	2.86	0.58
2:2Y:182:VAL:HG21	1:3M:257:THR:HG22	1.84	0.58
2:3Y:343:PHE:HB3	2:3Y:350:ASN:HD21	1.69	0.58
1:4G:79:ARG:NH2	1:4G:92:LEU:O	2.37	0.58
1:1A:348:PRO:HB3	2:4H:394:GLN:HG2	1.82	0.58
1:1C:329:ASN:CB	2:4P:210:TYR:CE2	2.84	0.58
1:1K:324:VAL:HG21	2:4W:221:THR:OG1	2.03	0.58
2:4Y:343:PHE:HB3	2:4Y:350:ASN:HD21	1.69	0.58
2:4Z:343:PHE:HB3	2:4Z:350:ASN:HD21	1.69	0.58
1:1C:249:ASN:N	2:4P:11:GLN:CD	2.35	0.57
1:1D:352:LYS:CD	2:4Q:101:ASN:ND2	2.66	0.57
1:1F:346:TRP:CD2	2:4S:403:ALA:CB	2.87	0.57
1:1G:79:ARG:NH2	1:1G:92:LEU:O	2.37	0.57
2:1X:343:PHE:HB3	2:1X:350:ASN:HD21	1.69	0.57
2:1Y:343:PHE:HB3	2:1Y:350:ASN:HD21	1.69	0.57
2:1Z:343:PHE:HB3	2:1Z:350:ASN:HD21	1.69	0.57
1:2D:79:ARG:NH2	1:2D:92:LEU:O	2.37	0.57
2:1S:404:PHE:CD1	1:2F:261:PRO:HA	2.38	0.57
1:2G:79:ARG:NH2	1:2G:92:LEU:O	2.37	0.57
2:2H:343:PHE:HB3	2:2H:350:ASN:HD21	1.69	0.57
2:2O:224:TYR:CD2	1:3B:247:ALA:O	2.56	0.57
2:2Y:343:PHE:HB3	2:2Y:350:ASN:HD21	1.69	0.57
2:2O:404:PHE:CE1	1:3B:261:PRO:N	2.72	0.57
2:3Z:343:PHE:HB3	2:3Z:350:ASN:HD21	1.69	0.57
1:1B:2:ARG:CD	2:4O:71:GLU:HB2	2.31	0.57
1:1E:263:PRO:N	2:4R:406:HIS:CG	2.72	0.57
1:1D:79:ARG:NH2	1:1D:92:LEU:O	2.37	0.57
1:1E:348:PRO:HD2	2:4R:398:MET:CG	2.34	0.57
2:1X:404:PHE:CE2	1:2L:261:PRO:CA	2.87	0.57
2:1O:222:PRO:HG2	1:2B:326:LYS:HB2	1.85	0.57
2:2R:100:GLY:HA2	1:3E:253:THR:C	2.24	0.57
2:2X:343:PHE:HB3	2:2X:350:ASN:HD21	1.70	0.57
2:2Z:77:SER:CB	1:3N:245:ASP:OD1	2.49	0.57
1:3D:79:ARG:NH2	1:3D:92:LEU:O	2.37	0.57

Continued on next page...

Continued from previous page...

Atom-1	Atom-2	Interatomic distance (Å)	Clash overlap (Å)
2:2W:72:PRO:HG2	1:3K:2:ARG:HG3	1.86	0.57
1:3K:79:ARG:NH2	1:3K:92:LEU:O	2.37	0.57
1:1B:326:LYS:HA	2:4O:210:TYR:CE1	2.39	0.57
1:1G:439:SER:HB2	2:4T:400:ARG:HD2	1.86	0.57
1:1I:254:GLU:CA	2:4U:100:GLY:CA	2.82	0.57
1:1J:332:ILE:HB	2:4V:177:VAL:HG21	1.85	0.57
2:4X:343:PHE:HB3	2:4X:350:ASN:HD21	1.69	0.57
1:1E:261:PRO:HB3	2:4R:404:PHE:CE2	2.39	0.57
1:1E:346:TRP:CB	2:4R:397:ALA:C	2.68	0.57
1:1I:79:ARG:NH2	1:1I:92:LEU:O	2.37	0.57
1:1K:79:ARG:NH2	1:1K:92:LEU:O	2.37	0.57
2:1T:343:PHE:HB3	2:1T:350:ASN:HD21	1.70	0.57
2:1T:181:VAL:CB	1:2G:258:ASN:O	2.52	0.57
2:1U:181:VAL:CG2	1:2I:258:ASN:HB3	2.29	0.57
1:2K:79:ARG:NH2	1:2K:92:LEU:O	2.38	0.57
2:2T:179:ASP:OD1	1:3G:353:VAL:CB	2.52	0.57
2:2T:343:PHE:HB3	2:2T:350:ASN:HD21	1.70	0.57
2:2X:177:VAL:HG23	1:3L:332:ILE:HG22	1.85	0.57
2:2X:77:SER:HB3	1:3L:245:ASP:CG	2.24	0.57
2:2H:77:SER:HB3	1:3A:245:ASP:CG	2.25	0.57
2:2T:407:TRP:HE1	1:3G:260:VAL:CB	2.15	0.57
2:2T:73:GLY:HA3	1:3G:2:ARG:CZ	2.34	0.57
2:3H:343:PHE:HB3	2:3H:350:ASN:HD21	1.69	0.57
1:3I:79:ARG:NH2	1:3I:92:LEU:O	2.37	0.57
2:2V:221:THR:C	1:3J:324:VAL:HG11	2.25	0.57
2:2W:406:HIS:CD2	1:3K:262:TYR:HA	2.39	0.57
2:3T:343:PHE:HB3	2:3T:350:ASN:HD21	1.70	0.57
2:3X:343:PHE:HB3	2:3X:350:ASN:HD21	1.70	0.57
1:4D:79:ARG:NH2	1:4D:92:LEU:O	2.38	0.57
2:4H:343:PHE:HB3	2:4H:350:ASN:HD21	1.69	0.57
1:4K:79:ARG:NH2	1:4K:92:LEU:O	2.37	0.57
1:1B:257:THR:HB	2:4O:100:GLY:O	2.04	0.57
1:1G:349:THR:O	2:4T:181:VAL:O	2.23	0.57
1:1K:348:PRO:HG2	2:4W:394:GLN:HB3	1.85	0.57
1:1B:248:LEU:HD13	5:4O:501:GDP:N7	2.13	0.57
1:1C:254:GLU:HG2	2:4P:101:ASN:H	1.67	0.57
1:1C:346:TRP:HA	2:4P:397:ALA:CB	2.34	0.57
1:1E:245:ASP:OD1	2:4R:77:SER:OG	2.22	0.57
2:1H:343:PHE:HB3	2:1H:350:ASN:HD21	1.70	0.57
2:1R:179:ASP:O	1:2E:352:LYS:HD2	2.04	0.57
2:1W:343:PHE:HB3	2:1W:350:ASN:HD21	1.70	0.57

Continued on next page...

Continued from previous page...

Atom-1	Atom-2	Interatomic distance (Å)	Clash overlap (Å)
1:2I:79:ARG:NH2	1:2I:92:LEU:O	2.37	0.57
2:1X:100:GLY:O	1:2L:253:THR:HG22	2.04	0.57
2:2U:179:ASP:O	1:3I:352:LYS:HA	2.04	0.57
2:2S:404:PHE:CD2	1:3F:261:PRO:HB3	2.38	0.57
2:2V:101:ASN:C	1:3J:257:THR:HG21	2.24	0.57
2:3W:343:PHE:HB3	2:3W:350:ASN:HD21	1.69	0.57
1:4I:79:ARG:NH2	1:4I:92:LEU:O	2.37	0.57
1:1D:260:VAL:HG12	2:4Q:407:TRP:NE1	2.20	0.57
1:1F:326:LYS:CA	2:4S:210:TYR:CD1	2.85	0.57
2:4W:343:PHE:HB3	2:4W:350:ASN:HD21	1.69	0.57
1:1M:325:PRO:CD	2:4Y:223:THR:HA	2.30	0.57
1:1M:261:PRO:HB3	2:4Y:404:PHE:CE2	2.40	0.57
1:1C:325:PRO:CD	2:4P:223:THR:HA	2.35	0.57
2:1H:100:GLY:HA3	1:2A:253:THR:HG21	1.82	0.57
1:1L:79:ARG:NH2	1:1L:92:LEU:O	2.37	0.57
2:1S:180:THR:HA	1:2F:258:ASN:HD21	1.69	0.57
2:1W:222:PRO:HD2	1:2K:324:VAL:CG1	2.35	0.57
2:1Y:181:VAL:CG2	1:2M:258:ASN:C	2.66	0.57
2:2T:406:HIS:CG	1:3G:263:PRO:CD	2.77	0.57
2:2W:343:PHE:HB3	2:2W:350:ASN:HD21	1.70	0.57
2:2Y:404:PHE:HD1	1:3M:260:VAL:O	1.84	0.57
1:1D:326:LYS:HG2	2:4Q:210:TYR:CG	2.40	0.57
1:1D:2:ARG:NH1	2:4Q:71:GLU:CG	2.63	0.57
1:1E:262:TYR:O	2:4R:406:HIS:NE2	2.34	0.57
2:4T:343:PHE:HB3	2:4T:350:ASN:HD21	1.70	0.57
1:1I:435:VAL:HA	2:4U:401:ARG:HH21	1.67	0.57
1:1E:79:ARG:NH2	1:1E:92:LEU:O	2.37	0.57
1:1F:349:THR:O	2:4S:181:VAL:O	2.23	0.57
1:1I:2:ARG:CD	2:4U:72:PRO:CD	2.69	0.57
2:1V:222:PRO:CG	1:2J:326:LYS:HB2	2.34	0.57
2:1V:343:PHE:HB3	2:1V:350:ASN:HD21	1.69	0.57
1:2E:79:ARG:NH2	1:2E:92:LEU:O	2.37	0.57
2:2Q:11:GLN:NE2	1:3D:249:ASN:N	2.08	0.57
2:2S:407:TRP:CD1	1:3F:260:VAL:O	2.58	0.57
2:2V:406:HIS:NE2	1:3J:262:TYR:HA	2.19	0.57
2:2X:404:PHE:CE2	1:3L:261:PRO:CB	2.83	0.57
1:3E:79:ARG:NH2	1:3E:92:LEU:O	2.37	0.57
2:2T:100:GLY:O	1:3G:257:THR:CB	2.52	0.57
2:3U:343:PHE:HB3	2:3U:350:ASN:HD21	1.69	0.57
1:1C:326:LYS:CA	2:4P:210:TYR:CD1	2.87	0.57
1:1C:348:PRO:CG	2:4P:394:GLN:HA	2.10	0.57

Continued on next page...

Continued from previous page...

Atom-1	Atom-2	Interatomic distance (Å)	Clash overlap (Å)
1:1D:349:THR:HG23	2:4Q:184:PRO:CG	2.34	0.57
1:1E:261:PRO:CA	2:4R:404:PHE:CG	2.86	0.57
1:1F:253:THR:HG22	2:4S:100:GLY:HA3	1.86	0.57
1:1F:333:ALA:HB1	2:4S:176:LYS:HB3	1.85	0.57
1:1N:248:LEU:HA	2:4Z:11:GLN:NE2	2.19	0.57
1:1E:2:ARG:HH11	2:4R:71:GLU:HG3	1.70	0.57
1:1I:263:PRO:CD	2:4U:406:HIS:CD2	2.87	0.57
1:1N:249:ASN:N	2:4Z:11:GLN:NE2	1.97	0.57
2:1O:343:PHE:HB3	2:1O:350:ASN:HD21	1.69	0.57
2:1U:343:PHE:HB3	2:1U:350:ASN:HD21	1.70	0.57
2:1V:316:ALA:HB3	2:1V:378:ILE:HB	1.87	0.57
2:1O:11:GLN:NE2	1:2B:249:ASN:H	1.97	0.57
1:2F:79:ARG:NH2	1:2F:92:LEU:O	2.37	0.57
2:2O:343:PHE:HB3	2:2O:350:ASN:HD21	1.69	0.57
2:2Q:223:THR:HA	1:3D:325:PRO:HD2	1.87	0.57
2:2U:343:PHE:HB3	2:2U:350:ASN:HD21	1.69	0.57
2:2Y:316:ALA:HB3	2:2Y:378:ILE:HB	1.87	0.57
2:2Q:101:ASN:ND2	1:3D:258:ASN:OD1	2.38	0.57
2:3V:343:PHE:HB3	2:3V:350:ASN:HD21	1.69	0.57
2:3Y:316:ALA:HB3	2:3Y:378:ILE:HB	1.87	0.57
1:4E:79:ARG:NH2	1:4E:92:LEU:O	2.37	0.57
1:4F:79:ARG:NH2	1:4F:92:LEU:O	2.37	0.57
2:4O:343:PHE:HB3	2:4O:350:ASN:HD21	1.70	0.57
1:1D:333:ALA:HB1	2:4Q:176:LYS:HB3	1.85	0.57
1:1E:435:VAL:CA	2:4R:401:ARG:HH22	1.90	0.57
1:1G:326:LYS:HB3	2:4T:222:PRO:HG2	1.86	0.57
1:1J:254:GLU:HG2	2:4V:101:ASN:N	2.20	0.57
2:4V:343:PHE:HB3	2:4V:350:ASN:HD21	1.69	0.57
2:4Y:316:ALA:HB3	2:4Y:378:ILE:HB	1.87	0.57
1:1A:324:VAL:HG13	2:4H:222:PRO:O	2.04	0.57
1:1C:314:ALA:HB1	2:4P:181:VAL:CG2	2.23	0.57
1:1F:79:ARG:NH2	1:1F:92:LEU:O	2.37	0.57
1:1I:258:ASN:OD1	2:4U:101:ASN:HB3	2.05	0.57
2:1Y:316:ALA:HB3	2:1Y:378:ILE:HB	1.87	0.57
2:2V:181:VAL:CG2	1:3J:258:ASN:O	2.52	0.57
2:2V:343:PHE:HB3	2:2V:350:ASN:HD21	1.70	0.57
2:2V:316:ALA:HB3	2:2V:378:ILE:HB	1.87	0.57
2:2X:221:THR:OG1	1:3L:324:VAL:HG22	2.03	0.57
2:2Z:72:PRO:HD2	1:3N:2:ARG:CG	2.34	0.57
2:2Y:179:ASP:OD1	1:3M:353:VAL:HB	2.04	0.57
2:3O:343:PHE:HB3	2:3O:350:ASN:HD21	1.70	0.57

Continued on next page...

Continued from previous page...

Atom-1	Atom-2	Interatomic distance (Å)	Clash overlap (Å)
2:3V:316:ALA:HB3	2:3V:378:ILE:HB	1.87	0.57
1:1D:258:ASN:ND2	2:4Q:182:VAL:HG22	2.20	0.57
1:1D:325:PRO:HG2	2:4Q:224:TYR:CG	2.39	0.57
1:1D:346:TRP:CE3	2:4Q:403:ALA:CB	2.87	0.57
1:1E:260:VAL:CG1	2:4R:407:TRP:CE2	2.87	0.57
2:4S:343:PHE:HB3	2:4S:350:ASN:HD21	1.69	0.57
2:4S:283:TYR:OH	2:4T:85:GLN:O	2.18	0.57
1:1I:254:GLU:HG2	2:4U:100:GLY:CA	2.34	0.57
2:4U:343:PHE:HB3	2:4U:350:ASN:HD21	1.69	0.57
2:4W:339:ASN:HB3	2:4W:342:TYR:HB2	1.87	0.57
1:1L:346:TRP:HA	2:4X:397:ALA:O	2.05	0.57
1:1D:314:ALA:HB1	2:4Q:181:VAL:CG2	2.26	0.57
1:1D:349:THR:HG23	2:4Q:394:GLN:OE1	2.05	0.57
1:1F:260:VAL:HG21	2:4S:407:TRP:HZ2	1.69	0.57
1:1F:329:ASN:OD1	2:4S:177:VAL:CG1	2.53	0.57
1:1G:2:ARG:CG	2:4T:72:PRO:CD	2.82	0.57
2:1H:339:ASN:HB3	2:1H:342:TYR:HB2	1.87	0.57
1:1N:352:LYS:HD2	2:4Z:179:ASP:O	2.04	0.57
2:1R:339:ASN:HB3	2:1R:342:TYR:HB2	1.87	0.57
2:1V:339:ASN:HB3	2:1V:342:TYR:HB2	1.87	0.57
2:1Y:205:ASP:OD2	2:1Y:304:ALA:N	2.35	0.57
2:1H:100:GLY:CA	1:2A:253:THR:CG2	2.78	0.57
2:2H:339:ASN:HB3	2:2H:342:TYR:HB2	1.87	0.57
2:2O:394:GLN:HB3	1:3B:348:PRO:HG2	1.86	0.57
2:2R:339:ASN:HB3	2:2R:342:TYR:HB2	1.87	0.57
2:2S:343:PHE:HB3	2:2S:350:ASN:HD21	1.69	0.57
2:2W:11:GLN:HE22	1:3K:249:ASN:CA	2.15	0.57
2:2W:339:ASN:HB3	2:2W:342:TYR:HB2	1.87	0.57
2:2X:222:PRO:CG	1:3L:326:LYS:CB	2.81	0.57
2:2Q:404:PHE:CD1	1:3D:261:PRO:CA	2.88	0.57
1:3F:79:ARG:NH2	1:3F:92:LEU:O	2.38	0.57
2:2U:221:THR:CB	1:3I:324:VAL:HG21	2.34	0.57
2:2X:404:PHE:CZ	1:3L:261:PRO:HB3	2.36	0.57
2:4H:339:ASN:HB3	2:4H:342:TYR:HB2	1.87	0.57
2:4O:339:ASN:HB3	2:4O:342:TYR:HB2	1.87	0.57
1:1E:254:GLU:CB	2:4R:101:ASN:HB2	2.33	0.57
1:1F:261:PRO:HB2	2:4S:404:PHE:H	1.69	0.57
2:4V:339:ASN:HB3	2:4V:342:TYR:HB2	1.87	0.57
2:4V:316:ALA:HB3	2:4V:378:ILE:HB	1.87	0.57
2:4X:339:ASN:HB3	2:4X:342:TYR:HB2	1.87	0.57
1:1M:263:PRO:CD	2:4Y:406:HIS:CG	2.77	0.57

Continued on next page...

Continued from previous page...

Atom-1	Atom-2	Interatomic distance (Å)	Clash overlap (Å)
1:1B:349:THR:CG2	2:4O:184:PRO:HD3	2.35	0.57
1:1F:324:VAL:HG21	2:4S:221:THR:OG1	2.04	0.57
1:1G:251:ASP:OD2	2:4T:71:GLU:HB3	2.04	0.57
1:1G:260:VAL:CG1	2:4T:407:TRP:CE2	2.87	0.57
1:1M:346:TRP:CH2	2:4Y:403:ALA:HB1	2.38	0.57
1:1N:260:VAL:HG11	2:4Z:407:TRP:HZ2	1.69	0.57
2:1O:339:ASN:HB3	2:1O:342:TYR:HB2	1.87	0.57
2:1P:343:PHE:HB3	2:1P:350:ASN:HD21	1.69	0.57
2:1Q:339:ASN:HB3	2:1Q:342:TYR:HB2	1.87	0.57
2:1R:221:THR:HA	1:2E:324:VAL:CG1	2.19	0.57
2:1W:339:ASN:HB3	2:1W:342:TYR:HB2	1.87	0.57
2:2H:177:VAL:HG23	1:3A:332:ILE:HG22	1.84	0.57
2:2O:339:ASN:HB3	2:2O:342:TYR:HB2	1.87	0.57
2:2P:343:PHE:HB3	2:2P:350:ASN:HD21	1.69	0.57
2:2S:406:HIS:CD2	1:3F:263:PRO:N	2.71	0.57
2:2T:394:GLN:HG2	1:3G:348:PRO:HB2	1.85	0.57
2:2S:283:TYR:OH	2:2T:85:GLN:O	2.18	0.57
2:2V:339:ASN:HB3	2:2V:342:TYR:HB2	1.87	0.57
2:2X:339:ASN:HB3	2:2X:342:TYR:HB2	1.87	0.57
2:2Q:71:GLU:HG3	1:3D:2:ARG:NH1	2.20	0.57
2:3H:339:ASN:HB3	2:3H:342:TYR:HB2	1.87	0.57
2:2U:101:ASN:C	1:3I:257:THR:HG21	2.24	0.57
2:2Y:223:THR:HA	1:3M:325:PRO:HD2	1.87	0.57
2:3Q:339:ASN:HB3	2:3Q:342:TYR:HB2	1.87	0.57
2:3R:339:ASN:HB3	2:3R:342:TYR:HB2	1.87	0.57
2:3S:343:PHE:HB3	2:3S:350:ASN:HD21	1.69	0.57
2:3V:339:ASN:HB3	2:3V:342:TYR:HB2	1.87	0.57
2:3W:339:ASN:HB3	2:3W:342:TYR:HB2	1.87	0.57
1:1E:260:VAL:HG12	2:4R:407:TRP:NE1	2.18	0.57
1:1G:254:GLU:HG2	2:4T:100:GLY:CA	2.34	0.57
1:1G:262:TYR:N	2:4T:406:HIS:CD2	2.50	0.57
1:1B:346:TRP:CH2	2:4O:403:ALA:HB1	2.40	0.56
1:1G:254:GLU:HG2	2:4T:101:ASN:H	1.69	0.56
1:1L:260:VAL:CB	2:4X:407:TRP:NE1	2.68	0.56
2:1S:339:ASN:HB3	2:1S:342:TYR:HB2	1.87	0.56
2:1T:316:ALA:HB3	2:1T:378:ILE:HB	1.87	0.56
2:1U:339:ASN:HB3	2:1U:342:TYR:HB2	1.87	0.56
2:1Y:339:ASN:HB3	2:1Y:342:TYR:HB2	1.87	0.56
2:1Z:339:ASN:HB3	2:1Z:342:TYR:HB2	1.87	0.56
2:1V:406:HIS:NE2	1:2J:263:PRO:HD3	2.20	0.56
2:2P:339:ASN:HB3	2:2P:342:TYR:HB2	1.87	0.56

Continued on next page...

Continued from previous page...

Atom-1	Atom-2	Interatomic distance (Å)	Clash overlap (Å)
2:2Q:339:ASN:HB3	2:2Q:342:TYR:HB2	1.87	0.56
2:2S:214:PHE:CB	1:3F:326:LYS:CE	2.74	0.56
2:2S:339:ASN:HB3	2:2S:342:TYR:HB2	1.87	0.56
2:2T:404:PHE:H	1:3G:261:PRO:C	2.03	0.56
2:2Y:339:ASN:HB3	2:2Y:342:TYR:HB2	1.87	0.56
2:2Z:339:ASN:HB3	2:2Z:342:TYR:HB2	1.87	0.56
2:2H:401:ARG:C	1:3A:262:TYR:HH	1.96	0.56
2:2H:394:GLN:CG	1:3A:348:PRO:HG2	2.34	0.56
2:2O:401:ARG:C	1:3B:262:TYR:HH	1.93	0.56
2:2S:222:PRO:O	1:3F:325:PRO:HD2	2.05	0.56
2:2T:404:PHE:HA	1:3G:261:PRO:O	2.05	0.56
2:2X:101:ASN:HB2	1:3L:254:GLU:CG	2.34	0.56
2:2X:181:VAL:H	1:3L:258:ASN:ND2	2.03	0.56
2:3O:339:ASN:HB3	2:3O:342:TYR:HB2	1.87	0.56
2:3P:343:PHE:HB3	2:3P:350:ASN:HD21	1.70	0.56
2:3S:339:ASN:HB3	2:3S:342:TYR:HB2	1.87	0.56
2:3T:316:ALA:HB3	2:3T:378:ILE:HB	1.87	0.56
2:3U:339:ASN:HB3	2:3U:342:TYR:HB2	1.87	0.56
2:3X:339:ASN:HB3	2:3X:342:TYR:HB2	1.87	0.56
2:3Y:339:ASN:HB3	2:3Y:342:TYR:HB2	1.87	0.56
2:3Z:339:ASN:HB3	2:3Z:342:TYR:HB2	1.87	0.56
2:4P:339:ASN:HB3	2:4P:342:TYR:HB2	1.87	0.56
2:4P:343:PHE:HB3	2:4P:350:ASN:HD21	1.70	0.56
1:1C:349:THR:CG2	2:4P:394:GLN:OE1	2.53	0.56
2:4Q:339:ASN:HB3	2:4Q:342:TYR:HB2	1.87	0.56
2:4R:339:ASN:HB3	2:4R:342:TYR:HB2	1.87	0.56
2:4T:316:ALA:HB3	2:4T:378:ILE:HB	1.87	0.56
2:4T:339:ASN:HB3	2:4T:342:TYR:HB2	1.87	0.56
2:4U:339:ASN:HB3	2:4U:342:TYR:HB2	1.87	0.56
2:4Y:339:ASN:HB3	2:4Y:342:TYR:HB2	1.87	0.56
2:4Z:339:ASN:HB3	2:4Z:342:TYR:HB2	1.87	0.56
1:1A:261:PRO:HB3	2:4H:404:PHE:CZ	2.39	0.56
1:1D:257:THR:CB	2:4Q:100:GLY:O	2.53	0.56
2:1H:181:VAL:CG2	1:2A:258:ASN:HB3	2.35	0.56
2:1H:316:ALA:HB3	2:1H:378:ILE:HB	1.87	0.56
2:1P:339:ASN:HB3	2:1P:342:TYR:HB2	1.87	0.56
2:1R:221:THR:OG1	1:2E:324:VAL:HG22	2.04	0.56
2:1S:343:PHE:HB3	2:1S:350:ASN:HD21	1.70	0.56
2:1T:339:ASN:HB3	2:1T:342:TYR:HB2	1.87	0.56
2:1X:339:ASN:HB3	2:1X:342:TYR:HB2	1.87	0.56
2:1W:71:GLU:HB2	1:2K:2:ARG:HD3	1.87	0.56

Continued on next page...

Continued from previous page...

Atom-1	Atom-2	Interatomic distance (Å)	Clash overlap (Å)
2:2T:339:ASN:HB3	2:2T:342:TYR:HB2	1.87	0.56
2:2T:316:ALA:HB3	2:2T:378:ILE:HB	1.87	0.56
2:2U:339:ASN:HB3	2:2U:342:TYR:HB2	1.87	0.56
2:2O:77:SER:CB	1:3B:245:ASP:OD1	2.51	0.56
2:2Y:394:GLN:CG	1:3M:348:PRO:HG2	2.34	0.56
2:3P:339:ASN:HB3	2:3P:342:TYR:HB2	1.87	0.56
2:3T:339:ASN:HB3	2:3T:342:TYR:HB2	1.87	0.56
2:3S:283:TYR:OH	2:3T:85:GLN:O	2.18	0.56
2:3Y:205:ASP:OD2	2:3Y:304:ALA:N	2.35	0.56
2:4H:316:ALA:HB3	2:4H:378:ILE:HB	1.87	0.56
1:1B:261:PRO:CA	2:4O:404:PHE:HA	2.35	0.56
2:4S:339:ASN:HB3	2:4S:342:TYR:HB2	1.87	0.56
1:1G:261:PRO:CA	2:4T:404:PHE:CA	2.77	0.56
1:1J:79:ARG:NH2	1:1J:92:LEU:O	2.37	0.56
1:1M:79:ARG:NH2	1:1M:92:LEU:O	2.37	0.56
2:1W:316:ALA:HB3	2:1W:378:ILE:HB	1.87	0.56
2:2Q:222:PRO:O	1:3D:325:PRO:HD2	2.05	0.56
2:2R:100:GLY:HA3	1:3E:253:THR:CB	2.32	0.56
2:2W:316:ALA:HB3	2:2W:378:ILE:HB	1.87	0.56
2:2Y:205:ASP:OD2	2:2Y:304:ALA:N	2.35	0.56
2:3H:316:ALA:HB3	2:3H:378:ILE:HB	1.87	0.56
2:2U:404:PHE:HD1	1:3I:260:VAL:O	1.85	0.56
2:3W:316:ALA:HB3	2:3W:378:ILE:HB	1.87	0.56
1:4M:79:ARG:NH2	1:4M:92:LEU:O	2.37	0.56
1:1C:257:THR:OG1	2:4P:100:GLY:O	2.23	0.56
1:1C:326:LYS:HA	2:4P:210:TYR:CG	2.40	0.56
2:4Q:343:PHE:HB3	2:4Q:350:ASN:HD21	1.69	0.56
1:1F:347:CYS:CA	2:4S:398:MET:HG2	2.30	0.56
2:4W:316:ALA:HB3	2:4W:378:ILE:HB	1.87	0.56
1:1M:254:GLU:HA	2:4Y:100:GLY:O	2.04	0.56
2:4Y:205:ASP:OD2	2:4Y:304:ALA:N	2.35	0.56
1:1N:257:THR:HG21	2:4Z:101:ASN:C	2.25	0.56
1:1C:257:THR:HB	2:4P:100:GLY:O	2.04	0.56
1:1C:329:ASN:HB3	2:4P:210:TYR:CD2	2.41	0.56
1:1E:326:LYS:HA	2:4R:210:TYR:CG	2.40	0.56
1:1F:333:ALA:CB	2:4S:176:LYS:HE2	2.35	0.56
2:1S:283:TYR:OH	2:1T:85:GLN:O	2.18	0.56
2:1W:404:PHE:HE1	1:2K:260:VAL:H	1.53	0.56
1:2C:79:ARG:NH2	1:2C:92:LEU:O	2.37	0.56
2:2H:316:ALA:HB3	2:2H:378:ILE:HB	1.87	0.56
1:2J:79:ARG:NH2	1:2J:92:LEU:O	2.37	0.56

Continued on next page...

Continued from previous page...

Atom-1	Atom-2	Interatomic distance (Å)	Clash overlap (Å)
1:2M:79:ARG:NH2	1:2M:92:LEU:O	2.38	0.56
2:2Q:343:PHE:HB3	2:2Q:350:ASN:HD21	1.70	0.56
1:3C:79:ARG:NH2	1:3C:92:LEU:O	2.37	0.56
1:3J:79:ARG:NH2	1:3J:92:LEU:O	2.37	0.56
2:2X:404:PHE:CD2	1:3L:261:PRO:HA	2.39	0.56
1:3M:79:ARG:NH2	1:3M:92:LEU:O	2.38	0.56
2:3Q:343:PHE:HB3	2:3Q:350:ASN:HD21	1.69	0.56
1:4C:79:ARG:NH2	1:4C:92:LEU:O	2.37	0.56
1:1A:261:PRO:C	2:4H:404:PHE:H	2.08	0.56
1:4J:79:ARG:NH2	1:4J:92:LEU:O	2.37	0.56
1:1A:248:LEU:HD13	5:4H:501:GDP:N7	2.19	0.56
2:1Q:343:PHE:HB3	2:1Q:350:ASN:HD21	1.70	0.56
2:1H:404:PHE:CE1	1:2A:260:VAL:C	2.79	0.56
2:2P:404:PHE:CE1	1:3C:261:PRO:N	2.74	0.56
2:2Z:394:GLN:CG	1:3N:348:PRO:HG2	2.34	0.56
2:2Z:404:PHE:CD1	1:3N:261:PRO:CA	2.88	0.56
1:1C:261:PRO:N	2:4P:404:PHE:CE1	2.73	0.56
1:1D:325:PRO:HB2	2:4Q:224:TYR:CE1	2.39	0.56
1:1E:326:LYS:HG3	2:4R:210:TYR:HA	1.86	0.56
1:1F:261:PRO:C	2:4S:404:PHE:HA	2.26	0.56
1:1G:2:ARG:NH2	2:4T:73:GLY:CA	2.68	0.56
1:1L:346:TRP:CD2	2:4X:403:ALA:HB2	2.41	0.56
1:1N:263:PRO:CD	2:4Z:406:HIS:NE2	2.68	0.56
1:1C:79:ARG:NH2	1:1C:92:LEU:O	2.37	0.56
1:1F:261:PRO:O	2:4S:404:PHE:CA	2.54	0.56
2:1R:404:PHE:CD1	1:2E:261:PRO:HA	2.40	0.56
2:2R:343:PHE:HB3	2:2R:350:ASN:HD21	1.69	0.56
2:2X:101:ASN:ND2	1:3L:258:ASN:OD1	2.39	0.56
2:2X:179:ASP:OD1	1:3L:353:VAL:HB	2.06	0.56
2:2Z:407:TRP:HE1	1:3N:260:VAL:HB	1.71	0.56
2:2R:406:HIS:CE1	1:3E:263:PRO:CA	2.88	0.56
2:2T:404:PHE:HD1	1:3G:260:VAL:O	1.88	0.56
2:3R:343:PHE:HB3	2:3R:350:ASN:HD21	1.69	0.56
2:4R:343:PHE:HB3	2:4R:350:ASN:HD21	1.70	0.56
1:1N:435:VAL:CA	2:4Z:401:ARG:NH2	2.68	0.56
1:1D:247:ALA:O	2:4Q:15:GLN:OE1	2.22	0.56
1:1D:325:PRO:HB3	2:4Q:224:TYR:CE1	2.40	0.56
1:1M:253:THR:HG22	2:4Y:100:GLY:HA3	1.88	0.56
2:1X:316:ALA:HB3	2:1X:378:ILE:HB	1.87	0.56
2:1S:222:PRO:HD2	1:2F:326:LYS:HB3	1.87	0.56
2:1Y:179:ASP:C	1:2M:352:LYS:HD2	2.23	0.56

Continued on next page...

Continued from previous page...

Atom-1	Atom-2	Interatomic distance (Å)	Clash overlap (Å)
2:2R:11:GLN:NE2	1:3E:249:ASN:N	2.02	0.56
2:2R:406:HIS:CD2	1:3E:262:TYR:CA	2.89	0.56
2:2U:101:ASN:O	1:3I:257:THR:CG2	2.50	0.56
2:2V:100:GLY:O	1:3J:257:THR:CB	2.54	0.56
1:1C:346:TRP:CZ3	2:4P:403:ALA:HB1	2.40	0.56
1:1E:253:THR:O	2:4R:100:GLY:HA3	2.06	0.56
1:1G:346:TRP:HB2	2:4T:397:ALA:O	2.03	0.56
1:1B:346:TRP:CZ3	2:4O:403:ALA:CB	2.89	0.56
1:1C:254:GLU:CG	2:4P:101:ASN:HB2	2.36	0.56
1:1L:254:GLU:HA	2:4X:100:GLY:O	2.05	0.56
2:1R:343:PHE:HB3	2:1R:350:ASN:HD21	1.69	0.56
2:1U:404:PHE:CE2	1:2I:261:PRO:HB3	2.40	0.56
2:1W:214:PHE:HB3	1:2K:326:LYS:HE2	1.78	0.56
2:2P:71:GLU:HG3	1:3C:2:ARG:NH1	2.21	0.56
2:2T:404:PHE:HE1	1:3G:260:VAL:N	2.04	0.56
2:2V:404:PHE:HA	1:3J:261:PRO:O	2.05	0.56
2:2X:316:ALA:HB3	2:2X:378:ILE:HB	1.87	0.56
2:2H:77:SER:CB	1:3A:245:ASP:OD1	2.52	0.56
2:2Y:72:PRO:HD2	1:3M:2:ARG:CG	2.35	0.56
2:3X:316:ALA:HB3	2:3X:378:ILE:HB	1.87	0.56
1:1A:248:LEU:HD11	5:4H:501:GDP:H8	1.66	0.56
1:1D:326:LYS:HE2	2:4Q:214:PHE:HB2	1.87	0.56
1:1D:325:PRO:HD2	2:4Q:223:THR:HA	1.87	0.56
1:1F:439:SER:CB	2:4S:400:ARG:CD	2.82	0.56
1:1G:248:LEU:HD12	2:4T:11:GLN:CD	2.26	0.56
1:1G:262:TYR:C	2:4T:406:HIS:CD2	2.60	0.56
2:4X:316:ALA:HB3	2:4X:378:ILE:HB	1.87	0.56
1:1M:348:PRO:HG3	2:4Y:394:GLN:HA	1.87	0.56
2:4Z:316:ALA:HB3	2:4Z:378:ILE:HB	1.87	0.56
1:1B:326:LYS:CE	2:4O:214:PHE:CB	2.81	0.56
1:1D:248:LEU:HD13	5:4Q:501:GDP:N7	2.15	0.56
1:1F:346:TRP:CD1	2:4S:401:ARG:CG	2.86	0.56
1:1G:249:ASN:N	2:4T:11:GLN:OE1	2.39	0.56
2:1O:316:ALA:HB3	2:1O:378:ILE:HB	1.87	0.56
2:1Q:207:GLU:OE1	1:2D:329:ASN:ND2	2.33	0.56
2:1R:316:ALA:HB3	2:1R:378:ILE:HB	1.87	0.56
2:1X:401:ARG:HH22	1:2L:435:VAL:CA	2.05	0.56
2:1Z:316:ALA:HB3	2:1Z:378:ILE:HB	1.87	0.56
2:2O:316:ALA:HB3	2:2O:378:ILE:HB	1.87	0.56
2:2O:394:GLN:CG	1:3B:348:PRO:HG2	2.35	0.56
2:2O:394:GLN:OE1	1:3B:349:THR:CG2	2.54	0.56

Continued on next page...

Continued from previous page...

Atom-1	Atom-2	Interatomic distance (Å)	Clash overlap (Å)
2:2R:316:ALA:HB3	2:2R:378:ILE:HB	1.87	0.56
2:2X:11:GLN:HE22	1:3L:249:ASN:CA	2.18	0.56
2:2X:394:GLN:CG	1:3L:348:PRO:HG2	2.36	0.56
2:2Z:316:ALA:HB3	2:2Z:378:ILE:HB	1.87	0.56
2:2P:176:LYS:CE	1:3C:333:ALA:HB1	2.32	0.56
2:2V:404:PHE:HE1	1:3J:260:VAL:N	2.04	0.56
2:3R:316:ALA:HB3	2:3R:378:ILE:HB	1.87	0.56
2:3Z:316:ALA:HB3	2:3Z:378:ILE:HB	1.87	0.56
1:1D:2:ARG:HH11	2:4Q:71:GLU:HB2	1.71	0.56
2:4R:316:ALA:HB3	2:4R:378:ILE:HB	1.87	0.56
1:1B:326:LYS:HG2	2:4O:210:TYR:HB3	1.87	0.56
2:1P:316:ALA:HB3	2:1P:378:ILE:HB	1.87	0.56
2:1T:214:PHE:CB	1:2G:326:LYS:CE	2.63	0.56
2:1V:181:VAL:CG1	1:2J:258:ASN:O	2.52	0.56
1:1A:257:THR:HG21	2:4H:101:ASN:C	2.26	0.56
2:4O:316:ALA:HB3	2:4O:378:ILE:HB	1.87	0.56
1:1D:352:LYS:HE2	2:4Q:101:ASN:ND2	2.19	0.56
1:1D:245:ASP:OD1	2:4Q:77:SER:OG	2.23	0.56
1:1F:260:VAL:C	2:4S:407:TRP:NE1	2.53	0.56
1:1I:251:ASP:OD2	2:4U:71:GLU:HB3	2.06	0.56
5:1H:501:GDP:C8	1:2A:248:LEU:HD13	2.41	0.56
2:2P:316:ALA:HB3	2:2P:378:ILE:HB	1.87	0.56
2:2V:394:GLN:HA	1:3J:348:PRO:HG3	1.87	0.56
2:2Q:210:TYR:CE2	1:3D:329:ASN:HB2	2.41	0.56
2:3O:316:ALA:HB3	2:3O:378:ILE:HB	1.87	0.56
2:3P:316:ALA:HB3	2:3P:378:ILE:HB	1.87	0.56
1:4A:79:ARG:NH2	1:4A:92:LEU:O	2.37	0.56
2:4P:316:ALA:HB3	2:4P:378:ILE:HB	1.87	0.56
1:1D:263:PRO:HD3	2:4Q:406:HIS:HB3	1.87	0.56
1:1A:79:ARG:NH2	1:1A:92:LEU:O	2.37	0.55
1:1D:260:VAL:CB	2:4Q:407:TRP:CE2	2.78	0.55
1:1D:326:LYS:HE3	2:4Q:214:PHE:HB2	1.88	0.55
1:1F:326:LYS:CB	2:4S:210:TYR:CD1	2.90	0.55
1:1K:434:GLU:O	2:4W:401:ARG:NH2	2.39	0.55
2:1R:101:ASN:HB2	1:2E:254:GLU:HG2	1.87	0.55
2:1S:276:THR:HG22	2:1S:284:ARG:NH1	2.22	0.55
2:1V:100:GLY:CA	1:2J:253:THR:CB	2.56	0.55
1:2A:79:ARG:NH2	1:2A:92:LEU:O	2.37	0.55
1:2C:195:LEU:HD12	1:2C:266:HIS:HE1	1.72	0.55
2:1R:222:PRO:CG	1:2E:326:LYS:HB2	2.31	0.55
2:2O:276:THR:HG22	2:2O:284:ARG:NH1	2.22	0.55

Continued on next page...

Continued from previous page...

Atom-1	Atom-2	Interatomic distance (Å)	Clash overlap (Å)
2:2Q:100:GLY:HA2	1:3D:253:THR:CB	2.33	0.55
2:2T:404:PHE:CE1	1:3G:261:PRO:CA	2.88	0.55
1:3A:79:ARG:NH2	1:3A:92:LEU:O	2.37	0.55
2:2R:222:PRO:O	1:3E:325:PRO:HD2	2.06	0.55
2:4O:276:THR:HG22	2:4O:284:ARG:NH1	2.22	0.55
1:1F:260:VAL:HG12	2:4S:407:TRP:NE1	2.20	0.55
2:4T:276:THR:HG22	2:4T:284:ARG:NH1	2.22	0.55
1:1M:346:TRP:CB	2:4Y:398:MET:HA	2.23	0.55
1:1D:261:PRO:O	2:4Q:404:PHE:HA	2.06	0.55
1:1D:346:TRP:HA	2:4Q:397:ALA:CB	2.36	0.55
1:1E:262:TYR:CZ	2:4R:402:LYS:O	2.59	0.55
1:1F:2:ARG:HG3	2:4S:72:PRO:CD	2.35	0.55
1:1G:261:PRO:CB	2:4T:404:PHE:H	2.20	0.55
1:1L:195:LEU:HD12	1:1L:266:HIS:HE1	1.72	0.55
2:1O:276:THR:HG22	2:1O:284:ARG:NH1	2.22	0.55
2:1R:224:TYR:HD2	1:2E:247:ALA:O	1.90	0.55
2:1H:181:VAL:CG2	1:2A:258:ASN:O	2.53	0.55
1:2L:195:LEU:HD12	1:2L:266:HIS:HE1	1.72	0.55
1:2M:195:LEU:HD12	1:2M:266:HIS:HE1	1.72	0.55
2:2Q:71:GLU:HB2	1:3D:2:ARG:CD	2.29	0.55
2:2R:407:TRP:HE1	1:3E:260:VAL:CG1	2.18	0.55
2:2S:276:THR:HG22	2:2S:284:ARG:NH1	2.22	0.55
2:2S:316:ALA:HB3	2:2S:378:ILE:HB	1.87	0.55
2:2T:276:THR:HG22	2:2T:284:ARG:NH1	2.22	0.55
2:2U:221:THR:C	1:3I:324:VAL:HG11	2.26	0.55
2:2U:407:TRP:HE1	1:3I:260:VAL:CG1	2.20	0.55
2:2V:101:ASN:HB2	1:3J:254:GLU:HG2	1.88	0.55
2:2W:207:GLU:CD	1:3K:329:ASN:ND2	2.51	0.55
1:3C:195:LEU:HD12	1:3C:266:HIS:HE1	1.72	0.55
1:3N:79:ARG:NH2	1:3N:92:LEU:O	2.37	0.55
2:3O:276:THR:HG22	2:3O:284:ARG:NH1	2.22	0.55
2:3S:276:THR:HG22	2:3S:284:ARG:NH1	2.22	0.55
2:3S:316:ALA:HB3	2:3S:378:ILE:HB	1.87	0.55
2:3T:276:THR:HG22	2:3T:284:ARG:NH1	2.22	0.55
1:4F:195:LEU:HD12	1:4F:266:HIS:HE1	1.72	0.55
1:4N:79:ARG:NH2	1:4N:92:LEU:O	2.37	0.55
1:1D:254:GLU:CA	2:4Q:100:GLY:O	2.32	0.55
2:4S:276:THR:HG22	2:4S:284:ARG:NH1	2.22	0.55
2:4S:316:ALA:HB3	2:4S:378:ILE:HB	1.87	0.55
1:1G:329:ASN:ND2	2:4T:210:TYR:HD2	2.05	0.55
1:1I:332:ILE:HB	2:4U:177:VAL:CG2	2.36	0.55

Continued on next page...

Continued from previous page...

Atom-1	Atom-2	Interatomic distance (Å)	Clash overlap (Å)
1:1K:439:SER:OG	2:4W:401:ARG:CD	2.54	0.55
1:1A:348:PRO:HG3	2:4H:394:GLN:HG2	1.77	0.55
1:1B:253:THR:HB	2:4O:100:GLY:HA2	1.86	0.55
1:1C:195:LEU:HD12	1:1C:266:HIS:HE1	1.72	0.55
1:1C:349:THR:HG21	2:4P:184:PRO:HG3	1.88	0.55
1:1F:261:PRO:HA	2:4S:404:PHE:N	2.22	0.55
1:1I:195:LEU:HD12	1:1I:266:HIS:HE1	1.72	0.55
1:1I:326:LYS:HG2	2:4U:210:TYR:CG	2.41	0.55
1:1K:260:VAL:HG12	2:4W:406:HIS:HE1	1.71	0.55
1:1M:195:LEU:HD12	1:1M:266:HIS:HE1	1.72	0.55
1:1N:79:ARG:NH2	1:1N:92:LEU:O	2.37	0.55
2:1T:276:THR:HG22	2:1T:284:ARG:NH1	2.22	0.55
2:1U:178:SER:HB3	1:2I:349:THR:CB	2.31	0.55
2:1Y:401:ARG:O	1:2M:262:TYR:HE1	1.90	0.55
1:2F:195:LEU:HD12	1:2F:266:HIS:HE1	1.72	0.55
2:1S:100:GLY:HA2	1:2F:253:THR:CB	2.35	0.55
2:2H:276:THR:HG22	2:2H:284:ARG:NH1	2.22	0.55
1:2I:195:LEU:HD12	1:2I:266:HIS:HE1	1.72	0.55
1:2N:79:ARG:NH2	1:2N:92:LEU:O	2.37	0.55
2:2T:407:TRP:CD1	1:3G:260:VAL:O	2.60	0.55
2:2V:222:PRO:HD2	1:3J:326:LYS:HB3	1.89	0.55
2:2Y:73:GLY:HA3	1:3M:2:ARG:CZ	2.36	0.55
1:3F:195:LEU:HD12	1:3F:266:HIS:HE1	1.72	0.55
2:3H:276:THR:HG22	2:3H:284:ARG:NH1	2.22	0.55
2:2U:407:TRP:HE1	1:3I:260:VAL:HB	1.70	0.55
1:3L:195:LEU:HD12	1:3L:266:HIS:HE1	1.72	0.55
1:3M:195:LEU:HD12	1:3M:266:HIS:HE1	1.72	0.55
1:4B:79:ARG:NH2	1:4B:92:LEU:O	2.37	0.55
1:4C:195:LEU:HD12	1:4C:266:HIS:HE1	1.72	0.55
2:4H:276:THR:HG22	2:4H:284:ARG:NH1	2.22	0.55
1:4I:195:LEU:HD12	1:4I:266:HIS:HE1	1.72	0.55
1:4L:195:LEU:HD12	1:4L:266:HIS:HE1	1.72	0.55
1:4M:195:LEU:HD12	1:4M:266:HIS:HE1	1.72	0.55
1:1B:324:VAL:CG2	2:4O:221:THR:OG1	2.48	0.55
1:1F:346:TRP:CZ2	2:4S:403:ALA:CB	2.90	0.55
1:1B:79:ARG:NH2	1:1B:92:LEU:O	2.38	0.55
1:1D:262:TYR:OH	2:4Q:402:LYS:C	2.45	0.55
1:1F:195:LEU:HD12	1:1F:266:HIS:HE1	1.72	0.55
2:1H:276:THR:HG22	2:1H:284:ARG:NH1	2.22	0.55
1:1I:325:PRO:CB	2:4U:224:TYR:CZ	2.90	0.55
1:1J:326:LYS:HB2	2:4V:222:PRO:HG2	1.85	0.55

Continued on next page...

Continued from previous page...

Atom-1	Atom-2	Interatomic distance (Å)	Clash overlap (Å)
1:1J:346:TRP:O	2:4V:398:MET:HG3	1.94	0.55
1:1K:247:ALA:O	2:4W:15:GLN:NE2	2.39	0.55
2:1S:316:ALA:HB3	2:1S:378:ILE:HB	1.87	0.55
2:1U:316:ALA:HB3	2:1U:378:ILE:HB	1.87	0.55
2:1X:182:VAL:HG21	1:2L:257:THR:HG21	1.86	0.55
1:2B:79:ARG:NH2	1:2B:92:LEU:O	2.38	0.55
2:1Q:101:ASN:HB2	1:2D:254:GLU:HG2	1.87	0.55
1:2N:195:LEU:HD12	1:2N:266:HIS:HE1	1.72	0.55
2:2Q:406:HIS:CD2	1:3D:263:PRO:N	2.75	0.55
2:2O:181:VAL:H	1:3B:258:ASN:HD22	1.55	0.55
1:3B:79:ARG:NH2	1:3B:92:LEU:O	2.38	0.55
2:2P:224:TYR:HD2	1:3C:247:ALA:O	1.89	0.55
2:2T:397:ALA:O	1:3G:346:TRP:HB3	2.07	0.55
1:3I:195:LEU:HD12	1:3I:266:HIS:HE1	1.72	0.55
2:3U:316:ALA:HB3	2:3U:378:ILE:HB	1.87	0.55
1:4N:195:LEU:HD12	1:4N:266:HIS:HE1	1.72	0.55
1:1F:353:VAL:CG2	2:4S:179:ASP:HA	2.35	0.55
1:1A:260:VAL:C	2:4H:404:PHE:CD1	2.80	0.55
1:1A:262:TYR:CE2	2:4H:403:ALA:HA	2.42	0.55
1:1B:349:THR:HG23	2:4O:394:GLN:OE1	2.06	0.55
1:1E:195:LEU:HD12	1:1E:266:HIS:HE1	1.72	0.55
1:1E:261:PRO:N	2:4R:404:PHE:CD1	2.74	0.55
1:1E:262:TYR:CZ	2:4R:403:ALA:HA	2.41	0.55
1:1G:422:ARG:NH1	1:1G:426:ALA:HB2	2.22	0.55
2:1H:182:VAL:HG21	1:2A:257:THR:HG22	1.88	0.55
1:1J:346:TRP:HZ3	2:4V:404:PHE:HE2	1.48	0.55
1:1J:349:THR:HG23	2:4V:184:PRO:CG	2.37	0.55
1:1K:195:LEU:HD12	1:1K:266:HIS:HE1	1.72	0.55
1:1L:351:PHE:O	2:4X:180:THR:N	2.40	0.55
2:1R:276:THR:HG22	2:1R:284:ARG:NH1	2.22	0.55
2:1X:276:THR:HG22	2:1X:284:ARG:NH1	2.22	0.55
2:1X:404:PHE:CZ	1:2L:261:PRO:N	2.75	0.55
2:1Z:205:ASP:OD2	2:1Z:304:ALA:N	2.35	0.55
2:1T:404:PHE:CD1	1:2G:261:PRO:HA	2.41	0.55
1:2G:422:ARG:NH1	1:2G:426:ALA:HB2	2.22	0.55
1:2K:195:LEU:HD12	1:2K:266:HIS:HE1	1.72	0.55
2:2R:397:ALA:O	1:3E:346:TRP:HB3	2.06	0.55
2:2T:100:GLY:HA2	1:3G:253:THR:CB	2.35	0.55
2:2U:11:GLN:HE22	1:3I:249:ASN:CA	2.13	0.55
2:2U:316:ALA:HB3	2:2U:378:ILE:HB	1.87	0.55
2:2X:210:TYR:HD2	1:3L:329:ASN:ND2	1.98	0.55

Continued on next page...

Continued from previous page...

Atom-1	Atom-2	Interatomic distance (Å)	Clash overlap (Å)
2:2X:276:THR:HG22	2:2X:284:ARG:NH1	2.22	0.55
2:2H:394:GLN:CB	1:3A:348:PRO:CG	2.84	0.55
1:3E:195:LEU:HD12	1:3E:266:HIS:HE1	1.72	0.55
2:2S:72:PRO:HG2	1:3F:2:ARG:HG3	1.89	0.55
2:2X:394:GLN:HA	1:3L:348:PRO:HG3	1.88	0.55
2:2Y:404:PHE:CD2	1:3M:261:PRO:HA	2.40	0.55
1:3N:195:LEU:HD12	1:3N:266:HIS:HE1	1.72	0.55
2:3X:276:THR:HG22	2:3X:284:ARG:NH1	2.22	0.55
1:4K:195:LEU:HD12	1:4K:266:HIS:HE1	1.72	0.55
1:1I:257:THR:HG21	2:4U:102:ASN:CA	2.37	0.55
2:4U:316:ALA:HB3	2:4U:378:ILE:HB	1.87	0.55
2:4W:276:THR:HG22	2:4W:284:ARG:NH1	2.22	0.55
2:4X:276:THR:HG22	2:4X:284:ARG:NH1	2.22	0.55
1:1B:212:ILE:HG23	1:1B:216:ASN:HD22	1.72	0.55
1:1F:257:THR:HG21	2:4S:102:ASN:HA	1.88	0.55
1:1I:326:LYS:HA	2:4U:210:TYR:CD1	2.41	0.55
1:1N:195:LEU:HD12	1:1N:266:HIS:HE1	1.72	0.55
2:1P:276:THR:HG22	2:1P:284:ARG:NH1	2.22	0.55
2:1W:276:THR:HG22	2:1W:284:ARG:NH1	2.22	0.55
2:1Z:394:GLN:HG2	1:2N:348:PRO:HG3	1.86	0.55
1:2E:195:LEU:HD12	1:2E:266:HIS:HE1	1.72	0.55
2:1V:181:VAL:HG11	1:2J:258:ASN:O	2.07	0.55
1:2K:422:ARG:NH1	1:2K:426:ALA:HB2	2.22	0.55
2:1Z:404:PHE:N	1:2N:261:PRO:O	2.29	0.55
2:2U:401:ARG:NH2	1:3I:435:VAL:CA	2.51	0.55
2:2W:276:THR:HG22	2:2W:284:ARG:NH1	2.22	0.55
2:2Y:223:THR:HA	1:3M:325:PRO:CD	2.36	0.55
2:2Y:394:GLN:CB	1:3M:348:PRO:HG3	2.35	0.55
2:2H:394:GLN:CB	1:3A:348:PRO:HG3	2.35	0.55
2:2Q:398:MET:CG	1:3D:346:TRP:O	2.55	0.55
2:2S:179:ASP:OD2	1:3F:248:LEU:HD21	2.06	0.55
1:3F:422:ARG:NH1	1:3F:426:ALA:HB2	2.22	0.55
1:3G:422:ARG:NH1	1:3G:426:ALA:HB2	2.22	0.55
1:3J:195:LEU:HD12	1:3J:266:HIS:HE1	1.72	0.55
1:3K:195:LEU:HD12	1:3K:266:HIS:HE1	1.72	0.55
2:3P:276:THR:HG22	2:3P:284:ARG:NH1	2.22	0.55
2:3R:276:THR:HG22	2:3R:284:ARG:NH1	2.22	0.55
2:3W:276:THR:HG22	2:3W:284:ARG:NH1	2.22	0.55
1:4B:212:ILE:HG23	1:4B:216:ASN:HD22	1.72	0.55
1:4E:195:LEU:HD12	1:4E:266:HIS:HE1	1.72	0.55
1:4F:422:ARG:NH1	1:4F:426:ALA:HB2	2.22	0.55

Continued on next page...

Continued from previous page...

Atom-1	Atom-2	Interatomic distance (Å)	Clash overlap (Å)
1:4G:422:ARG:NH1	1:4G:426:ALA:HB2	2.22	0.55
1:4J:195:LEU:HD12	1:4J:266:HIS:HE1	1.72	0.55
1:1B:346:TRP:O	2:4O:398:MET:CA	2.55	0.55
1:1I:352:LYS:HA	2:4U:179:ASP:O	2.07	0.55
1:1L:348:PRO:CG	2:4X:394:GLN:CB	2.79	0.55
1:1C:212:ILE:HG23	1:1C:216:ASN:HD22	1.72	0.55
1:1C:422:ARG:NH1	1:1C:426:ALA:HB2	2.22	0.55
1:1F:261:PRO:CB	2:4S:404:PHE:N	2.70	0.55
1:1F:422:ARG:NH1	1:1F:426:ALA:HB2	2.22	0.55
1:1J:195:LEU:HD12	1:1J:266:HIS:HE1	1.72	0.55
1:1L:212:ILE:HG23	1:1L:216:ASN:HD22	1.72	0.55
1:1L:422:ARG:NH1	1:1L:426:ALA:HB2	2.22	0.55
1:1M:212:ILE:HG23	1:1M:216:ASN:HD22	1.72	0.55
2:1Q:316:ALA:HB3	2:1Q:378:ILE:HB	1.87	0.55
1:2B:212:ILE:HG23	1:2B:216:ASN:HD22	1.72	0.55
1:2C:422:ARG:NH1	1:2C:426:ALA:HB2	2.22	0.55
1:2F:422:ARG:NH1	1:2F:426:ALA:HB2	2.22	0.55
1:2J:195:LEU:HD12	1:2J:266:HIS:HE1	1.72	0.55
1:2L:212:ILE:HG23	1:2L:216:ASN:HD22	1.72	0.55
1:2L:422:ARG:NH1	1:2L:426:ALA:HB2	2.22	0.55
1:2M:212:ILE:HG23	1:2M:216:ASN:HD22	1.72	0.55
2:2P:276:THR:HG22	2:2P:284:ARG:NH1	2.22	0.55
2:2R:276:THR:HG22	2:2R:284:ARG:NH1	2.22	0.55
1:3B:212:ILE:HG23	1:3B:216:ASN:HD22	1.72	0.55
1:3C:422:ARG:NH1	1:3C:426:ALA:HB2	2.22	0.55
1:3L:422:ARG:NH1	1:3L:426:ALA:HB2	2.22	0.55
1:3M:212:ILE:HG23	1:3M:216:ASN:HD22	1.72	0.55
2:3Z:205:ASP:OD2	2:3Z:304:ALA:N	2.35	0.55
1:4A:212:ILE:HG23	1:4A:216:ASN:HD22	1.72	0.55
1:4C:422:ARG:NH1	1:4C:426:ALA:HB2	2.22	0.55
1:1A:346:TRP:HA	2:4H:397:ALA:HB1	1.87	0.55
1:4M:212:ILE:HG23	1:4M:216:ASN:HD22	1.72	0.55
2:4R:276:THR:HG22	2:4R:284:ARG:NH1	2.22	0.55
1:1F:262:TYR:CZ	2:4S:402:LYS:O	2.60	0.55
1:1I:352:LYS:CD	2:4U:101:ASN:HD22	2.19	0.55
2:4U:276:THR:HG22	2:4U:284:ARG:NH1	2.22	0.55
1:1K:422:ARG:NH1	1:1K:426:ALA:HB2	2.22	0.55
2:1T:404:PHE:CE2	1:2G:261:PRO:HB3	2.41	0.55
2:1P:207:GLU:CD	1:2C:329:ASN:HD21	2.09	0.55
2:1Q:179:ASP:O	1:2D:352:LYS:HD2	2.06	0.55
1:2N:212:ILE:HG23	1:2N:216:ASN:HD22	1.72	0.55

Continued on next page...

Continued from previous page...

Atom-1	Atom-2	Interatomic distance (Å)	Clash overlap (Å)
2:2Q:316:ALA:HB3	2:2Q:378:ILE:HB	1.87	0.55
2:2R:179:ASP:OD2	1:3E:248:LEU:CD2	2.54	0.55
2:2Z:205:ASP:OD2	2:2Z:304:ALA:N	2.35	0.55
1:3A:212:ILE:HG23	1:3A:216:ASN:HD22	1.72	0.55
1:3C:212:ILE:HG23	1:3C:216:ASN:HD22	1.72	0.55
2:2Q:181:VAL:CB	1:3D:258:ASN:O	2.54	0.55
1:3K:422:ARG:NH1	1:3K:426:ALA:HB2	2.22	0.55
1:3L:212:ILE:HG23	1:3L:216:ASN:HD22	1.72	0.55
2:3Q:316:ALA:HB3	2:3Q:378:ILE:HB	1.87	0.55
2:3U:276:THR:HG22	2:3U:284:ARG:NH1	2.22	0.55
2:3W:284:ARG:HD3	2:3W:290:GLU:OE2	2.07	0.55
2:3Y:276:THR:HG22	2:3Y:284:ARG:NH1	2.21	0.55
1:4K:422:ARG:NH1	1:4K:426:ALA:HB2	2.22	0.55
1:4L:212:ILE:HG23	1:4L:216:ASN:HD22	1.72	0.55
1:4L:422:ARG:NH1	1:4L:426:ALA:HB2	2.22	0.55
1:1G:347:CYS:CA	2:4T:398:MET:HG2	2.34	0.55
1:1L:263:PRO:CD	2:4X:406:HIS:CD2	2.89	0.55
1:1M:261:PRO:O	2:4Y:404:PHE:HA	2.07	0.55
1:1N:329:ASN:CB	2:4Z:210:TYR:CD2	2.89	0.55
1:1A:314:ALA:HB2	2:4H:181:VAL:HG11	1.88	0.55
1:1C:352:LYS:HD3	2:4P:101:ASN:ND2	2.22	0.55
2:1H:100:GLY:HA3	1:2A:253:THR:CB	2.37	0.55
1:1I:422:ARG:NH1	1:1I:426:ALA:HB2	2.22	0.55
1:1J:324:VAL:HG21	2:4V:221:THR:OG1	2.07	0.55
1:1N:212:ILE:HG23	1:1N:216:ASN:HD22	1.72	0.55
2:1Q:284:ARG:HD3	2:1Q:290:GLU:OE2	2.07	0.55
2:1W:284:ARG:HD3	2:1W:290:GLU:OE2	2.07	0.55
2:1Y:276:THR:HG22	2:1Y:284:ARG:NH1	2.22	0.55
1:2A:212:ILE:HG23	1:2A:216:ASN:HD22	1.72	0.55
1:2C:212:ILE:HG23	1:2C:216:ASN:HD22	1.72	0.55
2:1P:221:THR:OG1	1:2C:324:VAL:HG21	2.07	0.55
2:1R:181:VAL:N	1:2E:258:ASN:ND2	2.45	0.55
1:2I:422:ARG:NH1	1:2I:426:ALA:HB2	2.22	0.55
2:1Z:404:PHE:CE1	1:2N:260:VAL:O	2.60	0.55
2:2Q:284:ARG:HD3	2:2Q:290:GLU:OE2	2.07	0.55
2:2S:397:ALA:O	1:3F:346:TRP:HB3	2.04	0.55
2:2U:276:THR:HG22	2:2U:284:ARG:NH1	2.22	0.55
2:2V:179:ASP:OD2	1:3J:248:LEU:HD21	2.06	0.55
2:2W:284:ARG:HD3	2:2W:290:GLU:OE2	2.07	0.55
2:2X:214:PHE:CG	1:3L:326:LYS:HE3	2.41	0.55
2:2R:406:HIS:CD2	1:3E:263:PRO:N	2.72	0.55

Continued on next page...

Continued from previous page...

Atom-1	Atom-2	Interatomic distance (Å)	Clash overlap (Å)
2:2V:398:MET:HA	1:3J:346:TRP:HB2	1.87	0.55
1:3N:212:ILE:HG23	1:3N:216:ASN:HD22	1.72	0.55
1:4N:212:ILE:HG23	1:4N:216:ASN:HD22	1.72	0.55
1:1B:254:GLU:CB	2:4O:101:ASN:HB2	2.37	0.55
2:4P:276:THR:HG22	2:4P:284:ARG:NH1	2.22	0.55
1:1C:348:PRO:HG3	2:4P:394:GLN:CG	2.21	0.55
2:4Q:284:ARG:HD3	2:4Q:290:GLU:OE2	2.07	0.55
2:4Q:316:ALA:HB3	2:4Q:378:ILE:HB	1.87	0.55
1:1D:261:PRO:CB	2:4Q:404:PHE:N	2.70	0.55
1:1D:262:TYR:O	2:4Q:406:HIS:NE2	2.37	0.55
1:1E:324:VAL:CG1	2:4R:222:PRO:C	2.71	0.55
2:4W:284:ARG:HD3	2:4W:290:GLU:OE2	2.07	0.55
1:1K:439:SER:OG	2:4W:401:ARG:HG2	2.07	0.55
2:4X:69:ASP:OD2	2:4X:74:THR:OG1	2.20	0.55
1:1M:346:TRP:HA	2:4Y:397:ALA:O	2.07	0.55
2:4Z:205:ASP:OD2	2:4Z:304:ALA:N	2.35	0.55
1:1A:212:ILE:HG23	1:1A:216:ASN:HD22	1.72	0.55
1:1B:261:PRO:CA	2:4O:404:PHE:N	2.70	0.55
1:1D:422:ARG:NH1	1:1D:426:ALA:HB2	2.22	0.55
1:1F:2:ARG:CD	2:4S:71:GLU:HB2	2.37	0.55
1:1I:332:ILE:HG21	2:4U:177:VAL:CG2	2.36	0.55
1:1J:434:GLU:O	2:4V:401:ARG:NH2	2.40	0.55
1:1L:346:TRP:CD2	2:4X:403:ALA:CB	2.90	0.55
1:1N:435:VAL:HA	2:4Z:401:ARG:HH22	1.68	0.55
2:1O:284:ARG:HD3	2:1O:290:GLU:OE2	2.07	0.55
2:1U:276:THR:HG22	2:1U:284:ARG:NH1	2.22	0.55
1:2A:195:LEU:HD12	1:2A:266:HIS:HE1	1.72	0.55
2:1Z:397:ALA:O	1:2N:346:TRP:HB2	2.07	0.55
2:2O:100:GLY:O	1:3B:254:GLU:HA	2.07	0.55
2:2V:404:PHE:CE2	1:3J:261:PRO:CB	2.79	0.55
2:2X:69:ASP:OD2	2:2X:74:THR:OG1	2.19	0.55
2:2Y:276:THR:HG22	2:2Y:284:ARG:NH1	2.22	0.55
2:2P:177:VAL:CG2	1:3C:332:ILE:CG2	2.74	0.55
2:2Q:100:GLY:CA	1:3D:253:THR:CG2	2.74	0.55
1:3D:422:ARG:NH1	1:3D:426:ALA:HB2	2.22	0.55
2:2U:404:PHE:HE1	1:3I:260:VAL:N	2.05	0.55
2:3Q:284:ARG:HD3	2:3Q:290:GLU:OE2	2.07	0.55
1:4A:195:LEU:HD12	1:4A:266:HIS:HE1	1.72	0.55
1:4C:212:ILE:HG23	1:4C:216:ASN:HD22	1.72	0.55
1:1E:352:LYS:HA	2:4R:180:THR:HA	1.88	0.55
1:1J:329:ASN:ND2	2:4V:210:TYR:CD2	2.67	0.55

Continued on next page...

Continued from previous page...

Atom-1	Atom-2	Interatomic distance (Å)	Clash overlap (Å)
1:1K:346:TRP:CB	2:4W:398:MET:HA	2.25	0.55
2:4Y:276:THR:HG22	2:4Y:284:ARG:NH1	2.22	0.55
1:1C:253:THR:HB	2:4P:100:GLY:HA2	1.90	0.54
1:1G:261:PRO:CA	2:4T:404:PHE:CD1	2.90	0.54
2:1H:205:ASP:OD2	2:1H:304:ALA:N	2.35	0.54
1:1N:260:VAL:HG12	2:4Z:407:TRP:HE1	1.72	0.54
1:2B:195:LEU:HD12	1:2B:266:HIS:HE1	1.72	0.54
2:1O:180:THR:CG2	1:2B:258:ASN:HD21	2.16	0.54
2:1Q:179:ASP:OD2	1:2D:248:LEU:HD21	2.07	0.54
1:2D:422:ARG:NH1	1:2D:426:ALA:HB2	2.22	0.54
2:1T:404:PHE:CE1	1:2G:261:PRO:CA	2.89	0.54
1:2K:212:ILE:HG23	1:2K:216:ASN:HD22	1.72	0.54
2:1X:411:GLU:OE2	1:2L:163:LYS:NZ	2.39	0.54
2:2V:11:GLN:HE22	1:3J:249:ASN:CA	2.14	0.54
1:3B:195:LEU:HD12	1:3B:266:HIS:HE1	1.72	0.54
1:3I:422:ARG:NH1	1:3I:426:ALA:HB2	2.22	0.54
2:3O:284:ARG:HD3	2:3O:290:GLU:OE2	2.07	0.54
2:3Z:276:THR:HG22	2:3Z:284:ARG:NH1	2.22	0.54
1:4D:422:ARG:NH1	1:4D:426:ALA:HB2	2.22	0.54
1:4I:422:ARG:NH1	1:4I:426:ALA:HB2	2.22	0.54
2:4O:284:ARG:HD3	2:4O:290:GLU:OE2	2.07	0.54
2:4O:283:TYR:OH	2:4P:85:GLN:O	2.18	0.54
1:1E:261:PRO:HB2	2:4R:404:PHE:H	1.71	0.54
1:1G:352:LYS:HE2	2:4T:101:ASN:ND2	2.22	0.54
1:1J:348:PRO:HG3	2:4V:394:GLN:HA	1.85	0.54
1:1M:326:LYS:HE2	2:4Y:214:PHE:HB2	1.89	0.54
2:4Z:276:THR:HG22	2:4Z:284:ARG:NH1	2.22	0.54
1:1A:195:LEU:HD12	1:1A:266:HIS:HE1	1.72	0.54
1:1C:257:THR:HG21	2:4P:102:ASN:HA	1.89	0.54
1:1K:212:ILE:HG23	1:1K:216:ASN:HD22	1.72	0.54
1:1N:261:PRO:CA	2:4Z:404:PHE:CE1	2.89	0.54
1:1N:349:THR:OG1	2:4Z:181:VAL:O	2.25	0.54
2:1W:205:ASP:OD2	2:1W:304:ALA:N	2.35	0.54
2:1Z:276:THR:HG22	2:1Z:284:ARG:NH1	2.22	0.54
1:2E:212:ILE:HG23	1:2E:216:ASN:HD22	1.72	0.54
2:1U:182:VAL:HG22	1:2I:257:THR:HG22	1.88	0.54
1:2N:422:ARG:NH1	1:2N:426:ALA:HB2	2.22	0.54
2:2O:181:VAL:H	1:3B:258:ASN:ND2	2.04	0.54
2:2O:284:ARG:HD3	2:2O:290:GLU:OE2	2.07	0.54
2:2Q:72:PRO:HD2	1:3D:2:ARG:CD	2.37	0.54
2:2Z:180:THR:HB	2:2Z:183:GLU:HB3	1.89	0.54

Continued on next page...

Continued from previous page...

Atom-1	Atom-2	Interatomic distance (Å)	Clash overlap (Å)
2:2Z:276:THR:HG22	2:2Z:284:ARG:NH1	2.22	0.54
1:3A:195:LEU:HD12	1:3A:266:HIS:HE1	1.72	0.54
5:2V:501:GDP:N7	1:3J:248:LEU:HD13	2.20	0.54
1:3K:212:ILE:HG23	1:3K:216:ASN:HD22	1.72	0.54
2:2X:406:HIS:CE1	1:3L:263:PRO:N	2.74	0.54
1:3N:422:ARG:NH1	1:3N:426:ALA:HB2	2.22	0.54
2:3X:69:ASP:OD2	2:3X:74:THR:OG1	2.20	0.54
1:4B:195:LEU:HD12	1:4B:266:HIS:HE1	1.72	0.54
1:4E:212:ILE:HG23	1:4E:216:ASN:HD22	1.72	0.54
1:4F:212:ILE:HG23	1:4F:216:ASN:HD22	1.72	0.54
1:4K:212:ILE:HG23	1:4K:216:ASN:HD22	1.72	0.54
1:1E:352:LYS:HA	2:4R:179:ASP:C	2.27	0.54
1:1F:253:THR:O	2:4S:100:GLY:HA3	2.06	0.54
1:1F:326:LYS:CG	2:4S:210:TYR:CD1	2.90	0.54
1:1F:260:VAL:HG12	2:4S:407:TRP:HE1	1.71	0.54
1:1G:326:LYS:HG2	2:4T:210:TYR:CD1	2.43	0.54
1:1G:324:VAL:HG21	2:4T:221:THR:OG1	2.07	0.54
2:4V:276:THR:HG22	2:4V:284:ARG:NH1	2.22	0.54
1:1K:352:LYS:HD3	2:4W:101:ASN:HD22	1.71	0.54
1:1B:195:LEU:HD12	1:1B:266:HIS:HE1	1.72	0.54
1:1B:346:TRP:HD1	2:4O:401:ARG:HG3	1.71	0.54
1:1D:212:ILE:HG23	1:1D:216:ASN:HD22	1.72	0.54
1:1E:212:ILE:HG23	1:1E:216:ASN:HD22	1.72	0.54
1:1F:247:ALA:O	2:4S:15:GLN:OE1	2.24	0.54
1:1G:351:PHE:O	2:4T:180:THR:HA	2.01	0.54
2:1H:180:THR:HB	2:1H:183:GLU:HB3	1.89	0.54
1:1J:212:ILE:HG23	1:1J:216:ASN:HD22	1.72	0.54
1:1J:422:ARG:NH1	1:1J:426:ALA:HB2	2.22	0.54
1:1N:326:LYS:CB	2:4Z:222:PRO:CG	2.74	0.54
1:1N:422:ARG:NH1	1:1N:426:ALA:HB2	2.22	0.54
2:1Q:276:THR:HG22	2:1Q:284:ARG:NH1	2.22	0.54
2:1T:284:ARG:HD3	2:1T:290:GLU:OE2	2.07	0.54
2:1V:276:THR:HG22	2:1V:284:ARG:NH1	2.22	0.54
2:1V:401:ARG:HB3	1:2J:262:TYR:HH	1.71	0.54
2:1Z:180:THR:HB	2:1Z:183:GLU:HB3	1.89	0.54
2:1Z:284:ARG:HD3	2:1Z:290:GLU:OE2	2.07	0.54
2:1Q:181:VAL:CG2	1:2D:258:ASN:O	2.51	0.54
1:2F:212:ILE:HG23	1:2F:216:ASN:HD22	1.72	0.54
2:2H:205:ASP:OD2	2:2H:304:ALA:N	2.35	0.54
1:2J:212:ILE:HG23	1:2J:216:ASN:HD22	1.72	0.54
2:2P:77:SER:CB	1:3C:245:ASP:CG	2.75	0.54

Continued on next page...

Continued from previous page...

Atom-1	Atom-2	Interatomic distance (Å)	Clash overlap (Å)
2:2Q:401:ARG:HG3	1:3D:346:TRP:CD1	2.43	0.54
2:2T:284:ARG:HD3	2:2T:290:GLU:OE2	2.07	0.54
2:2U:72:PRO:HD2	1:3I:2:ARG:CD	2.36	0.54
2:2V:276:THR:HG22	2:2V:284:ARG:NH1	2.22	0.54
2:2Y:180:THR:HB	2:2Y:183:GLU:HB3	1.89	0.54
2:2Z:394:GLN:CB	1:3N:348:PRO:HG3	2.36	0.54
2:2O:176:LYS:CE	1:3B:333:ALA:HB1	2.31	0.54
1:3D:212:ILE:HG23	1:3D:216:ASN:HD22	1.72	0.54
1:3E:212:ILE:HG23	1:3E:216:ASN:HD22	1.72	0.54
1:3F:212:ILE:HG23	1:3F:216:ASN:HD22	1.72	0.54
2:3H:205:ASP:OD2	2:3H:304:ALA:N	2.35	0.54
2:2U:181:VAL:CB	1:3I:258:ASN:O	2.55	0.54
2:2X:176:LYS:CE	1:3L:333:ALA:HB1	2.33	0.54
2:2Y:222:PRO:CG	1:3M:326:LYS:HB2	2.29	0.54
2:3V:276:THR:HG22	2:3V:284:ARG:NH1	2.22	0.54
1:4J:212:ILE:HG23	1:4J:216:ASN:HD22	1.72	0.54
1:4N:422:ARG:NH1	1:4N:426:ALA:HB2	2.22	0.54
1:1E:260:VAL:C	2:4R:407:TRP:HE1	2.10	0.54
2:4T:284:ARG:HD3	2:4T:290:GLU:OE2	2.07	0.54
1:1N:253:THR:CG2	2:4Z:100:GLY:HA3	2.31	0.54
1:1A:422:ARG:NH1	1:1A:426:ALA:HB2	2.22	0.54
1:1B:260:VAL:C	2:4O:404:PHE:CE1	2.80	0.54
1:1F:212:ILE:HG23	1:1F:216:ASN:HD22	1.72	0.54
1:1F:258:ASN:ND2	2:4S:182:VAL:HG22	2.23	0.54
1:1F:258:ASN:OD1	2:4S:101:ASN:CB	2.56	0.54
2:1O:205:ASP:OD2	2:1O:304:ALA:N	2.35	0.54
2:1P:205:ASP:OD2	2:1P:304:ALA:N	2.35	0.54
2:1Q:205:ASP:OD2	2:1Q:304:ALA:N	2.35	0.54
2:1R:284:ARG:HD3	2:1R:290:GLU:OE2	2.07	0.54
2:1V:205:ASP:OD2	2:1V:304:ALA:N	2.35	0.54
2:1V:217:LEU:HD11	2:1V:275:LEU:HD22	1.90	0.54
2:1W:181:VAL:CB	1:2K:258:ASN:C	2.72	0.54
1:2D:212:ILE:HG23	1:2D:216:ASN:HD22	1.72	0.54
2:2H:180:THR:HB	2:2H:183:GLU:HB3	1.89	0.54
1:2J:422:ARG:NH1	1:2J:426:ALA:HB2	2.22	0.54
2:2O:283:TYR:OH	2:2P:85:GLN:O	2.18	0.54
2:2R:179:ASP:O	1:3E:352:LYS:HA	2.07	0.54
2:2R:284:ARG:HD3	2:2R:290:GLU:OE2	2.07	0.54
2:2S:11:GLN:NE2	1:3F:249:ASN:N	1.99	0.54
2:2W:205:ASP:OD2	2:2W:304:ALA:N	2.35	0.54
2:2Y:221:THR:OG1	1:3M:324:VAL:HG22	2.07	0.54

Continued on next page...

Continued from previous page...

Atom-1	Atom-2	Interatomic distance (Å)	Clash overlap (Å)
2:2Q:394:GLN:CB	1:3D:348:PRO:HG2	2.31	0.54
2:3H:180:THR:HB	2:3H:183:GLU:HB3	1.89	0.54
1:3I:212:ILE:HG23	1:3I:216:ASN:HD22	1.72	0.54
1:3J:212:ILE:HG23	1:3J:216:ASN:HD22	1.72	0.54
2:2V:404:PHE:CD2	1:3J:261:PRO:HB3	2.40	0.54
2:3O:205:ASP:OD2	2:3O:304:ALA:N	2.35	0.54
2:3O:283:TYR:OH	2:3P:85:GLN:O	2.18	0.54
2:3Q:205:ASP:OD2	2:3Q:304:ALA:N	2.35	0.54
2:3Q:276:THR:HG22	2:3Q:284:ARG:NH1	2.22	0.54
2:3R:284:ARG:HD3	2:3R:290:GLU:OE2	2.07	0.54
2:3T:284:ARG:HD3	2:3T:290:GLU:OE2	2.07	0.54
2:3W:205:ASP:OD2	2:3W:304:ALA:N	2.35	0.54
2:3Z:180:THR:HB	2:3Z:183:GLU:HB3	1.89	0.54
1:4D:212:ILE:HG23	1:4D:216:ASN:HD22	1.72	0.54
1:4E:422:ARG:NH1	1:4E:426:ALA:HB2	2.22	0.54
2:4H:180:THR:HB	2:4H:183:GLU:HB3	1.89	0.54
1:4L:79:ARG:NH2	1:4L:92:LEU:O	2.37	0.54
1:1D:245:ASP:CB	2:4Q:77:SER:HB3	2.35	0.54
1:1E:258:ASN:OD1	2:4R:101:ASN:HB3	2.08	0.54
1:1E:351:PHE:CB	2:4R:178:SER:OG	2.50	0.54
1:1E:325:PRO:HD2	2:4R:223:THR:HA	1.88	0.54
1:1E:260:VAL:CG1	2:4R:407:TRP:CZ2	2.89	0.54
1:1J:435:VAL:HA	2:4V:401:ARG:NH2	2.22	0.54
2:4W:205:ASP:OD2	2:4W:304:ALA:N	2.35	0.54
1:1K:348:PRO:CG	2:4W:394:GLN:CB	2.80	0.54
2:4Z:180:THR:HB	2:4Z:183:GLU:HB3	1.89	0.54
1:1A:439:SER:CB	2:4H:400:ARG:HD2	2.38	0.54
1:1D:349:THR:O	2:4Q:181:VAL:HA	2.07	0.54
1:1I:212:ILE:HG23	1:1I:216:ASN:HD22	1.72	0.54
2:1R:205:ASP:OD2	2:1R:304:ALA:N	2.35	0.54
2:1X:284:ARG:HD3	2:1X:290:GLU:OE2	2.07	0.54
2:1X:69:ASP:OD2	2:1X:74:THR:OG1	2.20	0.54
1:2E:422:ARG:NH1	1:2E:426:ALA:HB2	2.22	0.54
2:1S:404:PHE:CE1	1:2F:261:PRO:CA	2.91	0.54
2:2H:394:GLN:OE1	1:3A:349:THR:CG2	2.56	0.54
1:2L:79:ARG:NH2	1:2L:92:LEU:O	2.37	0.54
2:2Q:205:ASP:OD2	2:2Q:304:ALA:N	2.35	0.54
2:2Q:276:THR:HG22	2:2Q:284:ARG:NH1	2.22	0.54
2:2S:214:PHE:HB2	1:3F:326:LYS:HE3	1.88	0.54
2:2V:205:ASP:OD2	2:2V:304:ALA:N	2.35	0.54
2:2V:217:LEU:HD11	2:2V:275:LEU:HD22	1.90	0.54

Continued on next page...

Continued from previous page...

Atom-1	Atom-2	Interatomic distance (Å)	Clash overlap (Å)
2:2Y:214:PHE:CG	1:3M:326:LYS:HE3	2.43	0.54
2:2Y:284:ARG:HD3	2:2Y:290:GLU:OE2	2.07	0.54
1:3A:422:ARG:NH1	1:3A:426:ALA:HB2	2.22	0.54
1:3J:422:ARG:NH1	1:3J:426:ALA:HB2	2.22	0.54
1:3L:79:ARG:NH2	1:3L:92:LEU:O	2.37	0.54
5:2Y:501:GDP:H8	1:3M:248:LEU:HD11	1.73	0.54
2:3P:205:ASP:OD2	2:3P:304:ALA:N	2.35	0.54
2:3V:205:ASP:OD2	2:3V:304:ALA:N	2.35	0.54
2:3X:284:ARG:HD3	2:3X:290:GLU:OE2	2.07	0.54
2:3Y:180:THR:HB	2:3Y:183:GLU:HB3	1.89	0.54
2:3Y:284:ARG:HD3	2:3Y:290:GLU:OE2	2.07	0.54
2:3Z:284:ARG:HD3	2:3Z:290:GLU:OE2	2.07	0.54
1:4B:422:ARG:NH1	1:4B:426:ALA:HB2	2.22	0.54
2:4H:205:ASP:OD2	2:4H:304:ALA:N	2.35	0.54
1:4I:212:ILE:HG23	1:4I:216:ASN:HD22	1.72	0.54
2:4Q:276:THR:HG22	2:4Q:284:ARG:NH1	2.22	0.54
2:4R:284:ARG:HD3	2:4R:290:GLU:OE2	2.07	0.54
1:1I:348:PRO:HB3	2:4U:394:GLN:HG2	1.90	0.54
2:4Y:180:THR:HB	2:4Y:183:GLU:HB3	1.89	0.54
2:4Y:284:ARG:HD3	2:4Y:290:GLU:OE2	2.07	0.54
1:1E:422:ARG:NH1	1:1E:426:ALA:HB2	2.22	0.54
1:1J:261:PRO:HA	2:4V:404:PHE:CA	2.34	0.54
1:1M:332:ILE:HG21	2:4Y:177:VAL:CG2	2.38	0.54
2:1U:284:ARG:HD3	2:1U:290:GLU:OE2	2.07	0.54
2:1W:101:ASN:HB2	1:2K:254:GLU:CG	2.11	0.54
2:1Y:180:THR:HB	2:1Y:183:GLU:HB3	1.90	0.54
2:1Y:284:ARG:HD3	2:1Y:290:GLU:OE2	2.07	0.54
2:1H:181:VAL:HB	1:2A:258:ASN:HA	1.88	0.54
1:2A:422:ARG:NH1	1:2A:426:ALA:HB2	2.22	0.54
2:1O:394:GLN:HG2	1:2B:348:PRO:CG	2.37	0.54
1:2B:422:ARG:NH1	1:2B:426:ALA:HB2	2.22	0.54
2:1Q:210:TYR:HD2	1:2D:329:ASN:HD22	1.56	0.54
1:2G:212:ILE:HG23	1:2G:216:ASN:HD22	1.72	0.54
1:2I:212:ILE:HG23	1:2I:216:ASN:HD22	1.72	0.54
2:2O:205:ASP:OD2	2:2O:304:ALA:N	2.35	0.54
2:2P:394:GLN:OE1	1:3C:349:THR:CG2	2.55	0.54
2:2R:205:ASP:OD2	2:2R:304:ALA:N	2.35	0.54
2:2U:284:ARG:HD3	2:2U:290:GLU:OE2	2.07	0.54
2:2X:284:ARG:HD3	2:2X:290:GLU:OE2	2.07	0.54
2:2Z:284:ARG:HD3	2:2Z:290:GLU:OE2	2.07	0.54
1:3B:422:ARG:NH1	1:3B:426:ALA:HB2	2.22	0.54

Continued on next page...

Continued from previous page...

Atom-1	Atom-2	Interatomic distance (Å)	Clash overlap (Å)
1:3E:422:ARG:NH1	1:3E:426:ALA:HB2	2.22	0.54
2:3R:205:ASP:OD2	2:3R:304:ALA:N	2.35	0.54
2:3V:217:LEU:HD11	2:3V:275:LEU:HD22	1.90	0.54
2:3X:270:PRO:HG2	2:3X:302:MET:HB2	1.90	0.54
1:4G:212:ILE:HG23	1:4G:216:ASN:HD22	1.72	0.54
2:4H:284:ARG:HD3	2:4H:290:GLU:OE2	2.07	0.54
1:4J:422:ARG:NH1	1:4J:426:ALA:HB2	2.22	0.54
1:1E:245:ASP:CB	2:4R:77:SER:HB3	2.31	0.54
1:1I:260:VAL:CG1	2:4U:407:TRP:HE1	2.20	0.54
1:1J:349:THR:CG2	2:4V:184:PRO:CG	2.86	0.54
2:4V:205:ASP:OD2	2:4V:304:ALA:N	2.35	0.54
2:4V:217:LEU:HD11	2:4V:275:LEU:HD22	1.90	0.54
1:1M:351:PHE:O	2:4Y:180:THR:C	2.45	0.54
1:1N:260:VAL:HB	2:4Z:407:TRP:HE1	1.71	0.54
1:1B:422:ARG:NH1	1:1B:426:ALA:HB2	2.22	0.54
1:1I:256:GLN:HB2	2:4U:407:TRP:CH2	2.43	0.54
1:1K:348:PRO:HD2	2:4W:398:MET:HG3	1.88	0.54
2:1S:180:THR:HB	2:1S:183:GLU:HB3	1.89	0.54
2:1U:214:PHE:CB	1:2I:326:LYS:CE	2.53	0.54
2:1U:270:PRO:HG2	2:1U:302:MET:HB2	1.90	0.54
2:1X:270:PRO:HG2	2:1X:302:MET:HB2	1.90	0.54
2:1Y:181:VAL:CG2	1:2M:258:ASN:CA	2.86	0.54
2:1Y:401:ARG:O	1:2M:262:TYR:CE1	2.60	0.54
2:1Q:394:GLN:HG2	1:2D:348:PRO:HG3	1.89	0.54
2:1U:221:THR:CB	1:2I:324:VAL:CG2	2.74	0.54
2:2O:11:GLN:NE2	1:3B:249:ASN:N	2.22	0.54
2:2P:205:ASP:OD2	2:2P:304:ALA:N	2.35	0.54
2:2Q:222:PRO:O	1:3D:324:VAL:HG13	2.08	0.54
2:2T:217:LEU:HD11	2:2T:275:LEU:HD22	1.90	0.54
5:2U:501:GDP:N7	1:3I:248:LEU:HD13	2.19	0.54
2:2W:217:LEU:HD11	2:2W:275:LEU:HD22	1.90	0.54
2:2X:270:PRO:HG2	2:2X:302:MET:HB2	1.90	0.54
2:2Q:394:GLN:HB3	1:3D:348:PRO:CG	2.34	0.54
1:3G:212:ILE:HG23	1:3G:216:ASN:HD22	1.72	0.54
2:2X:404:PHE:CA	1:3L:261:PRO:O	2.56	0.54
2:3U:284:ARG:HD3	2:3U:290:GLU:OE2	2.07	0.54
1:4A:422:ARG:NH1	1:4A:426:ALA:HB2	2.22	0.54
1:4D:195:LEU:HD12	1:4D:266:HIS:HE1	1.72	0.54
1:1A:325:PRO:O	2:4H:210:TYR:CZ	2.60	0.54
2:4O:205:ASP:OD2	2:4O:304:ALA:N	2.35	0.54
2:4Q:205:ASP:OD2	2:4Q:304:ALA:N	2.35	0.54

Continued on next page...

Continued from previous page...

Atom-1	Atom-2	Interatomic distance (Å)	Clash overlap (Å)
2:4T:217:LEU:HD11	2:4T:275:LEU:HD22	1.90	0.54
1:1K:254:GLU:CA	2:4W:100:GLY:HA2	2.38	0.54
1:1K:351:PHE:O	2:4W:180:THR:N	2.41	0.54
1:1L:351:PHE:O	2:4X:180:THR:C	2.45	0.54
2:4X:284:ARG:HD3	2:4X:290:GLU:OE2	2.07	0.54
1:1M:261:PRO:HA	2:4Y:404:PHE:CG	2.42	0.54
2:4Z:284:ARG:HD3	2:4Z:290:GLU:OE2	2.07	0.54
1:1A:2:ARG:CZ	2:4H:73:GLY:HA3	2.38	0.54
1:1D:349:THR:CG2	2:4Q:394:GLN:OE1	2.56	0.54
1:1G:212:ILE:HG23	1:1G:216:ASN:HD22	1.72	0.54
2:1T:217:LEU:HD11	2:1T:275:LEU:HD22	1.90	0.54
2:1U:404:PHE:CE1	1:2I:261:PRO:N	2.76	0.54
1:2D:195:LEU:HD12	1:2D:266:HIS:HE1	1.72	0.54
2:2H:284:ARG:HD3	2:2H:290:GLU:OE2	2.07	0.54
2:1Y:403:ALA:HA	1:2M:261:PRO:O	2.08	0.54
2:2O:181:VAL:N	1:3B:258:ASN:HD22	2.05	0.54
2:2P:401:ARG:HH22	1:3C:435:VAL:C	2.10	0.54
2:2X:180:THR:HB	2:2X:183:GLU:HB3	1.89	0.54
2:2Y:404:PHE:CE1	1:3M:261:PRO:CA	2.91	0.54
1:3D:195:LEU:HD12	1:3D:266:HIS:HE1	1.72	0.54
2:2R:404:PHE:CD2	1:3E:261:PRO:HB3	2.43	0.54
2:3H:284:ARG:HD3	2:3H:290:GLU:OE2	2.07	0.54
2:3S:180:THR:HB	2:3S:183:GLU:HB3	1.89	0.54
2:3T:217:LEU:HD11	2:3T:275:LEU:HD22	1.90	0.54
2:3U:270:PRO:HG2	2:3U:302:MET:HB2	1.90	0.54
1:4G:195:LEU:HD12	1:4G:266:HIS:HE1	1.71	0.54
2:4P:205:ASP:OD2	2:4P:304:ALA:N	2.35	0.54
1:1E:253:THR:HB	2:4R:100:GLY:CA	2.37	0.54
2:4S:180:THR:HB	2:4S:183:GLU:HB3	1.89	0.54
2:4U:270:PRO:HG2	2:4U:302:MET:HB2	1.90	0.54
1:1I:346:TRP:HD1	2:4U:401:ARG:HG3	1.72	0.54
2:4W:217:LEU:HD11	2:4W:275:LEU:HD22	1.90	0.54
2:4X:180:THR:HB	2:4X:183:GLU:HB3	1.89	0.54
2:4X:270:PRO:HG2	2:4X:302:MET:HB2	1.90	0.54
1:1A:258:ASN:O	2:4H:181:VAL:HB	2.08	0.54
1:1D:195:LEU:HD12	1:1D:266:HIS:HE1	1.72	0.54
1:1G:195:LEU:HD12	1:1G:266:HIS:HE1	1.72	0.54
1:1G:348:PRO:HG3	2:4T:394:GLN:C	2.25	0.54
1:1M:349:THR:CG2	2:4Y:184:PRO:CD	2.79	0.54
2:1T:179:ASP:O	1:2G:352:LYS:HD3	2.08	0.54
2:1V:320:ARG:NH1	2:1V:360:PRO:HG3	2.23	0.54

Continued on next page...

Continued from previous page...

Atom-1	Atom-2	Interatomic distance (Å)	Clash overlap (Å)
2:2S:100:GLY:HA3	1:3F:253:THR:CB	2.38	0.54
2:2S:180:THR:HB	2:2S:183:GLU:HB3	1.89	0.54
2:2U:270:PRO:HG2	2:2U:302:MET:HB2	1.90	0.54
2:2V:404:PHE:CZ	1:3J:261:PRO:CB	2.91	0.54
2:2W:221:THR:OG1	1:3K:324:VAL:HG22	2.04	0.54
2:2Y:177:VAL:HG23	1:3M:332:ILE:HG22	1.89	0.54
2:2Y:217:LEU:HD11	2:2Y:275:LEU:HD22	1.90	0.54
1:3G:195:LEU:HD12	1:3G:266:HIS:HE1	1.71	0.54
2:2U:407:TRP:NE1	1:3I:260:VAL:HB	2.23	0.54
2:2W:404:PHE:CD2	1:3K:261:PRO:HA	2.41	0.54
2:2W:214:PHE:CG	1:3K:326:LYS:HE3	2.43	0.54
2:2Y:406:HIS:CE1	1:3M:263:PRO:CA	2.91	0.54
2:3W:217:LEU:HD11	2:3W:275:LEU:HD22	1.90	0.54
2:3X:180:THR:HB	2:3X:183:GLU:HB3	1.89	0.54
1:1A:326:LYS:HA	2:4H:210:TYR:CD1	2.43	0.54
1:1B:2:ARG:CZ	2:4O:73:GLY:HA3	2.37	0.54
2:4R:205:ASP:OD2	2:4R:304:ALA:N	2.35	0.54
2:4S:270:PRO:HG2	2:4S:302:MET:HB2	1.90	0.54
2:4U:284:ARG:HD3	2:4U:290:GLU:OE2	2.07	0.54
2:4V:284:ARG:HD3	2:4V:290:GLU:OE2	2.07	0.54
2:4V:320:ARG:NH1	2:4V:360:PRO:HG3	2.23	0.54
2:4W:180:THR:HB	2:4W:183:GLU:HB3	1.89	0.54
2:4Y:217:LEU:HD11	2:4Y:275:LEU:HD22	1.90	0.54
1:1N:2:ARG:CG	2:4Z:72:PRO:HD2	2.38	0.54
1:1G:262:TYR:OH	2:4T:402:LYS:C	2.47	0.54
2:1H:284:ARG:HD3	2:1H:290:GLU:OE2	2.07	0.54
2:1H:394:GLN:HG2	1:2A:348:PRO:HG3	1.90	0.54
1:1I:261:PRO:O	2:4U:406:HIS:HD2	1.88	0.54
1:1I:2:ARG:HH11	2:4U:71:GLU:HB2	1.72	0.54
2:1R:100:GLY:HA3	1:2E:253:THR:HG21	1.88	0.54
2:1W:180:THR:HB	2:1W:183:GLU:HB3	1.89	0.54
2:1W:320:ARG:NH1	2:1W:360:PRO:HG3	2.23	0.54
2:1Y:217:LEU:HD11	2:1Y:275:LEU:HD22	1.90	0.54
1:2G:195:LEU:HD12	1:2G:266:HIS:HE1	1.72	0.54
2:1U:207:GLU:OE1	1:2I:329:ASN:ND2	2.41	0.54
2:1Y:221:THR:HB	1:2M:324:VAL:HG21	1.89	0.54
2:2R:100:GLY:O	1:3E:257:THR:OG1	2.18	0.54
2:2S:270:PRO:HG2	2:2S:302:MET:HB2	1.90	0.54
2:2V:284:ARG:HD3	2:2V:290:GLU:OE2	2.07	0.54
2:2V:320:ARG:NH1	2:2V:360:PRO:HG3	2.23	0.54
2:2W:180:THR:HB	2:2W:183:GLU:HB3	1.89	0.54

Continued on next page...

Continued from previous page...

Atom-1	Atom-2	Interatomic distance (Å)	Clash overlap (Å)
2:2W:320:ARG:NH1	2:2W:360:PRO:HG3	2.23	0.54
2:2X:320:ARG:NH1	2:2X:360:PRO:HG3	2.23	0.54
2:2O:181:VAL:HG21	1:3B:258:ASN:O	2.08	0.54
2:2W:177:VAL:CG2	1:3K:332:ILE:CG2	2.82	0.54
5:2X:501:GDP:H8	1:3L:248:LEU:HD11	1.69	0.54
2:3O:180:THR:HB	2:3O:183:GLU:HB3	1.89	0.54
2:3V:320:ARG:NH1	2:3V:360:PRO:HG3	2.23	0.54
2:3W:180:THR:HB	2:3W:183:GLU:HB3	1.89	0.54
2:3Y:217:LEU:HD11	2:3Y:275:LEU:HD22	1.90	0.54
1:1E:325:PRO:CB	2:4R:224:TYR:CZ	2.90	0.54
1:1E:260:VAL:C	2:4R:404:PHE:CD1	2.81	0.54
1:1E:2:ARG:HG3	2:4R:72:PRO:HG2	1.90	0.54
1:1M:346:TRP:O	2:4Y:398:MET:HA	2.08	0.54
1:1A:2:ARG:NH2	2:4H:73:GLY:CA	2.71	0.53
1:1B:261:PRO:HA	2:4O:404:PHE:CB	2.37	0.53
1:1F:247:ALA:C	2:4S:15:GLN:HE22	2.11	0.53
1:1J:325:PRO:CB	2:4V:224:TYR:CE1	2.91	0.53
1:1J:439:SER:OG	2:4V:401:ARG:CD	2.56	0.53
2:1O:180:THR:HB	2:1O:183:GLU:HB3	1.89	0.53
2:1R:270:PRO:HG2	2:1R:302:MET:HB2	1.90	0.53
2:1S:205:ASP:OD2	2:1S:304:ALA:N	2.35	0.53
2:1W:217:LEU:HD11	2:1W:275:LEU:HD22	1.90	0.53
2:1X:180:THR:HB	2:1X:183:GLU:HB3	1.89	0.53
2:1X:320:ARG:NH1	2:1X:360:PRO:HG3	2.23	0.53
2:1Z:224:TYR:HE2	1:2N:248:LEU:HB2	1.72	0.53
2:1T:404:PHE:CD2	1:2G:261:PRO:HA	2.43	0.53
2:2O:180:THR:HB	2:2O:183:GLU:HB3	1.89	0.53
2:2R:270:PRO:HG2	2:2R:302:MET:HB2	1.90	0.53
2:2S:284:ARG:HD3	2:2S:290:GLU:OE2	2.07	0.53
2:2W:101:ASN:O	1:3K:257:THR:CG2	2.50	0.53
2:2Q:398:MET:HA	1:3D:346:TRP:HB2	1.90	0.53
2:2S:222:PRO:CG	1:3F:326:LYS:CB	2.83	0.53
2:2W:101:ASN:C	1:3K:257:THR:HG21	2.29	0.53
2:2Z:181:VAL:N	1:3N:258:ASN:ND2	2.55	0.53
2:3S:205:ASP:OD2	2:3S:304:ALA:N	2.35	0.53
2:3W:320:ARG:NH1	2:3W:360:PRO:HG3	2.23	0.53
1:1B:349:THR:O	2:4O:181:VAL:HA	2.08	0.53
2:4O:180:THR:HB	2:4O:183:GLU:HB3	1.89	0.53
2:4S:284:ARG:HD3	2:4S:290:GLU:OE2	2.07	0.53
2:4V:270:PRO:HG2	2:4V:302:MET:HB2	1.90	0.53
2:4W:320:ARG:NH1	2:4W:360:PRO:HG3	2.23	0.53

Continued on next page...

Continued from previous page...

Atom-1	Atom-2	Interatomic distance (Å)	Clash overlap (Å)
2:4X:320:ARG:NH1	2:4X:360:PRO:HG3	2.23	0.53
1:1B:253:THR:CB	2:4O:100:GLY:HA3	2.38	0.53
1:1E:260:VAL:HG11	2:4R:407:TRP:HZ2	1.71	0.53
2:1H:270:PRO:HG2	2:1H:302:MET:HB2	1.90	0.53
1:1I:249:ASN:N	2:4U:11:GLN:CD	2.52	0.53
1:1J:254:GLU:HG2	2:4V:100:GLY:CA	2.38	0.53
1:1L:435:VAL:HA	2:4X:401:ARG:NH2	2.24	0.53
2:1S:270:PRO:HG2	2:1S:302:MET:HB2	1.90	0.53
2:1V:284:ARG:HD3	2:1V:290:GLU:OE2	2.07	0.53
2:1W:401:ARG:O	1:2K:262:TYR:HE1	1.91	0.53
2:1R:222:PRO:HD2	1:2E:326:LYS:HB3	1.90	0.53
2:2H:270:PRO:HG2	2:2H:302:MET:HB2	1.90	0.53
2:1V:404:PHE:CE2	1:2J:261:PRO:HB3	2.44	0.53
2:1Z:11:GLN:NE2	1:2N:249:ASN:H	2.03	0.53
1:2N:319:TYR:HB3	1:2N:323:VAL:HG21	1.90	0.53
2:2R:207:GLU:CD	1:3E:329:ASN:ND2	2.41	0.53
2:2S:205:ASP:OD2	2:2S:304:ALA:N	2.35	0.53
2:2V:270:PRO:HG2	2:2V:302:MET:HB2	1.90	0.53
2:2S:100:GLY:CA	1:3F:253:THR:C	2.76	0.53
2:3H:270:PRO:HG2	2:3H:302:MET:HB2	1.90	0.53
2:2Z:404:PHE:CD2	1:3N:261:PRO:HA	2.43	0.53
1:3N:319:TYR:HB3	1:3N:323:VAL:HG21	1.90	0.53
2:3R:270:PRO:HG2	2:3R:302:MET:HB2	1.90	0.53
2:3S:284:ARG:HD3	2:3S:290:GLU:OE2	2.07	0.53
2:3S:270:PRO:HG2	2:3S:302:MET:HB2	1.90	0.53
2:3V:284:ARG:HD3	2:3V:290:GLU:OE2	2.07	0.53
2:3V:270:PRO:HG2	2:3V:302:MET:HB2	1.90	0.53
2:3X:320:ARG:NH1	2:3X:360:PRO:HG3	2.23	0.53
1:4N:319:TYR:HB3	1:4N:323:VAL:HG21	1.90	0.53
1:1D:353:VAL:CG2	2:4Q:179:ASP:OD1	2.54	0.53
1:1E:257:THR:OG1	2:4R:102:ASN:HB2	2.07	0.53
2:4R:270:PRO:HG2	2:4R:302:MET:HB2	1.90	0.53
2:4S:320:ARG:NH1	2:4S:360:PRO:HG3	2.23	0.53
1:1J:261:PRO:C	2:4V:406:HIS:CD2	2.69	0.53
1:1N:326:LYS:HB3	2:4Z:222:PRO:HG2	1.83	0.53
1:1B:2:ARG:HD3	2:4O:72:PRO:CD	2.32	0.53
1:1B:346:TRP:HA	2:4O:397:ALA:C	2.29	0.53
1:1I:319:TYR:HB3	1:1I:323:VAL:HG21	1.90	0.53
1:1N:319:TYR:HB3	1:1N:323:VAL:HG21	1.90	0.53
1:1N:346:TRP:CZ3	2:4Z:404:PHE:HE2	2.27	0.53
1:1N:346:TRP:HB3	2:4Z:397:ALA:O	2.06	0.53

Continued on next page...

Continued from previous page...

Atom-1	Atom-2	Interatomic distance (Å)	Clash overlap (Å)
2:1P:180:THR:HB	2:1P:183:GLU:HB3	1.89	0.53
2:1S:217:LEU:HD11	2:1S:275:LEU:HD22	1.90	0.53
2:1S:284:ARG:HD3	2:1S:290:GLU:OE2	2.07	0.53
2:1V:270:PRO:HG2	2:1V:302:MET:HB2	1.90	0.53
2:1W:406:HIS:CD2	1:2K:263:PRO:CD	2.87	0.53
2:1W:411:GLU:OE2	1:2K:163:LYS:NZ	2.41	0.53
2:2P:401:ARG:HG3	1:3C:346:TRP:CD1	2.43	0.53
2:2T:320:ARG:NH1	2:2T:360:PRO:HG3	2.23	0.53
2:2V:401:ARG:NH2	1:3J:435:VAL:CA	2.55	0.53
2:2Z:77:SER:HB3	1:3N:245:ASP:CG	2.27	0.53
2:3S:217:LEU:HD11	2:3S:275:LEU:HD22	1.90	0.53
2:3S:320:ARG:NH1	2:3S:360:PRO:HG3	2.23	0.53
2:3T:320:ARG:NH1	2:3T:360:PRO:HG3	2.23	0.53
1:4I:319:TYR:HB3	1:4I:323:VAL:HG21	1.90	0.53
1:1C:249:ASN:N	2:4P:11:GLN:OE1	2.42	0.53
1:1F:349:THR:CB	2:4S:184:PRO:CD	2.74	0.53
1:1G:326:LYS:CG	2:4T:210:TYR:CD1	2.91	0.53
2:4T:320:ARG:NH1	2:4T:360:PRO:HG3	2.23	0.53
1:1J:439:SER:OG	2:4V:401:ARG:HG2	2.08	0.53
1:1M:333:ALA:HB1	2:4Y:176:LYS:HE2	1.91	0.53
1:1B:319:TYR:HB3	1:1B:323:VAL:HG21	1.90	0.53
1:1D:257:THR:OG1	2:4Q:102:ASN:HB2	2.08	0.53
1:1D:262:TYR:CZ	2:4Q:402:LYS:C	2.82	0.53
1:1F:251:ASP:OD2	2:4S:71:GLU:HB3	2.08	0.53
1:1I:248:LEU:HD11	5:4U:501:GDP:O1A	2.07	0.53
2:1S:207:GLU:CD	1:2F:329:ASN:HD21	2.12	0.53
2:1X:401:ARG:O	1:2L:262:TYR:CE1	2.60	0.53
1:2B:319:TYR:HB3	1:2B:323:VAL:HG21	1.90	0.53
1:2G:319:TYR:HB3	1:2G:323:VAL:HG21	1.90	0.53
1:2I:319:TYR:HB3	1:2I:323:VAL:HG21	1.90	0.53
2:2P:284:ARG:HD3	2:2P:290:GLU:OE2	2.07	0.53
2:2S:217:LEU:HD11	2:2S:275:LEU:HD22	1.90	0.53
2:2S:406:HIS:CE1	1:3F:263:PRO:HA	2.44	0.53
2:2U:320:ARG:NH1	2:2U:360:PRO:HG3	2.23	0.53
2:2W:222:PRO:HD2	1:3K:326:LYS:HB3	1.91	0.53
1:3A:319:TYR:HB3	1:3A:323:VAL:HG21	1.90	0.53
2:2R:222:PRO:O	1:3E:324:VAL:HG13	2.09	0.53
2:2T:394:GLN:CG	1:3G:348:PRO:CB	2.81	0.53
1:3I:319:TYR:HB3	1:3I:323:VAL:HG21	1.90	0.53
1:4A:319:TYR:HB3	1:4A:323:VAL:HG21	1.90	0.53
1:4B:319:TYR:HB3	1:4B:323:VAL:HG21	1.90	0.53

Continued on next page...

Continued from previous page...

Atom-1	Atom-2	Interatomic distance (Å)	Clash overlap (Å)
1:4G:319:TYR:HB3	1:4G:323:VAL:HG21	1.90	0.53
2:4H:270:PRO:HG2	2:4H:302:MET:HB2	1.90	0.53
1:1C:248:LEU:HA	2:4P:11:GLN:NE2	2.23	0.53
2:4P:284:ARG:HD3	2:4P:290:GLU:OE2	2.07	0.53
1:1D:260:VAL:CA	2:4Q:407:TRP:HE1	2.14	0.53
2:4S:217:LEU:HD11	2:4S:275:LEU:HD22	1.90	0.53
2:4T:180:THR:HB	2:4T:183:GLU:HB3	1.89	0.53
1:1I:324:VAL:HG21	2:4U:221:THR:OG1	2.08	0.53
2:4U:320:ARG:NH1	2:4U:360:PRO:HG3	2.23	0.53
1:1I:346:TRP:CD1	2:4U:401:ARG:HG3	2.44	0.53
1:1K:261:PRO:CA	2:4W:404:PHE:CD1	2.91	0.53
1:1A:319:TYR:HB3	1:1A:323:VAL:HG21	1.90	0.53
1:1C:254:GLU:HG2	2:4P:100:GLY:C	2.29	0.53
1:1D:326:LYS:HG3	2:4Q:210:TYR:HA	1.89	0.53
1:1I:326:LYS:HB2	2:4U:222:PRO:HG2	1.89	0.53
1:1J:324:VAL:CG1	2:4V:222:PRO:O	2.57	0.53
1:1K:346:TRP:O	2:4W:398:MET:HG3	1.98	0.53
1:1L:346:TRP:CB	2:4X:397:ALA:O	2.57	0.53
2:1P:284:ARG:HD3	2:1P:290:GLU:OE2	2.07	0.53
2:1S:221:THR:HB	1:2F:324:VAL:HG21	1.90	0.53
2:1S:320:ARG:NH1	2:1S:360:PRO:HG3	2.23	0.53
2:1U:205:ASP:OD2	2:1U:304:ALA:N	2.35	0.53
2:1X:217:LEU:HD11	2:1X:275:LEU:HD22	1.90	0.53
2:1Y:320:ARG:NH1	2:1Y:360:PRO:HG3	2.23	0.53
1:2A:319:TYR:HB3	1:2A:323:VAL:HG21	1.90	0.53
2:1Q:100:GLY:CA	1:2D:253:THR:CG2	2.86	0.53
2:2O:270:PRO:HG2	2:2O:302:MET:HB2	1.90	0.53
2:2P:180:THR:HB	2:2P:183:GLU:HB3	1.89	0.53
2:2Q:100:GLY:O	1:3D:257:THR:OG1	2.26	0.53
2:2Q:398:MET:HG2	1:3D:346:TRP:O	2.08	0.53
2:2S:320:ARG:NH1	2:2S:360:PRO:HG3	2.23	0.53
2:2T:180:THR:HB	2:2T:183:GLU:HB3	1.89	0.53
2:2U:404:PHE:H	1:3I:261:PRO:C	2.07	0.53
2:2X:217:LEU:HD11	2:2X:275:LEU:HD22	1.90	0.53
1:3B:319:TYR:HB3	1:3B:323:VAL:HG21	1.90	0.53
2:2T:406:HIS:CE1	1:3G:263:PRO:HA	2.43	0.53
1:3G:319:TYR:HB3	1:3G:323:VAL:HG21	1.90	0.53
2:2V:179:ASP:O	1:3J:352:LYS:HA	2.09	0.53
2:2W:394:GLN:HA	1:3K:348:PRO:HG3	1.90	0.53
1:3M:319:TYR:HB3	1:3M:323:VAL:HG21	1.90	0.53
2:3O:270:PRO:HG2	2:3O:302:MET:HB2	1.90	0.53

Continued on next page...

Continued from previous page...

Atom-1	Atom-2	Interatomic distance (Å)	Clash overlap (Å)
2:3P:180:THR:HB	2:3P:183:GLU:HB3	1.89	0.53
2:3U:205:ASP:OD2	2:3U:304:ALA:N	2.35	0.53
2:3U:320:ARG:NH1	2:3U:360:PRO:HG3	2.23	0.53
2:3Y:320:ARG:NH1	2:3Y:360:PRO:HG3	2.23	0.53
2:4O:270:PRO:HG2	2:4O:302:MET:HB2	1.90	0.53
2:4P:180:THR:HB	2:4P:183:GLU:HB3	1.89	0.53
2:4S:205:ASP:OD2	2:4S:304:ALA:N	2.35	0.53
2:4X:217:LEU:HD11	2:4X:275:LEU:HD22	1.90	0.53
2:4Y:320:ARG:NH1	2:4Y:360:PRO:HG3	2.23	0.53
1:1B:244:PHE:HB2	1:1B:356:ASN:HD21	1.74	0.53
1:1K:346:TRP:CB	2:4W:397:ALA:O	2.57	0.53
1:1M:319:TYR:HB3	1:1M:323:VAL:HG21	1.90	0.53
2:1O:270:PRO:HG2	2:1O:302:MET:HB2	1.90	0.53
2:1S:181:VAL:HG23	1:2F:258:ASN:HB3	1.89	0.53
2:1S:228:ASN:HD21	5:1S:501:GDP:HN1	1.57	0.53
2:1T:320:ARG:NH1	2:1T:360:PRO:HG3	2.23	0.53
2:1U:180:THR:HB	2:1U:183:GLU:HB3	1.89	0.53
2:1U:320:ARG:NH1	2:1U:360:PRO:HG3	2.23	0.53
2:1X:181:VAL:HB	1:2L:258:ASN:C	2.29	0.53
2:1S:214:PHE:CD1	1:2F:326:LYS:CE	2.92	0.53
5:1X:501:GDP:C8	1:2L:248:LEU:CD1	2.92	0.53
1:2M:319:TYR:HB3	1:2M:323:VAL:HG21	1.90	0.53
2:2R:71:GLU:HG3	1:3E:2:ARG:NH1	2.23	0.53
2:2U:205:ASP:OD2	2:2U:304:ALA:N	2.35	0.53
2:2X:11:GLN:NE2	1:3L:249:ASN:HB2	2.24	0.53
2:2Y:270:PRO:HG2	2:2Y:302:MET:HB2	1.90	0.53
2:2Y:320:ARG:NH1	2:2Y:360:PRO:HG3	2.23	0.53
2:2Z:100:GLY:O	1:3N:257:THR:OG1	2.19	0.53
1:3B:244:PHE:HB2	1:3B:356:ASN:HD21	1.74	0.53
2:2U:224:TYR:HD2	1:3I:247:ALA:O	1.92	0.53
2:2V:72:PRO:HD2	1:3J:2:ARG:HD3	1.89	0.53
2:2W:221:THR:C	1:3K:324:VAL:HG11	2.28	0.53
1:3M:422:ARG:NH1	1:3M:426:ALA:HB2	2.22	0.53
2:3P:284:ARG:HD3	2:3P:290:GLU:OE2	2.07	0.53
2:3W:174:SER:HB2	2:3W:207:GLU:HB2	1.91	0.53
2:3X:217:LEU:HD11	2:3X:275:LEU:HD22	1.90	0.53
1:4M:319:TYR:HB3	1:4M:323:VAL:HG21	1.90	0.53
1:4M:422:ARG:NH1	1:4M:426:ALA:HB2	2.22	0.53
2:4Q:180:THR:HB	2:4Q:183:GLU:HB3	1.89	0.53
1:1G:263:PRO:N	2:4T:406:HIS:CD2	2.77	0.53
2:4U:205:ASP:OD2	2:4U:304:ALA:N	2.35	0.53

Continued on next page...

Continued from previous page...

Atom-1	Atom-2	Interatomic distance (Å)	Clash overlap (Å)
2:4X:174:SER:HB2	2:4X:207:GLU:HB2	1.91	0.53
1:1L:245:ASP:OD2	2:4X:77:SER:HB3	1.95	0.53
2:4Y:270:PRO:HG2	2:4Y:302:MET:HB2	1.90	0.53
1:1N:329:ASN:CB	2:4Z:210:TYR:CE2	2.89	0.53
1:1N:348:PRO:CB	2:4Z:394:GLN:CG	2.81	0.53
1:1C:319:TYR:HB3	1:1C:323:VAL:HG21	1.90	0.53
1:1G:319:TYR:HB3	1:1G:323:VAL:HG21	1.90	0.53
1:1I:352:LYS:CD	2:4U:101:ASN:ND2	2.68	0.53
1:1N:263:PRO:CA	2:4Z:406:HIS:CE1	2.91	0.53
2:1Q:180:THR:HB	2:1Q:183:GLU:HB3	1.89	0.53
2:1S:174:SER:HB2	2:1S:207:GLU:HB2	1.91	0.53
2:1T:180:THR:HB	2:1T:183:GLU:HB3	1.89	0.53
2:1W:174:SER:HB2	2:1W:207:GLU:HB2	1.91	0.53
2:1W:270:PRO:HG2	2:1W:302:MET:HB2	1.90	0.53
2:1Y:270:PRO:HG2	2:1Y:302:MET:HB2	1.90	0.53
1:2A:244:PHE:HB2	1:2A:356:ASN:HD21	1.74	0.53
2:1U:224:TYR:CE2	1:2I:247:ALA:O	2.60	0.53
2:1U:404:PHE:N	1:2I:261:PRO:O	2.33	0.53
1:2L:319:TYR:HB3	1:2L:323:VAL:HG21	1.90	0.53
2:1X:221:THR:CB	1:2L:324:VAL:CG2	2.87	0.53
1:2M:422:ARG:NH1	1:2M:426:ALA:HB2	2.22	0.53
2:2P:179:ASP:OD1	1:3C:353:VAL:CB	2.53	0.53
2:2Q:180:THR:HB	2:2Q:183:GLU:HB3	1.89	0.53
2:2R:228:ASN:HD21	5:2R:501:GDP:HN1	1.57	0.53
2:2U:180:THR:HB	2:2U:183:GLU:HB3	1.89	0.53
2:2W:174:SER:HB2	2:2W:207:GLU:HB2	1.91	0.53
2:2Z:177:VAL:HG23	1:3N:332:ILE:HG22	1.88	0.53
2:2Z:217:LEU:HD11	2:2Z:275:LEU:HD22	1.90	0.53
2:3Q:180:THR:HB	2:3Q:183:GLU:HB3	1.89	0.53
2:3R:228:ASN:HD21	5:3R:501:GDP:HN1	1.57	0.53
2:3V:174:SER:HB2	2:3V:207:GLU:HB2	1.91	0.53
2:3V:180:THR:HB	2:3V:183:GLU:HB3	1.89	0.53
2:3Y:270:PRO:HG2	2:3Y:302:MET:HB2	1.90	0.53
2:3Z:217:LEU:HD11	2:3Z:275:LEU:HD22	1.90	0.53
1:1A:261:PRO:N	2:4H:404:PHE:CD1	2.77	0.53
1:4L:319:TYR:HB3	1:4L:323:VAL:HG21	1.90	0.53
1:1E:258:ASN:HD22	2:4R:182:VAL:HG22	1.73	0.53
1:1I:346:TRP:C	2:4U:398:MET:HG2	2.17	0.53
2:4V:180:THR:HB	2:4V:183:GLU:HB3	1.89	0.53
2:4W:174:SER:HB2	2:4W:207:GLU:HB2	1.91	0.53
2:4W:270:PRO:HG2	2:4W:302:MET:HB2	1.90	0.53

Continued on next page...

Continued from previous page...

Atom-1	Atom-2	Interatomic distance (Å)	Clash overlap (Å)
2:4Z:217:LEU:HD11	2:4Z:275:LEU:HD22	1.90	0.53
1:1J:319:TYR:HB3	1:1J:323:VAL:HG21	1.90	0.53
1:1L:319:TYR:HB3	1:1L:323:VAL:HG21	1.90	0.53
2:1R:174:SER:HB2	2:1R:207:GLU:HB2	1.91	0.53
2:1R:228:ASN:HD21	5:1R:501:GDP:HN1	1.57	0.53
2:1V:174:SER:HB2	2:1V:207:GLU:HB2	1.91	0.53
2:1Z:270:PRO:HG2	2:1Z:302:MET:HB2	1.90	0.53
1:2B:244:PHE:HB2	1:2B:356:ASN:HD21	1.74	0.53
2:2H:221:THR:CB	1:3A:324:VAL:HG21	2.39	0.53
1:2I:244:PHE:HB2	1:2I:356:ASN:HD21	1.74	0.53
2:2R:320:ARG:NH1	2:2R:360:PRO:HG3	2.23	0.53
2:2S:174:SER:HB2	2:2S:207:GLU:HB2	1.91	0.53
2:2S:228:ASN:HD21	5:2S:501:GDP:HN1	1.57	0.53
2:2V:174:SER:HB2	2:2V:207:GLU:HB2	1.91	0.53
2:2V:180:THR:HB	2:2V:183:GLU:HB3	1.89	0.53
2:2W:270:PRO:HG2	2:2W:302:MET:HB2	1.90	0.53
2:2X:174:SER:HB2	2:2X:207:GLU:HB2	1.91	0.53
2:2X:182:VAL:HG21	1:3L:257:THR:HG22	1.90	0.53
2:2R:404:PHE:CA	1:3E:261:PRO:O	2.55	0.53
2:3H:320:ARG:NH1	2:3H:360:PRO:HG3	2.23	0.53
1:3J:319:TYR:HB3	1:3J:323:VAL:HG21	1.90	0.53
2:2V:394:GLN:CA	1:3J:348:PRO:HG3	2.38	0.53
1:3L:319:TYR:HB3	1:3L:323:VAL:HG21	1.90	0.53
2:3P:228:ASN:HD21	5:3P:501:GDP:HN1	1.57	0.53
2:3R:320:ARG:NH1	2:3R:360:PRO:HG3	2.23	0.53
2:3S:174:SER:HB2	2:3S:207:GLU:HB2	1.91	0.53
2:3S:228:ASN:HD21	5:3S:501:GDP:HN1	1.57	0.53
2:3T:180:THR:HB	2:3T:183:GLU:HB3	1.89	0.53
2:3U:180:THR:HB	2:3U:183:GLU:HB3	1.89	0.53
2:3W:270:PRO:HG2	2:3W:302:MET:HB2	1.90	0.53
2:3X:174:SER:HB2	2:3X:207:GLU:HB2	1.91	0.53
1:4A:244:PHE:HB2	1:4A:356:ASN:HD21	1.74	0.53
1:4B:244:PHE:HB2	1:4B:356:ASN:HD21	1.74	0.53
2:4P:228:ASN:HD21	5:4P:501:GDP:HN1	1.57	0.53
1:1E:326:LYS:CE	2:4R:214:PHE:HB2	2.38	0.53
2:4R:320:ARG:NH1	2:4R:360:PRO:HG3	2.23	0.53
1:1E:346:TRP:CZ2	2:4R:403:ALA:CB	2.91	0.53
2:4R:228:ASN:HD21	5:4R:501:GDP:HN1	1.57	0.53
2:4S:228:ASN:HD21	5:4S:501:GDP:HN1	1.57	0.53
2:4U:180:THR:HB	2:4U:183:GLU:HB3	1.89	0.53
2:4V:174:SER:HB2	2:4V:207:GLU:HB2	1.91	0.53

Continued on next page...

Continued from previous page...

Atom-1	Atom-2	Interatomic distance (Å)	Clash overlap (Å)
1:1A:329:ASN:HB2	2:4H:210:TYR:CD2	2.41	0.53
1:1A:244:PHE:HB2	1:1A:356:ASN:HD21	1.74	0.53
1:1B:257:THR:CG2	2:4O:101:ASN:O	2.57	0.53
1:1B:2:ARG:HH11	2:4O:71:GLU:HG3	1.74	0.53
1:1E:244:PHE:HB2	1:1E:356:ASN:HD21	1.74	0.53
1:1F:191:THR:HA	1:1F:194:THR:HG22	1.91	0.53
1:1G:244:PHE:HB2	1:1G:356:ASN:HD21	1.74	0.53
2:1H:320:ARG:NH1	2:1H:360:PRO:HG3	2.23	0.53
1:1I:244:PHE:HB2	1:1I:356:ASN:HD21	1.74	0.53
1:1K:257:THR:HG21	2:4W:102:ASN:CB	2.32	0.53
1:1M:248:LEU:CD1	5:4Y:501:GDP:H8	2.22	0.53
1:1M:253:THR:C	2:4Y:100:GLY:HA2	2.28	0.53
1:1M:348:PRO:HD2	2:4Y:398:MET:CG	2.38	0.53
1:1M:422:ARG:NH1	1:1M:426:ALA:HB2	2.22	0.53
2:1O:174:SER:HB2	2:1O:207:GLU:HB2	1.91	0.53
2:1O:228:ASN:HD21	5:1O:501:GDP:HN1	1.57	0.53
2:1P:174:SER:HB2	2:1P:207:GLU:HB2	1.91	0.53
2:1P:228:ASN:HD21	5:1P:501:GDP:HN1	1.57	0.53
2:1Q:228:ASN:HD21	5:1Q:501:GDP:HN1	1.57	0.53
2:1R:320:ARG:NH1	2:1R:360:PRO:HG3	2.23	0.53
2:1T:174:SER:HB2	2:1T:207:GLU:HB2	1.91	0.53
2:1U:174:SER:HB2	2:1U:207:GLU:HB2	1.91	0.53
2:1V:180:THR:HB	2:1V:183:GLU:HB3	1.89	0.53
2:1X:174:SER:HB2	2:1X:207:GLU:HB2	1.91	0.53
2:1X:31:ASP:OD1	2:1X:35:SER:N	2.42	0.53
2:1X:403:ALA:HA	1:2L:261:PRO:O	2.09	0.53
2:1Z:217:LEU:HD11	2:1Z:275:LEU:HD22	1.90	0.53
1:2A:100:ALA:N	3:2A:501:GTP:O2G	2.41	0.53
1:2C:319:TYR:HB3	1:2C:323:VAL:HG21	1.90	0.53
1:2G:244:PHE:HB2	1:2G:356:ASN:HD21	1.74	0.53
2:2H:320:ARG:NH1	2:2H:360:PRO:HG3	2.23	0.53
1:2J:319:TYR:HB3	1:2J:323:VAL:HG21	1.90	0.53
2:1X:224:TYR:OH	1:2L:248:LEU:HD22	2.09	0.53
2:2O:174:SER:HB2	2:2O:207:GLU:HB2	1.91	0.53
2:2O:228:ASN:HD21	5:2O:501:GDP:HN1	1.57	0.53
2:2P:406:HIS:NE2	1:3C:262:TYR:CA	2.72	0.53
2:2R:407:TRP:CD1	1:3E:260:VAL:O	2.61	0.53
2:2T:100:GLY:CA	1:3G:253:THR:C	2.78	0.53
2:2T:174:SER:HB2	2:2T:207:GLU:HB2	1.91	0.53
2:2U:174:SER:HB2	2:2U:207:GLU:HB2	1.91	0.53
2:2U:31:ASP:OD1	2:2U:35:SER:N	2.42	0.53

Continued on next page...

Continued from previous page...

Atom-1	Atom-2	Interatomic distance (Å)	Clash overlap (Å)
2:2V:250:ALA:HA	2:2V:254:LYS:HD3	1.91	0.53
2:2X:31:ASP:OD1	2:2X:35:SER:N	2.42	0.53
2:2Z:270:PRO:HG2	2:2Z:302:MET:HB2	1.90	0.53
2:2Z:394:GLN:CB	1:3N:348:PRO:CG	2.87	0.53
1:3A:244:PHE:HB2	1:3A:356:ASN:HD21	1.74	0.53
1:3F:191:THR:HA	1:3F:194:THR:HG22	1.91	0.53
2:2T:180:THR:N	1:3G:351:PHE:O	2.42	0.53
5:2W:501:GDP:N7	1:3K:248:LEU:HD13	2.23	0.53
2:3P:174:SER:HB2	2:3P:207:GLU:HB2	1.91	0.53
2:3T:174:SER:HB2	2:3T:207:GLU:HB2	1.91	0.53
2:3U:174:SER:HB2	2:3U:207:GLU:HB2	1.91	0.53
2:3X:31:ASP:OD1	2:3X:35:SER:N	2.42	0.53
2:3Z:270:PRO:HG2	2:3Z:302:MET:HB2	1.90	0.53
1:4A:100:ALA:N	3:4A:501:GTP:O2G	2.41	0.53
1:4C:319:TYR:HB3	1:4C:323:VAL:HG21	1.90	0.53
1:4F:319:TYR:HB3	1:4F:323:VAL:HG21	1.90	0.53
1:4G:244:PHE:HB2	1:4G:356:ASN:HD21	1.74	0.53
2:4H:320:ARG:NH1	2:4H:360:PRO:HG3	2.23	0.53
1:4J:319:TYR:HB3	1:4J:323:VAL:HG21	1.90	0.53
2:4P:174:SER:HB2	2:4P:207:GLU:HB2	1.91	0.53
2:4S:174:SER:HB2	2:4S:207:GLU:HB2	1.91	0.53
1:1F:2:ARG:NH1	2:4S:71:GLU:CG	2.72	0.53
1:1G:247:ALA:C	2:4T:15:GLN:HE22	2.12	0.53
2:4T:174:SER:HB2	2:4T:207:GLU:HB2	1.91	0.53
2:4U:174:SER:HB2	2:4U:207:GLU:HB2	1.91	0.53
1:1J:353:VAL:CG2	2:4V:179:ASP:OD1	2.56	0.53
2:4V:250:ALA:HA	2:4V:254:LYS:HD3	1.91	0.53
1:1M:329:ASN:CB	2:4Y:210:TYR:CD2	2.92	0.53
1:1A:100:ALA:N	3:1A:501:GTP:O2G	2.41	0.53
1:1C:244:PHE:HB2	1:1C:356:ASN:HD21	1.74	0.53
1:1F:244:PHE:HB2	1:1F:356:ASN:HD21	1.74	0.53
2:1T:205:ASP:OD2	2:1T:304:ALA:N	2.35	0.53
2:1U:31:ASP:OD1	2:1U:35:SER:N	2.42	0.53
2:1W:250:ALA:HA	2:1W:254:LYS:HD3	1.91	0.53
2:1X:101:ASN:O	1:2L:257:THR:HG21	2.09	0.53
2:1Y:179:ASP:O	1:2M:352:LYS:HD3	2.04	0.53
2:1Z:320:ARG:NH1	2:1Z:360:PRO:HG3	2.23	0.53
1:2E:414:GLU:HG2	1:2E:416:GLY:H	1.74	0.53
1:2F:244:PHE:HB2	1:2F:356:ASN:HD21	1.74	0.53
2:2O:394:GLN:CB	1:3B:348:PRO:HG2	2.38	0.53
2:2P:174:SER:HB2	2:2P:207:GLU:HB2	1.91	0.53

Continued on next page...

Continued from previous page...

Atom-1	Atom-2	Interatomic distance (Å)	Clash overlap (Å)
2:2P:228:ASN:HD21	5:2P:501:GDP:HN1	1.57	0.53
2:2P:217:LEU:HD11	2:2P:275:LEU:HD22	1.90	0.53
2:2P:394:GLN:CG	1:3C:348:PRO:HG2	2.37	0.53
2:2R:174:SER:HB2	2:2R:207:GLU:HB2	1.91	0.53
2:2R:210:TYR:HD2	1:3E:329:ASN:ND2	1.99	0.53
2:2U:214:PHE:HB2	1:3I:326:LYS:HE3	1.84	0.53
2:2W:250:ALA:HA	2:2W:254:LYS:HD3	1.91	0.53
2:2Z:320:ARG:NH1	2:2Z:360:PRO:HG3	2.23	0.53
1:3A:100:ALA:N	3:3A:501:GTP:O2G	2.41	0.53
2:2O:177:VAL:CG2	1:3B:332:ILE:CG2	2.80	0.53
2:2O:394:GLN:OE1	1:3B:349:THR:HG23	2.09	0.53
1:3C:319:TYR:HB3	1:3C:323:VAL:HG21	1.90	0.53
1:3C:244:PHE:HB2	1:3C:356:ASN:HD21	1.74	0.53
1:3E:414:GLU:HG2	1:3E:416:GLY:H	1.74	0.53
1:3F:244:PHE:HB2	1:3F:356:ASN:HD21	1.74	0.53
1:3F:414:GLU:HG2	1:3F:416:GLY:H	1.74	0.53
1:3G:244:PHE:HB2	1:3G:356:ASN:HD21	1.74	0.53
1:3I:244:PHE:HB2	1:3I:356:ASN:HD21	1.74	0.53
2:3O:174:SER:HB2	2:3O:207:GLU:HB2	1.91	0.53
2:3O:228:ASN:HD21	5:3O:501:GDP:HN1	1.57	0.53
2:3P:217:LEU:HD11	2:3P:275:LEU:HD22	1.90	0.53
2:3Q:174:SER:HB2	2:3Q:207:GLU:HB2	1.91	0.53
2:3R:174:SER:HB2	2:3R:207:GLU:HB2	1.91	0.53
2:3U:31:ASP:OD1	2:3U:35:SER:N	2.42	0.53
2:3W:250:ALA:HA	2:3W:254:LYS:HD3	1.91	0.53
2:3Z:320:ARG:NH1	2:3Z:360:PRO:HG3	2.23	0.53
1:4E:244:PHE:HB2	1:4E:356:ASN:HD21	1.74	0.53
1:4E:414:GLU:HG2	1:4E:416:GLY:H	1.74	0.53
1:4F:191:THR:HA	1:4F:194:THR:HG22	1.91	0.53
2:4O:174:SER:HB2	2:4O:207:GLU:HB2	1.91	0.53
2:4Q:174:SER:HB2	2:4Q:207:GLU:HB2	1.91	0.53
2:4Q:217:LEU:HD11	2:4Q:275:LEU:HD22	1.90	0.53
2:4R:174:SER:HB2	2:4R:207:GLU:HB2	1.91	0.53
2:4U:217:LEU:HD11	2:4U:275:LEU:HD22	1.90	0.53
2:4U:31:ASP:OD1	2:4U:35:SER:N	2.42	0.53
2:4X:31:ASP:OD1	2:4X:35:SER:N	2.42	0.53
2:4Y:174:SER:HB2	2:4Y:207:GLU:HB2	1.91	0.53
2:4Z:320:ARG:NH1	2:4Z:360:PRO:HG3	2.23	0.53
1:1N:2:ARG:HG3	2:4Z:72:PRO:CG	2.39	0.53
1:1B:260:VAL:O	2:4O:404:PHE:CD1	2.62	0.52
1:1E:414:GLU:HG2	1:1E:416:GLY:H	1.74	0.52

Continued on next page...

Continued from previous page...

Atom-1	Atom-2	Interatomic distance (Å)	Clash overlap (Å)
2:1H:174:SER:HB2	2:1H:207:GLU:HB2	1.91	0.52
1:1K:347:CYS:SG	2:4W:181:VAL:HG13	2.49	0.52
2:1O:320:ARG:NH1	2:1O:360:PRO:HG3	2.23	0.52
2:1P:217:LEU:HD11	2:1P:275:LEU:HD22	1.90	0.52
2:1Q:174:SER:HB2	2:1Q:207:GLU:HB2	1.91	0.52
2:1Q:217:LEU:HD11	2:1Q:275:LEU:HD22	1.90	0.52
2:1Q:270:PRO:HG2	2:1Q:302:MET:HB2	1.90	0.52
2:1V:250:ALA:HA	2:1V:254:LYS:HD3	1.92	0.52
1:2C:244:PHE:HB2	1:2C:356:ASN:HD21	1.74	0.52
1:2E:244:PHE:HB2	1:2E:356:ASN:HD21	1.74	0.52
1:2F:191:THR:HA	1:2F:194:THR:HG22	1.91	0.52
2:2H:181:VAL:N	1:3A:258:ASN:ND2	2.57	0.52
2:1Y:222:PRO:HD2	1:2M:324:VAL:CG1	2.39	0.52
2:2O:217:LEU:HD11	2:2O:275:LEU:HD22	1.90	0.52
2:2Q:174:SER:HB2	2:2Q:207:GLU:HB2	1.91	0.52
2:2Q:217:LEU:HD11	2:2Q:275:LEU:HD22	1.90	0.52
2:2Q:320:ARG:NH1	2:2Q:360:PRO:HG3	2.23	0.52
2:2R:100:GLY:HA2	1:3E:253:THR:CB	2.36	0.52
2:2R:180:THR:HB	2:2R:183:GLU:HB3	1.89	0.52
2:2R:71:GLU:HB2	1:3E:2:ARG:CD	2.33	0.52
2:2Y:174:SER:HB2	2:2Y:207:GLU:HB2	1.91	0.52
1:3B:191:THR:HA	1:3B:194:THR:HG22	1.91	0.52
1:3E:244:PHE:HB2	1:3E:356:ASN:HD21	1.74	0.52
1:3F:319:TYR:HB3	1:3F:323:VAL:HG21	1.90	0.52
2:3H:174:SER:HB2	2:3H:207:GLU:HB2	1.91	0.52
2:2Z:404:PHE:HD1	1:3N:260:VAL:O	1.87	0.52
2:3O:217:LEU:HD11	2:3O:275:LEU:HD22	1.90	0.52
2:3R:180:THR:HB	2:3R:183:GLU:HB3	1.89	0.52
2:3V:250:ALA:HA	2:3V:254:LYS:HD3	1.92	0.52
2:3Y:174:SER:HB2	2:3Y:207:GLU:HB2	1.91	0.52
1:4F:244:PHE:HB2	1:4F:356:ASN:HD21	1.74	0.52
1:1A:351:PHE:O	2:4H:180:THR:CA	2.57	0.52
2:4H:217:LEU:HD11	2:4H:275:LEU:HD22	1.90	0.52
1:4I:244:PHE:HB2	1:4I:356:ASN:HD21	1.74	0.52
1:1B:332:ILE:CB	2:4O:177:VAL:CG2	2.87	0.52
2:4O:228:ASN:HD21	5:4O:501:GDP:HN1	1.57	0.52
2:4P:217:LEU:HD11	2:4P:275:LEU:HD22	1.90	0.52
1:1J:263:PRO:CD	2:4V:406:HIS:CG	2.82	0.52
2:4W:250:ALA:HA	2:4W:254:LYS:HD3	1.91	0.52
1:1K:348:PRO:CD	2:4W:398:MET:HG3	2.39	0.52
2:4Z:270:PRO:HG2	2:4Z:302:MET:HB2	1.90	0.52

Continued on next page...

Continued from previous page...

Atom-1	Atom-2	Interatomic distance (Å)	Clash overlap (Å)
1:1B:191:THR:HA	1:1B:194:THR:HG22	1.91	0.52
1:1E:333:ALA:CB	2:4R:176:LYS:HB3	2.39	0.52
1:1F:414:GLU:HG2	1:1F:416:GLY:H	1.74	0.52
2:1O:217:LEU:HD11	2:1O:275:LEU:HD22	1.90	0.52
2:1Q:320:ARG:NH1	2:1Q:360:PRO:HG3	2.23	0.52
2:1T:270:PRO:HG2	2:1T:302:MET:HB2	1.90	0.52
2:1U:250:ALA:HA	2:1U:254:LYS:HD3	1.91	0.52
2:1U:217:LEU:HD11	2:1U:275:LEU:HD22	1.90	0.52
1:2C:191:THR:HA	1:2C:194:THR:HG22	1.91	0.52
1:2F:414:GLU:HG2	1:2F:416:GLY:H	1.74	0.52
2:1T:180:THR:CG2	1:2G:258:ASN:HD21	2.22	0.52
2:2H:174:SER:HB2	2:2H:207:GLU:HB2	1.91	0.52
2:2H:217:LEU:HD11	2:2H:275:LEU:HD22	1.90	0.52
2:1Z:401:ARG:CB	1:2N:262:TYR:OH	2.47	0.52
2:2O:320:ARG:NH1	2:2O:360:PRO:HG3	2.23	0.52
2:2U:217:LEU:HD11	2:2U:275:LEU:HD22	1.90	0.52
2:2U:250:ALA:HA	2:2U:254:LYS:HD3	1.92	0.52
2:2W:100:GLY:HA2	1:3K:253:THR:C	2.30	0.52
1:3C:191:THR:HA	1:3C:194:THR:HG22	1.91	0.52
2:2T:101:ASN:C	1:3G:257:THR:HG21	2.29	0.52
2:2Y:11:GLN:NE2	1:3M:249:ASN:HB2	2.23	0.52
2:3O:320:ARG:NH1	2:3O:360:PRO:HG3	2.23	0.52
2:3Q:217:LEU:HD11	2:3Q:275:LEU:HD22	1.90	0.52
2:3Q:270:PRO:HG2	2:3Q:302:MET:HB2	1.90	0.52
2:3Q:228:ASN:HD21	5:3Q:501:GDP:HN1	1.57	0.52
2:3T:205:ASP:OD2	2:3T:304:ALA:N	2.35	0.52
2:3U:250:ALA:HA	2:3U:254:LYS:HD3	1.91	0.52
2:3U:217:LEU:HD11	2:3U:275:LEU:HD22	1.90	0.52
1:4B:191:THR:HA	1:4B:194:THR:HG22	1.91	0.52
1:4F:414:GLU:HG2	1:4F:416:GLY:H	1.74	0.52
2:4O:217:LEU:HD11	2:4O:275:LEU:HD22	1.90	0.52
1:1B:260:VAL:CB	2:4O:407:TRP:NE1	2.44	0.52
1:1D:333:ALA:CB	2:4Q:176:LYS:HB3	2.39	0.52
2:4Q:228:ASN:HD21	5:4Q:501:GDP:HN1	1.57	0.52
2:4Q:320:ARG:NH1	2:4Q:360:PRO:HG3	2.23	0.52
1:1G:261:PRO:HA	2:4T:404:PHE:CG	2.43	0.52
2:4U:250:ALA:HA	2:4U:254:LYS:HD3	1.92	0.52
1:1I:261:PRO:CA	2:4U:404:PHE:CD1	2.92	0.52
1:1C:191:THR:HA	1:1C:194:THR:HG22	1.91	0.52
1:1C:326:LYS:HE2	2:4P:214:PHE:CB	2.38	0.52
1:1G:258:ASN:OD1	2:4T:101:ASN:CB	2.57	0.52

Continued on next page...

Continued from previous page...

Atom-1	Atom-2	Interatomic distance (Å)	Clash overlap (Å)
2:1H:217:LEU:HD11	2:1H:275:LEU:HD22	1.90	0.52
2:1P:165:ILE:HA	2:1P:199:ASP:OD2	2.10	0.52
2:1R:180:THR:HB	2:1R:183:GLU:HB3	1.89	0.52
2:1R:31:ASP:OD1	2:1R:35:SER:N	2.42	0.52
2:1S:100:GLY:HA2	1:2F:253:THR:CG2	2.40	0.52
2:1Y:174:SER:HB2	2:1Y:207:GLU:HB2	1.91	0.52
1:2B:191:THR:HA	1:2B:194:THR:HG22	1.92	0.52
1:2F:319:TYR:HB3	1:2F:323:VAL:HG21	1.90	0.52
2:2P:165:ILE:HA	2:2P:199:ASP:OD2	2.10	0.52
2:2Q:270:PRO:HG2	2:2Q:302:MET:HB2	1.90	0.52
2:2Q:228:ASN:HD21	5:2Q:501:GDP:HN1	1.57	0.52
2:2R:31:ASP:OD1	2:2R:35:SER:N	2.43	0.52
2:2S:100:GLY:HA2	1:3F:253:THR:CB	2.37	0.52
2:2U:165:ILE:HA	2:2U:199:ASP:OD2	2.10	0.52
2:2Y:77:SER:HB3	1:3M:245:ASP:CG	2.28	0.52
2:2Z:174:SER:HB2	2:2Z:207:GLU:HB2	1.91	0.52
2:2Q:394:GLN:CG	1:3D:348:PRO:HG2	2.39	0.52
5:2T:501:GDP:N7	1:3G:248:LEU:HD13	2.20	0.52
2:3H:217:LEU:HD11	2:3H:275:LEU:HD22	1.90	0.52
2:3Q:320:ARG:NH1	2:3Q:360:PRO:HG3	2.23	0.52
2:3R:31:ASP:OD1	2:3R:35:SER:N	2.42	0.52
2:3T:270:PRO:HG2	2:3T:302:MET:HB2	1.90	0.52
1:4C:191:THR:HA	1:4C:194:THR:HG22	1.91	0.52
1:4C:244:PHE:HB2	1:4C:356:ASN:HD21	1.74	0.52
2:4H:174:SER:HB2	2:4H:207:GLU:HB2	1.91	0.52
1:1B:353:VAL:CA	2:4O:179:ASP:OD1	2.57	0.52
2:4O:320:ARG:NH1	2:4O:360:PRO:HG3	2.23	0.52
2:4P:165:ILE:HA	2:4P:199:ASP:OD2	2.10	0.52
2:4R:180:THR:HB	2:4R:183:GLU:HB3	1.89	0.52
2:4R:31:ASP:OD1	2:4R:35:SER:N	2.42	0.52
2:4U:165:ILE:HA	2:4U:199:ASP:OD2	2.10	0.52
2:4Z:174:SER:HB2	2:4Z:207:GLU:HB2	1.91	0.52
1:1C:248:LEU:CD2	2:4P:179:ASP:OD2	2.57	0.52
1:1D:100:ALA:N	3:1D:501:GTP:O2G	2.41	0.52
1:1E:191:THR:HA	1:1E:194:THR:HG22	1.91	0.52
2:1O:165:ILE:HA	2:1O:199:ASP:OD2	2.10	0.52
2:1Z:174:SER:HB2	2:1Z:207:GLU:HB2	1.91	0.52
2:1Q:404:PHE:CD1	1:2D:261:PRO:HA	2.44	0.52
1:2D:100:ALA:N	3:2D:501:GTP:O2G	2.41	0.52
2:2P:270:PRO:HG2	2:2P:302:MET:HB2	1.90	0.52
2:2Q:100:GLY:HA2	1:3D:253:THR:C	2.30	0.52

Continued on next page...

Continued from previous page...

Atom-1	Atom-2	Interatomic distance (Å)	Clash overlap (Å)
2:2T:205:ASP:OD2	2:2T:304:ALA:N	2.35	0.52
2:2T:270:PRO:HG2	2:2T:302:MET:HB2	1.90	0.52
2:2X:394:GLN:CB	1:3L:348:PRO:CG	2.86	0.52
2:2Z:31:ASP:OD1	2:2Z:35:SER:N	2.42	0.52
2:2P:11:GLN:HE22	1:3C:249:ASN:H	0.59	0.52
2:2R:181:VAL:CB	1:3E:258:ASN:O	2.57	0.52
2:2S:101:ASN:HB2	1:3F:254:GLU:CG	2.39	0.52
2:3O:165:ILE:HA	2:3O:199:ASP:OD2	2.10	0.52
2:3T:31:ASP:OD1	2:3T:35:SER:N	2.42	0.52
2:3Z:174:SER:HB2	2:3Z:207:GLU:HB2	1.91	0.52
1:4D:100:ALA:N	3:4D:501:GTP:O2G	2.41	0.52
1:4G:191:THR:HA	1:4G:194:THR:HG22	1.91	0.52
1:4N:244:PHE:HB2	1:4N:356:ASN:HD21	1.74	0.52
2:4O:165:ILE:HA	2:4O:199:ASP:OD2	2.10	0.52
2:4P:270:PRO:HG2	2:4P:302:MET:HB2	1.90	0.52
1:1C:346:TRP:CZ3	2:4P:403:ALA:HB3	2.44	0.52
2:4Q:270:PRO:HG2	2:4Q:302:MET:HB2	1.90	0.52
2:4T:31:ASP:OD1	2:4T:35:SER:N	2.42	0.52
1:1I:349:THR:OG1	2:4U:184:PRO:HD3	2.09	0.52
2:4U:228:ASN:HD21	5:4U:501:GDP:HN1	1.57	0.52
2:4T:283:TYR:OH	2:4U:85:GLN:O	2.18	0.52
2:4W:31:ASP:OD1	2:4W:35:SER:N	2.42	0.52
2:4Z:31:ASP:OD1	2:4Z:35:SER:N	2.42	0.52
1:1D:326:LYS:CB	2:4Q:210:TYR:CD1	2.93	0.52
1:1D:244:PHE:HB2	1:1D:356:ASN:HD21	1.74	0.52
1:1F:319:TYR:HB3	1:1F:323:VAL:HG21	1.90	0.52
2:1H:207:GLU:CD	1:2A:329:ASN:ND2	2.46	0.52
1:1I:349:THR:HB	2:4U:180:THR:O	2.10	0.52
1:1J:244:PHE:HB2	1:1J:356:ASN:HD21	1.74	0.52
2:1U:165:ILE:HA	2:1U:199:ASP:OD2	2.10	0.52
2:1U:228:ASN:HD21	5:1U:501:GDP:HN1	1.57	0.52
2:1X:165:ILE:HA	2:1X:199:ASP:OD2	2.10	0.52
2:1X:250:ALA:HA	2:1X:254:LYS:HD3	1.92	0.52
2:1Z:176:LYS:HE2	1:2N:333:ALA:CB	2.40	0.52
2:1Z:31:ASP:OD1	2:1Z:35:SER:N	2.42	0.52
1:2D:319:TYR:HB3	1:2D:323:VAL:HG21	1.90	0.52
1:2E:191:THR:HA	1:2E:194:THR:HG22	1.91	0.52
1:2J:244:PHE:HB2	1:2J:356:ASN:HD21	1.74	0.52
1:2N:244:PHE:HB2	1:2N:356:ASN:HD21	1.74	0.52
2:2O:165:ILE:HA	2:2O:199:ASP:OD2	2.10	0.52
2:2R:394:GLN:CB	1:3E:348:PRO:HG2	2.32	0.52

Continued on next page...

Continued from previous page...

Atom-1	Atom-2	Interatomic distance (Å)	Clash overlap (Å)
2:2T:31:ASP:OD1	2:2T:35:SER:N	2.42	0.52
2:2U:228:ASN:HD21	5:2U:501:GDP:HN1	1.57	0.52
2:2X:165:ILE:HA	2:2X:199:ASP:OD2	2.10	0.52
2:2X:250:ALA:HA	2:2X:254:LYS:HD3	1.91	0.52
2:2Y:11:GLN:HE22	1:3M:249:ASN:H	0.67	0.52
2:2Y:181:VAL:N	1:3M:258:ASN:ND2	2.57	0.52
2:2Y:394:GLN:CB	1:3M:348:PRO:CG	2.88	0.52
1:3D:319:TYR:HB3	1:3D:323:VAL:HG21	1.90	0.52
1:3D:100:ALA:N	3:3D:501:GTP:O2G	2.41	0.52
1:3E:191:THR:HA	1:3E:194:THR:HG22	1.91	0.52
1:3J:244:PHE:HB2	1:3J:356:ASN:HD21	1.74	0.52
2:2W:176:LYS:CE	1:3K:333:ALA:HB1	2.34	0.52
2:3P:165:ILE:HA	2:3P:199:ASP:OD2	2.10	0.52
2:3P:270:PRO:HG2	2:3P:302:MET:HB2	1.90	0.52
2:3U:165:ILE:HA	2:3U:199:ASP:OD2	2.10	0.52
2:3U:228:ASN:HD21	5:3U:501:GDP:HN1	1.57	0.52
2:3X:165:ILE:HA	2:3X:199:ASP:OD2	2.10	0.52
2:3Z:31:ASP:OD1	2:3Z:35:SER:N	2.42	0.52
1:4D:319:TYR:HB3	1:4D:323:VAL:HG21	1.90	0.52
1:4D:414:GLU:HG2	1:4D:416:GLY:H	1.74	0.52
1:4E:191:THR:HA	1:4E:194:THR:HG22	1.91	0.52
1:1A:260:VAL:C	2:4H:404:PHE:CE1	2.83	0.52
1:1C:256:GLN:HB2	2:4P:407:TRP:CH2	2.45	0.52
1:1D:439:SER:HB2	2:4Q:400:ARG:HD2	1.89	0.52
1:1F:258:ASN:HD22	2:4S:182:VAL:HG22	1.75	0.52
2:4T:250:ALA:HA	2:4T:254:LYS:HD3	1.91	0.52
2:4T:270:PRO:HG2	2:4T:302:MET:HB2	1.90	0.52
2:4X:165:ILE:HA	2:4X:199:ASP:OD2	2.10	0.52
1:1A:414:GLU:HG2	1:1A:416:GLY:H	1.74	0.52
1:1D:319:TYR:HB3	1:1D:323:VAL:HG21	1.90	0.52
1:1E:260:VAL:HB	2:4R:407:TRP:CZ2	2.36	0.52
1:1G:191:THR:HA	1:1G:194:THR:HG22	1.91	0.52
1:1G:258:ASN:HD21	2:4T:180:THR:CG2	2.16	0.52
2:1H:165:ILE:HA	2:1H:199:ASP:OD2	2.10	0.52
1:1K:319:TYR:HB3	1:1K:323:VAL:HG21	1.90	0.52
1:1K:439:SER:OG	2:4W:401:ARG:CG	2.58	0.52
2:1P:270:PRO:HG2	2:1P:302:MET:HB2	1.90	0.52
2:1R:165:ILE:HA	2:1R:199:ASP:OD2	2.10	0.52
2:1R:222:PRO:O	1:2E:325:PRO:HD2	2.09	0.52
2:1T:228:ASN:HD21	5:1T:501:GDP:HN1	1.57	0.52
2:1T:31:ASP:OD1	2:1T:35:SER:N	2.42	0.52

Continued on next page...

Continued from previous page...

Atom-1	Atom-2	Interatomic distance (Å)	Clash overlap (Å)
2:1W:165:ILE:HA	2:1W:199:ASP:OD2	2.10	0.52
2:1W:31:ASP:OD1	2:1W:35:SER:N	2.42	0.52
1:2A:414:GLU:HG2	1:2A:416:GLY:H	1.74	0.52
1:2D:244:PHE:HB2	1:2D:356:ASN:HD21	1.74	0.52
1:2D:414:GLU:HG2	1:2D:416:GLY:H	1.74	0.52
1:2G:191:THR:HA	1:2G:194:THR:HG22	1.91	0.52
2:2T:250:ALA:HA	2:2T:254:LYS:HD3	1.91	0.52
2:2V:214:PHE:HB2	1:3J:326:LYS:HE3	1.86	0.52
2:2W:31:ASP:OD1	2:2W:35:SER:N	2.42	0.52
2:2W:77:SER:CB	1:3K:245:ASP:CG	2.77	0.52
2:2Q:182:VAL:HG21	1:3D:257:THR:HG22	1.92	0.52
1:3D:244:PHE:HB2	1:3D:356:ASN:HD21	1.74	0.52
1:3D:414:GLU:HG2	1:3D:416:GLY:H	1.74	0.52
2:2V:394:GLN:HB3	1:3J:348:PRO:HG2	1.91	0.52
1:3N:244:PHE:HB2	1:3N:356:ASN:HD21	1.74	0.52
2:3R:165:ILE:HA	2:3R:199:ASP:OD2	2.10	0.52
2:3T:228:ASN:HD21	5:3T:501:GDP:HN1	1.57	0.52
2:3W:165:ILE:HA	2:3W:199:ASP:OD2	2.10	0.52
2:3W:31:ASP:OD1	2:3W:35:SER:N	2.42	0.52
2:3X:250:ALA:HA	2:3X:254:LYS:HD3	1.92	0.52
1:4A:414:GLU:HG2	1:4A:416:GLY:H	1.74	0.52
1:4B:414:GLU:HG2	1:4B:416:GLY:H	1.74	0.52
1:4D:244:PHE:HB2	1:4D:356:ASN:HD21	1.74	0.52
2:4H:165:ILE:HA	2:4H:199:ASP:OD2	2.10	0.52
1:1B:314:ALA:CB	2:4O:181:VAL:HG11	2.39	0.52
1:1D:352:LYS:HE3	2:4Q:101:ASN:HD22	1.74	0.52
2:4T:205:ASP:OD2	2:4T:304:ALA:N	2.35	0.52
2:4T:228:ASN:HD21	5:4T:501:GDP:HN1	1.57	0.52
1:1G:346:TRP:CA	2:4T:397:ALA:C	2.71	0.52
1:1J:349:THR:OG1	2:4V:184:PRO:CD	2.57	0.52
1:1J:348:PRO:HB2	2:4V:394:GLN:HG2	1.91	0.52
2:4W:165:ILE:HA	2:4W:199:ASP:OD2	2.10	0.52
1:1K:347:CYS:HA	2:4W:398:MET:HG2	1.90	0.52
2:4X:250:ALA:HA	2:4X:254:LYS:HD3	1.91	0.52
1:1E:261:PRO:O	2:4R:404:PHE:HA	2.09	0.52
1:1E:346:TRP:CZ2	2:4R:403:ALA:HB2	2.45	0.52
1:1G:260:VAL:HG21	2:4T:407:TRP:HZ2	1.75	0.52
1:1G:2:ARG:NH1	2:4T:71:GLU:HG3	2.23	0.52
2:1H:401:ARG:O	1:2A:262:TYR:OH	2.18	0.52
1:1L:346:TRP:O	2:4X:398:MET:HG3	1.96	0.52
1:1M:352:LYS:HA	2:4Y:179:ASP:O	2.09	0.52

Continued on next page...

Continued from previous page...

Atom-1	Atom-2	Interatomic distance (Å)	Clash overlap (Å)
1:1M:414:GLU:HG2	1:1M:416:GLY:H	1.74	0.52
1:1N:329:ASN:HB2	2:4Z:210:TYR:HE2	1.72	0.52
1:1N:244:PHE:HB2	1:1N:356:ASN:HD21	1.74	0.52
2:1P:250:ALA:HA	2:1P:254:LYS:HD3	1.91	0.52
2:1S:165:ILE:HA	2:1S:199:ASP:OD2	2.10	0.52
2:1T:165:ILE:HA	2:1T:199:ASP:OD2	2.10	0.52
1:2B:414:GLU:HG2	1:2B:416:GLY:H	1.74	0.52
2:1T:222:PRO:HD2	1:2G:326:LYS:HB3	1.91	0.52
1:2G:3:GLU:HA	1:2G:51:THR:HA	1.92	0.52
2:2H:165:ILE:HA	2:2H:199:ASP:OD2	2.10	0.52
2:2H:228:ASN:HD21	5:2H:501:GDP:HN1	1.57	0.52
2:2P:250:ALA:HA	2:2P:254:LYS:HD3	1.91	0.52
2:2R:165:ILE:HA	2:2R:199:ASP:OD2	2.10	0.52
2:2S:165:ILE:HA	2:2S:199:ASP:OD2	2.10	0.52
2:2T:165:ILE:HA	2:2T:199:ASP:OD2	2.10	0.52
2:2T:228:ASN:HD21	5:2T:501:GDP:HN1	1.57	0.52
2:2U:406:HIS:CE1	1:3I:263:PRO:HA	2.44	0.52
2:2W:165:ILE:HA	2:2W:199:ASP:OD2	2.10	0.52
2:2W:224:TYR:CD2	1:3K:247:ALA:O	2.60	0.52
2:2W:404:PHE:CZ	1:3K:261:PRO:CB	2.93	0.52
2:2Z:228:ASN:HD21	5:2Z:501:GDP:HN1	1.57	0.52
2:2H:176:LYS:CE	1:3A:333:ALA:HB1	2.31	0.52
1:3A:414:GLU:HG2	1:3A:416:GLY:H	1.74	0.52
1:3G:191:THR:HA	1:3G:194:THR:HG22	1.91	0.52
2:3H:165:ILE:HA	2:3H:199:ASP:OD2	2.10	0.52
2:2W:398:MET:HG2	1:3K:346:TRP:O	2.09	0.52
2:3P:250:ALA:HA	2:3P:254:LYS:HD3	1.91	0.52
2:3S:165:ILE:HA	2:3S:199:ASP:OD2	2.10	0.52
2:3T:250:ALA:HA	2:3T:254:LYS:HD3	1.92	0.52
2:3Z:228:ASN:HD21	5:3Z:501:GDP:HN1	1.57	0.52
1:4C:414:GLU:HG2	1:4C:416:GLY:H	1.74	0.52
1:4J:244:PHE:HB2	1:4J:356:ASN:HD21	1.74	0.52
1:1B:245:ASP:OD2	2:4O:77:SER:HB2	2.10	0.52
2:4P:320:ARG:NH1	2:4P:360:PRO:HG3	2.23	0.52
2:4R:165:ILE:HA	2:4R:199:ASP:OD2	2.10	0.52
2:4S:165:ILE:HA	2:4S:199:ASP:OD2	2.10	0.52
1:1F:262:TYR:CZ	2:4S:403:ALA:HA	2.44	0.52
1:1F:261:PRO:C	2:4S:404:PHE:H	2.13	0.52
1:1G:262:TYR:CE1	2:4T:402:LYS:O	2.63	0.52
1:1A:260:VAL:HB	2:4H:407:TRP:CE2	2.45	0.52
1:1D:414:GLU:HG2	1:1D:416:GLY:H	1.74	0.52

Continued on next page...

Continued from previous page...

Atom-1	Atom-2	Interatomic distance (Å)	Clash overlap (Å)
1:1E:254:GLU:HA	2:4R:100:GLY:CA	2.35	0.52
1:1G:414:GLU:HG2	1:1G:416:GLY:H	1.74	0.52
1:1G:3:GLU:HA	1:1G:51:THR:HA	1.92	0.52
2:1H:228:ASN:HD21	5:1H:501:GDP:HN1	1.57	0.52
2:1P:320:ARG:NH1	2:1P:360:PRO:HG3	2.23	0.52
2:1T:250:ALA:HA	2:1T:254:LYS:HD3	1.92	0.52
1:2D:138:PHE:HZ	1:2D:235:VAL:HG11	1.75	0.52
2:1R:179:ASP:OD2	1:2E:248:LEU:HD21	2.09	0.52
1:2M:244:PHE:HB2	1:2M:356:ASN:HD21	1.74	0.52
2:2O:250:ALA:HA	2:2O:254:LYS:HD3	1.91	0.52
2:2S:101:ASN:HB2	1:3F:254:GLU:HG2	1.90	0.52
2:2S:401:ARG:HH22	1:3F:435:VAL:C	2.13	0.52
2:2U:394:GLN:NE2	1:3I:348:PRO:HB2	2.25	0.52
1:3B:414:GLU:HG2	1:3B:416:GLY:H	1.74	0.52
2:2P:401:ARG:C	1:3C:262:TYR:OH	2.45	0.52
2:2S:180:THR:N	1:3F:351:PHE:O	2.43	0.52
1:3G:3:GLU:HA	1:3G:51:THR:HA	1.92	0.52
2:3R:217:LEU:HD11	2:3R:275:LEU:HD22	1.90	0.52
2:3T:165:ILE:HA	2:3T:199:ASP:OD2	2.10	0.52
1:4D:138:PHE:HZ	1:4D:235:VAL:HG11	1.75	0.52
1:4G:3:GLU:HA	1:4G:51:THR:HA	1.92	0.52
1:4K:319:TYR:HB3	1:4K:323:VAL:HG21	1.90	0.52
1:1C:346:TRP:CB	2:4P:398:MET:HA	2.26	0.52
2:4R:217:LEU:HD11	2:4R:275:LEU:HD22	1.90	0.52
2:4Z:228:ASN:HD21	5:4Z:501:GDP:HN1	1.57	0.52
1:1B:414:GLU:HG2	1:1B:416:GLY:H	1.74	0.52
1:1C:260:VAL:HG11	2:4P:407:TRP:CZ2	2.44	0.52
1:1D:138:PHE:HZ	1:1D:235:VAL:HG11	1.75	0.52
1:1E:2:ARG:HH11	2:4R:71:GLU:CB	2.22	0.52
2:1H:181:VAL:HG11	1:2A:258:ASN:O	2.09	0.52
1:1I:346:TRP:HB3	2:4U:397:ALA:O	2.08	0.52
1:1M:244:PHE:HB2	1:1M:356:ASN:HD21	1.74	0.52
1:1N:254:GLU:HA	2:4Z:100:GLY:C	2.30	0.52
2:1O:250:ALA:HA	2:1O:254:LYS:HD3	1.91	0.52
2:1Q:250:ALA:HA	2:1Q:254:LYS:HD3	1.91	0.52
2:1R:217:LEU:HD11	2:1R:275:LEU:HD22	1.90	0.52
2:1Z:165:ILE:HA	2:1Z:199:ASP:OD2	2.10	0.52
2:1Z:228:ASN:HD21	5:1Z:501:GDP:HN1	1.57	0.52
1:2A:5:ILE:HG22	1:2A:64:ARG:HB3	1.92	0.52
1:2C:414:GLU:HG2	1:2C:416:GLY:H	1.74	0.52
2:1V:180:THR:CB	1:2J:258:ASN:HD21	2.22	0.52

Continued on next page...

Continued from previous page...

Atom-1	Atom-2	Interatomic distance (Å)	Clash overlap (Å)
1:2M:414:GLU:HG2	1:2M:416:GLY:H	1.74	0.52
1:2N:414:GLU:HG2	1:2N:416:GLY:H	1.74	0.52
2:2O:404:PHE:CE1	1:3B:260:VAL:N	2.72	0.52
2:2O:71:GLU:HG3	1:3B:2:ARG:NH1	2.25	0.52
2:2P:320:ARG:NH1	2:2P:360:PRO:HG3	2.23	0.52
2:2R:217:LEU:HD11	2:2R:275:LEU:HD22	1.90	0.52
2:2V:394:GLN:HB3	1:3J:348:PRO:CG	2.40	0.52
2:2Z:11:GLN:HE22	1:3N:249:ASN:H	0.68	0.52
2:2Z:165:ILE:HA	2:2Z:199:ASP:OD2	2.10	0.52
1:3C:414:GLU:HG2	1:3C:416:GLY:H	1.74	0.52
1:3D:138:PHE:HZ	1:3D:235:VAL:HG11	1.75	0.52
2:2R:100:GLY:CA	1:3E:253:THR:C	2.77	0.52
1:3G:414:GLU:HG2	1:3G:416:GLY:H	1.74	0.52
2:3H:228:ASN:HD21	5:3H:501:GDP:HN1	1.57	0.52
1:3I:3:GLU:HA	1:3I:51:THR:HA	1.92	0.52
1:3K:319:TYR:HB3	1:3K:323:VAL:HG21	1.90	0.52
1:3N:5:ILE:HG22	1:3N:64:ARG:HB3	1.92	0.52
2:3O:250:ALA:HA	2:3O:254:LYS:HD3	1.91	0.52
2:3Q:250:ALA:HA	2:3Q:254:LYS:HD3	1.91	0.52
2:3Z:165:ILE:HA	2:3Z:199:ASP:OD2	2.10	0.52
1:4E:138:PHE:HZ	1:4E:235:VAL:HG11	1.75	0.52
2:4H:228:ASN:HD21	5:4H:501:GDP:HN1	1.57	0.52
2:4P:250:ALA:HA	2:4P:254:LYS:HD3	1.92	0.52
1:1E:347:CYS:CA	2:4R:398:MET:HG2	2.36	0.52
1:1F:346:TRP:CD1	2:4S:401:ARG:CB	2.93	0.52
2:4T:165:ILE:HA	2:4T:199:ASP:OD2	2.10	0.52
1:1N:260:VAL:CG1	2:4Z:407:TRP:HE1	2.22	0.52
1:1A:263:PRO:HA	2:4H:406:HIS:CE1	2.44	0.52
1:1A:5:ILE:HG22	1:1A:64:ARG:HB3	1.92	0.52
1:1C:248:LEU:CA	2:4P:11:GLN:NE2	2.73	0.52
1:1E:138:PHE:HZ	1:1E:235:VAL:HG11	1.75	0.52
1:1F:260:VAL:HG21	2:4S:407:TRP:CZ2	2.45	0.52
1:1F:263:PRO:HD3	2:4S:406:HIS:HB3	1.89	0.52
1:1F:3:GLU:HA	1:1F:51:THR:HA	1.92	0.52
1:1I:3:GLU:HA	1:1I:51:THR:HA	1.92	0.52
1:1J:191:THR:HA	1:1J:194:THR:HG22	1.91	0.52
1:1K:244:PHE:HB2	1:1K:356:ASN:HD21	1.74	0.52
1:1L:414:GLU:HG2	1:1L:416:GLY:H	1.74	0.52
1:1M:348:PRO:CB	2:4Y:394:GLN:CG	2.88	0.52
1:1M:5:ILE:HG22	1:1M:64:ARG:HB3	1.92	0.52
1:1N:414:GLU:HG2	1:1N:416:GLY:H	1.74	0.52

Continued on next page...

Continued from previous page...

Atom-1	Atom-2	Interatomic distance (Å)	Clash overlap (Å)
2:1Y:165:ILE:HA	2:1Y:199:ASP:OD2	2.10	0.52
1:2E:138:PHE:HZ	1:2E:235:VAL:HG11	1.75	0.52
1:2I:3:GLU:HA	1:2I:51:THR:HA	1.92	0.52
2:1W:179:ASP:CG	1:2K:248:LEU:HD21	2.24	0.52
1:2K:319:TYR:HB3	1:2K:323:VAL:HG21	1.90	0.52
1:2L:5:ILE:HG22	1:2L:64:ARG:HB3	1.92	0.52
1:2N:5:ILE:HG22	1:2N:64:ARG:HB3	1.92	0.52
2:2O:71:GLU:HB2	1:3B:2:ARG:CD	2.29	0.52
2:2H:404:PHE:CD1	1:3A:261:PRO:CA	2.93	0.52
1:3A:5:ILE:HG22	1:3A:64:ARG:HB3	1.92	0.52
1:3E:138:PHE:HZ	1:3E:235:VAL:HG11	1.75	0.52
1:3K:244:PHE:HB2	1:3K:356:ASN:HD21	1.74	0.52
2:2X:177:VAL:CG2	1:3L:332:ILE:CG2	2.87	0.52
1:3M:244:PHE:HB2	1:3M:356:ASN:HD21	1.74	0.52
1:3M:414:GLU:HG2	1:3M:416:GLY:H	1.74	0.52
1:3M:5:ILE:HG22	1:3M:64:ARG:HB3	1.92	0.52
1:3N:414:GLU:HG2	1:3N:416:GLY:H	1.74	0.52
2:3P:320:ARG:NH1	2:3P:360:PRO:HG3	2.23	0.52
1:4A:5:ILE:HG22	1:4A:64:ARG:HB3	1.92	0.52
1:4G:414:GLU:HG2	1:4G:416:GLY:H	1.74	0.52
1:4I:3:GLU:HA	1:4I:51:THR:HA	1.92	0.52
1:4L:5:ILE:HG22	1:4L:64:ARG:HB3	1.92	0.52
1:4M:244:PHE:HB2	1:4M:356:ASN:HD21	1.74	0.52
1:4M:5:ILE:HG22	1:4M:64:ARG:HB3	1.92	0.52
1:4N:414:GLU:HG2	1:4N:416:GLY:H	1.74	0.52
1:4N:5:ILE:HG22	1:4N:64:ARG:HB3	1.92	0.52
1:1B:257:THR:HG21	2:4O:101:ASN:C	2.30	0.52
1:1E:349:THR:CB	2:4R:184:PRO:CD	2.75	0.52
1:1E:326:LYS:HB2	2:4R:222:PRO:HG2	1.92	0.52
1:1L:257:THR:OG1	2:4X:100:GLY:O	2.28	0.52
2:4Z:165:ILE:HA	2:4Z:199:ASP:OD2	2.10	0.52
1:1N:349:THR:CG2	2:4Z:184:PRO:HD3	2.39	0.52
1:1A:324:VAL:HG11	2:4H:221:THR:HA	1.92	0.51
1:1B:5:ILE:HG22	1:1B:64:ARG:HB3	1.92	0.51
1:1C:414:GLU:HG2	1:1C:416:GLY:H	1.74	0.51
1:1E:319:TYR:HB3	1:1E:323:VAL:HG21	1.90	0.51
1:1F:261:PRO:HA	2:4S:404:PHE:CB	2.39	0.51
1:1F:326:LYS:HG2	2:4S:210:TYR:CD1	2.45	0.51
1:1L:5:ILE:HG22	1:1L:64:ARG:HB3	1.92	0.51
1:1N:5:ILE:HG22	1:1N:64:ARG:HB3	1.92	0.51
2:1P:181:VAL:N	1:2C:258:ASN:ND2	2.50	0.51

Continued on next page...

Continued from previous page...

Atom-1	Atom-2	Interatomic distance (Å)	Clash overlap (Å)
2:1U:406:HIS:NE2	1:2I:263:PRO:CD	2.73	0.51
1:2G:414:GLU:HG2	1:2G:416:GLY:H	1.74	0.51
1:2J:191:THR:HA	1:2J:194:THR:HG22	1.91	0.51
1:2K:100:ALA:N	3:2K:501:GTP:O2G	2.41	0.51
1:2L:414:GLU:HG2	1:2L:416:GLY:H	1.74	0.51
1:2M:5:ILE:HG22	1:2M:64:ARG:HB3	1.92	0.51
2:2Q:250:ALA:HA	2:2Q:254:LYS:HD3	1.92	0.51
2:2R:406:HIS:CE1	1:3E:263:PRO:HA	2.46	0.51
2:2Y:165:ILE:HA	2:2Y:199:ASP:OD2	2.10	0.51
2:2H:101:ASN:N	1:3A:254:GLU:HG2	2.26	0.51
2:2O:401:ARG:HH21	1:3B:435:VAL:HA	1.60	0.51
1:3B:5:ILE:HG22	1:3B:64:ARG:HB3	1.92	0.51
1:3E:319:TYR:HB3	1:3E:323:VAL:HG21	1.90	0.51
2:2S:404:PHE:HD1	1:3F:260:VAL:O	1.92	0.51
1:3F:3:GLU:HA	1:3F:51:THR:HA	1.92	0.51
1:3J:191:THR:HA	1:3J:194:THR:HG22	1.91	0.51
1:3J:3:GLU:HA	1:3J:51:THR:HA	1.92	0.51
1:3K:100:ALA:N	3:3K:501:GTP:O2G	2.41	0.51
1:3L:414:GLU:HG2	1:3L:416:GLY:H	1.74	0.51
1:3L:5:ILE:HG22	1:3L:64:ARG:HB3	1.92	0.51
2:3Y:165:ILE:HA	2:3Y:199:ASP:OD2	2.10	0.51
1:4F:3:GLU:HA	1:4F:51:THR:HA	1.92	0.51
1:4M:414:GLU:HG2	1:4M:416:GLY:H	1.74	0.51
2:4O:250:ALA:HA	2:4O:254:LYS:HD3	1.92	0.51
1:1D:325:PRO:CD	2:4Q:223:THR:HA	2.41	0.51
2:4Q:250:ALA:HA	2:4Q:254:LYS:HD3	1.92	0.51
1:1E:346:TRP:HA	2:4R:397:ALA:HB1	1.91	0.51
2:4S:250:ALA:HA	2:4S:254:LYS:HD3	1.91	0.51
1:1E:260:VAL:HG21	2:4R:407:TRP:HZ2	1.74	0.51
1:1E:346:TRP:HB2	2:4R:397:ALA:C	2.31	0.51
1:1G:326:LYS:HB2	2:4T:222:PRO:HG2	1.93	0.51
1:1I:224:TYR:O	1:1I:228:ASN:ND2	2.44	0.51
1:1J:3:GLU:HA	1:1J:51:THR:HA	1.92	0.51
1:1K:3:GLU:HA	1:1K:51:THR:HA	1.92	0.51
1:1M:191:THR:HA	1:1M:194:THR:HG22	1.91	0.51
2:1V:228:ASN:HD21	5:1V:501:GDP:HN1	1.57	0.51
5:1W:501:GDP:C8	1:2K:248:LEU:CD1	2.93	0.51
1:2B:5:ILE:HG22	1:2B:64:ARG:HB3	1.93	0.51
1:2E:319:TYR:HB3	1:2E:323:VAL:HG21	1.90	0.51
1:2E:3:GLU:HA	1:2E:51:THR:HA	1.92	0.51
1:2F:3:GLU:HA	1:2F:51:THR:HA	1.92	0.51

Continued on next page...

Continued from previous page...

Atom-1	Atom-2	Interatomic distance (Å)	Clash overlap (Å)
2:2H:250:ALA:HA	2:2H:254:LYS:HD3	1.91	0.51
1:2I:224:TYR:O	1:2I:228:ASN:ND2	2.44	0.51
1:2J:3:GLU:HA	1:2J:51:THR:HA	1.92	0.51
1:2K:224:TYR:O	1:2K:228:ASN:ND2	2.44	0.51
2:2P:100:GLY:HA2	1:3C:253:THR:CB	2.28	0.51
2:2S:222:PRO:C	1:3F:324:VAL:HG13	2.30	0.51
2:2T:72:PRO:CG	1:3G:2:ARG:HG3	2.39	0.51
2:2U:222:PRO:HD2	1:3I:326:LYS:HB3	1.93	0.51
2:2T:221:THR:C	1:3G:324:VAL:HG11	2.31	0.51
1:3I:224:TYR:O	1:3I:228:ASN:ND2	2.44	0.51
1:3K:224:TYR:O	1:3K:228:ASN:ND2	2.44	0.51
1:4B:5:ILE:HG22	1:4B:64:ARG:HB3	1.93	0.51
1:4C:5:ILE:HG22	1:4C:64:ARG:HB3	1.92	0.51
1:4D:191:THR:HA	1:4D:194:THR:HG22	1.91	0.51
1:4E:3:GLU:HA	1:4E:51:THR:HA	1.92	0.51
1:4I:224:TYR:O	1:4I:228:ASN:ND2	2.44	0.51
1:4J:191:THR:HA	1:4J:194:THR:HG22	1.91	0.51
1:4J:3:GLU:HA	1:4J:51:THR:HA	1.92	0.51
1:4K:224:TYR:O	1:4K:228:ASN:ND2	2.44	0.51
1:4K:100:ALA:N	3:4K:501:GTP:O2G	2.41	0.51
1:1E:348:PRO:CD	2:4R:398:MET:HG3	2.40	0.51
1:1I:350:GLY:C	2:4U:181:VAL:HG22	2.30	0.51
2:4Y:165:ILE:HA	2:4Y:199:ASP:OD2	2.10	0.51
1:1C:349:THR:HG23	2:4P:184:PRO:HG3	1.91	0.51
1:1E:348:PRO:HG2	2:4R:394:GLN:CB	1.96	0.51
1:1E:3:GLU:HA	1:1E:51:THR:HA	1.92	0.51
1:1F:138:PHE:HZ	1:1F:235:VAL:HG11	1.75	0.51
1:1F:349:THR:O	2:4S:181:VAL:CA	2.56	0.51
1:1J:351:PHE:O	2:4V:180:THR:HA	2.06	0.51
1:1K:224:TYR:O	1:1K:228:ASN:ND2	2.44	0.51
1:1K:329:ASN:OD1	2:4W:177:VAL:CG1	2.58	0.51
1:1K:414:GLU:HG2	1:1K:416:GLY:H	1.74	0.51
1:1K:100:ALA:N	3:1K:501:GTP:O2G	2.41	0.51
1:1K:5:ILE:HG22	1:1K:64:ARG:HB3	1.92	0.51
1:1M:326:LYS:CE	2:4Y:214:PHE:HB2	2.40	0.51
1:1N:435:VAL:CA	2:4Z:401:ARG:HH22	2.22	0.51
2:1S:250:ALA:HA	2:1S:254:LYS:HD3	1.91	0.51
2:1T:283:TYR:OH	2:1U:85:GLN:O	2.18	0.51
2:1Y:250:ALA:HA	2:1Y:254:LYS:HD3	1.91	0.51
2:1Y:228:ASN:HD21	5:1Y:501:GDP:HN1	1.57	0.51
2:1W:404:PHE:HE1	1:2K:260:VAL:C	2.05	0.51

Continued on next page...

Continued from previous page...

Atom-1	Atom-2	Interatomic distance (Å)	Clash overlap (Å)
1:2K:244:PHE:HB2	1:2K:356:ASN:HD21	1.74	0.51
1:2M:191:THR:HA	1:2M:194:THR:HG22	1.91	0.51
2:2O:31:ASP:OD1	2:2O:35:SER:N	2.42	0.51
2:2S:250:ALA:HA	2:2S:254:LYS:HD3	1.92	0.51
2:2V:228:ASN:HD21	5:2V:501:GDP:HN1	1.57	0.51
1:3C:5:ILE:HG22	1:3C:64:ARG:HB3	1.92	0.51
1:3D:191:THR:HA	1:3D:194:THR:HG22	1.91	0.51
1:3E:3:GLU:HA	1:3E:51:THR:HA	1.92	0.51
2:3H:250:ALA:HA	2:3H:254:LYS:HD3	1.91	0.51
1:3J:100:ALA:N	3:3J:501:GTP:O2G	2.41	0.51
1:3K:3:GLU:HA	1:3K:51:THR:HA	1.92	0.51
1:3K:5:ILE:HG22	1:3K:64:ARG:HB3	1.92	0.51
1:3M:191:THR:HA	1:3M:194:THR:HG22	1.91	0.51
2:3O:31:ASP:OD1	2:3O:35:SER:N	2.42	0.51
2:3S:250:ALA:HA	2:3S:254:LYS:HD3	1.91	0.51
2:3V:228:ASN:HD21	5:3V:501:GDP:HN1	1.57	0.51
1:4F:224:TYR:O	1:4F:228:ASN:ND2	2.44	0.51
1:1A:257:THR:CG2	2:4H:101:ASN:O	2.58	0.51
1:1A:349:THR:CG2	2:4H:184:PRO:HD3	2.40	0.51
1:4J:100:ALA:N	3:4J:501:GTP:O2G	2.41	0.51
1:4K:244:PHE:HB2	1:4K:356:ASN:HD21	1.74	0.51
1:4K:414:GLU:HG2	1:4K:416:GLY:H	1.74	0.51
1:4K:5:ILE:HG22	1:4K:64:ARG:HB3	1.92	0.51
1:4L:414:GLU:HG2	1:4L:416:GLY:H	1.74	0.51
1:4M:191:THR:HA	1:4M:194:THR:HG22	1.91	0.51
2:4O:31:ASP:OD1	2:4O:35:SER:N	2.42	0.51
1:1B:2:ARG:CG	2:4O:72:PRO:CD	2.82	0.51
1:1G:326:LYS:HG2	2:4T:210:TYR:CB	2.39	0.51
2:4V:165:ILE:HA	2:4V:199:ASP:OD2	2.10	0.51
2:4V:228:ASN:HD21	5:4V:501:GDP:HN1	1.57	0.51
1:1B:248:LEU:HB2	2:4O:224:TYR:HE2	1.75	0.51
1:1B:346:TRP:HA	2:4O:397:ALA:O	2.11	0.51
1:1C:138:PHE:HZ	1:1C:235:VAL:HG11	1.75	0.51
1:1C:5:ILE:HG22	1:1C:64:ARG:HB3	1.92	0.51
1:1E:253:THR:CG2	2:4R:100:GLY:HA3	2.40	0.51
1:1E:262:TYR:CZ	2:4R:402:LYS:C	2.83	0.51
1:1F:224:TYR:O	1:1F:228:ASN:ND2	2.44	0.51
1:1F:314:ALA:HB2	2:4S:404:PHE:HZ	1.76	0.51
2:1H:250:ALA:HA	2:1H:254:LYS:HD3	1.92	0.51
2:1H:352:LYS:NZ	2:1H:353:THR:O	2.44	0.51
1:1J:100:ALA:N	3:1J:501:GTP:O2G	2.41	0.51

Continued on next page...

Continued from previous page...

Atom-1	Atom-2	Interatomic distance (Å)	Clash overlap (Å)
2:1O:31:ASP:OD1	2:1O:35:SER:N	2.42	0.51
2:1P:352:LYS:NZ	2:1P:353:THR:O	2.44	0.51
2:1R:250:ALA:HA	2:1R:254:LYS:HD3	1.92	0.51
2:1V:179:ASP:O	1:2J:352:LYS:CE	2.57	0.51
2:1Y:182:VAL:HG21	1:2M:257:THR:HG21	1.87	0.51
1:2C:5:ILE:HG22	1:2C:64:ARG:HB3	1.92	0.51
1:2D:191:THR:HA	1:2D:194:THR:HG22	1.91	0.51
1:2F:138:PHE:HZ	1:2F:235:VAL:HG11	1.75	0.51
1:2F:224:TYR:O	1:2F:228:ASN:ND2	2.44	0.51
2:2H:352:LYS:NZ	2:2H:353:THR:O	2.44	0.51
1:2J:100:ALA:N	3:2J:501:GTP:O2G	2.41	0.51
1:2K:414:GLU:HG2	1:2K:416:GLY:H	1.74	0.51
1:2K:3:GLU:HA	1:2K:51:THR:HA	1.92	0.51
1:2K:5:ILE:HG22	1:2K:64:ARG:HB3	1.92	0.51
2:1X:401:ARG:NH2	1:2L:435:VAL:HA	2.03	0.51
2:2P:394:GLN:OE1	1:3C:349:THR:HG23	2.09	0.51
2:2V:165:ILE:HA	2:2V:199:ASP:OD2	2.10	0.51
2:2Y:228:ASN:HD21	5:2Y:501:GDP:HN1	1.57	0.51
2:2P:101:ASN:ND2	1:3C:258:ASN:OD1	2.43	0.51
1:3F:138:PHE:HZ	1:3F:235:VAL:HG11	1.75	0.51
2:2S:73:GLY:HA3	1:3F:2:ARG:CZ	2.40	0.51
2:3H:352:LYS:NZ	2:3H:353:THR:O	2.44	0.51
1:3K:414:GLU:HG2	1:3K:416:GLY:H	1.74	0.51
2:3P:352:LYS:NZ	2:3P:353:THR:O	2.44	0.51
2:3Y:250:ALA:HA	2:3Y:254:LYS:HD3	1.91	0.51
2:3Y:228:ASN:HD21	5:3Y:501:GDP:HN1	1.57	0.51
1:4E:319:TYR:HB3	1:4E:323:VAL:HG21	1.90	0.51
1:4F:138:PHE:HZ	1:4F:235:VAL:HG11	1.75	0.51
2:4H:250:ALA:HA	2:4H:254:LYS:HD3	1.92	0.51
1:4K:3:GLU:HA	1:4K:51:THR:HA	1.92	0.51
1:4N:191:THR:HA	1:4N:194:THR:HG22	1.91	0.51
2:4P:352:LYS:NZ	2:4P:353:THR:O	2.44	0.51
2:4Y:228:ASN:HD21	5:4Y:501:GDP:HN1	1.57	0.51
1:1I:349:THR:HG23	2:4U:184:PRO:HG3	1.92	0.51
1:1J:325:PRO:HG2	2:4V:224:TYR:CG	2.45	0.51
1:1L:244:PHE:HB2	1:1L:356:ASN:HD21	1.74	0.51
1:1M:224:TYR:O	1:1M:228:ASN:ND2	2.44	0.51
2:1Q:404:PHE:CE1	1:2D:261:PRO:HA	2.44	0.51
2:1R:352:LYS:NZ	2:1R:353:THR:O	2.44	0.51
2:1S:101:ASN:O	1:2F:257:THR:HG21	2.11	0.51
2:1S:174:SER:OG	2:1S:177:VAL:O	2.29	0.51

Continued on next page...

Continued from previous page...

Atom-1	Atom-2	Interatomic distance (Å)	Clash overlap (Å)
1:2C:138:PHE:HZ	1:2C:235:VAL:HG11	1.75	0.51
2:1S:181:VAL:HB	1:2F:258:ASN:HA	1.92	0.51
1:2L:244:PHE:HB2	1:2L:356:ASN:HD21	1.74	0.51
1:2M:224:TYR:O	1:2M:228:ASN:ND2	2.44	0.51
2:2P:11:GLN:NE2	1:3C:249:ASN:N	2.15	0.51
2:2P:352:LYS:NZ	2:2P:353:THR:O	2.44	0.51
2:2Q:31:ASP:OD1	2:2Q:35:SER:N	2.42	0.51
2:2R:250:ALA:HA	2:2R:254:LYS:HD3	1.91	0.51
2:2S:174:SER:OG	2:2S:177:VAL:O	2.29	0.51
2:2T:100:GLY:O	1:3G:254:GLU:HA	2.09	0.51
2:2W:181:VAL:N	1:3K:258:ASN:HD22	2.08	0.51
2:2Y:250:ALA:HA	2:2Y:254:LYS:HD3	1.92	0.51
2:2Z:394:GLN:CA	1:3N:348:PRO:HG3	2.40	0.51
1:3A:191:THR:HA	1:3A:194:THR:HG22	1.91	0.51
1:3A:3:GLU:HA	1:3A:51:THR:HA	1.92	0.51
1:3C:138:PHE:HZ	1:3C:235:VAL:HG11	1.75	0.51
1:3F:224:TYR:O	1:3F:228:ASN:ND2	2.44	0.51
2:2T:398:MET:HG3	1:3G:346:TRP:O	2.09	0.51
1:3F:283:HIS:HB3	1:3G:88:HIS:CG	2.46	0.51
1:3L:244:PHE:HB2	1:3L:356:ASN:HD21	1.74	0.51
1:3L:100:ALA:N	3:3L:501:GTP:O2G	2.41	0.51
1:3M:224:TYR:O	1:3M:228:ASN:ND2	2.44	0.51
1:3N:191:THR:HA	1:3N:194:THR:HG22	1.91	0.51
2:3R:250:ALA:HA	2:3R:254:LYS:HD3	1.92	0.51
2:3S:174:SER:OG	2:3S:177:VAL:O	2.29	0.51
2:3V:165:ILE:HA	2:3V:199:ASP:OD2	2.10	0.51
2:3W:228:ASN:HD21	5:3W:501:GDP:HN1	1.57	0.51
1:4C:138:PHE:HZ	1:4C:235:VAL:HG11	1.75	0.51
1:4F:283:HIS:HB3	1:4G:88:HIS:CG	2.46	0.51
2:4H:352:LYS:NZ	2:4H:353:THR:O	2.44	0.51
1:4L:100:ALA:N	3:4L:501:GTP:O2G	2.41	0.51
1:4M:138:PHE:HZ	1:4M:235:VAL:HG11	1.75	0.51
1:1D:353:VAL:CG2	2:4Q:179:ASP:HA	2.30	0.51
2:4Q:31:ASP:OD1	2:4Q:35:SER:N	2.42	0.51
1:1F:263:PRO:N	2:4S:406:HIS:CG	2.78	0.51
1:1A:191:THR:HA	1:1A:194:THR:HG22	1.91	0.51
1:1A:3:GLU:HA	1:1A:51:THR:HA	1.92	0.51
1:1B:283:HIS:HB3	1:1C:88:HIS:CG	2.46	0.51
1:1D:191:THR:HA	1:1D:194:THR:HG22	1.91	0.51
1:1F:283:HIS:HB3	1:1G:88:HIS:CG	2.46	0.51
1:1I:352:LYS:CE	2:4U:101:ASN:HD22	2.24	0.51

Continued on next page...

Continued from previous page...

Atom-1	Atom-2	Interatomic distance (Å)	Clash overlap (Å)
1:1J:283:HIS:HB3	1:1K:88:HIS:CG	2.46	0.51
1:1J:346:TRP:HA	2:4V:397:ALA:C	2.29	0.51
1:1K:283:HIS:HB3	1:1L:88:HIS:CG	2.46	0.51
1:1N:191:THR:HA	1:1N:194:THR:HG22	1.91	0.51
2:1V:165:ILE:HA	2:1V:199:ASP:OD2	2.10	0.51
2:1W:228:ASN:HD21	5:1W:501:GDP:HN1	1.57	0.51
2:1X:228:ASN:HD21	5:1X:501:GDP:HN1	1.57	0.51
1:2A:191:THR:HA	1:2A:194:THR:HG22	1.91	0.51
1:2A:3:GLU:HA	1:2A:51:THR:HA	1.92	0.51
1:2B:224:TYR:O	1:2B:228:ASN:ND2	2.44	0.51
1:2B:283:HIS:HB3	1:2C:88:HIS:CG	2.46	0.51
2:1R:404:PHE:CZ	1:2E:261:PRO:HA	2.46	0.51
2:1S:404:PHE:CE2	1:2F:261:PRO:HB3	2.45	0.51
1:2F:283:HIS:HB3	1:2G:88:HIS:CG	2.46	0.51
2:1X:214:PHE:CD1	1:2L:326:LYS:CE	2.92	0.51
2:1X:394:GLN:CD	1:2L:349:THR:HG23	2.31	0.51
1:2L:100:ALA:N	3:2L:501:GTP:O2G	2.41	0.51
1:2M:138:PHE:HZ	1:2M:235:VAL:HG11	1.75	0.51
1:2N:191:THR:HA	1:2N:194:THR:HG22	1.91	0.51
2:2Q:407:TRP:HE1	1:3D:260:VAL:CG1	2.22	0.51
2:2R:352:LYS:NZ	2:2R:353:THR:O	2.44	0.51
2:2W:228:ASN:HD21	5:2W:501:GDP:HN1	1.57	0.51
2:2X:228:ASN:HD21	5:2X:501:GDP:HN1	1.57	0.51
2:2O:407:TRP:HE1	1:3B:260:VAL:CB	2.21	0.51
1:3B:283:HIS:HB3	1:3C:88:HIS:CG	2.46	0.51
2:2Q:401:ARG:C	1:3D:262:TYR:OH	2.46	0.51
2:2Q:394:GLN:OE1	1:3D:349:THR:HG23	2.11	0.51
2:2S:100:GLY:C	1:3F:254:GLU:HA	2.31	0.51
2:2T:181:VAL:CB	1:3G:258:ASN:O	2.58	0.51
1:3J:283:HIS:HB3	1:3K:88:HIS:CG	2.46	0.51
1:3N:3:GLU:HA	1:3N:51:THR:HA	1.92	0.51
2:3Q:31:ASP:OD1	2:3Q:35:SER:N	2.42	0.51
2:3R:352:LYS:NZ	2:3R:353:THR:O	2.44	0.51
1:4A:283:HIS:HB3	1:4B:88:HIS:CG	2.46	0.51
1:4A:3:GLU:HA	1:4A:51:THR:HA	1.92	0.51
1:4B:283:HIS:HB3	1:4C:88:HIS:CG	2.46	0.51
1:1A:349:THR:OG1	2:4H:184:PRO:HD3	2.10	0.51
1:1A:261:PRO:CA	2:4H:404:PHE:CG	2.82	0.51
1:4L:244:PHE:HB2	1:4L:356:ASN:HD21	1.74	0.51
1:4M:224:TYR:O	1:4M:228:ASN:ND2	2.44	0.51
1:4N:138:PHE:HZ	1:4N:235:VAL:HG11	1.75	0.51

Continued on next page...

Continued from previous page...

Atom-1	Atom-2	Interatomic distance (Å)	Clash overlap (Å)
1:4N:3:GLU:HA	1:4N:51:THR:HA	1.92	0.51
2:4R:250:ALA:HA	2:4R:254:LYS:HD3	1.91	0.51
2:4S:174:SER:OG	2:4S:177:VAL:O	2.29	0.51
1:1I:329:ASN:CB	2:4U:210:TYR:CD2	2.93	0.51
1:1I:260:VAL:CG1	2:4U:407:TRP:NE1	2.73	0.51
1:1J:261:PRO:CA	2:4V:404:PHE:CD1	2.93	0.51
2:4W:228:ASN:HD21	5:4W:501:GDP:HN1	1.57	0.51
2:4Y:250:ALA:HA	2:4Y:254:LYS:HD3	1.92	0.51
1:1D:5:ILE:HG22	1:1D:64:ARG:HB3	1.93	0.51
1:1E:5:ILE:HG22	1:1E:64:ARG:HB3	1.92	0.51
1:1I:191:THR:HA	1:1I:194:THR:HG22	1.91	0.51
1:1I:2:ARG:NH2	2:4U:73:GLY:HA3	2.26	0.51
1:1I:326:LYS:HB3	2:4U:222:PRO:HG2	1.91	0.51
1:1I:347:CYS:HA	2:4U:398:MET:CG	2.39	0.51
1:1G:283:HIS:HB3	1:1I:88:HIS:CG	2.46	0.51
1:1M:138:PHE:HZ	1:1M:235:VAL:HG11	1.75	0.51
1:2A:283:HIS:HB3	1:2B:88:HIS:CG	2.46	0.51
1:2G:71:GLU:HB3	1:2G:98:ASP:HB3	1.93	0.51
1:2G:283:HIS:HB3	1:2I:88:HIS:CG	2.46	0.51
2:1V:404:PHE:CG	1:2J:261:PRO:HA	2.45	0.51
1:2J:5:ILE:HG22	1:2J:64:ARG:HB3	1.92	0.51
1:2J:283:HIS:HB3	1:2K:88:HIS:CG	2.46	0.51
1:2N:138:PHE:HZ	1:2N:235:VAL:HG11	1.75	0.51
2:2P:406:HIS:CD2	1:3C:263:PRO:N	2.78	0.51
2:2Y:101:ASN:ND2	1:3M:258:ASN:OD1	2.44	0.51
1:3B:224:TYR:O	1:3B:228:ASN:ND2	2.44	0.51
2:2P:101:ASN:HB2	1:3C:254:GLU:CB	2.40	0.51
5:2S:501:GDP:N7	1:3F:248:LEU:HD13	2.23	0.51
2:2S:100:GLY:O	1:3F:257:THR:CB	2.58	0.51
2:2S:404:PHE:CZ	1:3F:261:PRO:HB3	2.44	0.51
1:3G:283:HIS:HB3	1:3I:88:HIS:CG	2.46	0.51
1:3J:5:ILE:HG22	1:3J:64:ARG:HB3	1.92	0.51
1:3K:283:HIS:HB3	1:3L:88:HIS:CG	2.46	0.51
2:2X:406:HIS:NE2	1:3L:262:TYR:CA	2.74	0.51
2:2Z:223:THR:HA	1:3N:325:PRO:HD2	1.93	0.51
1:4A:191:THR:HA	1:4A:194:THR:HG22	1.91	0.51
1:4G:283:HIS:HB3	1:4I:88:HIS:CG	2.46	0.51
1:4J:283:HIS:HB3	1:4K:88:HIS:CG	2.46	0.51
1:4K:191:THR:HA	1:4K:194:THR:HG22	1.91	0.51
1:1C:351:PHE:CB	2:4P:178:SER:OG	2.53	0.51
1:1C:324:VAL:HG11	2:4P:222:PRO:N	2.26	0.51

Continued on next page...

Continued from previous page...

Atom-1	Atom-2	Interatomic distance (Å)	Clash overlap (Å)
2:4X:228:ASN:HD21	5:4X:501:GDP:HN1	1.57	0.51
1:1A:283:HIS:HB3	1:1B:88:HIS:CG	2.46	0.51
1:1B:224:TYR:O	1:1B:228:ASN:ND2	2.44	0.51
1:1D:71:GLU:HB3	1:1D:98:ASP:HB3	1.93	0.51
1:1G:71:GLU:HB3	1:1G:98:ASP:HB3	1.93	0.51
1:1I:103:TYR:HB2	1:1I:186:ASN:HD22	1.76	0.51
1:1K:191:THR:HA	1:1K:194:THR:HG22	1.91	0.51
1:1L:100:ALA:N	3:1L:501:GTP:O2G	2.41	0.51
1:1N:138:PHE:HZ	1:1N:235:VAL:HG11	1.75	0.51
2:1Q:31:ASP:OD1	2:1Q:35:SER:N	2.42	0.51
2:1V:195:VAL:HG23	2:1V:196:GLU:HG2	1.93	0.51
2:1Z:250:ALA:HA	2:1Z:254:LYS:HD3	1.91	0.51
1:2D:5:ILE:HG22	1:2D:64:ARG:HB3	1.92	0.51
1:2D:71:GLU:HB3	1:2D:98:ASP:HB3	1.93	0.51
1:2E:283:HIS:HB3	1:2F:88:HIS:CG	2.46	0.51
1:2E:5:ILE:HG22	1:2E:64:ARG:HB3	1.92	0.51
1:2F:71:GLU:HB3	1:2F:98:ASP:HB3	1.93	0.51
1:2N:3:GLU:HA	1:2N:51:THR:HA	1.92	0.51
2:2Q:174:SER:OG	2:2Q:177:VAL:O	2.29	0.51
2:2R:394:GLN:CG	1:3E:348:PRO:HG2	2.41	0.51
2:2U:195:VAL:HG23	2:2U:196:GLU:HG2	1.93	0.51
2:2Y:174:SER:OG	2:2Y:177:VAL:O	2.29	0.51
2:2Z:11:GLN:NE2	1:3N:249:ASN:HB2	2.26	0.51
1:3A:283:HIS:HB3	1:3B:88:HIS:CG	2.46	0.51
1:3D:5:ILE:HG22	1:3D:64:ARG:HB3	1.92	0.51
1:3D:71:GLU:HB3	1:3D:98:ASP:HB3	1.93	0.51
1:3E:5:ILE:HG22	1:3E:64:ARG:HB3	1.92	0.51
1:3G:71:GLU:HB3	1:3G:98:ASP:HB3	1.93	0.51
1:3L:138:PHE:HZ	1:3L:235:VAL:HG11	1.75	0.51
1:3M:138:PHE:HZ	1:3M:235:VAL:HG11	1.75	0.51
1:3M:3:GLU:HA	1:3M:51:THR:HA	1.92	0.51
1:3N:138:PHE:HZ	1:3N:235:VAL:HG11	1.75	0.51
1:4B:224:TYR:O	1:4B:228:ASN:ND2	2.44	0.51
1:4E:283:HIS:HB3	1:4F:88:HIS:CG	2.46	0.51
1:4J:224:TYR:O	1:4J:228:ASN:ND2	2.44	0.51
1:4L:138:PHE:HZ	1:4L:235:VAL:HG11	1.75	0.51
1:4K:283:HIS:HB3	1:4L:88:HIS:CG	2.46	0.51
2:4Q:165:ILE:HA	2:4Q:199:ASP:OD2	2.10	0.51
2:4R:352:LYS:NZ	2:4R:353:THR:O	2.44	0.51
1:1F:245:ASP:OD1	2:4S:77:SER:OG	2.28	0.51
1:1G:260:VAL:C	2:4T:407:TRP:NE1	2.42	0.51

Continued on next page...

Continued from previous page...

Atom-1	Atom-2	Interatomic distance (Å)	Clash overlap (Å)
1:1N:324:VAL:HG11	2:4Z:221:THR:HA	1.91	0.51
1:1C:326:LYS:CE	2:4P:214:PHE:CB	2.88	0.51
1:1C:283:HIS:HB3	1:1D:88:HIS:CG	2.46	0.51
1:1E:283:HIS:HB3	1:1F:88:HIS:CG	2.46	0.51
1:1F:5:ILE:HG22	1:1F:64:ARG:HB3	1.92	0.51
1:1G:138:PHE:HZ	1:1G:235:VAL:HG11	1.75	0.51
1:1G:224:TYR:O	1:1G:228:ASN:ND2	2.44	0.51
1:1J:224:TYR:O	1:1J:228:ASN:ND2	2.44	0.51
1:1L:224:TYR:O	1:1L:228:ASN:ND2	2.44	0.51
1:1L:352:LYS:HD3	2:4X:101:ASN:ND2	2.26	0.51
1:1N:3:GLU:HA	1:1N:51:THR:HA	1.92	0.51
2:1U:195:VAL:HG23	2:1U:196:GLU:HG2	1.93	0.51
2:1W:195:VAL:HG23	2:1W:196:GLU:HG2	1.93	0.51
1:2B:100:ALA:N	3:2B:501:GTP:O2G	2.41	0.51
2:1Q:406:HIS:NE2	1:2D:263:PRO:HD3	2.24	0.51
1:2F:5:ILE:HG22	1:2F:64:ARG:HB3	1.92	0.51
1:2G:138:PHE:HZ	1:2G:235:VAL:HG11	1.75	0.51
2:1T:406:HIS:NE2	1:2G:263:PRO:CD	2.72	0.51
1:2I:103:TYR:HB2	1:2I:186:ASN:HD22	1.76	0.51
1:2I:283:HIS:HB3	1:2J:88:HIS:CG	2.46	0.51
1:2J:103:TYR:HB2	1:2J:186:ASN:HD22	1.76	0.51
1:2J:224:TYR:O	1:2J:228:ASN:ND2	2.44	0.51
1:2K:191:THR:HA	1:2K:194:THR:HG22	1.91	0.51
1:2K:283:HIS:HB3	1:2L:88:HIS:CG	2.46	0.51
1:2L:138:PHE:HZ	1:2L:235:VAL:HG11	1.75	0.51
1:2M:3:GLU:HA	1:2M:51:THR:HA	1.92	0.51
2:2P:71:GLU:HB2	1:3C:2:ARG:CD	2.27	0.51
2:2V:394:GLN:NE2	1:3J:348:PRO:HB2	2.26	0.51
2:2W:195:VAL:HG23	2:2W:196:GLU:HG2	1.93	0.51
2:2X:195:VAL:HG23	2:2X:196:GLU:HG2	1.93	0.51
1:3E:283:HIS:HB3	1:3F:88:HIS:CG	2.46	0.51
2:2R:222:PRO:C	1:3E:324:VAL:HG13	2.31	0.51
2:2S:207:GLU:CD	1:3F:329:ASN:ND2	2.48	0.51
1:3G:138:PHE:HZ	1:3G:235:VAL:HG11	1.75	0.51
1:3I:191:THR:HA	1:3I:194:THR:HG22	1.91	0.51
1:3J:224:TYR:O	1:3J:228:ASN:ND2	2.44	0.51
1:3K:191:THR:HA	1:3K:194:THR:HG22	1.91	0.51
2:2X:403:ALA:HA	1:3L:262:TYR:CZ	2.46	0.51
2:2Z:406:HIS:CE1	1:3N:263:PRO:CA	2.94	0.51
2:3Q:174:SER:OG	2:3Q:177:VAL:O	2.29	0.51
2:3U:195:VAL:HG23	2:3U:196:GLU:HG2	1.93	0.51

Continued on next page...

Continued from previous page...

Atom-1	Atom-2	Interatomic distance (Å)	Clash overlap (Å)
2:3X:228:ASN:HD21	5:3X:501:GDP:HN1	1.57	0.51
2:3Y:174:SER:OG	2:3Y:177:VAL:O	2.29	0.51
2:3Z:250:ALA:HA	2:3Z:254:LYS:HD3	1.91	0.51
1:4B:100:ALA:N	3:4B:501:GTP:O2G	2.41	0.51
1:4D:5:ILE:HG22	1:4D:64:ARG:HB3	1.93	0.51
1:4D:71:GLU:HB3	1:4D:98:ASP:HB3	1.93	0.51
1:4E:5:ILE:HG22	1:4E:64:ARG:HB3	1.92	0.51
1:4F:71:GLU:HB3	1:4F:98:ASP:HB3	1.93	0.51
1:4G:138:PHE:HZ	1:4G:235:VAL:HG11	1.75	0.51
1:4I:103:TYR:HB2	1:4I:186:ASN:HD22	1.76	0.51
1:4J:5:ILE:HG22	1:4J:64:ARG:HB3	1.92	0.51
1:4M:3:GLU:HA	1:4M:51:THR:HA	1.92	0.51
1:1D:257:THR:HG21	2:4Q:101:ASN:O	2.10	0.51
1:1E:352:LYS:HE3	2:4R:101:ASN:HD22	1.73	0.51
1:1F:326:LYS:HG3	2:4S:210:TYR:HA	1.92	0.51
2:4U:195:VAL:HG23	2:4U:196:GLU:HG2	1.93	0.51
2:4W:195:VAL:HG23	2:4W:196:GLU:HG2	1.93	0.51
2:4X:195:VAL:HG23	2:4X:196:GLU:HG2	1.93	0.51
2:4Y:174:SER:OG	2:4Y:177:VAL:O	2.29	0.51
2:4Z:250:ALA:HA	2:4Z:254:LYS:HD3	1.92	0.51
1:1D:254:GLU:CG	2:4Q:101:ASN:HB2	2.40	0.51
1:1F:71:GLU:HB3	1:1F:98:ASP:HB3	1.93	0.51
1:1G:103:TYR:HB2	1:1G:186:ASN:HD22	1.76	0.51
1:1I:414:GLU:HG2	1:1I:416:GLY:H	1.74	0.51
1:1J:103:TYR:HB2	1:1J:186:ASN:HD22	1.76	0.51
1:1J:346:TRP:CH2	2:4V:404:PHE:CE2	2.99	0.51
1:1J:5:ILE:HG22	1:1J:64:ARG:HB3	1.93	0.51
1:1L:138:PHE:HZ	1:1L:235:VAL:HG11	1.75	0.51
1:1M:3:GLU:HA	1:1M:51:THR:HA	1.92	0.51
2:1P:210:TYR:HD2	1:2C:329:ASN:HD22	1.59	0.51
2:1X:195:VAL:HG23	2:1X:196:GLU:HG2	1.93	0.51
2:1Y:174:SER:OG	2:1Y:177:VAL:O	2.29	0.51
2:1Y:401:ARG:HH22	1:2M:435:VAL:CA	2.01	0.51
1:2C:283:HIS:HB3	1:2D:88:HIS:CG	2.46	0.51
1:2D:224:TYR:O	1:2D:228:ASN:ND2	2.44	0.51
1:2G:224:TYR:O	1:2G:228:ASN:ND2	2.44	0.51
1:2I:191:THR:HA	1:2I:194:THR:HG22	1.91	0.51
1:2I:414:GLU:HG2	1:2I:416:GLY:H	1.74	0.51
2:1W:404:PHE:CE1	1:2K:260:VAL:N	2.78	0.51
1:2L:191:THR:HA	1:2L:194:THR:HG22	1.91	0.51
1:2L:224:TYR:O	1:2L:228:ASN:ND2	2.44	0.51

Continued on next page...

Continued from previous page...

Atom-1	Atom-2	Interatomic distance (Å)	Clash overlap (Å)
2:1X:221:THR:CA	1:2L:324:VAL:CG1	2.79	0.51
2:2Q:165:ILE:HA	2:2Q:199:ASP:OD2	2.10	0.51
2:2Q:406:HIS:CE1	1:3D:263:PRO:CA	2.93	0.51
2:2V:195:VAL:HG23	2:2V:196:GLU:HG2	1.93	0.51
2:2Z:250:ALA:HA	2:2Z:254:LYS:HD3	1.92	0.51
2:2O:404:PHE:HD1	1:3B:260:VAL:O	1.93	0.51
1:3B:100:ALA:N	3:3B:501:GTP:O2G	2.41	0.51
1:3C:283:HIS:HB3	1:3D:88:HIS:CG	2.46	0.51
2:2Q:394:GLN:OE1	1:3D:349:THR:CG2	2.59	0.51
1:3E:71:GLU:HB3	1:3E:98:ASP:HB3	1.93	0.51
1:3F:5:ILE:HG22	1:3F:64:ARG:HB3	1.92	0.51
1:3F:71:GLU:HB3	1:3F:98:ASP:HB3	1.93	0.51
1:3G:224:TYR:O	1:3G:228:ASN:ND2	2.44	0.51
1:3I:103:TYR:HB2	1:3I:186:ASN:HD22	1.76	0.51
2:2V:406:HIS:CE1	1:3J:263:PRO:HA	2.46	0.51
1:3I:283:HIS:HB3	1:3J:88:HIS:CG	2.46	0.51
1:3K:103:TYR:HB2	1:3K:186:ASN:HD22	1.76	0.51
1:3L:224:TYR:O	1:3L:228:ASN:ND2	2.44	0.51
2:3Q:165:ILE:HA	2:3Q:199:ASP:OD2	2.10	0.51
2:3V:195:VAL:HG23	2:3V:196:GLU:HG2	1.93	0.51
2:3W:195:VAL:HG23	2:3W:196:GLU:HG2	1.93	0.51
1:4B:3:GLU:HA	1:4B:51:THR:HA	1.92	0.51
1:4D:224:TYR:O	1:4D:228:ASN:ND2	2.44	0.51
1:4E:100:ALA:N	3:4E:501:GTP:O2G	2.41	0.51
1:4F:5:ILE:HG22	1:4F:64:ARG:HB3	1.92	0.51
1:4G:71:GLU:HB3	1:4G:98:ASP:HB3	1.93	0.51
1:4I:191:THR:HA	1:4I:194:THR:HG22	1.91	0.51
1:4I:283:HIS:HB3	1:4J:88:HIS:CG	2.46	0.51
1:4I:414:GLU:HG2	1:4I:416:GLY:H	1.74	0.51
1:4I:71:GLU:HB3	1:4I:98:ASP:HB3	1.93	0.51
1:4K:103:TYR:HB2	1:4K:186:ASN:HD22	1.76	0.51
1:4L:224:TYR:O	1:4L:228:ASN:ND2	2.44	0.51
1:4A:88:HIS:CG	1:4N:283:HIS:HB3	2.46	0.51
2:4P:31:ASP:OD1	2:4P:35:SER:N	2.42	0.51
2:4V:195:VAL:HG23	2:4V:196:GLU:HG2	1.93	0.51
1:1A:253:THR:HB	2:4H:100:GLY:CA	2.41	0.50
1:1A:351:PHE:O	2:4H:180:THR:C	2.49	0.50
1:1B:349:THR:CB	2:4O:184:PRO:HD3	2.42	0.50
1:1B:100:ALA:N	3:1B:501:GTP:O2G	2.41	0.50
1:1C:3:GLU:HA	1:1C:51:THR:HA	1.92	0.50
1:1E:100:ALA:N	3:1E:501:GTP:O2G	2.41	0.50

Continued on next page...

Continued from previous page...

Atom-1	Atom-2	Interatomic distance (Å)	Clash overlap (Å)
1:1E:71:GLU:HB3	1:1E:98:ASP:HB3	1.93	0.50
1:1G:5:ILE:HG22	1:1G:64:ARG:HB3	1.92	0.50
1:1K:103:TYR:HB2	1:1K:186:ASN:HD22	1.76	0.50
1:1L:191:THR:HA	1:1L:194:THR:HG22	1.91	0.50
1:1L:283:HIS:HB3	1:1M:88:HIS:CG	2.46	0.50
2:1P:306:ASP:HB3	2:1P:309:HIS:HD2	1.77	0.50
2:1P:31:ASP:OD1	2:1P:35:SER:N	2.42	0.50
2:1Q:306:ASP:HB3	2:1Q:309:HIS:HD2	1.77	0.50
2:1W:306:ASP:HB3	2:1W:309:HIS:HD2	1.77	0.50
1:2B:3:GLU:HA	1:2B:51:THR:HA	1.92	0.50
1:2C:3:GLU:HA	1:2C:51:THR:HA	1.92	0.50
1:2E:100:ALA:N	3:2E:501:GTP:O2G	2.41	0.50
1:2E:71:GLU:HB3	1:2E:98:ASP:HB3	1.93	0.50
1:2G:103:TYR:HB2	1:2G:186:ASN:HD22	1.76	0.50
1:2K:103:TYR:HB2	1:2K:186:ASN:HD22	1.76	0.50
2:2P:222:PRO:O	1:3C:324:VAL:HG13	2.12	0.50
2:2P:306:ASP:HB3	2:2P:309:HIS:HD2	1.77	0.50
2:2P:31:ASP:OD1	2:2P:35:SER:N	2.42	0.50
2:2R:100:GLY:C	1:3E:254:GLU:HA	2.31	0.50
2:2U:174:SER:OG	2:2U:177:VAL:O	2.29	0.50
2:2U:72:PRO:CG	1:3I:2:ARG:HG3	2.40	0.50
2:2V:306:ASP:HB3	2:2V:309:HIS:HD2	1.77	0.50
2:2Y:31:ASP:OD1	2:2Y:35:SER:N	2.42	0.50
1:3B:3:GLU:HA	1:3B:51:THR:HA	1.92	0.50
1:3B:71:GLU:HB3	1:3B:98:ASP:HB3	1.93	0.50
1:3D:224:TYR:O	1:3D:228:ASN:ND2	2.44	0.50
1:3E:100:ALA:N	3:3E:501:GTP:O2G	2.41	0.50
1:3G:103:TYR:HB2	1:3G:186:ASN:HD22	1.76	0.50
1:3G:5:ILE:HG22	1:3G:64:ARG:HB3	1.92	0.50
1:3I:414:GLU:HG2	1:3I:416:GLY:H	1.74	0.50
1:3I:71:GLU:HB3	1:3I:98:ASP:HB3	1.93	0.50
1:3J:103:TYR:HB2	1:3J:186:ASN:HD22	1.76	0.50
2:2W:210:TYR:CE2	1:3K:329:ASN:HB2	2.46	0.50
1:3L:191:THR:HA	1:3L:194:THR:HG22	1.91	0.50
2:3X:195:VAL:HG23	2:3X:196:GLU:HG2	1.93	0.50
1:4C:283:HIS:HB3	1:4D:88:HIS:CG	2.46	0.50
1:4D:3:GLU:HA	1:4D:51:THR:HA	1.92	0.50
1:4G:224:TYR:O	1:4G:228:ASN:ND2	2.44	0.50
1:4G:5:ILE:HG22	1:4G:64:ARG:HB3	1.92	0.50
2:4H:69:ASP:OD2	2:4H:74:THR:OG1	2.20	0.50
1:4J:103:TYR:HB2	1:4J:186:ASN:HD22	1.76	0.50

Continued on next page...

Continued from previous page...

Atom-1	Atom-2	Interatomic distance (Å)	Clash overlap (Å)
1:4L:191:THR:HA	1:4L:194:THR:HG22	1.91	0.50
1:1B:261:PRO:CA	2:4O:404:PHE:CA	2.86	0.50
2:4U:174:SER:OG	2:4U:177:VAL:O	2.29	0.50
1:1J:261:PRO:CA	2:4V:404:PHE:HA	2.37	0.50
1:1K:254:GLU:HA	2:4W:100:GLY:CA	2.41	0.50
1:1K:346:TRP:CH2	2:4W:404:PHE:CE2	2.99	0.50
1:1L:439:SER:OG	2:4X:401:ARG:HG2	2.11	0.50
2:4Y:31:ASP:OD1	2:4Y:35:SER:N	2.42	0.50
1:1A:224:TYR:O	1:1A:228:ASN:ND2	2.44	0.50
1:1B:346:TRP:HB2	2:4O:397:ALA:C	2.29	0.50
1:1B:3:GLU:HA	1:1B:51:THR:HA	1.92	0.50
1:1C:71:GLU:HB3	1:1C:98:ASP:HB3	1.93	0.50
1:1D:224:TYR:O	1:1D:228:ASN:ND2	2.44	0.50
1:1D:3:GLU:HA	1:1D:51:THR:HA	1.92	0.50
1:1E:224:TYR:O	1:1E:228:ASN:ND2	2.44	0.50
1:1F:346:TRP:CZ2	2:4S:403:ALA:HB2	2.47	0.50
1:1I:283:HIS:HB3	1:1J:88:HIS:CG	2.46	0.50
1:1I:5:ILE:HG22	1:1I:64:ARG:HB3	1.92	0.50
1:1I:71:GLU:HB3	1:1I:98:ASP:HB3	1.93	0.50
1:1J:414:GLU:HG2	1:1J:416:GLY:H	1.74	0.50
1:1L:3:GLU:HA	1:1L:51:THR:HA	1.92	0.50
1:1M:261:PRO:HB3	2:4Y:404:PHE:CZ	2.46	0.50
1:1A:88:HIS:CG	1:1N:283:HIS:HB3	2.46	0.50
2:1Q:165:ILE:HA	2:1Q:199:ASP:OD2	2.10	0.50
2:1Q:283:TYR:OH	2:1R:85:GLN:O	2.18	0.50
2:1U:174:SER:OG	2:1U:177:VAL:O	2.29	0.50
1:2A:103:TYR:HB2	1:2A:186:ASN:HD22	1.76	0.50
1:2A:88:HIS:CG	1:2N:283:HIS:HB3	2.46	0.50
1:2B:71:GLU:HB3	1:2B:98:ASP:HB3	1.93	0.50
1:2C:71:GLU:HB3	1:2C:98:ASP:HB3	1.93	0.50
1:2D:3:GLU:HA	1:2D:51:THR:HA	1.92	0.50
2:1R:210:TYR:HD2	1:2E:329:ASN:HD22	1.58	0.50
1:2G:5:ILE:HG22	1:2G:64:ARG:HB3	1.92	0.50
1:2I:71:GLU:HB3	1:2I:98:ASP:HB3	1.93	0.50
1:2J:71:GLU:HB3	1:2J:98:ASP:HB3	1.93	0.50
1:2K:138:PHE:HZ	1:2K:235:VAL:HG11	1.75	0.50
5:1Z:501:GDP:C8	1:2N:248:LEU:CD1	2.93	0.50
2:2Q:306:ASP:HB3	2:2Q:309:HIS:HD2	1.77	0.50
2:2W:306:ASP:HB3	2:2W:309:HIS:HD2	1.77	0.50
1:3A:103:TYR:HB2	1:3A:186:ASN:HD22	1.76	0.50
1:3A:224:TYR:O	1:3A:228:ASN:ND2	2.44	0.50

Continued on next page...

Continued from previous page...

Atom-1	Atom-2	Interatomic distance (Å)	Clash overlap (Å)
2:2P:404:PHE:CD1	1:3C:261:PRO:CA	2.93	0.50
1:3D:3:GLU:HA	1:3D:51:THR:HA	1.92	0.50
2:2S:404:PHE:HA	1:3F:261:PRO:O	2.11	0.50
2:2T:179:ASP:OD2	1:3G:248:LEU:HD21	2.10	0.50
1:3K:138:PHE:HZ	1:3K:235:VAL:HG11	1.75	0.50
1:3L:3:GLU:HA	1:3L:51:THR:HA	1.92	0.50
1:3L:283:HIS:HB3	1:3M:88:HIS:CG	2.46	0.50
1:3A:88:HIS:CG	1:3N:283:HIS:HB3	2.46	0.50
2:3P:306:ASP:HB3	2:3P:309:HIS:HD2	1.77	0.50
2:3P:31:ASP:OD1	2:3P:35:SER:N	2.43	0.50
2:3Q:306:ASP:HB3	2:3Q:309:HIS:HD2	1.77	0.50
2:3T:195:VAL:HG23	2:3T:196:GLU:HG2	1.93	0.50
2:3U:174:SER:OG	2:3U:177:VAL:O	2.29	0.50
2:3V:306:ASP:HB3	2:3V:309:HIS:HD2	1.77	0.50
2:3W:306:ASP:HB3	2:3W:309:HIS:HD2	1.77	0.50
2:3Y:31:ASP:OD1	2:3Y:35:SER:N	2.42	0.50
1:4B:71:GLU:HB3	1:4B:98:ASP:HB3	1.93	0.50
1:4C:3:GLU:HA	1:4C:51:THR:HA	1.92	0.50
1:4G:103:TYR:HB2	1:4G:186:ASN:HD22	1.76	0.50
1:4I:138:PHE:HZ	1:4I:235:VAL:HG11	1.75	0.50
1:4J:71:GLU:HB3	1:4J:98:ASP:HB3	1.93	0.50
1:4K:138:PHE:HZ	1:4K:235:VAL:HG11	1.75	0.50
2:4P:306:ASP:HB3	2:4P:309:HIS:HD2	1.77	0.50
2:4Q:306:ASP:HB3	2:4Q:309:HIS:HD2	1.77	0.50
2:4R:306:ASP:HB3	2:4R:309:HIS:HD2	1.76	0.50
2:4S:31:ASP:OD1	2:4S:35:SER:N	2.42	0.50
1:1F:263:PRO:CA	2:4S:406:HIS:CE1	2.94	0.50
2:4V:306:ASP:HB3	2:4V:309:HIS:HD2	1.77	0.50
2:4V:31:ASP:OD1	2:4V:35:SER:N	2.42	0.50
1:1K:348:PRO:HG3	2:4W:394:GLN:HA	1.93	0.50
1:1N:326:LYS:HE3	2:4Z:214:PHE:HB2	1.89	0.50
1:1A:103:TYR:HB2	1:1A:186:ASN:HD22	1.76	0.50
1:1B:103:TYR:HB2	1:1B:186:ASN:HD22	1.76	0.50
1:1B:71:GLU:HB3	1:1B:98:ASP:HB3	1.93	0.50
1:1I:138:PHE:HZ	1:1I:235:VAL:HG11	1.75	0.50
1:1J:326:LYS:HE2	2:4V:210:TYR:O	2.11	0.50
1:1J:71:GLU:HB3	1:1J:98:ASP:HB3	1.93	0.50
1:1K:138:PHE:HZ	1:1K:235:VAL:HG11	1.75	0.50
1:1N:103:TYR:HB2	1:1N:186:ASN:HD22	1.76	0.50
1:1N:348:PRO:HB2	2:4Z:394:GLN:CD	2.32	0.50
2:1T:195:VAL:HG23	2:1T:196:GLU:HG2	1.93	0.50

Continued on next page...

Continued from previous page...

Atom-1	Atom-2	Interatomic distance (Å)	Clash overlap (Å)
2:1T:352:LYS:NZ	2:1T:353:THR:O	2.44	0.50
2:1V:306:ASP:HB3	2:1V:309:HIS:HD2	1.77	0.50
2:1V:404:PHE:CE1	1:2J:261:PRO:N	2.76	0.50
2:1Y:31:ASP:OD1	2:1Y:35:SER:N	2.42	0.50
1:2B:103:TYR:HB2	1:2B:186:ASN:HD22	1.76	0.50
2:1P:221:THR:OG1	1:2C:324:VAL:CG2	2.59	0.50
2:1U:404:PHE:HE1	1:2I:260:VAL:O	1.79	0.50
1:2I:5:ILE:HG22	1:2I:64:ARG:HB3	1.92	0.50
1:2L:283:HIS:HB3	1:2M:88:HIS:CG	2.46	0.50
1:2L:3:GLU:HA	1:2L:51:THR:HA	1.92	0.50
1:2N:103:TYR:HB2	1:2N:186:ASN:HD22	1.76	0.50
2:2S:31:ASP:OD1	2:2S:35:SER:N	2.42	0.50
2:2S:398:MET:HG3	1:3F:346:TRP:O	2.10	0.50
2:2V:31:ASP:OD1	2:2V:35:SER:N	2.42	0.50
2:2H:101:ASN:CB	1:3A:254:GLU:HG2	2.35	0.50
2:2H:404:PHE:CE1	1:3A:260:VAL:N	2.74	0.50
2:2P:404:PHE:CE1	1:3C:260:VAL:N	2.74	0.50
1:3C:3:GLU:HA	1:3C:51:THR:HA	1.92	0.50
1:3C:71:GLU:HB3	1:3C:98:ASP:HB3	1.93	0.50
1:3E:224:TYR:O	1:3E:228:ASN:ND2	2.44	0.50
1:3I:5:ILE:HG22	1:3I:64:ARG:HB3	1.92	0.50
1:3J:414:GLU:HG2	1:3J:416:GLY:H	1.74	0.50
1:3J:71:GLU:HB3	1:3J:98:ASP:HB3	1.93	0.50
2:3T:352:LYS:NZ	2:3T:353:THR:O	2.44	0.50
2:3V:31:ASP:OD1	2:3V:35:SER:N	2.42	0.50
1:4A:103:TYR:HB2	1:4A:186:ASN:HD22	1.76	0.50
1:4B:103:TYR:HB2	1:4B:186:ASN:HD22	1.76	0.50
1:4C:71:GLU:HB3	1:4C:98:ASP:HB3	1.93	0.50
1:4E:71:GLU:HB3	1:4E:98:ASP:HB3	1.93	0.50
1:4I:5:ILE:HG22	1:4I:64:ARG:HB3	1.92	0.50
1:4J:138:PHE:HZ	1:4J:235:VAL:HG11	1.75	0.50
1:4J:414:GLU:HG2	1:4J:416:GLY:H	1.74	0.50
1:4L:3:GLU:HA	1:4L:51:THR:HA	1.92	0.50
1:1C:326:LYS:CA	2:4P:210:TYR:CE1	2.94	0.50
1:1F:254:GLU:HG2	2:4S:100:GLY:CA	2.41	0.50
1:1G:248:LEU:C	2:4T:11:GLN:NE2	2.33	0.50
2:4T:195:VAL:HG23	2:4T:196:GLU:HG2	1.93	0.50
1:1G:346:TRP:CZ3	2:4T:404:PHE:CE2	2.99	0.50
1:1I:329:ASN:HB3	2:4U:210:TYR:CD2	2.46	0.50
2:4W:306:ASP:HB3	2:4W:309:HIS:HD2	1.77	0.50
1:1M:346:TRP:CH2	2:4Y:404:PHE:CE2	2.99	0.50

Continued on next page...

Continued from previous page...

Atom-1	Atom-2	Interatomic distance (Å)	Clash overlap (Å)
2:4Z:174:SER:OG	2:4Z:177:VAL:O	2.29	0.50
1:1A:248:LEU:HB2	2:4H:224:TYR:HE2	1.76	0.50
1:1A:326:LYS:CB	2:4H:222:PRO:CG	2.81	0.50
1:1G:254:GLU:CG	2:4T:100:GLY:HA2	2.42	0.50
1:1M:103:TYR:HB2	1:1M:186:ASN:HD22	1.76	0.50
2:1V:31:ASP:OD1	2:1V:35:SER:N	2.42	0.50
2:1X:406:HIS:CE1	1:2L:263:PRO:HB3	2.46	0.50
1:2A:224:TYR:O	1:2A:228:ASN:ND2	2.44	0.50
2:1H:404:PHE:HE1	1:2A:260:VAL:N	2.09	0.50
1:2B:138:PHE:HZ	1:2B:235:VAL:HG11	1.75	0.50
1:2E:224:TYR:O	1:2E:228:ASN:ND2	2.44	0.50
2:2H:69:ASP:OD2	2:2H:74:THR:OG1	2.20	0.50
1:2I:138:PHE:HZ	1:2I:235:VAL:HG11	1.75	0.50
2:1V:404:PHE:HE1	1:2J:260:VAL:O	1.80	0.50
1:2J:414:GLU:HG2	1:2J:416:GLY:H	1.74	0.50
2:1W:179:ASP:C	1:2K:352:LYS:HD2	2.26	0.50
1:2M:103:TYR:HB2	1:2M:186:ASN:HD22	1.76	0.50
2:2O:195:VAL:HG23	2:2O:196:GLU:HG2	1.93	0.50
2:2R:306:ASP:HB3	2:2R:309:HIS:HD2	1.77	0.50
2:2T:101:ASN:O	1:3G:257:THR:CG2	2.54	0.50
2:2T:195:VAL:HG23	2:2T:196:GLU:HG2	1.93	0.50
2:2T:352:LYS:NZ	2:2T:353:THR:O	2.44	0.50
2:2H:394:GLN:OE1	1:3A:349:THR:HG23	2.10	0.50
1:3B:103:TYR:HB2	1:3B:186:ASN:HD22	1.76	0.50
1:3C:103:TYR:HB2	1:3C:186:ASN:HD22	1.76	0.50
1:3I:138:PHE:HZ	1:3I:235:VAL:HG11	1.75	0.50
1:3J:138:PHE:HZ	1:3J:235:VAL:HG11	1.75	0.50
1:3M:103:TYR:HB2	1:3M:186:ASN:HD22	1.76	0.50
1:3N:103:TYR:HB2	1:3N:186:ASN:HD22	1.76	0.50
1:4A:224:TYR:O	1:4A:228:ASN:ND2	2.44	0.50
1:4D:283:HIS:HB3	1:4E:88:HIS:CG	2.46	0.50
2:4O:306:ASP:HB3	2:4O:309:HIS:HD2	1.77	0.50
1:1C:245:ASP:OD1	2:4P:77:SER:OG	2.29	0.50
1:1E:260:VAL:HG12	2:4R:407:TRP:HE1	1.66	0.50
1:1G:256:GLN:O	2:4T:407:TRP:CE2	2.65	0.50
1:1I:254:GLU:CG	2:4U:100:GLY:HA2	2.41	0.50
1:1J:263:PRO:CD	2:4V:406:HIS:CD2	2.94	0.50
1:1K:263:PRO:CD	2:4W:406:HIS:CD2	2.95	0.50
1:1N:314:ALA:CB	2:4Z:181:VAL:HG21	2.30	0.50
1:1B:138:PHE:HZ	1:1B:235:VAL:HG11	1.75	0.50
1:1C:224:TYR:O	1:1C:228:ASN:ND2	2.44	0.50

Continued on next page...

Continued from previous page...

Atom-1	Atom-2	Interatomic distance (Å)	Clash overlap (Å)
1:1F:256:GLN:O	2:4S:407:TRP:CE2	2.64	0.50
1:1J:138:PHE:HZ	1:1J:235:VAL:HG11	1.75	0.50
2:1O:195:VAL:HG23	2:1O:196:GLU:HG2	1.93	0.50
2:1O:306:ASP:HB3	2:1O:309:HIS:HD2	1.77	0.50
2:1R:306:ASP:HB3	2:1R:309:HIS:HD2	1.77	0.50
2:1Z:174:SER:OG	2:1Z:177:VAL:O	2.29	0.50
1:2C:103:TYR:HB2	1:2C:186:ASN:HD22	1.76	0.50
1:2D:283:HIS:HB3	1:2E:88:HIS:CG	2.46	0.50
1:2J:138:PHE:HZ	1:2J:235:VAL:HG11	1.75	0.50
2:2O:101:ASN:HB2	1:3B:254:GLU:CB	2.41	0.50
2:2U:179:ASP:OD2	1:3I:248:LEU:HD21	2.11	0.50
2:2U:306:ASP:HB3	2:2U:309:HIS:HD2	1.77	0.50
2:2Y:11:GLN:HE22	1:3M:249:ASN:CA	2.21	0.50
2:2Z:174:SER:OG	2:2Z:177:VAL:O	2.29	0.50
1:3B:138:PHE:HZ	1:3B:235:VAL:HG11	1.76	0.50
2:2O:181:VAL:CG2	1:3B:258:ASN:O	2.60	0.50
1:3D:283:HIS:HB3	1:3E:88:HIS:CG	2.46	0.50
2:3O:306:ASP:HB3	2:3O:309:HIS:HD2	1.77	0.50
2:3R:306:ASP:HB3	2:3R:309:HIS:HD2	1.77	0.50
2:3S:195:VAL:HG23	2:3S:196:GLU:HG2	1.93	0.50
2:3X:174:SER:OG	2:3X:177:VAL:O	2.29	0.50
2:3Z:174:SER:OG	2:3Z:177:VAL:O	2.29	0.50
1:4A:138:PHE:HZ	1:4A:235:VAL:HG11	1.75	0.50
1:4B:138:PHE:HZ	1:4B:235:VAL:HG11	1.75	0.50
1:4C:103:TYR:HB2	1:4C:186:ASN:HD22	1.76	0.50
1:4E:224:TYR:O	1:4E:228:ASN:ND2	2.44	0.50
1:4L:283:HIS:HB3	1:4M:88:HIS:CG	2.46	0.50
1:4N:103:TYR:HB2	1:4N:186:ASN:HD22	1.76	0.50
2:4O:195:VAL:HG23	2:4O:196:GLU:HG2	1.93	0.50
1:1D:263:PRO:N	2:4Q:406:HIS:CG	2.74	0.50
2:4S:195:VAL:HG23	2:4S:196:GLU:HG2	1.93	0.50
1:1G:262:TYR:CZ	2:4T:403:ALA:HA	2.47	0.50
1:1L:325:PRO:CD	2:4X:223:THR:HA	2.38	0.50
1:1A:138:PHE:HZ	1:1A:235:VAL:HG11	1.75	0.50
1:1A:249:ASN:N	2:4H:11:GLN:NE2	1.88	0.50
1:1C:349:THR:HG21	2:4P:184:PRO:CG	2.42	0.50
1:1I:326:LYS:HG2	2:4U:210:TYR:CD1	2.47	0.50
1:1J:253:THR:C	2:4V:100:GLY:HA2	2.31	0.50
1:1K:27:GLU:OE1	1:1K:243:ARG:NH1	2.44	0.50
1:1L:103:TYR:HB2	1:1L:186:ASN:HD22	1.76	0.50
2:1S:31:ASP:OD1	2:1S:35:SER:N	2.42	0.50

Continued on next page...

Continued from previous page...

Atom-1	Atom-2	Interatomic distance (Å)	Clash overlap (Å)
2:1S:69:ASP:OD2	2:1S:74:THR:OG1	2.20	0.50
2:1X:174:SER:OG	2:1X:177:VAL:O	2.29	0.50
2:1X:306:ASP:HB3	2:1X:309:HIS:HD2	1.77	0.50
2:1Y:195:VAL:HG23	2:1Y:196:GLU:HG2	1.93	0.50
1:2A:138:PHE:HZ	1:2A:235:VAL:HG11	1.75	0.50
2:1R:214:PHE:CG	1:2E:326:LYS:HE2	2.46	0.50
1:2K:27:GLU:OE1	1:2K:243:ARG:NH1	2.44	0.50
2:1X:176:LYS:HE2	1:2L:333:ALA:HB2	1.93	0.50
2:2O:306:ASP:HB3	2:2O:309:HIS:HD2	1.77	0.50
2:2S:69:ASP:OD2	2:2S:74:THR:OG1	2.20	0.50
2:2U:404:PHE:CZ	1:3I:261:PRO:CB	2.95	0.50
2:2X:174:SER:OG	2:2X:177:VAL:O	2.29	0.50
2:2Y:11:GLN:HE22	1:3M:249:ASN:CB	2.25	0.50
2:2Y:195:VAL:HG23	2:2Y:196:GLU:HG2	1.93	0.50
2:2Z:73:GLY:HA3	1:3N:2:ARG:CZ	2.41	0.50
1:3A:138:PHE:HZ	1:3A:235:VAL:HG11	1.75	0.50
2:2H:394:GLN:HG2	1:3A:348:PRO:HB2	1.89	0.50
2:2S:394:GLN:CG	1:3F:348:PRO:CB	2.79	0.50
2:2T:222:PRO:C	1:3G:324:VAL:HG13	2.32	0.50
2:2T:221:THR:CB	1:3G:324:VAL:HG21	2.41	0.50
2:3H:69:ASP:OD2	2:3H:74:THR:OG1	2.20	0.50
2:2U:101:ASN:HB2	1:3I:254:GLU:HG2	1.93	0.50
1:3J:27:GLU:OE1	1:3J:243:ARG:NH1	2.44	0.50
1:3L:103:TYR:HB2	1:3L:186:ASN:HD22	1.76	0.50
2:2Z:394:GLN:OE1	1:3N:349:THR:CG2	2.60	0.50
2:3Q:195:VAL:HG23	2:3Q:196:GLU:HG2	1.93	0.50
2:3S:31:ASP:OD1	2:3S:35:SER:N	2.43	0.50
2:3S:69:ASP:OD2	2:3S:74:THR:OG1	2.20	0.50
2:3U:306:ASP:HB3	2:3U:309:HIS:HD2	1.77	0.50
2:3Y:195:VAL:HG23	2:3Y:196:GLU:HG2	1.93	0.50
1:4C:224:TYR:O	1:4C:228:ASN:ND2	2.44	0.50
1:4M:103:TYR:HB2	1:4M:186:ASN:HD22	1.76	0.50
1:4N:224:TYR:O	1:4N:228:ASN:ND2	2.44	0.50
1:1C:260:VAL:N	2:4P:404:PHE:CE1	2.77	0.50
2:4Q:283:TYR:OH	2:4R:85:GLN:O	2.18	0.50
1:1F:439:SER:OG	2:4S:400:ARG:HG3	2.12	0.50
2:4S:69:ASP:OD2	2:4S:74:THR:OG1	2.20	0.50
2:4T:352:LYS:NZ	2:4T:353:THR:O	2.44	0.50
2:4U:306:ASP:HB3	2:4U:309:HIS:HD2	1.77	0.50
1:1C:103:TYR:HB2	1:1C:186:ASN:HD22	1.76	0.50
1:1F:103:TYR:HB2	1:1F:186:ASN:HD22	1.76	0.50

Continued on next page...

Continued from previous page...

Atom-1	Atom-2	Interatomic distance (Å)	Clash overlap (Å)
1:1I:435:VAL:CA	2:4U:401:ARG:NH2	2.74	0.50
1:1J:248:LEU:CD1	5:4V:501:GDP:H8	2.25	0.50
1:1J:27:GLU:OE1	1:1J:243:ARG:NH1	2.44	0.50
2:1Q:195:VAL:HG23	2:1Q:196:GLU:HG2	1.93	0.50
2:1S:195:VAL:HG23	2:1S:196:GLU:HG2	1.93	0.50
2:1T:69:ASP:OD2	2:1T:74:THR:OG1	2.20	0.50
2:1W:180:THR:HA	1:2K:352:LYS:HD3	1.93	0.50
2:1O:394:GLN:HG2	1:2B:348:PRO:HG3	1.93	0.50
1:2C:224:TYR:O	1:2C:228:ASN:ND2	2.44	0.50
1:2F:103:TYR:HB2	1:2F:186:ASN:HD22	1.76	0.50
2:1S:214:PHE:CG	1:2F:326:LYS:HE3	2.46	0.50
2:1U:404:PHE:CG	1:2I:261:PRO:HA	2.47	0.50
1:2J:27:GLU:OE1	1:2J:243:ARG:NH1	2.44	0.50
1:2L:103:TYR:HB2	1:2L:186:ASN:HD22	1.76	0.50
2:2Q:101:ASN:HB2	1:3D:254:GLU:CB	2.41	0.50
2:2S:195:VAL:HG23	2:2S:196:GLU:HG2	1.93	0.50
2:2U:181:VAL:HG21	1:3I:314:ALA:CB	2.33	0.50
2:2U:407:TRP:HE1	1:3I:260:VAL:CB	2.24	0.50
2:2W:157:ILE:O	2:2W:161:TYR:N	2.45	0.50
2:2Y:401:ARG:NH2	1:3M:435:VAL:CA	2.50	0.50
1:3C:224:TYR:O	1:3C:228:ASN:ND2	2.44	0.50
2:2V:407:TRP:HE1	1:3J:260:VAL:CG1	2.25	0.50
1:3K:27:GLU:OE1	1:3K:243:ARG:NH1	2.44	0.50
2:3O:195:VAL:HG23	2:3O:196:GLU:HG2	1.93	0.50
2:3T:69:ASP:OD2	2:3T:74:THR:OG1	2.20	0.50
2:3W:157:ILE:O	2:3W:161:TYR:N	2.45	0.50
2:4H:195:VAL:HG23	2:4H:196:GLU:HG2	1.93	0.50
1:4J:27:GLU:OE1	1:4J:243:ARG:NH1	2.44	0.50
1:4K:27:GLU:OE1	1:4K:243:ARG:NH1	2.44	0.50
1:4L:103:TYR:HB2	1:4L:186:ASN:HD22	1.76	0.50
1:1B:260:VAL:HG12	2:4O:406:HIS:CE1	2.47	0.50
1:1C:349:THR:O	2:4P:181:VAL:HA	2.12	0.50
2:4Q:195:VAL:HG23	2:4Q:196:GLU:HG2	1.93	0.50
1:1D:2:ARG:HH11	2:4Q:71:GLU:CG	2.24	0.50
2:4R:283:TYR:OH	2:4S:85:GLN:O	2.18	0.50
1:1G:326:LYS:CE	2:4T:210:TYR:O	2.59	0.50
2:4U:69:ASP:OD2	2:4U:74:THR:OG1	2.20	0.50
2:4W:157:ILE:O	2:4W:161:TYR:N	2.45	0.50
2:4X:174:SER:OG	2:4X:177:VAL:O	2.29	0.50
1:1L:346:TRP:CB	2:4X:398:MET:HA	2.27	0.50
2:4Y:195:VAL:HG23	2:4Y:196:GLU:HG2	1.93	0.50

Continued on next page...

Continued from previous page...

Atom-1	Atom-2	Interatomic distance (Å)	Clash overlap (Å)
1:1A:326:LYS:CE	2:4H:214:PHE:CB	2.82	0.50
1:1D:283:HIS:HB3	1:1E:88:HIS:CG	2.46	0.50
1:1D:351:PHE:O	2:4Q:181:VAL:N	2.44	0.50
1:1E:346:TRP:CD1	2:4R:401:ARG:CB	2.95	0.50
2:1H:69:ASP:OD2	2:1H:74:THR:OG1	2.20	0.50
1:1L:346:TRP:CH2	2:4X:404:PHE:CE2	2.99	0.50
1:1N:240:ALA:HB1	1:1N:356:ASN:HD22	1.77	0.50
2:1U:306:ASP:HB3	2:1U:309:HIS:HD2	1.77	0.50
2:1W:157:ILE:O	2:1W:161:TYR:N	2.45	0.50
1:2D:103:TYR:HB2	1:2D:186:ASN:HD22	1.76	0.50
1:2N:224:TYR:O	1:2N:228:ASN:ND2	2.44	0.50
1:2N:240:ALA:HB1	1:2N:356:ASN:HD22	1.77	0.50
2:2P:174:SER:OG	2:2P:177:VAL:O	2.29	0.50
2:2P:195:VAL:HG23	2:2P:196:GLU:HG2	1.93	0.50
2:2Q:195:VAL:HG23	2:2Q:196:GLU:HG2	1.93	0.50
2:2T:69:ASP:OD2	2:2T:74:THR:OG1	2.19	0.50
2:2U:69:ASP:OD2	2:2U:74:THR:OG1	2.20	0.50
2:2X:306:ASP:HB3	2:2X:309:HIS:HD2	1.77	0.50
1:3F:103:TYR:HB2	1:3F:186:ASN:HD22	1.76	0.50
1:3G:27:GLU:OE1	1:3G:243:ARG:NH1	2.44	0.50
1:3N:224:TYR:O	1:3N:228:ASN:ND2	2.44	0.50
2:3P:174:SER:OG	2:3P:177:VAL:O	2.29	0.50
1:4A:71:GLU:HB3	1:4A:98:ASP:HB3	1.93	0.50
1:4D:103:TYR:HB2	1:4D:186:ASN:HD22	1.76	0.50
1:4G:27:GLU:OE1	1:4G:243:ARG:NH1	2.44	0.50
2:4H:31:ASP:OD1	2:4H:35:SER:N	2.43	0.50
1:4M:240:ALA:HB1	1:4M:356:ASN:HD22	1.77	0.50
1:4N:240:ALA:HB1	1:4N:356:ASN:HD22	1.77	0.50
1:1C:248:LEU:C	2:4P:11:GLN:NE2	2.56	0.50
2:4P:174:SER:OG	2:4P:177:VAL:O	2.29	0.50
2:4R:174:SER:OG	2:4R:177:VAL:O	2.29	0.50
1:1F:329:ASN:ND2	2:4S:210:TYR:HD2	2.09	0.50
2:4S:306:ASP:HB3	2:4S:309:HIS:HD2	1.77	0.50
1:1J:351:PHE:N	2:4V:181:VAL:HG22	2.27	0.50
1:1A:240:ALA:HB1	1:1A:356:ASN:HD22	1.77	0.50
1:1A:71:GLU:HB3	1:1A:98:ASP:HB3	1.93	0.50
1:1B:261:PRO:C	2:4O:404:PHE:HA	2.30	0.50
1:1G:261:PRO:HB2	2:4T:404:PHE:H	1.76	0.50
1:1I:351:PHE:N	2:4U:181:VAL:HG22	2.27	0.50
1:1J:2:ARG:HG3	2:4V:72:PRO:CG	2.42	0.50
1:1M:240:ALA:HB1	1:1M:356:ASN:HD22	1.77	0.50

Continued on next page...

Continued from previous page...

Atom-1	Atom-2	Interatomic distance (Å)	Clash overlap (Å)
1:1N:224:TYR:O	1:1N:228:ASN:ND2	2.44	0.50
2:1O:174:SER:OG	2:1O:177:VAL:O	2.29	0.50
2:1P:174:SER:OG	2:1P:177:VAL:O	2.29	0.50
2:1P:195:VAL:HG23	2:1P:196:GLU:HG2	1.93	0.50
2:1U:11:GLN:HE22	1:2I:249:ASN:CB	2.24	0.50
2:1V:352:LYS:NZ	2:1V:353:THR:O	2.44	0.50
2:1Y:181:VAL:CB	1:2M:258:ASN:C	2.80	0.50
2:1O:181:VAL:CG2	1:2B:258:ASN:O	2.60	0.50
1:2G:27:GLU:OE1	1:2G:243:ARG:NH1	2.44	0.50
2:2H:31:ASP:OD1	2:2H:35:SER:N	2.42	0.50
1:2M:240:ALA:HB1	1:2M:356:ASN:HD22	1.77	0.50
2:2Q:223:THR:HA	1:3D:325:PRO:CD	2.41	0.50
2:2R:174:SER:OG	2:2R:177:VAL:O	2.29	0.50
2:2S:306:ASP:HB3	2:2S:309:HIS:HD2	1.77	0.50
2:2R:283:TYR:OH	2:2S:85:GLN:O	2.18	0.50
2:2T:101:ASN:N	1:3G:254:GLU:HG2	2.27	0.50
2:2T:157:ILE:O	2:2T:161:TYR:N	2.45	0.50
1:3D:103:TYR:HB2	1:3D:186:ASN:HD22	1.76	0.50
2:2Q:406:HIS:CE1	1:3D:263:PRO:N	2.80	0.50
2:3H:31:ASP:OD1	2:3H:35:SER:N	2.42	0.50
2:2U:180:THR:N	1:3I:351:PHE:O	2.45	0.50
2:2W:11:GLN:NE2	1:3K:249:ASN:HB2	2.27	0.50
1:3M:240:ALA:HB1	1:3M:356:ASN:HD22	1.77	0.50
1:3N:240:ALA:HB1	1:3N:356:ASN:HD22	1.77	0.50
2:3P:195:VAL:HG23	2:3P:196:GLU:HG2	1.93	0.50
2:3R:174:SER:OG	2:3R:177:VAL:O	2.29	0.50
2:3U:69:ASP:OD2	2:3U:74:THR:OG1	2.20	0.50
2:3X:306:ASP:HB3	2:3X:309:HIS:HD2	1.77	0.50
1:4F:103:TYR:HB2	1:4F:186:ASN:HD22	1.76	0.50
1:4F:100:ALA:N	3:4F:501:GTP:O2G	2.41	0.50
1:4M:100:ALA:N	3:4M:501:GTP:O2G	2.41	0.50
2:4P:195:VAL:HG23	2:4P:196:GLU:HG2	1.93	0.50
1:1F:261:PRO:O	2:4S:404:PHE:HA	2.11	0.50
2:4T:69:ASP:OD2	2:4T:74:THR:OG1	2.20	0.50
1:1L:347:CYS:SG	2:4X:181:VAL:HG13	2.51	0.50
1:1G:260:VAL:HG12	2:4T:407:TRP:NE1	2.26	0.49
1:1G:27:GLU:OE1	1:1G:243:ARG:NH1	2.44	0.49
2:1H:195:VAL:HG23	2:1H:196:GLU:HG2	1.93	0.49
1:1I:324:VAL:HG13	2:4U:222:PRO:C	2.32	0.49
1:1L:240:ALA:HB1	1:1L:356:ASN:HD22	1.77	0.49
1:1L:71:GLU:HB3	1:1L:98:ASP:HB3	1.93	0.49

Continued on next page...

Continued from previous page...

Atom-1	Atom-2	Interatomic distance (Å)	Clash overlap (Å)
2:1R:174:SER:OG	2:1R:177:VAL:O	2.29	0.49
2:1U:69:ASP:OD2	2:1U:74:THR:OG1	2.20	0.49
2:1X:352:LYS:NZ	2:1X:353:THR:O	2.44	0.49
2:1Z:195:VAL:HG23	2:1Z:196:GLU:HG2	1.93	0.49
1:2A:240:ALA:HB1	1:2A:356:ASN:HD22	1.77	0.49
1:2A:71:GLU:HB3	1:2A:98:ASP:HB3	1.93	0.49
2:1P:394:GLN:HG2	1:2C:348:PRO:HG3	1.93	0.49
2:1R:404:PHE:CD1	1:2E:260:VAL:O	2.65	0.49
1:2F:100:ALA:N	3:2F:501:GTP:O2G	2.41	0.49
2:2H:195:VAL:HG23	2:2H:196:GLU:HG2	1.93	0.49
1:2J:241:SER:OG	1:2J:250:VAL:O	2.27	0.49
2:1X:404:PHE:CZ	1:2L:261:PRO:CA	2.95	0.49
1:2L:71:GLU:HB3	1:2L:98:ASP:HB3	1.93	0.49
2:2O:174:SER:OG	2:2O:177:VAL:O	2.29	0.49
2:2U:404:PHE:CE2	1:3I:261:PRO:CB	2.82	0.49
2:2V:174:SER:OG	2:2V:177:VAL:O	2.29	0.49
1:3A:71:GLU:HB3	1:3A:98:ASP:HB3	1.93	0.49
2:2S:181:VAL:CB	1:3F:258:ASN:O	2.59	0.49
1:3F:100:ALA:N	3:3F:501:GTP:O2G	2.41	0.49
2:3H:195:VAL:HG23	2:3H:196:GLU:HG2	1.93	0.49
1:3N:71:GLU:HB3	1:3N:98:ASP:HB3	1.93	0.49
2:3S:306:ASP:HB3	2:3S:309:HIS:HD2	1.77	0.49
2:3T:157:ILE:O	2:3T:161:TYR:N	2.45	0.49
2:3V:174:SER:OG	2:3V:177:VAL:O	2.29	0.49
2:4H:306:ASP:HB3	2:4H:309:HIS:HD2	1.77	0.49
1:4K:71:GLU:HB3	1:4K:98:ASP:HB3	1.93	0.49
1:4L:71:GLU:HB3	1:4L:98:ASP:HB3	1.93	0.49
1:4N:71:GLU:HB3	1:4N:98:ASP:HB3	1.93	0.49
2:4O:174:SER:OG	2:4O:177:VAL:O	2.29	0.49
1:1C:2:ARG:CZ	2:4P:73:GLY:HA3	2.42	0.49
1:1F:352:LYS:HA	2:4S:180:THR:HA	1.93	0.49
2:4T:157:ILE:O	2:4T:161:TYR:N	2.45	0.49
1:1I:352:LYS:CE	2:4U:101:ASN:ND2	2.74	0.49
2:4X:306:ASP:HB3	2:4X:309:HIS:HD2	1.77	0.49
1:1A:326:LYS:HE2	2:4H:210:TYR:O	2.12	0.49
1:1C:333:ALA:HB1	2:4P:176:LYS:CE	2.23	0.49
1:1D:103:TYR:HB2	1:1D:186:ASN:HD22	1.76	0.49
1:1E:352:LYS:CD	2:4R:101:ASN:HD22	2.21	0.49
1:1G:248:LEU:HA	2:4T:11:GLN:CD	2.30	0.49
2:1H:31:ASP:OD1	2:1H:35:SER:N	2.42	0.49
1:1I:325:PRO:O	2:4U:210:TYR:CZ	2.64	0.49

Continued on next page...

Continued from previous page...

Atom-1	Atom-2	Interatomic distance (Å)	Clash overlap (Å)
1:1K:71:GLU:HB3	1:1K:98:ASP:HB3	1.93	0.49
1:1L:262:TYR:CZ	2:4X:403:ALA:HA	2.46	0.49
1:1M:100:ALA:N	3:1M:501:GTP:O2G	2.41	0.49
2:1P:141:LEU:HD12	2:1P:172:VAL:HG22	1.94	0.49
2:1S:306:ASP:HB3	2:1S:309:HIS:HD2	1.77	0.49
2:1U:11:GLN:HE22	1:2I:249:ASN:H	1.59	0.49
2:2H:306:ASP:HB3	2:2H:309:HIS:HD2	1.77	0.49
1:2K:71:GLU:HB3	1:2K:98:ASP:HB3	1.93	0.49
1:2L:240:ALA:HB1	1:2L:356:ASN:HD22	1.77	0.49
2:1X:176:LYS:HE2	1:2L:333:ALA:CB	2.42	0.49
5:1Y:501:GDP:C8	1:2M:248:LEU:CD1	2.95	0.49
1:2M:100:ALA:N	3:2M:501:GTP:O2G	2.41	0.49
2:2O:406:HIS:CD2	1:3B:262:TYR:HA	2.47	0.49
2:2P:223:THR:HA	1:3C:325:PRO:HD2	1.94	0.49
2:2P:224:TYR:CD2	1:3C:247:ALA:O	2.64	0.49
2:2S:179:ASP:O	1:3F:352:LYS:CD	2.52	0.49
2:2V:207:GLU:CD	1:3J:329:ASN:ND2	2.55	0.49
2:2V:352:LYS:NZ	2:2V:353:THR:O	2.44	0.49
2:2W:174:SER:OG	2:2W:177:VAL:O	2.29	0.49
2:2W:404:PHE:HA	1:3K:261:PRO:O	2.12	0.49
1:3A:240:ALA:HB1	1:3A:356:ASN:HD22	1.77	0.49
1:3L:240:ALA:HB1	1:3L:356:ASN:HD22	1.77	0.49
1:3L:71:GLU:HB3	1:3L:98:ASP:HB3	1.93	0.49
1:3M:100:ALA:N	3:3M:501:GTP:O2G	2.41	0.49
2:3O:174:SER:OG	2:3O:177:VAL:O	2.29	0.49
2:3V:141:LEU:HD12	2:3V:172:VAL:HG22	1.94	0.49
2:3V:352:LYS:NZ	2:3V:353:THR:O	2.44	0.49
2:3X:352:LYS:NZ	2:3X:353:THR:O	2.44	0.49
1:4A:240:ALA:HB1	1:4A:356:ASN:HD22	1.77	0.49
1:4L:240:ALA:HB1	1:4L:356:ASN:HD22	1.77	0.49
2:4P:141:LEU:HD12	2:4P:172:VAL:HG22	1.94	0.49
1:1F:435:VAL:CA	2:4S:401:ARG:HH21	2.01	0.49
2:4V:174:SER:OG	2:4V:177:VAL:O	2.29	0.49
2:4W:174:SER:OG	2:4W:177:VAL:O	2.29	0.49
1:1D:253:THR:O	2:4Q:100:GLY:HA3	2.11	0.49
1:1E:435:VAL:O	2:4R:401:ARG:CZ	2.60	0.49
2:1H:174:SER:OG	2:1H:177:VAL:O	2.29	0.49
2:1H:306:ASP:HB3	2:1H:309:HIS:HD2	1.77	0.49
1:1J:254:GLU:HG2	2:4V:100:GLY:C	2.33	0.49
1:1N:71:GLU:HB3	1:1N:98:ASP:HB3	1.93	0.49
2:1U:141:LEU:HD12	2:1U:172:VAL:HG22	1.94	0.49

Continued on next page...

Continued from previous page...

Atom-1	Atom-2	Interatomic distance (Å)	Clash overlap (Å)
2:1H:222:PRO:O	1:2A:325:PRO:HD2	2.12	0.49
1:2N:71:GLU:HB3	1:2N:98:ASP:HB3	1.93	0.49
2:2O:141:LEU:HD12	2:2O:172:VAL:HG22	1.94	0.49
2:2P:141:LEU:HD12	2:2P:172:VAL:HG22	1.94	0.49
2:2R:69:ASP:OD2	2:2R:74:THR:OG1	2.19	0.49
2:2T:210:TYR:CD2	1:3G:329:ASN:CB	2.96	0.49
2:2U:141:LEU:HD12	2:2U:172:VAL:HG22	1.94	0.49
2:2V:141:LEU:HD12	2:2V:172:VAL:HG22	1.94	0.49
2:2X:352:LYS:NZ	2:2X:353:THR:O	2.44	0.49
2:2Z:195:VAL:HG23	2:2Z:196:GLU:HG2	1.93	0.49
2:2H:100:GLY:CA	1:3A:253:THR:HG22	2.13	0.49
2:3H:174:SER:OG	2:3H:177:VAL:O	2.29	0.49
2:3H:306:ASP:HB3	2:3H:309:HIS:HD2	1.77	0.49
2:3P:141:LEU:HD12	2:3P:172:VAL:HG22	1.94	0.49
2:3R:69:ASP:OD2	2:3R:74:THR:OG1	2.20	0.49
2:3R:283:TYR:OH	2:3S:85:GLN:O	2.18	0.49
2:3U:141:LEU:HD12	2:3U:172:VAL:HG22	1.94	0.49
2:3W:174:SER:OG	2:3W:177:VAL:O	2.29	0.49
2:3Z:195:VAL:HG23	2:3Z:196:GLU:HG2	1.93	0.49
1:1A:349:THR:OG1	2:4H:184:PRO:CD	2.60	0.49
2:4U:141:LEU:HD12	2:4U:172:VAL:HG22	1.94	0.49
2:4V:141:LEU:HD12	2:4V:172:VAL:HG22	1.94	0.49
1:1C:245:ASP:CG	2:4P:77:SER:HB2	2.27	0.49
1:1F:326:LYS:HB2	2:4S:222:PRO:HG2	1.94	0.49
1:1F:100:ALA:N	3:1F:501:GTP:O2G	2.41	0.49
2:1H:141:LEU:HD12	2:1H:172:VAL:HG22	1.94	0.49
1:1K:435:VAL:HA	2:4W:401:ARG:NH2	2.27	0.49
2:1O:141:LEU:HD12	2:1O:172:VAL:HG22	1.94	0.49
2:1Q:141:LEU:HD12	2:1Q:172:VAL:HG22	1.94	0.49
2:1V:174:SER:OG	2:1V:177:VAL:O	2.29	0.49
2:1V:69:ASP:OD2	2:1V:74:THR:OG1	2.20	0.49
2:1W:174:SER:OG	2:1W:177:VAL:O	2.29	0.49
2:1Q:181:VAL:N	1:2D:258:ASN:ND2	2.52	0.49
2:1T:404:PHE:HE1	1:2G:260:VAL:C	2.07	0.49
2:2H:141:LEU:HD12	2:2H:172:VAL:HG22	1.94	0.49
2:2H:174:SER:OG	2:2H:177:VAL:O	2.29	0.49
2:1U:401:ARG:CB	1:2I:262:TYR:OH	2.54	0.49
1:2K:240:ALA:HB1	1:2K:356:ASN:HD22	1.77	0.49
2:2Q:141:LEU:HD12	2:2Q:172:VAL:HG22	1.94	0.49
2:2H:394:GLN:HB3	1:3A:348:PRO:HG2	1.93	0.49
2:2P:101:ASN:CB	1:3C:254:GLU:HG2	2.39	0.49

Continued on next page...

Continued from previous page...

Atom-1	Atom-2	Interatomic distance (Å)	Clash overlap (Å)
2:2R:394:GLN:OE1	1:3E:349:THR:HG23	2.13	0.49
2:3H:141:LEU:HD12	2:3H:172:VAL:HG22	1.94	0.49
2:2U:397:ALA:O	1:3I:346:TRP:HB3	2.11	0.49
1:3K:71:GLU:HB3	1:3K:98:ASP:HB3	1.93	0.49
2:2X:72:PRO:HG2	1:3L:2:ARG:HG3	1.93	0.49
2:2Z:214:PHE:CG	1:3N:326:LYS:HE3	2.47	0.49
2:3O:141:LEU:HD12	2:3O:172:VAL:HG22	1.94	0.49
2:4H:141:LEU:HD12	2:4H:172:VAL:HG22	1.94	0.49
2:4H:174:SER:OG	2:4H:177:VAL:O	2.29	0.49
2:4O:141:LEU:HD12	2:4O:172:VAL:HG22	1.94	0.49
2:4Q:141:LEU:HD12	2:4Q:172:VAL:HG22	1.94	0.49
1:1D:261:PRO:C	2:4Q:404:PHE:N	2.51	0.49
1:1G:2:ARG:HH22	2:4T:73:GLY:HA3	1.77	0.49
2:4V:352:LYS:NZ	2:4V:353:THR:O	2.44	0.49
1:1J:348:PRO:CD	2:4V:398:MET:CG	2.87	0.49
2:4V:69:ASP:OD2	2:4V:74:THR:OG1	2.19	0.49
2:4Z:195:VAL:HG23	2:4Z:196:GLU:HG2	1.93	0.49
1:1B:261:PRO:HA	2:4O:404:PHE:N	2.27	0.49
1:1B:346:TRP:O	2:4O:398:MET:N	2.45	0.49
1:1I:346:TRP:CZ3	2:4U:404:PHE:HE2	2.27	0.49
1:1J:347:CYS:SG	2:4V:181:VAL:HG13	2.52	0.49
2:1R:195:VAL:HG23	2:1R:196:GLU:HG2	1.93	0.49
2:1R:69:ASP:OD2	2:1R:74:THR:OG1	2.20	0.49
2:1V:141:LEU:HD12	2:1V:172:VAL:HG22	1.94	0.49
2:1Z:177:VAL:HG23	1:2N:332:ILE:HG21	1.94	0.49
2:1P:401:ARG:NH2	1:2C:435:VAL:HA	2.23	0.49
2:1S:221:THR:CA	1:2F:324:VAL:CG1	2.74	0.49
2:1Y:176:LYS:HE2	1:2M:333:ALA:HB2	1.95	0.49
2:2R:404:PHE:HD1	1:3E:260:VAL:O	1.94	0.49
2:2T:394:GLN:NE2	1:3G:348:PRO:HB2	2.28	0.49
2:2U:407:TRP:HE1	1:3I:260:VAL:HG12	1.78	0.49
2:2V:394:GLN:CG	1:3J:348:PRO:HG2	2.40	0.49
2:2V:69:ASP:OD2	2:2V:74:THR:OG1	2.20	0.49
2:2Z:141:LEU:HD12	2:2Z:172:VAL:HG22	1.94	0.49
2:2R:403:ALA:HA	1:3E:262:TYR:CZ	2.47	0.49
2:2W:398:MET:CG	1:3K:346:TRP:O	2.61	0.49
2:3Q:141:LEU:HD12	2:3Q:172:VAL:HG22	1.94	0.49
2:3R:195:VAL:HG23	2:3R:196:GLU:HG2	1.93	0.49
2:3Z:141:LEU:HD12	2:3Z:172:VAL:HG22	1.94	0.49
1:4E:103:TYR:HB2	1:4E:186:ASN:HD22	1.76	0.49
1:4F:27:GLU:OE1	1:4F:243:ARG:NH1	2.44	0.49

Continued on next page...

Continued from previous page...

Atom-1	Atom-2	Interatomic distance (Å)	Clash overlap (Å)
1:1A:324:VAL:CG1	2:4H:222:PRO:O	2.60	0.49
1:4J:241:SER:OG	1:4J:250:VAL:O	2.27	0.49
2:4R:69:ASP:OD2	2:4R:74:THR:OG1	2.20	0.49
1:1G:326:LYS:NZ	2:4T:210:TYR:HB3	2.27	0.49
2:4T:306:ASP:HB3	2:4T:309:HIS:HD2	1.77	0.49
1:1J:348:PRO:HB2	2:4V:394:GLN:CG	2.43	0.49
2:4X:352:LYS:NZ	2:4X:353:THR:O	2.44	0.49
2:4Z:141:LEU:HD12	2:4Z:172:VAL:HG22	1.94	0.49
1:1B:240:ALA:HB1	1:1B:356:ASN:HD22	1.77	0.49
1:1I:27:GLU:OE1	1:1I:243:ARG:NH1	2.44	0.49
1:1I:349:THR:O	2:4U:181:VAL:O	2.30	0.49
1:1K:240:ALA:HB1	1:1K:356:ASN:HD22	1.77	0.49
1:1M:71:GLU:HB3	1:1M:98:ASP:HB3	1.93	0.49
2:1S:404:PHE:CE2	1:2F:261:PRO:HA	2.47	0.49
2:1Y:306:ASP:HB3	2:1Y:309:HIS:HD2	1.77	0.49
2:1Z:141:LEU:HD12	2:1Z:172:VAL:HG22	1.94	0.49
1:2B:240:ALA:HB1	1:2B:356:ASN:HD22	1.77	0.49
1:2F:27:GLU:OE1	1:2F:243:ARG:NH1	2.44	0.49
1:2I:27:GLU:OE1	1:2I:243:ARG:NH1	2.44	0.49
1:2I:100:ALA:N	3:2I:501:GTP:O2G	2.41	0.49
2:2S:222:PRO:O	1:3F:324:VAL:HG13	2.13	0.49
2:2T:174:SER:OG	2:2T:177:VAL:O	2.29	0.49
2:2T:210:TYR:CD2	1:3G:329:ASN:HB2	2.47	0.49
2:2Y:306:ASP:HB3	2:2Y:309:HIS:HD2	1.77	0.49
2:2R:404:PHE:CA	1:3E:261:PRO:HA	2.43	0.49
2:2R:401:ARG:HG3	1:3E:346:TRP:CD1	2.47	0.49
1:3F:27:GLU:OE1	1:3F:243:ARG:NH1	2.44	0.49
1:3I:27:GLU:OE1	1:3I:243:ARG:NH1	2.44	0.49
1:3K:240:ALA:HB1	1:3K:356:ASN:HD22	1.77	0.49
2:3T:174:SER:OG	2:3T:177:VAL:O	2.29	0.49
2:3V:69:ASP:OD2	2:3V:74:THR:OG1	2.20	0.49
1:4B:240:ALA:HB1	1:4B:356:ASN:HD22	1.77	0.49
1:4I:100:ALA:N	3:4I:501:GTP:O2G	2.41	0.49
1:4K:240:ALA:HB1	1:4K:356:ASN:HD22	1.77	0.49
1:4M:71:GLU:HB3	1:4M:98:ASP:HB3	1.93	0.49
1:1B:254:GLU:CG	2:4O:101:ASN:HB2	2.43	0.49
1:1B:260:VAL:O	2:4O:404:PHE:HD1	1.96	0.49
1:1C:346:TRP:O	2:4P:398:MET:HA	2.11	0.49
1:1D:262:TYR:CZ	2:4Q:402:LYS:O	2.65	0.49
2:4R:195:VAL:HG23	2:4R:196:GLU:HG2	1.93	0.49
1:1F:353:VAL:CA	2:4S:179:ASP:OD1	2.57	0.49

Continued on next page...

Continued from previous page...

Atom-1	Atom-2	Interatomic distance (Å)	Clash overlap (Å)
2:4T:174:SER:OG	2:4T:177:VAL:O	2.29	0.49
1:1G:261:PRO:CA	2:4T:404:PHE:H	2.26	0.49
2:4Y:306:ASP:HB3	2:4Y:309:HIS:HD2	1.77	0.49
1:1B:263:PRO:HD3	2:4O:406:HIS:CB	2.39	0.49
1:1F:240:ALA:HB1	1:1F:356:ASN:HD22	1.77	0.49
1:1F:260:VAL:CB	2:4S:407:TRP:HZ2	2.25	0.49
1:1G:348:PRO:CG	2:4T:394:GLN:CG	2.91	0.49
1:1M:252:LEU:HA	1:1M:255:PHE:HD2	1.78	0.49
2:1R:283:TYR:OH	2:1S:85:GLN:O	2.18	0.49
2:1Y:214:PHE:HB2	1:2M:326:LYS:CE	2.31	0.49
1:2G:252:LEU:HA	1:2G:255:PHE:HD2	1.78	0.49
2:1U:404:PHE:CE1	1:2I:261:PRO:CA	2.94	0.49
2:2R:195:VAL:HG23	2:2R:196:GLU:HG2	1.93	0.49
2:2R:406:HIS:CG	1:3E:263:PRO:CD	2.87	0.49
2:2T:306:ASP:HB3	2:2T:309:HIS:HD2	1.77	0.49
2:2W:394:GLN:CG	1:3K:348:PRO:HG2	2.38	0.49
1:3B:240:ALA:HB1	1:3B:356:ASN:HD22	1.77	0.49
2:2Q:406:HIS:CE1	1:3D:263:PRO:HA	2.48	0.49
1:3E:103:TYR:HB2	1:3E:186:ASN:HD22	1.76	0.49
1:3I:100:ALA:N	3:3I:501:GTP:O2G	2.41	0.49
1:3M:71:GLU:HB3	1:3M:98:ASP:HB3	1.93	0.49
2:2Z:223:THR:HA	1:3N:325:PRO:CD	2.42	0.49
2:3Y:306:ASP:HB3	2:3Y:309:HIS:HD2	1.77	0.49
1:4G:252:LEU:HA	1:4G:255:PHE:HD2	1.78	0.49
1:4I:27:GLU:OE1	1:4I:243:ARG:NH1	2.44	0.49
1:4M:252:LEU:HA	1:4M:255:PHE:HD2	1.78	0.49
1:1I:329:ASN:ND2	2:4U:210:TYR:CD2	2.72	0.49
1:1I:260:VAL:CG1	2:4U:407:TRP:CE2	2.95	0.49
1:1F:27:GLU:OE1	1:1F:243:ARG:NH1	2.44	0.49
1:1J:240:ALA:HB1	1:1J:356:ASN:HD22	1.77	0.49
1:1J:329:ASN:OD1	2:4V:177:VAL:HG11	2.13	0.49
1:1M:352:LYS:HD3	2:4Y:101:ASN:ND2	2.28	0.49
2:1T:174:SER:OG	2:1T:177:VAL:O	2.29	0.49
2:1T:306:ASP:HB3	2:1T:309:HIS:HD2	1.77	0.49
2:1V:157:ILE:O	2:1V:161:TYR:N	2.45	0.49
2:1X:10:GLY:O	2:1X:14:ASN:ND2	2.46	0.49
1:2E:103:TYR:HB2	1:2E:186:ASN:HD22	1.76	0.49
2:2H:407:TRP:NE1	1:3A:260:VAL:HB	2.27	0.49
1:2J:240:ALA:HB1	1:2J:356:ASN:HD22	1.77	0.49
1:2M:252:LEU:HA	1:2M:255:PHE:HD2	1.78	0.49
1:2M:71:GLU:HB3	1:2M:98:ASP:HB3	1.93	0.49

Continued on next page...

Continued from previous page...

Atom-1	Atom-2	Interatomic distance (Å)	Clash overlap (Å)
2:2S:406:HIS:CG	1:3F:263:PRO:CD	2.80	0.49
2:2S:71:GLU:HG3	1:3F:2:ARG:NH1	2.28	0.49
2:2U:181:VAL:CG2	1:3I:258:ASN:O	2.61	0.49
2:2V:157:ILE:O	2:2V:161:TYR:N	2.45	0.49
2:2X:10:GLY:O	2:2X:14:ASN:ND2	2.46	0.49
1:3F:240:ALA:HB1	1:3F:356:ASN:HD22	1.77	0.49
1:3J:240:ALA:HB1	1:3J:356:ASN:HD22	1.77	0.49
1:3M:252:LEU:HA	1:3M:255:PHE:HD2	1.78	0.49
2:2Z:394:GLN:OE1	1:3N:349:THR:HG23	2.12	0.49
2:3T:306:ASP:HB3	2:3T:309:HIS:HD2	1.77	0.49
2:3V:157:ILE:O	2:3V:161:TYR:N	2.45	0.49
1:4J:240:ALA:HB1	1:4J:356:ASN:HD22	1.77	0.49
1:1I:346:TRP:CH2	2:4U:403:ALA:CB	2.81	0.49
1:1J:251:ASP:OD2	2:4V:71:GLU:HB3	2.12	0.49
1:1K:325:PRO:HB3	2:4W:224:TYR:CZ	2.48	0.49
2:4X:10:GLY:O	2:4X:14:ASN:ND2	2.46	0.49
1:1M:348:PRO:HB2	2:4Y:394:GLN:HG2	1.93	0.49
1:1E:240:ALA:HB1	1:1E:356:ASN:HD22	1.77	0.49
1:1G:240:ALA:HB1	1:1G:356:ASN:HD22	1.77	0.49
1:1G:252:LEU:HA	1:1G:255:PHE:HD2	1.78	0.49
1:1G:253:THR:O	2:4T:100:GLY:HA3	2.13	0.49
1:1I:240:ALA:HB1	1:1I:356:ASN:HD22	1.77	0.49
1:1I:252:LEU:HA	1:1I:255:PHE:HD2	1.78	0.49
1:1J:248:LEU:HD12	2:4V:11:GLN:OE1	2.13	0.49
1:1L:27:GLU:OE1	1:1L:243:ARG:NH1	2.44	0.49
1:1N:254:GLU:N	2:4Z:100:GLY:HA2	2.27	0.49
1:1N:252:LEU:HA	1:1N:255:PHE:HD2	1.78	0.49
2:1T:404:PHE:CE1	1:2G:261:PRO:N	2.80	0.49
2:1W:404:PHE:CG	1:2K:261:PRO:HA	2.47	0.49
2:1Z:352:LYS:NZ	2:1Z:353:THR:O	2.44	0.49
1:2F:240:ALA:HB1	1:2F:356:ASN:HD22	1.77	0.49
1:2I:240:ALA:HB1	1:2I:356:ASN:HD22	1.77	0.49
1:2L:252:LEU:HA	1:2L:255:PHE:HD2	1.78	0.49
1:2N:252:LEU:HA	1:2N:255:PHE:HD2	1.78	0.49
2:2Q:178:SER:OG	1:3D:351:PHE:HB2	2.13	0.49
2:2Q:224:TYR:HD2	1:3D:247:ALA:O	1.96	0.49
2:2T:101:ASN:HB2	1:3G:254:GLU:HG2	1.93	0.49
2:2V:181:VAL:H	1:3J:258:ASN:HD22	1.60	0.49
2:2O:101:ASN:CB	1:3B:254:GLU:HG2	2.35	0.49
2:2S:221:THR:CA	1:3F:324:VAL:HG11	2.42	0.49
1:3G:240:ALA:HB1	1:3G:356:ASN:HD22	1.77	0.49

Continued on next page...

Continued from previous page...

Atom-1	Atom-2	Interatomic distance (Å)	Clash overlap (Å)
1:3G:252:LEU:HA	1:3G:255:PHE:HD2	1.78	0.49
1:3I:252:LEU:HA	1:3I:255:PHE:HD2	1.78	0.49
1:3K:252:LEU:HA	1:3K:255:PHE:HD2	1.78	0.49
2:2Z:11:GLN:HE22	1:3N:249:ASN:CB	2.26	0.49
2:3X:10:GLY:O	2:3X:14:ASN:ND2	2.46	0.49
1:4F:240:ALA:HB1	1:4F:356:ASN:HD22	1.77	0.49
1:4G:240:ALA:HB1	1:4G:356:ASN:HD22	1.77	0.49
1:4I:240:ALA:HB1	1:4I:356:ASN:HD22	1.77	0.49
1:4I:252:LEU:HA	1:4I:255:PHE:HD2	1.78	0.49
1:4L:252:LEU:HA	1:4L:255:PHE:HD2	1.78	0.49
1:4N:252:LEU:HA	1:4N:255:PHE:HD2	1.78	0.49
1:1D:261:PRO:HD3	2:4Q:404:PHE:CE1	2.48	0.49
1:1E:353:VAL:N	2:4R:179:ASP:O	2.45	0.49
1:1F:324:VAL:HG12	2:4S:222:PRO:O	2.10	0.49
2:4V:157:ILE:O	2:4V:161:TYR:N	2.45	0.49
1:1B:241:SER:OG	1:1B:250:VAL:O	2.27	0.49
1:1B:348:PRO:HB2	2:4O:394:GLN:NE2	2.28	0.49
1:1D:260:VAL:CG1	2:4Q:407:TRP:CE2	2.96	0.49
1:1D:2:ARG:HD3	2:4Q:71:GLU:CB	2.32	0.49
1:1E:103:TYR:HB2	1:1E:186:ASN:HD22	1.76	0.49
1:1G:2:ARG:HD3	2:4T:71:GLU:HB2	1.95	0.49
1:1I:100:ALA:N	3:1I:501:GTP:O2G	2.41	0.49
1:1J:252:LEU:HA	1:1J:255:PHE:HD2	1.78	0.49
1:1M:27:GLU:OE1	1:1M:243:ARG:NH1	2.44	0.49
2:1O:352:LYS:NZ	2:1O:353:THR:O	2.44	0.49
2:1Q:352:LYS:NZ	2:1Q:353:THR:O	2.44	0.49
2:1W:224:TYR:HE2	1:2K:248:LEU:CB	2.17	0.49
2:1H:180:THR:HA	1:2A:352:LYS:HD3	1.95	0.49
1:2E:240:ALA:HB1	1:2E:356:ASN:HD22	1.77	0.49
1:2G:240:ALA:HB1	1:2G:356:ASN:HD22	1.77	0.49
1:2I:252:LEU:HA	1:2I:255:PHE:HD2	1.78	0.49
1:2K:252:LEU:HA	1:2K:255:PHE:HD2	1.78	0.49
2:2W:101:ASN:HB2	1:3K:254:GLU:CG	2.42	0.49
2:2W:10:GLY:O	2:2W:14:ASN:ND2	2.46	0.49
2:2Z:306:ASP:HB3	2:2Z:309:HIS:HD2	1.77	0.49
2:2H:394:GLN:CB	1:3A:348:PRO:HG2	2.43	0.49
2:2Q:406:HIS:CD2	1:3D:262:TYR:CA	2.96	0.49
2:2T:404:PHE:CD1	1:3G:261:PRO:N	2.81	0.49
1:3I:240:ALA:HB1	1:3I:356:ASN:HD22	1.77	0.49
1:3L:252:LEU:HA	1:3L:255:PHE:HD2	1.78	0.49
1:3L:27:GLU:OE1	1:3L:243:ARG:NH1	2.44	0.49

Continued on next page...

Continued from previous page...

Atom-1	Atom-2	Interatomic distance (Å)	Clash overlap (Å)
2:2Y:222:PRO:CG	1:3M:326:LYS:CB	2.91	0.49
1:3N:252:LEU:HA	1:3N:255:PHE:HD2	1.78	0.49
2:3O:352:LYS:NZ	2:3O:353:THR:O	2.44	0.49
2:3W:10:GLY:O	2:3W:14:ASN:ND2	2.46	0.49
2:3Z:352:LYS:NZ	2:3Z:353:THR:O	2.44	0.49
1:4E:240:ALA:HB1	1:4E:356:ASN:HD22	1.77	0.49
1:4J:252:LEU:HA	1:4J:255:PHE:HD2	1.78	0.49
1:4K:252:LEU:HA	1:4K:255:PHE:HD2	1.78	0.49
1:1C:257:THR:CG2	2:4P:101:ASN:O	2.61	0.49
1:1C:351:PHE:N	2:4P:178:SER:OG	2.46	0.49
1:1C:329:ASN:ND2	2:4P:210:TYR:HD2	2.06	0.49
1:1C:439:SER:CB	2:4P:400:ARG:CD	2.90	0.49
1:1C:260:VAL:O	2:4P:404:PHE:CD1	2.66	0.49
1:1C:260:VAL:HG12	2:4P:407:TRP:NE1	2.24	0.49
1:1D:261:PRO:C	2:4Q:404:PHE:CA	2.79	0.49
1:1I:435:VAL:C	2:4U:401:ARG:NH2	2.65	0.49
1:1J:326:LYS:HA	2:4V:210:TYR:CZ	2.47	0.49
1:1J:326:LYS:HB3	2:4V:222:PRO:HG2	1.95	0.49
1:1J:439:SER:OG	2:4V:401:ARG:CG	2.61	0.49
1:1J:435:VAL:O	2:4V:401:ARG:NH2	2.46	0.49
1:1J:346:TRP:CE2	2:4V:403:ALA:HB2	2.47	0.49
2:4W:10:GLY:O	2:4W:14:ASN:ND2	2.46	0.49
1:1L:247:ALA:O	2:4X:15:GLN:NE2	2.44	0.49
2:4Z:306:ASP:HB3	2:4Z:309:HIS:HD2	1.77	0.49
1:1A:329:ASN:HB2	2:4H:210:TYR:HE2	1.68	0.48
1:1K:252:LEU:HA	1:1K:255:PHE:HD2	1.78	0.48
1:1L:252:LEU:HA	1:1L:255:PHE:HD2	1.78	0.48
1:1M:349:THR:HG21	2:4Y:183:GLU:HG3	1.95	0.48
2:1R:141:LEU:HD12	2:1R:172:VAL:HG22	1.94	0.48
2:1S:157:ILE:O	2:1S:161:TYR:N	2.45	0.48
2:1V:100:GLY:O	1:2J:253:THR:HG22	2.13	0.48
2:1W:10:GLY:O	2:1W:14:ASN:ND2	2.46	0.48
2:1W:352:LYS:NZ	2:1W:353:THR:O	2.44	0.48
2:1T:406:HIS:CE1	1:2G:263:PRO:HB3	2.48	0.48
1:2J:252:LEU:HA	1:2J:255:PHE:HD2	1.78	0.48
2:1V:404:PHE:HE1	1:2J:260:VAL:N	2.11	0.48
2:1V:404:PHE:CE1	1:2J:261:PRO:HA	2.47	0.48
1:2L:27:GLU:OE1	1:2L:243:ARG:NH1	2.44	0.48
1:2M:27:GLU:OE1	1:2M:243:ARG:NH1	2.44	0.48
2:2O:352:LYS:NZ	2:2O:353:THR:O	2.44	0.48
2:2Q:179:ASP:O	1:3D:352:LYS:CD	2.46	0.48

Continued on next page...

Continued from previous page...

Atom-1	Atom-2	Interatomic distance (Å)	Clash overlap (Å)
2:2R:214:PHE:HB2	1:3E:326:LYS:HE3	1.93	0.48
2:2U:210:TYR:CD2	1:3I:329:ASN:HB2	2.47	0.48
2:2V:10:GLY:O	2:2V:14:ASN:ND2	2.46	0.48
2:2Y:141:LEU:HD12	2:2Y:172:VAL:HG22	1.94	0.48
2:2Z:352:LYS:NZ	2:2Z:353:THR:O	2.44	0.48
2:2H:404:PHE:CD2	1:3A:261:PRO:HA	2.48	0.48
2:2Q:100:GLY:CA	1:3D:253:THR:C	2.81	0.48
1:3E:240:ALA:HB1	1:3E:356:ASN:HD22	1.77	0.48
2:2U:407:TRP:CD1	1:3I:260:VAL:O	2.66	0.48
1:3J:252:LEU:HA	1:3J:255:PHE:HD2	1.78	0.48
2:2Y:407:TRP:HE1	1:3M:260:VAL:HB	1.78	0.48
1:3M:27:GLU:OE1	1:3M:243:ARG:NH1	2.44	0.48
2:3Q:352:LYS:NZ	2:3Q:353:THR:O	2.44	0.48
2:3S:157:ILE:O	2:3S:161:TYR:N	2.45	0.48
2:3Y:141:LEU:HD12	2:3Y:172:VAL:HG22	1.94	0.48
2:3Z:306:ASP:HB3	2:3Z:309:HIS:HD2	1.77	0.48
1:4M:27:GLU:OE1	1:4M:243:ARG:NH1	2.44	0.48
1:1C:353:VAL:N	2:4P:179:ASP:OD1	2.46	0.48
2:4V:10:GLY:O	2:4V:14:ASN:ND2	2.46	0.48
1:1M:258:ASN:OD1	2:4Y:101:ASN:ND2	2.46	0.48
1:1C:253:THR:O	2:4P:100:GLY:O	2.29	0.48
2:1H:10:GLY:O	2:1H:14:ASN:ND2	2.46	0.48
2:1O:179:ASP:O	1:2B:352:LYS:CD	2.60	0.48
2:1V:10:GLY:O	2:1V:14:ASN:ND2	2.46	0.48
2:1Z:157:ILE:O	2:1Z:161:TYR:N	2.45	0.48
1:2A:252:LEU:HA	1:2A:255:PHE:HD2	1.78	0.48
2:1R:394:GLN:HG2	1:2E:348:PRO:CG	2.43	0.48
1:2G:228:ASN:OD1	3:2G:501:GTP:N1	2.46	0.48
2:2Q:352:LYS:NZ	2:2Q:353:THR:O	2.44	0.48
2:2R:141:LEU:HD12	2:2R:172:VAL:HG22	1.94	0.48
2:2S:157:ILE:O	2:2S:161:TYR:N	2.45	0.48
2:2W:352:LYS:NZ	2:2W:353:THR:O	2.44	0.48
2:2Z:404:PHE:H	1:3N:261:PRO:C	2.02	0.48
2:2Q:210:TYR:CZ	1:3D:325:PRO:O	2.66	0.48
1:3G:228:ASN:OD1	3:3G:501:GTP:N1	2.47	0.48
2:2W:406:HIS:CE1	1:3K:263:PRO:HA	2.48	0.48
2:3R:141:LEU:HD12	2:3R:172:VAL:HG22	1.94	0.48
2:3V:10:GLY:O	2:3V:14:ASN:ND2	2.46	0.48
2:3W:352:LYS:NZ	2:3W:353:THR:O	2.44	0.48
1:4A:252:LEU:HA	1:4A:255:PHE:HD2	1.78	0.48
1:4C:240:ALA:HB1	1:4C:356:ASN:HD22	1.77	0.48

Continued on next page...

Continued from previous page...

Atom-1	Atom-2	Interatomic distance (Å)	Clash overlap (Å)
1:4C:252:LEU:HA	1:4C:255:PHE:HD2	1.78	0.48
2:4H:10:GLY:O	2:4H:14:ASN:ND2	2.46	0.48
1:4L:27:GLU:OE1	1:4L:243:ARG:NH1	2.44	0.48
2:4R:141:LEU:HD12	2:4R:172:VAL:HG22	1.94	0.48
1:1E:248:LEU:HD11	5:4R:501:GDP:O1A	2.13	0.48
2:4S:157:ILE:O	2:4S:161:TYR:N	2.45	0.48
1:1F:346:TRP:C	2:4S:398:MET:HG2	2.28	0.48
2:4Y:141:LEU:HD12	2:4Y:172:VAL:HG22	1.94	0.48
1:1A:252:LEU:HA	1:1A:255:PHE:HD2	1.78	0.48
1:1B:324:VAL:HG11	2:4O:222:PRO:N	2.28	0.48
1:1C:240:ALA:HB1	1:1C:356:ASN:HD22	1.77	0.48
1:1C:252:LEU:HA	1:1C:255:PHE:HD2	1.78	0.48
1:1C:260:VAL:C	2:4P:404:PHE:CE1	2.87	0.48
1:1D:326:LYS:HA	2:4Q:210:TYR:CZ	2.47	0.48
1:1F:326:LYS:NZ	2:4S:210:TYR:HB3	2.29	0.48
1:1G:228:ASN:OD1	3:1G:501:GTP:N1	2.47	0.48
2:1H:157:ILE:O	2:1H:161:TYR:N	2.45	0.48
2:1H:306:ASP:HB3	2:1H:309:HIS:CD2	2.49	0.48
1:1J:346:TRP:HZ3	2:4V:404:PHE:CD2	2.31	0.48
1:1M:2:ARG:HG3	2:4Y:72:PRO:CG	2.43	0.48
2:1U:352:LYS:NZ	2:1U:353:THR:O	2.44	0.48
2:1U:404:PHE:CD1	1:2I:261:PRO:HA	2.48	0.48
2:1X:141:LEU:HD12	2:1X:172:VAL:HG22	1.94	0.48
2:1X:179:ASP:O	1:2L:352:LYS:HE2	2.12	0.48
2:1Y:141:LEU:HD12	2:1Y:172:VAL:HG22	1.94	0.48
2:1Z:306:ASP:HB3	2:1Z:309:HIS:HD2	1.77	0.48
1:2C:240:ALA:HB1	1:2C:356:ASN:HD22	1.77	0.48
1:2C:252:LEU:HA	1:2C:255:PHE:HD2	1.78	0.48
2:2H:10:GLY:O	2:2H:14:ASN:ND2	2.46	0.48
2:1U:182:VAL:HG21	1:2I:257:THR:HG22	1.94	0.48
2:1Y:394:GLN:CD	1:2M:349:THR:HG23	2.33	0.48
2:2Q:179:ASP:O	1:3D:352:LYS:HA	2.13	0.48
2:2S:72:PRO:CG	1:3F:2:ARG:HG3	2.41	0.48
2:2U:352:LYS:NZ	2:2U:353:THR:O	2.44	0.48
1:3A:252:LEU:HA	1:3A:255:PHE:HD2	1.78	0.48
1:3C:240:ALA:HB1	1:3C:356:ASN:HD22	1.77	0.48
2:2Q:404:PHE:CA	1:3D:261:PRO:O	2.61	0.48
1:3F:228:ASN:OD1	3:3F:501:GTP:N1	2.46	0.48
2:3H:10:GLY:O	2:3H:14:ASN:ND2	2.46	0.48
2:2V:407:TRP:HE1	1:3J:260:VAL:HB	1.78	0.48
2:2X:11:GLN:HE22	1:3L:249:ASN:H	0.61	0.48

Continued on next page...

Continued from previous page...

Atom-1	Atom-2	Interatomic distance (Å)	Clash overlap (Å)
2:3U:352:LYS:NZ	2:3U:353:THR:O	2.44	0.48
2:3Z:157:ILE:O	2:3Z:161:TYR:N	2.45	0.48
1:4D:203:MET:HG3	1:4D:384:ILE:HD11	1.95	0.48
1:4G:228:ASN:OD1	3:4G:501:GTP:N1	2.47	0.48
2:4O:352:LYS:NZ	2:4O:353:THR:O	2.44	0.48
2:4P:283:TYR:OH	2:4Q:85:GLN:O	2.18	0.48
1:1E:349:THR:O	2:4R:181:VAL:O	2.31	0.48
1:1F:261:PRO:HB3	2:4S:404:PHE:CE2	2.47	0.48
1:1I:332:ILE:CB	2:4U:177:VAL:CG2	2.91	0.48
1:1J:350:GLY:C	2:4V:181:VAL:HG22	2.32	0.48
2:4W:141:LEU:HD12	2:4W:172:VAL:HG22	1.94	0.48
2:4W:352:LYS:NZ	2:4W:353:THR:O	2.44	0.48
2:4Y:10:GLY:O	2:4Y:14:ASN:ND2	2.46	0.48
2:4Z:352:LYS:NZ	2:4Z:353:THR:O	2.44	0.48
1:1A:228:ASN:OD1	3:1A:501:GTP:N1	2.47	0.48
1:1A:248:LEU:HA	2:4H:11:GLN:NE2	2.27	0.48
1:1A:253:THR:HB	2:4H:100:GLY:HA2	1.95	0.48
1:1A:346:TRP:CD1	2:4H:401:ARG:HG3	2.49	0.48
1:1D:248:LEU:CD2	2:4Q:179:ASP:OD2	2.61	0.48
1:1D:254:GLU:CA	2:4Q:100:GLY:CA	2.90	0.48
1:1D:203:MET:HG3	1:1D:384:ILE:HD11	1.96	0.48
1:1F:228:ASN:OD1	3:1F:501:GTP:N1	2.47	0.48
2:1O:172:VAL:HG11	2:1O:387:LEU:HD21	1.96	0.48
2:1R:214:PHE:CG	1:2E:326:LYS:CE	2.96	0.48
2:1O:224:TYR:CD2	1:2B:247:ALA:O	2.67	0.48
1:2D:203:MET:HG3	1:2D:384:ILE:HD11	1.96	0.48
1:2D:240:ALA:HB1	1:2D:356:ASN:HD22	1.77	0.48
2:1R:224:TYR:CD2	1:2E:247:ALA:O	2.67	0.48
2:2H:157:ILE:O	2:2H:161:TYR:N	2.45	0.48
2:2H:306:ASP:HB3	2:2H:309:HIS:CD2	2.49	0.48
2:2H:71:GLU:HB2	1:3A:2:ARG:CD	2.33	0.48
2:2T:222:PRO:HG2	1:3G:326:LYS:HB3	1.91	0.48
2:2U:100:GLY:CA	1:3I:253:THR:C	2.82	0.48
2:2Z:157:ILE:O	2:2Z:161:TYR:N	2.45	0.48
2:2Z:306:ASP:HB3	2:2Z:309:HIS:CD2	2.49	0.48
1:3A:228:ASN:OD1	3:3A:501:GTP:N1	2.47	0.48
1:3C:252:LEU:HA	1:3C:255:PHE:HD2	1.78	0.48
1:3D:240:ALA:HB1	1:3D:356:ASN:HD22	1.77	0.48
2:3H:157:ILE:O	2:3H:161:TYR:N	2.45	0.48
2:3H:306:ASP:HB3	2:3H:309:HIS:CD2	2.49	0.48
2:2W:178:SER:CB	1:3K:349:THR:HB	2.43	0.48

Continued on next page...

Continued from previous page...

Atom-1	Atom-2	Interatomic distance (Å)	Clash overlap (Å)
2:2Z:101:ASN:ND2	1:3N:258:ASN:OD1	2.46	0.48
2:3T:141:LEU:HD12	2:3T:172:VAL:HG22	1.94	0.48
2:3X:141:LEU:HD12	2:3X:172:VAL:HG22	1.94	0.48
1:4A:228:ASN:OD1	3:4A:501:GTP:N1	2.47	0.48
2:4H:157:ILE:O	2:4H:161:TYR:N	2.45	0.48
2:4Q:352:LYS:NZ	2:4Q:353:THR:O	2.44	0.48
1:1E:247:ALA:O	2:4R:15:GLN:NE2	2.46	0.48
1:1F:257:THR:CG2	2:4S:102:ASN:CB	2.79	0.48
2:4T:306:ASP:HB3	2:4T:309:HIS:CD2	2.49	0.48
2:4U:352:LYS:NZ	2:4U:353:THR:O	2.44	0.48
1:1K:325:PRO:HB2	2:4W:224:TYR:CE1	2.47	0.48
2:4Z:157:ILE:O	2:4Z:161:TYR:N	2.45	0.48
1:1D:240:ALA:HB1	1:1D:356:ASN:HD22	1.77	0.48
1:1D:252:LEU:HA	1:1D:255:PHE:HD2	1.78	0.48
1:1D:260:VAL:N	2:4Q:404:PHE:CE1	2.81	0.48
1:1F:203:MET:HG3	1:1F:384:ILE:HD11	1.95	0.48
1:1F:2:ARG:HG3	2:4S:72:PRO:HG2	1.94	0.48
1:1I:326:LYS:CA	2:4U:210:TYR:CE1	2.90	0.48
1:1L:228:ASN:OD1	3:1L:501:GTP:N1	2.47	0.48
2:1S:10:GLY:O	2:1S:14:ASN:ND2	2.46	0.48
2:1T:141:LEU:HD12	2:1T:172:VAL:HG22	1.94	0.48
2:1T:306:ASP:HB3	2:1T:309:HIS:CD2	2.49	0.48
2:1Y:157:ILE:O	2:1Y:161:TYR:N	2.45	0.48
2:1Z:306:ASP:HB3	2:1Z:309:HIS:CD2	2.49	0.48
1:2A:228:ASN:OD1	3:2A:501:GTP:N1	2.47	0.48
2:1O:404:PHE:CE1	1:2B:260:VAL:C	2.87	0.48
2:1Q:404:PHE:CE1	1:2D:260:VAL:C	2.87	0.48
1:2F:228:ASN:OD1	3:2F:501:GTP:N1	2.47	0.48
1:2L:228:ASN:OD1	3:2L:501:GTP:N1	2.47	0.48
2:2O:172:VAL:HG11	2:2O:387:LEU:HD21	1.96	0.48
2:2O:401:ARG:HG3	1:3B:346:TRP:CD1	2.48	0.48
2:2P:406:HIS:CE1	1:3C:263:PRO:CA	2.96	0.48
2:2P:283:TYR:OH	2:2Q:85:GLN:O	2.18	0.48
5:2R:501:GDP:H8	1:3E:248:LEU:HD11	1.68	0.48
2:2T:141:LEU:HD12	2:2T:172:VAL:HG22	1.94	0.48
2:2T:306:ASP:HB3	2:2T:309:HIS:CD2	2.49	0.48
2:2U:179:ASP:OD1	1:3I:353:VAL:CB	2.61	0.48
2:2W:141:LEU:HD12	2:2W:172:VAL:HG22	1.94	0.48
2:2X:141:LEU:HD12	2:2X:172:VAL:HG22	1.94	0.48
2:2Y:10:GLY:O	2:2Y:14:ASN:ND2	2.46	0.48
1:3D:203:MET:HG3	1:3D:384:ILE:HD11	1.96	0.48

Continued on next page...

Continued from previous page...

Atom-1	Atom-2	Interatomic distance (Å)	Clash overlap (Å)
2:2R:394:GLN:CG	1:3E:348:PRO:HB2	2.42	0.48
1:3L:228:ASN:OD1	3:3L:501:GTP:N1	2.46	0.48
2:3O:172:VAL:HG11	2:3O:387:LEU:HD21	1.96	0.48
2:3T:306:ASP:HB3	2:3T:309:HIS:CD2	2.49	0.48
2:3U:306:ASP:HB3	2:3U:309:HIS:CD2	2.49	0.48
2:3X:288:VAL:HB	2:3X:327:GLU:HG2	1.96	0.48
2:3Y:10:GLY:O	2:3Y:14:ASN:ND2	2.46	0.48
2:3Z:306:ASP:HB3	2:3Z:309:HIS:CD2	2.49	0.48
1:4D:240:ALA:HB1	1:4D:356:ASN:HD22	1.77	0.48
1:4F:228:ASN:OD1	3:4F:501:GTP:N1	2.47	0.48
1:4F:252:LEU:HA	1:4F:255:PHE:HD2	1.78	0.48
2:4H:306:ASP:HB3	2:4H:309:HIS:CD2	2.49	0.48
1:1A:262:TYR:CE1	2:4H:402:LYS:O	2.66	0.48
1:4L:228:ASN:OD1	3:4L:501:GTP:N1	2.47	0.48
2:4O:172:VAL:HG11	2:4O:387:LEU:HD21	1.96	0.48
1:1E:258:ASN:OD1	2:4R:101:ASN:CB	2.61	0.48
1:1E:324:VAL:HG12	2:4R:222:PRO:O	2.08	0.48
1:1F:263:PRO:HA	2:4S:406:HIS:CE1	2.49	0.48
2:4T:141:LEU:HD12	2:4T:172:VAL:HG22	1.94	0.48
2:4X:141:LEU:HD12	2:4X:172:VAL:HG22	1.94	0.48
2:4X:288:VAL:HB	2:4X:327:GLU:HG2	1.96	0.48
1:1L:439:SER:OG	2:4X:401:ARG:CD	2.61	0.48
2:4Z:306:ASP:HB3	2:4Z:309:HIS:CD2	2.49	0.48
1:1E:203:MET:HG3	1:1E:384:ILE:HD11	1.96	0.48
1:1E:228:ASN:OD1	3:1E:501:GTP:N1	2.47	0.48
2:1O:306:ASP:HB3	2:1O:309:HIS:CD2	2.49	0.48
2:1P:172:VAL:HG11	2:1P:387:LEU:HD21	1.96	0.48
2:1S:352:LYS:NZ	2:1S:353:THR:O	2.44	0.48
2:1U:306:ASP:HB3	2:1U:309:HIS:CD2	2.49	0.48
2:1W:141:LEU:HD12	2:1W:172:VAL:HG22	1.94	0.48
2:1Y:10:GLY:O	2:1Y:14:ASN:ND2	2.46	0.48
1:2E:203:MET:HG3	1:2E:384:ILE:HD11	1.95	0.48
1:2F:252:LEU:HA	1:2F:255:PHE:HD2	1.78	0.48
1:2F:203:MET:HG3	1:2F:384:ILE:HD11	1.96	0.48
2:2H:172:VAL:HG11	2:2H:387:LEU:HD21	1.96	0.48
2:2P:172:VAL:HG11	2:2P:387:LEU:HD21	1.96	0.48
5:2P:501:GDP:H8	1:3C:248:LEU:HD11	1.74	0.48
2:2U:306:ASP:HB3	2:2U:309:HIS:CD2	2.49	0.48
2:2X:221:THR:C	1:3L:324:VAL:HG11	2.33	0.48
2:2X:288:VAL:HB	2:2X:327:GLU:HG2	1.96	0.48
2:2Y:157:ILE:O	2:2Y:161:TYR:N	2.45	0.48

Continued on next page...

Continued from previous page...

Atom-1	Atom-2	Interatomic distance (Å)	Clash overlap (Å)
1:3E:203:MET:HG3	1:3E:384:ILE:HD11	1.96	0.48
1:3F:203:MET:HG3	1:3F:384:ILE:HD11	1.96	0.48
2:3H:172:VAL:HG11	2:3H:387:LEU:HD21	1.96	0.48
2:2U:181:VAL:HG21	1:3I:258:ASN:O	2.13	0.48
2:2Z:406:HIS:NE2	1:3N:263:PRO:CD	2.69	0.48
2:3O:306:ASP:HB3	2:3O:309:HIS:CD2	2.49	0.48
2:3P:172:VAL:HG11	2:3P:387:LEU:HD21	1.96	0.48
2:3S:10:GLY:O	2:3S:14:ASN:ND2	2.46	0.48
2:3V:288:VAL:HB	2:3V:327:GLU:HG2	1.96	0.48
2:3W:141:LEU:HD12	2:3W:172:VAL:HG22	1.94	0.48
2:3Y:157:ILE:O	2:3Y:161:TYR:N	2.45	0.48
1:4A:215:ARG:NH2	1:4A:299:ALA:O	2.47	0.48
1:4B:252:LEU:HA	1:4B:255:PHE:HD2	1.78	0.48
1:4F:203:MET:HG3	1:4F:384:ILE:HD11	1.96	0.48
2:4H:172:VAL:HG11	2:4H:387:LEU:HD21	1.96	0.48
1:1B:2:ARG:HG3	2:4O:72:PRO:CD	2.44	0.48
1:1C:247:ALA:O	2:4P:15:GLN:OE1	2.32	0.48
2:4P:172:VAL:HG11	2:4P:387:LEU:HD21	1.96	0.48
1:1E:326:LYS:CG	2:4R:210:TYR:CD1	2.97	0.48
2:4S:10:GLY:O	2:4S:14:ASN:ND2	2.46	0.48
1:1F:346:TRP:C	2:4S:398:MET:HA	2.33	0.48
1:1G:332:ILE:CB	2:4T:177:VAL:HG23	2.38	0.48
2:4U:306:ASP:HB3	2:4U:309:HIS:CD2	2.49	0.48
2:4V:288:VAL:HB	2:4V:327:GLU:HG2	1.96	0.48
1:1A:215:ARG:NH2	1:1A:299:ALA:O	2.47	0.48
1:1B:326:LYS:HG2	2:4O:210:TYR:CB	2.44	0.48
1:1F:252:LEU:HA	1:1F:255:PHE:HD2	1.78	0.48
1:1G:439:SER:CB	2:4T:400:ARG:CD	2.92	0.48
2:1H:172:VAL:HG11	2:1H:387:LEU:HD21	1.96	0.48
2:1H:181:VAL:CB	1:2A:258:ASN:O	2.62	0.48
2:1H:222:PRO:HG2	1:2A:326:LYS:HB2	1.96	0.48
1:1I:346:TRP:CH2	2:4U:404:PHE:CE2	3.02	0.48
1:1J:261:PRO:O	2:4V:406:HIS:HD2	1.91	0.48
1:1K:228:ASN:OD1	3:1K:501:GTP:N1	2.47	0.48
1:1K:332:ILE:HB	2:4W:177:VAL:HG21	1.94	0.48
1:1L:349:THR:HG21	2:4X:183:GLU:CG	2.44	0.48
2:1O:157:ILE:O	2:1O:161:TYR:N	2.45	0.48
2:1R:157:ILE:O	2:1R:161:TYR:N	2.45	0.48
2:1R:214:PHE:CD1	1:2E:326:LYS:HE3	2.49	0.48
2:1U:172:VAL:HG11	2:1U:387:LEU:HD21	1.96	0.48
2:1W:69:ASP:OD2	2:1W:74:THR:OG1	2.20	0.48

Continued on next page...

Continued from previous page...

Atom-1	Atom-2	Interatomic distance (Å)	Clash overlap (Å)
2:1X:205:ASP:OD2	2:1X:304:ALA:N	2.35	0.48
2:1X:288:VAL:HB	2:1X:327:GLU:HG2	1.96	0.48
2:1Z:10:GLY:O	2:1Z:14:ASN:ND2	2.46	0.48
1:2A:215:ARG:NH2	1:2A:299:ALA:O	2.47	0.48
5:2H:501:GDP:H8	1:3A:248:LEU:HD11	1.76	0.48
2:1U:181:VAL:CG2	1:2I:258:ASN:CA	2.91	0.48
2:1V:180:THR:HG23	1:2J:258:ASN:ND2	2.28	0.48
2:2O:157:ILE:O	2:2O:161:TYR:N	2.45	0.48
2:2O:306:ASP:HB3	2:2O:309:HIS:CD2	2.49	0.48
2:2Q:10:GLY:O	2:2Q:14:ASN:ND2	2.46	0.48
2:2S:141:LEU:HD12	2:2S:172:VAL:HG22	1.94	0.48
2:2S:10:GLY:O	2:2S:14:ASN:ND2	2.46	0.48
2:2W:100:GLY:O	1:3K:257:THR:CB	2.62	0.48
1:3D:252:LEU:HA	1:3D:255:PHE:HD2	1.78	0.48
1:3F:252:LEU:HA	1:3F:255:PHE:HD2	1.78	0.48
1:3G:203:MET:HG3	1:3G:384:ILE:HD11	1.96	0.48
2:2Y:404:PHE:CZ	1:3M:261:PRO:HB3	2.47	0.48
2:3Q:10:GLY:O	2:3Q:14:ASN:ND2	2.46	0.48
2:3U:10:GLY:O	2:3U:14:ASN:ND2	2.46	0.48
2:3U:172:VAL:HG11	2:3U:387:LEU:HD21	1.96	0.48
2:3U:69:ASP:HB2	2:3U:75:MET:HE2	1.96	0.48
2:3Z:10:GLY:O	2:3Z:14:ASN:ND2	2.46	0.48
1:4E:203:MET:HG3	1:4E:384:ILE:HD11	1.96	0.48
1:4G:203:MET:HG3	1:4G:384:ILE:HD11	1.96	0.48
2:4O:306:ASP:HB3	2:4O:309:HIS:CD2	2.49	0.48
2:4Q:10:GLY:O	2:4Q:14:ASN:ND2	2.46	0.48
1:1D:352:LYS:HA	2:4Q:180:THR:HA	1.94	0.48
1:1E:326:LYS:HE3	2:4R:214:PHE:HB2	1.96	0.48
2:4S:141:LEU:HD12	2:4S:172:VAL:HG22	1.94	0.48
2:4S:306:ASP:HB3	2:4S:309:HIS:CD2	2.49	0.48
1:1I:258:ASN:OD1	2:4U:101:ASN:ND2	2.46	0.48
2:4Y:157:ILE:O	2:4Y:161:TYR:N	2.45	0.48
1:1B:252:LEU:HA	1:1B:255:PHE:HD2	1.78	0.48
1:1C:257:THR:HG21	2:4P:102:ASN:HB2	1.96	0.48
1:1C:215:ARG:NH2	1:1C:299:ALA:O	2.47	0.48
1:1E:260:VAL:HG21	2:4R:407:TRP:CZ2	2.48	0.48
1:1G:203:MET:HG3	1:1G:384:ILE:HD11	1.96	0.48
2:1H:69:ASP:HB2	2:1H:75:MET:HE2	1.95	0.48
1:1I:349:THR:CG2	2:4U:184:PRO:HG3	2.43	0.48
1:1J:435:VAL:C	2:4V:401:ARG:HH22	2.17	0.48
2:1O:10:GLY:O	2:1O:14:ASN:ND2	2.46	0.48

Continued on next page...

Continued from previous page...

Atom-1	Atom-2	Interatomic distance (Å)	Clash overlap (Å)
2:1P:157:ILE:O	2:1P:161:TYR:N	2.45	0.48
2:1Q:10:GLY:O	2:1Q:14:ASN:ND2	2.46	0.48
2:1R:207:GLU:OE1	1:2E:329:ASN:ND2	2.43	0.48
2:1T:172:VAL:HG11	2:1T:387:LEU:HD21	1.96	0.48
2:1U:10:GLY:O	2:1U:14:ASN:ND2	2.46	0.48
2:1U:69:ASP:HB2	2:1U:75:MET:HE2	1.96	0.48
2:1V:406:HIS:CD2	1:2J:263:PRO:CD	2.85	0.48
1:2B:252:LEU:HA	1:2B:255:PHE:HD2	1.78	0.48
1:2D:252:LEU:HA	1:2D:255:PHE:HD2	1.78	0.48
1:2E:228:ASN:OD1	3:2E:501:GTP:N1	2.47	0.48
1:2G:203:MET:HG3	1:2G:384:ILE:HD11	1.96	0.48
2:1T:404:PHE:CE2	1:2G:261:PRO:CA	2.95	0.48
2:2H:406:HIS:CE1	1:3A:263:PRO:CA	2.97	0.48
1:2K:228:ASN:OD1	3:2K:501:GTP:N1	2.47	0.48
2:2O:10:GLY:O	2:2O:14:ASN:ND2	2.46	0.48
2:2P:72:PRO:HD2	1:3C:2:ARG:HD3	1.95	0.48
5:2Q:501:GDP:H8	1:3D:248:LEU:HD11	1.72	0.48
2:2S:306:ASP:HB3	2:2S:309:HIS:CD2	2.49	0.48
2:2T:172:VAL:HG11	2:2T:387:LEU:HD21	1.96	0.48
2:2U:10:GLY:O	2:2U:14:ASN:ND2	2.46	0.48
2:2U:172:VAL:HG11	2:2U:387:LEU:HD21	1.96	0.48
2:2U:69:ASP:HB2	2:2U:75:MET:HE2	1.96	0.48
2:2V:288:VAL:HB	2:2V:327:GLU:HG2	1.96	0.48
2:2Z:10:GLY:O	2:2Z:14:ASN:ND2	2.46	0.48
1:3A:215:ARG:NH2	1:3A:299:ALA:O	2.47	0.48
1:3B:252:LEU:HA	1:3B:255:PHE:HD2	1.78	0.48
1:3C:215:ARG:NH2	1:3C:299:ALA:O	2.47	0.48
1:3E:228:ASN:OD1	3:3E:501:GTP:N1	2.47	0.48
2:2S:210:TYR:CD2	1:3F:329:ASN:HB2	2.49	0.48
1:3K:228:ASN:OD1	3:3K:501:GTP:N1	2.47	0.48
2:2X:406:HIS:CD2	1:3L:262:TYR:HA	2.49	0.48
2:3O:10:GLY:O	2:3O:14:ASN:ND2	2.46	0.48
2:3O:157:ILE:O	2:3O:161:TYR:N	2.45	0.48
2:3Q:69:ASP:HB2	2:3Q:75:MET:HE2	1.96	0.48
2:3P:283:TYR:OH	2:3Q:85:GLN:O	2.18	0.48
2:3S:306:ASP:HB3	2:3S:309:HIS:CD2	2.49	0.48
2:3T:172:VAL:HG11	2:3T:387:LEU:HD21	1.96	0.48
2:3W:69:ASP:OD2	2:3W:74:THR:OG1	2.19	0.48
1:4C:100:ALA:N	3:4C:501:GTP:O2G	2.41	0.48
2:4O:10:GLY:O	2:4O:14:ASN:ND2	2.46	0.48
2:4O:157:ILE:O	2:4O:161:TYR:N	2.45	0.48

Continued on next page...

Continued from previous page...

Atom-1	Atom-2	Interatomic distance (Å)	Clash overlap (Å)
1:1B:349:THR:CG2	2:4O:394:GLN:OE1	2.61	0.48
1:1D:325:PRO:C	2:4Q:210:TYR:CZ	2.84	0.48
1:1F:324:VAL:CG1	2:4S:222:PRO:C	2.75	0.48
1:1G:346:TRP:CZ2	2:4T:403:ALA:CB	2.97	0.48
2:4U:69:ASP:HB2	2:4U:75:MET:HE2	1.96	0.48
1:1M:332:ILE:HB	2:4Y:177:VAL:HG21	1.96	0.48
2:4Y:306:ASP:HB3	2:4Y:309:HIS:CD2	2.49	0.48
2:4Z:10:GLY:O	2:4Z:14:ASN:ND2	2.46	0.48
1:1N:346:TRP:HB2	2:4Z:397:ALA:O	2.12	0.48
1:1B:346:TRP:HA	2:4O:397:ALA:CB	2.42	0.48
1:1M:261:PRO:HA	2:4Y:404:PHE:CA	2.44	0.48
1:1N:27:GLU:OE1	1:1N:243:ARG:NH1	2.44	0.48
1:1N:215:ARG:NH2	1:1N:299:ALA:O	2.47	0.48
2:1Q:174:SER:OG	2:1Q:177:VAL:O	2.29	0.48
2:1S:141:LEU:HD12	2:1S:172:VAL:HG22	1.94	0.48
2:1S:306:ASP:HB3	2:1S:309:HIS:CD2	2.49	0.48
2:1V:221:THR:C	1:2J:324:VAL:HG13	2.34	0.48
2:1V:288:VAL:HB	2:1V:327:GLU:HG2	1.96	0.48
1:2B:203:MET:HG3	1:2B:384:ILE:HD11	1.95	0.48
1:2C:203:MET:HG3	1:2C:384:ILE:HD11	1.96	0.48
1:2D:27:GLU:OE1	1:2D:243:ARG:NH1	2.44	0.48
2:1V:178:SER:OG	1:2J:351:PHE:O	2.21	0.48
1:2L:215:ARG:NH2	1:2L:299:ALA:O	2.47	0.48
1:2N:60:LYS:HZ3	2:3Y:283:TYR:HE1	1.58	0.48
2:2P:10:GLY:O	2:2P:14:ASN:ND2	2.46	0.48
2:2R:157:ILE:O	2:2R:161:TYR:N	2.45	0.48
2:2S:352:LYS:NZ	2:2S:353:THR:O	2.44	0.48
2:2T:407:TRP:HE1	1:3G:260:VAL:HG12	1.78	0.48
2:2Y:306:ASP:HB3	2:2Y:309:HIS:CD2	2.49	0.48
5:2Z:501:GDP:H8	1:3N:248:LEU:HD11	1.74	0.48
2:2Q:404:PHE:HD1	1:3D:260:VAL:O	1.95	0.48
2:2S:100:GLY:HA2	1:3F:254:GLU:N	2.29	0.48
2:2V:72:PRO:CG	1:3J:2:ARG:HG3	2.44	0.48
1:3L:215:ARG:NH2	1:3L:299:ALA:O	2.47	0.48
2:3P:10:GLY:O	2:3P:14:ASN:ND2	2.46	0.48
2:3R:157:ILE:O	2:3R:161:TYR:N	2.45	0.48
2:3S:141:LEU:HD12	2:3S:172:VAL:HG22	1.94	0.48
2:3S:352:LYS:NZ	2:3S:353:THR:O	2.44	0.48
2:3Z:172:VAL:HG11	2:3Z:387:LEU:HD21	1.96	0.48
1:4C:203:MET:HG3	1:4C:384:ILE:HD11	1.96	0.48
1:4C:215:ARG:NH2	1:4C:299:ALA:O	2.47	0.48

Continued on next page...

Continued from previous page...

Atom-1	Atom-2	Interatomic distance (Å)	Clash overlap (Å)
1:4D:215:ARG:NH2	1:4D:299:ALA:O	2.47	0.48
1:4E:228:ASN:OD1	3:4E:501:GTP:N1	2.47	0.48
1:4K:228:ASN:OD1	3:4K:501:GTP:N1	2.47	0.48
1:4L:215:ARG:NH2	1:4L:299:ALA:O	2.47	0.48
1:1B:329:ASN:CB	2:4O:210:TYR:CE2	2.89	0.48
1:1C:2:ARG:HH22	2:4P:73:GLY:HA3	1.72	0.48
2:4Q:174:SER:OG	2:4Q:177:VAL:O	2.29	0.48
1:1F:348:PRO:CG	2:4S:394:GLN:HA	2.24	0.48
2:4T:172:VAL:HG11	2:4T:387:LEU:HD21	1.96	0.48
2:4U:10:GLY:O	2:4U:14:ASN:ND2	2.46	0.48
2:4U:172:VAL:HG11	2:4U:387:LEU:HD21	1.96	0.48
1:1I:329:ASN:OD1	2:4U:177:VAL:HG11	2.12	0.48
1:1K:346:TRP:CA	2:4W:397:ALA:O	2.62	0.48
2:4Z:288:VAL:HB	2:4Z:327:GLU:HG2	1.96	0.48
1:1B:203:MET:HG3	1:1B:384:ILE:HD11	1.96	0.48
1:1B:215:ARG:NH2	1:1B:299:ALA:O	2.47	0.48
1:1D:215:ARG:NH2	1:1D:299:ALA:O	2.47	0.48
1:1E:216:ASN:HD21	1:1E:300:ASN:HD22	1.61	0.48
1:1E:27:GLU:OE1	1:1E:243:ARG:NH1	2.44	0.48
1:1G:253:THR:HG22	2:4T:100:GLY:HA3	1.96	0.48
1:1G:216:ASN:HD21	1:1G:300:ASN:HD22	1.61	0.48
1:1J:348:PRO:CB	2:4V:394:GLN:CG	2.92	0.48
1:1L:215:ARG:NH2	1:1L:299:ALA:O	2.47	0.48
1:1M:349:THR:HG21	2:4Y:183:GLU:CG	2.44	0.48
1:1N:324:VAL:HG13	2:4Z:222:PRO:C	2.35	0.48
2:1Q:69:ASP:HB2	2:1Q:75:MET:HE2	1.96	0.48
2:1P:283:TYR:OH	2:1Q:85:GLN:O	2.18	0.48
2:1T:207:GLU:OE1	1:2G:329:ASN:ND2	2.46	0.48
2:1V:172:VAL:HG11	2:1V:387:LEU:HD21	1.96	0.48
2:1Y:176:LYS:HE2	1:2M:333:ALA:CB	2.43	0.48
2:1Y:306:ASP:HB3	2:1Y:309:HIS:CD2	2.49	0.48
2:1Z:288:VAL:HB	2:1Z:327:GLU:HG2	1.96	0.48
2:1Z:172:VAL:HG11	2:1Z:387:LEU:HD21	1.96	0.48
2:1O:221:THR:OG1	1:2B:324:VAL:HG21	2.13	0.48
2:1P:100:GLY:CA	1:2C:253:THR:CG2	2.90	0.48
1:2C:215:ARG:NH2	1:2C:299:ALA:O	2.47	0.48
1:2C:100:ALA:N	3:2C:501:GTP:O2G	2.41	0.48
1:2D:215:ARG:NH2	1:2D:299:ALA:O	2.47	0.48
1:2E:27:GLU:OE1	1:2E:243:ARG:NH1	2.44	0.48
1:2E:216:ASN:HD21	1:2E:300:ASN:HD22	1.61	0.48
1:2G:216:ASN:HD21	1:2G:300:ASN:HD22	1.61	0.48

Continued on next page...

Continued from previous page...

Atom-1	Atom-2	Interatomic distance (Å)	Clash overlap (Å)
1:2N:215:ARG:NH2	1:2N:299:ALA:O	2.47	0.48
2:2P:157:ILE:O	2:2P:161:TYR:N	2.45	0.48
2:2R:10:GLY:O	2:2R:14:ASN:ND2	2.46	0.48
2:2Z:172:VAL:HG11	2:2Z:387:LEU:HD21	1.96	0.48
2:2Z:221:THR:OG1	1:3N:324:VAL:HG22	2.13	0.48
2:2Z:288:VAL:HB	2:2Z:327:GLU:HG2	1.96	0.48
1:3B:215:ARG:NH2	1:3B:299:ALA:O	2.47	0.48
1:3C:203:MET:HG3	1:3C:384:ILE:HD11	1.96	0.48
1:3D:27:GLU:OE1	1:3D:243:ARG:NH1	2.44	0.48
1:3D:215:ARG:NH2	1:3D:299:ALA:O	2.47	0.48
1:3E:27:GLU:OE1	1:3E:243:ARG:NH1	2.44	0.48
2:2R:210:TYR:CZ	1:3E:325:PRO:O	2.66	0.48
2:2W:394:GLN:NE2	1:3K:348:PRO:HB2	2.29	0.48
2:3P:157:ILE:O	2:3P:161:TYR:N	2.45	0.48
2:3V:172:VAL:HG11	2:3V:387:LEU:HD21	1.96	0.48
2:3X:205:ASP:OD2	2:3X:304:ALA:N	2.35	0.48
2:3Y:306:ASP:HB3	2:3Y:309:HIS:CD2	2.49	0.48
2:3Z:288:VAL:HB	2:3Z:327:GLU:HG2	1.96	0.48
1:4B:203:MET:HG3	1:4B:384:ILE:HD11	1.96	0.48
1:4D:27:GLU:OE1	1:4D:243:ARG:NH1	2.44	0.48
1:4D:252:LEU:HA	1:4D:255:PHE:HD2	1.78	0.48
1:1A:260:VAL:HG11	2:4H:407:TRP:HZ2	1.78	0.48
1:4N:100:ALA:N	3:4N:501:GTP:O2G	2.41	0.48
2:4P:10:GLY:O	2:4P:14:ASN:ND2	2.46	0.48
1:1D:253:THR:O	2:4Q:100:GLY:O	2.32	0.48
2:4R:10:GLY:O	2:4R:14:ASN:ND2	2.46	0.48
2:4R:157:ILE:O	2:4R:161:TYR:N	2.45	0.48
1:1G:257:THR:CG2	2:4T:102:ASN:CB	2.79	0.48
2:4V:172:VAL:HG11	2:4V:387:LEU:HD21	1.96	0.48
1:1A:260:VAL:O	2:4H:407:TRP:HD1	1.90	0.47
1:1A:346:TRP:HB2	2:4H:398:MET:CA	2.29	0.47
1:1B:248:LEU:HA	2:4O:11:GLN:NE2	2.28	0.47
1:1B:314:ALA:HB1	2:4O:181:VAL:CG2	2.25	0.47
1:1C:203:MET:HG3	1:1C:384:ILE:HD11	1.96	0.47
1:1C:349:THR:OG1	2:4P:184:PRO:HD2	2.10	0.47
1:1C:100:ALA:N	3:1C:501:GTP:O2G	2.41	0.47
1:1D:27:GLU:OE1	1:1D:243:ARG:NH1	2.44	0.47
2:1P:306:ASP:HB3	2:1P:309:HIS:CD2	2.49	0.47
2:1Q:172:VAL:HG11	2:1Q:387:LEU:HD21	1.96	0.47
2:1V:306:ASP:HB3	2:1V:309:HIS:CD2	2.49	0.47
2:1W:172:VAL:HG11	2:1W:387:LEU:HD21	1.96	0.47

Continued on next page...

Continued from previous page...

Atom-1	Atom-2	Interatomic distance (Å)	Clash overlap (Å)
2:1O:404:PHE:CD1	1:2B:260:VAL:O	2.67	0.47
1:2B:215:ARG:NH2	1:2B:299:ALA:O	2.47	0.47
1:2N:27:GLU:OE1	1:2N:243:ARG:NH1	2.44	0.47
2:2T:179:ASP:O	1:3G:352:LYS:CD	2.51	0.47
2:2U:210:TYR:CD2	1:3I:329:ASN:CB	2.97	0.47
2:2V:306:ASP:HB3	2:2V:309:HIS:CD2	2.49	0.47
2:2V:172:VAL:HG11	2:2V:387:LEU:HD21	1.96	0.47
2:2V:406:HIS:CG	1:3J:263:PRO:CD	2.81	0.47
2:2X:11:GLN:HE22	1:3L:249:ASN:CB	2.27	0.47
2:2X:205:ASP:OD2	2:2X:304:ALA:N	2.35	0.47
2:2H:11:GLN:NE2	1:3A:249:ASN:HB2	2.29	0.47
1:3B:203:MET:HG3	1:3B:384:ILE:HD11	1.96	0.47
1:3C:100:ALA:N	3:3C:501:GTP:O2G	2.41	0.47
1:3E:216:ASN:HD21	1:3E:300:ASN:HD22	1.62	0.47
1:3G:216:ASN:HD21	1:3G:300:ASN:HD22	1.61	0.47
1:3N:27:GLU:OE1	1:3N:243:ARG:NH1	2.44	0.47
1:3N:215:ARG:NH2	1:3N:299:ALA:O	2.47	0.47
2:3R:10:GLY:O	2:3R:14:ASN:ND2	2.46	0.47
2:3V:306:ASP:HB3	2:3V:309:HIS:CD2	2.49	0.47
1:4B:215:ARG:NH2	1:4B:299:ALA:O	2.47	0.47
1:4E:216:ASN:HD21	1:4E:300:ASN:HD22	1.61	0.47
1:4E:27:GLU:OE1	1:4E:243:ARG:NH1	2.44	0.47
1:4I:203:MET:HG3	1:4I:384:ILE:HD11	1.95	0.47
1:4N:215:ARG:NH2	1:4N:299:ALA:O	2.47	0.47
1:1B:257:THR:HG21	2:4O:102:ASN:CA	2.44	0.47
1:1C:257:THR:CG2	2:4P:102:ASN:HB2	2.44	0.47
2:4P:157:ILE:O	2:4P:161:TYR:N	2.45	0.47
2:4V:306:ASP:HB3	2:4V:309:HIS:CD2	2.49	0.47
2:4Z:172:VAL:HG11	2:4Z:387:LEU:HD21	1.96	0.47
1:1N:261:PRO:HA	2:4Z:404:PHE:HA	1.96	0.47
1:1B:249:ASN:N	2:4O:11:GLN:CD	2.52	0.47
1:1D:228:ASN:OD1	3:1D:501:GTP:N1	2.47	0.47
1:1I:348:PRO:HB2	2:4U:394:GLN:CD	2.33	0.47
1:1I:439:SER:HB2	2:4U:400:ARG:HD2	1.96	0.47
1:1M:262:TYR:HA	2:4Y:406:HIS:HD2	1.55	0.47
2:1O:401:ARG:HB3	1:2B:262:TYR:OH	2.14	0.47
2:1P:10:GLY:O	2:1P:14:ASN:ND2	2.46	0.47
2:1Q:70:LEU:HD12	2:1Q:99:ALA:HB2	1.96	0.47
2:1R:10:GLY:O	2:1R:14:ASN:ND2	2.46	0.47
2:1R:178:SER:HB3	1:2E:349:THR:CB	2.43	0.47
2:1R:70:LEU:HD12	2:1R:99:ALA:HB2	1.96	0.47

Continued on next page...

Continued from previous page...

Atom-1	Atom-2	Interatomic distance (Å)	Clash overlap (Å)
2:1S:76:ASP:HA	2:1S:79:ARG:HG2	1.96	0.47
2:1Y:172:VAL:HG11	2:1Y:387:LEU:HD21	1.96	0.47
1:2N:100:ALA:N	3:2N:501:GTP:O2G	2.41	0.47
2:2O:100:GLY:O	1:3B:257:THR:OG1	2.30	0.47
2:2O:181:VAL:N	1:3B:258:ASN:ND2	2.62	0.47
2:2O:77:SER:CB	1:3B:245:ASP:CG	2.82	0.47
2:2P:306:ASP:HB3	2:2P:309:HIS:CD2	2.49	0.47
2:2R:180:THR:N	1:3E:351:PHE:O	2.47	0.47
2:2S:210:TYR:CD2	1:3F:329:ASN:CB	2.97	0.47
2:2X:179:ASP:OD2	1:3L:248:LEU:CD2	2.59	0.47
2:2Y:172:VAL:HG11	2:2Y:387:LEU:HD21	1.96	0.47
2:2O:101:ASN:ND2	1:3B:258:ASN:OD1	2.46	0.47
2:2Q:404:PHE:CD2	1:3D:261:PRO:HB3	2.49	0.47
1:3I:203:MET:HG3	1:3I:384:ILE:HD11	1.95	0.47
2:3P:306:ASP:HB3	2:3P:309:HIS:CD2	2.49	0.47
2:3R:76:ASP:HA	2:3R:79:ARG:HG2	1.97	0.47
2:3R:70:LEU:HD12	2:3R:99:ALA:HB2	1.96	0.47
2:3T:288:VAL:HB	2:3T:327:GLU:HG2	1.96	0.47
2:3W:172:VAL:HG11	2:3W:387:LEU:HD21	1.96	0.47
2:3Y:172:VAL:HG11	2:3Y:387:LEU:HD21	1.96	0.47
1:4G:216:ASN:HD21	1:4G:300:ASN:HD22	1.62	0.47
1:4G:100:ALA:N	3:4G:501:GTP:O2G	2.41	0.47
1:4N:27:GLU:OE1	1:4N:243:ARG:NH1	2.44	0.47
2:4Q:172:VAL:HG11	2:4Q:387:LEU:HD21	1.96	0.47
2:4Q:70:LEU:HD12	2:4Q:99:ALA:HB2	1.96	0.47
2:4R:76:ASP:HA	2:4R:79:ARG:HG2	1.97	0.47
2:4S:352:LYS:NZ	2:4S:353:THR:O	2.44	0.47
1:1F:262:TYR:O	2:4S:406:HIS:NE2	2.42	0.47
2:4T:288:VAL:HB	2:4T:327:GLU:HG2	1.96	0.47
1:1G:260:VAL:CG2	2:4T:407:TRP:HZ2	2.27	0.47
2:4Y:172:VAL:HG11	2:4Y:387:LEU:HD21	1.96	0.47
1:1N:263:PRO:CD	2:4Z:406:HIS:CE1	2.96	0.47
1:1N:2:ARG:CZ	2:4Z:73:GLY:HA3	2.44	0.47
1:1E:252:LEU:HA	1:1E:255:PHE:HD2	1.78	0.47
1:1E:2:ARG:HH11	2:4R:71:GLU:CG	2.27	0.47
1:1F:351:PHE:O	2:4S:180:THR:HA	2.07	0.47
1:1I:203:MET:HG3	1:1I:384:ILE:HD11	1.96	0.47
1:1I:215:ARG:NH2	1:1I:299:ALA:O	2.47	0.47
1:1L:348:PRO:HG3	2:4X:394:GLN:HA	1.94	0.47
1:1N:100:ALA:N	3:1N:501:GTP:O2G	2.41	0.47
2:1Q:306:ASP:HB3	2:1Q:309:HIS:CD2	2.49	0.47

Continued on next page...

Continued from previous page...

Atom-1	Atom-2	Interatomic distance (Å)	Clash overlap (Å)
2:1R:76:ASP:HA	2:1R:79:ARG:HG2	1.97	0.47
2:1T:288:VAL:HB	2:1T:327:GLU:HG2	1.96	0.47
2:1X:172:VAL:HG11	2:1X:387:LEU:HD21	1.96	0.47
2:1X:406:HIS:CD2	1:2L:263:PRO:CD	2.92	0.47
1:2G:100:ALA:N	3:2G:501:GTP:O2G	2.41	0.47
1:2I:215:ARG:NH2	1:2I:299:ALA:O	2.47	0.47
1:2I:203:MET:HG3	1:2I:384:ILE:HD11	1.96	0.47
2:1W:100:GLY:C	1:2K:253:THR:HG22	2.34	0.47
2:2Q:172:VAL:HG11	2:2Q:387:LEU:HD21	1.96	0.47
2:2Q:70:LEU:HD12	2:2Q:99:ALA:HB2	1.96	0.47
2:2R:70:LEU:HD12	2:2R:99:ALA:HB2	1.96	0.47
2:2R:76:ASP:HA	2:2R:79:ARG:HG2	1.97	0.47
2:2S:172:VAL:HG11	2:2S:387:LEU:HD21	1.96	0.47
2:2W:172:VAL:HG11	2:2W:387:LEU:HD21	1.96	0.47
1:3D:228:ASN:OD1	3:3D:501:GTP:N1	2.47	0.47
2:2Q:222:PRO:C	1:3D:324:VAL:HG13	2.35	0.47
1:3I:215:ARG:NH2	1:3I:299:ALA:O	2.47	0.47
1:3N:100:ALA:N	3:3N:501:GTP:O2G	2.41	0.47
2:3Q:172:VAL:HG11	2:3Q:387:LEU:HD21	1.96	0.47
2:3Q:70:LEU:HD12	2:3Q:99:ALA:HB2	1.96	0.47
2:3S:172:VAL:HG11	2:3S:387:LEU:HD21	1.96	0.47
2:3S:76:ASP:HA	2:3S:79:ARG:HG2	1.97	0.47
2:3X:172:VAL:HG11	2:3X:387:LEU:HD21	1.96	0.47
1:4F:216:ASN:HD21	1:4F:300:ASN:HD22	1.61	0.47
1:1A:329:ASN:ND2	2:4H:210:TYR:CD2	2.69	0.47
1:4I:215:ARG:NH2	1:4I:299:ALA:O	2.47	0.47
2:4P:306:ASP:HB3	2:4P:309:HIS:CD2	2.49	0.47
1:1E:247:ALA:C	2:4R:15:GLN:HE22	2.17	0.47
2:4R:306:ASP:HB3	2:4R:309:HIS:CD2	2.49	0.47
1:1E:261:PRO:C	2:4R:406:HIS:CD2	2.86	0.47
2:4R:70:LEU:HD12	2:4R:99:ALA:HB2	1.96	0.47
2:4S:76:ASP:HA	2:4S:79:ARG:HG2	1.97	0.47
1:1G:348:PRO:HG3	2:4T:394:GLN:HB3	1.57	0.47
1:1J:351:PHE:O	2:4V:181:VAL:N	2.46	0.47
2:4W:172:VAL:HG11	2:4W:387:LEU:HD21	1.96	0.47
2:4X:172:VAL:HG11	2:4X:387:LEU:HD21	1.96	0.47
1:1F:215:ARG:NH2	1:1F:299:ALA:O	2.47	0.47
1:1I:326:LYS:CG	2:4U:210:TYR:CD1	2.97	0.47
1:1L:439:SER:OG	2:4X:401:ARG:CG	2.62	0.47
1:1M:203:MET:HG3	1:1M:384:ILE:HD11	1.96	0.47
1:1N:346:TRP:HZ3	2:4Z:404:PHE:HE2	1.61	0.47

Continued on next page...

Continued from previous page...

Atom-1	Atom-2	Interatomic distance (Å)	Clash overlap (Å)
2:1P:70:LEU:HD12	2:1P:99:ALA:HB2	1.96	0.47
2:1S:70:LEU:HD12	2:1S:99:ALA:HB2	1.96	0.47
2:1U:182:VAL:CG2	1:2I:257:THR:CG2	2.92	0.47
2:1W:222:PRO:HG2	1:2K:326:LYS:HB2	1.95	0.47
2:1X:69:ASP:HB2	2:1X:75:MET:HE2	1.96	0.47
2:1Y:179:ASP:OD1	1:2M:353:VAL:O	2.32	0.47
1:2D:228:ASN:OD1	3:2D:501:GTP:N1	2.47	0.47
1:2F:215:ARG:NH2	1:2F:299:ALA:O	2.47	0.47
1:2F:216:ASN:HD21	1:2F:300:ASN:HD22	1.61	0.47
1:2M:203:MET:HG3	1:2M:384:ILE:HD11	1.96	0.47
2:2P:70:LEU:HD12	2:2P:99:ALA:HB2	1.96	0.47
2:2Q:306:ASP:HB3	2:2Q:309:HIS:CD2	2.49	0.47
2:2R:101:ASN:HB2	1:3E:254:GLU:CB	2.45	0.47
2:2R:72:PRO:HG2	1:3E:2:ARG:HG3	1.96	0.47
2:2S:76:ASP:HA	2:2S:79:ARG:HG2	1.97	0.47
2:2T:288:VAL:HB	2:2T:327:GLU:HG2	1.96	0.47
2:2V:214:PHE:CG	1:3J:326:LYS:HE3	2.48	0.47
2:2Y:404:PHE:H	1:3M:261:PRO:C	2.05	0.47
1:3E:252:LEU:HA	1:3E:255:PHE:HD2	1.78	0.47
1:3F:216:ASN:HD21	1:3F:300:ASN:HD22	1.61	0.47
2:2S:394:GLN:CG	1:3F:348:PRO:HB2	2.44	0.47
1:3G:100:ALA:N	3:3G:501:GTP:O2G	2.41	0.47
1:3M:203:MET:HG3	1:3M:384:ILE:HD11	1.96	0.47
2:3Q:306:ASP:HB3	2:3Q:309:HIS:CD2	2.49	0.47
2:3X:69:ASP:HB2	2:3X:75:MET:HE2	1.96	0.47
1:4M:203:MET:HG3	1:4M:384:ILE:HD11	1.96	0.47
1:4M:215:ARG:NH2	1:4M:299:ALA:O	2.47	0.47
1:1B:346:TRP:CA	2:4O:397:ALA:C	2.82	0.47
2:4S:172:VAL:HG11	2:4S:387:LEU:HD21	1.96	0.47
2:4X:205:ASP:OD2	2:4X:304:ALA:N	2.35	0.47
2:4X:69:ASP:HB2	2:4X:75:MET:HE2	1.96	0.47
1:1A:399:TYR:OH	1:1A:415:GLU:OE2	2.27	0.47
1:1C:348:PRO:HD2	2:4P:398:MET:HG3	1.97	0.47
1:1D:216:ASN:HD21	1:1D:300:ASN:HD22	1.61	0.47
1:1F:216:ASN:HD21	1:1F:300:ASN:HD22	1.62	0.47
1:1G:261:PRO:O	2:4T:404:PHE:HA	2.15	0.47
1:1G:100:ALA:N	3:1G:501:GTP:O2G	2.41	0.47
1:1L:260:VAL:HG12	2:4X:406:HIS:HE1	1.80	0.47
1:1L:265:ILE:HG22	1:1L:380:ASN:HD21	1.80	0.47
1:1N:228:ASN:OD1	3:1N:501:GTP:N1	2.47	0.47
2:1O:224:TYR:HD2	1:2B:247:ALA:O	1.96	0.47

Continued on next page...

Continued from previous page...

Atom-1	Atom-2	Interatomic distance (Å)	Clash overlap (Å)
2:1Q:11:GLN:HB3	5:1Q:501:GDP:O1A	2.15	0.47
2:1Q:76:ASP:HA	2:1Q:79:ARG:HG2	1.97	0.47
2:1R:221:THR:CB	1:2E:324:VAL:HG21	2.45	0.47
2:1S:172:VAL:HG11	2:1S:387:LEU:HD21	1.96	0.47
2:1X:11:GLN:NE2	1:2L:249:ASN:HD22	2.13	0.47
2:1Y:352:LYS:NZ	2:1Y:353:THR:O	2.44	0.47
1:2A:399:TYR:OH	1:2A:415:GLU:OE2	2.27	0.47
1:2D:216:ASN:HD21	1:2D:300:ASN:HD22	1.61	0.47
1:2E:252:LEU:HA	1:2E:255:PHE:HD2	1.78	0.47
2:1R:207:GLU:CD	1:2E:329:ASN:HD21	2.18	0.47
2:1V:222:PRO:HD2	1:2J:324:VAL:CG1	2.45	0.47
1:2M:215:ARG:NH2	1:2M:299:ALA:O	2.47	0.47
2:2O:11:GLN:HB3	5:2O:501:GDP:O1A	2.15	0.47
2:2Q:11:GLN:HB3	5:2Q:501:GDP:O1A	2.15	0.47
2:2R:306:ASP:HB3	2:2R:309:HIS:CD2	2.49	0.47
2:2S:70:LEU:HD12	2:2S:99:ALA:HB2	1.96	0.47
2:2X:172:VAL:HG11	2:2X:387:LEU:HD21	1.96	0.47
2:2X:69:ASP:HB2	2:2X:75:MET:HE2	1.96	0.47
1:3A:399:TYR:OH	1:3A:415:GLU:OE2	2.27	0.47
2:2P:11:GLN:CD	1:3C:249:ASN:H	2.07	0.47
1:3F:215:ARG:NH2	1:3F:299:ALA:O	2.47	0.47
1:3M:215:ARG:NH2	1:3M:299:ALA:O	2.47	0.47
1:3N:228:ASN:OD1	3:3N:501:GTP:N1	2.47	0.47
2:3O:11:GLN:HB3	5:3O:501:GDP:O1A	2.15	0.47
2:3P:70:LEU:HD12	2:3P:99:ALA:HB2	1.96	0.47
2:3Q:11:GLN:HB3	5:3Q:501:GDP:O1A	2.15	0.47
2:3R:306:ASP:HB3	2:3R:309:HIS:CD2	2.49	0.47
2:3S:70:LEU:HD12	2:3S:99:ALA:HB2	1.96	0.47
1:4A:399:TYR:OH	1:4A:415:GLU:OE2	2.27	0.47
1:4D:216:ASN:HD21	1:4D:300:ASN:HD22	1.61	0.47
1:4D:228:ASN:OD1	3:4D:501:GTP:N1	2.47	0.47
1:1B:329:ASN:HB3	2:4O:210:TYR:CD2	2.50	0.47
2:4P:70:LEU:HD12	2:4P:99:ALA:HB2	1.96	0.47
2:4Q:11:GLN:HB3	5:4Q:501:GDP:O1A	2.15	0.47
2:4Q:306:ASP:HB3	2:4Q:309:HIS:CD2	2.49	0.47
2:4Q:76:ASP:HA	2:4Q:79:ARG:HG2	1.96	0.47
2:4S:70:LEU:HD12	2:4S:99:ALA:HB2	1.96	0.47
2:4T:10:GLY:O	2:4T:14:ASN:ND2	2.46	0.47
1:1L:254:GLU:CA	2:4X:100:GLY:HA2	2.45	0.47
1:1B:325:PRO:HD2	2:4O:222:PRO:O	2.15	0.47
1:1C:2:ARG:NH1	2:4P:71:GLU:CG	2.74	0.47

Continued on next page...

Continued from previous page...

Atom-1	Atom-2	Interatomic distance (Å)	Clash overlap (Å)
1:1C:346:TRP:O	2:4P:398:MET:CB	2.62	0.47
1:1J:203:MET:HG3	1:1J:384:ILE:HD11	1.96	0.47
1:1M:215:ARG:NH2	1:1M:299:ALA:O	2.47	0.47
2:1O:11:GLN:HB3	5:1O:501:GDP:O1A	2.15	0.47
2:1O:76:ASP:HA	2:1O:79:ARG:HG2	1.96	0.47
2:1R:306:ASP:HB3	2:1R:309:HIS:CD2	2.49	0.47
2:1T:10:GLY:O	2:1T:14:ASN:ND2	2.46	0.47
2:1U:76:ASP:HA	2:1U:79:ARG:HG2	1.96	0.47
2:1V:69:ASP:HB2	2:1V:75:MET:HE2	1.96	0.47
2:1W:288:VAL:HB	2:1W:327:GLU:HG2	1.96	0.47
2:2H:100:GLY:O	1:3A:257:THR:OG1	2.27	0.47
1:2J:203:MET:HG3	1:2J:384:ILE:HD11	1.96	0.47
1:2L:203:MET:HG3	1:2L:384:ILE:HD11	1.96	0.47
1:2N:228:ASN:OD1	3:2N:501:GTP:N1	2.47	0.47
2:2P:11:GLN:HB3	5:2P:501:GDP:O1A	2.15	0.47
2:2P:76:ASP:HA	2:2P:79:ARG:HG2	1.97	0.47
2:2Q:76:ASP:HA	2:2Q:79:ARG:HG2	1.97	0.47
2:2U:6:HIS:CD2	2:2U:8:GLN:HE21	2.33	0.47
2:2V:69:ASP:HB2	2:2V:75:MET:HE2	1.96	0.47
2:2W:394:GLN:HB3	1:3K:348:PRO:HG2	1.97	0.47
1:3D:216:ASN:HD21	1:3D:300:ASN:HD22	1.61	0.47
2:2R:176:LYS:CE	1:3E:333:ALA:HB1	2.34	0.47
2:2U:73:GLY:CA	1:3I:2:ARG:NH2	2.77	0.47
1:3J:203:MET:HG3	1:3J:384:ILE:HD11	1.96	0.47
1:3L:265:ILE:HG22	1:3L:380:ASN:HD21	1.80	0.47
2:3P:76:ASP:HA	2:3P:79:ARG:HG2	1.97	0.47
2:3Q:76:ASP:HA	2:3Q:79:ARG:HG2	1.97	0.47
2:3V:69:ASP:HB2	2:3V:75:MET:HE2	1.96	0.47
1:4A:203:MET:HG3	1:4A:384:ILE:HD11	1.95	0.47
1:4E:252:LEU:HA	1:4E:255:PHE:HD2	1.78	0.47
1:4F:215:ARG:NH2	1:4F:299:ALA:O	2.47	0.47
1:4L:265:ILE:HG22	1:4L:380:ASN:HD21	1.80	0.47
1:4L:203:MET:HG3	1:4L:384:ILE:HD11	1.96	0.47
1:4N:228:ASN:OD1	3:4N:501:GTP:N1	2.47	0.47
2:4O:11:GLN:HB3	5:4O:501:GDP:O1A	2.15	0.47
2:4P:76:ASP:HA	2:4P:79:ARG:HG2	1.97	0.47
1:1E:258:ASN:O	2:4R:181:VAL:HB	2.15	0.47
2:4W:288:VAL:HB	2:4W:327:GLU:HG2	1.96	0.47
1:1B:27:GLU:OE1	1:1B:243:ARG:NH1	2.44	0.47
1:1E:261:PRO:O	2:4R:406:HIS:CD2	2.67	0.47
1:1I:216:ASN:HD21	1:1I:300:ASN:HD22	1.61	0.47

Continued on next page...

Continued from previous page...

Atom-1	Atom-2	Interatomic distance (Å)	Clash overlap (Å)
1:1J:228:ASN:OD1	3:1J:501:GTP:N1	2.46	0.47
1:1K:215:ARG:NH2	1:1K:299:ALA:O	2.47	0.47
1:1N:265:ILE:HG22	1:1N:380:ASN:HD21	1.80	0.47
2:1P:11:GLN:HB3	5:1P:501:GDP:O1A	2.15	0.47
2:1P:76:ASP:HA	2:1P:79:ARG:HG2	1.97	0.47
2:1U:6:HIS:CD2	2:1U:8:GLN:HE21	2.33	0.47
2:1W:180:THR:HG23	1:2K:258:ASN:ND2	2.27	0.47
2:1W:306:ASP:HB3	2:1W:309:HIS:CD2	2.49	0.47
1:2C:265:ILE:HG22	1:2C:380:ASN:HD21	1.80	0.47
2:2H:69:ASP:HB2	2:2H:75:MET:HE2	1.96	0.47
1:2K:215:ARG:NH2	1:2K:299:ALA:O	2.47	0.47
1:2L:265:ILE:HG22	1:2L:380:ASN:HD21	1.80	0.47
2:1Y:11:GLN:NE2	1:2M:249:ASN:HD22	2.12	0.47
2:2O:76:ASP:HA	2:2O:79:ARG:HG2	1.97	0.47
2:2Q:69:ASP:HB2	2:2Q:75:MET:HE2	1.97	0.47
2:2S:11:GLN:HB3	5:2S:501:GDP:O1A	2.15	0.47
2:2T:10:GLY:O	2:2T:14:ASN:ND2	2.46	0.47
2:2T:11:GLN:HB3	5:2T:501:GDP:O1A	2.15	0.47
2:2U:288:VAL:HB	2:2U:327:GLU:HG2	1.96	0.47
2:2U:76:ASP:HA	2:2U:79:ARG:HG2	1.97	0.47
2:2W:288:VAL:HB	2:2W:327:GLU:HG2	1.96	0.47
2:2H:221:THR:CA	1:3A:324:VAL:HG11	2.38	0.47
2:2O:406:HIS:CE1	1:3B:263:PRO:CA	2.98	0.47
1:3C:265:ILE:HG22	1:3C:380:ASN:HD21	1.80	0.47
2:3H:69:ASP:HB2	2:3H:75:MET:HE2	1.96	0.47
1:3K:215:ARG:NH2	1:3K:299:ALA:O	2.47	0.47
1:3L:203:MET:HG3	1:3L:384:ILE:HD11	1.96	0.47
1:3N:265:ILE:HG22	1:3N:380:ASN:HD21	1.80	0.47
2:3O:76:ASP:HA	2:3O:79:ARG:HG2	1.97	0.47
2:3P:11:GLN:HB3	5:3P:501:GDP:O1A	2.15	0.47
2:3S:11:GLN:HB3	5:3S:501:GDP:O1A	2.15	0.47
2:3T:10:GLY:O	2:3T:14:ASN:ND2	2.46	0.47
2:3U:288:VAL:HB	2:3U:327:GLU:HG2	1.96	0.47
2:3U:6:HIS:CD2	2:3U:8:GLN:HE21	2.33	0.47
2:3W:288:VAL:HB	2:3W:327:GLU:HG2	1.96	0.47
2:3Y:352:LYS:NZ	2:3Y:353:THR:O	2.44	0.47
1:4C:265:ILE:HG22	1:4C:380:ASN:HD21	1.80	0.47
1:4I:216:ASN:HD21	1:4I:300:ASN:HD22	1.61	0.47
1:4J:203:MET:HG3	1:4J:384:ILE:HD11	1.96	0.47
1:4N:265:ILE:HG22	1:4N:380:ASN:HD21	1.80	0.47
2:4O:76:ASP:HA	2:4O:79:ARG:HG2	1.97	0.47

Continued on next page...

Continued from previous page...

Atom-1	Atom-2	Interatomic distance (Å)	Clash overlap (Å)
2:4P:11:GLN:HB3	5:4P:501:GDP:O1A	2.15	0.47
1:1C:2:ARG:HG2	2:4P:72:PRO:HD2	1.90	0.47
1:1D:353:VAL:N	2:4Q:179:ASP:O	2.47	0.47
2:4Q:69:ASP:HB2	2:4Q:75:MET:HE2	1.97	0.47
1:1E:439:SER:OG	2:4R:400:ARG:HG3	2.14	0.47
1:1E:314:ALA:HB2	2:4R:404:PHE:HZ	1.80	0.47
1:1F:261:PRO:HB3	2:4S:404:PHE:CG	2.49	0.47
2:4U:288:VAL:HB	2:4U:327:GLU:HG2	1.96	0.47
2:4U:6:HIS:CD2	2:4U:8:GLN:HE21	2.33	0.47
2:4U:76:ASP:HA	2:4U:79:ARG:HG2	1.96	0.47
1:1M:324:VAL:CG1	2:4Y:222:PRO:O	2.63	0.47
1:1A:27:GLU:OE1	1:1A:243:ARG:NH1	2.44	0.47
1:1A:348:PRO:HB2	2:4H:394:GLN:NE2	2.29	0.47
1:1C:216:ASN:HD21	1:1C:300:ASN:HD22	1.61	0.47
1:1C:349:THR:CG2	2:4P:184:PRO:CD	2.90	0.47
1:1C:265:ILE:HG22	1:1C:380:ASN:HD21	1.80	0.47
1:1I:261:PRO:HB3	2:4U:404:PHE:CD2	2.50	0.47
1:1L:203:MET:HG3	1:1L:384:ILE:HD11	1.96	0.47
1:1M:261:PRO:O	2:4Y:406:HIS:NE2	2.45	0.47
2:1O:70:LEU:HD12	2:1O:99:ALA:HB2	1.96	0.47
2:1S:11:GLN:HB3	5:1S:501:GDP:O1A	2.15	0.47
2:1T:76:ASP:HA	2:1T:79:ARG:HG2	1.97	0.47
2:1T:70:LEU:HD12	2:1T:99:ALA:HB2	1.96	0.47
2:1U:288:VAL:HB	2:1U:327:GLU:HG2	1.96	0.47
2:1W:404:PHE:CE2	1:2K:261:PRO:HB3	2.50	0.47
1:2A:203:MET:HG3	1:2A:384:ILE:HD11	1.96	0.47
1:2E:265:ILE:HG22	1:2E:380:ASN:HD21	1.80	0.47
1:2I:216:ASN:HD21	1:2I:300:ASN:HD22	1.61	0.47
1:2I:265:ILE:HG22	1:2I:380:ASN:HD21	1.80	0.47
2:2O:70:LEU:HD12	2:2O:99:ALA:HB2	1.96	0.47
2:2T:70:LEU:HD12	2:2T:99:ALA:HB2	1.96	0.47
2:2T:76:ASP:HA	2:2T:79:ARG:HG2	1.97	0.47
2:2Y:352:LYS:NZ	2:2Y:353:THR:O	2.44	0.47
1:3A:203:MET:HG3	1:3A:384:ILE:HD11	1.96	0.47
1:3A:27:GLU:OE1	1:3A:243:ARG:NH1	2.44	0.47
1:3B:259:LEU:HD11	1:3B:316:CYS:HB2	1.97	0.47
1:3B:27:GLU:OE1	1:3B:243:ARG:NH1	2.44	0.47
1:3I:265:ILE:HG22	1:3I:380:ASN:HD21	1.80	0.47
2:2W:394:GLN:CA	1:3K:348:PRO:HG3	2.44	0.47
2:3O:70:LEU:HD12	2:3O:99:ALA:HB2	1.96	0.47
2:3T:11:GLN:HB3	5:3T:501:GDP:O1A	2.15	0.47

Continued on next page...

Continued from previous page...

Atom-1	Atom-2	Interatomic distance (Å)	Clash overlap (Å)
2:3U:76:ASP:HA	2:3U:79:ARG:HG2	1.97	0.47
2:3W:306:ASP:HB3	2:3W:309:HIS:CD2	2.49	0.47
1:4B:259:LEU:HD11	1:4B:316:CYS:HB2	1.97	0.47
1:4C:216:ASN:HD21	1:4C:300:ASN:HD22	1.61	0.47
1:1A:351:PHE:HB2	2:4H:178:SER:OG	2.14	0.47
1:4I:265:ILE:HG22	1:4I:380:ASN:HD21	1.80	0.47
1:4K:215:ARG:NH2	1:4K:299:ALA:O	2.47	0.47
2:4O:70:LEU:HD12	2:4O:99:ALA:HB2	1.96	0.47
1:1D:324:VAL:HG11	2:4Q:222:PRO:N	2.30	0.47
2:4T:11:GLN:HB3	5:4T:501:GDP:O1A	2.15	0.47
2:4T:76:ASP:HA	2:4T:79:ARG:HG2	1.97	0.47
2:4Y:352:LYS:NZ	2:4Y:353:THR:O	2.44	0.47
1:1M:348:PRO:HB2	2:4Y:394:GLN:CG	2.45	0.47
1:1B:259:LEU:HD11	1:1B:316:CYS:HB2	1.97	0.47
1:1C:347:CYS:HA	2:4P:398:MET:CG	2.44	0.47
1:1E:265:ILE:HG22	1:1E:380:ASN:HD21	1.80	0.47
1:1E:215:ARG:NH2	1:1E:299:ALA:O	2.47	0.47
1:1I:262:TYR:CZ	2:4U:403:ALA:HA	2.50	0.47
1:1I:265:ILE:HG22	1:1I:380:ASN:HD21	1.80	0.47
1:1K:248:LEU:HD12	2:4W:11:GLN:OE1	2.15	0.47
2:1R:288:VAL:HB	2:1R:327:GLU:HG2	1.96	0.47
2:1T:11:GLN:HB3	5:1T:501:GDP:O1A	2.15	0.47
2:1V:224:TYR:HE2	1:2J:248:LEU:CB	2.18	0.47
1:2A:27:GLU:OE1	1:2A:243:ARG:NH1	2.44	0.47
1:2B:259:LEU:HD11	1:2B:316:CYS:HB2	1.97	0.47
1:2B:27:GLU:OE1	1:2B:243:ARG:NH1	2.44	0.47
1:2C:216:ASN:HD21	1:2C:300:ASN:HD22	1.61	0.47
2:1P:394:GLN:HG2	1:2C:348:PRO:CG	2.45	0.47
1:2J:228:ASN:OD1	3:2J:501:GTP:N1	2.47	0.47
2:1Y:224:TYR:HE2	1:2M:247:ALA:O	1.89	0.47
2:1Y:214:PHE:HB3	1:2M:326:LYS:HE2	1.88	0.47
2:1Z:394:GLN:OE1	1:2N:349:THR:CG2	2.63	0.47
1:2N:265:ILE:HG22	1:2N:380:ASN:HD21	1.80	0.47
2:2P:210:TYR:CE2	1:3C:329:ASN:HB2	2.50	0.47
2:2T:69:ASP:HB2	2:2T:75:MET:HE2	1.97	0.47
2:2U:157:ILE:O	2:2U:161:TYR:N	2.45	0.47
2:2W:306:ASP:HB3	2:2W:309:HIS:CD2	2.49	0.47
2:2W:406:HIS:NE2	1:3K:262:TYR:HA	2.28	0.47
2:2H:101:ASN:ND2	1:3A:258:ASN:OD1	2.48	0.47
2:2H:404:PHE:HD1	1:3A:260:VAL:O	1.90	0.47
1:3C:216:ASN:HD21	1:3C:300:ASN:HD22	1.61	0.47

Continued on next page...

Continued from previous page...

Atom-1	Atom-2	Interatomic distance (Å)	Clash overlap (Å)
1:3C:259:LEU:HD11	1:3C:316:CYS:HB2	1.97	0.47
2:2P:178:SER:OG	1:3C:351:PHE:HB2	2.15	0.47
2:2Q:404:PHE:CA	1:3D:261:PRO:HA	2.45	0.47
1:3E:265:ILE:HG22	1:3E:380:ASN:HD21	1.80	0.47
1:3I:216:ASN:HD21	1:3I:300:ASN:HD22	1.61	0.47
1:3J:228:ASN:OD1	3:3J:501:GTP:N1	2.47	0.47
1:3J:216:ASN:HD21	1:3J:300:ASN:HD22	1.61	0.47
2:3T:70:LEU:HD12	2:3T:99:ALA:HB2	1.96	0.47
2:3T:69:ASP:HB2	2:3T:75:MET:HE2	1.97	0.47
2:3T:76:ASP:HA	2:3T:79:ARG:HG2	1.97	0.47
2:3U:157:ILE:O	2:3U:161:TYR:N	2.45	0.47
1:4A:27:GLU:OE1	1:4A:243:ARG:NH1	2.44	0.47
1:4E:265:ILE:HG22	1:4E:380:ASN:HD21	1.80	0.47
2:4H:69:ASP:HB2	2:4H:75:MET:HE2	1.96	0.47
1:4J:228:ASN:OD1	3:4J:501:GTP:N1	2.46	0.47
1:1B:260:VAL:HG11	2:4O:407:TRP:CZ2	2.50	0.47
2:4R:6:HIS:CD2	2:4R:8:GLN:HE21	2.33	0.47
2:4S:11:GLN:HB3	5:4S:501:GDP:O1A	2.15	0.47
1:1G:254:GLU:HB3	2:4T:101:ASN:HB2	1.96	0.47
2:4T:69:ASP:HB2	2:4T:75:MET:HE2	1.97	0.47
2:4T:70:LEU:HD12	2:4T:99:ALA:HB2	1.96	0.47
1:1A:203:MET:HG3	1:1A:384:ILE:HD11	1.96	0.47
1:1C:259:LEU:HD11	1:1C:316:CYS:HB2	1.97	0.47
1:1D:399:TYR:OH	1:1D:415:GLU:OE2	2.27	0.47
1:1E:121:ARG:NH1	1:1E:124:LYS:HD2	2.30	0.47
1:1E:325:PRO:CD	2:4R:223:THR:HA	2.45	0.47
1:1F:261:PRO:CA	2:4S:404:PHE:CG	2.97	0.47
1:1J:216:ASN:HD21	1:1J:300:ASN:HD22	1.61	0.47
1:1K:121:ARG:NH1	1:1K:124:LYS:HD2	2.30	0.47
1:1M:346:TRP:CD2	2:4Y:403:ALA:HB2	2.50	0.47
1:1N:259:LEU:HD11	1:1N:316:CYS:HB2	1.97	0.47
1:1N:351:PHE:O	2:4Z:180:THR:CA	2.63	0.47
2:1T:6:HIS:CD2	2:1T:8:GLN:HE21	2.33	0.47
2:1U:157:ILE:O	2:1U:161:TYR:N	2.45	0.47
2:1Y:288:VAL:HB	2:1Y:327:GLU:HG2	1.96	0.47
1:2D:399:TYR:OH	1:2D:415:GLU:OE2	2.27	0.47
1:2E:121:ARG:NH1	1:2E:124:LYS:HD2	2.30	0.47
1:2K:121:ARG:NH1	1:2K:124:LYS:HD2	2.30	0.47
2:1Y:411:GLU:OE2	1:2M:163:LYS:NZ	2.47	0.47
1:2N:259:LEU:HD11	1:2N:316:CYS:HB2	1.97	0.47
2:2Q:71:GLU:HG3	1:3D:2:ARG:HH11	1.80	0.47

Continued on next page...

Continued from previous page...

Atom-1	Atom-2	Interatomic distance (Å)	Clash overlap (Å)
2:2R:288:VAL:HB	2:2R:327:GLU:HG2	1.96	0.47
2:2R:6:HIS:CD2	2:2R:8:GLN:HE21	2.33	0.47
2:2W:69:ASP:HB2	2:2W:75:MET:HE2	1.96	0.47
1:3D:399:TYR:OH	1:3D:415:GLU:OE2	2.27	0.47
1:3E:121:ARG:NH1	1:3E:124:LYS:HD2	2.30	0.47
2:2S:404:PHE:CA	1:3F:261:PRO:HA	2.45	0.47
2:2T:73:GLY:CA	1:3G:2:ARG:NH2	2.76	0.47
2:3H:70:LEU:HD12	2:3H:99:ALA:HB2	1.96	0.47
2:2U:398:MET:HG3	1:3I:346:TRP:O	2.12	0.47
2:2Y:394:GLN:OE1	1:3M:349:THR:HG23	2.14	0.47
1:3N:259:LEU:HD11	1:3N:316:CYS:HB2	1.97	0.47
2:2Z:222:PRO:CG	1:3N:326:LYS:HB2	2.38	0.47
2:3Q:6:HIS:CD2	2:3Q:8:GLN:HE21	2.33	0.47
2:3R:288:VAL:HB	2:3R:327:GLU:HG2	1.96	0.47
2:3R:6:HIS:CD2	2:3R:8:GLN:HE21	2.33	0.47
2:3T:6:HIS:CD2	2:3T:8:GLN:HE21	2.33	0.47
2:3W:69:ASP:HB2	2:3W:75:MET:HE2	1.96	0.47
1:4B:27:GLU:OE1	1:4B:243:ARG:NH1	2.44	0.47
1:4D:259:LEU:HD11	1:4D:316:CYS:HB2	1.97	0.47
2:4H:70:LEU:HD12	2:4H:99:ALA:HB2	1.96	0.47
1:4J:216:ASN:HD21	1:4J:300:ASN:HD22	1.61	0.47
1:4J:215:ARG:NH2	1:4J:299:ALA:O	2.47	0.47
1:4K:121:ARG:NH1	1:4K:124:LYS:HD2	2.30	0.47
1:4N:259:LEU:HD11	1:4N:316:CYS:HB2	1.97	0.47
2:4Q:6:HIS:CD2	2:4Q:8:GLN:HE21	2.33	0.47
2:4R:172:VAL:HG11	2:4R:387:LEU:HD21	1.96	0.47
2:4R:288:VAL:HB	2:4R:327:GLU:HG2	1.96	0.47
2:4R:11:GLN:HB3	5:4R:501:GDP:O1A	2.15	0.47
1:1J:324:VAL:HG13	2:4V:222:PRO:O	2.15	0.47
2:4X:70:LEU:HD12	2:4X:99:ALA:HB2	1.96	0.47
1:1A:259:LEU:HD11	1:1A:316:CYS:HB2	1.97	0.47
1:1A:2:ARG:HD3	2:4H:72:PRO:CD	2.36	0.47
1:1B:265:ILE:HG22	1:1B:380:ASN:HD21	1.80	0.47
1:1D:259:LEU:HD11	1:1D:316:CYS:HB2	1.97	0.47
1:1E:259:LEU:HD11	1:1E:316:CYS:HB2	1.97	0.47
1:1G:261:PRO:O	2:4T:406:HIS:HD2	1.93	0.47
1:1G:215:ARG:NH2	1:1G:299:ALA:O	2.47	0.47
1:1J:258:ASN:OD1	2:4V:101:ASN:HB3	2.15	0.47
1:1J:215:ARG:NH2	1:1J:299:ALA:O	2.47	0.47
1:1L:253:THR:C	2:4X:100:GLY:HA2	2.36	0.47
1:1L:348:PRO:HD2	2:4X:398:MET:HG3	1.96	0.47

Continued on next page...

Continued from previous page...

Atom-1	Atom-2	Interatomic distance (Å)	Clash overlap (Å)
1:1M:261:PRO:HB3	2:4Y:404:PHE:CD2	2.50	0.47
1:1N:203:MET:HG3	1:1N:384:ILE:HD11	1.96	0.47
2:1O:288:VAL:HB	2:1O:327:GLU:HG2	1.96	0.47
2:1Q:6:HIS:CD2	2:1Q:8:GLN:HE21	2.33	0.47
2:1R:6:HIS:CD2	2:1R:8:GLN:HE21	2.33	0.47
2:1U:11:GLN:HB3	5:1U:501:GDP:O1A	2.15	0.47
2:1V:76:ASP:HA	2:1V:79:ARG:HG2	1.97	0.47
2:1X:70:LEU:HD12	2:1X:99:ALA:HB2	1.96	0.47
2:1Z:6:HIS:CD2	2:1Z:8:GLN:HE21	2.33	0.47
1:2C:259:LEU:HD11	1:2C:316:CYS:HB2	1.97	0.47
1:2D:259:LEU:HD11	1:2D:316:CYS:HB2	1.97	0.47
2:2H:101:ASN:HB2	1:3A:254:GLU:CB	2.45	0.47
2:2H:70:LEU:HD12	2:2H:99:ALA:HB2	1.96	0.47
1:2J:215:ARG:NH2	1:2J:299:ALA:O	2.47	0.47
1:2J:216:ASN:HD21	1:2J:300:ASN:HD22	1.62	0.47
1:2J:265:ILE:HG22	1:2J:380:ASN:HD21	1.80	0.47
1:2N:203:MET:HG3	1:2N:384:ILE:HD11	1.96	0.47
2:2Q:6:HIS:CD2	2:2Q:8:GLN:HE21	2.33	0.47
2:2V:76:ASP:HA	2:2V:79:ARG:HG2	1.96	0.47
2:2X:70:LEU:HD12	2:2X:99:ALA:HB2	1.96	0.47
1:3D:259:LEU:HD11	1:3D:316:CYS:HB2	1.97	0.47
2:2Q:404:PHE:CE1	1:3D:260:VAL:N	2.78	0.47
1:3G:215:ARG:NH2	1:3G:299:ALA:O	2.47	0.47
1:3J:215:ARG:NH2	1:3J:299:ALA:O	2.47	0.47
1:3K:121:ARG:NH1	1:3K:124:LYS:HD2	2.30	0.47
2:2W:182:VAL:HG21	1:3K:257:THR:HG22	1.97	0.47
1:3N:203:MET:HG3	1:3N:384:ILE:HD11	1.96	0.47
2:3V:76:ASP:HA	2:3V:79:ARG:HG2	1.97	0.47
2:3X:70:LEU:HD12	2:3X:99:ALA:HB2	1.96	0.47
2:3Z:11:GLN:HB3	5:3Z:501:GDP:O1A	2.15	0.47
2:3Z:6:HIS:CD2	2:3Z:8:GLN:HE21	2.33	0.47
1:4E:121:ARG:NH1	1:4E:124:LYS:HD2	2.30	0.47
1:4J:265:ILE:HG22	1:4J:380:ASN:HD21	1.80	0.47
1:4N:203:MET:HG3	1:4N:384:ILE:HD11	1.96	0.47
1:1C:346:TRP:CE3	2:4P:403:ALA:HB3	2.50	0.47
1:1F:2:ARG:NH1	2:4S:71:GLU:HB2	2.28	0.47
2:4U:157:ILE:O	2:4U:161:TYR:N	2.45	0.47
1:1I:439:SER:OG	2:4U:401:ARG:HD3	2.14	0.47
2:4V:11:GLN:HB3	5:4V:501:GDP:O1A	2.15	0.47
1:1J:349:THR:OG1	2:4V:184:PRO:HD2	2.15	0.47
2:4W:306:ASP:HB3	2:4W:309:HIS:CD2	2.49	0.47

Continued on next page...

Continued from previous page...

Atom-1	Atom-2	Interatomic distance (Å)	Clash overlap (Å)
2:4X:283:TYR:OH	2:4Y:85:GLN:O	2.18	0.47
1:1N:348:PRO:HB2	2:4Z:394:GLN:HG2	1.89	0.47
1:1D:329:ASN:CB	2:4Q:210:TYR:HD2	2.25	0.46
2:1H:70:LEU:HD12	2:1H:99:ALA:HB2	1.96	0.46
1:1J:265:ILE:HG22	1:1J:380:ASN:HD21	1.80	0.46
1:1M:260:VAL:O	2:4Y:407:TRP:HD1	1.84	0.46
2:1R:224:TYR:HE2	1:2E:248:LEU:HB2	1.80	0.46
2:1R:172:VAL:HG11	2:1R:387:LEU:HD21	1.96	0.46
2:1V:11:GLN:HB3	5:1V:501:GDP:O1A	2.15	0.46
2:1V:6:HIS:CD2	2:1V:8:GLN:HE21	2.33	0.46
2:1X:157:ILE:O	2:1X:161:TYR:N	2.45	0.46
2:1Y:70:LEU:HD12	2:1Y:99:ALA:HB2	1.96	0.46
2:1Z:180:THR:HG23	1:2N:258:ASN:ND2	2.19	0.46
2:1Z:11:GLN:HB3	5:1Z:501:GDP:O1A	2.15	0.46
1:2A:265:ILE:HG22	1:2A:380:ASN:HD21	1.80	0.46
1:2B:265:ILE:HG22	1:2B:380:ASN:HD21	1.80	0.46
1:2E:209:ILE:HG23	1:2E:230:LEU:HD22	1.98	0.46
1:2E:259:LEU:HD11	1:2E:316:CYS:HB2	1.97	0.46
1:2E:215:ARG:NH2	1:2E:299:ALA:O	2.47	0.46
2:1S:222:PRO:HD2	1:2F:326:LYS:CB	2.45	0.46
1:2G:215:ARG:NH2	1:2G:299:ALA:O	2.47	0.46
2:2H:6:HIS:CD2	2:2H:8:GLN:HE21	2.33	0.46
2:2O:404:PHE:CD1	1:3B:261:PRO:CA	2.95	0.46
5:2O:501:GDP:H8	1:3B:248:LEU:HD11	1.76	0.46
2:2Q:100:GLY:C	1:3D:254:GLU:HA	2.36	0.46
2:2R:172:VAL:HG11	2:2R:387:LEU:HD21	1.96	0.46
2:2R:11:GLN:HB3	5:2R:501:GDP:O1A	2.15	0.46
2:2T:6:HIS:CD2	2:2T:8:GLN:HE21	2.33	0.46
2:2V:11:GLN:HB3	5:2V:501:GDP:O1A	2.15	0.46
2:2X:306:ASP:HB3	2:2X:309:HIS:CD2	2.49	0.46
2:2Y:6:HIS:CD2	2:2Y:8:GLN:HE21	2.33	0.46
2:2Y:70:LEU:HD12	2:2Y:99:ALA:HB2	1.96	0.46
2:2Z:11:GLN:HB3	5:2Z:501:GDP:O1A	2.15	0.46
2:2Z:6:HIS:CD2	2:2Z:8:GLN:HE21	2.33	0.46
1:3A:259:LEU:HD11	1:3A:316:CYS:HB2	1.97	0.46
1:3B:265:ILE:HG22	1:3B:380:ASN:HD21	1.80	0.46
1:3E:209:ILE:HG23	1:3E:230:LEU:HD22	1.98	0.46
1:3E:215:ARG:NH2	1:3E:299:ALA:O	2.47	0.46
2:2S:394:GLN:OE1	1:3F:349:THR:HG23	2.15	0.46
2:3H:6:HIS:CD2	2:3H:8:GLN:HE21	2.33	0.46
2:2V:176:LYS:CE	1:3J:333:ALA:HB1	2.35	0.46

Continued on next page...

Continued from previous page...

Atom-1	Atom-2	Interatomic distance (Å)	Clash overlap (Å)
2:2Y:394:GLN:CA	1:3M:348:PRO:HG3	2.45	0.46
2:3O:288:VAL:HB	2:3O:327:GLU:HG2	1.96	0.46
2:3R:11:GLN:HB3	5:3R:501:GDP:O1A	2.15	0.46
2:3X:6:HIS:CD2	2:3X:8:GLN:HE21	2.33	0.46
1:4A:265:ILE:HG22	1:4A:380:ASN:HD21	1.80	0.46
1:4C:259:LEU:HD11	1:4C:316:CYS:HB2	1.97	0.46
1:4D:399:TYR:OH	1:4D:415:GLU:OE2	2.27	0.46
1:4E:209:ILE:HG23	1:4E:230:LEU:HD22	1.98	0.46
1:4F:265:ILE:HG22	1:4F:380:ASN:HD21	1.80	0.46
2:4H:6:HIS:CD2	2:4H:8:GLN:HE21	2.33	0.46
2:4T:6:HIS:CD2	2:4T:8:GLN:HE21	2.33	0.46
2:4V:76:ASP:HA	2:4V:79:ARG:HG2	1.97	0.46
2:4V:6:HIS:CD2	2:4V:8:GLN:HE21	2.33	0.46
2:4W:69:ASP:HB2	2:4W:75:MET:HE2	1.96	0.46
2:4Z:11:GLN:HB3	5:4Z:501:GDP:O1A	2.15	0.46
2:4Z:6:HIS:CD2	2:4Z:8:GLN:HE21	2.33	0.46
1:1A:121:ARG:NH1	1:1A:124:LYS:HD2	2.30	0.46
1:1A:265:ILE:HG22	1:1A:380:ASN:HD21	1.80	0.46
1:1B:121:ARG:NH1	1:1B:124:LYS:HD2	2.30	0.46
1:1B:325:PRO:HG2	2:4O:224:TYR:CD1	2.50	0.46
1:1C:228:ASN:OD1	3:1C:501:GTP:N1	2.47	0.46
1:1D:435:VAL:O	2:4Q:401:ARG:CZ	2.62	0.46
1:1E:209:ILE:HG23	1:1E:230:LEU:HD22	1.98	0.46
1:1E:261:PRO:HB3	2:4R:404:PHE:CG	2.50	0.46
1:1F:265:ILE:HG22	1:1F:380:ASN:HD21	1.80	0.46
2:1H:6:HIS:CD2	2:1H:8:GLN:HE21	2.33	0.46
1:1K:349:THR:HG21	2:4W:183:GLU:CG	2.45	0.46
1:1M:121:ARG:NH1	1:1M:124:LYS:HD2	2.30	0.46
1:1M:260:VAL:CB	2:4Y:407:TRP:HZ2	2.25	0.46
2:1R:11:GLN:HB3	5:1R:501:GDP:O1A	2.15	0.46
1:2A:121:ARG:NH1	1:2A:124:LYS:HD2	2.30	0.46
1:2B:121:ARG:NH1	1:2B:124:LYS:HD2	2.30	0.46
1:2F:265:ILE:HG22	1:2F:380:ASN:HD21	1.80	0.46
1:2M:121:ARG:NH1	1:2M:124:LYS:HD2	2.30	0.46
2:2O:288:VAL:HB	2:2O:327:GLU:HG2	1.96	0.46
2:2R:100:GLY:HA2	1:3E:254:GLU:N	2.30	0.46
2:2U:11:GLN:HB3	5:2U:501:GDP:O1A	2.15	0.46
2:2V:11:GLN:NE2	1:3J:249:ASN:N	2.08	0.46
2:2V:6:HIS:CD2	2:2V:8:GLN:HE21	2.33	0.46
2:2W:181:VAL:H	1:3K:258:ASN:ND2	2.14	0.46
2:2W:6:HIS:CD2	2:2W:8:GLN:HE21	2.33	0.46

Continued on next page...

Continued from previous page...

Atom-1	Atom-2	Interatomic distance (Å)	Clash overlap (Å)
2:2W:70:LEU:HD12	2:2W:99:ALA:HB2	1.96	0.46
2:2X:11:GLN:NE2	1:3L:249:ASN:N	2.22	0.46
2:2X:406:HIS:CE1	1:3L:263:PRO:HA	2.51	0.46
2:2X:6:HIS:CD2	2:2X:8:GLN:HE21	2.33	0.46
2:2X:283:TYR:OH	2:2Y:85:GLN:O	2.18	0.46
1:3A:121:ARG:NH1	1:3A:124:LYS:HD2	2.30	0.46
1:3A:265:ILE:HG22	1:3A:380:ASN:HD21	1.80	0.46
1:3E:259:LEU:HD11	1:3E:316:CYS:HB2	1.97	0.46
2:2R:73:GLY:HA3	1:3E:2:ARG:CZ	2.45	0.46
1:3F:265:ILE:HG22	1:3F:380:ASN:HD21	1.80	0.46
1:3J:209:ILE:HG23	1:3J:230:LEU:HD22	1.98	0.46
2:2V:404:PHE:CD2	1:3J:261:PRO:HA	2.46	0.46
1:3J:265:ILE:HG22	1:3J:380:ASN:HD21	1.80	0.46
1:3M:121:ARG:NH1	1:3M:124:LYS:HD2	2.30	0.46
2:3R:172:VAL:HG11	2:3R:387:LEU:HD21	1.96	0.46
2:3U:11:GLN:HB3	5:3U:501:GDP:O1A	2.15	0.46
2:3V:11:GLN:HB3	5:3V:501:GDP:O1A	2.15	0.46
2:3V:6:HIS:CD2	2:3V:8:GLN:HE21	2.33	0.46
2:3W:70:LEU:HD12	2:3W:99:ALA:HB2	1.96	0.46
2:3X:157:ILE:O	2:3X:161:TYR:N	2.45	0.46
2:3Y:288:VAL:HB	2:3Y:327:GLU:HG2	1.96	0.46
2:3Y:6:HIS:CD2	2:3Y:8:GLN:HE21	2.33	0.46
2:3Y:70:LEU:HD12	2:3Y:99:ALA:HB2	1.96	0.46
1:4A:259:LEU:HD11	1:4A:316:CYS:HB2	1.97	0.46
1:4B:121:ARG:NH1	1:4B:124:LYS:HD2	2.30	0.46
1:4B:265:ILE:HG22	1:4B:380:ASN:HD21	1.80	0.46
1:4C:27:GLU:OE1	1:4C:243:ARG:NH1	2.44	0.46
1:4E:259:LEU:HD11	1:4E:316:CYS:HB2	1.97	0.46
1:4E:215:ARG:NH2	1:4E:299:ALA:O	2.47	0.46
1:4G:215:ARG:NH2	1:4G:299:ALA:O	2.47	0.46
1:4J:209:ILE:HG23	1:4J:230:LEU:HD22	1.98	0.46
2:4O:288:VAL:HB	2:4O:327:GLU:HG2	1.96	0.46
2:4O:6:HIS:CD2	2:4O:8:GLN:HE21	2.33	0.46
1:1E:261:PRO:HD3	2:4R:404:PHE:CE1	2.50	0.46
1:1F:260:VAL:CG2	2:4S:407:TRP:CZ2	2.98	0.46
1:1I:439:SER:CB	2:4U:400:ARG:HD2	2.45	0.46
2:4U:11:GLN:HB3	5:4U:501:GDP:O1A	2.15	0.46
1:1J:254:GLU:CG	2:4V:100:GLY:HA2	2.45	0.46
2:4W:6:HIS:CD2	2:4W:8:GLN:HE21	2.33	0.46
2:4W:70:LEU:HD12	2:4W:99:ALA:HB2	1.96	0.46
2:4X:306:ASP:HB3	2:4X:309:HIS:CD2	2.49	0.46

Continued on next page...

Continued from previous page...

Atom-1	Atom-2	Interatomic distance (Å)	Clash overlap (Å)
2:4X:6:HIS:CD2	2:4X:8:GLN:HE21	2.33	0.46
2:4Y:288:VAL:HB	2:4Y:327:GLU:HG2	1.96	0.46
2:4Y:6:HIS:CD2	2:4Y:8:GLN:HE21	2.33	0.46
2:4Y:70:LEU:HD12	2:4Y:99:ALA:HB2	1.96	0.46
1:1C:260:VAL:O	2:4P:404:PHE:HD1	1.99	0.46
1:1D:346:TRP:HA	2:4Q:397:ALA:CA	2.46	0.46
1:1G:121:ARG:NH1	1:1G:124:LYS:HD2	2.30	0.46
1:1G:254:GLU:CG	2:4T:100:GLY:CA	2.93	0.46
1:1I:353:VAL:HG23	2:4U:179:ASP:HA	1.98	0.46
1:1J:209:ILE:HG23	1:1J:230:LEU:HD22	1.98	0.46
1:1K:265:ILE:HG22	1:1K:380:ASN:HD21	1.80	0.46
2:1O:6:HIS:CD2	2:1O:8:GLN:HE21	2.33	0.46
2:1W:6:HIS:CD2	2:1W:8:GLN:HE21	2.33	0.46
2:1W:70:LEU:HD12	2:1W:99:ALA:HB2	1.96	0.46
2:1X:306:ASP:HB3	2:1X:309:HIS:CD2	2.49	0.46
2:1X:6:HIS:CD2	2:1X:8:GLN:HE21	2.33	0.46
2:1Y:6:HIS:CD2	2:1Y:8:GLN:HE21	2.33	0.46
1:2A:259:LEU:HD11	1:2A:316:CYS:HB2	1.97	0.46
1:2C:121:ARG:NH1	1:2C:124:LYS:HD2	2.30	0.46
1:2C:27:GLU:OE1	1:2C:243:ARG:NH1	2.44	0.46
2:1R:404:PHE:CZ	1:2E:261:PRO:CA	2.98	0.46
1:2I:209:ILE:HG23	1:2I:230:LEU:HD22	1.98	0.46
1:2J:209:ILE:HG23	1:2J:230:LEU:HD22	1.98	0.46
2:1V:406:HIS:NE2	1:2J:263:PRO:CD	2.79	0.46
1:2K:265:ILE:HG22	1:2K:380:ASN:HD21	1.80	0.46
2:2O:6:HIS:CD2	2:2O:8:GLN:HE21	2.33	0.46
2:2S:404:PHE:CG	1:3F:261:PRO:CA	2.86	0.46
2:2X:157:ILE:O	2:2X:161:TYR:N	2.45	0.46
2:2Y:288:VAL:HB	2:2Y:327:GLU:HG2	1.96	0.46
2:2H:223:THR:HA	1:3A:325:PRO:HD2	1.97	0.46
1:3B:121:ARG:NH1	1:3B:124:LYS:HD2	2.30	0.46
1:3C:228:ASN:OD1	3:3C:501:GTP:N1	2.47	0.46
1:3C:27:GLU:OE1	1:3C:243:ARG:NH1	2.44	0.46
2:2S:404:PHE:CE1	1:3F:261:PRO:CA	2.98	0.46
1:3I:121:ARG:NH1	1:3I:124:LYS:HD2	2.30	0.46
2:2W:404:PHE:CD2	1:3K:261:PRO:HB3	2.46	0.46
2:2X:100:GLY:HA2	1:3L:253:THR:C	2.36	0.46
2:3O:6:HIS:CD2	2:3O:8:GLN:HE21	2.33	0.46
2:3X:306:ASP:HB3	2:3X:309:HIS:CD2	2.49	0.46
2:3Z:70:LEU:HD12	2:3Z:99:ALA:HB2	1.96	0.46
1:4A:121:ARG:NH1	1:4A:124:LYS:HD2	2.30	0.46

Continued on next page...

Continued from previous page...

Atom-1	Atom-2	Interatomic distance (Å)	Clash overlap (Å)
1:4I:121:ARG:NH1	1:4I:124:LYS:HD2	2.30	0.46
1:4K:265:ILE:HG22	1:4K:380:ASN:HD21	1.80	0.46
1:4M:121:ARG:NH1	1:4M:124:LYS:HD2	2.30	0.46
1:1B:259:LEU:C	2:4O:404:PHE:HE1	2.19	0.46
1:1D:253:THR:O	2:4Q:100:GLY:CA	2.63	0.46
1:1E:325:PRO:CG	2:4R:224:TYR:CD1	2.95	0.46
2:4X:157:ILE:O	2:4X:161:TYR:N	2.45	0.46
2:4Z:70:LEU:HD12	2:4Z:99:ALA:HB2	1.96	0.46
1:1C:27:GLU:OE1	1:1C:243:ARG:NH1	2.44	0.46
1:1C:352:LYS:CE	2:4P:101:ASN:HD22	2.28	0.46
1:1D:209:ILE:HG23	1:1D:230:LEU:HD22	1.98	0.46
1:1D:348:PRO:HG3	2:4Q:394:GLN:C	2.28	0.46
1:1F:2:ARG:HH11	2:4S:71:GLU:CB	2.25	0.46
2:1H:224:TYR:HE2	1:2A:248:LEU:HB2	1.81	0.46
1:1I:121:ARG:NH1	1:1I:124:LYS:HD2	2.30	0.46
1:1I:209:ILE:HG23	1:1I:230:LEU:HD22	1.98	0.46
1:1I:242:LEU:HD11	1:1I:252:LEU:HD13	1.98	0.46
1:1K:203:MET:HG3	1:1K:384:ILE:HD11	1.96	0.46
1:1M:346:TRP:CD2	2:4Y:403:ALA:CB	2.98	0.46
1:1N:121:ARG:NH1	1:1N:124:LYS:HD2	2.30	0.46
1:1N:260:VAL:HB	2:4Z:407:TRP:CE2	2.51	0.46
1:1N:346:TRP:CZ3	2:4Z:404:PHE:CE2	3.03	0.46
2:1Q:178:SER:HB3	1:2D:349:THR:HB	1.96	0.46
2:1Q:288:VAL:HB	2:1Q:327:GLU:HG2	1.96	0.46
2:1U:394:GLN:HG2	1:2I:348:PRO:HG2	1.92	0.46
2:1Y:242:LEU:HD12	2:1Y:251:ASP:HB2	1.98	0.46
2:1Z:70:LEU:HD12	2:1Z:99:ALA:HB2	1.96	0.46
2:1Z:76:ASP:HA	2:1Z:79:ARG:HG2	1.96	0.46
1:2C:228:ASN:OD1	3:2C:501:GTP:N1	2.47	0.46
1:2G:121:ARG:NH1	1:2G:124:LYS:HD2	2.30	0.46
1:2I:121:ARG:NH1	1:2I:124:LYS:HD2	2.30	0.46
5:1V:501:GDP:C8	1:2J:248:LEU:CD1	2.98	0.46
1:2K:203:MET:HG3	1:2K:384:ILE:HD11	1.96	0.46
2:1X:214:PHE:HB3	1:2L:326:LYS:HE2	1.79	0.46
1:2M:259:LEU:HD11	1:2M:316:CYS:HB2	1.97	0.46
2:2P:69:ASP:HB2	2:2P:75:MET:HE2	1.97	0.46
2:2Q:288:VAL:HB	2:2Q:327:GLU:HG2	1.96	0.46
2:2V:178:SER:CB	1:3J:349:THR:HB	2.46	0.46
2:2Z:70:LEU:HD12	2:2Z:99:ALA:HB2	1.96	0.46
1:3C:121:ARG:NH1	1:3C:124:LYS:HD2	2.30	0.46
1:3D:209:ILE:HG23	1:3D:230:LEU:HD22	1.98	0.46

Continued on next page...

Continued from previous page...

Atom-1	Atom-2	Interatomic distance (Å)	Clash overlap (Å)
1:3G:121:ARG:NH1	1:3G:124:LYS:HD2	2.30	0.46
2:2T:101:ASN:HB2	1:3G:254:GLU:CG	2.45	0.46
1:3I:209:ILE:HG23	1:3I:230:LEU:HD22	1.98	0.46
1:3K:203:MET:HG3	1:3K:384:ILE:HD11	1.96	0.46
1:3K:265:ILE:HG22	1:3K:380:ASN:HD21	1.80	0.46
2:3P:288:VAL:HB	2:3P:327:GLU:HG2	1.96	0.46
2:3Q:288:VAL:HB	2:3Q:327:GLU:HG2	1.96	0.46
2:3U:70:LEU:HD12	2:3U:99:ALA:HB2	1.96	0.46
2:3W:6:HIS:CD2	2:3W:8:GLN:HE21	2.33	0.46
2:3Y:242:LEU:HD12	2:3Y:251:ASP:HB2	1.98	0.46
1:4C:121:ARG:NH1	1:4C:124:LYS:HD2	2.30	0.46
1:4C:228:ASN:OD1	3:4C:501:GTP:N1	2.47	0.46
1:4I:209:ILE:HG23	1:4I:230:LEU:HD22	1.98	0.46
1:4K:203:MET:HG3	1:4K:384:ILE:HD11	1.96	0.46
1:1E:325:PRO:C	2:4R:210:TYR:CZ	2.86	0.46
2:4Z:76:ASP:HA	2:4Z:79:ARG:HG2	1.97	0.46
1:1A:242:LEU:HD11	1:1A:252:LEU:HD13	1.98	0.46
1:1B:209:ILE:HG23	1:1B:230:LEU:HD22	1.98	0.46
1:1B:242:LEU:HD11	1:1B:252:LEU:HD13	1.98	0.46
1:1B:332:ILE:HB	2:4O:177:VAL:CG2	2.44	0.46
1:1C:121:ARG:NH1	1:1C:124:LYS:HD2	2.30	0.46
1:1G:242:LEU:HD11	1:1G:252:LEU:HD13	1.98	0.46
2:1H:76:ASP:HA	2:1H:79:ARG:HG2	1.97	0.46
1:1J:260:VAL:HG12	2:4V:406:HIS:CE1	2.44	0.46
1:1M:347:CYS:SG	2:4Y:181:VAL:HG13	2.56	0.46
2:1P:242:LEU:HD12	2:1P:251:ASP:HB2	1.98	0.46
2:1P:288:VAL:HB	2:1P:327:GLU:HG2	1.96	0.46
2:1U:70:LEU:HD12	2:1U:99:ALA:HB2	1.96	0.46
2:1V:242:LEU:HD12	2:1V:251:ASP:HB2	1.98	0.46
2:1W:69:ASP:HB2	2:1W:75:MET:HE2	1.97	0.46
2:1Z:242:LEU:HD12	2:1Z:251:ASP:HB2	1.98	0.46
1:2A:242:LEU:HD11	1:2A:252:LEU:HD13	1.98	0.46
1:2B:209:ILE:HG23	1:2B:230:LEU:HD22	1.98	0.46
1:2B:242:LEU:HD11	1:2B:252:LEU:HD13	1.98	0.46
1:2D:209:ILE:HG23	1:2D:230:LEU:HD22	1.98	0.46
1:2G:242:LEU:HD11	1:2G:252:LEU:HD13	1.98	0.46
2:2H:76:ASP:HA	2:2H:79:ARG:HG2	1.97	0.46
2:1U:221:THR:C	1:2I:324:VAL:HG13	2.35	0.46
2:1X:179:ASP:OD1	1:2L:353:VAL:O	2.34	0.46
1:2N:121:ARG:NH1	1:2N:124:LYS:HD2	2.30	0.46
2:2P:242:LEU:HD12	2:2P:251:ASP:HB2	1.98	0.46

Continued on next page...

Continued from previous page...

Atom-1	Atom-2	Interatomic distance (Å)	Clash overlap (Å)
2:2P:288:VAL:HB	2:2P:327:GLU:HG2	1.96	0.46
2:2T:224:TYR:HD2	1:3G:247:ALA:O	1.98	0.46
2:2T:404:PHE:CG	1:3G:261:PRO:CA	2.82	0.46
2:2U:70:LEU:HD12	2:2U:99:ALA:HB2	1.96	0.46
2:2V:242:LEU:HD12	2:2V:251:ASP:HB2	1.98	0.46
2:2Y:242:LEU:HD12	2:2Y:251:ASP:HB2	1.98	0.46
2:2Z:76:ASP:HA	2:2Z:79:ARG:HG2	1.97	0.46
2:2H:11:GLN:HE22	1:3A:249:ASN:CB	2.28	0.46
1:3A:242:LEU:HD11	1:3A:252:LEU:HD13	1.98	0.46
1:3B:242:LEU:HD11	1:3B:252:LEU:HD13	1.98	0.46
1:3G:242:LEU:HD11	1:3G:252:LEU:HD13	1.98	0.46
2:3H:76:ASP:HA	2:3H:79:ARG:HG2	1.97	0.46
2:2V:210:TYR:CD2	1:3J:329:ASN:HB2	2.50	0.46
1:3N:121:ARG:NH1	1:3N:124:LYS:HD2	2.30	0.46
2:3P:242:LEU:HD12	2:3P:251:ASP:HB2	1.98	0.46
2:3P:69:ASP:HB2	2:3P:75:MET:HE2	1.97	0.46
2:3Q:200:GLU:HA	2:3Q:266:HIS:HB2	1.98	0.46
2:3V:242:LEU:HD12	2:3V:251:ASP:HB2	1.98	0.46
2:3Z:242:LEU:HD12	2:3Z:251:ASP:HB2	1.98	0.46
2:3Z:76:ASP:HA	2:3Z:79:ARG:HG2	1.97	0.46
1:4B:209:ILE:HG23	1:4B:230:LEU:HD22	1.98	0.46
1:4D:209:ILE:HG23	1:4D:230:LEU:HD22	1.98	0.46
1:4G:121:ARG:NH1	1:4G:124:LYS:HD2	2.30	0.46
1:4G:242:LEU:HD11	1:4G:252:LEU:HD13	1.98	0.46
2:4H:76:ASP:HA	2:4H:79:ARG:HG2	1.97	0.46
1:4M:259:LEU:HD11	1:4M:316:CYS:HB2	1.97	0.46
1:4N:121:ARG:NH1	1:4N:124:LYS:HD2	2.30	0.46
2:4P:242:LEU:HD12	2:4P:251:ASP:HB2	1.98	0.46
2:4Q:288:VAL:HB	2:4Q:327:GLU:HG2	1.96	0.46
1:1G:262:TYR:CZ	2:4T:402:LYS:O	2.69	0.46
2:4U:70:LEU:HD12	2:4U:99:ALA:HB2	1.96	0.46
2:4V:242:LEU:HD12	2:4V:251:ASP:HB2	1.98	0.46
2:4V:69:ASP:HB2	2:4V:75:MET:HE2	1.97	0.46
1:1K:349:THR:CB	2:4W:184:PRO:HD3	2.41	0.46
2:4X:11:GLN:HB3	5:4X:501:GDP:O1A	2.15	0.46
2:4Y:242:LEU:HD12	2:4Y:251:ASP:HB2	1.98	0.46
2:4Z:242:LEU:HD12	2:4Z:251:ASP:HB2	1.98	0.46
1:1F:259:LEU:HD11	1:1F:316:CYS:HB2	1.97	0.46
2:1H:288:VAL:HB	2:1H:327:GLU:HG2	1.96	0.46
1:1I:346:TRP:HZ3	2:4U:404:PHE:CD2	2.34	0.46
1:1M:259:LEU:HD11	1:1M:316:CYS:HB2	1.97	0.46

Continued on next page...

Continued from previous page...

Atom-1	Atom-2	Interatomic distance (Å)	Clash overlap (Å)
2:1T:69:ASP:HB2	2:1T:75:MET:HE2	1.98	0.46
2:1W:76:ASP:HA	2:1W:79:ARG:HG2	1.97	0.46
2:1X:11:GLN:HB3	5:1X:501:GDP:O1A	2.15	0.46
1:2F:121:ARG:NH1	1:2F:124:LYS:HD2	2.30	0.46
1:2I:242:LEU:HD11	1:2I:252:LEU:HD13	1.98	0.46
2:1U:404:PHE:CZ	1:2I:260:VAL:C	2.86	0.46
2:1W:176:LYS:HE2	1:2K:333:ALA:HB2	1.98	0.46
1:2L:259:LEU:HD11	1:2L:316:CYS:HB2	1.97	0.46
2:2P:407:TRP:HE1	1:3C:260:VAL:CG1	2.28	0.46
2:2R:394:GLN:OE1	1:3E:349:THR:CG2	2.64	0.46
2:2T:137:LEU:HG	2:2T:139:HIS:HD2	1.81	0.46
2:2W:76:ASP:HA	2:2W:79:ARG:HG2	1.97	0.46
2:2Z:242:LEU:HD12	2:2Z:251:ASP:HB2	1.98	0.46
1:3B:209:ILE:HG23	1:3B:230:LEU:HD22	1.98	0.46
2:2P:404:PHE:HD1	1:3C:260:VAL:O	1.95	0.46
1:3F:121:ARG:NH1	1:3F:124:LYS:HD2	2.30	0.46
2:2S:394:GLN:CB	1:3F:348:PRO:HG2	2.34	0.46
1:3I:242:LEU:HD11	1:3I:252:LEU:HD13	1.98	0.46
1:3L:259:LEU:HD11	1:3L:316:CYS:HB2	1.97	0.46
1:3M:209:ILE:HG23	1:3M:230:LEU:HD22	1.98	0.46
1:3M:259:LEU:HD11	1:3M:316:CYS:HB2	1.97	0.46
2:3T:137:LEU:HG	2:3T:139:HIS:HD2	1.81	0.46
2:3W:76:ASP:HA	2:3W:79:ARG:HG2	1.97	0.46
2:3Z:137:LEU:HG	2:3Z:139:HIS:HD2	1.81	0.46
1:4A:242:LEU:HD11	1:4A:252:LEU:HD13	1.98	0.46
1:4B:242:LEU:HD11	1:4B:252:LEU:HD13	1.98	0.46
1:4F:121:ARG:NH1	1:4F:124:LYS:HD2	2.30	0.46
1:1A:260:VAL:O	2:4H:404:PHE:CD1	2.68	0.46
1:4I:242:LEU:HD11	1:4I:252:LEU:HD13	1.98	0.46
1:4L:259:LEU:HD11	1:4L:316:CYS:HB2	1.97	0.46
1:4M:209:ILE:HG23	1:4M:230:LEU:HD22	1.98	0.46
1:4N:242:LEU:HD11	1:4N:252:LEU:HD13	1.98	0.46
2:4P:288:VAL:HB	2:4P:327:GLU:HG2	1.96	0.46
2:4P:69:ASP:HB2	2:4P:75:MET:HE2	1.97	0.46
1:1G:348:PRO:HG3	2:4T:394:GLN:O	2.16	0.46
1:1M:348:PRO:HB2	2:4Y:394:GLN:CD	2.36	0.46
1:1B:253:THR:CG2	2:4O:100:GLY:CA	2.87	0.46
1:1C:2:ARG:HD3	2:4P:71:GLU:CB	2.34	0.46
1:1F:121:ARG:NH1	1:1F:124:LYS:HD2	2.30	0.46
1:1G:350:GLY:C	2:4T:181:VAL:HG22	2.36	0.46
2:1H:3:GLU:HA	2:1H:51:VAL:HG23	1.98	0.46

Continued on next page...

Continued from previous page...

Atom-1	Atom-2	Interatomic distance (Å)	Clash overlap (Å)
1:1J:121:ARG:NH1	1:1J:124:LYS:HD2	2.30	0.46
1:1L:259:LEU:HD11	1:1L:316:CYS:HB2	1.97	0.46
1:1M:209:ILE:HG23	1:1M:230:LEU:HD22	1.98	0.46
2:1P:192:HIS:HD2	2:1P:424:ASN:HD22	1.64	0.46
2:1Q:200:GLU:HA	2:1Q:266:HIS:HB2	1.98	0.46
2:1S:137:LEU:HG	2:1S:139:HIS:HD2	1.81	0.46
2:1S:69:ASP:HB2	2:1S:75:MET:HE2	1.97	0.46
2:1V:137:LEU:HG	2:1V:139:HIS:HD2	1.81	0.46
1:2F:259:LEU:HD11	1:2F:316:CYS:HB2	1.97	0.46
2:2H:288:VAL:HB	2:2H:327:GLU:HG2	1.96	0.46
2:2P:192:HIS:HD2	2:2P:424:ASN:HD22	1.64	0.46
2:2P:6:HIS:CD2	2:2P:8:GLN:HE21	2.33	0.46
2:2Q:200:GLU:HA	2:2Q:266:HIS:HB2	1.98	0.46
2:2R:200:GLU:HA	2:2R:266:HIS:HB2	1.98	0.46
2:2U:137:LEU:HG	2:2U:139:HIS:HD2	1.81	0.46
2:2V:72:PRO:HD2	1:3J:2:ARG:HG2	1.97	0.46
2:2X:11:GLN:HB3	5:2X:501:GDP:O1A	2.15	0.46
2:2X:222:PRO:HD2	1:3L:326:LYS:HB3	1.98	0.46
2:2O:223:THR:HA	1:3B:325:PRO:HD2	1.98	0.46
2:2P:210:TYR:CZ	1:3C:325:PRO:O	2.69	0.46
2:3H:137:LEU:HG	2:3H:139:HIS:HD2	1.81	0.46
2:3H:288:VAL:HB	2:3H:327:GLU:HG2	1.96	0.46
1:3J:121:ARG:NH1	1:3J:124:LYS:HD2	2.30	0.46
2:2W:179:ASP:O	1:3K:352:LYS:HA	2.15	0.46
1:3N:242:LEU:HD11	1:3N:252:LEU:HD13	1.98	0.46
2:3P:200:GLU:HA	2:3P:266:HIS:HB2	1.98	0.46
2:3P:192:HIS:HD2	2:3P:424:ASN:HD22	1.64	0.46
2:3X:11:GLN:HB3	5:3X:501:GDP:O1A	2.15	0.46
2:3X:76:ASP:HA	2:3X:79:ARG:HG2	1.96	0.46
2:4H:11:GLN:HB3	5:4H:501:GDP:O1A	2.15	0.46
1:1A:346:TRP:CA	2:4H:397:ALA:O	2.63	0.46
1:4N:216:ASN:HD21	1:4N:300:ASN:HD22	1.61	0.46
1:1B:332:ILE:CB	2:4O:177:VAL:HG21	2.46	0.46
2:4P:200:GLU:HA	2:4P:266:HIS:HB2	1.98	0.46
1:1C:261:PRO:HD3	2:4P:404:PHE:CE1	2.51	0.46
2:4Q:200:GLU:HA	2:4Q:266:HIS:HB2	1.98	0.46
2:4T:137:LEU:HG	2:4T:139:HIS:HD2	1.81	0.46
1:1G:326:LYS:HZ2	2:4T:210:TYR:HB3	1.81	0.46
2:4W:76:ASP:HA	2:4W:79:ARG:HG2	1.97	0.46
1:1B:216:ASN:HD21	1:1B:300:ASN:HD22	1.61	0.46
1:1B:260:VAL:HG12	2:4O:407:TRP:NE1	2.30	0.46

Continued on next page...

Continued from previous page...

Atom-1	Atom-2	Interatomic distance (Å)	Clash overlap (Å)
1:1D:121:ARG:NH1	1:1D:124:LYS:HD2	2.30	0.46
1:1G:259:LEU:HD11	1:1G:316:CYS:HB2	1.97	0.46
2:1H:11:GLN:HB3	5:1H:501:GDP:O1A	2.15	0.46
2:1H:11:GLN:HE22	1:2A:249:ASN:N	2.03	0.46
1:1I:2:ARG:NH2	2:4U:73:GLY:CA	2.78	0.46
1:1J:352:LYS:HA	2:4V:179:ASP:O	2.16	0.46
1:1L:209:ILE:HG23	1:1L:230:LEU:HD22	1.98	0.46
1:1M:249:ASN:H	2:4Y:11:GLN:CD	2.07	0.46
1:1M:439:SER:OG	2:4Y:401:ARG:HD3	2.16	0.46
1:1N:242:LEU:HD11	1:1N:252:LEU:HD13	1.98	0.46
2:1P:6:HIS:CD2	2:1P:8:GLN:HE21	2.33	0.46
2:1Q:157:ILE:O	2:1Q:161:TYR:N	2.45	0.46
2:1R:200:GLU:HA	2:1R:266:HIS:HB2	1.98	0.46
2:1R:3:GLU:HA	2:1R:51:VAL:HG23	1.98	0.46
2:1T:137:LEU:HG	2:1T:139:HIS:HD2	1.81	0.46
2:1U:137:LEU:HG	2:1U:139:HIS:HD2	1.81	0.46
2:1X:242:LEU:HD12	2:1X:251:ASP:HB2	1.98	0.46
2:1X:76:ASP:HA	2:1X:79:ARG:HG2	1.97	0.46
2:1Y:76:ASP:HA	2:1Y:79:ARG:HG2	1.97	0.46
2:1Z:137:LEU:HG	2:1Z:139:HIS:HD2	1.81	0.46
1:2D:121:ARG:NH1	1:2D:124:LYS:HD2	2.30	0.46
1:2F:209:ILE:HG23	1:2F:230:LEU:HD22	1.98	0.46
2:2H:137:LEU:HG	2:2H:139:HIS:HD2	1.81	0.46
2:2H:3:GLU:HA	2:2H:51:VAL:HG23	1.98	0.46
2:2H:11:GLN:HB3	5:2H:501:GDP:O1A	2.15	0.46
1:2I:30:ILE:HG13	1:2I:53:PHE:CE2	2.51	0.46
1:2M:209:ILE:HG23	1:2M:230:LEU:HD22	1.98	0.46
1:2N:242:LEU:HD11	1:2N:252:LEU:HD13	1.98	0.46
1:2N:216:ASN:HD21	1:2N:300:ASN:HD22	1.62	0.46
2:2P:200:GLU:HA	2:2P:266:HIS:HB2	1.98	0.46
2:2R:3:GLU:HA	2:2R:51:VAL:HG23	1.98	0.46
2:2U:404:PHE:CG	1:3I:261:PRO:CA	2.81	0.46
2:2V:137:LEU:HG	2:2V:139:HIS:HD2	1.81	0.46
2:2V:70:LEU:HD12	2:2V:99:ALA:HB2	1.96	0.46
2:2X:76:ASP:HA	2:2X:79:ARG:HG2	1.97	0.46
2:2Y:3:GLU:HA	2:2Y:51:VAL:HG23	1.98	0.46
1:3B:216:ASN:HD21	1:3B:300:ASN:HD22	1.61	0.46
1:3D:121:ARG:NH1	1:3D:124:LYS:HD2	2.30	0.46
2:2R:71:GLU:HG3	1:3E:2:ARG:HH11	1.81	0.46
1:3F:242:LEU:HD11	1:3F:252:LEU:HD13	1.98	0.46
2:3H:3:GLU:HA	2:3H:51:VAL:HG23	1.98	0.46

Continued on next page...

Continued from previous page...

Atom-1	Atom-2	Interatomic distance (Å)	Clash overlap (Å)
2:3H:11:GLN:HB3	5:3H:501:GDP:O1A	2.15	0.46
1:3L:209:ILE:HG23	1:3L:230:LEU:HD22	1.98	0.46
1:3N:216:ASN:HD21	1:3N:300:ASN:HD22	1.61	0.46
2:3P:6:HIS:CD2	2:3P:8:GLN:HE21	2.33	0.46
2:3R:3:GLU:HA	2:3R:51:VAL:HG23	1.98	0.46
2:3S:69:ASP:HB2	2:3S:75:MET:HE2	1.97	0.46
2:3U:242:LEU:HD12	2:3U:251:ASP:HB2	1.98	0.46
1:4D:121:ARG:NH1	1:4D:124:LYS:HD2	2.30	0.46
1:4E:30:ILE:HG13	1:4E:53:PHE:CE2	2.51	0.46
1:4F:242:LEU:HD11	1:4F:252:LEU:HD13	1.98	0.46
1:4F:259:LEU:HD11	1:4F:316:CYS:HB2	1.97	0.46
2:4H:137:LEU:HG	2:4H:139:HIS:HD2	1.81	0.46
1:1A:325:PRO:HD2	2:4H:222:PRO:O	2.15	0.46
2:4H:288:VAL:HB	2:4H:327:GLU:HG2	1.96	0.46
2:4H:3:GLU:HA	2:4H:51:VAL:HG23	1.98	0.46
1:4K:216:ASN:HD21	1:4K:300:ASN:HD22	1.61	0.46
1:4M:216:ASN:HD21	1:4M:300:ASN:HD22	1.61	0.46
1:4M:265:ILE:HG22	1:4M:380:ASN:HD21	1.80	0.46
2:4P:6:HIS:CD2	2:4P:8:GLN:HE21	2.33	0.46
1:1E:254:GLU:CG	2:4R:100:GLY:C	2.82	0.46
2:4U:137:LEU:HG	2:4U:139:HIS:HD2	1.81	0.46
2:4U:242:LEU:HD12	2:4U:251:ASP:HB2	1.98	0.46
2:4V:70:LEU:HD12	2:4V:99:ALA:HB2	1.96	0.46
1:1K:254:GLU:HG2	2:4W:101:ASN:N	2.30	0.46
2:4X:76:ASP:HA	2:4X:79:ARG:HG2	1.97	0.46
2:4Y:76:ASP:HA	2:4Y:79:ARG:HG2	1.96	0.46
2:4Z:137:LEU:HG	2:4Z:139:HIS:HD2	1.81	0.46
1:1A:209:ILE:HG23	1:1A:230:LEU:HD22	1.98	0.46
1:1D:261:PRO:N	2:4Q:404:PHE:CE1	2.83	0.46
1:1E:30:ILE:HG13	1:1E:53:PHE:CE2	2.51	0.46
1:1F:242:LEU:HD11	1:1F:252:LEU:HD13	1.98	0.46
2:1H:137:LEU:HG	2:1H:139:HIS:HD2	1.81	0.46
1:1I:30:ILE:HG13	1:1I:53:PHE:CE2	2.51	0.46
1:1K:216:ASN:HD21	1:1K:300:ASN:HD22	1.62	0.46
1:1N:260:VAL:HG11	2:4Z:407:TRP:CZ2	2.50	0.46
2:1P:200:GLU:HA	2:1P:266:HIS:HB2	1.98	0.46
2:1P:3:GLU:HA	2:1P:51:VAL:HG23	1.98	0.46
2:1R:404:PHE:CE2	1:2E:261:PRO:HB3	2.51	0.46
2:1S:288:VAL:HB	2:1S:327:GLU:HG2	1.96	0.46
2:1U:242:LEU:HD12	2:1U:251:ASP:HB2	1.98	0.46
2:1V:70:LEU:HD12	2:1V:99:ALA:HB2	1.96	0.46

Continued on next page...

Continued from previous page...

Atom-1	Atom-2	Interatomic distance (Å)	Clash overlap (Å)
2:1W:11:GLN:HB3	5:1W:501:GDP:O1A	2.15	0.46
2:1Y:3:GLU:HA	2:1Y:51:VAL:HG23	1.98	0.46
1:2E:30:ILE:HG13	1:2E:53:PHE:CE2	2.51	0.46
1:2F:132:LEU:HD23	1:2F:164:LYS:NZ	2.31	0.46
1:2F:242:LEU:HD11	1:2F:252:LEU:HD13	1.98	0.46
1:2G:259:LEU:HD11	1:2G:316:CYS:HB2	1.97	0.46
1:2J:121:ARG:NH1	1:2J:124:LYS:HD2	2.30	0.46
1:2J:30:ILE:HG13	1:2J:53:PHE:CE2	2.51	0.46
1:2K:216:ASN:HD21	1:2K:300:ASN:HD22	1.61	0.46
2:1W:178:SER:CB	1:2K:349:THR:HB	2.43	0.46
2:1X:404:PHE:CZ	1:2L:261:PRO:HA	2.50	0.46
1:2M:30:ILE:HG13	1:2M:53:PHE:HE2	1.81	0.46
2:2P:3:GLU:HA	2:2P:51:VAL:HG23	1.98	0.46
2:2P:72:PRO:HD2	1:3C:2:ARG:CD	2.46	0.46
2:2S:69:ASP:HB2	2:2S:75:MET:HE2	1.97	0.46
2:2U:242:LEU:HD12	2:2U:251:ASP:HB2	1.98	0.46
2:2V:221:THR:OG1	1:3J:324:VAL:HG22	2.10	0.46
2:2Y:76:ASP:HA	2:2Y:79:ARG:HG2	1.97	0.46
2:2Z:137:LEU:HG	2:2Z:139:HIS:HD2	1.81	0.46
2:2O:221:THR:CB	1:3B:324:VAL:HG21	2.46	0.46
2:2Q:176:LYS:CE	1:3D:333:ALA:HB1	2.33	0.46
1:3E:30:ILE:HG13	1:3E:53:PHE:CE2	2.51	0.46
1:3F:209:ILE:HG23	1:3F:230:LEU:HD22	1.98	0.46
1:3F:259:LEU:HD11	1:3F:316:CYS:HB2	1.97	0.46
1:3G:259:LEU:HD11	1:3G:316:CYS:HB2	1.97	0.46
1:3I:30:ILE:HG13	1:3I:53:PHE:CE2	2.51	0.46
1:3J:30:ILE:HG13	1:3J:53:PHE:CE2	2.51	0.46
1:3K:216:ASN:HD21	1:3K:300:ASN:HD22	1.62	0.46
2:2Y:406:HIS:CE1	1:3M:263:PRO:N	2.83	0.46
1:3M:228:ASN:OD1	3:3M:501:GTP:N1	2.47	0.46
2:3P:3:GLU:HA	2:3P:51:VAL:HG23	1.98	0.46
2:3Q:157:ILE:O	2:3Q:161:TYR:N	2.45	0.46
2:3R:200:GLU:HA	2:3R:266:HIS:HB2	1.98	0.46
2:3S:137:LEU:HG	2:3S:139:HIS:HD2	1.81	0.46
2:3U:137:LEU:HG	2:3U:139:HIS:HD2	1.81	0.46
2:3V:137:LEU:HG	2:3V:139:HIS:HD2	1.81	0.46
2:3V:70:LEU:HD12	2:3V:99:ALA:HB2	1.96	0.46
2:3W:11:GLN:HB3	5:3W:501:GDP:O1A	2.15	0.46
2:3Y:76:ASP:HA	2:3Y:79:ARG:HG2	1.97	0.46
1:4F:132:LEU:HD23	1:4F:164:LYS:NZ	2.31	0.46
1:4F:209:ILE:HG23	1:4F:230:LEU:HD22	1.98	0.46

Continued on next page...

Continued from previous page...

Atom-1	Atom-2	Interatomic distance (Å)	Clash overlap (Å)
1:4G:259:LEU:HD11	1:4G:316:CYS:HB2	1.97	0.46
1:4I:30:ILE:HG13	1:4I:53:PHE:CE2	2.51	0.46
1:4J:30:ILE:HG13	1:4J:53:PHE:CE2	2.51	0.46
1:4L:216:ASN:HD21	1:4L:300:ASN:HD22	1.61	0.46
1:1B:351:PHE:N	2:4O:178:SER:OG	2.49	0.46
1:1C:257:THR:HG21	2:4P:101:ASN:C	2.36	0.46
2:4P:3:GLU:HA	2:4P:51:VAL:HG23	1.98	0.46
1:1C:434:GLU:C	2:4P:401:ARG:NH2	2.67	0.46
2:4P:192:HIS:HD2	2:4P:424:ASN:HD22	1.64	0.46
2:4Q:192:HIS:HD2	2:4Q:424:ASN:HD22	1.64	0.46
2:4R:200:GLU:HA	2:4R:266:HIS:HB2	1.98	0.46
1:1E:329:ASN:OD1	2:4R:207:GLU:OE1	2.33	0.46
2:4R:3:GLU:HA	2:4R:51:VAL:HG23	1.98	0.46
1:1F:254:GLU:CG	2:4S:100:GLY:C	2.84	0.46
2:4S:242:LEU:HD12	2:4S:251:ASP:HB2	1.98	0.46
1:1G:314:ALA:CB	2:4T:181:VAL:HG11	2.45	0.46
1:1G:346:TRP:C	2:4T:398:MET:HA	2.32	0.46
2:4V:137:LEU:HG	2:4V:139:HIS:HD2	1.81	0.46
1:1M:349:THR:CB	2:4Y:184:PRO:HD3	2.46	0.46
2:4Y:3:GLU:HA	2:4Y:51:VAL:HG23	1.98	0.46
1:1N:248:LEU:C	2:4Z:11:GLN:HE22	2.01	0.46
1:1A:253:THR:CG2	2:4H:100:GLY:CA	2.90	0.46
1:1C:132:LEU:HD23	1:1C:164:LYS:NZ	2.31	0.46
1:1C:242:LEU:HD11	1:1C:252:LEU:HD13	1.98	0.46
1:1C:30:ILE:HG13	1:1C:53:PHE:HE2	1.81	0.46
1:1D:132:LEU:HD23	1:1D:164:LYS:NZ	2.31	0.46
1:1F:132:LEU:HD23	1:1F:164:LYS:NZ	2.31	0.46
1:1F:209:ILE:HG23	1:1F:230:LEU:HD22	1.98	0.46
1:1G:265:ILE:HG22	1:1G:380:ASN:HD21	1.80	0.46
1:1J:242:LEU:HD11	1:1J:252:LEU:HD13	1.98	0.46
1:1J:30:ILE:HG13	1:1J:53:PHE:CE2	2.51	0.46
1:1K:262:TYR:CZ	2:4W:403:ALA:HA	2.51	0.46
1:1M:30:ILE:HG13	1:1M:53:PHE:HE2	1.82	0.46
1:1M:228:ASN:OD1	3:1M:501:GTP:N1	2.47	0.46
1:1N:216:ASN:HD21	1:1N:300:ASN:HD22	1.62	0.46
1:1N:329:ASN:HD21	2:4Z:207:GLU:CD	2.08	0.46
2:1O:242:LEU:HD12	2:1O:251:ASP:HB2	1.98	0.46
2:1S:242:LEU:HD12	2:1S:251:ASP:HB2	1.98	0.46
2:1S:3:GLU:HA	2:1S:51:VAL:HG23	1.98	0.46
2:1T:3:GLU:HA	2:1T:51:VAL:HG23	1.98	0.46
1:2A:209:ILE:HG23	1:2A:230:LEU:HD22	1.98	0.46

Continued on next page...

Continued from previous page...

Atom-1	Atom-2	Interatomic distance (Å)	Clash overlap (Å)
1:2B:216:ASN:HD21	1:2B:300:ASN:HD22	1.61	0.46
2:1P:404:PHE:CD1	1:2C:261:PRO:HA	2.51	0.46
1:2D:132:LEU:HD23	1:2D:164:LYS:NZ	2.31	0.46
2:1T:404:PHE:CZ	1:2G:261:PRO:N	2.83	0.46
1:2J:132:LEU:HD23	1:2J:164:LYS:NZ	2.31	0.46
2:1W:401:ARG:O	1:2K:262:TYR:CE1	2.69	0.46
1:2K:30:ILE:HG13	1:2K:53:PHE:CE2	2.51	0.46
1:2L:209:ILE:HG23	1:2L:230:LEU:HD22	1.98	0.46
1:2L:216:ASN:HD21	1:2L:300:ASN:HD22	1.62	0.46
1:2M:216:ASN:HD21	1:2M:300:ASN:HD22	1.62	0.46
1:2M:265:ILE:HG22	1:2M:380:ASN:HD21	1.80	0.46
2:2O:242:LEU:HD12	2:2O:251:ASP:HB2	1.98	0.46
2:2Q:157:ILE:O	2:2Q:161:TYR:N	2.45	0.46
2:2Q:3:GLU:HA	2:2Q:51:VAL:HG23	1.98	0.46
2:2Q:192:HIS:HD2	2:2Q:424:ASN:HD22	1.64	0.46
2:2S:137:LEU:HG	2:2S:139:HIS:HD2	1.81	0.46
2:2S:242:LEU:HD12	2:2S:251:ASP:HB2	1.98	0.46
2:2S:288:VAL:HB	2:2S:327:GLU:HG2	1.96	0.46
2:2T:100:GLY:C	1:3G:254:GLU:HA	2.36	0.46
2:2W:11:GLN:HB3	5:2W:501:GDP:O1A	2.15	0.46
2:2X:214:PHE:CG	1:3L:326:LYS:CE	2.99	0.46
2:2X:242:LEU:HD12	2:2X:251:ASP:HB2	1.98	0.46
2:2Z:3:GLU:HA	2:2Z:51:VAL:HG23	1.98	0.46
1:3A:209:ILE:HG23	1:3A:230:LEU:HD22	1.98	0.46
2:2H:406:HIS:NE2	1:3A:263:PRO:CD	2.77	0.46
2:2S:404:PHE:CD1	1:3F:261:PRO:N	2.84	0.46
1:3G:265:ILE:HG22	1:3G:380:ASN:HD21	1.80	0.46
1:3J:242:LEU:HD11	1:3J:252:LEU:HD13	1.98	0.46
2:2W:398:MET:HA	1:3K:346:TRP:HB2	1.98	0.46
2:2X:77:SER:CB	1:3L:245:ASP:CG	2.84	0.46
2:2X:394:GLN:CA	1:3L:348:PRO:HG3	2.46	0.46
1:3M:216:ASN:HD21	1:3M:300:ASN:HD22	1.61	0.46
1:3M:30:ILE:HG13	1:3M:53:PHE:HE2	1.81	0.46
2:2Y:394:GLN:OE1	1:3M:349:THR:CG2	2.64	0.46
2:2Z:404:PHE:CE1	1:3N:261:PRO:CA	2.99	0.46
2:3S:242:LEU:HD12	2:3S:251:ASP:HB2	1.98	0.46
2:3S:3:GLU:HA	2:3S:51:VAL:HG23	1.98	0.46
2:3Y:137:LEU:HG	2:3Y:139:HIS:HD2	1.81	0.46
2:3Y:3:GLU:HA	2:3Y:51:VAL:HG23	1.98	0.46
1:4B:216:ASN:HD21	1:4B:300:ASN:HD22	1.62	0.46
1:4J:121:ARG:NH1	1:4J:124:LYS:HD2	2.30	0.46

Continued on next page...

Continued from previous page...

Atom-1	Atom-2	Interatomic distance (Å)	Clash overlap (Å)
1:4L:209:ILE:HG23	1:4L:230:LEU:HD22	1.98	0.46
1:4L:30:ILE:HG13	1:4L:53:PHE:HE2	1.81	0.46
1:4M:30:ILE:HG13	1:4M:53:PHE:HE2	1.81	0.46
2:4O:200:GLU:HA	2:4O:266:HIS:HB2	1.98	0.46
1:1B:326:LYS:CE	2:4O:210:TYR:O	2.62	0.46
2:4S:288:VAL:HB	2:4S:327:GLU:HG2	1.96	0.46
2:4S:3:GLU:HA	2:4S:51:VAL:HG23	1.98	0.46
2:4S:69:ASP:HB2	2:4S:75:MET:HE2	1.97	0.46
1:1I:253:THR:C	2:4U:100:GLY:HA3	2.37	0.46
2:4W:11:GLN:HB3	5:4W:501:GDP:O1A	2.15	0.46
2:4Z:3:GLU:HA	2:4Z:51:VAL:HG23	1.98	0.46
1:1B:346:TRP:CZ3	2:4O:403:ALA:HB1	2.51	0.45
1:1C:262:TYR:CZ	2:4P:402:LYS:C	2.90	0.45
1:1D:265:ILE:HG22	1:1D:380:ASN:HD21	1.80	0.45
1:1D:30:ILE:HG13	1:1D:53:PHE:CE2	2.51	0.45
1:1E:132:LEU:HD23	1:1E:164:LYS:NZ	2.31	0.45
1:1E:253:THR:CB	2:4R:100:GLY:HA3	2.45	0.45
1:1F:349:THR:HB	2:4S:183:GLU:HG2	1.98	0.45
1:1I:132:LEU:HD23	1:1I:164:LYS:NZ	2.31	0.45
1:1I:228:ASN:OD1	3:1I:501:GTP:N1	2.47	0.45
1:1K:30:ILE:HG13	1:1K:53:PHE:CE2	2.51	0.45
1:1K:353:VAL:CG2	2:4W:179:ASP:OD1	2.63	0.45
1:1L:216:ASN:HD21	1:1L:300:ASN:HD22	1.61	0.45
1:1M:216:ASN:HD21	1:1M:300:ASN:HD22	1.61	0.45
1:1M:265:ILE:HG22	1:1M:380:ASN:HD21	1.80	0.45
1:1N:30:ILE:HG13	1:1N:53:PHE:HE2	1.81	0.45
2:1O:137:LEU:HG	2:1O:139:HIS:HD2	1.81	0.45
2:1O:192:HIS:HD2	2:1O:424:ASN:HD22	1.64	0.45
2:1Q:192:HIS:HD2	2:1Q:424:ASN:HD22	1.64	0.45
2:1R:179:ASP:O	1:2E:352:LYS:CD	2.64	0.45
2:1S:200:GLU:HA	2:1S:266:HIS:HB2	1.98	0.45
2:1W:137:LEU:HG	2:1W:139:HIS:HD2	1.81	0.45
2:1X:132:LEU:HB3	2:1X:164:ARG:HE	1.81	0.45
2:1X:401:ARG:NH2	1:2L:435:VAL:HG22	2.32	0.45
2:1Y:137:LEU:HG	2:1Y:139:HIS:HD2	1.81	0.45
1:2C:242:LEU:HD11	1:2C:252:LEU:HD13	1.98	0.45
2:1Q:224:TYR:HD2	1:2D:247:ALA:O	1.99	0.45
1:2G:265:ILE:HG22	1:2G:380:ASN:HD21	1.80	0.45
2:1U:404:PHE:CE2	1:2I:261:PRO:CB	3.00	0.45
1:2J:242:LEU:HD11	1:2J:252:LEU:HD13	1.98	0.45
1:2K:30:ILE:HG13	1:2K:53:PHE:HE2	1.81	0.45

Continued on next page...

Continued from previous page...

Atom-1	Atom-2	Interatomic distance (Å)	Clash overlap (Å)
1:2L:30:ILE:HG13	1:2L:53:PHE:HE2	1.81	0.45
1:2M:228:ASN:OD1	3:2M:501:GTP:N1	2.47	0.45
1:2N:30:ILE:HG13	1:2N:53:PHE:HE2	1.81	0.45
2:2O:192:HIS:HD2	2:2O:424:ASN:HD22	1.64	0.45
2:2P:406:HIS:CE1	1:3C:263:PRO:HA	2.50	0.45
2:2S:3:GLU:HA	2:2S:51:VAL:HG23	1.98	0.45
2:2T:11:GLN:NE2	1:3G:249:ASN:N	1.98	0.45
2:2T:3:GLU:HA	2:2T:51:VAL:HG23	1.98	0.45
2:2V:72:PRO:HD2	1:3J:2:ARG:CD	2.45	0.45
2:2Y:137:LEU:HG	2:2Y:139:HIS:HD2	1.81	0.45
1:3C:132:LEU:HD23	1:3C:164:LYS:NZ	2.31	0.45
1:3C:242:LEU:HD11	1:3C:252:LEU:HD13	1.98	0.45
1:3D:132:LEU:HD23	1:3D:164:LYS:NZ	2.31	0.45
1:3D:265:ILE:HG22	1:3D:380:ASN:HD21	1.80	0.45
1:3F:132:LEU:HD23	1:3F:164:LYS:NZ	2.32	0.45
1:3G:132:LEU:HD23	1:3G:164:LYS:NZ	2.31	0.45
1:3J:132:LEU:HD23	1:3J:164:LYS:NZ	2.32	0.45
1:3K:30:ILE:HG13	1:3K:53:PHE:CE2	2.51	0.45
1:3L:216:ASN:HD21	1:3L:300:ASN:HD22	1.62	0.45
5:2X:501:GDP:N7	1:3L:248:LEU:HD13	2.28	0.45
1:3L:30:ILE:HG13	1:3L:53:PHE:HE2	1.81	0.45
1:3M:265:ILE:HG22	1:3M:380:ASN:HD21	1.80	0.45
2:3O:242:LEU:HD12	2:3O:251:ASP:HB2	1.98	0.45
2:3Q:3:GLU:HA	2:3Q:51:VAL:HG23	1.98	0.45
2:3Q:192:HIS:HD2	2:3Q:424:ASN:HD22	1.64	0.45
2:3S:200:GLU:HA	2:3S:266:HIS:HB2	1.98	0.45
2:3S:288:VAL:HB	2:3S:327:GLU:HG2	1.96	0.45
2:3T:3:GLU:HA	2:3T:51:VAL:HG23	1.98	0.45
2:3X:132:LEU:HB3	2:3X:164:ARG:HE	1.81	0.45
2:3X:242:LEU:HD12	2:3X:251:ASP:HB2	1.98	0.45
2:3Y:11:GLN:HB3	5:3Y:501:GDP:O1A	2.15	0.45
2:3Z:3:GLU:HA	2:3Z:51:VAL:HG23	1.98	0.45
1:4A:209:ILE:HG23	1:4A:230:LEU:HD22	1.98	0.45
1:4A:216:ASN:HD21	1:4A:300:ASN:HD22	1.61	0.45
1:4C:30:ILE:HG13	1:4C:53:PHE:HE2	1.81	0.45
1:4D:30:ILE:HG13	1:4D:53:PHE:CE2	2.51	0.45
1:4J:132:LEU:HD23	1:4J:164:LYS:NZ	2.32	0.45
1:4K:30:ILE:HG13	1:4K:53:PHE:CE2	2.51	0.45
1:4N:30:ILE:HG13	1:4N:53:PHE:HE2	1.81	0.45
2:4O:242:LEU:HD12	2:4O:251:ASP:HB2	1.98	0.45
2:4O:192:HIS:HD2	2:4O:424:ASN:HD22	1.64	0.45

Continued on next page...

Continued from previous page...

Atom-1	Atom-2	Interatomic distance (Å)	Clash overlap (Å)
1:1E:257:THR:CG2	2:4R:102:ASN:CB	2.86	0.45
1:1E:1:MET:O	2:4R:96:GLN:OE1	2.34	0.45
2:4S:137:LEU:HG	2:4S:139:HIS:HD2	1.81	0.45
2:4S:6:HIS:CD2	2:4S:8:GLN:HE21	2.33	0.45
2:4T:3:GLU:HA	2:4T:51:VAL:HG23	1.98	0.45
1:1I:439:SER:OG	2:4U:401:ARG:HG2	2.16	0.45
2:4X:242:LEU:HD12	2:4X:251:ASP:HB2	1.98	0.45
2:4Y:137:LEU:HG	2:4Y:139:HIS:HD2	1.81	0.45
1:1A:249:ASN:H	2:4H:11:GLN:CD	1.97	0.45
1:1B:346:TRP:CB	2:4O:397:ALA:C	2.79	0.45
1:1F:326:LYS:HZ2	2:4S:210:TYR:HB3	1.81	0.45
1:1G:132:LEU:HD23	1:1G:164:LYS:NZ	2.31	0.45
1:1G:326:LYS:CB	2:4T:210:TYR:CD1	2.99	0.45
1:1I:325:PRO:HG2	2:4U:224:TYR:CD1	2.49	0.45
1:1J:132:LEU:HD23	1:1J:164:LYS:NZ	2.32	0.45
1:1L:30:ILE:HG13	1:1L:53:PHE:HE2	1.82	0.45
1:1L:347:CYS:HA	2:4X:398:MET:HG2	1.98	0.45
2:1O:206:ASN:ND2	5:1O:501:GDP:O2'	2.50	0.45
2:1Q:3:GLU:HA	2:1Q:51:VAL:HG23	1.98	0.45
2:1S:6:HIS:CD2	2:1S:8:GLN:HE21	2.33	0.45
2:1U:3:GLU:HA	2:1U:51:VAL:HG23	1.98	0.45
2:1W:132:LEU:HB3	2:1W:164:ARG:HE	1.81	0.45
2:1Y:11:GLN:HB3	5:1Y:501:GDP:O1A	2.15	0.45
2:1Y:206:ASN:ND2	5:1Y:501:GDP:O2'	2.50	0.45
2:1Z:3:GLU:HA	2:1Z:51:VAL:HG23	1.98	0.45
1:2A:216:ASN:HD21	1:2A:300:ASN:HD22	1.61	0.45
1:2B:30:ILE:HG13	1:2B:53:PHE:HE2	1.81	0.45
1:2C:132:LEU:HD23	1:2C:164:LYS:NZ	2.32	0.45
1:2D:30:ILE:HG13	1:2D:53:PHE:CE2	2.51	0.45
1:2G:132:LEU:HD23	1:2G:164:LYS:NZ	2.31	0.45
1:2G:30:ILE:HG13	1:2G:53:PHE:CE2	2.51	0.45
1:2I:132:LEU:HD23	1:2I:164:LYS:NZ	2.32	0.45
2:1V:181:VAL:CG2	1:2J:258:ASN:CB	2.79	0.45
1:2K:259:LEU:HD11	1:2K:316:CYS:HB2	1.97	0.45
1:2M:229:ARG:NH1	1:2M:366:GLY:HA2	2.32	0.45
2:2O:200:GLU:HA	2:2O:266:HIS:HB2	1.98	0.45
2:2O:206:ASN:ND2	5:2O:501:GDP:O2'	2.50	0.45
2:2Q:407:TRP:CD1	1:3D:260:VAL:O	2.69	0.45
2:2R:206:ASN:ND2	5:2R:501:GDP:O2'	2.50	0.45
2:2S:6:HIS:CD2	2:2S:8:GLN:HE21	2.33	0.45
2:2U:3:GLU:HA	2:2U:51:VAL:HG23	1.98	0.45

Continued on next page...

Continued from previous page...

Atom-1	Atom-2	Interatomic distance (Å)	Clash overlap (Å)
2:2W:137:LEU:HG	2:2W:139:HIS:HD2	1.81	0.45
2:2W:3:GLU:HA	2:2W:51:VAL:HG23	1.98	0.45
2:2Y:206:ASN:ND2	5:2Y:501:GDP:O2'	2.50	0.45
2:2Y:11:GLN:HB3	5:2Y:501:GDP:O1A	2.15	0.45
1:3A:216:ASN:HD21	1:3A:300:ASN:HD22	1.61	0.45
1:3C:30:ILE:HG13	1:3C:53:PHE:HE2	1.81	0.45
1:3D:30:ILE:HG13	1:3D:53:PHE:CE2	2.51	0.45
1:3E:132:LEU:HD23	1:3E:164:LYS:NZ	2.31	0.45
1:3I:70:LEU:HD22	1:3I:110:ILE:HG22	1.98	0.45
1:3I:132:LEU:HD23	1:3I:164:LYS:NZ	2.32	0.45
1:3J:259:LEU:HD11	1:3J:316:CYS:HB2	1.97	0.45
1:3K:259:LEU:HD11	1:3K:316:CYS:HB2	1.97	0.45
1:3L:121:ARG:NH1	1:3L:124:LYS:HD2	2.30	0.45
1:3M:229:ARG:NH1	1:3M:366:GLY:HA2	2.32	0.45
1:3N:30:ILE:HG13	1:3N:53:PHE:HE2	1.82	0.45
2:3O:200:GLU:HA	2:3O:266:HIS:HB2	1.98	0.45
2:3O:192:HIS:HD2	2:3O:424:ASN:HD22	1.64	0.45
2:3U:3:GLU:HA	2:3U:51:VAL:HG23	1.98	0.45
2:3W:137:LEU:HG	2:3W:139:HIS:HD2	1.81	0.45
2:3W:132:LEU:HB3	2:3W:164:ARG:HE	1.81	0.45
2:3W:206:ASN:ND2	5:3W:501:GDP:O2'	2.50	0.45
2:3Y:206:ASN:ND2	5:3Y:501:GDP:O2'	2.50	0.45
1:4A:30:ILE:HG13	1:4A:53:PHE:HE2	1.81	0.45
1:4C:132:LEU:HD23	1:4C:164:LYS:NZ	2.32	0.45
1:4C:242:LEU:HD11	1:4C:252:LEU:HD13	1.98	0.45
1:4G:132:LEU:HD23	1:4G:164:LYS:NZ	2.31	0.45
1:4G:229:ARG:NH1	1:4G:366:GLY:HA2	2.32	0.45
1:4G:265:ILE:HG22	1:4G:380:ASN:HD21	1.80	0.45
1:4I:70:LEU:HD22	1:4I:110:ILE:HG22	1.98	0.45
1:4I:132:LEU:HD23	1:4I:164:LYS:NZ	2.31	0.45
1:4J:242:LEU:HD11	1:4J:252:LEU:HD13	1.98	0.45
1:4K:30:ILE:HG13	1:4K:53:PHE:HE2	1.81	0.45
1:4L:121:ARG:NH1	1:4L:124:LYS:HD2	2.30	0.45
1:4M:228:ASN:OD1	3:4M:501:GTP:N1	2.47	0.45
2:4O:137:LEU:HG	2:4O:139:HIS:HD2	1.81	0.45
1:1B:248:LEU:CD2	2:4O:179:ASP:OD2	2.63	0.45
2:4O:206:ASN:ND2	5:4O:501:GDP:O2'	2.50	0.45
2:4Q:157:ILE:O	2:4Q:161:TYR:N	2.45	0.45
1:1D:324:VAL:HG12	2:4Q:222:PRO:O	2.12	0.45
2:4R:206:ASN:ND2	5:4R:501:GDP:O2'	2.50	0.45
2:4W:132:LEU:HB3	2:4W:164:ARG:HE	1.81	0.45

Continued on next page...

Continued from previous page...

Atom-1	Atom-2	Interatomic distance (Å)	Clash overlap (Å)
1:1L:352:LYS:HD3	2:4X:101:ASN:HD22	1.79	0.45
1:1L:326:LYS:HB3	2:4X:222:PRO:HG2	1.92	0.45
2:4Y:11:GLN:HB3	5:4Y:501:GDP:O1A	2.15	0.45
1:1B:248:LEU:HD21	2:4O:179:ASP:OD2	2.16	0.45
1:1C:229:ARG:NH1	1:1C:366:GLY:HA2	2.32	0.45
1:1F:30:ILE:HG13	1:1F:53:PHE:CE2	2.51	0.45
1:1F:346:TRP:CD1	2:4S:401:ARG:HB2	2.52	0.45
1:1G:30:ILE:HG13	1:1G:53:PHE:CE2	2.51	0.45
1:1G:229:ARG:NH1	1:1G:366:GLY:HA2	2.32	0.45
1:1I:70:LEU:HD22	1:1I:110:ILE:HG22	1.98	0.45
1:1I:258:ASN:OD1	2:4U:101:ASN:CB	2.64	0.45
1:1J:259:LEU:HD11	1:1J:316:CYS:HB2	1.97	0.45
1:1K:30:ILE:HG13	1:1K:53:PHE:HE2	1.81	0.45
1:1L:261:PRO:HB3	2:4X:404:PHE:CE2	2.51	0.45
1:1M:229:ARG:NH1	1:1M:366:GLY:HA2	2.32	0.45
2:1O:200:GLU:HA	2:1O:266:HIS:HB2	1.98	0.45
2:1O:3:GLU:HA	2:1O:51:VAL:HG23	1.98	0.45
2:1Q:404:PHE:CE1	1:2D:260:VAL:O	2.70	0.45
2:1R:206:ASN:ND2	5:1R:501:GDP:O2'	2.50	0.45
2:1U:206:ASN:ND2	5:1U:501:GDP:O2'	2.50	0.45
2:1W:181:VAL:HB	1:2K:258:ASN:C	2.31	0.45
2:1W:206:ASN:ND2	5:1W:501:GDP:O2'	2.50	0.45
2:1W:3:GLU:HA	2:1W:51:VAL:HG23	1.98	0.45
1:2A:30:ILE:HG13	1:2A:53:PHE:HE2	1.81	0.45
1:2C:30:ILE:HG13	1:2C:53:PHE:HE2	1.81	0.45
1:2D:265:ILE:HG22	1:2D:380:ASN:HD21	1.80	0.45
1:2E:132:LEU:HD23	1:2E:164:LYS:NZ	2.32	0.45
1:2G:229:ARG:NH1	1:2G:366:GLY:HA2	2.32	0.45
2:2H:242:LEU:HD12	2:2H:251:ASP:HB2	1.98	0.45
1:2I:70:LEU:HD22	1:2I:110:ILE:HG22	1.98	0.45
1:2J:259:LEU:HD11	1:2J:316:CYS:HB2	1.97	0.45
5:1Y:501:GDP:C8	1:2M:248:LEU:HD13	2.51	0.45
2:1Y:394:GLN:OE1	1:2M:349:THR:CG2	2.65	0.45
2:2O:137:LEU:HG	2:2O:139:HIS:HD2	1.81	0.45
2:2R:178:SER:OG	1:3E:351:PHE:HB2	2.16	0.45
2:2R:242:LEU:HD12	2:2R:251:ASP:HB2	1.98	0.45
2:2S:200:GLU:HA	2:2S:266:HIS:HB2	1.98	0.45
2:2U:206:ASN:ND2	5:2U:501:GDP:O2'	2.50	0.45
2:2W:132:LEU:HB3	2:2W:164:ARG:HE	1.81	0.45
2:2W:206:ASN:ND2	5:2W:501:GDP:O2'	2.50	0.45
2:2W:72:PRO:HD2	1:3K:2:ARG:HG2	1.99	0.45

Continued on next page...

Continued from previous page...

Atom-1	Atom-2	Interatomic distance (Å)	Clash overlap (Å)
2:2X:132:LEU:HB3	2:2X:164:ARG:HE	1.81	0.45
2:2Y:69:ASP:HB2	2:2Y:75:MET:HE2	1.97	0.45
2:2H:73:GLY:HA3	1:3A:2:ARG:CZ	2.47	0.45
2:2H:71:GLU:HG3	1:3A:2:ARG:NH1	2.32	0.45
1:3A:30:ILE:HG13	1:3A:53:PHE:HE2	1.81	0.45
1:3B:132:LEU:HD23	1:3B:164:LYS:NZ	2.31	0.45
1:3C:229:ARG:NH1	1:3C:366:GLY:HA2	2.32	0.45
1:3D:276:ILE:HG21	1:3D:284:GLU:OE2	2.17	0.45
1:3F:30:ILE:HG13	1:3F:53:PHE:CE2	2.51	0.45
1:3G:229:ARG:NH1	1:3G:366:GLY:HA2	2.32	0.45
1:3G:30:ILE:HG13	1:3G:53:PHE:CE2	2.51	0.45
1:3K:209:ILE:HG23	1:3K:230:LEU:HD22	1.98	0.45
1:3K:30:ILE:HG13	1:3K:53:PHE:HE2	1.81	0.45
2:3O:137:LEU:HG	2:3O:139:HIS:HD2	1.81	0.45
2:3O:206:ASN:ND2	5:3O:501:GDP:O2'	2.50	0.45
2:3R:206:ASN:ND2	5:3R:501:GDP:O2'	2.50	0.45
2:3S:6:HIS:CD2	2:3S:8:GLN:HE21	2.33	0.45
2:3U:206:ASN:ND2	5:3U:501:GDP:O2'	2.50	0.45
2:3W:3:GLU:HA	2:3W:51:VAL:HG23	1.98	0.45
1:4B:30:ILE:HG13	1:4B:53:PHE:HE2	1.81	0.45
1:4D:132:LEU:HD23	1:4D:164:LYS:NZ	2.32	0.45
1:4D:265:ILE:HG22	1:4D:380:ASN:HD21	1.80	0.45
1:4E:132:LEU:HD23	1:4E:164:LYS:NZ	2.32	0.45
1:4G:30:ILE:HG13	1:4G:53:PHE:CE2	2.51	0.45
2:4H:242:LEU:HD12	2:4H:251:ASP:HB2	1.98	0.45
1:4J:259:LEU:HD11	1:4J:316:CYS:HB2	1.97	0.45
1:4K:209:ILE:HG23	1:4K:230:LEU:HD22	1.98	0.45
1:4K:259:LEU:HD11	1:4K:316:CYS:HB2	1.97	0.45
1:4M:229:ARG:NH1	1:4M:366:GLY:HA2	2.32	0.45
2:4S:200:GLU:HA	2:4S:266:HIS:HB2	1.98	0.45
1:1G:261:PRO:O	2:4T:404:PHE:CA	2.64	0.45
2:4U:3:GLU:HA	2:4U:51:VAL:HG23	1.98	0.45
2:4W:137:LEU:HG	2:4W:139:HIS:HD2	1.81	0.45
2:4W:206:ASN:ND2	5:4W:501:GDP:O2'	2.50	0.45
2:4W:3:GLU:HA	2:4W:51:VAL:HG23	1.98	0.45
2:4X:132:LEU:HB3	2:4X:164:ARG:HE	1.81	0.45
2:4Y:167:ASN:N	2:4Y:167:ASN:OD1	2.48	0.45
2:4Y:206:ASN:ND2	5:4Y:501:GDP:O2'	2.50	0.45
2:4Y:69:ASP:HB2	2:4Y:75:MET:HE2	1.97	0.45
1:1A:216:ASN:HD21	1:1A:300:ASN:HD22	1.61	0.45
1:1A:30:ILE:HG13	1:1A:53:PHE:HE2	1.81	0.45

Continued on next page...

Continued from previous page...

Atom-1	Atom-2	Interatomic distance (Å)	Clash overlap (Å)
1:1B:132:LEU:HD23	1:1B:164:LYS:NZ	2.32	0.45
1:1B:30:ILE:HG13	1:1B:53:PHE:HE2	1.82	0.45
1:1D:276:ILE:HG21	1:1D:284:GLU:OE2	2.17	0.45
1:1I:256:GLN:O	2:4U:407:TRP:CE2	2.70	0.45
1:1I:349:THR:HG21	2:4U:183:GLU:HG3	1.99	0.45
1:1I:229:ARG:NH1	1:1I:366:GLY:HA2	2.32	0.45
1:1J:70:LEU:HD22	1:1J:110:ILE:HG22	1.98	0.45
1:1J:276:ILE:HG21	1:1J:284:GLU:OE2	2.17	0.45
1:1K:132:LEU:HD23	1:1K:164:LYS:NZ	2.31	0.45
1:1K:346:TRP:HZ3	2:4W:404:PHE:CD2	2.33	0.45
1:1L:121:ARG:NH1	1:1L:124:LYS:HD2	2.30	0.45
1:1L:229:ARG:NH1	1:1L:366:GLY:HA2	2.32	0.45
1:1N:70:LEU:HD22	1:1N:110:ILE:HG22	1.98	0.45
1:1N:276:ILE:HG21	1:1N:284:GLU:OE2	2.17	0.45
2:1P:69:ASP:HB2	2:1P:75:MET:HE2	1.98	0.45
2:1R:137:LEU:HG	2:1R:139:HIS:HD2	1.81	0.45
2:1R:242:LEU:HD12	2:1R:251:ASP:HB2	1.98	0.45
2:1W:176:LYS:HE2	1:2K:333:ALA:CB	2.46	0.45
2:1X:3:GLU:HA	2:1X:51:VAL:HG23	1.98	0.45
1:2B:132:LEU:HD23	1:2B:164:LYS:NZ	2.32	0.45
2:1O:100:GLY:CA	1:2B:253:THR:CG2	2.87	0.45
1:2C:229:ARG:NH1	1:2C:366:GLY:HA2	2.32	0.45
1:2D:276:ILE:HG21	1:2D:284:GLU:OE2	2.17	0.45
1:2F:30:ILE:HG13	1:2F:53:PHE:CE2	2.51	0.45
1:2F:229:ARG:NH1	1:2F:366:GLY:HA2	2.32	0.45
1:2G:276:ILE:HG21	1:2G:284:GLU:OE2	2.17	0.45
1:2I:228:ASN:OD1	3:2I:501:GTP:N1	2.47	0.45
1:2J:70:LEU:HD22	1:2J:110:ILE:HG22	1.98	0.45
1:2J:276:ILE:HG21	1:2J:284:GLU:OE2	2.17	0.45
1:2K:209:ILE:HG23	1:2K:230:LEU:HD22	1.98	0.45
1:2L:121:ARG:NH1	1:2L:124:LYS:HD2	2.30	0.45
1:2M:242:LEU:HD11	1:2M:252:LEU:HD13	1.98	0.45
1:2N:70:LEU:HD22	1:2N:110:ILE:HG22	1.98	0.45
1:2N:276:ILE:HG21	1:2N:284:GLU:OE2	2.17	0.45
2:2O:3:GLU:HA	2:2O:51:VAL:HG23	1.98	0.45
2:2O:401:ARG:HH22	1:3B:435:VAL:C	2.17	0.45
2:2R:137:LEU:HG	2:2R:139:HIS:HD2	1.81	0.45
2:2X:404:PHE:CZ	1:3L:261:PRO:CB	2.99	0.45
1:3B:30:ILE:HG13	1:3B:53:PHE:HE2	1.82	0.45
2:2S:179:ASP:OD2	1:3F:248:LEU:CD2	2.63	0.45
1:3G:70:LEU:HD22	1:3G:110:ILE:HG22	1.98	0.45

Continued on next page...

Continued from previous page...

Atom-1	Atom-2	Interatomic distance (Å)	Clash overlap (Å)
2:3H:242:LEU:HD12	2:3H:251:ASP:HB2	1.98	0.45
1:3I:228:ASN:OD1	3:3I:501:GTP:N1	2.47	0.45
1:3J:276:ILE:HG21	1:3J:284:GLU:OE2	2.17	0.45
2:2W:224:TYR:CE2	1:3K:248:LEU:HB2	2.35	0.45
2:2X:178:SER:CB	1:3L:349:THR:HB	2.46	0.45
1:3N:276:ILE:HG21	1:3N:284:GLU:OE2	2.17	0.45
1:3N:70:LEU:HD22	1:3N:110:ILE:HG22	1.98	0.45
2:3O:3:GLU:HA	2:3O:51:VAL:HG23	1.98	0.45
2:3R:137:LEU:HG	2:3R:139:HIS:HD2	1.81	0.45
2:3R:242:LEU:HD12	2:3R:251:ASP:HB2	1.98	0.45
2:3Y:69:ASP:HB2	2:3Y:75:MET:HE2	1.97	0.45
1:4B:132:LEU:HD23	1:4B:164:LYS:NZ	2.32	0.45
1:4C:30:ILE:HG13	1:4C:53:PHE:CE2	2.51	0.45
1:4C:229:ARG:NH1	1:4C:366:GLY:HA2	2.32	0.45
1:4D:276:ILE:HG21	1:4D:284:GLU:OE2	2.17	0.45
1:4E:242:LEU:HD11	1:4E:252:LEU:HD13	1.98	0.45
1:4F:229:ARG:NH1	1:4F:366:GLY:HA2	2.32	0.45
1:1A:245:ASP:OD2	2:4H:77:SER:HB2	2.17	0.45
1:4J:276:ILE:HG21	1:4J:284:GLU:OE2	2.17	0.45
1:4J:70:LEU:HD22	1:4J:110:ILE:HG22	1.98	0.45
1:4N:229:ARG:NH1	1:4N:366:GLY:HA2	2.32	0.45
1:4N:276:ILE:HG21	1:4N:284:GLU:OE2	2.17	0.45
2:4O:3:GLU:HA	2:4O:51:VAL:HG23	1.98	0.45
1:1C:325:PRO:HB3	2:4P:224:TYR:CE1	2.51	0.45
1:1D:258:ASN:HD22	2:4Q:182:VAL:HG22	1.80	0.45
1:1D:324:VAL:CG1	2:4Q:222:PRO:C	2.72	0.45
2:4Q:242:LEU:HD12	2:4Q:251:ASP:HB2	1.98	0.45
2:4Q:3:GLU:HA	2:4Q:51:VAL:HG23	1.99	0.45
1:1F:254:GLU:CG	2:4S:100:GLY:CA	2.95	0.45
1:1G:346:TRP:HZ3	2:4T:404:PHE:CE2	2.35	0.45
2:4U:206:ASN:ND2	5:4U:501:GDP:O2'	2.50	0.45
2:4V:3:GLU:HA	2:4V:51:VAL:HG23	1.98	0.45
2:4W:242:LEU:HD12	2:4W:251:ASP:HB2	1.98	0.45
1:1C:30:ILE:HG13	1:1C:53:PHE:CE2	2.51	0.45
1:1E:242:LEU:HD11	1:1E:252:LEU:HD13	1.98	0.45
1:1F:70:LEU:HD22	1:1F:110:ILE:HG22	1.98	0.45
1:1F:248:LEU:HA	2:4S:11:GLN:CD	2.35	0.45
1:1F:229:ARG:NH1	1:1F:366:GLY:HA2	2.32	0.45
1:1G:70:LEU:HD22	1:1G:110:ILE:HG22	1.98	0.45
1:1G:209:ILE:HG23	1:1G:230:LEU:HD22	1.98	0.45
1:1G:258:ASN:ND2	2:4T:180:THR:CG2	2.68	0.45

Continued on next page...

Continued from previous page...

Atom-1	Atom-2	Interatomic distance (Å)	Clash overlap (Å)
1:1G:276:ILE:HG21	1:1G:284:GLU:OE2	2.17	0.45
2:1H:242:LEU:HD12	2:1H:251:ASP:HB2	1.98	0.45
1:1I:351:PHE:HB2	2:4U:178:SER:OG	2.17	0.45
1:1J:346:TRP:CZ3	2:4V:404:PHE:CD2	3.04	0.45
1:1K:259:LEU:HD11	1:1K:316:CYS:HB2	1.97	0.45
1:1M:346:TRP:HB3	2:4Y:397:ALA:O	2.17	0.45
2:1S:206:ASN:ND2	5:1S:501:GDP:O2'	2.50	0.45
2:1W:179:ASP:O	1:2K:352:LYS:HE2	2.15	0.45
2:1W:200:GLU:HA	2:1W:266:HIS:HB2	1.98	0.45
2:1Y:69:ASP:HB2	2:1Y:75:MET:HE2	1.97	0.45
5:1O:501:GDP:C8	1:2B:248:LEU:HD13	2.52	0.45
2:1Q:100:GLY:CA	1:2D:253:THR:HG22	2.42	0.45
1:2F:70:LEU:HD22	1:2F:110:ILE:HG22	1.98	0.45
1:2G:209:ILE:HG23	1:2G:230:LEU:HD22	1.98	0.45
1:2I:229:ARG:NH1	1:2I:366:GLY:HA2	2.32	0.45
1:2L:229:ARG:NH1	1:2L:366:GLY:HA2	2.32	0.45
2:2P:100:GLY:HA2	1:3C:253:THR:C	2.36	0.45
2:2Q:242:LEU:HD12	2:2Q:251:ASP:HB2	1.98	0.45
2:2S:206:ASN:ND2	5:2S:501:GDP:O2'	2.50	0.45
2:2U:72:PRO:HD2	1:3I:2:ARG:HG2	1.97	0.45
2:2V:3:GLU:HA	2:2V:51:VAL:HG23	1.98	0.45
2:2X:3:GLU:HA	2:2X:51:VAL:HG23	1.98	0.45
2:2P:181:VAL:H	1:3C:258:ASN:HD22	1.65	0.45
2:2P:71:GLU:HG3	1:3C:2:ARG:HH11	1.80	0.45
1:3C:30:ILE:HG13	1:3C:53:PHE:CE2	2.51	0.45
1:3F:70:LEU:HD22	1:3F:110:ILE:HG22	1.98	0.45
2:2S:11:GLN:CD	1:3F:249:ASN:H	2.03	0.45
1:3F:229:ARG:NH1	1:3F:366:GLY:HA2	2.32	0.45
1:3I:229:ARG:NH1	1:3I:366:GLY:HA2	2.32	0.45
1:3I:259:LEU:HD11	1:3I:316:CYS:HB2	1.97	0.45
1:3J:70:LEU:HD22	1:3J:110:ILE:HG22	1.98	0.45
1:3K:132:LEU:HD23	1:3K:164:LYS:NZ	2.31	0.45
1:3L:229:ARG:NH1	1:3L:366:GLY:HA2	2.32	0.45
1:3M:132:LEU:HD23	1:3M:164:LYS:NZ	2.31	0.45
1:3M:242:LEU:HD11	1:3M:252:LEU:HD13	1.98	0.45
1:3N:229:ARG:NH1	1:3N:366:GLY:HA2	2.32	0.45
2:3P:206:ASN:ND2	5:3P:501:GDP:O2'	2.50	0.45
2:3W:200:GLU:HA	2:3W:266:HIS:HB2	1.98	0.45
1:4F:70:LEU:HD22	1:4F:110:ILE:HG22	1.98	0.45
1:4F:30:ILE:HG13	1:4F:53:PHE:CE2	2.51	0.45
1:4G:209:ILE:HG23	1:4G:230:LEU:HD22	1.98	0.45

Continued on next page...

Continued from previous page...

Atom-1	Atom-2	Interatomic distance (Å)	Clash overlap (Å)
1:4G:276:ILE:HG21	1:4G:284:GLU:OE2	2.17	0.45
1:4G:70:LEU:HD22	1:4G:110:ILE:HG22	1.98	0.45
1:4I:228:ASN:OD1	3:4I:501:GTP:N1	2.47	0.45
1:4I:259:LEU:HD11	1:4I:316:CYS:HB2	1.97	0.45
1:4I:229:ARG:NH1	1:4I:366:GLY:HA2	2.32	0.45
1:4L:229:ARG:NH1	1:4L:366:GLY:HA2	2.32	0.45
1:4M:242:LEU:HD11	1:4M:252:LEU:HD13	1.98	0.45
1:4N:70:LEU:HD22	1:4N:110:ILE:HG22	1.98	0.45
1:1B:353:VAL:N	2:4O:179:ASP:OD1	2.49	0.45
2:4R:137:LEU:HG	2:4R:139:HIS:HD2	1.81	0.45
2:4R:242:LEU:HD12	2:4R:251:ASP:HB2	1.98	0.45
1:1G:260:VAL:CG2	2:4T:407:TRP:CZ2	2.98	0.45
1:1K:254:GLU:HG2	2:4W:100:GLY:CA	2.46	0.45
1:1L:329:ASN:CB	2:4X:210:TYR:CD2	2.99	0.45
2:4X:3:GLU:HA	2:4X:51:VAL:HG23	1.98	0.45
1:1L:261:PRO:O	2:4X:404:PHE:HA	2.16	0.45
1:1N:254:GLU:HA	2:4Z:100:GLY:O	2.16	0.45
1:1D:2:ARG:HH11	2:4Q:71:GLU:CB	2.29	0.45
1:1F:261:PRO:N	2:4S:404:PHE:CD1	2.84	0.45
1:1G:260:VAL:HG21	2:4T:407:TRP:CZ2	2.52	0.45
1:1G:261:PRO:C	2:4T:404:PHE:HA	2.36	0.45
1:1J:325:PRO:CB	2:4V:224:TYR:CZ	3.00	0.45
1:1K:209:ILE:HG23	1:1K:230:LEU:HD22	1.98	0.45
1:1M:132:LEU:HD23	1:1M:164:LYS:NZ	2.32	0.45
1:1M:242:LEU:HD11	1:1M:252:LEU:HD13	1.98	0.45
1:1N:253:THR:C	2:4Z:100:GLY:CA	2.85	0.45
2:1P:206:ASN:ND2	5:1P:501:GDP:O2'	2.50	0.45
2:1Q:242:LEU:HD12	2:1Q:251:ASP:HB2	1.98	0.45
2:1T:200:GLU:HA	2:1T:266:HIS:HB2	1.98	0.45
2:1W:394:GLN:CD	1:2K:349:THR:HG23	2.37	0.45
1:2C:30:ILE:HG13	1:2C:53:PHE:CE2	2.51	0.45
2:1Q:222:PRO:CG	1:2D:326:LYS:HB2	2.43	0.45
1:2E:242:LEU:HD11	1:2E:252:LEU:HD13	1.98	0.45
1:2G:70:LEU:HD22	1:2G:110:ILE:HG22	1.98	0.45
1:2J:30:ILE:HG13	1:2J:53:PHE:HE2	1.81	0.45
1:2K:132:LEU:HD23	1:2K:164:LYS:NZ	2.32	0.45
1:2M:132:LEU:HD23	1:2M:164:LYS:NZ	2.31	0.45
1:2N:229:ARG:NH1	1:2N:366:GLY:HA2	2.32	0.45
2:2O:406:HIS:NE2	1:3B:262:TYR:CA	2.80	0.45
2:2P:206:ASN:ND2	5:2P:501:GDP:O2'	2.50	0.45
2:2T:200:GLU:HA	2:2T:266:HIS:HB2	1.98	0.45

Continued on next page...

Continued from previous page...

Atom-1	Atom-2	Interatomic distance (Å)	Clash overlap (Å)
2:2W:200:GLU:HA	2:2W:266:HIS:HB2	1.98	0.45
2:2W:242:LEU:HD12	2:2W:251:ASP:HB2	1.98	0.45
2:2P:210:TYR:HB3	1:3C:326:LYS:HG2	1.99	0.45
1:3E:70:LEU:HD22	1:3E:110:ILE:HG22	1.98	0.45
1:3E:242:LEU:HD11	1:3E:252:LEU:HD13	1.98	0.45
1:3G:209:ILE:HG23	1:3G:230:LEU:HD22	1.98	0.45
1:3G:276:ILE:HG21	1:3G:284:GLU:OE2	2.17	0.45
1:3J:30:ILE:HG13	1:3J:53:PHE:HE2	1.81	0.45
2:3Q:242:LEU:HD12	2:3Q:251:ASP:HB2	1.98	0.45
2:3S:206:ASN:ND2	5:3S:501:GDP:O2'	2.50	0.45
2:3V:3:GLU:HA	2:3V:51:VAL:HG23	1.98	0.45
2:3W:242:LEU:HD12	2:3W:251:ASP:HB2	1.98	0.45
2:3X:3:GLU:HA	2:3X:51:VAL:HG23	1.98	0.45
1:4A:132:LEU:HD23	1:4A:164:LYS:NZ	2.31	0.45
1:1A:253:THR:CB	2:4H:100:GLY:CA	2.94	0.45
1:4J:30:ILE:HG13	1:4J:53:PHE:HE2	1.81	0.45
1:4K:132:LEU:HD23	1:4K:164:LYS:NZ	2.31	0.45
1:4M:132:LEU:HD23	1:4M:164:LYS:NZ	2.31	0.45
1:1C:248:LEU:HD21	2:4P:179:ASP:OD2	2.17	0.45
2:4P:206:ASN:ND2	5:4P:501:GDP:O2'	2.50	0.45
1:1F:257:THR:OG1	2:4S:102:ASN:HB2	2.17	0.45
2:4S:206:ASN:ND2	5:4S:501:GDP:O2'	2.50	0.45
2:4T:206:ASN:ND2	5:4T:501:GDP:O2'	2.50	0.45
1:1G:439:SER:OG	2:4T:400:ARG:HG3	2.17	0.45
2:4V:200:GLU:HA	2:4V:266:HIS:HB2	1.98	0.45
1:1J:2:ARG:CG	2:4V:72:PRO:HD2	2.44	0.45
2:4W:200:GLU:HA	2:4W:266:HIS:HB2	1.98	0.45
1:1K:324:VAL:CG1	2:4W:222:PRO:O	2.65	0.45
1:1B:229:ARG:NH1	1:1B:366:GLY:HA2	2.32	0.45
1:1C:352:LYS:HE2	2:4P:101:ASN:ND2	2.31	0.45
1:1E:256:GLN:O	2:4R:407:TRP:CE2	2.69	0.45
1:1E:276:ILE:HG21	1:1E:284:GLU:OE2	2.17	0.45
1:1E:70:LEU:HD22	1:1E:110:ILE:HG22	1.98	0.45
1:1I:259:LEU:HD11	1:1I:316:CYS:HB2	1.97	0.45
1:1J:30:ILE:HG13	1:1J:53:PHE:HE2	1.82	0.45
1:1K:276:ILE:HG21	1:1K:284:GLU:OE2	2.17	0.45
1:1N:229:ARG:NH1	1:1N:366:GLY:HA2	2.32	0.45
2:1U:192:HIS:HD2	2:1U:424:ASN:HD22	1.64	0.45
2:1V:180:THR:CG2	1:2J:258:ASN:ND2	2.78	0.45
2:1V:3:GLU:HA	2:1V:51:VAL:HG23	1.98	0.45
2:1W:242:LEU:HD12	2:1W:251:ASP:HB2	1.98	0.45

Continued on next page...

Continued from previous page...

Atom-1	Atom-2	Interatomic distance (Å)	Clash overlap (Å)
2:1X:137:LEU:HG	2:1X:139:HIS:HD2	1.81	0.45
2:1Y:100:GLY:O	1:2M:253:THR:HG22	2.16	0.45
1:2B:229:ARG:NH1	1:2B:366:GLY:HA2	2.32	0.45
2:1Q:207:GLU:CD	1:2D:329:ASN:HD21	2.17	0.45
1:2E:276:ILE:HG21	1:2E:284:GLU:OE2	2.17	0.45
1:2I:259:LEU:HD11	1:2I:316:CYS:HB2	1.97	0.45
1:2K:276:ILE:HG21	1:2K:284:GLU:OE2	2.17	0.45
2:1Y:11:GLN:NE2	1:2M:249:ASN:ND2	2.65	0.45
1:2N:132:LEU:HD23	1:2N:164:LYS:NZ	2.31	0.45
2:2T:206:ASN:ND2	5:2T:501:GDP:O2'	2.50	0.45
2:2V:200:GLU:HA	2:2V:266:HIS:HB2	1.98	0.45
1:3B:229:ARG:NH1	1:3B:366:GLY:HA2	2.32	0.45
1:3E:276:ILE:HG21	1:3E:284:GLU:OE2	2.17	0.45
2:2V:407:TRP:NE1	1:3J:260:VAL:HB	2.32	0.45
1:3K:276:ILE:HG21	1:3K:284:GLU:OE2	2.17	0.45
1:3N:132:LEU:HD23	1:3N:164:LYS:NZ	2.31	0.45
2:3T:200:GLU:HA	2:3T:266:HIS:HB2	1.98	0.45
2:3X:200:GLU:HA	2:3X:266:HIS:HB2	1.98	0.45
1:4C:209:ILE:HG23	1:4C:230:LEU:HD22	1.98	0.45
1:4D:229:ARG:NH1	1:4D:366:GLY:HA2	2.32	0.45
1:4E:70:LEU:HD22	1:4E:110:ILE:HG22	1.98	0.45
2:4H:132:LEU:HB3	2:4H:164:ARG:HE	1.81	0.45
1:1A:329:ASN:CG	2:4H:207:GLU:OE1	2.48	0.45
1:4K:276:ILE:HG21	1:4K:284:GLU:OE2	2.17	0.45
1:4N:132:LEU:HD23	1:4N:164:LYS:NZ	2.32	0.45
1:1D:353:VAL:N	2:4Q:179:ASP:OD1	2.50	0.45
1:1E:251:ASP:OD2	2:4R:71:GLU:HB3	2.17	0.45
1:1G:346:TRP:CD1	2:4T:401:ARG:CB	2.99	0.45
1:1G:314:ALA:HB2	2:4T:404:PHE:HZ	1.80	0.45
1:1K:253:THR:C	2:4W:100:GLY:HA2	2.37	0.45
1:1A:326:LYS:HA	2:4H:210:TYR:CE1	2.52	0.45
1:1C:70:LEU:HD22	1:1C:110:ILE:HG22	1.98	0.45
1:1C:325:PRO:HB3	2:4P:224:TYR:CZ	2.52	0.45
1:1D:242:LEU:HD11	1:1D:252:LEU:HD13	1.98	0.45
1:1G:333:ALA:HB1	2:4T:176:LYS:HB3	1.98	0.45
2:1H:206:ASN:ND2	5:1H:501:GDP:O2'	2.50	0.45
1:1K:242:LEU:HD11	1:1K:252:LEU:HD13	1.98	0.45
1:1N:132:LEU:HD23	1:1N:164:LYS:NZ	2.32	0.45
1:1N:326:LYS:HE2	2:4Z:214:PHE:CB	2.32	0.45
2:1O:181:VAL:HG23	1:2B:258:ASN:HB3	1.98	0.45
2:1P:137:LEU:HG	2:1P:139:HIS:HD2	1.81	0.45

Continued on next page...

Continued from previous page...

Atom-1	Atom-2	Interatomic distance (Å)	Clash overlap (Å)
2:1T:206:ASN:ND2	5:1T:501:GDP:O2'	2.50	0.45
2:1V:200:GLU:HA	2:1V:266:HIS:HB2	1.98	0.45
2:1X:200:GLU:HA	2:1X:266:HIS:HB2	1.98	0.45
2:1Y:132:LEU:HB3	2:1Y:164:ARG:HE	1.82	0.45
2:1Z:206:ASN:ND2	5:1Z:501:GDP:O2'	2.50	0.45
1:2A:132:LEU:HD23	1:2A:164:LYS:NZ	2.32	0.45
1:2C:209:ILE:HG23	1:2C:230:LEU:HD22	1.98	0.45
1:2D:229:ARG:NH1	1:2D:366:GLY:HA2	2.32	0.45
1:2E:70:LEU:HD22	1:2E:110:ILE:HG22	1.98	0.45
2:2H:206:ASN:ND2	5:2H:501:GDP:O2'	2.50	0.45
1:2M:30:ILE:HG13	1:2M:53:PHE:CE2	2.51	0.45
2:2O:132:LEU:HB3	2:2O:164:ARG:HE	1.81	0.45
2:2P:181:VAL:H	1:3C:258:ASN:ND2	2.14	0.45
2:2T:192:HIS:HD2	2:2T:424:ASN:HD22	1.64	0.45
2:2V:132:LEU:HB3	2:2V:164:ARG:HE	1.81	0.45
2:2V:206:ASN:ND2	5:2V:501:GDP:O2'	2.50	0.45
2:2V:407:TRP:HE1	1:3J:260:VAL:HG12	1.82	0.45
2:2X:137:LEU:HG	2:2X:139:HIS:HD2	1.81	0.45
2:2Z:10:GLY:HA2	2:2Z:145:THR:HB	1.99	0.45
2:2Z:394:GLN:HG2	1:3N:348:PRO:HB2	1.96	0.45
2:2Z:206:ASN:ND2	5:2Z:501:GDP:O2'	2.50	0.45
1:3A:132:LEU:HD23	1:3A:164:LYS:NZ	2.32	0.45
1:3A:276:ILE:HG21	1:3A:284:GLU:OE2	2.17	0.45
1:3B:70:LEU:HD22	1:3B:110:ILE:HG22	1.98	0.45
1:3C:209:ILE:HG23	1:3C:230:LEU:HD22	1.98	0.45
2:2R:398:MET:HG3	1:3E:346:TRP:O	2.16	0.45
2:2R:394:GLN:CG	1:3E:348:PRO:CB	2.80	0.45
2:2S:73:GLY:CA	1:3F:2:ARG:NH2	2.77	0.45
1:3K:242:LEU:HD11	1:3K:252:LEU:HD13	1.98	0.45
2:3P:137:LEU:HG	2:3P:139:HIS:HD2	1.81	0.45
2:3T:192:HIS:HD2	2:3T:424:ASN:HD22	1.64	0.45
2:3T:206:ASN:ND2	5:3T:501:GDP:O2'	2.50	0.45
2:3U:192:HIS:HD2	2:3U:424:ASN:HD22	1.64	0.45
2:3X:137:LEU:HG	2:3X:139:HIS:HD2	1.81	0.45
2:3Y:132:LEU:HB3	2:3Y:164:ARG:HE	1.81	0.45
2:3Z:10:GLY:HA2	2:3Z:145:THR:HB	1.99	0.45
2:3Z:206:ASN:ND2	5:3Z:501:GDP:O2'	2.50	0.45
1:4A:241:SER:OG	1:4A:250:VAL:O	2.27	0.45
1:4B:229:ARG:NH1	1:4B:366:GLY:HA2	2.32	0.45
1:4E:276:ILE:HG21	1:4E:284:GLU:OE2	2.17	0.45
1:4G:241:SER:OG	1:4G:250:VAL:O	2.27	0.45

Continued on next page...

Continued from previous page...

Atom-1	Atom-2	Interatomic distance (Å)	Clash overlap (Å)
2:4H:206:ASN:ND2	5:4H:501:GDP:O2'	2.50	0.45
1:4L:276:ILE:HG21	1:4L:284:GLU:OE2	2.17	0.45
1:4M:30:ILE:HG13	1:4M:53:PHE:CE2	2.51	0.45
1:1C:262:TYR:OH	2:4P:402:LYS:C	2.55	0.45
1:1D:329:ASN:ND2	2:4Q:210:TYR:HD2	2.11	0.45
1:1E:2:ARG:HH12	2:4R:71:GLU:HG3	1.77	0.45
1:1F:352:LYS:HD2	2:4S:179:ASP:O	2.17	0.45
1:1I:247:ALA:C	2:4U:15:GLN:HE22	2.19	0.45
1:1J:253:THR:C	2:4V:100:GLY:CA	2.86	0.45
2:4V:132:LEU:HB3	2:4V:164:ARG:HE	1.82	0.45
2:4X:137:LEU:HG	2:4X:139:HIS:HD2	1.81	0.45
2:4X:200:GLU:HA	2:4X:266:HIS:HB2	1.98	0.45
2:4Y:10:GLY:HA2	2:4Y:145:THR:HB	1.99	0.45
2:4Z:10:GLY:HA2	2:4Z:145:THR:HB	1.99	0.45
1:1A:132:LEU:HD23	1:1A:164:LYS:NZ	2.32	0.45
1:1A:276:ILE:HG21	1:1A:284:GLU:OE2	2.17	0.45
1:1B:70:LEU:HD22	1:1B:110:ILE:HG22	1.98	0.45
1:1C:209:ILE:HG23	1:1C:230:LEU:HD22	1.98	0.45
1:1D:1:MET:O	2:4Q:96:GLN:OE1	2.35	0.45
1:1D:30:ILE:HG13	1:1D:53:PHE:HE2	1.81	0.45
1:1D:229:ARG:NH1	1:1D:366:GLY:HA2	2.32	0.45
1:1E:248:LEU:HD11	5:4R:501:GDP:H5''	1.99	0.45
1:1G:261:PRO:HB3	2:4T:404:PHE:CG	2.52	0.45
2:1H:192:HIS:HD2	2:1H:424:ASN:HD22	1.64	0.45
1:1J:248:LEU:HD11	5:4V:501:GDP:O1A	2.16	0.45
1:1L:132:LEU:HD23	1:1L:164:LYS:NZ	2.31	0.45
1:1L:257:THR:HG21	2:4X:102:ASN:CB	2.39	0.45
1:1L:276:ILE:HG21	1:1L:284:GLU:OE2	2.17	0.45
1:1L:326:LYS:HE2	2:4X:214:PHE:HB2	1.99	0.45
1:1M:276:ILE:HG21	1:1M:284:GLU:OE2	2.17	0.45
1:1M:30:ILE:HG13	1:1M:53:PHE:CE2	2.51	0.45
1:1N:209:ILE:HG23	1:1N:230:LEU:HD22	1.98	0.45
2:1O:132:LEU:HB3	2:1O:164:ARG:HE	1.81	0.45
2:1P:10:GLY:HA2	2:1P:145:THR:HB	1.99	0.45
2:1T:404:PHE:CG	1:2G:261:PRO:HA	2.51	0.45
2:1T:192:HIS:HD2	2:1T:424:ASN:HD22	1.64	0.45
2:1V:132:LEU:HB3	2:1V:164:ARG:HE	1.81	0.45
2:1V:192:HIS:HD2	2:1V:424:ASN:HD22	1.64	0.45
2:1V:206:ASN:ND2	5:1V:501:GDP:O2'	2.50	0.45
2:1V:71:GLU:HB2	1:2J:2:ARG:HD3	1.99	0.45
2:1Y:200:GLU:HA	2:1Y:266:HIS:HB2	1.98	0.45

Continued on next page...

Continued from previous page...

Atom-1	Atom-2	Interatomic distance (Å)	Clash overlap (Å)
2:1Z:10:GLY:HA2	2:1Z:145:THR:HB	1.99	0.45
1:2A:241:SER:OG	1:2A:250:VAL:O	2.27	0.45
1:2A:70:LEU:HD22	1:2A:110:ILE:HG22	1.98	0.45
1:2B:70:LEU:HD22	1:2B:110:ILE:HG22	1.98	0.45
1:2C:276:ILE:HG21	1:2C:284:GLU:OE2	2.17	0.45
2:2H:10:GLY:HA2	2:2H:145:THR:HB	1.99	0.45
1:2K:242:LEU:HD11	1:2K:252:LEU:HD13	1.98	0.45
1:2L:132:LEU:HD23	1:2L:164:LYS:NZ	2.31	0.45
1:2L:276:ILE:HG21	1:2L:284:GLU:OE2	2.17	0.45
1:2M:276:ILE:HG21	1:2M:284:GLU:OE2	2.17	0.45
1:2N:209:ILE:HG23	1:2N:230:LEU:HD22	1.98	0.45
2:2P:137:LEU:HG	2:2P:139:HIS:HD2	1.81	0.45
2:2P:398:MET:CG	1:3C:346:TRP:O	2.65	0.45
2:2R:192:HIS:HD2	2:2R:424:ASN:HD22	1.64	0.45
2:2U:192:HIS:HD2	2:2U:424:ASN:HD22	1.64	0.45
2:2W:382:THR:HG21	2:2W:436:GLN:HB2	1.99	0.45
2:2X:200:GLU:HA	2:2X:266:HIS:HB2	1.98	0.45
2:2Y:200:GLU:HA	2:2Y:266:HIS:HB2	1.98	0.45
1:3A:70:LEU:HD22	1:3A:110:ILE:HG22	1.98	0.45
1:3C:70:LEU:HD22	1:3C:110:ILE:HG22	1.98	0.45
1:3D:229:ARG:NH1	1:3D:366:GLY:HA2	2.32	0.45
2:3H:10:GLY:HA2	2:3H:145:THR:HB	1.99	0.45
2:3H:206:ASN:ND2	5:3H:501:GDP:O2'	2.50	0.45
1:3I:30:ILE:HG13	1:3I:53:PHE:HE2	1.81	0.45
1:3L:276:ILE:HG21	1:3L:284:GLU:OE2	2.17	0.45
1:3M:276:ILE:HG21	1:3M:284:GLU:OE2	2.17	0.45
1:3M:30:ILE:HG13	1:3M:53:PHE:CE2	2.51	0.45
2:3O:132:LEU:HB3	2:3O:164:ARG:HE	1.81	0.45
2:3V:132:LEU:HB3	2:3V:164:ARG:HE	1.82	0.45
2:3V:200:GLU:HA	2:3V:266:HIS:HB2	1.98	0.45
2:3V:206:ASN:ND2	5:3V:501:GDP:O2'	2.50	0.45
2:3W:382:THR:HG21	2:3W:436:GLN:HB2	1.99	0.45
2:3Y:10:GLY:HA2	2:3Y:145:THR:HB	1.99	0.45
1:4A:70:LEU:HD22	1:4A:110:ILE:HG22	1.98	0.45
1:4C:70:LEU:HD22	1:4C:110:ILE:HG22	1.98	0.45
1:4C:276:ILE:HG21	1:4C:284:GLU:OE2	2.17	0.45
1:4E:229:ARG:NH1	1:4E:366:GLY:HA2	2.32	0.45
2:4H:10:GLY:HA2	2:4H:145:THR:HB	1.99	0.45
2:4H:382:THR:HG21	2:4H:436:GLN:HB2	1.99	0.45
1:4K:399:TYR:OH	1:4K:415:GLU:OE2	2.27	0.45
1:4M:276:ILE:HG21	1:4M:284:GLU:OE2	2.17	0.45

Continued on next page...

Continued from previous page...

Atom-1	Atom-2	Interatomic distance (Å)	Clash overlap (Å)
1:4N:209:ILE:HG23	1:4N:230:LEU:HD22	1.98	0.45
2:4O:132:LEU:HB3	2:4O:164:ARG:HE	1.81	0.45
2:4R:192:HIS:HD2	2:4R:424:ASN:HD22	1.64	0.45
2:4T:200:GLU:HA	2:4T:266:HIS:HB2	1.98	0.45
2:4U:192:HIS:HD2	2:4U:424:ASN:HD22	1.64	0.45
1:1J:326:LYS:HG2	2:4V:210:TYR:CG	2.52	0.45
2:4V:206:ASN:ND2	5:4V:501:GDP:O2'	2.50	0.45
1:1L:352:LYS:HA	2:4X:179:ASP:O	2.17	0.45
2:4Y:132:LEU:HB3	2:4Y:164:ARG:HE	1.81	0.45
2:4Z:206:ASN:ND2	5:4Z:501:GDP:O2'	2.50	0.45
1:1A:70:LEU:HD22	1:1A:110:ILE:HG22	1.98	0.45
1:1A:261:PRO:CA	2:4H:404:PHE:CE1	2.98	0.45
1:1C:276:ILE:HG21	1:1C:284:GLU:OE2	2.17	0.45
1:1E:229:ARG:NH1	1:1E:366:GLY:HA2	2.32	0.45
2:1H:10:GLY:HA2	2:1H:145:THR:HB	1.99	0.45
2:1H:132:LEU:HB3	2:1H:164:ARG:HE	1.81	0.45
2:1H:382:THR:HG21	2:1H:436:GLN:HB2	1.99	0.45
1:1I:30:ILE:HG13	1:1I:53:PHE:HE2	1.81	0.45
1:1J:172:TYR:N	1:1J:204:VAL:O	2.44	0.45
1:1J:229:ARG:NH1	1:1J:366:GLY:HA2	2.32	0.45
1:1L:349:THR:HG21	2:4X:183:GLU:HG3	1.98	0.45
1:1L:30:ILE:HG13	1:1L:53:PHE:CE2	2.51	0.45
1:1N:2:ARG:HD3	2:4Z:72:PRO:CD	2.35	0.45
1:1N:30:ILE:HG13	1:1N:53:PHE:CE2	2.51	0.45
1:1N:324:VAL:HG11	2:4Z:221:THR:C	2.37	0.45
2:1S:74:THR:O	2:1S:77:SER:OG	2.31	0.45
2:1U:382:THR:HG21	2:1U:436:GLN:HB2	1.99	0.45
2:1W:382:THR:HG21	2:1W:436:GLN:HB2	1.99	0.45
2:1Y:382:THR:HG21	2:1Y:436:GLN:HB2	1.99	0.45
2:1Z:132:LEU:HB3	2:1Z:164:ARG:HE	1.81	0.45
1:2A:276:ILE:HG21	1:2A:284:GLU:OE2	2.17	0.45
1:2C:70:LEU:HD22	1:2C:110:ILE:HG22	1.98	0.45
1:2D:242:LEU:HD11	1:2D:252:LEU:HD13	1.98	0.45
1:2E:229:ARG:NH1	1:2E:366:GLY:HA2	2.32	0.45
1:2G:241:SER:OG	1:2G:250:VAL:O	2.27	0.45
2:2H:132:LEU:HB3	2:2H:164:ARG:HE	1.82	0.45
1:2I:30:ILE:HG13	1:2I:53:PHE:HE2	1.81	0.45
1:2J:172:TYR:N	1:2J:204:VAL:O	2.44	0.45
2:1W:214:PHE:CD2	1:2K:326:LYS:CE	2.97	0.45
2:2O:406:HIS:CE1	1:3B:263:PRO:HA	2.52	0.45
2:2P:10:GLY:HA2	2:2P:145:THR:HB	1.99	0.45

Continued on next page...

Continued from previous page...

Atom-1	Atom-2	Interatomic distance (Å)	Clash overlap (Å)
2:2V:192:HIS:HD2	2:2V:424:ASN:HD22	1.64	0.45
2:2Y:10:GLY:HA2	2:2Y:145:THR:HB	1.99	0.45
2:2Y:132:LEU:HB3	2:2Y:164:ARG:HE	1.81	0.45
2:2Y:382:THR:HG21	2:2Y:436:GLN:HB2	1.99	0.45
2:2Z:132:LEU:HB3	2:2Z:164:ARG:HE	1.81	0.45
2:2H:100:GLY:O	1:3A:254:GLU:HA	2.16	0.45
1:3A:30:ILE:HG13	1:3A:53:PHE:CE2	2.51	0.45
1:3C:276:ILE:HG21	1:3C:284:GLU:OE2	2.17	0.45
1:3D:242:LEU:HD11	1:3D:252:LEU:HD13	1.98	0.45
1:3E:229:ARG:NH1	1:3E:366:GLY:HA2	2.32	0.45
2:3H:132:LEU:HB3	2:3H:164:ARG:HE	1.81	0.45
2:3H:382:THR:HG21	2:3H:436:GLN:HB2	2.00	0.45
2:2U:222:PRO:C	1:3I:324:VAL:HG13	2.37	0.45
1:3L:132:LEU:HD23	1:3L:164:LYS:NZ	2.32	0.45
1:3N:209:ILE:HG23	1:3N:230:LEU:HD22	1.98	0.45
2:3R:192:HIS:HD2	2:3R:424:ASN:HD22	1.64	0.45
2:3V:192:HIS:HD2	2:3V:424:ASN:HD22	1.64	0.45
2:3Y:200:GLU:HA	2:3Y:266:HIS:HB2	1.98	0.45
1:4A:276:ILE:HG21	1:4A:284:GLU:OE2	2.17	0.45
1:4I:30:ILE:HG13	1:4I:53:PHE:HE2	1.81	0.45
1:4J:172:TYR:N	1:4J:204:VAL:O	2.44	0.45
1:4K:242:LEU:HD11	1:4K:252:LEU:HD13	1.98	0.45
1:4L:132:LEU:HD23	1:4L:164:LYS:NZ	2.31	0.45
1:4L:242:LEU:HD11	1:4L:252:LEU:HD13	1.98	0.45
1:4L:30:ILE:HG13	1:4L:53:PHE:CE2	2.51	0.45
2:4T:242:LEU:HD12	2:4T:251:ASP:HB2	1.98	0.45
1:1G:260:VAL:HG12	2:4T:407:TRP:HE1	1.79	0.45
2:4T:192:HIS:HD2	2:4T:424:ASN:HD22	1.64	0.45
2:4U:200:GLU:HA	2:4U:266:HIS:HB2	1.98	0.45
2:4V:382:THR:HG21	2:4V:436:GLN:HB2	1.99	0.45
2:4Y:200:GLU:HA	2:4Y:266:HIS:HB2	1.98	0.45
2:4Y:382:THR:HG21	2:4Y:436:GLN:HB2	1.99	0.45
1:1A:30:ILE:HG13	1:1A:53:PHE:CE2	2.51	0.44
1:1D:260:VAL:HG11	2:4Q:407:TRP:HZ2	1.80	0.44
1:1I:276:ILE:HG21	1:1I:284:GLU:OE2	2.17	0.44
1:1M:247:ALA:O	2:4Y:15:GLN:NE2	2.48	0.44
2:1O:10:GLY:HA2	2:1O:145:THR:HB	1.99	0.44
2:1Q:137:LEU:HG	2:1Q:139:HIS:HD2	1.81	0.44
2:1R:192:HIS:HD2	2:1R:424:ASN:HD22	1.64	0.44
2:1V:181:VAL:CB	1:2J:258:ASN:C	2.83	0.44
2:1V:382:THR:HG21	2:1V:436:GLN:HB2	1.99	0.44

Continued on next page...

Continued from previous page...

Atom-1	Atom-2	Interatomic distance (Å)	Clash overlap (Å)
2:1Y:10:GLY:HA2	2:1Y:145:THR:HB	1.99	0.44
2:1Z:401:ARG:O	1:2N:262:TYR:CE1	2.71	0.44
2:1Z:69:ASP:HB2	2:1Z:75:MET:HE2	1.98	0.44
1:2G:30:ILE:HG13	1:2G:53:PHE:HE2	1.81	0.44
2:2H:200:GLU:HA	2:2H:266:HIS:HB2	1.98	0.44
2:2H:382:THR:HG21	2:2H:436:GLN:HB2	2.00	0.44
2:2H:192:HIS:HD2	2:2H:424:ASN:HD22	1.64	0.44
1:2J:229:ARG:NH1	1:2J:366:GLY:HA2	2.32	0.44
1:2L:242:LEU:HD11	1:2L:252:LEU:HD13	1.98	0.44
1:2N:30:ILE:HG13	1:2N:53:PHE:CE2	2.51	0.44
2:2P:397:ALA:O	1:3C:346:TRP:HB3	2.15	0.44
2:2Q:137:LEU:HG	2:2Q:139:HIS:HD2	1.81	0.44
2:2T:242:LEU:HD12	2:2T:251:ASP:HB2	1.98	0.44
1:3A:241:SER:OG	1:3A:250:VAL:O	2.27	0.44
1:3A:93:ILE:HD11	1:3A:121:ARG:HG3	2.00	0.44
2:2O:401:ARG:C	1:3B:262:TYR:OH	2.48	0.44
2:2S:101:ASN:C	1:3F:257:THR:HG21	2.36	0.44
2:2S:210:TYR:CZ	1:3F:325:PRO:O	2.70	0.44
2:3H:192:HIS:HD2	2:3H:424:ASN:HD22	1.64	0.44
1:3J:172:TYR:N	1:3J:204:VAL:O	2.44	0.44
1:3L:242:LEU:HD11	1:3L:252:LEU:HD13	1.98	0.44
1:3L:30:ILE:HG13	1:3L:53:PHE:CE2	2.51	0.44
1:3N:30:ILE:HG13	1:3N:53:PHE:CE2	2.51	0.44
2:3O:10:GLY:HA2	2:3O:145:THR:HB	1.99	0.44
2:3P:10:GLY:HA2	2:3P:145:THR:HB	1.99	0.44
2:3Q:137:LEU:HG	2:3Q:139:HIS:HD2	1.81	0.44
2:3T:242:LEU:HD12	2:3T:251:ASP:HB2	1.98	0.44
2:3U:200:GLU:HA	2:3U:266:HIS:HB2	1.98	0.44
2:3W:192:HIS:HD2	2:3W:424:ASN:HD22	1.64	0.44
2:3Y:382:THR:HG21	2:3Y:436:GLN:HB2	2.00	0.44
1:4A:93:ILE:HD11	1:4A:121:ARG:HG3	2.00	0.44
1:4B:70:LEU:HD22	1:4B:110:ILE:HG22	1.98	0.44
1:4B:228:ASN:OD1	3:4B:501:GTP:N1	2.47	0.44
1:4D:242:LEU:HD11	1:4D:252:LEU:HD13	1.98	0.44
1:1A:324:VAL:HG11	2:4H:221:THR:C	2.37	0.44
2:4H:200:GLU:HA	2:4H:266:HIS:HB2	1.98	0.44
2:4H:192:HIS:HD2	2:4H:424:ASN:HD22	1.64	0.44
1:4K:229:ARG:NH1	1:4K:366:GLY:HA2	2.32	0.44
1:4N:30:ILE:HG13	1:4N:53:PHE:CE2	2.51	0.44
2:4P:137:LEU:HG	2:4P:139:HIS:HD2	1.81	0.44
1:1C:260:VAL:CG1	2:4P:406:HIS:HE1	2.29	0.44

Continued on next page...

Continued from previous page...

Atom-1	Atom-2	Interatomic distance (Å)	Clash overlap (Å)
1:1E:329:ASN:ND2	2:4R:210:TYR:HD2	2.12	0.44
2:4T:382:THR:HG21	2:4T:436:GLN:HB2	1.99	0.44
1:1J:329:ASN:CB	2:4V:210:TYR:CD2	2.99	0.44
2:4V:192:HIS:HD2	2:4V:424:ASN:HD22	1.64	0.44
2:4W:382:THR:HG21	2:4W:436:GLN:HB2	1.99	0.44
1:1M:314:ALA:CB	2:4Y:181:VAL:HG21	2.43	0.44
2:4Z:382:THR:HG21	2:4Z:436:GLN:HB2	1.99	0.44
1:1A:93:ILE:HD11	1:1A:121:ARG:HG3	2.00	0.44
1:1B:228:ASN:OD1	3:1B:501:GTP:N1	2.47	0.44
1:1B:93:ILE:HD11	1:1B:121:ARG:HG3	2.00	0.44
1:1G:30:ILE:HG13	1:1G:53:PHE:HE2	1.81	0.44
1:1I:172:TYR:N	1:1I:204:VAL:O	2.44	0.44
1:1I:326:LYS:NZ	2:4U:210:TYR:HB3	2.32	0.44
1:1J:93:ILE:HD11	1:1J:121:ARG:HG3	2.00	0.44
1:1K:70:LEU:HD22	1:1K:110:ILE:HG22	1.98	0.44
1:1K:351:PHE:O	2:4W:180:THR:HA	2.13	0.44
1:1L:242:LEU:HD11	1:1L:252:LEU:HD13	1.98	0.44
1:1N:93:ILE:HD11	1:1N:121:ARG:HG3	2.00	0.44
2:1P:382:THR:HG21	2:1P:436:GLN:HB2	1.99	0.44
2:1R:404:PHE:CE1	1:2E:261:PRO:CA	2.98	0.44
2:1W:192:HIS:HD2	2:1W:424:ASN:HD22	1.64	0.44
2:1X:10:GLY:HA2	2:1X:145:THR:HB	1.99	0.44
1:2A:30:ILE:HG13	1:2A:53:PHE:CE2	2.51	0.44
1:2A:93:ILE:HD11	1:2A:121:ARG:HG3	2.00	0.44
2:1P:404:PHE:CE1	1:2C:260:VAL:C	2.90	0.44
1:2D:30:ILE:HG13	1:2D:53:PHE:HE2	1.81	0.44
1:2I:172:TYR:N	1:2I:204:VAL:O	2.44	0.44
1:2I:276:ILE:HG21	1:2I:284:GLU:OE2	2.17	0.44
1:2J:93:ILE:HD11	1:2J:121:ARG:HG3	2.00	0.44
2:1X:404:PHE:CG	1:2L:261:PRO:HA	2.52	0.44
1:2L:30:ILE:HG13	1:2L:53:PHE:CE2	2.51	0.44
2:1Y:11:GLN:HE22	1:2M:249:ASN:H	1.65	0.44
1:2N:93:ILE:HD11	1:2N:121:ARG:HG3	2.00	0.44
2:2O:69:ASP:HB2	2:2O:75:MET:HE2	1.98	0.44
2:2P:132:LEU:HB3	2:2P:164:ARG:HE	1.81	0.44
2:2P:181:VAL:HG21	1:3C:258:ASN:O	2.18	0.44
2:2Q:397:ALA:O	1:3D:346:TRP:HB3	2.10	0.44
2:2U:200:GLU:HA	2:2U:266:HIS:HB2	1.98	0.44
2:2U:382:THR:HG21	2:2U:436:GLN:HB2	2.00	0.44
2:2V:214:PHE:CB	1:3J:326:LYS:HE3	2.47	0.44
2:2V:382:THR:HG21	2:2V:436:GLN:HB2	1.99	0.44

Continued on next page...

Continued from previous page...

Atom-1	Atom-2	Interatomic distance (Å)	Clash overlap (Å)
2:2Z:11:GLN:HE22	1:3N:249:ASN:CA	2.24	0.44
2:2Z:382:THR:HG21	2:2Z:436:GLN:HB2	1.99	0.44
2:2Z:69:ASP:HB2	2:2Z:75:MET:HE2	1.98	0.44
1:3B:228:ASN:OD1	3:3B:501:GTP:N1	2.47	0.44
1:3D:30:ILE:HG13	1:3D:53:PHE:HE2	1.81	0.44
1:3G:241:SER:OG	1:3G:250:VAL:O	2.27	0.44
1:3I:172:TYR:N	1:3I:204:VAL:O	2.44	0.44
1:3I:93:ILE:HD11	1:3I:121:ARG:HG3	2.00	0.44
1:3J:229:ARG:NH1	1:3J:366:GLY:HA2	2.32	0.44
1:3J:93:ILE:HD11	1:3J:121:ARG:HG3	2.00	0.44
2:2X:394:GLN:OE1	1:3L:349:THR:HG23	2.17	0.44
2:3T:382:THR:HG21	2:3T:436:GLN:HB2	1.99	0.44
2:3U:382:THR:HG21	2:3U:436:GLN:HB2	1.99	0.44
2:3V:382:THR:HG21	2:3V:436:GLN:HB2	1.99	0.44
2:3Z:132:LEU:HB3	2:3Z:164:ARG:HE	1.82	0.44
2:3Z:69:ASP:HB2	2:3Z:75:MET:HE2	1.98	0.44
1:4A:30:ILE:HG13	1:4A:53:PHE:CE2	2.51	0.44
1:1A:260:VAL:HG11	2:4H:407:TRP:CZ2	2.52	0.44
1:4I:276:ILE:HG21	1:4I:284:GLU:OE2	2.17	0.44
1:4J:229:ARG:NH1	1:4J:366:GLY:HA2	2.32	0.44
1:4J:93:ILE:HD11	1:4J:121:ARG:HG3	2.00	0.44
1:4N:93:ILE:HD11	1:4N:121:ARG:HG3	2.00	0.44
2:4O:69:ASP:HB2	2:4O:75:MET:HE2	1.98	0.44
2:4P:10:GLY:HA2	2:4P:145:THR:HB	1.99	0.44
2:4Q:206:ASN:ND2	5:4Q:501:GDP:O2'	2.50	0.44
1:1F:259:LEU:C	2:4S:404:PHE:HE1	2.21	0.44
1:1G:349:THR:HB	2:4T:183:GLU:HG2	1.99	0.44
2:4U:382:THR:HG21	2:4U:436:GLN:HB2	1.99	0.44
1:1I:262:TYR:CE2	2:4U:403:ALA:HA	2.52	0.44
1:1K:257:THR:OG1	2:4W:100:GLY:O	2.35	0.44
1:1K:349:THR:HG23	2:4W:184:PRO:CG	2.48	0.44
2:4W:192:HIS:HD2	2:4W:424:ASN:HD22	1.64	0.44
2:4X:382:THR:HG21	2:4X:436:GLN:HB2	1.99	0.44
2:4Z:132:LEU:HB3	2:4Z:164:ARG:HE	1.82	0.44
1:1B:325:PRO:CB	2:4O:224:TYR:CE1	3.00	0.44
1:1C:258:ASN:ND2	2:4P:182:VAL:HG22	2.32	0.44
1:1C:348:PRO:HB2	2:4P:394:GLN:NE2	2.31	0.44
1:1E:253:THR:CB	2:4R:100:GLY:CA	2.95	0.44
1:1E:329:ASN:CB	2:4R:210:TYR:HD2	2.29	0.44
1:1E:346:TRP:HA	2:4R:397:ALA:CB	2.47	0.44
2:1H:200:GLU:HA	2:1H:266:HIS:HB2	1.98	0.44

Continued on next page...

Continued from previous page...

Atom-1	Atom-2	Interatomic distance (Å)	Clash overlap (Å)
1:1I:93:ILE:HD11	1:1I:121:ARG:HG3	2.00	0.44
1:1K:229:ARG:NH1	1:1K:366:GLY:HA2	2.32	0.44
1:1K:93:ILE:HD11	1:1K:121:ARG:HG3	2.00	0.44
1:1N:439:SER:CB	2:4Z:400:ARG:HD2	2.47	0.44
2:1P:132:LEU:HB3	2:1P:164:ARG:HE	1.81	0.44
2:1Q:10:GLY:HA2	2:1Q:145:THR:HB	1.99	0.44
2:1Q:206:ASN:ND2	5:1Q:501:GDP:O2'	2.50	0.44
2:1T:181:VAL:H	1:2G:258:ASN:HD22	0.60	0.44
2:1T:382:THR:HG21	2:1T:436:GLN:HB2	2.00	0.44
2:1U:200:GLU:HA	2:1U:266:HIS:HB2	1.98	0.44
1:2B:228:ASN:OD1	3:2B:501:GTP:N1	2.47	0.44
2:1P:71:GLU:HB2	1:2C:2:ARG:HD3	1.99	0.44
1:2I:93:ILE:HD11	1:2I:121:ARG:HG3	2.00	0.44
2:1V:11:GLN:HE22	1:2J:249:ASN:H	1.65	0.44
1:2K:229:ARG:NH1	1:2K:366:GLY:HA2	2.32	0.44
1:2M:93:ILE:HD11	1:2M:121:ARG:HG3	2.00	0.44
2:2O:10:GLY:HA2	2:2O:145:THR:HB	1.99	0.44
2:2O:179:ASP:OD1	1:3B:353:VAL:CB	2.61	0.44
2:2P:382:THR:HG21	2:2P:436:GLN:HB2	1.99	0.44
2:2Q:206:ASN:ND2	5:2Q:501:GDP:O2'	2.50	0.44
2:2R:72:PRO:CG	1:3E:2:ARG:HG3	2.47	0.44
2:2S:222:PRO:HG2	1:3F:326:LYS:HB3	1.94	0.44
2:2T:382:THR:HG21	2:2T:436:GLN:HB2	2.00	0.44
2:2W:192:HIS:HD2	2:2W:424:ASN:HD22	1.64	0.44
2:2X:10:GLY:HA2	2:2X:145:THR:HB	1.99	0.44
2:2X:206:ASN:ND2	5:2X:501:GDP:O2'	2.50	0.44
2:3H:200:GLU:HA	2:3H:266:HIS:HB2	1.98	0.44
1:3I:276:ILE:HG21	1:3I:284:GLU:OE2	2.17	0.44
2:2V:101:ASN:HB2	1:3J:254:GLU:CG	2.47	0.44
2:2Z:404:PHE:CE1	1:3N:260:VAL:N	2.78	0.44
1:3N:93:ILE:HD11	1:3N:121:ARG:HG3	2.00	0.44
2:3P:382:THR:HG21	2:3P:436:GLN:HB2	1.99	0.44
2:3X:10:GLY:HA2	2:3X:145:THR:HB	1.99	0.44
2:3X:206:ASN:ND2	5:3X:501:GDP:O2'	2.50	0.44
2:3X:382:THR:HG21	2:3X:436:GLN:HB2	1.99	0.44
2:3Z:382:THR:HG21	2:3Z:436:GLN:HB2	1.99	0.44
1:4B:93:ILE:HD11	1:4B:121:ARG:HG3	2.00	0.44
1:4D:30:ILE:HG13	1:4D:53:PHE:HE2	1.81	0.44
1:4G:30:ILE:HG13	1:4G:53:PHE:HE2	1.82	0.44
1:4K:93:ILE:HD11	1:4K:121:ARG:HG3	2.00	0.44
2:4O:10:GLY:HA2	2:4O:145:THR:HB	1.99	0.44

Continued on next page...

Continued from previous page...

Atom-1	Atom-2	Interatomic distance (Å)	Clash overlap (Å)
2:4P:132:LEU:HB3	2:4P:164:ARG:HE	1.81	0.44
1:1C:333:ALA:HB1	2:4P:176:LYS:HB3	1.99	0.44
2:4Q:137:LEU:HG	2:4Q:139:HIS:HD2	1.81	0.44
2:4R:69:ASP:HB2	2:4R:75:MET:HE2	1.99	0.44
1:1G:260:VAL:CG1	2:4T:406:HIS:HE1	2.15	0.44
1:1K:329:ASN:OD1	2:4W:177:VAL:HG11	2.18	0.44
2:4X:10:GLY:HA2	2:4X:145:THR:HB	1.99	0.44
2:4X:206:ASN:ND2	5:4X:501:GDP:O2'	2.50	0.44
1:1N:2:ARG:NH2	2:4Z:73:GLY:CA	2.80	0.44
1:1A:229:ARG:NH1	1:1A:366:GLY:HA2	2.32	0.44
1:1B:30:ILE:HG13	1:1B:53:PHE:CE2	2.51	0.44
1:1D:262:TYR:OH	2:4Q:403:ALA:N	2.50	0.44
1:1E:346:TRP:CD2	2:4R:403:ALA:HB2	2.52	0.44
1:1F:262:TYR:OH	2:4S:401:ARG:C	2.45	0.44
1:1L:70:LEU:HD22	1:1L:110:ILE:HG22	1.98	0.44
1:1M:324:VAL:HG13	2:4Y:222:PRO:C	2.38	0.44
1:1M:93:ILE:HD11	1:1M:121:ARG:HG3	2.00	0.44
2:1O:382:THR:HG21	2:1O:436:GLN:HB2	2.00	0.44
2:1O:69:ASP:HB2	2:1O:75:MET:HE2	1.98	0.44
2:1R:69:ASP:HB2	2:1R:75:MET:HE2	1.99	0.44
2:1S:210:TYR:HD2	1:2F:329:ASN:HD22	1.66	0.44
2:1T:242:LEU:HD12	2:1T:251:ASP:HB2	1.98	0.44
2:1X:206:ASN:ND2	5:1X:501:GDP:O2'	2.50	0.44
2:1Z:382:THR:HG21	2:1Z:436:GLN:HB2	1.99	0.44
1:2B:93:ILE:HD11	1:2B:121:ARG:HG3	2.00	0.44
1:2K:70:LEU:HD22	1:2K:110:ILE:HG22	1.98	0.44
2:1W:222:PRO:CG	1:2K:326:LYS:HB2	2.47	0.44
2:2P:181:VAL:N	1:3C:258:ASN:HD22	2.14	0.44
2:2Q:10:GLY:HA2	2:2Q:145:THR:HB	1.99	0.44
2:2R:69:ASP:HB2	2:2R:75:MET:HE2	1.99	0.44
2:2T:100:GLY:HA2	1:3G:254:GLU:N	2.32	0.44
2:2X:382:THR:HG21	2:2X:436:GLN:HB2	1.99	0.44
1:3B:93:ILE:HD11	1:3B:121:ARG:HG3	2.00	0.44
2:2R:401:ARG:C	1:3E:262:TYR:OH	2.49	0.44
1:3G:30:ILE:HG13	1:3G:53:PHE:HE2	1.82	0.44
1:3K:229:ARG:NH1	1:3K:366:GLY:HA2	2.32	0.44
1:3K:93:ILE:HD11	1:3K:121:ARG:HG3	2.00	0.44
2:2X:181:VAL:N	1:3L:258:ASN:ND2	2.65	0.44
1:3M:93:ILE:HD11	1:3M:121:ARG:HG3	2.00	0.44
2:3O:69:ASP:HB2	2:3O:75:MET:HE2	1.98	0.44
2:3P:132:LEU:HB3	2:3P:164:ARG:HE	1.82	0.44

Continued on next page...

Continued from previous page...

Atom-1	Atom-2	Interatomic distance (Å)	Clash overlap (Å)
2:3Q:10:GLY:HA2	2:3Q:145:THR:HB	1.99	0.44
2:3Q:206:ASN:ND2	5:3Q:501:GDP:O2'	2.50	0.44
1:4I:172:TYR:N	1:4I:204:VAL:O	2.44	0.44
1:4M:93:ILE:HD11	1:4M:121:ARG:HG3	2.00	0.44
2:4P:382:THR:HG21	2:4P:436:GLN:HB2	1.99	0.44
2:4Q:10:GLY:HA2	2:4Q:145:THR:HB	1.99	0.44
2:4Q:69:ASP:OD2	2:4Q:74:THR:OG1	2.19	0.44
2:4X:192:HIS:HD2	2:4X:424:ASN:HD22	1.64	0.44
1:1M:254:GLU:HG2	2:4Y:101:ASN:N	2.33	0.44
2:4Z:69:ASP:HB2	2:4Z:75:MET:HE2	1.98	0.44
1:1D:248:LEU:HD11	5:4Q:501:GDP:H5''	2.00	0.44
1:1D:435:VAL:O	2:4Q:401:ARG:NH1	2.50	0.44
1:1F:62:VAL:HA	1:1F:63:PRO:HD3	1.86	0.44
1:1G:332:ILE:HG21	2:4T:177:VAL:HG22	1.96	0.44
1:1K:325:PRO:CB	2:4W:224:TYR:CE1	3.00	0.44
1:1M:326:LYS:HE2	2:4Y:210:TYR:O	2.18	0.44
1:1N:253:THR:HG22	2:4Z:100:GLY:CA	2.34	0.44
2:1S:382:THR:HG21	2:1S:436:GLN:HB2	1.99	0.44
2:1S:192:HIS:HD2	2:1S:424:ASN:HD22	1.64	0.44
2:1X:382:THR:HG21	2:1X:436:GLN:HB2	2.00	0.44
1:2A:229:ARG:NH1	1:2A:366:GLY:HA2	2.32	0.44
1:2B:30:ILE:HG13	1:2B:53:PHE:CE2	2.51	0.44
1:2C:93:ILE:HD11	1:2C:121:ARG:HG3	2.00	0.44
1:2G:93:ILE:HD11	1:2G:121:ARG:HG3	2.00	0.44
2:1V:404:PHE:CE2	1:2J:261:PRO:CB	3.00	0.44
1:2K:93:ILE:HD11	1:2K:121:ARG:HG3	2.00	0.44
1:2L:70:LEU:HD22	1:2L:110:ILE:HG22	1.98	0.44
1:2M:70:LEU:HD22	1:2M:110:ILE:HG22	1.98	0.44
2:2S:382:THR:HG21	2:2S:436:GLN:HB2	1.99	0.44
2:2U:404:PHE:CD1	1:3I:261:PRO:N	2.80	0.44
2:2X:192:HIS:HD2	2:2X:424:ASN:HD22	1.64	0.44
1:3A:229:ARG:NH1	1:3A:366:GLY:HA2	2.32	0.44
2:2O:222:PRO:O	1:3B:324:VAL:HG13	2.18	0.44
2:2P:404:PHE:CA	1:3C:261:PRO:O	2.66	0.44
1:3C:93:ILE:HD11	1:3C:121:ARG:HG3	2.00	0.44
1:3K:70:LEU:HD22	1:3K:110:ILE:HG22	1.98	0.44
1:3L:70:LEU:HD22	1:3L:110:ILE:HG22	1.98	0.44
1:3M:70:LEU:HD22	1:3M:110:ILE:HG22	1.98	0.44
2:2Z:394:GLN:HB3	1:3N:348:PRO:HG2	1.98	0.44
2:3R:382:THR:HG21	2:3R:436:GLN:HB2	1.99	0.44
2:3S:382:THR:HG21	2:3S:436:GLN:HB2	1.99	0.44

Continued on next page...

Continued from previous page...

Atom-1	Atom-2	Interatomic distance (Å)	Clash overlap (Å)
2:3X:192:HIS:HD2	2:3X:424:ASN:HD22	1.64	0.44
1:4B:30:ILE:HG13	1:4B:53:PHE:CE2	2.51	0.44
1:4D:241:SER:OG	1:4D:250:VAL:O	2.27	0.44
1:1A:314:ALA:CB	2:4H:181:VAL:HG21	2.27	0.44
1:4I:93:ILE:HD11	1:4I:121:ARG:HG3	2.00	0.44
1:4K:70:LEU:HD22	1:4K:110:ILE:HG22	1.98	0.44
1:4L:70:LEU:HD22	1:4L:110:ILE:HG22	1.98	0.44
1:1B:245:ASP:OD2	2:4O:77:SER:CB	2.63	0.44
2:4Q:132:LEU:HB3	2:4Q:164:ARG:HE	1.81	0.44
1:1F:346:TRP:CG	2:4S:401:ARG:HB2	2.52	0.44
1:1K:348:PRO:CD	2:4W:398:MET:CG	2.93	0.44
1:1L:348:PRO:CD	2:4X:398:MET:HG3	2.48	0.44
1:1M:349:THR:OG1	2:4Y:184:PRO:CD	2.65	0.44
1:1M:260:VAL:HG12	2:4Y:406:HIS:HE1	1.83	0.44
1:1C:93:ILE:HD11	1:1C:121:ARG:HG3	2.00	0.44
1:1G:93:ILE:HD11	1:1G:121:ARG:HG3	2.00	0.44
1:1I:261:PRO:O	2:4U:404:PHE:HA	2.18	0.44
1:1J:262:TYR:CZ	2:4V:403:ALA:HA	2.52	0.44
1:1J:349:THR:HG21	2:4V:183:GLU:HG3	1.99	0.44
1:1L:253:THR:HG22	2:4X:100:GLY:HA3	1.99	0.44
1:1M:70:LEU:HD22	1:1M:110:ILE:HG22	1.98	0.44
2:1R:382:THR:HG21	2:1R:436:GLN:HB2	1.99	0.44
2:1T:157:ILE:O	2:1T:161:TYR:N	2.45	0.44
2:1X:192:HIS:HD2	2:1X:424:ASN:HD22	1.64	0.44
2:1X:404:PHE:CE1	1:2L:260:VAL:CA	3.00	0.44
2:1Y:401:ARG:NH2	1:2M:435:VAL:HG22	2.32	0.44
2:1Z:179:ASP:OD2	1:2N:248:LEU:HD22	2.10	0.44
1:2D:241:SER:OG	1:2D:250:VAL:O	2.27	0.44
1:2D:70:LEU:HD22	1:2D:110:ILE:HG22	1.98	0.44
1:2D:93:ILE:HD11	1:2D:121:ARG:HG3	2.00	0.44
2:1T:221:THR:CB	1:2G:324:VAL:CG2	2.86	0.44
2:2H:223:THR:HA	1:3A:325:PRO:CD	2.47	0.44
2:2O:382:THR:HG21	2:2O:436:GLN:HB2	2.00	0.44
2:2Q:69:ASP:OD2	2:2Q:74:THR:OG1	2.20	0.44
2:2R:207:GLU:OE1	1:3E:329:ASN:CG	2.46	0.44
2:2S:192:HIS:HD2	2:2S:424:ASN:HD22	1.64	0.44
1:3B:30:ILE:HG13	1:3B:53:PHE:CE2	2.51	0.44
1:3D:70:LEU:HD22	1:3D:110:ILE:HG22	1.98	0.44
2:2S:224:TYR:HD2	1:3F:247:ALA:O	2.01	0.44
1:3F:93:ILE:HD11	1:3F:121:ARG:HG3	2.00	0.44
1:3G:93:ILE:HD11	1:3G:121:ARG:HG3	2.00	0.44

Continued on next page...

Continued from previous page...

Atom-1	Atom-2	Interatomic distance (Å)	Clash overlap (Å)
2:2X:407:TRP:HE1	1:3L:260:VAL:HB	1.82	0.44
2:3O:382:THR:HG21	2:3O:436:GLN:HB2	2.00	0.44
2:3R:69:ASP:HB2	2:3R:75:MET:HE2	1.99	0.44
2:3S:192:HIS:HD2	2:3S:424:ASN:HD22	1.64	0.44
1:4A:229:ARG:NH1	1:4A:366:GLY:HA2	2.32	0.44
1:4C:93:ILE:HD11	1:4C:121:ARG:HG3	2.00	0.44
1:4D:70:LEU:HD22	1:4D:110:ILE:HG22	1.98	0.44
1:4E:93:ILE:HD11	1:4E:121:ARG:HG3	2.00	0.44
1:4F:276:ILE:HG21	1:4F:284:GLU:OE2	2.17	0.44
1:4G:93:ILE:HD11	1:4G:121:ARG:HG3	2.00	0.44
1:4L:93:ILE:HD11	1:4L:121:ARG:HG3	2.00	0.44
1:1B:349:THR:CG2	2:4O:184:PRO:HG3	2.47	0.44
2:4O:382:THR:HG21	2:4O:436:GLN:HB2	2.00	0.44
2:4R:382:THR:HG21	2:4R:436:GLN:HB2	2.00	0.44
1:1E:439:SER:HB3	2:4R:400:ARG:CD	2.48	0.44
1:1M:346:TRP:CA	2:4Y:397:ALA:O	2.65	0.44
2:4Y:192:HIS:HD2	2:4Y:424:ASN:HD22	1.64	0.44
1:1N:324:VAL:HG11	2:4Z:221:THR:CA	2.47	0.44
1:1N:248:LEU:HD11	5:4Z:501:GDP:H8	1.80	0.44
1:1A:352:LYS:HA	2:4H:179:ASP:C	2.38	0.44
1:1B:349:THR:HG21	2:4O:184:PRO:CD	2.44	0.44
1:1D:93:ILE:HD11	1:1D:121:ARG:HG3	2.00	0.44
1:1E:93:ILE:HD11	1:1E:121:ARG:HG3	2.00	0.44
1:1F:276:ILE:HG21	1:1F:284:GLU:OE2	2.17	0.44
1:1G:245:ASP:OD1	2:4T:73:GLY:O	2.36	0.44
1:1G:247:ALA:O	2:4T:15:GLN:OE1	2.35	0.44
1:1J:263:PRO:HD3	2:4V:406:HIS:CB	2.46	0.44
1:1K:351:PHE:N	2:4W:181:VAL:HG22	2.33	0.44
1:1L:93:ILE:HD11	1:1L:121:ARG:HG3	2.00	0.44
2:1Q:382:THR:HG21	2:1Q:436:GLN:HB2	1.99	0.44
2:1W:158:ARG:HD3	2:1W:162:PRO:HA	2.00	0.44
2:1X:180:THR:HG23	1:2L:258:ASN:ND2	2.28	0.44
2:1Y:101:ASN:O	1:2M:257:THR:HG21	2.18	0.44
1:2E:93:ILE:HD11	1:2E:121:ARG:HG3	2.00	0.44
1:2F:276:ILE:HG21	1:2F:284:GLU:OE2	2.17	0.44
1:2F:93:ILE:HD11	1:2F:121:ARG:HG3	2.00	0.44
2:1T:224:TYR:OH	1:2G:248:LEU:HD22	2.17	0.44
1:2L:93:ILE:HD11	1:2L:121:ARG:HG3	2.00	0.44
2:1Y:214:PHE:CD1	1:2M:326:LYS:HE3	2.53	0.44
2:2Q:132:LEU:HB3	2:2Q:164:ARG:HE	1.81	0.44
2:2R:382:THR:HG21	2:2R:436:GLN:HB2	2.00	0.44

Continued on next page...

Continued from previous page...

Atom-1	Atom-2	Interatomic distance (Å)	Clash overlap (Å)
2:2Y:404:PHE:CE2	1:3M:261:PRO:CB	2.89	0.44
1:3E:93:ILE:HD11	1:3E:121:ARG:HG3	2.00	0.44
1:3F:276:ILE:HG21	1:3F:284:GLU:OE2	2.17	0.44
2:2U:101:ASN:HB2	1:3I:254:GLU:CG	2.48	0.44
2:2V:11:GLN:NE2	1:3J:249:ASN:HB2	2.32	0.44
1:3L:93:ILE:HD11	1:3L:121:ARG:HG3	2.00	0.44
2:3Q:132:LEU:HB3	2:3Q:164:ARG:HE	1.81	0.44
2:3Q:69:ASP:OD2	2:3Q:74:THR:OG1	2.20	0.44
2:3U:132:LEU:HB3	2:3U:164:ARG:HE	1.81	0.44
2:3W:158:ARG:HD3	2:3W:162:PRO:HA	2.00	0.44
2:3Y:192:HIS:HD2	2:3Y:424:ASN:HD22	1.64	0.44
1:4D:93:ILE:HD11	1:4D:121:ARG:HG3	2.00	0.44
1:4F:93:ILE:HD11	1:4F:121:ARG:HG3	2.00	0.44
1:4M:70:LEU:HD22	1:4M:110:ILE:HG22	1.98	0.44
1:1B:346:TRP:HE3	2:4O:398:MET:HG2	1.83	0.44
2:4R:132:LEU:HB3	2:4R:164:ARG:HE	1.81	0.44
1:1E:261:PRO:C	2:4R:404:PHE:CA	2.83	0.44
2:4S:382:THR:HG21	2:4S:436:GLN:HB2	1.99	0.44
2:4S:192:HIS:HD2	2:4S:424:ASN:HD22	1.64	0.44
1:1J:256:GLN:HB2	2:4V:407:TRP:CH2	2.53	0.44
2:4W:158:ARG:HD3	2:4W:162:PRO:HA	2.00	0.44
1:1L:254:GLU:HA	2:4X:100:GLY:CA	2.48	0.44
1:1D:70:LEU:HD22	1:1D:110:ILE:HG22	1.98	0.44
1:1D:241:SER:OG	1:1D:250:VAL:O	2.27	0.44
1:1D:2:ARG:CD	2:4Q:72:PRO:CD	2.69	0.44
2:1H:224:TYR:CE2	1:2A:247:ALA:O	2.71	0.44
1:1K:172:TYR:N	1:1K:204:VAL:O	2.44	0.44
2:1U:207:GLU:OE2	1:2I:329:ASN:ND2	2.44	0.44
2:1Y:192:HIS:HD2	2:1Y:424:ASN:HD22	1.64	0.44
2:1Q:77:SER:HB3	1:2D:245:ASP:OD1	2.18	0.44
2:1T:222:PRO:HD2	1:2G:326:LYS:CB	2.48	0.44
2:2H:406:HIS:CE1	1:3A:263:PRO:HA	2.53	0.44
2:1V:100:GLY:C	1:2J:253:THR:HG22	2.38	0.44
2:2Q:382:THR:HG21	2:2Q:436:GLN:HB2	1.99	0.44
2:2Q:72:PRO:HD2	1:3D:2:ARG:HG3	1.97	0.44
2:2R:132:LEU:HB3	2:2R:164:ARG:HE	1.81	0.44
2:2W:158:ARG:HD3	2:2W:162:PRO:HA	2.00	0.44
2:2Y:192:HIS:HD2	2:2Y:424:ASN:HD22	1.64	0.44
2:2Z:192:HIS:HD2	2:2Z:424:ASN:HD22	1.64	0.44
1:3D:241:SER:OG	1:3D:250:VAL:O	2.27	0.44
1:3D:93:ILE:HD11	1:3D:121:ARG:HG3	2.00	0.44

Continued on next page...

Continued from previous page...

Atom-1	Atom-2	Interatomic distance (Å)	Clash overlap (Å)
1:2N:60:LYS:NZ	2:3Y:283:TYR:CE1	2.85	0.44
2:3Z:200:GLU:HA	2:3Z:266:HIS:HB2	1.98	0.44
2:4U:132:LEU:HB3	2:4U:164:ARG:HE	1.81	0.44
1:1L:2:ARG:HG3	2:4X:72:PRO:CG	2.48	0.44
2:4Z:192:HIS:HD2	2:4Z:424:ASN:HD22	1.64	0.44
1:1C:311:LYS:H	1:1C:382:THR:HB	1.83	0.44
1:1F:93:ILE:HD11	1:1F:121:ARG:HG3	2.00	0.44
1:1G:261:PRO:CA	2:4T:404:PHE:N	2.81	0.44
1:1L:261:PRO:HB3	2:4X:404:PHE:CZ	2.53	0.44
2:1Q:132:LEU:HB3	2:1Q:164:ARG:HE	1.81	0.44
2:1S:401:ARG:HB3	1:2F:262:TYR:OH	2.18	0.44
2:1V:221:THR:CA	1:2J:324:VAL:HG13	2.46	0.44
2:1W:10:GLY:HA2	2:1W:145:THR:HB	1.99	0.44
2:1Z:200:GLU:HA	2:1Z:266:HIS:HB2	1.98	0.44
2:1Q:222:PRO:HD2	1:2D:326:LYS:HB3	1.99	0.44
1:2F:30:ILE:HG13	1:2F:53:PHE:HE2	1.81	0.44
1:2K:172:TYR:N	1:2K:204:VAL:O	2.44	0.44
2:2P:72:PRO:HD2	1:3C:2:ARG:HG3	1.98	0.44
2:2R:224:TYR:HD2	1:3E:247:ALA:O	2.00	0.44
2:2U:158:ARG:HD3	2:2U:162:PRO:HA	2.00	0.44
2:2W:10:GLY:HA2	2:2W:145:THR:HB	1.99	0.44
2:2H:406:HIS:CD2	1:3A:262:TYR:HA	2.53	0.44
1:3F:62:VAL:HA	1:3F:63:PRO:HD3	1.86	0.44
1:3K:172:TYR:N	1:3K:204:VAL:O	2.44	0.44
2:3Q:382:THR:HG21	2:3Q:436:GLN:HB2	1.99	0.44
2:3R:132:LEU:HB3	2:3R:164:ARG:HE	1.81	0.44
2:3T:154:ILE:HG23	2:3T:166:MET:HG2	2.00	0.44
2:3W:10:GLY:HA2	2:3W:145:THR:HB	1.99	0.44
2:3Z:192:HIS:HD2	2:3Z:424:ASN:HD22	1.64	0.44
1:1D:257:THR:OG1	2:4Q:100:GLY:O	2.32	0.44
1:1D:346:TRP:CE2	2:4Q:403:ALA:HB2	2.53	0.44
2:4S:154:ILE:HG23	2:4S:166:MET:HG2	2.00	0.44
1:1G:351:PHE:N	2:4T:181:VAL:HG22	2.33	0.44
2:4U:154:ILE:HG23	2:4U:166:MET:HG2	2.00	0.44
1:1J:352:LYS:CD	2:4V:101:ASN:HD22	2.29	0.44
1:1B:276:ILE:HG21	1:1B:284:GLU:OE2	2.17	0.43
1:1B:435:VAL:O	2:4O:401:ARG:NH2	2.49	0.43
1:1E:258:ASN:OD1	2:4R:101:ASN:CG	2.57	0.43
1:1E:346:TRP:HA	2:4R:397:ALA:CA	2.48	0.43
1:1F:30:ILE:HG13	1:1F:53:PHE:HE2	1.81	0.43
1:1I:261:PRO:HA	2:4U:404:PHE:CG	2.53	0.43

Continued on next page...

Continued from previous page...

Atom-1	Atom-2	Interatomic distance (Å)	Clash overlap (Å)
1:1L:332:ILE:HB	2:4X:177:VAL:HG21	1.98	0.43
2:1R:10:GLY:HA2	2:1R:145:THR:HB	1.99	0.43
2:1R:132:LEU:HB3	2:1R:164:ARG:HE	1.82	0.43
2:1T:154:ILE:HG23	2:1T:166:MET:HG2	2.00	0.43
2:1T:132:LEU:HB3	2:1T:164:ARG:HE	1.81	0.43
2:1U:154:ILE:HG23	2:1U:166:MET:HG2	2.00	0.43
2:1U:180:THR:HG23	1:2I:258:ASN:ND2	2.31	0.43
2:1W:401:ARG:HH22	1:2K:435:VAL:CA	2.14	0.43
2:1Z:101:ASN:HB2	1:2N:254:GLU:CD	2.38	0.43
2:1P:181:VAL:CG2	1:2C:258:ASN:O	2.59	0.43
2:1S:180:THR:CG2	1:2F:258:ASN:HD21	2.30	0.43
1:2F:62:VAL:HA	1:2F:63:PRO:HD3	1.86	0.43
2:1V:411:GLU:OE2	1:2J:163:LYS:NZ	2.51	0.43
2:2O:401:ARG:O	1:3B:262:TYR:CZ	2.66	0.43
2:2P:401:ARG:O	1:3C:262:TYR:CZ	2.65	0.43
2:2R:10:GLY:HA2	2:2R:145:THR:HB	1.99	0.43
2:2R:154:ILE:HG23	2:2R:166:MET:HG2	2.00	0.43
2:2S:154:ILE:HG23	2:2S:166:MET:HG2	2.00	0.43
2:2T:154:ILE:HG23	2:2T:166:MET:HG2	2.00	0.43
2:2T:71:GLU:HB2	1:3G:2:ARG:CD	2.45	0.43
2:2U:154:ILE:HG23	2:2U:166:MET:HG2	2.00	0.43
2:2U:132:LEU:HB3	2:2U:164:ARG:HE	1.82	0.43
2:2Z:200:GLU:HA	2:2Z:266:HIS:HB2	1.98	0.43
1:3C:311:LYS:H	1:3C:382:THR:HB	1.83	0.43
1:3F:172:TYR:N	1:3F:204:VAL:O	2.44	0.43
1:3F:30:ILE:HG13	1:3F:53:PHE:HE2	1.81	0.43
2:2Y:406:HIS:CE1	1:3M:263:PRO:HA	2.53	0.43
2:3R:154:ILE:HG23	2:3R:166:MET:HG2	2.00	0.43
2:3S:154:ILE:HG23	2:3S:166:MET:HG2	2.00	0.43
2:3U:154:ILE:HG23	2:3U:166:MET:HG2	2.00	0.43
2:3U:158:ARG:HD3	2:3U:162:PRO:HA	2.00	0.43
1:4B:276:ILE:HG21	1:4B:284:GLU:OE2	2.17	0.43
1:4C:311:LYS:H	1:4C:382:THR:HB	1.83	0.43
1:4F:172:TYR:N	1:4F:204:VAL:O	2.44	0.43
1:4F:30:ILE:HG13	1:4F:53:PHE:HE2	1.82	0.43
1:4K:172:TYR:N	1:4K:204:VAL:O	2.44	0.43
2:4Q:269:MET:HE1	2:4Q:383:ALA:HB3	2.00	0.43
2:4Q:382:THR:HG21	2:4Q:436:GLN:HB2	1.99	0.43
1:1D:346:TRP:CZ2	2:4Q:403:ALA:CB	3.01	0.43
2:4R:10:GLY:HA2	2:4R:145:THR:HB	1.99	0.43
2:4R:154:ILE:HG23	2:4R:166:MET:HG2	2.00	0.43

Continued on next page...

Continued from previous page...

Atom-1	Atom-2	Interatomic distance (Å)	Clash overlap (Å)
1:1E:326:LYS:HE2	2:4R:214:PHE:HB2	1.99	0.43
1:1E:261:PRO:C	2:4R:404:PHE:N	2.61	0.43
1:1E:261:PRO:C	2:4R:406:HIS:NE2	2.65	0.43
2:4T:154:ILE:HG23	2:4T:166:MET:HG2	2.00	0.43
2:4U:158:ARG:HD3	2:4U:162:PRO:HA	2.00	0.43
1:1L:260:VAL:CA	2:4X:407:TRP:HE1	2.30	0.43
1:1M:347:CYS:HA	2:4Y:398:MET:HG2	2.00	0.43
1:1M:2:ARG:HG3	2:4Y:72:PRO:HG2	1.98	0.43
1:1N:348:PRO:HB2	2:4Z:394:GLN:CG	2.45	0.43
1:1C:257:THR:HG21	2:4P:102:ASN:CB	2.48	0.43
1:1D:260:VAL:CB	2:4Q:407:TRP:CZ2	3.01	0.43
1:1I:248:LEU:HA	2:4U:11:GLN:CD	2.32	0.43
1:1I:248:LEU:HD12	2:4U:11:GLN:OE1	2.17	0.43
1:1K:349:THR:HG21	2:4W:183:GLU:HG3	1.99	0.43
1:1M:254:GLU:CA	2:4Y:100:GLY:HA2	2.48	0.43
1:1M:2:ARG:NH2	2:4Y:73:GLY:HA3	2.33	0.43
1:1N:399:TYR:OH	1:1N:415:GLU:OE2	2.27	0.43
2:1Q:269:MET:HE1	2:1Q:383:ALA:HB3	2.01	0.43
2:1R:154:ILE:HG23	2:1R:166:MET:HG2	2.00	0.43
2:1S:154:ILE:HG23	2:1S:166:MET:HG2	2.00	0.43
2:1S:132:LEU:HB3	2:1S:164:ARG:HE	1.81	0.43
2:1Z:192:HIS:HD2	2:1Z:424:ASN:HD22	1.64	0.43
1:2B:276:ILE:HG21	1:2B:284:GLU:OE2	2.17	0.43
1:2C:311:LYS:H	1:2C:382:THR:HB	1.84	0.43
1:2F:172:TYR:N	1:2F:204:VAL:O	2.44	0.43
1:2G:172:TYR:N	1:2G:204:VAL:O	2.44	0.43
2:2Q:269:MET:HE1	2:2Q:383:ALA:HB3	2.01	0.43
2:2S:132:LEU:HB3	2:2S:164:ARG:HE	1.81	0.43
2:2S:394:GLN:NE2	1:3F:348:PRO:HB2	2.33	0.43
2:2V:51:VAL:HG11	2:2V:243:ARG:HG2	2.00	0.43
1:3B:276:ILE:HG21	1:3B:284:GLU:OE2	2.17	0.43
1:3I:334:THR:O	1:3I:337:THR:OG1	2.30	0.43
2:3Q:154:ILE:HG23	2:3Q:166:MET:HG2	2.00	0.43
2:3Q:269:MET:HE1	2:3Q:383:ALA:HB3	2.01	0.43
2:3R:10:GLY:HA2	2:3R:145:THR:HB	1.99	0.43
2:3S:132:LEU:HB3	2:3S:164:ARG:HE	1.81	0.43
1:4G:172:TYR:N	1:4G:204:VAL:O	2.44	0.43
1:1E:253:THR:O	2:4R:100:GLY:CA	2.63	0.43
1:1E:260:VAL:N	2:4R:404:PHE:HE1	2.17	0.43
2:4V:154:ILE:HG23	2:4V:166:MET:HG2	2.00	0.43
1:1J:349:THR:HG21	2:4V:183:GLU:CG	2.48	0.43

Continued on next page...

Continued from previous page...

Atom-1	Atom-2	Interatomic distance (Å)	Clash overlap (Å)
1:1J:435:VAL:HA	2:4V:401:ARG:HH21	1.83	0.43
2:4V:51:VAL:HG11	2:4V:243:ARG:HG2	2.00	0.43
2:4W:10:GLY:HA2	2:4W:145:THR:HB	1.99	0.43
1:1A:311:LYS:H	1:1A:382:THR:HB	1.83	0.43
1:1C:263:PRO:N	2:4P:406:HIS:CG	2.83	0.43
1:1D:254:GLU:HB3	2:4Q:101:ASN:CB	2.40	0.43
1:1D:346:TRP:CZ2	2:4Q:403:ALA:HB2	2.54	0.43
1:1E:30:ILE:HG13	1:1E:53:PHE:HE2	1.81	0.43
1:1E:329:ASN:OD1	2:4R:177:VAL:CG1	2.65	0.43
1:1E:311:LYS:H	1:1E:382:THR:HB	1.83	0.43
1:1F:325:PRO:CD	2:4S:223:THR:HA	2.47	0.43
1:1G:311:LYS:H	1:1G:382:THR:HB	1.83	0.43
1:1G:352:LYS:HD3	2:4T:101:ASN:HD21	1.72	0.43
1:1I:348:PRO:HG3	2:4U:394:GLN:C	2.39	0.43
1:1K:249:ASN:H	2:4W:11:GLN:CD	2.07	0.43
2:1S:44:LEU:HA	2:1S:49:ILE:HB	2.01	0.43
2:1U:158:ARG:HD3	2:1U:162:PRO:HA	2.00	0.43
2:1U:132:LEU:HB3	2:1U:164:ARG:HE	1.82	0.43
2:1V:154:ILE:HG23	2:1V:166:MET:HG2	2.00	0.43
2:1V:44:LEU:HA	2:1V:49:ILE:HB	2.01	0.43
2:1V:51:VAL:HG11	2:1V:243:ARG:HG2	2.00	0.43
2:1Q:222:PRO:O	1:2D:325:PRO:HD2	2.19	0.43
1:2G:311:LYS:H	1:2G:382:THR:HB	1.83	0.43
1:2N:399:TYR:OH	1:2N:415:GLU:OE2	2.27	0.43
2:2P:269:MET:HE1	2:2P:383:ALA:HB3	2.00	0.43
2:2S:221:THR:C	1:3F:324:VAL:HG11	2.38	0.43
2:2V:154:ILE:HG23	2:2V:166:MET:HG2	2.00	0.43
2:2W:407:TRP:HE1	1:3K:260:VAL:HB	1.82	0.43
2:2Y:406:HIS:NE2	1:3M:262:TYR:CA	2.82	0.43
2:2Z:406:HIS:CE1	1:3N:263:PRO:HA	2.53	0.43
2:2Q:210:TYR:HB3	1:3D:326:LYS:HG2	1.99	0.43
1:3G:172:TYR:N	1:3G:204:VAL:O	2.44	0.43
1:3G:311:LYS:H	1:3G:382:THR:HB	1.83	0.43
1:3N:399:TYR:OH	1:3N:415:GLU:OE2	2.27	0.43
2:3T:132:LEU:HB3	2:3T:164:ARG:HE	1.81	0.43
2:3V:154:ILE:HG23	2:3V:166:MET:HG2	2.00	0.43
2:3V:51:VAL:HG11	2:3V:243:ARG:HG2	2.00	0.43
2:3W:51:VAL:HG11	2:3W:243:ARG:HG2	2.00	0.43
1:4G:311:LYS:H	1:4G:382:THR:HB	1.83	0.43
1:1C:346:TRP:HE3	2:4P:398:MET:HG2	1.83	0.43
2:4Q:154:ILE:HG23	2:4Q:166:MET:HG2	2.00	0.43

Continued on next page...

Continued from previous page...

Atom-1	Atom-2	Interatomic distance (Å)	Clash overlap (Å)
1:1G:325:PRO:CD	2:4T:223:THR:HA	2.48	0.43
1:1K:2:ARG:HG3	2:4W:72:PRO:CG	2.48	0.43
2:4Y:269:MET:HE1	2:4Y:383:ALA:HB3	1.99	0.43
2:4Z:200:GLU:HA	2:4Z:266:HIS:HB2	1.98	0.43
1:1F:172:TYR:N	1:1F:204:VAL:O	2.44	0.43
1:1I:334:THR:O	1:1I:337:THR:OG1	2.30	0.43
1:1M:260:VAL:CG1	2:4Y:407:TRP:HE1	2.31	0.43
1:1N:311:LYS:H	1:1N:382:THR:HB	1.83	0.43
2:1P:269:MET:HE1	2:1P:383:ALA:HB3	2.01	0.43
2:1Q:154:ILE:HG23	2:1Q:166:MET:HG2	2.00	0.43
2:1T:10:GLY:HA2	2:1T:145:THR:HB	1.99	0.43
2:1U:51:VAL:HG11	2:1U:243:ARG:HG2	2.00	0.43
2:1W:51:VAL:HG11	2:1W:243:ARG:HG2	2.00	0.43
2:1X:158:ARG:HD3	2:1X:162:PRO:HA	2.00	0.43
2:1Z:11:GLN:HE22	1:2N:249:ASN:N	2.10	0.43
1:2A:311:LYS:H	1:2A:382:THR:HB	1.83	0.43
2:2P:398:MET:HA	1:3C:346:TRP:HB2	2.00	0.43
2:2Q:154:ILE:HG23	2:2Q:166:MET:HG2	2.00	0.43
2:2S:407:TRP:HE1	1:3F:260:VAL:HG12	1.81	0.43
2:2S:44:LEU:HA	2:2S:49:ILE:HB	2.01	0.43
2:2T:51:VAL:HG11	2:2T:243:ARG:HG2	2.00	0.43
2:2U:51:VAL:HG11	2:2U:243:ARG:HG2	2.00	0.43
2:2V:44:LEU:HA	2:2V:49:ILE:HB	2.01	0.43
2:2W:51:VAL:HG11	2:2W:243:ARG:HG2	2.00	0.43
2:2X:158:ARG:HD3	2:2X:162:PRO:HA	2.00	0.43
1:3A:311:LYS:H	1:3A:382:THR:HB	1.84	0.43
2:2P:223:THR:HA	1:3C:325:PRO:CD	2.47	0.43
2:2R:182:VAL:HG21	1:3E:257:THR:HG22	1.98	0.43
2:2U:394:GLN:CG	1:3I:348:PRO:CB	2.86	0.43
2:2Y:404:PHE:CA	1:3M:261:PRO:O	2.62	0.43
2:3P:269:MET:HE1	2:3P:383:ALA:HB3	2.01	0.43
2:3R:44:LEU:HA	2:3R:49:ILE:HB	2.01	0.43
2:3S:44:LEU:HA	2:3S:49:ILE:HB	2.01	0.43
2:3U:51:VAL:HG11	2:3U:243:ARG:HG2	2.00	0.43
2:3V:10:GLY:HA2	2:3V:145:THR:HB	1.99	0.43
1:4A:311:LYS:H	1:4A:382:THR:HB	1.84	0.43
1:4I:311:LYS:H	1:4I:382:THR:HB	1.83	0.43
2:4P:269:MET:HE1	2:4P:383:ALA:HB3	2.01	0.43
1:1C:346:TRP:CE3	2:4P:403:ALA:CB	3.01	0.43
1:1C:261:PRO:CB	2:4P:404:PHE:H	2.30	0.43
1:1E:325:PRO:CG	2:4R:224:TYR:CE1	3.00	0.43

Continued on next page...

Continued from previous page...

Atom-1	Atom-2	Interatomic distance (Å)	Clash overlap (Å)
2:4R:44:LEU:HA	2:4R:49:ILE:HB	2.01	0.43
2:4S:132:LEU:HB3	2:4S:164:ARG:HE	1.81	0.43
2:4S:44:LEU:HA	2:4S:49:ILE:HB	2.01	0.43
1:1G:324:VAL:HG12	2:4T:222:PRO:O	2.17	0.43
2:4U:10:GLY:HA2	2:4U:145:THR:HB	1.99	0.43
1:1I:333:ALA:HB1	2:4U:176:LYS:HE2	1.98	0.43
2:4U:51:VAL:HG11	2:4U:243:ARG:HG2	2.00	0.43
1:1I:245:ASP:OD1	2:4U:73:GLY:O	2.37	0.43
2:4V:10:GLY:HA2	2:4V:145:THR:HB	1.99	0.43
2:4X:158:ARG:HD3	2:4X:162:PRO:HA	2.00	0.43
1:1G:172:TYR:N	1:1G:204:VAL:O	2.44	0.43
2:1O:221:THR:OG1	1:2B:324:VAL:CG2	2.66	0.43
2:1R:44:LEU:HA	2:1R:49:ILE:HB	2.01	0.43
2:1T:158:ARG:HD3	2:1T:162:PRO:HA	2.00	0.43
2:1U:10:GLY:HA2	2:1U:145:THR:HB	1.99	0.43
2:1V:145:THR:O	2:1V:149:MET:N	2.52	0.43
2:1Q:394:GLN:HG2	1:2D:348:PRO:CG	2.47	0.43
1:2E:311:LYS:H	1:2E:382:THR:HB	1.83	0.43
1:2I:311:LYS:H	1:2I:382:THR:HB	1.83	0.43
2:2T:10:GLY:HA2	2:2T:145:THR:HB	1.99	0.43
2:2T:132:LEU:HB3	2:2T:164:ARG:HE	1.82	0.43
2:2W:214:PHE:HB2	1:3K:326:LYS:HE3	1.91	0.43
2:2W:44:LEU:HA	2:2W:49:ILE:HB	2.01	0.43
2:2H:214:PHE:CG	1:3A:326:LYS:HE3	2.53	0.43
2:2P:100:GLY:CA	1:3C:253:THR:C	2.86	0.43
2:2R:222:PRO:CG	1:3E:326:LYS:CB	2.92	0.43
1:3I:311:LYS:H	1:3I:382:THR:HB	1.83	0.43
2:2W:72:PRO:HD2	1:3K:2:ARG:HD3	1.99	0.43
2:2W:394:GLN:HB3	1:3K:348:PRO:CG	2.49	0.43
1:3N:311:LYS:H	1:3N:382:THR:HB	1.83	0.43
2:3T:10:GLY:HA2	2:3T:145:THR:HB	1.99	0.43
2:3T:51:VAL:HG11	2:3T:243:ARG:HG2	2.00	0.43
2:3V:145:THR:O	2:3V:149:MET:N	2.52	0.43
2:3V:44:LEU:HA	2:3V:49:ILE:HB	2.01	0.43
2:3W:44:LEU:HA	2:3W:49:ILE:HB	2.01	0.43
2:3X:158:ARG:HD3	2:3X:162:PRO:HA	2.00	0.43
1:4E:311:LYS:H	1:4E:382:THR:HB	1.83	0.43
1:4F:62:VAL:HA	1:4F:63:PRO:HD3	1.86	0.43
2:4S:10:GLY:HA2	2:4S:145:THR:HB	1.99	0.43
2:4T:10:GLY:HA2	2:4T:145:THR:HB	1.99	0.43
2:4T:158:ARG:HD3	2:4T:162:PRO:HA	2.00	0.43

Continued on next page...

Continued from previous page...

Atom-1	Atom-2	Interatomic distance (Å)	Clash overlap (Å)
2:4T:51:VAL:HG11	2:4T:243:ARG:HG2	2.00	0.43
2:4V:44:LEU:HA	2:4V:49:ILE:HB	2.01	0.43
1:1K:350:GLY:C	2:4W:181:VAL:HG22	2.39	0.43
2:4W:51:VAL:HG11	2:4W:243:ARG:HG2	2.00	0.43
2:4W:44:LEU:HA	2:4W:49:ILE:HB	2.01	0.43
1:1M:2:ARG:CG	2:4Y:72:PRO:HD2	2.46	0.43
1:1N:261:PRO:CA	2:4Z:404:PHE:CG	2.93	0.43
1:1D:351:PHE:N	2:4Q:178:SER:OG	2.51	0.43
1:1F:326:LYS:CE	2:4S:214:PHE:HB2	2.48	0.43
1:1I:2:ARG:CG	2:4U:72:PRO:CD	2.96	0.43
1:1N:245:ASP:OD2	2:4Z:77:SER:HB2	2.19	0.43
2:1S:207:GLU:OE1	1:2F:329:ASN:ND2	2.47	0.43
2:1T:181:VAL:HG23	1:2G:258:ASN:CB	2.44	0.43
2:1T:51:VAL:HG11	2:1T:243:ARG:HG2	2.00	0.43
2:1W:44:LEU:HA	2:1W:49:ILE:HB	2.01	0.43
2:1H:221:THR:OG1	1:2A:324:VAL:HG21	2.19	0.43
1:2L:311:LYS:H	1:2L:382:THR:HB	1.83	0.43
1:2N:311:LYS:H	1:2N:382:THR:HB	1.83	0.43
2:2P:398:MET:HG2	1:3C:346:TRP:O	2.18	0.43
2:2S:394:GLN:CG	1:3F:348:PRO:HG2	2.42	0.43
2:2T:72:PRO:HD2	1:3G:2:ARG:HG2	1.98	0.43
2:2U:10:GLY:HA2	2:2U:145:THR:HB	1.99	0.43
2:2V:10:GLY:HA2	2:2V:145:THR:HB	1.99	0.43
2:2V:145:THR:O	2:2V:149:MET:N	2.52	0.43
2:2V:165:ILE:HG13	2:2V:165:ILE:H	1.71	0.43
2:2W:11:GLN:HE22	1:3K:249:ASN:CB	2.31	0.43
2:2W:154:ILE:HG23	2:2W:166:MET:HG2	2.00	0.43
1:3E:30:ILE:HG13	1:3E:53:PHE:HE2	1.82	0.43
1:3E:311:LYS:H	1:3E:382:THR:HB	1.84	0.43
2:2T:222:PRO:HD2	1:3G:326:LYS:HB3	2.01	0.43
2:2W:404:PHE:HE1	1:3K:260:VAL:C	2.14	0.43
1:3L:311:LYS:H	1:3L:382:THR:HB	1.83	0.43
2:3T:158:ARG:HD3	2:3T:162:PRO:HA	2.00	0.43
2:3U:10:GLY:HA2	2:3U:145:THR:HB	1.99	0.43
1:4E:30:ILE:HG13	1:4E:53:PHE:HE2	1.81	0.43
1:1A:260:VAL:N	2:4H:404:PHE:HE1	2.17	0.43
1:1B:260:VAL:HG12	2:4O:406:HIS:HE1	1.84	0.43
2:4P:154:ILE:HG23	2:4P:166:MET:HG2	2.00	0.43
2:4T:132:LEU:HB3	2:4T:164:ARG:HE	1.82	0.43
1:1G:326:LYS:CA	2:4T:210:TYR:CD1	2.99	0.43
2:4W:154:ILE:HG23	2:4W:166:MET:HG2	2.00	0.43

Continued on next page...

Continued from previous page...

Atom-1	Atom-2	Interatomic distance (Å)	Clash overlap (Å)
1:1K:251:ASP:OD2	2:4W:71:GLU:HB3	2.19	0.43
1:1L:248:LEU:CD1	5:4X:501:GDP:H8	2.30	0.43
1:1F:254:GLU:CG	2:4S:100:GLY:HA2	2.49	0.43
1:1F:346:TRP:CE2	2:4S:403:ALA:CB	3.01	0.43
1:1G:346:TRP:CE2	2:4T:403:ALA:CB	2.99	0.43
1:1I:311:LYS:H	1:1I:382:THR:HB	1.83	0.43
1:1L:311:LYS:H	1:1L:382:THR:HB	1.83	0.43
2:1S:10:GLY:HA2	2:1S:145:THR:HB	1.99	0.43
2:1V:10:GLY:HA2	2:1V:145:THR:HB	1.99	0.43
2:1W:154:ILE:HG23	2:1W:166:MET:HG2	2.00	0.43
2:1Y:180:THR:HG23	1:2M:258:ASN:ND2	2.30	0.43
1:2E:30:ILE:HG13	1:2E:53:PHE:HE2	1.82	0.43
2:1Y:404:PHE:CZ	1:2M:260:VAL:C	2.89	0.43
2:2P:154:ILE:HG23	2:2P:166:MET:HG2	2.00	0.43
2:2P:158:ARG:HD3	2:2P:162:PRO:HA	2.00	0.43
2:2R:44:LEU:HA	2:2R:49:ILE:HB	2.01	0.43
2:2S:10:GLY:HA2	2:2S:145:THR:HB	1.99	0.43
2:2T:158:ARG:HD3	2:2T:162:PRO:HA	2.00	0.43
2:2V:398:MET:HG3	1:3J:346:TRP:O	2.19	0.43
2:2W:407:TRP:HE1	1:3K:260:VAL:CG1	2.31	0.43
2:3P:154:ILE:HG23	2:3P:166:MET:HG2	2.00	0.43
2:3Q:158:ARG:HD3	2:3Q:162:PRO:HA	2.00	0.43
2:3W:154:ILE:HG23	2:3W:166:MET:HG2	2.00	0.43
1:4G:334:THR:O	1:4G:337:THR:OG1	2.30	0.43
1:4N:311:LYS:H	1:4N:382:THR:HB	1.83	0.43
1:1E:439:SER:HB3	2:4R:400:ARG:HD3	2.00	0.43
1:1K:349:THR:OG1	2:4W:184:PRO:CD	2.67	0.43
2:4X:51:VAL:HG11	2:4X:243:ARG:HG2	2.00	0.43
1:1M:439:SER:OG	2:4Y:401:ARG:HG2	2.19	0.43
2:4Z:158:ARG:HD3	2:4Z:162:PRO:HA	2.00	0.43
1:1N:326:LYS:HB3	2:4Z:222:PRO:HD2	2.01	0.43
1:1G:326:LYS:HG2	2:4T:210:TYR:HB3	2.00	0.43
1:1I:346:TRP:CZ3	2:4U:404:PHE:CD2	3.07	0.43
1:1K:311:LYS:H	1:1K:382:THR:HB	1.83	0.43
2:1O:44:LEU:HA	2:1O:49:ILE:HB	2.01	0.43
2:1P:154:ILE:HG23	2:1P:166:MET:HG2	2.00	0.43
2:1P:158:ARG:HD3	2:1P:162:PRO:HA	2.00	0.43
2:1Q:158:ARG:HD3	2:1Q:162:PRO:HA	2.00	0.43
2:1X:51:VAL:HG11	2:1X:243:ARG:HG2	2.00	0.43
1:2L:62:VAL:HA	1:2L:63:PRO:HD3	1.86	0.43
2:2O:44:LEU:HA	2:2O:49:ILE:HB	2.01	0.43

Continued on next page...

Continued from previous page...

Atom-1	Atom-2	Interatomic distance (Å)	Clash overlap (Å)
2:2Q:158:ARG:HD3	2:2Q:162:PRO:HA	2.00	0.43
2:2R:179:ASP:C	1:3E:352:LYS:HA	2.39	0.43
2:2S:101:ASN:O	1:3F:257:THR:CG2	2.60	0.43
2:2X:51:VAL:HG11	2:2X:243:ARG:HG2	2.00	0.43
2:2Y:214:PHE:CG	1:3M:326:LYS:CE	3.00	0.43
2:2Z:386:GLU:HA	2:2Z:389:LYS:HB2	2.01	0.43
2:2R:210:TYR:CD2	1:3E:329:ASN:HB2	2.53	0.43
2:2T:394:GLN:OE1	1:3G:349:THR:HG23	2.18	0.43
2:2U:100:GLY:O	1:3I:254:GLU:HA	2.19	0.43
2:2V:180:THR:N	1:3J:351:PHE:O	2.51	0.43
2:3P:158:ARG:HD3	2:3P:162:PRO:HA	2.00	0.43
2:3S:10:GLY:HA2	2:3S:145:THR:HB	1.99	0.43
2:3V:165:ILE:H	2:3V:165:ILE:HG13	1.71	0.43
2:3X:51:VAL:HG11	2:3X:243:ARG:HG2	2.00	0.43
1:4L:311:LYS:H	1:4L:382:THR:HB	1.84	0.43
2:4P:158:ARG:HD3	2:4P:162:PRO:HA	2.00	0.43
1:1C:248:LEU:HB2	2:4P:224:TYR:HE2	1.84	0.43
1:1C:262:TYR:OH	2:4P:403:ALA:N	2.52	0.43
2:4P:44:LEU:HA	2:4P:49:ILE:HB	2.01	0.43
1:1E:346:TRP:CD1	2:4R:401:ARG:HB2	2.54	0.43
1:1G:349:THR:HG21	2:4T:183:GLU:HG3	2.01	0.43
1:1A:62:VAL:HA	1:1A:63:PRO:HD3	1.86	0.43
1:1B:346:TRP:CH2	2:4O:403:ALA:CB	3.02	0.43
1:1K:325:PRO:HG2	2:4W:224:TYR:CG	2.54	0.43
1:1L:346:TRP:CA	2:4X:397:ALA:O	2.67	0.43
2:1P:44:LEU:HA	2:1P:49:ILE:HB	2.01	0.43
2:1Y:51:VAL:HG11	2:1Y:243:ARG:HG2	2.00	0.43
2:1Z:158:ARG:HD3	2:1Z:162:PRO:HA	2.00	0.43
2:1Z:386:GLU:HA	2:1Z:389:LYS:HB2	2.01	0.43
2:1H:182:VAL:HG21	1:2A:257:THR:CG2	2.47	0.43
1:2G:334:THR:O	1:2G:337:THR:OG1	2.30	0.43
2:1Y:394:GLN:OE1	1:2M:349:THR:HG21	2.18	0.43
2:2P:44:LEU:HA	2:2P:49:ILE:HB	2.01	0.43
2:2S:179:ASP:C	1:3F:352:LYS:HA	2.39	0.43
2:2X:101:ASN:O	1:3L:257:THR:CG2	2.54	0.43
2:2Y:51:VAL:HG11	2:2Y:243:ARG:HG2	2.00	0.43
2:2Z:158:ARG:HD3	2:2Z:162:PRO:HA	2.00	0.43
2:2Q:224:TYR:CD2	1:3D:247:ALA:O	2.72	0.43
1:3E:172:TYR:N	1:3E:204:VAL:O	2.44	0.43
2:2W:394:GLN:OE1	1:3K:349:THR:HG23	2.19	0.43
1:3K:311:LYS:H	1:3K:382:THR:HB	1.83	0.43

Continued on next page...

Continued from previous page...

Atom-1	Atom-2	Interatomic distance (Å)	Clash overlap (Å)
2:3P:44:LEU:HA	2:3P:49:ILE:HB	2.01	0.43
2:3Z:158:ARG:HD3	2:3Z:162:PRO:HA	2.00	0.43
2:3Z:386:GLU:HA	2:3Z:389:LYS:HB2	2.01	0.43
1:4E:172:TYR:N	1:4E:204:VAL:O	2.44	0.43
2:4O:269:MET:HE1	2:4O:383:ALA:HB3	2.00	0.43
1:1C:261:PRO:C	2:4P:404:PHE:CA	2.82	0.43
2:4P:51:VAL:HG11	2:4P:243:ARG:HG2	2.00	0.43
2:4Q:158:ARG:HD3	2:4Q:162:PRO:HA	2.00	0.43
1:1E:262:TYR:OH	2:4R:403:ALA:N	2.52	0.43
1:1G:346:TRP:CG	2:4T:401:ARG:HB2	2.54	0.43
2:4T:44:LEU:HA	2:4T:49:ILE:HB	2.01	0.43
1:1K:248:LEU:CD1	5:4W:501:GDP:H8	2.31	0.43
1:1M:348:PRO:HB3	2:4Y:394:GLN:HG2	1.96	0.43
1:1M:263:PRO:N	2:4Y:406:HIS:NE2	2.56	0.43
2:4Z:386:GLU:HA	2:4Z:389:LYS:HB2	2.01	0.43
1:1B:260:VAL:HG11	2:4O:407:TRP:HZ2	1.83	0.43
1:1B:311:LYS:H	1:1B:382:THR:HB	1.83	0.43
1:1J:2:ARG:CD	2:4V:72:PRO:CD	2.79	0.43
2:1P:51:VAL:HG11	2:1P:243:ARG:HG2	2.00	0.43
2:1S:51:VAL:HG11	2:1S:243:ARG:HG2	2.00	0.43
2:1X:180:THR:CG2	1:2L:258:ASN:ND2	2.73	0.43
2:1X:394:GLN:OE1	1:2L:349:THR:HG21	2.19	0.43
5:1X:501:GDP:C8	1:2L:248:LEU:HD13	2.53	0.43
2:1Y:158:ARG:HD3	2:1Y:162:PRO:HA	2.00	0.43
2:1P:77:SER:HB3	1:2C:245:ASP:OD1	2.19	0.43
1:2E:172:TYR:N	1:2E:204:VAL:O	2.44	0.43
1:2K:311:LYS:H	1:2K:382:THR:HB	1.83	0.43
2:1X:394:GLN:OE1	1:2L:349:THR:CG2	2.66	0.43
5:1Z:501:GDP:H8	1:2N:248:LEU:CD1	2.32	0.43
2:2O:269:MET:HE1	2:2O:383:ALA:HB3	2.00	0.43
2:2R:210:TYR:CD2	1:3E:329:ASN:CB	3.02	0.43
2:2T:145:THR:O	2:2T:149:MET:N	2.52	0.43
2:2Y:44:LEU:HA	2:2Y:49:ILE:HB	2.01	0.43
2:2V:224:TYR:CE2	1:3J:248:LEU:HB2	2.40	0.43
5:2Y:501:GDP:N7	1:3M:248:LEU:HD13	2.33	0.43
2:3O:44:LEU:HA	2:3O:49:ILE:HB	2.01	0.43
2:3P:51:VAL:HG11	2:3P:243:ARG:HG2	2.00	0.43
2:3Y:44:LEU:HA	2:3Y:49:ILE:HB	2.01	0.43
1:4K:311:LYS:H	1:4K:382:THR:HB	1.83	0.43
1:4L:62:VAL:HA	1:4L:63:PRO:HD3	1.86	0.43
2:4O:44:LEU:HA	2:4O:49:ILE:HB	2.01	0.43

Continued on next page...

Continued from previous page...

Atom-1	Atom-2	Interatomic distance (Å)	Clash overlap (Å)
1:1C:257:THR:OG1	2:4P:102:ASN:HB2	2.19	0.43
1:1C:439:SER:HB2	2:4P:400:ARG:HD2	2.00	0.43
2:4T:145:THR:O	2:4T:149:MET:N	2.52	0.43
1:1K:349:THR:CG2	2:4W:184:PRO:CG	2.97	0.43
1:1M:439:SER:CB	2:4Y:400:ARG:HD2	2.49	0.43
2:4Y:44:LEU:HA	2:4Y:49:ILE:HB	2.01	0.43
2:4Y:51:VAL:HG11	2:4Y:243:ARG:HG2	2.00	0.43
1:1B:253:THR:C	2:4O:100:GLY:HA3	2.35	0.42
1:1D:439:SER:HB3	2:4Q:400:ARG:CD	2.49	0.42
1:1F:311:LYS:H	1:1F:382:THR:HB	1.83	0.42
1:1F:348:PRO:HG3	2:4S:394:GLN:O	2.19	0.42
1:1G:261:PRO:HB3	2:4T:404:PHE:CE2	2.54	0.42
1:1G:437:VAL:O	2:4T:401:ARG:CZ	2.55	0.42
1:1L:325:PRO:HB3	2:4X:224:TYR:CZ	2.54	0.42
1:1N:248:LEU:HD13	5:4Z:501:GDP:N7	2.29	0.42
2:1T:44:LEU:HA	2:1T:49:ILE:HB	2.01	0.42
2:1U:44:LEU:HA	2:1U:49:ILE:HB	2.01	0.42
2:1V:165:ILE:H	2:1V:165:ILE:HG13	1.71	0.42
2:1Y:44:LEU:HA	2:1Y:49:ILE:HB	2.01	0.42
2:2O:11:GLN:NE2	1:3B:249:ASN:HB2	2.34	0.42
2:2P:51:VAL:HG11	2:2P:243:ARG:HG2	2.00	0.42
2:2T:44:LEU:HA	2:2T:49:ILE:HB	2.01	0.42
2:2Y:158:ARG:HD3	2:2Y:162:PRO:HA	2.00	0.42
2:2O:71:GLU:HG3	1:3B:2:ARG:HH11	1.82	0.42
1:3G:334:THR:O	1:3G:337:THR:OG1	2.30	0.42
2:2V:73:GLY:CA	1:3J:2:ARG:NH2	2.80	0.42
2:2V:394:GLN:OE1	1:3J:349:THR:HG23	2.19	0.42
2:3O:269:MET:HE1	2:3O:383:ALA:HB3	2.01	0.42
2:3T:44:LEU:HA	2:3T:49:ILE:HB	2.01	0.42
2:3Y:158:ARG:HD3	2:3Y:162:PRO:HA	2.00	0.42
2:3Y:51:VAL:HG11	2:3Y:243:ARG:HG2	2.00	0.42
2:3Z:44:LEU:HA	2:3Z:49:ILE:HB	2.01	0.42
1:4A:407:TRP:CD2	2:4H:257:VAL:HG22	2.54	0.42
1:1C:325:PRO:HG2	2:4P:224:TYR:CG	2.54	0.42
1:1C:261:PRO:CD	2:4P:404:PHE:CE1	3.02	0.42
1:1E:349:THR:HG23	2:4R:394:GLN:OE1	2.19	0.42
1:1E:260:VAL:C	2:4R:407:TRP:NE1	2.69	0.42
1:1J:348:PRO:HB3	2:4V:394:GLN:HG2	2.01	0.42
2:4Z:44:LEU:HA	2:4Z:49:ILE:HB	2.01	0.42
1:1E:172:TYR:N	1:1E:204:VAL:O	2.44	0.42
1:1G:334:THR:O	1:1G:337:THR:OG1	2.30	0.42

Continued on next page...

Continued from previous page...

Atom-1	Atom-2	Interatomic distance (Å)	Clash overlap (Å)
2:1H:51:VAL:HG11	2:1H:243:ARG:HG2	2.00	0.42
2:1O:154:ILE:HG23	2:1O:166:MET:HG2	2.00	0.42
2:1O:51:VAL:HG11	2:1O:243:ARG:HG2	2.00	0.42
2:1O:269:MET:HE1	2:1O:383:ALA:HB3	2.00	0.42
2:1T:145:THR:O	2:1T:149:MET:N	2.52	0.42
2:1T:269:MET:HE1	2:1T:383:ALA:HB3	2.00	0.42
2:1X:283:TYR:OH	2:1Y:85:GLN:O	2.18	0.42
2:1Z:44:LEU:HA	2:1Z:49:ILE:HB	2.01	0.42
1:2B:311:LYS:H	1:2B:382:THR:HB	1.83	0.42
2:2H:158:ARG:HD3	2:2H:162:PRO:HA	2.00	0.42
2:2H:51:VAL:HG11	2:2H:243:ARG:HG2	2.00	0.42
2:2O:154:ILE:HG23	2:2O:166:MET:HG2	2.00	0.42
2:2S:71:GLU:HB2	1:3F:2:ARG:CD	2.39	0.42
2:2T:11:GLN:HE22	1:3G:249:ASN:CA	2.14	0.42
2:2T:401:ARG:HH22	1:3G:435:VAL:C	2.21	0.42
2:2Z:44:LEU:HA	2:2Z:49:ILE:HB	2.01	0.42
1:3A:62:VAL:HA	1:3A:63:PRO:HD3	1.86	0.42
1:3B:311:LYS:H	1:3B:382:THR:HB	1.84	0.42
2:2S:71:GLU:HG3	1:3F:2:ARG:HH11	1.84	0.42
1:3F:311:LYS:H	1:3F:382:THR:HB	1.83	0.42
2:3H:51:VAL:HG11	2:3H:243:ARG:HG2	2.00	0.42
2:2Y:72:PRO:HG2	1:3M:2:ARG:HG3	2.01	0.42
2:3O:154:ILE:HG23	2:3O:166:MET:HG2	2.00	0.42
2:3O:51:VAL:HG11	2:3O:243:ARG:HG2	2.00	0.42
2:3S:51:VAL:HG11	2:3S:243:ARG:HG2	2.00	0.42
2:3T:145:THR:O	2:3T:149:MET:N	2.52	0.42
2:3X:283:TYR:OH	2:3Y:85:GLN:O	2.18	0.42
1:4B:311:LYS:H	1:4B:382:THR:HB	1.83	0.42
1:4F:311:LYS:H	1:4F:382:THR:HB	1.83	0.42
2:4H:158:ARG:HD3	2:4H:162:PRO:HA	2.00	0.42
2:4H:51:VAL:HG11	2:4H:243:ARG:HG2	2.00	0.42
1:4M:311:LYS:H	1:4M:382:THR:HB	1.83	0.42
1:1B:253:THR:O	2:4O:100:GLY:O	2.37	0.42
2:4O:154:ILE:HG23	2:4O:166:MET:HG2	2.00	0.42
2:4O:51:VAL:HG11	2:4O:243:ARG:HG2	2.00	0.42
1:4F:407:TRP:CD2	2:4S:257:VAL:HG22	2.54	0.42
1:1L:324:VAL:CG1	2:4X:222:PRO:O	2.67	0.42
1:1M:258:ASN:HD21	2:4Y:101:ASN:ND2	2.16	0.42
2:4Y:158:ARG:HD3	2:4Y:162:PRO:HA	2.00	0.42
1:4N:407:TRP:CD2	2:4Z:257:VAL:HG22	2.54	0.42
1:1N:435:VAL:C	2:4Z:401:ARG:HH22	2.23	0.42

Continued on next page...

Continued from previous page...

Atom-1	Atom-2	Interatomic distance (Å)	Clash overlap (Å)
1:1B:353:VAL:HB	2:4O:179:ASP:CG	2.28	0.42
1:1D:247:ALA:HB1	2:4Q:224:TYR:HD2	1.83	0.42
1:1I:345:ASP:O	2:4U:397:ALA:HB1	2.19	0.42
1:1N:257:THR:CG2	2:4Z:101:ASN:O	2.65	0.42
2:1O:386:GLU:HA	2:1O:389:LYS:HB2	2.01	0.42
2:1V:158:ARG:HD3	2:1V:162:PRO:HA	2.00	0.42
1:2F:311:LYS:H	1:2F:382:THR:HB	1.83	0.42
2:1T:11:GLN:NE2	1:2G:249:ASN:HB2	2.32	0.42
2:2O:158:ARG:HD3	2:2O:162:PRO:HA	2.00	0.42
2:2O:386:GLU:HA	2:2O:389:LYS:HB2	2.01	0.42
2:2O:51:VAL:HG11	2:2O:243:ARG:HG2	2.00	0.42
2:2P:386:GLU:HA	2:2P:389:LYS:HB2	2.01	0.42
2:2S:51:VAL:HG11	2:2S:243:ARG:HG2	2.00	0.42
2:2V:158:ARG:HD3	2:2V:162:PRO:HA	2.00	0.42
2:2W:386:GLU:HA	2:2W:389:LYS:HB2	2.01	0.42
2:2P:181:VAL:CG2	1:3C:258:ASN:O	2.68	0.42
2:2U:394:GLN:OE1	1:3I:349:THR:HG23	2.19	0.42
2:3O:386:GLU:HA	2:3O:389:LYS:HB2	2.01	0.42
2:3R:51:VAL:HG11	2:3R:243:ARG:HG2	2.00	0.42
2:3V:158:ARG:HD3	2:3V:162:PRO:HA	2.00	0.42
1:4F:334:THR:O	1:4F:337:THR:OG1	2.30	0.42
1:1B:352:LYS:CE	2:4O:101:ASN:ND2	2.83	0.42
1:1D:260:VAL:CG1	2:4Q:407:TRP:CZ2	3.02	0.42
1:4E:407:TRP:CD2	2:4R:257:VAL:HG22	2.54	0.42
1:1F:262:TYR:CZ	2:4S:402:LYS:C	2.93	0.42
2:4S:51:VAL:HG11	2:4S:243:ARG:HG2	2.00	0.42
2:4W:386:GLU:HA	2:4W:389:LYS:HB2	2.01	0.42
2:4X:154:ILE:HG23	2:4X:166:MET:HG2	2.00	0.42
1:1C:352:LYS:HD3	2:4P:101:ASN:HD21	1.83	0.42
1:1F:349:THR:HG21	2:4S:184:PRO:HG3	1.86	0.42
2:1O:100:GLY:HA3	1:2B:253:THR:HG21	1.95	0.42
2:1O:158:ARG:HD3	2:1O:162:PRO:HA	2.00	0.42
2:1P:224:TYR:HD2	1:2C:247:ALA:O	2.01	0.42
2:1P:386:GLU:HA	2:1P:389:LYS:HB2	2.01	0.42
1:1F:407:TRP:CD2	2:1S:257:VAL:HG22	2.54	0.42
2:1T:74:THR:O	2:1T:77:SER:OG	2.31	0.42
2:1W:386:GLU:HA	2:1W:389:LYS:HB2	2.01	0.42
2:1Z:179:ASP:OD1	1:2N:353:VAL:O	2.38	0.42
2:1H:397:ALA:O	1:2A:346:TRP:HB2	2.20	0.42
2:2H:401:ARG:HB3	1:3A:262:TYR:OH	2.19	0.42
2:1W:394:GLN:CG	1:2K:348:PRO:HG2	2.42	0.42

Continued on next page...

Continued from previous page...

Atom-1	Atom-2	Interatomic distance (Å)	Clash overlap (Å)
1:2M:311:LYS:H	1:2M:382:THR:HB	1.83	0.42
2:1Y:178:SER:HB3	1:2M:349:THR:HB	2.01	0.42
2:2Q:73:GLY:HA3	1:3D:2:ARG:CZ	2.50	0.42
2:2R:158:ARG:HD3	2:2R:162:PRO:HA	2.00	0.42
2:2R:210:TYR:CD1	1:3E:326:LYS:HA	2.54	0.42
1:2E:407:TRP:CD2	2:2R:257:VAL:HG22	2.54	0.42
2:2R:51:VAL:HG11	2:2R:243:ARG:HG2	2.00	0.42
1:2F:407:TRP:CD2	2:2S:257:VAL:HG22	2.54	0.42
1:2G:407:TRP:CD2	2:2T:257:VAL:HG22	2.54	0.42
2:2U:207:GLU:CD	1:3I:329:ASN:ND2	2.56	0.42
2:2U:44:LEU:HA	2:2U:49:ILE:HB	2.01	0.42
2:2Z:401:ARG:HB3	1:3N:262:TYR:OH	2.20	0.42
1:3B:399:TYR:OH	1:3B:415:GLU:OE2	2.27	0.42
2:2P:406:HIS:CE1	1:3C:263:PRO:N	2.87	0.42
2:2P:222:PRO:C	1:3C:324:VAL:HG13	2.40	0.42
2:2S:101:ASN:HB2	1:3F:254:GLU:CB	2.49	0.42
1:3F:283:HIS:CG	1:3G:88:HIS:HA	2.55	0.42
2:2S:221:THR:CB	1:3F:324:VAL:HG21	2.47	0.42
2:2T:176:LYS:CE	1:3G:333:ALA:HB1	2.35	0.42
2:3H:158:ARG:HD3	2:3H:162:PRO:HA	2.00	0.42
2:2V:224:TYR:CD2	1:3J:247:ALA:O	2.68	0.42
2:2Y:394:GLN:HB3	1:3M:348:PRO:HG2	2.02	0.42
2:3O:158:ARG:HD3	2:3O:162:PRO:HA	2.00	0.42
2:3P:386:GLU:HA	2:3P:389:LYS:HB2	2.01	0.42
1:3E:407:TRP:CD2	2:3R:257:VAL:HG22	2.54	0.42
1:3F:407:TRP:CD2	2:3S:257:VAL:HG22	2.54	0.42
2:3U:44:LEU:HA	2:3U:49:ILE:HB	2.01	0.42
2:3W:386:GLU:HA	2:3W:389:LYS:HB2	2.01	0.42
2:3X:154:ILE:HG23	2:3X:166:MET:HG2	2.00	0.42
2:3Y:386:GLU:HA	2:3Y:389:LYS:HB2	2.01	0.42
2:4O:158:ARG:HD3	2:4O:162:PRO:HA	2.00	0.42
1:4B:407:TRP:CD2	2:4O:257:VAL:HG22	2.54	0.42
2:4O:386:GLU:HA	2:4O:389:LYS:HB2	2.01	0.42
2:4P:386:GLU:HA	2:4P:389:LYS:HB2	2.01	0.42
1:1D:257:THR:CG2	2:4Q:101:ASN:O	2.68	0.42
2:4R:158:ARG:HD3	2:4R:162:PRO:HA	2.00	0.42
2:4R:51:VAL:HG11	2:4R:243:ARG:HG2	2.00	0.42
1:4G:407:TRP:CD2	2:4T:257:VAL:HG22	2.54	0.42
2:4V:158:ARG:HD3	2:4V:162:PRO:HA	2.00	0.42
1:1C:326:LYS:HE3	2:4P:214:PHE:CB	2.49	0.42
1:1C:329:ASN:CB	2:4P:210:TYR:HD2	2.26	0.42

Continued on next page...

Continued from previous page...

Atom-1	Atom-2	Interatomic distance (Å)	Clash overlap (Å)
1:1C:346:TRP:CD1	2:4P:401:ARG:CG	2.94	0.42
1:1D:7:ILE:HD13	1:1D:153:LEU:HD21	2.02	0.42
1:1E:283:HIS:CG	1:1F:88:HIS:HA	2.55	0.42
1:1E:7:ILE:HD13	1:1E:153:LEU:HD21	2.02	0.42
1:1F:326:LYS:HA	2:4S:210:TYR:CG	2.54	0.42
2:1H:158:ARG:HD3	2:1H:162:PRO:HA	2.00	0.42
1:1L:261:PRO:HA	2:4X:404:PHE:CG	2.53	0.42
1:1L:7:ILE:HD13	1:1L:153:LEU:HD21	2.02	0.42
1:1M:348:PRO:HD2	2:4Y:398:MET:HG3	2.01	0.42
2:1O:100:GLY:CA	1:2B:253:THR:CB	2.98	0.42
2:1O:283:TYR:OH	2:1P:85:GLN:O	2.18	0.42
1:1D:407:TRP:CD2	2:1Q:257:VAL:HG22	2.54	0.42
2:1R:51:VAL:HG11	2:1R:243:ARG:HG2	2.00	0.42
1:1E:407:TRP:CD2	2:1R:257:VAL:HG22	2.54	0.42
1:1G:407:TRP:CD2	2:1T:257:VAL:HG22	2.54	0.42
2:1Y:386:GLU:HA	2:1Y:389:LYS:HB2	2.01	0.42
1:2A:62:VAL:HA	1:2A:63:PRO:HD3	1.86	0.42
1:2D:311:LYS:H	1:2D:382:THR:HB	1.83	0.42
1:2E:283:HIS:CG	1:2F:88:HIS:HA	2.55	0.42
1:2E:7:ILE:HD13	1:2E:153:LEU:HD21	2.02	0.42
2:1S:180:THR:CA	1:2F:258:ASN:HD21	2.32	0.42
2:1U:180:THR:CB	1:2I:258:ASN:HD21	2.32	0.42
1:2L:7:ILE:HD13	1:2L:153:LEU:HD21	2.02	0.42
1:2M:132:LEU:HD23	1:2M:164:LYS:HZ3	1.85	0.42
1:2B:407:TRP:CD2	2:2O:257:VAL:HG22	2.54	0.42
1:2D:407:TRP:CD2	2:2Q:257:VAL:HG22	2.54	0.42
2:2X:154:ILE:HG23	2:2X:166:MET:HG2	2.00	0.42
2:2X:398:MET:HG2	1:3L:346:TRP:O	2.20	0.42
2:2Y:386:GLU:HA	2:2Y:389:LYS:HB2	2.01	0.42
2:2H:77:SER:CB	1:3A:245:ASP:CG	2.88	0.42
1:3D:311:LYS:H	1:3D:382:THR:HB	1.83	0.42
2:2Q:394:GLN:CG	1:3D:348:PRO:HB2	2.44	0.42
1:3D:7:ILE:HD13	1:3D:153:LEU:HD21	2.02	0.42
1:3E:7:ILE:HD13	1:3E:153:LEU:HD21	2.02	0.42
1:3E:283:HIS:CG	1:3F:88:HIS:HA	2.55	0.42
2:2W:214:PHE:CG	1:3K:326:LYS:CE	3.02	0.42
1:3L:7:ILE:HD13	1:3L:153:LEU:HD21	2.02	0.42
1:3M:132:LEU:HD23	1:3M:164:LYS:HZ3	1.85	0.42
1:3M:311:LYS:H	1:3M:382:THR:HB	1.83	0.42
1:3D:407:TRP:CD2	2:3Q:257:VAL:HG22	2.54	0.42
2:3R:158:ARG:HD3	2:3R:162:PRO:HA	2.00	0.42

Continued on next page...

Continued from previous page...

Atom-1	Atom-2	Interatomic distance (Å)	Clash overlap (Å)
1:3G:407:TRP:CD2	2:3T:257:VAL:HG22	2.54	0.42
2:3T:74:THR:O	2:3T:77:SER:OG	2.31	0.42
1:3N:407:TRP:CD2	2:3Z:257:VAL:HG22	2.54	0.42
1:4E:283:HIS:CG	1:4F:88:HIS:HA	2.55	0.42
1:4M:132:LEU:HD23	1:4M:164:LYS:HZ3	1.85	0.42
1:1C:333:ALA:CB	2:4P:176:LYS:HB3	2.49	0.42
1:1D:352:LYS:CA	2:4Q:179:ASP:O	2.59	0.42
1:1I:260:VAL:CG2	2:4U:407:TRP:HZ2	2.33	0.42
1:1M:353:VAL:CG2	2:4Y:179:ASP:OD1	2.67	0.42
2:4Y:386:GLU:HA	2:4Y:389:LYS:HB2	2.01	0.42
1:1A:260:VAL:CG1	2:4H:407:TRP:NE1	2.77	0.42
1:1B:132:LEU:HD23	1:1B:164:LYS:HZ3	1.85	0.42
1:1F:283:HIS:CG	1:1G:88:HIS:HA	2.55	0.42
1:1K:261:PRO:HA	2:4W:404:PHE:CA	2.45	0.42
1:1L:325:PRO:HB2	2:4X:224:TYR:CE1	2.53	0.42
2:1R:158:ARG:HD3	2:1R:162:PRO:HA	2.00	0.42
2:1X:154:ILE:HG23	2:1X:166:MET:HG2	2.00	0.42
2:1Z:51:VAL:HG11	2:1Z:243:ARG:HG2	2.00	0.42
1:2F:334:THR:O	1:2F:337:THR:OG1	2.30	0.42
1:2F:283:HIS:CG	1:2G:88:HIS:HA	2.55	0.42
1:2J:7:ILE:HD13	1:2J:153:LEU:HD21	2.02	0.42
2:1Y:179:ASP:O	1:2M:352:LYS:HE2	2.17	0.42
2:1Z:181:VAL:CB	1:2N:258:ASN:HD22	2.32	0.42
2:2T:74:THR:O	2:2T:77:SER:OG	2.31	0.42
2:2V:210:TYR:CD2	1:3J:329:ASN:CB	3.03	0.42
2:2V:404:PHE:H	1:3J:261:PRO:C	2.08	0.42
1:2N:407:TRP:CD2	2:2Z:257:VAL:HG22	2.54	0.42
2:2Z:51:VAL:HG11	2:2Z:243:ARG:HG2	2.00	0.42
2:2O:404:PHE:CD2	1:3B:261:PRO:HA	2.53	0.42
2:2Q:179:ASP:C	1:3D:352:LYS:HA	2.40	0.42
1:3J:7:ILE:HD13	1:3J:153:LEU:HD21	2.02	0.42
1:4C:7:ILE:HD13	1:4C:153:LEU:HD21	2.02	0.42
1:4D:311:LYS:H	1:4D:382:THR:HB	1.83	0.42
1:4D:407:TRP:CD2	2:4Q:257:VAL:HG22	2.54	0.42
1:4D:7:ILE:HD13	1:4D:153:LEU:HD21	2.02	0.42
1:4E:7:ILE:HD13	1:4E:153:LEU:HD21	2.02	0.42
1:1A:346:TRP:CZ3	2:4H:403:ALA:CB	3.03	0.42
1:4J:7:ILE:HD13	1:4J:153:LEU:HD21	2.02	0.42
1:4K:283:HIS:CG	1:4L:88:HIS:HA	2.55	0.42
1:4L:7:ILE:HD13	1:4L:153:LEU:HD21	2.02	0.42
1:4L:283:HIS:CG	1:4M:88:HIS:HA	2.55	0.42

Continued on next page...

Continued from previous page...

Atom-1	Atom-2	Interatomic distance (Å)	Clash overlap (Å)
1:1B:262:TYR:C	2:4O:406:HIS:CD2	2.68	0.42
2:4T:269:MET:HE1	2:4T:383:ALA:HB3	2.00	0.42
2:4U:44:LEU:HA	2:4U:49:ILE:HB	2.01	0.42
1:1J:332:ILE:HG21	2:4V:177:VAL:CG2	2.47	0.42
1:1J:329:ASN:HB3	2:4V:210:TYR:CD2	2.55	0.42
1:1K:326:LYS:HB3	2:4W:222:PRO:HG2	1.95	0.42
2:4Z:51:VAL:HG11	2:4Z:243:ARG:HG2	2.00	0.42
1:1D:132:LEU:HD23	1:1D:164:LYS:HZ3	1.85	0.42
1:1D:311:LYS:H	1:1D:382:THR:HB	1.84	0.42
1:1E:326:LYS:HG2	2:4R:210:TYR:CD1	2.54	0.42
1:1A:407:TRP:CD2	2:1H:257:VAL:HG22	2.54	0.42
1:1I:7:ILE:HD13	1:1I:153:LEU:HD21	2.02	0.42
1:1J:249:ASN:N	2:4V:11:GLN:CD	2.66	0.42
1:1J:7:ILE:HD13	1:1J:153:LEU:HD21	2.02	0.42
1:1L:172:TYR:N	1:1L:204:VAL:O	2.44	0.42
1:1L:254:GLU:HG2	2:4X:101:ASN:N	2.34	0.42
1:1L:283:HIS:CG	1:1M:88:HIS:HA	2.55	0.42
1:1L:329:ASN:OD1	2:4X:177:VAL:CG1	2.67	0.42
1:1M:311:LYS:H	1:1M:382:THR:HB	1.83	0.42
1:1M:435:VAL:C	2:4Y:401:ARG:HH22	2.22	0.42
2:1Q:51:VAL:HG11	2:1Q:243:ARG:HG2	2.00	0.42
2:1R:269:MET:HE1	2:1R:383:ALA:HB3	2.02	0.42
2:1S:269:MET:HE1	2:1S:383:ALA:HB3	2.01	0.42
2:1T:47:GLU:HG2	2:1T:48:ARG:NH1	2.35	0.42
1:1N:407:TRP:CD2	2:1Z:257:VAL:HG22	2.54	0.42
1:2B:7:ILE:HD13	1:2B:153:LEU:HD21	2.02	0.42
2:1P:221:THR:CA	1:2C:324:VAL:HG11	2.40	0.42
1:2D:132:LEU:HD23	1:2D:164:LYS:HZ3	1.85	0.42
1:2D:7:ILE:HD13	1:2D:153:LEU:HD21	2.02	0.42
2:1X:100:GLY:C	1:2L:253:THR:HG22	2.40	0.42
1:2L:283:HIS:CG	1:2M:88:HIS:HA	2.55	0.42
2:2Q:100:GLY:HA2	1:3D:254:GLU:N	2.35	0.42
2:2Q:51:VAL:HG11	2:2Q:243:ARG:HG2	2.00	0.42
2:2S:11:GLN:HE22	1:3F:249:ASN:CA	2.17	0.42
2:2T:47:GLU:HG2	2:2T:48:ARG:NH1	2.35	0.42
1:2I:407:TRP:CD2	2:2U:257:VAL:HG22	2.54	0.42
2:2Z:394:GLN:CB	1:3N:348:PRO:HG2	2.48	0.42
1:3B:132:LEU:HD23	1:3B:164:LYS:HZ3	1.85	0.42
1:3B:7:ILE:HD13	1:3B:153:LEU:HD21	2.02	0.42
1:3D:132:LEU:HD23	1:3D:164:LYS:HZ3	1.85	0.42
1:3F:334:THR:O	1:3F:337:THR:OG1	2.30	0.42

Continued on next page...

Continued from previous page...

Atom-1	Atom-2	Interatomic distance (Å)	Clash overlap (Å)
1:3I:132:LEU:HD23	1:3I:164:LYS:HZ3	1.85	0.42
1:3I:7:ILE:HD13	1:3I:153:LEU:HD21	2.02	0.42
1:3L:283:HIS:CG	1:3M:88:HIS:HA	2.55	0.42
1:3M:334:THR:O	1:3M:337:THR:OG1	2.30	0.42
2:3Q:44:LEU:HA	2:3Q:49:ILE:HB	2.01	0.42
2:3S:269:MET:HE1	2:3S:383:ALA:HB3	2.01	0.42
2:3T:47:GLU:HG2	2:3T:48:ARG:NH1	2.35	0.42
2:3Z:51:VAL:HG11	2:3Z:243:ARG:HG2	2.00	0.42
1:4B:7:ILE:HD13	1:4B:153:LEU:HD21	2.02	0.42
1:4E:334:THR:O	1:4E:337:THR:OG1	2.30	0.42
1:4D:283:HIS:CG	1:4E:88:HIS:HA	2.55	0.42
1:4F:283:HIS:CG	1:4G:88:HIS:HA	2.55	0.42
1:4I:7:ILE:HD13	1:4I:153:LEU:HD21	2.02	0.42
1:1C:324:VAL:CG2	2:4P:221:THR:OG1	2.60	0.42
2:4Q:51:VAL:HG11	2:4Q:243:ARG:HG2	2.00	0.42
2:4T:47:GLU:HG2	2:4T:48:ARG:NH1	2.35	0.42
2:4X:386:GLU:HA	2:4X:389:LYS:HB2	2.01	0.42
1:4M:407:TRP:CD2	2:4Y:257:VAL:HG22	2.54	0.42
1:1N:348:PRO:HB3	2:4Z:394:GLN:HG2	1.94	0.42
1:1B:7:ILE:HD13	1:1B:153:LEU:HD21	2.02	0.42
1:1D:283:HIS:CG	1:1E:88:HIS:HA	2.55	0.42
1:1F:334:THR:O	1:1F:337:THR:OG1	2.30	0.42
1:1G:241:SER:OG	1:1G:250:VAL:O	2.27	0.42
1:1G:2:ARG:HG3	2:4T:72:PRO:HG2	1.99	0.42
1:1I:346:TRP:O	2:4U:398:MET:N	2.52	0.42
1:1J:326:LYS:HG2	2:4V:210:TYR:CD1	2.54	0.42
1:1K:7:ILE:HD13	1:1K:153:LEU:HD21	2.02	0.42
1:1M:132:LEU:HD23	1:1M:164:LYS:HZ3	1.85	0.42
1:1N:7:ILE:HD13	1:1N:153:LEU:HD21	2.02	0.42
2:1Q:221:THR:OG1	1:2D:324:VAL:HG22	2.20	0.42
2:1Q:44:LEU:HA	2:1Q:49:ILE:HB	2.01	0.42
1:1I:407:TRP:CD2	2:1U:257:VAL:HG22	2.54	0.42
2:1W:269:MET:HE1	2:1W:383:ALA:HB3	2.01	0.42
2:1X:386:GLU:HA	2:1X:389:LYS:HB2	2.01	0.42
2:1H:181:VAL:HB	1:2A:258:ASN:CA	2.49	0.42
2:1H:404:PHE:CE1	1:2A:260:VAL:O	2.73	0.42
1:2C:7:ILE:HD13	1:2C:153:LEU:HD21	2.02	0.42
1:2D:283:HIS:CG	1:2E:88:HIS:HA	2.55	0.42
1:2E:334:THR:O	1:2E:337:THR:OG1	2.30	0.42
2:1S:404:PHE:HE1	1:2F:260:VAL:C	2.20	0.42
1:2G:132:LEU:HD23	1:2G:164:LYS:HZ3	1.85	0.42

Continued on next page...

Continued from previous page...

Atom-1	Atom-2	Interatomic distance (Å)	Clash overlap (Å)
2:2H:11:GLN:NE2	1:3A:249:ASN:N	2.26	0.42
1:2A:407:TRP:CD2	2:2H:257:VAL:HG22	2.54	0.42
1:2I:7:ILE:HD13	1:2I:153:LEU:HD21	2.02	0.42
1:2K:7:ILE:HD13	1:2K:153:LEU:HD21	2.02	0.42
2:1X:11:GLN:NE2	1:2L:249:ASN:ND2	2.68	0.42
1:2N:7:ILE:HD13	1:2N:153:LEU:HD21	2.02	0.42
2:2Q:44:LEU:HA	2:2Q:49:ILE:HB	2.01	0.42
2:2S:269:MET:HE1	2:2S:383:ALA:HB3	2.01	0.42
2:2T:269:MET:HE1	2:2T:383:ALA:HB3	2.00	0.42
2:2X:386:GLU:HA	2:2X:389:LYS:HB2	2.01	0.42
2:2O:223:THR:HA	1:3B:325:PRO:CD	2.49	0.42
1:3C:7:ILE:HD13	1:3C:153:LEU:HD21	2.02	0.42
1:3D:283:HIS:CG	1:3E:88:HIS:HA	2.55	0.42
1:3F:319:TYR:HE2	1:3F:328:VAL:HG13	1.84	0.42
1:3F:7:ILE:HD13	1:3F:153:LEU:HD21	2.02	0.42
1:3G:132:LEU:HD23	1:3G:164:LYS:HZ3	1.85	0.42
2:2T:179:ASP:C	1:3G:352:LYS:HA	2.40	0.42
2:3H:154:ILE:HG23	2:3H:166:MET:HG2	2.00	0.42
1:3J:311:LYS:H	1:3J:382:THR:HB	1.83	0.42
1:3K:283:HIS:CG	1:3L:88:HIS:HA	2.55	0.42
1:3K:7:ILE:HD13	1:3K:153:LEU:HD21	2.02	0.42
2:2X:394:GLN:HB3	1:3L:348:PRO:HG2	2.01	0.42
2:2Y:406:HIS:CD2	1:3M:262:TYR:HA	2.55	0.42
1:3N:7:ILE:HD13	1:3N:153:LEU:HD21	2.02	0.42
1:3C:407:TRP:CD2	2:3P:257:VAL:HG22	2.54	0.42
1:3I:407:TRP:CD2	2:3U:257:VAL:HG22	2.54	0.42
2:3U:47:GLU:HG2	2:3U:48:ARG:NH1	2.35	0.42
1:3M:407:TRP:CD2	2:3Y:257:VAL:HG22	2.54	0.42
1:4A:7:ILE:HD13	1:4A:153:LEU:HD21	2.02	0.42
1:4C:334:THR:O	1:4C:337:THR:OG1	2.30	0.42
1:4D:334:THR:O	1:4D:337:THR:OG1	2.30	0.42
2:4H:386:GLU:HA	2:4H:389:LYS:HB2	2.01	0.42
1:4J:311:LYS:H	1:4J:382:THR:HB	1.83	0.42
1:4K:7:ILE:HD13	1:4K:153:LEU:HD21	2.02	0.42
1:4L:172:TYR:N	1:4L:204:VAL:O	2.44	0.42
1:1B:261:PRO:CB	2:4O:404:PHE:CD2	2.98	0.42
1:1D:434:GLU:C	2:4Q:401:ARG:NH2	2.72	0.42
2:4T:74:THR:O	2:4T:77:SER:OG	2.31	0.42
1:4I:407:TRP:CD2	2:4U:257:VAL:HG22	2.54	0.42
1:1I:439:SER:OG	2:4U:401:ARG:CD	2.67	0.42
2:4W:269:MET:HE1	2:4W:383:ALA:HB3	2.01	0.42

Continued on next page...

Continued from previous page...

Atom-1	Atom-2	Interatomic distance (Å)	Clash overlap (Å)
1:1N:262:TYR:CE2	2:4Z:403:ALA:HA	2.52	0.42
1:1A:283:HIS:CG	1:1B:88:HIS:HA	2.55	0.42
1:1A:88:HIS:HA	1:1N:283:HIS:CG	2.55	0.42
1:1C:319:TYR:HE2	1:1C:328:VAL:HG13	1.84	0.42
1:1C:7:ILE:HD13	1:1C:153:LEU:HD21	2.02	0.42
1:1D:249:ASN:O	2:4Q:11:GLN:OE1	2.37	0.42
1:1D:439:SER:HB3	2:4Q:400:ARG:HD3	2.02	0.42
1:1E:319:TYR:HE2	1:1E:328:VAL:HG13	1.84	0.42
1:1F:319:TYR:HE2	1:1F:328:VAL:HG13	1.85	0.42
1:1G:132:LEU:HD23	1:1G:164:LYS:HZ3	1.85	0.42
1:1G:261:PRO:CB	2:4T:404:PHE:N	2.83	0.42
1:1G:62:VAL:HA	1:1G:63:PRO:HD3	1.86	0.42
1:1I:352:LYS:HE2	2:4U:101:ASN:ND2	2.34	0.42
1:1I:437:VAL:O	2:4U:401:ARG:CZ	2.57	0.42
1:1G:283:HIS:CG	1:1I:88:HIS:HA	2.55	0.42
1:1J:257:THR:HG21	2:4V:102:ASN:CA	2.50	0.42
1:1J:311:LYS:H	1:1J:382:THR:HB	1.83	0.42
1:1K:283:HIS:CG	1:1L:88:HIS:HA	2.55	0.42
1:1N:258:ASN:ND2	2:4Z:180:THR:CG2	2.59	0.42
1:1C:407:TRP:CD2	2:1P:257:VAL:HG22	2.54	0.42
2:1U:47:GLU:HG2	2:1U:48:ARG:NH1	2.35	0.42
1:2A:7:ILE:HD13	1:2A:153:LEU:HD21	2.02	0.42
1:2B:132:LEU:HD23	1:2B:164:LYS:HZ3	1.85	0.42
2:1O:210:TYR:HD2	1:2B:329:ASN:HD22	1.67	0.42
1:2C:334:THR:O	1:2C:337:THR:OG1	2.30	0.42
1:2F:7:ILE:HD13	1:2F:153:LEU:HD21	2.02	0.42
1:2G:7:ILE:HD13	1:2G:153:LEU:HD21	2.02	0.42
2:2H:154:ILE:HG23	2:2H:166:MET:HG2	2.00	0.42
2:2H:386:GLU:HA	2:2H:389:LYS:HB2	2.01	0.42
1:2I:132:LEU:HD23	1:2I:164:LYS:HZ3	1.85	0.42
1:2J:311:LYS:H	1:2J:382:THR:HB	1.83	0.42
1:2K:283:HIS:CG	1:2L:88:HIS:HA	2.55	0.42
1:2L:172:TYR:N	1:2L:204:VAL:O	2.44	0.42
1:2A:88:HIS:HA	1:2N:283:HIS:CG	2.55	0.42
2:2R:269:MET:HE1	2:2R:383:ALA:HB3	2.02	0.42
2:2S:47:GLU:HG2	2:2S:48:ARG:NH1	2.35	0.42
2:2U:214:PHE:CG	1:3I:326:LYS:HE3	2.55	0.42
2:2W:210:TYR:CD2	1:3K:329:ASN:HB2	2.54	0.42
2:2W:269:MET:HE1	2:2W:383:ALA:HB3	2.01	0.42
2:2X:401:ARG:NH2	1:3L:435:VAL:CA	2.54	0.42
2:2X:54:ASN:OD1	2:2X:64:ARG:NH2	2.46	0.42

Continued on next page...

Continued from previous page...

Atom-1	Atom-2	Interatomic distance (Å)	Clash overlap (Å)
1:2M:407:TRP:CD2	2:2Y:257:VAL:HG22	2.54	0.42
2:2Z:154:ILE:HG23	2:2Z:166:MET:HG2	2.00	0.42
2:2Z:71:GLU:HB2	1:3N:2:ARG:CD	2.39	0.42
1:3A:7:ILE:HD13	1:3A:153:LEU:HD21	2.02	0.42
1:3A:407:TRP:CD2	2:3H:257:VAL:HG22	2.54	0.42
1:3L:172:TYR:N	1:3L:204:VAL:O	2.44	0.42
2:2X:404:PHE:HE1	1:3L:260:VAL:C	2.15	0.42
2:2X:404:PHE:CD2	1:3L:261:PRO:HB3	2.52	0.42
1:3A:88:HIS:HA	1:3N:283:HIS:CG	2.55	0.42
2:3Q:51:VAL:HG11	2:3Q:243:ARG:HG2	2.00	0.42
2:3R:269:MET:HE1	2:3R:383:ALA:HB3	2.02	0.42
2:3S:158:ARG:HD3	2:3S:162:PRO:HA	2.00	0.42
2:3S:47:GLU:HG2	2:3S:48:ARG:NH1	2.35	0.42
2:3W:269:MET:HE1	2:3W:383:ALA:HB3	2.01	0.42
2:3X:386:GLU:HA	2:3X:389:LYS:HB2	2.01	0.42
1:4B:132:LEU:HD23	1:4B:164:LYS:HZ3	1.85	0.42
1:4B:334:THR:O	1:4B:337:THR:OG1	2.30	0.42
1:4E:319:TYR:HE2	1:4E:328:VAL:HG13	1.85	0.42
1:4F:319:TYR:HE2	1:4F:328:VAL:HG13	1.85	0.42
1:4F:7:ILE:HD13	1:4F:153:LEU:HD21	2.02	0.42
1:4G:132:LEU:HD23	1:4G:164:LYS:HZ3	1.85	0.42
1:1A:261:PRO:C	2:4H:404:PHE:HA	2.40	0.42
1:4I:132:LEU:HD23	1:4I:164:LYS:HZ3	1.85	0.42
1:4M:7:ILE:HD13	1:4M:153:LEU:HD21	2.02	0.42
1:4C:407:TRP:CD2	2:4P:257:VAL:HG22	2.54	0.42
2:4Q:44:LEU:HA	2:4Q:49:ILE:HB	2.01	0.42
2:4R:269:MET:HE1	2:4R:383:ALA:HB3	2.02	0.42
2:4S:269:MET:HE1	2:4S:383:ALA:HB3	2.01	0.42
2:4W:165:ILE:HG13	2:4W:165:ILE:H	1.71	0.42
1:1K:261:PRO:O	2:4W:404:PHE:HA	2.20	0.42
2:4Z:154:ILE:HG23	2:4Z:166:MET:HG2	2.00	0.42
1:1A:7:ILE:HD13	1:1A:153:LEU:HD21	2.02	0.42
1:1B:262:TYR:CZ	2:4O:403:ALA:CA	3.01	0.42
1:1C:2:ARG:HH11	2:4P:71:GLU:CG	2.31	0.42
1:1D:319:TYR:HE2	1:1D:328:VAL:HG13	1.85	0.42
1:1F:7:ILE:HD13	1:1F:153:LEU:HD21	2.02	0.42
1:1G:7:ILE:HD13	1:1G:153:LEU:HD21	2.02	0.42
2:1H:154:ILE:HG23	2:1H:166:MET:HG2	2.00	0.42
2:1H:386:GLU:HA	2:1H:389:LYS:HB2	2.01	0.42
1:1I:132:LEU:HD23	1:1I:164:LYS:HZ3	1.85	0.42
1:1M:7:ILE:HD13	1:1M:153:LEU:HD21	2.02	0.42

Continued on next page...

Continued from previous page...

Atom-1	Atom-2	Interatomic distance (Å)	Clash overlap (Å)
2:1O:47:GLU:HG2	2:1O:48:ARG:NH1	2.35	0.42
2:1R:101:ASN:O	1:2E:257:THR:HG21	2.19	0.42
2:1S:158:ARG:HD3	2:1S:162:PRO:HA	2.00	0.42
1:1M:407:TRP:CD2	2:1Y:257:VAL:HG22	2.54	0.42
2:1Z:154:ILE:HG23	2:1Z:166:MET:HG2	2.00	0.42
1:2D:319:TYR:HE2	1:2D:328:VAL:HG13	1.85	0.42
1:2D:334:THR:O	1:2D:337:THR:OG1	2.30	0.42
1:2E:319:TYR:HE2	1:2E:328:VAL:HG13	1.85	0.42
1:2F:319:TYR:HE2	1:2F:328:VAL:HG13	1.85	0.42
1:2G:283:HIS:CG	1:2I:88:HIS:HA	2.55	0.42
1:2M:7:ILE:HD13	1:2M:153:LEU:HD21	2.02	0.42
2:2O:47:GLU:HG2	2:2O:48:ARG:NH1	2.35	0.42
2:2P:179:ASP:O	1:3C:352:LYS:HA	2.20	0.42
1:2C:407:TRP:CD2	2:2P:257:VAL:HG22	2.54	0.42
2:2Q:403:ALA:HA	1:3D:262:TYR:CZ	2.55	0.42
2:2S:158:ARG:HD3	2:2S:162:PRO:HA	2.00	0.42
2:2U:47:GLU:HG2	2:2U:48:ARG:NH1	2.35	0.42
2:2V:100:GLY:CA	1:3J:253:THR:C	2.87	0.42
2:2X:210:TYR:CE2	1:3L:329:ASN:HB2	2.54	0.42
1:3D:319:TYR:HE2	1:3D:328:VAL:HG13	1.85	0.42
1:3E:319:TYR:HE2	1:3E:328:VAL:HG13	1.85	0.42
1:3E:334:THR:O	1:3E:337:THR:OG1	2.30	0.42
2:2T:71:GLU:HG3	1:3G:2:ARG:NH1	2.35	0.42
1:3G:7:ILE:HD13	1:3G:153:LEU:HD21	2.02	0.42
2:3H:386:GLU:HA	2:3H:389:LYS:HB2	2.01	0.42
1:3G:283:HIS:CG	1:3I:88:HIS:HA	2.55	0.42
2:2Y:11:GLN:NE2	1:3M:249:ASN:CB	2.83	0.42
1:3M:7:ILE:HD13	1:3M:153:LEU:HD21	2.02	0.42
2:2Z:406:HIS:CD2	1:3N:262:TYR:HA	2.55	0.42
2:3Z:154:ILE:HG23	2:3Z:166:MET:HG2	2.00	0.42
1:4A:62:VAL:HA	1:4A:63:PRO:HD3	1.86	0.42
1:4A:88:HIS:HA	1:4N:283:HIS:CG	2.55	0.42
2:4H:154:ILE:HG23	2:4H:166:MET:HG2	2.00	0.42
1:1A:324:VAL:HG11	2:4H:222:PRO:N	2.35	0.42
2:4H:85:GLN:O	2:4Z:283:TYR:OH	2.18	0.42
1:4N:7:ILE:HD13	1:4N:153:LEU:HD21	2.02	0.42
2:4O:47:GLU:HG2	2:4O:48:ARG:NH1	2.35	0.42
1:1C:253:THR:O	2:4P:100:GLY:CA	2.67	0.42
2:4Q:74:THR:O	2:4Q:77:SER:OG	2.31	0.42
2:4S:158:ARG:HD3	2:4S:162:PRO:HA	2.00	0.42
2:4S:47:GLU:HG2	2:4S:48:ARG:NH1	2.35	0.42

Continued on next page...

Continued from previous page...

Atom-1	Atom-2	Interatomic distance (Å)	Clash overlap (Å)
1:1G:346:TRP:CA	2:4T:398:MET:HA	2.50	0.42
2:4U:47:GLU:HG2	2:4U:48:ARG:NH1	2.35	0.42
1:1J:348:PRO:HD3	2:4V:398:MET:HG3	2.02	0.42
1:1M:260:VAL:HG12	2:4Y:407:TRP:HE1	1.84	0.42
1:1E:132:LEU:HD23	1:1E:164:LYS:HZ3	1.85	0.41
1:1E:334:THR:O	1:1E:337:THR:OG1	2.30	0.41
1:1I:211:ASP:CG	1:1I:215:ARG:HH12	2.24	0.41
1:1J:326:LYS:HA	2:4V:210:TYR:CD1	2.54	0.41
1:1L:249:ASN:H	2:4X:11:GLN:CD	2.10	0.41
2:1O:17:GLY:HA2	2:1O:20:PHE:HB3	2.02	0.41
2:1R:222:PRO:HD2	1:2E:326:LYS:CB	2.50	0.41
2:1S:406:HIS:NE2	1:2F:263:PRO:CD	2.77	0.41
2:1S:47:GLU:HG2	2:1S:48:ARG:NH1	2.35	0.41
2:1X:11:GLN:HE22	1:2L:249:ASN:H	1.68	0.41
1:2A:283:HIS:CG	1:2B:88:HIS:HA	2.55	0.41
1:2B:334:THR:O	1:2B:337:THR:OG1	2.30	0.41
1:2F:132:LEU:HD23	1:2F:164:LYS:HZ3	1.85	0.41
2:1S:224:TYR:CE2	1:2F:248:LEU:HB2	2.51	0.41
2:2H:85:GLN:O	2:2Z:283:TYR:OH	2.18	0.41
1:2J:147:SER:HB2	1:2J:190:THR:HB	2.02	0.41
2:2X:47:GLU:HG2	2:2X:48:ARG:NH1	2.35	0.41
1:3C:319:TYR:HE2	1:3C:328:VAL:HG13	1.85	0.41
1:3C:334:THR:O	1:3C:337:THR:OG1	2.30	0.41
1:3I:211:ASP:CG	1:3I:215:ARG:HH12	2.24	0.41
2:2Z:406:HIS:CE1	1:3N:263:PRO:N	2.88	0.41
2:3O:47:GLU:HG2	2:3O:48:ARG:NH1	2.35	0.41
2:3X:47:GLU:HG2	2:3X:48:ARG:NH1	2.35	0.41
2:3X:54:ASN:OD1	2:3X:64:ARG:NH2	2.46	0.41
1:4D:319:TYR:HE2	1:4D:328:VAL:HG13	1.85	0.41
1:4E:147:SER:HB2	1:4E:190:THR:HB	2.02	0.41
1:4G:7:ILE:HD13	1:4G:153:LEU:HD21	2.02	0.41
1:4I:211:ASP:CG	1:4I:215:ARG:HH12	2.24	0.41
1:4G:283:HIS:CG	1:4I:88:HIS:HA	2.55	0.41
1:1D:262:TYR:N	2:4Q:406:HIS:CD2	2.73	0.41
1:1E:346:TRP:CD2	2:4R:403:ALA:CB	3.03	0.41
1:1E:2:ARG:NH1	2:4R:71:GLU:HB2	2.31	0.41
1:1F:314:ALA:CB	2:4S:181:VAL:HG21	2.38	0.41
1:4J:407:TRP:CD2	2:4V:257:VAL:HG22	2.54	0.41
2:4W:145:THR:O	2:4W:149:MET:N	2.52	0.41
1:1K:352:LYS:HA	2:4W:179:ASP:O	2.20	0.41
1:1K:326:LYS:HE2	2:4W:210:TYR:O	2.20	0.41

Continued on next page...

Continued from previous page...

Atom-1	Atom-2	Interatomic distance (Å)	Clash overlap (Å)
2:4X:47:GLU:HG2	2:4X:48:ARG:NH1	2.35	0.41
1:1A:329:ASN:ND2	2:4H:207:GLU:CD	2.56	0.41
1:1B:258:ASN:O	2:4O:181:VAL:CB	2.67	0.41
1:1B:319:TYR:HE2	1:1B:328:VAL:HG13	1.85	0.41
1:1C:147:SER:HB2	1:1C:190:THR:HB	2.02	0.41
1:1C:334:THR:O	1:1C:337:THR:OG1	2.30	0.41
1:1D:334:THR:O	1:1D:337:THR:OG1	2.30	0.41
1:1F:132:LEU:HD23	1:1F:164:LYS:HZ3	1.85	0.41
2:1H:85:GLN:O	2:1Z:283:TYR:OH	2.18	0.41
1:1I:251:ASP:OD2	2:4U:71:GLU:CB	2.67	0.41
1:1J:346:TRP:HB2	2:4V:398:MET:CA	2.25	0.41
1:1K:329:ASN:CB	2:4W:210:TYR:CD2	3.02	0.41
1:1K:346:TRP:CZ3	2:4W:404:PHE:CD2	3.06	0.41
1:1M:319:TYR:HE2	1:1M:328:VAL:HG13	1.85	0.41
2:1P:178:SER:CB	1:2C:349:THR:HB	2.50	0.41
2:1V:269:MET:HE1	2:1V:383:ALA:HB3	2.02	0.41
2:1X:47:GLU:HG2	2:1X:48:ARG:NH1	2.35	0.41
2:1X:54:ASN:OD1	2:1X:64:ARG:NH2	2.46	0.41
2:1Z:214:PHE:HB2	1:2N:326:LYS:CE	2.40	0.41
1:2C:283:HIS:CG	1:2D:88:HIS:HA	2.55	0.41
1:2E:132:LEU:HD23	1:2E:164:LYS:HZ3	1.85	0.41
1:2E:147:SER:HB2	1:2E:190:THR:HB	2.03	0.41
1:2G:147:SER:HB2	1:2G:190:THR:HB	2.02	0.41
2:1V:404:PHE:CE1	1:2J:261:PRO:CA	3.03	0.41
1:2M:334:THR:O	1:2M:337:THR:OG1	2.30	0.41
2:2O:17:GLY:HA2	2:2O:20:PHE:HB3	2.03	0.41
2:2V:269:MET:HE1	2:2V:383:ALA:HB3	2.02	0.41
2:2W:145:THR:O	2:2W:149:MET:N	2.52	0.41
1:3A:283:HIS:CG	1:3B:88:HIS:HA	2.55	0.41
1:3C:147:SER:HB2	1:3C:190:THR:HB	2.03	0.41
1:3C:283:HIS:CG	1:3D:88:HIS:HA	2.55	0.41
1:3D:334:THR:O	1:3D:337:THR:OG1	2.30	0.41
1:3E:147:SER:HB2	1:3E:190:THR:HB	2.03	0.41
2:2R:404:PHE:HA	1:3E:261:PRO:O	2.19	0.41
2:2R:221:THR:CA	1:3E:324:VAL:HG11	2.49	0.41
1:3F:132:LEU:HD23	1:3F:164:LYS:HZ3	1.85	0.41
1:3G:62:VAL:HA	1:3G:63:PRO:HD3	1.86	0.41
2:3H:85:GLN:O	2:3Z:283:TYR:OH	2.18	0.41
1:3J:283:HIS:CG	1:3K:88:HIS:HA	2.55	0.41
2:3O:17:GLY:HA2	2:3O:20:PHE:HB3	2.03	0.41
2:3X:44:LEU:HA	2:3X:49:ILE:HB	2.01	0.41

Continued on next page...

Continued from previous page...

Atom-1	Atom-2	Interatomic distance (Å)	Clash overlap (Å)
1:4A:283:HIS:CG	1:4B:88:HIS:HA	2.55	0.41
1:4C:147:SER:HB2	1:4C:190:THR:HB	2.03	0.41
1:4C:283:HIS:CG	1:4D:88:HIS:HA	2.55	0.41
1:4C:319:TYR:HE2	1:4C:328:VAL:HG13	1.85	0.41
1:4D:132:LEU:HD23	1:4D:164:LYS:HZ3	1.85	0.41
1:4F:132:LEU:HD23	1:4F:164:LYS:HZ3	1.85	0.41
1:4J:147:SER:HB2	1:4J:190:THR:HB	2.03	0.41
1:4J:283:HIS:CG	1:4K:88:HIS:HA	2.55	0.41
1:4N:132:LEU:HD23	1:4N:164:LYS:HZ3	1.85	0.41
1:1C:326:LYS:HG3	2:4P:210:TYR:HA	2.01	0.41
2:4V:269:MET:HE1	2:4V:383:ALA:HB3	2.02	0.41
1:1K:260:VAL:CB	2:4W:407:TRP:CE2	2.90	0.41
2:4X:44:LEU:HA	2:4X:49:ILE:HB	2.01	0.41
1:1A:319:TYR:HE2	1:1A:328:VAL:HG13	1.84	0.41
1:1C:283:HIS:CG	1:1D:88:HIS:HA	2.55	0.41
1:1D:349:THR:OG1	2:4Q:184:PRO:CG	2.67	0.41
1:1E:147:SER:HB2	1:1E:190:THR:HB	2.03	0.41
1:1G:147:SER:HB2	1:1G:190:THR:HB	2.03	0.41
1:1G:319:TYR:HE2	1:1G:328:VAL:HG13	1.84	0.41
2:1H:47:GLU:HG2	2:1H:48:ARG:NH1	2.35	0.41
2:1H:74:THR:O	2:1H:77:SER:OG	2.31	0.41
1:1I:349:THR:HG21	2:4U:184:PRO:CG	2.40	0.41
1:1J:407:TRP:CD2	2:1V:257:VAL:HG22	2.54	0.41
1:1K:132:LEU:HD23	1:1K:164:LYS:HZ3	1.85	0.41
1:1B:407:TRP:CD2	2:1O:257:VAL:HG22	2.54	0.41
2:1V:386:GLU:HA	2:1V:389:LYS:HB2	2.01	0.41
2:1X:44:LEU:HA	2:1X:49:ILE:HB	2.01	0.41
2:1Z:17:GLY:HA2	2:1Z:20:PHE:HB3	2.03	0.41
1:2C:147:SER:HB2	1:2C:190:THR:HB	2.03	0.41
1:2C:319:TYR:HE2	1:2C:328:VAL:HG13	1.85	0.41
1:2G:319:TYR:HE2	1:2G:328:VAL:HG13	1.85	0.41
1:2G:62:VAL:HA	1:2G:63:PRO:HD3	1.86	0.41
1:2I:211:ASP:CG	1:2I:215:ARG:HH12	2.24	0.41
1:2J:132:LEU:HD23	1:2J:164:LYS:HZ3	1.85	0.41
1:2J:283:HIS:CG	1:2K:88:HIS:HA	2.55	0.41
2:1W:11:GLN:HE22	1:2K:249:ASN:H	1.69	0.41
2:1W:403:ALA:HA	1:2K:261:PRO:O	2.20	0.41
1:2M:319:TYR:HE2	1:2M:328:VAL:HG13	1.84	0.41
2:2R:184:PRO:HD3	1:3E:349:THR:HG21	2.03	0.41
1:2J:407:TRP:CD2	2:2V:257:VAL:HG22	2.54	0.41
1:2L:407:TRP:CD2	2:2X:257:VAL:HG22	2.54	0.41

Continued on next page...

Continued from previous page...

Atom-1	Atom-2	Interatomic distance (Å)	Clash overlap (Å)
2:2X:44:LEU:HA	2:2X:49:ILE:HB	2.01	0.41
2:2Z:17:GLY:HA2	2:2Z:20:PHE:HB3	2.03	0.41
2:2O:210:TYR:HB3	1:3B:326:LYS:HG2	2.02	0.41
1:3B:334:THR:O	1:3B:337:THR:OG1	2.30	0.41
2:2Q:11:GLN:HE22	1:3D:249:ASN:H	0.50	0.41
1:3E:132:LEU:HD23	1:3E:164:LYS:HZ3	1.85	0.41
1:3G:147:SER:HB2	1:3G:190:THR:HB	2.03	0.41
1:3J:147:SER:HB2	1:3J:190:THR:HB	2.03	0.41
2:2V:404:PHE:HE1	1:3J:260:VAL:C	2.18	0.41
1:3M:319:TYR:HE2	1:3M:328:VAL:HG13	1.84	0.41
2:2Z:11:GLN:NE2	1:3N:249:ASN:CB	2.83	0.41
2:3S:386:GLU:HA	2:3S:389:LYS:HB2	2.01	0.41
1:3J:407:TRP:CD2	2:3V:257:VAL:HG22	2.54	0.41
2:3V:269:MET:HE1	2:3V:383:ALA:HB3	2.02	0.41
2:3V:386:GLU:HA	2:3V:389:LYS:HB2	2.01	0.41
2:3W:145:THR:O	2:3W:149:MET:N	2.52	0.41
2:3Z:17:GLY:HA2	2:3Z:20:PHE:HB3	2.03	0.41
1:4C:132:LEU:HD23	1:4C:164:LYS:HZ3	1.85	0.41
1:4G:147:SER:HB2	1:4G:190:THR:HB	2.03	0.41
1:4G:319:TYR:HE2	1:4G:328:VAL:HG13	1.85	0.41
1:4J:132:LEU:HD23	1:4J:164:LYS:HZ3	1.85	0.41
1:4M:319:TYR:HE2	1:4M:328:VAL:HG13	1.84	0.41
1:1B:254:GLU:CA	2:4O:100:GLY:C	2.79	0.41
2:4O:17:GLY:HA2	2:4O:20:PHE:HB3	2.03	0.41
1:1F:325:PRO:CG	2:4S:224:TYR:CD1	2.99	0.41
1:1I:254:GLU:CA	2:4U:100:GLY:C	2.73	0.41
2:4U:269:MET:HE1	2:4U:383:ALA:HB3	2.02	0.41
1:1I:348:PRO:HD3	2:4U:398:MET:HG3	1.99	0.41
1:1K:348:PRO:HB2	2:4W:394:GLN:HG2	1.99	0.41
1:1L:333:ALA:HB1	2:4X:176:LYS:HE2	2.03	0.41
1:1L:353:VAL:CG2	2:4X:179:ASP:OD1	2.67	0.41
1:4L:407:TRP:CD2	2:4X:257:VAL:HG22	2.54	0.41
1:1L:348:PRO:HB2	2:4X:394:GLN:HG2	2.00	0.41
2:4Y:154:ILE:HG23	2:4Y:166:MET:HG2	2.00	0.41
2:4Z:17:GLY:HA2	2:4Z:20:PHE:HB3	2.03	0.41
1:1C:262:TYR:CZ	2:4P:403:ALA:CA	3.03	0.41
1:1F:147:SER:HB2	1:1F:190:THR:HB	2.02	0.41
1:1J:147:SER:HB2	1:1J:190:THR:HB	2.03	0.41
1:1J:283:HIS:CG	1:1K:88:HIS:HA	2.55	0.41
1:1L:319:TYR:HE2	1:1L:328:VAL:HG13	1.85	0.41
2:1O:145:THR:O	2:1O:149:MET:N	2.52	0.41

Continued on next page...

Continued from previous page...

Atom-1	Atom-2	Interatomic distance (Å)	Clash overlap (Å)
2:1R:386:GLU:HA	2:1R:389:LYS:HB2	2.01	0.41
2:1S:386:GLU:HA	2:1S:389:LYS:HB2	2.01	0.41
2:1V:404:PHE:HE1	1:2J:260:VAL:H	1.69	0.41
2:1W:145:THR:O	2:1W:149:MET:N	2.52	0.41
1:2B:319:TYR:HE2	1:2B:328:VAL:HG13	1.85	0.41
1:2G:211:ASP:CG	1:2G:215:ARG:HH12	2.24	0.41
1:2L:147:SER:HB2	1:2L:190:THR:HB	2.02	0.41
1:2L:319:TYR:HE2	1:2L:328:VAL:HG13	1.84	0.41
1:2N:319:TYR:HE2	1:2N:328:VAL:HG13	1.84	0.41
2:2P:100:GLY:O	1:3C:257:THR:OG1	2.30	0.41
2:2S:386:GLU:HA	2:2S:389:LYS:HB2	2.01	0.41
2:2V:386:GLU:HA	2:2V:389:LYS:HB2	2.01	0.41
2:2W:165:ILE:H	2:2W:165:ILE:HG13	1.71	0.41
2:2W:179:ASP:OD2	1:3K:248:LEU:CD2	2.68	0.41
2:2X:17:GLY:HA2	2:2X:20:PHE:HB3	2.03	0.41
2:2Y:11:GLN:NE2	1:3M:249:ASN:N	2.27	0.41
2:2Z:101:ASN:HB2	1:3N:254:GLU:CB	2.49	0.41
1:3A:319:TYR:HE2	1:3A:328:VAL:HG13	1.85	0.41
1:3B:319:TYR:HE2	1:3B:328:VAL:HG13	1.85	0.41
2:2P:221:THR:CB	1:3C:324:VAL:HG21	2.51	0.41
1:3G:319:TYR:HE2	1:3G:328:VAL:HG13	1.85	0.41
2:3H:47:GLU:HG2	2:3H:48:ARG:NH1	2.35	0.41
2:3H:74:THR:O	2:3H:77:SER:OG	2.31	0.41
2:2Z:177:VAL:CG2	1:3N:332:ILE:CG2	2.88	0.41
2:3O:145:THR:O	2:3O:149:MET:N	2.52	0.41
1:3B:407:TRP:CD2	2:3O:257:VAL:HG22	2.54	0.41
2:3S:74:THR:O	2:3S:77:SER:OG	2.31	0.41
1:3L:407:TRP:CD2	2:3X:257:VAL:HG22	2.54	0.41
1:4E:132:LEU:HD23	1:4E:164:LYS:HZ3	1.86	0.41
1:4G:211:ASP:CG	1:4G:215:ARG:HH12	2.24	0.41
1:4L:132:LEU:HD23	1:4L:164:LYS:HZ3	1.85	0.41
1:4L:319:TYR:HE2	1:4L:328:VAL:HG13	1.84	0.41
1:1B:348:PRO:CG	2:4O:394:GLN:CA	2.67	0.41
1:1B:347:CYS:HA	2:4O:398:MET:HG2	2.03	0.41
2:4P:47:GLU:HG2	2:4P:48:ARG:NH1	2.35	0.41
1:1F:260:VAL:CG2	2:4S:407:TRP:HZ2	2.30	0.41
1:1G:324:VAL:CG1	2:4T:222:PRO:C	2.83	0.41
2:4V:386:GLU:HA	2:4V:389:LYS:HB2	2.01	0.41
2:4W:47:GLU:HG2	2:4W:48:ARG:NH1	2.35	0.41
2:4X:17:GLY:HA2	2:4X:20:PHE:HB3	2.03	0.41
1:1B:147:SER:HB2	1:1B:190:THR:HB	2.03	0.41

Continued on next page...

Continued from previous page...

Atom-1	Atom-2	Interatomic distance (Å)	Clash overlap (Å)
1:1B:334:THR:O	1:1B:337:THR:OG1	2.30	0.41
1:1C:132:LEU:HD23	1:1C:164:LYS:HZ3	1.85	0.41
2:1H:44:LEU:HA	2:1H:49:ILE:HB	2.01	0.41
1:1I:147:SER:HB2	1:1I:190:THR:HB	2.03	0.41
1:1K:147:SER:HB2	1:1K:190:THR:HB	2.03	0.41
1:1L:147:SER:HB2	1:1L:190:THR:HB	2.03	0.41
1:1L:258:ASN:HD21	2:4X:101:ASN:ND2	2.18	0.41
2:1P:47:GLU:HG2	2:1P:48:ARG:NH1	2.35	0.41
2:1Q:17:GLY:HA2	2:1Q:20:PHE:HB3	2.03	0.41
2:1S:298:ALA:HB2	2:1S:308:ARG:NH1	2.36	0.41
2:1X:17:GLY:HA2	2:1X:20:PHE:HB3	2.03	0.41
1:1L:407:TRP:CD2	2:1X:257:VAL:HG22	2.54	0.41
2:1Y:154:ILE:HG23	2:1Y:166:MET:HG2	2.00	0.41
1:2A:319:TYR:HE2	1:2A:328:VAL:HG13	1.85	0.41
1:2F:147:SER:HB2	1:2F:190:THR:HB	2.03	0.41
2:2H:145:THR:O	2:2H:149:MET:N	2.52	0.41
2:2H:47:GLU:HG2	2:2H:48:ARG:NH1	2.35	0.41
2:2H:74:THR:O	2:2H:77:SER:OG	2.31	0.41
1:2I:147:SER:HB2	1:2I:190:THR:HB	2.03	0.41
1:2I:319:TYR:HE2	1:2I:328:VAL:HG13	1.84	0.41
1:2K:132:LEU:HD23	1:2K:164:LYS:HZ3	1.85	0.41
1:2K:147:SER:HB2	1:2K:190:THR:HB	2.03	0.41
2:1W:406:HIS:NE2	1:2K:263:PRO:HD3	2.33	0.41
2:2O:11:GLN:HE22	1:3B:249:ASN:CB	2.33	0.41
2:2O:145:THR:O	2:2O:149:MET:N	2.52	0.41
2:2O:407:TRP:HE1	1:3B:260:VAL:CG1	2.33	0.41
2:2P:47:GLU:HG2	2:2P:48:ARG:NH1	2.35	0.41
2:2Q:17:GLY:HA2	2:2Q:20:PHE:HB3	2.03	0.41
2:2R:298:ALA:HB2	2:2R:308:ARG:NH1	2.36	0.41
2:2R:386:GLU:HA	2:2R:389:LYS:HB2	2.01	0.41
2:2T:394:GLN:CG	1:3G:348:PRO:HG2	2.43	0.41
2:2T:404:PHE:CA	1:3G:261:PRO:HA	2.51	0.41
2:2Y:154:ILE:HG23	2:2Y:166:MET:HG2	2.00	0.41
1:3B:147:SER:HB2	1:3B:190:THR:HB	2.03	0.41
2:2R:73:GLY:CA	1:3E:2:ARG:NH2	2.81	0.41
2:2R:181:VAL:HG11	1:3E:314:ALA:HB2	2.02	0.41
1:3F:147:SER:HB2	1:3F:190:THR:HB	2.02	0.41
1:3G:211:ASP:CG	1:3G:215:ARG:HH12	2.24	0.41
2:3H:145:THR:O	2:3H:149:MET:N	2.52	0.41
2:3H:44:LEU:HA	2:3H:49:ILE:HB	2.01	0.41
1:3I:147:SER:HB2	1:3I:190:THR:HB	2.03	0.41

Continued on next page...

Continued from previous page...

Atom-1	Atom-2	Interatomic distance (Å)	Clash overlap (Å)
1:3K:132:LEU:HD23	1:3K:164:LYS:HZ3	1.85	0.41
2:2W:404:PHE:CZ	1:3K:261:PRO:CA	3.03	0.41
1:3L:147:SER:HB2	1:3L:190:THR:HB	2.03	0.41
2:2Y:100:GLY:HA2	1:3M:253:THR:C	2.41	0.41
1:3N:319:TYR:HE2	1:3N:328:VAL:HG13	1.84	0.41
2:3P:47:GLU:HG2	2:3P:48:ARG:NH1	2.35	0.41
2:3Q:17:GLY:HA2	2:3Q:20:PHE:HB3	2.03	0.41
2:3S:298:ALA:HB2	2:3S:308:ARG:NH1	2.36	0.41
2:3T:269:MET:HE1	2:3T:383:ALA:HB3	2.01	0.41
2:3V:298:ALA:HB2	2:3V:308:ARG:NH1	2.36	0.41
2:3W:165:ILE:H	2:3W:165:ILE:HG13	1.71	0.41
2:3X:17:GLY:HA2	2:3X:20:PHE:HB3	2.03	0.41
2:3Y:154:ILE:HG23	2:3Y:166:MET:HG2	2.00	0.41
2:3Y:17:GLY:HA2	2:3Y:20:PHE:HB3	2.03	0.41
2:3Y:47:GLU:HG2	2:3Y:48:ARG:NH1	2.35	0.41
2:3Z:145:THR:O	2:3Z:149:MET:N	2.52	0.41
1:4A:319:TYR:HE2	1:4A:328:VAL:HG13	1.84	0.41
1:4A:334:THR:O	1:4A:337:THR:OG1	2.30	0.41
1:4B:147:SER:HB2	1:4B:190:THR:HB	2.03	0.41
1:4B:319:TYR:HE2	1:4B:328:VAL:HG13	1.85	0.41
1:4F:147:SER:HB2	1:4F:190:THR:HB	2.03	0.41
2:4H:145:THR:O	2:4H:149:MET:N	2.52	0.41
1:1A:332:ILE:HB	2:4H:177:VAL:HG21	2.02	0.41
2:4H:47:GLU:HG2	2:4H:48:ARG:NH1	2.35	0.41
1:4I:147:SER:HB2	1:4I:190:THR:HB	2.03	0.41
1:1B:248:LEU:CA	2:4O:11:GLN:NE2	2.83	0.41
2:4O:145:THR:O	2:4O:149:MET:N	2.52	0.41
1:1C:325:PRO:HB2	2:4P:224:TYR:CE1	2.54	0.41
2:4R:298:ALA:HB2	2:4R:308:ARG:NH1	2.36	0.41
2:4R:386:GLU:HA	2:4R:389:LYS:HB2	2.01	0.41
2:4S:386:GLU:HA	2:4S:389:LYS:HB2	2.01	0.41
2:4T:298:ALA:HB2	2:4T:308:ARG:NH1	2.36	0.41
1:1G:346:TRP:CH2	2:4T:404:PHE:CE2	3.08	0.41
1:1I:347:CYS:SG	2:4U:181:VAL:HG13	2.60	0.41
2:4U:384:ILE:H	2:4U:384:ILE:HG13	1.77	0.41
2:4V:298:ALA:HB2	2:4V:308:ARG:NH1	2.36	0.41
1:1J:251:ASP:OD2	2:4V:71:GLU:CB	2.69	0.41
1:1L:332:ILE:HG21	2:4X:177:VAL:CG2	2.48	0.41
2:4X:298:ALA:HB2	2:4X:308:ARG:NH1	2.36	0.41
2:4Y:47:GLU:HG2	2:4Y:48:ARG:NH1	2.35	0.41
1:1A:132:LEU:HD23	1:1A:164:LYS:HZ3	1.85	0.41

Continued on next page...

Continued from previous page...

Atom-1	Atom-2	Interatomic distance (Å)	Clash overlap (Å)
1:1A:260:VAL:O	2:4H:404:PHE:HD1	2.02	0.41
1:1B:283:HIS:CG	1:1C:88:HIS:HA	2.55	0.41
1:1B:326:LYS:HA	2:4O:210:TYR:CG	2.56	0.41
1:1D:147:SER:HB2	1:1D:190:THR:HB	2.03	0.41
1:1G:211:ASP:CG	1:1G:215:ARG:HH12	2.24	0.41
2:1H:145:THR:O	2:1H:149:MET:N	2.52	0.41
2:1H:17:GLY:HA2	2:1H:20:PHE:HB3	2.03	0.41
5:1H:501:GDP:C8	1:2A:248:LEU:CD1	3.03	0.41
1:1I:283:HIS:CG	1:1J:88:HIS:HA	2.55	0.41
1:1K:346:TRP:HA	2:4W:397:ALA:C	2.40	0.41
1:1N:319:TYR:HE2	1:1N:328:VAL:HG13	1.85	0.41
2:1P:145:THR:O	2:1P:149:MET:N	2.52	0.41
2:1P:17:GLY:HA2	2:1P:20:PHE:HB3	2.03	0.41
2:1V:298:ALA:HB2	2:1V:308:ARG:NH1	2.36	0.41
2:1V:47:GLU:HG2	2:1V:48:ARG:NH1	2.35	0.41
2:1V:74:THR:O	2:1V:77:SER:OG	2.31	0.41
2:1W:47:GLU:HG2	2:1W:48:ARG:NH1	2.35	0.41
2:1X:298:ALA:HB2	2:1X:308:ARG:NH1	2.36	0.41
2:1Y:17:GLY:HA2	2:1Y:20:PHE:HB3	2.03	0.41
2:1Y:47:GLU:HG2	2:1Y:48:ARG:NH1	2.35	0.41
2:1Z:145:THR:O	2:1Z:149:MET:N	2.52	0.41
1:2B:147:SER:HB2	1:2B:190:THR:HB	2.03	0.41
1:2B:211:ASP:CG	1:2B:215:ARG:HH12	2.24	0.41
1:2B:283:HIS:CG	1:2C:88:HIS:HA	2.55	0.41
1:2D:172:TYR:N	1:2D:204:VAL:O	2.44	0.41
2:2H:17:GLY:HA2	2:2H:20:PHE:HB3	2.03	0.41
2:1U:181:VAL:CB	1:2I:258:ASN:HA	2.35	0.41
2:2P:145:THR:O	2:2P:149:MET:N	2.52	0.41
2:2Q:404:PHE:H	1:3D:261:PRO:CA	2.34	0.41
2:2S:298:ALA:HB2	2:2S:308:ARG:NH1	2.36	0.41
2:2S:74:THR:O	2:2S:77:SER:OG	2.31	0.41
2:2T:298:ALA:HB2	2:2T:308:ARG:NH1	2.36	0.41
2:2T:386:GLU:HA	2:2T:389:LYS:HB2	2.01	0.41
2:2V:298:ALA:HB2	2:2V:308:ARG:NH1	2.36	0.41
2:2W:11:GLN:NE2	1:3K:249:ASN:N	2.15	0.41
2:2W:221:THR:C	1:3K:324:VAL:CG1	2.88	0.41
2:2W:47:GLU:HG2	2:2W:48:ARG:NH1	2.35	0.41
2:2X:298:ALA:HB2	2:2X:308:ARG:NH1	2.36	0.41
2:2Y:17:GLY:HA2	2:2Y:20:PHE:HB3	2.03	0.41
2:2Y:47:GLU:HG2	2:2Y:48:ARG:NH1	2.35	0.41
2:2Z:145:THR:O	2:2Z:149:MET:N	2.52	0.41

Continued on next page...

Continued from previous page...

Atom-1	Atom-2	Interatomic distance (Å)	Clash overlap (Å)
2:2Z:406:HIS:NE2	1:3N:262:TYR:CA	2.84	0.41
1:3C:132:LEU:HD23	1:3C:164:LYS:HZ3	1.85	0.41
1:3B:283:HIS:CG	1:3C:88:HIS:HA	2.55	0.41
1:3D:147:SER:HB2	1:3D:190:THR:HB	2.03	0.41
2:3H:17:GLY:HA2	2:3H:20:PHE:HB3	2.03	0.41
1:3J:132:LEU:HD23	1:3J:164:LYS:HZ3	1.85	0.41
1:3L:211:ASP:CG	1:3L:215:ARG:HH12	2.24	0.41
1:3L:319:TYR:HE2	1:3L:328:VAL:HG13	1.85	0.41
1:3M:211:ASP:CG	1:3M:215:ARG:HH12	2.24	0.41
2:2Y:403:ALA:HA	1:3M:262:TYR:CZ	2.55	0.41
2:3R:298:ALA:HB2	2:3R:308:ARG:NH1	2.36	0.41
2:3R:386:GLU:HA	2:3R:389:LYS:HB2	2.01	0.41
2:3T:298:ALA:HB2	2:3T:308:ARG:NH1	2.36	0.41
2:3V:74:THR:O	2:3V:77:SER:OG	2.31	0.41
2:3X:298:ALA:HB2	2:3X:308:ARG:NH1	2.36	0.41
1:4B:211:ASP:CG	1:4B:215:ARG:HH12	2.24	0.41
1:4D:147:SER:HB2	1:4D:190:THR:HB	2.03	0.41
1:4G:62:VAL:HA	1:4G:63:PRO:HD3	1.86	0.41
2:4H:17:GLY:HA2	2:4H:20:PHE:HB3	2.03	0.41
1:4K:147:SER:HB2	1:4K:190:THR:HB	2.03	0.41
1:4L:147:SER:HB2	1:4L:190:THR:HB	2.03	0.41
1:4L:211:ASP:CG	1:4L:215:ARG:HH12	2.24	0.41
1:4M:211:ASP:CG	1:4M:215:ARG:HH12	2.24	0.41
1:4N:319:TYR:HE2	1:4N:328:VAL:HG13	1.85	0.41
1:1C:352:LYS:CD	2:4P:101:ASN:ND2	2.83	0.41
2:4P:145:THR:O	2:4P:149:MET:N	2.52	0.41
2:4P:17:GLY:HA2	2:4P:20:PHE:HB3	2.03	0.41
1:1D:253:THR:HB	2:4Q:100:GLY:N	2.36	0.41
2:4Q:17:GLY:HA2	2:4Q:20:PHE:HB3	2.03	0.41
1:1E:349:THR:CG2	2:4R:394:GLN:OE1	2.69	0.41
2:4S:298:ALA:HB2	2:4S:308:ARG:NH1	2.36	0.41
1:1I:262:TYR:OH	2:4U:402:LYS:C	2.58	0.41
1:1J:260:VAL:CG1	2:4V:407:TRP:HE1	2.34	0.41
1:1M:260:VAL:CA	2:4Y:407:TRP:HE1	2.34	0.41
1:1N:348:PRO:HB2	2:4Z:394:GLN:NE2	2.36	0.41
1:1A:2:ARG:CG	2:4H:72:PRO:CD	2.95	0.41
1:1B:211:ASP:CG	1:1B:215:ARG:HH12	2.24	0.41
1:1B:254:GLU:N	2:4O:100:GLY:CA	2.76	0.41
1:1G:251:ASP:OD2	2:4T:71:GLU:CB	2.68	0.41
1:1G:329:ASN:OD1	2:4T:177:VAL:HG11	2.19	0.41
1:1J:132:LEU:HD23	1:1J:164:LYS:HZ3	1.85	0.41

Continued on next page...

Continued from previous page...

Atom-1	Atom-2	Interatomic distance (Å)	Clash overlap (Å)
1:1J:211:ASP:CG	1:1J:215:ARG:HH12	2.24	0.41
1:1M:147:SER:HB2	1:1M:190:THR:HB	2.03	0.41
1:1M:211:ASP:CG	1:1M:215:ARG:HH12	2.24	0.41
1:1N:346:TRP:HZ3	2:4Z:404:PHE:CE2	2.39	0.41
2:1R:298:ALA:HB2	2:1R:308:ARG:NH1	2.36	0.41
2:1T:298:ALA:HB2	2:1T:308:ARG:NH1	2.36	0.41
2:1T:386:GLU:HA	2:1T:389:LYS:HB2	2.01	0.41
2:1W:165:ILE:H	2:1W:165:ILE:HG13	1.71	0.41
1:2C:132:LEU:HD23	1:2C:164:LYS:HZ3	1.85	0.41
1:2D:147:SER:HB2	1:2D:190:THR:HB	2.03	0.41
2:2H:44:LEU:HA	2:2H:49:ILE:HB	2.01	0.41
1:2I:283:HIS:CG	1:2J:88:HIS:HA	2.55	0.41
1:2L:211:ASP:CG	1:2L:215:ARG:HH12	2.24	0.41
1:2M:211:ASP:CG	1:2M:215:ARG:HH12	2.24	0.41
2:2O:11:GLN:HE22	1:3B:249:ASN:CA	2.26	0.41
2:2O:73:GLY:HA3	1:3B:2:ARG:CZ	2.50	0.41
2:2P:17:GLY:HA2	2:2P:20:PHE:HB3	2.03	0.41
2:2Q:386:GLU:HA	2:2Q:389:LYS:HB2	2.01	0.41
2:2R:100:GLY:O	1:3E:257:THR:CB	2.68	0.41
2:2S:167:ASN:N	2:2S:167:ASN:OD1	2.48	0.41
2:2S:401:ARG:HG3	1:3F:346:TRP:CD1	2.56	0.41
2:2U:384:ILE:HG13	2:2U:384:ILE:H	1.77	0.41
1:3B:211:ASP:CG	1:3B:215:ARG:HH12	2.24	0.41
2:2P:404:PHE:CA	1:3C:261:PRO:HA	2.51	0.41
1:3D:172:TYR:N	1:3D:204:VAL:O	2.44	0.41
1:3I:283:HIS:CG	1:3J:88:HIS:HA	2.55	0.41
1:3I:319:TYR:HE2	1:3I:328:VAL:HG13	1.85	0.41
2:2U:394:GLN:CB	1:3I:348:PRO:HG2	2.44	0.41
1:3J:211:ASP:CG	1:3J:215:ARG:HH12	2.24	0.41
1:3K:147:SER:HB2	1:3K:190:THR:HB	2.03	0.41
2:3P:145:THR:O	2:3P:149:MET:N	2.52	0.41
2:3T:386:GLU:HA	2:3T:389:LYS:HB2	2.01	0.41
2:3U:384:ILE:HG13	2:3U:384:ILE:H	1.77	0.41
2:3V:47:GLU:HG2	2:3V:48:ARG:NH1	2.35	0.41
2:3W:47:GLU:HG2	2:3W:48:ARG:NH1	2.35	0.41
1:4B:283:HIS:CG	1:4C:88:HIS:HA	2.55	0.41
1:4D:172:TYR:N	1:4D:204:VAL:O	2.44	0.41
2:4H:44:LEU:HA	2:4H:49:ILE:HB	2.01	0.41
1:4I:319:TYR:HE2	1:4I:328:VAL:HG13	1.85	0.41
2:4Q:386:GLU:HA	2:4Q:389:LYS:HB2	2.01	0.41
1:1E:314:ALA:CB	2:4R:181:VAL:HG21	2.33	0.41

Continued on next page...

Continued from previous page...

Atom-1	Atom-2	Interatomic distance (Å)	Clash overlap (Å)
2:4R:47:GLU:HG2	2:4R:48:ARG:NH1	2.35	0.41
2:4S:167:ASN:OD1	2:4S:167:ASN:N	2.48	0.41
1:1F:348:PRO:CG	2:4S:394:GLN:CA	2.54	0.41
1:1I:314:ALA:HB2	2:4U:181:VAL:HG11	2.02	0.41
1:1I:347:CYS:CA	2:4U:398:MET:HG2	2.44	0.41
1:1J:261:PRO:O	2:4V:404:PHE:HA	2.20	0.41
2:4V:47:GLU:HG2	2:4V:48:ARG:NH1	2.35	0.41
2:4Y:17:GLY:HA2	2:4Y:20:PHE:HB3	2.03	0.41
2:4Z:145:THR:O	2:4Z:149:MET:N	2.52	0.41
1:1N:261:PRO:HA	2:4Z:404:PHE:CA	2.50	0.41
1:1A:326:LYS:HB3	2:4H:222:PRO:CG	2.49	0.41
1:1C:260:VAL:HG11	2:4P:407:TRP:HZ2	1.84	0.41
1:1D:172:TYR:N	1:1D:204:VAL:O	2.44	0.41
1:1D:211:ASP:CG	1:1D:215:ARG:HH12	2.24	0.41
1:1G:329:ASN:OD1	2:4T:177:VAL:HG12	2.20	0.41
1:1I:319:TYR:HE2	1:1I:328:VAL:HG13	1.85	0.41
1:1J:2:ARG:NH2	2:4V:73:GLY:HA3	2.36	0.41
1:1L:211:ASP:CG	1:1L:215:ARG:HH12	2.24	0.41
1:1M:329:ASN:HB3	2:4Y:210:TYR:CD2	2.55	0.41
2:1Q:298:ALA:HB2	2:1Q:308:ARG:NH1	2.36	0.41
2:1Y:269:MET:HE1	2:1Y:383:ALA:HB3	2.02	0.41
2:1O:222:PRO:O	1:2B:325:PRO:HD2	2.20	0.41
2:1P:404:PHE:CD1	1:2C:260:VAL:O	2.74	0.41
2:1R:180:THR:HA	1:2E:258:ASN:ND2	2.35	0.41
1:2J:211:ASP:CG	1:2J:215:ARG:HH12	2.24	0.41
1:2M:147:SER:HB2	1:2M:190:THR:HB	2.03	0.41
2:2O:178:SER:OG	1:3B:351:PHE:HB2	2.20	0.41
2:2Q:180:THR:N	1:3D:351:PHE:O	2.54	0.41
2:2R:47:GLU:HG2	2:2R:48:ARG:NH1	2.35	0.41
2:2T:222:PRO:O	1:3G:324:VAL:HG13	2.20	0.41
2:2U:11:GLN:NE2	1:3I:249:ASN:N	2.02	0.41
2:2V:47:GLU:HG2	2:2V:48:ARG:NH1	2.35	0.41
2:2Y:77:SER:CB	1:3M:245:ASP:CG	2.89	0.41
2:2Z:101:ASN:N	1:3N:254:GLU:HG2	2.35	0.41
2:2Z:74:THR:O	2:2Z:77:SER:OG	2.31	0.41
1:3D:211:ASP:CG	1:3D:215:ARG:HH12	2.24	0.41
2:2U:179:ASP:C	1:3I:352:LYS:HA	2.41	0.41
1:3J:319:TYR:HE2	1:3J:328:VAL:HG13	1.84	0.41
2:2X:101:ASN:C	1:3L:257:THR:HG21	2.36	0.41
1:3M:147:SER:HB2	1:3M:190:THR:HB	2.03	0.41
2:3P:17:GLY:HA2	2:3P:20:PHE:HB3	2.03	0.41

Continued on next page...

Continued from previous page...

Atom-1	Atom-2	Interatomic distance (Å)	Clash overlap (Å)
2:3Q:298:ALA:HB2	2:3Q:308:ARG:NH1	2.36	0.41
2:3Q:386:GLU:HA	2:3Q:389:LYS:HB2	2.01	0.41
2:3S:167:ASN:N	2:3S:167:ASN:OD1	2.48	0.41
2:3Y:269:MET:HE1	2:3Y:383:ALA:HB3	2.02	0.41
1:4A:132:LEU:HD23	1:4A:164:LYS:HZ3	1.85	0.41
1:4J:319:TYR:HE2	1:4J:328:VAL:HG13	1.84	0.41
1:4K:132:LEU:HD23	1:4K:164:LYS:HZ3	1.85	0.41
1:4M:147:SER:HB2	1:4M:190:THR:HB	2.03	0.41
2:4Q:298:ALA:HB2	2:4Q:308:ARG:NH1	2.36	0.41
1:1G:258:ASN:ND2	2:4T:182:VAL:HG22	2.35	0.41
2:4T:386:GLU:HA	2:4T:389:LYS:HB2	2.01	0.41
1:1L:263:PRO:N	2:4X:406:HIS:NE2	2.67	0.41
1:1C:326:LYS:HG2	2:4P:210:TYR:CG	2.55	0.41
1:1J:319:TYR:HE2	1:1J:328:VAL:HG13	1.85	0.41
1:1K:319:TYR:HE2	1:1K:328:VAL:HG13	1.85	0.41
1:1M:62:VAL:HA	1:1M:63:PRO:HD3	1.86	0.41
1:1N:147:SER:HB2	1:1N:190:THR:HB	2.03	0.41
2:1P:252:LEU:HD23	2:1P:252:LEU:HA	1.93	0.41
2:1Q:386:GLU:HA	2:1Q:389:LYS:HB2	2.01	0.41
2:1U:298:ALA:HB2	2:1U:308:ARG:NH1	2.36	0.41
2:1U:384:ILE:HG13	2:1U:384:ILE:H	1.77	0.41
2:1Y:74:THR:O	2:1Y:77:SER:OG	2.31	0.41
1:2A:132:LEU:HD23	1:2A:164:LYS:HZ3	1.85	0.41
1:2A:334:THR:O	1:2A:337:THR:OG1	2.30	0.41
1:2D:211:ASP:CG	1:2D:215:ARG:HH12	2.24	0.41
2:1S:404:PHE:CE1	1:2F:261:PRO:N	2.88	0.41
2:1T:182:VAL:CG2	1:2G:257:THR:HG22	2.51	0.41
2:2H:406:HIS:NE2	1:3A:262:TYR:CA	2.84	0.41
1:2J:319:TYR:HE2	1:2J:328:VAL:HG13	1.85	0.41
1:2K:319:TYR:HE2	1:2K:328:VAL:HG13	1.85	0.41
1:2N:147:SER:HB2	1:2N:190:THR:HB	2.03	0.41
2:2Q:210:TYR:CD1	1:3D:326:LYS:HA	2.56	0.41
2:2Q:298:ALA:HB2	2:2Q:308:ARG:NH1	2.36	0.41
2:2U:298:ALA:HB2	2:2U:308:ARG:NH1	2.36	0.41
2:2U:269:MET:HE1	2:2U:383:ALA:HB3	2.03	0.41
2:2U:394:GLN:HG2	1:3I:348:PRO:HB2	1.94	0.41
2:2V:74:THR:O	2:2V:77:SER:OG	2.31	0.41
1:3A:132:LEU:HD23	1:3A:164:LYS:HZ3	1.85	0.41
1:3A:334:THR:O	1:3A:337:THR:OG1	2.30	0.41
2:2R:404:PHE:CD1	1:3E:261:PRO:N	2.88	0.41
1:3N:132:LEU:HD23	1:3N:164:LYS:HZ3	1.85	0.41

Continued on next page...

Continued from previous page...

Atom-1	Atom-2	Interatomic distance (Å)	Clash overlap (Å)
1:3N:147:SER:HB2	1:3N:190:THR:HB	2.03	0.41
2:3R:47:GLU:HG2	2:3R:48:ARG:NH1	2.35	0.41
2:3U:298:ALA:HB2	2:3U:308:ARG:NH1	2.36	0.41
1:4A:147:SER:HB2	1:4A:190:THR:HB	2.02	0.41
1:4D:211:ASP:CG	1:4D:215:ARG:HH12	2.24	0.41
1:4I:283:HIS:CG	1:4J:88:HIS:HA	2.55	0.41
1:4J:211:ASP:CG	1:4J:215:ARG:HH12	2.24	0.41
1:4J:324:VAL:HA	1:4J:325:PRO:HD3	1.96	0.41
1:4N:147:SER:HB2	1:4N:190:THR:HB	2.03	0.41
1:1D:261:PRO:HB2	2:4Q:404:PHE:H	1.82	0.41
1:1G:258:ASN:HD22	2:4T:182:VAL:HG22	1.85	0.41
2:4U:298:ALA:HB2	2:4U:308:ARG:NH1	2.36	0.41
2:4Z:74:THR:O	2:4Z:77:SER:OG	2.31	0.41
1:1F:241:SER:OG	1:1F:250:VAL:O	2.27	0.41
1:1M:324:VAL:HG13	2:4Y:222:PRO:O	2.20	0.41
2:1P:298:ALA:HB2	2:1P:308:ARG:NH1	2.36	0.41
2:1Q:47:GLU:HG2	2:1Q:48:ARG:NH1	2.35	0.41
2:1R:47:GLU:HG2	2:1R:48:ARG:NH1	2.35	0.41
2:1R:77:SER:HB3	1:2E:245:ASP:OD1	2.21	0.41
2:1S:180:THR:CA	1:2F:258:ASN:ND2	2.84	0.41
1:2K:211:ASP:CG	1:2K:215:ARG:HH12	2.24	0.41
1:2N:132:LEU:HD23	1:2N:164:LYS:HZ3	1.85	0.41
2:2T:407:TRP:NE1	1:3G:260:VAL:O	2.54	0.41
2:2U:394:GLN:CG	1:3I:348:PRO:HG2	2.42	0.41
2:2W:17:GLY:HA2	2:2W:20:PHE:HB3	2.03	0.41
1:2K:407:TRP:CD2	2:2W:257:VAL:HG22	2.54	0.41
2:2Y:269:MET:HE1	2:2Y:383:ALA:HB3	2.02	0.41
2:2S:407:TRP:NE1	1:3F:260:VAL:O	2.54	0.41
1:3G:185:TYR:HE2	1:3G:404:PHE:HB2	1.86	0.41
2:2V:181:VAL:N	1:3J:258:ASN:HD22	2.18	0.41
1:3K:319:TYR:HE2	1:3K:328:VAL:HG13	1.85	0.41
1:3K:407:TRP:CD2	2:3W:257:VAL:HG22	2.54	0.41
1:4G:185:TYR:HE2	1:4G:404:PHE:HB2	1.86	0.41
1:1A:346:TRP:CH2	2:4H:403:ALA:HB1	2.56	0.41
1:4K:211:ASP:CG	1:4K:215:ARG:HH12	2.24	0.41
1:4K:319:TYR:HE2	1:4K:328:VAL:HG13	1.85	0.41
1:1B:345:ASP:O	2:4O:397:ALA:HB1	2.21	0.41
1:1D:258:ASN:OD1	2:4Q:101:ASN:HB3	2.21	0.41
1:1F:352:LYS:HE3	2:4S:101:ASN:HD22	1.82	0.41
1:1G:435:VAL:CA	2:4T:401:ARG:HH21	2.23	0.41
1:1G:261:PRO:O	2:4T:404:PHE:N	2.54	0.41

Continued on next page...

Continued from previous page...

Atom-1	Atom-2	Interatomic distance (Å)	Clash overlap (Å)
1:1I:346:TRP:C	2:4U:398:MET:HA	2.39	0.41
1:4K:407:TRP:CD2	2:4W:257:VAL:HG22	2.54	0.41
1:1L:326:LYS:CG	2:4X:222:PRO:HG2	2.51	0.41
1:1M:253:THR:C	2:4Y:100:GLY:CA	2.89	0.41
1:1A:147:SER:HB2	1:1A:190:THR:HB	2.03	0.41
1:1C:141:PHE:HB2	1:1C:173:PRO:HD3	2.03	0.41
1:1C:241:SER:OG	1:1C:250:VAL:O	2.27	0.41
1:1E:141:PHE:HB2	1:1E:173:PRO:HD3	2.03	0.41
1:1E:249:ASN:O	2:4R:11:GLN:OE1	2.38	0.41
1:1G:185:TYR:HE2	1:1G:404:PHE:HB2	1.86	0.41
1:1I:346:TRP:CE2	2:4U:403:ALA:CB	3.03	0.41
1:1J:2:ARG:HH11	2:4V:71:GLU:HB2	1.86	0.41
1:1K:407:TRP:CD2	2:1W:257:VAL:HG22	2.54	0.41
2:1Q:404:PHE:CD1	1:2D:260:VAL:O	2.73	0.41
2:1R:100:GLY:HA2	1:2E:253:THR:CB	2.49	0.41
2:1R:17:GLY:HA2	2:1R:20:PHE:HB3	2.03	0.41
2:1U:269:MET:HE1	2:1U:383:ALA:HB3	2.03	0.41
2:1W:17:GLY:HA2	2:1W:20:PHE:HB3	2.03	0.41
2:1W:404:PHE:CE1	1:2K:260:VAL:CA	3.01	0.41
1:2A:147:SER:HB2	1:2A:190:THR:HB	2.03	0.41
1:2E:141:PHE:HB2	1:2E:173:PRO:HD3	2.03	0.41
1:2G:185:TYR:HE2	1:2G:404:PHE:HB2	1.86	0.41
2:2H:269:MET:HE1	2:2H:383:ALA:HB3	2.02	0.41
2:1V:394:GLN:CG	1:2J:348:PRO:HG2	2.49	0.41
2:2P:298:ALA:HB2	2:2P:308:ARG:NH1	2.36	0.41
2:2Q:47:GLU:HG2	2:2Q:48:ARG:NH1	2.35	0.41
2:2R:17:GLY:HA2	2:2R:20:PHE:HB3	2.03	0.41
2:2T:165:ILE:H	2:2T:165:ILE:HG13	1.71	0.41
2:2X:394:GLN:NE2	1:3L:348:PRO:HB2	2.35	0.41
2:2X:72:PRO:HD2	1:3L:2:ARG:HG2	2.02	0.41
2:2Z:298:ALA:HB2	2:2Z:308:ARG:NH1	2.36	0.41
1:3A:147:SER:HB2	1:3A:190:THR:HB	2.03	0.41
1:3E:141:PHE:HB2	1:3E:173:PRO:HD3	2.03	0.41
2:2S:210:TYR:CD1	1:3F:326:LYS:HA	2.56	0.41
2:2T:181:VAL:CG2	1:3G:258:ASN:O	2.69	0.41
1:3K:211:ASP:CG	1:3K:215:ARG:HH12	2.24	0.41
1:3M:62:VAL:HA	1:3M:63:PRO:HD3	1.86	0.41
2:3P:298:ALA:HB2	2:3P:308:ARG:NH1	2.36	0.41
2:3Q:47:GLU:HG2	2:3Q:48:ARG:NH1	2.35	0.41
2:3U:269:MET:HE1	2:3U:383:ALA:HB3	2.03	0.41
2:3W:17:GLY:HA2	2:3W:20:PHE:HB3	2.03	0.41

Continued on next page...

Continued from previous page...

Atom-1	Atom-2	Interatomic distance (Å)	Clash overlap (Å)
2:3Z:298:ALA:HB2	2:3Z:308:ARG:NH1	2.36	0.41
1:4F:185:TYR:HE2	1:4F:404:PHE:HB2	1.86	0.41
2:4H:269:MET:HE1	2:4H:383:ALA:HB3	2.02	0.41
1:1C:352:LYS:HE3	2:4P:101:ASN:HD22	1.85	0.41
2:4Q:47:GLU:HG2	2:4Q:48:ARG:NH1	2.35	0.41
2:4R:17:GLY:HA2	2:4R:20:PHE:HB3	2.03	0.41
1:1F:247:ALA:O	2:4S:15:GLN:CD	2.59	0.41
2:4V:74:THR:O	2:4V:77:SER:OG	2.31	0.41
2:4Z:298:ALA:HB2	2:4Z:308:ARG:NH1	2.36	0.41
1:1N:261:PRO:N	2:4Z:404:PHE:CD1	2.88	0.41
1:1A:334:THR:O	1:1A:337:THR:OG1	2.30	0.40
1:1B:324:VAL:HG11	2:4O:221:THR:HA	2.03	0.40
1:1D:247:ALA:HB1	2:4Q:224:TYR:CD2	2.56	0.40
1:1F:185:TYR:HE2	1:1F:404:PHE:HB2	1.86	0.40
1:1K:211:ASP:CG	1:1K:215:ARG:HH12	2.24	0.40
1:1L:326:LYS:CE	2:4X:214:PHE:HB2	2.51	0.40
1:1M:326:LYS:HA	2:4Y:210:TYR:CD1	2.56	0.40
2:1Y:404:PHE:CE2	1:2M:261:PRO:CA	3.03	0.40
2:1Z:298:ALA:HB2	2:1Z:308:ARG:NH1	2.36	0.40
1:2C:141:PHE:HB2	1:2C:173:PRO:HD3	2.03	0.40
2:1X:394:GLN:CG	1:2L:348:PRO:HG2	2.41	0.40
1:2N:211:ASP:CG	1:2N:215:ARG:HH12	2.24	0.40
2:1Z:404:PHE:CD1	1:2N:257:THR:O	2.74	0.40
2:2R:72:PRO:HD2	1:3E:2:ARG:HG3	2.00	0.40
2:2U:386:GLU:HA	2:2U:389:LYS:HB2	2.01	0.40
1:3C:141:PHE:HB2	1:3C:173:PRO:HD3	2.03	0.40
2:3H:269:MET:HE1	2:3H:383:ALA:HB3	2.02	0.40
2:2U:176:LYS:CE	1:3I:333:ALA:HB1	2.35	0.40
2:2X:11:GLN:NE2	1:3L:249:ASN:CB	2.84	0.40
2:2Z:404:PHE:CZ	1:3N:261:PRO:HB3	2.55	0.40
2:3R:17:GLY:HA2	2:3R:20:PHE:HB3	2.03	0.40
2:3T:165:ILE:HG13	2:3T:165:ILE:H	1.71	0.40
2:3Y:74:THR:O	2:3Y:77:SER:OG	2.31	0.40
1:4D:141:PHE:HB2	1:4D:173:PRO:HD3	2.03	0.40
1:4E:141:PHE:HB2	1:4E:173:PRO:HD3	2.03	0.40
2:4P:298:ALA:HB2	2:4P:308:ARG:NH1	2.36	0.40
2:4U:36:TYR:OH	2:4U:40:SER:O	2.35	0.40
2:4U:54:ASN:OD1	2:4U:64:ARG:NH2	2.46	0.40
2:4V:17:GLY:HA2	2:4V:20:PHE:HB3	2.03	0.40
2:4W:17:GLY:HA2	2:4W:20:PHE:HB3	2.03	0.40
1:1M:346:TRP:HA	2:4Y:397:ALA:C	2.41	0.40

Continued on next page...

Continued from previous page...

Atom-1	Atom-2	Interatomic distance (Å)	Clash overlap (Å)
1:1B:141:PHE:HB2	1:1B:173:PRO:HD3	2.03	0.40
1:1M:325:PRO:HB3	2:4Y:224:TYR:CZ	2.57	0.40
2:1P:41:ASP:O	2:1P:47:GLU:N	2.55	0.40
2:1S:17:GLY:HA2	2:1S:20:PHE:HB3	2.03	0.40
2:1U:386:GLU:HA	2:1U:389:LYS:HB2	2.01	0.40
2:1X:41:ASP:O	2:1X:47:GLU:N	2.55	0.40
2:1Y:298:ALA:HB2	2:1Y:308:ARG:NH1	2.36	0.40
2:1Z:221:THR:OG1	1:2N:324:VAL:CG2	2.69	0.40
1:2B:141:PHE:HB2	1:2B:173:PRO:HD3	2.03	0.40
1:2D:141:PHE:HB2	1:2D:173:PRO:HD3	2.03	0.40
1:2F:185:TYR:HE2	1:2F:404:PHE:HB2	1.86	0.40
1:2J:324:VAL:HA	1:2J:325:PRO:HD3	1.97	0.40
1:2M:62:VAL:HA	1:2M:63:PRO:HD3	1.86	0.40
2:2P:179:ASP:C	1:3C:352:LYS:HA	2.42	0.40
2:2P:41:ASP:O	2:2P:47:GLU:N	2.55	0.40
2:2P:73:GLY:HA3	1:3C:2:ARG:CZ	2.51	0.40
2:2R:101:ASN:HB2	1:3E:254:GLU:HB3	2.04	0.40
2:2R:179:ASP:O	1:3E:352:LYS:CD	2.50	0.40
2:2Y:74:THR:O	2:2Y:77:SER:OG	2.31	0.40
1:3B:141:PHE:HB2	1:3B:173:PRO:HD3	2.03	0.40
2:2P:404:PHE:CD2	1:3C:261:PRO:HB3	2.55	0.40
1:3D:141:PHE:HB2	1:3D:173:PRO:HD3	2.03	0.40
1:3F:241:SER:OG	1:3F:250:VAL:O	2.27	0.40
2:2T:394:GLN:CG	1:3G:348:PRO:HB2	2.49	0.40
1:3J:324:VAL:HA	1:3J:325:PRO:HD3	1.97	0.40
1:3N:211:ASP:CG	1:3N:215:ARG:HH12	2.24	0.40
2:3O:298:ALA:HB2	2:3O:308:ARG:NH1	2.36	0.40
2:3U:386:GLU:HA	2:3U:389:LYS:HB2	2.01	0.40
2:3V:17:GLY:HA2	2:3V:20:PHE:HB3	2.03	0.40
2:3Z:269:MET:HE1	2:3Z:383:ALA:HB3	2.02	0.40
1:4B:141:PHE:HB2	1:4B:173:PRO:HD3	2.04	0.40
1:4C:141:PHE:HB2	1:4C:173:PRO:HD3	2.03	0.40
1:4F:211:ASP:CG	1:4F:215:ARG:HH12	2.24	0.40
1:4N:211:ASP:CG	1:4N:215:ARG:HH12	2.24	0.40
2:4P:41:ASP:O	2:4P:47:GLU:N	2.55	0.40
2:4U:386:GLU:HA	2:4U:389:LYS:HB2	2.01	0.40
2:4W:298:ALA:HB2	2:4W:308:ARG:NH1	2.36	0.40
1:1N:262:TYR:CA	2:4Z:406:HIS:CD2	2.62	0.40
1:1B:261:PRO:CD	2:4O:404:PHE:CE1	3.04	0.40
1:1D:141:PHE:HB2	1:1D:173:PRO:HD3	2.03	0.40
1:1E:254:GLU:HB3	2:4R:101:ASN:CB	2.44	0.40

Continued on next page...

Continued from previous page...

Atom-1	Atom-2	Interatomic distance (Å)	Clash overlap (Å)
1:1E:348:PRO:HD2	2:4R:398:MET:SD	2.62	0.40
2:1H:269:MET:HE1	2:1H:383:ALA:HB3	2.02	0.40
1:1I:2:ARG:HG3	2:4U:72:PRO:HG2	2.04	0.40
1:1J:324:VAL:HA	1:1J:325:PRO:HD3	1.97	0.40
1:1K:254:GLU:HG2	2:4W:100:GLY:C	2.42	0.40
1:1K:348:PRO:CB	2:4W:394:GLN:CG	2.99	0.40
1:1M:435:VAL:HA	2:4Y:401:ARG:HH21	1.85	0.40
1:1N:211:ASP:CG	1:1N:215:ARG:HH12	2.24	0.40
2:1O:298:ALA:HB2	2:1O:308:ARG:NH1	2.36	0.40
2:1Q:33:THR:HG22	2:1Q:60:LYS:HE3	2.04	0.40
2:1S:41:ASP:O	2:1S:47:GLU:N	2.55	0.40
2:1V:275:LEU:HD23	2:1V:275:LEU:HA	1.97	0.40
2:1V:41:ASP:O	2:1V:47:GLU:N	2.55	0.40
2:1W:180:THR:CG2	1:2K:258:ASN:ND2	2.73	0.40
2:1Z:47:GLU:HG2	2:1Z:48:ARG:NH1	2.35	0.40
2:2H:11:GLN:NE2	1:3A:249:ASN:CB	2.84	0.40
2:2H:71:GLU:HG3	1:3A:2:ARG:HH11	1.85	0.40
2:2O:298:ALA:HB2	2:2O:308:ARG:NH1	2.36	0.40
2:2S:181:VAL:HG11	1:3F:314:ALA:HB2	2.01	0.40
2:2S:41:ASP:O	2:2S:47:GLU:N	2.55	0.40
2:2U:101:ASN:N	1:3I:254:GLU:HG2	2.36	0.40
2:2U:54:ASN:OD1	2:2U:64:ARG:NH2	2.46	0.40
2:2V:17:GLY:HA2	2:2V:20:PHE:HB3	2.03	0.40
2:2V:404:PHE:CD1	1:3J:261:PRO:N	2.82	0.40
2:2V:41:ASP:O	2:2V:47:GLU:N	2.55	0.40
2:2W:298:ALA:HB2	2:2W:308:ARG:NH1	2.36	0.40
2:2X:41:ASP:O	2:2X:47:GLU:N	2.55	0.40
1:3F:185:TYR:HE2	1:3F:404:PHE:HB2	1.86	0.40
2:3P:41:ASP:O	2:3P:47:GLU:N	2.55	0.40
2:3S:17:GLY:HA2	2:3S:20:PHE:HB3	2.03	0.40
2:3V:41:ASP:O	2:3V:47:GLU:N	2.55	0.40
2:3W:298:ALA:HB2	2:3W:308:ARG:NH1	2.36	0.40
2:3X:41:ASP:O	2:3X:47:GLU:N	2.55	0.40
2:3Y:298:ALA:HB2	2:3Y:308:ARG:NH1	2.36	0.40
1:4A:141:PHE:HB2	1:4A:173:PRO:HD3	2.03	0.40
1:4C:185:TYR:HE2	1:4C:404:PHE:HB2	1.86	0.40
1:1B:253:THR:CB	2:4O:100:GLY:HA2	2.48	0.40
2:4O:298:ALA:HB2	2:4O:308:ARG:NH1	2.36	0.40
1:1F:329:ASN:OD1	2:4S:177:VAL:HG12	2.20	0.40
2:4S:41:ASP:O	2:4S:47:GLU:N	2.55	0.40
2:4U:145:THR:O	2:4U:149:MET:N	2.52	0.40

Continued on next page...

Continued from previous page...

Atom-1	Atom-2	Interatomic distance (Å)	Clash overlap (Å)
1:1I:329:ASN:HB3	2:4U:210:TYR:CE2	2.55	0.40
2:4W:74:THR:O	2:4W:77:SER:OG	2.31	0.40
2:4X:41:ASP:O	2:4X:47:GLU:N	2.55	0.40
1:1A:141:PHE:HB2	1:1A:173:PRO:HD3	2.03	0.40
1:1F:141:PHE:HB2	1:1F:173:PRO:HD3	2.03	0.40
1:1G:2:ARG:HG3	2:4T:72:PRO:CD	2.51	0.40
1:1I:260:VAL:HG12	2:4U:407:TRP:NE1	2.35	0.40
1:1K:348:PRO:HB2	2:4W:394:GLN:CG	2.51	0.40
2:1O:33:THR:HG22	2:1O:60:LYS:HE3	2.04	0.40
2:1P:33:THR:HG22	2:1P:60:LYS:HE3	2.04	0.40
2:1Q:145:THR:O	2:1Q:149:MET:N	2.52	0.40
2:1Q:41:ASP:O	2:1Q:47:GLU:N	2.55	0.40
2:1S:167:ASN:OD1	2:1S:167:ASN:N	2.48	0.40
2:1T:165:ILE:H	2:1T:165:ILE:HG13	1.71	0.40
2:1U:17:GLY:HA2	2:1U:20:PHE:HB3	2.03	0.40
2:1V:17:GLY:HA2	2:1V:20:PHE:HB3	2.03	0.40
2:1W:298:ALA:HB2	2:1W:308:ARG:NH1	2.36	0.40
2:1Z:269:MET:HE1	2:1Z:383:ALA:HB3	2.02	0.40
1:2A:141:PHE:HB2	1:2A:173:PRO:HD3	2.03	0.40
1:2C:185:TYR:HE2	1:2C:404:PHE:HB2	1.86	0.40
1:2E:211:ASP:CG	1:2E:215:ARG:HH12	2.24	0.40
1:2F:211:ASP:CG	1:2F:215:ARG:HH12	2.24	0.40
1:2F:241:SER:OG	1:2F:250:VAL:O	2.27	0.40
2:2O:100:GLY:HA2	1:3B:253:THR:C	2.41	0.40
2:2O:210:TYR:CZ	1:3B:325:PRO:O	2.75	0.40
2:2Q:33:THR:HG22	2:2Q:60:LYS:HE3	2.04	0.40
2:2Q:41:ASP:O	2:2Q:47:GLU:N	2.55	0.40
2:2S:17:GLY:HA2	2:2S:20:PHE:HB3	2.03	0.40
2:2S:394:GLN:OE1	1:3F:349:THR:CG2	2.70	0.40
2:2U:17:GLY:HA2	2:2U:20:PHE:HB3	2.03	0.40
2:2V:397:ALA:O	1:3J:346:TRP:HB3	2.17	0.40
2:2X:404:PHE:HA	1:3L:261:PRO:O	2.21	0.40
2:2Y:298:ALA:HB2	2:2Y:308:ARG:NH1	2.36	0.40
2:2Z:269:MET:HE1	2:2Z:383:ALA:HB3	2.02	0.40
1:3A:141:PHE:HB2	1:3A:173:PRO:HD3	2.03	0.40
1:3C:185:TYR:HE2	1:3C:404:PHE:HB2	1.86	0.40
2:3H:33:THR:HG22	2:3H:60:LYS:HE3	2.04	0.40
2:3Q:33:THR:HG22	2:3Q:60:LYS:HE3	2.04	0.40
2:3Q:41:ASP:O	2:3Q:47:GLU:N	2.55	0.40
2:3S:41:ASP:O	2:3S:47:GLU:N	2.55	0.40
2:3T:17:GLY:HA2	2:3T:20:PHE:HB3	2.03	0.40

Continued on next page...

Continued from previous page...

Atom-1	Atom-2	Interatomic distance (Å)	Clash overlap (Å)
2:3U:54:ASN:OD1	2:3U:64:ARG:NH2	2.46	0.40
2:3Z:47:GLU:HG2	2:3Z:48:ARG:NH1	2.35	0.40
1:4E:211:ASP:CG	1:4E:215:ARG:HH12	2.24	0.40
1:4M:62:VAL:HA	1:4M:63:PRO:HD3	1.86	0.40
1:4N:334:THR:O	1:4N:337:THR:OG1	2.30	0.40
1:1D:326:LYS:CG	2:4Q:210:TYR:HA	2.52	0.40
2:4Q:33:THR:HG22	2:4Q:60:LYS:HE3	2.04	0.40
2:4S:17:GLY:HA2	2:4S:20:PHE:HB3	2.03	0.40
1:1F:348:PRO:CG	2:4S:394:GLN:O	2.69	0.40
2:4V:41:ASP:O	2:4V:47:GLU:N	2.55	0.40
2:4Y:298:ALA:HB2	2:4Y:308:ARG:NH1	2.36	0.40
2:4Y:74:THR:O	2:4Y:77:SER:OG	2.31	0.40
2:4Z:47:GLU:HG2	2:4Z:48:ARG:NH1	2.35	0.40
1:1C:185:TYR:HE2	1:1C:404:PHE:HB2	1.86	0.40
1:1E:211:ASP:CG	1:1E:215:ARG:HH12	2.24	0.40
1:1F:211:ASP:CG	1:1F:215:ARG:HH12	2.24	0.40
1:1G:141:PHE:HB2	1:1G:173:PRO:HD3	2.03	0.40
2:1H:33:THR:HG22	2:1H:60:LYS:HE3	2.04	0.40
1:1M:325:PRO:CB	2:4Y:224:TYR:CE1	3.05	0.40
1:1N:132:LEU:HD23	1:1N:164:LYS:HZ3	1.86	0.40
2:1T:182:VAL:HG21	1:2G:257:THR:CG2	2.51	0.40
2:1T:17:GLY:HA2	2:1T:20:PHE:HB3	2.03	0.40
2:1T:41:ASP:O	2:1T:47:GLU:N	2.55	0.40
2:1U:54:ASN:OD1	2:1U:64:ARG:NH2	2.46	0.40
2:1Z:41:ASP:O	2:1Z:47:GLU:N	2.55	0.40
1:2C:211:ASP:CG	1:2C:215:ARG:HH12	2.24	0.40
1:2F:141:PHE:HB2	1:2F:173:PRO:HD3	2.03	0.40
2:2H:41:ASP:O	2:2H:47:GLU:N	2.55	0.40
1:2L:132:LEU:HD23	1:2L:164:LYS:HZ3	1.87	0.40
2:1X:406:HIS:HD2	1:2L:263:PRO:HD3	1.78	0.40
1:2N:334:THR:O	1:2N:337:THR:OG1	2.30	0.40
2:2O:180:THR:HA	1:3B:352:LYS:HD3	2.02	0.40
2:2O:33:THR:HG22	2:2O:60:LYS:HE3	2.04	0.40
2:2T:17:GLY:HA2	2:2T:20:PHE:HB3	2.03	0.40
2:2T:404:PHE:CZ	1:3G:261:PRO:CB	3.02	0.40
2:2U:145:THR:O	2:2U:149:MET:N	2.52	0.40
2:2V:221:THR:C	1:3J:324:VAL:CG1	2.89	0.40
2:2Y:202:TYR:HE1	2:2Y:378:ILE:HD12	1.87	0.40
1:3F:141:PHE:HB2	1:3F:173:PRO:HD3	2.03	0.40
1:3F:211:ASP:CG	1:3F:215:ARG:HH12	2.24	0.40
1:3F:283:HIS:CE1	1:3G:87:PHE:O	2.75	0.40

Continued on next page...

Continued from previous page...

Atom-1	Atom-2	Interatomic distance (Å)	Clash overlap (Å)
2:2V:403:ALA:CA	1:3J:262:TYR:CZ	3.03	0.40
2:2Y:221:THR:C	1:3M:324:VAL:HG11	2.41	0.40
2:2Z:407:TRP:NE1	1:3N:260:VAL:HB	2.35	0.40
2:3O:33:THR:HG22	2:3O:60:LYS:HE3	2.04	0.40
2:3P:33:THR:HG22	2:3P:60:LYS:HE3	2.04	0.40
2:3U:17:GLY:HA2	2:3U:20:PHE:HB3	2.03	0.40
2:3Y:33:THR:HG22	2:3Y:60:LYS:HE3	2.04	0.40
1:4A:211:ASP:CG	1:4A:215:ARG:HH12	2.24	0.40
1:4C:211:ASP:CG	1:4C:215:ARG:HH12	2.24	0.40
1:4F:141:PHE:HB2	1:4F:173:PRO:HD3	2.03	0.40
1:4F:241:SER:OG	1:4F:250:VAL:O	2.27	0.40
1:4G:141:PHE:HB2	1:4G:173:PRO:HD3	2.03	0.40
2:4H:33:THR:HG22	2:4H:60:LYS:HE3	2.04	0.40
2:4O:33:THR:HG22	2:4O:60:LYS:HE3	2.04	0.40
2:4P:33:THR:HG22	2:4P:60:LYS:HE3	2.04	0.40
1:1D:254:GLU:CG	2:4Q:100:GLY:C	2.88	0.40
1:1D:325:PRO:CG	2:4Q:224:TYR:CD1	2.99	0.40
2:4Q:41:ASP:O	2:4Q:47:GLU:N	2.55	0.40
1:1E:349:THR:HB	2:4R:183:GLU:HG2	2.02	0.40
2:4U:17:GLY:HA2	2:4U:20:PHE:HB3	2.03	0.40
1:1I:348:PRO:HG3	2:4U:394:GLN:O	2.20	0.40

There are no symmetry-related clashes.

5.3 Torsion angles [i](#)

5.3.1 Protein backbone [i](#)

In the following table, the Percentiles column shows the percent Ramachandran outliers of the chain as a percentile score with respect to all PDB entries followed by that with respect to all EM entries.

The Analysed column shows the number of residues for which the backbone conformation was analysed, and the total number of residues.

Mol	Chain	Analysed	Favoured	Allowed	Outliers	Percentiles	
1	1A	433/451 (96%)	415 (96%)	18 (4%)	0	100	100
1	1B	433/451 (96%)	415 (96%)	18 (4%)	0	100	100
1	1C	433/451 (96%)	415 (96%)	18 (4%)	0	100	100
1	1D	433/451 (96%)	415 (96%)	18 (4%)	0	100	100

Continued on next page...

Continued from previous page...

Mol	Chain	Analysed	Favoured	Allowed	Outliers	Percentiles	
1	1E	433/451 (96%)	415 (96%)	18 (4%)	0	100	100
1	1F	433/451 (96%)	415 (96%)	18 (4%)	0	100	100
1	1G	433/451 (96%)	415 (96%)	18 (4%)	0	100	100
1	1I	433/451 (96%)	415 (96%)	18 (4%)	0	100	100
1	1J	433/451 (96%)	415 (96%)	18 (4%)	0	100	100
1	1K	433/451 (96%)	415 (96%)	18 (4%)	0	100	100
1	1L	433/451 (96%)	415 (96%)	18 (4%)	0	100	100
1	1M	433/451 (96%)	415 (96%)	18 (4%)	0	100	100
1	1N	433/451 (96%)	415 (96%)	18 (4%)	0	100	100
1	2A	433/451 (96%)	415 (96%)	18 (4%)	0	100	100
1	2B	433/451 (96%)	415 (96%)	18 (4%)	0	100	100
1	2C	433/451 (96%)	415 (96%)	18 (4%)	0	100	100
1	2D	433/451 (96%)	415 (96%)	18 (4%)	0	100	100
1	2E	433/451 (96%)	415 (96%)	18 (4%)	0	100	100
1	2F	433/451 (96%)	415 (96%)	18 (4%)	0	100	100
1	2G	433/451 (96%)	415 (96%)	18 (4%)	0	100	100
1	2I	433/451 (96%)	415 (96%)	18 (4%)	0	100	100
1	2J	433/451 (96%)	415 (96%)	18 (4%)	0	100	100
1	2K	433/451 (96%)	415 (96%)	18 (4%)	0	100	100
1	2L	433/451 (96%)	415 (96%)	18 (4%)	0	100	100
1	2M	433/451 (96%)	415 (96%)	18 (4%)	0	100	100
1	2N	433/451 (96%)	415 (96%)	18 (4%)	0	100	100
1	3A	433/451 (96%)	415 (96%)	18 (4%)	0	100	100
1	3B	433/451 (96%)	415 (96%)	18 (4%)	0	100	100
1	3C	433/451 (96%)	415 (96%)	18 (4%)	0	100	100
1	3D	433/451 (96%)	415 (96%)	18 (4%)	0	100	100
1	3E	433/451 (96%)	415 (96%)	18 (4%)	0	100	100
1	3F	433/451 (96%)	415 (96%)	18 (4%)	0	100	100
1	3G	433/451 (96%)	415 (96%)	18 (4%)	0	100	100
1	3I	433/451 (96%)	415 (96%)	18 (4%)	0	100	100
1	3J	433/451 (96%)	415 (96%)	18 (4%)	0	100	100

Continued on next page...

Continued from previous page...

Mol	Chain	Analysed	Favoured	Allowed	Outliers	Percentiles	
1	3K	433/451 (96%)	415 (96%)	18 (4%)	0	100	100
1	3L	433/451 (96%)	415 (96%)	18 (4%)	0	100	100
1	3M	433/451 (96%)	415 (96%)	18 (4%)	0	100	100
1	3N	433/451 (96%)	415 (96%)	18 (4%)	0	100	100
1	4A	433/451 (96%)	415 (96%)	18 (4%)	0	100	100
1	4B	433/451 (96%)	415 (96%)	18 (4%)	0	100	100
1	4C	433/451 (96%)	415 (96%)	18 (4%)	0	100	100
1	4D	433/451 (96%)	415 (96%)	18 (4%)	0	100	100
1	4E	433/451 (96%)	415 (96%)	18 (4%)	0	100	100
1	4F	433/451 (96%)	415 (96%)	18 (4%)	0	100	100
1	4G	433/451 (96%)	415 (96%)	18 (4%)	0	100	100
1	4I	433/451 (96%)	415 (96%)	18 (4%)	0	100	100
1	4J	433/451 (96%)	415 (96%)	18 (4%)	0	100	100
1	4K	433/451 (96%)	415 (96%)	18 (4%)	0	100	100
1	4L	433/451 (96%)	415 (96%)	18 (4%)	0	100	100
1	4M	433/451 (96%)	415 (96%)	18 (4%)	0	100	100
1	4N	433/451 (96%)	415 (96%)	18 (4%)	0	100	100
2	1H	427/445 (96%)	409 (96%)	18 (4%)	0	100	100
2	1O	427/445 (96%)	409 (96%)	18 (4%)	0	100	100
2	1P	427/445 (96%)	409 (96%)	18 (4%)	0	100	100
2	1Q	427/445 (96%)	409 (96%)	18 (4%)	0	100	100
2	1R	427/445 (96%)	409 (96%)	18 (4%)	0	100	100
2	1S	427/445 (96%)	409 (96%)	18 (4%)	0	100	100
2	1T	427/445 (96%)	409 (96%)	18 (4%)	0	100	100
2	1U	427/445 (96%)	409 (96%)	18 (4%)	0	100	100
2	1V	427/445 (96%)	409 (96%)	18 (4%)	0	100	100
2	1W	427/445 (96%)	409 (96%)	18 (4%)	0	100	100
2	1X	427/445 (96%)	409 (96%)	18 (4%)	0	100	100
2	1Y	427/445 (96%)	409 (96%)	18 (4%)	0	100	100
2	1Z	427/445 (96%)	409 (96%)	18 (4%)	0	100	100
2	2H	427/445 (96%)	409 (96%)	18 (4%)	0	100	100

Continued on next page...

Continued from previous page...

Mol	Chain	Analysed	Favoured	Allowed	Outliers	Percentiles	
2	2O	427/445 (96%)	409 (96%)	18 (4%)	0	100	100
2	2P	427/445 (96%)	409 (96%)	18 (4%)	0	100	100
2	2Q	427/445 (96%)	409 (96%)	18 (4%)	0	100	100
2	2R	427/445 (96%)	409 (96%)	18 (4%)	0	100	100
2	2S	427/445 (96%)	409 (96%)	18 (4%)	0	100	100
2	2T	427/445 (96%)	409 (96%)	18 (4%)	0	100	100
2	2U	427/445 (96%)	409 (96%)	18 (4%)	0	100	100
2	2V	427/445 (96%)	409 (96%)	18 (4%)	0	100	100
2	2W	427/445 (96%)	409 (96%)	18 (4%)	0	100	100
2	2X	427/445 (96%)	409 (96%)	18 (4%)	0	100	100
2	2Y	427/445 (96%)	409 (96%)	18 (4%)	0	100	100
2	2Z	427/445 (96%)	409 (96%)	18 (4%)	0	100	100
2	3H	427/445 (96%)	409 (96%)	18 (4%)	0	100	100
2	3O	427/445 (96%)	409 (96%)	18 (4%)	0	100	100
2	3P	427/445 (96%)	409 (96%)	18 (4%)	0	100	100
2	3Q	427/445 (96%)	409 (96%)	18 (4%)	0	100	100
2	3R	427/445 (96%)	409 (96%)	18 (4%)	0	100	100
2	3S	427/445 (96%)	409 (96%)	18 (4%)	0	100	100
2	3T	427/445 (96%)	409 (96%)	18 (4%)	0	100	100
2	3U	427/445 (96%)	409 (96%)	18 (4%)	0	100	100
2	3V	427/445 (96%)	409 (96%)	18 (4%)	0	100	100
2	3W	427/445 (96%)	409 (96%)	18 (4%)	0	100	100
2	3X	427/445 (96%)	409 (96%)	18 (4%)	0	100	100
2	3Y	427/445 (96%)	409 (96%)	18 (4%)	0	100	100
2	3Z	427/445 (96%)	409 (96%)	18 (4%)	0	100	100
2	4H	427/445 (96%)	409 (96%)	18 (4%)	0	100	100
2	4O	427/445 (96%)	409 (96%)	18 (4%)	0	100	100
2	4P	427/445 (96%)	409 (96%)	18 (4%)	0	100	100
2	4Q	427/445 (96%)	409 (96%)	18 (4%)	0	100	100
2	4R	427/445 (96%)	409 (96%)	18 (4%)	0	100	100
2	4S	427/445 (96%)	409 (96%)	18 (4%)	0	100	100

Continued on next page...

Continued from previous page...

Mol	Chain	Analysed	Favoured	Allowed	Outliers	Percentiles	
2	4T	427/445 (96%)	409 (96%)	18 (4%)	0	100	100
2	4U	427/445 (96%)	409 (96%)	18 (4%)	0	100	100
2	4V	427/445 (96%)	409 (96%)	18 (4%)	0	100	100
2	4W	427/445 (96%)	409 (96%)	18 (4%)	0	100	100
2	4X	427/445 (96%)	409 (96%)	18 (4%)	0	100	100
2	4Y	427/445 (96%)	409 (96%)	18 (4%)	0	100	100
2	4Z	427/445 (96%)	409 (96%)	18 (4%)	0	100	100
All	All	44720/46592 (96%)	42848 (96%)	1872 (4%)	0	100	100

There are no Ramachandran outliers to report.

5.3.2 Protein sidechains ⓘ

In the following table, the Percentiles column shows the percent sidechain outliers of the chain as a percentile score with respect to all PDB entries followed by that with respect to all EM entries.

The Analysed column shows the number of residues for which the sidechain conformation was analysed, and the total number of residues.

Mol	Chain	Analysed	Rotameric	Outliers	Percentiles	
1	1A	368/379 (97%)	367 (100%)	1 (0%)	93	96
1	1B	368/379 (97%)	367 (100%)	1 (0%)	93	96
1	1C	368/379 (97%)	367 (100%)	1 (0%)	93	96
1	1D	368/379 (97%)	367 (100%)	1 (0%)	93	96
1	1E	368/379 (97%)	367 (100%)	1 (0%)	93	96
1	1F	368/379 (97%)	367 (100%)	1 (0%)	93	96
1	1G	368/379 (97%)	367 (100%)	1 (0%)	93	96
1	1I	368/379 (97%)	367 (100%)	1 (0%)	93	96
1	1J	368/379 (97%)	367 (100%)	1 (0%)	93	96
1	1K	368/379 (97%)	367 (100%)	1 (0%)	93	96
1	1L	368/379 (97%)	367 (100%)	1 (0%)	93	96
1	1M	368/379 (97%)	367 (100%)	1 (0%)	93	96
1	1N	368/379 (97%)	367 (100%)	1 (0%)	93	96
1	2A	368/379 (97%)	367 (100%)	1 (0%)	93	96

Continued on next page...

Continued from previous page...

Mol	Chain	Analysed	Rotameric	Outliers	Percentiles	
1	2B	368/379 (97%)	367 (100%)	1 (0%)	93	96
1	2C	368/379 (97%)	367 (100%)	1 (0%)	93	96
1	2D	368/379 (97%)	367 (100%)	1 (0%)	93	96
1	2E	368/379 (97%)	367 (100%)	1 (0%)	93	96
1	2F	368/379 (97%)	367 (100%)	1 (0%)	93	96
1	2G	368/379 (97%)	367 (100%)	1 (0%)	93	96
1	2I	368/379 (97%)	367 (100%)	1 (0%)	93	96
1	2J	368/379 (97%)	367 (100%)	1 (0%)	93	96
1	2K	368/379 (97%)	367 (100%)	1 (0%)	93	96
1	2L	368/379 (97%)	367 (100%)	1 (0%)	93	96
1	2M	368/379 (97%)	367 (100%)	1 (0%)	93	96
1	2N	368/379 (97%)	367 (100%)	1 (0%)	93	96
1	3A	368/379 (97%)	367 (100%)	1 (0%)	93	96
1	3B	368/379 (97%)	367 (100%)	1 (0%)	93	96
1	3C	368/379 (97%)	367 (100%)	1 (0%)	93	96
1	3D	368/379 (97%)	367 (100%)	1 (0%)	93	96
1	3E	368/379 (97%)	367 (100%)	1 (0%)	93	96
1	3F	368/379 (97%)	367 (100%)	1 (0%)	93	96
1	3G	368/379 (97%)	367 (100%)	1 (0%)	93	96
1	3I	368/379 (97%)	367 (100%)	1 (0%)	93	96
1	3J	368/379 (97%)	367 (100%)	1 (0%)	93	96
1	3K	368/379 (97%)	367 (100%)	1 (0%)	93	96
1	3L	368/379 (97%)	367 (100%)	1 (0%)	93	96
1	3M	368/379 (97%)	367 (100%)	1 (0%)	93	96
1	3N	368/379 (97%)	367 (100%)	1 (0%)	93	96
1	4A	368/379 (97%)	367 (100%)	1 (0%)	93	96
1	4B	368/379 (97%)	367 (100%)	1 (0%)	93	96
1	4C	368/379 (97%)	367 (100%)	1 (0%)	93	96
1	4D	368/379 (97%)	367 (100%)	1 (0%)	93	96
1	4E	368/379 (97%)	367 (100%)	1 (0%)	93	96
1	4F	368/379 (97%)	367 (100%)	1 (0%)	93	96

Continued on next page...

Continued from previous page...

Mol	Chain	Analysed	Rotameric	Outliers	Percentiles	
1	4G	368/379 (97%)	367 (100%)	1 (0%)	93	96
1	4I	368/379 (97%)	367 (100%)	1 (0%)	93	96
1	4J	368/379 (97%)	367 (100%)	1 (0%)	93	96
1	4K	368/379 (97%)	367 (100%)	1 (0%)	93	96
1	4L	368/379 (97%)	367 (100%)	1 (0%)	93	96
1	4M	368/379 (97%)	367 (100%)	1 (0%)	93	96
1	4N	368/379 (97%)	367 (100%)	1 (0%)	93	96
2	1H	368/381 (97%)	367 (100%)	1 (0%)	93	96
2	1O	368/381 (97%)	367 (100%)	1 (0%)	93	96
2	1P	368/381 (97%)	367 (100%)	1 (0%)	93	96
2	1Q	368/381 (97%)	367 (100%)	1 (0%)	93	96
2	1R	368/381 (97%)	367 (100%)	1 (0%)	93	96
2	1S	368/381 (97%)	367 (100%)	1 (0%)	93	96
2	1T	368/381 (97%)	367 (100%)	1 (0%)	93	96
2	1U	368/381 (97%)	367 (100%)	1 (0%)	93	96
2	1V	368/381 (97%)	367 (100%)	1 (0%)	93	96
2	1W	368/381 (97%)	367 (100%)	1 (0%)	93	96
2	1X	368/381 (97%)	367 (100%)	1 (0%)	93	96
2	1Y	368/381 (97%)	367 (100%)	1 (0%)	93	96
2	1Z	368/381 (97%)	367 (100%)	1 (0%)	93	96
2	2H	368/381 (97%)	367 (100%)	1 (0%)	93	96
2	2O	368/381 (97%)	367 (100%)	1 (0%)	93	96
2	2P	368/381 (97%)	367 (100%)	1 (0%)	93	96
2	2Q	368/381 (97%)	367 (100%)	1 (0%)	93	96
2	2R	368/381 (97%)	367 (100%)	1 (0%)	93	96
2	2S	368/381 (97%)	367 (100%)	1 (0%)	93	96
2	2T	368/381 (97%)	367 (100%)	1 (0%)	93	96
2	2U	368/381 (97%)	367 (100%)	1 (0%)	93	96
2	2V	368/381 (97%)	367 (100%)	1 (0%)	93	96
2	2W	368/381 (97%)	367 (100%)	1 (0%)	93	96
2	2X	368/381 (97%)	367 (100%)	1 (0%)	93	96

Continued on next page...

Continued from previous page...

Mol	Chain	Analysed	Rotameric	Outliers	Percentiles	
2	2Y	368/381 (97%)	367 (100%)	1 (0%)	93	96
2	2Z	368/381 (97%)	367 (100%)	1 (0%)	93	96
2	3H	368/381 (97%)	367 (100%)	1 (0%)	93	96
2	3O	368/381 (97%)	367 (100%)	1 (0%)	93	96
2	3P	368/381 (97%)	367 (100%)	1 (0%)	93	96
2	3Q	368/381 (97%)	367 (100%)	1 (0%)	93	96
2	3R	368/381 (97%)	367 (100%)	1 (0%)	93	96
2	3S	368/381 (97%)	367 (100%)	1 (0%)	93	96
2	3T	368/381 (97%)	367 (100%)	1 (0%)	93	96
2	3U	368/381 (97%)	367 (100%)	1 (0%)	93	96
2	3V	368/381 (97%)	367 (100%)	1 (0%)	93	96
2	3W	368/381 (97%)	367 (100%)	1 (0%)	93	96
2	3X	368/381 (97%)	367 (100%)	1 (0%)	93	96
2	3Y	368/381 (97%)	367 (100%)	1 (0%)	93	96
2	3Z	368/381 (97%)	367 (100%)	1 (0%)	93	96
2	4H	368/381 (97%)	367 (100%)	1 (0%)	93	96
2	4O	368/381 (97%)	367 (100%)	1 (0%)	93	96
2	4P	368/381 (97%)	367 (100%)	1 (0%)	93	96
2	4Q	368/381 (97%)	367 (100%)	1 (0%)	93	96
2	4R	368/381 (97%)	367 (100%)	1 (0%)	93	96
2	4S	368/381 (97%)	367 (100%)	1 (0%)	93	96
2	4T	368/381 (97%)	367 (100%)	1 (0%)	93	96
2	4U	368/381 (97%)	367 (100%)	1 (0%)	93	96
2	4V	368/381 (97%)	367 (100%)	1 (0%)	93	96
2	4W	368/381 (97%)	367 (100%)	1 (0%)	93	96
2	4X	368/381 (97%)	367 (100%)	1 (0%)	93	96
2	4Y	368/381 (97%)	367 (100%)	1 (0%)	93	96
2	4Z	368/381 (97%)	367 (100%)	1 (0%)	93	96
All	All	38272/39520 (97%)	38168 (100%)	104 (0%)	93	96

All (104) residues with a non-rotameric sidechain are listed below:

Mol	Chain	Res	Type
1	1A	339	ARG
1	1B	339	ARG
1	1C	339	ARG
1	1D	339	ARG
1	1E	339	ARG
1	1F	339	ARG
1	1G	339	ARG
1	1I	339	ARG
1	1J	339	ARG
1	1K	339	ARG
1	1L	339	ARG
1	1M	339	ARG
1	1N	339	ARG
2	1H	300	ASN
2	1O	300	ASN
2	1P	300	ASN
2	1Q	300	ASN
2	1R	300	ASN
2	1S	300	ASN
2	1T	300	ASN
2	1U	300	ASN
2	1V	300	ASN
2	1W	300	ASN
2	1X	300	ASN
2	1Y	300	ASN
2	1Z	300	ASN
1	2A	339	ARG
1	2B	339	ARG
1	2C	339	ARG
1	2D	339	ARG
1	2E	339	ARG
1	2F	339	ARG
1	2G	339	ARG
1	2I	339	ARG
1	2J	339	ARG
1	2K	339	ARG
1	2L	339	ARG
1	2M	339	ARG
1	2N	339	ARG
2	2H	300	ASN
2	2O	300	ASN
2	2P	300	ASN
2	2Q	300	ASN

Continued on next page...

Continued from previous page...

Mol	Chain	Res	Type
2	2R	300	ASN
2	2S	300	ASN
2	2T	300	ASN
2	2U	300	ASN
2	2V	300	ASN
2	2W	300	ASN
2	2X	300	ASN
2	2Y	300	ASN
2	2Z	300	ASN
1	3A	339	ARG
1	3B	339	ARG
1	3C	339	ARG
1	3D	339	ARG
1	3E	339	ARG
1	3F	339	ARG
1	3G	339	ARG
1	3I	339	ARG
1	3J	339	ARG
1	3K	339	ARG
1	3L	339	ARG
1	3M	339	ARG
1	3N	339	ARG
2	3H	300	ASN
2	3O	300	ASN
2	3P	300	ASN
2	3Q	300	ASN
2	3R	300	ASN
2	3S	300	ASN
2	3T	300	ASN
2	3U	300	ASN
2	3V	300	ASN
2	3W	300	ASN
2	3X	300	ASN
2	3Y	300	ASN
2	3Z	300	ASN
1	4A	339	ARG
1	4B	339	ARG
1	4C	339	ARG
1	4D	339	ARG
1	4E	339	ARG
1	4F	339	ARG
1	4G	339	ARG

Continued on next page...

Continued from previous page...

Mol	Chain	Res	Type
1	4I	339	ARG
1	4J	339	ARG
1	4K	339	ARG
1	4L	339	ARG
1	4M	339	ARG
1	4N	339	ARG
2	4H	300	ASN
2	4O	300	ASN
2	4P	300	ASN
2	4Q	300	ASN
2	4R	300	ASN
2	4S	300	ASN
2	4T	300	ASN
2	4U	300	ASN
2	4V	300	ASN
2	4W	300	ASN
2	4X	300	ASN
2	4Y	300	ASN
2	4Z	300	ASN

Some sidechains can be flipped to improve hydrogen bonding and reduce clashes. All (768) such sidechains are listed below:

Mol	Chain	Res	Type
1	1A	8	HIS
1	1A	88	HIS
1	1A	107	HIS
1	1A	139	HIS
1	1A	186	ASN
1	1A	216	ASN
1	1A	258	ASN
1	1B	8	HIS
1	1B	88	HIS
1	1B	107	HIS
1	1B	139	HIS
1	1B	186	ASN
1	1B	216	ASN
1	1B	258	ASN
1	1C	8	HIS
1	1C	88	HIS
1	1C	107	HIS
1	1C	139	HIS
1	1C	186	ASN

Continued on next page...

Continued from previous page...

Mol	Chain	Res	Type
1	1C	216	ASN
1	1C	258	ASN
1	1D	8	HIS
1	1D	88	HIS
1	1D	107	HIS
1	1D	139	HIS
1	1D	186	ASN
1	1D	216	ASN
1	1D	256	GLN
1	1E	8	HIS
1	1E	88	HIS
1	1E	107	HIS
1	1E	139	HIS
1	1E	186	ASN
1	1E	216	ASN
1	1E	256	GLN
1	1F	8	HIS
1	1F	88	HIS
1	1F	107	HIS
1	1F	139	HIS
1	1F	186	ASN
1	1F	216	ASN
1	1F	256	GLN
1	1G	8	HIS
1	1G	88	HIS
1	1G	107	HIS
1	1G	139	HIS
1	1G	186	ASN
1	1G	216	ASN
1	1I	8	HIS
1	1I	88	HIS
1	1I	107	HIS
1	1I	139	HIS
1	1I	186	ASN
1	1I	216	ASN
1	1J	8	HIS
1	1J	88	HIS
1	1J	107	HIS
1	1J	139	HIS
1	1J	186	ASN
1	1J	216	ASN
1	1J	258	ASN

Continued on next page...

Continued from previous page...

Mol	Chain	Res	Type
1	1K	8	HIS
1	1K	88	HIS
1	1K	107	HIS
1	1K	139	HIS
1	1K	186	ASN
1	1K	216	ASN
1	1K	258	ASN
1	1L	8	HIS
1	1L	88	HIS
1	1L	107	HIS
1	1L	139	HIS
1	1L	186	ASN
1	1L	216	ASN
1	1L	258	ASN
1	1M	8	HIS
1	1M	88	HIS
1	1M	107	HIS
1	1M	139	HIS
1	1M	186	ASN
1	1M	216	ASN
1	1M	258	ASN
1	1N	8	HIS
1	1N	107	HIS
1	1N	139	HIS
1	1N	186	ASN
1	1N	216	ASN
1	1N	258	ASN
2	1H	8	GLN
2	1H	11	GLN
2	1H	101	ASN
2	1H	192	HIS
2	1H	228	ASN
2	1H	300	ASN
2	1H	309	HIS
2	1O	8	GLN
2	1O	11	GLN
2	1O	101	ASN
2	1O	192	HIS
2	1O	228	ASN
2	1O	294	GLN
2	1O	300	ASN
2	1O	309	HIS

Continued on next page...

Continued from previous page...

Mol	Chain	Res	Type
2	1P	8	GLN
2	1P	11	GLN
2	1P	101	ASN
2	1P	192	HIS
2	1P	228	ASN
2	1P	258	ASN
2	1P	294	GLN
2	1P	300	ASN
2	1P	309	HIS
2	1Q	8	GLN
2	1Q	11	GLN
2	1Q	101	ASN
2	1Q	192	HIS
2	1Q	228	ASN
2	1Q	294	GLN
2	1Q	300	ASN
2	1Q	309	HIS
2	1R	8	GLN
2	1R	11	GLN
2	1R	101	ASN
2	1R	192	HIS
2	1R	228	ASN
2	1R	294	GLN
2	1R	300	ASN
2	1R	309	HIS
2	1S	8	GLN
2	1S	11	GLN
2	1S	101	ASN
2	1S	192	HIS
2	1S	228	ASN
2	1S	294	GLN
2	1S	300	ASN
2	1S	309	HIS
2	1T	8	GLN
2	1T	11	GLN
2	1T	101	ASN
2	1T	192	HIS
2	1T	228	ASN
2	1T	294	GLN
2	1T	300	ASN
2	1T	309	HIS
2	1U	8	GLN

Continued on next page...

Continued from previous page...

Mol	Chain	Res	Type
2	1U	11	GLN
2	1U	101	ASN
2	1U	192	HIS
2	1U	228	ASN
2	1U	258	ASN
2	1U	294	GLN
2	1U	300	ASN
2	1U	309	HIS
2	1V	8	GLN
2	1V	11	GLN
2	1V	101	ASN
2	1V	192	HIS
2	1V	228	ASN
2	1V	294	GLN
2	1V	300	ASN
2	1V	309	HIS
2	1W	8	GLN
2	1W	11	GLN
2	1W	192	HIS
2	1W	228	ASN
2	1W	258	ASN
2	1W	294	GLN
2	1W	300	ASN
2	1W	309	HIS
2	1X	8	GLN
2	1X	11	GLN
2	1X	192	HIS
2	1X	228	ASN
2	1X	294	GLN
2	1X	300	ASN
2	1X	309	HIS
2	1Y	8	GLN
2	1Y	11	GLN
2	1Y	192	HIS
2	1Y	228	ASN
2	1Y	258	ASN
2	1Y	294	GLN
2	1Y	300	ASN
2	1Y	309	HIS
2	1Y	406	HIS
2	1Y	433	GLN
2	1Z	8	GLN

Continued on next page...

Continued from previous page...

Mol	Chain	Res	Type
2	1Z	11	GLN
2	1Z	101	ASN
2	1Z	192	HIS
2	1Z	228	ASN
2	1Z	294	GLN
2	1Z	300	ASN
2	1Z	309	HIS
1	2A	8	HIS
1	2A	88	HIS
1	2A	107	HIS
1	2A	139	HIS
1	2A	186	ASN
1	2A	216	ASN
1	2A	258	ASN
1	2A	329	ASN
1	2B	8	HIS
1	2B	88	HIS
1	2B	107	HIS
1	2B	139	HIS
1	2B	186	ASN
1	2B	216	ASN
1	2B	258	ASN
1	2C	8	HIS
1	2C	88	HIS
1	2C	107	HIS
1	2C	139	HIS
1	2C	186	ASN
1	2C	216	ASN
1	2C	258	ASN
1	2D	8	HIS
1	2D	88	HIS
1	2D	107	HIS
1	2D	139	HIS
1	2D	186	ASN
1	2D	216	ASN
1	2D	258	ASN
1	2E	8	HIS
1	2E	88	HIS
1	2E	107	HIS
1	2E	139	HIS
1	2E	186	ASN
1	2E	216	ASN

Continued on next page...

Continued from previous page...

Mol	Chain	Res	Type
1	2E	258	ASN
1	2F	8	HIS
1	2F	88	HIS
1	2F	107	HIS
1	2F	139	HIS
1	2F	186	ASN
1	2F	216	ASN
1	2F	258	ASN
1	2F	329	ASN
1	2G	8	HIS
1	2G	88	HIS
1	2G	107	HIS
1	2G	139	HIS
1	2G	186	ASN
1	2G	216	ASN
1	2G	258	ASN
1	2G	329	ASN
1	2I	8	HIS
1	2I	88	HIS
1	2I	107	HIS
1	2I	139	HIS
1	2I	186	ASN
1	2I	216	ASN
1	2I	258	ASN
1	2I	329	ASN
1	2J	8	HIS
1	2J	88	HIS
1	2J	107	HIS
1	2J	139	HIS
1	2J	186	ASN
1	2J	216	ASN
1	2J	258	ASN
1	2J	329	ASN
1	2K	8	HIS
1	2K	88	HIS
1	2K	107	HIS
1	2K	139	HIS
1	2K	186	ASN
1	2K	216	ASN
1	2K	329	ASN
1	2L	8	HIS
1	2L	88	HIS

Continued on next page...

Continued from previous page...

Mol	Chain	Res	Type
1	2L	107	HIS
1	2L	139	HIS
1	2L	186	ASN
1	2L	216	ASN
1	2L	329	ASN
1	2M	8	HIS
1	2M	88	HIS
1	2M	107	HIS
1	2M	139	HIS
1	2M	186	ASN
1	2M	216	ASN
1	2M	329	ASN
1	2N	8	HIS
1	2N	107	HIS
1	2N	139	HIS
1	2N	186	ASN
1	2N	216	ASN
1	2N	258	ASN
1	2N	329	ASN
2	2H	8	GLN
2	2H	11	GLN
2	2H	101	ASN
2	2H	192	HIS
2	2H	228	ASN
2	2H	294	GLN
2	2H	300	ASN
2	2H	309	HIS
2	2O	8	GLN
2	2O	11	GLN
2	2O	101	ASN
2	2O	192	HIS
2	2O	228	ASN
2	2O	294	GLN
2	2O	300	ASN
2	2O	309	HIS
2	2P	8	GLN
2	2P	11	GLN
2	2P	101	ASN
2	2P	192	HIS
2	2P	228	ASN
2	2P	294	GLN
2	2P	300	ASN

Continued on next page...

Continued from previous page...

Mol	Chain	Res	Type
2	2P	309	HIS
2	2Q	8	GLN
2	2Q	11	GLN
2	2Q	101	ASN
2	2Q	192	HIS
2	2Q	228	ASN
2	2Q	294	GLN
2	2Q	300	ASN
2	2Q	309	HIS
2	2R	8	GLN
2	2R	11	GLN
2	2R	15	GLN
2	2R	101	ASN
2	2R	192	HIS
2	2R	228	ASN
2	2R	294	GLN
2	2R	300	ASN
2	2R	309	HIS
2	2S	8	GLN
2	2S	11	GLN
2	2S	101	ASN
2	2S	192	HIS
2	2S	228	ASN
2	2S	294	GLN
2	2S	300	ASN
2	2S	309	HIS
2	2T	8	GLN
2	2T	11	GLN
2	2T	101	ASN
2	2T	192	HIS
2	2T	228	ASN
2	2T	294	GLN
2	2T	300	ASN
2	2T	309	HIS
2	2U	8	GLN
2	2U	11	GLN
2	2U	101	ASN
2	2U	192	HIS
2	2U	228	ASN
2	2U	258	ASN
2	2U	294	GLN
2	2U	300	ASN

Continued on next page...

Continued from previous page...

Mol	Chain	Res	Type
2	2U	309	HIS
2	2V	8	GLN
2	2V	11	GLN
2	2V	101	ASN
2	2V	192	HIS
2	2V	228	ASN
2	2V	294	GLN
2	2V	300	ASN
2	2V	309	HIS
2	2W	8	GLN
2	2W	11	GLN
2	2W	101	ASN
2	2W	192	HIS
2	2W	228	ASN
2	2W	258	ASN
2	2W	294	GLN
2	2W	300	ASN
2	2W	309	HIS
2	2X	8	GLN
2	2X	11	GLN
2	2X	101	ASN
2	2X	192	HIS
2	2X	228	ASN
2	2X	294	GLN
2	2X	300	ASN
2	2X	309	HIS
2	2X	433	GLN
2	2Y	8	GLN
2	2Y	11	GLN
2	2Y	101	ASN
2	2Y	192	HIS
2	2Y	228	ASN
2	2Y	258	ASN
2	2Y	294	GLN
2	2Y	300	ASN
2	2Y	309	HIS
2	2Y	433	GLN
2	2Z	8	GLN
2	2Z	11	GLN
2	2Z	101	ASN
2	2Z	192	HIS
2	2Z	228	ASN

Continued on next page...

Continued from previous page...

Mol	Chain	Res	Type
2	2Z	294	GLN
2	2Z	300	ASN
2	2Z	309	HIS
1	3A	8	HIS
1	3A	88	HIS
1	3A	107	HIS
1	3A	139	HIS
1	3A	186	ASN
1	3A	216	ASN
1	3A	258	ASN
1	3B	8	HIS
1	3B	88	HIS
1	3B	107	HIS
1	3B	139	HIS
1	3B	186	ASN
1	3B	216	ASN
1	3B	258	ASN
1	3C	8	HIS
1	3C	88	HIS
1	3C	107	HIS
1	3C	139	HIS
1	3C	186	ASN
1	3C	216	ASN
1	3C	258	ASN
1	3D	8	HIS
1	3D	88	HIS
1	3D	107	HIS
1	3D	139	HIS
1	3D	186	ASN
1	3D	216	ASN
1	3D	258	ASN
1	3E	8	HIS
1	3E	88	HIS
1	3E	107	HIS
1	3E	139	HIS
1	3E	186	ASN
1	3E	216	ASN
1	3E	258	ASN
1	3F	8	HIS
1	3F	88	HIS
1	3F	107	HIS
1	3F	139	HIS

Continued on next page...

Continued from previous page...

Mol	Chain	Res	Type
1	3F	186	ASN
1	3F	216	ASN
1	3F	258	ASN
1	3G	8	HIS
1	3G	88	HIS
1	3G	107	HIS
1	3G	139	HIS
1	3G	186	ASN
1	3G	216	ASN
1	3G	258	ASN
1	3I	8	HIS
1	3I	88	HIS
1	3I	107	HIS
1	3I	139	HIS
1	3I	186	ASN
1	3I	216	ASN
1	3I	258	ASN
1	3J	8	HIS
1	3J	88	HIS
1	3J	107	HIS
1	3J	139	HIS
1	3J	186	ASN
1	3J	216	ASN
1	3J	258	ASN
1	3K	8	HIS
1	3K	88	HIS
1	3K	107	HIS
1	3K	139	HIS
1	3K	186	ASN
1	3K	216	ASN
1	3K	258	ASN
1	3L	8	HIS
1	3L	88	HIS
1	3L	107	HIS
1	3L	139	HIS
1	3L	186	ASN
1	3L	216	ASN
1	3L	258	ASN
1	3L	329	ASN
1	3M	8	HIS
1	3M	88	HIS
1	3M	107	HIS

Continued on next page...

Continued from previous page...

Mol	Chain	Res	Type
1	3M	139	HIS
1	3M	186	ASN
1	3M	216	ASN
1	3M	258	ASN
1	3M	329	ASN
1	3N	8	HIS
1	3N	107	HIS
1	3N	139	HIS
1	3N	186	ASN
1	3N	216	ASN
1	3N	258	ASN
1	3N	329	ASN
2	3H	8	GLN
2	3H	192	HIS
2	3H	228	ASN
2	3H	294	GLN
2	3H	300	ASN
2	3H	309	HIS
2	3O	8	GLN
2	3O	192	HIS
2	3O	228	ASN
2	3O	294	GLN
2	3O	300	ASN
2	3O	309	HIS
2	3P	8	GLN
2	3P	192	HIS
2	3P	228	ASN
2	3P	294	GLN
2	3P	300	ASN
2	3P	309	HIS
2	3Q	8	GLN
2	3Q	192	HIS
2	3Q	228	ASN
2	3Q	294	GLN
2	3Q	300	ASN
2	3Q	309	HIS
2	3R	8	GLN
2	3R	192	HIS
2	3R	228	ASN
2	3R	294	GLN
2	3R	300	ASN
2	3R	309	HIS

Continued on next page...

Continued from previous page...

Mol	Chain	Res	Type
2	3S	8	GLN
2	3S	192	HIS
2	3S	228	ASN
2	3S	294	GLN
2	3S	300	ASN
2	3S	309	HIS
2	3T	8	GLN
2	3T	192	HIS
2	3T	228	ASN
2	3T	294	GLN
2	3T	300	ASN
2	3T	309	HIS
2	3U	8	GLN
2	3U	192	HIS
2	3U	228	ASN
2	3U	258	ASN
2	3U	294	GLN
2	3U	300	ASN
2	3U	309	HIS
2	3V	8	GLN
2	3V	192	HIS
2	3V	228	ASN
2	3V	294	GLN
2	3V	300	ASN
2	3V	309	HIS
2	3W	8	GLN
2	3W	192	HIS
2	3W	228	ASN
2	3W	258	ASN
2	3W	294	GLN
2	3W	300	ASN
2	3W	309	HIS
2	3X	8	GLN
2	3X	192	HIS
2	3X	228	ASN
2	3X	294	GLN
2	3X	300	ASN
2	3X	309	HIS
2	3X	433	GLN
2	3Y	8	GLN
2	3Y	192	HIS
2	3Y	228	ASN

Continued on next page...

Continued from previous page...

Mol	Chain	Res	Type
2	3Y	258	ASN
2	3Y	294	GLN
2	3Y	300	ASN
2	3Y	309	HIS
2	3Y	433	GLN
2	3Z	8	GLN
2	3Z	192	HIS
2	3Z	228	ASN
2	3Z	294	GLN
2	3Z	300	ASN
2	3Z	309	HIS
1	4A	8	HIS
1	4A	88	HIS
1	4A	107	HIS
1	4A	139	HIS
1	4A	186	ASN
1	4A	216	ASN
1	4B	8	HIS
1	4B	88	HIS
1	4B	107	HIS
1	4B	139	HIS
1	4B	186	ASN
1	4B	216	ASN
1	4C	8	HIS
1	4C	88	HIS
1	4C	107	HIS
1	4C	139	HIS
1	4C	186	ASN
1	4C	216	ASN
1	4D	8	HIS
1	4D	88	HIS
1	4D	107	HIS
1	4D	139	HIS
1	4D	186	ASN
1	4D	216	ASN
1	4E	8	HIS
1	4E	88	HIS
1	4E	107	HIS
1	4E	139	HIS
1	4E	186	ASN
1	4E	216	ASN
1	4F	8	HIS

Continued on next page...

Continued from previous page...

Mol	Chain	Res	Type
1	4F	88	HIS
1	4F	107	HIS
1	4F	139	HIS
1	4F	186	ASN
1	4F	216	ASN
1	4G	8	HIS
1	4G	88	HIS
1	4G	107	HIS
1	4G	139	HIS
1	4G	186	ASN
1	4G	216	ASN
1	4I	8	HIS
1	4I	88	HIS
1	4I	107	HIS
1	4I	139	HIS
1	4I	186	ASN
1	4I	216	ASN
1	4J	8	HIS
1	4J	88	HIS
1	4J	107	HIS
1	4J	139	HIS
1	4J	186	ASN
1	4J	216	ASN
1	4K	8	HIS
1	4K	88	HIS
1	4K	107	HIS
1	4K	139	HIS
1	4K	186	ASN
1	4K	216	ASN
1	4L	8	HIS
1	4L	88	HIS
1	4L	107	HIS
1	4L	139	HIS
1	4L	186	ASN
1	4L	216	ASN
1	4M	8	HIS
1	4M	88	HIS
1	4M	107	HIS
1	4M	139	HIS
1	4M	186	ASN
1	4M	216	ASN
1	4N	8	HIS

Continued on next page...

Continued from previous page...

Mol	Chain	Res	Type
1	4N	107	HIS
1	4N	139	HIS
1	4N	186	ASN
1	4N	216	ASN
2	4H	8	GLN
2	4H	11	GLN
2	4H	101	ASN
2	4H	192	HIS
2	4H	228	ASN
2	4H	258	ASN
2	4H	294	GLN
2	4H	300	ASN
2	4H	309	HIS
2	4O	8	GLN
2	4O	11	GLN
2	4O	15	GLN
2	4O	101	ASN
2	4O	192	HIS
2	4O	228	ASN
2	4O	294	GLN
2	4O	300	ASN
2	4O	309	HIS
2	4P	8	GLN
2	4P	11	GLN
2	4P	15	GLN
2	4P	101	ASN
2	4P	192	HIS
2	4P	228	ASN
2	4P	294	GLN
2	4P	300	ASN
2	4P	309	HIS
2	4Q	8	GLN
2	4Q	15	GLN
2	4Q	101	ASN
2	4Q	192	HIS
2	4Q	228	ASN
2	4Q	294	GLN
2	4Q	300	ASN
2	4Q	309	HIS
2	4R	8	GLN
2	4R	15	GLN
2	4R	101	ASN

Continued on next page...

Continued from previous page...

Mol	Chain	Res	Type
2	4R	192	HIS
2	4R	228	ASN
2	4R	294	GLN
2	4R	300	ASN
2	4R	309	HIS
2	4S	8	GLN
2	4S	11	GLN
2	4S	15	GLN
2	4S	101	ASN
2	4S	192	HIS
2	4S	228	ASN
2	4S	294	GLN
2	4S	300	ASN
2	4S	309	HIS
2	4T	8	GLN
2	4T	11	GLN
2	4T	15	GLN
2	4T	101	ASN
2	4T	192	HIS
2	4T	228	ASN
2	4T	294	GLN
2	4T	300	ASN
2	4T	309	HIS
2	4U	8	GLN
2	4U	11	GLN
2	4U	15	GLN
2	4U	101	ASN
2	4U	192	HIS
2	4U	228	ASN
2	4U	258	ASN
2	4U	294	GLN
2	4U	300	ASN
2	4U	309	HIS
2	4V	8	GLN
2	4V	11	GLN
2	4V	101	ASN
2	4V	192	HIS
2	4V	228	ASN
2	4V	294	GLN
2	4V	300	ASN
2	4V	309	HIS
2	4W	8	GLN

Continued on next page...

Continued from previous page...

Mol	Chain	Res	Type
2	4W	11	GLN
2	4W	101	ASN
2	4W	192	HIS
2	4W	228	ASN
2	4W	258	ASN
2	4W	294	GLN
2	4W	300	ASN
2	4W	309	HIS
2	4X	8	GLN
2	4X	11	GLN
2	4X	101	ASN
2	4X	192	HIS
2	4X	228	ASN
2	4X	294	GLN
2	4X	300	ASN
2	4X	309	HIS
2	4X	433	GLN
2	4Y	8	GLN
2	4Y	11	GLN
2	4Y	101	ASN
2	4Y	192	HIS
2	4Y	228	ASN
2	4Y	258	ASN
2	4Y	294	GLN
2	4Y	300	ASN
2	4Y	309	HIS
2	4Y	433	GLN
2	4Z	8	GLN
2	4Z	11	GLN
2	4Z	101	ASN
2	4Z	192	HIS
2	4Z	228	ASN
2	4Z	294	GLN
2	4Z	300	ASN
2	4Z	309	HIS

5.3.3 RNA ⓘ

There are no RNA molecules in this entry.

5.4 Non-standard residues in protein, DNA, RNA chains [i](#)

There are no non-standard protein/DNA/RNA residues in this entry.

5.5 Carbohydrates [i](#)

There are no carbohydrates in this entry.

5.6 Ligand geometry [i](#)

Of 156 ligands modelled in this entry, 52 are monoatomic - leaving 104 for Mogul analysis.

In the following table, the Counts columns list the number of bonds (or angles) for which Mogul statistics could be retrieved, the number of bonds (or angles) that are observed in the model and the number of bonds (or angles) that are defined in the Chemical Component Dictionary. The Link column lists molecule types, if any, to which the group is linked. The Z score for a bond length (or angle) is the number of standard deviations the observed value is removed from the expected value. A bond length (or angle) with $|Z| > 2$ is considered an outlier worth inspection. RMSZ is the root-mean-square of all Z scores of the bond lengths (or angles).

Mol	Type	Chain	Res	Link	Bond lengths			Bond angles		
					Counts	RMSZ	# Z > 2	Counts	RMSZ	# Z > 2
3	GTP	1A	501	4	26,34,34	0.94	1 (3%)	29,54,54	1.95	6 (20%)
3	GTP	1B	501	4	26,34,34	0.93	1 (3%)	29,54,54	1.95	6 (20%)
3	GTP	1C	501	4	26,34,34	0.94	1 (3%)	29,54,54	1.95	6 (20%)
3	GTP	1D	501	4	26,34,34	0.94	1 (3%)	29,54,54	1.95	6 (20%)
3	GTP	1E	501	4	26,34,34	0.94	1 (3%)	29,54,54	1.95	6 (20%)
3	GTP	1F	501	4	26,34,34	0.93	1 (3%)	29,54,54	1.95	6 (20%)
3	GTP	1G	501	4	26,34,34	0.94	1 (3%)	29,54,54	1.95	6 (20%)
5	GDP	1H	501	-	24,30,30	1.08	2 (8%)	27,47,47	2.14	7 (25%)
3	GTP	1I	501	4	26,34,34	0.93	1 (3%)	29,54,54	1.94	6 (20%)
3	GTP	1J	501	4	26,34,34	0.93	1 (3%)	29,54,54	1.95	6 (20%)
3	GTP	1K	501	4	26,34,34	0.93	1 (3%)	29,54,54	1.95	6 (20%)
3	GTP	1L	501	4	26,34,34	0.93	1 (3%)	29,54,54	1.96	6 (20%)
3	GTP	1M	501	4	26,34,34	0.93	1 (3%)	29,54,54	1.95	6 (20%)
3	GTP	1N	501	4	26,34,34	0.94	1 (3%)	29,54,54	1.95	6 (20%)
5	GDP	1O	501	-	24,30,30	1.08	2 (8%)	27,47,47	2.14	7 (25%)
5	GDP	1P	501	-	24,30,30	1.08	2 (8%)	27,47,47	2.13	7 (25%)
5	GDP	1Q	501	-	24,30,30	1.08	2 (8%)	27,47,47	2.14	7 (25%)
5	GDP	1R	501	-	24,30,30	1.08	2 (8%)	27,47,47	2.14	7 (25%)

Mol	Type	Chain	Res	Link	Bond lengths			Bond angles		
					Counts	RMSZ	# Z > 2	Counts	RMSZ	# Z > 2
5	GDP	1S	501	-	24,30,30	1.08	2 (8%)	27,47,47	2.14	7 (25%)
5	GDP	1T	501	-	24,30,30	1.08	2 (8%)	27,47,47	2.13	7 (25%)
5	GDP	1U	501	-	24,30,30	1.08	2 (8%)	27,47,47	2.13	7 (25%)
5	GDP	1V	501	-	24,30,30	1.08	2 (8%)	27,47,47	2.13	7 (25%)
5	GDP	1W	501	-	24,30,30	1.08	2 (8%)	27,47,47	2.13	7 (25%)
5	GDP	1X	501	-	24,30,30	1.09	2 (8%)	27,47,47	2.14	7 (25%)
5	GDP	1Y	501	-	24,30,30	1.08	2 (8%)	27,47,47	2.14	7 (25%)
5	GDP	1Z	501	-	24,30,30	1.08	2 (8%)	27,47,47	2.13	7 (25%)
3	GTP	2A	501	4	26,34,34	0.93	1 (3%)	29,54,54	1.95	6 (20%)
3	GTP	2B	501	4	26,34,34	0.93	1 (3%)	29,54,54	1.96	6 (20%)
3	GTP	2C	501	4	26,34,34	0.93	1 (3%)	29,54,54	1.96	6 (20%)
3	GTP	2D	501	4	26,34,34	0.93	1 (3%)	29,54,54	1.95	6 (20%)
3	GTP	2E	501	4	26,34,34	0.94	1 (3%)	29,54,54	1.96	6 (20%)
3	GTP	2F	501	4	26,34,34	0.93	1 (3%)	29,54,54	1.96	6 (20%)
3	GTP	2G	501	4	26,34,34	0.93	1 (3%)	29,54,54	1.95	6 (20%)
5	GDP	2H	501	-	24,30,30	1.08	2 (8%)	27,47,47	2.13	7 (25%)
3	GTP	2I	501	4	26,34,34	0.93	1 (3%)	29,54,54	1.94	6 (20%)
3	GTP	2J	501	4	26,34,34	0.94	1 (3%)	29,54,54	1.96	6 (20%)
3	GTP	2K	501	4	26,34,34	0.93	1 (3%)	29,54,54	1.96	6 (20%)
3	GTP	2L	501	4	26,34,34	0.94	1 (3%)	29,54,54	1.95	6 (20%)
3	GTP	2M	501	4	26,34,34	0.94	1 (3%)	29,54,54	1.95	6 (20%)
3	GTP	2N	501	4	26,34,34	0.94	1 (3%)	29,54,54	1.95	6 (20%)
5	GDP	2O	501	-	24,30,30	1.08	2 (8%)	27,47,47	2.14	7 (25%)
5	GDP	2P	501	-	24,30,30	1.08	2 (8%)	27,47,47	2.14	7 (25%)
5	GDP	2Q	501	-	24,30,30	1.08	2 (8%)	27,47,47	2.13	7 (25%)
5	GDP	2R	501	-	24,30,30	1.08	2 (8%)	27,47,47	2.14	7 (25%)
5	GDP	2S	501	-	24,30,30	1.08	2 (8%)	27,47,47	2.14	7 (25%)
5	GDP	2T	501	-	24,30,30	1.08	2 (8%)	27,47,47	2.14	7 (25%)
5	GDP	2U	501	-	24,30,30	1.08	2 (8%)	27,47,47	2.13	7 (25%)
5	GDP	2V	501	-	24,30,30	1.08	2 (8%)	27,47,47	2.14	7 (25%)
5	GDP	2W	501	-	24,30,30	1.09	2 (8%)	27,47,47	2.14	7 (25%)
5	GDP	2X	501	-	24,30,30	1.08	2 (8%)	27,47,47	2.14	7 (25%)
5	GDP	2Y	501	-	24,30,30	1.08	2 (8%)	27,47,47	2.14	7 (25%)
5	GDP	2Z	501	-	24,30,30	1.08	2 (8%)	27,47,47	2.14	7 (25%)
3	GTP	3A	501	4	26,34,34	0.93	1 (3%)	29,54,54	1.95	6 (20%)

Mol	Type	Chain	Res	Link	Bond lengths			Bond angles		
					Counts	RMSZ	# Z > 2	Counts	RMSZ	# Z > 2
3	GTP	3B	501	4	26,34,34	0.94	1 (3%)	29,54,54	1.95	6 (20%)
3	GTP	3C	501	4	26,34,34	0.94	1 (3%)	29,54,54	1.95	6 (20%)
3	GTP	3D	501	4	26,34,34	0.93	1 (3%)	29,54,54	1.95	6 (20%)
3	GTP	3E	501	4	26,34,34	0.94	1 (3%)	29,54,54	1.94	6 (20%)
3	GTP	3F	501	4	26,34,34	0.94	1 (3%)	29,54,54	1.95	6 (20%)
3	GTP	3G	501	4	26,34,34	0.94	1 (3%)	29,54,54	1.95	6 (20%)
5	GDP	3H	501	-	24,30,30	1.08	2 (8%)	27,47,47	2.13	7 (25%)
3	GTP	3I	501	4	26,34,34	0.93	1 (3%)	29,54,54	1.96	6 (20%)
3	GTP	3J	501	4	26,34,34	0.93	1 (3%)	29,54,54	1.95	6 (20%)
3	GTP	3K	501	4	26,34,34	0.94	1 (3%)	29,54,54	1.95	6 (20%)
3	GTP	3L	501	4	26,34,34	0.94	1 (3%)	29,54,54	1.95	6 (20%)
3	GTP	3M	501	4	26,34,34	0.93	1 (3%)	29,54,54	1.95	6 (20%)
3	GTP	3N	501	4	26,34,34	0.93	1 (3%)	29,54,54	1.95	6 (20%)
5	GDP	3O	501	-	24,30,30	1.08	2 (8%)	27,47,47	2.13	7 (25%)
5	GDP	3P	501	-	24,30,30	1.08	2 (8%)	27,47,47	2.14	7 (25%)
5	GDP	3Q	501	-	24,30,30	1.09	2 (8%)	27,47,47	2.15	7 (25%)
5	GDP	3R	501	-	24,30,30	1.08	2 (8%)	27,47,47	2.14	7 (25%)
5	GDP	3S	501	-	24,30,30	1.08	2 (8%)	27,47,47	2.13	7 (25%)
5	GDP	3T	501	-	24,30,30	1.08	2 (8%)	27,47,47	2.14	7 (25%)
5	GDP	3U	501	-	24,30,30	1.08	2 (8%)	27,47,47	2.14	7 (25%)
5	GDP	3V	501	-	24,30,30	1.08	2 (8%)	27,47,47	2.14	7 (25%)
5	GDP	3W	501	-	24,30,30	1.08	2 (8%)	27,47,47	2.14	7 (25%)
5	GDP	3X	501	-	24,30,30	1.08	2 (8%)	27,47,47	2.14	7 (25%)
5	GDP	3Y	501	-	24,30,30	1.08	2 (8%)	27,47,47	2.13	7 (25%)
5	GDP	3Z	501	-	24,30,30	1.08	2 (8%)	27,47,47	2.13	7 (25%)
3	GTP	4A	501	4	26,34,34	0.94	1 (3%)	29,54,54	1.95	6 (20%)
3	GTP	4B	501	4	26,34,34	0.94	1 (3%)	29,54,54	1.95	6 (20%)
3	GTP	4C	501	4	26,34,34	0.93	1 (3%)	29,54,54	1.95	6 (20%)
3	GTP	4D	501	4	26,34,34	0.94	1 (3%)	29,54,54	1.95	6 (20%)
3	GTP	4E	501	4	26,34,34	0.94	1 (3%)	29,54,54	1.95	6 (20%)
3	GTP	4F	501	4	26,34,34	0.94	1 (3%)	29,54,54	1.96	6 (20%)
3	GTP	4G	501	4	26,34,34	0.93	1 (3%)	29,54,54	1.95	6 (20%)
5	GDP	4H	501	-	24,30,30	1.09	2 (8%)	27,47,47	2.14	7 (25%)
3	GTP	4I	501	4	26,34,34	0.94	1 (3%)	29,54,54	1.94	6 (20%)
3	GTP	4J	501	4	26,34,34	0.94	1 (3%)	29,54,54	1.95	6 (20%)

Mol	Type	Chain	Res	Link	Bond lengths			Bond angles		
					Counts	RMSZ	# Z > 2	Counts	RMSZ	# Z > 2
3	GTP	4K	501	4	26,34,34	0.94	1 (3%)	29,54,54	1.95	6 (20%)
3	GTP	4L	501	4	26,34,34	0.93	1 (3%)	29,54,54	1.95	6 (20%)
3	GTP	4M	501	4	26,34,34	0.93	1 (3%)	29,54,54	1.95	6 (20%)
3	GTP	4N	501	4	26,34,34	0.93	1 (3%)	29,54,54	1.95	6 (20%)
5	GDP	4O	501	-	24,30,30	1.08	2 (8%)	27,47,47	2.13	7 (25%)
5	GDP	4P	501	-	24,30,30	1.09	2 (8%)	27,47,47	2.14	7 (25%)
5	GDP	4Q	501	-	24,30,30	1.08	2 (8%)	27,47,47	2.13	7 (25%)
5	GDP	4R	501	-	24,30,30	1.08	2 (8%)	27,47,47	2.13	7 (25%)
5	GDP	4S	501	-	24,30,30	1.08	2 (8%)	27,47,47	2.14	7 (25%)
5	GDP	4T	501	-	24,30,30	1.08	2 (8%)	27,47,47	2.13	7 (25%)
5	GDP	4U	501	-	24,30,30	1.08	2 (8%)	27,47,47	2.13	7 (25%)
5	GDP	4V	501	-	24,30,30	1.09	2 (8%)	27,47,47	2.14	7 (25%)
5	GDP	4W	501	-	24,30,30	1.09	2 (8%)	27,47,47	2.13	7 (25%)
5	GDP	4X	501	-	24,30,30	1.08	2 (8%)	27,47,47	2.14	7 (25%)
5	GDP	4Y	501	-	24,30,30	1.08	2 (8%)	27,47,47	2.14	7 (25%)
5	GDP	4Z	501	-	24,30,30	1.08	2 (8%)	27,47,47	2.14	7 (25%)

In the following table, the Chirals column lists the number of chiral outliers, the number of chiral centers analysed, the number of these observed in the model and the number defined in the Chemical Component Dictionary. Similar counts are reported in the Torsion and Rings columns. '–' means no outliers of that kind were identified.

Mol	Type	Chain	Res	Link	Chirals	Torsions	Rings
3	GTP	1A	501	4	–	0/18/38/38	0/3/3/3
3	GTP	1B	501	4	–	0/18/38/38	0/3/3/3
3	GTP	1C	501	4	–	0/18/38/38	0/3/3/3
3	GTP	1D	501	4	–	0/18/38/38	0/3/3/3
3	GTP	1E	501	4	–	0/18/38/38	0/3/3/3
3	GTP	1F	501	4	–	0/18/38/38	0/3/3/3
3	GTP	1G	501	4	–	0/18/38/38	0/3/3/3
5	GDP	1H	501	–	–	0/12/32/32	0/3/3/3
3	GTP	1I	501	4	–	0/18/38/38	0/3/3/3
3	GTP	1J	501	4	–	0/18/38/38	0/3/3/3
3	GTP	1K	501	4	–	0/18/38/38	0/3/3/3
3	GTP	1L	501	4	–	0/18/38/38	0/3/3/3
3	GTP	1M	501	4	–	0/18/38/38	0/3/3/3
3	GTP	1N	501	4	–	0/18/38/38	0/3/3/3
5	GDP	1O	501	–	–	0/12/32/32	0/3/3/3
5	GDP	1P	501	–	–	0/12/32/32	0/3/3/3

Continued on next page...

Continued from previous page...

Mol	Type	Chain	Res	Link	Chirals	Torsions	Rings
5	GDP	1Q	501	-	-	0/12/32/32	0/3/3/3
5	GDP	1R	501	-	-	0/12/32/32	0/3/3/3
5	GDP	1S	501	-	-	0/12/32/32	0/3/3/3
5	GDP	1T	501	-	-	0/12/32/32	0/3/3/3
5	GDP	1U	501	-	-	0/12/32/32	0/3/3/3
5	GDP	1V	501	-	-	0/12/32/32	0/3/3/3
5	GDP	1W	501	-	-	0/12/32/32	0/3/3/3
5	GDP	1X	501	-	-	0/12/32/32	0/3/3/3
5	GDP	1Y	501	-	-	0/12/32/32	0/3/3/3
5	GDP	1Z	501	-	-	0/12/32/32	0/3/3/3
3	GTP	2A	501	4	-	0/18/38/38	0/3/3/3
3	GTP	2B	501	4	-	0/18/38/38	0/3/3/3
3	GTP	2C	501	4	-	0/18/38/38	0/3/3/3
3	GTP	2D	501	4	-	0/18/38/38	0/3/3/3
3	GTP	2E	501	4	-	0/18/38/38	0/3/3/3
3	GTP	2F	501	4	-	0/18/38/38	0/3/3/3
3	GTP	2G	501	4	-	0/18/38/38	0/3/3/3
5	GDP	2H	501	-	-	0/12/32/32	0/3/3/3
3	GTP	2I	501	4	-	0/18/38/38	0/3/3/3
3	GTP	2J	501	4	-	0/18/38/38	0/3/3/3
3	GTP	2K	501	4	-	0/18/38/38	0/3/3/3
3	GTP	2L	501	4	-	0/18/38/38	0/3/3/3
3	GTP	2M	501	4	-	0/18/38/38	0/3/3/3
3	GTP	2N	501	4	-	0/18/38/38	0/3/3/3
5	GDP	2O	501	-	-	0/12/32/32	0/3/3/3
5	GDP	2P	501	-	-	0/12/32/32	0/3/3/3
5	GDP	2Q	501	-	-	0/12/32/32	0/3/3/3
5	GDP	2R	501	-	-	0/12/32/32	0/3/3/3
5	GDP	2S	501	-	-	0/12/32/32	0/3/3/3
5	GDP	2T	501	-	-	0/12/32/32	0/3/3/3
5	GDP	2U	501	-	-	0/12/32/32	0/3/3/3
5	GDP	2V	501	-	-	0/12/32/32	0/3/3/3
5	GDP	2W	501	-	-	0/12/32/32	0/3/3/3
5	GDP	2X	501	-	-	0/12/32/32	0/3/3/3
5	GDP	2Y	501	-	-	0/12/32/32	0/3/3/3
5	GDP	2Z	501	-	-	0/12/32/32	0/3/3/3
3	GTP	3A	501	4	-	0/18/38/38	0/3/3/3
3	GTP	3B	501	4	-	0/18/38/38	0/3/3/3
3	GTP	3C	501	4	-	0/18/38/38	0/3/3/3
3	GTP	3D	501	4	-	0/18/38/38	0/3/3/3
3	GTP	3E	501	4	-	0/18/38/38	0/3/3/3
3	GTP	3F	501	4	-	0/18/38/38	0/3/3/3

Continued on next page...

Continued from previous page...

Mol	Type	Chain	Res	Link	Chirals	Torsions	Rings
3	GTP	3G	501	4	-	0/18/38/38	0/3/3/3
5	GDP	3H	501	-	-	0/12/32/32	0/3/3/3
3	GTP	3I	501	4	-	0/18/38/38	0/3/3/3
3	GTP	3J	501	4	-	0/18/38/38	0/3/3/3
3	GTP	3K	501	4	-	0/18/38/38	0/3/3/3
3	GTP	3L	501	4	-	0/18/38/38	0/3/3/3
3	GTP	3M	501	4	-	0/18/38/38	0/3/3/3
3	GTP	3N	501	4	-	0/18/38/38	0/3/3/3
5	GDP	3O	501	-	-	0/12/32/32	0/3/3/3
5	GDP	3P	501	-	-	0/12/32/32	0/3/3/3
5	GDP	3Q	501	-	-	0/12/32/32	0/3/3/3
5	GDP	3R	501	-	-	0/12/32/32	0/3/3/3
5	GDP	3S	501	-	-	0/12/32/32	0/3/3/3
5	GDP	3T	501	-	-	0/12/32/32	0/3/3/3
5	GDP	3U	501	-	-	0/12/32/32	0/3/3/3
5	GDP	3V	501	-	-	0/12/32/32	0/3/3/3
5	GDP	3W	501	-	-	0/12/32/32	0/3/3/3
5	GDP	3X	501	-	-	0/12/32/32	0/3/3/3
5	GDP	3Y	501	-	-	0/12/32/32	0/3/3/3
5	GDP	3Z	501	-	-	0/12/32/32	0/3/3/3
3	GTP	4A	501	4	-	0/18/38/38	0/3/3/3
3	GTP	4B	501	4	-	0/18/38/38	0/3/3/3
3	GTP	4C	501	4	-	0/18/38/38	0/3/3/3
3	GTP	4D	501	4	-	0/18/38/38	0/3/3/3
3	GTP	4E	501	4	-	0/18/38/38	0/3/3/3
3	GTP	4F	501	4	-	0/18/38/38	0/3/3/3
3	GTP	4G	501	4	-	0/18/38/38	0/3/3/3
5	GDP	4H	501	-	-	0/12/32/32	0/3/3/3
3	GTP	4I	501	4	-	0/18/38/38	0/3/3/3
3	GTP	4J	501	4	-	0/18/38/38	0/3/3/3
3	GTP	4K	501	4	-	0/18/38/38	0/3/3/3
3	GTP	4L	501	4	-	0/18/38/38	0/3/3/3
3	GTP	4M	501	4	-	0/18/38/38	0/3/3/3
3	GTP	4N	501	4	-	0/18/38/38	0/3/3/3
5	GDP	4O	501	-	-	0/12/32/32	0/3/3/3
5	GDP	4P	501	-	-	0/12/32/32	0/3/3/3
5	GDP	4Q	501	-	-	0/12/32/32	0/3/3/3
5	GDP	4R	501	-	-	0/12/32/32	0/3/3/3
5	GDP	4S	501	-	-	0/12/32/32	0/3/3/3
5	GDP	4T	501	-	-	0/12/32/32	0/3/3/3
5	GDP	4U	501	-	-	0/12/32/32	0/3/3/3
5	GDP	4V	501	-	-	0/12/32/32	0/3/3/3

Continued on next page...

Continued from previous page...

Mol	Type	Chain	Res	Link	Chirals	Torsions	Rings
5	GDP	4W	501	-	-	0/12/32/32	0/3/3/3
5	GDP	4X	501	-	-	0/12/32/32	0/3/3/3
5	GDP	4Y	501	-	-	0/12/32/32	0/3/3/3
5	GDP	4Z	501	-	-	0/12/32/32	0/3/3/3

All (156) bond length outliers are listed below:

Mol	Chain	Res	Type	Atoms	Z	Observed(Å)	Ideal(Å)
5	4T	501	GDP	C5-C4	2.53	1.46	1.40
5	2Q	501	GDP	C5-C4	2.53	1.46	1.40
5	2H	501	GDP	C5-C4	2.53	1.46	1.40
5	4S	501	GDP	C5-C4	2.54	1.46	1.40
5	3W	501	GDP	C5-C4	2.54	1.46	1.40
5	3O	501	GDP	C5-C4	2.54	1.46	1.40
5	3R	501	GDP	C5-C4	2.54	1.46	1.40
5	1W	501	GDP	C5-C4	2.54	1.46	1.40
5	1P	501	GDP	C5-C4	2.55	1.46	1.40
5	4U	501	GDP	C5-C4	2.55	1.46	1.40
5	4Z	501	GDP	C5-C4	2.55	1.46	1.40
5	4R	501	GDP	C5-C4	2.55	1.46	1.40
5	3S	501	GDP	C5-C4	2.55	1.46	1.40
5	1H	501	GDP	C5-C4	2.55	1.46	1.40
5	2W	501	GDP	C5-C4	2.55	1.46	1.40
5	1T	501	GDP	C5-C4	2.55	1.46	1.40
5	2U	501	GDP	C5-C4	2.55	1.46	1.40
5	4W	501	GDP	C5-C4	2.56	1.46	1.40
5	1V	501	GDP	C5-C4	2.56	1.46	1.40
5	4Y	501	GDP	C5-C4	2.56	1.46	1.40
5	4O	501	GDP	C5-C4	2.56	1.46	1.40
5	4P	501	GDP	C5-C4	2.56	1.46	1.40
5	2S	501	GDP	C5-C4	2.56	1.46	1.40
5	4X	501	GDP	C5-C4	2.56	1.46	1.40
5	4Q	501	GDP	C5-C4	2.57	1.46	1.40
5	2R	501	GDP	C5-C4	2.57	1.46	1.40
5	1Q	501	GDP	C5-C4	2.57	1.46	1.40
5	4V	501	GDP	C5-C4	2.57	1.46	1.40
5	1Y	501	GDP	C5-C4	2.57	1.46	1.40
5	3Y	501	GDP	C5-C4	2.57	1.46	1.40
5	3Z	501	GDP	C5-C4	2.57	1.46	1.40
5	2V	501	GDP	C5-C4	2.58	1.46	1.40
5	2T	501	GDP	C5-C4	2.58	1.46	1.40
5	1Z	501	GDP	C5-C4	2.58	1.46	1.40

Continued on next page...

Continued from previous page...

Mol	Chain	Res	Type	Atoms	Z	Observed(Å)	Ideal(Å)
5	3U	501	GDP	C5-C4	2.58	1.46	1.40
5	2P	501	GDP	C5-C4	2.58	1.46	1.40
5	4H	501	GDP	C5-C4	2.58	1.46	1.40
3	4C	501	GTP	C6-N1	2.59	1.37	1.33
5	1S	501	GDP	C5-C4	2.59	1.46	1.40
5	3V	501	GDP	C5-C4	2.59	1.46	1.40
5	3Q	501	GDP	C5-C4	2.59	1.46	1.40
5	2Z	501	GDP	C5-C4	2.59	1.46	1.40
5	1R	501	GDP	C5-C4	2.59	1.46	1.40
5	2O	501	GDP	C5-C4	2.59	1.46	1.40
5	2X	501	GDP	C5-C4	2.59	1.46	1.40
5	3T	501	GDP	C5-C4	2.59	1.46	1.40
3	2B	501	GTP	C6-N1	2.59	1.37	1.33
3	1F	501	GTP	C6-N1	2.59	1.37	1.33
5	2Y	501	GDP	C5-C4	2.59	1.46	1.40
3	2D	501	GTP	C6-N1	2.59	1.37	1.33
3	3D	501	GTP	C6-N1	2.59	1.37	1.33
3	3I	501	GTP	C6-N1	2.59	1.37	1.33
5	1O	501	GDP	C5-C4	2.60	1.46	1.40
5	1U	501	GDP	C5-C4	2.60	1.46	1.40
5	3P	501	GDP	C5-C4	2.60	1.46	1.40
3	3M	501	GTP	C6-N1	2.60	1.37	1.33
5	1X	501	GDP	C5-C4	2.60	1.46	1.40
5	3X	501	GDP	C5-C4	2.60	1.46	1.40
3	4L	501	GTP	C6-N1	2.60	1.37	1.33
5	3H	501	GDP	C5-C4	2.60	1.46	1.40
3	2F	501	GTP	C6-N1	2.60	1.37	1.33
3	2C	501	GTP	C6-N1	2.60	1.37	1.33
3	1A	501	GTP	C6-N1	2.60	1.37	1.33
3	3L	501	GTP	C6-N1	2.61	1.37	1.33
3	4M	501	GTP	C6-N1	2.61	1.37	1.33
3	1J	501	GTP	C6-N1	2.61	1.37	1.33
3	1D	501	GTP	C6-N1	2.61	1.37	1.33
3	4G	501	GTP	C6-N1	2.61	1.37	1.33
3	1K	501	GTP	C6-N1	2.61	1.37	1.33
3	1M	501	GTP	C6-N1	2.62	1.37	1.33
3	3N	501	GTP	C6-N1	2.62	1.37	1.33
3	3A	501	GTP	C6-N1	2.62	1.37	1.33
3	1G	501	GTP	C6-N1	2.62	1.37	1.33
3	2K	501	GTP	C6-N1	2.62	1.37	1.33
3	2A	501	GTP	C6-N1	2.62	1.37	1.33
3	1L	501	GTP	C6-N1	2.62	1.37	1.33

Continued on next page...

Continued from previous page...

Mol	Chain	Res	Type	Atoms	Z	Observed(Å)	Ideal(Å)
3	1C	501	GTP	C6-N1	2.63	1.37	1.33
3	1N	501	GTP	C6-N1	2.63	1.37	1.33
3	2G	501	GTP	C6-N1	2.63	1.37	1.33
3	4E	501	GTP	C6-N1	2.63	1.37	1.33
3	2E	501	GTP	C6-N1	2.63	1.37	1.33
3	1E	501	GTP	C6-N1	2.63	1.37	1.33
3	4I	501	GTP	C6-N1	2.63	1.37	1.33
3	3G	501	GTP	C6-N1	2.63	1.37	1.33
3	1B	501	GTP	C6-N1	2.63	1.37	1.33
3	4N	501	GTP	C6-N1	2.64	1.37	1.33
3	2J	501	GTP	C6-N1	2.64	1.37	1.33
3	4F	501	GTP	C6-N1	2.64	1.37	1.33
3	3K	501	GTP	C6-N1	2.64	1.37	1.33
3	2M	501	GTP	C6-N1	2.64	1.37	1.33
3	4K	501	GTP	C6-N1	2.64	1.37	1.33
3	3F	501	GTP	C6-N1	2.64	1.37	1.33
3	3B	501	GTP	C6-N1	2.65	1.37	1.33
3	1I	501	GTP	C6-N1	2.65	1.37	1.33
3	2I	501	GTP	C6-N1	2.65	1.37	1.33
3	3C	501	GTP	C6-N1	2.65	1.37	1.33
3	4B	501	GTP	C6-N1	2.66	1.37	1.33
3	3J	501	GTP	C6-N1	2.66	1.37	1.33
3	2L	501	GTP	C6-N1	2.66	1.37	1.33
3	3E	501	GTP	C6-N1	2.66	1.37	1.33
3	4J	501	GTP	C6-N1	2.67	1.37	1.33
3	4D	501	GTP	C6-N1	2.67	1.37	1.33
3	2N	501	GTP	C6-N1	2.67	1.37	1.33
3	4A	501	GTP	C6-N1	2.68	1.37	1.33
5	1O	501	GDP	C6-C5	3.62	1.47	1.41
5	3W	501	GDP	C6-C5	3.63	1.47	1.41
5	3P	501	GDP	C6-C5	3.63	1.47	1.41
5	3H	501	GDP	C6-C5	3.63	1.47	1.41
5	3Z	501	GDP	C6-C5	3.63	1.47	1.41
5	2P	501	GDP	C6-C5	3.64	1.47	1.41
5	2X	501	GDP	C6-C5	3.64	1.47	1.41
5	1V	501	GDP	C6-C5	3.64	1.47	1.41
5	2Y	501	GDP	C6-C5	3.64	1.47	1.41
5	4O	501	GDP	C6-C5	3.64	1.47	1.41
5	1Z	501	GDP	C6-C5	3.64	1.47	1.41
5	2O	501	GDP	C6-C5	3.64	1.47	1.41
5	3X	501	GDP	C6-C5	3.64	1.47	1.41
5	3Y	501	GDP	C6-C5	3.64	1.47	1.41

Continued on next page...

Continued from previous page...

Mol	Chain	Res	Type	Atoms	Z	Observed(Å)	Ideal(Å)
5	2R	501	GDP	C6-C5	3.64	1.47	1.41
5	1R	501	GDP	C6-C5	3.65	1.47	1.41
5	2Z	501	GDP	C6-C5	3.65	1.47	1.41
5	2U	501	GDP	C6-C5	3.65	1.47	1.41
5	4U	501	GDP	C6-C5	3.65	1.47	1.41
5	3U	501	GDP	C6-C5	3.66	1.47	1.41
5	4R	501	GDP	C6-C5	3.66	1.47	1.41
5	2Q	501	GDP	C6-C5	3.66	1.47	1.41
5	4T	501	GDP	C6-C5	3.66	1.47	1.41
5	3R	501	GDP	C6-C5	3.66	1.47	1.41
5	3V	501	GDP	C6-C5	3.66	1.47	1.41
5	1Q	501	GDP	C6-C5	3.66	1.47	1.41
5	1S	501	GDP	C6-C5	3.66	1.47	1.41
5	4Y	501	GDP	C6-C5	3.66	1.47	1.41
5	2V	501	GDP	C6-C5	3.67	1.47	1.41
5	4Q	501	GDP	C6-C5	3.67	1.47	1.41
5	1Y	501	GDP	C6-C5	3.67	1.47	1.41
5	1H	501	GDP	C6-C5	3.67	1.47	1.41
5	1U	501	GDP	C6-C5	3.67	1.47	1.41
5	1T	501	GDP	C6-C5	3.67	1.47	1.41
5	2T	501	GDP	C6-C5	3.68	1.47	1.41
5	2S	501	GDP	C6-C5	3.68	1.47	1.41
5	4S	501	GDP	C6-C5	3.68	1.47	1.41
5	2W	501	GDP	C6-C5	3.68	1.47	1.41
5	3O	501	GDP	C6-C5	3.68	1.47	1.41
5	3T	501	GDP	C6-C5	3.68	1.47	1.41
5	1W	501	GDP	C6-C5	3.69	1.47	1.41
5	1P	501	GDP	C6-C5	3.69	1.47	1.41
5	4W	501	GDP	C6-C5	3.69	1.47	1.41
5	3Q	501	GDP	C6-C5	3.69	1.47	1.41
5	4V	501	GDP	C6-C5	3.69	1.47	1.41
5	4H	501	GDP	C6-C5	3.69	1.47	1.41
5	1X	501	GDP	C6-C5	3.69	1.47	1.41
5	4X	501	GDP	C6-C5	3.69	1.47	1.41
5	2H	501	GDP	C6-C5	3.70	1.47	1.41
5	4P	501	GDP	C6-C5	3.70	1.47	1.41
5	4Z	501	GDP	C6-C5	3.70	1.47	1.41
5	3S	501	GDP	C6-C5	3.71	1.47	1.41

All (676) bond angle outliers are listed below:

Continued on next page...

Continued from previous page...

Mol	Chain	Res	Type	Atoms	Z	Observed(°)	Ideal(°)
-----	-------	-----	------	-------	---	-------------	----------

Mol	Chain	Res	Type	Atoms	Z	Observed(°)	Ideal(°)
3	2F	501	GTP	N3-C2-N1	-5.16	120.27	127.25
3	2C	501	GTP	N3-C2-N1	-5.16	120.28	127.25
3	2E	501	GTP	N3-C2-N1	-5.15	120.29	127.25
3	1L	501	GTP	N3-C2-N1	-5.15	120.29	127.25
3	2J	501	GTP	N3-C2-N1	-5.14	120.29	127.25
3	3I	501	GTP	N3-C2-N1	-5.14	120.30	127.25
3	2K	501	GTP	N3-C2-N1	-5.14	120.30	127.25
3	4F	501	GTP	N3-C2-N1	-5.14	120.30	127.25
3	4G	501	GTP	N3-C2-N1	-5.14	120.30	127.25
3	2A	501	GTP	N3-C2-N1	-5.14	120.30	127.25
3	3M	501	GTP	N3-C2-N1	-5.14	120.30	127.25
3	1G	501	GTP	N3-C2-N1	-5.14	120.30	127.25
3	1A	501	GTP	N3-C2-N1	-5.13	120.31	127.25
3	1E	501	GTP	N3-C2-N1	-5.13	120.31	127.25
3	1D	501	GTP	N3-C2-N1	-5.13	120.31	127.25
3	2B	501	GTP	N3-C2-N1	-5.13	120.31	127.25
3	3L	501	GTP	N3-C2-N1	-5.13	120.31	127.25
3	2M	501	GTP	N3-C2-N1	-5.13	120.31	127.25
3	3C	501	GTP	N3-C2-N1	-5.13	120.32	127.25
3	4D	501	GTP	N3-C2-N1	-5.13	120.32	127.25
3	1J	501	GTP	N3-C2-N1	-5.12	120.32	127.25
3	2L	501	GTP	N3-C2-N1	-5.12	120.32	127.25
3	1B	501	GTP	N3-C2-N1	-5.12	120.32	127.25
3	4L	501	GTP	N3-C2-N1	-5.12	120.33	127.25
3	1F	501	GTP	N3-C2-N1	-5.12	120.33	127.25
3	1C	501	GTP	N3-C2-N1	-5.12	120.33	127.25
3	3K	501	GTP	N3-C2-N1	-5.12	120.33	127.25
3	3G	501	GTP	N3-C2-N1	-5.12	120.33	127.25
3	4K	501	GTP	N3-C2-N1	-5.11	120.33	127.25
3	3A	501	GTP	N3-C2-N1	-5.11	120.34	127.25
3	4N	501	GTP	N3-C2-N1	-5.11	120.34	127.25
3	4B	501	GTP	N3-C2-N1	-5.11	120.34	127.25
3	4E	501	GTP	N3-C2-N1	-5.11	120.34	127.25
3	3D	501	GTP	N3-C2-N1	-5.11	120.34	127.25
3	4C	501	GTP	N3-C2-N1	-5.11	120.34	127.25
3	1K	501	GTP	N3-C2-N1	-5.11	120.34	127.25
3	3F	501	GTP	N3-C2-N1	-5.11	120.34	127.25
3	2N	501	GTP	N3-C2-N1	-5.10	120.35	127.25
3	3N	501	GTP	N3-C2-N1	-5.10	120.35	127.25
3	1M	501	GTP	N3-C2-N1	-5.10	120.35	127.25
3	4A	501	GTP	N3-C2-N1	-5.10	120.35	127.25

Continued on next page...

Continued from previous page...

Mol	Chain	Res	Type	Atoms	Z	Observed(°)	Ideal(°)
3	4J	501	GTP	N3-C2-N1	-5.10	120.35	127.25
3	2I	501	GTP	N3-C2-N1	-5.09	120.36	127.25
3	3J	501	GTP	N3-C2-N1	-5.09	120.36	127.25
3	2D	501	GTP	N3-C2-N1	-5.09	120.36	127.25
3	2G	501	GTP	N3-C2-N1	-5.09	120.36	127.25
3	3B	501	GTP	N3-C2-N1	-5.09	120.36	127.25
3	1N	501	GTP	N3-C2-N1	-5.09	120.37	127.25
3	4I	501	GTP	N3-C2-N1	-5.09	120.37	127.25
3	4M	501	GTP	N3-C2-N1	-5.08	120.38	127.25
3	3E	501	GTP	N3-C2-N1	-5.07	120.39	127.25
3	1I	501	GTP	N3-C2-N1	-5.07	120.39	127.25
3	4F	501	GTP	PB-O3B-PG	-4.61	117.91	132.57
3	2D	501	GTP	PB-O3B-PG	-4.61	117.91	132.57
3	1C	501	GTP	PB-O3B-PG	-4.61	117.92	132.57
3	4I	501	GTP	PB-O3B-PG	-4.61	117.92	132.57
3	4J	501	GTP	PB-O3B-PG	-4.61	117.92	132.57
3	2E	501	GTP	PB-O3B-PG	-4.61	117.92	132.57
3	3J	501	GTP	PB-O3B-PG	-4.61	117.93	132.57
3	3G	501	GTP	PB-O3B-PG	-4.61	117.93	132.57
3	4B	501	GTP	PB-O3B-PG	-4.61	117.93	132.57
3	4M	501	GTP	PB-O3B-PG	-4.61	117.93	132.57
3	2M	501	GTP	PB-O3B-PG	-4.61	117.94	132.57
3	1I	501	GTP	PB-O3B-PG	-4.60	117.94	132.57
3	1D	501	GTP	PB-O3B-PG	-4.60	117.94	132.57
3	2J	501	GTP	PB-O3B-PG	-4.60	117.94	132.57
3	3K	501	GTP	PB-O3B-PG	-4.60	117.94	132.57
3	3L	501	GTP	PB-O3B-PG	-4.60	117.94	132.57
3	2F	501	GTP	PB-O3B-PG	-4.60	117.94	132.57
3	3N	501	GTP	PB-O3B-PG	-4.60	117.95	132.57
3	4E	501	GTP	PB-O3B-PG	-4.60	117.95	132.57
3	1B	501	GTP	PB-O3B-PG	-4.60	117.95	132.57
3	2N	501	GTP	PB-O3B-PG	-4.60	117.95	132.57
3	4N	501	GTP	PB-O3B-PG	-4.60	117.95	132.57
3	1N	501	GTP	PB-O3B-PG	-4.60	117.95	132.57
3	3I	501	GTP	PB-O3B-PG	-4.60	117.95	132.57
3	3M	501	GTP	PB-O3B-PG	-4.60	117.95	132.57
3	2K	501	GTP	PB-O3B-PG	-4.60	117.95	132.57
3	4D	501	GTP	PB-O3B-PG	-4.60	117.95	132.57
3	4K	501	GTP	PB-O3B-PG	-4.60	117.95	132.57
3	3C	501	GTP	PB-O3B-PG	-4.60	117.95	132.57
3	1E	501	GTP	PB-O3B-PG	-4.60	117.95	132.57
3	1J	501	GTP	PB-O3B-PG	-4.60	117.95	132.57

Continued on next page...

Continued from previous page...

Mol	Chain	Res	Type	Atoms	Z	Observed(°)	Ideal(°)
3	1F	501	GTP	PB-O3B-PG	-4.60	117.95	132.57
3	2G	501	GTP	PB-O3B-PG	-4.60	117.96	132.57
3	3D	501	GTP	PB-O3B-PG	-4.60	117.96	132.57
3	1G	501	GTP	PB-O3B-PG	-4.60	117.96	132.57
3	4G	501	GTP	PB-O3B-PG	-4.60	117.96	132.57
3	4C	501	GTP	PB-O3B-PG	-4.60	117.96	132.57
3	4A	501	GTP	PB-O3B-PG	-4.60	117.97	132.57
3	2C	501	GTP	PB-O3B-PG	-4.60	117.97	132.57
3	3E	501	GTP	PB-O3B-PG	-4.60	117.97	132.57
3	1A	501	GTP	PB-O3B-PG	-4.59	117.97	132.57
3	1K	501	GTP	PB-O3B-PG	-4.59	117.97	132.57
3	4L	501	GTP	PB-O3B-PG	-4.59	117.97	132.57
3	1L	501	GTP	PB-O3B-PG	-4.59	117.97	132.57
3	2I	501	GTP	PB-O3B-PG	-4.59	117.98	132.57
3	2B	501	GTP	PB-O3B-PG	-4.59	117.98	132.57
3	2L	501	GTP	PB-O3B-PG	-4.59	117.98	132.57
3	3B	501	GTP	PB-O3B-PG	-4.59	117.98	132.57
3	3A	501	GTP	PB-O3B-PG	-4.59	117.99	132.57
3	3F	501	GTP	PB-O3B-PG	-4.59	118.00	132.57
3	2A	501	GTP	PB-O3B-PG	-4.59	118.00	132.57
3	1M	501	GTP	PB-O3B-PG	-4.58	118.00	132.57
5	3H	501	GDP	C6-C5-C4	-4.29	116.66	120.79
5	1X	501	GDP	C6-C5-C4	-4.29	116.66	120.79
5	4P	501	GDP	C6-C5-C4	-4.27	116.67	120.79
5	4W	501	GDP	C6-C5-C4	-4.27	116.68	120.79
5	1U	501	GDP	C6-C5-C4	-4.27	116.68	120.79
5	2V	501	GDP	C6-C5-C4	-4.27	116.68	120.79
5	4Z	501	GDP	C6-C5-C4	-4.27	116.68	120.79
5	1H	501	GDP	C6-C5-C4	-4.27	116.68	120.79
5	2U	501	GDP	C6-C5-C4	-4.27	116.68	120.79
5	4R	501	GDP	C6-C5-C4	-4.27	116.68	120.79
5	3S	501	GDP	C6-C5-C4	-4.27	116.68	120.79
5	3Q	501	GDP	C6-C5-C4	-4.26	116.69	120.79
5	3Y	501	GDP	C6-C5-C4	-4.26	116.69	120.79
5	3T	501	GDP	C6-C5-C4	-4.26	116.69	120.79
5	2S	501	GDP	C6-C5-C4	-4.26	116.69	120.79
5	3X	501	GDP	C6-C5-C4	-4.26	116.69	120.79
5	1P	501	GDP	C6-C5-C4	-4.25	116.69	120.79
5	1S	501	GDP	C6-C5-C4	-4.25	116.69	120.79
5	2O	501	GDP	C6-C5-C4	-4.25	116.69	120.79
5	2X	501	GDP	C6-C5-C4	-4.25	116.69	120.79
5	1T	501	GDP	C6-C5-C4	-4.25	116.70	120.79

Continued on next page...

Continued from previous page...

Mol	Chain	Res	Type	Atoms	Z	Observed(°)	Ideal(°)
5	2Z	501	GDP	C6-C5-C4	-4.25	116.70	120.79
5	2T	501	GDP	C6-C5-C4	-4.25	116.70	120.79
5	2P	501	GDP	C6-C5-C4	-4.25	116.70	120.79
5	2Y	501	GDP	C6-C5-C4	-4.25	116.70	120.79
5	1Q	501	GDP	C6-C5-C4	-4.25	116.70	120.79
5	4H	501	GDP	C6-C5-C4	-4.25	116.70	120.79
5	1Y	501	GDP	C6-C5-C4	-4.25	116.70	120.79
5	3P	501	GDP	C6-C5-C4	-4.24	116.71	120.79
5	1Z	501	GDP	C6-C5-C4	-4.24	116.71	120.79
5	1V	501	GDP	C6-C5-C4	-4.24	116.71	120.79
5	2R	501	GDP	C6-C5-C4	-4.23	116.72	120.79
5	4O	501	GDP	C6-C5-C4	-4.23	116.72	120.79
5	3V	501	GDP	C6-C5-C4	-4.23	116.72	120.79
5	3O	501	GDP	C6-C5-C4	-4.22	116.72	120.79
5	3U	501	GDP	C6-C5-C4	-4.22	116.72	120.79
5	4T	501	GDP	C6-C5-C4	-4.22	116.72	120.79
5	1W	501	GDP	C6-C5-C4	-4.22	116.72	120.79
5	4X	501	GDP	C6-C5-C4	-4.22	116.72	120.79
5	4S	501	GDP	C6-C5-C4	-4.22	116.73	120.79
5	2H	501	GDP	C6-C5-C4	-4.22	116.73	120.79
5	1O	501	GDP	C6-C5-C4	-4.22	116.73	120.79
5	3Z	501	GDP	C6-C5-C4	-4.22	116.73	120.79
5	1R	501	GDP	C6-C5-C4	-4.22	116.73	120.79
5	3W	501	GDP	C6-C5-C4	-4.22	116.73	120.79
5	4V	501	GDP	C6-C5-C4	-4.21	116.73	120.79
5	4Y	501	GDP	C6-C5-C4	-4.21	116.73	120.79
5	1Y	501	GDP	PA-O3A-PB	-4.21	119.18	132.57
5	1P	501	GDP	PA-O3A-PB	-4.21	119.19	132.57
5	1R	501	GDP	PA-O3A-PB	-4.21	119.19	132.57
5	2W	501	GDP	C6-C5-C4	-4.21	116.74	120.79
5	3V	501	GDP	PA-O3A-PB	-4.21	119.19	132.57
5	4U	501	GDP	C6-C5-C4	-4.21	116.74	120.79
5	1V	501	GDP	PA-O3A-PB	-4.21	119.20	132.57
5	2R	501	GDP	PA-O3A-PB	-4.21	119.20	132.57
5	4Q	501	GDP	C6-C5-C4	-4.21	116.74	120.79
5	2H	501	GDP	PA-O3A-PB	-4.21	119.21	132.57
5	4Z	501	GDP	PA-O3A-PB	-4.21	119.21	132.57
5	4W	501	GDP	PA-O3A-PB	-4.20	119.21	132.57
5	4V	501	GDP	PA-O3A-PB	-4.20	119.21	132.57
5	2Q	501	GDP	C6-C5-C4	-4.20	116.74	120.79
5	4S	501	GDP	PA-O3A-PB	-4.20	119.21	132.57
5	1X	501	GDP	PA-O3A-PB	-4.20	119.21	132.57

Continued on next page...

Continued from previous page...

Mol	Chain	Res	Type	Atoms	Z	Observed(°)	Ideal(°)
5	3U	501	GDP	PA-O3A-PB	-4.20	119.21	132.57
5	3Z	501	GDP	PA-O3A-PB	-4.20	119.21	132.57
5	3Y	501	GDP	PA-O3A-PB	-4.20	119.22	132.57
5	1H	501	GDP	PA-O3A-PB	-4.20	119.22	132.57
5	2Y	501	GDP	PA-O3A-PB	-4.20	119.22	132.57
5	4T	501	GDP	PA-O3A-PB	-4.20	119.22	132.57
5	1T	501	GDP	PA-O3A-PB	-4.20	119.22	132.57
5	2X	501	GDP	PA-O3A-PB	-4.20	119.22	132.57
5	3T	501	GDP	PA-O3A-PB	-4.20	119.22	132.57
5	4X	501	GDP	PA-O3A-PB	-4.20	119.23	132.57
5	3O	501	GDP	PA-O3A-PB	-4.20	119.23	132.57
5	3R	501	GDP	PA-O3A-PB	-4.20	119.23	132.57
5	3X	501	GDP	PA-O3A-PB	-4.20	119.23	132.57
5	1S	501	GDP	PA-O3A-PB	-4.20	119.23	132.57
5	2V	501	GDP	PA-O3A-PB	-4.20	119.23	132.57
5	1W	501	GDP	PA-O3A-PB	-4.20	119.23	132.57
5	3W	501	GDP	PA-O3A-PB	-4.20	119.24	132.57
5	1O	501	GDP	PA-O3A-PB	-4.20	119.24	132.57
5	4O	501	GDP	PA-O3A-PB	-4.20	119.24	132.57
5	3S	501	GDP	PA-O3A-PB	-4.20	119.24	132.57
5	4Y	501	GDP	PA-O3A-PB	-4.19	119.24	132.57
5	2U	501	GDP	PA-O3A-PB	-4.19	119.24	132.57
5	3P	501	GDP	PA-O3A-PB	-4.19	119.24	132.57
5	4Q	501	GDP	PA-O3A-PB	-4.19	119.24	132.57
5	4R	501	GDP	PA-O3A-PB	-4.19	119.24	132.57
5	2W	501	GDP	PA-O3A-PB	-4.19	119.24	132.57
5	3R	501	GDP	C6-C5-C4	-4.19	116.75	120.79
5	1Z	501	GDP	PA-O3A-PB	-4.19	119.24	132.57
5	4U	501	GDP	PA-O3A-PB	-4.19	119.24	132.57
5	4P	501	GDP	PA-O3A-PB	-4.19	119.25	132.57
5	2S	501	GDP	PA-O3A-PB	-4.19	119.25	132.57
5	3Q	501	GDP	PA-O3A-PB	-4.19	119.25	132.57
5	4H	501	GDP	PA-O3A-PB	-4.19	119.25	132.57
5	2P	501	GDP	PA-O3A-PB	-4.19	119.25	132.57
5	1Q	501	GDP	PA-O3A-PB	-4.19	119.26	132.57
5	2Q	501	GDP	PA-O3A-PB	-4.19	119.26	132.57
5	1U	501	GDP	PA-O3A-PB	-4.19	119.26	132.57
5	2O	501	GDP	PA-O3A-PB	-4.19	119.26	132.57
5	2Z	501	GDP	PA-O3A-PB	-4.19	119.26	132.57
5	3H	501	GDP	PA-O3A-PB	-4.18	119.27	132.57
5	2T	501	GDP	PA-O3A-PB	-4.18	119.27	132.57
3	1K	501	GTP	PA-O3A-PB	-3.92	120.12	132.57

Continued on next page...

Continued from previous page...

Mol	Chain	Res	Type	Atoms	Z	Observed(°)	Ideal(°)
3	3I	501	GTP	PA-O3A-PB	-3.92	120.12	132.57
3	1I	501	GTP	PA-O3A-PB	-3.92	120.12	132.57
3	2I	501	GTP	PA-O3A-PB	-3.92	120.12	132.57
3	1A	501	GTP	PA-O3A-PB	-3.92	120.12	132.57
3	2E	501	GTP	PA-O3A-PB	-3.92	120.13	132.57
3	1F	501	GTP	PA-O3A-PB	-3.91	120.13	132.57
3	1C	501	GTP	PA-O3A-PB	-3.91	120.13	132.57
3	3L	501	GTP	PA-O3A-PB	-3.91	120.13	132.57
3	2M	501	GTP	PA-O3A-PB	-3.91	120.13	132.57
3	1L	501	GTP	PA-O3A-PB	-3.91	120.13	132.57
3	4G	501	GTP	PA-O3A-PB	-3.91	120.13	132.57
3	3C	501	GTP	PA-O3A-PB	-3.91	120.14	132.57
3	2D	501	GTP	PA-O3A-PB	-3.91	120.14	132.57
3	2A	501	GTP	PA-O3A-PB	-3.91	120.14	132.57
3	3E	501	GTP	PA-O3A-PB	-3.91	120.14	132.57
3	4B	501	GTP	PA-O3A-PB	-3.91	120.14	132.57
3	3J	501	GTP	PA-O3A-PB	-3.91	120.14	132.57
3	2L	501	GTP	PA-O3A-PB	-3.91	120.14	132.57
3	4L	501	GTP	PA-O3A-PB	-3.91	120.14	132.57
3	4D	501	GTP	PA-O3A-PB	-3.91	120.14	132.57
3	3K	501	GTP	PA-O3A-PB	-3.91	120.15	132.57
3	4I	501	GTP	PA-O3A-PB	-3.91	120.15	132.57
3	2J	501	GTP	PA-O3A-PB	-3.91	120.15	132.57
3	2K	501	GTP	PA-O3A-PB	-3.91	120.15	132.57
3	2B	501	GTP	PA-O3A-PB	-3.91	120.15	132.57
3	1G	501	GTP	PA-O3A-PB	-3.91	120.15	132.57
3	4N	501	GTP	PA-O3A-PB	-3.91	120.15	132.57
3	1M	501	GTP	PA-O3A-PB	-3.91	120.15	132.57
3	1N	501	GTP	PA-O3A-PB	-3.91	120.15	132.57
3	4F	501	GTP	PA-O3A-PB	-3.91	120.16	132.57
3	3F	501	GTP	PA-O3A-PB	-3.91	120.16	132.57
3	4M	501	GTP	PA-O3A-PB	-3.90	120.16	132.57
3	4J	501	GTP	PA-O3A-PB	-3.90	120.17	132.57
3	2F	501	GTP	PA-O3A-PB	-3.90	120.17	132.57
3	4K	501	GTP	PA-O3A-PB	-3.90	120.17	132.57
3	1E	501	GTP	PA-O3A-PB	-3.90	120.17	132.57
3	3N	501	GTP	PA-O3A-PB	-3.90	120.17	132.57
3	2N	501	GTP	PA-O3A-PB	-3.90	120.17	132.57
3	3M	501	GTP	PA-O3A-PB	-3.90	120.17	132.57
3	3G	501	GTP	PA-O3A-PB	-3.90	120.17	132.57
3	1D	501	GTP	PA-O3A-PB	-3.90	120.17	132.57
3	4A	501	GTP	PA-O3A-PB	-3.90	120.17	132.57

Continued on next page...

Continued from previous page...

Mol	Chain	Res	Type	Atoms	Z	Observed(°)	Ideal(°)
3	2C	501	GTP	PA-O3A-PB	-3.90	120.17	132.57
3	3B	501	GTP	PA-O3A-PB	-3.90	120.18	132.57
3	4C	501	GTP	PA-O3A-PB	-3.90	120.18	132.57
3	1B	501	GTP	PA-O3A-PB	-3.90	120.18	132.57
3	3D	501	GTP	PA-O3A-PB	-3.90	120.19	132.57
3	3A	501	GTP	PA-O3A-PB	-3.90	120.19	132.57
3	1J	501	GTP	PA-O3A-PB	-3.89	120.19	132.57
3	2G	501	GTP	PA-O3A-PB	-3.89	120.19	132.57
3	4E	501	GTP	PA-O3A-PB	-3.89	120.20	132.57
5	4V	501	GDP	C5-C6-N1	-3.79	118.20	123.47
5	3R	501	GDP	C5-C6-N1	-3.78	118.20	123.47
5	4S	501	GDP	C5-C6-N1	-3.78	118.21	123.47
5	4X	501	GDP	C5-C6-N1	-3.78	118.22	123.47
5	2W	501	GDP	C5-C6-N1	-3.78	118.22	123.47
5	3O	501	GDP	C5-C6-N1	-3.77	118.23	123.47
5	1W	501	GDP	C5-C6-N1	-3.77	118.23	123.47
5	4P	501	GDP	C5-C6-N1	-3.77	118.23	123.47
5	2T	501	GDP	C5-C6-N1	-3.76	118.23	123.47
5	3U	501	GDP	C5-C6-N1	-3.76	118.23	123.47
5	4H	501	GDP	C5-C6-N1	-3.76	118.23	123.47
5	3V	501	GDP	C5-C6-N1	-3.76	118.24	123.47
5	2H	501	GDP	C5-C6-N1	-3.76	118.24	123.47
5	4Q	501	GDP	C5-C6-N1	-3.76	118.24	123.47
5	3W	501	GDP	C5-C6-N1	-3.75	118.25	123.47
5	2R	501	GDP	C5-C6-N1	-3.75	118.25	123.47
5	3T	501	GDP	C5-C6-N1	-3.75	118.25	123.47
5	4T	501	GDP	C5-C6-N1	-3.75	118.25	123.47
5	3X	501	GDP	C5-C6-N1	-3.75	118.25	123.47
5	4Z	501	GDP	C5-C6-N1	-3.75	118.25	123.47
5	4Y	501	GDP	C5-C6-N1	-3.75	118.25	123.47
5	1O	501	GDP	C5-C6-N1	-3.75	118.25	123.47
5	1H	501	GDP	C5-C6-N1	-3.75	118.25	123.47
5	2X	501	GDP	C5-C6-N1	-3.75	118.25	123.47
5	2Y	501	GDP	C5-C6-N1	-3.75	118.26	123.47
5	1Z	501	GDP	C5-C6-N1	-3.75	118.26	123.47
5	1R	501	GDP	C5-C6-N1	-3.75	118.26	123.47
5	2Q	501	GDP	C5-C6-N1	-3.74	118.26	123.47
5	4O	501	GDP	C5-C6-N1	-3.74	118.26	123.47
5	1Y	501	GDP	C5-C6-N1	-3.74	118.26	123.47
5	3P	501	GDP	C5-C6-N1	-3.74	118.26	123.47
5	3Q	501	GDP	C5-C6-N1	-3.74	118.26	123.47
5	1Q	501	GDP	C5-C6-N1	-3.74	118.27	123.47

Continued on next page...

Continued from previous page...

Mol	Chain	Res	Type	Atoms	Z	Observed(°)	Ideal(°)
5	2Z	501	GDP	C5-C6-N1	-3.74	118.27	123.47
5	1P	501	GDP	C5-C6-N1	-3.74	118.27	123.47
5	1T	501	GDP	C5-C6-N1	-3.74	118.27	123.47
5	3S	501	GDP	C5-C6-N1	-3.74	118.27	123.47
5	1X	501	GDP	C5-C6-N1	-3.73	118.28	123.47
5	4U	501	GDP	C5-C6-N1	-3.73	118.28	123.47
5	1U	501	GDP	C5-C6-N1	-3.73	118.28	123.47
5	1S	501	GDP	C5-C6-N1	-3.73	118.28	123.47
5	4W	501	GDP	C5-C6-N1	-3.73	118.28	123.47
5	2P	501	GDP	C5-C6-N1	-3.73	118.28	123.47
5	1V	501	GDP	C5-C6-N1	-3.72	118.29	123.47
5	2V	501	GDP	C5-C6-N1	-3.72	118.29	123.47
5	3Z	501	GDP	C5-C6-N1	-3.72	118.29	123.47
5	4R	501	GDP	C5-C6-N1	-3.72	118.29	123.47
5	2S	501	GDP	C5-C6-N1	-3.72	118.29	123.47
5	2U	501	GDP	C5-C6-N1	-3.72	118.30	123.47
5	3H	501	GDP	C5-C6-N1	-3.72	118.30	123.47
5	3Y	501	GDP	C5-C6-N1	-3.71	118.31	123.47
5	2O	501	GDP	C5-C6-N1	-3.71	118.31	123.47
5	3Q	501	GDP	N3-C2-N1	-3.37	122.69	127.25
5	4Y	501	GDP	N3-C2-N1	-3.37	122.69	127.25
5	3X	501	GDP	N3-C2-N1	-3.36	122.71	127.25
5	1R	501	GDP	N3-C2-N1	-3.36	122.71	127.25
5	3R	501	GDP	N3-C2-N1	-3.35	122.71	127.25
5	2V	501	GDP	N3-C2-N1	-3.35	122.71	127.25
5	3W	501	GDP	N3-C2-N1	-3.35	122.72	127.25
5	2R	501	GDP	N3-C2-N1	-3.35	122.72	127.25
5	4H	501	GDP	N3-C2-N1	-3.35	122.72	127.25
5	1H	501	GDP	N3-C2-N1	-3.35	122.72	127.25
5	2T	501	GDP	N3-C2-N1	-3.35	122.72	127.25
5	2S	501	GDP	N3-C2-N1	-3.35	122.72	127.25
5	2O	501	GDP	N3-C2-N1	-3.34	122.73	127.25
5	2Q	501	GDP	N3-C2-N1	-3.34	122.73	127.25
5	4V	501	GDP	N3-C2-N1	-3.34	122.73	127.25
5	3U	501	GDP	N3-C2-N1	-3.34	122.73	127.25
5	2P	501	GDP	N3-C2-N1	-3.34	122.73	127.25
5	3T	501	GDP	N3-C2-N1	-3.34	122.73	127.25
5	4Z	501	GDP	N3-C2-N1	-3.34	122.73	127.25
5	2W	501	GDP	N3-C2-N1	-3.34	122.74	127.25
5	4Q	501	GDP	N3-C2-N1	-3.33	122.74	127.25
5	2X	501	GDP	N3-C2-N1	-3.33	122.74	127.25
5	3P	501	GDP	N3-C2-N1	-3.33	122.75	127.25

Continued on next page...

Continued from previous page...

Mol	Chain	Res	Type	Atoms	Z	Observed(°)	Ideal(°)
5	1Q	501	GDP	N3-C2-N1	-3.33	122.75	127.25
5	1S	501	GDP	N3-C2-N1	-3.33	122.75	127.25
5	3Z	501	GDP	N3-C2-N1	-3.33	122.75	127.25
5	4X	501	GDP	N3-C2-N1	-3.33	122.75	127.25
5	1W	501	GDP	N3-C2-N1	-3.33	122.75	127.25
5	4S	501	GDP	N3-C2-N1	-3.32	122.75	127.25
5	4P	501	GDP	N3-C2-N1	-3.32	122.75	127.25
5	1O	501	GDP	N3-C2-N1	-3.32	122.75	127.25
5	3V	501	GDP	N3-C2-N1	-3.32	122.75	127.25
5	1Y	501	GDP	N3-C2-N1	-3.32	122.75	127.25
5	4O	501	GDP	N3-C2-N1	-3.32	122.76	127.25
5	3O	501	GDP	N3-C2-N1	-3.32	122.76	127.25
5	2Z	501	GDP	N3-C2-N1	-3.32	122.76	127.25
5	1Z	501	GDP	N3-C2-N1	-3.32	122.76	127.25
5	1P	501	GDP	N3-C2-N1	-3.32	122.76	127.25
5	4U	501	GDP	N3-C2-N1	-3.32	122.76	127.25
5	4W	501	GDP	N3-C2-N1	-3.32	122.76	127.25
5	1V	501	GDP	N3-C2-N1	-3.32	122.76	127.25
5	3Y	501	GDP	N3-C2-N1	-3.32	122.77	127.25
5	1T	501	GDP	N3-C2-N1	-3.31	122.77	127.25
5	2U	501	GDP	N3-C2-N1	-3.31	122.77	127.25
5	4R	501	GDP	N3-C2-N1	-3.31	122.77	127.25
5	2Y	501	GDP	N3-C2-N1	-3.31	122.77	127.25
5	1U	501	GDP	N3-C2-N1	-3.31	122.78	127.25
5	4T	501	GDP	N3-C2-N1	-3.31	122.78	127.25
5	1X	501	GDP	N3-C2-N1	-3.31	122.78	127.25
5	2H	501	GDP	N3-C2-N1	-3.30	122.78	127.25
5	3H	501	GDP	N3-C2-N1	-3.30	122.78	127.25
5	3S	501	GDP	N3-C2-N1	-3.28	122.81	127.25
5	1O	501	GDP	C4-C5-N7	-2.73	106.56	109.40
5	2P	501	GDP	C4-C5-N7	-2.71	106.58	109.40
5	3X	501	GDP	C4-C5-N7	-2.71	106.58	109.40
5	1V	501	GDP	C4-C5-N7	-2.70	106.58	109.40
5	4U	501	GDP	C4-C5-N7	-2.70	106.58	109.40
5	1R	501	GDP	C4-C5-N7	-2.70	106.59	109.40
5	3R	501	GDP	C4-C5-N7	-2.70	106.59	109.40
5	2X	501	GDP	C4-C5-N7	-2.69	106.59	109.40
5	2O	501	GDP	C4-C5-N7	-2.69	106.59	109.40
5	2R	501	GDP	C4-C5-N7	-2.69	106.59	109.40
5	3V	501	GDP	C4-C5-N7	-2.69	106.60	109.40
5	2H	501	GDP	C4-C5-N7	-2.69	106.60	109.40
5	3P	501	GDP	C4-C5-N7	-2.69	106.60	109.40

Continued on next page...

Continued from previous page...

Mol	Chain	Res	Type	Atoms	Z	Observed(°)	Ideal(°)
5	4Y	501	GDP	C4-C5-N7	-2.69	106.60	109.40
5	4H	501	GDP	C4-C5-N7	-2.69	106.60	109.40
5	3Z	501	GDP	C4-C5-N7	-2.69	106.60	109.40
5	2Z	501	GDP	C4-C5-N7	-2.68	106.60	109.40
5	2V	501	GDP	C4-C5-N7	-2.68	106.60	109.40
5	2Y	501	GDP	C4-C5-N7	-2.68	106.60	109.40
5	1Z	501	GDP	C4-C5-N7	-2.68	106.60	109.40
5	3W	501	GDP	C4-C5-N7	-2.68	106.60	109.40
5	4V	501	GDP	C4-C5-N7	-2.68	106.61	109.40
5	1U	501	GDP	C4-C5-N7	-2.68	106.61	109.40
5	1S	501	GDP	C4-C5-N7	-2.67	106.61	109.40
5	4Z	501	GDP	C4-C5-N7	-2.67	106.61	109.40
5	4Q	501	GDP	C4-C5-N7	-2.67	106.61	109.40
5	2S	501	GDP	C4-C5-N7	-2.67	106.62	109.40
5	3U	501	GDP	C4-C5-N7	-2.67	106.62	109.40
5	1Q	501	GDP	C4-C5-N7	-2.67	106.62	109.40
5	4O	501	GDP	C4-C5-N7	-2.66	106.62	109.40
5	3T	501	GDP	C4-C5-N7	-2.66	106.62	109.40
5	2T	501	GDP	C4-C5-N7	-2.66	106.62	109.40
5	2W	501	GDP	C4-C5-N7	-2.66	106.62	109.40
5	1Y	501	GDP	C4-C5-N7	-2.66	106.62	109.40
5	2U	501	GDP	C4-C5-N7	-2.66	106.62	109.40
5	1W	501	GDP	C4-C5-N7	-2.66	106.62	109.40
5	3Y	501	GDP	C4-C5-N7	-2.66	106.63	109.40
5	3H	501	GDP	C4-C5-N7	-2.66	106.63	109.40
5	4R	501	GDP	C4-C5-N7	-2.66	106.63	109.40
5	3O	501	GDP	C4-C5-N7	-2.66	106.63	109.40
5	1X	501	GDP	C4-C5-N7	-2.66	106.63	109.40
5	3Q	501	GDP	C4-C5-N7	-2.65	106.63	109.40
5	1H	501	GDP	C4-C5-N7	-2.65	106.64	109.40
5	1T	501	GDP	C4-C5-N7	-2.65	106.64	109.40
5	2Q	501	GDP	C4-C5-N7	-2.65	106.64	109.40
5	4S	501	GDP	C4-C5-N7	-2.65	106.64	109.40
5	4W	501	GDP	C4-C5-N7	-2.64	106.64	109.40
5	4T	501	GDP	C4-C5-N7	-2.64	106.64	109.40
5	3S	501	GDP	C4-C5-N7	-2.64	106.65	109.40
5	4X	501	GDP	C4-C5-N7	-2.64	106.65	109.40
5	4P	501	GDP	C4-C5-N7	-2.63	106.66	109.40
5	1P	501	GDP	C4-C5-N7	-2.62	106.67	109.40
3	2B	501	GTP	C5-C6-N1	-2.53	119.94	123.47
3	3C	501	GTP	C5-C6-N1	-2.53	119.95	123.47
3	3E	501	GTP	C5-C6-N1	-2.52	119.96	123.47

Continued on next page...

Continued from previous page...

Mol	Chain	Res	Type	Atoms	Z	Observed(°)	Ideal(°)
3	2A	501	GTP	C5-C6-N1	-2.52	119.96	123.47
3	4F	501	GTP	C5-C6-N1	-2.52	119.97	123.47
3	4D	501	GTP	C5-C6-N1	-2.52	119.97	123.47
3	1L	501	GTP	C5-C6-N1	-2.52	119.97	123.47
3	3J	501	GTP	C5-C6-N1	-2.52	119.97	123.47
3	3N	501	GTP	C5-C6-N1	-2.52	119.97	123.47
3	2I	501	GTP	C5-C6-N1	-2.51	119.97	123.47
3	2N	501	GTP	C5-C6-N1	-2.51	119.98	123.47
3	4E	501	GTP	C5-C6-N1	-2.51	119.98	123.47
3	4L	501	GTP	C5-C6-N1	-2.51	119.98	123.47
3	4M	501	GTP	C5-C6-N1	-2.51	119.98	123.47
3	1K	501	GTP	C5-C6-N1	-2.50	119.99	123.47
3	2C	501	GTP	C5-C6-N1	-2.50	119.99	123.47
3	2J	501	GTP	C5-C6-N1	-2.50	119.99	123.47
3	3K	501	GTP	C5-C6-N1	-2.50	119.99	123.47
3	2L	501	GTP	C5-C6-N1	-2.50	119.99	123.47
3	3F	501	GTP	C5-C6-N1	-2.50	120.00	123.47
3	3G	501	GTP	C5-C6-N1	-2.50	120.00	123.47
3	1A	501	GTP	C5-C6-N1	-2.49	120.00	123.47
3	4C	501	GTP	C5-C6-N1	-2.49	120.00	123.47
3	4A	501	GTP	C5-C6-N1	-2.49	120.00	123.47
3	3B	501	GTP	C5-C6-N1	-2.49	120.00	123.47
3	1N	501	GTP	C5-C6-N1	-2.49	120.00	123.47
3	3A	501	GTP	C5-C6-N1	-2.49	120.01	123.47
3	4B	501	GTP	C5-C6-N1	-2.49	120.01	123.47
3	2F	501	GTP	C5-C6-N1	-2.49	120.01	123.47
3	2G	501	GTP	C5-C6-N1	-2.49	120.01	123.47
3	1C	501	GTP	C5-C6-N1	-2.49	120.01	123.47
3	4N	501	GTP	C5-C6-N1	-2.48	120.01	123.47
3	2M	501	GTP	C5-C6-N1	-2.48	120.01	123.47
3	3I	501	GTP	C5-C6-N1	-2.48	120.02	123.47
3	1G	501	GTP	C5-C6-N1	-2.48	120.02	123.47
3	1I	501	GTP	C5-C6-N1	-2.48	120.02	123.47
3	1E	501	GTP	C5-C6-N1	-2.48	120.02	123.47
3	4K	501	GTP	C5-C6-N1	-2.48	120.02	123.47
3	2D	501	GTP	C5-C6-N1	-2.48	120.02	123.47
3	3M	501	GTP	C5-C6-N1	-2.48	120.02	123.47
3	3L	501	GTP	C5-C6-N1	-2.48	120.03	123.47
3	2E	501	GTP	C5-C6-N1	-2.47	120.03	123.47
3	2K	501	GTP	C5-C6-N1	-2.47	120.03	123.47
3	1B	501	GTP	C5-C6-N1	-2.47	120.04	123.47
3	4I	501	GTP	C5-C6-N1	-2.47	120.04	123.47

Continued on next page...

Continued from previous page...

Mol	Chain	Res	Type	Atoms	Z	Observed(°)	Ideal(°)
3	4J	501	GTP	C5-C6-N1	-2.46	120.04	123.47
3	3D	501	GTP	C5-C6-N1	-2.46	120.04	123.47
3	1D	501	GTP	C5-C6-N1	-2.46	120.04	123.47
3	1M	501	GTP	C5-C6-N1	-2.46	120.04	123.47
3	1J	501	GTP	C5-C6-N1	-2.46	120.05	123.47
3	4G	501	GTP	C5-C6-N1	-2.45	120.06	123.47
3	1F	501	GTP	C5-C6-N1	-2.45	120.06	123.47
3	4J	501	GTP	C6-N1-C2	2.32	119.36	116.06
3	4I	501	GTP	C6-N1-C2	2.33	119.37	116.06
3	1I	501	GTP	C6-N1-C2	2.34	119.39	116.06
3	3F	501	GTP	C6-N1-C2	2.34	119.39	116.06
3	3D	501	GTP	C6-N1-C2	2.34	119.39	116.06
3	4B	501	GTP	C6-N1-C2	2.34	119.39	116.06
3	1F	501	GTP	C6-N1-C2	2.34	119.39	116.06
3	4A	501	GTP	C6-N1-C2	2.35	119.40	116.06
3	3B	501	GTP	C6-N1-C2	2.35	119.40	116.06
3	1B	501	GTP	C6-N1-C2	2.35	119.41	116.06
3	4N	501	GTP	C6-N1-C2	2.35	119.41	116.06
3	1E	501	GTP	C6-N1-C2	2.35	119.41	116.06
3	4G	501	GTP	C6-N1-C2	2.35	119.41	116.06
3	3E	501	GTP	C6-N1-C2	2.36	119.41	116.06
3	4K	501	GTP	C6-N1-C2	2.36	119.42	116.06
3	2D	501	GTP	C6-N1-C2	2.36	119.42	116.06
3	1N	501	GTP	C6-N1-C2	2.36	119.42	116.06
3	3A	501	GTP	C6-N1-C2	2.36	119.42	116.06
3	2N	501	GTP	C6-N1-C2	2.36	119.42	116.06
3	1J	501	GTP	C6-N1-C2	2.36	119.42	116.06
3	2K	501	GTP	C6-N1-C2	2.36	119.42	116.06
3	1M	501	GTP	C6-N1-C2	2.36	119.42	116.06
3	1D	501	GTP	C6-N1-C2	2.36	119.42	116.06
3	4E	501	GTP	C6-N1-C2	2.36	119.42	116.06
3	3G	501	GTP	C6-N1-C2	2.36	119.42	116.06
3	2L	501	GTP	C6-N1-C2	2.36	119.42	116.06
3	2E	501	GTP	C6-N1-C2	2.36	119.42	116.06
3	3L	501	GTP	C6-N1-C2	2.36	119.42	116.06
3	2G	501	GTP	C6-N1-C2	2.36	119.43	116.06
3	4M	501	GTP	C6-N1-C2	2.36	119.43	116.06
3	4C	501	GTP	C6-N1-C2	2.36	119.43	116.06
3	2M	501	GTP	C6-N1-C2	2.37	119.43	116.06
3	3M	501	GTP	C6-N1-C2	2.37	119.43	116.06
3	3J	501	GTP	C6-N1-C2	2.37	119.44	116.06
3	2I	501	GTP	C6-N1-C2	2.37	119.44	116.06

Continued on next page...

Continued from previous page...

Mol	Chain	Res	Type	Atoms	Z	Observed(°)	Ideal(°)
3	1C	501	GTP	C6-N1-C2	2.37	119.44	116.06
3	3C	501	GTP	C6-N1-C2	2.37	119.44	116.06
3	2J	501	GTP	C6-N1-C2	2.37	119.44	116.06
3	3N	501	GTP	C6-N1-C2	2.37	119.44	116.06
3	1K	501	GTP	C6-N1-C2	2.37	119.44	116.06
3	3I	501	GTP	C6-N1-C2	2.38	119.44	116.06
3	4D	501	GTP	C6-N1-C2	2.38	119.44	116.06
3	1A	501	GTP	C6-N1-C2	2.38	119.44	116.06
3	3K	501	GTP	C6-N1-C2	2.38	119.45	116.06
3	4L	501	GTP	C6-N1-C2	2.39	119.46	116.06
3	1G	501	GTP	C6-N1-C2	2.39	119.46	116.06
3	4F	501	GTP	C6-N1-C2	2.39	119.47	116.06
3	2C	501	GTP	C6-N1-C2	2.39	119.47	116.06
3	2F	501	GTP	C6-N1-C2	2.40	119.48	116.06
3	1L	501	GTP	C6-N1-C2	2.40	119.48	116.06
3	2B	501	GTP	C6-N1-C2	2.40	119.48	116.06
3	2A	501	GTP	C6-N1-C2	2.41	119.49	116.06
3	4I	501	GTP	C2-N3-C4	4.27	120.24	115.36
3	2I	501	GTP	C2-N3-C4	4.27	120.24	115.36
3	3E	501	GTP	C2-N3-C4	4.28	120.25	115.36
3	4M	501	GTP	C2-N3-C4	4.28	120.25	115.36
3	1I	501	GTP	C2-N3-C4	4.29	120.25	115.36
3	3N	501	GTP	C2-N3-C4	4.29	120.25	115.36
3	3L	501	GTP	C2-N3-C4	4.29	120.25	115.36
3	1N	501	GTP	C2-N3-C4	4.29	120.26	115.36
3	1K	501	GTP	C2-N3-C4	4.29	120.26	115.36
3	4D	501	GTP	C2-N3-C4	4.29	120.26	115.36
3	1J	501	GTP	C2-N3-C4	4.29	120.26	115.36
3	2M	501	GTP	C2-N3-C4	4.29	120.26	115.36
3	2D	501	GTP	C2-N3-C4	4.29	120.26	115.36
3	3J	501	GTP	C2-N3-C4	4.30	120.27	115.36
3	2N	501	GTP	C2-N3-C4	4.30	120.27	115.36
3	4E	501	GTP	C2-N3-C4	4.30	120.27	115.36
3	1D	501	GTP	C2-N3-C4	4.30	120.27	115.36
3	4L	501	GTP	C2-N3-C4	4.30	120.27	115.36
3	3G	501	GTP	C2-N3-C4	4.30	120.27	115.36
3	1C	501	GTP	C2-N3-C4	4.30	120.27	115.36
3	2G	501	GTP	C2-N3-C4	4.30	120.27	115.36
3	3K	501	GTP	C2-N3-C4	4.31	120.27	115.36
3	1A	501	GTP	C2-N3-C4	4.31	120.27	115.36
3	2A	501	GTP	C2-N3-C4	4.31	120.28	115.36
3	1M	501	GTP	C2-N3-C4	4.31	120.28	115.36

Continued on next page...

Continued from previous page...

Mol	Chain	Res	Type	Atoms	Z	Observed(°)	Ideal(°)
3	4C	501	GTP	C2-N3-C4	4.31	120.28	115.36
3	4K	501	GTP	C2-N3-C4	4.31	120.28	115.36
3	3A	501	GTP	C2-N3-C4	4.31	120.28	115.36
3	3B	501	GTP	C2-N3-C4	4.31	120.28	115.36
3	4B	501	GTP	C2-N3-C4	4.32	120.29	115.36
3	2J	501	GTP	C2-N3-C4	4.32	120.29	115.36
3	2L	501	GTP	C2-N3-C4	4.32	120.29	115.36
3	2B	501	GTP	C2-N3-C4	4.32	120.29	115.36
5	3Y	501	GDP	C6-N1-C2	4.32	122.22	116.06
3	3F	501	GTP	C2-N3-C4	4.32	120.29	115.36
3	2F	501	GTP	C2-N3-C4	4.32	120.30	115.36
3	4N	501	GTP	C2-N3-C4	4.33	120.30	115.36
3	1L	501	GTP	C2-N3-C4	4.33	120.30	115.36
3	1G	501	GTP	C2-N3-C4	4.33	120.30	115.36
3	4J	501	GTP	C2-N3-C4	4.33	120.30	115.36
3	3M	501	GTP	C2-N3-C4	4.33	120.30	115.36
3	3C	501	GTP	C2-N3-C4	4.33	120.31	115.36
3	3D	501	GTP	C2-N3-C4	4.34	120.31	115.36
3	4G	501	GTP	C2-N3-C4	4.34	120.31	115.36
5	3Z	501	GDP	C6-N1-C2	4.34	122.24	116.06
5	4T	501	GDP	C6-N1-C2	4.34	122.24	116.06
5	2O	501	GDP	C6-N1-C2	4.34	122.25	116.06
3	4F	501	GTP	C2-N3-C4	4.34	120.32	115.36
3	1B	501	GTP	C2-N3-C4	4.34	120.32	115.36
5	1P	501	GDP	C6-N1-C2	4.35	122.25	116.06
5	3H	501	GDP	C6-N1-C2	4.35	122.25	116.06
3	2E	501	GTP	C2-N3-C4	4.35	120.32	115.36
3	4A	501	GTP	C2-N3-C4	4.35	120.32	115.36
5	2U	501	GDP	C6-N1-C2	4.35	122.25	116.06
3	1F	501	GTP	C2-N3-C4	4.35	120.33	115.36
5	1T	501	GDP	C6-N1-C2	4.35	122.26	116.06
5	1Y	501	GDP	C6-N1-C2	4.35	122.26	116.06
5	2S	501	GDP	C6-N1-C2	4.35	122.26	116.06
5	4O	501	GDP	C6-N1-C2	4.35	122.26	116.06
5	4R	501	GDP	C6-N1-C2	4.35	122.26	116.06
3	2K	501	GTP	C2-N3-C4	4.35	120.33	115.36
5	4U	501	GDP	C6-N1-C2	4.35	122.26	116.06
5	1V	501	GDP	C6-N1-C2	4.35	122.26	116.06
3	1E	501	GTP	C2-N3-C4	4.36	120.33	115.36
3	3I	501	GTP	C2-N3-C4	4.36	120.33	115.36
5	4W	501	GDP	C6-N1-C2	4.36	122.27	116.06
5	1Q	501	GDP	C6-N1-C2	4.36	122.27	116.06

Continued on next page...

Continued from previous page...

Mol	Chain	Res	Type	Atoms	Z	Observed(°)	Ideal(°)
5	2V	501	GDP	C6-N1-C2	4.36	122.27	116.06
5	3S	501	GDP	C6-N1-C2	4.36	122.27	116.06
5	1U	501	GDP	C6-N1-C2	4.36	122.27	116.06
3	2C	501	GTP	C2-N3-C4	4.36	120.34	115.36
5	4Q	501	GDP	C6-N1-C2	4.37	122.28	116.06
5	2Z	501	GDP	C6-N1-C2	4.37	122.28	116.06
5	3V	501	GDP	C6-N1-C2	4.37	122.28	116.06
5	2Q	501	GDP	C6-N1-C2	4.37	122.28	116.06
5	1S	501	GDP	C6-N1-C2	4.37	122.29	116.06
5	1H	501	GDP	C6-N1-C2	4.38	122.29	116.06
5	3O	501	GDP	C6-N1-C2	4.38	122.29	116.06
5	1X	501	GDP	C6-N1-C2	4.38	122.29	116.06
5	2X	501	GDP	C6-N1-C2	4.38	122.29	116.06
5	1W	501	GDP	C6-N1-C2	4.38	122.29	116.06
5	3P	501	GDP	C6-N1-C2	4.38	122.30	116.06
5	2H	501	GDP	C6-N1-C2	4.38	122.30	116.06
5	4P	501	GDP	C6-N1-C2	4.38	122.30	116.06
5	1Z	501	GDP	C6-N1-C2	4.38	122.30	116.06
5	2Y	501	GDP	C6-N1-C2	4.38	122.30	116.06
5	1O	501	GDP	C6-N1-C2	4.39	122.31	116.06
5	3W	501	GDP	C6-N1-C2	4.39	122.31	116.06
5	4S	501	GDP	C6-N1-C2	4.39	122.31	116.06
5	1R	501	GDP	C6-N1-C2	4.39	122.31	116.06
5	3T	501	GDP	C6-N1-C2	4.39	122.31	116.06
5	2R	501	GDP	C6-N1-C2	4.39	122.31	116.06
5	2W	501	GDP	C6-N1-C2	4.40	122.32	116.06
5	3U	501	GDP	C6-N1-C2	4.40	122.32	116.06
5	3Q	501	GDP	C6-N1-C2	4.40	122.32	116.06
5	4X	501	GDP	C6-N1-C2	4.40	122.33	116.06
5	2P	501	GDP	C6-N1-C2	4.40	122.33	116.06
5	4Z	501	GDP	C6-N1-C2	4.40	122.33	116.06
5	3X	501	GDP	C6-N1-C2	4.40	122.33	116.06
5	3R	501	GDP	C6-N1-C2	4.41	122.33	116.06
5	4H	501	GDP	C6-N1-C2	4.41	122.33	116.06
5	4Y	501	GDP	C6-N1-C2	4.41	122.33	116.06
5	4V	501	GDP	C6-N1-C2	4.41	122.34	116.06
5	2T	501	GDP	C6-N1-C2	4.42	122.35	116.06
5	3S	501	GDP	C2-N3-C4	4.67	120.69	115.36
5	1Z	501	GDP	C2-N3-C4	4.67	120.69	115.36
5	4Z	501	GDP	C2-N3-C4	4.67	120.69	115.36
5	2U	501	GDP	C2-N3-C4	4.67	120.70	115.36
5	3O	501	GDP	C2-N3-C4	4.68	120.71	115.36

Continued on next page...

Continued from previous page...

Mol	Chain	Res	Type	Atoms	Z	Observed(°)	Ideal(°)
5	1U	501	GDP	C2-N3-C4	4.68	120.71	115.36
5	1V	501	GDP	C2-N3-C4	4.69	120.71	115.36
5	4R	501	GDP	C2-N3-C4	4.69	120.71	115.36
5	2Q	501	GDP	C2-N3-C4	4.69	120.72	115.36
5	2P	501	GDP	C2-N3-C4	4.69	120.72	115.36
5	3U	501	GDP	C2-N3-C4	4.69	120.72	115.36
5	2H	501	GDP	C2-N3-C4	4.69	120.72	115.36
5	2Y	501	GDP	C2-N3-C4	4.70	120.72	115.36
5	3H	501	GDP	C2-N3-C4	4.70	120.72	115.36
5	2T	501	GDP	C2-N3-C4	4.70	120.72	115.36
5	4S	501	GDP	C2-N3-C4	4.70	120.73	115.36
5	3T	501	GDP	C2-N3-C4	4.70	120.73	115.36
5	4W	501	GDP	C2-N3-C4	4.70	120.73	115.36
5	1W	501	GDP	C2-N3-C4	4.71	120.73	115.36
5	4X	501	GDP	C2-N3-C4	4.71	120.73	115.36
5	3W	501	GDP	C2-N3-C4	4.71	120.73	115.36
5	4O	501	GDP	C2-N3-C4	4.71	120.73	115.36
5	3X	501	GDP	C2-N3-C4	4.71	120.73	115.36
5	4U	501	GDP	C2-N3-C4	4.71	120.73	115.36
5	1S	501	GDP	C2-N3-C4	4.71	120.73	115.36
5	4T	501	GDP	C2-N3-C4	4.71	120.74	115.36
5	1P	501	GDP	C2-N3-C4	4.71	120.74	115.36
5	1O	501	GDP	C2-N3-C4	4.71	120.74	115.36
5	4H	501	GDP	C2-N3-C4	4.71	120.74	115.36
5	1T	501	GDP	C2-N3-C4	4.72	120.74	115.36
5	2Z	501	GDP	C2-N3-C4	4.72	120.74	115.36
5	1X	501	GDP	C2-N3-C4	4.72	120.74	115.36
5	1H	501	GDP	C2-N3-C4	4.72	120.74	115.36
5	4P	501	GDP	C2-N3-C4	4.72	120.75	115.36
5	3V	501	GDP	C2-N3-C4	4.72	120.75	115.36
5	4Y	501	GDP	C2-N3-C4	4.72	120.75	115.36
5	3R	501	GDP	C2-N3-C4	4.72	120.75	115.36
5	1Y	501	GDP	C2-N3-C4	4.72	120.75	115.36
5	2R	501	GDP	C2-N3-C4	4.72	120.75	115.36
5	2W	501	GDP	C2-N3-C4	4.73	120.75	115.36
5	3Z	501	GDP	C2-N3-C4	4.73	120.75	115.36
5	2X	501	GDP	C2-N3-C4	4.73	120.76	115.36
5	1R	501	GDP	C2-N3-C4	4.73	120.76	115.36
5	3P	501	GDP	C2-N3-C4	4.73	120.76	115.36
5	4Q	501	GDP	C2-N3-C4	4.73	120.76	115.36
5	2V	501	GDP	C2-N3-C4	4.74	120.77	115.36
5	3Y	501	GDP	C2-N3-C4	4.74	120.77	115.36

Continued on next page...

Continued from previous page...

Mol	Chain	Res	Type	Atoms	Z	Observed(°)	Ideal(°)
5	4V	501	GDP	C2-N3-C4	4.74	120.77	115.36
5	2S	501	GDP	C2-N3-C4	4.74	120.77	115.36
5	1Q	501	GDP	C2-N3-C4	4.75	120.78	115.36
5	2O	501	GDP	C2-N3-C4	4.75	120.78	115.36
5	3Q	501	GDP	C2-N3-C4	4.76	120.80	115.36

There are no chirality outliers.

There are no torsion outliers.

There are no ring outliers.

104 monomers are involved in 391 short contacts:

Mol	Chain	Res	Type	Clashes	Symm-Clashes
3	1A	501	GTP	2	0
3	1B	501	GTP	2	0
3	1C	501	GTP	2	0
3	1D	501	GTP	2	0
3	1E	501	GTP	2	0
3	1F	501	GTP	2	0
3	1G	501	GTP	2	0
5	1H	501	GDP	5	0
3	1I	501	GTP	2	0
3	1J	501	GTP	2	0
3	1K	501	GTP	2	0
3	1L	501	GTP	2	0
3	1M	501	GTP	2	0
3	1N	501	GTP	2	0
5	1O	501	GDP	4	0
5	1P	501	GDP	3	0
5	1Q	501	GDP	3	0
5	1R	501	GDP	3	0
5	1S	501	GDP	3	0
5	1T	501	GDP	3	0
5	1U	501	GDP	3	0
5	1V	501	GDP	4	0
5	1W	501	GDP	4	0
5	1X	501	GDP	5	0
5	1Y	501	GDP	5	0
5	1Z	501	GDP	6	0
3	2A	501	GTP	2	0
3	2B	501	GTP	2	0
3	2C	501	GTP	2	0

Continued on next page...

Continued from previous page...

Mol	Chain	Res	Type	Clashes	Symm-Clashes
3	2D	501	GTP	2	0
3	2E	501	GTP	2	0
3	2F	501	GTP	2	0
3	2G	501	GTP	2	0
5	2H	501	GDP	7	0
3	2I	501	GTP	2	0
3	2J	501	GTP	2	0
3	2K	501	GTP	2	0
3	2L	501	GTP	2	0
3	2M	501	GTP	2	0
3	2N	501	GTP	2	0
5	2O	501	GDP	7	0
5	2P	501	GDP	7	0
5	2Q	501	GDP	7	0
5	2R	501	GDP	7	0
5	2S	501	GDP	8	0
5	2T	501	GDP	8	0
5	2U	501	GDP	8	0
5	2V	501	GDP	8	0
5	2W	501	GDP	8	0
5	2X	501	GDP	8	0
5	2Y	501	GDP	8	0
5	2Z	501	GDP	7	0
3	3A	501	GTP	2	0
3	3B	501	GTP	2	0
3	3C	501	GTP	2	0
3	3D	501	GTP	2	0
3	3E	501	GTP	2	0
3	3F	501	GTP	2	0
3	3G	501	GTP	2	0
5	3H	501	GDP	3	0
3	3I	501	GTP	2	0
3	3J	501	GTP	2	0
3	3K	501	GTP	2	0
3	3L	501	GTP	2	0
3	3M	501	GTP	2	0
3	3N	501	GTP	2	0
5	3O	501	GDP	3	0
5	3P	501	GDP	3	0
5	3Q	501	GDP	3	0
5	3R	501	GDP	3	0
5	3S	501	GDP	3	0

Continued on next page...

Continued from previous page...

Mol	Chain	Res	Type	Clashes	Symm-Clashes
5	3T	501	GDP	3	0
5	3U	501	GDP	3	0
5	3V	501	GDP	3	0
5	3W	501	GDP	3	0
5	3X	501	GDP	3	0
5	3Y	501	GDP	3	0
5	3Z	501	GDP	3	0
3	4A	501	GTP	2	0
3	4B	501	GTP	2	0
3	4C	501	GTP	2	0
3	4D	501	GTP	2	0
3	4E	501	GTP	2	0
3	4F	501	GTP	2	0
3	4G	501	GTP	2	0
5	4H	501	GDP	8	0
3	4I	501	GTP	2	0
3	4J	501	GTP	2	0
3	4K	501	GTP	2	0
3	4L	501	GTP	2	0
3	4M	501	GTP	2	0
3	4N	501	GTP	2	0
5	4O	501	GDP	9	0
5	4P	501	GDP	9	0
5	4Q	501	GDP	10	0
5	4R	501	GDP	9	0
5	4S	501	GDP	7	0
5	4T	501	GDP	7	0
5	4U	501	GDP	7	0
5	4V	501	GDP	7	0
5	4W	501	GDP	6	0
5	4X	501	GDP	6	0
5	4Y	501	GDP	6	0
5	4Z	501	GDP	8	0

5.7 Other polymers [i](#)

There are no such residues in this entry.

5.8 Polymer linkage issues [i](#)

There are no chain breaks in this entry.