



Full wwPDB X-ray Structure Validation Report ⓘ

Nov 7, 2018 – 05:23 PM EST

PDB ID : 2Q08
Title : Crystal structure of the protein BH0493 from *Bacillus halodurans* C-125 complexed with ZN
Authors : Fedorov, A.A.; Fedorov, E.V.; Patskovsky, Y.; Sauder, J.M.; Burley, S.K.; Raushel, F.; Almo, S.C.; New York SGX Research Center for Structural Genomics (NYSGXRC)
Deposited on : 2007-05-21
Resolution : 2.00 Å (reported)

This is a Full wwPDB X-ray Structure Validation Report for a publicly released PDB entry.

We welcome your comments at validation@mail.wwpdb.org

A user guide is available at

<https://www.wwpdb.org/validation/2017/XrayValidationReportHelp>

with specific help available everywhere you see the ⓘ symbol.

The following versions of software and data (see [references ⓘ](#)) were used in the production of this report:

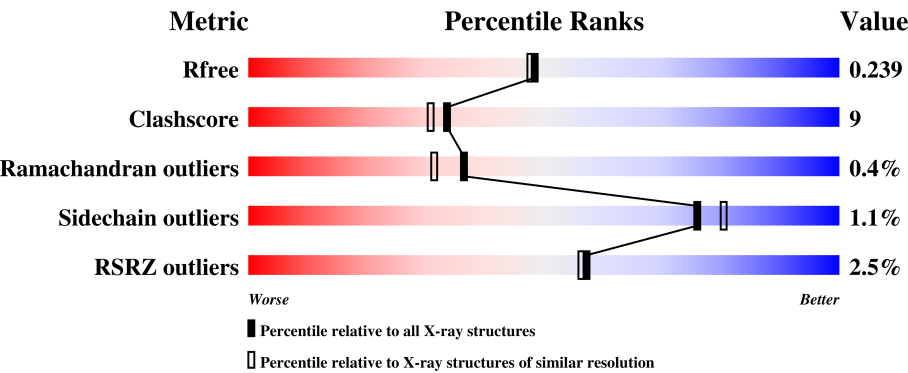
MolProbity	:	4.02b-467
Xtriage (Phenix)	:	1.13
EDS	:	rb-20031633
Percentile statistics	:	20171227.v01 (using entries in the PDB archive December 27th 2017)
Refmac	:	5.8.0158
CCP4	:	7.0 (Gargrove)
Ideal geometry (proteins)	:	Engh & Huber (2001)
Ideal geometry (DNA, RNA)	:	Parkinson et al. (1996)
Validation Pipeline (wwPDB-VP)	:	rb-20031633

1 Overall quality at a glance i

The following experimental techniques were used to determine the structure:
X-RAY DIFFRACTION

The reported resolution of this entry is 2.00 Å.

Percentile scores (ranging between 0-100) for global validation metrics of the entry are shown in the following graphic. The table shows the number of entries on which the scores are based.



Metric	Whole archive (#Entries)	Similar resolution (#Entries, resolution range(Å))
R _{free}	111664	7193 (2.00-2.00)
Clashscore	122126	8267 (2.00-2.00)
Ramachandran outliers	120053	8166 (2.00-2.00)
Sidechain outliers	120020	8165 (2.00-2.00)
RSRZ outliers	108989	7011 (2.00-2.00)

The table below summarises the geometric issues observed across the polymeric chains and their fit to the electron density. The red, orange, yellow and green segments on the lower bar indicate the fraction of residues that contain outliers for ≥ 3 , 2, 1 and 0 types of geometric quality criteria. A grey segment represents the fraction of residues that are not modelled. The numeric value for each fraction is indicated below the corresponding segment, with a dot representing fractions $\leq 5\%$. The upper red bar (where present) indicates the fraction of residues that have poor fit to the electron density. The numeric value is given above the bar.

Mol	Chain	Length	Quality of chain
1	A	427	<div><div>2%</div><div>76%</div><div>20%</div><div>.</div></div>
1	B	427	<div><div>2%</div><div>76%</div><div>20%</div><div>..</div></div>
1	C	427	<div><div>2%</div><div>76%</div><div>20%</div><div>..</div></div>
1	D	427	<div><div>%</div><div>77%</div><div>20%</div><div>.</div></div>
1	E	427	<div><div>3%</div><div>74%</div><div>22%</div><div>..</div></div>

Continued on next page...

Continued from previous page...

Mol	Chain	Length	Quality of chain
1	F	427	<div><div>4%</div><div><div></div><div></div><div></div></div><div>77%</div><div>19%</div><div>..</div></div>
1	G	427	<div><div>%</div><div><div></div><div></div><div></div></div><div>76%</div><div>20%</div><div>..</div></div>
1	H	427	<div><div>%</div><div><div></div><div></div><div></div></div><div>75%</div><div>21%</div><div>..</div></div>
1	I	427	<div><div>3%</div><div><div></div><div></div><div></div></div><div>76%</div><div>20%</div><div>..</div></div>
1	J	427	<div><div>3%</div><div><div></div><div></div><div></div></div><div>76%</div><div>20%</div><div>..</div></div>
1	K	427	<div><div>5%</div><div><div></div><div></div><div></div></div><div>76%</div><div>20%</div><div>..</div></div>
1	L	427	<div><div>2%</div><div><div></div><div></div><div></div></div><div>75%</div><div>20%</div><div>..</div></div>

2 Entry composition [i](#)

There are 3 unique types of molecules in this entry. The entry contains 41791 atoms, of which 0 are hydrogens and 0 are deuteriums.

In the tables below, the ZeroOcc column contains the number of atoms modelled with zero occupancy, the AltConf column contains the number of residues with at least one atom in alternate conformation and the Trace column contains the number of residues modelled with at most 2 atoms.

- Molecule 1 is a protein called BH0493 protein.

Mol	Chain	Residues	Atoms					ZeroOcc	AltConf	Trace
1	A	413	Total	C	N	O	S	0	0	0
			3401	2169	585	626	21			
1	B	413	Total	C	N	O	S	0	0	0
			3401	2169	585	626	21			
1	C	413	Total	C	N	O	S	0	0	0
			3401	2169	585	626	21			
1	D	413	Total	C	N	O	S	0	0	0
			3401	2169	585	626	21			
1	E	413	Total	C	N	O	S	0	0	0
			3401	2169	585	626	21			
1	F	413	Total	C	N	O	S	0	0	0
			3401	2169	585	626	21			
1	G	413	Total	C	N	O	S	0	0	0
			3401	2169	585	626	21			
1	H	413	Total	C	N	O	S	0	0	0
			3401	2169	585	626	21			
1	I	413	Total	C	N	O	S	0	0	0
			3401	2169	585	626	21			
1	J	413	Total	C	N	O	S	0	0	0
			3401	2169	585	626	21			
1	K	413	Total	C	N	O	S	0	0	0
			3401	2169	585	626	21			
1	L	413	Total	C	N	O	S	0	0	0
			3401	2169	585	626	21			

- Molecule 2 is ZINC ION (three-letter code: ZN) (formula: Zn).

Mol	Chain	Residues	Atoms		ZeroOcc	AltConf
2	G	1	Total	Zn	0	0
			1	1		
2	J	2	Total	Zn	0	0
			2	2		

Continued on next page...

Continued from previous page...

Mol	Chain	Residues	Atoms		ZeroOcc	AltConf
2	D	2	Total 2	Zn 2	0	0
2	K	1	Total 1	Zn 1	0	0
2	E	1	Total 1	Zn 1	0	0
2	H	2	Total 2	Zn 2	0	0
2	B	1	Total 1	Zn 1	0	0
2	I	1	Total 1	Zn 1	0	0
2	C	1	Total 1	Zn 1	0	0
2	A	2	Total 2	Zn 2	0	0
2	L	1	Total 1	Zn 1	0	0
2	F	1	Total 1	Zn 1	0	0

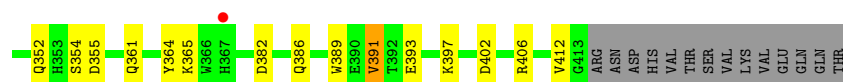
- Molecule 3 is water.

Mol	Chain	Residues	Atoms		ZeroOcc	AltConf
3	A	91	Total 91	O 91	0	0
3	B	121	Total 121	O 121	0	0
3	C	84	Total 84	O 84	0	0
3	D	77	Total 77	O 77	0	0
3	E	73	Total 73	O 73	0	0
3	F	82	Total 82	O 82	0	0
3	G	79	Total 79	O 79	0	0
3	H	73	Total 73	O 73	0	0
3	I	83	Total 83	O 83	0	0

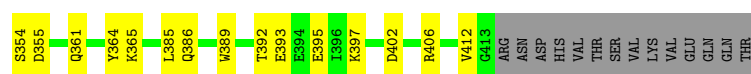
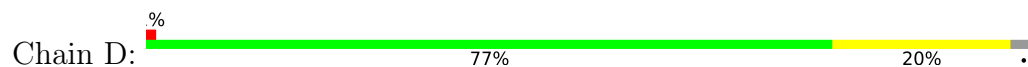
Continued on next page...

Continued from previous page...

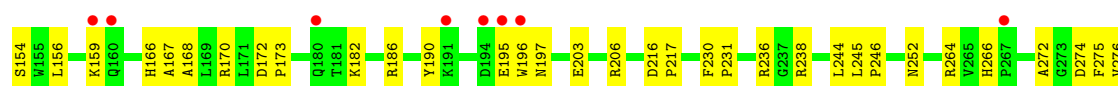
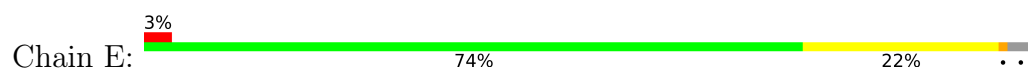
Mol	Chain	Residues	Atoms		ZeroOcc	AltConf
3	J	61	Total 61	O 61	0	0
3	K	70	Total 70	O 70	0	0
3	L	69	Total 69	O 69	0	0




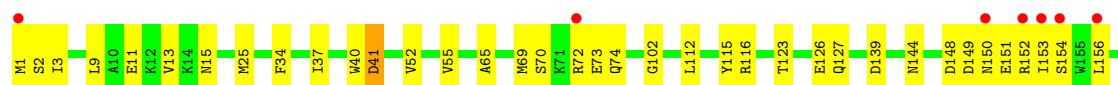
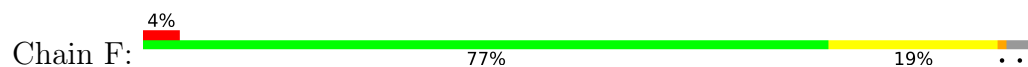
• Molecule 1: BH0493 protein



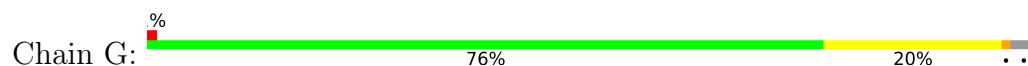
• Molecule 1: BH0493 protein



• Molecule 1: BH0493 protein

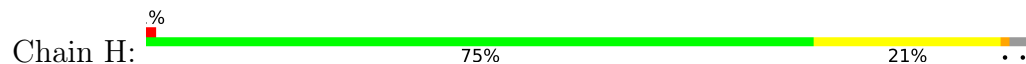


• Molecule 1: BH0493 protein

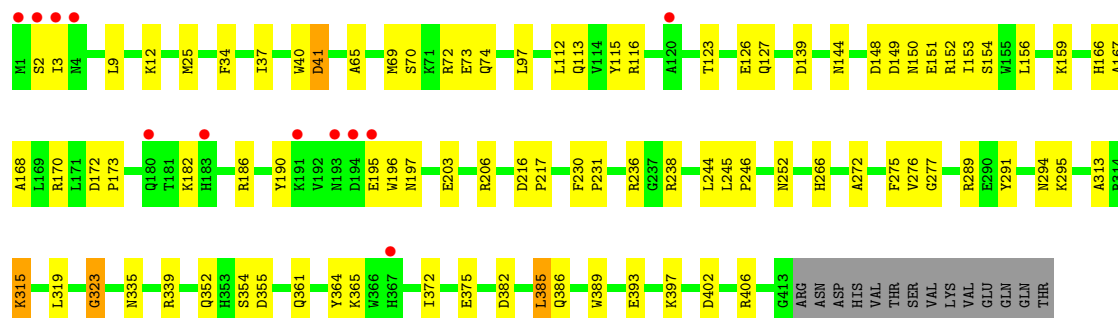
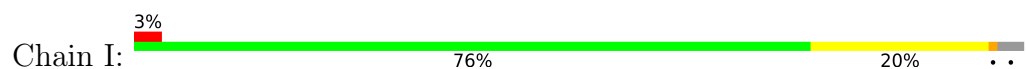




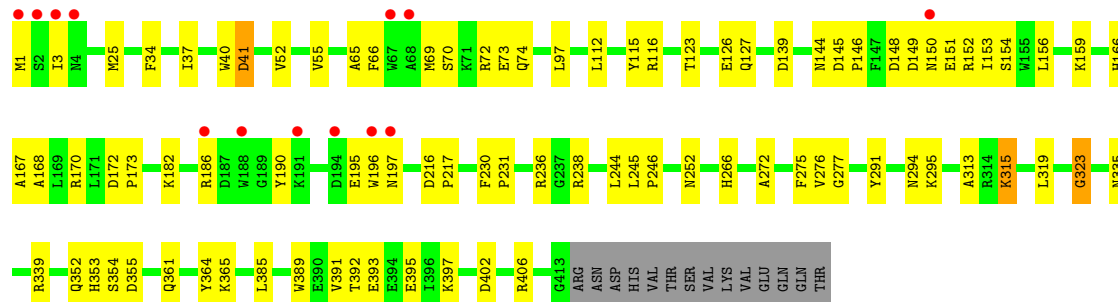
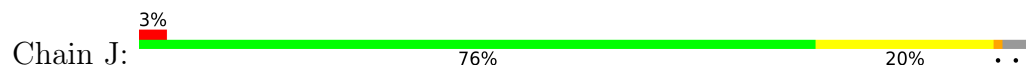
• Molecule 1: BH0493 protein



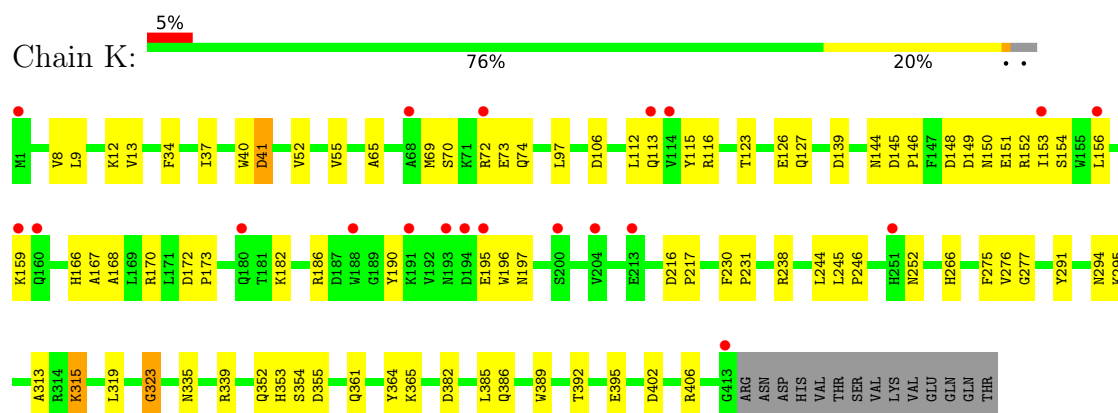
• Molecule 1: BH0493 protein



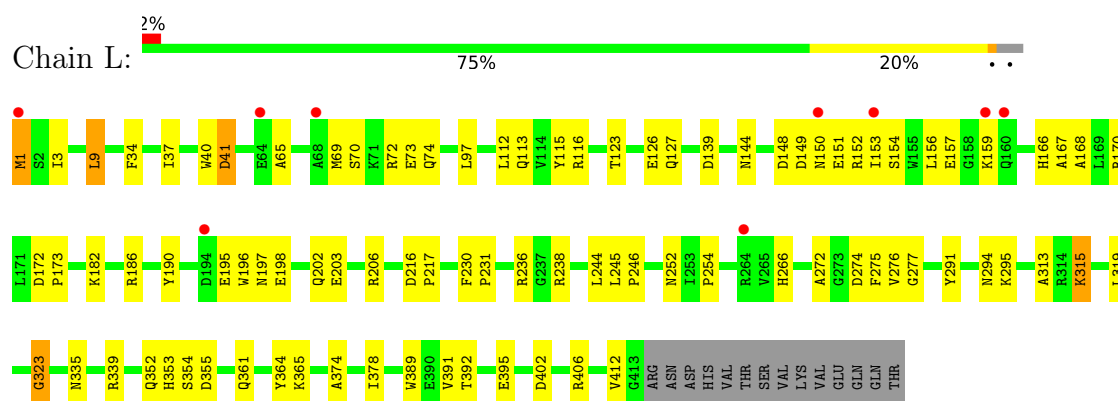
• Molecule 1: BH0493 protein



• Molecule 1: BH0493 protein



• Molecule 1: BH0493 protein



4 Data and refinement statistics

Property	Value	Source
Space group	P 1	Depositor
Cell constants a, b, c, α , β , γ	121.27Å 120.97Å 126.24Å 78.82° 78.67° 80.42°	Depositor
Resolution (Å)	24.93 – 2.00 39.39 – 1.98	Depositor EDS
% Data completeness (in resolution range)	90.1 (24.93-2.00) 88.7 (39.39-1.98)	Depositor EDS
R_{merge}	0.09	Depositor
R_{sym}	(Not available)	Depositor
$\langle I/\sigma(I) \rangle$ ¹	1.52 (at 1.98Å)	Xtriage
Refinement program	CNS 1.1	Depositor
R, R_{free}	0.226 , 0.239 0.226 , 0.239	Depositor DCC
R_{free} test set	22357 reflections (4.95%)	wwPDB-VP
Wilson B-factor (Å ²)	25.3	Xtriage
Anisotropy	0.242	Xtriage
Bulk solvent k_{sol} (e/Å ³), B_{sol} (Å ²)	0.36 , 52.6	EDS
L-test for twinning ²	$\langle L \rangle = 0.50$, $\langle L^2 \rangle = 0.33$	Xtriage
Estimated twinning fraction	0.006 for l,h,k 0.006 for k,l,h 0.084 for -k,-h,-l 0.009 for -h,-l,-k 0.012 for -l,-k,-h	Xtriage
F_o, F_c correlation	0.94	EDS
Total number of atoms	41791	wwPDB-VP
Average B, all atoms (Å ²)	34.0	wwPDB-VP

Xtriage's analysis on translational NCS is as follows: *The analyses of the Patterson function reveals a significant off-origin peak that is 30.62 % of the origin peak, indicating pseudo-translational symmetry. The chance of finding a peak of this or larger height randomly in a structure without pseudo-translational symmetry is equal to 1.2677e-03. The detected translational NCS is most likely also responsible for the elevated intensity ratio.*

¹ Intensities estimated from amplitudes.

² Theoretical values of $\langle |L| \rangle$, $\langle L^2 \rangle$ for acentric reflections are 0.5, 0.333 respectively for untwinned datasets, and 0.375, 0.2 for perfectly twinned datasets.

5 Model quality [i](#)

5.1 Standard geometry [i](#)

Bond lengths and bond angles in the following residue types are not validated in this section: ZN

The Z score for a bond length (or angle) is the number of standard deviations the observed value is removed from the expected value. A bond length (or angle) with $|Z| > 5$ is considered an outlier worth inspection. RMSZ is the root-mean-square of all Z scores of the bond lengths (or angles).

Mol	Chain	Bond lengths		Bond angles	
		RMSZ	# Z >5	RMSZ	# Z >5
1	A	0.35	0/3485	0.61	0/4722
1	B	0.36	0/3485	0.61	0/4722
1	C	0.36	0/3485	0.61	0/4722
1	D	0.35	0/3485	0.60	0/4722
1	E	0.35	0/3485	0.60	0/4722
1	F	0.35	0/3485	0.61	0/4722
1	G	0.35	0/3485	0.60	0/4722
1	H	0.34	0/3485	0.60	0/4722
1	I	0.35	0/3485	0.60	0/4722
1	J	0.34	0/3485	0.60	0/4722
1	K	0.34	0/3485	0.60	0/4722
1	L	0.35	0/3485	0.60	0/4722
All	All	0.35	0/41820	0.60	0/56664

There are no bond length outliers.

There are no bond angle outliers.

There are no chirality outliers.

There are no planarity outliers.

5.2 Too-close contacts [i](#)

In the following table, the Non-H and H(model) columns list the number of non-hydrogen atoms and hydrogen atoms in the chain respectively. The H(added) column lists the number of hydrogen atoms added and optimized by MolProbity. The Clashes column lists the number of clashes within the asymmetric unit, whereas Symm-Clashes lists symmetry related clashes.

Mol	Chain	Non-H	H(model)	H(added)	Clashes	Symm-Clashes
1	A	3401	0	3327	65	0

Continued on next page...

Continued from previous page...

Mol	Chain	Non-H	H(model)	H(added)	Clashes	Symm-Clashes
1	B	3401	0	3327	66	2
1	C	3401	0	3327	79	0
1	D	3401	0	3327	61	0
1	E	3401	0	3327	69	0
1	F	3401	0	3327	66	0
1	G	3401	0	3327	64	2
1	H	3401	0	3327	67	0
1	I	3401	0	3327	64	0
1	J	3401	0	3327	65	0
1	K	3401	0	3327	62	0
1	L	3401	0	3327	77	0
2	A	2	0	0	0	0
2	B	1	0	0	0	0
2	C	1	0	0	0	0
2	D	2	0	0	0	0
2	E	1	0	0	0	0
2	F	1	0	0	0	0
2	G	1	0	0	0	0
2	H	2	0	0	0	0
2	I	1	0	0	0	0
2	J	2	0	0	0	0
2	K	1	0	0	0	0
2	L	1	0	0	0	0
3	A	91	0	0	3	0
3	B	121	0	0	4	0
3	C	84	0	0	3	0
3	D	77	0	0	2	0
3	E	73	0	0	2	0
3	F	82	0	0	2	0
3	G	79	0	0	3	0
3	H	73	0	0	4	0
3	I	83	0	0	3	0
3	J	61	0	0	2	0
3	K	70	0	0	1	0
3	L	69	0	0	2	0
All	All	41791	0	39924	742	2

The all-atom clashscore is defined as the number of clashes found per 1000 atoms (including hydrogen atoms). The all-atom clashscore for this structure is 9.

All (742) close contacts within the same asymmetric unit are listed below, sorted by their clash magnitude.

Atom-1	Atom-2	Interatomic distance (Å)	Clash overlap (Å)
1:C:123:THR:OG1	1:L:198:GLU:HG2	1.41	1.18
1:G:152:ARG:HH12	1:L:157:GLU:HG2	1.05	1.14
1:G:152:ARG:NH1	1:L:157:GLU:HG2	1.65	1.11
1:C:8:VAL:O	1:C:12:LYS:HG2	1.57	1.04
1:E:40:TRP:O	1:E:41:ASP:HB2	1.58	1.04
1:C:40:TRP:O	1:C:41:ASP:HB2	1.58	1.03
1:A:40:TRP:O	1:A:41:ASP:HB2	1.58	1.02
1:L:40:TRP:O	1:L:41:ASP:HB2	1.58	1.02
1:F:40:TRP:O	1:F:41:ASP:HB2	1.58	1.02
1:I:40:TRP:O	1:I:41:ASP:HB2	1.60	1.02
1:K:40:TRP:O	1:K:41:ASP:HB2	1.59	1.01
1:B:40:TRP:O	1:B:41:ASP:HB2	1.59	1.01
1:G:40:TRP:O	1:G:41:ASP:HB2	1.59	0.99
1:H:40:TRP:O	1:H:41:ASP:HB2	1.60	0.98
1:J:40:TRP:O	1:J:41:ASP:HB2	1.60	0.97
1:D:40:TRP:O	1:D:41:ASP:HB2	1.59	0.96
1:E:8:VAL:O	1:E:12:LYS:HG2	1.68	0.93
1:A:14:LYS:HD3	1:E:7:GLU:HG2	1.52	0.91
1:C:123:THR:HG1	1:L:198:GLU:HG2	1.34	0.91
1:B:236:ARG:HD2	3:B:1002:HOH:O	1.70	0.90
1:L:335:ASN:HD21	1:L:339:ARG:HE	1.18	0.89
1:K:335:ASN:HD21	1:K:339:ARG:HE	1.19	0.88
1:B:335:ASN:HD21	1:B:339:ARG:HE	1.20	0.88
1:A:335:ASN:HD21	1:A:339:ARG:HE	1.20	0.87
1:B:386:GLN:HG3	1:F:1:MET:HG2	1.56	0.87
1:I:335:ASN:HD21	1:I:339:ARG:HE	1.21	0.87
1:E:335:ASN:HD21	1:E:339:ARG:HE	1.18	0.86
1:J:335:ASN:HD21	1:J:339:ARG:HE	1.21	0.86
1:H:236:ARG:HD2	3:H:1005:HOH:O	1.73	0.86
1:D:335:ASN:HD21	1:D:339:ARG:HE	1.22	0.86
1:F:335:ASN:HD21	1:F:339:ARG:HE	1.21	0.86
1:D:236:ARG:HD2	3:D:1023:HOH:O	1.76	0.84
1:G:335:ASN:HD21	1:G:339:ARG:HE	1.22	0.84
1:H:335:ASN:HD21	1:H:339:ARG:HE	1.20	0.83
1:L:236:ARG:HD2	3:L:1004:HOH:O	1.77	0.83
1:C:335:ASN:HD21	1:C:339:ARG:HE	1.22	0.83
1:C:126:GLU:OE2	1:L:202:GLN:NE2	2.12	0.83
1:C:123:THR:OG1	1:L:198:GLU:CG	2.26	0.81
1:E:236:ARG:HD2	3:E:1039:HOH:O	1.79	0.80
1:C:123:THR:HG21	1:L:198:GLU:OE1	1.84	0.78
1:A:354:SER:HB2	1:A:365:LYS:HG2	1.66	0.77
1:B:191:LYS:O	3:B:1084:HOH:O	2.02	0.77

Continued on next page...

Continued from previous page...

Atom-1	Atom-2	Interatomic distance (Å)	Clash overlap (Å)
1:G:236:ARG:HD2	3:G:1008:HOH:O	1.85	0.77
1:H:354:SER:HB2	1:H:365:LYS:HG2	1.67	0.76
1:C:354:SER:HB2	1:C:365:LYS:HG2	1.67	0.76
1:F:354:SER:HB2	1:F:365:LYS:HG2	1.68	0.76
1:K:354:SER:HB2	1:K:365:LYS:HG2	1.67	0.75
1:B:354:SER:HB2	1:B:365:LYS:HG2	1.68	0.75
1:L:354:SER:HB2	1:L:365:LYS:HG2	1.68	0.75
1:A:315:LYS:O	1:B:266:HIS:HD2	1.68	0.75
1:J:236:ARG:HD2	3:J:1048:HOH:O	1.86	0.75
1:J:385:LEU:HD21	1:J:391:VAL:HG22	1.67	0.75
1:A:236:ARG:HD2	3:A:1060:HOH:O	1.87	0.74
1:J:354:SER:HB2	1:J:365:LYS:HG2	1.68	0.74
1:G:354:SER:HB2	1:G:365:LYS:HG2	1.67	0.73
1:D:354:SER:HB2	1:D:365:LYS:HG2	1.69	0.73
1:E:354:SER:HB2	1:E:365:LYS:HG2	1.68	0.73
1:C:1:MET:HE3	1:F:102:GLY:HA2	1.70	0.73
1:I:354:SER:HB2	1:I:365:LYS:HG2	1.70	0.72
1:H:266:HIS:HD2	1:I:315:LYS:O	1.73	0.72
1:C:236:ARG:HD2	3:C:1016:HOH:O	1.88	0.71
1:D:315:LYS:O	1:E:266:HIS:HD2	1.72	0.71
1:L:3:ILE:CG2	1:L:9:LEU:HD13	2.20	0.71
1:A:40:TRP:O	1:A:41:ASP:CB	2.39	0.70
1:D:40:TRP:O	1:D:41:ASP:CB	2.40	0.70
1:G:152:ARG:NH1	1:G:156:LEU:HD11	2.06	0.70
1:L:152:ARG:NH1	1:L:156:LEU:HD11	2.07	0.69
1:E:371:SER:O	1:E:375:GLU:HG3	1.91	0.69
1:F:152:ARG:NH1	1:F:156:LEU:HD11	2.07	0.69
1:C:152:ARG:NH1	1:C:156:LEU:HD11	2.07	0.69
1:D:152:ARG:NH1	1:D:156:LEU:HD11	2.07	0.69
1:E:152:ARG:NH1	1:E:156:LEU:HD11	2.08	0.69
1:I:236:ARG:HD2	3:I:1038:HOH:O	1.92	0.68
1:C:11:GLU:HB2	1:F:15:ASN:HD21	1.57	0.68
1:I:40:TRP:O	1:I:41:ASP:CB	2.41	0.68
1:A:152:ARG:NH1	1:A:156:LEU:HD11	2.08	0.68
1:K:152:ARG:NH1	1:K:156:LEU:HD11	2.08	0.68
1:I:152:ARG:NH1	1:I:156:LEU:HD11	2.08	0.68
1:C:123:THR:CG2	1:L:198:GLU:OE1	2.42	0.68
1:A:266:HIS:HD2	1:C:315:LYS:O	1.76	0.68
1:K:40:TRP:O	1:K:41:ASP:CB	2.40	0.68
1:J:152:ARG:NH1	1:J:156:LEU:HD11	2.09	0.67
1:H:152:ARG:NH1	1:H:156:LEU:HD11	2.09	0.67

Continued on next page...

Continued from previous page...

Atom-1	Atom-2	Interatomic distance (Å)	Clash overlap (Å)
1:B:152:ARG:NH1	1:B:156:LEU:HD11	2.09	0.67
1:J:315:LYS:O	1:L:266:HIS:HD2	1.76	0.67
1:E:40:TRP:O	1:E:41:ASP:CB	2.39	0.67
1:B:315:LYS:O	1:C:266:HIS:HD2	1.76	0.66
1:C:8:VAL:HG13	1:C:12:LYS:HE2	1.76	0.66
1:B:12:LYS:HD2	1:B:393:GLU:CD	2.16	0.65
1:G:266:HIS:HD2	1:H:315:LYS:O	1.78	0.65
1:J:40:TRP:O	1:J:41:ASP:CB	2.41	0.65
1:B:12:LYS:HD2	1:B:393:GLU:OE2	1.96	0.65
1:D:266:HIS:HD2	1:F:315:LYS:O	1.80	0.64
1:E:315:LYS:O	1:F:266:HIS:HD2	1.81	0.64
1:H:40:TRP:O	1:H:41:ASP:CB	2.40	0.63
1:I:323:GLY:HA2	1:I:352:GLN:HA	1.81	0.63
1:C:14:LYS:NZ	1:F:11:GLU:OE1	2.27	0.62
1:J:323:GLY:HA2	1:J:352:GLN:HA	1.82	0.62
1:C:323:GLY:HA2	1:C:352:GLN:HA	1.82	0.62
1:K:323:GLY:HA2	1:K:352:GLN:HA	1.81	0.62
1:D:34:PHE:HB3	1:D:37:ILE:HD11	1.82	0.62
1:F:323:GLY:HA2	1:F:352:GLN:HA	1.81	0.62
1:C:25:MET:HG3	3:C:1014:HOH:O	2.00	0.61
1:D:323:GLY:HA2	1:D:352:GLN:HA	1.82	0.61
1:G:40:TRP:O	1:G:41:ASP:CB	2.39	0.61
1:E:323:GLY:HA2	1:E:352:GLN:HA	1.82	0.61
1:C:40:TRP:O	1:C:41:ASP:CB	2.39	0.61
1:G:315:LYS:O	1:I:266:HIS:HD2	1.82	0.61
1:K:335:ASN:ND2	1:K:339:ARG:HE	1.96	0.61
1:L:323:GLY:HA2	1:L:352:GLN:HA	1.81	0.61
1:B:323:GLY:HA2	1:B:352:GLN:HA	1.82	0.61
1:I:335:ASN:ND2	1:I:339:ARG:HE	1.97	0.61
1:C:34:PHE:HB3	1:C:37:ILE:HD11	1.83	0.61
1:F:34:PHE:HB3	1:F:37:ILE:HD11	1.83	0.61
1:H:34:PHE:HB3	1:H:37:ILE:HD11	1.83	0.61
1:B:34:PHE:HB3	1:B:37:ILE:HD11	1.83	0.60
1:H:335:ASN:ND2	1:H:339:ARG:HE	1.96	0.60
1:I:34:PHE:HB3	1:I:37:ILE:HD11	1.82	0.60
1:L:40:TRP:O	1:L:41:ASP:CB	2.39	0.60
1:B:335:ASN:ND2	1:B:339:ARG:HE	1.96	0.60
1:A:34:PHE:HB3	1:A:37:ILE:HD11	1.84	0.60
1:J:34:PHE:HB3	1:J:37:ILE:HD11	1.83	0.60
1:A:323:GLY:HA2	1:A:352:GLN:HA	1.83	0.60
1:D:12:LYS:HD2	1:D:393:GLU:OE2	2.02	0.60

Continued on next page...

Continued from previous page...

Atom-1	Atom-2	Interatomic distance (Å)	Clash overlap (Å)
1:K:34:PHE:HB3	1:K:37:ILE:HD11	1.84	0.60
1:G:34:PHE:HB3	1:G:37:ILE:HD11	1.83	0.60
1:C:402:ASP:HA	1:C:406:ARG:HB2	1.84	0.60
1:E:335:ASN:ND2	1:E:339:ARG:HE	1.95	0.60
1:E:34:PHE:HB3	1:E:37:ILE:HD11	1.83	0.60
1:L:335:ASN:ND2	1:L:339:ARG:HE	1.96	0.60
1:C:11:GLU:HB2	1:F:15:ASN:ND2	2.17	0.59
1:G:323:GLY:HA2	1:G:352:GLN:HA	1.83	0.59
1:L:34:PHE:HB3	1:L:37:ILE:HD11	1.83	0.59
1:C:335:ASN:ND2	1:C:339:ARG:HE	1.97	0.59
1:A:11:GLU:OE1	1:E:14:LYS:NZ	2.31	0.59
1:H:323:GLY:HA2	1:H:352:GLN:HA	1.83	0.59
1:I:3:ILE:HG21	1:I:9:LEU:HB2	1.84	0.58
1:A:72:ARG:NH2	1:A:116:ARG:HD3	2.18	0.58
1:F:40:TRP:O	1:F:41:ASP:CB	2.39	0.58
1:G:157:GLU:OE1	1:L:152:ARG:NH1	2.37	0.58
1:F:335:ASN:ND2	1:F:339:ARG:HE	1.96	0.58
1:G:335:ASN:ND2	1:G:339:ARG:HE	1.97	0.58
1:H:392:THR:OG1	1:H:395:GLU:HG3	2.03	0.58
1:K:402:ASP:HA	1:K:406:ARG:HB2	1.85	0.58
1:F:123:THR:OG1	1:F:126:GLU:HG3	2.04	0.58
1:L:123:THR:OG1	1:L:126:GLU:HG3	2.04	0.58
1:B:69:MET:HE3	1:B:74:GLN:HA	1.86	0.58
1:D:25:MET:HG3	3:D:1013:HOH:O	2.02	0.58
1:L:72:ARG:NH2	1:L:116:ARG:HD3	2.19	0.58
1:A:123:THR:OG1	1:A:126:GLU:HG3	2.04	0.57
1:F:69:MET:HE3	1:F:74:GLN:HA	1.86	0.57
1:K:266:HIS:HD2	1:L:315:LYS:O	1.87	0.57
1:B:40:TRP:O	1:B:41:ASP:CB	2.40	0.57
1:J:123:THR:OG1	1:J:126:GLU:HG3	2.04	0.57
1:D:123:THR:OG1	1:D:126:GLU:HG3	2.05	0.57
1:H:123:THR:OG1	1:H:126:GLU:HG3	2.05	0.57
1:D:72:ARG:NH2	1:D:116:ARG:HD3	2.20	0.57
1:E:123:THR:OG1	1:E:126:GLU:HG3	2.05	0.57
1:I:154:SER:HB2	1:I:159:LYS:HD3	1.87	0.57
1:J:266:HIS:HD2	1:K:315:LYS:O	1.88	0.57
1:J:361:GLN:O	1:J:365:LYS:HB2	2.05	0.57
1:D:335:ASN:ND2	1:D:339:ARG:HE	1.98	0.57
1:G:72:ARG:NH2	1:G:116:ARG:HD3	2.20	0.57
1:G:3:ILE:HG12	1:G:391:VAL:O	2.05	0.57
1:K:8:VAL:O	1:K:12:LYS:HG2	2.04	0.56

Continued on next page...

Continued from previous page...

Atom-1	Atom-2	Interatomic distance (Å)	Clash overlap (Å)
1:D:315:LYS:HE2	1:E:272:ALA:O	2.05	0.56
1:G:152:ARG:HH12	1:L:157:GLU:CG	1.98	0.56
1:B:402:ASP:HA	1:B:406:ARG:HB2	1.86	0.56
1:K:123:THR:OG1	1:K:126:GLU:HG3	2.05	0.56
1:E:69:MET:HE3	1:E:74:GLN:HA	1.88	0.56
1:I:123:THR:OG1	1:I:126:GLU:HG3	2.05	0.56
1:L:69:MET:HE3	1:L:74:GLN:HA	1.87	0.56
1:B:123:THR:OG1	1:B:126:GLU:HG3	2.06	0.56
1:E:154:SER:HB2	1:E:159:LYS:HD3	1.88	0.56
1:F:72:ARG:NH2	1:F:116:ARG:HD3	2.20	0.56
1:I:72:ARG:NH2	1:I:116:ARG:HD3	2.20	0.56
1:A:154:SER:HB2	1:A:159:LYS:HD3	1.88	0.56
1:C:72:ARG:NH2	1:C:116:ARG:HD3	2.20	0.56
1:G:392:THR:OG1	1:G:395:GLU:HG3	2.06	0.56
1:C:123:THR:CB	1:L:198:GLU:HG2	2.35	0.56
1:A:69:MET:HE3	1:A:74:GLN:HA	1.88	0.56
1:B:72:ARG:NH2	1:B:116:ARG:HD3	2.20	0.56
1:G:69:MET:HE3	1:G:74:GLN:HA	1.88	0.56
1:H:72:ARG:NH2	1:H:116:ARG:HD3	2.20	0.56
1:H:3:ILE:HG21	1:H:9:LEU:HD13	1.88	0.56
1:G:154:SER:HB2	1:G:159:LYS:HD3	1.88	0.56
1:K:69:MET:HE3	1:K:74:GLN:HA	1.87	0.56
1:D:385:LEU:HD12	1:D:389:TRP:O	2.06	0.56
1:H:361:GLN:O	1:H:365:LYS:HB2	2.06	0.56
1:F:361:GLN:O	1:F:365:LYS:HB2	2.06	0.55
1:G:123:THR:OG1	1:G:126:GLU:HG3	2.06	0.55
1:K:72:ARG:NH2	1:K:116:ARG:HD3	2.20	0.55
1:D:69:MET:HE3	1:D:74:GLN:HA	1.87	0.55
1:F:154:SER:HB2	1:F:159:LYS:HD3	1.88	0.55
1:D:154:SER:HB2	1:D:159:LYS:HD3	1.88	0.55
1:D:402:ASP:HA	1:D:406:ARG:HB2	1.88	0.55
1:A:361:GLN:O	1:A:365:LYS:HB2	2.07	0.55
1:E:361:GLN:O	1:E:365:LYS:HB2	2.06	0.55
1:I:361:GLN:O	1:I:365:LYS:HB2	2.07	0.55
1:D:361:GLN:O	1:D:365:LYS:HB2	2.06	0.55
1:E:72:ARG:NH2	1:E:116:ARG:HD3	2.22	0.55
1:J:154:SER:HB2	1:J:159:LYS:HD3	1.89	0.55
1:L:361:GLN:O	1:L:365:LYS:HB2	2.06	0.55
1:B:151:GLU:HB3	3:B:1036:HOH:O	2.07	0.55
1:B:361:GLN:O	1:B:365:LYS:HB2	2.06	0.55
1:C:6:ARG:HD3	1:C:6:ARG:O	2.06	0.55

Continued on next page...

Continued from previous page...

Atom-1	Atom-2	Interatomic distance (Å)	Clash overlap (Å)
1:J:72:ARG:NH2	1:J:116:ARG:HD3	2.21	0.55
1:A:335:ASN:ND2	1:A:339:ARG:HE	1.97	0.55
1:C:123:THR:OG1	1:C:126:GLU:HG3	2.06	0.55
1:A:315:LYS:HD2	1:B:274:ASP:O	2.07	0.55
1:H:69:MET:HE3	1:H:74:GLN:HA	1.88	0.55
1:C:154:SER:HB2	1:C:159:LYS:HD3	1.90	0.54
1:A:14:LYS:CD	1:E:7:GLU:HG2	2.33	0.54
1:H:274:ASP:O	1:I:315:LYS:HD2	2.07	0.54
1:B:371:SER:O	1:B:375:GLU:HG3	2.07	0.54
1:D:172:ASP:HB2	1:D:173:PRO:HD3	1.89	0.54
1:K:106:ASP:OD1	3:K:1047:HOH:O	2.18	0.54
1:K:392:THR:OG1	1:K:395:GLU:HG3	2.08	0.54
1:C:361:GLN:O	1:C:365:LYS:HB2	2.07	0.54
1:G:8:VAL:O	1:G:12:LYS:HG2	2.08	0.54
1:E:315:LYS:HD2	1:F:274:ASP:O	2.08	0.54
1:G:144:ASN:HD22	1:G:168:ALA:H	1.56	0.54
1:K:154:SER:HB2	1:K:159:LYS:HD3	1.89	0.54
1:B:385:LEU:HD21	1:B:391:VAL:HG12	1.89	0.54
1:D:144:ASN:HD22	1:D:168:ALA:H	1.56	0.54
1:K:361:GLN:O	1:K:365:LYS:HB2	2.08	0.54
1:H:148:ASP:OD2	1:H:151:GLU:HG3	2.08	0.54
1:H:410:ARG:HD3	3:H:1011:HOH:O	2.08	0.54
1:G:361:GLN:O	1:G:365:LYS:HB2	2.07	0.53
1:B:154:SER:HB2	1:B:159:LYS:HD3	1.89	0.53
1:D:392:THR:OG1	1:D:395:GLU:HG3	2.08	0.53
1:J:144:ASN:HD22	1:J:168:ALA:H	1.56	0.53
1:K:172:ASP:HB2	1:K:173:PRO:HD3	1.91	0.53
1:G:172:ASP:HB2	1:G:173:PRO:HD3	1.91	0.53
1:H:25:MET:HG3	3:H:1038:HOH:O	2.07	0.53
1:L:3:ILE:HG21	1:L:9:LEU:HD13	1.90	0.53
1:I:402:ASP:HA	1:I:406:ARG:HB2	1.90	0.53
1:I:69:MET:HE3	1:I:74:GLN:HA	1.90	0.53
1:J:335:ASN:ND2	1:J:339:ARG:HE	1.97	0.53
1:H:154:SER:HB2	1:H:159:LYS:HD3	1.89	0.53
1:F:144:ASN:HD22	1:F:168:ALA:H	1.55	0.53
1:C:69:MET:HE3	1:C:74:GLN:HA	1.89	0.53
1:B:172:ASP:HB2	1:B:173:PRO:HD3	1.91	0.53
1:C:389:TRP:HD1	1:C:391:VAL:HG12	1.74	0.53
1:J:3:ILE:HD12	1:J:391:VAL:HG23	1.91	0.53
1:L:144:ASN:HD22	1:L:168:ALA:H	1.57	0.52
1:A:315:LYS:HE2	1:B:272:ALA:O	2.10	0.52

Continued on next page...

Continued from previous page...

Atom-1	Atom-2	Interatomic distance (Å)	Clash overlap (Å)
1:E:144:ASN:HD22	1:E:168:ALA:H	1.56	0.52
1:J:69:MET:HE3	1:J:74:GLN:HA	1.90	0.52
1:C:144:ASN:HD22	1:C:168:ALA:H	1.57	0.52
1:C:6:ARG:HG3	1:C:6:ARG:HH11	1.74	0.52
1:H:3:ILE:CG2	1:H:9:LEU:HD13	2.39	0.52
1:H:272:ALA:O	1:I:315:LYS:HE2	2.09	0.52
1:L:154:SER:HB2	1:L:159:LYS:HD3	1.90	0.52
1:A:172:ASP:HB2	1:A:173:PRO:HD3	1.91	0.52
1:B:144:ASN:HD22	1:B:168:ALA:H	1.58	0.52
1:F:148:ASP:OD2	1:F:151:GLU:HG3	2.10	0.52
1:L:374:ALA:O	1:L:378:ILE:HG13	2.10	0.52
1:C:382:ASP:O	1:C:386:GLN:HG2	2.09	0.52
1:E:172:ASP:HB2	1:E:173:PRO:HD3	1.91	0.52
1:I:144:ASN:HD22	1:I:168:ALA:H	1.55	0.52
1:A:148:ASP:OD2	1:A:151:GLU:HG3	2.09	0.52
1:C:148:ASP:OD2	1:C:151:GLU:HG3	2.10	0.52
1:I:172:ASP:HB2	1:I:173:PRO:HD3	1.91	0.52
1:J:172:ASP:HB2	1:J:173:PRO:HD3	1.92	0.52
1:C:236:ARG:NH2	3:C:1020:HOH:O	2.42	0.52
1:L:172:ASP:HB2	1:L:173:PRO:HD3	1.91	0.52
1:D:148:ASP:OD2	1:D:151:GLU:HG3	2.09	0.52
1:F:172:ASP:HB2	1:F:173:PRO:HD3	1.92	0.52
1:J:272:ALA:O	1:K:315:LYS:HE2	2.10	0.52
1:E:148:ASP:OD2	1:E:151:GLU:HG3	2.10	0.51
1:H:172:ASP:HB2	1:H:173:PRO:HD3	1.91	0.51
1:J:385:LEU:HD23	1:J:389:TRP:O	2.10	0.51
1:A:3:ILE:CG2	1:A:9:LEU:HD13	2.40	0.51
1:H:144:ASN:HD22	1:H:168:ALA:H	1.57	0.51
1:B:148:ASP:OD2	1:B:151:GLU:HG3	2.11	0.51
1:J:148:ASP:OD2	1:J:151:GLU:HG3	2.10	0.51
1:K:148:ASP:OD2	1:K:151:GLU:HG3	2.09	0.51
1:C:5:SER:OG	1:C:8:VAL:HG23	2.10	0.51
1:I:148:ASP:OD2	1:I:151:GLU:HG3	2.10	0.51
1:J:186:ARG:HA	1:J:190:TYR:O	2.10	0.51
1:K:144:ASN:HD22	1:K:168:ALA:H	1.57	0.51
1:L:148:ASP:OD2	1:L:151:GLU:HG3	2.10	0.51
1:I:25:MET:HG3	3:I:992:HOH:O	2.09	0.51
1:G:148:ASP:OD2	1:G:151:GLU:HG3	2.10	0.51
1:I:393:GLU:HG2	1:I:397:LYS:NZ	2.26	0.51
1:L:1:MET:N	1:L:1:MET:HE2	2.26	0.51
1:A:144:ASN:HD22	1:A:168:ALA:H	1.58	0.51

Continued on next page...

Continued from previous page...

Atom-1	Atom-2	Interatomic distance (Å)	Clash overlap (Å)
1:A:3:ILE:HG21	1:A:9:LEU:HD13	1.93	0.51
1:F:276:VAL:HG22	1:F:277:GLY:N	2.26	0.51
1:H:12:LYS:HD2	1:H:393:GLU:OE2	2.11	0.51
1:K:245:LEU:HB2	1:K:246:PRO:HD3	1.93	0.51
1:C:172:ASP:HB2	1:C:173:PRO:HD3	1.93	0.50
1:K:382:ASP:O	1:K:386:GLN:HG2	2.09	0.50
1:H:245:LEU:HB2	1:H:246:PRO:HD3	1.93	0.50
1:J:276:VAL:HG22	1:J:277:GLY:N	2.26	0.50
1:E:392:THR:OG1	1:E:395:GLU:HG3	2.12	0.50
1:L:151:GLU:HB3	3:L:1018:HOH:O	2.11	0.50
1:A:245:LEU:HB2	1:A:246:PRO:HD3	1.94	0.50
1:D:245:LEU:HB2	1:D:246:PRO:HD3	1.94	0.50
1:E:8:VAL:HG13	1:E:12:LYS:HE2	1.93	0.50
1:F:186:ARG:HA	1:F:190:TYR:O	2.12	0.50
1:I:245:LEU:HB2	1:I:246:PRO:HD3	1.93	0.50
1:F:245:LEU:HB2	1:F:246:PRO:HD3	1.94	0.49
1:H:402:ASP:HA	1:H:406:ARG:HB2	1.93	0.49
1:C:393:GLU:HG2	1:C:397:LYS:HE3	1.94	0.49
1:J:392:THR:OG1	1:J:395:GLU:HG3	2.12	0.49
1:L:245:LEU:HB2	1:L:246:PRO:HD3	1.94	0.49
1:C:245:LEU:HB2	1:C:246:PRO:HD3	1.94	0.49
1:I:186:ARG:HA	1:I:190:TYR:O	2.13	0.49
1:B:245:LEU:HB2	1:B:246:PRO:HD3	1.94	0.49
1:G:245:LEU:HB2	1:G:246:PRO:HD3	1.95	0.49
1:G:402:ASP:HA	1:G:406:ARG:HB2	1.94	0.49
1:C:1:MET:HG3	1:C:2:SER:O	2.12	0.49
1:K:276:VAL:HG22	1:K:277:GLY:N	2.28	0.49
1:J:315:LYS:HD2	1:L:274:ASP:O	2.12	0.49
1:J:245:LEU:HB2	1:J:246:PRO:HD3	1.95	0.49
1:A:186:ARG:HA	1:A:190:TYR:O	2.13	0.49
1:G:186:ARG:HA	1:G:190:TYR:O	2.12	0.49
1:K:186:ARG:HA	1:K:190:TYR:O	2.12	0.49
1:D:254:PRO:HG2	1:D:412:VAL:HG12	1.95	0.49
1:I:12:LYS:HD2	1:I:393:GLU:CD	2.34	0.49
1:L:276:VAL:HG22	1:L:277:GLY:N	2.28	0.49
1:G:127:GLN:OE1	1:G:127:GLN:HA	2.13	0.48
1:B:276:VAL:HG22	1:B:277:GLY:N	2.28	0.48
1:F:1:MET:CG	1:F:2:SER:H	2.27	0.48
1:E:315:LYS:HE2	1:F:272:ALA:O	2.13	0.48
1:H:374:ALA:O	1:H:378:ILE:HG13	2.13	0.48
1:D:186:ARG:HA	1:D:190:TYR:O	2.14	0.48

Continued on next page...

Continued from previous page...

Atom-1	Atom-2	Interatomic distance (Å)	Clash overlap (Å)
1:A:127:GLN:OE1	1:A:127:GLN:HA	2.14	0.48
1:B:386:GLN:HG3	1:F:1:MET:CG	2.36	0.48
1:C:186:ARG:HA	1:C:190:TYR:O	2.14	0.48
1:D:276:VAL:HG22	1:D:277:GLY:N	2.29	0.48
1:I:276:VAL:HG22	1:I:277:GLY:N	2.29	0.48
1:L:186:ARG:HA	1:L:190:TYR:O	2.13	0.48
1:A:402:ASP:HA	1:A:406:ARG:HB2	1.96	0.48
1:B:170:ARG:NH1	1:B:173:PRO:HD3	2.29	0.48
1:C:127:GLN:HA	1:C:127:GLN:OE1	2.14	0.48
1:F:170:ARG:NH1	1:F:173:PRO:HD3	2.29	0.48
1:I:170:ARG:NH1	1:I:173:PRO:HD3	2.29	0.48
1:L:127:GLN:HA	1:L:127:GLN:OE1	2.14	0.48
1:A:144:ASN:HD21	1:A:167:ALA:HA	1.79	0.47
1:C:276:VAL:HG22	1:C:277:GLY:N	2.29	0.47
1:E:402:ASP:HA	1:E:406:ARG:HB2	1.96	0.47
1:G:351:PRO:HD2	3:G:1030:HOH:O	2.13	0.47
1:B:182:LYS:O	1:B:186:ARG:HG2	2.13	0.47
1:H:182:LYS:O	1:H:186:ARG:HG2	2.13	0.47
1:I:144:ASN:ND2	1:I:167:ALA:HA	2.29	0.47
1:C:148:ASP:OD2	1:C:150:ASN:HB3	2.15	0.47
1:E:144:ASN:ND2	1:E:167:ALA:HA	2.29	0.47
1:K:144:ASN:ND2	1:K:167:ALA:HA	2.29	0.47
1:D:144:ASN:ND2	1:D:167:ALA:HA	2.29	0.47
1:F:139:ASP:OD1	1:F:166:HIS:HE1	1.98	0.47
1:G:25:MET:HG3	3:G:999:HOH:O	2.15	0.47
1:H:276:VAL:HG22	1:H:277:GLY:N	2.30	0.47
1:J:391:VAL:O	1:J:391:VAL:HG23	2.15	0.47
1:K:144:ASN:HD21	1:K:167:ALA:HA	1.79	0.47
1:L:170:ARG:NH1	1:L:173:PRO:HD3	2.30	0.47
1:L:70:SER:OG	1:L:73:GLU:HG3	2.15	0.47
1:J:148:ASP:OD2	1:J:150:ASN:HB3	2.15	0.47
1:A:276:VAL:HG22	1:A:277:GLY:N	2.29	0.47
1:B:127:GLN:HA	1:B:127:GLN:OE1	2.15	0.47
1:E:186:ARG:HA	1:E:190:TYR:O	2.15	0.47
1:J:144:ASN:ND2	1:J:167:ALA:HA	2.30	0.47
1:E:276:VAL:HG22	1:E:277:GLY:N	2.29	0.47
1:A:182:LYS:O	1:A:186:ARG:HG2	2.15	0.47
1:A:392:THR:OG1	1:A:395:GLU:HG3	2.14	0.47
1:B:139:ASP:OD1	1:B:166:HIS:HE1	1.97	0.47
1:E:245:LEU:HB2	1:E:246:PRO:HD3	1.96	0.47
1:F:144:ASN:ND2	1:F:167:ALA:HA	2.29	0.47

Continued on next page...

Continued from previous page...

Atom-1	Atom-2	Interatomic distance (Å)	Clash overlap (Å)
1:G:144:ASN:ND2	1:G:167:ALA:HA	2.30	0.47
1:J:127:GLN:OE1	1:J:127:GLN:HA	2.15	0.47
1:A:154:SER:CB	1:A:159:LYS:HD3	2.45	0.47
1:A:170:ARG:NH1	1:A:173:PRO:HD3	2.30	0.47
1:C:144:ASN:HD21	1:C:167:ALA:HA	1.79	0.47
1:E:144:ASN:HD21	1:E:167:ALA:HA	1.80	0.47
1:F:144:ASN:HD21	1:F:167:ALA:HA	1.80	0.47
1:I:182:LYS:O	1:I:186:ARG:HG2	2.15	0.47
1:C:1:MET:HE2	1:C:4:ASN:HD21	1.80	0.47
1:G:274:ASP:O	1:H:315:LYS:HD2	2.15	0.47
1:A:144:ASN:ND2	1:A:167:ALA:HA	2.30	0.47
1:B:315:LYS:HD2	1:C:274:ASP:O	2.14	0.47
1:C:196:TRP:CD1	1:C:238:ARG:HD2	2.50	0.47
1:E:182:LYS:O	1:E:186:ARG:HG2	2.14	0.47
1:G:70:SER:OG	1:G:73:GLU:HG3	2.15	0.47
1:J:25:MET:HG3	3:J:1007:HOH:O	2.14	0.47
1:J:315:LYS:HE2	1:L:272:ALA:O	2.15	0.47
1:K:170:ARG:NH1	1:K:173:PRO:HD3	2.29	0.47
1:A:25:MET:HG3	3:A:1019:HOH:O	2.15	0.46
1:C:144:ASN:ND2	1:C:167:ALA:HA	2.29	0.46
1:G:170:ARG:NH1	1:G:173:PRO:HD3	2.29	0.46
1:G:276:VAL:HG22	1:G:277:GLY:N	2.30	0.46
1:H:144:ASN:ND2	1:H:167:ALA:HA	2.30	0.46
1:I:144:ASN:HD21	1:I:167:ALA:HA	1.80	0.46
1:I:385:LEU:HD12	1:I:389:TRP:O	2.14	0.46
1:I:65:ALA:O	1:I:69:MET:HG3	2.16	0.46
1:J:170:ARG:NH1	1:J:173:PRO:HD3	2.30	0.46
1:K:149:ASP:O	1:K:153:ILE:HG13	2.15	0.46
1:L:144:ASN:ND2	1:L:167:ALA:HA	2.29	0.46
1:G:315:LYS:HE2	1:I:272:ALA:O	2.15	0.46
1:A:315:LYS:O	1:B:266:HIS:CD2	2.58	0.46
1:B:144:ASN:ND2	1:B:167:ALA:HA	2.30	0.46
1:E:127:GLN:OE1	1:E:127:GLN:HA	2.15	0.46
1:F:127:GLN:OE1	1:F:127:GLN:HA	2.15	0.46
1:G:154:SER:CB	1:G:159:LYS:HD3	2.46	0.46
1:I:154:SER:CB	1:I:159:LYS:HD3	2.45	0.46
1:J:195:GLU:HG3	1:J:197:ASN:HD22	1.80	0.46
1:K:154:SER:CB	1:K:159:LYS:HD3	2.45	0.46
1:A:196:TRP:CD1	1:A:238:ARG:HD2	2.50	0.46
1:A:272:ALA:O	1:C:315:LYS:HE2	2.16	0.46
1:K:127:GLN:HA	1:K:127:GLN:OE1	2.16	0.46

Continued on next page...

Continued from previous page...

Atom-1	Atom-2	Interatomic distance (Å)	Clash overlap (Å)
1:K:70:SER:OG	1:K:73:GLU:HG3	2.15	0.46
1:B:25:MET:HG3	3:B:1004:HOH:O	2.14	0.46
1:J:182:LYS:O	1:J:186:ARG:HG2	2.15	0.46
1:K:182:LYS:O	1:K:186:ARG:HG2	2.16	0.46
1:L:139:ASP:OD1	1:L:166:HIS:HE1	1.98	0.46
1:A:65:ALA:O	1:A:69:MET:HG3	2.16	0.46
1:E:154:SER:CB	1:E:159:LYS:HD3	2.45	0.46
1:F:148:ASP:OD2	1:F:150:ASN:HB3	2.16	0.46
1:G:148:ASP:OD2	1:G:150:ASN:HB3	2.16	0.46
1:H:127:GLN:HA	1:H:127:GLN:OE1	2.16	0.46
1:H:144:ASN:HD21	1:H:167:ALA:HA	1.81	0.46
1:J:65:ALA:O	1:J:69:MET:HG3	2.16	0.46
1:K:139:ASP:OD1	1:K:166:HIS:HE1	1.99	0.46
1:L:196:TRP:CD1	1:L:238:ARG:HD2	2.50	0.46
1:D:170:ARG:NH1	1:D:173:PRO:HD3	2.30	0.46
1:H:139:ASP:OD1	1:H:166:HIS:HE1	1.98	0.46
1:H:196:TRP:CD1	1:H:238:ARG:HD2	2.51	0.46
1:I:148:ASP:OD2	1:I:150:ASN:HB3	2.16	0.46
1:B:149:ASP:O	1:B:153:ILE:HG13	2.16	0.46
1:B:195:GLU:HG3	1:B:197:ASN:HD22	1.81	0.46
1:B:196:TRP:CD1	1:B:238:ARG:HD2	2.51	0.46
1:E:170:ARG:NH1	1:E:173:PRO:HD3	2.30	0.46
1:F:154:SER:CB	1:F:159:LYS:HD3	2.46	0.46
1:F:3:ILE:HG21	1:F:9:LEU:HD13	1.96	0.46
1:L:144:ASN:HD21	1:L:167:ALA:HA	1.81	0.46
1:B:315:LYS:HE2	1:C:272:ALA:O	2.15	0.46
1:C:139:ASP:OD1	1:C:166:HIS:HE1	1.98	0.46
1:C:389:TRP:CD1	1:C:391:VAL:HG12	2.50	0.46
1:D:127:GLN:OE1	1:D:127:GLN:HA	2.15	0.46
1:D:139:ASP:OD1	1:D:166:HIS:HE1	1.98	0.46
1:E:70:SER:OG	1:E:73:GLU:HG3	2.16	0.46
1:F:196:TRP:CD1	1:F:238:ARG:HD2	2.51	0.46
1:G:144:ASN:HD21	1:G:167:ALA:HA	1.81	0.46
1:H:170:ARG:NH1	1:H:173:PRO:HD3	2.31	0.46
1:J:196:TRP:CD1	1:J:238:ARG:HD2	2.50	0.46
1:J:313:ALA:HA	1:J:319:LEU:HD23	1.98	0.46
1:D:70:SER:OG	1:D:73:GLU:HG3	2.16	0.46
1:K:291:TYR:HB3	1:K:294:ASN:HD22	1.81	0.46
1:E:148:ASP:OD2	1:E:150:ASN:HB3	2.16	0.45
1:E:195:GLU:HG3	1:E:197:ASN:HD22	1.82	0.45
1:F:182:LYS:O	1:F:186:ARG:HG2	2.15	0.45

Continued on next page...

Continued from previous page...

Atom-1	Atom-2	Interatomic distance (Å)	Clash overlap (Å)
1:E:289:ARG:HD3	1:F:265:VAL:O	2.16	0.45
1:G:385:LEU:HD12	1:G:389:TRP:O	2.16	0.45
1:G:65:ALA:O	1:G:69:MET:HG3	2.16	0.45
1:J:154:SER:CB	1:J:159:LYS:HD3	2.46	0.45
1:A:70:SER:OG	1:A:73:GLU:HG3	2.17	0.45
1:C:170:ARG:NH1	1:C:173:PRO:HD3	2.30	0.45
1:D:148:ASP:OD2	1:D:150:ASN:HB3	2.16	0.45
1:A:4:ASN:OD1	1:D:386:GLN:NE2	2.49	0.45
1:L:148:ASP:OD2	1:L:150:ASN:HB3	2.16	0.45
1:B:148:ASP:OD2	1:B:150:ASN:HB3	2.16	0.45
1:B:186:ARG:HA	1:B:190:TYR:O	2.16	0.45
1:D:144:ASN:HD21	1:D:167:ALA:HA	1.81	0.45
1:D:65:ALA:O	1:D:69:MET:HG3	2.17	0.45
1:H:154:SER:CB	1:H:159:LYS:HD3	2.46	0.45
1:L:1:MET:H3	1:L:1:MET:CE	2.29	0.45
1:A:139:ASP:OD1	1:A:166:HIS:HE1	1.99	0.45
1:A:148:ASP:OD2	1:A:150:ASN:HB3	2.16	0.45
1:D:154:SER:CB	1:D:159:LYS:HD3	2.46	0.45
1:E:65:ALA:O	1:E:69:MET:HG3	2.17	0.45
1:G:149:ASP:O	1:G:153:ILE:HG13	2.16	0.45
1:L:65:ALA:O	1:L:69:MET:HG3	2.16	0.45
1:C:154:SER:CB	1:C:159:LYS:HD3	2.46	0.45
1:D:69:MET:HB3	1:D:73:GLU:HB2	1.99	0.45
1:J:149:ASP:O	1:J:153:ILE:HG13	2.16	0.45
1:L:154:SER:CB	1:L:159:LYS:HD3	2.46	0.45
1:B:154:SER:CB	1:B:159:LYS:HD3	2.47	0.45
1:C:69:MET:HB3	1:C:73:GLU:HB2	1.99	0.45
1:F:149:ASP:O	1:F:153:ILE:HG13	2.17	0.45
1:F:291:TYR:HB3	1:F:294:ASN:HD22	1.81	0.45
1:H:70:SER:OG	1:H:73:GLU:HG3	2.16	0.45
1:I:70:SER:OG	1:I:73:GLU:HG3	2.17	0.45
1:J:139:ASP:OD1	1:J:166:HIS:HE1	1.99	0.45
1:D:182:LYS:O	1:D:186:ARG:HG2	2.16	0.45
1:D:196:TRP:CD1	1:D:238:ARG:HD2	2.52	0.45
1:D:244:LEU:C	1:D:244:LEU:HD13	2.37	0.45
1:H:230:PHE:HA	1:H:231:PRO:C	2.37	0.45
1:I:195:GLU:HG3	1:I:197:ASN:HD22	1.82	0.45
1:J:230:PHE:HA	1:J:231:PRO:C	2.37	0.45
1:D:149:ASP:O	1:D:153:ILE:HG13	2.17	0.45
1:D:195:GLU:HG3	1:D:197:ASN:HD22	1.82	0.45
1:K:148:ASP:OD2	1:K:150:ASN:HB3	2.16	0.45

Continued on next page...

Continued from previous page...

Atom-1	Atom-2	Interatomic distance (Å)	Clash overlap (Å)
1:A:149:ASP:O	1:A:153:ILE:HG13	2.17	0.45
1:B:144:ASN:HD21	1:B:167:ALA:HA	1.81	0.45
1:I:127:GLN:OE1	1:I:127:GLN:HA	2.16	0.45
1:L:182:LYS:O	1:L:186:ARG:HG2	2.16	0.45
1:A:195:GLU:HG3	1:A:197:ASN:HD22	1.82	0.45
1:C:182:LYS:O	1:C:186:ARG:HG2	2.16	0.45
1:C:65:ALA:O	1:C:69:MET:HG3	2.17	0.45
1:H:313:ALA:HA	1:H:319:LEU:HD23	1.99	0.45
1:J:252:ASN:HD21	1:J:295:LYS:HE2	1.82	0.45
1:A:230:PHE:HA	1:A:231:PRO:C	2.38	0.44
1:C:126:GLU:HG2	1:L:202:GLN:NE2	2.32	0.44
1:C:70:SER:OG	1:C:73:GLU:HG3	2.17	0.44
1:D:230:PHE:HA	1:D:231:PRO:C	2.37	0.44
1:F:313:ALA:HA	1:F:319:LEU:HD23	1.99	0.44
1:G:69:MET:HB3	1:G:73:GLU:HB2	1.99	0.44
1:I:230:PHE:HA	1:I:231:PRO:C	2.37	0.44
1:L:149:ASP:O	1:L:153:ILE:HG13	2.17	0.44
1:L:230:PHE:HA	1:L:231:PRO:C	2.37	0.44
1:K:97:LEU:HD13	1:L:389:TRP:HB2	1.99	0.44
1:L:392:THR:OG1	1:L:395:GLU:HG3	2.17	0.44
1:L:402:ASP:HA	1:L:406:ARG:HB2	2.00	0.44
1:A:374:ALA:O	1:A:378:ILE:HG13	2.17	0.44
1:E:196:TRP:CD1	1:E:238:ARG:HD2	2.52	0.44
1:F:65:ALA:O	1:F:69:MET:HG3	2.17	0.44
1:H:410:ARG:HG2	1:H:410:ARG:HH11	1.82	0.44
1:K:195:GLU:HG3	1:K:197:ASN:HD22	1.82	0.44
1:K:252:ASN:HD21	1:K:295:LYS:HE2	1.82	0.44
1:B:3:ILE:HD12	1:B:391:VAL:HG13	2.00	0.44
1:D:313:ALA:HA	1:D:319:LEU:HD23	1.99	0.44
1:E:149:ASP:O	1:E:153:ILE:HG13	2.17	0.44
1:E:25:MET:HG3	3:E:1000:HOH:O	2.17	0.44
1:F:69:MET:HB3	1:F:73:GLU:HB2	1.99	0.44
1:H:252:ASN:HD21	1:H:295:LYS:HE2	1.82	0.44
1:J:69:MET:HB3	1:J:73:GLU:HB2	1.99	0.44
1:D:291:TYR:HB3	1:D:294:ASN:HD22	1.82	0.44
1:G:182:LYS:O	1:G:186:ARG:HG2	2.17	0.44
1:K:69:MET:HB3	1:K:73:GLU:HB2	1.99	0.44
1:B:244:LEU:HD13	1:B:244:LEU:C	2.38	0.44
1:G:195:GLU:HG3	1:G:197:ASN:HD22	1.83	0.44
1:H:112:LEU:HA	1:H:115:TYR:CD2	2.52	0.44
1:H:149:ASP:O	1:H:153:ILE:HG13	2.17	0.44

Continued on next page...

Continued from previous page...

Atom-1	Atom-2	Interatomic distance (Å)	Clash overlap (Å)
1:H:195:GLU:HG3	1:H:197:ASN:HD22	1.82	0.44
1:I:151:GLU:HB3	3:I:1055:HOH:O	2.18	0.44
1:K:65:ALA:O	1:K:69:MET:HG3	2.18	0.44
1:C:66:PHE:HA	1:C:69:MET:HE2	2.00	0.44
1:G:203:GLU:OE1	1:G:206:ARG:NH1	2.51	0.44
1:H:148:ASP:OD2	1:H:150:ASN:HB3	2.18	0.44
1:I:149:ASP:O	1:I:153:ILE:HG13	2.18	0.44
1:K:196:TRP:CD1	1:K:238:ARG:HD2	2.52	0.44
1:C:149:ASP:O	1:C:153:ILE:HG13	2.17	0.44
1:E:69:MET:HB3	1:E:73:GLU:HB2	1.99	0.44
1:F:70:SER:OG	1:F:73:GLU:HG3	2.17	0.44
1:I:382:ASP:O	1:I:386:GLN:HG2	2.17	0.44
1:I:69:MET:HB3	1:I:73:GLU:HB2	2.00	0.44
1:J:112:LEU:HA	1:J:115:TYR:CD2	2.53	0.44
1:A:313:ALA:HA	1:A:319:LEU:HD23	2.00	0.44
1:C:195:GLU:HG3	1:C:197:ASN:HD22	1.82	0.44
1:F:392:THR:OG1	1:F:395:GLU:HG3	2.18	0.44
1:I:252:ASN:HD21	1:I:295:LYS:HE2	1.83	0.44
1:J:70:SER:OG	1:J:73:GLU:HG3	2.17	0.44
1:A:376:VAL:O	1:A:380:LYS:HD3	2.18	0.44
1:G:139:ASP:OD1	1:G:166:HIS:HE1	2.01	0.44
1:J:97:LEU:HD13	1:K:389:TRP:HB2	1.99	0.44
1:K:252:ASN:ND2	1:K:295:LYS:HE2	2.33	0.44
1:L:244:LEU:HD13	1:L:244:LEU:C	2.38	0.44
1:B:69:MET:HB3	1:B:73:GLU:HB2	1.99	0.43
1:I:196:TRP:CD1	1:I:238:ARG:HD2	2.52	0.43
1:H:186:ARG:HA	1:H:190:TYR:O	2.18	0.43
1:I:372:ILE:O	1:I:375:GLU:HG2	2.18	0.43
1:J:144:ASN:HD21	1:J:167:ALA:HA	1.82	0.43
1:B:230:PHE:HA	1:B:231:PRO:C	2.38	0.43
1:C:5:SER:HG	1:C:8:VAL:HG23	1.83	0.43
1:D:112:LEU:HA	1:D:115:TYR:CD2	2.54	0.43
1:E:139:ASP:OD1	1:E:166:HIS:HE1	2.00	0.43
1:E:291:TYR:HB3	1:E:294:ASN:HD22	1.83	0.43
1:H:69:MET:HB3	1:H:73:GLU:HB2	1.99	0.43
1:K:230:PHE:HA	1:K:231:PRO:C	2.37	0.43
1:B:112:LEU:HA	1:B:115:TYR:CD2	2.53	0.43
1:B:70:SER:OG	1:B:73:GLU:HG3	2.18	0.43
1:C:252:ASN:HD21	1:C:295:LYS:HE2	1.83	0.43
1:E:230:PHE:HA	1:E:231:PRO:C	2.37	0.43
1:F:112:LEU:HA	1:F:115:TYR:CD2	2.53	0.43

Continued on next page...

Continued from previous page...

Atom-1	Atom-2	Interatomic distance (Å)	Clash overlap (Å)
1:F:230:PHE:HA	1:F:231:PRO:C	2.38	0.43
1:D:274:ASP:O	1:F:315:LYS:HD2	2.18	0.43
1:F:351:PRO:HD2	3:F:993:HOH:O	2.18	0.43
1:I:291:TYR:HB3	1:I:294:ASN:HD22	1.84	0.43
1:J:389:TRP:HB2	1:L:97:LEU:HD13	2.00	0.43
1:B:275:PHE:CG	1:B:276:VAL:N	2.87	0.43
1:B:313:ALA:HA	1:B:319:LEU:HD23	1.99	0.43
1:D:252:ASN:HD21	1:D:295:LYS:HE2	1.84	0.43
1:I:139:ASP:OD1	1:I:166:HIS:HE1	2.00	0.43
1:J:291:TYR:HB3	1:J:294:ASN:HD22	1.83	0.43
1:A:252:ASN:HD21	1:A:295:LYS:HE2	1.83	0.43
1:C:112:LEU:HA	1:C:115:TYR:CD2	2.53	0.43
1:F:170:ARG:HH12	1:F:173:PRO:HD3	1.83	0.43
1:F:195:GLU:HG3	1:F:197:ASN:HD22	1.82	0.43
1:G:230:PHE:HA	1:G:231:PRO:C	2.37	0.43
1:H:65:ALA:O	1:H:69:MET:HG3	2.18	0.43
1:K:244:LEU:C	1:K:244:LEU:HD13	2.39	0.43
1:A:216:ASP:N	1:A:217:PRO:CD	2.82	0.43
1:K:275:PHE:CG	1:K:276:VAL:N	2.86	0.43
1:A:244:LEU:C	1:A:244:LEU:HD13	2.39	0.43
1:D:275:PHE:CG	1:D:276:VAL:N	2.87	0.43
1:D:315:LYS:HD2	1:E:274:ASP:O	2.19	0.43
1:F:9:LEU:O	1:F:13:VAL:HG23	2.19	0.43
1:F:244:LEU:HD13	1:F:244:LEU:C	2.38	0.43
1:G:170:ARG:HH12	1:G:173:PRO:HD3	1.83	0.43
1:J:244:LEU:C	1:J:244:LEU:HD13	2.39	0.43
1:K:170:ARG:HH12	1:K:173:PRO:HD3	1.84	0.43
1:L:69:MET:HB3	1:L:73:GLU:HB2	1.99	0.43
1:C:244:LEU:HD13	1:C:244:LEU:C	2.40	0.43
1:F:1:MET:HG2	1:F:2:SER:H	1.83	0.43
1:F:402:ASP:HA	1:F:406:ARG:HB2	2.01	0.43
1:L:203:GLU:OE1	1:L:206:ARG:NH1	2.52	0.43
1:C:1:MET:HE2	1:C:4:ASN:ND2	2.34	0.42
1:C:6:ARG:HG3	1:C:6:ARG:NH1	2.34	0.42
1:H:244:LEU:HD13	1:H:244:LEU:C	2.39	0.42
1:I:170:ARG:HH12	1:I:173:PRO:HD3	1.83	0.42
1:L:112:LEU:HA	1:L:115:TYR:CD2	2.53	0.42
1:L:291:TYR:HB3	1:L:294:ASN:HD22	1.83	0.42
1:A:97:LEU:HD13	1:C:389:TRP:HB2	2.02	0.42
1:B:216:ASP:N	1:B:217:PRO:CD	2.82	0.42
1:B:252:ASN:HD21	1:B:295:LYS:HE2	1.83	0.42

Continued on next page...

Continued from previous page...

Atom-1	Atom-2	Interatomic distance (Å)	Clash overlap (Å)
1:E:252:ASN:HD21	1:E:295:LYS:HE2	1.84	0.42
1:H:409:TRP:HA	1:H:412:VAL:HG22	2.01	0.42
1:J:275:PHE:CG	1:J:276:VAL:N	2.87	0.42
1:L:195:GLU:HG3	1:L:197:ASN:HD22	1.84	0.42
1:A:69:MET:HB3	1:A:73:GLU:HB2	2.00	0.42
1:B:170:ARG:HH12	1:B:173:PRO:HD3	1.83	0.42
1:B:65:ALA:O	1:B:69:MET:HG3	2.18	0.42
1:G:244:LEU:HD13	1:G:244:LEU:C	2.39	0.42
1:G:272:ALA:O	1:H:315:LYS:HE2	2.18	0.42
1:I:244:LEU:HD13	1:I:244:LEU:C	2.39	0.42
1:K:313:ALA:HA	1:K:319:LEU:HD23	2.01	0.42
1:A:275:PHE:CG	1:A:276:VAL:N	2.87	0.42
1:C:230:PHE:HA	1:C:231:PRO:C	2.39	0.42
1:E:112:LEU:HA	1:E:115:TYR:CD2	2.54	0.42
1:E:244:LEU:HD13	1:E:244:LEU:C	2.39	0.42
1:G:291:TYR:HB3	1:G:294:ASN:HD22	1.85	0.42
1:H:291:TYR:HB3	1:H:294:ASN:HD22	1.85	0.42
1:I:252:ASN:ND2	1:I:295:LYS:HE2	2.34	0.42
1:J:393:GLU:O	1:J:397:LYS:HG3	2.19	0.42
1:L:254:PRO:HG2	1:L:412:VAL:HG12	2.02	0.42
1:F:252:ASN:HD21	1:F:295:LYS:HE2	1.84	0.42
1:G:196:TRP:CD1	1:G:238:ARG:HD2	2.54	0.42
1:J:66:PHE:HA	1:J:69:MET:HE2	2.01	0.42
1:K:112:LEU:HA	1:K:115:TYR:CD2	2.54	0.42
1:L:313:ALA:HA	1:L:319:LEU:HD23	2.01	0.42
1:D:252:ASN:ND2	1:D:295:LYS:HE2	2.34	0.42
1:D:393:GLU:HG2	1:D:397:LYS:HE2	2.02	0.42
1:E:352:GLN:HG3	1:E:353:HIS:N	2.35	0.42
1:F:252:ASN:ND2	1:F:295:LYS:HE2	2.34	0.42
1:H:266:HIS:CD2	1:I:315:LYS:O	2.64	0.42
1:J:252:ASN:ND2	1:J:295:LYS:HE2	2.34	0.42
1:K:9:LEU:O	1:K:13:VAL:HG23	2.19	0.42
1:L:1:MET:N	1:L:1:MET:CE	2.83	0.42
1:G:275:PHE:CG	1:G:276:VAL:N	2.88	0.42
1:L:216:ASP:N	1:L:217:PRO:CD	2.83	0.42
1:L:275:PHE:CG	1:L:276:VAL:N	2.88	0.42
1:A:151:GLU:HB3	3:A:1078:HOH:O	2.18	0.42
1:E:252:ASN:ND2	1:E:295:LYS:HE2	2.35	0.42
1:E:313:ALA:HA	1:E:319:LEU:HD23	2.01	0.42
1:H:265:VAL:O	1:I:289:ARG:HD3	2.20	0.42
1:H:286:HIS:HE1	3:H:1018:HOH:O	2.01	0.42

Continued on next page...

Continued from previous page...

Atom-1	Atom-2	Interatomic distance (Å)	Clash overlap (Å)
1:J:195:GLU:HG3	1:J:197:ASN:ND2	2.35	0.42
1:J:52:VAL:O	1:J:55:VAL:HG12	2.20	0.42
1:L:1:MET:N	1:L:1:MET:SD	2.86	0.42
1:L:252:ASN:HD21	1:L:295:LYS:HE2	1.84	0.42
1:B:291:TYR:HB3	1:B:294:ASN:HD22	1.84	0.42
1:B:323:GLY:HA3	1:B:353:HIS:ND1	2.35	0.42
1:C:252:ASN:ND2	1:C:295:LYS:HE2	2.34	0.42
1:D:216:ASP:N	1:D:217:PRO:CD	2.83	0.42
1:E:216:ASP:N	1:E:217:PRO:CD	2.82	0.42
1:E:264:ARG:HB2	1:E:264:ARG:NH1	2.35	0.42
1:E:275:PHE:CG	1:E:276:VAL:N	2.87	0.42
1:F:216:ASP:N	1:F:217:PRO:CD	2.83	0.42
1:G:313:ALA:HA	1:G:319:LEU:HD23	2.01	0.42
1:H:323:GLY:HA3	1:H:353:HIS:ND1	2.35	0.42
1:A:112:LEU:HA	1:A:115:TYR:CD2	2.54	0.41
1:D:145:ASP:HA	1:D:146:PRO:HD2	1.97	0.41
1:H:252:ASN:ND2	1:H:295:LYS:HE2	2.33	0.41
1:I:275:PHE:CG	1:I:276:VAL:N	2.88	0.41
1:B:252:ASN:ND2	1:B:295:LYS:HE2	2.34	0.41
1:B:254:PRO:HG2	1:B:412:VAL:HG12	2.02	0.41
1:L:170:ARG:HH12	1:L:173:PRO:HD3	1.84	0.41
1:A:145:ASP:HA	1:A:146:PRO:HD2	1.98	0.41
1:A:70:SER:O	1:A:74:GLN:HG3	2.20	0.41
1:E:52:VAL:O	1:E:55:VAL:HG12	2.20	0.41
1:F:25:MET:HG3	3:F:995:HOH:O	2.20	0.41
1:C:216:ASP:N	1:C:217:PRO:CD	2.83	0.41
1:C:254:PRO:HG2	1:C:412:VAL:HG12	2.02	0.41
1:D:203:GLU:OE1	1:D:206:ARG:NH1	2.53	0.41
1:G:254:PRO:HG2	1:G:412:VAL:HG12	2.02	0.41
1:I:203:GLU:OE1	1:I:206:ARG:NH1	2.54	0.41
1:J:352:GLN:HG3	1:J:353:HIS:N	2.36	0.41
1:K:352:GLN:HG3	1:K:353:HIS:N	2.36	0.41
1:G:252:ASN:HD21	1:G:295:LYS:HE2	1.86	0.41
1:J:145:ASP:HA	1:J:146:PRO:HD2	1.96	0.41
1:J:276:VAL:CG2	1:J:277:GLY:N	2.84	0.41
1:K:145:ASP:HA	1:K:146:PRO:HD2	1.96	0.41
1:E:386:GLN:HA	1:E:386:GLN:OE1	2.21	0.41
1:G:112:LEU:HA	1:G:115:TYR:CD2	2.55	0.41
1:H:391:VAL:HG13	1:H:391:VAL:O	2.20	0.41
1:H:70:SER:O	1:H:74:GLN:HG3	2.20	0.41
1:K:385:LEU:HA	1:K:385:LEU:HD12	1.96	0.41

Continued on next page...

Continued from previous page...

Atom-1	Atom-2	Interatomic distance (Å)	Clash overlap (Å)
1:L:252:ASN:ND2	1:L:295:LYS:HE2	2.35	0.41
1:B:195:GLU:HG3	1:B:197:ASN:ND2	2.35	0.41
1:C:113:GLN:NE2	1:C:116:ARG:HH11	2.18	0.41
1:D:170:ARG:HH12	1:D:173:PRO:HD3	1.85	0.41
1:E:145:ASP:HA	1:E:146:PRO:HD2	1.97	0.41
1:G:3:ILE:HG21	1:G:9:LEU:HB2	2.03	0.41
1:I:112:LEU:HA	1:I:115:TYR:CD2	2.56	0.41
1:I:313:ALA:HA	1:I:319:LEU:HD23	2.02	0.41
1:K:52:VAL:O	1:K:55:VAL:HG12	2.21	0.41
1:A:252:ASN:ND2	1:A:295:LYS:HE2	2.35	0.41
1:E:203:GLU:OE1	1:E:206:ARG:NH1	2.54	0.41
1:E:326:TRP:HB3	1:E:327:PHE:H	1.64	0.41
1:H:216:ASP:N	1:H:217:PRO:CD	2.84	0.41
1:K:113:GLN:NE2	1:K:116:ARG:HH11	2.19	0.41
1:B:113:GLN:NE2	1:B:116:ARG:HH11	2.19	0.41
1:D:70:SER:O	1:D:74:GLN:HG3	2.21	0.41
1:G:252:ASN:ND2	1:G:295:LYS:HE2	2.36	0.41
1:I:113:GLN:NE2	1:I:116:ARG:HH11	2.19	0.41
1:I:216:ASP:N	1:I:217:PRO:CD	2.83	0.41
1:A:170:ARG:HH12	1:A:173:PRO:HD3	1.85	0.41
1:A:291:TYR:HB3	1:A:294:ASN:HD22	1.85	0.41
1:F:276:VAL:CG2	1:F:277:GLY:N	2.83	0.41
1:H:97:LEU:HD13	1:I:389:TRP:HB2	2.03	0.41
1:J:216:ASP:N	1:J:217:PRO:CD	2.83	0.41
1:J:402:ASP:HA	1:J:406:ARG:HB2	2.02	0.41
1:D:315:LYS:O	1:E:266:HIS:CD2	2.63	0.40
1:E:170:ARG:HH12	1:E:173:PRO:HD3	1.85	0.40
1:K:323:GLY:HA3	1:K:353:HIS:ND1	2.35	0.40
1:C:275:PHE:CG	1:C:276:VAL:N	2.89	0.40
1:F:52:VAL:O	1:F:55:VAL:HG12	2.21	0.40
1:J:170:ARG:HH12	1:J:173:PRO:HD3	1.85	0.40
1:K:216:ASP:N	1:K:217:PRO:CD	2.84	0.40
1:E:113:GLN:NE2	1:E:116:ARG:HH11	2.19	0.40
1:G:326:TRP:HB3	1:G:327:PHE:H	1.66	0.40
1:H:203:GLU:OE1	1:H:206:ARG:NH1	2.55	0.40
1:L:352:GLN:HG3	1:L:353:HIS:N	2.36	0.40
1:F:70:SER:O	1:F:74:GLN:HG3	2.21	0.40
1:K:276:VAL:CG2	1:K:277:GLY:N	2.85	0.40
1:L:113:GLN:NE2	1:L:116:ARG:HH11	2.19	0.40
1:F:275:PHE:CG	1:F:276:VAL:N	2.88	0.40
1:G:389:TRP:HB2	1:I:97:LEU:HD13	2.03	0.40

Continued on next page...

Continued from previous page...

Atom-1	Atom-2	Interatomic distance (Å)	Clash overlap (Å)
1:H:275:PHE:CG	1:H:276:VAL:N	2.87	0.40
1:K:195:GLU:HG3	1:K:197:ASN:ND2	2.37	0.40
1:L:323:GLY:HA3	1:L:353:HIS:ND1	2.36	0.40

All (2) symmetry-related close contacts are listed below. The label for Atom-2 includes the symmetry operator and encoded unit-cell translations to be applied.

Atom-1	Atom-2	Interatomic distance (Å)	Clash overlap (Å)
1:B:194:ASP:OD2	1:G:233:GLU:N[1_455]	2.11	0.09
1:B:193:ASN:ND2	1:G:238:ARG:NH2[1_455]	2.17	0.03

5.3 Torsion angles

5.3.1 Protein backbone

In the following table, the Percentiles column shows the percent Ramachandran outliers of the chain as a percentile score with respect to all X-ray entries followed by that with respect to entries of similar resolution.

The Analysed column shows the number of residues for which the backbone conformation was analysed, and the total number of residues.

Mol	Chain	Analysed	Favoured	Allowed	Outliers	Percentiles	
1	A	411/427 (96%)	401 (98%)	9 (2%)	1 (0%)	49	46
1	B	411/427 (96%)	400 (97%)	10 (2%)	1 (0%)	49	46
1	C	411/427 (96%)	400 (97%)	10 (2%)	1 (0%)	49	46
1	D	411/427 (96%)	402 (98%)	8 (2%)	1 (0%)	49	46
1	E	411/427 (96%)	401 (98%)	8 (2%)	2 (0%)	31	25
1	F	411/427 (96%)	401 (98%)	8 (2%)	2 (0%)	31	25
1	G	411/427 (96%)	398 (97%)	10 (2%)	3 (1%)	24	17
1	H	411/427 (96%)	400 (97%)	9 (2%)	2 (0%)	31	25
1	I	411/427 (96%)	401 (98%)	7 (2%)	3 (1%)	24	17
1	J	411/427 (96%)	400 (97%)	9 (2%)	2 (0%)	31	25
1	K	411/427 (96%)	402 (98%)	7 (2%)	2 (0%)	31	25
1	L	411/427 (96%)	399 (97%)	10 (2%)	2 (0%)	31	25
All	All	4932/5124 (96%)	4805 (97%)	105 (2%)	22 (0%)	36	31

All (22) Ramachandran outliers are listed below:

Mol	Chain	Res	Type
1	A	41	ASP
1	B	41	ASP
1	C	41	ASP
1	D	41	ASP
1	E	41	ASP
1	F	41	ASP
1	G	41	ASP
1	H	41	ASP
1	I	2	SER
1	I	41	ASP
1	J	41	ASP
1	K	41	ASP
1	L	41	ASP
1	F	323	GLY
1	K	323	GLY
1	L	323	GLY
1	G	323	GLY
1	J	323	GLY
1	E	323	GLY
1	G	3	ILE
1	H	323	GLY
1	I	323	GLY

5.3.2 Protein sidechains ⓘ

In the following table, the Percentiles column shows the percent sidechain outliers of the chain as a percentile score with respect to all X-ray entries followed by that with respect to entries of similar resolution.

The Analysed column shows the number of residues for which the sidechain conformation was analysed, and the total number of residues.

Mol	Chain	Analysed	Rotameric	Outliers	Percentiles	
1	A	373/387 (96%)	369 (99%)	4 (1%)	76	80
1	B	373/387 (96%)	369 (99%)	4 (1%)	76	80
1	C	373/387 (96%)	368 (99%)	5 (1%)	71	76
1	D	373/387 (96%)	370 (99%)	3 (1%)	83	87
1	E	373/387 (96%)	368 (99%)	5 (1%)	71	76
1	F	373/387 (96%)	370 (99%)	3 (1%)	83	87

Continued on next page...

Continued from previous page...

Mol	Chain	Analysed	Rotameric	Outliers	Percentiles	
1	G	373/387 (96%)	369 (99%)	4 (1%)	76	80
1	H	373/387 (96%)	370 (99%)	3 (1%)	83	87
1	I	373/387 (96%)	369 (99%)	4 (1%)	76	80
1	J	373/387 (96%)	369 (99%)	4 (1%)	76	80
1	K	373/387 (96%)	370 (99%)	3 (1%)	83	87
1	L	373/387 (96%)	367 (98%)	6 (2%)	65	70
All	All	4476/4644 (96%)	4428 (99%)	48 (1%)	76	80

All (48) residues with a non-rotameric sidechain are listed below:

Mol	Chain	Res	Type
1	A	1	MET
1	A	315	LYS
1	A	355	ASP
1	A	364	TYR
1	B	315	LYS
1	B	355	ASP
1	B	364	TYR
1	B	386	GLN
1	C	6	ARG
1	C	315	LYS
1	C	355	ASP
1	C	364	TYR
1	C	391	VAL
1	D	315	LYS
1	D	355	ASP
1	D	364	TYR
1	E	4	ASN
1	E	315	LYS
1	E	355	ASP
1	E	364	TYR
1	E	385	LEU
1	F	315	LYS
1	F	355	ASP
1	F	364	TYR
1	G	315	LYS
1	G	355	ASP
1	G	364	TYR
1	G	385	LEU
1	H	315	LYS

Continued on next page...

Continued from previous page...

Mol	Chain	Res	Type
1	H	355	ASP
1	H	364	TYR
1	I	315	LYS
1	I	355	ASP
1	I	364	TYR
1	I	385	LEU
1	J	1	MET
1	J	315	LYS
1	J	355	ASP
1	J	364	TYR
1	K	315	LYS
1	K	355	ASP
1	K	364	TYR
1	L	1	MET
1	L	9	LEU
1	L	315	LYS
1	L	355	ASP
1	L	364	TYR
1	L	391	VAL

Some sidechains can be flipped to improve hydrogen bonding and reduce clashes. All (131) such sidechains are listed below:

Mol	Chain	Res	Type
1	A	15	ASN
1	A	113	GLN
1	A	144	ASN
1	A	166	HIS
1	A	235	ASN
1	A	252	ASN
1	A	266	HIS
1	A	286	HIS
1	A	293	ASN
1	A	294	ASN
1	A	335	ASN
1	B	15	ASN
1	B	49	HIS
1	B	113	GLN
1	B	144	ASN
1	B	166	HIS
1	B	235	ASN
1	B	252	ASN
1	B	266	HIS

Continued on next page...

Continued from previous page...

Mol	Chain	Res	Type
1	B	286	HIS
1	B	293	ASN
1	B	294	ASN
1	B	335	ASN
1	B	386	GLN
1	C	4	ASN
1	C	15	ASN
1	C	113	GLN
1	C	144	ASN
1	C	166	HIS
1	C	235	ASN
1	C	252	ASN
1	C	266	HIS
1	C	293	ASN
1	C	294	ASN
1	C	335	ASN
1	D	15	ASN
1	D	49	HIS
1	D	113	GLN
1	D	144	ASN
1	D	166	HIS
1	D	235	ASN
1	D	252	ASN
1	D	266	HIS
1	D	293	ASN
1	D	294	ASN
1	D	335	ASN
1	D	386	GLN
1	E	4	ASN
1	E	15	ASN
1	E	113	GLN
1	E	144	ASN
1	E	166	HIS
1	E	235	ASN
1	E	252	ASN
1	E	266	HIS
1	E	293	ASN
1	E	294	ASN
1	E	335	ASN
1	F	15	ASN
1	F	49	HIS
1	F	113	GLN

Continued on next page...

Continued from previous page...

Mol	Chain	Res	Type
1	F	144	ASN
1	F	166	HIS
1	F	235	ASN
1	F	252	ASN
1	F	266	HIS
1	F	294	ASN
1	F	335	ASN
1	G	15	ASN
1	G	113	GLN
1	G	144	ASN
1	G	166	HIS
1	G	235	ASN
1	G	252	ASN
1	G	266	HIS
1	G	293	ASN
1	G	294	ASN
1	G	335	ASN
1	G	386	GLN
1	H	15	ASN
1	H	113	GLN
1	H	144	ASN
1	H	166	HIS
1	H	235	ASN
1	H	252	ASN
1	H	266	HIS
1	H	286	HIS
1	H	293	ASN
1	H	294	ASN
1	H	335	ASN
1	I	15	ASN
1	I	113	GLN
1	I	144	ASN
1	I	166	HIS
1	I	235	ASN
1	I	252	ASN
1	I	266	HIS
1	I	293	ASN
1	I	294	ASN
1	I	335	ASN
1	J	15	ASN
1	J	113	GLN
1	J	144	ASN

Continued on next page...

Continued from previous page...

Mol	Chain	Res	Type
1	J	166	HIS
1	J	235	ASN
1	J	252	ASN
1	J	266	HIS
1	J	293	ASN
1	J	294	ASN
1	J	335	ASN
1	K	15	ASN
1	K	113	GLN
1	K	144	ASN
1	K	166	HIS
1	K	235	ASN
1	K	252	ASN
1	K	266	HIS
1	K	293	ASN
1	K	294	ASN
1	K	335	ASN
1	L	15	ASN
1	L	113	GLN
1	L	144	ASN
1	L	166	HIS
1	L	235	ASN
1	L	252	ASN
1	L	266	HIS
1	L	286	HIS
1	L	293	ASN
1	L	294	ASN
1	L	335	ASN

5.3.3 RNA ⓘ

There are no RNA molecules in this entry.

5.4 Non-standard residues in protein, DNA, RNA chains ⓘ

There are no non-standard protein/DNA/RNA residues in this entry.

5.5 Carbohydrates ⓘ

There are no carbohydrates in this entry.

5.6 Ligand geometry

Of 16 ligands modelled in this entry, 16 are monoatomic - leaving 0 for Mogul analysis.

There are no bond length outliers.

There are no bond angle outliers.

There are no chirality outliers.

There are no torsion outliers.

There are no ring outliers.

No monomer is involved in short contacts.

5.7 Other polymers

There are no such residues in this entry.

5.8 Polymer linkage issues

There are no chain breaks in this entry.

6 Fit of model and data ⓘ

6.1 Protein, DNA and RNA chains ⓘ

In the following table, the column labelled ‘#RSRZ> 2’ contains the number (and percentage) of RSRZ outliers, followed by percent RSRZ outliers for the chain as percentile scores relative to all X-ray entries and entries of similar resolution. The OWAB column contains the minimum, median, 95th percentile and maximum values of the occupancy-weighted average B-factor per residue. The column labelled ‘Q< 0.9’ lists the number of (and percentage) of residues with an average occupancy less than 0.9.

Mol	Chain	Analysed	<RSRZ>	#RSRZ>2	OWAB(Å ²)	Q<0.9
1	A	413/427 (96%)	0.02	7 (1%) 70 68	17, 32, 53, 62	0
1	B	413/427 (96%)	-0.05	10 (2%) 59 58	16, 27, 51, 59	0
1	C	413/427 (96%)	-0.05	9 (2%) 62 60	17, 32, 54, 61	0
1	D	413/427 (96%)	0.05	5 (1%) 79 78	18, 33, 54, 61	0
1	E	413/427 (96%)	0.05	13 (3%) 49 48	19, 34, 54, 64	0
1	F	413/427 (96%)	0.08	15 (3%) 42 42	18, 33, 54, 62	0
1	G	413/427 (96%)	-0.11	4 (0%) 82 81	19, 32, 51, 58	0
1	H	413/427 (96%)	-0.04	6 (1%) 73 72	20, 33, 53, 60	0
1	I	413/427 (96%)	0.02	12 (2%) 51 51	19, 33, 54, 63	0
1	J	413/427 (96%)	0.11	13 (3%) 49 48	22, 38, 55, 61	0
1	K	413/427 (96%)	0.15	20 (4%) 30 30	22, 35, 56, 63	0
1	L	413/427 (96%)	-0.03	9 (2%) 62 60	19, 34, 54, 60	0
All	All	4956/5124 (96%)	0.02	123 (2%) 57 56	16, 33, 54, 64	0

All (123) RSRZ outliers are listed below:

Mol	Chain	Res	Type	RSRZ
1	E	1	MET	8.6
1	J	1	MET	8.4
1	I	1	MET	7.5
1	A	1	MET	7.1
1	H	1	MET	7.0
1	G	1	MET	6.8
1	F	1	MET	6.1
1	K	1	MET	6.0
1	L	1	MET	5.4
1	C	1	MET	5.3
1	B	191	LYS	5.2

Continued on next page...

Continued from previous page...

Mol	Chain	Res	Type	RSRZ
1	I	3	ILE	4.3
1	I	191	LYS	4.1
1	I	194	ASP	4.0
1	J	2	SER	4.0
1	J	191	LYS	3.8
1	C	198	GLU	3.5
1	C	191	LYS	3.5
1	I	183	HIS	3.5
1	E	194	ASP	3.4
1	B	194	ASP	3.4
1	G	150	ASN	3.3
1	I	195	GLU	3.3
1	J	194	ASP	3.3
1	H	68	ALA	3.3
1	J	4	ASN	3.3
1	F	152	ARG	3.2
1	K	153	ILE	3.2
1	K	200	SER	3.2
1	F	413	GLY	3.1
1	B	195	GLU	3.1
1	E	150	ASN	3.1
1	B	183	HIS	3.1
1	K	160	GLN	3.1
1	I	2	SER	3.0
1	K	68	ALA	3.0
1	K	159	LYS	3.0
1	B	192	VAL	3.0
1	C	195	GLU	3.0
1	K	194	ASP	3.0
1	J	68	ALA	3.0
1	A	121	LYS	2.9
1	A	120	ALA	2.9
1	K	191	LYS	2.9
1	F	156	LEU	2.9
1	H	150	ASN	2.8
1	B	182	LYS	2.8
1	B	150	ASN	2.8
1	J	3	ILE	2.8
1	E	160	GLN	2.8
1	K	251	HIS	2.8
1	K	413	GLY	2.7
1	E	195	GLU	2.7

Continued on next page...

Continued from previous page...

Mol	Chain	Res	Type	RSRZ
1	E	152	ARG	2.7
1	L	160	GLN	2.7
1	J	150	ASN	2.7
1	B	186	ARG	2.7
1	F	154	SER	2.6
1	H	197	ASN	2.6
1	I	193	ASN	2.6
1	I	4	ASN	2.6
1	K	204	VAL	2.6
1	K	72	ARG	2.6
1	J	188	TRP	2.6
1	E	121	LYS	2.5
1	J	67	TRP	2.5
1	B	189	GLY	2.5
1	F	150	ASN	2.5
1	K	195	GLU	2.5
1	K	188	TRP	2.5
1	I	180	GLN	2.5
1	A	194	ASP	2.4
1	C	367	HIS	2.4
1	C	126	GLU	2.4
1	L	153	ILE	2.4
1	F	264	ARG	2.4
1	D	1	MET	2.3
1	H	264	ARG	2.3
1	L	68	ALA	2.3
1	C	15	ASN	2.3
1	D	191	LYS	2.3
1	K	193	ASN	2.3
1	C	213	GLU	2.3
1	B	187	ASP	2.3
1	L	159	LYS	2.3
1	K	113	GLN	2.3
1	F	195	GLU	2.3
1	F	197	ASN	2.3
1	D	68	ALA	2.3
1	D	183	HIS	2.3
1	A	264	ARG	2.3
1	H	2	SER	2.3
1	F	153	ILE	2.3
1	F	185	LEU	2.2
1	K	156	LEU	2.2

Continued on next page...

Continued from previous page...

Mol	Chain	Res	Type	RSRZ
1	E	196	TRP	2.2
1	G	195	GLU	2.2
1	L	64	GLU	2.2
1	F	72	ARG	2.2
1	E	191	LYS	2.2
1	J	197	ASN	2.1
1	F	194	ASP	2.1
1	G	72	ARG	2.1
1	J	186	ARG	2.1
1	C	150	ASN	2.1
1	L	150	ASN	2.1
1	K	180	GLN	2.1
1	J	196	TRP	2.1
1	I	367	HIS	2.1
1	E	67	TRP	2.1
1	A	183	HIS	2.1
1	K	213	GLU	2.1
1	L	264	ARG	2.1
1	E	180	GLN	2.1
1	A	192	VAL	2.0
1	E	159	LYS	2.0
1	I	120	ALA	2.0
1	F	191	LYS	2.0
1	D	186	ARG	2.0
1	E	267	PRO	2.0
1	F	213	GLU	2.0
1	K	114	VAL	2.0
1	L	194	ASP	2.0

6.2 Non-standard residues in protein, DNA, RNA chains [i](#)

There are no non-standard protein/DNA/RNA residues in this entry.

6.3 Carbohydrates [i](#)

There are no carbohydrates in this entry.

6.4 Ligands [i](#)

In the following table, the Atoms column lists the number of modelled atoms in the group and the number defined in the chemical component dictionary. The B-factors column lists the minimum,

median, 95th percentile and maximum values of B factors of atoms in the group. The column labelled 'Q< 0.9' lists the number of atoms with occupancy less than 0.9.

Mol	Type	Chain	Res	Atoms	RSCC	RSR	B-factors(Å ²)	Q<0.9
2	ZN	K	991	1/1	0.80	0.09	66,66,66,66	0
2	ZN	D	984	1/1	0.84	0.07	63,63,63,63	0
2	ZN	J	990	1/1	0.86	0.10	75,75,75,75	0
2	ZN	J	996	1/1	0.89	0.10	60,60,60,60	0
2	ZN	H	988	1/1	0.90	0.06	60,60,60,60	0
2	ZN	I	989	1/1	0.91	0.05	62,62,62,62	0
2	ZN	F	986	1/1	0.91	0.07	64,64,64,64	0
2	ZN	L	992	1/1	0.94	0.04	62,62,62,62	0
2	ZN	E	985	1/1	0.95	0.07	70,70,70,70	0
2	ZN	A	981	1/1	0.95	0.04	62,62,62,62	0
2	ZN	C	983	1/1	0.96	0.04	67,67,67,67	0
2	ZN	G	987	1/1	0.96	0.06	58,58,58,58	0
2	ZN	D	994	1/1	0.97	0.11	55,55,55,55	0
2	ZN	H	995	1/1	0.97	0.11	57,57,57,57	0
2	ZN	A	993	1/1	0.97	0.05	51,51,51,51	0
2	ZN	B	982	1/1	0.98	0.04	51,51,51,51	0

6.5 Other polymers [i](#)

There are no such residues in this entry.