



Full wwPDB X-ray Structure Validation Report ⓘ

Mar 9, 2018 – 02:17 pm GMT

PDB ID : 2Q1Z
Title : Crystal Structure of Rhodobacter sphaeroides SigE in complex with the anti-sigma ChrR
Authors : Campbell, E.A.; Darst, S.A.
Deposited on : 2007-05-25
Resolution : 2.40 Å(reported)

This is a Full wwPDB X-ray Structure Validation Report for a publicly released PDB entry.

We welcome your comments at validation@mail.wwpdb.org

A user guide is available at

<https://www.wwpdb.org/validation/2017/XrayValidationReportHelp>

with specific help available everywhere you see the ⓘ symbol.

The following versions of software and data (see [references ⓘ](#)) were used in the production of this report:

MolProbity : 4.02b-467
Xtriage (Phenix) : 1.13
EDS : trunk30967
Percentile statistics : 20171227.v01 (using entries in the PDB archive December 27th 2017)
Refmac : 5.8.0158
CCP4 : 7.0 (Gargrove)
Ideal geometry (proteins) : Engh & Huber (2001)
Ideal geometry (DNA, RNA) : Parkinson et al. (1996)
Validation Pipeline (wwPDB-VP) : trunk30967

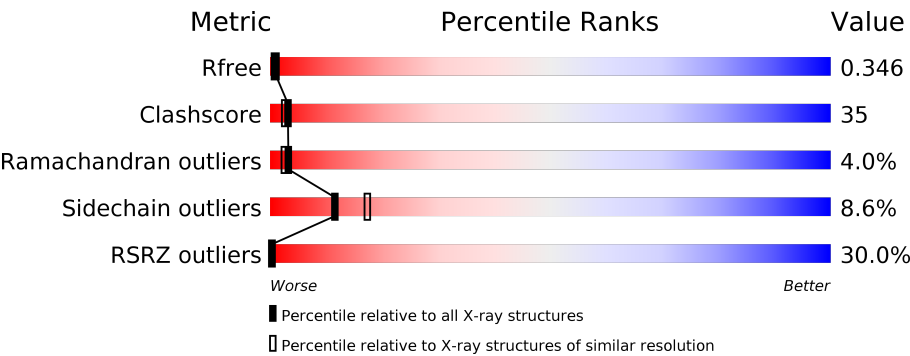
1 Overall quality at a glance i

The following experimental techniques were used to determine the structure:

X-RAY DIFFRACTION

The reported resolution of this entry is 2.40 Å.

Percentile scores (ranging between 0-100) for global validation metrics of the entry are shown in the following graphic. The table shows the number of entries on which the scores are based.



Metric	Whole archive (#Entries)	Similar resolution (#Entries, resolution range(Å))
R_{free}	111664	3481 (2.40-2.40)
Clashscore	122126	3956 (2.40-2.40)
Ramachandran outliers	120053	3897 (2.40-2.40)
Sidechain outliers	120020	3898 (2.40-2.40)
RSRZ outliers	108989	3386 (2.40-2.40)

The table below summarises the geometric issues observed across the polymeric chains and their fit to the electron density. The red, orange, yellow and green segments on the lower bar indicate the fraction of residues that contain outliers for ≥ 3 , 2, 1 and 0 types of geometric quality criteria. A grey segment represents the fraction of residues that are not modelled. The numeric value for each fraction is indicated below the corresponding segment, with a dot representing fractions $\leq 5\%$. The upper red bar (where present) indicates the fraction of residues that have poor fit to the electron density. The numeric value is given above the bar.

Mol	Chain	Length	Quality of chain
1	1-A	184	<div><div>15%</div><div><div>70%</div><div>23%</div><div>• •</div></div></div>
1	1-C	184	<div><div>44%</div><div><div>29%</div><div>52%</div><div>7%</div><div>•</div><div>11%</div></div></div>
1	2-A	184	<div><div>15%</div><div><div>72%</div><div>24%</div><div>•</div></div></div>
1	2-C	184	<div><div>44%</div><div><div>32%</div><div>51%</div><div>7%</div><div>11%</div></div></div>
2	1-B	195	<div><div>30%</div><div><div>62%</div><div>30%</div><div>• •</div><div>5%</div></div></div>
2	1-D	195	<div><div>24%</div><div><div>55%</div><div>31%</div><div>7%</div><div>7%</div></div></div>

Continued on next page...

Continued from previous page...

Mol	Chain	Length	Quality of chain
2	2-B	195	<div><div></div><div>30%</div><div>65%</div><div>28%</div><div>• 5%</div></div>
2	2-D	195	<div><div></div><div>24%</div><div>57%</div><div>33%</div><div>• 7%</div></div>

2 Entry composition

There are 3 unique types of molecules in this entry. The entry contains 10368 atoms, of which 0 are hydrogens and 0 are deuteriums.

In the tables below, the ZeroOcc column contains the number of atoms modelled with zero occupancy, the AltConf column contains the number of residues with at least one atom in alternate conformation and the Trace column contains the number of residues modelled with at most 2 atoms.

- Molecule 1 is a protein called RpoE, ECF SigE.

Mol	Chain	Residues	Atoms					ZeroOcc	AltConf	Trace
1	1-A	176	Total	C	N	O	S	0	176	0
			1380	864	261	249	6			
1	2-A	176	Total	C	N	O	S	0	176	0
			1380	864	261	249	6			
1	1-C	164	Total	C	N	O	S	0	164	0
			1242	780	227	230	5			
1	2-C	164	Total	C	N	O	S	0	164	0
			1232	774	227	226	5			

There are 6 discrepancies between the modelled and reference sequences:

Chain	Residue	Modelled	Actual	Comment	Reference
A	-3	GLY	-	EXPRESSION TAG	UNP Q3IYV6
A	-2	PRO	-	EXPRESSION TAG	UNP Q3IYV6
A	-1	HIS	-	EXPRESSION TAG	UNP Q3IYV6
C	-3	GLY	-	EXPRESSION TAG	UNP Q3IYV6
C	-2	PRO	-	EXPRESSION TAG	UNP Q3IYV6
C	-1	HIS	-	EXPRESSION TAG	UNP Q3IYV6

- Molecule 2 is a protein called Anti-Sigma factor ChrR, transcriptional activator ChrR.

Mol	Chain	Residues	Atoms					ZeroOcc	AltConf	Trace
2	1-B	185	Total	C	N	O	S	0	185	0
			1286	801	224	255	6			
2	2-B	185	Total	C	N	O	S	0	185	0
			1286	801	224	255	6			
2	1-D	181	Total	C	N	O	S	0	181	0
			1277	794	224	253	6			
2	2-D	181	Total	C	N	O	S	0	181	0
			1277	794	224	253	6			

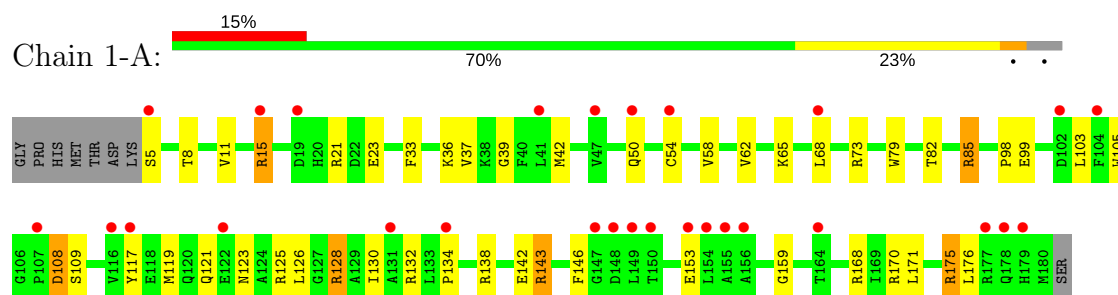
- Molecule 3 is ZINC ION (three-letter code: ZN) (formula: Zn).

Mol	Chain	Residues	Atoms		ZeroOcc	AltConf
3	1-B	2	Total 2	Zn 2	0	2
3	1-D	2	Total 2	Zn 2	0	2
3	2-B	2	Total 2	Zn 2	0	2
3	2-D	2	Total 2	Zn 2	0	2

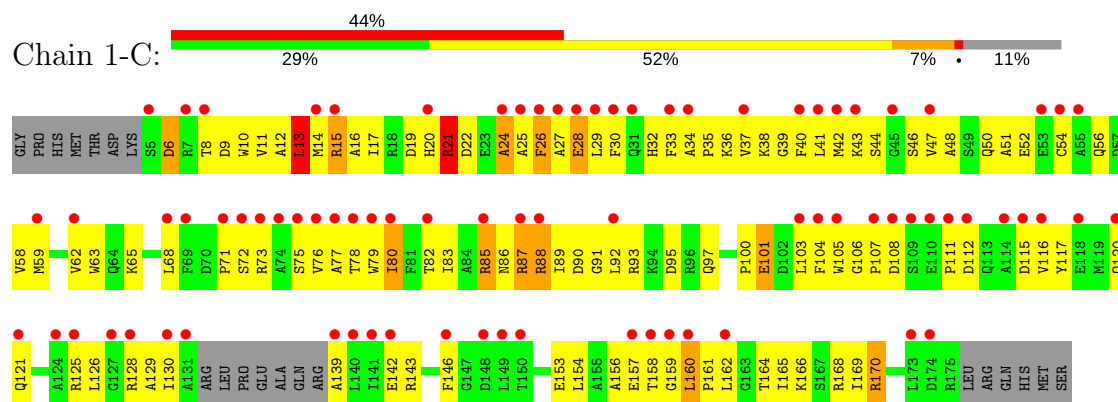
3 Residue-property plots

These plots are drawn for all protein, RNA and DNA chains in the entry. The first graphic for a chain summarises the proportions of the various outlier classes displayed in the second graphic. The second graphic shows the sequence view annotated by issues in geometry and electron density. Residues are color-coded according to the number of geometric quality criteria for which they contain at least one outlier: green = 0, yellow = 1, orange = 2 and red = 3 or more. A red dot above a residue indicates a poor fit to the electron density ($RSRZ > 2$). Stretches of 2 or more consecutive residues without any outlier are shown as a green connector. Residues present in the sample, but not in the model, are shown in grey.

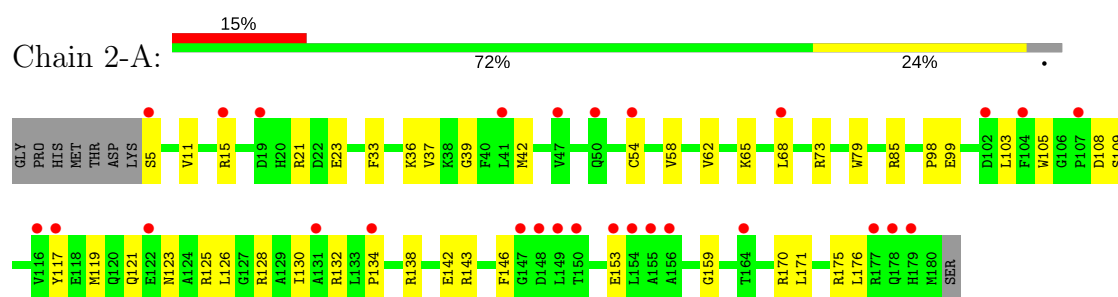
• Molecule 1: RpoE, ECF SigE



• Molecule 1: RpoE, ECF SigE

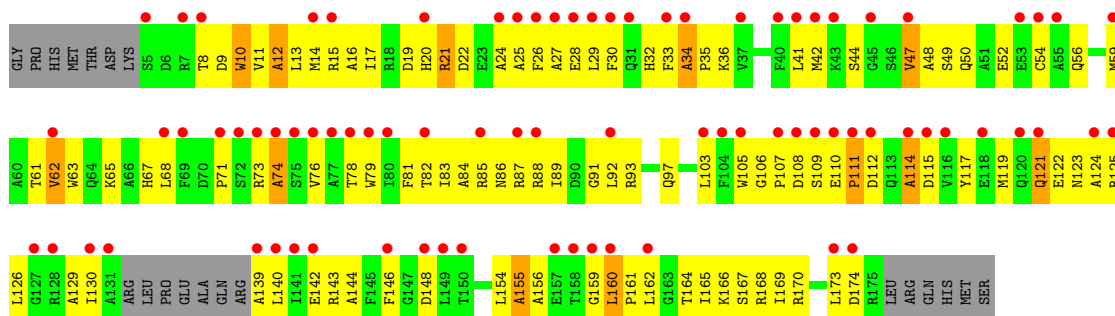


• Molecule 1: RpoE, ECF SigE

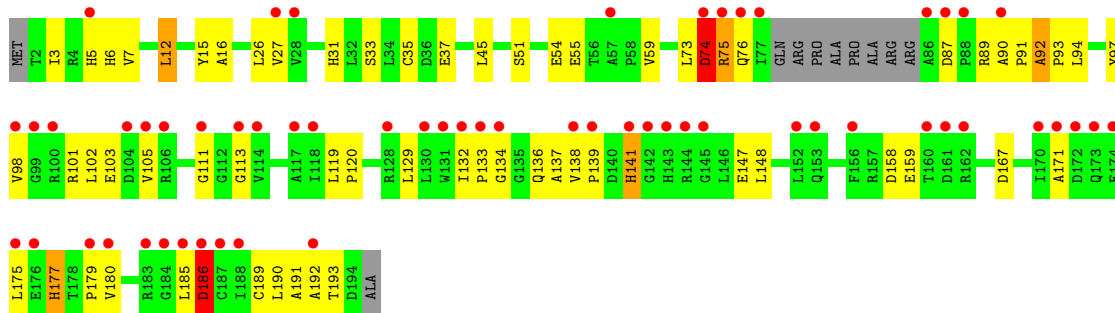


• Molecule 1: RpoE, ECF SigE

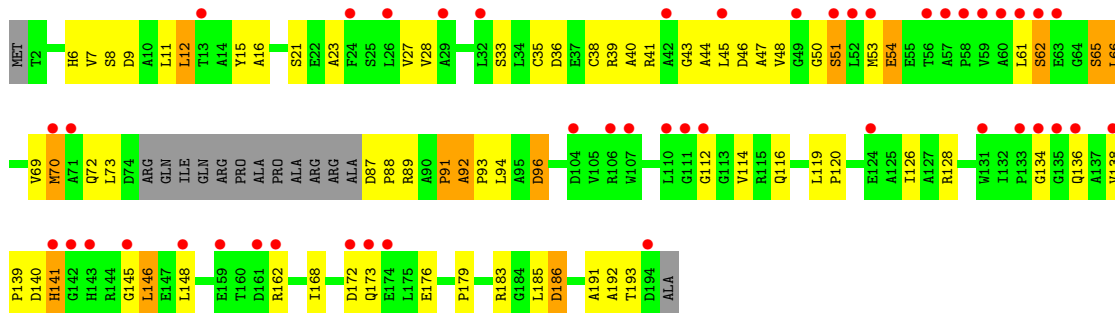




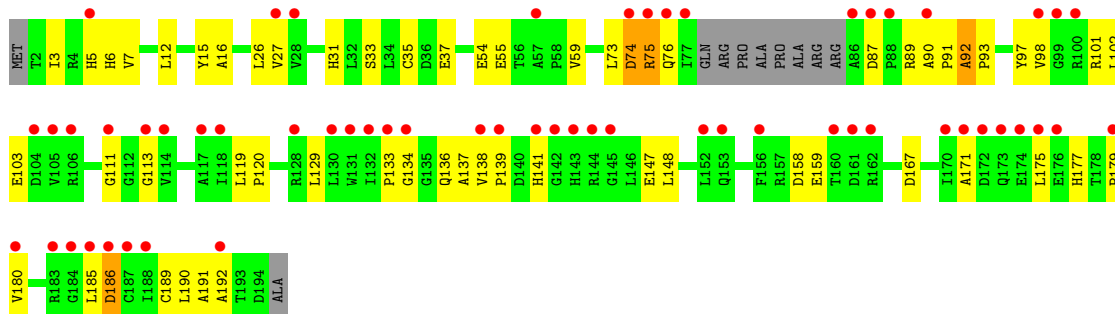
• Molecule 2: Anti-Sigma factor ChrR, transcriptional activator ChrR



• Molecule 2: Anti-Sigma factor ChrR, transcriptional activator ChrR

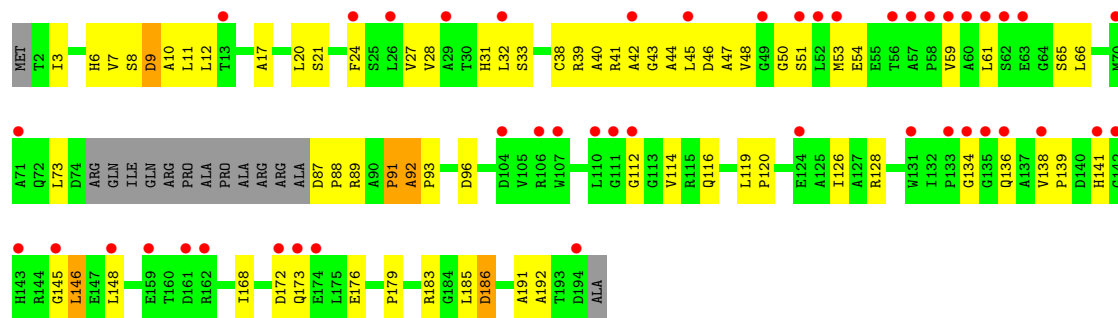


• Molecule 2: Anti-Sigma factor ChrR, transcriptional activator ChrR



• Molecule 2: Anti-Sigma factor ChrR, transcriptional activator ChrR

Chain 2-D: 



4 Data and refinement statistics

Property	Value	Source
Space group	I 2 2 2	Depositor
Cell constants a, b, c, α , β , γ	43.60Å 119.64Å 280.66Å 90.00° 90.00° 90.00°	Depositor
Resolution (Å)	35.00 – 2.40 29.84 – 2.59	Depositor EDS
% Data completeness (in resolution range)	97.9 (35.00-2.40) 98.6 (29.84-2.59)	Depositor EDS
R_{merge}	0.07	Depositor
R_{sym}	0.07	Depositor
$\langle I/\sigma(I) \rangle$ ¹	3.23 (at 2.61Å)	Xtriage
Refinement program	REFMAC 5.2.0019	Depositor
R, R_{free}	0.284 , 0.329 0.317 , 0.346	Depositor DCC
R_{free} test set	1193 reflections (5.14%)	wwPDB-VP
Wilson B-factor (Å ²)	55.0	Xtriage
Anisotropy	0.718	Xtriage
Bulk solvent k_{sol} (e/Å ³), B_{sol} (Å ²)	0.34 , 51.6	EDS
L-test for twinning ²	$\langle L \rangle = 0.46$, $\langle L^2 \rangle = 0.29$	Xtriage
Estimated twinning fraction	No twinning to report.	Xtriage
F_o, F_c correlation	0.88	EDS
Total number of atoms	10368	wwPDB-VP
Average B, all atoms (Å ²)	30.0	wwPDB-VP

Xtriage's analysis on translational NCS is as follows: *The largest off-origin peak in the Patterson function is 4.81% of the height of the origin peak. No significant pseudotranslation is detected.*

¹Intensities estimated from amplitudes.

²Theoretical values of $\langle |L| \rangle$, $\langle L^2 \rangle$ for acentric reflections are 0.5, 0.333 respectively for untwinned datasets, and 0.375, 0.2 for perfectly twinned datasets.

5 Model quality [i](#)

5.1 Standard geometry [i](#)

Bond lengths and bond angles in the following residue types are not validated in this section: ZN

The Z score for a bond length (or angle) is the number of standard deviations the observed value is removed from the expected value. A bond length (or angle) with $|Z| > 5$ is considered an outlier worth inspection. RMSZ is the root-mean-square of all Z scores of the bond lengths (or angles).

Mol	Chain	Bond lengths		Bond angles	
		RMSZ	$\# Z > 5$	RMSZ	$\# Z > 5$
1	1-A	0.67	0/1409	0.81	0/1904
1	1-C	1.19	8/1268 (0.6%)	0.69	1/1717 (0.1%)
2	1-B	0.57	0/1307	0.74	0/1787
2	1-D	0.68	4/1298 (0.3%)	0.67	0/1773
All	All	0.81	12/5282 (0.2%)	0.73	1/7181 (0.0%)

Chiral center outliers are detected by calculating the chiral volume of a chiral center and verifying if the center is modelled as a planar moiety or with the opposite hand. A planarity outlier is detected by checking planarity of atoms in a peptide group, atoms in a mainchain group or atoms of a sidechain that are expected to be planar.

Mol	Chain	#Chirality outliers	#Planarity outliers
1	1-A	0	1
1	2-A	0	1
1	2-C	0	1
All	All	0	3

All (12) bond length outliers are listed below:

Mol	Chain	Res	Type	Atoms	Z	Observed(Å)	Ideal(Å)
1	1-C	28[A]	GLU	CD-OE2	25.55	1.53	1.25
1	1-C	28[A]	GLU	CD-OE1	12.36	1.39	1.25
1	1-C	72[A]	SER	CB-OG	10.88	1.56	1.42
1	1-C	26[A]	PHE	C-O	10.24	1.42	1.23
1	1-C	26[A]	PHE	C-N	10.07	1.57	1.34
2	1-D	65[A]	SER	C-N	8.77	1.54	1.34
1	1-C	75[A]	SER	CB-OG	8.70	1.53	1.42
2	1-D	51[A]	SER	CB-OG	6.52	1.50	1.42
2	1-D	66[A]	LEU	CG-CD1	5.72	1.73	1.51
1	1-C	13[A]	LEU	CB-CG	5.55	1.68	1.52
1	1-C	24[A]	ALA	C-O	5.36	1.33	1.23

Continued on next page...

Continued from previous page...

Mol	Chain	Res	Type	Atoms	Z	Observed(Å)	Ideal(Å)
2	1-D	54[A]	GLU	CD-OE2	5.32	1.31	1.25

All (1) bond angle outliers are listed below:

Mol	Chain	Res	Type	Atoms	Z	Observed(°)	Ideal(°)
1	1-C	28[A]	GLU	OE1-CD-OE2	8.99	134.09	123.30

There are no chirality outliers.

All (3) planarity outliers are listed below:

Mol	Chain	Res	Type	Group
1	1-A	5[A]	SER	Peptide
1	2-A	5[B]	SER	Peptide
1	2-C	74[B]	ALA	Mainchain

5.2 Too-close contacts

In the following table, the Non-H and H(model) columns list the number of non-hydrogen atoms and hydrogen atoms in the chain respectively. The H(added) column lists the number of hydrogen atoms added and optimized by MolProbity. The Clashes column lists the number of clashes within the asymmetric unit, whereas Symm-Clashes lists symmetry related clashes.

Mol	Chain	Non-H	H(model)	H(added)	Clashes	Symm-Clashes
1	1-A	1380	0	1333	44	0
1	1-C	1242	0	1148	197	0
1	2-A	1380	0	1333	44	0
1	2-C	1232	0	1133	251	0
2	1-B	1286	0	1189	48	0
2	1-D	1277	0	1200	93	0
2	2-B	1286	0	1189	48	0
2	2-D	1277	0	1198	92	0
3	1-B	2	0	0	0	0
3	1-D	2	0	0	1	0
3	2-B	2	0	0	0	0
3	2-D	2	0	0	0	0
All	All	10368	0	9723	713	0

The all-atom clashscore is defined as the number of clashes found per 1000 atoms (including hydrogen atoms). The all-atom clashscore for this structure is 35.

All (713) close contacts within the same asymmetric unit are listed below, sorted by their clash magnitude.

Atom-1	Atom-2	Interatomic distance (Å)	Clash overlap (Å)
1:C:13[B]:LEU:CG	1:C:13[B]:LEU:CD2	1.76	1.61
1:C:13[B]:LEU:CG	1:C:13[B]:LEU:CD1	1.77	1.56
1:C:126[B]:LEU:CD1	1:C:160[B]:LEU:HD13	1.33	1.55
1:C:8[B]:THR:HG23	1:C:10[B]:TRP:CZ2	1.45	1.52
1:C:10[A]:TRP:CH2	1:C:32[A]:HIS:CB	2.03	1.40
1:C:9[A]:ASP:CG	1:C:12[A]:ALA:HB2	1.43	1.38
1:C:10[A]:TRP:CH2	1:C:32[A]:HIS:CG	2.13	1.37
1:C:9[A]:ASP:OD2	1:C:12[A]:ALA:CB	1.71	1.36
1:C:44[B]:SER:HB3	1:C:88[B]:ARG:NH2	1.37	1.36
1:C:44[A]:SER:HB3	1:C:88[A]:ARG:NH2	1.42	1.34
1:C:159[A]:GLY:C	1:C:161[A]:PRO:HD3	1.47	1.31
2:D:35[A]:CYS:SG	3:D:196[A]:ZN:ZN	1.17	1.30
1:C:159[B]:GLY:C	1:C:161[B]:PRO:HD3	1.50	1.29
1:C:54[A]:CYS:O	1:C:58[A]:VAL:HG23	1.33	1.27
1:C:10[A]:TRP:CZ2	1:C:32[A]:HIS:CG	2.20	1.27
1:C:139[A]:ALA:O	1:C:143[A]:ARG:HD3	1.11	1.26
1:C:36[A]:LYS:NZ	2:D:54[A]:GLU:O	1.70	1.25
1:C:117[A]:TYR:O	1:C:121[A]:GLN:HG2	1.26	1.23
1:C:159[A]:GLY:C	1:C:161[A]:PRO:CD	2.06	1.23
1:C:15[A]:ARG:O	1:C:19[A]:ASP:HB2	1.09	1.22
1:C:9[A]:ASP:CG	1:C:12[A]:ALA:CB	2.06	1.19
1:C:157[A]:GLU:O	1:C:159[A]:GLY:N	1.76	1.18
1:C:126[B]:LEU:CD1	1:C:160[B]:LEU:CD1	2.21	1.18
1:C:8[B]:THR:HG23	1:C:10[B]:TRP:CE2	1.78	1.18
1:C:9[B]:ASP:HB3	1:C:12[B]:ALA:CB	1.74	1.18
1:C:10[A]:TRP:CH2	1:C:32[A]:HIS:HB2	1.69	1.17
1:C:9[B]:ASP:CG	1:C:12[B]:ALA:HB2	1.66	1.16
1:C:47[B]:VAL:HB	1:C:50[B]:GLN:OE1	1.44	1.16
1:C:159[B]:GLY:HA2	1:C:160[B]:LEU:CB	1.71	1.16
1:C:9[A]:ASP:HB3	1:C:12[A]:ALA:HB3	1.20	1.15
1:C:8[B]:THR:CG2	1:C:10[B]:TRP:CZ2	2.29	1.15
1:C:9[A]:ASP:OD2	1:C:12[A]:ALA:HB2	0.95	1.13
1:C:15[A]:ARG:O	1:C:19[A]:ASP:CB	1.97	1.12
1:C:159[B]:GLY:CA	1:C:160[B]:LEU:HB2	1.79	1.11
1:C:126[B]:LEU:HD11	1:C:160[B]:LEU:CD1	1.81	1.10
1:C:9[A]:ASP:CB	1:C:12[A]:ALA:HB3	1.80	1.10
1:C:17[B]:ILE:HD11	1:C:29[B]:LEU:HD12	1.26	1.10
1:C:159[A]:GLY:CA	1:C:161[A]:PRO:HD3	1.82	1.09
2:D:92[A]:ALA:HB1	2:D:93[A]:PRO:HD3	1.30	1.08
1:C:9[B]:ASP:CB	1:C:12[B]:ALA:HB3	1.84	1.08
2:D:92[B]:ALA:HB1	2:D:93[B]:PRO:HD3	1.30	1.08
1:C:139[A]:ALA:O	1:C:143[A]:ARG:CD	2.00	1.08

Continued on next page...

Continued from previous page...

Atom-1	Atom-2	Interatomic distance (Å)	Clash overlap (Å)
1:C:15[B]:ARG:HH12	1:C:111[B]:PRO:CG	1.65	1.08
1:A:132[A]:ARG:NH1	2:D:72[A]:GLN:OE1	1.86	1.07
2:D:92[A]:ALA:CB	2:D:93[A]:PRO:CD	2.33	1.06
2:D:92[B]:ALA:CB	2:D:93[B]:PRO:CD	2.33	1.06
1:C:126[B]:LEU:HD12	1:C:160[B]:LEU:HD13	1.27	1.05
1:C:86[B]:ASN:OD1	1:C:97[B]:GLN:OE1	1.73	1.04
1:A:175[A]:ARG:NH2	2:D:96[A]:ASP:O	1.89	1.04
1:A:175[B]:ARG:NH2	2:D:96[B]:ASP:O	1.89	1.04
2:D:92[A]:ALA:HB1	2:D:93[A]:PRO:CD	1.86	1.03
2:D:92[B]:ALA:HB1	2:D:93[B]:PRO:CD	1.86	1.03
1:C:10[A]:TRP:HH2	1:C:32[A]:HIS:HB2	1.07	1.03
1:C:15[B]:ARG:O	1:C:19[B]:ASP:HB2	1.58	1.03
2:B:92[A]:ALA:HB1	2:B:93[A]:PRO:HD3	1.38	1.02
2:B:92[B]:ALA:HB1	2:B:93[B]:PRO:HD3	1.38	1.02
1:C:89[A]:ILE:O	1:C:93[A]:ARG:O	1.77	1.02
1:C:117[B]:TYR:O	1:C:121[B]:GLN:HG2	1.60	1.01
1:C:10[A]:TRP:CZ3	1:C:32[A]:HIS:HB3	1.95	1.01
1:C:44[A]:SER:CB	1:C:88[A]:ARG:NH2	2.23	1.01
1:C:42[B]:MET:CE	2:D:59[B]:VAL:HG21	1.89	1.01
1:C:159[B]:GLY:CA	1:C:161[B]:PRO:HD3	1.91	1.01
1:C:42[B]:MET:HE1	2:D:59[B]:VAL:HG21	1.40	1.00
2:D:7[B]:VAL:HB	2:D:12[B]:LEU:HD11	1.40	1.00
1:C:159[B]:GLY:C	1:C:161[B]:PRO:CD	2.29	1.00
1:C:38[A]:LYS:HG2	1:C:42[A]:MET:HE2	1.41	0.99
2:D:50[A]:GLY:O	2:D:53[A]:MET:HB3	1.59	0.99
1:C:93[B]:ARG:NH2	2:D:20[B]:LEU:O	1.94	0.99
1:C:9[B]:ASP:CB	1:C:12[B]:ALA:CB	2.39	0.99
1:C:15[A]:ARG:NH2	1:C:116[A]:VAL:HG11	1.77	0.98
1:C:10[A]:TRP:CZ2	1:C:32[A]:HIS:CD2	2.51	0.98
1:A:117[A]:TYR:O	1:A:121[A]:GLN:HG2	1.64	0.97
1:A:117[B]:TYR:O	1:A:121[B]:GLN:HG2	1.64	0.97
1:C:123[B]:ASN:ND2	2:D:51[B]:SER:OG	1.95	0.97
1:C:10[A]:TRP:CZ3	1:C:32[A]:HIS:CB	2.48	0.97
1:C:139[B]:ALA:HA	1:C:143[B]:ARG:CZ	1.93	0.97
1:C:8[B]:THR:CG2	1:C:10[B]:TRP:CE2	2.48	0.97
1:C:126[B]:LEU:HD12	1:C:160[B]:LEU:CD1	1.89	0.96
1:C:17[A]:ILE:HD11	1:C:29[A]:LEU:CD1	1.96	0.96
1:C:8[B]:THR:HG23	1:C:10[B]:TRP:CH2	2.00	0.96
1:C:17[B]:ILE:CD1	1:C:29[B]:LEU:HD12	1.95	0.96
1:A:175[A]:ARG:HH11	1:A:175[A]:ARG:HG3	1.27	0.95
1:A:175[B]:ARG:HG3	1:A:175[B]:ARG:HH11	1.27	0.95

Continued on next page...

Continued from previous page...

Atom-1	Atom-2	Interatomic distance (Å)	Clash overlap (Å)
2:D:7[B]:VAL:HB	2:D:12[B]:LEU:CD1	1.95	0.95
1:C:160[A]:LEU:N	1:C:161[A]:PRO:HD3	1.82	0.95
1:C:117[A]:TYR:O	1:C:121[A]:GLN:CG	2.14	0.95
1:C:9[B]:ASP:HB3	1:C:12[B]:ALA:HB3	0.95	0.94
1:C:17[B]:ILE:CD1	1:C:29[B]:LEU:CD1	2.46	0.94
1:C:142[A]:GLU:HB2	1:C:143[A]:ARG:HH11	1.33	0.93
1:C:155[B]:ALA:HB3	2:D:9[B]:ASP:OD1	1.68	0.93
1:C:126[B]:LEU:HD11	1:C:160[B]:LEU:HD13	0.94	0.93
1:C:166[B]:LYS:HA	2:D:40[B]:ALA:HB1	1.48	0.92
1:C:44[B]:SER:CB	1:C:88[B]:ARG:NH2	2.31	0.92
1:C:15[B]:ARG:HH12	1:C:111[B]:PRO:HG2	1.34	0.92
1:C:164[B]:THR:O	1:C:168[B]:ARG:N	2.03	0.92
2:D:24[B]:PHE:O	2:D:28[B]:VAL:HG23	1.69	0.91
1:C:16[B]:ALA:O	1:C:20[B]:HIS:N	2.03	0.91
1:C:160[B]:LEU:N	1:C:161[B]:PRO:CD	2.34	0.91
1:C:164[A]:THR:O	1:C:168[A]:ARG:CB	2.19	0.90
1:C:159[A]:GLY:C	1:C:161[A]:PRO:HD2	1.91	0.90
1:C:10[A]:TRP:CZ2	1:C:32[A]:HIS:ND1	2.39	0.90
1:C:9[B]:ASP:CG	1:C:12[B]:ALA:CB	2.40	0.90
1:C:159[A]:GLY:O	1:C:161[A]:PRO:HD2	1.71	0.90
1:C:17[B]:ILE:HD11	1:C:29[B]:LEU:CD1	2.03	0.88
1:C:157[A]:GLU:C	1:C:159[A]:GLY:H	1.75	0.88
1:C:20[A]:HIS:O	1:C:22[A]:ASP:N	2.07	0.88
2:B:185[A]:LEU:O	2:B:186[A]:ASP:HB2	1.73	0.88
2:B:185[B]:LEU:O	2:B:186[B]:ASP:HB2	1.73	0.88
1:C:9[A]:ASP:CB	1:C:12[A]:ALA:CB	2.51	0.87
1:A:42[A]:MET:HE1	2:B:59[A]:VAL:HG21	1.56	0.87
1:C:54[A]:CYS:O	1:C:58[A]:VAL:CG2	2.22	0.87
1:A:42[B]:MET:HE1	2:B:59[B]:VAL:HG21	1.56	0.87
2:D:92[A]:ALA:HB3	2:D:93[A]:PRO:HD2	1.56	0.86
1:C:44[B]:SER:HB3	1:C:88[B]:ARG:HH21	1.36	0.86
2:D:92[B]:ALA:HB3	2:D:93[B]:PRO:HD2	1.56	0.86
1:C:13[A]:LEU:O	1:C:16[A]:ALA:HB3	1.74	0.85
1:C:89[B]:ILE:HG23	1:C:93[B]:ARG:HD3	1.58	0.85
2:D:41[B]:ARG:O	2:D:45[B]:LEU:CD2	2.25	0.85
1:C:44[A]:SER:HB3	1:C:88[A]:ARG:CZ	2.07	0.84
2:D:41[B]:ARG:O	2:D:45[B]:LEU:HD23	1.76	0.84
2:D:6[B]:HIS:HB3	2:D:38[B]:CYS:SG	2.17	0.84
2:B:33[A]:SER:CB	2:B:92[A]:ALA:HB2	2.08	0.83
2:B:33[B]:SER:CB	2:B:92[B]:ALA:HB2	2.08	0.83
2:D:41[A]:ARG:O	2:D:45[A]:LEU:HD22	1.79	0.83

Continued on next page...

Continued from previous page...

Atom-1	Atom-2	Interatomic distance (Å)	Clash overlap (Å)
1:C:126[B]:LEU:O	1:C:130[B]:ILE:HG12	1.78	0.83
2:B:92[A]:ALA:CB	2:B:93[A]:PRO:CD	2.57	0.83
2:B:92[B]:ALA:CB	2:B:93[B]:PRO:CD	2.57	0.83
1:C:106[B]:GLY:C	1:C:108[B]:ASP:H	1.80	0.83
1:C:16[A]:ALA:O	1:C:20[A]:HIS:HB2	1.79	0.82
1:C:86[A]:ASN:OD1	1:C:97[A]:GLN:OE1	1.97	0.82
1:C:78[B]:THR:HG23	2:D:46[B]:ASP:O	1.79	0.82
1:C:16[A]:ALA:O	1:C:20[A]:HIS:N	2.11	0.82
1:C:16[B]:ALA:O	1:C:20[B]:HIS:CA	2.27	0.82
2:D:92[A]:ALA:CB	2:D:93[A]:PRO:HD2	2.09	0.82
1:C:160[B]:LEU:N	1:C:161[B]:PRO:HD3	1.93	0.82
2:D:92[B]:ALA:CB	2:D:93[B]:PRO:HD2	2.09	0.82
1:C:83[A]:ILE:O	1:C:87[A]:ARG:HG3	1.80	0.81
2:B:92[A]:ALA:HB1	2:B:93[A]:PRO:CD	2.11	0.81
2:B:92[B]:ALA:HB1	2:B:93[B]:PRO:CD	2.11	0.81
1:C:159[B]:GLY:HA2	1:C:160[B]:LEU:HB2	0.87	0.80
2:B:92[A]:ALA:CB	2:B:93[A]:PRO:HD3	2.10	0.80
1:C:17[A]:ILE:CD1	1:C:29[A]:LEU:CD1	2.58	0.80
2:B:92[B]:ALA:CB	2:B:93[B]:PRO:HD3	2.10	0.80
1:C:14[B]:MET:HG3	1:C:76[B]:VAL:HG22	1.63	0.80
1:C:126[B]:LEU:HD12	1:C:160[B]:LEU:HD22	1.64	0.79
1:C:166[B]:LYS:CA	2:D:40[B]:ALA:HB1	2.10	0.79
2:D:183[A]:ARG:HH11	2:D:183[A]:ARG:HG3	1.45	0.79
2:D:183[B]:ARG:HH11	2:D:183[B]:ARG:HG3	1.45	0.79
1:C:33[A]:PHE:HB2	1:C:59[A]:MET:HE1	1.63	0.79
1:C:15[B]:ARG:HH22	1:C:111[B]:PRO:HG2	1.47	0.79
1:C:17[B]:ILE:HD12	1:C:29[B]:LEU:CD1	2.13	0.79
1:C:74[B]:ALA:HA	1:C:119[B]:MET:HE2	1.65	0.79
1:C:83[B]:ILE:O	1:C:87[B]:ARG:HG3	1.83	0.78
1:C:10[A]:TRP:CE2	1:C:32[A]:HIS:CD2	2.70	0.78
1:C:17[A]:ILE:HD11	1:C:29[A]:LEU:HD12	1.63	0.78
1:C:44[A]:SER:HB3	1:C:88[A]:ARG:HH22	1.44	0.78
1:C:15[B]:ARG:O	1:C:19[B]:ASP:CB	2.30	0.78
1:C:9[B]:ASP:O	1:C:12[B]:ALA:N	2.17	0.78
1:C:142[B]:GLU:HB2	1:C:143[B]:ARG:HH11	1.49	0.77
1:C:126[B]:LEU:HD13	1:C:160[B]:LEU:HB3	1.65	0.77
1:C:15[B]:ARG:HH12	1:C:111[B]:PRO:HG3	1.47	0.77
1:C:74[B]:ALA:HA	1:C:119[B]:MET:CE	2.15	0.77
1:C:9[A]:ASP:O	1:C:12[A]:ALA:N	2.17	0.77
1:A:143[A]:ARG:HH12	1:A:146[A]:PHE:HB2	1.50	0.77
1:A:143[B]:ARG:HH12	1:A:146[B]:PHE:HB2	1.50	0.77

Continued on next page...

Continued from previous page...

Atom-1	Atom-2	Interatomic distance (Å)	Clash overlap (Å)
2:D:41[A]:ARG:O	2:D:45[A]:LEU:CD2	2.32	0.76
1:C:20[A]:HIS:O	1:C:21[A]:ARG:C	2.24	0.76
1:C:126[B]:LEU:HD12	1:C:160[B]:LEU:CD2	2.16	0.76
1:C:15[B]:ARG:NH1	1:C:111[B]:PRO:HG2	1.99	0.76
1:C:32[A]:HIS:CE1	1:C:36[A]:LYS:HE3	2.21	0.76
1:C:78[A]:THR:OG1	2:D:47[A]:ALA:HA	1.85	0.76
1:C:159[A]:GLY:HA2	1:C:161[A]:PRO:HD3	1.66	0.75
1:C:165[B]:ILE:O	1:C:169[B]:ILE:N	2.15	0.75
1:C:33[A]:PHE:HB2	1:C:59[A]:MET:CE	2.17	0.75
2:D:33[A]:SER:CB	2:D:92[A]:ALA:HB2	2.16	0.75
1:C:85[B]:ARG:HG3	1:C:86[B]:ASN:N	2.01	0.75
1:C:9[B]:ASP:O	1:C:11[B]:VAL:N	2.20	0.75
1:C:15[B]:ARG:O	1:C:19[B]:ASP:N	2.19	0.75
1:A:125[A]:ARG:NH1	1:C:87[A]:ARG:HE	1.84	0.75
2:D:6[A]:HIS:HB3	2:D:38[A]:CYS:SG	2.26	0.75
1:C:125[A]:ARG:HH21	1:C:162[A]:LEU:HD22	1.52	0.74
1:C:16[B]:ALA:O	1:C:20[B]:HIS:HB2	1.88	0.74
1:C:105[B]:TRP:HE3	1:C:109[B]:SER:HB3	1.52	0.74
2:D:139[A]:PRO:O	2:D:141[A]:HIS:HD2	1.70	0.74
2:D:139[B]:PRO:O	2:D:141[B]:HIS:HD2	1.70	0.74
2:D:185[A]:LEU:O	2:D:186[A]:ASP:HB2	1.86	0.74
2:D:185[B]:LEU:O	2:D:186[B]:ASP:HB2	1.86	0.74
1:C:17[A]:ILE:O	1:C:21[A]:ARG:N	2.21	0.73
1:C:110[B]:GLU:CB	1:C:111[B]:PRO:CD	2.67	0.73
1:C:52[B]:GLU:O	1:C:56[B]:GLN:HG3	1.88	0.73
1:C:13[B]:LEU:CD1	1:C:13[B]:LEU:CB	2.66	0.73
1:C:126[A]:LEU:O	1:C:130[A]:ILE:HG12	1.89	0.72
1:C:9[A]:ASP:HB3	1:C:12[A]:ALA:CB	2.09	0.72
1:C:73[A]:ARG:NH2	1:C:103[A]:LEU:O	2.23	0.72
1:C:10[A]:TRP:CZ2	1:C:32[A]:HIS:CE1	2.77	0.72
2:B:33[A]:SER:HB3	2:B:92[A]:ALA:HB2	1.71	0.72
1:C:17[A]:ILE:CD1	1:C:29[A]:LEU:HD13	2.19	0.72
2:B:33[B]:SER:HB3	2:B:92[B]:ALA:HB2	1.71	0.72
1:C:44[A]:SER:O	1:C:88[A]:ARG:NH2	2.21	0.71
2:B:113[A]:GLY:HA3	2:B:136[A]:GLN:HG2	1.72	0.71
2:B:113[B]:GLY:HA3	2:B:136[B]:GLN:HG2	1.72	0.71
1:C:126[B]:LEU:CD1	1:C:160[B]:LEU:HB3	2.20	0.71
1:C:34[A]:ALA:HB3	1:C:35[A]:PRO:HD3	1.72	0.71
1:C:130[B]:ILE:HD11	1:C:160[B]:LEU:CD1	2.20	0.71
1:C:16[A]:ALA:O	1:C:20[A]:HIS:CA	2.39	0.70
1:C:159[B]:GLY:HA3	1:C:161[B]:PRO:HD3	1.73	0.70

Continued on next page...

Continued from previous page...

Atom-1	Atom-2	Interatomic distance (Å)	Clash overlap (Å)
1:C:33[B]:PHE:O	1:C:36[B]:LYS:N	2.15	0.70
1:A:125[B]:ARG:NH1	1:C:87[B]:ARG:HE	1.88	0.70
1:C:47[B]:VAL:HG12	1:C:48[B]:ALA:N	2.07	0.70
1:C:20[B]:HIS:O	1:C:22[B]:ASP:N	2.25	0.70
1:C:16[A]:ALA:O	1:C:20[A]:HIS:CB	2.40	0.70
1:C:52[A]:GLU:HG3	2:D:61[A]:LEU:HG	1.73	0.70
1:C:78[A]:THR:HG23	2:D:46[A]:ASP:C	2.11	0.70
1:C:126[B]:LEU:CD1	1:C:160[B]:LEU:CG	2.69	0.70
1:C:38[A]:LYS:HG2	1:C:42[A]:MET:CE	2.20	0.69
1:C:14[B]:MET:CE	1:C:79[B]:TRP:CZ3	2.76	0.69
2:B:26[A]:LEU:HD13	2:B:97[A]:TYR:CE1	2.27	0.69
1:C:106[A]:GLY:C	1:C:108[A]:ASP:H	1.96	0.69
2:B:26[B]:LEU:HD13	2:B:97[B]:TYR:CE1	2.27	0.69
1:C:20[A]:HIS:C	1:C:22[A]:ASP:N	2.44	0.68
1:A:175[A]:ARG:HH11	1:A:175[A]:ARG:CG	2.05	0.68
1:C:142[A]:GLU:HB2	1:C:143[A]:ARG:NH1	2.06	0.68
1:A:175[B]:ARG:CG	1:A:175[B]:ARG:HH11	2.05	0.68
1:C:15[B]:ARG:CZ	1:C:71[B]:PRO:HG3	2.22	0.68
1:C:40[A]:PHE:O	1:C:43[A]:LYS:HB2	1.93	0.68
2:D:61[A]:LEU:O	2:D:62[A]:SER:O	2.12	0.68
1:C:15[B]:ARG:NH2	1:C:111[B]:PRO:HG2	2.08	0.68
1:C:139[B]:ALA:HA	1:C:143[B]:ARG:NH1	2.07	0.68
2:B:139[A]:PRO:O	2:B:141[A]:HIS:HD2	1.76	0.67
2:B:139[B]:PRO:O	2:B:141[B]:HIS:HD2	1.76	0.67
1:C:15[B]:ARG:NH1	1:C:111[B]:PRO:CG	2.48	0.67
1:C:91[A]:GLY:O	1:C:92[A]:LEU:HG	1.95	0.67
1:C:27[A]:ALA:HB1	2:D:66[A]:LEU:HD21	1.77	0.67
1:C:16[B]:ALA:O	1:C:20[B]:HIS:CB	2.43	0.67
1:C:14[B]:MET:HE2	1:C:79[B]:TRP:CZ3	2.28	0.67
2:B:74[A]:ASP:O	2:B:75[A]:ARG:O	2.14	0.66
2:B:74[B]:ASP:O	2:B:75[B]:ARG:O	2.14	0.66
1:C:142[A]:GLU:CB	1:C:143[A]:ARG:HH11	2.07	0.66
1:C:30[A]:PHE:HB3	2:D:66[A]:LEU:CD1	2.26	0.66
1:C:126[B]:LEU:HD12	1:C:160[B]:LEU:CG	2.25	0.66
1:C:78[A]:THR:HG23	2:D:46[A]:ASP:O	1.94	0.66
1:A:33[A]:PHE:O	1:A:37[A]:VAL:HG23	1.94	0.66
2:B:148[A]:LEU:O	2:B:191[A]:ALA:HA	1.94	0.66
1:A:33[B]:PHE:O	1:A:37[B]:VAL:HG23	1.94	0.66
2:B:148[B]:LEU:O	2:B:191[B]:ALA:HA	1.94	0.66
1:C:106[B]:GLY:C	1:C:108[B]:ASP:N	2.45	0.65
1:C:89[A]:ILE:HG23	1:C:93[A]:ARG:HD3	1.78	0.65

Continued on next page...

Continued from previous page...

Atom-1	Atom-2	Interatomic distance (Å)	Clash overlap (Å)
1:C:10[B]:TRP:CH2	1:C:32[B]:HIS:HB2	2.31	0.65
1:C:78[A]:THR:HA	2:D:50[A]:GLY:HA3	1.79	0.65
1:C:130[B]:ILE:CD1	1:C:160[B]:LEU:HD11	2.27	0.65
1:C:47[B]:VAL:CG1	1:C:48[B]:ALA:N	2.60	0.65
1:C:106[B]:GLY:O	1:C:108[B]:ASP:N	2.29	0.65
1:C:52[B]:GLU:HG3	2:D:61[B]:LEU:HG	1.78	0.64
2:D:7[A]:VAL:HG12	2:D:11[A]:LEU:HB2	1.79	0.64
2:B:7[A]:VAL:HG23	2:B:31[A]:HIS:CD2	2.33	0.64
2:B:7[B]:VAL:HG23	2:B:31[B]:HIS:CD2	2.33	0.64
2:D:3[B]:ILE:HG22	2:D:6[B]:HIS:CE1	2.32	0.64
1:C:39[A]:GLY:HA2	1:C:42[A]:MET:HE3	1.80	0.64
2:D:112[A]:GLY:HA3	2:D:136[A]:GLN:NE2	2.13	0.64
2:D:183[A]:ARG:HG3	2:D:183[A]:ARG:NH1	2.13	0.64
1:C:44[B]:SER:HB3	1:C:88[B]:ARG:HH22	1.58	0.64
2:D:112[B]:GLY:HA3	2:D:136[B]:GLN:NE2	2.13	0.64
2:D:183[B]:ARG:HG3	2:D:183[B]:ARG:NH1	2.13	0.64
1:C:166[A]:LYS:O	1:C:170[A]:ARG:N	2.29	0.64
1:C:157[A]:GLU:C	1:C:159[A]:GLY:N	2.33	0.63
1:C:26[A]:PHE:HA	1:C:29[A]:LEU:HD12	1.78	0.63
1:C:130[B]:ILE:HD11	1:C:160[B]:LEU:HD11	1.78	0.63
1:C:154[B]:LEU:C	1:C:156[B]:ALA:H	2.00	0.63
1:C:166[B]:LYS:CB	2:D:40[B]:ALA:HB1	2.29	0.63
1:C:9[B]:ASP:OD2	1:C:12[B]:ALA:HB2	1.98	0.63
2:D:33[A]:SER:OG	2:D:92[A]:ALA:HB2	1.98	0.63
1:A:42[A]:MET:CE	2:B:59[A]:VAL:HG21	2.29	0.63
1:A:42[B]:MET:CE	2:B:59[B]:VAL:HG21	2.29	0.63
1:C:14[B]:MET:HG3	1:C:76[B]:VAL:CG2	2.29	0.63
1:A:11[A]:VAL:O	1:A:15[A]:ARG:HG2	1.98	0.63
1:A:11[B]:VAL:O	1:A:15[B]:ARG:HG2	1.98	0.63
2:D:7[B]:VAL:CG1	2:D:12[B]:LEU:HD12	2.28	0.63
1:C:79[B]:TRP:O	1:C:83[B]:ILE:HG13	1.98	0.62
1:C:120[A]:GLN:OE1	1:C:120[A]:GLN:HA	1.99	0.62
1:C:54[B]:CYS:SG	1:C:87[B]:ARG:O	2.58	0.62
1:C:9[B]:ASP:O	1:C:10[B]:TRP:C	2.38	0.62
1:C:85[B]:ARG:HG3	1:C:86[B]:ASN:H	1.63	0.62
1:A:125[A]:ARG:NH1	1:C:87[A]:ARG:NE	2.48	0.62
2:D:8[B]:SER:O	2:D:11[B]:LEU:N	2.30	0.62
1:C:41[B]:LEU:HD22	1:C:88[B]:ARG:HG3	1.81	0.62
1:C:44[B]:SER:HB3	1:C:88[B]:ARG:CZ	2.23	0.62
1:C:144[B]:ALA:O	2:D:17[B]:ALA:HB1	1.99	0.62
2:D:89[A]:ARG:O	2:D:91[A]:PRO:HD3	1.99	0.62

Continued on next page...

Continued from previous page...

Atom-1	Atom-2	Interatomic distance (Å)	Clash overlap (Å)
2:D:89[B]:ARG:O	2:D:91[B]:PRO:HD3	1.99	0.62
1:A:171[A]:LEU:O	1:A:175[A]:ARG:HG2	1.99	0.62
1:A:171[B]:LEU:O	1:A:175[B]:ARG:HG2	1.99	0.62
2:D:41[B]:ARG:O	2:D:45[B]:LEU:HD22	1.98	0.62
1:C:17[A]:ILE:HD11	1:C:29[A]:LEU:HD13	1.74	0.62
1:C:159[A]:GLY:CA	1:C:161[A]:PRO:CD	2.65	0.61
1:C:33[A]:PHE:CB	1:C:59[A]:MET:HE2	2.30	0.61
1:C:110[B]:GLU:CB	1:C:111[B]:PRO:HD3	2.28	0.61
1:C:20[B]:HIS:O	1:C:21[B]:ARG:C	2.38	0.61
2:D:8[B]:SER:O	2:D:9[B]:ASP:C	2.38	0.61
2:B:74[A]:ASP:OD1	2:B:74[A]:ASP:N	2.32	0.61
1:C:14[A]:MET:C	1:C:16[A]:ALA:H	2.03	0.61
2:B:74[B]:ASP:N	2:B:74[B]:ASP:OD1	2.32	0.61
2:D:7[B]:VAL:CB	2:D:12[B]:LEU:CD1	2.74	0.61
1:C:80[A]:ILE:HG22	2:D:53[A]:MET:HE3	1.83	0.60
1:C:166[A]:LYS:O	1:C:170[A]:ARG:HB2	2.01	0.60
1:C:166[A]:LYS:HA	2:D:40[A]:ALA:HB1	1.82	0.60
1:A:175[A]:ARG:HG3	1:A:175[A]:ARG:NH1	2.05	0.60
1:A:175[B]:ARG:HG3	1:A:175[B]:ARG:NH1	2.05	0.60
1:C:121[B]:GLN:O	1:C:123[B]:ASN:N	2.35	0.60
1:C:142[B]:GLU:O	1:C:146[B]:PHE:CD2	2.55	0.60
1:C:56[B]:GLN:HE21	2:D:65[B]:SER:HB3	1.67	0.60
2:D:7[A]:VAL:CG1	2:D:11[A]:LEU:HB2	2.32	0.60
2:D:145[A]:GLY:O	2:D:146[A]:LEU:O	2.19	0.60
1:C:103[B]:LEU:CD1	1:C:173[B]:LEU:HD22	2.32	0.60
2:D:145[B]:GLY:O	2:D:146[B]:LEU:O	2.19	0.60
2:D:7[B]:VAL:HG21	2:D:28[B]:VAL:HG13	1.83	0.60
1:C:11[A]:VAL:HA	1:C:76[A]:VAL:CG2	2.32	0.60
1:A:159[B]:GLY:HA3	1:C:50[B]:GLN:HG2	1.84	0.60
1:A:125[A]:ARG:HH12	1:C:87[A]:ARG:NE	2.00	0.59
1:C:13[B]:LEU:HD13	1:C:28[B]:GLU:HB2	1.85	0.59
1:A:128[A]:ARG:HH11	1:A:128[A]:ARG:HG2	1.67	0.59
1:A:128[B]:ARG:HH11	1:A:128[B]:ARG:HG2	1.67	0.59
1:C:9[B]:ASP:CB	1:C:12[B]:ALA:HB2	2.16	0.59
1:A:125[B]:ARG:HH12	1:C:87[B]:ARG:NE	2.01	0.59
1:C:10[A]:TRP:HZ2	1:C:32[A]:HIS:ND1	1.99	0.59
1:C:160[A]:LEU:N	1:C:161[A]:PRO:CD	2.39	0.58
1:C:33[A]:PHE:CB	1:C:59[A]:MET:CE	2.80	0.58
1:C:30[A]:PHE:HA	1:C:59[A]:MET:HE3	1.85	0.58
2:D:61[A]:LEU:O	2:D:62[A]:SER:C	2.40	0.58
1:A:125[B]:ARG:NH1	1:C:87[B]:ARG:NE	2.52	0.58

Continued on next page...

Continued from previous page...

Atom-1	Atom-2	Interatomic distance (Å)	Clash overlap (Å)
1:C:71[A]:PRO:O	1:C:120[A]:GLN:NE2	2.37	0.58
2:D:44[A]:ALA:O	2:D:48[A]:VAL:HG23	2.04	0.58
1:C:13[B]:LEU:CD2	1:C:13[B]:LEU:CB	2.77	0.57
1:C:112[A]:ASP:HB3	1:C:115[A]:ASP:OD2	2.04	0.57
1:A:125[B]:ARG:HH12	1:C:87[B]:ARG:HE	1.51	0.57
1:A:159[A]:GLY:HA3	1:C:50[A]:GLN:HG2	1.87	0.57
2:D:35[A]:CYS:HB3	2:D:38[A]:CYS:HB2	1.86	0.57
1:C:52[A]:GLU:O	1:C:56[A]:GLN:HG3	2.04	0.57
2:D:33[A]:SER:HB3	2:D:92[A]:ALA:HB2	1.86	0.57
1:A:105[A]:TRP:HB3	1:A:109[A]:SER:O	2.05	0.57
1:C:153[A]:GLU:O	1:C:156[A]:ALA:HB3	2.05	0.57
1:A:125[A]:ARG:HH12	1:C:87[A]:ARG:HE	1.53	0.57
1:A:105[B]:TRP:HB3	1:A:109[B]:SER:O	2.05	0.57
1:C:10[B]:TRP:CZ2	1:C:32[B]:HIS:ND1	2.72	0.57
1:C:144[B]:ALA:O	2:D:17[B]:ALA:CB	2.52	0.57
1:C:15[B]:ARG:CZ	1:C:111[B]:PRO:HG2	2.35	0.57
1:C:63[B]:TRP:CG	2:D:73[B]:LEU:HD22	2.40	0.57
1:C:108[B]:ASP:O	1:C:109[B]:SER:HB2	2.05	0.56
1:C:78[B]:THR:O	1:C:81[B]:PHE:N	2.38	0.56
1:C:33[B]:PHE:CZ	1:C:76[B]:VAL:HG12	2.40	0.56
1:C:78[B]:THR:CG2	2:D:46[B]:ASP:O	2.53	0.56
1:C:33[A]:PHE:O	1:C:37[A]:VAL:HG23	2.06	0.56
1:C:11[A]:VAL:HA	1:C:76[A]:VAL:HG21	1.88	0.56
1:C:62[A]:VAL:HG22	1:C:79[A]:TRP:CZ3	2.41	0.56
2:D:8[A]:SER:O	2:D:9[A]:ASP:C	2.44	0.56
1:C:26[A]:PHE:HE1	1:C:59[A]:MET:O	1.88	0.56
1:A:23[A]:GLU:OE2	2:B:75[A]:ARG:NE	2.39	0.56
1:A:23[B]:GLU:OE2	2:B:75[B]:ARG:NE	2.39	0.56
1:C:126[B]:LEU:CD1	1:C:160[B]:LEU:HD22	2.35	0.56
1:C:14[B]:MET:CE	1:C:79[B]:TRP:HZ3	2.18	0.56
2:B:7[A]:VAL:CG1	2:B:12[A]:LEU:HD13	2.36	0.55
2:B:177[A]:HIS:CE1	2:B:179[A]:PRO:HG3	2.42	0.55
1:C:15[A]:ARG:HH22	1:C:116[A]:VAL:HG11	1.67	0.55
1:C:33[A]:PHE:HB3	1:C:59[A]:MET:HE2	1.87	0.55
2:B:7[B]:VAL:CG1	2:B:12[B]:LEU:HD13	2.36	0.55
2:B:177[B]:HIS:CE1	2:B:179[B]:PRO:HG3	2.42	0.55
1:C:17[A]:ILE:HD11	1:C:26[A]:PHE:HA	1.89	0.55
1:C:44[B]:SER:CB	1:C:88[B]:ARG:HH21	2.07	0.55
1:C:47[B]:VAL:CG1	1:C:48[B]:ALA:H	2.19	0.55
1:C:67[B]:HIS:CD2	1:C:68[B]:LEU:HG	2.40	0.55
1:C:14[B]:MET:HE1	1:C:79[B]:TRP:CZ3	2.41	0.55

Continued on next page...

Continued from previous page...

Atom-1	Atom-2	Interatomic distance (Å)	Clash overlap (Å)
1:A:175[A]:ARG:NH1	1:A:175[A]:ARG:CG	2.68	0.55
1:C:143[A]:ARG:N	1:C:143[A]:ARG:CD	2.70	0.55
1:A:175[B]:ARG:CG	1:A:175[B]:ARG:NH1	2.68	0.55
2:B:139[A]:PRO:O	2:B:141[A]:HIS:CD2	2.58	0.55
2:B:139[B]:PRO:O	2:B:141[B]:HIS:CD2	2.58	0.55
1:A:153[A]:GLU:OE1	1:A:153[A]:GLU:N	2.39	0.55
1:C:14[A]:MET:C	1:C:16[A]:ALA:N	2.58	0.55
2:D:138[A]:VAL:HB	2:D:179[A]:PRO:HD2	1.88	0.55
1:C:93[A]:ARG:NH2	2:D:21[A]:SER:HA	2.22	0.55
1:A:153[B]:GLU:OE1	1:A:153[B]:GLU:N	2.39	0.55
2:D:138[B]:VAL:HB	2:D:179[B]:PRO:HD2	1.88	0.55
1:C:26[B]:PHE:HE1	1:C:59[B]:MET:O	1.90	0.55
1:C:91[B]:GLY:O	1:C:92[B]:LEU:CB	2.54	0.55
1:C:33[B]:PHE:O	1:C:35[B]:PRO:N	2.39	0.55
1:C:41[B]:LEU:CD2	1:C:88[B]:ARG:HG3	2.37	0.55
1:C:125[B]:ARG:NH2	1:C:162[B]:LEU:HD21	2.21	0.55
2:B:138[A]:VAL:HB	2:B:179[A]:PRO:HD2	1.89	0.54
2:B:138[B]:VAL:HB	2:B:179[B]:PRO:HD2	1.89	0.54
1:C:103[B]:LEU:HD12	1:C:173[B]:LEU:HD22	1.89	0.54
1:C:154[B]:LEU:O	1:C:156[B]:ALA:N	2.41	0.54
1:C:33[B]:PHE:CE1	1:C:76[B]:VAL:HG12	2.42	0.54
1:C:166[B]:LYS:HE2	2:D:41[B]:ARG:HA	1.89	0.54
1:C:142[B]:GLU:HB2	1:C:143[B]:ARG:NH1	2.20	0.54
1:C:10[B]:TRP:CZ2	1:C:32[B]:HIS:CG	2.94	0.54
2:D:8[B]:SER:O	2:D:10[B]:ALA:N	2.40	0.54
1:A:99[A]:GLU:HA	2:B:15[A]:TYR:OH	2.06	0.54
1:A:99[B]:GLU:HA	2:B:15[B]:TYR:OH	2.06	0.54
1:C:78[B]:THR:CG2	2:D:46[B]:ASP:C	2.75	0.54
1:C:129[A]:ALA:HB1	1:C:160[A]:LEU:HD22	1.89	0.54
1:C:9[B]:ASP:C	1:C:11[B]:VAL:N	2.59	0.54
2:D:12[A]:LEU:CD2	2:D:41[A]:ARG:CZ	2.86	0.54
2:D:33[B]:SER:CB	2:D:92[B]:ALA:HB2	2.38	0.54
1:C:106[A]:GLY:O	1:C:108[A]:ASP:N	2.41	0.54
1:C:8[A]:THR:HG22	1:C:8[A]:THR:O	2.07	0.54
1:C:126[B]:LEU:CD1	1:C:160[B]:LEU:CB	2.85	0.54
1:C:142[B]:GLU:CB	1:C:143[B]:ARG:HH11	2.20	0.54
1:C:33[B]:PHE:C	1:C:35[B]:PRO:CD	2.77	0.54
1:C:37[A]:VAL:HG22	2:D:53[A]:MET:HE3	1.88	0.54
2:D:48[B]:VAL:O	2:D:51[B]:SER:N	2.41	0.54
1:C:78[B]:THR:HG21	2:D:47[B]:ALA:HA	1.90	0.53
1:C:30[A]:PHE:CG	2:D:66[A]:LEU:HD12	2.43	0.53

Continued on next page...

Continued from previous page...

Atom-1	Atom-2	Interatomic distance (Å)	Clash overlap (Å)
1:C:9[A]:ASP:O	1:C:10[A]:TRP:C	2.47	0.53
2:D:36[A]:ASP:O	2:D:39[A]:ARG:HB2	2.08	0.53
1:A:143[A]:ARG:NH1	1:A:146[A]:PHE:HB2	2.23	0.53
1:A:143[B]:ARG:NH1	1:A:146[B]:PHE:HB2	2.23	0.53
1:C:173[B]:LEU:O	1:C:174[B]:ASP:C	2.46	0.53
1:C:6[A]:ASP:C	1:C:8[A]:THR:H	2.13	0.52
1:C:143[B]:ARG:N	1:C:143[B]:ARG:HD2	2.23	0.52
1:C:88[B]:ARG:O	1:C:91[B]:GLY:O	2.27	0.52
1:C:20[B]:HIS:C	1:C:22[B]:ASP:N	2.62	0.52
1:C:105[A]:TRP:CD1	1:C:111[A]:PRO:HG3	2.45	0.52
1:C:15[A]:ARG:HH21	1:C:116[A]:VAL:HG11	1.69	0.52
1:C:83[A]:ILE:O	1:C:87[A]:ARG:CG	2.55	0.52
1:C:91[A]:GLY:O	1:C:93[A]:ARG:N	2.41	0.52
2:D:7[B]:VAL:CG1	2:D:12[B]:LEU:CD1	2.87	0.52
1:A:73[A]:ARG:NH2	1:A:103[A]:LEU:O	2.43	0.52
1:C:17[A]:ILE:HG23	1:C:63[A]:TRP:CZ3	2.45	0.52
1:A:73[B]:ARG:NH2	1:A:103[B]:LEU:O	2.43	0.52
1:C:78[B]:THR:HG21	2:D:47[B]:ALA:N	2.24	0.52
1:A:54[A]:CYS:O	1:A:58[A]:VAL:HG23	2.10	0.52
2:B:92[A]:ALA:HB3	2:B:93[A]:PRO:CD	2.38	0.52
1:A:54[B]:CYS:O	1:A:58[B]:VAL:HG23	2.10	0.52
2:B:92[B]:ALA:HB3	2:B:93[B]:PRO:CD	2.38	0.52
1:C:16[B]:ALA:HA	1:C:20[B]:HIS:CD2	2.44	0.52
1:C:24[B]:ALA:O	1:C:27[B]:ALA:N	2.42	0.52
1:C:125[A]:ARG:HH21	1:C:162[A]:LEU:CD2	2.21	0.52
1:C:30[A]:PHE:CG	2:D:66[A]:LEU:CD1	2.92	0.52
1:C:42[A]:MET:HG3	1:C:51[A]:ALA:CB	2.40	0.52
1:A:138[A]:ARG:O	1:A:142[A]:GLU:HG3	2.10	0.52
1:C:143[A]:ARG:HD2	1:C:143[A]:ARG:N	2.25	0.52
1:C:17[A]:ILE:HD12	1:C:29[A]:LEU:HD13	1.90	0.52
1:C:30[A]:PHE:CB	2:D:66[A]:LEU:CD1	2.88	0.52
1:A:138[B]:ARG:O	1:A:142[B]:GLU:HG3	2.10	0.52
2:B:33[A]:SER:OG	2:B:92[A]:ALA:HB2	2.08	0.51
1:A:132[B]:ARG:HD2	1:C:56[B]:GLN:OE1	2.11	0.51
2:B:33[B]:SER:OG	2:B:92[B]:ALA:HB2	2.08	0.51
1:C:42[B]:MET:CE	2:D:59[B]:VAL:CG2	2.78	0.51
1:C:47[B]:VAL:HG12	1:C:49[B]:SER:H	1.74	0.51
1:C:83[B]:ILE:HG22	1:C:87[B]:ARG:HG3	1.92	0.51
1:C:139[A]:ALA:HA	1:C:143[A]:ARG:CZ	2.40	0.51
1:C:139[B]:ALA:CA	1:C:143[B]:ARG:CZ	2.79	0.51
1:C:84[B]:ALA:O	1:C:88[B]:ARG:CB	2.59	0.51

Continued on next page...

Continued from previous page...

Atom-1	Atom-2	Interatomic distance (Å)	Clash overlap (Å)
1:C:10[A]:TRP:HZ2	1:C:32[A]:HIS:CE1	2.27	0.51
2:D:116[A]:GLN:OE1	2:D:128[A]:ARG:HD2	2.10	0.51
2:D:126[A]:ILE:O	2:D:192[A]:ALA:HA	2.10	0.51
1:C:80[A]:ILE:HG22	2:D:53[A]:MET:CE	2.41	0.51
2:D:7[A]:VAL:CG1	2:D:11[A]:LEU:CB	2.88	0.51
2:D:116[B]:GLN:OE1	2:D:128[B]:ARG:HD2	2.10	0.51
2:D:126[B]:ILE:O	2:D:192[B]:ALA:HA	2.10	0.51
2:D:32[B]:LEU:HD23	2:D:38[B]:CYS:HB3	1.90	0.51
2:D:72[A]:GLN:O	2:D:73[A]:LEU:C	2.48	0.51
1:C:10[B]:TRP:CH2	1:C:32[B]:HIS:CG	2.99	0.51
1:C:30[B]:PHE:CG	2:D:66[B]:LEU:HD13	2.45	0.51
2:B:147[A]:GLU:HB3	2:B:171[A]:ALA:HB3	1.92	0.51
2:B:147[B]:GLU:HB3	2:B:171[B]:ALA:HB3	1.92	0.51
1:C:121[B]:GLN:O	1:C:124[B]:ALA:N	2.44	0.51
2:D:50[B]:GLY:O	2:D:53[B]:MET:HB3	2.11	0.51
1:C:26[A]:PHE:O	1:C:29[A]:LEU:HB2	2.11	0.51
1:C:30[A]:PHE:HB3	2:D:66[A]:LEU:HD13	1.91	0.51
2:D:27[B]:VAL:HG12	2:D:168[B]:ILE:HD11	1.93	0.51
1:C:13[A]:LEU:O	1:C:16[A]:ALA:CB	2.54	0.51
1:C:140[B]:LEU:O	1:C:143[B]:ARG:HB2	2.11	0.50
1:C:155[B]:ALA:HB3	2:D:9[B]:ASP:CG	2.31	0.50
1:C:106[A]:GLY:C	1:C:108[A]:ASP:N	2.64	0.50
2:D:27[A]:VAL:HG12	2:D:168[A]:ILE:HD11	1.92	0.50
1:C:37[A]:VAL:O	1:C:41[A]:LEU:HG	2.11	0.50
1:C:165[A]:ILE:O	1:C:169[A]:ILE:N	2.33	0.50
1:C:68[A]:LEU:HD23	1:C:104[A]:PHE:CD2	2.47	0.50
1:A:125[A]:ARG:HH12	1:C:87[A]:ARG:CD	2.24	0.50
1:A:125[A]:ARG:HH12	1:C:87[A]:ARG:HD3	1.77	0.49
1:C:83[B]:ILE:O	1:C:87[B]:ARG:CG	2.57	0.49
2:D:114[A]:VAL:HG23	2:D:136[A]:GLN:HG2	1.93	0.49
1:C:105[B]:TRP:HE3	1:C:109[B]:SER:CB	2.23	0.49
2:D:114[B]:VAL:HG23	2:D:136[B]:GLN:HG2	1.93	0.49
1:C:16[A]:ALA:HA	1:C:20[A]:HIS:HD2	1.77	0.49
1:C:15[B]:ARG:NH1	1:C:71[B]:PRO:HG3	2.28	0.49
1:A:98[A]:PRO:O	2:B:15[A]:TYR:OH	2.28	0.49
1:C:17[A]:ILE:HG23	1:C:63[A]:TRP:CE3	2.48	0.49
2:D:51[A]:SER:C	2:D:53[A]:MET:N	2.62	0.49
1:A:98[B]:PRO:O	2:B:15[B]:TYR:OH	2.28	0.49
1:A:170[A]:ARG:NE	2:B:37[A]:GLU:OE1	2.43	0.49
2:D:7[A]:VAL:HG21	2:D:28[A]:VAL:HG13	1.95	0.49
1:A:170[B]:ARG:NE	2:B:37[B]:GLU:OE1	2.43	0.49

Continued on next page...

Continued from previous page...

Atom-1	Atom-2	Interatomic distance (Å)	Clash overlap (Å)
1:C:8[B]:THR:C	1:C:10[B]:TRP:H	2.15	0.49
2:D:32[B]:LEU:CD2	2:D:38[B]:CYS:HB3	2.43	0.49
1:C:126[B]:LEU:HD21	2:D:48[B]:VAL:HG22	1.95	0.49
1:C:9[A]:ASP:OD2	1:C:12[A]:ALA:HB1	1.98	0.49
2:D:141[A]:HIS:N	2:D:141[A]:HIS:CD2	2.80	0.49
1:C:125[B]:ARG:CZ	1:C:162[B]:LEU:HD21	2.43	0.49
1:C:93[B]:ARG:HH22	2:D:20[B]:LEU:C	2.02	0.49
2:D:141[B]:HIS:CD2	2:D:141[B]:HIS:N	2.80	0.49
1:C:78[B]:THR:HG21	2:D:47[B]:ALA:CA	2.43	0.49
1:C:52[A]:GLU:OE1	2:D:62[A]:SER:OG	2.22	0.49
2:D:43[B]:GLY:O	2:D:46[B]:ASP:HB2	2.12	0.49
1:C:105[A]:TRP:NE1	1:C:111[A]:PRO:HG3	2.28	0.48
2:D:172[A]:ASP:CG	2:D:173[A]:GLN:N	2.66	0.48
1:C:8[B]:THR:HG22	1:C:10[B]:TRP:CE2	2.45	0.48
2:D:172[B]:ASP:CG	2:D:173[B]:GLN:N	2.66	0.48
2:D:43[A]:GLY:O	2:D:46[A]:ASP:HB2	2.13	0.48
1:A:58[A]:VAL:O	1:A:62[A]:VAL:HG23	2.14	0.48
1:C:78[A]:THR:HA	2:D:50[A]:GLY:CA	2.42	0.48
1:A:58[B]:VAL:O	1:A:62[B]:VAL:HG23	2.14	0.48
1:C:78[B]:THR:HG21	2:D:46[B]:ASP:C	2.34	0.48
1:C:93[B]:ARG:NH2	2:D:21[B]:SER:HA	2.29	0.48
2:D:172[A]:ASP:CG	2:D:173[A]:GLN:H	2.17	0.48
2:D:172[B]:ASP:CG	2:D:173[B]:GLN:H	2.17	0.48
2:D:32[B]:LEU:O	2:D:39[B]:ARG:HG3	2.14	0.48
1:C:62[A]:VAL:HG21	1:C:80[A]:ILE:CG1	2.44	0.48
1:C:15[A]:ARG:HH22	1:C:116[A]:VAL:HG21	1.79	0.48
1:C:15[B]:ARG:NH1	1:C:111[B]:PRO:HG3	2.24	0.48
1:C:30[B]:PHE:CD2	2:D:66[B]:LEU:HD13	2.49	0.48
2:D:31[B]:HIS:HB2	2:D:168[B]:ILE:HD12	1.96	0.48
2:D:42[B]:ALA:O	2:D:45[B]:LEU:HB2	2.14	0.48
1:A:21[A]:ARG:HG3	2:B:76[A]:GLN:HA	1.96	0.47
2:D:7[A]:VAL:HB	2:D:12[A]:LEU:HD13	1.96	0.47
1:A:21[B]:ARG:HG3	2:B:76[B]:GLN:HA	1.96	0.47
2:D:139[A]:PRO:O	2:D:141[A]:HIS:CD2	2.59	0.47
2:D:139[B]:PRO:O	2:D:141[B]:HIS:CD2	2.59	0.47
1:A:85[A]:ARG:HD3	2:B:16[A]:ALA:O	2.14	0.47
1:C:15[A]:ARG:O	1:C:19[A]:ASP:CG	2.52	0.47
1:A:85[B]:ARG:HD3	2:B:16[B]:ALA:O	2.14	0.47
1:C:114[B]:ALA:O	1:C:115[B]:ASP:C	2.51	0.47
1:C:114[B]:ALA:O	1:C:117[B]:TYR:N	2.46	0.47
1:C:15[A]:ARG:NH1	1:C:71[A]:PRO:HG3	2.30	0.47

Continued on next page...

Continued from previous page...

Atom-1	Atom-2	Interatomic distance (Å)	Clash overlap (Å)
2:D:46[A]:ASP:C	2:D:48[A]:VAL:H	2.18	0.47
1:C:82[B]:THR:O	1:C:85[B]:ARG:HG2	2.13	0.47
2:D:70[A]:MET:HE3	2:D:70[A]:MET:HB3	1.87	0.47
2:D:16[A]:ALA:CB	2:D:45[A]:LEU:HB3	2.44	0.47
1:C:33[B]:PHE:CE1	1:C:76[B]:VAL:CG1	2.97	0.47
1:C:27[A]:ALA:CB	2:D:66[A]:LEU:HD21	2.43	0.47
1:C:154[B]:LEU:C	1:C:156[B]:ALA:N	2.67	0.47
1:C:42[B]:MET:HE3	2:D:59[B]:VAL:HG21	1.88	0.47
2:B:90[A]:ALA:HB2	2:B:102[A]:LEU:HD13	1.97	0.47
1:C:65[A]:LYS:HB3	1:C:68[A]:LEU:HD12	1.97	0.47
2:B:90[B]:ALA:HB2	2:B:102[B]:LEU:HD13	1.97	0.47
1:C:105[B]:TRP:CE3	1:C:109[B]:SER:HB3	2.42	0.47
1:C:62[B]:VAL:HG13	1:C:79[B]:TRP:HZ3	1.80	0.47
1:A:126[A]:LEU:O	1:A:130[A]:ILE:HG12	2.15	0.47
1:A:126[B]:LEU:O	1:A:130[B]:ILE:HG12	2.15	0.47
1:C:8[B]:THR:HG22	1:C:8[B]:THR:O	2.15	0.46
1:C:126[B]:LEU:CD2	2:D:48[B]:VAL:HG22	2.45	0.46
2:B:137[A]:ALA:HA	2:B:180[A]:VAL:HA	1.97	0.46
1:C:52[A]:GLU:HG3	2:D:61[A]:LEU:CG	2.43	0.46
2:B:137[B]:ALA:HA	2:B:180[B]:VAL:HA	1.97	0.46
1:C:167[B]:SER:HA	1:C:170[B]:ARG:HB2	1.96	0.46
1:C:33[B]:PHE:O	1:C:34[B]:ALA:C	2.53	0.46
1:C:8[B]:THR:C	1:C:10[B]:TRP:N	2.68	0.46
1:C:20[A]:HIS:C	1:C:22[A]:ASP:H	2.17	0.46
2:D:65[A]:SER:O	2:D:69[A]:VAL:HG23	2.16	0.46
1:C:159[B]:GLY:HA2	1:C:160[B]:LEU:CG	2.43	0.46
1:C:44[A]:SER:CB	1:C:88[A]:ARG:CZ	2.85	0.46
2:D:7[B]:VAL:HG11	2:D:12[B]:LEU:HD12	1.97	0.46
1:A:65[A]:LYS:HD3	1:A:68[A]:LEU:HD12	1.97	0.46
1:C:10[A]:TRP:CZ2	1:C:32[A]:HIS:NE2	2.83	0.46
1:C:142[A]:GLU:O	1:C:146[A]:PHE:CD2	2.69	0.46
1:C:38[A]:LYS:O	1:C:42[A]:MET:HE2	2.16	0.46
1:A:65[B]:LYS:HD3	1:A:68[B]:LEU:HD12	1.97	0.46
1:C:10[B]:TRP:CH2	1:C:32[B]:HIS:CB	2.97	0.46
1:C:56[B]:GLN:NE2	2:D:65[B]:SER:OG	2.48	0.46
1:C:47[A]:VAL:HG12	1:C:48[A]:ALA:N	2.30	0.46
1:C:34[B]:ALA:N	1:C:35[B]:PRO:CD	2.79	0.46
2:D:43[B]:GLY:O	2:D:46[B]:ASP:N	2.50	0.45
1:C:78[A]:THR:CA	2:D:50[A]:GLY:HA3	2.44	0.45
1:C:125[B]:ARG:NE	1:C:162[B]:LEU:HD11	2.31	0.45
1:C:33[B]:PHE:C	1:C:35[B]:PRO:HD2	2.36	0.45

Continued on next page...

Continued from previous page...

Atom-1	Atom-2	Interatomic distance (Å)	Clash overlap (Å)
1:C:85[A]:ARG:O	1:C:89[A]:ILE:HD12	2.16	0.45
1:C:56[B]:GLN:O	1:C:59[B]:MET:N	2.49	0.45
1:C:56[A]:GLN:HE21	2:D:69[A]:VAL:HG23	1.82	0.45
2:B:103[A]:GLU:CD	2:B:103[A]:GLU:H	2.20	0.45
2:B:103[B]:GLU:H	2:B:103[B]:GLU:CD	2.20	0.45
1:A:62[A]:VAL:HG13	1:A:79[A]:TRP:HZ3	1.81	0.45
1:A:62[B]:VAL:HG13	1:A:79[B]:TRP:HZ3	1.81	0.45
1:C:30[B]:PHE:O	1:C:34[B]:ALA:HB3	2.16	0.45
1:C:154[A]:LEU:C	1:C:156[A]:ALA:H	2.20	0.45
2:D:7[B]:VAL:HG12	2:D:11[B]:LEU:HB2	1.99	0.45
1:C:32[B]:HIS:NE2	2:D:54[B]:GLU:OE2	2.49	0.45
2:B:73[A]:LEU:O	2:B:75[A]:ARG:N	2.50	0.45
1:C:153[A]:GLU:O	1:C:156[A]:ALA:CB	2.65	0.45
1:C:83[A]:ILE:O	1:C:87[A]:ARG:HB2	2.17	0.45
2:B:73[B]:LEU:O	2:B:75[B]:ARG:N	2.50	0.45
1:C:86[B]:ASN:OD1	1:C:97[B]:GLN:HB3	2.17	0.45
1:C:65[B]:LYS:HB3	1:C:68[B]:LEU:HD12	1.99	0.45
2:B:171[A]:ALA:HB1	2:B:175[A]:LEU:HD23	2.00	0.44
1:C:30[A]:PHE:CD2	2:D:66[A]:LEU:HD13	2.52	0.44
2:B:171[B]:ALA:HB1	2:B:175[B]:LEU:HD23	2.00	0.44
2:B:33[A]:SER:OG	2:B:92[A]:ALA:CB	2.64	0.44
2:B:33[B]:SER:OG	2:B:92[B]:ALA:CB	2.64	0.44
1:C:164[B]:THR:O	1:C:168[B]:ARG:CB	2.65	0.44
1:C:16[B]:ALA:HA	1:C:20[B]:HIS:HD2	1.82	0.44
1:A:39[A]:GLY:HA2	1:A:42[A]:MET:HE2	1.98	0.44
1:A:23[A]:GLU:OE2	2:B:75[A]:ARG:CD	2.65	0.44
1:C:16[A]:ALA:HA	1:C:20[A]:HIS:CD2	2.52	0.44
1:A:23[B]:GLU:OE2	2:B:75[B]:ARG:CD	2.65	0.44
1:A:39[B]:GLY:HA2	1:A:42[B]:MET:HE2	1.98	0.44
1:C:33[B]:PHE:O	1:C:35[B]:PRO:CD	2.66	0.44
1:C:11[B]:VAL:O	1:C:13[B]:LEU:N	2.50	0.44
1:C:14[B]:MET:CG	1:C:76[B]:VAL:CG2	2.95	0.44
1:C:160[B]:LEU:N	1:C:161[B]:PRO:HD2	2.24	0.44
1:C:47[B]:VAL:CB	1:C:50[B]:GLN:OE1	2.38	0.44
1:C:56[B]:GLN:NE2	2:D:65[B]:SER:CB	2.81	0.44
2:B:148[A]:LEU:HB2	2:B:192[A]:ALA:HB3	2.00	0.43
2:B:148[B]:LEU:HB2	2:B:192[B]:ALA:HB3	2.00	0.43
1:C:10[B]:TRP:CZ3	1:C:32[B]:HIS:HB2	2.53	0.43
1:C:84[B]:ALA:O	1:C:88[B]:ARG:HB3	2.18	0.43
1:C:143[B]:ARG:N	1:C:143[B]:ARG:CD	2.81	0.43
1:A:36[A]:LYS:NZ	2:B:54[A]:GLU:O	2.42	0.43

Continued on next page...

Continued from previous page...

Atom-1	Atom-2	Interatomic distance (Å)	Clash overlap (Å)
1:C:125[A]:ARG:NH2	1:C:162[A]:LEU:HD22	2.26	0.43
1:A:36[B]:LYS:NZ	2:B:54[B]:GLU:O	2.42	0.43
1:C:159[B]:GLY:CA	1:C:160[B]:LEU:CB	2.55	0.43
1:A:119[A]:MET:O	1:A:123[A]:ASN:HB2	2.19	0.43
1:C:24[A]:ALA:O	1:C:28[A]:GLU:HG2	2.18	0.43
2:D:46[A]:ASP:C	2:D:48[A]:VAL:N	2.71	0.43
1:A:119[B]:MET:O	1:A:123[B]:ASN:HB2	2.19	0.43
1:C:154[A]:LEU:C	1:C:156[A]:ALA:N	2.70	0.43
1:C:22[A]:ASP:HB3	1:C:25[A]:ALA:HB3	2.01	0.43
2:B:119[A]:LEU:HA	2:B:120[A]:PRO:HD3	1.77	0.43
2:B:35[A]:CYS:SG	2:B:37[A]:GLU:HB3	2.58	0.43
1:C:93[A]:ARG:HH21	2:D:21[A]:SER:HA	1.83	0.43
2:B:119[B]:LEU:HA	2:B:120[B]:PRO:HD3	1.77	0.43
2:B:35[B]:CYS:SG	2:B:37[B]:GLU:HB3	2.58	0.43
2:D:148[A]:LEU:O	2:D:191[A]:ALA:HA	2.19	0.43
2:D:87[A]:ASP:HA	2:D:88[A]:PRO:HD3	1.88	0.43
1:C:142[B]:GLU:HG2	1:C:146[B]:PHE:HE2	1.83	0.43
2:D:148[B]:LEU:O	2:D:191[B]:ALA:HA	2.19	0.43
2:D:87[B]:ASP:HA	2:D:88[B]:PRO:HD3	1.88	0.43
1:C:16[B]:ALA:O	1:C:20[B]:HIS:C	2.57	0.43
1:C:62[B]:VAL:HG13	1:C:79[B]:TRP:CZ3	2.54	0.43
1:A:125[B]:ARG:HH12	1:C:87[B]:ARG:CD	2.31	0.43
2:B:89[A]:ARG:O	2:B:91[A]:PRO:HD3	2.19	0.42
2:B:89[B]:ARG:O	2:B:91[B]:PRO:HD3	2.19	0.42
1:C:11[B]:VAL:C	1:C:13[B]:LEU:N	2.72	0.42
1:C:130[B]:ILE:HD13	1:C:160[B]:LEU:HD11	2.01	0.42
1:C:24[B]:ALA:O	1:C:27[B]:ALA:HB3	2.19	0.42
2:B:55[A]:GLU:HA	2:B:55[A]:GLU:OE1	2.20	0.42
1:C:129[A]:ALA:HB1	1:C:160[A]:LEU:CD2	2.48	0.42
2:D:41[A]:ARG:O	2:D:45[A]:LEU:HD23	2.14	0.42
2:B:55[B]:GLU:OE1	2:B:55[B]:GLU:HA	2.20	0.42
1:C:56[B]:GLN:HE21	2:D:65[B]:SER:CB	2.32	0.42
2:B:113[A]:GLY:O	2:B:133[A]:PRO:HD2	2.18	0.42
1:C:52[A]:GLU:HG3	2:D:61[A]:LEU:CD2	2.49	0.42
1:C:62[A]:VAL:CG2	1:C:80[A]:ILE:HG13	2.49	0.42
2:B:113[B]:GLY:O	2:B:133[B]:PRO:HD2	2.18	0.42
1:C:14[B]:MET:HE1	1:C:79[B]:TRP:HZ3	1.79	0.42
1:C:10[B]:TRP:CZ2	1:C:32[B]:HIS:CE1	3.07	0.42
2:D:141[A]:HIS:O	2:D:176[A]:GLU:HA	2.19	0.42
2:D:51[A]:SER:C	2:D:53[A]:MET:H	2.22	0.42
2:D:141[B]:HIS:O	2:D:176[B]:GLU:HA	2.19	0.42

Continued on next page...

Continued from previous page...

Atom-1	Atom-2	Interatomic distance (Å)	Clash overlap (Å)
2:B:3[A]:ILE:HG22	2:B:6[A]:HIS:CE1	2.54	0.42
1:C:10[A]:TRP:CH2	1:C:32[A]:HIS:CD2	2.86	0.42
2:B:3[B]:ILE:HG22	2:B:6[B]:HIS:CE1	2.54	0.42
1:C:84[B]:ALA:O	1:C:88[B]:ARG:HB2	2.18	0.42
2:D:7[B]:VAL:CG1	2:D:11[B]:LEU:HB2	2.49	0.42
1:C:17[A]:ILE:HD12	1:C:29[A]:LEU:CD1	2.42	0.42
1:C:10[A]:TRP:CZ3	1:C:32[A]:HIS:CG	2.94	0.42
1:C:73[B]:ARG:HG2	1:C:169[B]:ILE:HG23	2.02	0.42
1:C:67[B]:HIS:NE2	1:C:68[B]:LEU:HG	2.35	0.42
1:C:74[B]:ALA:HA	1:C:119[B]:MET:HE1	1.99	0.42
2:D:44[B]:ALA:O	2:D:48[B]:VAL:HG23	2.19	0.42
2:D:23[A]:ALA:O	2:D:27[A]:VAL:HG23	2.19	0.42
1:C:121[B]:GLN:C	1:C:123[B]:ASN:N	2.73	0.42
1:C:101[A]:GLU:HB3	2:D:39[A]:ARG:HH22	1.85	0.41
1:C:22[A]:ASP:HB3	1:C:25[A]:ALA:CB	2.50	0.41
2:B:5[A]:HIS:HB2	2:B:167[A]:ASP:HB3	2.02	0.41
1:C:30[A]:PHE:CD2	2:D:66[A]:LEU:CD1	3.03	0.41
2:B:5[B]:HIS:HB2	2:B:167[B]:ASP:HB3	2.02	0.41
2:D:119[A]:LEU:HA	2:D:120[A]:PRO:HD3	1.81	0.41
2:D:8[A]:SER:O	2:D:11[A]:LEU:N	2.52	0.41
1:A:125[B]:ARG:HH12	1:C:87[B]:ARG:HD3	1.84	0.41
2:D:119[B]:LEU:HA	2:D:120[B]:PRO:HD3	1.81	0.41
1:C:77[A]:ALA:HB1	2:D:50[A]:GLY:O	2.20	0.41
1:C:88[A]:ARG:O	1:C:91[A]:GLY:O	2.38	0.41
2:B:27[A]:VAL:HA	2:B:190[A]:LEU:HD23	2.02	0.41
2:D:51[A]:SER:O	2:D:53[A]:MET:N	2.53	0.41
2:B:27[B]:VAL:HA	2:B:190[B]:LEU:HD23	2.02	0.41
1:C:42[B]:MET:HE1	2:D:59[B]:VAL:CG2	2.30	0.41
1:C:34[B]:ALA:N	1:C:35[B]:PRO:HD3	2.36	0.41
1:C:61[B]:THR:O	1:C:62[B]:VAL:C	2.59	0.41
1:A:105[A]:TRP:CE3	1:A:109[A]:SER:HB3	2.56	0.41
2:B:98[A]:VAL:HG21	2:B:102[A]:LEU:HD12	2.02	0.41
2:D:114[A]:VAL:CG2	2:D:136[A]:GLN:HG2	2.51	0.41
1:A:105[B]:TRP:CE3	1:A:109[B]:SER:HB3	2.56	0.41
2:B:98[B]:VAL:HG21	2:B:102[B]:LEU:HD12	2.02	0.41
1:C:13[B]:LEU:CD2	1:C:13[B]:LEU:HG	2.19	0.41
2:D:114[B]:VAL:CG2	2:D:136[B]:GLN:HG2	2.51	0.41
1:C:100[A]:PRO:HD3	2:D:15[A]:TYR:OH	2.20	0.41
1:C:112[B]:ASP:C	1:C:114[B]:ALA:N	2.74	0.41
1:C:26[B]:PHE:CE1	1:C:59[B]:MET:O	2.70	0.41
1:A:15[A]:ARG:H	1:A:15[A]:ARG:HG2	1.74	0.41

Continued on next page...

Continued from previous page...

Atom-1	Atom-2	Interatomic distance (Å)	Clash overlap (Å)
1:A:15[B]:ARG:HG2	1:A:15[B]:ARG:H	1.74	0.41
1:C:165[B]:ILE:HA	1:C:168[B]:ARG:CB	2.50	0.41
1:C:22[B]:ASP:HB3	1:C:25[B]:ALA:CB	2.51	0.41
1:C:73[A]:ARG:HG2	1:C:169[A]:ILE:HG23	2.03	0.40
1:C:83[A]:ILE:O	1:C:87[A]:ARG:CB	2.69	0.40
1:C:129[B]:ALA:CB	1:C:160[B]:LEU:HD21	2.51	0.40
1:C:22[B]:ASP:O	1:C:25[B]:ALA:HB3	2.21	0.40
2:B:129[A]:LEU:HD23	2:B:189[A]:CYS:O	2.21	0.40
2:D:185[A]:LEU:O	2:D:186[A]:ASP:CB	2.63	0.40
2:B:129[B]:LEU:HD23	2:B:189[B]:CYS:O	2.21	0.40
2:D:185[B]:LEU:O	2:D:186[B]:ASP:CB	2.63	0.40
1:C:126[B]:LEU:HD13	1:C:160[B]:LEU:CB	2.42	0.40
1:A:103[A]:LEU:HB3	1:A:176[A]:LEU:HD21	2.03	0.40
1:C:27[A]:ALA:HA	2:D:66[A]:LEU:HD11	2.02	0.40
1:A:103[B]:LEU:HB3	1:A:176[B]:LEU:HD21	2.03	0.40

There are no symmetry-related clashes.

5.3 Torsion angles [i](#)

5.3.1 Protein backbone [i](#)

In the following table, the Percentiles column shows the percent Ramachandran outliers of the chain as a percentile score with respect to all X-ray entries followed by that with respect to entries of similar resolution.

The Analysed column shows the number of residues for which the backbone conformation was analysed, and the total number of residues.

Mol	Chain	Analysed	Favoured	Allowed	Outliers	Percentiles	
1	1-A	174/184 (95%)	155 (89%)	17 (10%)	2 (1%)	16	22
1	1-C	160/184 (87%)	132 (82%)	22 (14%)	6 (4%)	3	3
1	2-A	174/184 (95%)	155 (89%)	17 (10%)	2 (1%)	16	22
1	2-C	160/184 (87%)	119 (74%)	27 (17%)	14 (9%)	1	0
2	1-B	181/195 (93%)	158 (87%)	13 (7%)	10 (6%)	2	1
2	1-D	177/195 (91%)	152 (86%)	19 (11%)	6 (3%)	4	3
2	2-B	181/195 (93%)	158 (87%)	13 (7%)	10 (6%)	2	1
2	2-D	177/195 (91%)	157 (89%)	14 (8%)	6 (3%)	4	3

Continued on next page...

Continued from previous page...

Mol	Chain	Analysed	Favoured	Allowed	Outliers	Percentiles
All	All	1384/1516 (91%)	1186 (86%)	142 (10%)	56 (4%)	3 2

All (56) Ramachandran outliers are listed below:

Mol	Chain	Res	Type
2	1-B	74[A]	ASP
2	1-B	75[A]	ARG
2	1-B	92[A]	ALA
2	1-B	159[A]	GLU
1	1-C	21[A]	ARG
1	1-C	158[A]	THR
2	1-D	62[A]	SER
2	1-D	92[A]	ALA
2	1-D	146[A]	LEU
2	2-B	74[B]	ASP
2	2-B	75[B]	ARG
2	2-B	92[B]	ALA
2	2-B	159[B]	GLU
1	2-C	21[B]	ARG
1	2-C	122[B]	GLU
1	2-C	160[B]	LEU
2	2-D	92[B]	ALA
2	2-D	146[B]	LEU
2	1-B	101[A]	ARG
2	1-B	158[A]	ASP
2	1-B	186[A]	ASP
1	1-C	46[A]	SER
1	1-C	160[A]	LEU
2	1-D	134[A]	GLY
2	1-D	186[A]	ASP
2	2-B	101[B]	ARG
2	2-B	158[B]	ASP
2	2-B	186[B]	ASP
1	2-C	10[B]	TRP
1	2-C	12[B]	ALA
1	2-C	121[B]	GLN
1	2-C	155[B]	ALA
2	2-D	9[B]	ASP
2	2-D	134[B]	GLY
2	2-D	186[B]	ASP
1	1-A	108[A]	ASP
2	1-B	134[A]	GLY

Continued on next page...

Continued from previous page...

Mol	Chain	Res	Type
1	1-C	101[A]	GLU
1	2-A	108[B]	ASP
2	2-B	134[B]	GLY
1	2-C	107[B]	PRO
1	2-C	114[B]	ALA
2	1-B	87[A]	ASP
2	1-B	111[A]	GLY
2	2-B	87[B]	ASP
2	2-B	111[B]	GLY
1	2-C	148[B]	ASP
1	1-C	107[A]	PRO
1	2-C	34[B]	ALA
1	2-C	47[B]	VAL
1	2-C	62[B]	VAL
1	1-A	134[A]	PRO
1	2-A	134[B]	PRO
2	1-D	91[A]	PRO
2	2-D	91[B]	PRO
1	2-C	111[B]	PRO

5.3.2 Protein sidechains ⓘ

In the following table, the Percentiles column shows the percent sidechain outliers of the chain as a percentile score with respect to all X-ray entries followed by that with respect to entries of similar resolution.

The Analysed column shows the number of residues for which the sidechain conformation was analysed, and the total number of residues.

Mol	Chain	Analysed	Rotameric	Outliers	Percentiles	
1	1-A	134/151 (89%)	124 (92%)	10 (8%)	15	23
1	1-C	114/151 (76%)	101 (89%)	13 (11%)	6	8
2	1-B	118/145 (81%)	107 (91%)	11 (9%)	10	14
2	1-D	121/145 (83%)	113 (93%)	8 (7%)	18	29
All	All	487/592 (82%)	445 (91%)	42 (9%)	11	17

All (42) residues with a non-rotameric sidechain are listed below:

Mol	Chain	Res	Type
1	1-A	8[A]	THR
1	1-A	15[A]	ARG

Continued on next page...

Continued from previous page...

Mol	Chain	Res	Type
1	1-A	50[A]	GLN
1	1-A	82[A]	THR
1	1-A	85[A]	ARG
1	1-A	108[A]	ASP
1	1-A	128[A]	ARG
1	1-A	143[A]	ARG
1	1-A	168[A]	ARG
1	1-A	175[A]	ARG
2	1-B	12[A]	LEU
2	1-B	45[A]	LEU
2	1-B	51[A]	SER
2	1-B	74[A]	ASP
2	1-B	94[A]	LEU
2	1-B	105[A]	VAL
2	1-B	132[A]	ILE
2	1-B	141[A]	HIS
2	1-B	177[A]	HIS
2	1-B	186[A]	ASP
2	1-B	193[A]	THR
1	1-C	6[A]	ASP
1	1-C	13[A]	LEU
1	1-C	15[A]	ARG
1	1-C	21[A]	ARG
1	1-C	80[A]	ILE
1	1-C	82[A]	THR
1	1-C	85[A]	ARG
1	1-C	87[A]	ARG
1	1-C	88[A]	ARG
1	1-C	90[A]	ASP
1	1-C	95[A]	ASP
1	1-C	128[A]	ARG
1	1-C	170[A]	ARG
2	1-D	12[A]	LEU
2	1-D	70[A]	MET
2	1-D	94[A]	LEU
2	1-D	96[A]	ASP
2	1-D	140[A]	ASP
2	1-D	141[A]	HIS
2	1-D	162[A]	ARG
2	1-D	193[A]	THR

Some sidechains can be flipped to improve hydrogen bonding and reduce clashes. All (6) such sidechains are listed below:

Mol	Chain	Res	Type
1	1-A	123[A]	ASN
2	1-B	6[A]	HIS
2	1-B	141[A]	HIS
1	1-C	20[A]	HIS
1	1-C	56[A]	GLN
2	1-D	141[A]	HIS

5.3.3 RNA [i](#)

There are no RNA molecules in this entry.

5.4 Non-standard residues in protein, DNA, RNA chains [i](#)

There are no non-standard protein/DNA/RNA residues in this entry.

5.5 Carbohydrates [i](#)

There are no carbohydrates in this entry.

5.6 Ligand geometry [i](#)

Of 8 ligands modelled in this entry, 8 are monoatomic - leaving 0 for Mogul analysis.

There are no bond length outliers.

There are no bond angle outliers.

There are no chirality outliers.

There are no torsion outliers.

There are no ring outliers.

No monomer is involved in short contacts.

5.7 Other polymers [i](#)

There are no such residues in this entry.

5.8 Polymer linkage issues [i](#)

There are no chain breaks in this entry.

6 Fit of model and data

6.1 Protein, DNA and RNA chains

In the following table, the column labelled ‘#RSRZ > 2’ contains the number (and percentage) of RSRZ outliers, followed by percent RSRZ outliers for the chain as percentile scores relative to all X-ray entries and entries of similar resolution. The OWAB column contains the minimum, median, 95th percentile and maximum values of the occupancy-weighted average B-factor per residue. The column labelled ‘Q < 0.9’ lists the number of (and percentage) of residues with an average occupancy less than 0.9.

Mol	Chain	Analysed	<RSRZ>	#RSRZ>2	OWAB(Å ²)	Q<0.9
1	1-A	176/184 (95%)	0.96	28 (15%) 2 1	20, 30, 42, 45	176 (100%)
1	1-C	164/184 (89%)	2.33	81 (49%) 0 0	28, 34, 40, 47	164 (100%)
1	2-A	176/184 (95%)	0.96	28 (15%) 2 1	20, 30, 42, 45	176 (100%)
1	2-C	164/184 (89%)	2.33	81 (49%) 0 0	28, 34, 40, 47	164 (100%)
2	1-B	185/195 (94%)	1.57	58 (31%) 0 0	23, 29, 33, 45	185 (100%)
2	1-D	181/195 (92%)	1.46	46 (25%) 0 0	23, 30, 38, 41	181 (100%)
2	2-B	185/195 (94%)	1.57	58 (31%) 0 0	23, 29, 33, 45	185 (100%)
2	2-D	181/195 (92%)	1.46	46 (25%) 0 0	23, 30, 38, 41	181 (100%)
All	All	1412/1516 (93%)	1.56	426 (30%) 0 0	20, 31, 40, 47	1412 (100%)

All (426) RSRZ outliers are listed below:

Mol	Chain	Res	Type	RSRZ
1	1-C	160[A]	LEU	9.6
1	2-C	160[B]	LEU	9.6
1	1-C	130[A]	ILE	8.8
1	2-C	130[B]	ILE	8.8
1	1-C	157[A]	GLU	8.5
1	2-C	157[B]	GLU	8.5
2	1-B	134[A]	GLY	7.9
2	2-B	134[B]	GLY	7.9
2	1-B	175[A]	LEU	7.5
2	2-B	175[B]	LEU	7.5
1	1-C	111[A]	PRO	7.4
1	2-C	111[B]	PRO	7.4
2	1-D	57[A]	ALA	6.9
2	2-D	57[B]	ALA	6.9
1	1-A	154[A]	LEU	6.8
1	2-A	154[B]	LEU	6.8

Continued on next page...

Continued from previous page...

Mol	Chain	Res	Type	RSRZ
2	1-B	90[A]	ALA	6.8
2	2-B	90[B]	ALA	6.8
1	1-C	109[A]	SER	6.7
1	2-C	109[B]	SER	6.7
1	1-C	105[A]	TRP	6.6
1	2-C	105[B]	TRP	6.6
1	1-C	142[A]	GLU	6.5
1	2-C	142[B]	GLU	6.5
2	1-B	111[A]	GLY	6.0
2	2-B	111[B]	GLY	6.0
1	1-C	107[A]	PRO	6.0
1	2-C	107[B]	PRO	6.0
2	1-D	142[A]	GLY	5.8
2	2-D	142[B]	GLY	5.8
1	1-C	131[A]	ALA	5.5
1	2-C	131[B]	ALA	5.5
1	1-C	127[A]	GLY	5.4
1	2-C	127[B]	GLY	5.4
2	1-B	184[A]	GLY	5.3
2	2-B	184[B]	GLY	5.3
2	1-D	194[A]	ASP	5.2
2	2-D	194[B]	ASP	5.2
1	1-C	108[A]	ASP	5.0
1	2-C	108[B]	ASP	5.0
1	1-A	5[A]	SER	4.9
1	2-A	5[B]	SER	4.9
1	1-C	104[A]	PHE	4.9
1	2-C	104[B]	PHE	4.9
1	1-C	116[A]	VAL	4.9
1	2-C	116[B]	VAL	4.9
2	1-B	174[A]	GLU	4.8
2	2-B	174[B]	GLU	4.8
2	1-B	113[A]	GLY	4.7
2	1-B	142[A]	GLY	4.7
2	2-B	113[B]	GLY	4.7
2	2-B	142[B]	GLY	4.7
1	1-C	25[A]	ALA	4.7
1	2-C	25[B]	ALA	4.7
2	1-B	76[A]	GLN	4.7
2	2-B	76[B]	GLN	4.7
1	1-A	107[A]	PRO	4.7
1	2-A	107[B]	PRO	4.7

Continued on next page...

Continued from previous page...

Mol	Chain	Res	Type	RSRZ
1	1-C	76[A]	VAL	4.6
1	2-C	76[B]	VAL	4.6
1	1-C	20[A]	HIS	4.6
1	2-C	20[B]	HIS	4.6
1	1-C	28[A]	GLU	4.5
1	2-C	28[B]	GLU	4.5
2	1-D	59[A]	VAL	4.5
2	2-D	59[B]	VAL	4.5
2	1-D	145[A]	GLY	4.5
2	2-D	145[B]	GLY	4.5
1	1-C	29[A]	LEU	4.4
1	2-C	29[B]	LEU	4.4
2	1-B	86[A]	ALA	4.4
2	1-D	104[A]	ASP	4.4
2	2-B	86[B]	ALA	4.4
2	2-D	104[B]	ASP	4.4
2	1-D	63[A]	GLU	4.4
2	2-D	63[B]	GLU	4.4
1	1-C	14[A]	MET	4.4
1	2-C	14[B]	MET	4.4
1	1-C	112[A]	ASP	4.2
1	2-C	112[B]	ASP	4.2
2	1-B	185[A]	LEU	4.1
2	2-B	185[B]	LEU	4.1
2	1-B	161[A]	ASP	4.1
2	2-B	161[B]	ASP	4.1
2	1-B	160[A]	THR	4.1
2	2-B	160[B]	THR	4.1
1	1-C	26[A]	PHE	4.1
1	2-C	26[B]	PHE	4.1
2	1-B	152[A]	LEU	4.0
2	2-B	152[B]	LEU	4.0
1	1-C	42[A]	MET	4.0
1	2-C	42[B]	MET	4.0
2	1-B	171[A]	ALA	4.0
2	1-D	173[A]	GLN	4.0
2	2-B	171[B]	ALA	4.0
2	2-D	173[B]	GLN	4.0
1	1-C	59[A]	MET	4.0
1	2-C	59[B]	MET	4.0
2	1-B	117[A]	ALA	4.0
2	2-B	117[B]	ALA	4.0

Continued on next page...

Continued from previous page...

Mol	Chain	Res	Type	RSRZ
2	1-D	60[A]	ALA	4.0
2	2-D	60[B]	ALA	4.0
2	1-D	134[A]	GLY	4.0
2	2-D	134[B]	GLY	4.0
1	1-C	30[A]	PHE	4.0
1	2-C	30[B]	PHE	4.0
2	1-B	104[A]	ASP	4.0
2	2-B	104[B]	ASP	4.0
1	1-C	150[A]	THR	3.9
1	2-C	150[B]	THR	3.9
1	1-C	158[A]	THR	3.9
1	2-C	158[B]	THR	3.9
1	1-C	80[A]	ILE	3.9
1	1-C	141[A]	ILE	3.9
1	2-C	80[B]	ILE	3.9
1	2-C	141[B]	ILE	3.9
2	1-B	187[A]	CYS	3.9
2	2-B	187[B]	CYS	3.9
1	1-C	92[A]	LEU	3.9
1	2-C	92[B]	LEU	3.9
2	1-B	145[A]	GLY	3.9
2	2-B	145[B]	GLY	3.9
1	1-C	43[A]	LYS	3.8
1	2-C	43[B]	LYS	3.8
2	1-B	99[A]	GLY	3.8
2	2-B	99[B]	GLY	3.8
1	1-C	82[A]	THR	3.8
1	2-C	82[B]	THR	3.8
2	1-B	133[A]	PRO	3.8
2	2-B	133[B]	PRO	3.8
1	1-C	140[A]	LEU	3.8
1	2-C	140[B]	LEU	3.8
1	1-C	5[A]	SER	3.8
1	1-C	148[A]	ASP	3.8
1	2-C	5[B]	SER	3.8
1	2-C	148[B]	ASP	3.8
2	1-B	139[A]	PRO	3.8
2	2-B	139[B]	PRO	3.8
2	1-D	52[A]	LEU	3.7
2	2-D	52[B]	LEU	3.7
1	1-C	27[A]	ALA	3.6
1	2-C	27[B]	ALA	3.6

Continued on next page...

Continued from previous page...

Mol	Chain	Res	Type	RSRZ
2	1-D	13[A]	THR	3.6
2	2-D	13[B]	THR	3.6
1	1-A	155[A]	ALA	3.6
1	2-A	155[B]	ALA	3.6
2	1-D	58[A]	PRO	3.6
2	2-D	58[B]	PRO	3.6
1	1-C	159[A]	GLY	3.6
1	2-C	159[B]	GLY	3.6
1	1-C	124[A]	ALA	3.6
1	2-C	124[B]	ALA	3.6
1	1-C	78[A]	THR	3.5
1	2-C	78[B]	THR	3.5
1	1-A	41[A]	LEU	3.5
1	2-A	41[B]	LEU	3.5
1	1-C	162[A]	LEU	3.5
1	2-C	162[B]	LEU	3.5
2	1-B	132[A]	ILE	3.5
2	2-B	132[B]	ILE	3.5
2	1-B	114[A]	VAL	3.5
2	2-B	114[B]	VAL	3.5
2	1-B	75[A]	ARG	3.4
2	2-B	75[B]	ARG	3.4
2	1-D	172[A]	ASP	3.4
2	2-D	172[B]	ASP	3.4
1	1-C	24[A]	ALA	3.3
1	2-C	24[B]	ALA	3.3
1	1-C	33[A]	PHE	3.3
1	2-C	33[B]	PHE	3.3
1	1-A	50[A]	GLN	3.3
1	2-A	50[B]	GLN	3.3
2	1-B	87[A]	ASP	3.3
2	1-D	51[A]	SER	3.3
2	2-B	87[B]	ASP	3.3
2	2-D	51[B]	SER	3.3
2	1-D	138[A]	VAL	3.2
2	2-D	138[B]	VAL	3.2
1	1-C	31[A]	GLN	3.2
1	2-C	31[B]	GLN	3.2
1	1-C	88[A]	ARG	3.2
1	2-C	88[B]	ARG	3.2
2	1-B	88[A]	PRO	3.2
2	2-B	88[B]	PRO	3.2

Continued on next page...

Continued from previous page...

Mol	Chain	Res	Type	RSRZ
1	1-C	110[A]	GLU	3.2
1	2-C	110[B]	GLU	3.2
2	1-B	144[A]	ARG	3.2
2	2-B	144[B]	ARG	3.2
1	1-C	146[A]	PHE	3.1
1	2-C	146[B]	PHE	3.1
2	1-B	179[A]	PRO	3.1
2	2-B	179[B]	PRO	3.1
2	1-B	98[A]	VAL	3.1
2	1-B	131[A]	TRP	3.1
2	1-D	131[A]	TRP	3.1
2	2-B	98[B]	VAL	3.1
2	2-B	131[B]	TRP	3.1
2	2-D	131[B]	TRP	3.1
1	1-C	118[A]	GLU	3.1
1	2-C	118[B]	GLU	3.1
2	1-B	176[A]	GLU	3.1
2	2-B	176[B]	GLU	3.1
1	1-C	8[A]	THR	3.1
1	2-C	8[B]	THR	3.1
1	1-A	131[A]	ALA	3.1
1	1-A	149[A]	LEU	3.1
1	2-A	131[B]	ALA	3.1
1	2-A	149[B]	LEU	3.1
1	1-C	68[A]	LEU	3.0
1	2-C	68[B]	LEU	3.0
1	1-C	37[A]	VAL	3.0
1	2-C	37[B]	VAL	3.0
1	1-C	125[A]	ARG	3.0
1	2-C	125[B]	ARG	3.0
2	1-B	100[A]	ARG	3.0
2	2-B	100[B]	ARG	3.0
1	1-C	128[A]	ARG	3.0
1	2-C	128[B]	ARG	3.0
2	1-D	161[A]	ASP	3.0
2	2-D	161[B]	ASP	3.0
1	1-C	62[A]	VAL	3.0
1	2-C	62[B]	VAL	3.0
1	1-C	121[A]	GLN	3.0
1	2-C	121[B]	GLN	3.0
1	1-C	41[A]	LEU	3.0
1	2-C	41[B]	LEU	3.0

Continued on next page...

Continued from previous page...

Mol	Chain	Res	Type	RSRZ
1	1-C	15[A]	ARG	3.0
1	2-C	15[B]	ARG	3.0
1	1-C	47[A]	VAL	2.9
1	2-C	47[B]	VAL	2.9
1	1-A	117[A]	TYR	2.9
1	1-C	77[A]	ALA	2.9
1	2-A	117[B]	TYR	2.9
1	2-C	77[B]	ALA	2.9
1	1-C	79[A]	TRP	2.9
1	2-C	79[B]	TRP	2.9
2	1-B	128[A]	ARG	2.9
2	2-B	128[B]	ARG	2.9
1	1-C	74[A]	ALA	2.8
1	1-C	139[A]	ALA	2.8
1	2-C	74[B]	ALA	2.8
1	2-C	139[B]	ALA	2.8
1	1-C	40[A]	PHE	2.8
1	2-C	40[B]	PHE	2.8
2	1-D	141[A]	HIS	2.8
2	2-D	141[B]	HIS	2.8
2	1-D	56[A]	THR	2.7
2	2-D	56[B]	THR	2.7
1	1-C	120[A]	GLN	2.7
1	2-C	120[B]	GLN	2.7
1	1-C	174[A]	ASP	2.7
1	2-C	174[B]	ASP	2.7
1	1-A	54[A]	CYS	2.7
1	2-A	54[B]	CYS	2.7
2	1-B	188[A]	ILE	2.7
2	2-B	188[B]	ILE	2.7
2	1-D	112[A]	GLY	2.7
2	2-D	112[B]	GLY	2.7
2	1-D	136[A]	GLN	2.7
2	2-D	136[B]	GLN	2.7
2	1-D	159[A]	GLU	2.6
2	2-D	159[B]	GLU	2.6
1	1-C	7[A]	ARG	2.6
1	2-C	7[B]	ARG	2.6
1	1-A	102[A]	ASP	2.6
1	1-C	115[A]	ASP	2.6
1	2-A	102[B]	ASP	2.6
1	2-C	115[B]	ASP	2.6

Continued on next page...

Continued from previous page...

Mol	Chain	Res	Type	RSRZ
1	1-A	116[A]	VAL	2.6
1	2-A	116[B]	VAL	2.6
2	1-B	183[A]	ARG	2.6
2	2-B	183[B]	ARG	2.6
2	1-B	156[A]	PHE	2.6
2	2-B	156[B]	PHE	2.6
1	1-A	148[A]	ASP	2.6
1	2-A	148[B]	ASP	2.6
2	1-D	62[A]	SER	2.6
2	2-D	62[B]	SER	2.6
2	1-B	130[A]	LEU	2.5
2	2-B	130[B]	LEU	2.5
2	1-B	105[A]	VAL	2.5
2	1-D	61[A]	LEU	2.5
2	2-B	105[B]	VAL	2.5
2	2-D	61[B]	LEU	2.5
2	1-D	148[A]	LEU	2.5
2	2-D	148[B]	LEU	2.5
1	1-C	87[A]	ARG	2.5
1	2-C	87[B]	ARG	2.5
2	1-B	28[A]	VAL	2.5
2	2-B	28[B]	VAL	2.5
2	1-B	170[A]	ILE	2.5
2	2-B	170[B]	ILE	2.5
1	1-A	156[A]	ALA	2.5
1	2-A	156[B]	ALA	2.5
2	1-D	162[A]	ARG	2.5
2	2-D	162[B]	ARG	2.5
2	1-B	77[A]	ILE	2.4
2	2-B	77[B]	ILE	2.4
1	1-C	103[A]	LEU	2.4
1	1-C	173[A]	LEU	2.4
1	2-C	103[B]	LEU	2.4
1	2-C	173[B]	LEU	2.4
2	1-B	118[A]	ILE	2.4
2	2-B	118[B]	ILE	2.4
2	1-B	162[A]	ARG	2.4
2	2-B	162[B]	ARG	2.4
2	1-B	143[A]	HIS	2.4
2	1-D	24[A]	PHE	2.4
2	2-B	143[B]	HIS	2.4
2	2-D	24[B]	PHE	2.4

Continued on next page...

Continued from previous page...

Mol	Chain	Res	Type	RSRZ
1	1-C	34[A]	ALA	2.4
1	2-C	34[B]	ALA	2.4
2	1-D	106[A]	ARG	2.4
2	2-D	106[B]	ARG	2.4
1	1-C	45[A]	GLY	2.4
1	2-C	45[B]	GLY	2.4
1	1-A	122[A]	GLU	2.4
1	2-A	122[B]	GLU	2.4
1	1-A	179[A]	HIS	2.3
1	2-A	179[B]	HIS	2.3
1	1-C	85[A]	ARG	2.3
1	2-C	85[B]	ARG	2.3
1	1-A	177[A]	ARG	2.3
1	1-C	73[A]	ARG	2.3
1	2-A	177[B]	ARG	2.3
1	2-C	73[B]	ARG	2.3
2	1-B	172[A]	ASP	2.3
2	2-B	172[B]	ASP	2.3
1	1-C	114[A]	ALA	2.3
1	2-C	114[B]	ALA	2.3
2	1-D	42[A]	ALA	2.3
2	2-D	42[B]	ALA	2.3
1	1-A	150[A]	THR	2.3
1	2-A	150[B]	THR	2.3
1	1-C	75[A]	SER	2.3
1	2-C	75[B]	SER	2.3
2	1-D	29[A]	ALA	2.3
2	1-D	71[A]	ALA	2.3
2	2-D	29[B]	ALA	2.3
2	2-D	71[B]	ALA	2.3
2	1-B	186[A]	ASP	2.3
2	2-B	186[B]	ASP	2.3
1	1-A	15[A]	ARG	2.2
1	2-A	15[B]	ARG	2.2
1	1-A	178[A]	GLN	2.2
1	2-A	178[B]	GLN	2.2
2	1-B	173[A]	GLN	2.2
2	2-B	173[B]	GLN	2.2
2	1-B	192[A]	ALA	2.2
2	2-B	192[B]	ALA	2.2
2	1-D	174[A]	GLU	2.2
2	2-D	174[B]	GLU	2.2

Continued on next page...

Continued from previous page...

Mol	Chain	Res	Type	RSRZ
1	1-C	71[A]	PRO	2.2
1	2-C	71[B]	PRO	2.2
2	1-B	153[A]	GLN	2.2
2	2-B	153[B]	GLN	2.2
1	1-A	104[A]	PHE	2.2
1	1-A	164[A]	THR	2.2
1	2-A	104[B]	PHE	2.2
1	2-A	164[B]	THR	2.2
1	1-A	68[A]	LEU	2.2
1	2-A	68[B]	LEU	2.2
2	1-D	45[A]	LEU	2.2
2	2-D	45[B]	LEU	2.2
2	1-D	135[A]	GLY	2.2
2	2-D	135[B]	GLY	2.2
2	1-D	143[A]	HIS	2.2
2	2-D	143[B]	HIS	2.2
2	1-D	111[A]	GLY	2.2
2	2-D	111[B]	GLY	2.2
1	1-A	19[A]	ASP	2.2
1	2-A	19[B]	ASP	2.2
1	1-C	149[A]	LEU	2.2
1	2-C	149[B]	LEU	2.2
2	1-B	106[A]	ARG	2.2
2	2-B	106[B]	ARG	2.2
2	1-D	70[A]	MET	2.1
2	1-D	107[A]	TRP	2.1
2	2-D	70[B]	MET	2.1
2	2-D	107[B]	TRP	2.1
2	1-B	57[A]	ALA	2.1
2	2-B	57[B]	ALA	2.1
2	1-D	110[A]	LEU	2.1
2	2-D	110[B]	LEU	2.1
1	1-C	72[A]	SER	2.1
1	2-C	72[B]	SER	2.1
2	1-B	5[A]	HIS	2.1
2	2-B	5[B]	HIS	2.1
1	1-C	53[A]	GLU	2.1
1	2-C	53[B]	GLU	2.1
2	1-D	133[A]	PRO	2.1
2	2-D	133[B]	PRO	2.1
2	1-D	32[A]	LEU	2.1
2	2-D	32[B]	LEU	2.1

Continued on next page...

Continued from previous page...

Mol	Chain	Res	Type	RSRZ
2	1-D	53[A]	MET	2.1
2	2-D	53[B]	MET	2.1
2	1-B	27[A]	VAL	2.1
2	1-B	138[A]	VAL	2.1
2	1-B	180[A]	VAL	2.1
2	2-B	27[B]	VAL	2.1
2	2-B	138[B]	VAL	2.1
2	2-B	180[B]	VAL	2.1
1	1-A	134[A]	PRO	2.1
1	2-A	134[B]	PRO	2.1
2	1-B	74[A]	ASP	2.1
2	2-B	74[B]	ASP	2.1
1	1-C	69[A]	PHE	2.1
1	2-C	69[B]	PHE	2.1
2	1-B	141[A]	HIS	2.1
2	2-B	141[B]	HIS	2.1
2	1-D	124[A]	GLU	2.1
2	2-D	124[B]	GLU	2.1
1	1-A	47[A]	VAL	2.1
1	2-A	47[B]	VAL	2.1
1	1-A	147[A]	GLY	2.0
1	2-A	147[B]	GLY	2.0
1	1-C	55[A]	ALA	2.0
1	2-C	55[B]	ALA	2.0
1	1-A	153[A]	GLU	2.0
1	2-A	153[B]	GLU	2.0
2	1-D	49[A]	GLY	2.0
2	2-D	49[B]	GLY	2.0
1	1-C	54[A]	CYS	2.0
1	2-C	54[B]	CYS	2.0
2	1-D	26[A]	LEU	2.0
2	2-D	26[B]	LEU	2.0

6.2 Non-standard residues in protein, DNA, RNA chains [i](#)

There are no non-standard protein/DNA/RNA residues in this entry.

6.3 Carbohydrates [i](#)

There are no carbohydrates in this entry.

6.4 Ligands [i](#)

In the following table, the Atoms column lists the number of modelled atoms in the group and the number defined in the chemical component dictionary. The B-factors column lists the minimum, median, 95th percentile and maximum values of B factors of atoms in the group. The column labelled 'Q< 0.9' lists the number of atoms with occupancy less than 0.9.

Mol	Type	Chain	Res	Atoms	RSCC	RSR	B-factors(\AA^2)	Q<0.9
3	ZN	2-B	197[B]	1/1	0.92	0.04	44,44,44,44	1
3	ZN	1-B	197[A]	1/1	0.92	0.04	44,44,44,44	1
3	ZN	1-D	197[A]	1/1	0.93	0.17	33,33,33,33	1
3	ZN	2-D	197[B]	1/1	0.93	0.17	31,31,31,31	1
3	ZN	1-B	196[A]	1/1	0.94	0.18	37,37,37,37	1
3	ZN	2-B	196[B]	1/1	0.94	0.18	37,37,37,37	1
3	ZN	2-D	196[B]	1/1	0.99	0.12	33,33,33,33	1
3	ZN	1-D	196[A]	1/1	0.99	0.12	54,54,54,54	1

6.5 Other polymers [i](#)

There are no such residues in this entry.