



Full wwPDB X-ray Structure Validation Report ⓘ

Mar 14, 2018 – 02:37 am GMT

PDB ID : 2R6C
Title : Crystal Form BH2
Authors : Bailey, S.; Eliason, W.K.; Steitz, T.A.
Deposited on : 2007-09-05
Resolution : 4.00 Å(reported)

This is a Full wwPDB X-ray Structure Validation Report for a publicly released PDB entry.

We welcome your comments at validation@mail.wwpdb.org

A user guide is available at

<https://www.wwpdb.org/validation/2017/XrayValidationReportHelp>

with specific help available everywhere you see the ⓘ symbol.

The following versions of software and data (see [references ⓘ](#)) were used in the production of this report:

MolProbity : 4.02b-467
Xtriage (Phenix) : 1.13
EDS : trunk31020
Percentile statistics : 20171227.v01 (using entries in the PDB archive December 27th 2017)
Refmac : 5.8.0158
CCP4 : 7.0 (Gargrove)
Ideal geometry (proteins) : Engh & Huber (2001)
Ideal geometry (DNA, RNA) : Parkinson et al. (1996)
Validation Pipeline (wwPDB-VP) : trunk31020

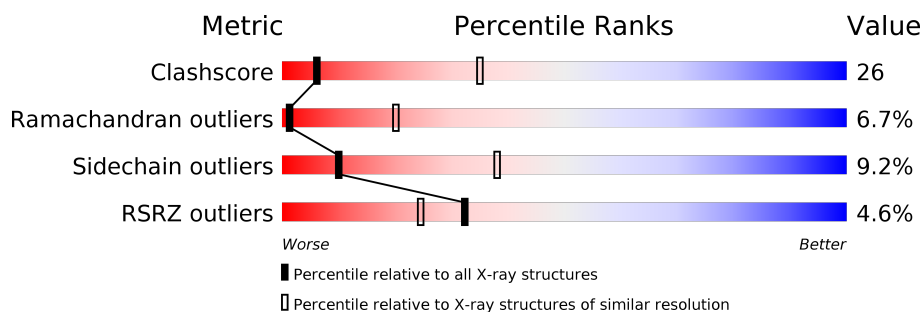
1 Overall quality at a glance

The following experimental techniques were used to determine the structure:

X-RAY DIFFRACTION

The reported resolution of this entry is 4.00 Å.

Percentile scores (ranging between 0-100) for global validation metrics of the entry are shown in the following graphic. The table shows the number of entries on which the scores are based.



Metric	Whole archive (#Entries)	Similar resolution (#Entries, resolution range(Å))
Clashscore	122126	1012 (4.34-3.66)
Ramachandran outliers	120053	1000 (4.36-3.64)
Sidechain outliers	120020	1023 (4.38-3.62)
RSRZ outliers	108989	1107 (4.40-3.60)

The table below summarises the geometric issues observed across the polymeric chains and their fit to the electron density. The red, orange, yellow and green segments on the lower bar indicate the fraction of residues that contain outliers for ≥ 3 , 2, 1 and 0 types of geometric quality criteria. A grey segment represents the fraction of residues that are not modelled. The numeric value for each fraction is indicated below the corresponding segment, with a dot representing fractions $\leq 5\%$. The upper red bar (where present) indicates the fraction of residues that have poor fit to the electron density. The numeric value is given above the bar.

Mol	Chain	Length	Quality of chain
1	A	454	<div> <div>3%</div> <div> <div>46%</div> <div>25%</div> <div>7%</div> <div>•</div> <div>21%</div> </div> </div>
1	B	454	<div> <div>4%</div> <div> <div>44%</div> <div>27%</div> <div>7%</div> <div>•</div> <div>21%</div> </div> </div>
1	C	454	<div> <div>2%</div> <div> <div>45%</div> <div>25%</div> <div>8%</div> <div>•</div> <div>21%</div> </div> </div>
1	D	454	<div> <div>2%</div> <div> <div>42%</div> <div>28%</div> <div>8%</div> <div>•</div> <div>21%</div> </div> </div>
1	E	454	<div> <div>4%</div> <div> <div>46%</div> <div>25%</div> <div>8%</div> <div>•</div> <div>21%</div> </div> </div>
1	F	454	<div> <div>8%</div> <div> <div>48%</div> <div>24%</div> <div>6%</div> <div>•</div> <div>21%</div> </div> </div>
2	G	143	<div> <div>•</div> <div> <div>59%</div> <div>29%</div> <div>8%</div> <div>••</div> </div> </div>

Continued on next page...

Continued from previous page...

Mol	Chain	Length	Quality of chain
2	H	143	
2	I	143	

2 Entry composition

There are 2 unique types of molecules in this entry. The entry contains 19920 atoms, of which 0 are hydrogens and 0 are deuteriums.

In the tables below, the ZeroOcc column contains the number of atoms modelled with zero occupancy, the AltConf column contains the number of residues with at least one atom in alternate conformation and the Trace column contains the number of residues modelled with at most 2 atoms.

- Molecule 1 is a protein called Replicative helicase.

Mol	Chain	Residues	Atoms					ZeroOcc	AltConf	Trace
1	A	358	Total	C	N	O	S	0	0	0
			2759	1737	473	536	13			
1	B	358	Total	C	N	O	S	0	0	0
			2759	1737	473	536	13			
1	C	358	Total	C	N	O	S	0	0	0
			2759	1737	473	536	13			
1	D	358	Total	C	N	O	S	0	0	0
			2759	1737	473	536	13			
1	E	358	Total	C	N	O	S	0	0	0
			2759	1737	473	536	13			
1	F	358	Total	C	N	O	S	0	0	0
			2759	1737	473	536	13			

- Molecule 2 is a protein called DnaG Primase, Helicase Binding Domain.

Mol	Chain	Residues	Atoms					ZeroOcc	AltConf	Trace
2	G	138	Total	C	N	O	Se	0	0	0
			1122	712	199	205	6			
2	H	138	Total	C	N	O	Se	0	0	0
			1122	712	199	205	6			
2	I	138	Total	C	N	O	Se	0	0	0
			1122	712	199	205	6			

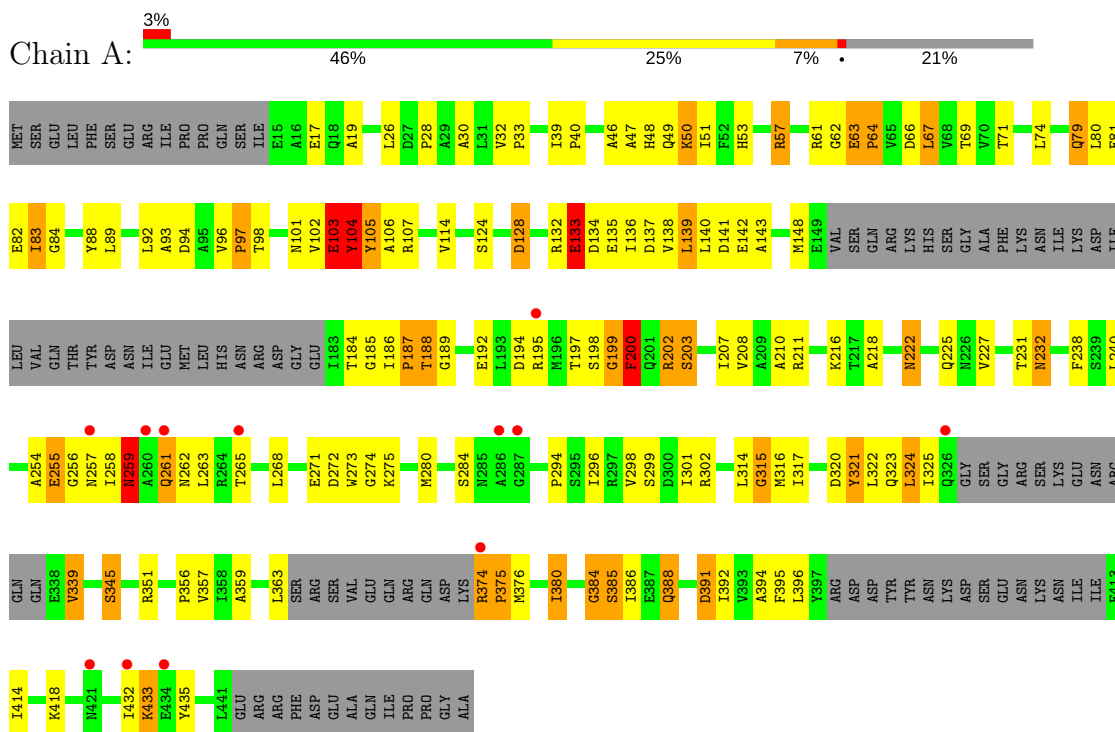
There are 6 discrepancies between the modelled and reference sequences:

Chain	Residue	Modelled	Actual	Comment	Reference
G	530	GLU	ASP	CONFLICT	UNP Q9X4D0
G	531	LEU	VAL	CONFLICT	UNP Q9X4D0
H	530	GLU	ASP	CONFLICT	UNP Q9X4D0
H	531	LEU	VAL	CONFLICT	UNP Q9X4D0
I	530	GLU	ASP	CONFLICT	UNP Q9X4D0
I	531	LEU	VAL	CONFLICT	UNP Q9X4D0

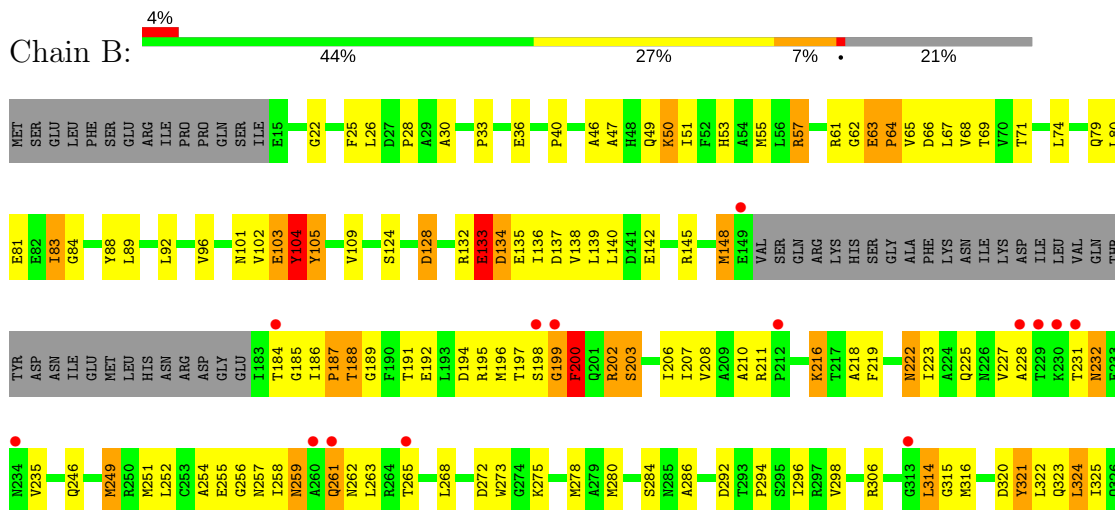
3 Residue-property plots

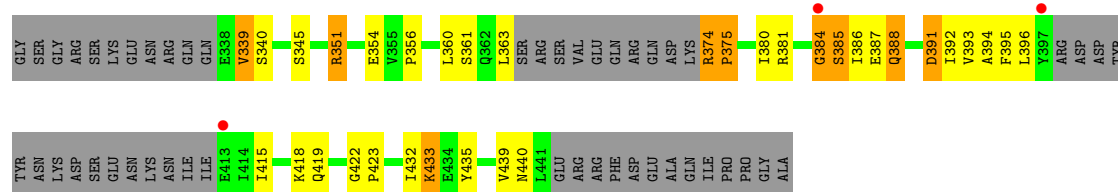
These plots are drawn for all protein, RNA and DNA chains in the entry. The first graphic for a chain summarises the proportions of the various outlier classes displayed in the second graphic. The second graphic shows the sequence view annotated by issues in geometry and electron density. Residues are color-coded according to the number of geometric quality criteria for which they contain at least one outlier: green = 0, yellow = 1, orange = 2 and red = 3 or more. A red dot above a residue indicates a poor fit to the electron density ($RSRZ > 2$). Stretches of 2 or more consecutive residues without any outlier are shown as a green connector. Residues present in the sample, but not in the model, are shown in grey.

• Molecule 1: Replicative helicase

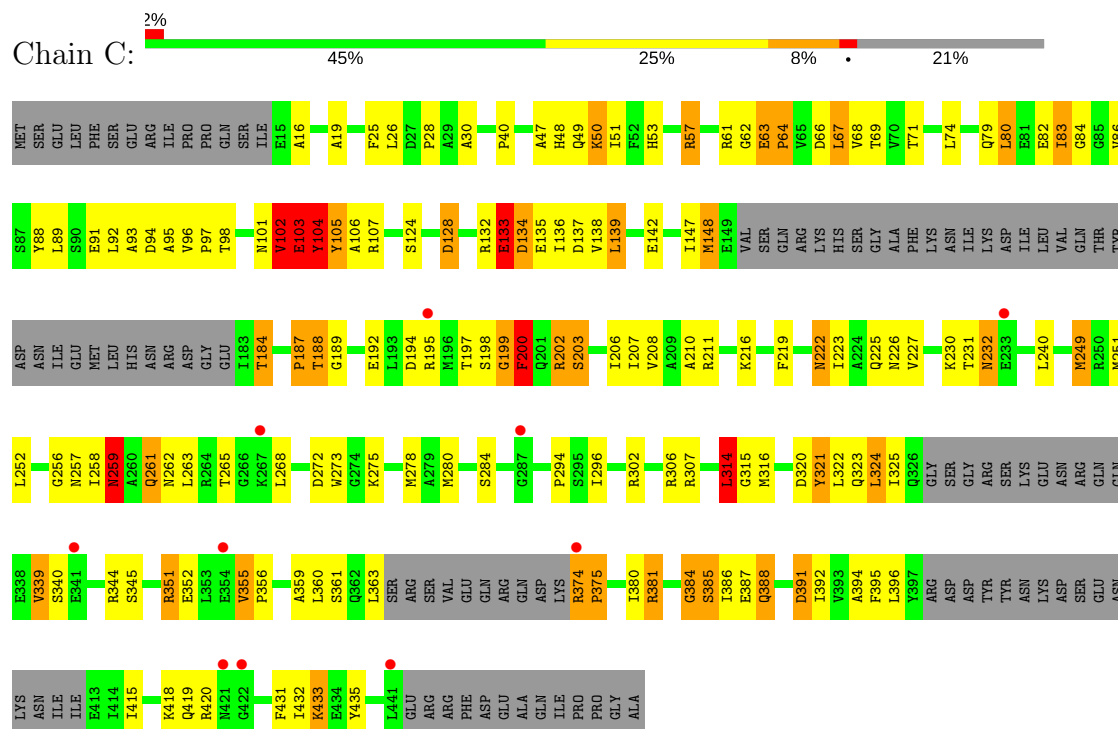


• Molecule 1: Replicative helicase

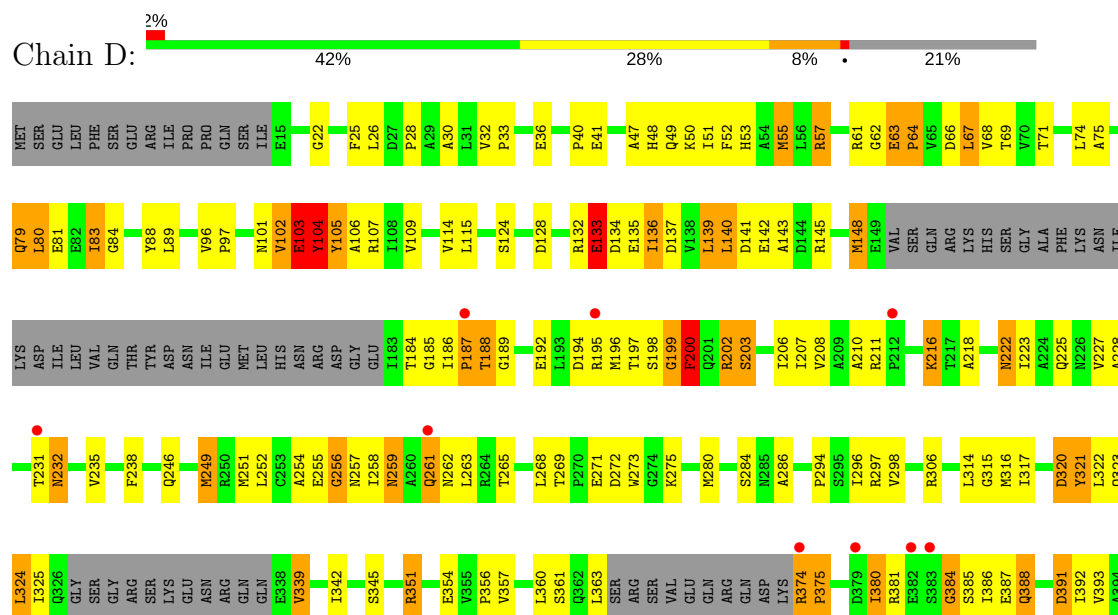




• Molecule 1: Replicative helicase

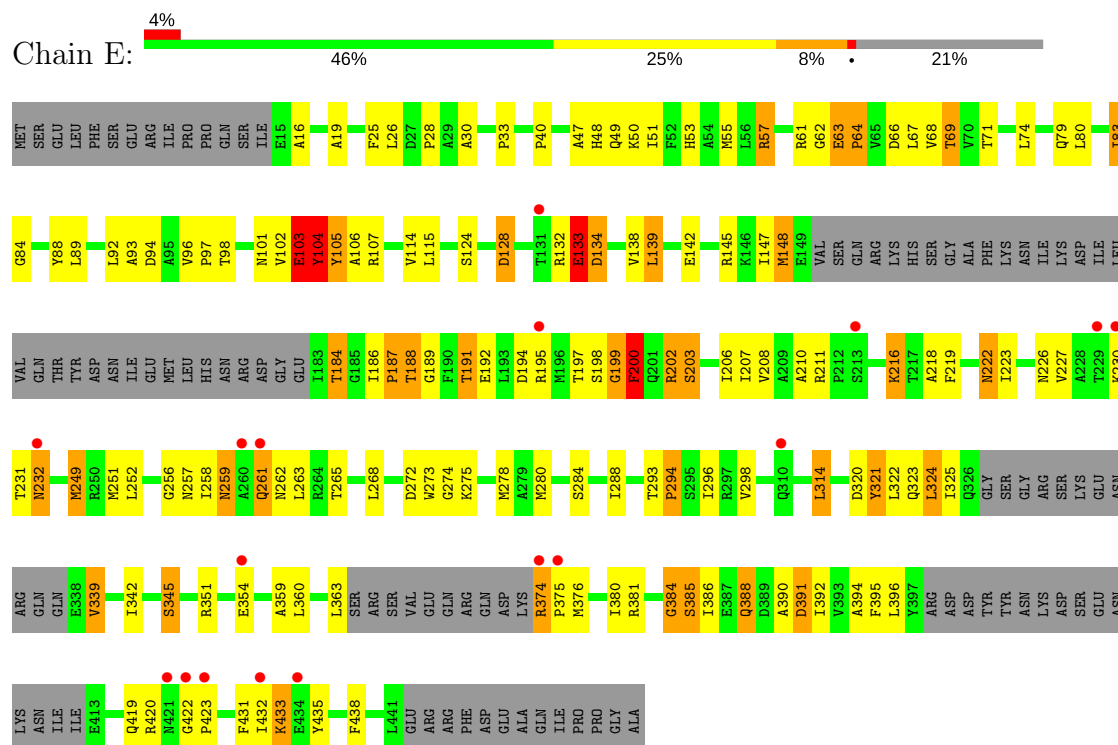


• Molecule 1: Replicative helicase

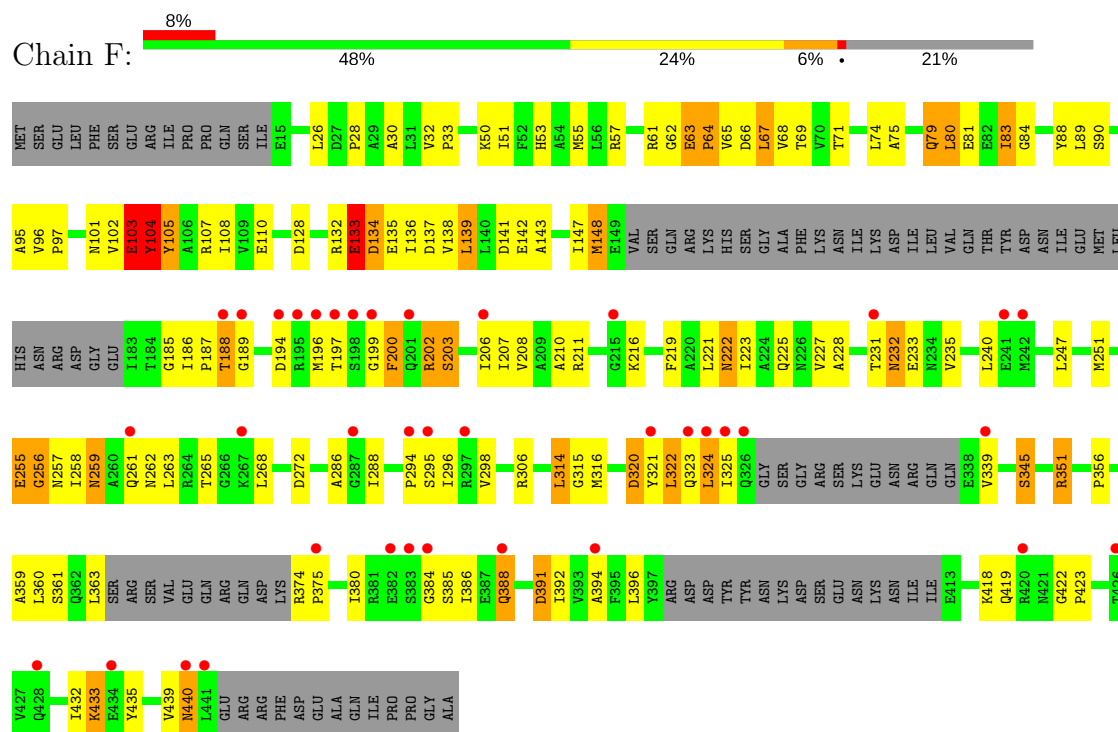




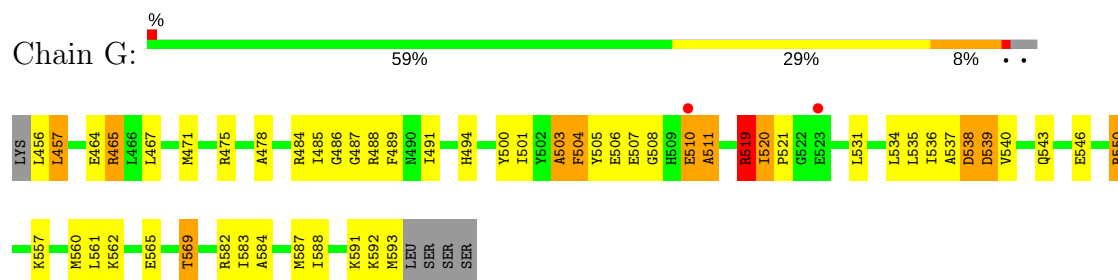
• Molecule 1: Replicative helicase



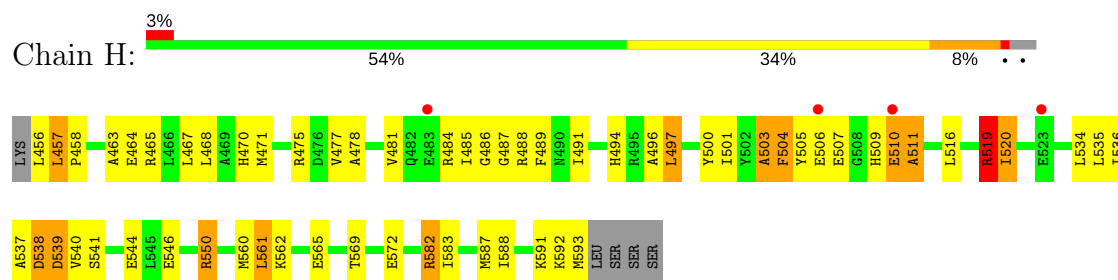
• Molecule 1: Replicative helicase



• Molecule 2: DnaG Primase, Helicase Binding Domain



• Molecule 2: DnaG Primase, Helicase Binding Domain



• Molecule 2: DnaG Primase, Helicase Binding Domain



4 Data and refinement statistics

Property	Value	Source
Space group	P 31 2 1	Depositor
Cell constants a, b, c, α , β , γ	228.78Å 228.78Å 192.98Å 90.00° 90.00° 120.00°	Depositor
Resolution (Å)	20.00 – 4.00 19.98 – 4.00	Depositor EDS
% Data completeness (in resolution range)	90.8 (20.00-4.00) 90.8 (19.98-4.00)	Depositor EDS
R_{merge}	(Not available)	Depositor
R_{sym}	0.10	Depositor
$\langle I/\sigma(I) \rangle$ ¹	4.60 (at 4.07Å)	Xtriage
Refinement program	REFMAC 5.2	Depositor
R, R_{free}	0.320 , 0.344 0.310 , (Not available)	Depositor DCC
R_{free} test set	No test flags present.	wwPDB-VP
Wilson B-factor (Å ²)	127.3	Xtriage
Anisotropy	0.073	Xtriage
Bulk solvent k_{sol} (e/Å ³), B_{sol} (Å ²)	0.26 , 176.4	EDS
L-test for twinning ²	$\langle L \rangle = 0.44$, $\langle L^2 \rangle = 0.26$	Xtriage
Estimated twinning fraction	0.037 for -h,-k,l	Xtriage
F_o, F_c correlation	0.86	EDS
Total number of atoms	19920	wwPDB-VP
Average B, all atoms (Å ²)	166.0	wwPDB-VP

Xtriage's analysis on translational NCS is as follows: *The largest off-origin peak in the Patterson function is 15.51% of the height of the origin peak. No significant pseudotranslation is detected.*

¹Intensities estimated from amplitudes.

²Theoretical values of $\langle |L| \rangle$, $\langle L^2 \rangle$ for acentric reflections are 0.5, 0.333 respectively for untwinned datasets, and 0.375, 0.2 for perfectly twinned datasets.

5 Model quality

5.1 Standard geometry

The Z score for a bond length (or angle) is the number of standard deviations the observed value is removed from the expected value. A bond length (or angle) with $|Z| > 5$ is considered an outlier worth inspection. RMSZ is the root-mean-square of all Z scores of the bond lengths (or angles).

Mol	Chain	Bond lengths		Bond angles	
		RMSZ	$\# Z > 5$	RMSZ	$\# Z > 5$
1	A	0.51	0/2789	0.79	7/3770 (0.2%)
1	B	0.47	0/2789	0.78	4/3770 (0.1%)
1	C	0.51	0/2789	0.81	7/3770 (0.2%)
1	D	0.51	0/2789	0.79	6/3770 (0.2%)
1	E	0.50	0/2789	0.80	8/3770 (0.2%)
1	F	0.47	0/2789	0.76	3/3770 (0.1%)
2	G	0.42	0/1134	0.70	1/1514 (0.1%)
2	H	0.47	0/1134	0.71	1/1514 (0.1%)
2	I	0.42	0/1134	0.69	1/1514 (0.1%)
All	All	0.49	0/20136	0.77	38/27162 (0.1%)

Chiral center outliers are detected by calculating the chiral volume of a chiral center and verifying if the center is modelled as a planar moiety or with the opposite hand. A planarity outlier is detected by checking planarity of atoms in a peptide group, atoms in a mainchain group or atoms of a sidechain that are expected to be planar.

Mol	Chain	#Chirality outliers	#Planarity outliers
1	A	1	5
1	B	1	3
1	C	1	5
1	D	2	4
1	E	2	4
1	F	1	2
2	G	0	1
2	H	0	1
2	I	0	1
All	All	8	26

There are no bond length outliers.

All (38) bond angle outliers are listed below:

Mol	Chain	Res	Type	Atoms	Z	Observed(°)	Ideal(°)
2	H	519	ARG	N-CA-C	7.51	131.28	111.00

Continued on next page...

Continued from previous page...

Mol	Chain	Res	Type	Atoms	Z	Observed(°)	Ideal(°)
2	I	519	ARG	N-CA-C	7.41	131.01	111.00
2	G	519	ARG	N-CA-C	7.37	130.89	111.00
1	D	261	GLN	N-CA-C	6.80	129.35	111.00
1	A	261	GLN	N-CA-C	6.45	128.43	111.00
1	E	133	GLU	N-CA-C	6.38	128.21	111.00
1	C	261	GLN	N-CA-C	6.20	127.75	111.00
1	A	133	GLU	N-CA-C	6.18	127.69	111.00
1	B	133	GLU	N-CA-C	6.06	127.37	111.00
1	E	261	GLN	N-CA-C	6.03	127.29	111.00
1	F	133	GLU	N-CA-C	6.00	127.21	111.00
1	B	261	GLN	N-CA-C	5.99	127.17	111.00
1	C	104	TYR	CA-CB-CG	-5.96	102.08	113.40
1	D	133	GLU	N-CA-C	5.93	127.02	111.00
1	A	199	GLY	N-CA-C	-5.93	98.28	113.10
1	C	199	GLY	N-CA-C	-5.93	98.28	113.10
1	C	133	GLU	N-CA-C	5.87	126.83	111.00
1	C	103	GLU	N-CA-C	5.85	126.80	111.00
1	E	199	GLY	N-CA-C	-5.82	98.55	113.10
1	A	321	TYR	N-CA-C	5.79	126.64	111.00
1	F	104	TYR	CA-CB-CG	-5.74	102.49	113.40
1	E	184	THR	N-CA-C	5.72	126.45	111.00
1	A	103	GLU	N-CA-C	5.65	126.26	111.00
1	A	184	THR	N-CA-C	5.63	126.19	111.00
1	E	104	TYR	CA-CB-CG	-5.54	102.87	113.40
1	D	199	GLY	N-CA-C	-5.54	99.26	113.10
1	C	321	TYR	N-CA-C	5.45	125.72	111.00
1	A	104	TYR	CA-CB-CG	-5.38	103.19	113.40
1	E	321	TYR	N-CA-C	5.36	125.48	111.00
1	D	321	TYR	N-CA-C	5.35	125.43	111.00
1	B	199	GLY	N-CA-C	-5.32	99.81	113.10
1	D	104	TYR	CA-CB-CG	-5.32	103.30	113.40
1	E	104	TYR	N-CA-CB	5.31	120.16	110.60
1	D	103	GLU	N-CA-C	5.30	125.30	111.00
1	C	184	THR	N-CA-C	5.21	125.08	111.00
1	F	103	GLU	N-CA-C	5.19	125.01	111.00
1	E	103	GLU	N-CA-C	5.16	124.92	111.00
1	B	321	TYR	N-CA-C	5.04	124.62	111.00

All (8) chirality outliers are listed below:

Mol	Chain	Res	Type	Atom
1	A	104	TYR	CA

Continued on next page...

Continued from previous page...

Mol	Chain	Res	Type	Atom
1	B	104	TYR	CA
1	C	104	TYR	CA
1	D	104	TYR	CA
1	D	184	THR	CA
1	E	104	TYR	CA
1	E	184	THR	CA
1	F	104	TYR	CA

All (26) planarity outliers are listed below:

Mol	Chain	Res	Type	Group
1	A	103	GLU	Peptide
1	A	187	PRO	Peptide
1	A	259	ASN	Peptide
1	A	320	ASP	Peptide
1	A	374	ARG	Peptide
1	B	187	PRO	Peptide
1	B	320	ASP	Peptide
1	B	374	ARG	Peptide
1	C	103	GLU	Peptide
1	C	187	PRO	Peptide
1	C	259	ASN	Peptide
1	C	320	ASP	Peptide
1	C	374	ARG	Peptide
1	D	103	GLU	Peptide
1	D	187	PRO	Peptide
1	D	320	ASP	Peptide
1	D	374	ARG	Peptide
1	E	103	GLU	Peptide
1	E	187	PRO	Peptide
1	E	320	ASP	Peptide
1	E	374	ARG	Peptide
1	F	103	GLU	Peptide
1	F	320	ASP	Peptide
2	G	519	ARG	Peptide
2	H	519	ARG	Peptide
2	I	519	ARG	Peptide

5.2 Too-close contacts [i](#)

In the following table, the Non-H and H(model) columns list the number of non-hydrogen atoms and hydrogen atoms in the chain respectively. The H(added) column lists the number of hydrogen

atoms added and optimized by MolProbity. The Clashes column lists the number of clashes within the asymmetric unit, whereas Symm-Clashes lists symmetry related clashes.

Mol	Chain	Non-H	H(model)	H(added)	Clashes	Symm-Clashes
1	A	2759	0	2806	160	0
1	B	2759	0	2806	151	0
1	C	2759	0	2805	163	0
1	D	2759	0	2807	187	0
1	E	2759	0	2806	162	0
1	F	2759	0	2807	124	0
2	G	1122	0	1144	62	0
2	H	1122	0	1144	61	0
2	I	1122	0	1144	56	0
All	All	19920	0	20269	1051	0

The all-atom clashscore is defined as the number of clashes found per 1000 atoms (including hydrogen atoms). The all-atom clashscore for this structure is 26.

All (1051) close contacts within the same asymmetric unit are listed below, sorted by their clash magnitude.

Atom-1	Atom-2	Interatomic distance (Å)	Clash overlap (Å)
1:A:255:GLU:O	1:A:257:ASN:N	1.60	1.34
1:C:188:THR:OG1	1:C:194:ASP:OD1	1.52	1.27
1:C:306:ARG:CZ	1:D:32:VAL:HG21	1.64	1.26
1:D:255:GLU:O	1:D:257:ASN:N	1.70	1.23
1:A:132:ARG:O	1:A:133:GLU:HB2	1.40	1.20
1:E:188:THR:OG1	1:E:194:ASP:OD1	1.60	1.16
1:D:188:THR:OG1	1:D:194:ASP:OD1	1.63	1.14
1:B:132:ARG:O	1:B:133:GLU:HB2	1.46	1.14
1:F:255:GLU:O	1:F:257:ASN:N	1.79	1.14
1:C:227:VAL:O	1:C:231:THR:HG22	1.49	1.13
2:H:475:ARG:NH1	2:H:505:TYR:HB2	1.64	1.12
1:B:63:GLU:H	1:B:64:PRO:HA	0.99	1.11
1:E:104:TYR:HE2	1:F:63:GLU:HB2	1.16	1.10
1:D:63:GLU:H	1:D:64:PRO:HA	1.12	1.08
1:C:132:ARG:O	1:C:133:GLU:HB2	1.43	1.08
1:E:132:ARG:O	1:E:133:GLU:HB2	1.47	1.07
1:F:132:ARG:O	1:F:133:GLU:HB2	1.50	1.07
1:F:227:VAL:O	1:F:231:THR:HG22	1.56	1.06
1:C:94:ASP:HB3	2:H:591:LYS:NZ	1.69	1.06
1:E:63:GLU:H	1:E:64:PRO:HA	1.13	1.06
1:D:132:ARG:HD2	1:D:139:LEU:HG	1.35	1.05
1:F:188:THR:OG1	1:F:194:ASP:OD1	1.74	1.05

Continued on next page...

Continued from previous page...

Atom-1	Atom-2	Interatomic distance (Å)	Clash overlap (Å)
1:A:227:VAL:O	1:A:231:THR:HG22	1.52	1.05
1:B:227:VAL:O	1:B:231:THR:HG22	1.56	1.05
1:D:63:GLU:N	1:D:64:PRO:HA	1.71	1.05
1:A:63:GLU:H	1:A:64:PRO:HA	1.18	1.04
1:D:132:ARG:O	1:D:133:GLU:HB2	1.50	1.04
1:F:63:GLU:H	1:F:64:PRO:HA	1.17	1.03
1:A:104:TYR:HE2	1:B:63:GLU:HB2	1.17	1.03
1:C:104:TYR:CE2	1:D:63:GLU:HB2	1.93	1.02
1:B:132:ARG:HD2	1:B:139:LEU:HG	1.41	1.02
1:C:133:GLU:N	1:C:134:ASP:HB2	1.74	1.02
2:H:475:ARG:HH12	2:H:505:TYR:HB2	1.23	1.02
1:B:63:GLU:N	1:B:64:PRO:HA	1.71	1.01
1:D:101:ASN:O	1:D:103:GLU:N	1.93	1.01
1:C:63:GLU:H	1:C:64:PRO:HA	1.23	1.01
1:D:61:ARG:HB2	1:D:62:GLY:HA3	1.43	1.00
1:C:94:ASP:HB3	2:H:591:LYS:HZ3	1.15	1.00
1:B:188:THR:OG1	1:B:194:ASP:OD1	1.80	0.99
1:C:104:TYR:HE2	1:D:63:GLU:HB2	1.23	0.99
1:E:104:TYR:CE2	1:F:63:GLU:HB2	1.96	0.99
1:E:257:ASN:C	1:E:435:TYR:CE2	2.35	0.99
1:B:63:GLU:H	1:B:64:PRO:CA	1.77	0.98
1:A:104:TYR:CE2	1:B:63:GLU:HB2	1.99	0.98
1:A:188:THR:OG1	1:A:194:ASP:OD1	1.83	0.96
1:D:227:VAL:O	1:D:231:THR:HG22	1.62	0.96
1:C:257:ASN:C	1:C:435:TYR:CE2	2.39	0.96
1:E:133:GLU:N	1:E:134:ASP:HB2	1.80	0.96
1:B:133:GLU:N	1:B:134:ASP:HB2	1.80	0.95
1:C:61:ARG:HB2	1:C:62:GLY:HA3	1.45	0.95
1:D:257:ASN:C	1:D:435:TYR:CE2	2.40	0.95
1:B:104:TYR:OH	2:G:537:ALA:HB2	1.67	0.94
1:D:63:GLU:H	1:D:64:PRO:CA	1.82	0.93
1:B:62:GLY:HA2	1:B:63:GLU:HB3	1.50	0.93
1:F:63:GLU:N	1:F:64:PRO:HA	1.82	0.93
1:A:61:ARG:HB2	1:A:62:GLY:HA3	1.49	0.93
1:A:257:ASN:C	1:A:435:TYR:CE2	2.43	0.93
1:E:227:VAL:O	1:E:231:THR:HG22	1.68	0.92
1:B:257:ASN:C	1:B:435:TYR:CE2	2.43	0.92
1:C:231:THR:HG23	1:C:232:ASN:H	1.33	0.92
1:E:63:GLU:N	1:E:64:PRO:HA	1.83	0.92
1:C:132:ARG:HD2	1:C:139:LEU:HG	1.52	0.92
1:E:322:LEU:O	1:E:325:ILE:HG22	1.70	0.92

Continued on next page...

Continued from previous page...

Atom-1	Atom-2	Interatomic distance (Å)	Clash overlap (Å)
1:B:101:ASN:O	1:B:103:GLU:N	2.02	0.91
1:F:61:ARG:HB2	1:F:62:GLY:HA3	1.53	0.90
1:B:66:ASP:H	1:B:69:THR:HG22	1.35	0.90
1:C:322:LEU:O	1:C:325:ILE:HG22	1.70	0.90
1:F:363:LEU:HD23	1:F:380:ILE:HG23	1.51	0.89
2:H:475:ARG:HH12	2:H:505:TYR:CB	1.84	0.89
1:A:104:TYR:HH	1:B:69:THR:HG1	1.17	0.89
1:E:61:ARG:HB2	1:E:62:GLY:HA3	1.54	0.89
1:D:322:LEU:O	1:D:325:ILE:HG22	1.73	0.89
1:A:322:LEU:O	1:A:325:ILE:HG22	1.73	0.89
1:E:63:GLU:H	1:E:64:PRO:CA	1.86	0.89
1:F:132:ARG:HD2	1:F:139:LEU:HG	1.54	0.88
1:E:257:ASN:C	1:E:435:TYR:HE2	1.77	0.88
1:E:94:ASP:HB3	2:I:591:LYS:NZ	1.88	0.88
1:F:322:LEU:O	1:F:325:ILE:HG22	1.72	0.88
1:B:322:LEU:O	1:B:325:ILE:HG22	1.72	0.87
1:F:63:GLU:H	1:F:64:PRO:CA	1.87	0.87
2:G:475:ARG:NH1	2:G:505:TYR:HB2	1.89	0.87
1:E:93:ALA:HB1	2:I:588:ILE:HD11	1.56	0.87
1:C:302:ARG:HG2	1:C:306:ARG:HH12	1.40	0.87
1:D:66:ASP:H	1:D:69:THR:CG2	1.88	0.87
1:A:63:GLU:H	1:A:64:PRO:CA	1.88	0.86
1:F:101:ASN:O	1:F:103:GLU:N	2.08	0.86
1:F:67:LEU:O	1:F:71:THR:HG23	1.75	0.86
1:B:363:LEU:HD23	1:B:380:ILE:HG23	1.56	0.86
2:H:484:ARG:HH22	2:H:546:GLU:HG2	1.39	0.86
1:A:101:ASN:O	1:A:103:GLU:N	2.10	0.85
1:E:231:THR:HG23	1:E:232:ASN:H	1.40	0.84
1:A:63:GLU:N	1:A:64:PRO:HA	1.89	0.84
1:F:133:GLU:N	1:F:134:ASP:HB2	1.91	0.84
2:H:475:ARG:HH11	2:H:475:ARG:HG3	1.41	0.84
1:D:133:GLU:N	1:D:134:ASP:HB2	1.93	0.83
2:G:456:LEU:O	2:G:457:LEU:HB2	1.78	0.83
1:C:93:ALA:HB1	2:H:588:ILE:HD11	1.61	0.83
2:I:475:ARG:NH1	2:I:505:TYR:HB2	1.94	0.83
1:E:83:ILE:HG22	1:E:84:GLY:H	1.42	0.83
1:D:231:THR:HG23	1:D:232:ASN:H	1.43	0.83
1:E:101:ASN:O	1:E:103:GLU:N	2.11	0.82
1:D:255:GLU:C	1:D:257:ASN:H	1.81	0.82
1:E:132:ARG:HD2	1:E:139:LEU:HG	1.62	0.82
1:D:66:ASP:H	1:D:69:THR:HG22	1.44	0.81

Continued on next page...

Continued from previous page...

Atom-1	Atom-2	Interatomic distance (Å)	Clash overlap (Å)
1:C:63:GLU:N	1:C:64:PRO:HA	1.96	0.81
1:F:66:ASP:H	1:F:69:THR:HG22	1.44	0.81
1:A:67:LEU:O	1:A:71:THR:HG23	1.81	0.81
1:B:66:ASP:H	1:B:69:THR:CG2	1.93	0.80
1:B:62:GLY:HA2	1:B:63:GLU:CB	2.07	0.80
1:C:187:PRO:O	1:C:189:GLY:N	2.14	0.80
1:A:61:ARG:CB	1:A:62:GLY:HA3	2.12	0.80
1:B:227:VAL:O	1:B:231:THR:CG2	2.31	0.79
1:F:66:ASP:H	1:F:69:THR:CG2	1.95	0.79
1:B:257:ASN:C	1:B:435:TYR:HE2	1.86	0.79
1:B:135:GLU:O	1:B:137:ASP:N	2.13	0.79
1:B:231:THR:O	1:B:232:ASN:HB2	1.81	0.79
1:E:258:ILE:O	1:E:259:ASN:HB3	1.81	0.79
2:G:475:ARG:HG3	2:G:475:ARG:HH11	1.47	0.79
1:A:133:GLU:N	1:A:134:ASP:HB2	1.97	0.79
1:A:197:THR:HB	1:A:199:GLY:O	1.81	0.79
1:C:63:GLU:H	1:C:64:PRO:CA	1.95	0.79
1:A:94:ASP:HB3	2:G:591:LYS:NZ	1.98	0.78
1:A:231:THR:HG23	1:A:232:ASN:H	1.49	0.78
1:C:67:LEU:O	1:C:71:THR:HG23	1.83	0.78
1:C:74:LEU:HD22	1:C:83:ILE:HD11	1.65	0.78
1:F:148:MET:HA	1:F:148:MET:CE	2.13	0.78
1:A:66:ASP:H	1:A:69:THR:HG22	1.48	0.78
1:D:61:ARG:CB	1:D:62:GLY:HA3	2.07	0.77
1:B:61:ARG:HB2	1:B:62:GLY:HA3	1.66	0.77
1:C:51:ILE:HD11	1:C:83:ILE:HG21	1.66	0.77
1:F:62:GLY:HA2	1:F:63:GLU:HB3	1.65	0.77
1:B:132:ARG:O	1:B:133:GLU:CB	2.30	0.77
1:E:74:LEU:HD22	1:E:83:ILE:HD11	1.66	0.77
1:A:363:LEU:HD23	1:A:380:ILE:HG23	1.67	0.76
1:A:62:GLY:HA2	1:A:63:GLU:HB3	1.67	0.76
1:C:315:GLY:O	1:C:356:PRO:HD2	1.85	0.76
1:C:61:ARG:CB	1:C:62:GLY:HA3	2.15	0.76
1:F:71:THR:HG22	1:F:89:LEU:HD12	1.68	0.76
1:E:62:GLY:HA2	1:E:63:GLU:HB3	1.66	0.75
1:A:222:ASN:N	1:A:222:ASN:HD22	1.85	0.75
1:D:363:LEU:HD23	1:D:380:ILE:HG23	1.65	0.75
1:C:306:ARG:NH2	1:D:32:VAL:HG21	2.00	0.75
1:E:257:ASN:O	1:E:435:TYR:HE2	1.69	0.75
1:A:93:ALA:HB1	2:G:588:ILE:HD11	1.67	0.75
1:C:101:ASN:O	1:C:103:GLU:N	2.19	0.75

Continued on next page...

Continued from previous page...

Atom-1	Atom-2	Interatomic distance (Å)	Clash overlap (Å)
1:C:104:TYR:HH	1:D:69:THR:HG1	0.97	0.75
1:C:66:ASP:H	1:C:69:THR:HG22	1.50	0.75
1:B:187:PRO:O	1:B:189:GLY:N	2.19	0.74
1:B:30:ALA:O	1:B:33:PRO:HD2	1.87	0.74
1:F:132:ARG:O	1:F:133:GLU:CB	2.35	0.74
1:E:363:LEU:HD23	1:E:380:ILE:HG23	1.70	0.74
2:G:475:ARG:HH12	2:G:505:TYR:CB	2.00	0.73
1:D:218:ALA:O	1:D:222:ASN:ND2	2.21	0.73
1:F:135:GLU:O	1:F:137:ASP:N	2.21	0.73
1:A:218:ALA:O	1:A:222:ASN:ND2	2.21	0.73
1:C:104:TYR:H	1:C:107:ARG:H	1.36	0.73
1:B:74:LEU:HD22	1:B:83:ILE:HD11	1.71	0.73
1:E:104:TYR:HH	1:F:69:THR:HG1	0.83	0.73
1:C:307:ARG:CZ	1:D:36:GLU:OE2	2.36	0.73
1:E:66:ASP:H	1:E:69:THR:HG22	1.53	0.73
1:E:67:LEU:O	1:E:71:THR:HG23	1.88	0.73
1:E:132:ARG:O	1:E:133:GLU:CB	2.31	0.72
1:C:363:LEU:HD23	1:C:380:ILE:HG23	1.71	0.72
1:A:104:TYR:H	1:A:107:ARG:H	1.38	0.72
1:A:132:ARG:HD2	1:A:139:LEU:HG	1.70	0.72
1:C:258:ILE:O	1:C:259:ASN:HB3	1.90	0.72
1:E:388:GLN:H	1:E:388:GLN:HE21	1.36	0.72
1:D:135:GLU:O	1:D:137:ASP:N	2.15	0.72
1:A:132:ARG:O	1:A:133:GLU:CB	2.27	0.72
1:E:94:ASP:HB3	2:I:591:LYS:HZ3	1.54	0.72
1:A:26:LEU:HD22	2:G:592:LYS:HE3	1.72	0.72
1:A:94:ASP:HB3	2:G:591:LYS:HZ3	1.54	0.71
1:D:257:ASN:O	1:D:435:TYR:CE2	2.42	0.71
1:F:62:GLY:HA2	1:F:63:GLU:CB	2.19	0.71
1:F:231:THR:HG23	1:F:232:ASN:H	1.55	0.71
1:F:74:LEU:HD22	1:F:83:ILE:HD11	1.73	0.71
1:D:104:TYR:OH	2:H:537:ALA:HB2	1.90	0.71
1:A:268:LEU:HB3	1:A:272:ASP:HB2	1.73	0.71
1:A:74:LEU:HD22	1:A:83:ILE:HD11	1.72	0.71
1:B:218:ALA:O	1:B:222:ASN:ND2	2.24	0.70
1:C:132:ARG:O	1:C:133:GLU:CB	2.30	0.70
1:D:187:PRO:O	1:D:189:GLY:N	2.24	0.70
1:A:255:GLU:C	1:A:257:ASN:N	2.44	0.70
1:A:114:VAL:HG11	1:D:140:LEU:HD11	1.72	0.70
1:D:62:GLY:HA2	1:D:63:GLU:HB3	1.71	0.70
1:E:197:THR:HB	1:E:199:GLY:O	1.91	0.70

Continued on next page...

Continued from previous page...

Atom-1	Atom-2	Interatomic distance (Å)	Clash overlap (Å)
2:H:484:ARG:NH2	2:H:546:GLU:HG2	2.06	0.70
1:C:187:PRO:C	1:C:189:GLY:H	1.95	0.70
1:B:257:ASN:O	1:B:435:TYR:HE2	1.74	0.70
1:B:339:VAL:HG13	1:B:384:GLY:HA3	1.73	0.70
1:A:231:THR:O	1:A:232:ASN:HB2	1.90	0.70
2:H:475:ARG:NH1	2:H:505:TYR:CB	2.47	0.70
1:C:257:ASN:C	1:C:435:TYR:HE2	1.90	0.70
2:G:475:ARG:NH1	2:G:505:TYR:CB	2.54	0.70
1:C:257:ASN:O	1:C:435:TYR:CE2	2.44	0.69
1:F:227:VAL:O	1:F:231:THR:CG2	2.39	0.69
2:I:475:ARG:HG2	2:I:511:ALA:CB	2.22	0.69
1:A:187:PRO:O	1:A:189:GLY:N	2.24	0.69
1:A:192:GLU:HA	1:A:195:ARG:HG3	1.73	0.69
1:B:47:ALA:HB1	1:B:83:ILE:HG23	1.74	0.69
2:G:487:GLY:HA3	2:G:489:PHE:H	1.57	0.69
1:B:258:ILE:O	1:B:259:ASN:HB3	1.92	0.69
1:C:306:ARG:NH1	1:D:32:VAL:HG21	2.08	0.69
1:A:258:ILE:O	1:A:259:ASN:HB3	1.93	0.69
2:H:510:GLU:O	2:H:511:ALA:HB2	1.92	0.68
1:A:62:GLY:CA	1:A:63:GLU:HB3	2.23	0.68
1:B:148:MET:CE	1:B:148:MET:HA	2.24	0.68
1:F:104:TYR:OH	2:I:537:ALA:HB2	1.93	0.68
1:D:388:GLN:HE21	1:D:388:GLN:H	1.40	0.68
1:D:51:ILE:HD11	1:D:83:ILE:HG21	1.76	0.68
1:E:227:VAL:O	1:E:231:THR:CG2	2.41	0.68
1:A:210:ALA:HB2	1:A:396:LEU:HB2	1.76	0.68
1:C:83:ILE:HG22	1:C:84:GLY:H	1.58	0.68
1:F:132:ARG:C	1:F:134:ASP:HB2	2.14	0.68
1:E:218:ALA:O	1:E:222:ASN:ND2	2.27	0.68
1:E:268:LEU:HB3	1:E:272:ASP:HB2	1.76	0.68
1:E:257:ASN:O	1:E:435:TYR:CE2	2.44	0.67
1:E:94:ASP:HB3	2:I:591:LYS:HZ2	1.57	0.67
1:A:299:SER:HB3	1:B:36:GLU:HB3	1.75	0.67
1:A:257:ASN:C	1:A:435:TYR:HE2	1.94	0.67
1:A:432:ILE:O	1:A:433:LYS:HB2	1.94	0.67
2:G:491:ILE:HB	2:G:494:HIS:HD2	1.59	0.67
1:F:233:GLU:HG2	1:F:315:GLY:HA3	1.76	0.67
2:H:491:ILE:HB	2:H:494:HIS:HD2	1.60	0.67
1:A:197:THR:CB	1:A:199:GLY:O	2.41	0.67
1:F:148:MET:HE3	1:F:148:MET:HA	1.75	0.67
1:E:105:TYR:HE2	1:F:68:VAL:HG12	1.59	0.67

Continued on next page...

Continued from previous page...

Atom-1	Atom-2	Interatomic distance (Å)	Clash overlap (Å)
2:H:583:ILE:O	2:H:587:MSE:HG3	1.94	0.67
1:A:388:GLN:HE21	1:A:388:GLN:H	1.43	0.67
1:E:257:ASN:HA	1:E:435:TYR:CD2	2.29	0.67
1:E:192:GLU:HA	1:E:195:ARG:HG3	1.77	0.67
1:C:257:ASN:O	1:C:435:TYR:HE2	1.76	0.66
1:D:231:THR:O	1:D:232:ASN:HB2	1.95	0.66
1:D:258:ILE:O	1:D:259:ASN:HB3	1.95	0.66
1:E:231:THR:O	1:E:232:ASN:HB2	1.94	0.66
2:H:487:GLY:HA3	2:H:489:PHE:H	1.61	0.66
1:B:262:ASN:OD1	1:B:263:LEU:N	2.29	0.66
1:C:62:GLY:HA2	1:C:63:GLU:HB3	1.75	0.66
1:E:105:TYR:OH	1:F:68:VAL:HB	1.95	0.66
1:D:62:GLY:HA2	1:D:63:GLU:CB	2.24	0.66
1:E:432:ILE:O	1:E:433:LYS:HB2	1.96	0.66
1:A:47:ALA:HB1	1:A:83:ILE:HG23	1.76	0.66
1:B:222:ASN:N	1:B:222:ASN:HD22	1.93	0.66
1:D:262:ASN:HB3	1:D:265:THR:HG22	1.78	0.66
1:E:83:ILE:HG22	1:E:84:GLY:N	2.10	0.66
1:A:257:ASN:O	1:A:435:TYR:CE2	2.49	0.66
1:B:231:THR:HG23	1:B:232:ASN:H	1.61	0.66
1:C:194:ASP:O	1:C:198:SER:N	2.29	0.66
1:C:222:ASN:HD22	1:C:222:ASN:N	1.93	0.66
1:B:197:THR:HB	1:B:199:GLY:O	1.95	0.65
1:B:257:ASN:O	1:B:435:TYR:CE2	2.48	0.65
1:A:114:VAL:CG1	1:D:140:LEU:HD11	2.26	0.65
1:C:388:GLN:H	1:C:388:GLN:HE21	1.44	0.65
1:D:74:LEU:HD22	1:D:83:ILE:HD11	1.78	0.65
2:H:491:ILE:HB	2:H:494:HIS:CD2	2.32	0.65
1:D:141:ASP:OD2	1:D:297:ARG:HD3	1.95	0.65
1:E:187:PRO:O	1:E:189:GLY:N	2.28	0.65
2:I:484:ARG:HH22	2:I:546:GLU:HG2	1.60	0.65
1:F:374:ARG:HB3	1:F:375:PRO:HA	1.77	0.65
1:C:432:ILE:O	1:C:433:LYS:HB2	1.97	0.65
2:G:475:ARG:HG2	2:G:511:ALA:CB	2.26	0.65
1:C:19:ALA:HA	1:C:96:VAL:HG21	1.79	0.64
1:F:339:VAL:HG13	1:F:384:GLY:HA3	1.79	0.64
1:A:227:VAL:O	1:A:231:THR:CG2	2.38	0.64
1:B:432:ILE:O	1:B:433:LYS:HB2	1.97	0.64
1:A:138:VAL:O	1:A:142:GLU:HG2	1.98	0.64
1:D:257:ASN:O	1:D:435:TYR:HE2	1.79	0.64
1:D:71:THR:HG22	1:D:89:LEU:HD12	1.79	0.64

Continued on next page...

Continued from previous page...

Atom-1	Atom-2	Interatomic distance (Å)	Clash overlap (Å)
1:F:262:ASN:HB3	1:F:265:THR:HG22	1.80	0.64
2:H:510:GLU:O	2:H:511:ALA:CB	2.44	0.64
1:A:66:ASP:H	1:A:69:THR:CG2	2.11	0.64
1:B:388:GLN:HE21	1:B:388:GLN:H	1.46	0.64
1:F:66:ASP:O	1:F:69:THR:HG22	1.98	0.64
2:I:538:ASP:O	2:I:539:ASP:HB2	1.98	0.64
1:D:197:THR:HB	1:D:199:GLY:O	1.97	0.63
1:D:30:ALA:O	1:D:33:PRO:HD2	1.99	0.63
1:F:28:PRO:C	1:F:30:ALA:H	2.01	0.63
2:G:486:GLY:H	2:G:488:ARG:HB2	1.64	0.63
1:A:97:PRO:HG2	1:A:98:THR:HG22	1.80	0.63
1:C:94:ASP:HB3	2:H:591:LYS:HZ2	1.63	0.63
2:I:456:LEU:O	2:I:457:LEU:HB2	1.98	0.63
1:F:388:GLN:H	1:F:388:GLN:HE21	1.45	0.63
1:E:273:TRP:C	1:E:275:LYS:H	2.03	0.63
1:D:222:ASN:N	1:D:222:ASN:HD22	1.96	0.63
1:C:26:LEU:HD22	2:H:592:LYS:HE3	1.81	0.62
1:C:431:PHE:CE2	1:C:433:LYS:HG3	2.33	0.62
1:F:262:ASN:OD1	1:F:263:LEU:N	2.31	0.62
1:F:63:GLU:N	1:F:64:PRO:CA	2.55	0.62
1:E:222:ASN:N	1:E:222:ASN:HD22	1.97	0.62
2:G:491:ILE:HB	2:G:494:HIS:CD2	2.34	0.62
1:E:280:MET:O	1:E:284:SER:HB2	1.99	0.62
2:H:562:LYS:HA	2:H:565:GLU:HB3	1.81	0.62
1:A:296:ILE:O	1:A:325:ILE:HG13	1.98	0.62
1:C:197:THR:HB	1:C:199:GLY:O	1.98	0.62
1:C:66:ASP:H	1:C:69:THR:CG2	2.12	0.62
2:H:456:LEU:O	2:H:457:LEU:HB2	2.00	0.62
1:D:432:ILE:O	1:D:433:LYS:HB2	1.99	0.62
1:F:228:ALA:HB1	1:F:286:ALA:HB1	1.82	0.62
1:D:104:TYR:HA	1:D:106:ALA:H	1.65	0.62
1:F:210:ALA:HB2	1:F:396:LEU:HB2	1.81	0.62
2:I:475:ARG:HG2	2:I:511:ALA:HB1	1.80	0.62
1:C:148:MET:CE	1:C:148:MET:HA	2.30	0.62
1:C:257:ASN:C	1:C:435:TYR:CD2	2.73	0.62
1:F:231:THR:O	1:F:232:ASN:HB2	1.99	0.62
2:G:464:GLU:HG3	2:G:489:PHE:CD1	2.35	0.62
1:C:105:TYR:OH	1:D:68:VAL:HB	2.00	0.62
1:C:268:LEU:HB3	1:C:272:ASP:HB2	1.81	0.62
2:G:464:GLU:HG3	2:G:489:PHE:HD1	1.64	0.62
1:A:104:TYR:HA	1:A:106:ALA:N	2.14	0.61

Continued on next page...

Continued from previous page...

Atom-1	Atom-2	Interatomic distance (Å)	Clash overlap (Å)
1:A:257:ASN:O	1:A:435:TYR:HE2	1.82	0.61
2:I:464:GLU:HG3	2:I:489:PHE:HD1	1.65	0.61
2:I:560:MSE:O	2:I:562:LYS:N	2.32	0.61
1:A:208:VAL:HG22	1:A:394:ALA:HB3	1.81	0.61
1:B:132:ARG:C	1:B:134:ASP:HB2	2.20	0.61
1:F:258:ILE:O	1:F:259:ASN:CB	2.48	0.61
1:A:187:PRO:C	1:A:189:GLY:H	2.04	0.61
1:D:187:PRO:C	1:D:189:GLY:H	2.04	0.61
1:D:208:VAL:HB	1:D:360:LEU:HD23	1.81	0.61
1:E:61:ARG:CB	1:E:62:GLY:HA3	2.26	0.61
2:G:510:GLU:O	2:G:511:ALA:CB	2.49	0.61
2:I:519:ARG:H	2:I:520:ILE:HB	1.65	0.61
1:C:105:TYR:HE2	1:D:68:VAL:HG12	1.65	0.61
1:B:63:GLU:N	1:B:64:PRO:CA	2.48	0.61
1:D:63:GLU:N	1:D:64:PRO:CA	2.45	0.61
1:C:231:THR:O	1:C:232:ASN:HB2	2.01	0.60
1:E:197:THR:CB	1:E:199:GLY:O	2.49	0.60
1:C:105:TYR:CE2	1:D:68:VAL:HG12	2.36	0.60
1:A:188:THR:HG22	1:A:200:PHE:CE2	2.37	0.60
1:A:53:HIS:CE1	1:A:57:ARG:NH1	2.69	0.60
1:A:93:ALA:HB1	2:G:588:ILE:CD1	2.30	0.60
1:C:431:PHE:HE2	1:C:433:LYS:HG3	1.65	0.60
2:H:475:ARG:NH1	2:H:475:ARG:HG3	2.15	0.60
1:D:339:VAL:HG13	1:D:384:GLY:HA3	1.82	0.60
1:D:391:ASP:OD1	1:D:391:ASP:N	2.33	0.60
1:D:257:ASN:C	1:D:435:TYR:HE2	1.98	0.60
1:D:75:ALA:HB2	1:D:80:LEU:HD12	1.82	0.60
1:D:132:ARG:O	1:D:133:GLU:CB	2.34	0.60
1:A:104:TYR:HA	1:A:106:ALA:H	1.67	0.60
2:G:562:LYS:HA	2:G:565:GLU:HB3	1.83	0.60
2:I:463:ALA:O	2:I:467:LEU:HB2	2.01	0.60
1:E:187:PRO:C	1:E:189:GLY:H	2.05	0.60
1:C:28:PRO:C	1:C:30:ALA:H	2.05	0.59
1:C:64:PRO:O	1:C:69:THR:HG21	2.01	0.59
2:I:562:LYS:HA	2:I:565:GLU:HB3	1.83	0.59
1:B:392:ILE:HA	1:B:418:LYS:O	2.01	0.59
1:D:257:ASN:C	1:D:435:TYR:CD2	2.75	0.59
1:E:93:ALA:HB1	2:I:588:ILE:CD1	2.29	0.59
1:A:273:TRP:C	1:A:275:LYS:H	2.04	0.59
1:B:374:ARG:HB3	1:B:375:PRO:HA	1.83	0.59
1:E:257:ASN:C	1:E:435:TYR:CD2	2.75	0.59

Continued on next page...

Continued from previous page...

Atom-1	Atom-2	Interatomic distance (Å)	Clash overlap (Å)
1:A:93:ALA:CB	2:G:588:ILE:HD11	2.31	0.59
1:E:47:ALA:HB1	1:E:83:ILE:HG23	1.84	0.59
1:C:296:ILE:O	1:C:325:ILE:HG13	2.02	0.59
2:G:583:ILE:O	2:G:587:MSE:HG3	2.02	0.59
1:A:262:ASN:HB3	1:A:265:THR:HG22	1.85	0.59
1:C:50:LYS:NZ	1:C:82:GLU:OE2	2.35	0.59
2:H:486:GLY:H	2:H:488:ARG:HB2	1.67	0.59
1:A:83:ILE:HG22	1:A:84:GLY:H	1.68	0.59
2:I:464:GLU:HG3	2:I:489:PHE:CD1	2.38	0.59
1:B:67:LEU:O	1:B:71:THR:HG23	2.02	0.59
2:G:475:ARG:HG2	2:G:511:ALA:HB2	1.84	0.59
2:I:510:GLU:O	2:I:511:ALA:CB	2.49	0.59
2:I:487:GLY:HA3	2:I:489:PHE:H	1.67	0.59
1:D:32:VAL:O	1:D:36:GLU:HG3	2.03	0.59
1:B:133:GLU:HG2	1:E:115:LEU:CD1	2.33	0.59
1:E:93:ALA:CB	2:I:588:ILE:HD11	2.30	0.59
1:A:105:TYR:CE2	1:B:68:VAL:HG12	2.38	0.58
1:A:199:GLY:HA3	1:A:200:PHE:O	2.03	0.58
1:A:257:ASN:HA	1:A:435:TYR:CD2	2.38	0.58
1:D:227:VAL:O	1:D:231:THR:CG2	2.44	0.58
1:E:138:VAL:O	1:E:142:GLU:HG2	2.03	0.58
1:E:64:PRO:O	1:E:69:THR:HG21	2.02	0.58
1:C:93:ALA:CB	2:H:588:ILE:HD11	2.31	0.58
2:G:471:MSE:HB2	2:G:478:ALA:HB2	1.85	0.58
2:H:485:ILE:HG22	2:H:487:GLY:HA2	1.86	0.58
1:B:194:ASP:O	1:B:198:SER:N	2.31	0.58
1:D:249:MET:HA	1:D:252:LEU:HB2	1.86	0.58
1:E:104:TYR:HB3	1:E:105:TYR:HB2	1.84	0.58
1:B:66:ASP:O	1:B:69:THR:HG22	2.04	0.58
1:F:187:PRO:O	1:F:189:GLY:N	2.37	0.58
2:G:465:ARG:HG3	2:G:531:LEU:HD21	1.85	0.58
1:E:26:LEU:HD22	2:I:592:LYS:HE3	1.85	0.58
1:B:104:TYR:HA	1:B:105:TYR:HB2	1.86	0.58
1:C:207:ILE:HD13	1:C:386:ILE:HG21	1.85	0.58
1:F:74:LEU:HD13	1:F:83:ILE:CD1	2.34	0.58
1:B:187:PRO:C	1:B:189:GLY:H	2.06	0.57
1:B:273:TRP:C	1:B:275:LYS:H	2.07	0.57
1:C:188:THR:HG22	1:C:200:PHE:CE2	2.39	0.57
1:D:67:LEU:O	1:D:71:THR:HG23	2.04	0.57
2:G:504:PHE:O	2:G:507:GLU:HB3	2.05	0.57
1:A:202:ARG:O	1:A:203:SER:HB2	2.03	0.57

Continued on next page...

Continued from previous page...

Atom-1	Atom-2	Interatomic distance (Å)	Clash overlap (Å)
1:B:88:TYR:O	1:B:92:LEU:HG	2.04	0.57
1:C:208:VAL:HG22	1:C:394:ALA:HB3	1.87	0.57
1:F:61:ARG:CB	1:F:62:GLY:HA3	2.23	0.57
1:A:322:LEU:HB3	1:A:323:GLN:NE2	2.19	0.57
1:C:47:ALA:HB1	1:C:83:ILE:HG23	1.86	0.57
1:E:105:TYR:CE2	1:F:68:VAL:HG12	2.39	0.57
1:B:225:GLN:NE2	1:B:251:MET:HB2	2.19	0.57
1:F:391:ASP:N	1:F:391:ASP:OD1	2.38	0.57
1:B:207:ILE:HD13	1:B:386:ILE:HG21	1.87	0.57
1:F:268:LEU:HB3	1:F:272:ASP:HB2	1.85	0.57
2:I:510:GLU:O	2:I:511:ALA:HB2	2.03	0.57
1:E:257:ASN:CA	1:E:435:TYR:CD2	2.87	0.57
2:G:538:ASP:O	2:G:539:ASP:HB2	2.05	0.57
1:C:104:TYR:HA	1:C:106:ALA:N	2.20	0.57
1:E:148:MET:HA	1:E:148:MET:CE	2.34	0.57
1:E:28:PRO:C	1:E:30:ALA:H	2.07	0.56
1:B:51:ILE:HD11	1:B:83:ILE:HG21	1.86	0.56
1:A:374:ARG:HB3	1:A:375:PRO:HA	1.86	0.56
1:B:262:ASN:HB3	1:B:265:THR:HG22	1.88	0.56
1:D:273:TRP:C	1:D:275:LYS:H	2.08	0.56
1:C:138:VAL:O	1:C:142:GLU:HG2	2.05	0.56
1:D:148:MET:CE	1:D:148:MET:HA	2.35	0.56
1:F:196:MET:O	1:F:419:GLN:NE2	2.34	0.56
2:I:475:ARG:HH12	2:I:505:TYR:CB	2.19	0.56
1:A:135:GLU:O	1:A:137:ASP:N	2.33	0.56
1:B:148:MET:HE2	1:B:148:MET:HA	1.86	0.56
1:C:132:ARG:C	1:C:134:ASP:HB2	2.25	0.56
1:C:71:THR:HG22	1:C:89:LEU:CD1	2.36	0.56
2:H:504:PHE:O	2:H:507:GLU:HB3	2.06	0.56
2:I:475:ARG:NH1	2:I:505:TYR:CB	2.67	0.56
1:B:71:THR:HG22	1:B:89:LEU:HD12	1.88	0.56
1:D:296:ILE:O	1:D:325:ILE:HG13	2.05	0.56
1:D:53:HIS:CE1	1:D:57:ARG:HD2	2.40	0.56
1:E:296:ILE:O	1:E:325:ILE:HG13	2.05	0.56
1:F:258:ILE:O	1:F:259:ASN:HB3	2.06	0.56
1:B:71:THR:HG22	1:B:89:LEU:CD1	2.36	0.56
1:D:381:ARG:HD3	1:D:387:GLU:HB2	1.85	0.56
1:B:257:ASN:C	1:B:435:TYR:CD2	2.79	0.56
1:C:62:GLY:CA	1:C:63:GLU:HB3	2.35	0.56
1:E:66:ASP:H	1:E:69:THR:CG2	2.16	0.56
1:A:302:ARG:HD2	1:B:36:GLU:OE2	2.05	0.55

Continued on next page...

Continued from previous page...

Atom-1	Atom-2	Interatomic distance (Å)	Clash overlap (Å)
1:C:262:ASN:OD1	1:C:263:LEU:N	2.39	0.55
1:E:202:ARG:O	1:E:203:SER:HB2	2.06	0.55
1:F:83:ILE:HG22	1:F:84:GLY:H	1.71	0.55
2:H:475:ARG:HG2	2:H:511:ALA:CB	2.35	0.55
1:E:105:TYR:CE2	1:F:68:VAL:CG1	2.90	0.55
1:C:227:VAL:O	1:C:231:THR:CG2	2.39	0.55
1:F:79:GLN:O	1:F:83:ILE:HG13	2.07	0.55
1:A:257:ASN:C	1:A:435:TYR:CD2	2.80	0.55
1:A:53:HIS:CE1	1:A:57:ARG:HH11	2.25	0.55
1:A:64:PRO:O	1:A:69:THR:HG21	2.06	0.55
1:C:262:ASN:HB3	1:C:265:THR:HG22	1.89	0.55
1:E:194:ASP:O	1:E:198:SER:N	2.29	0.55
1:F:207:ILE:HD11	1:F:361:SER:HB2	1.89	0.55
1:D:40:PRO:O	1:D:49:GLN:HG3	2.05	0.55
1:A:67:LEU:CD1	2:G:584:ALA:HB3	2.36	0.55
1:D:262:ASN:OD1	1:D:263:LEU:N	2.38	0.55
2:G:510:GLU:O	2:G:511:ALA:HB2	2.07	0.55
2:H:519:ARG:H	2:H:520:ILE:HB	1.71	0.55
1:A:207:ILE:HD13	1:A:386:ILE:HG21	1.89	0.55
1:E:53:HIS:CE1	1:E:57:ARG:HD2	2.42	0.55
2:I:583:ILE:O	2:I:587:MSE:HG3	2.06	0.55
1:D:52:PHE:CD1	1:D:55:MET:HE2	2.42	0.55
1:C:93:ALA:HB1	2:H:588:ILE:CD1	2.35	0.54
1:E:262:ASN:OD1	1:E:263:LEU:N	2.40	0.54
1:F:148:MET:HE2	1:F:148:MET:HA	1.89	0.54
2:H:538:ASP:O	2:H:539:ASP:HB2	2.07	0.54
1:A:315:GLY:O	1:A:356:PRO:HD2	2.07	0.54
1:B:257:ASN:HA	1:B:435:TYR:CD2	2.41	0.54
1:C:83:ILE:HG22	1:C:84:GLY:N	2.22	0.54
1:D:200:PHE:CD1	1:D:206:ILE:HD13	2.42	0.54
1:B:210:ALA:HB2	1:B:396:LEU:HB2	1.90	0.54
1:B:62:GLY:CA	1:B:63:GLU:CB	2.83	0.54
1:C:210:ALA:HB2	1:C:396:LEU:HB2	1.87	0.54
1:D:61:ARG:CB	1:D:62:GLY:CA	2.82	0.54
1:A:262:ASN:OD1	1:A:263:LEU:N	2.40	0.54
1:B:197:THR:CB	1:B:199:GLY:O	2.55	0.54
1:E:262:ASN:HB3	1:E:265:THR:HG22	1.88	0.54
1:E:374:ARG:HB3	1:E:375:PRO:HA	1.89	0.54
1:F:202:ARG:O	1:F:203:SER:HB2	2.08	0.54
1:C:103:GLU:N	1:C:104:TYR:CB	2.71	0.54
1:E:258:ILE:O	1:E:259:ASN:CB	2.54	0.54

Continued on next page...

Continued from previous page...

Atom-1	Atom-2	Interatomic distance (Å)	Clash overlap (Å)
1:E:19:ALA:HA	1:E:96:VAL:HG21	1.90	0.54
2:H:477:VAL:O	2:H:481:VAL:HG23	2.07	0.54
1:C:202:ARG:O	1:C:203:SER:HB2	2.07	0.54
1:C:257:ASN:HA	1:C:435:TYR:CD2	2.42	0.54
1:D:315:GLY:O	1:D:356:PRO:HD2	2.08	0.54
1:A:71:THR:HG22	1:A:89:LEU:HD12	1.90	0.54
1:B:391:ASP:N	1:B:391:ASP:OD1	2.37	0.54
1:D:194:ASP:O	1:D:198:SER:N	2.38	0.54
2:I:538:ASP:O	2:I:539:ASP:CB	2.56	0.54
1:D:392:ILE:HA	1:D:418:LYS:O	2.08	0.54
1:C:225:GLN:NE2	1:C:251:MET:HB2	2.23	0.54
1:D:64:PRO:O	1:D:69:THR:HG21	2.08	0.54
2:H:471:MSE:HB2	2:H:478:ALA:HB2	1.90	0.53
1:A:222:ASN:HD22	1:A:222:ASN:H	1.56	0.53
1:C:231:THR:HG23	1:C:232:ASN:N	2.13	0.53
1:C:306:ARG:NH2	1:C:352:GLU:OE1	2.41	0.53
1:D:132:ARG:C	1:D:134:ASP:HB2	2.28	0.53
1:D:32:VAL:HB	1:D:33:PRO:HD3	1.89	0.53
1:E:51:ILE:HD11	1:E:83:ILE:HG21	1.89	0.53
1:A:105:TYR:HE2	1:B:68:VAL:HG12	1.71	0.53
1:F:185:GLY:O	1:F:186:ILE:HG13	2.09	0.53
1:D:141:ASP:C	1:D:143:ALA:H	2.12	0.53
2:I:560:MSE:O	2:I:563:VAL:N	2.36	0.53
2:H:475:ARG:HG2	2:H:511:ALA:HB1	1.90	0.53
1:D:231:THR:HG23	1:D:232:ASN:N	2.21	0.53
1:B:246:GLN:HE22	1:E:376:MET:CE	2.21	0.53
1:E:257:ASN:CA	1:E:435:TYR:CE2	2.92	0.53
1:E:40:PRO:O	1:E:49:GLN:HG3	2.08	0.53
1:F:322:LEU:HD12	1:F:359:ALA:HB1	1.91	0.53
2:G:560:MSE:O	2:G:562:LYS:N	2.42	0.53
2:I:475:ARG:HG2	2:I:511:ALA:HB2	1.90	0.53
1:B:268:LEU:HB3	1:B:272:ASP:HB2	1.91	0.53
1:C:374:ARG:HB3	1:C:375:PRO:HA	1.91	0.53
1:E:210:ALA:HB2	1:E:396:LEU:HB2	1.91	0.53
1:E:62:GLY:CA	1:E:63:GLU:HB3	2.35	0.53
1:F:208:VAL:HG22	1:F:394:ALA:HB3	1.90	0.53
1:B:83:ILE:HG22	1:B:84:GLY:H	1.74	0.52
1:E:207:ILE:HA	1:E:359:ALA:O	2.09	0.52
1:D:257:ASN:HA	1:D:435:TYR:CD2	2.45	0.52
1:A:51:ILE:HD11	1:A:83:ILE:HG21	1.90	0.52
1:A:105:TYR:OH	1:B:68:VAL:HB	2.09	0.52

Continued on next page...

Continued from previous page...

Atom-1	Atom-2	Interatomic distance (Å)	Clash overlap (Å)
1:E:431:PHE:CE2	1:E:433:LYS:HG3	2.44	0.52
1:F:71:THR:HG22	1:F:89:LEU:CD1	2.38	0.52
2:H:560:MSE:O	2:H:562:LYS:N	2.43	0.52
1:B:53:HIS:CE1	1:B:57:ARG:HD2	2.45	0.52
1:F:221:LEU:HD21	1:F:247:LEU:HD11	1.91	0.52
1:A:79:GLN:O	1:A:83:ILE:HG13	2.09	0.52
1:E:200:PHE:CD1	1:E:206:ILE:HD13	2.44	0.52
1:F:235:VAL:HG12	1:F:316:MET:HB2	1.91	0.52
1:F:62:GLY:CA	1:F:63:GLU:CB	2.87	0.52
1:E:88:TYR:O	1:E:92:LEU:HG	2.09	0.52
1:A:19:ALA:HA	1:A:96:VAL:HG21	1.92	0.52
1:A:202:ARG:O	1:A:203:SER:CB	2.58	0.52
1:B:185:GLY:O	1:B:186:ILE:HG13	2.09	0.52
1:C:84:GLY:HA3	1:C:88:TYR:HB2	1.92	0.52
1:B:104:TYR:HH	2:G:537:ALA:HB2	1.70	0.52
1:B:296:ILE:O	1:B:325:ILE:HG13	2.10	0.52
1:D:223:ILE:HG22	1:D:316:MET:HE1	1.91	0.52
1:F:28:PRO:C	1:F:30:ALA:N	2.62	0.52
1:C:97:PRO:HG2	1:C:98:THR:HG22	1.92	0.52
1:D:66:ASP:N	1:D:69:THR:HG22	2.21	0.52
2:I:475:ARG:HG3	2:I:475:ARG:HH11	1.75	0.52
1:D:432:ILE:HD12	1:D:437:LYS:HE3	1.92	0.52
1:A:83:ILE:CG2	1:A:84:GLY:H	2.22	0.51
1:E:231:THR:HG23	1:E:232:ASN:N	2.19	0.51
1:E:25:PHE:CZ	1:E:89:LEU:HD22	2.44	0.51
1:A:141:ASP:C	1:A:143:ALA:H	2.14	0.51
1:A:32:VAL:HB	1:A:33:PRO:HD3	1.91	0.51
1:E:101:ASN:C	1:E:103:GLU:H	2.10	0.51
1:A:339:VAL:HG13	1:A:384:GLY:HA3	1.92	0.51
1:B:105:TYR:O	1:B:109:VAL:HG23	2.09	0.51
1:A:103:GLU:N	1:A:104:TYR:CB	2.74	0.51
1:A:375:PRO:HG2	1:A:395:PHE:HB3	1.93	0.51
1:D:210:ALA:HB2	1:D:396:LEU:HB2	1.91	0.51
1:E:206:ILE:HG23	1:E:392:ILE:HG12	1.92	0.51
1:F:432:ILE:O	1:F:433:LYS:HB2	2.10	0.51
1:A:17:GLU:HB3	1:A:48:HIS:HD1	1.74	0.51
1:C:197:THR:CB	1:C:199:GLY:O	2.58	0.51
1:C:395:PHE:HB2	1:C:415:ILE:HB	1.93	0.51
1:F:139:LEU:O	1:F:143:ALA:HB2	2.10	0.51
2:H:501:ILE:O	2:H:504:PHE:HB3	2.11	0.51
2:H:507:GLU:O	2:H:507:GLU:HG3	2.10	0.51

Continued on next page...

Continued from previous page...

Atom-1	Atom-2	Interatomic distance (Å)	Clash overlap (Å)
2:I:477:VAL:O	2:I:481:VAL:HG23	2.11	0.51
1:A:268:LEU:HB3	1:A:272:ASP:CB	2.38	0.51
1:A:30:ALA:O	1:A:33:PRO:HD2	2.10	0.51
1:C:187:PRO:C	1:C:189:GLY:N	2.62	0.51
1:C:105:TYR:CE2	1:D:68:VAL:CG1	2.94	0.51
1:D:280:MET:O	1:D:284:SER:HB2	2.11	0.51
1:A:194:ASP:O	1:A:198:SER:N	2.39	0.51
1:D:197:THR:CB	1:D:199:GLY:O	2.58	0.51
2:G:475:ARG:HH12	2:G:505:TYR:HB3	1.74	0.51
2:G:519:ARG:H	2:G:520:ILE:HB	1.75	0.51
1:C:257:ASN:CA	1:C:435:TYR:CD2	2.94	0.51
2:G:538:ASP:O	2:G:539:ASP:CB	2.59	0.51
1:B:28:PRO:C	1:B:30:ALA:H	2.13	0.51
1:A:104:TYR:OH	1:B:69:THR:OG1	2.05	0.51
1:C:135:GLU:O	1:C:137:ASP:N	2.38	0.50
1:C:202:ARG:O	1:C:203:SER:CB	2.59	0.50
1:C:307:ARG:NH2	1:D:36:GLU:OE2	2.43	0.50
1:D:207:ILE:HD13	1:D:386:ILE:HG21	1.93	0.50
2:I:486:GLY:H	2:I:488:ARG:HB2	1.76	0.50
1:E:202:ARG:O	1:E:203:SER:CB	2.58	0.50
1:E:25:PHE:HZ	1:E:89:LEU:HD22	1.75	0.50
1:E:385:SER:OG	1:E:386:ILE:N	2.44	0.50
1:D:202:ARG:O	1:D:203:SER:CB	2.60	0.50
1:E:391:ASP:HB3	1:E:420:ARG:HD2	1.93	0.50
1:A:28:PRO:C	1:A:30:ALA:H	2.14	0.50
1:B:133:GLU:CA	1:B:134:ASP:HB2	2.41	0.50
1:F:197:THR:HB	1:F:199:GLY:O	2.10	0.50
1:A:258:ILE:O	1:A:259:ASN:CB	2.59	0.50
1:B:340:SER:CB	1:B:385:SER:HB3	2.41	0.50
1:F:75:ALA:HB2	1:F:80:LEU:HD12	1.93	0.50
1:C:273:TRP:C	1:C:275:LYS:H	2.14	0.50
1:D:101:ASN:C	1:D:103:GLU:N	2.64	0.50
1:D:104:TYR:HA	1:D:106:ALA:N	2.25	0.50
1:D:66:ASP:O	1:D:69:THR:HG22	2.12	0.50
2:H:487:GLY:CA	2:H:489:PHE:H	2.23	0.50
1:C:192:GLU:HA	1:C:195:ARG:HG3	1.92	0.50
1:C:71:THR:HG22	1:C:89:LEU:HD12	1.92	0.50
1:E:104:TYR:H	1:E:107:ARG:H	1.59	0.50
1:E:219:PHE:HB2	1:E:438:PHE:CE1	2.47	0.50
1:A:222:ASN:ND2	1:A:222:ASN:N	2.57	0.50
1:A:66:ASP:O	1:A:69:THR:HG22	2.12	0.50

Continued on next page...

Continued from previous page...

Atom-1	Atom-2	Interatomic distance (Å)	Clash overlap (Å)
1:C:96:VAL:HG13	1:C:97:PRO:HD2	1.94	0.50
2:G:467:LEU:O	2:G:471:MSE:HG2	2.11	0.50
2:G:485:ILE:HG22	2:G:487:GLY:HA2	1.94	0.50
2:H:470:HIS:HE1	2:H:537:ALA:O	1.95	0.50
1:B:315:GLY:O	1:B:356:PRO:HD2	2.10	0.49
1:B:25:PHE:HZ	1:B:89:LEU:HD22	1.77	0.49
1:D:139:LEU:O	1:D:143:ALA:HB2	2.12	0.49
1:A:257:ASN:CA	1:A:435:TYR:CD2	2.95	0.49
1:A:385:SER:OG	1:A:386:ILE:N	2.46	0.49
1:B:101:ASN:C	1:B:103:GLU:H	2.06	0.49
1:F:207:ILE:HD13	1:F:386:ILE:HG21	1.93	0.49
1:B:208:VAL:HB	1:B:360:LEU:HD23	1.94	0.49
1:A:140:LEU:HD11	1:D:114:VAL:HG11	1.94	0.49
1:E:103:GLU:N	1:E:104:TYR:CB	2.76	0.49
2:H:464:GLU:HG3	2:H:489:PHE:HD1	1.77	0.49
1:B:257:ASN:CA	1:B:435:TYR:CD2	2.96	0.49
1:D:268:LEU:HB3	1:D:272:ASP:HB2	1.93	0.49
1:D:25:PHE:HZ	1:D:89:LEU:HD22	1.77	0.49
1:F:138:VAL:O	1:F:142:GLU:HG2	2.12	0.49
1:F:200:PHE:CD1	1:F:206:ILE:HD13	2.47	0.49
1:F:84:GLY:HA3	1:F:88:TYR:HB2	1.95	0.49
2:I:471:MSE:HB2	2:I:478:ALA:HB2	1.95	0.49
1:D:71:THR:HG22	1:D:89:LEU:CD1	2.42	0.49
2:G:475:ARG:HH21	2:G:501:ILE:HG22	1.77	0.49
1:B:140:LEU:HD11	1:E:114:VAL:HG11	1.95	0.49
1:B:83:ILE:CG2	1:B:84:GLY:H	2.25	0.49
1:F:222:ASN:N	1:F:222:ASN:HD22	2.11	0.49
1:B:192:GLU:HA	1:B:195:ARG:HG3	1.94	0.49
1:B:25:PHE:CZ	1:B:89:LEU:HD22	2.48	0.49
1:D:142:GLU:HA	1:D:145:ARG:HB3	1.95	0.49
1:D:192:GLU:HA	1:D:195:ARG:HG3	1.94	0.49
1:F:53:HIS:CE1	1:F:57:ARG:NH1	2.81	0.49
1:D:104:TYR:O	1:D:104:TYR:CD2	2.66	0.49
1:D:228:ALA:HB1	1:D:286:ALA:HB1	1.95	0.49
1:E:71:THR:HG22	1:E:89:LEU:HD13	1.93	0.49
1:F:392:ILE:HA	1:F:418:LYS:O	2.12	0.49
1:A:238:PHE:CE2	1:A:301:ILE:HG23	2.48	0.49
1:A:63:GLU:N	1:A:64:PRO:CA	2.59	0.49
1:C:259:ASN:OD1	1:C:259:ASN:C	2.51	0.49
1:C:53:HIS:CE1	1:C:57:ARG:NH1	2.81	0.49
1:D:104:TYR:HD1	1:D:105:TYR:CG	2.31	0.49

Continued on next page...

Continued from previous page...

Atom-1	Atom-2	Interatomic distance (Å)	Clash overlap (Å)
1:D:62:GLY:CA	1:D:63:GLU:CB	2.89	0.49
1:E:97:PRO:HG2	1:E:98:THR:HG22	1.95	0.49
1:C:84:GLY:HA3	1:C:88:TYR:CB	2.43	0.49
1:D:317:ILE:HB	1:D:357:VAL:HG22	1.95	0.49
1:F:255:GLU:C	1:F:257:ASN:H	2.05	0.49
2:H:464:GLU:HG3	2:H:489:PHE:CD1	2.47	0.49
1:A:53:HIS:CE1	1:A:57:ARG:HD2	2.48	0.48
1:B:228:ALA:HB1	1:B:286:ALA:HB1	1.95	0.48
1:D:262:ASN:HB3	1:D:265:THR:CG2	2.43	0.48
1:D:202:ARG:HB3	1:D:354:GLU:C	2.32	0.48
1:E:249:MET:HA	1:E:252:LEU:HB2	1.95	0.48
1:E:28:PRO:C	1:E:30:ALA:N	2.67	0.48
1:A:83:ILE:HG22	1:A:84:GLY:N	2.29	0.48
2:G:487:GLY:CA	2:G:489:PHE:H	2.24	0.48
1:F:132:ARG:NH1	1:F:135:GLU:OE1	2.46	0.48
2:G:503:ALA:O	2:G:506:GLU:N	2.46	0.48
1:B:133:GLU:N	1:B:134:ASP:CB	2.67	0.48
1:D:141:ASP:OD2	1:D:297:ARG:CD	2.59	0.48
1:E:104:TYR:OH	1:F:69:THR:OG1	1.87	0.48
1:C:226:ASN:O	1:C:230:LYS:HB2	2.14	0.48
1:D:25:PHE:CZ	1:D:89:LEU:HD22	2.49	0.48
1:E:259:ASN:OD1	1:E:259:ASN:C	2.51	0.48
1:B:219:PHE:CZ	1:B:223:ILE:HD11	2.48	0.48
1:B:381:ARG:HD3	1:B:387:GLU:HB2	1.96	0.48
1:A:105:TYR:CE2	1:B:68:VAL:CG1	2.96	0.48
1:F:219:PHE:CZ	1:F:223:ILE:HD11	2.48	0.48
1:A:46:ALA:O	1:A:50:LYS:HD2	2.14	0.48
1:B:83:ILE:HG22	1:B:84:GLY:N	2.28	0.48
1:E:322:LEU:HB3	1:E:323:GLN:NE2	2.28	0.48
1:C:258:ILE:N	1:C:435:TYR:CD2	2.82	0.48
1:D:222:ASN:HD22	1:D:222:ASN:H	1.60	0.48
2:G:475:ARG:HG2	2:G:511:ALA:HB1	1.94	0.48
2:H:541:SER:HB3	2:H:544:GLU:HG3	1.96	0.48
1:B:391:ASP:O	1:B:419:GLN:HA	2.14	0.48
1:C:66:ASP:O	1:C:69:THR:HG22	2.14	0.48
1:D:225:GLN:HE22	1:D:254:ALA:HB3	1.78	0.48
2:H:475:ARG:CG	2:H:475:ARG:NH1	2.77	0.48
2:I:504:PHE:O	2:I:507:GLU:HB3	2.14	0.48
1:D:255:GLU:C	1:D:257:ASN:N	2.45	0.47
2:H:503:ALA:O	2:H:506:GLU:N	2.45	0.47
1:B:395:PHE:HB2	1:B:415:ILE:HB	1.95	0.47

Continued on next page...

Continued from previous page...

Atom-1	Atom-2	Interatomic distance (Å)	Clash overlap (Å)
1:C:104:TYR:HD1	1:C:105:TYR:CG	2.31	0.47
1:D:325:ILE:HG23	1:D:342:ILE:HD13	1.95	0.47
2:G:487:GLY:HA3	2:G:489:PHE:N	2.27	0.47
2:G:464:GLU:CG	2:G:489:PHE:HD1	2.27	0.47
2:I:465:ARG:HG3	2:I:531:LEU:HD21	1.95	0.47
1:A:271:GLU:O	1:A:275:LYS:HB2	2.14	0.47
1:C:280:MET:O	1:C:284:SER:HB2	2.14	0.47
1:C:392:ILE:HA	1:C:418:LYS:O	2.14	0.47
1:D:132:ARG:NH1	1:D:135:GLU:OE1	2.48	0.47
1:D:225:GLN:NE2	1:D:251:MET:HB2	2.29	0.47
1:E:216:LYS:HA	1:E:396:LEU:HD12	1.96	0.47
1:B:222:ASN:H	1:B:222:ASN:HD22	1.61	0.47
1:D:235:VAL:HG12	1:D:316:MET:HB2	1.96	0.47
1:E:63:GLU:N	1:E:64:PRO:CA	2.56	0.47
1:A:392:ILE:HA	1:A:418:LYS:O	2.14	0.47
1:D:257:ASN:CA	1:D:435:TYR:CD2	2.98	0.47
1:F:32:VAL:HB	1:F:33:PRO:HD3	1.96	0.47
2:H:538:ASP:O	2:H:539:ASP:CB	2.61	0.47
1:A:185:GLY:O	1:A:186:ILE:HG13	2.13	0.47
1:A:50:LYS:NZ	1:A:82:GLU:OE2	2.48	0.47
1:B:104:TYR:HB3	1:B:105:TYR:HB2	1.95	0.47
1:B:66:ASP:N	1:B:69:THR:HG22	2.16	0.47
1:C:391:ASP:O	1:C:419:GLN:HA	2.15	0.47
1:F:83:ILE:CG2	1:F:84:GLY:H	2.26	0.47
1:D:105:TYR:O	1:D:109:VAL:HG23	2.15	0.47
2:I:503:ALA:O	2:I:506:GLU:N	2.46	0.47
1:D:66:ASP:OD1	1:D:69:THR:HG22	2.15	0.47
1:A:104:TYR:HD1	1:A:105:TYR:CG	2.33	0.47
1:A:231:THR:HG23	1:A:232:ASN:N	2.25	0.47
1:A:322:LEU:C	1:A:324:LEU:H	2.18	0.47
1:D:323:GLN:HE21	1:D:361:SER:HA	1.79	0.47
2:G:507:GLU:O	2:G:507:GLU:HG3	2.15	0.47
2:H:463:ALA:O	2:H:467:LEU:HB2	2.14	0.47
1:C:148:MET:HE3	1:C:148:MET:HA	1.97	0.47
1:C:258:ILE:O	1:C:259:ASN:CB	2.61	0.47
1:D:298:VAL:HG11	1:D:345:SER:HB3	1.96	0.47
1:F:202:ARG:O	1:F:203:SER:CB	2.63	0.47
2:I:513:PRO:O	2:I:517:ILE:HG12	2.15	0.47
1:A:391:ASP:N	1:A:391:ASP:OD1	2.43	0.47
1:B:223:ILE:O	1:B:227:VAL:HG23	2.15	0.47
1:C:216:LYS:HB2	1:C:360:LEU:HD22	1.97	0.47

Continued on next page...

Continued from previous page...

Atom-1	Atom-2	Interatomic distance (Å)	Clash overlap (Å)
1:D:207:ILE:CD1	1:D:386:ILE:HG21	2.45	0.47
1:E:104:TYR:HD1	1:E:105:TYR:CG	2.32	0.47
1:E:208:VAL:HG22	1:E:394:ALA:HB3	1.96	0.47
1:E:83:ILE:CG2	1:E:84:GLY:H	2.09	0.47
1:F:251:MET:CE	1:F:288:ILE:HD13	2.45	0.47
1:B:196:MET:O	1:B:419:GLN:NE2	2.40	0.46
1:F:208:VAL:HA	1:F:394:ALA:O	2.15	0.46
1:D:374:ARG:HB3	1:D:375:PRO:HA	1.96	0.46
1:B:258:ILE:O	1:B:259:ASN:CB	2.62	0.46
1:C:28:PRO:C	1:C:30:ALA:N	2.68	0.46
2:G:475:ARG:NH1	2:G:475:ARG:HG3	2.20	0.46
1:C:86:VAL:HG22	2:H:572:GLU:HG3	1.98	0.46
1:C:104:TYR:N	1:C:107:ARG:H	2.09	0.46
1:D:202:ARG:O	1:D:203:SER:HB2	2.15	0.46
1:A:132:ARG:NH1	1:A:135:GLU:OE1	2.48	0.46
1:B:235:VAL:HG12	1:B:316:MET:HB2	1.98	0.46
1:E:132:ARG:C	1:E:134:ASP:HB2	2.36	0.46
1:E:62:GLY:HA2	1:E:63:GLU:CB	2.33	0.46
1:F:315:GLY:O	1:F:356:PRO:HD2	2.16	0.46
1:C:104:TYR:HA	1:C:106:ALA:H	1.79	0.46
1:C:25:PHE:CZ	1:C:89:LEU:HD22	2.51	0.46
1:E:339:VAL:HG13	1:E:384:GLY:HA3	1.98	0.46
1:F:188:THR:HG22	1:F:200:PHE:CE2	2.51	0.46
2:G:550:ARG:CB	2:G:550:ARG:HH11	2.28	0.46
1:F:187:PRO:C	1:F:189:GLY:H	2.18	0.46
1:F:240:LEU:HD22	1:F:295:SER:HA	1.97	0.46
2:H:467:LEU:HA	2:H:467:LEU:HD12	1.85	0.46
1:A:280:MET:O	1:A:284:SER:HB2	2.15	0.46
1:A:88:TYR:O	1:A:92:LEU:HG	2.16	0.45
1:B:222:ASN:ND2	1:B:222:ASN:N	2.63	0.45
1:C:101:ASN:HB2	1:C:105:TYR:CD1	2.51	0.45
1:C:62:GLY:CA	1:C:63:GLU:CB	2.93	0.45
1:D:128:ASP:HB3	1:D:139:LEU:HD21	1.96	0.45
1:D:200:PHE:CD1	1:D:200:PHE:N	2.83	0.45
1:E:191:THR:O	1:E:194:ASP:HB2	2.16	0.45
1:F:64:PRO:HB2	1:F:65:VAL:H	1.64	0.45
2:H:471:MSE:O	2:H:475:ARG:HD2	2.16	0.45
2:I:491:ILE:HB	2:I:494:HIS:CD2	2.51	0.45
2:I:519:ARG:O	2:I:519:ARG:HD3	2.16	0.45
2:I:541:SER:HB3	2:I:544:GLU:HG3	1.98	0.45
1:B:104:TYR:HD1	1:B:105:TYR:CG	2.34	0.45

Continued on next page...

Continued from previous page...

Atom-1	Atom-2	Interatomic distance (Å)	Clash overlap (Å)
1:B:148:MET:HE3	1:B:148:MET:HA	1.97	0.45
1:C:351:ARG:HH11	1:C:351:ARG:HB2	1.80	0.45
1:D:28:PRO:C	1:D:30:ALA:H	2.19	0.45
1:D:322:LEU:HB3	1:D:323:GLN:NE2	2.31	0.45
2:G:565:GLU:O	2:G:569:THR:HG22	2.15	0.45
2:I:487:GLY:HA2	2:I:488:ARG:HB2	1.97	0.45
1:A:61:ARG:CB	1:A:62:GLY:CA	2.90	0.45
1:E:202:ARG:HB3	1:E:354:GLU:C	2.36	0.45
2:G:519:ARG:O	2:G:519:ARG:HD3	2.17	0.45
1:B:249:MET:HA	1:B:252:LEU:HB2	1.98	0.45
1:B:280:MET:O	1:B:284:SER:HB2	2.17	0.45
1:C:258:ILE:N	1:C:435:TYR:CE2	2.85	0.45
1:D:185:GLY:O	1:D:186:ILE:HG13	2.17	0.45
1:D:246:GLN:HG2	1:D:246:GLN:O	2.17	0.45
1:E:187:PRO:C	1:E:189:GLY:N	2.69	0.45
1:E:84:GLY:HA3	1:E:88:TYR:CB	2.46	0.45
1:F:298:VAL:HG11	1:F:345:SER:HB3	1.98	0.45
1:C:219:PHE:CZ	1:C:223:ILE:HD11	2.51	0.45
1:D:148:MET:HE3	1:D:148:MET:HA	1.98	0.45
1:E:251:MET:HE3	1:E:288:ILE:HD13	1.99	0.45
1:A:67:LEU:HD12	2:G:584:ALA:HB3	1.98	0.45
1:A:104:TYR:CD2	1:A:104:TYR:O	2.69	0.45
1:B:200:PHE:CD1	1:B:206:ILE:HD13	2.52	0.45
1:E:48:HIS:NE2	1:E:88:TYR:OH	2.37	0.45
1:F:233:GLU:CG	1:F:315:GLY:HA3	2.43	0.45
1:F:51:ILE:HD11	1:F:83:ILE:HG21	1.99	0.45
2:G:475:ARG:CG	2:G:475:ARG:HH11	2.23	0.45
2:H:487:GLY:HA3	2:H:489:PHE:N	2.27	0.45
1:E:208:VAL:HB	1:E:360:LEU:HD23	1.99	0.45
1:E:273:TRP:O	1:E:275:LYS:N	2.47	0.45
1:C:135:GLU:C	1:C:137:ASP:H	2.19	0.45
1:C:148:MET:HA	1:C:148:MET:HE2	1.99	0.45
1:C:222:ASN:ND2	1:C:222:ASN:N	2.62	0.45
2:I:470:HIS:HE1	2:I:537:ALA:O	2.00	0.45
1:B:202:ARG:O	1:B:203:SER:CB	2.64	0.45
1:B:439:VAL:HG12	1:B:440:ASN:N	2.32	0.45
1:C:101:ASN:C	1:C:103:GLU:H	2.17	0.45
1:C:385:SER:OG	1:C:386:ILE:N	2.49	0.45
1:D:74:LEU:HD13	1:D:83:ILE:CD1	2.47	0.45
1:E:251:MET:CE	1:E:288:ILE:HD13	2.47	0.45
1:E:298:VAL:HG11	1:E:345:SER:HB3	1.99	0.45

Continued on next page...

Continued from previous page...

Atom-1	Atom-2	Interatomic distance (Å)	Clash overlap (Å)
1:F:439:VAL:HG12	1:F:440:ASN:H	1.82	0.45
1:A:200:PHE:N	1:A:200:PHE:CD1	2.85	0.45
1:D:259:ASN:OD1	1:D:259:ASN:C	2.56	0.45
1:F:296:ILE:O	1:F:325:ILE:HG13	2.17	0.45
1:A:187:PRO:C	1:A:189:GLY:N	2.69	0.44
1:C:133:GLU:CA	1:C:134:ASP:HB2	2.46	0.44
1:C:200:PHE:CD1	1:C:206:ILE:HD13	2.52	0.44
1:C:322:LEU:HB3	1:C:323:GLN:NE2	2.31	0.44
1:C:322:LEU:C	1:C:324:LEU:H	2.21	0.44
2:I:473:ARG:HD2	2:I:536:ILE:HD11	1.99	0.44
1:B:202:ARG:HB3	1:B:354:GLU:C	2.37	0.44
1:B:259:ASN:C	1:B:259:ASN:OD1	2.55	0.44
1:C:231:THR:CG2	1:C:232:ASN:H	2.15	0.44
1:C:316:MET:HG2	1:C:356:PRO:HG2	1.99	0.44
1:A:298:VAL:HG11	1:A:345:SER:HB3	2.00	0.44
1:B:28:PRO:C	1:B:30:ALA:N	2.68	0.44
1:D:196:MET:O	1:D:419:GLN:NE2	2.43	0.44
1:E:142:GLU:HA	1:E:145:ARG:HB3	1.99	0.44
1:E:219:PHE:CZ	1:E:223:ILE:HD11	2.52	0.44
1:F:104:TYR:H	1:F:107:ARG:HB2	1.82	0.44
1:A:257:ASN:CA	1:A:435:TYR:CE2	3.00	0.44
1:D:104:TYR:H	1:D:107:ARG:H	1.65	0.44
1:E:104:TYR:HA	1:E:106:ALA:N	2.33	0.44
1:F:197:THR:CB	1:F:199:GLY:O	2.65	0.44
1:A:273:TRP:C	1:A:275:LYS:N	2.70	0.44
1:C:104:TYR:HB3	1:C:105:TYR:HB2	2.00	0.44
1:C:391:ASP:OD1	1:C:391:ASP:N	2.46	0.44
1:F:83:ILE:HG22	1:F:84:GLY:N	2.32	0.44
2:H:496:ALA:O	2:H:500:TYR:HD2	2.00	0.44
2:I:503:ALA:O	2:I:504:PHE:C	2.56	0.44
1:A:104:TYR:OH	1:B:63:GLU:HG3	2.17	0.44
1:C:88:TYR:O	1:C:92:LEU:HG	2.18	0.44
1:D:133:GLU:N	1:D:134:ASP:CB	2.74	0.44
1:E:16:ALA:HA	1:F:68:VAL:HG11	2.00	0.44
2:G:582:ARG:HB3	2:G:582:ARG:HE	1.56	0.44
1:A:207:ILE:HA	1:A:359:ALA:O	2.17	0.44
1:C:83:ILE:CG2	1:C:84:GLY:H	2.17	0.44
1:C:48:HIS:NE2	1:C:88:TYR:OH	2.42	0.44
1:C:207:ILE:HA	1:C:359:ALA:O	2.17	0.44
1:D:322:LEU:C	1:D:324:LEU:H	2.21	0.44
1:E:133:GLU:CA	1:E:134:ASP:HB2	2.48	0.44

Continued on next page...

Continued from previous page...

Atom-1	Atom-2	Interatomic distance (Å)	Clash overlap (Å)
1:E:66:ASP:O	1:E:69:THR:HG22	2.18	0.44
1:E:98:THR:HG23	1:E:101:ASN:HD21	1.83	0.44
2:H:503:ALA:O	2:H:504:PHE:C	2.56	0.44
1:A:132:ARG:C	1:A:134:ASP:HB2	2.38	0.44
1:C:40:PRO:O	1:C:49:GLN:HG3	2.17	0.44
1:E:322:LEU:O	1:E:324:LEU:N	2.51	0.44
1:E:84:GLY:HA3	1:E:88:TYR:HB3	2.00	0.44
1:F:141:ASP:C	1:F:143:ALA:H	2.21	0.44
2:H:509:HIS:O	2:H:510:GLU:C	2.57	0.44
1:A:396:LEU:CD2	1:A:414:ILE:HG12	2.48	0.43
1:B:225:GLN:HE22	1:B:254:ALA:HB3	1.82	0.43
1:E:200:PHE:CD1	1:E:200:PHE:N	2.85	0.43
1:E:322:LEU:C	1:E:324:LEU:H	2.20	0.43
1:C:340:SER:HB3	1:C:385:SER:HB3	2.00	0.43
1:D:28:PRO:C	1:D:30:ALA:N	2.71	0.43
1:C:104:TYR:OH	1:D:63:GLU:HG3	2.18	0.43
1:D:67:LEU:HD23	1:D:67:LEU:HA	1.83	0.43
1:E:422:GLY:HA3	1:E:423:PRO:HD3	1.82	0.43
2:I:565:GLU:O	2:I:569:THR:HG22	2.18	0.43
1:A:101:ASN:HB2	1:A:105:TYR:CD1	2.53	0.43
1:E:226:ASN:O	1:E:230:LYS:HB2	2.19	0.43
1:F:351:ARG:HH11	1:F:351:ARG:HB2	1.82	0.43
1:F:422:GLY:HA3	1:F:423:PRO:HD3	1.83	0.43
1:A:104:TYR:N	1:A:107:ARG:H	2.12	0.43
1:B:216:LYS:HA	1:B:396:LEU:HD12	2.00	0.43
1:B:53:HIS:CE1	1:B:57:ARG:NH1	2.86	0.43
1:B:61:ARG:HB2	1:B:62:GLY:CA	2.44	0.43
1:C:381:ARG:HD3	1:C:387:GLU:HB2	2.00	0.43
1:D:47:ALA:HB1	1:D:83:ILE:HG23	2.00	0.43
1:E:62:GLY:CA	1:E:63:GLU:CB	2.95	0.43
2:G:465:ARG:CG	2:G:531:LEU:HD21	2.46	0.43
1:C:323:GLN:HE21	1:C:361:SER:HA	1.83	0.43
1:C:61:ARG:CB	1:C:62:GLY:CA	2.93	0.43
1:E:101:ASN:HB2	1:E:105:TYR:CD1	2.54	0.43
1:F:323:GLN:HE21	1:F:361:SER:HA	1.83	0.43
1:A:124:SER:O	1:A:128:ASP:HB2	2.19	0.43
1:B:138:VAL:O	1:B:142:GLU:HG2	2.19	0.43
1:B:202:ARG:O	1:B:203:SER:HB2	2.19	0.43
1:D:273:TRP:C	1:D:275:LYS:N	2.72	0.43
1:D:84:GLY:HA3	1:D:88:TYR:CB	2.49	0.43
1:A:101:ASN:HB3	1:A:104:TYR:CD1	2.53	0.43

Continued on next page...

Continued from previous page...

Atom-1	Atom-2	Interatomic distance (Å)	Clash overlap (Å)
1:A:316:MET:HG2	1:A:356:PRO:HG2	2.01	0.43
1:B:22:GLY:HA3	1:B:96:VAL:HG21	2.00	0.43
1:D:102:VAL:O	1:D:104:TYR:HA	2.19	0.43
1:D:124:SER:O	1:D:128:ASP:HB2	2.18	0.43
2:G:501:ILE:O	2:G:504:PHE:HB3	2.18	0.43
1:A:28:PRO:C	1:A:30:ALA:N	2.72	0.43
1:A:67:LEU:HD21	1:A:89:LEU:HB3	2.00	0.43
1:D:133:GLU:CA	1:D:134:ASP:HB2	2.48	0.43
1:E:273:TRP:C	1:E:275:LYS:N	2.69	0.43
1:A:374:ARG:HG2	1:A:376:MET:HE3	2.01	0.43
1:B:322:LEU:C	1:B:324:LEU:H	2.22	0.43
1:D:255:GLU:HB3	1:D:256:GLY:H	1.61	0.43
1:D:79:GLN:O	1:D:83:ILE:HG13	2.18	0.43
1:E:148:MET:HA	1:E:148:MET:HE2	2.00	0.43
2:G:484:ARG:HH22	2:G:546:GLU:HG2	1.84	0.43
1:B:187:PRO:C	1:B:189:GLY:N	2.69	0.43
1:D:439:VAL:HG12	1:D:440:ASN:H	1.84	0.43
2:I:461:GLN:HG3	2:I:491:ILE:HD11	2.00	0.43
1:A:376:MET:CE	1:D:246:GLN:HE22	2.32	0.42
1:B:61:ARG:CB	1:B:62:GLY:HA3	2.34	0.42
1:E:101:ASN:HB3	1:E:104:TYR:CD1	2.53	0.42
1:A:210:ALA:CB	1:A:396:LEU:HB2	2.48	0.42
1:B:40:PRO:O	1:B:49:GLN:HG3	2.19	0.42
1:C:340:SER:CB	1:C:385:SER:HB3	2.49	0.42
1:D:258:ILE:N	1:D:435:TYR:CD2	2.87	0.42
1:E:104:TYR:CD2	1:E:104:TYR:C	2.90	0.42
1:E:391:ASP:O	1:E:419:GLN:HA	2.19	0.42
2:H:546:GLU:O	2:H:550:ARG:HB2	2.19	0.42
1:B:298:VAL:HG11	1:B:345:SER:HB3	2.00	0.42
1:C:101:ASN:HB2	1:C:102:VAL:H	1.69	0.42
1:D:207:ILE:HG23	1:D:393:VAL:HG13	2.00	0.42
1:F:101:ASN:C	1:F:103:GLU:N	2.72	0.42
2:H:565:GLU:O	2:H:569:THR:HG22	2.19	0.42
1:A:101:ASN:C	1:A:103:GLU:N	2.73	0.42
1:A:140:LEU:HD11	1:D:114:VAL:CG1	2.50	0.42
1:A:40:PRO:O	1:A:49:GLN:HG3	2.19	0.42
1:B:207:ILE:HG23	1:B:393:VAL:HG13	2.01	0.42
1:C:98:THR:HG23	1:C:101:ASN:HD21	1.85	0.42
1:C:306:ARG:NH2	1:D:32:VAL:CG2	2.79	0.42
1:F:251:MET:HE3	1:F:288:ILE:HD13	2.02	0.42
1:F:96:VAL:HA	1:F:97:PRO:HD3	1.92	0.42

Continued on next page...

Continued from previous page...

Atom-1	Atom-2	Interatomic distance (Å)	Clash overlap (Å)
2:G:487:GLY:HA2	2:G:488:ARG:HB2	2.01	0.42
1:A:322:LEU:O	1:A:324:LEU:N	2.52	0.42
1:C:339:VAL:HG13	1:C:384:GLY:HA3	2.00	0.42
1:D:186:ILE:HA	1:D:187:PRO:HD3	1.92	0.42
1:E:104:TYR:O	1:E:104:TYR:CD2	2.72	0.42
2:G:486:GLY:N	2:G:488:ARG:HB2	2.33	0.42
1:D:395:PHE:HB2	1:D:415:ILE:HB	2.01	0.42
1:D:83:ILE:CG2	1:D:84:GLY:H	2.30	0.42
1:E:268:LEU:HB3	1:E:272:ASP:CB	2.46	0.42
2:G:487:GLY:HA3	2:G:489:PHE:HD2	1.85	0.42
1:C:249:MET:HA	1:C:252:LEU:HB2	2.01	0.42
1:D:41:GLU:N	1:D:41:GLU:OE1	2.51	0.42
1:D:48:HIS:HE2	1:D:88:TYR:HH	1.68	0.42
1:D:84:GLY:HA3	1:D:88:TYR:HB2	2.02	0.42
1:E:26:LEU:HA	1:E:26:LEU:HD23	1.76	0.42
1:F:84:GLY:HA3	1:F:88:TYR:CB	2.49	0.42
2:H:486:GLY:N	2:H:488:ARG:HB2	2.33	0.42
2:H:468:LEU:HD23	2:H:497:LEU:HD13	2.01	0.42
2:H:516:LEU:HD23	2:H:516:LEU:HA	1.93	0.42
1:A:225:GLN:HE22	1:A:254:ALA:HB3	1.85	0.42
1:C:25:PHE:HZ	1:C:89:LEU:HD22	1.84	0.42
1:E:105:TYR:CZ	1:F:68:VAL:HB	2.55	0.42
1:B:351:ARG:HH11	1:B:351:ARG:HB2	1.85	0.42
1:C:314:LEU:HD13	1:C:355:VAL:HG21	2.02	0.42
1:C:391:ASP:HB3	1:C:420:ARG:NH1	2.34	0.42
2:H:582:ARG:HE	2:H:582:ARG:HB3	1.45	0.42
1:A:62:GLY:CA	1:A:63:GLU:CB	2.89	0.42
1:B:142:GLU:HA	1:B:145:ARG:HB3	2.01	0.42
1:B:292:ASP:OD1	1:B:292:ASP:N	2.50	0.42
1:C:124:SER:O	1:C:128:ASP:HB2	2.19	0.42
1:C:66:ASP:C	1:C:66:ASP:OD1	2.58	0.42
1:C:91:GLU:O	1:C:95:ALA:HB2	2.20	0.42
1:D:238:PHE:O	1:D:320:ASP:N	2.46	0.42
1:F:105:TYR:H	1:F:108:ILE:HD12	1.85	0.42
1:F:320:ASP:HA	1:F:360:LEU:HD12	2.01	0.42
2:G:467:LEU:HA	2:G:467:LEU:HD12	1.91	0.42
2:I:487:GLY:HA3	2:I:489:PHE:N	2.33	0.42
1:B:375:PRO:HG2	1:B:395:PHE:HB3	2.01	0.41
1:B:84:GLY:HA3	1:B:88:TYR:CB	2.50	0.41
1:D:22:GLY:HA3	1:D:96:VAL:HG21	2.02	0.41
1:F:61:ARG:HB2	1:F:62:GLY:CA	2.39	0.41

Continued on next page...

Continued from previous page...

Atom-1	Atom-2	Interatomic distance (Å)	Clash overlap (Å)
2:H:457:LEU:HA	2:H:458:PRO:HD3	1.83	0.41
1:D:115:LEU:HA	1:D:115:LEU:HD23	1.93	0.41
1:D:187:PRO:C	1:D:189:GLY:N	2.69	0.41
1:D:375:PRO:HG2	1:D:395:PHE:HB3	2.02	0.41
1:E:222:ASN:HD22	1:E:222:ASN:H	1.67	0.41
1:E:293:THR:HA	1:E:294:PRO:HD2	1.76	0.41
1:E:30:ALA:O	1:E:33:PRO:HD2	2.20	0.41
1:F:104:TYR:HD1	1:F:105:TYR:CG	2.37	0.41
1:F:74:LEU:HD13	1:F:83:ILE:HD11	2.02	0.41
2:G:505:TYR:O	2:G:508:GLY:N	2.52	0.41
1:A:141:ASP:C	1:A:143:ALA:N	2.73	0.41
1:D:256:GLY:O	1:D:257:ASN:C	2.57	0.41
1:D:216:LYS:HA	1:D:396:LEU:HD12	2.01	0.41
2:G:500:TYR:CZ	2:G:521:PRO:HD3	2.55	0.41
2:I:509:HIS:O	2:I:510:GLU:C	2.58	0.41
2:I:525:GLN:N	2:I:526:PRO:HD2	2.34	0.41
2:I:564:LYS:HE3	2:I:587:MSE:HG2	2.01	0.41
1:A:259:ASN:C	1:A:259:ASN:OD1	2.58	0.41
1:C:344:ARG:HH11	1:D:61:ARG:CG	2.33	0.41
1:D:104:TYR:CD1	1:D:105:TYR:N	2.88	0.41
1:D:141:ASP:C	1:D:143:ALA:N	2.74	0.41
1:F:257:ASN:C	1:F:435:TYR:CE2	2.93	0.41
2:G:557:LYS:O	2:G:560:MSE:HB3	2.19	0.41
1:B:200:PHE:CD1	1:B:200:PHE:N	2.87	0.41
1:B:64:PRO:HB2	1:B:65:VAL:H	1.63	0.41
2:G:503:ALA:O	2:G:504:PHE:C	2.57	0.41
2:I:496:ALA:O	2:I:500:TYR:HD2	2.03	0.41
1:B:66:ASP:O	1:B:67:LEU:C	2.59	0.41
1:B:64:PRO:O	1:B:69:THR:HG21	2.20	0.41
1:D:271:GLU:O	1:D:275:LYS:HB2	2.21	0.41
1:D:96:VAL:HA	1:D:97:PRO:HD3	1.90	0.41
1:E:186:ILE:HA	1:E:187:PRO:HD3	1.89	0.41
1:E:375:PRO:HG2	1:E:395:PHE:HB3	2.03	0.41
1:C:80:LEU:HD23	1:C:80:LEU:HA	1.93	0.41
1:E:104:TYR:HA	1:E:106:ALA:H	1.85	0.41
2:I:554:ASN:HB2	2:I:557:LYS:HD2	2.02	0.41
1:B:422:GLY:HA3	1:B:423:PRO:HD3	1.84	0.41
1:E:103:GLU:N	1:E:104:TYR:HB2	2.36	0.41
1:E:216:LYS:HA	1:E:396:LEU:CD1	2.51	0.41
1:F:225:GLN:NE2	1:F:251:MET:HB2	2.36	0.41
1:A:103:GLU:N	1:A:104:TYR:HB2	2.36	0.41

Continued on next page...

Continued from previous page...

Atom-1	Atom-2	Interatomic distance (Å)	Clash overlap (Å)
1:A:317:ILE:HB	1:A:357:VAL:HG22	2.02	0.41
1:B:208:VAL:HG22	1:B:394:ALA:HB3	2.02	0.41
1:D:351:ARG:HB2	1:D:351:ARG:HH11	1.86	0.41
1:A:188:THR:CG2	1:A:200:PHE:CE2	3.04	0.41
1:B:323:GLN:HE21	1:B:361:SER:HA	1.85	0.41
1:D:322:LEU:C	1:D:324:LEU:N	2.73	0.41
1:D:257:ASN:CA	1:D:435:TYR:CE2	3.04	0.41
1:E:222:ASN:N	1:E:222:ASN:ND2	2.66	0.41
2:G:475:ARG:CG	2:G:475:ARG:NH1	2.83	0.41
1:A:273:TRP:O	1:A:275:LYS:N	2.53	0.41
1:B:188:THR:HG22	1:B:200:PHE:CE2	2.56	0.41
1:B:340:SER:HB3	1:B:385:SER:HB3	2.03	0.41
1:D:135:GLU:C	1:D:137:ASP:N	2.74	0.41
1:E:104:TYR:OH	1:F:63:GLU:HG3	2.21	0.41
1:E:124:SER:O	1:E:128:ASP:HB2	2.20	0.41
1:E:325:ILE:HG23	1:E:342:ILE:HD13	2.03	0.41
1:F:255:GLU:CG	1:F:256:GLY:H	2.33	0.41
1:F:95:ALA:HA	2:I:457:LEU:O	2.20	0.41
1:C:94:ASP:CB	2:H:591:LYS:NZ	2.61	0.41
2:I:484:ARG:NH2	2:I:546:GLU:HG2	2.32	0.41
1:B:124:SER:O	1:B:128:ASP:HB2	2.21	0.40
1:B:273:TRP:C	1:B:275:LYS:N	2.72	0.40
1:E:188:THR:HG22	1:E:200:PHE:CE2	2.57	0.40
1:E:322:LEU:C	1:E:324:LEU:N	2.74	0.40
1:E:391:ASP:HB3	1:E:420:ARG:NH1	2.36	0.40
1:E:258:ILE:N	1:E:435:TYR:CE2	2.85	0.40
1:F:432:ILE:HG22	1:F:435:TYR:H	1.85	0.40
2:I:464:GLU:CG	2:I:489:PHE:HD1	2.33	0.40
1:A:39:ILE:HB	1:A:40:PRO:HD2	2.03	0.40
1:C:16:ALA:HA	1:D:68:VAL:HG11	2.03	0.40
1:F:104:TYR:CD1	1:F:104:TYR:C	2.91	0.40
1:F:322:LEU:C	1:F:324:LEU:H	2.24	0.40
2:I:485:ILE:HG22	2:I:487:GLY:HA2	2.04	0.40
1:A:396:LEU:HD23	1:A:414:ILE:HG12	2.03	0.40
1:D:422:GLY:HA3	1:D:423:PRO:HD3	1.80	0.40
1:B:67:LEU:HA	1:B:67:LEU:HD23	1.94	0.40
1:C:67:LEU:HA	1:C:67:LEU:HD23	1.88	0.40
1:D:222:ASN:ND2	1:D:222:ASN:N	2.66	0.40
1:D:439:VAL:HG12	1:D:440:ASN:N	2.36	0.40
1:B:46:ALA:HB1	1:B:50:LYS:HE3	2.03	0.40
1:D:104:TYR:C	1:D:104:TYR:CD1	2.81	0.40

Continued on next page...

Continued from previous page...

Atom-1	Atom-2	Interatomic distance (Å)	Clash overlap (Å)
1:D:202:ARG:HB3	1:D:354:GLU:O	2.21	0.40
1:D:381:ARG:HD2	1:D:381:ARG:HA	1.91	0.40
1:E:207:ILE:HG22	1:E:390:ALA:HB1	2.04	0.40
2:H:475:ARG:NH1	2:H:504:PHE:HD2	2.20	0.40

There are no symmetry-related clashes.

5.3 Torsion angles [i](#)

5.3.1 Protein backbone [i](#)

In the following table, the Percentiles column shows the percent Ramachandran outliers of the chain as a percentile score with respect to all X-ray entries followed by that with respect to entries of similar resolution.

The Analysed column shows the number of residues for which the backbone conformation was analysed, and the total number of residues.

Mol	Chain	Analysed	Favoured	Allowed	Outliers	Percentiles	
1	A	348/454 (77%)	284 (82%)	41 (12%)	23 (7%)	1	20
1	B	348/454 (77%)	285 (82%)	40 (12%)	23 (7%)	1	20
1	C	348/454 (77%)	283 (81%)	40 (12%)	25 (7%)	1	18
1	D	348/454 (77%)	285 (82%)	42 (12%)	21 (6%)	2	22
1	E	348/454 (77%)	283 (81%)	42 (12%)	23 (7%)	1	20
1	F	348/454 (77%)	289 (83%)	38 (11%)	21 (6%)	2	22
2	G	136/143 (95%)	113 (83%)	13 (10%)	10 (7%)	1	17
2	H	136/143 (95%)	109 (80%)	17 (12%)	10 (7%)	1	17
2	I	136/143 (95%)	111 (82%)	14 (10%)	11 (8%)	1	16
All	All	2496/3153 (79%)	2042 (82%)	287 (12%)	167 (7%)	1	20

All (167) Ramachandran outliers are listed below:

Mol	Chain	Res	Type
1	A	63	GLU
1	A	188	THR
1	A	200	PHE
1	A	203	SER

Continued on next page...

Continued from previous page...

Mol	Chain	Res	Type
1	A	232	ASN
1	A	256	GLY
1	A	259	ASN
1	A	385	SER
1	B	63	GLU
1	B	102	VAL
1	B	104	TYR
1	B	188	THR
1	B	200	PHE
1	B	203	SER
1	B	232	ASN
1	B	256	GLY
1	B	259	ASN
1	B	385	SER
1	C	63	GLU
1	C	104	TYR
1	C	188	THR
1	C	200	PHE
1	C	203	SER
1	C	232	ASN
1	C	256	GLY
1	C	259	ASN
1	C	385	SER
1	D	102	VAL
1	D	136	ILE
1	D	188	THR
1	D	200	PHE
1	D	203	SER
1	D	232	ASN
1	D	256	GLY
1	D	385	SER
1	E	63	GLU
1	E	104	TYR
1	E	188	THR
1	E	200	PHE
1	E	203	SER
1	E	232	ASN
1	E	256	GLY
1	E	259	ASN
1	E	385	SER
1	F	63	GLU
1	F	102	VAL

Continued on next page...

Continued from previous page...

Mol	Chain	Res	Type
1	F	104	TYR
1	F	188	THR
1	F	203	SER
1	F	232	ASN
1	F	256	GLY
1	F	259	ASN
1	F	385	SER
2	G	504	PHE
2	G	510	GLU
2	G	511	ALA
2	G	534	LEU
2	G	535	LEU
2	G	539	ASP
2	H	504	PHE
2	H	510	GLU
2	H	511	ALA
2	H	535	LEU
2	H	539	ASP
2	I	504	PHE
2	I	510	GLU
2	I	511	ALA
2	I	534	LEU
2	I	539	ASP
1	A	83	ILE
1	A	102	VAL
1	A	104	TYR
1	A	133	GLU
1	A	433	LYS
1	B	83	ILE
1	B	133	GLU
1	B	136	ILE
1	B	433	LYS
1	C	83	ILE
1	C	102	VAL
1	C	133	GLU
1	C	384	GLY
1	D	63	GLU
1	D	83	ILE
1	D	133	GLU
1	D	184	THR
1	D	259	ASN
1	D	433	LYS

Continued on next page...

Continued from previous page...

Mol	Chain	Res	Type
1	E	83	ILE
1	E	102	VAL
1	E	133	GLU
1	E	433	LYS
1	F	83	ILE
1	F	133	GLU
1	F	136	ILE
2	G	503	ALA
2	H	503	ALA
2	H	534	LEU
2	I	561	LEU
1	A	294	PRO
1	B	184	THR
1	C	134	ASP
1	D	104	TYR
1	D	105	TYR
1	D	294	PRO
1	D	321	TYR
1	E	184	THR
1	E	294	PRO
1	F	294	PRO
1	F	440	ASN
2	I	503	ALA
2	I	535	LEU
1	A	105	TYR
1	A	384	GLY
1	B	64	PRO
1	B	105	TYR
1	B	294	PRO
1	B	384	GLY
1	C	240	LEU
1	C	294	PRO
1	C	321	TYR
1	C	433	LYS
1	D	384	GLY
1	E	105	TYR
1	E	134	ASP
1	E	384	GLY
1	F	64	PRO
1	F	105	TYR
1	F	200	PHE
1	F	321	TYR

Continued on next page...

Continued from previous page...

Mol	Chain	Res	Type
2	G	457	LEU
2	G	561	LEU
2	H	561	LEU
1	A	136	ILE
1	A	240	LEU
1	B	134	ASP
1	B	314	LEU
1	C	105	TYR
1	C	184	THR
1	C	314	LEU
1	C	375	PRO
1	E	191	THR
1	E	314	LEU
1	F	134	ASP
1	F	314	LEU
1	F	433	LYS
2	H	457	LEU
2	I	457	LEU
2	I	560	MSE
1	B	321	TYR
1	D	375	PRO
1	E	274	GLY
1	A	274	GLY
1	A	315	GLY
1	B	375	PRO
2	G	520	ILE
2	H	520	ILE
1	A	97	PRO
1	C	68	VAL
1	C	136	ILE
1	E	68	VAL
2	I	520	ILE
1	A	375	PRO
1	A	64	PRO
1	C	64	PRO
1	E	64	PRO
1	D	64	PRO

5.3.2 Protein sidechains ⓘ

In the following table, the Percentiles column shows the percent sidechain outliers of the chain as a percentile score with respect to all X-ray entries followed by that with respect to entries of similar

resolution.

The Analysed column shows the number of residues for which the sidechain conformation was analysed, and the total number of residues.

Mol	Chain	Analysed	Rotameric	Outliers	Percentiles	
1	A	297/386 (77%)	269 (91%)	28 (9%)	9	37
1	B	297/386 (77%)	269 (91%)	28 (9%)	9	37
1	C	297/386 (77%)	269 (91%)	28 (9%)	9	37
1	D	297/386 (77%)	267 (90%)	30 (10%)	8	34
1	E	297/386 (77%)	268 (90%)	29 (10%)	9	35
1	F	297/386 (77%)	269 (91%)	28 (9%)	9	37
2	G	117/116 (101%)	108 (92%)	9 (8%)	14	47
2	H	117/116 (101%)	107 (92%)	10 (8%)	12	43
2	I	117/116 (101%)	111 (95%)	6 (5%)	26	59
All	All	2133/2664 (80%)	1937 (91%)	196 (9%)	10	38

All (196) residues with a non-rotameric sidechain are listed below:

Mol	Chain	Res	Type
1	A	50	LYS
1	A	57	ARG
1	A	67	LEU
1	A	79	GLN
1	A	80	LEU
1	A	81	GLU
1	A	103	GLU
1	A	104	TYR
1	A	128	ASP
1	A	133	GLU
1	A	139	LEU
1	A	148	MET
1	A	200	PHE
1	A	202	ARG
1	A	211	ARG
1	A	216	LYS
1	A	222	ASN
1	A	255	GLU
1	A	261	GLN
1	A	314	LEU
1	A	321	TYR
1	A	324	LEU

Continued on next page...

Continued from previous page...

Mol	Chain	Res	Type
1	A	339	VAL
1	A	345	SER
1	A	351	ARG
1	A	380	ILE
1	A	388	GLN
1	A	391	ASP
1	B	26	LEU
1	B	50	LYS
1	B	55	MET
1	B	57	ARG
1	B	79	GLN
1	B	80	LEU
1	B	81	GLU
1	B	103	GLU
1	B	104	TYR
1	B	128	ASP
1	B	148	MET
1	B	191	THR
1	B	200	PHE
1	B	202	ARG
1	B	211	ARG
1	B	216	LYS
1	B	222	ASN
1	B	249	MET
1	B	255	GLU
1	B	261	GLN
1	B	278	MET
1	B	306	ARG
1	B	314	LEU
1	B	324	LEU
1	B	339	VAL
1	B	351	ARG
1	B	388	GLN
1	B	391	ASP
1	C	50	LYS
1	C	57	ARG
1	C	67	LEU
1	C	79	GLN
1	C	80	LEU
1	C	102	VAL
1	C	104	TYR
1	C	128	ASP

Continued on next page...

Continued from previous page...

Mol	Chain	Res	Type
1	C	133	GLU
1	C	139	LEU
1	C	147	ILE
1	C	148	MET
1	C	200	PHE
1	C	202	ARG
1	C	211	ARG
1	C	222	ASN
1	C	249	MET
1	C	261	GLN
1	C	278	MET
1	C	314	LEU
1	C	324	LEU
1	C	339	VAL
1	C	345	SER
1	C	351	ARG
1	C	355	VAL
1	C	381	ARG
1	C	388	GLN
1	C	391	ASP
1	D	26	LEU
1	D	50	LYS
1	D	55	MET
1	D	57	ARG
1	D	67	LEU
1	D	79	GLN
1	D	80	LEU
1	D	81	GLU
1	D	103	GLU
1	D	104	TYR
1	D	136	ILE
1	D	139	LEU
1	D	140	LEU
1	D	148	MET
1	D	200	PHE
1	D	202	ARG
1	D	211	ARG
1	D	216	LYS
1	D	222	ASN
1	D	249	MET
1	D	261	GLN
1	D	269	THR

Continued on next page...

Continued from previous page...

Mol	Chain	Res	Type
1	D	306	ARG
1	D	314	LEU
1	D	324	LEU
1	D	339	VAL
1	D	351	ARG
1	D	380	ILE
1	D	388	GLN
1	D	391	ASP
1	E	50	LYS
1	E	55	MET
1	E	57	ARG
1	E	69	THR
1	E	79	GLN
1	E	80	LEU
1	E	103	GLU
1	E	104	TYR
1	E	128	ASP
1	E	139	LEU
1	E	147	ILE
1	E	148	MET
1	E	200	PHE
1	E	202	ARG
1	E	211	ARG
1	E	216	LYS
1	E	222	ASN
1	E	249	MET
1	E	261	GLN
1	E	278	MET
1	E	314	LEU
1	E	321	TYR
1	E	324	LEU
1	E	339	VAL
1	E	345	SER
1	E	351	ARG
1	E	381	ARG
1	E	388	GLN
1	E	391	ASP
1	F	26	LEU
1	F	50	LYS
1	F	55	MET
1	F	67	LEU
1	F	79	GLN

Continued on next page...

Continued from previous page...

Mol	Chain	Res	Type
1	F	80	LEU
1	F	81	GLU
1	F	90	SER
1	F	104	TYR
1	F	110	GLU
1	F	128	ASP
1	F	139	LEU
1	F	147	ILE
1	F	148	MET
1	F	202	ARG
1	F	211	ARG
1	F	216	LYS
1	F	222	ASN
1	F	255	GLU
1	F	261	GLN
1	F	306	ARG
1	F	314	LEU
1	F	322	LEU
1	F	324	LEU
1	F	345	SER
1	F	351	ARG
1	F	388	GLN
1	F	391	ASP
2	G	465	ARG
2	G	519	ARG
2	G	536	ILE
2	G	538	ASP
2	G	540	VAL
2	G	543	GLN
2	G	550	ARG
2	G	569	THR
2	G	593	MSE
2	H	465	ARG
2	H	497	LEU
2	H	519	ARG
2	H	536	ILE
2	H	538	ASP
2	H	540	VAL
2	H	550	ARG
2	H	561	LEU
2	H	582	ARG
2	H	593	MSE

Continued on next page...

Continued from previous page...

Mol	Chain	Res	Type
2	I	465	ARG
2	I	519	ARG
2	I	536	ILE
2	I	538	ASP
2	I	540	VAL
2	I	593	MSE

Some sidechains can be flipped to improve hydrogen bonding and reduce clashes. All (53) such sidechains are listed below:

Mol	Chain	Res	Type
1	A	53	HIS
1	A	222	ASN
1	A	225	GLN
1	A	323	GLN
1	A	388	GLN
1	B	53	HIS
1	B	201	GLN
1	B	222	ASN
1	B	225	GLN
1	B	245	GLN
1	B	246	GLN
1	B	323	GLN
1	B	388	GLN
1	B	421	ASN
1	C	53	HIS
1	C	201	GLN
1	C	222	ASN
1	C	225	GLN
1	C	234	ASN
1	C	245	GLN
1	C	246	GLN
1	C	323	GLN
1	C	388	GLN
1	C	421	ASN
1	D	53	HIS
1	D	201	GLN
1	D	222	ASN
1	D	225	GLN
1	D	246	GLN
1	D	323	GLN
1	D	388	GLN
1	E	53	HIS

Continued on next page...

Continued from previous page...

Mol	Chain	Res	Type
1	E	201	GLN
1	E	222	ASN
1	E	225	GLN
1	E	323	GLN
1	E	388	GLN
1	E	421	ASN
1	F	53	HIS
1	F	201	GLN
1	F	225	GLN
1	F	226	ASN
1	F	246	GLN
1	F	323	GLN
1	F	388	GLN
2	G	470	HIS
2	G	494	HIS
2	H	470	HIS
2	H	494	HIS
2	H	509	HIS
2	H	554	ASN
2	I	470	HIS
2	I	494	HIS

5.3.3 RNA [i](#)

There are no RNA molecules in this entry.

5.4 Non-standard residues in protein, DNA, RNA chains [i](#)

There are no non-standard protein/DNA/RNA residues in this entry.

5.5 Carbohydrates [i](#)

There are no carbohydrates in this entry.

5.6 Ligand geometry [i](#)

There are no ligands in this entry.

5.7 Other polymers [i](#)

There are no such residues in this entry.

5.8 Polymer linkage issues [i](#)

There are no chain breaks in this entry.

6 Fit of model and data ⓘ

6.1 Protein, DNA and RNA chains ⓘ

In the following table, the column labelled ‘#RSRZ > 2’ contains the number (and percentage) of RSRZ outliers, followed by percent RSRZ outliers for the chain as percentile scores relative to all X-ray entries and entries of similar resolution. The OWAB column contains the minimum, median, 95th percentile and maximum values of the occupancy-weighted average B-factor per residue. The column labelled ‘Q < 0.9’ lists the number of (and percentage) of residues with an average occupancy less than 0.9.

Mol	Chain	Analysed	<RSRZ>	#RSRZ > 2			OWAB(Å ²)	Q < 0.9
1	A	358/454 (78%)	-0.01	12 (3%)	45	34	156, 167, 168, 170	0
1	B	358/454 (78%)	0.09	17 (4%)	31	23	163, 167, 168, 175	0
1	C	358/454 (78%)	-0.05	10 (2%)	53	41	157, 167, 168, 170	0
1	D	358/454 (78%)	-0.03	11 (3%)	49	37	163, 167, 168, 182	0
1	E	358/454 (78%)	0.06	17 (4%)	31	23	163, 167, 168, 170	0
1	F	358/454 (78%)	0.53	38 (10%)	6	5	162, 167, 168, 187	0
2	G	132/143 (92%)	-0.21	2 (1%)	73	63	163, 167, 168, 169	0
2	H	132/143 (92%)	-0.19	4 (3%)	50	37	162, 167, 168, 169	0
2	I	132/143 (92%)	0.03	5 (3%)	40	30	163, 167, 168, 169	0
All	All	2544/3153 (80%)	0.07	116 (4%)	32	24	156, 167, 168, 187	0

All (116) RSRZ outliers are listed below:

Mol	Chain	Res	Type	RSRZ
2	I	510	GLU	7.1
1	F	326	GLN	6.7
1	F	199	GLY	6.2
1	B	260	ALA	5.8
1	A	287	GLY	5.5
2	H	510	GLU	4.9
1	F	382	GLU	4.8
1	F	197	THR	4.8
1	F	394	ALA	4.8
1	F	324	LEU	4.7
1	F	383	SER	4.6
1	F	198	SER	4.6
1	F	426	THR	4.6
1	D	383	SER	4.5
1	A	260	ALA	4.4

Continued on next page...

Continued from previous page...

Mol	Chain	Res	Type	RSRZ
1	A	261	GLN	4.3
2	I	506	GLU	4.1
1	A	421	ASN	4.0
1	F	384	GLY	4.0
1	F	428	GLN	4.0
1	F	231	THR	3.9
1	F	420	ARG	3.9
1	C	441	LEU	3.9
2	I	507	GLU	3.8
1	F	297	ARG	3.8
1	B	230	LYS	3.8
2	H	523	GLU	3.7
1	D	379	ASP	3.5
1	F	323	GLN	3.5
1	F	441	LEU	3.5
1	D	413	GLU	3.5
1	E	310	GLN	3.4
2	I	523	GLU	3.4
2	G	523	GLU	3.4
1	A	434	GLU	3.4
1	F	188	THR	3.4
1	F	375	PRO	3.3
1	E	232	ASN	3.2
1	E	434	GLU	3.2
1	E	375	PRO	3.2
1	C	421	ASN	3.2
1	E	229	THR	3.2
1	F	261	GLN	3.2
1	F	295	SER	3.1
1	F	287	GLY	3.1
1	F	195	ARG	3.1
1	E	374	ARG	3.0
1	F	241	GLU	3.0
1	B	198	SER	3.0
1	A	257	ASN	3.0
1	A	265	THR	3.0
1	A	286	ALA	2.9
1	E	421	ASN	2.9
1	F	325	ILE	2.9
1	B	231	THR	2.8
1	F	388	GLN	2.8
1	F	215	GLY	2.8

Continued on next page...

Continued from previous page...

Mol	Chain	Res	Type	RSRZ
1	B	261	GLN	2.8
1	E	195	ARG	2.8
1	B	413	GLU	2.8
2	G	510	GLU	2.7
1	B	313	GLY	2.7
1	B	265	THR	2.6
1	E	230	LYS	2.6
1	F	321	TYR	2.6
1	F	242	MET	2.6
1	A	432	ILE	2.6
1	D	382	GLU	2.5
1	D	187	PRO	2.5
1	D	212	PRO	2.5
1	B	397	TYR	2.5
1	E	131	THR	2.5
1	F	201	GLN	2.5
1	B	212	PRO	2.5
1	D	231	THR	2.5
1	F	196	MET	2.4
1	F	294	PRO	2.4
1	E	422	GLY	2.4
1	E	354	GLU	2.4
1	B	234	ASN	2.4
1	F	194	ASP	2.4
1	E	213	SER	2.4
1	B	184	THR	2.3
1	D	195	ARG	2.3
1	C	341	GLU	2.3
1	B	229	THR	2.3
1	E	260	ALA	2.3
2	H	483	GLU	2.3
1	A	374	ARG	2.3
1	F	339	VAL	2.3
1	D	261	GLN	2.3
1	B	199	GLY	2.3
1	C	195	ARG	2.3
1	B	149	GLU	2.3
1	B	228	ALA	2.2
1	F	189	GLY	2.2
1	C	422	GLY	2.2
2	I	509	HIS	2.2
1	F	206	ILE	2.1

Continued on next page...

Continued from previous page...

Mol	Chain	Res	Type	RSRZ
1	F	434	GLU	2.1
1	C	354	GLU	2.1
1	E	423	PRO	2.1
2	H	506	GLU	2.1
1	A	326	GLN	2.1
1	C	374	ARG	2.1
1	E	261	GLN	2.1
1	B	384	GLY	2.1
1	C	267	LYS	2.1
1	F	440	ASN	2.1
1	A	195	ARG	2.0
1	E	432	ILE	2.0
1	D	374	ARG	2.0
1	F	267	LYS	2.0
1	C	287	GLY	2.0
1	C	233	GLU	2.0
1	D	420	ARG	2.0

6.2 Non-standard residues in protein, DNA, RNA chains [i](#)

There are no non-standard protein/DNA/RNA residues in this entry.

6.3 Carbohydrates [i](#)

There are no carbohydrates in this entry.

6.4 Ligands [i](#)

There are no ligands in this entry.

6.5 Other polymers [i](#)

There are no such residues in this entry.