



Full wwPDB/EMDatabank EM Map/Model Validation Report ⓘ

Feb 18, 2018 – 07:23 am GMT

PDB ID : 5T2C
EMDB ID: : EMD-8345
Title : CryoEM structure of the human ribosome at 3.6 Angstrom resolution
Authors : Zhang, X.; Lai, M.; Zhou, Z.H.
Deposited on : 2016-08-23
Resolution : 3.60 Å(reported)

This is a Full wwPDB/EMDatabank EM Map/Model Validation Report
for a publicly released PDB/EMDB entry.

We welcome your comments at validation@mail.wwpdb.org

A user guide is available at

<https://www.wwpdb.org/validation/2017/EMValidationReportHelp>
with specific help available everywhere you see the ⓘ symbol.

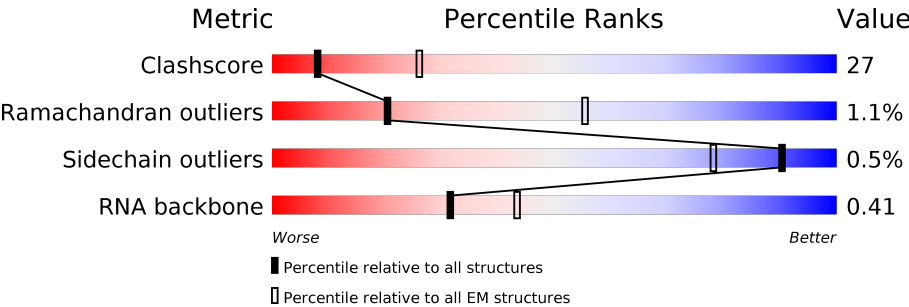
MolProbity : 4.02b-467
Percentile statistics : 20171227.v01 (using entries in the PDB archive December 27th 2017)
Ideal geometry (proteins) : Engh & Huber (2001)
Ideal geometry (DNA, RNA) : Parkinson et. al. (1996)
Validation Pipeline (wwPDB-VP) : trunk30686

1 Overall quality at a glance

The following experimental techniques were used to determine the structure:
ELECTRON MICROSCOPY

The reported resolution of this entry is 3.60 Å.

Percentile scores (ranging between 0-100) for global validation metrics of the entry are shown in the following graphic. The table shows the number of entries on which the scores are based.


















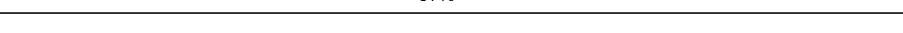

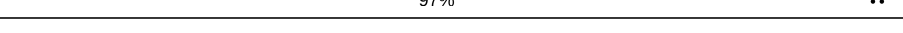
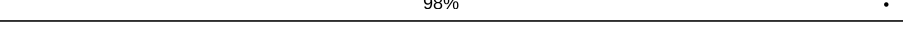

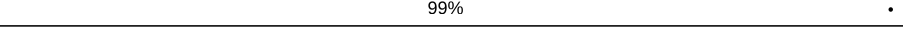



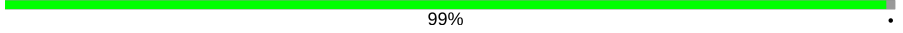
Metric	Whole archive (#Entries)	EM structures (#Entries)
Clashscore	136279	1886
Ramachandran outliers	132675	1663
Sidechain outliers	132484	1531
RNA backbone	3744	458

The table below summarises the geometric issues observed across the polymeric chains. The red, orange, yellow and green segments on the bar indicate the fraction of residues that contain outliers for ≥ 3 , 2, 1 and 0 types of geometric quality criteria. A grey segment represents the fraction of residues that are not modelled. The numeric value for each fraction is indicated below the corresponding segment, with a dot representing fractions $\leq 5\%$

Mol	Chain	Length	Quality of chain
1	B	121	71% 25% . .
2	C	157	67% 23% 10% .
3	D	257	70% 26% .
4	E	403	74% 26%
5	F	427	64% 22% 14%
6	G	297	71% 27% .
7	I	203	79% 20% .
8	J	160	78% 18% .

Continued on next page...

Continued from previous page...

Mol	Chain	Length	Quality of chain
9	L	196	
10	N	160	
11	O	128	
12	P	140	
13	Q	157	
14	S	145	
15	T	136	
16	U	148	
17	V	159	
18	X	125	
19	Y	135	
20	Z	110	
21	a	117	
22	b	123	
23	c	105	
24	d	97	
25	e	70	
26	f	51	
27	g	128	
28	j	92	
29	k	137	
30	m	248	
31	n	266	
32	o	192	
33	s	215	



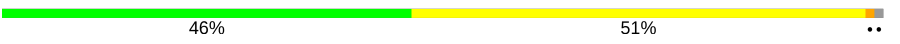
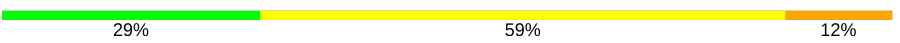


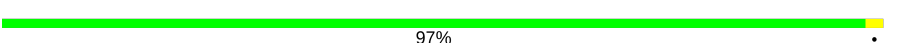
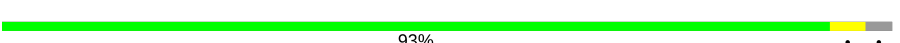


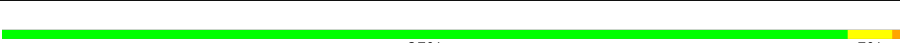







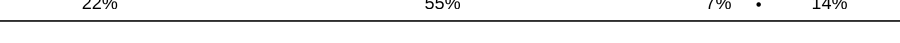




Continued on next page...

Continued from previous page...

Mol	Chain	Length	Quality of chain
34	t	204	99%
35	h	25	92%
36	r	211	97%
37	A	5070	41% 25% 8% 26%
38	H	288	53% 26% 16%
39	i	106	97%
40	K	188	71% 28%
41	l	217	98%
42	M	176	73% 24%
43	p	214	98%
44	q	178	96%
45	R	156	63% 13% 23%
46	W	115	60% 25% 15%
47	AA	1869	32% 46% 11% 7%
48	AC	83	36% 60%
49	AD	143	41% 55%
50	AE	115	34% 54% 12%
51	AF	69	30% 59% 9%
52	AH	156	22% 21% 54%
53	AJ	293	20% 54% 24%
54	AK	249	27% 67% 5%
55	AL	194	32% 63% 5%
56	AN	151	35% 62%
57	AP	130	32% 63% 5%
58	AQ	133	23% 73%

Continued on next page...

Continued from previous page...

Mol	Chain	Length	Quality of chain
59	AR	125	
60	AT	59	
61	AV	84	
62	An	75	
63	Ap	264	
64	Aq	243	
65	Ar	263	
66	At	194	
67	Au	208	
68	Av	165	
69	Ay	146	
70	A0	152	
71	Ao	295	
72	As	204	
73	Aw	158	
74	Ax	145	
75	Az	135	
76	AB	119	
77	AG	56	
78	AI	317	
79	AM	132	
80	AO	151	
81	AU	145	

2 Entry composition

There are 81 unique types of molecules in this entry. The entry contains 217989 atoms, of which 0 are hydrogens and 0 are deuteriums.

In the tables below, the AltConf column contains the number of residues with at least one atom in alternate conformation and the Trace column contains the number of residues modelled with at most 2 atoms.

- Molecule 1 is a RNA chain called 5S rRNA.

Mol	Chain	Residues	Atoms					AltConf	Trace
1	B	120	Total	C	N	O	P	0	0
			2558	1141	456	842	119		

- Molecule 2 is a RNA chain called 5.8S rRNA.

Mol	Chain	Residues	Atoms					AltConf	Trace
2	C	156	Total	C	N	O	P	0	0
			3314	1480	585	1094	155		

- Molecule 3 is a protein called 60S ribosomal protein L8.

Mol	Chain	Residues	Atoms					AltConf	Trace
3	D	248	Total	C	N	O	S	0	0
			1898	1189	389	314	6		

- Molecule 4 is a protein called 60S ribosomal protein L3.

Mol	Chain	Residues	Atoms					AltConf	Trace
4	E	402	Total	C	N	O	S	0	0
			3238	2060	608	556	14		

- Molecule 5 is a protein called 60S ribosomal protein L4.

Mol	Chain	Residues	Atoms					AltConf	Trace
5	F	367	Total	C	N	O	S	0	0
			2919	1835	582	488	14		

- Molecule 6 is a protein called 60S ribosomal protein L5.

Mol	Chain	Residues	Atoms					AltConf	Trace
6	G	293	Total	C	N	O	S	0	0
			2382	1507	434	427	14		

- Molecule 7 is a protein called 60S ribosomal protein L13a.

Mol	Chain	Residues	Atoms					AltConf	Trace
7	I	201	Total	C	N	O	S	0	0
			1650	1063	321	261	5		

- Molecule 8 is a protein called 60S ribosomal protein L17.

Mol	Chain	Residues	Atoms					AltConf	Trace
8	J	153	Total	C	N	O	S	0	0
			1242	776	241	216	9		

- Molecule 9 is a protein called 60S ribosomal protein L19.

Mol	Chain	Residues	Atoms					AltConf	Trace
9	L	187	Total	C	N	O	S	0	0
			1566	971	336	250	9		

- Molecule 10 is a protein called 60S ribosomal protein L21.

Mol	Chain	Residues	Atoms					AltConf	Trace
10	N	159	Total	C	N	O	S	0	0
			1298	823	252	217	6		

- Molecule 11 is a protein called 60S ribosomal protein L22.

Mol	Chain	Residues	Atoms					AltConf	Trace
11	O	101	Total	C	N	O	S	0	0
			825	529	144	150	2		

- Molecule 12 is a protein called 60S ribosomal protein L23.

Mol	Chain	Residues	Atoms					AltConf	Trace
12	P	131	Total	C	N	O	S	0	0
			979	618	184	172	5		

- Molecule 13 is a protein called 60S ribosomal protein L24.

Mol	Chain	Residues	Atoms					AltConf	Trace
13	Q	64	Total	C	N	O	S	0	0
			534	340	104	87	3		

- Molecule 14 is a protein called 60S ribosomal protein L26.

Mol	Chain	Residues	Atoms					AltConf	Trace
14	S	134	Total	C	N	O	S	0	0
			1115	700	226	186	3		

- Molecule 15 is a protein called 60S ribosomal protein L27.

Mol	Chain	Residues	Atoms					AltConf	Trace
15	T	135	Total	C	N	O	S	0	0
			1107	714	208	182	3		

- Molecule 16 is a protein called 60S ribosomal protein L27a.

Mol	Chain	Residues	Atoms					AltConf	Trace
16	U	147	Total	C	N	O	S	0	0
			1162	736	237	186	3		

- Molecule 17 is a protein called 60S ribosomal protein L29.

Mol	Chain	Residues	Atoms					AltConf	Trace
17	V	75	Total	C	N	O	S	0	0
			610	378	130	99	3		

- Molecule 18 is a protein called 60S ribosomal protein L31.

Mol	Chain	Residues	Atoms					AltConf	Trace
18	X	107	Total	C	N	O	S	0	0
			888	560	171	155	2		

- Molecule 19 is a protein called 60S ribosomal protein L32.

Mol	Chain	Residues	Atoms					AltConf	Trace
19	Y	128	Total	C	N	O	S	0	0
			1053	667	216	165	5		

- Molecule 20 is a protein called 60S ribosomal protein L35a.

Mol	Chain	Residues	Atoms					AltConf	Trace
20	Z	109	Total	C	N	O	S	0	0
			876	555	174	144	3		

- Molecule 21 is a protein called 60S ribosomal protein L34.

Mol	Chain	Residues	Atoms					AltConf	Trace
21	a	114	Total	C	N	O	S	0	0
			906	566	187	147	6		

- Molecule 22 is a protein called 60S ribosomal protein L35.

Mol	Chain	Residues	Atoms					AltConf	Trace
22	b	122	Total	C	N	O	S	0	0
			1015	641	205	168	1		

- Molecule 23 is a protein called 60S ribosomal protein L36.

Mol	Chain	Residues	Atoms					AltConf	Trace
23	c	102	Total	C	N	O	S	0	0
			832	521	177	129	5		

- Molecule 24 is a protein called 60S ribosomal protein L37.

Mol	Chain	Residues	Atoms					AltConf	Trace
24	d	86	Total	C	N	O	S	0	0
			705	434	155	111	5		

- Molecule 25 is a protein called 60S ribosomal protein L38.

Mol	Chain	Residues	Atoms					AltConf	Trace
25	e	69	Total	C	N	O	S	0	0
			569	366	103	99	1		

- Molecule 26 is a protein called 60S ribosomal protein L39.

Mol	Chain	Residues	Atoms					AltConf	Trace
26	f	50	Total	C	N	O	S	0	0
			444	281	98	64	1		

- Molecule 27 is a protein called Ubiquitin-60S ribosomal protein L40.

Mol	Chain	Residues	Atoms					AltConf	Trace
27	g	52	Total	C	N	O	S	0	0
			429	266	90	67	6		

- Molecule 28 is a protein called 60S ribosomal protein L37a.

Mol	Chain	Residues	Atoms					AltConf	Trace
28	j	91	Total	C	N	O	S	0	0
			708	445	136	120	7		

- Molecule 29 is a protein called 60S ribosomal protein L28.

Mol	Chain	Residues	Atoms					AltConf	Trace
29	k	125	Total	C	N	O	S	0	0
			1002	622	207	168	5		

- Molecule 30 is a protein called 60S ribosomal protein L7.

Mol	Chain	Residues	Atoms					AltConf	Trace
30	m	225	Total	C	N	O	S	0	0
			1870	1202	358	301	9		

- Molecule 31 is a protein called 60S ribosomal protein L7a.

Mol	Chain	Residues	Atoms					AltConf	Trace
31	n	241	Total	C	N	O	S	0	0
			1927	1228	371	324	4		

- Molecule 32 is a protein called 60S ribosomal protein L9.

Mol	Chain	Residues	Atoms					AltConf	Trace
32	o	190	Total	C	N	O	S	0	0
			1518	956	284	272	6		

- Molecule 33 is a protein called 60S ribosomal protein L14.

Mol	Chain	Residues	Atoms					AltConf	Trace
33	s	139	Total	C	N	O	S	0	0
			1138	730	218	183	7		

- Molecule 34 is a protein called 60S ribosomal protein L15.

Mol	Chain	Residues	Atoms					AltConf	Trace
34	t	203	Total	C	N	O	S	0	0
			1701	1072	359	266	4		

- Molecule 35 is a protein called 60S Ribosomal protein L41.

Mol	Chain	Residues	Atoms					AltConf	Trace
35	h	24	Total	C	N	O	S	0	0
			230	139	62	26	3		

- Molecule 36 is a protein called 60S ribosomal protein L13.

Mol	Chain	Residues	Atoms					AltConf	Trace
36	r	210	Total	C	N	O	S	0	0
			1701	1064	352	281	4		

- Molecule 37 is a RNA chain called 28S rRNA.

Mol	Chain	Residues	Atoms					AltConf	Trace
37	A	3776	Total	C	N	O	P	0	0
			80184	35672	14597	26140	3775		

- Molecule 38 is a protein called 60S ribosomal protein L6.

Mol	Chain	Residues	Atoms					AltConf	Trace
38	H	242	Total	C	N	O	S	0	0
			1958	1257	372	325	4		

- Molecule 39 is a protein called 60S ribosomal protein L36a.

Mol	Chain	Residues	Atoms					AltConf	Trace
39	i	105	Total	C	N	O	S	0	0
			862	542	175	139	6		

- Molecule 40 is a protein called 60S ribosomal protein L18.

Mol	Chain	Residues	Atoms					AltConf	Trace
40	K	187	Total	C	N	O	S	0	0
			1513	944	314	250	5		

- Molecule 41 is a protein called 60S ribosomal protein L10a.

Mol	Chain	Residues	Atoms					AltConf	Trace
41	l	217	Total	C	N	O	S	0	0
			1741	1113	312	307	9		

- Molecule 42 is a protein called 60S ribosomal protein L18a.

Mol	Chain	Residues	Atoms					AltConf	Trace
42	M	175	Total	C	N	O	S	0	0
			1453	925	283	235	10		

- Molecule 43 is a protein called 60S ribosomal protein L10-like.

Mol	Chain	Residues	Atoms					AltConf	Trace
43	p	213	Total	C	N	O	S	0	0
			1711	1082	329	285	15		

- Molecule 44 is a protein called 60S ribosomal protein L11.

Mol	Chain	Residues	Atoms					AltConf	Trace
44	q	176	Total	C	N	O	S	0	0
			1410	888	263	253	6		

- Molecule 45 is a protein called 60S ribosomal protein L23a.

Mol	Chain	Residues	Atoms					AltConf	Trace
45	R	120	Total	C	N	O	S	0	0
			985	630	185	169	1		

- Molecule 46 is a protein called 60S ribosomal protein L30.

Mol	Chain	Residues	Atoms					AltConf	Trace
46	W	98	Total	C	N	O	S	0	0
			764	485	135	138	6		

- Molecule 47 is a RNA chain called 18S rRNA.

Mol	Chain	Residues	Atoms					AltConf	Trace
47	AA	1742	Total	C	N	O	P	0	0
			36900	16458	6595	12106	1741		

- Molecule 48 is a protein called 40S ribosomal protein S21.

Mol	Chain	Residues	Atoms					AltConf	Trace
48	AC	83	Total	C	N	O	S	0	0
			636	393	117	121	5		

- Molecule 49 is a protein called 40S ribosomal protein S23.

Mol	Chain	Residues	Atoms					AltConf	Trace
49	AD	141	Total	C	N	O	S	0	0
			1098	693	219	183	3		

- Molecule 50 is a protein called 40S ribosomal protein S26.

Mol	Chain	Residues	Atoms					AltConf	Trace
50	AE	101	Total	C	N	O	S	0	0
			814	507	170	132	5		

- Molecule 51 is a protein called 40S ribosomal protein S28.

Mol	Chain	Residues	Atoms					AltConf	Trace
51	AF	63	Total	C	N	O	S	0	0
			498	302	101	93	2		

- Molecule 52 is a protein called Ubiquitin-40S ribosomal protein S27a.

Mol	Chain	Residues	Atoms					AltConf	Trace
52	AH	71	Total	C	N	O	S	0	0
			581	367	109	98	7		

- Molecule 53 is a protein called 40S ribosomal protein S2.

Mol	Chain	Residues	Atoms					AltConf	Trace
53	AJ	222	Total	C	N	O	S	0	0
			1725	1115	298	302	10		

- Molecule 54 is a protein called 40S ribosomal protein S6.

Mol	Chain	Residues	Atoms					AltConf	Trace
54	AK	237	Total	C	N	O	S	0	0
			1923	1200	387	329	7		

- Molecule 55 is a protein called 40S ribosomal protein S9.

Mol	Chain	Residues	Atoms					AltConf	Trace
55	AL	185	Total	C	N	O	S	0	0
			1525	969	306	248	2		

- Molecule 56 is a protein called 40S ribosomal protein S13.

Mol	Chain	Residues	Atoms					AltConf	Trace
56	AN	149	Total	C	N	O	S	0	0
			1202	770	228	203	1		

- Molecule 57 is a protein called 40S ribosomal protein S15a.

Mol	Chain	Residues	Atoms					AltConf	Trace
57	AP	129	Total	C	N	O	S	0	0
			1034	659	193	176	6		

- Molecule 58 is a protein called 40S ribosomal protein S24.

Mol	Chain	Residues	Atoms					AltConf	Trace
58	AQ	131	Total	C	N	O	S	0	0
			1065	673	209	178	5		

- Molecule 59 is a protein called 40S ribosomal protein S25.

Mol	Chain	Residues	Atoms					AltConf	Trace
59	AR	75	Total	C	N	O	S	0	0
			598	382	111	104	1		

- Molecule 60 is a protein called 40S ribosomal protein S30.

Mol	Chain	Residues	Atoms					AltConf	Trace
60	AT	58	Total	C	N	O	S	0	0
			459	284	100	74	1		

- Molecule 61 is a protein called 40S ribosomal protein S27.

Mol	Chain	Residues	Atoms					AltConf	Trace
61	AV	83	Total	C	N	O	S	0	0
			651	408	121	115	7		

- Molecule 62 is a RNA chain called tRNA.

Mol	Chain	Residues	Atoms					AltConf	Trace
62	An	75	Total	C	N	O	P	0	0
			1604	717	298	515	74		

- Molecule 63 is a protein called 40S ribosomal protein S3a.

Mol	Chain	Residues	Atoms					AltConf	Trace
63	Ap	214	Total	C	N	O	S	0	0
			1738	1103	310	311	14		

- Molecule 64 is a protein called 40S ribosomal protein S3.

Mol	Chain	Residues	Atoms					AltConf	Trace
64	Aq	227	Total	C	N	O	S	0	0
			1765	1125	317	315	8		

- Molecule 65 is a protein called 40S ribosomal protein S4, X isoform.

Mol	Chain	Residues	Atoms					AltConf	Trace
65	Ar	262	Total	C	N	O	S	0	0
			2076	1324	386	358	8		

- Molecule 66 is a protein called 40S ribosomal protein S7.

Mol	Chain	Residues	Atoms					AltConf	Trace
66	At	189	Total	C	N	O	S	0	0
			1521	969	280	271	1		

- Molecule 67 is a protein called 40S ribosomal protein S8.

Mol	Chain	Residues	Atoms					AltConf	Trace
67	Au	206	Total	C	N	O	S	0	0
			1686	1058	332	291	5		

- Molecule 68 is a protein called 40S ribosomal protein S10.

Mol	Chain	Residues	Atoms					AltConf	Trace
68	Av	98	Total	C	N	O	S	0	0
			827	539	148	134	6		

- Molecule 69 is a protein called 40S ribosomal protein S16.

Mol	Chain	Residues	Atoms					AltConf	Trace
69	Ay	146	Total	C	N	O	S	0	0
			1158	736	218	200	4		

- Molecule 70 is a protein called 40S ribosomal protein S18.

Mol	Chain	Residues	Atoms					AltConf	Trace
70	A0	150	Total	C	N	O	S	0	0
			1235	776	250	208	1		

- Molecule 71 is a protein called 40S ribosomal protein SA.

Mol	Chain	Residues	Atoms					AltConf	Trace
71	Ao	222	Total	C	N	O	S	0	0
			1747	1109	306	324	8		

- Molecule 72 is a protein called 40S ribosomal protein S5.

Mol	Chain	Residues	Atoms					AltConf	Trace
72	As	191	Total	C	N	O	S	0	0
			1509	943	286	273	7		

- Molecule 73 is a protein called 40S ribosomal protein S11.

Mol	Chain	Residues	Atoms					AltConf	Trace
73	Aw	153	Total	C	N	O	S	0	0
			1247	793	234	214	6		

- Molecule 74 is a protein called 40S ribosomal protein S15.

Mol	Chain	Residues	Atoms					AltConf	Trace
74	Ax	97	Total	C	N	O	S	0	0
			804	505	155	138	6		

- Molecule 75 is a protein called 40S ribosomal protein S17.

Mol	Chain	Residues	Atoms					AltConf	Trace
75	Az	132	Total	C	N	O	S	0	0
			1072	673	199	195	5		

- Molecule 76 is a protein called 40S ribosomal protein S20.

Mol	Chain	Residues	Atoms					AltConf	Trace
76	AB	102	Total	C	N	O	S	0	0
			807	507	153	143	4		

- Molecule 77 is a protein called 40S ribosomal protein S29.

Mol	Chain	Residues	Atoms					AltConf	Trace
77	AG	53	Total	C	N	O	S	0	0
			445	278	90	72	5		

- Molecule 78 is a protein called Receptor of activated protein C kinase 1.

Mol	Chain	Residues	Atoms					AltConf	Trace
78	AI	313	Total	C	N	O	S	0	0
			2436	1535	424	465	12		

- Molecule 79 is a protein called 40S ribosomal protein S12.

Mol	Chain	Residues	Atoms					AltConf	Trace
79	AM	122	Total	C	N	O	S	0	0
			952	596	169	179	8		

There are 3 discrepancies between the modelled and reference sequences:

Chain	Residue	Modelled	Actual	Comment	Reference
AM	52	GLN	LEU	conflict	UNP P25398
AM	69	LEU	CYS	conflict	UNP P25398
AM	99	ASN	LYS	conflict	UNP P25398

- Molecule 80 is a protein called 40S ribosomal protein S14.

Mol	Chain	Residues	Atoms					AltConf	Trace
80	AO	140	Total	C	N	O	S	0	0
			1049	642	204	197	6		

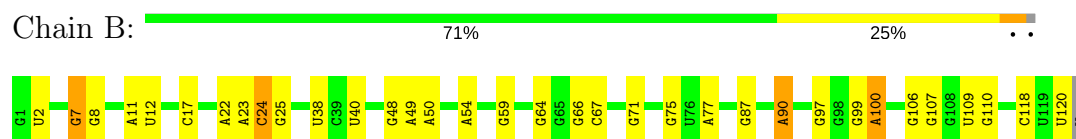
- Molecule 81 is a protein called 40S ribosomal protein S19.

Mol	Chain	Residues	Atoms					AltConf	Trace
81	AU	143	Total	C	N	O	S	0	0
			1112	697	214	198	3		

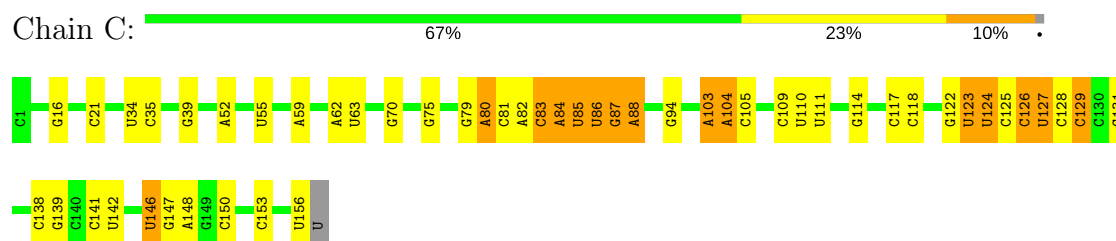
3 Residue-property plots

These plots are drawn for all protein, RNA and DNA chains in the entry. The first graphic for a chain summarises the proportions of the various outlier classes displayed in the second graphic. The second graphic shows the sequence view annotated by issues in geometry. Residues are color-coded according to the number of geometric quality criteria for which they contain at least one outlier: green = 0, yellow = 1, orange = 2 and red = 3 or more. Stretches of 2 or more consecutive residues without any outlier are shown as a green connector. Residues present in the sample, but not in the model, are shown in grey.


• Molecule 1: 5S rRNA



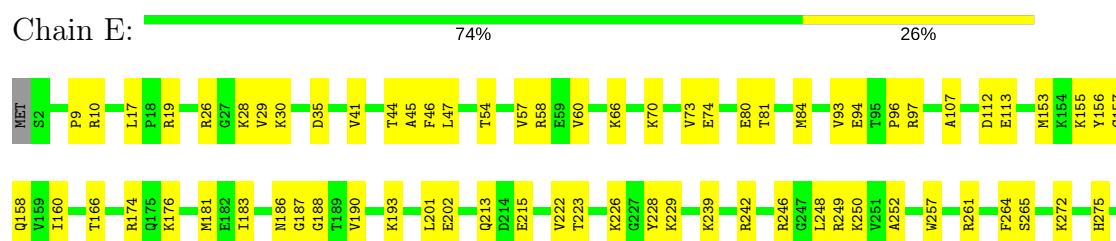
• Molecule 2: 5.8S rRNA



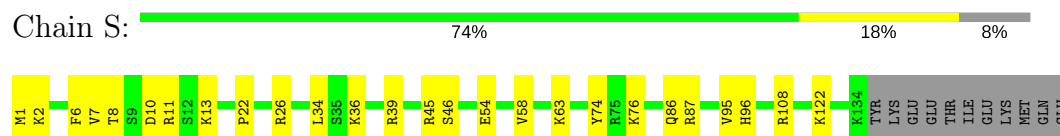
• Molecule 3: 60S ribosomal protein L8



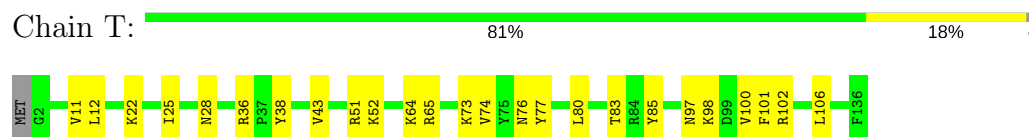
• Molecule 4: 60S ribosomal protein L3



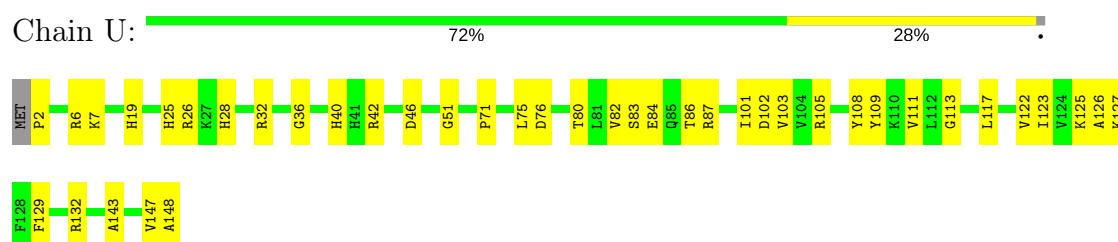
- Molecule 14: 60S ribosomal protein L26



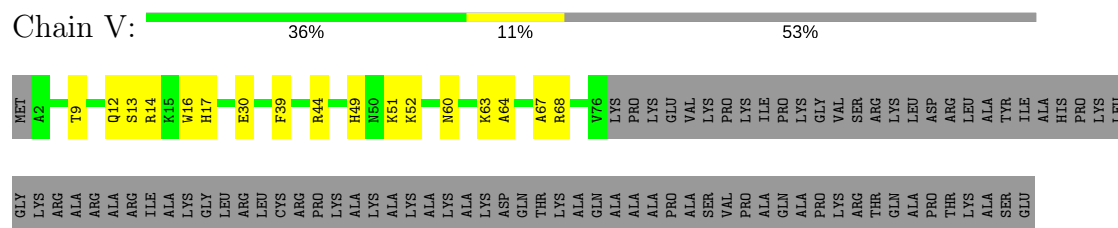
- Molecule 15: 60S ribosomal protein L27



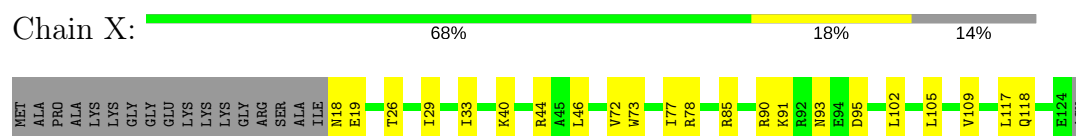
- Molecule 16: 60S ribosomal protein L27a



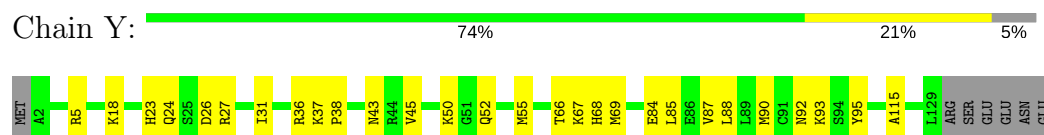
- Molecule 17: 60S ribosomal protein L29



- Molecule 18: 60S ribosomal protein L31

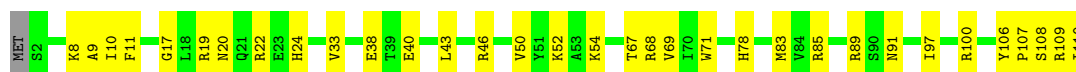


- Molecule 19: 60S ribosomal protein L32



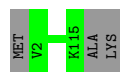
- Molecule 20: 60S ribosomal protein L35a





- Molecule 21: 60S ribosomal protein L34

Chain a: 97%



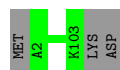
- Molecule 22: 60S ribosomal protein L35

Chain b: 99%




- Molecule 23: 60S ribosomal protein L36

Chain c: 97%



- Molecule 24: 60S ribosomal protein L37

Chain d: 89%



- Molecule 25: 60S ribosomal protein L38

Chain e: 97%



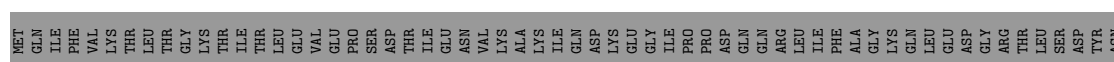
- Molecule 26: 60S ribosomal protein L39

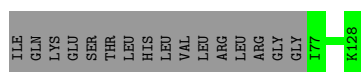
Chain f: 98%



- Molecule 27: Ubiquitin-60S ribosomal protein L40

Chain g: 41%






- Molecule 28: 60S ribosomal protein L37a

Chain j: 99%



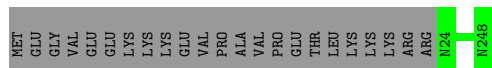
- Molecule 29: 60S ribosomal protein L28

Chain k: 91% 9%



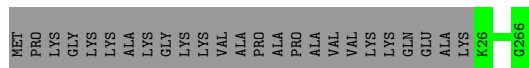
- Molecule 30: 60S ribosomal protein L7

Chain m: 91% 9%



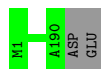
- Molecule 31: 60S ribosomal protein L7a

Chain n: 91% 9%



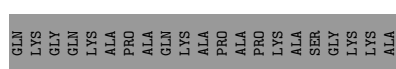
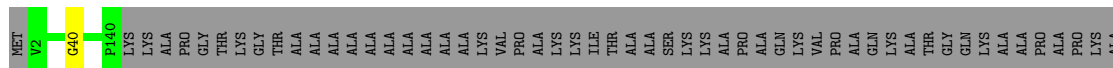
- Molecule 32: 60S ribosomal protein L9

Chain o: 99%



- Molecule 33: 60S ribosomal protein L14

Chain s: 64% 35%



- Molecule 34: 60S ribosomal protein L15

Chain t: 99%




- Molecule 35: 60S Ribosomal protein L41

Chain h: 92% . .



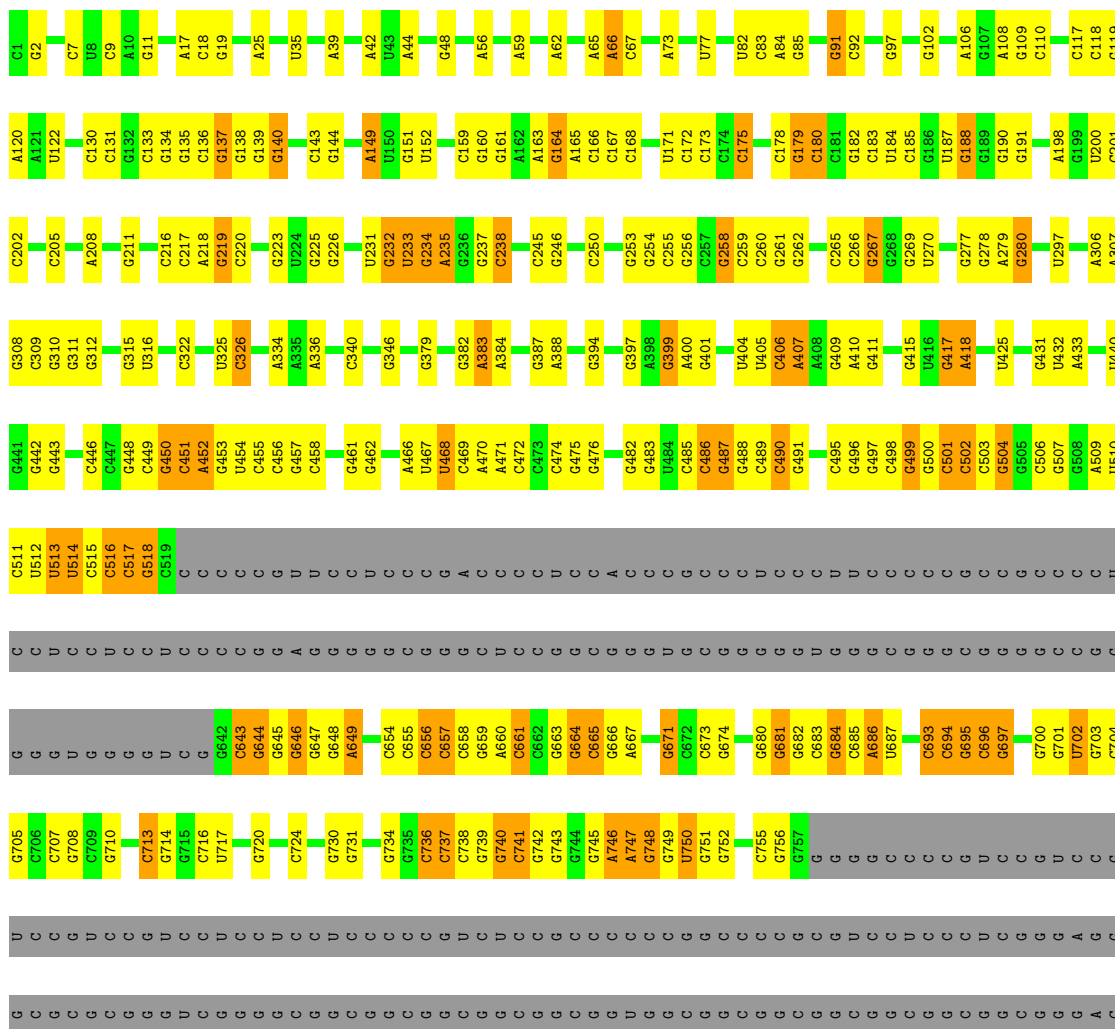
- Molecule 36: 60S ribosomal protein L13

Chain r:  97%



- Molecule 37: 28S rRNA

Chain A:  41% 25% 8% 26%



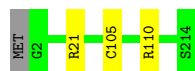
G2113	A1765	A1553	C1447	A1371	G1276	C1215	C	G	A964	G
G2114	A1766	A1554	G1448	A1372	G1277	C1216	G	G	G965	G
G2115	A1767	A1563	G1449	C1375	C1278	G1217	C	G	A966	A
G2116	C1768	A1563	C1450	C1376	G1279	G1218	G	G	C967	A
G2117	G1769	A1564	G1451	G1377	G1280	C1219	C	G	C968	A
G2118	A1770	A1565	C1455	C1378	G1281	G1220	C	G	C969	C
G2119	U1771	C1566	C1456	C1379	G1282	G1221	C	G	C970	C
G2120	C1772	G1573	G1457	C1380	G1283	A1222	C	G	U971	C
G2121	U1773	G1573	C1457	U1381	G1284	G	C	C	C	C
G2122	C1774	G1577	C1468	C1382	G1285	U	C	C	C974	C
G2123	A1775	U1578	C1468	C1387	C1286	U	C	C	C975	C
G2124	A1776	C	C1474	G1385	G1287	U	C	C	C976	C
G2125	C1777	G1586	G1475	A1387	C1288	U	C	C	C977	C
G2126	C1778	C	C1476	C1387	C1289	U	C	C	C978	C
G2127	U1781	C	C1477	C1390	G1290	C	C	C	G979	C
G2128	U1782	C	C1478	G1391	G1291	U	C	C	U980	C
G2129	C1783	A	C1479	A1392	C1292	C	C	C	C981	C
G2130	U1784	C	C1480	G1393	G1293	G1232	C	C	U982	C
G2131	C1879	G	C1481	G1394	C1294	G1233	C	C	C983	C
G2132	U1787	C	C1482	G1395	C1295	G1234	C	C	C984	C
G2133	A1788	A	G1483	U1396	G1296	G1235	C	C	C985	C
G2134	C1881	C	C1484	A1397	U1297	C1236	C	C	C986	C
G2135	U1794	C	C1485	G1398	C1298	C1237	C	C	C987	C
G2136	A1802	C	C1486	C1399	G1299	A1238	C	C	C988	C
G2137	G1803	C	C1487	G1400	C1301	C1239	C	C	U989	C
G2138	A1804	C	G1488	C1401	U1302	G1240	C	C	C990	C
G2139	A1805	C	G1489	C1404	G1311	C1241	C	C	C991	C
G2140	A1806	C	G1490	G1405	U1312	C1242	C	C	C992	C
G2141	C1807	C	G1491	G1406	G1313	C1243	C	C	C993	C
G2142	U1811	C	C1492	C1407	U1314	G1244	C	C	C994	C
G2143	G1815	C	C1493	G1408	U1315	C1245	C	C	C995	C
G2144	U1816	C	C1494	C1409	G1316	G1246	C	C	C996	C
G2145	G1817	C	C1495	U1410	A1322	U1247	C	C	C997	C
G2146	U1818	C	C1496	U1411	G1323	C1248	C	C	C	C
G2147	G1819	C	C1497	U1412	A1324	C1249	C	C	A	A
G2148	C1820	C	C1498	C1411	G1325	C1250	C	C	C	C
G2149	U1918	C	C1499	G1412	C1326	C1251	C	C	C	C
G2150	G1919	C	C1500	C1413	U1327	C1252	C	C	C	C
G2151	C1920	C	C1501	C1414	G1328	G1253	C	C	C	C
G2152	C1921	C	C1502	C1415	A1330	A1254	C	C	C	C
G2153	G1922	C	C1503	C1416	G1338	A1255	C	C	C	C
G2154	U1925	C	C1504	C1417	U1339	G1256	C	C	C	C
G2155	C1926	C	C1505	C1418	C1340	A1257	C	C	C	C
G2156	U1927	C	C1506	C1419	G1329	G1260	C	C	C	C
G2157	U1928	C	C1507	C1420	A1331	G1261	C	C	C	C
G2158	C1929	C	C1508	C1421	G1332	G1262	C	C	C	C
G2159	U1930	C	C1509	G1422	A1333	A1263	C	C	C	C
G2160	C1931	C	C1510	G1423	G1352	G1264	C	C	C	C
G2161	A1932	C	C1511	A1433	A1353	A1265	C	C	C	C
G2162	C1933	C	C1512	G1434	A1354	G1266	C	C	C	C
G2163	U1936	C	C1513	C1435	G1358	G1267	C	C	C	C
G2164	C1937	C	C1514	C1436	G1359	C1268	C	C	C	C
G2165	U1948	C	C1515	C1437	G1360	G1269	C	C	C	C
G2166	U1949	C	C1516	C1438	G1361	G1270	C	C	C	C
G2167	C1950	C	C1517	C1439	C1365	A1271	C	C	C	C
G2168	U1951	C	C1518	C1440	G1366	G1272	C	C	C	C
G2169	C1952	C	C1519	C1441	C1367	C1273	C	C	C	C
G2170	U1953	C	C1520	C1442	A1368	G1274	C	C	C	C
G2171	C1954	C	C1521	C1443	C1369	A1275	C	C	C	C
G2172	U1955	C	C1522	C1444	G1370	G1276	C	C	C	C
G2173	C1956	C	C1523	C1445	C	C	C	C	C	C
G2174	U1957	C	C1524	C1446	C	C	C	C	C	C
G2175	C1958	C	C1525	C	C	C	C	C	C	C
G2176	U1959	C	C1526	C	C	C	C	C	C	C
G2177	C1960	C	C1527	C	C	C	C	C	C	C
G2178	U1961	C	C1528	C	C	C	C	C	C	C
G2179	C1962	C	C1529	C	C	C	C	C	C	C
G2180	U1963	C	C1530	C	C	C	C	C	C	C
G2181	C1964	C	C1531	C	C	C	C	C	C	C
G2182	U1965	C	C1532	C	C	C	C	C	C	C
G2183	C1966	C	C1533	C	C	C	C	C	C	C
G2184	U1967	C	C1534	C	C	C	C	C	C	C
G2185	C1968	C	C1535	C	C	C	C	C	C	C
G2186	U1969	C	C1536	C	C	C	C	C	C	C
G2187	C1970	C	C1537	C	C	C	C	C	C	C
G2188	U1971	C	C1538	C	C	C	C	C	C	C
G2189	C1972	C	C1539	C	C	C	C	C	C	C
G2190	U1973	C	C1540	C	C	C	C	C	C	C
G2191	C1974	C	C1541	C	C	C	C	C	C	C
G2192	U1975	C	C1542	C	C	C	C	C	C	C
G2193	G1976	C	C1543	C	C	C	C	C	C	C
G2194	C1977	C	C1544	C	C	C	C	C	C	C
G2195	U1978	C	C1545	C	C	C	C	C	C	C
G2196	C1979	C	C1546	C	C	C	C	C	C	C
G2197	U1980	C	C1547	C	C	C	C	C	C	C
G2198	C1981	C	C1548	C	C	C	C	C	C	C
G2199	U1982	C	C1549	C	C	C	C	C	C	C
G2200	C1983	C	C1550	C	C	C	C	C	C	C
G2201	U1984	C	C1551	C	C	C	C	C	C	C
G2202	G1985	C	C1552	C	C	C	C	C	C	C
G2203	C1986	C	C1553	C	C	C	C	C	C	C
G2204	U1987	C	C1554	C	C	C	C	C	C	C
G2205	C1988	C	C1555	C	C	C	C	C	C	C
G2206	U1989	C	C1556	C	C	C	C	C	C	C
G2207	C1990	C	C1557	C	C	C	C	C	C	C
G2208	U1991	C	C1558	C	C	C	C	C	C	C
G2209	C1992	C	C1559	C	C	C	C	C	C	C
G2210	U1993	C	C1560	C	C	C	C	C	C	C
G2211	C1994	C	C1561	C	C	C	C	C	C	C
G2212	U1995	C	C1562	C	C	C	C	C	C	C
G2213	C1996	C	C1563	C	C	C	C	C	C	C
G2214	U1997	C	C1564	C	C	C	C	C	C	C
G2215	C1998	C	C1565	C	C	C	C	C	C	C
G2216	U1999	C	C1566	C	C	C	C	C	C	C
G2217	C2000	C	C1567	C	C	C	C	C	C	C
G2218	U2001	C	C1568	C	C	C	C	C	C	C
G2219	C2002	C	C1569	C	C	C	C	C	C	C
G2220	G2003	C	C1570	C	C	C	C	C	C	C
G2221	U2004	C	C1571	C	C	C	C	C	C	C
G2222	C2005	C	C1572	C	C	C	C	C	C	C
G2223	U2006	C	C1573	C	C	C	C	C	C	C
G2224	C2007	C	C1574	C	C	C	C	C	C	C
G2225	U2008	C	C1575	C	C	C	C	C	C	C
G2226	C2009	C	C1576	C	C	C	C	C	C	C
G2227	U2010	C	C1577	C	C	C	C	C	C	C
G2228	C2011	C	C1578	C	C	C	C	C	C	C
G2229	U2012	C	C1579	C	C	C	C	C	C	C
G2230	C2013	C	C1580	C	C	C	C	C	C	C
G2231	U2014	C	C1581	C	C	C	C	C	C	C
G2232	C2015	C	C1582	C	C	C	C	C	C	C
G2233	U2016	C	C1583	C	C	C	C	C	C	C
G2234	C2017	C	C1584	C	C	C	C	C	C	C
G2235	U2018	C	C1585	C	C	C	C	C	C	C
G2236	C2019	C	C1586	C	C	C	C	C	C	C
G2237	U2020	C	C1587	C	C	C	C	C	C	C
G2238	C2021	C	C1588	C	C	C	C	C	C	C
G2239	U2022	C	C1589	C	C	C	C	C	C	C
G2240	C2023	C	C1590	C	C	C	C	C	C	C





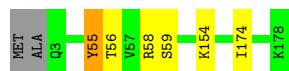


Chain p:  98%




- Molecule 44: 60S ribosomal protein L11

Chain q:  96%



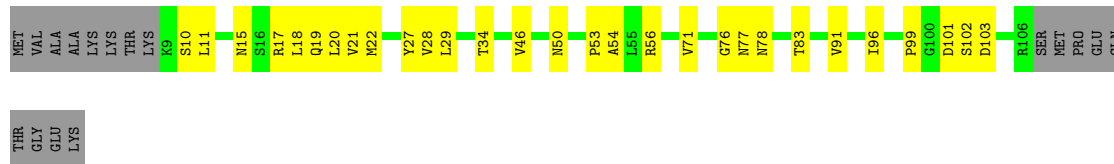
- Molecule 45: 60S ribosomal protein L23a

Chain R:  63% 13% 23%



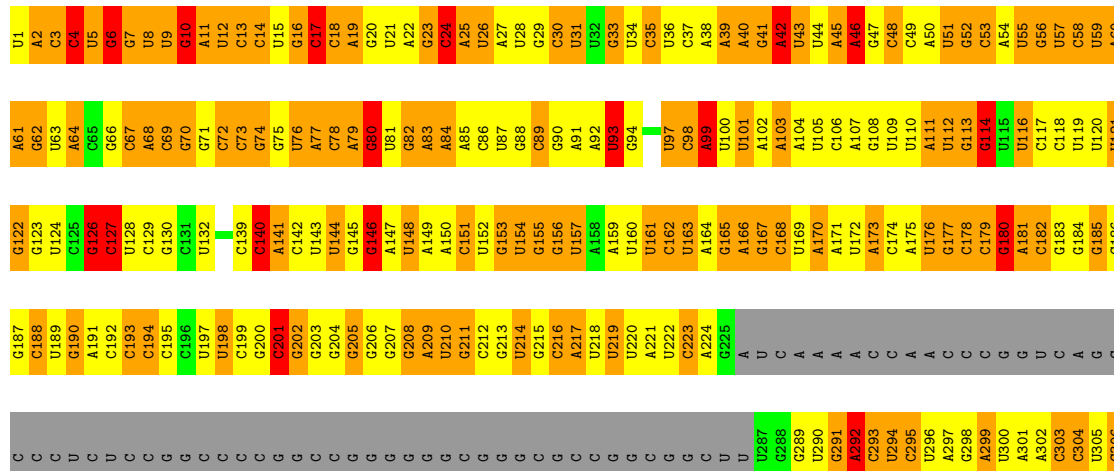
- Molecule 46: 60S ribosomal protein L30

Chain W:  60% 25% 15%



- Molecule 47: 18S rRNA

Chain AA:  32% 46% 11% 7%





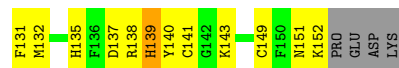

12%



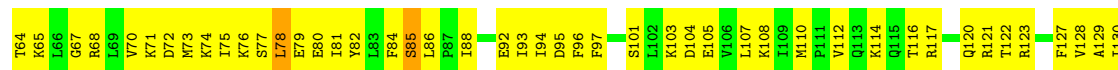
- 90%



- 54%



- 24%



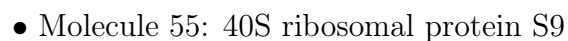
G131	D132	D133	D134	G135	G136	G137	G138	G139	G140	V141	K142	G143	G144	K145	G146	V147	A148	T149	A150	A151	B151	R152	G153	A154	B155	B156	L157	A158	G159	L160	G161	L162	G163	P164	V165	R166	R167	G168	V169	W170	G171	H172	K173	L174	G175	K176	H177	P178	T179	V180	P181	C182	K183	V184	G187	C188	G189	S190	V191
------	------	------	------	------	------	------	------	-------------	------	------	------	------	-------------	------	-------------	------	------	------	------	------	------	------	-------------	------	------	------	------	------	-------------	------	-------------	------	-------------	-------------	------	------	------	------	------	------	------	------	------	------	-------------	------	------	------	------	------	------	------	------	------	-------------	------	------	------	------

L192	R194	L195	R196	P197	R200	G201	T202	G203	T204	V205	S206	A207	P208	V209	P210		L213	L214	T215	V216	A217	G218		L219	D220	D221	C222	V223	T224		S225	A226	R227		L233	G234	N235	F236	A237	K238	A239	T240	F241		L244	S245	K246	V248	S249	V250	L251	T252	P253	D254	L255	V256		T259
------	------	------	------	------	------	------	------	------	------	------	------	------	------	------	------	--	------	------	------	------	------	------	--	------	------	------	------	------	------	--	------	------	------	--	------	------	------	------	------	------	------	------	------	--	------	------	------	------	------	------	------	------	------	------	------	------	--	------

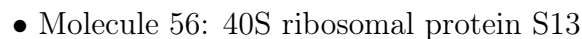
V260	F261	T262	K263	S264	P265	Y266	Q267	E268	F269	T270	D271	H272	L273	V274	K275	T276	H277	T278	R279	V280	SER	VAL	GLN	ARG	THR	GLN	ALA	PRO	ALA	VAL	ALA	THR	THR
------	------	------	------	------	------	------	------	------	------	------	------	------	------	------	------	------	------	------	------	------	-----	-----	-----	-----	-----	-----	-----	-----	-----	-----	-----	-----	-----

- WORLDWIDE
PDB
PROTEIN DATA BANK
-  **EMDataBank**
Unified Data Resource for 3DEM

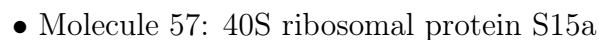
Response	Percentage
Yes	27%
No	67%
Don't know	5%



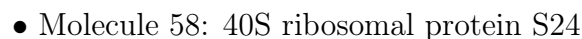
Response	Percentage
Current government is the best	32%
A different government is the best	63%
No answer	5%



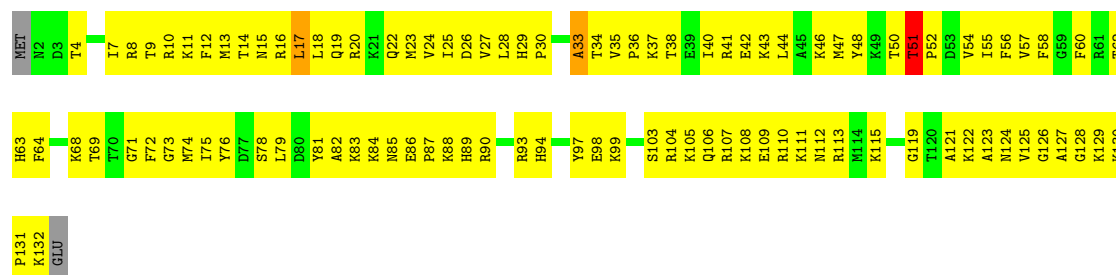
Response	Percentage
U.S. should take more action to reduce global warming	62%
U.S. should take less action to reduce global warming	35%




Response	Percentage
U.S. should take action to reduce greenhouse gas emissions	63%
U.S. should not take action to reduce greenhouse gas emissions	32%
U.S. should not take action to reduce greenhouse gas emissions (unlabeled)	5%

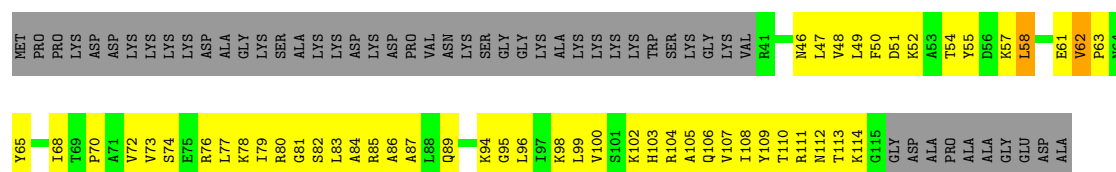


Chain AQ:  23% 73% ..



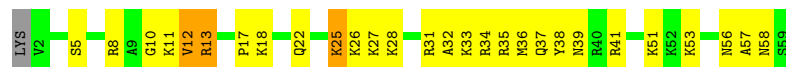
- Molecule 59: 40S ribosomal protein S25

Chain AR: 



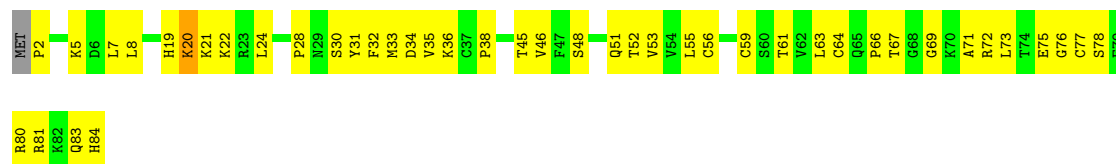
- Molecule 60: 40S ribosomal protein S30

Chain AT: 51% 42% 5%



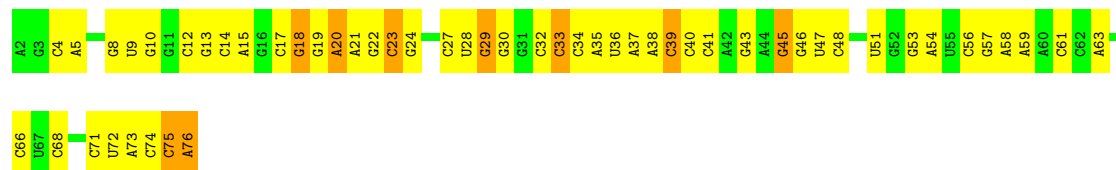
- Molecule 61: 40S ribosomal protein S27

Chain AV:  46% 51% ..




- Molecule 62: tRNA

Chain An: 



- Molecule 63: 40S ribosomal protein S3a

Chain Ap:  78% .. 19%

- Molecule 64: 40S ribosomal protein S3

Chain Aq:  89% • 7%



- Molecule 65: 40S ribosomal protein S4, X isoform

Chain Ar:  97%



- Molecule 66: 40S ribosomal protein S7

Chain At:  93% . .




- Molecule 67: 40S ribosomal protein S8

Chain Au:  97%



- Molecule 68: 40S ribosomal protein S10

Chain Av:  58% 41%



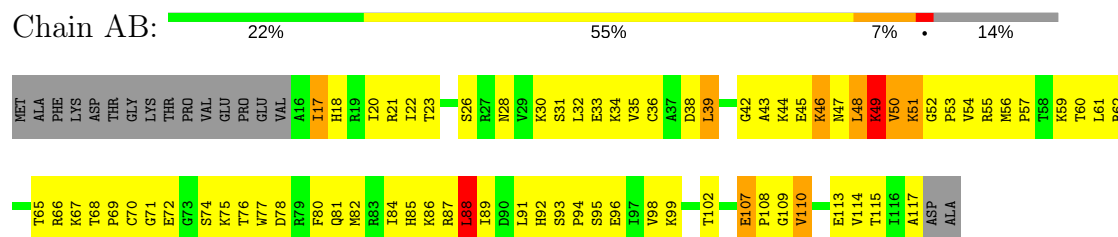
- Molecule 69: 40S ribosomal protein S16

Chain Av: 95% 5%

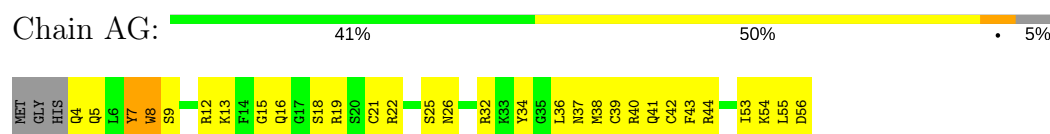


- Molecule 70: 40S ribosomal protein S18

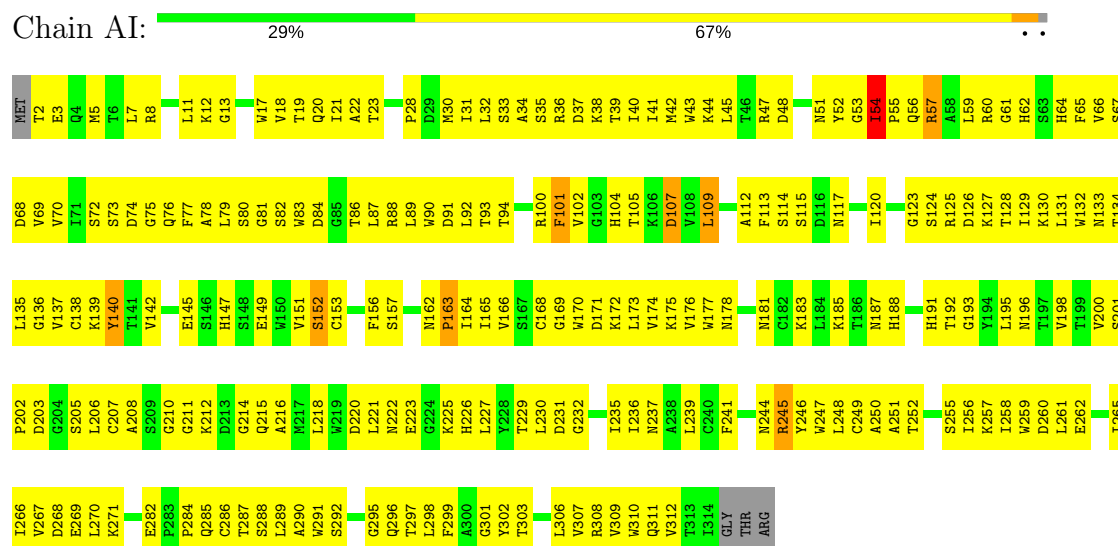
- Molecule 76: 40S ribosomal protein S20



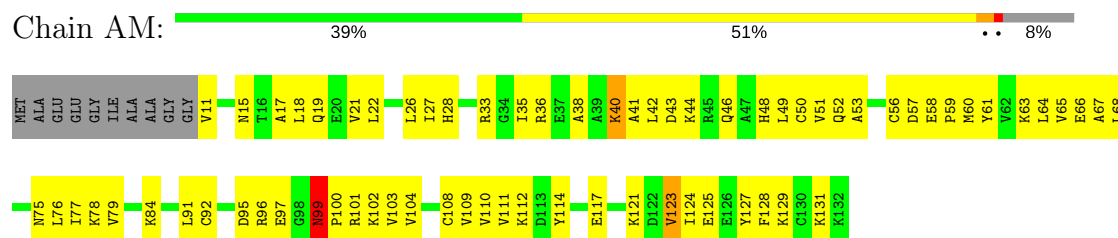
- Molecule 77: 40S ribosomal protein S29



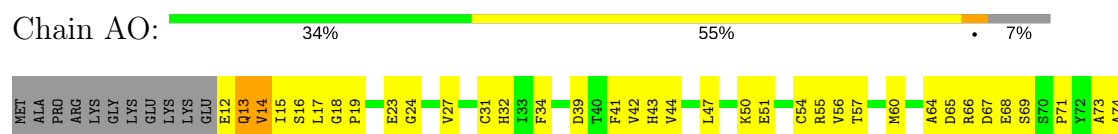
- Molecule 78: Receptor of activated protein C kinase 1



- Molecule 79: 40S ribosomal protein S12

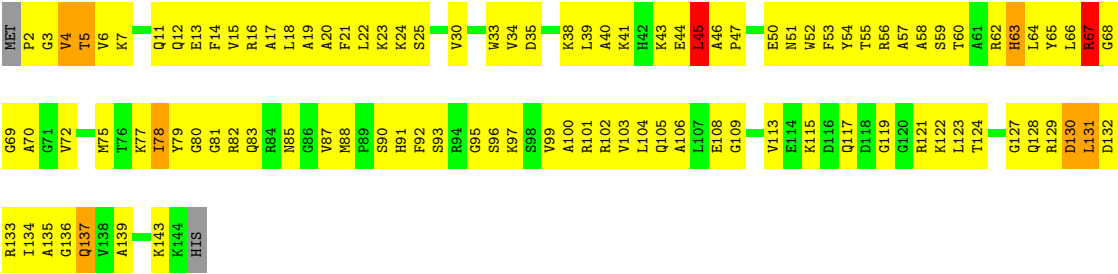


- Molecule 80: 40S ribosomal protein S14





• Molecule 81: 40S ribosomal protein S19



4 Experimental information

Property	Value	Source
Reconstruction method	SINGLE PARTICLE	Depositor
Imposed symmetry	POINT, Not provided	Depositor
Number of particles used	175708	Depositor
Resolution determination method	FSC 0.143 CUT-OFF	Depositor
CTF correction method	PHASE FLIPPING ONLY	Depositor
Microscope	FEI TITAN KRIOS	Depositor
Voltage (kV)	300	Depositor
Electron dose ($e^-/\text{\AA}^2$)	25	Depositor
Minimum defocus (nm)	Not provided	Depositor
Maximum defocus (nm)	Not provided	Depositor
Magnification	Not provided	Depositor
Image detector	GATAN K2 SUMMIT (4k x 4k)	Depositor

5 Model quality ⓘ

5.1 Standard geometry ⓘ

The Z score for a bond length (or angle) is the number of standard deviations the observed value is removed from the expected value. A bond length (or angle) with $|Z| > 5$ is considered an outlier worth inspection. RMSZ is the root-mean-square of all Z scores of the bond lengths (or angles).

Mol	Chain	Bond lengths		Bond angles	
		RMSZ	$\# Z > 2$	RMSZ	$\# Z > 2$
1	B	0.22	0/2858	0.68	0/4455
10	N	0.26	0/1326	0.44	0/1770
11	O	0.27	0/839	0.46	0/1126
12	P	0.27	0/993	0.47	0/1332
13	Q	0.26	0/547	0.44	0/728
14	S	0.25	0/1132	0.46	0/1504
15	T	0.27	0/1130	0.47	0/1507
16	U	0.28	0/1191	0.51	0/1591
17	V	0.24	0/620	0.41	0/819
18	X	0.25	0/903	0.44	0/1216
19	Y	0.26	0/1071	0.46	0/1429
2	C	0.23	0/3701	0.71	3/5766 (0.1%)
20	Z	0.27	0/895	0.50	0/1198
21	a	0.25	0/916	0.46	0/1220
22	b	0.24	0/1023	0.43	0/1351
23	c	0.25	0/843	0.44	0/1115
24	d	0.25	0/720	0.48	0/952
25	e	0.26	0/575	0.51	0/761
26	f	0.24	0/454	0.41	0/599
27	g	0.23	0/435	0.44	0/575
28	j	0.29	0/718	0.45	0/953
29	k	0.26	0/1017	0.49	0/1364
3	D	0.28	0/1936	0.50	0/2596
30	m	0.26	0/1905	0.42	0/2539
31	n	0.25	0/1960	0.45	0/2637
32	o	0.25	0/1537	0.49	0/2066
33	s	0.28	0/1161	0.45	0/1554
34	t	0.26	0/1746	0.48	1/2338 (0.0%)
35	h	0.21	0/231	0.36	0/294
36	r	0.29	0/1732	0.51	2/2315 (0.1%)
37	A	0.24	0/89645	0.73	17/139764 (0.0%)
38	H	0.34	0/1996	0.86	9/2673 (0.3%)
39	i	0.26	0/876	0.47	0/1156
4	E	0.26	0/3306	0.49	0/4424

Mol	Chain	Bond lengths		Bond angles	
		RMSZ	# Z >2	RMSZ	# Z >2
40	K	0.27	0/1537	0.70	1/2052 (0.0%)
41	l	0.29	0/1769	0.52	1/2371 (0.0%)
42	M	0.32	0/1493	0.50	0/2003
43	p	0.26	0/1751	0.48	0/2340
44	q	0.25	0/1432	0.46	0/1912
45	R	0.25	0/1002	0.44	0/1345
46	W	0.26	0/774	0.46	0/1038
47	AA	1.45	406/41243 (1.0%)	1.53	695/64257 (1.1%)
48	AC	0.64	0/643	0.79	0/860
49	AD	0.83	0/1116	0.85	1/1490 (0.1%)
5	F	0.25	0/2973	0.47	0/3992
50	AE	0.75	0/828	0.78	0/1109
51	AF	0.50	0/500	0.83	1/669 (0.1%)
52	AH	0.51	0/593	0.80	1/786 (0.1%)
53	AJ	0.75	0/1762	0.83	3/2381 (0.1%)
54	AK	0.48	0/1946	0.75	1/2590 (0.0%)
55	AL	0.61	0/1550	0.77	0/2069
56	AN	0.67	0/1226	0.79	2/1649 (0.1%)
57	AP	0.74	0/1051	0.93	4/1406 (0.3%)
58	AQ	0.59	1/1083 (0.1%)	0.79	1/1438 (0.1%)
59	AR	0.42	0/604	0.80	1/810 (0.1%)
6	G	0.26	0/2428	0.45	0/3252
60	AT	0.54	0/465	0.73	0/612
61	AV	0.58	0/665	0.75	1/891 (0.1%)
62	An	1.24	10/1795 (0.6%)	1.64	46/2798 (1.6%)
63	Ap	0.66	0/1765	0.78	1/2362 (0.0%)
64	Aq	0.54	2/1793 (0.1%)	0.77	2/2414 (0.1%)
65	Ar	0.60	0/2118	0.72	0/2849
66	At	0.53	0/1544	0.79	3/2068 (0.1%)
67	Au	0.69	0/1715	0.76	1/2287 (0.0%)
68	Av	0.45	0/851	0.79	0/1147
69	Ay	0.49	0/1177	0.74	0/1575
7	I	0.26	0/1682	0.45	0/2250
70	A0	0.50	0/1253	0.84	1/1676 (0.1%)
71	Ao	0.68	0/1784	0.76	1/2424 (0.0%)
72	As	0.48	0/1531	0.76	1/2059 (0.0%)
73	Aw	0.79	1/1268 (0.1%)	0.83	1/1696 (0.1%)
74	Ax	0.44	0/815	0.78	1/1087 (0.1%)
75	Az	0.55	0/1086	0.84	0/1457
76	AB	0.47	0/817	0.84	2/1097 (0.2%)
77	AG	0.52	0/455	0.68	0/603
78	AI	0.46	0/2493	0.75	3/3394 (0.1%)
79	AM	0.41	0/962	0.80	1/1290 (0.1%)

Mol	Chain	Bond lengths		Bond angles	
		RMSZ	# Z >2	RMSZ	# Z >2
8	J	0.26	0/1268	0.45	0/1701
80	AO	0.61	0/1062	0.83	0/1425
81	AU	0.52	0/1131	0.82	2/1515 (0.1%)
9	L	0.24	0/1582	0.45	0/2091
All	All	0.69	420/234319 (0.2%)	0.92	811/344274 (0.2%)

Chiral center outliers are detected by calculating the chiral volume of a chiral center and verifying if the center is modelled as a planar moiety or with the opposite hand. A planarity outlier is detected by checking planarity of atoms in a peptide group, atoms in a mainchain group or atoms of a sidechain that are expected to be planar.

Mol	Chain	#Chirality outliers	#Planarity outliers
11	O	0	1
33	s	0	1
38	H	0	1
39	i	0	1
40	K	0	1
48	AC	0	1
49	AD	0	3
5	F	0	1
52	AH	0	2
53	AJ	0	1
54	AK	0	5
55	AL	0	1
56	AN	0	1
59	AR	0	1
60	AT	0	3
61	AV	0	1
63	Ap	0	3
64	Aq	0	3
65	Ar	0	2
66	At	0	3
67	Au	0	1
68	Av	0	1
69	Ay	0	5
70	A0	0	4
71	Ao	0	4
72	As	0	6
75	Az	0	4
76	AB	0	4
78	AI	0	5
79	AM	0	2

Continued on next page...

Continued from previous page...

Mol	Chain	#Chirality outliers	#Planarity outliers
80	AO	0	2
81	AU	0	4
All	All	0	78

All (420) bond length outliers are listed below:

Mol	Chain	Res	Type	Atoms	Z	Observed(Å)	Ideal(Å)
47	AA	1031	A	N9-C4	-10.37	1.31	1.37
47	AA	1170	A	N9-C4	-9.35	1.32	1.37
47	AA	1815	A	N9-C4	-9.17	1.32	1.37
47	AA	1815	A	N3-C4	-8.95	1.29	1.34
47	AA	1173	A	N9-C4	-8.77	1.32	1.37
47	AA	1357	A	N9-C4	-8.60	1.32	1.37
47	AA	1828	C	N1-C6	-8.48	1.32	1.37
47	AA	1861	G	N1-C2	-8.36	1.31	1.37
47	AA	997	A	N7-C5	-8.32	1.34	1.39
47	AA	1189	A	N9-C4	-8.21	1.32	1.37
47	AA	1815	A	C5-C4	-8.01	1.33	1.38
47	AA	1717	C	N1-C6	-7.97	1.32	1.37
47	AA	1813	A	N9-C4	-7.95	1.33	1.37
47	AA	1130	G	N9-C4	-7.88	1.31	1.38
47	AA	1173	A	C5-C4	-7.86	1.33	1.38
47	AA	1861	G	C6-N1	-7.82	1.34	1.39
47	AA	1144	A	N9-C4	-7.80	1.33	1.37
47	AA	1173	A	C5-C6	-7.70	1.34	1.41
47	AA	1144	A	N3-C4	-7.67	1.30	1.34
47	AA	1353	A	N9-C4	-7.62	1.33	1.37
47	AA	1719	A	C6-N1	-7.62	1.30	1.35
47	AA	1863	A	N3-C4	-7.60	1.30	1.34
47	AA	1173	A	N7-C5	-7.59	1.34	1.39
47	AA	1863	A	N9-C4	-7.57	1.33	1.37
47	AA	1089	G	N3-C4	-7.49	1.30	1.35
47	AA	1024	A	N9-C4	-7.47	1.33	1.37
47	AA	1076	G	N9-C4	-7.37	1.32	1.38
47	AA	1846	G	N3-C4	-7.34	1.30	1.35
47	AA	1726	G	N9-C4	-7.32	1.32	1.38
47	AA	1814	G	C5-C4	-7.28	1.33	1.38
47	AA	1031	A	N3-C4	-7.28	1.30	1.34
47	AA	16	G	N3-C4	-7.26	1.30	1.35
47	AA	670	A	N9-C4	-7.25	1.33	1.37
47	AA	1719	A	N3-C4	-7.22	1.30	1.34
47	AA	1719	A	C5-C4	-7.18	1.33	1.38

Continued on next page...

Continued from previous page...

Mol	Chain	Res	Type	Atoms	Z	Observed(Å)	Ideal(Å)
47	AA	996	A	C5-C6	-7.17	1.34	1.41
47	AA	659	G	C6-N1	-7.14	1.34	1.39
47	AA	1834	A	N7-C5	-7.13	1.34	1.39
47	AA	997	A	N3-C4	-7.12	1.30	1.34
47	AA	1846	G	C5-C4	-7.12	1.33	1.38
47	AA	653	A	N9-C4	-7.11	1.33	1.37
47	AA	1199	A	N9-C4	-7.07	1.33	1.37
47	AA	668	A	C5-C4	-7.05	1.33	1.38
47	AA	1173	A	N3-C4	-7.03	1.30	1.34
47	AA	1189	A	N3-C4	-7.03	1.30	1.34
47	AA	99	A	N9-C4	-6.97	1.33	1.37
47	AA	1170	A	N3-C4	-6.95	1.30	1.34
47	AA	1171	G	C5-C4	-6.94	1.33	1.38
47	AA	398	A	N9-C4	-6.94	1.33	1.37
47	AA	665	G	C5-C4	-6.94	1.33	1.38
47	AA	1087	A	N9-C4	-6.93	1.33	1.37
47	AA	1819	A	N9-C4	-6.92	1.33	1.37
47	AA	1815	A	C6-N1	-6.89	1.30	1.35
47	AA	1855	G	C5-C4	-6.89	1.33	1.38
47	AA	389	A	N9-C4	-6.86	1.33	1.37
47	AA	1189	A	C5-C4	-6.84	1.33	1.38
47	AA	1144	A	N7-C5	-6.83	1.35	1.39
47	AA	1813	A	N3-C4	-6.83	1.30	1.34
62	An	5	A	N9-C4	-6.82	1.33	1.37
47	AA	1198	G	N9-C4	-6.81	1.32	1.38
47	AA	669	A	N3-C4	-6.80	1.30	1.34
47	AA	1145	A	N9-C4	-6.80	1.33	1.37
47	AA	1082	A	N7-C5	-6.80	1.35	1.39
47	AA	1196	A	N9-C4	-6.79	1.33	1.37
47	AA	460	A	N9-C4	-6.78	1.33	1.37
47	AA	1198	G	N3-C4	-6.78	1.30	1.35
47	AA	1172	U	C2-N3	-6.76	1.33	1.37
47	AA	11	A	N9-C4	-6.72	1.33	1.37
47	AA	1028	A	N9-C4	-6.71	1.33	1.37
47	AA	16	G	C5-C4	-6.70	1.33	1.38
47	AA	995	G	N9-C4	-6.63	1.32	1.38
47	AA	1184	G	C6-N1	-6.62	1.34	1.39
47	AA	7	G	N9-C4	-6.61	1.32	1.38
47	AA	1187	G	N7-C5	-6.60	1.35	1.39
47	AA	1096	G	N9-C4	-6.58	1.32	1.38
47	AA	1034	A	N9-C4	-6.56	1.33	1.37
47	AA	1791	A	N9-C4	-6.56	1.33	1.37

Continued on next page...

Continued from previous page...

Mol	Chain	Res	Type	Atoms	Z	Observed(Å)	Ideal(Å)
47	AA	1176	G	N3-C4	-6.55	1.30	1.35
47	AA	1722	G	C5-C4	-6.55	1.33	1.38
47	AA	1169	G	C5-C4	-6.53	1.33	1.38
47	AA	1717	C	N1-C2	-6.52	1.33	1.40
47	AA	1169	G	N3-C4	-6.52	1.30	1.35
47	AA	16	G	N9-C4	-6.50	1.32	1.38
47	AA	990	A	N9-C4	-6.50	1.33	1.37
47	AA	1199	A	N3-C4	-6.49	1.30	1.34
47	AA	1184	G	C5-C4	-6.47	1.33	1.38
47	AA	1200	A	N9-C4	-6.46	1.33	1.37
47	AA	1175	G	N3-C4	-6.44	1.30	1.35
47	AA	996	A	N7-C5	-6.43	1.35	1.39
47	AA	1814	G	N1-C2	-6.40	1.32	1.37
47	AA	1028	A	N7-C5	-6.40	1.35	1.39
47	AA	1029	G	N3-C4	-6.40	1.30	1.35
47	AA	1055	A	N9-C4	-6.39	1.34	1.37
47	AA	1187	G	C5-C4	-6.38	1.33	1.38
47	AA	1029	G	C5-C4	-6.38	1.33	1.38
47	AA	996	A	N9-C4	-6.38	1.34	1.37
47	AA	1854	U	C2-N3	-6.37	1.33	1.37
47	AA	668	A	C5-C6	-6.37	1.35	1.41
47	AA	664	A	N3-C4	-6.34	1.31	1.34
47	AA	1182	A	N9-C4	-6.33	1.34	1.37
47	AA	1066	U	N1-C2	-6.32	1.32	1.38
47	AA	1856	C	N1-C6	-6.30	1.33	1.37
47	AA	1847	G	N3-C4	-6.29	1.31	1.35
47	AA	659	G	N7-C5	-6.28	1.35	1.39
47	AA	1144	A	C6-N1	-6.28	1.31	1.35
47	AA	1103	C	N1-C6	-6.28	1.33	1.37
47	AA	1034	A	C5-C4	-6.25	1.34	1.38
47	AA	1165	G	N7-C5	-6.24	1.35	1.39
47	AA	1085	C	N1-C6	-6.24	1.33	1.37
62	An	75	C	N1-C6	-6.24	1.33	1.37
47	AA	673	G	N9-C8	-6.23	1.33	1.37
58	AQ	51	THR	C-N	-6.22	1.22	1.34
47	AA	668	A	N7-C5	-6.22	1.35	1.39
47	AA	42	A	C5-C6	-6.21	1.35	1.41
47	AA	1065	G	N3-C4	-6.21	1.31	1.35
47	AA	1175	G	C6-N1	-6.20	1.35	1.39
47	AA	1089	G	N9-C4	-6.20	1.32	1.38
47	AA	1834	A	N3-C4	-6.20	1.31	1.34
47	AA	11	A	N3-C4	-6.19	1.31	1.34

Continued on next page...

Continued from previous page...

Mol	Chain	Res	Type	Atoms	Z	Observed(Å)	Ideal(Å)
47	AA	1185	C	N1-C6	-6.18	1.33	1.37
47	AA	1846	G	C6-N1	-6.18	1.35	1.39
62	An	72	U	N1-C2	-6.17	1.33	1.38
47	AA	473	A	N9-C4	-6.13	1.34	1.37
47	AA	1150	A	N9-C4	-6.13	1.34	1.37
47	AA	964	A	N9-C4	-6.13	1.34	1.37
47	AA	1037	G	N3-C4	-6.12	1.31	1.35
47	AA	1158	G	C5-C4	-6.11	1.34	1.38
47	AA	669	A	N7-C5	-6.10	1.35	1.39
47	AA	668	A	N3-C4	-6.10	1.31	1.34
47	AA	1190	A	N3-C4	-6.09	1.31	1.34
47	AA	1175	G	C5-C4	-6.08	1.34	1.38
47	AA	619	A	N9-C4	-6.07	1.34	1.37
47	AA	1031	A	N7-C5	-6.07	1.35	1.39
47	AA	1723	G	C5-C4	-6.07	1.34	1.38
47	AA	1693	G	N9-C4	-6.06	1.33	1.38
47	AA	1164	G	C5-C4	-6.06	1.34	1.38
47	AA	1036	A	N3-C4	-6.05	1.31	1.34
47	AA	618	C	N1-C6	-6.05	1.33	1.37
47	AA	1814	G	N9-C8	-6.05	1.33	1.37
47	AA	672	A	N9-C4	-6.04	1.34	1.37
47	AA	1190	A	N9-C4	-6.03	1.34	1.37
47	AA	1179	G	C5-C4	-6.03	1.34	1.38
47	AA	1196	A	C5-C4	-6.03	1.34	1.38
47	AA	1033	G	C6-N1	-6.01	1.35	1.39
47	AA	1175	G	N9-C4	-6.01	1.33	1.38
47	AA	670	A	C5-C4	-6.01	1.34	1.38
47	AA	982	G	N3-C4	-6.01	1.31	1.35
47	AA	670	A	N7-C5	-6.01	1.35	1.39
47	AA	682	U	C2-N3	-6.01	1.33	1.37
47	AA	42	A	N9-C4	-5.99	1.34	1.37
47	AA	669	A	N9-C4	-5.99	1.34	1.37
47	AA	601	G	C6-N1	-5.98	1.35	1.39
47	AA	662	G	C5-C4	-5.98	1.34	1.38
47	AA	1080	A	N9-C4	-5.98	1.34	1.37
47	AA	987	A	N9-C4	-5.97	1.34	1.37
47	AA	677	G	C5-C4	-5.97	1.34	1.38
47	AA	1813	A	C5-C4	-5.95	1.34	1.38
47	AA	1190	A	C5-C4	-5.94	1.34	1.38
47	AA	1194	A	N3-C4	-5.94	1.31	1.34
47	AA	1049	A	C5-C6	-5.94	1.35	1.41
47	AA	1096	G	N3-C4	-5.94	1.31	1.35

Continued on next page...

Continued from previous page...

Mol	Chain	Res	Type	Atoms	Z	Observed(Å)	Ideal(Å)
47	AA	14	C	N1-C2	-5.94	1.34	1.40
47	AA	361	U	C2-N3	-5.93	1.33	1.37
47	AA	1081	U	C2-N3	-5.92	1.33	1.37
64	Aq	190	LEU	C-N	-5.91	1.23	1.34
47	AA	1182	A	N7-C5	-5.91	1.35	1.39
47	AA	1164	G	C6-N1	-5.89	1.35	1.39
47	AA	670	A	N3-C4	-5.89	1.31	1.34
47	AA	1167	G	C6-N1	-5.89	1.35	1.39
47	AA	389	A	N3-C4	-5.89	1.31	1.34
47	AA	1169	G	C6-N1	-5.88	1.35	1.39
47	AA	649	U	C2-N3	-5.87	1.33	1.37
47	AA	668	A	N9-C8	-5.86	1.33	1.37
47	AA	1187	G	C5-C6	-5.86	1.36	1.42
47	AA	1062	A	N9-C4	-5.85	1.34	1.37
62	An	71	C	N1-C6	-5.85	1.33	1.37
47	AA	1096	G	C5-C4	-5.84	1.34	1.38
47	AA	13	C	N1-C6	-5.83	1.33	1.37
47	AA	14	C	N3-C4	-5.83	1.29	1.33
47	AA	1083	A	N9-C4	-5.83	1.34	1.37
47	AA	1354	G	C5-C4	-5.83	1.34	1.38
47	AA	1724	A	N9-C4	-5.81	1.34	1.37
47	AA	1719	A	C5-C6	-5.81	1.35	1.41
47	AA	1693	G	N3-C4	-5.80	1.31	1.35
47	AA	1164	G	N1-C2	-5.80	1.33	1.37
47	AA	1719	A	N7-C5	-5.80	1.35	1.39
47	AA	664	A	C5-C6	-5.80	1.35	1.41
47	AA	1198	G	N7-C5	-5.79	1.35	1.39
47	AA	605	A	N9-C4	-5.79	1.34	1.37
47	AA	1823	A	N9-C4	-5.78	1.34	1.37
47	AA	1186	U	C2-N3	-5.77	1.33	1.37
47	AA	1855	G	N9-C8	-5.76	1.33	1.37
47	AA	1353	A	N3-C4	-5.75	1.31	1.34
47	AA	659	G	C5-C4	-5.75	1.34	1.38
47	AA	1198	G	C2-N3	-5.75	1.28	1.32
47	AA	1055	A	C5-C4	-5.75	1.34	1.38
47	AA	363	A	N9-C4	-5.74	1.34	1.37
47	AA	1172	U	N1-C2	-5.74	1.33	1.38
47	AA	657	U	N1-C2	-5.74	1.33	1.38
47	AA	410	G	N3-C4	-5.73	1.31	1.35
47	AA	1801	A	N9-C4	-5.73	1.34	1.37
47	AA	1142	G	C5-C4	-5.72	1.34	1.38
47	AA	1846	G	N7-C5	-5.72	1.35	1.39

Continued on next page...

Continued from previous page...

Mol	Chain	Res	Type	Atoms	Z	Observed(Å)	Ideal(Å)
47	AA	664	A	N7-C5	-5.71	1.35	1.39
47	AA	1169	G	N7-C5	-5.71	1.35	1.39
47	AA	667	U	N1-C2	-5.70	1.33	1.38
47	AA	880	G	N3-C4	-5.70	1.31	1.35
64	Aq	218	LEU	C-N	5.70	1.45	1.34
47	AA	397	G	N9-C4	-5.69	1.33	1.38
47	AA	1182	A	C5-C4	-5.69	1.34	1.38
47	AA	476	A	C6-N1	-5.68	1.31	1.35
47	AA	512	A	N9-C4	-5.68	1.34	1.37
47	AA	672	A	N7-C5	-5.68	1.35	1.39
47	AA	1814	G	C6-N1	-5.68	1.35	1.39
47	AA	1147	C	N1-C6	-5.67	1.33	1.37
47	AA	1846	G	N9-C4	-5.67	1.33	1.38
47	AA	14	C	N1-C6	-5.67	1.33	1.37
47	AA	964	A	N3-C4	-5.66	1.31	1.34
47	AA	1713	C	N1-C6	-5.66	1.33	1.37
47	AA	653	A	N3-C4	-5.66	1.31	1.34
47	AA	1175	G	N1-C2	-5.66	1.33	1.37
47	AA	659	G	N3-C4	-5.66	1.31	1.35
47	AA	1840	U	C2-N3	-5.65	1.33	1.37
47	AA	1809	A	C5-C4	-5.65	1.34	1.38
47	AA	1854	U	N1-C2	-5.65	1.33	1.38
47	AA	1171	G	N9-C8	-5.65	1.33	1.37
47	AA	1165	G	N3-C4	-5.65	1.31	1.35
47	AA	11	A	C5-C4	-5.65	1.34	1.38
47	AA	432	G	C5-C4	-5.64	1.34	1.38
47	AA	880	G	C2-N3	-5.64	1.28	1.32
47	AA	1853	C	N1-C6	-5.64	1.33	1.37
47	AA	1065	G	N9-C4	-5.64	1.33	1.38
47	AA	1845	A	N9-C4	-5.63	1.34	1.37
47	AA	1847	G	C5-C4	-5.61	1.34	1.38
47	AA	919	A	N7-C5	-5.61	1.35	1.39
47	AA	1803	U	C2-N3	-5.61	1.33	1.37
47	AA	1722	G	N3-C4	-5.61	1.31	1.35
47	AA	997	A	N9-C4	-5.61	1.34	1.37
47	AA	173	A	C5-C6	-5.60	1.36	1.41
47	AA	420	G	N9-C4	-5.59	1.33	1.38
47	AA	1169	G	N9-C4	-5.59	1.33	1.38
47	AA	1198	G	N9-C8	-5.59	1.33	1.37
47	AA	1852	C	N1-C6	-5.59	1.33	1.37
47	AA	1149	A	N7-C5	-5.59	1.35	1.39
47	AA	362	C	N1-C6	-5.59	1.33	1.37

Continued on next page...

Continued from previous page...

Mol	Chain	Res	Type	Atoms	Z	Observed(Å)	Ideal(Å)
47	AA	1828	C	N1-C2	-5.58	1.34	1.40
47	AA	1029	G	C6-N1	-5.58	1.35	1.39
47	AA	1144	A	C5-C4	-5.58	1.34	1.38
47	AA	379	C	N1-C6	-5.57	1.33	1.37
47	AA	662	G	N9-C8	-5.56	1.33	1.37
47	AA	1201	U	C2-N3	-5.55	1.33	1.37
47	AA	410	G	C6-N1	-5.55	1.35	1.39
62	An	4	C	N1-C6	-5.55	1.33	1.37
47	AA	19	A	N9-C4	-5.54	1.34	1.37
47	AA	1033	G	N7-C5	-5.54	1.35	1.39
47	AA	1700	C	N1-C6	-5.53	1.33	1.37
47	AA	1144	A	C5-C6	-5.53	1.36	1.41
47	AA	1863	A	C6-N1	-5.53	1.31	1.35
47	AA	1071	G	N7-C5	-5.53	1.35	1.39
47	AA	1087	A	N3-C4	-5.53	1.31	1.34
47	AA	1176	G	N9-C4	-5.52	1.33	1.38
47	AA	1863	A	C5-C6	-5.52	1.36	1.41
47	AA	1142	G	C6-N1	-5.51	1.35	1.39
47	AA	98	C	N1-C6	-5.50	1.33	1.37
47	AA	1379	A	N7-C5	-5.50	1.35	1.39
47	AA	665	G	N9-C4	-5.49	1.33	1.38
47	AA	997	A	C5-C6	-5.49	1.36	1.41
47	AA	404	G	C5-C4	-5.49	1.34	1.38
47	AA	1847	G	N9-C4	-5.49	1.33	1.38
47	AA	1198	G	C5-C4	-5.48	1.34	1.38
47	AA	997	A	C6-N1	-5.48	1.31	1.35
47	AA	1165	G	C5-C4	-5.47	1.34	1.38
47	AA	669	A	C6-N1	-5.46	1.31	1.35
47	AA	1166	G	C5-C4	-5.45	1.34	1.38
47	AA	1184	G	N3-C4	-5.45	1.31	1.35
47	AA	1150	A	N3-C4	-5.45	1.31	1.34
47	AA	349	A	N9-C4	-5.44	1.34	1.37
47	AA	1026	C	C2-N3	-5.44	1.31	1.35
47	AA	1834	A	C6-N1	-5.43	1.31	1.35
47	AA	1050	A	N3-C4	-5.42	1.31	1.34
47	AA	1173	A	N9-C8	-5.42	1.33	1.37
47	AA	428	U	N1-C2	-5.42	1.33	1.38
47	AA	1033	G	C5-C6	-5.42	1.36	1.42
47	AA	1731	A	C5-C4	-5.41	1.34	1.38
47	AA	7	G	C5-C4	-5.41	1.34	1.38
47	AA	1355	C	N1-C6	-5.41	1.33	1.37
47	AA	1726	G	N3-C4	-5.40	1.31	1.35

Continued on next page...

Continued from previous page...

Mol	Chain	Res	Type	Atoms	Z	Observed(Å)	Ideal(Å)
47	AA	16	G	C2-N3	-5.40	1.28	1.32
47	AA	1083	A	C5-C4	-5.39	1.34	1.38
47	AA	1199	A	C5-C4	-5.39	1.34	1.38
47	AA	1139	C	N1-C6	-5.39	1.33	1.37
47	AA	1036	A	C5-C4	-5.39	1.34	1.38
62	An	15	A	N9-C4	-5.39	1.34	1.37
47	AA	659	G	C5-C6	-5.38	1.36	1.42
47	AA	1143	A	N7-C5	-5.38	1.36	1.39
47	AA	1141	G	C6-N1	-5.38	1.35	1.39
47	AA	1141	G	C5-C4	-5.37	1.34	1.38
47	AA	1176	G	C2-N3	-5.37	1.28	1.32
47	AA	1173	A	C6-N1	-5.37	1.31	1.35
47	AA	469	A	N9-C4	-5.36	1.34	1.37
47	AA	1855	G	N9-C4	-5.35	1.33	1.38
47	AA	1815	A	N7-C5	-5.35	1.36	1.39
47	AA	670	A	C6-N1	-5.34	1.31	1.35
47	AA	1855	G	C5-C6	-5.34	1.37	1.42
47	AA	1065	G	C6-N1	-5.33	1.35	1.39
47	AA	995	G	C5-C4	-5.33	1.34	1.38
47	AA	679	A	C5-C4	-5.33	1.35	1.38
47	AA	1140	G	N3-C4	-5.33	1.31	1.35
47	AA	1727	G	C5-C4	-5.33	1.34	1.38
47	AA	1845	A	N3-C4	-5.31	1.31	1.34
47	AA	16	G	C6-N1	-5.31	1.35	1.39
62	An	75	C	N1-C2	-5.31	1.34	1.40
47	AA	1356	G	C6-N1	-5.30	1.35	1.39
47	AA	1361	G	C5-C4	-5.29	1.34	1.38
47	AA	610	G	N9-C4	-5.29	1.33	1.38
47	AA	990	A	N3-C4	-5.29	1.31	1.34
47	AA	669	A	C5-C6	-5.29	1.36	1.41
47	AA	683	G	N9-C4	-5.29	1.33	1.38
47	AA	945	U	C2-N3	-5.29	1.34	1.37
47	AA	1855	G	N1-C2	-5.28	1.33	1.37
47	AA	1379	A	N9-C4	-5.28	1.34	1.37
47	AA	1062	A	C5-C4	-5.28	1.35	1.38
73	Aw	95	TYR	CD2-CE2	-5.28	1.31	1.39
47	AA	1709	G	N9-C4	-5.27	1.33	1.38
47	AA	1195	A	N3-C4	-5.27	1.31	1.34
47	AA	1031	A	C5-C4	-5.27	1.35	1.38
47	AA	1822	A	N9-C4	-5.26	1.34	1.37
47	AA	388	U	C2-N3	-5.26	1.34	1.37
47	AA	402	C	C2-N3	-5.26	1.31	1.35

Continued on next page...

Continued from previous page...

Mol	Chain	Res	Type	Atoms	Z	Observed(Å)	Ideal(Å)
47	AA	434	G	N9-C4	-5.25	1.33	1.38
62	An	75	C	C2-N3	-5.25	1.31	1.35
47	AA	1846	G	N1-C2	-5.25	1.33	1.37
47	AA	1143	A	N3-C4	-5.25	1.31	1.34
47	AA	1836	G	C5-C4	-5.25	1.34	1.38
47	AA	14	C	C2-N3	-5.24	1.31	1.35
62	An	73	A	N9-C4	-5.24	1.34	1.37
47	AA	1165	G	C5-C6	-5.24	1.37	1.42
47	AA	1182	A	N3-C4	-5.24	1.31	1.34
47	AA	982	G	N9-C4	-5.23	1.33	1.38
47	AA	1198	G	C6-N1	-5.23	1.35	1.39
47	AA	1813	A	C5-C6	-5.23	1.36	1.41
47	AA	1722	G	N9-C4	-5.23	1.33	1.38
47	AA	1176	G	C6-N1	-5.23	1.35	1.39
47	AA	1828	C	N3-C4	-5.22	1.30	1.33
47	AA	1183	A	C5-C6	-5.22	1.36	1.41
47	AA	450	C	N1-C6	-5.21	1.34	1.37
47	AA	1014	G	N1-C2	-5.21	1.33	1.37
47	AA	1814	G	N3-C4	-5.21	1.31	1.35
47	AA	1188	A	N9-C4	-5.21	1.34	1.37
47	AA	679	A	N9-C4	-5.21	1.34	1.37
47	AA	405	G	C5-C4	-5.20	1.34	1.38
47	AA	1709	G	N3-C4	-5.20	1.31	1.35
47	AA	46	A	N9-C4	-5.20	1.34	1.37
47	AA	1205	C	N3-C4	-5.20	1.30	1.33
47	AA	1209	A	N9-C4	-5.20	1.34	1.37
47	AA	1040	G	N7-C5	-5.20	1.36	1.39
47	AA	1170	A	C5-C4	-5.20	1.35	1.38
47	AA	1171	G	N9-C4	-5.20	1.33	1.38
47	AA	667	U	C2-N3	-5.19	1.34	1.37
47	AA	1189	A	N7-C5	-5.19	1.36	1.39
47	AA	1096	G	N9-C8	-5.18	1.34	1.37
47	AA	1143	A	C6-N1	-5.18	1.31	1.35
47	AA	1356	G	C5-C4	-5.18	1.34	1.38
47	AA	1856	C	N3-C4	-5.17	1.30	1.33
47	AA	1036	A	N9-C4	-5.17	1.34	1.37
47	AA	1089	G	N7-C5	-5.17	1.36	1.39
47	AA	1096	G	N7-C5	-5.17	1.36	1.39
47	AA	919	A	N9-C4	-5.17	1.34	1.37
47	AA	677	G	N7-C5	-5.16	1.36	1.39
47	AA	929	G	N3-C4	-5.16	1.31	1.35
47	AA	679	A	N9-C8	-5.16	1.33	1.37

Continued on next page...

Continued from previous page...

Mol	Chain	Res	Type	Atoms	Z	Observed(Å)	Ideal(Å)
47	AA	42	A	N7-C5	-5.16	1.36	1.39
47	AA	1089	G	N9-C8	-5.15	1.34	1.37
47	AA	671	A	N9-C4	-5.15	1.34	1.37
47	AA	664	A	C6-N1	-5.15	1.31	1.35
47	AA	1853	C	N3-C4	-5.14	1.30	1.33
47	AA	97	U	N1-C2	-5.13	1.33	1.38
47	AA	677	G	C5-C6	-5.13	1.37	1.42
47	AA	1014	G	C6-N1	-5.13	1.35	1.39
47	AA	1145	A	N3-C4	-5.13	1.31	1.34
47	AA	1185	C	N1-C2	-5.12	1.35	1.40
47	AA	1135	C	N1-C6	-5.12	1.34	1.37
47	AA	1708	C	N1-C6	-5.12	1.34	1.37
47	AA	665	G	C5-C6	-5.12	1.37	1.42
47	AA	673	G	N7-C5	-5.11	1.36	1.39
47	AA	23	G	N9-C4	-5.11	1.33	1.38
47	AA	7	G	C8-N7	-5.11	1.27	1.30
47	AA	12	U	N1-C2	-5.11	1.33	1.38
47	AA	1204	A	N7-C5	-5.10	1.36	1.39
47	AA	1815	A	N9-C8	-5.10	1.33	1.37
47	AA	659	G	C8-N7	-5.10	1.27	1.30
47	AA	1200	A	N3-C4	-5.10	1.31	1.34
47	AA	1187	G	C6-N1	-5.09	1.35	1.39
47	AA	1724	A	N7-C5	-5.08	1.36	1.39
47	AA	402	C	N3-C4	-5.08	1.30	1.33
47	AA	389	A	C5-C4	-5.07	1.35	1.38
47	AA	1129	G	C6-N1	-5.07	1.35	1.39
47	AA	1063	C	N1-C6	-5.07	1.34	1.37
47	AA	1077	A	N9-C4	-5.07	1.34	1.37
47	AA	1855	G	C8-N7	-5.06	1.27	1.30
47	AA	520	A	N9-C4	-5.05	1.34	1.37
47	AA	1811	C	N1-C6	-5.05	1.34	1.37
47	AA	1199	A	N7-C5	-5.05	1.36	1.39
47	AA	1813	A	N7-C5	-5.05	1.36	1.39
47	AA	1026	C	N3-C4	-5.04	1.30	1.33
47	AA	1194	A	C5-C4	-5.04	1.35	1.38
47	AA	1208	A	N9-C4	-5.04	1.34	1.37
47	AA	1716	C	N1-C6	-5.04	1.34	1.37
47	AA	1858	G	N9-C8	-5.03	1.34	1.37
47	AA	1149	A	N9-C4	-5.02	1.34	1.37
47	AA	609	U	N1-C2	-5.02	1.34	1.38
47	AA	1175	G	C2-N3	-5.02	1.28	1.32
47	AA	146	G	C5-C6	-5.01	1.37	1.42

Continued on next page...

Continued from previous page...

Mol	Chain	Res	Type	Atoms	Z	Observed(Å)	Ideal(Å)
47	AA	1354	G	N9-C4	-5.01	1.33	1.38
47	AA	1697	A	N3-C4	-5.01	1.31	1.34
47	AA	1718	G	C5-C4	-5.01	1.34	1.38
47	AA	1357	A	N3-C4	-5.00	1.31	1.34
62	An	75	C	N3-C4	-5.00	1.30	1.33
47	AA	957	A	N7-C5	-5.00	1.36	1.39
47	AA	1193	U	C2-N3	-5.00	1.34	1.37

All (811) bond angle outliers are listed below:

Mol	Chain	Res	Type	Atoms	Z	Observed(°)	Ideal(°)
40	K	158	THR	C-N-CD	-21.62	73.03	120.60
38	H	96	VAL	N-CA-C	-18.95	59.84	111.00
38	H	89	LEU	N-CA-C	-15.05	70.37	111.00
47	AA	1130	G	N3-C4-C5	12.10	134.65	128.60
47	AA	1861	G	N3-C4-C5	-11.49	122.85	128.60
38	H	83	LYS	N-CA-C	-11.16	80.86	111.00
47	AA	1130	G	N3-C4-N9	-11.05	119.37	126.00
47	AA	1861	G	N3-C4-N9	10.85	132.51	126.00
62	An	39	C	N1-C2-O2	10.63	125.28	118.90
47	AA	1075	C	C6-N1-C2	10.60	124.54	120.30
47	AA	1717	C	N1-C2-O2	-10.53	112.58	118.90
62	An	39	C	N3-C2-O2	-10.30	114.69	121.90
47	AA	880	G	N3-C2-N2	-10.26	112.72	119.90
47	AA	997	A	N7-C8-N9	10.11	118.86	113.80
47	AA	1091	C	N3-C4-C5	9.88	125.85	121.90
47	AA	1861	G	C4-N9-C1'	9.84	139.29	126.50
38	H	88	VAL	N-CA-C	-9.80	84.54	111.00
47	AA	1682	C	C6-N1-C2	9.55	124.12	120.30
47	AA	201	C	C6-N1-C2	-9.50	116.50	120.30
47	AA	1085	C	C6-N1-C2	9.50	124.10	120.30
47	AA	1518	C	N1-C2-O2	9.38	124.53	118.90
47	AA	1863	A	C2-N3-C4	-9.29	105.95	110.60
47	AA	736	C	N1-C2-O2	9.16	124.39	118.90
47	AA	997	A	C8-N9-C4	-9.03	102.19	105.80
47	AA	146	G	C4-C5-N7	8.98	114.39	110.80
47	AA	1024	A	C8-N9-C4	8.90	109.36	105.80
64	Aq	203	PRO	C-N-CA	8.87	143.88	121.70
47	AA	1861	G	N1-C2-N2	-8.84	108.24	116.20
47	AA	1130	G	C4-N9-C1'	-8.83	115.02	126.50
47	AA	405	G	C8-N9-C4	8.77	109.91	106.40
47	AA	400	C	C6-N1-C2	8.75	123.80	120.30

Continued on next page...

Continued from previous page...

Mol	Chain	Res	Type	Atoms	Z	Observed(°)	Ideal(°)
62	An	23	C	C2-N1-C1'	8.71	128.38	118.80
47	AA	682	U	O5'-P-OP1	-8.66	97.91	105.70
47	AA	1855	G	N9-C4-C5	-8.65	101.94	105.40
47	AA	1022	U	N1-C2-O2	8.62	128.83	122.80
47	AA	1157	G	C4-N9-C1'	8.59	137.67	126.50
47	AA	1518	C	C2-N1-C1'	8.58	128.24	118.80
47	AA	1518	C	N3-C2-O2	-8.52	115.94	121.90
47	AA	1855	G	C4-C5-N7	8.48	114.19	110.80
38	H	97	GLY	N-CA-C	-8.48	91.90	113.10
47	AA	1834	A	N1-C2-N3	8.46	133.53	129.30
47	AA	1453	C	C5-C6-N1	8.45	125.22	121.00
62	An	76	A	N1-C6-N6	-8.43	113.55	118.60
47	AA	1453	C	C2-N1-C1'	8.42	128.06	118.80
47	AA	1453	C	C6-N1-C2	-8.34	116.97	120.30
47	AA	1861	G	C8-N9-C1'	-8.30	116.20	127.00
47	AA	880	G	N9-C4-C5	8.21	108.68	105.40
47	AA	45	A	N1-C6-N6	-8.21	113.68	118.60
47	AA	1153	C	C6-N1-C2	8.17	123.57	120.30
47	AA	1834	A	C4-C5-C6	8.16	121.08	117.00
47	AA	1833	C	C4-C5-C6	8.12	121.46	117.40
47	AA	997	A	C5-N7-C8	-7.98	99.91	103.90
47	AA	173	A	N1-C6-N6	7.94	123.37	118.60
47	AA	1646	C	C6-N1-C2	7.93	123.47	120.30
47	AA	1022	U	N3-C2-O2	-7.90	116.67	122.20
47	AA	42	A	N1-C6-N6	7.88	123.33	118.60
47	AA	624	C	C6-N1-C2	-7.87	117.15	120.30
47	AA	1337	C	C6-N1-C2	7.84	123.44	120.30
47	AA	738	C	C2-N1-C1'	7.83	127.41	118.80
47	AA	992	A	O5'-P-OP1	-7.82	98.66	105.70
47	AA	1834	A	C6-C5-N7	-7.78	126.85	132.30
47	AA	1157	G	C8-N9-C1'	-7.77	116.90	127.00
47	AA	1201	U	C5-C6-N1	-7.75	118.82	122.70
47	AA	1354	G	C8-N9-C4	7.74	109.50	106.40
47	AA	1121	G	C8-N9-C4	7.73	109.49	106.40
47	AA	1518	C	C6-N1-C2	-7.71	117.22	120.30
47	AA	1732	G	C8-N9-C4	7.69	109.48	106.40
37	A	931	C	C2-N1-C1'	7.68	127.24	118.80
47	AA	434	G	N3-C4-C5	7.66	132.43	128.60
47	AA	1085	C	C5-C6-N1	-7.66	117.17	121.00
47	AA	678	U	C5-C6-N1	7.64	126.52	122.70
47	AA	1863	A	C5-N7-C8	-7.60	100.10	103.90
47	AA	1855	G	C8-N9-C4	7.55	109.42	106.40

Continued on next page...

Continued from previous page...

Mol	Chain	Res	Type	Atoms	Z	Observed(°)	Ideal(°)
53	AJ	78	LEU	CA-CB-CG	-7.55	97.94	115.30
47	AA	878	G	C5-C6-N1	7.51	115.26	111.50
47	AA	639	C	C6-N1-C2	7.50	123.30	120.30
47	AA	1031	A	C2-N3-C4	-7.45	106.88	110.60
47	AA	997	A	C6-C5-N7	-7.44	127.09	132.30
47	AA	397	G	C8-N9-C4	7.44	109.37	106.40
47	AA	1138	C	C2-N1-C1'	7.42	126.96	118.80
62	An	23	C	C5-C6-N1	7.40	124.70	121.00
47	AA	1130	G	C2-N3-C4	-7.40	108.20	111.90
47	AA	1157	G	C6-C5-N7	-7.39	125.97	130.40
47	AA	18	C	N3-C4-C5	7.36	124.84	121.90
47	AA	126	G	N3-C2-N2	-7.33	114.77	119.90
47	AA	1803	U	C5-C6-N1	-7.32	119.04	122.70
47	AA	14	C	N1-C2-O2	-7.31	114.51	118.90
47	AA	930	C	C2-N1-C1'	7.31	126.84	118.80
47	AA	460	A	C8-N9-C4	7.29	108.72	105.80
47	AA	428	U	C2-N1-C1'	-7.29	108.96	117.70
47	AA	1104	G	C8-N9-C4	7.28	109.31	106.40
47	AA	847	A	N1-C6-N6	7.26	122.96	118.60
47	AA	126	G	N3-C4-N9	-7.25	121.65	126.00
47	AA	880	G	N1-C2-N2	7.25	122.72	116.20
47	AA	585	C	N1-C2-O2	7.24	123.24	118.90
47	AA	1158	G	N9-C4-C5	-7.23	102.51	105.40
47	AA	1176	G	C2-N3-C4	-7.22	108.29	111.90
62	An	33	C	N1-C2-O2	-7.20	114.58	118.90
62	An	23	C	C6-N1-C1'	-7.19	112.17	120.80
47	AA	1157	G	N3-C4-N9	7.17	130.30	126.00
47	AA	1726	G	C2-N3-C4	-7.17	108.31	111.90
47	AA	1861	G	C6-N1-C2	-7.16	120.80	125.10
37	A	931	C	N1-C2-O2	7.16	123.19	118.90
47	AA	1842	C	N3-C4-C5	7.14	124.76	121.90
76	AB	88	LEU	CA-CB-CG	7.14	131.72	115.30
47	AA	806	U	C5-C6-N1	7.14	126.27	122.70
47	AA	1130	G	C8-N9-C1'	7.13	136.27	127.00
47	AA	477	G	C8-N9-C4	7.10	109.24	106.40
47	AA	958	G	C6-C5-N7	-7.10	126.14	130.40
47	AA	1031	A	N3-C4-N9	-7.09	121.72	127.40
47	AA	1138	C	N1-C2-O2	7.09	123.16	118.90
47	AA	1271	C	C6-N1-C2	-7.07	117.47	120.30
47	AA	1198	G	C2-N3-C4	-7.06	108.37	111.90
47	AA	1049	A	N9-C4-C5	-7.05	102.98	105.80
47	AA	1689	C	C6-N1-C2	7.05	123.12	120.30

Continued on next page...

Continued from previous page...

Mol	Chain	Res	Type	Atoms	Z	Observed(°)	Ideal(°)
47	AA	1288	U	C2-N1-C1'	7.04	126.15	117.70
47	AA	1861	G	N1-C6-O6	-7.04	115.68	119.90
47	AA	13	C	N1-C2-O2	-7.03	114.68	118.90
47	AA	1607	A	C5-N7-C8	-7.02	100.39	103.90
47	AA	462	C	C5-C6-N1	7.00	124.50	121.00
37	A	4083	U	C2-N1-C1'	7.00	126.10	117.70
47	AA	1120	U	C2-N1-C1'	6.99	126.09	117.70
47	AA	1506	A	N1-C2-N3	6.98	132.79	129.30
47	AA	565	G	C4-N9-C1'	6.97	135.57	126.50
57	AP	93	LEU	CA-CB-CG	-6.97	99.27	115.30
62	An	71	C	C6-N1-C2	6.95	123.08	120.30
37	A	4083	U	N1-C2-O2	6.95	127.67	122.80
47	AA	1808	U	C5-C6-N1	-6.93	119.23	122.70
47	AA	1047	C	C5-C4-N4	-6.93	115.35	120.20
47	AA	1836	G	C8-N9-C4	6.92	109.17	106.40
47	AA	1024	A	C2-N3-C4	-6.92	107.14	110.60
47	AA	615	C	N1-C2-O2	6.90	123.04	118.90
47	AA	1855	G	N3-C2-N2	6.88	124.72	119.90
47	AA	878	G	N3-C4-N9	6.88	130.13	126.00
47	AA	1682	C	C5-C6-N1	-6.87	117.57	121.00
62	An	33	C	C2-N1-C1'	-6.85	111.26	118.80
67	Au	103	LEU	CA-CB-CG	6.84	131.03	115.30
47	AA	930	C	C6-N1-C1'	-6.83	112.60	120.80
62	An	18	G	C5-C6-O6	-6.83	124.50	128.60
47	AA	1148	A	O4'-C1'-N9	6.82	113.65	108.20
47	AA	1726	G	N3-C4-C5	6.82	132.01	128.60
47	AA	512	A	C8-N9-C4	6.80	108.52	105.80
47	AA	1607	A	C5-C6-N6	-6.80	118.26	123.70
47	AA	1834	A	C2-N3-C4	-6.80	107.20	110.60
47	AA	1784	G	N9-C4-C5	-6.79	102.68	105.40
47	AA	496	C	C2-N1-C1'	-6.79	111.34	118.80
47	AA	1076	G	N3-C4-C5	6.78	131.99	128.60
2	C	111	U	C2-N1-C1'	6.78	125.84	117.70
47	AA	7	G	C4-C5-N7	6.78	113.51	110.80
47	AA	1173	A	N9-C4-C5	-6.77	103.09	105.80
47	AA	847	A	C4-C5-N7	6.76	114.08	110.70
47	AA	1014	G	N3-C4-C5	-6.75	125.22	128.60
47	AA	1607	A	C4-C5-N7	6.75	114.07	110.70
47	AA	1158	G	C8-N9-C4	6.74	109.10	106.40
47	AA	1091	C	C6-N1-C2	6.74	123.00	120.30
47	AA	736	C	N3-C2-O2	-6.74	117.19	121.90
47	AA	1747	C	C5-C6-N1	6.73	124.36	121.00

Continued on next page...

Continued from previous page...

Mol	Chain	Res	Type	Atoms	Z	Observed(°)	Ideal(°)
47	AA	341	C	N1-C2-O2	6.72	122.93	118.90
47	AA	1688	C	C6-N1-C2	6.72	122.99	120.30
47	AA	428	U	C5-C6-N1	-6.72	119.34	122.70
47	AA	1039	C	C6-N1-C2	6.72	122.99	120.30
47	AA	292	A	C8-N9-C4	6.71	108.49	105.80
47	AA	173	A	C4-C5-N7	6.71	114.06	110.70
47	AA	178	C	N3-C2-O2	-6.70	117.21	121.90
78	AI	109	LEU	CA-CB-CG	6.70	130.71	115.30
47	AA	146	G	N9-C4-C5	-6.70	102.72	105.40
47	AA	1022	U	C2-N1-C1'	6.68	125.72	117.70
47	AA	1032	C	C6-N1-C2	-6.68	117.63	120.30
37	A	4083	U	N3-C2-O2	-6.67	117.53	122.20
47	AA	1160	U	O5'-P-OP1	-6.67	99.70	105.70
47	AA	1682	C	N3-C4-C5	6.66	124.57	121.90
47	AA	1208	A	C8-N9-C4	6.66	108.46	105.80
47	AA	996	A	C6-C5-N7	-6.65	127.65	132.30
47	AA	1147	C	C6-N1-C2	6.64	122.96	120.30
47	AA	412	G	C6-C5-N7	-6.63	126.42	130.40
47	AA	659	G	C6-C5-N7	-6.63	126.42	130.40
47	AA	565	G	C6-C5-N7	-6.63	126.42	130.40
47	AA	997	A	C2-N3-C4	-6.63	107.28	110.60
47	AA	489	A	O4'-C1'-N9	-6.62	102.90	108.20
47	AA	982	G	C2-N3-C4	-6.62	108.59	111.90
47	AA	93	U	C5-C6-N1	6.61	126.01	122.70
37	A	3771	C	C2-N1-C1'	6.61	126.07	118.80
47	AA	1049	A	N1-C6-N6	6.61	122.56	118.60
47	AA	477	G	N9-C4-C5	-6.61	102.76	105.40
47	AA	1173	A	C2-N3-C4	-6.60	107.30	110.60
47	AA	1275	G	N3-C4-C5	6.60	131.90	128.60
47	AA	1156	U	C5-C6-N1	-6.59	119.40	122.70
47	AA	1158	G	C4-C5-N7	6.59	113.44	110.80
47	AA	1717	C	C2-N3-C4	-6.59	116.60	119.90
47	AA	679	A	C8-N9-C4	6.59	108.44	105.80
70	A0	129	LEU	CB-CG-CD1	-6.59	99.80	111.00
47	AA	1380	C	C5-C6-N1	-6.58	117.71	121.00
47	AA	1157	G	N1-C2-N2	-6.57	110.29	116.20
47	AA	1074	C	N3-C4-C5	6.57	124.53	121.90
47	AA	997	A	N1-C2-N3	6.56	132.58	129.30
62	An	40	C	C2-N1-C1'	6.56	126.02	118.80
47	AA	1173	A	C6-C5-N7	-6.55	127.71	132.30
47	AA	1201	U	C2-N3-C4	-6.54	123.07	127.00
47	AA	1120	U	C6-N1-C1'	-6.54	112.04	121.20

Continued on next page...

Continued from previous page...

Mol	Chain	Res	Type	Atoms	Z	Observed(°)	Ideal(°)
66	At	134	VAL	C-N-CA	-6.54	105.34	121.70
47	AA	16	G	N3-C4-N9	-6.54	122.08	126.00
47	AA	1360	U	C5-C6-N1	-6.54	119.43	122.70
47	AA	1592	C	C5-C6-N1	6.53	124.27	121.00
47	AA	561	A	C8-N9-C4	6.53	108.41	105.80
47	AA	1826	G	C8-N9-C1'	-6.53	118.52	127.00
47	AA	652	U	C6-N1-C2	-6.52	117.09	121.00
47	AA	1427	C	C5-C6-N1	6.52	124.26	121.00
47	AA	686	U	C2-N1-C1'	6.51	125.51	117.70
47	AA	1026	C	C2-N1-C1'	-6.51	111.64	118.80
47	AA	1380	C	C2-N3-C4	-6.51	116.64	119.90
47	AA	4	C	C2-N1-C1'	6.50	125.95	118.80
47	AA	993	G	C8-N9-C4	6.48	108.99	106.40
47	AA	1089	G	C2-N3-C4	-6.48	108.66	111.90
47	AA	1648	G	N9-C4-C5	6.48	107.99	105.40
47	AA	1089	G	N1-C2-N3	6.46	127.78	123.90
47	AA	1847	G	C2-N3-C4	-6.46	108.67	111.90
47	AA	428	U	N1-C2-O2	-6.46	118.28	122.80
47	AA	1826	G	C4-N9-C1'	6.46	134.90	126.50
47	AA	1522	A	N7-C8-N9	6.45	117.03	113.80
47	AA	1049	A	C4-C5-N7	6.45	113.92	110.70
47	AA	405	G	N9-C4-C5	-6.45	102.82	105.40
47	AA	997	A	C4-C5-C6	6.45	120.22	117.00
47	AA	1784	G	C4-C5-N7	6.43	113.37	110.80
47	AA	1709	G	C2-N3-C4	-6.43	108.69	111.90
47	AA	619	A	C4-C5-N7	6.42	113.91	110.70
62	An	40	C	N1-C2-O2	6.42	122.75	118.90
47	AA	1096	G	N3-C2-N2	-6.42	115.41	119.90
47	AA	201	C	C2-N1-C1'	6.41	125.84	118.80
62	An	18	G	N1-C6-O6	6.41	123.74	119.90
47	AA	1597	C	C6-N1-C2	6.40	122.86	120.30
47	AA	379	C	O5'-P-OP1	-6.40	99.94	105.70
47	AA	1859	A	N1-C6-N6	-6.40	114.76	118.60
47	AA	1442	U	N3-C2-O2	-6.39	117.73	122.20
47	AA	847	A	N9-C4-C5	-6.38	103.25	105.80
47	AA	1140	G	N9-C4-C5	-6.38	102.85	105.40
47	AA	988	C	C6-N1-C2	6.38	122.85	120.30
47	AA	1393	G	C4-N9-C1'	-6.38	118.21	126.50
47	AA	1029	G	N1-C2-N3	6.37	127.72	123.90
47	AA	1399	C	C2-N1-C1'	6.37	125.81	118.80
47	AA	1096	G	N3-C4-N9	-6.37	122.18	126.00
47	AA	1048	G	C6-C5-N7	-6.36	126.58	130.40

Continued on next page...

Continued from previous page...

Mol	Chain	Res	Type	Atoms	Z	Observed(°)	Ideal(°)
47	AA	1529	C	C6-N1-C2	-6.34	117.76	120.30
47	AA	1173	A	C4-C5-N7	6.34	113.87	110.70
47	AA	1077	A	C8-N9-C4	6.33	108.33	105.80
47	AA	601	G	N1-C2-N2	-6.32	110.51	116.20
2	C	111	U	N1-C2-O2	6.32	127.22	122.80
47	AA	1031	A	N3-C4-C5	6.32	131.22	126.80
47	AA	434	G	C2-N3-C4	-6.31	108.74	111.90
47	AA	930	C	N1-C2-O2	6.31	122.69	118.90
47	AA	1288	U	N3-C2-O2	-6.31	117.78	122.20
47	AA	1140	G	C2-N3-C4	-6.31	108.75	111.90
47	AA	1475	G	N3-C4-N9	-6.31	122.22	126.00
47	AA	1138	C	C6-N1-C1'	-6.29	113.25	120.80
37	A	4871	C	C2-N1-C1'	6.29	125.71	118.80
47	AA	662	G	C8-N9-C4	6.28	108.91	106.40
47	AA	341	C	C6-N1-C1'	-6.28	113.27	120.80
47	AA	1007	C	N3-C4-C5	6.28	124.41	121.90
47	AA	42	A	C4-C5-N7	6.27	113.84	110.70
47	AA	429	C	O5'-P-OP2	-6.27	100.06	105.70
47	AA	1085	C	C2-N3-C4	-6.27	116.77	119.90
47	AA	1861	G	N1-C2-N3	6.26	127.66	123.90
47	AA	451	G	C4-C5-N7	6.26	113.30	110.80
51	AF	18	LEU	CA-CB-CG	-6.26	100.91	115.30
47	AA	565	G	C8-N9-C1'	-6.25	118.87	127.00
47	AA	1275	G	C8-N9-C4	6.25	108.90	106.40
47	AA	201	C	N3-C2-O2	-6.24	117.53	121.90
47	AA	565	G	N3-C4-N9	6.24	129.75	126.00
47	AA	1436	C	N3-C2-O2	-6.24	117.53	121.90
38	H	95	PRO	C-N-CA	-6.24	106.11	121.70
62	An	45	G	C4-N9-C1'	6.24	134.61	126.50
47	AA	1185	C	C6-N1-C2	6.23	122.79	120.30
47	AA	1399	C	C6-N1-C1'	-6.23	113.32	120.80
47	AA	407	G	C2-N3-C4	6.23	115.02	111.90
47	AA	1085	C	N3-C4-C5	6.23	124.39	121.90
47	AA	14	C	C2-N1-C1'	-6.22	111.95	118.80
47	AA	356	C	C2-N1-C1'	6.22	125.65	118.80
47	AA	17	C	N1-C2-O2	-6.21	115.17	118.90
47	AA	1176	G	N1-C2-N3	6.21	127.63	123.90
47	AA	659	G	C4-N9-C1'	6.21	134.57	126.50
47	AA	418	A	N9-C4-C5	-6.21	103.32	105.80
47	AA	1547	C	C6-N1-C2	6.21	122.78	120.30
47	AA	736	C	C2-N1-C1'	6.20	125.62	118.80
62	An	19	G	O4'-C1'-N9	6.20	113.16	108.20

Continued on next page...

Continued from previous page...

Mol	Chain	Res	Type	Atoms	Z	Observed(°)	Ideal(°)
47	AA	1747	C	C6-N1-C2	-6.19	117.82	120.30
47	AA	420	G	C4-N9-C1'	-6.19	118.45	126.50
47	AA	1861	G	C6-C5-N7	-6.19	126.69	130.40
47	AA	1489	A	C8-N9-C4	6.19	108.27	105.80
37	A	4476	C	C2-N1-C1'	6.18	125.60	118.80
47	AA	619	A	N9-C4-C5	-6.18	103.33	105.80
47	AA	6	G	N1-C6-O6	-6.18	116.19	119.90
47	AA	1852	C	N3-C4-C5	6.18	124.37	121.90
47	AA	1173	A	C8-N9-C4	6.17	108.27	105.80
47	AA	404	G	C4-C5-N7	6.17	113.27	110.80
47	AA	1253	A	C8-N9-C4	6.16	108.27	105.80
62	An	75	C	N3-C4-C5	6.16	124.36	121.90
47	AA	1135	C	N3-C2-O2	-6.15	117.60	121.90
47	AA	1732	G	N9-C4-C5	-6.15	102.94	105.40
47	AA	1162	C	C6-N1-C2	-6.14	117.84	120.30
47	AA	1330	G	N3-C4-N9	6.13	129.68	126.00
47	AA	829	C	C6-N1-C2	6.13	122.75	120.30
47	AA	1334	G	C4-N9-C1'	-6.12	118.54	126.50
62	An	63	A	C8-N9-C4	6.12	108.25	105.80
47	AA	820	U	O4'-C1'-N1	6.11	113.09	108.20
47	AA	7	G	N9-C4-C5	-6.10	102.96	105.40
62	An	75	C	C6-N1-C2	6.10	122.74	120.30
47	AA	659	G	C8-N9-C1'	-6.09	119.09	127.00
47	AA	474	G	C2-N3-C4	-6.09	108.86	111.90
47	AA	880	G	N3-C4-N9	-6.08	122.35	126.00
47	AA	1693	G	N3-C4-N9	-6.08	122.35	126.00
47	AA	380	G	C8-N9-C4	6.08	108.83	106.40
47	AA	1354	G	N9-C4-C5	-6.08	102.97	105.40
62	An	28	U	C2-N1-C1'	6.08	125.00	117.70
47	AA	371	A	O5'-P-OP2	-6.08	100.23	105.70
47	AA	1847	G	N3-C4-N9	-6.08	122.35	126.00
47	AA	434	G	N1-C6-O6	6.07	123.54	119.90
47	AA	42	A	C6-C5-N7	-6.07	128.06	132.30
47	AA	173	A	C5-C6-N6	-6.07	118.85	123.70
47	AA	114	G	O4'-C1'-N9	6.05	113.04	108.20
47	AA	418	A	C8-N9-C4	6.05	108.22	105.80
47	AA	1648	G	N3-C4-N9	-6.05	122.37	126.00
2	C	111	U	N3-C2-O2	-6.04	117.97	122.20
78	AI	109	LEU	CB-CG-CD2	-6.03	100.75	111.00
47	AA	1803	U	C6-N1-C2	6.02	124.61	121.00
47	AA	1397	U	O5'-P-OP2	-6.02	100.28	105.70
47	AA	1609	C	C2-N3-C4	6.02	122.91	119.90

Continued on next page...

Continued from previous page...

Mol	Chain	Res	Type	Atoms	Z	Observed(°)	Ideal(°)
47	AA	1064	C	N3-C4-C5	6.01	124.31	121.90
47	AA	1120	U	N1-C2-O2	6.01	127.01	122.80
36	r	147	ALA	N-CA-C	-6.00	94.79	111.00
47	AA	1399	C	N1-C2-O2	6.00	122.50	118.90
47	AA	341	C	C2-N1-C1'	6.00	125.40	118.80
47	AA	355	G	C8-N9-C4	6.00	108.80	106.40
47	AA	1624	U	C2-N1-C1'	6.00	124.90	117.70
47	AA	1682	C	N3-C4-N4	-6.00	113.80	118.00
47	AA	1436	C	N1-C2-O2	6.00	122.50	118.90
47	AA	1861	G	N3-C2-N2	6.00	124.10	119.90
47	AA	1416	C	N1-C2-O2	6.00	122.50	118.90
47	AA	1696	C	N3-C2-O2	-5.99	117.70	121.90
47	AA	127	C	N1-C2-O2	5.99	122.50	118.90
47	AA	1158	G	C5-C6-N1	5.99	114.50	111.50
47	AA	931	C	C6-N1-C2	5.99	122.69	120.30
47	AA	804	U	C5-C6-N1	5.98	125.69	122.70
59	AR	58	LEU	CA-CB-CG	5.97	129.04	115.30
64	Aq	96	LEU	CA-CB-CG	5.97	129.04	115.30
47	AA	402	C	C2-N1-C1'	5.97	125.37	118.80
47	AA	651	U	C5-C6-N1	5.97	125.68	122.70
47	AA	1866	A	N7-C8-N9	5.97	116.78	113.80
47	AA	303	C	N3-C2-O2	-5.97	117.72	121.90
47	AA	484	A	C8-N9-C4	5.97	108.19	105.80
47	AA	42	A	N9-C4-C5	-5.96	103.42	105.80
47	AA	662	G	N7-C8-N9	-5.95	110.12	113.10
47	AA	482	G	N3-C4-N9	-5.95	122.43	126.00
47	AA	1076	G	C8-N9-C4	5.95	108.78	106.40
47	AA	1157	G	N1-C2-N3	5.95	127.47	123.90
47	AA	1448	A	C8-N9-C4	5.94	108.18	105.80
47	AA	1578	U	N1-C2-O2	5.94	126.96	122.80
47	AA	324	C	C2-N1-C1'	5.94	125.33	118.80
47	AA	1436	C	C2-N1-C1'	5.93	125.33	118.80
38	H	90	ALA	C-N-CA	-5.93	106.87	121.70
47	AA	753	C	C6-N1-C2	5.93	122.67	120.30
47	AA	4	C	C6-N1-C2	-5.93	117.93	120.30
47	AA	1054	G	C6-N1-C2	-5.93	121.54	125.10
56	AN	72	LEU	CA-CB-CG	-5.93	101.67	115.30
47	AA	1259	A	O4'-C1'-N9	5.92	112.94	108.20
47	AA	996	A	C4-C5-N7	5.92	113.66	110.70
38	H	223	ARG	N-CA-C	5.92	126.98	111.00
47	AA	18	C	C6-N1-C2	5.92	122.67	120.30
47	AA	1136	U	C6-N1-C2	5.92	124.55	121.00

Continued on next page...

Continued from previous page...

Mol	Chain	Res	Type	Atoms	Z	Observed(°)	Ideal(°)
47	AA	1726	G	N3-C4-N9	-5.90	122.46	126.00
53	AJ	214	LEU	CA-CB-CG	-5.90	101.73	115.30
47	AA	1250	A	N7-C8-N9	5.89	116.74	113.80
62	An	76	A	C5-C6-N1	5.89	120.64	117.70
62	An	4	C	C6-N1-C2	5.88	122.65	120.30
47	AA	542	U	C2-N1-C1'	5.87	124.75	117.70
47	AA	14	C	C2-N3-C4	-5.87	116.97	119.90
62	An	45	G	C6-C5-N7	-5.86	126.88	130.40
62	An	15	A	N1-C6-N6	-5.86	115.08	118.60
47	AA	679	A	N9-C4-C5	-5.86	103.46	105.80
47	AA	179	C	C6-N1-C2	5.85	122.64	120.30
47	AA	460	A	N3-C4-C5	5.85	130.89	126.80
47	AA	687	C	N3-C2-O2	-5.85	117.81	121.90
37	A	4476	C	N1-C2-O2	5.85	122.41	118.90
47	AA	1096	G	N3-C4-C5	5.85	131.52	128.60
47	AA	665	G	C4-C5-N7	5.84	113.14	110.80
47	AA	1140	G	C4-C5-N7	5.84	113.14	110.80
47	AA	984	C	C6-N1-C2	-5.83	117.97	120.30
47	AA	1863	A	C4-C5-N7	5.83	113.61	110.70
47	AA	1049	A	C5-C6-N6	-5.83	119.04	123.70
62	An	76	A	C6-C5-N7	5.83	136.38	132.30
47	AA	437	G	C2-N3-C4	-5.82	108.99	111.90
47	AA	460	A	N9-C4-C5	-5.82	103.47	105.80
47	AA	1096	G	C2-N3-C4	-5.82	108.99	111.90
47	AA	738	C	N1-C2-O2	5.82	122.39	118.90
47	AA	1140	G	C8-N9-C4	5.82	108.73	106.40
47	AA	657	U	C6-N1-C2	5.82	124.49	121.00
62	An	45	G	C8-N9-C1'	-5.82	119.44	127.00
47	AA	14	C	C6-N1-C1'	5.82	127.78	120.80
47	AA	1861	G	C5-C6-N1	5.81	114.41	111.50
37	A	3771	C	N1-C2-O2	5.80	122.38	118.90
47	AA	1648	G	C4-C5-N7	-5.80	108.48	110.80
62	An	53	G	O4'-C1'-N9	-5.79	103.56	108.20
47	AA	1193	U	C2-N3-C4	-5.79	123.53	127.00
47	AA	1622	U	C5-C6-N1	-5.79	119.81	122.70
47	AA	1865	C	N1-C2-O2	5.79	122.38	118.90
38	H	225	PRO	CA-N-CD	-5.79	103.40	111.50
62	An	28	U	N1-C2-O2	5.79	126.85	122.80
47	AA	1190	A	C8-N9-C4	5.78	108.11	105.80
47	AA	1211	G	C8-N9-C4	5.78	108.71	106.40
47	AA	1442	U	C2-N1-C1'	5.78	124.63	117.70
47	AA	595	U	N1-C2-O2	-5.77	118.76	122.80

Continued on next page...

Continued from previous page...

Mol	Chain	Res	Type	Atoms	Z	Observed(°)	Ideal(°)
47	AA	450	C	C6-N1-C2	5.77	122.61	120.30
47	AA	1190	A	N7-C8-N9	-5.76	110.92	113.80
47	AA	1855	G	C5-C6-N1	5.76	114.38	111.50
47	AA	1205	C	C6-N1-C2	-5.75	118.00	120.30
47	AA	173	A	N9-C4-C5	-5.75	103.50	105.80
47	AA	1834	A	N7-C8-N9	5.74	116.67	113.80
47	AA	173	A	C6-C5-N7	-5.74	128.28	132.30
47	AA	1648	G	N3-C2-N2	-5.74	115.88	119.90
47	AA	683	G	C8-N9-C4	5.74	108.70	106.40
47	AA	619	A	N1-C6-N6	5.74	122.04	118.60
62	An	43	G	N9-C4-C5	-5.73	103.11	105.40
47	AA	1130	G	C8-N9-C4	5.73	108.69	106.40
47	AA	40	A	O5'-P-OP1	-5.73	100.54	105.70
47	AA	402	C	N3-C4-C5	5.73	124.19	121.90
47	AA	1144	A	C2-N3-C4	-5.72	107.74	110.60
47	AA	1022	U	O4'-C1'-N1	5.72	112.78	108.20
47	AA	1032	C	N3-C2-O2	-5.72	117.90	121.90
47	AA	1737	G	C6-C5-N7	-5.71	126.97	130.40
47	AA	1334	G	N3-C4-C5	5.71	131.46	128.60
47	AA	46	A	C8-N9-C4	5.70	108.08	105.80
47	AA	537	C	C6-N1-C2	-5.70	118.02	120.30
74	Ax	49	LEU	CA-CB-CG	5.70	128.42	115.30
47	AA	359	U	N1-C2-O2	5.70	126.79	122.80
47	AA	1607	A	N1-C6-N6	5.70	122.02	118.60
47	AA	359	U	N3-C2-O2	-5.69	118.21	122.20
47	AA	1158	G	O5'-P-OP2	-5.69	100.58	105.70
81	AU	131	LEU	CA-CB-CG	5.69	128.39	115.30
47	AA	746	C	C6-N1-C2	-5.69	118.02	120.30
47	AA	1700	C	C6-N1-C2	5.68	122.57	120.30
47	AA	619	A	C5-N7-C8	-5.68	101.06	103.90
47	AA	1461	G	N3-C4-C5	5.68	131.44	128.60
47	AA	897	U	C2-N1-C1'	5.67	124.51	117.70
47	AA	1731	A	C8-N9-C4	5.67	108.07	105.80
53	AJ	85	SER	C-N-CA	-5.67	107.53	121.70
47	AA	810	A	C5-N7-C8	-5.66	101.07	103.90
71	Ao	122	LEU	CA-CB-CG	5.66	128.31	115.30
47	AA	16	G	C2-N3-C4	-5.66	109.07	111.90
47	AA	1090	C	C2-N1-C1'	-5.66	112.58	118.80
47	AA	1538	C	N3-C4-C5	5.66	124.16	121.90
66	At	28	LEU	CA-CB-CG	5.65	128.30	115.30
47	AA	1866	A	C8-N9-C4	-5.64	103.54	105.80
47	AA	820	U	C2-N1-C1'	-5.64	110.93	117.70

Continued on next page...

Continued from previous page...

Mol	Chain	Res	Type	Atoms	Z	Observed(°)	Ideal(°)
37	A	4871	C	C6-N1-C1'	-5.63	114.04	120.80
47	AA	1316	C	C5-C4-N4	-5.63	116.26	120.20
47	AA	821	G	N3-C4-C5	5.63	131.42	128.60
47	AA	1393	G	C8-N9-C1'	5.63	134.32	127.00
62	An	4	C	C5-C6-N1	-5.63	118.19	121.00
47	AA	601	G	C6-C5-N7	-5.63	127.02	130.40
47	AA	1075	C	N3-C4-C5	5.63	124.15	121.90
47	AA	668	A	C8-N9-C4	5.62	108.05	105.80
47	AA	114	G	N3-C4-N9	-5.62	122.63	126.00
47	AA	677	G	C4-C5-N7	5.62	113.05	110.80
47	AA	1261	C	C6-N1-C2	-5.62	118.05	120.30
47	AA	419	G	N1-C6-O6	5.61	123.27	119.90
47	AA	738	C	C6-N1-C1'	-5.61	114.06	120.80
47	AA	37	C	C2-N1-C1'	5.61	124.97	118.80
72	As	46	ALA	N-CA-C	5.61	126.15	111.00
47	AA	1069	U	N1-C2-O2	5.61	126.73	122.80
47	AA	1157	G	N3-C4-C5	-5.61	125.80	128.60
66	At	69	LEU	CA-CB-CG	5.61	128.19	115.30
47	AA	450	C	C5-C6-N1	-5.60	118.20	121.00
47	AA	1140	G	C6-C5-N7	-5.60	127.04	130.40
76	AB	39	LEU	CA-CB-CG	-5.60	102.42	115.30
47	AA	1447	G	C5-C6-O6	-5.60	125.24	128.60
37	A	931	C	C6-N1-C1'	-5.59	114.09	120.80
47	AA	996	A	N1-C6-N6	5.59	121.95	118.60
47	AA	146	G	C6-C5-N7	-5.59	127.05	130.40
47	AA	1049	A	C6-C5-N7	-5.59	128.39	132.30
47	AA	847	A	C6-C5-N7	-5.58	128.39	132.30
63	Ap	228	LEU	CA-CB-CG	5.58	128.14	115.30
47	AA	1520	G	C4-C5-N7	5.58	113.03	110.80
47	AA	1857	G	N1-C2-N3	5.57	127.25	123.90
47	AA	932	G	N9-C4-C5	-5.57	103.17	105.40
47	AA	610	G	C8-N9-C4	5.57	108.63	106.40
47	AA	1010	G	C4-C5-N7	5.57	113.03	110.80
47	AA	615	C	C2-N1-C1'	5.56	124.92	118.80
47	AA	1624	U	N3-C2-O2	-5.56	118.31	122.20
47	AA	680	G	C6-C5-N7	-5.55	127.07	130.40
47	AA	1024	A	N7-C8-N9	-5.55	111.03	113.80
47	AA	1348	G	N3-C4-C5	5.55	131.38	128.60
47	AA	1029	G	C6-N1-C2	-5.54	121.77	125.10
47	AA	356	C	N1-C2-O2	5.54	122.22	118.90
47	AA	146	G	C5-N7-C8	-5.54	101.53	104.30
47	AA	1600	G	C4-N9-C1'	5.54	133.70	126.50

Continued on next page...

Continued from previous page...

Mol	Chain	Res	Type	Atoms	Z	Observed(°)	Ideal(°)
47	AA	1375	G	C8-N9-C4	5.53	108.61	106.40
47	AA	356	C	C6-N1-C2	-5.53	118.09	120.30
47	AA	361	U	N3-C4-O4	-5.52	115.53	119.40
47	AA	1737	G	C4-N9-C1'	5.52	133.68	126.50
47	AA	930	C	N3-C2-O2	-5.52	118.04	121.90
47	AA	1187	G	C5-C6-O6	-5.52	125.29	128.60
47	AA	1719	A	C6-N1-C2	-5.52	115.29	118.60
47	AA	361	U	C5-C4-O4	5.52	129.21	125.90
47	AA	622	C	C6-N1-C2	5.51	122.50	120.30
47	AA	734	C	C2-N1-C1'	5.51	124.86	118.80
47	AA	1013	U	C6-N1-C2	-5.51	117.69	121.00
47	AA	958	G	N1-C6-O6	5.51	123.21	119.90
47	AA	1033	G	C6-C5-N7	-5.51	127.09	130.40
47	AA	996	A	C5-N7-C8	-5.50	101.15	103.90
62	An	33	C	C6-N1-C1'	5.50	127.40	120.80
47	AA	847	A	C5-C6-N6	-5.50	119.30	123.70
47	AA	606	G	C4-C5-N7	5.49	112.99	110.80
47	AA	880	G	C8-N9-C4	-5.49	104.21	106.40
47	AA	948	C	C2-N1-C1'	5.49	124.83	118.80
81	AU	67	ARG	NE-CZ-NH2	5.49	123.04	120.30
47	AA	23	G	N3-C4-N9	-5.48	122.71	126.00
47	AA	882	U	C5-C6-N1	5.48	125.44	122.70
47	AA	1211	G	C2-N3-C4	-5.48	109.16	111.90
47	AA	377	G	C8-N9-C4	-5.48	104.21	106.40
47	AA	16	G	N3-C4-C5	5.48	131.34	128.60
47	AA	1005	G	C4-C5-N7	5.48	112.99	110.80
47	AA	1198	G	N3-C4-C5	5.48	131.34	128.60
47	AA	407	G	O4'-C1'-N9	-5.48	103.82	108.20
47	AA	14	C	N1-C2-N3	5.47	123.03	119.20
47	AA	1054	G	N3-C4-C5	-5.47	125.86	128.60
47	AA	1090	C	C5-C6-N1	-5.47	118.26	121.00
47	AA	1010	G	N9-C4-C5	-5.47	103.21	105.40
47	AA	653	A	N1-C6-N6	-5.46	115.32	118.60
47	AA	1807	C	N3-C4-C5	5.46	124.08	121.90
47	AA	1644	C	C2-N1-C1'	5.46	124.81	118.80
47	AA	1342	U	N1-C2-O2	5.46	126.62	122.80
47	AA	647	U	N3-C2-O2	-5.45	118.38	122.20
47	AA	1054	G	C5-C6-N1	5.45	114.22	111.50
47	AA	850	C	O4'-C1'-N1	5.45	112.56	108.20
47	AA	1600	G	O4'-C1'-N9	5.45	112.56	108.20
47	AA	400	C	C5-C6-N1	-5.45	118.28	121.00
47	AA	665	G	C8-N9-C4	5.45	108.58	106.40

Continued on next page...

Continued from previous page...

Mol	Chain	Res	Type	Atoms	Z	Observed(°)	Ideal(°)
47	AA	420	G	C8-N9-C4	5.44	108.58	106.40
47	AA	1075	C	C5-C6-N1	-5.44	118.28	121.00
37	A	931	C	N3-C2-O2	-5.44	118.09	121.90
47	AA	1192	U	C5-C6-N1	-5.44	119.98	122.70
47	AA	1026	C	N3-C4-N4	-5.43	114.20	118.00
47	AA	1033	G	C4-C5-N7	5.43	112.97	110.80
47	AA	223	C	N1-C2-O2	5.43	122.16	118.90
47	AA	303	C	N1-C2-O2	5.43	122.16	118.90
47	AA	1528	G	C4-N9-C1'	5.42	133.55	126.50
47	AA	495	U	C6-N1-C2	5.42	124.25	121.00
47	AA	412	G	N3-C4-N9	5.42	129.25	126.00
47	AA	809	A	C2-N3-C4	-5.42	107.89	110.60
47	AA	1060	A	C6-C5-N7	-5.42	128.51	132.30
47	AA	1839	U	C5-C4-O4	5.42	129.15	125.90
57	AP	89	TRP	CA-CB-CG	-5.42	103.40	113.70
47	AA	370	G	C5-C6-N1	5.42	114.21	111.50
62	An	53	G	N9-C4-C5	-5.42	103.23	105.40
47	AA	1475	G	N3-C2-N2	-5.42	116.11	119.90
47	AA	649	U	C5-C6-N1	-5.41	119.99	122.70
47	AA	1601	A	C8-N9-C4	5.41	107.97	105.80
47	AA	658	U	O4'-C1'-N1	-5.41	103.87	108.20
47	AA	1091	C	C6-N1-C1'	-5.41	114.31	120.80
47	AA	1171	G	P-O3'-C3'	5.41	126.19	119.70
47	AA	984	C	C2-N1-C1'	5.41	124.75	118.80
47	AA	1826	G	N3-C4-N9	5.41	129.25	126.00
47	AA	1866	A	C6-C5-N7	-5.41	128.51	132.30
47	AA	622	C	O5'-P-OP1	-5.41	100.83	105.70
47	AA	1490	G	C8-N9-C4	-5.41	104.24	106.40
47	AA	1186	U	N3-C4-O4	-5.41	115.62	119.40
57	AP	97	ARG	NE-CZ-NH1	-5.41	117.60	120.30
47	AA	878	G	C4-C5-N7	5.40	112.96	110.80
78	AI	54	ILE	C-N-CD	5.40	139.75	128.40
47	AA	738	C	N3-C2-O2	-5.40	118.12	121.90
47	AA	1164	G	N1-C6-O6	-5.40	116.66	119.90
47	AA	1415	C	N1-C2-O2	5.40	122.14	118.90
47	AA	1164	G	C6-N1-C2	-5.39	121.86	125.10
62	An	23	C	C5-C4-N4	-5.39	116.42	120.20
47	AA	1693	G	N3-C4-C5	5.39	131.30	128.60
47	AA	424	C	C6-N1-C2	5.39	122.46	120.30
47	AA	932	G	C8-N9-C4	5.39	108.56	106.40
47	AA	958	G	C4-N9-C1'	5.39	133.51	126.50
34	t	166	SER	C-N-CA	5.38	135.16	121.70

Continued on next page...

Continued from previous page...

Mol	Chain	Res	Type	Atoms	Z	Observed(°)	Ideal(°)
47	AA	958	G	C5-C6-O6	-5.38	125.37	128.60
47	AA	958	G	N3-C4-N9	5.38	129.23	126.00
47	AA	370	G	C6-N1-C2	-5.38	121.87	125.10
62	An	66	C	C6-N1-C2	5.38	122.45	120.30
47	AA	1037	G	N1-C2-N3	5.38	127.12	123.90
47	AA	1393	G	C6-C5-N7	5.37	133.62	130.40
47	AA	12	U	C2-N1-C1'	-5.37	111.25	117.70
54	AK	147	LEU	CA-CB-CG	5.37	127.65	115.30
47	AA	440	G	N9-C4-C5	-5.37	103.25	105.40
62	An	13	G	N3-C2-N2	-5.37	116.14	119.90
47	AA	1009	A	C8-N9-C4	5.37	107.95	105.80
47	AA	1090	C	C2-N3-C4	-5.37	117.22	119.90
57	AP	65	LEU	CB-CG-CD2	-5.36	101.88	111.00
47	AA	998	A	O4'-C1'-N9	-5.36	103.91	108.20
47	AA	1447	G	C6-C5-N7	-5.36	127.18	130.40
47	AA	1644	C	N1-C2-O2	5.36	122.11	118.90
47	AA	1187	G	C4-C5-N7	5.35	112.94	110.80
47	AA	672	A	C5-N7-C8	-5.35	101.22	103.90
47	AA	949	G	N3-C4-C5	5.35	131.28	128.60
47	AA	1522	A	C5-N7-C8	-5.35	101.22	103.90
47	AA	1028	A	N1-C6-N6	5.35	121.81	118.60
47	AA	1803	U	C2-N1-C1'	-5.35	111.28	117.70
47	AA	1271	C	C5-C6-N1	5.34	123.67	121.00
47	AA	1288	U	N1-C2-O2	5.34	126.54	122.80
47	AA	389	A	C8-N9-C4	5.34	107.94	105.80
47	AA	1130	G	N3-C2-N2	-5.34	116.16	119.90
47	AA	387	C	N1-C2-O2	5.34	122.10	118.90
47	AA	672	A	C2-N3-C4	-5.34	107.93	110.60
47	AA	385	G	O4'-C1'-N9	-5.33	103.93	108.20
47	AA	1784	G	C5-C6-O6	-5.33	125.40	128.60
62	An	29	G	N3-C4-N9	-5.33	122.80	126.00
47	AA	114	G	C8-N9-C1'	5.33	133.93	127.00
47	AA	1010	G	N3-C4-N9	5.33	129.20	126.00
47	AA	361	U	O4'-C1'-N1	-5.32	103.94	108.20
47	AA	809	A	C4-C5-N7	5.32	113.36	110.70
47	AA	1125	C	C6-N1-C2	5.32	122.43	120.30
47	AA	907	G	N9-C4-C5	-5.32	103.27	105.40
47	AA	1147	C	C5-C6-N1	-5.32	118.34	121.00
47	AA	1395	C	C6-N1-C2	-5.32	118.17	120.30
47	AA	1014	G	C5-C6-N1	5.32	114.16	111.50
47	AA	1729	U	C6-N1-C2	5.32	124.19	121.00
47	AA	1800	A	C8-N9-C4	5.32	107.93	105.80

Continued on next page...

Continued from previous page...

Mol	Chain	Res	Type	Atoms	Z	Observed(°)	Ideal(°)
47	AA	1855	G	C5-C6-O6	-5.31	125.41	128.60
47	AA	565	G	C4-C5-N7	5.31	112.92	110.80
47	AA	1051	G	C2-N3-C4	-5.30	109.25	111.90
47	AA	1014	G	C6-N1-C2	-5.30	121.92	125.10
47	AA	1208	A	N9-C4-C5	-5.30	103.68	105.80
47	AA	361	U	C5-C6-N1	-5.30	120.05	122.70
47	AA	686	U	C6-N1-C1'	-5.30	113.78	121.20
47	AA	1373	C	O5'-P-OP2	-5.30	100.93	105.70
47	AA	1518	C	C6-N1-C1'	-5.30	114.44	120.80
37	A	3715	U	C2-N1-C1'	5.29	124.05	117.70
47	AA	1002	U	C2-N1-C1'	5.29	124.05	117.70
47	AA	7	G	C8-N9-C4	5.29	108.51	106.40
62	An	39	C	C2-N1-C1'	5.29	124.61	118.80
47	AA	1857	G	C4-C5-C6	5.28	121.97	118.80
47	AA	42	A	C2-N3-C4	-5.28	107.96	110.60
47	AA	1164	G	C5-C6-N1	5.28	114.14	111.50
47	AA	1834	A	C4-N9-C1'	5.28	135.81	126.30
62	An	45	G	N1-C2-N3	5.28	127.07	123.90
47	AA	127	C	C2-N1-C1'	5.28	124.60	118.80
62	An	20	A	N1-C6-N6	-5.27	115.44	118.60
62	An	71	C	N3-C4-C5	5.27	124.01	121.90
47	AA	1170	A	N3-C4-N9	-5.27	123.19	127.40
47	AA	1349	G	C6-N1-C2	-5.27	121.94	125.10
37	A	4749	C	C2-N1-C1'	5.27	124.59	118.80
47	AA	127	C	C6-N1-C1'	-5.26	114.48	120.80
47	AA	627	U	C5-C6-N1	-5.26	120.07	122.70
47	AA	1419	C	C2-N1-C1'	-5.26	113.01	118.80
47	AA	1405	A	O5'-P-OP1	-5.26	100.96	105.70
47	AA	1288	U	O4'-C1'-N1	5.26	112.41	108.20
47	AA	996	A	C2-N3-C4	-5.26	107.97	110.60
47	AA	1784	G	N3-C4-N9	5.25	129.15	126.00
47	AA	1808	U	C2-N1-C1'	-5.25	111.39	117.70
47	AA	1842	C	C6-N1-C2	5.25	122.40	120.30
36	r	53	GLY	C-N-CD	5.25	139.43	128.40
47	AA	579	C	C2-N1-C1'	-5.25	113.02	118.80
47	AA	993	G	C4-N9-C1'	-5.25	119.67	126.50
47	AA	80	G	N7-C8-N9	5.25	115.72	113.10
47	AA	1426	U	C2-N1-C1'	5.25	124.00	117.70
47	AA	1538	C	C6-N1-C2	5.24	122.40	120.30
47	AA	696	G	N3-C4-C5	5.24	131.22	128.60
47	AA	402	C	C4-C5-C6	-5.24	114.78	117.40
47	AA	596	U	O5'-P-OP1	-5.24	100.99	105.70

Continued on next page...

Continued from previous page...

Mol	Chain	Res	Type	Atoms	Z	Observed(°)	Ideal(°)
47	AA	1288	U	C6-N1-C2	-5.23	117.86	121.00
47	AA	126	G	N3-C4-C5	5.23	131.21	128.60
47	AA	1607	A	N7-C8-N9	5.23	116.41	113.80
47	AA	664	A	C6-C5-N7	-5.23	128.64	132.30
47	AA	994	C	N3-C4-C5	5.22	123.99	121.90
62	An	72	U	C2-N1-C1'	-5.22	111.43	117.70
47	AA	30	C	N3-C4-C5	5.22	123.99	121.90
47	AA	10	G	N1-C6-O6	-5.21	116.77	119.90
47	AA	1866	A	C4-C5-C6	5.21	119.61	117.00
47	AA	1863	A	N7-C8-N9	5.21	116.41	113.80
47	AA	496	C	C6-N1-C1'	5.21	127.05	120.80
47	AA	923	G	N3-C4-N9	5.21	129.12	126.00
47	AA	1564	C	C2-N1-C1'	5.21	124.53	118.80
47	AA	739	C	N1-C2-O2	-5.21	115.78	118.90
47	AA	1836	G	N9-C4-C5	-5.21	103.32	105.40
47	AA	1775	U	N1-C2-O2	5.21	126.44	122.80
47	AA	1854	U	C5-C6-N1	-5.21	120.10	122.70
47	AA	1040	G	C6-C5-N7	-5.20	127.28	130.40
47	AA	1130	G	C5-C6-N1	-5.20	108.90	111.50
47	AA	1518	C	C5-C6-N1	5.20	123.60	121.00
47	AA	1811	C	N3-C4-C5	5.20	123.98	121.90
47	AA	878	G	N9-C4-C5	-5.20	103.32	105.40
47	AA	1004	U	C4-C5-C6	-5.20	116.58	119.70
49	AD	13	LEU	CA-CB-CG	-5.20	103.34	115.30
47	AA	810	A	O4'-C1'-N9	-5.20	104.04	108.20
79	AM	99	ASN	C-N-CD	5.20	139.31	128.40
62	An	29	G	C4-N9-C1'	-5.19	119.75	126.50
47	AA	1053	C	C2-N1-C1'	-5.19	113.09	118.80
47	AA	1717	C	N1-C2-N3	5.19	122.83	119.20
47	AA	584	G	C8-N9-C4	5.19	108.48	106.40
47	AA	880	G	C4-C5-N7	-5.19	108.72	110.80
47	AA	480	G	C8-N9-C4	5.19	108.47	106.40
47	AA	477	G	C2-N3-C4	-5.18	109.31	111.90
47	AA	680	G	N9-C4-C5	-5.18	103.33	105.40
47	AA	902	G	N3-C2-N2	-5.18	116.27	119.90
47	AA	1011	A	C8-N9-C4	-5.18	103.73	105.80
47	AA	1007	C	C6-N1-C2	5.18	122.37	120.30
47	AA	201	C	N3-C4-C5	-5.17	119.83	121.90
47	AA	1823	A	N9-C4-C5	-5.17	103.73	105.80
47	AA	1692	U	C5-C6-N1	-5.17	120.11	122.70
47	AA	30	C	C2-N3-C4	-5.17	117.31	119.90
47	AA	1524	G	C6-C5-N7	-5.16	127.30	130.40

Continued on next page...

Continued from previous page...

Mol	Chain	Res	Type	Atoms	Z	Observed(°)	Ideal(°)
47	AA	1585	U	C6-N1-C2	5.16	124.09	121.00
47	AA	853	C	O4'-C1'-N1	5.16	112.32	108.20
47	AA	1014	G	N3-C4-N9	5.16	129.09	126.00
47	AA	1436	C	C6-N1-C2	-5.15	118.24	120.30
47	AA	194	C	C6-N1-C2	-5.15	118.24	120.30
47	AA	671	A	O4'-C1'-N9	-5.15	104.08	108.20
47	AA	519	A	C8-N9-C4	5.14	107.86	105.80
47	AA	850	C	C2-N1-C1'	-5.14	113.14	118.80
47	AA	1849	G	C6-C5-N7	-5.14	127.31	130.40
47	AA	1187	G	C6-C5-N7	-5.14	127.31	130.40
47	AA	1337	C	N3-C4-C5	5.14	123.96	121.90
47	AA	1752	C	N3-C2-O2	-5.14	118.30	121.90
47	AA	12	U	C5-C6-N1	-5.14	120.13	122.70
47	AA	1415	C	C2-N1-C1'	5.14	124.45	118.80
62	An	18	G	O4'-C1'-N9	5.14	112.31	108.20
47	AA	6	G	C5-C6-N1	5.13	114.07	111.50
47	AA	1475	G	N3-C4-C5	5.13	131.17	128.60
47	AA	680	G	C4-C5-N7	5.13	112.85	110.80
47	AA	1555	U	C5-C6-N1	5.13	125.27	122.70
47	AA	1334	G	C8-N9-C1'	5.13	133.67	127.00
47	AA	1786	U	N1-C2-O2	-5.13	119.21	122.80
47	AA	600	G	C5-C6-O6	-5.12	125.53	128.60
47	AA	399	C	N3-C4-C5	5.12	123.95	121.90
47	AA	39	A	O4'-C1'-N9	5.12	112.30	108.20
47	AA	1490	G	N7-C8-N9	5.12	115.66	113.10
47	AA	1150	A	C8-N9-C4	5.12	107.85	105.80
47	AA	1657	G	N1-C6-O6	5.12	122.97	119.90
47	AA	1802	C	N3-C4-C5	5.12	123.95	121.90
47	AA	923	G	N3-C4-C5	-5.11	126.05	128.60
47	AA	1138	C	N3-C2-O2	-5.11	118.33	121.90
47	AA	1211	G	N3-C4-C5	5.10	131.15	128.60
47	AA	1047	C	C6-N1-C2	-5.10	118.26	120.30
47	AA	1049	A	C8-N9-C4	5.10	107.84	105.80
47	AA	1038	U	C6-N1-C2	5.10	124.06	121.00
47	AA	1528	G	C8-N9-C1'	-5.10	120.38	127.00
47	AA	7	G	C5-N7-C8	-5.09	101.75	104.30
56	AN	149	LEU	CA-CB-CG	5.09	127.01	115.30
47	AA	1418	C	C6-N1-C2	-5.09	118.26	120.30
62	An	28	U	C6-N1-C1'	-5.09	114.08	121.20
47	AA	361	U	C2-N1-C1'	-5.09	111.60	117.70
47	AA	1791	A	C8-N9-C4	5.09	107.83	105.80
47	AA	1801	A	C8-N9-C4	5.09	107.83	105.80

Continued on next page...

Continued from previous page...

Mol	Chain	Res	Type	Atoms	Z	Observed(°)	Ideal(°)
47	AA	1841	C	C6-N1-C2	5.09	122.33	120.30
62	An	61	C	C6-N1-C2	-5.08	118.27	120.30
47	AA	180	G	N3-C4-C5	5.08	131.14	128.60
47	AA	1227	G	N3-C4-C5	-5.08	126.06	128.60
47	AA	1205	C	N1-C2-N3	5.08	122.76	119.20
47	AA	1062	A	C8-N9-C4	5.08	107.83	105.80
73	Aw	42	LEU	CA-CB-CG	5.08	126.98	115.30
41	l	42	ASP	C-N-CD	5.08	139.06	128.40
47	AA	1099	G	C6-C5-N7	-5.08	127.35	130.40
47	AA	304	C	C5-C6-N1	5.07	123.54	121.00
47	AA	897	U	C5-C6-N1	5.07	125.24	122.70
47	AA	997	A	N1-C6-N6	5.07	121.64	118.60
47	AA	639	C	N3-C4-C5	5.07	123.93	121.90
47	AA	1158	G	N3-C4-N9	5.07	129.04	126.00
47	AA	661	U	N1-C2-O2	5.07	126.35	122.80
47	AA	907	G	N3-C4-N9	5.07	129.04	126.00
47	AA	1193	U	C5-C6-N1	-5.07	120.17	122.70
47	AA	622	C	N3-C4-C5	5.07	123.93	121.90
47	AA	948	C	C6-N1-C1'	-5.07	114.72	120.80
47	AA	1587	G	N3-C4-C5	-5.07	126.07	128.60
47	AA	1094	C	C6-N1-C2	5.06	122.33	120.30
47	AA	1863	A	N1-C2-N3	5.06	131.83	129.30
58	AQ	17	LEU	CA-CB-CG	-5.06	103.66	115.30
37	A	3771	C	N3-C2-O2	-5.06	118.36	121.90
47	AA	1146	C	C2-N3-C4	-5.06	117.37	119.90
62	An	40	C	N3-C2-O2	-5.06	118.36	121.90
47	AA	657	U	C5-C6-N1	-5.05	120.17	122.70
47	AA	24	C	N1-C2-O2	-5.05	115.87	118.90
52	AH	85	TYR	CA-CB-CG	-5.05	103.81	113.40
47	AA	1132	C	C6-N1-C2	-5.05	118.28	120.30
47	AA	324	C	C6-N1-C1'	-5.04	114.75	120.80
47	AA	1047	C	N3-C4-N4	5.04	121.53	118.00
47	AA	420	G	N3-C4-C5	5.04	131.12	128.60
47	AA	1415	C	N3-C2-O2	-5.04	118.37	121.90
47	AA	496	C	N1-C2-O2	-5.04	115.88	118.90
47	AA	685	A	N1-C6-N6	5.04	121.62	118.60
47	AA	1461	G	C8-N9-C4	5.04	108.41	106.40
37	A	4749	C	N1-C2-O2	5.03	121.92	118.90
47	AA	735	C	N1-C2-O2	5.03	121.92	118.90
47	AA	1585	U	C5-C6-N1	-5.03	120.18	122.70
47	AA	1853	C	C2-N1-C1'	5.03	124.34	118.80
47	AA	1185	C	N1-C2-O2	-5.03	115.88	118.90

Continued on next page...

Continued from previous page...

Mol	Chain	Res	Type	Atoms	Z	Observed(°)	Ideal(°)
47	AA	460	A	C4-C5-N7	5.03	113.21	110.70
61	AV	7	LEU	CA-CB-CG	-5.03	103.73	115.30
47	AA	1026	C	C5-C6-N1	-5.03	118.49	121.00
62	An	27	C	C2-N1-C1'	-5.02	113.27	118.80
47	AA	140	C	C6-N1-C2	5.02	122.31	120.30
47	AA	1082	A	C4-C5-C6	5.02	119.51	117.00
47	AA	1572	C	N3-C2-O2	-5.02	118.38	121.90
47	AA	1626	C	N3-C4-C5	5.02	123.91	121.90
47	AA	927	C	N3-C2-O2	-5.02	118.39	121.90
47	AA	509	G	N9-C4-C5	-5.02	103.39	105.40
47	AA	1412	C	N1-C2-O2	5.02	121.91	118.90
47	AA	1823	A	C4-C5-N7	5.02	113.21	110.70
47	AA	1732	G	C4-C5-N7	5.02	112.81	110.80
47	AA	654	A	C8-N9-C4	5.01	107.81	105.80
47	AA	847	A	C5-N7-C8	-5.01	101.39	103.90
47	AA	1600	G	C8-N9-C1'	-5.01	120.48	127.00
47	AA	381	C	C4-C5-C6	-5.01	114.89	117.40
47	AA	657	U	N3-C2-O2	5.01	125.71	122.20
47	AA	1295	A	C8-N9-C4	-5.01	103.80	105.80
47	AA	1847	G	N3-C4-C5	5.01	131.10	128.60
47	AA	984	C	N3-C2-O2	-5.00	118.40	121.90
47	AA	1447	G	N1-C6-O6	5.00	122.90	119.90
47	AA	657	U	N1-C2-O2	-5.00	119.30	122.80
47	AA	1201	U	C6-N1-C2	5.00	124.00	121.00

There are no chirality outliers.

All (78) planarity outliers are listed below:

Mol	Chain	Res	Type	Group
70	A0	110	ASP	Peptide
70	A0	144	ARG	Peptide
70	A0	34	LYS	Peptide
70	A0	72	GLN	Peptide
76	AB	107	GLU	Peptide
76	AB	110	VAL	Peptide
76	AB	60	THR	Peptide
76	AB	96	GLU	Peptide
48	AC	5	ALA	Peptide
49	AD	107	ARG	Peptide
49	AD	40	PRO	Peptide
49	AD	54	LYS	Peptide
52	AH	139	HIS	Peptide

Continued on next page...

Continued from previous page...

Mol	Chain	Res	Type	Group
52	AH	87	THR	Peptide
78	AI	101	PHE	Peptide
78	AI	140	TYR	Peptide
78	AI	152	SER	Peptide
78	AI	245	ARG	Peptide
78	AI	262	GLU	Peptide
53	AJ	226	ALA	Peptide
54	AK	103	ASP	Peptide
54	AK	15	LEU	Peptide
54	AK	221	LYS	Peptide
54	AK	227	GLN	Peptide
54	AK	39	ASP	Peptide
55	AL	3	VAL	Peptide
79	AM	28	HIS	Peptide
79	AM	40	LYS	Peptide
56	AN	23	PRO	Peptide
80	AO	138	ASP	Peptide
80	AO	47	LEU	Peptide
59	AR	62	VAL	Peptide
60	AT	12	VAL	Peptide
60	AT	13	ARG	Peptide
60	AT	25	LYS	Peptide
81	AU	117	GLN	Peptide
81	AU	40	ALA	Peptide
81	AU	63	HIS	Peptide
81	AU	83	GLN	Peptide
61	AV	81	ARG	Peptide
71	Ao	164	ASN	Peptide
71	Ao	195	TRP	Peptide
71	Ao	43	SER	Peptide
71	Ao	77	ILE	Peptide
63	Ap	131	ASP	Peptide
63	Ap	190	PRO	Peptide
63	Ap	37	ALA	Peptide
64	Aq	164	VAL	Peptide
64	Aq	193	ASP	Peptide
64	Aq	96	LEU	Peptide
65	Ar	144	ALA	Peptide
65	Ar	194	VAL	Peptide
72	As	118	ASN	Peptide
72	As	133	THR	Peptide
72	As	137	GLN	Peptide

Continued on next page...

Continued from previous page...

Mol	Chain	Res	Type	Group
72	As	163	PHE	Peptide
72	As	28	VAL	Peptide
72	As	40	ALA	Peptide
66	At	138	GLU	Peptide
66	At	32	MET	Peptide
66	At	66	VAL	Peptide
67	Au	127	ALA	Peptide
68	Av	3	MET	Peptide
69	Ay	110	ASP	Peptide
69	Ay	118	THR	Peptide
69	Ay	37	ARG	Peptide
69	Ay	38	PRO	Peptide
69	Ay	43	GLU	Peptide
75	Az	107	LYS	Peptide
75	Az	27	ASP	Peptide
75	Az	6	THR	Peptide
75	Az	85	VAL	Peptide
5	F	290	SER	Peptide
38	H	88	VAL	Mainchain
40	K	7	HIS	Peptide
11	O	65	ARG	Peptide
39	i	58	LYS	Peptide
33	s	40	GLY	Peptide

5.2 Too-close contacts [i](#)

In the following table, the Non-H and H(model) columns list the number of non-hydrogen atoms and hydrogen atoms in the chain respectively. The H(added) column lists the number of hydrogen atoms added and optimized by MolProbity. The Clashes column lists the number of clashes within the asymmetric unit, whereas Symm-Clashes lists symmetry related clashes.

Mol	Chain	Non-H	H(model)	H(added)	Clashes	Symm-Clashes
1	B	2558	0	1296	17	0
2	C	3314	0	1683	26	0
3	D	1898	0	1993	59	0
4	E	3238	0	3376	79	0
5	F	2919	0	3092	77	0
6	G	2382	0	2410	59	0
7	I	1650	0	1794	43	0
8	J	1242	0	1269	22	0
9	L	1566	0	1727	46	0
10	N	1298	0	1366	30	0

Continued on next page...

Continued from previous page...

Mol	Chain	Non-H	H(model)	H(added)	Clashes	Symm-Clashes
11	O	825	0	850	13	0
12	P	979	0	1039	25	0
13	Q	534	0	546	5	0
14	S	1115	0	1205	23	0
15	T	1107	0	1182	16	0
16	U	1162	0	1213	28	0
17	V	610	0	650	13	0
18	X	888	0	930	14	0
19	Y	1053	0	1147	19	0
20	Z	876	0	912	29	0
21	a	906	0	1002	0	0
22	b	1015	0	1148	0	0
23	c	832	0	917	0	0
24	d	705	0	741	0	0
25	e	569	0	637	0	0
26	f	444	0	483	0	0
27	g	429	0	469	0	0
28	j	708	0	760	0	0
29	k	1002	0	1068	0	0
30	m	1870	0	1996	0	0
31	n	1927	0	2074	0	0
32	o	1518	0	1601	0	0
33	s	1138	0	1204	0	0
34	t	1701	0	1749	0	0
35	h	230	0	275	0	0
36	r	1701	0	1818	0	0
37	A	80184	0	40389	914	0
38	H	1958	0	2125	138	0
39	i	862	0	933	0	0
40	K	1513	0	1628	43	0
41	l	1741	0	1854	0	0
42	M	1453	0	1490	55	0
43	p	1711	0	1749	0	0
44	q	1410	0	1440	0	0
45	R	985	0	1066	34	0
46	W	764	0	804	23	0
47	AA	36900	0	18591	3377	0
48	AC	636	0	637	57	0
49	AD	1098	0	1167	106	0
50	AE	814	0	867	84	0
51	AF	498	0	525	51	0
52	AH	581	0	597	63	0

Continued on next page...

Continued from previous page...

Mol	Chain	Non-H	H(model)	H(added)	Clashes	Symm-Clashes
53	AJ	1725	0	1813	212	0
54	AK	1923	0	2089	210	0
55	AL	1525	0	1640	166	0
56	AN	1202	0	1289	121	0
57	AP	1034	0	1080	126	0
58	AQ	1065	0	1142	132	0
59	AR	598	0	656	74	0
60	AT	459	0	503	38	0
61	AV	651	0	672	47	0
62	An	1604	0	813	0	0
63	Ap	1738	0	1808	0	0
64	Aq	1765	0	1864	0	0
65	Ar	2076	0	2177	0	0
66	At	1521	0	1616	0	0
67	Au	1686	0	1772	0	0
68	Av	827	0	854	0	0
69	Ay	1158	0	1232	0	0
70	A0	1235	0	1307	171	0
71	Ao	1747	0	1751	0	0
72	As	1509	0	1563	0	0
73	Aw	1247	0	1323	0	0
74	Ax	804	0	841	0	0
75	Az	1072	0	1129	0	0
76	AB	807	0	874	158	0
77	AG	445	0	442	42	0
78	AI	2436	0	2392	289	0
79	AM	952	0	983	65	0
80	AO	1049	0	1073	118	0
81	AU	1112	0	1146	203	0
All	All	217989	0	161328	6816	0

The all-atom clashscore is defined as the number of clashes found per 1000 atoms (including hydrogen atoms). The all-atom clashscore for this structure is 27.

All (6816) close contacts within the same asymmetric unit are listed below, sorted by their clash magnitude.

Atom-1	Atom-2	Interatomic distance (Å)	Clash overlap (Å)
76:AB:49:LYS:HG2	76:AB:92:HIS:CE1	1.36	1.55
38:H:84:LYS:HB3	38:H:89:LEU:CD2	1.32	1.53
38:H:84:LYS:CB	38:H:89:LEU:HD23	1.01	1.48
76:AB:49:LYS:HE3	76:AB:51:LYS:NZ	1.29	1.44

Continued on next page...

Continued from previous page...

Atom-1	Atom-2	Interatomic distance (Å)	Clash overlap (Å)
7:I:22:ILE:HD12	42:M:166:ARG:NH1	1.15	1.43
80:AO:14:VAL:HG21	80:AO:17:LEU:C	1.31	1.42
38:H:84:LYS:CB	38:H:89:LEU:CD2	1.87	1.41
46:W:83:THR:CG2	56:AN:147:SER:OG	1.68	1.38
76:AB:43:ALA:O	76:AB:47:ASN:N	1.63	1.31
37:A:4154:G:OP1	45:R:37:LYS:HB2	1.28	1.31
46:W:83:THR:HG21	56:AN:147:SER:OG	1.17	1.31
47:AA:1702:G:C2	47:AA:1703:C:O2	1.82	1.30
9:L:163:ARG:CZ	47:AA:871:U:H3	1.43	1.30
7:I:22:ILE:CD1	42:M:166:ARG:HH12	1.48	1.27
37:A:1564:A:OP1	56:AN:140:LYS:NZ	1.68	1.27
42:M:161:ARG:O	42:M:165:PRO:HD3	1.34	1.26
47:AA:1702:G:C2	47:AA:1703:C:C2	2.24	1.26
80:AO:12:GLU:HA	80:AO:86:LYS:O	1.10	1.24
38:H:98:GLY:HA2	38:H:102:GLY:O	1.31	1.24
80:AO:12:GLU:OE1	80:AO:86:LYS:O	1.56	1.23
9:L:176:ARG:NH2	47:AA:909:G:O3'	1.69	1.22
76:AB:49:LYS:CG	76:AB:92:HIS:CE1	2.22	1.22
37:A:2:G:OP1	45:R:38:LYS:HG2	1.40	1.22
9:L:176:ARG:HH22	47:AA:909:G:C3'	1.32	1.21
37:A:3710:G:OP2	37:A:3712:A:N6	1.74	1.20
76:AB:49:LYS:HD3	76:AB:51:LYS:CG	1.72	1.19
37:A:1564:A:P	56:AN:140:LYS:NZ	2.14	1.18
38:H:98:GLY:CA	38:H:102:GLY:O	1.90	1.18
81:AU:38:LYS:HB2	81:AU:43:LYS:O	1.03	1.18
76:AB:44:LYS:O	76:AB:47:ASN:OD1	1.61	1.17
47:AA:1702:G:N1	47:AA:1703:C:O2	1.77	1.17
7:I:22:ILE:CD1	42:M:166:ARG:NH1	2.07	1.16
76:AB:49:LYS:CD	76:AB:51:LYS:HG3	1.76	1.16
76:AB:43:ALA:C	76:AB:47:ASN:HB3	1.66	1.15
37:A:3760:A:N6	47:AA:1826:G:O3'	1.80	1.14
37:A:4154:G:OP1	45:R:37:LYS:CB	1.95	1.13
78:AI:12:LYS:O	78:AI:54:ILE:HD13	1.47	1.13
37:A:2:G:OP1	45:R:38:LYS:CG	1.96	1.13
38:H:84:LYS:O	38:H:89:LEU:HB2	1.46	1.12
76:AB:50:VAL:HG22	76:AB:89:ILE:HG21	1.31	1.09
79:AM:97:GLU:O	79:AM:99:ASN:ND2	1.85	1.09
78:AI:43:TRP:CD1	78:AI:54:ILE:O	2.05	1.09
81:AU:38:LYS:CB	81:AU:43:LYS:O	1.99	1.09
80:AO:12:GLU:CA	80:AO:86:LYS:O	2.01	1.08
38:H:86:GLU:O	38:H:87:LYS:C	1.84	1.08

Continued on next page...

Continued from previous page...

Atom-1	Atom-2	Interatomic distance (Å)	Clash overlap (Å)
80:AO:14:VAL:CG2	80:AO:17:LEU:C	2.21	1.08
81:AU:3:GLY:O	81:AU:4:VAL:HG12	1.53	1.08
42:M:161:ARG:O	42:M:165:PRO:CD	2.01	1.07
37:A:1564:A:P	56:AN:140:LYS:HZ3	1.73	1.07
76:AB:49:LYS:HD3	76:AB:51:LYS:HG3	1.09	1.07
80:AO:14:VAL:HG21	80:AO:17:LEU:O	1.55	1.06
76:AB:43:ALA:O	76:AB:47:ASN:CB	2.04	1.04
70:A0:39:ARG:HH12	81:AU:45:LEU:N	1.53	1.04
7:I:22:ILE:HG23	42:M:166:ARG:NH1	1.71	1.04
37:A:1564:A:OP1	56:AN:140:LYS:CE	2.05	1.03
76:AB:43:ALA:O	76:AB:47:ASN:CA	2.05	1.03
80:AO:14:VAL:HG22	80:AO:17:LEU:H	1.24	1.03
38:H:84:LYS:O	38:H:89:LEU:CB	2.06	1.03
59:AR:49:LEU:HB3	59:AR:83:LEU:HD12	1.38	1.03
38:H:90:ALA:HB1	38:H:107:VAL:HG21	1.37	1.03
38:H:90:ALA:O	38:H:107:VAL:HB	1.59	1.02
47:AA:639:C:H2'	47:AA:640:A:H8	1.24	1.02
37:A:684:G:OP1	38:H:100:LYS:HE2	1.57	1.01
47:AA:819:G:H1	47:AA:829:C:H42	1.06	1.01
57:AP:9:ASP:HA	57:AP:12:LYS:HB3	1.43	1.01
47:AA:316:G:N1	47:AA:334:C:N3	2.09	1.01
80:AO:12:GLU:OE2	80:AO:91:THR:HG22	1.60	1.00
9:L:163:ARG:CZ	47:AA:871:U:N3	2.23	1.00
56:AN:3:ARG:NH2	56:AN:10:GLY:O	1.92	1.00
38:H:84:LYS:HB2	38:H:89:LEU:CD2	1.70	1.00
47:AA:1702:G:N2	47:AA:1703:C:O2	1.95	1.00
47:AA:1606:G:HO2'	47:AA:1607:A:H8	1.00	1.00
76:AB:49:LYS:CE	76:AB:51:LYS:NZ	2.24	0.99
37:A:1564:A:P	56:AN:140:LYS:HZ1	1.84	0.98
47:AA:105:U:HO2'	47:AA:432:G:HO2'	1.02	0.98
78:AI:30:MET:SD	78:AI:56:GLN:HG2	2.04	0.98
76:AB:50:VAL:O	76:AB:51:LYS:O	1.81	0.98
37:A:3711:A:O4'	47:AA:970:G:O4'	1.82	0.97
47:AA:1195:A:H2'	47:AA:1196:A:H8	1.26	0.97
81:AU:99:VAL:O	81:AU:103:VAL:N	1.96	0.97
47:AA:1607:A:N7	47:AA:1632:G:N2	2.11	0.97
47:AA:1715:A:C6	47:AA:1819:A:C2	2.53	0.97
47:AA:77:A:O2'	54:AK:174:PRO:O	1.82	0.97
9:L:176:ARG:NH2	47:AA:909:G:C3'	1.99	0.97
54:AK:186:GLN:HA	54:AK:189:ARG:HH21	1.30	0.97
47:AA:1113:A:H3'	47:AA:1114:U:H5'	1.46	0.96

Continued on next page...

Continued from previous page...

Atom-1	Atom-2	Interatomic distance (Å)	Clash overlap (Å)
70:A0:39:ARG:HH12	81:AU:45:LEU:H	1.14	0.96
37:A:2:G:P	45:R:38:LYS:HG2	2.05	0.96
47:AA:1607:A:N6	47:AA:1632:G:N3	2.14	0.96
38:H:90:ALA:O	38:H:91:THR:HB	1.63	0.95
47:AA:1562:C:H4'	81:AU:119:GLY:HA3	1.46	0.95
47:AA:1702:G:N2	47:AA:1703:C:H1'	1.82	0.95
47:AA:1291:A:H2'	52:AH:140:TYR:HB2	1.48	0.95
47:AA:1861:G:OP1	50:AE:8:ASN:ND2	1.99	0.95
76:AB:50:VAL:HG22	76:AB:89:ILE:CG2	1.96	0.95
51:AF:18:LEU:HB3	51:AF:67:ARG:HH21	1.32	0.95
47:AA:70:G:N2	47:AA:79:A:N7	2.14	0.95
70:A0:39:ARG:NH1	81:AU:45:LEU:N	2.13	0.95
47:AA:1211:G:N1	47:AA:1688:C:N3	2.15	0.95
61:AV:34:ASP:HB3	61:AV:80:ARG:HB2	1.49	0.95
37:A:2:G:OP1	45:R:38:LYS:CD	2.15	0.95
3:D:249:THR:O	47:AA:1044:G:N7	2.00	0.95
47:AA:1841:C:N3	47:AA:1858:G:N1	2.15	0.95
37:A:3711:A:C5'	47:AA:970:G:O4'	2.06	0.94
47:AA:1492:U:O2'	76:AB:70:CYS:SG	2.24	0.94
47:AA:1735:A:N7	47:AA:1799:G:N2	2.16	0.94
47:AA:141:A:N7	47:AA:177:G:N2	2.16	0.94
81:AU:56:ARG:HG2	81:AU:103:VAL:HG11	1.50	0.94
51:AF:14:VAL:HG12	51:AF:32:VAL:HG12	1.50	0.93
81:AU:6:VAL:HG13	81:AU:7:LYS:HG3	1.50	0.93
37:A:3956:G:O2'	37:A:3957:U:OP2	1.86	0.93
47:AA:641:A:OP1	55:AL:40:LYS:NZ	2.00	0.93
47:AA:202:G:H2'	47:AA:203:G:H8	1.34	0.93
47:AA:1114:U:H3	47:AA:1119:A:H61	1.04	0.93
47:AA:1702:G:N1	47:AA:1703:C:C2	2.33	0.93
78:AI:54:ILE:HG23	78:AI:55:PRO:HD3	1.50	0.93
47:AA:1401:A:N6	47:AA:1441:U:O2'	2.02	0.93
47:AA:884:C:N3	47:AA:902:G:N1	2.16	0.92
58:AQ:121:ALA:O	58:AQ:125:VAL:N	2.02	0.92
48:AC:36:VAL:HA	80:AO:64:ALA:HA	94.79	0.92
37:A:3766:A:C1'	47:AA:1849:G:H2'	1.98	0.92
37:A:686:A:H2'	38:H:96:VAL:HG23	1.51	0.92
46:W:19:GLN:NE2	56:AN:150:VAL:O	2.02	0.92
47:AA:926:A:H61	47:AA:1015:U:H3	1.10	0.92
47:AA:1024:A:OP2	56:AN:124:ARG:NH2	2.03	0.92
47:AA:837:A:N7	58:AQ:9:THR:OG1	2.03	0.92
47:AA:108:G:O2'	47:AA:853:C:N4	2.01	0.91

Continued on next page...

Continued from previous page...

Atom-1	Atom-2	Interatomic distance (Å)	Clash overlap (Å)
50:AE:22:ARG:NH2	50:AE:27:ALA:O	2.03	0.91
76:AB:49:LYS:HE3	76:AB:51:LYS:HZ1	1.14	0.91
37:A:1564:A:OP1	56:AN:140:LYS:HE2	1.69	0.91
78:AI:45:LEU:HG	78:AI:52:TYR:CD2	2.06	0.91
54:AK:216:ARG:HA	54:AK:219:GLU:HG2	1.52	0.91
55:AL:77:LEU:HA	55:AL:80:ARG:HE	1.33	0.91
37:A:3711:A:C2	47:AA:970:G:H2'	2.05	0.91
47:AA:1212:G:H1	47:AA:1687:C:H42	1.11	0.91
47:AA:1312:G:N2	47:AA:1314:U:O4	2.02	0.91
47:AA:1345:G:N1	47:AA:1384:C:N3	2.18	0.91
38:H:84:LYS:HB3	38:H:89:LEU:HD22	1.50	0.91
38:H:84:LYS:HB2	38:H:89:LEU:HD23	0.92	0.91
47:AA:535:G:N2	47:AA:536:A:N7	2.18	0.91
47:AA:1737:G:N2	47:AA:1798:C:O2	2.03	0.91
47:AA:3:C:O2'	55:AL:18:ARG:NH2	2.04	0.91
47:AA:1713:C:H5''	47:AA:1714:U:OP2	1.69	0.91
47:AA:1091:C:N3	47:AA:1158:G:N1	2.19	0.90
47:AA:1734:G:N2	47:AA:1800:A:N7	2.18	0.90
76:AB:17:ILE:HA	76:AB:94:PRO:HA	1.52	0.90
47:AA:1570:G:O6	81:AU:97:LYS:NZ	2.04	0.90
38:H:82:LYS:HG3	38:H:83:LYS:O	1.71	0.90
47:AA:1167:G:N1	47:AA:1193:U:O2	2.04	0.90
52:AH:108:VAL:HG23	52:AH:110:GLU:H	1.36	0.90
47:AA:587:A:OP2	55:AL:172:ARG:NH2	2.05	0.90
81:AU:102:ARG:O	81:AU:106:ALA:N	2.02	0.90
47:AA:1622:U:N3	70:A0:152:LYS:O	2.04	0.90
47:AA:745:C:N3	47:AA:795:A:N6	2.18	0.90
53:AJ:202:THR:OG1	53:AJ:221:ASP:OD2	1.89	0.90
47:AA:832:G:N1	47:AA:842:C:N3	2.19	0.90
47:AA:1302:G:P	77:AG:5:GLN:OE1	2.28	0.90
47:AA:529:A:N6	47:AA:554:A:N1	2.19	0.90
47:AA:618:C:N3	47:AA:623:G:N1	2.19	0.90
37:A:2:G:OP1	45:R:38:LYS:HD3	1.70	0.90
47:AA:1010:G:OP1	56:AN:94:LYS:NZ	2.05	0.89
76:AB:49:LYS:HD2	76:AB:51:LYS:HE2	1.50	0.89
47:AA:483:C:H5''	49:AD:48:LYS:HE2	1.55	0.89
9:L:163:ARG:NE	47:AA:871:U:H3	1.70	0.89
49:AD:87:ASN:ND2	49:AD:90:CYS:SG	2.45	0.89
53:AJ:178:HIS:HB2	53:AJ:220:ASP:HB3	1.54	0.89
47:AA:619:A:HO2'	47:AA:621:C:H41	1.19	0.89
47:AA:144:U:O2	47:AA:177:G:N2	2.05	0.89

Continued on next page...

Continued from previous page...

Atom-1	Atom-2	Interatomic distance (Å)	Clash overlap (Å)
78:AI:104:HIS:HE2	78:AI:124:SER:HB3	1.37	0.89
78:AI:236:ILE:HG23	78:AI:251:ALA:H	1.33	0.89
81:AU:19:ALA:O	81:AU:23:LYS:N	2.05	0.89
47:AA:939:U:H3	47:AA:1003:U:H3	1.20	0.89
47:AA:1041:G:O6	47:AA:1074:C:N4	2.06	0.89
47:AA:1734:G:N3	47:AA:1800:A:N6	2.20	0.89
47:AA:934:G:OP2	47:AA:993:G:N2	2.06	0.89
53:AJ:196:ILE:HG23	53:AJ:223:TYR:HB2	1.52	0.89
42:M:162:GLN:C	42:M:165:PRO:HD2	1.93	0.89
47:AA:1307:U:H5''	52:AH:102:VAL:HG13	1.55	0.89
47:AA:535:G:N7	47:AA:545:A:N6	2.21	0.89
47:AA:946:U:O4	47:AA:980:A:N6	2.06	0.89
46:W:83:THR:HG21	56:AN:147:SER:HG	1.02	0.89
47:AA:597:G:O6	47:AA:639:C:N4	2.06	0.88
37:A:686:A:C2'	38:H:96:VAL:HG23	2.03	0.88
47:AA:1340:U:H3'	47:AA:1341:C:H2'	1.54	0.88
78:AI:54:ILE:HG13	78:AI:55:PRO:HD3	1.54	0.88
81:AU:35:ASP:OD1	81:AU:46:ALA:HB1	1.73	0.88
58:AQ:125:VAL:O	58:AQ:129:LYS:N	2.06	0.88
47:AA:1749:G:N1	47:AA:1784:G:O6	2.04	0.88
78:AI:45:LEU:HA	78:AI:52:TYR:HB3	1.55	0.88
47:AA:1841:C:O2	47:AA:1858:G:N2	2.05	0.88
76:AB:56:MET:HB2	76:AB:86:LYS:HB2	1.55	0.88
37:A:4739:C:H2'	37:A:4740:G:H5'	1.55	0.88
47:AA:1609:C:H42	47:AA:1630:A:H61	1.20	0.88
47:AA:87:U:H3	47:AA:500:A:H61	1.22	0.88
9:L:176:ARG:HH22	47:AA:909:G:H3'	1.35	0.88
70:A0:63:GLU:OE2	70:A0:66:ARG:NH1	2.07	0.88
47:AA:127:C:H42	47:AA:181:A:H2'	1.38	0.88
47:AA:524:U:O2'	60:AT:28:LYS:NZ	2.06	0.88
58:AQ:119:GLY:O	58:AQ:124:ASN:ND2	2.07	0.88
76:AB:43:ALA:C	76:AB:47:ASN:CB	2.42	0.88
61:AV:34:ASP:OD2	61:AV:80:ARG:NH1	2.07	0.88
47:AA:112:U:H3	47:AA:349:A:H61	1.21	0.87
47:AA:1412:C:O2'	47:AA:1413:G:N7	2.05	0.87
47:AA:1283:C:N3	47:AA:1313:A:N6	2.22	0.87
47:AA:1747:C:N3	47:AA:1787:G:N1	2.22	0.87
38:H:223:ARG:NH1	38:H:234:ASP:OD1	2.07	0.87
47:AA:1860:A:N7	50:AE:34:LYS:NZ	2.21	0.87
47:AA:1226:G:N1	47:AA:1639:G:OP2	2.06	0.87
47:AA:1706:G:O6	47:AA:1828:C:N4	2.07	0.87

Continued on next page...

Continued from previous page...

Atom-1	Atom-2	Interatomic distance (Å)	Clash overlap (Å)
55:AL:136:ARG:NH1	55:AL:138:ARG:O	2.06	0.87
47:AA:982:G:H21	47:AA:1045:U:H1'	1.40	0.87
47:AA:1441:U:O2	47:AA:1443:C:N4	2.07	0.87
47:AA:1461:G:N2	47:AA:1465:A:OP2	2.07	0.87
76:AB:49:LYS:HE3	76:AB:51:LYS:HZ3	1.09	0.87
47:AA:1613:G:O6	47:AA:1626:C:N4	2.06	0.87
76:AB:49:LYS:CD	76:AB:51:LYS:CG	2.43	0.87
78:AI:54:ILE:HG13	78:AI:55:PRO:CD	2.04	0.87
53:AJ:64:THR:HG23	53:AJ:67:GLY:H	1.38	0.87
46:W:10:SER:HB2	47:AA:1007:C:OP1	1.75	0.87
76:AB:43:ALA:HB1	76:AB:47:ASN:HB3	1.57	0.86
47:AA:1268:C:H42	47:AA:1514:G:H1	1.20	0.86
47:AA:642:U:OP2	60:AT:34:ARG:NH2	2.09	0.86
37:A:4896:G:H21	37:A:4926:C:H42	1.23	0.86
47:AA:1155:U:OP2	53:AJ:194:ARG:NH2	2.07	0.86
78:AI:258:ILE:HB	78:AI:268:ASP:HB2	1.57	0.86
47:AA:145:G:OP2	54:AK:139:SER:OG	1.93	0.86
56:AN:130:LYS:NZ	56:AN:136:PRO:O	2.08	0.86
57:AP:26:LEU:HD11	57:AP:60:LYS:HB3	1.53	0.86
37:A:3767:C:O2'	37:A:3768:U:P	2.33	0.86
76:AB:43:ALA:CB	76:AB:47:ASN:HB3	2.05	0.86
4:E:290:GLY:HA2	4:E:302:ASN:HD21	1.39	0.86
47:AA:1349:G:N1	47:AA:1380:C:N3	2.23	0.86
47:AA:817:G:H1'	47:AA:847:A:H61	1.40	0.86
47:AA:1229:G:N2	47:AA:1530:U:O2	2.06	0.86
48:AC:74:LYS:O	48:AC:81:LYS:NZ	2.08	0.86
58:AQ:103:SER:O	58:AQ:107:ARG:N	2.07	0.86
47:AA:1534:C:H41	47:AA:1600:G:H1	1.22	0.86
54:AK:57:ASP:HB3	54:AK:61:PHE:HB2	1.58	0.86
47:AA:528:A:N6	47:AA:557:U:O2	2.09	0.86
51:AF:12:ALA:HB3	51:AF:56:LEU:HB2	1.58	0.86
70:A0:121:ARG:HH22	70:A0:125:HIS:HE1	1.22	0.85
47:AA:97:U:O2	47:AA:434:G:N2	2.09	0.85
78:AI:44:LYS:HG3	78:AI:56:GLN:HA	1.58	0.85
47:AA:1204:A:N6	47:AA:1693:G:O6	2.07	0.85
47:AA:1221:G:H2'	47:AA:1222:G:H8	1.40	0.85
47:AA:1488:C:O2'	47:AA:1490:G:OP2	1.94	0.85
47:AA:598:G:N1	47:AA:638:C:N3	2.22	0.85
47:AA:1286:G:O2'	47:AA:1287:A:N7	2.09	0.85
47:AA:1348:G:H2'	47:AA:1349:G:H8	1.41	0.85
55:AL:69:ARG:HA	55:AL:72:PHE:HB3	1.58	0.85

Continued on next page...

Continued from previous page...

Atom-1	Atom-2	Interatomic distance (Å)	Clash overlap (Å)
47:AA:694:G:H2'	47:AA:695:C:H4'	1.57	0.85
54:AK:52:ILE:HG22	54:AK:111:LEU:HD13	1.55	0.85
47:AA:1702:G:O6	47:AA:1833:C:N4	2.08	0.85
47:AA:1588:A:N6	47:AA:1671:G:O2'	2.10	0.85
47:AA:1285:G:N2	52:AH:103:LEU:O	2.10	0.85
47:AA:916:A:N7	56:AN:69:ASN:ND2	2.25	0.85
80:AO:14:VAL:CG2	80:AO:17:LEU:O	2.19	0.85
47:AA:399:C:N4	47:AA:680:G:OP1	2.09	0.85
78:AI:32:LEU:HD13	78:AI:69:VAL:HG13	1.58	0.85
47:AA:1815:A:H3'	47:AA:1816:G:C8	2.12	0.84
47:AA:1660:C:O2	77:AG:32:ARG:NH2	2.10	0.84
47:AA:1054:G:O6	47:AA:1064:C:N4	2.09	0.84
47:AA:1342:U:H3	47:AA:1483:A:H61	1.21	0.84
53:AJ:271:ASP:OD1	53:AJ:272:HIS:N	2.10	0.84
55:AL:122:SER:O	55:AL:126:ALA:N	2.09	0.84
47:AA:127:C:N4	47:AA:180:G:O2'	2.10	0.84
47:AA:1540:G:N1	47:AA:1593:C:N3	2.25	0.84
78:AI:54:ILE:HG23	78:AI:55:PRO:CD	2.07	0.84
81:AU:38:LYS:HE2	81:AU:44:GLU:HA	1.58	0.84
47:AA:1781:A:O2'	47:AA:1782:G:N7	2.10	0.84
78:AI:17:TRP:HB3	78:AI:303:THR:HA	1.58	0.84
76:AB:49:LYS:CG	76:AB:92:HIS:HE1	1.73	0.84
47:AA:881:G:N1	47:AA:906:U:O2	2.10	0.84
51:AF:18:LEU:HD22	51:AF:66:ARG:HH12	1.41	0.84
47:AA:1747:C:N4	47:AA:1787:G:O6	2.10	0.84
47:AA:185:G:N2	47:AA:213:G:O6	2.11	0.84
7:I:22:ILE:HG23	42:M:166:ARG:HH11	1.42	0.84
47:AA:1272:C:N4	47:AA:1273:C:O2	2.11	0.84
47:AA:146:G:OP2	54:AK:143:LYS:NZ	2.11	0.84
47:AA:1243:U:O4	47:AA:1257:G:N2	2.10	0.84
47:AA:198:U:O2'	47:AA:202:G:N2	2.10	0.84
47:AA:1627:C:OP1	81:AU:85:ASN:ND2	2.11	0.83
47:AA:364:A:O2'	47:AA:401:A:N1	2.10	0.83
47:AA:538:U:H1'	47:AA:544:G:H1	1.42	0.83
76:AB:44:LYS:C	76:AB:47:ASN:OD1	2.16	0.83
47:AA:560:A:H5'	55:AL:174:LYS:HB2	1.59	0.83
47:AA:1155:U:O3'	57:AP:71:LYS:NZ	2.11	0.83
37:A:2252:G:OP2	38:H:87:LYS:O	1.96	0.83
47:AA:410:G:N1	47:AA:430:C:N3	2.26	0.83
55:AL:77:LEU:HB3	55:AL:80:ARG:HH21	1.42	0.83
47:AA:506:G:OP1	58:AQ:108:LYS:NZ	2.10	0.83

Continued on next page...

Continued from previous page...

Atom-1	Atom-2	Interatomic distance (Å)	Clash overlap (Å)
47:AA:1414:A:N6	47:AA:1417:C:OP1	2.12	0.83
47:AA:1654:G:H1	47:AA:1670:C:N4	1.76	0.83
47:AA:1411:G:N2	47:AA:1434:C:O2	2.10	0.83
47:AA:694:G:N1	47:AA:739:C:OP2	2.11	0.83
47:AA:1111:U:O4	47:AA:1122:A:N6	2.10	0.83
47:AA:1271:C:N4	47:AA:1512:C:N3	2.26	0.83
47:AA:21:U:O4	47:AA:22:A:N6	2.12	0.83
47:AA:876:C:H2'	47:AA:878:G:H5'	1.61	0.83
47:AA:1392:U:H2'	47:AA:1393:G:C8	2.14	0.83
70:A0:38:ARG:HE	81:AU:45:LEU:CD1	1.92	0.82
47:AA:194:C:N3	47:AA:205:G:N1	2.27	0.82
47:AA:996:A:O2'	47:AA:997:A:O5'	1.96	0.82
49:AD:124:LYS:HA	49:AD:129:SER:HA	1.61	0.82
58:AQ:82:ALA:O	58:AQ:86:GLU:N	2.11	0.82
3:D:248:GLY:O	47:AA:1044:G:C5	2.31	0.82
38:H:224:LYS:HE2	38:H:224:LYS:HA	1.60	0.82
47:AA:1605:G:O2'	47:AA:1633:A:N6	2.12	0.82
47:AA:1815:A:H3'	47:AA:1816:G:H8	1.42	0.82
47:AA:639:C:H2'	47:AA:640:A:C8	2.14	0.82
78:AI:11:LEU:HB2	78:AI:307:VAL:HB	1.61	0.82
47:AA:1280:G:H1'	47:AA:1318:G:H22	1.42	0.82
47:AA:152:U:H3	47:AA:166:A:H61	1.26	0.82
47:AA:999:G:O6	50:AE:16:GLY:N	2.10	0.82
78:AI:239:LEU:HD11	78:AI:248:LEU:HD11	1.60	0.82
9:L:176:ARG:HH21	47:AA:910:G:P	2.01	0.82
58:AQ:104:ARG:HB2	58:AQ:108:LYS:HE2	1.59	0.82
38:H:224:LYS:HA	38:H:224:LYS:CE	2.09	0.82
78:AI:82:SER:OG	78:AI:84:ASP:OD1	1.97	0.82
46:W:83:THR:HG23	56:AN:147:SER:OG	1.79	0.82
37:A:686:A:H2'	38:H:96:VAL:CG2	2.09	0.82
47:AA:1421:A:N1	47:AA:1427:C:O2'	2.12	0.82
53:AJ:250:TYR:OH	57:AP:70:ASN:OD1	1.96	0.82
47:AA:1422:G:N2	47:AA:1426:U:O4	2.12	0.82
37:A:683:C:H4'	38:H:101:ASN:HB2	1.61	0.82
47:AA:821:G:H22	55:AL:150:ARG:HB2	1.44	0.82
47:AA:1107:G:N1	47:AA:1125:C:N3	2.26	0.82
53:AJ:72:ASP:OD2	53:AJ:272:HIS:ND1	2.13	0.82
38:H:84:LYS:CA	38:H:89:LEU:HD23	2.07	0.82
47:AA:337:C:H2'	47:AA:338:G:H4'	1.62	0.81
47:AA:439:A:N6	47:AA:454:U:O4	2.13	0.81
58:AQ:109:GLU:HA	58:AQ:112:ASN:HB3	1.62	0.81

Continued on next page...

Continued from previous page...

Atom-1	Atom-2	Interatomic distance (Å)	Clash overlap (Å)
47:AA:1453:C:H42	47:AA:1475:G:H22	1.27	0.81
47:AA:958:G:H1'	47:AA:959:G:H5'	1.61	0.81
80:AO:12:GLU:OE2	80:AO:91:THR:CG2	2.28	0.81
47:AA:1107:G:N2	47:AA:1125:C:O2	2.13	0.81
57:AP:32:LYS:O	57:AP:36:ARG:N	2.11	0.81
37:A:1242:G:H1	37:A:1269:G:H21	1.28	0.81
47:AA:1228:A:N6	47:AA:1530:U:O4	2.11	0.81
47:AA:529:A:C2	47:AA:557:U:H1'	2.16	0.81
78:AI:44:LYS:N	78:AI:56:GLN:HB2	1.94	0.81
47:AA:50:A:N1	47:AA:488:U:N3	2.28	0.81
47:AA:827:A:H2'	47:AA:828:G:H8	1.46	0.81
76:AB:44:LYS:CA	76:AB:47:ASN:OD1	2.28	0.81
54:AK:49:VAL:HG23	54:AK:114:VAL:HG23	1.60	0.81
47:AA:1622:U:H3'	47:AA:1623:A:O4'	1.81	0.81
47:AA:171:A:OP1	54:AK:178:ARG:NH2	2.12	0.81
47:AA:187:G:N2	47:AA:212:C:O2	2.13	0.81
50:AE:44:ILE:O	80:AO:113:GLN:NE2	2.13	0.81
78:AI:65:PHE:HB2	78:AI:83:TRP:HB2	1.61	0.81
48:AC:15:ARG:HA	53:AJ:259:THR:HG21	1.61	0.81
47:AA:1233:G:O6	47:AA:1525:C:N4	2.13	0.81
42:M:166:ARG:HG3	42:M:167:PHE:CE2	2.16	0.81
47:AA:819:G:N2	47:AA:829:C:N3	2.28	0.81
47:AA:884:C:O2	47:AA:902:G:N2	2.10	0.81
59:AR:47:LEU:O	59:AR:80:ARG:N	2.14	0.81
3:D:30:ARG:O	3:D:163:ARG:NH2	2.13	0.81
47:AA:1038:U:O2	47:AA:1180:C:N4	2.14	0.81
47:AA:1413:G:N2	47:AA:1414:A:O3'	2.13	0.81
47:AA:1392:U:O2	47:AA:1478:U:N3	2.13	0.81
47:AA:23:G:N7	47:AA:24:C:N4	2.29	0.81
47:AA:885:U:O2	47:AA:901:G:N2	2.13	0.81
47:AA:1808:U:H2'	47:AA:1809:A:H8	1.46	0.81
47:AA:609:U:H2'	47:AA:610:G:C8	2.16	0.81
58:AQ:122:LYS:O	58:AQ:126:GLY:N	2.14	0.81
70:A0:44:VAL:HG11	70:A0:67:VAL:HG23	1.63	0.81
47:AA:1091:C:N4	47:AA:1158:G:O6	2.14	0.81
76:AB:26:SER:HB2	76:AB:32:LEU:HD13	1.61	0.81
47:AA:1507:G:H21	52:AH:91:ASN:HB2	1.45	0.81
47:AA:1398:G:C2	47:AA:1399:C:H1'	2.15	0.80
76:AB:44:LYS:HA	76:AB:47:ASN:OD1	1.79	0.80
47:AA:1231:C:OP2	70:A0:139:THR:OG1	1.97	0.80
47:AA:1708:C:N4	47:AA:1826:G:O6	2.15	0.80

Continued on next page...

Continued from previous page...

Atom-1	Atom-2	Interatomic distance (Å)	Clash overlap (Å)
51:AF:6:VAL:HG22	51:AF:8:PRO:HD3	1.62	0.80
78:AI:87:LEU:HB3	78:AI:101:PHE:HB2	1.63	0.80
47:AA:1068:G:N2	47:AA:1069:U:O4	2.14	0.80
47:AA:410:G:N2	47:AA:430:C:O2	2.13	0.80
77:AG:39:CYS:O	77:AG:43:PHE:N	2.14	0.80
78:AI:44:LYS:HG2	78:AI:56:GLN:OE1	1.82	0.80
78:AI:54:ILE:CG2	78:AI:55:PRO:HD3	2.11	0.80
47:AA:885:U:H2'	47:AA:886:A:H8	1.44	0.80
37:A:3711:A:C4'	47:AA:970:G:O4'	2.28	0.80
78:AI:31:ILE:HG23	78:AI:43:TRP:HB2	1.62	0.80
53:AJ:72:ASP:OD2	53:AJ:74:LYS:NZ	2.13	0.80
58:AQ:8:ARG:O	58:AQ:26:ASP:N	2.14	0.80
47:AA:102:A:N6	47:AA:406:U:O2	2.14	0.80
47:AA:1550:G:H3'	47:AA:1579:A:H61	1.46	0.80
47:AA:673:G:O6	47:AA:1032:C:N4	2.13	0.80
58:AQ:127:ALA:HA	58:AQ:130:LYS:HD3	1.64	0.80
47:AA:184:G:H3'	47:AA:185:G:H8	1.45	0.80
47:AA:36:U:O4	47:AA:519:A:N6	2.15	0.80
47:AA:491:C:N4	47:AA:509:G:O6	2.11	0.80
49:AD:135:LYS:HB2	49:AD:137:LYS:HG2	1.64	0.80
3:D:248:GLY:O	47:AA:1044:G:C6	2.34	0.80
4:E:375:GLY:HA3	37:A:5002:U:H4'	1.63	0.80
47:AA:748:C:O2'	47:AA:793:G:N2	2.14	0.80
52:AH:118:ARG:HG2	52:AH:119:ARG:H	1.46	0.80
47:AA:1420:G:N2	47:AA:1427:C:O2	2.14	0.80
47:AA:1473:G:O2'	47:AA:1474:A:N3	2.14	0.80
53:AJ:222:CYS:SG	53:AJ:223:TYR:N	2.55	0.80
54:AK:121:ILE:O	54:AK:125:THR:OG1	1.97	0.80
47:AA:482:G:H4'	49:AD:76:LYS:HZ3	1.47	0.80
47:AA:1125:C:H2'	47:AA:1126:G:H8	1.46	0.80
54:AK:226:GLU:O	54:AK:230:LYS:N	2.14	0.80
47:AA:596:U:O4	47:AA:640:A:N6	2.16	0.79
47:AA:991:G:N7	50:AE:7:ASN:ND2	2.30	0.79
53:AJ:221:ASP:OD1	53:AJ:222:CYS:N	2.14	0.79
54:AK:231:ARG:HA	54:AK:234:LEU:HB2	1.65	0.79
80:AO:14:VAL:HG21	80:AO:17:LEU:CA	2.10	0.79
47:AA:1227:G:N2	47:AA:1228:A:O4'	2.15	0.79
47:AA:1414:A:H61	47:AA:1429:G:H1	1.28	0.79
47:AA:1832:A:C5	47:AA:1833:C:H5	1.99	0.79
47:AA:39:A:H62	47:AA:515:G:H1'	1.47	0.79
47:AA:745:C:N4	47:AA:795:A:N1	2.29	0.79

Continued on next page...

Continued from previous page...

Atom-1	Atom-2	Interatomic distance (Å)	Clash overlap (Å)
14:S:2:LYS:HD2	14:S:7:VAL:HG23	1.62	0.79
47:AA:1563:G:O6	47:AA:1572:C:N4	2.13	0.79
47:AA:828:G:H21	47:AA:830:A:H1'	1.48	0.79
47:AA:957:A:O2'	47:AA:958:G:O5'	1.99	0.79
78:AI:83:TRP:HA	78:AI:107:ASP:OD1	1.81	0.79
47:AA:193:C:N3	47:AA:206:G:N1	2.28	0.79
80:AO:14:VAL:HG22	80:AO:17:LEU:N	1.96	0.79
81:AU:102:ARG:HA	81:AU:105:GLN:HB2	1.64	0.79
37:A:2845:A:H61	37:A:3843:C:H42	1.29	0.79
47:AA:815:U:H3	47:AA:849:A:H61	1.30	0.79
47:AA:945:U:H2'	47:AA:946:U:H6	1.45	0.79
80:AO:12:GLU:CD	80:AO:91:THR:HG22	2.03	0.79
47:AA:937:C:N4	47:AA:1005:G:O6	2.16	0.79
47:AA:923:G:N2	47:AA:1019:C:O2	2.13	0.79
47:AA:474:G:N2	47:AA:507:G:O2'	2.16	0.79
53:AJ:150:ALA:O	53:AJ:154:ALA:N	2.14	0.79
54:AK:64:LYS:HG3	54:AK:65:GLN:H	1.46	0.79
58:AQ:9:THR:HG22	58:AQ:25:ILE:HA	1.63	0.79
47:AA:1403:C:N4	47:AA:1406:G:O6	2.16	0.79
47:AA:1452:A:N1	47:AA:1474:A:O2'	2.16	0.79
47:AA:146:G:O6	47:AA:173:A:N6	2.15	0.79
81:AU:54:TYR:O	81:AU:58:ALA:N	2.15	0.79
47:AA:291:G:N2	47:AA:293:C:OP2	2.14	0.79
38:H:100:LYS:HE3	38:H:100:LYS:C	2.02	0.79
47:AA:1259:A:N6	47:AA:1519:U:O5'	2.16	0.79
47:AA:382:C:N4	47:AA:383:G:O6	2.16	0.79
47:AA:598:G:N2	47:AA:638:C:O2	2.15	0.79
54:AK:200:LYS:O	54:AK:204:GLU:N	2.15	0.79
47:AA:1280:G:N7	79:AM:101:ARG:NH2	2.31	0.79
47:AA:954:U:O2	80:AO:55:ARG:NH2	2.16	0.79
6:G:104:LEU:HB2	6:G:247:ILE:HD11	1.63	0.79
47:AA:1514:G:H2'	47:AA:1515:G:C8	2.17	0.79
47:AA:188:C:N4	47:AA:211:G:O6	2.12	0.79
80:AO:14:VAL:CG2	80:AO:17:LEU:CA	2.61	0.79
57:AP:39:THR:O	57:AP:42:MET:N	2.15	0.79
6:G:261:VAL:HG12	6:G:263:LYS:H	1.48	0.79
47:AA:1097:G:N1	47:AA:1135:C:N3	2.29	0.78
47:AA:1610:G:N2	70:A0:85:ASN:O	2.16	0.78
37:A:957:G:N2	37:A:959:G:O6	2.16	0.78
47:AA:195:C:O2	47:AA:204:G:N1	2.11	0.78
47:AA:1:U:O2'	47:AA:3:C:N4	2.16	0.78

Continued on next page...

Continued from previous page...

Atom-1	Atom-2	Interatomic distance (Å)	Clash overlap (Å)
47:AA:1345:G:O6	47:AA:1384:C:N4	2.12	0.78
81:AU:56:ARG:HE	81:AU:103:VAL:HG21	1.48	0.78
81:AU:38:LYS:NZ	81:AU:44:GLU:HB2	1.98	0.78
37:A:4765:G:H22	37:A:4869:U:H3	1.28	0.78
53:AJ:270:THR:HA	53:AJ:273:LEU:HB2	1.64	0.78
37:A:686:A:O2'	38:H:96:VAL:HG23	1.83	0.78
47:AA:1199:A:OP1	50:AE:2:THR:OG1	2.00	0.78
78:AI:68:ASP:O	78:AI:81:GLY:N	2.15	0.78
47:AA:193:C:O2	47:AA:206:G:N2	2.15	0.78
47:AA:531:A:N6	47:AA:552:G:O6	2.16	0.78
79:AM:52:GLN:HE22	79:AM:66:GLU:HB3	1.47	0.78
7:I:125:LYS:HG3	7:I:129:LEU:HD12	1.65	0.78
47:AA:1324:G:N2	47:AA:1509:U:O2'	2.17	0.78
47:AA:1521:C:H41	70:A0:137:LYS:HE3	1.47	0.78
47:AA:206:G:H2'	47:AA:207:G:C8	2.19	0.78
47:AA:934:G:O6	47:AA:1008:A:N6	2.15	0.78
78:AI:220:ASP:HB3	78:AI:223:GLU:HB2	1.65	0.78
79:AM:121:LYS:HE3	79:AM:125:GLU:HG3	1.65	0.78
80:AO:12:GLU:HA	80:AO:86:LYS:C	2.02	0.78
47:AA:1333:U:H3	47:AA:1498:A:H61	1.32	0.78
47:AA:1751:C:N4	47:AA:1780:G:O6	2.17	0.78
47:AA:1754:G:O6	47:AA:1777:G:N2	2.16	0.78
47:AA:530:U:O2	47:AA:555:A:N6	2.15	0.78
47:AA:429:C:O2	47:AA:811:A:N6	2.16	0.78
47:AA:873:G:H1	47:AA:912:C:H42	1.30	0.78
78:AI:42:MET:HG3	78:AI:56:GLN:HB3	1.66	0.78
57:AP:112:ASP:OD2	57:AP:115:GLU:N	2.16	0.78
47:AA:71:G:H3'	47:AA:72:C:H5''	1.65	0.78
47:AA:942:G:H1	47:AA:984:C:H42	1.32	0.78
47:AA:1479:G:N2	77:AG:56:ASP:OD2	2.17	0.78
47:AA:562:U:H4'	55:AL:132:GLN:HB2	1.65	0.78
47:AA:1089:G:N2	47:AA:1161:U:O2	2.17	0.78
47:AA:1097:G:O6	47:AA:1135:C:N4	2.16	0.78
47:AA:610:G:C2	47:AA:611:G:H1'	2.19	0.78
47:AA:830:A:OP2	47:AA:846:G:N2	2.16	0.78
37:A:3767:C:O2'	37:A:3768:U:O5'	2.02	0.77
47:AA:182:C:H2'	47:AA:184:G:H5'	1.66	0.77
47:AA:606:G:H8	60:AT:58:ASN:HD21	1.28	0.77
38:H:86:GLU:O	38:H:88:VAL:N	2.16	0.77
47:AA:1096:G:N1	47:AA:1136:U:O2	2.17	0.77
47:AA:1459:G:N2	47:AA:1468:C:N3	2.33	0.77

Continued on next page...

Continued from previous page...

Atom-1	Atom-2	Interatomic distance (Å)	Clash overlap (Å)
47:AA:619:A:HO2'	47:AA:621:C:N4	1.82	0.77
58:AQ:29:HIS:O	58:AQ:29:HIS:ND1	2.17	0.77
58:AQ:88:LYS:HG3	58:AQ:99:LYS:HD3	1.67	0.77
38:H:90:ALA:O	38:H:107:VAL:CB	2.31	0.77
47:AA:154:U:H1'	54:AK:13:GLN:HG3	1.66	0.77
57:AP:14:ILE:O	57:AP:18:GLU:N	2.13	0.77
47:AA:1523:C:N4	70:A0:137:LYS:O	2.14	0.77
47:AA:837:A:H2'	47:AA:838:G:H4'	1.66	0.77
47:AA:878:G:H1'	47:AA:910:G:N2	1.99	0.77
47:AA:878:G:O6	47:AA:908:A:N6	2.16	0.77
78:AI:34:ALA:HB2	78:AI:69:VAL:HG12	1.66	0.77
4:E:47:LEU:HB2	4:E:181:MET:HE1	1.66	0.77
9:L:176:ARG:NH1	47:AA:909:G:OP1	1.92	0.77
37:A:4739:C:O2	37:A:4961:G:N2	2.18	0.77
47:AA:1559:C:N4	47:AA:1576:G:O6	2.17	0.77
47:AA:186:C:O2	47:AA:213:G:N1	2.15	0.77
47:AA:194:C:O2	47:AA:205:G:N2	2.16	0.77
47:AA:694:G:O6	47:AA:738:C:O2'	2.01	0.77
78:AI:201:SER:OG	78:AI:206:LEU:O	2.02	0.77
53:AJ:179:THR:OG1	53:AJ:180:VAL:N	2.17	0.77
47:AA:1202:U:O4	47:AA:1697:A:N6	2.12	0.77
47:AA:1269:G:N2	47:AA:1298:G:O6	2.17	0.77
47:AA:1610:G:O6	47:AA:1629:C:N4	2.16	0.77
47:AA:1729:U:N3	47:AA:1805:G:O6	2.16	0.77
47:AA:1842:C:N4	47:AA:1857:G:O6	2.17	0.77
47:AA:832:G:N7	58:AQ:11:LYS:NZ	2.32	0.77
55:AL:106:LEU:O	55:AL:112:THR:OG1	2.03	0.77
81:AU:3:GLY:O	81:AU:4:VAL:CG1	2.29	0.77
59:AR:49:LEU:HD21	70:A0:58:GLU:HG2	1.66	0.77
81:AU:22:LEU:HD23	81:AU:54:TYR:HD1	1.48	0.77
9:L:176:ARG:NH2	47:AA:910:G:P	2.58	0.77
37:A:3758:U:H1'	37:A:3767:C:H42	1.49	0.77
37:A:4739:C:C4	37:A:4740:G:N7	2.53	0.77
47:AA:1296:U:O2	47:AA:1303:C:N4	2.18	0.77
47:AA:1733:U:O4	47:AA:1801:A:N6	2.17	0.77
37:A:1069:G:OP2	38:H:65:ARG:NH2	2.17	0.77
47:AA:358:C:H42	47:AA:404:G:H1	1.32	0.77
76:AB:43:ALA:O	76:AB:47:ASN:HB3	1.77	0.77
47:AA:1243:U:H1'	47:AA:1265:A:H1'	1.67	0.76
47:AA:1616:U:H3	47:AA:1620:A:H2	1.29	0.76
47:AA:492:C:N4	47:AA:507:G:OP2	2.15	0.76

Continued on next page...

Continued from previous page...

Atom-1	Atom-2	Interatomic distance (Å)	Clash overlap (Å)
47:AA:951:C:O2	47:AA:975:G:N2	2.18	0.76
76:AB:43:ALA:CA	76:AB:47:ASN:HB3	2.14	0.76
47:AA:47:G:O6	47:AA:479:C:N4	2.17	0.76
47:AA:536:A:N6	47:AA:548:C:O2	2.19	0.76
49:AD:107:ARG:HD3	49:AD:112:VAL:HG21	1.65	0.76
51:AF:39:SER:OG	51:AF:40:ARG:NH2	2.18	0.76
47:AA:24:C:O2'	47:AA:25:A:O5'	2.03	0.76
47:AA:178:C:OP2	47:AA:313:A:N6	2.19	0.76
51:AF:8:PRO:O	51:AF:10:LYS:NZ	2.16	0.76
57:AP:76:SER:HB2	57:AP:77:PRO:HD3	1.66	0.76
16:U:75:LEU:HD13	16:U:113:GLY:HA2	1.66	0.76
47:AA:145:G:N7	54:AK:178:ARG:NH1	2.32	0.76
79:AM:64:LEU:HA	79:AM:67:ALA:HB2	1.67	0.76
47:AA:1232:U:H3	47:AA:1526:G:H1	1.32	0.76
47:AA:1239:U:O2'	47:AA:1241:A:N7	2.17	0.76
47:AA:1349:G:N2	47:AA:1380:C:O2	2.15	0.76
47:AA:1722:G:O6	47:AA:1812:U:N3	2.18	0.76
56:AN:13:GLN:O	61:AV:20:LYS:NZ	2.18	0.76
4:E:57:VAL:HG22	4:E:73:VAL:HG12	1.67	0.76
37:A:4541:G:N2	37:A:4544:A:OP2	2.17	0.76
37:A:684:G:OP1	38:H:100:LYS:CE	2.10	0.76
47:AA:1610:G:OP1	70:A0:121:ARG:NH2	2.17	0.76
78:AI:12:LYS:O	78:AI:54:ILE:CD1	2.30	0.76
80:AO:14:VAL:HG23	80:AO:17:LEU:HB3	1.67	0.76
47:AA:1702:G:O6	47:AA:1836:G:N2	2.18	0.76
47:AA:1751:C:H2'	47:AA:1782:G:H1	1.51	0.76
47:AA:822:U:O2	47:AA:826:A:N6	2.17	0.76
47:AA:1702:G:C6	47:AA:1703:C:N3	2.54	0.76
76:AB:81:GLN:NE2	76:AB:82:MET:O	2.15	0.76
53:AJ:131:GLY:HA2	53:AJ:137:VAL:HA	1.66	0.76
47:AA:1096:G:O5'	57:AP:20:ARG:NH2	2.19	0.76
47:AA:1513:C:OP1	77:AG:12:ARG:NH2	2.19	0.76
47:AA:1713:C:C5'	47:AA:1714:U:OP2	2.33	0.76
78:AI:258:ILE:O	78:AI:268:ASP:N	2.13	0.76
78:AI:62:HIS:HD2	78:AI:88:ARG:NE	1.83	0.76
59:AR:111:ARG:HH12	59:AR:114:LYS:HG2	1.51	0.76
81:AU:105:GLN:O	81:AU:109:GLY:N	2.19	0.76
81:AU:82:ARG:HG3	81:AU:90:SER:HB2	1.68	0.76
53:AJ:184:VAL:HG13	53:AJ:195:LEU:HD12	1.67	0.76
54:AK:39:ASP:HA	54:AK:45:TRP:HB2	1.67	0.76
81:AU:24:LYS:HG2	81:AU:25:SER:H	1.51	0.76

Continued on next page...

Continued from previous page...

Atom-1	Atom-2	Interatomic distance (Å)	Clash overlap (Å)
47:AA:1141:G:O6	47:AA:1146:C:N4	2.16	0.75
47:AA:1195:A:H2'	47:AA:1196:A:C8	2.18	0.75
37:A:911:U:H2'	37:A:912:G:H8	1.50	0.75
37:A:736:C:H42	37:A:927:G:H22	1.34	0.75
47:AA:949:G:O6	47:AA:977:C:N4	2.19	0.75
53:AJ:183:LYS:NZ	57:AP:91:ASN:O	2.15	0.75
70:A0:74:PRO:HA	70:A0:79:ILE:HD12	1.68	0.75
37:A:2250:C:N4	37:A:2252:G:N3	2.34	0.75
37:A:3753:G:N2	37:A:3771:C:O2'	2.19	0.75
78:AI:245:ARG:HG2	78:AI:246:TYR:HB2	1.67	0.75
55:AL:105:PHE:O	55:AL:109:ARG:N	2.20	0.75
47:AA:1064:C:OP1	80:AO:150:ARG:NH2	2.18	0.75
81:AU:38:LYS:HB2	81:AU:43:LYS:C	2.05	0.75
18:X:46:LEU:HD11	18:X:72:VAL:HG21	1.68	0.75
37:A:502:C:N4	37:A:649:A:OP2	2.19	0.75
47:AA:62:G:N2	47:AA:86:C:O2	2.14	0.75
57:AP:106:THR:HG22	57:AP:123:GLY:HA3	1.68	0.75
47:AA:1226:G:O2'	47:AA:1639:G:O6	2.04	0.75
47:AA:1702:G:H21	47:AA:1703:C:H1'	1.51	0.75
76:AB:49:LYS:HE3	76:AB:51:LYS:CE	2.15	0.75
81:AU:39:LEU:HG	81:AU:96:SER:HB2	1.69	0.75
47:AA:317:C:H2'	47:AA:318:A:C8	2.21	0.75
47:AA:1338:G:H4'	76:AB:74:SER:H	1.51	0.75
76:AB:65:THR:O	76:AB:78:ASP:N	2.18	0.75
51:AF:49:PRO:HB2	51:AF:51:ARG:HH12	1.50	0.75
81:AU:104:LEU:HD13	81:AU:121:ARG:HG3	1.67	0.75
37:A:663:G:H21	37:A:665:C:H41	1.35	0.75
47:AA:1616:U:H2'	47:AA:1617:G:C8	2.21	0.75
47:AA:455:A:O2'	47:AA:1735:A:N3	2.17	0.75
80:AO:74:ALA:HB1	80:AO:115:ALA:HB2	1.69	0.75
47:AA:1192:U:OP2	49:AD:119:ARG:NH2	2.20	0.75
47:AA:1615:U:O2	47:AA:1625:U:N3	2.15	0.75
47:AA:618:C:N4	47:AA:623:G:O6	2.16	0.75
76:AB:43:ALA:HB1	76:AB:47:ASN:CB	2.17	0.75
49:AD:24:ASP:OD2	49:AD:27:TYR:N	2.20	0.75
38:H:84:LYS:HB3	38:H:89:LEU:HD23	0.91	0.75
47:AA:1711:U:O4	47:AA:1712:A:N6	2.20	0.74
47:AA:1818:A:H2'	47:AA:1819:A:H5''	1.69	0.74
47:AA:190:G:O2'	47:AA:209:A:N6	2.20	0.74
47:AA:291:G:O2'	47:AA:292:A:OP2	2.01	0.74
78:AI:56:GLN:O	78:AI:57:ARG:HB3	1.85	0.74

Continued on next page...

Continued from previous page...

Atom-1	Atom-2	Interatomic distance (Å)	Clash overlap (Å)
47:AA:1455:A:N7	47:AA:1475:G:N2	2.34	0.74
47:AA:941:C:N3	47:AA:985:G:N2	2.33	0.74
47:AA:1294:G:N3	52:AH:138:ARG:HB3	2.01	0.74
53:AJ:170:TRP:H	53:AJ:178:HIS:CE1	2.05	0.74
53:AJ:271:ASP:O	53:AJ:276:THR:OG1	2.05	0.74
56:AN:102:LEU:O	56:AN:106:ARG:NH1	2.21	0.74
55:AL:64:ASP:OD2	57:AP:117:ARG:NH2	2.19	0.74
47:AA:1349:G:O6	47:AA:1380:C:N4	2.18	0.74
76:AB:53:PRO:HA	76:AB:89:ILE:HG13	1.68	0.74
78:AI:220:ASP:HB2	78:AI:225:LYS:H	1.53	0.74
47:AA:1044:G:N1	47:AA:1070:A:OP1	2.15	0.74
47:AA:1219:C:H2'	51:AF:26:GLN:HE22	1.51	0.74
47:AA:1345:G:N2	47:AA:1384:C:O2	2.14	0.74
47:AA:1414:A:N6	47:AA:1429:G:H1	1.86	0.74
47:AA:1540:G:N2	47:AA:1593:C:O2	2.19	0.74
47:AA:411:G:O6	47:AA:429:C:N4	2.19	0.74
47:AA:594:A:H4'	47:AA:595:U:H5'	1.70	0.74
4:E:248:LEU:HD12	4:E:249:ARG:HG3	1.69	0.74
14:S:36:LYS:HG2	14:S:39:ARG:HD3	1.69	0.74
47:AA:1756:C:N4	47:AA:1777:G:N3	2.35	0.74
47:AA:399:C:H4'	49:AD:11:ARG:HH12	1.52	0.74
78:AI:43:TRP:HD1	78:AI:54:ILE:O	1.65	0.74
37:A:4154:G:OP1	45:R:37:LYS:CG	2.34	0.74
47:AA:490:C:O2	47:AA:510:G:N2	2.18	0.74
47:AA:51:U:H3	47:AA:476:A:H61	1.36	0.74
47:AA:84:A:H4'	58:AQ:124:ASN:ND2	2.02	0.74
78:AI:45:LEU:HG	78:AI:52:TYR:HD2	1.53	0.74
38:H:84:LYS:CB	38:H:89:LEU:HD21	2.14	0.74
50:AE:51:ARG:NH1	50:AE:55:GLU:OE2	2.20	0.74
54:AK:185:LEU:HA	54:AK:188:LYS:HB2	1.70	0.74
47:AA:1478:U:H2'	47:AA:1479:G:C8	2.23	0.74
47:AA:181:A:N1	54:AK:196:LYS:NZ	2.34	0.74
16:U:102:ASP:HB3	16:U:105:ARG:HD3	1.68	0.74
47:AA:1550:G:N2	47:AA:1559:C:O2	2.20	0.74
47:AA:1591:C:H3'	47:AA:1592:C:H6	1.52	0.74
47:AA:1680:G:H4'	51:AF:20:ARG:HD3	1.69	0.74
53:AJ:75:ILE:HD11	53:AJ:265:PRO:HB3	1.70	0.74
54:AK:220:ALA:HA	54:AK:223:LYS:HZ1	1.52	0.74
47:AA:1587:G:N3	81:AU:67:ARG:NH2	2.35	0.74
47:AA:107:A:C2	47:AA:355:G:C2	2.76	0.74
47:AA:940:U:N3	47:AA:1002:U:O2	2.17	0.73

Continued on next page...

Continued from previous page...

Atom-1	Atom-2	Interatomic distance (Å)	Clash overlap (Å)
47:AA:561:A:O3'	55:AL:164:PRO:HG3	1.88	0.73
47:AA:1250:A:N7	47:AA:1339:U:O2'	2.21	0.73
47:AA:360:A:N6	47:AA:363:A:N7	2.36	0.73
47:AA:587:A:N3	47:AA:589:G:N2	2.37	0.73
37:A:3711:A:H2	47:AA:970:G:H2'	1.48	0.73
76:AB:49:LYS:CE	76:AB:51:LYS:HZ1	1.92	0.73
53:AJ:253:PRO:HA	53:AJ:256:TRP:CE2	2.23	0.73
54:AK:71:GLY:O	54:AK:99:GLY:N	2.20	0.73
47:AA:1426:U:H3'	47:AA:1427:C:C6	2.22	0.73
47:AA:525:A:H2'	47:AA:526:A:C8	2.23	0.73
47:AA:544:G:C5	47:AA:545:A:H1'	2.23	0.73
47:AA:330:G:N7	54:AK:189:ARG:NH1	2.36	0.73
37:A:3760:A:H61	47:AA:1826:G:C3'	2.01	0.73
47:AA:1301:A:O3'	77:AG:5:GLN:OE1	2.05	0.73
47:AA:1421:A:N6	47:AA:1424:G:N7	2.36	0.73
47:AA:338:G:N7	47:AA:339:A:N6	2.35	0.73
53:AJ:178:HIS:CB	53:AJ:220:ASP:HB3	2.18	0.73
47:AA:1062:A:H2'	47:AA:1063:C:C6	2.23	0.73
47:AA:1047:C:O2	47:AA:1071:G:N2	2.19	0.73
47:AA:1226:G:H1'	47:AA:1640:A:H61	1.53	0.73
47:AA:1252:C:O2'	47:AA:1253:A:OP1	2.05	0.73
76:AB:50:VAL:O	76:AB:89:ILE:CG2	2.36	0.73
78:AI:65:PHE:O	78:AI:83:TRP:N	2.17	0.73
55:AL:63:LEU:HD23	55:AL:70:ARG:HB2	1.69	0.73
56:AN:122:ILE:O	56:AN:126:ALA:N	2.18	0.73
81:AU:101:ARG:O	81:AU:105:GLN:N	2.16	0.73
47:AA:673:G:N1	47:AA:1032:C:N3	2.35	0.73
47:AA:379:C:OP1	81:AU:56:ARG:NH1	177.96	0.73
47:AA:695:C:H5''	47:AA:696:G:C4	2.23	0.73
53:AJ:183:LYS:HE2	53:AJ:196:ILE:HD13	1.70	0.73
47:AA:53:C:O2'	47:AA:507:G:N7	2.22	0.73
58:AQ:9:THR:OG1	58:AQ:48:TYR:OH	2.04	0.73
37:A:1218:G:H2'	37:A:1219:G:H4'	1.71	0.73
37:A:4620:U:OP2	37:A:4670:C:N4	2.20	0.73
47:AA:1453:C:N4	47:AA:1475:G:H22	1.85	0.73
47:AA:1534:C:H4'	47:AA:1535:U:H5''	1.71	0.73
76:AB:49:LYS:HG2	76:AB:92:HIS:HE1	0.93	0.73
49:AD:11:ARG:HG3	49:AD:12:LYS:N	2.03	0.73
16:U:7:LYS:NZ	37:A:2285:A:OP2	2.22	0.73
47:AA:1506:A:H1'	47:AA:1507:G:H5''	1.70	0.73
47:AA:184:G:H3'	47:AA:185:G:C8	2.23	0.73

Continued on next page...

Continued from previous page...

Atom-1	Atom-2	Interatomic distance (Å)	Clash overlap (Å)
47:AA:412:G:N7	47:AA:425:G:N2	2.37	0.73
47:AA:693:A:H62	47:AA:734:C:H42	1.37	0.73
47:AA:6:G:H2'	47:AA:7:G:C8	2.24	0.73
76:AB:49:LYS:HD2	76:AB:92:HIS:ND1	2.04	0.73
37:A:4939:C:H4'	38:H:187:ARG:HG3	1.68	0.73
47:AA:1599:U:OP1	59:AR:46:ASN:ND2	2.22	0.73
78:AI:43:TRP:C	78:AI:56:GLN:HB2	2.08	0.73
47:AA:678:U:OP2	47:AA:1026:C:N4	2.21	0.72
59:AR:54:THR:O	59:AR:58:LEU:N	2.22	0.72
59:AR:79:ILE:HG23	59:AR:81:GLY:H	1.54	0.72
61:AV:80:ARG:O	61:AV:84:HIS:N	7.79	0.72
42:M:101:THR:HG23	42:M:104:GLY:H	1.54	0.72
76:AB:66:ARG:H	77:AG:40:ARG:NH2	1.87	0.72
47:AA:495:U:O2'	47:AA:496:C:O4'	2.06	0.72
47:AA:969:U:O2	47:AA:971:G:N2	2.23	0.72
56:AN:118:ILE:O	56:AN:121:ARG:N	2.21	0.72
47:AA:1079:C:O2'	47:AA:1182:A:N1	2.22	0.72
47:AA:1621:U:H3'	47:AA:1623:A:H1'	1.71	0.72
47:AA:1211:G:N2	47:AA:1688:C:O2	2.14	0.72
78:AI:237:ASN:ND2	78:AI:287:THR:O	2.22	0.72
56:AN:54:LEU:HB3	56:AN:60:VAL:HG12	1.72	0.72
3:D:58:LEU:HD13	3:D:75:LEU:HD21	1.71	0.72
47:AA:1032:C:OP1	56:AN:112:LYS:NZ	2.22	0.72
47:AA:1120:U:OP1	61:AV:72:ARG:NH2	2.22	0.72
47:AA:410:G:O6	47:AA:430:C:N4	2.23	0.72
47:AA:618:C:O2	47:AA:623:G:N2	2.21	0.72
78:AI:237:ASN:ND2	78:AI:287:THR:OG1	2.22	0.72
37:A:5023:C:N3	37:A:5025:C:O2'	2.23	0.72
47:AA:1365:G:O6	47:AA:1374:C:N4	2.22	0.72
47:AA:1656:G:H1	47:AA:1668:U:H3	1.37	0.72
47:AA:332:G:N7	54:AK:190:ARG:NH2	2.34	0.72
47:AA:627:U:O2'	47:AA:628:A:OP2	2.07	0.72
76:AB:49:LYS:HD3	76:AB:51:LYS:HG2	1.69	0.72
47:AA:521:A:H3'	47:AA:522:A:H8	1.52	0.72
15:T:64:LYS:NZ	37:A:2759:G:O6	2.23	0.72
47:AA:885:U:H2'	47:AA:886:A:C8	2.25	0.72
54:AK:219:GLU:O	54:AK:222:GLU:N	2.23	0.72
47:AA:1493:C:O2'	47:AA:1499:U:O4	2.08	0.72
47:AA:1862:G:O2'	47:AA:1864:U:OP2	2.06	0.72
47:AA:366:U:N3	47:AA:394:G:O6	2.20	0.72
78:AI:120:ILE:HB	78:AI:132:TRP:O	1.89	0.72

Continued on next page...

Continued from previous page...

Atom-1	Atom-2	Interatomic distance (Å)	Clash overlap (Å)
80:AO:14:VAL:HG11	80:AO:17:LEU:O	1.89	0.72
80:AO:43:HIS:HA	80:AO:55:ARG:HA	1.72	0.72
47:AA:1097:G:N2	47:AA:1135:C:O2	2.21	0.72
47:AA:879:C:O2'	47:AA:907:G:N2	2.20	0.72
9:L:165:LYS:NZ	47:AA:907:G:OP2	2.23	0.72
47:AA:1035:A:O2'	47:AA:1856:C:O2	2.05	0.71
47:AA:331:C:O2'	47:AA:332:G:O4'	2.07	0.71
47:AA:19:A:HO2'	47:AA:620:G:H8	1.32	0.71
47:AA:750:C:H41	47:AA:794:A:H1'	1.54	0.71
50:AE:25:ASN:OD1	50:AE:26:CYS:N	2.23	0.71
53:AJ:105:GLU:HB3	53:AJ:129:ALA:O	1.89	0.71
37:A:988:C:H42	37:A:1065:G:H1	1.37	0.71
47:AA:14:C:O2	47:AA:1198:G:N1	2.23	0.71
47:AA:493:A:H1'	47:AA:574:A:H5'	1.72	0.71
47:AA:956:G:H2'	47:AA:957:A:H8	1.53	0.71
49:AD:87:ASN:CG	49:AD:88:ASP:H	1.92	0.71
78:AI:79:LEU:HD11	78:AI:120:ILE:HD13	1.72	0.71
78:AI:42:MET:CG	78:AI:56:GLN:HB3	2.20	0.71
80:AO:14:VAL:CG2	80:AO:17:LEU:HB3	2.20	0.71
47:AA:435:A:C8	47:AA:450:C:H5'	2.26	0.71
47:AA:827:A:H2'	47:AA:828:G:C8	2.25	0.71
47:AA:64:A:N6	47:AA:83:A:OP2	2.23	0.71
47:AA:1660:C:OP2	77:AG:32:ARG:NH1	2.23	0.71
52:AH:118:ARG:HB3	52:AH:131:PHE:HB2	1.72	0.71
81:AU:2:PRO:O	81:AU:139:ALA:CB	2.38	0.71
37:A:3629:A:H1'	47:AA:1721:U:H5	1.56	0.71
47:AA:190:G:N2	47:AA:209:A:OP2	2.22	0.71
48:AC:4:ASP:HB3	53:AJ:174:ILE:HA	1.71	0.71
56:AN:28:LEU:HD23	56:AN:33:VAL:HG12	1.72	0.71
20:Z:50:VAL:HG12	20:Z:69:VAL:HG12	1.72	0.71
47:AA:1540:G:H5'	81:AU:47:PRO:HB3	1.72	0.71
47:AA:1854:U:H2'	47:AA:1855:G:H8	1.55	0.71
47:AA:852:G:C2	47:AA:853:C:H1'	2.25	0.71
49:AD:100:VAL:HB	49:AD:122:VAL:HG21	1.73	0.71
47:AA:197:U:H3'	47:AA:198:U:H4'	1.71	0.71
47:AA:860:G:N7	47:AA:861:A:N6	2.38	0.71
78:AI:5:MET:SD	78:AI:270:LEU:HD12	2.29	0.71
37:A:1244:G:H22	37:A:1264:C:H42	1.37	0.71
47:AA:1208:A:H4'	47:AA:1208:A:OP2	1.85	0.71
47:AA:1476:A:H2'	47:AA:1477:U:H4'	1.72	0.71
76:AB:44:LYS:HA	76:AB:47:ASN:CG	2.10	0.71

Continued on next page...

Continued from previous page...

Atom-1	Atom-2	Interatomic distance (Å)	Clash overlap (Å)
78:AI:296:GLN:HB2	78:AI:312:VAL:HB	1.71	0.71
53:AJ:127:PHE:HD1	53:AJ:141:VAL:HG22	1.54	0.71
79:AM:42:LEU:HA	79:AM:112:LYS:HD3	1.70	0.71
57:AP:36:ARG:HH21	57:AP:109:GLY:HA2	1.55	0.71
81:AU:134:ILE:O	81:AU:137:GLN:HG3	1.89	0.71
47:AA:1102:G:H2'	47:AA:1103:C:C6	2.26	0.71
48:AC:40:ASP:O	48:AC:44:GLY:N	2.22	0.71
58:AQ:29:HIS:NE2	58:AQ:34:THR:HA	2.06	0.71
70:A0:31:THR:HA	70:A0:36:VAL:HG13	1.72	0.71
47:AA:126:G:H22	47:AA:180:G:H1'	1.56	0.71
47:AA:1330:G:H4'	47:AA:1330:G:OP1	1.90	0.71
47:AA:188:C:N4	47:AA:210:U:O4	2.24	0.71
50:AE:51:ARG:O	50:AE:54:SER:OG	2.06	0.71
81:AU:23:LYS:HD3	81:AU:54:TYR:CD2	2.26	0.71
37:A:4939:C:H5'	38:H:187:ARG:HD2	1.73	0.71
18:X:85:ARG:HH22	18:X:117:LEU:HB3	1.56	0.71
37:A:2562:G:N2	37:A:2565:A:OP2	2.23	0.71
47:AA:1302:G:O4'	47:AA:1305:C:N4	2.24	0.71
80:AO:96:LYS:NZ	80:AO:130:GLU:OE1	2.21	0.71
70:A0:24:ARG:O	70:A0:56:ALA:N	2.22	0.70
37:A:486:C:O2	37:A:671:G:N2	2.22	0.70
47:AA:1314:U:H2'	47:AA:1315:U:H4'	1.72	0.70
47:AA:407:G:N2	47:AA:407:G:OP1	2.24	0.70
47:AA:4:C:N4	47:AA:655:A:OP1	2.21	0.70
76:AB:18:HIS:HB2	76:AB:117:ALA:HB1	1.72	0.70
49:AD:50:ILE:HD11	49:AD:73:GLN:HE22	1.56	0.70
61:AV:83:GLN:O	61:AV:84:HIS:ND1	2.24	0.70
37:A:1442:C:O2	37:A:2103:G:N2	2.24	0.70
81:AU:13:GLU:N	81:AU:13:GLU:OE1	2.24	0.70
10:N:63:ARG:NH2	17:V:30:GLU:OE1	2.24	0.70
47:AA:1178:U:H2'	47:AA:1179:G:H8	1.56	0.70
47:AA:1328:G:N2	47:AA:1502:C:N3	2.39	0.70
47:AA:363:A:O2'	47:AA:398:A:N6	2.20	0.70
55:AL:111:GLN:HB3	55:AL:145:PRO:HB3	1.74	0.70
1:B:49:A:H5''	6:G:224:SER:HB2	1.74	0.70
47:AA:1332:A:N7	47:AA:1493:C:N4	2.39	0.70
47:AA:1560:U:O2	47:AA:1575:G:N2	2.24	0.70
47:AA:558:G:O2'	47:AA:559:G:O4'	2.09	0.70
47:AA:868:G:O2'	47:AA:869:A:OP1	2.09	0.70
59:AR:51:ASP:OD1	59:AR:52:LYS:N	2.23	0.70
2:C:122:G:H22	2:C:128:C:H42	1.39	0.70

Continued on next page...

Continued from previous page...

Atom-1	Atom-2	Interatomic distance (Å)	Clash overlap (Å)
42:M:34:ALA:HB1	42:M:39:VAL:HG23	1.72	0.70
47:AA:1323:U:H2'	47:AA:1324:G:H8	1.56	0.70
47:AA:290:U:O2'	47:AA:292:A:N7	2.24	0.70
53:AJ:148:ALA:HA	53:AJ:151:ILE:HD12	1.73	0.70
37:A:966:A:N6	37:A:2253:A:OP2	2.24	0.70
50:AE:19:GLN:HG2	50:AE:32:LYS:HZ3	1.57	0.70
78:AI:60:ARG:HG2	78:AI:61:GLY:H	1.56	0.70
47:AA:1634:A:O2'	70:A0:141:ARG:NE	2.24	0.70
47:AA:1745:A:O2'	54:AK:68:LEU:HD11	1.91	0.70
81:AU:4:VAL:HG22	81:AU:5:THR:H	1.55	0.70
61:AV:31:TYR:O	61:AV:48:SER:OG	2.10	0.70
37:A:4767:C:O2'	37:A:4874:A:N6	2.25	0.70
37:A:993:G:H1	37:A:1051:G:H5'	1.57	0.70
47:AA:1280:G:H22	47:AA:1317:C:H41	1.37	0.70
47:AA:363:A:N6	47:AA:400:C:H1'	2.06	0.70
47:AA:864:A:O5'	57:AP:78:ARG:NH1	2.19	0.70
78:AI:21:ILE:O	78:AI:290:ALA:HB2	1.90	0.70
47:AA:928:G:O2'	61:AV:67:THR:O	2.07	0.70
47:AA:1156:U:H2'	47:AA:1157:G:H21	1.57	0.70
47:AA:1526:G:H2'	47:AA:1527:C:C6	2.27	0.70
54:AK:105:ASN:OD1	54:AK:106:LEU:N	2.25	0.70
47:AA:163:U:O5'	54:AK:85:ARG:NH1	2.25	0.70
46:W:28:VAL:HG13	46:W:34:THR:HG22	1.72	0.70
47:AA:1323:U:H2'	47:AA:1324:G:C8	2.27	0.70
52:AH:116:ARG:HD3	52:AH:131:PHE:HZ	1.57	0.70
78:AI:191:HIS:HE1	78:AI:211:GLY:HA3	1.56	0.70
40:K:85:THR:HG22	40:K:104:ARG:HB3	1.73	0.70
37:A:1094:G:H1	37:A:1202:C:H42	1.39	0.69
47:AA:1266:C:OP1	52:AH:82:LYS:NZ	2.15	0.69
47:AA:190:G:H2'	47:AA:208:G:H22	1.56	0.69
55:AL:35:TYR:HD1	55:AL:112:THR:HG21	1.56	0.69
55:AL:172:ARG:O	55:AL:176:LYS:N	2.25	0.69
37:A:216:C:OP1	37:A:219:G:O2'	2.10	0.69
47:AA:1785:C:O2'	47:AA:1786:U:OP2	2.10	0.69
47:AA:1715:A:C6	47:AA:1819:A:N1	2.59	0.69
47:AA:750:C:N4	47:AA:794:A:O2'	2.25	0.69
47:AA:964:A:O2'	47:AA:965:U:O5'	2.09	0.69
47:AA:1446:A:O4'	76:AB:55:ARG:NH1	2.25	0.69
49:AD:28:LYS:O	49:AD:32:LEU:N	2.24	0.69
47:AA:925:G:N2	56:AN:48:SER:OG	2.25	0.69
7:I:22:ILE:HD12	42:M:166:ARG:HH12	0.87	0.69

Continued on next page...

Continued from previous page...

Atom-1	Atom-2	Interatomic distance (Å)	Clash overlap (Å)
37:A:2003:G:N2	37:A:2016:C:N3	2.39	0.69
47:AA:1671:G:H2'	47:AA:1672:U:C6	2.26	0.69
47:AA:419:G:N2	47:AA:661:U:H3	1.90	0.69
78:AI:109:LEU:HB3	78:AI:123:GLY:HA3	1.73	0.69
47:AA:1594:A:C8	59:AR:104:ARG:HD2	2.27	0.69
14:S:8:THR:HG22	14:S:10:ASP:H	1.56	0.69
47:AA:1755:C:O2	47:AA:1777:G:N2	2.25	0.69
47:AA:1757:G:N2	47:AA:1775:U:O2	2.23	0.69
47:AA:1692:U:OP1	50:AE:89:ARG:N	2.25	0.69
54:AK:215:LYS:O	54:AK:219:GLU:N	2.22	0.69
47:AA:153:G:O2'	54:AK:13:GLN:NE2	2.26	0.69
47:AA:29:G:OP1	49:AD:124:LYS:NZ	2.24	0.69
78:AI:36:ARG:HG3	78:AI:65:PHE:HB3	1.75	0.69
81:AU:64:LEU:HD21	81:AU:104:LEU:HD21	1.73	0.69
81:AU:91:HIS:ND1	81:AU:93:SER:OG	2.22	0.69
38:H:99:ASP:CG	38:H:100:LYS:H	1.93	0.69
47:AA:1808:U:H2'	47:AA:1809:A:C8	2.27	0.69
54:AK:21:GLU:OE2	54:AK:22:ARG:NH1	2.25	0.69
56:AN:34:LYS:HG2	56:AN:74:ILE:HD11	1.75	0.69
37:A:168:C:O2	37:A:267:G:N2	2.19	0.69
37:A:180:C:N3	37:A:256:G:N1	2.40	0.69
37:A:3663:A:N6	37:A:4168:G:O2'	2.26	0.69
47:AA:1256:G:C5	77:AG:40:ARG:HD2	2.27	0.69
47:AA:1451:G:O2'	47:AA:1474:A:N6	2.25	0.69
47:AA:149:A:N6	47:AA:170:A:N7	2.40	0.69
47:AA:556:U:O2'	47:AA:558:G:OP2	2.10	0.69
47:AA:524:U:H3	47:AA:594:A:H62	1.39	0.69
10:N:68:THR:HG22	10:N:69:GLN:H	1.58	0.69
47:AA:209:A:C4	47:AA:210:U:H1'	2.27	0.69
47:AA:611:G:N2	47:AA:612:U:H1'	2.07	0.69
47:AA:836:G:N7	47:AA:837:A:O2'	2.26	0.69
78:AI:193:GLY:HA3	78:AI:212:LYS:HB3	1.74	0.69
47:AA:380:G:OP2	81:AU:56:ARG:NH2	175.41	0.69
70:A0:6:PRO:HG3	70:A0:59:LEU:HA	1.74	0.69
47:AA:126:G:H21	47:AA:127:C:H5	1.36	0.69
47:AA:1507:G:N2	52:AH:91:ASN:O	2.26	0.69
47:AA:1658:G:O6	47:AA:1666:C:N4	2.26	0.69
47:AA:996:A:HO2'	47:AA:997:A:H8	1.39	0.69
54:AK:74:ARG:HA	54:AK:96:SER:HA	1.75	0.69
58:AQ:13:MET:HB3	58:AQ:22:GLN:HB2	1.73	0.69
3:D:119:LYS:NZ	37:A:3663:A:OP1	2.26	0.69

Continued on next page...

Continued from previous page...

Atom-1	Atom-2	Interatomic distance (Å)	Clash overlap (Å)
4:E:158:GLN:HA	4:E:190:VAL:HG11	1.74	0.69
47:AA:1280:G:N3	47:AA:1318:G:N1	2.41	0.69
47:AA:1643:U:O2'	47:AA:1644:C:OP2	2.10	0.69
47:AA:1758:G:O2'	47:AA:1774:C:N4	2.26	0.69
47:AA:187:G:N1	47:AA:212:C:N3	2.38	0.69
50:AE:38:LYS:HB3	50:AE:71:LEU:HB2	1.73	0.69
5:F:186:SER:OG	5:F:188:ARG:NH1	2.26	0.69
5:F:208:CYS:HB2	5:F:248:ARG:HE	1.57	0.69
37:A:2:G:H5''	45:R:38:LYS:HE2	1.72	0.69
37:A:717:U:H3	37:A:951:G:H1	1.40	0.69
78:AI:232:GLY:HA3	78:AI:252:THR:HB	1.75	0.69
2:C:85:U:H2'	2:C:86:U:H4'	1.74	0.69
37:A:4731:G:N2	37:A:4731:G:OP1	2.23	0.68
47:AA:1060:A:N3	47:AA:1062:A:N6	2.41	0.68
47:AA:1142:G:N2	47:AA:1145:A:OP2	2.26	0.68
47:AA:385:G:N3	47:AA:385:G:H2'	2.06	0.68
79:AM:96:ARG:HG3	79:AM:97:GLU:H	1.56	0.68
58:AQ:20:ARG:NH1	58:AQ:22:GLN:OE1	2.21	0.68
59:AR:70:PRO:O	59:AR:74:SER:N	2.25	0.68
47:AA:1521:C:N4	70:A0:137:LYS:HE3	2.08	0.68
76:AB:50:VAL:O	76:AB:51:LYS:C	2.30	0.68
79:AM:41:ALA:O	79:AM:112:LYS:NZ	2.16	0.68
56:AN:125:LEU:O	56:AN:128:TYR:N	2.20	0.68
80:AO:39:ASP:N	80:AO:69:SER:HB3	2.08	0.68
70:A0:12:ILE:O	70:A0:22:GLY:N	2.26	0.68
47:AA:1215:C:OP2	47:AA:1217:A:N6	2.26	0.68
47:AA:1559:C:N3	47:AA:1576:G:N1	2.34	0.68
47:AA:1622:U:O2'	47:AA:1623:A:OP1	2.11	0.68
47:AA:358:C:N3	47:AA:404:G:N2	2.34	0.68
47:AA:1513:C:H5'	77:AG:8:TRP:HB3	1.76	0.68
47:AA:1082:A:N7	47:AA:1084:A:C4	2.62	0.68
47:AA:1648:G:N2	47:AA:1674:G:H2'	2.08	0.68
47:AA:1756:C:H42	47:AA:1776:G:H22	1.40	0.68
47:AA:694:G:H2'	47:AA:695:C:C4'	2.23	0.68
47:AA:79:A:H2'	47:AA:80:G:C8	2.29	0.68
54:AK:1:MET:N	54:AK:107:SER:O	2.24	0.68
37:A:970:G:N7	37:A:2256:C:N4	2.41	0.68
47:AA:1797:U:O4	47:AA:1798:C:N4	2.25	0.68
47:AA:603:C:O2	47:AA:604:A:N6	2.26	0.68
37:A:1563:A:OP1	47:AA:678:U:O2'	2.10	0.68
47:AA:806:U:H2'	47:AA:807:G:C8	2.29	0.68

Continued on next page...

Continued from previous page...

Atom-1	Atom-2	Interatomic distance (Å)	Clash overlap (Å)
47:AA:684:G:N7	47:AA:920:A:N6	2.42	0.68
79:AM:124:ILE:HD12	79:AM:128:PHE:HB2	1.75	0.68
37:A:3766:A:C1'	47:AA:1849:G:C2'	2.72	0.68
47:AA:1178:U:H2'	47:AA:1179:G:C8	2.28	0.68
47:AA:221:A:H61	47:AA:300:U:H3	1.40	0.68
47:AA:533:A:H62	47:AA:552:G:H21	1.39	0.68
78:AI:117:ASN:HB3	78:AI:134:THR:HG23	1.74	0.68
54:AK:153:VAL:O	54:AK:156:TYR:N	2.25	0.68
37:A:1594:C:HO2'	37:A:1597:G:HO2'	1.40	0.68
47:AA:1225:U:H3	47:AA:1641:A:H61	1.40	0.68
47:AA:1321:G:O6	47:AA:1322:G:N2	2.27	0.68
47:AA:1522:A:OP2	70:A0:136:THR:OG1	2.11	0.68
47:AA:1591:C:H3'	47:AA:1592:C:C6	2.29	0.68
47:AA:1601:A:H5''	47:AA:1602:U:C6	2.28	0.68
47:AA:1739:C:N3	47:AA:1795:G:N2	2.40	0.68
47:AA:482:G:N2	47:AA:484:A:H3'	2.08	0.68
47:AA:512:A:H2'	47:AA:513:G:H8	1.59	0.68
76:AB:49:LYS:CG	76:AB:92:HIS:ND1	2.56	0.68
76:AB:49:LYS:CE	76:AB:51:LYS:HZ3	1.98	0.68
47:AA:1285:G:H4'	79:AM:36:ARG:HB2	1.74	0.68
58:AQ:78:SER:HB2	58:AQ:81:TYR:HD2	1.59	0.68
38:H:82:LYS:HG3	38:H:83:LYS:H	1.58	0.68
47:AA:1047:C:N4	47:AA:1048:G:C2	2.62	0.68
47:AA:1140:G:O6	47:AA:1147:C:N4	2.20	0.68
47:AA:1148:A:H8	47:AA:1149:A:C6	2.12	0.68
47:AA:1285:G:O5'	79:AM:36:ARG:NH1	2.26	0.68
47:AA:692:G:H4'	47:AA:692:G:OP1	1.93	0.68
54:AK:206:ALA:HA	54:AK:209:TYR:CD2	2.29	0.68
55:AL:108:ARG:HD2	55:AL:149:VAL:O	1.93	0.68
81:AU:15:VAL:HA	81:AU:18:LEU:HB3	1.76	0.68
37:A:3767:C:H2'	37:A:3768:U:C6	2.29	0.68
47:AA:1045:U:H2'	47:AA:1046:U:O4'	1.94	0.68
47:AA:1129:G:C6	47:AA:1130:G:C2	2.82	0.68
47:AA:1393:G:H2'	47:AA:1394:G:C8	2.28	0.68
47:AA:1540:G:O6	47:AA:1593:C:N4	2.25	0.68
79:AM:11:VAL:N	79:AM:123:VAL:O	2.27	0.68
56:AN:99:ARG:NH2	56:AN:141:TYR:OH	2.27	0.68
37:A:2337:C:H4'	40:K:19:LYS:HB2	25.18	0.68
70:A0:82:TRP:CH2	70:A0:83:PHE:HD1	2.12	0.68
47:AA:1354:G:N2	47:AA:1357:A:OP2	2.28	0.68
47:AA:465:A:H4'	47:AA:466:G:O5'	1.93	0.68

Continued on next page...

Continued from previous page...

Atom-1	Atom-2	Interatomic distance (Å)	Clash overlap (Å)
47:AA:838:G:H1'	47:AA:839:C:H5''	1.76	0.68
47:AA:996:A:O2'	47:AA:997:A:H8	1.76	0.68
76:AB:49:LYS:HB2	76:AB:49:LYS:NZ	2.09	0.68
76:AB:66:ARG:HH12	76:AB:75:LYS:HA	1.58	0.68
78:AI:147:HIS:HE1	78:AI:173:LEU:HB2	1.58	0.68
78:AI:45:LEU:CD2	78:AI:52:TYR:CD2	2.77	0.68
78:AI:54:ILE:CG1	78:AI:55:PRO:HD3	2.24	0.68
70:A0:39:ARG:NH1	81:AU:45:LEU:H	1.85	0.68
4:E:74:GLU:OE1	4:E:334:LYS:NZ	2.27	0.68
70:A0:121:ARG:HH22	70:A0:125:HIS:CE1	2.09	0.67
47:AA:1411:G:H3'	47:AA:1412:C:H4'	1.75	0.67
47:AA:482:G:H5'	49:AD:76:LYS:HG2	1.76	0.67
47:AA:945:U:H2'	47:AA:946:U:C6	2.26	0.67
76:AB:38:ASP:O	76:AB:42:GLY:N	2.25	0.67
54:AK:63:MET:HA	54:AK:98:ARG:HB3	1.76	0.67
59:AR:48:VAL:HA	59:AR:80:ARG:HB2	1.75	0.67
5:F:284:MET:O	40:K:24:TYR:OH	2.09	0.67
70:A0:117:ILE:HG13	70:A0:118:ARG:H	1.58	0.67
37:A:3766:A:H1'	47:AA:1849:G:H2'	1.76	0.67
47:AA:491:C:N3	47:AA:509:G:N1	2.30	0.67
51:AF:44:ARG:NH1	51:AF:60:GLU:O	2.28	0.67
78:AI:5:MET:HB2	78:AI:310:TRP:HB3	1.75	0.67
53:AJ:265:PRO:HA	53:AJ:268:GLU:HB3	1.76	0.67
5:F:204:ARG:NH2	37:A:2298:U:OP1	2.27	0.67
47:AA:1103:C:N4	47:AA:1130:G:H22	1.93	0.67
54:AK:206:ALA:HA	54:AK:209:TYR:CE2	2.28	0.67
58:AQ:20:ARG:HH11	58:AQ:75:ILE:H	1.42	0.67
47:AA:1203:G:C6	47:AA:1204:A:C5	2.83	0.67
47:AA:1314:U:C2'	47:AA:1315:U:H4'	2.24	0.67
47:AA:149:A:N6	47:AA:169:U:O2	2.16	0.67
49:AD:118:VAL:HG12	49:AD:120:PHE:H	1.58	0.67
80:AO:14:VAL:HG21	80:AO:18:GLY:N	2.09	0.67
47:AA:1421:A:O4'	81:AU:4:VAL:HB	1.95	0.67
3:D:117:GLU:O	3:D:162:ASN:ND2	2.26	0.67
47:AA:1631:U:OP1	70:A0:35:GLY:N	2.22	0.67
78:AI:56:GLN:O	78:AI:57:ARG:CB	2.42	0.67
53:AJ:206:SER:HB2	53:AJ:224:THR:HB	1.76	0.67
54:AK:231:ARG:O	54:AK:235:SER:N	2.25	0.67
79:AM:58:GLU:O	79:AM:61:TYR:HB3	1.95	0.67
47:AA:919:A:O5'	56:AN:20:ARG:NH2	2.27	0.67
56:AN:52:VAL:HG13	56:AN:55:ARG:HH21	1.58	0.67

Continued on next page...

Continued from previous page...

Atom-1	Atom-2	Interatomic distance (Å)	Clash overlap (Å)
58:AQ:7:ILE:HD12	58:AQ:43:LYS:HB2	1.76	0.67
2:C:117:C:H4'	45:R:55:ARG:HH22	1.59	0.67
70:A0:81:ASP:OD1	70:A0:95:TYR:OH	2.12	0.67
37:A:3758:U:C1'	37:A:3767:C:H42	2.07	0.67
37:A:683:C:H4'	38:H:101:ASN:CB	2.23	0.67
47:AA:1397:U:N3	47:AA:1442:U:O2'	2.28	0.67
47:AA:1654:G:H1	47:AA:1670:C:H42	1.43	0.67
47:AA:1745:A:N6	47:AA:1789:G:HO2'	1.92	0.67
47:AA:1841:C:N4	47:AA:1858:G:O6	2.27	0.67
47:AA:74:G:O2'	47:AA:76:U:O4	2.12	0.67
78:AI:17:TRP:CB	78:AI:303:THR:HA	2.23	0.67
78:AI:256:ILE:HG21	78:AI:298:LEU:HD21	1.75	0.67
50:AE:22:ARG:HG2	80:AO:142:ARG:HD3	1.75	0.67
80:AO:44:VAL:HG21	80:AO:81:VAL:HG11	1.76	0.67
4:E:107:ALA:HB2	4:E:201:LEU:HD21	1.76	0.67
20:Z:91:ASN:O	37:A:440:U:O2'	2.11	0.67
70:A0:118:ARG:NH2	70:A0:152:LYS:HE3	2.10	0.67
47:AA:598:G:O6	47:AA:638:C:N4	2.28	0.67
76:AB:49:LYS:HD2	76:AB:51:LYS:CE	2.24	0.67
49:AD:89:GLY:O	49:AD:92:ASN:ND2	2.28	0.67
37:A:102:G:O2'	37:A:1381:U:O2'	2.11	0.67
48:AC:74:LYS:NZ	48:AC:80:SER:O	2.18	0.67
47:AA:582:C:H1'	58:AQ:33:ALA:HB2	1.77	0.67
54:AK:98:ARG:NH2	54:AK:101:ILE:O	2.28	0.67
81:AU:39:LEU:HB3	81:AU:43:LYS:HG2	1.76	0.67
70:A0:101:ASN:O	70:A0:105:ASN:N	2.20	0.67
47:AA:1211:G:O6	47:AA:1688:C:N4	2.14	0.67
47:AA:1421:A:H62	47:AA:1422:G:N2	1.92	0.67
78:AI:292:SER:HB3	78:AI:297:THR:HB	1.77	0.67
78:AI:43:TRP:HD1	78:AI:55:PRO:HA	1.60	0.67
37:A:3702:A:O2'	37:A:3774:A:OP1	2.12	0.66
47:AA:104:A:N7	47:AA:356:C:N4	2.42	0.66
47:AA:322:C:N3	47:AA:329:G:N1	2.43	0.66
47:AA:64:A:H2	47:AA:83:A:H62	1.41	0.66
55:AL:147:PHE:HE2	55:AL:149:VAL:HG23	1.59	0.66
56:AN:146:ALA:O	56:AN:149:LEU:N	2.28	0.66
59:AR:47:LEU:N	59:AR:78:LYS:O	2.16	0.66
46:W:29:LEU:HD22	46:W:91:VAL:HG21	1.76	0.66
37:A:4939:C:OP2	38:H:219:LYS:NZ	2.28	0.66
47:AA:1425:G:H2'	47:AA:1426:U:O4'	1.94	0.66
47:AA:1551:U:H2'	47:AA:1578:U:O4	1.94	0.66

Continued on next page...

Continued from previous page...

Atom-1	Atom-2	Interatomic distance (Å)	Clash overlap (Å)
47:AA:1579:A:O2'	47:AA:1582:C:N4	2.28	0.66
47:AA:52:G:C5	47:AA:53:C:N3	2.63	0.66
81:AU:44:GLU:O	81:AU:45:LEU:HB2	1.96	0.66
42:M:160:ARG:HG3	42:M:161:ARG:H	1.59	0.66
47:AA:903:A:H61	47:AA:905:C:N4	1.92	0.66
51:AF:21:THR:O	51:AF:29:GLN:NE2	2.28	0.66
80:AO:12:GLU:CA	80:AO:87:GLU:HA	2.25	0.66
57:AP:37:PHE:CE1	57:AP:103:VAL:HG21	2.30	0.66
81:AU:15:VAL:O	81:AU:19:ALA:N	2.26	0.66
81:AU:19:ALA:HA	81:AU:22:LEU:HB3	1.78	0.66
37:A:1433:A:N6	37:A:1451:G:O2'	2.28	0.66
37:A:4935:C:H2'	38:H:183:ARG:HH12	1.61	0.66
47:AA:1587:G:O2'	81:AU:67:ARG:NH2	2.21	0.66
47:AA:1648:G:H22	47:AA:1674:G:H2'	1.60	0.66
37:A:3766:A:C2	47:AA:1849:G:O3'	2.49	0.66
47:AA:609:U:H2'	47:AA:610:G:H8	1.57	0.66
47:AA:36:U:O2'	47:AA:825:A:N1	2.24	0.66
49:AD:111:ALA:HB1	49:AD:117:GLY:HA2	1.76	0.66
42:M:166:ARG:HG3	42:M:167:PHE:CD2	2.30	0.66
47:AA:1151:G:H2'	47:AA:1152:U:C6	2.30	0.66
78:AI:42:MET:O	78:AI:56:GLN:N	2.28	0.66
47:AA:332:G:OP2	54:AK:190:ARG:NH1	2.29	0.66
54:AK:21:GLU:N	54:AK:21:GLU:OE1	2.28	0.66
38:H:90:ALA:CB	38:H:107:VAL:HG21	2.19	0.66
37:A:4670:C:O2'	37:A:4672:A:OP2	2.13	0.66
47:AA:1398:G:N3	78:AI:64:HIS:HE1	1.94	0.66
47:AA:1411:G:N1	47:AA:1413:G:N7	2.43	0.66
47:AA:1738:C:N3	47:AA:1796:G:N2	2.40	0.66
47:AA:799:U:N3	47:AA:866:U:O2	2.29	0.66
76:AB:49:LYS:HD2	76:AB:51:LYS:HG3	1.75	0.66
51:AF:18:LEU:HB3	51:AF:67:ARG:NH2	2.10	0.66
54:AK:233:ARG:HG3	54:AK:237:LEU:HD13	1.77	0.66
81:AU:34:VAL:HG23	81:AU:35:ASP:H	1.59	0.66
3:D:137:ILE:HD11	3:D:149:LYS:HB2	1.76	0.66
70:A0:38:ARG:HE	81:AU:45:LEU:HD11	1.58	0.66
37:A:3956:G:H1'	37:A:3957:U:OP2	1.96	0.66
47:AA:209:A:C5	47:AA:210:U:H1'	2.30	0.66
47:AA:555:A:N7	47:AA:557:U:H6	1.92	0.66
76:AB:34:LYS:O	76:AB:38:ASP:N	2.26	0.66
47:AA:1338:G:H4'	76:AB:74:SER:N	2.10	0.66
53:AJ:137:VAL:O	53:AJ:163:VAL:N	2.23	0.66

Continued on next page...

Continued from previous page...

Atom-1	Atom-2	Interatomic distance (Å)	Clash overlap (Å)
79:AM:26:LEU:HD12	79:AM:27:ILE:HG23	1.77	0.66
5:F:142:HIS:HE1	5:F:248:ARG:HA	1.61	0.66
16:U:42:ARG:NH1	37:A:4376:A:O2'	2.28	0.66
37:A:2318:G:N2	37:A:2321:G:OP2	2.27	0.66
37:A:686:A:OP1	38:H:96:VAL:HG22	1.96	0.66
47:AA:1420:G:H4'	81:AU:4:VAL:HA	1.77	0.66
47:AA:990:A:O2'	47:AA:992:A:OP1	2.13	0.66
47:AA:680:G:O2'	49:AD:12:LYS:HE2	1.96	0.66
76:AB:81:GLN:N	77:AG:53:ILE:O	2.28	0.66
80:AO:95:ILE:HB	80:AO:129:ILE:HG23	1.78	0.66
2:C:75:G:OP2	14:S:74:TYR:OH	2.13	0.66
70:A0:38:ARG:HE	81:AU:45:LEU:HD12	1.61	0.66
47:AA:1332:A:N1	47:AA:1333:U:H1'	2.11	0.66
47:AA:1703:C:H6	47:AA:1703:C:O5'	1.78	0.66
47:AA:602:G:N2	47:AA:620:G:O6	2.29	0.66
76:AB:33:GLU:OE2	76:AB:87:ARG:NH1	2.25	0.66
80:AO:23:GLU:CD	80:AO:24:GLY:H	2.00	0.66
81:AU:33:TRP:HH2	81:AU:102:ARG:HH11	1.43	0.66
4:E:45:ALA:HB3	4:E:183:ILE:HD12	1.78	0.66
70:A0:69:THR:O	70:A0:77:TYR:OH	2.09	0.66
47:AA:1384:C:C2	47:AA:1385:G:C8	2.84	0.66
47:AA:1338:G:N2	47:AA:1488:C:N3	2.41	0.66
47:AA:187:G:H2'	47:AA:188:C:C6	2.31	0.66
47:AA:404:G:H2'	47:AA:405:G:H8	1.60	0.66
47:AA:691:G:C5	47:AA:692:G:H1'	2.31	0.66
9:L:163:ARG:NH1	47:AA:871:U:H3	1.91	0.66
78:AI:45:LEU:CG	78:AI:52:TYR:CD2	2.77	0.66
4:E:213:GLN:HE22	4:E:286:LYS:HA	1.61	0.66
37:A:3598:C:H2'	37:A:3599:A:H8	1.60	0.65
47:AA:1065:G:H2'	47:AA:1066:U:C6	2.31	0.65
47:AA:1277:C:H3'	47:AA:1278:A:H8	1.61	0.65
47:AA:147:A:N6	47:AA:171:A:OP2	2.28	0.65
47:AA:1660:C:H1'	47:AA:1663:A:N7	2.11	0.65
47:AA:997:A:H2'	47:AA:998:A:C8	2.32	0.65
5:F:104:PRO:HG2	5:F:106:LYS:HZ1	1.61	0.65
37:A:452:A:O2'	38:H:228:GLN:NE2	2.29	0.65
38:H:84:LYS:O	38:H:89:LEU:CD2	2.43	0.65
47:AA:1704:C:O5'	47:AA:1704:C:H6	1.78	0.65
55:AL:108:ARG:NH1	55:AL:154:GLN:OE1	2.30	0.65
37:A:3767:C:O2'	37:A:3768:U:C5'	2.45	0.65
37:A:4889:G:H1	37:A:4930:C:H42	1.44	0.65

Continued on next page...

Continued from previous page...

Atom-1	Atom-2	Interatomic distance (Å)	Clash overlap (Å)
37:A:994:G:N2	37:A:995:C:O2'	2.28	0.65
47:AA:140:C:O2	47:AA:141:A:H8	1.79	0.65
47:AA:314:U:O4	47:AA:338:G:N2	2.29	0.65
53:AJ:130:ILE:O	53:AJ:138:GLY:N	2.29	0.65
80:AO:14:VAL:CG1	80:AO:17:LEU:O	2.45	0.65
70:A0:13:LEU:HG	70:A0:14:ARG:H	1.62	0.65
70:A0:62:ASP:O	70:A0:66:ARG:NH1	2.29	0.65
47:AA:1048:G:N2	47:AA:1071:G:O6	2.29	0.65
47:AA:190:G:HO2'	47:AA:209:A:N6	1.93	0.65
47:AA:561:A:H5''	55:AL:164:PRO:HB2	1.78	0.65
78:AI:135:LEU:HD11	78:AI:137:VAL:HG23	1.78	0.65
78:AI:69:VAL:HA	78:AI:80:SER:HA	1.78	0.65
47:AA:1142:G:P	53:AJ:187:ARG:NH1	2.70	0.65
54:AK:44:GLU:HA	54:AK:119:LYS:HD3	1.77	0.65
47:AA:934:G:N2	56:AN:110:ASP:OD1	2.29	0.65
80:AO:74:ALA:HB3	80:AO:114:SER:HG	1.60	0.65
17:V:68:ARG:NH1	37:A:1830:G:O3'	2.29	0.65
37:A:1972:G:N2	37:A:1973:G:N3	2.37	0.65
37:A:687:U:H4'	38:H:106:VAL:HG21	1.79	0.65
47:AA:1137:U:O2'	47:AA:1138:C:OP1	2.14	0.65
47:AA:1314:U:O2	47:AA:1315:U:O2'	2.14	0.65
47:AA:1362:U:OP2	47:AA:1363:C:N4	2.20	0.65
47:AA:1552:G:O2'	47:AA:1556:A:N1	2.27	0.65
47:AA:1667:U:H2'	47:AA:1668:U:H6	1.61	0.65
47:AA:1745:A:N7	47:AA:1790:A:H1'	2.11	0.65
47:AA:409:C:H42	47:AA:431:G:H1	1.41	0.65
76:AB:62:ARG:HG2	76:AB:81:GLN:HA	1.78	0.65
48:AC:65:SER:O	48:AC:68:SER:OG	2.09	0.65
53:AJ:196:ILE:HD12	53:AJ:197:PRO:HD2	1.79	0.65
80:AO:14:VAL:CG2	80:AO:17:LEU:H	2.04	0.65
81:AU:2:PRO:O	81:AU:139:ALA:HB1	1.96	0.65
61:AV:34:ASP:O	61:AV:80:ARG:N	2.30	0.65
16:U:82:VAL:HG21	16:U:101:ILE:HG12	1.79	0.65
46:W:10:SER:O	46:W:11:LEU:HB3	1.97	0.65
70:A0:121:ARG:NH2	70:A0:125:HIS:HE1	1.93	0.65
47:AA:1131:G:OP1	56:AN:9:LYS:HD3	1.96	0.65
47:AA:1654:G:N2	47:AA:1670:C:N3	2.44	0.65
47:AA:303:C:H3'	47:AA:304:C:C6	2.30	0.65
47:AA:805:U:C4	47:AA:806:U:C4	2.84	0.65
78:AI:256:ILE:HD13	78:AI:298:LEU:HD21	1.79	0.65
78:AI:47:ARG:HA	78:AI:52:TYR:CD1	2.31	0.65

Continued on next page...

Continued from previous page...

Atom-1	Atom-2	Interatomic distance (Å)	Clash overlap (Å)
47:AA:1738:C:OP1	54:AK:92:ARG:NH2	2.30	0.65
55:AL:10:ARG:HG2	55:AL:11:LYS:H	1.59	0.65
58:AQ:28:LEU:HD13	58:AQ:68:LYS:HG3	1.78	0.65
59:AR:72:VAL:HG12	59:AR:76:ARG:HH12	1.61	0.65
5:F:307:LYS:HE3	37:A:2089:G:H21	1.61	0.65
8:J:122:ALA:HB3	8:J:143:PRO:HB2	1.78	0.65
7:I:22:ILE:CG2	42:M:166:ARG:NH1	2.54	0.65
47:AA:1423:C:H2'	47:AA:1424:G:H4'	1.77	0.65
47:AA:1609:C:N4	47:AA:1630:A:H61	1.93	0.65
47:AA:1646:C:O2	47:AA:1678:A:N6	2.28	0.65
47:AA:418:A:C4	47:AA:419:G:C8	2.84	0.65
47:AA:589:G:H4'	47:AA:590:A:C8	2.32	0.65
47:AA:1495:G:O2'	77:AG:26:ASN:ND2	2.28	0.65
53:AJ:207:ALA:HB1	53:AJ:208:PRO:HD2	1.79	0.65
55:AL:175:ARG:O	55:AL:179:LYS:N	2.28	0.65
59:AR:57:LYS:HA	59:AR:61:GLU:CD	2.16	0.65
38:H:98:GLY:HA3	38:H:103:GLY:HA2	1.79	0.65
8:J:135:ARG:NH2	37:A:1596:U:O2'	2.29	0.65
37:A:1802:A:H5''	37:A:1803:G:H5'	1.79	0.65
37:A:4094:G:N1	37:A:4114:C:O2	2.30	0.65
37:A:977:C:H2'	37:A:978:G:H8	1.61	0.65
47:AA:1342:U:H4'	47:AA:1343:U:H6	1.61	0.65
47:AA:150:A:N7	47:AA:168:C:N4	2.44	0.65
47:AA:1782:G:H8	47:AA:1783:C:H4'	1.62	0.65
47:AA:30:C:O2	47:AA:596:U:H5''	1.95	0.65
47:AA:428:U:H4'	47:AA:429:C:OP2	1.96	0.65
57:AP:37:PHE:HE1	57:AP:103:VAL:HG21	1.61	0.65
38:H:90:ALA:O	38:H:91:THR:CB	2.32	0.65
37:A:4522:G:O2'	37:A:4525:C:OP2	2.12	0.65
47:AA:14:C:O2	47:AA:1198:G:C2	2.50	0.65
47:AA:1233:G:H2'	47:AA:1234:C:O4'	1.95	0.65
47:AA:1310:U:H2'	47:AA:1311:C:O4'	1.97	0.65
47:AA:150:A:H3'	47:AA:151:C:H6	1.62	0.65
47:AA:1522:A:H1'	70:A0:144:ARG:HB3	1.78	0.65
47:AA:1818:A:H8	47:AA:1818:A:O5'	1.80	0.65
70:A0:25:LYS:HE3	70:A0:54:LYS:HA	1.78	0.65
37:A:1367:C:HO2'	37:A:1370:G:HO2'	1.45	0.65
47:AA:1114:U:H3	47:AA:1119:A:N6	1.86	0.65
47:AA:1384:C:H2'	47:AA:1385:G:H8	1.62	0.65
47:AA:1664:A:O2'	47:AA:1665:G:OP1	2.13	0.65
47:AA:1206:G:N3	47:AA:1693:G:N2	2.45	0.65

Continued on next page...

Continued from previous page...

Atom-1	Atom-2	Interatomic distance (Å)	Clash overlap (Å)
47:AA:902:G:C2	47:AA:903:A:H1'	2.31	0.65
48:AC:49:GLN:OE1	48:AC:49:GLN:N	2.30	0.65
5:F:181:LYS:NZ	37:A:2300:A:N1	2.43	0.64
37:A:3960:A:N7	37:A:4045:G:O2'	2.30	0.64
37:A:4126:C:H5''	37:A:4127:A:H5''	1.80	0.64
37:A:5015:G:H21	37:A:5034:A:H2	1.45	0.64
47:AA:1505:U:O2'	47:AA:1506:A:N7	2.28	0.64
47:AA:327:G:O2'	47:AA:328:U:O4'	2.13	0.64
78:AI:147:HIS:CE1	78:AI:173:LEU:HB2	2.32	0.64
78:AI:44:LYS:CG	78:AI:56:GLN:OE1	2.44	0.64
53:AJ:104:ASP:OD1	53:AJ:105:GLU:N	2.30	0.64
53:AJ:246:LYS:O	53:AJ:249:SER:N	2.14	0.64
80:AO:112:ALA:O	80:AO:116:LEU:N	2.29	0.64
38:H:239:LYS:NZ	38:H:241:GLU:OE2	2.30	0.64
47:AA:1092:G:N1	47:AA:1158:G:N7	2.46	0.64
47:AA:880:G:N7	47:AA:907:G:H1'	2.12	0.64
78:AI:105:THR:HG23	78:AI:130:LYS:HZ1	1.63	0.64
78:AI:250:ALA:O	78:AI:257:LYS:N	2.31	0.64
54:AK:7:PHE:CD1	54:AK:113:ILE:HG21	2.31	0.64
55:AL:97:ILE:O	55:AL:100:LEU:HD13	1.98	0.64
79:AM:21:VAL:HG13	79:AM:22:LEU:HG	1.79	0.64
59:AR:70:PRO:HA	59:AR:73:VAL:HB	1.78	0.64
55:AL:26:ASP:OD2	60:AT:41:ARG:NH2	2.31	0.64
3:D:249:THR:O	47:AA:1044:G:C8	2.49	0.64
37:A:2479:G:N2	37:A:2499:C:O2	2.30	0.64
8:J:86:LYS:HB2	37:A:3857:G:H5''	1.80	0.64
37:A:4322:G:N2	37:A:4325:A:OP2	2.30	0.64
53:AJ:123:ARG:HG2	53:AJ:145:LYS:HG2	1.79	0.64
47:AA:1593:C:C6	59:AR:104:ARG:HD3	2.33	0.64
55:AL:124:HIS:HB3	60:AT:31:ARG:NH1	2.13	0.64
57:AP:23:ARG:HG2	61:AV:2:PRO:HB2	1.79	0.64
1:B:66:G:OP1	6:G:10:LYS:NZ	2.30	0.64
5:F:301:ALA:HB1	40:K:132:LYS:HE2	1.78	0.64
38:H:86:GLU:C	38:H:88:VAL:N	2.50	0.64
7:I:7:LEU:HD22	7:I:31:ARG:HH12	1.61	0.64
37:A:3963:A:N6	37:A:4038:C:O2	2.28	0.64
37:A:4093:G:H3'	37:A:4094:G:H8	1.63	0.64
37:A:4739:C:O2	37:A:4961:G:C2	2.50	0.64
47:AA:1309:C:N4	47:AA:1310:U:O4	2.30	0.64
47:AA:1702:G:C6	47:AA:1703:C:C2	2.85	0.64
47:AA:1727:G:N2	47:AA:1807:C:O2	2.20	0.64

Continued on next page...

Continued from previous page...

Atom-1	Atom-2	Interatomic distance (Å)	Clash overlap (Å)
47:AA:546:G:N1	47:AA:548:C:N3	2.44	0.64
76:AB:22:ILE:O	76:AB:88:LEU:HB2	1.96	0.64
78:AI:133:ASN:N	78:AI:137:VAL:O	2.18	0.64
55:AL:77:LEU:CB	55:AL:80:ARG:HH21	2.09	0.64
56:AN:52:VAL:HG13	56:AN:55:ARG:NH2	2.12	0.64
53:AJ:183:LYS:HG3	57:AP:95:PRO:O	1.98	0.64
81:AU:50:GLU:HA	81:AU:52:TRP:HD1	1.62	0.64
20:Z:109:ARG:HG3	20:Z:110:ILE:HG12	1.77	0.64
76:AB:17:ILE:HG12	76:AB:94:PRO:HB3	1.79	0.64
47:AA:1693:G:OP1	50:AE:89:ARG:NH1	2.29	0.64
77:AG:22:ARG:NH1	77:AG:37:ASN:HB2	2.12	0.64
53:AJ:147:VAL:HG22	53:AJ:151:ILE:HD11	1.80	0.64
42:M:11:LYS:HE2	42:M:29:ARG:HE	1.62	0.64
70:A0:103:LEU:O	70:A0:107:LEU:N	2.30	0.64
37:A:1440:U:O2'	37:A:1442:C:N4	2.29	0.64
47:AA:1307:U:C6	52:AH:102:VAL:HG11	2.33	0.64
47:AA:45:A:N1	47:AA:480:G:O2'	2.24	0.64
76:AB:28:ASN:O	76:AB:32:LEU:N	2.30	0.64
78:AI:30:MET:SD	78:AI:56:GLN:CG	2.83	0.64
37:A:4739:C:C2'	37:A:4740:G:H5'	2.27	0.64
47:AA:1282:A:N1	47:AA:1287:A:H1'	2.12	0.64
47:AA:1273:C:N4	47:AA:1506:A:O2'	2.30	0.64
47:AA:1752:C:C4	47:AA:1753:C:H1'	2.33	0.64
47:AA:185:G:H2'	47:AA:186:C:C6	2.33	0.64
52:AH:126:CYS:HB3	52:AH:130:VAL:HB	1.79	0.64
78:AI:105:THR:OG1	78:AI:126:ASP:OD2	2.12	0.64
53:AJ:253:PRO:HA	53:AJ:256:TRP:NE1	2.12	0.64
55:AL:36:GLY:O	55:AL:111:GLN:NE2	2.29	0.64
38:H:98:GLY:HA3	38:H:102:GLY:O	1.94	0.64
38:H:83:LYS:O	38:H:83:LYS:HG3	1.96	0.64
37:A:1174:G:N2	37:A:1188:C:N3	2.46	0.64
37:A:4420:U:O4	37:A:4475:G:N2	2.31	0.64
47:AA:1366:G:O2'	47:AA:1465:A:N1	2.27	0.64
47:AA:1582:C:H2'	47:AA:1583:C:O4'	1.98	0.64
47:AA:1613:G:N1	47:AA:1626:C:N3	2.40	0.64
47:AA:1747:C:O5'	47:AA:1747:C:H6	1.80	0.64
47:AA:187:G:N2	47:AA:213:G:H1'	2.12	0.64
47:AA:1693:G:P	50:AE:89:ARG:HH12	2.21	0.64
78:AI:215:GLN:HA	78:AI:231:ASP:HB3	1.79	0.64
53:AJ:122:THR:OG1	53:AJ:123:ARG:N	2.30	0.64
54:AK:194:LEU:HA	54:AK:197:GLN:HB3	1.79	0.64

Continued on next page...

Continued from previous page...

Atom-1	Atom-2	Interatomic distance (Å)	Clash overlap (Å)
57:AP:53:ILE:HD11	57:AP:62:VAL:HG22	1.79	0.64
47:AA:1594:A:O5'	59:AR:104:ARG:HG2	1.98	0.64
37:A:2:G:C5'	45:R:38:LYS:HD3	2.28	0.64
37:A:2480:G:N2	37:A:2498:C:O2	2.30	0.64
37:A:4730:C:H2'	37:A:4965:U:H2'	1.80	0.64
47:AA:1248:U:H3'	47:AA:1249:C:C5	2.33	0.64
47:AA:1446:A:H1'	47:AA:1447:G:C8	2.33	0.64
47:AA:1563:G:O2'	81:AU:115:LYS:NZ	2.27	0.64
49:AD:11:ARG:HG3	49:AD:12:LYS:HG3	1.79	0.64
49:AD:52:LEU:HD23	49:AD:53:GLU:HG2	1.80	0.64
78:AI:38:LYS:O	78:AI:39:THR:OG1	2.15	0.64
53:AJ:154:ALA:O	53:AJ:158:ALA:N	2.28	0.64
55:AL:121:LYS:HG3	55:AL:122:SER:H	1.62	0.64
4:E:257:TRP:NE1	37:A:4518:A:N7	2.46	0.64
9:L:62:ARG:NH2	37:A:4648:A:OP1	2.31	0.64
70:A0:98:VAL:HB	70:A0:103:LEU:HB3	1.79	0.64
37:A:2547:G:N2	37:A:2772:C:O2	2.26	0.64
47:AA:1160:U:O4	49:AD:2:GLY:N	2.31	0.64
47:AA:119:U:H2'	47:AA:120:U:O4'	1.98	0.64
47:AA:881:G:H2'	47:AA:882:U:C6	2.33	0.64
77:AG:7:TYR:O	77:AG:8:TRP:C	2.35	0.64
78:AI:35:SER:O	78:AI:66:VAL:HB	1.98	0.64
53:AJ:103:LYS:HB2	53:AJ:131:GLY:O	1.97	0.64
47:AA:675:U:H3	47:AA:1030:A:H61	1.46	0.63
47:AA:1540:G:OP2	81:AU:43:LYS:NZ	2.24	0.63
47:AA:403:G:H2'	47:AA:404:G:H8	1.63	0.63
76:AB:49:LYS:HG3	76:AB:50:VAL:N	2.12	0.63
79:AM:46:GLN:HG3	79:AM:112:LYS:HG3	1.80	0.63
37:A:1952:G:H4'	42:M:93:MET:HG3	1.80	0.63
70:A0:124:ARG:HH11	70:A0:129:LEU:HD22	1.63	0.63
70:A0:18:THR:O	70:A0:20:ILE:HD12	1.98	0.63
47:AA:1206:G:H1'	47:AA:1834:A:C8	2.33	0.63
47:AA:1609:C:H42	47:AA:1630:A:N6	1.94	0.63
47:AA:403:G:H2'	47:AA:404:G:C8	2.33	0.63
47:AA:657:U:O2'	47:AA:658:U:OP2	2.13	0.63
47:AA:803:C:H2'	47:AA:804:U:H6	1.63	0.63
47:AA:18:C:O3'	49:AD:107:ARG:NH1	2.31	0.63
80:AO:71:PRO:O	80:AO:114:SER:OG	2.16	0.63
37:A:1691:G:H5'	40:K:15:ARG:HG3	1.80	0.63
40:K:54:SER:HB2	40:K:57:ASN:HD22	1.62	0.63
37:A:67:C:N4	37:A:325:U:O3'	2.30	0.63

Continued on next page...

Continued from previous page...

Atom-1	Atom-2	Interatomic distance (Å)	Clash overlap (Å)
47:AA:358:C:N4	47:AA:404:G:H1	1.96	0.63
47:AA:680:G:O2'	47:AA:681:U:H5'	1.98	0.63
47:AA:6:G:O6	47:AA:18:C:N4	2.31	0.63
47:AA:748:C:OP1	47:AA:796:G:N1	2.26	0.63
47:AA:963:A:H2'	47:AA:964:A:C8	2.33	0.63
47:AA:559:G:H3'	55:AL:177:ASN:ND2	2.13	0.63
38:H:84:LYS:HB3	38:H:89:LEU:HD21	1.65	0.63
45:R:148:ASP:OD1	45:R:149:VAL:N	2.31	0.63
18:X:118:GLN:HE22	37:A:5055:G:H21	1.44	0.63
47:AA:1336:C:H2'	47:AA:1337:C:C6	2.34	0.63
47:AA:1457:U:H2'	47:AA:1458:G:H8	1.64	0.63
47:AA:435:A:H8	47:AA:450:C:H5'	1.63	0.63
47:AA:858:A:C6	47:AA:859:G:N7	2.67	0.63
53:AJ:206:SER:HB2	53:AJ:224:THR:CB	2.28	0.63
57:AP:104:LEU:HB3	57:AP:125:ILE:HG12	1.81	0.63
58:AQ:56:PHE:O	58:AQ:74:MET:N	2.28	0.63
37:A:2083:C:OP2	40:K:14:ARG:NH2	2.29	0.63
47:AA:1656:G:H2'	47:AA:1657:G:C8	2.34	0.63
47:AA:378:U:N3	47:AA:379:C:N3	2.46	0.63
47:AA:490:C:N3	47:AA:510:G:N1	2.43	0.63
78:AI:250:ALA:N	78:AI:257:LYS:O	2.22	0.63
53:AJ:121:ARG:NH1	53:AJ:145:LYS:HZ1	1.96	0.63
53:AJ:196:ILE:HD12	53:AJ:197:PRO:CD	2.28	0.63
47:AA:1745:A:H1'	54:AK:66:GLY:HA2	1.79	0.63
7:I:22:ILE:CG2	42:M:166:ARG:HH11	2.09	0.63
12:P:29:ALA:HB1	12:P:118:THR:HB	1.81	0.63
70:A0:40:TYR:HD1	70:A0:83:PHE:HE2	1.46	0.63
37:A:175:C:O2	37:A:262:G:N2	2.26	0.63
47:AA:1014:G:N2	61:AV:51:GLN:OE1	2.31	0.63
47:AA:1028:A:N7	47:AA:1029:G:C8	2.66	0.63
47:AA:1294:G:H2'	47:AA:1295:A:H8	1.64	0.63
47:AA:1490:G:OP2	47:AA:1490:G:H8	1.81	0.63
47:AA:193:C:N4	47:AA:206:G:O6	2.25	0.63
47:AA:339:A:O2'	47:AA:340:C:H3'	1.99	0.63
47:AA:483:C:N4	47:AA:484:A:N1	2.47	0.63
47:AA:697:G:O6	47:AA:733:C:H2'	1.97	0.63
47:AA:748:C:H4'	47:AA:794:A:H61	1.63	0.63
47:AA:85:A:H2'	47:AA:86:C:H6	1.64	0.63
78:AI:147:HIS:ND1	78:AI:171:ASP:HB2	2.13	0.63
55:AL:152:ASP:OD1	55:AL:153:SER:N	2.32	0.63
81:AU:39:LEU:HB3	81:AU:43:LYS:CG	2.28	0.63

Continued on next page...

Continued from previous page...

Atom-1	Atom-2	Interatomic distance (Å)	Clash overlap (Å)
4:E:44:THR:HG22	4:E:349:LYS:HE3	1.81	0.63
9:L:163:ARG:NH1	47:AA:871:U:O4	2.32	0.63
70:A0:120:HIS:CE1	70:A0:124:ARG:HB2	2.33	0.63
47:AA:1114:U:OP2	47:AA:1114:U:H3'	1.99	0.63
47:AA:1144:A:N3	47:AA:1199:A:O2'	2.32	0.63
47:AA:122:G:H2'	47:AA:123:G:H8	1.63	0.63
47:AA:1372:U:O2'	47:AA:1373:C:OP2	2.15	0.63
47:AA:1269:G:N2	47:AA:1514:G:N3	2.45	0.63
47:AA:203:G:H2'	47:AA:204:G:C8	2.33	0.63
47:AA:463:C:H2'	47:AA:465:A:C5	2.34	0.63
47:AA:6:G:H2'	47:AA:7:G:H8	1.63	0.63
47:AA:91:A:O5'	47:AA:91:A:H8	1.82	0.63
49:AD:95:GLU:N	49:AD:98:ASP:OD2	2.26	0.63
52:AH:96:LYS:HE3	52:AH:99:LYS:HD2	1.81	0.63
54:AK:49:VAL:HG22	54:AK:115:LYS:HB2	1.81	0.63
80:AO:54:CYS:HB2	80:AO:81:VAL:HG22	1.80	0.63
38:H:164:PHE:HA	38:H:175:VAL:HG12	1.81	0.63
37:A:708:G:H1	37:A:1289:C:H42	1.46	0.63
47:AA:1342:U:H3	47:AA:1483:A:N6	1.94	0.63
47:AA:1550:G:N1	47:AA:1577:G:O2'	2.31	0.63
47:AA:1644:C:N3	47:AA:1645:C:N4	2.47	0.63
47:AA:815:U:H2'	47:AA:816:A:O4'	1.99	0.63
49:AD:53:GLU:HB2	49:AD:71:ARG:HH11	1.63	0.63
54:AK:98:ARG:HH21	54:AK:106:LEU:HD23	1.63	0.63
38:H:89:LEU:O	38:H:91:THR:N	2.31	0.63
47:AA:1505:U:H4'	47:AA:1508:A:H1'	1.79	0.63
47:AA:935:G:O6	47:AA:1007:C:N4	2.23	0.63
54:AK:170:ARG:HG2	54:AK:171:THR:O	1.99	0.63
54:AK:29:GLU:N	54:AK:29:GLU:OE1	2.32	0.63
58:AQ:113:ARG:HD2	58:AQ:131:PRO:HB3	1.81	0.63
47:AA:611:G:H4'	60:AT:17:PRO:HD2	1.80	0.63
81:AU:56:ARG:NE	81:AU:103:VAL:HG21	2.14	0.63
37:A:1095:A:N6	37:A:1200:G:O6	2.32	0.62
37:A:2361:G:N2	37:A:3860:A:OP2	2.32	0.62
37:A:3759:A:OP2	37:A:3764:U:N3	2.28	0.62
37:A:3956:G:C2'	37:A:3957:U:OP2	2.47	0.62
47:AA:1129:G:H2'	47:AA:1130:G:O4'	1.99	0.62
47:AA:1692:U:O2'	47:AA:1693:G:H5'	1.97	0.62
47:AA:1204:A:O2'	47:AA:1699:A:N3	2.26	0.62
47:AA:71:G:O2'	47:AA:72:C:OP1	2.17	0.62
47:AA:834:C:N4	47:AA:835:C:N3	2.46	0.62

Continued on next page...

Continued from previous page...

Atom-1	Atom-2	Interatomic distance (Å)	Clash overlap (Å)
78:AI:306:LEU:HD23	78:AI:308:ARG:HE	1.63	0.62
37:A:4730:C:OP2	37:A:4965:U:O2'	2.14	0.62
47:AA:1862:G:O6	50:AE:34:LYS:NZ	2.16	0.62
47:AA:752:G:H5'	47:AA:792:C:O2	2.00	0.62
47:AA:963:A:H2'	47:AA:964:A:H8	1.64	0.62
76:AB:31:SER:HA	76:AB:34:LYS:HE3	1.81	0.62
51:AF:17:VAL:HG22	51:AF:19:GLY:H	1.63	0.62
52:AH:141:CYS:HB3	52:AH:151:ASN:HB3	1.81	0.62
47:AA:924:G:H21	56:AN:87:ASP:CG	2.01	0.62
57:AP:65:LEU:O	57:AP:66:THR:HG22	1.98	0.62
37:A:1697:G:H21	37:A:1718:C:H5''	1.62	0.62
20:Z:85:ARG:NH2	37:A:2068:C:OP1	2.32	0.62
47:AA:1171:G:O2'	47:AA:1172:U:OP2	2.16	0.62
47:AA:1273:C:H2'	47:AA:1506:A:N1	2.13	0.62
47:AA:1457:U:H2'	47:AA:1458:G:C8	2.35	0.62
47:AA:1509:U:OP1	52:AH:85:TYR:HD2	1.82	0.62
47:AA:70:G:C6	47:AA:71:G:C6	2.88	0.62
76:AB:108:PRO:HD2	76:AB:110:VAL:HG13	1.81	0.62
59:AR:86:ALA:HA	59:AR:89:GLN:HB2	1.81	0.62
4:E:223:THR:HB	4:E:275:HIS:H	1.63	0.62
47:AA:126:G:N2	47:AA:127:C:H41	1.97	0.62
47:AA:1473:G:OP2	47:AA:1473:G:H8	1.82	0.62
47:AA:933:G:N7	47:AA:993:G:C6	2.68	0.62
47:AA:1491:G:O2'	76:AB:71:GLY:HA3	2.00	0.62
55:AL:173:VAL:O	55:AL:177:ASN:HB3	2.00	0.62
47:AA:1016:U:O4	56:AN:19:ARG:NH1	2.33	0.62
47:AA:1280:G:N2	47:AA:1317:C:H41	1.96	0.62
47:AA:1606:G:O2'	47:AA:1607:A:H8	1.76	0.62
47:AA:917:U:H2'	47:AA:918:U:O4'	1.99	0.62
76:AB:66:ARG:NH1	76:AB:75:LYS:HA	2.14	0.62
48:AC:35:ASN:O	48:AC:50:PHE:HB2	1.99	0.62
55:AL:104:ASP:O	55:AL:107:GLU:HB3	2.00	0.62
70:A0:104:ASP:HA	70:A0:107:LEU:HD12	1.80	0.62
11:O:89:LYS:NZ	37:A:2630:U:O4	2.30	0.62
10:N:49:GLN:NE2	37:A:4332:C:O2'	2.32	0.62
47:AA:1547:C:H3'	47:AA:1548:G:H21	1.63	0.62
47:AA:1597:C:O2'	47:AA:1598:G:O5'	2.15	0.62
47:AA:538:U:H1'	47:AA:544:G:N1	2.14	0.62
49:AD:111:ALA:HB2	49:AD:119:ARG:HE	1.64	0.62
79:AM:53:ALA:HB2	79:AM:78:LYS:HA	1.81	0.62
56:AN:25:TRP:O	56:AN:27:LYS:HG3	1.99	0.62

Continued on next page...

Continued from previous page...

Atom-1	Atom-2	Interatomic distance (Å)	Clash overlap (Å)
81:AU:104:LEU:HB3	81:AU:121:ARG:NH2	2.14	0.62
5:F:113:ARG:HH21	37:A:1508:A:H5''	1.65	0.62
14:S:45:ARG:NH1	37:A:198:A:OP2	2.29	0.62
37:A:2407:G:N2	37:A:2407:G:OP2	2.32	0.62
47:AA:1092:G:N1	47:AA:1158:G:C5	2.68	0.62
47:AA:1562:C:H4'	81:AU:119:GLY:CA	2.25	0.62
47:AA:1737:G:H1	47:AA:1796:G:H1	1.45	0.62
47:AA:1825:A:O2'	47:AA:1826:G:H4'	1.99	0.62
47:AA:902:G:N1	47:AA:903:A:H1'	2.14	0.62
47:AA:956:G:H2'	47:AA:957:A:C8	2.33	0.62
76:AB:26:SER:O	76:AB:84:ILE:HG13	1.99	0.62
76:AB:49:LYS:CD	76:AB:92:HIS:ND1	2.63	0.62
78:AI:124:SER:OG	78:AI:126:ASP:OD1	2.16	0.62
78:AI:59:LEU:HG	78:AI:90:TRP:CE3	2.34	0.62
55:AL:105:PHE:HA	55:AL:108:ARG:HB3	1.82	0.62
80:AO:14:VAL:CG2	80:AO:17:LEU:N	2.60	0.62
47:AA:581:U:H2'	58:AQ:33:ALA:HA	1.82	0.62
47:AA:380:G:P	81:AU:56:ARG:HH21	175.14	0.62
3:D:70:LYS:HD2	3:D:72:ARG:HE	1.63	0.62
47:AA:1221:G:H2'	47:AA:1222:G:C8	2.30	0.62
47:AA:1410:C:H2'	47:AA:1411:G:H8	1.65	0.62
47:AA:1702:G:N3	47:AA:1703:C:C2	2.65	0.62
47:AA:693:A:N1	47:AA:736:C:N4	2.48	0.62
49:AD:26:GLN:OE1	49:AD:26:GLN:N	2.33	0.62
78:AI:178:ASN:HD22	78:AI:185:LYS:HD3	1.64	0.62
47:AA:78:C:O2	54:AK:175:LYS:NZ	2.33	0.62
18:X:90:ARG:HD3	18:X:102:LEU:HD13	1.81	0.62
70:A0:74:PRO:HG3	70:A0:84:LEU:HD21	1.81	0.62
47:AA:1190:A:H2'	47:AA:1191:C:O4'	2.00	0.62
47:AA:1413:G:C6	47:AA:1434:C:C4	2.88	0.62
47:AA:338:G:H3'	47:AA:339:A:H3'	1.81	0.62
47:AA:590:A:O2'	47:AA:591:U:OP2	2.17	0.62
47:AA:684:G:H2'	47:AA:685:A:O4'	2.00	0.62
47:AA:938:A:H61	47:AA:1004:U:H3	1.48	0.62
56:AN:119:GLU:HG2	56:AN:123:HIS:CE1	2.34	0.62
38:H:89:LEU:C	38:H:91:THR:N	2.53	0.62
37:A:3888:G:O2'	37:A:3889:G:OP1	2.18	0.62
2:C:16:G:N2	37:A:418:A:OP2	2.33	0.62
47:AA:936:G:N2	47:AA:1007:C:C2	2.68	0.62
76:AB:49:LYS:CD	76:AB:51:LYS:HE2	2.26	0.62
54:AK:111:LEU:HD12	54:AK:112:VAL:H	1.65	0.62

Continued on next page...

Continued from previous page...

Atom-1	Atom-2	Interatomic distance (Å)	Clash overlap (Å)
79:AM:50:CYS:SG	79:AM:51:VAL:N	2.73	0.62
53:AJ:170:TRP:CD2	57:AP:97:ARG:NH1	2.68	0.62
7:I:61:ARG:NH1	37:A:4587:G:OP1	2.28	0.62
46:W:77:ASN:OD1	46:W:78:ASN:N	2.32	0.62
37:A:4904:G:N2	37:A:4917:C:O2	2.29	0.61
37:A:962:C:OP1	37:A:2265:G:N1	2.23	0.61
47:AA:1270:G:N2	47:AA:1513:C:O2	2.33	0.61
47:AA:1290:G:N2	47:AA:1311:C:O2	2.31	0.61
47:AA:1293:A:H2'	47:AA:1293:A:N3	2.13	0.61
47:AA:1589:A:C8	47:AA:1590:C:H5	2.18	0.61
53:AJ:92:GLU:H	53:AJ:92:GLU:CD	2.02	0.61
47:AA:686:U:H5'	57:AP:32:LYS:HE3	1.82	0.61
53:AJ:171:GLY:O	57:AP:98:GLN:NE2	2.33	0.61
47:AA:1344:A:N3	47:AA:1345:G:H1'	2.15	0.61
47:AA:400:C:O2'	47:AA:401:A:O5'	2.18	0.61
47:AA:1315:U:H3	52:AH:99:LYS:NZ	1.98	0.61
79:AM:52:GLN:HE21	79:AM:65:VAL:HG13	1.65	0.61
37:A:990:C:H42	37:A:1051:G:H2'	1.64	0.61
3:D:190:LYS:NZ	37:A:1540:C:OP2	2.34	0.61
47:AA:1259:A:O2'	47:AA:1264:C:N4	2.34	0.61
47:AA:1516:G:H2'	47:AA:1517:G:O4'	1.99	0.61
47:AA:1866:A:O2'	50:AE:95:ARG:O	2.18	0.61
78:AI:33:SER:N	78:AI:41:ILE:O	2.34	0.61
3:D:234:LYS:NZ	37:A:3666:C:OP1	2.32	0.61
1:B:48:G:O2'	6:G:222:GLN:O	2.13	0.61
37:A:1970:A:O2'	37:A:2018:C:N3	2.34	0.61
3:D:248:GLY:O	47:AA:1044:G:C4	2.52	0.61
47:AA:1264:C:H5''	47:AA:1326:U:C5	2.36	0.61
37:A:3760:A:N6	47:AA:1827:U:P	2.72	0.61
47:AA:323:C:O2	47:AA:328:U:N3	2.34	0.61
47:AA:640:A:H2'	47:AA:641:A:C8	2.35	0.61
47:AA:680:G:H2'	47:AA:681:U:H6	1.65	0.61
55:AL:123:ILE:O	55:AL:127:ARG:N	2.33	0.61
56:AN:54:LEU:HB3	56:AN:60:VAL:CG1	2.30	0.61
37:A:1919:G:N2	42:M:163:HIS:O	2.33	0.61
37:A:4769:G:H1	37:A:4865:C:H42	1.48	0.61
47:AA:1361:G:OP2	47:AA:1362:U:O2'	2.13	0.61
47:AA:1781:A:H2'	47:AA:1783:C:O4'	2.00	0.61
48:AC:1:MET:HG2	53:AJ:166:ARG:NH1	2.14	0.61
49:AD:11:ARG:HG3	49:AD:12:LYS:H	1.63	0.61
78:AI:93:THR:OG1	78:AI:94:THR:N	2.34	0.61

Continued on next page...

Continued from previous page...

Atom-1	Atom-2	Interatomic distance (Å)	Clash overlap (Å)
54:AK:215:LYS:NZ	54:AK:219:GLU:OE2	2.34	0.61
47:AA:862:A:C8	57:AP:107:SER:HA	2.35	0.61
57:AP:27:ILE:HG12	57:AP:61:ILE:HB	1.83	0.61
47:AA:1421:A:H5''	81:AU:2:PRO:HB2	1.82	0.61
70:A0:121:ARG:HG3	70:A0:122:GLY:N	2.15	0.61
47:AA:1258:A:N1	47:AA:1663:A:C4	2.69	0.61
47:AA:1302:G:H3'	47:AA:1302:G:OP1	2.00	0.61
47:AA:1430:C:O2'	47:AA:1431:G:H8	1.83	0.61
47:AA:143:U:C4	54:AK:180:VAL:HA	2.35	0.61
47:AA:1538:C:H2'	81:AU:45:LEU:HD22	1.81	0.61
47:AA:1538:C:H42	47:AA:1595:U:H3	1.48	0.61
47:AA:220:U:H2'	47:AA:221:A:C8	2.36	0.61
47:AA:553:U:H2'	47:AA:554:A:H5'	1.83	0.61
47:AA:976:G:H21	80:AO:50:LYS:HE3	1.65	0.61
54:AK:64:LYS:HG3	54:AK:65:GLN:N	2.15	0.61
5:F:278:ASN:OD1	5:F:279:LEU:N	2.34	0.61
6:G:181:PRO:HB2	6:G:198:HIS:CD2	2.36	0.61
38:H:95:PRO:HB2	38:H:97:GLY:HA2	1.82	0.61
37:A:3965:A:N7	37:A:4049:U:O2'	2.30	0.61
20:Z:68:ARG:NH1	37:A:442:G:OP1	2.27	0.61
47:AA:1055:A:C6	47:AA:1056:U:C2	2.89	0.61
47:AA:627:U:H5'	47:AA:628:A:H62	1.65	0.61
47:AA:841:G:HO2'	47:AA:842:C:H6	1.47	0.61
52:AH:116:ARG:HD3	52:AH:131:PHE:CZ	2.35	0.61
47:AA:1302:G:H21	52:AH:98:VAL:HG21	1.66	0.61
54:AK:189:ARG:O	54:AK:193:ALA:N	2.33	0.61
79:AM:52:GLN:NE2	79:AM:66:GLU:HB3	2.16	0.61
80:AO:92:ALA:HB2	80:AO:125:LYS:HB2	1.80	0.61
47:AA:606:G:H5''	60:AT:56:ASN:HB3	1.82	0.61
46:W:10:SER:O	46:W:11:LEU:CB	2.48	0.61
37:A:2601:A:N6	37:A:2744:A:OP2	2.33	0.61
37:A:2549:G:N2	37:A:2770:C:O2	2.27	0.61
37:A:3970:G:N2	37:A:4051:C:N3	2.49	0.61
47:AA:1413:G:H2'	47:AA:1413:G:N3	2.16	0.61
47:AA:1445:U:O4	47:AA:1446:A:N6	2.32	0.61
47:AA:634:A:H4'	60:AT:18:LYS:NZ	2.16	0.61
47:AA:665:G:C2	47:AA:671:A:N7	2.69	0.61
47:AA:648:A:O3'	49:AD:104:GLY:HA3	2.01	0.61
78:AI:230:LEU:HD13	78:AI:259:TRP:CE3	2.36	0.61
55:AL:6:SER:O	55:AL:8:VAL:N	2.33	0.61
16:U:123:ILE:HG12	16:U:143:ALA:HB3	1.83	0.61

Continued on next page...

Continued from previous page...

Atom-1	Atom-2	Interatomic distance (Å)	Clash overlap (Å)
47:AA:1091:C:HO2'	57:AP:2:VAL:N	1.99	0.61
47:AA:202:G:H2'	47:AA:203:G:C8	2.25	0.61
47:AA:216:C:N4	47:AA:309:G:H1	1.99	0.61
47:AA:823:U:O4'	55:AL:140:GLN:NE2	2.34	0.61
47:AA:918:U:O4	47:AA:1020:A:O2'	2.18	0.61
51:AF:62:GLU:N	51:AF:62:GLU:OE1	2.33	0.61
81:AU:23:LYS:HA	81:AU:54:TYR:CD1	2.35	0.61
81:AU:38:LYS:HZ1	81:AU:44:GLU:HB2	1.66	0.61
81:AU:97:LYS:O	81:AU:100:ALA:N	2.33	0.61
38:H:86:GLU:O	38:H:87:LYS:O	2.18	0.61
47:AA:1034:A:H2'	47:AA:1035:A:C8	2.36	0.61
47:AA:1070:A:H3'	47:AA:1071:G:H8	1.65	0.61
47:AA:1090:C:H42	47:AA:1159:G:H1	1.49	0.61
47:AA:1446:A:H1'	47:AA:1447:G:N7	2.16	0.61
47:AA:1638:G:O2'	47:AA:1639:G:H5''	2.00	0.61
47:AA:1678:A:N6	47:AA:1679:A:N1	2.49	0.61
47:AA:1715:A:N1	47:AA:1819:A:C2	2.69	0.61
47:AA:185:G:N2	47:AA:214:U:H3	1.98	0.61
47:AA:876:C:N4	47:AA:878:G:H8	1.99	0.61
76:AB:28:ASN:HB3	76:AB:31:SER:OG	2.01	0.61
48:AC:35:ASN:HB3	48:AC:50:PHE:CD1	2.35	0.61
55:AL:36:GLY:HA2	55:AL:124:HIS:CE1	2.36	0.61
79:AM:44:LYS:HG2	79:AM:112:LYS:HZ2	1.64	0.61
81:AU:24:LYS:O	81:AU:25:SER:OG	2.19	0.61
5:F:316:LYS:HG2	37:A:714:G:H5''	1.82	0.61
40:K:59:PRO:HG2	40:K:143:ARG:HA	1.82	0.61
20:Z:33:VAL:HG23	20:Z:38:GLU:HG2	1.83	0.61
47:AA:1256:G:N1	47:AA:1658:G:O2'	2.34	0.60
48:AC:7:GLU:HG3	48:AC:9:VAL:HG22	1.83	0.60
78:AI:168:CYS:HB3	78:AI:198:VAL:HB	1.81	0.60
80:AO:13:GLN:O	80:AO:14:VAL:HB	2.00	0.60
81:AU:69:GLY:N	81:AU:121:ARG:O	2.30	0.60
9:L:135:LYS:NZ	37:A:2898:G:OP2	2.34	0.60
16:U:75:LEU:HB3	16:U:117:LEU:HD11	1.82	0.60
47:AA:929:G:H22	47:AA:1104:G:H4'	1.65	0.60
47:AA:1229:G:OP1	70:A0:141:ARG:HG2	2.01	0.60
47:AA:1308:U:H3	52:AH:139:HIS:HD2	1.49	0.60
47:AA:1400:U:O4	47:AA:1401:A:N6	2.34	0.60
47:AA:1337:C:C2	47:AA:1491:G:C2	2.89	0.60
47:AA:80:G:O5'	47:AA:80:G:H8	1.85	0.60
47:AA:62:G:N1	47:AA:86:C:N3	2.36	0.60

Continued on next page...

Continued from previous page...

Atom-1	Atom-2	Interatomic distance (Å)	Clash overlap (Å)
49:AD:51:VAL:HG13	49:AD:70:VAL:HG21	1.83	0.60
78:AI:2:THR:HG23	78:AI:3:GLU:HG3	1.83	0.60
80:AO:111:GLY:O	80:AO:115:ALA:N	2.23	0.60
37:A:1390:G:N2	37:A:1393:G:OP2	2.35	0.60
37:A:2109:G:H3'	37:A:2110:C:H5''	1.83	0.60
47:AA:1175:G:H2'	47:AA:1176:G:H8	1.66	0.60
47:AA:1620:A:O2'	47:AA:1624:U:OP1	2.17	0.60
37:A:3711:A:H5'	47:AA:970:G:O4'	1.98	0.60
47:AA:984:C:O2	80:AO:139:SER:OG	2.13	0.60
76:AB:20:ILE:HB	76:AB:91:LEU:HB2	1.83	0.60
78:AI:109:LEU:HD21	78:AI:152:SER:C	2.21	0.60
78:AI:196:ASN:N	78:AI:210:GLY:O	2.34	0.60
53:AJ:215:MET:O	53:AJ:218:GLY:N	2.33	0.60
81:AU:66:LEU:HD12	81:AU:67:ARG:HG2	1.83	0.60
5:F:286:ASN:HD22	5:F:292:ILE:HD11	1.66	0.60
46:W:53:PRO:HG2	46:W:56:ARG:HD3	1.82	0.60
19:Y:88:LEU:HD22	19:Y:95:TYR:HE1	1.66	0.60
47:AA:10:G:C2	47:AA:11:A:C5	2.90	0.60
47:AA:1241:A:H2	47:AA:1517:G:H1'	1.66	0.60
47:AA:1634:A:H2'	47:AA:1635:C:H5'	1.82	0.60
47:AA:399:C:H4'	49:AD:11:ARG:NH1	2.17	0.60
76:AB:54:VAL:O	76:AB:87:ARG:HA	2.01	0.60
47:AA:1160:U:OP2	49:AD:5:ARG:N	2.34	0.60
50:AE:89:ARG:HA	50:AE:92:ARG:HH11	1.67	0.60
78:AI:133:ASN:HD21	78:AI:139:LYS:HB2	1.65	0.60
53:AJ:263:LYS:NZ	53:AJ:268:GLU:HA	2.16	0.60
12:P:107:ASN:OD1	12:P:111:GLU:N	2.34	0.60
70:A0:10:GLN:HG2	70:A0:13:LEU:HD13	1.83	0.60
70:A0:89:ASP:C	70:A0:91:LYS:H	2.04	0.60
47:AA:127:C:H1'	47:AA:129:C:H5'	1.82	0.60
47:AA:2:A:H5''	47:AA:418:A:C8	2.36	0.60
47:AA:325:C:H1'	47:AA:326:C:H5	1.66	0.60
78:AI:107:ASP:HB3	78:AI:125:ARG:NE	2.16	0.60
47:AA:467:G:OP1	54:AK:72:ARG:NH2	2.34	0.60
59:AR:49:LEU:HB3	59:AR:83:LEU:CD1	2.23	0.60
81:AU:60:THR:O	81:AU:64:LEU:HG	2.01	0.60
4:E:188:GLY:O	4:E:193:LYS:NZ	2.22	0.60
37:A:3767:C:O2'	37:A:3768:U:OP1	2.13	0.60
47:AA:1098:C:H2'	47:AA:1099:G:C8	2.36	0.60
47:AA:1131:G:H2'	47:AA:1132:C:H6	1.66	0.60
47:AA:1306:U:OP2	52:AH:140:TYR:HE2	1.84	0.60

Continued on next page...

Continued from previous page...

Atom-1	Atom-2	Interatomic distance (Å)	Clash overlap (Å)
47:AA:437:G:C6	47:AA:438:G:C5	2.90	0.60
9:L:163:ARG:NH1	47:AA:871:U:N3	2.50	0.60
47:AA:962:A:O3'	80:AO:66:ARG:NH2	2.32	0.60
76:AB:91:LEU:HD22	76:AB:93:SER:HB3	1.84	0.60
5:F:305:PRO:HD2	37:A:2090:U:H4'	1.84	0.60
6:G:198:HIS:ND1	6:G:203:ASN:OD1	2.28	0.60
9:L:163:ARG:CZ	47:AA:871:U:C4	2.84	0.60
16:U:132:ARG:NH2	37:A:1468:C:OP1	2.35	0.60
37:A:1178:G:H22	37:A:1183:C:H1'	1.65	0.60
47:AA:1113:A:H3'	47:AA:1114:U:C5'	2.27	0.60
47:AA:1120:U:N3	47:AA:1121:G:N7	2.49	0.60
47:AA:1173:A:C2	47:AA:1188:A:C4	2.89	0.60
47:AA:1220:A:C8	47:AA:1221:G:C8	2.90	0.60
47:AA:1243:U:H2'	47:AA:1244:U:C6	2.37	0.60
47:AA:1268:C:N3	47:AA:1514:G:N2	2.36	0.60
47:AA:1391:C:H4'	77:AG:55:LEU:HD22	1.83	0.60
47:AA:1448:A:O2'	47:AA:1449:G:H5''	2.02	0.60
47:AA:375:U:H2'	47:AA:376:A:C8	2.37	0.60
47:AA:810:A:H3'	47:AA:811:A:H5'	1.84	0.60
76:AB:47:ASN:O	76:AB:48:LEU:HD12	2.01	0.60
81:AU:122:LYS:NZ	81:AU:123:LEU:O	2.33	0.60
7:I:22:ILE:HD12	42:M:166:ARG:HH11	1.50	0.60
47:AA:1743:G:H1'	47:AA:1792:G:N2	2.15	0.60
47:AA:473:A:O2'	47:AA:474:G:OP2	2.20	0.60
47:AA:735:C:H2'	47:AA:736:C:H5'	1.84	0.60
76:AB:48:LEU:O	76:AB:49:LYS:HB3	2.01	0.60
5:F:55:SER:HB3	5:F:58:ALA:HB2	1.82	0.60
38:H:88:VAL:HG22	38:H:90:ALA:HA	1.83	0.60
46:W:10:SER:CB	47:AA:1007:C:OP1	2.48	0.60
37:A:995:C:O2'	37:A:1048:G:O6	2.20	0.60
47:AA:1302:G:H5''	47:AA:1303:C:H5	1.65	0.60
47:AA:1751:C:C5	47:AA:1752:C:H1'	2.36	0.60
47:AA:1759:G:H2'	47:AA:1760:G:H5''	1.82	0.60
47:AA:409:C:N4	47:AA:431:G:H1	2.00	0.60
47:AA:85:A:H2'	47:AA:86:C:C6	2.37	0.60
76:AB:62:ARG:NE	76:AB:81:GLN:OE1	2.28	0.60
48:AC:4:ASP:OD1	48:AC:5:ALA:N	2.35	0.60
78:AI:33:SER:O	78:AI:40:ILE:HG23	2.01	0.60
58:AQ:56:PHE:N	58:AQ:74:MET:O	2.32	0.60
4:E:66:LYS:HB2	12:P:14:PHE:HE2	1.66	0.60
4:E:74:GLU:OE2	4:E:285:TYR:OH	2.17	0.60

Continued on next page...

Continued from previous page...

Atom-1	Atom-2	Interatomic distance (Å)	Clash overlap (Å)
4:E:94:GLU:OE1	4:E:158:GLN:NE2	2.27	0.60
14:S:45:ARG:NH2	37:A:238:C:OP2	2.34	0.60
37:A:1084:C:N3	37:A:1215:C:N4	2.50	0.60
37:A:3974:G:H1	37:A:4037:C:H42	1.48	0.60
47:AA:1402:A:N6	47:AA:1441:U:O2'	2.35	0.60
47:AA:1575:G:H2'	47:AA:1576:G:C8	2.37	0.60
47:AA:562:U:H2'	47:AA:563:G:C8	2.37	0.60
47:AA:879:C:C2	47:AA:880:G:N2	2.70	0.60
50:AE:53:ILE:O	50:AE:57:SER:OG	2.16	0.60
78:AI:290:ALA:HB3	78:AI:299:PHE:HB2	1.83	0.60
53:AJ:206:SER:OG	53:AJ:207:ALA:N	2.30	0.60
54:AK:230:LYS:O	54:AK:234:LEU:N	2.33	0.60
58:AQ:82:ALA:HA	58:AQ:85:ASN:HB2	1.84	0.60
37:A:710:G:HO2'	38:H:136:HIS:HD1	1.47	0.60
38:H:89:LEU:C	38:H:91:THR:H	2.04	0.60
10:N:153:PRO:HG2	42:M:127:MET:HB3	1.83	0.60
17:V:13:SER:O	17:V:17:HIS:ND1	2.33	0.60
18:X:29:ILE:HG23	18:X:33:ILE:HD13	1.84	0.60
70:A0:123:LEU:HB3	70:A0:127:TRP:HZ3	1.67	0.59
47:AA:1113:A:C3'	47:AA:1114:U:H5'	2.28	0.59
47:AA:1534:C:H4'	47:AA:1535:U:C5'	2.33	0.59
47:AA:324:C:O2'	47:AA:325:C:OP2	2.20	0.59
47:AA:452:G:C2	47:AA:453:C:H1'	2.37	0.59
51:AF:42:ILE:HG21	51:AF:44:ARG:HE	1.66	0.59
54:AK:165:GLU:HG3	54:AK:166:GLY:N	2.17	0.59
55:AL:30:LYS:O	55:AL:34:GLU:N	2.34	0.59
47:AA:634:A:H4'	60:AT:18:LYS:HZ3	1.65	0.59
4:E:28:LYS:HG3	4:E:30:LYS:HG3	1.83	0.59
5:F:297:GLU:OE1	5:F:300:ARG:NH2	2.34	0.59
38:H:96:VAL:C	38:H:97:GLY:O	2.37	0.59
37:A:1075:G:H1	37:A:1235:G:H1	1.50	0.59
37:A:2114:G:O2'	37:A:2115:G:N7	2.35	0.59
37:A:4120:U:H1'	46:W:54:ALA:HB1	1.84	0.59
37:A:2809:G:O2'	37:A:4644:G:OP1	2.18	0.59
47:AA:1715:A:H2'	47:AA:1715:A:N3	2.16	0.59
47:AA:190:G:H2'	47:AA:208:G:H1	1.67	0.59
47:AA:919:A:N7	47:AA:1020:A:C4	2.70	0.59
47:AA:9:U:H3	47:AA:11:A:H3'	1.67	0.59
78:AI:73:SER:OG	78:AI:115:SER:O	2.20	0.59
53:AJ:78:LEU:HB3	53:AJ:82:TYR:CE2	2.37	0.59
55:AL:21:GLU:HB2	55:AL:24:ARG:HB3	1.84	0.59

Continued on next page...

Continued from previous page...

Atom-1	Atom-2	Interatomic distance (Å)	Clash overlap (Å)
80:AO:96:LYS:HG2	80:AO:130:GLU:OE1	2.02	0.59
81:AU:19:ALA:O	81:AU:22:LEU:N	2.35	0.59
47:AA:1220:A:N7	47:AA:1221:G:C5	2.69	0.59
47:AA:216:C:H5'	47:AA:217:A:OP2	2.02	0.59
78:AI:210:GLY:HA2	78:AI:216:ALA:HA	1.82	0.59
54:AK:57:ASP:HA	54:AK:106:LEU:HA	1.85	0.59
54:AK:36:VAL:N	54:AK:50:VAL:O	2.31	0.59
60:AT:32:ALA:O	60:AT:35:ARG:N	2.35	0.59
57:AP:60:LYS:NZ	61:AV:24:LEU:O	2.26	0.59
3:D:114:CYS:HB2	3:D:165:VAL:HG13	1.84	0.59
5:F:305:PRO:HA	40:K:38:ARG:HH12	1.67	0.59
37:A:1359:G:H3'	37:A:1360:G:H8	1.68	0.59
37:A:450:G:H3'	37:A:451:C:H4'	1.84	0.59
47:AA:673:G:N2	47:AA:1032:C:O2	2.27	0.59
47:AA:1102:G:H2'	47:AA:1103:C:H6	1.68	0.59
47:AA:1273:C:O3'	47:AA:1274:G:H3'	2.02	0.59
47:AA:1250:A:OP1	47:AA:1339:U:H4'	2.02	0.59
47:AA:1396:A:O2'	47:AA:1397:U:OP2	2.16	0.59
47:AA:942:G:H2'	47:AA:943:U:C2	2.37	0.59
37:A:3711:A:O4'	47:AA:970:G:C5'	2.51	0.59
56:AN:128:TYR:O	56:AN:131:THR:OG1	2.17	0.59
59:AR:77:LEU:HD23	59:AR:78:LYS:H	1.68	0.59
37:A:1291:G:O4'	37:A:4942:C:N4	2.35	0.59
47:AA:1302:G:H22	47:AA:1305:C:H3'	1.67	0.59
47:AA:23:G:C5	47:AA:24:C:N4	2.70	0.59
47:AA:454:U:O4	47:AA:455:A:N6	2.35	0.59
47:AA:573:U:H2'	47:AA:574:A:H2'	1.84	0.59
47:AA:748:C:H4'	47:AA:794:A:N6	2.18	0.59
47:AA:873:G:H1	47:AA:912:C:N4	2.01	0.59
50:AE:5:ARG:HG3	50:AE:7:ASN:O	2.03	0.59
52:AH:106:TYR:OH	52:AH:114:ILE:HG21	2.02	0.59
55:AL:117:LEU:HD22	55:AL:157:ILE:HG13	1.84	0.59
80:AO:12:GLU:HA	80:AO:87:GLU:HA	1.83	0.59
58:AQ:89:HIS:CE1	58:AQ:90:ARG:HG2	2.36	0.59
81:AU:77:LYS:O	81:AU:78:ILE:HB	2.02	0.59
38:H:153:LEU:HD11	38:H:195:ILE:HG13	1.85	0.59
47:AA:1629:C:O2'	70:A0:83:PHE:O	2.21	0.59
47:AA:1044:G:N2	47:AA:1070:A:OP2	2.22	0.59
47:AA:1426:U:H3'	47:AA:1427:C:H6	1.66	0.59
47:AA:1746:U:H2'	47:AA:1747:C:C6	2.38	0.59
47:AA:78:C:H1'	54:AK:175:LYS:NZ	2.18	0.59

Continued on next page...

Continued from previous page...

Atom-1	Atom-2	Interatomic distance (Å)	Clash overlap (Å)
53:AJ:210:PRO:HD3	53:AJ:236:PHE:CZ	2.37	0.59
80:AO:92:ALA:CB	80:AO:125:LYS:HB2	2.32	0.59
47:AA:1158:G:H5''	57:AP:76:SER:CB	2.33	0.59
81:AU:72:VAL:HG21	81:AU:101:ARG:HG3	1.83	0.59
61:AV:35:VAL:HG11	61:AV:63:LEU:HD21	1.85	0.59
38:H:136:HIS:HB2	38:H:138:ARG:HH12	1.67	0.59
42:M:15:ARG:HB3	42:M:27:LEU:HD23	1.84	0.59
47:AA:1407:U:O4	47:AA:1439:A:N6	2.27	0.59
54:AK:50:VAL:HG12	54:AK:113:ILE:HA	1.85	0.59
55:AL:44:TRP:N	55:AL:44:TRP:CD1	2.68	0.59
47:AA:1543:U:P	81:AU:11:GLN:HG3	2.42	0.59
18:X:91:LYS:HD2	18:X:105:LEU:HD13	1.83	0.59
47:AA:1204:A:C6	47:AA:1205:C:C4	2.90	0.59
47:AA:1215:C:H42	47:AA:1220:A:H61	1.51	0.59
47:AA:1251:A:H2'	47:AA:1251:A:N3	2.18	0.59
47:AA:1307:U:C5	52:AH:102:VAL:HG21	2.38	0.59
47:AA:221:A:N6	47:AA:300:U:H3	1.99	0.59
47:AA:444:G:O2'	47:AA:446:G:O6	2.11	0.59
47:AA:750:C:N3	47:AA:752:G:N2	2.47	0.59
76:AB:49:LYS:CD	76:AB:51:LYS:CE	2.80	0.59
78:AI:75:GLY:HA3	78:AI:92:LEU:HB2	1.84	0.59
54:AK:121:ILE:HB	54:AK:125:THR:HG21	1.83	0.59
55:AL:60:LEU:HD22	55:AL:77:LEU:HD21	1.84	0.59
58:AQ:8:ARG:HB2	58:AQ:26:ASP:HB3	1.85	0.59
58:AQ:57:VAL:HG12	58:AQ:73:GLY:HA2	1.84	0.59
70:A0:61:GLU:OE1	70:A0:61:GLU:N	2.27	0.59
37:A:2889:G:H21	37:A:5034:A:H8	1.50	0.59
47:AA:1157:G:O3'	57:AP:76:SER:OG	2.21	0.59
47:AA:1453:C:H42	47:AA:1475:G:N2	2.00	0.59
47:AA:1587:G:H1	81:AU:70:ALA:HB2	1.67	0.59
47:AA:1752:C:O2	47:AA:1780:G:N1	2.36	0.59
47:AA:1827:U:H2'	47:AA:1828:C:C6	2.38	0.59
47:AA:303:C:OP2	47:AA:304:C:N4	2.33	0.59
50:AE:90:GLU:OE1	50:AE:90:GLU:N	2.27	0.59
54:AK:102:VAL:HA	54:AK:106:LEU:HD21	1.84	0.59
58:AQ:13:MET:O	58:AQ:22:GLN:N	2.35	0.59
4:E:57:VAL:HB	4:E:367:PHE:HB3	1.85	0.59
9:L:23:TRP:HB2	9:L:53:LYS:HG3	1.84	0.59
7:I:22:ILE:HD13	42:M:166:ARG:HH12	1.59	0.59
11:O:105:ASN:HB2	11:O:111:GLU:HB2	1.84	0.59
37:A:1242:G:H1	37:A:1269:G:N2	1.99	0.59

Continued on next page...

Continued from previous page...

Atom-1	Atom-2	Interatomic distance (Å)	Clash overlap (Å)
47:AA:1280:G:H1	47:AA:1316:C:H42	1.50	0.59
47:AA:1291:A:H5''	47:AA:1302:G:O2'	2.03	0.59
47:AA:1422:G:C2	47:AA:1424:G:H5''	2.37	0.59
47:AA:1777:G:H2'	47:AA:1778:C:C2	2.38	0.59
47:AA:489:A:C4	47:AA:512:A:C2	2.91	0.59
47:AA:535:G:H1	47:AA:548:C:H42	1.51	0.59
47:AA:997:A:H2'	47:AA:998:A:H8	1.66	0.59
54:AK:39:ASP:O	54:AK:42:GLY:N	2.35	0.59
55:AL:59:GLU:OE1	55:AL:62:THR:OG1	2.20	0.59
59:AR:83:LEU:HA	59:AR:86:ALA:HB3	1.84	0.59
81:AU:18:LEU:O	81:AU:22:LEU:N	2.36	0.59
38:H:99:ASP:O	38:H:100:LYS:O	2.21	0.59
70:A0:105:ASN:HA	70:A0:108:ARG:NH2	2.18	0.58
37:A:1440:U:H1'	37:A:1441:C:H5	1.67	0.58
37:A:3800:A:O2'	37:A:4505:C:O2'	2.21	0.58
47:AA:1071:G:N2	47:AA:1072:U:O2	2.36	0.58
47:AA:1260:A:C5	47:AA:1620:A:C5	2.91	0.58
47:AA:1744:G:O4'	47:AA:1790:A:N6	2.35	0.58
47:AA:181:A:H4'	47:AA:182:C:O5'	2.03	0.58
47:AA:534:G:H1	47:AA:549:C:N4	2.01	0.58
47:AA:878:G:H1	47:AA:879:C:HO2'	1.48	0.58
47:AA:991:G:H4'	47:AA:992:A:OP1	2.02	0.58
49:AD:84:PHE:N	49:AD:118:VAL:HG11	2.18	0.58
78:AI:75:GLY:HA3	78:AI:92:LEU:HD13	1.85	0.58
61:AV:5:LYS:HE2	79:AM:27:ILE:HG21	127.15	0.58
56:AN:119:GLU:O	56:AN:123:HIS:ND1	2.29	0.58
81:AU:101:ARG:HG2	81:AU:105:GLN:CD	2.23	0.58
81:AU:68:GLY:HA2	81:AU:75:MET:HE1	1.83	0.58
16:U:28:HIS:CD2	16:U:32:ARG:HG2	2.38	0.58
37:A:1266:G:N2	37:A:1268:G:O5'	2.36	0.58
47:AA:1148:A:C8	47:AA:1149:A:C6	2.90	0.58
47:AA:14:C:O2	47:AA:1198:G:N2	2.36	0.58
47:AA:193:C:H2'	47:AA:194:C:C6	2.37	0.58
47:AA:19:A:H5'	49:AD:107:ARG:CZ	2.33	0.58
78:AI:20:GLN:HE21	78:AI:22:ALA:HB2	1.69	0.58
78:AI:297:THR:OG1	78:AI:311:GLN:OE1	2.21	0.58
47:AA:1032:C:H5'	56:AN:109:LYS:NZ	2.18	0.58
56:AN:53:ILE:O	56:AN:57:SER:HB3	2.03	0.58
47:AA:493:A:H4'	58:AQ:89:HIS:CD2	2.38	0.58
70:A0:124:ARG:HH22	70:A0:151:LYS:HG2	1.67	0.58
37:A:1985:G:H1	37:A:2013:A:H62	1.51	0.58

Continued on next page...

Continued from previous page...

Atom-1	Atom-2	Interatomic distance (Å)	Clash overlap (Å)
37:A:2711:G:H21	37:A:2711:G:P	2.26	0.58
37:A:3711:A:N3	47:AA:970:G:H5''	2.18	0.58
37:A:490:C:H42	37:A:663:G:H22	1.51	0.58
37:A:4568:A:O2'	37:A:4981:G:N7	2.35	0.58
47:AA:1079:C:H41	47:AA:1080:A:N6	2.01	0.58
47:AA:1168:G:C2	47:AA:1169:G:H1'	2.38	0.58
47:AA:1224:G:N2	47:AA:1225:U:O2	2.36	0.58
47:AA:1414:A:H62	47:AA:1419:C:N4	2.00	0.58
47:AA:1523:C:H41	70:A0:137:LYS:C	2.04	0.58
47:AA:696:G:N2	47:AA:737:G:N7	2.52	0.58
47:AA:890:U:O4	47:AA:896:U:O2'	2.08	0.58
78:AI:100:ARG:NH2	78:AI:102:VAL:HG13	2.19	0.58
78:AI:191:HIS:CE1	78:AI:211:GLY:HA3	2.37	0.58
78:AI:248:LEU:O	78:AI:258:ILE:HA	2.02	0.58
55:AL:127:ARG:NH2	55:AL:145:PRO:HG2	2.18	0.58
55:AL:70:ARG:HG3	55:AL:94:LEU:HD21	1.85	0.58
50:AE:29:CYS:SG	80:AO:146:ARG:HG3	2.43	0.58
57:AP:117:ARG:NH1	57:AP:117:ARG:O	2.34	0.58
59:AR:50:PHE:HA	59:AR:54:THR:HG21	1.86	0.58
47:AA:1419:C:H4'	81:AU:132:ASP:OD2	2.03	0.58
5:F:210:ILE:HD12	5:F:252:TRP:NE1	2.17	0.58
37:A:1237:C:H5''	38:H:59:ARG:HB2	1.85	0.58
37:A:1264:C:H2'	37:A:1265:G:C8	2.38	0.58
47:AA:1288:U:O2'	47:AA:1312:G:N2	2.34	0.58
47:AA:1452:A:N6	47:AA:1474:A:C4	2.71	0.58
47:AA:1745:A:C5	47:AA:1790:A:H1'	2.38	0.58
47:AA:436:G:N1	47:AA:457:C:O2	2.31	0.58
47:AA:835:C:N4	58:AQ:8:ARG:HB3	2.19	0.58
50:AE:49:ALA:HB2	80:AO:117:ARG:HH21	1.67	0.58
78:AI:54:ILE:HD12	78:AI:54:ILE:C	2.23	0.58
5:F:66:SER:HB2	5:F:77:PRO:HA	1.85	0.58
70:A0:48:ALA:HB3	70:A0:50:ILE:HG23	1.84	0.58
37:A:3767:C:H2'	37:A:3768:U:N1	2.19	0.58
47:AA:122:G:H2'	47:AA:123:G:C8	2.38	0.58
47:AA:1277:C:H5''	47:AA:1278:A:N7	2.18	0.58
47:AA:1307:U:H6	52:AH:102:VAL:HG11	1.67	0.58
47:AA:1315:U:H3	52:AH:99:LYS:HZ1	1.52	0.58
47:AA:1473:G:O2'	47:AA:1474:A:O5'	2.20	0.58
47:AA:59:U:N3	47:AA:62:G:OP1	2.25	0.58
47:AA:79:A:C6	47:AA:80:G:C6	2.92	0.58
47:AA:109:U:H5'	47:AA:854:A:N1	2.18	0.58

Continued on next page...

Continued from previous page...

Atom-1	Atom-2	Interatomic distance (Å)	Clash overlap (Å)
76:AB:77:TRP:HZ3	77:AG:40:ARG:HH22	1.51	0.58
53:AJ:203:GLY:N	53:AJ:221:ASP:OD2	2.36	0.58
53:AJ:84:PHE:O	53:AJ:85:SER:OG	2.20	0.58
60:AT:27:LYS:HB3	60:AT:33:LYS:NZ	2.19	0.58
12:P:95:PHE:CE2	37:A:4629:U:H1'	2.38	0.58
37:A:2658:G:N2	37:A:2676:A:OP2	2.24	0.58
37:A:497:G:N2	37:A:657:C:N3	2.52	0.58
47:AA:388:U:C4	47:AA:389:A:N7	2.72	0.58
47:AA:964:A:C2	47:AA:965:U:C2	2.92	0.58
76:AB:22:ILE:HG23	76:AB:113:GLU:O	2.02	0.58
49:AD:104:GLY:O	49:AD:121:LYS:NZ	2.32	0.58
51:AF:24:GLN:C	51:AF:26:GLN:H	2.07	0.58
54:AK:138:ALA:HB2	54:AK:179:LEU:HB3	1.84	0.58
57:AP:22:LYS:O	57:AP:65:LEU:HD21	2.03	0.58
47:AA:1597:C:P	59:AR:82:SER:HB2	2.43	0.58
81:AU:52:TRP:CD2	81:AU:53:PHE:N	2.71	0.58
61:AV:21:LYS:O	61:AV:22:LYS:HB2	2.04	0.58
17:V:63:LYS:O	17:V:67:ALA:N	2.37	0.58
47:AA:1060:A:O2'	47:AA:1062:A:N6	2.36	0.58
47:AA:1210:G:H3'	47:AA:1211:G:H5''	1.86	0.58
47:AA:1421:A:P	81:AU:133:ARG:HH22	2.25	0.58
47:AA:1563:G:C6	47:AA:1573:G:C2	2.91	0.58
47:AA:406:U:H5''	47:AA:407:G:N2	2.18	0.58
53:AJ:188:CYS:SG	53:AJ:189:GLY:N	2.76	0.58
81:AU:17:ALA:HA	81:AU:20:ALA:HB3	1.85	0.58
37:A:499:G:N2	37:A:656:C:O2	2.37	0.58
47:AA:1281:G:N2	47:AA:1316:C:N3	2.52	0.58
47:AA:1426:U:H5''	47:AA:1427:C:C5	2.39	0.58
47:AA:1558:C:H2'	47:AA:1559:C:H6	1.67	0.58
47:AA:561:A:H5''	55:AL:164:PRO:CB	2.33	0.58
47:AA:852:G:H2'	47:AA:852:G:N3	2.18	0.58
47:AA:938:A:N6	47:AA:1004:U:H3	2.01	0.58
49:AD:34:THR:HA	49:AD:37:LYS:HB3	1.85	0.58
78:AI:140:TYR:OH	78:AI:181:ASN:OD1	2.19	0.58
53:AJ:101:SER:OG	53:AJ:132:ASP:OD1	2.20	0.58
53:AJ:65:LYS:HA	53:AJ:68:ARG:HD3	1.86	0.58
80:AO:139:SER:O	80:AO:140:THR:OG1	2.14	0.58
12:P:39:ILE:HG12	12:P:61:VAL:HG11	1.84	0.58
37:A:1440:U:O2	37:A:1441:C:N4	2.35	0.58
37:A:388:A:N6	37:A:411:G:O2'	2.36	0.58
37:A:4704:C:H2'	37:A:4705:A:C8	2.39	0.58

Continued on next page...

Continued from previous page...

Atom-1	Atom-2	Interatomic distance (Å)	Clash overlap (Å)
47:AA:1408:U:HO2'	47:AA:1442:U:H3	1.50	0.58
47:AA:1743:G:O6	47:AA:1744:G:N1	2.37	0.58
47:AA:1797:U:N3	47:AA:1798:C:N3	2.51	0.58
47:AA:630:U:H3	47:AA:631:U:H5	1.51	0.58
76:AB:32:LEU:HD23	76:AB:85:HIS:HB2	1.86	0.58
48:AC:71:ARG:O	48:AC:75:ALA:N	2.33	0.58
49:AD:111:ALA:HB2	49:AD:119:ARG:NE	2.19	0.58
47:AA:482:G:H4'	49:AD:76:LYS:NZ	2.17	0.58
52:AH:132:MET:HB2	52:AH:139:HIS:CE1	2.39	0.58
53:AJ:176:LYS:N	53:AJ:200:ARG:HH12	2.00	0.58
57:AP:50:PHE:HB2	57:AP:63:VAL:HG22	1.86	0.58
59:AR:85:ARG:O	59:AR:89:GLN:N	2.37	0.58
70:A0:39:ARG:NH1	81:AU:38:LYS:HB3	2.19	0.58
37:A:1361:G:O6	37:A:1376:C:N4	2.37	0.58
37:A:2695:A:H4'	37:A:2696:A:O5'	2.04	0.58
47:AA:1112:U:H2'	47:AA:1113:A:O4'	2.04	0.58
47:AA:1158:G:H5''	57:AP:76:SER:HB3	1.85	0.58
47:AA:1304:U:H4'	52:AH:95:ARG:HB2	1.85	0.58
47:AA:13:C:O2	47:AA:1199:A:H2	1.87	0.58
47:AA:1410:C:H2'	47:AA:1411:G:C8	2.39	0.58
47:AA:1637:A:H4'	47:AA:1638:G:C5	2.39	0.58
47:AA:191:A:H5'	47:AA:192:C:OP2	2.04	0.58
47:AA:437:G:N2	47:AA:457:C:H1'	2.18	0.58
47:AA:912:C:O2'	47:AA:913:A:OP1	2.20	0.58
47:AA:957:A:HO2'	47:AA:958:G:P	2.27	0.58
59:AR:51:ASP:HA	70:A0:8:LYS:HD2	1.86	0.57
37:A:1176:C:O2	37:A:1185:G:N2	2.37	0.57
37:A:2:G:H5''	45:R:38:LYS:CE	2.33	0.57
47:AA:1117:C:H3'	47:AA:1118:C:O2	2.04	0.57
47:AA:1273:C:C2	47:AA:1506:A:C4	2.92	0.57
47:AA:1663:A:H2'	47:AA:1664:A:H8	1.69	0.57
47:AA:1832:A:C5	47:AA:1833:C:C5	2.88	0.57
47:AA:194:C:N4	47:AA:205:G:O6	2.27	0.57
47:AA:328:U:H2'	47:AA:329:G:O4'	2.04	0.57
47:AA:92:A:N6	47:AA:446:G:O6	2.37	0.57
47:AA:994:C:H42	47:AA:999:G:H1	1.52	0.57
48:AC:46:PHE:CE2	48:AC:48:GLY:HA2	2.39	0.57
47:AA:1302:G:OP1	77:AG:5:GLN:OE1	2.21	0.57
78:AI:109:LEU:HD11	78:AI:152:SER:HA	1.86	0.57
78:AI:68:ASP:OD1	78:AI:69:VAL:N	2.37	0.57
53:AJ:169:TYR:HB2	53:AJ:173:LYS:HG2	1.86	0.57

Continued on next page...

Continued from previous page...

Atom-1	Atom-2	Interatomic distance (Å)	Clash overlap (Å)
47:AA:1142:G:OP1	53:AJ:187:ARG:NH1	2.37	0.57
53:AJ:256:TRP:CH2	57:AP:68:ARG:HD3	2.39	0.57
56:AN:52:VAL:O	56:AN:55:ARG:N	2.37	0.57
2:C:70:G:O2'	2:C:88:A:N6	2.37	0.57
8:J:22:LEU:HD12	8:J:146:ILE:HD13	1.84	0.57
12:P:95:PHE:HE2	37:A:4629:U:H1'	1.68	0.57
47:AA:1060:A:C4	47:AA:1062:A:C6	2.91	0.57
47:AA:1417:C:N4	47:AA:1419:C:O4'	2.37	0.57
47:AA:1440:C:H2'	47:AA:1441:U:C6	2.39	0.57
47:AA:1854:U:H2'	47:AA:1855:G:C8	2.38	0.57
47:AA:681:U:H2'	47:AA:682:U:C6	2.39	0.57
53:AJ:72:ASP:HB3	53:AJ:74:LYS:HG3	1.86	0.57
56:AN:23:PRO:HB2	56:AN:25:TRP:CH2	2.38	0.57
58:AQ:16:ARG:HA	58:AQ:19:GLN:HA	1.85	0.57
37:A:1502:G:OP1	40:K:62:SER:OG	2.20	0.57
37:A:4190:U:O2'	37:A:4382:G:OP2	2.22	0.57
37:A:4745:G:H22	37:A:4955:A:H2	1.51	0.57
47:AA:107:A:C6	47:AA:108:G:C5	2.93	0.57
47:AA:194:C:C2	47:AA:206:G:C2	2.92	0.57
47:AA:224:A:C2	47:AA:298:G:C2	2.93	0.57
47:AA:360:A:C6	47:AA:363:A:N7	2.72	0.57
47:AA:445:A:C6	47:AA:446:G:C2	2.91	0.57
47:AA:555:A:N7	47:AA:557:U:H5'	2.18	0.57
49:AD:49:GLY:HA3	49:AD:74:LEU:HD23	1.87	0.57
47:AA:1866:A:C5	50:AE:87:ARG:NH2	2.72	0.57
78:AI:147:HIS:CD2	78:AI:169:GLY:HA3	2.39	0.57
54:AK:39:ASP:HA	54:AK:45:TRP:CB	2.33	0.57
47:AA:523:A:OP1	55:AL:127:ARG:NH1	2.37	0.57
47:AA:1597:C:OP1	59:AR:82:SER:HB2	2.04	0.57
81:AU:66:LEU:C	81:AU:68:GLY:H	2.06	0.57
81:AU:75:MET:SD	81:AU:121:ARG:HB2	2.45	0.57
3:D:214:GLY:N	37:A:4545:G:OP2	2.37	0.57
38:H:91:THR:HB	38:H:107:VAL:HB	1.85	0.57
9:L:157:ASP:OD1	9:L:158:GLN:N	2.37	0.57
17:V:60:ASN:O	17:V:64:ALA:N	2.35	0.57
37:A:4154:G:OP1	45:R:37:LYS:HG3	2.03	0.57
37:A:4279:A:H5'	37:A:4281:A:H1'	1.85	0.57
47:AA:1131:G:H2'	47:AA:1132:C:C6	2.39	0.57
47:AA:1171:G:HO2'	47:AA:1187:G:H1	1.52	0.57
47:AA:1521:C:C4	70:A0:137:LYS:HG2	2.40	0.57
47:AA:1721:U:H3'	47:AA:1722:G:H5''	1.86	0.57

Continued on next page...

Continued from previous page...

Atom-1	Atom-2	Interatomic distance (Å)	Clash overlap (Å)
47:AA:399:C:C5	47:AA:680:G:H5''	2.40	0.57
47:AA:525:A:H2'	47:AA:526:A:H8	1.66	0.57
47:AA:615:C:N4	47:AA:625:G:O2'	2.35	0.57
78:AI:286:CYS:HB3	78:AI:302:TYR:CE1	2.40	0.57
79:AM:124:ILE:HB	79:AM:128:PHE:HB2	1.87	0.57
81:AU:60:THR:OG1	81:AU:103:VAL:HG12	2.05	0.57
3:D:104:VAL:HA	3:D:107:MET:HE2	1.86	0.57
38:H:119:GLU:O	40:K:112:ARG:NH2	65.70	0.57
9:L:163:ARG:NH1	47:AA:871:U:C4	2.73	0.57
37:A:1265:G:O3'	37:A:2112:G:N2	2.38	0.57
37:A:4742:G:N2	37:A:4959:U:OP2	2.38	0.57
2:C:148:A:H61	37:A:7:C:H42	1.53	0.57
47:AA:1345:G:H2'	47:AA:1346:U:C6	2.38	0.57
47:AA:190:G:H21	47:AA:209:A:H8	1.52	0.57
47:AA:540:U:H2'	47:AA:542:U:OP1	2.04	0.57
47:AA:614:C:OP2	47:AA:626:G:O2'	2.22	0.57
47:AA:832:G:O6	47:AA:842:C:N4	2.26	0.57
47:AA:874:G:H2'	47:AA:875:A:C8	2.39	0.57
47:AA:97:U:C4	47:AA:98:C:N4	2.72	0.57
53:AJ:74:LYS:HD3	53:AJ:269:PHE:CD1	2.40	0.57
47:AA:78:C:H1'	54:AK:175:LYS:HZ2	1.69	0.57
81:AU:38:LYS:HB3	81:AU:44:GLU:HA	1.85	0.57
38:H:95:PRO:HB2	38:H:97:GLY:CA	2.35	0.57
15:T:97:ASN:OD1	15:T:98:LYS:N	2.37	0.57
37:A:452:A:N7	37:A:1294:A:N6	2.53	0.57
37:A:346:G:O2'	37:A:1367:C:N4	2.37	0.57
47:AA:1008:A:H1'	56:AN:101:HIS:ND1	2.18	0.57
47:AA:1301:A:N6	47:AA:1303:C:C2	2.73	0.57
47:AA:1514:G:H2'	47:AA:1515:G:H8	1.68	0.57
47:AA:1613:G:C2	47:AA:1614:A:H1'	2.39	0.57
47:AA:404:G:H2'	47:AA:405:G:C8	2.40	0.57
47:AA:534:G:N3	47:AA:534:G:H2'	2.19	0.57
47:AA:817:G:N2	47:AA:818:A:N7	2.53	0.57
47:AA:833:C:N4	58:AQ:10:ARG:HD3	2.19	0.57
47:AA:917:U:N3	47:AA:918:U:O2	2.38	0.57
50:AE:45:VAL:C	80:AO:113:GLN:HE21	2.08	0.57
51:AF:12:ALA:HA	51:AF:34:PHE:HA	1.86	0.57
78:AI:257:LYS:HG3	78:AI:269:GLU:HA	1.85	0.57
56:AN:119:GLU:HG2	56:AN:123:HIS:HE1	1.69	0.57
80:AO:147:ARG:HD2	80:AO:150:ARG:HE	1.70	0.57
81:AU:53:PHE:O	81:AU:57:ALA:N	2.34	0.57

Continued on next page...

Continued from previous page...

Atom-1	Atom-2	Interatomic distance (Å)	Clash overlap (Å)
42:M:95:ARG:NH1	42:M:112:ASP:OD2	2.37	0.57
70:A0:27:ALA:HB1	70:A0:42:HIS:CE1	2.39	0.57
37:A:1242:G:OP1	37:A:1243:C:N4	2.38	0.57
37:A:2669:C:O2'	37:A:2670:C:O5'	2.23	0.57
37:A:713:C:H42	37:A:955:G:H1	1.50	0.57
47:AA:1280:G:H5'	79:AM:95:ASP:HB2	1.87	0.57
47:AA:1413:G:O6	47:AA:1434:C:N4	2.38	0.57
47:AA:1461:G:H22	47:AA:1464:C:H5''	1.70	0.57
47:AA:535:G:N2	47:AA:537:C:H1'	2.20	0.57
47:AA:919:A:P	56:AN:20:ARG:HH21	2.28	0.57
53:AJ:80:GLU:OE1	53:AJ:80:GLU:N	2.32	0.57
54:AK:5:ILE:HA	54:AK:111:LEU:O	2.05	0.57
55:AL:103:GLU:HA	55:AL:106:LEU:HD13	1.86	0.57
79:AM:60:MET:O	79:AM:64:LEU:N	2.37	0.57
56:AN:69:ASN:ND2	56:AN:73:ARG:HG2	2.19	0.57
81:AU:30:VAL:HG12	81:AU:53:PHE:CZ	2.40	0.57
42:M:161:ARG:O	42:M:165:PRO:HD2	1.99	0.57
37:A:4600:G:O2'	37:A:4601:U:O5'	2.22	0.57
47:AA:114:G:N2	47:AA:382:C:O2	2.38	0.57
47:AA:1649:U:H2'	47:AA:1650:A:C8	2.40	0.57
47:AA:1756:C:N3	47:AA:1777:G:H1'	2.19	0.57
47:AA:360:A:N1	47:AA:363:A:C8	2.73	0.57
47:AA:681:U:O2'	47:AA:682:U:O5'	2.21	0.57
47:AA:694:G:C2'	47:AA:695:C:H4'	2.34	0.57
47:AA:698:G:H5'	47:AA:733:C:H42	1.70	0.57
78:AI:75:GLY:O	78:AI:91:ASP:HA	2.05	0.57
3:D:243:THR:O	37:A:3745:U:O2'	2.20	0.57
5:F:65:GLU:OE1	5:F:80:ARG:NH1	2.38	0.57
38:H:62:MET:HA	38:H:65:ARG:HB3	1.86	0.57
37:A:2:G:P	45:R:38:LYS:CG	2.82	0.57
8:J:37:LYS:NZ	37:A:425:U:OP1	2.30	0.57
47:AA:1096:G:C5	47:AA:1148:A:H2	2.23	0.57
47:AA:1748:G:H2'	47:AA:1749:G:H8	1.70	0.57
47:AA:1749:G:N2	47:AA:1786:U:O2	2.37	0.57
47:AA:551:U:C4	47:AA:552:G:C2	2.93	0.57
47:AA:979:C:H2'	47:AA:980:A:H5'	1.87	0.57
76:AB:20:ILE:HD13	76:AB:117:ALA:HB2	1.87	0.57
53:AJ:128:VAL:O	53:AJ:140:GLY:N	2.36	0.57
47:AA:454:U:OP1	54:AK:93:LYS:HD2	2.05	0.57
55:AL:64:ASP:CG	57:AP:117:ARG:HE	2.07	0.57
58:AQ:27:VAL:HB	58:AQ:69:THR:HG23	1.87	0.57

Continued on next page...

Continued from previous page...

Atom-1	Atom-2	Interatomic distance (Å)	Clash overlap (Å)
55:AL:124:HIS:HB3	60:AT:31:ARG:HH12	1.70	0.57
47:AA:1566:G:O6	81:AU:97:LYS:HD2	2.04	0.57
70:A0:123:LEU:HB3	70:A0:127:TRP:CZ3	2.38	0.57
37:A:2438:A:O2'	37:A:2440:U:OP2	2.19	0.57
37:A:2558:C:H2'	37:A:2559:G:C8	2.40	0.57
37:A:3967:G:P	37:A:4049:U:H3	2.28	0.57
47:AA:1235:G:N2	47:AA:1236:G:N3	2.53	0.57
47:AA:163:U:O2'	54:AK:62:PRO:HG3	2.05	0.57
47:AA:52:G:C6	47:AA:53:C:N3	2.73	0.57
47:AA:941:C:H42	47:AA:985:G:H1	1.51	0.57
76:AB:46:LYS:O	76:AB:46:LYS:HD3	2.04	0.57
78:AI:31:ILE:O	78:AI:43:TRP:N	2.37	0.57
47:AA:1283:C:H3'	79:AM:104:VAL:HG11	1.86	0.57
6:G:108:ARG:HA	6:G:251:PRO:HB2	1.87	0.57
47:AA:1589:A:C2	47:AA:1672:U:H1'	2.40	0.56
47:AA:7:G:H1	47:AA:17:C:H42	1.53	0.56
47:AA:303:C:H3'	47:AA:304:C:C5	2.40	0.56
47:AA:798:A:N7	47:AA:800:U:H5''	2.20	0.56
47:AA:916:A:N6	56:AN:73:ARG:HD2	2.20	0.56
49:AD:13:LEU:O	49:AD:16:HIS:N	2.38	0.56
54:AK:183:ARG:O	54:AK:186:GLN:HB3	2.04	0.56
54:AK:222:GLU:O	54:AK:226:GLU:HG2	2.05	0.56
54:AK:55:GLY:O	54:AK:63:MET:HB2	2.04	0.56
6:G:144:CYS:HB2	6:G:173:ILE:HG12	1.87	0.56
9:L:98:ARG:HH22	9:L:130:ASN:HB3	1.70	0.56
10:N:108:ARG:NH2	37:A:1836:G:OP2	2.38	0.56
37:A:3723:A:H61	37:A:3730:U:H3	1.52	0.56
47:AA:1044:G:H1	47:AA:1070:A:P	2.26	0.56
47:AA:1298:G:O2'	47:AA:1299:A:OP2	2.19	0.56
47:AA:1275:G:O2'	47:AA:1321:G:O6	2.15	0.56
47:AA:1702:G:C2	47:AA:1703:C:H1'	2.40	0.56
47:AA:171:A:OP1	54:AK:137:ARG:HD2	2.06	0.56
47:AA:427:U:O2'	47:AA:428:U:O5'	2.21	0.56
47:AA:557:U:H2'	47:AA:558:G:N7	2.20	0.56
47:AA:565:G:C6	47:AA:566:U:C4	2.93	0.56
47:AA:611:G:N3	47:AA:611:G:H2'	2.19	0.56
51:AF:8:PRO:HB2	51:AF:10:LYS:NZ	2.20	0.56
78:AI:100:ARG:HH22	78:AI:102:VAL:HG13	1.70	0.56
53:AJ:170:TRP:H	53:AJ:178:HIS:HE1	1.53	0.56
81:AU:70:ALA:O	81:AU:121:ARG:N	2.37	0.56
7:I:195:VAL:O	7:I:198:THR:OG1	2.21	0.56

Continued on next page...

Continued from previous page...

Atom-1	Atom-2	Interatomic distance (Å)	Clash overlap (Å)
37:A:3758:U:O2'	37:A:3765:G:N7	2.38	0.56
47:AA:1096:G:N2	47:AA:1137:U:C2	2.73	0.56
47:AA:1306:U:OP2	52:AH:135:HIS:NE2	2.23	0.56
47:AA:1717:C:C5	47:AA:1718:G:C5	2.93	0.56
47:AA:1087:A:N6	47:AA:1861:G:N7	2.54	0.56
47:AA:467:G:H2'	47:AA:468:A:H8	1.70	0.56
47:AA:544:G:N7	47:AA:545:A:H1'	2.19	0.56
47:AA:59:U:H3	47:AA:62:G:P	2.29	0.56
47:AA:941:C:N4	47:AA:985:G:H1	2.03	0.56
49:AD:52:LEU:HD13	49:AD:80:LYS:HE3	1.87	0.56
78:AI:147:HIS:HB3	78:AI:171:ASP:OD2	2.05	0.56
54:AK:177:GLN:HG2	54:AK:178:ARG:HG3	1.88	0.56
54:AK:200:LYS:HA	54:AK:203:LYS:HB3	1.86	0.56
55:AL:77:LEU:HA	55:AL:80:ARG:NE	2.13	0.56
9:L:175:GLU:HA	9:L:178:GLN:HB2	1.88	0.56
37:A:2:G:O5'	45:R:38:LYS:HE3	2.05	0.56
37:A:2005:G:H22	37:A:2015:U:H1'	1.69	0.56
47:AA:1290:G:N1	47:AA:1310:U:O2	2.38	0.56
47:AA:1347:U:H2'	47:AA:1348:G:C8	2.40	0.56
47:AA:1362:U:H3'	47:AA:1363:C:C6	2.41	0.56
13:Q:47:ARG:HH12	47:AA:1793:A:H4'	1.70	0.56
47:AA:1827:U:H2'	47:AA:1828:C:H6	1.70	0.56
47:AA:66:G:H2'	47:AA:67:C:H4'	1.88	0.56
76:AB:50:VAL:CG2	76:AB:89:ILE:HG21	2.21	0.56
77:AG:36:LEU:O	77:AG:38:MET:HG2	2.06	0.56
52:AH:108:VAL:HG21	52:AH:114:ILE:HG22	1.88	0.56
47:AA:1290:G:N7	52:AH:143:LYS:HE3	2.21	0.56
53:AJ:166:ARG:HH22	53:AJ:252:THR:HG21	1.69	0.56
54:AK:138:ALA:HA	54:AK:141:ILE:HG22	1.86	0.56
80:AO:103:ASN:HD21	80:AO:142:ARG:HA	1.69	0.56
59:AR:65:TYR:O	59:AR:68:ILE:HD11	2.04	0.56
70:A0:27:ALA:HB2	70:A0:45:LEU:HD11	1.87	0.56
47:AA:1033:G:O6	47:AA:1080:A:C8	2.58	0.56
47:AA:10:G:H2'	47:AA:11:A:C8	2.41	0.56
47:AA:1248:U:H3'	47:AA:1249:C:C6	2.41	0.56
47:AA:155:G:H5'	47:AA:156:G:OP2	2.05	0.56
47:AA:1609:C:N3	47:AA:1630:A:N1	2.53	0.56
47:AA:122:G:H1	47:AA:342:C:H42	1.54	0.56
47:AA:606:G:H4'	60:AT:57:ALA:HA	1.88	0.56
76:AB:22:ILE:HG12	76:AB:114:VAL:HA	1.87	0.56
50:AE:74:CYS:O	50:AE:77:CYS:N	2.36	0.56

Continued on next page...

Continued from previous page...

Atom-1	Atom-2	Interatomic distance (Å)	Clash overlap (Å)
51:AF:34:PHE:CZ	51:AF:61:SER:HB3	2.40	0.56
78:AI:105:THR:HG23	78:AI:130:LYS:NZ	2.21	0.56
53:AJ:108:LYS:HE2	53:AJ:233:LEU:HD13	1.86	0.56
47:AA:143:U:C5	54:AK:180:VAL:HG22	2.40	0.56
55:AL:110:LEU:O	55:AL:113:GLN:N	2.38	0.56
56:AN:95:ALA:O	56:AN:98:VAL:N	2.37	0.56
5:F:12:SER:HA	5:F:155:GLU:HG2	1.87	0.56
37:A:4877:G:H22	42:M:161:ARG:HH21	1.52	0.56
37:A:1244:G:H5''	37:A:1269:G:C8	2.41	0.56
37:A:1378:C:H3'	37:A:1379:C:H5'	1.88	0.56
47:AA:1315:U:H3'	47:AA:1316:C:C6	2.41	0.56
47:AA:1331:C:O2'	47:AA:1332:A:H5''	2.05	0.56
47:AA:198:U:H3'	47:AA:199:C:H5''	1.87	0.56
47:AA:30:C:O3'	49:AD:137:LYS:NZ	2.36	0.56
47:AA:612:U:C4	47:AA:613:G:C6	2.94	0.56
47:AA:752:G:O2'	47:AA:753:C:OP2	2.23	0.56
78:AI:117:ASN:O	78:AI:134:THR:OG1	2.23	0.56
78:AI:147:HIS:CG	78:AI:171:ASP:HB2	2.39	0.56
2:C:79:G:H2'	2:C:80:A:O4'	2.05	0.56
45:R:147:LEU:O	45:R:151:ASN:ND2	2.38	0.56
20:Z:67:THR:O	37:A:4945:G:N2	2.38	0.56
70:A0:124:ARG:HD2	70:A0:131:VAL:O	2.05	0.56
37:A:1253:G:N2	37:A:1257:A:O4'	2.39	0.56
37:A:3725:G:N2	37:A:3728:A:OP2	2.34	0.56
37:A:3751:G:H21	37:A:3775:A:H8	1.52	0.56
47:AA:1033:G:P	56:AN:109:LYS:HZ1	2.28	0.56
47:AA:1139:C:H2'	47:AA:1140:G:O4'	2.05	0.56
47:AA:1545:A:O2'	47:AA:1546:G:OP2	2.24	0.56
47:AA:1555:U:O3'	47:AA:1556:A:H8	1.88	0.56
47:AA:179:C:H2'	47:AA:180:G:H5'	1.88	0.56
47:AA:405:G:H2'	47:AA:406:U:H6	1.71	0.56
47:AA:901:G:C2	47:AA:902:G:C4	2.93	0.56
47:AA:976:G:H2'	47:AA:977:C:C2	2.41	0.56
78:AI:290:ALA:O	78:AI:299:PHE:N	2.26	0.56
55:AL:27:GLN:O	55:AL:30:LYS:HG2	2.05	0.56
1:B:118:C:OP2	6:G:256:LYS:NZ	2.32	0.56
47:AA:1206:G:C4	47:AA:1693:G:N2	2.74	0.56
47:AA:1362:U:H4'	47:AA:1363:C:OP2	2.05	0.56
47:AA:1516:G:C6	47:AA:1517:G:N7	2.74	0.56
47:AA:1737:G:H8	47:AA:1737:G:P	2.29	0.56
47:AA:1846:G:N2	47:AA:1847:G:N3	2.54	0.56

Continued on next page...

Continued from previous page...

Atom-1	Atom-2	Interatomic distance (Å)	Clash overlap (Å)
47:AA:360:A:C2	47:AA:362:C:C2	2.93	0.56
52:AH:138:ARG:NH2	52:AH:152:LYS:O	2.34	0.56
53:AJ:148:ALA:O	53:AJ:151:ILE:N	2.39	0.56
57:AP:80:ASP:OD1	57:AP:124:LYS:HG2	2.05	0.56
81:AU:51:ASN:O	81:AU:55:THR:N	2.31	0.56
16:U:71:PRO:HD2	16:U:109:TYR:CD2	2.40	0.56
16:U:127:LYS:NZ	16:U:148:ALA:OXT	2.38	0.56
70:A0:116:LYS:O	70:A0:117:ILE:HG22	2.06	0.56
70:A0:85:ASN:HB2	70:A0:97:GLN:HA	1.88	0.56
37:A:2113:G:N2	37:A:2117:G:N7	2.53	0.56
37:A:3692:A:H62	37:A:3823:G:H21	1.53	0.56
37:A:406:C:O2'	37:A:407:A:OP1	2.21	0.56
37:A:1872:G:O2'	37:A:4219:A:N3	2.36	0.56
47:AA:126:G:H22	47:AA:127:C:H41	1.52	0.56
47:AA:1291:A:H8	47:AA:1302:G:HO2'	1.51	0.56
47:AA:1457:U:OP1	78:AI:282:GLU:N	2.36	0.56
47:AA:1533:A:N3	47:AA:1533:A:H2'	2.20	0.56
47:AA:1602:U:H2'	47:AA:1604:G:C8	2.41	0.56
49:AD:131:LEU:HB3	49:AD:135:LYS:NZ	2.20	0.56
53:AJ:256:TRP:HH2	57:AP:46:TYR:CZ	2.24	0.56
55:AL:144:ILE:HG22	55:AL:146:SER:H	1.70	0.56
79:AM:60:MET:HA	79:AM:63:LYS:HB3	1.88	0.56
59:AR:79:ILE:HG21	59:AR:84:ALA:HB2	1.88	0.56
81:AU:62:ARG:O	81:AU:66:LEU:HG	2.06	0.56
8:J:80:GLN:NE2	37:A:3892:U:O2'	2.39	0.56
8:J:82:ARG:NH2	37:A:2362:U:OP1	2.39	0.56
14:S:54:GLU:HB3	14:S:108:ARG:HB3	1.87	0.56
37:A:2411:C:O2'	37:A:2526:C:O2	2.21	0.56
37:A:260:C:N4	37:A:261:G:O6	2.39	0.56
37:A:2711:G:OP2	37:A:2711:G:N2	2.37	0.56
47:AA:1189:A:C2	47:AA:1190:A:C4	2.94	0.56
47:AA:1599:U:H4'	47:AA:1600:G:C4	2.40	0.56
47:AA:655:A:H5''	47:AA:656:G:H3'	1.88	0.56
47:AA:835:C:H5	58:AQ:8:ARG:HD3	1.71	0.56
47:AA:684:G:C5	47:AA:920:A:N6	2.74	0.56
47:AA:972:A:N7	47:AA:973:C:N4	2.53	0.56
78:AI:12:LYS:HG2	78:AI:13:GLY:H	1.70	0.56
56:AN:77:SER:OG	56:AN:78:LYS:N	2.39	0.56
47:AA:642:U:H5	60:AT:34:ARG:HE	1.52	0.56
4:E:93:VAL:HG23	4:E:158:GLN:HE22	1.71	0.56
19:Y:85:LEU:HD21	19:Y:115:ALA:HB2	1.88	0.56

Continued on next page...

Continued from previous page...

Atom-1	Atom-2	Interatomic distance (Å)	Clash overlap (Å)
37:A:1879:C:O2'	37:A:1891:A:N3	2.38	0.56
37:A:237:G:O2'	37:A:238:C:OP1	2.21	0.56
37:A:974:C:H2'	37:A:975:C:C6	2.41	0.56
47:AA:1212:G:N1	47:AA:1213:C:C4	2.73	0.56
47:AA:1367:U:H2'	47:AA:1368:U:C6	2.41	0.56
47:AA:1506:A:N7	47:AA:1508:A:C4	2.74	0.56
47:AA:1601:A:H1'	47:AA:1635:C:N4	2.21	0.56
47:AA:325:C:O2	47:AA:326:C:N4	2.36	0.56
47:AA:476:A:O2'	47:AA:488:U:H4'	2.06	0.56
54:AK:152:ASP:O	54:AK:153:VAL:HG22	2.05	0.56
47:AA:320:G:N2	54:AK:186:GLN:OE1	2.39	0.56
55:AL:109:ARG:O	55:AL:113:GLN:HG2	2.06	0.56
47:AA:560:A:C8	55:AL:173:VAL:HG21	2.41	0.56
81:AU:63:HIS:HD2	81:AU:67:ARG:HD3	1.69	0.56
37:A:1265:G:O6	37:A:2111:G:N2	2.33	0.55
37:A:4272:G:N2	37:A:4272:G:OP2	2.29	0.55
47:AA:1384:C:H2'	47:AA:1385:G:C8	2.39	0.55
47:AA:1521:C:P	70:A0:129:LEU:HD11	2.46	0.55
47:AA:1698:C:H3'	47:AA:1699:A:H8	1.70	0.55
47:AA:212:C:H2'	47:AA:213:G:O4'	2.06	0.55
47:AA:71:G:O6	54:AK:170:ARG:HG3	2.05	0.55
79:AM:48:HIS:CD2	79:AM:114:TYR:HA	2.42	0.55
80:AO:140:THR:HG22	80:AO:141:ARG:N	2.21	0.55
58:AQ:4:THR:HB	58:AQ:30:PRO:HD2	1.88	0.55
38:H:84:LYS:O	38:H:89:LEU:HB3	2.01	0.55
37:A:2:G:P	45:R:38:LYS:CD	2.93	0.55
37:A:2611:A:H5'	37:A:2688:G:H4'	1.89	0.55
47:AA:1120:U:H4'	61:AV:72:ARG:HH12	1.72	0.55
47:AA:1520:G:O3'	70:A0:149:SER:OG	2.15	0.55
47:AA:1583:C:H5'	47:AA:1584:G:H2'	1.89	0.55
47:AA:532:C:O3'	47:AA:533:A:C8	2.59	0.55
76:AB:18:HIS:CB	76:AB:117:ALA:HB1	2.36	0.55
47:AA:650:A:H5'	49:AD:108:LYS:NZ	2.22	0.55
57:AP:49:GLU:O	57:AP:64:ASN:HB3	2.06	0.55
3:D:29:LEU:O	3:D:123:ARG:NH1	2.38	0.55
16:U:83:SER:O	16:U:86:THR:OG1	2.19	0.55
37:A:2004:U:N3	37:A:2016:C:O2	2.39	0.55
47:AA:1702:G:C5	47:AA:1703:C:N3	2.74	0.55
47:AA:1735:A:C2	47:AA:1736:G:H1'	2.41	0.55
47:AA:1791:A:H5''	47:AA:1792:G:OP2	2.06	0.55
47:AA:817:G:H1'	47:AA:847:A:N6	2.18	0.55

Continued on next page...

Continued from previous page...

Atom-1	Atom-2	Interatomic distance (Å)	Clash overlap (Å)
47:AA:976:G:N2	80:AO:50:LYS:HE3	2.20	0.55
47:AA:980:A:H2'	47:AA:981:A:O4'	2.07	0.55
76:AB:49:LYS:O	76:AB:50:VAL:HG12	2.06	0.55
50:AE:90:GLU:CD	50:AE:90:GLU:H	2.08	0.55
50:AE:87:ARG:HD3	50:AE:91:ALA:O	2.06	0.55
54:AK:187:HIS:O	54:AK:190:ARG:N	2.39	0.55
47:AA:925:G:H1'	56:AN:87:ASP:OD1	2.06	0.55
58:AQ:90:ARG:HA	58:AQ:93:ARG:HG2	1.89	0.55
47:AA:1067:C:H3'	47:AA:1068:G:H8	1.71	0.55
47:AA:1407:U:H2'	47:AA:1408:U:C6	2.40	0.55
47:AA:1495:G:N3	77:AG:41:GLN:HB3	2.21	0.55
47:AA:378:U:H2'	47:AA:379:C:C6	2.42	0.55
47:AA:5:U:C2	47:AA:20:G:N2	2.74	0.55
47:AA:817:G:H5'	55:AL:69:ARG:NH1	2.21	0.55
47:AA:1306:U:P	52:AH:135:HIS:HE2	2.29	0.55
78:AI:256:ILE:HD12	78:AI:270:LEU:HD13	1.87	0.55
55:AL:13:TYR:CD2	55:AL:41:ARG:HD3	2.41	0.55
47:AA:821:G:H1	55:AL:150:ARG:CB	2.20	0.55
57:AP:74:VAL:HG23	57:AP:126:LEU:O	2.06	0.55
47:AA:419:G:H5''	57:AP:88:LYS:NZ	2.21	0.55
57:AP:98:GLN:OE1	57:AP:98:GLN:N	2.40	0.55
47:AA:1420:G:OP1	81:AU:133:ARG:HB2	2.07	0.55
37:A:3760:A:H61	47:AA:1827:U:P	2.27	0.55
37:A:4233:A:O2'	37:A:4234:A:H2'	2.07	0.55
47:AA:10:G:H2'	47:AA:11:A:H8	1.70	0.55
47:AA:1546:G:H2'	47:AA:1547:C:O4'	2.07	0.55
47:AA:1680:G:H2'	47:AA:1681:U:C6	2.41	0.55
47:AA:107:A:N3	47:AA:355:G:N2	2.54	0.55
47:AA:799:U:O4'	47:AA:867:G:N2	2.33	0.55
47:AA:878:G:C4	47:AA:909:G:N1	2.74	0.55
76:AB:50:VAL:C	76:AB:51:LYS:O	2.43	0.55
51:AF:8:PRO:HB2	51:AF:10:LYS:HZ2	1.70	0.55
78:AI:256:ILE:HB	78:AI:270:LEU:HD13	1.89	0.55
53:AJ:244:ILE:O	53:AJ:247:THR:HG23	2.05	0.55
58:AQ:26:ASP:OD1	58:AQ:68:LYS:HE3	2.06	0.55
81:AU:102:ARG:O	81:AU:105:GLN:N	2.39	0.55
81:AU:52:TRP:CG	81:AU:53:PHE:N	2.74	0.55
38:H:91:THR:HG22	38:H:92:VAL:H	1.71	0.55
9:L:105:LEU:HD22	9:L:135:LYS:HG3	1.88	0.55
5:F:165:LYS:NZ	37:A:223:G:OP2	2.40	0.55
47:AA:1380:C:H2'	47:AA:1381:G:O4'	2.07	0.55

Continued on next page...

Continued from previous page...

Atom-1	Atom-2	Interatomic distance (Å)	Clash overlap (Å)
47:AA:1398:G:N3	78:AI:64:HIS:CE1	2.75	0.55
47:AA:454:U:H2'	47:AA:455:A:C8	2.41	0.55
47:AA:627:U:HO2'	47:AA:628:A:P	2.27	0.55
47:AA:613:G:N2	47:AA:629:A:OP2	2.34	0.55
51:AF:11:LEU:HD22	51:AF:55:VAL:HG11	1.88	0.55
55:AL:10:ARG:HG2	55:AL:11:LYS:N	2.21	0.55
57:AP:55:ASP:OD1	57:AP:55:ASP:N	2.39	0.55
81:AU:5:THR:OG1	81:AU:6:VAL:N	2.38	0.55
3:D:28:ARG:HB2	3:D:123:ARG:HD2	1.88	0.55
4:E:41:VAL:HG12	4:E:187:GLY:HA3	1.88	0.55
6:G:9:ASN:H	6:G:12:TYR:HB3	1.71	0.55
38:H:90:ALA:HB3	38:H:107:VAL:HG11	1.88	0.55
37:A:1217:G:H2'	37:A:1218:G:C8	2.42	0.55
37:A:513:U:H5'	37:A:514:U:H4'	1.88	0.55
47:AA:1604:G:O6	47:AA:1605:G:C2	2.60	0.55
47:AA:1686:G:C2	47:AA:1687:C:C2	2.95	0.55
47:AA:1867:U:O4	50:AE:84:VAL:HG12	2.06	0.55
53:AJ:147:VAL:O	53:AJ:151:ILE:HG13	2.07	0.55
54:AK:38:ALA:HB3	54:AK:48:TYR:HB2	1.88	0.55
79:AM:123:VAL:HG23	79:AM:124:ILE:H	1.71	0.55
80:AO:57:THR:O	80:AO:60:MET:HG2	2.07	0.55
58:AQ:43:LYS:HA	58:AQ:46:LYS:CG	2.36	0.55
59:AR:72:VAL:O	59:AR:76:ARG:NH1	2.40	0.55
81:AU:14:PHE:CE1	81:AU:135:ALA:HA	2.42	0.55
38:H:99:ASP:CG	38:H:100:LYS:N	2.59	0.55
42:M:8:ARG:NH1	42:M:35:PRO:O	2.40	0.55
42:M:6:THR:HG23	42:M:7:LEU:H	1.70	0.55
20:Z:9:ALA:O	20:Z:100:ARG:NH1	2.40	0.55
9:L:39:GLN:NE2	37:A:2710:C:OP1	2.37	0.55
4:E:10:ARG:HE	37:A:4459:U:H5''	1.71	0.55
37:A:4760:G:N2	37:A:4765:G:O3'	2.39	0.55
47:AA:1361:G:O5'	47:AA:1361:G:H8	1.89	0.55
47:AA:1647:A:C8	47:AA:1649:U:N3	2.74	0.55
47:AA:494:C:C2	47:AA:495:U:H5	2.25	0.55
47:AA:611:G:C6	47:AA:612:U:C4	2.95	0.55
47:AA:795:A:C8	47:AA:796:G:C8	2.95	0.55
47:AA:817:G:H5'	55:AL:69:ARG:HH11	1.72	0.55
47:AA:952:G:C6	47:AA:953:C:N3	2.75	0.55
78:AI:101:PHE:CE2	78:AI:136:GLY:HA3	2.41	0.55
78:AI:174:VAL:HB	78:AI:188:HIS:HB2	1.87	0.55
56:AN:147:SER:O	56:AN:150:VAL:HG12	2.07	0.55

Continued on next page...

Continued from previous page...

Atom-1	Atom-2	Interatomic distance (Å)	Clash overlap (Å)
40:K:90:VAL:HG12	40:K:108:ARG:HH22	1.72	0.55
37:A:1761:G:H21	37:A:1762:C:H41	1.53	0.55
47:AA:1224:G:C2	47:AA:1225:U:C2	2.94	0.55
47:AA:126:G:H22	47:AA:180:G:C1'	2.19	0.55
47:AA:1513:C:H2'	47:AA:1514:G:C8	2.41	0.55
47:AA:1268:C:N4	47:AA:1514:G:H1	1.96	0.55
47:AA:173:A:H2'	47:AA:174:C:O4'	2.06	0.55
47:AA:972:A:N7	47:AA:973:C:C4	2.75	0.55
48:AC:2:GLN:O	48:AC:8:PHE:HA	2.06	0.55
49:AD:79:LYS:O	49:AD:81:ILE:HD12	2.06	0.55
58:AQ:29:HIS:CE1	58:AQ:34:THR:HA	2.42	0.55
58:AQ:37:LYS:HE3	58:AQ:57:VAL:O	2.07	0.55
81:AU:80:GLY:HA3	81:AU:95:GLY:HA2	1.89	0.55
42:M:45:TRP:HE1	42:M:61:ILE:HD11	1.72	0.55
15:T:11:VAL:HG11	15:T:80:LEU:HB3	1.88	0.55
37:A:1739:G:N3	37:A:1742:A:N6	2.55	0.55
37:A:2252:G:P	38:H:87:LYS:O	2.65	0.55
37:A:4657:U:O2'	37:A:4659:G:OP2	2.23	0.55
37:A:468:U:O4	37:A:687:U:N3	2.33	0.55
37:A:4929:C:H5''	38:H:266:GLN:HE21	1.72	0.55
47:AA:1022:U:H2'	47:AA:1022:U:O2	2.05	0.55
47:AA:1090:C:N4	47:AA:1159:G:H1	2.03	0.55
47:AA:1742:C:C4	47:AA:1743:G:C5	2.94	0.55
47:AA:1782:G:C4	47:AA:1784:G:H1'	2.41	0.55
47:AA:963:A:C4	47:AA:964:A:C8	2.95	0.55
49:AD:131:LEU:O	49:AD:135:LYS:N	2.38	0.55
5:F:29:LYS:HB2	5:F:267:TRP:HH2	1.72	0.55
37:A:1266:G:N2	37:A:2111:G:N3	2.55	0.54
37:A:2770:C:H2'	37:A:2771:G:H8	1.71	0.54
37:A:4135:G:N2	37:A:4149:C:O2	2.40	0.54
47:AA:1175:G:C4	47:AA:1176:G:C8	2.95	0.54
47:AA:1243:U:C2	47:AA:1265:A:C5	2.94	0.54
47:AA:1674:G:H8	47:AA:1674:G:O5'	1.89	0.54
47:AA:179:C:C2	47:AA:313:A:H2	2.25	0.54
47:AA:955:A:N1	47:AA:968:U:O2'	2.28	0.54
53:AJ:164:PRO:C	53:AJ:248:TYR:HE2	2.11	0.54
80:AO:14:VAL:CG2	80:AO:17:LEU:CB	2.85	0.54
6:G:107:ARG:HG3	6:G:251:PRO:HB3	1.87	0.54
6:G:56:THR:OG1	6:G:59:ASP:O	2.19	0.54
37:A:3625:G:O2'	37:A:3626:G:OP1	2.19	0.54
37:A:4683:U:OP2	37:A:4706:G:N1	2.28	0.54

Continued on next page...

Continued from previous page...

Atom-1	Atom-2	Interatomic distance (Å)	Clash overlap (Å)
37:A:4877:G:OP1	42:M:170:LYS:NZ	2.41	0.54
37:A:976:G:H2'	37:A:977:C:N1	2.22	0.54
47:AA:1097:G:C2'	47:AA:1098:C:H5'	2.37	0.54
47:AA:1145:A:O5'	47:AA:1145:A:H8	1.90	0.54
47:AA:1372:U:OP2	47:AA:1385:G:N1	2.33	0.54
47:AA:335:G:H2'	47:AA:336:A:C8	2.42	0.54
47:AA:571:U:H2'	47:AA:572:U:O4'	2.07	0.54
47:AA:823:U:H5	55:AL:143:ASN:H	1.55	0.54
47:AA:976:G:C2	47:AA:977:C:N3	2.75	0.54
47:AA:1868:U:N3	50:AE:98:PRO:O	2.38	0.54
78:AI:230:LEU:HD13	78:AI:259:TRP:HE3	1.72	0.54
78:AI:37:ASP:O	78:AI:38:LYS:HB2	2.07	0.54
53:AJ:252:THR:HB	53:AJ:253:PRO:HD2	1.89	0.54
47:AA:161:U:HO2'	54:AK:87:ARG:HH21	1.56	0.54
55:AL:113:GLN:HG3	55:AL:149:VAL:HG11	1.90	0.54
79:AM:50:CYS:HB3	79:AM:75:ASN:HB2	1.89	0.54
9:L:71:ARG:NH2	37:A:3605:C:OP1	2.39	0.54
15:T:100:VAL:HG23	15:T:106:LEU:HG	1.89	0.54
37:A:1093:C:H2'	37:A:1094:G:C8	2.42	0.54
37:A:2106:G:N2	37:A:2125:C:O3'	2.41	0.54
37:A:4731:G:H5'	37:A:4732:G:C2	2.42	0.54
37:A:4740:G:C6	37:A:4741:C:N3	2.75	0.54
47:AA:1408:U:H3'	47:AA:1409:A:C8	2.42	0.54
47:AA:1548:G:H2'	47:AA:1549:U:O4'	2.08	0.54
47:AA:291:G:N2	47:AA:292:A:O2'	2.35	0.54
47:AA:339:A:C8	47:AA:341:C:H5	2.26	0.54
47:AA:380:G:P	81:AU:56:ARG:NH2	174.62	0.54
47:AA:575:A:C5	47:AA:576:A:C8	2.95	0.54
47:AA:636:C:H2'	47:AA:637:U:O4'	2.07	0.54
47:AA:798:A:N6	47:AA:801:U:O5'	2.40	0.54
47:AA:97:U:O2	47:AA:434:G:C2	2.61	0.54
53:AJ:79:GLU:OE2	53:AJ:136:HIS:NE2	2.40	0.54
56:AN:69:ASN:OD1	56:AN:70:LYS:N	2.32	0.54
81:AU:39:LEU:H	81:AU:43:LYS:HG3	1.73	0.54
47:AA:1563:G:P	81:AU:72:VAL:H	2.31	0.54
4:E:292:LEU:HG	4:E:293:ILE:H	1.72	0.54
37:A:5007:A:OP2	37:A:5040:U:N3	2.40	0.54
37:A:930:G:H4'	37:A:931:C:O5'	2.05	0.54
47:AA:1256:G:N7	77:AG:40:ARG:HD2	2.23	0.54
47:AA:1294:G:H2'	47:AA:1295:A:C8	2.41	0.54
47:AA:1330:G:C5	47:AA:1492:U:C5	2.96	0.54

Continued on next page...

Continued from previous page...

Atom-1	Atom-2	Interatomic distance (Å)	Clash overlap (Å)
47:AA:218:U:C2'	47:AA:219:U:H5'	2.38	0.54
47:AA:312:G:H5'	47:AA:313:A:H5'	1.90	0.54
47:AA:101:U:H3'	47:AA:408:A:H61	1.72	0.54
47:AA:614:C:H5''	47:AA:615:C:C6	2.41	0.54
47:AA:695:C:N4	47:AA:735:C:C4	2.75	0.54
47:AA:1507:G:O6	52:AH:93:HIS:NE2	2.40	0.54
53:AJ:78:LEU:O	53:AJ:81:ILE:N	2.40	0.54
55:AL:93:LYS:HG2	55:AL:94:LEU:N	2.23	0.54
37:A:1391:A:OP2	40:K:181:ARG:NH1	2.40	0.54
37:A:4094:G:H1	37:A:4114:C:H1'	1.72	0.54
47:AA:1113:A:H2'	47:AA:1113:A:N3	2.23	0.54
47:AA:1153:C:H4'	47:AA:1154:U:OP2	2.06	0.54
47:AA:1375:G:N2	47:AA:1376:A:C4	2.76	0.54
47:AA:1458:G:C6	47:AA:1459:G:C6	2.96	0.54
47:AA:1565:C:OP2	81:AU:101:ARG:NH2	2.37	0.54
47:AA:1578:U:H5'	47:AA:1578:U:O2	2.07	0.54
47:AA:523:A:C6	47:AA:524:U:C2	2.95	0.54
47:AA:923:G:C2	47:AA:924:G:C5	2.96	0.54
47:AA:97:U:H2'	47:AA:98:C:C6	2.42	0.54
76:AB:54:VAL:N	76:AB:88:LEU:O	2.38	0.54
78:AI:206:LEU:HA	78:AI:221:LEU:HB3	1.90	0.54
53:AJ:166:ARG:NH2	53:AJ:181:PRO:HB3	2.23	0.54
54:AK:123:GLY:O	54:AK:125:THR:HG23	2.07	0.54
54:AK:39:ASP:O	54:AK:41:LEU:N	2.40	0.54
80:AO:68:GLU:O	80:AO:69:SER:OG	2.19	0.54
53:AJ:171:GLY:HA2	57:AP:97:ARG:NH1	2.23	0.54
60:AT:5:SER:HB2	60:AT:8:ARG:NH1	2.22	0.54
37:A:1076:C:N4	37:A:1233:G:O6	2.41	0.54
5:F:45:ARG:HH21	37:A:2796:G:H5'	68.64	0.54
47:AA:1413:G:N2	47:AA:1414:A:O2'	2.41	0.54
47:AA:1778:C:H2'	47:AA:1779:G:C4	2.43	0.54
47:AA:417:C:H1'	47:AA:418:A:H5''	1.90	0.54
47:AA:613:G:H2'	47:AA:627:U:C5	2.42	0.54
47:AA:792:C:H2'	47:AA:793:G:O4'	2.07	0.54
47:AA:987:A:H5''	50:AE:70:LYS:HE3	1.90	0.54
60:AT:26:LYS:HD3	60:AT:28:LYS:HE3	1.89	0.54
81:AU:113:VAL:HG21	81:AU:121:ARG:HB3	1.90	0.54
42:M:143:LYS:HA	42:M:146:HIS:HD2	1.72	0.54
15:T:51:ARG:HB2	15:T:65:ARG:HG2	1.89	0.54
37:A:2902:G:H3'	37:A:2903:G:H5'	1.90	0.54
47:AA:1206:G:C2	47:AA:1208:A:C8	2.95	0.54

Continued on next page...

Continued from previous page...

Atom-1	Atom-2	Interatomic distance (Å)	Clash overlap (Å)
47:AA:1230:C:H5''	70:A0:139:THR:HG23	1.89	0.54
47:AA:1375:G:C2	47:AA:1376:A:C5	2.95	0.54
47:AA:14:C:OP1	53:AJ:190:SER:OG	2.25	0.54
47:AA:1534:C:N4	47:AA:1600:G:H1	1.98	0.54
47:AA:1656:G:C4	47:AA:1657:G:C8	2.96	0.54
47:AA:1691:U:C4	47:AA:1692:U:C5	2.96	0.54
47:AA:363:A:C4	47:AA:398:A:N1	2.76	0.54
47:AA:401:A:C8	47:AA:402:C:C5	2.96	0.54
47:AA:650:A:C5	47:AA:651:U:N3	2.75	0.54
49:AD:48:LYS:O	49:AD:75:ILE:HG22	2.08	0.54
77:AG:12:ARG:O	77:AG:18:SER:OG	2.21	0.54
47:AA:1142:G:P	53:AJ:187:ARG:HH11	2.31	0.54
53:AJ:92:GLU:N	53:AJ:92:GLU:OE1	2.25	0.54
53:AJ:77:SER:HA	53:AJ:97:PHE:CD1	2.42	0.54
56:AN:63:VAL:O	56:AN:67:THR:OG1	2.21	0.54
58:AQ:123:ALA:O	58:AQ:127:ALA:HB3	2.07	0.54
5:F:323:ARG:NH1	37:A:974:C:N3	2.55	0.54
19:Y:66:THR:O	19:Y:69:MET:HG2	2.08	0.54
37:A:1240:G:N7	37:A:1271:G:O2'	2.35	0.54
37:A:1758:G:O6	37:A:1761:G:N2	2.40	0.54
47:AA:1032:C:N4	47:AA:1033:G:C6	2.75	0.54
47:AA:1061:U:O2'	47:AA:1062:A:OP2	2.24	0.54
47:AA:1066:U:OP1	80:AO:143:LYS:NZ	2.18	0.54
47:AA:1204:A:OP1	53:AJ:117:ARG:NE	2.36	0.54
47:AA:1280:G:N1	47:AA:1281:G:C2	2.76	0.54
47:AA:1275:G:O2'	47:AA:1322:G:N2	2.40	0.54
47:AA:1334:G:C6	47:AA:1335:G:C4	2.96	0.54
47:AA:1433:C:H5''	47:AA:1434:C:OP1	2.08	0.54
47:AA:1242:U:O2'	47:AA:1518:C:H4'	2.08	0.54
47:AA:1610:G:H2'	47:AA:1611:G:C8	2.43	0.54
47:AA:309:G:H2'	47:AA:310:C:N1	2.22	0.54
47:AA:684:G:H2'	47:AA:685:A:C8	2.42	0.54
47:AA:805:U:H2'	47:AA:806:U:C6	2.43	0.54
47:AA:960:U:O2'	47:AA:962:A:N7	2.32	0.54
78:AI:40:ILE:HD12	78:AI:90:TRP:CE2	2.43	0.54
53:AJ:166:ARG:NH2	53:AJ:252:THR:HG21	2.23	0.54
55:AL:29:LEU:HD11	60:AT:37:GLN:HG2	1.90	0.54
70:A0:46:ARG:NH2	81:AU:35:ASP:OD2	2.40	0.54
1:B:99:G:N7	42:M:55:LYS:NZ	2.53	0.54
7:I:130:LYS:NZ	37:A:2055:G:N3	2.55	0.54
37:A:2:G:C5'	45:R:38:LYS:CE	2.86	0.54

Continued on next page...

Continued from previous page...

Atom-1	Atom-2	Interatomic distance (Å)	Clash overlap (Å)
70:A0:115:LYS:HG3	70:A0:116:LYS:HG3	1.90	0.54
37:A:1241:C:OP2	37:A:1270:A:N6	2.40	0.54
37:A:3711:A:O4'	47:AA:970:G:C4'	2.56	0.54
37:A:4232:U:H4'	37:A:4233:A:O4'	2.08	0.54
37:A:495:C:H2'	37:A:496:G:H8	1.72	0.54
47:AA:1324:G:O2'	47:AA:1510:G:O2'	2.12	0.54
47:AA:1514:G:C2	47:AA:1515:G:C5	2.95	0.54
47:AA:1601:A:N6	47:AA:1636:G:OP2	2.41	0.54
47:AA:1680:G:O2'	47:AA:1681:U:O4'	2.12	0.54
47:AA:463:C:O2'	47:AA:465:A:OP1	2.26	0.54
47:AA:419:G:H21	47:AA:661:U:H3	1.54	0.54
47:AA:816:A:C6	47:AA:817:G:C4	2.95	0.54
47:AA:954:U:H5	47:AA:971:G:N2	2.05	0.54
76:AB:39:LEU:HD22	76:AB:102:THR:HG22	1.89	0.54
76:AB:91:LEU:HB3	76:AB:93:SER:H	1.72	0.54
49:AD:95:GLU:H	49:AD:98:ASP:CG	2.10	0.54
78:AI:40:ILE:HD12	78:AI:90:TRP:NE1	2.22	0.54
58:AQ:60:PHE:H	58:AQ:71:GLY:HA2	1.72	0.54
81:AU:18:LEU:HD13	81:AU:131:LEU:HD13	1.90	0.54
3:D:175:ILE:HD11	37:A:3683:C:O4'	2.08	0.54
1:B:8:G:O6	6:G:21:ARG:NH2	2.40	0.54
38:H:100:LYS:HE3	38:H:100:LYS:CA	2.38	0.54
38:H:96:VAL:HG12	38:H:97:GLY:O	2.08	0.54
19:Y:90:MET:O	38:H:118:THR:OG1	2.19	0.54
70:A0:44:VAL:HG12	70:A0:50:ILE:HD11	1.89	0.54
37:A:1091:C:H2'	37:A:1092:G:C8	2.42	0.54
47:AA:182:C:N3	47:AA:184:G:C8	2.76	0.54
47:AA:1868:U:C5	50:AE:100:ARG:HD3	2.42	0.54
47:AA:338:G:O2'	47:AA:339:A:H5'	2.07	0.54
53:AJ:77:SER:OG	53:AJ:78:LEU:N	2.40	0.54
54:AK:166:GLY:O	54:AK:167:LYS:HD2	2.07	0.54
80:AO:78:ALA:HB1	80:AO:119:LEU:HG	1.88	0.54
53:AJ:170:TRP:C	57:AP:98:GLN:HE22	2.12	0.54
58:AQ:97:TYR:CG	58:AQ:98:GLU:N	2.76	0.54
38:H:94:LYS:HB3	38:H:106:VAL:HG23	1.89	0.54
70:A0:136:THR:HA	70:A0:139:THR:HB	1.90	0.53
59:AR:48:VAL:HG11	70:A0:23:ARG:HB3	1.90	0.53
37:A:2106:G:N2	37:A:2125:C:O2'	2.41	0.53
37:A:4135:G:H2'	37:A:4136:G:H8	1.73	0.53
37:A:490:C:O2	37:A:664:G:N2	2.41	0.53
47:AA:1369:A:N7	47:AA:1370:A:C6	2.77	0.53

Continued on next page...

Continued from previous page...

Atom-1	Atom-2	Interatomic distance (Å)	Clash overlap (Å)
47:AA:1404:U:N3	47:AA:1580:A:OP1	2.41	0.53
47:AA:1609:C:OP1	70:A0:131:VAL:N	2.31	0.53
47:AA:1748:G:H2'	47:AA:1749:G:C8	2.43	0.53
47:AA:378:U:C2	47:AA:379:C:C2	2.96	0.53
47:AA:401:A:H3'	47:AA:402:C:C6	2.43	0.53
78:AI:288:SER:OG	78:AI:301:GLY:N	2.31	0.53
54:AK:3:LEU:HD23	54:AK:18:VAL:HG11	1.88	0.53
57:AP:77:PRO:HG2	57:AP:79:PHE:CE2	2.42	0.53
6:G:20:PHE:O	6:G:24:ARG:N	2.34	0.53
37:A:66:A:O2'	37:A:326:C:O2	2.27	0.53
37:A:3783:A:H2	37:A:3790:U:H3	1.55	0.53
37:A:450:G:H1	37:A:1294:A:HO2'	1.56	0.53
37:A:731:G:N3	37:A:939:G:N2	2.54	0.53
37:A:969:C:O2'	38:H:123:ARG:NH2	2.30	0.53
47:AA:1195:A:N3	47:AA:1196:A:C8	2.76	0.53
47:AA:1585:U:H4'	47:AA:1586:U:OP2	2.06	0.53
47:AA:293:C:O2'	47:AA:294:U:O5'	2.22	0.53
47:AA:463:C:H2'	47:AA:465:A:N7	2.24	0.53
47:AA:907:G:N1	47:AA:908:A:C6	2.76	0.53
49:AD:94:ILE:HD12	49:AD:100:VAL:HG11	1.90	0.53
53:AJ:84:PHE:CE1	53:AJ:264:SER:HB3	2.42	0.53
79:AM:68:LEU:HD12	79:AM:110:VAL:HG21	1.90	0.53
50:AE:49:ALA:HA	80:AO:117:ARG:HD3	1.91	0.53
80:AO:78:ALA:HB3	80:AO:118:ALA:HB3	1.90	0.53
15:T:83:THR:HG22	15:T:85:TYR:H	1.71	0.53
9:L:75:HIS:ND1	37:A:2889:G:OP1	2.33	0.53
37:A:755:C:H2'	37:A:756:G:C8	2.43	0.53
47:AA:1109:C:O2'	47:AA:1110:G:O4'	2.18	0.53
47:AA:1149:A:C8	47:AA:1151:G:C8	2.95	0.53
47:AA:1188:A:C6	47:AA:1189:A:C5	2.97	0.53
47:AA:408:A:OP1	47:AA:408:A:H4'	2.07	0.53
47:AA:679:A:C5	47:AA:680:G:C8	2.97	0.53
47:AA:933:G:H3'	47:AA:993:G:N2	2.23	0.53
48:AC:36:VAL:HG12	48:AC:37:ALA:N	2.23	0.53
78:AI:120:ILE:HD12	78:AI:133:ASN:O	2.08	0.53
78:AI:54:ILE:HG13	78:AI:55:PRO:N	2.24	0.53
53:AJ:169:TYR:O	57:AP:98:GLN:NE2	2.41	0.53
55:AL:68:PRO:O	55:AL:72:PHE:N	2.28	0.53
47:AA:935:G:N2	56:AN:101:HIS:HE1	2.05	0.53
57:AP:76:SER:HB2	57:AP:77:PRO:CD	2.38	0.53
47:AA:84:A:H4'	58:AQ:124:ASN:HD22	1.73	0.53

Continued on next page...

Continued from previous page...

Atom-1	Atom-2	Interatomic distance (Å)	Clash overlap (Å)
3:D:97:ASN:HB3	3:D:100:ASN:ND2	2.23	0.53
5:F:323:ARG:HA	5:F:326:LEU:HD12	1.90	0.53
37:A:1758:G:H1	37:A:1772:C:H42	1.57	0.53
37:A:4741:C:H6	37:A:4741:C:O5'	1.91	0.53
47:AA:1047:C:N4	47:AA:1048:G:N1	2.57	0.53
47:AA:1211:G:C6	47:AA:1212:G:C4	2.97	0.53
47:AA:1277:C:C5	47:AA:1278:A:C4	2.96	0.53
47:AA:1330:G:O2'	47:AA:1331:C:OP2	2.26	0.53
47:AA:1749:G:C2	47:AA:1784:G:O6	2.62	0.53
47:AA:1832:A:N6	47:AA:1833:C:H41	2.07	0.53
47:AA:543:C:H5''	47:AA:544:G:O4'	2.08	0.53
47:AA:822:U:H3'	47:AA:824:C:OP2	2.09	0.53
47:AA:99:A:H5'	47:AA:99:A:H8	1.74	0.53
49:AD:111:ALA:HB1	49:AD:117:GLY:CA	2.39	0.53
77:AG:15:GLY:O	77:AG:18:SER:HB3	2.08	0.53
78:AI:56:GLN:NE2	78:AI:56:GLN:O	2.41	0.53
78:AI:68:ASP:C	78:AI:81:GLY:H	2.10	0.53
53:AJ:170:TRP:O	57:AP:98:GLN:NE2	2.33	0.53
80:AO:12:GLU:N	80:AO:87:GLU:HA	2.24	0.53
58:AQ:106:GLN:O	58:AQ:110:ARG:N	2.31	0.53
59:AR:47:LEU:HD12	70:A0:23:ARG:HH12	1.72	0.53
59:AR:79:ILE:HG21	59:AR:84:ALA:CB	2.38	0.53
81:AU:67:ARG:CZ	81:AU:78:ILE:HD11	2.38	0.53
38:H:147:GLY:HA2	38:H:203:ILE:HD12	1.89	0.53
9:L:41:ILE:HD12	9:L:44:LEU:HD21	1.91	0.53
12:P:13:LYS:NZ	12:P:124:GLU:O	2.42	0.53
47:AA:1135:C:H2'	47:AA:1136:U:C6	2.43	0.53
47:AA:113:G:C2	47:AA:293:C:C2	2.97	0.53
47:AA:1290:G:H1	47:AA:1310:U:H3	1.56	0.53
47:AA:1438:A:H2'	47:AA:1439:A:O4'	2.09	0.53
47:AA:1455:A:C8	47:AA:1475:G:N2	2.76	0.53
47:AA:1517:G:C2	47:AA:1518:C:H6	2.26	0.53
47:AA:161:U:O2'	54:AK:87:ARG:NH2	2.37	0.53
47:AA:1607:A:C6	47:AA:1633:A:H1'	2.44	0.53
47:AA:1711:U:H3	47:AA:1822:A:H2	1.55	0.53
47:AA:359:U:H3	47:AA:403:G:H1	1.56	0.53
47:AA:613:G:O2'	47:AA:626:G:O3'	2.27	0.53
47:AA:71:G:H3'	47:AA:72:C:C5'	2.38	0.53
77:AG:39:CYS:HB3	77:AG:42:CYS:SG	2.49	0.53
52:AH:132:MET:HB2	52:AH:139:HIS:NE2	2.23	0.53
78:AI:77:PHE:HA	78:AI:89:LEU:HD11	1.91	0.53

Continued on next page...

Continued from previous page...

Atom-1	Atom-2	Interatomic distance (Å)	Clash overlap (Å)
54:AK:49:VAL:CG2	54:AK:115:LYS:HB2	2.37	0.53
54:AK:25:ARG:HA	54:AK:28:TYR:CD2	2.43	0.53
55:AL:32:ILE:O	55:AL:36:GLY:N	2.42	0.53
47:AA:1838:U:H4'	80:AO:151:LEU:HA	1.90	0.53
47:AA:1540:G:OP1	81:AU:47:PRO:HG3	2.08	0.53
37:A:1866:U:O2'	37:A:1867:A:O5'	2.26	0.53
47:AA:1033:G:N2	47:AA:1081:U:H5	2.07	0.53
47:AA:1148:A:H8	47:AA:1149:A:C5	2.27	0.53
47:AA:1227:G:C2	47:AA:1228:A:H8	2.26	0.53
47:AA:1842:C:N3	47:AA:1857:G:N1	2.42	0.53
47:AA:197:U:C5	47:AA:198:U:H1'	2.43	0.53
47:AA:852:G:N2	47:AA:853:C:H1'	2.23	0.53
47:AA:859:G:C6	47:AA:860:G:C5	2.96	0.53
47:AA:884:C:C2	47:AA:904:A:H2	2.26	0.53
47:AA:91:A:C2	54:AK:88:ARG:HG3	2.44	0.53
76:AB:21:ARG:HB3	76:AB:115:THR:OG1	2.09	0.53
50:AE:30:VAL:CG2	50:AE:35:ALA:HB2	2.39	0.53
53:AJ:204:ILE:HD13	53:AJ:214:LEU:HB3	1.89	0.53
47:AA:821:G:O6	55:AL:147:PHE:HZ	1.92	0.53
56:AN:17:PRO:HB3	61:AV:28:PRO:HD3	1.91	0.53
57:AP:65:LEU:HD12	57:AP:66:THR:N	2.23	0.53
4:E:239:LYS:HD2	4:E:248:LEU:HD13	1.91	0.53
38:H:167:GLN:HE21	38:H:171:GLY:HA2	1.74	0.53
12:P:31:ASN:HD21	12:P:115:SER:H	1.57	0.53
37:A:2459:G:N2	37:A:2462:C:OP2	2.41	0.53
37:A:2596:G:H2'	37:A:2597:G:H8	1.74	0.53
37:A:3667:C:O2	37:A:3675:G:N2	2.30	0.53
37:A:4991:U:H2'	37:A:4992:G:C8	2.44	0.53
37:A:518:G:N2	37:A:643:C:O2	2.42	0.53
47:AA:1097:G:O2'	47:AA:1098:C:H5'	2.08	0.53
47:AA:10:G:N3	47:AA:11:A:C8	2.76	0.53
47:AA:1422:G:N2	47:AA:1424:G:H5''	2.23	0.53
47:AA:1704:C:H1'	47:AA:1832:A:N1	2.24	0.53
47:AA:1866:A:N7	50:AE:87:ARG:NH2	2.56	0.53
47:AA:291:G:N3	47:AA:292:A:H2'	2.23	0.53
47:AA:483:C:N4	47:AA:484:A:C6	2.77	0.53
47:AA:692:G:N3	47:AA:693:A:H5'	2.23	0.53
47:AA:8:U:C5	47:AA:16:G:N2	2.77	0.53
76:AB:107:GLU:HA	76:AB:110:VAL:HG22	1.90	0.53
78:AI:178:ASN:OD1	78:AI:183:LYS:HB3	2.09	0.53
78:AI:18:VAL:HA	78:AI:35:SER:HA	1.88	0.53

Continued on next page...

Continued from previous page...

Atom-1	Atom-2	Interatomic distance (Å)	Clash overlap (Å)
56:AN:25:TRP:CD2	61:AV:83:GLN:HB2	2.43	0.53
80:AO:84:ARG:HA	80:AO:87:GLU:OE2	2.07	0.53
57:AP:41:MET:HG2	57:AP:129:PHE:CE2	2.43	0.53
55:AL:140:GLN:HE21	58:AQ:64:PHE:HD2	1.55	0.53
58:AQ:62:THR:HA	58:AQ:69:THR:HA	1.90	0.53
2:C:123:U:O3'	2:C:126:C:N4	2.38	0.53
19:Y:37:LYS:NZ	19:Y:55:MET:SD	2.80	0.53
37:A:1971:C:N4	37:A:2001:G:O5'	2.41	0.53
37:A:514:U:OP1	37:A:516:C:N4	2.42	0.53
47:AA:1159:G:C2	47:AA:1160:U:C2	2.95	0.53
47:AA:1348:G:H2'	47:AA:1349:G:C8	2.33	0.53
47:AA:1478:U:O5'	47:AA:1478:U:H6	1.92	0.53
47:AA:1590:C:P	81:AU:82:ARG:HH12	2.32	0.53
47:AA:1699:A:O2'	47:AA:1700:C:OP2	2.22	0.53
47:AA:870:A:C6	47:AA:916:A:C5	2.97	0.53
55:AL:138:ARG:HE	55:AL:156:HIS:CE1	2.27	0.53
56:AN:99:ARG:CZ	56:AN:143:SER:HA	2.39	0.53
42:M:50:GLN:HE22	42:M:125:GLN:HE22	1.56	0.53
37:A:2645:G:O6	37:A:2689:C:N4	2.36	0.53
47:AA:1058:A:H2'	47:AA:1059:G:C8	2.44	0.53
47:AA:1080:A:O2'	47:AA:1081:U:OP2	2.26	0.53
47:AA:1461:G:C5	47:AA:1463:U:H1'	2.44	0.53
47:AA:1576:G:C6	47:AA:1577:G:C5	2.97	0.53
47:AA:1588:A:C6	47:AA:1589:A:C2	2.97	0.53
47:AA:177:G:H2'	47:AA:313:A:H62	1.74	0.53
47:AA:403:G:C2	47:AA:404:G:C4	2.96	0.53
47:AA:536:A:H3'	47:AA:537:C:C6	2.44	0.53
47:AA:559:G:HO2'	47:AA:560:A:H8	1.53	0.53
47:AA:601:G:C6	47:AA:602:G:C6	2.97	0.53
47:AA:833:C:H42	58:AQ:10:ARG:HB2	1.74	0.53
47:AA:848:U:H2'	47:AA:849:A:O4'	2.09	0.53
49:AD:40:PRO:HB3	49:AD:79:LYS:HD3	1.91	0.53
50:AE:57:SER:HA	80:AO:127:GLY:H	1.73	0.53
54:AK:39:ASP:HB2	54:AK:46:LYS:HA	1.90	0.53
54:AK:74:ARG:HG2	54:AK:96:SER:HB2	1.91	0.53
80:AO:130:GLU:HG2	80:AO:132:VAL:H	1.73	0.53
81:AU:23:LYS:HG2	81:AU:51:ASN:OD1	2.08	0.53
57:AP:51:GLU:HG3	61:AV:8:LEU:HD21	1.90	0.53
37:A:2099:G:C2	37:A:2100:A:H1'	2.44	0.53
47:AA:1395:C:C2	47:AA:1451:G:N2	2.76	0.53
47:AA:1629:C:H5''	70:A0:39:ARG:HG2	1.89	0.53

Continued on next page...

Continued from previous page...

Atom-1	Atom-2	Interatomic distance (Å)	Clash overlap (Å)
47:AA:445:A:H3'	47:AA:446:G:C8	2.44	0.53
47:AA:655:A:H4'	47:AA:656:G:C5'	2.39	0.53
47:AA:944:A:C6	47:AA:945:U:N3	2.77	0.53
49:AD:135:LYS:CB	49:AD:137:LYS:HG2	2.38	0.53
78:AI:152:SER:HB2	78:AI:169:GLY:H	1.73	0.53
78:AI:247:TRP:HB3	78:AI:258:ILE:CG2	2.38	0.53
53:AJ:123:ARG:HB3	53:AJ:143:CYS:SG	2.48	0.53
47:AA:1791:A:H1'	54:AK:66:GLY:O	2.08	0.53
4:E:160:ILE:HD11	4:E:193:LYS:HB3	1.91	0.53
45:R:92:ASP:OD1	45:R:93:ASN:N	2.38	0.53
47:AA:1522:A:H8	70:A0:144:ARG:HD3	1.75	0.52
37:A:482:G:H2'	37:A:483:G:C8	2.44	0.52
37:A:4888:U:O2'	37:A:4931:G:N2	2.41	0.52
47:AA:1068:G:H2'	47:AA:1068:G:N3	2.23	0.52
47:AA:1077:A:C2	47:AA:1078:C:H1'	2.45	0.52
47:AA:1113:A:N6	47:AA:1114:U:N3	2.58	0.52
47:AA:1283:C:H5''	79:AM:102:LYS:HB3	1.91	0.52
47:AA:1336:C:N3	47:AA:1337:C:C4	2.77	0.52
47:AA:1401:A:H2'	47:AA:1402:A:O4'	2.10	0.52
47:AA:1452:A:N6	47:AA:1475:G:N7	2.56	0.52
47:AA:1562:C:H2'	47:AA:1563:G:C8	2.45	0.52
47:AA:1623:A:H62	70:A0:132:ARG:CZ	2.23	0.52
47:AA:1806:A:H2'	47:AA:1807:C:H6	1.75	0.52
47:AA:291:G:H1'	47:AA:292:A:H5''	1.91	0.52
47:AA:528:A:C5	47:AA:529:A:C8	2.97	0.52
47:AA:972:A:OP2	47:AA:972:A:H8	1.92	0.52
47:AA:971:G:O2'	47:AA:972:A:OP2	2.24	0.52
49:AD:40:PRO:HB2	49:AD:81:ILE:HD11	1.91	0.52
53:AJ:263:LYS:NZ	53:AJ:268:GLU:OE1	2.30	0.52
47:AA:833:C:H41	58:AQ:10:ARG:NH1	2.06	0.52
60:AT:36:MET:O	60:AT:39:ASN:N	2.41	0.52
81:AU:38:LYS:HD3	81:AU:43:LYS:C	2.28	0.52
7:I:22:ILE:HD12	42:M:166:ARG:CZ	2.19	0.52
8:J:69:ARG:NH2	37:A:4980:C:N3	2.57	0.52
70:A0:120:HIS:HB2	70:A0:123:LEU:HD12	1.91	0.52
70:A0:120:HIS:HE1	70:A0:124:ARG:HB2	1.74	0.52
70:A0:114:LEU:O	70:A0:123:LEU:HD21	2.09	0.52
37:A:2487:G:N1	37:A:2492:C:O2	2.42	0.52
37:A:4740:G:C5	37:A:4741:C:N3	2.77	0.52
37:A:956:A:H4'	37:A:957:G:OP2	2.09	0.52
47:AA:683:G:N2	47:AA:1023:A:C5	2.78	0.52

Continued on next page...

Continued from previous page...

Atom-1	Atom-2	Interatomic distance (Å)	Clash overlap (Å)
47:AA:1231:C:H6	47:AA:1231:C:O5'	1.91	0.52
47:AA:1260:A:C6	47:AA:1619:A:C6	2.98	0.52
47:AA:1700:C:O2'	47:AA:1834:A:N6	2.42	0.52
47:AA:177:G:H2'	47:AA:313:A:N6	2.24	0.52
47:AA:664:A:N6	47:AA:665:G:O6	2.42	0.52
47:AA:683:G:C2	47:AA:1023:A:C5	2.98	0.52
47:AA:684:G:C5	47:AA:920:A:C6	2.97	0.52
47:AA:690:G:N1	47:AA:692:G:C8	2.77	0.52
47:AA:822:U:C2	47:AA:827:A:C2	2.97	0.52
47:AA:889:U:O4	47:AA:898:U:N3	2.42	0.52
49:AD:87:ASN:CG	49:AD:88:ASP:N	2.63	0.52
78:AI:207:CYS:SG	78:AI:208:ALA:N	2.81	0.52
80:AO:95:ILE:O	80:AO:130:GLU:N	2.41	0.52
59:AR:77:LEU:HD23	59:AR:78:LYS:N	2.25	0.52
81:AU:54:TYR:HA	81:AU:57:ALA:HB3	1.92	0.52
61:AV:36:LYS:HB2	61:AV:78:SER:OG	2.09	0.52
4:E:229:LYS:HG3	4:E:272:LYS:HD3	1.91	0.52
12:P:97:TYR:OH	13:Q:37:GLU:OE2	2.28	0.52
37:A:1411:C:H2'	37:A:1412:G:C8	2.44	0.52
37:A:160:G:H2'	37:A:161:G:H8	1.73	0.52
47:AA:1142:G:N2	47:AA:1146:C:N3	2.57	0.52
47:AA:1149:A:C6	47:AA:1151:G:C4	2.98	0.52
47:AA:1158:G:N2	47:AA:1159:G:C4	2.78	0.52
47:AA:1203:G:C2	47:AA:1697:A:C5	2.97	0.52
47:AA:1575:G:H2'	47:AA:1576:G:H8	1.73	0.52
47:AA:1749:G:C2	47:AA:1786:U:O2	2.62	0.52
47:AA:363:A:N1	47:AA:397:G:O2'	2.31	0.52
47:AA:401:A:H3'	47:AA:402:C:H6	1.75	0.52
47:AA:45:A:N6	47:AA:480:G:O2'	2.42	0.52
47:AA:561:A:O2'	55:AL:134:HIS:NE2	2.43	0.52
47:AA:698:G:C8	47:AA:731:G:C8	2.98	0.52
47:AA:846:G:OP1	47:AA:847:A:O2'	2.28	0.52
47:AA:864:A:C5	47:AA:865:A:N7	2.77	0.52
47:AA:944:A:H5''	80:AO:134:PRO:HB2	1.91	0.52
57:AP:14:ILE:HG22	57:AP:25:VAL:HG21	1.92	0.52
2:C:124:U:OP1	37:A:2544:G:N1	2.34	0.52
40:K:71:LYS:O	40:K:72:LEU:HD12	2.10	0.52
3:D:128:ARG:NH1	37:A:3681:G:OP2	2.42	0.52
47:AA:1081:U:H3'	47:AA:1084:A:N6	2.23	0.52
47:AA:1206:G:N1	47:AA:1208:A:C5	2.78	0.52
37:A:3766:A:H2	47:AA:1849:G:O3'	1.91	0.52

Continued on next page...

Continued from previous page...

Atom-1	Atom-2	Interatomic distance (Å)	Clash overlap (Å)
47:AA:207:G:N7	47:AA:208:G:H8	2.06	0.52
47:AA:537:C:OP1	47:AA:539:C:N4	2.43	0.52
47:AA:932:G:OP2	47:AA:932:G:H8	1.93	0.52
49:AD:131:LEU:O	49:AD:135:LYS:HG2	2.09	0.52
52:AH:106:TYR:OH	52:AH:114:ILE:HD13	2.09	0.52
78:AI:45:LEU:HD23	78:AI:52:TYR:CD2	2.44	0.52
53:AJ:107:LEU:HB2	53:AJ:127:PHE:HB2	1.91	0.52
55:AL:135:ILE:HA	55:AL:159:PHE:HA	1.92	0.52
55:AL:50:LEU:HD21	55:AL:54:ARG:HH11	1.74	0.52
47:AA:986:G:O4'	80:AO:138:ASP:HB2	2.09	0.52
57:AP:35:VAL:HG12	57:AP:38:LEU:HD22	1.90	0.52
58:AQ:42:GLU:O	58:AQ:46:LYS:HG2	2.08	0.52
59:AR:48:VAL:HB	70:A0:55:ARG:CD	2.40	0.52
59:AR:63:PRO:HA	59:AR:96:LEU:HD23	1.91	0.52
37:A:1352:C:N4	40:K:55:ARG:HH11	2.07	0.52
42:M:2:LYS:HD3	42:M:43:ARG:HH11	1.75	0.52
45:R:105:ASN:OD1	45:R:106:LYS:N	2.42	0.52
47:AA:1521:C:C5	70:A0:137:LYS:HG2	2.44	0.52
70:A0:96:SER:O	70:A0:98:VAL:HG23	2.09	0.52
37:A:149:A:H5''	37:A:151:G:H5'	1.92	0.52
37:A:2749:C:H2'	37:A:2750:G:C8	2.44	0.52
47:AA:1302:G:H5''	47:AA:1303:C:C5	2.45	0.52
47:AA:1315:U:H2'	47:AA:1316:C:O4'	2.10	0.52
47:AA:1749:G:H22	47:AA:1784:G:H1	1.57	0.52
47:AA:476:A:C6	47:AA:477:G:C5	2.98	0.52
47:AA:608:C:H3'	47:AA:609:U:C5	2.45	0.52
47:AA:857:U:H2'	47:AA:858:A:O4'	2.10	0.52
47:AA:902:G:H5'	47:AA:903:A:OP2	2.10	0.52
51:AF:17:VAL:HA	51:AF:30:VAL:HG12	1.91	0.52
51:AF:34:PHE:HZ	51:AF:61:SER:HB3	1.75	0.52
78:AI:248:LEU:HB2	78:AI:261:LEU:HD21	1.91	0.52
53:AJ:136:HIS:HA	53:AJ:163:VAL:O	2.10	0.52
54:AK:186:GLN:HA	54:AK:189:ARG:NH2	2.12	0.52
54:AK:203:LYS:HA	54:AK:206:ALA:HB3	1.92	0.52
54:AK:61:PHE:CD2	54:AK:72:ARG:HD3	2.43	0.52
47:AA:164:A:OP1	54:AK:82:SER:HB3	2.10	0.52
47:AA:821:G:N2	55:AL:150:ARG:HB2	2.20	0.52
81:AU:50:GLU:HA	81:AU:52:TRP:CD1	2.44	0.52
7:I:12:ARG:NH2	37:A:4761:G:OP2	2.42	0.52
8:J:19:GLY:O	8:J:23:ARG:NH1	15.63	0.52
47:AA:1603:G:C8	70:A0:24:ARG:NH1	2.77	0.52

Continued on next page...

Continued from previous page...

Atom-1	Atom-2	Interatomic distance (Å)	Clash overlap (Å)
14:S:87:ARG:NH1	37:A:404:U:O3'	2.38	0.52
47:AA:1014:G:P	47:AA:1104:G:H21	2.32	0.52
47:AA:1563:G:OP1	81:AU:72:VAL:N	2.42	0.52
47:AA:1629:C:H5''	70:A0:39:ARG:CG	2.39	0.52
47:AA:1654:G:N3	47:AA:1671:G:N2	2.58	0.52
47:AA:172:U:N3	47:AA:336:A:O2'	2.42	0.52
47:AA:1826:G:H5'	47:AA:1827:U:OP2	2.09	0.52
47:AA:190:G:H2'	47:AA:208:G:N2	2.25	0.52
47:AA:50:A:N6	47:AA:51:U:O2	2.42	0.52
47:AA:529:A:C6	47:AA:530:U:C4	2.98	0.52
47:AA:51:U:H5''	47:AA:52:G:OP2	2.09	0.52
47:AA:596:U:H2'	47:AA:597:G:O4'	2.10	0.52
47:AA:606:G:C5	47:AA:608:C:C4	2.98	0.52
55:AL:32:ILE:HA	55:AL:37:LEU:HB2	1.91	0.52
57:AP:112:ASP:O	57:AP:116:ALA:N	2.37	0.52
60:AT:10:GLY:O	60:AT:13:ARG:N	2.43	0.52
47:AA:1587:G:C4	81:AU:67:ARG:NH2	2.77	0.52
81:AU:64:LEU:HA	81:AU:68:GLY:HA3	1.92	0.52
47:AA:1077:A:N1	47:AA:1078:C:C2	2.77	0.52
47:AA:1082:A:C8	47:AA:1084:A:C5	2.98	0.52
47:AA:1156:U:H2'	47:AA:1157:G:N2	2.23	0.52
47:AA:1390:U:C4	47:AA:1391:C:N4	2.77	0.52
47:AA:1576:G:C5	47:AA:1577:G:C8	2.97	0.52
47:AA:1607:A:H2'	47:AA:1608:U:O4'	2.08	0.52
47:AA:210:U:H2'	47:AA:211:G:C8	2.45	0.52
47:AA:555:A:H8	47:AA:557:U:OP1	1.93	0.52
47:AA:580:U:H3'	47:AA:581:U:H5''	1.92	0.52
76:AB:49:LYS:CD	76:AB:92:HIS:CE1	2.92	0.52
78:AI:91:ASP:HB3	78:AI:93:THR:H	1.75	0.52
54:AK:68:LEU:HD12	54:AK:100:CYS:SG	2.50	0.52
54:AK:214:ALA:HA	54:AK:217:MET:HB2	1.92	0.52
55:AL:35:TYR:CG	55:AL:106:LEU:HB3	2.45	0.52
4:E:66:LYS:HD3	12:P:11:GLY:HA3	1.91	0.52
37:A:85:G:O2'	37:A:97:G:O6	2.25	0.52
47:AA:1076:G:H2'	47:AA:1077:A:O4'	2.10	0.52
47:AA:1129:G:O6	47:AA:1130:G:N1	2.43	0.52
47:AA:1181:A:C2	47:AA:1182:A:C4	2.97	0.52
47:AA:1381:G:C6	47:AA:1382:A:C8	2.98	0.52
47:AA:1409:A:H8	47:AA:1409:A:OP2	1.92	0.52
47:AA:1613:G:C2	47:AA:1627:C:C2	2.98	0.52
47:AA:1665:G:C4	81:AU:88:MET:HG2	2.44	0.52

Continued on next page...

Continued from previous page...

Atom-1	Atom-2	Interatomic distance (Å)	Clash overlap (Å)
47:AA:1816:G:H2'	47:AA:1817:G:H8	1.75	0.52
47:AA:419:G:H5''	57:AP:88:LYS:HZ1	1.73	0.52
47:AA:494:C:H2'	47:AA:495:U:H6	1.75	0.52
47:AA:656:G:H5''	47:AA:656:G:H8	1.74	0.52
47:AA:681:U:H4'	49:AD:9:THR:CG2	2.39	0.52
78:AI:17:TRP:HE3	78:AI:18:VAL:O	1.92	0.52
78:AI:74:ASP:OD2	78:AI:76:GLN:N	2.37	0.52
78:AI:7:LEU:HD23	78:AI:309:VAL:O	2.09	0.52
59:AR:112:ASN:O	59:AR:113:THR:OG1	2.22	0.52
70:A0:112:GLU:HG2	70:A0:113:ARG:H	1.74	0.52
70:A0:148:VAL:HB	70:A0:150:LYS:HG2	1.92	0.52
37:A:2759:G:O2'	37:A:2763:U:O2	2.27	0.52
47:AA:1443:C:H3'	47:AA:1443:C:OP2	2.10	0.52
47:AA:1524:G:N2	47:AA:1525:C:C2	2.78	0.52
47:AA:1226:G:H21	47:AA:1639:G:H8	1.56	0.52
47:AA:1652:G:H2'	47:AA:1653:U:O4'	2.09	0.52
47:AA:1701:C:O2'	47:AA:1702:G:OP1	2.26	0.52
47:AA:193:C:H6	47:AA:193:C:O5'	1.93	0.52
47:AA:444:G:H2'	47:AA:446:G:N7	2.25	0.52
47:AA:693:A:H62	47:AA:734:C:N4	2.07	0.52
47:AA:752:G:OP1	47:AA:793:G:H1'	2.09	0.52
47:AA:853:C:C6	47:AA:854:A:C8	2.98	0.52
47:AA:923:G:H2'	47:AA:924:G:H8	1.75	0.52
76:AB:57:PRO:O	76:AB:59:LYS:NZ	2.41	0.52
49:AD:57:VAL:O	49:AD:67:ARG:N	2.32	0.52
78:AI:87:LEU:N	78:AI:101:PHE:O	2.42	0.52
78:AI:149:GLU:CD	78:AI:170:TRP:HB2	2.30	0.52
78:AI:260:ASP:HB2	78:AI:265:ILE:O	2.09	0.52
53:AJ:182:CYS:SG	53:AJ:183:LYS:N	2.83	0.52
53:AJ:260:VAL:HB	53:AJ:262:THR:HG23	1.90	0.52
54:AK:162:LEU:HD23	54:AK:170:ARG:HD3	1.91	0.52
54:AK:214:ALA:O	54:AK:218:LYS:N	2.38	0.52
47:AA:560:A:H8	55:AL:173:VAL:HG11	1.74	0.52
57:AP:110:ILE:HD13	57:AP:126:LEU:HD23	1.92	0.52
57:AP:50:PHE:HD1	57:AP:51:GLU:O	1.93	0.52
81:AU:124:THR:HG23	81:AU:127:GLY:H	1.75	0.52
37:A:1590:C:H4'	37:A:2857:A:H5'	1.92	0.52
3:D:72:ARG:NH2	37:A:4084:G:O6	2.42	0.52
37:A:684:G:H4'	38:H:100:LYS:CB	2.38	0.52
47:AA:1083:A:N3	47:AA:1859:A:O2'	2.38	0.52
47:AA:1184:G:C6	47:AA:1185:C:C4	2.98	0.52

Continued on next page...

Continued from previous page...

Atom-1	Atom-2	Interatomic distance (Å)	Clash overlap (Å)
47:AA:1273:C:H2'	47:AA:1506:A:C2	2.44	0.52
47:AA:1301:A:N6	47:AA:1303:C:N3	2.58	0.52
47:AA:1440:C:H2'	47:AA:1441:U:C5	2.45	0.52
47:AA:1505:U:O2'	47:AA:1508:A:N3	2.43	0.52
47:AA:1747:C:C4	47:AA:1748:G:C8	2.97	0.52
47:AA:533:A:N7	47:AA:534:G:C8	2.78	0.52
47:AA:568:C:C4	47:AA:583:C:C2	2.98	0.52
47:AA:582:C:H2'	47:AA:583:C:H5''	1.92	0.52
47:AA:589:G:O3'	47:AA:590:A:H2'	2.10	0.52
47:AA:841:G:H8	58:AQ:12:PHE:H	1.58	0.52
47:AA:996:A:C2'	47:AA:997:A:H8	2.23	0.52
52:AH:96:LYS:O	52:AH:99:LYS:N	2.43	0.52
54:AK:160:LYS:HG3	54:AK:160:LYS:O	2.10	0.52
56:AN:118:ILE:O	56:AN:120:SER:N	2.43	0.52
80:AO:96:LYS:HA	80:AO:130:GLU:HB3	1.91	0.52
57:AP:32:LYS:HG3	57:AP:33:VAL:N	2.25	0.52
57:AP:89:TRP:O	57:AP:92:ASN:N	2.41	0.52
7:I:173:GLN:HB3	7:I:176:ARG:HH21	1.74	0.52
46:W:15:ASN:HA	46:W:18:LEU:HB3	1.92	0.52
5:F:322:LEU:HB3	37:A:1281:G:C8	2.45	0.51
37:A:2483:G:N1	37:A:2484:A:N7	2.59	0.51
37:A:91:G:H5'	37:A:92:C:H5''	1.91	0.51
47:AA:1069:U:C2	47:AA:1070:A:C8	2.98	0.51
47:AA:122:G:OP2	47:AA:122:G:H8	1.93	0.51
47:AA:1280:G:N1	47:AA:1281:G:N3	2.58	0.51
47:AA:1284:A:H1'	47:AA:1285:G:H3'	1.92	0.51
47:AA:1338:G:OP1	76:AB:76:THR:OG1	2.15	0.51
47:AA:1445:U:C4	47:AA:1446:A:N7	2.78	0.51
47:AA:1663:A:O2'	47:AA:1664:A:O4'	2.27	0.51
47:AA:150:A:N6	47:AA:168:C:N3	2.57	0.51
47:AA:1712:A:C6	47:AA:1713:C:C4	2.97	0.51
47:AA:1869:A:H2'	50:AE:39:PHE:CZ	2.46	0.51
47:AA:332:G:H2'	47:AA:333:G:O4'	2.10	0.51
47:AA:938:A:C6	47:AA:1005:G:C6	2.98	0.51
47:AA:996:A:O2'	47:AA:997:A:O4'	2.28	0.51
76:AB:43:ALA:O	76:AB:47:ASN:CG	2.48	0.51
79:AM:33:ARG:HB2	79:AM:109:VAL:HG12	1.91	0.51
80:AO:32:HIS:CD2	80:AO:96:LYS:HD2	2.45	0.51
58:AQ:107:ARG:O	58:AQ:110:ARG:HB3	2.10	0.51
10:N:92:ARG:NH1	10:N:94:GLU:OE2	2.43	0.51
6:G:279:ARG:NH2	37:A:1177:U:OP1	2.44	0.51

Continued on next page...

Continued from previous page...

Atom-1	Atom-2	Interatomic distance (Å)	Clash overlap (Å)
37:A:3784:A:O2'	37:A:3785:A:OP1	2.24	0.51
37:A:4920:C:H2'	37:A:4921:C:O4'	2.10	0.51
47:AA:1125:C:H2'	47:AA:1126:G:C8	2.36	0.51
47:AA:1176:G:C6	47:AA:1177:U:C4	2.98	0.51
47:AA:1222:G:C2	47:AA:1223:A:C8	2.99	0.51
47:AA:1290:G:H22	47:AA:1311:C:H1'	1.75	0.51
47:AA:1422:G:N3	47:AA:1424:G:H8	2.07	0.51
47:AA:1546:G:H1'	47:AA:1670:C:O2'	2.10	0.51
47:AA:150:A:H62	47:AA:168:C:N4	2.07	0.51
47:AA:187:G:C5	47:AA:213:G:C2	2.99	0.51
47:AA:304:C:H3'	47:AA:305:U:H5'	1.91	0.51
47:AA:399:C:H5	47:AA:680:G:H5''	1.75	0.51
47:AA:527:C:H5''	55:AL:121:LYS:HD2	1.92	0.51
48:AC:47:ASN:HD21	48:AC:49:GLN:HE22	1.58	0.51
51:AF:20:ARG:HG2	51:AF:28:THR:HG22	1.92	0.51
54:AK:67:VAL:N	54:AK:100:CYS:SG	2.83	0.51
58:AQ:20:ARG:HD2	58:AQ:76:TYR:CD1	2.44	0.51
81:AU:105:GLN:HG3	81:AU:121:ARG:HH12	1.76	0.51
6:G:200:MET:HE1	6:G:241:LYS:HG3	1.92	0.51
1:B:59:G:H4'	6:G:267:ASN:HD21	1.74	0.51
8:J:83:TRP:O	37:A:3856:A:H5''	2.11	0.51
45:R:105:ASN:HB3	45:R:108:GLN:HG2	1.93	0.51
20:Z:19:ARG:NH1	37:A:1886:G:OP2	2.42	0.51
37:A:1358:G:N2	37:A:1381:U:O4	2.43	0.51
37:A:2582:A:HO2'	37:A:2653:C:HO2'	1.53	0.51
37:A:35:U:O2'	37:A:1525:A:N1	2.44	0.51
6:G:23:ARG:NH1	37:A:4280:A:OP2	2.31	0.51
37:A:746:A:H61	37:A:915:A:H3'	1.74	0.51
47:AA:102:A:C5	47:AA:408:A:C2	2.98	0.51
47:AA:1034:A:H2'	47:AA:1035:A:H8	1.73	0.51
47:AA:1051:G:O6	47:AA:1067:C:N4	2.43	0.51
47:AA:1284:A:H4'	47:AA:1285:G:H2'	1.93	0.51
47:AA:1329:U:H3	47:AA:1493:C:H3'	1.75	0.51
47:AA:1509:U:O2'	47:AA:1510:G:H5'	2.11	0.51
47:AA:1514:G:C2	47:AA:1515:G:C6	2.98	0.51
47:AA:1532:C:H5''	47:AA:1533:A:OP2	2.10	0.51
47:AA:1744:G:OP2	47:AA:1744:G:H2'	2.09	0.51
47:AA:1804:U:N3	47:AA:1805:G:N7	2.58	0.51
47:AA:360:A:C6	47:AA:363:A:C8	2.98	0.51
47:AA:51:U:C2	47:AA:476:A:N1	2.79	0.51
47:AA:876:C:N3	47:AA:878:G:O4'	2.44	0.51

Continued on next page...

Continued from previous page...

Atom-1	Atom-2	Interatomic distance (Å)	Clash overlap (Å)
47:AA:908:A:C6	47:AA:909:G:C5	2.98	0.51
50:AE:36:ILE:HB	50:AE:73:TYR:HB2	1.91	0.51
56:AN:24:THR:HB	56:AN:25:TRP:CE3	2.45	0.51
6:G:21:ARG:HG2	6:G:24:ARG:HH12	1.74	0.51
38:H:98:GLY:C	38:H:102:GLY:O	2.48	0.51
70:A0:66:ARG:O	70:A0:70:ILE:HG12	2.09	0.51
37:A:1261:G:N2	37:A:1262:G:N3	2.59	0.51
37:A:2562:G:O2'	37:A:2565:A:N6	2.42	0.51
37:A:926:G:HO2'	37:A:927:G:P	2.34	0.51
47:AA:1024:A:H2'	47:AA:1025:U:C6	2.45	0.51
47:AA:1149:A:C5	47:AA:1151:G:C8	2.99	0.51
47:AA:1351:G:O2'	47:AA:1378:A:N1	2.36	0.51
47:AA:1501:C:H42	47:AA:1502:C:N4	2.08	0.51
47:AA:153:G:N2	47:AA:154:U:H3	2.08	0.51
47:AA:1552:G:H5''	47:AA:1553:C:H5'	1.91	0.51
47:AA:1563:G:C4	47:AA:1573:G:N2	2.78	0.51
47:AA:1610:G:H2'	47:AA:1611:G:H8	1.74	0.51
47:AA:1618:C:H2'	47:AA:1619:A:C8	2.46	0.51
47:AA:1708:C:N3	47:AA:1826:G:N1	2.45	0.51
47:AA:1834:A:C2	47:AA:1836:G:C4	2.98	0.51
47:AA:192:C:N4	47:AA:207:G:O6	2.43	0.51
47:AA:418:A:C5	47:AA:419:G:N7	2.79	0.51
47:AA:601:G:C5	47:AA:602:G:C6	2.99	0.51
47:AA:973:C:N4	47:AA:974:C:N3	2.59	0.51
49:AD:51:VAL:HA	49:AD:72:VAL:HG12	1.91	0.51
78:AI:178:ASN:ND2	78:AI:185:LYS:HD3	2.25	0.51
78:AI:258:ILE:O	78:AI:259:TRP:HD1	1.92	0.51
78:AI:258:ILE:N	78:AI:268:ASP:O	2.20	0.51
55:AL:39:ASN:ND2	55:AL:41:ARG:HB3	2.26	0.51
79:AM:42:LEU:HD21	79:AM:68:LEU:O	2.10	0.51
47:AA:935:G:H22	56:AN:101:HIS:HE1	1.57	0.51
14:S:34:LEU:HD13	14:S:46:SER:HA	1.92	0.51
70:A0:143:GLY:O	70:A0:144:ARG:HB3	2.11	0.51
37:A:1329:G:OP1	37:A:2350:U:O2'	2.26	0.51
37:A:693:C:O2'	37:A:694:C:OP1	2.22	0.51
47:AA:1249:C:O5'	47:AA:1249:C:H6	1.92	0.51
47:AA:1281:G:C4	47:AA:1282:A:N7	2.79	0.51
47:AA:1291:A:HO2'	52:AH:149:CYS:HG	1.53	0.51
47:AA:1362:U:H3'	47:AA:1363:C:H6	1.75	0.51
47:AA:1466:G:N1	47:AA:1467:C:C4	2.79	0.51
47:AA:1550:G:H3'	47:AA:1579:A:N6	2.22	0.51

Continued on next page...

Continued from previous page...

Atom-1	Atom-2	Interatomic distance (Å)	Clash overlap (Å)
47:AA:1586:U:H3'	47:AA:1587:G:H5'	1.92	0.51
47:AA:1622:U:OP2	47:AA:1623:A:C8	2.64	0.51
47:AA:1691:U:H4'	50:AE:88:SER:HB2	1.92	0.51
47:AA:1742:C:H2'	47:AA:1743:G:O4'	2.11	0.51
47:AA:178:C:O2	47:AA:179:C:H1'	2.09	0.51
47:AA:356:C:O2	47:AA:356:C:H3'	2.11	0.51
47:AA:40:A:H8	47:AA:40:A:O5'	1.94	0.51
47:AA:97:U:H1'	47:AA:434:G:H22	1.75	0.51
47:AA:689:U:C4	47:AA:690:G:H8	2.28	0.51
47:AA:730:C:C5	47:AA:731:G:H1'	2.46	0.51
47:AA:681:U:O3'	49:AD:8:ARG:HB2	2.11	0.51
51:AF:18:LEU:O	51:AF:67:ARG:NH2	2.44	0.51
78:AI:145:GLU:HB2	78:AI:177:TRP:CZ2	2.46	0.51
2:C:127:U:H2'	2:C:128:C:C6	2.46	0.51
7:I:173:GLN:HA	7:I:176:ARG:HE	1.76	0.51
10:N:71:ALA:HA	10:N:92:ARG:HA	1.91	0.51
70:A0:44:VAL:HG13	70:A0:70:ILE:HG13	1.92	0.51
70:A0:88:LYS:O	70:A0:90:VAL:N	2.43	0.51
37:A:3584:C:H2'	37:A:3585:G:C8	2.46	0.51
37:A:5022:U:O2	37:A:5028:G:N2	2.44	0.51
37:A:515:C:H42	37:A:646:G:H22	1.57	0.51
37:A:645:G:N1	37:A:646:G:N7	2.59	0.51
47:AA:1134:G:O2'	47:AA:1135:C:H5'	2.11	0.51
47:AA:1168:G:C6	47:AA:1169:G:C4	2.99	0.51
47:AA:1356:G:H2'	47:AA:1357:A:C8	2.45	0.51
47:AA:1752:C:H2'	47:AA:1780:G:H22	1.75	0.51
47:AA:1756:C:N4	47:AA:1757:G:C6	2.79	0.51
47:AA:903:A:C5	47:AA:904:A:C6	2.99	0.51
47:AA:985:G:H5'	80:AO:138:ASP:OD2	2.09	0.51
47:AA:1400:U:P	78:AI:100:ARG:HH12	2.34	0.51
78:AI:109:LEU:HD23	78:AI:123:GLY:HA3	1.92	0.51
78:AI:226:HIS:CD2	78:AI:227:LEU:H	2.28	0.51
53:AJ:114:LYS:O	53:AJ:116:THR:HG23	2.11	0.51
47:AA:171:A:H4'	54:AK:177:GLN:HE22	1.76	0.51
54:AK:71:GLY:O	54:AK:98:ARG:HD2	2.11	0.51
47:AA:560:A:H3'	55:AL:173:VAL:HB	1.92	0.51
57:AP:31:SER:O	57:AP:35:VAL:HG22	2.10	0.51
58:AQ:40:ILE:HG23	58:AQ:57:VAL:HG21	1.93	0.51
38:H:98:GLY:CA	38:H:103:GLY:HA2	2.39	0.51
38:H:220:LYS:HE2	38:H:222:LEU:HD22	1.92	0.51
10:N:43:LYS:O	10:N:58:HIS:ND1	2.43	0.51

Continued on next page...

Continued from previous page...

Atom-1	Atom-2	Interatomic distance (Å)	Clash overlap (Å)
2:C:131:G:OP1	45:R:105:ASN:ND2	2.43	0.51
14:S:86:GLN:HE22	14:S:96:HIS:CE1	2.27	0.51
70:A0:109:GLU:OE1	70:A0:109:GLU:N	2.43	0.51
37:A:1359:G:H3'	37:A:1360:G:C8	2.46	0.51
37:A:2772:C:H2'	37:A:2773:G:H8	1.76	0.51
9:L:21:LYS:NZ	37:A:2821:U:OP1	2.40	0.51
37:A:4287:G:O2'	37:A:4288:C:O5'	2.26	0.51
37:A:456:C:O2	37:A:700:G:N2	2.29	0.51
47:AA:1054:G:H2'	47:AA:1055:A:O4'	2.11	0.51
47:AA:1102:G:H1	47:AA:1130:G:H1	1.58	0.51
47:AA:1158:G:N2	47:AA:1159:G:N3	2.58	0.51
47:AA:1168:G:C2	47:AA:1192:U:O2	2.64	0.51
47:AA:1250:A:H8	47:AA:1250:A:O5'	1.94	0.51
47:AA:1651:A:H61	47:AA:1674:G:N2	2.08	0.51
47:AA:10:G:H8	47:AA:1697:A:O2'	1.93	0.51
47:AA:1715:A:N6	47:AA:1819:A:C2	2.74	0.51
47:AA:1717:C:O2	47:AA:1817:G:N2	2.43	0.51
47:AA:368:U:H5'	47:AA:369:C:H2'	1.93	0.51
47:AA:531:A:O5'	47:AA:531:A:H8	1.93	0.51
47:AA:56:G:H1	47:AA:89:C:H42	1.57	0.51
47:AA:595:U:O2'	47:AA:596:U:O5'	2.25	0.51
47:AA:808:A:H2'	47:AA:809:A:O4'	2.11	0.51
50:AE:45:VAL:HG23	50:AE:53:ILE:HD12	1.93	0.51
47:AA:1208:A:H2	50:AE:86:ASN:HD22	1.59	0.51
47:AA:1336:C:H4'	77:AG:44:ARG:HH21	1.76	0.51
54:AK:44:GLU:HG3	54:AK:119:LYS:HE2	1.92	0.51
54:AK:7:PHE:CE2	54:AK:9:ALA:HB3	2.45	0.51
61:AV:52:THR:N	61:AV:66:PRO:HB3	2.25	0.51
2:C:103:A:H3'	2:C:104:A:H5''	1.92	0.51
3:D:199:VAL:HG12	37:A:3651:A:H5'	1.93	0.51
3:D:207:VAL:HG22	37:A:3919:C:H5'	1.91	0.51
4:E:252:ALA:HB3	37:A:4457:U:O2	2.11	0.51
37:A:1273:G:H4'	38:H:74:SER:HA	1.92	0.51
37:A:4413:C:H5	37:A:4429:C:H42	1.59	0.51
37:A:3800:A:HO2'	37:A:4505:C:HO2'	1.53	0.51
37:A:4527:G:OP2	37:A:4527:G:N2	2.43	0.51
37:A:4889:G:N2	37:A:4930:C:N3	2.53	0.51
47:AA:1221:G:H1	47:AA:1645:C:N4	2.09	0.51
47:AA:1744:G:OP2	47:AA:1744:G:H8	1.94	0.51
47:AA:199:C:H2'	47:AA:200:G:O4'	2.10	0.51
47:AA:837:A:H2'	47:AA:837:A:N3	2.26	0.51

Continued on next page...

Continued from previous page...

Atom-1	Atom-2	Interatomic distance (Å)	Clash overlap (Å)
47:AA:923:G:H2'	47:AA:924:G:C8	2.46	0.51
47:AA:932:G:O2'	47:AA:934:G:OP2	2.29	0.51
76:AB:55:ARG:HG2	76:AB:87:ARG:NE	2.26	0.51
48:AC:66:ASP:O	48:AC:70:LEU:N	2.41	0.51
78:AI:175:LYS:HG3	78:AI:187:ASN:OD1	2.10	0.51
78:AI:249:CYS:HB2	78:AI:291:TRP:HZ2	1.75	0.51
54:AK:201:LYS:O	54:AK:204:GLU:HB3	2.11	0.51
54:AK:41:LEU:HD12	54:AK:42:GLY:N	2.25	0.51
55:AL:5:ARG:HA	55:AL:7:TRP:CZ3	2.45	0.51
55:AL:74:GLY:O	55:AL:78:LEU:HD12	2.10	0.51
47:AA:1017:U:H5'	56:AN:55:ARG:HD3	1.93	0.51
58:AQ:56:PHE:HB2	58:AQ:74:MET:HB3	1.92	0.51
47:AA:612:U:O3'	60:AT:11:LYS:NZ	2.44	0.51
37:A:1508:A:H2'	37:A:1509:C:C6	2.46	0.51
37:A:1669:A:N3	37:A:1852:U:O2'	2.43	0.51
37:A:3762:U:H3'	37:A:3763:A:C8	2.45	0.51
47:AA:1215:C:H4'	47:AA:1217:A:N7	2.26	0.51
47:AA:1269:G:H3'	47:AA:1270:G:C8	2.46	0.51
47:AA:1377:U:HO2'	47:AA:1379:A:P	2.32	0.51
47:AA:1268:C:O2	47:AA:1515:G:C2	2.63	0.51
47:AA:1540:G:H2'	47:AA:1541:G:H8	1.75	0.51
47:AA:1714:U:H2'	47:AA:1715:A:H8	1.74	0.51
47:AA:1852:C:C6	47:AA:1853:C:H5	2.29	0.51
47:AA:321:C:H5	47:AA:322:C:N4	2.09	0.51
47:AA:549:C:N4	47:AA:550:C:N3	2.57	0.51
47:AA:601:G:N2	47:AA:622:C:C2	2.79	0.51
47:AA:678:U:C2	47:AA:679:A:C8	2.98	0.51
76:AB:55:ARG:HA	76:AB:87:ARG:HD3	1.92	0.51
55:AL:123:ILE:HA	55:AL:126:ALA:HB3	1.92	0.51
56:AN:71:ILE:O	56:AN:75:LEU:HD13	2.10	0.51
53:AJ:256:TRP:CZ2	57:AP:68:ARG:HD3	2.46	0.51
58:AQ:57:VAL:HB	58:AQ:60:PHE:HE2	1.76	0.51
59:AR:111:ARG:HG2	59:AR:112:ASN:N	2.26	0.51
81:AU:81:GLY:HA2	81:AU:92:PHE:CD1	2.46	0.51
11:O:42:PHE:HZ	11:O:90:TYR:HB2	1.76	0.51
37:A:4739:C:C5	37:A:4740:G:N7	2.79	0.51
47:AA:1109:C:O2'	47:AA:1110:G:OP2	2.27	0.51
47:AA:1586:U:C3'	47:AA:1587:G:H5'	2.41	0.51
47:AA:1587:G:H3'	81:AU:77:LYS:HE2	1.93	0.51
47:AA:1602:U:O2'	47:AA:1603:G:O5'	2.13	0.51
47:AA:1612:G:H1'	70:A0:87:GLN:OE1	2.11	0.51

Continued on next page...

Continued from previous page...

Atom-1	Atom-2	Interatomic distance (Å)	Clash overlap (Å)
47:AA:1226:G:N2	47:AA:1639:G:H8	2.09	0.51
47:AA:1732:G:O6	47:AA:1802:C:N4	2.44	0.51
47:AA:1848:U:H2'	47:AA:1850:A:OP2	2.11	0.51
47:AA:1848:U:HO2'	47:AA:1849:G:P	2.33	0.51
47:AA:360:A:H2	47:AA:362:C:H2'	1.75	0.51
47:AA:452:G:N3	47:AA:453:C:H1'	2.25	0.51
47:AA:614:C:C4	47:AA:626:G:C4	2.99	0.51
47:AA:629:A:C6	47:AA:632:C:C2	2.99	0.51
47:AA:924:G:N2	56:AN:87:ASP:OD1	2.43	0.51
47:AA:1337:C:O2'	76:AB:68:THR:HG22	2.11	0.51
47:AA:618:C:H41	49:AD:67:ARG:HH12	1.59	0.51
52:AH:85:TYR:O	52:AH:86:THR:HB	2.10	0.51
55:AL:123:ILE:HG23	55:AL:124:HIS:N	2.26	0.51
80:AO:14:VAL:HG13	80:AO:14:VAL:O	2.10	0.51
1:B:87:G:N2	1:B:90:A:OP2	2.43	0.51
37:A:1260:G:H2'	37:A:1261:G:H8	1.76	0.50
37:A:958:G:N2	37:A:1284:G:OP2	2.44	0.50
37:A:1354:A:N1	37:A:1385:G:O2'	2.40	0.50
37:A:1398:A:N3	37:A:1419:G:N2	2.60	0.50
37:A:1845:U:H2'	37:A:1846:G:H8	1.75	0.50
3:D:200:ARG:NH1	37:A:3651:A:OP2	2.43	0.50
37:A:4044:U:O2'	37:A:4045:G:N7	2.44	0.50
47:AA:1108:G:N2	47:AA:1125:C:C2	2.79	0.50
47:AA:1295:A:H61	47:AA:1303:C:H41	1.59	0.50
47:AA:1347:U:C4	47:AA:1362:U:C4	2.99	0.50
47:AA:1338:G:C2	47:AA:1490:G:N1	2.79	0.50
47:AA:150:A:H3'	47:AA:151:C:C6	2.46	0.50
47:AA:1558:C:H2'	47:AA:1559:C:C6	2.45	0.50
47:AA:367:U:H5''	47:AA:368:U:OP1	2.11	0.50
47:AA:401:A:H5''	47:AA:402:C:H5	1.76	0.50
47:AA:537:C:H3'	47:AA:538:U:C5	2.47	0.50
48:AC:1:MET:O	48:AC:8:PHE:HB2	2.11	0.50
77:AG:21:CYS:SG	77:AG:25:SER:N	2.84	0.50
78:AI:42:MET:HG3	78:AI:56:GLN:CB	2.37	0.50
56:AN:115:LEU:O	56:AN:118:ILE:N	2.44	0.50
58:AQ:76:TYR:OH	58:AQ:86:GLU:OE1	2.22	0.50
81:AU:38:LYS:CE	81:AU:44:GLU:HA	2.35	0.50
7:I:121:PRO:HD2	42:M:165:PRO:O	2.11	0.50
42:M:93:MET:SD	42:M:95:ARG:NH2	2.72	0.50
20:Z:106:TYR:CG	20:Z:107:PRO:HD3	2.45	0.50
37:A:3692:A:N6	37:A:3823:G:H21	2.09	0.50

Continued on next page...

Continued from previous page...

Atom-1	Atom-2	Interatomic distance (Å)	Clash overlap (Å)
37:A:3758:U:H1'	37:A:3767:C:N4	2.22	0.50
47:AA:1114:U:H4'	47:AA:1115:U:H2'	1.93	0.50
47:AA:1212:G:C2	47:AA:1688:C:C4	2.98	0.50
47:AA:1336:C:O2'	76:AB:69:PRO:HD3	2.12	0.50
47:AA:1522:A:H5'	47:AA:1523:C:C5	2.46	0.50
47:AA:1203:G:C2	47:AA:1697:A:C6	2.99	0.50
37:A:3629:A:C1'	47:AA:1721:U:H5	2.22	0.50
47:AA:104:A:H62	47:AA:356:C:N4	2.10	0.50
47:AA:71:G:O2'	47:AA:73:C:N4	2.44	0.50
47:AA:870:A:O2'	47:AA:871:U:OP2	2.26	0.50
47:AA:958:G:O2'	47:AA:959:G:P	2.69	0.50
76:AB:49:LYS:CE	76:AB:51:LYS:CE	2.83	0.50
48:AC:67:ASP:O	48:AC:71:ARG:NH1	2.44	0.50
78:AI:166:VAL:HG12	78:AI:176:VAL:HG22	1.92	0.50
53:AJ:122:THR:O	53:AJ:123:ARG:HG3	2.12	0.50
53:AJ:205:VAL:HG23	53:AJ:224:THR:OG1	2.10	0.50
56:AN:100:LYS:O	56:AN:103:GLU:HB3	2.11	0.50
80:AO:19:PRO:HG3	80:AO:27:VAL:HG21	1.93	0.50
81:AU:72:VAL:HG22	81:AU:101:ARG:HA	1.93	0.50
6:G:128:ASP:O	6:G:164:LYS:NZ	2.36	0.50
38:H:44:CYS:SG	38:H:45:SER:N	2.83	0.50
37:A:3717:A:OP2	37:A:3735:G:N2	2.38	0.50
8:J:97:ASN:ND2	37:A:399:G:O2'	2.44	0.50
37:A:4136:G:H1	37:A:4148:C:H42	1.59	0.50
37:A:417:G:H4'	37:A:418:A:O5'	2.09	0.50
47:AA:1303:C:H2'	47:AA:1304:U:C6	2.46	0.50
47:AA:1265:A:H5'	47:AA:1326:U:O3'	2.12	0.50
47:AA:1390:U:O4	47:AA:1391:C:N4	2.44	0.50
47:AA:1422:G:C8	47:AA:1422:G:H3'	2.46	0.50
47:AA:1462:U:H2'	47:AA:1464:C:C5	2.47	0.50
47:AA:1472:C:H3'	47:AA:1473:G:C8	2.46	0.50
47:AA:1487:A:C6	47:AA:1488:C:C4	2.99	0.50
47:AA:1503:C:H2'	47:AA:1504:U:C6	2.47	0.50
47:AA:88:G:C2	47:AA:500:A:C5	2.99	0.50
47:AA:816:A:P	55:AL:10:ARG:HH22	2.34	0.50
47:AA:902:G:H3'	47:AA:903:A:H5''	1.93	0.50
49:AD:57:VAL:HG12	49:AD:58:GLU:H	1.77	0.50
78:AI:45:LEU:CA	78:AI:52:TYR:HB3	2.37	0.50
47:AA:330:G:O6	54:AK:189:ARG:NH1	2.44	0.50
57:AP:101:PHE:HD2	57:AP:129:PHE:CE1	2.29	0.50
57:AP:35:VAL:HA	57:AP:38:LEU:HB2	1.91	0.50

Continued on next page...

Continued from previous page...

Atom-1	Atom-2	Interatomic distance (Å)	Clash overlap (Å)
59:AR:54:THR:HA	59:AR:57:LYS:CG	2.41	0.50
81:AU:101:ARG:HE	81:AU:105:GLN:HE22	1.60	0.50
47:AA:1419:C:OP2	81:AU:129:ARG:HB2	2.11	0.50
81:AU:14:PHE:O	81:AU:18:LEU:N	2.45	0.50
12:P:89:ARG:HG3	12:P:95:PHE:HE1	1.76	0.50
15:T:101:PHE:O	15:T:102:ARG:HG2	2.11	0.50
37:A:1250:C:O2	37:A:1260:G:N2	2.44	0.50
37:A:1972:G:N3	37:A:1972:G:H2'	2.25	0.50
12:P:43:LYS:HD3	37:A:4508:C:H5''	1.92	0.50
47:AA:1252:C:HO2'	47:AA:1253:A:P	2.32	0.50
47:AA:1400:U:N3	47:AA:1401:A:C6	2.79	0.50
47:AA:407:G:N3	47:AA:407:G:H2'	2.26	0.50
47:AA:58:C:O2'	47:AA:59:U:OP2	2.28	0.50
47:AA:688:U:H4'	47:AA:689:U:O5'	2.11	0.50
52:AH:108:VAL:HG23	52:AH:110:GLU:N	2.17	0.50
54:AK:181:THR:HG23	54:AK:184:VAL:H	1.75	0.50
55:AL:114:VAL:O	55:AL:117:LEU:HB3	2.11	0.50
58:AQ:27:VAL:HG21	58:AQ:60:PHE:HE1	1.77	0.50
58:AQ:43:LYS:HA	58:AQ:46:LYS:HG2	1.93	0.50
58:AQ:57:VAL:HB	58:AQ:60:PHE:CE2	2.47	0.50
4:E:249:ARG:O	4:E:250:LYS:HG3	2.12	0.50
38:H:187:ARG:HG2	38:H:188:ARG:H	1.75	0.50
12:P:100:ASP:OD1	12:P:101:ASN:N	2.44	0.50
14:S:58:VAL:O	14:S:63:LYS:HG3	2.10	0.50
20:Z:71:TRP:HB2	20:Z:89:ARG:HH11	1.76	0.50
37:A:1768:C:H4'	37:A:1769:G:C8	2.47	0.50
37:A:4949:G:N2	37:A:4950:U:H2'	2.26	0.50
47:AA:1052:A:H2'	47:AA:1053:C:O4'	2.11	0.50
47:AA:10:G:C6	47:AA:1202:U:O2	2.65	0.50
47:AA:1439:A:C6	47:AA:1440:C:C2	3.00	0.50
47:AA:1698:C:H3'	47:AA:1699:A:C8	2.46	0.50
47:AA:1702:G:C4	47:AA:1703:C:C2	3.00	0.50
47:AA:208:G:H2'	47:AA:208:G:N3	2.27	0.50
47:AA:212:C:C4	47:AA:213:G:N7	2.80	0.50
47:AA:405:G:C5	47:AA:406:U:C5	3.00	0.50
47:AA:481:C:N4	47:AA:482:G:C5	2.80	0.50
47:AA:512:A:C4	47:AA:513:G:C8	3.00	0.50
47:AA:561:A:O3'	55:AL:134:HIS:HE1	1.93	0.50
47:AA:839:C:H2'	47:AA:841:G:O4'	2.11	0.50
47:AA:561:A:OP2	55:AL:173:VAL:N	2.45	0.50
56:AN:40:LEU:HD22	56:AN:45:LEU:HD12	1.93	0.50

Continued on next page...

Continued from previous page...

Atom-1	Atom-2	Interatomic distance (Å)	Clash overlap (Å)
47:AA:1158:G:H5''	57:AP:76:SER:OG	2.12	0.50
60:AT:51:LYS:O	60:AT:51:LYS:HG3	2.12	0.50
1:B:12:U:O3'	1:B:109:U:O2'	2.21	0.50
4:E:295:ASP:OD1	4:E:296:GLY:N	2.40	0.50
19:Y:50:LYS:NZ	20:Z:20:ASN:OD1	2.35	0.50
70:A0:38:ARG:HH21	81:AU:45:LEU:HD11	1.75	0.50
37:A:1080:C:N4	37:A:1220:G:O6	2.45	0.50
5:F:274:LYS:HG2	37:A:1375:C:H5''	1.94	0.50
15:T:51:ARG:NH2	37:A:2755:A:OP2	2.45	0.50
47:AA:1099:G:C6	47:AA:1100:A:C6	3.00	0.50
47:AA:1139:C:C4	47:AA:1140:G:C4	3.00	0.50
47:AA:1275:G:C5	47:AA:1506:A:C2	3.00	0.50
47:AA:1476:A:H3'	47:AA:1476:A:N3	2.27	0.50
47:AA:154:U:O4	47:AA:164:A:N6	2.36	0.50
47:AA:1650:A:N6	47:AA:1675:A:N7	2.59	0.50
47:AA:166:A:C6	47:AA:167:G:C5	3.00	0.50
47:AA:1832:A:C4	47:AA:1833:C:H5	2.29	0.50
47:AA:606:G:H1'	60:AT:58:ASN:OD1	2.12	0.50
47:AA:828:G:N2	47:AA:830:A:H1'	2.22	0.50
47:AA:873:G:N2	47:AA:914:U:O2	2.45	0.50
47:AA:881:G:C2	47:AA:882:U:C2	2.99	0.50
47:AA:963:A:O2'	47:AA:964:A:H5'	2.12	0.50
47:AA:979:C:OP1	47:AA:979:C:H4'	2.12	0.50
48:AC:76:ASP:N	48:AC:76:ASP:OD1	2.42	0.50
47:AA:1866:A:N6	50:AE:84:VAL:HB	2.27	0.50
78:AI:244:ASN:OD1	78:AI:295:GLY:HA3	2.11	0.50
53:AJ:127:PHE:CD1	53:AJ:141:VAL:HG22	2.41	0.50
53:AJ:270:THR:O	53:AJ:274:VAL:HG12	2.12	0.50
55:AL:155:LYS:NZ	55:AL:156:HIS:CE1	2.80	0.50
56:AN:35:GLU:O	56:AN:39:LYS:N	2.38	0.50
47:AA:984:C:H1'	80:AO:139:SER:HB3	1.93	0.50
80:AO:15:ILE:HG23	80:AO:16:SER:N	2.26	0.50
58:AQ:78:SER:HB2	58:AQ:81:TYR:CD2	2.42	0.50
58:AQ:79:LEU:O	58:AQ:83:LYS:HG3	2.12	0.50
81:AU:72:VAL:CG2	81:AU:101:ARG:HG3	2.42	0.50
61:AV:36:LYS:N	61:AV:78:SER:O	2.30	0.50
6:G:75:VAL:HG13	6:G:76:CYS:H	1.76	0.50
6:G:93:THR:O	6:G:158:LYS:NZ	2.34	0.50
42:M:35:PRO:HD2	42:M:39:VAL:HG21	1.94	0.50
37:A:2:G:H5'	45:R:38:LYS:HD3	1.94	0.50
37:A:966:A:H62	37:A:2253:A:P	2.34	0.50

Continued on next page...

Continued from previous page...

Atom-1	Atom-2	Interatomic distance (Å)	Clash overlap (Å)
47:AA:101:U:H3'	47:AA:408:A:N6	2.27	0.50
47:AA:1171:G:H2'	47:AA:1187:G:O6	2.11	0.50
47:AA:1288:U:H2'	47:AA:1288:U:O2	2.12	0.50
47:AA:1416:C:C2'	47:AA:1419:C:H41	2.25	0.50
47:AA:153:G:N3	47:AA:154:U:N3	2.59	0.50
47:AA:23:G:N2	47:AA:652:U:C2	2.80	0.50
47:AA:629:A:N6	47:AA:632:C:O2	2.45	0.50
48:AC:11:LEU:HD13	53:AJ:136:HIS:CE1	2.47	0.50
76:AB:61:LEU:HD22	77:AG:34:TYR:CE2	2.47	0.50
78:AI:196:ASN:OD1	78:AI:211:GLY:N	2.45	0.50
54:AK:32:MET:HA	54:AK:52:ILE:HG13	1.94	0.50
58:AQ:27:VAL:HB	58:AQ:69:THR:CG2	2.42	0.50
59:AR:99:LEU:HA	59:AR:108:ILE:O	2.11	0.50
81:AU:60:THR:HG22	81:AU:64:LEU:HD11	1.94	0.50
1:B:67:C:OP1	6:G:14:LYS:NZ	2.36	0.50
6:G:30:TYR:HE1	10:N:24:VAL:HB	1.76	0.50
70:A0:102:GLY:O	70:A0:105:ASN:HB3	2.12	0.50
37:A:1514:U:H2'	37:A:1515:A:C8	2.46	0.50
37:A:1997:U:O2	37:A:2000:G:N2	2.45	0.50
37:A:2848:G:O2'	37:A:3838:U:O4	2.24	0.50
37:A:2422:C:HO2'	37:A:3857:G:HO2'	1.43	0.50
37:A:3956:G:C1'	37:A:3957:U:OP2	2.60	0.50
47:AA:1098:C:O2'	47:AA:1099:G:O4'	2.23	0.50
47:AA:1304:U:H5'	52:AH:95:ARG:HB2	1.94	0.50
47:AA:1597:C:HO2'	47:AA:1598:G:P	2.34	0.50
47:AA:1865:C:OP1	50:AE:92:ARG:HG2	2.12	0.50
47:AA:803:C:H2'	47:AA:804:U:C6	2.45	0.50
47:AA:816:A:C4	47:AA:817:G:C8	3.00	0.50
47:AA:896:U:O4	47:AA:898:U:N3	2.44	0.50
47:AA:993:G:C6	47:AA:994:C:C4	2.99	0.50
76:AB:43:ALA:O	76:AB:47:ASN:OD1	2.28	0.50
53:AJ:246:LYS:O	53:AJ:249:SER:OG	2.26	0.50
55:AL:129:LEU:HD22	55:AL:134:HIS:CD2	2.47	0.50
3:D:29:LEU:HD13	3:D:124:GLY:HA3	1.94	0.50
40:K:20:SER:O	40:K:26:ARG:NH2	2.45	0.50
70:A0:45:LEU:HA	70:A0:50:ILE:CG1	2.42	0.50
37:A:1564:A:O5'	56:AN:140:LYS:NZ	2.25	0.50
37:A:1265:G:N2	37:A:2111:G:H1'	2.27	0.50
47:AA:1090:C:N3	47:AA:1159:G:N2	2.55	0.50
47:AA:1113:A:N6	47:AA:1120:U:C2	2.79	0.50
47:AA:1563:G:C5	47:AA:1564:C:C4	3.00	0.50

Continued on next page...

Continued from previous page...

Atom-1	Atom-2	Interatomic distance (Å)	Clash overlap (Å)
47:AA:1693:G:H2'	47:AA:1694:U:H6	1.77	0.50
47:AA:1790:A:C2	47:AA:1791:A:C4	3.00	0.50
47:AA:614:C:H5''	47:AA:615:C:H6	1.76	0.50
47:AA:833:C:O2'	47:AA:834:C:OP1	2.23	0.50
78:AI:44:LYS:H	78:AI:56:GLN:HB2	1.74	0.50
54:AK:34:THR:O	54:AK:51:ARG:HA	2.12	0.50
57:AP:11:LEU:O	57:AP:14:ILE:HG12	2.12	0.50
57:AP:22:LYS:HA	61:AV:2:PRO:HB3	1.94	0.50
3:D:42:LYS:HG2	3:D:89:TYR:CE1	2.47	0.50
6:G:186:GLU:HG2	6:G:187:SER:N	2.26	0.50
9:L:28:GLU:HB2	9:L:49:LEU:HD11	1.94	0.50
16:U:36:GLY:HA3	16:U:40:HIS:CE1	2.46	0.50
3:D:21:LYS:NZ	37:A:1541:C:O3'	2.45	0.49
37:A:2123:C:O2'	37:A:2124:G:O5'	2.24	0.49
37:A:2905:C:N4	37:A:3590:G:O6	2.42	0.49
47:AA:1309:C:O2	52:AH:143:LYS:NZ	2.40	0.49
47:AA:1310:U:OP2	52:AH:126:CYS:HA	2.12	0.49
47:AA:1798:C:C5	47:AA:1799:G:C5	2.99	0.49
47:AA:192:C:N3	47:AA:208:G:C4	2.80	0.49
47:AA:563:G:O6	47:AA:592:C:N4	2.45	0.49
47:AA:60:A:O2'	47:AA:61:A:O5'	2.28	0.49
47:AA:633:C:H5''	47:AA:634:A:OP2	2.11	0.49
47:AA:635:G:C5	47:AA:636:C:C4	3.00	0.49
47:AA:876:C:C2'	47:AA:878:G:H5'	2.37	0.49
49:AD:57:VAL:HG12	49:AD:58:GLU:N	2.27	0.49
77:AG:9:SER:HB3	77:AG:12:ARG:HH12	1.77	0.49
78:AI:42:MET:CB	78:AI:56:GLN:HB3	2.42	0.49
79:AM:19:GLN:HB3	79:AM:84:LYS:NZ	2.27	0.49
80:AO:31:CYS:HB2	80:AO:93:LEU:HD13	1.94	0.49
37:A:4941:G:H5'	38:H:187:ARG:HG2	1.93	0.49
12:P:27:ASN:ND2	12:P:100:ASP:OD2	2.45	0.49
16:U:103:VAL:HB	16:U:108:TYR:HB2	1.93	0.49
7:I:89:PRO:HD3	37:A:1914:C:H4'	1.95	0.49
37:A:4056:A:H2'	37:A:4057:C:C5	2.47	0.49
3:D:123:ARG:NH2	37:A:4083:U:OP1	2.45	0.49
47:AA:935:G:C2	47:AA:1008:A:C6	3.00	0.49
47:AA:1008:A:C6	47:AA:1009:A:C8	3.00	0.49
47:AA:1086:G:HO2'	47:AA:1088:U:H6	1.59	0.49
47:AA:1218:C:H2'	47:AA:1219:C:C2	2.46	0.49
47:AA:1280:G:C2	47:AA:1318:G:C6	3.00	0.49
47:AA:1411:G:C2	47:AA:1413:G:N7	2.80	0.49

Continued on next page...

Continued from previous page...

Atom-1	Atom-2	Interatomic distance (Å)	Clash overlap (Å)
47:AA:1442:U:H2'	47:AA:1442:U:O2	2.13	0.49
47:AA:1445:U:H4'	76:AB:57:PRO:HB3	1.93	0.49
47:AA:1521:C:H5'	70:A0:145:THR:HG23	1.94	0.49
47:AA:1693:G:C8	47:AA:1694:U:H5	2.30	0.49
47:AA:107:A:C4	47:AA:355:G:N2	2.80	0.49
47:AA:694:G:N7	47:AA:696:G:C2	2.80	0.49
47:AA:872:A:O2'	47:AA:873:G:H8	1.95	0.49
47:AA:878:G:C2	47:AA:909:G:C2	3.00	0.49
48:AC:53:TYR:HA	53:AJ:261:PHE:CZ	2.47	0.49
51:AF:31:ARG:HA	51:AF:42:ILE:O	2.12	0.49
54:AK:7:PHE:HD2	54:AK:10:THR:HG1	1.60	0.49
58:AQ:20:ARG:HH22	58:AQ:22:GLN:CD	2.16	0.49
47:AA:1542:C:H3'	81:AU:62:ARG:NH1	2.27	0.49
38:H:88:VAL:HG22	38:H:90:ALA:CA	2.42	0.49
7:I:30:GLY:HA2	7:I:101:ARG:CZ	2.43	0.49
8:J:64:ASN:HB2	8:J:80:GLN:OE1	2.11	0.49
70:A0:70:ILE:HA	70:A0:77:TYR:CE2	2.47	0.49
37:A:1370:G:H4'	37:A:1371:A:H5'	1.94	0.49
37:A:394:G:N2	37:A:397:G:OP2	2.37	0.49
37:A:486:C:H3'	37:A:487:G:H5''	1.93	0.49
37:A:489:C:H42	37:A:664:G:H1	1.58	0.49
47:AA:1046:U:C5	47:AA:1047:C:C4	3.00	0.49
47:AA:1221:G:N3	47:AA:1222:G:C8	2.80	0.49
47:AA:1333:U:H3	47:AA:1498:A:N6	2.04	0.49
47:AA:1344:A:O2'	47:AA:1345:G:OP2	2.21	0.49
47:AA:1349:G:H2'	47:AA:1350:U:C6	2.47	0.49
47:AA:1351:G:C2	47:AA:1379:A:C4	3.00	0.49
47:AA:1415:C:H5'	47:AA:1416:C:H5''	1.93	0.49
47:AA:1561:A:N6	47:AA:1573:G:O6	2.45	0.49
47:AA:1610:G:C4	47:AA:1611:G:C8	3.01	0.49
47:AA:339:A:C8	47:AA:341:C:C5	3.00	0.49
47:AA:5:U:O2'	47:AA:6:G:O5'	2.22	0.49
47:AA:72:C:H4'	47:AA:73:C:OP1	2.12	0.49
47:AA:860:G:C5	47:AA:861:A:C6	3.01	0.49
47:AA:910:G:C6	47:AA:911:C:C5	3.01	0.49
48:AC:65:SER:O	48:AC:69:ILE:HG12	2.13	0.49
78:AI:130:LYS:HE2	78:AI:132:TRP:CZ2	2.47	0.49
78:AI:101:PHE:CZ	78:AI:136:GLY:HA3	2.47	0.49
53:AJ:169:TYR:CG	53:AJ:173:LYS:HA	2.47	0.49
54:AK:7:PHE:CE2	54:AK:10:THR:HG23	2.47	0.49
47:AA:77:A:N3	54:AK:176:ILE:HD12	2.27	0.49

Continued on next page...

Continued from previous page...

Atom-1	Atom-2	Interatomic distance (Å)	Clash overlap (Å)
55:AL:108:ARG:O	55:AL:149:VAL:HG12	2.12	0.49
57:AP:88:LYS:O	57:AP:91:ASN:HB2	2.13	0.49
10:N:90:ASN:ND2	37:A:4313:A:H1'	2.28	0.49
37:A:166:C:H2'	37:A:167:C:C6	2.48	0.49
37:A:190:G:H2'	37:A:191:G:C8	2.48	0.49
37:A:3598:C:H2'	37:A:3599:A:C8	2.46	0.49
37:A:4731:G:H8	37:A:4733:C:H5''	1.77	0.49
37:A:686:A:H2'	38:H:96:VAL:HG22	1.93	0.49
37:A:696:C:H5''	37:A:697:G:H5'	1.93	0.49
47:AA:1272:C:N3	47:AA:1510:G:N2	2.59	0.49
47:AA:1821:U:OP2	47:AA:1821:U:H6	1.95	0.49
47:AA:19:A:C2	47:AA:20:G:H1'	2.48	0.49
47:AA:319:C:C4	47:AA:320:G:H1'	2.47	0.49
47:AA:595:U:HO2'	47:AA:596:U:P	2.36	0.49
47:AA:958:G:O2'	47:AA:959:G:O5'	2.30	0.49
50:AE:89:ARG:HA	50:AE:92:ARG:NH1	2.27	0.49
50:AE:89:ARG:HB3	50:AE:90:GLU:OE1	2.12	0.49
77:AG:22:ARG:CZ	77:AG:37:ASN:HB2	2.42	0.49
78:AI:236:ILE:HA	78:AI:251:ALA:O	2.13	0.49
78:AI:241:PHE:CE1	78:AI:261:LEU:HD11	2.47	0.49
53:AJ:266:TYR:HA	53:AJ:273:LEU:HD11	1.95	0.49
54:AK:14:LYS:HD3	54:AK:123:GLY:O	2.11	0.49
56:AN:99:ARG:NH2	56:AN:143:SER:HA	2.26	0.49
38:H:222:LEU:CG	38:H:223:ARG:H	2.25	0.49
10:N:116:LYS:HD3	10:N:128:LEU:HD23	1.95	0.49
37:A:990:C:N4	37:A:1051:G:H2'	2.28	0.49
47:AA:1310:U:C4	47:AA:1311:C:C4	3.01	0.49
47:AA:1563:G:H3'	47:AA:1564:C:C5	2.48	0.49
47:AA:1797:U:C4	47:AA:1798:C:C4	3.01	0.49
47:AA:1816:G:H2'	47:AA:1817:G:C8	2.48	0.49
47:AA:1865:C:H5'	47:AA:1866:A:C8	2.48	0.49
47:AA:193:C:H1'	47:AA:207:G:H22	1.78	0.49
47:AA:217:A:C2	47:AA:309:G:N3	2.81	0.49
47:AA:537:C:H3'	47:AA:538:U:C6	2.48	0.49
47:AA:745:C:H2'	47:AA:796:G:N2	2.28	0.49
76:AB:31:SER:O	76:AB:34:LYS:HG2	2.12	0.49
76:AB:99:LYS:HA	76:AB:102:THR:O	2.13	0.49
48:AC:23:ILE:O	48:AC:23:ILE:HG13	2.12	0.49
78:AI:149:GLU:OE1	78:AI:170:TRP:HB2	2.12	0.49
78:AI:289:LEU:HD22	78:AI:298:LEU:HD11	1.94	0.49
78:AI:42:MET:HE2	78:AI:59:LEU:HD22	1.94	0.49

Continued on next page...

Continued from previous page...

Atom-1	Atom-2	Interatomic distance (Å)	Clash overlap (Å)
78:AI:64:HIS:ND1	78:AI:84:ASP:OD2	2.45	0.49
47:AA:641:A:P	55:AL:40:LYS:HZ2	2.28	0.49
55:AL:71:LEU:O	55:AL:75:ASN:N	2.44	0.49
47:AA:1033:G:OP2	56:AN:109:LYS:NZ	2.43	0.49
81:AU:136:GLY:HA2	81:AU:139:ALA:HB3	1.95	0.49
5:F:150:LEU:HB3	5:F:151:PRO:HD3	1.95	0.49
6:G:41:LYS:NZ	10:N:32:ARG:O	2.38	0.49
70:A0:62:ASP:O	70:A0:65:GLU:HB2	2.12	0.49
37:A:1985:G:N2	37:A:2005:G:N7	2.60	0.49
37:A:3585:G:H3'	37:A:3586:G:H8	1.77	0.49
37:A:4991:U:O2'	37:A:4992:G:OP1	2.30	0.49
37:A:911:U:H2'	37:A:912:G:C8	2.40	0.49
47:AA:1346:U:H5	47:AA:1371:U:C4	2.31	0.49
47:AA:1407:U:H2'	47:AA:1408:U:O4'	2.12	0.49
47:AA:1414:A:N1	47:AA:1415:C:H5	2.11	0.49
47:AA:1476:A:C2'	47:AA:1477:U:H4'	2.43	0.49
47:AA:1526:G:C2	47:AA:1527:C:N4	2.81	0.49
47:AA:1602:U:O2'	47:AA:1603:G:H2'	2.12	0.49
47:AA:1742:C:N4	47:AA:1743:G:C6	2.80	0.49
47:AA:1782:G:C8	47:AA:1783:C:H4'	2.45	0.49
47:AA:588:G:H5'	47:AA:591:U:O2	2.12	0.49
47:AA:841:G:C2	47:AA:842:C:C2	3.00	0.49
47:AA:878:G:N3	47:AA:909:G:N2	2.60	0.49
47:AA:942:G:H1	47:AA:984:C:N4	2.06	0.49
76:AB:26:SER:HB3	76:AB:108:PRO:O	2.13	0.49
53:AJ:170:TRP:HD1	53:AJ:197:PRO:HB2	1.78	0.49
79:AM:58:GLU:HG3	79:AM:59:PRO:O	2.12	0.49
56:AN:99:ARG:NH1	56:AN:143:SER:HA	2.26	0.49
58:AQ:84:LYS:HG2	58:AQ:84:LYS:O	2.12	0.49
3:D:205:ASN:HB2	3:D:206:PRO:HD2	1.95	0.49
5:F:150:LEU:O	5:F:152:LEU:N	2.45	0.49
10:N:54:HIS:CD2	37:A:4301:U:H4'	2.47	0.49
16:U:25:HIS:CD2	37:A:1338:G:H22	2.29	0.49
16:U:75:LEU:HD12	16:U:111:VAL:HG12	1.93	0.49
70:A0:40:TYR:HA	70:A0:43:VAL:HB	1.95	0.49
70:A0:58:GLU:OE1	70:A0:58:GLU:N	2.46	0.49
70:A0:43:VAL:HG21	70:A0:83:PHE:CZ	2.48	0.49
37:A:1246:G:N3	37:A:1265:G:N2	2.61	0.49
37:A:1396:G:O2'	37:A:1468:C:O2'	2.31	0.49
37:A:1759:G:H1	37:A:1773:U:H3	1.59	0.49
37:A:2005:G:N2	37:A:2015:U:O2	2.45	0.49

Continued on next page...

Continued from previous page...

Atom-1	Atom-2	Interatomic distance (Å)	Clash overlap (Å)
47:AA:1227:G:N2	47:AA:1228:A:H8	2.10	0.49
47:AA:1287:A:H3'	47:AA:1288:U:H4'	1.95	0.49
47:AA:1342:U:H4'	47:AA:1343:U:C6	2.43	0.49
47:AA:1539:U:H2'	47:AA:1540:G:C8	2.47	0.49
47:AA:1563:G:OP2	81:AU:72:VAL:HG12	2.12	0.49
47:AA:1610:G:C6	47:AA:1611:G:C5	3.01	0.49
47:AA:1611:G:O2'	70:A0:87:GLN:N	2.46	0.49
47:AA:1528:G:O2'	47:AA:1666:C:OP1	2.23	0.49
47:AA:1759:G:H1'	47:AA:1774:C:C5	2.48	0.49
47:AA:1087:A:C5	47:AA:1861:G:C6	3.00	0.49
49:AD:24:ASP:CG	49:AD:25:LYS:N	2.66	0.49
49:AD:51:VAL:HG13	49:AD:70:VAL:CG2	2.42	0.49
50:AE:12:LYS:NZ	50:AE:15:ARG:O	2.34	0.49
47:AA:170:A:OP2	54:AK:140:ARG:NH1	2.46	0.49
58:AQ:125:VAL:HG12	58:AQ:129:LYS:HE2	1.94	0.49
47:AA:837:A:N6	58:AQ:9:THR:OG1	2.40	0.49
3:D:113:VAL:HG23	3:D:116:LEU:HD11	1.94	0.49
18:X:18:ASN:OD1	18:X:19:GLU:N	2.46	0.49
37:A:992:C:N4	37:A:1050:C:N3	2.61	0.49
7:I:18:ARG:HD3	37:A:2057:A:H62	1.78	0.49
37:A:382:G:H2'	37:A:383:A:H2'	1.95	0.49
37:A:4765:G:N2	37:A:4869:U:H3	2.04	0.49
37:A:5011:A:H61	37:A:5037:U:H3	1.60	0.49
47:AA:1171:G:O2'	47:AA:1172:U:P	2.70	0.49
47:AA:1250:A:C8	47:AA:1250:A:O5'	2.65	0.49
47:AA:1269:G:C2	47:AA:1514:G:C2	2.99	0.49
47:AA:1308:U:H3	52:AH:139:HIS:CD2	2.30	0.49
47:AA:1417:C:N3	81:AU:128:GLN:HG3	2.26	0.49
47:AA:1422:G:N3	47:AA:1424:G:C8	2.81	0.49
47:AA:1421:A:C6	47:AA:1424:G:N7	2.81	0.49
47:AA:1476:A:H4'	47:AA:1476:A:OP2	2.13	0.49
47:AA:1545:A:O2'	47:AA:1546:G:N7	2.36	0.49
47:AA:1588:A:OP1	81:AU:77:LYS:HE2	2.13	0.49
47:AA:1627:C:C5'	81:AU:41:LYS:HE3	2.42	0.49
47:AA:1831:A:H8	47:AA:1831:A:O5'	1.95	0.49
47:AA:1706:G:H1'	47:AA:1851:A:H4'	1.95	0.49
47:AA:19:A:O3'	47:AA:620:G:H1'	2.13	0.49
47:AA:309:G:C2	47:AA:310:C:N3	2.80	0.49
47:AA:47:G:C6	47:AA:48:C:N4	2.81	0.49
47:AA:53:C:H5''	47:AA:54:A:OP2	2.13	0.49
47:AA:982:G:H2'	47:AA:983:A:H8	1.78	0.49

Continued on next page...

Continued from previous page...

Atom-1	Atom-2	Interatomic distance (Å)	Clash overlap (Å)
47:AA:18:C:O2'	49:AD:107:ARG:NH2	2.46	0.49
50:AE:30:VAL:HG21	50:AE:35:ALA:HB2	1.94	0.49
50:AE:7:ASN:OD1	50:AE:13:LYS:NZ	2.38	0.49
53:AJ:135:GLY:HA3	53:AJ:165:VAL:HG22	1.94	0.49
54:AK:7:PHE:HD1	54:AK:113:ILE:HG21	1.75	0.49
54:AK:57:ASP:HB2	54:AK:98:ARG:HD3	1.95	0.49
57:AP:50:PHE:HB3	57:AP:63:VAL:HG13	1.95	0.49
61:AV:33:MET:N	61:AV:46:VAL:O	2.37	0.49
5:F:267:TRP:CE2	5:F:279:LEU:HD22	2.48	0.49
6:G:244:HIS:HA	6:G:247:ILE:HG22	1.95	0.49
42:M:110:TYR:CE1	42:M:124:ILE:HG21	2.47	0.49
10:N:12:ARG:HG3	37:A:4276:G:H5'	1.95	0.49
11:O:64:GLU:O	11:O:70:ILE:HA	2.13	0.49
47:AA:111:A:H2'	47:AA:112:U:C6	2.48	0.49
47:AA:1414:A:C2	47:AA:1415:C:H5	2.30	0.49
47:AA:1422:G:H3'	47:AA:1423:C:H5''	1.94	0.49
47:AA:216:C:C2	47:AA:217:A:C8	3.01	0.49
47:AA:458:A:C5	47:AA:459:C:C2	3.00	0.49
47:AA:41:G:C6	47:AA:482:G:N2	2.81	0.49
47:AA:674:C:H2'	47:AA:675:U:C6	2.48	0.49
47:AA:949:G:H2'	47:AA:950:C:O4'	2.13	0.49
77:AG:36:LEU:HG	77:AG:38:MET:CG	2.42	0.49
78:AI:195:LEU:HA	78:AI:211:GLY:HA2	1.94	0.49
78:AI:54:ILE:CB	78:AI:55:PRO:HD3	2.43	0.49
54:AK:138:ALA:CB	54:AK:179:LEU:HB3	2.42	0.49
54:AK:216:ARG:HA	54:AK:219:GLU:CG	2.34	0.49
80:AO:64:ALA:HB3	80:AO:67:ASP:HB2	1.95	0.49
58:AQ:15:ASN:HB2	58:AQ:17:LEU:HB2	1.94	0.49
81:AU:51:ASN:HB3	81:AU:55:THR:HG23	1.95	0.49
2:C:55:U:H3	2:C:62:A:H2	1.59	0.49
4:E:201:LEU:HD23	4:E:202:GLU:HG2	1.95	0.49
4:E:290:GLY:HA2	4:E:302:ASN:ND2	2.19	0.49
5:F:218:ILE:HG13	5:F:219:LYS:HD2	1.94	0.49
5:F:260:LEU:HA	5:F:263:LEU:HB3	1.94	0.49
70:A0:126:PHE:HD2	70:A0:127:TRP:CD2	2.31	0.49
37:A:1198:G:H2'	37:A:1199:G:C8	2.47	0.49
37:A:1764:G:H4'	37:A:1769:G:H1	1.78	0.49
4:E:242:ARG:NH2	37:A:2856:C:O2	2.46	0.49
4:E:10:ARG:HG3	37:A:4459:U:OP1	2.13	0.49
47:AA:107:A:C6	47:AA:355:G:N1	2.81	0.49
47:AA:1114:U:C4'	47:AA:1115:U:H2'	2.43	0.49

Continued on next page...

Continued from previous page...

Atom-1	Atom-2	Interatomic distance (Å)	Clash overlap (Å)
47:AA:1121:G:C5	47:AA:1122:A:C8	3.01	0.49
47:AA:1243:U:C2	47:AA:1265:A:C4	3.00	0.49
47:AA:149:A:H2'	47:AA:150:A:C8	2.48	0.49
47:AA:1809:A:H2'	47:AA:1810:U:H6	1.77	0.49
47:AA:1815:A:C3'	47:AA:1816:G:H8	2.20	0.49
47:AA:615:C:H42	47:AA:629:A:N6	2.11	0.49
47:AA:656:G:H5''	47:AA:656:G:C8	2.48	0.49
47:AA:835:C:H41	58:AQ:8:ARG:HB3	1.77	0.49
47:AA:996:A:O2'	47:AA:997:A:C8	2.62	0.49
50:AE:23:CYS:SG	50:AE:24:THR:N	2.86	0.49
78:AI:43:TRP:CD1	78:AI:55:PRO:HA	2.46	0.49
54:AK:213:LEU:O	54:AK:216:ARG:N	2.46	0.49
79:AM:51:VAL:HG23	79:AM:77:ILE:O	2.13	0.49
58:AQ:43:LYS:O	58:AQ:47:MET:N	2.27	0.49
55:AL:140:GLN:NE2	58:AQ:64:PHE:O	2.46	0.49
58:AQ:28:LEU:HD13	58:AQ:68:LYS:CG	2.41	0.49
59:AR:99:LEU:HB2	59:AR:107:VAL:O	2.13	0.49
56:AN:15:ALA:HB2	61:AV:20:LYS:HD3	1.95	0.49
19:Y:43:ASN:OD1	19:Y:45:VAL:HG22	2.13	0.49
20:Z:17:GLY:N	20:Z:20:ASN:O	2.41	0.49
70:A0:121:ARG:HG3	70:A0:122:GLY:H	1.77	0.48
37:A:2504:C:H2'	37:A:2505:C:H3'	1.95	0.48
37:A:3772:U:H3'	37:A:3773:U:C6	2.48	0.48
37:A:4278:C:O2'	37:A:4281:A:H8	1.95	0.48
37:A:456:C:H2'	37:A:457:G:C8	2.48	0.48
47:AA:1118:C:N4	47:AA:1119:A:N6	2.60	0.48
47:AA:1344:A:O2'	47:AA:1345:G:C8	2.66	0.48
47:AA:1750:C:N3	47:AA:1751:C:H1'	2.28	0.48
47:AA:697:G:N7	47:AA:733:C:C4	2.81	0.48
47:AA:858:A:N6	47:AA:859:G:N7	2.60	0.48
47:AA:958:G:O2'	47:AA:959:G:C8	2.64	0.48
47:AA:997:A:C2	47:AA:998:A:C4	3.01	0.48
76:AB:50:VAL:O	76:AB:50:VAL:HG22	2.13	0.48
51:AF:8:PRO:C	51:AF:10:LYS:HG3	2.34	0.48
53:AJ:103:LYS:HE2	53:AJ:133:TYR:CZ	2.48	0.48
53:AJ:196:ILE:HG23	53:AJ:223:TYR:CB	2.35	0.48
12:P:70:PRO:HG2	47:AA:1724:A:H5''	1.95	0.48
37:A:1182:C:H5'	37:A:1183:C:O4'	2.13	0.48
37:A:1617:G:H1'	37:A:2513:A:N6	2.27	0.48
37:A:279:A:O2'	37:A:280:G:OP2	2.28	0.48
37:A:3671:G:H2'	37:A:3672:G:C8	2.49	0.48

Continued on next page...

Continued from previous page...

Atom-1	Atom-2	Interatomic distance (Å)	Clash overlap (Å)
37:A:3673:C:O2'	37:A:3674:G:OP1	2.26	0.48
37:A:3711:A:C2	47:AA:970:G:C2'	2.90	0.48
37:A:3809:G:OP2	37:A:3809:G:N2	2.27	0.48
8:J:64:ASN:ND2	37:A:3892:U:O5'	2.41	0.48
4:E:246:ARG:NH1	37:A:4525:C:OP1	2.47	0.48
37:A:456:C:N3	37:A:701:G:N2	2.60	0.48
37:A:4635:A:H2	37:A:4663:G:H21	1.61	0.48
47:AA:1158:G:C2	47:AA:1159:G:C4	3.01	0.48
47:AA:1269:G:C6	47:AA:1270:G:N1	2.80	0.48
47:AA:1277:C:C6	47:AA:1278:A:C8	3.01	0.48
47:AA:1467:C:H2'	47:AA:1468:C:C6	2.48	0.48
47:AA:1698:C:O2'	47:AA:1699:A:OP1	2.27	0.48
47:AA:26:U:O2'	47:AA:27:A:O4'	2.31	0.48
47:AA:347:G:H2'	47:AA:348:A:C8	2.48	0.48
78:AI:290:ALA:O	78:AI:298:LEU:HD12	2.13	0.48
78:AI:45:LEU:HD23	78:AI:52:TYR:CE2	2.48	0.48
54:AK:210:ALA:HA	54:AK:214:ALA:HB3	1.95	0.48
79:AM:42:LEU:HB2	79:AM:46:GLN:OE1	2.12	0.48
59:AR:52:LYS:HD2	59:AR:55:TYR:CE2	2.48	0.48
81:AU:33:TRP:HH2	81:AU:102:ARG:NH1	2.09	0.48
3:D:77:ILE:HG13	3:D:128:ARG:HD2	1.95	0.48
6:G:152:ARG:NH1	6:G:153:THR:O	2.46	0.48
10:N:142:ARG:NH1	37:A:1090:G:OP1	2.46	0.48
4:E:352:LEU:HD22	37:A:4677:U:H1'	1.95	0.48
37:A:917:A:O4'	37:A:918:G:N2	2.46	0.48
47:AA:1010:G:N2	47:AA:1011:A:C6	2.81	0.48
47:AA:1286:G:C6	47:AA:1312:G:N7	2.81	0.48
47:AA:1515:G:C6	47:AA:1516:G:C8	3.01	0.48
47:AA:153:G:C6	47:AA:166:A:N6	2.81	0.48
47:AA:1605:G:C2	47:AA:1606:G:N2	2.81	0.48
47:AA:314:U:H2'	47:AA:315:C:C6	2.47	0.48
47:AA:529:A:N1	47:AA:557:U:H1'	2.27	0.48
50:AE:7:ASN:O	50:AE:9:GLY:N	2.44	0.48
78:AI:80:SER:HB3	78:AI:90:TRP:CD1	2.49	0.48
53:AJ:103:LYS:HE2	53:AJ:133:TYR:OH	2.14	0.48
70:A0:39:ARG:HH12	81:AU:45:LEU:CA	2.25	0.48
70:A0:40:TYR:HD1	70:A0:83:PHE:CE2	2.31	0.48
37:A:2478:C:H2'	37:A:2479:G:C8	2.48	0.48
37:A:3629:A:C1'	47:AA:1721:U:C5	2.96	0.48
37:A:475:G:H2'	37:A:476:G:H8	1.78	0.48
47:AA:1034:A:N6	47:AA:1082:A:C4	2.82	0.48

Continued on next page...

Continued from previous page...

Atom-1	Atom-2	Interatomic distance (Å)	Clash overlap (Å)
47:AA:1107:G:N1	47:AA:1108:G:C4	2.81	0.48
47:AA:1261:C:H3'	47:AA:1262:C:H6	1.78	0.48
47:AA:430:C:H2'	47:AA:431:G:O4'	2.12	0.48
47:AA:493:A:N1	47:AA:510:G:O2'	2.44	0.48
47:AA:527:C:H2'	47:AA:528:A:O4'	2.14	0.48
47:AA:661:U:H4'	47:AA:1157:G:O6	2.12	0.48
47:AA:694:G:N7	47:AA:696:G:N1	2.61	0.48
76:AB:66:ARG:HG2	76:AB:68:THR:H	1.79	0.48
52:AH:119:ARG:HD3	52:AH:152:LYS:NZ	2.28	0.48
78:AI:220:ASP:HB2	78:AI:225:LYS:N	2.25	0.48
54:AK:210:ALA:O	54:AK:215:LYS:HB2	2.13	0.48
47:AA:1284:A:OP2	79:AM:104:VAL:HG21	2.12	0.48
56:AN:135:LEU:HB3	56:AN:136:PRO:HD2	1.95	0.48
58:AQ:29:HIS:O	58:AQ:29:HIS:CG	2.67	0.48
60:AT:35:ARG:O	60:AT:38:TYR:HB3	2.12	0.48
1:B:7:G:OP1	6:G:33:ARG:NE	2.47	0.48
4:E:291:TYR:CE2	4:E:327:THR:HA	2.49	0.48
4:E:84:MET:HG2	4:E:166:THR:HA	1.93	0.48
7:I:128:ARG:O	7:I:129:LEU:HG	2.13	0.48
20:Z:106:TYR:HA	38:H:153:LEU:HD13	1.95	0.48
37:A:2582:A:O2'	37:A:2653:C:O2'	2.29	0.48
7:I:168:TYR:OH	37:A:4767:C:OP1	2.29	0.48
37:A:752:G:H1	37:A:911:U:H3	1.61	0.48
37:A:994:G:N2	37:A:1049:C:N3	2.62	0.48
47:AA:1116:C:O2	47:AA:1117:C:C6	2.66	0.48
47:AA:1278:A:O2'	47:AA:1320:G:N2	2.46	0.48
47:AA:1347:U:O4	47:AA:1362:U:C4	2.66	0.48
47:AA:1422:G:H21	47:AA:1424:G:H8	1.60	0.48
47:AA:1624:U:C4	47:AA:1625:U:C4	3.02	0.48
47:AA:1711:U:H5''	47:AA:1712:A:OP2	2.14	0.48
47:AA:1743:G:C6	47:AA:1744:G:N1	2.81	0.48
47:AA:1753:C:H5'	47:AA:1780:G:N2	2.28	0.48
47:AA:1863:A:H1'	50:AE:79:ILE:HD13	1.96	0.48
47:AA:197:U:H1'	47:AA:203:G:C5	2.48	0.48
47:AA:373:G:N2	47:AA:392:A:C4	2.81	0.48
47:AA:390:C:H2'	47:AA:391:C:O4'	2.14	0.48
47:AA:536:A:H3'	47:AA:537:C:H6	1.77	0.48
47:AA:536:A:H3'	47:AA:537:C:O4'	2.13	0.48
47:AA:916:A:C5	56:AN:73:ARG:NH1	2.81	0.48
47:AA:996:A:O2'	47:AA:997:A:P	2.72	0.48
76:AB:108:PRO:HD2	76:AB:110:VAL:CG1	2.43	0.48

Continued on next page...

Continued from previous page...

Atom-1	Atom-2	Interatomic distance (Å)	Clash overlap (Å)
48:AC:39:VAL:HB	48:AC:44:GLY:HA2	1.94	0.48
51:AF:18:LEU:HD22	51:AF:66:ARG:NH1	2.21	0.48
54:AK:137:ARG:HB2	54:AK:140:ARG:HB2	1.96	0.48
57:AP:40:VAL:HG11	57:AP:110:ILE:HG13	1.95	0.48
47:AA:839:C:H42	58:AQ:10:ARG:HA	1.79	0.48
58:AQ:55:ILE:H	58:AQ:55:ILE:HD12	1.78	0.48
47:AA:835:C:C5	58:AQ:8:ARG:HB3	2.48	0.48
38:H:197:THR:HG22	38:H:199:THR:H	1.78	0.48
8:J:59:PRO:HG3	8:J:76:TRP:CG	2.48	0.48
42:M:161:ARG:CZ	42:M:164:LYS:HD3	2.42	0.48
11:O:46:ARG:O	11:O:47:ILE:HG13	2.13	0.48
37:A:2437:C:O2'	45:R:125:ASN:ND2	2.39	0.48
20:Z:54:LYS:HE2	37:A:443:G:H5''	1.96	0.48
4:E:97:ARG:NH1	37:A:4911:A:OP1	2.47	0.48
37:A:4948:C:O2'	37:A:4949:G:OP1	2.27	0.48
47:AA:1093:A:C2	47:AA:1094:C:C2	3.01	0.48
47:AA:1407:U:O2'	47:AA:1443:C:O2	2.29	0.48
47:AA:1330:G:O2'	47:AA:1491:G:OP2	2.31	0.48
47:AA:1656:G:C2	47:AA:1657:G:C4	3.02	0.48
47:AA:1679:A:OP1	51:AF:49:PRO:HB3	2.14	0.48
47:AA:149:A:N6	47:AA:170:A:C5	2.81	0.48
47:AA:1717:C:H5	47:AA:1718:G:C5	2.31	0.48
47:AA:221:A:H2'	47:AA:222:U:C6	2.48	0.48
47:AA:30:C:H2'	47:AA:31:U:O4'	2.14	0.48
47:AA:378:U:H6	47:AA:378:U:OP2	1.96	0.48
47:AA:476:A:C4	47:AA:477:G:C8	3.00	0.48
47:AA:499:G:C6	47:AA:501:C:H1'	2.48	0.48
47:AA:896:U:C2'	47:AA:897:U:H5'	2.43	0.48
53:AJ:164:PRO:HB2	53:AJ:248:TYR:CE2	2.49	0.48
53:AJ:256:TRP:CZ3	57:AP:68:ARG:HD3	2.48	0.48
55:AL:59:GLU:HA	55:AL:62:THR:OG1	2.13	0.48
80:AO:65:ASP:O	80:AO:67:ASP:N	2.46	0.48
56:AN:18:TYR:CZ	57:AP:56:HIS:CE1	3.02	0.48
60:AT:38:TYR:HD2	60:AT:39:ASN:OD1	1.95	0.48
5:F:5:ARG:HD2	5:F:24:LEU:O	2.14	0.48
6:G:204:VAL:O	6:G:208:MET:N	2.39	0.48
38:H:136:HIS:HB2	38:H:138:ARG:NH1	2.27	0.48
12:P:84:GLN:HA	12:P:101:ASN:HB3	1.95	0.48
70:A0:124:ARG:HD3	70:A0:129:LEU:HD22	1.96	0.48
37:A:2785:C:O2'	37:A:2786:C:OP1	2.31	0.48
37:A:3607:U:H2'	37:A:3608:A:H8	1.79	0.48

Continued on next page...

Continued from previous page...

Atom-1	Atom-2	Interatomic distance (Å)	Clash overlap (Å)
4:E:26:ARG:NH2	37:A:4581:G:OP2	2.47	0.48
47:AA:1129:G:O6	47:AA:1130:G:C2	2.67	0.48
47:AA:1195:A:C4	47:AA:1196:A:C8	3.01	0.48
47:AA:1281:G:C5	47:AA:1282:A:N7	2.81	0.48
47:AA:1348:G:N2	47:AA:1382:A:N3	2.61	0.48
47:AA:1407:U:C4	47:AA:1408:U:C4	3.01	0.48
47:AA:1620:A:C8	47:AA:1624:U:OP2	2.66	0.48
47:AA:1614:A:C6	47:AA:1626:C:C4	3.02	0.48
47:AA:1203:G:N2	47:AA:1697:A:C5	2.81	0.48
47:AA:1700:C:N4	47:AA:1836:G:H1	2.11	0.48
47:AA:338:G:C3'	47:AA:339:A:H3'	2.44	0.48
47:AA:33:G:N1	47:AA:523:A:N7	2.62	0.48
47:AA:806:U:H2'	47:AA:807:G:H8	1.77	0.48
47:AA:958:G:O2'	47:AA:959:G:H8	1.97	0.48
76:AB:28:ASN:HD21	76:AB:30:LYS:HB3	1.79	0.48
49:AD:107:ARG:HD3	49:AD:112:VAL:CG2	2.40	0.48
47:AA:27:A:H2	49:AD:46:HIS:HE2	1.61	0.48
78:AI:17:TRP:HZ3	78:AI:19:THR:HG22	1.79	0.48
78:AI:258:ILE:O	78:AI:267:VAL:HB	2.13	0.48
78:AI:40:ILE:HG13	78:AI:66:VAL:HG21	1.95	0.48
53:AJ:176:LYS:HG2	53:AJ:177:PRO:O	2.13	0.48
54:AK:144:LEU:HB2	54:AK:147:LEU:HA	1.96	0.48
56:AN:95:ALA:O	56:AN:98:VAL:HG12	2.14	0.48
57:AP:102:ILE:HB	57:AP:113:HIS:CD2	2.48	0.48
57:AP:11:LEU:HB3	57:AP:72:CYS:O	2.14	0.48
81:AU:99:VAL:HA	81:AU:102:ARG:HB3	1.96	0.48
2:C:16:G:H22	37:A:417:G:H1'	1.77	0.48
2:C:87:G:H4'	2:C:88:A:O5'	2.11	0.48
4:E:294:LYS:HG2	4:E:295:ASP:H	1.77	0.48
9:L:163:ARG:NE	47:AA:871:U:N3	2.51	0.48
37:A:2017:A:H5''	37:A:2018:C:C5	2.48	0.48
37:A:4047:A:H3'	37:A:4048:A:H5''	1.95	0.48
37:A:4242:U:H3	37:A:4281:A:H2	1.60	0.48
37:A:989:U:H2'	37:A:990:C:C5	2.49	0.48
47:AA:1003:U:C4	47:AA:1004:U:C4	3.02	0.48
47:AA:100:U:C6	47:AA:101:U:C5	3.02	0.48
47:AA:1010:G:C2	47:AA:1011:A:C5	3.01	0.48
47:AA:1107:G:N1	47:AA:1108:G:N3	2.62	0.48
47:AA:1225:U:H3	47:AA:1641:A:N6	2.08	0.48
47:AA:1228:A:H61	47:AA:1530:U:H3	1.62	0.48
47:AA:1424:G:C8	47:AA:1426:U:O4	2.66	0.48

Continued on next page...

Continued from previous page...

Atom-1	Atom-2	Interatomic distance (Å)	Clash overlap (Å)
47:AA:149:A:H2'	47:AA:150:A:O4'	2.13	0.48
47:AA:1644:C:N3	47:AA:1645:C:C4	2.82	0.48
47:AA:1805:G:C5	47:AA:1806:A:N7	2.82	0.48
47:AA:319:C:H5'	47:AA:320:G:OP2	2.14	0.48
47:AA:319:C:N4	47:AA:320:G:N3	2.62	0.48
47:AA:311:C:H4'	47:AA:339:A:H4'	1.96	0.48
47:AA:690:G:H2'	47:AA:691:G:O4'	2.13	0.48
47:AA:961:G:C6	47:AA:962:A:C4	3.01	0.48
47:AA:966:U:H2'	47:AA:967:C:C6	2.49	0.48
49:AD:48:LYS:HB3	49:AD:99:GLU:OE2	2.14	0.48
49:AD:73:GLN:HA	49:AD:79:LYS:O	2.14	0.48
40:K:158:THR:O	40:K:161:SER:OG	2.31	0.48
40:K:63:LEU:O	40:K:67:ILE:HG12	2.14	0.48
16:U:84:GLU:OE2	16:U:87:ARG:NH2	2.47	0.48
70:A0:27:ALA:HB2	70:A0:52:LEU:HD22	1.96	0.48
37:A:2486:G:N2	37:A:2494:U:O2	2.39	0.48
37:A:4730:C:H1'	37:A:4731:G:H3'	1.96	0.48
47:AA:1148:A:H4'	47:AA:1149:A:O5'	2.12	0.48
47:AA:1204:A:OP1	53:AJ:117:ARG:NH1	2.44	0.48
47:AA:1209:A:H4'	50:AE:82:LYS:NZ	2.29	0.48
47:AA:1238:U:C2'	47:AA:1239:U:H5'	2.44	0.48
47:AA:1338:G:O5'	47:AA:1338:G:H8	1.96	0.48
47:AA:1459:G:H1	47:AA:1468:C:H42	1.59	0.48
47:AA:1471:C:N4	47:AA:1475:G:O2'	2.45	0.48
47:AA:1520:G:OP2	47:AA:1521:C:H5	1.97	0.48
47:AA:1672:U:H3'	47:AA:1673:U:C5	2.49	0.48
47:AA:47:G:C2	47:AA:48:C:N3	2.81	0.48
47:AA:505:G:N2	47:AA:506:G:H1'	2.29	0.48
47:AA:648:A:H5'	49:AD:121:LYS:NZ	2.28	0.48
78:AI:200:VAL:HG23	78:AI:202:PRO:HD3	1.96	0.48
78:AI:20:GLN:NE2	78:AI:22:ALA:HB2	2.28	0.48
47:AA:656:G:O2'	53:AJ:227:ARG:HD3	2.14	0.48
55:AL:87:LEU:HD12	55:AL:100:LEU:HD11	1.95	0.48
55:AL:39:ASN:CG	55:AL:41:ARG:HB3	2.34	0.48
55:AL:61:LEU:HD12	55:AL:70:ARG:HH12	1.79	0.48
56:AN:111:ALA:O	56:AN:115:LEU:N	2.41	0.48
61:AV:51:GLN:C	61:AV:66:PRO:HB3	2.34	0.48
6:G:107:ARG:HG2	6:G:248:ARG:HA	1.96	0.48
6:G:43:LYS:HE2	37:A:1817:U:H4'	1.96	0.48
38:H:141:ARG:H	38:H:191:GLN:NE2	2.11	0.48
8:J:50:ASP:OD1	8:J:55:LYS:HB2	2.14	0.48

Continued on next page...

Continued from previous page...

Atom-1	Atom-2	Interatomic distance (Å)	Clash overlap (Å)
37:A:1845:U:H2'	37:A:1846:G:C8	2.48	0.48
37:A:2003:G:H1'	37:A:2004:U:C5	2.48	0.48
37:A:2027:U:H2'	37:A:2028:C:C6	2.49	0.48
37:A:3641:U:OP2	37:A:3646:A:N6	2.47	0.48
47:AA:683:G:C2	47:AA:1023:A:C6	3.02	0.48
47:AA:1215:C:N4	47:AA:1220:A:H61	2.11	0.48
47:AA:1226:G:OP2	47:AA:1226:G:H8	1.97	0.48
47:AA:1538:C:C4	47:AA:1539:U:C2	3.02	0.48
12:P:70:PRO:HG2	47:AA:1724:A:C5'	2.44	0.48
47:AA:360:A:N3	47:AA:362:C:C6	2.81	0.48
47:AA:489:A:C8	47:AA:489:A:H5''	2.49	0.48
47:AA:534:G:H1	47:AA:549:C:H42	1.60	0.48
47:AA:554:A:H1'	47:AA:555:A:C2	2.48	0.48
47:AA:555:A:O5'	47:AA:556:U:H5''	2.13	0.48
47:AA:72:C:H1'	47:AA:73:C:H2'	1.95	0.48
47:AA:805:U:H2'	47:AA:806:U:H6	1.79	0.48
47:AA:871:U:O2'	47:AA:872:A:H5'	2.14	0.48
47:AA:885:U:O2	47:AA:902:G:C2	2.67	0.48
47:AA:944:A:H2'	47:AA:945:U:O4'	2.14	0.48
49:AD:32:LEU:HG	49:AD:34:THR:H	1.79	0.48
53:AJ:142:LYS:HG2	53:AJ:143:CYS:N	2.28	0.48
56:AN:104:ARG:NH2	56:AN:105:ASN:HD21	2.12	0.48
57:AP:13:SER:O	57:AP:16:ASN:HB3	2.14	0.48
59:AR:68:ILE:HD13	59:AR:110:THR:O	2.13	0.48
5:F:266:THR:HG23	5:F:269:LYS:H	1.78	0.48
6:G:65:ALA:HB2	6:G:74:ILE:HD13	1.95	0.48
9:L:105:LEU:HD23	9:L:138:LEU:HD23	1.96	0.48
70:A0:112:GLU:HG2	70:A0:113:ARG:N	2.28	0.47
37:A:139:G:H2'	37:A:140:G:H8	1.78	0.47
37:A:1565:A:C5	37:A:1566:C:H1'	2.50	0.47
37:A:2003:G:H1'	37:A:2004:U:H5	1.79	0.47
37:A:450:G:H22	37:A:1294:A:H1'	1.78	0.47
37:A:962:C:H42	37:A:2255:C:H41	1.61	0.47
37:A:974:C:O2'	37:A:975:C:OP1	2.27	0.47
47:AA:1008:A:C6	47:AA:1009:A:N7	2.82	0.47
47:AA:1016:U:H2'	47:AA:1016:U:O2	2.14	0.47
47:AA:1197:G:N2	47:AA:1198:G:C4	2.82	0.47
47:AA:1284:A:O3'	47:AA:1285:G:H2'	2.14	0.47
47:AA:1393:G:N2	47:AA:1478:U:OP1	2.47	0.47
47:AA:147:A:C5	47:AA:148:U:C4	3.02	0.47
47:AA:1534:C:C2	47:AA:1599:U:C4	3.02	0.47

Continued on next page...

Continued from previous page...

Atom-1	Atom-2	Interatomic distance (Å)	Clash overlap (Å)
47:AA:1602:U:HO2'	47:AA:1603:G:P	2.36	0.47
47:AA:1546:G:O2'	47:AA:1670:C:O3'	2.30	0.47
47:AA:1834:A:N3	47:AA:1836:G:C5	2.82	0.47
47:AA:361:U:N3	47:AA:1175:G:C4	2.80	0.47
47:AA:360:A:C2	47:AA:362:C:H2'	2.49	0.47
47:AA:383:G:C6	47:AA:384:U:N3	2.82	0.47
47:AA:453:C:C4	47:AA:454:U:C5	3.01	0.47
47:AA:504:G:H2'	47:AA:505:G:O4'	2.14	0.47
47:AA:581:U:C5	47:AA:582:C:C4	3.02	0.47
47:AA:822:U:N3	47:AA:825:A:N7	2.62	0.47
47:AA:859:G:C5	47:AA:860:G:N7	2.82	0.47
47:AA:928:G:H2'	47:AA:929:G:C8	2.49	0.47
47:AA:932:G:H2'	47:AA:934:G:OP1	2.14	0.47
77:AG:53:ILE:HG13	77:AG:54:LYS:H	1.78	0.47
54:AK:48:TYR:OH	54:AK:120:ASP:HA	2.14	0.47
55:AL:107:GLU:HG2	55:AL:108:ARG:N	2.28	0.47
55:AL:123:ILE:HG23	55:AL:124:HIS:H	1.79	0.47
80:AO:151:LEU:HD12	80:AO:151:LEU:O	2.14	0.47
57:AP:27:ILE:HG13	57:AP:27:ILE:O	2.14	0.47
58:AQ:41:ARG:NH2	58:AQ:55:ILE:O	2.46	0.47
81:AU:72:VAL:HB	81:AU:121:ARG:NE	2.28	0.47
47:AA:1421:A:C5'	81:AU:2:PRO:HB2	2.43	0.47
1:B:24:C:H2'	1:B:25:G:O4'	2.14	0.47
4:E:215:GLU:O	4:E:284:ILE:HG22	2.14	0.47
42:M:164:LYS:N	42:M:165:PRO:CD	2.77	0.47
18:X:77:ILE:HG23	18:X:78:ARG:H	1.78	0.47
37:A:2503:G:O4'	37:A:4084:G:N2	2.47	0.47
37:A:3689:G:O2'	37:A:3818:U:OP2	2.32	0.47
47:AA:110:U:P	47:AA:855:G:H21	2.36	0.47
47:AA:1421:A:N7	47:AA:1422:G:C4	2.82	0.47
47:AA:1422:G:H2'	47:AA:1423:C:H6	1.78	0.47
47:AA:1490:G:H2'	47:AA:1491:G:H8	1.79	0.47
47:AA:1540:G:H2'	47:AA:1541:G:C8	2.49	0.47
47:AA:1563:G:N1	47:AA:1573:G:N3	2.62	0.47
47:AA:1601:A:H5''	47:AA:1602:U:C5	2.49	0.47
47:AA:25:A:OP1	47:AA:415:A:H4'	2.14	0.47
47:AA:436:G:C5	47:AA:458:A:N6	2.82	0.47
47:AA:594:A:N3	47:AA:595:U:C2	2.81	0.47
47:AA:794:A:C5	47:AA:795:A:H1'	2.49	0.47
47:AA:872:A:N1	47:AA:915:G:C5	2.82	0.47
76:AB:54:VAL:O	76:AB:88:LEU:N	2.46	0.47

Continued on next page...

Continued from previous page...

Atom-1	Atom-2	Interatomic distance (Å)	Clash overlap (Å)
49:AD:100:VAL:HG12	49:AD:125:VAL:HG23	1.96	0.47
78:AI:246:TYR:HB3	78:AI:261:LEU:HD12	1.96	0.47
54:AK:48:TYR:CE2	54:AK:117:GLY:HA3	2.49	0.47
79:AM:125:GLU:O	79:AM:129:LYS:HB2	2.14	0.47
79:AM:40:LYS:NZ	79:AM:43:ASP:OD2	2.39	0.47
56:AN:34:LYS:HB3	56:AN:38:TYR:CE2	2.50	0.47
57:AP:93:LEU:HD23	57:AP:102:ILE:HG12	1.95	0.47
3:D:58:LEU:HB3	3:D:75:LEU:HD11	1.95	0.47
38:H:277:LEU:HA	38:H:281:ILE:HD11	1.96	0.47
11:O:100:LEU:HD21	11:O:112:LEU:HD22	1.95	0.47
15:T:73:LYS:HG2	15:T:74:VAL:H	1.80	0.47
20:Z:8:LYS:HB3	20:Z:100:ARG:NH1	2.28	0.47
37:A:1072:C:H4'	37:A:1073:G:OP1	2.14	0.47
37:A:2504:C:H2'	37:A:2505:C:H5''	1.96	0.47
37:A:4093:G:H3'	37:A:4094:G:C8	2.48	0.47
37:A:647:G:H2'	37:A:648:G:O4'	2.15	0.47
47:AA:1096:G:H2'	47:AA:1097:G:C8	2.50	0.47
47:AA:1332:A:C6	47:AA:1333:U:H1'	2.49	0.47
47:AA:1357:A:O5'	47:AA:1357:A:H8	1.97	0.47
47:AA:1405:A:H1'	47:AA:1580:A:N7	2.28	0.47
47:AA:1491:G:C5	47:AA:1492:U:C4	3.02	0.47
47:AA:1748:G:C2	47:AA:1787:G:C4	3.02	0.47
47:AA:559:G:O2'	47:AA:560:A:H8	1.97	0.47
47:AA:62:G:O5'	47:AA:62:G:H8	1.97	0.47
47:AA:652:U:O2	47:AA:653:A:C8	2.68	0.47
47:AA:698:G:C8	47:AA:733:C:C2	3.03	0.47
47:AA:736:C:H2'	47:AA:736:C:O2	2.14	0.47
47:AA:878:G:C2	47:AA:909:G:N2	2.83	0.47
47:AA:951:C:C4	47:AA:952:G:N7	2.82	0.47
47:AA:963:A:C6	47:AA:964:A:C5	3.02	0.47
48:AC:78:ILE:HG22	48:AC:79:VAL:HG23	1.96	0.47
52:AH:135:HIS:CE1	52:AH:137:ASP:H	2.32	0.47
78:AI:42:MET:HE3	78:AI:92:LEU:HG	1.96	0.47
56:AN:96:VAL:HG21	56:AN:147:SER:HB2	1.95	0.47
53:AJ:170:TRP:CE2	57:AP:97:ARG:NH1	2.82	0.47
5:F:156:ASP:OD1	5:F:255:SER:N	2.47	0.47
6:G:198:HIS:CE1	6:G:203:ASN:HD21	2.31	0.47
9:L:173:ARG:CD	47:AA:910:G:OP2	2.61	0.47
47:AA:1609:C:H5''	70:A0:131:VAL:HG23	1.96	0.47
10:N:128:LEU:HD22	37:A:1835:G:H21	1.79	0.47
37:A:2738:C:O2	37:A:2742:G:N2	2.38	0.47

Continued on next page...

Continued from previous page...

Atom-1	Atom-2	Interatomic distance (Å)	Clash overlap (Å)
37:A:2811:G:N1	37:A:2814:C:OP2	2.45	0.47
37:A:3950:U:H2'	37:A:3951:G:H8	1.79	0.47
47:AA:1016:U:OP1	61:AV:30:SER:OG	2.25	0.47
47:AA:1065:G:C2	47:AA:1066:U:C4	3.02	0.47
47:AA:1215:C:H5''	47:AA:1218:C:H41	1.78	0.47
47:AA:1265:A:H4'	47:AA:1266:C:OP1	2.12	0.47
47:AA:1512:C:C2	47:AA:1513:C:C5	3.03	0.47
47:AA:1227:G:C6	47:AA:1638:G:C2	3.03	0.47
47:AA:199:C:H3'	47:AA:200:G:H8	1.79	0.47
47:AA:495:U:O2	47:AA:496:C:C2	2.68	0.47
47:AA:541:U:H5''	47:AA:542:U:H5'	1.95	0.47
47:AA:948:C:N4	47:AA:978:G:H1	2.12	0.47
48:AC:7:GLU:HG3	48:AC:9:VAL:CG2	2.43	0.47
51:AF:50:VAL:HG12	51:AF:51:ARG:O	2.14	0.47
78:AI:147:HIS:NE2	78:AI:169:GLY:HA3	2.28	0.47
55:AL:121:LYS:HG3	55:AL:122:SER:N	2.28	0.47
58:AQ:25:ILE:HD11	58:AQ:44:LEU:HD21	1.96	0.47
60:AT:28:LYS:O	60:AT:33:LYS:HG2	2.15	0.47
81:AU:18:LEU:HA	81:AU:21:PHE:HB3	1.96	0.47
38:H:164:PHE:CE1	38:H:173:LEU:HD22	2.49	0.47
10:N:89:ILE:HG22	10:N:91:VAL:HG23	1.97	0.47
11:O:91:LEU:O	11:O:96:LEU:N	2.48	0.47
37:A:160:G:H2'	37:A:161:G:C8	2.50	0.47
47:AA:1102:G:H2'	47:AA:1103:C:C5	2.49	0.47
47:AA:1108:G:N2	47:AA:1125:C:C4	2.83	0.47
47:AA:1168:G:N2	47:AA:1192:U:O2	2.47	0.47
47:AA:1452:A:C6	47:AA:1474:A:C4	3.03	0.47
47:AA:1479:G:H8	47:AA:1479:G:O5'	1.97	0.47
47:AA:1264:C:H42	47:AA:1518:C:N4	2.11	0.47
47:AA:1578:U:H5''	47:AA:1579:A:N3	2.29	0.47
47:AA:1656:G:H2'	47:AA:1657:G:H8	1.76	0.47
47:AA:1737:G:O5'	47:AA:1737:G:H8	1.98	0.47
47:AA:1745:A:N6	47:AA:1789:G:O2'	2.42	0.47
47:AA:127:C:O2'	47:AA:184:G:C4	2.64	0.47
47:AA:213:G:H2'	47:AA:214:U:H5'	1.96	0.47
47:AA:185:G:N2	47:AA:214:U:C2	2.83	0.47
47:AA:295:C:C4	47:AA:296:U:C4	3.03	0.47
47:AA:301:A:C6	47:AA:302:A:C5	3.02	0.47
47:AA:816:A:C5	47:AA:817:G:C5	3.03	0.47
50:AE:64:LEU:N	50:AE:64:LEU:HD12	2.29	0.47
78:AI:207:CYS:HB2	78:AI:221:LEU:HB2	1.96	0.47

Continued on next page...

Continued from previous page...

Atom-1	Atom-2	Interatomic distance (Å)	Clash overlap (Å)
78:AI:266:ILE:HD11	78:AI:269:GLU:HG3	1.96	0.47
78:AI:45:LEU:HG	78:AI:52:TYR:CG	2.48	0.47
56:AN:103:GLU:O	56:AN:106:ARG:NH1	2.47	0.47
80:AO:17:LEU:HD23	80:AO:18:GLY:N	2.29	0.47
57:AP:36:ARG:HH21	57:AP:109:GLY:CA	2.23	0.47
47:AA:841:G:H5'	58:AQ:12:PHE:O	2.15	0.47
81:AU:22:LEU:HD23	81:AU:54:TYR:CD1	2.38	0.47
61:AV:19:HIS:CG	61:AV:20:LYS:H	2.32	0.47
3:D:142:GLU:HG2	3:D:143:THR:HG23	1.97	0.47
3:D:120:PRO:HA	3:D:162:ASN:HB3	1.96	0.47
37:A:971:U:N3	38:H:126:LEU:HG	2.30	0.47
38:H:91:THR:HG22	38:H:92:VAL:N	2.29	0.47
7:I:77:SER:HB3	7:I:106:ASP:HB2	1.97	0.47
40:K:92:VAL:O	40:K:112:ARG:NH2	2.47	0.47
46:W:50:ASN:ND2	46:W:76:GLY:O	2.35	0.47
37:A:1214:C:H5'	37:A:1215:C:H4'	1.95	0.47
37:A:1699:A:N7	37:A:2118:G:N2	2.63	0.47
47:AA:1098:C:N4	47:AA:1134:G:H1	2.11	0.47
47:AA:1122:A:C6	47:AA:1123:C:C6	3.03	0.47
47:AA:151:C:C4	47:AA:152:U:C4	3.03	0.47
47:AA:1545:A:C5	47:AA:1588:A:C5	3.02	0.47
47:AA:1614:A:N6	47:AA:1625:U:C4	2.80	0.47
47:AA:1636:G:N2	47:AA:1636:G:OP1	2.48	0.47
47:AA:1639:G:N7	47:AA:1640:A:C6	2.83	0.47
47:AA:173:A:C6	47:AA:174:C:N3	2.83	0.47
47:AA:1818:A:H2'	47:AA:1819:A:C5'	2.41	0.47
47:AA:18:C:H5'	47:AA:1194:A:H61	1.79	0.47
47:AA:364:A:O2'	47:AA:401:A:N6	2.47	0.47
47:AA:587:A:O2'	47:AA:588:G:OP2	2.32	0.47
48:AC:36:VAL:HG12	48:AC:37:ALA:H	1.80	0.47
49:AD:15:SER:O	49:AD:18:ARG:HG2	2.14	0.47
47:AA:991:G:C6	50:AE:95:ARG:NE	2.83	0.47
47:AA:67:C:OP2	54:AK:170:ARG:NH1	2.46	0.47
55:AL:35:TYR:CD1	55:AL:112:THR:HG21	2.45	0.47
57:AP:22:LYS:C	57:AP:65:LEU:HD21	2.35	0.47
57:AP:15:ASN:HD21	57:AP:72:CYS:C	2.17	0.47
2:C:128:C:H2'	2:C:129:C:H5'	1.97	0.47
4:E:285:TYR:HD1	4:E:365:LEU:HD21	1.79	0.47
16:U:19:HIS:CD2	16:U:25:HIS:HD2	2.32	0.47
70:A0:124:ARG:HD2	70:A0:133:GLY:H	1.80	0.47
37:A:2709:C:H3'	37:A:2710:C:H4'	1.95	0.47

Continued on next page...

Continued from previous page...

Atom-1	Atom-2	Interatomic distance (Å)	Clash overlap (Å)
37:A:3663:A:H61	37:A:4168:G:HO2'	1.60	0.47
47:AA:1062:A:C5	47:AA:1063:C:C4	3.03	0.47
47:AA:1284:A:C4'	47:AA:1285:G:H2'	2.45	0.47
47:AA:1372:U:N3	47:AA:1373:C:C4	2.83	0.47
47:AA:1467:C:C2	47:AA:1468:C:C5	3.03	0.47
47:AA:1508:A:H8	47:AA:1508:A:OP2	1.98	0.47
47:AA:1686:G:N2	47:AA:1687:C:C2	2.82	0.47
47:AA:309:G:C4	47:AA:310:C:N3	2.83	0.47
47:AA:405:G:H2'	47:AA:406:U:C6	2.50	0.47
47:AA:98:C:C2	47:AA:433:A:H2	2.32	0.47
47:AA:6:G:H22	47:AA:19:A:H1'	1.80	0.47
47:AA:843:C:H2'	47:AA:844:U:O4'	2.14	0.47
47:AA:909:G:C6	47:AA:910:G:C5	3.02	0.47
78:AI:241:PHE:CZ	78:AI:248:LEU:HD13	2.49	0.47
78:AI:35:SER:OG	78:AI:36:ARG:N	2.47	0.47
54:AK:69:THR:O	54:AK:99:GLY:HA3	2.15	0.47
55:AL:50:LEU:HD13	55:AL:102:ILE:HD13	1.97	0.47
47:AA:835:C:C4	58:AQ:8:ARG:HB3	2.49	0.47
47:AA:1598:G:H3'	59:AR:80:ARG:HD2	1.95	0.47
5:F:263:LEU:HA	5:F:273:LEU:HD22	1.95	0.47
10:N:88:ARG:O	37:A:4299:U:O2'	2.32	0.47
70:A0:77:TYR:HB2	70:A0:79:ILE:HG13	1.95	0.47
37:A:1433:A:C5	37:A:1434:G:H1'	2.50	0.47
37:A:1455:G:O2'	37:A:1456:C:OP1	2.30	0.47
37:A:4499:G:H1'	37:A:4528:G:H21	1.80	0.47
37:A:5022:U:O2	37:A:5023:C:N4	2.43	0.47
47:AA:1089:G:C2	47:AA:1161:U:O2	2.66	0.47
47:AA:1176:G:C5	47:AA:1177:U:C5	3.03	0.47
47:AA:1250:A:P	47:AA:1339:U:H4'	2.55	0.47
47:AA:1406:G:H2'	47:AA:1407:U:O4'	2.15	0.47
47:AA:1538:C:C5	47:AA:1539:U:C2	3.02	0.47
47:AA:1576:G:H2'	47:AA:1577:G:O4'	2.15	0.47
47:AA:1656:G:H2'	47:AA:1657:G:O4'	2.15	0.47
47:AA:128:U:OP2	47:AA:184:G:N2	2.47	0.47
47:AA:526:A:H5''	60:AT:35:ARG:NH1	2.29	0.47
47:AA:613:G:C6	47:AA:627:U:H1'	2.50	0.47
47:AA:664:A:N6	47:AA:665:G:C6	2.83	0.47
47:AA:878:G:C6	47:AA:908:A:N6	2.77	0.47
47:AA:975:G:C2	47:AA:976:G:C5	3.03	0.47
47:AA:1401:A:O2'	76:AB:53:PRO:HD2	2.15	0.47
50:AE:82:LYS:HB3	50:AE:85:ARG:NH2	2.30	0.47

Continued on next page...

Continued from previous page...

Atom-1	Atom-2	Interatomic distance (Å)	Clash overlap (Å)
51:AF:44:ARG:CZ	51:AF:63:ARG:HB2	2.45	0.47
77:AG:39:CYS:HB3	77:AG:42:CYS:HB2	1.97	0.47
53:AJ:135:GLY:O	53:AJ:165:VAL:HG13	2.15	0.47
55:AL:137:VAL:HG22	55:AL:157:ILE:HG22	1.96	0.47
55:AL:50:LEU:O	55:AL:53:ILE:N	2.47	0.47
79:AM:52:GLN:HG3	79:AM:65:VAL:HG22	1.97	0.47
58:AQ:129:LYS:HG2	58:AQ:132:LYS:NZ	2.29	0.47
81:AU:66:LEU:O	81:AU:68:GLY:N	2.47	0.47
47:AA:1587:G:H1	81:AU:70:ALA:CB	2.28	0.47
56:AN:52:VAL:HG21	61:AV:51:GLN:NE2	2.29	0.47
2:C:80:A:H2'	2:C:81:C:O4'	2.15	0.47
2:C:83:C:O2	2:C:87:G:N2	2.48	0.47
46:W:20:LEU:HB3	46:W:101:ASP:OD2	2.15	0.47
37:A:1358:G:O2'	37:A:1359:G:N2	2.41	0.47
5:F:195:LYS:HE2	37:A:2333:G:H5''	1.96	0.47
47:AA:147:A:C2	47:AA:148:U:C2	3.03	0.47
47:AA:1507:G:O2'	47:AA:1508:A:H5'	2.15	0.47
47:AA:1565:C:C2	47:AA:1571:G:N2	2.82	0.47
47:AA:1206:G:O6	47:AA:1692:U:N3	2.48	0.47
47:AA:185:G:N2	47:AA:186:C:N3	2.63	0.47
47:AA:191:A:H1'	47:AA:209:A:C2	2.50	0.47
47:AA:292:A:HO2'	47:AA:293:C:P	2.37	0.47
47:AA:512:A:H8	47:AA:512:A:OP2	1.98	0.47
51:AF:18:LEU:HD22	51:AF:43:ILE:HD11	1.97	0.47
78:AI:168:CYS:SG	78:AI:169:GLY:N	2.87	0.47
78:AI:196:ASN:ND2	78:AI:235:ILE:HG13	2.30	0.47
78:AI:59:LEU:HG	78:AI:90:TRP:CZ3	2.49	0.47
78:AI:75:GLY:CA	78:AI:92:LEU:HD13	2.45	0.47
53:AJ:74:LYS:HB3	53:AJ:269:PHE:CZ	2.50	0.47
57:AP:14:ILE:O	57:AP:17:ALA:N	2.47	0.47
4:E:155:LYS:HD2	4:E:156:TYR:CE2	2.50	0.47
4:E:29:VAL:HG13	4:E:348:ARG:HD3	1.96	0.47
6:G:59:ASP:OD1	6:G:60:ILE:N	2.48	0.47
38:H:110:ARG:O	38:H:111:LYS:HD2	2.15	0.47
42:M:147:ASP:CG	42:M:148:SER:H	2.17	0.47
12:P:61:VAL:O	12:P:79:ALA:N	2.48	0.47
70:A0:124:ARG:HG2	70:A0:129:LEU:O	2.14	0.47
37:A:1358:G:O2'	37:A:1359:G:H5''	2.15	0.47
37:A:1979:A:C2	37:A:1983:A:H5''	2.50	0.47
37:A:2005:G:N2	37:A:2015:U:H1'	2.30	0.47
37:A:2907:G:H1'	37:A:3589:G:H22	1.80	0.47

Continued on next page...

Continued from previous page...

Atom-1	Atom-2	Interatomic distance (Å)	Clash overlap (Å)
47:AA:1121:G:H2'	47:AA:1122:A:O4'	2.14	0.47
47:AA:1377:U:O2'	47:AA:1379:A:OP1	2.32	0.47
47:AA:1421:A:H3'	47:AA:1422:G:C5'	2.45	0.47
47:AA:1432:U:H2'	47:AA:1433:C:O2	2.14	0.47
47:AA:1402:A:N6	47:AA:1441:U:C2	2.80	0.47
47:AA:1332:A:N6	47:AA:1493:C:C2	2.82	0.47
47:AA:1260:A:C4	47:AA:1620:A:C8	3.02	0.47
47:AA:187:G:C2	47:AA:188:C:N3	2.83	0.47
47:AA:437:G:C6	47:AA:438:G:N7	2.83	0.47
47:AA:635:G:H2'	47:AA:636:C:C6	2.49	0.47
47:AA:821:G:H1	55:AL:150:ARG:HB2	1.79	0.47
47:AA:868:G:HO2'	47:AA:869:A:P	2.33	0.47
47:AA:879:C:C2	47:AA:880:G:C2	3.02	0.47
47:AA:943:U:C5	47:AA:944:A:C5	3.03	0.47
78:AI:48:ASP:HB2	78:AI:51:ASN:O	2.15	0.47
78:AI:86:THR:HG22	78:AI:102:VAL:HG12	1.97	0.47
53:AJ:134:ASN:C	53:AJ:167:ARG:HH22	2.17	0.47
53:AJ:165:VAL:HG11	53:AJ:217:ALA:HB1	1.96	0.47
47:AA:837:A:C5	58:AQ:9:THR:OG1	2.67	0.47
4:E:294:LYS:NZ	4:E:295:ASP:OD1	2.31	0.47
6:G:40:ASP:HB3	6:G:43:LYS:HG2	1.96	0.47
7:I:194:GLU:O	7:I:198:THR:HG23	2.15	0.47
7:I:30:GLY:HA2	7:I:101:ARG:NE	2.30	0.47
40:K:124:ASP:OD1	40:K:125:GLN:N	2.48	0.47
14:S:8:THR:HG23	14:S:13:LYS:HD2	1.97	0.47
20:Z:78:HIS:CE1	37:A:2067:C:H5''	2.50	0.47
70:A0:20:ILE:HG12	70:A0:32:ALA:HB3	1.97	0.47
37:A:106:A:H1'	37:A:336:A:C8	2.49	0.47
37:A:188:G:N2	37:A:190:G:OP2	2.45	0.47
37:A:2713:C:H2'	37:A:2714:G:O4'	2.15	0.47
37:A:5004:C:H2'	37:A:5005:G:O4'	2.15	0.47
47:AA:1033:G:N2	47:AA:1081:U:C5	2.82	0.47
47:AA:1306:U:H3'	47:AA:1307:U:C5'	2.45	0.47
47:AA:1311:C:H2'	47:AA:1312:G:C8	2.50	0.47
47:AA:1318:G:C2	47:AA:1319:U:N3	2.83	0.47
47:AA:1337:C:H3'	47:AA:1338:G:C8	2.50	0.47
47:AA:1385:G:C2	47:AA:1386:A:H1'	2.49	0.47
47:AA:1421:A:H3'	47:AA:1422:G:H5''	1.96	0.47
47:AA:1598:G:H3'	59:AR:80:ARG:CD	2.45	0.47
47:AA:1656:G:C6	47:AA:1669:G:C6	3.03	0.47
47:AA:1743:G:C6	47:AA:1744:G:C2	3.02	0.47

Continued on next page...

Continued from previous page...

Atom-1	Atom-2	Interatomic distance (Å)	Clash overlap (Å)
47:AA:70:G:OP2	47:AA:70:G:H8	1.98	0.47
47:AA:880:G:C6	47:AA:881:G:C2	3.03	0.47
53:AJ:72:ASP:OD1	53:AJ:280:VAL:HA	2.14	0.47
47:AA:67:C:C5	54:AK:170:ARG:HD2	2.50	0.47
50:AE:46:GLU:N	80:AO:113:GLN:HE21	2.13	0.47
57:AP:102:ILE:HB	57:AP:113:HIS:HD2	1.79	0.47
57:AP:81:VAL:HG11	57:AP:86:LEU:HD13	1.97	0.47
81:AU:18:LEU:O	81:AU:21:PHE:HB3	2.15	0.47
47:AA:1106:C:OP1	61:AV:69:GLY:HA3	2.15	0.47
1:B:23:A:HO2'	1:B:24:C:H6	1.62	0.47
2:C:84:A:OP2	2:C:85:U:H1'	2.15	0.47
38:H:223:ARG:NH2	38:H:234:ASP:OD2	2.48	0.47
7:I:47:PHE:HZ	7:I:144:GLU:HG3	1.80	0.47
9:L:101:ILE:O	9:L:104:ARG:HG2	2.15	0.47
10:N:68:THR:HG22	10:N:69:GLN:N	2.27	0.47
37:A:1248:C:H2'	37:A:1249:C:C6	2.50	0.46
37:A:2005:G:H5''	37:A:2007:G:H1	1.80	0.46
37:A:2060:G:N2	42:M:115:ALA:HB2	2.31	0.46
37:A:3974:G:N2	37:A:4051:C:H5''	2.30	0.46
37:A:4233:A:HO2'	37:A:4234:A:H2'	1.79	0.46
47:AA:1231:C:H5''	47:AA:1232:U:OP2	2.14	0.46
47:AA:1372:U:P	47:AA:1385:G:H1	2.37	0.46
47:AA:1222:G:C6	47:AA:1645:C:N3	2.83	0.46
47:AA:1721:U:C3'	47:AA:1722:G:H5''	2.45	0.46
47:AA:206:G:C2	47:AA:207:G:C5	3.03	0.46
47:AA:211:G:C6	47:AA:212:C:C2	3.03	0.46
47:AA:221:A:C5	47:AA:222:U:C4	3.03	0.46
47:AA:378:U:C2	47:AA:379:C:N3	2.84	0.46
47:AA:801:U:O4	47:AA:802:A:N6	2.48	0.46
47:AA:865:A:H5'	47:AA:866:U:OP2	2.15	0.46
76:AB:21:ARG:O	76:AB:115:THR:OG1	2.23	0.46
76:AB:50:VAL:HG22	76:AB:89:ILE:HG22	1.91	0.46
48:AC:12:TYR:HD1	48:AC:13:VAL:C	2.18	0.46
48:AC:17:CYS:SG	48:AC:55:ILE:HA	2.55	0.46
53:AJ:222:CYS:HG	53:AJ:223:TYR:H	1.59	0.46
55:AL:136:ARG:HA	55:AL:141:VAL:HA	1.97	0.46
55:AL:46:VAL:O	55:AL:49:THR:HB	2.15	0.46
58:AQ:58:PHE:CE1	58:AQ:72:PHE:HD2	2.34	0.46
59:AR:98:LYS:HB2	59:AR:110:THR:OG1	2.15	0.46
61:AV:36:LYS:HE3	61:AV:80:ARG:HG3	1.97	0.46
1:B:75:G:N2	1:B:100:A:OP2	2.37	0.46

Continued on next page...

Continued from previous page...

Atom-1	Atom-2	Interatomic distance (Å)	Clash overlap (Å)
3:D:113:VAL:HG12	3:D:166:VAL:HA	1.96	0.46
4:E:371:THR:OG1	4:E:377:GLY:O	2.33	0.46
5:F:336:ARG:NH2	37:A:948:C:OP1	2.47	0.46
7:I:9:LEU:O	7:I:36:VAL:HG12	2.15	0.46
9:L:98:ARG:O	9:L:102:LEU:HG	2.15	0.46
15:T:12:LEU:HD23	15:T:22:LYS:HG2	1.96	0.46
37:A:1404:G:N7	37:A:1408:G:N2	2.63	0.46
37:A:2899:C:H2'	37:A:2900:U:C6	2.50	0.46
37:A:5013:C:N3	37:A:5027:C:O2'	2.46	0.46
37:A:736:C:H42	37:A:927:G:N2	2.08	0.46
47:AA:1082:A:C8	47:AA:1084:A:C8	3.03	0.46
47:AA:1183:A:C2	47:AA:1184:G:C4	3.03	0.46
47:AA:122:G:C6	47:AA:343:A:N1	2.84	0.46
47:AA:1390:U:N3	47:AA:1391:C:C4	2.83	0.46
47:AA:1601:A:H1'	47:AA:1604:G:O6	2.14	0.46
47:AA:192:C:O5'	47:AA:192:C:H6	1.98	0.46
47:AA:23:G:N1	47:AA:652:U:N3	2.63	0.46
47:AA:309:G:N3	47:AA:310:C:C2	2.83	0.46
47:AA:400:C:HO2'	47:AA:401:A:P	2.38	0.46
47:AA:443:U:C4	47:AA:444:G:C5	3.03	0.46
47:AA:574:A:O2'	47:AA:575:A:H8	1.99	0.46
47:AA:585:C:H5'	47:AA:586:G:OP2	2.16	0.46
47:AA:627:U:H5'	47:AA:628:A:N6	2.28	0.46
47:AA:666:U:H2'	47:AA:667:U:H6	1.81	0.46
48:AC:59:ILE:HG23	48:AC:64:GLU:O	2.14	0.46
51:AF:31:ARG:HH11	51:AF:41:SER:HB2	1.81	0.46
78:AI:172:LYS:HD3	78:AI:191:HIS:O	2.15	0.46
53:AJ:105:GLU:HG2	53:AJ:129:ALA:HB3	1.97	0.46
53:AJ:183:LYS:HA	53:AJ:195:LEU:O	2.15	0.46
53:AJ:188:CYS:HB3	53:AJ:239:ALA:HB2	1.97	0.46
53:AJ:274:VAL:HG13	53:AJ:276:THR:HG23	1.97	0.46
56:AN:98:VAL:O	56:AN:101:HIS:N	2.48	0.46
57:AP:94:LEU:HD22	57:AP:100:GLY:HA3	1.97	0.46
58:AQ:125:VAL:O	58:AQ:129:LYS:HG3	2.15	0.46
81:AU:19:ALA:HB2	81:AU:55:THR:HA	1.97	0.46
81:AU:30:VAL:HG12	81:AU:53:PHE:CE1	2.50	0.46
5:F:24:LEU:HD23	5:F:25:PRO:O	2.15	0.46
40:K:21:GLN:HA	40:K:26:ARG:HH22	1.80	0.46
37:A:1271:G:H2'	37:A:1271:G:N3	2.30	0.46
37:A:978:G:H1	37:A:1276:C:H42	1.63	0.46
12:P:90:ARG:HG3	37:A:1783:C:O2'	97.28	0.46

Continued on next page...

Continued from previous page...

Atom-1	Atom-2	Interatomic distance (Å)	Clash overlap (Å)
47:AA:1236:G:N7	47:AA:1237:C:C4	2.83	0.46
47:AA:1348:G:H22	47:AA:1381:G:H1	1.63	0.46
47:AA:1348:G:N2	47:AA:1381:G:H1	2.13	0.46
47:AA:147:A:C4	47:AA:148:U:C5	3.03	0.46
47:AA:149:A:N1	47:AA:170:A:C6	2.83	0.46
47:AA:150:A:O5'	47:AA:151:C:H5	1.99	0.46
47:AA:164:A:C4	47:AA:165:G:N7	2.84	0.46
47:AA:836:G:C8	47:AA:837:A:H4'	2.51	0.46
76:AB:23:THR:O	76:AB:113:GLU:HB2	2.14	0.46
76:AB:49:LYS:CB	76:AB:49:LYS:NZ	2.77	0.46
47:AA:1398:G:C4	78:AI:64:HIS:HE1	2.33	0.46
53:AJ:156:ILE:O	53:AJ:160:LEU:HD13	2.16	0.46
55:AL:111:GLN:OE1	55:AL:127:ARG:HG3	2.15	0.46
55:AL:58:ARG:O	55:AL:62:THR:HG23	2.16	0.46
56:AN:125:LEU:O	56:AN:127:ARG:N	2.48	0.46
47:AA:953:C:O2	80:AO:55:ARG:NH2	2.49	0.46
57:AP:37:PHE:CG	57:AP:37:PHE:O	2.69	0.46
81:AU:2:PRO:HB3	81:AU:133:ARG:NH1	2.29	0.46
61:AV:64:CYS:HB3	61:AV:71:ALA:HB1	1.96	0.46
37:A:1244:G:H5''	37:A:1269:G:N7	2.30	0.46
37:A:163:A:H2'	37:A:164:G:O4'	2.16	0.46
37:A:695:G:H5'	37:A:696:C:C5	2.51	0.46
47:AA:1033:G:H21	47:AA:1081:U:H5	1.63	0.46
47:AA:1073:U:H6	47:AA:1073:U:O5'	1.99	0.46
47:AA:1118:C:C4	47:AA:1119:A:C6	3.03	0.46
47:AA:1178:U:H3	47:AA:1183:A:H61	1.64	0.46
47:AA:1233:G:C4	47:AA:1526:G:N2	2.84	0.46
47:AA:1245:G:C6	47:AA:1255:G:N1	2.84	0.46
47:AA:1601:A:N6	47:AA:1636:G:C6	2.84	0.46
47:AA:1654:G:C2	47:AA:1671:G:N1	2.83	0.46
47:AA:1707:U:C4	47:AA:1708:C:C4	3.04	0.46
47:AA:1831:A:H1'	47:AA:1852:C:OP1	2.15	0.46
47:AA:211:G:C2	47:AA:212:C:H1'	2.51	0.46
47:AA:431:G:C6	47:AA:432:G:C5	3.03	0.46
47:AA:615:C:H2'	47:AA:615:C:O2	2.14	0.46
47:AA:677:G:H2'	47:AA:678:U:C5	2.49	0.46
47:AA:678:U:N3	47:AA:679:A:N7	2.63	0.46
47:AA:836:G:H8	47:AA:837:A:H4'	1.81	0.46
49:AD:110:HIS:CG	49:AD:111:ALA:N	2.83	0.46
78:AI:236:ILE:HD13	78:AI:250:ALA:HB1	1.96	0.46
78:AI:270:LEU:HD11	78:AI:310:TRP:CZ2	2.50	0.46

Continued on next page...

Continued from previous page...

Atom-1	Atom-2	Interatomic distance (Å)	Clash overlap (Å)
55:AL:73:GLU:O	55:AL:76:ALA:N	2.49	0.46
79:AM:124:ILE:O	79:AM:127:TYR:N	2.33	0.46
59:AR:83:LEU:HD22	70:A0:54:LYS:HZ1	1.81	0.46
81:AU:13:GLU:O	81:AU:17:ALA:N	2.44	0.46
81:AU:23:LYS:HA	81:AU:54:TYR:CG	2.51	0.46
47:AA:1128:C:O2'	61:AV:19:HIS:CD2	2.69	0.46
5:F:73:VAL:HB	5:F:78:ARG:NH1	2.30	0.46
16:U:51:GLY:N	40:K:178:ARG:O	2.47	0.46
47:AA:1603:G:H8	70:A0:24:ARG:NH1	2.14	0.46
16:U:26:ARG:NH2	37:A:1656:U:OP2	2.49	0.46
37:A:3584:C:H2'	37:A:3585:G:H8	1.81	0.46
37:A:3757:G:C2	37:A:3768:U:C2	3.03	0.46
37:A:4112:C:H2'	37:A:4113:U:O4'	2.15	0.46
37:A:4452:U:OP2	37:A:4522:G:N2	2.35	0.46
4:E:226:LYS:NZ	37:A:4668:U:OP2	2.49	0.46
37:A:4730:C:H4'	37:A:4731:G:OP1	2.13	0.46
37:A:681:G:H3'	37:A:682:G:H8	1.80	0.46
37:A:742:G:H2'	37:A:743:G:H8	1.79	0.46
47:AA:1175:G:H2'	47:AA:1176:G:C8	2.49	0.46
47:AA:1237:C:O5'	47:AA:1237:C:H6	1.98	0.46
47:AA:1505:U:H6	47:AA:1505:U:OP2	1.99	0.46
47:AA:1604:G:N7	47:AA:1605:G:C5	2.83	0.46
47:AA:176:U:H3'	47:AA:177:G:O4'	2.16	0.46
47:AA:454:U:N3	47:AA:455:A:C5	2.83	0.46
47:AA:646:G:C6	47:AA:647:U:C4	3.04	0.46
47:AA:66:G:O5'	47:AA:66:G:H8	1.98	0.46
47:AA:789:G:H3'	47:AA:790:C:H4'	1.98	0.46
47:AA:795:A:N6	47:AA:797:C:C2	2.83	0.46
47:AA:86:C:H2'	47:AA:87:U:O4'	2.15	0.46
47:AA:879:C:C2	47:AA:880:G:N1	2.83	0.46
47:AA:963:A:C5	47:AA:964:A:N7	2.84	0.46
47:AA:18:C:O2'	49:AD:107:ARG:NH1	2.48	0.46
54:AK:7:PHE:CD2	54:AK:10:THR:HG23	2.51	0.46
54:AK:7:PHE:CZ	54:AK:116:LYS:HG2	2.51	0.46
55:AL:121:LYS:HG2	55:AL:125:HIS:ND1	2.31	0.46
79:AM:17:ALA:O	79:AM:123:VAL:HG11	2.15	0.46
56:AN:93:LYS:O	56:AN:95:ALA:N	2.49	0.46
47:AA:686:U:OP1	57:AP:32:LYS:HG2	2.15	0.46
61:AV:34:ASP:HA	61:AV:45:THR:HA	1.98	0.46
3:D:30:ARG:NH2	3:D:33:ASP:OD2	2.49	0.46
3:D:62:VAL:HG13	3:D:73:THR:HG22	1.97	0.46

Continued on next page...

Continued from previous page...

Atom-1	Atom-2	Interatomic distance (Å)	Clash overlap (Å)
5:F:104:PRO:HG2	5:F:106:LYS:NZ	2.29	0.46
5:F:152:LEU:HD11	5:F:251:ILE:HG23	1.98	0.46
6:G:223:PHE:HB3	6:G:226:TYR:HB2	1.98	0.46
8:J:133:HIS:HA	37:A:1600:A:H5'	1.98	0.46
37:A:1757:U:H5'	37:A:1758:G:OP1	2.16	0.46
37:A:2502:G:O2'	37:A:2503:G:H5''	2.15	0.46
37:A:4740:G:C6	37:A:4960:G:C6	3.03	0.46
47:AA:1273:C:N3	47:AA:1506:A:C4	2.83	0.46
47:AA:1291:A:H8	47:AA:1302:G:O2'	1.99	0.46
47:AA:130:G:H5'	47:AA:132:U:OP2	2.16	0.46
47:AA:1387:G:H3'	47:AA:1388:A:H8	1.81	0.46
47:AA:1583:C:C5'	47:AA:1584:G:H2'	2.45	0.46
47:AA:1536:G:H22	47:AA:1597:C:N4	2.14	0.46
47:AA:458:A:C6	47:AA:459:C:C2	3.04	0.46
47:AA:475:C:C2	47:AA:476:A:C8	3.04	0.46
47:AA:500:A:H3'	47:AA:501:C:H6	1.80	0.46
47:AA:55:U:O4	47:AA:91:A:O2'	2.19	0.46
47:AA:610:G:N2	47:AA:611:G:H1'	2.28	0.46
47:AA:690:G:C4	47:AA:691:G:H8	2.34	0.46
47:AA:845:G:C6	47:AA:846:G:C2	3.04	0.46
47:AA:929:G:N2	47:AA:1104:G:O3'	2.49	0.46
47:AA:929:G:C6	47:AA:930:C:C5	3.04	0.46
76:AB:55:ARG:HG2	76:AB:87:ARG:CD	2.45	0.46
52:AH:106:TYR:CE1	79:AM:38:ALA:HB1	2.51	0.46
53:AJ:165:VAL:O	53:AJ:248:TYR:OH	2.22	0.46
47:AA:916:A:C8	56:AN:69:ASN:ND2	2.81	0.46
80:AO:39:ASP:HA	80:AO:68:GLU:HG2	1.96	0.46
2:C:126:C:O4'	37:A:2544:G:H1'	2.15	0.46
4:E:302:ASN:HB2	4:E:313:SER:HA	1.97	0.46
40:K:61:LEU:O	40:K:86:ILE:HA	2.15	0.46
7:I:29:LEU:O	20:Z:10:ILE:HD11	2.16	0.46
37:A:2010:A:N3	37:A:2010:A:H2'	2.31	0.46
37:A:2900:U:H2'	37:A:2901:G:H8	1.80	0.46
37:A:740:G:C2'	37:A:741:C:H5'	2.46	0.46
47:AA:1044:G:H22	47:AA:1070:A:P	2.36	0.46
47:AA:107:A:H2'	47:AA:108:G:O4'	2.16	0.46
47:AA:1233:G:C6	47:AA:1234:C:C4	3.04	0.46
47:AA:1235:G:H2'	47:AA:1236:G:C8	2.51	0.46
47:AA:1245:G:H8	47:AA:1245:G:OP2	1.98	0.46
47:AA:1516:G:C5	47:AA:1517:G:C8	3.03	0.46
47:AA:1598:G:O2'	47:AA:1599:U:OP2	2.33	0.46

Continued on next page...

Continued from previous page...

Atom-1	Atom-2	Interatomic distance (Å)	Clash overlap (Å)
47:AA:1622:U:HO2'	47:AA:1623:A:P	2.38	0.46
47:AA:1694:U:HO2'	47:AA:1695:A:H2'	1.81	0.46
47:AA:1804:U:N3	47:AA:1805:G:C5	2.84	0.46
47:AA:1035:A:H1'	47:AA:1857:G:H1'	1.98	0.46
47:AA:216:C:N3	47:AA:217:A:C8	2.84	0.46
47:AA:405:G:C6	47:AA:406:U:C4	3.04	0.46
47:AA:40:A:N7	47:AA:486:A:N6	2.63	0.46
47:AA:538:U:C4	47:AA:539:C:H1'	2.51	0.46
47:AA:664:A:C2	47:AA:1164:G:C5	3.03	0.46
47:AA:890:U:O4	47:AA:896:U:H1'	2.16	0.46
47:AA:948:C:H42	47:AA:978:G:H1	1.62	0.46
76:AB:49:LYS:HG3	76:AB:50:VAL:H	1.79	0.46
51:AF:32:VAL:O	51:AF:41:SER:HA	2.16	0.46
78:AI:8:ARG:NH1	78:AI:311:GLN:HB2	2.30	0.46
53:AJ:147:VAL:HG13	53:AJ:148:ALA:N	2.31	0.46
54:AK:58:LYS:HG3	54:AK:59:GLN:OE1	2.15	0.46
54:AK:64:LYS:CG	54:AK:65:GLN:H	2.22	0.46
56:AN:136:PRO:HB2	56:AN:138:ASN:O	2.16	0.46
57:AP:7:LEU:HD23	57:AP:74:VAL:HG21	1.98	0.46
58:AQ:103:SER:O	58:AQ:106:GLN:N	2.45	0.46
58:AQ:16:ARG:C	58:AQ:19:GLN:H	2.19	0.46
81:AU:72:VAL:CG2	81:AU:101:ARG:HA	2.46	0.46
5:F:252:TRP:HE3	5:F:257:PHE:HD1	1.63	0.46
18:X:72:VAL:HG23	18:X:73:TRP:CD1	2.51	0.46
37:A:1172:C:H1'	37:A:1189:G:H22	1.80	0.46
37:A:3710:G:H5''	37:A:3711:A:OP1	2.15	0.46
37:A:4492:U:O2'	37:A:4512:U:O2	2.25	0.46
37:A:501:C:H5''	37:A:504:G:H5''	1.98	0.46
37:A:646:G:H2'	37:A:647:G:O4'	2.15	0.46
47:AA:1030:A:C2	47:AA:1031:A:C8	3.04	0.46
47:AA:1261:C:H3'	47:AA:1262:C:C6	2.51	0.46
47:AA:1269:G:C5	47:AA:1270:G:C6	3.04	0.46
47:AA:1301:A:C6	47:AA:1303:C:C4	3.04	0.46
47:AA:1390:U:C4	47:AA:1391:C:C4	3.04	0.46
47:AA:1398:G:O2'	78:AI:88:ARG:NH2	2.44	0.46
47:AA:1433:C:H2'	47:AA:1434:C:C5	2.50	0.46
47:AA:1397:U:C4	47:AA:1442:U:O2'	2.69	0.46
47:AA:1455:A:C4	47:AA:1456:G:C8	3.03	0.46
47:AA:1477:U:H3'	47:AA:1478:U:C5'	2.46	0.46
47:AA:1520:G:C2	47:AA:1521:C:C5	3.04	0.46
47:AA:1405:A:H1'	47:AA:1580:A:C8	2.51	0.46

Continued on next page...

Continued from previous page...

Atom-1	Atom-2	Interatomic distance (Å)	Clash overlap (Å)
47:AA:1714:U:H6	47:AA:1714:U:H5''	1.81	0.46
47:AA:123:G:H1	47:AA:341:C:H42	1.61	0.46
47:AA:458:A:C8	47:AA:459:C:C5	3.04	0.46
47:AA:490:C:C2	47:AA:491:C:C5	3.04	0.46
47:AA:559:G:O2'	47:AA:560:A:O4'	2.34	0.46
47:AA:798:A:H62	47:AA:801:U:P	2.39	0.46
47:AA:36:U:H1'	47:AA:825:A:C2	2.51	0.46
47:AA:986:G:OP2	47:AA:988:C:N4	2.49	0.46
76:AB:49:LYS:HZ2	76:AB:49:LYS:HB2	1.81	0.46
51:AF:28:THR:N	51:AF:46:VAL:O	2.46	0.46
52:AH:123:SER:H	52:AH:127:GLY:HA3	1.80	0.46
78:AI:74:ASP:OD2	78:AI:76:GLN:HG2	2.15	0.46
53:AJ:213:LEU:HD21	53:AJ:241:PHE:HA	1.97	0.46
54:AK:118:GLU:OE1	54:AK:118:GLU:N	2.48	0.46
47:AA:67:C:C4	54:AK:170:ARG:HD2	2.51	0.46
54:AK:220:ALA:HA	54:AK:223:LYS:NZ	2.26	0.46
47:AA:560:A:OP2	55:AL:173:VAL:HG12	2.16	0.46
57:AP:15:ASN:OD1	57:AP:71:LYS:HA	2.16	0.46
59:AR:72:VAL:HG12	59:AR:76:ARG:NH1	2.29	0.46
4:E:44:THR:HG21	4:E:186:ASN:OD1	2.16	0.46
6:G:209:ARG:NH1	6:G:234:ASP:OD2	2.49	0.46
9:L:30:ASN:OD1	9:L:31:GLU:N	2.49	0.46
37:A:2:G:P	45:R:38:LYS:HE3	2.56	0.46
46:W:46:VAL:HB	46:W:71:VAL:HG12	1.96	0.46
37:A:1436:C:HO2'	37:A:2096:G:H8	1.63	0.46
37:A:1554:A:N6	37:A:1573:G:O2'	2.43	0.46
37:A:1818:G:O2'	37:A:1819:G:H5''	2.16	0.46
37:A:1890:G:O2'	37:A:1891:A:H5'	2.16	0.46
37:A:2520:C:H1'	37:A:2640:G:H21	1.81	0.46
37:A:3913:G:H3'	37:A:3914:U:H4'	1.98	0.46
37:A:3973:G:N2	37:A:4050:A:H2'	2.31	0.46
37:A:406:C:HO2'	37:A:407:A:P	2.39	0.46
47:AA:1012:A:C6	47:AA:1013:U:O2	2.69	0.46
47:AA:1069:U:O2	47:AA:1070:A:C8	2.69	0.46
47:AA:1243:U:H1'	47:AA:1265:A:C1'	2.41	0.46
47:AA:1375:G:N3	47:AA:1375:G:H2'	2.30	0.46
47:AA:1387:G:H2'	47:AA:1388:A:O4'	2.16	0.46
47:AA:1546:G:C6	47:AA:1547:C:C5	3.04	0.46
47:AA:172:U:H5'	47:AA:315:C:O2'	2.16	0.46
47:AA:1760:G:C8	47:AA:1774:C:OP1	2.69	0.46
47:AA:207:G:H3'	47:AA:208:G:H5''	1.98	0.46

Continued on next page...

Continued from previous page...

Atom-1	Atom-2	Interatomic distance (Å)	Clash overlap (Å)
47:AA:334:C:C4	47:AA:335:G:N7	2.84	0.46
47:AA:363:A:C4	47:AA:398:A:C6	3.03	0.46
47:AA:462:C:O5'	47:AA:462:C:C6	2.69	0.46
47:AA:532:C:O2'	47:AA:533:A:OP2	2.30	0.46
47:AA:677:G:HO2'	47:AA:678:U:H6	1.63	0.46
47:AA:824:C:H2'	47:AA:825:A:O4'	2.15	0.46
47:AA:874:G:C6	47:AA:875:A:C6	3.04	0.46
47:AA:901:G:C6	47:AA:902:G:C5	3.04	0.46
78:AI:112:ALA:HB1	78:AI:156:PHE:CE2	2.51	0.46
47:AA:1398:G:C4	78:AI:64:HIS:CE1	3.04	0.46
53:AJ:110:MET:O	53:AJ:112:VAL:HG13	2.15	0.46
54:AK:226:GLU:HB3	54:AK:227:GLN:HE21	1.81	0.46
55:AL:78:LEU:HD21	55:AL:97:ILE:HD11	1.97	0.46
60:AT:13:ARG:HG3	60:AT:13:ARG:O	2.16	0.46
4:E:10:ARG:NH1	4:E:265:SER:O	2.44	0.46
38:H:229:GLU:HG2	38:H:230:GLY:H	1.80	0.46
9:L:163:ARG:CZ	47:AA:871:U:O4	2.64	0.46
10:N:69:GLN:HB2	37:A:4314:C:OP1	2.16	0.46
37:A:1476:C:H2'	37:A:1477:C:O4'	2.16	0.46
37:A:2124:G:H4'	37:A:2125:C:OP1	2.16	0.46
37:A:2483:G:N2	37:A:2495:U:O2	2.49	0.46
37:A:514:U:OP2	37:A:647:G:N2	2.48	0.46
47:AA:1117:C:C5	47:AA:1118:C:C6	3.04	0.46
47:AA:1136:U:H2'	47:AA:1137:U:H6	1.81	0.46
47:AA:1166:G:H1'	47:AA:1195:A:N1	2.31	0.46
47:AA:1405:A:C2	47:AA:1406:G:C4	3.04	0.46
47:AA:1560:U:O2'	47:AA:1561:A:O4'	2.27	0.46
47:AA:1667:U:H6	47:AA:1667:U:O5'	1.99	0.46
47:AA:1752:C:C5	47:AA:1753:C:H1'	2.51	0.46
47:AA:185:G:C2	47:AA:186:C:N3	2.84	0.46
47:AA:113:G:N2	47:AA:293:C:C2	2.84	0.46
47:AA:509:G:C4	47:AA:510:G:C8	3.04	0.46
47:AA:533:A:H62	47:AA:552:G:N2	2.09	0.46
47:AA:564:A:C8	47:AA:565:G:C8	3.04	0.46
47:AA:646:G:C6	47:AA:647:U:C5	3.04	0.46
78:AI:133:ASN:O	78:AI:136:GLY:N	2.43	0.46
78:AI:165:ILE:HG13	78:AI:177:TRP:HB2	1.97	0.46
78:AI:33:SER:HB3	78:AI:43:TRP:CZ3	2.51	0.46
53:AJ:200:ARG:O	53:AJ:202:THR:HG23	2.16	0.46
47:AA:157:U:H4'	54:AK:59:GLN:HA	1.98	0.46
55:AL:106:LEU:O	55:AL:109:ARG:HB3	2.16	0.46

Continued on next page...

Continued from previous page...

Atom-1	Atom-2	Interatomic distance (Å)	Clash overlap (Å)
80:AO:32:HIS:NE2	80:AO:96:LYS:HD2	2.30	0.46
57:AP:15:ASN:HD21	57:AP:72:CYS:N	2.14	0.46
47:AA:195:C:H42	81:AU:143:LYS:NZ	248.16	0.46
16:U:6:ARG:HH12	37:A:1340:C:P	2.38	0.46
37:A:139:G:H2'	37:A:140:G:C8	2.50	0.45
37:A:2396:A:N7	37:A:2814:C:O2'	2.47	0.45
37:A:2596:G:H2'	37:A:2597:G:C8	2.51	0.45
37:A:742:G:H2'	37:A:743:G:C8	2.51	0.45
47:AA:1086:G:O2'	47:AA:1087:A:H5'	2.16	0.45
47:AA:1166:G:C4	47:AA:1167:G:C8	3.03	0.45
47:AA:1413:G:C6	47:AA:1434:C:N4	2.84	0.45
47:AA:156:G:C5	47:AA:157:U:H5	2.34	0.45
47:AA:1214:A:C6	47:AA:1686:G:C2	3.04	0.45
47:AA:203:G:N2	47:AA:204:G:C4	2.84	0.45
47:AA:191:A:N7	47:AA:209:A:H1'	2.32	0.45
47:AA:293:C:O2'	47:AA:294:U:H3'	2.16	0.45
47:AA:640:A:C2	47:AA:641:A:C5	3.04	0.45
47:AA:663:C:C4	47:AA:664:A:C8	3.04	0.45
47:AA:686:U:O2	47:AA:917:U:C2	2.69	0.45
47:AA:698:G:H5'	47:AA:733:C:N3	2.31	0.45
47:AA:860:G:C6	47:AA:861:A:C6	3.04	0.45
48:AC:27:LYS:O	48:AC:29:HIS:ND1	2.49	0.45
49:AD:105:PHE:CG	49:AD:105:PHE:O	2.69	0.45
47:AA:1291:A:C2	52:AH:140:TYR:CD1	3.04	0.45
53:AJ:209:VAL:HB	53:AJ:236:PHE:HE2	1.81	0.45
54:AK:106:LEU:O	54:AK:106:LEU:HD12	2.16	0.45
54:AK:229:ALA:O	54:AK:232:ARG:HB3	2.16	0.45
55:AL:5:ARG:HD3	55:AL:7:TRP:HE3	1.82	0.45
79:AM:56:CYS:SG	79:AM:57:ASP:N	2.84	0.45
56:AN:35:GLU:O	56:AN:38:TYR:N	2.50	0.45
56:AN:64:ARG:HD3	56:AN:70:LYS:HG2	1.97	0.45
60:AT:25:LYS:HB2	60:AT:27:LYS:NZ	2.31	0.45
81:AU:12:GLN:O	81:AU:16:ARG:HB2	2.15	0.45
5:F:323:ARG:NE	37:A:975:C:O2	2.49	0.45
5:F:6:PRO:HD2	5:F:24:LEU:HD13	1.98	0.45
40:K:86:ILE:HG13	40:K:105:VAL:HG13	1.98	0.45
14:S:26:ARG:NH2	14:S:76:LYS:HA	2.31	0.45
70:A0:39:ARG:HG3	70:A0:83:PHE:CE1	2.51	0.45
37:A:2100:A:H3'	37:A:2101:C:H6	1.81	0.45
37:A:3629:A:H1'	47:AA:1721:U:C5	2.44	0.45
37:A:82:U:H2'	37:A:83:C:O4'	2.15	0.45

Continued on next page...

Continued from previous page...

Atom-1	Atom-2	Interatomic distance (Å)	Clash overlap (Å)
47:AA:1008:A:C5	47:AA:1009:A:C8	3.04	0.45
47:AA:1060:A:H4'	47:AA:1061:U:O5'	2.16	0.45
47:AA:1067:C:C2	47:AA:1068:G:C8	3.04	0.45
47:AA:1211:G:C2	47:AA:1212:G:H1'	2.52	0.45
47:AA:1249:C:C2	47:AA:1250:A:C6	3.04	0.45
47:AA:1255:G:H5''	47:AA:1256:G:H4'	1.98	0.45
47:AA:1280:G:H2'	47:AA:1281:G:O4'	2.16	0.45
47:AA:1330:G:C2	47:AA:1333:U:O4	2.70	0.45
47:AA:1347:U:O2	47:AA:1348:G:C6	2.69	0.45
47:AA:1452:A:P	47:AA:1452:A:H8	2.39	0.45
47:AA:1649:U:H2'	47:AA:1650:A:H8	1.77	0.45
47:AA:1656:G:C6	47:AA:1657:G:C5	3.04	0.45
47:AA:173:A:C6	47:AA:174:C:C4	3.04	0.45
47:AA:291:G:HO2'	47:AA:292:A:P	2.28	0.45
47:AA:360:A:N1	47:AA:363:A:H8	2.14	0.45
47:AA:377:G:C6	47:AA:378:U:C4	3.04	0.45
47:AA:451:G:O2'	47:AA:452:G:OP2	2.31	0.45
47:AA:494:C:N4	47:AA:509:G:H21	2.14	0.45
47:AA:551:U:C4	47:AA:552:G:N1	2.85	0.45
47:AA:64:A:C2	47:AA:82:G:N2	2.84	0.45
47:AA:680:G:H2'	47:AA:681:U:C6	2.47	0.45
47:AA:811:A:C6	47:AA:812:A:C5	3.05	0.45
47:AA:878:G:H1'	47:AA:910:G:C2	2.50	0.45
47:AA:878:G:O6	47:AA:908:A:C6	2.68	0.45
47:AA:952:G:H1	47:AA:974:C:N4	2.14	0.45
50:AE:33:ASP:OD1	50:AE:34:LYS:N	2.49	0.45
78:AI:252:THR:OG1	78:AI:257:LYS:HE2	2.15	0.45
78:AI:65:PHE:N	78:AI:65:PHE:CD1	2.84	0.45
78:AI:80:SER:OG	78:AI:88:ARG:HB3	2.16	0.45
53:AJ:265:PRO:O	53:AJ:268:GLU:HB3	2.15	0.45
55:AL:46:VAL:HA	55:AL:49:THR:OG1	2.16	0.45
80:AO:44:VAL:CG2	80:AO:81:VAL:HG11	2.45	0.45
47:AA:1563:G:OP1	81:AU:121:ARG:HG2	2.17	0.45
81:AU:59:SER:OG	81:AU:79:TYR:OH	2.30	0.45
12:P:106:VAL:HG22	12:P:112:MET:HA	1.98	0.45
15:T:28:ASN:HB2	15:T:77:TYR:OH	2.16	0.45
37:A:1236:C:N3	37:A:1238:A:N6	2.64	0.45
37:A:4946:U:O2	38:H:158:ARG:HD2	2.16	0.45
47:AA:107:A:N6	47:AA:108:G:C6	2.85	0.45
47:AA:10:G:C4	47:AA:11:A:N7	2.85	0.45
47:AA:1125:C:C2	47:AA:1126:G:C8	3.04	0.45

Continued on next page...

Continued from previous page...

Atom-1	Atom-2	Interatomic distance (Å)	Clash overlap (Å)
47:AA:116:U:N3	47:AA:117:C:N3	2.64	0.45
47:AA:1310:U:H4'	52:AH:125:GLU:OE2	2.16	0.45
47:AA:1419:C:H1'	47:AA:1420:G:C8	2.51	0.45
47:AA:1427:C:H6	47:AA:1427:C:O5'	1.99	0.45
47:AA:1551:U:C2	47:AA:1577:G:C6	3.04	0.45
47:AA:1620:A:H1'	47:AA:1624:U:P	2.56	0.45
47:AA:1696:C:N4	47:AA:1697:A:H62	2.13	0.45
47:AA:191:A:C8	47:AA:208:G:N2	2.84	0.45
47:AA:320:G:N2	47:AA:321:C:H42	2.14	0.45
47:AA:103:A:N6	47:AA:356:C:O4'	2.49	0.45
47:AA:477:G:C2	47:AA:478:G:C8	3.04	0.45
47:AA:494:C:H2'	47:AA:495:U:C6	2.51	0.45
47:AA:62:G:C2	47:AA:63:U:C2	3.04	0.45
47:AA:650:A:C6	47:AA:651:U:N3	2.85	0.45
47:AA:84:A:O5'	47:AA:84:A:H8	1.99	0.45
47:AA:930:C:H4'	47:AA:930:C:OP1	2.16	0.45
47:AA:93:U:H3'	47:AA:93:U:C6	2.50	0.45
47:AA:941:C:C2	47:AA:985:G:N2	2.82	0.45
47:AA:945:U:H3	47:AA:981:A:H61	1.63	0.45
78:AI:255:SER:HB2	78:AI:270:LEU:HD23	1.98	0.45
53:AJ:137:VAL:O	53:AJ:162:ILE:HA	2.16	0.45
53:AJ:260:VAL:O	53:AJ:261:PHE:HB2	2.17	0.45
53:AJ:271:ASP:CG	53:AJ:272:HIS:H	2.14	0.45
80:AO:100:THR:HG22	80:AO:100:THR:O	2.16	0.45
59:AR:83:LEU:O	59:AR:87:ALA:N	2.49	0.45
81:AU:104:LEU:O	81:AU:108:GLU:N	2.38	0.45
5:F:209:ILE:HD13	5:F:251:ILE:HB	1.97	0.45
5:F:76:ILE:O	5:F:78:ARG:HG3	2.16	0.45
6:G:129:GLU:HG3	6:G:130:TYR:H	1.81	0.45
37:A:2475:G:N1	45:R:51:THR:O	2.35	0.45
14:S:87:ARG:N	14:S:95:VAL:O	2.47	0.45
37:A:2124:G:HO2'	37:A:2125:C:C5'	2.30	0.45
37:A:3710:G:H5''	47:AA:970:G:H8	1.80	0.45
37:A:4739:C:H2'	37:A:4740:G:C5'	2.36	0.45
37:A:4775:C:N3	37:A:4861:G:N1	2.64	0.45
37:A:980:U:H2'	37:A:981:C:C6	2.51	0.45
47:AA:1091:C:N3	47:AA:1159:G:C2	2.85	0.45
47:AA:1422:G:C2	47:AA:1424:G:C5'	3.00	0.45
47:AA:1484:A:N3	47:AA:1484:A:H2'	2.31	0.45
47:AA:1678:A:C6	47:AA:1679:A:C6	3.04	0.45
47:AA:1713:C:C5'	47:AA:1714:U:P	3.04	0.45

Continued on next page...

Continued from previous page...

Atom-1	Atom-2	Interatomic distance (Å)	Clash overlap (Å)
47:AA:1736:G:C2	47:AA:1737:G:C2	3.04	0.45
47:AA:1744:G:C4	47:AA:1789:G:N1	2.84	0.45
47:AA:1746:U:H2'	47:AA:1747:C:C5	2.51	0.45
47:AA:185:G:H22	47:AA:214:U:H3	1.60	0.45
47:AA:217:A:C2	47:AA:218:U:O4'	2.70	0.45
47:AA:377:G:N2	47:AA:388:U:O2	2.49	0.45
47:AA:489:A:C6	47:AA:490:C:C4	3.05	0.45
47:AA:534:G:H3'	47:AA:535:G:H8	1.81	0.45
47:AA:566:U:H3'	47:AA:567:C:C6	2.51	0.45
47:AA:661:U:H4'	47:AA:1157:G:C6	2.52	0.45
47:AA:698:G:C8	47:AA:733:C:N3	2.85	0.45
76:AB:98:VAL:O	76:AB:102:THR:N	2.44	0.45
48:AC:35:ASN:OD1	48:AC:52:THR:HG22	2.17	0.45
51:AF:18:LEU:CD2	51:AF:43:ILE:HD11	2.47	0.45
78:AI:23:THR:HB	78:AI:31:ILE:HD12	1.99	0.45
47:AA:1204:A:P	53:AJ:117:ARG:HH11	2.39	0.45
56:AN:84:LEU:HB2	56:AN:85:PRO:HD2	1.98	0.45
57:AP:13:SER:O	57:AP:17:ALA:N	2.44	0.45
57:AP:26:LEU:CD1	57:AP:60:LYS:HB3	2.37	0.45
58:AQ:38:THR:O	58:AQ:41:ARG:HG2	2.15	0.45
58:AQ:87:PRO:HB3	58:AQ:89:HIS:CD2	2.51	0.45
58:AQ:56:PHE:HE1	58:AQ:94:HIS:HE1	1.63	0.45
81:AU:53:PHE:O	81:AU:56:ARG:HB3	2.16	0.45
37:A:2073:C:O2'	42:M:157:ARG:NH2	48.00	0.45
37:A:2579:G:N2	37:A:2582:A:OP2	2.36	0.45
37:A:2770:C:H2'	37:A:2771:G:C8	2.50	0.45
37:A:3767:C:O2'	37:A:3768:U:O4'	2.35	0.45
47:AA:936:G:N2	47:AA:1007:C:O2	2.50	0.45
47:AA:106:C:H5''	47:AA:431:G:O2'	2.16	0.45
47:AA:1188:A:C4	47:AA:1189:A:C8	3.05	0.45
47:AA:1249:C:C4	47:AA:1250:A:C2	3.04	0.45
47:AA:1311:C:N4	47:AA:1312:G:O6	2.50	0.45
47:AA:1500:G:H2'	47:AA:1501:C:C6	2.52	0.45
47:AA:1222:G:C2	47:AA:1645:C:C2	3.05	0.45
47:AA:1651:A:H3'	47:AA:1652:G:C8	2.52	0.45
47:AA:581:U:H5	47:AA:582:C:C4	2.33	0.45
47:AA:681:U:H3	47:AA:1024:A:N6	2.14	0.45
47:AA:690:G:C4	47:AA:691:G:C8	3.04	0.45
47:AA:907:G:C6	47:AA:908:A:C6	3.05	0.45
47:AA:93:U:H2'	47:AA:94:G:O4'	2.16	0.45
48:AC:68:SER:HA	48:AC:71:ARG:NH1	2.32	0.45

Continued on next page...

Continued from previous page...

Atom-1	Atom-2	Interatomic distance (Å)	Clash overlap (Å)
49:AD:81:ILE:HG21	49:AD:120:PHE:CE2	2.52	0.45
47:AA:1692:U:H4'	50:AE:86:ASN:OD1	2.16	0.45
51:AF:54:ASP:N	51:AF:54:ASP:OD1	2.47	0.45
78:AI:72:SER:OG	78:AI:114:SER:O	2.33	0.45
53:AJ:147:VAL:HG13	53:AJ:148:ALA:H	1.81	0.45
54:AK:27:PHE:CE2	54:AK:41:LEU:HD23	2.52	0.45
54:AK:3:LEU:HA	54:AK:109:LEU:O	2.17	0.45
55:AL:30:LYS:HA	60:AT:38:TYR:CD1	2.52	0.45
55:AL:72:PHE:O	55:AL:75:ASN:N	2.49	0.45
46:W:83:THR:HG22	56:AN:147:SER:OG	1.97	0.45
55:AL:33:GLY:HA3	60:AT:38:TYR:CD1	2.52	0.45
81:AU:105:GLN:HA	81:AU:108:GLU:HB3	1.97	0.45
61:AV:55:LEU:HD12	61:AV:61:THR:O	2.16	0.45
2:C:122:G:N2	2:C:128:C:H42	2.12	0.45
3:D:59:ALA:O	3:D:75:LEU:HD12	2.16	0.45
5:F:262:GLU:O	5:F:273:LEU:HD13	2.17	0.45
6:G:146:LEU:HD12	6:G:163:LEU:HD13	1.98	0.45
38:H:133:PHE:HA	38:H:136:HIS:CE1	2.51	0.45
40:K:81:VAL:HB	40:K:138:LEU:HD23	1.98	0.45
9:L:28:GLU:O	9:L:31:GLU:N	2.48	0.45
70:A0:38:ARG:O	70:A0:42:HIS:HD2	1.99	0.45
70:A0:85:ASN:HD22	70:A0:98:VAL:H	1.65	0.45
5:F:201:ARG:NH2	37:A:235:A:OP1	2.50	0.45
9:L:9:ARG:NH1	37:A:2527:A:OP1	2.26	0.45
47:AA:1025:U:H5''	47:AA:1090:C:O2'	2.16	0.45
47:AA:10:G:N7	47:AA:1697:A:N3	2.65	0.45
47:AA:1128:C:O2'	61:AV:19:HIS:HD2	1.99	0.45
47:AA:1365:G:H2'	47:AA:1366:G:H5'	1.99	0.45
47:AA:1398:G:N1	47:AA:1399:C:H1'	2.32	0.45
47:AA:1623:A:H62	70:A0:132:ARG:NE	2.15	0.45
47:AA:1607:A:N1	47:AA:1633:A:H1'	2.31	0.45
47:AA:1654:G:N2	47:AA:1670:C:C2	2.85	0.45
47:AA:192:C:C4	47:AA:207:G:O6	2.70	0.45
47:AA:360:A:C4	47:AA:362:C:C5	3.04	0.45
47:AA:363:A:N3	47:AA:398:A:C6	2.84	0.45
47:AA:388:U:H2'	47:AA:389:A:H8	1.81	0.45
47:AA:405:G:C4	47:AA:406:U:C5	3.05	0.45
47:AA:418:A:H2'	47:AA:419:G:O4'	2.16	0.45
47:AA:490:C:O2'	47:AA:491:C:H5'	2.17	0.45
47:AA:590:A:P	47:AA:590:A:H2'	2.57	0.45
47:AA:956:G:N3	47:AA:972:A:H2	2.14	0.45

Continued on next page...

Continued from previous page...

Atom-1	Atom-2	Interatomic distance (Å)	Clash overlap (Å)
50:AE:7:ASN:C	50:AE:9:GLY:H	2.20	0.45
78:AI:124:SER:O	78:AI:151:VAL:HB	2.16	0.45
78:AI:17:TRP:CZ3	78:AI:19:THR:HG22	2.52	0.45
78:AI:205:SER:OG	78:AI:222:ASN:OD1	2.34	0.45
78:AI:260:ASP:N	78:AI:267:VAL:HG23	2.31	0.45
53:AJ:88:ILE:HG23	53:AJ:93:ILE:HD12	1.98	0.45
59:AR:63:PRO:HA	59:AR:96:LEU:CD2	2.47	0.45
81:AU:128:GLN:O	81:AU:132:ASP:N	2.50	0.45
61:AV:56:CYS:SG	61:AV:59:CYS:HB2	2.57	0.45
3:D:115:CYS:SG	3:D:128:ARG:HD3	2.56	0.45
4:E:96:PRO:HG2	37:A:4910:G:H21	1.81	0.45
5:F:228:THR:OG1	5:F:248:ARG:NH2	2.50	0.45
38:H:100:LYS:CE	38:H:100:LYS:HA	2.46	0.45
38:H:225:PRO:O	38:H:225:PRO:HD2	2.17	0.45
37:A:2:G:O5'	45:R:38:LYS:CE	2.63	0.45
37:A:2559:G:H2'	37:A:2560:C:O4'	2.16	0.45
37:A:3965:A:H5''	37:A:4048:A:H2	1.81	0.45
47:AA:1018:U:H2'	47:AA:1019:C:C6	2.52	0.45
47:AA:1062:A:C5	47:AA:1063:C:N4	2.85	0.45
47:AA:109:U:H2'	47:AA:110:U:H6	1.81	0.45
47:AA:1107:G:N1	47:AA:1108:G:C2	2.84	0.45
47:AA:1299:A:N6	47:AA:1301:A:C4	2.84	0.45
47:AA:1335:G:H2'	47:AA:1336:C:O4'	2.17	0.45
47:AA:1656:G:C6	47:AA:1657:G:C6	3.05	0.45
47:AA:1258:A:N1	47:AA:1663:A:C5	2.85	0.45
47:AA:1715:A:N6	47:AA:1819:A:C6	2.84	0.45
47:AA:1779:G:C8	47:AA:1780:G:C8	3.05	0.45
47:AA:364:A:N6	47:AA:397:G:C6	2.84	0.45
47:AA:433:A:C6	47:AA:434:G:C6	3.04	0.45
47:AA:597:G:C5	47:AA:598:G:C8	3.05	0.45
47:AA:19:A:O2'	47:AA:620:G:H8	1.97	0.45
47:AA:808:A:N6	47:AA:809:A:C6	2.85	0.45
47:AA:860:G:C5	47:AA:861:A:N6	2.85	0.45
47:AA:872:A:N1	47:AA:915:G:C6	2.85	0.45
47:AA:886:A:H2	47:AA:900:C:C5	2.33	0.45
47:AA:896:U:H2'	47:AA:897:U:H5'	1.98	0.45
47:AA:976:G:N3	47:AA:977:C:N3	2.65	0.45
78:AI:31:ILE:HG23	78:AI:43:TRP:CB	2.39	0.45
53:AJ:246:LYS:O	53:AJ:248:TYR:N	2.49	0.45
53:AJ:265:PRO:CA	53:AJ:268:GLU:HB3	2.45	0.45
47:AA:821:G:H1	55:AL:150:ARG:HB3	1.81	0.45

Continued on next page...

Continued from previous page...

Atom-1	Atom-2	Interatomic distance (Å)	Clash overlap (Å)
55:AL:64:ASP:CG	57:AP:117:ARG:NE	2.70	0.45
81:AU:34:VAL:HG23	81:AU:35:ASP:N	2.29	0.45
81:AU:56:ARG:NH2	81:AU:99:VAL:HG23	2.31	0.45
3:D:62:VAL:HG22	3:D:73:THR:HG22	1.99	0.45
7:I:117:ARG:NH2	37:A:4759:C:OP1	2.49	0.45
45:R:73:HIS:HB3	45:R:116:LEU:HD23	1.99	0.45
14:S:22:PRO:O	14:S:26:ARG:HG3	2.17	0.45
14:S:8:THR:HG22	14:S:10:ASP:N	2.28	0.45
15:T:76:ASN:OD1	15:T:77:TYR:N	2.50	0.45
19:Y:37:LYS:HD2	19:Y:38:PRO:HD2	1.98	0.45
70:A0:26:ILE:HD12	70:A0:51:ASP:O	2.16	0.45
70:A0:50:ILE:HG22	70:A0:63:GLU:OE1	2.17	0.45
70:A0:84:LEU:HD23	70:A0:96:SER:HA	1.97	0.45
37:A:2521:G:H2'	37:A:2522:G:H8	1.81	0.45
37:A:3917:A:H2'	37:A:3918:G:H8	1.81	0.45
37:A:956:A:H3'	37:A:957:G:C8	2.51	0.45
47:AA:936:G:C2	47:AA:1007:C:C2	3.05	0.45
47:AA:1023:A:C2	47:AA:1024:A:C8	3.05	0.45
47:AA:1289:U:C4	47:AA:1290:G:C6	3.05	0.45
47:AA:1279:C:O2	47:AA:1319:U:N3	2.49	0.45
47:AA:1394:G:H2'	47:AA:1395:C:C6	2.52	0.45
47:AA:1469:A:H2'	47:AA:1470:C:C6	2.52	0.45
47:AA:1233:G:C6	47:AA:1526:G:N1	2.85	0.45
47:AA:1620:A:H4'	47:AA:1621:U:H5	1.80	0.45
47:AA:1607:A:H61	47:AA:1632:G:H1'	1.82	0.45
47:AA:1744:G:OP2	47:AA:1744:G:C8	2.69	0.45
47:AA:220:U:C2	47:AA:221:A:N7	2.85	0.45
47:AA:560:A:C8	55:AL:173:VAL:HG11	2.51	0.45
47:AA:608:C:H3'	47:AA:609:U:C6	2.52	0.45
47:AA:28:U:O2	47:AA:647:U:H5	1.99	0.45
47:AA:64:A:H2'	47:AA:82:G:O6	2.16	0.45
47:AA:826:A:N7	47:AA:827:A:H1'	2.32	0.45
47:AA:835:C:O2	47:AA:837:A:H1'	2.17	0.45
47:AA:951:C:N3	47:AA:952:G:N7	2.64	0.45
51:AF:28:THR:O	51:AF:46:VAL:N	2.39	0.45
78:AI:175:LYS:HD3	78:AI:177:TRP:CZ2	2.51	0.45
54:AK:2:LYS:HB2	54:AK:108:VAL:HG22	1.98	0.45
79:AM:15:ASN:HB3	79:AM:79:VAL:HG22	1.99	0.45
57:AP:94:LEU:HD21	57:AP:102:ILE:HG13	1.99	0.45
58:AQ:106:GLN:O	58:AQ:109:GLU:N	2.49	0.45
81:AU:66:LEU:C	81:AU:68:GLY:N	2.70	0.45

Continued on next page...

Continued from previous page...

Atom-1	Atom-2	Interatomic distance (Å)	Clash overlap (Å)
61:AV:35:VAL:HG11	61:AV:63:LEU:CD2	2.46	0.45
4:E:153:MET:O	4:E:157:CYS:HB3	2.17	0.45
4:E:373:LYS:HD2	37:A:4627:U:H4'	1.98	0.45
6:G:21:ARG:O	6:G:25:GLU:HG2	2.17	0.45
38:H:95:PRO:CB	38:H:97:GLY:HA2	2.46	0.45
7:I:129:LEU:HD23	37:A:2054:U:H3'	1.98	0.45
5:F:284:MET:HG3	40:K:124:ASP:HB3	1.99	0.45
11:O:42:PHE:CZ	11:O:90:TYR:HB2	2.52	0.45
70:A0:105:ASN:HA	70:A0:108:ARG:HH22	1.81	0.45
37:A:1811:G:N2	37:A:1827:C:O2	2.48	0.45
37:A:1999:A:H1'	37:A:2019:C:O2	2.16	0.45
37:A:2258:C:N4	37:A:2262:G:O6	2.50	0.45
47:AA:982:G:N2	47:AA:1045:U:H1'	2.20	0.45
47:AA:1139:C:C5	47:AA:1148:A:N7	2.85	0.45
47:AA:10:G:C2	47:AA:11:A:C4	3.05	0.45
47:AA:1604:G:O6	47:AA:1605:G:N2	2.49	0.45
47:AA:1227:G:O6	47:AA:1638:G:N1	2.49	0.45
47:AA:1221:G:N2	47:AA:1645:C:N3	2.63	0.45
47:AA:1212:G:C2	47:AA:1688:C:N3	2.85	0.45
47:AA:1777:G:C5	47:AA:1778:C:N4	2.85	0.45
47:AA:1734:G:C2'	47:AA:1800:A:H61	2.29	0.45
47:AA:191:A:H4'	47:AA:191:A:OP1	2.16	0.45
47:AA:207:G:O5'	47:AA:207:G:H8	2.00	0.45
47:AA:461:U:H2'	47:AA:462:C:H6	1.82	0.45
47:AA:558:G:O2'	47:AA:559:G:O5'	2.34	0.45
47:AA:583:C:N4	47:AA:584:G:O6	2.50	0.45
47:AA:565:G:C2	47:AA:586:G:H1'	2.52	0.45
47:AA:629:A:C6	47:AA:632:C:O2	2.70	0.45
47:AA:872:A:O2'	47:AA:873:G:C8	2.70	0.45
47:AA:878:G:C6	47:AA:908:A:N1	2.85	0.45
76:AB:49:LYS:O	76:AB:51:LYS:N	2.49	0.45
47:AA:1337:C:H5'	76:AB:67:LYS:HG2	1.98	0.45
48:AC:66:ASP:N	48:AC:66:ASP:OD1	2.50	0.45
51:AF:31:ARG:HH11	51:AF:41:SER:CB	2.30	0.45
53:AJ:133:TYR:CE1	53:AJ:216:MET:HA	2.51	0.45
53:AJ:78:LEU:HD23	53:AJ:78:LEU:HA	1.59	0.45
54:AK:132:ARG:HG2	54:AK:133:LEU:HD12	1.99	0.45
54:AK:22:ARG:HA	54:AK:25:ARG:HE	1.82	0.45
55:AL:139:LYS:HD2	55:AL:139:LYS:HA	1.71	0.45
56:AN:135:LEU:HB3	56:AN:136:PRO:CD	2.47	0.45
80:AO:34:PHE:CD1	80:AO:98:ARG:HD3	2.52	0.45

Continued on next page...

Continued from previous page...

Atom-1	Atom-2	Interatomic distance (Å)	Clash overlap (Å)
47:AA:841:G:N7	58:AQ:11:LYS:N	2.65	0.45
47:AA:841:G:OP2	58:AQ:14:THR:HG23	2.16	0.45
4:E:35:ASP:HB2	4:E:186:ASN:ND2	2.31	0.45
4:E:397:ILE:O	4:E:401:GLU:N	2.49	0.45
38:H:225:PRO:O	38:H:226:ARG:HB3	2.17	0.45
38:H:82:LYS:HG3	38:H:83:LYS:N	2.28	0.45
18:X:93:ASN:O	18:X:95:ASP:N	2.50	0.45
37:A:1287:G:H5''	37:A:1288:G:H21	1.82	0.45
37:A:3967:G:N2	37:A:4056:A:O2'	2.50	0.45
37:A:4760:G:H2'	37:A:4761:G:C8	2.52	0.45
47:AA:1275:G:C4	47:AA:1506:A:C2	3.05	0.45
47:AA:1610:G:C6	47:AA:1630:A:N3	2.86	0.45
47:AA:1228:A:H1'	47:AA:1634:A:C2	2.52	0.45
47:AA:1732:G:H1	47:AA:1802:C:N4	2.15	0.45
47:AA:347:G:H2'	47:AA:348:A:O4'	2.17	0.45
47:AA:418:A:H8	47:AA:418:A:OP2	2.00	0.45
47:AA:436:G:C6	47:AA:437:G:C5	3.05	0.45
47:AA:594:A:C4	47:AA:643:A:N6	2.85	0.45
47:AA:880:G:N3	47:AA:880:G:H3'	2.31	0.45
48:AC:3:ASN:OD1	48:AC:3:ASN:N	2.45	0.45
48:AC:47:ASN:ND2	48:AC:49:GLN:HE22	2.14	0.45
49:AD:6:GLY:O	49:AD:9:THR:OG1	2.28	0.45
78:AI:162:ASN:O	78:AI:164:ILE:N	2.50	0.45
55:AL:103:GLU:OE1	55:AL:103:GLU:N	2.28	0.45
56:AN:55:ARG:NH1	56:AN:56:ASP:HB3	2.32	0.45
47:AA:963:A:OP1	80:AO:66:ARG:NH2	2.50	0.45
81:AU:127:GLY:O	81:AU:130:ASP:HB3	2.17	0.45
61:AV:75:GLU:HG3	61:AV:76:GLY:N	2.31	0.45
6:G:183:TYR:HD1	6:G:190:PHE:HB2	1.82	0.45
38:H:82:LYS:CG	38:H:83:LYS:H	2.21	0.45
4:E:96:PRO:HG3	7:I:153:THR:HG22	1.98	0.45
17:V:12:GLN:HB3	17:V:16:TRP:CZ3	2.52	0.45
47:AA:1521:C:H5''	70:A0:136:THR:HG21	1.99	0.44
4:E:70:LYS:HG3	37:A:2696:A:H5'	114.74	0.44
37:A:474:C:O2	37:A:680:G:N2	2.41	0.44
20:Z:52:LYS:NZ	37:A:4750:G:H22	2.15	0.44
37:A:475:G:H2'	37:A:476:G:C8	2.52	0.44
47:AA:1071:G:N2	47:AA:1072:U:C2	2.85	0.44
47:AA:1353:A:H61	47:AA:1358:U:H3	1.66	0.44
47:AA:1348:G:N2	47:AA:1382:A:C4	2.85	0.44
47:AA:221:A:H2'	47:AA:222:U:H6	1.82	0.44

Continued on next page...

Continued from previous page...

Atom-1	Atom-2	Interatomic distance (Å)	Clash overlap (Å)
47:AA:24:C:O2'	47:AA:25:A:H8	2.00	0.44
47:AA:4:C:OP2	47:AA:4:C:H6	2.00	0.44
47:AA:510:G:N2	47:AA:511:U:O2	2.49	0.44
47:AA:39:A:N6	47:AA:515:G:H1'	2.24	0.44
47:AA:614:C:N4	47:AA:626:G:C8	2.85	0.44
47:AA:818:A:H5'	55:AL:76:ALA:HB1	1.99	0.44
47:AA:1267:C:OP2	52:AH:85:TYR:HE1	2.00	0.44
78:AI:113:PHE:CD1	78:AI:120:ILE:HG12	2.53	0.44
53:AJ:73:MET:HE1	53:AJ:76:LYS:O	2.15	0.44
54:AK:14:LYS:HE2	54:AK:14:LYS:HB2	1.84	0.44
54:AK:1:MET:O	54:AK:2:LYS:HD2	2.17	0.44
79:AM:35:ILE:HG22	79:AM:64:LEU:HD22	1.99	0.44
37:A:1563:A:O3'	56:AN:140:LYS:NZ	2.48	0.44
80:AO:103:ASN:ND2	80:AO:141:ARG:O	2.50	0.44
80:AO:54:CYS:SG	80:AO:84:ARG:HD3	2.56	0.44
59:AR:96:LEU:N	59:AR:112:ASN:HD22	2.15	0.44
81:AU:127:GLY:C	81:AU:130:ASP:HB3	2.37	0.44
3:D:10:LYS:HG3	3:D:16:PHE:CD1	2.52	0.44
5:F:141:GLY:O	5:F:204:ARG:NH1	2.49	0.44
70:A0:86:ARG:CB	70:A0:95:TYR:HB2	2.47	0.44
37:A:1758:G:H1	37:A:1772:C:N4	2.14	0.44
37:A:1726:U:H3	37:A:1836:G:H1	1.64	0.44
37:A:2001:G:N2	37:A:2003:G:O6	2.51	0.44
37:A:2382:A:N6	37:A:2422:C:O2	2.50	0.44
37:A:2447:U:HO2'	37:A:2510:G:H1	1.65	0.44
37:A:3958:G:H2'	37:A:3959:U:C5	2.51	0.44
37:A:3970:G:H1'	37:A:4052:C:H42	1.82	0.44
37:A:4064:C:N4	37:A:4065:G:N7	2.65	0.44
37:A:4742:G:H1	37:A:4958:C:H2'	1.81	0.44
37:A:984:C:H2'	37:A:985:C:C6	2.51	0.44
37:A:992:C:H2'	37:A:993:G:C8	2.52	0.44
47:AA:1227:G:H21	47:AA:1228:A:H5'	1.81	0.44
47:AA:126:G:N2	47:AA:127:C:N4	2.63	0.44
47:AA:1288:U:C2'	47:AA:1312:G:H1	2.30	0.44
47:AA:1522:A:H3'	47:AA:1523:C:C6	2.52	0.44
47:AA:1562:C:H2'	47:AA:1563:G:H8	1.82	0.44
47:AA:1652:G:H8	47:AA:1652:G:P	2.39	0.44
47:AA:1781:A:O2'	47:AA:1782:G:C5	2.70	0.44
47:AA:191:A:N6	47:AA:209:A:HO2'	2.13	0.44
47:AA:21:U:C4	47:AA:22:A:N6	2.85	0.44
47:AA:364:A:N1	47:AA:397:G:C4	2.86	0.44

Continued on next page...

Continued from previous page...

Atom-1	Atom-2	Interatomic distance (Å)	Clash overlap (Å)
47:AA:439:A:C6	47:AA:455:A:N1	2.84	0.44
47:AA:55:U:C4	47:AA:91:A:O2'	2.66	0.44
47:AA:677:G:O5'	47:AA:677:G:H8	2.00	0.44
47:AA:823:U:C4	58:AQ:64:PHE:CZ	3.06	0.44
47:AA:956:G:C4	47:AA:957:A:N7	2.86	0.44
76:AB:32:LEU:CD2	76:AB:85:HIS:HB2	2.47	0.44
76:AB:39:LEU:O	76:AB:43:ALA:N	2.50	0.44
50:AE:66:LYS:HD2	50:AE:68:TYR:OH	2.17	0.44
78:AI:126:ASP:OD2	78:AI:128:THR:OG1	2.35	0.44
53:AJ:120:GLN:CD	53:AJ:120:GLN:H	2.18	0.44
56:AN:30:SER:O	56:AN:33:VAL:HG22	2.18	0.44
57:AP:30:CYS:HB2	57:AP:61:ILE:HG12	1.99	0.44
81:AU:15:VAL:HA	81:AU:18:LEU:CB	2.45	0.44
81:AU:38:LYS:HZ3	81:AU:44:GLU:HB2	1.77	0.44
15:T:36:ARG:HD2	15:T:38:TYR:OH	2.17	0.44
16:U:46:ASP:OD1	40:K:186:TYR:OH	2.32	0.44
19:Y:38:PRO:HB2	19:Y:43:ASN:ND2	2.32	0.44
20:Z:40:GLU:HA	20:Z:43:LEU:HG	1.99	0.44
37:A:1794:A:H5''	37:A:4214:A:H61	1.81	0.44
37:A:2335:C:H2'	37:A:2336:G:H8	1.81	0.44
37:A:3758:U:C4'	37:A:3767:C:N3	2.81	0.44
37:A:3945:A:H2'	37:A:3946:G:C8	2.53	0.44
47:AA:1082:A:H3'	47:AA:1084:A:C8	2.52	0.44
47:AA:1236:G:C6	47:AA:1237:C:C2	3.06	0.44
47:AA:1788:A:C2	47:AA:1789:G:H1'	2.53	0.44
47:AA:1795:G:N2	47:AA:1796:G:H1'	2.32	0.44
47:AA:1809:A:H2'	47:AA:1810:U:C6	2.51	0.44
47:AA:185:G:N2	47:AA:214:U:N3	2.65	0.44
47:AA:191:A:C4	47:AA:209:A:N3	2.85	0.44
47:AA:291:G:H4'	47:AA:292:A:C5	2.52	0.44
47:AA:29:G:O2'	49:AD:131:LEU:HD22	2.17	0.44
47:AA:528:A:C5	47:AA:529:A:N7	2.85	0.44
47:AA:684:G:C6	47:AA:920:A:N7	2.85	0.44
47:AA:809:A:C4	47:AA:810:A:C8	3.06	0.44
47:AA:809:A:C5	47:AA:810:A:C5	3.05	0.44
47:AA:816:A:H2'	47:AA:816:A:N3	2.32	0.44
47:AA:84:A:N6	47:AA:85:A:C6	2.85	0.44
47:AA:873:G:H2'	47:AA:874:G:H8	1.81	0.44
47:AA:91:A:H2'	54:AK:88:ARG:HH12	1.82	0.44
76:AB:91:LEU:HD22	76:AB:93:SER:CB	2.46	0.44
49:AD:7:LEU:HD11	57:AP:77:PRO:HB2	1.99	0.44

Continued on next page...

Continued from previous page...

Atom-1	Atom-2	Interatomic distance (Å)	Clash overlap (Å)
48:AC:12:TYR:HD2	53:AJ:79:GLU:OE1	1.99	0.44
53:AJ:80:GLU:H	53:AJ:80:GLU:CD	2.13	0.44
56:AN:85:PRO:HG2	56:AN:88:LEU:HB3	1.98	0.44
3:D:248:GLY:O	47:AA:1044:G:N1	2.50	0.44
5:F:24:LEU:HD21	5:F:28:PHE:HB2	1.98	0.44
46:W:102:SER:OG	46:W:103:ASP:N	2.49	0.44
37:A:165:A:H61	37:A:270:U:H3	1.65	0.44
37:A:2100:A:H3'	37:A:2101:C:C6	2.52	0.44
37:A:2521:G:H2'	37:A:2522:G:C8	2.52	0.44
37:A:3974:G:C5	37:A:3975:C:H1'	2.52	0.44
47:AA:1100:A:C6	47:AA:1101:U:N3	2.85	0.44
47:AA:1281:G:H2'	47:AA:1282:A:H8	1.83	0.44
47:AA:1337:C:N3	47:AA:1491:G:C2	2.86	0.44
47:AA:1439:A:H5'	47:AA:1440:C:OP2	2.18	0.44
47:AA:1484:A:H2'	47:AA:1485:U:C6	2.53	0.44
47:AA:1491:G:C2	47:AA:1492:U:C2	3.05	0.44
47:AA:1744:G:N3	47:AA:1789:G:C2	2.85	0.44
47:AA:1751:C:H2'	47:AA:1782:G:N1	2.26	0.44
47:AA:1754:G:C6	47:AA:1779:G:N2	2.85	0.44
47:AA:1834:A:C2	47:AA:1836:G:C5	3.05	0.44
47:AA:416:U:H2'	47:AA:417:C:H5'	1.98	0.44
47:AA:429:C:H1'	47:AA:812:A:N1	2.33	0.44
47:AA:462:C:O2	47:AA:468:A:C6	2.70	0.44
47:AA:52:G:N2	47:AA:476:A:N3	2.66	0.44
47:AA:613:G:H8	47:AA:613:G:OP2	2.00	0.44
47:AA:69:C:OP2	54:AK:164:LYS:NZ	2.50	0.44
47:AA:815:U:H3	47:AA:849:A:N6	2.07	0.44
49:AD:13:LEU:HA	49:AD:13:LEU:HD23	1.70	0.44
47:AA:1391:C:O2'	77:AG:55:LEU:HB3	2.17	0.44
78:AI:127:LYS:HB2	78:AI:127:LYS:HE2	1.65	0.44
78:AI:256:ILE:H	78:AI:270:LEU:HD22	1.82	0.44
53:AJ:263:LYS:O	53:AJ:264:SER:OG	2.27	0.44
47:AA:821:G:N2	55:AL:150:ARG:HD2	2.33	0.44
55:AL:89:GLU:HG2	55:AL:90:GLY:H	1.82	0.44
56:AN:73:ARG:HD3	56:AN:73:ARG:HA	1.79	0.44
57:AP:36:ARG:HG2	57:AP:110:ILE:HG21	2.00	0.44
38:H:89:LEU:HA	38:H:89:LEU:HD12	1.81	0.44
40:K:34:PHE:CE1	40:K:38:ARG:HG3	2.52	0.44
70:A0:42:HIS:HD1	70:A0:45:LEU:HD12	1.82	0.44
20:Z:19:ARG:O	37:A:1311:G:H5'	2.18	0.44
5:F:164:THR:HG21	37:A:223:G:H2'	1.99	0.44

Continued on next page...

Continued from previous page...

Atom-1	Atom-2	Interatomic distance (Å)	Clash overlap (Å)
37:A:4135:G:H2'	37:A:4136:G:C8	2.52	0.44
37:A:466:A:H2'	37:A:467:U:O4'	2.18	0.44
47:AA:1110:G:H2'	47:AA:1111:U:H6	1.83	0.44
47:AA:1118:C:H2'	47:AA:1119:A:N9	2.32	0.44
47:AA:1133:A:H2'	47:AA:1134:G:O4'	2.17	0.44
47:AA:1092:G:N2	47:AA:1158:G:C8	2.85	0.44
47:AA:1241:A:O3'	47:AA:1242:U:H4'	2.17	0.44
47:AA:123:G:C5	47:AA:124:U:C5	3.05	0.44
47:AA:1292:C:O2	47:AA:1300:U:H4'	2.18	0.44
47:AA:1410:C:N4	47:AA:1411:G:O6	2.51	0.44
47:AA:1452:A:C6	47:AA:1475:G:C8	3.06	0.44
47:AA:1525:C:N4	47:AA:1526:G:C6	2.85	0.44
47:AA:1601:A:H1'	47:AA:1635:C:H42	1.82	0.44
47:AA:1548:G:H1'	47:AA:1656:G:O2'	2.17	0.44
47:AA:166:A:H5'	47:AA:167:G:OP2	2.17	0.44
47:AA:1866:A:C6	50:AE:87:ARG:NH1	2.79	0.44
47:AA:206:G:N1	47:AA:207:G:C6	2.86	0.44
47:AA:305:U:H5''	47:AA:306:C:N1	2.32	0.44
47:AA:321:C:C5	47:AA:322:C:N4	2.86	0.44
47:AA:322:C:N3	47:AA:329:G:C2	2.86	0.44
47:AA:432:G:O6	47:AA:433:A:C6	2.70	0.44
47:AA:443:U:C4	47:AA:444:G:C6	3.06	0.44
47:AA:560:A:H5''	55:AL:173:VAL:HB	2.00	0.44
47:AA:5:U:O2	47:AA:6:G:C8	2.71	0.44
47:AA:682:U:OP2	47:AA:682:U:H6	2.00	0.44
47:AA:685:A:H8	47:AA:685:A:O5'	2.01	0.44
47:AA:833:C:H41	58:AQ:10:ARG:CZ	2.31	0.44
47:AA:877:C:H2'	47:AA:879:C:H5''	1.99	0.44
47:AA:958:G:C2	47:AA:959:G:C6	3.05	0.44
49:AD:52:LEU:O	49:AD:96:GLU:HG3	2.17	0.44
47:AA:618:C:H41	49:AD:67:ARG:NH1	2.15	0.44
78:AI:113:PHE:HD1	78:AI:120:ILE:HG12	1.82	0.44
78:AI:113:PHE:HE1	78:AI:120:ILE:HD11	1.82	0.44
78:AI:135:LEU:CD1	78:AI:137:VAL:HG23	2.46	0.44
78:AI:297:THR:HA	78:AI:310:TRP:O	2.18	0.44
78:AI:67:SER:O	78:AI:68:ASP:HB2	2.17	0.44
47:AA:14:C:P	53:AJ:190:SER:HG	2.40	0.44
47:AA:170:A:O2'	54:AK:177:GLN:OE1	2.36	0.44
55:AL:113:GLN:HE21	55:AL:154:GLN:HB2	1.83	0.44
3:D:117:GLU:HG3	3:D:124:GLY:HA2	2.00	0.44
5:F:308:LYS:HD3	5:F:310:HIS:NE2	2.32	0.44

Continued on next page...

Continued from previous page...

Atom-1	Atom-2	Interatomic distance (Å)	Clash overlap (Å)
38:H:134:SER:OG	38:H:135:GLN:OE1	2.29	0.44
7:I:113:ASP:OD1	7:I:114:LYS:N	2.51	0.44
40:K:15:ARG:HH22	40:K:19:LYS:HG2	1.82	0.44
13:Q:9:SER:O	13:Q:53:VAL:HG12	2.18	0.44
46:W:22:MET:HG3	46:W:27:TYR:CE2	2.52	0.44
70:A0:121:ARG:NH1	70:A0:122:GLY:HA2	2.33	0.44
47:AA:1521:C:OP2	70:A0:129:LEU:HD11	2.17	0.44
37:A:1969:G:H3'	37:A:1970:A:H8	1.82	0.44
37:A:2306:G:O2'	37:A:2330:G:O6	2.35	0.44
37:A:4694:G:OP1	37:A:4694:G:N2	2.39	0.44
37:A:673:C:H2'	37:A:674:G:C8	2.53	0.44
47:AA:1108:G:N2	47:AA:1125:C:N3	2.66	0.44
47:AA:1118:C:H4'	61:AV:75:GLU:OE1	2.18	0.44
47:AA:1204:A:N6	47:AA:1693:G:C6	2.85	0.44
47:AA:1233:G:N1	47:AA:1234:C:C2	2.85	0.44
47:AA:1395:C:H3'	47:AA:1395:C:C6	2.53	0.44
47:AA:1520:G:H3'	47:AA:1520:G:N3	2.33	0.44
47:AA:1700:C:H4'	47:AA:1701:C:O5'	2.17	0.44
47:AA:1709:G:O2'	47:AA:1710:C:H5'	2.18	0.44
47:AA:362:C:N3	47:AA:403:G:C6	2.85	0.44
47:AA:41:G:H1	47:AA:481:C:H42	1.65	0.44
47:AA:461:U:C2	47:AA:462:C:C6	3.06	0.44
47:AA:535:G:O2'	47:AA:536:A:H5''	2.18	0.44
47:AA:738:C:H5''	47:AA:739:C:H5	1.82	0.44
47:AA:799:U:O2	47:AA:867:G:H1'	2.17	0.44
48:AC:1:MET:CE	53:AJ:166:ARG:HH12	2.30	0.44
49:AD:24:ASP:CG	49:AD:25:LYS:H	2.21	0.44
50:AE:32:LYS:HB3	50:AE:32:LYS:HE2	1.74	0.44
78:AI:157:SER:OG	78:AI:163:PRO:HA	2.18	0.44
53:AJ:238:LYS:HB2	53:AJ:238:LYS:HE3	1.80	0.44
53:AJ:81:ILE:HA	53:AJ:86:LEU:HD12	1.99	0.44
47:AA:331:C:N4	54:AK:186:GLN:HE22	2.14	0.44
54:AK:202:ASN:O	54:AK:206:ALA:N	2.42	0.44
80:AO:119:LEU:O	80:AO:124:MET:HB2	2.18	0.44
57:AP:101:PHE:HD2	57:AP:129:PHE:CZ	2.36	0.44
81:AU:128:GLN:O	81:AU:131:LEU:N	2.51	0.44
5:F:198:ASN:ND2	14:S:10:ASP:OD1	2.50	0.44
37:A:2000:G:H1'	37:A:2018:C:H1'	1.99	0.44
37:A:2597:G:H2'	37:A:2598:A:H8	1.82	0.44
37:A:4132:C:O2	37:A:4152:G:N2	2.38	0.44
37:A:4213:A:H5''	37:A:4214:A:H5'	2.00	0.44

Continued on next page...

Continued from previous page...

Atom-1	Atom-2	Interatomic distance (Å)	Clash overlap (Å)
37:A:4916:G:H2'	37:A:4917:C:O4'	2.17	0.44
37:A:736:C:N4	37:A:927:G:H22	2.10	0.44
47:AA:1056:U:C4	47:AA:1057:C:C4	3.05	0.44
47:AA:1093:A:H2'	47:AA:1094:C:O4'	2.18	0.44
47:AA:929:G:N2	47:AA:1104:G:H4'	2.31	0.44
47:AA:1115:U:O2'	47:AA:1116:C:H5	2.01	0.44
47:AA:1277:C:H5''	47:AA:1278:A:C8	2.52	0.44
47:AA:1296:U:C4	47:AA:1297:U:O4	2.71	0.44
47:AA:1424:G:H3'	47:AA:1426:U:C4	2.53	0.44
47:AA:1455:A:C5	47:AA:1475:G:N2	2.86	0.44
47:AA:1524:G:C2	47:AA:1525:C:C2	3.06	0.44
47:AA:1559:C:C2	47:AA:1577:G:C2	3.05	0.44
47:AA:418:A:P	47:AA:418:A:H8	2.40	0.44
47:AA:409:C:N3	47:AA:432:G:C2	2.86	0.44
47:AA:528:A:N6	47:AA:529:A:C6	2.86	0.44
47:AA:823:U:C2	58:AQ:64:PHE:CD2	3.05	0.44
47:AA:846:G:H5''	47:AA:847:A:H1'	2.00	0.44
47:AA:87:U:H3	47:AA:500:A:N6	2.02	0.44
47:AA:886:A:O2'	47:AA:887:U:C2	2.70	0.44
47:AA:899:U:H3'	47:AA:900:C:H5''	2.00	0.44
47:AA:995:G:C2	47:AA:999:G:C2	3.06	0.44
47:AA:46:A:N6	47:AA:99:A:N7	2.65	0.44
49:AD:52:LEU:HD22	49:AD:80:LYS:HE3	2.00	0.44
52:AH:110:GLU:HB2	79:AM:63:LYS:HE3	1.98	0.44
78:AI:247:TRP:O	78:AI:258:ILE:HG23	2.17	0.44
78:AI:19:THR:O	78:AI:288:SER:HB3	2.17	0.44
78:AI:45:LEU:CG	78:AI:52:TYR:HD2	2.22	0.44
54:AK:126:ASP:O	54:AK:128:THR:HG23	2.18	0.44
54:AK:27:PHE:O	54:AK:30:LYS:HG2	2.18	0.44
56:AN:35:GLU:O	56:AN:39:LYS:HG3	2.18	0.44
81:AU:127:GLY:HA2	81:AU:130:ASP:HB3	2.00	0.44
4:E:17:LEU:O	4:E:19:ARG:N	2.51	0.44
4:E:228:TYR:O	37:A:2835:A:O2'	2.35	0.44
42:M:161:ARG:NH2	42:M:164:LYS:HD3	2.33	0.44
19:Y:67:LYS:HG2	19:Y:68:HIS:CD2	2.52	0.44
37:A:3754:G:C6	37:A:3755:G:C6	3.06	0.44
47:AA:922:A:N6	47:AA:1021:U:C4	2.85	0.44
47:AA:102:A:OP2	47:AA:408:A:N6	2.50	0.44
47:AA:1210:G:O6	47:AA:1211:G:C5	2.70	0.44
47:AA:1375:G:C2	47:AA:1376:A:C4	3.06	0.44
47:AA:1459:G:O2'	47:AA:1460:C:H5'	2.17	0.44

Continued on next page...

Continued from previous page...

Atom-1	Atom-2	Interatomic distance (Å)	Clash overlap (Å)
47:AA:1490:G:C5	47:AA:1491:G:N7	2.86	0.44
47:AA:1270:G:N2	47:AA:1513:C:C2	2.84	0.44
47:AA:1536:G:H22	47:AA:1597:C:H42	1.65	0.44
47:AA:1647:A:C8	47:AA:1649:U:C4	3.06	0.44
47:AA:1672:U:H3'	47:AA:1673:U:C6	2.52	0.44
47:AA:1722:G:C5	47:AA:1723:G:C8	3.05	0.44
47:AA:1806:A:H2'	47:AA:1807:C:C6	2.52	0.44
47:AA:1869:A:H2'	50:AE:39:PHE:CE2	2.53	0.44
47:AA:305:U:H5''	47:AA:306:C:C6	2.53	0.44
47:AA:347:G:C5	47:AA:348:A:C5	3.06	0.44
47:AA:59:U:H2'	47:AA:61:A:H5''	2.00	0.44
47:AA:620:G:C8	47:AA:621:C:C2	3.06	0.44
47:AA:680:G:C4	47:AA:681:U:C5	3.06	0.44
47:AA:809:A:C6	47:AA:810:A:C5	3.06	0.44
47:AA:877:C:H2'	47:AA:879:C:H6	1.83	0.44
47:AA:941:C:H2'	47:AA:942:G:O4'	2.17	0.44
47:AA:674:C:O2'	47:AA:996:A:N3	2.41	0.44
78:AI:33:SER:OG	78:AI:41:ILE:HB	2.18	0.44
53:AJ:254:ASP:HB3	53:AJ:255:LEU:HD12	2.00	0.44
53:AJ:94:ILE:C	53:AJ:96:PHE:H	2.21	0.44
47:AA:126:G:C6	54:AK:196:LYS:HE2	2.52	0.44
54:AK:209:TYR:HB3	54:AK:214:ALA:H	1.83	0.44
54:AK:65:GLN:HG2	54:AK:66:GLY:N	2.33	0.44
80:AO:101:GLY:HA2	80:AO:105:THR:O	2.18	0.44
57:AP:112:ASP:CG	57:AP:115:GLU:H	2.17	0.44
47:AA:571:U:H5'	58:AQ:36:PRO:HA	1.99	0.44
58:AQ:40:ILE:O	58:AQ:44:LEU:HD13	2.17	0.44
58:AQ:62:THR:HG22	58:AQ:63:HIS:O	2.17	0.44
81:AU:57:ALA:O	81:AU:60:THR:HB	2.18	0.44
3:D:23:ARG:HH22	37:A:3680:U:H5'	1.82	0.44
6:G:195:HIS:CE1	6:G:199:ILE:HD11	2.53	0.44
11:O:82:TYR:CZ	11:O:86:LEU:HD11	2.52	0.44
14:S:46:SER:O	14:S:122:LYS:HE2	2.17	0.44
14:S:87:ARG:HH12	37:A:405:U:P	2.41	0.44
70:A0:26:ILE:O	70:A0:30:ILE:HG13	2.17	0.44
37:A:1298:C:N4	37:A:1299:G:O6	2.51	0.44
37:A:2109:G:H3'	37:A:2110:C:C5'	2.47	0.44
37:A:2542:G:H2'	37:A:2543:A:H8	1.81	0.44
37:A:2675:G:HO2'	37:A:2676:A:P	2.40	0.44
37:A:3765:G:O6	37:A:3767:C:C4	2.70	0.44
37:A:3888:G:HO2'	37:A:3889:G:P	2.40	0.44

Continued on next page...

Continued from previous page...

Atom-1	Atom-2	Interatomic distance (Å)	Clash overlap (Å)
37:A:4740:G:C2	37:A:4741:C:O2	2.71	0.44
37:A:644:G:C2	37:A:645:G:H1'	2.53	0.44
37:A:747:A:H62	37:A:916:C:N4	2.16	0.44
47:AA:1108:G:H1	47:AA:1124:C:H42	1.66	0.44
47:AA:113:G:N1	47:AA:292:A:C8	2.85	0.44
47:AA:1199:A:N6	47:AA:1200:A:C6	2.86	0.44
47:AA:1261:C:H2'	47:AA:1262:C:O4'	2.17	0.44
47:AA:1346:U:C5	47:AA:1371:U:C4	3.06	0.44
47:AA:1358:U:OP1	53:AJ:123:ARG:NH1	2.45	0.44
47:AA:1370:A:C6	47:AA:1372:U:H5'	2.53	0.44
47:AA:1476:A:H3'	47:AA:1477:U:H5''	1.99	0.44
47:AA:1487:A:N3	47:AA:1487:A:H2'	2.32	0.44
47:AA:1515:G:C6	47:AA:1516:G:N7	2.86	0.44
47:AA:1566:G:H22	47:AA:1568:C:H2'	1.83	0.44
47:AA:1587:G:H5''	81:AU:77:LYS:HZ1	1.83	0.44
47:AA:1656:G:C5	47:AA:1669:G:N1	2.85	0.44
47:AA:1792:G:H2'	47:AA:1793:A:C8	2.53	0.44
47:AA:295:C:N3	47:AA:296:U:C4	2.86	0.44
47:AA:314:U:O2	47:AA:336:A:H2	2.00	0.44
47:AA:358:C:C4	47:AA:359:U:C5	3.06	0.44
47:AA:377:G:N2	47:AA:388:U:C2	2.86	0.44
47:AA:405:G:O2'	47:AA:406:U:H5'	2.18	0.44
47:AA:457:C:H4'	47:AA:1802:C:OP1	2.18	0.44
47:AA:467:G:C4	47:AA:468:A:C8	3.06	0.44
47:AA:71:G:HO2'	47:AA:72:C:P	2.38	0.44
47:AA:816:A:N3	47:AA:849:A:C2	2.86	0.44
47:AA:898:U:H2'	47:AA:899:U:C6	2.53	0.44
47:AA:999:G:N2	47:AA:1000:C:O2	2.51	0.44
47:AA:1445:U:O2	76:AB:55:ARG:NH1	2.51	0.44
49:AD:74:LEU:O	49:AD:78:GLY:N	2.46	0.44
50:AE:22:ARG:HG3	50:AE:23:CYS:O	2.18	0.44
47:AA:1866:A:H4'	50:AE:95:ARG:HG3	2.00	0.44
52:AH:119:ARG:HD3	52:AH:152:LYS:HZ2	1.82	0.44
53:AJ:188:CYS:SG	53:AJ:235:ASN:HB2	2.58	0.44
54:AK:56:ASN:O	54:AK:106:LEU:HB2	2.17	0.44
47:AA:824:C:O2	55:AL:144:ILE:HG13	2.18	0.44
55:AL:5:ARG:HD3	55:AL:7:TRP:CE3	2.53	0.44
80:AO:120:ALA:HB2	80:AO:126:ILE:HD12	2.00	0.44
57:AP:69:LEU:HD12	57:AP:70:ASN:C	2.38	0.44
61:AV:83:GLN:H	61:AV:83:GLN:HG2	1.54	0.44
6:G:177:THR:HG22	6:G:180:PHE:CE2	2.53	0.44

Continued on next page...

Continued from previous page...

Atom-1	Atom-2	Interatomic distance (Å)	Clash overlap (Å)
5:F:305:PRO:HG3	40:K:38:ARG:NH2	2.32	0.44
37:A:1591:U:OP1	37:A:1592:G:H5'	2.18	0.43
37:A:2539:C:H2'	37:A:2540:C:C6	2.53	0.43
37:A:3977:C:O2'	37:A:4035:G:N7	2.40	0.43
37:A:716:C:H2'	37:A:717:U:C6	2.52	0.43
47:AA:1120:U:N3	47:AA:1121:G:C8	2.85	0.43
47:AA:1149:A:N7	47:AA:1151:G:C8	2.86	0.43
47:AA:1238:U:O2'	70:A0:148:VAL:HA	2.18	0.43
47:AA:1369:A:N7	47:AA:1370:A:C5	2.86	0.43
47:AA:1515:G:H2'	47:AA:1516:G:H5'	1.99	0.43
47:AA:1259:A:H62	47:AA:1519:U:P	2.40	0.43
47:AA:1566:G:H2'	47:AA:1566:G:N3	2.32	0.43
47:AA:1693:G:P	50:AE:89:ARG:NH1	2.89	0.43
47:AA:179:C:C5	47:AA:180:G:C6	3.06	0.43
47:AA:221:A:C6	47:AA:222:U:C4	3.06	0.43
47:AA:42:A:H5'	47:AA:43:U:OP2	2.17	0.43
47:AA:550:C:C4	47:AA:551:U:C4	3.06	0.43
47:AA:56:G:H5''	47:AA:57:U:OP2	2.18	0.43
47:AA:635:G:C2	47:AA:636:C:C2	3.06	0.43
47:AA:66:G:C5	47:AA:68:A:C5	3.06	0.43
76:AB:23:THR:HG23	76:AB:87:ARG:O	2.18	0.43
47:AA:991:G:C8	50:AE:7:ASN:ND2	2.86	0.43
78:AI:208:ALA:HA	78:AI:218:LEU:HA	2.00	0.43
54:AK:171:THR:HG22	54:AK:172:LYS:N	2.33	0.43
54:AK:181:THR:OG1	54:AK:182:PRO:HD2	2.18	0.43
57:AP:113:HIS:O	57:AP:116:ALA:HB3	2.17	0.43
47:AA:1095:U:C1'	57:AP:16:ASN:HD21	2.31	0.43
57:AP:11:LEU:HD13	57:AP:73:GLY:O	2.17	0.43
58:AQ:110:ARG:HH12	58:AQ:132:LYS:HA	1.83	0.43
4:E:340:THR:HG22	4:E:343:ARG:NH1	2.33	0.43
5:F:35:ASP:OD1	5:F:36:ILE:N	2.50	0.43
40:K:45:GLN:HA	40:K:48:LEU:HB3	1.99	0.43
9:L:178:GLN:HA	9:L:181:LYS:NZ	2.33	0.43
12:P:51:ARG:NH2	37:A:4620:U:OP1	2.51	0.43
70:A0:117:ILE:HG23	70:A0:118:ARG:N	2.33	0.43
70:A0:25:LYS:HD2	70:A0:55:ARG:HG2	1.99	0.43
37:A:2519:U:H1'	37:A:2520:C:C6	2.53	0.43
37:A:3714:G:OP2	37:A:3714:G:H8	2.01	0.43
37:A:4378:A:O2'	37:A:4379:A:H2'	2.18	0.43
37:A:471:A:H61	37:A:683:C:H1'	1.84	0.43
47:AA:1066:U:O5'	47:AA:1066:U:H6	2.01	0.43

Continued on next page...

Continued from previous page...

Atom-1	Atom-2	Interatomic distance (Å)	Clash overlap (Å)
47:AA:1253:A:OP2	47:AA:1526:G:N2	2.35	0.43
47:AA:1328:G:N2	47:AA:1502:C:C2	2.86	0.43
47:AA:1422:G:N2	47:AA:1424:G:H8	2.15	0.43
47:AA:1453:C:C5	47:AA:1455:A:H1'	2.52	0.43
47:AA:156:G:C6	47:AA:157:U:C5	3.06	0.43
47:AA:1571:G:H2'	47:AA:1572:C:H5'	1.99	0.43
47:AA:15:U:C5	47:AA:16:G:C5	3.06	0.43
47:AA:1691:U:O3'	50:AE:88:SER:HA	2.18	0.43
47:AA:174:C:C4	47:AA:175:A:N7	2.86	0.43
47:AA:217:A:C2	47:AA:309:G:C2	3.06	0.43
47:AA:388:U:N3	47:AA:389:A:N7	2.66	0.43
47:AA:417:C:H1'	47:AA:418:A:C5'	2.48	0.43
47:AA:453:C:N4	47:AA:454:U:C4	2.86	0.43
47:AA:474:G:C4	47:AA:475:C:C5	3.06	0.43
47:AA:51:U:O2'	47:AA:488:U:O2	2.28	0.43
47:AA:505:G:H2'	47:AA:505:G:N3	2.33	0.43
76:AB:31:SER:OG	76:AB:32:LEU:N	2.51	0.43
54:AK:171:THR:HG22	54:AK:172:LYS:H	1.82	0.43
54:AK:204:GLU:O	54:AK:208:GLU:N	2.51	0.43
54:AK:216:ARG:HD2	54:AK:223:LYS:NZ	2.33	0.43
54:AK:2:LYS:O	54:AK:109:LEU:N	2.48	0.43
57:AP:38:LEU:HD23	57:AP:50:PHE:CE1	2.53	0.43
58:AQ:121:ALA:O	58:AQ:125:VAL:HG23	2.18	0.43
47:AA:638:C:O2'	60:AT:56:ASN:HB2	2.17	0.43
4:E:312:LYS:NZ	4:E:368:ILE:O	2.41	0.43
5:F:11:TYR:HA	5:F:17:SER:HA	2.00	0.43
38:H:150:LEU:N	38:H:162:VAL:O	2.39	0.43
7:I:36:VAL:HG21	7:I:108:ILE:HD13	1.99	0.43
20:Z:78:HIS:HB3	20:Z:83:MET:O	2.18	0.43
70:A0:123:LEU:HA	70:A0:123:LEU:HD23	1.79	0.43
19:Y:18:LYS:HD2	37:A:1302:U:H5''	2.00	0.43
37:A:2011:C:H3'	37:A:2012:A:H4'	2.00	0.43
37:A:2102:G:H2'	37:A:2103:G:C8	2.54	0.43
37:A:1267:C:N4	37:A:2122:G:OP2	2.51	0.43
37:A:2589:C:H2'	37:A:2590:G:O4'	2.19	0.43
8:J:139:TYR:CE1	37:A:3859:G:H4'	2.53	0.43
37:A:5057:C:H2'	37:A:5058:A:C8	2.53	0.43
47:AA:1065:G:N2	47:AA:1066:U:C2	2.86	0.43
47:AA:1280:G:H1'	47:AA:1318:G:N2	2.21	0.43
47:AA:1370:A:C2	47:AA:1372:U:H5'	2.52	0.43
47:AA:1657:G:N2	47:AA:1658:G:C4	2.86	0.43

Continued on next page...

Continued from previous page...

Atom-1	Atom-2	Interatomic distance (Å)	Clash overlap (Å)
47:AA:122:G:C6	47:AA:343:A:C6	3.06	0.43
47:AA:373:G:C2	47:AA:374:G:C8	3.06	0.43
47:AA:458:A:C2	47:AA:459:C:H1'	2.53	0.43
47:AA:530:U:O4	47:AA:531:A:N6	2.51	0.43
47:AA:616:A:O2'	60:AT:10:GLY:N	2.52	0.43
47:AA:976:G:N3	80:AO:50:LYS:HE3	2.33	0.43
76:AB:93:SER:OG	76:AB:94:PRO:HD2	2.17	0.43
78:AI:241:PHE:CE1	78:AI:248:LEU:HD13	2.53	0.43
53:AJ:246:LYS:HB3	53:AJ:249:SER:OG	2.19	0.43
54:AK:210:ALA:CA	54:AK:214:ALA:HB3	2.48	0.43
55:AL:112:THR:HG22	55:AL:123:ILE:HD11	1.99	0.43
55:AL:151:LEU:O	55:AL:154:GLN:HG2	2.19	0.43
55:AL:44:TRP:O	55:AL:48:PHE:N	2.30	0.43
59:AR:70:PRO:HD3	59:AR:109:TYR:CD2	2.53	0.43
81:AU:105:GLN:CG	81:AU:121:ARG:HH12	2.31	0.43
3:D:8:GLN:NE2	3:D:232:GLY:HA3	2.34	0.43
4:E:80:GLU:OE1	4:E:323:TYR:OH	2.25	0.43
5:F:233:SER:HB3	5:F:263:LEU:HD11	2.01	0.43
37:A:1098:G:H2'	37:A:1099:C:C6	2.53	0.43
37:A:1177:U:H2'	37:A:1178:G:C8	2.53	0.43
37:A:1399:G:H2'	37:A:1400:G:C8	2.53	0.43
37:A:1448:G:H2'	37:A:1449:C:C6	2.54	0.43
37:A:1320:U:O2'	37:A:1891:A:N1	2.39	0.43
37:A:2720:C:H2'	37:A:2721:G:O4'	2.18	0.43
37:A:3950:U:H2'	37:A:3951:G:C8	2.53	0.43
37:A:4384:U:O2'	37:A:4386:C:OP1	2.37	0.43
37:A:659:G:H2'	37:A:660:A:H8	1.83	0.43
37:A:964:A:C2	37:A:965:G:H2'	2.53	0.43
47:AA:101:U:O5'	47:AA:101:U:H6	2.01	0.43
47:AA:1061:U:O2'	47:AA:1062:A:P	2.76	0.43
47:AA:1212:G:C6	47:AA:1213:C:C4	3.06	0.43
47:AA:1258:A:N7	47:AA:1664:A:N6	2.66	0.43
47:AA:1405:A:C6	47:AA:1406:G:C5	3.07	0.43
47:AA:1415:C:H3'	47:AA:1417:C:OP2	2.18	0.43
47:AA:146:G:C6	47:AA:173:A:N6	2.77	0.43
47:AA:1330:G:C2	47:AA:1492:U:C4	3.07	0.43
47:AA:1202:U:C4	47:AA:1697:A:N1	2.86	0.43
47:AA:1756:C:C4	47:AA:1777:G:N3	2.86	0.43
47:AA:1752:C:C2'	47:AA:1780:G:H1	2.30	0.43
47:AA:186:C:H2'	47:AA:187:G:C8	2.53	0.43
47:AA:363:A:C5	47:AA:398:A:C2	3.06	0.43

Continued on next page...

Continued from previous page...

Atom-1	Atom-2	Interatomic distance (Å)	Clash overlap (Å)
47:AA:48:C:H42	47:AA:479:C:H42	1.65	0.43
47:AA:492:C:C2	47:AA:508:A:N6	2.84	0.43
47:AA:578:C:H5	47:AA:579:C:C5	2.35	0.43
47:AA:976:G:C2	80:AO:50:LYS:HE3	2.54	0.43
47:AA:979:C:C2'	47:AA:980:A:H5'	2.48	0.43
48:AC:69:ILE:O	48:AC:73:ALA:N	2.40	0.43
50:AE:58:VAL:H	80:AO:127:GLY:N	2.17	0.43
50:AE:98:PRO:HA	50:AE:99:PRO:HD3	1.87	0.43
47:AA:1495:G:C4	77:AG:41:GLN:HB3	2.53	0.43
78:AI:297:THR:HG23	78:AI:310:TRP:O	2.18	0.43
53:AJ:165:VAL:HG23	53:AJ:167:ARG:HG3	1.99	0.43
54:AK:68:LEU:N	54:AK:100:CYS:SG	2.65	0.43
55:AL:158:ASP:OD1	55:AL:159:PHE:N	2.47	0.43
79:AM:53:ALA:HB3	79:AM:108:CYS:SG	2.59	0.43
81:AU:129:ARG:HD2	81:AU:133:ARG:HB3	1.99	0.43
4:E:46:PHE:HE2	4:E:81:THR:HB	1.83	0.43
14:S:6:PHE:H	14:S:11:ARG:NH2	22.86	0.43
70:A0:84:LEU:HD22	70:A0:95:TYR:CD1	2.54	0.43
37:A:1279:A:H3'	37:A:1280:C:C6	2.53	0.43
37:A:1920:C:H3'	37:A:1921:C:H5''	2.00	0.43
37:A:2:G:C5'	45:R:38:LYS:CD	2.96	0.43
6:G:12:TYR:OH	37:A:4265:U:OP1	2.34	0.43
37:A:958:G:HO2'	37:A:959:G:P	2.40	0.43
47:AA:1055:A:H2'	47:AA:1055:A:N3	2.33	0.43
47:AA:1151:G:C6	47:AA:1152:U:C4	3.07	0.43
47:AA:1168:G:C5	47:AA:1169:G:C8	3.06	0.43
47:AA:1220:A:N7	47:AA:1221:G:C4	2.87	0.43
47:AA:1233:G:C2	47:AA:1526:G:N3	2.86	0.43
47:AA:1273:C:H42	47:AA:1506:A:H1'	1.83	0.43
47:AA:1302:G:H21	52:AH:98:VAL:CG2	2.31	0.43
47:AA:1250:A:O4'	47:AA:1338:G:O2'	2.37	0.43
47:AA:1411:G:C6	47:AA:1412:C:O2'	2.71	0.43
47:AA:1415:C:H6	47:AA:1432:U:O2	2.02	0.43
47:AA:1490:G:C4	47:AA:1491:G:C8	3.06	0.43
47:AA:1565:C:C2	47:AA:1566:G:C8	3.06	0.43
47:AA:1600:G:C6	47:AA:1602:U:O2	2.72	0.43
47:AA:1621:U:P	47:AA:1623:A:HO2'	2.39	0.43
47:AA:1749:G:C2	47:AA:1750:C:C4	3.07	0.43
47:AA:1845:A:C2	47:AA:1855:G:C2	3.06	0.43
47:AA:188:C:H2'	47:AA:189:U:O4'	2.19	0.43
47:AA:376:A:C6	47:AA:377:G:C5	3.06	0.43

Continued on next page...

Continued from previous page...

Atom-1	Atom-2	Interatomic distance (Å)	Clash overlap (Å)
47:AA:431:G:C2	47:AA:432:G:C4	3.06	0.43
47:AA:455:A:H2'	47:AA:456:C:C6	2.53	0.43
47:AA:512:A:H2'	47:AA:513:G:C8	2.47	0.43
47:AA:69:C:H3'	47:AA:70:G:O4'	2.18	0.43
47:AA:884:C:N3	47:AA:904:A:H2	2.17	0.43
47:AA:963:A:C2	47:AA:964:A:C4	3.06	0.43
76:AB:31:SER:O	76:AB:35:VAL:HG23	2.19	0.43
47:AA:482:G:OP1	49:AD:76:LYS:HG2	2.18	0.43
53:AJ:233:LEU:O	53:AJ:236:PHE:HB3	2.18	0.43
53:AJ:92:GLU:HA	53:AJ:95:ASP:CG	2.38	0.43
55:AL:119:LEU:HD23	55:AL:120:ALA:H	1.83	0.43
56:AN:72:LEU:O	56:AN:75:LEU:HB2	2.18	0.43
80:AO:116:LEU:HD12	80:AO:116:LEU:HA	1.68	0.43
80:AO:137:SER:O	80:AO:138:ASP:HB3	2.18	0.43
80:AO:34:PHE:HB3	80:AO:41:PHE:HB2	1.99	0.43
80:AO:87:GLU:N	80:AO:87:GLU:OE1	2.47	0.43
81:AU:113:VAL:HA	81:AU:122:LYS:O	2.18	0.43
47:AA:1016:U:C4	61:AV:32:PHE:HE2	2.36	0.43
61:AV:38:PRO:HG3	61:AV:77:CYS:SG	2.59	0.43
4:E:285:TYR:CD1	4:E:363:ILE:HD12	2.53	0.43
5:F:316:LYS:HE3	5:F:324:ILE:HD11	2.00	0.43
9:L:98:ARG:NH1	9:L:132:PHE:O	2.51	0.43
6:G:42:ASN:ND2	10:N:69:GLN:OE1	2.45	0.43
59:AR:48:VAL:O	70:A0:55:ARG:NH2	2.51	0.43
70:A0:77:TYR:O	70:A0:78:LYS:HB2	2.18	0.43
17:V:51:LYS:NZ	37:A:1401:C:OP2	2.32	0.43
37:A:1983:A:H62	37:A:1987:C:H6	1.67	0.43
3:D:207:VAL:HG22	37:A:3919:C:H4'	2.00	0.43
3:D:122:ASP:HB3	37:A:4081:G:O2'	2.18	0.43
37:A:4221:C:H5''	37:A:4222:G:OP1	2.19	0.43
47:AA:1082:A:H3'	47:AA:1084:A:N7	2.33	0.43
47:AA:1159:G:H2'	47:AA:1160:U:C6	2.54	0.43
47:AA:1210:G:C6	47:AA:1211:G:C5	3.06	0.43
47:AA:1317:C:C5	47:AA:1318:G:C8	3.06	0.43
47:AA:1318:G:C6	47:AA:1319:U:O4	2.72	0.43
47:AA:1337:C:N3	47:AA:1491:G:C6	2.86	0.43
47:AA:1539:U:OP1	81:AU:43:LYS:HB2	2.18	0.43
47:AA:1552:G:C2	47:AA:1557:C:N4	2.87	0.43
47:AA:1581:C:H3'	47:AA:1582:C:C6	2.53	0.43
47:AA:1203:G:N2	47:AA:1696:C:N3	2.65	0.43
47:AA:20:G:OP1	47:AA:620:G:H1'	2.19	0.43

Continued on next page...

Continued from previous page...

Atom-1	Atom-2	Interatomic distance (Å)	Clash overlap (Å)
47:AA:223:C:C2	47:AA:299:A:C2	3.06	0.43
47:AA:478:G:H2'	47:AA:479:C:C6	2.53	0.43
47:AA:610:G:H2'	47:AA:611:G:O4'	2.18	0.43
47:AA:665:G:C2	47:AA:671:A:C8	3.06	0.43
47:AA:675:U:H3	47:AA:1030:A:N6	2.15	0.43
47:AA:753:C:H1'	47:AA:791:C:O2'	2.17	0.43
47:AA:948:C:N4	47:AA:978:G:N1	2.64	0.43
47:AA:97:U:O4	47:AA:98:C:N4	2.52	0.43
76:AB:35:VAL:O	76:AB:38:ASP:HB3	2.18	0.43
49:AD:90:CYS:O	49:AD:94:ILE:HG22	2.18	0.43
47:AA:1509:U:H5'	52:AH:85:TYR:CD2	2.54	0.43
78:AI:201:SER:HA	78:AI:241:PHE:CD2	2.53	0.43
78:AI:45:LEU:HG	78:AI:52:TYR:CB	2.48	0.43
53:AJ:145:LYS:HE3	53:AJ:145:LYS:HB3	1.76	0.43
53:AJ:274:VAL:O	53:AJ:276:THR:OG1	2.31	0.43
79:AM:109:VAL:O	79:AM:111:VAL:HG23	2.18	0.43
79:AM:49:LEU:HD11	79:AM:131:LYS:HD3	2.00	0.43
57:AP:113:HIS:ND1	57:AP:114:GLU:N	2.66	0.43
37:A:961:G:C4	38:H:123:ARG:HD2	2.53	0.43
37:A:4946:U:C2	38:H:158:ARG:HD2	2.53	0.43
13:Q:55:TYR:N	13:Q:55:TYR:CD2	4.71	0.43
20:Z:78:HIS:HB2	20:Z:85:ARG:HG3	2.00	0.43
59:AR:51:ASP:CA	70:A0:8:LYS:HD2	2.48	0.43
37:A:182:G:H22	37:A:255:C:H2'	1.83	0.43
17:V:14:ARG:HH11	37:A:1877:G:P	2.42	0.43
37:A:309:C:H5''	37:A:310:G:O4'	2.18	0.43
37:A:3767:C:H6	37:A:3767:C:O5'	2.02	0.43
37:A:4039:G:H2'	37:A:4040:C:C6	2.53	0.43
47:AA:1113:A:C6	47:AA:1120:U:C2	3.06	0.43
47:AA:1168:G:H2'	47:AA:1169:G:O4'	2.18	0.43
47:AA:1184:G:C5	47:AA:1185:C:C5	3.07	0.43
47:AA:1222:G:N3	47:AA:1223:A:C8	2.87	0.43
47:AA:1374:C:H5''	47:AA:1375:G:OP2	2.19	0.43
47:AA:1432:U:H5'	47:AA:1433:C:OP2	2.19	0.43
47:AA:1484:A:C4	47:AA:1485:U:C5	3.06	0.43
47:AA:1556:A:H4'	47:AA:1557:C:OP1	2.19	0.43
47:AA:1632:G:O5'	47:AA:1632:G:H8	2.01	0.43
47:AA:1667:U:H2'	47:AA:1668:U:C6	2.49	0.43
47:AA:376:A:H2'	47:AA:377:G:O4'	2.18	0.43
47:AA:556:U:H5	47:AA:588:G:O2'	2.01	0.43
47:AA:663:C:N4	47:AA:664:A:C5	2.86	0.43

Continued on next page...

Continued from previous page...

Atom-1	Atom-2	Interatomic distance (Å)	Clash overlap (Å)
47:AA:67:C:N4	54:AK:164:LYS:HE2	2.34	0.43
47:AA:73:C:H4'	47:AA:74:G:OP1	2.19	0.43
47:AA:1668:U:H5''	76:AB:77:TRP:CD1	2.54	0.43
49:AD:125:VAL:HG11	49:AD:130:LEU:HD13	2.01	0.43
78:AI:132:TRP:HA	78:AI:138:CYS:HA	2.00	0.43
78:AI:32:LEU:HD22	78:AI:69:VAL:HG22	2.01	0.43
78:AI:54:ILE:CG1	78:AI:55:PRO:N	2.81	0.43
53:AJ:152:ARG:O	53:AJ:155:ILE:N	2.51	0.43
53:AJ:265:PRO:C	53:AJ:268:GLU:HB3	2.39	0.43
59:AR:47:LEU:HA	70:A0:23:ARG:HH22	1.83	0.43
81:AU:24:LYS:CG	81:AU:25:SER:H	2.25	0.43
61:AV:52:THR:HG22	61:AV:53:VAL:O	2.18	0.43
3:D:118:GLU:OE2	37:A:3662:A:O2'	2.34	0.43
3:D:248:GLY:O	47:AA:1044:G:C2	2.71	0.43
5:F:94:ASN:HA	5:F:100:ARG:O	2.18	0.43
5:F:60:HIS:CE1	5:F:100:ARG:HD3	2.54	0.43
11:O:44:GLN:HG3	11:O:56:LEU:HG	2.00	0.43
19:Y:26:ASP:OD1	19:Y:27:ARG:N	2.51	0.43
70:A0:50:ILE:O	70:A0:50:ILE:HG13	2.19	0.43
37:A:1962:A:H8	37:A:2024:G:H21	1.67	0.43
37:A:211:G:H4'	37:A:234:G:C8	2.54	0.43
37:A:2829:U:OP1	37:A:2829:U:H4'	2.17	0.43
37:A:4041:C:H3'	37:A:4042:G:C5'	2.49	0.43
37:A:747:A:O2'	37:A:748:G:H5'	2.18	0.43
47:AA:1258:A:C5	47:AA:1664:A:C6	3.07	0.43
47:AA:1392:U:H1'	47:AA:1479:G:C2	2.54	0.43
47:AA:1407:U:H2'	47:AA:1408:U:H6	1.83	0.43
47:AA:1464:C:H3'	47:AA:1465:A:C8	2.54	0.43
47:AA:1527:C:C5	47:AA:1528:G:N7	2.87	0.43
47:AA:1730:U:C4	47:AA:1731:A:C5	3.07	0.43
47:AA:102:A:N7	47:AA:408:A:C6	2.86	0.43
47:AA:50:A:C6	47:AA:51:U:O2	2.72	0.43
47:AA:57:U:OP1	47:AA:504:G:O2'	2.36	0.43
47:AA:588:G:H21	47:AA:589:G:H1	1.65	0.43
47:AA:678:U:H6	47:AA:678:U:O5'	2.01	0.43
47:AA:803:C:O2	57:AP:124:LYS:NZ	2.46	0.43
48:AC:3:ASN:HD22	48:AC:6:GLY:HA2	1.84	0.43
78:AI:107:ASP:O	78:AI:124:SER:HA	2.18	0.43
78:AI:285:GLN:HE21	78:AI:303:THR:HG21	1.84	0.43
54:AK:38:ALA:CB	54:AK:45:TRP:HB3	2.49	0.43
47:AA:155:G:O2'	54:AK:4:ASN:OD1	2.37	0.43

Continued on next page...

Continued from previous page...

Atom-1	Atom-2	Interatomic distance (Å)	Clash overlap (Å)
55:AL:134:HIS:O	55:AL:160:SER:N	2.21	0.43
79:AM:59:PRO:C	79:AM:61:TYR:H	2.22	0.43
57:AP:40:VAL:HG11	57:AP:110:ILE:HG23	1.99	0.43
59:AR:51:ASP:H	59:AR:54:THR:CG2	2.30	0.43
58:AQ:16:ARG:CD	59:AR:94:LYS:HG2	207.87	0.43
4:E:321:VAL:HG12	4:E:322:HIS:ND1	2.34	0.43
38:H:84:LYS:HB2	38:H:89:LEU:CG	2.42	0.43
37:A:1358:G:N7	37:A:1378:C:N4	2.66	0.43
37:A:3644:U:O2'	37:A:4555:U:H5'	2.18	0.43
37:A:4072:C:H2'	37:A:4073:A:H8	1.84	0.43
37:A:4635:A:O2'	37:A:4637:G:OP1	2.30	0.43
7:I:169:ARG:HD3	37:A:4861:G:OP1	2.19	0.43
47:AA:1233:G:C6	47:AA:1234:C:N3	2.87	0.43
47:AA:1302:G:H1	47:AA:1305:C:H2'	1.83	0.43
47:AA:1358:U:H2'	47:AA:1359:U:O4'	2.18	0.43
47:AA:1275:G:C8	47:AA:1506:A:H2	2.36	0.43
47:AA:1785:C:HO2'	47:AA:1786:U:P	2.38	0.43
47:AA:1748:G:O6	47:AA:1786:U:C4	2.71	0.43
47:AA:1745:A:C8	47:AA:1790:A:H1'	2.54	0.43
47:AA:1797:U:N3	47:AA:1798:C:C4	2.87	0.43
47:AA:1846:G:N2	47:AA:1847:G:C2	2.87	0.43
47:AA:1839:U:H1'	47:AA:1863:A:C2	2.54	0.43
47:AA:221:A:H2'	47:AA:222:U:O4'	2.19	0.43
47:AA:113:G:N2	47:AA:293:C:O4'	2.52	0.43
47:AA:34:U:H5''	47:AA:35:C:OP2	2.18	0.43
47:AA:452:G:H2'	47:AA:453:C:O4'	2.19	0.43
47:AA:532:C:H6	47:AA:532:C:OP1	2.01	0.43
47:AA:619:A:C2	47:AA:623:G:C6	3.06	0.43
47:AA:613:G:C5	47:AA:627:U:C2	3.07	0.43
47:AA:838:G:C8	47:AA:840:C:OP2	2.72	0.43
47:AA:863:U:O2'	57:AP:78:ARG:NH1	2.51	0.43
47:AA:944:A:C6	47:AA:945:U:C4	3.06	0.43
76:AB:17:ILE:HG12	76:AB:94:PRO:CB	2.47	0.43
47:AA:29:G:H5''	49:AD:129:SER:HB2	2.01	0.43
49:AD:133:LEU:HD23	49:AD:138:LYS:O	2.19	0.43
78:AI:214:GLY:HA2	78:AI:235:ILE:HA	2.00	0.43
78:AI:62:HIS:HD2	78:AI:88:ARG:HE	1.61	0.43
53:AJ:67:GLY:O	53:AJ:70:VAL:N	2.51	0.43
54:AK:114:VAL:HG23	54:AK:115:LYS:H	1.84	0.43
54:AK:7:PHE:HB3	54:AK:12:CYS:SG	2.58	0.43
54:AK:47:GLY:HA3	54:AK:118:GLU:OE1	2.19	0.43

Continued on next page...

Continued from previous page...

Atom-1	Atom-2	Interatomic distance (Å)	Clash overlap (Å)
55:AL:58:ARG:HG2	55:AL:62:THR:HG23	2.01	0.43
79:AM:64:LEU:O	79:AM:64:LEU:HD23	2.19	0.43
56:AN:22:VAL:HG12	56:AN:66:VAL:HG22	2.00	0.43
81:AU:30:VAL:HG13	81:AU:54:TYR:OH	2.18	0.43
10:N:114:GLN:O	10:N:118:GLU:HG2	2.19	0.43
10:N:90:ASN:HD22	37:A:4313:A:H1'	1.84	0.43
20:Z:106:TYR:O	20:Z:108:SER:N	2.51	0.43
37:A:3699:C:OP1	47:AA:1051:G:O2'	2.37	0.43
37:A:3760:A:H61	47:AA:1826:G:C2'	2.30	0.43
37:A:3771:C:H2'	37:A:3772:U:O4'	2.19	0.43
37:A:4136:G:H1	37:A:4148:C:N4	2.17	0.43
37:A:4426:C:H2'	37:A:4427:G:H5'	2.01	0.43
37:A:4741:C:C6	37:A:4741:C:O5'	2.70	0.43
37:A:660:A:N6	37:A:661:C:N3	2.67	0.43
47:AA:1204:A:N6	47:AA:1205:C:N3	2.67	0.43
47:AA:1217:A:C6	47:AA:1218:C:C4	3.06	0.43
47:AA:1272:C:C4	47:AA:1510:G:N1	2.87	0.43
47:AA:1509:U:H5'	52:AH:85:TYR:CE2	2.54	0.43
47:AA:1532:C:C4	47:AA:1637:A:C4	3.07	0.43
47:AA:1647:A:N7	47:AA:1675:A:N1	2.66	0.43
47:AA:1701:C:HO2'	47:AA:1702:G:P	2.42	0.43
47:AA:1700:C:C2	47:AA:1702:G:C5	3.07	0.43
47:AA:1705:C:O4'	47:AA:1831:A:C2	2.72	0.43
47:AA:217:A:C2	47:AA:309:G:C4	3.07	0.43
47:AA:317:C:C4	47:AA:318:A:C6	3.07	0.43
47:AA:531:A:O5'	47:AA:531:A:C8	2.72	0.43
47:AA:628:A:H3'	47:AA:628:A:C8	2.54	0.43
47:AA:698:G:H8	47:AA:733:C:N3	2.17	0.43
47:AA:745:C:H4'	47:AA:746:C:OP2	2.18	0.43
47:AA:79:A:H2'	47:AA:80:G:H8	1.81	0.43
47:AA:824:C:C2	55:AL:144:ILE:HG13	2.54	0.43
47:AA:951:C:O2'	80:AO:50:LYS:HE2	2.19	0.43
53:AJ:203:GLY:H	53:AJ:221:ASP:HB2	1.84	0.43
53:AJ:274:VAL:O	53:AJ:275:LYS:C	2.55	0.43
53:AJ:72:ASP:OD2	53:AJ:272:HIS:CE1	2.72	0.43
54:AK:7:PHE:O	54:AK:11:GLY:N	2.36	0.43
56:AN:50:ILE:O	56:AN:53:ILE:N	2.51	0.43
56:AN:85:PRO:O	56:AN:88:LEU:N	2.52	0.43
58:AQ:10:ARG:HG3	58:AQ:24:VAL:HB	2.00	0.43
59:AR:54:THR:HA	59:AR:57:LYS:HG2	2.01	0.43
81:AU:87:VAL:HG22	81:AU:87:VAL:O	2.19	0.43

Continued on next page...

Continued from previous page...

Atom-1	Atom-2	Interatomic distance (Å)	Clash overlap (Å)
1:B:77:A:H62	1:B:99:G:H21	1.66	0.43
6:G:273:LEU:O	6:G:277:LYS:N	2.47	0.43
10:N:12:ARG:HH21	37:A:4275:G:H4'	1.84	0.43
45:R:72:ASP:O	45:R:76:ILE:HG12	2.19	0.43
70:A0:89:ASP:HB3	70:A0:91:LYS:O	2.19	0.42
37:A:2045:G:O2'	37:A:2046:G:H5''	2.19	0.42
37:A:4069:U:H2'	37:A:4070:U:C6	2.54	0.42
37:A:4110:C:N4	37:A:4111:U:O4	2.52	0.42
37:A:4200:G:C2	37:A:4201:G:H1'	2.54	0.42
37:A:4769:G:N2	37:A:4865:C:N3	2.53	0.42
47:AA:1136:U:O2'	47:AA:1137:U:H5'	2.19	0.42
47:AA:1199:A:H5''	47:AA:1200:A:OP2	2.19	0.42
47:AA:1251:A:N1	47:AA:1252:C:C2	2.87	0.42
47:AA:1332:A:N6	47:AA:1333:U:O2	2.52	0.42
47:AA:1411:G:C2	47:AA:1434:C:O2	2.70	0.42
47:AA:1465:A:H8	47:AA:1465:A:P	2.42	0.42
47:AA:1452:A:C6	47:AA:1474:A:C5	3.07	0.42
47:AA:149:A:C6	47:AA:170:A:C6	3.06	0.42
47:AA:154:U:H5'	47:AA:155:G:OP2	2.19	0.42
47:AA:1610:G:C2	47:AA:1611:G:C4	3.07	0.42
47:AA:1662:U:H5	47:AA:1663:A:C5	2.37	0.42
47:AA:1787:G:C6	47:AA:1788:A:C6	3.07	0.42
47:AA:184:G:H2'	47:AA:184:G:N3	2.34	0.42
47:AA:190:G:H2'	47:AA:208:G:N1	2.34	0.42
47:AA:107:A:N3	47:AA:355:G:C2	2.87	0.42
47:AA:377:G:C6	47:AA:378:U:O4	2.72	0.42
47:AA:436:G:N1	47:AA:437:G:C5	2.87	0.42
47:AA:476:A:C5	47:AA:477:G:N7	2.88	0.42
47:AA:832:G:N2	47:AA:833:C:H1'	2.34	0.42
47:AA:867:G:C6	47:AA:868:G:C6	3.07	0.42
47:AA:88:G:C2	47:AA:500:A:C6	3.07	0.42
47:AA:963:A:C6	47:AA:964:A:C6	3.07	0.42
47:AA:980:A:HO2'	47:AA:981:A:P	2.41	0.42
47:AA:992:A:C2	47:AA:993:G:C8	3.06	0.42
76:AB:49:LYS:C	76:AB:51:LYS:N	2.71	0.42
49:AD:11:ARG:O	49:AD:14:ARG:N	2.52	0.42
49:AD:94:ILE:HB	49:AD:125:VAL:HG21	2.01	0.42
47:AA:1869:A:H8	50:AE:39:PHE:CE2	2.37	0.42
78:AI:191:HIS:CD2	78:AI:192:THR:H	2.37	0.42
53:AJ:123:ARG:HG3	53:AJ:145:LYS:HZ2	1.84	0.42
53:AJ:188:CYS:CB	53:AJ:239:ALA:HB2	2.49	0.42

Continued on next page...

Continued from previous page...

Atom-1	Atom-2	Interatomic distance (Å)	Clash overlap (Å)
56:AN:54:LEU:O	56:AN:59:GLY:N	2.52	0.42
58:AQ:50:THR:O	58:AQ:51:THR:OG1	2.31	0.42
60:AT:22:GLN:OE1	60:AT:22:GLN:N	2.52	0.42
4:E:174:ARG:HH21	37:A:4986:G:H1'	1.83	0.42
40:K:18:PRO:HG3	40:K:52:PHE:HD1	1.84	0.42
11:O:64:GLU:HB3	11:O:71:THR:HB	2.01	0.42
14:S:6:PHE:HD2	42:M:151:LYS:HD2	147.93	0.42
47:AA:1232:U:OP2	70:A0:135:HIS:HB2	2.19	0.42
20:Z:22:ARG:NH2	37:A:2070:U:OP1	2.52	0.42
37:A:2669:C:HO2'	37:A:2670:C:C5'	2.31	0.42
37:A:4740:G:C4	37:A:4960:G:C2	3.06	0.42
37:A:62:A:N3	37:A:77:U:O2'	2.49	0.42
47:AA:1113:A:C6	47:AA:1120:U:N3	2.87	0.42
47:AA:1139:C:C4	47:AA:1140:G:C5	3.06	0.42
47:AA:1158:G:H2'	47:AA:1158:G:N3	2.34	0.42
47:AA:1228:A:H1'	47:AA:1634:A:H2	1.85	0.42
47:AA:1411:G:OP2	47:AA:1412:C:H5''	2.19	0.42
47:AA:1446:A:N3	47:AA:1447:G:N7	2.67	0.42
47:AA:1516:G:C6	47:AA:1517:G:C8	3.07	0.42
47:AA:164:A:N6	47:AA:165:G:O6	2.52	0.42
47:AA:1732:G:H1	47:AA:1802:C:H42	1.67	0.42
47:AA:34:U:H3	47:AA:521:A:H61	1.66	0.42
47:AA:373:G:C6	47:AA:374:G:N7	2.87	0.42
47:AA:105:U:O2'	47:AA:432:G:O2'	2.02	0.42
47:AA:525:A:C2	47:AA:526:A:C5	3.07	0.42
47:AA:29:G:H1'	47:AA:646:G:N2	2.34	0.42
47:AA:698:G:N7	47:AA:731:G:H2'	2.33	0.42
47:AA:744:G:H2'	47:AA:744:G:N3	2.34	0.42
47:AA:808:A:C6	47:AA:809:A:C6	3.07	0.42
47:AA:902:G:H3'	47:AA:903:A:C5'	2.49	0.42
47:AA:933:G:N1	47:AA:1000:C:C5	2.87	0.42
47:AA:936:G:H5'	56:AN:108:ASP:HB3	1.99	0.42
76:AB:36:CYS:O	76:AB:39:LEU:N	2.45	0.42
76:AB:61:LEU:HD22	77:AG:34:TYR:CZ	2.53	0.42
76:AB:51:LYS:HE2	76:AB:92:HIS:HB3	2.00	0.42
48:AC:47:ASN:OD1	48:AC:48:GLY:N	2.51	0.42
49:AD:70:VAL:HG11	49:AD:94:ILE:HD11	2.00	0.42
54:AK:226:GLU:HB3	54:AK:227:GLN:NE2	2.34	0.42
55:AL:58:ARG:O	55:AL:61:LEU:N	2.52	0.42
55:AL:60:LEU:HD11	55:AL:69:ARG:O	2.18	0.42
55:AL:89:GLU:HG2	55:AL:90:GLY:N	2.34	0.42

Continued on next page...

Continued from previous page...

Atom-1	Atom-2	Interatomic distance (Å)	Clash overlap (Å)
51:AF:62:GLU:OE2	80:AO:121:ARG:NH1	2.52	0.42
59:AR:68:ILE:O	59:AR:109:TYR:HB2	2.19	0.42
5:F:8:ILE:HD11	5:F:257:PHE:CZ	2.54	0.42
6:G:43:LYS:HB3	6:G:46:THR:OG1	2.19	0.42
7:I:122:ALA:O	7:I:128:ARG:NH2	2.52	0.42
46:W:96:ILE:HG22	46:W:99:PRO:HD3	2.00	0.42
37:A:1265:G:H3'	37:A:1266:G:C8	2.55	0.42
37:A:1450:C:H2'	37:A:1451:G:O4'	2.19	0.42
37:A:3706:C:H2'	37:A:3707:U:O4'	2.20	0.42
37:A:4511:A:H2'	37:A:4512:U:O4'	2.18	0.42
37:A:962:C:H41	37:A:969:C:H41	1.65	0.42
47:AA:1067:C:C4	47:AA:1068:G:C8	3.08	0.42
47:AA:1151:G:C5	47:AA:1152:U:C4	3.07	0.42
47:AA:1236:G:C5	47:AA:1237:C:C2	3.08	0.42
47:AA:1267:C:O2	47:AA:1516:G:C2	2.73	0.42
47:AA:1276:A:N7	47:AA:1277:C:C5	2.87	0.42
47:AA:1290:G:N2	47:AA:1311:C:H1'	2.34	0.42
47:AA:1334:G:C5	47:AA:1335:G:C5	3.07	0.42
47:AA:1337:C:O2	47:AA:1491:G:C2	2.72	0.42
47:AA:1364:U:C4	47:AA:1365:G:N7	2.87	0.42
47:AA:1375:G:N1	47:AA:1376:A:C5	2.87	0.42
47:AA:1390:U:H2'	47:AA:1391:C:C6	2.54	0.42
47:AA:1472:C:C4	47:AA:1475:G:C8	3.07	0.42
47:AA:1241:A:C2	47:AA:1517:G:H1'	2.52	0.42
47:AA:1631:U:H2'	47:AA:1632:G:N9	2.34	0.42
47:AA:1258:A:C4	47:AA:1664:A:C6	3.07	0.42
47:AA:203:G:C2	47:AA:204:G:C5	3.08	0.42
47:AA:319:C:H41	47:AA:320:G:N2	2.18	0.42
47:AA:363:A:C5	47:AA:401:A:N7	2.88	0.42
47:AA:391:C:C5	47:AA:392:A:N7	2.88	0.42
47:AA:416:U:C2'	47:AA:417:C:H5'	2.49	0.42
47:AA:418:A:C6	47:AA:419:G:C5	3.07	0.42
47:AA:555:A:C8	47:AA:557:U:OP1	2.72	0.42
47:AA:745:C:N4	47:AA:795:A:C6	2.88	0.42
47:AA:834:C:N3	47:AA:835:C:O2	2.53	0.42
51:AF:20:ARG:HE	51:AF:28:THR:HG22	1.84	0.42
78:AI:44:LYS:CG	78:AI:56:GLN:CD	2.86	0.42
54:AK:139:SER:O	54:AK:143:LYS:HE2	2.19	0.42
47:AA:1283:C:C5'	79:AM:102:LYS:HB3	2.49	0.42
58:AQ:81:TYR:O	58:AQ:85:ASN:N	2.53	0.42
59:AR:103:HIS:ND1	59:AR:106:GLN:OE1	2.52	0.42

Continued on next page...

Continued from previous page...

Atom-1	Atom-2	Interatomic distance (Å)	Clash overlap (Å)
59:AR:46:ASN:HB3	59:AR:80:ARG:HA	2.01	0.42
81:AU:21:PHE:HA	81:AU:24:LYS:HE2	2.01	0.42
5:F:259:LYS:O	5:F:263:LEU:N	2.52	0.42
37:A:961:G:N3	38:H:123:ARG:HD2	2.34	0.42
12:P:58:GLY:HA2	12:P:125:CYS:HB3	2.01	0.42
20:Z:38:GLU:OE1	20:Z:38:GLU:N	2.52	0.42
59:AR:83:LEU:HD22	70:A0:54:LYS:NZ	2.35	0.42
37:A:1293:G:H3'	37:A:1294:A:C2	2.54	0.42
37:A:1477:C:H2'	37:A:1478:C:O4'	2.19	0.42
16:U:2:PRO:HG2	37:A:1509:C:H5''	2.02	0.42
37:A:1821:G:N2	37:A:1821:G:OP2	2.53	0.42
37:A:2597:G:H2'	37:A:2598:A:C8	2.54	0.42
9:L:101:ILE:HG23	37:A:2898:G:OP1	2.18	0.42
37:A:307:A:H3'	37:A:308:G:N2	2.33	0.42
37:A:4056:A:H2'	37:A:4057:C:C6	2.55	0.42
37:A:673:C:H2'	37:A:674:G:H8	1.83	0.42
37:A:987:C:H2'	37:A:988:C:C5	2.54	0.42
47:AA:1032:C:H5'	56:AN:109:LYS:HZ2	1.83	0.42
47:AA:1049:A:H2'	47:AA:1049:A:N3	2.34	0.42
47:AA:1061:U:HO2'	47:AA:1062:A:P	2.41	0.42
47:AA:1060:A:C4	47:AA:1062:A:N6	2.87	0.42
47:AA:1140:G:N1	47:AA:1141:G:C5	2.87	0.42
47:AA:1173:A:C6	47:AA:1174:U:N3	2.88	0.42
47:AA:1186:U:H5	47:AA:1187:G:C5	2.36	0.42
47:AA:1224:G:N2	47:AA:1225:U:C2	2.87	0.42
47:AA:1289:U:H5''	52:AH:97:LYS:HD3	2.01	0.42
47:AA:1290:G:C8	47:AA:1291:A:H1'	2.54	0.42
47:AA:1364:U:N3	47:AA:1365:G:C8	2.88	0.42
47:AA:1410:C:C4	47:AA:1411:G:C6	3.07	0.42
47:AA:1414:A:C8	47:AA:1416:C:H4'	2.54	0.42
47:AA:1696:C:H2'	47:AA:1697:A:H5'	2.02	0.42
47:AA:1719:A:H5''	47:AA:1720:U:OP2	2.19	0.42
47:AA:429:C:C4	47:AA:430:C:C5	3.07	0.42
47:AA:454:U:H2'	47:AA:455:A:H8	1.82	0.42
47:AA:54:A:C6	47:AA:474:G:C6	3.07	0.42
47:AA:559:G:H3'	55:AL:177:ASN:HD22	1.84	0.42
47:AA:587:A:O4'	47:AA:592:C:C4	2.72	0.42
47:AA:614:C:N4	47:AA:626:G:C5	2.87	0.42
47:AA:697:G:C8	47:AA:697:G:OP2	2.72	0.42
47:AA:802:A:C2	47:AA:803:C:C2	3.08	0.42
47:AA:881:G:H2'	47:AA:882:U:H6	1.83	0.42

Continued on next page...

Continued from previous page...

Atom-1	Atom-2	Interatomic distance (Å)	Clash overlap (Å)
47:AA:996:A:C4	47:AA:997:A:C8	3.06	0.42
76:AB:80:PHE:CE2	77:AG:43:PHE:HE2	2.38	0.42
60:AT:34:ARG:O	60:AT:38:TYR:N	2.48	0.42
2:C:146:U:O2	37:A:11:G:N2	2.53	0.42
42:M:161:ARG:NH2	42:M:164:LYS:HG2	2.35	0.42
15:T:25:ILE:HG12	15:T:43:VAL:HG12	2.01	0.42
70:A0:8:LYS:HE2	70:A0:8:LYS:HB3	1.82	0.42
37:A:1445:U:H3	37:A:2099:G:H22	1.66	0.42
37:A:258:G:H2'	37:A:259:C:O4'	2.20	0.42
37:A:4101:C:H2'	37:A:4102:C:C5	2.55	0.42
37:A:4242:U:N3	37:A:4281:A:H2	2.17	0.42
37:A:3846:C:H5''	37:A:4667:C:O2'	2.18	0.42
37:A:734:G:H1	37:A:929:A:H62	1.67	0.42
47:AA:1017:U:H2'	47:AA:1018:U:C6	2.55	0.42
47:AA:1073:U:H2'	47:AA:1074:C:C6	2.54	0.42
47:AA:1080:A:HO2'	47:AA:1081:U:P	2.40	0.42
47:AA:1151:G:C2	47:AA:1152:U:C2	3.08	0.42
47:AA:1281:G:H2'	47:AA:1282:A:C8	2.54	0.42
47:AA:1293:A:H4'	47:AA:1294:G:OP1	2.19	0.42
47:AA:1452:A:C5	47:AA:1474:A:C5	3.07	0.42
47:AA:1452:A:N6	47:AA:1475:G:C8	2.88	0.42
47:AA:1522:A:H8	70:A0:144:ARG:CD	2.32	0.42
47:AA:1599:U:H4'	47:AA:1600:G:N3	2.34	0.42
47:AA:1862:G:N7	47:AA:1864:U:O4	2.53	0.42
47:AA:389:A:C2	47:AA:390:C:C2	3.08	0.42
47:AA:426:A:H2'	47:AA:427:U:H5'	2.01	0.42
47:AA:435:A:H3'	47:AA:450:C:H5	1.84	0.42
47:AA:62:G:N1	47:AA:63:U:C2	2.87	0.42
47:AA:730:C:H3'	47:AA:731:G:H4'	2.01	0.42
47:AA:872:A:H8	47:AA:873:G:N9	2.18	0.42
47:AA:878:G:H2'	47:AA:878:G:N3	2.35	0.42
47:AA:878:G:C2	47:AA:879:C:H4'	2.54	0.42
47:AA:987:A:H5''	50:AE:70:LYS:CE	2.49	0.42
47:AA:992:A:H2'	47:AA:992:A:N3	2.35	0.42
76:AB:20:ILE:HD11	76:AB:95:SER:HA	2.00	0.42
48:AC:59:ILE:HA	48:AC:59:ILE:HD13	1.83	0.42
48:AC:66:ASP:OD1	48:AC:67:ASP:N	2.53	0.42
47:AA:1866:A:C5	50:AE:87:ARG:NH1	2.88	0.42
78:AI:109:LEU:HG	78:AI:153:CYS:HA	2.02	0.42
78:AI:33:SER:OG	78:AI:41:ILE:O	2.31	0.42
78:AI:7:LEU:HD21	78:AI:308:ARG:HB3	2.00	0.42

Continued on next page...

Continued from previous page...

Atom-1	Atom-2	Interatomic distance (Å)	Clash overlap (Å)
53:AJ:276:THR:C	53:AJ:278:THR:H	2.23	0.42
80:AO:102:GLY:O	80:AO:106:LYS:NZ	2.46	0.42
80:AO:74:ALA:HB3	80:AO:114:SER:OG	2.19	0.42
58:AQ:126:GLY:O	58:AQ:129:LYS:HB2	2.20	0.42
58:AQ:110:ARG:HH12	58:AQ:132:LYS:N	2.17	0.42
4:E:285:TYR:HE2	4:E:334:LYS:HB2	1.84	0.42
38:H:152:ILE:HG22	38:H:160:LYS:O	2.19	0.42
7:I:188:LYS:NZ	37:A:4893:A:H5''	2.35	0.42
40:K:67:ILE:HD12	40:K:96:PRO:HD2	2.02	0.42
9:L:173:ARG:HD2	47:AA:910:G:OP2	2.20	0.42
37:A:451:C:OP1	38:H:229:GLU:HG3	2.19	0.42
47:AA:1184:G:C5	47:AA:1185:C:C4	3.07	0.42
47:AA:1227:G:N2	47:AA:1228:A:C8	2.86	0.42
47:AA:1449:G:HO2'	47:AA:1450:G:C5'	2.31	0.42
47:AA:150:A:P	47:AA:151:C:H5	2.42	0.42
47:AA:1616:U:N3	47:AA:1620:A:H2	2.07	0.42
47:AA:1658:G:N2	47:AA:1667:U:C2	2.88	0.42
47:AA:1700:C:C2	47:AA:1702:G:N7	2.87	0.42
47:AA:191:A:N6	47:AA:209:A:O2'	2.52	0.42
47:AA:426:A:C2'	47:AA:427:U:H5'	2.49	0.42
47:AA:429:C:H2'	47:AA:811:A:H61	1.84	0.42
47:AA:451:G:O2'	47:AA:452:G:P	2.77	0.42
47:AA:49:C:C2	47:AA:478:G:C6	3.07	0.42
47:AA:499:G:N1	47:AA:501:C:H1'	2.35	0.42
47:AA:525:A:P	60:AT:28:LYS:HB2	2.59	0.42
47:AA:535:G:C2	47:AA:537:C:O2	2.72	0.42
47:AA:556:U:O2'	47:AA:557:U:OP2	2.38	0.42
47:AA:567:C:O2'	47:AA:568:C:H5'	2.18	0.42
47:AA:594:A:C4	47:AA:643:A:C6	3.07	0.42
47:AA:655:A:H4'	47:AA:656:G:H5'	2.02	0.42
47:AA:664:A:C6	47:AA:665:G:C5	3.07	0.42
47:AA:685:A:H2	47:AA:918:U:O2	2.01	0.42
47:AA:837:A:H2	47:AA:838:G:N3	2.17	0.42
47:AA:85:A:C4	47:AA:86:C:C5	3.07	0.42
47:AA:907:G:H8	47:AA:907:G:H5''	1.84	0.42
76:AB:108:PRO:CD	76:AB:110:VAL:HG13	2.48	0.42
49:AD:28:LYS:O	49:AD:31:HIS:N	2.52	0.42
50:AE:44:ILE:HG22	50:AE:65:PRO:O	2.20	0.42
51:AF:32:VAL:HG22	51:AF:42:ILE:HB	2.02	0.42
78:AI:226:HIS:CD2	78:AI:227:LEU:N	2.88	0.42
78:AI:246:TYR:HB3	78:AI:261:LEU:CD1	2.50	0.42

Continued on next page...

Continued from previous page...

Atom-1	Atom-2	Interatomic distance (Å)	Clash overlap (Å)
78:AI:5:MET:HG3	78:AI:310:TRP:CD1	2.55	0.42
78:AI:39:THR:OG1	78:AI:60:ARG:HG3	2.19	0.42
53:AJ:94:ILE:HA	53:AJ:94:ILE:HD12	1.85	0.42
47:AA:181:A:H61	54:AK:196:LYS:HZ2	1.67	0.42
54:AK:216:ARG:HD2	54:AK:223:LYS:HZ2	1.84	0.42
58:AQ:110:ARG:HH12	58:AQ:132:LYS:CA	2.32	0.42
58:AQ:15:ASN:HD21	58:AQ:18:LEU:HD12	1.84	0.42
58:AQ:20:ARG:NH1	58:AQ:74:MET:HA	2.34	0.42
58:AQ:55:ILE:HG23	58:AQ:75:ILE:HG12	2.01	0.42
58:AQ:88:LYS:HE3	58:AQ:97:TYR:CE2	2.54	0.42
40:K:81:VAL:HG22	40:K:101:CYS:SG	2.60	0.42
9:L:24:LEU:HG	9:L:32:ILE:HD13	2.01	0.42
37:A:2:G:P	45:R:38:LYS:HD3	2.58	0.42
37:A:1185:G:H2'	37:A:1186:U:C6	2.54	0.42
37:A:1266:G:H1'	37:A:2111:G:H4'	2.00	0.42
37:A:1633:G:H5'	37:A:1634:A:OP1	2.20	0.42
37:A:1866:U:O2'	37:A:1867:A:O4'	2.37	0.42
37:A:2730:U:H2'	37:A:2731:C:C6	2.55	0.42
37:A:2909:C:O2	37:A:3586:G:N2	2.51	0.42
37:A:3726:A:O2'	37:A:3727:A:O4'	2.38	0.42
47:AA:1120:U:N3	47:AA:1121:G:C5	2.82	0.42
47:AA:1134:G:H2'	47:AA:1135:C:H6	1.84	0.42
47:AA:1217:A:N1	47:AA:1218:C:C4	2.87	0.42
47:AA:1276:A:C8	47:AA:1277:C:C5	3.08	0.42
47:AA:1306:U:H5''	52:AH:135:HIS:CD2	2.55	0.42
47:AA:1338:G:C2	47:AA:1490:G:C2	3.08	0.42
47:AA:1551:U:N1	47:AA:1577:G:C6	2.88	0.42
47:AA:1560:U:H4'	47:AA:1583:C:O2'	2.19	0.42
47:AA:1610:G:H5''	70:A0:121:ARG:NH2	2.34	0.42
47:AA:1620:A:C4	47:AA:1624:U:O2	2.73	0.42
47:AA:161:U:HO2'	47:AA:162:C:P	2.42	0.42
47:AA:1711:U:C4	47:AA:1712:A:C6	3.08	0.42
47:AA:201:C:H3'	47:AA:202:G:O4'	2.19	0.42
47:AA:218:U:H2'	47:AA:219:U:O4'	2.19	0.42
47:AA:347:G:C6	47:AA:348:A:C6	3.08	0.42
47:AA:418:A:C2'	47:AA:419:G:H5'	2.50	0.42
47:AA:526:A:H5''	60:AT:35:ARG:HH12	1.85	0.42
47:AA:731:G:H5''	47:AA:733:C:C5	2.55	0.42
47:AA:828:G:H2'	47:AA:829:C:C6	2.55	0.42
47:AA:837:A:C2'	47:AA:838:G:H4'	2.44	0.42
47:AA:873:G:H2'	47:AA:874:G:C8	2.55	0.42

Continued on next page...

Continued from previous page...

Atom-1	Atom-2	Interatomic distance (Å)	Clash overlap (Å)
47:AA:962:A:N1	47:AA:1055:A:O2'	2.50	0.42
48:AC:11:LEU:HD13	53:AJ:136:HIS:HE1	1.82	0.42
48:AC:59:ILE:HD13	48:AC:62:MET:SD	2.60	0.42
49:AD:28:LYS:HD2	49:AD:28:LYS:HA	1.80	0.42
78:AI:236:ILE:CD1	78:AI:250:ALA:HB1	2.49	0.42
53:AJ:168:GLY:O	53:AJ:179:THR:HG22	2.20	0.42
53:AJ:78:LEU:HD23	53:AJ:81:ILE:HD12	2.01	0.42
47:AA:154:U:O2	54:AK:13:GLN:HG3	2.20	0.42
54:AK:191:ARG:O	54:AK:195:LYS:HG3	2.20	0.42
54:AK:44:GLU:HA	54:AK:119:LYS:CD	2.47	0.42
57:AP:40:VAL:HG21	57:AP:110:ILE:HG13	2.02	0.42
56:AN:18:TYR:CD1	57:AP:56:HIS:CD2	3.07	0.42
58:AQ:29:HIS:CD2	58:AQ:35:VAL:HG13	2.55	0.42
47:AA:611:G:H21	60:AT:12:VAL:HG11	1.83	0.42
38:H:91:THR:HG21	38:H:109:LEU:HB2	2.02	0.42
37:A:1921:C:O3'	42:M:160:ARG:HG2	2.19	0.42
70:A0:88:LYS:C	70:A0:90:VAL:H	2.22	0.42
37:A:1272:C:H5'	37:A:2122:G:H8	1.85	0.42
37:A:2106:G:N2	37:A:2126:G:H2'	2.35	0.42
37:A:2901:G:N7	37:A:2902:G:N2	2.37	0.42
37:A:4260:U:H2'	37:A:4261:C:C6	2.55	0.42
37:A:461:G:H2'	37:A:461:G:N3	2.35	0.42
37:A:663:G:H21	37:A:665:C:N4	2.11	0.42
47:AA:1118:C:C4	47:AA:1119:A:N6	2.87	0.42
47:AA:1137:U:HO2'	47:AA:1138:C:P	2.38	0.42
47:AA:1366:G:C2	47:AA:1374:C:C2	3.08	0.42
47:AA:1399:C:OP1	78:AI:100:ARG:NH1	2.51	0.42
47:AA:1404:U:OP2	76:AB:21:ARG:NH2	2.53	0.42
47:AA:1466:G:C2	47:AA:1467:C:C4	3.07	0.42
47:AA:1471:C:C2	47:AA:1472:C:N3	2.88	0.42
47:AA:1545:A:O2'	47:AA:1546:G:C8	2.67	0.42
47:AA:1553:C:N4	47:AA:1557:C:O4'	2.52	0.42
47:AA:1607:A:H61	47:AA:1632:G:C1'	2.33	0.42
47:AA:1698:C:HO2'	47:AA:1699:A:P	2.41	0.42
47:AA:1730:U:H2'	47:AA:1731:A:O4'	2.20	0.42
47:AA:194:C:O5'	47:AA:194:C:H6	2.03	0.42
47:AA:218:U:C4	47:AA:219:U:C4	3.07	0.42
47:AA:333:G:N1	47:AA:334:C:C2	2.88	0.42
47:AA:39:A:C8	47:AA:515:G:N2	2.83	0.42
47:AA:496:C:H2'	47:AA:497:C:C6	2.55	0.42
47:AA:902:G:C6	47:AA:903:A:H8	2.37	0.42

Continued on next page...

Continued from previous page...

Atom-1	Atom-2	Interatomic distance (Å)	Clash overlap (Å)
47:AA:913:A:HO2'	47:AA:914:U:P	2.42	0.42
47:AA:1338:G:H5''	76:AB:74:SER:HB3	2.01	0.42
48:AC:2:GLN:HB3	48:AC:3:ASN:H	1.68	0.42
49:AD:105:PHE:HE2	49:AD:112:VAL:O	2.02	0.42
78:AI:109:LEU:HB3	78:AI:123:GLY:CA	2.45	0.42
78:AI:70:VAL:O	78:AI:78:ALA:HB1	2.20	0.42
55:AL:120:ALA:HB1	55:AL:125:HIS:CE1	2.55	0.42
55:AL:147:PHE:CE2	55:AL:149:VAL:HA	2.55	0.42
79:AM:18:LEU:HD22	79:AM:48:HIS:HE1	1.84	0.42
56:AN:104:ARG:HH21	56:AN:105:ASN:HD21	1.67	0.42
56:AN:28:LEU:HD23	56:AN:33:VAL:CG1	2.47	0.42
56:AN:4:MET:HE2	56:AN:124:ARG:HD3	2.02	0.42
57:AP:102:ILE:H	57:AP:113:HIS:CD2	2.38	0.42
58:AQ:9:THR:HG22	58:AQ:25:ILE:HG23	2.01	0.42
58:AQ:9:THR:HG21	58:AQ:23:MET:SD	2.60	0.42
38:H:222:LEU:HG	38:H:223:ARG:H	1.85	0.42
11:O:24:ASP:HA	11:O:68:SER:O	2.19	0.42
19:Y:92:ASN:OD1	19:Y:93:LYS:N	2.53	0.42
37:A:1273:G:N3	37:A:1273:G:H2'	2.35	0.42
37:A:1983:A:N6	37:A:1987:C:O4'	2.53	0.42
37:A:2505:C:H4'	37:A:2506:G:O5'	2.20	0.42
37:A:3700:C:H2'	37:A:3746:A:H61	1.85	0.42
37:A:471:A:H1'	38:H:105:ARG:HD2	2.02	0.42
47:AA:1027:A:C2	47:AA:1028:A:H1'	2.54	0.42
47:AA:1031:A:C5	47:AA:1032:C:C5	3.07	0.42
47:AA:1067:C:C5	47:AA:1068:G:N7	2.88	0.42
47:AA:1173:A:C2	47:AA:1188:A:C5	3.08	0.42
47:AA:1167:G:C6	47:AA:1193:U:O2	2.73	0.42
47:AA:1211:G:H2'	47:AA:1212:G:O4'	2.20	0.42
47:AA:1279:C:C2	47:AA:1319:U:N3	2.87	0.42
47:AA:1314:U:O2'	47:AA:1315:U:O3'	2.25	0.42
47:AA:1652:G:H8	47:AA:1652:G:O5'	2.02	0.42
47:AA:1656:G:C5	47:AA:1669:G:C2	3.07	0.42
47:AA:1682:C:C2	47:AA:1683:C:N4	2.87	0.42
47:AA:1705:C:O4'	47:AA:1831:A:N1	2.53	0.42
47:AA:1852:C:C5	47:AA:1853:C:H5	2.38	0.42
47:AA:341:C:O2	47:AA:341:C:H2'	2.19	0.42
47:AA:378:U:C4	47:AA:379:C:N4	2.88	0.42
47:AA:431:G:C4	47:AA:432:G:C8	3.08	0.42
47:AA:659:G:H2'	47:AA:659:G:N3	2.34	0.42
47:AA:824:C:C5	47:AA:825:A:C5	3.08	0.42

Continued on next page...

Continued from previous page...

Atom-1	Atom-2	Interatomic distance (Å)	Clash overlap (Å)
47:AA:944:A:C5	47:AA:945:U:C4	3.08	0.42
47:AA:969:U:O2	47:AA:971:G:C2	2.73	0.42
53:AJ:255:LEU:O	53:AJ:256:TRP:HD1	2.02	0.42
47:AA:70:G:O6	54:AK:170:ARG:HG3	2.19	0.42
54:AK:3:LEU:HD12	54:AK:3:LEU:O	2.20	0.42
54:AK:27:PHE:HE2	54:AK:41:LEU:HD23	1.84	0.42
79:AM:15:ASN:HB3	79:AM:79:VAL:HG13	2.01	0.42
56:AN:104:ARG:HG3	56:AN:105:ASN:OD1	2.20	0.42
58:AQ:15:ASN:OD1	58:AQ:15:ASN:N	2.53	0.42
81:AU:2:PRO:O	81:AU:139:ALA:HB3	2.16	0.42
38:H:100:LYS:CE	38:H:100:LYS:CA	2.97	0.42
38:H:90:ALA:O	38:H:107:VAL:CG2	2.67	0.42
17:V:64:ALA:HA	17:V:67:ALA:HB3	2.02	0.42
70:A0:103:LEU:HD12	70:A0:104:ASP:N	2.35	0.42
47:AA:1522:A:C1'	70:A0:144:ARG:HB3	2.47	0.42
37:A:137:G:H2'	37:A:138:G:H8	1.85	0.42
7:I:17:GLY:HA3	37:A:2053:C:H5'	2.01	0.42
18:X:26:THR:HG23	37:A:4996:C:H4'	2.01	0.42
47:AA:1099:G:N2	47:AA:1134:G:C2	2.88	0.42
47:AA:1102:G:N1	47:AA:1130:G:N1	2.61	0.42
47:AA:1132:C:N4	47:AA:1133:A:C5	2.88	0.42
47:AA:1344:A:H2	47:AA:1484:A:C6	2.38	0.42
47:AA:1621:U:O2'	47:AA:1622:U:H6	2.03	0.42
47:AA:1607:A:H61	47:AA:1632:G:C2'	2.32	0.42
47:AA:1726:G:N2	47:AA:1809:A:C4	2.88	0.42
47:AA:1818:A:H2'	47:AA:1819:A:O4'	2.20	0.42
47:AA:127:C:N4	47:AA:181:A:N3	2.68	0.42
47:AA:1853:C:O2	47:AA:1854:U:C6	2.72	0.42
47:AA:319:C:H4'	47:AA:319:C:OP1	2.19	0.42
47:AA:413:G:N2	47:AA:425:G:H1'	2.35	0.42
47:AA:619:A:O5'	47:AA:619:A:H8	2.03	0.42
47:AA:798:A:H8	47:AA:800:U:OP1	2.03	0.42
47:AA:858:A:N6	47:AA:859:G:C5	2.88	0.42
47:AA:90:G:OP1	47:AA:445:A:N6	2.53	0.42
47:AA:981:A:C6	47:AA:982:G:C6	3.08	0.42
47:AA:980:A:O2'	47:AA:981:A:OP1	2.31	0.42
47:AA:985:G:O5'	47:AA:985:G:H8	2.02	0.42
47:AA:996:A:C5	47:AA:997:A:N7	2.87	0.42
49:AD:85:VAL:HG12	49:AD:122:VAL:HG11	2.01	0.42
51:AF:15:THR:OG1	51:AF:16:LYS:N	2.53	0.42
77:AG:22:ARG:HH22	77:AG:37:ASN:HD22	1.68	0.42

Continued on next page...

Continued from previous page...

Atom-1	Atom-2	Interatomic distance (Å)	Clash overlap (Å)
78:AI:51:ASN:O	78:AI:52:TYR:C	2.59	0.42
53:AJ:103:LYS:HE3	53:AJ:103:LYS:HB3	1.79	0.42
53:AJ:123:ARG:HG3	53:AJ:145:LYS:NZ	2.34	0.42
53:AJ:75:ILE:HD11	53:AJ:265:PRO:CB	2.45	0.42
54:AK:184:VAL:O	54:AK:187:HIS:N	2.53	0.42
55:AL:83:ARG:HE	55:AL:150:ARG:NH2	2.18	0.42
55:AL:93:LYS:HD2	55:AL:95:ASP:HB2	2.02	0.42
56:AN:99:ARG:O	56:AN:103:GLU:N	2.46	0.42
80:AO:90:ILE:O	80:AO:90:ILE:HG13	2.20	0.42
57:AP:114:GLU:O	57:AP:117:ARG:HB3	2.20	0.42
81:AU:14:PHE:HZ	81:AU:134:ILE:HG13	1.85	0.42
61:AV:73:LEU:HG	61:AV:77:CYS:HB2	2.02	0.42
5:F:46:LYS:HD2	5:F:113:ARG:HD3	2.02	0.42
5:F:308:LYS:HB3	5:F:310:HIS:CE1	2.54	0.42
6:G:186:GLU:HG2	6:G:187:SER:H	1.85	0.42
38:H:278:THR:H	38:H:281:ILE:HD11	1.85	0.42
38:H:198:SER:N	38:H:288:PHE:O	2.53	0.42
9:L:68:LEU:HD23	9:L:68:LEU:HA	2.13	0.42
19:Y:84:GLU:O	19:Y:87:VAL:HG22	2.20	0.42
70:A0:40:TYR:CB	70:A0:97:GLN:HE22	2.33	0.41
70:A0:74:PRO:CG	70:A0:84:LEU:HD21	2.48	0.41
37:A:1281:G:OP2	38:H:52:ARG:NH2	2.47	0.41
37:A:1406:G:P	37:A:1407:C:H5'	2.60	0.41
37:A:1486:C:H2'	37:A:1487:G:H8	1.85	0.41
37:A:1927:U:OP1	37:A:1949:U:O2'	2.29	0.41
37:A:165:A:N6	37:A:269:G:O6	2.53	0.41
37:A:750:U:H3'	37:A:751:G:H8	1.85	0.41
37:A:755:C:H2'	37:A:756:G:H8	1.82	0.41
37:A:988:C:H2'	37:A:989:U:H4'	2.02	0.41
47:AA:1030:A:H2'	47:AA:1030:A:N3	2.35	0.41
47:AA:1048:G:H8	47:AA:1048:G:O5'	2.03	0.41
47:AA:1082:A:N7	47:AA:1084:A:C5	2.88	0.41
47:AA:1103:C:O2	47:AA:1104:G:C8	2.73	0.41
47:AA:1110:G:N2	47:AA:1124:C:H1'	2.35	0.41
47:AA:666:U:N3	47:AA:1150:A:C5	2.88	0.41
47:AA:1159:G:C5	47:AA:1160:U:C4	3.07	0.41
47:AA:122:G:H1	47:AA:342:C:N4	2.15	0.41
47:AA:1240:A:C8	47:AA:1241:A:C5	3.08	0.41
47:AA:1353:A:N6	47:AA:1354:G:C6	2.88	0.41
47:AA:1398:G:H2'	47:AA:1399:C:H4'	2.01	0.41
47:AA:1410:C:N4	47:AA:1411:G:C6	2.88	0.41

Continued on next page...

Continued from previous page...

Atom-1	Atom-2	Interatomic distance (Å)	Clash overlap (Å)
47:AA:1556:A:OP2	77:AG:13:LYS:HG2	2.20	0.41
47:AA:1568:C:H1'	47:AA:1569:A:C8	2.55	0.41
47:AA:1604:G:N7	47:AA:1605:G:C6	2.88	0.41
47:AA:370:G:N2	47:AA:372:U:C5	2.88	0.41
47:AA:41:G:C8	47:AA:485:A:C8	3.08	0.41
47:AA:565:G:C6	47:AA:585:C:N3	2.88	0.41
47:AA:579:C:H2'	47:AA:580:U:O4'	2.20	0.41
47:AA:609:U:O2	47:AA:634:A:C2	2.73	0.41
47:AA:71:G:OP2	47:AA:71:G:H8	2.03	0.41
47:AA:802:A:H2'	47:AA:802:A:N3	2.35	0.41
47:AA:839:C:C2	47:AA:841:G:C5	3.08	0.41
47:AA:952:G:C5	47:AA:953:C:C4	3.08	0.41
76:AB:23:THR:OG1	76:AB:88:LEU:HB3	2.20	0.41
48:AC:5:ALA:HB3	48:AC:7:GLU:HB3	2.02	0.41
50:AE:21:ILE:N	50:AE:30:VAL:O	2.49	0.41
78:AI:131:LEU:O	78:AI:138:CYS:HA	2.20	0.41
78:AI:296:GLN:O	78:AI:312:VAL:HG23	2.20	0.41
78:AI:59:LEU:HG	78:AI:90:TRP:HE3	1.80	0.41
53:AJ:169:TYR:CB	53:AJ:173:LYS:HA	2.50	0.41
53:AJ:172:ASN:OD1	53:AJ:173:LYS:N	2.53	0.41
53:AJ:209:VAL:N	53:AJ:210:PRO:HD2	2.35	0.41
53:AJ:78:LEU:HG	53:AJ:97:PHE:CD2	2.55	0.41
55:AL:132:GLN:HE21	55:AL:134:HIS:HE2	1.68	0.41
55:AL:162:ARG:HE	55:AL:169:ARG:HG2	1.84	0.41
79:AM:124:ILE:HG21	79:AM:128:PHE:CD2	2.55	0.41
57:AP:106:THR:OG1	57:AP:108:ALA:N	2.24	0.41
57:AP:39:THR:HG22	57:AP:42:MET:HE1	2.01	0.41
59:AR:102:LYS:HE2	59:AR:102:LYS:HB2	1.80	0.41
59:AR:51:ASP:CG	59:AR:52:LYS:H	2.20	0.41
81:AU:70:ALA:O	81:AU:75:MET:HE3	2.20	0.41
38:H:69:TYR:O	38:H:70:LYS:HB3	2.19	0.41
45:R:81:LEU:HD21	45:R:99:ILE:HD11	2.02	0.41
19:Y:23:HIS:CD2	19:Y:24:GLN:HG3	2.54	0.41
59:AR:50:PHE:CE1	70:A0:4:VAL:HG22	2.55	0.41
37:A:1199:G:H2'	37:A:1200:G:O4'	2.19	0.41
37:A:1240:G:O6	37:A:1270:A:H2'	2.20	0.41
37:A:1757:U:O2'	37:A:1775:A:N1	2.52	0.41
19:Y:31:ILE:HD11	37:A:2347:A:C4	2.55	0.41
37:A:3868:G:H22	37:A:3900:G:H1'	1.84	0.41
37:A:474:C:H2'	37:A:475:G:C8	2.55	0.41
47:AA:1032:C:C4	47:AA:1033:G:C5	3.08	0.41

Continued on next page...

Continued from previous page...

Atom-1	Atom-2	Interatomic distance (Å)	Clash overlap (Å)
47:AA:1152:U:H5''	47:AA:1153:C:H5'	2.02	0.41
47:AA:11:A:O2'	47:AA:12:U:H5'	2.21	0.41
47:AA:1325:G:O2'	47:AA:1327:G:O5'	2.38	0.41
47:AA:1447:G:C6	47:AA:1448:A:C5	3.09	0.41
47:AA:1537:A:H8	47:AA:1537:A:O5'	2.02	0.41
47:AA:1538:C:N4	47:AA:1595:U:C4	2.88	0.41
47:AA:1611:G:H5''	47:AA:1612:G:OP2	2.20	0.41
47:AA:1625:U:O2'	47:AA:1626:C:H5'	2.20	0.41
47:AA:1647:A:O2'	47:AA:1648:G:OP2	2.29	0.41
47:AA:1647:A:O2'	47:AA:1648:G:P	2.79	0.41
47:AA:1213:C:H5	47:AA:1682:C:C5	2.37	0.41
47:AA:218:U:C2	47:AA:219:U:C6	3.08	0.41
47:AA:364:A:H2'	47:AA:365:C:C6	2.55	0.41
47:AA:443:U:O4	47:AA:444:G:C6	2.72	0.41
47:AA:443:U:H2'	47:AA:444:G:O4'	2.20	0.41
47:AA:516:A:N7	47:AA:644:G:N7	2.68	0.41
47:AA:640:A:N1	47:AA:641:A:C6	2.88	0.41
47:AA:750:C:C4	47:AA:752:G:N2	2.88	0.41
47:AA:792:C:N4	47:AA:793:G:C6	2.88	0.41
47:AA:919:A:N7	47:AA:1020:A:C5	2.87	0.41
76:AB:50:VAL:O	76:AB:89:ILE:HG23	2.17	0.41
78:AI:255:SER:CB	78:AI:271:LYS:HA	2.49	0.41
47:AA:126:G:N7	54:AK:195:LYS:HB3	2.35	0.41
56:AN:72:LEU:HA	56:AN:72:LEU:HD12	1.71	0.41
58:AQ:111:LYS:NZ	58:AQ:115:LYS:HE2	2.35	0.41
81:AU:38:LYS:HE2	81:AU:44:GLU:CA	2.38	0.41
81:AU:99:VAL:O	81:AU:100:ALA:C	2.59	0.41
16:U:80:THR:HG21	40:K:90:VAL:HB	2.01	0.41
18:X:26:THR:HB	18:X:85:ARG:HH21	1.85	0.41
19:Y:5:ARG:NH2	37:A:702:U:O2'	2.53	0.41
37:A:1217:G:H2'	37:A:1218:G:C5	2.54	0.41
37:A:2034:G:OP1	42:M:87:ARG:HG2	2.20	0.41
37:A:966:A:H61	37:A:2254:G:P	2.43	0.41
37:A:2544:G:C6	37:A:2545:U:C2	3.08	0.41
37:A:3946:G:O6	37:A:3947:A:N6	2.53	0.41
37:A:4111:U:H2'	37:A:4112:C:C6	2.55	0.41
37:A:457:G:H2'	37:A:458:C:C6	2.55	0.41
47:AA:1093:A:H1'	57:AP:9:ASP:HB2	2.03	0.41
47:AA:1138:C:H5'	47:AA:1139:C:OP2	2.20	0.41
47:AA:123:G:C4	47:AA:124:U:C5	3.08	0.41
47:AA:1250:A:O2'	47:AA:1251:A:O5'	2.36	0.41

Continued on next page...

Continued from previous page...

Atom-1	Atom-2	Interatomic distance (Å)	Clash overlap (Å)
47:AA:1285:G:O4'	79:AM:36:ARG:HD2	2.21	0.41
47:AA:1287:A:O2'	47:AA:1315:U:C2	2.72	0.41
47:AA:1344:A:H2'	47:AA:1370:A:O2'	2.20	0.41
47:AA:1233:G:C5	47:AA:1526:G:C2	3.08	0.41
47:AA:1785:C:O2'	47:AA:1786:U:P	2.77	0.41
47:AA:1865:C:OP1	50:AE:87:ARG:HD2	2.21	0.41
47:AA:187:G:C2	47:AA:188:C:C2	3.09	0.41
47:AA:187:G:C2	47:AA:213:G:N3	2.88	0.41
47:AA:22:A:O2'	47:AA:23:G:H5'	2.21	0.41
47:AA:380:G:H8	47:AA:380:G:OP2	2.03	0.41
47:AA:414:A:C2	47:AA:424:C:C2	3.08	0.41
47:AA:492:C:OP2	58:AQ:104:ARG:HB3	2.18	0.41
47:AA:584:G:C6	47:AA:585:C:C2	3.08	0.41
47:AA:650:A:N7	47:AA:651:U:C4	2.88	0.41
49:AD:49:GLY:N	49:AD:99:GLU:OE2	2.53	0.41
77:AG:16:GLN:O	77:AG:19:ARG:N	2.47	0.41
52:AH:108:VAL:HG21	52:AH:114:ILE:CG2	2.48	0.41
52:AH:131:PHE:HD1	52:AH:132:MET:O	2.03	0.41
78:AI:12:LYS:HG2	78:AI:13:GLY:N	2.36	0.41
47:AA:70:G:OP2	54:AK:164:LYS:HE3	2.20	0.41
47:AA:3:C:HO2'	55:AL:18:ARG:NH2	2.15	0.41
55:AL:87:LEU:HD13	55:AL:97:ILE:HA	2.01	0.41
56:AN:2:GLY:N	56:AN:8:GLY:O	2.54	0.41
57:AP:102:ILE:H	57:AP:113:HIS:HD2	1.68	0.41
58:AQ:11:LYS:O	58:AQ:23:MET:HA	2.20	0.41
3:D:179:ILE:HD12	3:D:185:ALA:HB2	2.03	0.41
4:E:222:VAL:HB	4:E:343:ARG:HD3	2.01	0.41
6:G:268:ARG:HH12	37:A:1175:A:H5'	1.85	0.41
38:H:240:TYR:CE2	38:H:242:ILE:HG13	2.55	0.41
11:O:100:LEU:HD23	11:O:101:ARG:N	2.36	0.41
70:A0:12:ILE:HG22	70:A0:13:LEU:N	2.35	0.41
37:A:178:C:H2'	37:A:179:G:C8	2.55	0.41
17:V:39:PHE:HZ	37:A:1825:A:H4'	1.85	0.41
37:A:208:A:C6	37:A:233:U:H5	2.38	0.41
37:A:2268:A:OP2	40:K:11:ARG:NE	23.64	0.41
14:S:1:MET:N	37:A:226:G:OP2	2.52	0.41
37:A:2545:U:H3'	37:A:2546:G:H4'	2.01	0.41
37:A:2551:A:H4'	37:A:2587:A:N6	2.35	0.41
37:A:311:G:H2'	37:A:312:G:C8	2.55	0.41
37:A:3974:G:H2'	37:A:3975:C:H4'	2.01	0.41
37:A:517:C:H3'	37:A:518:G:C8	2.55	0.41

Continued on next page...

Continued from previous page...

Atom-1	Atom-2	Interatomic distance (Å)	Clash overlap (Å)
47:AA:1003:U:H2'	47:AA:1004:U:C6	2.55	0.41
47:AA:1140:G:C6	47:AA:1141:G:C5	3.09	0.41
47:AA:120:U:H3'	47:AA:121:U:C6	2.56	0.41
47:AA:1282:A:H5''	79:AM:102:LYS:HA	2.02	0.41
47:AA:1283:C:O2'	47:AA:1287:A:OP1	2.38	0.41
47:AA:1330:G:HO2'	47:AA:1331:C:P	2.43	0.41
47:AA:1334:G:H2'	47:AA:1335:G:O4'	2.19	0.41
47:AA:1406:G:H22	47:AA:1441:U:H3	1.69	0.41
47:AA:1481:G:H3'	47:AA:1482:C:C6	2.56	0.41
47:AA:1543:U:OP2	81:AU:62:ARG:NH2	2.54	0.41
47:AA:1574:C:C4	47:AA:1575:G:N7	2.89	0.41
47:AA:1598:G:H5'	59:AR:80:ARG:HD2	2.01	0.41
47:AA:1212:G:N2	47:AA:1688:C:C4	2.88	0.41
47:AA:1700:C:O4'	47:AA:1702:G:C8	2.73	0.41
47:AA:1791:A:C8	47:AA:1792:G:C8	3.08	0.41
47:AA:187:G:C2	47:AA:212:C:O2	2.72	0.41
47:AA:295:C:N4	47:AA:296:U:O4	2.54	0.41
47:AA:371:A:O2'	47:AA:394:G:N2	2.53	0.41
47:AA:464:A:O2'	47:AA:465:A:OP2	2.37	0.41
47:AA:54:A:C5	47:AA:474:G:C6	3.08	0.41
47:AA:47:G:N1	47:AA:48:C:N3	2.69	0.41
47:AA:50:A:N1	47:AA:488:U:C4	2.87	0.41
47:AA:549:C:N4	47:AA:550:C:C4	2.88	0.41
47:AA:907:G:C6	47:AA:908:A:C5	3.08	0.41
76:AB:107:GLU:OE2	76:AB:109:GLY:HA2	2.20	0.41
76:AB:32:LEU:O	76:AB:33:GLU:C	2.59	0.41
78:AI:109:LEU:CD1	78:AI:152:SER:HA	2.48	0.41
78:AI:65:PHE:HB2	78:AI:83:TRP:CB	2.43	0.41
55:AL:122:SER:HB2	55:AL:125:HIS:H	1.85	0.41
55:AL:132:GLN:HG2	55:AL:134:HIS:NE2	2.35	0.41
80:AO:107:THR:HG22	80:AO:108:PRO:O	2.20	0.41
80:AO:42:VAL:HB	80:AO:55:ARG:O	2.20	0.41
59:AR:99:LEU:HD12	59:AR:100:VAL:N	2.35	0.41
59:AR:62:VAL:HG12	59:AR:96:LEU:HD22	2.03	0.41
4:E:348:ARG:HH12	4:E:351:LEU:HD23	1.86	0.41
4:E:54:THR:HG22	4:E:373:LYS:HE2	2.02	0.41
8:J:105:LYS:HD2	8:J:107:LEU:HD11	2.01	0.41
15:T:73:LYS:HG2	15:T:74:VAL:N	2.35	0.41
16:U:122:VAL:O	16:U:143:ALA:N	2.48	0.41
16:U:125:LYS:HB3	16:U:147:VAL:HG21	2.02	0.41
70:A0:101:ASN:HB2	70:A0:104:ASP:HB3	2.02	0.41

Continued on next page...

Continued from previous page...

Atom-1	Atom-2	Interatomic distance (Å)	Clash overlap (Å)
70:A0:62:ASP:HA	70:A0:65:GLU:HG3	2.02	0.41
6:G:4:VAL:O	37:A:1778:C:H4'	2.20	0.41
20:Z:24:HIS:NE2	37:A:1902:G:OP1	2.53	0.41
37:A:254:G:C2	37:A:255:C:H1'	2.56	0.41
37:A:3733:A:H2'	37:A:3734:U:O4'	2.21	0.41
37:A:3759:A:C5	37:A:3763:A:H2	2.38	0.41
4:E:9:PRO:HG3	37:A:4491:G:H5''	2.01	0.41
4:E:174:ARG:NH1	37:A:4974:C:H4'	2.34	0.41
37:A:734:G:N1	37:A:931:C:OP1	2.53	0.41
37:A:918:G:N3	37:A:918:G:H2'	2.35	0.41
37:A:966:A:H2'	37:A:966:A:N3	2.35	0.41
47:AA:1109:C:O2'	47:AA:1110:G:C8	2.73	0.41
47:AA:1111:U:H2'	47:AA:1112:U:C6	2.56	0.41
47:AA:1115:U:HO2'	47:AA:1116:C:H5	1.66	0.41
47:AA:1114:U:N3	47:AA:1118:C:N4	2.69	0.41
47:AA:1092:G:C2	47:AA:1158:G:C5	3.07	0.41
47:AA:1160:U:H5''	47:AA:1161:U:OP1	2.20	0.41
47:AA:1220:A:N1	47:AA:1646:C:C4	2.88	0.41
47:AA:1282:A:C2	47:AA:1287:A:H1'	2.56	0.41
47:AA:1307:U:N3	47:AA:1309:C:N4	2.69	0.41
47:AA:1332:A:C2	47:AA:1333:U:H1'	2.55	0.41
47:AA:1417:C:C2	81:AU:128:GLN:HG3	2.55	0.41
47:AA:1433:C:H2'	47:AA:1434:C:H5	1.85	0.41
47:AA:1563:G:H3'	47:AA:1564:C:C6	2.56	0.41
47:AA:1634:A:O2'	70:A0:141:ARG:CZ	2.69	0.41
47:AA:1652:G:C5	47:AA:1653:U:C4	3.09	0.41
47:AA:3:C:H41	55:AL:17:ARG:HE	1.68	0.41
47:AA:363:A:H61	47:AA:400:C:H1'	1.82	0.41
47:AA:118:C:C2	47:AA:445:A:C2	3.08	0.41
47:AA:508:A:H5'	47:AA:509:G:OP2	2.20	0.41
47:AA:64:A:N1	47:AA:83:A:N7	2.68	0.41
47:AA:794:A:C4	47:AA:795:A:H1'	2.56	0.41
47:AA:825:A:C6	47:AA:826:A:C6	3.09	0.41
47:AA:915:G:OP2	47:AA:915:G:N2	2.43	0.41
48:AC:56:CYS:HB3	48:AC:59:ILE:HB	2.01	0.41
78:AI:129:ILE:O	78:AI:142:VAL:HG22	2.21	0.41
53:AJ:71:LYS:HD2	53:AJ:71:LYS:HA	1.77	0.41
54:AK:137:ARG:O	54:AK:140:ARG:HB3	2.20	0.41
54:AK:192:ILE:HA	54:AK:195:LYS:HB2	2.02	0.41
57:AP:42:MET:SD	57:AP:49:GLU:HA	2.60	0.41
58:AQ:105:LYS:HE3	58:AQ:105:LYS:HB3	1.76	0.41

Continued on next page...

Continued from previous page...

Atom-1	Atom-2	Interatomic distance (Å)	Clash overlap (Å)
81:AU:14:PHE:HE1	81:AU:135:ALA:HA	1.85	0.41
4:E:113:GLU:HG2	4:E:176:LYS:O	2.20	0.41
5:F:218:ILE:HA	5:F:229:LEU:HD13	2.02	0.41
5:F:334:THR:HA	5:F:337:ARG:HG2	2.02	0.41
38:H:98:GLY:O	38:H:102:GLY:O	2.39	0.41
40:K:93:GLN:HG2	40:K:94:GLU:CD	2.41	0.41
37:A:4085:A:OP1	45:R:45:THR:HG22	2.20	0.41
18:X:85:ARG:HG3	18:X:109:VAL:HB	2.03	0.41
47:AA:1521:C:OP1	70:A0:129:LEU:HD11	2.20	0.41
70:A0:73:ASN:O	70:A0:77:TYR:CD2	2.73	0.41
37:A:1187:G:N7	37:A:1188:C:N4	2.67	0.41
37:A:1665:C:H2'	37:A:1666:C:C6	2.55	0.41
37:A:3711:A:O4'	47:AA:970:G:H5''	2.19	0.41
47:AA:1058:A:C5	47:AA:1059:G:C5	3.09	0.41
47:AA:1212:G:N2	47:AA:1213:C:C2	2.88	0.41
47:AA:1235:G:C6	47:AA:1524:G:C5	3.08	0.41
47:AA:1345:G:C8	47:AA:1371:U:C6	3.09	0.41
47:AA:1267:C:C2	47:AA:1516:G:N2	2.88	0.41
47:AA:1545:A:C2	47:AA:1671:G:H1'	2.55	0.41
47:AA:1576:G:C2'	47:AA:1577:G:H5'	2.51	0.41
47:AA:1228:A:O2'	47:AA:1634:A:N3	2.41	0.41
47:AA:1652:G:H2'	47:AA:1653:U:C6	2.55	0.41
47:AA:1656:G:C4	47:AA:1669:G:C2	3.08	0.41
47:AA:1800:A:H5''	47:AA:1801:A:OP2	2.20	0.41
47:AA:320:G:N2	47:AA:321:C:N3	2.69	0.41
47:AA:675:U:O5'	47:AA:675:U:H6	2.02	0.41
47:AA:804:U:C2	47:AA:805:U:C5	3.09	0.41
47:AA:858:A:C6	47:AA:859:G:C5	3.09	0.41
47:AA:859:G:C4	47:AA:860:G:C8	3.08	0.41
47:AA:878:G:O6	47:AA:879:C:H1'	2.20	0.41
48:AC:74:LYS:HE3	48:AC:74:LYS:HB2	1.75	0.41
49:AD:94:ILE:HA	49:AD:98:ASP:OD2	2.21	0.41
77:AG:39:CYS:O	77:AG:42:CYS:N	2.54	0.41
77:AG:53:ILE:HA	77:AG:53:ILE:HD12	1.84	0.41
78:AI:40:ILE:HD13	78:AI:69:VAL:HB	2.03	0.41
53:AJ:123:ARG:CG	53:AJ:145:LYS:HG2	2.47	0.41
53:AJ:148:ALA:O	53:AJ:149:THR:C	2.59	0.41
54:AK:72:ARG:HA	54:AK:98:ARG:HA	2.03	0.41
58:AQ:54:VAL:HG12	58:AQ:79:LEU:HG	2.01	0.41
1:B:38:U:HO2'	1:B:40:U:H5	1.65	0.41
6:G:77:ALA:O	6:G:108:ARG:NH2	2.54	0.41

Continued on next page...

Continued from previous page...

Atom-1	Atom-2	Interatomic distance (Å)	Clash overlap (Å)
6:G:197:LYS:HG3	6:G:202:GLN:HG3	2.03	0.41
6:G:75:VAL:HG13	6:G:76:CYS:N	2.35	0.41
42:M:6:THR:HG23	42:M:7:LEU:N	2.34	0.41
10:N:105:PHE:CE1	37:A:1802:A:H4'	2.55	0.41
37:A:3727:A:H2'	37:A:3728:A:C8	2.56	0.41
37:A:912:G:N2	37:A:913:U:C2	2.88	0.41
47:AA:1062:A:C8	47:AA:1063:C:C5	3.08	0.41
47:AA:1118:C:H2'	47:AA:1119:A:C1'	2.50	0.41
47:AA:1123:C:N3	47:AA:1124:C:C4	2.89	0.41
47:AA:1401:A:N6	47:AA:1402:A:C6	2.89	0.41
47:AA:1417:C:H2'	47:AA:1419:C:OP1	2.20	0.41
47:AA:1476:A:H3'	47:AA:1477:U:C5'	2.51	0.41
47:AA:1541:G:N1	47:AA:1593:C:C4	2.89	0.41
47:AA:1582:C:O2	47:AA:1583:C:C2	2.74	0.41
47:AA:1692:U:O2	47:AA:1693:G:C5	2.74	0.41
47:AA:1722:G:H2'	47:AA:1723:G:O4'	2.20	0.41
47:AA:1778:C:C4	47:AA:1779:G:C6	3.09	0.41
47:AA:328:U:N3	47:AA:329:G:N3	2.69	0.41
47:AA:431:G:H2'	47:AA:432:G:O4'	2.21	0.41
47:AA:510:G:C2	47:AA:511:U:C2	3.08	0.41
47:AA:535:G:C2	47:AA:549:C:N3	2.88	0.41
47:AA:528:A:N6	47:AA:558:G:C6	2.89	0.41
47:AA:656:G:P	47:AA:662:G:H1	2.43	0.41
47:AA:673:G:H2'	47:AA:674:C:O4'	2.21	0.41
47:AA:881:G:H8	47:AA:881:G:O5'	2.04	0.41
47:AA:982:G:H2'	47:AA:983:A:O4'	2.21	0.41
47:AA:994:C:N4	47:AA:999:G:H1	2.18	0.41
76:AB:51:LYS:CE	76:AB:92:HIS:HB3	2.51	0.41
78:AI:60:ARG:HG2	78:AI:61:GLY:N	2.31	0.41
78:AI:74:ASP:CG	78:AI:75:GLY:N	2.74	0.41
53:AJ:134:ASN:OD1	53:AJ:167:ARG:NH1	2.53	0.41
53:AJ:214:LEU:HD23	53:AJ:214:LEU:HA	1.52	0.41
53:AJ:72:ASP:CB	53:AJ:74:LYS:HG3	2.51	0.41
54:AK:48:TYR:CD2	54:AK:117:GLY:HA3	2.56	0.41
47:AA:143:U:C5	54:AK:180:VAL:HA	2.56	0.41
54:AK:199:THR:O	54:AK:203:LYS:HB2	2.21	0.41
54:AK:55:GLY:H	54:AK:63:MET:CB	2.33	0.41
55:AL:140:GLN:HG2	55:AL:141:VAL:O	2.20	0.41
55:AL:78:LEU:HD23	55:AL:78:LEU:HA	1.77	0.41
55:AL:93:LYS:HG2	55:AL:95:ASP:H	1.85	0.41
47:AA:1064:C:P	80:AO:150:ARG:HH22	2.39	0.41

Continued on next page...

Continued from previous page...

Atom-1	Atom-2	Interatomic distance (Å)	Clash overlap (Å)
47:AA:952:G:O2'	80:AO:51:GLU:HA	2.20	0.41
57:AP:114:GLU:O	57:AP:117:ARG:N	2.53	0.41
2:C:141:C:H2'	2:C:142:U:C6	2.56	0.41
3:D:196:TRP:O	3:D:198:ARG:N	2.53	0.41
4:E:58:ARG:NH1	4:E:60:VAL:HG22	2.36	0.41
8:J:29:THR:HG22	8:J:119:VAL:HG11	2.01	0.41
9:L:110:ARG:HD3	9:L:120:TYR:CG	2.55	0.41
10:N:106:LEU:O	10:N:110:LYS:HG2	2.21	0.41
6:G:17:GLN:NE2	10:N:22:HIS:O	2.41	0.41
17:V:49:HIS:HB3	17:V:52:LYS:HD3	2.03	0.41
37:A:1175:A:N6	37:A:1183:C:H41	2.19	0.41
37:A:1986:U:O2	37:A:2007:G:N2	2.54	0.41
3:D:8:GLN:O	37:A:3668:C:H5'	2.20	0.41
37:A:4074:C:N4	37:A:4075:U:O4	2.53	0.41
37:A:472:C:H42	37:A:682:G:H1	1.68	0.41
37:A:737:C:H2'	37:A:738:C:C6	2.56	0.41
37:A:724:C:H42	37:A:942:G:H1	1.67	0.41
47:AA:1003:U:H2'	47:AA:1004:U:O4'	2.20	0.41
47:AA:1067:C:H3'	47:AA:1068:G:C8	2.54	0.41
47:AA:1384:C:N3	47:AA:1385:G:C5	2.88	0.41
47:AA:1425:G:H3'	47:AA:1426:U:C6	2.56	0.41
47:AA:1452:A:C5	47:AA:1474:A:N7	2.88	0.41
47:AA:1581:C:H3'	47:AA:1582:C:C5	2.55	0.41
47:AA:1606:G:O5'	47:AA:1606:G:H8	2.04	0.41
47:AA:1726:G:C6	47:AA:1727:G:C5	3.08	0.41
47:AA:1083:A:N6	47:AA:1841:C:O2'	2.43	0.41
47:AA:319:C:O2	47:AA:332:G:N2	2.54	0.41
47:AA:418:A:C5	47:AA:419:G:C8	3.08	0.41
47:AA:439:A:C6	47:AA:455:A:C6	3.08	0.41
47:AA:528:A:C6	47:AA:529:A:C5	3.08	0.41
47:AA:562:U:H5	55:AL:172:ARG:HD3	1.86	0.41
47:AA:608:C:C4	47:AA:609:U:O4	2.74	0.41
47:AA:738:C:H3'	47:AA:739:C:C6	2.56	0.41
47:AA:846:G:H5''	47:AA:847:A:C1'	2.50	0.41
47:AA:957:A:C2	47:AA:958:G:N7	2.89	0.41
49:AD:11:ARG:HB2	49:AD:14:ARG:HH21	1.86	0.41
49:AD:52:LEU:CD2	49:AD:53:GLU:HG2	2.49	0.41
78:AI:215:GLN:HB3	78:AI:229:THR:CG2	2.51	0.41
54:AK:151:ASP:O	54:AK:153:VAL:HG13	2.21	0.41
70:A0:39:ARG:HH11	81:AU:44:GLU:HA	1.86	0.41
4:E:291:TYR:O	4:E:298:LEU:HB2	2.21	0.41

Continued on next page...

Continued from previous page...

Atom-1	Atom-2	Interatomic distance (Å)	Clash overlap (Å)
5:F:194:GLY:HA2	5:F:197:ARG:CG	2.50	0.41
5:F:307:LYS:HE3	37:A:2089:G:N2	2.32	0.41
8:J:4:TYR:HA	8:J:147:GLU:OE2	2.21	0.41
14:S:6:PHE:CD1	42:M:153:PRO:HB3	140.92	0.41
42:M:162:GLN:CA	42:M:165:PRO:HD2	2.49	0.41
13:Q:60:LYS:HB3	13:Q:64:SER:HB2	2.03	0.41
46:W:17:ARG:O	46:W:21:VAL:HG23	2.21	0.41
19:Y:36:ARG:NH2	37:A:1661:C:O2'	2.53	0.41
37:A:1271:G:N1	37:A:2122:G:O5'	2.38	0.41
37:A:3763:A:C4	37:A:3764:U:H1'	2.56	0.41
47:AA:1108:G:H1	47:AA:1124:C:N4	2.19	0.41
47:AA:1116:C:O5'	47:AA:1116:C:H6	2.02	0.41
47:AA:1217:A:C2	47:AA:1218:C:C2	3.09	0.41
47:AA:1243:U:N3	47:AA:1244:U:C4	2.89	0.41
47:AA:1251:A:OP2	76:AB:72:GLU:HB2	2.21	0.41
47:AA:1369:A:C8	47:AA:1370:A:C5	3.09	0.41
47:AA:1601:A:N6	47:AA:1636:G:C5	2.88	0.41
47:AA:1605:G:C6	47:AA:1606:G:N1	2.89	0.41
47:AA:1621:U:O5'	47:AA:1623:A:O2'	2.24	0.41
47:AA:305:U:H5''	47:AA:306:C:O4'	2.21	0.41
47:AA:373:G:C2	47:AA:392:A:C4	3.09	0.41
47:AA:404:G:C2	47:AA:405:G:C5	3.09	0.41
47:AA:45:A:C6	47:AA:480:G:O2'	2.72	0.41
47:AA:462:C:H3'	47:AA:463:C:C6	2.56	0.41
47:AA:487:U:H2'	47:AA:487:U:H6	1.75	0.41
47:AA:51:U:C4	47:AA:52:G:O6	2.74	0.41
47:AA:525:A:N7	47:AA:587:A:N1	2.69	0.41
47:AA:533:A:C8	47:AA:534:G:H8	2.38	0.41
47:AA:609:U:O2	47:AA:610:G:C8	2.74	0.41
47:AA:872:A:O2'	47:AA:873:G:OP2	2.33	0.41
47:AA:879:C:N3	47:AA:880:G:N2	2.63	0.41
47:AA:901:G:H2'	47:AA:902:G:O4'	2.20	0.41
76:AB:49:LYS:HB2	76:AB:49:LYS:HZ3	1.85	0.41
49:AD:34:THR:O	49:AD:38:ALA:N	2.47	0.41
50:AE:22:ARG:HA	50:AE:22:ARG:HD3	1.84	0.41
51:AF:24:GLN:C	51:AF:26:GLN:N	2.75	0.41
78:AI:44:LYS:O	78:AI:45:LEU:HD12	2.21	0.41
55:AL:49:THR:O	55:AL:53:ILE:HG12	2.20	0.41
79:AM:76:LEU:HD11	79:AM:78:LYS:HB2	2.03	0.41
56:AN:140:LYS:HA	56:AN:140:LYS:HD2	1.90	0.41
80:AO:85:CYS:HB2	80:AO:90:ILE:HD11	2.02	0.41

Continued on next page...

Continued from previous page...

Atom-1	Atom-2	Interatomic distance (Å)	Clash overlap (Å)
58:AQ:128:GLY:C	58:AQ:131:PRO:HD2	2.41	0.41
59:AR:48:VAL:HG23	59:AR:49:LEU:HG	2.03	0.41
47:AA:1542:C:H4'	81:AU:11:GLN:HB2	2.03	0.41
5:F:250:CYS:HB3	5:F:252:TRP:HE1	1.85	0.41
5:F:45:ARG:NH2	37:A:2296:G:O4'	2.53	0.41
40:K:42:THR:HA	40:K:45:GLN:HE22	1.85	0.41
15:T:52:LYS:O	15:T:65:ARG:NE	2.43	0.41
17:V:9:THR:HG23	17:V:12:GLN:HB2	2.03	0.41
20:Z:46:ARG:HD3	20:Z:106:TYR:OH	2.21	0.41
37:A:1069:G:H2'	37:A:1070:G:O4'	2.20	0.41
10:N:130:ARG:NH1	37:A:1802:A:N3	2.69	0.41
3:D:202:VAL:HG13	37:A:3689:G:OP1	2.21	0.41
37:A:4146:G:H2'	37:A:4147:G:C8	2.56	0.41
47:AA:100:U:H3'	47:AA:101:U:H5	1.86	0.41
47:AA:1245:G:C6	47:AA:1246:A:C6	3.08	0.41
47:AA:1280:G:C2	47:AA:1281:G:N3	2.89	0.41
47:AA:1420:G:O3'	81:AU:133:ARG:NH2	2.54	0.41
47:AA:1480:A:H2'	47:AA:1481:G:O4'	2.21	0.41
47:AA:1268:C:O2	47:AA:1515:G:N1	2.54	0.41
47:AA:1267:C:N3	47:AA:1516:G:C2	2.89	0.41
47:AA:1550:G:C2	47:AA:1577:G:N3	2.86	0.41
47:AA:307:G:C8	47:AA:308:G:C8	3.09	0.41
47:AA:335:G:C6	47:AA:336:A:C6	3.08	0.41
47:AA:819:G:O2'	47:AA:820:U:H5'	2.21	0.41
47:AA:877:C:H2'	47:AA:879:C:C6	2.56	0.41
47:AA:896:U:H2'	47:AA:897:U:H3'	2.03	0.41
47:AA:910:G:C2	47:AA:911:C:C2	3.09	0.41
49:AD:84:PHE:H	49:AD:118:VAL:HG11	1.83	0.41
50:AE:38:LYS:O	50:AE:70:LYS:HB2	2.20	0.41
52:AH:139:HIS:HB3	52:AH:141:CYS:HB2	2.03	0.41
53:AJ:138:GLY:HA2	53:AJ:241:PHE:HE1	1.86	0.41
54:AK:7:PHE:HA	54:AK:113:ILE:HB	2.03	0.41
79:AM:51:VAL:HG23	79:AM:77:ILE:HB	2.02	0.41
60:AT:53:LYS:HD2	60:AT:53:LYS:HA	1.77	0.41
47:AA:1542:C:O3'	81:AU:11:GLN:HG3	2.20	0.41
81:AU:53:PHE:HD2	81:AU:54:TYR:CG	2.39	0.41
4:E:112:ASP:O	4:E:113:GLU:HB3	2.21	0.41
6:G:288:LEU:O	6:G:291:GLN:HG2	2.21	0.41
16:U:76:ASP:OD1	40:K:91:ARG:HG3	2.21	0.41
17:V:44:ARG:NH1	37:A:1493:G:OP1	2.54	0.41
37:A:1886:G:H1	37:A:1893:C:H42	1.68	0.41

Continued on next page...

Continued from previous page...

Atom-1	Atom-2	Interatomic distance (Å)	Clash overlap (Å)
37:A:1974:U:H4'	37:A:1975:G:C5'	2.50	0.41
37:A:2059:C:O2'	42:M:118:ARG:NH2	2.54	0.41
8:J:4:TYR:OH	37:A:400:A:OP1	2.33	0.41
37:A:490:C:H2'	37:A:491:G:C8	2.55	0.41
47:AA:1003:U:N3	47:AA:1004:U:C4	2.88	0.41
47:AA:1030:A:C6	47:AA:1031:A:N7	2.89	0.41
47:AA:1303:C:N3	47:AA:1304:U:C4	2.89	0.41
47:AA:1316:C:H2'	47:AA:1317:C:O4'	2.21	0.41
47:AA:1411:G:N1	47:AA:1434:C:N3	2.58	0.41
47:AA:147:A:C4	47:AA:148:U:C4	3.09	0.41
47:AA:1330:G:C6	47:AA:1492:U:C4	3.09	0.41
47:AA:1501:C:N3	47:AA:1502:C:C4	2.89	0.41
47:AA:1524:G:C6	47:AA:1525:C:C4	3.08	0.41
47:AA:1568:C:OP2	47:AA:1568:C:H2'	2.21	0.41
47:AA:1610:G:C6	47:AA:1611:G:C6	3.09	0.41
47:AA:1203:G:N2	47:AA:1697:A:C4	2.90	0.41
47:AA:182:C:C2	47:AA:184:G:C8	3.09	0.41
47:AA:19:A:O2'	47:AA:620:G:H2'	2.21	0.41
47:AA:206:G:H2'	47:AA:207:G:H8	1.79	0.41
47:AA:550:C:N4	47:AA:551:U:O4	2.54	0.41
76:AB:47:ASN:O	76:AB:48:LEU:HB2	2.21	0.41
51:AF:34:PHE:CE1	51:AF:58:LEU:HD22	2.56	0.41
47:AA:1302:G:N2	52:AH:98:VAL:HG21	2.32	0.41
78:AI:203:ASP:HB2	78:AI:246:TYR:CE1	2.56	0.41
53:AJ:180:VAL:HG23	53:AJ:197:PRO:HD3	2.03	0.41
54:AK:219:GLU:C	54:AK:222:GLU:H	2.19	0.41
56:AN:115:LEU:HD23	56:AN:115:LEU:C	2.41	0.41
56:AN:91:LEU:HD21	56:AN:121:ARG:HB3	2.03	0.41
80:AO:43:HIS:HA	80:AO:54:CYS:O	2.21	0.41
57:AP:31:SER:O	57:AP:34:ILE:HG12	2.21	0.41
53:AJ:256:TRP:CE2	57:AP:68:ARG:HD3	2.56	0.41
58:AQ:12:PHE:HA	58:AQ:22:GLN:O	2.21	0.41
81:AU:64:LEU:HD13	81:AU:113:VAL:HB	2.03	0.41
40:K:86:ILE:HD13	40:K:100:VAL:HG21	2.03	0.41
5:F:305:PRO:HG3	40:K:38:ARG:HH22	1.86	0.41
9:L:102:LEU:HD13	9:L:138:LEU:HD22	2.03	0.41
12:P:83:ARG:HD3	12:P:120:PRO:HG2	2.02	0.41
12:P:82:ILE:HG22	12:P:83:ARG:HG3	2.03	0.41
70:A0:41:ALA:O	70:A0:44:VAL:HB	2.21	0.40
37:A:1400:G:N2	37:A:1418:C:O2	2.54	0.40
37:A:1577:G:H5'	37:A:1578:U:H5''	2.03	0.40

Continued on next page...

Continued from previous page...

Atom-1	Atom-2	Interatomic distance (Å)	Clash overlap (Å)
37:A:223:G:H4'	37:A:225:G:N7	2.36	0.40
37:A:2413:U:H2'	37:A:2414:G:C8	2.57	0.40
37:A:254:G:N1	37:A:255:C:O2	2.54	0.40
37:A:3956:G:H1'	37:A:3957:U:H5'	2.02	0.40
37:A:4050:A:OP1	37:A:4050:A:H8	2.03	0.40
37:A:4174:U:H2'	37:A:4175:G:H8	1.86	0.40
37:A:4551:U:H2'	37:A:4552:U:C6	2.56	0.40
47:AA:1008:A:N3	47:AA:1008:A:H2'	2.35	0.40
47:AA:930:C:C4	47:AA:1012:A:N1	2.88	0.40
47:AA:1078:C:C4	47:AA:1079:C:N3	2.88	0.40
47:AA:1112:U:H2'	47:AA:1113:A:C1'	2.51	0.40
47:AA:1126:G:N3	47:AA:1126:G:H2'	2.35	0.40
47:AA:1218:C:H5''	47:AA:1219:C:OP1	2.20	0.40
47:AA:1308:U:H2'	47:AA:1309:C:O4'	2.20	0.40
47:AA:1370:A:N1	47:AA:1372:U:H5'	2.35	0.40
47:AA:1418:C:H4'	47:AA:1419:C:H2'	2.03	0.40
47:AA:1421:A:N7	47:AA:1422:G:N3	2.70	0.40
47:AA:1447:G:OP1	76:AB:85:HIS:NE2	2.54	0.40
47:AA:1634:A:C5	47:AA:1635:C:C6	3.09	0.40
47:AA:1681:U:O4'	51:AF:25:GLY:HA3	2.21	0.40
47:AA:1722:G:C2	47:AA:1813:A:C5	3.08	0.40
47:AA:1754:G:C5	47:AA:1779:G:N2	2.89	0.40
47:AA:1780:G:H2'	47:AA:1781:A:O4'	2.21	0.40
47:AA:1700:C:H42	47:AA:1836:G:H1	1.69	0.40
47:AA:1848:U:O2'	47:AA:1849:G:P	2.80	0.40
47:AA:197:U:H1'	47:AA:203:G:C4	2.56	0.40
47:AA:49:C:C2	47:AA:478:G:N1	2.89	0.40
47:AA:4:C:H5'	47:AA:5:U:P	2.61	0.40
47:AA:528:A:N7	47:AA:529:A:N7	2.69	0.40
47:AA:583:C:N3	47:AA:584:G:C5	2.89	0.40
47:AA:58:C:O2	47:AA:59:U:N3	2.54	0.40
47:AA:647:U:H2'	47:AA:648:A:O4'	2.21	0.40
47:AA:66:G:C6	47:AA:83:A:C8	3.08	0.40
47:AA:954:U:H5	47:AA:971:G:H21	1.68	0.40
76:AB:44:LYS:O	76:AB:45:GLU:C	2.59	0.40
48:AC:2:GLN:HB2	53:AJ:173:LYS:CE	2.51	0.40
50:AE:36:ILE:O	50:AE:72:HIS:HA	2.20	0.40
51:AF:15:THR:OG1	51:AF:16:LYS:HG2	2.21	0.40
51:AF:29:GLN:OE1	51:AF:29:GLN:N	2.54	0.40
47:AA:1336:C:H4'	77:AG:44:ARG:NH2	2.35	0.40
77:AG:53:ILE:HG13	77:AG:54:LYS:N	2.36	0.40

Continued on next page...

Continued from previous page...

Atom-1	Atom-2	Interatomic distance (Å)	Clash overlap (Å)
78:AI:39:THR:HG23	78:AI:60:ARG:HG3	2.02	0.40
78:AI:36:ARG:CG	78:AI:65:PHE:HB3	2.48	0.40
54:AK:28:TYR:CE1	54:AK:104:ALA:HB2	2.57	0.40
55:AL:12:THR:HG22	55:AL:12:THR:O	2.21	0.40
47:AA:818:A:H5'	55:AL:76:ALA:CB	2.51	0.40
1:B:11:A:N1	1:B:66:G:O2'	2.39	0.40
2:C:122:G:C5	2:C:123:U:H1'	2.56	0.40
4:E:17:LEU:HD21	4:E:264:PHE:HD1	1.85	0.40
5:F:212:ASN:CG	5:F:213:GLU:H	2.25	0.40
6:G:84:PRO:HB3	6:G:89:LYS:HD3	2.03	0.40
20:Z:11:PHE:CD2	20:Z:97:ILE:HA	2.56	0.40
70:A0:115:LYS:CG	70:A0:116:LYS:HG3	2.51	0.40
3:D:19:HIS:HD2	37:A:1540:C:H4'	1.86	0.40
37:A:2862:G:N3	37:A:3624:A:H2'	2.36	0.40
37:A:4169:G:H4'	37:A:4171:C:C2	2.57	0.40
37:A:4763:U:C5	42:M:155:PRO:HB2	2.56	0.40
47:AA:1220:A:N6	47:AA:1221:G:C2	2.89	0.40
47:AA:122:G:C2	47:AA:123:G:C4	3.09	0.40
47:AA:1308:U:H5	47:AA:1309:C:C2	2.39	0.40
47:AA:1490:G:P	47:AA:1490:G:H8	2.44	0.40
47:AA:1598:G:N3	47:AA:1599:U:C5	2.90	0.40
47:AA:1671:G:C5	47:AA:1672:U:C4	3.10	0.40
47:AA:1692:U:O2	47:AA:1693:G:C4	2.75	0.40
47:AA:1813:A:H2'	47:AA:1814:G:O4'	2.22	0.40
47:AA:20:G:H2'	47:AA:21:U:H5'	2.02	0.40
47:AA:23:G:H22	47:AA:652:U:H1'	1.86	0.40
47:AA:302:A:H2'	47:AA:303:C:H6	1.87	0.40
47:AA:490:C:H2'	47:AA:491:C:C6	2.56	0.40
47:AA:531:A:P	47:AA:531:A:H8	2.43	0.40
47:AA:595:U:O2'	47:AA:596:U:H6	2.04	0.40
47:AA:606:G:C6	47:AA:608:C:N4	2.89	0.40
47:AA:629:A:C5	47:AA:632:C:N3	2.89	0.40
47:AA:835:C:C2	47:AA:837:A:H1'	2.56	0.40
47:AA:883:U:N3	47:AA:904:A:N6	2.69	0.40
47:AA:968:U:O2'	47:AA:969:U:H5''	2.20	0.40
47:AA:1246:A:O2'	76:AB:72:GLU:OE2	2.39	0.40
48:AC:38:GLU:HG3	48:AC:39:VAL:N	2.36	0.40
47:AA:1866:A:H61	50:AE:84:VAL:HB	1.86	0.40
78:AI:131:LEU:HD23	78:AI:132:TRP:N	2.36	0.40
78:AI:178:ASN:ND2	78:AI:185:LYS:HB2	2.36	0.40
53:AJ:137:VAL:HG11	53:AJ:217:ALA:HB2	2.03	0.40

Continued on next page...

Continued from previous page...

Atom-1	Atom-2	Interatomic distance (Å)	Clash overlap (Å)
53:AJ:121:ARG:HH11	53:AJ:145:LYS:HZ1	1.65	0.40
53:AJ:156:ILE:HG13	53:AJ:157:LEU:N	2.37	0.40
79:AM:91:LEU:HD12	79:AM:92:CYS:N	2.36	0.40
50:AE:46:GLU:HB2	80:AO:113:GLN:NE2	2.36	0.40
80:AO:73:ALA:O	80:AO:77:ALA:N	2.46	0.40
57:AP:35:VAL:HA	57:AP:38:LEU:CB	2.50	0.40
58:AQ:16:ARG:HD2	59:AR:94:LYS:O	203.31	0.40
59:AR:94:LYS:HD2	59:AR:95:GLY:H	1.87	0.40
81:AU:101:ARG:HE	81:AU:105:GLN:NE2	2.19	0.40
81:AU:65:TYR:HA	81:AU:123:LEU:HD13	2.02	0.40
61:AV:19:HIS:CG	61:AV:20:LYS:N	2.88	0.40
5:F:11:TYR:O	5:F:154:VAL:HA	2.21	0.40
37:A:1391:A:H5'	40:K:181:ARG:HH11	1.86	0.40
70:A0:23:ARG:O	70:A0:55:ARG:HD3	2.22	0.40
59:AR:50:PHE:CE1	70:A0:4:VAL:HG13	2.57	0.40
37:A:1250:C:H3'	37:A:1251:C:H6	1.86	0.40
37:A:1285:U:O4'	38:H:130:LYS:HE2	2.21	0.40
37:A:1970:A:H2'	37:A:2016:C:OP2	2.21	0.40
37:A:235:A:N6	37:A:238:C:N3	2.70	0.40
37:A:4500:U:H2'	37:A:4501:U:C6	2.56	0.40
7:I:107:GLY:HA3	37:A:4910:G:H22	1.85	0.40
37:A:4913:G:O2'	37:A:4914:C:O5'	2.38	0.40
37:A:738:C:N4	37:A:739:G:O6	2.54	0.40
47:AA:1124:C:N4	47:AA:1125:C:H41	2.19	0.40
47:AA:1195:A:C4	47:AA:1196:A:N7	2.88	0.40
47:AA:1197:G:C2	47:AA:1198:G:C8	3.09	0.40
47:AA:127:C:C1'	47:AA:129:C:H5'	2.50	0.40
47:AA:1334:G:C5	47:AA:1335:G:C8	3.10	0.40
47:AA:1337:C:H4'	76:AB:67:LYS:O	2.22	0.40
47:AA:1422:G:C2	47:AA:1424:G:H8	2.40	0.40
47:AA:146:G:N1	47:AA:147:A:C6	2.89	0.40
47:AA:1511:U:C4	47:AA:1512:C:N4	2.89	0.40
47:AA:1521:C:OP1	70:A0:145:THR:HG21	2.21	0.40
47:AA:1631:U:H2'	47:AA:1632:G:C8	2.56	0.40
47:AA:1645:C:H5''	47:AA:1646:C:OP2	2.21	0.40
47:AA:1718:G:O6	47:AA:1814:G:C5	2.74	0.40
47:AA:1778:C:C2	47:AA:1779:G:C2	3.09	0.40
47:AA:1813:A:C2	47:AA:1814:G:C4	3.09	0.40
47:AA:98:C:C2	47:AA:433:A:C2	3.10	0.40
47:AA:452:G:N1	47:AA:453:C:C2	2.90	0.40
47:AA:45:A:N6	47:AA:481:C:O4'	2.54	0.40

Continued on next page...

Continued from previous page...

Atom-1	Atom-2	Interatomic distance (Å)	Clash overlap (Å)
47:AA:594:A:N3	47:AA:595:U:N3	2.69	0.40
47:AA:85:A:C6	47:AA:86:C:C4	3.09	0.40
47:AA:878:G:C6	47:AA:879:C:H1'	2.56	0.40
47:AA:885:U:O2	47:AA:901:G:C2	2.73	0.40
50:AE:24:THR:HG21	50:AE:72:HIS:H	1.86	0.40
51:AF:12:ALA:O	51:AF:55:VAL:HA	2.22	0.40
52:AH:114:ILE:O	52:AH:114:ILE:HG13	2.21	0.40
53:AJ:274:VAL:O	53:AJ:276:THR:N	2.54	0.40
54:AK:78:SER:OG	54:AK:79:LYS:N	2.54	0.40
47:AA:562:U:OP1	55:AL:164:PRO:HD3	2.21	0.40
79:AM:21:VAL:HA	79:AM:117:GLU:OE2	2.21	0.40
47:AA:1046:U:O2'	80:AO:140:THR:HG23	2.21	0.40
80:AO:140:THR:CG2	80:AO:141:ARG:N	2.84	0.40
81:AU:104:LEU:HD22	81:AU:113:VAL:HG21	2.03	0.40
81:AU:18:LEU:HD12	81:AU:21:PHE:CD2	2.56	0.40
47:AA:1665:G:N2	81:AU:87:VAL:HG13	2.35	0.40
3:D:194:ASN:O	3:D:195:CYS:SG	2.78	0.40
38:H:164:PHE:HE1	38:H:173:LEU:HD22	1.85	0.40
38:H:157:HIS:HD2	38:H:187:ARG:NH1	2.19	0.40
7:I:42:ASN:HD21	7:I:135:PHE:HB2	1.86	0.40
40:K:89:ASP:OD2	40:K:91:ARG:HB3	2.21	0.40
10:N:119:ALA:HB1	10:N:124:THR:O	2.21	0.40
12:P:65:VAL:HG13	12:P:73:ARG:HA	2.04	0.40
70:A0:124:ARG:CD	70:A0:133:GLY:H	2.35	0.40
70:A0:65:GLU:O	70:A0:68:ILE:HG13	2.21	0.40
37:A:1267:C:H1'	37:A:1268:G:N7	2.36	0.40
37:A:3896:C:O2'	37:A:3897:G:O4'	2.39	0.40
37:A:3960:A:H5''	37:A:3961:G:C8	2.56	0.40
47:AA:1045:U:C4	47:AA:1046:U:C2	3.10	0.40
47:AA:1082:A:C8	47:AA:1084:A:N7	2.90	0.40
47:AA:1190:A:N7	47:AA:1191:C:N3	2.69	0.40
47:AA:1267:C:OP2	52:AH:85:TYR:CE1	2.74	0.40
47:AA:12:U:H3	47:AA:1200:A:H2	1.62	0.40
47:AA:1391:C:C5	47:AA:1392:U:C5	3.09	0.40
47:AA:1452:A:C6	47:AA:1474:A:C8	3.09	0.40
47:AA:1469:A:C5	47:AA:1470:C:C4	3.09	0.40
47:AA:1491:G:H2'	47:AA:1492:U:C6	2.56	0.40
47:AA:1520:G:C2	47:AA:1521:C:C4	3.08	0.40
47:AA:1525:C:N4	47:AA:1526:G:O6	2.55	0.40
47:AA:1612:G:H1'	70:A0:87:GLN:CD	2.42	0.40
47:AA:1697:A:H4'	47:AA:1699:A:C8	2.57	0.40

Continued on next page...

Continued from previous page...

Atom-1	Atom-2	Interatomic distance (Å)	Clash overlap (Å)
47:AA:1839:U:H1'	47:AA:1863:A:H2	1.86	0.40
47:AA:305:U:H6	47:AA:305:U:H2'	1.72	0.40
47:AA:351:G:H2'	47:AA:352:U:H5'	2.02	0.40
47:AA:419:G:H5''	57:AP:88:LYS:CE	2.51	0.40
47:AA:447:A:C6	47:AA:449:A:C5	3.09	0.40
47:AA:535:G:C2	47:AA:549:C:C2	3.09	0.40
47:AA:555:A:C8	47:AA:557:U:H5'	2.57	0.40
47:AA:563:G:N1	47:AA:564:A:C6	2.90	0.40
47:AA:837:A:N6	58:AQ:48:TYR:OH	2.55	0.40
47:AA:885:U:O2	47:AA:901:G:N1	2.54	0.40
76:AB:52:GLY:O	76:AB:89:ILE:HA	2.21	0.40
48:AC:74:LYS:HD3	48:AC:83:PHE:CZ	2.56	0.40
49:AD:132:ALA:O	49:AD:135:LYS:N	2.55	0.40
50:AE:67:LEU:HD12	50:AE:67:LEU:O	2.20	0.40
51:AF:17:VAL:HG22	51:AF:19:GLY:N	2.33	0.40
78:AI:129:ILE:HG13	78:AI:151:VAL:HG21	2.02	0.40
78:AI:62:HIS:CE1	78:AI:64:HIS:H	2.39	0.40
53:AJ:178:HIS:NE2	53:AJ:200:ARG:HG2	2.35	0.40
53:AJ:81:ILE:HG23	53:AJ:86:LEU:HD12	2.02	0.40
54:AK:43:GLU:HG2	54:AK:119:LYS:HZ3	1.85	0.40
79:AM:40:LYS:HE3	79:AM:43:ASP:OD1	2.22	0.40
56:AN:56:ASP:N	56:AN:56:ASP:OD1	2.55	0.40
57:AP:11:LEU:CD1	57:AP:74:VAL:HB	2.51	0.40
53:AJ:171:GLY:CA	57:AP:97:ARG:NH1	2.84	0.40
58:AQ:88:LYS:HE3	58:AQ:97:TYR:CD2	2.57	0.40
59:AR:103:HIS:O	59:AR:105:ALA:N	2.55	0.40
81:AU:56:ARG:CD	81:AU:103:VAL:HG21	2.50	0.40
61:AV:59:CYS:HB2	61:AV:61:THR:HG22	2.03	0.40
2:C:138:C:H2'	2:C:139:G:C8	2.56	0.40
3:D:49:ILE:HD13	3:D:60:LYS:NZ	2.36	0.40
6:G:286:SER:O	6:G:289:ARG:HG2	2.21	0.40
4:E:261:ARG:NH2	7:I:64:THR:OG1	2.54	0.40
16:U:126:ALA:HB3	16:U:129:PHE:CZ	2.57	0.40
18:X:40:LYS:HD3	18:X:44:ARG:HH21	1.86	0.40
59:AR:48:VAL:HG22	70:A0:23:ARG:NH1	2.37	0.40
37:A:1486:C:H2'	37:A:1487:G:C8	2.57	0.40
37:A:231:U:H5''	37:A:232:G:OP2	2.21	0.40
37:A:3696:C:H2'	37:A:3697:U:O4'	2.22	0.40
8:J:140:MET:HB2	37:A:3860:A:OP1	2.22	0.40
37:A:490:C:H42	37:A:663:G:N2	2.17	0.40
37:A:498:C:H1'	37:A:499:G:H8	1.87	0.40

Continued on next page...

Continued from previous page...

Atom-1	Atom-2	Interatomic distance (Å)	Clash overlap (Å)
37:A:499:G:N3	37:A:499:G:H2'	2.36	0.40
47:AA:935:G:N2	47:AA:1008:A:C4	2.90	0.40
47:AA:681:U:H3	47:AA:1024:A:H61	1.69	0.40
47:AA:1029:G:N2	47:AA:1030:A:H1'	2.37	0.40
47:AA:111:A:H2'	47:AA:112:U:H6	1.87	0.40
47:AA:1133:A:C4	47:AA:1134:G:C8	3.10	0.40
47:AA:1249:C:N3	47:AA:1250:A:N1	2.69	0.40
47:AA:1268:C:H2'	47:AA:1269:G:O4'	2.21	0.40
47:AA:1304:U:C5	47:AA:1305:C:C5	3.10	0.40
47:AA:1338:G:H2'	47:AA:1339:U:C2	2.56	0.40
47:AA:1449:G:O2'	47:AA:1450:G:O5'	2.35	0.40
47:AA:1506:A:H4'	47:AA:1507:G:OP1	2.21	0.40
47:AA:1534:C:H2'	47:AA:1599:U:H3	1.87	0.40
47:AA:161:U:C5	54:AK:87:ARG:HD2	2.57	0.40
47:AA:1731:A:N6	47:AA:1732:G:C6	2.90	0.40
47:AA:1739:C:H2'	47:AA:1740:C:O4'	2.21	0.40
47:AA:1743:G:H2'	47:AA:1744:G:H5'	2.02	0.40
47:AA:173:A:C5	47:AA:174:C:C4	3.10	0.40
47:AA:193:C:C2	47:AA:194:C:C5	3.09	0.40
47:AA:347:G:C6	47:AA:348:A:C5	3.09	0.40
47:AA:364:A:C6	47:AA:397:G:C6	3.09	0.40
47:AA:371:A:C6	47:AA:372:U:O4	2.75	0.40
47:AA:393:U:H6	47:AA:393:U:H2'	1.70	0.40
47:AA:535:G:H1	47:AA:548:C:N4	2.17	0.40
47:AA:555:A:H2'	47:AA:557:U:OP1	2.21	0.40
47:AA:601:G:H2'	47:AA:602:G:C8	2.57	0.40
47:AA:872:A:C8	47:AA:873:G:C8	3.09	0.40
47:AA:875:A:C2	47:AA:876:C:N3	2.90	0.40
47:AA:966:U:O5'	47:AA:966:U:H6	2.03	0.40
47:AA:975:G:H2'	47:AA:976:G:C8	2.57	0.40
48:AC:1:MET:HE2	53:AJ:254:ASP:HB2	2.04	0.40
48:AC:2:GLN:HB2	53:AJ:173:LYS:HE2	2.04	0.40
53:AJ:191:VAL:HG12	53:AJ:192:LEU:N	2.36	0.40
53:AJ:86:LEU:HA	53:AJ:86:LEU:HD23	1.89	0.40
54:AK:149:LYS:O	54:AK:150:GLU:HB3	2.22	0.40
54:AK:65:GLN:HG2	54:AK:66:GLY:H	1.86	0.40
54:AK:61:PHE:CE2	54:AK:72:ARG:HD3	2.57	0.40
47:AA:1016:U:H5'	56:AN:15:ALA:O	2.21	0.40
57:AP:61:ILE:HG23	57:AP:61:ILE:HD12	1.72	0.40
59:AR:98:LYS:O	59:AR:110:THR:OG1	2.34	0.40
3:D:96:LEU:HA	3:D:102:LEU:HD11	2.04	0.40

Continued on next page...

Continued from previous page...

Atom-1	Atom-2	Interatomic distance (Å)	Clash overlap (Å)
37:A:961:G:H5"	38:H:123:ARG:HD3	2.04	0.40
38:H:214:ASP:O	38:H:218:LYS:HE3	2.20	0.40
38:H:84:LYS:C	38:H:89:LEU:HD23	2.42	0.40
42:M:69:GLU:HG3	42:M:71:SER:H	1.86	0.40
10:N:81:LYS:HB3	10:N:82:GLY:H	1.67	0.40
19:Y:45:VAL:HG12	19:Y:52:GLN:HB3	2.04	0.40

There are no symmetry-related clashes.

5.3 Torsion angles [i](#)

5.3.1 Protein backbone [i](#)

In the following table, the Percentiles column shows the percent Ramachandran outliers of the chain as a percentile score with respect to all PDB entries followed by that with respect to all EM entries.

The Analysed column shows the number of residues for which the backbone conformation was analysed, and the total number of residues.

Mol	Chain	Analysed	Favoured	Allowed	Outliers	Percentiles	
3	D	246/257 (96%)	227 (92%)	19 (8%)	0	100	100
4	E	400/403 (99%)	378 (94%)	22 (6%)	0	100	100
5	F	365/427 (86%)	331 (91%)	33 (9%)	1 (0%)	43	78
6	G	291/297 (98%)	270 (93%)	20 (7%)	1 (0%)	43	78
7	I	199/203 (98%)	195 (98%)	4 (2%)	0	100	100
8	J	151/160 (94%)	145 (96%)	5 (3%)	1 (1%)	24	66
9	L	185/196 (94%)	177 (96%)	8 (4%)	0	100	100
10	N	157/160 (98%)	149 (95%)	8 (5%)	0	100	100
11	O	99/128 (77%)	94 (95%)	5 (5%)	0	100	100
12	P	129/140 (92%)	122 (95%)	7 (5%)	0	100	100
13	Q	62/157 (40%)	58 (94%)	4 (6%)	0	100	100
14	S	132/145 (91%)	121 (92%)	11 (8%)	0	100	100
15	T	133/136 (98%)	128 (96%)	5 (4%)	0	100	100
16	U	145/148 (98%)	134 (92%)	11 (8%)	0	100	100
17	V	73/159 (46%)	65 (89%)	8 (11%)	0	100	100

Continued on next page...

Continued from previous page...

Mol	Chain	Analysed	Favoured	Allowed	Outliers	Percentiles	
18	X	105/125 (84%)	99 (94%)	6 (6%)	0	100	100
19	Y	126/135 (93%)	123 (98%)	3 (2%)	0	100	100
20	Z	107/110 (97%)	100 (94%)	7 (6%)	0	100	100
21	a	112/117 (96%)	109 (97%)	3 (3%)	0	100	100
22	b	120/123 (98%)	118 (98%)	2 (2%)	0	100	100
23	c	100/105 (95%)	96 (96%)	4 (4%)	0	100	100
24	d	84/97 (87%)	79 (94%)	5 (6%)	0	100	100
25	e	67/70 (96%)	62 (92%)	4 (6%)	1 (2%)	11	52
26	f	48/51 (94%)	42 (88%)	6 (12%)	0	100	100
27	g	50/128 (39%)	45 (90%)	5 (10%)	0	100	100
28	j	89/92 (97%)	81 (91%)	8 (9%)	0	100	100
29	k	123/137 (90%)	110 (89%)	13 (11%)	0	100	100
30	m	223/248 (90%)	212 (95%)	11 (5%)	0	100	100
31	n	239/266 (90%)	228 (95%)	11 (5%)	0	100	100
32	o	188/192 (98%)	172 (92%)	16 (8%)	0	100	100
33	s	137/215 (64%)	124 (90%)	13 (10%)	0	100	100
34	t	201/204 (98%)	191 (95%)	10 (5%)	0	100	100
35	h	22/25 (88%)	19 (86%)	2 (9%)	1 (4%)	3	27
36	r	208/211 (99%)	189 (91%)	17 (8%)	2 (1%)	17	60
38	H	238/288 (83%)	203 (85%)	30 (13%)	5 (2%)	8	45
39	i	103/106 (97%)	99 (96%)	4 (4%)	0	100	100
40	K	185/188 (98%)	177 (96%)	7 (4%)	1 (0%)	31	72
41	l	215/217 (99%)	188 (87%)	25 (12%)	2 (1%)	19	61
42	M	173/176 (98%)	158 (91%)	13 (8%)	2 (1%)	14	57
43	p	211/214 (99%)	196 (93%)	14 (7%)	1 (0%)	31	72
44	q	172/178 (97%)	163 (95%)	6 (4%)	3 (2%)	10	49
45	R	118/156 (76%)	112 (95%)	6 (5%)	0	100	100
46	W	96/115 (84%)	90 (94%)	6 (6%)	0	100	100
48	AC	81/83 (98%)	70 (86%)	8 (10%)	3 (4%)	4	32
49	AD	139/143 (97%)	117 (84%)	22 (16%)	0	100	100
50	AE	99/115 (86%)	93 (94%)	6 (6%)	0	100	100

Continued on next page...

Continued from previous page...

Mol	Chain	Analysed	Favoured	Allowed	Outliers	Percentiles	
51	AF	61/69 (88%)	55 (90%)	6 (10%)	0	100	100
52	AH	69/156 (44%)	54 (78%)	13 (19%)	2 (3%)	5	38
53	AJ	220/293 (75%)	195 (89%)	25 (11%)	0	100	100
54	AK	235/249 (94%)	206 (88%)	27 (12%)	2 (1%)	19	61
55	AL	183/194 (94%)	161 (88%)	21 (12%)	1 (0%)	31	72
56	AN	147/151 (97%)	125 (85%)	22 (15%)	0	100	100
57	AP	127/130 (98%)	112 (88%)	15 (12%)	0	100	100
58	AQ	129/133 (97%)	118 (92%)	8 (6%)	3 (2%)	7	43
59	AR	73/125 (58%)	61 (84%)	12 (16%)	0	100	100
60	AT	56/59 (95%)	51 (91%)	5 (9%)	0	100	100
61	AV	81/84 (96%)	73 (90%)	7 (9%)	1 (1%)	14	57
63	Ap	212/264 (80%)	184 (87%)	25 (12%)	3 (1%)	12	53
64	Aq	225/243 (93%)	195 (87%)	26 (12%)	4 (2%)	9	48
65	Ar	260/263 (99%)	226 (87%)	31 (12%)	3 (1%)	14	57
66	At	187/194 (96%)	155 (83%)	30 (16%)	2 (1%)	16	59
67	Au	204/208 (98%)	179 (88%)	22 (11%)	3 (2%)	11	52
68	Av	96/165 (58%)	77 (80%)	18 (19%)	1 (1%)	17	60
69	Ay	144/146 (99%)	123 (85%)	18 (12%)	3 (2%)	8	45
70	A0	148/152 (97%)	121 (82%)	21 (14%)	6 (4%)	3	29
71	Ao	220/295 (75%)	190 (86%)	28 (13%)	2 (1%)	19	61
72	As	189/204 (93%)	158 (84%)	23 (12%)	8 (4%)	3	28
73	Aw	151/158 (96%)	130 (86%)	18 (12%)	3 (2%)	8	46
74	Ax	95/145 (66%)	60 (63%)	21 (22%)	14 (15%)	0	4
75	Az	130/135 (96%)	93 (72%)	26 (20%)	11 (8%)	1	12
76	AB	100/119 (84%)	82 (82%)	14 (14%)	4 (4%)	3	30
77	AG	51/56 (91%)	43 (84%)	6 (12%)	2 (4%)	3	31
78	AI	311/317 (98%)	261 (84%)	44 (14%)	6 (2%)	9	47
79	AM	120/132 (91%)	91 (76%)	26 (22%)	3 (2%)	6	41
80	AO	138/151 (91%)	112 (81%)	21 (15%)	5 (4%)	4	33
81	AU	141/145 (97%)	116 (82%)	18 (13%)	7 (5%)	2	24
All	All	11449/12881 (89%)	10266 (90%)	1060 (9%)	123 (1%)	20	59

All (123) Ramachandran outliers are listed below:

Mol	Chain	Res	Type
38	H	100	LYS
38	H	225	PRO
40	K	159	PRO
44	q	55	TYR
44	q	59	SER
54	AK	153	VAL
70	A0	90	VAL
72	As	43	GLU
72	As	45	TYR
72	As	46	ALA
72	As	47	LYS
74	Ax	73	PRO
74	Ax	78	THR
74	Ax	98	ASN
74	Ax	100	LYS
74	Ax	102	PHE
75	Az	67	ARG
75	Az	97	GLU
75	Az	119	VAL
75	Az	127	ASN
76	AB	49	LYS
76	AB	51	LYS
78	AI	54	ILE
78	AI	57	ARG
80	AO	13	GLN
80	AO	14	VAL
81	AU	78	ILE
41	l	67	VAL
70	A0	117	ILE
72	As	42	LYS
73	Aw	28	THR
73	Aw	29	GLY
74	Ax	77	LYS
74	Ax	79	HIS
74	Ax	80	LEU
75	Az	98	VAL
75	Az	130	THR
81	AU	4	VAL
6	G	4	VAL
35	h	4	LYS
36	r	55	ILE
38	H	91	THR

Continued on next page...

Continued from previous page...

Mol	Chain	Res	Type
38	H	226	ARG
48	AC	36	VAL
69	Ay	100	VAL
70	A0	12	ILE
74	Ax	74	GLU
74	Ax	76	VAL
74	Ax	97	TYR
77	AG	7	TYR
77	AG	8	TRP
78	AI	53	GLY
80	AO	140	THR
43	p	21	ARG
48	AC	78	ILE
61	AV	20	LYS
63	Ap	40	ASN
64	Aq	61	GLU
66	At	139	ILE
67	Au	97	VAL
68	Av	4	PRO
70	A0	16	LEU
70	A0	71	MET
72	As	17	ILE
74	Ax	37	TYR
74	Ax	58	LYS
75	Az	108	LEU
75	Az	121	GLN
81	AU	5	THR
81	AU	45	LEU
81	AU	130	ASP
81	AU	137	GLN
42	M	146	HIS
58	AQ	33	ALA
63	Ap	37	ALA
63	Ap	190	PRO
67	Au	140	LYS
67	Au	177	SER
72	As	127	ARG
78	AI	284	PRO
79	AM	100	PRO
80	AO	112	ALA
81	AU	67	ARG
41	l	202	ARG

Continued on next page...

Continued from previous page...

Mol	Chain	Res	Type
54	AK	235	SER
55	AL	86	VAL
58	AQ	52	PRO
64	Aq	26	THR
70	A0	17	ASN
73	Aw	30	LYS
74	Ax	96	VAL
79	AM	123	VAL
8	J	24	VAL
42	M	124	ILE
52	AH	108	VAL
64	Aq	99	ILE
75	Az	9	VAL
75	Az	69	ILE
76	AB	17	ILE
76	AB	50	VAL
48	AC	42	VAL
65	Ar	80	ILE
65	Ar	131	VAL
71	Ao	171	VAL
71	Ao	194	PRO
78	AI	28	PRO
52	AH	98	VAL
69	Ay	42	ILE
69	Ay	93	VAL
79	AM	103	VAL
80	AO	56	VAL
36	r	54	PRO
38	H	106	VAL
44	q	174	ILE
65	Ar	76	VAL
66	At	100	ILE
75	Az	50	ILE
5	F	309	ILE
25	e	32	VAL
58	AQ	51	THR
64	Aq	66	ILE
78	AI	163	PRO
72	As	15	PRO

5.3.2 Protein sidechains ⓘ

In the following table, the Percentiles column shows the percent sidechain outliers of the chain as a percentile score with respect to all PDB entries followed by that with respect to all EM entries.

The Analysed column shows the number of residues for which the sidechain conformation was analysed, and the total number of residues.

Mol	Chain	Analysed	Rotameric	Outliers	Percentiles	
3	D	190/199 (96%)	190 (100%)	0	100	100
4	E	348/349 (100%)	348 (100%)	0	100	100
5	F	305/348 (88%)	305 (100%)	0	100	100
6	G	246/250 (98%)	246 (100%)	0	100	100
7	I	173/174 (99%)	173 (100%)	0	100	100
8	J	134/141 (95%)	134 (100%)	0	100	100
9	L	166/175 (95%)	166 (100%)	0	100	100
10	N	139/140 (99%)	139 (100%)	0	100	100
11	O	91/115 (79%)	91 (100%)	0	100	100
12	P	101/107 (94%)	101 (100%)	0	100	100
13	Q	56/126 (44%)	56 (100%)	0	100	100
14	S	124/135 (92%)	124 (100%)	0	100	100
15	T	117/118 (99%)	117 (100%)	0	100	100
16	U	120/121 (99%)	120 (100%)	0	100	100
17	V	63/126 (50%)	63 (100%)	0	100	100
18	X	98/110 (89%)	98 (100%)	0	100	100
19	Y	114/121 (94%)	114 (100%)	0	100	100
20	Z	88/89 (99%)	88 (100%)	0	100	100
21	a	98/100 (98%)	98 (100%)	0	100	100
22	b	109/110 (99%)	109 (100%)	0	100	100
23	c	86/89 (97%)	86 (100%)	0	100	100
24	d	73/80 (91%)	73 (100%)	0	100	100
25	e	64/65 (98%)	64 (100%)	0	100	100
26	f	47/48 (98%)	47 (100%)	0	100	100
27	g	48/116 (41%)	48 (100%)	0	100	100
28	j	74/75 (99%)	74 (100%)	0	100	100

Continued on next page...

Continued from previous page...

Mol	Chain	Analysed	Rotameric	Outliers	Percentiles	
29	k	109/121 (90%)	109 (100%)	0	100	100
30	m	194/215 (90%)	194 (100%)	0	100	100
31	n	203/223 (91%)	203 (100%)	0	100	100
32	o	169/171 (99%)	169 (100%)	0	100	100
33	s	118/161 (73%)	118 (100%)	0	100	100
34	t	171/172 (99%)	171 (100%)	0	100	100
35	h	23/24 (96%)	23 (100%)	0	100	100
36	r	176/177 (99%)	174 (99%)	2 (1%)	76	90
38	H	215/252 (85%)	209 (97%)	6 (3%)	47	78
39	i	93/94 (99%)	92 (99%)	1 (1%)	76	90
40	K	164/165 (99%)	164 (100%)	0	100	100
41	l	195/196 (100%)	194 (100%)	1 (0%)	90	96
42	M	156/157 (99%)	154 (99%)	2 (1%)	71	89
43	p	180/181 (99%)	178 (99%)	2 (1%)	76	90
44	q	148/149 (99%)	144 (97%)	4 (3%)	48	78
45	R	108/133 (81%)	107 (99%)	1 (1%)	81	92
46	W	83/97 (86%)	83 (100%)	0	100	100
48	AC	67/67 (100%)	67 (100%)	0	100	100
49	AD	113/115 (98%)	113 (100%)	0	100	100
50	AE	88/98 (90%)	88 (100%)	0	100	100
51	AF	56/62 (90%)	56 (100%)	0	100	100
52	AH	64/140 (46%)	64 (100%)	0	100	100
53	AJ	188/225 (84%)	186 (99%)	2 (1%)	76	90
54	AK	207/218 (95%)	207 (100%)	0	100	100
55	AL	161/168 (96%)	161 (100%)	0	100	100
56	AN	130/131 (99%)	130 (100%)	0	100	100
57	AP	112/113 (99%)	110 (98%)	2 (2%)	62	85
58	AQ	113/115 (98%)	113 (100%)	0	100	100
59	AR	66/103 (64%)	66 (100%)	0	100	100
60	AT	47/48 (98%)	47 (100%)	0	100	100
61	AV	75/76 (99%)	75 (100%)	0	100	100

Continued on next page...

Continued from previous page...

Mol	Chain	Analysed	Rotameric	Outliers	Percentiles	
63	Ap	195/231 (84%)	193 (99%)	2 (1%)	78	90
64	Aq	190/202 (94%)	190 (100%)	0	100	100
65	Ar	224/225 (100%)	223 (100%)	1 (0%)	92	97
66	At	169/174 (97%)	169 (100%)	0	100	100
67	Au	178/180 (99%)	178 (100%)	0	100	100
68	Av	89/136 (65%)	89 (100%)	0	100	100
69	Ay	121/121 (100%)	120 (99%)	1 (1%)	83	93
70	A0	130/132 (98%)	130 (100%)	0	100	100
71	Ao	184/243 (76%)	184 (100%)	0	100	100
72	As	161/170 (95%)	159 (99%)	2 (1%)	74	89
73	Aw	137/142 (96%)	136 (99%)	1 (1%)	85	94
74	Ax	87/130 (67%)	84 (97%)	3 (3%)	40	74
75	Az	120/122 (98%)	115 (96%)	5 (4%)	32	69
76	AB	93/107 (87%)	89 (96%)	4 (4%)	32	68
77	AG	47/49 (96%)	46 (98%)	1 (2%)	56	83
78	AI	272/275 (99%)	270 (99%)	2 (1%)	85	94
79	AM	104/108 (96%)	103 (99%)	1 (1%)	78	90
80	AO	110/119 (92%)	110 (100%)	0	100	100
81	AU	113/115 (98%)	112 (99%)	1 (1%)	81	92
All	All	9988/10975 (91%)	9941 (100%)	47 (0%)	90	96

All (47) residues with a non-rotameric sidechain are listed below:

Mol	Chain	Res	Type
36	r	145	LYS
36	r	146	LEU
38	H	83	LYS
38	H	84	LYS
38	H	88	VAL
38	H	96	VAL
38	H	100	LYS
38	H	224	LYS
39	i	106	PHE
41	l	66	CYS
42	M	164	LYS

Continued on next page...

Continued from previous page...

Mol	Chain	Res	Type
42	M	166	ARG
43	p	105	CYS
43	p	110	ARG
44	q	55	TYR
44	q	56	THR
44	q	58	ARG
44	q	154	LYS
45	R	37	LYS
53	AJ	163	VAL
53	AJ	196	ILE
57	AP	72	CYS
57	AP	112	ASP
63	Ap	90	ASP
63	Ap	196	ASP
65	Ar	98	ASN
69	Ay	100	VAL
72	As	44	LYS
72	As	45	TYR
73	Aw	28	THR
74	Ax	80	LEU
74	Ax	82	ASP
74	Ax	97	TYR
75	Az	67	ARG
75	Az	69	ILE
75	Az	120	THR
75	Az	126	MET
75	Az	130	THR
76	AB	46	LYS
76	AB	48	LEU
76	AB	49	LYS
76	AB	88	LEU
77	AG	4	GLN
78	AI	54	ILE
78	AI	107	ASP
79	AM	99	ASN
81	AU	45	LEU

Some sidechains can be flipped to improve hydrogen bonding and reduce clashes. All (95) such sidechains are listed below:

Mol	Chain	Res	Type
3	D	86	GLN
4	E	302	ASN

Continued on next page...

Continued from previous page...

Mol	Chain	Res	Type
5	F	142	HIS
5	F	276	ASN
5	F	286	ASN
8	J	75	GLN
8	J	80	GLN
8	J	97	ASN
9	L	58	HIS
10	N	98	HIS
13	Q	59	HIS
14	S	96	HIS
16	U	19	HIS
16	U	25	HIS
16	U	28	HIS
17	V	49	HIS
18	X	118	GLN
19	Y	23	HIS
28	j	33	GLN
29	k	6	GLN
30	m	63	GLN
30	m	110	GLN
30	m	116	GLN
30	m	119	ASN
32	o	188	GLN
34	t	37	HIS
34	t	201	HIS
36	r	15	HIS
38	H	128	HIS
38	H	167	GLN
38	H	191	GLN
38	H	228	GLN
39	i	19	GLN
39	i	45	GLN
39	i	51	GLN
40	K	57	ASN
41	l	35	GLN
41	l	119	GLN
41	l	143	ASN
41	l	200	ASN
42	M	50	GLN
42	M	117	HIS
42	M	146	HIS
43	p	51	HIS

Continued on next page...

Continued from previous page...

Mol	Chain	Res	Type
44	q	155	HIS
45	R	93	ASN
49	AD	87	ASN
49	AD	92	ASN
50	AE	19	GLN
51	AF	26	GLN
52	AH	139	HIS
54	AK	13	GLN
54	AK	225	GLN
55	AL	75	ASN
55	AL	113	GLN
55	AL	140	GLN
55	AL	156	HIS
56	AN	105	ASN
57	AP	113	HIS
61	AV	19	HIS
63	Ap	92	GLN
63	Ap	101	HIS
63	Ap	186	ASN
63	Ap	208	HIS
65	Ar	214	ASN
66	At	44	ASN
68	Av	39	ASN
68	Av	42	ASN
68	Av	44	HIS
68	Av	66	HIS
70	A0	87	GLN
70	A0	125	HIS
71	Ao	193	HIS
72	As	51	HIS
72	As	179	ASN
73	Aw	13	GLN
75	Az	48	ASN
76	AB	28	ASN
77	AG	37	ASN
78	AI	14	HIS
78	AI	20	GLN
78	AI	62	HIS
78	AI	64	HIS
78	AI	76	GLN
78	AI	147	HIS
78	AI	187	ASN

Continued on next page...

Continued from previous page...

Mol	Chain	Res	Type
78	AI	191	HIS
78	AI	237	ASN
78	AI	285	GLN
79	AM	52	GLN
80	AO	26	ASN
80	AO	113	GLN
81	AU	63	HIS
81	AU	105	GLN
81	AU	128	GLN

5.3.3 RNA ⓘ

Mol	Chain	Analysed	Backbone Outliers	Pucker Outliers
1	B	119/121 (98%)	16 (13%)	0
2	C	155/157 (98%)	34 (21%)	1 (0%)
37	A	3707/5070 (73%)	1071 (28%)	50 (1%)
47	AA	1716/1869 (91%)	906 (52%)	48 (2%)
62	An	74/75 (98%)	37 (50%)	0
All	All	5771/7292 (79%)	2064 (35%)	99 (1%)

All (2064) RNA backbone outliers are listed below:

Mol	Chain	Res	Type
1	B	2	U
1	B	7	G
1	B	17	C
1	B	22	A
1	B	24	C
1	B	50	A
1	B	54	A
1	B	64	G
1	B	71	G
1	B	90	A
1	B	97	G
1	B	100	A
1	B	106	G
1	B	107	G
1	B	110	G
1	B	120	U
2	C	21	C
2	C	34	U

Continued on next page...

Continued from previous page...

Mol	Chain	Res	Type
2	C	35	C
2	C	39	G
2	C	52	A
2	C	59	A
2	C	63	U
2	C	80	A
2	C	82	A
2	C	83	C
2	C	84	A
2	C	85	U
2	C	86	U
2	C	87	G
2	C	88	A
2	C	94	G
2	C	103	A
2	C	104	A
2	C	105	C
2	C	109	C
2	C	110	U
2	C	114	G
2	C	118	C
2	C	123	U
2	C	124	U
2	C	125	C
2	C	126	C
2	C	127	U
2	C	129	C
2	C	146	U
2	C	147	G
2	C	150	C
2	C	153	C
2	C	156	U
37	A	9	C
37	A	17	A
37	A	18	C
37	A	19	G
37	A	25	A
37	A	39	A
37	A	42	A
37	A	44	A
37	A	48	G
37	A	56	A

Continued on next page...

Continued from previous page...

Mol	Chain	Res	Type
37	A	59	A
37	A	65	A
37	A	66	A
37	A	73	A
37	A	84	A
37	A	91	G
37	A	108	A
37	A	109	G
37	A	110	C
37	A	117	C
37	A	118	C
37	A	119	G
37	A	120	A
37	A	122	U
37	A	130	C
37	A	131	C
37	A	133	C
37	A	134	G
37	A	135	G
37	A	136	C
37	A	137	G
37	A	140	G
37	A	143	C
37	A	144	G
37	A	149	A
37	A	152	U
37	A	159	C
37	A	164	G
37	A	171	U
37	A	172	C
37	A	173	C
37	A	175	C
37	A	179	G
37	A	180	C
37	A	183	C
37	A	184	U
37	A	185	C
37	A	187	U
37	A	188	G
37	A	200	U
37	A	201	C
37	A	202	C

Continued on next page...

Continued from previous page...

Mol	Chain	Res	Type
37	A	205	C
37	A	217	C
37	A	218	A
37	A	219	G
37	A	220	C
37	A	232	G
37	A	233	U
37	A	234	G
37	A	235	A
37	A	238	C
37	A	245	C
37	A	246	G
37	A	250	C
37	A	253	G
37	A	258	G
37	A	265	C
37	A	266	C
37	A	267	G
37	A	277	G
37	A	278	G
37	A	280	G
37	A	297	U
37	A	306	A
37	A	315	G
37	A	316	U
37	A	322	C
37	A	326	C
37	A	334	A
37	A	340	C
37	A	379	G
37	A	383	A
37	A	384	A
37	A	387	G
37	A	399	G
37	A	401	G
37	A	407	A
37	A	409	G
37	A	410	A
37	A	415	G
37	A	417	G
37	A	418	A
37	A	431	G

Continued on next page...

Continued from previous page...

Mol	Chain	Res	Type
37	A	432	U
37	A	433	A
37	A	446	C
37	A	448	G
37	A	449	C
37	A	450	G
37	A	451	C
37	A	452	A
37	A	453	G
37	A	454	U
37	A	455	C
37	A	462	G
37	A	468	U
37	A	469	C
37	A	470	A
37	A	485	C
37	A	486	C
37	A	487	G
37	A	488	G
37	A	490	C
37	A	499	G
37	A	500	G
37	A	501	C
37	A	502	C
37	A	503	C
37	A	504	G
37	A	506	C
37	A	507	G
37	A	509	A
37	A	510	U
37	A	511	C
37	A	512	U
37	A	513	U
37	A	514	U
37	A	516	C
37	A	517	C
37	A	518	G
37	A	643	C
37	A	644	G
37	A	646	G
37	A	649	A
37	A	654	C

Continued on next page...

Continued from previous page...

Mol	Chain	Res	Type
37	A	655	C
37	A	656	C
37	A	657	C
37	A	658	C
37	A	661	C
37	A	664	G
37	A	665	C
37	A	666	G
37	A	667	A
37	A	671	G
37	A	681	G
37	A	684	G
37	A	685	C
37	A	686	A
37	A	694	C
37	A	695	G
37	A	696	C
37	A	697	G
37	A	702	U
37	A	703	G
37	A	704	C
37	A	705	G
37	A	707	C
37	A	713	C
37	A	720	G
37	A	730	G
37	A	736	C
37	A	737	C
37	A	740	G
37	A	741	C
37	A	745	G
37	A	746	A
37	A	747	A
37	A	748	G
37	A	749	G
37	A	750	U
37	A	907	C
37	A	910	G
37	A	911	U
37	A	915	A
37	A	916	C
37	A	917	A

Continued on next page...

Continued from previous page...

Mol	Chain	Res	Type
37	A	918	G
37	A	919	C
37	A	920	C
37	A	926	G
37	A	927	G
37	A	928	C
37	A	929	A
37	A	930	G
37	A	931	C
37	A	932	A
37	A	933	G
37	A	934	C
37	A	938	C
37	A	939	G
37	A	940	C
37	A	941	C
37	A	942	G
37	A	944	A
37	A	945	U
37	A	946	C
37	A	950	G
37	A	957	G
37	A	958	G
37	A	959	G
37	A	960	A
37	A	961	G
37	A	962	C
37	A	963	G
37	A	964	A
37	A	965	G
37	A	966	A
37	A	967	C
37	A	968	C
37	A	969	C
37	A	975	C
37	A	976	G
37	A	978	G
37	A	979	C
37	A	981	C
37	A	982	U
37	A	986	C
37	A	989	U

Continued on next page...

Continued from previous page...

Mol	Chain	Res	Type
37	A	992	C
37	A	994	G
37	A	995	C
37	A	1048	G
37	A	1051	G
37	A	1066	G
37	A	1068	G
37	A	1070	G
37	A	1072	C
37	A	1073	G
37	A	1078	A
37	A	1079	C
37	A	1080	C
37	A	1081	C
37	A	1082	C
37	A	1095	A
37	A	1096	C
37	A	1097	C
37	A	1170	G
37	A	1172	C
37	A	1173	G
37	A	1175	A
37	A	1179	U
37	A	1180	C
37	A	1181	C
37	A	1182	C
37	A	1183	C
37	A	1184	A
37	A	1191	C
37	A	1193	C
37	A	1194	G
37	A	1200	G
37	A	1202	C
37	A	1203	G
37	A	1205	G
37	A	1209	U
37	A	1210	C
37	A	1211	G
37	A	1214	C
37	A	1215	C
37	A	1216	C
37	A	1217	G

Continued on next page...

Continued from previous page...

Mol	Chain	Res	Type
37	A	1219	G
37	A	1221	G
37	A	1222	A
37	A	1233	G
37	A	1237	C
37	A	1238	A
37	A	1239	C
37	A	1243	C
37	A	1244	G
37	A	1245	C
37	A	1252	C
37	A	1254	A
37	A	1256	G
37	A	1257	A
37	A	1264	C
37	A	1267	C
37	A	1268	G
37	A	1269	G
37	A	1270	A
37	A	1271	G
37	A	1272	C
37	A	1273	G
37	A	1274	A
37	A	1275	G
37	A	1276	C
37	A	1277	G
37	A	1279	A
37	A	1280	C
37	A	1281	G
37	A	1282	G
37	A	1285	U
37	A	1288	G
37	A	1289	C
37	A	1290	G
37	A	1293	G
37	A	1295	C
37	A	1296	G
37	A	1301	C
37	A	1322	A
37	A	1324	A
37	A	1326	A
37	A	1330	A

Continued on next page...

Continued from previous page...

Mol	Chain	Res	Type
37	A	1339	U
37	A	1352	C
37	A	1354	A
37	A	1358	G
37	A	1359	G
37	A	1365	C
37	A	1366	G
37	A	1367	C
37	A	1368	A
37	A	1369	C
37	A	1370	G
37	A	1372	A
37	A	1376	C
37	A	1377	G
37	A	1378	C
37	A	1379	C
37	A	1381	U
37	A	1387	A
37	A	1394	G
37	A	1404	G
37	A	1405	C
37	A	1407	C
37	A	1409	C
37	A	1410	U
37	A	1411	C
37	A	1412	G
37	A	1413	C
37	A	1415	G
37	A	1416	G
37	A	1417	C
37	A	1420	A
37	A	1421	G
37	A	1425	G
37	A	1434	G
37	A	1440	U
37	A	1446	C
37	A	1456	C
37	A	1457	G
37	A	1474	C
37	A	1476	C
37	A	1480	C
37	A	1481	C

Continued on next page...

Continued from previous page...

Mol	Chain	Res	Type
37	A	1482	G
37	A	1483	C
37	A	1484	G
37	A	1489	G
37	A	1497	A
37	A	1498	G
37	A	1501	C
37	A	1502	G
37	A	1503	A
37	A	1518	A
37	A	1523	A
37	A	1530	G
37	A	1534	A
37	A	1540	C
37	A	1547	A
37	A	1552	G
37	A	1566	C
37	A	1578	U
37	A	1586	G
37	A	1591	U
37	A	1597	G
37	A	1605	G
37	A	1612	G
37	A	1613	A
37	A	1614	C
37	A	1624	G
37	A	1625	G
37	A	1626	G
37	A	1631	A
37	A	1633	G
37	A	1634	A
37	A	1638	A
37	A	1641	G
37	A	1642	A
37	A	1650	A
37	A	1654	G
37	A	1661	C
37	A	1676	C
37	A	1677	U
37	A	1691	G
37	A	1696	C
37	A	1697	G

Continued on next page...

Continued from previous page...

Mol	Chain	Res	Type
37	A	1698	C
37	A	1699	A
37	A	1719	A
37	A	1721	G
37	A	1724	G
37	A	1729	A
37	A	1735	U
37	A	1741	G
37	A	1742	A
37	A	1750	G
37	A	1751	A
37	A	1754	U
37	A	1755	C
37	A	1756	U
37	A	1757	U
37	A	1758	G
37	A	1759	G
37	A	1760	G
37	A	1761	G
37	A	1762	C
37	A	1763	C
37	A	1764	G
37	A	1765	A
37	A	1766	A
37	A	1767	A
37	A	1768	C
37	A	1769	G
37	A	1770	A
37	A	1775	A
37	A	1777	C
37	A	1778	C
37	A	1781	U
37	A	1787	A
37	A	1788	A
37	A	1804	A
37	A	1806	G
37	A	1807	C
37	A	1815	G
37	A	1820	C
37	A	1822	U
37	A	1823	G
37	A	1832	C

Continued on next page...

Continued from previous page...

Mol	Chain	Res	Type
37	A	1834	U
37	A	1835	G
37	A	1836	G
37	A	1842	G
37	A	1855	G
37	A	1856	C
37	A	1860	U
37	A	1867	A
37	A	1869	G
37	A	1881	C
37	A	1886	G
37	A	1889	U
37	A	1890	G
37	A	1897	A
37	A	1910	G
37	A	1918	U
37	A	1919	G
37	A	1920	C
37	A	1921	C
37	A	1922	G
37	A	1925	G
37	A	1930	U
37	A	1932	A
37	A	1936	C
37	A	1948	G
37	A	1959	U
37	A	1960	A
37	A	1961	G
37	A	1967	A
37	A	1968	G
37	A	1969	G
37	A	1970	A
37	A	1971	C
37	A	1973	G
37	A	1974	U
37	A	1975	G
37	A	1976	G
37	A	1977	C
37	A	1979	A
37	A	1981	G
37	A	1982	G
37	A	1983	A

Continued on next page...

Continued from previous page...

Mol	Chain	Res	Type
37	A	1984	A
37	A	1985	G
37	A	1987	C
37	A	1989	G
37	A	1990	A
37	A	1991	A
37	A	1993	C
37	A	1994	C
37	A	1995	G
37	A	1996	C
37	A	1997	U
37	A	1998	A
37	A	1999	A
37	A	2000	G
37	A	2001	G
37	A	2002	A
37	A	2003	G
37	A	2005	G
37	A	2006	U
37	A	2009	A
37	A	2010	A
37	A	2011	C
37	A	2012	A
37	A	2013	A
37	A	2017	A
37	A	2018	C
37	A	2019	C
37	A	2020	U
37	A	2023	C
37	A	2026	A
37	A	2046	G
37	A	2048	U
37	A	2052	G
37	A	2054	U
37	A	2055	G
37	A	2056	G
37	A	2063	G
37	A	2068	C
37	A	2069	A
37	A	2070	U
37	A	2084	C
37	A	2085	G

Continued on next page...

Continued from previous page...

Mol	Chain	Res	Type
37	A	2089	G
37	A	2091	C
37	A	2092	G
37	A	2093	A
37	A	2094	G
37	A	2095	A
37	A	2096	G
37	A	2097	U
37	A	2098	G
37	A	2099	G
37	A	2100	A
37	A	2104	G
37	A	2105	A
37	A	2107	C
37	A	2108	G
37	A	2109	G
37	A	2110	C
37	A	2111	G
37	A	2112	G
37	A	2113	G
37	A	2114	G
37	A	2115	G
37	A	2116	C
37	A	2117	G
37	A	2118	G
37	A	2119	C
37	A	2120	G
37	A	2121	C
37	A	2122	G
37	A	2123	C
37	A	2124	G
37	A	2125	C
37	A	2126	G
37	A	2128	G
37	A	2130	G
37	A	2244	C
37	A	2247	C
37	A	2250	C
37	A	2251	G
37	A	2252	G
37	A	2253	A
37	A	2254	G

Continued on next page...

Continued from previous page...

Mol	Chain	Res	Type
37	A	2255	C
37	A	2256	C
37	A	2257	C
37	A	2259	G
37	A	2260	C
37	A	2261	G
37	A	2262	G
37	A	2263	A
37	A	2265	G
37	A	2268	A
37	A	2270	G
37	A	2278	G
37	A	2289	C
37	A	2300	A
37	A	2301	G
37	A	2313	A
37	A	2316	G
37	A	2327	G
37	A	2333	G
37	A	2348	G
37	A	2351	C
37	A	2360	A
37	A	2361	G
37	A	2362	U
37	A	2364	G
37	A	2379	A
37	A	2382	A
37	A	2390	G
37	A	2391	G
37	A	2397	G
37	A	2412	A
37	A	2417	A
37	A	2422	C
37	A	2425	U
37	A	2426	U
37	A	2437	C
37	A	2448	G
37	A	2450	G
37	A	2463	G
37	A	2465	C
37	A	2468	U
37	A	2471	G

Continued on next page...

Continued from previous page...

Mol	Chain	Res	Type
37	A	2474	G
37	A	2475	G
37	A	2483	G
37	A	2486	G
37	A	2488	C
37	A	2489	C
37	A	2490	U
37	A	2491	C
37	A	2494	U
37	A	2496	G
37	A	2501	C
37	A	2504	C
37	A	2505	C
37	A	2506	G
37	A	2513	A
37	A	2514	G
37	A	2529	A
37	A	2537	A
37	A	2544	G
37	A	2546	G
37	A	2547	G
37	A	2553	A
37	A	2554	U
37	A	2555	G
37	A	2556	G
37	A	2557	G
37	A	2561	C
37	A	2566	G
37	A	2569	G
37	A	2570	U
37	A	2573	A
37	A	2583	C
37	A	2587	A
37	A	2588	C
37	A	2601	A
37	A	2618	G
37	A	2620	G
37	A	2627	C
37	A	2638	G
37	A	2640	G
37	A	2643	G
37	A	2645	G

Continued on next page...

Continued from previous page...

Mol	Chain	Res	Type
37	A	2648	G
37	A	2653	C
37	A	2658	G
37	A	2662	G
37	A	2667	C
37	A	2670	C
37	A	2675	G
37	A	2676	A
37	A	2686	G
37	A	2687	U
37	A	2689	C
37	A	2694	G
37	A	2696	A
37	A	2701	U
37	A	2706	G
37	A	2707	U
37	A	2708	U
37	A	2710	C
37	A	2712	G
37	A	2714	G
37	A	2717	G
37	A	2719	C
37	A	2721	G
37	A	2723	U
37	A	2725	A
37	A	2726	G
37	A	2739	C
37	A	2740	U
37	A	2743	A
37	A	2753	G
37	A	2754	G
37	A	2756	G
37	A	2761	U
37	A	2762	G
37	A	2763	U
37	A	2768	C
37	A	2769	U
37	A	2770	C
37	A	2776	G
37	A	2786	C
37	A	2787	A
37	A	2788	U

Continued on next page...

Continued from previous page...

Mol	Chain	Res	Type
37	A	2790	U
37	A	2794	C
37	A	2797	C
37	A	2803	U
37	A	2814	C
37	A	2819	U
37	A	2826	U
37	A	2827	G
37	A	2829	U
37	A	2842	G
37	A	2855	G
37	A	2856	C
37	A	2859	G
37	A	2860	C
37	A	2864	A
37	A	2870	A
37	A	2874	U
37	A	2875	C
37	A	2876	G
37	A	2877	G
37	A	2878	G
37	A	2884	G
37	A	2885	A
37	A	2894	A
37	A	2902	G
37	A	2903	G
37	A	2904	U
37	A	2905	C
37	A	2906	G
37	A	2907	G
37	A	2909	C
37	A	3588	C
37	A	3589	G
37	A	3593	C
37	A	3595	U
37	A	3596	A
37	A	3597	G
37	A	3605	C
37	A	3626	G
37	A	3635	A
37	A	3637	U
37	A	3639	U

Continued on next page...

Continued from previous page...

Mol	Chain	Res	Type
37	A	3642	A
37	A	3643	A
37	A	3644	U
37	A	3646	A
37	A	3648	A
37	A	3661	G
37	A	3662	A
37	A	3669	G
37	A	3671	G
37	A	3672	G
37	A	3673	C
37	A	3674	G
37	A	3692	A
37	A	3696	C
37	A	3705	G
37	A	3709	U
37	A	3710	G
37	A	3711	A
37	A	3712	A
37	A	3713	U
37	A	3714	G
37	A	3723	A
37	A	3727	A
37	A	3750	G
37	A	3753	G
37	A	3756	A
37	A	3757	G
37	A	3758	U
37	A	3759	A
37	A	3761	C
37	A	3764	U
37	A	3765	G
37	A	3766	A
37	A	3767	C
37	A	3768	U
37	A	3769	C
37	A	3770	U
37	A	3771	C
37	A	3772	U
37	A	3773	U
37	A	3775	A
37	A	3776	G

Continued on next page...

Continued from previous page...

Mol	Chain	Res	Type
37	A	3777	G
37	A	3780	G
37	A	3785	A
37	A	3786	U
37	A	3789	C
37	A	3811	G
37	A	3812	C
37	A	3814	U
37	A	3817	A
37	A	3818	U
37	A	3819	G
37	A	3838	U
37	A	3840	U
37	A	3867	A
37	A	3877	A
37	A	3878	C
37	A	3879	G
37	A	3881	G
37	A	3889	G
37	A	3890	A
37	A	3892	U
37	A	3897	G
37	A	3898	G
37	A	3901	A
37	A	3905	A
37	A	3906	A
37	A	3907	G
37	A	3908	A
37	A	3915	U
37	A	3919	C
37	A	3922	G
37	A	3928	A
37	A	3938	G
37	A	3939	G
37	A	3941	G
37	A	3942	A
37	A	3943	A
37	A	3947	A
37	A	3948	C
37	A	3949	A
37	A	3954	A
37	A	3956	G

Continued on next page...

Continued from previous page...

Mol	Chain	Res	Type
37	A	3957	U
37	A	3958	G
37	A	3959	U
37	A	3961	G
37	A	3962	A
37	A	3963	A
37	A	3965	A
37	A	3966	A
37	A	3968	U
37	A	3969	G
37	A	3972	A
37	A	3973	G
37	A	3975	C
37	A	3977	C
37	A	4034	G
37	A	4036	G
37	A	4037	C
37	A	4039	G
37	A	4042	G
37	A	4043	G
37	A	4044	U
37	A	4045	G
37	A	4046	A
37	A	4047	A
37	A	4048	A
37	A	4049	U
37	A	4050	A
37	A	4051	C
37	A	4052	C
37	A	4053	A
37	A	4054	C
37	A	4055	U
37	A	4056	A
37	A	4058	U
37	A	4059	C
37	A	4064	C
37	A	4065	G
37	A	4067	U
37	A	4076	G
37	A	4084	G
37	A	4088	C
37	A	4093	G

Continued on next page...

Continued from previous page...

Mol	Chain	Res	Type
37	A	4101	C
37	A	4103	C
37	A	4104	G
37	A	4107	G
37	A	4110	C
37	A	4115	G
37	A	4116	C
37	A	4117	U
37	A	4119	C
37	A	4120	U
37	A	4121	G
37	A	4122	G
37	A	4127	A
37	A	4131	G
37	A	4138	C
37	A	4139	G
37	A	4140	C
37	A	4141	G
37	A	4142	C
37	A	4143	G
37	A	4144	C
37	A	4151	G
37	A	4154	G
37	A	4158	C
37	A	4162	C
37	A	4163	U
37	A	4170	A
37	A	4183	G
37	A	4184	G
37	A	4191	G
37	A	4222	G
37	A	4225	G
37	A	4226	G
37	A	4229	U
37	A	4234	A
37	A	4249	G
37	A	4251	A
37	A	4254	G
37	A	4268	A
37	A	4273	A
37	A	4280	A
37	A	4281	A

Continued on next page...

Continued from previous page...

Mol	Chain	Res	Type
37	A	4288	C
37	A	4291	G
37	A	4296	U
37	A	4297	G
37	A	4302	U
37	A	4305	G
37	A	4306	U
37	A	4314	C
37	A	4318	C
37	A	4329	G
37	A	4330	G
37	A	4337	C
37	A	4339	A
37	A	4349	C
37	A	4350	C
37	A	4352	U
37	A	4355	G
37	A	4376	A
37	A	4377	G
37	A	4378	A
37	A	4380	A
37	A	4382	G
37	A	4385	A
37	A	4387	C
37	A	4394	A
37	A	4396	A
37	A	4398	C
37	A	4419	U
37	A	4420	U
37	A	4422	A
37	A	4427	G
37	A	4444	C
37	A	4448	G
37	A	4449	A
37	A	4453	C
37	A	4464	A
37	A	4465	U
37	A	4466	C
37	A	4471	U
37	A	4474	A
37	A	4475	G
37	A	4476	C

Continued on next page...

Continued from previous page...

Mol	Chain	Res	Type
37	A	4477	A
37	A	4481	U
37	A	4488	A
37	A	4489	G
37	A	4493	U
37	A	4500	U
37	A	4510	A
37	A	4512	U
37	A	4513	A
37	A	4524	G
37	A	4528	G
37	A	4531	U
37	A	4543	G
37	A	4545	G
37	A	4548	A
37	A	4549	G
37	A	4560	C
37	A	4567	G
37	A	4573	G
37	A	4575	G
37	A	4583	C
37	A	4589	A
37	A	4590	A
37	A	4600	G
37	A	4601	U
37	A	4617	G
37	A	4635	A
37	A	4636	U
37	A	4637	G
37	A	4643	G
37	A	4656	A
37	A	4657	U
37	A	4670	C
37	A	4672	A
37	A	4678	G
37	A	4695	C
37	A	4708	A
37	A	4709	U
37	A	4712	C
37	A	4730	C
37	A	4731	G
37	A	4732	G

Continued on next page...

Continued from previous page...

Mol	Chain	Res	Type
37	A	4733	C
37	A	4734	A
37	A	4739	C
37	A	4740	G
37	A	4741	C
37	A	4743	G
37	A	4744	A
37	A	4749	C
37	A	4750	G
37	A	4753	U
37	A	4756	C
37	A	4758	U
37	A	4760	G
37	A	4763	U
37	A	4764	A
37	A	4770	U
37	A	4771	C
37	A	4772	C
37	A	4775	C
37	A	4860	G
37	A	4861	G
37	A	4862	G
37	A	4863	G
37	A	4865	C
37	A	4868	G
37	A	4869	U
37	A	4871	C
37	A	4872	G
37	A	4873	G
37	A	4875	G
37	A	4876	U
37	A	4877	G
37	A	4878	C
37	A	4883	C
37	A	4884	G
37	A	4887	C
37	A	4888	U
37	A	4889	G
37	A	4890	G
37	A	4894	A
37	A	4900	C
37	A	4901	G

Continued on next page...

Continued from previous page...

Mol	Chain	Res	Type
37	A	4902	C
37	A	4910	G
37	A	4912	G
37	A	4913	G
37	A	4914	C
37	A	4918	C
37	A	4919	G
37	A	4923	C
37	A	4926	C
37	A	4927	G
37	A	4930	C
37	A	4933	C
37	A	4936	G
37	A	4938	A
37	A	4939	C
37	A	4941	G
37	A	4944	C
37	A	4946	U
37	A	4949	G
37	A	4951	G
37	A	4952	G
37	A	4956	A
37	A	4959	U
37	A	4963	G
37	A	4964	C
37	A	4967	A
37	A	4976	U
37	A	4979	A
37	A	4980	C
37	A	4985	U
37	A	4988	U
37	A	4989	U
37	A	4990	C
37	A	4991	U
37	A	4992	G
37	A	5006	U
37	A	5007	A
37	A	5014	A
37	A	5017	G
37	A	5022	U
37	A	5023	C
37	A	5024	C

Continued on next page...

Continued from previous page...

Mol	Chain	Res	Type
37	A	5026	U
37	A	5027	C
37	A	5028	G
37	A	5031	G
37	A	5034	A
37	A	5041	G
37	A	5050	C
37	A	5054	C
37	A	5055	G
37	A	5061	A
37	A	5068	G
47	AA	2	A
47	AA	3	C
47	AA	4	C
47	AA	5	U
47	AA	6	G
47	AA	8	U
47	AA	9	U
47	AA	10	G
47	AA	17	C
47	AA	25	A
47	AA	26	U
47	AA	31	U
47	AA	33	G
47	AA	35	C
47	AA	38	A
47	AA	41	G
47	AA	42	A
47	AA	43	U
47	AA	44	U
47	AA	46	A
47	AA	48	C
47	AA	51	U
47	AA	52	G
47	AA	53	C
47	AA	55	U
47	AA	56	G
47	AA	57	U
47	AA	58	C
47	AA	59	U
47	AA	60	A
47	AA	61	A

Continued on next page...

Continued from previous page...

Mol	Chain	Res	Type
47	AA	62	G
47	AA	64	A
47	AA	67	C
47	AA	68	A
47	AA	69	C
47	AA	70	G
47	AA	72	C
47	AA	73	C
47	AA	74	G
47	AA	75	G
47	AA	76	U
47	AA	77	A
47	AA	78	C
47	AA	79	A
47	AA	80	G
47	AA	81	U
47	AA	82	G
47	AA	83	A
47	AA	84	A
47	AA	89	C
47	AA	93	U
47	AA	99	A
47	AA	101	U
47	AA	103	A
47	AA	111	A
47	AA	112	U
47	AA	113	G
47	AA	114	G
47	AA	116	U
47	AA	121	U
47	AA	122	G
47	AA	126	G
47	AA	127	C
47	AA	139	C
47	AA	140	C
47	AA	141	A
47	AA	142	C
47	AA	144	U
47	AA	146	G
47	AA	148	U
47	AA	151	C
47	AA	153	G

Continued on next page...

Continued from previous page...

Mol	Chain	Res	Type
47	AA	154	U
47	AA	155	G
47	AA	156	G
47	AA	157	U
47	AA	159	A
47	AA	160	U
47	AA	161	U
47	AA	162	C
47	AA	163	U
47	AA	165	G
47	AA	166	A
47	AA	167	G
47	AA	168	C
47	AA	170	A
47	AA	176	U
47	AA	177	G
47	AA	180	G
47	AA	181	A
47	AA	182	C
47	AA	183	G
47	AA	185	G
47	AA	188	C
47	AA	190	G
47	AA	193	C
47	AA	198	U
47	AA	201	C
47	AA	202	G
47	AA	205	G
47	AA	208	G
47	AA	209	A
47	AA	210	U
47	AA	211	G
47	AA	214	U
47	AA	215	G
47	AA	216	C
47	AA	217	A
47	AA	219	U
47	AA	289	G
47	AA	291	G
47	AA	292	A
47	AA	293	C
47	AA	294	U

Continued on next page...

Continued from previous page...

Mol	Chain	Res	Type
47	AA	295	C
47	AA	297	A
47	AA	299	A
47	AA	306	C
47	AA	308	G
47	AA	309	G
47	AA	312	G
47	AA	313	A
47	AA	314	U
47	AA	319	C
47	AA	320	G
47	AA	321	C
47	AA	322	C
47	AA	323	C
47	AA	324	C
47	AA	325	C
47	AA	328	U
47	AA	329	G
47	AA	330	G
47	AA	332	G
47	AA	333	G
47	AA	334	C
47	AA	338	G
47	AA	339	A
47	AA	340	C
47	AA	341	C
47	AA	342	C
47	AA	343	A
47	AA	345	U
47	AA	346	C
47	AA	352	U
47	AA	360	A
47	AA	361	U
47	AA	362	C
47	AA	364	A
47	AA	368	U
47	AA	369	C
47	AA	370	G
47	AA	373	G
47	AA	376	A
47	AA	378	U
47	AA	380	G

Continued on next page...

Continued from previous page...

Mol	Chain	Res	Type
47	AA	382	C
47	AA	383	G
47	AA	384	U
47	AA	385	G
47	AA	386	C
47	AA	388	U
47	AA	391	C
47	AA	395	G
47	AA	401	A
47	AA	402	C
47	AA	407	G
47	AA	408	A
47	AA	409	C
47	AA	410	G
47	AA	411	G
47	AA	413	G
47	AA	417	C
47	AA	418	A
47	AA	421	G
47	AA	425	G
47	AA	426	A
47	AA	428	U
47	AA	429	C
47	AA	432	G
47	AA	434	G
47	AA	435	A
47	AA	436	G
47	AA	437	G
47	AA	438	G
47	AA	440	G
47	AA	441	C
47	AA	448	A
47	AA	449	A
47	AA	450	C
47	AA	452	G
47	AA	453	C
47	AA	454	U
47	AA	456	C
47	AA	458	A
47	AA	463	C
47	AA	464	A
47	AA	465	A

Continued on next page...

Continued from previous page...

Mol	Chain	Res	Type
47	AA	466	G
47	AA	469	A
47	AA	472	C
47	AA	473	A
47	AA	474	G
47	AA	476	A
47	AA	479	C
47	AA	480	G
47	AA	482	G
47	AA	484	A
47	AA	485	A
47	AA	486	A
47	AA	487	U
47	AA	488	U
47	AA	489	A
47	AA	492	C
47	AA	493	A
47	AA	496	C
47	AA	502	C
47	AA	503	C
47	AA	504	G
47	AA	505	G
47	AA	506	G
47	AA	508	A
47	AA	512	A
47	AA	516	A
47	AA	517	C
47	AA	518	G
47	AA	521	A
47	AA	523	A
47	AA	528	A
47	AA	529	A
47	AA	530	U
47	AA	532	C
47	AA	534	G
47	AA	535	G
47	AA	536	A
47	AA	537	C
47	AA	538	U
47	AA	539	C
47	AA	540	U
47	AA	544	G

Continued on next page...

Continued from previous page...

Mol	Chain	Res	Type
47	AA	545	A
47	AA	546	G
47	AA	547	G
47	AA	550	C
47	AA	552	G
47	AA	553	U
47	AA	556	U
47	AA	557	U
47	AA	559	G
47	AA	560	A
47	AA	563	G
47	AA	565	G
47	AA	566	U
47	AA	570	C
47	AA	573	U
47	AA	575	A
47	AA	577	U
47	AA	580	U
47	AA	581	U
47	AA	583	C
47	AA	584	G
47	AA	585	C
47	AA	587	A
47	AA	588	G
47	AA	589	G
47	AA	590	A
47	AA	591	U
47	AA	592	C
47	AA	593	C
47	AA	594	A
47	AA	595	U
47	AA	596	U
47	AA	599	A
47	AA	600	G
47	AA	603	C
47	AA	604	A
47	AA	605	A
47	AA	608	C
47	AA	609	U
47	AA	612	U
47	AA	614	C
47	AA	620	G

Continued on next page...

Continued from previous page...

Mol	Chain	Res	Type
47	AA	621	C
47	AA	623	G
47	AA	626	G
47	AA	627	U
47	AA	628	A
47	AA	629	A
47	AA	633	C
47	AA	634	A
47	AA	643	A
47	AA	644	G
47	AA	646	G
47	AA	647	U
47	AA	649	U
47	AA	650	A
47	AA	651	U
47	AA	655	A
47	AA	656	G
47	AA	658	U
47	AA	659	G
47	AA	660	C
47	AA	668	A
47	AA	669	A
47	AA	671	A
47	AA	672	A
47	AA	680	G
47	AA	682	U
47	AA	683	G
47	AA	684	G
47	AA	686	U
47	AA	687	C
47	AA	688	U
47	AA	689	U
47	AA	690	G
47	AA	691	G
47	AA	692	G
47	AA	693	A
47	AA	694	G
47	AA	695	C
47	AA	696	G
47	AA	697	G
47	AA	698	G
47	AA	731	G

Continued on next page...

Continued from previous page...

Mol	Chain	Res	Type
47	AA	732	U
47	AA	733	C
47	AA	734	C
47	AA	735	C
47	AA	736	C
47	AA	737	G
47	AA	738	C
47	AA	739	C
47	AA	746	C
47	AA	747	U
47	AA	748	C
47	AA	749	U
47	AA	750	C
47	AA	751	G
47	AA	752	G
47	AA	753	C
47	AA	787	G
47	AA	788	G
47	AA	789	G
47	AA	790	C
47	AA	791	C
47	AA	795	A
47	AA	796	G
47	AA	799	U
47	AA	801	U
47	AA	810	A
47	AA	811	A
47	AA	812	A
47	AA	813	A
47	AA	816	A
47	AA	817	G
47	AA	818	A
47	AA	821	G
47	AA	822	U
47	AA	824	C
47	AA	827	A
47	AA	828	G
47	AA	830	A
47	AA	831	G
47	AA	833	C
47	AA	834	C
47	AA	835	C

Continued on next page...

Continued from previous page...

Mol	Chain	Res	Type
47	AA	837	A
47	AA	838	G
47	AA	839	C
47	AA	840	C
47	AA	841	G
47	AA	842	C
47	AA	843	C
47	AA	845	G
47	AA	847	A
47	AA	848	U
47	AA	849	A
47	AA	851	C
47	AA	853	C
47	AA	854	A
47	AA	858	A
47	AA	862	A
47	AA	863	U
47	AA	865	A
47	AA	869	A
47	AA	870	A
47	AA	871	U
47	AA	872	A
47	AA	873	G
47	AA	874	G
47	AA	875	A
47	AA	876	C
47	AA	877	C
47	AA	878	G
47	AA	879	C
47	AA	880	G
47	AA	883	U
47	AA	884	C
47	AA	887	U
47	AA	888	U
47	AA	889	U
47	AA	890	U
47	AA	891	G
47	AA	892	U
47	AA	893	U
47	AA	894	G
47	AA	896	U
47	AA	897	U

Continued on next page...

Continued from previous page...

Mol	Chain	Res	Type
47	AA	898	U
47	AA	899	U
47	AA	900	C
47	AA	901	G
47	AA	902	G
47	AA	903	A
47	AA	904	A
47	AA	905	C
47	AA	908	A
47	AA	909	G
47	AA	911	C
47	AA	912	C
47	AA	913	A
47	AA	914	U
47	AA	919	A
47	AA	920	A
47	AA	922	A
47	AA	925	G
47	AA	930	C
47	AA	932	G
47	AA	933	G
47	AA	934	G
47	AA	943	U
47	AA	948	C
47	AA	954	U
47	AA	956	G
47	AA	958	G
47	AA	959	G
47	AA	961	G
47	AA	963	A
47	AA	965	U
47	AA	970	G
47	AA	971	G
47	AA	972	A
47	AA	973	C
47	AA	975	G
47	AA	977	C
47	AA	979	C
47	AA	980	A
47	AA	981	A
47	AA	983	A
47	AA	984	C

Continued on next page...

Continued from previous page...

Mol	Chain	Res	Type
47	AA	985	G
47	AA	988	C
47	AA	989	C
47	AA	990	A
47	AA	992	A
47	AA	996	A
47	AA	997	A
47	AA	998	A
47	AA	999	G
47	AA	1006	C
47	AA	1007	C
47	AA	1018	U
47	AA	1019	C
47	AA	1021	U
47	AA	1022	U
47	AA	1023	A
47	AA	1025	U
47	AA	1027	A
47	AA	1028	A
47	AA	1034	A
47	AA	1035	A
47	AA	1038	U
47	AA	1040	G
47	AA	1041	G
47	AA	1045	U
47	AA	1046	U
47	AA	1047	C
47	AA	1051	G
47	AA	1058	A
47	AA	1061	U
47	AA	1062	A
47	AA	1064	C
47	AA	1067	C
47	AA	1068	G
47	AA	1069	U
47	AA	1072	U
47	AA	1073	U
47	AA	1076	G
47	AA	1078	C
47	AA	1079	C
47	AA	1080	A
47	AA	1081	U

Continued on next page...

Continued from previous page...

Mol	Chain	Res	Type
47	AA	1082	A
47	AA	1084	A
47	AA	1085	C
47	AA	1087	A
47	AA	1088	U
47	AA	1089	G
47	AA	1090	C
47	AA	1091	C
47	AA	1096	G
47	AA	1097	G
47	AA	1098	C
47	AA	1101	U
47	AA	1109	C
47	AA	1110	G
47	AA	1114	U
47	AA	1115	U
47	AA	1116	C
47	AA	1118	C
47	AA	1119	A
47	AA	1120	U
47	AA	1126	G
47	AA	1131	G
47	AA	1132	C
47	AA	1135	C
47	AA	1138	C
47	AA	1139	C
47	AA	1144	A
47	AA	1145	A
47	AA	1149	A
47	AA	1150	A
47	AA	1153	C
47	AA	1154	U
47	AA	1155	U
47	AA	1156	U
47	AA	1157	G
47	AA	1160	U
47	AA	1161	U
47	AA	1166	G
47	AA	1167	G
47	AA	1168	G
47	AA	1169	G
47	AA	1170	A

Continued on next page...

Continued from previous page...

Mol	Chain	Res	Type
47	AA	1171	G
47	AA	1172	U
47	AA	1179	G
47	AA	1180	C
47	AA	1181	A
47	AA	1195	A
47	AA	1199	A
47	AA	1200	A
47	AA	1204	A
47	AA	1206	G
47	AA	1207	G
47	AA	1208	A
47	AA	1211	G
47	AA	1212	G
47	AA	1215	C
47	AA	1216	C
47	AA	1217	A
47	AA	1219	C
47	AA	1221	G
47	AA	1223	A
47	AA	1224	G
47	AA	1225	U
47	AA	1226	G
47	AA	1230	C
47	AA	1232	U
47	AA	1236	G
47	AA	1237	C
47	AA	1238	U
47	AA	1239	U
47	AA	1240	A
47	AA	1241	A
47	AA	1242	U
47	AA	1243	U
47	AA	1245	G
47	AA	1246	A
47	AA	1248	U
47	AA	1251	A
47	AA	1252	C
47	AA	1253	A
47	AA	1254	C
47	AA	1255	G
47	AA	1256	G

Continued on next page...

Continued from previous page...

Mol	Chain	Res	Type
47	AA	1257	G
47	AA	1258	A
47	AA	1259	A
47	AA	1260	A
47	AA	1264	C
47	AA	1265	A
47	AA	1266	C
47	AA	1268	C
47	AA	1270	G
47	AA	1271	C
47	AA	1272	C
47	AA	1273	C
47	AA	1274	G
47	AA	1275	G
47	AA	1276	A
47	AA	1277	C
47	AA	1278	A
47	AA	1279	C
47	AA	1280	G
47	AA	1281	G
47	AA	1282	A
47	AA	1283	C
47	AA	1284	A
47	AA	1285	G
47	AA	1287	A
47	AA	1288	U
47	AA	1289	U
47	AA	1290	G
47	AA	1292	C
47	AA	1293	A
47	AA	1294	G
47	AA	1299	A
47	AA	1300	U
47	AA	1301	A
47	AA	1302	G
47	AA	1303	C
47	AA	1305	C
47	AA	1306	U
47	AA	1307	U
47	AA	1308	U
47	AA	1310	U
47	AA	1311	C

Continued on next page...

Continued from previous page...

Mol	Chain	Res	Type
47	AA	1312	G
47	AA	1313	A
47	AA	1314	U
47	AA	1315	U
47	AA	1316	C
47	AA	1317	C
47	AA	1318	G
47	AA	1321	G
47	AA	1322	G
47	AA	1330	G
47	AA	1331	C
47	AA	1333	U
47	AA	1337	C
47	AA	1339	U
47	AA	1341	C
47	AA	1342	U
47	AA	1343	U
47	AA	1344	A
47	AA	1345	G
47	AA	1346	U
47	AA	1347	U
47	AA	1359	U
47	AA	1360	U
47	AA	1363	C
47	AA	1364	U
47	AA	1371	U
47	AA	1372	U
47	AA	1373	C
47	AA	1374	C
47	AA	1375	G
47	AA	1378	A
47	AA	1381	G
47	AA	1387	G
47	AA	1388	A
47	AA	1389	C
47	AA	1391	C
47	AA	1393	G
47	AA	1394	G
47	AA	1396	A
47	AA	1397	U
47	AA	1398	G
47	AA	1399	C

Continued on next page...

Continued from previous page...

Mol	Chain	Res	Type
47	AA	1401	A
47	AA	1403	C
47	AA	1404	U
47	AA	1405	A
47	AA	1407	U
47	AA	1409	A
47	AA	1410	C
47	AA	1412	C
47	AA	1414	A
47	AA	1415	C
47	AA	1416	C
47	AA	1417	C
47	AA	1418	C
47	AA	1419	C
47	AA	1420	G
47	AA	1422	G
47	AA	1423	C
47	AA	1424	G
47	AA	1425	G
47	AA	1428	G
47	AA	1430	C
47	AA	1431	G
47	AA	1432	U
47	AA	1434	C
47	AA	1436	C
47	AA	1438	A
47	AA	1440	C
47	AA	1441	U
47	AA	1443	C
47	AA	1444	U
47	AA	1445	U
47	AA	1447	G
47	AA	1448	A
47	AA	1449	G
47	AA	1450	G
47	AA	1451	G
47	AA	1452	A
47	AA	1453	C
47	AA	1454	A
47	AA	1455	A
47	AA	1456	G
47	AA	1457	U

Continued on next page...

Continued from previous page...

Mol	Chain	Res	Type
47	AA	1463	U
47	AA	1464	C
47	AA	1466	G
47	AA	1468	C
47	AA	1471	C
47	AA	1472	C
47	AA	1473	G
47	AA	1474	A
47	AA	1475	G
47	AA	1476	A
47	AA	1477	U
47	AA	1478	U
47	AA	1479	G
47	AA	1480	A
47	AA	1486	A
47	AA	1489	A
47	AA	1490	G
47	AA	1493	C
47	AA	1494	U
47	AA	1495	G
47	AA	1497	G
47	AA	1502	C
47	AA	1504	U
47	AA	1505	U
47	AA	1506	A
47	AA	1507	G
47	AA	1508	A
47	AA	1510	G
47	AA	1512	C
47	AA	1513	C
47	AA	1515	G
47	AA	1517	G
47	AA	1518	C
47	AA	1520	G
47	AA	1521	C
47	AA	1522	A
47	AA	1523	C
47	AA	1525	C
47	AA	1527	C
47	AA	1528	G
47	AA	1529	C
47	AA	1530	U

Continued on next page...

Continued from previous page...

Mol	Chain	Res	Type
47	AA	1531	A
47	AA	1532	C
47	AA	1533	A
47	AA	1534	C
47	AA	1535	U
47	AA	1536	G
47	AA	1537	A
47	AA	1538	C
47	AA	1539	U
47	AA	1543	U
47	AA	1544	C
47	AA	1545	A
47	AA	1546	G
47	AA	1548	G
47	AA	1549	U
47	AA	1550	G
47	AA	1551	U
47	AA	1553	C
47	AA	1554	C
47	AA	1555	U
47	AA	1556	A
47	AA	1557	C
47	AA	1562	C
47	AA	1566	G
47	AA	1567	G
47	AA	1568	C
47	AA	1569	A
47	AA	1570	G
47	AA	1571	G
47	AA	1573	G
47	AA	1580	A
47	AA	1581	C
47	AA	1582	C
47	AA	1583	C
47	AA	1584	G
47	AA	1585	U
47	AA	1586	U
47	AA	1587	G
47	AA	1588	A
47	AA	1589	A
47	AA	1590	C
47	AA	1591	C

Continued on next page...

Continued from previous page...

Mol	Chain	Res	Type
47	AA	1593	C
47	AA	1594	A
47	AA	1598	G
47	AA	1599	U
47	AA	1600	G
47	AA	1601	A
47	AA	1602	U
47	AA	1603	G
47	AA	1607	A
47	AA	1612	G
47	AA	1614	A
47	AA	1618	C
47	AA	1621	U
47	AA	1623	A
47	AA	1624	U
47	AA	1628	C
47	AA	1629	C
47	AA	1630	A
47	AA	1631	U
47	AA	1633	A
47	AA	1634	A
47	AA	1635	C
47	AA	1636	G
47	AA	1637	A
47	AA	1638	G
47	AA	1639	G
47	AA	1643	U
47	AA	1644	C
47	AA	1645	C
47	AA	1646	C
47	AA	1648	G
47	AA	1654	G
47	AA	1655	C
47	AA	1656	G
47	AA	1661	A
47	AA	1664	A
47	AA	1665	G
47	AA	1666	C
47	AA	1668	U
47	AA	1672	U
47	AA	1676	U
47	AA	1677	U

Continued on next page...

Continued from previous page...

Mol	Chain	Res	Type
47	AA	1679	A
47	AA	1681	U
47	AA	1682	C
47	AA	1683	C
47	AA	1686	G
47	AA	1690	U
47	AA	1693	G
47	AA	1698	C
47	AA	1699	A
47	AA	1700	C
47	AA	1702	G
47	AA	1705	C
47	AA	1711	U
47	AA	1713	C
47	AA	1714	U
47	AA	1715	A
47	AA	1719	A
47	AA	1720	U
47	AA	1721	U
47	AA	1722	G
47	AA	1733	U
47	AA	1736	G
47	AA	1738	C
47	AA	1739	C
47	AA	1742	C
47	AA	1744	G
47	AA	1745	A
47	AA	1746	U
47	AA	1748	G
47	AA	1749	G
47	AA	1751	C
47	AA	1752	C
47	AA	1754	G
47	AA	1755	C
47	AA	1756	C
47	AA	1758	G
47	AA	1760	G
47	AA	1772	C
47	AA	1773	C
47	AA	1776	G
47	AA	1780	G
47	AA	1781	A

Continued on next page...

Continued from previous page...

Mol	Chain	Res	Type
47	AA	1782	G
47	AA	1783	C
47	AA	1784	G
47	AA	1785	C
47	AA	1786	U
47	AA	1793	A
47	AA	1802	C
47	AA	1805	G
47	AA	1815	A
47	AA	1819	A
47	AA	1820	G
47	AA	1821	U
47	AA	1822	A
47	AA	1823	A
47	AA	1825	A
47	AA	1826	G
47	AA	1829	G
47	AA	1834	A
47	AA	1835	A
47	AA	1838	U
47	AA	1839	U
47	AA	1842	C
47	AA	1849	G
47	AA	1850	A
47	AA	1852	C
47	AA	1859	A
47	AA	1860	A
47	AA	1861	G
47	AA	1862	G
47	AA	1863	A
47	AA	1864	U
47	AA	1865	C
47	AA	1867	U
47	AA	1868	U
47	AA	1869	A
62	An	8	G
62	An	9	U
62	An	10	G
62	An	12	C
62	An	14	C
62	An	17	C
62	An	18	G

Continued on next page...

Continued from previous page...

Mol	Chain	Res	Type
62	An	20	A
62	An	21	A
62	An	22	G
62	An	23	C
62	An	24	G
62	An	29	G
62	An	30	G
62	An	32	C
62	An	33	C
62	An	34	C
62	An	35	A
62	An	36	U
62	An	37	A
62	An	38	A
62	An	39	C
62	An	41	C
62	An	45	G
62	An	46	G
62	An	47	U
62	An	48	C
62	An	51	U
62	An	54	A
62	An	56	C
62	An	57	G
62	An	58	A
62	An	59	A
62	An	68	C
62	An	74	C
62	An	75	C
62	An	76	A

All (99) RNA pucker outliers are listed below:

Mol	Chain	Res	Type
2	C	87	G
37	A	172	C
37	A	406	C
37	A	417	G
37	A	693	C
37	A	930	G
37	A	931	C
37	A	957	G

Continued on next page...

Continued from previous page...

Mol	Chain	Res	Type
37	A	958	G
37	A	974	C
37	A	1072	C
37	A	1238	A
37	A	1329	G
37	A	1410	U
37	A	1455	G
37	A	1633	G
37	A	1821	G
37	A	2019	C
37	A	2055	G
37	A	2068	C
37	A	2096	G
37	A	2116	C
37	A	2119	C
37	A	2120	G
37	A	2124	G
37	A	2269	C
37	A	2587	A
37	A	2639	U
37	A	2675	G
37	A	2695	A
37	A	2785	C
37	A	2828	U
37	A	3625	G
37	A	3673	C
37	A	3767	C
37	A	3784	A
37	A	3810	C
37	A	3888	G
37	A	3956	G
37	A	4419	U
37	A	4600	G
37	A	4730	C
37	A	4731	G
37	A	4860	G
37	A	4889	G
37	A	4909	A
37	A	4913	G
37	A	4948	C
37	A	4991	U
37	A	5005	G

Continued on next page...

Continued from previous page...

Mol	Chain	Res	Type
37	A	5027	C
47	AA	24	C
47	AA	291	G
47	AA	324	C
47	AA	385	G
47	AA	400	C
47	AA	417	C
47	AA	428	U
47	AA	451	G
47	AA	465	A
47	AA	473	A
47	AA	558	G
47	AA	589	G
47	AA	604	A
47	AA	656	G
47	AA	681	U
47	AA	688	U
47	AA	734	C
47	AA	745	C
47	AA	833	C
47	AA	868	G
47	AA	912	C
47	AA	913	A
47	AA	971	G
47	AA	980	A
47	AA	991	G
47	AA	1027	A
47	AA	1061	U
47	AA	1137	U
47	AA	1138	C
47	AA	1153	C
47	AA	1171	G
47	AA	1251	A
47	AA	1342	U
47	AA	1396	A
47	AA	1397	U
47	AA	1404	U
47	AA	1506	A
47	AA	1507	G
47	AA	1580	A
47	AA	1585	U
47	AA	1606	G

Continued on next page...

Continued from previous page...

Mol	Chain	Res	Type
47	AA	1663	A
47	AA	1664	A
47	AA	1699	A
47	AA	1713	C
47	AA	1785	C
47	AA	1848	U
47	AA	1860	A

5.4 Non-standard residues in protein, DNA, RNA chains [i](#)

There are no non-standard protein/DNA/RNA residues in this entry.

5.5 Carbohydrates [i](#)

There are no carbohydrates in this entry.

5.6 Ligand geometry [i](#)

There are no ligands in this entry.

5.7 Other polymers [i](#)

There are no such residues in this entry.

5.8 Polymer linkage issues [i](#)

The following chains have linkage breaks:

Mol	Chain	Number of breaks
44	q	1

All chain breaks are listed below:

Model	Chain	Residue-1	Atom-1	Residue-2	Atom-2	Distance (Å)
1	q	151:ILE	C	152:GLY	N	2.01