



wwPDB X-ray Structure Validation Summary Report ⓘ

Mar 14, 2018 – 06:47 am GMT

PDB ID : 1V8P
Title : Crystal structure of PAE2754 from *Pyrobaculum aerophilum*
Authors : Arcus, V.L.; Backbro, K.; Roos, A.; Daniel, E.L.; Baker, E.N.
Deposited on : 2004-01-12
Resolution : 2.52 Å(reported)

This is a wwPDB X-ray Structure Validation Summary Report for a publicly released PDB entry.

We welcome your comments at validation@mail.wwpdb.org

A user guide is available at

<https://www.wwpdb.org/validation/2017/XrayValidationReportHelp>

with specific help available everywhere you see the ⓘ symbol.

The following versions of software and data (see [references ⓘ](#)) were used in the production of this report:

MolProbity	:	4.02b-467
Xtriage (Phenix)	:	1.13
EDS	:	trunk31020
Percentile statistics	:	20171227.v01 (using entries in the PDB archive December 27th 2017)
Refmac	:	5.8.0158
CCP4	:	7.0 (Gargrove)
Ideal geometry (proteins)	:	Engh & Huber (2001)
Ideal geometry (DNA, RNA)	:	Parkinson et al. (1996)
Validation Pipeline (wwPDB-VP)	:	trunk31020

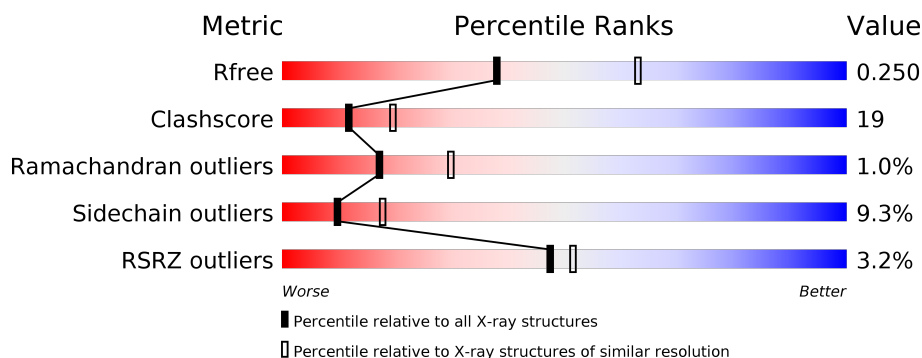
1 Overall quality at a glance

The following experimental techniques were used to determine the structure:

X-RAY DIFFRACTION

The reported resolution of this entry is 2.52 Å.

Percentile scores (ranging between 0-100) for global validation metrics of the entry are shown in the following graphic. The table shows the number of entries on which the scores are based.



Metric	Whole archive (#Entries)	Similar resolution (#Entries, resolution range(Å))
R_{free}	111664	5045 (2.54-2.50)
Clashscore	122126	5751 (2.54-2.50)
Ramachandran outliers	120053	5650 (2.54-2.50)
Sidechain outliers	120020	5652 (2.54-2.50)
RSRZ outliers	108989	4938 (2.54-2.50)

The table below summarises the geometric issues observed across the polymeric chains and their fit to the electron density. The red, orange, yellow and green segments on the lower bar indicate the fraction of residues that contain outliers for ≥ 3 , 2, 1 and 0 types of geometric quality criteria. A grey segment represents the fraction of residues that are not modelled. The numeric value for each fraction is indicated below the corresponding segment, with a dot representing fractions $\leq 5\%$. The upper red bar (where present) indicates the fraction of residues that have poor fit to the electron density. The numeric value is given above the bar.

Mol	Chain	Length	Quality of chain
1	A	158	<div> <div>3%</div> <div> <div></div> <div>51%</div> <div>28%</div> <div>•</div> <div>16%</div> </div> </div>
1	B	158	<div> <div>%</div> <div> <div></div> <div>54%</div> <div>25%</div> <div>5%</div> <div>16%</div> </div> </div>
1	C	158	<div> <div>%</div> <div> <div></div> <div>59%</div> <div>23%</div> <div>•</div> <div>15%</div> </div> </div>
1	D	158	<div> <div>%</div> <div> <div></div> <div>56%</div> <div>23%</div> <div>5%</div> <div>16%</div> </div> </div>
1	E	158	<div> <div>%</div> <div> <div></div> <div>53%</div> <div>27%</div> <div>•</div> <div>16%</div> </div> </div>
1	F	158	<div> <div>5%</div> <div> <div></div> <div>63%</div> <div>24%</div> <div>•</div> <div>9%</div> </div> </div>

Continued on next page...

Continued from previous page...

Mol	Chain	Length	Quality of chain
1	G	158	<div><div>%</div><div><div></div><div></div><div></div><div></div></div><div>58%21%5%16%</div></div>
1	H	158	<div><div>%</div><div><div></div><div></div><div></div><div></div></div><div>60%19%•16%</div></div>
1	I	158	<div><div>4%</div><div><div></div><div></div><div></div><div></div></div><div>48%30%5%16%</div></div>
1	J	158	<div><div>2%</div><div><div></div><div></div><div></div><div></div></div><div>52%28%•16%</div></div>
1	K	158	<div><div>13%</div><div><div></div><div></div><div></div><div></div></div><div>34%42%6%•16%</div></div>
1	L	158	<div><div>%</div><div><div></div><div></div><div></div><div></div></div><div>56%23%•16%</div></div>

2 Entry composition

There are 3 unique types of molecules in this entry. The entry contains 12764 atoms, of which 0 are hydrogens and 0 are deuteriums.

In the tables below, the ZeroOcc column contains the number of atoms modelled with zero occupancy, the AltConf column contains the number of residues with at least one atom in alternate conformation and the Trace column contains the number of residues modelled with at most 2 atoms.

- Molecule 1 is a protein called hypothetical protein PAE2754.

Mol	Chain	Residues	Atoms				ZeroOcc	AltConf	Trace
1	A	132	Total	C	N	O	0	0	0
			1045	675	179	191			
1	B	133	Total	C	N	O	0	0	0
			1053	680	180	192			
1	C	135	Total	C	N	O	0	0	0
			1058	682	182	194			
1	D	133	Total	C	N	O	0	0	0
			1050	678	180	192			
1	E	132	Total	C	N	O	0	0	0
			1045	675	179	191			
1	F	144	Total	C	N	O	0	0	0
			1128	726	193	209			
1	G	133	Total	C	N	O	0	0	0
			1053	680	180	192			
1	H	132	Total	C	N	O	0	0	0
			1045	675	179	191			
1	I	132	Total	C	N	O	0	0	0
			1045	675	179	191			
1	J	132	Total	C	N	O	0	0	0
			1045	675	179	191			
1	K	132	Total	C	N	O	0	0	0
			1045	675	179	191			
1	L	132	Total	C	N	O	0	0	0
			1045	675	179	191			

There are 312 discrepancies between the modelled and reference sequences:

Chain	Residue	Modelled	Actual	Comment	Reference
A	-24	MET	-	EXPRESSION TAG	UNP Q8ZUJ3
A	-23	SER	-	EXPRESSION TAG	UNP Q8ZUJ3
A	-22	TYR	-	EXPRESSION TAG	UNP Q8ZUJ3
A	-21	TYR	-	EXPRESSION TAG	UNP Q8ZUJ3
A	-20	HIS	-	EXPRESSION TAG	UNP Q8ZUJ3

Continued on next page...

Continued from previous page...

Chain	Residue	Modelled	Actual	Comment	Reference
A	-19	HIS	-	EXPRESSION TAG	UNP Q8ZUJ3
A	-18	HIS	-	EXPRESSION TAG	UNP Q8ZUJ3
A	-17	HIS	-	EXPRESSION TAG	UNP Q8ZUJ3
A	-16	HIS	-	EXPRESSION TAG	UNP Q8ZUJ3
A	-15	HIS	-	EXPRESSION TAG	UNP Q8ZUJ3
A	-14	ASP	-	EXPRESSION TAG	UNP Q8ZUJ3
A	-13	TYR	-	EXPRESSION TAG	UNP Q8ZUJ3
A	-12	ASP	-	EXPRESSION TAG	UNP Q8ZUJ3
A	-11	ILE	-	EXPRESSION TAG	UNP Q8ZUJ3
A	-10	PRO	-	EXPRESSION TAG	UNP Q8ZUJ3
A	-9	THR	-	EXPRESSION TAG	UNP Q8ZUJ3
A	-8	THR	-	EXPRESSION TAG	UNP Q8ZUJ3
A	-7	GLU	-	EXPRESSION TAG	UNP Q8ZUJ3
A	-6	ASN	-	EXPRESSION TAG	UNP Q8ZUJ3
A	-5	LEU	-	EXPRESSION TAG	UNP Q8ZUJ3
A	-4	TYR	-	EXPRESSION TAG	UNP Q8ZUJ3
A	-3	PHE	-	EXPRESSION TAG	UNP Q8ZUJ3
A	-2	GLN	-	EXPRESSION TAG	UNP Q8ZUJ3
A	-1	GLY	-	EXPRESSION TAG	UNP Q8ZUJ3
A	0	ALA	-	EXPRESSION TAG	UNP Q8ZUJ3
A	2	ALA	PRO	ENGINEERED	UNP Q8ZUJ3
B	-24	MET	-	EXPRESSION TAG	UNP Q8ZUJ3
B	-23	SER	-	EXPRESSION TAG	UNP Q8ZUJ3
B	-22	TYR	-	EXPRESSION TAG	UNP Q8ZUJ3
B	-21	TYR	-	EXPRESSION TAG	UNP Q8ZUJ3
B	-20	HIS	-	EXPRESSION TAG	UNP Q8ZUJ3
B	-19	HIS	-	EXPRESSION TAG	UNP Q8ZUJ3
B	-18	HIS	-	EXPRESSION TAG	UNP Q8ZUJ3
B	-17	HIS	-	EXPRESSION TAG	UNP Q8ZUJ3
B	-16	HIS	-	EXPRESSION TAG	UNP Q8ZUJ3
B	-15	HIS	-	EXPRESSION TAG	UNP Q8ZUJ3
B	-14	ASP	-	EXPRESSION TAG	UNP Q8ZUJ3
B	-13	TYR	-	EXPRESSION TAG	UNP Q8ZUJ3
B	-12	ASP	-	EXPRESSION TAG	UNP Q8ZUJ3
B	-11	ILE	-	EXPRESSION TAG	UNP Q8ZUJ3
B	-10	PRO	-	EXPRESSION TAG	UNP Q8ZUJ3
B	-9	THR	-	EXPRESSION TAG	UNP Q8ZUJ3
B	-8	THR	-	EXPRESSION TAG	UNP Q8ZUJ3
B	-7	GLU	-	EXPRESSION TAG	UNP Q8ZUJ3
B	-6	ASN	-	EXPRESSION TAG	UNP Q8ZUJ3
B	-5	LEU	-	EXPRESSION TAG	UNP Q8ZUJ3
B	-4	TYR	-	EXPRESSION TAG	UNP Q8ZUJ3

Continued on next page...

Continued from previous page...

Chain	Residue	Modelled	Actual	Comment	Reference
B	-3	PHE	-	EXPRESSION TAG	UNP Q8ZUJ3
B	-2	GLN	-	EXPRESSION TAG	UNP Q8ZUJ3
B	-1	GLY	-	EXPRESSION TAG	UNP Q8ZUJ3
B	0	ALA	-	EXPRESSION TAG	UNP Q8ZUJ3
B	2	ALA	PRO	ENGINEERED	UNP Q8ZUJ3
C	-22	MET	-	EXPRESSION TAG	UNP Q8ZUJ3
C	-21	SER	-	EXPRESSION TAG	UNP Q8ZUJ3
C	-20	TYR	-	EXPRESSION TAG	UNP Q8ZUJ3
C	-19	TYR	-	EXPRESSION TAG	UNP Q8ZUJ3
C	-18	HIS	-	EXPRESSION TAG	UNP Q8ZUJ3
C	-17	HIS	-	EXPRESSION TAG	UNP Q8ZUJ3
C	-16	HIS	-	EXPRESSION TAG	UNP Q8ZUJ3
C	-15	HIS	-	EXPRESSION TAG	UNP Q8ZUJ3
C	-14	HIS	-	EXPRESSION TAG	UNP Q8ZUJ3
C	-13	HIS	-	EXPRESSION TAG	UNP Q8ZUJ3
C	-12	ASP	-	EXPRESSION TAG	UNP Q8ZUJ3
C	-11	TYR	-	EXPRESSION TAG	UNP Q8ZUJ3
C	-10	ASP	-	EXPRESSION TAG	UNP Q8ZUJ3
C	-9	ILE	-	EXPRESSION TAG	UNP Q8ZUJ3
C	-8	PRO	-	EXPRESSION TAG	UNP Q8ZUJ3
C	-7	THR	-	EXPRESSION TAG	UNP Q8ZUJ3
C	-6	THR	-	EXPRESSION TAG	UNP Q8ZUJ3
C	-5	GLU	-	EXPRESSION TAG	UNP Q8ZUJ3
C	-4	ASN	-	EXPRESSION TAG	UNP Q8ZUJ3
C	-3	LEU	-	EXPRESSION TAG	UNP Q8ZUJ3
C	-2	TYR	-	EXPRESSION TAG	UNP Q8ZUJ3
C	-1	PHE	-	EXPRESSION TAG	UNP Q8ZUJ3
C	0	GLN	-	EXPRESSION TAG	UNP Q8ZUJ3
C	1	GLY	-	EXPRESSION TAG	UNP Q8ZUJ3
C	1A	ALA	-	EXPRESSION TAG	UNP Q8ZUJ3
C	2	ALA	PRO	ENGINEERED	UNP Q8ZUJ3
D	-24	MET	-	EXPRESSION TAG	UNP Q8ZUJ3
D	-23	SER	-	EXPRESSION TAG	UNP Q8ZUJ3
D	-22	TYR	-	EXPRESSION TAG	UNP Q8ZUJ3
D	-21	TYR	-	EXPRESSION TAG	UNP Q8ZUJ3
D	-20	HIS	-	EXPRESSION TAG	UNP Q8ZUJ3
D	-19	HIS	-	EXPRESSION TAG	UNP Q8ZUJ3
D	-18	HIS	-	EXPRESSION TAG	UNP Q8ZUJ3
D	-17	HIS	-	EXPRESSION TAG	UNP Q8ZUJ3
D	-16	HIS	-	EXPRESSION TAG	UNP Q8ZUJ3
D	-15	HIS	-	EXPRESSION TAG	UNP Q8ZUJ3
D	-14	ASP	-	EXPRESSION TAG	UNP Q8ZUJ3

Continued on next page...

Continued from previous page...

Chain	Residue	Modelled	Actual	Comment	Reference
D	-13	TYR	-	EXPRESSION TAG	UNP Q8ZUJ3
D	-12	ASP	-	EXPRESSION TAG	UNP Q8ZUJ3
D	-11	ILE	-	EXPRESSION TAG	UNP Q8ZUJ3
D	-10	PRO	-	EXPRESSION TAG	UNP Q8ZUJ3
D	-9	THR	-	EXPRESSION TAG	UNP Q8ZUJ3
D	-8	THR	-	EXPRESSION TAG	UNP Q8ZUJ3
D	-7	GLU	-	EXPRESSION TAG	UNP Q8ZUJ3
D	-6	ASN	-	EXPRESSION TAG	UNP Q8ZUJ3
D	-5	LEU	-	EXPRESSION TAG	UNP Q8ZUJ3
D	-4	TYR	-	EXPRESSION TAG	UNP Q8ZUJ3
D	-3	PHE	-	EXPRESSION TAG	UNP Q8ZUJ3
D	-2	GLN	-	EXPRESSION TAG	UNP Q8ZUJ3
D	-1	GLY	-	EXPRESSION TAG	UNP Q8ZUJ3
D	0	ALA	-	EXPRESSION TAG	UNP Q8ZUJ3
D	2	ALA	PRO	ENGINEERED	UNP Q8ZUJ3
E	-24	MET	-	EXPRESSION TAG	UNP Q8ZUJ3
E	-23	SER	-	EXPRESSION TAG	UNP Q8ZUJ3
E	-22	TYR	-	EXPRESSION TAG	UNP Q8ZUJ3
E	-21	TYR	-	EXPRESSION TAG	UNP Q8ZUJ3
E	-20	HIS	-	EXPRESSION TAG	UNP Q8ZUJ3
E	-19	HIS	-	EXPRESSION TAG	UNP Q8ZUJ3
E	-18	HIS	-	EXPRESSION TAG	UNP Q8ZUJ3
E	-17	HIS	-	EXPRESSION TAG	UNP Q8ZUJ3
E	-16	HIS	-	EXPRESSION TAG	UNP Q8ZUJ3
E	-15	HIS	-	EXPRESSION TAG	UNP Q8ZUJ3
E	-14	ASP	-	EXPRESSION TAG	UNP Q8ZUJ3
E	-13	TYR	-	EXPRESSION TAG	UNP Q8ZUJ3
E	-12	ASP	-	EXPRESSION TAG	UNP Q8ZUJ3
E	-11	ILE	-	EXPRESSION TAG	UNP Q8ZUJ3
E	-10	PRO	-	EXPRESSION TAG	UNP Q8ZUJ3
E	-9	THR	-	EXPRESSION TAG	UNP Q8ZUJ3
E	-8	THR	-	EXPRESSION TAG	UNP Q8ZUJ3
E	-7	GLU	-	EXPRESSION TAG	UNP Q8ZUJ3
E	-6	ASN	-	EXPRESSION TAG	UNP Q8ZUJ3
E	-5	LEU	-	EXPRESSION TAG	UNP Q8ZUJ3
E	-4	TYR	-	EXPRESSION TAG	UNP Q8ZUJ3
E	-3	PHE	-	EXPRESSION TAG	UNP Q8ZUJ3
E	-2	GLN	-	EXPRESSION TAG	UNP Q8ZUJ3
E	-1	GLY	-	EXPRESSION TAG	UNP Q8ZUJ3
E	0	ALA	-	EXPRESSION TAG	UNP Q8ZUJ3
E	2	ALA	PRO	ENGINEERED	UNP Q8ZUJ3
F	-24	MET	-	EXPRESSION TAG	UNP Q8ZUJ3

Continued on next page...

Continued from previous page...

Chain	Residue	Modelled	Actual	Comment	Reference
F	-23	SER	-	EXPRESSION TAG	UNP Q8ZUJ3
F	-22	TYR	-	EXPRESSION TAG	UNP Q8ZUJ3
F	-21	TYR	-	EXPRESSION TAG	UNP Q8ZUJ3
F	-20	HIS	-	EXPRESSION TAG	UNP Q8ZUJ3
F	-19	HIS	-	EXPRESSION TAG	UNP Q8ZUJ3
F	-18	HIS	-	EXPRESSION TAG	UNP Q8ZUJ3
F	-17	HIS	-	EXPRESSION TAG	UNP Q8ZUJ3
F	-16	HIS	-	EXPRESSION TAG	UNP Q8ZUJ3
F	-15	HIS	-	EXPRESSION TAG	UNP Q8ZUJ3
F	-14	ASP	-	EXPRESSION TAG	UNP Q8ZUJ3
F	-13	TYR	-	EXPRESSION TAG	UNP Q8ZUJ3
F	-12	ASP	-	EXPRESSION TAG	UNP Q8ZUJ3
F	-11	ILE	-	EXPRESSION TAG	UNP Q8ZUJ3
F	-10	PRO	-	EXPRESSION TAG	UNP Q8ZUJ3
F	-9	THR	-	EXPRESSION TAG	UNP Q8ZUJ3
F	-8	THR	-	EXPRESSION TAG	UNP Q8ZUJ3
F	-7	GLU	-	EXPRESSION TAG	UNP Q8ZUJ3
F	-6	ASN	-	EXPRESSION TAG	UNP Q8ZUJ3
F	-5	LEU	-	EXPRESSION TAG	UNP Q8ZUJ3
F	-4	TYR	-	EXPRESSION TAG	UNP Q8ZUJ3
F	-3	PHE	-	EXPRESSION TAG	UNP Q8ZUJ3
F	-2	GLN	-	EXPRESSION TAG	UNP Q8ZUJ3
F	-1	GLY	-	EXPRESSION TAG	UNP Q8ZUJ3
F	0	ALA	-	EXPRESSION TAG	UNP Q8ZUJ3
F	2	ALA	PRO	ENGINEERED	UNP Q8ZUJ3
G	-24	MET	-	EXPRESSION TAG	UNP Q8ZUJ3
G	-23	SER	-	EXPRESSION TAG	UNP Q8ZUJ3
G	-22	TYR	-	EXPRESSION TAG	UNP Q8ZUJ3
G	-21	TYR	-	EXPRESSION TAG	UNP Q8ZUJ3
G	-20	HIS	-	EXPRESSION TAG	UNP Q8ZUJ3
G	-19	HIS	-	EXPRESSION TAG	UNP Q8ZUJ3
G	-18	HIS	-	EXPRESSION TAG	UNP Q8ZUJ3
G	-17	HIS	-	EXPRESSION TAG	UNP Q8ZUJ3
G	-16	HIS	-	EXPRESSION TAG	UNP Q8ZUJ3
G	-15	HIS	-	EXPRESSION TAG	UNP Q8ZUJ3
G	-14	ASP	-	EXPRESSION TAG	UNP Q8ZUJ3
G	-13	TYR	-	EXPRESSION TAG	UNP Q8ZUJ3
G	-12	ASP	-	EXPRESSION TAG	UNP Q8ZUJ3
G	-11	ILE	-	EXPRESSION TAG	UNP Q8ZUJ3
G	-10	PRO	-	EXPRESSION TAG	UNP Q8ZUJ3
G	-9	THR	-	EXPRESSION TAG	UNP Q8ZUJ3
G	-8	THR	-	EXPRESSION TAG	UNP Q8ZUJ3

Continued on next page...

Continued from previous page...

Chain	Residue	Modelled	Actual	Comment	Reference
G	-7	GLU	-	EXPRESSION TAG	UNP Q8ZUJ3
G	-6	ASN	-	EXPRESSION TAG	UNP Q8ZUJ3
G	-5	LEU	-	EXPRESSION TAG	UNP Q8ZUJ3
G	-4	TYR	-	EXPRESSION TAG	UNP Q8ZUJ3
G	-3	PHE	-	EXPRESSION TAG	UNP Q8ZUJ3
G	-2	GLN	-	EXPRESSION TAG	UNP Q8ZUJ3
G	-1	GLY	-	EXPRESSION TAG	UNP Q8ZUJ3
G	0	ALA	-	EXPRESSION TAG	UNP Q8ZUJ3
G	2	ALA	PRO	ENGINEERED	UNP Q8ZUJ3
H	-24	MET	-	EXPRESSION TAG	UNP Q8ZUJ3
H	-23	SER	-	EXPRESSION TAG	UNP Q8ZUJ3
H	-22	TYR	-	EXPRESSION TAG	UNP Q8ZUJ3
H	-21	TYR	-	EXPRESSION TAG	UNP Q8ZUJ3
H	-20	HIS	-	EXPRESSION TAG	UNP Q8ZUJ3
H	-19	HIS	-	EXPRESSION TAG	UNP Q8ZUJ3
H	-18	HIS	-	EXPRESSION TAG	UNP Q8ZUJ3
H	-17	HIS	-	EXPRESSION TAG	UNP Q8ZUJ3
H	-16	HIS	-	EXPRESSION TAG	UNP Q8ZUJ3
H	-15	HIS	-	EXPRESSION TAG	UNP Q8ZUJ3
H	-14	ASP	-	EXPRESSION TAG	UNP Q8ZUJ3
H	-13	TYR	-	EXPRESSION TAG	UNP Q8ZUJ3
H	-12	ASP	-	EXPRESSION TAG	UNP Q8ZUJ3
H	-11	ILE	-	EXPRESSION TAG	UNP Q8ZUJ3
H	-10	PRO	-	EXPRESSION TAG	UNP Q8ZUJ3
H	-9	THR	-	EXPRESSION TAG	UNP Q8ZUJ3
H	-8	THR	-	EXPRESSION TAG	UNP Q8ZUJ3
H	-7	GLU	-	EXPRESSION TAG	UNP Q8ZUJ3
H	-6	ASN	-	EXPRESSION TAG	UNP Q8ZUJ3
H	-5	LEU	-	EXPRESSION TAG	UNP Q8ZUJ3
H	-4	TYR	-	EXPRESSION TAG	UNP Q8ZUJ3
H	-3	PHE	-	EXPRESSION TAG	UNP Q8ZUJ3
H	-2	GLN	-	EXPRESSION TAG	UNP Q8ZUJ3
H	-1	GLY	-	EXPRESSION TAG	UNP Q8ZUJ3
H	0	ALA	-	EXPRESSION TAG	UNP Q8ZUJ3
H	2	ALA	PRO	ENGINEERED	UNP Q8ZUJ3
I	-24	MET	-	EXPRESSION TAG	UNP Q8ZUJ3
I	-23	SER	-	EXPRESSION TAG	UNP Q8ZUJ3
I	-22	TYR	-	EXPRESSION TAG	UNP Q8ZUJ3
I	-21	TYR	-	EXPRESSION TAG	UNP Q8ZUJ3
I	-20	HIS	-	EXPRESSION TAG	UNP Q8ZUJ3
I	-19	HIS	-	EXPRESSION TAG	UNP Q8ZUJ3
I	-18	HIS	-	EXPRESSION TAG	UNP Q8ZUJ3

Continued on next page...

Continued from previous page...

Chain	Residue	Modelled	Actual	Comment	Reference
I	-17	HIS	-	EXPRESSION TAG	UNP Q8ZUJ3
I	-16	HIS	-	EXPRESSION TAG	UNP Q8ZUJ3
I	-15	HIS	-	EXPRESSION TAG	UNP Q8ZUJ3
I	-14	ASP	-	EXPRESSION TAG	UNP Q8ZUJ3
I	-13	TYR	-	EXPRESSION TAG	UNP Q8ZUJ3
I	-12	ASP	-	EXPRESSION TAG	UNP Q8ZUJ3
I	-11	ILE	-	EXPRESSION TAG	UNP Q8ZUJ3
I	-10	PRO	-	EXPRESSION TAG	UNP Q8ZUJ3
I	-9	THR	-	EXPRESSION TAG	UNP Q8ZUJ3
I	-8	THR	-	EXPRESSION TAG	UNP Q8ZUJ3
I	-7	GLU	-	EXPRESSION TAG	UNP Q8ZUJ3
I	-6	ASN	-	EXPRESSION TAG	UNP Q8ZUJ3
I	-5	LEU	-	EXPRESSION TAG	UNP Q8ZUJ3
I	-4	TYR	-	EXPRESSION TAG	UNP Q8ZUJ3
I	-3	PHE	-	EXPRESSION TAG	UNP Q8ZUJ3
I	-2	GLN	-	EXPRESSION TAG	UNP Q8ZUJ3
I	-1	GLY	-	EXPRESSION TAG	UNP Q8ZUJ3
I	0	ALA	-	EXPRESSION TAG	UNP Q8ZUJ3
I	2	ALA	PRO	ENGINEERED	UNP Q8ZUJ3
J	-24	MET	-	EXPRESSION TAG	UNP Q8ZUJ3
J	-23	SER	-	EXPRESSION TAG	UNP Q8ZUJ3
J	-22	TYR	-	EXPRESSION TAG	UNP Q8ZUJ3
J	-21	TYR	-	EXPRESSION TAG	UNP Q8ZUJ3
J	-20	HIS	-	EXPRESSION TAG	UNP Q8ZUJ3
J	-19	HIS	-	EXPRESSION TAG	UNP Q8ZUJ3
J	-18	HIS	-	EXPRESSION TAG	UNP Q8ZUJ3
J	-17	HIS	-	EXPRESSION TAG	UNP Q8ZUJ3
J	-16	HIS	-	EXPRESSION TAG	UNP Q8ZUJ3
J	-15	HIS	-	EXPRESSION TAG	UNP Q8ZUJ3
J	-14	ASP	-	EXPRESSION TAG	UNP Q8ZUJ3
J	-13	TYR	-	EXPRESSION TAG	UNP Q8ZUJ3
J	-12	ASP	-	EXPRESSION TAG	UNP Q8ZUJ3
J	-11	ILE	-	EXPRESSION TAG	UNP Q8ZUJ3
J	-10	PRO	-	EXPRESSION TAG	UNP Q8ZUJ3
J	-9	THR	-	EXPRESSION TAG	UNP Q8ZUJ3
J	-8	THR	-	EXPRESSION TAG	UNP Q8ZUJ3
J	-7	GLU	-	EXPRESSION TAG	UNP Q8ZUJ3
J	-6	ASN	-	EXPRESSION TAG	UNP Q8ZUJ3
J	-5	LEU	-	EXPRESSION TAG	UNP Q8ZUJ3
J	-4	TYR	-	EXPRESSION TAG	UNP Q8ZUJ3
J	-3	PHE	-	EXPRESSION TAG	UNP Q8ZUJ3
J	-2	GLN	-	EXPRESSION TAG	UNP Q8ZUJ3

Continued on next page...

Continued from previous page...

Chain	Residue	Modelled	Actual	Comment	Reference
J	-1	GLY	-	EXPRESSION TAG	UNP Q8ZUJ3
J	0	ALA	-	EXPRESSION TAG	UNP Q8ZUJ3
J	2	ALA	PRO	ENGINEERED	UNP Q8ZUJ3
K	-24	MET	-	EXPRESSION TAG	UNP Q8ZUJ3
K	-23	SER	-	EXPRESSION TAG	UNP Q8ZUJ3
K	-22	TYR	-	EXPRESSION TAG	UNP Q8ZUJ3
K	-21	TYR	-	EXPRESSION TAG	UNP Q8ZUJ3
K	-20	HIS	-	EXPRESSION TAG	UNP Q8ZUJ3
K	-19	HIS	-	EXPRESSION TAG	UNP Q8ZUJ3
K	-18	HIS	-	EXPRESSION TAG	UNP Q8ZUJ3
K	-17	HIS	-	EXPRESSION TAG	UNP Q8ZUJ3
K	-16	HIS	-	EXPRESSION TAG	UNP Q8ZUJ3
K	-15	HIS	-	EXPRESSION TAG	UNP Q8ZUJ3
K	-14	ASP	-	EXPRESSION TAG	UNP Q8ZUJ3
K	-13	TYR	-	EXPRESSION TAG	UNP Q8ZUJ3
K	-12	ASP	-	EXPRESSION TAG	UNP Q8ZUJ3
K	-11	ILE	-	EXPRESSION TAG	UNP Q8ZUJ3
K	-10	PRO	-	EXPRESSION TAG	UNP Q8ZUJ3
K	-9	THR	-	EXPRESSION TAG	UNP Q8ZUJ3
K	-8	THR	-	EXPRESSION TAG	UNP Q8ZUJ3
K	-7	GLU	-	EXPRESSION TAG	UNP Q8ZUJ3
K	-6	ASN	-	EXPRESSION TAG	UNP Q8ZUJ3
K	-5	LEU	-	EXPRESSION TAG	UNP Q8ZUJ3
K	-4	TYR	-	EXPRESSION TAG	UNP Q8ZUJ3
K	-3	PHE	-	EXPRESSION TAG	UNP Q8ZUJ3
K	-2	GLN	-	EXPRESSION TAG	UNP Q8ZUJ3
K	-1	GLY	-	EXPRESSION TAG	UNP Q8ZUJ3
K	0	ALA	-	EXPRESSION TAG	UNP Q8ZUJ3
K	2	ALA	PRO	ENGINEERED	UNP Q8ZUJ3
L	-24	MET	-	EXPRESSION TAG	UNP Q8ZUJ3
L	-23	SER	-	EXPRESSION TAG	UNP Q8ZUJ3
L	-22	TYR	-	EXPRESSION TAG	UNP Q8ZUJ3
L	-21	TYR	-	EXPRESSION TAG	UNP Q8ZUJ3
L	-20	HIS	-	EXPRESSION TAG	UNP Q8ZUJ3
L	-19	HIS	-	EXPRESSION TAG	UNP Q8ZUJ3
L	-18	HIS	-	EXPRESSION TAG	UNP Q8ZUJ3
L	-17	HIS	-	EXPRESSION TAG	UNP Q8ZUJ3
L	-16	HIS	-	EXPRESSION TAG	UNP Q8ZUJ3
L	-15	HIS	-	EXPRESSION TAG	UNP Q8ZUJ3
L	-14	ASP	-	EXPRESSION TAG	UNP Q8ZUJ3
L	-13	TYR	-	EXPRESSION TAG	UNP Q8ZUJ3
L	-12	ASP	-	EXPRESSION TAG	UNP Q8ZUJ3

Continued on next page...

Continued from previous page...

Chain	Residue	Modelled	Actual	Comment	Reference
L	-11	ILE	-	EXPRESSION TAG	UNP Q8ZUJ3
L	-10	PRO	-	EXPRESSION TAG	UNP Q8ZUJ3
L	-9	THR	-	EXPRESSION TAG	UNP Q8ZUJ3
L	-8	THR	-	EXPRESSION TAG	UNP Q8ZUJ3
L	-7	GLU	-	EXPRESSION TAG	UNP Q8ZUJ3
L	-6	ASN	-	EXPRESSION TAG	UNP Q8ZUJ3
L	-5	LEU	-	EXPRESSION TAG	UNP Q8ZUJ3
L	-4	TYR	-	EXPRESSION TAG	UNP Q8ZUJ3
L	-3	PHE	-	EXPRESSION TAG	UNP Q8ZUJ3
L	-2	GLN	-	EXPRESSION TAG	UNP Q8ZUJ3
L	-1	GLY	-	EXPRESSION TAG	UNP Q8ZUJ3
L	0	ALA	-	EXPRESSION TAG	UNP Q8ZUJ3
L	2	ALA	PRO	ENGINEERED	UNP Q8ZUJ3

- Molecule 2 is CHLORIDE ION (three-letter code: CL) (formula: Cl).

Mol	Chain	Residues	Atoms	ZeroOcc	AltConf
2	H	1	Total Cl 1 1	0	0
2	A	1	Total Cl 1 1	0	0
2	D	1	Total Cl 1 1	0	0
2	K	2	Total Cl 2 2	0	0
2	E	1	Total Cl 1 1	0	0

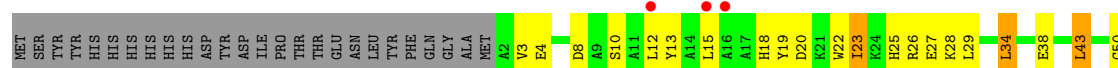
- Molecule 3 is water.

Mol	Chain	Residues	Atoms	ZeroOcc	AltConf
3	A	5	Total O 5 5	0	0
3	B	7	Total O 7 7	0	0
3	C	16	Total O 16 16	0	0
3	D	10	Total O 10 10	0	0
3	E	7	Total O 7 7	0	0
3	F	12	Total O 12 12	0	0

Continued on next page...

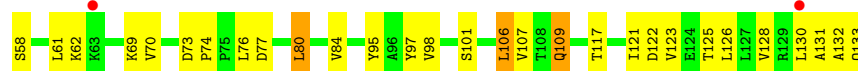
Continued from previous page...

Mol	Chain	Residues	Atoms		ZeroOcc	AltConf
3	G	13	Total 13	O 13	0	0
3	H	10	Total 10	O 10	0	0
3	I	2	Total 2	O 2	0	0
3	J	6	Total 6	O 6	0	0
3	K	3	Total 3	O 3	0	0
3	L	10	Total 10	O 10	0	0

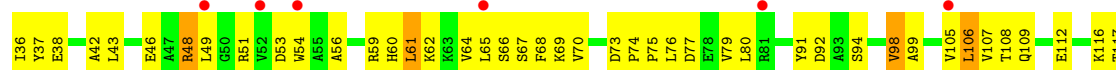
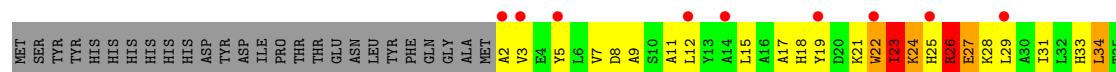




- Molecule 1: hypothetical protein PAE2754



- Molecule 1: hypothetical protein PAE2754



- Molecule 1: hypothetical protein PAE2754



4 Data and refinement statistics

Property	Value	Source
Space group	P 21 21 21	Depositor
Cell constants a, b, c, α , β , γ	60.56Å 165.19Å 203.35Å 90.00° 90.00° 90.00°	Depositor
Resolution (Å)	49.63 – 2.52 49.63 – 2.52	Depositor EDS
% Data completeness (in resolution range)	96.3 (49.63-2.52) 96.4 (49.63-2.52)	Depositor EDS
R_{merge}	0.06	Depositor
R_{sym}	(Not available)	Depositor
$\langle I/\sigma(I) \rangle$ ¹	3.59 (at 2.51Å)	Xtriage
Refinement program	CNS 1.1	Depositor
R, R_{free}	0.250 , 0.305 0.253 , 0.250	Depositor DCC
R_{free} test set	3383 reflections (5.00%)	wwPDB-VP
Wilson B-factor (Å ²)	47.6	Xtriage
Anisotropy	0.208	Xtriage
Bulk solvent k_{sol} (e/Å ³), B_{sol} (Å ²)	0.34 , 37.4	EDS
L-test for twinning ²	$\langle L \rangle = 0.49$, $\langle L^2 \rangle = 0.32$	Xtriage
Estimated twinning fraction	No twinning to report.	Xtriage
F_o, F_c correlation	0.93	EDS
Total number of atoms	12764	wwPDB-VP
Average B, all atoms (Å ²)	47.0	wwPDB-VP

Xtriage's analysis on translational NCS is as follows: *The analyses of the Patterson function reveals a significant off-origin peak that is 29.80 % of the origin peak, indicating pseudo-translational symmetry. The chance of finding a peak of this or larger height randomly in a structure without pseudo-translational symmetry is equal to 1.4560e-03. The detected translational NCS is most likely also responsible for the elevated intensity ratio.*

¹Intensities estimated from amplitudes.

²Theoretical values of $\langle |L| \rangle$, $\langle L^2 \rangle$ for acentric reflections are 0.5, 0.333 respectively for untwinned datasets, and 0.375, 0.2 for perfectly twinned datasets.

5 Model quality [i](#)

5.1 Standard geometry [i](#)

Bond lengths and bond angles in the following residue types are not validated in this section:
CL

The Z score for a bond length (or angle) is the number of standard deviations the observed value is removed from the expected value. A bond length (or angle) with $|Z| > 5$ is considered an outlier worth inspection. RMSZ is the root-mean-square of all Z scores of the bond lengths (or angles).

Mol	Chain	Bond lengths		Bond angles	
		RMSZ	# Z >5	RMSZ	# Z >5
1	A	0.41	0/1065	0.64	0/1445
1	B	0.39	0/1073	0.61	0/1455
1	C	0.42	0/1078	0.66	0/1462
1	D	0.39	0/1070	0.66	0/1452
1	E	0.39	0/1065	0.63	0/1445
1	F	0.44	0/1149	0.68	1/1560 (0.1%)
1	G	0.39	0/1073	0.66	0/1455
1	H	0.39	0/1065	0.66	0/1445
1	I	0.39	0/1065	0.65	0/1445
1	J	0.41	0/1065	0.61	0/1445
1	K	0.36	0/1065	0.63	0/1445
1	L	0.41	0/1065	0.68	0/1445
All	All	0.40	0/12898	0.65	1/17499 (0.0%)

There are no bond length outliers.

All (1) bond angle outliers are listed below:

Mol	Chain	Res	Type	Atoms	Z	Observed(°)	Ideal(°)
1	F	-10	PRO	N-CA-CB	5.17	109.51	103.30

There are no chirality outliers.

There are no planarity outliers.

5.2 Too-close contacts [i](#)

In the following table, the Non-H and H(model) columns list the number of non-hydrogen atoms and hydrogen atoms in the chain respectively. The H(added) column lists the number of hydrogen atoms added and optimized by MolProbity. The Clashes column lists the number of clashes within the asymmetric unit, whereas Symm-Clashes lists symmetry related clashes.

Mol	Chain	Non-H	H(model)	H(added)	Clashes	Symm-Clashes
1	A	1045	0	1069	44	0
1	B	1053	0	1081	47	0
1	C	1058	0	1078	32	0
1	D	1050	0	1074	40	0
1	E	1045	0	1069	44	0
1	F	1128	0	1137	38	0
1	G	1053	0	1081	38	0
1	H	1045	0	1069	33	0
1	I	1045	0	1069	55	0
1	J	1045	0	1069	35	0
1	K	1045	0	1069	98	0
1	L	1045	0	1069	41	0
2	A	1	0	0	0	0
2	D	1	0	0	0	0
2	E	1	0	0	0	0
2	H	1	0	0	0	0
2	K	2	0	0	0	0
3	A	5	0	0	0	0
3	B	7	0	0	1	0
3	C	16	0	0	0	0
3	D	10	0	0	1	0
3	E	7	0	0	0	0
3	F	12	0	0	0	0
3	G	13	0	0	1	0
3	H	10	0	0	1	0
3	I	2	0	0	0	0
3	J	6	0	0	1	0
3	K	3	0	0	0	0
3	L	10	0	0	0	0
All	All	12764	0	12934	477	0

The all-atom clashscore is defined as the number of clashes found per 1000 atoms (including hydrogen atoms). The all-atom clashscore for this structure is 19.

The worst 5 of 477 close contacts within the same asymmetric unit are listed below, sorted by their clash magnitude.

Atom-1	Atom-2	Interatomic distance (Å)	Clash overlap (Å)
1:B:1:MET:HE3	1:B:2:ALA:H	1.12	1.14
1:K:36:ILE:HD13	1:K:65:LEU:HD22	1.51	0.90
1:B:1:MET:HE3	1:B:2:ALA:N	1.88	0.89
1:K:118:LYS:CD	1:K:118:LYS:H	1.84	0.88
1:K:118:LYS:H	1:K:118:LYS:HD2	1.40	0.86

There are no symmetry-related clashes.

5.3 Torsion angles [i](#)

5.3.1 Protein backbone [i](#)

In the following table, the Percentiles column shows the percent Ramachandran outliers of the chain as a percentile score with respect to all X-ray entries followed by that with respect to entries of similar resolution.

The Analysed column shows the number of residues for which the backbone conformation was analysed, and the total number of residues.

Mol	Chain	Analysed	Favoured	Allowed	Outliers	Percentiles	
1	A	130/158 (82%)	119 (92%)	10 (8%)	1 (1%)	21	36
1	B	131/158 (83%)	126 (96%)	5 (4%)	0	100	100
1	C	133/158 (84%)	126 (95%)	6 (4%)	1 (1%)	21	36
1	D	131/158 (83%)	124 (95%)	5 (4%)	2 (2%)	11	19
1	E	130/158 (82%)	124 (95%)	5 (4%)	1 (1%)	21	36
1	F	142/158 (90%)	130 (92%)	10 (7%)	2 (1%)	12	21
1	G	131/158 (83%)	127 (97%)	4 (3%)	0	100	100
1	H	130/158 (82%)	126 (97%)	4 (3%)	0	100	100
1	I	130/158 (82%)	118 (91%)	12 (9%)	0	100	100
1	J	130/158 (82%)	122 (94%)	5 (4%)	3 (2%)	7	10
1	K	130/158 (82%)	108 (83%)	17 (13%)	5 (4%)	3	4
1	L	130/158 (82%)	121 (93%)	8 (6%)	1 (1%)	21	36
All	All	1578/1896 (83%)	1471 (93%)	91 (6%)	16 (1%)	17	30

5 of 16 Ramachandran outliers are listed below:

Mol	Chain	Res	Type
1	K	26	ARG
1	K	67	SER
1	F	-8	THR
1	J	23	ILE
1	J	132	ALA

5.3.2 Protein sidechains ⓘ

In the following table, the Percentiles column shows the percent sidechain outliers of the chain as a percentile score with respect to all X-ray entries followed by that with respect to entries of similar resolution.

The Analysed column shows the number of residues for which the sidechain conformation was analysed, and the total number of residues.

Mol	Chain	Analysed	Rotameric	Outliers	Percentiles	
1	A	106/130 (82%)	97 (92%)	9 (8%)	12	21
1	B	107/130 (82%)	96 (90%)	11 (10%)	8	14
1	C	106/130 (82%)	97 (92%)	9 (8%)	12	21
1	D	106/130 (82%)	96 (91%)	10 (9%)	9	17
1	E	106/130 (82%)	97 (92%)	9 (8%)	12	21
1	F	113/130 (87%)	105 (93%)	8 (7%)	16	29
1	G	107/130 (82%)	96 (90%)	11 (10%)	8	14
1	H	106/130 (82%)	96 (91%)	10 (9%)	9	17
1	I	106/130 (82%)	96 (91%)	10 (9%)	9	17
1	J	106/130 (82%)	95 (90%)	11 (10%)	8	14
1	K	106/130 (82%)	93 (88%)	13 (12%)	5	9
1	L	106/130 (82%)	98 (92%)	8 (8%)	15	27
All	All	1281/1560 (82%)	1162 (91%)	119 (9%)	10	18

5 of 119 residues with a non-rotameric sidechain are listed below:

Mol	Chain	Res	Type
1	F	61	LEU
1	G	121	ILE
1	K	118	LYS
1	F	106	LEU
1	G	34	LEU

Some sidechains can be flipped to improve hydrogen bonding and reduce clashes. 5 of 14 such sidechains are listed below:

Mol	Chain	Res	Type
1	I	25	HIS
1	J	25	HIS
1	K	60	HIS
1	H	41	ASN

Continued on next page...

Continued from previous page...

Mol	Chain	Res	Type
1	K	41	ASN

5.3.3 RNA ⓘ

There are no RNA molecules in this entry.

5.4 Non-standard residues in protein, DNA, RNA chains ⓘ

There are no non-standard protein/DNA/RNA residues in this entry.

5.5 Carbohydrates ⓘ

There are no carbohydrates in this entry.

5.6 Ligand geometry ⓘ

Of 6 ligands modelled in this entry, 6 are monoatomic - leaving 0 for Mogul analysis.

There are no bond length outliers.

There are no bond angle outliers.

There are no chirality outliers.

There are no torsion outliers.

There are no ring outliers.

No monomer is involved in short contacts.

5.7 Other polymers ⓘ

There are no such residues in this entry.

5.8 Polymer linkage issues ⓘ

There are no chain breaks in this entry.

6 Fit of model and data [i](#)

6.1 Protein, DNA and RNA chains [i](#)

In the following table, the column labelled ‘#RSRZ > 2’ contains the number (and percentage) of RSRZ outliers, followed by percent RSRZ outliers for the chain as percentile scores relative to all X-ray entries and entries of similar resolution. The OWAB column contains the minimum, median, 95th percentile and maximum values of the occupancy-weighted average B-factor per residue. The column labelled ‘Q < 0.9’ lists the number of (and percentage) of residues with an average occupancy less than 0.9.

Mol	Chain	Analysed	<RSRZ>	#RSRZ > 2			OWAB(Å ²)	Q < 0.9
1	A	132/158 (83%)	0.28	4 (3%)	50	54	32, 47, 62, 67	0
1	B	133/158 (84%)	0.10	1 (0%)	86	87	27, 44, 61, 68	0
1	C	135/158 (85%)	0.14	2 (1%)	73	76	28, 38, 56, 68	0
1	D	133/158 (84%)	0.02	1 (0%)	86	87	31, 43, 60, 70	0
1	E	132/158 (83%)	0.14	2 (1%)	73	76	30, 44, 60, 73	0
1	F	144/158 (91%)	0.15	8 (5%)	24	26	27, 39, 75, 85	0
1	G	133/158 (84%)	0.17	1 (0%)	86	87	26, 43, 59, 68	0
1	H	132/158 (83%)	0.13	1 (0%)	86	87	31, 45, 62, 68	0
1	I	132/158 (83%)	0.35	7 (5%)	26	28	33, 48, 62, 71	0
1	J	132/158 (83%)	0.20	3 (2%)	60	64	32, 46, 62, 71	0
1	K	132/158 (83%)	1.05	21 (15%)	2	1	44, 65, 85, 90	0
1	L	132/158 (83%)	0.15	1 (0%)	86	87	32, 45, 58, 72	0
All	All	1602/1896 (84%)	0.24	52 (3%)	47	51	26, 45, 67, 90	0

The worst 5 of 52 RSRZ outliers are listed below:

Mol	Chain	Res	Type	RSRZ
1	K	3	VAL	6.3
1	F	0	ALA	5.8
1	F	-2	GLN	5.7
1	K	132	ALA	5.4
1	K	105	VAL	4.7

6.2 Non-standard residues in protein, DNA, RNA chains [i](#)

There are no non-standard protein/DNA/RNA residues in this entry.

6.3 Carbohydrates [i](#)

There are no carbohydrates in this entry.

6.4 Ligands [i](#)

In the following table, the Atoms column lists the number of modelled atoms in the group and the number defined in the chemical component dictionary. The B-factors column lists the minimum, median, 95th percentile and maximum values of B factors of atoms in the group. The column labelled 'Q< 0.9' lists the number of atoms with occupancy less than 0.9.

Mol	Type	Chain	Res	Atoms	RSCC	RSR	B-factors(\AA^2)	Q<0.9
2	CL	K	1006	1/1	0.77	0.12	79,79,79,79	0
2	CL	H	1005	1/1	0.86	0.21	60,60,60,60	0
2	CL	A	1002	1/1	0.92	0.29	62,62,62,62	0
2	CL	D	1004	1/1	0.94	0.23	64,64,64,64	0
2	CL	K	1003	1/1	0.94	0.18	59,59,59,59	0
2	CL	E	1001	1/1	0.97	0.23	70,70,70,70	0

6.5 Other polymers [i](#)

There are no such residues in this entry.