



Full wwPDB X-ray Structure Validation Report ⓘ

Mar 14, 2018 – 02:44 pm GMT

PDB ID : 1VQP
Title : The structure of the transition state analogue "RAP" bound to the large ribosomal subunit of haloarcula marismortui
Authors : Schmeing, T.M.; Steitz, T.A.
Deposited on : 2004-12-16
Resolution : 2.25 Å(reported)

This is a Full wwPDB X-ray Structure Validation Report for a publicly released PDB entry.

We welcome your comments at validation@mail.wwpdb.org

A user guide is available at

<https://www.wwpdb.org/validation/2017/XrayValidationReportHelp>

with specific help available everywhere you see the ⓘ symbol.

The following versions of software and data (see [references ⓘ](#)) were used in the production of this report:

MolProbity : 4.02b-467
Mogul : 1.7.3 (157068), CSD as539be (2018)
Xtriage (Phenix) : 1.13
EDS : trunk31020
Percentile statistics : 20171227.v01 (using entries in the PDB archive December 27th 2017)
Refmac : 5.8.0158
CCP4 : 7.0 (Gargrove)
Ideal geometry (proteins) : Engh & Huber (2001)
Ideal geometry (DNA, RNA) : Parkinson et al. (1996)
Validation Pipeline (wwPDB-VP) : trunk31020

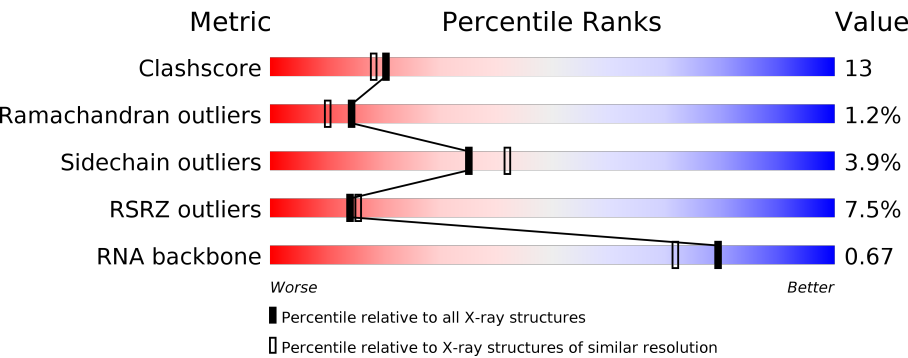
1 Overall quality at a glance i

The following experimental techniques were used to determine the structure:

X-RAY DIFFRACTION

The reported resolution of this entry is 2.25 Å.

Percentile scores (ranging between 0-100) for global validation metrics of the entry are shown in the following graphic. The table shows the number of entries on which the scores are based.



Metric	Whole archive (#Entries)	Similar resolution (#Entries, resolution range(Å))
Clashscore	122126	1286 (2.26-2.26)
Ramachandran outliers	120053	1253 (2.26-2.26)
Sidechain outliers	120020	1254 (2.26-2.26)
RSRZ outliers	108989	1158 (2.26-2.26)
RNA backbone	2636	1032 (2.72-1.80)

The table below summarises the geometric issues observed across the polymeric chains and their fit to the electron density. The red, orange, yellow and green segments on the lower bar indicate the fraction of residues that contain outliers for ≥ 3 , 2, 1 and 0 types of geometric quality criteria. A grey segment represents the fraction of residues that are not modelled. The numeric value for each fraction is indicated below the corresponding segment, with a dot representing fractions $\leq 5\%$. The upper red bar (where present) indicates the fraction of residues that have poor fit to the electron density. The numeric value is given above the bar.

Mol	Chain	Length	Quality of chain
1	0	2922	<div><div>4%</div><div><div></div><div>65%</div><div>25%</div><div>5%</div><div>6%</div></div></div>
2	9	122	<div><div>6%</div><div><div></div><div>57%</div><div>34%</div><div>7%</div><div></div></div></div>
3	4	8	<div><div></div><div><div></div><div>38%</div><div>63%</div><div></div></div></div>
4	A	240	<div><div>6%</div><div><div></div><div>63%</div><div>32%</div><div>5%</div><div></div></div></div>
5	B	338	<div><div>3%</div><div><div></div><div>62%</div><div>33%</div><div></div><div></div></div></div>
6	C	246	<div><div></div><div><div></div><div>67%</div><div>29%</div><div></div><div></div></div></div>

Continued on next page...

Continued from previous page...

Mol	Chain	Length	Quality of chain
7	D	177	
8	E	178	
9	F	120	
10	G	348	
11	H	171	
12	J	145	
13	K	132	
14	L	165	
15	M	195	
16	N	187	
17	O	116	
18	P	149	
19	Q	96	
20	R	155	
21	S	85	
22	T	120	
23	U	66	
24	V	71	
25	W	154	
26	X	92	
27	Y	241	
28	Z	83	
29	1	57	
30	2	50	
31	3	92	

Continued on next page...

Continued from previous page...

Mol	Chain	Length	Quality of chain
32	I	162	

The following table lists non-polymeric compounds, carbohydrate monomers and non-standard residues in protein, DNA, RNA chains that are outliers for geometric or electron-density-fit criteria:

Mol	Type	Chain	Res	Chirality	Geometry	Clashes	Electron density
33	MG	0	8022	-	-	-	X
33	MG	0	8024	-	-	-	X
33	MG	0	8059	-	-	-	X
35	NA	0	9118	-	-	-	X
35	NA	0	9125	-	-	-	X
35	NA	0	9169	-	-	-	X
35	NA	S	9112	-	-	-	X
37	SR	0	9500	-	-	-	X
37	SR	0	9547	-	-	-	X

2 Entry composition

There are 39 unique types of molecules in this entry. The entry contains 99070 atoms, of which 0 are hydrogens and 0 are deuteriums.

In the tables below, the ZeroOcc column contains the number of atoms modelled with zero occupancy, the AltConf column contains the number of residues with at least one atom in alternate conformation and the Trace column contains the number of residues modelled with at most 2 atoms.

- Molecule 1 is a RNA chain called 23S ribosomal rna.

Mol	Chain	Residues	Atoms					ZeroOcc	AltConf	Trace
1	0	2754	Total	C	N	O	P	0	0	0
			59021	26350	10878	19048	2745			

There are 5 discrepancies between the modelled and reference sequences:

Chain	Residue	Modelled	Actual	Comment	Reference
0	628	1MA	A	MODIFIED RESIDUE	GB 3377779
0	2587	OMU	U	MODIFIED RESIDUE	GB 3377779
0	2588	OMG	G	MODIFIED RESIDUE	GB 3377779
0	2619	UR3	U	MODIFIED RESIDUE	GB 3377779
0	2621	PSU	U	MODIFIED RESIDUE	GB 3377779

- Molecule 2 is a RNA chain called 5S ribosomal RNA.

Mol	Chain	Residues	Atoms					ZeroOcc	AltConf	Trace
2	9	122	Total	C	N	O	P	0	0	0
			2600	1160	472	847	121			

- Molecule 3 is a RNA chain called 5'-R*(DC)P*(DC)P*(PPU)*(LOF)P*(PO2)P*AP*C*C)-3'.

Mol	Chain	Residues	Atoms					ZeroOcc	AltConf	Trace
3	4	8	Total	C	N	O	P	0	0	0
			132	67	23	37	5			

- Molecule 4 is a protein called 50S ribosomal protein L2P.

Mol	Chain	Residues	Atoms					ZeroOcc	AltConf	Trace
4	A	237	Total	C	N	O	S	0	0	0
			1753	1072	352	324	5			

- Molecule 5 is a protein called 50S ribosomal protein L3P.

Mol	Chain	Residues	Atoms					ZeroOcc	AltConf	Trace
5	B	337	Total	C	N	O	S	0	0	0
			2625	1616	493	511	5			

- Molecule 6 is a protein called 50S ribosomal protein L4E.

Mol	Chain	Residues	Atoms					ZeroOcc	AltConf	Trace
6	C	246	Total	C	N	O	S	0	0	0
			1859	1131	344	383	1			

- Molecule 7 is a protein called 50S ribosomal protein L5P.

Mol	Chain	Residues	Atoms					ZeroOcc	AltConf	Trace
7	D	140	Total	C	N	O	S	0	0	0
			1094	685	195	210	4			

- Molecule 8 is a protein called 50S ribosomal protein L6P.

Mol	Chain	Residues	Atoms					ZeroOcc	AltConf	Trace
8	E	172	Total	C	N	O	S	0	0	0
			1357	840	224	289	4			

- Molecule 9 is a protein called 50S ribosomal protein L7AE.

Mol	Chain	Residues	Atoms					ZeroOcc	AltConf	Trace
9	F	119	Total	C	N	O	S	0	0	0
			890	551	141	197	1			

- Molecule 10 is a protein called ACIDIC RIBOSOMAL PROTEIN P0 HOMOLOG.

Mol	Chain	Residues	Atoms					ZeroOcc	AltConf	Trace
10	G	29	Total	C	N	O	S	0	0	0
			240	149	39	51	1			

- Molecule 11 is a protein called 50S RIBOSOMAL PROTEIN L10E.

Mol	Chain	Residues	Atoms					ZeroOcc	AltConf	Trace
11	H	160	Total	C	N	O	S	0	0	0
			1266	785	237	238	6			

- Molecule 12 is a protein called 50S ribosomal protein L13P.

Mol	Chain	Residues	Atoms					ZeroOcc	AltConf	Trace
12	J	142	Total	C	N	O	S	0	0	0
			1120	696	199	222	3			

- Molecule 13 is a protein called 50S ribosomal protein L14P.

Mol	Chain	Residues	Atoms					ZeroOcc	AltConf	Trace
13	K	132	Total	C	N	O	S	0	0	0
			992	609	187	192	4			

There is a discrepancy between the modelled and reference sequences:

Chain	Residue	Modelled	Actual	Comment	Reference
K	44	LEU	HIS	CONFLICT	UNP P22450

- Molecule 14 is a protein called 50S ribosomal protein L15P.

Mol	Chain	Residues	Atoms					ZeroOcc	AltConf	Trace
14	L	145	Total	C	N	O	S	0	0	0
			1118	670	222	226				

- Molecule 15 is a protein called 50S Ribosomal Protein L15E.

Mol	Chain	Residues	Atoms					ZeroOcc	AltConf	Trace
15	M	194	Total	C	N	O	S	0	0	0
			1560	943	332	284	1			

There are 2 discrepancies between the modelled and reference sequences:

Chain	Residue	Modelled	Actual	Comment	Reference
M	13	GLU	LYS	CONFLICT	GB 55231501
M	194	ALA	GLY	CONFLICT	GB 55231501

- Molecule 16 is a protein called 50S ribosomal protein L18P.

Mol	Chain	Residues	Atoms					ZeroOcc	AltConf	Trace
16	N	186	Total	C	N	O	S	0	0	0
			1445	895	262	286	2			

- Molecule 17 is a protein called 50S ribosomal protein L18e.

Mol	Chain	Residues	Atoms				ZeroOcc	AltConf	Trace
17	O	115	Total	C	N	O	0	0	0
			865	529	161	175			

- Molecule 18 is a protein called 50S ribosomal protein L19E.

Mol	Chain	Residues	Atoms				ZeroOcc	AltConf	Trace
18	P	143	Total	C	N	O	0	0	0
			1136	683	229	224			

- Molecule 19 is a protein called 50S ribosomal protein L21e.

Mol	Chain	Residues	Atoms				ZeroOcc	AltConf	Trace
19	Q	95	Total	C	N	O	0	0	0
			735	450	141	144			

- Molecule 20 is a protein called 50S ribosomal protein L22P.

Mol	Chain	Residues	Atoms					ZeroOcc	AltConf	Trace
20	R	150	Total	C	N	O	S	0	0	0
			1149	713	209	223	4			

- Molecule 21 is a protein called 50S ribosomal protein L23P.

Mol	Chain	Residues	Atoms					ZeroOcc	AltConf	Trace
21	S	81	Total	C	N	O	S	0	0	0
			641	389	111	138	3			

- Molecule 22 is a protein called 50S ribosomal protein L24P.

Mol	Chain	Residues	Atoms				ZeroOcc	AltConf	Trace
22	T	119	Total	C	N	O	0	0	0
			950	568	180	202			

- Molecule 23 is a protein called 50S ribosomal protein L24E.

Mol	Chain	Residues	Atoms					ZeroOcc	AltConf	Trace
23	U	53	Total	C	N	O	S	0	0	0
			410	244	75	86	5			

- Molecule 24 is a protein called 50S ribosomal protein L29P.

Mol	Chain	Residues	Atoms					ZeroOcc	AltConf	Trace
24	V	65	Total	C	N	O	S	0	0	0
			499	304	94	100	1			

- Molecule 25 is a protein called 50S ribosomal protein L30P.

Mol	Chain	Residues	Atoms					ZeroOcc	AltConf	Trace
25	W	154	Total	C	N	O	S	0	0	0
			1196	737	209	244	6			

- Molecule 26 is a protein called 50S ribosomal protein L31e.

Mol	Chain	Residues	Atoms					ZeroOcc	AltConf	Trace
26	X	82	Total	C	N	O	S	0	0	0
			654	402	129	122	1			

- Molecule 27 is a protein called 50S ribosomal protein L32E.

Mol	Chain	Residues	Atoms					ZeroOcc	AltConf	Trace
27	Y	142	Total	C	N	O	S	0	0	0
			1130	686	228	216				

- Molecule 28 is a protein called 50S ribosomal protein L37Ae.

Mol	Chain	Residues	Atoms					ZeroOcc	AltConf	Trace
28	Z	73	Total	C	N	O	S	0	0	0
			578	346	116	111	5			

There is a discrepancy between the modelled and reference sequences:

Chain	Residue	Modelled	Actual	Comment	Reference
Z	10	ARG	SER	CONFLICT	GB 55231162

- Molecule 29 is a protein called 50S ribosomal protein L37e.

Mol	Chain	Residues	Atoms					ZeroOcc	AltConf	Trace
29	1	56	Total	C	N	O	S	0	0	0
			431	258	86	83	4			

- Molecule 30 is a protein called 50S ribosomal protein L39e.

Mol	Chain	Residues	Atoms					ZeroOcc	AltConf	Trace
30	2	46	Total	C	N	O	S	0	0	0
			396	239	89	67	1			

- Molecule 31 is a protein called 50S ribosomal protein L44E.

Mol	Chain	Residues	Atoms					ZeroOcc	AltConf	Trace
31	3	92	Total	C	N	O	S	0	0	0
			755	458	153	137	7			

- Molecule 32 is a protein called 50S RIBOSOMAL PROTEIN L11P.

Mol	Chain	Residues	Atoms					ZeroOcc	AltConf	Trace
32	I	70	Total	C	N	O	S	0	0	0
			519	323	81	114	1			

- Molecule 33 is MAGNESIUM ION (three-letter code: MG) (formula: Mg).

Mol	Chain	Residues	Atoms		ZeroOcc	AltConf
33	0	88	Total	Mg	0	0
			88	88		
33	Y	1	Total	Mg	0	0
			1	1		
33	K	1	Total	Mg	0	0
			1	1		
33	A	2	Total	Mg	0	0
			2	2		
33	T	1	Total	Mg	0	0
			1	1		
33	9	1	Total	Mg	0	0
			1	1		

- Molecule 34 is POTASSIUM ION (three-letter code: K) (formula: K).

Mol	Chain	Residues	Atoms		ZeroOcc	AltConf
34	0	3	Total	K	0	0
			3	3		

- Molecule 35 is SODIUM ION (three-letter code: NA) (formula: Na).

Mol	Chain	Residues	Atoms		ZeroOcc	AltConf
35	0	64	Total	Na	0	0
			64	64		

Continued on next page...

Continued from previous page...

Mol	Chain	Residues	Atoms		ZeroOcc	AltConf
35	J	1	Total 1	Na 1	0	0
35	Q	1	Total 1	Na 1	0	0
35	D	1	Total 1	Na 1	0	0
35	H	1	Total 1	Na 1	0	0
35	C	1	Total 1	Na 1	0	0
35	R	3	Total 3	Na 3	0	0
35	9	1	Total 1	Na 1	0	0
35	S	1	Total 1	Na 1	0	0
35	M	1	Total 1	Na 1	0	0

- Molecule 36 is CHLORIDE ION (three-letter code: CL) (formula: Cl).

Mol	Chain	Residues	Atoms		ZeroOcc	AltConf
36	0	10	Total 10	Cl 10	0	0
36	J	3	Total 3	Cl 3	0	0
36	B	1	Total 1	Cl 1	0	0
36	A	1	Total 1	Cl 1	0	0
36	N	1	Total 1	Cl 1	0	0
36	O	1	Total 1	Cl 1	0	0
36	R	1	Total 1	Cl 1	0	0
36	Y	1	Total 1	Cl 1	0	0
36	L	1	Total 1	Cl 1	0	0
36	3	1	Total 1	Cl 1	0	0

Continued on next page...

Continued from previous page...

Mol	Chain	Residues	Atoms		ZeroOcc	AltConf
36	M	1	Total	Cl	0	0
			1	1		

- Molecule 37 is STRONTIUM ION (three-letter code: SR) (formula: Sr).

Mol	Chain	Residues	Atoms		ZeroOcc	AltConf
37	0	98	Total	Sr	0	0
			98	98		
37	1	2	Total	Sr	0	0
			2	2		
37	H	1	Total	Sr	0	0
			1	1		
37	B	2	Total	Sr	0	0
			2	2		
37	3	1	Total	Sr	0	0
			1	1		
37	A	3	Total	Sr	0	0
			3	3		
37	R	1	Total	Sr	0	0
			1	1		
37	9	3	Total	Sr	0	0
			3	3		
37	L	1	Total	Sr	0	0
			1	1		
37	S	1	Total	Sr	0	0
			1	1		
37	F	1	Total	Sr	0	0
			1	1		

- Molecule 38 is CADMIUM ION (three-letter code: CD) (formula: Cd).

Mol	Chain	Residues	Atoms		ZeroOcc	AltConf
38	O	1	Total	Cd	0	0
			1	1		
38	Z	1	Total	Cd	0	0
			1	1		
38	1	1	Total	Cd	0	0
			1	1		
38	3	1	Total	Cd	0	0
			1	1		
38	U	1	Total	Cd	0	0
			1	1		

- Molecule 39 is water.

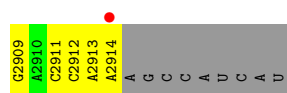
Mol	Chain	Residues	Atoms	ZeroOcc	AltConf
39	0	5757	Total O 5757 5757	0	0
39	9	139	Total O 139 139	0	0
39	4	6	Total O 6 6	0	0
39	A	124	Total O 124 124	0	0
39	B	140	Total O 140 140	0	0
39	C	172	Total O 172 172	0	0
39	D	50	Total O 50 50	0	0
39	E	40	Total O 40 40	0	0
39	F	25	Total O 25 25	0	0
39	G	16	Total O 16 16	0	0
39	H	69	Total O 69 69	0	0
39	J	52	Total O 52 52	0	0
39	K	59	Total O 59 59	0	0
39	L	83	Total O 83 83	0	0
39	M	131	Total O 131 131	0	0
39	N	58	Total O 58 58	0	0
39	O	39	Total O 39 39	0	0
39	P	57	Total O 57 57	0	0
39	Q	51	Total O 51 51	0	0
39	R	87	Total O 87 87	0	0
39	S	32	Total O 32 32	0	0

Continued on next page...

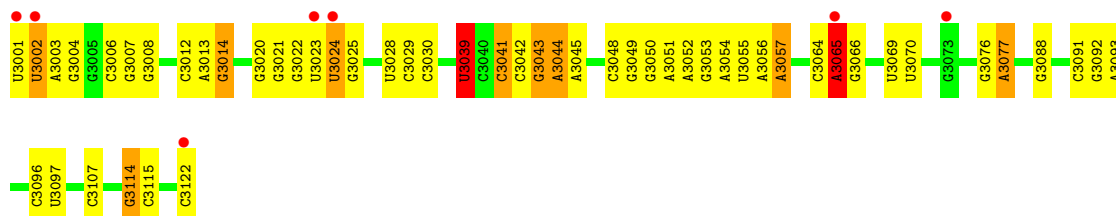
Continued from previous page...

Mol	Chain	Residues	Atoms		ZeroOcc	AltConf
39	T	36	Total 36	O 36	0	0
39	U	30	Total 30	O 30	0	0
39	V	11	Total 11	O 11	0	0
39	W	72	Total 72	O 72	0	0
39	X	24	Total 24	O 24	0	0
39	Y	88	Total 88	O 88	0	0
39	Z	31	Total 31	O 31	0	0
39	1	49	Total 49	O 49	0	0
39	2	38	Total 38	O 38	0	0
39	3	66	Total 66	O 66	0	0
39	I	9	Total 9	O 9	0	0

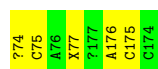
U2807	G2670	G2679	A2563	A2465	C	U	U	G2082	A	U1835	C1593	U1419	A1252	A1181
A2811	G2671	A2680	G2564	A2466	G	A	C	A2083	G	U1836	G1594	U1422	C1253	C1182
A2812	A2681	A2676	C2565	A2467	C	C	A	G2090	A	A1838	G1595	U1423	C1257	C1183
A2814	C2676	A2689	A2568	A2468	C2346	C	A	G2091	C	U1839	A1597	G1258	U1185	U1184
G2815	G2679	A2680	A2569	C2472	A2238	A	A	A2096	C	A1840	A1598	C1426	C1268	C1186
G2819	A2681	G2578	G2578	C2476	C2239	G	G	A2101	U1964	A1845	A1603	U1432	G1269	A1188
A2820	C2682	A2680	A2353	A2477	U2240	U	U	G2102	U1965	U1846	G1604	U1432	A1189	A1187
G2821	U2686	U2478	A2354	U2479	C2243	C	C	A2103	U1966	A1847	G1605	G1441	U1279	A1189
C2824	U2687	U2478	A2354	A2480	C2250	C	C	C2104	U1967	C1853	A1606	A1442	U1279	A1192
A2825	U2688	U2479	A2355	G2480	G2251	C	C	G2110	G1971	C1856	A1607	A1458	A1287	A1193
G2826	U2689	U2481	A2356	A2481	A2252	G	G	G2111	A1972	U1739	C1613	A1458	U1288	A1194
A2827	G2699	A2483	A2357	G2482	G2253	U	U	A2112	U1968	G1740	G1614	C1482	C1289	C1195
G2828	G2700	G2592	G2365	A2483	G2253	C	C	G2113	U1967	G1741	A1615	A1463	A1294	C1196
U2837	G2701	A2485	A2369	A2485	A2258	G	G	G2113	G1979	U1741	A1615	A1463	A1294	U1198
A2840	G2712	A2490	A2372	A2490	U2265	U	U	G2128	U1980	G1744	U1625	A1470	G1299	A1199
G2842	G2716	U2492	U2373	U2492	A2266	G	G	U2133	C1982	G1745	A1626	A1470	G1299	A1199
C2843	G2717	C2493	G2375	C2493	C1983	C	C	G2134	C1983	U1748	G1627	U1473	G1311	C1201
G2846	G2718	C2502	G2379	C2502	U1992	G	G	A2135	U1992	G1751	A1630	G1475	G1325	G1203
G2851	G2719	A2503	A2398	A2503	A2291	C	C	A	U1996	G1752	C1633	A1476	C1328	C1204
A2852	G2720	G2504	G2399	G2504	A2291	C	C	C	U1996	G1753	G1634	C1477	A1328	U1205
U2853	G2721	G2505	G2399	G2505	A2291	C	C	U2007	U1996	G1754	A1641	A1482	A1331	C1207
G2857	G2723	G2507	A2408	G2507	A2299	G	G	U2008	U2007	U1755	A1642	C1483	C1332	C1208
U2858	U2724	C2508	G2412	U2724	A2300	A	U	U2009	U2008	U1756	A1659	U1505	U1333	G1210
G2863	G2725	A2509	A2413	A2509	A2302	G	G	C	U2009	G1768	G1660	U1506	C1342	C1212
U2866	U2726	C2510	A2414	C2510	A2302	C	C	U2012	A2011	U1769	A1666	A1522	A1215	G1214
G2867	G2727	A2511	A2415	U2512	C2309	A	A	C	G2013	C1679	C1666	A1522	A1215	G1216
C2868	G2738	U2512	G2416	U2512	C2309	C	C	C	G2013	U1778	C1667	A1522	A1215	G1216
G2869	G2747	A2521	C2417	A2521	C2313	C	C	U2014	G2014	A1779	A1687	A1522	A1215	G1216
U2876	G2748	G2631	G2418	G2631	G2314	A	A	U2015	A1919	U1779	C1679	A1522	A1215	G1216
G2877	U2749	G2632	U2419	G2632	G2315	G	G	U2016	C1920	A1778	C1679	A1522	A1215	G1216
U2878	G2750	G2633	G2420	G2633	G2316	U	U	U2016	A1922	A1779	C1679	A1522	A1215	G1



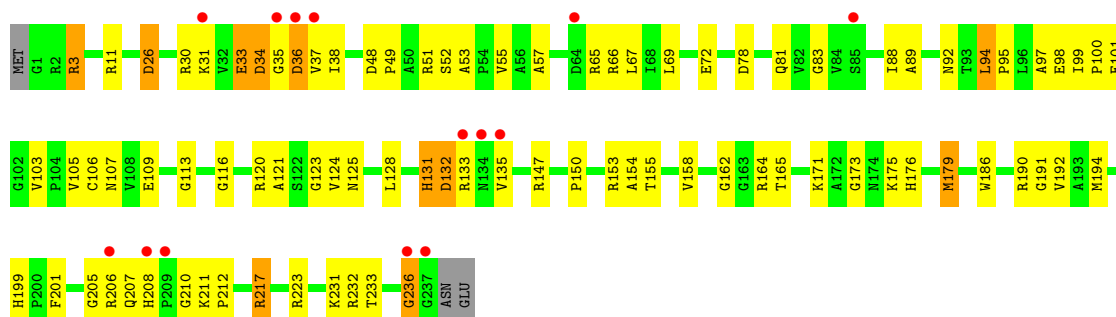
- Molecule 2: 5S ribosomal RNA



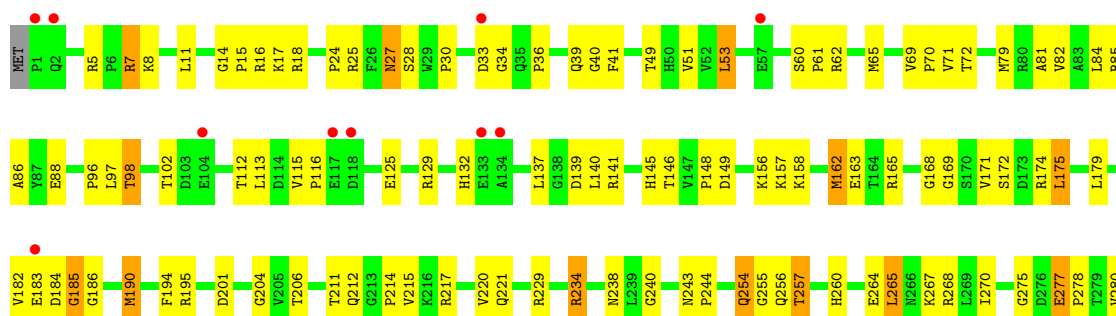
- Molecule 3: 5'-R*(DC)P*(DC)P*(PPU)*(LOF)P*(PO2)P*AP*C*C)-3'



- Molecule 4: 50S ribosomal protein L2P



- Molecule 5: 50S ribosomal protein L3P

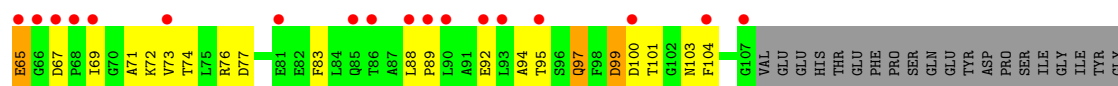
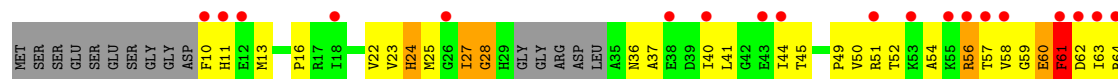




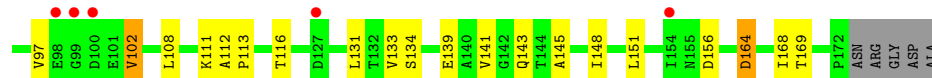
• Molecule 6: 50S ribosomal protein L4E




• Molecule 7: 50S ribosomal protein L5P



• Molecule 8: 50S ribosomal protein L6P




• Molecule 9: 50S ribosomal protein L7AE

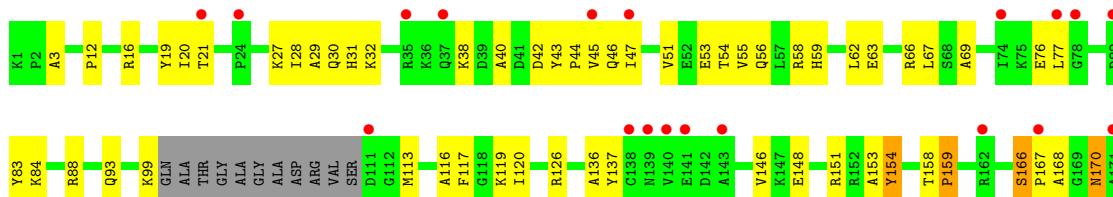




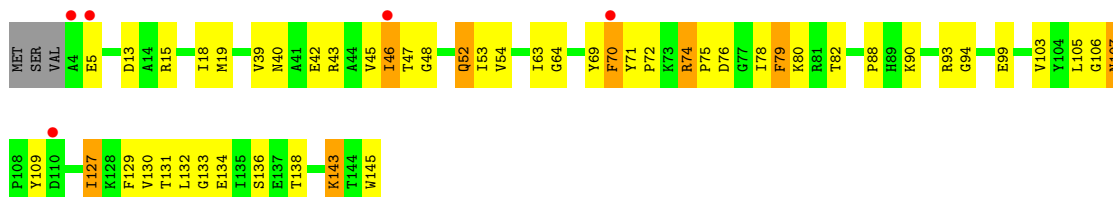
- Molecule 10: ACIDIC RIBOSOMAL PROTEIN P0 HOMOLOG



- Molecule 11: 50S RIBOSOMAL PROTEIN L10E

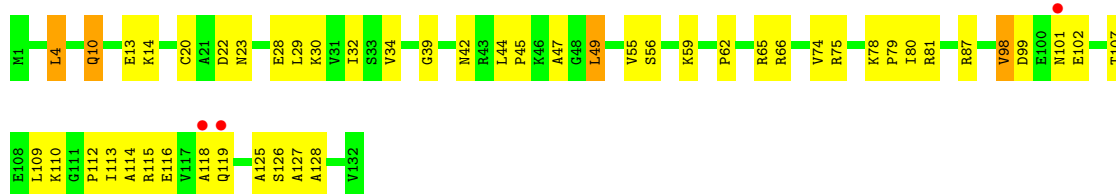


- Molecule 12: 50S ribosomal protein L13P

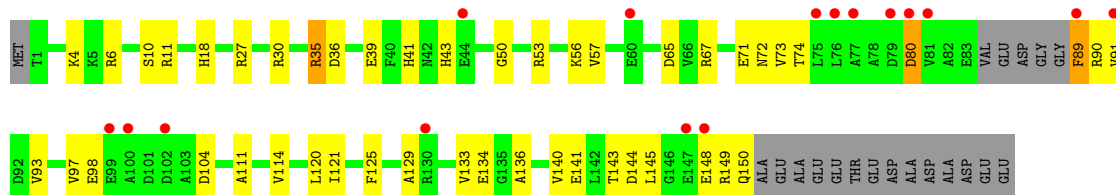


- Molecule 13: 50S ribosomal protein L14P

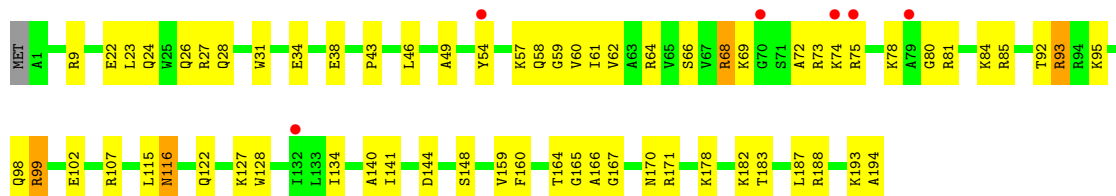




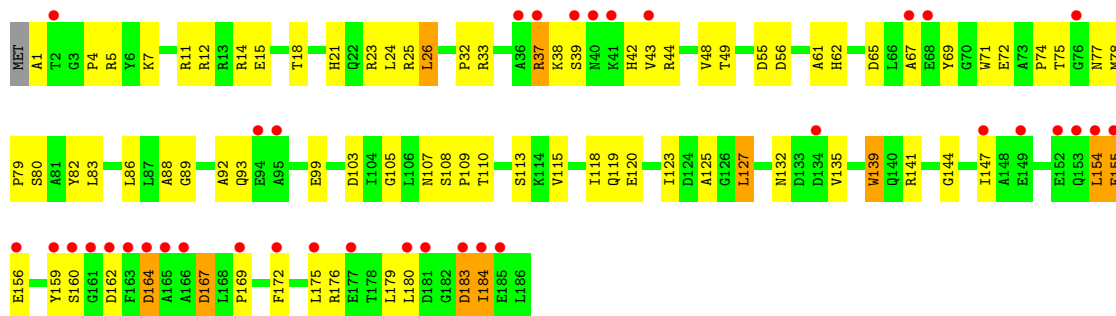
• Molecule 14: 50S ribosomal protein L15P



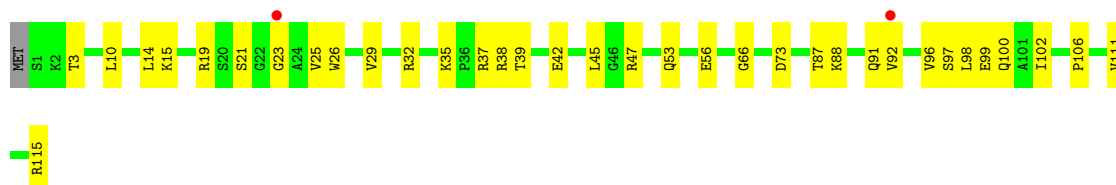
• Molecule 15: 50S Ribosomal Protein L15E



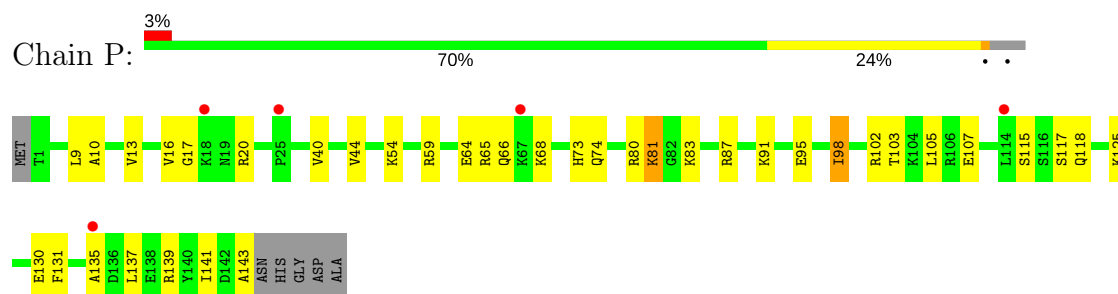
• Molecule 16: 50S ribosomal protein L18P



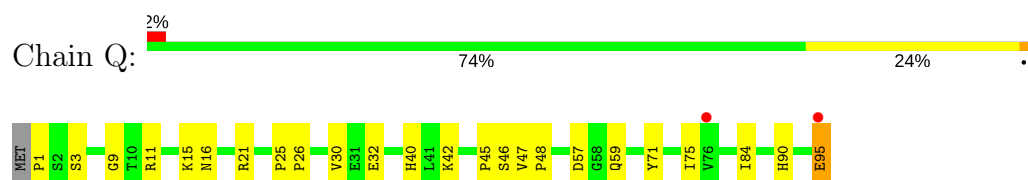
• Molecule 17: 50S ribosomal protein L18e



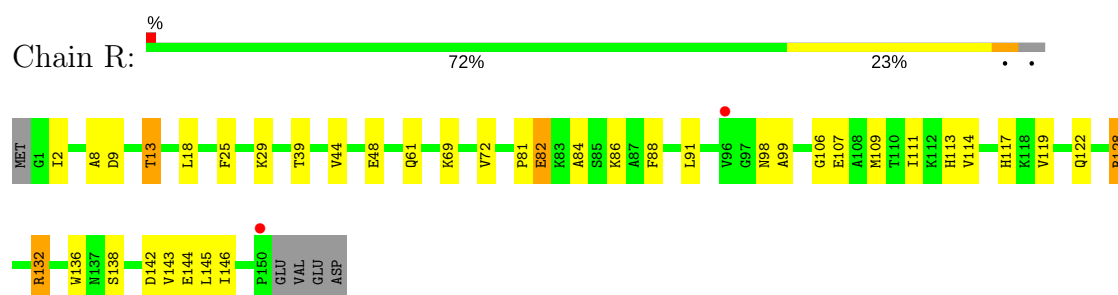
- Molecule 18: 50S ribosomal protein L19E



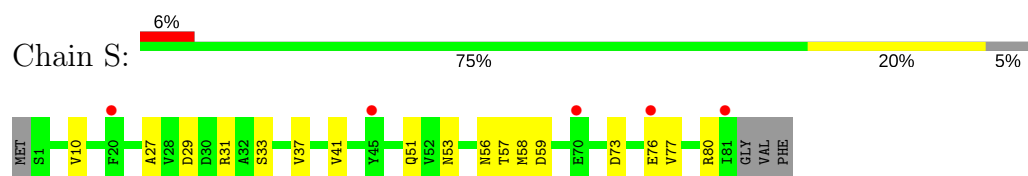
- Molecule 19: 50S ribosomal protein L21e



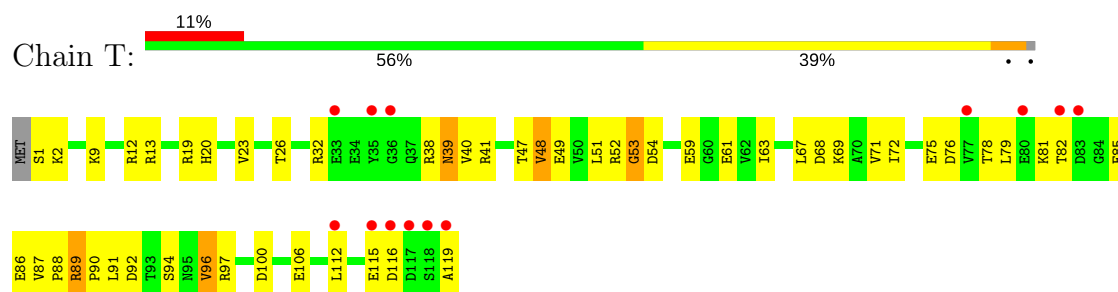
- Molecule 20: 50S ribosomal protein L22P



- Molecule 21: 50S ribosomal protein L23P

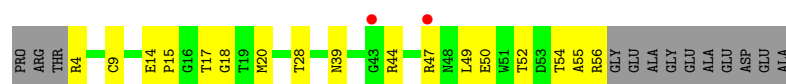


- Molecule 22: 50S ribosomal protein L24P

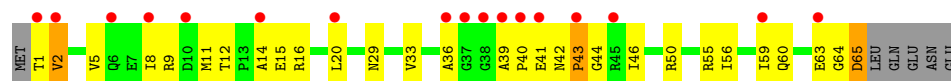


- Molecule 23: 50S ribosomal protein L24E






- Molecule 24: 50S ribosomal protein L29P



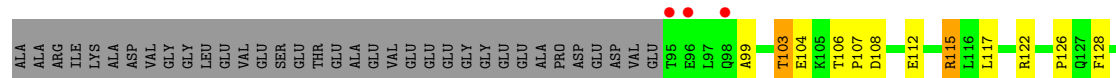
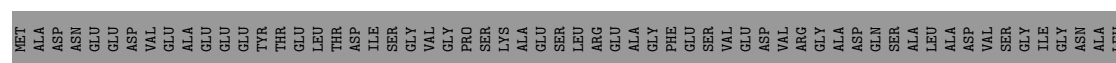
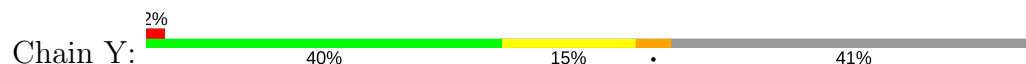
- Molecule 25: 50S ribosomal protein L30P



- Molecule 26: 50S ribosomal protein L31e



- Molecule 27: 50S ribosomal protein L32E



- Molecule 28: 50S ribosomal protein L37Ae

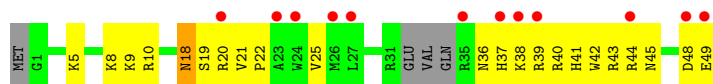




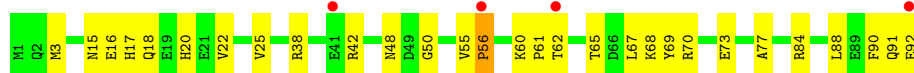
- Molecule 29: 50S ribosomal protein L37e




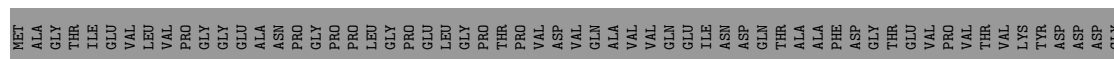
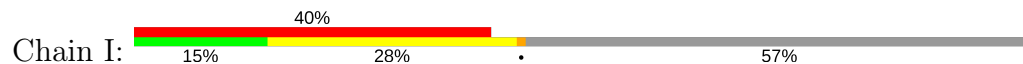
- Molecule 30: 50S ribosomal protein L39e



- Molecule 31: 50S ribosomal protein L44E



- Molecule 32: 50S RIBOSOMAL PROTEIN L11P



4 Data and refinement statistics

Property	Value	Source
Space group	C 2 2 21	Depositor
Cell constants a, b, c, α , β , γ	211.61Å 298.19Å 574.98Å 90.00° 90.00° 90.00°	Depositor
Resolution (Å)	50.00 – 2.25 37.18 – 2.25	Depositor EDS
% Data completeness (in resolution range)	99.6 (50.00-2.25) 90.5 (37.18-2.25)	Depositor EDS
R_{merge}	(Not available)	Depositor
R_{sym}	(Not available)	Depositor
$\langle I/\sigma(I) \rangle$ ¹	0.74 (at 2.24Å)	Xtriage
Refinement program	CNS	Depositor
R, R_{free}	0.218 , 0.247 0.209 , (Not available)	Depositor DCC
R_{free} test set	No test flags present.	wwPDB-VP
Wilson B-factor (Å ²)	43.0	Xtriage
Anisotropy	0.107	Xtriage
Bulk solvent k_{sol} (e/Å ³), B_{sol} (Å ²)	0.32 , 52.6	EDS
L-test for twinning ²	$\langle L \rangle = 0.48$, $\langle L^2 \rangle = 0.31$	Xtriage
Estimated twinning fraction	No twinning to report.	Xtriage
F_o, F_c correlation	0.95	EDS
Total number of atoms	99070	wwPDB-VP
Average B, all atoms (Å ²)	53.0	wwPDB-VP

Xtriage's analysis on translational NCS is as follows: *The largest off-origin peak in the Patterson function is 1.45% of the height of the origin peak. No significant pseudotranslation is detected.*

¹Intensities estimated from amplitudes.

²Theoretical values of $\langle |L| \rangle$, $\langle L^2 \rangle$ for acentric reflections are 0.5, 0.333 respectively for untwinned datasets, and 0.375, 0.2 for perfectly twinned datasets.

5 Model quality ⓘ

5.1 Standard geometry ⓘ

Bond lengths and bond angles in the following residue types are not validated in this section: MG, OMG, PPU, CL, SR, NA, K, PO2, CD, HFA, DCZ, OMU, UR3, 1MA, PSU

The Z score for a bond length (or angle) is the number of standard deviations the observed value is removed from the expected value. A bond length (or angle) with $|Z| > 5$ is considered an outlier worth inspection. RMSZ is the root-mean-square of all Z scores of the bond lengths (or angles).

Mol	Chain	Bond lengths		Bond angles	
		RMSZ	# Z >5	RMSZ	# Z >5
1	0	0.36	0/65959	0.70	24/102870 (0.0%)
2	9	0.32	0/2905	0.70	1/4528 (0.0%)
3	4	0.51	0/83	0.79	0/119
4	A	0.32	0/1786	0.67	0/2408
5	B	0.32	0/2690	0.65	0/3652
6	C	0.37	0/1884	0.65	1/2551 (0.0%)
7	D	0.28	0/1111	0.53	0/1498
8	E	0.30	0/1382	0.56	0/1880
9	F	0.30	0/901	0.53	0/1224
10	G	0.26	0/241	0.46	0/324
11	H	0.32	0/1287	0.65	0/1725
12	J	0.34	0/1136	0.60	0/1530
13	K	0.34	0/1001	0.67	0/1347
14	L	0.32	0/1130	0.65	0/1509
15	M	0.33	0/1584	0.60	0/2119
16	N	0.28	0/1474	0.61	0/1999
17	O	0.31	0/874	0.58	1/1181 (0.1%)
18	P	0.33	0/1147	0.54	0/1528
19	Q	0.34	0/749	0.69	0/1005
20	R	0.35	0/1172	0.66	1/1578 (0.1%)
21	S	0.32	0/648	0.58	1/875 (0.1%)
22	T	0.29	0/958	0.62	0/1289
23	U	0.32	0/417	0.57	0/562
24	V	0.26	0/502	0.51	0/675
25	W	0.34	0/1219	0.60	0/1655
26	X	0.32	0/664	0.57	0/895
27	Y	0.35	0/1146	0.64	0/1536
28	Z	0.31	0/589	0.60	0/787
29	1	0.43	0/438	0.65	0/578
30	2	0.34	0/401	0.57	0/529
31	3	0.35	0/771	0.58	0/1024
32	I	0.28	0/526	0.50	0/716

Mol	Chain	Bond lengths		Bond angles	
		RMSZ	# Z >5	RMSZ	# Z >5
All	All	0.35	0/98775	0.68	29/147696 (0.0%)

Chiral center outliers are detected by calculating the chiral volume of a chiral center and verifying if the center is modelled as a planar moiety or with the opposite hand. A planarity outlier is detected by checking planarity of atoms in a peptide group, atoms in a mainchain group or atoms of a sidechain that are expected to be planar.

Mol	Chain	#Chirality outliers	#Planarity outliers
1	0	0	45
2	9	0	2
All	All	0	47

There are no bond length outliers.

All (29) bond angle outliers are listed below:

Mol	Chain	Res	Type	Atoms	Z	Observed(°)	Ideal(°)
1	0	871	G	C5'-C4'-O4'	-8.48	98.93	109.10
1	0	1942	A	C5'-C4'-C3'	7.65	128.23	116.00
1	0	1819	G	C5'-C4'-C3'	7.08	127.34	116.00
1	0	777	U	O4'-C1'-N1	7.08	113.87	108.20
2	9	3039	U	N1-C1'-C2'	6.91	122.98	114.00
1	0	1979	G	C2'-C3'-O3'	6.69	124.40	113.70
1	0	1592	G	N9-C1'-C2'	6.36	122.26	114.00
1	0	1819	G	C1'-O4'-C4'	-6.15	104.98	109.90
1	0	2467	A	C1'-O4'-C4'	-6.00	105.10	109.90
1	0	1504	A	C1'-O4'-C4'	-5.94	105.15	109.90
6	C	73	LEU	CA-CB-CG	-5.82	101.92	115.30
1	0	1829	A	N9-C1'-C2'	-5.77	105.66	112.00
1	0	1819	G	C4'-C3'-C2'	-5.76	96.84	102.60
1	0	2291	A	N9-C1'-C2'	5.71	121.42	114.00
1	0	206	G	C5'-C4'-C3'	-5.43	107.31	116.00
1	0	2726	U	N1-C1'-C2'	5.38	121.00	114.00
1	0	1120	U	C5'-C4'-C3'	-5.32	107.48	116.00
1	0	883	U	N1-C1'-C2'	5.30	120.89	114.00
1	0	1615	A	C5'-C4'-C3'	5.28	124.44	116.00
1	0	535	G	N9-C1'-C2'	5.27	120.86	114.00
1	0	841	A	C1'-O4'-C4'	-5.26	105.69	109.90
1	0	2313	C	C5'-C4'-O4'	5.24	115.38	109.10
1	0	134	U	C5'-C4'-C3'	-5.17	107.72	116.00
17	O	66	GLY	N-CA-C	5.16	126.00	113.10
21	S	27	ALA	N-CA-C	-5.11	97.22	111.00
1	0	2301	A	N9-C1'-C2'	5.09	120.62	114.00

Continued on next page...

Continued from previous page...

Mol	Chain	Res	Type	Atoms	Z	Observed(°)	Ideal(°)
1	0	69	A	C5'-C4'-O4'	-5.08	103.00	109.10
20	R	128	ARG	NE-CZ-NH2	-5.06	117.77	120.30
1	0	473	A	C5'-C4'-C3'	5.01	124.02	116.00

There are no chirality outliers.

All (47) planarity outliers are listed below:

Mol	Chain	Res	Type	Group
1	0	1078	A	Sidechain
1	0	1132	A	Sidechain
1	0	1340	G	Sidechain
1	0	1342	C	Sidechain
1	0	1458	A	Sidechain
1	0	1744	G	Sidechain
1	0	1809	G	Sidechain
1	0	1819	G	Sidechain
1	0	182	G	Sidechain
1	0	1829	A	Sidechain
1	0	1845	A	Sidechain
1	0	1863	G	Sidechain
1	0	1867	G	Sidechain
1	0	1877	G	Sidechain
1	0	1878	G	Sidechain
1	0	1979	G	Sidechain
1	0	2036	C	Sidechain
1	0	2316	G	Sidechain
1	0	24	G	Sidechain
1	0	2465	A	Sidechain
1	0	2493	C	Sidechain
1	0	2503	A	Sidechain
1	0	2506	A	Sidechain
1	0	2552	C	Sidechain
1	0	2599	A	Sidechain
1	0	2607	U	Sidechain
1	0	2616	G	Sidechain
1	0	2630	G	Sidechain
1	0	2632	G	Sidechain
1	0	2679	G	Sidechain
1	0	2842	G	Sidechain
1	0	333	G	Sidechain
1	0	396	U	Sidechain
1	0	458	G	Sidechain

Continued on next page...

Continued from previous page...

Mol	Chain	Res	Type	Group
1	0	469	G	Sidechain
1	0	471	G	Sidechain
1	0	482	G	Sidechain
1	0	518	G	Sidechain
1	0	619	U	Sidechain
1	0	722	G	Sidechain
1	0	792	G	Sidechain
1	0	795	G	Sidechain
1	0	817	G	Sidechain
1	0	868	G	Sidechain
1	0	952	G	Sidechain
2	9	3039	U	Sidechain
2	9	3065	A	Sidechain

5.2 Too-close contacts ⓘ

In the following table, the Non-H and H(model) columns list the number of non-hydrogen atoms and hydrogen atoms in the chain respectively. The H(added) column lists the number of hydrogen atoms added and optimized by MolProbity. The Clashes column lists the number of clashes within the asymmetric unit, whereas Symm-Clashes lists symmetry related clashes.

Mol	Chain	Non-H	H(model)	H(added)	Clashes	Symm-Clashes
1	0	59021	0	29813	686	0
2	9	2600	0	1326	56	0
3	4	132	0	79	4	0
4	A	1753	0	1766	110	0
5	B	2625	0	2531	132	0
6	C	1859	0	1816	92	0
7	D	1094	0	1085	87	0
8	E	1357	0	1266	57	0
9	F	890	0	843	45	0
10	G	240	0	231	10	0
11	H	1266	0	1268	61	0
12	J	1120	0	1098	73	0
13	K	992	0	1031	56	0
14	L	1118	0	1076	48	0
15	M	1560	0	1568	61	0
16	N	1445	0	1401	85	0
17	O	865	0	873	33	0
18	P	1136	0	1123	34	0
19	Q	735	0	729	22	0
20	R	1149	0	1122	39	0

Continued on next page...

Continued from previous page...

Mol	Chain	Non-H	H(model)	H(added)	Clashes	Symm-Clashes
21	S	641	0	605	15	0
22	T	950	0	923	56	0
23	U	410	0	364	17	0
24	V	499	0	511	34	0
25	W	1196	0	1137	85	0
26	X	654	0	653	39	0
27	Y	1130	0	1133	50	0
28	Z	578	0	539	23	0
29	1	431	0	426	22	0
30	2	396	0	413	32	0
31	3	755	0	728	25	0
32	I	519	0	500	56	0
33	0	88	0	0	0	0
33	9	1	0	0	0	0
33	A	2	0	0	0	0
33	K	1	0	0	0	0
33	T	1	0	0	0	0
33	Y	1	0	0	0	0
34	0	3	0	0	0	0
35	0	64	0	0	0	0
35	9	1	0	0	0	0
35	C	1	0	0	0	0
35	D	1	0	0	0	0
35	H	1	0	0	0	0
35	J	1	0	0	0	0
35	M	1	0	0	0	0
35	Q	1	0	0	0	0
35	R	3	0	0	0	0
35	S	1	0	0	0	0
36	0	10	0	0	0	0
36	3	1	0	0	0	0
36	A	1	0	0	0	0
36	B	1	0	0	0	0
36	J	3	0	0	2	0
36	L	1	0	0	0	0
36	M	1	0	0	0	0
36	N	1	0	0	1	0
36	O	1	0	0	0	0
36	R	1	0	0	0	0
36	Y	1	0	0	0	0
37	0	98	0	0	0	0
37	1	2	0	0	0	0

Continued on next page...

Continued from previous page...

Mol	Chain	Non-H	H(model)	H(added)	Clashes	Symm-Clashes
37	3	1	0	0	0	0
37	9	3	0	0	0	0
37	A	3	0	0	0	0
37	B	2	0	0	0	0
37	F	1	0	0	0	0
37	H	1	0	0	0	0
37	L	1	0	0	0	0
37	R	1	0	0	0	0
37	S	1	0	0	0	0
38	1	1	0	0	0	0
38	3	1	0	0	0	0
38	O	1	0	0	0	0
38	U	1	0	0	0	0
38	Z	1	0	0	0	0
39	0	5757	0	0	88	0
39	1	49	0	0	1	0
39	2	38	0	0	2	0
39	3	66	0	0	2	0
39	4	6	0	0	0	0
39	9	139	0	0	7	0
39	A	124	0	0	16	0
39	B	140	0	0	18	0
39	C	172	0	0	16	0
39	D	50	0	0	12	0
39	E	40	0	0	3	0
39	F	25	0	0	2	0
39	G	16	0	0	1	0
39	H	69	0	0	6	0
39	I	9	0	0	0	0
39	J	52	0	0	3	0
39	K	59	0	0	3	0
39	L	83	0	0	9	0
39	M	131	0	0	5	0
39	N	58	0	0	4	0
39	O	39	0	0	5	0
39	P	57	0	0	1	0
39	Q	51	0	0	5	0
39	R	87	0	0	3	0
39	S	32	0	0	0	0
39	T	36	0	0	6	0
39	U	30	0	0	3	0
39	V	11	0	0	1	0

Continued on next page...

Continued from previous page...

Mol	Chain	Non-H	H(model)	H(added)	Clashes	Symm-Clashes
39	W	72	0	0	3	0
39	X	24	0	0	4	0
39	Y	88	0	0	7	0
39	Z	31	0	0	2	0
All	All	99070	0	59977	2013	0

The all-atom clashscore is defined as the number of clashes found per 1000 atoms (including hydrogen atoms). The all-atom clashscore for this structure is 13.

All (2013) close contacts within the same asymmetric unit are listed below, sorted by their clash magnitude.

Atom-1	Atom-2	Interatomic distance (Å)	Clash overlap (Å)
13:K:29:LEU:HB3	13:K:55:VAL:HG11	1.29	1.14
26:X:37:LEU:HD13	26:X:85:VAL:HG21	1.27	1.09
5:B:212:GLN:HB2	5:B:257:THR:HG21	1.28	1.07
25:W:21:LEU:HD21	25:W:48:VAL:HG11	1.31	1.06
6:C:236:THR:HG22	6:C:239:ALA:H	1.19	1.06
9:F:91:VAL:HG12	9:F:92:GLY:H	1.24	1.03
1:O:1160:G:H5'	1:O:1161:A:H5'	1.40	1.02
6:C:104:ASP:HA	6:C:107:ARG:HH12	1.25	1.01
24:V:12:THR:HG22	24:V:15:GLU:HG3	1.40	1.01
2:9:3076:G:H3'	2:9:3077:A:H5''	1.42	1.00
25:W:137:GLN:HE21	25:W:141:HIS:HE1	1.09	0.99
30:2:18:ASN:HD21	30:2:40:ARG:H	1.09	0.99
1:O:156:C:H5''	15:M:171:ARG:HD3	1.40	0.99
1:O:871:G:C8	1:O:871:G:H5'	1.98	0.99
7:D:25:MET:HE2	7:D:41:LEU:HG	1.44	0.99
11:H:46:GLN:HB3	11:H:167:PRO:HD2	1.46	0.98
1:O:21:G:H5'	20:R:2:ILE:HA	1.46	0.97
20:R:99:ALA:HB1	20:R:109:MET:HE1	1.46	0.97
13:K:74:VAL:HG11	13:K:113:ILE:HG12	1.47	0.96
22:T:71:VAL:HG11	22:T:90:PRO:HB3	1.49	0.94
6:C:127:ARG:NH2	6:C:225:PRO:HG2	1.82	0.94
28:Z:11:SER:HB3	28:Z:23:ARG:HB2	1.50	0.94
21:S:51:GLN:HE21	21:S:53:ASN:HD21	1.03	0.93
28:Z:46:ARG:HD2	28:Z:59:TYR:HB2	1.50	0.93
1:O:1372:A:H3'	39:O:7674:HOH:O	1.69	0.93
25:W:6:GLN:HB2	25:W:26:ILE:HD12	1.52	0.92
5:B:238:ASN:HD22	5:B:240:GLY:H	1.18	0.92
20:R:18:LEU:HB2	20:R:143:VAL:HG12	1.52	0.92
1:O:2840:A:OP1	5:B:211:THR:HG23	1.70	0.92

Continued on next page...

Continued from previous page...

Atom-1	Atom-2	Interatomic distance (Å)	Clash overlap (Å)
13:K:10:GLN:H	13:K:10:GLN:NE2	1.68	0.91
15:M:99:ARG:HH21	15:M:170:ASN:HD22	1.17	0.91
1:0:2717:C:H2'	1:0:2718:C:H5''	1.52	0.91
13:K:39:GLY:HA2	39:K:4183:HOH:O	1.70	0.91
1:0:542:A:H5'	1:0:542:A:H8	1.35	0.90
32:I:78:LEU:HD12	32:I:112:LYS:HZ2	1.35	0.90
12:J:19:MET:HE1	12:J:132:LEU:HD21	1.54	0.90
13:K:10:GLN:N	13:K:10:GLN:HE21	1.69	0.90
27:Y:154:ARG:HH12	27:Y:155:ARG:HG3	1.37	0.90
6:C:1:MET:HG2	6:C:2:GLN:H	1.34	0.90
1:0:2506:A:HO2'	1:0:2507:G:H8	0.94	0.90
18:P:115:SER:H	18:P:118:GLN:HE21	1.11	0.90
16:N:113:SER:HB2	39:N:9352:HOH:O	1.73	0.89
16:N:83:LEU:HD13	16:N:175:LEU:HD23	1.52	0.89
7:D:28:GLY:HA2	7:D:69:ILE:HG23	1.56	0.88
5:B:264:GLU:HG2	5:B:267:LYS:HE2	1.55	0.88
5:B:140:LEU:HA	39:B:9578:HOH:O	1.72	0.88
1:0:871:G:H8	1:0:871:G:H5'	1.39	0.88
16:N:144:GLY:O	16:N:147:ILE:HG22	1.73	0.88
1:0:2896:A:H5''	39:0:6619:HOH:O	1.74	0.87
13:K:81:ARG:HB2	13:K:87:ARG:HH11	1.36	0.87
1:0:2717:C:C2'	1:0:2718:C:H5''	2.03	0.87
13:K:74:VAL:HG13	13:K:113:ILE:HG23	1.56	0.87
1:0:870:G:H2'	1:0:871:G:H5''	1.54	0.87
1:0:2812:A:H2	1:0:2814:A:H62	1.19	0.87
2:9:3056:A:H2'	2:9:3057:A:H5''	1.54	0.86
30:2:41:HIS:H	30:2:45:ASN:HD22	1.18	0.86
15:M:102:GLU:OE1	15:M:164:THR:HG21	1.76	0.86
32:I:132:CYS:HB3	32:I:137:VAL:HB	1.58	0.86
20:R:8:ALA:HB1	20:R:13:THR:HG21	1.55	0.86
5:B:86:ALA:HA	39:B:9578:HOH:O	1.75	0.85
25:W:4:LEU:HD22	25:W:52:VAL:HG21	1.58	0.85
25:W:88:THR:HB	39:W:6679:HOH:O	1.75	0.85
1:0:1242:A:H5'	12:J:82:THR:HG23	1.57	0.85
27:Y:187:VAL:HG23	27:Y:192:ASP:HB2	1.58	0.85
1:0:1041:U:H5'	39:L:9491:HOH:O	1.74	0.85
6:C:104:ASP:HA	6:C:107:ARG:NH1	1.91	0.85
9:F:58:GLU:HA	9:F:61:MET:HE2	1.57	0.85
13:K:4:LEU:HD22	13:K:116:GLU:HB3	1.59	0.85
1:0:2716:G:H5''	5:B:206:THR:HG21	1.59	0.84
25:W:122:ARG:HG2	25:W:152:ALA:O	1.77	0.84

Continued on next page...

Continued from previous page...

Atom-1	Atom-2	Interatomic distance (Å)	Clash overlap (Å)
4:A:199:HIS:HD2	4:A:201:PHE:H	1.23	0.84
4:A:192:VAL:HG22	39:A:9621:HOH:O	1.76	0.83
5:B:307:ARG:HH11	5:B:307:ARG:HG3	1.42	0.83
13:K:14:LYS:HB2	13:K:45:PRO:HG2	1.61	0.83
20:R:25:PHE:CE2	20:R:29:LYS:HE2	2.13	0.83
5:B:36:PRO:HA	5:B:168:GLY:HA3	1.60	0.83
39:O:5401:HOH:O	12:J:47:THR:HB	1.78	0.83
13:K:32:ILE:HD11	13:K:56:SER:HB3	1.58	0.83
1:O:1973:A:H5'	1:O:1973:A:H8	1.44	0.83
1:O:1474:C:H6	1:O:1474:C:H5'	1.43	0.83
15:M:107:ARG:HH11	15:M:107:ARG:HG3	1.43	0.83
1:O:1835:U:H5	1:O:1840:A:N7	1.77	0.82
24:V:1:THR:HG23	24:V:2:VAL:H	1.45	0.82
4:A:192:VAL:HB	39:A:9584:HOH:O	1.78	0.82
4:A:191:GLY:HA2	4:A:194:MET:HE2	1.60	0.82
13:K:81:ARG:HB2	13:K:87:ARG:NH1	1.94	0.82
32:I:102:VAL:HG12	32:I:106:LYS:HE3	1.60	0.82
1:O:1119:G:H2'	12:J:52:GLN:NE2	1.95	0.82
25:W:137:GLN:HE21	25:W:141:HIS:CE1	1.96	0.82
25:W:125:HIS:HD2	25:W:127:GLY:H	1.28	0.81
1:O:541:C:H2'	1:O:542:A:H5''	1.62	0.81
12:J:75:PRO:HG2	12:J:105:LEU:HD21	1.62	0.81
12:J:93:ARG:HH11	12:J:93:ARG:HB3	1.45	0.81
1:O:1116:U:O2'	1:O:1118:A:H2	1.64	0.81
20:R:99:ALA:HB1	20:R:109:MET:CE	2.11	0.81
6:C:115:LEU:HD13	6:C:223:LEU:HD21	1.63	0.80
14:L:35:ARG:HB2	14:L:35:ARG:HH11	1.46	0.80
25:W:13:MET:HE1	25:W:18:GLN:HA	1.60	0.80
22:T:9:LYS:HE3	22:T:13:ARG:NH1	1.97	0.80
25:W:21:LEU:CD2	25:W:48:VAL:HG11	2.11	0.80
6:C:5:ILE:HD11	6:C:16:VAL:HG23	1.64	0.80
32:I:78:LEU:HD12	32:I:112:LYS:NZ	1.95	0.80
12:J:74:ARG:NH1	12:J:76:ASP:HB2	1.97	0.80
17:O:32:ARG:HE	17:O:35:LYS:HD2	1.47	0.80
1:O:2851:G:C2'	1:O:2852:A:H5'	2.12	0.80
1:O:1667:A:H8	1:O:1667:A:H5'	1.46	0.79
1:O:1751:G:H2'	1:O:1752:G:H5''	1.64	0.79
6:C:236:THR:HG22	6:C:239:ALA:N	1.96	0.79
25:W:13:MET:HE3	25:W:17:ILE:HG22	1.64	0.79
4:A:191:GLY:HA2	4:A:194:MET:CE	2.11	0.79
8:E:20:ILE:HD11	8:E:40:VAL:HG11	1.65	0.79

Continued on next page...

Continued from previous page...

Atom-1	Atom-2	Interatomic distance (Å)	Clash overlap (Å)
7:D:58:VAL:HB	7:D:62:ASP:HB3	1.64	0.79
7:D:57:THR:HG23	7:D:63:ILE:HA	1.63	0.79
28:Z:36:ASP:HB3	28:Z:45:ASP:HB3	1.65	0.79
27:Y:235:GLU:H	27:Y:235:GLU:CD	1.84	0.78
5:B:162:MET:HE2	5:B:310:ARG:HD3	1.66	0.78
1:0:2054:A:N3	20:R:128:ARG:NH2	2.31	0.78
1:0:1160:G:C5'	1:0:1161:A:H5'	2.14	0.78
5:B:18:ARG:HG3	5:B:256:GLN:HG3	1.65	0.78
12:J:74:ARG:HB3	12:J:74:ARG:HH11	1.45	0.78
1:0:2541:U:H4'	1:0:2542:C:OP1	1.82	0.78
8:E:36:PRO:HD3	12:J:127:ILE:HD12	1.64	0.77
13:K:10:GLN:H	13:K:10:GLN:HE21	0.87	0.77
1:0:1116:U:HO2'	1:0:1118:A:H2	0.81	0.77
1:0:281:U:H2'	1:0:282:C:O4'	1.84	0.77
1:0:289:G:H22	1:0:363:A:H2	1.31	0.77
13:K:109:LEU:HD13	13:K:113:ILE:HD11	1.67	0.77
1:0:288:A:H61	1:0:364:C:H42	1.30	0.77
25:W:6:GLN:HB2	25:W:26:ILE:CD1	2.15	0.77
6:C:5:ILE:HD11	6:C:16:VAL:CG2	2.15	0.77
7:D:135:VAL:HG21	7:D:139:TYR:CD1	2.19	0.77
21:S:10:VAL:HG11	24:V:36:ALA:HA	1.67	0.77
1:0:871:G:C8	1:0:871:G:C5'	2.69	0.76
9:F:50:VAL:HG13	9:F:60:VAL:HG11	1.67	0.76
25:W:88:THR:HG23	25:W:110:GLN:NE2	2.01	0.76
1:0:871:G:H8	1:0:871:G:C5'	1.97	0.76
18:P:115:SER:OG	18:P:118:GLN:HG3	1.85	0.76
6:C:236:THR:CG2	6:C:239:ALA:H	1.98	0.76
13:K:29:LEU:HB3	13:K:55:VAL:CG1	2.13	0.76
2:9:3039:U:H1'	2:9:3044:A:H61	1.49	0.76
12:J:74:ARG:HH12	12:J:76:ASP:HB2	1.51	0.76
11:H:27:LYS:H	11:H:59:HIS:HD2	1.33	0.76
13:K:98:VAL:HG13	13:K:102:GLU:HA	1.66	0.76
1:0:1119:G:N2	1:0:1246:A:C2	2.53	0.76
1:0:541:C:C2'	1:0:542:A:H5''	2.16	0.76
29:1:25:LYS:HD2	30:2:49:GLU:H	1.51	0.76
16:N:37:ARG:HG3	36:N:9307:CL:CL	2.23	0.76
11:H:99:LYS:HD3	11:H:119:LYS:HD3	1.66	0.75
2:9:3014:G:H8	2:9:3014:G:H5'	1.51	0.75
25:W:88:THR:HG22	25:W:89:ASP:H	1.50	0.75
26:X:71:ARG:HD3	39:X:2171:HOH:O	1.86	0.75
7:D:23:VAL:HG21	7:D:45:THR:HG21	1.68	0.75

Continued on next page...

Continued from previous page...

Atom-1	Atom-2	Interatomic distance (Å)	Clash overlap (Å)
7:D:22:VAL:HG22	7:D:74:THR:HG22	1.68	0.75
1:0:1603:A:H5'	1:0:1605:G:O4'	1.87	0.75
16:N:80:SER:HB2	39:N:9333:HOH:O	1.87	0.75
1:0:1162:G:H1'	32:I:117:LEU:HD11	1.69	0.75
5:B:141:ARG:HD2	5:B:163:GLU:OE2	1.86	0.75
25:W:122:ARG:NH2	25:W:154:ARG:HG2	2.02	0.75
5:B:221:GLN:HE22	13:K:42:ASN:HD22	1.32	0.75
4:A:100:PRO:HG2	4:A:103:VAL:HG21	1.69	0.74
11:H:21:THR:O	11:H:120:ILE:HD12	1.87	0.74
25:W:137:GLN:NE2	25:W:141:HIS:HE1	1.85	0.74
1:0:1159:G:H21	1:0:1189:A:H8	1.35	0.74
1:0:506:G:H22	1:0:509:A:C5'	2.00	0.74
4:A:81:GLN:HB2	4:A:92:ASN:ND2	2.02	0.74
18:P:59:ARG:NH2	18:P:66:GLN:HE22	1.85	0.74
1:0:2506:A:O2'	1:0:2507:G:H8	1.69	0.74
13:K:74:VAL:CG1	13:K:113:ILE:HG12	2.17	0.74
6:C:107:ARG:NH1	6:C:107:ARG:HB3	2.03	0.74
8:E:3:VAL:HG22	8:E:49:ILE:HB	1.69	0.74
1:0:481:U:H5''	39:0:6187:HOH:O	1.87	0.74
4:A:105:VAL:CG1	4:A:154:ALA:HB1	2.18	0.73
7:D:25:MET:HE1	7:D:37:ALA:HB1	1.68	0.73
32:I:110:GLU:HA	32:I:113:HIS:NE2	2.03	0.73
25:W:108:ARG:HG3	25:W:114:PRO:HG3	1.69	0.73
1:0:2534:C:H1'	39:0:4094:HOH:O	1.89	0.73
18:P:115:SER:H	18:P:118:GLN:NE2	1.85	0.73
1:0:470:U:O2'	29:1:16:HIS:HD2	1.72	0.73
25:W:21:LEU:HD22	25:W:26:ILE:CD1	2.19	0.73
24:V:39:ALA:N	24:V:40:PRO:HD2	2.04	0.73
5:B:16:ARG:NH1	39:B:9613:HOH:O	2.22	0.73
1:0:560:C:H42	1:0:597:A:H61	1.35	0.72
1:0:111:C:O2'	29:1:20:ARG:HG2	1.89	0.72
1:0:1118:A:H62	1:0:1244:U:H3	1.37	0.72
1:0:2533:C:H5'	1:0:2533:C:H6	1.54	0.72
5:B:215:VAL:HB	5:B:234:ARG:HH12	1.54	0.72
1:0:1562:C:H42	1:0:2738:G:H1	1.37	0.72
1:0:545:G:H8	1:0:545:G:H5'	1.54	0.72
1:0:559:U:H5'	1:0:559:U:H6	1.54	0.72
28:Z:11:SER:CB	28:Z:23:ARG:HB2	2.19	0.72
11:H:46:GLN:HE21	11:H:137:TYR:HE2	1.38	0.72
7:D:134:LEU:HD11	7:D:166:ILE:HD11	1.72	0.72
25:W:88:THR:HG22	25:W:89:ASP:N	2.05	0.72

Continued on next page...

Continued from previous page...

Atom-1	Atom-2	Interatomic distance (Å)	Clash overlap (Å)
28:Z:17:ARG:HD3	39:Z:9220:HOH:O	1.89	0.72
27:Y:200:THR:HG22	27:Y:201:GLU:HG3	1.70	0.71
16:N:38:LYS:HE2	16:N:107:ASN:ND2	2.05	0.71
25:W:52:VAL:HG22	25:W:53:ALA:H	1.55	0.71
1:O:1701:A:H4'	1:O:1702:U:H5''	1.73	0.71
6:C:78:ARG:HG3	6:C:78:ARG:HH11	1.55	0.71
9:F:91:VAL:HG12	9:F:92:GLY:N	2.03	0.71
32:I:105:VAL:HG11	32:I:129:VAL:HG22	1.72	0.71
1:O:870:G:C2'	1:O:871:G:H5''	2.20	0.71
7:D:99:ASP:HB2	7:D:103:ASN:H	1.54	0.71
1:O:1700:C:H5''	1:O:1701:A:OP2	1.91	0.71
5:B:179:LEU:O	5:B:183:GLU:HG2	1.89	0.71
15:M:134:ILE:HG23	15:M:141:ILE:HD13	1.72	0.71
15:M:183:THR:HG22	15:M:194:ALA:HB1	1.72	0.71
1:O:2468:A:H61	31:3:48:ASN:HD21	1.38	0.71
4:A:199:HIS:CD2	4:A:201:PHE:H	2.07	0.71
8:E:31:ARG:HH12	8:E:68:HIS:CG	2.09	0.71
2:9:3051:A:H5'	16:N:160:SER:HB3	1.71	0.71
27:Y:154:ARG:NH1	27:Y:155:ARG:HG3	2.04	0.71
1:O:544:G:H2'	1:O:545:G:H5''	1.72	0.71
1:O:1119:G:H2'	12:J:52:GLN:HE22	1.54	0.71
9:F:37:THR:O	9:F:41:GLU:HG3	1.91	0.70
4:A:153:ARG:HH11	4:A:153:ARG:HB2	1.55	0.70
2:9:3039:U:H1'	2:9:3044:A:N6	2.05	0.70
17:O:32:ARG:HD3	17:O:32:ARG:O	1.91	0.70
4:A:105:VAL:HG11	4:A:154:ALA:HB1	1.72	0.70
2:9:3029:C:O3'	7:D:138:GLY:HA2	1.91	0.70
15:M:99:ARG:NH2	15:M:170:ASN:HD22	1.90	0.70
4:A:48:ASP:HB3	39:A:9596:HOH:O	1.90	0.70
25:W:21:LEU:HD22	25:W:26:ILE:HD11	1.73	0.70
25:W:68:THR:HG23	25:W:69:ARG:HG2	1.72	0.70
25:W:80:ASP:O	25:W:84:VAL:HG23	1.90	0.70
1:O:1593:C:OP1	18:P:117:SER:HB3	1.91	0.70
39:O:7918:HOH:O	5:B:211:THR:HG21	1.91	0.70
20:R:111:ILE:HG23	20:R:145:LEU:HD11	1.73	0.70
22:T:32:ARG:NH1	22:T:38:ARG:HH12	1.90	0.70
1:O:282:C:O2'	1:O:283:U:H5'	1.90	0.70
13:K:98:VAL:CG1	13:K:102:GLU:HA	2.22	0.70
1:O:1206:U:H6	1:O:1206:U:H5'	1.57	0.69
5:B:51:VAL:HG23	5:B:329:TYR:O	1.92	0.69
1:O:1641:A:H2'	1:O:1642:A:H5'	1.73	0.69

Continued on next page...

Continued from previous page...

Atom-1	Atom-2	Interatomic distance (Å)	Clash overlap (Å)
1:O:2073:G:OP2	1:O:2490:A:H5'	1.93	0.69
22:T:26:THR:HA	22:T:39:ASN:HB3	1.74	0.69
26:X:74:ALA:HB2	26:X:85:VAL:HG13	1.72	0.69
1:O:542:A:H5'	1:O:542:A:C8	2.23	0.69
30:2:20:ARG:HG3	30:2:39:ARG:HH21	1.57	0.69
6:C:162:VAL:HG22	6:C:232:LEU:HD21	1.74	0.69
9:F:96:ALA:HA	39:F:3111:HOH:O	1.91	0.69
24:V:12:THR:HG22	24:V:15:GLU:CG	2.21	0.69
26:X:72:VAL:HG22	26:X:85:VAL:HG12	1.75	0.69
1:O:2005:G:H3'	1:O:2005:G:OP2	1.92	0.69
5:B:162:MET:CE	5:B:310:ARG:HD3	2.22	0.69
11:H:170:ASN:N	11:H:170:ASN:HD22	1.91	0.69
1:O:2491:G:H1'	39:O:7359:HOH:O	1.91	0.69
1:O:1166:A:H1'	1:O:1192:A:C2	2.28	0.69
1:O:2749:U:H5'	39:O:8460:HOH:O	1.92	0.69
39:O:6651:HOH:O	30:2:20:ARG:HB3	1.93	0.69
28:Z:37:HIS:HB2	28:Z:47:VAL:HB	1.74	0.69
1:O:1165:G:H4'	1:O:1174:A:O2'	1.93	0.69
1:O:2676:C:H4'	12:J:70:PHE:CD1	2.27	0.69
1:O:282:C:H1'	1:O:368:C:N4	2.07	0.69
6:C:1:MET:HG2	6:C:2:GLN:N	2.07	0.69
10:G:12:ILE:N	10:G:13:PRO:HD3	2.08	0.69
4:A:88:ILE:HD13	4:A:100:PRO:HD3	1.75	0.69
6:C:246:ARG:NH1	6:C:246:ARG:HB3	2.06	0.69
9:F:53:ASP:OD1	9:F:80:GLN:HB2	1.93	0.69
16:N:7:LYS:HE3	19:Q:21:ARG:O	1.91	0.69
18:P:91:LYS:O	18:P:95:GLU:HG3	1.91	0.69
1:O:1474:C:C6	1:O:1474:C:H5'	2.27	0.69
4:A:35:GLY:O	4:A:36:ASP:HB3	1.92	0.68
22:T:41:ARG:HG2	22:T:41:ARG:HH11	1.56	0.68
1:O:2291:A:C8	1:O:2309:C:H5'	2.28	0.68
30:2:22:PRO:HG2	30:2:25:VAL:HG23	1.73	0.68
31:3:70:ARG:HG2	31:3:77:ALA:HB2	1.73	0.68
32:I:87:THR:HG22	32:I:88:GLY:H	1.58	0.68
9:F:58:GLU:OE1	15:M:27:ARG:NH2	2.23	0.68
22:T:112:LEU:HD23	22:T:119:ALA:HB3	1.75	0.68
26:X:15:ARG:HB3	26:X:15:ARG:HH11	1.57	0.68
1:O:1118:A:H3'	1:O:1118:A:C8	2.28	0.68
1:O:1118:A:H3'	1:O:1118:A:H8	1.58	0.68
1:O:1377:C:H6	1:O:1377:C:H5'	1.58	0.68
7:D:170:TYR:O	7:D:171:ASP:HB3	1.93	0.68

Continued on next page...

Continued from previous page...

Atom-1	Atom-2	Interatomic distance (Å)	Clash overlap (Å)
20:R:18:LEU:HD12	20:R:143:VAL:HG11	1.75	0.68
22:T:49:GLU:HB3	22:T:59:GLU:HG2	1.76	0.68
14:L:35:ARG:HB2	14:L:35:ARG:NH1	2.07	0.68
27:Y:144:ARG:CZ	39:Y:9404:HOH:O	2.42	0.68
1:0:280:C:H2'	1:0:281:U:O4'	1.94	0.68
4:A:51:ARG:HB2	39:A:9596:HOH:O	1.91	0.68
12:J:45:VAL:HG23	12:J:130:VAL:O	1.94	0.68
22:T:71:VAL:HG11	22:T:90:PRO:CB	2.22	0.68
23:U:14:GLU:OE1	23:U:15:PRO:HD2	1.93	0.68
20:R:18:LEU:HB2	20:R:143:VAL:CG1	2.22	0.68
1:0:1878:G:H1'	39:0:6641:HOH:O	1.93	0.68
15:M:134:ILE:CG2	15:M:141:ILE:HD13	2.24	0.68
16:N:38:LYS:HE2	16:N:107:ASN:HD21	1.59	0.68
17:O:32:ARG:NE	17:O:35:LYS:HD2	2.08	0.68
1:0:506:G:H22	1:0:509:A:H5''	1.58	0.68
1:0:1175:G:H1'	1:0:1193:A:H2'	1.74	0.67
26:X:30:MET:HE1	26:X:58:ALA:HB3	1.74	0.67
1:0:2851:G:H2'	1:0:2852:A:H5'	1.75	0.67
1:0:380:A:OP2	15:M:9:ARG:HD2	1.95	0.67
1:0:796:A:HO2'	28:Z:10:ARG:N	1.91	0.67
3:4:176:A:O4'	3:4:175:C:H2'	1.94	0.67
27:Y:187:VAL:HG23	27:Y:192:ASP:CB	2.25	0.67
1:0:121:U:OP2	30:2:10:ARG:NH2	2.27	0.67
11:H:3:ALA:HA	11:H:58:ARG:HH12	1.59	0.67
26:X:37:LEU:CD1	26:X:85:VAL:HG21	2.16	0.67
8:E:34:TRP:O	12:J:127:ILE:HD11	1.94	0.67
17:O:47:ARG:HG3	17:O:47:ARG:HH11	1.58	0.67
5:B:254:GLN:HG2	5:B:255:GLY:N	2.09	0.67
1:0:2721:U:H4'	13:K:87:ARG:HG3	1.77	0.67
18:P:80:ARG:HG2	18:P:87:ARG:CZ	2.25	0.67
1:0:1116:U:H3	1:0:1246:A:H62	1.42	0.67
1:0:541:C:H2'	1:0:542:A:C5'	2.25	0.67
1:0:709:G:O2'	17:O:25:VAL:HG12	1.93	0.67
25:W:139:GLY:O	25:W:141:HIS:HD2	1.77	0.67
39:0:7000:HOH:O	27:Y:141:THR:HG23	1.94	0.67
13:K:81:ARG:HD3	13:K:87:ARG:NH1	2.09	0.67
24:V:56:ILE:O	24:V:60:GLN:HG3	1.95	0.67
27:Y:126:PRO:HG2	27:Y:128:PHE:CE1	2.30	0.67
2:9:3013:A:O2'	2:9:3014:G:H5''	1.94	0.67
30:2:18:ASN:ND2	30:2:40:ARG:H	1.88	0.66
11:H:166:SER:CB	11:H:167:PRO:HD3	2.25	0.66

Continued on next page...

Continued from previous page...

Atom-1	Atom-2	Interatomic distance (Å)	Clash overlap (Å)
32:I:89:SER:HB3	32:I:97:VAL:HG23	1.77	0.66
1:O:2420:G:O2'	1:O:2421:G:H5'	1.96	0.66
9:F:2:VAL:HG22	9:F:57:GLU:OE1	1.96	0.66
27:Y:154:ARG:HH12	27:Y:155:ARG:CG	2.08	0.66
11:H:56:GLN:NE2	11:H:126:ARG:HE	1.93	0.66
14:L:133:VAL:HA	39:L:9471:HOH:O	1.94	0.66
27:Y:165:GLU:HB3	39:Y:9387:HOH:O	1.94	0.66
1:O:93:C:H5''	24:V:1:THR:HB	1.76	0.66
6:C:107:ARG:NE	39:C:9258:HOH:O	2.28	0.66
6:C:129:HIS:CE1	6:C:231:ARG:HA	2.30	0.66
1:O:1244:U:OP1	12:J:18:ILE:HD13	1.95	0.66
13:K:62:PRO:HG3	13:K:65:ARG:HH21	1.61	0.66
14:L:67:ARG:O	14:L:71:GLU:HG3	1.96	0.66
15:M:80:GLY:O	15:M:81:ARG:HD2	1.95	0.66
11:H:166:SER:CB	11:H:167:PRO:CD	2.74	0.66
1:O:1184:C:H1'	39:O:7928:HOH:O	1.95	0.66
1:O:2908:A:H2'	1:O:2909:G:O4'	1.96	0.66
2:9:3020:G:O2'	2:9:3021:G:H5'	1.96	0.66
1:O:1189:A:H1'	1:O:1209:C:O4'	1.96	0.65
11:H:166:SER:HB3	11:H:167:PRO:HD3	1.76	0.65
16:N:11:ARG:HG3	16:N:14:ARG:NH1	2.11	0.65
1:O:1666:C:O2'	1:O:1667:A:H5''	1.95	0.65
39:O:4349:HOH:O	22:T:9:LYS:HD3	1.97	0.65
1:O:2890:A:H1'	23:U:56:ARG:NH2	2.11	0.65
25:W:48:VAL:HG12	25:W:48:VAL:O	1.95	0.65
25:W:81:ASP:OD1	25:W:92:ASP:HB2	1.95	0.65
4:A:153:ARG:NH1	4:A:153:ARG:HB2	2.11	0.65
1:O:2578:G:H5'	1:O:2578:G:H8	1.61	0.65
4:A:33:GLU:O	4:A:34:ASP:HB2	1.96	0.65
5:B:53:LEU:HD11	5:B:327:VAL:HG22	1.77	0.65
1:O:2270:G:H4'	4:A:223:ARG:HH12	1.62	0.65
1:O:960:G:H4'	39:O:7894:HOH:O	1.97	0.65
1:O:2878:U:H2'	1:O:2879:A:O4'	1.95	0.65
5:B:275:GLY:O	5:B:291:ASP:HA	1.97	0.65
32:I:87:THR:HG22	32:I:88:GLY:N	2.12	0.65
29:1:25:LYS:HD2	30:2:49:GLU:N	2.12	0.65
8:E:116:THR:HG22	8:E:151:LEU:HD22	1.77	0.65
16:N:48:VAL:CG1	16:N:55:ASP:HB3	2.27	0.65
1:O:396:U:O2'	1:O:418:C:H4'	1.97	0.65
2:9:3056:A:C2'	2:9:3057:A:H5''	2.27	0.65
4:A:33:GLU:CD	4:A:33:GLU:H	2.00	0.65

Continued on next page...

Continued from previous page...

Atom-1	Atom-2	Interatomic distance (Å)	Clash overlap (Å)
14:L:143:THR:HG22	14:L:144:ASP:N	2.12	0.65
15:M:164:THR:HG22	15:M:166:ALA:H	1.60	0.65
1:0:1160:G:H5'	1:0:1161:A:C5'	2.22	0.65
30:2:36:ASN:HB3	30:2:39:ARG:HG3	1.79	0.65
2:9:3069:U:OP1	16:N:4:PRO:HG3	1.97	0.65
32:I:89:SER:HB3	32:I:97:VAL:CG2	2.27	0.65
26:X:9:VAL:HG22	26:X:88:GLU:OE2	1.97	0.65
1:0:877:G:H5'	1:0:878:G:OP1	1.96	0.64
5:B:201:ASP:HB2	5:B:312:ARG:HD2	1.79	0.64
8:E:23:GLU:HG2	8:E:28:SER:HB3	1.79	0.64
25:W:125:HIS:CD2	25:W:127:GLY:H	2.11	0.64
1:0:1666:C:H2'	1:0:1667:A:H5'	1.79	0.64
1:0:220:C:H1'	39:0:6292:HOH:O	1.96	0.64
1:0:381:G:H5''	39:M:9377:HOH:O	1.96	0.64
29:1:10:LYS:HG3	39:1:9488:HOH:O	1.96	0.64
15:M:187:LEU:CD2	15:M:194:ALA:HB3	2.27	0.64
1:0:1182:C:H1'	1:0:1192:A:H8	1.61	0.64
1:0:1299:G:O6	14:L:6:ARG:HD3	1.98	0.64
1:0:2586:U:H3	1:0:2592:G:H22	1.45	0.64
12:J:19:MET:CE	12:J:132:LEU:HD11	2.27	0.64
5:B:51:VAL:CG2	5:B:327:VAL:HG13	2.27	0.64
1:0:1328:A:OP1	27:Y:169:ARG:HD2	1.97	0.64
1:0:1973:A:H5'	1:0:1973:A:C8	2.31	0.64
5:B:5:ARG:NH1	5:B:8:LYS:HE2	2.12	0.64
7:D:159:PRO:O	7:D:163:VAL:HG23	1.97	0.64
23:U:14:GLU:O	23:U:17:THR:HB	1.97	0.64
7:D:135:VAL:HG22	7:D:136:ARG:H	1.62	0.64
9:F:63:ILE:HB	9:F:64:PRO:HD3	1.80	0.64
16:N:164:ASP:CG	16:N:167:ASP:HA	2.17	0.64
7:D:49:PRO:HA	7:D:73:VAL:HG22	1.79	0.64
6:C:115:LEU:O	6:C:118:THR:HB	1.97	0.64
39:0:9974:HOH:O	29:1:1:THR:HA	1.97	0.64
1:0:2426:G:H1'	39:0:6612:HOH:O	1.96	0.64
4:A:179:MET:HG2	4:A:186:TRP:CB	2.27	0.64
6:C:27:ARG:HG3	6:C:29:ASP:OD1	1.98	0.64
25:W:13:MET:CE	25:W:17:ILE:HG22	2.27	0.64
1:0:1183:C:N4	1:0:1184:C:H41	1.95	0.63
1:0:338:C:H4'	6:C:174:ILE:CD1	2.28	0.63
8:E:68:HIS:O	8:E:72:MET:HG3	1.98	0.63
1:0:544:G:C2'	1:0:545:G:H5''	2.28	0.63
1:0:69:A:H5'	1:0:69:A:C8	2.34	0.63

Continued on next page...

Continued from previous page...

Atom-1	Atom-2	Interatomic distance (Å)	Clash overlap (Å)
2:9:3014:G:H5'	2:9:3014:G:C8	2.32	0.63
5:B:41:PHE:CD1	5:B:79:MET:HE2	2.33	0.63
32:I:106:LYS:O	32:I:110:GLU:HG3	1.99	0.63
20:R:106:GLY:HA2	20:R:109:MET:HE3	1.81	0.63
25:W:84:VAL:HG12	39:W:6679:HOH:O	1.97	0.63
16:N:139:TRP:HA	16:N:139:TRP:HE3	1.63	0.63
24:V:55:ARG:O	24:V:59:ILE:HG12	1.99	0.63
11:H:154:TYR:HB2	39:H:9555:HOH:O	1.97	0.63
8:E:31:ARG:NH1	8:E:68:HIS:CG	2.65	0.63
32:I:125:ALA:O	32:I:129:VAL:HG23	1.98	0.63
7:D:58:VAL:HG12	7:D:60:GLU:HG2	1.79	0.63
12:J:75:PRO:HG2	12:J:105:LEU:CD2	2.28	0.63
24:V:20:LEU:HD22	24:V:60:GLN:HE22	1.63	0.63
1:0:1201:C:H2'	1:0:1202:A:H5'	1.79	0.63
1:0:2748:G:H2'	39:0:8000:HOH:O	1.98	0.63
1:0:2661:U:H3	1:0:2812:A:H62	1.47	0.63
6:C:246:ARG:HH11	6:C:246:ARG:HB3	1.64	0.63
16:N:12:ARG:HD3	16:N:18:THR:OG1	1.98	0.63
32:I:93:GLN:HA	32:I:96:PHE:HE2	1.64	0.63
16:N:139:TRP:HA	16:N:139:TRP:CE3	2.32	0.63
20:R:9:ASP:O	20:R:13:THR:HB	1.99	0.63
1:0:447:A:P	22:T:1:SER:HB2	2.39	0.63
5:B:212:GLN:CB	5:B:257:THR:HG21	2.15	0.63
11:H:20:ILE:HG23	11:H:120:ILE:HD11	1.81	0.63
25:W:88:THR:HG23	25:W:110:GLN:HE21	1.62	0.63
1:0:2346:C:O2'	7:D:52:THR:HG21	1.97	0.62
4:A:131:HIS:O	4:A:132:ASP:HB2	1.99	0.62
11:H:29:ALA:HB3	11:H:66:ARG:HH12	1.62	0.62
4:A:95:PRO:HG2	4:A:98:GLU:HG2	1.81	0.62
1:0:291:C:H2'	1:0:292:G:O4'	1.99	0.62
5:B:102:THR:HG23	5:B:182:VAL:HG12	1.81	0.62
5:B:125:GLU:O	5:B:129:ARG:HG3	2.00	0.62
6:C:242:GLU:HG3	39:C:9185:HOH:O	1.99	0.62
12:J:74:ARG:O	12:J:78:ILE:HG12	1.99	0.62
6:C:136:VAL:HG22	6:C:137:PRO:HA	1.82	0.62
11:H:3:ALA:HA	11:H:58:ARG:NH1	2.14	0.62
11:H:76:GLU:O	11:H:77:LEU:HD23	1.99	0.62
32:I:113:HIS:N	32:I:114:PRO:HD2	2.14	0.62
14:L:91:VAL:HG13	14:L:120:LEU:HD23	1.82	0.62
22:T:71:VAL:HG12	22:T:72:ILE:N	2.13	0.62
1:0:2507:G:H2'	1:0:2510:C:H42	1.64	0.62

Continued on next page...

Continued from previous page...

Atom-1	Atom-2	Interatomic distance (Å)	Clash overlap (Å)
11:H:166:SER:HB2	11:H:167:PRO:CD	2.29	0.62
26:X:76:ARG:HH11	26:X:76:ARG:HG3	1.62	0.62
1:0:558:C:C2'	1:0:559:U:H5''	2.30	0.62
4:A:192:VAL:CG1	4:A:207:GLN:HB3	2.29	0.62
13:K:34:VAL:HG22	13:K:47:ALA:HB2	1.79	0.62
14:L:143:THR:HG22	14:L:144:ASP:H	1.64	0.62
18:P:115:SER:N	18:P:118:GLN:HE21	1.91	0.62
21:S:51:GLN:HE21	21:S:53:ASN:ND2	1.86	0.62
28:Z:22:SER:O	28:Z:26:VAL:HG23	1.98	0.62
1:0:834:G:H4'	1:0:835:U:OP2	2.00	0.62
21:S:77:VAL:O	21:S:80:ARG:HG2	1.99	0.62
1:0:263:U:O4'	9:F:59:ILE:HD13	1.98	0.62
4:A:179:MET:HA	4:A:179:MET:CE	2.29	0.62
12:J:75:PRO:HD3	12:J:136:SER:OG	1.99	0.62
12:J:39:VAL:HG13	12:J:106:GLY:O	2.00	0.62
1:0:2064:U:H5'	1:0:2652:U:O3'	2.00	0.62
5:B:307:ARG:NH1	5:B:307:ARG:HG3	2.07	0.62
10:G:24:VAL:O	10:G:28:GLU:HB2	1.99	0.62
32:I:99:ASP:OD1	32:I:138:THR:HB	2.00	0.62
22:T:47:THR:HB	22:T:100:ASP:HB3	1.80	0.62
24:V:12:THR:HG23	24:V:14:ALA:H	1.64	0.62
1:0:1119:G:H22	1:0:1246:A:H2	1.43	0.62
1:0:138:U:H5''	1:0:139:C:OP2	2.00	0.62
1:0:516:A:H5'	39:0:6187:HOH:O	2.00	0.62
31:3:25:VAL:HG22	31:3:68:LYS:HG3	1.82	0.62
17:O:97:SER:OG	17:O:100:GLN:HG3	2.00	0.62
1:0:2064:U:H5'	1:0:2652:U:H4'	1.80	0.61
30:2:22:PRO:HG2	30:2:25:VAL:CG2	2.29	0.61
31:3:38:ARG:HB3	31:3:42:ARG:HH12	1.64	0.61
2:9:3029:C:H2'	2:9:3030:C:H5'	1.82	0.61
4:A:107:ASN:OD1	4:A:120:ARG:HD2	2.00	0.61
7:D:154:LYS:HD2	7:D:154:LYS:H	1.65	0.61
1:0:553:G:P	27:Y:204:ARG:HH22	2.22	0.61
1:0:2676:C:H4'	12:J:70:PHE:CE1	2.35	0.61
6:C:132:ASP:HB3	39:C:9165:HOH:O	1.98	0.61
7:D:50:VAL:O	7:D:71:ALA:HA	2.00	0.61
7:D:23:VAL:HG22	7:D:73:VAL:HB	1.81	0.61
11:H:56:GLN:HE21	11:H:126:ARG:HE	1.46	0.61
1:0:1730:G:H5'	1:0:1731:C:C5	2.35	0.61
31:3:65:THR:CG2	31:3:67:LEU:HG	2.30	0.61
4:A:153:ARG:CB	4:A:153:ARG:HH11	2.12	0.61

Continued on next page...

Continued from previous page...

Atom-1	Atom-2	Interatomic distance (Å)	Clash overlap (Å)
4:A:69:LEU:HD23	4:A:107:ASN:HB2	1.81	0.61
6:C:236:THR:HG21	39:C:9177:HOH:O	1.99	0.61
7:D:54:ALA:HB2	7:D:69:ILE:HD12	1.82	0.61
4:A:36:ASP:HB2	4:A:83:GLY:HA3	1.81	0.61
5:B:190:MET:HE2	5:B:194:PHE:HD1	1.66	0.61
5:B:297:VAL:HB	39:B:9602:HOH:O	2.00	0.61
9:F:60:VAL:HG12	9:F:60:VAL:O	2.00	0.61
11:H:56:GLN:HE22	11:H:93:GLN:HG2	1.66	0.61
13:K:49:LEU:HD12	13:K:80:ILE:HG21	1.83	0.61
17:O:21:SER:OG	17:O:106:PRO:HB2	1.99	0.61
1:0:272:A:H5'	1:0:273:G:OP2	1.99	0.61
1:0:316:A:H5'	22:T:54:ASP:OD2	1.99	0.61
1:0:757:C:OP1	14:L:27:ARG:HD2	2.00	0.61
1:0:120:A:H5'	29:1:20:ARG:HH21	1.66	0.61
1:0:1351:G:OP1	6:C:96:LYS:NZ	2.34	0.61
24:V:1:THR:HG23	24:V:2:VAL:N	2.16	0.61
1:0:1205:U:H2'	1:0:1206:U:H5''	1.81	0.61
1:0:1209:C:H2'	1:0:1210:G:H8	1.66	0.61
5:B:40:GLY:HA3	39:B:9642:HOH:O	2.00	0.61
5:B:62:ARG:HA	5:B:65:MET:HE3	1.82	0.61
7:D:58:VAL:CG1	7:D:60:GLU:HG2	2.31	0.61
25:W:106:THR:OG1	25:W:109:GLU:HG3	2.00	0.61
26:X:12:ILE:HD12	26:X:36:HIS:ND1	2.15	0.61
28:Z:42:CYS:SG	28:Z:43:GLY:N	2.73	0.61
1:0:1819:G:H2'	1:0:1820:G:H4'	1.82	0.61
1:0:2073:G:H5''	39:0:4416:HOH:O	2.00	0.61
1:0:2718:C:H6	1:0:2718:C:H5'	1.66	0.61
1:0:2807:U:P	5:B:27:ASN:HD21	2.24	0.61
39:0:8062:HOH:O	31:3:60:LYS:HG3	2.01	0.61
9:F:46:GLU:OE1	9:F:100:ASP:HA	2.01	0.61
16:N:115:VAL:HG22	39:N:9352:HOH:O	2.00	0.61
5:B:81:ALA:O	5:B:186:GLY:HA3	2.01	0.61
5:B:62:ARG:HA	5:B:65:MET:CE	2.30	0.61
15:M:107:ARG:NH1	15:M:107:ARG:HG3	2.11	0.61
16:N:62:HIS:HB3	16:N:65:ASP:OD1	2.01	0.61
20:R:111:ILE:HG23	20:R:145:LEU:CD1	2.30	0.61
5:B:329:TYR:CE2	23:U:15:PRO:HG2	2.35	0.61
1:0:2270:G:H4'	4:A:223:ARG:NH1	2.16	0.61
19:Q:25:PRO:HB2	39:Q:4350:HOH:O	2.00	0.61
1:0:12:U:H2'	1:0:13:G:H5'	1.83	0.60
1:0:244:C:OP2	9:F:38:LYS:HE3	2.02	0.60

Continued on next page...

Continued from previous page...

Atom-1	Atom-2	Interatomic distance (Å)	Clash overlap (Å)
1:0:2780:C:H1'	8:E:143:GLN:HE21	1.66	0.60
1:0:775:G:OP1	29:1:16:HIS:HE1	1.84	0.60
30:2:41:HIS:HD2	30:2:44:ARG:H	1.48	0.60
12:J:45:VAL:HG21	12:J:129:PHE:CD1	2.36	0.60
16:N:110:THR:HB	16:N:113:SER:OG	2.01	0.60
1:0:506:G:H22	1:0:509:A:H5'	1.67	0.60
1:0:558:C:O2'	1:0:559:U:H5''	2.02	0.60
25:W:4:LEU:HD23	25:W:54:PHE:HB3	1.82	0.60
6:C:127:ARG:HD3	6:C:129:HIS:HE1	1.66	0.60
7:D:172:VAL:HG12	7:D:173:GLU:N	2.16	0.60
27:Y:144:ARG:HH11	27:Y:144:ARG:HG3	1.65	0.60
1:0:123:U:H5'	39:0:7153:HOH:O	2.00	0.60
1:0:2851:G:H4'	5:B:157:LYS:NZ	2.16	0.60
1:0:558:C:H2'	1:0:559:U:C5'	2.31	0.60
6:C:236:THR:H	6:C:239:ALA:HB3	1.67	0.60
26:X:25:ARG:HD3	26:X:64:ALA:O	2.01	0.60
1:0:681:G:N3	1:0:681:G:H5'	2.17	0.60
4:A:211:LYS:HG2	4:A:212:PRO:HD2	1.84	0.60
16:N:169:PRO:O	16:N:172:PHE:HB3	2.02	0.60
18:P:59:ARG:HH22	18:P:66:GLN:HE22	1.49	0.60
1:0:797:A:C4'	28:Z:10:ARG:N	2.64	0.60
1:0:2502:C:H2'	1:0:2503:A:H5'	1.84	0.60
5:B:238:ASN:HD22	5:B:240:GLY:N	1.93	0.60
18:P:10:ALA:HA	18:P:13:VAL:CG1	2.31	0.60
22:T:9:LYS:CE	22:T:13:ARG:NH1	2.64	0.60
1:0:2533:C:C6	1:0:2533:C:H5'	2.35	0.60
20:R:39:THR:HG22	20:R:107:GLU:O	2.00	0.60
1:0:1206:U:H2'	1:0:1207:A:O4'	2.02	0.59
1:0:1528:A:H2'	1:0:1529:G:O4'	2.02	0.59
1:0:69:A:H5'	1:0:69:A:H8	1.67	0.59
32:I:134:SER:O	32:I:135:LEU:HD23	2.02	0.59
39:0:7365:HOH:O	15:M:178:LYS:HB2	2.02	0.59
39:0:3157:HOH:O	18:P:81:LYS:HG2	2.02	0.59
8:E:15:GLN:HG2	8:E:19:ASP:O	2.02	0.59
1:0:902:G:N7	14:L:18:HIS:HD2	2.00	0.59
1:0:1426:C:H2'	39:0:3210:HOH:O	2.00	0.59
1:0:485:A:N3	1:0:487:G:H5''	2.17	0.59
1:0:949:U:H4'	19:Q:95:GLU:HA	1.82	0.59
6:C:107:ARG:HH11	6:C:107:ARG:HB3	1.66	0.59
13:K:115:ARG:HG3	13:K:116:GLU:N	2.17	0.59
15:M:164:THR:HG22	15:M:166:ALA:N	2.16	0.59

Continued on next page...

Continued from previous page...

Atom-1	Atom-2	Interatomic distance (Å)	Clash overlap (Å)
13:K:55:VAL:HG12	13:K:56:SER:N	2.17	0.59
15:M:57:LYS:HE2	15:M:140:ALA:O	2.02	0.59
26:X:31:ILE:O	26:X:35:GLU:HG3	2.02	0.59
1:0:2851:G:O2'	1:0:2852:A:H5'	2.01	0.59
1:0:289:G:N2	1:0:363:A:H2	2.00	0.59
5:B:7:ARG:HG2	5:B:7:ARG:HH11	1.68	0.59
12:J:52:GLN:HG3	12:J:53:ILE:N	2.16	0.59
28:Z:10:ARG:HA	39:Z:9214:HOH:O	2.02	0.59
1:0:1595:G:O2'	1:0:1596:U:H5'	2.02	0.59
1:0:2565:C:H4'	39:0:5400:HOH:O	2.03	0.59
16:N:154:LEU:O	16:N:155:GLU:HB3	2.03	0.59
18:P:10:ALA:HA	18:P:13:VAL:HG12	1.83	0.59
22:T:38:ARG:NH1	39:T:6217:HOH:O	2.36	0.59
1:0:1183:C:H2'	39:0:6764:HOH:O	2.03	0.59
8:E:102:VAL:HG11	8:E:148:ILE:HG12	1.84	0.59
8:E:3:VAL:CG2	8:E:49:ILE:HB	2.32	0.59
23:U:17:THR:HG22	23:U:18:GLY:N	2.18	0.59
1:0:2502:C:C2'	1:0:2503:A:H5'	2.33	0.59
7:D:95:THR:OG1	7:D:174:VAL:HG22	2.03	0.59
8:E:20:ILE:CD1	8:E:40:VAL:HG11	2.31	0.59
8:E:49:ILE:HD11	8:E:69:ILE:HD12	1.85	0.59
14:L:73:VAL:HG23	14:L:74:THR:H	1.68	0.59
16:N:49:THR:HG22	16:N:56:ASP:HB2	1.84	0.59
24:V:39:ALA:N	24:V:40:PRO:CD	2.66	0.59
1:0:1766:U:O2	1:0:1778:A:H5'	2.03	0.59
22:T:38:ARG:HG3	22:T:38:ARG:HH11	1.68	0.59
27:Y:144:ARG:HH11	27:Y:144:ARG:CG	2.14	0.59
1:0:538:C:OP2	27:Y:134:HIS:HE1	1.86	0.58
17:O:73:ASP:HA	17:O:92:VAL:O	2.03	0.58
23:U:39:ASN:ND2	23:U:44:ARG:HH11	1.99	0.58
25:W:130:HIS:O	25:W:136:GLY:HA3	2.04	0.58
1:0:1116:U:O2'	1:0:1118:A:C2	2.46	0.58
1:0:1201:C:H5''	39:0:6753:HOH:O	2.03	0.58
6:C:47:GLY:HA2	6:C:92:PRO:HB2	1.85	0.58
25:W:38:THR:HG22	25:W:39:ASP:N	2.18	0.58
25:W:52:VAL:HG22	25:W:53:ALA:N	2.17	0.58
30:2:18:ASN:HD21	30:2:40:ARG:N	1.92	0.58
6:C:139:VAL:HG13	39:C:9248:HOH:O	2.04	0.58
1:0:2333:G:P	7:D:56:ARG:HH22	2.26	0.58
8:E:7:ILE:HG22	8:E:45:ASP:O	2.03	0.58
11:H:30:GLN:H	11:H:66:ARG:NH1	2.02	0.58

Continued on next page...

Continued from previous page...

Atom-1	Atom-2	Interatomic distance (Å)	Clash overlap (Å)
22:T:112:LEU:CD2	22:T:119:ALA:HB3	2.33	0.58
1:0:1119:G:H8	12:J:52:GLN:NE2	2.01	0.58
4:A:26:ASP:O	4:A:26:ASP:OD1	2.22	0.58
13:K:34:VAL:CG2	13:K:47:ALA:HB2	2.32	0.58
25:W:122:ARG:HH11	25:W:122:ARG:HG2	1.69	0.58
1:0:1119:G:H8	12:J:52:GLN:HE22	1.52	0.58
1:0:1205:U:H2'	1:0:1206:U:C5'	2.34	0.58
1:0:441:A:H1'	1:0:442:A:N7	2.18	0.58
5:B:72:THR:HB	39:B:9602:HOH:O	2.04	0.58
9:F:13:GLU:OE2	9:F:78:GLU:HG2	2.04	0.58
17:O:96:VAL:HG13	17:O:100:GLN:HB2	1.86	0.58
1:0:1189:A:H3'	39:O:8221:HOH:O	2.04	0.58
1:0:2591:C:H2'	1:0:2592:G:O4'	2.03	0.58
4:A:105:VAL:HG11	4:A:154:ALA:CB	2.34	0.58
32:I:92:PRO:C	32:I:94:GLU:H	2.06	0.58
12:J:19:MET:HE1	12:J:132:LEU:CD2	2.32	0.58
5:B:102:THR:HG21	5:B:182:VAL:O	2.04	0.58
6:C:236:THR:HG22	6:C:239:ALA:CB	2.34	0.58
11:H:27:LYS:N	11:H:59:HIS:HD2	2.00	0.58
24:V:64:GLY:O	24:V:65:ASP:HB2	2.03	0.58
23:U:17:THR:CG2	23:U:18:GLY:N	2.67	0.58
1:0:1189:A:O2'	1:0:1208:C:H2'	2.04	0.57
5:B:305:ASP:O	5:B:306:LYS:HB2	2.04	0.57
17:O:39:THR:O	17:O:115:ARG:NH2	2.37	0.57
11:H:59:HIS:HA	11:H:62:LEU:HD23	1.85	0.57
1:0:475:G:H5'	6:C:73:LEU:HD23	1.86	0.57
32:I:102:VAL:O	32:I:106:LYS:HG3	2.04	0.57
7:D:25:MET:CE	7:D:41:LEU:HG	2.29	0.57
15:M:99:ARG:HH21	15:M:170:ASN:ND2	1.94	0.57
1:0:1462:C:H2'	1:0:1463:A:C8	2.40	0.57
1:0:737:A:H2'	1:0:738:G:O4'	2.04	0.57
15:M:115:LEU:HD13	15:M:116:ASN:HB2	1.86	0.57
23:U:52:THR:HG22	23:U:54:THR:N	2.19	0.57
1:0:447:A:OP2	22:T:1:SER:HB2	2.05	0.57
1:0:656:G:OP2	17:O:37:ARG:HD2	2.05	0.57
1:0:962:C:H1'	16:N:5:ARG:NH1	2.20	0.57
1:0:1943:C:H4'	4:A:211:LYS:O	2.04	0.57
9:F:58:GLU:HG3	9:F:61:MET:HE1	1.87	0.57
11:H:158:THR:HB	11:H:159:PRO:HD3	1.87	0.57
21:S:57:THR:HG22	21:S:59:ASP:H	1.70	0.57
18:P:9:LEU:O	18:P:13:VAL:HG12	2.04	0.57

Continued on next page...

Continued from previous page...

Atom-1	Atom-2	Interatomic distance (Å)	Clash overlap (Å)
1:0:1634:G:H3'	39:0:4484:HOH:O	2.02	0.57
1:0:2643:G:H5''	39:0:4516:HOH:O	2.05	0.57
1:0:2644:C:O2'	1:0:2645:U:H5'	2.04	0.57
16:N:132:ASN:O	16:N:135:VAL:HG12	2.04	0.57
1:0:710:G:H5'	17:O:25:VAL:CG1	2.35	0.57
22:T:40:VAL:HG22	22:T:41:ARG:N	2.20	0.57
26:X:25:ARG:HG2	39:X:5356:HOH:O	2.03	0.57
1:0:90:A:H2'	1:0:91:G:O4'	2.04	0.57
6:C:78:ARG:HG3	6:C:78:ARG:NH1	2.18	0.57
7:D:24:HIS:HB2	7:D:72:LYS:CB	2.34	0.57
12:J:19:MET:HE1	12:J:132:LEU:HD11	1.87	0.57
1:0:475:G:OP1	6:C:73:LEU:HD22	2.04	0.57
4:A:52:SER:HB2	4:A:164:ARG:HH11	1.70	0.57
1:0:1853:C:OP1	4:A:231:LYS:HG3	2.05	0.57
7:D:54:ALA:CB	7:D:69:ILE:HD12	2.34	0.57
1:0:1625:U:H4'	39:0:5235:HOH:O	2.03	0.56
8:E:20:ILE:HD12	8:E:33:LEU:HD12	1.87	0.56
1:0:1377:C:H5'	1:0:1377:C:C6	2.40	0.56
1:0:2103:A:H8	1:0:2103:A:H5'	1.70	0.56
32:I:138:THR:HG22	32:I:139:ILE:H	1.69	0.56
1:0:20:G:H21	20:R:117:HIS:HD2	1.53	0.56
5:B:145:HIS:HD2	5:B:146:THR:O	1.89	0.56
5:B:212:GLN:HB2	5:B:257:THR:CG2	2.19	0.56
32:I:75:THR:OG1	32:I:112:LYS:HE2	2.05	0.56
32:I:138:THR:HG22	32:I:139:ILE:N	2.20	0.56
1:0:1878:G:O2'	1:0:1879:U:OP2	2.23	0.56
1:0:2645:U:OP2	1:0:2645:U:C6	2.58	0.56
1:0:2649:A:H5'	1:0:2649:A:H8	1.69	0.56
4:A:190:ARG:NH2	4:A:207:GLN:OE1	2.38	0.56
4:A:57:ALA:HB1	4:A:65:ARG:HE	1.70	0.56
5:B:41:PHE:CD2	5:B:190:MET:HE3	2.41	0.56
6:C:16:VAL:HG12	6:C:17:ASP:H	1.70	0.56
8:E:31:ARG:HH12	8:E:68:HIS:CD2	2.23	0.56
13:K:125:ALA:C	13:K:127:ALA:H	2.08	0.56
1:0:1159:G:H1	1:0:1208:C:H42	1.53	0.56
1:0:1701:A:H4'	1:0:1702:U:C5'	2.35	0.56
1:0:343:C:O2'	1:0:344:C:H5'	2.05	0.56
32:I:129:VAL:O	32:I:129:VAL:HG12	2.05	0.56
1:0:2081:A:H4'	12:J:69:TYR:CE1	2.41	0.56
25:W:88:THR:HG23	25:W:110:GLN:HB3	1.87	0.56
1:0:1333:U:H2'	1:0:1334:C:C6	2.41	0.56

Continued on next page...

Continued from previous page...

Atom-1	Atom-2	Interatomic distance (Å)	Clash overlap (Å)
1:0:1552:G:N2	1:0:1634:G:H1'	2.20	0.56
7:D:99:ASP:HB3	7:D:101:THR:H	1.71	0.56
15:M:107:ARG:NH1	39:M:9384:HOH:O	2.38	0.56
22:T:89:ARG:HG3	22:T:89:ARG:O	2.06	0.56
1:0:1787:C:OP1	18:P:68:LYS:HE2	2.06	0.56
1:0:88:G:H2'	1:0:89:G:C8	2.40	0.56
20:R:18:LEU:HD12	20:R:143:VAL:CG1	2.35	0.56
24:V:5:VAL:HG23	39:V:2271:HOH:O	2.06	0.56
1:0:2795:C:O2'	1:0:2796:U:H5'	2.06	0.56
32:I:118:SER:HB2	32:I:123:ASN:HB2	1.88	0.56
1:0:2505:G:O2'	1:0:2506:A:H5'	2.06	0.56
4:A:105:VAL:HG12	4:A:106:CYS:N	2.21	0.56
25:W:122:ARG:HH22	25:W:154:ARG:HG2	1.71	0.56
27:Y:126:PRO:HG2	27:Y:128:PHE:CZ	2.41	0.56
1:0:1979:G:O2'	1:0:1980:U:OP1	2.21	0.56
5:B:268:ARG:NH2	5:B:325:PRO:HG3	2.21	0.56
18:P:16:VAL:HG13	18:P:20:ARG:NH1	2.21	0.56
18:P:40:VAL:O	18:P:44:VAL:HG23	2.06	0.56
1:0:248:A:H5'	1:0:249:G:OP2	2.06	0.56
15:M:60:VAL:C	15:M:61:ILE:HD12	2.26	0.56
27:Y:154:ARG:HH11	27:Y:154:ARG:HB3	1.71	0.56
1:0:1555:G:H4'	1:0:1630:A:H2	1.71	0.55
1:0:185:G:H4'	1:0:186:A:H4'	1.87	0.55
7:D:104:PHE:CE2	7:D:166:ILE:HD13	2.41	0.55
1:0:1118:A:H8	1:0:1119:G:H5''	1.71	0.55
27:Y:112:GLU:OE1	27:Y:112:GLU:HA	2.06	0.55
1:0:2837:U:H2'	39:0:7329:HOH:O	2.06	0.55
9:F:57:GLU:O	9:F:61:MET:HG3	2.07	0.55
1:0:2866:U:H4'	1:0:2867:G:H5'	1.87	0.55
5:B:156:LYS:HE2	39:B:9627:HOH:O	2.05	0.55
5:B:141:ARG:HG2	5:B:165:ARG:HA	1.87	0.55
1:0:894:A:N1	6:C:87:ARG:NH2	2.54	0.55
12:J:93:ARG:HH11	12:J:93:ARG:CB	2.18	0.55
13:K:23:ASN:HD21	13:K:107:THR:HB	1.71	0.55
22:T:92:ASP:OD1	22:T:94:SER:HB3	2.06	0.55
25:W:21:LEU:HB3	25:W:26:ILE:HG12	1.88	0.55
4:A:192:VAL:HG12	4:A:207:GLN:HB3	1.89	0.55
6:C:133:ARG:NE	6:C:138:VAL:HG22	2.22	0.55
1:0:2670:G:O2'	1:0:2671:U:H5'	2.07	0.55
4:A:113:GLY:HA2	4:A:153:ARG:NH2	2.21	0.55
6:C:115:LEU:HD21	6:C:243:VAL:HG13	1.88	0.55

Continued on next page...

Continued from previous page...

Atom-1	Atom-2	Interatomic distance (Å)	Clash overlap (Å)
16:N:162:ASP:HA	39:N:9329:HOH:O	2.07	0.55
1:O:1187:U:O2'	1:O:1189:A:H2	1.90	0.55
5:B:185:GLY:HA2	39:B:9630:HOH:O	2.07	0.55
7:D:138:GLY:N	39:D:7597:HOH:O	2.38	0.55
1:O:2338:G:OP1	7:D:97:GLN:HG2	2.06	0.55
11:H:170:ASN:N	11:H:170:ASN:ND2	2.52	0.55
32:I:75:THR:HA	32:I:112:LYS:NZ	2.22	0.55
22:T:32:ARG:NH1	22:T:38:ARG:NH1	2.54	0.55
1:O:2827:A:H2'	1:O:2828:G:O4'	2.07	0.55
2:9:3054:A:H2	39:9:3535:HOH:O	1.88	0.55
5:B:85:ARG:NH1	39:B:9631:HOH:O	2.39	0.55
12:J:93:ARG:NH1	12:J:93:ARG:HB3	2.18	0.55
21:S:73:ASP:OD1	21:S:76:GLU:HG3	2.05	0.55
1:O:558:C:H2'	1:O:559:U:H5'	1.89	0.55
7:D:59:GLY:O	7:D:61:PHE:N	2.40	0.55
1:O:2521:A:OP2	11:H:3:ALA:HB3	2.07	0.55
11:H:63:GLU:HA	39:H:9544:HOH:O	2.07	0.55
12:J:47:THR:HG22	12:J:48:GLY:N	2.22	0.55
13:K:75:ARG:HD3	13:K:112:PRO:O	2.06	0.55
19:Q:75:ILE:HD13	19:Q:84:ILE:HD11	1.89	0.55
22:T:63:ILE:HD11	22:T:75:GLU:HB2	1.88	0.55
22:T:71:VAL:HG13	22:T:91:LEU:O	2.07	0.55
26:X:66:THR:HG23	26:X:67:PRO:HD2	1.89	0.55
1:O:2896:A:N3	1:O:2896:A:H2'	2.23	0.55
29:1:25:LYS:CD	30:2:49:GLU:H	2.20	0.55
4:A:89:ALA:HB3	39:A:9613:HOH:O	2.07	0.55
9:F:91:VAL:CG1	9:F:92:GLY:H	2.07	0.55
32:I:75:THR:HG22	32:I:79:ILE:HD11	1.88	0.55
22:T:115:GLU:HG3	22:T:116:ASP:N	2.22	0.55
1:O:162:C:H2'	1:O:163:U:H5'	1.89	0.54
29:1:25:LYS:HE2	39:2:7213:HOH:O	2.07	0.54
6:C:140:VAL:HB	39:C:9251:HOH:O	2.04	0.54
7:D:103:ASN:ND2	7:D:134:LEU:H	2.04	0.54
16:N:164:ASP:OD2	16:N:167:ASP:HA	2.06	0.54
20:R:106:GLY:HA2	20:R:109:MET:CE	2.36	0.54
1:O:1406:A:H4'	1:O:1407:A:H5''	1.89	0.54
1:O:2769:C:C2'	1:O:2770:G:H5'	2.37	0.54
2:9:3064:C:H2'	2:9:3065:A:H5'	1.89	0.54
5:B:5:ARG:HH11	5:B:8:LYS:HE2	1.70	0.54
9:F:107:ASP:O	9:F:111:ILE:HG13	2.07	0.54
32:I:110:GLU:HA	32:I:113:HIS:CE1	2.42	0.54

Continued on next page...

Continued from previous page...

Atom-1	Atom-2	Interatomic distance (Å)	Clash overlap (Å)
18:P:103:THR:O	18:P:107:GLU:HG3	2.06	0.54
1:O:830:G:O2'	1:O:831:U:H5'	2.08	0.54
4:A:123:GLY:HA3	4:A:162:GLY:HA2	1.89	0.54
1:O:1163:G:H2'	1:O:1164:U:C5	2.42	0.54
1:O:2480:G:H3'	39:O:4767:HOH:O	2.08	0.54
1:O:1667:A:C8	1:O:1667:A:H5'	2.35	0.54
1:O:1838:U:O2'	1:O:2644:C:H5'	2.08	0.54
32:I:102:VAL:HG23	32:I:140:GLU:O	2.08	0.54
1:O:656:G:H5'	17:O:3:THR:HB	1.90	0.54
21:S:57:THR:HG22	21:S:59:ASP:N	2.22	0.54
1:O:1268:C:O2'	27:Y:169:ARG:HB2	2.08	0.54
1:O:1687:C:O2	29:1:9:GLY:HA2	2.08	0.54
1:O:2563:U:H2'	1:O:2565:C:O5'	2.08	0.54
2:9:3050:G:H5''	16:N:159:TYR:HE1	1.73	0.54
2:9:3057:A:C8	7:D:141:VAL:HG21	2.42	0.54
5:B:137:LEU:HD21	5:B:140:LEU:HD21	1.90	0.54
18:P:16:VAL:HG12	18:P:17:GLY:N	2.21	0.54
22:T:49:GLU:CB	22:T:59:GLU:HG2	2.37	0.54
26:X:43:VAL:HG12	26:X:44:ASP:N	2.22	0.54
1:O:1666:C:H2'	1:O:1667:A:C5'	2.37	0.54
1:O:2481:G:H5''	39:O:5116:HOH:O	2.07	0.54
6:C:79:ARG:O	6:C:87:ARG:HG2	2.07	0.54
8:E:35:TYR:HA	12:J:127:ILE:HD12	1.89	0.54
10:G:20:VAL:O	10:G:24:VAL:HG23	2.08	0.54
15:M:182:LYS:O	15:M:194:ALA:HB2	2.08	0.54
1:O:2364:A:H5''	19:Q:15:LYS:HD3	1.88	0.54
20:R:44:VAL:O	20:R:48:GLU:HG3	2.08	0.54
1:O:2649:A:H5'	1:O:2649:A:C8	2.43	0.54
6:C:246:ARG:NH1	39:C:9173:HOH:O	2.39	0.54
8:E:15:GLN:HG3	8:E:20:ILE:HG12	1.90	0.54
9:F:77:VAL:HG21	9:F:83:LEU:HD13	1.89	0.54
21:S:29:ASP:OD1	21:S:31:ARG:NH1	2.40	0.54
25:W:21:LEU:HD13	25:W:26:ILE:HD11	1.90	0.54
25:W:26:ILE:O	25:W:26:ILE:HG13	2.07	0.54
1:O:1751:G:C2'	1:O:1752:G:H5''	2.36	0.54
1:O:2821:C:H4'	5:B:116:PRO:HG3	1.90	0.54
30:2:36:ASN:HB3	30:2:39:ARG:NE	2.23	0.54
5:B:25:ARG:HA	5:B:310:ARG:HH21	1.72	0.54
5:B:96:PRO:HG3	39:B:9631:HOH:O	2.07	0.54
1:O:475:G:C5'	6:C:73:LEU:HD23	2.38	0.54
11:H:66:ARG:HD3	39:H:9544:HOH:O	2.08	0.54

Continued on next page...

Continued from previous page...

Atom-1	Atom-2	Interatomic distance (Å)	Clash overlap (Å)
32:I:139:ILE:HG22	32:I:140:GLU:N	2.22	0.54
28:Z:30:GLU:HG2	28:Z:33:MET:HE3	1.89	0.54
1:O:1418:U:OP1	30:2:42:TRP:HB3	2.08	0.54
29:1:21:ARG:HD2	29:1:37:CYS:SG	2.48	0.54
4:A:36:ASP:C	4:A:38:ILE:H	2.11	0.54
6:C:218:VAL:HG12	39:C:9225:HOH:O	2.07	0.54
7:D:24:HIS:HB2	7:D:72:LYS:HB3	1.90	0.54
7:D:88:LEU:HB2	7:D:89:PRO:HD3	1.90	0.54
1:O:949:U:O2'	19:Q:40:HIS:HE1	1.92	0.53
30:2:41:HIS:CD2	30:2:44:ARG:H	2.26	0.53
17:O:47:ARG:HG3	17:O:47:ARG:NH1	2.23	0.53
1:O:545:G:C8	1:O:545:G:H5'	2.41	0.53
2:9:3049:G:O2'	2:9:3050:G:H5'	2.07	0.53
7:D:135:VAL:HG22	7:D:136:ARG:N	2.23	0.53
7:D:166:ILE:HB	39:D:6326:HOH:O	2.08	0.53
1:O:2694:A:H4'	8:E:91:PHE:CE1	2.43	0.53
32:I:128:VAL:C	32:I:130:GLY:H	2.11	0.53
1:O:926:A:H5'	14:L:39:GLU:OE2	2.08	0.53
1:O:171:C:OP2	15:M:84:LYS:HG3	2.08	0.53
16:N:77:ASN:OD1	16:N:79:PRO:HD2	2.08	0.53
1:O:1120:U:H5''	1:O:1120:U:C6	2.43	0.53
1:O:2032:U:H2'	1:O:2033:G:C5'	2.37	0.53
31:3:60:LYS:HG3	31:3:61:PRO:HD2	1.89	0.53
14:L:80:ASP:HB2	14:L:90:ARG:O	2.08	0.53
22:T:69:LYS:O	22:T:71:VAL:HG23	2.09	0.53
1:O:1878:G:H4'	39:O:4700:HOH:O	2.08	0.53
1:O:2015:A:H2'	1:O:2016:U:O4'	2.08	0.53
4:A:36:ASP:HA	4:A:83:GLY:HA3	1.91	0.53
6:C:214:THR:HG23	39:C:9238:HOH:O	2.09	0.53
9:F:39:SER:HB3	9:F:45:ALA:HB2	1.90	0.53
14:L:90:ARG:NH2	14:L:121:ILE:HD11	2.23	0.53
1:O:1789:G:O6	18:P:73:HIS:HE1	1.91	0.53
1:O:1878:G:O2'	1:O:1879:U:C6	2.59	0.53
1:O:299:U:H5'	39:O:7810:HOH:O	2.08	0.53
29:1:28:HIS:CD2	29:1:31:LYS:HG3	2.44	0.53
1:O:1384:C:H5'	26:X:30:MET:HG2	1.89	0.53
12:J:130:VAL:HG12	12:J:131:THR:N	2.24	0.53
17:O:25:VAL:HG23	17:O:26:TRP:N	2.24	0.53
1:O:308:U:H5'	22:T:97:ARG:NH2	2.23	0.53
27:Y:103:THR:HG22	27:Y:104:GLU:OE2	2.09	0.53
1:O:625:U:H5''	1:O:1044:C:N4	2.24	0.53

Continued on next page...

Continued from previous page...

Atom-1	Atom-2	Interatomic distance (Å)	Clash overlap (Å)
5:B:102:THR:CG2	5:B:182:VAL:HG12	2.38	0.53
6:C:25:PRO:HG2	39:C:9122:HOH:O	2.08	0.53
8:E:69:ILE:HA	8:E:72:MET:CE	2.39	0.53
13:K:30:LYS:O	13:K:55:VAL:HG13	2.08	0.53
15:M:24:GLN:NE2	15:M:27:ARG:HH11	2.07	0.53
24:V:29:ASN:O	24:V:33:VAL:HG23	2.09	0.53
27:Y:117:LEU:HA	27:Y:174:VAL:HG11	1.90	0.53
4:A:125:ASN:HB3	4:A:158:VAL:HG12	1.91	0.53
1:O:870:G:OP2	4:A:3:ARG:HD3	2.09	0.53
8:E:20:ILE:CD1	8:E:33:LEU:HD12	2.39	0.53
14:L:121:ILE:HG12	14:L:141:GLU:HB2	1.91	0.53
1:O:1205:U:C2'	1:O:1206:U:H5''	2.38	0.53
1:O:1730:G:C5'	1:O:1731:C:C6	2.92	0.53
1:O:1981:A:H1'	1:O:1983:C:N4	2.24	0.53
1:O:449:A:N7	6:C:43:LYS:HG2	2.23	0.53
1:O:776:A:OP1	29:1:28:HIS:HE1	1.92	0.53
7:D:172:VAL:HG12	7:D:173:GLU:H	1.74	0.53
8:E:84:MET:HE1	8:E:148:ILE:HD12	1.91	0.53
8:E:15:GLN:NE2	8:E:40:VAL:O	2.41	0.53
9:F:46:GLU:O	9:F:73:PRO:HD2	2.08	0.53
11:H:46:GLN:NE2	11:H:137:TYR:HE2	2.05	0.53
16:N:164:ASP:OD1	16:N:167:ASP:HA	2.09	0.53
1:O:621:C:H5'	27:Y:132:ASP:OD2	2.08	0.53
8:E:11:VAL:HG12	8:E:12:ASP:N	2.23	0.53
39:O:7264:HOH:O	16:N:4:PRO:HD2	2.08	0.53
17:O:15:LYS:HD3	17:O:19:ARG:NH2	2.23	0.53
17:O:87:THR:O	17:O:91:GLN:HG3	2.08	0.53
28:Z:30:GLU:HA	28:Z:33:MET:HE3	1.90	0.53
1:O:1328:A:C8	27:Y:169:ARG:HD3	2.44	0.52
1:O:137:U:H2'	1:O:139:C:C5	2.44	0.52
1:O:151:A:H2'	1:O:152:A:O4'	2.09	0.52
1:O:1730:G:H5''	1:O:1731:C:H6	1.75	0.52
1:O:1942:A:H3'	39:O:7817:HOH:O	2.08	0.52
1:O:653:C:H2'	1:O:654:A:C8	2.44	0.52
39:O:6869:HOH:O	4:A:205:GLY:HA3	2.09	0.52
5:B:148:PRO:HB3	5:B:156:LYS:HG2	1.90	0.52
16:N:33:ARG:NH1	16:N:103:ASP:OD2	2.41	0.52
16:N:86:LEU:HD21	16:N:180:LEU:CD1	2.39	0.52
16:N:32:PRO:HD2	16:N:99:GLU:O	2.10	0.52
1:O:603:A:H5''	1:O:604:G:OP1	2.08	0.52
6:C:2:GLN:HB3	39:C:9188:HOH:O	2.07	0.52

Continued on next page...

Continued from previous page...

Atom-1	Atom-2	Interatomic distance (Å)	Clash overlap (Å)
7:D:51:ARG:HD3	39:D:7636:HOH:O	2.09	0.52
26:X:20:GLU:HG3	26:X:21:PRO:HD2	1.90	0.52
1:O:1506:U:H6	1:O:1506:U:H5'	1.74	0.52
1:O:95:A:H5''	1:O:97:G:O4'	2.10	0.52
6:C:142:ASP:OD1	6:C:237:GLU:HB3	2.10	0.52
7:D:146:LYS:NZ	16:N:107:ASN:HD21	2.07	0.52
39:9:5071:HOH:O	16:N:23:ARG:HD3	2.09	0.52
17:O:32:ARG:HH21	17:O:35:LYS:NZ	2.08	0.52
1:O:2769:C:H2'	1:O:2770:G:O4'	2.09	0.52
4:A:223:ARG:NE	39:A:9561:HOH:O	2.41	0.52
6:C:107:ARG:HH11	6:C:107:ARG:CB	2.22	0.52
7:D:13:MET:HA	7:D:137:PRO:HG2	1.91	0.52
11:H:28:ILE:HG23	39:H:9544:HOH:O	2.08	0.52
12:J:70:PHE:CG	12:J:70:PHE:O	2.63	0.52
12:J:74:ARG:HH12	12:J:76:ASP:CB	2.19	0.52
14:L:120:LEU:HD12	14:L:133:VAL:HG21	1.90	0.52
16:N:67:ALA:HA	16:N:71:TRP:HB3	1.89	0.52
18:P:64:GLU:HG2	39:P:163:HOH:O	2.09	0.52
25:W:149:LEU:HG	25:W:153:MET:CE	2.40	0.52
1:O:1119:G:N2	1:O:1246:A:N1	2.57	0.52
1:O:2320:U:H4'	1:O:2321:A:O4'	2.10	0.52
39:O:9697:HOH:O	5:B:214:PRO:HD2	2.09	0.52
5:B:41:PHE:CG	5:B:79:MET:HE2	2.44	0.52
12:J:42:GLU:O	12:J:131:THR:HG23	2.10	0.52
12:J:15:ARG:NH1	12:J:43:ARG:NH1	2.58	0.52
1:O:164:G:H4'	14:L:30:ARG:HD3	1.91	0.52
15:M:24:GLN:O	15:M:28:GLN:HG3	2.10	0.52
1:O:2824:C:H5''	1:O:2825:C:H5'	1.91	0.52
1:O:316:A:N3	1:O:336:G:O2'	2.40	0.52
29:1:25:LYS:HD2	30:2:48:ASP:HA	1.90	0.52
2:9:3049:G:H5''	39:9:4707:HOH:O	2.09	0.52
2:9:3057:A:O2'	7:D:152:PRO:HD2	2.09	0.52
9:F:50:VAL:CG1	9:F:60:VAL:HG11	2.36	0.52
25:W:4:LEU:O	25:W:32:CYS:HA	2.09	0.52
25:W:5:VAL:O	25:W:52:VAL:HG23	2.09	0.52
1:O:2072:G:H4'	39:O:4390:HOH:O	2.10	0.52
1:O:241:A:C2	1:O:378:A:H4'	2.45	0.52
4:A:105:VAL:HG13	4:A:155:THR:O	2.10	0.52
5:B:51:VAL:HG21	5:B:327:VAL:HG13	1.90	0.52
14:L:72:ASN:HB2	39:L:9479:HOH:O	2.10	0.52
16:N:78:MET:HB2	16:N:79:PRO:HD3	1.92	0.52

Continued on next page...

Continued from previous page...

Atom-1	Atom-2	Interatomic distance (Å)	Clash overlap (Å)
26:X:73:ARG:HB2	26:X:88:GLU:OE2	2.10	0.52
1:0:2419:U:H5''	1:0:2420:G:H5'	1.91	0.52
1:0:470:U:O2'	29:1:16:HIS:CD2	2.60	0.52
4:A:94:LEU:N	4:A:94:LEU:HD23	2.25	0.52
11:H:148:GLU:HA	11:H:148:GLU:OE1	2.10	0.52
1:0:1189:A:H1'	1:0:1209:C:C1'	2.40	0.52
1:0:2427:C:OP2	31:3:84:ARG:HD2	2.09	0.52
7:D:25:MET:CE	7:D:37:ALA:HB1	2.38	0.52
13:K:14:LYS:HG3	13:K:32:ILE:O	2.09	0.52
2:9:3004:G:H21	16:N:44:ARG:NH1	2.08	0.52
22:T:41:ARG:NH1	22:T:41:ARG:HG2	2.25	0.52
24:V:39:ALA:C	24:V:41:GLU:H	2.13	0.52
39:0:6800:HOH:O	27:Y:158:LYS:HD3	2.10	0.52
1:0:1250:C:O2'	1:0:1251:C:H5'	2.10	0.51
1:0:2748:G:H1'	39:0:8436:HOH:O	2.09	0.51
1:0:380:A:H2'	39:0:7710:HOH:O	2.10	0.51
1:0:848:C:H5'	39:0:7752:HOH:O	2.10	0.51
4:A:36:ASP:O	4:A:38:ILE:N	2.43	0.51
1:0:2769:C:O2'	1:0:2770:G:H5'	2.10	0.51
1:0:2815:G:N7	12:J:80:LYS:NZ	2.56	0.51
14:L:148:GLU:HB2	39:L:9487:HOH:O	2.09	0.51
14:L:97:VAL:HG12	14:L:98:GLU:O	2.10	0.51
22:T:9:LYS:HE3	22:T:13:ARG:HH11	1.76	0.51
28:Z:32:GLU:HA	28:Z:35:GLU:HG3	1.93	0.51
1:0:1441:G:O2'	1:0:1442:A:H5'	2.10	0.51
4:A:164:ARG:CZ	39:A:9577:HOH:O	2.58	0.51
10:G:12:ILE:N	10:G:13:PRO:CD	2.73	0.51
20:R:113:HIS:HE1	20:R:144:GLU:CD	2.12	0.51
28:Z:53:GLY:HA2	28:Z:67:GLY:O	2.10	0.51
1:0:2103:A:C8	1:0:2103:A:H5'	2.45	0.51
1:0:2717:C:O2'	1:0:2718:C:H5''	2.10	0.51
1:0:524:A:H5''	20:R:29:LYS:HD3	1.92	0.51
1:0:926:A:O2'	14:L:41:HIS:HD2	1.94	0.51
4:A:210:GLY:N	39:A:9576:HOH:O	2.42	0.51
1:0:1164:U:OP1	32:I:74:PRO:HA	2.10	0.51
32:I:93:GLN:HA	32:I:96:PHE:CE2	2.44	0.51
17:O:96:VAL:CG1	17:O:100:GLN:HB2	2.39	0.51
1:0:1218:U:H2'	1:0:1219:U:C6	2.45	0.51
1:0:2508:C:H2'	39:0:7246:HOH:O	2.10	0.51
2:9:3114:G:O6	16:N:11:ARG:HD3	2.11	0.51
5:B:265:LEU:HD21	5:B:316:ARG:HD3	1.92	0.51

Continued on next page...

Continued from previous page...

Atom-1	Atom-2	Interatomic distance (Å)	Clash overlap (Å)
6:C:194:PHE:CD2	6:C:234:VAL:HG11	2.44	0.51
7:D:94:ALA:HA	7:D:174:VAL:HA	1.92	0.51
13:K:62:PRO:HG3	13:K:65:ARG:NH2	2.26	0.51
16:N:179:LEU:HD23	16:N:184:ILE:HD12	1.93	0.51
16:N:43:VAL:HG13	16:N:118:ILE:HD11	1.92	0.51
25:W:141:HIS:HB2	25:W:146:ILE:HG12	1.93	0.51
1:O:1503:U:H2'	1:O:1504:A:O4'	2.09	0.51
1:O:2779:G:H21	8:E:143:GLN:NE2	2.08	0.51
2:9:3064:C:C2'	2:9:3065:A:H5'	2.39	0.51
6:C:142:ASP:CG	6:C:237:GLU:HB3	2.30	0.51
13:K:109:LEU:CD1	13:K:113:ILE:HD11	2.39	0.51
14:L:134:GLU:HG3	39:L:9453:HOH:O	2.10	0.51
22:T:40:VAL:HG22	22:T:41:ARG:H	1.75	0.51
16:N:61:ALA:HB3	16:N:88:ALA:HB2	1.93	0.51
17:O:98:LEU:O	17:O:102:ILE:HG13	2.11	0.51
1:O:317:A:OP1	22:T:52:ARG:O	2.29	0.51
25:W:122:ARG:NH2	39:W:5817:HOH:O	2.43	0.51
1:O:2414:A:H2'	1:O:2415:A:C8	2.46	0.51
5:B:17:LYS:O	5:B:260:HIS:HD2	1.93	0.51
6:C:154:VAL:O	6:C:158:GLU:HG3	2.11	0.51
14:L:65:ASP:CG	14:L:111:ALA:HB3	2.30	0.51
1:O:1180:U:H2'	1:O:1181:A:C8	2.46	0.51
1:O:2524:G:H21	1:O:2526:C:N4	2.08	0.51
1:O:482:G:H4'	1:O:508:A:N1	2.26	0.51
1:O:920:C:H4'	1:O:921:G:C2	2.46	0.51
31:3:3:MET:O	31:3:90:PHE:HA	2.11	0.51
2:9:3024:U:H3'	2:9:3025:G:H5'	1.92	0.51
4:A:128:LEU:HD21	4:A:131:HIS:HE1	1.75	0.51
4:A:125:ASN:CB	4:A:158:VAL:HG12	2.41	0.51
4:A:191:GLY:HA2	4:A:194:MET:HE3	1.92	0.51
25:W:119:HIS:HD2	25:W:120:PRO:O	1.94	0.51
29:1:8:GLN:HE22	29:1:11:LYS:NZ	2.09	0.51
2:9:3048:C:H4'	16:N:141:ARG:HH21	1.75	0.51
4:A:94:LEU:HG	4:A:99:ILE:HD11	1.92	0.51
7:D:23:VAL:HG21	7:D:45:THR:CG2	2.38	0.51
7:D:25:MET:SD	7:D:40:ILE:HD11	2.51	0.51
12:J:130:VAL:HG12	12:J:131:THR:H	1.76	0.51
39:9:4707:HOH:O	16:N:147:ILE:HB	2.11	0.51
22:T:61:GLU:HG3	39:T:3851:HOH:O	2.11	0.51
23:U:49:LEU:HG	39:U:3805:HOH:O	2.10	0.51
1:O:2541:U:O2	3:4:77:HFA:HA	2.10	0.50

Continued on next page...

Continued from previous page...

Atom-1	Atom-2	Interatomic distance (Å)	Clash overlap (Å)
1:0:2726:U:O2	1:0:2749:U:O5'	2.28	0.50
1:0:542:A:H2'	1:0:543:G:O4'	2.11	0.50
14:L:145:LEU:O	14:L:145:LEU:HD23	2.11	0.50
7:D:56:ARG:N	39:D:6752:HOH:O	2.44	0.50
32:I:112:LYS:C	32:I:114:PRO:HD2	2.31	0.50
21:S:57:THR:CG2	21:S:58:MET:N	2.74	0.50
1:0:196:G:H2'	39:0:7154:HOH:O	2.10	0.50
1:0:2541:U:H5'	39:0:3027:HOH:O	2.11	0.50
1:0:969:G:H1	1:0:999:C:H42	1.58	0.50
2:9:3051:A:H5'	16:N:160:SER:CB	2.39	0.50
4:A:109:GLU:HG2	4:A:116:GLY:N	2.26	0.50
14:L:91:VAL:CG1	14:L:120:LEU:HD23	2.41	0.50
1:0:2361:A:H2'	1:0:2362:A:C8	2.45	0.50
5:B:41:PHE:CG	5:B:190:MET:HE3	2.46	0.50
6:C:46:TYR:CE2	6:C:98:ARG:NH1	2.80	0.50
32:I:100:LEU:O	32:I:139:ILE:HG23	2.10	0.50
14:L:129:ALA:O	14:L:133:VAL:HG23	2.11	0.50
16:N:11:ARG:O	16:N:15:GLU:HG3	2.11	0.50
26:X:7:GLU:HA	26:X:74:ALA:O	2.11	0.50
1:0:558:C:H2'	1:0:559:U:H5''	1.92	0.50
6:C:129:HIS:HE1	6:C:231:ARG:HA	1.75	0.50
1:0:1626:A:H2'	1:0:1627:G:O4'	2.11	0.50
1:0:2883:A:H2'	1:0:2884:G:O4'	2.12	0.50
6:C:236:THR:HA	39:C:9251:HOH:O	2.10	0.50
12:J:131:THR:HG22	12:J:134:GLU:H	1.75	0.50
21:S:10:VAL:HG11	24:V:36:ALA:CA	2.41	0.50
1:0:1166:A:H61	1:0:1180:U:H3	1.59	0.50
1:0:1476:A:O2'	1:0:1477:C:H5'	2.12	0.50
1:0:1527:A:H1'	1:0:1528:A:C8	2.47	0.50
4:A:135:VAL:HG11	4:A:147:ARG:NH1	2.27	0.50
9:F:48:VAL:HG12	9:F:97:ALA:HB2	1.92	0.50
11:H:58:ARG:HG3	11:H:58:ARG:HH11	1.76	0.50
14:L:53:ARG:NH2	14:L:57:VAL:HG12	2.26	0.50
15:M:78:LYS:HD3	39:M:9447:HOH:O	2.11	0.50
21:S:33:SER:O	21:S:37:VAL:HG23	2.12	0.50
21:S:51:GLN:NE2	21:S:53:ASN:HD21	1.87	0.50
39:0:3173:HOH:O	25:W:119:HIS:HE1	1.94	0.50
1:0:1406:A:H4'	1:0:1407:A:C5'	2.41	0.50
4:A:53:ALA:HB3	39:A:9596:HOH:O	2.12	0.50
12:J:45:VAL:HG22	12:J:46:ILE:N	2.26	0.50
13:K:28:GLU:HB3	13:K:59:LYS:HB2	1.93	0.50

Continued on next page...

Continued from previous page...

Atom-1	Atom-2	Interatomic distance (Å)	Clash overlap (Å)
14:L:35:ARG:HD3	14:L:35:ARG:C	2.32	0.50
18:P:141:ILE:C	18:P:143:ALA:H	2.15	0.50
21:S:57:THR:HG22	21:S:58:MET:N	2.26	0.50
1:0:119:A:H2'	1:0:120:A:H5''	1.93	0.50
1:0:1299:G:H5'	39:0:4657:HOH:O	2.11	0.50
1:0:2768:A:O2'	1:0:2769:C:H5'	2.12	0.50
1:0:407:A:H2'	1:0:408:A:C8	2.47	0.50
39:0:4807:HOH:O	30:2:38:LYS:HE3	2.12	0.50
4:A:101:GLU:OE2	4:A:131:HIS:HB2	2.12	0.50
5:B:234:ARG:HH11	5:B:234:ARG:HB3	1.76	0.50
8:E:85:GLU:HG3	8:E:169:THR:OG1	2.12	0.50
9:F:50:VAL:HG21	9:F:63:ILE:HG21	1.93	0.50
32:I:80:LYS:HD3	32:I:86:GLU:O	2.12	0.50
12:J:74:ARG:CB	12:J:74:ARG:HH11	2.22	0.50
1:0:793:A:H5''	18:P:83:LYS:HG2	1.94	0.50
19:Q:11:ARG:HD3	39:Q:5620:HOH:O	2.10	0.50
20:R:114:VAL:HA	20:R:144:GLU:O	2.12	0.50
1:0:1972:U:H2'	1:0:1973:A:C5'	2.42	0.49
1:0:204:A:C2'	1:0:205:U:H5'	2.42	0.49
1:0:2812:A:C2	1:0:2814:A:N6	2.69	0.49
1:0:432:G:O2'	1:0:433:C:H5'	2.12	0.49
1:0:603:A:H1'	1:0:605:C:C2	2.47	0.49
32:I:113:HIS:N	32:I:114:PRO:CD	2.75	0.49
12:J:39:VAL:HG11	12:J:107:ASN:CG	2.32	0.49
8:E:35:TYR:HA	12:J:127:ILE:CD1	2.42	0.49
24:V:1:THR:CG2	24:V:2:VAL:H	2.14	0.49
1:0:1730:G:C5'	1:0:1731:C:H6	2.24	0.49
1:0:2456:A:H2'	1:0:2457:U:C6	2.48	0.49
31:3:55:VAL:HG22	39:3:9444:HOH:O	2.11	0.49
2:9:3039:U:HO2'	2:9:3042:C:H5	1.52	0.49
5:B:254:GLN:HG3	39:B:9532:HOH:O	2.12	0.49
5:B:264:GLU:CG	5:B:267:LYS:HE2	2.36	0.49
16:N:49:THR:CG2	16:N:56:ASP:HB2	2.43	0.49
22:T:20:HIS:HB3	22:T:41:ARG:HD2	1.94	0.49
25:W:65:VAL:HA	25:W:68:THR:HG22	1.93	0.49
1:0:960:G:H2'	1:0:960:G:N3	2.25	0.49
4:A:132:ASP:OD1	4:A:133:ARG:N	2.45	0.49
6:C:246:ARG:NE	39:C:9225:HOH:O	2.35	0.49
7:D:36:ASN:HA	39:D:7500:HOH:O	2.12	0.49
11:H:27:LYS:H	11:H:59:HIS:CD2	2.23	0.49
13:K:13:GLU:OE1	13:K:44:LEU:HD12	2.12	0.49

Continued on next page...

Continued from previous page...

Atom-1	Atom-2	Interatomic distance (Å)	Clash overlap (Å)
26:X:20:GLU:HG3	26:X:21:PRO:CD	2.42	0.49
1:0:558:C:C2'	1:0:559:U:C5'	2.90	0.49
1:0:794:U:H3	1:0:819:A:H61	1.59	0.49
5:B:8:LYS:HG3	5:B:220:VAL:HG12	1.95	0.49
7:D:44:ILE:HG12	7:D:83:PHE:HE1	1.77	0.49
25:W:88:THR:HG22	25:W:90:TYR:HD1	1.76	0.49
1:0:1118:A:C8	1:0:1118:A:C3'	2.91	0.49
1:0:920:C:H5''	1:0:921:G:O5'	2.13	0.49
11:H:38:LYS:HE2	11:H:42:ASP:HB2	1.95	0.49
11:H:76:GLU:C	11:H:77:LEU:HD23	2.33	0.49
25:W:64:THR:O	25:W:68:THR:HG22	2.13	0.49
1:0:1946:C:H2'	1:0:1971:G:C8	2.48	0.49
1:0:2852:A:H5''	39:0:5781:HOH:O	2.13	0.49
6:C:98:ARG:NH1	39:C:9158:HOH:O	2.46	0.49
1:0:1163:G:H5'	32:I:115:ASP:O	2.12	0.49
24:V:12:THR:HG23	24:V:14:ALA:N	2.26	0.49
25:W:88:THR:CG2	25:W:89:ASP:H	2.20	0.49
1:0:1921:A:O2'	1:0:1922:A:H5'	2.12	0.49
1:0:2568:A:H2'	1:0:2569:A:O4'	2.13	0.49
2:9:3028:U:H2'	2:9:3029:C:C6	2.47	0.49
2:9:3041:C:C6	7:D:50:VAL:HG21	2.47	0.49
4:A:72:GLU:HG3	28:Z:66:GLY:HA2	1.95	0.49
10:G:64:ASN:N	10:G:64:ASN:HD22	2.09	0.49
1:0:1666:C:C2'	1:0:1667:A:C5'	2.91	0.49
8:E:84:MET:HG2	8:E:168:ILE:HD13	1.95	0.49
12:J:19:MET:HE3	12:J:132:LEU:HD11	1.93	0.49
20:R:122:GLN:HB3	20:R:138:SER:HB2	1.93	0.49
24:V:5:VAL:CG1	24:V:9:ARG:NH1	2.76	0.49
24:V:64:GLY:O	24:V:65:ASP:CB	2.61	0.49
26:X:21:PRO:HG2	26:X:24:LYS:HD3	1.92	0.49
27:Y:212:ARG:HD2	39:Y:9395:HOH:O	2.12	0.49
1:0:1666:C:C2'	1:0:1667:A:H5''	2.43	0.49
1:0:256:C:H2'	1:0:257:G:O4'	2.12	0.49
1:0:602:A:O2'	1:0:605:C:H4'	2.12	0.49
1:0:625:U:H5'	39:0:3785:HOH:O	2.13	0.49
9:F:21:GLU:O	9:F:24:ARG:HG3	2.13	0.49
22:T:38:ARG:HG3	22:T:38:ARG:NH1	2.26	0.49
24:V:16:ARG:NH2	24:V:63:GLU:HG3	2.27	0.49
26:X:18:ARG:NH1	39:X:4132:HOH:O	2.42	0.49
27:Y:189:ASN:HA	27:Y:217:ILE:HD11	1.93	0.49
1:0:1172:G:H1'	39:0:5534:HOH:O	2.13	0.49

Continued on next page...

Continued from previous page...

Atom-1	Atom-2	Interatomic distance (Å)	Clash overlap (Å)
1:0:1198:U:H2'	1:0:1200:A:OP2	2.12	0.49
1:0:1218:U:H2'	1:0:1219:U:H6	1.78	0.49
1:0:1786:C:OP1	18:P:74:GLN:HG2	2.13	0.49
1:0:462:A:C2	30:2:37:HIS:HB3	2.48	0.49
1:0:155:C:OP2	15:M:188:ARG:HD3	2.12	0.49
18:P:125:LYS:HB3	18:P:130:GLU:HG3	1.94	0.49
1:0:1209:C:H2'	1:0:1210:G:C8	2.47	0.48
1:0:2768:A:H2'	1:0:2769:C:O4'	2.13	0.48
1:0:500:G:H21	20:R:98:ASN:HD21	1.60	0.48
1:0:951:A:C2'	1:0:952:G:H5'	2.42	0.48
5:B:71:VAL:HG11	5:B:296:LEU:HD22	1.95	0.48
11:H:30:GLN:H	11:H:66:ARG:HH11	1.59	0.48
11:H:63:GLU:O	11:H:67:LEU:HB2	2.13	0.48
12:J:76:ASP:HA	39:J:5907:HOH:O	2.13	0.48
27:Y:115:ARG:HH11	27:Y:115:ARG:HB3	1.78	0.48
1:0:1053:G:OP1	11:H:12:PRO:HG3	2.13	0.48
1:0:1119:G:C8	12:J:52:GLN:NE2	2.81	0.48
1:0:1717:A:H5''	18:P:54:LYS:HB2	1.94	0.48
1:0:1753:C:O2	5:B:229:ARG:NH2	2.40	0.48
1:0:2443:C:O3'	14:L:56:LYS:HE3	2.14	0.48
1:0:2626:C:H2'	1:0:2627:G:C8	2.48	0.48
2:9:3006:C:H5''	16:N:37:ARG:HE	1.78	0.48
1:0:1667:A:H2'	1:0:1668:U:C6	2.48	0.48
5:B:301:VAL:HG11	5:B:309:VAL:HG11	1.95	0.48
13:K:81:ARG:HD3	13:K:87:ARG:CZ	2.43	0.48
13:K:87:ARG:NH1	39:K:4066:HOH:O	2.46	0.48
15:M:31:TRP:HA	15:M:34:GLU:HG3	1.95	0.48
19:Q:32:GLU:HA	19:Q:71:TYR:OH	2.13	0.48
26:X:41:PHE:O	26:X:43:VAL:HG23	2.13	0.48
1:0:1192:A:H3'	1:0:1193:A:H5'	1.95	0.48
1:0:21:G:H4'	20:R:2:ILE:HG22	1.93	0.48
1:0:447:A:O2'	1:0:448:G:H5'	2.14	0.48
1:0:629:A:H2'	1:0:630:A:O4'	2.14	0.48
29:1:25:LYS:HG3	30:2:49:GLU:H	1.78	0.48
31:3:65:THR:HG22	31:3:67:LEU:HG	1.95	0.48
4:A:194:MET:CE	4:A:199:HIS:HB2	2.42	0.48
8:E:6:GLU:HA	8:E:46:THR:HG22	1.94	0.48
25:W:6:GLN:CB	25:W:26:ILE:HD12	2.34	0.48
1:0:1183:C:H5	1:0:1192:A:OP1	1.97	0.48
1:0:2472:C:O2'	1:0:2634:G:H4'	2.13	0.48
1:0:319:A:H4'	1:0:338:C:C5	2.48	0.48

Continued on next page...

Continued from previous page...

Atom-1	Atom-2	Interatomic distance (Å)	Clash overlap (Å)
5:B:41:PHE:HA	5:B:79:MET:CE	2.43	0.48
10:G:12:ILE:HD12	39:G:692:HOH:O	2.13	0.48
22:T:71:VAL:CG1	22:T:72:ILE:N	2.76	0.48
1:O:2866:U:C4	23:U:50:GLU:HB3	2.49	0.48
25:W:122:ARG:NH1	25:W:152:ALA:O	2.46	0.48
1:O:588:G:O6	25:W:154:ARG:NH1	2.47	0.48
1:O:932:U:H2'	1:O:933:C:C6	2.49	0.48
2:9:3091:C:H2'	2:9:3092:G:O4'	2.13	0.48
4:A:206:ARG:NH1	39:A:9499:HOH:O	2.47	0.48
15:M:98:GLN:O	15:M:102:GLU:HG3	2.13	0.48
17:O:25:VAL:HG23	17:O:26:TRP:H	1.79	0.48
20:R:132:ARG:CZ	39:R:9497:HOH:O	2.61	0.48
22:T:23:VAL:HG23	22:T:41:ARG:HG3	1.94	0.48
27:Y:112:GLU:CD	27:Y:115:ARG:NH1	2.66	0.48
1:O:447:A:OP1	22:T:2:LYS:HG2	2.14	0.48
6:C:233:THR:HG22	6:C:234:VAL:N	2.28	0.48
10:G:16:LYS:O	10:G:20:VAL:HG23	2.14	0.48
12:J:88:PRO:O	12:J:94:GLY:HA3	2.14	0.48
22:T:19:ARG:HD3	22:T:67:LEU:O	2.14	0.48
23:U:9:CYS:O	23:U:52:THR:HG23	2.12	0.48
25:W:88:THR:HG22	25:W:90:TYR:CD1	2.49	0.48
1:O:1745:G:H22	1:O:2033:G:H5'	1.79	0.48
1:O:2748:G:H8	39:O:8000:HOH:O	1.95	0.48
1:O:450:C:OP1	6:C:184:ARG:NH2	2.44	0.48
1:O:622:G:P	27:Y:148:GLY:HA3	2.53	0.48
6:C:168:ARG:NH2	6:C:190:ALA:O	2.47	0.48
9:F:49:PHE:HE1	9:F:98:VAL:HG23	1.79	0.48
11:H:3:ALA:CA	11:H:58:ARG:HH12	2.25	0.48
15:M:61:ILE:N	15:M:61:ILE:HD12	2.28	0.48
25:W:11:VAL:O	25:W:12:ASN:HB2	2.13	0.48
1:O:2072:G:H3'	1:O:2073:G:C5'	2.44	0.48
3:4:176:A:OP1	3:4:175:C:H5''	2.14	0.48
1:O:474:C:O3'	6:C:73:LEU:HD21	2.13	0.48
7:D:10:PHE:CE1	7:D:11:HIS:HB3	2.49	0.48
14:L:149:ARG:O	14:L:150:GLN:HB2	2.13	0.48
2:9:3008:G:O6	16:N:11:ARG:NH1	2.45	0.48
1:O:136:C:H2'	1:O:137:U:O4'	2.13	0.48
1:O:2090:G:H2'	1:O:2091:G:C8	2.49	0.48
1:O:2338:G:H2'	7:D:129:ASP:OD1	2.14	0.48
1:O:2815:G:OP2	12:J:99:GLU:HG2	2.14	0.48
6:C:118:THR:O	6:C:136:VAL:HG13	2.13	0.48

Continued on next page...

Continued from previous page...

Atom-1	Atom-2	Interatomic distance (Å)	Clash overlap (Å)
15:M:69:LYS:O	15:M:73:ARG:NH2	2.44	0.48
25:W:88:THR:CG2	25:W:90:TYR:HD1	2.27	0.48
1:0:1462:C:H2'	1:0:1463:A:H8	1.78	0.47
1:0:883:U:H2'	1:0:883:U:O2	2.14	0.47
31:3:91:GLN:O	31:3:92:GLU:HB2	2.14	0.47
5:B:238:ASN:ND2	5:B:240:GLY:H	1.99	0.47
5:B:51:VAL:HG23	5:B:327:VAL:HG13	1.94	0.47
6:C:246:ARG:CB	6:C:246:ARG:HH11	2.27	0.47
15:M:183:THR:CG2	15:M:194:ALA:HB1	2.41	0.47
18:P:98:ILE:HD13	18:P:98:ILE:O	2.14	0.47
26:X:76:ARG:NH1	26:X:76:ARG:HG3	2.29	0.47
1:0:1056:U:H2'	1:0:1057:A:O4'	2.14	0.47
2:9:3012:C:H5'	2:9:3070:U:O4'	2.15	0.47
12:J:39:VAL:CG1	12:J:40:ASN:N	2.76	0.47
16:N:154:LEU:HG	16:N:155:GLU:H	1.79	0.47
25:W:5:VAL:HG22	25:W:32:CYS:HB2	1.95	0.47
1:0:2548:C:OP2	5:B:5:ARG:NH2	2.47	0.47
9:F:12:LEU:HD21	9:F:111:ILE:HG23	1.96	0.47
1:0:1168:C:H5''	32:I:87:THR:CG2	2.45	0.47
27:Y:203:VAL:CG1	27:Y:228:VAL:HG22	2.44	0.47
30:2:10:ARG:HH11	30:2:49:GLU:CD	2.17	0.47
31:3:3:MET:HB2	31:3:88:LEU:HD11	1.97	0.47
5:B:16:ARG:NH2	39:B:9555:HOH:O	2.41	0.47
5:B:190:MET:HE2	5:B:194:PHE:CD1	2.49	0.47
8:E:108:LEU:HD11	8:E:164:ASP:HB2	1.96	0.47
9:F:48:VAL:HG12	9:F:97:ALA:CB	2.44	0.47
32:I:72:VAL:CG1	32:I:73:PRO:HD2	2.44	0.47
12:J:131:THR:HG22	12:J:133:GLY:N	2.30	0.47
14:L:57:VAL:HG12	14:L:57:VAL:O	2.14	0.47
16:N:183:ASP:O	16:N:184:ILE:O	2.33	0.47
19:Q:3:SER:HB3	39:Q:5998:HOH:O	2.14	0.47
23:U:44:ARG:HB3	39:U:3805:HOH:O	2.14	0.47
1:0:1736:A:H1'	39:0:8130:HOH:O	2.15	0.47
1:0:2265:U:H2'	1:0:2266:A:C8	2.50	0.47
14:L:93:VAL:HG12	14:L:97:VAL:HG23	1.97	0.47
27:Y:133:HIS:HD2	39:Y:9377:HOH:O	1.97	0.47
1:0:2769:C:H2'	1:0:2770:G:C5'	2.44	0.47
29:1:28:HIS:CE1	29:1:31:LYS:HE2	2.50	0.47
31:3:16:GLU:HG3	31:3:18:GLN:HE21	1.79	0.47
31:3:55:VAL:HB	31:3:56:PRO:HD2	1.97	0.47
2:9:3002:U:OP2	2:9:3003:A:H5'	2.14	0.47

Continued on next page...

Continued from previous page...

Atom-1	Atom-2	Interatomic distance (Å)	Clash overlap (Å)
6:C:16:VAL:HG12	6:C:17:ASP:N	2.29	0.47
8:E:80:TRP:O	8:E:134:SER:HA	2.14	0.47
32:I:72:VAL:HG13	32:I:73:PRO:HD2	1.96	0.47
15:M:58:GLN:HG3	39:M:9414:HOH:O	2.12	0.47
25:W:108:ARG:HE	25:W:114:PRO:CG	2.27	0.47
1:O:1025:C:H5'	25:W:23:MET:O	2.15	0.47
26:X:34:ARG:NH1	26:X:48:VAL:O	2.47	0.47
1:O:2329:C:O2'	1:O:2330:U:H5'	2.15	0.47
1:O:2416:G:O2'	16:N:25:ARG:HG2	2.13	0.47
5:B:53:LEU:HD21	5:B:270:ILE:HD12	1.96	0.47
5:B:62:ARG:CA	5:B:65:MET:HE3	2.44	0.47
15:M:34:GLU:HB3	15:M:38:GLU:HG3	1.97	0.47
16:N:154:LEU:O	16:N:155:GLU:CB	2.63	0.47
17:O:32:ARG:HH21	17:O:35:LYS:HZ1	1.61	0.47
27:Y:99:ALA:HB2	27:Y:233:TYR:CE2	2.49	0.47
1:O:797:A:O4'	28:Z:10:ARG:N	2.47	0.47
1:O:1972:U:H2'	1:O:1973:A:H5'	1.97	0.47
1:O:2676:C:H6	1:O:2676:C:H5''	1.79	0.47
1:O:286:U:H2'	1:O:287:C:C6	2.50	0.47
1:O:93:C:H5''	24:V:1:THR:CB	2.43	0.47
39:9:4707:HOH:O	16:N:147:ILE:HD12	2.15	0.47
24:V:8:ILE:HG21	24:V:59:ILE:HG13	1.96	0.47
1:O:1211:G:O2'	1:O:1212:C:H5'	2.15	0.47
1:O:1878:G:O2'	1:O:1879:U:P	2.73	0.47
1:O:2781:U:H1'	8:E:139:GLU:OE2	2.14	0.47
1:O:2911:C:O2'	1:O:2912:C:H5'	2.15	0.47
2:9:3049:G:C2'	2:9:3050:G:H5'	2.45	0.47
14:L:125:PHE:CE1	14:L:140:VAL:HG13	2.50	0.47
14:L:89:PHE:CD1	14:L:89:PHE:N	2.83	0.47
20:R:29:LYS:NZ	39:R:9452:HOH:O	2.47	0.47
24:V:8:ILE:HA	24:V:11:MET:CE	2.44	0.47
1:O:1236:A:H2'	1:O:1237:U:O4'	2.15	0.47
1:O:1778:A:H2'	1:O:1779:A:H5'	1.96	0.47
1:O:204:A:H2'	1:O:205:U:H5'	1.96	0.47
1:O:27:U:H2'	1:O:28:G:O4'	2.15	0.47
31:3:22:VAL:HG11	31:3:67:LEU:HD13	1.97	0.47
4:A:69:LEU:HD23	4:A:107:ASN:CB	2.45	0.47
5:B:30:PRO:HB2	5:B:39:GLN:NE2	2.30	0.47
6:C:127:ARG:HD3	6:C:129:HIS:CE1	2.48	0.47
6:C:127:ARG:CZ	6:C:225:PRO:HG2	2.45	0.47
32:I:102:VAL:CG1	32:I:106:LYS:HE3	2.40	0.47

Continued on next page...

Continued from previous page...

Atom-1	Atom-2	Interatomic distance (Å)	Clash overlap (Å)
12:J:45:VAL:CG2	12:J:129:PHE:CD1	2.98	0.47
1:0:1234:U:N3	5:B:244:PRO:HB3	2.30	0.47
5:B:41:PHE:CZ	5:B:79:MET:HG3	2.49	0.47
9:F:117:GLU:C	9:F:119:ARG:H	2.18	0.47
11:H:40:ALA:HB1	11:H:137:TYR:CE2	2.50	0.47
1:0:392:U:H5'	15:M:193:LYS:HB3	1.96	0.47
16:N:43:VAL:CG1	16:N:118:ILE:HD11	2.45	0.47
22:T:48:VAL:CG2	22:T:96:VAL:HG13	2.45	0.47
26:X:66:THR:HG22	26:X:67:PRO:O	2.14	0.47
1:0:1847:A:OP1	4:A:175:LYS:HG3	2.15	0.46
1:0:2587:OMU:H6	1:0:2587:OMU:O5'	2.15	0.46
1:0:2712:G:H5'	39:K:4183:HOH:O	2.15	0.46
1:0:407:A:H5'	39:0:6549:HOH:O	2.14	0.46
4:A:194:MET:HE1	4:A:199:HIS:HB2	1.97	0.46
5:B:321:PRO:HG3	39:B:9597:HOH:O	2.15	0.46
12:J:143:LYS:HG3	12:J:145:TRP:CE2	2.50	0.46
39:0:5296:HOH:O	16:N:21:HIS:HD2	1.98	0.46
1:0:1252:A:H2'	1:0:1253:C:O4'	2.15	0.46
1:0:1441:G:H1'	39:0:8302:HOH:O	2.15	0.46
1:0:1641:A:C2'	1:0:1642:A:H5'	2.43	0.46
1:0:2435:U:H1'	39:0:5974:HOH:O	2.15	0.46
1:0:2443:C:H5'	14:L:57:VAL:HG21	1.97	0.46
1:0:710:G:H5'	17:O:25:VAL:HG13	1.98	0.46
7:D:99:ASP:N	7:D:103:ASN:O	2.43	0.46
8:E:97:VAL:HG12	39:E:4191:HOH:O	2.15	0.46
1:0:1477:C:H5'	1:0:1868:G:C5'	2.45	0.46
4:A:34:ASP:OD1	4:A:35:GLY:N	2.48	0.46
6:C:57:PRO:HG2	6:C:73:LEU:HD13	1.98	0.46
8:E:35:TYR:HB2	39:E:5715:HOH:O	2.16	0.46
11:H:136:ALA:HB3	11:H:146:VAL:HG21	1.97	0.46
15:M:68:ARG:HD3	15:M:68:ARG:O	2.15	0.46
16:N:86:LEU:HD12	16:N:125:ALA:HB2	1.97	0.46
22:T:49:GLU:OE2	22:T:97:ARG:HD2	2.16	0.46
1:0:1182:C:H1'	1:0:1192:A:C8	2.47	0.46
1:0:1730:G:H5'	1:0:1731:C:C6	2.50	0.46
1:0:292:G:H2'	1:0:358:G:N2	2.30	0.46
1:0:666:A:H2'	1:0:667:C:O4'	2.15	0.46
1:0:797:A:H4'	28:Z:10:ARG:N	2.30	0.46
4:A:33:GLU:OE1	4:A:33:GLU:N	2.38	0.46
5:B:171:VAL:HG23	5:B:172:SER:N	2.31	0.46
5:B:41:PHE:HA	5:B:79:MET:HE2	1.97	0.46

Continued on next page...

Continued from previous page...

Atom-1	Atom-2	Interatomic distance (Å)	Clash overlap (Å)
6:C:162:VAL:HG13	6:C:192:ILE:HD11	1.97	0.46
7:D:25:MET:HE1	7:D:37:ALA:O	2.14	0.46
8:E:145:ALA:HB1	8:E:168:ILE:CD1	2.46	0.46
32:I:131:THR:O	32:I:135:LEU:HG	2.16	0.46
12:J:71:TYR:CD1	12:J:72:PRO:HD2	2.50	0.46
13:K:49:LEU:HD12	13:K:80:ILE:HD13	1.97	0.46
15:M:187:LEU:HD23	15:M:194:ALA:HB3	1.95	0.46
1:O:1268:C:O2'	1:O:1269:G:H5'	2.15	0.46
1:O:249:G:O2'	1:O:250:C:H5'	2.15	0.46
30:2:39:ARG:HG2	39:2:3143:HOH:O	2.16	0.46
9:F:48:VAL:HG23	9:F:74:PHE:CB	2.45	0.46
17:O:53:GLN:HG2	17:O:56:GLU:OE1	2.16	0.46
22:T:53:GLY:HA3	39:T:6384:HOH:O	2.14	0.46
27:Y:122:ARG:NH2	39:Y:9335:HOH:O	2.48	0.46
1:O:1044:C:H5''	39:O:9648:HOH:O	2.16	0.46
1:O:1118:A:C8	1:O:1119:G:H5''	2.50	0.46
1:O:2064:U:H4'	1:O:2653:A:OP1	2.15	0.46
5:B:51:VAL:HG22	5:B:53:LEU:HD13	1.98	0.46
7:D:173:GLU:HG3	7:D:174:VAL:N	2.31	0.46
8:E:69:ILE:HA	8:E:72:MET:HE2	1.97	0.46
25:W:142:ASP:HB3	25:W:145:GLY:H	1.81	0.46
1:O:1299:G:N2	39:O:5251:HOH:O	2.49	0.46
1:O:1615:A:H5'	39:O:4766:HOH:O	2.15	0.46
1:O:285:A:H2'	1:O:286:U:O4'	2.16	0.46
4:A:207:GLN:O	4:A:208:HIS:HB3	2.15	0.46
5:B:277:GLU:N	5:B:278:PRO:HD2	2.31	0.46
18:P:98:ILE:HD12	18:P:102:ARG:NE	2.31	0.46
23:U:4:ARG:HH11	23:U:4:ARG:HG2	1.80	0.46
4:A:88:ILE:HG22	4:A:88:ILE:O	2.16	0.46
7:D:62:ASP:HA	39:D:4233:HOH:O	2.16	0.46
11:H:116:ALA:O	11:H:117:PHE:C	2.55	0.46
12:J:103:VAL:HG12	39:J:5907:HOH:O	2.15	0.46
15:M:164:THR:CG2	15:M:165:GLY:N	2.78	0.46
24:V:42:ASN:O	24:V:44:GLY:N	2.49	0.46
26:X:71:ARG:HB3	26:X:88:GLU:OE1	2.16	0.46
26:X:72:VAL:CG2	26:X:85:VAL:HG12	2.44	0.46
28:Z:57:CYS:SG	28:Z:59:TYR:HB3	2.56	0.46
1:O:1755:A:H2'	1:O:1756:G:O4'	2.16	0.46
1:O:177:A:H2'	1:O:178:U:O4'	2.16	0.46
1:O:2044:G:OP1	26:X:23:HIS:HE1	1.99	0.46
1:O:2851:G:O3'	5:B:157:LYS:NZ	2.46	0.46

Continued on next page...

Continued from previous page...

Atom-1	Atom-2	Interatomic distance (Å)	Clash overlap (Å)
7:D:64:ARG:NE	7:D:67:ASP:HB3	2.30	0.46
13:K:55:VAL:CG1	13:K:56:SER:N	2.78	0.46
14:L:114:VAL:HB	39:L:9471:HOH:O	2.15	0.46
1:O:1171:A:H2'	1:O:1172:G:H5'	1.97	0.46
1:O:1470:A:OP1	15:M:93:ARG:HD2	2.16	0.46
1:O:189:A:OP1	15:M:171:ARG:NH2	2.49	0.46
1:O:1926:G:H2'	1:O:1927:A:C8	2.51	0.46
1:O:2415:A:N3	16:N:26:LEU:HD13	2.30	0.46
4:A:121:ALA:O	4:A:124:VAL:HG22	2.16	0.46
4:A:81:GLN:HB2	4:A:92:ASN:HD21	1.80	0.46
5:B:16:ARG:NE	39:B:9555:HOH:O	2.34	0.46
6:C:118:THR:CG2	6:C:137:PRO:HB3	2.46	0.46
7:D:65:GLU:HG3	39:D:6752:HOH:O	2.15	0.46
9:F:50:VAL:CG2	9:F:63:ILE:HG21	2.46	0.46
11:H:47:ILE:HG21	39:H:9541:HOH:O	2.14	0.46
1:O:1603:A:H5''	1:O:1605:G:H5'	1.97	0.45
1:O:2032:U:H2'	1:O:2033:G:H5'	1.97	0.45
1:O:65:C:O2'	1:O:66:G:H5'	2.16	0.45
1:O:834:G:H3'	1:O:835:U:H4'	1.99	0.45
1:O:92:G:H4'	24:V:44:GLY:HA3	1.98	0.45
2:9:3052:A:H2'	2:9:3053:G:O4'	2.16	0.45
5:B:243:ASN:HA	5:B:244:PRO:C	2.35	0.45
12:J:75:PRO:HB3	12:J:132:LEU:HB3	1.98	0.45
5:B:221:GLN:NE2	13:K:42:ASN:HD22	2.07	0.45
18:P:135:ALA:HB1	18:P:139:ARG:HH12	1.82	0.45
1:O:820:G:O2'	1:O:856:G:H4'	2.16	0.45
2:9:3042:C:O2	7:D:76:ARG:NH1	2.49	0.45
5:B:305:ASP:O	5:B:306:LYS:CB	2.63	0.45
6:C:133:ARG:NH1	39:C:9213:HOH:O	2.49	0.45
14:L:136:ALA:HB3	39:L:9471:HOH:O	2.16	0.45
19:Q:25:PRO:HA	19:Q:26:PRO:HD3	1.81	0.45
20:R:114:VAL:HG13	20:R:114:VAL:O	2.16	0.45
25:W:105:THR:HA	25:W:109:GLU:OE1	2.16	0.45
26:X:12:ILE:HD12	26:X:36:HIS:CG	2.51	0.45
1:O:2904:U:H4'	26:X:8:ARG:NH1	2.32	0.45
2:9:3050:G:H5''	16:N:159:TYR:CE1	2.52	0.45
2:9:3114:G:H2'	2:9:3115:C:C6	2.51	0.45
8:E:66:GLN:O	8:E:70:GLU:HG3	2.16	0.45
9:F:57:GLU:HB2	15:M:23:LEU:HD11	1.97	0.45
20:R:119:VAL:HG12	20:R:119:VAL:O	2.16	0.45
27:Y:115:ARG:NE	39:Y:9350:HOH:O	2.49	0.45

Continued on next page...

Continued from previous page...

Atom-1	Atom-2	Interatomic distance (Å)	Clash overlap (Å)
4:A:30:ARG:HB3	4:A:30:ARG:HE	1.59	0.45
5:B:84:LEU:HD13	5:B:84:LEU:O	2.17	0.45
1:0:2299:G:O6	19:Q:1:PRO:HA	2.17	0.45
1:0:1525:G:H5'	1:0:1526:A:OP2	2.17	0.45
1:0:1902:G:H2'	1:0:1903:U:O4'	2.16	0.45
1:0:1947:G:H2'	1:0:1948:G:H8	1.81	0.45
1:0:603:A:H4'	1:0:604:G:O5'	2.16	0.45
2:9:3049:G:H2'	2:9:3050:G:O4'	2.17	0.45
2:9:3076:G:C3'	2:9:3077:A:H5''	2.30	0.45
4:A:135:VAL:HG11	4:A:147:ARG:HH12	1.81	0.45
1:0:2717:C:H5'	5:B:302:PRO:HA	1.97	0.45
39:0:9644:HOH:O	14:L:30:ARG:HD2	2.17	0.45
1:0:2906:A:H5'	1:0:2907:C:O4'	2.16	0.45
1:0:366:U:H2'	1:0:367:G:O4'	2.17	0.45
15:M:74:LYS:HG2	15:M:75:ARG:N	2.31	0.45
16:N:155:GLU:O	16:N:156:GLU:HG3	2.16	0.45
27:Y:112:GLU:OE2	27:Y:115:ARG:NH1	2.49	0.45
1:0:1724:U:H5''	39:0:4327:HOH:O	2.16	0.45
16:N:37:ARG:CZ	16:N:105:GLY:HA3	2.46	0.45
16:N:71:TRP:CE3	16:N:175:LEU:HD22	2.52	0.45
1:0:952:G:OP1	19:Q:42:LYS:HE2	2.17	0.45
22:T:81:LYS:HD2	22:T:87:VAL:HG11	1.98	0.45
26:X:9:VAL:HG13	26:X:88:GLU:OE2	2.17	0.45
1:0:2316:G:OP1	1:0:2317:C:H1'	2.16	0.45
1:0:288:A:H2'	1:0:289:G:C8	2.51	0.45
4:A:201:PHE:HB3	39:A:9621:HOH:O	2.15	0.45
8:E:81:GLU:HG2	8:E:134:SER:HB3	1.99	0.45
1:0:1184:C:H4'	32:I:126:LYS:HB3	1.98	0.45
12:J:54:VAL:HG11	12:J:138:THR:HG21	1.98	0.45
39:9:5851:HOH:O	16:N:38:LYS:HD3	2.16	0.45
27:Y:99:ALA:HB2	27:Y:233:TYR:CZ	2.52	0.45
1:0:137:U:OP1	1:0:259:G:O2'	2.35	0.45
1:0:2568:A:H5''	1:0:2702:A:O2'	2.16	0.45
1:0:2748:G:OP1	1:0:2749:U:H5''	2.17	0.45
2:9:3054:A:O2'	2:9:3055:U:H5'	2.17	0.45
6:C:185:LYS:HD3	6:C:186:TYR:CE1	2.52	0.45
7:D:23:VAL:CG2	7:D:73:VAL:HB	2.45	0.45
13:K:99:ASP:OD1	13:K:101:ASN:N	2.49	0.45
16:N:72:GLU:HG2	16:N:72:GLU:O	2.16	0.45
22:T:78:THR:HB	22:T:87:VAL:O	2.17	0.45
1:0:1185:U:H2'	1:0:1186:C:C6	2.51	0.45

Continued on next page...

Continued from previous page...

Atom-1	Atom-2	Interatomic distance (Å)	Clash overlap (Å)
1:0:2252:A:C5	1:0:2253:G:H1'	2.51	0.45
1:0:2681:A:H4'	1:0:2682:C:H5'	1.99	0.45
1:0:2907:C:H2'	1:0:2908:A:O4'	2.17	0.45
4:A:192:VAL:HG11	4:A:207:GLN:HB3	1.98	0.45
4:A:99:ILE:O	4:A:131:HIS:CE1	2.70	0.45
5:B:254:GLN:NE2	39:B:9589:HOH:O	2.50	0.45
9:F:99:THR:O	9:F:100:ASP:HB2	2.17	0.45
15:M:72:ALA:HB2	15:M:93:ARG:HG2	1.99	0.45
1:0:1573:A:H2'	1:0:1574:C:O4'	2.16	0.44
29:1:8:GLN:HE22	29:1:11:LYS:HZ2	1.65	0.44
2:9:3029:C:C2'	2:9:3030:C:H5'	2.47	0.44
1:0:1942:A:H5'	4:A:233:THR:HB	1.98	0.44
5:B:215:VAL:HB	5:B:234:ARG:NH1	2.26	0.44
11:H:45:VAL:HA	11:H:167:PRO:O	2.17	0.44
15:M:22:GLU:HG2	15:M:26:GLN:NE2	2.32	0.44
15:M:43:PRO:HG3	15:M:62:VAL:HG21	1.98	0.44
22:T:79:LEU:HG	22:T:89:ARG:HB2	1.99	0.44
27:Y:106:THR:HG23	27:Y:107:PRO:HD2	1.97	0.44
27:Y:155:ARG:NH1	39:Y:9352:HOH:O	2.49	0.44
1:0:1773:G:C8	28:Z:16:ALA:HA	2.50	0.44
1:0:1120:U:H6	1:0:1120:U:H5''	1.82	0.44
1:0:1748:U:H4'	39:0:7981:HOH:O	2.16	0.44
1:0:2353:A:H4'	1:0:2354:A:O5'	2.17	0.44
1:0:958:G:H2'	1:0:959:C:C6	2.52	0.44
6:C:150:THR:HA	6:C:203:ALA:O	2.17	0.44
7:D:41:LEU:HA	7:D:44:ILE:HG22	1.99	0.44
7:D:49:PRO:HB3	39:D:5828:HOH:O	2.18	0.44
16:N:82:TYR:HE1	16:N:120:GLU:HG2	1.82	0.44
1:0:2541:U:C2	1:0:2620:U:O4	2.71	0.44
1:0:484:A:N1	1:0:506:G:H4'	2.31	0.44
31:3:42:ARG:HH11	31:3:42:ARG:HG3	1.82	0.44
4:A:51:ARG:HH21	4:A:55:VAL:HG23	1.83	0.44
7:D:163:VAL:HA	39:D:6326:HOH:O	2.17	0.44
8:E:23:GLU:HG2	8:E:28:SER:CB	2.46	0.44
8:E:84:MET:HE3	8:E:131:LEU:HD13	1.99	0.44
12:J:90:LYS:HB2	36:J:9302:CL:CL	2.55	0.44
15:M:66:SER:HB3	15:M:128:TRP:CD1	2.52	0.44
23:U:20:MET:CG	23:U:28:THR:HG23	2.47	0.44
1:0:1226:G:H5'	39:0:5101:HOH:O	2.18	0.44
1:0:1768:C:H2'	1:0:1769:C:O4'	2.17	0.44
1:0:1878:G:O2'	1:0:1879:U:C5	2.63	0.44

Continued on next page...

Continued from previous page...

Atom-1	Atom-2	Interatomic distance (Å)	Clash overlap (Å)
1:0:426:G:H2'	1:0:427:C:O4'	2.18	0.44
1:0:821:U:H2'	1:0:822:C:H6	1.82	0.44
6:C:236:THR:HG22	6:C:239:ALA:HB2	1.99	0.44
9:F:58:GLU:HG3	9:F:61:MET:CE	2.47	0.44
11:H:58:ARG:O	11:H:62:LEU:HD22	2.18	0.44
11:H:56:GLN:NE2	11:H:93:GLN:HG2	2.31	0.44
1:0:1163:G:H5''	32:I:115:ASP:HB3	1.99	0.44
32:I:113:HIS:CE1	32:I:121:LEU:HD22	2.53	0.44
19:Q:30:VAL:HG12	19:Q:30:VAL:O	2.17	0.44
19:Q:75:ILE:HD13	19:Q:84:ILE:CD1	2.47	0.44
25:W:29:VAL:O	25:W:30:ASN:HB2	2.18	0.44
25:W:5:VAL:O	25:W:52:VAL:CG2	2.66	0.44
1:0:1213:C:O2'	1:0:1214:G:H5'	2.18	0.44
1:0:1419:U:H2'	1:0:1685:A:C2	2.52	0.44
1:0:2003:U:H4'	1:0:2004:U:H5	1.83	0.44
1:0:2104:C:O2	1:0:2485:A:N1	2.50	0.44
1:0:2503:A:OP1	11:H:151:ARG:NH2	2.49	0.44
5:B:18:ARG:HE	5:B:256:GLN:NE2	2.15	0.44
6:C:129:HIS:HD2	6:C:165:ASP:OD2	2.01	0.44
7:D:44:ILE:HG23	7:D:45:THR:HG23	2.00	0.44
1:0:2346:C:H4'	7:D:52:THR:CG2	2.48	0.44
22:T:88:PRO:HB3	39:T:6320:HOH:O	2.18	0.44
1:0:1139:U:H2'	1:0:1140:C:C6	2.52	0.44
1:0:2478:U:O2'	1:0:2479:A:H5'	2.18	0.44
1:0:2531:U:O2'	1:0:2532:A:H5'	2.17	0.44
1:0:461:C:N3	1:0:479:G:H5'	2.33	0.44
1:0:488:U:O2'	22:T:82:THR:HG21	2.17	0.44
1:0:564:G:H1'	39:0:6825:HOH:O	2.16	0.44
30:2:20:ARG:NE	30:2:39:ARG:NH2	2.66	0.44
31:3:18:GLN:OE1	31:3:73:GLU:HB3	2.18	0.44
5:B:88:GLU:HB3	5:B:97:LEU:HD12	1.98	0.44
6:C:219:ASN:O	6:C:222:ASP:OD1	2.36	0.44
9:F:102:GLY:O	9:F:103:GLU:HB2	2.18	0.44
1:0:1592:G:O2'	1:0:1593:C:O4'	2.34	0.44
1:0:920:C:H5'	1:0:921:G:C4	2.52	0.44
1:0:968:G:H1'	11:H:32:LYS:HD2	1.98	0.44
31:3:69:TYR:O	31:3:77:ALA:HA	2.17	0.44
4:A:232:ARG:NH2	4:A:236:GLY:O	2.43	0.44
4:A:36:ASP:CB	4:A:83:GLY:HA3	2.45	0.44
9:F:60:VAL:O	9:F:60:VAL:CG1	2.66	0.44
11:H:51:VAL:CG1	11:H:53:GLU:O	2.66	0.44

Continued on next page...

Continued from previous page...

Atom-1	Atom-2	Interatomic distance (Å)	Clash overlap (Å)
14:L:143:THR:CG2	14:L:144:ASP:N	2.81	0.44
28:Z:56:GLN:HA	28:Z:62:TYR:O	2.18	0.44
1:0:1066:U:H2'	1:0:1067:A:C8	2.52	0.44
1:0:1067:A:H5'	39:0:4922:HOH:O	2.17	0.44
1:0:1130:U:H2'	1:0:1131:G:O4'	2.18	0.44
1:0:1151:G:OP1	10:G:63:ARG:NH1	2.50	0.44
1:0:1884:G:O6	4:A:190:ARG:HD2	2.17	0.44
7:D:23:VAL:O	7:D:23:VAL:HG23	2.18	0.44
32:I:110:GLU:HA	32:I:113:HIS:CD2	2.53	0.44
16:N:119:GLN:O	16:N:123:ILE:HG13	2.18	0.44
16:N:42:HIS:CE1	16:N:75:THR:OG1	2.71	0.44
17:O:10:LEU:HD13	17:O:99:GLU:HG3	1.99	0.44
20:R:119:VAL:HG21	20:R:142:ASP:CG	2.39	0.44
25:W:13:MET:HE1	25:W:18:GLN:CA	2.41	0.44
27:Y:144:ARG:CG	27:Y:144:ARG:NH1	2.76	0.44
1:0:1919:A:H4'	39:0:5415:HOH:O	2.17	0.44
30:2:41:HIS:N	30:2:45:ASN:HD22	1.99	0.44
4:A:179:MET:HG2	4:A:186:TRP:HB3	1.99	0.44
32:I:87:THR:CG2	32:I:88:GLY:N	2.81	0.44
20:R:18:LEU:HG	20:R:91:LEU:HD13	2.00	0.44
21:S:56:ASN:O	30:2:8:LYS:NZ	2.44	0.44
26:X:73:ARG:NH1	26:X:88:GLU:HG2	2.33	0.44
28:Z:60:CYS:O	28:Z:61:ASP:HB2	2.18	0.44
1:0:1422:U:H2'	1:0:1423:C:C6	2.53	0.43
1:0:960:G:N3	1:0:960:G:C2'	2.81	0.43
4:A:223:ARG:O	4:A:223:ARG:HG2	2.18	0.43
5:B:175:LEU:O	5:B:175:LEU:HD23	2.18	0.43
5:B:41:PHE:HB3	5:B:190:MET:CE	2.48	0.43
5:B:254:GLN:HG2	5:B:255:GLY:H	1.80	0.43
5:B:217:ARG:HG3	5:B:257:THR:HB	2.00	0.43
5:B:49:THR:HG22	5:B:280:VAL:CG2	2.48	0.43
9:F:11:ASP:O	9:F:14:ASP:HB2	2.18	0.43
15:M:187:LEU:HD22	15:M:194:ALA:HB3	1.99	0.43
15:M:81:ARG:HG3	15:M:85:ARG:HB2	2.00	0.43
16:N:176:ARG:HG3	16:N:180:LEU:HD13	2.00	0.43
1:0:1588:G:C6	1:0:1589:G:N1	2.87	0.43
1:0:1681:G:H5''	1:0:1682:A:H5'	2.00	0.43
1:0:2363:G:O2'	19:Q:11:ARG:HG3	2.17	0.43
1:0:1684:A:H1'	30:2:43:ARG:HH22	1.83	0.43
1:0:2083:A:N6	12:J:90:LYS:HE2	2.32	0.43
1:0:1992:U:OP2	13:K:66:ARG:HD2	2.18	0.43

Continued on next page...

Continued from previous page...

Atom-1	Atom-2	Interatomic distance (Å)	Clash overlap (Å)
16:N:108:SER:HA	16:N:109:PRO:HD3	1.81	0.43
1:O:1096:U:O2'	1:O:1097:A:H5'	2.18	0.43
1:O:1131:G:C6	1:O:1230:A:C4	3.06	0.43
1:O:2032:U:H2'	1:O:2033:G:H5''	1.99	0.43
1:O:2506:A:O2'	1:O:2507:G:O5'	2.36	0.43
1:O:2846:C:H4'	39:O:5633:HOH:O	2.18	0.43
31:3:17:HIS:O	31:3:18:GLN:HG3	2.19	0.43
8:E:81:GLU:HA	8:E:133:VAL:O	2.18	0.43
32:I:116:LEU:HD22	32:I:127:GLU:OE1	2.18	0.43
15:M:122:GLN:OE1	15:M:127:LYS:HE2	2.18	0.43
7:D:149:ARG:HH12	16:N:15:GLU:HA	1.83	0.43
25:W:65:VAL:HG12	25:W:116:LEU:HD13	2.01	0.43
27:Y:189:ASN:HD22	27:Y:191:ASP:N	2.16	0.43
1:O:185:G:O3'	1:O:186:A:H4'	2.19	0.43
1:O:2526:C:H5'	1:O:2526:C:C6	2.53	0.43
1:O:702:G:O2'	1:O:703:G:H5'	2.18	0.43
1:O:2549:C:OP1	5:B:7:ARG:NH1	2.51	0.43
14:L:145:LEU:C	14:L:145:LEU:HD23	2.38	0.43
14:L:73:VAL:HG23	14:L:74:THR:N	2.33	0.43
24:V:5:VAL:HG11	24:V:9:ARG:NH1	2.32	0.43
25:W:21:LEU:HB3	25:W:26:ILE:CG1	2.48	0.43
26:X:20:GLU:CG	26:X:21:PRO:HD2	2.47	0.43
1:O:1741:U:O2'	1:O:2723:G:H4'	2.18	0.43
1:O:2239:C:H2'	1:O:2240:U:C6	2.54	0.43
1:O:2323:G:H5'	39:O:7509:HOH:O	2.18	0.43
1:O:2533:C:H6	1:O:2533:C:C5'	2.26	0.43
7:D:92:GLU:HB2	39:D:3862:HOH:O	2.18	0.43
11:H:146:VAL:HG22	39:H:9541:HOH:O	2.18	0.43
12:J:99:GLU:HA	39:J:7377:HOH:O	2.18	0.43
17:O:38:ARG:NH1	39:O:7674:HOH:O	2.51	0.43
39:O:7490:HOH:O	19:Q:9:GLY:HA2	2.17	0.43
20:R:84:ALA:O	20:R:88:PHE:HD1	2.02	0.43
25:W:5:VAL:C	25:W:52:VAL:HG23	2.39	0.43
1:O:2506:A:O2'	1:O:2507:G:P	2.77	0.43
17:O:42:GLU:HB2	39:O:2176:HOH:O	2.19	0.43
22:T:49:GLU:OE2	22:T:51:LEU:HD21	2.19	0.43
26:X:23:HIS:CD2	26:X:24:LYS:HG3	2.53	0.43
1:O:1406:A:H5'	1:O:1407:A:C8	2.54	0.43
1:O:2456:A:H2'	1:O:2457:U:H6	1.84	0.43
1:O:2619:UR3:H6	1:O:2619:UR3:O5'	2.19	0.43
5:B:69:VAL:HA	5:B:70:PRO:HD3	1.84	0.43

Continued on next page...

Continued from previous page...

Atom-1	Atom-2	Interatomic distance (Å)	Clash overlap (Å)
18:P:13:VAL:HG11	18:P:40:VAL:CG1	2.48	0.43
27:Y:107:PRO:HD3	27:Y:182:PHE:CE1	2.54	0.43
1:0:1760:G:H5'	1:0:1818:C:O2'	2.17	0.43
1:0:23:G:C6	1:0:24:G:N1	2.87	0.43
1:0:338:C:H4'	6:C:174:ILE:HD11	2.01	0.43
1:0:697:G:H4'	1:0:730:G:O3'	2.18	0.43
4:A:223:ARG:NH1	39:A:9507:HOH:O	2.51	0.43
5:B:267:LYS:HE3	5:B:300:SER:O	2.18	0.43
12:J:132:LEU:HA	12:J:132:LEU:HD23	1.82	0.43
13:K:118:ALA:O	13:K:119:GLN:C	2.56	0.43
15:M:144:ASP:O	15:M:148:SER:HB3	2.19	0.43
16:N:179:LEU:HD23	16:N:184:ILE:CD1	2.48	0.43
22:T:75:GLU:O	22:T:76:ASP:HB2	2.19	0.43
24:V:8:ILE:CG2	24:V:59:ILE:HG13	2.49	0.43
25:W:139:GLY:O	25:W:141:HIS:CD2	2.65	0.43
1:0:2676:C:H4'	12:J:70:PHE:HD1	1.78	0.43
1:0:2699:A:H2'	1:0:2700:G:O4'	2.18	0.43
1:0:294:C:H2'	1:0:295:C:O4'	2.19	0.43
1:0:522:U:O2'	1:0:1366:C:H5'	2.18	0.43
1:0:2408:A:H4'	31:3:15:ASN:O	2.19	0.43
4:A:206:ARG:HH11	4:A:206:ARG:HG3	1.83	0.43
4:A:36:ASP:C	4:A:38:ILE:N	2.71	0.43
5:B:190:MET:CE	5:B:194:PHE:CD1	3.02	0.43
8:E:133:VAL:HG12	8:E:141:VAL:HG13	2.01	0.43
9:F:101:ALA:HA	39:F:5413:HOH:O	2.18	0.43
32:I:132:CYS:O	32:I:135:LEU:N	2.49	0.43
14:L:10:SER:O	14:L:11:ARG:HB3	2.19	0.43
22:T:106:GLU:HG3	39:T:4913:HOH:O	2.18	0.43
23:U:47:ARG:HG3	39:U:4381:HOH:O	2.18	0.43
1:0:2072:G:N2	39:0:7359:HOH:O	2.52	0.43
1:0:263:U:C2	9:F:59:ILE:HD12	2.54	0.43
1:0:999:C:H2'	1:0:1000:C:O4'	2.19	0.43
30:2:19:SER:O	30:2:36:ASN:ND2	2.52	0.43
2:9:3044:A:O4'	7:D:76:ARG:NE	2.52	0.43
5:B:146:THR:C	5:B:148:PRO:HD3	2.39	0.43
5:B:171:VAL:HG23	5:B:172:SER:H	1.84	0.43
8:E:20:ILE:HD12	8:E:33:LEU:CD1	2.48	0.43
13:K:20:CYS:HB2	13:K:29:LEU:HG	2.01	0.43
16:N:93:GLN:HE21	16:N:127:LEU:CD1	2.32	0.43
18:P:16:VAL:CG1	18:P:20:ARG:HB2	2.49	0.43
24:V:11:MET:HB3	24:V:15:GLU:HB2	2.00	0.43

Continued on next page...

Continued from previous page...

Atom-1	Atom-2	Interatomic distance (Å)	Clash overlap (Å)
1:0:1163:G:H1	1:0:1184:C:N4	2.17	0.42
1:0:1185:U:H5'	39:0:7928:HOH:O	2.19	0.42
1:0:1236:A:C8	12:J:63:ILE:HD11	2.54	0.42
1:0:1473:U:O2'	1:0:1474:C:H5''	2.19	0.42
1:0:1819:G:H2'	1:0:1820:G:C4'	2.49	0.42
1:0:2372:A:H2'	1:0:2373:U:C6	2.54	0.42
1:0:2379:G:N3	1:0:2418:G:H2'	2.33	0.42
1:0:2690:U:H4'	8:E:111:LYS:HE3	2.01	0.42
1:0:2717:C:H2'	1:0:2718:C:C5'	2.36	0.42
1:0:2720:C:O2	13:K:87:ARG:NH2	2.52	0.42
1:0:370:G:O2'	1:0:371:U:H5'	2.19	0.42
29:1:18:LYS:HD3	30:2:10:ARG:HD3	2.01	0.42
4:A:105:VAL:CG1	4:A:106:CYS:N	2.82	0.42
5:B:24:PRO:CG	5:B:204:GLY:HA2	2.49	0.42
2:9:3045:A:H4'	7:D:143:LYS:O	2.19	0.42
7:D:64:ARG:CD	7:D:67:ASP:HB3	2.49	0.42
8:E:5:LEU:HD21	8:E:66:GLN:HG3	1.99	0.42
12:J:45:VAL:CG2	12:J:129:PHE:HD1	2.32	0.42
15:M:159:VAL:HG13	15:M:160:PHE:N	2.34	0.42
15:M:64:ARG:HD2	39:M:9392:HOH:O	2.19	0.42
1:0:2365:G:H4'	19:Q:45:PRO:O	2.19	0.42
20:R:119:VAL:CG1	20:R:119:VAL:O	2.66	0.42
20:R:61:GLN:NE2	39:R:9452:HOH:O	2.52	0.42
20:R:69:LYS:HB2	20:R:72:VAL:HG23	2.01	0.42
23:U:4:ARG:NH1	23:U:4:ARG:HG2	2.34	0.42
1:0:1044:C:H3'	1:0:1045:G:H5''	2.00	0.42
1:0:1174:A:C5	1:0:1201:C:H4'	2.54	0.42
1:0:138:U:OP2	1:0:139:C:H5	2.02	0.42
1:0:1797:A:H2'	1:0:1799:G:O5'	2.19	0.42
1:0:2642:G:H2'	1:0:2643:G:O4'	2.20	0.42
1:0:2769:C:H2'	1:0:2770:G:H5'	1.99	0.42
1:0:359:U:H3'	39:0:6300:HOH:O	2.18	0.42
5:B:17:LYS:O	5:B:260:HIS:CD2	2.72	0.42
8:E:81:GLU:HG2	8:E:134:SER:CB	2.50	0.42
8:E:36:PRO:HD3	12:J:127:ILE:CD1	2.43	0.42
11:H:69:ALA:HB2	11:H:153:ALA:HB2	2.01	0.42
11:H:20:ILE:HG23	11:H:120:ILE:CD1	2.48	0.42
12:J:107:ASN:HD22	12:J:107:ASN:C	2.23	0.42
2:9:3014:G:O2'	16:N:1:ALA:HB2	2.18	0.42
16:N:89:GLY:O	16:N:92:ALA:HB3	2.19	0.42
24:V:39:ALA:O	24:V:41:GLU:N	2.47	0.42

Continued on next page...

Continued from previous page...

Atom-1	Atom-2	Interatomic distance (Å)	Clash overlap (Å)
1:0:1730:G:H5'	1:0:1731:C:H5	1.81	0.42
1:0:2032:U:C2'	1:0:2033:G:H5''	2.49	0.42
1:0:2374:A:H2'	1:0:2375:G:C8	2.54	0.42
1:0:64:G:H2'	1:0:65:C:O4'	2.19	0.42
4:A:192:VAL:HG12	4:A:207:GLN:CB	2.48	0.42
5:B:115:VAL:HA	5:B:116:PRO:HD3	1.94	0.42
5:B:14:GLY:HA2	5:B:15:PRO:C	2.39	0.42
6:C:33:LYS:HE2	39:C:9162:HOH:O	2.19	0.42
10:G:63:ARG:HB2	10:G:66:LEU:HG	2.01	0.42
1:0:645:U:OP2	14:L:4:LYS:HE2	2.19	0.42
17:O:29:VAL:HG11	17:O:98:LEU:HD21	2.00	0.42
25:W:59:GLN:NE2	25:W:97:ALA:HB3	2.34	0.42
1:0:1162:G:H1'	32:I:117:LEU:CD1	2.46	0.42
1:0:2314:G:C2'	1:0:2315:C:H5'	2.49	0.42
1:0:2587:OMU:H2'	1:0:2589:U:H5''	2.00	0.42
1:0:2679:G:H2'	1:0:2681:A:OP2	2.19	0.42
1:0:2694:A:H4'	8:E:91:PHE:HE1	1.83	0.42
1:0:2820:A:H2'	1:0:2821:C:C6	2.54	0.42
1:0:941:G:C5	1:0:942:U:C4	3.08	0.42
5:B:221:GLN:HE22	13:K:42:ASN:ND2	2.07	0.42
5:B:321:PRO:HA	39:B:9650:HOH:O	2.18	0.42
1:0:2820:A:OP1	5:B:98:THR:HG22	2.20	0.42
1:0:903:U:O4	14:L:18:HIS:HB2	2.19	0.42
16:N:110:THR:HB	16:N:113:SER:HG	1.82	0.42
18:P:105:LEU:CD2	18:P:137:LEU:HD21	2.49	0.42
19:Q:47:VAL:HB	19:Q:90:HIS:CE1	2.55	0.42
19:Q:75:ILE:CD1	19:Q:84:ILE:HD11	2.49	0.42
1:0:21:G:C5'	20:R:2:ILE:HA	2.32	0.42
22:T:12:ARG:NH1	39:T:3035:HOH:O	2.43	0.42
1:0:1020:A:H2'	1:0:1021:G:C8	2.55	0.42
1:0:1714:C:O2'	1:0:1715:C:H5'	2.19	0.42
1:0:1739:G:H1'	1:0:2726:U:O4	2.19	0.42
1:0:2784:A:H1'	8:E:60:SER:OG	2.19	0.42
4:A:223:ARG:CZ	39:A:9561:HOH:O	2.68	0.42
7:D:99:ASP:HB2	7:D:103:ASN:N	2.29	0.42
13:K:22:ASP:O	13:K:110:LYS:HE3	2.19	0.42
17:O:14:LEU:CD2	17:O:102:ILE:HD11	2.49	0.42
20:R:82:GLU:O	20:R:86:LYS:HG3	2.20	0.42
1:0:2133:U:H4'	1:0:2134:G:H5'	2.02	0.42
1:0:664:U:O4	1:0:681:G:H5''	2.19	0.42
31:3:16:GLU:HG3	31:3:18:GLN:NE2	2.35	0.42

Continued on next page...

Continued from previous page...

Atom-1	Atom-2	Interatomic distance (Å)	Clash overlap (Å)
31:3:20:HIS:HA	31:3:70:ARG:O	2.20	0.42
31:3:48:ASN:ND2	31:3:50:GLY:H	2.18	0.42
3:4:74:DCZ:C2'	3:4:75:DC:H5'	2.49	0.42
4:A:65:ARG:C	4:A:66:ARG:HG3	2.40	0.42
5:B:41:PHE:CB	5:B:190:MET:HE3	2.49	0.42
6:C:153:VAL:O	6:C:157:LEU:HG	2.20	0.42
9:F:99:THR:HG23	9:F:99:THR:O	2.20	0.42
15:M:59:GLY:HA3	15:M:141:ILE:CD1	2.50	0.42
22:T:48:VAL:HG21	22:T:96:VAL:CG1	2.49	0.42
1:0:1117:A:C2	1:0:1244:U:C2	3.07	0.42
1:0:952:G:N3	1:0:2302:A:H2'	2.35	0.42
4:A:179:MET:HG2	4:A:186:TRP:HB2	2.01	0.42
4:A:36:ASP:HB2	4:A:83:GLY:CA	2.49	0.42
1:0:2898:G:H4'	5:B:288:GLY:HA2	2.01	0.42
1:0:1311:G:O6	6:C:173:LYS:HE3	2.19	0.42
7:D:57:THR:HG23	7:D:63:ILE:HG22	2.02	0.42
32:I:98:ALA:O	32:I:137:VAL:HA	2.19	0.42
13:K:113:ILE:HG22	13:K:114:ALA:N	2.34	0.42
13:K:113:ILE:HD12	13:K:128:ALA:HB2	2.01	0.42
1:0:401:C:O2'	15:M:92:THR:HB	2.19	0.42
1:0:2053:G:H4'	20:R:136:TRP:CE2	2.55	0.42
25:W:65:VAL:CG1	25:W:116:LEU:HD13	2.49	0.42
1:0:1165:G:O2'	1:0:1174:A:H1'	2.20	0.42
1:0:1203:G:O2'	1:0:1204:C:H5'	2.19	0.42
1:0:2547:C:OP2	5:B:5:ARG:NH1	2.53	0.42
1:0:2748:G:H4'	1:0:2749:U:H5'	2.01	0.42
1:0:424:C:H2'	1:0:425:U:C6	2.54	0.42
30:2:20:ARG:CG	30:2:21:VAL:N	2.83	0.42
2:9:3052:A:O2'	2:9:3053:G:H5'	2.20	0.42
5:B:36:PRO:HB3	5:B:174:ARG:CB	2.50	0.42
5:B:294:TYR:HE2	39:B:9644:HOH:O	2.02	0.42
5:B:280:VAL:HG13	5:B:333:GLU:O	2.19	0.42
2:9:3057:A:H8	7:D:141:VAL:HG21	1.85	0.42
13:K:4:LEU:CD2	13:K:116:GLU:HB3	2.40	0.42
1:0:1086:A:C6	25:W:11:VAL:HG11	2.55	0.42
25:W:4:LEU:CD1	25:W:24:LEU:HD13	2.50	0.42
1:0:912:A:C4	1:0:1294:A:C2	3.06	0.42
1:0:130:C:H2'	39:0:3760:HOH:O	2.19	0.42
1:0:2351:C:H2'	1:0:2352:G:O4'	2.19	0.42
1:0:2511:A:H2'	1:0:2512:U:O4'	2.20	0.42
1:0:2894:C:O2'	1:0:2895:C:H5'	2.19	0.42

Continued on next page...

Continued from previous page...

Atom-1	Atom-2	Interatomic distance (Å)	Clash overlap (Å)
1:0:559:U:H2'	1:0:560:C:O4'	2.20	0.42
5:B:277:GLU:N	5:B:278:PRO:CD	2.83	0.42
1:0:1363:G:OP1	6:C:76:ARG:NH2	2.51	0.42
32:I:79:ILE:HG23	32:I:100:LEU:HD11	2.02	0.42
32:I:139:ILE:CG2	32:I:140:GLU:N	2.83	0.42
12:J:107:ASN:ND2	12:J:109:TYR:H	2.18	0.42
15:M:107:ARG:CG	15:M:107:ARG:NH1	2.77	0.42
25:W:54:PHE:CZ	25:W:140:LYS:HB2	2.55	0.42
1:0:2726:U:O2'	26:X:22:ASN:ND2	2.53	0.42
27:Y:151:SER:HB3	27:Y:154:ARG:HB3	2.02	0.42
27:Y:186:ARG:HG2	27:Y:186:ARG:HH11	1.84	0.42
1:0:1120:U:H5'	1:0:1121:G:OP2	2.20	0.42
1:0:12:U:C2'	1:0:13:G:H5'	2.49	0.42
1:0:1482:A:O2'	1:0:1483:C:H5'	2.20	0.42
1:0:1594:C:O2'	1:0:1607:A:H4'	2.19	0.42
1:0:2645:U:H1'	39:0:9923:HOH:O	2.19	0.42
1:0:441:A:H8	1:0:441:A:O5'	2.03	0.42
1:0:907:A:H2'	1:0:908:A:C8	2.54	0.42
2:9:3096:C:H2'	2:9:3097:U:C6	2.55	0.42
5:B:132:HIS:CE1	5:B:171:VAL:HG21	2.55	0.42
7:D:60:GLU:O	7:D:61:PHE:C	2.58	0.42
11:H:30:GLN:N	11:H:66:ARG:NH1	2.68	0.42
14:L:36:ASP:HB2	39:L:9429:HOH:O	2.18	0.42
21:S:37:VAL:O	21:S:41:VAL:HG23	2.19	0.42
1:0:157:G:H4'	15:M:95:LYS:HE2	2.00	0.41
1:0:1972:U:C2'	1:0:1973:A:H5''	2.50	0.41
1:0:2011:A:H4'	1:0:2012:U:O5'	2.20	0.41
1:0:2326:U:H4'	1:0:2412:G:C4'	2.49	0.41
2:9:3042:C:H5'	2:9:3043:G:OP2	2.20	0.41
2:9:3076:G:H3'	2:9:3077:A:C5'	2.31	0.41
39:0:4982:HOH:O	4:A:11:ARG:CZ	2.68	0.41
6:C:194:PHE:CE2	6:C:234:VAL:HG11	2.55	0.41
9:F:117:GLU:C	9:F:119:ARG:N	2.73	0.41
11:H:28:ILE:HA	11:H:63:GLU:OE1	2.20	0.41
16:N:82:TYR:OH	16:N:176:ARG:NH1	2.53	0.41
17:O:26:TRP:N	39:O:3062:HOH:O	2.53	0.41
17:O:45:LEU:CD1	17:O:88:LYS:HD2	2.50	0.41
25:W:108:ARG:HE	25:W:114:PRO:HG3	1.85	0.41
25:W:45:VAL:HG23	25:W:46:ALA:N	2.35	0.41
26:X:80:GLU:HG2	26:X:80:GLU:O	2.20	0.41
1:0:1076:G:C2	1:0:1084:C:C2	3.08	0.41

Continued on next page...

Continued from previous page...

Atom-1	Atom-2	Interatomic distance (Å)	Clash overlap (Å)
1:0:816:G:H5'	1:0:1598:A:H4'	2.01	0.41
1:0:1613:C:H2'	1:0:1614:G:O4'	2.19	0.41
1:0:1741:U:H3'	39:0:3376:HOH:O	2.18	0.41
1:0:1947:G:H2'	1:0:1948:G:C8	2.55	0.41
1:0:2065:C:O2'	1:0:2066:C:H5'	2.20	0.41
1:0:415:A:O2'	1:0:416:G:H5'	2.21	0.41
4:A:192:VAL:HG13	39:A:9547:HOH:O	2.19	0.41
5:B:255:GLY:O	5:B:257:THR:HG22	2.20	0.41
6:C:133:ARG:HE	6:C:138:VAL:HG22	1.84	0.41
7:D:136:ARG:HB3	7:D:137:PRO:HD2	2.01	0.41
10:G:27:ILE:HD13	10:G:71:LEU:HD23	2.02	0.41
32:I:75:THR:HG22	32:I:79:ILE:CD1	2.51	0.41
2:9:3008:G:OP1	16:N:23:ARG:NH1	2.53	0.41
16:N:39:SER:HB3	16:N:42:HIS:H	1.85	0.41
17:O:26:TRP:HB2	39:O:3062:HOH:O	2.19	0.41
18:P:16:VAL:CG1	18:P:17:GLY:N	2.82	0.41
24:V:43:PRO:O	24:V:46:ILE:HG22	2.20	0.41
25:W:38:THR:O	25:W:42:ARG:HB2	2.20	0.41
27:Y:108:ASP:N	27:Y:108:ASP:OD1	2.52	0.41
27:Y:184:GLU:HG2	27:Y:229:LEU:HD11	2.02	0.41
4:A:103:VAL:O	4:A:105:VAL:HG23	2.20	0.41
4:A:69:LEU:HD23	4:A:107:ASN:CG	2.40	0.41
7:D:76:ARG:O	7:D:77:ASP:HB2	2.21	0.41
11:H:83:TYR:C	11:H:83:TYR:CD1	2.93	0.41
18:P:131:PHE:CD1	18:P:137:LEU:HD13	2.56	0.41
23:U:52:THR:HG22	23:U:55:ALA:H	1.85	0.41
25:W:110:GLN:NE2	25:W:110:GLN:HA	2.35	0.41
27:Y:178:HIS:CG	27:Y:179:PRO:HD2	2.56	0.41
1:0:1099:G:H2'	1:0:1100:G:O4'	2.21	0.41
1:0:1149:U:H5''	1:0:1151:G:O4'	2.19	0.41
1:0:553:G:O4'	1:0:1325:G:H5'	2.20	0.41
1:0:1432:U:H5'	39:0:9820:HOH:O	2.20	0.41
1:0:2112:A:H2'	1:0:2113:G:C8	2.56	0.41
31:3:62:THR:HB	39:3:9483:HOH:O	2.20	0.41
2:9:3092:G:H2'	2:9:3093:A:C8	2.55	0.41
2:9:3107:C:H5	39:9:3167:HOH:O	2.03	0.41
6:C:142:ASP:OD1	6:C:236:THR:HG23	2.19	0.41
12:J:64:GLY:HA3	36:J:9321:CL:CL	2.57	0.41
13:K:98:VAL:HG11	13:K:102:GLU:HA	2.02	0.41
39:0:6253:HOH:O	13:K:87:ARG:CZ	2.68	0.41
19:Q:59:GLN:HB3	39:Q:6286:HOH:O	2.20	0.41

Continued on next page...

Continued from previous page...

Atom-1	Atom-2	Interatomic distance (Å)	Clash overlap (Å)
1:0:56:G:H5''	24:V:50:ARG:NH1	2.35	0.41
1:0:1007:A:H2'	11:H:19:TYR:CZ	2.55	0.41
1:0:1659:A:H2'	1:0:1660:G:O4'	2.20	0.41
1:0:297:U:H1'	39:0:4524:HOH:O	2.20	0.41
7:D:172:VAL:CG1	7:D:173:GLU:N	2.82	0.41
12:J:107:ASN:HD22	12:J:109:TYR:H	1.68	0.41
24:V:1:THR:O	24:V:2:VAL:C	2.58	0.41
25:W:108:ARG:CG	25:W:114:PRO:HG3	2.43	0.41
1:0:1555:G:H4'	1:0:1630:A:C2	2.54	0.41
1:0:1733:A:H4'	5:B:212:GLN:HA	2.02	0.41
1:0:1909:A:N1	1:0:2128:G:H1'	2.36	0.41
1:0:2326:U:H4'	1:0:2412:G:H4'	2.02	0.41
1:0:2724:U:H2'	1:0:2725:G:O4'	2.20	0.41
1:0:2819:C:O4'	5:B:96:PRO:HB2	2.19	0.41
1:0:330:C:H5	6:C:170:ASP:OD2	2.04	0.41
1:0:870:G:C3'	1:0:871:G:H5''	2.51	0.41
4:A:36:ASP:OD1	4:A:36:ASP:O	2.38	0.41
5:B:139:ASP:HB3	39:B:9550:HOH:O	2.21	0.41
5:B:60:SER:HA	5:B:61:PRO:HD3	1.92	0.41
6:C:104:ASP:CA	6:C:107:ARG:HH12	2.12	0.41
6:C:138:VAL:HG11	6:C:160:LEU:HD13	2.03	0.41
7:D:128:LEU:C	7:D:128:LEU:HD23	2.41	0.41
13:K:78:LYS:HA	13:K:79:PRO:HD3	1.90	0.41
15:M:167:GLY:O	15:M:171:ARG:HG3	2.20	0.41
16:N:38:LYS:HB2	16:N:38:LYS:HE3	1.80	0.41
16:N:24:LEU:HD13	19:Q:26:PRO:HB3	2.02	0.41
27:Y:148:GLY:O	27:Y:154:ARG:HD3	2.21	0.41
1:0:2072:G:C6	1:0:2533:C:H1'	2.56	0.41
1:0:806:A:H2'	1:0:807:A:O4'	2.20	0.41
4:A:217:ARG:HG3	39:A:9520:HOH:O	2.19	0.41
6:C:133:ARG:NE	6:C:135:GLU:O	2.53	0.41
8:E:18:LEU:HD13	8:E:34:TRP:CG	2.55	0.41
11:H:43:TYR:HA	11:H:44:PRO:HD3	1.77	0.41
12:J:13:ASP:OD1	12:J:15:ARG:HB3	2.21	0.41
13:K:66:ARG:HH11	13:K:66:ARG:HG2	1.84	0.41
16:N:67:ALA:C	16:N:69:TYR:H	2.23	0.41
20:R:113:HIS:O	20:R:145:LEU:HD12	2.21	0.41
1:0:2504:A:H2'	1:0:2505:G:O4'	2.21	0.41
1:0:371:U:H2'	1:0:372:A:H8	1.86	0.41
1:0:889:C:H2'	1:0:890:C:C6	2.56	0.41
1:0:907:A:H2'	1:0:908:A:H8	1.86	0.41

Continued on next page...

Continued from previous page...

Atom-1	Atom-2	Interatomic distance (Å)	Clash overlap (Å)
1:O:1881:A:OP1	4:A:199:HIS:HE1	2.04	0.41
6:C:93:LYS:O	6:C:98:ARG:NH2	2.54	0.41
32:I:128:VAL:C	32:I:130:GLY:N	2.74	0.41
16:N:74:PRO:HG2	16:N:159:TYR:CE1	2.56	0.41
28:Z:49:ARG:HB2	28:Z:55:TRP:CZ3	2.56	0.41
1:O:2365:G:H5''	39:Q:6597:HOH:O	2.19	0.41
1:O:396:U:O2'	1:O:418:C:C4'	2.68	0.41
30:2:5:LYS:O	30:2:9:LYS:HG3	2.20	0.41
8:E:11:VAL:HG13	8:E:23:GLU:O	2.20	0.41
8:E:69:ILE:HA	8:E:72:MET:HE3	2.02	0.41
9:F:72:VAL:HA	9:F:73:PRO:HD3	1.91	0.41
9:F:52:GLU:HG3	9:F:77:VAL:O	2.21	0.41
15:M:80:GLY:O	15:M:81:ARG:CD	2.66	0.41
16:N:37:ARG:NH2	16:N:105:GLY:HA3	2.35	0.41
22:T:32:ARG:CZ	22:T:38:ARG:NH1	2.84	0.41
27:Y:107:PRO:HB3	27:Y:182:PHE:CE2	2.56	0.41
1:O:1794:G:N2	1:O:1796:A:H3'	2.36	0.41
1:O:2398:A:H2'	1:O:2399:G:O4'	2.20	0.41
1:O:2102:G:H5''	1:O:2538:A:C2	2.55	0.41
1:O:2748:G:H4'	1:O:2749:U:C5'	2.50	0.41
1:O:2857:C:H2'	1:O:2858:U:C6	2.56	0.41
1:O:2868:C:H2'	1:O:2869:G:O4'	2.21	0.41
4:A:55:VAL:HG12	4:A:67:LEU:HD22	2.02	0.41
6:C:133:ARG:HG3	6:C:133:ARG:HH11	1.85	0.41
7:D:167:GLU:C	7:D:169:THR:H	2.24	0.41
8:E:108:LEU:CD1	8:E:164:ASP:HB2	2.51	0.41
1:O:1008:C:H5''	11:H:16:ARG:HH12	1.86	0.41
32:I:92:PRO:C	32:I:94:GLU:N	2.73	0.41
1:O:2453:G:H4'	14:L:50:GLY:C	2.41	0.41
14:L:67:ARG:HG2	14:L:67:ARG:HH11	1.85	0.41
15:M:49:ALA:C	15:M:54:TYR:HB3	2.41	0.41
22:T:48:VAL:HG21	22:T:96:VAL:HG13	2.02	0.41
1:O:1181:A:N1	1:O:1192:A:O2'	2.53	0.41
1:O:1257:C:H2'	1:O:1258:G:O4'	2.21	0.41
1:O:1287:A:O4'	25:W:117:ARG:HD3	2.21	0.41
1:O:2912:C:H2'	1:O:2913:A:O4'	2.21	0.41
30:2:48:ASP:O	30:2:49:GLU:HB2	2.21	0.41
2:9:3001:U:H5''	2:9:3003:A:OP1	2.21	0.41
4:A:48:ASP:HA	4:A:49:PRO:HD3	1.94	0.41
5:B:183:GLU:O	5:B:184:ASP:C	2.60	0.41
11:H:54:THR:O	11:H:55:VAL:HG13	2.20	0.41

Continued on next page...

Continued from previous page...

Atom-1	Atom-2	Interatomic distance (Å)	Clash overlap (Å)
12:J:47:THR:CG2	12:J:48:GLY:N	2.84	0.41
22:T:85:GLU:CG	22:T:86:GLU:N	2.83	0.41
27:Y:107:PRO:HB3	27:Y:182:PHE:CD2	2.56	0.41
1:O:2718:C:H5'	1:O:2718:C:C6	2.51	0.40
1:O:2820:A:H2'	1:O:2821:C:O4'	2.20	0.40
1:O:684:G:H2'	1:O:685:C:C6	2.56	0.40
5:B:112:THR:HG23	5:B:158:LYS:HE3	2.03	0.40
8:E:31:ARG:NH1	39:E:5919:HOH:O	2.53	0.40
12:J:19:MET:HE2	12:J:79:PHE:HA	2.03	0.40
15:M:69:LYS:HG2	15:M:127:LYS:HG3	2.03	0.40
20:R:145:LEU:HD12	20:R:146:ILE:N	2.36	0.40
26:X:10:VAL:HG12	26:X:11:THR:N	2.35	0.40
1:O:2243:C:H5''	39:O:4344:HOH:O	2.22	0.40
4:A:100:PRO:HG2	4:A:103:VAL:CG2	2.45	0.40
4:A:97:ALA:HB2	4:A:150:PRO:HB2	2.03	0.40
6:C:57:PRO:HG2	6:C:73:LEU:CD1	2.50	0.40
7:D:65:GLU:HA	39:D:6752:HOH:O	2.21	0.40
25:W:13:MET:CE	25:W:18:GLN:HA	2.43	0.40
1:O:1873:G:H2'	1:O:1874:U:H5'	2.03	0.40
1:O:561:G:O2'	1:O:562:A:H5'	2.21	0.40
1:O:881:C:H5''	39:O:4234:HOH:O	2.20	0.40
2:9:3088:G:OP1	25:W:130:HIS:NE2	2.48	0.40
11:H:29:ALA:C	11:H:30:GLN:HG3	2.42	0.40
11:H:28:ILE:HG21	11:H:31:HIS:CE1	2.56	0.40
12:J:39:VAL:HG11	12:J:107:ASN:CB	2.51	0.40
16:N:183:ASP:O	16:N:184:ILE:C	2.59	0.40
25:W:149:LEU:HG	25:W:153:MET:HE1	2.03	0.40
25:W:38:THR:CG2	25:W:39:ASP:N	2.84	0.40
26:X:25:ARG:HD2	39:X:3861:HOH:O	2.20	0.40
1:O:1706:G:OP1	18:P:65:ARG:HD2	2.21	0.40
1:O:2250:G:OP1	4:A:31:LYS:HD3	2.22	0.40
1:O:2445:U:H2'	1:O:2446:G:C8	2.56	0.40
1:O:2509:A:H2'	1:O:2510:C:O4'	2.21	0.40
4:A:94:LEU:HD12	4:A:98:GLU:HB2	2.02	0.40
7:D:128:LEU:HB2	39:D:6007:HOH:O	2.20	0.40
8:E:112:ALA:HA	8:E:113:PRO:HD3	1.86	0.40
13:K:115:ARG:O	13:K:118:ALA:HB3	2.21	0.40
13:K:125:ALA:O	13:K:127:ALA:N	2.54	0.40
15:M:59:GLY:C	15:M:141:ILE:HD11	2.41	0.40
19:Q:46:SER:O	19:Q:48:PRO:HD3	2.22	0.40
39:O:6200:HOH:O	22:T:68:ASP:HB2	2.20	0.40

Continued on next page...

Continued from previous page...

Atom-1	Atom-2	Interatomic distance (Å)	Clash overlap (Å)
1:0:1015:C:H2'	1:0:1016:U:C6	2.56	0.40
1:0:1386:G:O2'	1:0:1387:G:H5'	2.22	0.40
1:0:1679:C:H5'	39:0:9941:HOH:O	2.22	0.40
1:0:2507:G:H2'	1:0:2510:C:N4	2.33	0.40
1:0:694:A:H2'	1:0:695:C:H5'	2.03	0.40
29:1:28:HIS:HD2	29:1:30:LYS:H	1.69	0.40
4:A:171:LYS:NZ	39:A:9514:HOH:O	2.45	0.40
4:A:173:GLY:O	4:A:176:HIS:HB3	2.21	0.40
6:C:124:VAL:HA	6:C:230:GLY:O	2.22	0.40
7:D:146:LYS:NZ	16:N:107:ASN:ND2	2.69	0.40
7:D:27:ILE:HG22	7:D:28:GLY:N	2.35	0.40
7:D:57:THR:HG23	7:D:63:ILE:CA	2.41	0.40
9:F:1:PRO:H3	9:F:4:VAL:HG23	1.86	0.40
1:0:2283:G:C6	11:H:113:MET:HB3	2.56	0.40
14:L:6:ARG:NH2	39:L:9441:HOH:O	2.53	0.40
17:O:23:GLY:C	39:O:3062:HOH:O	2.60	0.40

There are no symmetry-related clashes.

5.3 Torsion angles ⓘ

5.3.1 Protein backbone ⓘ

In the following table, the Percentiles column shows the percent Ramachandran outliers of the chain as a percentile score with respect to all X-ray entries followed by that with respect to entries of similar resolution.

The Analysed column shows the number of residues for which the backbone conformation was analysed, and the total number of residues.

Mol	Chain	Analysed	Favoured	Allowed	Outliers	Percentiles	
4	A	235/240 (98%)	212 (90%)	19 (8%)	4 (2%)	10	5
5	B	335/338 (99%)	316 (94%)	16 (5%)	3 (1%)	19	16
6	C	244/246 (99%)	224 (92%)	20 (8%)	0	100	100
7	D	134/177 (76%)	108 (81%)	14 (10%)	12 (9%)	1	0
8	E	170/178 (96%)	166 (98%)	4 (2%)	0	100	100
9	F	117/120 (98%)	107 (92%)	8 (7%)	2 (2%)	10	5
10	G	25/348 (7%)	25 (100%)	0	0	100	100

Continued on next page...

Continued from previous page...

Mol	Chain	Analysed	Favoured	Allowed	Outliers	Percentiles	
11	H	156/171 (91%)	143 (92%)	11 (7%)	2 (1%)	13	9
12	J	140/145 (97%)	132 (94%)	6 (4%)	2 (1%)	12	8
13	K	130/132 (98%)	124 (95%)	5 (4%)	1 (1%)	21	19
14	L	141/165 (86%)	123 (87%)	17 (12%)	1 (1%)	24	23
15	M	192/195 (98%)	183 (95%)	9 (5%)	0	100	100
16	N	184/187 (98%)	165 (90%)	13 (7%)	6 (3%)	4	1
17	O	113/116 (97%)	110 (97%)	3 (3%)	0	100	100
18	P	141/149 (95%)	138 (98%)	3 (2%)	0	100	100
19	Q	93/96 (97%)	89 (96%)	4 (4%)	0	100	100
20	R	148/155 (96%)	143 (97%)	4 (3%)	1 (1%)	24	23
21	S	79/85 (93%)	74 (94%)	5 (6%)	0	100	100
22	T	117/120 (98%)	108 (92%)	8 (7%)	1 (1%)	19	16
23	U	51/66 (77%)	48 (94%)	3 (6%)	0	100	100
24	V	63/71 (89%)	58 (92%)	3 (5%)	2 (3%)	4	1
25	W	152/154 (99%)	149 (98%)	3 (2%)	0	100	100
26	X	80/92 (87%)	72 (90%)	8 (10%)	0	100	100
27	Y	140/241 (58%)	140 (100%)	0	0	100	100
28	Z	71/83 (86%)	59 (83%)	8 (11%)	4 (6%)	2	0
29	1	54/57 (95%)	52 (96%)	2 (4%)	0	100	100
30	2	42/50 (84%)	41 (98%)	1 (2%)	0	100	100
31	3	90/92 (98%)	89 (99%)	0	1 (1%)	16	11
32	I	68/162 (42%)	53 (78%)	14 (21%)	1 (2%)	11	7
All	All	3705/4431 (84%)	3451 (93%)	211 (6%)	43 (1%)	14	10

All (43) Ramachandran outliers are listed below:

Mol	Chain	Res	Type
11	H	166	SER
14	L	80	ASP
16	N	154	LEU
16	N	184	ILE
28	Z	81	ARG
4	A	34	ASP
4	A	37	VAL

Continued on next page...

Continued from previous page...

Mol	Chain	Res	Type
5	B	34	GLY
5	B	169	GLY
7	D	27	ILE
7	D	60	GLU
7	D	137	PRO
7	D	171	ASP
7	D	173	GLU
9	F	101	ALA
11	H	168	ALA
12	J	143	LYS
4	A	132	ASP
5	B	185	GLY
7	D	16	PRO
7	D	28	GLY
7	D	56	ARG
12	J	5	GLU
13	K	126	SER
16	N	164	ASP
16	N	167	ASP
16	N	183	ASP
22	T	53	GLY
24	V	43	PRO
7	D	65	GLU
7	D	97	GLN
28	Z	20	ARG
28	Z	43	GLY
7	D	61	PHE
16	N	155	GLU
4	A	236	GLY
9	F	71	GLY
31	3	56	PRO
32	I	129	VAL
24	V	2	VAL
28	Z	21	VAL
7	D	138	GLY
20	R	81	PRO

5.3.2 Protein sidechains ⓘ

In the following table, the Percentiles column shows the percent sidechain outliers of the chain as a percentile score with respect to all X-ray entries followed by that with respect to entries of similar resolution.

The Analysed column shows the number of residues for which the sidechain conformation was analysed, and the total number of residues.

Mol	Chain	Analysed	Rotameric	Outliers	Percentiles	
4	A	179/182 (98%)	169 (94%)	10 (6%)	23	23
5	B	282/283 (100%)	261 (93%)	21 (7%)	15	14
6	C	193/193 (100%)	177 (92%)	16 (8%)	12	10
7	D	117/148 (79%)	112 (96%)	5 (4%)	32	36
8	E	152/156 (97%)	148 (97%)	4 (3%)	49	58
9	F	93/94 (99%)	92 (99%)	1 (1%)	76	84
10	G	27/283 (10%)	27 (100%)	0	100	100
11	H	132/138 (96%)	127 (96%)	5 (4%)	36	43
12	J	118/121 (98%)	111 (94%)	7 (6%)	21	21
13	K	106/106 (100%)	102 (96%)	4 (4%)	36	43
14	L	113/127 (89%)	109 (96%)	4 (4%)	39	47
15	M	158/159 (99%)	153 (97%)	5 (3%)	42	51
16	N	149/150 (99%)	145 (97%)	4 (3%)	48	57
17	O	93/94 (99%)	92 (99%)	1 (1%)	76	84
18	P	113/117 (97%)	111 (98%)	2 (2%)	62	71
19	Q	79/80 (99%)	76 (96%)	3 (4%)	36	43
20	R	117/122 (96%)	114 (97%)	3 (3%)	49	58
21	S	71/74 (96%)	71 (100%)	0	100	100
22	T	105/106 (99%)	101 (96%)	4 (4%)	36	43
23	U	44/52 (85%)	44 (100%)	0	100	100
24	V	51/57 (90%)	50 (98%)	1 (2%)	58	67
25	W	130/130 (100%)	126 (97%)	4 (3%)	43	52
26	X	66/74 (89%)	62 (94%)	4 (6%)	20	20
27	Y	120/196 (61%)	108 (90%)	12 (10%)	8	6
28	Z	60/68 (88%)	60 (100%)	0	100	100
29	1	46/47 (98%)	45 (98%)	1 (2%)	55	64
30	2	42/46 (91%)	41 (98%)	1 (2%)	52	61
31	3	79/79 (100%)	79 (100%)	0	100	100
32	I	58/130 (45%)	58 (100%)	0	100	100
All	All	3093/3612 (86%)	2971 (96%)	122 (4%)	35	42

All (122) residues with a non-rotameric sidechain are listed below:

Mol	Chain	Res	Type
4	A	3	ARG
4	A	26	ASP
4	A	33	GLU
4	A	36	ASP
4	A	78	ASP
4	A	94	LEU
4	A	131	HIS
4	A	165	THR
4	A	179	MET
4	A	217	ARG
5	B	7	ARG
5	B	11	LEU
5	B	27	ASN
5	B	28	SER
5	B	33	ASP
5	B	53	LEU
5	B	82	VAL
5	B	98	THR
5	B	113	LEU
5	B	149	ASP
5	B	162	MET
5	B	175	LEU
5	B	190	MET
5	B	195	ARG
5	B	234	ARG
5	B	254	GLN
5	B	257	THR
5	B	265	LEU
5	B	277	GLU
5	B	307	ARG
5	B	312	ARG
6	C	2	GLN
6	C	67	GLN
6	C	76	ARG
6	C	91	PRO
6	C	94	THR
6	C	101	ASP
6	C	136	VAL
6	C	162	VAL
6	C	187	ARG
6	C	202	THR
6	C	214	THR

Continued on next page...

Continued from previous page...

Mol	Chain	Res	Type
6	C	222	ASP
6	C	223	LEU
6	C	234	VAL
6	C	236	THR
6	C	240	LEU
7	D	24	HIS
7	D	61	PHE
7	D	99	ASP
7	D	100	ASP
7	D	133	ASN
8	E	15	GLN
8	E	102	VAL
8	E	156	ASP
8	E	164	ASP
9	F	12	LEU
11	H	84	LYS
11	H	88	ARG
11	H	154	TYR
11	H	159	PRO
11	H	170	ASN
12	J	46	ILE
12	J	52	GLN
12	J	70	PHE
12	J	74	ARG
12	J	79	PHE
12	J	107	ASN
12	J	127	ILE
13	K	4	LEU
13	K	10	GLN
13	K	49	LEU
13	K	98	VAL
14	L	35	ARG
14	L	43	HIS
14	L	89	PHE
14	L	104	ASP
15	M	46	LEU
15	M	68	ARG
15	M	93	ARG
15	M	99	ARG
15	M	116	ASN
16	N	26	LEU
16	N	37	ARG

Continued on next page...

Continued from previous page...

Mol	Chain	Res	Type
16	N	127	LEU
16	N	139	TRP
17	O	111	VAL
18	P	81	LYS
18	P	98	ILE
19	Q	16	ASN
19	Q	57	ASP
19	Q	95	GLU
20	R	13	THR
20	R	82	GLU
20	R	132	ARG
22	T	39	ASN
22	T	48	VAL
22	T	89	ARG
22	T	96	VAL
24	V	65	ASP
25	W	35	VAL
25	W	76	ASP
25	W	142	ASP
25	W	146	ILE
26	X	8	ARG
26	X	15	ARG
26	X	72	VAL
26	X	79	GLU
27	Y	103	THR
27	Y	115	ARG
27	Y	141	THR
27	Y	144	ARG
27	Y	154	ARG
27	Y	163	THR
27	Y	189	ASN
27	Y	200	THR
27	Y	203	VAL
27	Y	204	ARG
27	Y	220	GLU
27	Y	235	GLU
29	1	47	ASP
30	2	18	ASN

Some sidechains can be flipped to improve hydrogen bonding and reduce clashes. All (89) such sidechains are listed below:

Mol	Chain	Res	Type
4	A	199	HIS
5	B	27	ASN
5	B	94	GLN
5	B	145	HIS
5	B	221	GLN
5	B	238	ASN
5	B	256	GLN
5	B	260	HIS
5	B	320	GLN
5	B	332	ASN
6	C	2	GLN
6	C	39	GLN
6	C	129	HIS
6	C	163	HIS
7	D	47	GLN
7	D	103	ASN
7	D	133	ASN
8	E	106	ASN
8	E	119	HIS
8	E	143	GLN
10	G	64	ASN
11	H	31	HIS
11	H	56	GLN
11	H	59	HIS
11	H	70	ASN
11	H	170	ASN
12	J	25	GLN
12	J	52	GLN
12	J	107	ASN
12	J	126	ASN
13	K	10	GLN
14	L	18	HIS
14	L	41	HIS
14	L	42	ASN
14	L	58	GLN
14	L	116	HIS
15	M	24	GLN
15	M	26	GLN
15	M	58	GLN
15	M	77	HIS
15	M	143	ASN
15	M	170	ASN
16	N	93	GLN

Continued on next page...

Continued from previous page...

Mol	Chain	Res	Type
16	N	107	ASN
17	O	100	GLN
18	P	50	GLN
18	P	66	GLN
18	P	73	HIS
18	P	88	GLN
18	P	118	GLN
19	Q	16	ASN
19	Q	40	HIS
20	R	61	GLN
20	R	94	ASN
20	R	98	ASN
20	R	113	HIS
20	R	117	HIS
21	S	53	ASN
22	T	7	GLN
22	T	37	GLN
22	T	39	ASN
22	T	43	ASN
23	U	39	ASN
23	U	48	ASN
24	V	60	GLN
25	W	12	ASN
25	W	27	HIS
25	W	59	GLN
25	W	110	GLN
25	W	119	HIS
25	W	125	HIS
25	W	141	HIS
26	X	22	ASN
26	X	23	HIS
27	Y	119	GLN
27	Y	133	HIS
27	Y	134	HIS
27	Y	149	GLN
27	Y	189	ASN
29	1	8	GLN
29	1	16	HIS
29	1	28	HIS
30	2	16	ASN
30	2	18	ASN
30	2	36	ASN

Continued on next page...

Continued from previous page...

Mol	Chain	Res	Type
30	2	41	HIS
30	2	45	ASN
31	3	30	GLN
31	3	48	ASN

5.3.3 RNA ⓘ

Mol	Chain	Analysed	Backbone Outliers	Pucker Outliers
1	0	2745/2922 (93%)	232 (8%)	34 (1%)
2	9	121/122 (99%)	14 (11%)	1 (0%)
3	4	0/8	-	-
All	All	2866/3052 (93%)	246 (8%)	35 (1%)

All (246) RNA backbone outliers are listed below:

Mol	Chain	Res	Type
1	0	21	G
1	0	31	C
1	0	67	A
1	0	69	A
1	0	70	A
1	0	71	G
1	0	86	A
1	0	87	C
1	0	88	G
1	0	114	A
1	0	115	U
1	0	120	A
1	0	130	C
1	0	141	C
1	0	151	A
1	0	166	A
1	0	186	A
1	0	191	A
1	0	192	A
1	0	219	G
1	0	237	G
1	0	271	C
1	0	272	A
1	0	273	G
1	0	283	U

Continued on next page...

Continued from previous page...

Mol	Chain	Res	Type
1	0	284	C
1	0	308	U
1	0	309	C
1	0	318	C
1	0	336	G
1	0	337	A
1	0	358	G
1	0	381	G
1	0	397	A
1	0	417	G
1	0	457	U
1	0	461	C
1	0	473	A
1	0	487	G
1	0	498	A
1	0	511	A
1	0	514	G
1	0	537	G
1	0	538	C
1	0	539	G
1	0	542	A
1	0	545	G
1	0	553	G
1	0	559	U
1	0	588	G
1	0	604	G
1	0	620	A
1	0	632	A
1	0	644	G
1	0	660	A
1	0	688	A
1	0	698	A
1	0	701	U
1	0	702	G
1	0	735	C
1	0	759	C
1	0	777	U
1	0	809	G
1	0	821	U
1	0	835	U
1	0	840	U
1	0	846	A

Continued on next page...

Continued from previous page...

Mol	Chain	Res	Type
1	0	868	G
1	0	869	G
1	0	875	A
1	0	877	G
1	0	878	G
1	0	905	C
1	0	920	C
1	0	921	G
1	0	923	A
1	0	953	G
1	0	960	G
1	0	961	A
1	0	1006	A
1	0	1008	C
1	0	1029	U
1	0	1045	G
1	0	1059	G
1	0	1060	C
1	0	1072	G
1	0	1081	A
1	0	1087	G
1	0	1088	A
1	0	1109	U
1	0	1110	G
1	0	1119	G
1	0	1130	U
1	0	1164	U
1	0	1165	G
1	0	1166	A
1	0	1174	A
1	0	1175	G
1	0	1185	U
1	0	1192	A
1	0	1193	A
1	0	1206	U
1	0	1208	C
1	0	1216	G
1	0	1237	U
1	0	1238	C
1	0	1239	G
1	0	1279	U
1	0	1289	C

Continued on next page...

Continued from previous page...

Mol	Chain	Res	Type
1	0	1331	A
1	0	1342	C
1	0	1353	C
1	0	1360	C
1	0	1377	C
1	0	1378	G
1	0	1407	A
1	0	1409	G
1	0	1474	C
1	0	1505	U
1	0	1506	U
1	0	1524	U
1	0	1525	G
1	0	1526	A
1	0	1528	A
1	0	1564	C
1	0	1592	G
1	0	1625	U
1	0	1626	A
1	0	1633	C
1	0	1634	G
1	0	1656	A
1	0	1667	A
1	0	1682	A
1	0	1684	A
1	0	1685	A
1	0	1692	C
1	0	1701	A
1	0	1722	U
1	0	1723	G
1	0	1725	C
1	0	1731	C
1	0	1732	A
1	0	1752	G
1	0	1778	A
1	0	1798	C
1	0	1820	G
1	0	1829	A
1	0	1856	C
1	0	1879	U
1	0	1919	A
1	0	1942	A

Continued on next page...

Continued from previous page...

Mol	Chain	Res	Type
1	0	1971	G
1	0	1973	A
1	0	1979	G
1	0	1980	U
1	0	1996	U
1	0	2006	C
1	0	2008	U
1	0	2011	A
1	0	2012	U
1	0	2013	G
1	0	2033	G
1	0	2034	U
1	0	2064	U
1	0	2072	G
1	0	2073	G
1	0	2074	A
1	0	2096	A
1	0	2101	A
1	0	2102	G
1	0	2103	A
1	0	2110	G
1	0	2238	A
1	0	2243	C
1	0	2258	A
1	0	2271	G
1	0	2272	G
1	0	2317	C
1	0	2321	A
1	0	2354	A
1	0	2361	A
1	0	2369	A
1	0	2379	G
1	0	2422	U
1	0	2462	G
1	0	2469	A
1	0	2476	C
1	0	2480	G
1	0	2483	A
1	0	2507	G
1	0	2509	A
1	0	2511	A
1	0	2533	C

Continued on next page...

Continued from previous page...

Mol	Chain	Res	Type
1	0	2537	G
1	0	2541	U
1	0	2542	C
1	0	2553	A
1	0	2564	G
1	0	2589	U
1	0	2601	A
1	0	2602	G
1	0	2608	C
1	0	2613	G
1	0	2634	G
1	0	2637	A
1	0	2644	C
1	0	2645	U
1	0	2649	A
1	0	2664	A
1	0	2681	A
1	0	2682	C
1	0	2719	A
1	0	2726	U
1	0	2727	A
1	0	2747	C
1	0	2748	G
1	0	2749	U
1	0	2750	G
1	0	2762	C
1	0	2768	A
1	0	2800	A
1	0	2811	A
1	0	2812	A
1	0	2825	C
1	0	2840	A
1	0	2852	A
1	0	2853	U
1	0	2876	G
1	0	2890	A
1	0	2896	A
1	0	2903	C
1	0	2914	A
2	9	3002	U
2	9	3007	G
2	9	3014	G

Continued on next page...

Continued from previous page...

Mol	Chain	Res	Type
2	9	3022	G
2	9	3023	U
2	9	3024	U
2	9	3041	C
2	9	3043	G
2	9	3044	A
2	9	3057	A
2	9	3066	G
2	9	3077	A
2	9	3114	G
2	9	3122	C

All (35) RNA pucker outliers are listed below:

Mol	Chain	Res	Type
1	0	69	A
1	0	129	A
1	0	169	A
1	0	338	C
1	0	603	A
1	0	644	G
1	0	699	C
1	0	834	G
1	0	857	A
1	0	871	G
1	0	877	G
1	0	1232	A
1	0	1237	U
1	0	1246	A
1	0	1351	G
1	0	1352	A
1	0	1506	U
1	0	1684	A
1	0	1685	A
1	0	1692	C
1	0	1730	G
1	0	1856	C
1	0	1979	G
1	0	2011	A
1	0	2313	C
1	0	2467	A
1	0	2526	C

Continued on next page...

Continued from previous page...

Mol	Chain	Res	Type
1	0	2536	C
1	0	2541	U
1	0	2649	A
1	0	2718	C
1	0	2726	U
1	0	2761	A
1	0	2852	A
2	9	3065	A

5.4 Non-standard residues in protein, DNA, RNA chains ⓘ

7 non-standard protein/DNA/RNA residues are modelled in this entry.

In the following table, the Counts columns list the number of bonds (or angles) for which Mogul statistics could be retrieved, the number of bonds (or angles) that are observed in the model and the number of bonds (or angles) that are defined in the Chemical Component Dictionary. The Link column lists molecule types, if any, to which the group is linked. The Z score for a bond length (or angle) is the number of standard deviations the observed value is removed from the expected value. A bond length (or angle) with $|Z| > 2$ is considered an outlier worth inspection. RMSZ is the root-mean-square of all Z scores of the bond lengths (or angles).

Mol	Type	Chain	Res	Link	Bond lengths			Bond angles		
					Counts	RMSZ	# Z > 2	Counts	RMSZ	# Z > 2
1	OMU	0	2587	1	14,22,23	0.98	2 (14%)	18,31,34	3.66	2 (11%)
1	OMG	0	2588	1,3	19,26,27	1.06	1 (5%)	22,38,41	2.48	4 (18%)
1	UR3	0	2619	1	13,22,23	0.90	1 (7%)	15,32,35	0.66	0
1	PSU	0	2621	1	16,21,22	1.67	3 (18%)	20,30,33	5.38	4 (20%)
1	1MA	0	628	1,35	16,25,26	0.95	1 (6%)	12,37,40	1.25	1 (8%)
3	PPU	4	76	1,3	17,26,41	0.67	0	16,38,60	1.08	1 (6%)
3	HFA	4	77	3	11,11,12	1.12	1 (9%)	13,13,15	1.06	1 (7%)

In the following table, the Chirals column lists the number of chiral outliers, the number of chiral centers analysed, the number of these observed in the model and the number defined in the Chemical Component Dictionary. Similar counts are reported in the Torsion and Rings columns. '-' means no outliers of that kind were identified.

Mol	Type	Chain	Res	Link	Chirals	Torsions	Rings
1	OMU	0	2587	1	-	0/5/27/28	0/2/2/2
1	OMG	0	2588	1,3	-	0/5/27/28	0/3/3/3
1	UR3	0	2619	1	-	0/3/25/26	0/2/2/2
1	PSU	0	2621	1	-	0/7/25/26	0/2/2/2

Continued on next page...

Continued from previous page...

Mol	Type	Chain	Res	Link	Chirals	Torsions	Rings
1	1MA	0	628	1,35	-	0/3/25/26	0/3/3/3
3	PPU	4	76	1,3	-	0/7/29/44	0/3/3/4
3	HFA	4	77	3	-	0/4/6/8	0/1/1/1

All (9) bond length outliers are listed below:

Mol	Chain	Res	Type	Atoms	Z	Observed(Å)	Ideal(Å)
1	0	2621	PSU	C5-C1'	-4.84	1.48	1.52
1	0	2619	UR3	C6-C5	-2.04	1.33	1.38
1	0	2587	OMU	C6-C5	-2.04	1.33	1.38
1	0	2587	OMU	C4-N3	2.41	1.37	1.33
1	0	2621	PSU	C2-N1	2.74	1.43	1.38
1	0	628	1MA	C6-N6	2.79	1.33	1.27
1	0	2621	PSU	C4-N3	2.95	1.38	1.33
3	4	77	HFA	OA-CA	3.00	1.49	1.43
1	0	2588	OMG	C6-N1	3.27	1.38	1.33

All (13) bond angle outliers are listed below:

Mol	Chain	Res	Type	Atoms	Z	Observed(°)	Ideal(°)
1	0	2621	PSU	N1-C2-N3	-16.99	114.75	128.41
1	0	2588	OMG	C5-C6-N1	-8.35	111.59	123.47
1	0	2621	PSU	C5-C4-N3	-8.27	114.70	125.36
1	0	628	1MA	C2-N3-C4	-3.68	110.88	116.51
1	0	2587	OMU	C5-C4-N3	-3.59	114.84	123.17
1	0	2588	OMG	C2-N3-C4	-2.83	111.86	115.16
3	4	77	HFA	CB-CA-C	-2.63	106.71	111.64
1	0	2588	OMG	N3-C2-N1	-2.38	123.92	127.41
1	0	2621	PSU	C6-N1-C2	2.73	119.72	115.36
3	4	76	PPU	C2-N1-C6	2.92	118.89	111.81
1	0	2588	OMG	C6-N1-C2	6.36	125.21	116.06
1	0	2621	PSU	C4-N3-C2	14.22	127.24	115.14
1	0	2587	OMU	C4-N3-C2	14.91	126.97	114.14

There are no chirality outliers.

There are no torsion outliers.

There are no ring outliers.

3 monomers are involved in 4 short contacts:

Mol	Chain	Res	Type	Clashes	Symm-Clashes
1	0	2587	OMU	2	0

Continued on next page...

Continued from previous page...

Mol	Chain	Res	Type	Clashes	Symm-Clashes
1	0	2619	UR3	1	0
3	4	77	HFA	1	0

5.5 Carbohydrates [i](#)

There are no carbohydrates in this entry.

5.6 Ligand geometry [i](#)

Of 313 ligands modelled in this entry, 313 are monoatomic - leaving 0 for Mogul analysis.

There are no bond length outliers.

There are no bond angle outliers.

There are no chirality outliers.

There are no torsion outliers.

There are no ring outliers.

No monomer is involved in short contacts.

5.7 Other polymers [i](#)

There are no such residues in this entry.

5.8 Polymer linkage issues [i](#)

The following chains have linkage breaks:

Mol	Chain	Number of breaks
3	4	1

All chain breaks are listed below:

Model	Chain	Residue-1	Atom-1	Residue-2	Atom-2	Distance (Å)
1	4	176:A	O3'	175:C	P	8.75

6 Fit of model and data ⓘ

6.1 Protein, DNA and RNA chains ⓘ

In the following table, the column labelled ‘#RSRZ> 2’ contains the number (and percentage) of RSRZ outliers, followed by percent RSRZ outliers for the chain as percentile scores relative to all X-ray entries and entries of similar resolution. The OWAB column contains the minimum, median, 95th percentile and maximum values of the occupancy-weighted average B-factor per residue. The column labelled ‘Q< 0.9’ lists the number of (and percentage) of residues with an average occupancy less than 0.9.

Mol	Chain	Analysed	<RSRZ>	#RSRZ>2	OWAB(Å ²)	Q<0.9
1	0	2749/2922 (94%)	-0.08	127 (4%) 32 36	23, 45, 88, 147	0
2	9	122/122 (100%)	0.39	7 (5%) 24 26	40, 63, 89, 149	0
3	4	4/8 (50%)	-0.27	0 100 100	40, 45, 47, 48	0
4	A	237/240 (98%)	0.35	14 (5%) 22 25	27, 48, 83, 102	0
5	B	337/338 (99%)	0.20	11 (3%) 46 49	27, 50, 76, 88	0
6	C	246/246 (100%)	0.05	3 (1%) 79 81	24, 45, 68, 79	0
7	D	140/177 (79%)	1.79	45 (32%) 0 0	55, 93, 121, 129	0
8	E	172/178 (96%)	0.40	15 (8%) 10 11	41, 63, 83, 88	0
9	F	119/120 (99%)	0.72	11 (9%) 9 9	46, 69, 94, 106	0
10	G	29/348 (8%)	2.71	18 (62%) 0 0	67, 89, 97, 100	0
11	H	160/171 (93%)	0.49	19 (11%) 4 4	40, 58, 91, 98	0
12	J	142/145 (97%)	0.05	5 (3%) 44 47	34, 47, 69, 90	0
13	K	132/132 (100%)	0.02	3 (2%) 60 64	33, 44, 68, 78	0
14	L	145/165 (87%)	0.60	16 (11%) 5 5	26, 62, 107, 117	0
15	M	194/195 (99%)	0.27	6 (3%) 49 53	32, 44, 60, 69	0
16	N	186/187 (99%)	0.94	37 (19%) 1 1	44, 61, 107, 115	0
17	O	115/116 (99%)	0.24	2 (1%) 70 73	38, 53, 68, 77	0
18	P	143/149 (95%)	0.32	5 (3%) 44 47	36, 50, 63, 75	0
19	Q	95/96 (98%)	-0.05	2 (2%) 63 67	37, 46, 61, 72	0
20	R	150/155 (96%)	-0.08	2 (1%) 77 80	30, 43, 62, 71	0
21	S	81/85 (95%)	0.39	5 (6%) 20 23	39, 55, 75, 90	0
22	T	119/120 (99%)	0.67	13 (10%) 5 5	39, 53, 79, 104	0
23	U	53/66 (80%)	0.26	2 (3%) 40 44	40, 50, 69, 78	0
24	V	65/71 (91%)	1.93	17 (26%) 0 0	52, 72, 109, 115	0

Continued on next page...

Continued from previous page...

Mol	Chain	Analysed	<RSRZ>	#RSRZ>2	OWAB(Å ²)	Q<0.9
25	W	154/154 (100%)	0.27	7 (4%) 33 37	37, 49, 69, 78	0
26	X	82/92 (89%)	0.56	9 (10%) 5 5	39, 54, 81, 98	0
27	Y	142/241 (58%)	-0.02	5 (3%) 44 47	28, 42, 64, 84	0
28	Z	73/83 (87%)	0.82	13 (17%) 1 1	46, 63, 80, 91	0
29	1	56/57 (98%)	-0.20	0 100 100	28, 33, 40, 48	0
30	2	46/50 (92%)	1.48	12 (26%) 0 0	34, 60, 89, 96	0
31	3	92/92 (100%)	0.23	4 (4%) 35 38	34, 54, 68, 80	0
32	I	70/162 (43%)	6.37	64 (91%) 0 0	105, 117, 137, 138	0
All	All	6650/7483 (88%)	0.28	499 (7%) 14 15	23, 50, 95, 149	0

All (499) RSRZ outliers are listed below:

Mol	Chain	Res	Type	RSRZ
32	I	88	GLY	22.4
24	V	1	THR	18.4
32	I	71	GLY	18.2
32	I	133	THR	17.3
32	I	96	PHE	17.2
16	N	166	ALA	16.3
7	D	63	ILE	14.6
32	I	85	PHE	13.6
32	I	137	VAL	12.0
22	T	119	ALA	12.0
7	D	57	THR	11.6
32	I	79	ILE	11.4
2	9	3001	U	11.2
32	I	109	ALA	11.0
32	I	76	ALA	10.5
24	V	39	ALA	10.4
32	I	105	VAL	10.1
32	I	102	VAL	9.5
32	I	91	GLU	9.3
32	I	87	THR	9.3
32	I	93	GLN	8.9
24	V	40	PRO	8.8
32	I	89	SER	8.6
22	T	118	SER	8.4
7	D	61	PHE	8.3
32	I	136	GLY	8.3

Continued on next page...

Continued from previous page...

Mol	Chain	Res	Type	RSRZ
32	I	121	LEU	8.1
32	I	75	THR	8.0
32	I	113	HIS	8.0
1	0	497	A	7.8
1	0	1951	G	7.5
32	I	81	ASP	7.5
32	I	77	GLU	7.4
32	I	129	VAL	7.3
32	I	118	SER	7.3
32	I	97	VAL	7.2
1	0	1199	A	7.2
30	2	49	GLU	7.1
32	I	98	ALA	7.1
32	I	86	GLU	7.0
32	I	138	THR	7.0
32	I	83	ALA	7.0
24	V	43	PRO	6.9
4	A	237	GLY	6.9
32	I	94	GLU	6.8
1	0	1177	A	6.6
7	D	11	HIS	6.5
10	G	23	ILE	6.5
21	S	81	ILE	6.4
1	0	282	C	6.4
16	N	165	ALA	6.3
22	T	116	ASP	6.2
32	I	104	GLN	6.2
32	I	78	LEU	6.2
4	A	37	VAL	6.2
32	I	132	CYS	6.2
2	9	3002	U	6.1
1	0	1173	A	6.1
1	0	999	C	6.1
16	N	155	GLU	6.1
26	X	88	GLU	6.0
32	I	116	LEU	6.0
32	I	114	PRO	6.0
1	0	2769	C	5.9
10	G	26	MET	5.9
1	0	272	A	5.9
1	0	735	C	5.8
1	0	736	A	5.7

Continued on next page...

Continued from previous page...

Mol	Chain	Res	Type	RSRZ
32	I	111	GLN	5.7
32	I	107	GLN	5.7
32	I	126	LYS	5.7
30	2	44	ARG	5.7
26	X	80	GLU	5.7
28	Z	11	SER	5.7
1	0	2508	C	5.6
30	2	27	LEU	5.6
8	E	45	ASP	5.6
32	I	103	ASP	5.6
32	I	108	ILE	5.5
1	0	1525	G	5.5
1	0	2004	U	5.5
32	I	95	ASP	5.5
1	0	970	U	5.5
24	V	41	GLU	5.5
1	0	2645	U	5.4
30	2	39	ARG	5.4
22	T	82	THR	5.4
1	0	2237	G	5.2
1	0	1172	G	5.2
7	D	107	GLY	5.2
2	9	3024	U	5.1
24	V	38	GLY	5.1
7	D	170	TYR	5.1
7	D	90	LEU	5.0
32	I	99	ASP	5.0
1	0	1202	A	4.9
1	0	1198	U	4.9
1	0	280	C	4.9
1	0	2511	A	4.8
32	I	122	THR	4.8
1	0	288	A	4.8
1	0	1965	C	4.8
1	0	1196	C	4.8
10	G	71	LEU	4.8
1	0	2238	A	4.8
14	L	75	LEU	4.8
1	0	1200	A	4.7
22	T	117	ASP	4.7
7	D	10	PHE	4.7
7	D	62	ASP	4.7

Continued on next page...

Continued from previous page...

Mol	Chain	Res	Type	RSRZ
32	I	90	GLY	4.7
2	9	3023	U	4.7
5	B	1	PRO	4.6
32	I	125	ALA	4.6
32	I	80	LYS	4.6
7	D	92	GLU	4.6
1	0	1169	U	4.6
1	0	960	G	4.5
24	V	45	ARG	4.5
9	F	117	GLU	4.5
1	0	10	U	4.4
23	U	47	ARG	4.3
1	0	1171	A	4.3
1	0	358	G	4.3
10	G	24	VAL	4.3
24	V	37	GLY	4.3
7	D	40	ILE	4.2
1	0	285	A	4.2
10	G	27	ILE	4.2
1	0	1175	G	4.2
32	I	119	TYR	4.2
6	C	61	PHE	4.1
16	N	154	LEU	4.1
16	N	68	GLU	4.1
7	D	66	GLY	4.1
10	G	73	ASP	4.0
1	0	1197	G	4.0
32	I	74	PRO	4.0
26	X	77	PHE	4.0
2	9	3122	C	4.0
8	E	10	ASP	4.0
1	0	1176	C	4.0
1	0	1948	G	4.0
9	F	25	ASP	4.0
7	D	64	ARG	4.0
1	0	1195	G	3.9
10	G	22	ALA	3.9
16	N	134	ASP	3.9
32	I	92	PRO	3.9
10	G	69	ARG	3.9
16	N	183	ASP	3.9
7	D	69	ILE	3.9

Continued on next page...

Continued from previous page...

Mol	Chain	Res	Type	RSRZ
9	F	106	ALA	3.9
7	D	56	ARG	3.9
11	H	37	GLN	3.9
14	L	91	VAL	3.9
19	Q	95	GLU	3.8
4	A	31	LYS	3.8
1	0	1179	C	3.8
27	Y	235	GLU	3.8
24	V	36	ALA	3.8
28	Z	20	ARG	3.8
16	N	185	GLU	3.7
1	0	1206	U	3.7
1	0	365	G	3.7
4	A	35	GLY	3.7
12	J	70	PHE	3.7
14	L	81	VAL	3.7
30	2	37	HIS	3.7
1	0	1966	U	3.7
9	F	22	VAL	3.7
7	D	85	GLN	3.7
4	A	236	GLY	3.6
1	0	1203	G	3.6
1	0	1950	G	3.6
14	L	80	ASP	3.6
10	G	25	GLU	3.6
22	T	115	GLU	3.6
14	L	76	LEU	3.6
16	N	37	ARG	3.6
1	0	1168	C	3.6
1	0	2344	G	3.6
26	X	85	VAL	3.6
1	0	284	C	3.6
1	0	2748	G	3.6
32	I	120	ASP	3.6
1	0	1178	G	3.6
4	A	133	ARG	3.6
10	G	21	ASP	3.6
16	N	163	PHE	3.5
1	0	969	G	3.5
9	F	119	ARG	3.5
31	3	92	GLU	3.5
1	0	737	A	3.5

Continued on next page...

Continued from previous page...

Mol	Chain	Res	Type	RSRZ
10	G	67	LEU	3.5
32	I	140	GLU	3.5
1	0	1625	U	3.5
16	N	156	GLU	3.5
1	0	1192	A	3.4
31	3	56	PRO	3.4
32	I	135	LEU	3.4
11	H	138	CYS	3.4
16	N	152	GLU	3.4
9	F	118	LEU	3.4
16	N	39	SER	3.4
28	Z	24	ARG	3.4
1	0	271	C	3.4
1	0	281	U	3.4
1	0	1170	U	3.4
1	0	1208	C	3.4
9	F	110	ASP	3.3
28	Z	22	SER	3.3
24	V	2	VAL	3.3
28	Z	25	ARG	3.3
30	2	24	TRP	3.3
13	K	119	GLN	3.3
8	E	43	ASP	3.3
27	Y	95	THR	3.3
1	0	1000	C	3.3
32	I	115	ASP	3.3
16	N	43	VAL	3.3
1	0	1929	G	3.2
7	D	135	VAL	3.2
10	G	72	ASP	3.2
32	I	106	LYS	3.2
1	0	1967	U	3.2
32	I	123	ASN	3.2
1	0	441	A	3.2
28	Z	59	TYR	3.2
1	0	363	A	3.2
1	0	514	G	3.2
1	0	716	G	3.2
1	0	283	U	3.2
32	I	110	GLU	3.1
1	0	289	G	3.1
25	W	86	GLU	3.1

Continued on next page...

Continued from previous page...

Mol	Chain	Res	Type	RSRZ
1	0	1174	A	3.1
5	B	134	ALA	3.1
8	E	99	GLY	3.1
11	H	171	ALA	3.1
1	0	138	U	3.1
14	L	148	GLU	3.1
22	T	112	LEU	3.0
11	H	139	ASN	3.0
1	0	1181	A	3.0
1	0	369	G	3.0
24	V	8	ILE	3.0
16	N	181	ASP	3.0
1	0	1165	G	3.0
16	N	184	ILE	3.0
16	N	160	SER	2.9
1	0	362	G	2.9
1	0	1947	G	2.9
1	0	295	C	2.9
7	D	53	LYS	2.9
15	M	74	LYS	2.9
30	2	35	ARG	2.9
1	0	1201	C	2.9
7	D	73	VAL	2.9
14	L	99	GLU	2.9
32	I	84	GLY	2.9
1	0	2507	G	2.9
1	0	1279	U	2.9
1	0	2914	A	2.9
10	G	66	LEU	2.9
7	D	68	PRO	2.9
21	S	76	GLU	2.9
11	H	143	ALA	2.9
12	J	4	ALA	2.9
16	N	76	GLY	2.9
7	D	173	GLU	2.9
1	0	2509	A	2.9
27	Y	216	ARG	2.9
7	D	86	THR	2.8
7	D	51	ARG	2.8
30	2	26	MET	2.8
1	0	808	A	2.8
1	0	279	C	2.8

Continued on next page...

Continued from previous page...

Mol	Chain	Res	Type	RSRZ
30	2	20	ARG	2.8
10	G	70	ALA	2.8
14	L	77	ALA	2.8
24	V	10	ASP	2.8
19	Q	76	VAL	2.8
11	H	111	ASP	2.7
30	2	48	ASP	2.7
7	D	58	VAL	2.7
8	E	11	VAL	2.7
10	G	20	VAL	2.7
28	Z	21	VAL	2.7
30	2	23	ALA	2.7
7	D	134	LEU	2.7
31	3	62	THR	2.7
1	0	1189	A	2.7
1	0	2345	A	2.7
4	A	36	ASP	2.7
26	X	7	GLU	2.7
11	H	35	ARG	2.7
14	L	102	ASP	2.7
1	0	1527	A	2.7
1	0	2825	C	2.7
15	M	132	ILE	2.7
1	0	370	G	2.7
1	0	128	A	2.7
1	0	1194	A	2.7
14	L	100	ALA	2.7
11	H	45	VAL	2.7
8	E	100	ASP	2.7
28	Z	36	ASP	2.7
7	D	38	GLU	2.7
16	N	169	PRO	2.7
7	D	166	ILE	2.7
1	0	2506	A	2.7
16	N	172	PHE	2.6
21	S	20	PHE	2.6
32	I	139	ILE	2.6
22	T	36	GLY	2.6
7	D	88	LEU	2.6
5	B	2	GLN	2.6
5	B	183	GLU	2.6
16	N	177	GLU	2.6

Continued on next page...

Continued from previous page...

Mol	Chain	Res	Type	RSRZ
17	O	23	GLY	2.6
7	D	157	LEU	2.6
8	E	87	PHE	2.6
5	B	57	GLU	2.6
25	W	91	ASP	2.6
8	E	154	ILE	2.6
11	H	82	ASP	2.6
8	E	6	GLU	2.6
10	G	12	ILE	2.6
8	E	42	VAL	2.5
7	D	81	GLU	2.5
1	0	293	A	2.5
1	0	1163	G	2.5
9	F	16	ALA	2.5
16	N	95	ALA	2.5
9	F	90	GLU	2.5
12	J	110	ASP	2.5
15	M	70	GLY	2.5
22	T	35	TYR	2.5
24	V	14	ALA	2.5
2	9	3073	G	2.5
7	D	89	PRO	2.5
28	Z	44	GLU	2.5
26	X	65	ASN	2.5
1	0	2510	C	2.5
32	I	82	GLU	2.5
1	0	2664	A	2.5
7	D	44	ILE	2.5
21	S	70	GLU	2.5
7	D	100	ASP	2.5
25	W	26	ILE	2.5
14	L	147	GLU	2.5
1	0	1182	C	2.5
26	X	71	ARG	2.5
11	H	167	PRO	2.5
1	0	1526	A	2.5
13	K	101	ASN	2.5
24	V	6	GLN	2.5
32	I	117	LEU	2.5
17	O	92	VAL	2.4
1	0	2747	C	2.4
4	A	208	HIS	2.4

Continued on next page...

Continued from previous page...

Mol	Chain	Res	Type	RSRZ
1	0	372	A	2.4
4	A	135	VAL	2.4
1	0	1964	U	2.4
1	0	2335	C	2.4
5	B	104	GLU	2.4
1	0	351	G	2.4
18	P	114	LEU	2.4
6	C	132	ASP	2.4
14	L	79	ASP	2.4
1	0	1981	A	2.4
16	N	175	LEU	2.4
11	H	140	VAL	2.4
7	D	154	LYS	2.4
24	V	59	ILE	2.4
14	L	44	GLU	2.4
2	9	3065	A	2.4
7	D	93	LEU	2.4
1	0	367	G	2.4
8	E	48	VAL	2.4
22	T	77	VAL	2.4
32	I	72	VAL	2.4
12	J	5	GLU	2.4
27	Y	96	GLU	2.4
32	I	134	SER	2.4
28	Z	12	GLY	2.4
25	W	52	VAL	2.4
30	2	38	LYS	2.3
16	N	164	ASP	2.3
4	A	209	PRO	2.3
15	M	79	ALA	2.3
7	D	55	LYS	2.3
1	0	1523	G	2.3
7	D	26	GLY	2.3
11	H	74	ILE	2.3
1	0	255	A	2.3
24	V	63	GLU	2.3
18	P	18	LYS	2.3
28	Z	42	CYS	2.3
15	M	75	ARG	2.3
16	N	2	THR	2.3
22	T	80	GLU	2.3
32	I	101	SER	2.3

Continued on next page...

Continued from previous page...

Mol	Chain	Res	Type	RSRZ
26	X	41	PHE	2.3
1	0	368	C	2.3
16	N	180	LEU	2.3
24	V	20	LEU	2.3
16	N	153	GLN	2.3
16	N	161	GLY	2.3
27	Y	98	GLN	2.3
7	D	12	GLU	2.3
16	N	94	GLU	2.3
31	3	41	GLU	2.3
8	E	127	ASP	2.3
7	D	18	ILE	2.3
1	0	1522	A	2.3
1	0	2890	A	2.3
4	A	64	ASP	2.3
7	D	67	ASP	2.3
20	R	150	PRO	2.3
11	H	47	ILE	2.3
1	0	292	G	2.3
5	B	133	GLU	2.2
1	0	1919	A	2.2
4	A	134	ASN	2.2
1	0	129	A	2.2
8	E	7	ILE	2.2
1	0	2826	G	2.2
28	Z	32	GLU	2.2
1	0	1180	U	2.2
25	W	85	ALA	2.2
4	A	85	SER	2.2
22	T	33	GLU	2.2
16	N	147	ILE	2.2
1	0	1204	C	2.2
1	0	805	G	2.2
1	0	809	G	2.2
5	B	117	GLU	2.2
16	N	149	GLU	2.2
14	L	89	PHE	2.2
11	H	21	THR	2.2
13	K	118	ALA	2.2
5	B	33	ASP	2.2
9	F	11	ASP	2.2
18	P	67	LYS	2.1

Continued on next page...

Continued from previous page...

Mol	Chain	Res	Type	RSRZ
7	D	104	PHE	2.1
1	0	2512	U	2.1
9	F	28	ALA	2.1
18	P	135	ALA	2.1
1	0	2768	A	2.1
4	A	206	ARG	2.1
1	0	1524	U	2.1
1	0	2770	G	2.1
7	D	167	GLU	2.1
16	N	159	TYR	2.1
14	L	130	ARG	2.1
23	U	43	GLY	2.1
8	E	4	GLU	2.1
8	E	98	GLU	2.1
16	N	162	ASP	2.1
5	B	308	LEU	2.1
14	L	60	GLU	2.1
1	0	361	C	2.1
1	0	717	C	2.1
25	W	92	ASP	2.1
7	D	95	THR	2.1
6	C	135	GLU	2.1
18	P	25	PRO	2.1
1	0	354	A	2.1
1	0	1528	A	2.1
22	T	83	ASP	2.1
7	D	65	GLU	2.1
16	N	36	ALA	2.1
16	N	41	LYS	2.1
21	S	45	TYR	2.1
25	W	28	HIS	2.1
1	0	807	A	2.1
1	0	1207	A	2.1
10	G	68	GLU	2.1
28	Z	10	ARG	2.1
11	H	77	LEU	2.0
12	J	46	ILE	2.0
16	N	67	ALA	2.0
7	D	43	GLU	2.0
20	R	96	VAL	2.0
15	M	54	TYR	2.0
32	I	112	LYS	2.0

Continued on next page...

Continued from previous page...

Mol	Chain	Res	Type	RSRZ
32	I	100	LEU	2.0
11	H	141	GLU	2.0
11	H	78	GLY	2.0
11	H	24	PRO	2.0
11	H	162	ARG	2.0
26	X	10	VAL	2.0
10	G	15	TRP	2.0
16	N	40	ASN	2.0
1	0	296	G	2.0
5	B	118	ASP	2.0
1	0	352	A	2.0

6.2 Non-standard residues in protein, DNA, RNA chains [i](#)

In the following table, the Atoms column lists the number of modelled atoms in the group and the number defined in the chemical component dictionary. The B-factors column lists the minimum, median, 95th percentile and maximum values of B factors of atoms in the group. The column labelled 'Q< 0.9' lists the number of atoms with occupancy less than 0.9.

Mol	Type	Chain	Res	Atoms	RSCC	RSR	B-factors(Å ²)	Q<0.9
3	HFA	4	77	11/12	0.97	0.16	37,39,42,43	0
1	OMU	0	2587	21/22	0.98	0.11	28,35,37,37	0
1	OMG	0	2588	24/25	0.98	0.13	28,32,36,37	0
3	PPU	4	76	24/38	0.98	0.10	35,39,41,43	0
1	1MA	0	628	23/24	0.98	0.15	30,32,34,39	0
1	UR3	0	2619	21/22	0.98	0.13	34,37,39,41	0
1	PSU	0	2621	20/21	0.98	0.08	28,31,38,39	0

6.3 Carbohydrates [i](#)

There are no carbohydrates in this entry.

6.4 Ligands [i](#)

In the following table, the Atoms column lists the number of modelled atoms in the group and the number defined in the chemical component dictionary. The B-factors column lists the minimum, median, 95th percentile and maximum values of B factors of atoms in the group. The column labelled 'Q< 0.9' lists the number of atoms with occupancy less than 0.9.

Mol	Type	Chain	Res	Atoms	RSCC	RSR	B-factors(\AA^2)	Q<0.9
37	SR	0	9500	1/1	0.01	0.64	179,179,179,179	0
33	MG	0	8024	1/1	0.42	1.11	92,92,92,92	0
33	MG	0	8055	1/1	0.48	0.26	102,102,102,102	0
38	CD	O	9205	1/1	0.51	0.23	183,183,183,183	0
35	NA	0	9169	1/1	0.58	0.57	96,96,96,96	0
37	SR	0	9547	1/1	0.63	0.79	194,194,194,194	0
33	MG	0	8052	1/1	0.64	0.23	88,88,88,88	0
35	NA	H	9122	1/1	0.65	0.20	80,80,80,80	0
35	NA	0	9185	1/1	0.66	0.28	50,50,50,50	0
35	NA	S	9112	1/1	0.67	0.43	68,68,68,68	0
35	NA	0	9129	1/1	0.69	0.22	70,70,70,70	0
33	MG	0	8108	1/1	0.70	0.17	111,111,111,111	0
35	NA	0	9174	1/1	0.71	0.33	62,62,62,62	0
33	MG	0	8022	1/1	0.71	1.19	103,103,103,103	0
35	NA	0	9157	1/1	0.71	0.13	44,44,44,44	0
35	NA	0	9182	1/1	0.71	0.26	78,78,78,78	0
33	MG	0	8061	1/1	0.74	0.10	60,60,60,60	0
35	NA	0	9125	1/1	0.74	1.04	93,93,93,93	0
35	NA	0	9173	1/1	0.74	0.26	66,66,66,66	0
35	NA	0	9168	1/1	0.76	0.38	63,63,63,63	0
35	NA	0	9184	1/1	0.76	0.23	75,75,75,75	0
35	NA	0	9118	1/1	0.76	0.44	60,60,60,60	0
35	NA	0	9164	1/1	0.76	0.25	59,59,59,59	0
35	NA	0	9116	1/1	0.76	0.22	44,44,44,44	0
35	NA	D	9151	1/1	0.78	0.13	61,61,61,61	0
33	MG	0	8089	1/1	0.78	0.17	58,58,58,58	0
33	MG	0	8101	1/1	0.79	0.25	78,78,78,78	0
33	MG	0	8082	1/1	0.79	0.32	89,89,89,89	0
33	MG	0	8050	1/1	0.79	0.19	74,74,74,74	0
35	NA	0	9127	1/1	0.80	0.19	45,45,45,45	0
33	MG	0	8059	1/1	0.80	0.49	61,61,61,61	0
35	NA	0	9152	1/1	0.80	0.22	66,66,66,66	0
37	SR	B	9521	1/1	0.80	0.18	165,165,165,165	0
35	NA	0	9126	1/1	0.80	0.31	54,54,54,54	0
35	NA	0	9171	1/1	0.81	0.23	56,56,56,56	0
33	MG	0	8014	1/1	0.81	0.27	78,78,78,78	0
33	MG	0	8084	1/1	0.82	0.34	76,76,76,76	0
34	K	0	9001	1/1	0.82	0.35	78,78,78,78	0
35	NA	0	9163	1/1	0.82	0.12	59,59,59,59	0
33	MG	0	8094	1/1	0.83	0.57	92,92,92,92	0
33	MG	0	8042	1/1	0.83	0.08	53,53,53,53	0
35	NA	R	9186	1/1	0.83	0.23	67,67,67,67	0
35	NA	9	9183	1/1	0.83	0.20	73,73,73,73	0

Continued on next page...

Continued from previous page...

Mol	Type	Chain	Res	Atoms	RSCC	RSR	B-factors(\AA^2)	Q<0.9
35	NA	0	9140	1/1	0.84	0.13	55,55,55,55	0
33	MG	0	8017	1/1	0.85	0.17	31,31,31,31	0
33	MG	0	8040	1/1	0.85	0.29	69,69,69,69	0
33	MG	0	8093	1/1	0.85	0.13	41,41,41,41	0
33	MG	0	8058	1/1	0.86	0.26	79,79,79,79	0
33	MG	0	8057	1/1	0.86	0.20	69,69,69,69	0
35	NA	0	9158	1/1	0.86	0.31	66,66,66,66	0
37	SR	0	9459	1/1	0.86	0.07	97,97,97,97	0
35	NA	0	9177	1/1	0.86	0.34	62,62,62,62	0
35	NA	0	9179	1/1	0.86	0.33	107,107,107,107	0
33	MG	0	8025	1/1	0.87	0.35	29,29,29,29	0
35	NA	0	9170	1/1	0.87	0.54	82,82,82,82	0
33	MG	0	8045	1/1	0.87	0.31	66,66,66,66	0
35	NA	0	9111	1/1	0.87	0.21	66,66,66,66	0
34	K	0	9003	1/1	0.87	0.23	80,80,80,80	0
33	MG	A	8065	1/1	0.87	0.14	79,79,79,79	0
35	NA	0	9172	1/1	0.87	0.67	71,71,71,71	0
33	MG	0	8047	1/1	0.87	0.29	89,89,89,89	0
37	SR	0	9484	1/1	0.87	0.09	123,123,123,123	0
35	NA	0	9181	1/1	0.87	0.17	52,52,52,52	0
33	MG	0	8085	1/1	0.87	0.30	65,65,65,65	0
33	MG	0	8107	1/1	0.88	0.17	63,63,63,63	0
37	SR	0	9532	1/1	0.88	0.10	123,123,123,123	0
35	NA	C	9104	1/1	0.89	0.17	27,27,27,27	0
35	NA	0	9167	1/1	0.89	0.09	50,50,50,50	0
35	NA	0	9166	1/1	0.89	0.07	59,59,59,59	0
33	MG	0	8113	1/1	0.89	0.11	43,43,43,43	0
37	SR	9	9588	1/1	0.89	0.15	126,126,126,126	0
36	CL	N	9307	1/1	0.89	0.15	55,55,55,55	0
35	NA	0	9150	1/1	0.90	0.18	42,42,42,42	0
35	NA	0	9108	1/1	0.90	0.14	33,33,33,33	0
37	SR	0	9539	1/1	0.90	0.26	134,134,134,134	0
35	NA	0	9141	1/1	0.90	0.09	60,60,60,60	0
33	MG	0	8092	1/1	0.90	0.65	68,68,68,68	0
33	MG	0	8103	1/1	0.90	0.16	63,63,63,63	0
35	NA	0	9130	1/1	0.90	0.09	44,44,44,44	0
36	CL	B	9319	1/1	0.90	0.16	55,55,55,55	0
33	MG	0	8115	1/1	0.91	0.12	51,51,51,51	0
35	NA	0	9124	1/1	0.91	0.27	53,53,53,53	0
37	SR	0	9452	1/1	0.91	0.18	107,107,107,107	0
33	MG	0	8104	1/1	0.91	0.12	50,50,50,50	0
33	MG	0	8013	1/1	0.91	0.16	37,37,37,37	0

Continued on next page...

Continued from previous page...

Mol	Type	Chain	Res	Atoms	RSCC	RSR	B-factors(\AA^2)	Q<0.9
33	MG	0	8028	1/1	0.91	0.13	35,35,35,35	0
36	CL	J	9301	1/1	0.91	0.08	51,51,51,51	0
33	MG	0	8063	1/1	0.91	0.18	60,60,60,60	0
37	SR	A	9497	1/1	0.92	0.09	78,78,78,78	0
37	SR	0	9581	1/1	0.92	0.13	106,106,106,106	0
35	NA	0	9113	1/1	0.92	0.10	61,61,61,61	0
33	MG	0	8051	1/1	0.92	0.27	35,35,35,35	0
37	SR	0	9626	1/1	0.92	0.23	114,114,114,114	0
37	SR	0	9475	1/1	0.92	0.07	76,76,76,76	0
35	NA	0	9120	1/1	0.92	0.39	53,53,53,53	0
33	MG	0	8102	1/1	0.92	0.05	61,61,61,61	0
38	CD	Z	9203	1/1	0.92	0.06	57,57,57,57	0
33	MG	0	8083	1/1	0.93	0.05	50,50,50,50	0
35	NA	0	9178	1/1	0.93	0.23	51,51,51,51	0
33	MG	9	8095	1/1	0.93	0.21	49,49,49,49	0
33	MG	0	8114	1/1	0.93	0.40	76,76,76,76	0
36	CL	A	9309	1/1	0.93	0.09	57,57,57,57	0
37	SR	0	9490	1/1	0.93	0.09	89,89,89,89	0
37	SR	0	9590	1/1	0.93	0.05	91,91,91,91	0
37	SR	0	9517	1/1	0.93	0.05	113,113,113,113	0
33	MG	0	8002	1/1	0.93	0.06	45,45,45,45	0
37	SR	0	9468	1/1	0.93	0.07	108,108,108,108	0
33	MG	0	8046	1/1	0.93	0.05	41,41,41,41	0
33	MG	0	8021	1/1	0.93	0.20	53,53,53,53	0
35	NA	0	9165	1/1	0.94	0.17	42,42,42,42	0
35	NA	0	9149	1/1	0.94	0.14	42,42,42,42	0
33	MG	A	8066	1/1	0.94	0.13	56,56,56,56	0
33	MG	0	8054	1/1	0.94	0.18	39,39,39,39	0
35	NA	0	9102	1/1	0.94	0.31	58,58,58,58	0
33	MG	0	8080	1/1	0.94	0.28	48,48,48,48	0
33	MG	0	8039	1/1	0.94	0.15	80,80,80,80	0
37	SR	0	9465	1/1	0.94	0.05	93,93,93,93	0
33	MG	0	8099	1/1	0.94	0.15	62,62,62,62	0
33	MG	0	8072	1/1	0.94	0.25	69,69,69,69	0
37	SR	0	9522	1/1	0.94	0.03	103,103,103,103	0
33	MG	0	8019	1/1	0.94	0.12	45,45,45,45	0
35	NA	0	9136	1/1	0.94	0.15	33,33,33,33	0
35	NA	Q	9148	1/1	0.94	0.08	48,48,48,48	0
35	NA	0	9162	1/1	0.94	0.20	49,49,49,49	0
33	MG	0	8079	1/1	0.94	0.16	30,30,30,30	0
35	NA	0	9161	1/1	0.94	0.22	59,59,59,59	0
33	MG	0	8088	1/1	0.94	0.14	36,36,36,36	0

Continued on next page...

Continued from previous page...

Mol	Type	Chain	Res	Atoms	RSCC	RSR	B-factors(\AA^2)	Q<0.9
33	MG	0	8090	1/1	0.94	0.62	84,84,84,84	0
35	NA	0	9154	1/1	0.95	0.14	46,46,46,46	0
33	MG	0	8098	1/1	0.95	0.08	43,43,43,43	0
33	MG	0	8027	1/1	0.95	0.16	33,33,33,33	0
37	SR	F	9595	1/1	0.95	0.12	99,99,99,99	0
33	MG	0	8116	1/1	0.95	0.07	49,49,49,49	0
35	NA	0	9107	1/1	0.95	0.28	63,63,63,63	0
35	NA	M	9147	1/1	0.95	0.17	39,39,39,39	0
37	SR	0	9477	1/1	0.95	0.06	83,83,83,83	0
33	MG	0	8003	1/1	0.95	0.11	33,33,33,33	0
33	MG	0	8096	1/1	0.95	0.10	42,42,42,42	0
35	NA	0	9117	1/1	0.95	0.18	43,43,43,43	0
33	MG	0	8020	1/1	0.95	0.20	34,34,34,34	0
33	MG	0	8118	1/1	0.95	0.08	33,33,33,33	0
37	SR	0	9504	1/1	0.95	0.06	90,90,90,90	0
35	NA	R	9137	1/1	0.95	0.06	38,38,38,38	0
37	SR	0	9447	1/1	0.96	0.07	64,64,64,64	0
36	CL	L	9310	1/1	0.96	0.06	49,49,49,49	0
37	SR	0	9566	1/1	0.96	0.05	76,76,76,76	0
37	SR	A	9437	1/1	0.96	0.11	59,59,59,59	0
36	CL	0	9313	1/1	0.96	0.09	51,51,51,51	0
36	CL	0	9305	1/1	0.96	0.09	52,52,52,52	0
33	MG	0	8029	1/1	0.96	0.25	35,35,35,35	0
37	SR	0	9469	1/1	0.96	0.05	81,81,81,81	0
33	MG	0	8068	1/1	0.96	0.20	46,46,46,46	0
36	CL	0	9311	1/1	0.96	0.09	60,60,60,60	0
35	NA	0	9159	1/1	0.96	0.21	55,55,55,55	0
35	NA	0	9114	1/1	0.96	0.26	42,42,42,42	0
33	MG	0	8043	1/1	0.96	0.08	49,49,49,49	0
37	SR	0	9483	1/1	0.96	0.05	68,68,68,68	0
37	SR	0	9585	1/1	0.96	0.05	77,77,77,77	0
35	NA	0	9155	1/1	0.96	0.13	52,52,52,52	0
35	NA	0	9175	1/1	0.96	0.12	51,51,51,51	0
37	SR	0	9435	1/1	0.96	0.08	67,67,67,67	0
35	NA	0	9156	1/1	0.96	0.17	53,53,53,53	0
33	MG	0	8044	1/1	0.96	0.07	41,41,41,41	0
36	CL	0	9315	1/1	0.96	0.13	50,50,50,50	0
33	MG	Y	8109	1/1	0.96	0.09	38,38,38,38	0
33	MG	0	8076	1/1	0.96	0.16	56,56,56,56	0
37	SR	0	9455	1/1	0.96	0.07	78,78,78,78	0
33	MG	0	8009	1/1	0.96	0.15	32,32,32,32	0
33	MG	0	8001	1/1	0.96	0.20	23,23,23,23	0

Continued on next page...

Continued from previous page...

Mol	Type	Chain	Res	Atoms	RSCC	RSR	B-factors(\AA^2)	Q<0.9
36	CL	O	9308	1/1	0.96	0.10	61,61,61,61	0
35	NA	0	9143	1/1	0.96	0.07	36,36,36,36	0
37	SR	0	9505	1/1	0.96	0.08	79,79,79,79	0
35	NA	0	9139	1/1	0.96	0.12	41,41,41,41	0
36	CL	0	9322	1/1	0.96	0.09	53,53,53,53	0
33	MG	0	8031	1/1	0.96	0.04	44,44,44,44	0
35	NA	0	9110	1/1	0.97	0.12	44,44,44,44	0
33	MG	0	8037	1/1	0.97	0.09	37,37,37,37	0
35	NA	0	9132	1/1	0.97	0.12	45,45,45,45	0
37	SR	0	9601	1/1	0.97	0.06	107,107,107,107	0
37	SR	0	9433	1/1	0.97	0.12	64,64,64,64	0
36	CL	0	9316	1/1	0.97	0.17	71,71,71,71	0
37	SR	S	9470	1/1	0.97	0.12	87,87,87,87	0
36	CL	3	9304	1/1	0.97	0.09	54,54,54,54	0
33	MG	0	8117	1/1	0.97	0.18	39,39,39,39	0
33	MG	0	8112	1/1	0.97	0.07	41,41,41,41	0
35	NA	0	9106	1/1	0.97	0.10	37,37,37,37	0
37	SR	0	9560	1/1	0.97	0.05	91,91,91,91	0
36	CL	0	9314	1/1	0.97	0.14	45,45,45,45	0
35	NA	0	9160	1/1	0.97	0.09	35,35,35,35	0
35	NA	0	9134	1/1	0.97	0.14	48,48,48,48	0
37	SR	0	9570	1/1	0.97	0.06	86,86,86,86	0
33	MG	0	8106	1/1	0.97	0.06	43,43,43,43	0
33	MG	0	8091	1/1	0.97	0.04	47,47,47,47	0
35	NA	0	9115	1/1	0.97	0.11	36,36,36,36	0
37	SR	0	9506	1/1	0.97	0.06	61,61,61,61	0
37	SR	0	9480	1/1	0.97	0.06	85,85,85,85	0
37	SR	0	9467	1/1	0.97	0.04	74,74,74,74	0
36	CL	J	9321	1/1	0.97	0.08	57,57,57,57	0
33	MG	0	8036	1/1	0.97	0.19	56,56,56,56	0
35	NA	0	9131	1/1	0.97	0.17	44,44,44,44	0
37	SR	0	9466	1/1	0.97	0.05	80,80,80,80	0
33	MG	T	8073	1/1	0.97	0.14	40,40,40,40	0
33	MG	0	8060	1/1	0.97	0.11	76,76,76,76	0
37	SR	0	9405	1/1	0.97	0.07	67,67,67,67	0
36	CL	0	9317	1/1	0.97	0.06	45,45,45,45	0
37	SR	0	9442	1/1	0.97	0.11	59,59,59,59	0
35	NA	0	9101	1/1	0.97	0.24	46,46,46,46	0
37	SR	B	9458	1/1	0.97	0.09	68,68,68,68	0
33	MG	0	8041	1/1	0.97	0.12	53,53,53,53	0
33	MG	0	8032	1/1	0.97	0.09	41,41,41,41	0
34	K	0	9002	1/1	0.97	0.07	61,61,61,61	0

Continued on next page...

Continued from previous page...

Mol	Type	Chain	Res	Atoms	RSCC	RSR	B-factors(\AA^2)	Q<0.9
37	SR	0	9629	1/1	0.97	0.07	71,71,71,71	0
37	SR	0	9515	1/1	0.98	0.17	81,81,81,81	0
37	SR	0	9495	1/1	0.98	0.08	90,90,90,90	0
37	SR	0	9537	1/1	0.98	0.07	119,119,119,119	0
33	MG	0	8110	1/1	0.98	0.08	43,43,43,43	0
36	CL	R	9306	1/1	0.98	0.15	44,44,44,44	0
37	SR	H	9486	1/1	0.98	0.14	97,97,97,97	0
33	MG	0	8056	1/1	0.98	0.13	46,46,46,46	0
37	SR	0	9568	1/1	0.98	0.03	70,70,70,70	0
35	NA	J	9146	1/1	0.98	0.09	43,43,43,43	0
37	SR	0	9429	1/1	0.98	0.07	59,59,59,59	0
37	SR	0	9427	1/1	0.98	0.11	50,50,50,50	0
33	MG	0	8075	1/1	0.98	0.04	37,37,37,37	0
37	SR	0	9482	1/1	0.98	0.25	93,93,93,93	0
36	CL	0	9303	1/1	0.98	0.12	44,44,44,44	0
33	MG	0	8012	1/1	0.98	0.19	40,40,40,40	0
35	NA	R	9138	1/1	0.98	0.17	59,59,59,59	0
37	SR	0	9440	1/1	0.98	0.03	69,69,69,69	0
37	SR	0	9432	1/1	0.98	0.13	61,61,61,61	0
37	SR	0	9426	1/1	0.98	0.04	61,61,61,61	0
37	SR	0	9489	1/1	0.98	0.07	80,80,80,80	0
37	SR	1	9419	1/1	0.98	0.12	41,41,41,41	0
37	SR	0	9453	1/1	0.98	0.05	66,66,66,66	0
37	SR	0	9530	1/1	0.98	0.13	66,66,66,66	0
33	MG	0	8097	1/1	0.98	0.10	56,56,56,56	0
37	SR	0	9509	1/1	0.98	0.08	84,84,84,84	0
36	CL	Y	9320	1/1	0.98	0.08	39,39,39,39	0
35	NA	0	9105	1/1	0.98	0.19	38,38,38,38	0
37	SR	3	9439	1/1	0.98	0.06	57,57,57,57	0
37	SR	0	9434	1/1	0.98	0.09	60,60,60,60	0
33	MG	0	8005	1/1	0.98	0.09	28,28,28,28	0
37	SR	0	9417	1/1	0.98	0.09	55,55,55,55	0
37	SR	0	9508	1/1	0.98	0.04	82,82,82,82	0
33	MG	0	8074	1/1	0.98	0.20	31,31,31,31	0
37	SR	0	9420	1/1	0.98	0.14	59,59,59,59	0
33	MG	0	8004	1/1	0.98	0.12	33,33,33,33	0
37	SR	0	9457	1/1	0.98	0.06	56,56,56,56	0
35	NA	0	9135	1/1	0.98	0.17	43,43,43,43	0
37	SR	0	9431	1/1	0.98	0.07	61,61,61,61	0
37	SR	9	9503	1/1	0.98	0.07	104,104,104,104	0
37	SR	0	9464	1/1	0.98	0.05	73,73,73,73	0
33	MG	0	8038	1/1	0.99	0.27	27,27,27,27	0

Continued on next page...

Continued from previous page...

Mol	Type	Chain	Res	Atoms	RSCC	RSR	B-factors(\AA^2)	Q<0.9
33	MG	K	8069	1/1	0.99	0.28	22,22,22,22	0
37	SR	R	9418	1/1	0.99	0.12	50,50,50,50	0
36	CL	0	9312	1/1	0.99	0.13	48,48,48,48	0
37	SR	0	9425	1/1	0.99	0.12	54,54,54,54	0
37	SR	0	9443	1/1	0.99	0.06	54,54,54,54	0
37	SR	0	9450	1/1	0.99	0.06	65,65,65,65	0
37	SR	0	9423	1/1	0.99	0.04	56,56,56,56	0
37	SR	0	9406	1/1	0.99	0.14	32,32,32,32	0
37	SR	0	9441	1/1	0.99	0.06	62,62,62,62	0
37	SR	0	9451	1/1	0.99	0.07	62,62,62,62	0
37	SR	0	9438	1/1	0.99	0.06	59,59,59,59	0
37	SR	0	9454	1/1	0.99	0.05	65,65,65,65	0
37	SR	0	9422	1/1	0.99	0.09	52,52,52,52	0
37	SR	0	9545	1/1	0.99	0.03	70,70,70,70	0
37	SR	0	9449	1/1	0.99	0.06	60,60,60,60	0
33	MG	0	8026	1/1	0.99	0.20	33,33,33,33	0
36	CL	J	9302	1/1	0.99	0.09	51,51,51,51	0
37	SR	0	9529	1/1	0.99	0.05	89,89,89,89	0
33	MG	0	8015	1/1	0.99	0.07	31,31,31,31	0
33	MG	0	8030	1/1	0.99	0.09	34,34,34,34	0
38	CD	3	9204	1/1	0.99	0.05	57,57,57,57	0
37	SR	0	9414	1/1	0.99	0.10	57,57,57,57	0
37	SR	0	9461	1/1	0.99	0.04	69,69,69,69	0
37	SR	0	9411	1/1	0.99	0.15	42,42,42,42	0
33	MG	0	8067	1/1	0.99	0.08	38,38,38,38	0
37	SR	9	9481	1/1	0.99	0.04	80,80,80,80	0
37	SR	0	9430	1/1	0.99	0.09	47,47,47,47	0
35	NA	0	9123	1/1	0.99	0.08	38,38,38,38	0
37	SR	0	9462	1/1	0.99	0.10	64,64,64,64	0
37	SR	1	9460	1/1	0.99	0.07	47,47,47,47	0
35	NA	0	9128	1/1	0.99	0.09	40,40,40,40	0
33	MG	0	8008	1/1	0.99	0.15	23,23,23,23	0
37	SR	0	9498	1/1	0.99	0.03	58,58,58,58	0
38	CD	U	9201	1/1	0.99	0.07	58,58,58,58	0
37	SR	0	9534	1/1	0.99	0.16	90,90,90,90	0
37	SR	0	9413	1/1	0.99	0.10	43,43,43,43	0
36	CL	M	9318	1/1	0.99	0.17	39,39,39,39	0
33	MG	0	8070	1/1	0.99	0.18	27,27,27,27	0
37	SR	0	9416	1/1	0.99	0.08	45,45,45,45	0
37	SR	0	9445	1/1	0.99	0.07	55,55,55,55	0
37	SR	0	9488	1/1	0.99	0.07	69,69,69,69	0
37	SR	0	9446	1/1	0.99	0.09	77,77,77,77	0

Continued on next page...

Continued from previous page...

Mol	Type	Chain	Res	Atoms	RSCC	RSR	B-factors(\AA^2)	Q<0.9
37	SR	0	9456	1/1	0.99	0.04	57,57,57,57	0
37	SR	0	9474	1/1	0.99	0.06	57,57,57,57	0
37	SR	0	9421	1/1	0.99	0.05	66,66,66,66	0
38	CD	1	9202	1/1	0.99	0.04	50,50,50,50	0
37	SR	0	9410	1/1	0.99	0.13	36,36,36,36	0
37	SR	0	9444	1/1	0.99	0.04	51,51,51,51	0
37	SR	0	9478	1/1	0.99	0.07	71,71,71,71	0
37	SR	0	9473	1/1	0.99	0.03	69,69,69,69	0
37	SR	L	9409	1/1	1.00	0.10	36,36,36,36	0
37	SR	0	9407	1/1	1.00	0.10	41,41,41,41	0
37	SR	0	9448	1/1	1.00	0.06	52,52,52,52	0
37	SR	0	9408	1/1	1.00	0.11	36,36,36,36	0
37	SR	A	9436	1/1	1.00	0.06	47,47,47,47	0
37	SR	0	9428	1/1	1.00	0.03	49,49,49,49	0
37	SR	0	9501	1/1	1.00	0.07	64,64,64,64	0
37	SR	0	9424	1/1	1.00	0.13	45,45,45,45	0
37	SR	0	9412	1/1	1.00	0.11	38,38,38,38	0
37	SR	0	9415	1/1	1.00	0.10	50,50,50,50	0

6.5 Other polymers [i](#)

There are no such residues in this entry.