



wwPDB X-ray Structure Validation Summary Report ⓘ

Jun 26, 2019 – 12:00 PM EDT

PDB ID : 4W2G
Title : Crystal structure of the *Thermus thermophilus* 70S ribosome in complex with pactamycin (soaked), mRNA and three deacylated tRNAs in the A, P and E sites
Authors : Polikanov, Y.S.; Osterman, I.A.; Szal, T.; Tashlitsky, V.N.; Serebryakova, M.V.; Kusochev, P.; Bulkley, D.; Malanicheva, I.A.; Efimenko, T.A.; Efremenkova, O.V.; Konevega, A.L.; Shaw, K.J.; Bogdanov, A.A.; Rodnina, M.V.; Dontsova, O.A.; Mankin, A.S.; Steitz, T.A.; Sergiev, P.V.
Deposited on : 2014-09-12
Resolution : 2.55 Å(reported)

This is a wwPDB X-ray Structure Validation Summary Report for a publicly released PDB entry.

We welcome your comments at validation@mail.wwpdb.org

A user guide is available at

<https://www.wwpdb.org/validation/2017/XrayValidationReportHelp>

with specific help available everywhere you see the ⓘ symbol.

The following versions of software and data (see [references ⓘ](#)) were used in the production of this report:

MolProbity	:	4.02b-467
Mogul	:	1.8.0 (224370), CSD as540be (2019)
Xtriage (Phenix)	:	1.13
EDS	:	2.3.2
buster-report	:	1.1.7 (2018)
Percentile statistics	:	20171227.v01 (using entries in the PDB archive December 27th 2017)
Refmac	:	5.8.0158
CCP4	:	7.0 (Gargrove)
Ideal geometry (proteins)	:	Engh & Huber (2001)
Ideal geometry (DNA, RNA)	:	Parkinson et al. (1996)
Validation Pipeline (wwPDB-VP)	:	2.3.2

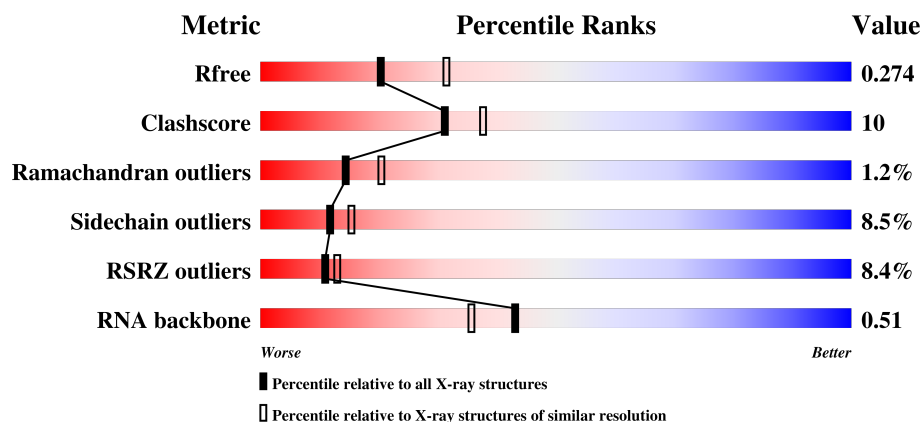
1 Overall quality at a glance

The following experimental techniques were used to determine the structure:

X-RAY DIFFRACTION

The reported resolution of this entry is 2.55 Å.

Percentile scores (ranging between 0-100) for global validation metrics of the entry are shown in the following graphic. The table shows the number of entries on which the scores are based.



Metric	Whole archive (#Entries)	Similar resolution (#Entries, resolution range(Å))
R_{free}	111664	1053 (2.56-2.52)
Clashscore	122126	1098 (2.56-2.52)
Ramachandran outliers	120053	1088 (2.56-2.52)
Sidechain outliers	120020	1088 (2.56-2.52)
RSRZ outliers	108989	1043 (2.56-2.52)
RNA backbone	2636	1015 (2.90-2.18)

The table below summarises the geometric issues observed across the polymeric chains and their fit to the electron density. The red, orange, yellow and green segments on the lower bar indicate the fraction of residues that contain outliers for ≥ 3 , 2, 1 and 0 types of geometric quality criteria. A grey segment represents the fraction of residues that are not modelled. The numeric value for each fraction is indicated below the corresponding segment, with a dot representing fractions $\leq 5\%$. The upper red bar (where present) indicates the fraction of residues that have poor fit to the electron density. The numeric value is given above the bar.

Mol	Chain	Length	Quality of chain
1	AA	1521	<div> <div>4%</div> <div> <div></div> <div>55%</div> <div>32%</div> <div>10%</div> <div>..</div> </div> </div>
1	CA	1521	<div> <div>3%</div> <div> <div></div> <div>50%</div> <div>37%</div> <div>10%</div> <div>..</div> </div> </div>
2	AB	256	<div> <div>17%</div> <div> <div></div> <div>48%</div> <div>36%</div> <div>5%</div> <div>10%</div> </div> </div>

Continued on next page...

Continued from previous page...

Mol	Chain	Length	Quality of chain
2	CB	256	
3	AC	239	
3	CC	239	
4	AD	209	
4	CD	209	
5	AE	162	
5	CE	162	
6	AF	101	
6	CF	101	
7	AG	156	
7	CG	156	
8	AH	138	
8	CH	138	
9	AI	128	
9	CI	128	
10	AJ	105	
10	CJ	105	
11	AK	129	
11	CK	129	
12	AL	132	
12	CL	132	
13	AM	126	
13	CM	126	
14	AN	61	
14	CN	61	




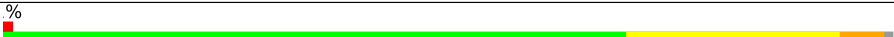





















Continued on next page...

Continued from previous page...

Mol	Chain	Length	Quality of chain
15	AO	89	
15	CO	89	
16	AP	88	
16	CP	88	
17	AQ	105	
17	CQ	105	
18	AR	88	
18	CR	88	
19	AS	93	
19	CS	93	
20	AT	106	
20	CT	106	
21	AU	27	
21	CU	27	
22	AV	24	
22	CV	24	
23	AW	76	
23	AY	76	
23	CW	76	
23	CY	76	
24	AX	77	
24	CX	77	
25	BA	2915	
25	DA	2915	
26	BB	121	






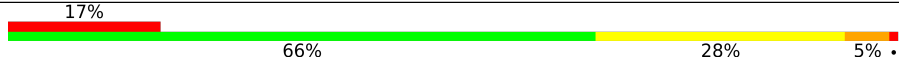
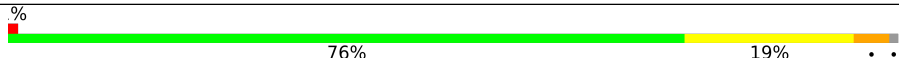
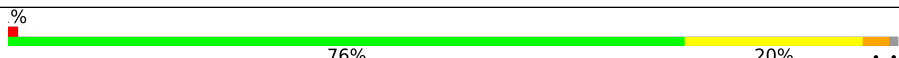
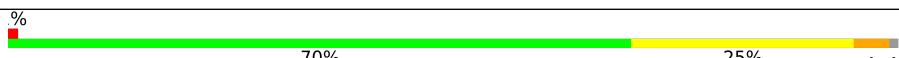
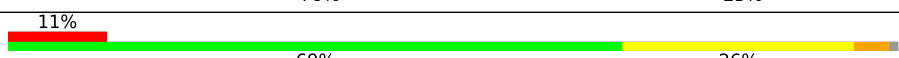
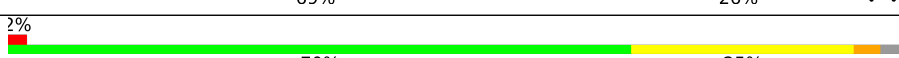
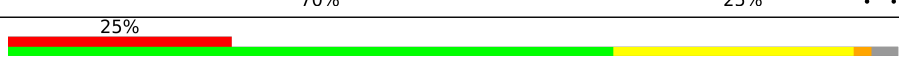










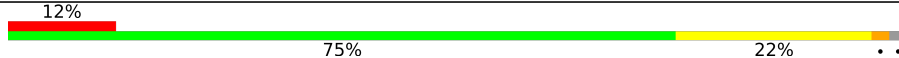


Continued on next page...

Continued from previous page...

Mol	Chain	Length	Quality of chain
26	DB	121	
27	BD	276	
27	DD	276	
28	BE	206	
28	DE	206	
29	BF	210	
29	DF	210	
30	BG	182	
30	DG	182	
31	BH	180	
31	DH	180	
32	BI	148	
32	DI	148	
33	BN	140	
33	DN	140	
34	BO	122	
34	DO	122	
35	BP	150	
35	DP	150	
36	BQ	141	
36	DQ	141	
37	BR	118	
37	DR	118	
38	BS	112	
38	DS	112	

Continued on next page...

Continued from previous page...

Mol	Chain	Length	Quality of chain
39	BT	146	
39	DT	146	
40	BU	118	
40	DU	118	
41	BV	101	
41	DV	101	
42	BW	113	
42	DW	113	
43	BX	96	
43	DX	96	
44	BY	110	
44	DY	110	
45	BZ	206	
45	DZ	206	
46	B0	85	
46	D0	85	
47	B1	98	
47	D1	98	
48	B2	72	
48	D2	72	
49	B3	60	
49	D3	60	
50	B4	71	
50	D4	71	
51	B5	60	

Continued on next page...

Continued from previous page...

Mol	Chain	Length	Quality of chain
51	D5	60	
52	B6	54	
52	D6	54	
53	B7	49	
53	D7	49	
54	B8	65	
54	D8	65	
55	B9	37	
55	D9	37	

The following table lists non-polymeric compounds, carbohydrate monomers and non-standard residues in protein, DNA, RNA chains that are outliers for geometric or electron-density-fit criteria:

Mol	Type	Chain	Res	Chirality	Geometry	Clashes	Electron density
23	5MU	CY	54	-	-	-	X
56	MG	B1	102	-	-	-	X
56	MG	BR	202	-	-	-	X
56	MG	CA	3027	-	-	-	X
56	MG	CX	3006	-	-	-	X
56	MG	DA	3199	-	-	-	X
56	MG	DA	3596	-	-	-	X

2 Entry composition

There are 61 unique types of molecules in this entry. The entry contains 297273 atoms, of which 0 are hydrogens and 0 are deuteriums.

In the tables below, the ZeroOcc column contains the number of atoms modelled with zero occupancy, the AltConf column contains the number of residues with at least one atom in alternate conformation and the Trace column contains the number of residues modelled with at most 2 atoms.

- Molecule 1 is a RNA chain called 16S Ribosomal RNA.

Mol	Chain	Residues	Atoms					ZeroOcc	AltConf	Trace
1	AA	1498	Total	C	N	O	P	0	0	0
			32205	14333	5970	10404	1498			
1	CA	1503	Total	C	N	O	P	0	0	0
			32312	14381	5990	10438	1503			

- Molecule 2 is a protein called 30S Ribosomal Protein S2.

Mol	Chain	Residues	Atoms					ZeroOcc	AltConf	Trace
2	AB	231	Total	C	N	O	S	0	0	0
			1846	1179	331	331	5			
2	CB	231	Total	C	N	O	S	0	0	0
			1825	1167	326	327	5			

- Molecule 3 is a protein called 30S Ribosomal Protein S3.

Mol	Chain	Residues	Atoms					ZeroOcc	AltConf	Trace
3	AC	206	Total	C	N	O	S	0	0	0
			1552	976	302	273	1			
3	CC	206	Total	C	N	O	S	0	0	0
			1542	968	300	273	1			

- Molecule 4 is a protein called 30S Ribosomal Protein S4.

Mol	Chain	Residues	Atoms					ZeroOcc	AltConf	Trace
4	AD	208	Total	C	N	O	S	0	0	0
			1659	1040	326	286	7			
4	CD	208	Total	C	N	O	S	0	0	0
			1674	1050	333	284	7			

- Molecule 5 is a protein called 30S Ribosomal Protein S5.

Mol	Chain	Residues	Atoms					ZeroOcc	AltConf	Trace
5	AE	148	Total	C	N	O	S	0	0	0
			1129	714	213	198	4			
5	CE	148	Total	C	N	O	S	0	0	0
			1133	716	214	199	4			

- Molecule 6 is a protein called 30S Ribosomal Protein S6.

Mol	Chain	Residues	Atoms					ZeroOcc	AltConf	Trace
6	AF	100	Total	C	N	O	S	0	0	0
			806	511	143	149	3			
6	CF	100	Total	C	N	O	S	0	0	0
			816	516	146	151	3			

- Molecule 7 is a protein called 30S Ribosomal Protein S7.

Mol	Chain	Residues	Atoms					ZeroOcc	AltConf	Trace
7	AG	155	Total	C	N	O	S	0	0	0
			1231	766	243	216	6			
7	CG	155	Total	C	N	O	S	0	0	0
			1235	769	244	216	6			

- Molecule 8 is a protein called 30S Ribosomal Protein S8.

Mol	Chain	Residues	Atoms					ZeroOcc	AltConf	Trace
8	AH	137	Total	C	N	O	S	0	0	0
			1088	689	206	191	2			
8	CH	137	Total	C	N	O	S	0	0	0
			1088	689	206	191	2			

- Molecule 9 is a protein called 30S Ribosomal Protein S9.

Mol	Chain	Residues	Atoms				ZeroOcc	AltConf	Trace
9	AI	127	Total	C	N	O	0	0	0
			983	623	193	167			
9	CI	127	Total	C	N	O	0	0	0
			978	619	190	169			

- Molecule 10 is a protein called 30S Ribosomal Protein S10.

Mol	Chain	Residues	Atoms				ZeroOcc	AltConf	Trace
10	AJ	97	Total	C	N	O	0	0	0
			709	440	138	131			

Continued on next page...

Continued from previous page...

Mol	Chain	Residues	Atoms				ZeroOcc	AltConf	Trace
10	CJ	96	Total	C	N	O			
			714	445	138	131	0	0	0

- Molecule 11 is a protein called 30S Ribosomal Protein S11.

Mol	Chain	Residues	Atoms				ZeroOcc	AltConf	Trace
11	AK	114	Total	C	N	O	S		
			829	516	155	155	3	0	0
11	CK	114	Total	C	N	O	S		
			833	519	156	155	3	0	0

- Molecule 12 is a protein called 30S Ribosomal Protein S12.

Mol	Chain	Residues	Atoms				ZeroOcc	AltConf	Trace
12	AL	122	Total	C	N	O	S		
			930	585	185	159	1	0	0
12	CL	122	Total	C	N	O	S		
			930	585	185	159	1	0	0

- Molecule 13 is a protein called 30S Ribosomal Protein S13.

Mol	Chain	Residues	Atoms				ZeroOcc	AltConf	Trace
13	AM	123	Total	C	N	O	S		
			958	592	198	166	2	0	0
13	CM	122	Total	C	N	O	S		
			950	586	197	165	2	0	0

- Molecule 14 is a protein called 30S Ribosomal Protein S14.

Mol	Chain	Residues	Atoms				ZeroOcc	AltConf	Trace
14	AN	60	Total	C	N	O	S		
			492	312	104	72	4	0	0
14	CN	60	Total	C	N	O	S		
			492	312	104	72	4	0	0

- Molecule 15 is a protein called 30S Ribosomal Protein S15.

Mol	Chain	Residues	Atoms				ZeroOcc	AltConf	Trace
15	AO	88	Total	C	N	O	S		
			728	456	144	126	2	0	0
15	CO	88	Total	C	N	O	S		
			728	456	144	126	2	0	0

- Molecule 16 is a protein called 30S Ribosomal Protein S16.

Mol	Chain	Residues	Atoms					ZeroOcc	AltConf	Trace
16	AP	82	Total	C	N	O	S	0	0	0
			681	433	134	113	1			
16	CP	82	Total	C	N	O	S	0	0	0
			677	430	133	113	1			

- Molecule 17 is a protein called 30S Ribosomal Protein S17.

Mol	Chain	Residues	Atoms					ZeroOcc	AltConf	Trace
17	AQ	99	Total	C	N	O	S	0	0	0
			823	528	151	142	2			
17	CQ	99	Total	C	N	O	S	0	0	0
			823	528	151	142	2			

- Molecule 18 is a protein called 30S Ribosomal Protein S18.

Mol	Chain	Residues	Atoms				ZeroOcc	AltConf	Trace
18	AR	68	Total	C	N	O	0	0	0
			555	355	108	92			
18	CR	68	Total	C	N	O	0	0	0
			555	355	108	92			

- Molecule 19 is a protein called 30S Ribosomal Protein S19.

Mol	Chain	Residues	Atoms					ZeroOcc	AltConf	Trace
19	AS	83	Total	C	N	O	S	0	0	0
			652	417	120	113	2			
19	CS	83	Total	C	N	O	S	0	0	0
			646	412	119	113	2			

- Molecule 20 is a protein called 30S Ribosomal Protein S20.

Mol	Chain	Residues	Atoms					ZeroOcc	AltConf	Trace
20	AT	96	Total	C	N	O	S	0	0	0
			728	446	156	124	2			
20	CT	96	Total	C	N	O	S	0	0	0
			727	446	155	124	2			

- Molecule 21 is a protein called 30S Ribosomal Protein THX.

Mol	Chain	Residues	Atoms				ZeroOcc	AltConf	Trace
21	AU	23	Total	C	N	O	0	0	0
			199	122	48	29			
21	CU	23	Total	C	N	O	0	0	0
			199	122	48	29			

- Molecule 22 is a RNA chain called mRNA.

Mol	Chain	Residues	Atoms					ZeroOcc	AltConf	Trace
22	AV	13	Total	C	N	O	P	0	0	0
			277	125	51	88	13			
22	CV	13	Total	C	N	O	P	0	0	0
			277	125	51	88	13			

- Molecule 23 is a RNA chain called A/P-site tRNA.

Mol	Chain	Residues	Atoms						ZeroOcc	AltConf	Trace
23	AW	74	Total	C	N	O	P	S	0	0	0
			1588	713	285	515	73	2			
23	AY	74	Total	C	N	O	P	S	0	0	0
			1581	707	285	515	73	1			
23	CW	72	Total	C	N	O	P	S	0	0	0
			1541	688	278	502	72	1			
23	CY	73	Total	C	N	O	P	S	0	0	0
			1561	698	283	507	72	1			

- Molecule 24 is a RNA chain called E-site tRNA.

Mol	Chain	Residues	Atoms						ZeroOcc	AltConf	Trace
24	AX	76	Total	C	N	O	P	S	0	0	0
			1625	725	294	529	76	1			
24	CX	76	Total	C	N	O	P	S	0	0	0
			1625	725	294	529	76	1			

- Molecule 25 is a RNA chain called 23S Ribosomal RNA.

Mol	Chain	Residues	Atoms					ZeroOcc	AltConf	Trace
25	BA	2819	Total	C	N	O	P	0	0	0
			60729	27026	11370	19515	2818			
25	DA	2800	Total	C	N	O	P	0	0	0
			60311	26840	11284	19388	2799			

- Molecule 26 is a RNA chain called 5S Ribosomal RNA.

Mol	Chain	Residues	Atoms					ZeroOcc	AltConf	Trace
26	BB	120	Total	C	N	O	P	0	0	0
			2573	1146	476	832	119			
26	DB	120	Total	C	N	O	P	0	0	0
			2573	1146	476	832	119			

- Molecule 27 is a protein called 50S Ribosomal Protein L2.

Mol	Chain	Residues	Atoms					ZeroOcc	AltConf	Trace
27	BD	275	Total	C	N	O	S	0	0	0
			2136	1349	423	361	3			
27	DD	275	Total	C	N	O	S	0	0	0
			2136	1349	423	361	3			

- Molecule 28 is a protein called 50S Ribosomal Protein L3.

Mol	Chain	Residues	Atoms					ZeroOcc	AltConf	Trace
28	BE	204	Total	C	N	O	S	0	0	0
			1559	985	298	270	6			
28	DE	204	Total	C	N	O	S	0	0	0
			1559	985	298	270	6			

- Molecule 29 is a protein called 50S Ribosomal Protein L4.

Mol	Chain	Residues	Atoms					ZeroOcc	AltConf	Trace
29	BF	203	Total	C	N	O	S	0	0	1
			1584	1009	298	275	2			
29	DF	203	Total	C	N	O	S	0	0	1
			1580	1007	297	274	2			

- Molecule 30 is a protein called 50S Ribosomal Protein L5.

Mol	Chain	Residues	Atoms					ZeroOcc	AltConf	Trace
30	BG	181	Total	C	N	O	S	0	0	0
			1425	914	256	251	4			
30	DG	181	Total	C	N	O	S	0	0	0
			1424	911	258	251	4			

- Molecule 31 is a protein called 50S Ribosomal Protein L6.

Mol	Chain	Residues	Atoms					ZeroOcc	AltConf	Trace
31	BH	174	Total	C	N	O	S	0	0	0
			1330	845	248	236	1			

Continued on next page...

Continued from previous page...

Mol	Chain	Residues	Atoms					ZeroOcc	AltConf	Trace
31	DH	174	Total	C	N	O	S	0	0	0
			1330	845	248	236	1			

- Molecule 32 is a protein called 50S Ribosomal Protein L9.

Mol	Chain	Residues	Atoms					ZeroOcc	AltConf	Trace
32	BI	146	Total	C	N	O	S	0	0	0
			1085	693	189	202	1			
32	DI	146	Total	C	N	O	S	0	0	0
			1061	680	186	194	1			

- Molecule 33 is a protein called 50S Ribosomal Protein L13.

Mol	Chain	Residues	Atoms					ZeroOcc	AltConf	Trace
33	BN	140	Total	C	N	O	S	0	0	0
			1117	719	207	187	4			
33	DN	140	Total	C	N	O	S	0	0	0
			1117	719	207	187	4			

- Molecule 34 is a protein called 50S Ribosomal Protein L14.

Mol	Chain	Residues	Atoms					ZeroOcc	AltConf	Trace
34	BO	122	Total	C	N	O	S	0	0	0
			933	588	171	170	4			
34	DO	122	Total	C	N	O	S	0	0	0
			933	588	171	170	4			

- Molecule 35 is a protein called 50S Ribosomal Protein L15.

Mol	Chain	Residues	Atoms					ZeroOcc	AltConf	Trace
35	BP	149	Total	C	N	O	S	0	0	0
			1135	706	230	196	3			
35	DP	149	Total	C	N	O	S	0	0	0
			1135	706	230	196	3			

- Molecule 36 is a protein called 50S Ribosomal Protein L16.

Mol	Chain	Residues	Atoms					ZeroOcc	AltConf	Trace
36	BQ	141	Total	C	N	O	S	0	0	0
			1122	715	212	188	7			
36	DQ	141	Total	C	N	O	S	0	0	0
			1122	715	212	188	7			

- Molecule 37 is a protein called 50S Ribosomal Protein L17.

Mol	Chain	Residues	Atoms					ZeroOcc	AltConf	Trace
37	BR	118	Total	C	N	O	S	0	0	0
			968	604	203	160	1			
37	DR	118	Total	C	N	O	S	0	0	0
			968	604	203	160	1			

- Molecule 38 is a protein called 50S Ribosomal Protein L18.

Mol	Chain	Residues	Atoms					ZeroOcc	AltConf	Trace
38	BS	110	Total	C	N	O		0	0	0
			877	553	175	149				
38	DS	110	Total	C	N	O		0	0	0
			870	549	173	148				

- Molecule 39 is a protein called 50S Ribosomal Protein L19.

Mol	Chain	Residues	Atoms					ZeroOcc	AltConf	Trace
39	BT	131	Total	C	N	O	S	0	0	0
			1091	680	225	185	1			
39	DT	131	Total	C	N	O	S	0	0	0
			1083	675	224	183	1			

- Molecule 40 is a protein called 50S Ribosomal Protein L20.

Mol	Chain	Residues	Atoms					ZeroOcc	AltConf	Trace
40	BU	116	Total	C	N	O	S	0	0	0
			959	608	201	149	1			
40	DU	116	Total	C	N	O	S	0	0	0
			959	608	201	149	1			

- Molecule 41 is a protein called 50S Ribosomal Protein L21.

Mol	Chain	Residues	Atoms					ZeroOcc	AltConf	Trace
41	BV	101	Total	C	N	O	S	0	0	0
			771	495	140	135	1			
41	DV	101	Total	C	N	O	S	0	0	0
			771	495	140	135	1			

- Molecule 42 is a protein called 50S Ribosomal Protein L22.

Mol	Chain	Residues	Atoms					ZeroOcc	AltConf	Trace
42	BW	112	Total	C	N	O	S	0	0	0
			886	557	174	153	2			
42	DW	112	Total	C	N	O	S	0	0	0
			886	557	174	153	2			

- Molecule 43 is a protein called 50S Ribosomal Protein L23.

Mol	Chain	Residues	Atoms					ZeroOcc	AltConf	Trace
43	BX	95	Total	C	N	O	S	0	0	0
			750	488	135	126	1			
43	DX	95	Total	C	N	O	S	0	0	0
			750	488	135	126	1			

- Molecule 44 is a protein called 50S Ribosomal Protein L24.

Mol	Chain	Residues	Atoms					ZeroOcc	AltConf	Trace
44	BY	107	Total	C	N	O	S	0	0	0
			806	517	152	131	6			
44	DY	107	Total	C	N	O	S	0	0	0
			806	517	152	131	6			

- Molecule 45 is a protein called 50S Ribosomal Protein L25.

Mol	Chain	Residues	Atoms					ZeroOcc	AltConf	Trace
45	BZ	171	Total	C	N	O	S	0	0	0
			1349	862	243	242	2			
45	DZ	174	Total	C	N	O	S	0	0	0
			1360	870	243	245	2			

- Molecule 46 is a protein called 50S Ribosomal Protein L27.

Mol	Chain	Residues	Atoms					ZeroOcc	AltConf	Trace
46	B0	83	Total	C	N	O	S	0	0	0
			653	404	139	109	1			
46	D0	83	Total	C	N	O	S	0	0	0
			653	404	139	109	1			

- Molecule 47 is a protein called 50S Ribosomal Protein L28.

Mol	Chain	Residues	Atoms					ZeroOcc	AltConf	Trace
47	B1	97	Total	C	N	O	S	0	0	0
			755	475	148	131	1			

Continued on next page...

Continued from previous page...

Mol	Chain	Residues	Atoms					ZeroOcc	AltConf	Trace
47	D1	97	Total	C	N	O	S	0	0	0
			755	475	148	131	1			

- Molecule 48 is a protein called 50S Ribosomal Protein L29.

Mol	Chain	Residues	Atoms					ZeroOcc	AltConf	Trace
48	B2	70	Total	C	N	O	S	0	0	0
			588	365	118	103	2			
48	D2	70	Total	C	N	O	S	0	0	0
			588	365	118	103	2			

- Molecule 49 is a protein called 50S Ribosomal Protein L30.

Mol	Chain	Residues	Atoms				ZeroOcc	AltConf	Trace
49	B3	59	Total	C	N	O	0	0	0
			469	298	90	81			
49	D3	59	Total	C	N	O	0	0	0
			464	296	90	78			

- Molecule 50 is a protein called 50S Ribosomal Protein L31.

Mol	Chain	Residues	Atoms					ZeroOcc	AltConf	Trace
50	B4	69	Total	C	N	O	S	0	0	0
			558	352	102	99	5			
50	D4	69	Total	C	N	O	S	0	0	0
			532	339	97	91	5			

- Molecule 51 is a protein called 50S Ribosomal Protein L32.

Mol	Chain	Residues	Atoms					ZeroOcc	AltConf	Trace
51	B5	59	Total	C	N	O	S	0	0	0
			455	285	89	76	5			
51	D5	59	Total	C	N	O	S	0	0	0
			455	285	89	76	5			

- Molecule 52 is a protein called 50S Ribosomal Protein L33.

Mol	Chain	Residues	Atoms					ZeroOcc	AltConf	Trace
52	B6	53	Total	C	N	O	S	0	0	0
			453	281	91	77	4			
52	D6	53	Total	C	N	O	S	0	0	0
			449	279	91	75	4			

- Molecule 53 is a protein called 50S Ribosomal Protein L34.

Mol	Chain	Residues	Atoms					ZeroOcc	AltConf	Trace
53	B7	48	Total	C	N	O	S	0	0	0
			418	257	104	55	2			
53	D7	48	Total	C	N	O	S	0	0	0
			418	257	104	55	2			

- Molecule 54 is a protein called 50S Ribosomal Protein L35.

Mol	Chain	Residues	Atoms					ZeroOcc	AltConf	Trace
54	B8	64	Total	C	N	O	S	0	0	0
			511	328	99	82	2			
54	D8	64	Total	C	N	O	S	0	0	0
			517	331	102	82	2			

- Molecule 55 is a protein called 50S Ribosomal Protein L36.

Mol	Chain	Residues	Atoms					ZeroOcc	AltConf	Trace
55	B9	37	Total	C	N	O	S	0	0	0
			307	188	68	47	4			
55	D9	37	Total	C	N	O	S	0	0	0
			307	188	68	47	4			

- Molecule 56 is MAGNESIUM ION (three-letter code: MG) (formula: Mg).

Mol	Chain	Residues	Atoms		ZeroOcc	AltConf
56	B4	1	Total	Mg	0	0
			1	1		
56	BA	839	Total	Mg	0	0
			839	839		
56	AK	2	Total	Mg	0	0
			2	2		
56	DQ	4	Total	Mg	0	0
			4	4		
56	D3	1	Total	Mg	0	0
			1	1		
56	DF	5	Total	Mg	0	0
			5	5		
56	CV	1	Total	Mg	0	0
			1	1		
56	B8	3	Total	Mg	0	0
			3	3		

Continued on next page...

Continued from previous page...

Mol	Chain	Residues	Atoms		ZeroOcc	AltConf
56	BE	8	Total 8	Mg 8	0	0
56	AW	7	Total 7	Mg 7	0	0
56	DU	2	Total 2	Mg 2	0	0
56	B1	2	Total 2	Mg 2	0	0
56	AN	1	Total 1	Mg 1	0	0
56	BP	3	Total 3	Mg 3	0	0
56	AX	12	Total 12	Mg 12	0	0
56	DN	1	Total 1	Mg 1	0	0
56	CY	1	Total 1	Mg 1	0	0
56	CA	177	Total 177	Mg 177	0	0
56	B5	4	Total 4	Mg 4	0	0
56	BB	23	Total 23	Mg 23	0	0
56	D8	1	Total 1	Mg 1	0	0
56	AE	1	Total 1	Mg 1	0	0
56	DG	1	Total 1	Mg 1	0	0
56	B9	1	Total 1	Mg 1	0	0
56	BF	12	Total 12	Mg 12	0	0
56	AV	1	Total 1	Mg 1	0	0
56	BX	2	Total 2	Mg 2	0	0
56	B2	1	Total 1	Mg 1	0	0
56	AA	230	Total 230	Mg 230	0	0

Continued on next page...

Continued from previous page...

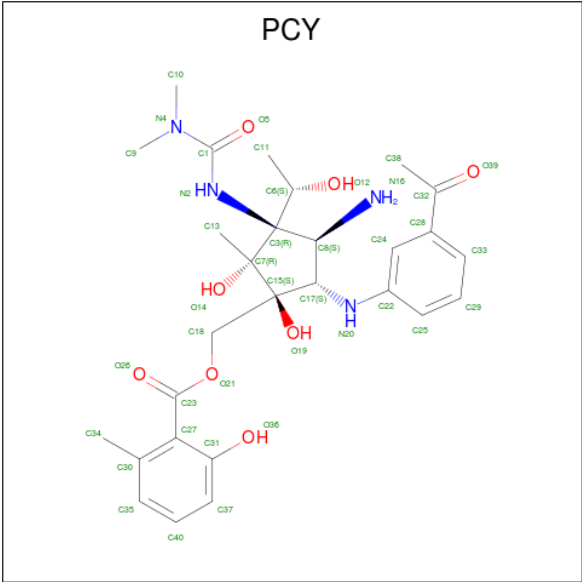
Mol	Chain	Residues	Atoms		ZeroOcc	AltConf
56	BQ	5	Total 5	Mg 5	0	0
56	D7	2	Total 2	Mg 2	0	0
56	CX	5	Total 5	Mg 5	0	0
56	DV	3	Total 3	Mg 3	0	0
56	B6	2	Total 2	Mg 2	0	0
56	AM	1	Total 1	Mg 1	0	0
56	BU	9	Total 9	Mg 9	0	0
56	DR	1	Total 1	Mg 1	0	0
56	AD	1	Total 1	Mg 1	0	0
56	BN	5	Total 5	Mg 5	0	0
56	CT	1	Total 1	Mg 1	0	0
56	D0	2	Total 2	Mg 2	0	0
56	BG	3	Total 3	Mg 3	0	0
56	BY	1	Total 1	Mg 1	0	0
56	DE	4	Total 4	Mg 4	0	0
56	B3	3	Total 3	Mg 3	0	0
56	CJ	1	Total 1	Mg 1	0	0
56	BR	5	Total 5	Mg 5	0	0
56	DA	675	Total 675	Mg 675	0	0
56	DW	3	Total 3	Mg 3	0	0
56	B7	2	Total 2	Mg 2	0	0

Continued on next page...

Continued from previous page...

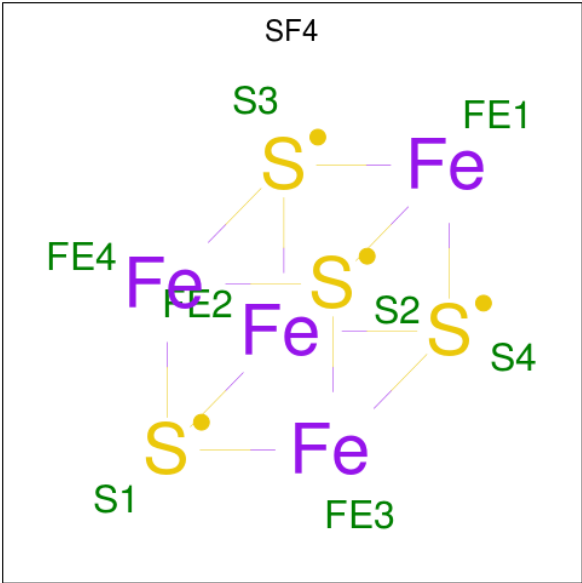
Mol	Chain	Residues	Atoms		ZeroOcc	AltConf
56	CF	1	Total 1	Mg 1	0	0
56	BV	5	Total 5	Mg 5	0	0
56	DO	1	Total 1	Mg 1	0	0
56	BO	1	Total 1	Mg 1	0	0
56	BZ	1	Total 1	Mg 1	0	0
56	DY	1	Total 1	Mg 1	0	0
56	CW	2	Total 2	Mg 2	0	0
56	BD	11	Total 11	Mg 11	0	0
56	B0	3	Total 3	Mg 3	0	0
56	CE	2	Total 2	Mg 2	0	0
56	BW	3	Total 3	Mg 3	0	0
56	AY	3	Total 3	Mg 3	0	0
56	DD	7	Total 7	Mg 7	0	0
56	AF	1	Total 1	Mg 1	0	0
56	DB	11	Total 11	Mg 11	0	0

- Molecule 57 is Pactamycin (three-letter code: PCY) (formula: $C_{28}H_{38}N_4O_8$).



Mol	Chain	Residues	Atoms				ZeroOcc	AltConf
57	AA	1	Total	C	N	O	0	0
			40	28	4	8		
57	CA	1	Total	C	N	O	0	0
			40	28	4	8		

- Molecule 58 is IRON/SULFUR CLUSTER (three-letter code: SF4) (formula: Fe₄S₄).



Mol	Chain	Residues	Atoms			ZeroOcc	AltConf
58	AD	1	Total	Fe	S	0	0
			8	4	4		
58	CD	1	Total	Fe	S	0	0
			8	4	4		

- Molecule 59 is ZINC ION (three-letter code: ZN) (formula: Zn).

Mol	Chain	Residues	Atoms		ZeroOcc	AltConf
59	B5	1	Total 1	Zn 1	0	0
59	B4	1	Total 1	Zn 1	0	0
59	CN	1	Total 1	Zn 1	0	0
59	BY	1	Total 1	Zn 1	0	0
59	B9	1	Total 1	Zn 1	0	0
59	DY	1	Total 1	Zn 1	0	0
59	D5	1	Total 1	Zn 1	0	0
59	D4	1	Total 1	Zn 1	0	0
59	AN	1	Total 1	Zn 1	0	0
59	D6	1	Total 1	Zn 1	0	0
59	D9	1	Total 1	Zn 1	0	0
59	B6	1	Total 1	Zn 1	0	0

- Molecule 60 is POTASSIUM ION (three-letter code: K) (formula: K).

Mol	Chain	Residues	Atoms		ZeroOcc	AltConf
60	AX	1	Total 1	K 1	0	0
60	CX	1	Total 1	K 1	0	0

- Molecule 61 is water.

Mol	Chain	Residues	Atoms		ZeroOcc	AltConf
61	AA	226	Total 226	O 226	0	0
61	AE	3	Total 3	O 3	0	0
61	AJ	1	Total 1	O 1	0	0

Continued on next page...

Continued from previous page...

Mol	Chain	Residues	Atoms		ZeroOcc	AltConf
61	AL	4	Total 4	O 4	0	0
61	AM	1	Total 1	O 1	0	0
61	AV	4	Total 4	O 4	0	0
61	AW	6	Total 6	O 6	0	0
61	AX	8	Total 8	O 8	0	0
61	AY	3	Total 3	O 3	0	0
61	BA	1411	Total 1411	O 1411	0	0
61	BB	36	Total 36	O 36	0	0
61	BD	16	Total 16	O 16	0	0
61	BE	13	Total 13	O 13	0	0
61	BF	7	Total 7	O 7	0	0
61	BG	3	Total 3	O 3	0	0
61	BI	1	Total 1	O 1	0	0
61	BN	2	Total 2	O 2	0	0
61	BO	3	Total 3	O 3	0	0
61	BP	17	Total 17	O 17	0	0
61	BQ	2	Total 2	O 2	0	0
61	BR	2	Total 2	O 2	0	0
61	BT	1	Total 1	O 1	0	0
61	BU	6	Total 6	O 6	0	0
61	BV	2	Total 2	O 2	0	0

Continued on next page...

Continued from previous page...

Mol	Chain	Residues	Atoms		ZeroOcc	AltConf
61	BW	4	Total 4	O 4	0	0
61	BX	1	Total 1	O 1	0	0
61	B0	4	Total 4	O 4	0	0
61	B1	2	Total 2	O 2	0	0
61	B3	2	Total 2	O 2	0	0
61	B5	5	Total 5	O 5	0	0
61	B6	1	Total 1	O 1	0	0
61	B7	3	Total 3	O 3	0	0
61	B8	11	Total 11	O 11	0	0
61	CA	173	Total 173	O 173	0	0
61	CJ	2	Total 2	O 2	0	0
61	CL	1	Total 1	O 1	0	0
61	CV	2	Total 2	O 2	0	0
61	CW	1	Total 1	O 1	0	0
61	CX	4	Total 4	O 4	0	0
61	DA	1002	Total 1002	O 1002	0	0
61	DB	10	Total 10	O 10	0	0
61	DD	17	Total 17	O 17	0	0
61	DE	11	Total 11	O 11	0	0
61	DF	5	Total 5	O 5	0	0
61	DN	2	Total 2	O 2	0	0

Continued on next page...

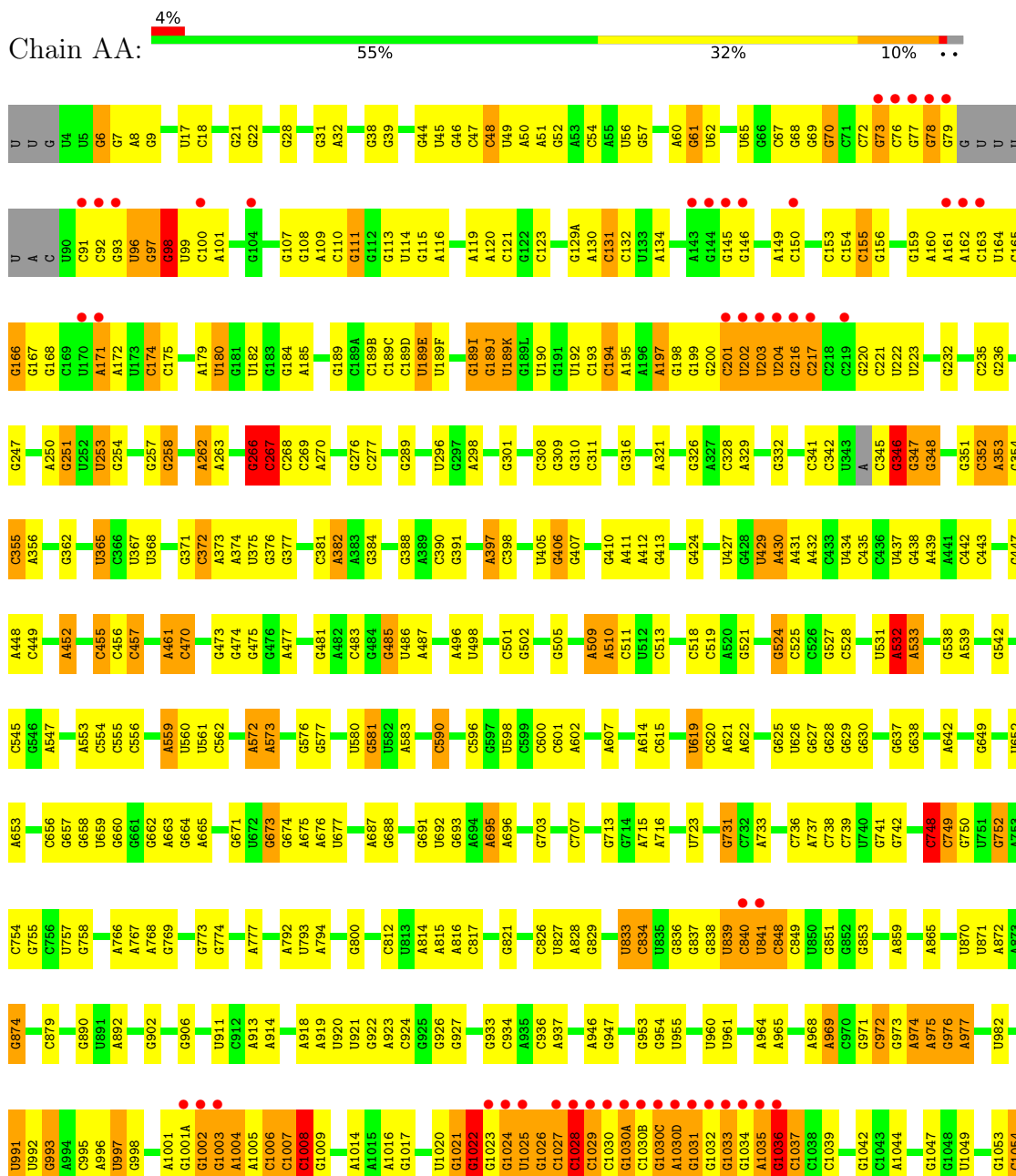
Continued from previous page...

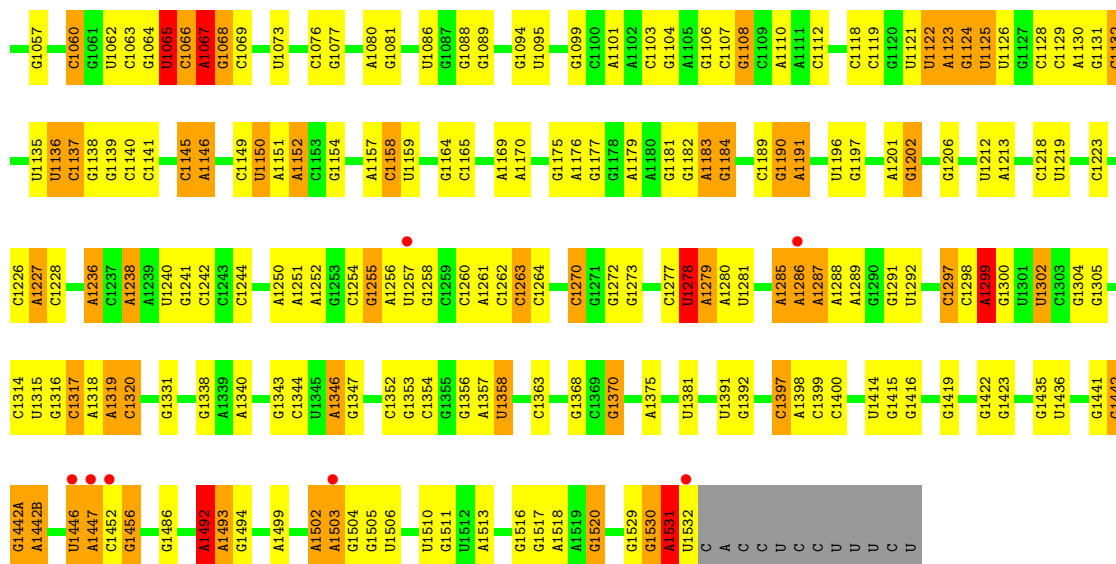
Mol	Chain	Residues	Atoms		ZeroOcc	AltConf
61	DO	2	Total	O	0	0
			2	2		
61	DP	8	Total	O	0	0
			8	8		
61	DQ	1	Total	O	0	0
			1	1		
61	DR	1	Total	O	0	0
			1	1		
61	DU	2	Total	O	0	0
			2	2		
61	DW	1	Total	O	0	0
			1	1		
61	DY	1	Total	O	0	0
			1	1		
61	D0	5	Total	O	0	0
			5	5		
61	D3	1	Total	O	0	0
			1	1		
61	D7	3	Total	O	0	0
			3	3		
61	D8	4	Total	O	0	0
			4	4		

3 Residue-property plots

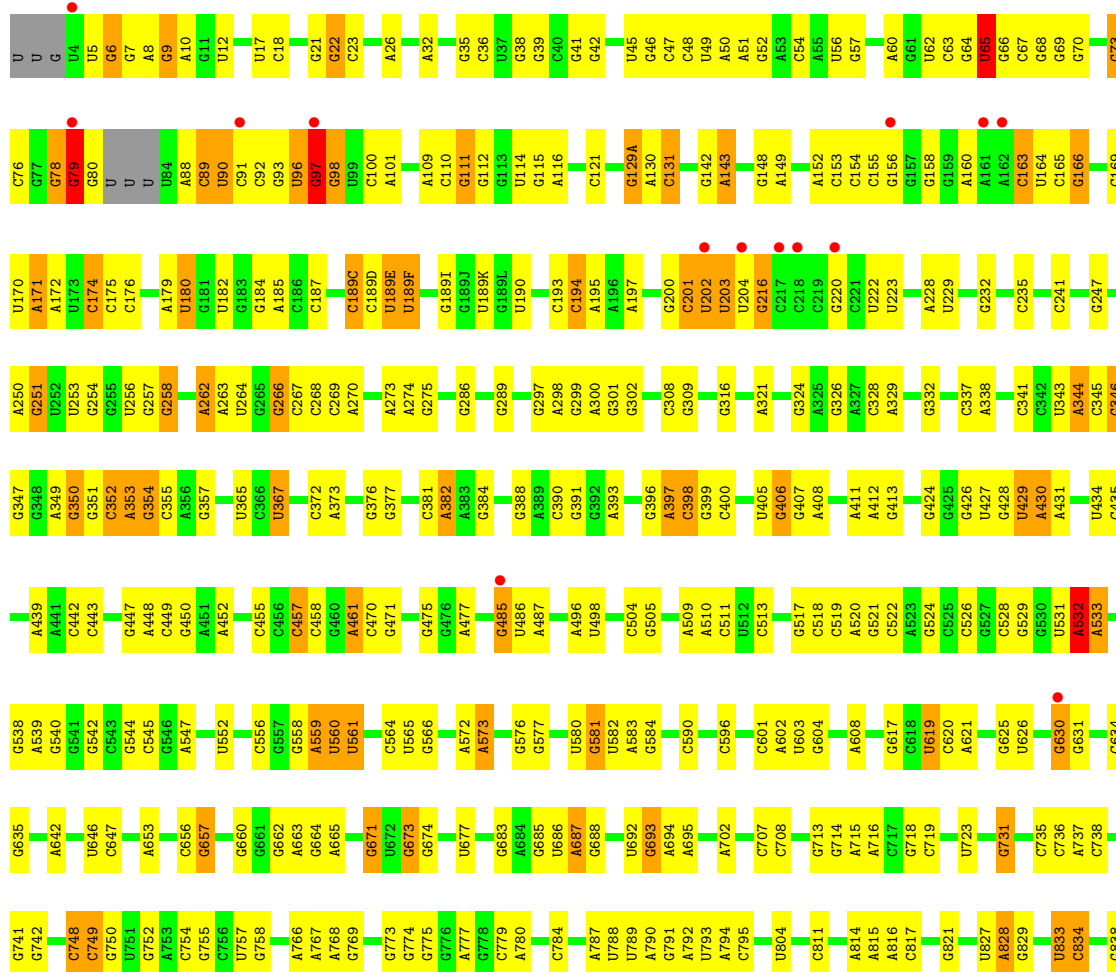
These plots are drawn for all protein, RNA and DNA chains in the entry. The first graphic for a chain summarises the proportions of the various outlier classes displayed in the second graphic. The second graphic shows the sequence view annotated by issues in geometry and electron density. Residues are color-coded according to the number of geometric quality criteria for which they contain at least one outlier: green = 0, yellow = 1, orange = 2 and red = 3 or more. A red dot above a residue indicates a poor fit to the electron density ($RSRZ > 2$). Stretches of 2 or more consecutive residues without any outlier are shown as a green connector. Residues present in the sample, but not in the model, are shown in grey.

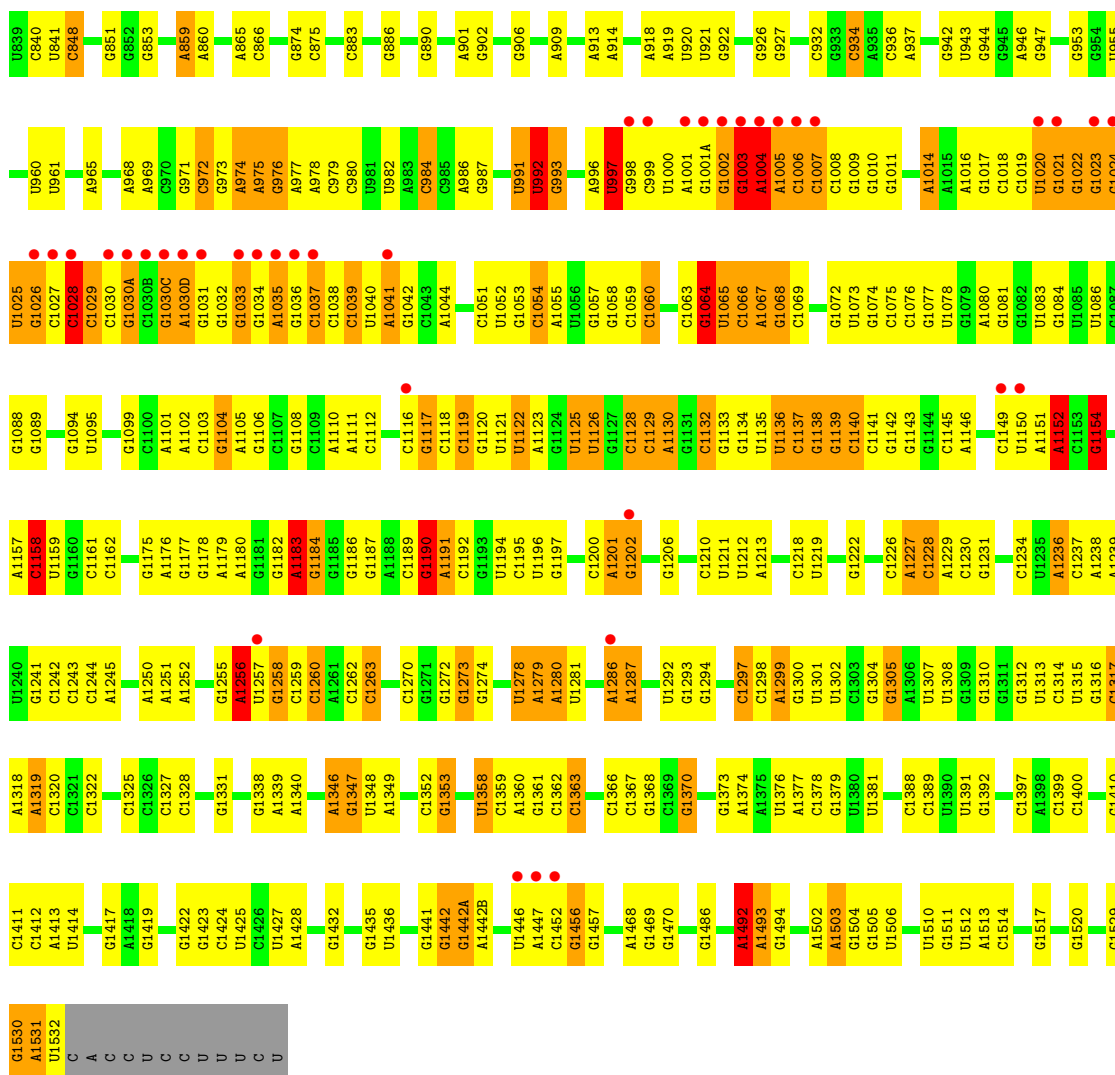
• Molecule 1: 16S Ribosomal RNA



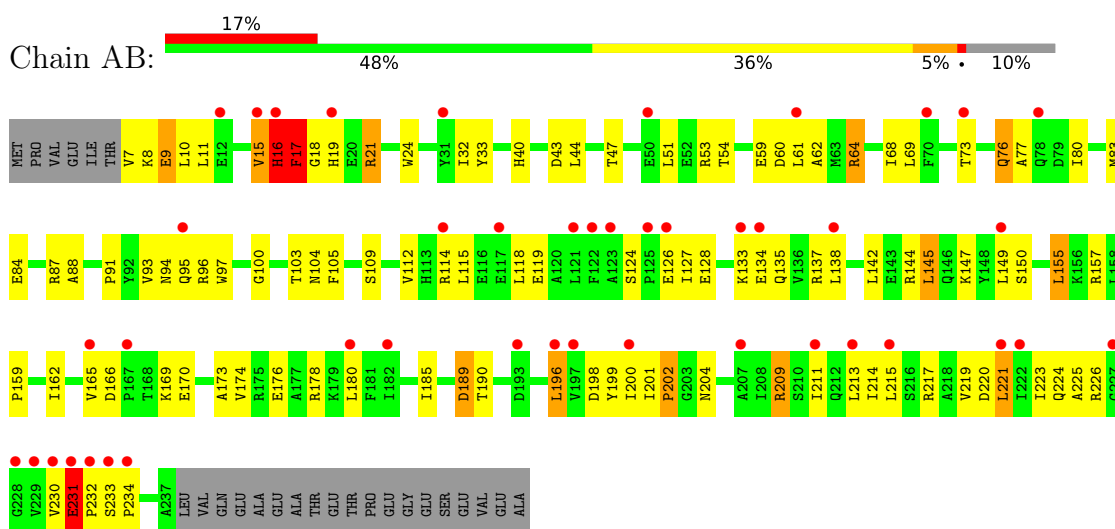


• Molecule 1: 16S Ribosomal RNA

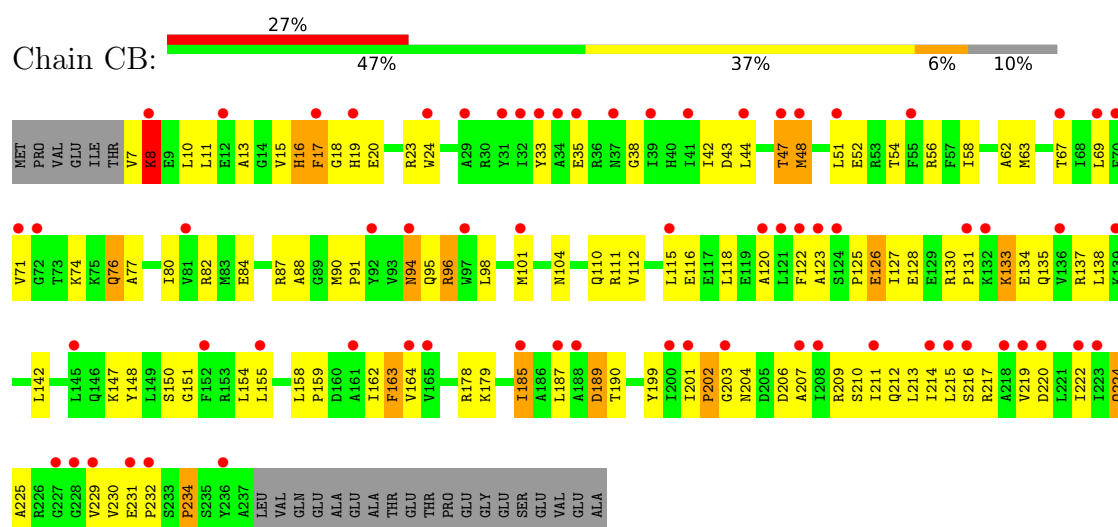




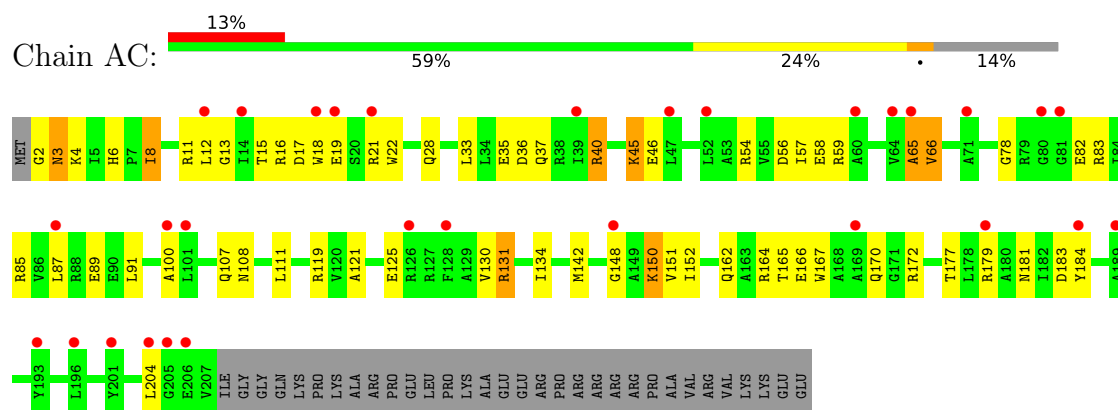
• Molecule 2: 30S Ribosomal Protein S2



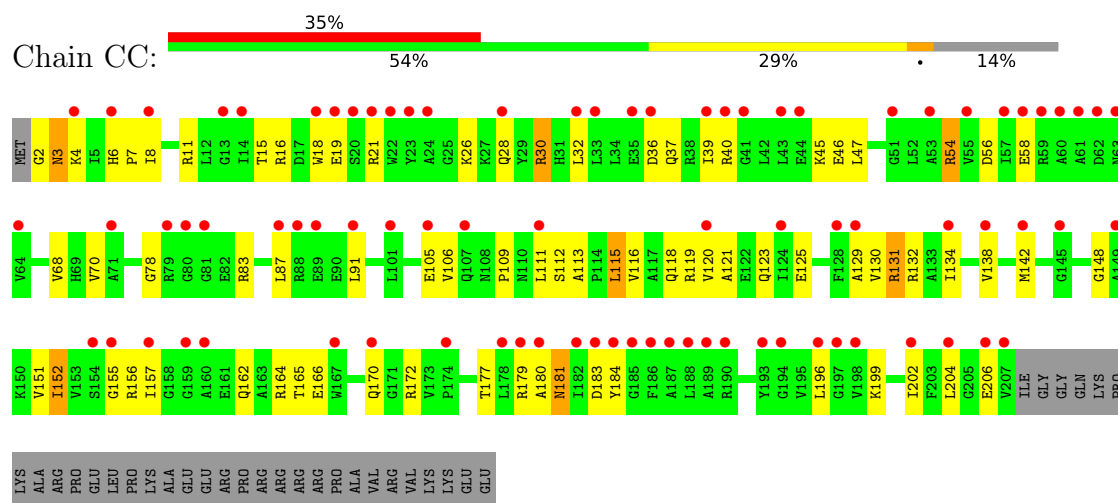
• Molecule 2: 30S Ribosomal Protein S2



• Molecule 3: 30S Ribosomal Protein S3

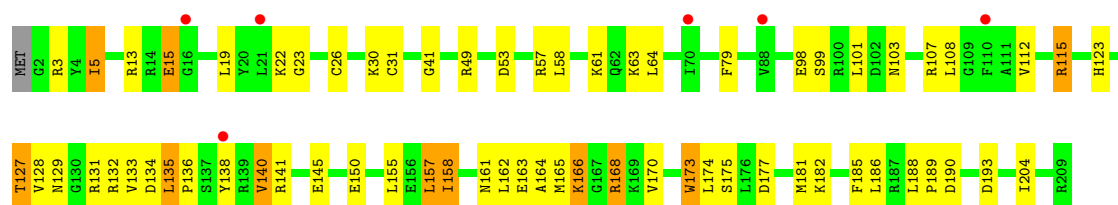


• Molecule 3: 30S Ribosomal Protein S3

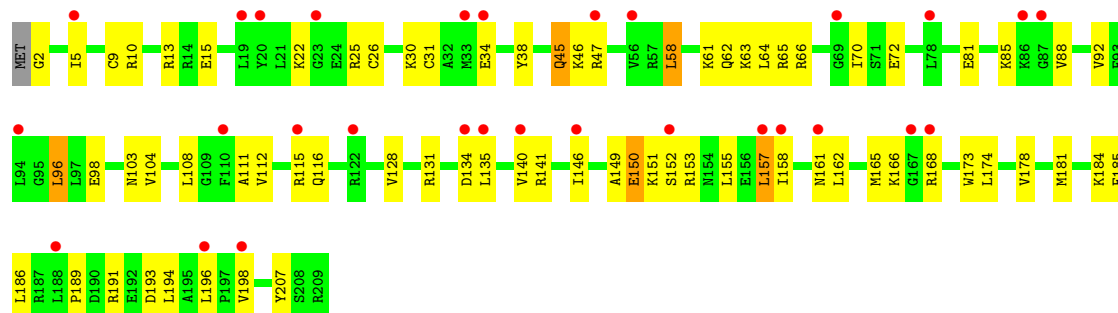


• Molecule 4: 30S Ribosomal Protein S4

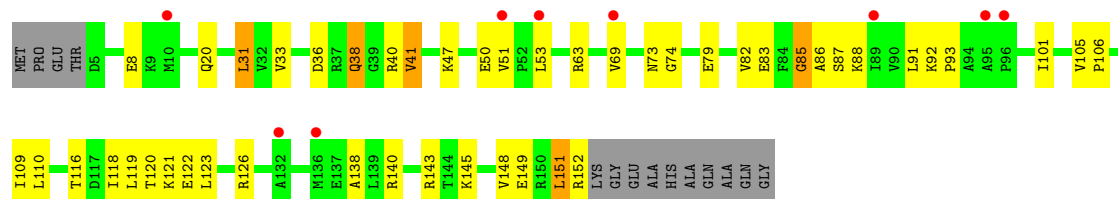




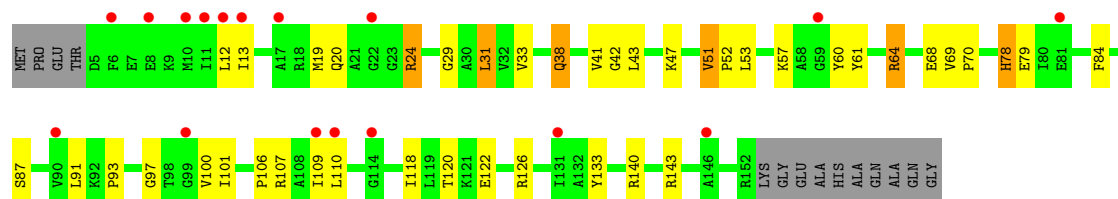
• Molecule 4: 30S Ribosomal Protein S4



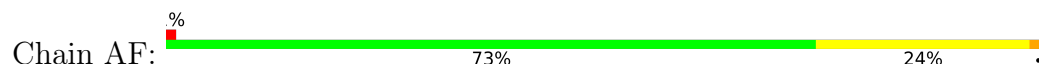
• Molecule 5: 30S Ribosomal Protein S5



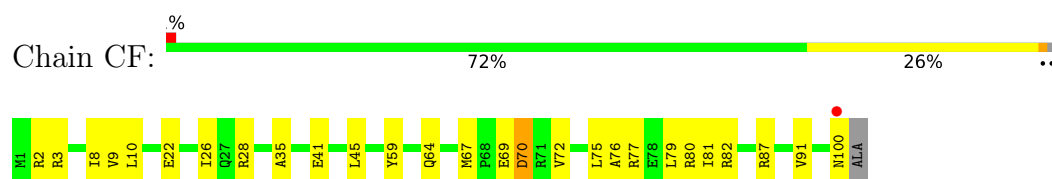
• Molecule 5: 30S Ribosomal Protein S5



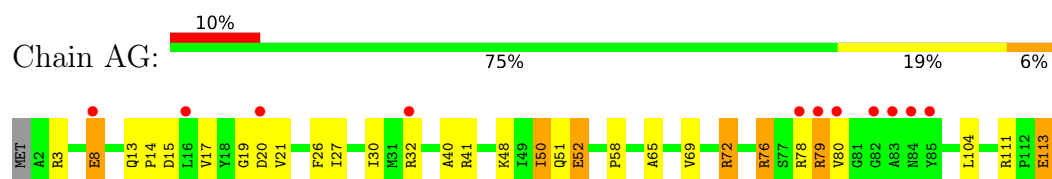
• Molecule 6: 30S Ribosomal Protein S6



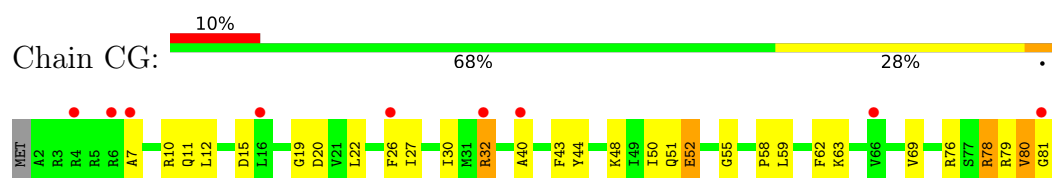
• Molecule 6: 30S Ribosomal Protein S6



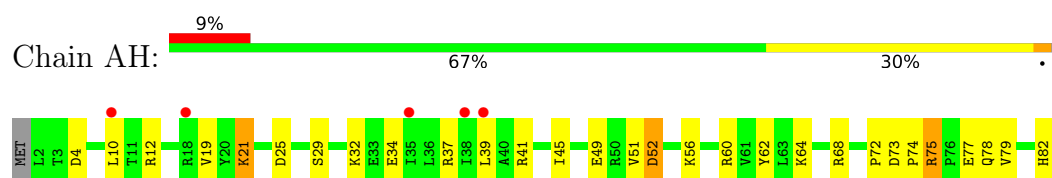
• Molecule 7: 30S Ribosomal Protein S7



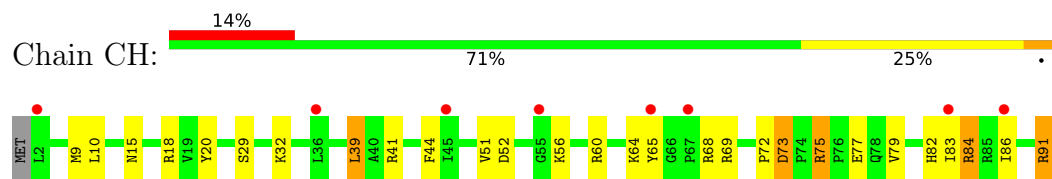
• Molecule 7: 30S Ribosomal Protein S7



• Molecule 8: 30S Ribosomal Protein S8

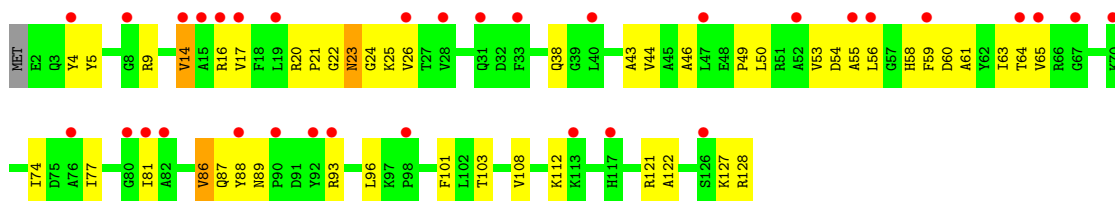


• Molecule 8: 30S Ribosomal Protein S8

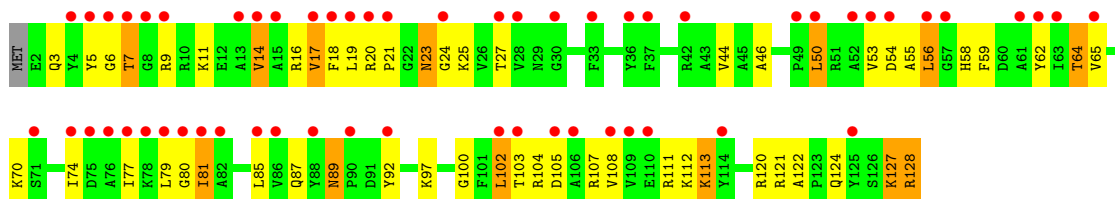


• Molecule 9: 30S Ribosomal Protein S9

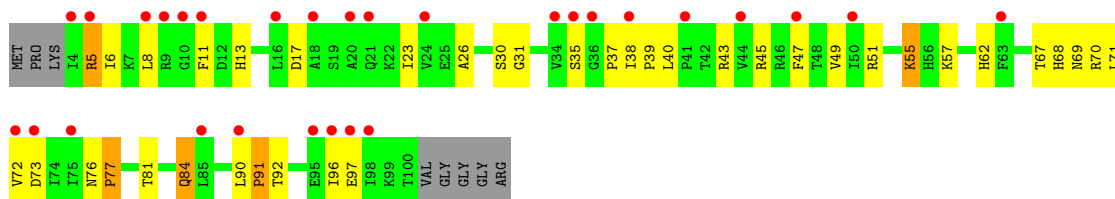




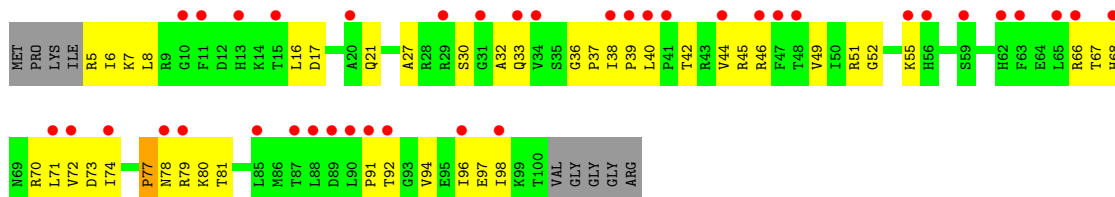
• Molecule 9: 30S Ribosomal Protein S9



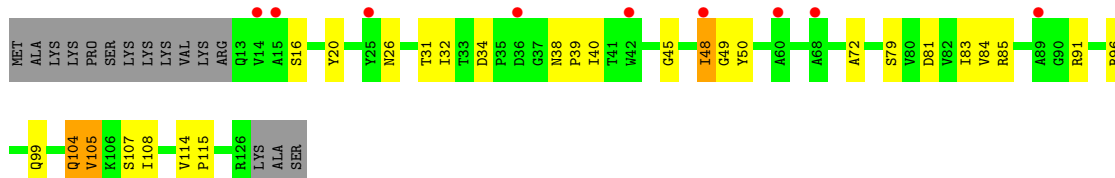
• Molecule 10: 30S Ribosomal Protein S10



• Molecule 10: 30S Ribosomal Protein S10

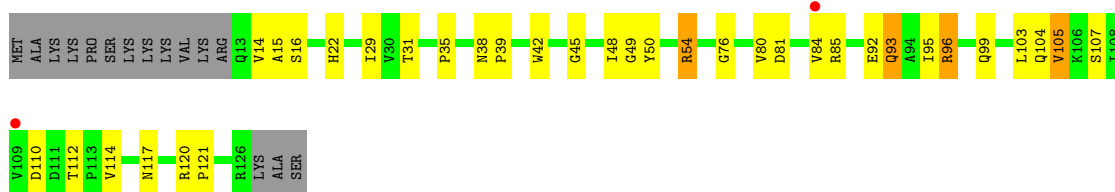


• Molecule 11: 30S Ribosomal Protein S11

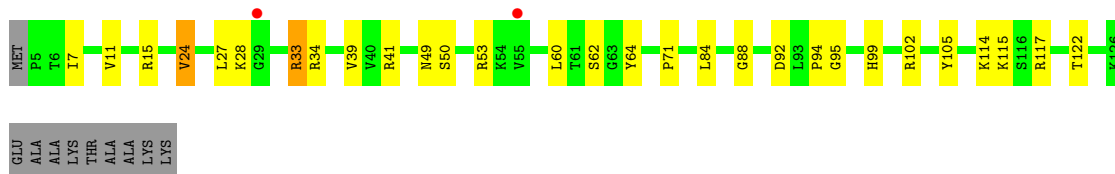
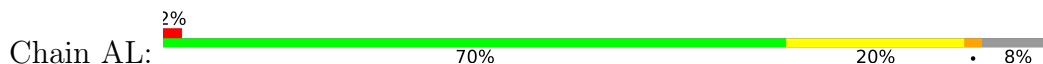


• Molecule 11: 30S Ribosomal Protein S11

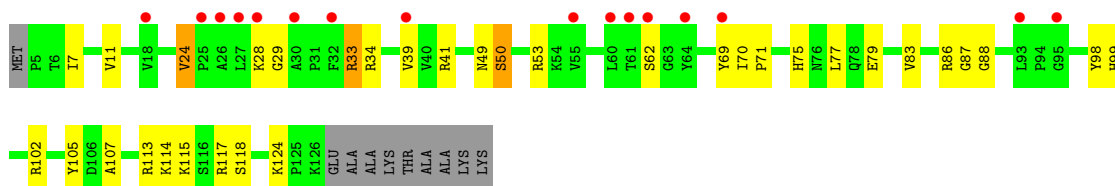




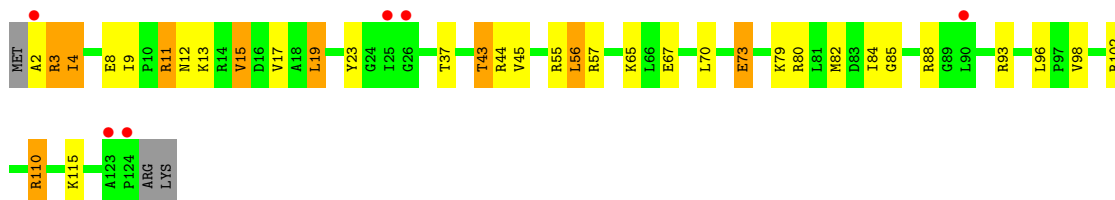
• Molecule 12: 30S Ribosomal Protein S12



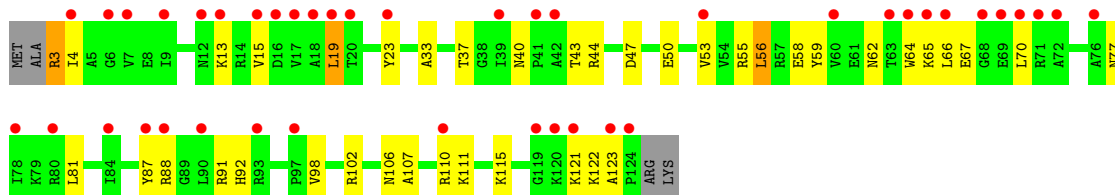
• Molecule 12: 30S Ribosomal Protein S12



• Molecule 13: 30S Ribosomal Protein S13



• Molecule 13: 30S Ribosomal Protein S13

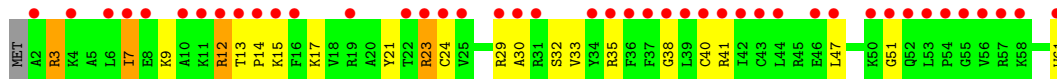


• Molecule 14: 30S Ribosomal Protein S14





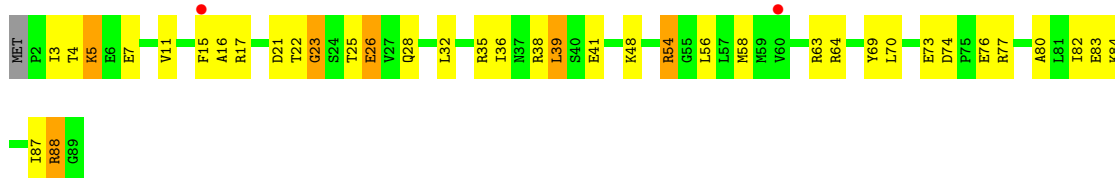
• Molecule 14: 30S Ribosomal Protein S14



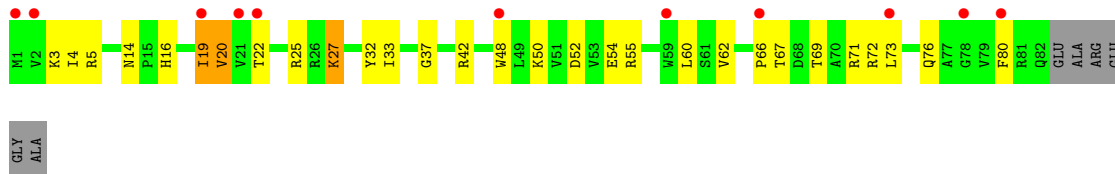
• Molecule 15: 30S Ribosomal Protein S15



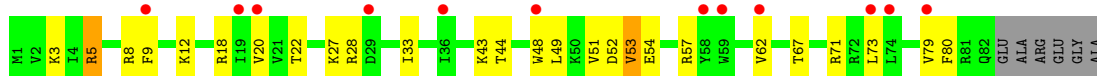
• Molecule 15: 30S Ribosomal Protein S15




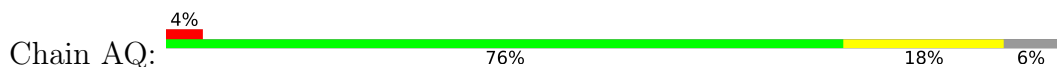
• Molecule 16: 30S Ribosomal Protein S16



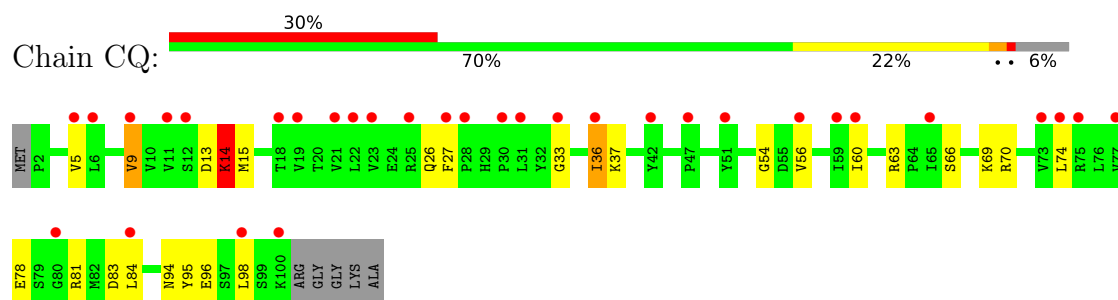
• Molecule 16: 30S Ribosomal Protein S16



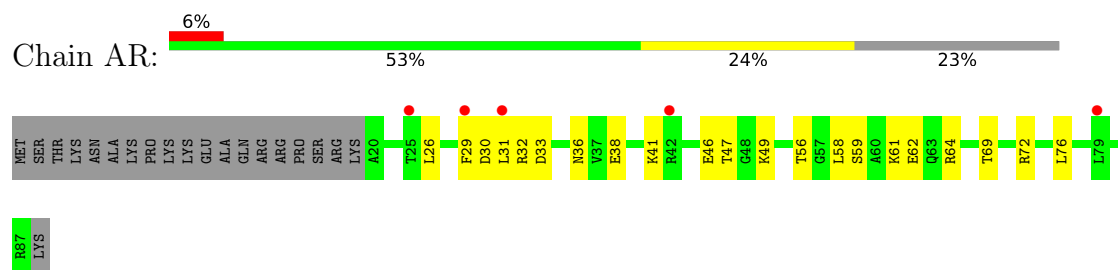
• Molecule 17: 30S Ribosomal Protein S17



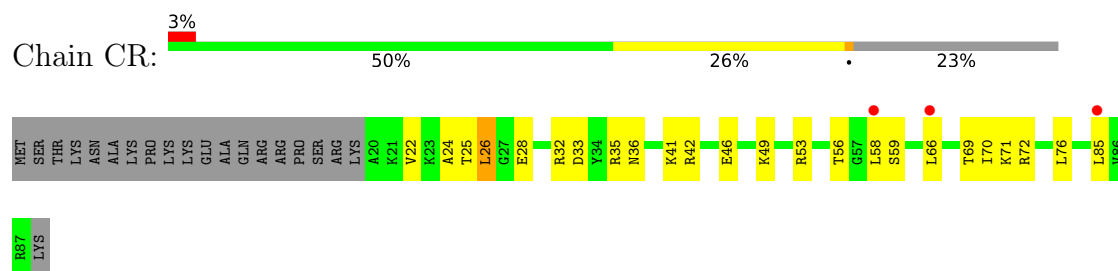
- Molecule 17: 30S Ribosomal Protein S17



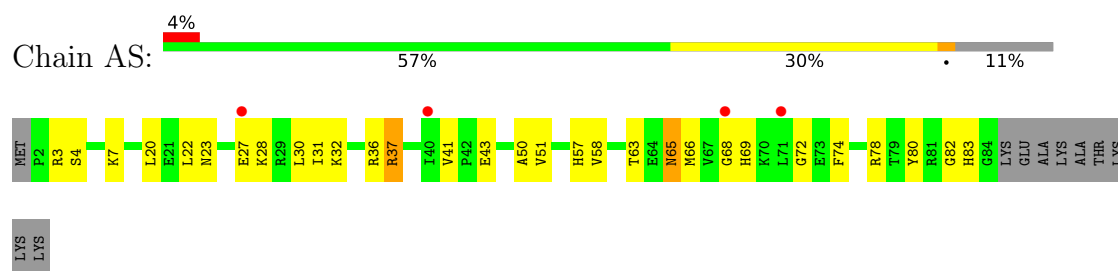
- Molecule 18: 30S Ribosomal Protein S18



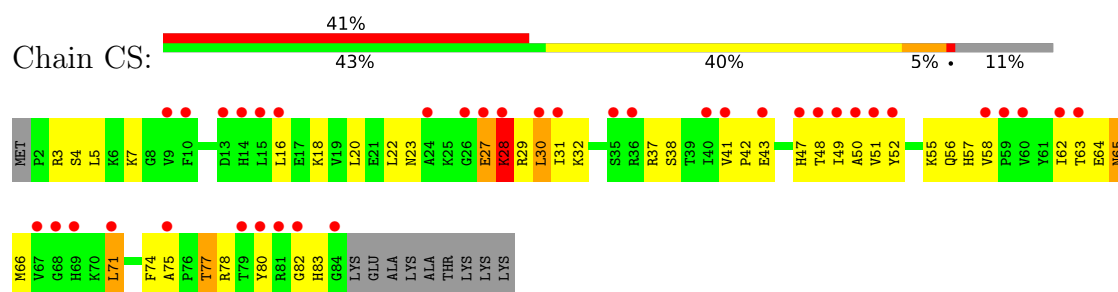
- Molecule 18: 30S Ribosomal Protein S18



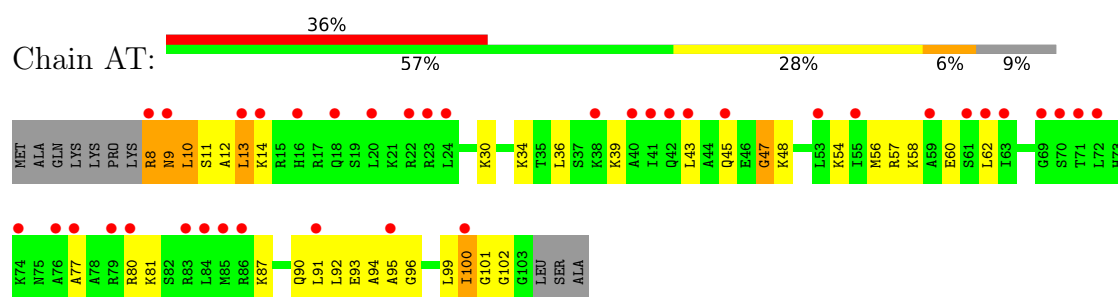
- Molecule 19: 30S Ribosomal Protein S19



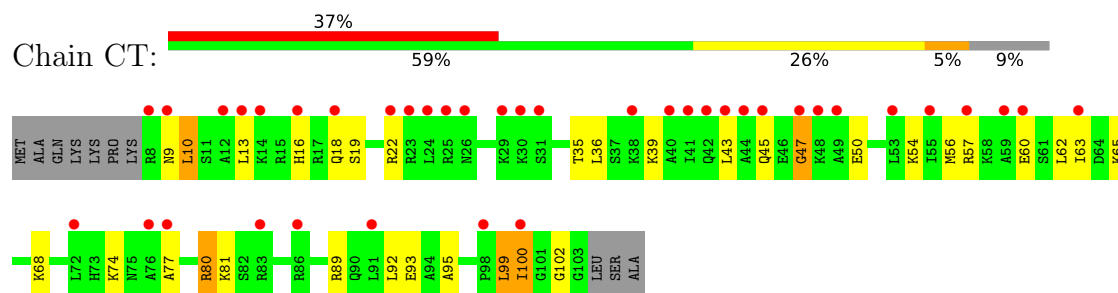
- Molecule 19: 30S Ribosomal Protein S19



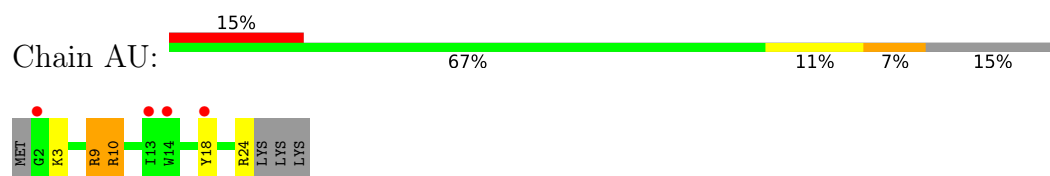
- Molecule 20: 30S Ribosomal Protein S20



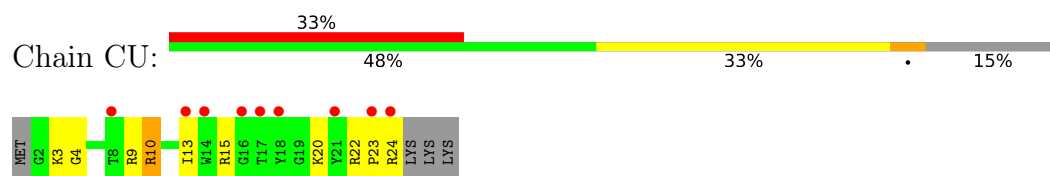
- Molecule 20: 30S Ribosomal Protein S20



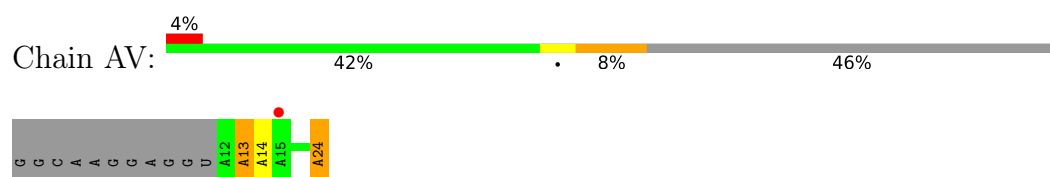
- Molecule 21: 30S Ribosomal Protein THX



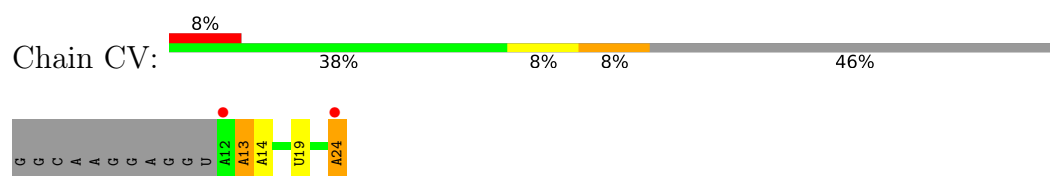
- Molecule 21: 30S Ribosomal Protein THX



- Molecule 22: mRNA

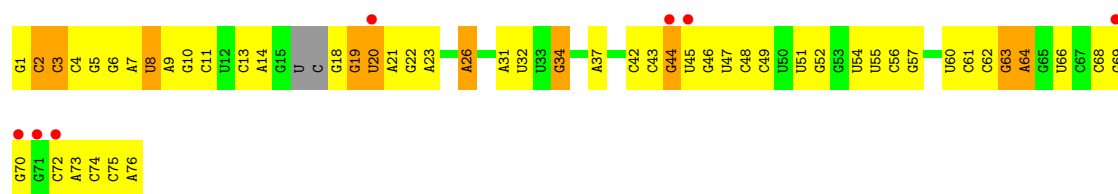


- Molecule 22: mRNA

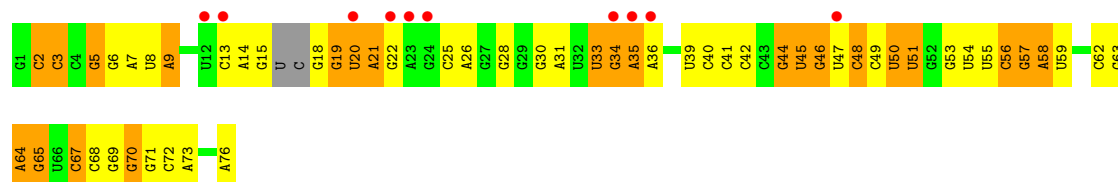


- Molecule 23: A/P-site tRNA

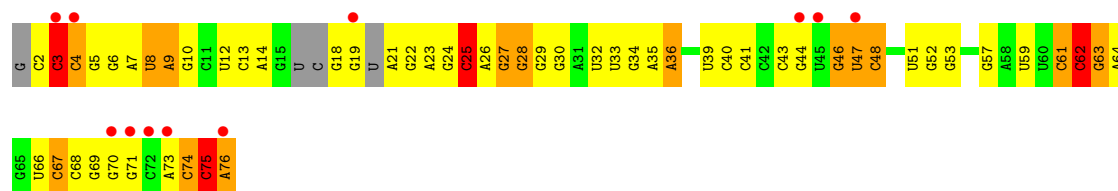




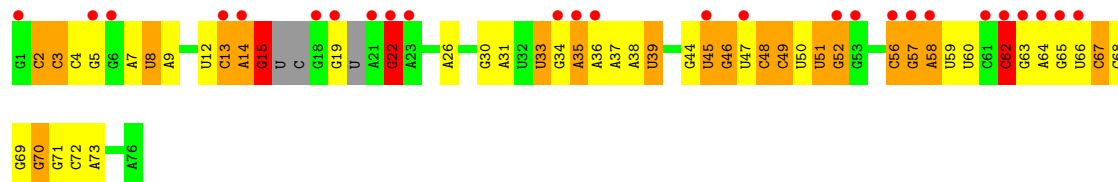
- Molecule 23: A/P-site tRNA



- Molecule 23: A/P-site tRNA



- Molecule 23: A/P-site tRNA



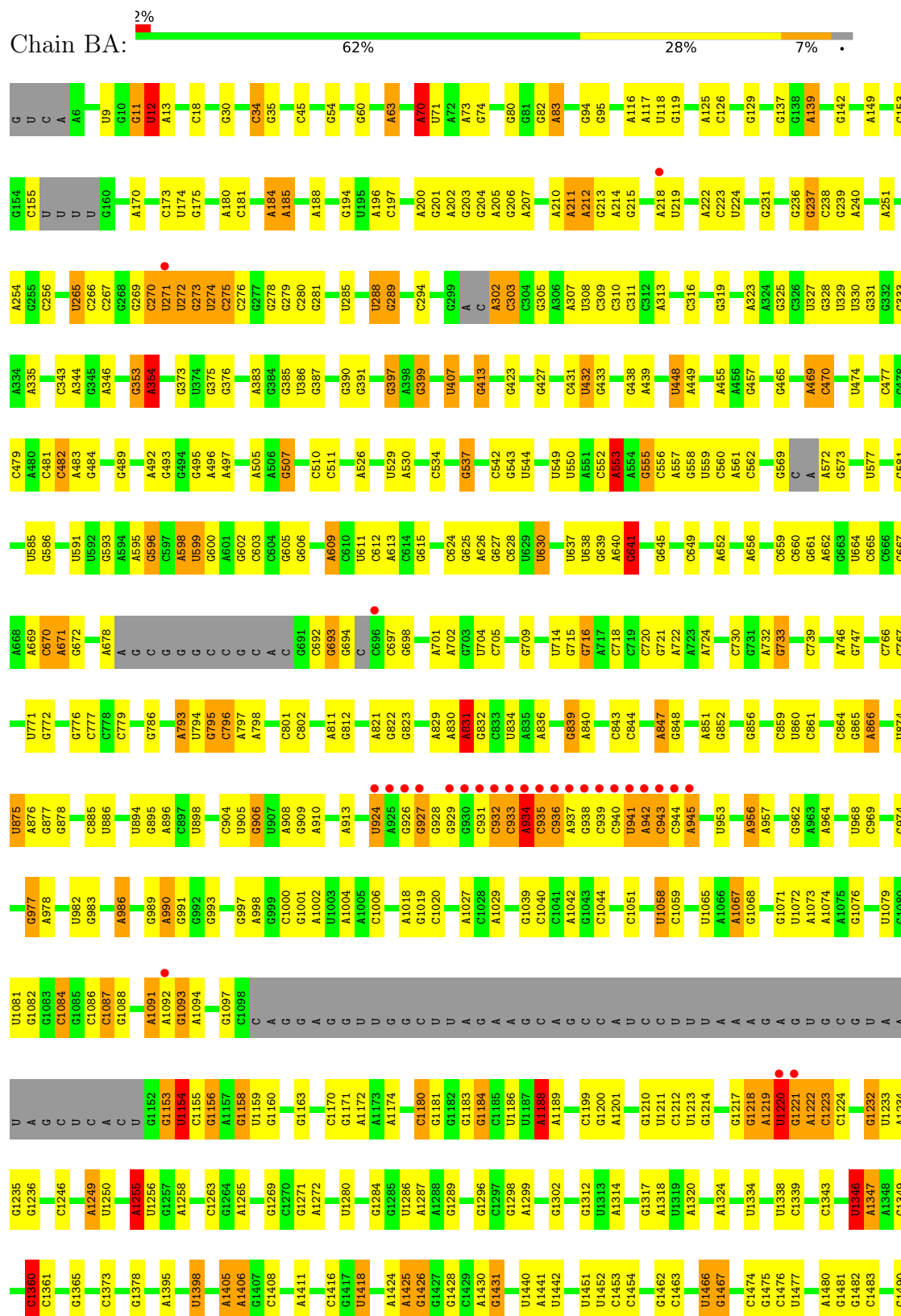
- Molecule 24: E-site tRNA



- Molecule 24: E-site tRNA



- Molecule 25: 23S Ribosomal RNA

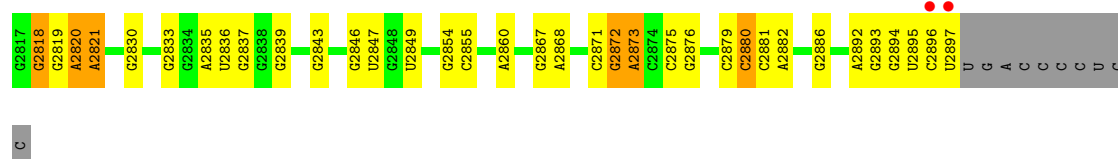




G	U	C	U	A	A6	G7	A8	U9	G10	G11	U12	G15	C19	C20	U25	G26	G27	G30	C31	C34	G35	A38	C39	C40	C41	G42	A43	G44	C45	C57	G58	U59	A71	A74	G75	C76	G79	G80	G81	G82	G83	A84	U90	A92	G93	C94	G94A	G95	G96
---	---	---	---	---	----	----	----	----	-----	-----	-----	-----	-----	-----	-----	-----	-----	-----	-----	-----	-----	-----	-----	-----	-----	-----	-----	-----	-----	-----	-----	-----	-----	-----	-----	-----	-----	-----	-----	-----	-----	-----	-----	-----	-----	-----	------	-----	-----

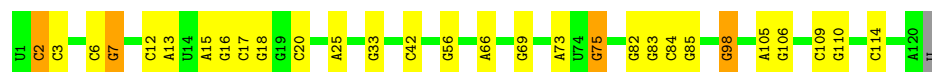


U2728	C2729	C2730	C2731	C2732	C2733	A2740	C2741	C2742	C2743	C2744	A2748	C2751	C2752	C2753	U2754	C2755	U2756	A2757	C2758	C2759	C2760	C2761	A2764	A2765	C2766	C2769	C2770	A2778	C2784	C2787	C2788	C2789	A	C	G2792	C2793	C2794	G	U	C	A	A2801A	C2802	C2803	C2804	G2805	C2807	U2808	C2815	C2816									
U2649	U2650	C2651	C2652	U2653	A2654	C2655	C2656	C2657	C2658	C2659	C2660	C2661	C2662	C2663	C2664	C2665	C2666	C2667	C2668	C2669	A2670	A2671	C2672	A2679	C2680	C2681	U2682	C2683	U2684	C2685	U2689	C2690	C2691	C2692	C2693	C2694	C2699	C2700	U2702	C2703	C2704	A2705	C2710	A2711	U2712	A2712A	A2713	G2714	A2721	G2722	C2723	C2724	A2725	U2726	C2727				
A2541	A2542	C2543	C2544	C2550	C2551	U2552	C2553	U2554	U2555	C2556	C2557	C2558	A2566	C2567	C2568	A2572	C2573	U2584	U2585	A2590	C2591	C2592	A2602	C2603	U2604	U2605	C2606	C2607	U2608	C2609	C2610	U2611	C2612	U2615	C2616	C2617	A2629	G2630	C2631	C2635	G2640	G2641	C2642	A2643	A2644	U2645	C2646	U2647	C2648										
G2447	A2448	U2449	A2450	A2453	U2457	U2461	U2462	C2465	C2469	C2474	A2476	C2477	A2478	C2483	G2484	G2487	A2488	C2489	C2490	C2494	C2495	G2502	C2503	U2504	C2505	U2506	C2507	C2508	U2514	C2515	C2516	C2517	A2518	U2519	G2526	C2527	U2528	A2529	A2530	C2531	G2532	C2533	C2534	A2535	C2536	U2537	C2538	C2539	C2540										
C2356	U2357	C2358	C2359	A2360	C2364	G2365	A2369	A2376	G2379	C2383	C2384	C2385	U2390	C2391	A2392	C2393	C2394	G2399	G2400	U2406	G2410	G2414	A2418	U2419	C2420	C2421	A2422	U2423	C2424	A2425	C2426	G2427	G2428	G2429	A2430	U2431	A2432	A2433	A2435	A2439	C2440	C2441	C2442	C2443	G2444														
C2284	C2285	A2286	A2287	A2288	C2289	U2290	C2291	C2292	U2296	C2299	G2300	C2301	C2302	C2303	C2304	A2305	G2308	U2312	C2313	C2316	C2317	C2318	C2319	C2320	C2321	C2322	C2323	C2324	C2325	C2326	C2327	A2328	C2329	C2330	C2331	C2334	A2335	A2336	C2337	C2340	C2341	C2342	C2343	U2344	C2347	C2350	C2351	C2354	C2355										
U2167	C2168	A2169	A2170	U2171	U2172	A2173	C2174	C2175	A2176	C2177	C2178	C2179	U2180	C2183	C2184	C2185	C2188	U2189	C2190	C2191	C2192	C2193	C2194	A2198	U2203	C2205	C2206	C2207	U2208	A2225	C2238	U2243	U2244	C2247	C2248	A2268	A2269	C2270	C2271	U2272	A2273	A2274	C2275	C2276	C2277	A2278	C2279	C2283											
C2107	C2108	U2109	C2110	C2111	C2112	U2113	A2114	C2115	C2116	A2117	U2118	A2119	C2120	C2121	U2122	C2123	C2124	C2125	A2126	C2127	C2128	C2129	C2130	C2131	U2132	A2133	C2134	C2135	C2136	C2137	C2138	C2139	C2140	G2141	C2142	C2143	U2144	C2145	C2146	C2147	C2148	U2149	U2150	C2151	C2152	C2153	C2154	C2155	C2156	C2157	A2158	C2159	C2160	C2161	C2162	C2163	C2164	C2165	C2166
G2004	A2005	C2006	G2012	A2013	A2014	G2018	A2019	G2022	U2023	C2026	G2027	U2028	G2029	A2030	A2031	C2032	A2033	G2041	A2042	C2043	A2059	A2060	G2061	A2062	G2069	G2070	A2071	C2078	U2079	G2080	C2081	A2082	U2086	G2087	G2094	C2095	U2096	C2097	U2098	U2099	G2100	C2103																	
A1890	C1896	C1899	A1900	G1903	G1906	A1912	A1913	C1914	G1922	U1923	C1924	C1925	U1926	A1927	A1928	G1929	G1930	A1937	A1938	U1939	U1946	C1947	U1955	C1958	U1963	C1967	A1969	A1970	A1971	A1972	G1980	C1983	U1991	C1992	U1993	C1994	U1995	C1996	G1997	A2001	G2002	G2003																	
A1784	C1785	A1786	C1789	A1790	A1791	U1794	C1795	U1796	C1797	U1798	C1799	C1800	A1801	A1802	A1803	A1810	C1811	A1815	G1816	G1817	U1818	G1826	A1829	U1833	U1834	C1835	C1836	C1837	G1842	A1847	A1848	G1849	C1850	U1851	G1857	G1858	A1859	C1866	A1876	A1877	G1878	G1883	C1886	C1887	U1888	A1889													
A1669	C1670	U1671	C1674	C1685	C1686	C1687	U1688	A1689	U1692	U1693	C1694	G1695	C1696	C1697	A1698	C1699	A1700	C1701	C1702	A1703	G1704	C1705	U1706	C1707	C1708	U1709	C1710	C1711	C1712	G1721	A1722	U1739	G1740	A1741	C1742	G1756	U1757	C1763	G1764	C1771	C1772	A1773	G1776	U1777	U1778	U1779	A1780	C1781	C1782	A1783									
A1558	G1559	A1566	A1569	C1577	U1578	U1579	A1580	A1583	C1584	A1586	A1587	C1588	C1589	U1590	G1593	G1594	C1595	A1596	A1597	C1598	U1602	C1607	A1608	A1609	A1610	A1614	C1615	C1616	A1617	C1618	A1632	U1638	C1640	A1641	G1642	G1647	C1648	G1653	A1654	C1658	C1663	A1664	G1667	A1668															
C1450A	C1451	G1459	G1461	G1465	G1466	C1467	A1471	A1472	G1473	C1474	A1478	G1482	G1487	A1490	C1493	A1494	A1495	A1496	U1497	U1503	C1504	C1505	C1506	A1507	A1508	C1509	A1509A	U1518	G1519	A1528A	C1530	C1531	C1532	C1533	U	A	C1536	G1539	U1540	G1541	A1542	C1545	C1546	C1547	A1549	C1557													
A1360	C1363	G1364	A1365	G1368	G1369	C1370	G1371	U1372	A1373	G1374	C1375	A1378	A1379	G1380	A1384	G1385	C1386	C1387	G1400	G1401	C1404	U1405	U1406	C1407	C1408	G1414	U1415	G1416	G1417	G1418	A1419	U1420	G1421	A1427	C1428	G1429	C1430	U1431	A1434	C1435	C1437	A1445	C1445A	C1446	G1447	A1448	A1449	G1450											



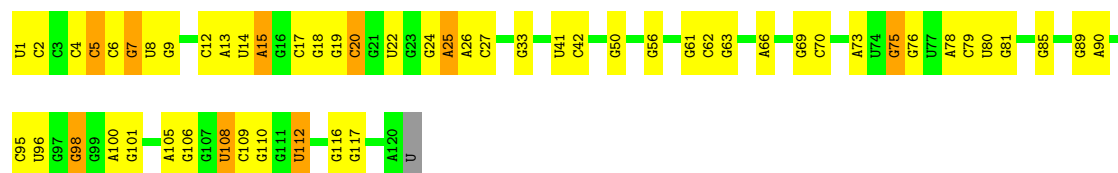
- Molecule 26: 5S Ribosomal RNA

Chain BB: 75% 21% . .



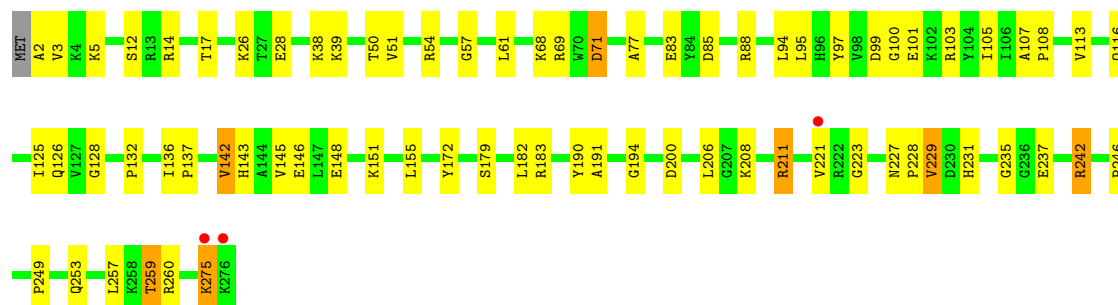
- Molecule 26: 5S Ribosomal RNA

Chain DB: 54% 38% 7% .



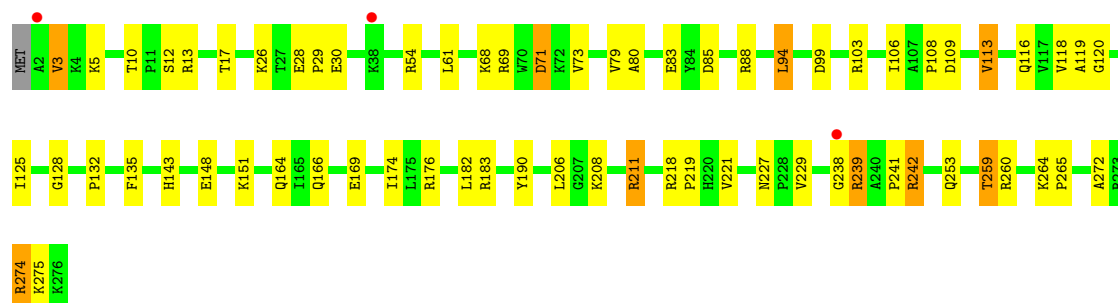
- Molecule 27: 50S Ribosomal Protein L2

Chain BD: 73% 24% .

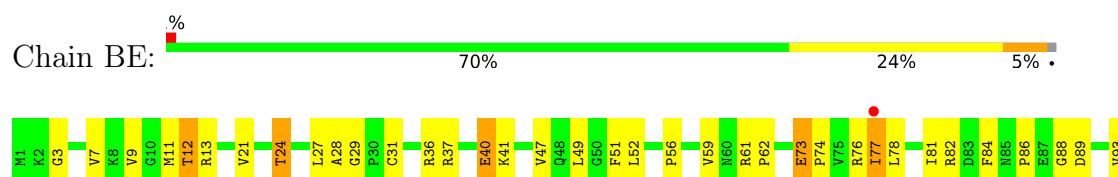


- Molecule 27: 50S Ribosomal Protein L2

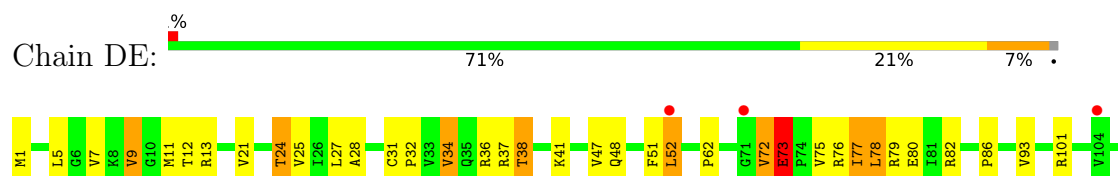
Chain DD: 75% 21% .



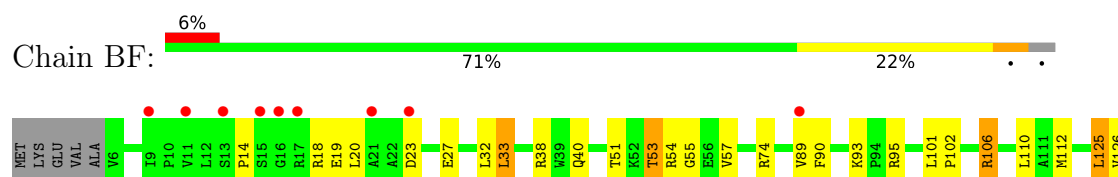
- Molecule 28: 50S Ribosomal Protein L3



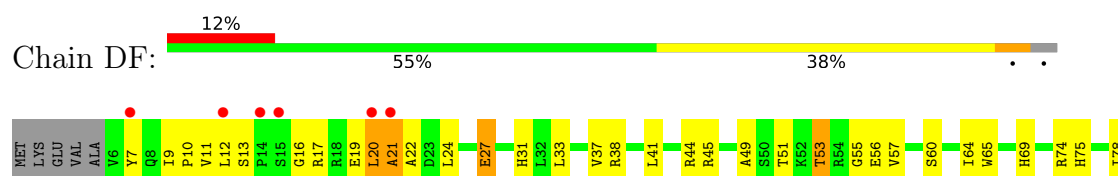
• Molecule 28: 50S Ribosomal Protein L3



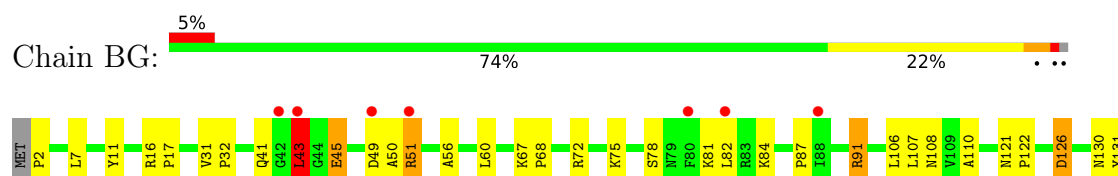
• Molecule 29: 50S Ribosomal Protein L4



• Molecule 29: 50S Ribosomal Protein L4

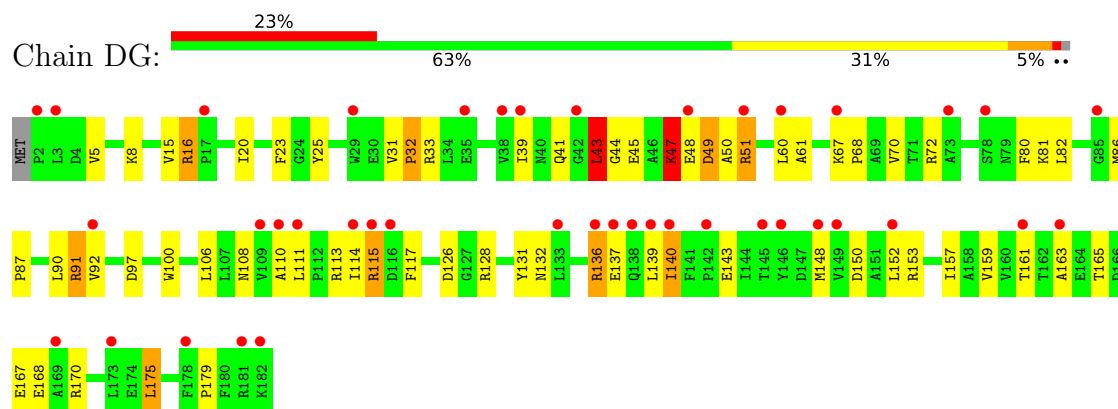


• Molecule 30: 50S Ribosomal Protein L5

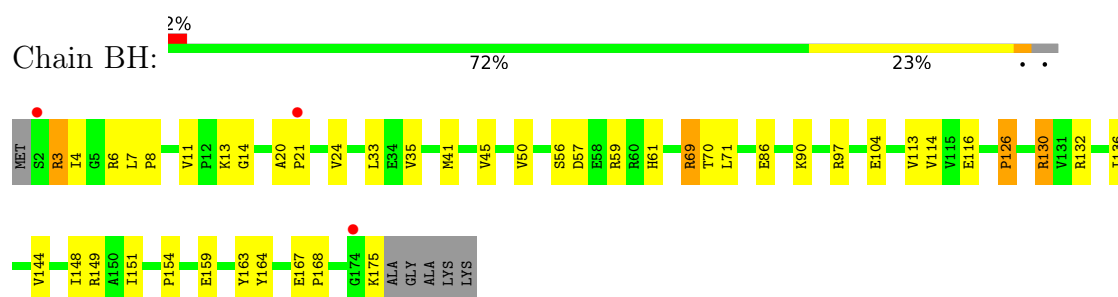




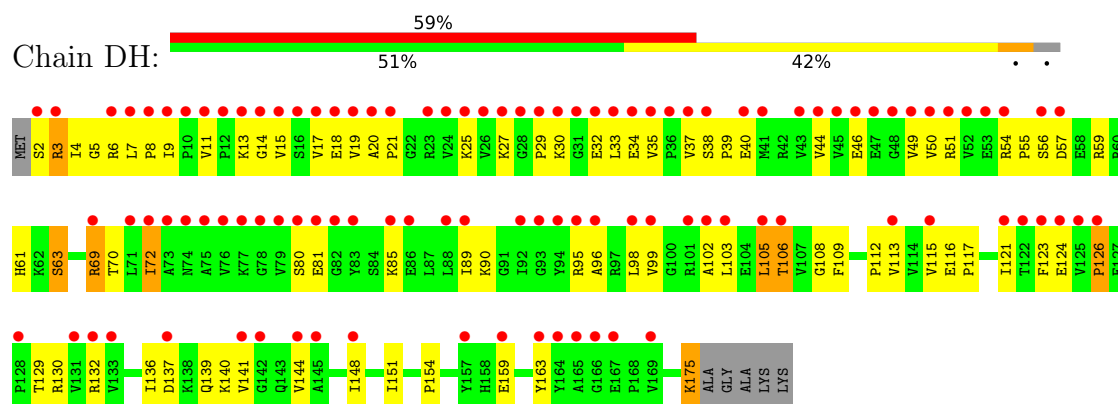
• Molecule 30: 50S Ribosomal Protein L5



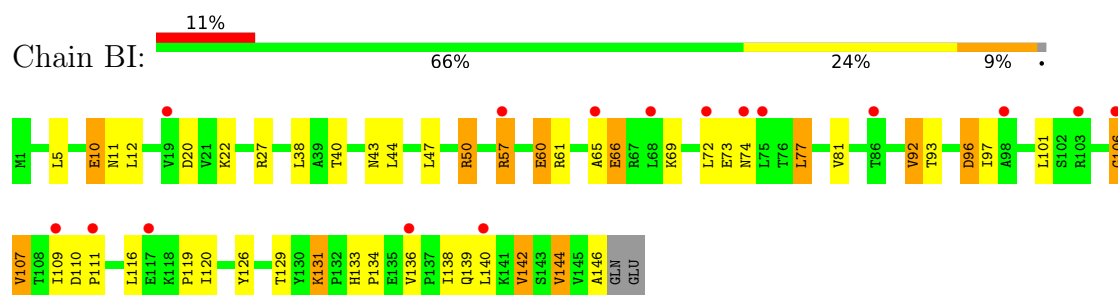
• Molecule 31: 50S Ribosomal Protein L6



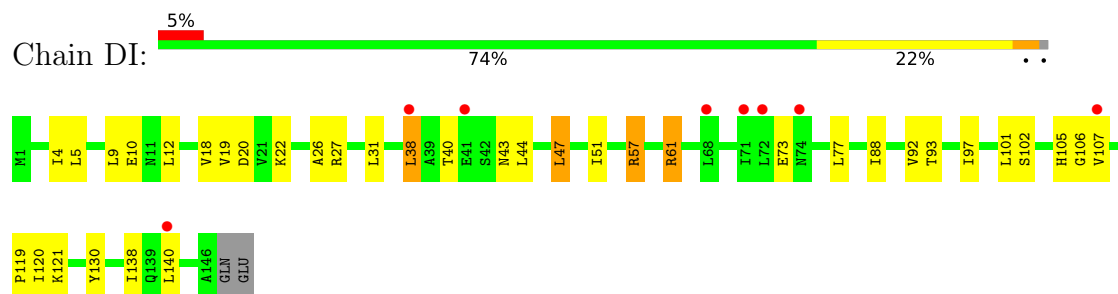
• Molecule 31: 50S Ribosomal Protein L6



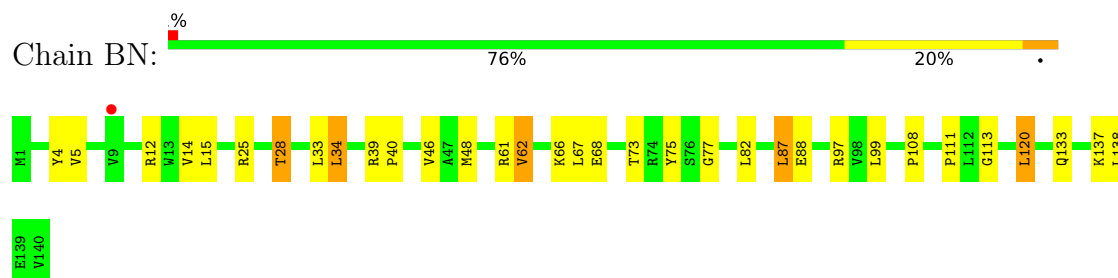
• Molecule 32: 50S Ribosomal Protein L9



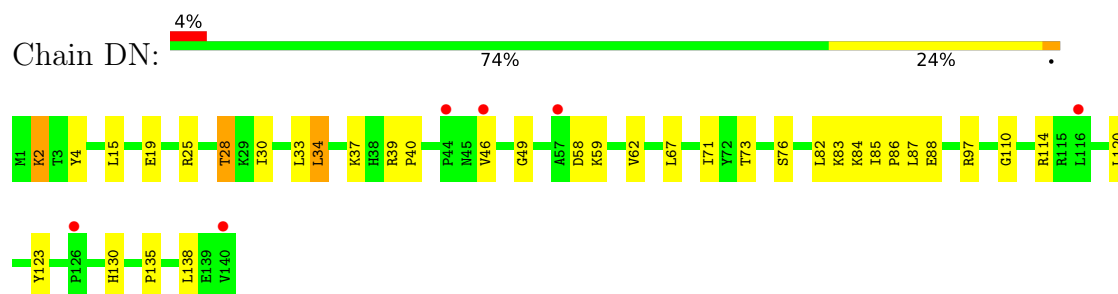
- Molecule 32: 50S Ribosomal Protein L9



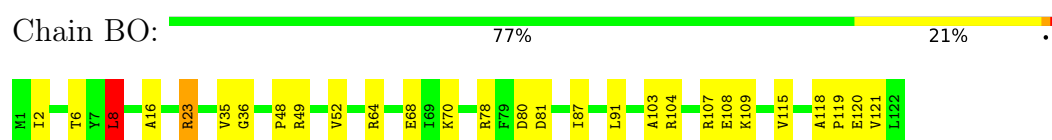
- Molecule 33: 50S Ribosomal Protein L13



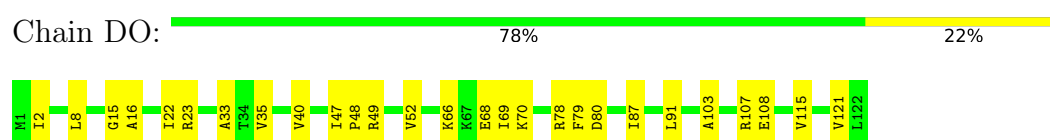
- Molecule 33: 50S Ribosomal Protein L13



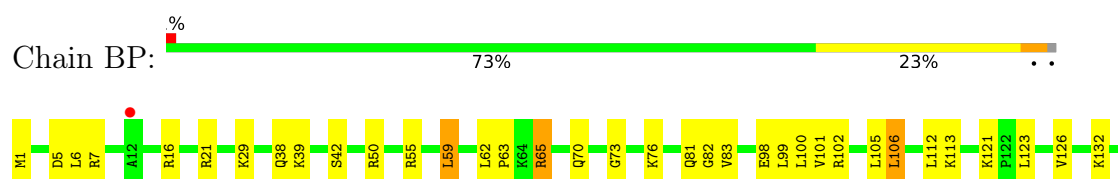
- Molecule 34: 50S Ribosomal Protein L14



- Molecule 34: 50S Ribosomal Protein L14

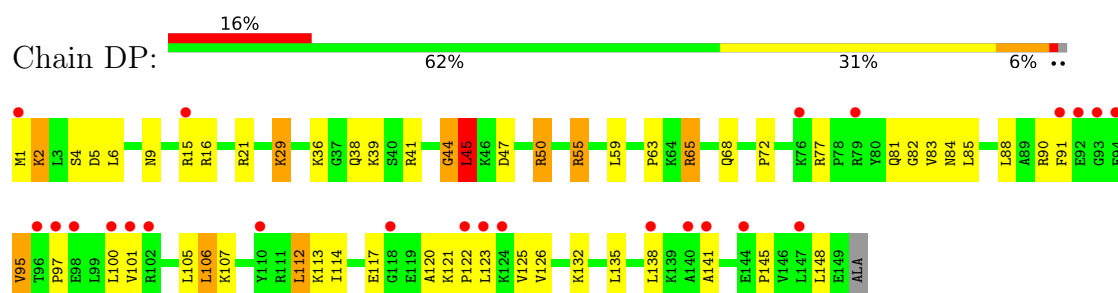


- Molecule 35: 50S Ribosomal Protein L15

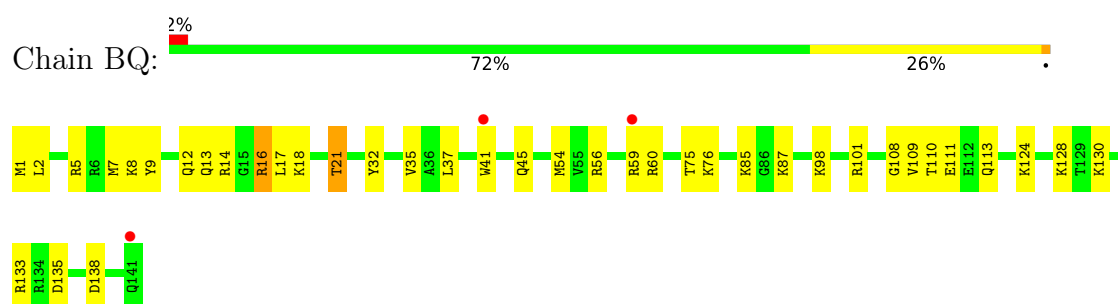




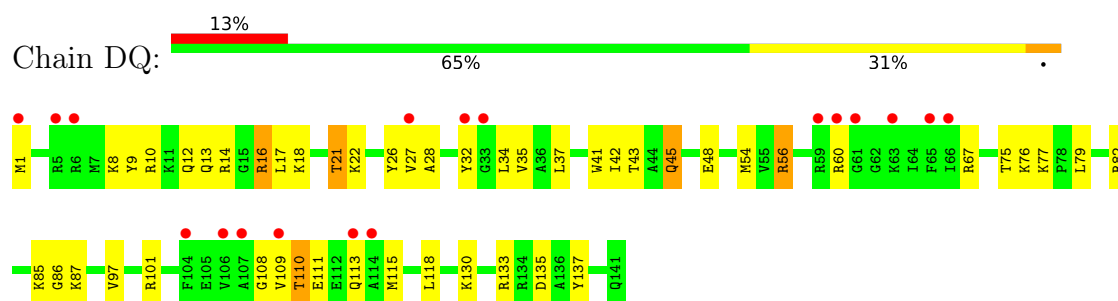
• Molecule 35: 50S Ribosomal Protein L15



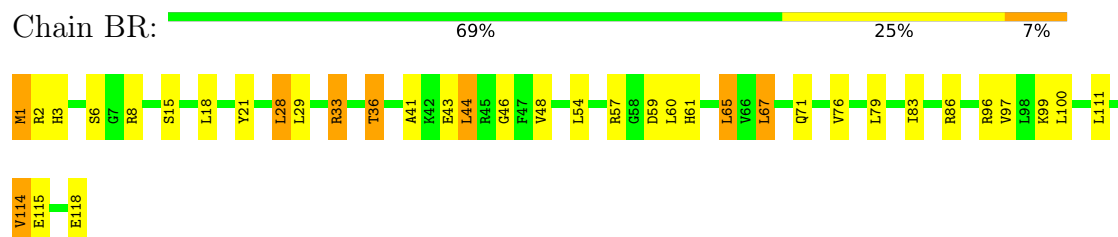
• Molecule 36: 50S Ribosomal Protein L16



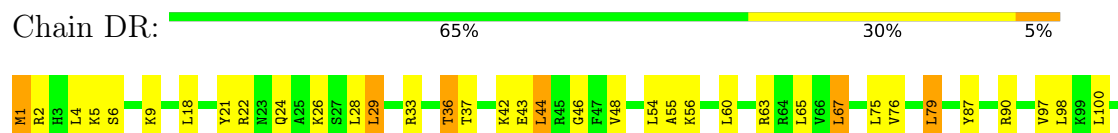
• Molecule 36: 50S Ribosomal Protein L16



• Molecule 37: 50S Ribosomal Protein L17

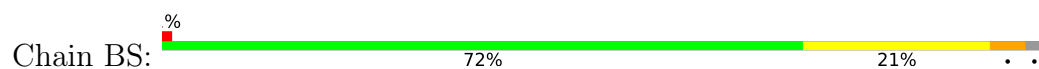


• Molecule 37: 50S Ribosomal Protein L17

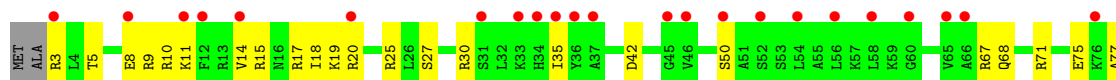




● Molecule 38: 50S Ribosomal Protein L18



● Molecule 38: 50S Ribosomal Protein L18



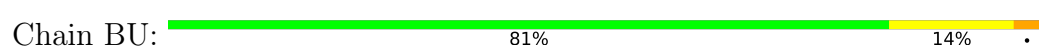
● Molecule 39: 50S Ribosomal Protein L19



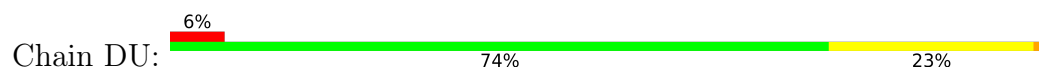
● Molecule 39: 50S Ribosomal Protein L19

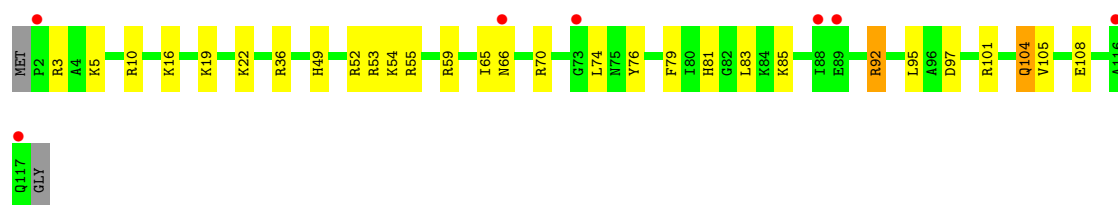


● Molecule 40: 50S Ribosomal Protein L20



● Molecule 40: 50S Ribosomal Protein L20





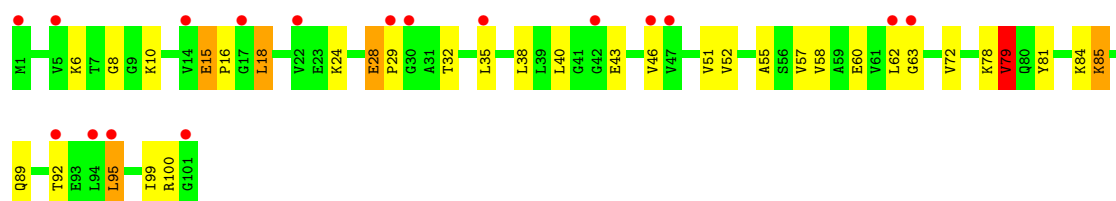
• Molecule 41: 50S Ribosomal Protein L21

Chain BV: 77% 18% 5%



• Molecule 41: 50S Ribosomal Protein L21

Chain DV: 17% 66% 28% 5%



• Molecule 42: 50S Ribosomal Protein L22

Chain BW: 76% 19% 5%



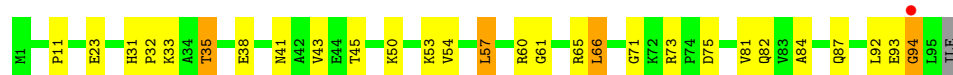
• Molecule 42: 50S Ribosomal Protein L22

Chain DW: 76% 20% 4%



• Molecule 43: 50S Ribosomal Protein L23

Chain BX: 70% 25% 5%

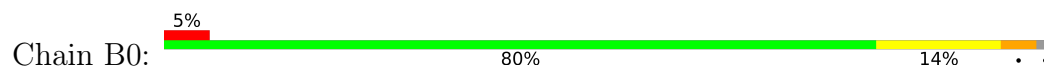


• Molecule 43: 50S Ribosomal Protein L23

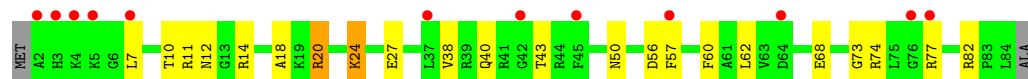
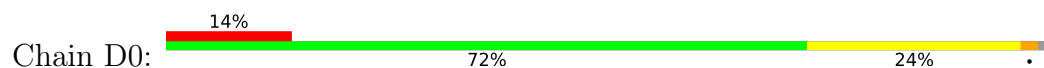
Chain DX: 11% 69% 26% 4%



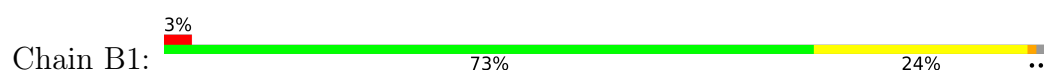
● Molecule 46: 50S Ribosomal Protein L27



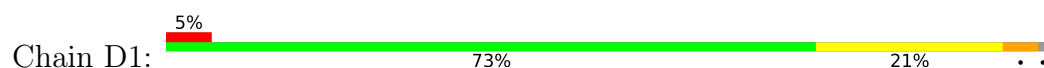
● Molecule 46: 50S Ribosomal Protein L27



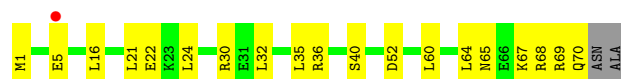
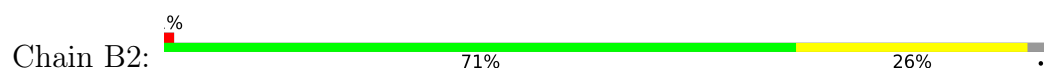
● Molecule 47: 50S Ribosomal Protein L28



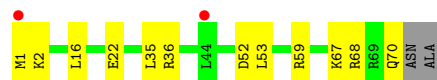
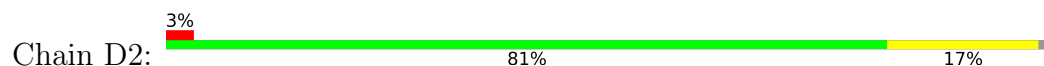
● Molecule 47: 50S Ribosomal Protein L28



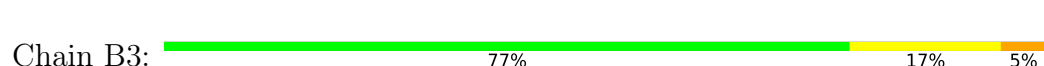
● Molecule 48: 50S Ribosomal Protein L29



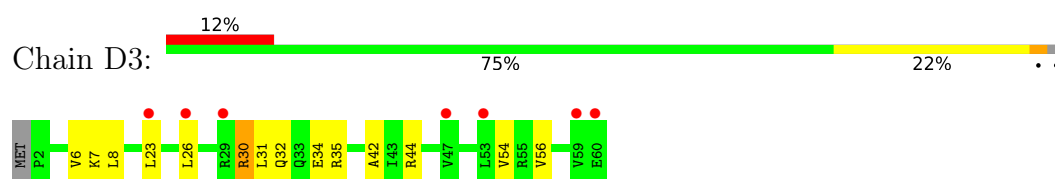
● Molecule 48: 50S Ribosomal Protein L29



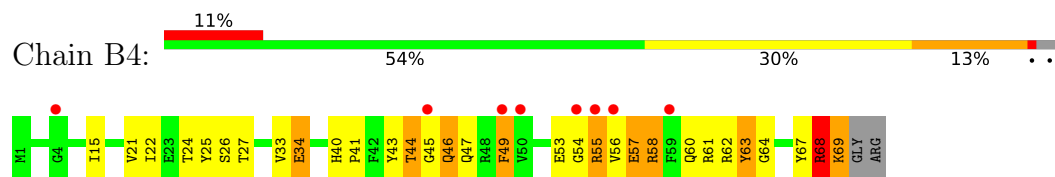
● Molecule 49: 50S Ribosomal Protein L30



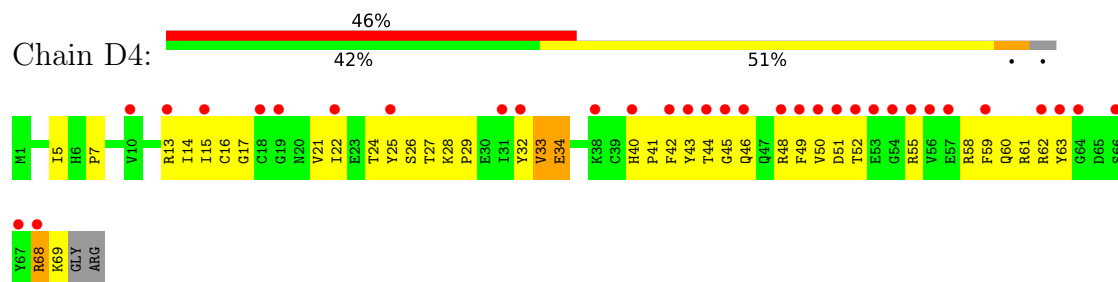
● Molecule 49: 50S Ribosomal Protein L30



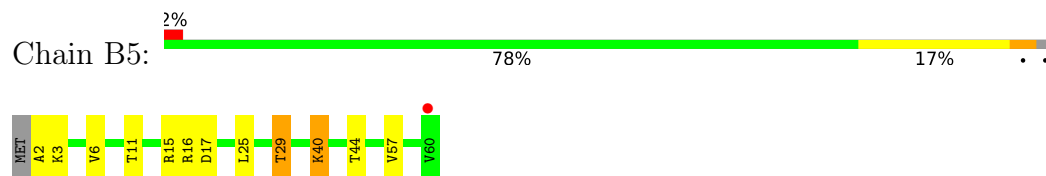
- Molecule 50: 50S Ribosomal Protein L31



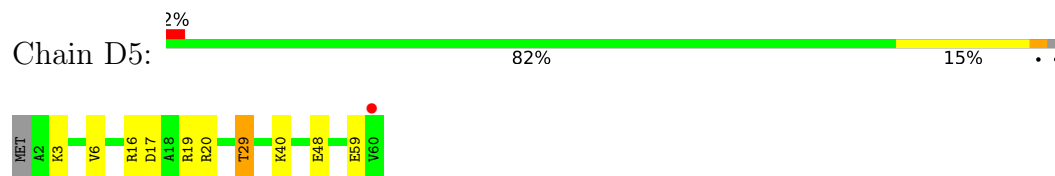
- Molecule 50: 50S Ribosomal Protein L31



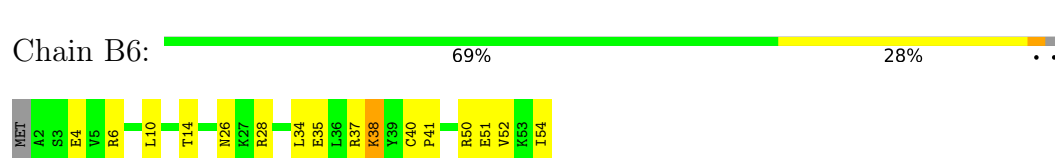
- Molecule 51: 50S Ribosomal Protein L32



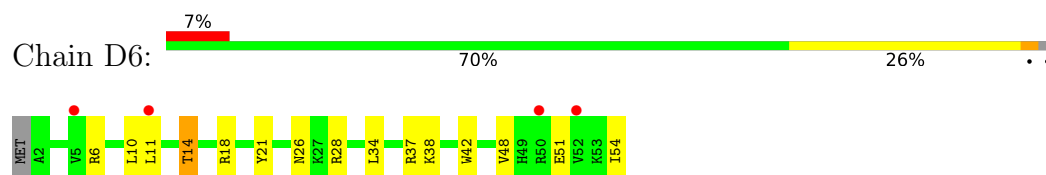
- Molecule 51: 50S Ribosomal Protein L32



- Molecule 52: 50S Ribosomal Protein L33



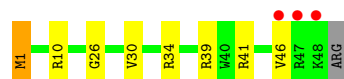
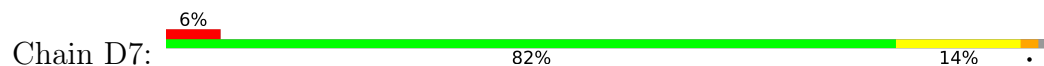
- Molecule 52: 50S Ribosomal Protein L33



● Molecule 53: 50S Ribosomal Protein L34



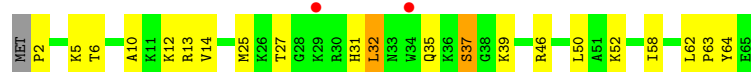
● Molecule 53: 50S Ribosomal Protein L34



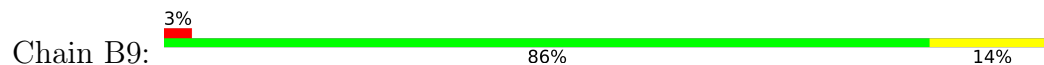
● Molecule 54: 50S Ribosomal Protein L35



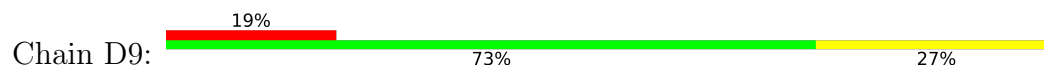
● Molecule 54: 50S Ribosomal Protein L35



● Molecule 55: 50S Ribosomal Protein L36



● Molecule 55: 50S Ribosomal Protein L36



4 Data and refinement statistics

Property	Value	Source
Space group	P 21 21 21	Depositor
Cell constants a, b, c, α , β , γ	209.35Å 449.01Å 621.98Å 90.00° 90.00° 90.00°	Depositor
Resolution (Å)	145.52 – 2.55 145.52 – 2.55	Depositor EDS
% Data completeness (in resolution range)	99.0 (145.52-2.55) 99.0 (145.52-2.55)	Depositor EDS
R_{merge}	0.14	Depositor
R_{sym}	(Not available)	Depositor
$\langle I/\sigma(I) \rangle$ ¹	1.28 (at 2.55Å)	Xtriage
Refinement program	PHENIX 1.8.2_1309	Depositor
R, R_{free}	0.225 , 0.273 0.226 , 0.274	Depositor DCC
R_{free} test set	93275 reflections (5.02%)	wwPDB-VP
Wilson B-factor (Å ²)	48.2	Xtriage
Anisotropy	0.182	Xtriage
Bulk solvent k_{sol} (e/Å ³), B_{sol} (Å ²)	0.28 , 58.2	EDS
L-test for twinning ²	$\langle L \rangle = 0.40$, $\langle L^2 \rangle = 0.23$	Xtriage
Estimated twinning fraction	No twinning to report.	Xtriage
F_o, F_c correlation	0.91	EDS
Total number of atoms	297273	wwPDB-VP
Average B, all atoms (Å ²)	58.0	wwPDB-VP

Xtriage's analysis on translational NCS is as follows: *The largest off-origin peak in the Patterson function is 1.48% of the height of the origin peak. No significant pseudotranslation is detected.*

¹Intensities estimated from amplitudes.

²Theoretical values of $\langle |L| \rangle$, $\langle L^2 \rangle$ for acentric reflections are 0.5, 0.333 respectively for untwinned datasets, and 0.375, 0.2 for perfectly twinned datasets.

5 Model quality ⓘ

5.1 Standard geometry ⓘ

Bond lengths and bond angles in the following residue types are not validated in this section: 5MU, ZN, PCY, MIA, SF4, MG, 5MC, 4SU, 7MG, K, PSU

The Z score for a bond length (or angle) is the number of standard deviations the observed value is removed from the expected value. A bond length (or angle) with $|Z| > 5$ is considered an outlier worth inspection. RMSZ is the root-mean-square of all Z scores of the bond lengths (or angles).

Mol	Chain	Bond lengths		Bond angles	
		RMSZ	# Z >5	RMSZ	# Z >5
1	AA	0.43	0/36049	0.93	45/56261 (0.1%)
1	CA	0.42	2/36170 (0.0%)	0.95	52/56452 (0.1%)
2	AB	0.31	0/1881	0.62	1/2542 (0.0%)
2	CB	0.32	0/1860	0.59	0/2518
3	AC	0.30	0/1576	0.52	0/2130
3	CC	0.31	0/1566	0.55	0/2119
4	AD	0.32	0/1689	0.53	0/2267
4	CD	0.32	0/1704	0.55	0/2284
5	AE	0.31	0/1145	0.54	0/1543
5	CE	0.33	0/1149	0.59	0/1548
6	AF	0.32	0/819	0.53	0/1111
6	CF	0.30	0/829	0.52	0/1123
7	AG	0.30	0/1250	0.49	0/1679
7	CG	0.30	0/1254	0.50	0/1683
8	AH	0.30	0/1108	0.51	0/1494
8	CH	0.30	0/1108	0.53	0/1494
9	AI	0.32	0/1002	0.56	0/1346
9	CI	0.32	0/997	0.59	0/1343
10	AJ	0.30	0/722	0.56	0/982
10	CJ	0.31	0/727	0.60	0/988
11	AK	0.31	0/844	0.54	0/1145
11	CK	0.30	0/848	0.54	0/1149
12	AL	0.33	0/946	0.53	0/1274
12	CL	0.32	0/946	0.57	0/1274
13	AM	0.30	0/969	0.57	0/1302
13	CM	0.30	0/961	0.53	0/1291
14	AN	0.34	0/501	0.50	0/664
14	CN	0.33	0/501	0.56	0/664
15	AO	0.30	0/739	0.56	0/985
15	CO	0.31	0/739	0.54	0/985
16	AP	0.32	0/697	0.53	0/939
16	CP	0.31	0/693	0.50	0/935

Mol	Chain	Bond lengths		Bond angles	
		RMSZ	# Z >5	RMSZ	# Z >5
17	AQ	0.31	0/836	0.49	0/1117
17	CQ	0.30	0/836	0.52	0/1117
18	AR	0.32	0/560	0.55	0/746
18	CR	0.28	0/560	0.49	0/746
19	AS	0.30	0/667	0.54	0/900
19	CS	0.34	0/661	0.66	0/893
20	AT	0.29	0/730	0.57	0/965
20	CT	0.30	0/729	0.53	0/965
21	AU	0.33	0/203	0.50	0/266
21	CU	0.34	0/203	0.53	0/266
22	AV	0.48	0/310	1.00	0/480
22	CV	0.45	0/310	0.91	2/480 (0.4%)
23	AW	0.48	0/1602	1.06	0/2493
23	AY	0.52	0/1602	1.16	4/2493 (0.2%)
23	CW	0.52	0/1556	1.19	10/2418 (0.4%)
23	CY	0.54	0/1579	1.18	5/2455 (0.2%)
24	AX	0.55	2/1725 (0.1%)	1.16	12/2689 (0.4%)
24	CX	0.56	1/1725 (0.1%)	1.18	18/2689 (0.7%)
25	BA	0.60	6/68013 (0.0%)	1.02	122/106165 (0.1%)
25	DA	0.49	0/67542	0.98	62/105428 (0.1%)
26	BB	0.49	0/2878	0.91	0/4490
26	DB	0.51	0/2878	0.96	1/4490 (0.0%)
27	BD	0.41	0/2186	0.64	1/2944 (0.0%)
27	DD	0.38	0/2186	0.59	1/2944 (0.0%)
28	BE	0.42	0/1592	0.58	0/2149
28	DE	0.36	0/1592	0.58	1/2149 (0.0%)
29	BF	0.40	0/1619	0.58	0/2193
29	DF	0.36	0/1615	0.59	0/2188
30	BG	0.33	0/1450	0.56	1/1959 (0.1%)
30	DG	0.33	0/1449	0.56	0/1958
31	BH	0.34	0/1356	0.52	0/1834
31	DH	0.32	0/1356	0.53	0/1834
32	BI	0.31	0/1100	0.57	0/1501
32	DI	0.29	0/1076	0.56	0/1471
33	BN	0.39	0/1144	0.56	0/1543
33	DN	0.35	0/1144	0.56	0/1543
34	BO	0.42	0/943	0.60	1/1269 (0.1%)
34	DO	0.34	0/943	0.51	0/1269
35	BP	0.38	0/1152	0.59	0/1533
35	DP	0.35	0/1152	0.61	1/1533 (0.1%)
36	BQ	0.41	0/1143	0.55	0/1527
36	DQ	0.36	0/1143	0.55	0/1527
37	BR	0.42	0/982	0.65	0/1312

Mol	Chain	Bond lengths		Bond angles	
		RMSZ	# Z >5	RMSZ	# Z >5
37	DR	0.31	0/982	0.54	0/1312
38	BS	0.34	0/887	0.59	0/1180
38	DS	0.32	0/880	0.55	0/1172
39	BT	0.39	0/1105	0.60	0/1477
39	DT	0.31	0/1097	0.52	0/1468
40	BU	0.45	0/977	0.62	1/1301 (0.1%)
40	DU	0.32	0/977	0.52	0/1301
41	BV	0.44	0/782	0.61	0/1049
41	DV	0.33	0/782	0.54	0/1049
42	BW	0.44	0/897	0.61	0/1205
42	DW	0.33	0/897	0.53	0/1205
43	BX	0.44	0/764	0.64	1/1025 (0.1%)
43	DX	0.36	0/764	0.57	1/1025 (0.1%)
44	BY	0.42	0/819	0.64	0/1095
44	DY	0.33	0/819	0.52	0/1095
45	BZ	0.35	0/1379	0.60	0/1873
45	DZ	0.33	0/1390	0.56	0/1890
46	B0	0.40	0/662	0.66	1/881 (0.1%)
46	D0	0.33	0/662	0.52	0/881
47	B1	0.40	0/762	0.57	0/1014
47	D1	0.34	0/762	0.56	0/1014
48	B2	0.37	0/590	0.65	0/781
48	D2	0.30	0/590	0.47	0/781
49	B3	0.42	0/474	0.62	0/635
49	D3	0.30	0/469	0.53	0/630
50	B4	0.39	0/571	0.66	0/768
50	D4	0.33	0/545	0.60	0/737
51	B5	0.39	0/469	0.64	0/635
51	D5	0.33	0/469	0.58	0/635
52	B6	0.42	0/460	0.58	0/613
52	D6	0.36	0/456	0.49	0/608
53	B7	0.45	0/426	0.66	0/561
53	D7	0.36	0/426	0.52	0/561
54	B8	0.41	0/519	0.62	0/684
54	D8	0.33	0/525	0.55	0/691
55	B9	0.44	0/310	0.52	0/407
55	D9	0.34	0/310	0.57	0/407
All	All	0.47	11/316672 (0.0%)	0.90	344/474091 (0.1%)

Chiral center outliers are detected by calculating the chiral volume of a chiral center and verifying if the center is modelled as a planar moiety or with the opposite hand. A planarity outlier is detected by checking planarity of atoms in a peptide group, atoms in a mainchain group or atoms of a sidechain that are expected to be planar.

Mol	Chain	#Chirality outliers	#Planarity outliers
2	AB	0	1
7	AG	0	1
7	CG	0	1
19	CS	0	1
27	DD	0	1
38	BS	0	1
44	BY	0	1
All	All	0	7

The worst 5 of 11 bond length outliers are listed below:

Mol	Chain	Res	Type	Atoms	Z	Observed(Å)	Ideal(Å)
25	BA	354	A	N9-C4	-7.89	1.33	1.37
1	CA	1154	G	C6-N1	-7.66	1.34	1.39
25	BA	1188	A	N9-C4	-7.63	1.33	1.37
25	BA	1067	A	N9-C4	-6.49	1.33	1.37
24	AX	14	A	N7-C5	-6.24	1.35	1.39

The worst 5 of 344 bond angle outliers are listed below:

Mol	Chain	Res	Type	Atoms	Z	Observed(°)	Ideal(°)
1	CA	1154	G	C5-C6-O6	17.34	139.00	128.60
1	CA	1119	C	C2-N3-C4	16.52	128.16	119.90
1	CA	1154	G	N3-C2-N2	14.11	129.78	119.90
1	CA	1119	C	N1-C2-O2	14.07	127.34	118.90
1	CA	1154	G	N1-C6-O6	-11.05	113.27	119.90

There are no chirality outliers.

5 of 7 planarity outliers are listed below:

Mol	Chain	Res	Type	Group
2	AB	231	GLU	Peptide
7	AG	78	ARG	Peptide
38	BS	58	LEU	Peptide
44	BY	54	LYS	Peptide
7	CG	78	ARG	Peptide

5.2 Too-close contacts

In the following table, the Non-H and H(model) columns list the number of non-hydrogen atoms and hydrogen atoms in the chain respectively. The H(added) column lists the number of hydrogen atoms added and optimized by MolProbity. The Clashes column lists the number of clashes within

the asymmetric unit, whereas Symm-Clashes lists symmetry related clashes.

Mol	Chain	Non-H	H(model)	H(added)	Clashes	Symm-Clashes
1	AA	32205	0	16255	434	0
1	CA	32312	0	16307	550	0
2	AB	1846	0	1867	70	0
2	CB	1825	0	1828	90	0
3	AC	1552	0	1546	45	0
3	CC	1542	0	1517	56	0
4	AD	1659	0	1676	53	0
4	CD	1674	0	1714	54	0
5	AE	1129	0	1185	33	0
5	CE	1133	0	1191	30	0
6	AF	806	0	793	18	0
6	CF	816	0	808	17	0
7	AG	1231	0	1238	22	0
7	CG	1235	0	1249	31	0
8	AH	1088	0	1126	32	0
8	CH	1088	0	1126	31	0
9	AI	983	0	986	28	0
9	CI	978	0	966	46	0
10	AJ	709	0	650	32	0
10	CJ	714	0	672	36	0
11	AK	829	0	825	15	0
11	CK	833	0	836	22	0
12	AL	930	0	980	18	0
12	CL	930	0	980	23	0
13	AM	958	0	1002	26	0
13	CM	950	0	988	24	0
14	AN	492	0	529	20	0
14	CN	492	0	529	17	0
15	AO	728	0	760	18	0
15	CO	728	0	760	31	0
16	AP	681	0	697	21	0
16	CP	677	0	686	17	0
17	AQ	823	0	891	16	0
17	CQ	823	0	891	19	0
18	AR	555	0	618	12	0
18	CR	555	0	618	13	0
19	AS	652	0	662	35	0
19	CS	646	0	644	34	0
20	AT	728	0	798	19	0
20	CT	727	0	796	20	0
21	AU	199	0	208	5	0
21	CU	199	0	208	8	0

Continued on next page...

Continued from previous page...

Mol	Chain	Non-H	H(model)	H(added)	Clashes	Symm-Clashes
22	AV	277	0	140	2	0
22	CV	277	0	140	2	0
23	AW	1588	0	820	30	0
23	AY	1581	0	805	57	0
23	CW	1541	0	784	50	0
23	CY	1561	0	796	46	0
24	AX	1625	0	828	11	0
24	CX	1625	0	828	28	0
25	BA	60729	0	30622	619	0
25	DA	60311	0	30414	867	0
26	BB	2573	0	1306	18	0
26	DB	2573	0	1306	38	0
27	BD	2136	0	2218	52	0
27	DD	2136	0	2218	51	0
28	BE	1559	0	1618	38	0
28	DE	1559	0	1618	41	0
29	BF	1584	0	1625	33	0
29	DF	1580	0	1619	64	0
30	BG	1425	0	1443	23	0
30	DG	1424	0	1434	47	0
31	BH	1330	0	1407	26	0
31	DH	1330	0	1407	61	0
32	BI	1085	0	1114	26	0
32	DI	1061	0	1080	19	0
33	BN	1117	0	1184	15	0
33	DN	1117	0	1184	24	0
34	BO	933	0	996	21	0
34	DO	933	0	996	18	0
35	BP	1135	0	1212	28	0
35	DP	1135	0	1212	50	0
36	BQ	1122	0	1179	23	0
36	DQ	1122	0	1179	38	0
37	BR	968	0	1033	25	0
37	DR	968	0	1033	26	0
38	BS	877	0	938	26	0
38	DS	870	0	923	23	0
39	BT	1091	0	1151	29	0
39	DT	1083	0	1136	30	0
40	BU	959	0	1019	14	0
40	DU	959	0	1019	28	0
41	BV	771	0	830	17	0
41	DV	771	0	830	21	0

Continued on next page...

Continued from previous page...

Mol	Chain	Non-H	H(model)	H(added)	Clashes	Symm-Clashes
42	BW	886	0	940	15	0
42	DW	886	0	940	13	0
43	BX	750	0	814	23	0
43	DX	750	0	814	22	0
44	BY	806	0	881	21	0
44	DY	806	0	881	20	0
45	BZ	1349	0	1355	41	0
45	DZ	1360	0	1363	63	0
46	B0	653	0	674	16	0
46	D0	653	0	674	24	0
47	B1	755	0	826	17	0
47	D1	755	0	826	15	0
48	B2	588	0	643	9	0
48	D2	588	0	643	8	0
49	B3	469	0	518	8	0
49	D3	464	0	514	9	0
50	B4	558	0	544	34	0
50	D4	532	0	503	25	0
51	B5	455	0	465	11	0
51	D5	455	0	465	8	0
52	B6	453	0	473	7	0
52	D6	449	0	469	8	0
53	B7	418	0	467	11	0
53	D7	418	0	467	6	0
54	B8	511	0	571	18	0
54	D8	517	0	582	21	0
55	B9	307	0	335	4	0
55	D9	307	0	335	8	0
56	AA	230	0	0	0	0
56	AD	1	0	0	0	0
56	AE	1	0	0	0	0
56	AF	1	0	0	0	0
56	AK	2	0	0	0	0
56	AM	1	0	0	0	0
56	AN	1	0	0	0	0
56	AV	1	0	0	0	0
56	AW	7	0	0	0	0
56	AX	12	0	0	0	0
56	AY	3	0	0	0	0
56	B0	3	0	0	0	0
56	B1	2	0	0	0	0
56	B2	1	0	0	0	0

Continued on next page...

Continued from previous page...

Mol	Chain	Non-H	H(model)	H(added)	Clashes	Symm-Clashes
56	B3	3	0	0	0	0
56	B4	1	0	0	0	0
56	B5	4	0	0	0	0
56	B6	2	0	0	0	0
56	B7	2	0	0	0	0
56	B8	3	0	0	0	0
56	B9	1	0	0	0	0
56	BA	839	0	0	0	0
56	BB	23	0	0	0	0
56	BD	11	0	0	0	0
56	BE	8	0	0	0	0
56	BF	12	0	0	0	0
56	BG	3	0	0	0	0
56	BN	5	0	0	0	0
56	BO	1	0	0	0	0
56	BP	3	0	0	0	0
56	BQ	5	0	0	0	0
56	BR	5	0	0	0	0
56	BU	9	0	0	0	0
56	BV	5	0	0	0	0
56	BW	3	0	0	0	0
56	BX	2	0	0	0	0
56	BY	1	0	0	0	0
56	BZ	1	0	0	0	0
56	CA	177	0	0	0	0
56	CE	2	0	0	0	0
56	CF	1	0	0	0	0
56	CJ	1	0	0	0	0
56	CT	1	0	0	0	0
56	CV	1	0	0	0	0
56	CW	2	0	0	0	0
56	CX	5	0	0	0	0
56	CY	1	0	0	0	0
56	D0	2	0	0	0	0
56	D3	1	0	0	0	0
56	D7	2	0	0	0	0
56	D8	1	0	0	0	0
56	DA	675	0	0	0	0
56	DB	11	0	0	0	0
56	DD	7	0	0	0	0
56	DE	4	0	0	0	0
56	DF	5	0	0	0	0

Continued on next page...

Continued from previous page...

Mol	Chain	Non-H	H(model)	H(added)	Clashes	Symm-Clashes
56	DG	1	0	0	0	0
56	DN	1	0	0	0	0
56	DO	1	0	0	0	0
56	DQ	4	0	0	0	0
56	DR	1	0	0	0	0
56	DU	2	0	0	0	0
56	DV	3	0	0	0	0
56	DW	3	0	0	0	0
56	DY	1	0	0	0	0
57	AA	40	0	37	7	0
57	CA	40	0	37	9	0
58	AD	8	0	0	0	0
58	CD	8	0	0	0	0
59	AN	1	0	0	0	0
59	B4	1	0	0	0	0
59	B5	1	0	0	0	0
59	B6	1	0	0	0	0
59	B9	1	0	0	0	0
59	BY	1	0	0	0	0
59	CN	1	0	0	0	0
59	D4	1	0	0	0	0
59	D5	1	0	0	0	0
59	D6	1	0	0	0	0
59	D9	1	0	0	0	0
59	DY	1	0	0	0	0
60	AX	1	0	0	0	0
60	CX	1	0	0	0	0
61	AA	226	0	0	17	0
61	AE	3	0	0	0	0
61	AJ	1	0	0	0	0
61	AL	4	0	0	1	0
61	AM	1	0	0	0	0
61	AV	4	0	0	0	0
61	AW	6	0	0	0	0
61	AX	8	0	0	0	0
61	AY	3	0	0	0	0
61	B0	4	0	0	0	0
61	B1	2	0	0	0	0
61	B3	2	0	0	0	0
61	B5	5	0	0	1	0
61	B6	1	0	0	0	0
61	B7	3	0	0	1	0

Continued on next page...

Continued from previous page...

Mol	Chain	Non-H	H(model)	H(added)	Clashes	Symm-Clashes
61	B8	11	0	0	1	0
61	BA	1411	0	0	69	0
61	BB	36	0	0	1	0
61	BD	16	0	0	2	0
61	BE	13	0	0	2	0
61	BF	7	0	0	0	0
61	BG	3	0	0	0	0
61	BI	1	0	0	0	0
61	BN	2	0	0	0	0
61	BO	3	0	0	0	0
61	BP	17	0	0	1	0
61	BQ	2	0	0	0	0
61	BR	2	0	0	0	0
61	BT	1	0	0	0	0
61	BU	6	0	0	0	0
61	BV	2	0	0	0	0
61	BW	4	0	0	0	0
61	BX	1	0	0	0	0
61	CA	173	0	0	15	0
61	CJ	2	0	0	2	0
61	CL	1	0	0	0	0
61	CV	2	0	0	0	0
61	CW	1	0	0	0	0
61	CX	4	0	0	2	0
61	D0	5	0	0	0	0
61	D3	1	0	0	0	0
61	D7	3	0	0	1	0
61	D8	4	0	0	0	0
61	DA	1002	0	0	68	0
61	DB	10	0	0	0	0
61	DD	17	0	0	1	0
61	DE	11	0	0	0	0
61	DF	5	0	0	0	0
61	DN	2	0	0	0	0
61	DO	2	0	0	0	0
61	DP	8	0	0	1	0
61	DQ	1	0	0	0	0
61	DR	1	0	0	0	0
61	DU	2	0	0	0	0
61	DW	1	0	0	0	0
61	DY	1	0	0	0	0
All	All	297273	0	196306	4649	0

The all-atom clashscore is defined as the number of clashes found per 1000 atoms (including hydrogen atoms). The all-atom clashscore for this structure is 10.

The worst 5 of 4649 close contacts within the same asymmetric unit are listed below, sorted by their clash magnitude.

Atom-1	Atom-2	Interatomic distance (Å)	Clash overlap (Å)
1:CA:1256:A:H61	1:CA:1278:U:H1'	1.25	1.02
1:CA:999:C:N4	1:CA:1042:G:H1	1.59	1.00
1:AA:1025:U:O2	1:AA:1036:G:O6	1.82	0.98
23:CW:27:G:H1	23:CW:43:C:N4	1.62	0.97
1:CA:1029:C:N4	1:CA:1032:G:C6	2.33	0.97

There are no symmetry-related clashes.

5.3 Torsion angles [i](#)

5.3.1 Protein backbone [i](#)

In the following table, the Percentiles column shows the percent Ramachandran outliers of the chain as a percentile score with respect to all X-ray entries followed by that with respect to entries of similar resolution.

The Analysed column shows the number of residues for which the backbone conformation was analysed, and the total number of residues.

Mol	Chain	Analysed	Favoured	Allowed	Outliers	Percentiles	
2	AB	229/256 (90%)	200 (87%)	19 (8%)	10 (4%)	3	1
2	CB	229/256 (90%)	195 (85%)	24 (10%)	10 (4%)	3	1
3	AC	204/239 (85%)	184 (90%)	17 (8%)	3 (2%)	11	16
3	CC	204/239 (85%)	180 (88%)	22 (11%)	2 (1%)	17	26
4	AD	206/209 (99%)	192 (93%)	12 (6%)	2 (1%)	17	26
4	CD	206/209 (99%)	189 (92%)	16 (8%)	1 (0%)	31	44
5	AE	146/162 (90%)	134 (92%)	9 (6%)	3 (2%)	8	8
5	CE	146/162 (90%)	138 (94%)	7 (5%)	1 (1%)	24	34
6	AF	98/101 (97%)	97 (99%)	1 (1%)	0	100	100
6	CF	98/101 (97%)	96 (98%)	2 (2%)	0	100	100
7	AG	153/156 (98%)	143 (94%)	8 (5%)	2 (1%)	13	19
7	CG	153/156 (98%)	140 (92%)	9 (6%)	4 (3%)	6	5

Continued on next page...

Continued from previous page...

Mol	Chain	Analysed	Favoured	Allowed	Outliers	Percentiles	
8	AH	135/138 (98%)	129 (96%)	6 (4%)	0	100	100
8	CH	135/138 (98%)	129 (96%)	5 (4%)	1 (1%)	24	34
9	AI	125/128 (98%)	111 (89%)	11 (9%)	3 (2%)	6	6
9	CI	125/128 (98%)	114 (91%)	8 (6%)	3 (2%)	6	6
10	AJ	95/105 (90%)	83 (87%)	9 (10%)	3 (3%)	4	3
10	CJ	94/105 (90%)	81 (86%)	10 (11%)	3 (3%)	4	3
11	AK	112/129 (87%)	106 (95%)	4 (4%)	2 (2%)	9	12
11	CK	112/129 (87%)	107 (96%)	3 (3%)	2 (2%)	9	12
12	AL	120/132 (91%)	115 (96%)	5 (4%)	0	100	100
12	CL	120/132 (91%)	116 (97%)	4 (3%)	0	100	100
13	AM	121/126 (96%)	110 (91%)	9 (7%)	2 (2%)	10	13
13	CM	120/126 (95%)	108 (90%)	9 (8%)	3 (2%)	6	6
14	AN	58/61 (95%)	54 (93%)	4 (7%)	0	100	100
14	CN	58/61 (95%)	53 (91%)	5 (9%)	0	100	100
15	AO	86/89 (97%)	83 (96%)	3 (4%)	0	100	100
15	CO	86/89 (97%)	80 (93%)	4 (5%)	2 (2%)	7	7
16	AP	80/88 (91%)	78 (98%)	2 (2%)	0	100	100
16	CP	80/88 (91%)	77 (96%)	2 (2%)	1 (1%)	13	19
17	AQ	97/105 (92%)	90 (93%)	7 (7%)	0	100	100
17	CQ	97/105 (92%)	91 (94%)	5 (5%)	1 (1%)	17	26
18	AR	66/88 (75%)	64 (97%)	2 (3%)	0	100	100
18	CR	66/88 (75%)	65 (98%)	0	1 (2%)	11	16
19	AS	81/93 (87%)	72 (89%)	9 (11%)	0	100	100
19	CS	81/93 (87%)	71 (88%)	10 (12%)	0	100	100
20	AT	94/106 (89%)	84 (89%)	3 (3%)	7 (7%)	1	0
20	CT	94/106 (89%)	84 (89%)	5 (5%)	5 (5%)	2	0
21	AU	21/27 (78%)	18 (86%)	3 (14%)	0	100	100
21	CU	21/27 (78%)	18 (86%)	2 (10%)	1 (5%)	2	1
27	BD	273/276 (99%)	257 (94%)	15 (6%)	1 (0%)	36	50
27	DD	273/276 (99%)	258 (94%)	13 (5%)	2 (1%)	24	34
28	BE	202/206 (98%)	193 (96%)	8 (4%)	1 (0%)	31	44

Continued on next page...

Continued from previous page...

Mol	Chain	Analysed	Favoured	Allowed	Outliers	Percentiles	
28	DE	202/206 (98%)	191 (95%)	9 (4%)	2 (1%)	17	26
29	BF	201/210 (96%)	197 (98%)	3 (2%)	1 (0%)	31	44
29	DF	201/210 (96%)	195 (97%)	4 (2%)	2 (1%)	17	26
30	BG	179/182 (98%)	167 (93%)	7 (4%)	5 (3%)	5	5
30	DG	179/182 (98%)	165 (92%)	7 (4%)	7 (4%)	3	2
31	BH	172/180 (96%)	159 (92%)	12 (7%)	1 (1%)	27	38
31	DH	172/180 (96%)	157 (91%)	13 (8%)	2 (1%)	14	20
32	BI	144/148 (97%)	123 (85%)	16 (11%)	5 (4%)	4	2
32	DI	144/148 (97%)	126 (88%)	17 (12%)	1 (1%)	24	34
33	BN	138/140 (99%)	134 (97%)	4 (3%)	0	100	100
33	DN	138/140 (99%)	133 (96%)	4 (3%)	1 (1%)	24	34
34	BO	120/122 (98%)	115 (96%)	5 (4%)	0	100	100
34	DO	120/122 (98%)	115 (96%)	5 (4%)	0	100	100
35	BP	147/150 (98%)	138 (94%)	8 (5%)	1 (1%)	24	34
35	DP	147/150 (98%)	135 (92%)	10 (7%)	2 (1%)	12	17
36	BQ	139/141 (99%)	133 (96%)	6 (4%)	0	100	100
36	DQ	139/141 (99%)	129 (93%)	8 (6%)	2 (1%)	12	17
37	BR	116/118 (98%)	110 (95%)	6 (5%)	0	100	100
37	DR	116/118 (98%)	107 (92%)	9 (8%)	0	100	100
38	BS	108/112 (96%)	102 (94%)	6 (6%)	0	100	100
38	DS	108/112 (96%)	104 (96%)	3 (3%)	1 (1%)	19	28
39	BT	129/146 (88%)	121 (94%)	7 (5%)	1 (1%)	21	31
39	DT	129/146 (88%)	123 (95%)	5 (4%)	1 (1%)	21	31
40	BU	114/118 (97%)	114 (100%)	0	0	100	100
40	DU	114/118 (97%)	114 (100%)	0	0	100	100
41	BV	99/101 (98%)	94 (95%)	4 (4%)	1 (1%)	17	26
41	DV	99/101 (98%)	94 (95%)	4 (4%)	1 (1%)	17	26
42	BW	110/113 (97%)	108 (98%)	2 (2%)	0	100	100
42	DW	110/113 (97%)	109 (99%)	1 (1%)	0	100	100
43	BX	93/96 (97%)	90 (97%)	1 (1%)	2 (2%)	7	8
43	DX	93/96 (97%)	90 (97%)	2 (2%)	1 (1%)	16	23

Continued on next page...

Continued from previous page...

Mol	Chain	Analysed	Favoured	Allowed	Outliers	Percentiles	
44	BY	105/110 (96%)	96 (91%)	9 (9%)	0	100	100
44	DY	105/110 (96%)	98 (93%)	7 (7%)	0	100	100
45	BZ	169/206 (82%)	143 (85%)	24 (14%)	2 (1%)	14	20
45	DZ	172/206 (84%)	149 (87%)	22 (13%)	1 (1%)	27	38
46	B0	81/85 (95%)	77 (95%)	3 (4%)	1 (1%)	14	20
46	D0	81/85 (95%)	75 (93%)	6 (7%)	0	100	100
47	B1	95/98 (97%)	91 (96%)	4 (4%)	0	100	100
47	D1	95/98 (97%)	91 (96%)	4 (4%)	0	100	100
48	B2	68/72 (94%)	68 (100%)	0	0	100	100
48	D2	68/72 (94%)	68 (100%)	0	0	100	100
49	B3	57/60 (95%)	57 (100%)	0	0	100	100
49	D3	57/60 (95%)	55 (96%)	2 (4%)	0	100	100
50	B4	67/71 (94%)	50 (75%)	11 (16%)	6 (9%)	1	0
50	D4	67/71 (94%)	51 (76%)	12 (18%)	4 (6%)	2	0
51	B5	57/60 (95%)	56 (98%)	1 (2%)	0	100	100
51	D5	57/60 (95%)	56 (98%)	1 (2%)	0	100	100
52	B6	51/54 (94%)	49 (96%)	2 (4%)	0	100	100
52	D6	51/54 (94%)	50 (98%)	1 (2%)	0	100	100
53	B7	46/49 (94%)	46 (100%)	0	0	100	100
53	D7	46/49 (94%)	45 (98%)	0	1 (2%)	7	8
54	B8	62/65 (95%)	62 (100%)	0	0	100	100
54	D8	62/65 (95%)	61 (98%)	1 (2%)	0	100	100
55	B9	35/37 (95%)	35 (100%)	0	0	100	100
55	D9	35/37 (95%)	35 (100%)	0	0	100	100
All	All	11409/12128 (94%)	10643 (93%)	629 (6%)	137 (1%)	14	20

5 of 137 Ramachandran outliers are listed below:

Mol	Chain	Res	Type
2	AB	9	GLU
2	AB	15	VAL
2	AB	16	HIS
2	AB	17	PHE
2	AB	126	GLU

5.3.2 Protein sidechains ⓘ

In the following table, the Percentiles column shows the percent sidechain outliers of the chain as a percentile score with respect to all X-ray entries followed by that with respect to entries of similar resolution.

The Analysed column shows the number of residues for which the sidechain conformation was analysed, and the total number of residues.

Mol	Chain	Analysed	Rotameric	Outliers	Percentiles	
2	AB	192/220 (87%)	169 (88%)	23 (12%)	5	6
2	CB	187/220 (85%)	168 (90%)	19 (10%)	8	9
3	AC	143/188 (76%)	132 (92%)	11 (8%)	14	19
3	CC	140/188 (74%)	127 (91%)	13 (9%)	10	12
4	AD	170/181 (94%)	155 (91%)	15 (9%)	11	14
4	CD	173/181 (96%)	160 (92%)	13 (8%)	15	20
5	AE	113/123 (92%)	106 (94%)	7 (6%)	20	27
5	CE	114/123 (93%)	105 (92%)	9 (8%)	13	18
6	AF	83/90 (92%)	77 (93%)	6 (7%)	16	22
6	CF	85/90 (94%)	81 (95%)	4 (5%)	29	40
7	AG	119/127 (94%)	106 (89%)	13 (11%)	7	8
7	CG	120/127 (94%)	111 (92%)	9 (8%)	15	20
8	AH	114/119 (96%)	107 (94%)	7 (6%)	20	27
8	CH	114/119 (96%)	104 (91%)	10 (9%)	11	14
9	AI	90/99 (91%)	82 (91%)	8 (9%)	11	14
9	CI	89/99 (90%)	73 (82%)	16 (18%)	2	2
10	AJ	66/92 (72%)	62 (94%)	4 (6%)	20	27
10	CJ	69/92 (75%)	66 (96%)	3 (4%)	32	44
11	AK	82/99 (83%)	76 (93%)	6 (7%)	15	21
11	CK	83/99 (84%)	77 (93%)	6 (7%)	16	22
12	AL	97/109 (89%)	93 (96%)	4 (4%)	33	46
12	CL	97/109 (89%)	92 (95%)	5 (5%)	25	35
13	AM	93/101 (92%)	83 (89%)	10 (11%)	7	8
13	CM	92/101 (91%)	83 (90%)	9 (10%)	9	10
14	AN	49/50 (98%)	43 (88%)	6 (12%)	5	5
14	CN	49/50 (98%)	43 (88%)	6 (12%)	5	5

Continued on next page...

Continued from previous page...

Mol	Chain	Analysed	Rotameric	Outliers	Percentiles	
15	AO	78/80 (98%)	67 (86%)	11 (14%)	4	3
15	CO	78/80 (98%)	70 (90%)	8 (10%)	8	9
16	AP	69/74 (93%)	62 (90%)	7 (10%)	8	10
16	CP	68/74 (92%)	63 (93%)	5 (7%)	15	21
17	AQ	94/97 (97%)	91 (97%)	3 (3%)	42	58
17	CQ	94/97 (97%)	88 (94%)	6 (6%)	19	26
18	AR	59/77 (77%)	56 (95%)	3 (5%)	26	36
18	CR	59/77 (77%)	54 (92%)	5 (8%)	12	15
19	AS	69/80 (86%)	66 (96%)	3 (4%)	32	44
19	CS	67/80 (84%)	57 (85%)	10 (15%)	3	3
20	AT	70/82 (85%)	64 (91%)	6 (9%)	11	15
20	CT	70/82 (85%)	64 (91%)	6 (9%)	11	15
21	AU	18/22 (82%)	16 (89%)	2 (11%)	7	7
21	CU	18/22 (82%)	16 (89%)	2 (11%)	7	7
27	BD	215/218 (99%)	200 (93%)	15 (7%)	16	23
27	DD	215/218 (99%)	202 (94%)	13 (6%)	21	28
28	BE	164/166 (99%)	147 (90%)	17 (10%)	8	9
28	DE	164/166 (99%)	145 (88%)	19 (12%)	6	6
29	BF	160/166 (96%)	142 (89%)	18 (11%)	6	7
29	DF	159/166 (96%)	142 (89%)	17 (11%)	7	8
30	BG	143/156 (92%)	130 (91%)	13 (9%)	10	13
30	DG	142/156 (91%)	128 (90%)	14 (10%)	8	10
31	BH	144/148 (97%)	136 (94%)	8 (6%)	23	31
31	DH	144/148 (97%)	133 (92%)	11 (8%)	14	20
32	BI	110/124 (89%)	92 (84%)	18 (16%)	2	2
32	DI	104/124 (84%)	93 (89%)	11 (11%)	7	8
33	BN	118/119 (99%)	103 (87%)	15 (13%)	5	5
33	DN	118/119 (99%)	107 (91%)	11 (9%)	10	12
34	BO	100/100 (100%)	97 (97%)	3 (3%)	44	60
34	DO	100/100 (100%)	96 (96%)	4 (4%)	34	48
35	BP	115/116 (99%)	107 (93%)	8 (7%)	16	23

Continued on next page...

Continued from previous page...

Mol	Chain	Analysed	Rotameric	Outliers	Percentiles	
35	DP	115/116 (99%)	103 (90%)	12 (10%)	8	9
36	BQ	111/111 (100%)	97 (87%)	14 (13%)	5	5
36	DQ	111/111 (100%)	101 (91%)	10 (9%)	10	13
37	BR	101/101 (100%)	84 (83%)	17 (17%)	2	2
37	DR	101/101 (100%)	86 (85%)	15 (15%)	3	3
38	BS	87/88 (99%)	78 (90%)	9 (10%)	8	9
38	DS	85/88 (97%)	78 (92%)	7 (8%)	12	17
39	BT	115/127 (91%)	109 (95%)	6 (5%)	25	35
39	DT	113/127 (89%)	106 (94%)	7 (6%)	20	27
40	BU	93/94 (99%)	86 (92%)	7 (8%)	15	20
40	DU	93/94 (99%)	88 (95%)	5 (5%)	24	33
41	BV	80/82 (98%)	72 (90%)	8 (10%)	8	10
41	DV	80/82 (98%)	71 (89%)	9 (11%)	6	7
42	BW	90/92 (98%)	82 (91%)	8 (9%)	11	14
42	DW	90/92 (98%)	84 (93%)	6 (7%)	18	24
43	BX	77/78 (99%)	72 (94%)	5 (6%)	19	26
43	DX	77/78 (99%)	72 (94%)	5 (6%)	19	26
44	BY	85/91 (93%)	80 (94%)	5 (6%)	21	29
44	DY	85/91 (93%)	82 (96%)	3 (4%)	39	54
45	BZ	145/179 (81%)	131 (90%)	14 (10%)	9	11
45	DZ	145/179 (81%)	132 (91%)	13 (9%)	10	13
46	B0	65/67 (97%)	63 (97%)	2 (3%)	43	59
46	D0	65/67 (97%)	63 (97%)	2 (3%)	43	59
47	B1	80/83 (96%)	75 (94%)	5 (6%)	20	26
47	D1	80/83 (96%)	73 (91%)	7 (9%)	11	14
48	B2	65/67 (97%)	61 (94%)	4 (6%)	20	27
48	D2	65/67 (97%)	64 (98%)	1 (2%)	67	81
49	B3	51/52 (98%)	47 (92%)	4 (8%)	14	18
49	D3	50/52 (96%)	45 (90%)	5 (10%)	8	10
50	B4	60/63 (95%)	52 (87%)	8 (13%)	4	4
50	D4	53/63 (84%)	47 (89%)	6 (11%)	6	7

Continued on next page...

Continued from previous page...

Mol	Chain	Analysed	Rotameric	Outliers	Percentiles	
51	B5	50/52 (96%)	47 (94%)	3 (6%)	21	28
51	D5	50/52 (96%)	45 (90%)	5 (10%)	8	10
52	B6	51/52 (98%)	46 (90%)	5 (10%)	9	10
52	D6	50/52 (96%)	48 (96%)	2 (4%)	34	48
53	B7	41/42 (98%)	38 (93%)	3 (7%)	15	21
53	D7	41/42 (98%)	40 (98%)	1 (2%)	52	68
54	B8	53/55 (96%)	50 (94%)	3 (6%)	23	31
54	D8	54/55 (98%)	51 (94%)	3 (6%)	23	31
55	B9	34/34 (100%)	34 (100%)	0	100	100
55	D9	34/34 (100%)	34 (100%)	0	100	100
All	All	9320/10066 (93%)	8532 (92%)	788 (8%)	12	15

5 of 788 residues with a non-rotameric sidechain are listed below:

Mol	Chain	Res	Type
45	BZ	117	LEU
4	CD	150	GLU
41	DV	95	LEU
47	B1	59	THR
2	CB	8	LYS

Some sidechains can be flipped to improve hydrogen bonding and reduce clashes. 5 of 122 such sidechains are listed below:

Mol	Chain	Res	Type
43	BX	82	GLN
3	CC	37	GLN
37	DR	13	HIS
44	BY	6	HIS
49	B3	32	GLN

5.3.3 RNA ⓘ

Mol	Chain	Analysed	Backbone Outliers	Pucker Outliers
1	AA	1495/1521 (98%)	306 (20%)	21 (1%)
1	CA	1501/1521 (98%)	310 (20%)	23 (1%)
22	AV	12/24 (50%)	3 (25%)	0

Continued on next page...

Continued from previous page...

Mol	Chain	Analysed	Backbone Outliers	Pucker Outliers
22	CV	12/24 (50%)	3 (25%)	0
23	AW	71/76 (93%)	30 (42%)	2 (2%)
23	AY	71/76 (93%)	33 (46%)	1 (1%)
23	CW	68/76 (89%)	30 (44%)	3 (4%)
23	CY	69/76 (90%)	28 (40%)	0
24	AX	75/77 (97%)	18 (24%)	1 (1%)
24	CX	75/77 (97%)	19 (25%)	0
25	BA	2811/2915 (96%)	433 (15%)	27 (0%)
25	DA	2791/2915 (95%)	499 (17%)	33 (1%)
26	BB	119/121 (98%)	13 (10%)	0
26	DB	119/121 (98%)	17 (14%)	0
All	All	9289/9620 (96%)	1742 (18%)	111 (1%)

5 of 1742 RNA backbone outliers are listed below:

Mol	Chain	Res	Type
1	AA	6	G
1	AA	9	G
1	AA	22	G
1	AA	32	A
1	AA	39	G

5 of 111 RNA pucker outliers are listed below:

Mol	Chain	Res	Type
25	BA	2418	U
1	CA	991	U
25	DA	1913	A
25	BA	2701	U
1	CA	509	A

5.4 Non-standard residues in protein, DNA, RNA chains [i](#)

36 non-standard protein/DNA/RNA residues are modelled in this entry.

In the following table, the Counts columns list the number of bonds (or angles) for which Mogul statistics could be retrieved, the number of bonds (or angles) that are observed in the model and the number of bonds (or angles) that are defined in the Chemical Component Dictionary. The Link column lists molecule types, if any, to which the group is linked. The Z score for a bond length (or angle) is the number of standard deviations the observed value is removed from the expected value. A bond length (or angle) with $|Z| > 2$ is considered an outlier worth inspection. RMSZ is the root-mean-square of all Z scores of the bond lengths (or angles).

Mol	Type	Chain	Res	Link	Bond lengths			Bond angles		
					Counts	RMSZ	# Z > 2	Counts	RMSZ	# Z > 2
23	PSU	AW	32	56,23	16,21,22	1.34	2 (12%)	20,30,33	3.33	6 (30%)
23	MIA	AW	37	23	22,31,32	2.42	3 (13%)	26,44,47	2.45	9 (34%)
23	PSU	AW	39	23	16,21,22	1.41	2 (12%)	20,30,33	3.08	6 (30%)
23	7MG	AW	46	23	20,26,27	1.97	3 (15%)	24,39,42	2.76	7 (29%)
23	5MU	AW	54	23	13,22,23	0.79	1 (7%)	14,32,35	2.39	1 (7%)
23	PSU	AW	55	23	16,21,22	1.33	1 (6%)	20,30,33	3.35	6 (30%)
23	4SU	AW	8	23	13,21,22	1.33	1 (7%)	14,30,33	1.79	2 (14%)
24	5MC	AX	32	24	14,22,23	1.52	1 (7%)	17,32,35	1.48	3 (17%)
24	5MU	AX	54	24,56	13,22,23	0.89	1 (7%)	14,32,35	2.03	2 (14%)
24	PSU	AX	55	24	16,21,22	1.59	1 (6%)	20,30,33	3.20	6 (30%)
24	4SU	AX	8	24	13,21,22	1.55	2 (15%)	14,30,33	2.99	2 (14%)
23	PSU	AY	32	23	16,21,22	1.39	1 (6%)	20,30,33	3.16	6 (30%)
23	MIA	AY	37	23	17,24,32	1.30	2 (11%)	16,35,47	1.26	2 (12%)
23	PSU	AY	39	23	16,21,22	1.43	3 (18%)	20,30,33	3.61	6 (30%)
23	7MG	AY	46	23	20,26,27	2.03	3 (15%)	24,39,42	2.86	8 (33%)
23	5MU	AY	54	23	13,22,23	0.74	0	14,32,35	2.54	1 (7%)
23	PSU	AY	55	23	16,21,22	1.33	1 (6%)	20,30,33	3.14	6 (30%)
23	4SU	AY	8	23	13,21,22	1.30	1 (7%)	14,30,33	2.01	2 (14%)
23	PSU	CW	32	23	16,21,22	1.12	2 (12%)	20,30,33	3.22	6 (30%)
23	MIA	CW	37	23	17,24,32	1.22	2 (11%)	16,35,47	1.42	2 (12%)
23	PSU	CW	39	23	16,21,22	1.29	1 (6%)	20,30,33	3.53	6 (30%)
23	7MG	CW	46	23	20,26,27	1.91	3 (15%)	24,39,42	2.68	6 (25%)
23	5MU	CW	54	23	13,22,23	0.75	0	14,32,35	2.09	1 (7%)
23	PSU	CW	55	23	16,21,22	1.21	1 (6%)	20,30,33	3.25	6 (30%)
23	4SU	CW	8	56,23	13,21,22	1.31	1 (7%)	14,30,33	1.62	2 (14%)
24	5MC	CX	32	24	14,22,23	1.50	2 (14%)	17,32,35	1.66	4 (23%)
24	5MU	CX	54	24	13,22,23	0.80	0	14,32,35	1.91	1 (7%)
24	PSU	CX	55	24	16,21,22	1.14	1 (6%)	20,30,33	3.09	5 (25%)
24	4SU	CX	8	24	13,21,22	1.35	2 (15%)	14,30,33	2.82	2 (14%)
23	PSU	CY	32	23	16,21,22	1.19	1 (6%)	20,30,33	3.18	6 (30%)
23	MIA	CY	37	23	17,24,32	1.32	2 (11%)	16,35,47	1.29	2 (12%)
23	PSU	CY	39	23	16,21,22	1.53	3 (18%)	20,30,33	3.28	7 (35%)
23	7MG	CY	46	23	20,26,27	1.99	3 (15%)	24,39,42	2.73	7 (29%)
23	5MU	CY	54	23	13,22,23	0.86	1 (7%)	14,32,35	2.21	1 (7%)
23	PSU	CY	55	23	16,21,22	1.36	2 (12%)	20,30,33	3.02	6 (30%)

Mol	Type	Chain	Res	Link	Bond lengths			Bond angles		
					Counts	RMSZ	# Z > 2	Counts	RMSZ	# Z > 2
23	4SU	CY	8	23	13,21,22	1.33	1 (7%)	14,30,33	1.58	2 (14%)

In the following table, the Chirals column lists the number of chiral outliers, the number of chiral centers analysed, the number of these observed in the model and the number defined in the Chemical Component Dictionary. Similar counts are reported in the Torsion and Rings columns. '-' means no outliers of that kind were identified.

Mol	Type	Chain	Res	Link	Chirals	Torsions	Rings
23	PSU	AW	32	56,23	-	0/7/25/26	0/2/2/2
23	MIA	AW	37	23	-	1/11/33/34	0/3/3/3
23	PSU	AW	39	23	-	0/7/25/26	0/2/2/2
23	7MG	AW	46	23	-	3/7/37/38	0/3/3/3
23	5MU	AW	54	23	-	0/3/25/26	0/2/2/2
23	PSU	AW	55	23	-	0/7/25/26	0/2/2/2
23	4SU	AW	8	23	-	0/3/25/26	0/2/2/2
24	5MC	AX	32	24	-	0/3/25/26	0/2/2/2
24	5MU	AX	54	24,56	-	0/3/25/26	0/2/2/2
24	PSU	AX	55	24	-	0/7/25/26	0/2/2/2
24	4SU	AX	8	24	-	0/3/25/26	0/2/2/2
23	PSU	AY	32	23	-	0/7/25/26	0/2/2/2
23	MIA	AY	37	23	-	1/3/25/34	0/3/3/3
23	PSU	AY	39	23	-	3/7/25/26	0/2/2/2
23	7MG	AY	46	23	-	3/7/37/38	0/3/3/3
23	5MU	AY	54	23	-	0/3/25/26	0/2/2/2
23	PSU	AY	55	23	-	1/7/25/26	0/2/2/2
23	4SU	AY	8	23	-	0/3/25/26	0/2/2/2
23	PSU	CW	32	23	-	2/7/25/26	0/2/2/2
23	MIA	CW	37	23	-	0/3/25/34	0/3/3/3
23	PSU	CW	39	23	-	0/7/25/26	0/2/2/2
23	7MG	CW	46	23	-	3/7/37/38	0/3/3/3
23	5MU	CW	54	23	-	0/3/25/26	0/2/2/2
23	PSU	CW	55	23	-	0/7/25/26	0/2/2/2
23	4SU	CW	8	56,23	-	0/3/25/26	0/2/2/2
24	5MC	CX	32	24	-	0/3/25/26	0/2/2/2
24	5MU	CX	54	24	-	0/3/25/26	0/2/2/2
24	PSU	CX	55	24	-	0/7/25/26	0/2/2/2
24	4SU	CX	8	24	-	0/3/25/26	0/2/2/2
23	PSU	CY	32	23	-	1/7/25/26	0/2/2/2
23	MIA	CY	37	23	-	3/3/25/34	0/3/3/3
23	PSU	CY	39	23	-	2/7/25/26	0/2/2/2
23	7MG	CY	46	23	-	2/7/37/38	0/3/3/3

Continued on next page...

Continued from previous page...

Mol	Type	Chain	Res	Link	Chirals	Torsions	Rings
23	5MU	CY	54	23	-	0/3/25/26	0/2/2/2
23	PSU	CY	55	23	-	2/7/25/26	0/2/2/2
23	4SU	CY	8	23	-	2/3/25/26	0/2/2/2

The worst 5 of 57 bond length outliers are listed below:

Mol	Chain	Res	Type	Atoms	Z	Observed(Å)	Ideal(Å)
23	AW	37	MIA	C2-S10	-7.46	1.69	1.75
23	AW	37	MIA	C13-C14	6.99	1.52	1.32
23	AW	46	7MG	C6-C5	5.87	1.48	1.41
23	AY	46	7MG	C6-C5	5.83	1.48	1.41
23	CY	46	7MG	C6-C5	5.75	1.48	1.41

The worst 5 of 153 bond angle outliers are listed below:

Mol	Chain	Res	Type	Atoms	Z	Observed(°)	Ideal(°)
23	CW	39	PSU	N1-C2-N3	-9.98	120.50	128.43
23	AY	39	PSU	N1-C2-N3	-9.84	120.61	128.43
24	AX	8	4SU	C2-N3-C4	9.74	129.28	115.15
23	AY	54	5MU	C4-N3-C2	9.24	122.94	115.14
23	AY	46	7MG	N3-C4-N9	9.24	139.09	126.94

There are no chirality outliers.

5 of 29 torsion outliers are listed below:

Mol	Chain	Res	Type	Atoms
23	AW	37	MIA	C12-C13-C14-C16
23	CY	8	4SU	O4'-C4'-C5'-O5'
23	CY	39	PSU	C3'-C4'-C5'-O5'
23	AY	46	7MG	C4'-C5'-O5'-P
23	CW	32	PSU	C2'-C1'-C5-C4

There are no ring outliers.

19 monomers are involved in 30 short contacts:

Mol	Chain	Res	Type	Clashes	Symm-Clashes
23	AW	32	PSU	1	0
23	AW	37	MIA	1	0
23	AW	54	5MU	1	0
23	AW	55	PSU	1	0

Continued on next page...

Continued from previous page...

Mol	Chain	Res	Type	Clashes	Symm-Clashes
23	AW	8	4SU	1	0
24	AX	8	4SU	2	0
23	AY	46	7MG	1	0
23	AY	54	5MU	2	0
23	AY	55	PSU	3	0
23	AY	8	4SU	1	0
23	CW	32	PSU	1	0
23	CW	39	PSU	2	0
23	CW	46	7MG	5	0
23	CW	8	4SU	1	0
24	CX	8	4SU	1	0
23	CY	37	MIA	1	0
23	CY	39	PSU	2	0
23	CY	46	7MG	1	0
23	CY	8	4SU	4	0

5.5 Carbohydrates [i](#)

There are no carbohydrates in this entry.

5.6 Ligand geometry [i](#)

Of 2152 ligands modelled in this entry, 2148 are monoatomic - leaving 4 for Mogul analysis.

In the following table, the Counts columns list the number of bonds (or angles) for which Mogul statistics could be retrieved, the number of bonds (or angles) that are observed in the model and the number of bonds (or angles) that are defined in the Chemical Component Dictionary. The Link column lists molecule types, if any, to which the group is linked. The Z score for a bond length (or angle) is the number of standard deviations the observed value is removed from the expected value. A bond length (or angle) with $|Z| > 2$ is considered an outlier worth inspection. RMSZ is the root-mean-square of all Z scores of the bond lengths (or angles).

Mol	Type	Chain	Res	Link	Bond lengths			Bond angles		
					Counts	RMSZ	$\# Z > 2$	Counts	RMSZ	$\# Z > 2$
57	PCY	AA	3231	-	36,42,42	1.67	5 (13%)	40,65,65	1.43	8 (20%)
58	SF4	AD	501	4	0,12,12	0.00	-	-		
57	PCY	CA	3178	-	36,42,42	1.63	4 (11%)	40,65,65	1.15	4 (10%)
58	SF4	CD	501	4	0,12,12	0.00	-	-		

In the following table, the Chirals column lists the number of chiral outliers, the number of chiral centers analysed, the number of these observed in the model and the number defined in the Chemical Component Dictionary. Similar counts are reported in the Torsion and Rings columns.

'-' means no outliers of that kind were identified.

Mol	Type	Chain	Res	Link	Chirals	Torsions	Rings
57	PCY	AA	3231	-	-	5/33/67/67	0/3/3/3
58	SF4	AD	501	4	-	-	0/6/5/5
57	PCY	CA	3178	-	-	8/33/67/67	0/3/3/3
58	SF4	CD	501	4	-	-	0/6/5/5

The worst 5 of 9 bond length outliers are listed below:

Mol	Chain	Res	Type	Atoms	Z	Observed(Å)	Ideal(Å)
57	CA	3178	PCY	C28-C32	-5.74	1.39	1.49
57	AA	3231	PCY	C28-C32	-5.59	1.39	1.49
57	AA	3231	PCY	C34-C30	-5.18	1.40	1.51
57	CA	3178	PCY	C34-C30	-5.15	1.40	1.51
57	AA	3231	PCY	C27-C23	-4.00	1.40	1.50

The worst 5 of 12 bond angle outliers are listed below:

Mol	Chain	Res	Type	Atoms	Z	Observed(°)	Ideal(°)
57	AA	3231	PCY	C18-O21-C23	-4.69	107.00	116.55
57	CA	3178	PCY	C18-O21-C23	-3.57	109.27	116.55
57	AA	3231	PCY	O21-C23-C27	3.10	119.12	112.25
57	AA	3231	PCY	O21-C18-C15	2.78	112.92	107.79
57	AA	3231	PCY	O36-C31-C27	-2.27	116.91	121.15

There are no chirality outliers.

5 of 13 torsion outliers are listed below:

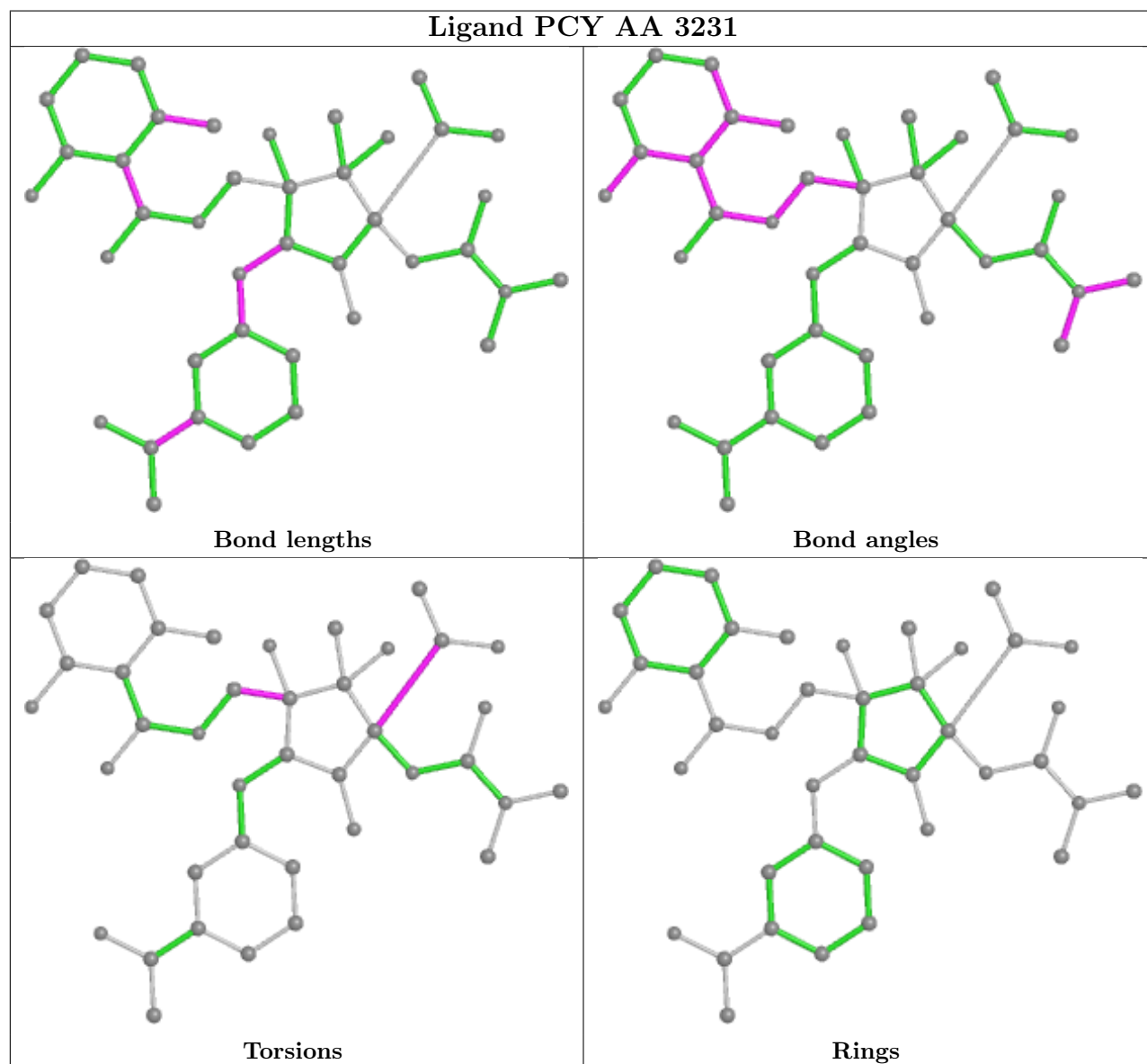
Mol	Chain	Res	Type	Atoms
57	AA	3231	PCY	N2-C3-C6-C11
57	AA	3231	PCY	C7-C3-C6-C11
57	AA	3231	PCY	C7-C15-C18-O21
57	AA	3231	PCY	C17-C15-C18-O21
57	AA	3231	PCY	O19-C15-C18-O21

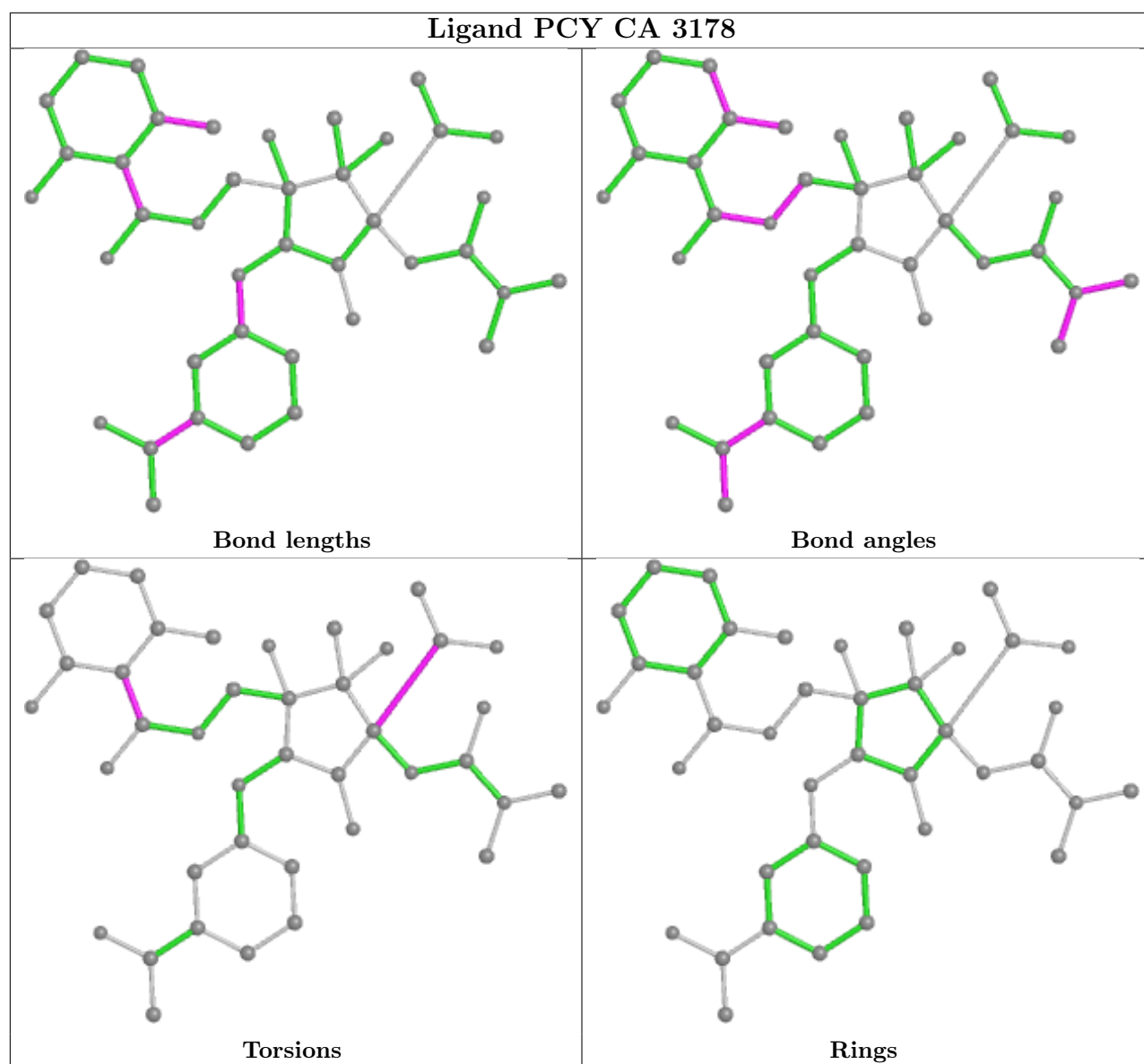
There are no ring outliers.

2 monomers are involved in 16 short contacts:

Mol	Chain	Res	Type	Clashes	Symm-Clashes
57	AA	3231	PCY	7	0
57	CA	3178	PCY	9	0

The following is a two-dimensional graphical depiction of Mogul quality analysis of bond lengths, bond angles, torsion angles, and ring geometry for all instances of the Ligand of Interest. In addition, ligands with molecular weight > 250 and outliers as shown on the validation Tables will also be included. For torsion angles, if less than 5% of the Mogul distribution of torsion angles is within 10 degrees of the torsion angle in question, then that torsion angle is considered an outlier. Any bond that is central to one or more torsion angles identified as an outlier by Mogul will be highlighted in the graph. For rings, the root-mean-square deviation (RMSD) between the ring in question and similar rings identified by Mogul is calculated over all ring torsion angles. If the average RMSD is greater than 60 degrees and the minimal RMSD between the ring in question and any Mogul-identified rings is also greater than 60 degrees, then that ring is considered an outlier. The outliers are highlighted in purple. The color gray indicates Mogul did not find sufficient equivalents in the CSD to analyse the geometry.





5.7 Other polymers [i](#)

There are no such residues in this entry.

5.8 Polymer linkage issues [i](#)

There are no chain breaks in this entry.

6 Fit of model and data ⓘ

6.1 Protein, DNA and RNA chains ⓘ

In the following table, the column labelled ‘#RSRZ > 2’ contains the number (and percentage) of RSRZ outliers, followed by percent RSRZ outliers for the chain as percentile scores relative to all X-ray entries and entries of similar resolution. The OWAB column contains the minimum, median, 95th percentile and maximum values of the occupancy-weighted average B-factor per residue. The column labelled ‘Q < 0.9’ lists the number of (and percentage) of residues with an average occupancy less than 0.9.

Mol	Chain	Analysed	<RSRZ>	#RSRZ>2	OWAB(Å ²)	Q<0.9
1	AA	1498/1521 (98%)	0.22	56 (3%) 41 48	40, 67, 92, 106	0
1	CA	1503/1521 (98%)	0.11	52 (3%) 44 51	43, 69, 92, 106	0
2	AB	231/256 (90%)	1.20	44 (19%) 1 1	63, 80, 90, 94	0
2	CB	231/256 (90%)	1.47	68 (29%) 0 0	64, 82, 89, 96	0
3	AC	206/239 (86%)	1.09	30 (14%) 2 2	61, 74, 84, 92	0
3	CC	206/239 (86%)	1.76	83 (40%) 0 0	64, 76, 86, 92	0
4	AD	208/209 (99%)	0.47	6 (2%) 51 59	56, 68, 79, 87	0
4	CD	208/209 (99%)	1.06	29 (13%) 2 3	57, 68, 78, 87	0
5	AE	148/162 (91%)	0.78	9 (6%) 21 24	56, 67, 77, 91	0
5	CE	148/162 (91%)	0.89	17 (11%) 5 6	57, 69, 79, 92	0
6	AF	100/101 (99%)	0.40	1 (1%) 82 87	53, 66, 76, 82	0
6	CF	100/101 (99%)	0.30	1 (1%) 82 87	54, 66, 76, 82	0
7	AG	155/156 (99%)	0.86	16 (10%) 6 8	61, 71, 83, 93	0
7	CG	155/156 (99%)	0.94	15 (9%) 8 10	62, 73, 84, 96	0
8	AH	137/138 (99%)	0.81	12 (8%) 10 12	57, 69, 75, 83	0
8	CH	137/138 (99%)	1.05	19 (13%) 2 3	59, 71, 77, 84	0
9	AI	127/128 (99%)	1.50	33 (25%) 0 0	56, 78, 85, 90	0
9	CI	127/128 (99%)	2.04	57 (44%) 0 0	62, 79, 86, 89	0
10	AJ	97/105 (92%)	1.46	29 (29%) 0 0	57, 78, 90, 91	0
10	CJ	96/105 (91%)	1.85	39 (40%) 0 0	60, 80, 91, 93	0
11	AK	114/129 (88%)	0.88	9 (7%) 12 16	47, 67, 80, 83	0
11	CK	114/129 (88%)	0.39	2 (1%) 68 75	47, 67, 79, 83	0
12	AL	122/132 (92%)	0.52	2 (1%) 72 78	42, 56, 69, 75	0
12	CL	122/132 (92%)	0.94	16 (13%) 3 4	45, 58, 71, 75	0

Continued on next page...

Continued from previous page...

Mol	Chain	Analysed	<RSRZ>	#RSRZ>2	OWAB(Å ²)	Q<0.9
13	AM	123/126 (97%)	0.57	6 (4%) 29 34	42, 63, 75, 80	0
13	CM	122/126 (96%)	1.59	42 (34%) 0 0	66, 79, 86, 90	0
14	AN	60/61 (98%)	1.13	8 (13%) 3 4	60, 70, 77, 81	0
14	CN	60/61 (98%)	2.77	43 (71%) 0 0	64, 73, 80, 83	0
15	AO	88/89 (98%)	0.34	2 (2%) 60 67	50, 66, 76, 82	0
15	CO	88/89 (98%)	0.56	2 (2%) 60 67	53, 68, 77, 82	0
16	AP	82/88 (93%)	1.03	11 (13%) 3 4	52, 68, 76, 80	0
16	CP	82/88 (93%)	1.08	12 (14%) 2 2	51, 68, 76, 79	0
17	AQ	99/105 (94%)	0.66	4 (4%) 38 44	55, 68, 77, 79	0
17	CQ	99/105 (94%)	1.53	32 (32%) 0 0	57, 69, 77, 80	0
18	AR	68/88 (77%)	0.80	5 (7%) 14 18	58, 66, 76, 80	0
18	CR	68/88 (77%)	0.53	3 (4%) 34 40	59, 68, 77, 80	0
19	AS	83/93 (89%)	0.81	4 (4%) 30 36	63, 73, 81, 91	0
19	CS	83/93 (89%)	1.99	38 (45%) 0 0	66, 76, 84, 92	0
20	AT	96/106 (90%)	1.72	38 (39%) 0 0	57, 68, 80, 86	0
20	CT	96/106 (90%)	1.69	39 (40%) 0 0	58, 68, 82, 87	0
21	AU	23/27 (85%)	1.29	4 (17%) 1 1	63, 66, 72, 75	0
21	CU	23/27 (85%)	1.58	9 (39%) 0 0	65, 68, 74, 77	0
22	AV	13/24 (54%)	0.99	1 (7%) 13 16	52, 64, 82, 98	0
22	CV	13/24 (54%)	0.49	2 (15%) 2 2	56, 67, 85, 99	0
23	AW	67/76 (88%)	1.00	7 (10%) 6 8	47, 84, 97, 104	0
23	AY	67/76 (88%)	1.04	10 (14%) 2 2	38, 97, 101, 104	0
23	CW	65/76 (85%)	0.97	11 (16%) 1 1	68, 91, 102, 104	0
23	CY	66/76 (86%)	1.54	26 (39%) 0 0	43, 97, 101, 104	0
24	AX	72/77 (93%)	0.57	2 (2%) 53 60	39, 68, 85, 93	0
24	CX	72/77 (93%)	-0.04	0 100 100	43, 71, 86, 94	0
25	BA	2819/2915 (96%)	0.43	64 (2%) 60 67	23, 42, 88, 104	0
25	DA	2800/2915 (96%)	-0.09	84 (3%) 50 58	27, 47, 89, 108	0
26	BB	120/121 (99%)	-0.04	0 100 100	35, 56, 70, 86	0
26	DB	120/121 (99%)	-0.03	0 100 100	42, 62, 73, 87	0
27	BD	275/276 (99%)	0.72	3 (1%) 80 85	23, 40, 55, 79	0

Continued on next page...

Continued from previous page...

Mol	Chain	Analysed	<RSRZ>	#RSRZ>2	OWAB(Å ²)	Q<0.9
27	DD	275/276 (99%)	0.40	3 (1%) 80 85	26, 42, 56, 77	0
28	BE	204/206 (99%)	0.67	3 (1%) 73 79	22, 47, 66, 76	0
28	DE	204/206 (99%)	0.21	3 (1%) 73 79	28, 50, 67, 77	0
29	BF	203/210 (96%)	0.72	12 (5%) 22 26	23, 49, 73, 88	0
29	DF	203/210 (96%)	0.81	25 (12%) 4 5	27, 55, 75, 88	0
30	BG	181/182 (99%)	0.50	10 (5%) 25 29	44, 64, 78, 90	0
30	DG	181/182 (99%)	1.27	41 (22%) 0 0	50, 67, 80, 90	0
31	BH	174/180 (96%)	0.43	3 (1%) 70 76	51, 65, 76, 85	0
31	DH	174/180 (96%)	2.63	106 (60%) 0 0	57, 70, 80, 86	0
32	BI	146/148 (98%)	0.90	16 (10%) 5 7	50, 71, 82, 86	0
32	DI	146/148 (98%)	0.48	8 (5%) 25 29	53, 71, 82, 85	0
33	BN	140/140 (100%)	0.53	1 (0%) 87 91	32, 47, 68, 75	0
33	DN	140/140 (100%)	0.65	6 (4%) 35 41	36, 52, 70, 77	0
34	BO	122/122 (100%)	0.35	0 100 100	25, 38, 59, 65	0
34	DO	122/122 (100%)	0.49	0 100 100	47, 59, 74, 79	0
35	BP	149/150 (99%)	0.46	1 (0%) 87 91	24, 55, 74, 81	0
35	DP	149/150 (99%)	0.87	24 (16%) 1 1	29, 59, 76, 82	0
36	BQ	141/141 (100%)	0.77	3 (2%) 63 71	31, 50, 66, 77	0
36	DQ	141/141 (100%)	0.85	18 (12%) 3 4	38, 54, 69, 80	0
37	BR	118/118 (100%)	0.28	0 100 100	21, 32, 50, 58	0
37	DR	118/118 (100%)	0.24	0 100 100	38, 53, 64, 74	0
38	BS	110/112 (98%)	0.44	1 (0%) 84 89	32, 48, 64, 67	0
38	DS	110/112 (98%)	1.47	29 (26%) 0 0	58, 69, 80, 85	0
39	BT	131/146 (89%)	0.20	1 (0%) 86 90	31, 42, 68, 89	0
39	DT	131/146 (89%)	0.29	1 (0%) 86 90	51, 64, 78, 84	0
40	BU	116/118 (98%)	0.26	0 100 100	17, 28, 47, 65	0
40	DU	116/118 (98%)	0.55	7 (6%) 22 25	40, 62, 76, 82	0
41	BV	101/101 (100%)	0.15	0 100 100	15, 35, 54, 67	0
41	DV	101/101 (100%)	1.02	17 (16%) 1 1	39, 74, 81, 88	0
42	BW	112/113 (99%)	0.32	1 (0%) 84 89	17, 28, 53, 79	0
42	DW	112/113 (99%)	0.55	1 (0%) 84 89	38, 51, 68, 86	0

Continued on next page...

Continued from previous page...

Mol	Chain	Analysed	<RSRZ>	#RSRZ>2	OWAB(Å ²)	Q<0.9
43	BX	95/96 (98%)	0.32	1 (1%) 80 85	21, 35, 60, 75	0
43	DX	95/96 (98%)	0.99	11 (11%) 4 6	38, 56, 76, 85	0
44	BY	107/110 (97%)	0.20	2 (1%) 66 74	30, 46, 65, 83	0
44	DY	107/110 (97%)	1.34	28 (26%) 0 0	57, 71, 83, 86	0
45	BZ	171/206 (83%)	1.66	43 (25%) 0 0	35, 67, 94, 105	0
45	DZ	174/206 (84%)	2.79	87 (50%) 0 0	65, 83, 97, 103	0
46	B0	83/85 (97%)	0.42	4 (4%) 30 36	20, 36, 57, 76	0
46	D0	83/85 (97%)	1.09	12 (14%) 2 2	44, 64, 74, 79	0
47	B1	97/98 (98%)	0.49	3 (3%) 49 57	24, 45, 70, 73	0
47	D1	97/98 (98%)	0.68	5 (5%) 27 31	37, 56, 75, 86	0
48	B2	70/72 (97%)	0.46	1 (1%) 75 81	30, 45, 58, 78	0
48	D2	70/72 (97%)	0.58	2 (2%) 51 59	53, 66, 78, 82	0
49	B3	59/60 (98%)	0.18	0 100 100	19, 31, 58, 75	0
49	D3	59/60 (98%)	0.85	7 (11%) 4 5	54, 66, 78, 88	0
50	B4	69/71 (97%)	0.60	8 (11%) 4 6	51, 70, 89, 99	0
50	D4	69/71 (97%)	2.02	33 (47%) 0 0	72, 82, 92, 93	0
51	B5	59/60 (98%)	0.36	1 (1%) 70 76	17, 27, 43, 54	0
51	D5	59/60 (98%)	0.38	1 (1%) 70 76	35, 50, 66, 74	0
52	B6	53/54 (98%)	0.18	0 100 100	28, 39, 56, 67	0
52	D6	53/54 (98%)	0.70	4 (7%) 14 17	48, 59, 71, 76	0
53	B7	48/49 (97%)	0.62	2 (4%) 36 42	18, 26, 62, 72	0
53	D7	48/49 (97%)	0.90	3 (6%) 20 23	30, 41, 61, 78	0
54	B8	64/65 (98%)	0.19	0 100 100	19, 31, 40, 63	0
54	D8	64/65 (98%)	0.77	2 (3%) 49 57	44, 54, 65, 71	0
55	B9	37/37 (100%)	0.61	1 (2%) 54 61	26, 47, 63, 70	0
55	D9	37/37 (100%)	1.30	7 (18%) 1 1	45, 57, 68, 75	0
All	All	20900/21748 (96%)	0.58	1766 (8%) 11 13	15, 61, 87, 108	0

The worst 5 of 1766 RSRZ outliers are listed below:

Mol	Chain	Res	Type	RSRZ
45	BZ	108	PRO	15.6
45	DZ	116	VAL	13.2

Continued on next page...

Continued from previous page...

Mol	Chain	Res	Type	RSRZ
45	DZ	115	GLY	12.4
45	DZ	107	THR	11.0
45	DZ	114	GLY	11.0

6.2 Non-standard residues in protein, DNA, RNA chains [i](#)

In the following table, the Atoms column lists the number of modelled atoms in the group and the number defined in the chemical component dictionary. The B-factors column lists the minimum, median, 95th percentile and maximum values of B factors of atoms in the group. The column labelled 'Q< 0.9' lists the number of atoms with occupancy less than 0.9.

Mol	Type	Chain	Res	Atoms	RSCC	RSR	B-factors(Å ²)	Q<0.9
23	MIA	CY	37	22/30	0.68	0.33	82,93,117,140	0
23	PSU	AY	55	20/21	0.69	0.28	93,99,105,118	0
23	5MU	CY	54	21/22	0.69	0.40	78,92,113,136	0
23	4SU	CY	8	20/21	0.70	0.19	83,99,114,124	0
23	7MG	AY	46	24/25	0.72	0.24	80,94,107,121	0
23	4SU	CW	8	20/21	0.75	0.24	88,94,105,122	0
23	7MG	CY	46	24/25	0.77	0.18	86,95,102,125	0
23	PSU	CY	32	20/21	0.79	0.20	83,92,99,105	0
23	7MG	CW	46	24/25	0.80	0.30	85,98,110,126	0
23	5MU	AY	54	21/22	0.81	0.23	81,91,102,125	0
23	4SU	AY	8	20/21	0.82	0.20	92,98,108,126	0
23	MIA	AY	37	22/30	0.82	0.25	72,87,104,128	0
23	PSU	CW	55	20/21	0.83	0.20	61,83,94,94	0
23	PSU	CY	55	20/21	0.83	0.29	92,98,105,119	0
23	7MG	AW	46	24/25	0.83	0.22	70,83,111,120	0
23	PSU	AY	32	20/21	0.85	0.24	83,91,98,100	0
23	PSU	CY	39	20/21	0.87	0.19	80,88,99,111	0
23	5MU	CW	54	21/22	0.90	0.17	60,72,84,86	0
23	PSU	AY	39	20/21	0.90	0.21	77,86,97,100	0
24	PSU	CX	55	20/21	0.90	0.16	63,69,89,97	0
23	PSU	CW	32	20/21	0.90	0.19	70,85,92,95	0
23	4SU	AW	8	20/21	0.91	0.17	73,85,96,105	0
23	MIA	CW	37	22/30	0.91	0.16	55,66,75,81	0
24	5MU	CX	54	21/22	0.92	0.23	71,80,88,94	0
24	4SU	CX	8	20/21	0.93	0.17	54,78,85,86	0
23	PSU	AW	55	20/21	0.93	0.20	50,70,80,81	0
24	5MU	AX	54	21/22	0.94	0.18	58,65,74,81	0
24	PSU	AX	55	20/21	0.94	0.18	60,67,93,94	0
23	PSU	AW	32	20/21	0.95	0.16	50,60,69,69	0
23	5MU	AW	54	21/22	0.95	0.16	42,58,69,76	0

Continued on next page...

Continued from previous page...

Mol	Type	Chain	Res	Atoms	RSCC	RSR	B-factors(\AA^2)	Q<0.9
24	5MC	CX	32	21/22	0.95	0.16	66,71,81,83	0
23	PSU	CW	39	20/21	0.96	0.17	63,72,81,82	0
23	PSU	AW	39	20/21	0.96	0.20	49,59,65,65	0
24	4SU	AX	8	20/21	0.96	0.18	51,64,80,88	0
23	MIA	AW	37	29/30	0.96	0.21	40,49,63,75	0
24	5MC	AX	32	21/22	0.97	0.19	48,54,58,72	0

6.3 Carbohydrates [i](#)

There are no carbohydrates in this entry.

6.4 Ligands [i](#)

In the following table, the Atoms column lists the number of modelled atoms in the group and the number defined in the chemical component dictionary. The B-factors column lists the minimum, median, 95th percentile and maximum values of B factors of atoms in the group. The column labelled 'Q< 0.9' lists the number of atoms with occupancy less than 0.9.

Mol	Type	Chain	Res	Atoms	RSCC	RSR	B-factors(\AA^2)	Q<0.9
56	MG	BA	3571	1/1	0.29	0.10	66,66,66,66	0
56	MG	DA	3565	1/1	0.51	0.18	70,70,70,70	0
56	MG	CJ	5001	1/1	0.53	0.14	76,76,76,76	0
56	MG	AA	3192	1/1	0.56	0.30	69,69,69,69	0
56	MG	AA	3098	1/1	0.57	0.17	68,68,68,68	0
56	MG	DA	3419	1/1	0.59	0.17	44,44,44,44	0
56	MG	BA	3224	1/1	0.60	0.18	64,64,64,64	0
56	MG	BA	3677	1/1	0.61	0.12	62,62,62,62	0
56	MG	DA	3182	1/1	0.63	0.30	64,64,64,64	0
56	MG	BA	3712	1/1	0.63	0.13	64,64,64,64	0
56	MG	DA	3241	1/1	0.64	0.20	50,50,50,50	0
56	MG	CA	3051	1/1	0.64	0.11	66,66,66,66	0
56	MG	BA	3683	1/1	0.64	0.15	61,61,61,61	0
56	MG	DB	3005	1/1	0.65	0.28	64,64,64,64	0
56	MG	DA	3596	1/1	0.65	0.44	63,63,63,63	0
56	MG	BA	3726	1/1	0.65	0.23	70,70,70,70	0
56	MG	DA	3109	1/1	0.65	0.20	66,66,66,66	0
56	MG	AA	3110	1/1	0.66	0.22	61,61,61,61	0
56	MG	BA	3804	1/1	0.66	0.10	58,58,58,58	0
56	MG	CA	3064	1/1	0.67	0.11	57,57,57,57	0
56	MG	DA	3607	1/1	0.68	0.34	53,53,53,53	0
56	MG	DA	3505	1/1	0.68	0.12	66,66,66,66	0

Continued on next page...

Continued from previous page...

Mol	Type	Chain	Res	Atoms	RSCC	RSR	B-factors(\AA^2)	Q<0.9
56	MG	DA	3051	1/1	0.68	0.20	56,56,56,56	0
56	MG	BR	202	1/1	0.68	0.41	53,53,53,53	0
56	MG	BA	3527	1/1	0.68	0.11	52,52,52,52	0
56	MG	DA	3504	1/1	0.69	0.13	60,60,60,60	0
56	MG	BA	3725	1/1	0.69	0.22	67,67,67,67	0
56	MG	BA	3446	1/1	0.70	0.27	52,52,52,52	0
56	MG	AX	3003	1/1	0.70	0.16	66,66,66,66	0
56	MG	BA	3249	1/1	0.70	0.29	74,74,74,74	0
56	MG	BA	3639	1/1	0.70	0.29	59,59,59,59	0
56	MG	CX	3006	1/1	0.70	0.50	70,70,70,70	0
56	MG	BA	3728	1/1	0.70	0.10	72,72,72,72	0
56	MG	CA	3049	1/1	0.70	0.23	68,68,68,68	0
56	MG	CA	3027	1/1	0.71	0.51	70,70,70,70	0
56	MG	BA	3431	1/1	0.71	0.27	55,55,55,55	0
56	MG	BA	3030	1/1	0.71	0.19	50,50,50,50	0
56	MG	BA	3470	1/1	0.72	0.16	48,48,48,48	0
56	MG	BA	3079	1/1	0.72	0.32	57,57,57,57	0
56	MG	BA	3734	1/1	0.72	0.35	60,60,60,60	0
56	MG	AA	3082	1/1	0.72	0.26	68,68,68,68	0
56	MG	DA	3041	1/1	0.72	0.18	55,55,55,55	0
56	MG	DA	3466	1/1	0.72	0.17	62,62,62,62	0
56	MG	DA	3448	1/1	0.73	0.14	41,41,41,41	0
56	MG	BA	3807	1/1	0.73	0.11	67,67,67,67	0
56	MG	DA	3538	1/1	0.73	0.27	56,56,56,56	0
56	MG	DA	3098	1/1	0.73	0.21	43,43,43,43	0
56	MG	DA	3541	1/1	0.73	0.08	54,54,54,54	0
56	MG	B8	101	1/1	0.73	0.14	42,42,42,42	0
56	MG	DA	3238	1/1	0.73	0.24	61,61,61,61	0
56	MG	AA	3095	1/1	0.73	0.28	68,68,68,68	0
56	MG	AA	3204	1/1	0.73	0.19	71,71,71,71	0
56	MG	AA	3004	1/1	0.73	0.14	67,67,67,67	0
56	MG	BA	3434	1/1	0.74	0.20	34,34,34,34	0
56	MG	DA	3028	1/1	0.74	0.17	70,70,70,70	0
56	MG	BA	3221	1/1	0.74	0.20	54,54,54,54	0
56	MG	BA	3605	1/1	0.74	0.13	61,61,61,61	0
56	MG	BA	3333	1/1	0.74	0.11	61,61,61,61	0
56	MG	DA	3312	1/1	0.74	0.14	52,52,52,52	0
56	MG	BA	3689	1/1	0.75	0.22	57,57,57,57	0
56	MG	BA	3020	1/1	0.75	0.20	61,61,61,61	0
56	MG	DA	3452	1/1	0.75	0.24	61,61,61,61	0
56	MG	DA	3066	1/1	0.75	0.13	65,65,65,65	0
56	MG	DA	3251	1/1	0.75	0.27	51,51,51,51	0

Continued on next page...

Continued from previous page...

Mol	Type	Chain	Res	Atoms	RSCC	RSR	B-factors(\AA^2)	Q<0.9
56	MG	BB	3015	1/1	0.75	0.10	51,51,51,51	0
56	MG	BA	3560	1/1	0.75	0.23	35,35,35,35	0
56	MG	CA	3055	1/1	0.76	0.12	53,53,53,53	0
56	MG	AA	3038	1/1	0.76	0.14	51,51,51,51	0
56	MG	DA	3521	1/1	0.76	0.17	51,51,51,51	0
56	MG	DA	3209	1/1	0.76	0.24	52,52,52,52	0
56	MG	BA	3315	1/1	0.76	0.14	56,56,56,56	0
56	MG	DA	3632	1/1	0.76	0.16	58,58,58,58	0
56	MG	DA	3436	1/1	0.77	0.13	54,54,54,54	0
56	MG	DA	3286	1/1	0.77	0.14	64,64,64,64	0
56	MG	BA	3663	1/1	0.77	0.14	50,50,50,50	0
56	MG	AA	3042	1/1	0.77	0.21	57,57,57,57	0
56	MG	CA	3069	1/1	0.77	0.12	68,68,68,68	0
56	MG	DA	3604	1/1	0.77	0.13	57,57,57,57	0
56	MG	CA	3025	1/1	0.77	0.14	61,61,61,61	0
56	MG	BA	3229	1/1	0.78	0.31	51,51,51,51	0
56	MG	BA	3204	1/1	0.78	0.33	66,66,66,66	0
56	MG	DA	3404	1/1	0.78	0.20	51,51,51,51	0
56	MG	DA	3542	1/1	0.78	0.20	63,63,63,63	0
56	MG	DW	3002	1/1	0.78	0.39	65,65,65,65	0
56	MG	DA	3487	1/1	0.78	0.24	65,65,65,65	0
56	MG	BA	3241	1/1	0.78	0.22	52,52,52,52	0
56	MG	DA	3199	1/1	0.78	0.41	52,52,52,52	0
56	MG	BA	3377	1/1	0.78	0.23	30,30,30,30	0
56	MG	DA	3445	1/1	0.78	0.23	72,72,72,72	0
56	MG	DA	3614	1/1	0.78	0.14	50,50,50,50	0
56	MG	AW	3001	1/1	0.78	0.09	55,55,55,55	0
56	MG	DA	3127	1/1	0.78	0.27	38,38,38,38	0
56	MG	DA	3605	1/1	0.79	0.15	52,52,52,52	0
56	MG	AA	3114	1/1	0.79	0.34	51,51,51,51	0
56	MG	AA	3072	1/1	0.79	0.19	68,68,68,68	0
56	MG	BA	3699	1/1	0.79	0.18	42,42,42,42	0
56	MG	CA	3026	1/1	0.79	0.29	64,64,64,64	0
56	MG	CA	3169	1/1	0.79	0.21	65,65,65,65	0
56	MG	BA	3162	1/1	0.79	0.26	46,46,46,46	0
56	MG	BB	3009	1/1	0.79	0.27	58,58,58,58	0
56	MG	DA	3325	1/1	0.79	0.25	57,57,57,57	0
56	MG	DA	3547	1/1	0.79	0.17	65,65,65,65	0
56	MG	B1	102	1/1	0.79	0.41	68,68,68,68	0
56	MG	BA	3367	1/1	0.79	0.33	53,53,53,53	0
56	MG	DA	3508	1/1	0.79	0.10	59,59,59,59	0
56	MG	BA	3347	1/1	0.79	0.26	48,48,48,48	0

Continued on next page...

Continued from previous page...

Mol	Type	Chain	Res	Atoms	RSCC	RSR	B-factors(\AA^2)	Q<0.9
56	MG	DA	3224	1/1	0.79	0.35	48,48,48,48	0
56	MG	DA	3105	1/1	0.79	0.19	60,60,60,60	0
56	MG	BA	3028	1/1	0.79	0.14	59,59,59,59	0
56	MG	CA	3065	1/1	0.79	0.07	65,65,65,65	0
56	MG	BA	3720	1/1	0.79	0.23	46,46,46,46	0
56	MG	DA	3645	1/1	0.80	0.20	44,44,44,44	0
56	MG	AA	3040	1/1	0.80	0.16	59,59,59,59	0
56	MG	CA	3020	1/1	0.80	0.13	73,73,73,73	0
56	MG	BA	3585	1/1	0.80	0.39	55,55,55,55	0
56	MG	DA	3509	1/1	0.80	0.18	53,53,53,53	0
56	MG	BA	3277	1/1	0.80	0.19	54,54,54,54	0
56	MG	BQ	3005	1/1	0.80	0.30	50,50,50,50	0
56	MG	AA	3091	1/1	0.80	0.10	70,70,70,70	0
56	MG	BA	3095	1/1	0.80	0.30	53,53,53,53	0
56	MG	BA	3583	1/1	0.80	0.12	45,45,45,45	0
56	MG	CA	3061	1/1	0.80	0.22	56,56,56,56	0
56	MG	AW	3002	1/1	0.80	0.17	69,69,69,69	0
56	MG	CA	3034	1/1	0.80	0.13	61,61,61,61	0
56	MG	DA	3170	1/1	0.80	0.09	50,50,50,50	0
56	MG	DA	3513	1/1	0.80	0.17	50,50,50,50	0
56	MG	BA	3595	1/1	0.80	0.21	32,32,32,32	0
56	MG	BA	3070	1/1	0.80	0.26	55,55,55,55	0
56	MG	BA	3516	1/1	0.81	0.22	65,65,65,65	0
56	MG	DA	3309	1/1	0.81	0.14	42,42,42,42	0
56	MG	DA	3213	1/1	0.81	0.23	61,61,61,61	0
56	MG	BA	3831	1/1	0.81	0.95	52,52,52,52	0
56	MG	BA	3409	1/1	0.81	0.23	62,62,62,62	0
56	MG	DA	3037	1/1	0.81	0.16	54,54,54,54	0
56	MG	AA	3062	1/1	0.81	0.14	60,60,60,60	0
56	MG	AA	3153	1/1	0.81	0.18	55,55,55,55	0
56	MG	DA	3121	1/1	0.81	0.28	41,41,41,41	0
56	MG	DA	3540	1/1	0.81	0.18	67,67,67,67	0
56	MG	DA	3566	1/1	0.81	0.17	48,48,48,48	0
56	MG	DA	3115	1/1	0.81	0.18	41,41,41,41	0
56	MG	DA	3393	1/1	0.81	0.10	52,52,52,52	0
56	MG	BB	3011	1/1	0.81	0.06	59,59,59,59	0
56	MG	BA	3472	1/1	0.81	0.23	70,70,70,70	0
56	MG	AA	3087	1/1	0.81	0.34	52,52,52,52	0
56	MG	BA	3022	1/1	0.81	0.26	40,40,40,40	0
56	MG	DA	3468	1/1	0.81	0.20	44,44,44,44	0
56	MG	CA	3070	1/1	0.81	0.14	71,71,71,71	0
56	MG	BA	3317	1/1	0.82	0.19	64,64,64,64	0

Continued on next page...

Continued from previous page...

Mol	Type	Chain	Res	Atoms	RSCC	RSR	B-factors(\AA^2)	Q<0.9
56	MG	CA	3081	1/1	0.82	0.18	58,58,58,58	0
56	MG	BA	3101	1/1	0.82	0.25	60,60,60,60	0
56	MG	BA	3413	1/1	0.82	0.19	41,41,41,41	0
56	MG	DA	3429	1/1	0.82	0.26	40,40,40,40	0
56	MG	AA	3068	1/1	0.82	0.17	60,60,60,60	0
56	MG	BA	3603	1/1	0.82	0.11	54,54,54,54	0
56	MG	CA	3122	1/1	0.82	0.15	70,70,70,70	0
56	MG	DA	3305	1/1	0.82	0.18	28,28,28,28	0
56	MG	DA	3214	1/1	0.82	0.34	47,47,47,47	0
56	MG	AA	3190	1/1	0.82	0.11	65,65,65,65	0
56	MG	BA	3408	1/1	0.82	0.20	55,55,55,55	0
56	MG	DA	3568	1/1	0.82	0.12	54,54,54,54	0
56	MG	BA	3590	1/1	0.82	0.23	32,32,32,32	0
56	MG	AA	3145	1/1	0.82	0.16	58,58,58,58	0
56	MG	AA	3125	1/1	0.82	0.11	71,71,71,71	0
56	MG	DA	3493	1/1	0.82	0.27	58,58,58,58	0
56	MG	BA	3005	1/1	0.82	0.21	51,51,51,51	0
56	MG	BR	203	1/1	0.82	0.20	44,44,44,44	0
56	MG	DA	3583	1/1	0.82	0.25	60,60,60,60	0
56	MG	BB	3008	1/1	0.83	0.30	54,54,54,54	0
56	MG	CX	3002	1/1	0.83	0.20	81,81,81,81	0
56	MG	BA	3289	1/1	0.83	0.26	55,55,55,55	0
56	MG	BA	3064	1/1	0.83	0.36	61,61,61,61	0
56	MG	AA	3170	1/1	0.83	0.13	57,57,57,57	0
56	MG	BA	3659	1/1	0.83	0.27	53,53,53,53	0
56	MG	BA	3442	1/1	0.83	0.11	59,59,59,59	0
56	MG	BA	3295	1/1	0.83	0.26	42,42,42,42	0
56	MG	BA	3553	1/1	0.83	0.16	42,42,42,42	0
56	MG	DA	3078	1/1	0.83	0.11	45,45,45,45	0
56	MG	BA	3002	1/1	0.83	0.37	62,62,62,62	0
56	MG	DA	3620	1/1	0.83	0.17	62,62,62,62	0
56	MG	DA	3234	1/1	0.83	0.19	45,45,45,45	0
56	MG	AA	3073	1/1	0.83	0.24	58,58,58,58	0
56	MG	AA	3175	1/1	0.83	0.20	54,54,54,54	0
56	MG	AA	3085	1/1	0.83	0.15	55,55,55,55	0
56	MG	BA	3705	1/1	0.83	0.17	54,54,54,54	0
56	MG	BQ	3003	1/1	0.83	0.15	54,54,54,54	0
56	MG	DA	3410	1/1	0.83	0.15	62,62,62,62	0
56	MG	CA	3037	1/1	0.83	0.25	55,55,55,55	0
56	MG	BA	3291	1/1	0.83	0.21	71,71,71,71	0
56	MG	CA	3023	1/1	0.83	0.22	55,55,55,55	0
56	MG	BA	3393	1/1	0.83	0.26	54,54,54,54	0

Continued on next page...

Continued from previous page...

Mol	Type	Chain	Res	Atoms	RSCC	RSR	B-factors(\AA^2)	Q<0.9
56	MG	BA	3706	1/1	0.83	0.23	50,50,50,50	0
56	MG	BA	3407	1/1	0.83	0.19	37,37,37,37	0
56	MG	DA	3155	1/1	0.83	0.29	40,40,40,40	0
56	MG	AA	3205	1/1	0.83	0.12	51,51,51,51	0
56	MG	BA	3758	1/1	0.83	0.14	34,34,34,34	0
56	MG	DA	3451	1/1	0.83	0.30	56,56,56,56	0
56	MG	BA	3365	1/1	0.83	0.13	49,49,49,49	0
56	MG	BA	3227	1/1	0.83	0.26	57,57,57,57	0
56	MG	BA	3742	1/1	0.83	0.17	51,51,51,51	0
56	MG	CA	3011	1/1	0.83	0.17	63,63,63,63	0
56	MG	BA	3220	1/1	0.83	0.20	55,55,55,55	0
56	MG	BA	3322	1/1	0.83	0.16	32,32,32,32	0
56	MG	DA	3387	1/1	0.83	0.22	56,56,56,56	0
56	MG	DA	3110	1/1	0.83	0.13	50,50,50,50	0
56	MG	BA	3238	1/1	0.83	0.25	43,43,43,43	0
56	MG	DA	3611	1/1	0.83	0.32	55,55,55,55	0
56	MG	AA	3113	1/1	0.84	0.20	59,59,59,59	0
56	MG	DA	3319	1/1	0.84	0.30	43,43,43,43	0
56	MG	BA	3629	1/1	0.84	0.14	56,56,56,56	0
56	MG	BA	3402	1/1	0.84	0.19	30,30,30,30	0
56	MG	DA	3231	1/1	0.84	0.32	57,57,57,57	0
56	MG	AA	3165	1/1	0.84	0.25	60,60,60,60	0
56	MG	BA	3514	1/1	0.84	0.25	41,41,41,41	0
56	MG	BA	3481	1/1	0.84	0.29	45,45,45,45	0
56	MG	BA	3152	1/1	0.84	0.18	43,43,43,43	0
56	MG	AX	3009	1/1	0.84	0.25	71,71,71,71	0
56	MG	DA	3423	1/1	0.84	0.14	51,51,51,51	0
56	MG	CA	3147	1/1	0.84	0.18	72,72,72,72	0
56	MG	DA	3192	1/1	0.84	0.18	51,51,51,51	0
56	MG	BA	3692	1/1	0.84	0.28	57,57,57,57	0
56	MG	DV	3002	1/1	0.84	0.43	57,57,57,57	0
56	MG	CA	3087	1/1	0.84	0.15	63,63,63,63	0
56	MG	AN	502	1/1	0.84	0.13	52,52,52,52	0
56	MG	DA	3580	1/1	0.84	0.19	64,64,64,64	0
56	MG	BA	3693	1/1	0.84	0.13	70,70,70,70	0
56	MG	CA	3121	1/1	0.84	0.23	75,75,75,75	0
56	MG	DA	3591	1/1	0.84	0.20	56,56,56,56	0
56	MG	BA	3736	1/1	0.84	0.17	56,56,56,56	0
56	MG	CA	3152	1/1	0.84	0.36	79,79,79,79	0
56	MG	BA	3716	1/1	0.84	0.24	54,54,54,54	0
56	MG	BA	3196	1/1	0.84	0.23	51,51,51,51	0
56	MG	BA	3192	1/1	0.84	0.25	48,48,48,48	0

Continued on next page...

Continued from previous page...

Mol	Type	Chain	Res	Atoms	RSCC	RSR	B-factors(\AA^2)	Q<0.9
56	MG	BA	3467	1/1	0.84	0.20	39,39,39,39	0
56	MG	DA	3549	1/1	0.84	0.18	57,57,57,57	0
56	MG	DA	3343	1/1	0.84	0.20	40,40,40,40	0
56	MG	BA	3181	1/1	0.84	0.24	41,41,41,41	0
56	MG	DA	3674	1/1	0.84	0.40	73,73,73,73	0
56	MG	AA	3161	1/1	0.84	0.26	46,46,46,46	0
56	MG	DA	3642	1/1	0.84	0.15	49,49,49,49	0
56	MG	DA	3176	1/1	0.85	0.12	52,52,52,52	0
56	MG	DA	3168	1/1	0.85	0.29	53,53,53,53	0
56	MG	DA	3359	1/1	0.85	0.13	57,57,57,57	0
56	MG	CA	3072	1/1	0.85	0.14	62,62,62,62	0
56	MG	BA	3798	1/1	0.85	0.14	61,61,61,61	0
56	MG	CA	3133	1/1	0.85	0.20	65,65,65,65	0
56	MG	AA	3136	1/1	0.85	0.08	53,53,53,53	0
56	MG	AA	3181	1/1	0.85	0.19	75,75,75,75	0
56	MG	DA	3102	1/1	0.85	0.12	57,57,57,57	0
56	MG	BA	3100	1/1	0.85	0.14	45,45,45,45	0
56	MG	AA	3112	1/1	0.85	0.14	57,57,57,57	0
56	MG	AA	3100	1/1	0.85	0.08	68,68,68,68	0
56	MG	CA	3137	1/1	0.85	0.19	52,52,52,52	0
56	MG	AW	3005	1/1	0.85	0.39	68,68,68,68	0
56	MG	DA	3665	1/1	0.85	0.17	58,58,58,58	0
56	MG	BA	3371	1/1	0.85	0.13	54,54,54,54	0
56	MG	BA	3634	1/1	0.85	0.16	64,64,64,64	0
56	MG	CA	3084	1/1	0.85	0.31	69,69,69,69	0
56	MG	DA	3403	1/1	0.85	0.15	57,57,57,57	0
56	MG	BA	3138	1/1	0.85	0.16	48,48,48,48	0
56	MG	CA	3031	1/1	0.85	0.14	53,53,53,53	0
56	MG	DA	3569	1/1	0.85	0.21	57,57,57,57	0
56	MG	DA	3671	1/1	0.85	0.22	59,59,59,59	0
56	MG	BA	3170	1/1	0.85	0.23	48,48,48,48	0
56	MG	DA	3086	1/1	0.85	0.19	62,62,62,62	0
56	MG	AA	3071	1/1	0.85	0.25	62,62,62,62	0
56	MG	DA	3144	1/1	0.85	0.14	63,63,63,63	0
56	MG	BA	3802	1/1	0.85	0.13	56,56,56,56	0
56	MG	BA	3673	1/1	0.85	0.17	47,47,47,47	0
56	MG	AA	3142	1/1	0.85	0.23	62,62,62,62	0
56	MG	BA	3171	1/1	0.85	0.33	53,53,53,53	0
59	ZN	D4	501	1/1	0.85	0.08	119,119,119,119	0
57	PCY	CA	3178	40/40	0.85	0.35	58,78,89,91	0
56	MG	BA	3225	1/1	0.85	0.35	42,42,42,42	0
56	MG	AA	3226	1/1	0.85	0.26	58,58,58,58	0

Continued on next page...

Continued from previous page...

Mol	Type	Chain	Res	Atoms	RSCC	RSR	B-factors(\AA^2)	Q<0.9
56	MG	BA	3017	1/1	0.85	0.22	50,50,50,50	0
56	MG	AA	3116	1/1	0.85	0.27	61,61,61,61	0
56	MG	DA	3103	1/1	0.85	0.22	50,50,50,50	0
56	MG	AA	3059	1/1	0.85	0.29	59,59,59,59	0
56	MG	AA	3199	1/1	0.85	0.24	59,59,59,59	0
56	MG	CA	3028	1/1	0.86	0.19	60,60,60,60	0
56	MG	BA	3674	1/1	0.86	0.11	47,47,47,47	0
56	MG	DA	3366	1/1	0.86	0.13	50,50,50,50	0
56	MG	CA	3053	1/1	0.86	0.07	74,74,74,74	0
56	MG	DA	3287	1/1	0.86	0.16	47,47,47,47	0
56	MG	CA	3083	1/1	0.86	0.09	58,58,58,58	0
56	MG	AA	3159	1/1	0.86	0.09	59,59,59,59	0
56	MG	CA	3019	1/1	0.86	0.39	58,58,58,58	0
56	MG	BA	3757	1/1	0.86	0.16	25,25,25,25	0
56	MG	DA	3053	1/1	0.86	0.09	45,45,45,45	0
56	MG	BA	3618	1/1	0.86	0.18	63,63,63,63	0
56	MG	BA	3567	1/1	0.86	0.18	50,50,50,50	0
56	MG	CA	3018	1/1	0.86	0.18	45,45,45,45	0
56	MG	BA	3747	1/1	0.86	0.27	42,42,42,42	0
56	MG	DA	3184	1/1	0.86	0.30	49,49,49,49	0
56	MG	DA	3453	1/1	0.86	0.23	45,45,45,45	0
56	MG	DA	3628	1/1	0.86	0.14	56,56,56,56	0
56	MG	CA	3007	1/1	0.86	0.18	69,69,69,69	0
56	MG	BA	3357	1/1	0.86	0.19	46,46,46,46	0
56	MG	DA	3179	1/1	0.86	0.08	46,46,46,46	0
56	MG	BA	3180	1/1	0.86	0.12	58,58,58,58	0
56	MG	DA	3424	1/1	0.86	0.24	63,63,63,63	0
56	MG	DA	3246	1/1	0.86	0.12	39,39,39,39	0
56	MG	BA	3278	1/1	0.86	0.10	55,55,55,55	0
56	MG	BA	3392	1/1	0.86	0.19	46,46,46,46	0
56	MG	DA	3186	1/1	0.86	0.23	40,40,40,40	0
56	MG	BA	3444	1/1	0.86	0.18	48,48,48,48	0
56	MG	BA	3014	1/1	0.86	0.23	33,33,33,33	0
56	MG	BA	3218	1/1	0.86	0.18	44,44,44,44	0
56	MG	BE	307	1/1	0.86	0.20	70,70,70,70	0
56	MG	CA	3005	1/1	0.86	0.10	58,58,58,58	0
56	MG	BA	3203	1/1	0.86	0.15	39,39,39,39	0
56	MG	DA	3397	1/1	0.86	0.17	49,49,49,49	0
56	MG	BA	3748	1/1	0.86	0.17	63,63,63,63	0
56	MG	DA	3002	1/1	0.86	0.17	68,68,68,68	0
56	MG	BA	3197	1/1	0.86	0.31	36,36,36,36	0
56	MG	BA	3311	1/1	0.86	0.20	37,37,37,37	0

Continued on next page...

Continued from previous page...

Mol	Type	Chain	Res	Atoms	RSCC	RSR	B-factors(\AA^2)	Q<0.9
56	MG	BA	3266	1/1	0.86	0.24	64,64,64,64	0
56	MG	DA	3306	1/1	0.86	0.13	42,42,42,42	0
56	MG	CA	3016	1/1	0.86	0.10	61,61,61,61	0
56	MG	DA	3079	1/1	0.86	0.17	48,48,48,48	0
56	MG	DA	3057	1/1	0.86	0.08	47,47,47,47	0
56	MG	BA	3782	1/1	0.86	0.11	51,51,51,51	0
56	MG	AA	3228	1/1	0.86	0.10	68,68,68,68	0
56	MG	BA	3695	1/1	0.86	0.22	48,48,48,48	0
56	MG	BA	3102	1/1	0.86	0.27	54,54,54,54	0
56	MG	AA	3130	1/1	0.86	0.16	43,43,43,43	0
56	MG	CA	3142	1/1	0.86	0.18	61,61,61,61	0
56	MG	DA	3507	1/1	0.86	0.22	60,60,60,60	0
56	MG	DA	3610	1/1	0.86	0.22	48,48,48,48	0
56	MG	BB	3004	1/1	0.86	0.11	47,47,47,47	0
56	MG	DA	3149	1/1	0.86	0.10	48,48,48,48	0
56	MG	AA	3202	1/1	0.86	0.15	57,57,57,57	0
56	MG	BA	3753	1/1	0.86	0.29	44,44,44,44	0
56	MG	BA	3670	1/1	0.86	0.20	47,47,47,47	0
56	MG	DA	3615	1/1	0.86	0.33	47,47,47,47	0
56	MG	DA	3106	1/1	0.86	0.27	61,61,61,61	0
56	MG	CA	3059	1/1	0.86	0.42	67,67,67,67	0
56	MG	BA	3637	1/1	0.86	0.20	59,59,59,59	0
56	MG	AA	3003	1/1	0.86	0.16	66,66,66,66	0
56	MG	BB	3019	1/1	0.86	0.16	49,49,49,49	0
56	MG	BA	3298	1/1	0.86	0.18	68,68,68,68	0
56	MG	CA	3054	1/1	0.86	0.16	71,71,71,71	0
56	MG	AX	3002	1/1	0.86	0.24	53,53,53,53	0
56	MG	DA	3085	1/1	0.86	0.19	52,52,52,52	0
56	MG	DA	3321	1/1	0.86	0.27	35,35,35,35	0
56	MG	BA	3717	1/1	0.86	0.19	58,58,58,58	0
56	MG	BA	3274	1/1	0.86	0.16	49,49,49,49	0
56	MG	BA	3760	1/1	0.86	0.26	68,68,68,68	0
56	MG	BA	3140	1/1	0.86	0.23	46,46,46,46	0
56	MG	DA	3060	1/1	0.86	0.23	47,47,47,47	0
56	MG	BA	3326	1/1	0.87	0.24	38,38,38,38	0
56	MG	DA	3273	1/1	0.87	0.11	45,45,45,45	0
56	MG	DA	3297	1/1	0.87	0.12	66,66,66,66	0
56	MG	BA	3752	1/1	0.87	0.18	19,19,19,19	0
56	MG	AA	3221	1/1	0.87	0.14	49,49,49,49	0
56	MG	BA	3478	1/1	0.87	0.20	59,59,59,59	0
56	MG	BA	3511	1/1	0.87	0.23	54,54,54,54	0
56	MG	DA	3068	1/1	0.87	0.17	58,58,58,58	0

Continued on next page...

Continued from previous page...

Mol	Type	Chain	Res	Atoms	RSCC	RSR	B-factors(\AA^2)	Q<0.9
56	MG	AA	3032	1/1	0.87	0.09	75,75,75,75	0
56	MG	BA	3060	1/1	0.87	0.20	56,56,56,56	0
56	MG	BA	3455	1/1	0.87	0.17	39,39,39,39	0
56	MG	DA	3324	1/1	0.87	0.29	39,39,39,39	0
56	MG	DR	5001	1/1	0.87	0.08	58,58,58,58	0
56	MG	DA	3044	1/1	0.87	0.10	58,58,58,58	0
56	MG	BA	3557	1/1	0.87	0.22	56,56,56,56	0
56	MG	BA	3523	1/1	0.87	0.15	64,64,64,64	0
56	MG	AA	3134	1/1	0.87	0.22	69,69,69,69	0
56	MG	BA	3606	1/1	0.87	0.19	34,34,34,34	0
56	MG	DA	3439	1/1	0.87	0.14	50,50,50,50	0
56	MG	BF	307	1/1	0.87	0.23	39,39,39,39	0
56	MG	DA	3235	1/1	0.87	0.28	61,61,61,61	0
56	MG	BA	3668	1/1	0.87	0.18	56,56,56,56	0
56	MG	BA	3604	1/1	0.87	0.28	72,72,72,72	0
56	MG	BA	3290	1/1	0.87	0.30	58,58,58,58	0
56	MG	DA	3567	1/1	0.87	0.16	46,46,46,46	0
56	MG	BA	3594	1/1	0.87	0.23	24,24,24,24	0
56	MG	DA	3272	1/1	0.87	0.16	44,44,44,44	0
56	MG	BA	3186	1/1	0.87	0.19	51,51,51,51	0
56	MG	BA	3512	1/1	0.87	0.28	27,27,27,27	0
56	MG	BA	3586	1/1	0.87	0.16	65,65,65,65	0
56	MG	BA	3059	1/1	0.87	0.11	55,55,55,55	0
56	MG	BA	3638	1/1	0.87	0.26	38,38,38,38	0
56	MG	DB	3003	1/1	0.87	0.15	68,68,68,68	0
56	MG	BA	3313	1/1	0.87	0.15	46,46,46,46	0
56	MG	BA	3769	1/1	0.87	0.17	56,56,56,56	0
56	MG	AX	3010	1/1	0.87	0.10	62,62,62,62	0
56	MG	BA	3729	1/1	0.87	0.11	52,52,52,52	0
56	MG	DA	3480	1/1	0.87	0.14	48,48,48,48	0
56	MG	DD	303	1/1	0.87	0.25	49,49,49,49	0
56	MG	BA	3113	1/1	0.87	0.32	58,58,58,58	0
56	MG	BA	3435	1/1	0.87	0.16	57,57,57,57	0
56	MG	CA	3060	1/1	0.87	0.24	68,68,68,68	0
56	MG	DA	3623	1/1	0.87	0.15	70,70,70,70	0
56	MG	BA	3133	1/1	0.87	0.30	47,47,47,47	0
56	MG	BW	201	1/1	0.87	0.21	46,46,46,46	0
56	MG	BA	3633	1/1	0.87	0.17	45,45,45,45	0
56	MG	CA	3006	1/1	0.87	0.30	53,53,53,53	0
56	MG	BA	3588	1/1	0.87	0.17	47,47,47,47	0
56	MG	B7	102	1/1	0.87	0.24	58,58,58,58	0
56	MG	BA	3655	1/1	0.87	0.12	50,50,50,50	0

Continued on next page...

Continued from previous page...

Mol	Type	Chain	Res	Atoms	RSCC	RSR	B-factors(\AA^2)	Q<0.9
56	MG	DB	3010	1/1	0.87	0.17	55,55,55,55	0
56	MG	AA	3198	1/1	0.87	0.39	70,70,70,70	0
56	MG	DA	3657	1/1	0.87	0.10	67,67,67,67	0
56	MG	DA	3096	1/1	0.87	0.22	51,51,51,51	0
56	MG	BA	3477	1/1	0.87	0.20	55,55,55,55	0
56	MG	DA	3032	1/1	0.87	0.15	40,40,40,40	0
56	MG	BA	3779	1/1	0.87	0.12	59,59,59,59	0
56	MG	BA	3424	1/1	0.87	0.25	24,24,24,24	0
56	MG	BA	3564	1/1	0.88	0.18	41,41,41,41	0
56	MG	BZ	3001	1/1	0.88	0.22	52,52,52,52	0
56	MG	DA	3514	1/1	0.88	0.12	41,41,41,41	0
56	MG	DA	3211	1/1	0.88	0.20	48,48,48,48	0
56	MG	BA	3261	1/1	0.88	0.26	44,44,44,44	0
56	MG	B6	102	1/1	0.88	0.32	55,55,55,55	0
56	MG	CA	3090	1/1	0.88	0.17	62,62,62,62	0
56	MG	D8	5001	1/1	0.88	0.23	55,55,55,55	0
56	MG	BA	3275	1/1	0.88	0.13	46,46,46,46	0
56	MG	CA	3111	1/1	0.88	0.21	61,61,61,61	0
56	MG	DD	302	1/1	0.88	0.23	49,49,49,49	0
56	MG	BA	3690	1/1	0.88	0.21	63,63,63,63	0
56	MG	BA	3574	1/1	0.88	0.12	63,63,63,63	0
56	MG	AA	3047	1/1	0.88	0.09	47,47,47,47	0
56	MG	CA	3132	1/1	0.88	0.37	70,70,70,70	0
56	MG	DA	3197	1/1	0.88	0.15	48,48,48,48	0
56	MG	BA	3179	1/1	0.88	0.19	39,39,39,39	0
56	MG	BA	3439	1/1	0.88	0.17	58,58,58,58	0
56	MG	CA	3010	1/1	0.88	0.12	53,53,53,53	0
56	MG	BA	3672	1/1	0.88	0.21	61,61,61,61	0
56	MG	DA	3437	1/1	0.88	0.25	39,39,39,39	0
56	MG	DA	3201	1/1	0.88	0.23	52,52,52,52	0
56	MG	BA	3708	1/1	0.88	0.24	63,63,63,63	0
56	MG	CA	3177	1/1	0.88	0.21	62,62,62,62	0
56	MG	DA	3194	1/1	0.88	0.23	35,35,35,35	0
56	MG	BB	3012	1/1	0.88	0.08	59,59,59,59	0
56	MG	CA	3172	1/1	0.88	0.15	64,64,64,64	0
56	MG	BA	3254	1/1	0.88	0.16	30,30,30,30	0
56	MG	BA	3127	1/1	0.88	0.17	41,41,41,41	0
56	MG	BA	3320	1/1	0.88	0.30	60,60,60,60	0
56	MG	BA	3770	1/1	0.88	0.30	37,37,37,37	0
56	MG	BA	3679	1/1	0.88	0.23	61,61,61,61	0
56	MG	BA	3451	1/1	0.88	0.11	64,64,64,64	0
56	MG	CA	3173	1/1	0.88	0.08	69,69,69,69	0

Continued on next page...

Continued from previous page...

Mol	Type	Chain	Res	Atoms	RSCC	RSR	B-factors(\AA^2)	Q<0.9
56	MG	DA	3457	1/1	0.88	0.24	47,47,47,47	0
56	MG	BA	3312	1/1	0.88	0.18	33,33,33,33	0
56	MG	BA	3112	1/1	0.88	0.34	57,57,57,57	0
56	MG	BQ	3002	1/1	0.88	0.16	37,37,37,37	0
56	MG	DA	3477	1/1	0.88	0.08	55,55,55,55	0
56	MG	CA	3085	1/1	0.88	0.20	71,71,71,71	0
56	MG	BA	3743	1/1	0.88	0.18	21,21,21,21	0
56	MG	DA	3187	1/1	0.88	0.12	56,56,56,56	0
56	MG	AA	3139	1/1	0.88	0.14	58,58,58,58	0
56	MG	CA	3153	1/1	0.88	0.16	61,61,61,61	0
56	MG	DA	3600	1/1	0.88	0.08	53,53,53,53	0
56	MG	AV	101	1/1	0.88	0.28	59,59,59,59	0
56	MG	BA	3524	1/1	0.88	0.13	53,53,53,53	0
56	MG	B4	502	1/1	0.88	0.12	72,72,72,72	0
56	MG	DA	3408	1/1	0.88	0.22	48,48,48,48	0
56	MG	DA	3248	1/1	0.88	0.31	33,33,33,33	0
56	MG	DB	3004	1/1	0.88	0.15	51,51,51,51	0
56	MG	DA	3434	1/1	0.88	0.46	51,51,51,51	0
56	MG	DA	3222	1/1	0.88	0.18	54,54,54,54	0
56	MG	AA	3011	1/1	0.88	0.20	64,64,64,64	0
56	MG	DA	3145	1/1	0.88	0.32	49,49,49,49	0
56	MG	BA	3205	1/1	0.88	0.24	41,41,41,41	0
56	MG	AA	3155	1/1	0.88	0.18	53,53,53,53	0
56	MG	BA	3264	1/1	0.88	0.29	39,39,39,39	0
56	MG	DA	3495	1/1	0.88	0.09	62,62,62,62	0
56	MG	DA	3399	1/1	0.88	0.18	47,47,47,47	0
56	MG	BA	3777	1/1	0.88	0.23	49,49,49,49	0
56	MG	DA	3034	1/1	0.88	0.15	43,43,43,43	0
56	MG	AA	3018	1/1	0.88	0.10	51,51,51,51	0
56	MG	DA	3395	1/1	0.88	0.19	42,42,42,42	0
56	MG	BA	3727	1/1	0.88	0.14	39,39,39,39	0
56	MG	DA	3247	1/1	0.88	0.38	57,57,57,57	0
56	MG	CA	3029	1/1	0.88	0.38	61,61,61,61	0
56	MG	DA	3546	1/1	0.88	0.11	53,53,53,53	0
56	MG	BA	3047	1/1	0.88	0.15	27,27,27,27	0
56	MG	DA	3320	1/1	0.88	0.16	40,40,40,40	0
56	MG	BA	3114	1/1	0.88	0.36	52,52,52,52	0
56	MG	BA	3482	1/1	0.88	0.22	59,59,59,59	0
56	MG	AA	3094	1/1	0.88	0.23	44,44,44,44	0
56	MG	BE	306	1/1	0.88	0.23	25,25,25,25	0
56	MG	DA	3196	1/1	0.88	0.09	53,53,53,53	0
56	MG	BA	3198	1/1	0.88	0.17	55,55,55,55	0

Continued on next page...

Continued from previous page...

Mol	Type	Chain	Res	Atoms	RSCC	RSR	B-factors(\AA^2)	Q<0.9
56	MG	DA	3673	1/1	0.89	0.16	61,61,61,61	0
56	MG	BA	3207	1/1	0.89	0.18	38,38,38,38	0
56	MG	DA	3303	1/1	0.89	0.15	42,42,42,42	0
56	MG	CA	3015	1/1	0.89	0.12	58,58,58,58	0
56	MG	BA	3052	1/1	0.89	0.31	43,43,43,43	0
56	MG	CA	3125	1/1	0.89	0.14	64,64,64,64	0
56	MG	DA	3499	1/1	0.89	0.10	60,60,60,60	0
56	MG	BB	3001	1/1	0.89	0.20	50,50,50,50	0
56	MG	DA	3545	1/1	0.89	0.16	37,37,37,37	0
56	MG	BA	3094	1/1	0.89	0.24	43,43,43,43	0
56	MG	BA	3358	1/1	0.89	0.42	64,64,64,64	0
56	MG	BA	3292	1/1	0.89	0.15	42,42,42,42	0
56	MG	AA	3197	1/1	0.89	0.14	56,56,56,56	0
56	MG	BA	3427	1/1	0.89	0.25	32,32,32,32	0
56	MG	BA	3356	1/1	0.89	0.13	55,55,55,55	0
56	MG	BA	3088	1/1	0.89	0.16	50,50,50,50	0
56	MG	DA	3516	1/1	0.89	0.09	59,59,59,59	0
56	MG	AA	3030	1/1	0.89	0.16	57,57,57,57	0
56	MG	CA	3146	1/1	0.89	0.05	69,69,69,69	0
56	MG	DA	3323	1/1	0.89	0.32	53,53,53,53	0
56	MG	DA	3602	1/1	0.89	0.34	51,51,51,51	0
56	MG	CA	3161	1/1	0.89	0.10	70,70,70,70	0
56	MG	BA	3832	1/1	0.89	0.09	37,37,37,37	0
56	MG	DA	3643	1/1	0.89	0.10	60,60,60,60	0
56	MG	BA	3328	1/1	0.89	0.16	60,60,60,60	0
56	MG	BA	3544	1/1	0.89	0.20	35,35,35,35	0
56	MG	BA	3437	1/1	0.89	0.20	28,28,28,28	0
56	MG	DA	3225	1/1	0.89	0.23	54,54,54,54	0
56	MG	B2	3001	1/1	0.89	0.17	45,45,45,45	0
56	MG	BA	3667	1/1	0.89	0.11	52,52,52,52	0
56	MG	DA	3229	1/1	0.89	0.12	55,55,55,55	0
56	MG	CA	3115	1/1	0.89	0.18	62,62,62,62	0
56	MG	DA	3132	1/1	0.89	0.43	41,41,41,41	0
56	MG	BA	3250	1/1	0.89	0.20	40,40,40,40	0
56	MG	AA	3048	1/1	0.89	0.08	51,51,51,51	0
56	MG	DA	3370	1/1	0.89	0.08	46,46,46,46	0
56	MG	BA	3703	1/1	0.89	0.23	48,48,48,48	0
56	MG	BA	3714	1/1	0.89	0.06	47,47,47,47	0
56	MG	B5	102	1/1	0.89	0.18	45,45,45,45	0
56	MG	DA	3587	1/1	0.89	0.09	61,61,61,61	0
56	MG	DA	3470	1/1	0.89	0.16	42,42,42,42	0
56	MG	AA	3051	1/1	0.89	0.17	62,62,62,62	0

Continued on next page...

Continued from previous page...

Mol	Type	Chain	Res	Atoms	RSCC	RSR	B-factors(\AA^2)	Q<0.9
56	MG	BE	302	1/1	0.89	0.17	34,34,34,34	0
56	MG	DA	3172	1/1	0.89	0.32	51,51,51,51	0
56	MG	AA	3212	1/1	0.89	0.30	59,59,59,59	0
56	MG	B3	101	1/1	0.89	0.31	48,48,48,48	0
56	MG	BA	3269	1/1	0.89	0.38	53,53,53,53	0
56	MG	BA	3723	1/1	0.89	0.16	47,47,47,47	0
56	MG	BA	3835	1/1	0.89	0.20	46,46,46,46	0
56	MG	DA	3269	1/1	0.89	0.20	32,32,32,32	0
56	MG	BA	3419	1/1	0.89	0.17	39,39,39,39	0
56	MG	BN	3002	1/1	0.89	0.12	46,46,46,46	0
56	MG	AX	3008	1/1	0.89	0.36	57,57,57,57	0
56	MG	BA	3491	1/1	0.89	0.23	47,47,47,47	0
56	MG	CA	3002	1/1	0.89	0.07	51,51,51,51	0
56	MG	AA	3022	1/1	0.89	0.28	55,55,55,55	0
56	MG	DA	3375	1/1	0.89	0.11	40,40,40,40	0
56	MG	AA	3230	1/1	0.89	0.18	68,68,68,68	0
56	MG	BA	3778	1/1	0.89	0.14	35,35,35,35	0
56	MG	DA	3358	1/1	0.89	0.32	45,45,45,45	0
56	MG	BA	3115	1/1	0.89	0.08	67,67,67,67	0
56	MG	BA	3508	1/1	0.89	0.09	54,54,54,54	0
56	MG	BN	3001	1/1	0.89	0.33	51,51,51,51	0
56	MG	BA	3700	1/1	0.89	0.20	54,54,54,54	0
56	MG	DA	3536	1/1	0.89	0.32	54,54,54,54	0
56	MG	BA	3255	1/1	0.89	0.26	58,58,58,58	0
56	MG	BA	3739	1/1	0.89	0.19	46,46,46,46	0
56	MG	DA	3443	1/1	0.89	0.10	51,51,51,51	0
56	MG	DA	3612	1/1	0.89	0.23	56,56,56,56	0
56	MG	BA	3004	1/1	0.89	0.24	36,36,36,36	0
56	MG	DA	3655	1/1	0.89	0.17	57,57,57,57	0
56	MG	AA	3078	1/1	0.89	0.06	48,48,48,48	0
56	MG	DA	3069	1/1	0.89	0.39	53,53,53,53	0
56	MG	DA	3454	1/1	0.89	0.28	54,54,54,54	0
56	MG	BA	3791	1/1	0.89	0.13	47,47,47,47	0
56	MG	AA	3102	1/1	0.89	0.34	51,51,51,51	0
56	MG	DA	3157	1/1	0.89	0.28	44,44,44,44	0
56	MG	DA	3107	1/1	0.89	0.19	49,49,49,49	0
56	MG	DA	3630	1/1	0.89	0.17	49,49,49,49	0
56	MG	BA	3046	1/1	0.89	0.18	43,43,43,43	0
56	MG	CX	3004	1/1	0.89	0.33	54,54,54,54	0
56	MG	DA	3396	1/1	0.89	0.13	45,45,45,45	0
56	MG	BA	3820	1/1	0.89	0.20	45,45,45,45	0
56	MG	DA	3500	1/1	0.89	0.12	45,45,45,45	0

Continued on next page...

Continued from previous page...

Mol	Type	Chain	Res	Atoms	RSCC	RSR	B-factors(\AA^2)	Q<0.9
56	MG	DA	3354	1/1	0.90	0.24	46,46,46,46	0
56	MG	AX	3012	1/1	0.90	0.23	59,59,59,59	0
56	MG	DA	3333	1/1	0.90	0.07	50,50,50,50	0
56	MG	BA	3768	1/1	0.90	0.06	56,56,56,56	0
56	MG	AA	3115	1/1	0.90	0.11	51,51,51,51	0
56	MG	DA	3181	1/1	0.90	0.30	45,45,45,45	0
56	MG	AA	3020	1/1	0.90	0.15	59,59,59,59	0
56	MG	BA	3838	1/1	0.90	0.19	50,50,50,50	0
56	MG	DA	3061	1/1	0.90	0.21	56,56,56,56	0
56	MG	AA	3057	1/1	0.90	0.20	61,61,61,61	0
56	MG	BA	3464	1/1	0.90	0.21	56,56,56,56	0
56	MG	CA	3036	1/1	0.90	0.09	60,60,60,60	0
56	MG	BA	3724	1/1	0.90	0.34	44,44,44,44	0
56	MG	BA	3433	1/1	0.90	0.19	57,57,57,57	0
56	MG	BA	3149	1/1	0.90	0.13	53,53,53,53	0
56	MG	DA	3539	1/1	0.90	0.14	46,46,46,46	0
56	MG	BA	3749	1/1	0.90	0.25	45,45,45,45	0
56	MG	BA	3233	1/1	0.90	0.33	48,48,48,48	0
56	MG	AA	3035	1/1	0.90	0.07	46,46,46,46	0
56	MG	DA	3271	1/1	0.90	0.14	47,47,47,47	0
56	MG	DA	3597	1/1	0.90	0.10	51,51,51,51	0
56	MG	CA	3175	1/1	0.90	0.16	39,39,39,39	0
56	MG	BA	3139	1/1	0.90	0.09	61,61,61,61	0
56	MG	DA	3089	1/1	0.90	0.23	46,46,46,46	0
56	MG	DA	3407	1/1	0.90	0.08	46,46,46,46	0
56	MG	CA	3176	1/1	0.90	0.13	43,43,43,43	0
56	MG	AA	3089	1/1	0.90	0.27	57,57,57,57	0
56	MG	BA	3293	1/1	0.90	0.25	52,52,52,52	0
56	MG	BA	3492	1/1	0.90	0.12	55,55,55,55	0
56	MG	AA	3055	1/1	0.90	0.22	58,58,58,58	0
56	MG	AA	3086	1/1	0.90	0.20	52,52,52,52	0
56	MG	BA	3410	1/1	0.90	0.10	46,46,46,46	0
56	MG	BA	3751	1/1	0.90	0.14	45,45,45,45	0
56	MG	CA	3123	1/1	0.90	0.12	80,80,80,80	0
56	MG	BA	3504	1/1	0.90	0.19	58,58,58,58	0
56	MG	DA	3183	1/1	0.90	0.22	58,58,58,58	0
56	MG	AD	502	1/1	0.90	0.29	56,56,56,56	0
56	MG	BA	3738	1/1	0.90	0.11	58,58,58,58	0
56	MG	BA	3447	1/1	0.90	0.23	26,26,26,26	0
56	MG	DA	3533	1/1	0.90	0.30	53,53,53,53	0
56	MG	BA	3089	1/1	0.90	0.29	45,45,45,45	0
56	MG	DA	3020	1/1	0.90	0.14	50,50,50,50	0

Continued on next page...

Continued from previous page...

Mol	Type	Chain	Res	Atoms	RSCC	RSR	B-factors(\AA^2)	Q<0.9
56	MG	AA	3080	1/1	0.90	0.21	47,47,47,47	0
56	MG	BA	3143	1/1	0.90	0.25	42,42,42,42	0
56	MG	DA	3376	1/1	0.90	0.24	54,54,54,54	0
56	MG	BA	3015	1/1	0.90	0.23	47,47,47,47	0
56	MG	BA	3641	1/1	0.90	0.19	49,49,49,49	0
56	MG	DA	3087	1/1	0.90	0.21	49,49,49,49	0
56	MG	CA	3139	1/1	0.90	0.15	61,61,61,61	0
56	MG	CA	3013	1/1	0.90	0.10	63,63,63,63	0
56	MG	DB	3002	1/1	0.90	0.15	56,56,56,56	0
56	MG	BA	3228	1/1	0.90	0.22	50,50,50,50	0
56	MG	BA	3346	1/1	0.90	0.14	32,32,32,32	0
56	MG	DA	3616	1/1	0.90	0.07	45,45,45,45	0
56	MG	DA	3460	1/1	0.90	0.17	65,65,65,65	0
56	MG	DQ	3003	1/1	0.90	0.19	58,58,58,58	0
56	MG	DA	3422	1/1	0.90	0.36	43,43,43,43	0
56	MG	BA	3579	1/1	0.90	0.08	47,47,47,47	0
56	MG	DA	3355	1/1	0.90	0.10	50,50,50,50	0
56	MG	DA	3368	1/1	0.90	0.19	50,50,50,50	0
56	MG	DF	302	1/1	0.90	0.18	43,43,43,43	0
56	MG	CA	3101	1/1	0.90	0.22	54,54,54,54	0
56	MG	DA	3531	1/1	0.90	0.33	54,54,54,54	0
56	MG	BA	3828	1/1	0.90	0.20	37,37,37,37	0
56	MG	AA	3058	1/1	0.90	0.21	57,57,57,57	0
56	MG	DA	3574	1/1	0.90	0.20	51,51,51,51	0
56	MG	CA	3167	1/1	0.90	0.17	48,48,48,48	0
56	MG	DA	3648	1/1	0.90	0.12	60,60,60,60	0
56	MG	BA	3172	1/1	0.90	0.23	45,45,45,45	0
56	MG	CA	3024	1/1	0.90	0.14	63,63,63,63	0
56	MG	DA	3029	1/1	0.90	0.21	51,51,51,51	0
56	MG	BA	3718	1/1	0.90	0.20	46,46,46,46	0
56	MG	AA	3158	1/1	0.90	0.27	59,59,59,59	0
56	MG	DA	3621	1/1	0.90	0.29	45,45,45,45	0
56	MG	BO	5001	1/1	0.90	0.17	55,55,55,55	0
56	MG	BA	3283	1/1	0.90	0.12	36,36,36,36	0
56	MG	DA	3506	1/1	0.90	0.10	48,48,48,48	0
56	MG	BW	202	1/1	0.90	0.31	49,49,49,49	0
56	MG	DA	3093	1/1	0.90	0.10	57,57,57,57	0
56	MG	AA	3169	1/1	0.90	0.19	64,64,64,64	0
56	MG	BA	3566	1/1	0.90	0.23	30,30,30,30	0
56	MG	AA	3185	1/1	0.90	0.26	53,53,53,53	0
56	MG	BA	3787	1/1	0.90	0.22	59,59,59,59	0
56	MG	BA	3273	1/1	0.90	0.29	53,53,53,53	0

Continued on next page...

Continued from previous page...

Mol	Type	Chain	Res	Atoms	RSCC	RSR	B-factors(\AA^2)	Q<0.9
56	MG	BA	3248	1/1	0.90	0.15	45,45,45,45	0
56	MG	CA	3126	1/1	0.90	0.17	72,72,72,72	0
56	MG	BA	3797	1/1	0.90	0.20	52,52,52,52	0
56	MG	BA	3620	1/1	0.90	0.15	47,47,47,47	0
56	MG	CA	3017	1/1	0.90	0.17	49,49,49,49	0
56	MG	BA	3150	1/1	0.90	0.12	48,48,48,48	0
56	MG	AA	3033	1/1	0.90	0.15	57,57,57,57	0
56	MG	DA	3039	1/1	0.90	0.22	56,56,56,56	0
56	MG	AA	3017	1/1	0.90	0.12	62,62,62,62	0
56	MG	BA	3023	1/1	0.90	0.27	55,55,55,55	0
56	MG	BA	3093	1/1	0.90	0.32	38,38,38,38	0
56	MG	CA	3124	1/1	0.90	0.16	79,79,79,79	0
56	MG	CA	3067	1/1	0.90	0.10	79,79,79,79	0
56	MG	DA	3140	1/1	0.90	0.11	34,34,34,34	0
56	MG	DA	3191	1/1	0.90	0.32	44,44,44,44	0
56	MG	BA	3686	1/1	0.90	0.24	30,30,30,30	0
56	MG	CA	3040	1/1	0.90	0.12	58,58,58,58	0
56	MG	BA	3475	1/1	0.90	0.15	53,53,53,53	0
56	MG	AA	3213	1/1	0.90	0.08	69,69,69,69	0
56	MG	BA	3348	1/1	0.90	0.13	54,54,54,54	0
56	MG	DA	3178	1/1	0.90	0.12	54,54,54,54	0
56	MG	DA	3534	1/1	0.90	0.26	74,74,74,74	0
56	MG	DA	3515	1/1	0.90	0.14	57,57,57,57	0
56	MG	DA	3019	1/1	0.90	0.15	57,57,57,57	0
56	MG	DA	3310	1/1	0.90	0.22	55,55,55,55	0
56	MG	DA	3563	1/1	0.90	0.15	42,42,42,42	0
56	MG	BA	3569	1/1	0.90	0.33	57,57,57,57	0
56	MG	DA	3142	1/1	0.90	0.11	45,45,45,45	0
56	MG	DA	3221	1/1	0.90	0.17	49,49,49,49	0
56	MG	DA	3101	1/1	0.90	0.12	53,53,53,53	0
56	MG	AA	3079	1/1	0.90	0.22	47,47,47,47	0
56	MG	BA	3548	1/1	0.90	0.28	48,48,48,48	0
56	MG	CA	3164	1/1	0.90	0.07	54,54,54,54	0
56	MG	DA	3380	1/1	0.90	0.09	55,55,55,55	0
56	MG	BA	3049	1/1	0.90	0.27	37,37,37,37	0
56	MG	DA	3405	1/1	0.90	0.13	52,52,52,52	0
56	MG	DB	3006	1/1	0.90	0.18	62,62,62,62	0
56	MG	BA	3364	1/1	0.90	0.15	42,42,42,42	0
56	MG	CA	3097	1/1	0.91	0.23	57,57,57,57	0
56	MG	AW	3006	1/1	0.91	0.16	50,50,50,50	0
56	MG	CA	3134	1/1	0.91	0.14	70,70,70,70	0
56	MG	AY	3003	1/1	0.91	0.14	48,48,48,48	0

Continued on next page...

Continued from previous page...

Mol	Type	Chain	Res	Atoms	RSCC	RSR	B-factors(\AA^2)	Q<0.9
56	MG	DA	3606	1/1	0.91	0.22	54,54,54,54	0
56	MG	BA	3438	1/1	0.91	0.19	47,47,47,47	0
56	MG	DB	3011	1/1	0.91	0.09	52,52,52,52	0
56	MG	DA	3649	1/1	0.91	0.07	64,64,64,64	0
56	MG	AA	3183	1/1	0.91	0.14	71,71,71,71	0
56	MG	BA	3526	1/1	0.91	0.09	32,32,32,32	0
56	MG	DA	3072	1/1	0.91	0.09	36,36,36,36	0
56	MG	BP	202	1/1	0.91	0.20	34,34,34,34	0
56	MG	BA	3031	1/1	0.91	0.23	56,56,56,56	0
56	MG	BA	3666	1/1	0.91	0.12	58,58,58,58	0
56	MG	DA	3081	1/1	0.91	0.27	45,45,45,45	0
56	MG	DA	3581	1/1	0.91	0.19	63,63,63,63	0
56	MG	BA	3058	1/1	0.91	0.20	36,36,36,36	0
56	MG	BA	3453	1/1	0.91	0.21	42,42,42,42	0
56	MG	BA	3812	1/1	0.91	0.18	52,52,52,52	0
56	MG	DA	3418	1/1	0.91	0.22	37,37,37,37	0
56	MG	DA	3415	1/1	0.91	0.24	50,50,50,50	0
56	MG	CA	3046	1/1	0.91	0.09	56,56,56,56	0
56	MG	BA	3701	1/1	0.91	0.14	51,51,51,51	0
56	MG	BA	3342	1/1	0.91	0.18	51,51,51,51	0
56	MG	DA	3537	1/1	0.91	0.17	55,55,55,55	0
56	MG	AW	3003	1/1	0.91	0.31	59,59,59,59	0
56	MG	BA	3236	1/1	0.91	0.15	43,43,43,43	0
56	MG	DA	3223	1/1	0.91	0.29	54,54,54,54	0
56	MG	BA	3622	1/1	0.91	0.19	31,31,31,31	0
56	MG	BA	3789	1/1	0.91	0.17	39,39,39,39	0
56	MG	BA	3201	1/1	0.91	0.17	40,40,40,40	0
56	MG	BA	3090	1/1	0.91	0.20	37,37,37,37	0
56	MG	BA	3153	1/1	0.91	0.22	39,39,39,39	0
56	MG	BA	3345	1/1	0.91	0.12	44,44,44,44	0
56	MG	DA	3365	1/1	0.91	0.34	57,57,57,57	0
56	MG	DA	3402	1/1	0.91	0.27	65,65,65,65	0
56	MG	BB	3022	1/1	0.91	0.14	62,62,62,62	0
56	MG	CA	3073	1/1	0.91	0.32	48,48,48,48	0
56	MG	DA	3001	1/1	0.91	0.26	58,58,58,58	0
56	MG	DA	3328	1/1	0.91	0.15	47,47,47,47	0
56	MG	BD	306	1/1	0.91	0.36	22,22,22,22	0
56	MG	DA	3384	1/1	0.91	0.10	52,52,52,52	0
56	MG	AA	3223	1/1	0.91	0.30	59,59,59,59	0
56	MG	AA	3005	1/1	0.91	0.07	53,53,53,53	0
56	MG	AA	3106	1/1	0.91	0.17	51,51,51,51	0
56	MG	CA	3157	1/1	0.91	0.28	64,64,64,64	0

Continued on next page...

Continued from previous page...

Mol	Type	Chain	Res	Atoms	RSCC	RSR	B-factors(\AA^2)	Q<0.9
56	MG	DA	3210	1/1	0.91	0.11	44,44,44,44	0
56	MG	BA	3436	1/1	0.91	0.22	46,46,46,46	0
56	MG	BA	3360	1/1	0.91	0.09	50,50,50,50	0
56	MG	BA	3219	1/1	0.91	0.19	29,29,29,29	0
56	MG	DD	307	1/1	0.91	0.14	56,56,56,56	0
56	MG	AA	3194	1/1	0.91	0.17	58,58,58,58	0
56	MG	AA	3216	1/1	0.91	0.13	72,72,72,72	0
56	MG	BA	3065	1/1	0.91	0.12	37,37,37,37	0
56	MG	BA	3314	1/1	0.91	0.15	47,47,47,47	0
56	MG	AA	3049	1/1	0.91	0.22	52,52,52,52	0
56	MG	BA	3625	1/1	0.91	0.14	57,57,57,57	0
59	ZN	D9	501	1/1	0.91	0.07	63,63,63,63	0
56	MG	BA	3650	1/1	0.91	0.12	57,57,57,57	0
56	MG	BA	3774	1/1	0.91	0.19	43,43,43,43	0
56	MG	AA	3066	1/1	0.91	0.12	44,44,44,44	0
56	MG	BA	3613	1/1	0.91	0.13	45,45,45,45	0
56	MG	AA	3143	1/1	0.91	0.16	73,73,73,73	0
56	MG	CA	3086	1/1	0.91	0.12	61,61,61,61	0
56	MG	DA	3026	1/1	0.91	0.14	42,42,42,42	0
56	MG	DA	3351	1/1	0.91	0.12	39,39,39,39	0
56	MG	BA	3144	1/1	0.91	0.09	43,43,43,43	0
56	MG	BA	3503	1/1	0.91	0.23	58,58,58,58	0
56	MG	AA	3189	1/1	0.91	0.17	59,59,59,59	0
56	MG	BA	3763	1/1	0.91	0.27	34,34,34,34	0
56	MG	BA	3537	1/1	0.91	0.13	49,49,49,49	0
56	MG	AA	3021	1/1	0.91	0.17	45,45,45,45	0
56	MG	BA	3341	1/1	0.91	0.16	57,57,57,57	0
56	MG	DA	3131	1/1	0.91	0.15	52,52,52,52	0
56	MG	BG	203	1/1	0.91	0.07	36,36,36,36	0
56	MG	BE	305	1/1	0.91	0.22	59,59,59,59	0
56	MG	DA	3432	1/1	0.91	0.15	56,56,56,56	0
56	MG	BA	3441	1/1	0.91	0.27	46,46,46,46	0
56	MG	BA	3568	1/1	0.91	0.25	52,52,52,52	0
56	MG	BB	3003	1/1	0.91	0.12	40,40,40,40	0
56	MG	BA	3124	1/1	0.91	0.20	38,38,38,38	0
56	MG	BA	3240	1/1	0.91	0.26	45,45,45,45	0
56	MG	BA	3592	1/1	0.91	0.14	29,29,29,29	0
56	MG	DA	3595	1/1	0.91	0.18	61,61,61,61	0
56	MG	BA	3016	1/1	0.91	0.20	44,44,44,44	0
56	MG	DA	3497	1/1	0.91	0.32	51,51,51,51	0
56	MG	DA	3589	1/1	0.91	0.15	63,63,63,63	0
56	MG	BA	3251	1/1	0.91	0.32	52,52,52,52	0

Continued on next page...

Continued from previous page...

Mol	Type	Chain	Res	Atoms	RSCC	RSR	B-factors(\AA^2)	Q<0.9
56	MG	DA	3406	1/1	0.91	0.15	40,40,40,40	0
56	MG	BA	3762	1/1	0.91	0.38	40,40,40,40	0
56	MG	BA	3414	1/1	0.91	0.22	29,29,29,29	0
56	MG	BA	3062	1/1	0.91	0.25	57,57,57,57	0
56	MG	BA	3707	1/1	0.91	0.14	66,66,66,66	0
56	MG	CA	3043	1/1	0.91	0.26	54,54,54,54	0
56	MG	DA	3638	1/1	0.91	0.25	60,60,60,60	0
56	MG	BA	3815	1/1	0.91	0.28	50,50,50,50	0
56	MG	DA	3293	1/1	0.91	0.11	60,60,60,60	0
56	MG	BA	3096	1/1	0.91	0.30	41,41,41,41	0
56	MG	AA	3015	1/1	0.91	0.17	60,60,60,60	0
56	MG	AA	3103	1/1	0.91	0.14	59,59,59,59	0
56	MG	BA	3352	1/1	0.91	0.26	29,29,29,29	0
56	MG	DA	3236	1/1	0.91	0.13	48,48,48,48	0
56	MG	DA	3318	1/1	0.91	0.18	42,42,42,42	0
56	MG	BA	3429	1/1	0.91	0.24	47,47,47,47	0
56	MG	BA	3756	1/1	0.91	0.21	27,27,27,27	0
56	MG	BA	3581	1/1	0.91	0.11	38,38,38,38	0
56	MG	BA	3445	1/1	0.91	0.20	32,32,32,32	0
56	MG	AA	3156	1/1	0.91	0.14	52,52,52,52	0
56	MG	CW	3001	1/1	0.91	0.32	63,63,63,63	0
56	MG	DA	3650	1/1	0.91	0.27	44,44,44,44	0
56	MG	CA	3099	1/1	0.91	0.11	62,62,62,62	0
59	ZN	CN	501	1/1	0.91	0.04	92,92,92,92	0
56	MG	BA	3702	1/1	0.91	0.07	51,51,51,51	0
56	MG	DA	3585	1/1	0.91	0.10	51,51,51,51	0
56	MG	BA	3307	1/1	0.91	0.17	37,37,37,37	0
56	MG	BA	3280	1/1	0.91	0.24	49,49,49,49	0
56	MG	BA	3500	1/1	0.91	0.18	26,26,26,26	0
56	MG	BA	3387	1/1	0.91	0.06	65,65,65,65	0
56	MG	DA	3119	1/1	0.92	0.20	62,62,62,62	0
56	MG	DA	3548	1/1	0.92	0.17	65,65,65,65	0
56	MG	B9	502	1/1	0.92	0.10	57,57,57,57	0
56	MG	AA	3050	1/1	0.92	0.10	70,70,70,70	0
56	MG	BA	3151	1/1	0.92	0.28	42,42,42,42	0
56	MG	CA	3104	1/1	0.92	0.11	64,64,64,64	0
56	MG	BA	3232	1/1	0.92	0.14	37,37,37,37	0
56	MG	BF	305	1/1	0.92	0.26	47,47,47,47	0
56	MG	BA	3411	1/1	0.92	0.13	36,36,36,36	0
56	MG	BA	3593	1/1	0.92	0.14	42,42,42,42	0
56	MG	BA	3428	1/1	0.92	0.30	38,38,38,38	0
56	MG	B5	103	1/1	0.92	0.18	44,44,44,44	0

Continued on next page...

Continued from previous page...

Mol	Type	Chain	Res	Atoms	RSCC	RSR	B-factors(\AA^2)	Q<0.9
56	MG	CA	3114	1/1	0.92	0.20	56,56,56,56	0
56	MG	BA	3375	1/1	0.92	0.15	35,35,35,35	0
56	MG	BA	3396	1/1	0.92	0.22	55,55,55,55	0
56	MG	CA	3074	1/1	0.92	0.39	55,55,55,55	0
56	MG	AA	3210	1/1	0.92	0.19	69,69,69,69	0
56	MG	DA	3661	1/1	0.92	0.20	42,42,42,42	0
56	MG	CA	3143	1/1	0.92	0.15	62,62,62,62	0
56	MG	AX	3005	1/1	0.92	0.15	44,44,44,44	0
56	MG	BA	3837	1/1	0.92	0.20	40,40,40,40	0
56	MG	BA	3522	1/1	0.92	0.28	36,36,36,36	0
56	MG	DA	3618	1/1	0.92	0.26	54,54,54,54	0
56	MG	CA	3092	1/1	0.92	0.15	44,44,44,44	0
56	MG	CA	3119	1/1	0.92	0.26	58,58,58,58	0
56	MG	DA	3167	1/1	0.92	0.25	47,47,47,47	0
56	MG	DA	3367	1/1	0.92	0.08	51,51,51,51	0
56	MG	CA	3170	1/1	0.92	0.12	64,64,64,64	0
56	MG	BA	3131	1/1	0.92	0.18	38,38,38,38	0
56	MG	BA	3484	1/1	0.92	0.29	36,36,36,36	0
56	MG	B1	101	1/1	0.92	0.38	44,44,44,44	0
56	MG	BA	3520	1/1	0.92	0.32	47,47,47,47	0
57	PCY	AA	3231	40/40	0.92	0.33	45,69,81,87	0
56	MG	BA	3099	1/1	0.92	0.16	50,50,50,50	0
56	MG	BA	3765	1/1	0.92	0.17	33,33,33,33	0
56	MG	DA	3025	1/1	0.92	0.16	44,44,44,44	0
56	MG	DA	3122	1/1	0.92	0.22	36,36,36,36	0
56	MG	BA	3061	1/1	0.92	0.17	40,40,40,40	0
60	K	CX	3001	1/1	0.92	0.17	74,74,74,74	0
56	MG	DA	3220	1/1	0.92	0.19	46,46,46,46	0
56	MG	DA	3441	1/1	0.92	0.09	43,43,43,43	0
56	MG	AA	3120	1/1	0.92	0.16	59,59,59,59	0
56	MG	DA	3526	1/1	0.92	0.22	47,47,47,47	0
56	MG	DA	3208	1/1	0.92	0.10	59,59,59,59	0
56	MG	DE	304	1/1	0.92	0.22	47,47,47,47	0
56	MG	DA	3491	1/1	0.92	0.17	45,45,45,45	0
56	MG	DA	3556	1/1	0.92	0.19	64,64,64,64	0
56	MG	DA	3147	1/1	0.92	0.09	44,44,44,44	0
56	MG	BA	3063	1/1	0.92	0.17	47,47,47,47	0
56	MG	BA	3651	1/1	0.92	0.19	56,56,56,56	0
56	MG	DA	3043	1/1	0.92	0.17	48,48,48,48	0
56	MG	DA	3138	1/1	0.92	0.41	59,59,59,59	0
56	MG	BA	3825	1/1	0.92	0.18	65,65,65,65	0
56	MG	AA	3215	1/1	0.92	0.19	57,57,57,57	0

Continued on next page...

Continued from previous page...

Mol	Type	Chain	Res	Atoms	RSCC	RSR	B-factors(\AA^2)	Q<0.9
56	MG	BA	3083	1/1	0.92	0.29	47,47,47,47	0
56	MG	BA	3623	1/1	0.92	0.13	52,52,52,52	0
56	MG	DA	3391	1/1	0.92	0.09	44,44,44,44	0
56	MG	CA	3082	1/1	0.92	0.13	63,63,63,63	0
56	MG	BA	3582	1/1	0.92	0.16	44,44,44,44	0
56	MG	BA	3117	1/1	0.92	0.23	42,42,42,42	0
56	MG	DA	3523	1/1	0.92	0.14	57,57,57,57	0
56	MG	DA	3663	1/1	0.92	0.25	60,60,60,60	0
56	MG	BA	3449	1/1	0.92	0.29	60,60,60,60	0
56	MG	B3	102	1/1	0.92	0.11	35,35,35,35	0
56	MG	AA	3127	1/1	0.92	0.18	48,48,48,48	0
56	MG	BA	3194	1/1	0.92	0.20	37,37,37,37	0
56	MG	DA	3483	1/1	0.92	0.38	48,48,48,48	0
56	MG	AA	3138	1/1	0.92	0.17	34,34,34,34	0
56	MG	BA	3253	1/1	0.92	0.21	40,40,40,40	0
56	MG	DA	3390	1/1	0.92	0.07	54,54,54,54	0
56	MG	AA	3150	1/1	0.92	0.44	55,55,55,55	0
56	MG	DA	3485	1/1	0.92	0.11	44,44,44,44	0
56	MG	BA	3001	1/1	0.92	0.20	43,43,43,43	0
56	MG	DA	3094	1/1	0.92	0.19	52,52,52,52	0
56	MG	BA	3376	1/1	0.92	0.11	34,34,34,34	0
56	MG	DA	3250	1/1	0.92	0.13	61,61,61,61	0
56	MG	BA	3681	1/1	0.92	0.22	53,53,53,53	0
56	MG	BA	3354	1/1	0.92	0.17	31,31,31,31	0
56	MG	BA	3259	1/1	0.92	0.40	52,52,52,52	0
56	MG	BA	3237	1/1	0.92	0.14	36,36,36,36	0
56	MG	BA	3284	1/1	0.92	0.26	51,51,51,51	0
56	MG	AA	3016	1/1	0.92	0.16	46,46,46,46	0
56	MG	DA	3635	1/1	0.92	0.15	52,52,52,52	0
56	MG	AA	3144	1/1	0.92	0.12	50,50,50,50	0
56	MG	AA	3174	1/1	0.92	0.13	60,60,60,60	0
56	MG	DA	3027	1/1	0.92	0.21	53,53,53,53	0
56	MG	DA	3672	1/1	0.92	0.28	52,52,52,52	0
56	MG	DA	3239	1/1	0.92	0.20	54,54,54,54	0
56	MG	AA	3061	1/1	0.92	0.08	54,54,54,54	0
56	MG	DA	3204	1/1	0.92	0.31	51,51,51,51	0
56	MG	CA	3148	1/1	0.92	0.11	67,67,67,67	0
56	MG	CA	3159	1/1	0.92	0.13	57,57,57,57	0
56	MG	CA	3162	1/1	0.92	0.14	67,67,67,67	0
56	MG	BA	3601	1/1	0.92	0.16	42,42,42,42	0
56	MG	DA	3335	1/1	0.92	0.19	32,32,32,32	0
56	MG	BA	3669	1/1	0.92	0.13	42,42,42,42	0

Continued on next page...

Continued from previous page...

Mol	Type	Chain	Res	Atoms	RSCC	RSR	B-factors(\AA^2)	Q<0.9
56	MG	AA	3209	1/1	0.92	0.30	51,51,51,51	0
56	MG	DA	3667	1/1	0.92	0.96	73,73,73,73	0
56	MG	BA	3597	1/1	0.92	0.20	44,44,44,44	0
56	MG	DF	301	1/1	0.92	0.15	47,47,47,47	0
56	MG	CA	3021	1/1	0.92	0.13	42,42,42,42	0
56	MG	DA	3394	1/1	0.92	0.14	49,49,49,49	0
56	MG	DA	3586	1/1	0.92	0.09	44,44,44,44	0
56	MG	BA	3740	1/1	0.92	0.21	51,51,51,51	0
56	MG	BA	3394	1/1	0.92	0.21	52,52,52,52	0
56	MG	BA	3305	1/1	0.92	0.12	33,33,33,33	0
56	MG	BA	3542	1/1	0.92	0.16	48,48,48,48	0
56	MG	BA	3182	1/1	0.92	0.31	41,41,41,41	0
56	MG	CA	3004	1/1	0.92	0.07	71,71,71,71	0
56	MG	AA	3101	1/1	0.92	0.17	54,54,54,54	0
56	MG	CA	3128	1/1	0.92	0.10	63,63,63,63	0
56	MG	DA	3636	1/1	0.92	0.24	56,56,56,56	0
56	MG	AA	3044	1/1	0.92	0.32	71,71,71,71	0
56	MG	AA	3023	1/1	0.92	0.15	37,37,37,37	0
56	MG	DA	3195	1/1	0.92	0.19	57,57,57,57	0
56	MG	BA	3351	1/1	0.92	0.17	34,34,34,34	0
56	MG	DA	3502	1/1	0.92	0.20	64,64,64,64	0
56	MG	BA	3158	1/1	0.92	0.19	44,44,44,44	0
56	MG	AA	3081	1/1	0.92	0.26	58,58,58,58	0
56	MG	BA	3344	1/1	0.92	0.14	37,37,37,37	0
56	MG	AA	3148	1/1	0.92	0.15	63,63,63,63	0
56	MG	DA	3190	1/1	0.92	0.26	45,45,45,45	0
59	ZN	DY	501	1/1	0.92	0.09	106,106,106,106	0
56	MG	DA	3295	1/1	0.92	0.17	58,58,58,58	0
56	MG	CA	3151	1/1	0.92	0.08	65,65,65,65	0
56	MG	BA	3509	1/1	0.92	0.25	39,39,39,39	0
56	MG	AA	3109	1/1	0.92	0.32	64,64,64,64	0
56	MG	DA	3378	1/1	0.92	0.13	45,45,45,45	0
56	MG	BA	3271	1/1	0.92	0.11	26,26,26,26	0
56	MG	BA	3808	1/1	0.92	0.14	34,34,34,34	0
56	MG	BA	3287	1/1	0.92	0.29	54,54,54,54	0
56	MG	BB	3020	1/1	0.92	0.16	54,54,54,54	0
56	MG	CA	3098	1/1	0.92	0.22	43,43,43,43	0
56	MG	AX	3004	1/1	0.92	0.21	70,70,70,70	0
56	MG	DA	3503	1/1	0.92	0.14	37,37,37,37	0
56	MG	DA	3288	1/1	0.92	0.16	61,61,61,61	0
56	MG	DA	3203	1/1	0.92	0.28	37,37,37,37	0
56	MG	BA	3294	1/1	0.92	0.20	45,45,45,45	0

Continued on next page...

Continued from previous page...

Mol	Type	Chain	Res	Atoms	RSCC	RSR	B-factors(\AA^2)	Q<0.9
56	MG	BA	3130	1/1	0.92	0.26	48,48,48,48	0
56	MG	CA	3117	1/1	0.92	0.10	48,48,48,48	0
56	MG	DA	3401	1/1	0.92	0.29	36,36,36,36	0
56	MG	BA	3626	1/1	0.92	0.18	49,49,49,49	0
56	MG	BA	3617	1/1	0.92	0.13	64,64,64,64	0
56	MG	BB	3018	1/1	0.92	0.15	77,77,77,77	0
56	MG	BA	3530	1/1	0.92	0.20	51,51,51,51	0
56	MG	DA	3111	1/1	0.92	0.14	33,33,33,33	0
56	MG	DA	3300	1/1	0.92	0.26	60,60,60,60	0
56	MG	BA	3019	1/1	0.92	0.32	42,42,42,42	0
56	MG	AA	3045	1/1	0.92	0.32	59,59,59,59	0
56	MG	BA	3270	1/1	0.92	0.24	57,57,57,57	0
56	MG	AA	3067	1/1	0.92	0.09	59,59,59,59	0
56	MG	DA	3133	1/1	0.92	0.29	40,40,40,40	0
56	MG	DA	3338	1/1	0.93	0.19	40,40,40,40	0
56	MG	DA	3033	1/1	0.93	0.22	31,31,31,31	0
56	MG	BA	3474	1/1	0.93	0.09	61,61,61,61	0
56	MG	BA	3636	1/1	0.93	0.10	53,53,53,53	0
56	MG	BA	3529	1/1	0.93	0.16	33,33,33,33	0
56	MG	DA	3212	1/1	0.93	0.29	44,44,44,44	0
56	MG	AA	3171	1/1	0.93	0.10	48,48,48,48	0
56	MG	BA	3721	1/1	0.93	0.18	47,47,47,47	0
56	MG	BA	3007	1/1	0.93	0.24	51,51,51,51	0
56	MG	DA	3150	1/1	0.93	0.06	41,41,41,41	0
56	MG	BA	3773	1/1	0.93	0.22	49,49,49,49	0
56	MG	AA	3222	1/1	0.93	0.24	67,67,67,67	0
56	MG	DA	3137	1/1	0.93	0.13	54,54,54,54	0
56	MG	BA	3370	1/1	0.93	0.12	60,60,60,60	0
56	MG	DA	3498	1/1	0.93	0.09	57,57,57,57	0
56	MG	BA	3412	1/1	0.93	0.20	41,41,41,41	0
56	MG	DA	3259	1/1	0.93	0.12	34,34,34,34	0
56	MG	BA	3786	1/1	0.93	0.10	37,37,37,37	0
56	MG	DA	3256	1/1	0.93	0.12	47,47,47,47	0
56	MG	CA	3003	1/1	0.93	0.24	58,58,58,58	0
56	MG	CA	3032	1/1	0.93	0.23	52,52,52,52	0
56	MG	BA	3136	1/1	0.93	0.12	58,58,58,58	0
56	MG	AA	3090	1/1	0.93	0.35	53,53,53,53	0
56	MG	BA	3252	1/1	0.93	0.24	45,45,45,45	0
56	MG	DA	3075	1/1	0.93	0.12	39,39,39,39	0
56	MG	AA	3083	1/1	0.93	0.15	52,52,52,52	0
56	MG	DA	3092	1/1	0.93	0.26	48,48,48,48	0
56	MG	BA	3805	1/1	0.93	0.16	21,21,21,21	0

Continued on next page...

Continued from previous page...

Mol	Type	Chain	Res	Atoms	RSCC	RSR	B-factors(\AA^2)	Q<0.9
56	MG	BA	3648	1/1	0.93	0.37	53,53,53,53	0
56	MG	DA	3572	1/1	0.93	0.26	28,28,28,28	0
56	MG	DA	3550	1/1	0.93	0.08	51,51,51,51	0
56	MG	BA	3310	1/1	0.93	0.20	57,57,57,57	0
56	MG	CA	3109	1/1	0.93	0.24	68,68,68,68	0
56	MG	BA	3576	1/1	0.93	0.17	48,48,48,48	0
56	MG	BA	3422	1/1	0.93	0.18	32,32,32,32	0
56	MG	BA	3337	1/1	0.93	0.17	35,35,35,35	0
56	MG	DA	3146	1/1	0.93	0.27	46,46,46,46	0
56	MG	BA	3704	1/1	0.93	0.23	55,55,55,55	0
56	MG	BF	311	1/1	0.93	0.18	43,43,43,43	0
56	MG	DA	3090	1/1	0.93	0.21	45,45,45,45	0
56	MG	BA	3423	1/1	0.93	0.18	23,23,23,23	0
56	MG	DA	3180	1/1	0.93	0.14	51,51,51,51	0
56	MG	DA	3461	1/1	0.93	0.13	56,56,56,56	0
56	MG	BD	301	1/1	0.93	0.21	49,49,49,49	0
56	MG	AY	3002	1/1	0.93	0.12	68,68,68,68	0
56	MG	BA	3810	1/1	0.93	0.25	50,50,50,50	0
56	MG	DA	3609	1/1	0.93	0.16	60,60,60,60	0
56	MG	AA	3077	1/1	0.93	0.14	49,49,49,49	0
56	MG	B6	101	1/1	0.93	0.18	48,48,48,48	0
56	MG	DA	3304	1/1	0.93	0.12	40,40,40,40	0
56	MG	BA	3754	1/1	0.93	0.17	60,60,60,60	0
56	MG	CA	3076	1/1	0.93	0.19	56,56,56,56	0
56	MG	AA	3208	1/1	0.93	0.16	45,45,45,45	0
56	MG	AA	3140	1/1	0.93	0.11	71,71,71,71	0
56	MG	AA	3111	1/1	0.93	0.18	52,52,52,52	0
56	MG	BA	3145	1/1	0.93	0.26	32,32,32,32	0
56	MG	DE	302	1/1	0.93	0.20	39,39,39,39	0
56	MG	DA	3551	1/1	0.93	0.16	55,55,55,55	0
56	MG	BA	3619	1/1	0.93	0.40	51,51,51,51	0
56	MG	BA	3033	1/1	0.93	0.26	33,33,33,33	0
56	MG	BX	101	1/1	0.93	0.26	65,65,65,65	0
56	MG	BB	3005	1/1	0.93	0.19	64,64,64,64	0
56	MG	BA	3081	1/1	0.93	0.19	49,49,49,49	0
56	MG	D0	102	1/1	0.93	0.17	62,62,62,62	0
56	MG	BA	3116	1/1	0.93	0.15	29,29,29,29	0
56	MG	BA	3711	1/1	0.93	0.26	45,45,45,45	0
56	MG	AA	3218	1/1	0.93	0.25	53,53,53,53	0
56	MG	DA	3046	1/1	0.93	0.37	57,57,57,57	0
56	MG	DA	3255	1/1	0.93	0.05	59,59,59,59	0
56	MG	BA	3628	1/1	0.93	0.17	30,30,30,30	0

Continued on next page...

Continued from previous page...

Mol	Type	Chain	Res	Atoms	RSCC	RSR	B-factors(\AA^2)	Q<0.9
56	MG	AA	3002	1/1	0.93	0.08	62,62,62,62	0
56	MG	BA	3260	1/1	0.93	0.56	57,57,57,57	0
56	MG	BA	3244	1/1	0.93	0.10	63,63,63,63	0
56	MG	BA	3156	1/1	0.93	0.23	41,41,41,41	0
56	MG	BA	3304	1/1	0.93	0.20	39,39,39,39	0
56	MG	CA	3154	1/1	0.93	0.17	62,62,62,62	0
56	MG	AA	3054	1/1	0.93	0.43	52,52,52,52	0
56	MG	AA	3008	1/1	0.93	0.15	54,54,54,54	0
56	MG	BA	3199	1/1	0.93	0.09	53,53,53,53	0
56	MG	BA	3493	1/1	0.93	0.13	46,46,46,46	0
56	MG	DA	3420	1/1	0.93	0.16	46,46,46,46	0
56	MG	DA	3578	1/1	0.93	0.10	55,55,55,55	0
56	MG	DA	3233	1/1	0.93	0.25	43,43,43,43	0
56	MG	DA	3135	1/1	0.93	0.11	50,50,50,50	0
56	MG	DA	3030	1/1	0.93	0.28	40,40,40,40	0
56	MG	DA	3561	1/1	0.93	0.22	48,48,48,48	0
56	MG	BA	3685	1/1	0.93	0.17	59,59,59,59	0
56	MG	DA	3442	1/1	0.93	0.15	44,44,44,44	0
56	MG	BA	3554	1/1	0.93	0.21	37,37,37,37	0
56	MG	BA	3578	1/1	0.93	0.25	47,47,47,47	0
56	MG	BA	3097	1/1	0.93	0.17	52,52,52,52	0
56	MG	DA	3383	1/1	0.93	0.24	37,37,37,37	0
56	MG	BA	3732	1/1	0.93	0.26	40,40,40,40	0
56	MG	AA	3024	1/1	0.93	0.15	58,58,58,58	0
56	MG	DA	3205	1/1	0.93	0.21	47,47,47,47	0
56	MG	CA	3038	1/1	0.93	0.19	46,46,46,46	0
56	MG	BA	3741	1/1	0.93	0.11	28,28,28,28	0
56	MG	BA	3366	1/1	0.93	0.17	45,45,45,45	0
56	MG	BA	3279	1/1	0.93	0.22	43,43,43,43	0
56	MG	BA	3323	1/1	0.93	0.22	39,39,39,39	0
56	MG	DA	3562	1/1	0.93	0.34	58,58,58,58	0
56	MG	BA	3374	1/1	0.93	0.08	37,37,37,37	0
56	MG	DA	3518	1/1	0.93	0.18	50,50,50,50	0
56	MG	BB	3002	1/1	0.93	0.18	52,52,52,52	0
56	MG	AA	3056	1/1	0.93	0.19	46,46,46,46	0
56	MG	BA	3430	1/1	0.93	0.33	32,32,32,32	0
56	MG	DA	3095	1/1	0.93	0.27	47,47,47,47	0
56	MG	DA	3070	1/1	0.93	0.23	48,48,48,48	0
56	MG	BA	3819	1/1	0.93	0.24	32,32,32,32	0
56	MG	BA	3106	1/1	0.93	0.47	50,50,50,50	0
56	MG	BA	3426	1/1	0.93	0.21	22,22,22,22	0
56	MG	DA	3613	1/1	0.93	0.14	50,50,50,50	0

Continued on next page...

Continued from previous page...

Mol	Type	Chain	Res	Atoms	RSCC	RSR	B-factors(\AA^2)	Q<0.9
56	MG	BA	3616	1/1	0.93	0.12	53,53,53,53	0
56	MG	BA	3698	1/1	0.93	0.13	48,48,48,48	0
56	MG	DU	3002	1/1	0.93	0.22	50,50,50,50	0
56	MG	BA	3235	1/1	0.93	0.16	37,37,37,37	0
56	MG	DA	3409	1/1	0.93	0.09	47,47,47,47	0
56	MG	DA	3369	1/1	0.93	0.05	61,61,61,61	0
56	MG	CA	3120	1/1	0.93	0.12	64,64,64,64	0
56	MG	DA	3675	1/1	0.93	0.28	44,44,44,44	0
56	MG	BA	3719	1/1	0.93	0.13	42,42,42,42	0
56	MG	AA	3166	1/1	0.93	0.13	65,65,65,65	0
56	MG	BA	3302	1/1	0.93	0.16	35,35,35,35	0
56	MG	DA	3557	1/1	0.93	0.23	34,34,34,34	0
56	MG	AX	3006	1/1	0.93	0.18	74,74,74,74	0
56	MG	DA	3559	1/1	0.93	0.18	48,48,48,48	0
56	MG	BA	3164	1/1	0.93	0.28	43,43,43,43	0
56	MG	AA	3135	1/1	0.93	0.10	65,65,65,65	0
56	MG	DA	3577	1/1	0.93	0.14	49,49,49,49	0
56	MG	BA	3125	1/1	0.93	0.14	42,42,42,42	0
56	MG	DA	3263	1/1	0.93	0.10	61,61,61,61	0
56	MG	BW	203	1/1	0.93	0.23	34,34,34,34	0
56	MG	BA	3645	1/1	0.93	0.18	32,32,32,32	0
56	MG	DA	3474	1/1	0.93	0.07	53,53,53,53	0
56	MG	BA	3329	1/1	0.93	0.19	29,29,29,29	0
56	MG	BA	3839	1/1	0.93	0.12	38,38,38,38	0
56	MG	AA	3026	1/1	0.93	0.22	53,53,53,53	0
56	MG	AA	3105	1/1	0.93	0.20	49,49,49,49	0
56	MG	DA	3139	1/1	0.93	0.10	40,40,40,40	0
56	MG	BA	3120	1/1	0.93	0.23	32,32,32,32	0
56	MG	BA	3092	1/1	0.93	0.26	41,41,41,41	0
56	MG	CE	202	1/1	0.93	0.05	66,66,66,66	0
56	MG	DA	3374	1/1	0.93	0.18	37,37,37,37	0
56	MG	BA	3818	1/1	0.93	0.26	32,32,32,32	0
56	MG	BA	3766	1/1	0.93	0.19	31,31,31,31	0
56	MG	BA	3519	1/1	0.93	0.12	44,44,44,44	0
56	MG	BN	3005	1/1	0.93	0.39	51,51,51,51	0
56	MG	BA	3803	1/1	0.93	0.09	47,47,47,47	0
56	MG	BA	3658	1/1	0.94	0.23	45,45,45,45	0
56	MG	BA	3327	1/1	0.94	0.25	25,25,25,25	0
56	MG	BA	3286	1/1	0.94	0.32	46,46,46,46	0
56	MG	BA	3105	1/1	0.94	0.45	69,69,69,69	0
56	MG	AA	3152	1/1	0.94	0.13	45,45,45,45	0
56	MG	BA	3359	1/1	0.94	0.14	46,46,46,46	0

Continued on next page...

Continued from previous page...

Mol	Type	Chain	Res	Atoms	RSCC	RSR	B-factors(\AA^2)	Q<0.9
56	MG	CA	3105	1/1	0.94	0.14	49,49,49,49	0
56	MG	AA	3184	1/1	0.94	0.12	55,55,55,55	0
56	MG	BA	3034	1/1	0.94	0.21	28,28,28,28	0
56	MG	DA	3031	1/1	0.94	0.41	51,51,51,51	0
56	MG	DA	3243	1/1	0.94	0.17	54,54,54,54	0
56	MG	BA	3454	1/1	0.94	0.15	31,31,31,31	0
56	MG	DA	3283	1/1	0.94	0.25	46,46,46,46	0
56	MG	AA	3053	1/1	0.94	0.37	49,49,49,49	0
56	MG	AA	3029	1/1	0.94	0.28	53,53,53,53	0
56	MG	BU	208	1/1	0.94	0.13	41,41,41,41	0
56	MG	BA	3175	1/1	0.94	0.21	35,35,35,35	0
56	MG	CA	3014	1/1	0.94	0.14	47,47,47,47	0
56	MG	DA	3159	1/1	0.94	0.30	41,41,41,41	0
56	MG	D7	101	1/1	0.94	0.19	39,39,39,39	0
56	MG	CA	3068	1/1	0.94	0.40	55,55,55,55	0
56	MG	BA	3267	1/1	0.94	0.14	37,37,37,37	0
56	MG	AA	3043	1/1	0.94	0.27	26,26,26,26	0
56	MG	AA	3064	1/1	0.94	0.13	61,61,61,61	0
56	MG	DA	3511	1/1	0.94	0.11	45,45,45,45	0
56	MG	DA	3242	1/1	0.94	0.07	43,43,43,43	0
56	MG	AW	3004	1/1	0.94	0.12	51,51,51,51	0
56	MG	BA	3361	1/1	0.94	0.16	35,35,35,35	0
56	MG	CA	3094	1/1	0.94	0.18	72,72,72,72	0
56	MG	DA	3048	1/1	0.94	0.15	45,45,45,45	0
56	MG	DA	3152	1/1	0.94	0.25	42,42,42,42	0
56	MG	CX	3005	1/1	0.94	0.45	58,58,58,58	0
56	MG	BA	3296	1/1	0.94	0.19	31,31,31,31	0
56	MG	D0	101	1/1	0.94	0.08	56,56,56,56	0
56	MG	BA	3533	1/1	0.94	0.23	50,50,50,50	0
56	MG	CA	3052	1/1	0.94	0.09	65,65,65,65	0
56	MG	DA	3282	1/1	0.94	0.10	42,42,42,42	0
56	MG	BA	3750	1/1	0.94	0.21	49,49,49,49	0
56	MG	DA	3065	1/1	0.94	0.08	56,56,56,56	0
56	MG	DA	3659	1/1	0.94	0.48	67,67,67,67	0
56	MG	BA	3814	1/1	0.94	0.28	26,26,26,26	0
56	MG	BA	3276	1/1	0.94	0.29	41,41,41,41	0
56	MG	BA	3137	1/1	0.94	0.24	45,45,45,45	0
56	MG	CA	3035	1/1	0.94	0.10	60,60,60,60	0
56	MG	AA	3129	1/1	0.94	0.08	73,73,73,73	0
56	MG	BA	3021	1/1	0.94	0.17	60,60,60,60	0
56	MG	AA	3188	1/1	0.94	0.16	56,56,56,56	0
56	MG	BA	3570	1/1	0.94	0.35	30,30,30,30	0

Continued on next page...

Continued from previous page...

Mol	Type	Chain	Res	Atoms	RSCC	RSR	B-factors(\AA^2)	Q<0.9
56	MG	DA	3603	1/1	0.94	0.14	52,52,52,52	0
56	MG	AA	3052	1/1	0.94	0.32	68,68,68,68	0
56	MG	AA	3099	1/1	0.94	0.25	63,63,63,63	0
56	MG	BA	3098	1/1	0.94	0.35	26,26,26,26	0
56	MG	BA	3223	1/1	0.94	0.16	29,29,29,29	0
56	MG	DA	3270	1/1	0.94	0.22	49,49,49,49	0
56	MG	BA	3680	1/1	0.94	0.15	52,52,52,52	0
56	MG	AA	3096	1/1	0.94	0.27	48,48,48,48	0
56	MG	BA	3456	1/1	0.94	0.39	41,41,41,41	0
56	MG	BA	3662	1/1	0.94	0.32	50,50,50,50	0
56	MG	BB	3010	1/1	0.94	0.11	48,48,48,48	0
56	MG	BA	3502	1/1	0.94	0.31	45,45,45,45	0
56	MG	AA	3206	1/1	0.94	0.17	47,47,47,47	0
56	MG	DA	3564	1/1	0.94	0.31	53,53,53,53	0
56	MG	BV	203	1/1	0.94	0.24	32,32,32,32	0
56	MG	DA	3156	1/1	0.94	0.12	43,43,43,43	0
56	MG	DA	3641	1/1	0.94	0.09	44,44,44,44	0
56	MG	AA	3119	1/1	0.94	0.10	58,58,58,58	0
56	MG	BA	3213	1/1	0.94	0.09	45,45,45,45	0
56	MG	BA	3745	1/1	0.94	0.17	30,30,30,30	0
56	MG	AA	3092	1/1	0.94	0.20	39,39,39,39	0
56	MG	CA	3012	1/1	0.94	0.20	68,68,68,68	0
56	MG	BA	3008	1/1	0.94	0.22	27,27,27,27	0
56	MG	DA	3100	1/1	0.94	0.24	36,36,36,36	0
56	MG	DA	3467	1/1	0.94	0.31	43,43,43,43	0
56	MG	AA	3147	1/1	0.94	0.11	55,55,55,55	0
56	MG	AA	3173	1/1	0.94	0.11	47,47,47,47	0
56	MG	AA	3162	1/1	0.94	0.28	59,59,59,59	0
56	MG	AA	3176	1/1	0.94	0.09	54,54,54,54	0
56	MG	DA	3631	1/1	0.94	0.13	56,56,56,56	0
56	MG	BA	3691	1/1	0.94	0.25	38,38,38,38	0
56	MG	BA	3505	1/1	0.94	0.12	54,54,54,54	0
56	MG	BF	306	1/1	0.94	0.31	40,40,40,40	0
56	MG	CA	3171	1/1	0.94	0.19	63,63,63,63	0
56	MG	BA	3575	1/1	0.94	0.09	64,64,64,64	0
56	MG	CA	3113	1/1	0.94	0.11	55,55,55,55	0
56	MG	DA	3440	1/1	0.94	0.18	39,39,39,39	0
56	MG	DA	3014	1/1	0.94	0.14	50,50,50,50	0
56	MG	AA	3028	1/1	0.94	0.38	56,56,56,56	0
56	MG	DA	3216	1/1	0.94	0.29	46,46,46,46	0
56	MG	DA	3478	1/1	0.94	0.18	47,47,47,47	0
56	MG	BA	3788	1/1	0.94	0.17	41,41,41,41	0

Continued on next page...

Continued from previous page...

Mol	Type	Chain	Res	Atoms	RSCC	RSR	B-factors(\AA^2)	Q<0.9
56	MG	DA	3260	1/1	0.94	0.13	41,41,41,41	0
56	MG	DA	3342	1/1	0.94	0.10	56,56,56,56	0
56	MG	AA	3041	1/1	0.94	0.26	52,52,52,52	0
56	MG	BA	3425	1/1	0.94	0.27	29,29,29,29	0
56	MG	BA	3602	1/1	0.94	0.17	46,46,46,46	0
56	MG	BA	3379	1/1	0.94	0.18	45,45,45,45	0
56	MG	AA	3084	1/1	0.94	0.17	49,49,49,49	0
56	MG	B0	101	1/1	0.94	0.20	39,39,39,39	0
56	MG	BF	310	1/1	0.94	0.25	38,38,38,38	0
56	MG	BA	3381	1/1	0.94	0.14	43,43,43,43	0
56	MG	AA	3093	1/1	0.94	0.14	50,50,50,50	0
56	MG	AX	3007	1/1	0.94	0.24	72,72,72,72	0
56	MG	BA	3550	1/1	0.94	0.20	34,34,34,34	0
56	MG	DD	305	1/1	0.94	0.24	38,38,38,38	0
56	MG	BA	3543	1/1	0.94	0.25	26,26,26,26	0
56	MG	BA	3281	1/1	0.94	0.17	49,49,49,49	0
56	MG	DA	3054	1/1	0.94	0.15	43,43,43,43	0
56	MG	DA	3160	1/1	0.94	0.20	59,59,59,59	0
56	MG	BA	3132	1/1	0.94	0.21	42,42,42,42	0
56	MG	DA	3206	1/1	0.94	0.10	39,39,39,39	0
56	MG	CA	3129	1/1	0.94	0.19	61,61,61,61	0
56	MG	BA	3457	1/1	0.94	0.21	44,44,44,44	0
56	MG	DA	3647	1/1	0.94	0.22	47,47,47,47	0
56	MG	CF	3001	1/1	0.94	0.26	38,38,38,38	0
56	MG	BA	3190	1/1	0.94	0.16	45,45,45,45	0
56	MG	AA	3107	1/1	0.94	0.25	51,51,51,51	0
56	MG	AA	3128	1/1	0.94	0.17	41,41,41,41	0
56	MG	DA	3640	1/1	0.94	0.14	52,52,52,52	0
56	MG	BA	3501	1/1	0.94	0.18	20,20,20,20	0
56	MG	DA	3162	1/1	0.94	0.34	43,43,43,43	0
56	MG	DA	3141	1/1	0.94	0.21	56,56,56,56	0
56	MG	DA	3598	1/1	0.94	0.11	63,63,63,63	0
56	MG	DA	3331	1/1	0.94	0.25	39,39,39,39	0
56	MG	DA	3592	1/1	0.94	0.17	52,52,52,52	0
56	MG	BA	3420	1/1	0.94	0.19	22,22,22,22	0
56	MG	BA	3257	1/1	0.94	0.21	41,41,41,41	0
56	MG	BA	3214	1/1	0.94	0.20	49,49,49,49	0
56	MG	AA	3036	1/1	0.94	0.12	52,52,52,52	0
56	MG	CA	3033	1/1	0.94	0.15	56,56,56,56	0
56	MG	DA	3669	1/1	0.94	0.22	49,49,49,49	0
56	MG	BA	3110	1/1	0.94	0.26	41,41,41,41	0
56	MG	BA	3676	1/1	0.94	0.28	53,53,53,53	0

Continued on next page...

Continued from previous page...

Mol	Type	Chain	Res	Atoms	RSCC	RSR	B-factors(\AA^2)	Q<0.9
56	MG	DA	3527	1/1	0.94	0.17	53,53,53,53	0
56	MG	BA	3200	1/1	0.94	0.28	56,56,56,56	0
56	MG	DA	3005	1/1	0.94	0.20	58,58,58,58	0
56	MG	BB	3013	1/1	0.94	0.14	42,42,42,42	0
56	MG	BA	3665	1/1	0.94	0.29	49,49,49,49	0
56	MG	DA	3097	1/1	0.94	0.21	43,43,43,43	0
56	MG	BA	3141	1/1	0.94	0.23	38,38,38,38	0
56	MG	BU	201	1/1	0.94	0.14	39,39,39,39	0
56	MG	BA	3416	1/1	0.94	0.17	21,21,21,21	0
56	MG	BE	304	1/1	0.94	0.26	40,40,40,40	0
56	MG	CA	3095	1/1	0.94	0.10	61,61,61,61	0
56	MG	DA	3377	1/1	0.94	0.07	42,42,42,42	0
56	MG	DE	303	1/1	0.94	0.26	44,44,44,44	0
56	MG	DA	3664	1/1	0.94	0.08	38,38,38,38	0
56	MG	CT	3001	1/1	0.94	0.07	47,47,47,47	0
56	MG	DA	3398	1/1	0.94	0.18	57,57,57,57	0
56	MG	BA	3316	1/1	0.94	0.25	23,23,23,23	0
56	MG	AA	3031	1/1	0.94	0.09	44,44,44,44	0
56	MG	DA	3626	1/1	0.94	0.06	54,54,54,54	0
56	MG	BA	3256	1/1	0.94	0.32	49,49,49,49	0
56	MG	BD	308	1/1	0.94	0.28	39,39,39,39	0
56	MG	BA	3528	1/1	0.94	0.11	43,43,43,43	0
56	MG	AA	3118	1/1	0.94	0.20	53,53,53,53	0
56	MG	BX	102	1/1	0.94	0.31	41,41,41,41	0
56	MG	BA	3761	1/1	0.94	0.19	54,54,54,54	0
56	MG	BA	3448	1/1	0.94	0.22	28,28,28,28	0
56	MG	CA	3118	1/1	0.94	0.18	47,47,47,47	0
56	MG	AA	3027	1/1	0.94	0.24	54,54,54,54	0
56	MG	BA	3011	1/1	0.94	0.20	40,40,40,40	0
56	MG	CA	3071	1/1	0.94	0.09	50,50,50,50	0
56	MG	AA	3039	1/1	0.94	0.15	61,61,61,61	0
56	MG	BA	3378	1/1	0.94	0.10	34,34,34,34	0
56	MG	B5	105	1/1	0.94	0.10	49,49,49,49	0
56	MG	DA	3535	1/1	0.94	0.35	54,54,54,54	0
56	MG	DA	3458	1/1	0.94	0.11	42,42,42,42	0
56	MG	BA	3790	1/1	0.94	0.21	32,32,32,32	0
56	MG	DW	3001	1/1	0.94	0.23	43,43,43,43	0
56	MG	AA	3097	1/1	0.94	0.13	50,50,50,50	0
56	MG	CA	3080	1/1	0.94	0.28	52,52,52,52	0
56	MG	BA	3688	1/1	0.94	0.20	45,45,45,45	0
56	MG	BA	3055	1/1	0.94	0.23	31,31,31,31	0
56	MG	BA	3531	1/1	0.94	0.39	61,61,61,61	0

Continued on next page...

Continued from previous page...

Mol	Type	Chain	Res	Atoms	RSCC	RSR	B-factors(\AA^2)	Q<0.9
56	MG	BA	3399	1/1	0.94	0.16	25,25,25,25	0
56	MG	DA	3117	1/1	0.94	0.28	60,60,60,60	0
56	MG	AA	3126	1/1	0.94	0.17	46,46,46,46	0
56	MG	BA	3614	1/1	0.94	0.15	26,26,26,26	0
56	MG	BA	3306	1/1	0.94	0.18	31,31,31,31	0
56	MG	AA	3187	1/1	0.94	0.12	62,62,62,62	0
56	MG	BA	3661	1/1	0.94	0.09	53,53,53,53	0
56	MG	AA	3211	1/1	0.94	0.09	59,59,59,59	0
56	MG	DA	3035	1/1	0.94	0.24	38,38,38,38	0
56	MG	DA	3274	1/1	0.94	0.22	33,33,33,33	0
56	MG	BA	3506	1/1	0.94	0.26	51,51,51,51	0
56	MG	BR	201	1/1	0.94	0.17	44,44,44,44	0
56	MG	BY	502	1/1	0.94	0.13	50,50,50,50	0
56	MG	BA	3469	1/1	0.94	0.31	37,37,37,37	0
56	MG	DA	3449	1/1	0.94	0.19	47,47,47,47	0
56	MG	DA	3258	1/1	0.94	0.18	59,59,59,59	0
56	MG	BA	3183	1/1	0.94	0.22	40,40,40,40	0
56	MG	BA	3545	1/1	0.94	0.25	41,41,41,41	0
56	MG	DA	3348	1/1	0.94	0.27	38,38,38,38	0
56	MG	BA	3350	1/1	0.94	0.24	27,27,27,27	0
56	MG	DA	3633	1/1	0.94	0.14	61,61,61,61	0
56	MG	DA	3296	1/1	0.94	0.18	48,48,48,48	0
56	MG	DA	3278	1/1	0.94	0.21	53,53,53,53	0
56	MG	BA	3559	1/1	0.94	0.20	30,30,30,30	0
56	MG	CA	3030	1/1	0.94	0.08	59,59,59,59	0
56	MG	BA	3829	1/1	0.94	0.34	45,45,45,45	0
56	MG	DA	3073	1/1	0.94	0.17	54,54,54,54	0
56	MG	DA	3059	1/1	0.94	0.45	53,53,53,53	0
56	MG	BA	3300	1/1	0.94	0.18	22,22,22,22	0
56	MG	CA	3001	1/1	0.94	0.25	73,73,73,73	0
56	MG	BA	3654	1/1	0.94	0.15	55,55,55,55	0
56	MG	BA	3382	1/1	0.94	0.21	55,55,55,55	0
56	MG	CA	3063	1/1	0.94	0.14	59,59,59,59	0
56	MG	DA	3311	1/1	0.94	0.18	42,42,42,42	0
56	MG	DA	3484	1/1	0.94	0.05	45,45,45,45	0
56	MG	DA	3381	1/1	0.94	0.11	60,60,60,60	0
56	MG	DA	3652	1/1	0.94	0.12	49,49,49,49	0
56	MG	CA	3168	1/1	0.94	0.19	72,72,72,72	0
56	MG	CA	3041	1/1	0.94	0.16	58,58,58,58	0
56	MG	BA	3404	1/1	0.95	0.18	36,36,36,36	0
56	MG	BA	3406	1/1	0.95	0.19	32,32,32,32	0
56	MG	AA	3046	1/1	0.95	0.16	56,56,56,56	0

Continued on next page...

Continued from previous page...

Mol	Type	Chain	Res	Atoms	RSCC	RSR	B-factors(\AA^2)	Q<0.9
56	MG	BA	3077	1/1	0.95	0.20	34,34,34,34	0
56	MG	DA	3464	1/1	0.95	0.11	44,44,44,44	0
56	MG	DA	3074	1/1	0.95	0.22	50,50,50,50	0
56	MG	BA	3109	1/1	0.95	0.28	42,42,42,42	0
56	MG	BA	3206	1/1	0.95	0.21	29,29,29,29	0
56	MG	DA	3279	1/1	0.95	0.07	48,48,48,48	0
56	MG	DA	3639	1/1	0.95	0.14	64,64,64,64	0
56	MG	AA	3141	1/1	0.95	0.10	55,55,55,55	0
56	MG	DA	3285	1/1	0.95	0.20	28,28,28,28	0
56	MG	AA	3010	1/1	0.95	0.14	59,59,59,59	0
56	MG	AA	3075	1/1	0.95	0.22	33,33,33,33	0
56	MG	BA	3066	1/1	0.95	0.39	51,51,51,51	0
56	MG	BA	3722	1/1	0.95	0.13	50,50,50,50	0
56	MG	DA	3008	1/1	0.95	0.21	33,33,33,33	0
56	MG	BA	3202	1/1	0.95	0.13	46,46,46,46	0
56	MG	BA	3587	1/1	0.95	0.20	44,44,44,44	0
56	MG	BA	3483	1/1	0.95	0.28	38,38,38,38	0
56	MG	CA	3103	1/1	0.95	0.10	75,75,75,75	0
56	MG	DA	3099	1/1	0.95	0.09	60,60,60,60	0
56	MG	DA	3007	1/1	0.95	0.39	54,54,54,54	0
56	MG	BA	3558	1/1	0.95	0.19	29,29,29,29	0
56	MG	BG	202	1/1	0.95	0.07	46,46,46,46	0
56	MG	AA	3149	1/1	0.95	0.21	41,41,41,41	0
56	MG	CA	3145	1/1	0.95	0.13	63,63,63,63	0
56	MG	BA	3485	1/1	0.95	0.23	46,46,46,46	0
56	MG	DA	3529	1/1	0.95	0.10	41,41,41,41	0
56	MG	DA	3601	1/1	0.95	0.19	54,54,54,54	0
56	MG	DA	3174	1/1	0.95	0.17	48,48,48,48	0
56	MG	DA	3134	1/1	0.95	0.13	49,49,49,49	0
56	MG	BA	3173	1/1	0.95	0.30	36,36,36,36	0
56	MG	CA	3022	1/1	0.95	0.10	53,53,53,53	0
56	MG	BA	3709	1/1	0.95	0.29	44,44,44,44	0
56	MG	BA	3631	1/1	0.95	0.14	43,43,43,43	0
56	MG	CA	3100	1/1	0.95	0.23	62,62,62,62	0
56	MG	DA	3372	1/1	0.95	0.15	47,47,47,47	0
56	MG	AK	201	1/1	0.95	0.14	61,61,61,61	0
56	MG	BA	3827	1/1	0.95	0.20	30,30,30,30	0
56	MG	CA	3149	1/1	0.95	0.27	65,65,65,65	0
56	MG	DA	3185	1/1	0.95	0.24	54,54,54,54	0
56	MG	CW	3002	1/1	0.95	0.16	74,74,74,74	0
56	MG	DA	3126	1/1	0.95	0.15	44,44,44,44	0
56	MG	BA	3135	1/1	0.95	0.21	35,35,35,35	0

Continued on next page...

Continued from previous page...

Mol	Type	Chain	Res	Atoms	RSCC	RSR	B-factors(\AA^2)	Q<0.9
56	MG	DA	3347	1/1	0.95	0.16	44,44,44,44	0
56	MG	BV	204	1/1	0.95	0.21	50,50,50,50	0
56	MG	BA	3532	1/1	0.95	0.27	49,49,49,49	0
56	MG	BU	205	1/1	0.95	0.22	38,38,38,38	0
56	MG	DA	3021	1/1	0.95	0.30	48,48,48,48	0
56	MG	DA	3337	1/1	0.95	0.09	43,43,43,43	0
56	MG	BA	3517	1/1	0.95	0.12	51,51,51,51	0
56	MG	BA	3794	1/1	0.95	0.20	33,33,33,33	0
56	MG	DA	3076	1/1	0.95	0.22	43,43,43,43	0
56	MG	DA	3244	1/1	0.95	0.13	48,48,48,48	0
56	MG	BA	3126	1/1	0.95	0.26	43,43,43,43	0
56	MG	CA	3160	1/1	0.95	0.16	65,65,65,65	0
56	MG	AA	3108	1/1	0.95	0.20	55,55,55,55	0
56	MG	DA	3245	1/1	0.95	0.10	62,62,62,62	0
56	MG	DA	3013	1/1	0.95	0.17	40,40,40,40	0
56	MG	BA	3834	1/1	0.95	0.13	35,35,35,35	0
56	MG	BA	3539	1/1	0.95	0.21	23,23,23,23	0
56	MG	AA	3207	1/1	0.95	0.14	68,68,68,68	0
56	MG	DA	3617	1/1	0.95	0.36	53,53,53,53	0
56	MG	BF	304	1/1	0.95	0.15	32,32,32,32	0
56	MG	DA	3426	1/1	0.95	0.17	41,41,41,41	0
56	MG	BA	3563	1/1	0.95	0.08	60,60,60,60	0
56	MG	BA	3243	1/1	0.95	0.18	44,44,44,44	0
56	MG	CA	3140	1/1	0.95	0.16	79,79,79,79	0
56	MG	BQ	3004	1/1	0.95	0.24	35,35,35,35	0
56	MG	BA	3191	1/1	0.95	0.26	40,40,40,40	0
56	MG	BA	3134	1/1	0.95	0.15	35,35,35,35	0
56	MG	CA	3107	1/1	0.95	0.10	66,66,66,66	0
56	MG	CA	3150	1/1	0.95	0.16	62,62,62,62	0
56	MG	AA	3132	1/1	0.95	0.13	22,22,22,22	0
56	MG	DA	3360	1/1	0.95	0.16	51,51,51,51	0
56	MG	DA	3077	1/1	0.95	0.18	43,43,43,43	0
56	MG	DA	3265	1/1	0.95	0.31	52,52,52,52	0
56	MG	DA	3163	1/1	0.95	0.27	49,49,49,49	0
56	MG	BA	3536	1/1	0.95	0.18	48,48,48,48	0
56	MG	AA	3191	1/1	0.95	0.24	48,48,48,48	0
56	MG	AA	3220	1/1	0.95	0.07	64,64,64,64	0
56	MG	DA	3357	1/1	0.95	0.14	44,44,44,44	0
56	MG	AA	3014	1/1	0.95	0.12	69,69,69,69	0
56	MG	DA	3575	1/1	0.95	0.10	47,47,47,47	0
56	MG	BA	3432	1/1	0.95	0.10	52,52,52,52	0
56	MG	DA	3125	1/1	0.95	0.26	45,45,45,45	0

Continued on next page...

Continued from previous page...

Mol	Type	Chain	Res	Atoms	RSCC	RSR	B-factors(\AA^2)	Q<0.9
56	MG	BA	3494	1/1	0.95	0.13	57,57,57,57	0
56	MG	DA	3327	1/1	0.95	0.19	59,59,59,59	0
56	MG	DA	3417	1/1	0.95	0.22	33,33,33,33	0
56	MG	DA	3226	1/1	0.95	0.15	54,54,54,54	0
56	MG	AA	3009	1/1	0.95	0.26	46,46,46,46	0
56	MG	AA	3034	1/1	0.95	0.26	48,48,48,48	0
56	MG	BA	3580	1/1	0.95	0.22	42,42,42,42	0
56	MG	DA	3593	1/1	0.95	0.24	39,39,39,39	0
56	MG	BA	3463	1/1	0.95	0.20	37,37,37,37	0
56	MG	BA	3486	1/1	0.95	0.23	48,48,48,48	0
56	MG	DA	3488	1/1	0.95	0.13	37,37,37,37	0
56	MG	AA	3012	1/1	0.95	0.23	33,33,33,33	0
56	MG	BU	206	1/1	0.95	0.34	43,43,43,43	0
56	MG	DA	3462	1/1	0.95	0.28	43,43,43,43	0
56	MG	AA	3163	1/1	0.95	0.15	37,37,37,37	0
56	MG	BA	3216	1/1	0.95	0.21	34,34,34,34	0
56	MG	AA	3124	1/1	0.95	0.20	53,53,53,53	0
56	MG	BA	3362	1/1	0.95	0.25	19,19,19,19	0
56	MG	BA	3598	1/1	0.95	0.15	47,47,47,47	0
56	MG	BA	3608	1/1	0.95	0.21	60,60,60,60	0
56	MG	BA	3800	1/1	0.95	0.15	39,39,39,39	0
56	MG	DF	303	1/1	0.95	0.07	46,46,46,46	0
56	MG	BA	3343	1/1	0.95	0.18	33,33,33,33	0
56	MG	BA	3339	1/1	0.95	0.15	40,40,40,40	0
56	MG	BA	3309	1/1	0.95	0.07	55,55,55,55	0
56	MG	DA	3584	1/1	0.95	0.40	58,58,58,58	0
56	MG	BA	3611	1/1	0.95	0.13	42,42,42,42	0
56	MG	BA	3187	1/1	0.95	0.16	36,36,36,36	0
56	MG	BB	3021	1/1	0.95	0.13	54,54,54,54	0
56	MG	DE	301	1/1	0.95	0.29	45,45,45,45	0
56	MG	BA	3652	1/1	0.95	0.13	46,46,46,46	0
56	MG	BA	3230	1/1	0.95	0.14	62,62,62,62	0
56	MG	DA	3154	1/1	0.95	0.32	52,52,52,52	0
56	MG	CA	3136	1/1	0.95	0.18	65,65,65,65	0
56	MG	DA	3553	1/1	0.95	0.14	54,54,54,54	0
56	MG	BA	3268	1/1	0.95	0.28	58,58,58,58	0
56	MG	DA	3326	1/1	0.95	0.18	46,46,46,46	0
56	MG	DA	3400	1/1	0.95	0.34	39,39,39,39	0
56	MG	BA	3169	1/1	0.95	0.25	47,47,47,47	0
56	MG	DA	3123	1/1	0.95	0.12	47,47,47,47	0
56	MG	DA	3353	1/1	0.95	0.14	37,37,37,37	0
56	MG	DA	3634	1/1	0.95	0.14	53,53,53,53	0

Continued on next page...

Continued from previous page...

Mol	Type	Chain	Res	Atoms	RSCC	RSR	B-factors(\AA^2)	Q<0.9
56	MG	BA	3687	1/1	0.95	0.23	36,36,36,36	0
56	MG	BA	3037	1/1	0.95	0.16	37,37,37,37	0
56	MG	BA	3792	1/1	0.95	0.16	32,32,32,32	0
56	MG	BA	3647	1/1	0.95	0.16	45,45,45,45	0
56	MG	DA	3067	1/1	0.95	0.25	49,49,49,49	0
56	MG	BA	3388	1/1	0.95	0.13	52,52,52,52	0
56	MG	DV	3001	1/1	0.95	0.35	71,71,71,71	0
56	MG	DA	3188	1/1	0.95	0.38	50,50,50,50	0
56	MG	DA	3496	1/1	0.95	0.06	48,48,48,48	0
56	MG	DA	3148	1/1	0.95	0.23	29,29,29,29	0
56	MG	CA	3112	1/1	0.95	0.15	59,59,59,59	0
56	MG	DA	3475	1/1	0.95	0.13	42,42,42,42	0
56	MG	BA	3799	1/1	0.95	0.22	47,47,47,47	0
56	MG	BA	3833	1/1	0.95	0.20	43,43,43,43	0
56	MG	BA	3262	1/1	0.95	0.31	47,47,47,47	0
56	MG	DA	3052	1/1	0.95	0.12	38,38,38,38	0
56	MG	DA	3330	1/1	0.95	0.17	46,46,46,46	0
56	MG	DA	3267	1/1	0.95	0.26	38,38,38,38	0
56	MG	DA	3058	1/1	0.95	0.21	46,46,46,46	0
56	MG	BA	3177	1/1	0.95	0.30	44,44,44,44	0
56	MG	DA	3302	1/1	0.95	0.12	33,33,33,33	0
56	MG	CV	3001	1/1	0.95	0.19	58,58,58,58	0
56	MG	BA	3488	1/1	0.95	0.10	50,50,50,50	0
56	MG	BA	3671	1/1	0.95	0.14	45,45,45,45	0
56	MG	BA	3796	1/1	0.95	0.13	40,40,40,40	0
56	MG	DA	3268	1/1	0.95	0.04	60,60,60,60	0
56	MG	DA	3489	1/1	0.95	0.16	37,37,37,37	0
56	MG	BF	301	1/1	0.95	0.26	38,38,38,38	0
56	MG	DA	3084	1/1	0.95	0.27	27,27,27,27	0
56	MG	DA	3555	1/1	0.95	0.08	54,54,54,54	0
56	MG	DA	3264	1/1	0.95	0.13	31,31,31,31	0
56	MG	BA	3577	1/1	0.95	0.19	60,60,60,60	0
56	MG	DA	3130	1/1	0.95	0.25	47,47,47,47	0
56	MG	CA	3165	1/1	0.95	0.08	56,56,56,56	0
56	MG	BA	3471	1/1	0.95	0.06	45,45,45,45	0
56	MG	BA	3222	1/1	0.95	0.36	27,27,27,27	0
56	MG	DB	3007	1/1	0.95	0.09	59,59,59,59	0
56	MG	DA	3232	1/1	0.95	0.28	53,53,53,53	0
56	MG	DA	3040	1/1	0.95	0.11	53,53,53,53	0
56	MG	BA	3263	1/1	0.95	0.18	32,32,32,32	0
56	MG	BA	3635	1/1	0.95	0.28	62,62,62,62	0
56	MG	AA	3069	1/1	0.95	0.21	67,67,67,67	0

Continued on next page...

Continued from previous page...

Mol	Type	Chain	Res	Atoms	RSCC	RSR	B-factors(\AA^2)	Q<0.9
56	MG	DA	3082	1/1	0.95	0.22	34,34,34,34	0
59	ZN	B4	501	1/1	0.95	0.12	73,73,73,73	0
56	MG	DB	3008	1/1	0.95	0.14	68,68,68,68	0
56	MG	BA	3499	1/1	0.95	0.24	33,33,33,33	0
56	MG	DA	3202	1/1	0.95	0.33	50,50,50,50	0
56	MG	CA	3075	1/1	0.95	0.10	44,44,44,44	0
56	MG	DA	3379	1/1	0.95	0.20	59,59,59,59	0
56	MG	DA	3414	1/1	0.95	0.16	41,41,41,41	0
56	MG	BA	3324	1/1	0.95	0.17	34,34,34,34	0
56	MG	BA	3401	1/1	0.95	0.14	48,48,48,48	0
56	MG	AA	3074	1/1	0.95	0.17	47,47,47,47	0
56	MG	BA	3600	1/1	0.95	0.10	56,56,56,56	0
56	MG	CA	3056	1/1	0.95	0.23	60,60,60,60	0
56	MG	BA	3715	1/1	0.95	0.24	53,53,53,53	0
56	MG	BA	3642	1/1	0.95	0.09	37,37,37,37	0
56	MG	AA	3019	1/1	0.95	0.15	48,48,48,48	0
56	MG	DA	3083	1/1	0.95	0.18	51,51,51,51	0
56	MG	AA	3219	1/1	0.95	0.21	65,65,65,65	0
56	MG	BA	3783	1/1	0.95	0.19	53,53,53,53	0
56	MG	BA	3584	1/1	0.95	0.24	27,27,27,27	0
56	MG	DA	3169	1/1	0.95	0.13	49,49,49,49	0
56	MG	BA	3385	1/1	0.95	0.15	39,39,39,39	0
56	MG	AA	3180	1/1	0.95	0.14	57,57,57,57	0
56	MG	DA	3525	1/1	0.95	0.17	41,41,41,41	0
56	MG	BA	3696	1/1	0.95	0.16	33,33,33,33	0
56	MG	DA	3625	1/1	0.95	0.20	53,53,53,53	0
56	MG	AK	202	1/1	0.95	0.26	38,38,38,38	0
56	MG	DA	3413	1/1	0.95	0.20	36,36,36,36	0
56	MG	BA	3403	1/1	0.95	0.28	31,31,31,31	0
56	MG	DA	3240	1/1	0.95	0.17	51,51,51,51	0
56	MG	BA	3067	1/1	0.95	0.23	49,49,49,49	0
56	MG	DA	3042	1/1	0.95	0.15	41,41,41,41	0
56	MG	BA	3051	1/1	0.95	0.23	25,25,25,25	0
56	MG	DA	3362	1/1	0.95	0.22	43,43,43,43	0
56	MG	DA	3063	1/1	0.95	0.14	46,46,46,46	0
56	MG	BA	3380	1/1	0.95	0.12	60,60,60,60	0
56	MG	BD	310	1/1	0.95	0.15	31,31,31,31	0
56	MG	AA	3178	1/1	0.95	0.12	54,54,54,54	0
56	MG	DA	3023	1/1	0.95	0.14	30,30,30,30	0
56	MG	BA	3318	1/1	0.95	0.27	37,37,37,37	0
56	MG	BA	3163	1/1	0.95	0.22	45,45,45,45	0
56	MG	BA	3480	1/1	0.95	0.15	56,56,56,56	0

Continued on next page...

Continued from previous page...

Mol	Type	Chain	Res	Atoms	RSCC	RSR	B-factors(\AA^2)	Q<0.9
56	MG	DN	5001	1/1	0.95	0.07	62,62,62,62	0
56	MG	BP	203	1/1	0.95	0.12	32,32,32,32	0
56	MG	BA	3390	1/1	0.95	0.21	52,52,52,52	0
56	MG	BF	302	1/1	0.96	0.22	39,39,39,39	0
56	MG	CY	3001	1/1	0.96	0.27	58,58,58,58	0
56	MG	BA	3417	1/1	0.96	0.22	33,33,33,33	0
56	MG	BA	3573	1/1	0.96	0.09	32,32,32,32	0
56	MG	BA	3386	1/1	0.96	0.22	42,42,42,42	0
56	MG	BA	3538	1/1	0.96	0.20	45,45,45,45	0
56	MG	DA	3576	1/1	0.96	0.16	37,37,37,37	0
56	MG	CA	3079	1/1	0.96	0.15	54,54,54,54	0
56	MG	BQ	3001	1/1	0.96	0.23	40,40,40,40	0
56	MG	AA	3182	1/1	0.96	0.20	52,52,52,52	0
56	MG	DA	3519	1/1	0.96	0.17	24,24,24,24	0
56	MG	DA	3416	1/1	0.96	0.34	40,40,40,40	0
56	MG	AA	3122	1/1	0.96	0.19	60,60,60,60	0
56	MG	CX	3003	1/1	0.96	0.38	50,50,50,50	0
56	MG	BA	3245	1/1	0.96	0.28	29,29,29,29	0
56	MG	BE	303	1/1	0.96	0.16	27,27,27,27	0
56	MG	BA	3349	1/1	0.96	0.19	34,34,34,34	0
56	MG	DA	3512	1/1	0.96	0.22	46,46,46,46	0
56	MG	DA	3177	1/1	0.96	0.17	54,54,54,54	0
56	MG	AX	3013	1/1	0.96	0.30	39,39,39,39	0
56	MG	BA	3146	1/1	0.96	0.19	42,42,42,42	0
56	MG	DA	3332	1/1	0.96	0.20	41,41,41,41	0
56	MG	DA	3450	1/1	0.96	0.16	36,36,36,36	0
56	MG	DF	305	1/1	0.96	0.17	43,43,43,43	0
56	MG	DA	3364	1/1	0.96	0.14	38,38,38,38	0
56	MG	BA	3247	1/1	0.96	0.30	28,28,28,28	0
56	MG	CA	3057	1/1	0.96	0.17	58,58,58,58	0
56	MG	B5	101	1/1	0.96	0.14	31,31,31,31	0
56	MG	DA	3431	1/1	0.96	0.17	25,25,25,25	0
56	MG	BA	3189	1/1	0.96	0.16	30,30,30,30	0
56	MG	BA	3468	1/1	0.96	0.23	49,49,49,49	0
56	MG	DA	3277	1/1	0.96	0.10	56,56,56,56	0
56	MG	BA	3085	1/1	0.96	0.13	31,31,31,31	0
56	MG	BA	3242	1/1	0.96	0.33	42,42,42,42	0
56	MG	DA	3080	1/1	0.96	0.22	45,45,45,45	0
56	MG	DA	3579	1/1	0.96	0.07	55,55,55,55	0
56	MG	AA	3060	1/1	0.96	0.21	59,59,59,59	0
56	MG	DA	3666	1/1	0.96	0.22	41,41,41,41	0
56	MG	DA	3490	1/1	0.96	0.18	39,39,39,39	0

Continued on next page...

Continued from previous page...

Mol	Type	Chain	Res	Atoms	RSCC	RSR	B-factors(\AA^2)	Q<0.9
56	MG	BA	3552	1/1	0.96	0.26	34,34,34,34	0
56	MG	BA	3258	1/1	0.96	0.28	41,41,41,41	0
56	MG	BA	3040	1/1	0.96	0.14	47,47,47,47	0
56	MG	DW	3003	1/1	0.96	0.34	47,47,47,47	0
56	MG	BA	3325	1/1	0.96	0.28	56,56,56,56	0
56	MG	BA	3612	1/1	0.96	0.10	62,62,62,62	0
56	MG	DA	3492	1/1	0.96	0.12	47,47,47,47	0
56	MG	DA	3373	1/1	0.96	0.10	31,31,31,31	0
56	MG	BA	3184	1/1	0.96	0.12	30,30,30,30	0
56	MG	DA	3262	1/1	0.96	0.12	43,43,43,43	0
59	ZN	D6	501	1/1	0.96	0.11	73,73,73,73	0
56	MG	CA	3110	1/1	0.96	0.11	48,48,48,48	0
56	MG	AA	3006	1/1	0.96	0.14	37,37,37,37	0
56	MG	BA	3389	1/1	0.96	0.28	37,37,37,37	0
56	MG	BA	3498	1/1	0.96	0.07	54,54,54,54	0
56	MG	BF	312	1/1	0.96	0.14	47,47,47,47	0
56	MG	DA	3088	1/1	0.96	0.18	42,42,42,42	0
56	MG	BA	3459	1/1	0.96	0.17	48,48,48,48	0
56	MG	BA	3521	1/1	0.96	0.13	36,36,36,36	0
56	MG	BA	3159	1/1	0.96	0.22	30,30,30,30	0
56	MG	BA	3027	1/1	0.96	0.20	42,42,42,42	0
56	MG	BA	3297	1/1	0.96	0.55	55,55,55,55	0
56	MG	BD	311	1/1	0.96	0.21	51,51,51,51	0
56	MG	BA	3660	1/1	0.96	0.18	51,51,51,51	0
56	MG	AA	3121	1/1	0.96	0.15	66,66,66,66	0
56	MG	CA	3096	1/1	0.96	0.15	61,61,61,61	0
56	MG	DA	3315	1/1	0.96	0.17	41,41,41,41	0
56	MG	BA	3398	1/1	0.96	0.20	42,42,42,42	0
56	MG	DV	3003	1/1	0.96	0.12	52,52,52,52	0
56	MG	DA	3411	1/1	0.96	0.17	46,46,46,46	0
56	MG	BA	3038	1/1	0.96	0.30	47,47,47,47	0
56	MG	DA	3463	1/1	0.96	0.15	37,37,37,37	0
56	MG	BA	3075	1/1	0.96	0.20	27,27,27,27	0
56	MG	AA	3133	1/1	0.96	0.23	30,30,30,30	0
56	MG	DA	3230	1/1	0.96	0.15	33,33,33,33	0
56	MG	BA	3299	1/1	0.96	0.15	32,32,32,32	0
56	MG	BA	3068	1/1	0.96	0.26	51,51,51,51	0
56	MG	B0	102	1/1	0.96	0.12	68,68,68,68	0
56	MG	AX	3011	1/1	0.96	0.16	50,50,50,50	0
56	MG	BA	3308	1/1	0.96	0.21	39,39,39,39	0
56	MG	BA	3025	1/1	0.96	0.15	38,38,38,38	0
56	MG	BA	3643	1/1	0.96	0.20	30,30,30,30	0

Continued on next page...

Continued from previous page...

Mol	Type	Chain	Res	Atoms	RSCC	RSR	B-factors(\AA^2)	Q<0.9
56	MG	BA	3397	1/1	0.96	0.23	53,53,53,53	0
56	MG	DA	3128	1/1	0.96	0.07	45,45,45,45	0
56	MG	BA	3746	1/1	0.96	0.33	25,25,25,25	0
56	MG	DA	3266	1/1	0.96	0.10	47,47,47,47	0
56	MG	DA	3129	1/1	0.96	0.12	45,45,45,45	0
56	MG	DA	3558	1/1	0.96	0.25	34,34,34,34	0
56	MG	BA	3515	1/1	0.96	0.21	20,20,20,20	0
56	MG	BA	3176	1/1	0.96	0.29	55,55,55,55	0
56	MG	CA	3116	1/1	0.96	0.06	55,55,55,55	0
56	MG	BA	3452	1/1	0.96	0.30	27,27,27,27	0
56	MG	DA	3198	1/1	0.96	0.08	51,51,51,51	0
56	MG	BA	3596	1/1	0.96	0.32	45,45,45,45	0
56	MG	BA	3084	1/1	0.96	0.18	45,45,45,45	0
56	MG	BA	3784	1/1	0.96	0.22	52,52,52,52	0
56	MG	CA	3048	1/1	0.96	0.27	52,52,52,52	0
56	MG	AA	3168	1/1	0.96	0.08	62,62,62,62	0
56	MG	AA	3104	1/1	0.96	0.20	50,50,50,50	0
56	MG	CA	3009	1/1	0.96	0.22	50,50,50,50	0
56	MG	CA	3174	1/1	0.96	0.25	46,46,46,46	0
56	MG	DA	3217	1/1	0.96	0.14	50,50,50,50	0
56	MG	DA	3486	1/1	0.96	0.22	44,44,44,44	0
56	MG	BP	201	1/1	0.96	0.39	41,41,41,41	0
56	MG	DA	3522	1/1	0.96	0.29	25,25,25,25	0
56	MG	BA	3239	1/1	0.96	0.15	31,31,31,31	0
56	MG	BA	3461	1/1	0.96	0.19	31,31,31,31	0
56	MG	BA	3764	1/1	0.96	0.12	58,58,58,58	0
56	MG	BA	3826	1/1	0.96	0.22	33,33,33,33	0
56	MG	CA	3135	1/1	0.96	0.11	53,53,53,53	0
56	MG	BA	3630	1/1	0.96	0.08	30,30,30,30	0
56	MG	BA	3338	1/1	0.96	0.16	41,41,41,41	0
56	MG	CA	3062	1/1	0.96	0.23	44,44,44,44	0
56	MG	DA	3136	1/1	0.96	0.22	44,44,44,44	0
56	MG	DA	3590	1/1	0.96	0.19	60,60,60,60	0
56	MG	DA	3298	1/1	0.96	0.17	33,33,33,33	0
56	MG	BD	305	1/1	0.96	0.14	37,37,37,37	0
56	MG	BA	3147	1/1	0.96	0.13	30,30,30,30	0
56	MG	DB	3001	1/1	0.96	0.04	73,73,73,73	0
56	MG	CA	3102	1/1	0.96	0.09	54,54,54,54	0
56	MG	BA	3161	1/1	0.96	0.23	37,37,37,37	0
56	MG	BA	3555	1/1	0.96	0.29	33,33,33,33	0
56	MG	DA	3341	1/1	0.96	0.21	31,31,31,31	0
56	MG	DA	3166	1/1	0.96	0.17	46,46,46,46	0

Continued on next page...

Continued from previous page...

Mol	Type	Chain	Res	Atoms	RSCC	RSR	B-factors(\AA^2)	Q<0.9
56	MG	DA	3299	1/1	0.96	0.24	43,43,43,43	0
56	MG	DA	3481	1/1	0.96	0.18	30,30,30,30	0
56	MG	BA	3209	1/1	0.96	0.12	41,41,41,41	0
56	MG	AA	3217	1/1	0.96	0.16	55,55,55,55	0
56	MG	BA	3627	1/1	0.96	0.17	45,45,45,45	0
56	MG	BA	3148	1/1	0.96	0.27	15,15,15,15	0
56	MG	BA	3785	1/1	0.96	0.16	41,41,41,41	0
56	MG	DA	3472	1/1	0.96	0.06	33,33,33,33	0
56	MG	DA	3662	1/1	0.96	0.09	27,27,27,27	0
56	MG	DA	3386	1/1	0.96	0.17	48,48,48,48	0
56	MG	AA	3025	1/1	0.96	0.12	43,43,43,43	0
56	MG	BA	3301	1/1	0.96	0.14	26,26,26,26	0
56	MG	CE	201	1/1	0.96	0.19	50,50,50,50	0
56	MG	BA	3540	1/1	0.96	0.17	44,44,44,44	0
56	MG	DA	3412	1/1	0.96	0.16	63,63,63,63	0
56	MG	BA	3285	1/1	0.96	0.37	49,49,49,49	0
56	MG	CA	3141	1/1	0.96	0.17	49,49,49,49	0
56	MG	AA	3203	1/1	0.96	0.34	57,57,57,57	0
56	MG	DA	3629	1/1	0.96	0.22	52,52,52,52	0
56	MG	BA	3082	1/1	0.96	0.11	59,59,59,59	0
56	MG	DA	3627	1/1	0.96	0.04	48,48,48,48	0
56	MG	DA	3257	1/1	0.96	0.20	34,34,34,34	0
56	MG	DA	3471	1/1	0.96	0.15	50,50,50,50	0
56	MG	CA	3155	1/1	0.96	0.14	50,50,50,50	0
56	MG	BA	3507	1/1	0.96	0.12	39,39,39,39	0
56	MG	BA	3733	1/1	0.96	0.26	41,41,41,41	0
56	MG	DA	3016	1/1	0.96	0.12	53,53,53,53	0
56	MG	DA	3010	1/1	0.96	0.07	43,43,43,43	0
56	MG	DA	3164	1/1	0.96	0.26	33,33,33,33	0
56	MG	CA	3156	1/1	0.96	0.10	68,68,68,68	0
56	MG	BA	3490	1/1	0.96	0.22	44,44,44,44	0
56	MG	DB	3009	1/1	0.96	0.19	47,47,47,47	0
56	MG	DA	3307	1/1	0.96	0.08	45,45,45,45	0
56	MG	DA	3352	1/1	0.96	0.15	35,35,35,35	0
56	MG	BA	3684	1/1	0.96	0.20	49,49,49,49	0
56	MG	DA	3062	1/1	0.96	0.18	53,53,53,53	0
56	MG	BA	3006	1/1	0.96	0.15	52,52,52,52	0
56	MG	AA	3177	1/1	0.96	0.14	57,57,57,57	0
56	MG	BA	3208	1/1	0.96	0.32	48,48,48,48	0
56	MG	BA	3473	1/1	0.96	0.28	57,57,57,57	0
56	MG	AM	201	1/1	0.96	0.05	50,50,50,50	0
56	MG	DA	3658	1/1	0.96	0.39	37,37,37,37	0

Continued on next page...

Continued from previous page...

Mol	Type	Chain	Res	Atoms	RSCC	RSR	B-factors(\AA^2)	Q<0.9
56	MG	DA	3517	1/1	0.96	0.10	47,47,47,47	0
56	MG	BB	3014	1/1	0.96	0.14	69,69,69,69	0
56	MG	CA	3130	1/1	0.96	0.12	60,60,60,60	0
56	MG	BA	3541	1/1	0.96	0.14	29,29,29,29	0
56	MG	DA	3151	1/1	0.96	0.26	44,44,44,44	0
56	MG	BA	3562	1/1	0.96	0.18	35,35,35,35	0
56	MG	DA	3091	1/1	0.96	0.18	43,43,43,43	0
56	MG	DF	304	1/1	0.96	0.22	39,39,39,39	0
56	MG	BA	3073	1/1	0.96	0.17	41,41,41,41	0
56	MG	BE	308	1/1	0.96	0.17	21,21,21,21	0
56	MG	BA	3534	1/1	0.96	0.30	31,31,31,31	0
56	MG	DA	3455	1/1	0.96	0.18	27,27,27,27	0
56	MG	AA	3001	1/1	0.96	0.18	34,34,34,34	0
56	MG	BA	3103	1/1	0.96	0.33	48,48,48,48	0
56	MG	DA	3004	1/1	0.96	0.19	42,42,42,42	0
56	MG	DA	3421	1/1	0.96	0.21	53,53,53,53	0
56	MG	DA	3494	1/1	0.96	0.18	30,30,30,30	0
56	MG	B3	103	1/1	0.96	0.07	45,45,45,45	0
56	MG	DA	3049	1/1	0.96	0.22	24,24,24,24	0
56	MG	BA	3167	1/1	0.96	0.19	50,50,50,50	0
56	MG	DA	3289	1/1	0.96	0.36	42,42,42,42	0
56	MG	AE	3001	1/1	0.96	0.06	66,66,66,66	0
56	MG	DA	3193	1/1	0.96	0.33	40,40,40,40	0
56	MG	BA	3215	1/1	0.96	0.30	45,45,45,45	0
56	MG	DA	3276	1/1	0.96	0.08	33,33,33,33	0
56	MG	DA	3501	1/1	0.96	0.15	59,59,59,59	0
56	MG	BA	3710	1/1	0.96	0.19	28,28,28,28	0
56	MG	DA	3284	1/1	0.96	0.18	40,40,40,40	0
56	MG	DA	3153	1/1	0.96	0.15	44,44,44,44	0
56	MG	AY	3001	1/1	0.96	0.31	70,70,70,70	0
56	MG	CA	3163	1/1	0.96	0.17	53,53,53,53	0
56	MG	AA	3007	1/1	0.96	0.26	65,65,65,65	0
56	MG	BA	3755	1/1	0.96	0.19	52,52,52,52	0
56	MG	BA	3086	1/1	0.96	0.28	41,41,41,41	0
56	MG	CA	3166	1/1	0.96	0.13	66,66,66,66	0
56	MG	DA	3594	1/1	0.96	0.07	44,44,44,44	0
56	MG	CA	3093	1/1	0.96	0.17	34,34,34,34	0
56	MG	BA	3744	1/1	0.96	0.13	20,20,20,20	0
56	MG	DA	3143	1/1	0.96	0.23	50,50,50,50	0
56	MG	BA	3713	1/1	0.96	0.23	54,54,54,54	0
56	MG	AA	3146	1/1	0.96	0.11	53,53,53,53	0
56	MG	DA	3349	1/1	0.96	0.11	44,44,44,44	0

Continued on next page...

Continued from previous page...

Mol	Type	Chain	Res	Atoms	RSCC	RSR	B-factors(\AA^2)	Q<0.9
56	MG	AA	3196	1/1	0.97	0.13	32,32,32,32	0
56	MG	BA	3154	1/1	0.97	0.28	29,29,29,29	0
56	MG	DA	3543	1/1	0.97	0.23	55,55,55,55	0
56	MG	BA	3450	1/1	0.97	0.28	34,34,34,34	0
56	MG	DA	3336	1/1	0.97	0.09	47,47,47,47	0
56	MG	AW	3007	1/1	0.97	0.05	64,64,64,64	0
56	MG	BA	3816	1/1	0.97	0.19	21,21,21,21	0
56	MG	BA	3336	1/1	0.97	0.13	35,35,35,35	0
56	MG	BA	3384	1/1	0.97	0.23	30,30,30,30	0
56	MG	DA	3124	1/1	0.97	0.19	34,34,34,34	0
56	MG	BA	3767	1/1	0.97	0.11	29,29,29,29	0
56	MG	AA	3167	1/1	0.97	0.21	47,47,47,47	0
56	MG	BA	3168	1/1	0.97	0.19	27,27,27,27	0
56	MG	BA	3123	1/1	0.97	0.16	35,35,35,35	0
56	MG	BA	3072	1/1	0.97	0.14	30,30,30,30	0
56	MG	BA	3303	1/1	0.97	0.17	35,35,35,35	0
56	MG	BA	3546	1/1	0.97	0.26	30,30,30,30	0
56	MG	DA	3275	1/1	0.97	0.09	52,52,52,52	0
56	MG	BA	3551	1/1	0.97	0.19	33,33,33,33	0
56	MG	DA	3346	1/1	0.97	0.15	35,35,35,35	0
56	MG	BA	3565	1/1	0.97	0.24	42,42,42,42	0
56	MG	DY	502	1/1	0.97	0.12	52,52,52,52	0
56	MG	AA	3160	1/1	0.97	0.14	57,57,57,57	0
56	MG	DA	3654	1/1	0.97	0.11	55,55,55,55	0
56	MG	DA	3599	1/1	0.97	0.24	38,38,38,38	0
56	MG	BA	3111	1/1	0.97	0.23	47,47,47,47	0
56	MG	DQ	3002	1/1	0.97	0.17	42,42,42,42	0
56	MG	BA	3465	1/1	0.97	0.19	42,42,42,42	0
56	MG	BA	3048	1/1	0.97	0.25	28,28,28,28	0
56	MG	DA	3253	1/1	0.97	0.22	38,38,38,38	0
56	MG	BA	3443	1/1	0.97	0.12	25,25,25,25	0
56	MG	BA	3624	1/1	0.97	0.18	29,29,29,29	0
56	MG	DA	3189	1/1	0.97	0.25	48,48,48,48	0
56	MG	BA	3076	1/1	0.97	0.29	23,23,23,23	0
56	MG	AA	3076	1/1	0.97	0.17	55,55,55,55	0
56	MG	AA	3070	1/1	0.97	0.23	49,49,49,49	0
56	MG	BR	204	1/1	0.97	0.36	42,42,42,42	0
56	MG	BA	3029	1/1	0.97	0.31	46,46,46,46	0
56	MG	DA	3644	1/1	0.97	0.49	55,55,55,55	0
56	MG	BA	3561	1/1	0.97	0.15	27,27,27,27	0
56	MG	BA	3811	1/1	0.97	0.31	38,38,38,38	0
56	MG	DA	3651	1/1	0.97	0.16	47,47,47,47	0

Continued on next page...

Continued from previous page...

Mol	Type	Chain	Res	Atoms	RSCC	RSR	B-factors(\AA^2)	Q<0.9
56	MG	DA	3428	1/1	0.97	0.10	61,61,61,61	0
56	MG	BA	3822	1/1	0.97	0.20	21,21,21,21	0
56	MG	DA	3344	1/1	0.97	0.09	44,44,44,44	0
56	MG	DQ	3001	1/1	0.97	0.11	48,48,48,48	0
56	MG	BA	3615	1/1	0.97	0.28	35,35,35,35	0
56	MG	DA	3314	1/1	0.97	0.18	33,33,33,33	0
56	MG	DA	3249	1/1	0.97	0.27	41,41,41,41	0
56	MG	BA	3012	1/1	0.97	0.21	26,26,26,26	0
56	MG	DA	3047	1/1	0.97	0.21	49,49,49,49	0
56	MG	BA	3656	1/1	0.97	0.18	45,45,45,45	0
56	MG	DA	3660	1/1	0.97	0.19	40,40,40,40	0
56	MG	BA	3775	1/1	0.97	0.17	43,43,43,43	0
56	MG	DA	3114	1/1	0.97	0.13	28,28,28,28	0
56	MG	DA	3624	1/1	0.97	0.07	47,47,47,47	0
56	MG	DA	3427	1/1	0.97	0.08	38,38,38,38	0
56	MG	D7	102	1/1	0.97	0.22	43,43,43,43	0
56	MG	BA	3026	1/1	0.97	0.14	19,19,19,19	0
56	MG	DA	3552	1/1	0.97	0.07	43,43,43,43	0
56	MG	BD	302	1/1	0.97	0.16	23,23,23,23	0
56	MG	BA	3036	1/1	0.97	0.18	26,26,26,26	0
56	MG	BA	3118	1/1	0.97	0.34	38,38,38,38	0
56	MG	CA	3131	1/1	0.97	0.18	55,55,55,55	0
56	MG	DA	3118	1/1	0.97	0.25	52,52,52,52	0
56	MG	BA	3607	1/1	0.97	0.26	40,40,40,40	0
56	MG	BA	3335	1/1	0.97	0.17	50,50,50,50	0
56	MG	B8	103	1/1	0.97	0.22	48,48,48,48	0
56	MG	BA	3054	1/1	0.97	0.17	30,30,30,30	0
56	MG	DA	3371	1/1	0.97	0.17	55,55,55,55	0
56	MG	DA	3582	1/1	0.97	0.11	39,39,39,39	0
56	MG	AA	3227	1/1	0.97	0.18	48,48,48,48	0
56	MG	DA	3200	1/1	0.97	0.35	43,43,43,43	0
56	MG	DA	3290	1/1	0.97	0.17	44,44,44,44	0
56	MG	DA	3045	1/1	0.97	0.12	47,47,47,47	0
56	MG	BA	3044	1/1	0.97	0.25	49,49,49,49	0
56	MG	AA	3179	1/1	0.97	0.35	79,79,79,79	0
56	MG	DA	3120	1/1	0.97	0.19	45,45,45,45	0
56	MG	BA	3556	1/1	0.97	0.11	45,45,45,45	0
56	MG	DA	3340	1/1	0.97	0.21	42,42,42,42	0
56	MG	BA	3653	1/1	0.97	0.28	49,49,49,49	0
56	MG	DA	3108	1/1	0.97	0.22	30,30,30,30	0
56	MG	DA	3385	1/1	0.97	0.14	55,55,55,55	0
56	MG	BA	3372	1/1	0.97	0.22	24,24,24,24	0

Continued on next page...

Continued from previous page...

Mol	Type	Chain	Res	Atoms	RSCC	RSR	B-factors(\AA^2)	Q<0.9
56	MG	BA	3122	1/1	0.97	0.18	26,26,26,26	0
56	MG	DD	301	1/1	0.97	0.37	39,39,39,39	0
56	MG	DA	3012	1/1	0.97	0.18	39,39,39,39	0
56	MG	DA	3425	1/1	0.97	0.07	45,45,45,45	0
56	MG	CA	3008	1/1	0.97	0.12	50,50,50,50	0
56	MG	BB	3023	1/1	0.97	0.11	46,46,46,46	0
56	MG	DG	3001	1/1	0.97	0.04	56,56,56,56	0
56	MG	BA	3535	1/1	0.97	0.25	18,18,18,18	0
56	MG	AA	3088	1/1	0.97	0.30	56,56,56,56	0
56	MG	B8	102	1/1	0.97	0.08	50,50,50,50	0
56	MG	BA	3795	1/1	0.97	0.16	53,53,53,53	0
56	MG	BA	3497	1/1	0.97	0.21	41,41,41,41	0
56	MG	BA	3009	1/1	0.97	0.17	25,25,25,25	0
56	MG	DA	3207	1/1	0.97	0.29	57,57,57,57	0
56	MG	BA	3042	1/1	0.97	0.18	40,40,40,40	0
56	MG	DU	3001	1/1	0.97	0.25	50,50,50,50	0
56	MG	AA	3214	1/1	0.97	0.15	44,44,44,44	0
56	MG	DA	3571	1/1	0.97	0.16	57,57,57,57	0
56	MG	DA	3071	1/1	0.97	0.37	44,44,44,44	0
56	MG	BA	3069	1/1	0.97	0.14	31,31,31,31	0
56	MG	AA	3164	1/1	0.97	0.24	50,50,50,50	0
56	MG	DA	3009	1/1	0.97	0.19	38,38,38,38	0
56	MG	AA	3037	1/1	0.97	0.24	44,44,44,44	0
56	MG	BA	3217	1/1	0.97	0.21	20,20,20,20	0
56	MG	BA	3824	1/1	0.97	0.12	43,43,43,43	0
56	MG	BA	3395	1/1	0.97	0.19	44,44,44,44	0
56	MG	BA	3043	1/1	0.97	0.30	39,39,39,39	0
56	MG	BA	3678	1/1	0.97	0.22	58,58,58,58	0
56	MG	BB	3006	1/1	0.97	0.14	38,38,38,38	0
56	MG	BA	3547	1/1	0.97	0.19	41,41,41,41	0
56	MG	CA	3158	1/1	0.97	0.19	53,53,53,53	0
56	MG	DA	3479	1/1	0.97	0.17	50,50,50,50	0
56	MG	DA	3573	1/1	0.97	0.31	46,46,46,46	0
56	MG	DA	3024	1/1	0.97	0.44	40,40,40,40	0
56	MG	CA	3078	1/1	0.97	0.16	48,48,48,48	0
56	MG	BD	304	1/1	0.97	0.20	48,48,48,48	0
56	MG	DA	3006	1/1	0.97	0.15	43,43,43,43	0
56	MG	BA	3391	1/1	0.97	0.14	41,41,41,41	0
56	MG	DA	3175	1/1	0.97	0.08	53,53,53,53	0
56	MG	BA	3644	1/1	0.97	0.10	36,36,36,36	0
56	MG	DA	3668	1/1	0.97	0.15	79,79,79,79	0
56	MG	BA	3737	1/1	0.97	0.11	36,36,36,36	0

Continued on next page...

Continued from previous page...

Mol	Type	Chain	Res	Atoms	RSCC	RSR	B-factors(\AA^2)	Q<0.9
56	MG	BA	3793	1/1	0.97	0.20	38,38,38,38	0
56	MG	BA	3195	1/1	0.97	0.27	50,50,50,50	0
56	MG	CA	3045	1/1	0.97	0.36	58,58,58,58	0
56	MG	AA	3172	1/1	0.97	0.16	47,47,47,47	0
56	MG	DA	3322	1/1	0.97	0.29	43,43,43,43	0
56	MG	CA	3108	1/1	0.97	0.14	51,51,51,51	0
56	MG	CA	3089	1/1	0.97	0.07	58,58,58,58	0
56	MG	DA	3459	1/1	0.97	0.07	57,57,57,57	0
56	MG	DA	3456	1/1	0.97	0.20	49,49,49,49	0
56	MG	BA	3518	1/1	0.97	0.20	43,43,43,43	0
56	MG	BA	3010	1/1	0.97	0.13	29,29,29,29	0
56	MG	BA	3332	1/1	0.97	0.17	30,30,30,30	0
56	MG	BA	3024	1/1	0.97	0.27	22,22,22,22	0
56	MG	BA	3776	1/1	0.97	0.14	49,49,49,49	0
56	MG	BA	3121	1/1	0.97	0.36	41,41,41,41	0
56	MG	BA	3373	1/1	0.97	0.18	38,38,38,38	0
56	MG	BA	3421	1/1	0.97	0.22	33,33,33,33	0
56	MG	DA	3530	1/1	0.97	0.23	55,55,55,55	0
56	MG	BA	3013	1/1	0.97	0.28	34,34,34,34	0
56	MG	AA	3200	1/1	0.97	0.22	45,45,45,45	0
56	MG	DA	3334	1/1	0.97	0.17	32,32,32,32	0
56	MG	DA	3345	1/1	0.97	0.18	35,35,35,35	0
56	MG	B0	103	1/1	0.97	0.06	54,54,54,54	0
56	MG	BA	3340	1/1	0.97	0.13	45,45,45,45	0
56	MG	BA	3155	1/1	0.97	0.12	54,54,54,54	0
56	MG	BA	3415	1/1	0.97	0.20	29,29,29,29	0
56	MG	DA	3055	1/1	0.97	0.24	36,36,36,36	0
56	MG	DA	3435	1/1	0.97	0.16	44,44,44,44	0
56	MG	BA	3836	1/1	0.97	0.29	45,45,45,45	0
56	MG	BA	3489	1/1	0.97	0.11	44,44,44,44	0
56	MG	BA	3610	1/1	0.97	0.16	64,64,64,64	0
56	MG	BA	3363	1/1	0.97	0.19	50,50,50,50	0
56	MG	AA	3013	1/1	0.97	0.07	51,51,51,51	0
56	MG	BA	3108	1/1	0.97	0.19	24,24,24,24	0
56	MG	DA	3113	1/1	0.97	0.29	44,44,44,44	0
56	MG	DA	3520	1/1	0.97	0.05	48,48,48,48	0
56	MG	DA	3003	1/1	0.97	0.26	20,20,20,20	0
56	MG	BA	3211	1/1	0.97	0.28	36,36,36,36	0
56	MG	BA	3178	1/1	0.97	0.25	38,38,38,38	0
56	MG	BA	3513	1/1	0.97	0.15	34,34,34,34	0
56	MG	DA	3313	1/1	0.97	0.20	23,23,23,23	0
56	MG	BA	3035	1/1	0.97	0.14	31,31,31,31	0

Continued on next page...

Continued from previous page...

Mol	Type	Chain	Res	Atoms	RSCC	RSR	B-factors(\AA^2)	Q<0.9
56	MG	BA	3319	1/1	0.97	0.29	20,20,20,20	0
56	MG	BA	3549	1/1	0.97	0.19	37,37,37,37	0
56	MG	BA	3495	1/1	0.97	0.24	34,34,34,34	0
56	MG	DA	3446	1/1	0.97	0.32	47,47,47,47	0
56	MG	BA	3056	1/1	0.97	0.28	33,33,33,33	0
56	MG	BA	3032	1/1	0.97	0.21	38,38,38,38	0
56	MG	DA	3447	1/1	0.97	0.27	35,35,35,35	0
56	MG	BB	3007	1/1	0.97	0.09	36,36,36,36	0
56	MG	DA	3317	1/1	0.97	0.15	55,55,55,55	0
56	MG	DA	3237	1/1	0.97	0.07	51,51,51,51	0
56	MG	BA	3781	1/1	0.97	0.21	52,52,52,52	0
56	MG	BA	3166	1/1	0.97	0.22	40,40,40,40	0
56	MG	DA	3022	1/1	0.97	0.21	40,40,40,40	0
56	MG	DA	3622	1/1	0.97	0.18	53,53,53,53	0
56	MG	DA	3570	1/1	0.97	0.10	49,49,49,49	0
56	MG	DA	3528	1/1	0.97	0.09	57,57,57,57	0
56	MG	AA	3123	1/1	0.97	0.17	57,57,57,57	0
56	MG	DA	3308	1/1	0.97	0.16	45,45,45,45	0
56	MG	BA	3525	1/1	0.97	0.18	52,52,52,52	0
56	MG	BE	301	1/1	0.97	0.20	23,23,23,23	0
56	MG	AA	3063	1/1	0.97	0.07	63,63,63,63	0
56	MG	BA	3087	1/1	0.97	0.12	37,37,37,37	0
56	MG	DA	3056	1/1	0.97	0.25	44,44,44,44	0
56	MG	BA	3806	1/1	0.97	0.17	51,51,51,51	0
56	MG	BA	3074	1/1	0.97	0.24	32,32,32,32	0
56	MG	AA	3117	1/1	0.97	0.16	48,48,48,48	0
56	MG	DA	3532	1/1	0.97	0.14	57,57,57,57	0
56	MG	BA	3823	1/1	0.97	0.08	53,53,53,53	0
56	MG	BA	3331	1/1	0.97	0.14	32,32,32,32	0
56	MG	BG	201	1/1	0.97	0.09	57,57,57,57	0
56	MG	BA	3119	1/1	0.97	0.19	36,36,36,36	0
56	MG	DA	3469	1/1	0.97	0.13	54,54,54,54	0
56	MG	DA	3392	1/1	0.97	0.15	36,36,36,36	0
56	MG	BA	3234	1/1	0.97	0.25	48,48,48,48	0
60	K	AX	3001	1/1	0.97	0.22	57,57,57,57	0
56	MG	CA	3050	1/1	0.97	0.14	60,60,60,60	0
56	MG	BR	205	1/1	0.97	0.15	29,29,29,29	0
56	MG	CA	3042	1/1	0.97	0.12	58,58,58,58	0
56	MG	DA	3588	1/1	0.97	0.16	39,39,39,39	0
56	MG	BA	3165	1/1	0.97	0.26	40,40,40,40	0
56	MG	DA	3382	1/1	0.97	0.12	44,44,44,44	0
56	MG	BA	3694	1/1	0.97	0.23	27,27,27,27	0

Continued on next page...

Continued from previous page...

Mol	Type	Chain	Res	Atoms	RSCC	RSR	B-factors(\AA^2)	Q<0.9
56	MG	DA	3510	1/1	0.97	0.24	50,50,50,50	0
56	MG	AA	3201	1/1	0.97	0.07	59,59,59,59	0
56	MG	DA	3038	1/1	0.97	0.43	47,47,47,47	0
56	MG	CA	3127	1/1	0.97	0.17	44,44,44,44	0
56	MG	BA	3591	1/1	0.97	0.21	23,23,23,23	0
56	MG	AA	3195	1/1	0.98	0.15	59,59,59,59	0
56	MG	AA	3154	1/1	0.98	0.14	59,59,59,59	0
56	MG	BA	3632	1/1	0.98	0.17	55,55,55,55	0
56	MG	DA	3482	1/1	0.98	0.17	50,50,50,50	0
58	SF4	CD	501	8/8	0.98	0.10	54,64,76,87	0
56	MG	BA	3405	1/1	0.98	0.18	33,33,33,33	0
56	MG	DA	3158	1/1	0.98	0.26	40,40,40,40	0
56	MG	DA	3292	1/1	0.98	0.12	37,37,37,37	0
56	MG	AA	3131	1/1	0.98	0.32	63,63,63,63	0
56	MG	BA	3107	1/1	0.98	0.19	20,20,20,20	0
56	MG	B7	101	1/1	0.98	0.14	33,33,33,33	0
56	MG	BA	3174	1/1	0.98	0.16	34,34,34,34	0
56	MG	BA	3288	1/1	0.98	0.38	40,40,40,40	0
56	MG	CA	3044	1/1	0.98	0.23	55,55,55,55	0
56	MG	BA	3080	1/1	0.98	0.10	24,24,24,24	0
56	MG	DA	3524	1/1	0.98	0.06	38,38,38,38	0
56	MG	BA	3649	1/1	0.98	0.10	43,43,43,43	0
56	MG	DA	3171	1/1	0.98	0.28	38,38,38,38	0
56	MG	DA	3670	1/1	0.98	0.13	38,38,38,38	0
56	MG	DO	5001	1/1	0.98	0.16	51,51,51,51	0
56	MG	AA	3151	1/1	0.98	0.16	41,41,41,41	0
56	MG	BA	3185	1/1	0.98	0.20	32,32,32,32	0
56	MG	DA	3560	1/1	0.98	0.19	34,34,34,34	0
56	MG	DA	3165	1/1	0.98	0.29	33,33,33,33	0
56	MG	BA	3780	1/1	0.98	0.12	41,41,41,41	0
56	MG	BA	3018	1/1	0.98	0.25	34,34,34,34	0
56	MG	BA	3226	1/1	0.98	0.24	41,41,41,41	0
56	MG	BA	3466	1/1	0.98	0.17	28,28,28,28	0
56	MG	BN	3004	1/1	0.98	0.20	50,50,50,50	0
56	MG	DA	3363	1/1	0.98	0.38	54,54,54,54	0
56	MG	DA	3015	1/1	0.98	0.26	31,31,31,31	0
56	MG	BA	3193	1/1	0.98	0.28	57,57,57,57	0
56	MG	BN	3003	1/1	0.98	0.15	38,38,38,38	0
56	MG	DA	3361	1/1	0.98	0.36	55,55,55,55	0
56	MG	BF	309	1/1	0.98	0.16	30,30,30,30	0
56	MG	DA	3227	1/1	0.98	0.21	38,38,38,38	0
56	MG	CA	3047	1/1	0.98	0.24	35,35,35,35	0

Continued on next page...

Continued from previous page...

Mol	Type	Chain	Res	Atoms	RSCC	RSR	B-factors(\AA^2)	Q<0.9
56	MG	DA	3329	1/1	0.98	0.21	29,29,29,29	0
56	MG	BA	3675	1/1	0.98	0.17	37,37,37,37	0
56	MG	DA	3161	1/1	0.98	0.20	49,49,49,49	0
56	MG	DA	3215	1/1	0.98	0.20	37,37,37,37	0
56	MG	DA	3653	1/1	0.98	0.15	58,58,58,58	0
56	MG	CA	3039	1/1	0.98	0.23	50,50,50,50	0
56	MG	BA	3282	1/1	0.98	0.30	24,24,24,24	0
56	MG	BA	3487	1/1	0.98	0.24	25,25,25,25	0
56	MG	BA	3730	1/1	0.98	0.13	27,27,27,27	0
56	MG	BA	3160	1/1	0.98	0.17	32,32,32,32	0
56	MG	BA	3353	1/1	0.98	0.10	49,49,49,49	0
56	MG	BA	3091	1/1	0.98	0.32	38,38,38,38	0
56	MG	DA	3430	1/1	0.98	0.21	28,28,28,28	0
59	ZN	BY	501	1/1	0.98	0.11	58,58,58,58	0
56	MG	DA	3112	1/1	0.98	0.26	42,42,42,42	0
56	MG	BA	3078	1/1	0.98	0.19	17,17,17,17	0
56	MG	DA	3252	1/1	0.98	0.20	29,29,29,29	0
56	MG	BA	3418	1/1	0.98	0.16	32,32,32,32	0
56	MG	BA	3813	1/1	0.98	0.19	4,4,4,4	0
56	MG	BA	3476	1/1	0.98	0.21	24,24,24,24	0
56	MG	CA	3138	1/1	0.98	0.14	59,59,59,59	0
56	MG	CA	3058	1/1	0.98	0.14	70,70,70,70	0
56	MG	BA	3369	1/1	0.98	0.17	55,55,55,55	0
56	MG	BU	207	1/1	0.98	0.14	29,29,29,29	0
56	MG	BA	3265	1/1	0.98	0.27	29,29,29,29	0
56	MG	BA	3821	1/1	0.98	0.17	50,50,50,50	0
56	MG	BA	3104	1/1	0.98	0.19	27,27,27,27	0
56	MG	BA	3817	1/1	0.98	0.17	47,47,47,47	0
56	MG	DA	3294	1/1	0.98	0.26	42,42,42,42	0
56	MG	BA	3646	1/1	0.98	0.19	38,38,38,38	0
56	MG	DA	3473	1/1	0.98	0.06	49,49,49,49	0
56	MG	AF	3001	1/1	0.98	0.26	40,40,40,40	0
56	MG	DA	3389	1/1	0.98	0.06	53,53,53,53	0
56	MG	BD	303	1/1	0.98	0.15	44,44,44,44	0
56	MG	DA	3316	1/1	0.98	0.06	44,44,44,44	0
56	MG	DA	3116	1/1	0.98	0.10	57,57,57,57	0
56	MG	BA	3142	1/1	0.98	0.14	34,34,34,34	0
56	MG	DA	3064	1/1	0.98	0.10	64,64,64,64	0
56	MG	AA	3224	1/1	0.98	0.15	33,33,33,33	0
59	ZN	AN	501	1/1	0.98	0.12	58,58,58,58	0
56	MG	BA	3041	1/1	0.98	0.25	18,18,18,18	0
56	MG	BA	3479	1/1	0.98	0.14	37,37,37,37	0

Continued on next page...

Continued from previous page...

Mol	Type	Chain	Res	Atoms	RSCC	RSR	B-factors(\AA^2)	Q<0.9
56	MG	BA	3510	1/1	0.98	0.08	48,48,48,48	0
56	MG	BF	308	1/1	0.98	0.11	36,36,36,36	0
56	MG	BA	3640	1/1	0.98	0.19	39,39,39,39	0
56	MG	DA	3388	1/1	0.98	0.14	35,35,35,35	0
56	MG	AA	3193	1/1	0.98	0.09	43,43,43,43	0
56	MG	BA	3664	1/1	0.98	0.14	43,43,43,43	0
59	ZN	B9	501	1/1	0.98	0.17	49,49,49,49	0
56	MG	BF	303	1/1	0.98	0.22	42,42,42,42	0
56	MG	BA	3772	1/1	0.98	0.17	31,31,31,31	0
56	MG	BA	3771	1/1	0.98	0.20	41,41,41,41	0
56	MG	BA	3830	1/1	0.98	0.18	21,21,21,21	0
56	MG	BD	309	1/1	0.98	0.20	37,37,37,37	0
56	MG	DA	3646	1/1	0.98	0.08	49,49,49,49	0
56	MG	DA	3608	1/1	0.98	0.13	53,53,53,53	0
56	MG	DA	3291	1/1	0.98	0.18	42,42,42,42	0
56	MG	BA	3809	1/1	0.98	0.14	29,29,29,29	0
56	MG	BA	3801	1/1	0.98	0.10	53,53,53,53	0
56	MG	CA	3106	1/1	0.98	0.16	50,50,50,50	0
56	MG	BA	3157	1/1	0.98	0.17	36,36,36,36	0
56	MG	AA	3229	1/1	0.98	0.35	62,62,62,62	0
56	MG	BA	3330	1/1	0.98	0.17	29,29,29,29	0
56	MG	DD	304	1/1	0.98	0.39	31,31,31,31	0
56	MG	BA	3383	1/1	0.98	0.23	24,24,24,24	0
56	MG	DA	3444	1/1	0.98	0.18	30,30,30,30	0
56	MG	DA	3433	1/1	0.98	0.20	61,61,61,61	0
56	MG	BA	3657	1/1	0.98	0.20	47,47,47,47	0
56	MG	BU	204	1/1	0.98	0.21	38,38,38,38	0
56	MG	BA	3735	1/1	0.98	0.14	35,35,35,35	0
56	MG	DA	3554	1/1	0.98	0.18	23,23,23,23	0
56	MG	DA	3637	1/1	0.98	0.06	44,44,44,44	0
56	MG	AA	3065	1/1	0.98	0.17	58,58,58,58	0
56	MG	BU	202	1/1	0.98	0.22	40,40,40,40	0
56	MG	DA	3011	1/1	0.98	0.09	40,40,40,40	0
56	MG	DA	3219	1/1	0.98	0.27	54,54,54,54	0
56	MG	DA	3104	1/1	0.98	0.15	46,46,46,46	0
56	MG	DA	3173	1/1	0.98	0.17	30,30,30,30	0
56	MG	BA	3057	1/1	0.98	0.20	53,53,53,53	0
56	MG	BA	3496	1/1	0.98	0.24	39,39,39,39	0
56	MG	DQ	3004	1/1	0.98	0.16	51,51,51,51	0
56	MG	BB	3017	1/1	0.98	0.20	33,33,33,33	0
56	MG	DA	3261	1/1	0.98	0.07	44,44,44,44	0
56	MG	DA	3356	1/1	0.98	0.26	20,20,20,20	0

Continued on next page...

Continued from previous page...

Mol	Type	Chain	Res	Atoms	RSCC	RSR	B-factors(\AA^2)	Q<0.9
56	MG	DA	3476	1/1	0.98	0.24	45,45,45,45	0
56	MG	D3	3001	1/1	0.98	0.16	58,58,58,58	0
56	MG	DA	3281	1/1	0.98	0.23	33,33,33,33	0
56	MG	BA	3212	1/1	0.98	0.20	42,42,42,42	0
56	MG	CA	3066	1/1	0.98	0.14	66,66,66,66	0
56	MG	CA	3091	1/1	0.98	0.15	48,48,48,48	0
56	MG	BA	3210	1/1	0.98	0.20	31,31,31,31	0
56	MG	BA	3599	1/1	0.98	0.20	23,23,23,23	0
56	MG	DA	3465	1/1	0.98	0.07	55,55,55,55	0
56	MG	BA	3589	1/1	0.98	0.18	17,17,17,17	0
56	MG	BA	3045	1/1	0.98	0.20	42,42,42,42	0
56	MG	DA	3339	1/1	0.98	0.10	52,52,52,52	0
56	MG	BA	3128	1/1	0.98	0.24	27,27,27,27	0
56	MG	DA	3301	1/1	0.98	0.23	48,48,48,48	0
56	MG	BA	3572	1/1	0.98	0.27	63,63,63,63	0
56	MG	BA	3321	1/1	0.98	0.08	54,54,54,54	0
56	MG	BA	3460	1/1	0.98	0.23	35,35,35,35	0
59	ZN	B6	103	1/1	0.98	0.13	29,29,29,29	0
56	MG	DA	3544	1/1	0.98	0.14	37,37,37,37	0
56	MG	CA	3144	1/1	0.98	0.18	59,59,59,59	0
56	MG	BA	3246	1/1	0.99	0.10	27,27,27,27	0
56	MG	DA	3619	1/1	0.99	0.03	58,58,58,58	0
56	MG	DA	3017	1/1	0.99	0.21	28,28,28,28	0
59	ZN	D5	501	1/1	0.99	0.15	53,53,53,53	0
56	MG	BA	3368	1/1	0.99	0.19	12,12,12,12	0
56	MG	CA	3088	1/1	0.99	0.41	53,53,53,53	0
56	MG	BA	3050	1/1	0.99	0.17	31,31,31,31	0
56	MG	AA	3225	1/1	0.99	0.11	26,26,26,26	0
56	MG	BA	3697	1/1	0.99	0.12	35,35,35,35	0
56	MG	DA	3280	1/1	0.99	0.14	43,43,43,43	0
56	MG	BA	3053	1/1	0.99	0.27	22,22,22,22	0
56	MG	BA	3731	1/1	0.99	0.12	23,23,23,23	0
58	SF4	AD	501	8/8	0.99	0.14	56,62,64,76	0
56	MG	BA	3334	1/1	0.99	0.25	30,30,30,30	0
56	MG	BA	3355	1/1	0.99	0.15	24,24,24,24	0
56	MG	BA	3039	1/1	0.99	0.28	47,47,47,47	0
56	MG	DA	3350	1/1	0.99	0.30	29,29,29,29	0
56	MG	BA	3231	1/1	0.99	0.24	37,37,37,37	0
56	MG	BD	307	1/1	0.99	0.21	35,35,35,35	0
56	MG	DA	3036	1/1	0.99	0.15	29,29,29,29	0
56	MG	DA	3050	1/1	0.99	0.23	40,40,40,40	0
56	MG	BV	202	1/1	0.99	0.13	26,26,26,26	0

Continued on next page...

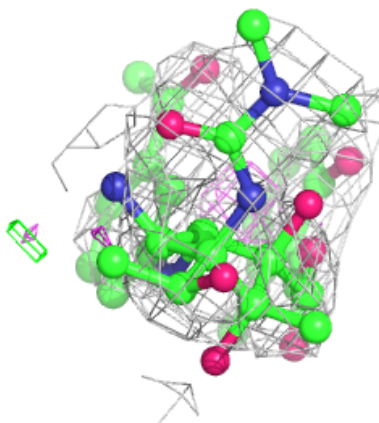
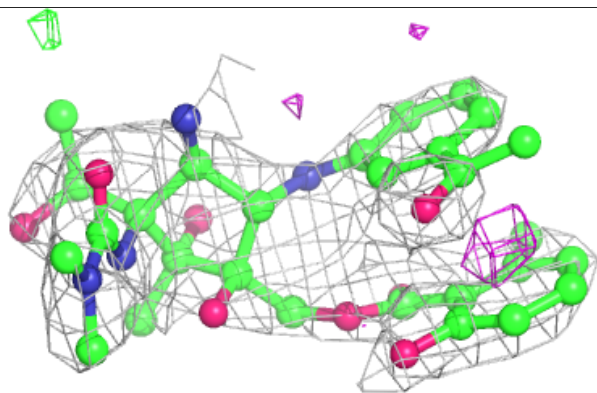
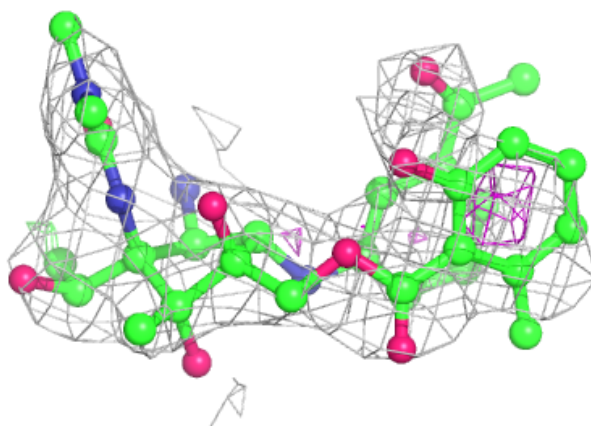
Continued from previous page...

Mol	Type	Chain	Res	Atoms	RSCC	RSR	B-factors(\AA^2)	Q<0.9
56	MG	AA	3186	1/1	0.99	0.16	52,52,52,52	0
56	MG	BA	3458	1/1	0.99	0.25	19,19,19,19	0
56	MG	BA	3759	1/1	0.99	0.15	9,9,9,9	0
56	MG	DA	3254	1/1	0.99	0.25	21,21,21,21	0
56	MG	BU	209	1/1	0.99	0.19	27,27,27,27	0
56	MG	BA	3621	1/1	0.99	0.23	52,52,52,52	0
56	MG	BA	3682	1/1	0.99	0.13	50,50,50,50	0
56	MG	DA	3018	1/1	0.99	0.18	41,41,41,41	0
56	MG	AA	3137	1/1	0.99	0.19	42,42,42,42	0
56	MG	BB	3016	1/1	0.99	0.16	43,43,43,43	0
56	MG	BA	3071	1/1	0.99	0.33	42,42,42,42	0
56	MG	DA	3218	1/1	0.99	0.16	47,47,47,47	0
56	MG	CA	3077	1/1	0.99	0.06	48,48,48,48	0
56	MG	BA	3609	1/1	0.99	0.26	20,20,20,20	0
56	MG	BA	3003	1/1	0.99	0.26	20,20,20,20	0
56	MG	BA	3462	1/1	0.99	0.13	11,11,11,11	0
56	MG	BV	205	1/1	0.99	0.12	32,32,32,32	0
56	MG	BU	203	1/1	0.99	0.14	31,31,31,31	0
56	MG	BA	3400	1/1	0.99	0.17	25,25,25,25	0
56	MG	DA	3228	1/1	0.99	0.05	42,42,42,42	0
56	MG	BA	3188	1/1	0.99	0.24	19,19,19,19	0
56	MG	BA	3129	1/1	0.99	0.22	36,36,36,36	0
56	MG	DD	306	1/1	0.99	0.26	44,44,44,44	0
56	MG	BA	3440	1/1	0.99	0.27	29,29,29,29	0
56	MG	AA	3157	1/1	0.99	0.19	46,46,46,46	0
56	MG	DA	3656	1/1	0.99	0.17	62,62,62,62	0
56	MG	BV	201	1/1	0.99	0.22	29,29,29,29	0
56	MG	DA	3438	1/1	0.99	0.10	60,60,60,60	0
56	MG	BA	3272	1/1	1.00	0.28	11,11,11,11	0
59	ZN	B5	104	1/1	1.00	0.15	38,38,38,38	0

The following is a graphical depiction of the model fit to experimental electron density of all instances of the Ligand of Interest. In addition, ligands with molecular weight > 250 and outliers as shown on the geometry validation Tables will also be included. Each fit is shown from different orientation to approximate a three-dimensional view.

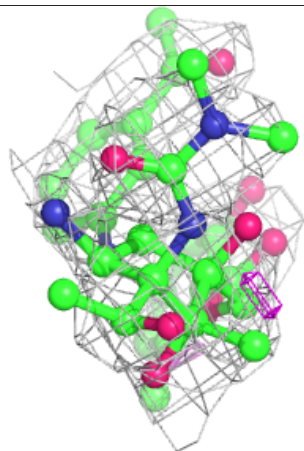
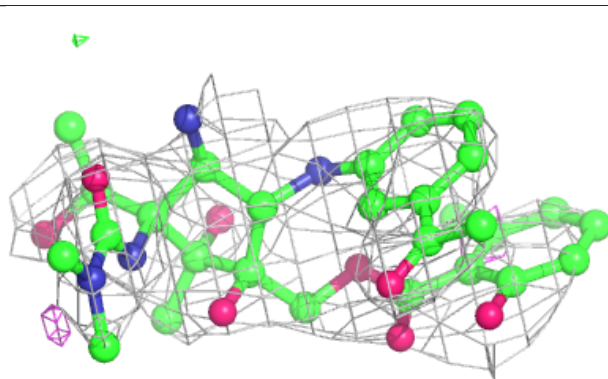
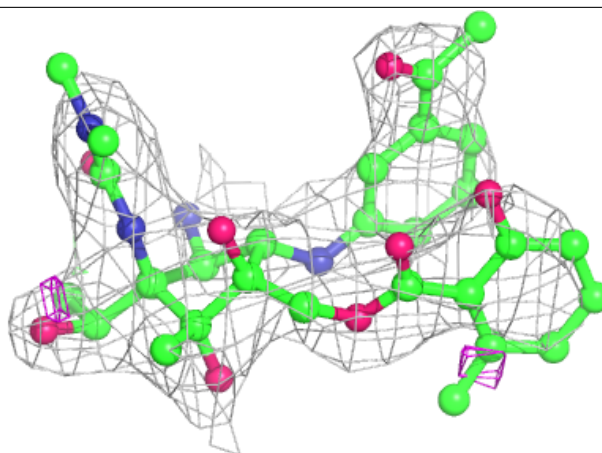
Electron density around PCY CA 3178:

$2mF_o - DF_c$ (at 0.7 rmsd) in gray
 $mF_o - DF_c$ (at 3 rmsd) in purple (negative)
and green (positive)



Electron density around PCY AA 3231:

$2mF_o - DF_c$ (at 0.7 rmsd) in gray
 $mF_o - DF_c$ (at 3 rmsd) in purple (negative)
and green (positive)



6.5 Other polymers [i](#)

There are no such residues in this entry.