



wwPDB X-ray Structure Validation Summary Report ⓘ

Jun 26, 2019 – 10:13 AM EDT

PDB ID : 4W2H
Title : Crystal structure of the *Thermus thermophilus* 70S ribosome in complex with pactamycin (co-crystallized), mRNA and deacylated tRNA in the P site
Authors : Polikanov, Y.S.; Osterman, I.A.; Szal, T.; Tashlitsky, V.N.; Serebryakova, M.V.; Kusochev, P.; Bulkley, D.; Malanicheva, I.A.; Efimenko, T.A.; Efremenkova, O.V.; Konevega, A.L.; Shaw, K.J.; Bogdanov, A.A.; Rodnina, M.V.; Dontsova, O.A.; Mankin, A.S.; Steitz, T.A.; Sergiev, P.V.
Deposited on : 2014-09-12
Resolution : 2.70 Å(reported)

This is a wwPDB X-ray Structure Validation Summary Report for a publicly released PDB entry.

We welcome your comments at validation@mail.wwpdb.org

A user guide is available at

<https://www.wwpdb.org/validation/2017/XrayValidationReportHelp>

with specific help available everywhere you see the ⓘ symbol.

The following versions of software and data (see [references ⓘ](#)) were used in the production of this report:

MolProbity : 4.02b-467
Mogul : 1.8.0 (224370), CSD as540be (2019)
Xtriage (Phenix) : 1.13
EDS : 2.3.2
buster-report : 1.1.7 (2018)
Percentile statistics : 20171227.v01 (using entries in the PDB archive December 27th 2017)
Refmac : 5.8.0158
CCP4 : 7.0 (Gargrove)
Ideal geometry (proteins) : Engh & Huber (2001)
Ideal geometry (DNA, RNA) : Parkinson et al. (1996)
Validation Pipeline (wwPDB-VP) : 2.3.2

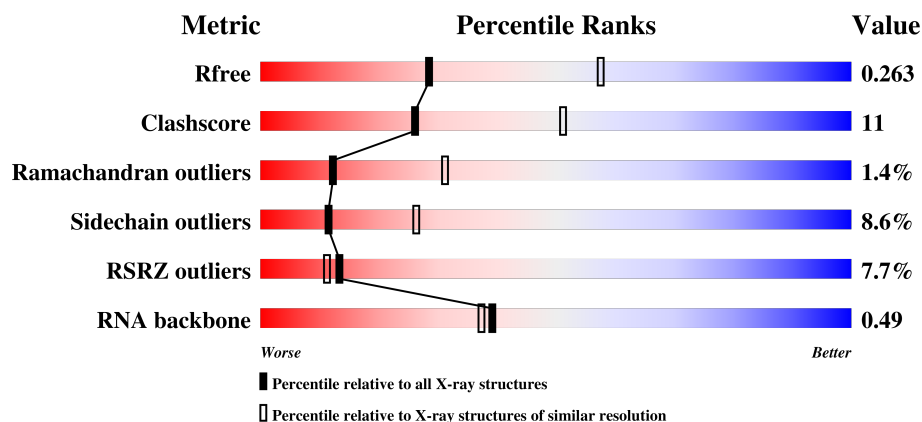
1 Overall quality at a glance

The following experimental techniques were used to determine the structure:

X-RAY DIFFRACTION

The reported resolution of this entry is 2.70 Å.

Percentile scores (ranging between 0-100) for global validation metrics of the entry are shown in the following graphic. The table shows the number of entries on which the scores are based.



Metric	Whole archive (#Entries)	Similar resolution (#Entries, resolution range(Å))
R_{free}	111664	2449 (2.70-2.70)
Clashscore	122126	2756 (2.70-2.70)
Ramachandran outliers	120053	2716 (2.70-2.70)
Sidechain outliers	120020	2716 (2.70-2.70)
RSRZ outliers	108989	2376 (2.70-2.70)
RNA backbone	2636	1009 (3.00-2.40)

The table below summarises the geometric issues observed across the polymeric chains and their fit to the electron density. The red, orange, yellow and green segments on the lower bar indicate the fraction of residues that contain outliers for ≥ 3 , 2, 1 and 0 types of geometric quality criteria. A grey segment represents the fraction of residues that are not modelled. The numeric value for each fraction is indicated below the corresponding segment, with a dot representing fractions $\leq 5\%$. The upper red bar (where present) indicates the fraction of residues that have poor fit to the electron density. The numeric value is given above the bar.

Mol	Chain	Length	Quality of chain
1	AA	1521	<div> <div>45%</div> <div>40%</div> <div>12%</div> <div>..</div> </div>
1	CA	1521	<div> <div>2%</div> <div>44%</div> <div>40%</div> <div>14%</div> <div>..</div> </div>
2	AB	256	<div> <div>4%</div> <div>43%</div> <div>36%</div> <div>12%</div> <div>10%</div> </div>
2	CB	256	<div> <div>23%</div> <div>43%</div> <div>39%</div> <div>8%</div> <div>10%</div> </div>

Continued on next page...

Continued from previous page...

Mol	Chain	Length	Quality of chain
3	AC	239	
3	CC	239	
4	AD	209	
4	CD	209	
5	AE	162	
5	CE	162	
6	AF	101	
6	CF	101	
7	AG	156	
7	CG	156	
8	AH	138	
8	CH	138	
9	AI	128	
9	CI	128	
10	AJ	105	
10	CJ	105	
11	AK	129	
11	CK	129	
12	AL	132	
12	CL	132	
13	AM	126	
13	CM	126	
14	AN	61	
14	CN	61	
15	AO	89	

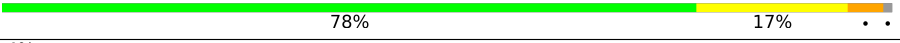


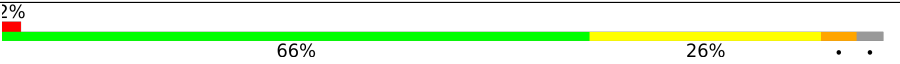
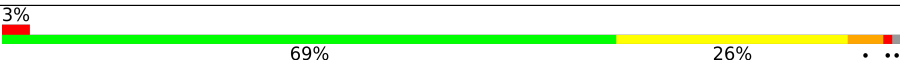

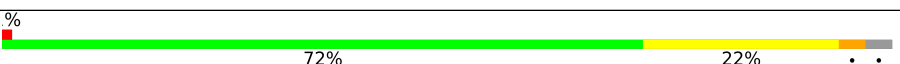
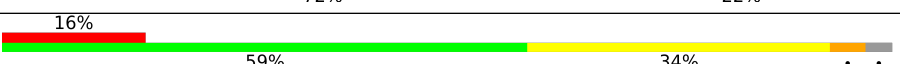
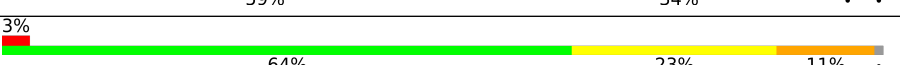
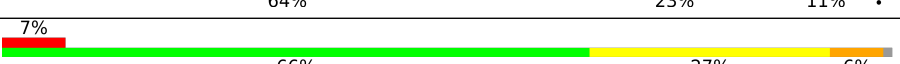
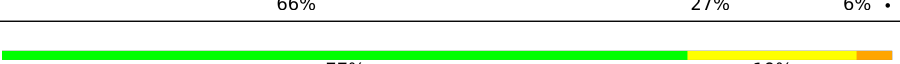
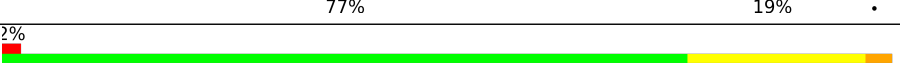





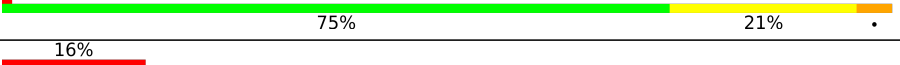

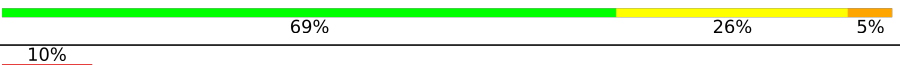
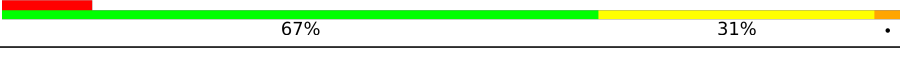


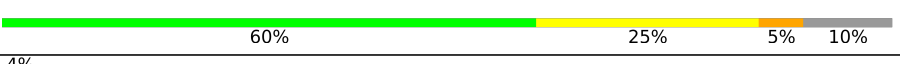

Continued on next page...

Continued from previous page...

Mol	Chain	Length	Quality of chain
15	CO	89	
16	AP	88	
16	CP	88	
17	AQ	105	
17	CQ	105	
18	AR	88	
18	CR	88	
19	AS	93	
19	CS	93	
20	AT	106	
20	CT	106	
21	AU	27	
21	CU	27	
22	AV	24	
22	CV	24	
23	AX	77	
23	CX	77	
24	AY	76	
24	CY	76	
25	BA	2915	
25	DA	2915	
26	BB	121	
26	DB	121	
27	BD	276	
27	DD	276	

Continued on next page...

Continued from previous page...

Mol	Chain	Length	Quality of chain
28	BE	206	
28	DE	206	
29	BF	210	
29	DF	210	
30	BG	182	
30	DG	182	
31	BH	180	
31	DH	180	
32	BI	148	
32	DI	148	
33	BN	140	
33	DN	140	
34	BO	122	
34	DO	122	
35	BP	150	
35	DP	150	
36	BQ	141	
36	DQ	141	
37	BR	118	
37	DR	118	
38	BS	112	
38	DS	112	
39	BT	146	
39	DT	146	
40	BU	118	

Continued on next page...

Continued from previous page...

Mol	Chain	Length	Quality of chain
40	DU	118	
41	BV	101	
41	DV	101	
42	BW	113	
42	DW	113	
43	BX	96	
43	DX	96	
44	BY	110	
44	DY	110	
45	BZ	206	
45	DZ	206	
46	B0	85	
46	D0	85	
47	B1	98	
47	D1	98	
48	B2	72	
48	D2	72	
49	B3	60	
49	D3	60	
50	B4	71	
50	D4	71	
51	B5	60	
51	D5	60	
52	B6	54	
52	D6	54	

Continued on next page...

Continued from previous page...

Mol	Chain	Length	Quality of chain
53	B7	49	
53	D7	49	
54	B8	65	
54	D8	65	
55	B9	37	
55	D9	37	

The following table lists non-polymeric compounds, carbohydrate monomers and non-standard residues in protein, DNA, RNA chains that are outliers for geometric or electron-density-fit criteria:

Mol	Type	Chain	Res	Chirality	Geometry	Clashes	Electron density
56	MG	AA	3166	-	-	-	X
56	MG	BA	3048	-	-	-	X
56	MG	BE	306	-	-	-	X
56	MG	CA	3174	-	-	-	X
56	MG	DA	3640	-	-	-	X
56	MG	DA	3647	-	-	-	X
56	MG	DA	3655	-	-	-	X
57	PCY	CA	3176	-	-	-	X

2 Entry composition

There are 61 unique types of molecules in this entry. The entry contains 290807 atoms, of which 0 are hydrogens and 0 are deuteriums.

In the tables below, the ZeroOcc column contains the number of atoms modelled with zero occupancy, the AltConf column contains the number of residues with at least one atom in alternate conformation and the Trace column contains the number of residues modelled with at most 2 atoms.

- Molecule 1 is a RNA chain called 16S Ribosomal RNA.

Mol	Chain	Residues	Atoms					ZeroOcc	AltConf	Trace
1	AA	1497	Total	C	N	O	P	0	0	0
			32183	14323	5965	10398	1497			
1	CA	1503	Total	C	N	O	P	0	0	0
			32312	14381	5990	10438	1503			

- Molecule 2 is a protein called 30S Ribosomal Protein S2.

Mol	Chain	Residues	Atoms					ZeroOcc	AltConf	Trace
2	AB	231	Total	C	N	O	S	0	0	0
			1846	1179	331	331	5			
2	CB	231	Total	C	N	O	S	0	0	0
			1825	1167	326	327	5			

- Molecule 3 is a protein called 30S Ribosomal Protein S3.

Mol	Chain	Residues	Atoms					ZeroOcc	AltConf	Trace
3	AC	206	Total	C	N	O	S	0	0	0
			1552	976	302	273	1			
3	CC	206	Total	C	N	O	S	0	0	0
			1542	968	300	273	1			

- Molecule 4 is a protein called 30S Ribosomal Protein S4.

Mol	Chain	Residues	Atoms					ZeroOcc	AltConf	Trace
4	AD	208	Total	C	N	O	S	0	0	0
			1659	1040	326	286	7			
4	CD	208	Total	C	N	O	S	0	0	0
			1674	1050	333	284	7			

- Molecule 5 is a protein called 30S Ribosomal Protein S5.

Mol	Chain	Residues	Atoms					ZeroOcc	AltConf	Trace
5	AE	148	Total	C	N	O	S	0	0	0
			1129	714	213	198	4			
5	CE	148	Total	C	N	O	S	0	0	0
			1133	716	214	199	4			

- Molecule 6 is a protein called 30S Ribosomal Protein S6.

Mol	Chain	Residues	Atoms					ZeroOcc	AltConf	Trace
6	AF	100	Total	C	N	O	S	0	0	0
			806	511	143	149	3			
6	CF	100	Total	C	N	O	S	0	0	0
			816	516	146	151	3			

- Molecule 7 is a protein called 30S Ribosomal Protein S7.

Mol	Chain	Residues	Atoms					ZeroOcc	AltConf	Trace
7	AG	155	Total	C	N	O	S	0	0	0
			1231	766	243	216	6			
7	CG	155	Total	C	N	O	S	0	0	0
			1235	769	244	216	6			

- Molecule 8 is a protein called 30S Ribosomal Protein S8.

Mol	Chain	Residues	Atoms					ZeroOcc	AltConf	Trace
8	AH	137	Total	C	N	O	S	0	0	0
			1088	689	206	191	2			
8	CH	137	Total	C	N	O	S	0	0	0
			1088	689	206	191	2			

- Molecule 9 is a protein called 30S Ribosomal Protein S9.

Mol	Chain	Residues	Atoms				ZeroOcc	AltConf	Trace
9	AI	127	Total	C	N	O	0	0	0
			983	623	193	167			
9	CI	127	Total	C	N	O	0	0	0
			978	619	190	169			

- Molecule 10 is a protein called 30S Ribosomal Protein S10.

Mol	Chain	Residues	Atoms				ZeroOcc	AltConf	Trace
10	AJ	97	Total	C	N	O	0	0	0
			709	440	138	131			

Continued on next page...

Continued from previous page...

Mol	Chain	Residues	Atoms				ZeroOcc	AltConf	Trace
10	CJ	96	Total	C	N	O			
			714	445	138	131	0	0	0

- Molecule 11 is a protein called 30S Ribosomal Protein S11.

Mol	Chain	Residues	Atoms				ZeroOcc	AltConf	Trace
11	AK	114	Total	C	N	O	S		
			829	516	155	155	3	0	0
11	CK	114	Total	C	N	O	S		
			833	519	156	155	3	0	0

- Molecule 12 is a protein called 30S Ribosomal Protein S12.

Mol	Chain	Residues	Atoms				ZeroOcc	AltConf	Trace
12	AL	122	Total	C	N	O	S		
			930	585	185	159	1	0	0
12	CL	122	Total	C	N	O	S		
			930	585	185	159	1	0	0

- Molecule 13 is a protein called 30S Ribosomal Protein S13.

Mol	Chain	Residues	Atoms				ZeroOcc	AltConf	Trace
13	AM	120	Total	C	N	O	S		
			937	578	194	163	2	0	0
13	CM	118	Total	C	N	O	S		
			920	566	191	161	2	0	0

- Molecule 14 is a protein called 30S Ribosomal Protein S14.

Mol	Chain	Residues	Atoms				ZeroOcc	AltConf	Trace
14	AN	60	Total	C	N	O	S		
			492	312	104	72	4	0	0
14	CN	60	Total	C	N	O	S		
			492	312	104	72	4	0	0

- Molecule 15 is a protein called 30S Ribosomal Protein S15.

Mol	Chain	Residues	Atoms				ZeroOcc	AltConf	Trace
15	AO	88	Total	C	N	O	S		
			728	456	144	126	2	0	0
15	CO	88	Total	C	N	O	S		
			728	456	144	126	2	0	0

- Molecule 16 is a protein called 30S Ribosomal Protein S16.

Mol	Chain	Residues	Atoms					ZeroOcc	AltConf	Trace
16	AP	82	Total	C	N	O	S	0	0	0
			681	433	134	113	1			
16	CP	82	Total	C	N	O	S	0	0	0
			677	430	133	113	1			

- Molecule 17 is a protein called 30S Ribosomal Protein S17.

Mol	Chain	Residues	Atoms					ZeroOcc	AltConf	Trace
17	AQ	99	Total	C	N	O	S	0	0	0
			823	528	151	142	2			
17	CQ	99	Total	C	N	O	S	0	0	0
			823	528	151	142	2			

- Molecule 18 is a protein called 30S Ribosomal Protein S18.

Mol	Chain	Residues	Atoms				ZeroOcc	AltConf	Trace
18	AR	68	Total	C	N	O	0	0	0
			555	355	108	92			
18	CR	68	Total	C	N	O	0	0	0
			555	355	108	92			

- Molecule 19 is a protein called 30S Ribosomal Protein S19.

Mol	Chain	Residues	Atoms					ZeroOcc	AltConf	Trace
19	AS	83	Total	C	N	O	S	0	0	0
			652	417	120	113	2			
19	CS	83	Total	C	N	O	S	0	0	0
			646	412	119	113	2			

- Molecule 20 is a protein called 30S Ribosomal Protein S20.

Mol	Chain	Residues	Atoms					ZeroOcc	AltConf	Trace
20	AT	96	Total	C	N	O	S	0	0	0
			728	446	156	124	2			
20	CT	96	Total	C	N	O	S	0	0	0
			727	446	155	124	2			

- Molecule 21 is a protein called 30S Ribosomal Protein THX.

Mol	Chain	Residues	Atoms				ZeroOcc	AltConf	Trace
21	AU	23	Total	C	N	O	0	0	0
			199	122	48	29			
21	CU	23	Total	C	N	O	0	0	0
			199	122	48	29			

- Molecule 22 is a RNA chain called mRNA.

Mol	Chain	Residues	Atoms					ZeroOcc	AltConf	Trace
22	AV	8	Total	C	N	O	P	0	0	0
			169	76	29	56	8			
22	CV	5	Total	C	N	O	P	0	0	0
			109	49	22	33	5			

- Molecule 23 is a RNA chain called P-site tRNA.

Mol	Chain	Residues	Atoms						ZeroOcc	AltConf	Trace
23	AX	76	Total	C	N	O	P	S	0	0	0
			1625	725	294	529	76	1			
23	CX	76	Total	C	N	O	P	S	0	0	0
			1625	725	294	529	76	1			

- Molecule 24 is a RNA chain called E-site tRNA Acceptor Stem.

Mol	Chain	Residues	Atoms					ZeroOcc	AltConf	Trace
24	AY	18	Total	C	N	O	P	0	0	0
			385	171	71	125	18			
24	CY	5	Total	C	N	O	P	0	0	0
			104	47	19	33	5			

- Molecule 25 is a RNA chain called 23S Ribosomal RNA.

Mol	Chain	Residues	Atoms					ZeroOcc	AltConf	Trace
25	BA	2822	Total	C	N	O	P	0	0	0
			60792	27054	11380	19537	2821			
25	DA	2800	Total	C	N	O	P	0	0	0
			60311	26840	11284	19388	2799			

- Molecule 26 is a RNA chain called 5S Ribosomal RNA.

Mol	Chain	Residues	Atoms					ZeroOcc	AltConf	Trace
26	BB	120	Total	C	N	O	P	0	0	0
			2573	1146	476	832	119			

Continued on next page...

Continued from previous page...

Mol	Chain	Residues	Atoms					ZeroOcc	AltConf	Trace
26	DB	120	Total	C	N	O	P	0	0	0
			2573	1146	476	832	119			

- Molecule 27 is a protein called 50S Ribosomal Protein L2.

Mol	Chain	Residues	Atoms					ZeroOcc	AltConf	Trace
27	BD	275	Total	C	N	O	S	0	0	0
			2136	1349	423	361	3			
27	DD	275	Total	C	N	O	S	0	0	0
			2136	1349	423	361	3			

- Molecule 28 is a protein called 50S Ribosomal Protein L3.

Mol	Chain	Residues	Atoms					ZeroOcc	AltConf	Trace
28	BE	204	Total	C	N	O	S	0	0	0
			1559	985	298	270	6			
28	DE	204	Total	C	N	O	S	0	0	0
			1559	985	298	270	6			

- Molecule 29 is a protein called 50S Ribosomal Protein L4.

Mol	Chain	Residues	Atoms					ZeroOcc	AltConf	Trace
29	BF	203	Total	C	N	O	S	0	0	1
			1584	1009	298	275	2			
29	DF	203	Total	C	N	O	S	0	0	1
			1580	1007	297	274	2			

- Molecule 30 is a protein called 50S Ribosomal Protein L5.

Mol	Chain	Residues	Atoms					ZeroOcc	AltConf	Trace
30	BG	181	Total	C	N	O	S	0	0	0
			1425	914	256	251	4			
30	DG	181	Total	C	N	O	S	0	0	0
			1424	911	258	251	4			

- Molecule 31 is a protein called 50S Ribosomal Protein L6.

Mol	Chain	Residues	Atoms					ZeroOcc	AltConf	Trace
31	BH	174	Total	C	N	O	S	0	0	0
			1330	845	248	236	1			
31	DH	174	Total	C	N	O	S	0	0	0
			1330	845	248	236	1			

- Molecule 32 is a protein called 50S Ribosomal Protein L9.

Mol	Chain	Residues	Atoms					ZeroOcc	AltConf	Trace
32	BI	146	Total	C	N	O	S	0	0	0
			1085	693	189	202	1			
32	DI	146	Total	C	N	O	S	0	0	0
			1061	680	186	194	1			

- Molecule 33 is a protein called 50S Ribosomal Protein L13.

Mol	Chain	Residues	Atoms					ZeroOcc	AltConf	Trace
33	BN	140	Total	C	N	O	S	0	0	0
			1117	719	207	187	4			
33	DN	140	Total	C	N	O	S	0	0	0
			1117	719	207	187	4			

- Molecule 34 is a protein called 50S Ribosomal Protein L14.

Mol	Chain	Residues	Atoms					ZeroOcc	AltConf	Trace
34	BO	122	Total	C	N	O	S	0	0	0
			933	588	171	170	4			
34	DO	122	Total	C	N	O	S	0	0	0
			933	588	171	170	4			

- Molecule 35 is a protein called 50S Ribosomal Protein L15.

Mol	Chain	Residues	Atoms					ZeroOcc	AltConf	Trace
35	BP	149	Total	C	N	O	S	0	0	0
			1135	706	230	196	3			
35	DP	149	Total	C	N	O	S	0	0	0
			1135	706	230	196	3			

- Molecule 36 is a protein called 50S Ribosomal Protein L16.

Mol	Chain	Residues	Atoms					ZeroOcc	AltConf	Trace
36	BQ	141	Total	C	N	O	S	0	0	0
			1122	715	212	188	7			
36	DQ	141	Total	C	N	O	S	0	0	0
			1122	715	212	188	7			

- Molecule 37 is a protein called 50S Ribosomal Protein L17.

Mol	Chain	Residues	Atoms					ZeroOcc	AltConf	Trace
37	BR	118	Total	C	N	O	S	0	0	0
			968	604	203	160	1			
37	DR	118	Total	C	N	O	S	0	0	0
			968	604	203	160	1			

- Molecule 38 is a protein called 50S Ribosomal Protein L18.

Mol	Chain	Residues	Atoms					ZeroOcc	AltConf	Trace
38	BS	110	Total	C	N	O	S	0	0	0
			877	553	175	149				
38	DS	110	Total	C	N	O	S	0	0	0
			870	549	173	148				

- Molecule 39 is a protein called 50S Ribosomal Protein L19.

Mol	Chain	Residues	Atoms					ZeroOcc	AltConf	Trace
39	BT	131	Total	C	N	O	S	0	0	0
			1091	680	225	185	1			
39	DT	131	Total	C	N	O	S	0	0	0
			1083	675	224	183	1			

- Molecule 40 is a protein called 50S Ribosomal Protein L20.

Mol	Chain	Residues	Atoms					ZeroOcc	AltConf	Trace
40	BU	116	Total	C	N	O	S	0	0	0
			959	608	201	149	1			
40	DU	116	Total	C	N	O	S	0	0	0
			959	608	201	149	1			

- Molecule 41 is a protein called 50S Ribosomal Protein L21.

Mol	Chain	Residues	Atoms					ZeroOcc	AltConf	Trace
41	BV	101	Total	C	N	O	S	0	0	0
			771	495	140	135	1			
41	DV	101	Total	C	N	O	S	0	0	0
			771	495	140	135	1			

- Molecule 42 is a protein called 50S Ribosomal Protein L22.

Mol	Chain	Residues	Atoms					ZeroOcc	AltConf	Trace
42	BW	112	Total	C	N	O	S	0	0	0
			886	557	174	153	2			

Continued on next page...

Continued from previous page...

Mol	Chain	Residues	Atoms					ZeroOcc	AltConf	Trace
42	DW	112	Total	C	N	O	S	0	0	0
			886	557	174	153	2			

- Molecule 43 is a protein called 50S Ribosomal Protein L23.

Mol	Chain	Residues	Atoms					ZeroOcc	AltConf	Trace
43	BX	95	Total	C	N	O	S	0	0	0
			750	488	135	126	1			
43	DX	95	Total	C	N	O	S	0	0	0
			750	488	135	126	1			

- Molecule 44 is a protein called 50S Ribosomal Protein L24.

Mol	Chain	Residues	Atoms					ZeroOcc	AltConf	Trace
44	BY	107	Total	C	N	O	S	0	0	0
			806	517	152	131	6			
44	DY	107	Total	C	N	O	S	0	0	0
			806	517	152	131	6			

- Molecule 45 is a protein called 50S Ribosomal Protein L25.

Mol	Chain	Residues	Atoms					ZeroOcc	AltConf	Trace
45	BZ	171	Total	C	N	O	S	0	0	0
			1349	862	243	242	2			
45	DZ	174	Total	C	N	O	S	0	0	0
			1360	870	243	245	2			

- Molecule 46 is a protein called 50S Ribosomal Protein L27.

Mol	Chain	Residues	Atoms					ZeroOcc	AltConf	Trace
46	B0	83	Total	C	N	O	S	0	0	0
			653	404	139	109	1			
46	D0	83	Total	C	N	O	S	0	0	0
			653	404	139	109	1			

- Molecule 47 is a protein called 50S Ribosomal Protein L28.

Mol	Chain	Residues	Atoms					ZeroOcc	AltConf	Trace
47	B1	97	Total	C	N	O	S	0	0	0
			755	475	148	131	1			
47	D1	97	Total	C	N	O	S	0	0	0
			755	475	148	131	1			

- Molecule 48 is a protein called 50S Ribosomal Protein L29.

Mol	Chain	Residues	Atoms					ZeroOcc	AltConf	Trace
48	B2	70	Total	C	N	O	S	0	0	0
			588	365	118	103	2			
48	D2	70	Total	C	N	O	S	0	0	0
			588	365	118	103	2			

- Molecule 49 is a protein called 50S Ribosomal Protein L30.

Mol	Chain	Residues	Atoms				ZeroOcc	AltConf	Trace
49	B3	59	Total	C	N	O	0	0	0
			469	298	90	81			
49	D3	59	Total	C	N	O	0	0	0
			464	296	90	78			

- Molecule 50 is a protein called 50S Ribosomal Protein L31.

Mol	Chain	Residues	Atoms					ZeroOcc	AltConf	Trace
50	B4	69	Total	C	N	O	S	0	0	0
			558	352	102	99	5			
50	D4	69	Total	C	N	O	S	0	0	0
			532	339	97	91	5			

- Molecule 51 is a protein called 50S Ribosomal Protein L32.

Mol	Chain	Residues	Atoms					ZeroOcc	AltConf	Trace
51	B5	59	Total	C	N	O	S	0	0	0
			455	285	89	76	5			
51	D5	59	Total	C	N	O	S	0	0	0
			455	285	89	76	5			

- Molecule 52 is a protein called 50S Ribosomal Protein L33.

Mol	Chain	Residues	Atoms					ZeroOcc	AltConf	Trace
52	B6	53	Total	C	N	O	S	0	0	0
			453	281	91	77	4			
52	D6	53	Total	C	N	O	S	0	0	0
			449	279	91	75	4			

- Molecule 53 is a protein called 50S Ribosomal Protein L34.

Mol	Chain	Residues	Atoms					ZeroOcc	AltConf	Trace
53	B7	48	Total	C	N	O	S	0	0	0
			418	257	104	55	2			
53	D7	48	Total	C	N	O	S	0	0	0
			418	257	104	55	2			

- Molecule 54 is a protein called 50S Ribosomal Protein L35.

Mol	Chain	Residues	Atoms					ZeroOcc	AltConf	Trace
54	B8	64	Total	C	N	O	S	0	0	0
			511	328	99	82	2			
54	D8	64	Total	C	N	O	S	0	0	0
			517	331	102	82	2			

- Molecule 55 is a protein called 50S Ribosomal Protein L36.

Mol	Chain	Residues	Atoms					ZeroOcc	AltConf	Trace
55	B9	37	Total	C	N	O	S	0	0	0
			307	188	68	47	4			
55	D9	37	Total	C	N	O	S	0	0	0
			307	188	68	47	4			

- Molecule 56 is MAGNESIUM ION (three-letter code: MG) (formula: Mg).

Mol	Chain	Residues	Atoms		ZeroOcc	AltConf
56	B4	1	Total	Mg	0	0
			1	1		
56	BA	814	Total	Mg	0	0
			814	814		
56	CA	175	Total	Mg	0	0
			175	175		
56	DQ	3	Total	Mg	0	0
			3	3		
56	D3	1	Total	Mg	0	0
			1	1		
56	DF	5	Total	Mg	0	0
			5	5		
56	B8	2	Total	Mg	0	0
			2	2		
56	BE	7	Total	Mg	0	0
			7	7		
56	DU	4	Total	Mg	0	0
			4	4		

Continued on next page...

Continued from previous page...

Mol	Chain	Residues	Atoms		ZeroOcc	AltConf
56	AN	1	Total 1	Mg 1	0	0
56	BP	4	Total 4	Mg 4	0	0
56	AX	9	Total 9	Mg 9	0	0
56	DN	1	Total 1	Mg 1	0	0
56	DD	8	Total 8	Mg 8	0	0
56	B5	4	Total 4	Mg 4	0	0
56	BB	22	Total 22	Mg 22	0	0
56	D8	1	Total 1	Mg 1	0	0
56	AE	3	Total 3	Mg 3	0	0
56	DG	1	Total 1	Mg 1	0	0
56	B9	1	Total 1	Mg 1	0	0
56	BF	9	Total 9	Mg 9	0	0
56	BX	2	Total 2	Mg 2	0	0
56	B2	1	Total 1	Mg 1	0	0
56	AA	190	Total 190	Mg 190	0	0
56	BQ	4	Total 4	Mg 4	0	0
56	CX	2	Total 2	Mg 2	0	0
56	DV	3	Total 3	Mg 3	0	0
56	B6	2	Total 2	Mg 2	0	0
56	AM	1	Total 1	Mg 1	0	0
56	BU	9	Total 9	Mg 9	0	0

Continued on next page...

Continued from previous page...

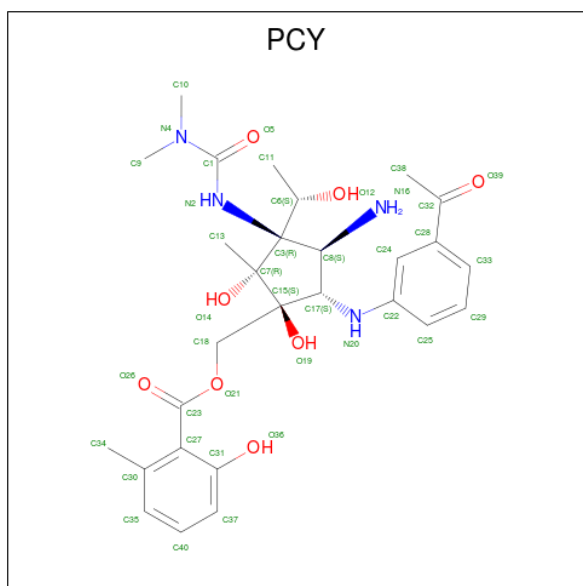
Mol	Chain	Residues	Atoms		ZeroOcc	AltConf
56	DR	1	Total 1	Mg 1	0	0
56	AD	1	Total 1	Mg 1	0	0
56	BN	7	Total 7	Mg 7	0	0
56	CT	1	Total 1	Mg 1	0	0
56	D0	2	Total 2	Mg 2	0	0
56	BG	2	Total 2	Mg 2	0	0
56	BY	3	Total 3	Mg 3	0	0
56	DE	5	Total 5	Mg 5	0	0
56	B3	1	Total 1	Mg 1	0	0
56	CJ	1	Total 1	Mg 1	0	0
56	BR	3	Total 3	Mg 3	0	0
56	DA	674	Total 674	Mg 674	0	0
56	DP	2	Total 2	Mg 2	0	0
56	DW	2	Total 2	Mg 2	0	0
56	B7	5	Total 5	Mg 5	0	0
56	CF	1	Total 1	Mg 1	0	0
56	BV	4	Total 4	Mg 4	0	0
56	DO	1	Total 1	Mg 1	0	0
56	BO	1	Total 1	Mg 1	0	0
56	AQ	1	Total 1	Mg 1	0	0
56	D1	1	Total 1	Mg 1	0	0

Continued on next page...

Continued from previous page...

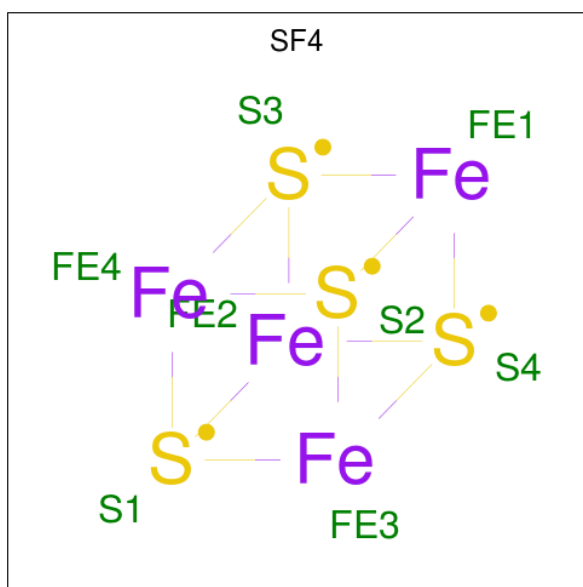
Mol	Chain	Residues	Atoms		ZeroOcc	AltConf
56	BZ	2	Total	Mg	0	0
			2	2		
56	DY	1	Total	Mg	0	0
			1	1		
56	BD	9	Total	Mg	0	0
			9	9		
56	B0	5	Total	Mg	0	0
			5	5		
56	CE	2	Total	Mg	0	0
			2	2		
56	BW	4	Total	Mg	0	0
			4	4		
56	AF	1	Total	Mg	0	0
			1	1		
56	DB	10	Total	Mg	0	0
			10	10		

- Molecule 57 is Pactamycin (three-letter code: PCY) (formula: $C_{28}H_{38}N_4O_8$).



Mol	Chain	Residues	Atoms				ZeroOcc	AltConf
57	AA	1	Total	C	N	O	0	0
			40	28	4	8		
57	CA	1	Total	C	N	O	0	0
			40	28	4	8		

- Molecule 58 is IRON/SULFUR CLUSTER (three-letter code: SF4) (formula: Fe_4S_4).



Mol	Chain	Residues	Atoms			ZeroOcc	AltConf
58	AD	1	Total	Fe	S	0	0
			8	4	4		
58	CD	1	Total	Fe	S	0	0
			8	4	4		

- Molecule 59 is ZINC ION (three-letter code: ZN) (formula: Zn).

Mol	Chain	Residues	Atoms		ZeroOcc	AltConf
59	B5	1	Total	Zn	0	0
			1	1		
59	B4	1	Total	Zn	0	0
			1	1		
59	CN	1	Total	Zn	0	0
			1	1		
59	BY	1	Total	Zn	0	0
			1	1		
59	B9	1	Total	Zn	0	0
			1	1		
59	DY	1	Total	Zn	0	0
			1	1		
59	D5	1	Total	Zn	0	0
			1	1		
59	D4	1	Total	Zn	0	0
			1	1		
59	AN	1	Total	Zn	0	0
			1	1		
59	D6	1	Total	Zn	0	0
			1	1		

Continued on next page...

Continued from previous page...

Mol	Chain	Residues	Atoms		ZeroOcc	AltConf
59	D9	1	Total 1	Zn 1	0	0
59	B6	1	Total 1	Zn 1	0	0

- Molecule 60 is POTASSIUM ION (three-letter code: K) (formula: K).

Mol	Chain	Residues	Atoms		ZeroOcc	AltConf
60	AX	1	Total 1	K 1	0	0
60	CX	1	Total 1	K 1	0	0

- Molecule 61 is water.

Mol	Chain	Residues	Atoms		ZeroOcc	AltConf
61	AA	175	Total 175	O 175	0	0
61	AJ	2	Total 2	O 2	0	0
61	AL	1	Total 1	O 1	0	0
61	AM	1	Total 1	O 1	0	0
61	AO	1	Total 1	O 1	0	0
61	AV	1	Total 1	O 1	0	0
61	AX	8	Total 8	O 8	0	0
61	BA	1294	Total 1294	O 1294	0	0
61	BB	34	Total 34	O 34	0	0
61	BD	16	Total 16	O 16	0	0
61	BE	12	Total 12	O 12	0	0
61	BF	7	Total 7	O 7	0	0
61	BG	3	Total 3	O 3	0	0

Continued on next page...

Continued from previous page...

Mol	Chain	Residues	Atoms		ZeroOcc	AltConf
61	BI	1	Total 1	O 1	0	0
61	BN	1	Total 1	O 1	0	0
61	BO	4	Total 4	O 4	0	0
61	BP	15	Total 15	O 15	0	0
61	BQ	5	Total 5	O 5	0	0
61	BR	1	Total 1	O 1	0	0
61	BU	2	Total 2	O 2	0	0
61	BV	2	Total 2	O 2	0	0
61	BW	3	Total 3	O 3	0	0
61	BX	5	Total 5	O 5	0	0
61	B0	4	Total 4	O 4	0	0
61	B1	1	Total 1	O 1	0	0
61	B3	1	Total 1	O 1	0	0
61	B5	4	Total 4	O 4	0	0
61	B6	1	Total 1	O 1	0	0
61	B7	1	Total 1	O 1	0	0
61	B8	10	Total 10	O 10	0	0
61	CA	137	Total 137	O 137	0	0
61	CD	1	Total 1	O 1	0	0
61	CJ	2	Total 2	O 2	0	0
61	CL	1	Total 1	O 1	0	0

Continued on next page...

Continued from previous page...

Mol	Chain	Residues	Atoms		ZeroOcc	AltConf
61	CN	1	Total 1	O 1	0	0
61	CT	1	Total 1	O 1	0	0
61	CX	2	Total 2	O 2	0	0
61	DA	924	Total 924	O 924	0	0
61	DB	8	Total 8	O 8	0	0
61	DD	18	Total 18	O 18	0	0
61	DE	9	Total 9	O 9	0	0
61	DF	5	Total 5	O 5	0	0
61	DN	1	Total 1	O 1	0	0
61	DO	1	Total 1	O 1	0	0
61	DP	14	Total 14	O 14	0	0
61	DR	1	Total 1	O 1	0	0
61	DT	1	Total 1	O 1	0	0
61	DU	3	Total 3	O 3	0	0
61	DV	1	Total 1	O 1	0	0
61	DW	1	Total 1	O 1	0	0
61	DX	1	Total 1	O 1	0	0
61	DY	1	Total 1	O 1	0	0
61	D0	7	Total 7	O 7	0	0
61	D1	1	Total 1	O 1	0	0
61	D3	1	Total 1	O 1	0	0

Continued on next page...

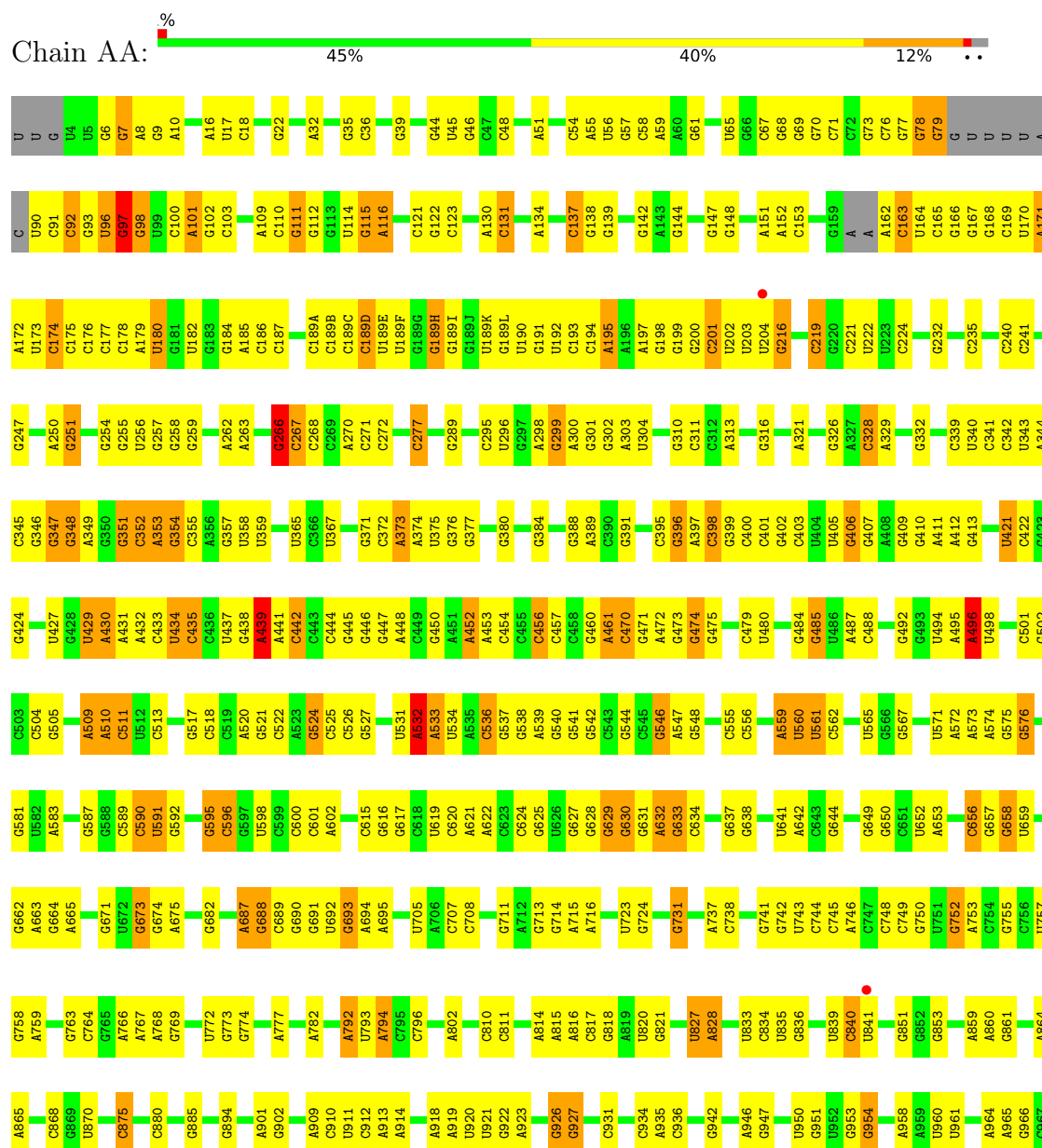
Continued from previous page...

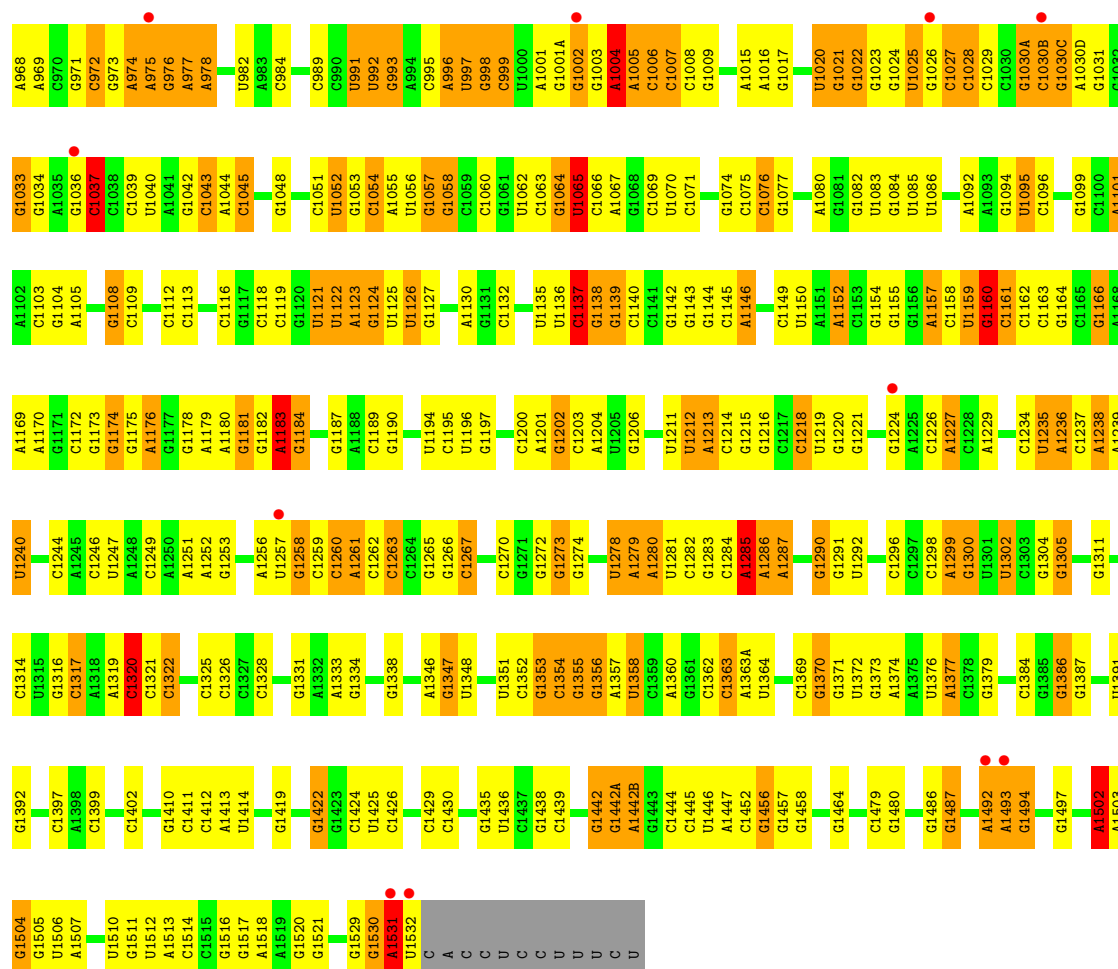
Mol	Chain	Residues	Atoms		ZeroOcc	AltConf
61	D8	4	Total	O	0	0
			4	4		

3 Residue-property plots

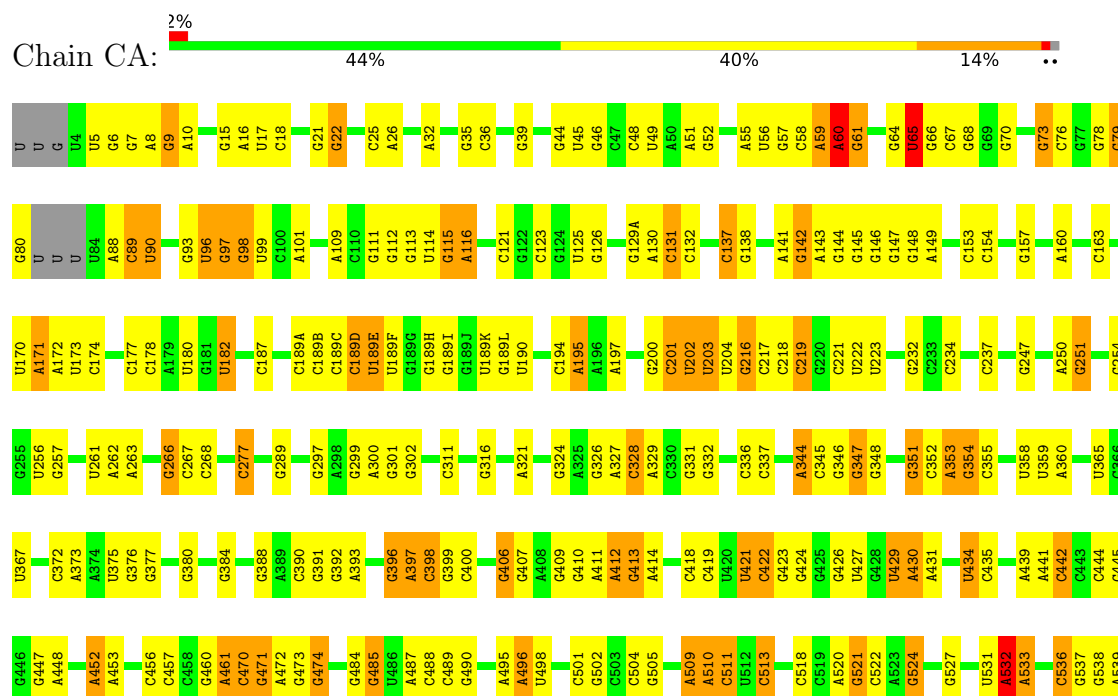
These plots are drawn for all protein, RNA and DNA chains in the entry. The first graphic for a chain summarises the proportions of the various outlier classes displayed in the second graphic. The second graphic shows the sequence view annotated by issues in geometry and electron density. Residues are color-coded according to the number of geometric quality criteria for which they contain at least one outlier: green = 0, yellow = 1, orange = 2 and red = 3 or more. A red dot above a residue indicates a poor fit to the electron density ($RSRZ > 2$). Stretches of 2 or more consecutive residues without any outlier are shown as a green connector. Residues present in the sample, but not in the model, are shown in grey.

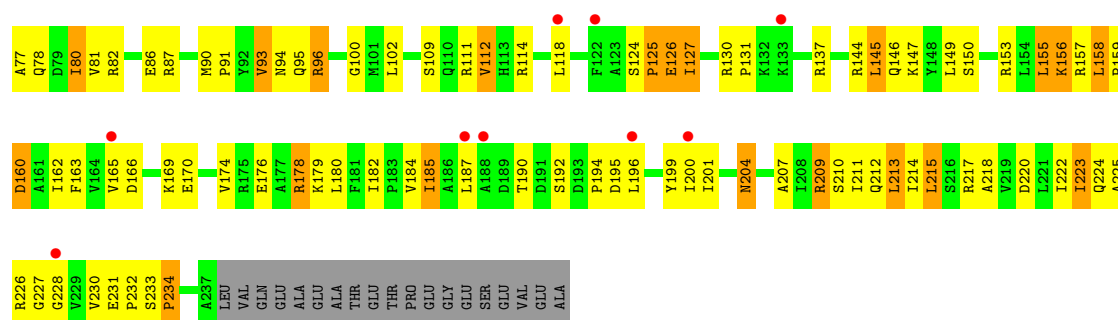
• Molecule 1: 16S Ribosomal RNA



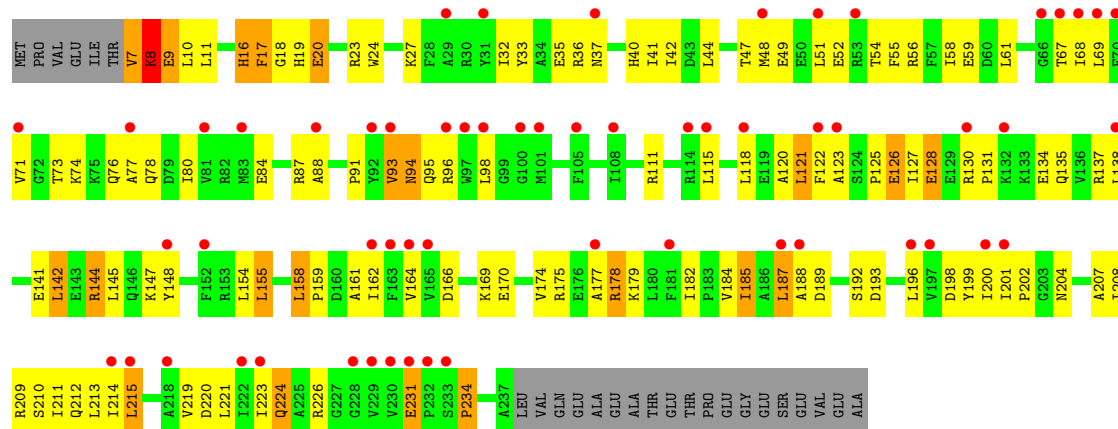
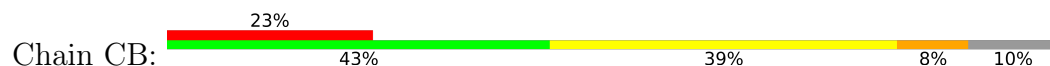


● Molecule 1: 16S Ribosomal RNA

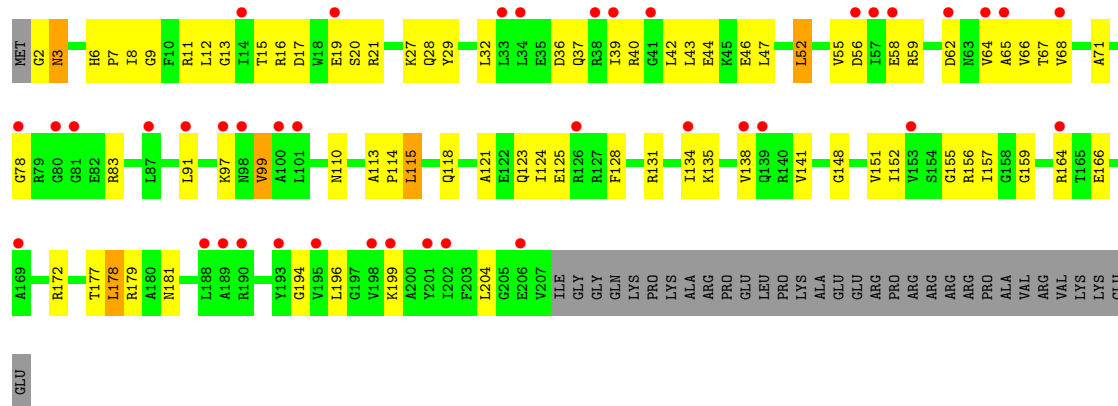




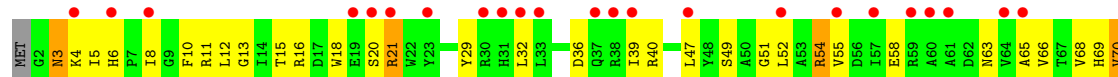
• Molecule 2: 30S Ribosomal Protein S2

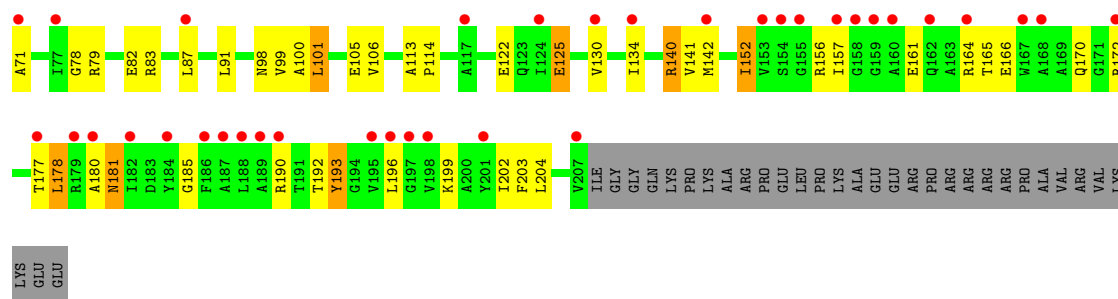


• Molecule 3: 30S Ribosomal Protein S3

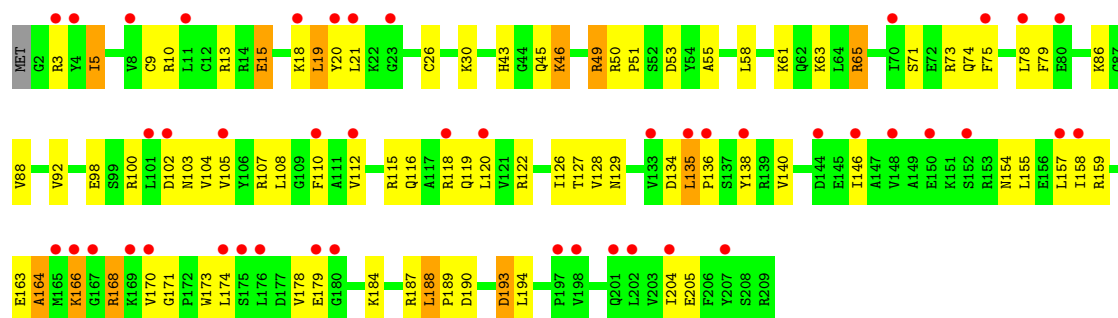


• Molecule 3: 30S Ribosomal Protein S3

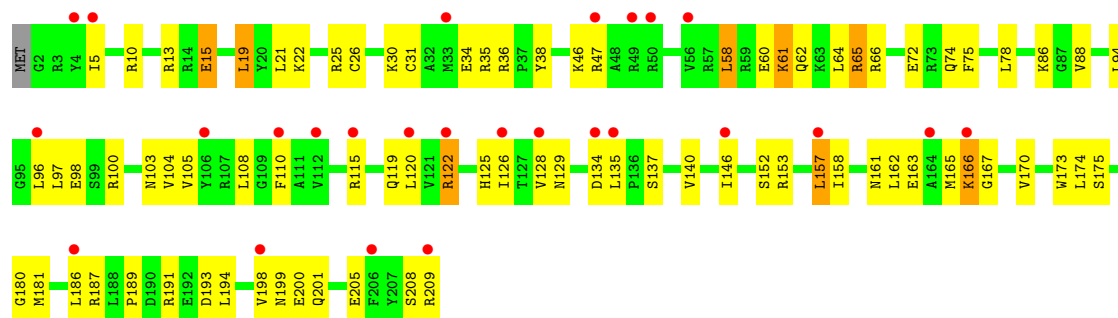




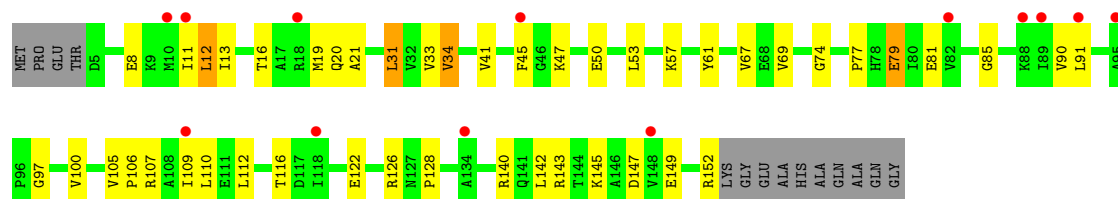
• Molecule 4: 30S Ribosomal Protein S4



• Molecule 4: 30S Ribosomal Protein S4

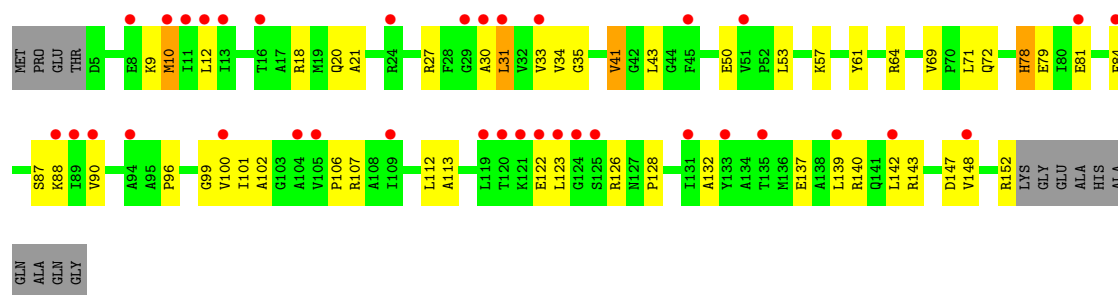


• Molecule 5: 30S Ribosomal Protein S5

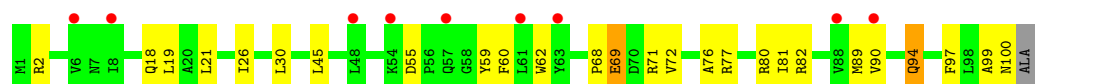
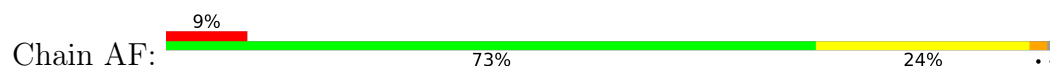


• Molecule 5: 30S Ribosomal Protein S5

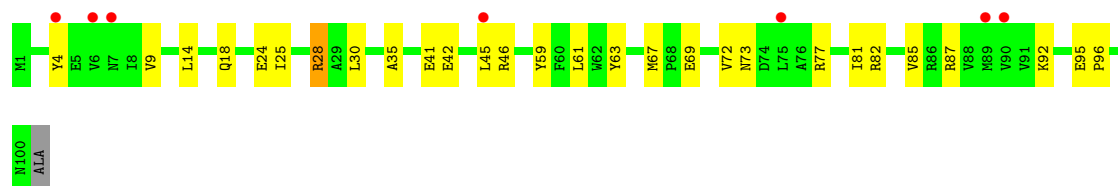
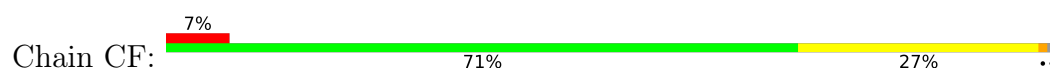




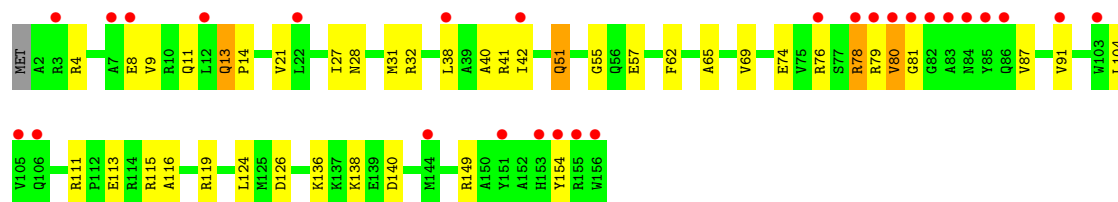
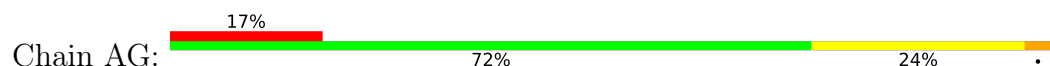
- Molecule 6: 30S Ribosomal Protein S6



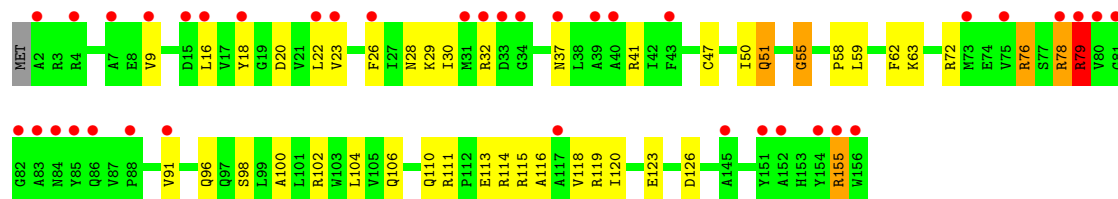
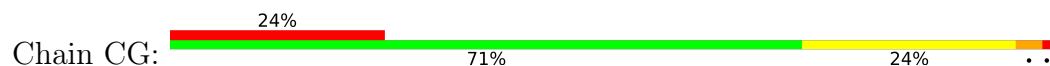
- Molecule 6: 30S Ribosomal Protein S6



- Molecule 7: 30S Ribosomal Protein S7

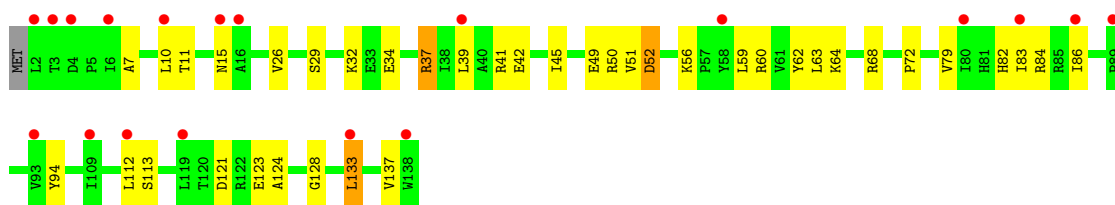


- Molecule 7: 30S Ribosomal Protein S7

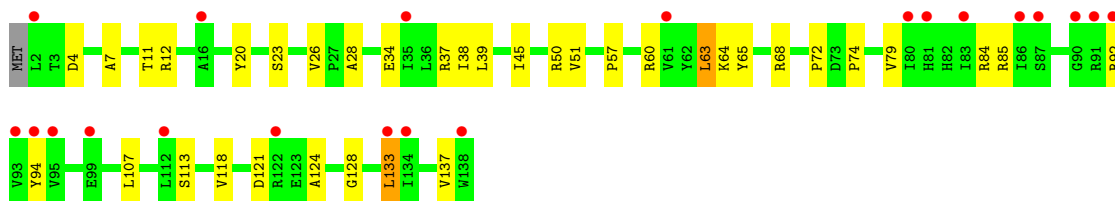
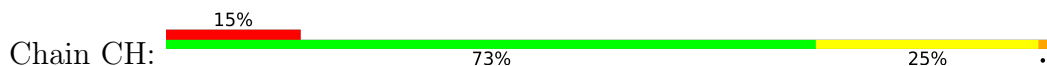


- Molecule 8: 30S Ribosomal Protein S8

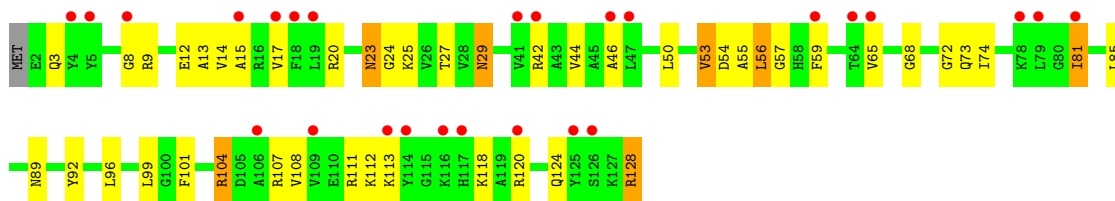




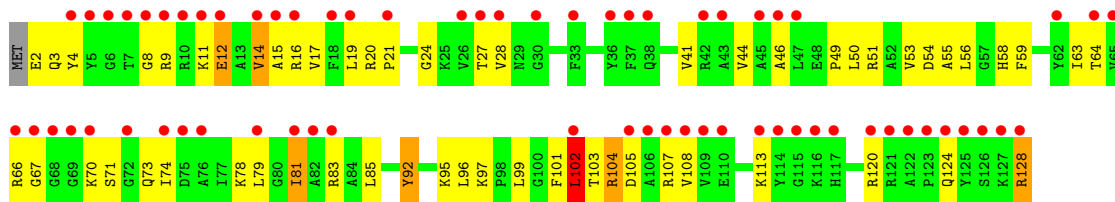
• Molecule 8: 30S Ribosomal Protein S8



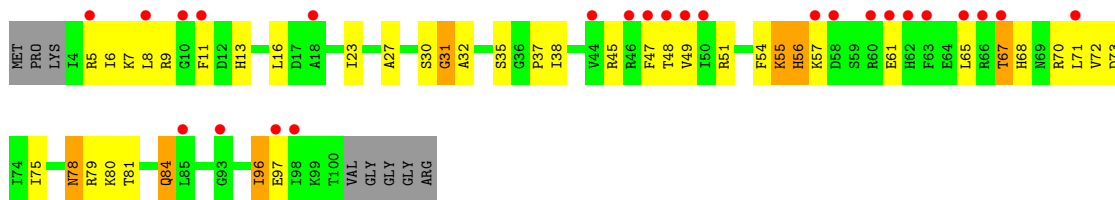
• Molecule 9: 30S Ribosomal Protein S9



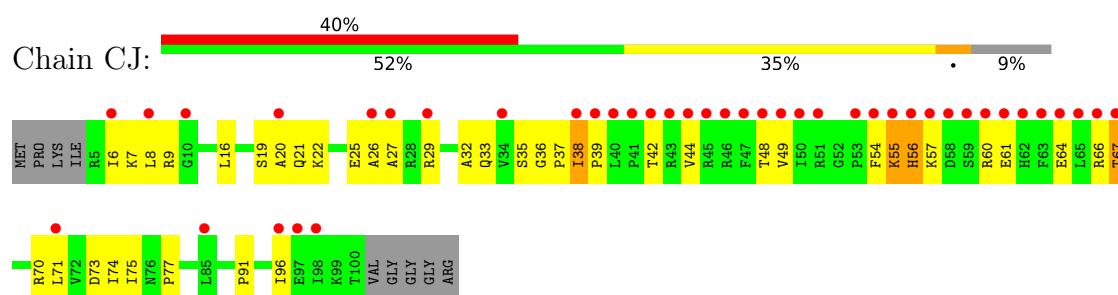
• Molecule 9: 30S Ribosomal Protein S9



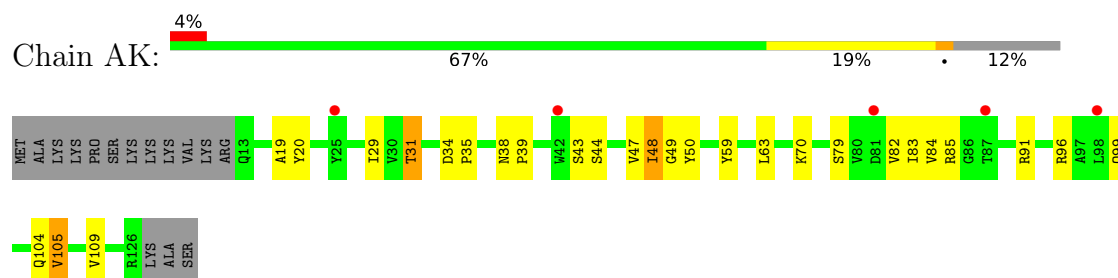
• Molecule 10: 30S Ribosomal Protein S10



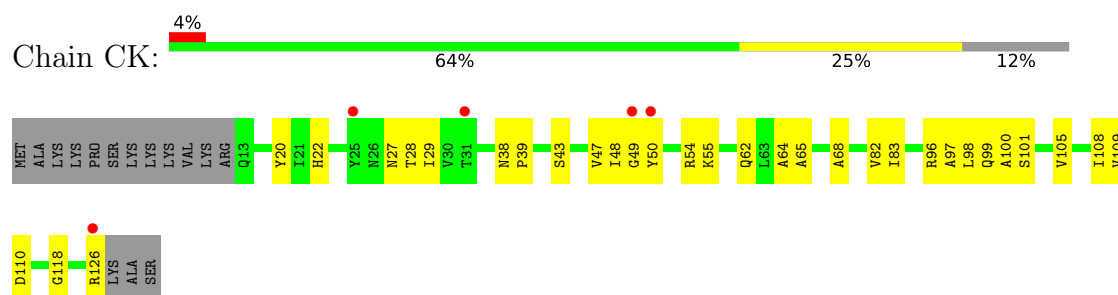
• Molecule 10: 30S Ribosomal Protein S10



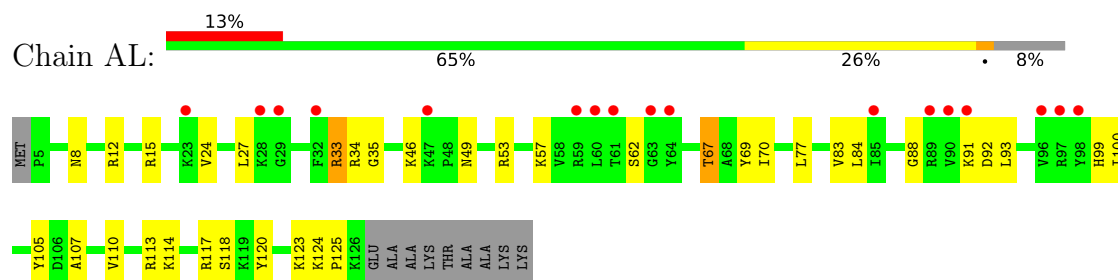
- Molecule 11: 30S Ribosomal Protein S11



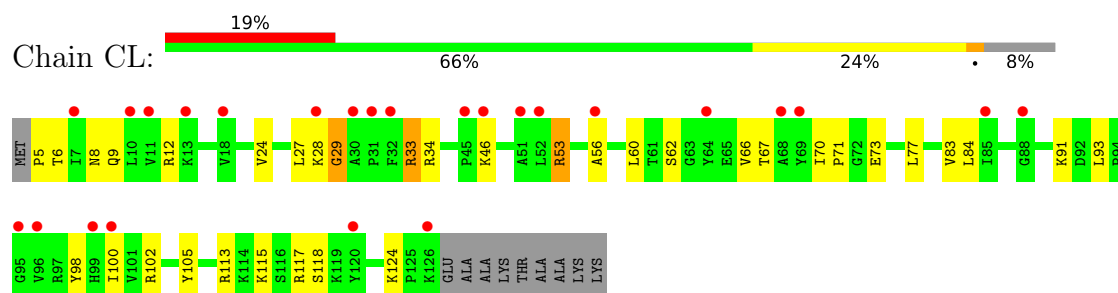
- Molecule 11: 30S Ribosomal Protein S11



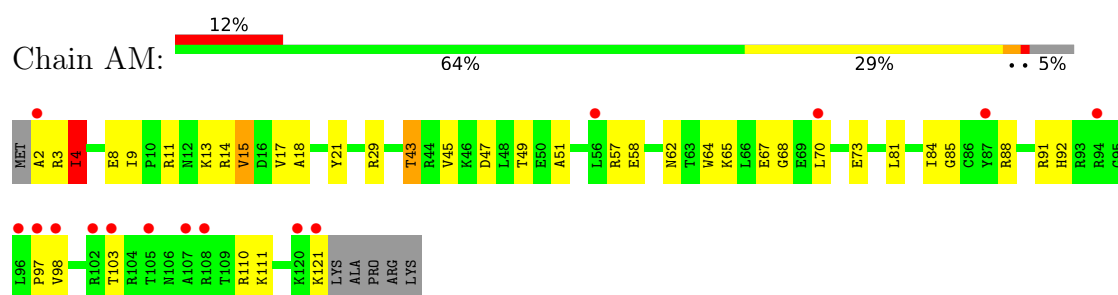
- Molecule 12: 30S Ribosomal Protein S12



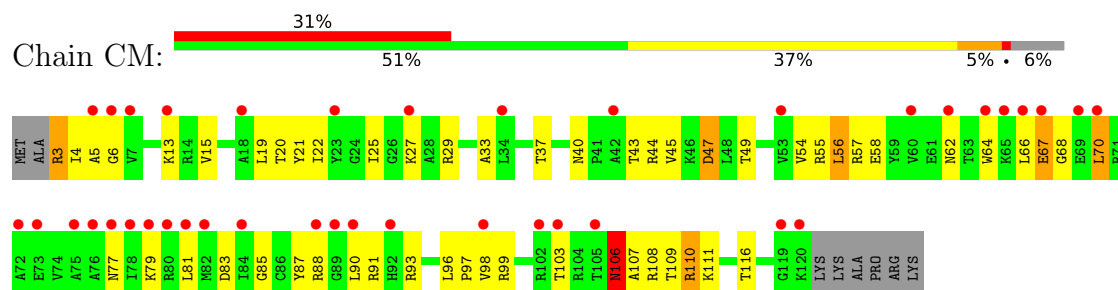
- Molecule 12: 30S Ribosomal Protein S12



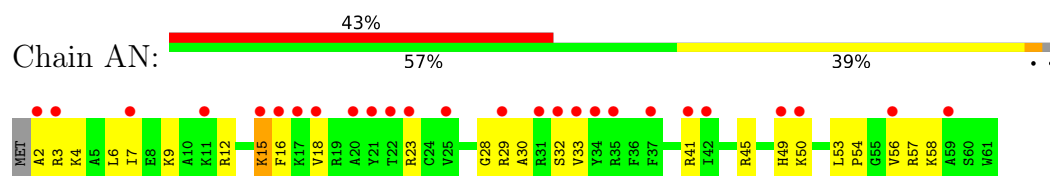
- Molecule 13: 30S Ribosomal Protein S13



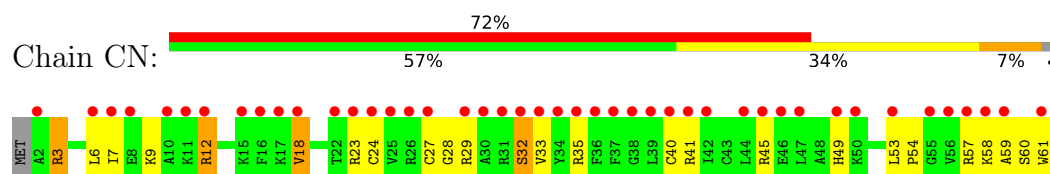
- Molecule 13: 30S Ribosomal Protein S13



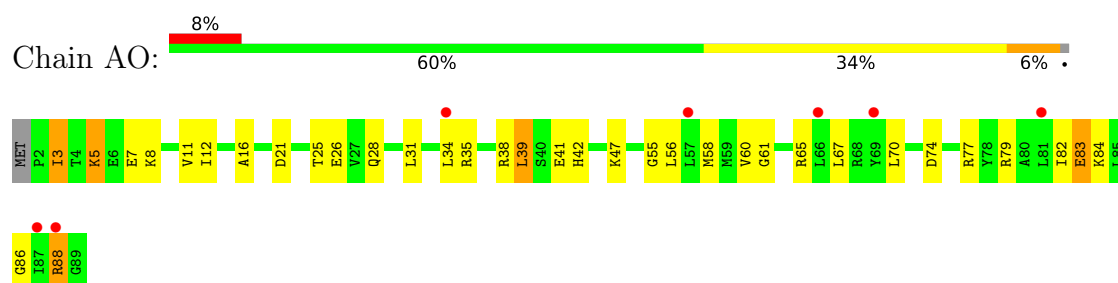
- Molecule 14: 30S Ribosomal Protein S14



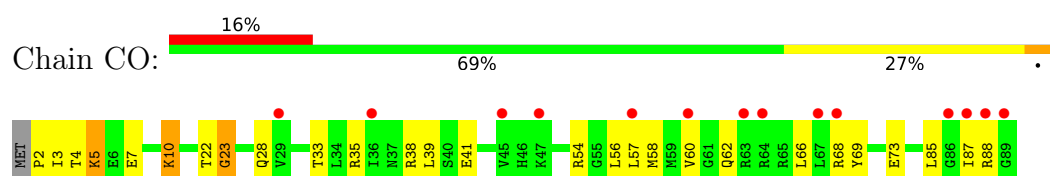
- Molecule 14: 30S Ribosomal Protein S14



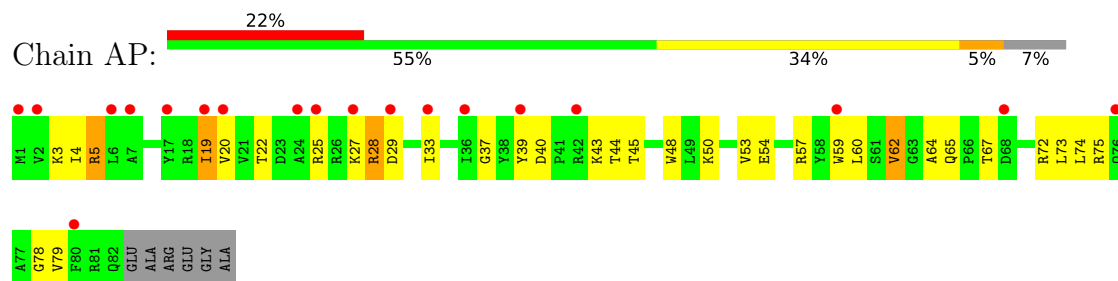
- Molecule 15: 30S Ribosomal Protein S15



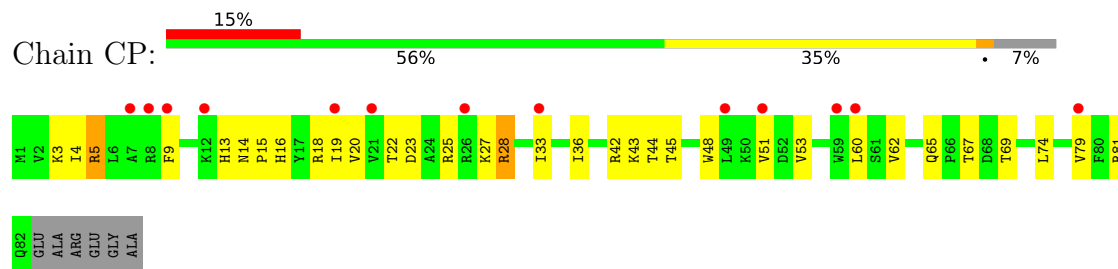
- Molecule 15: 30S Ribosomal Protein S15



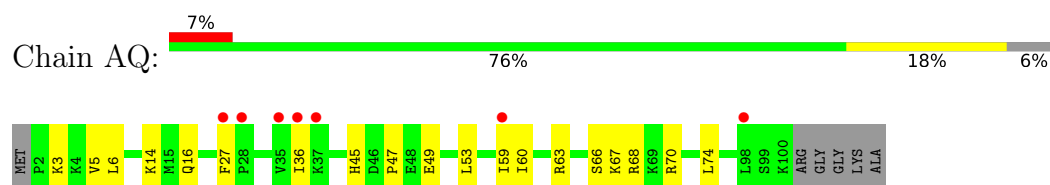
● Molecule 16: 30S Ribosomal Protein S16



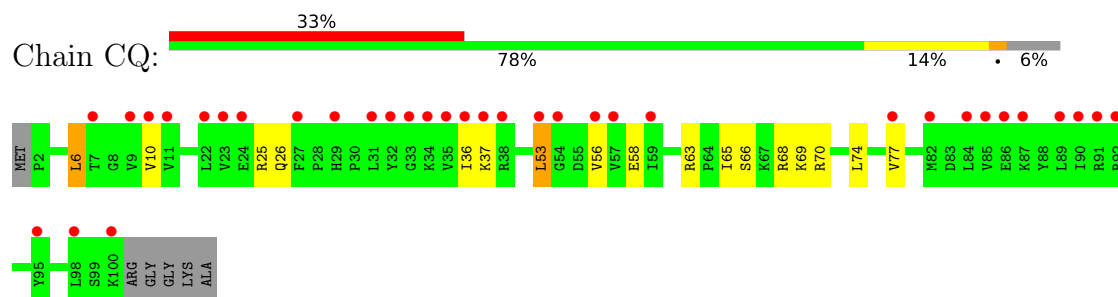
● Molecule 16: 30S Ribosomal Protein S16



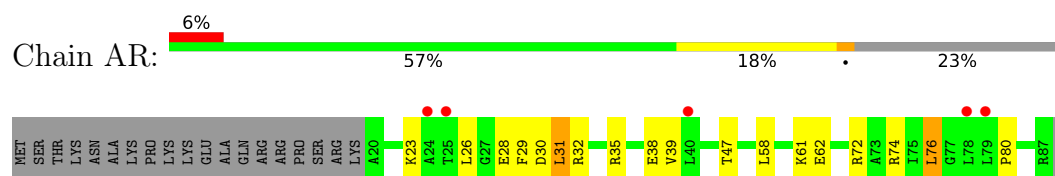
● Molecule 17: 30S Ribosomal Protein S17



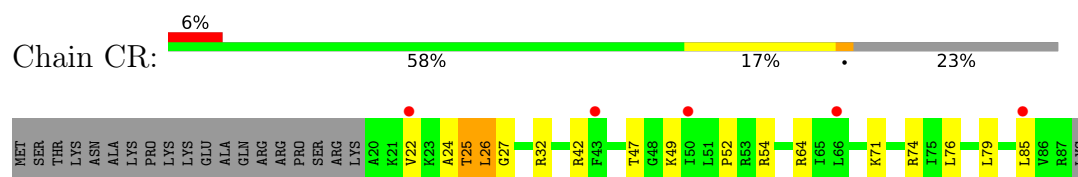
● Molecule 17: 30S Ribosomal Protein S17



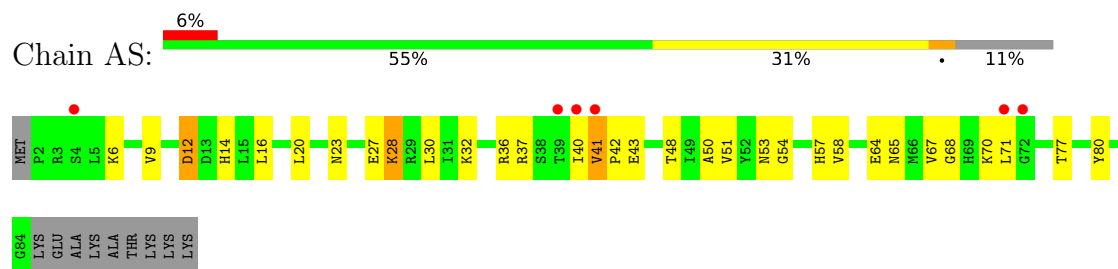
● Molecule 18: 30S Ribosomal Protein S18



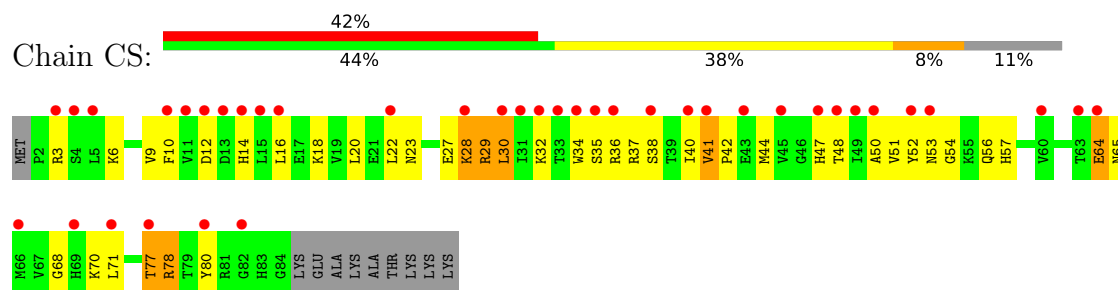
● Molecule 18: 30S Ribosomal Protein S18



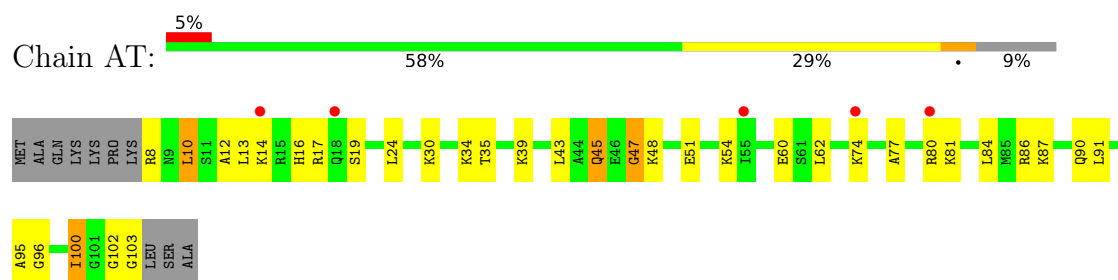
● Molecule 19: 30S Ribosomal Protein S19



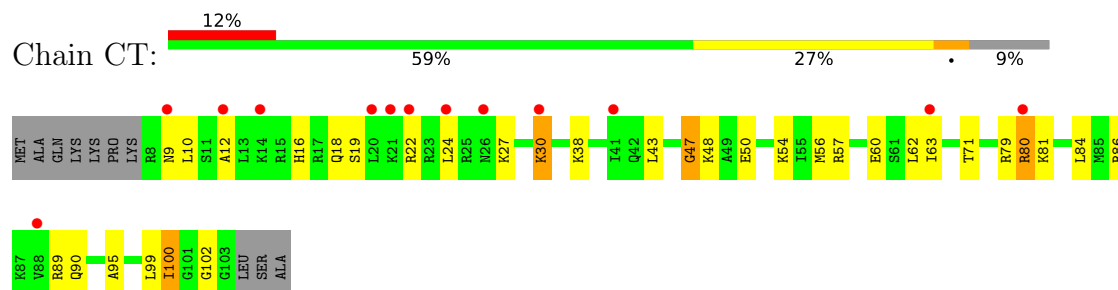
● Molecule 19: 30S Ribosomal Protein S19



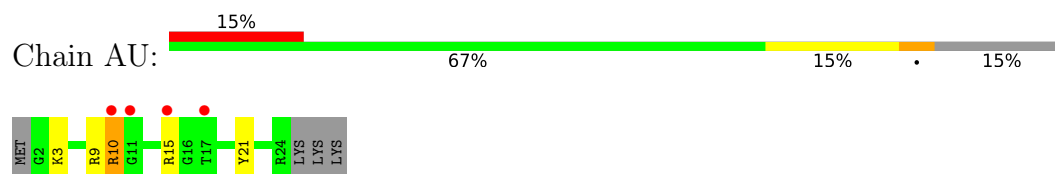
● Molecule 20: 30S Ribosomal Protein S20



● Molecule 20: 30S Ribosomal Protein S20

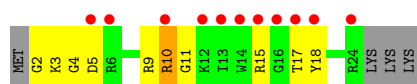


● Molecule 21: 30S Ribosomal Protein THX



● Molecule 21: 30S Ribosomal Protein THX





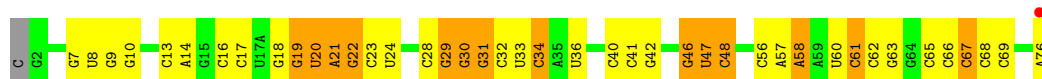
- Molecule 22: mRNA



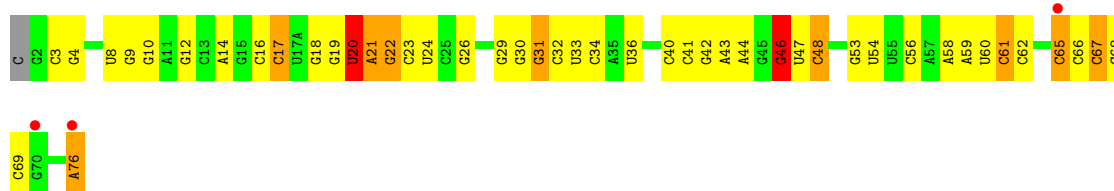
- Molecule 22: mRNA



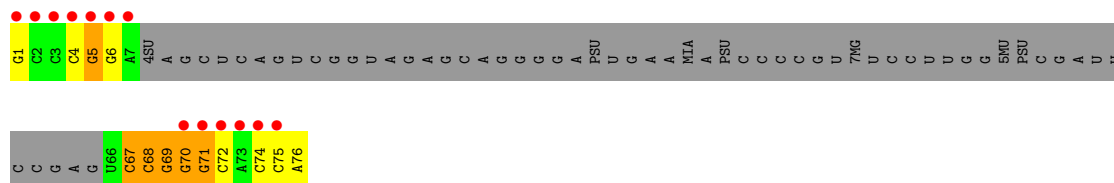
- Molecule 23: P-site tRNA



- Molecule 23: P-site tRNA



- Molecule 24: E-site tRNA Acceptor Stem

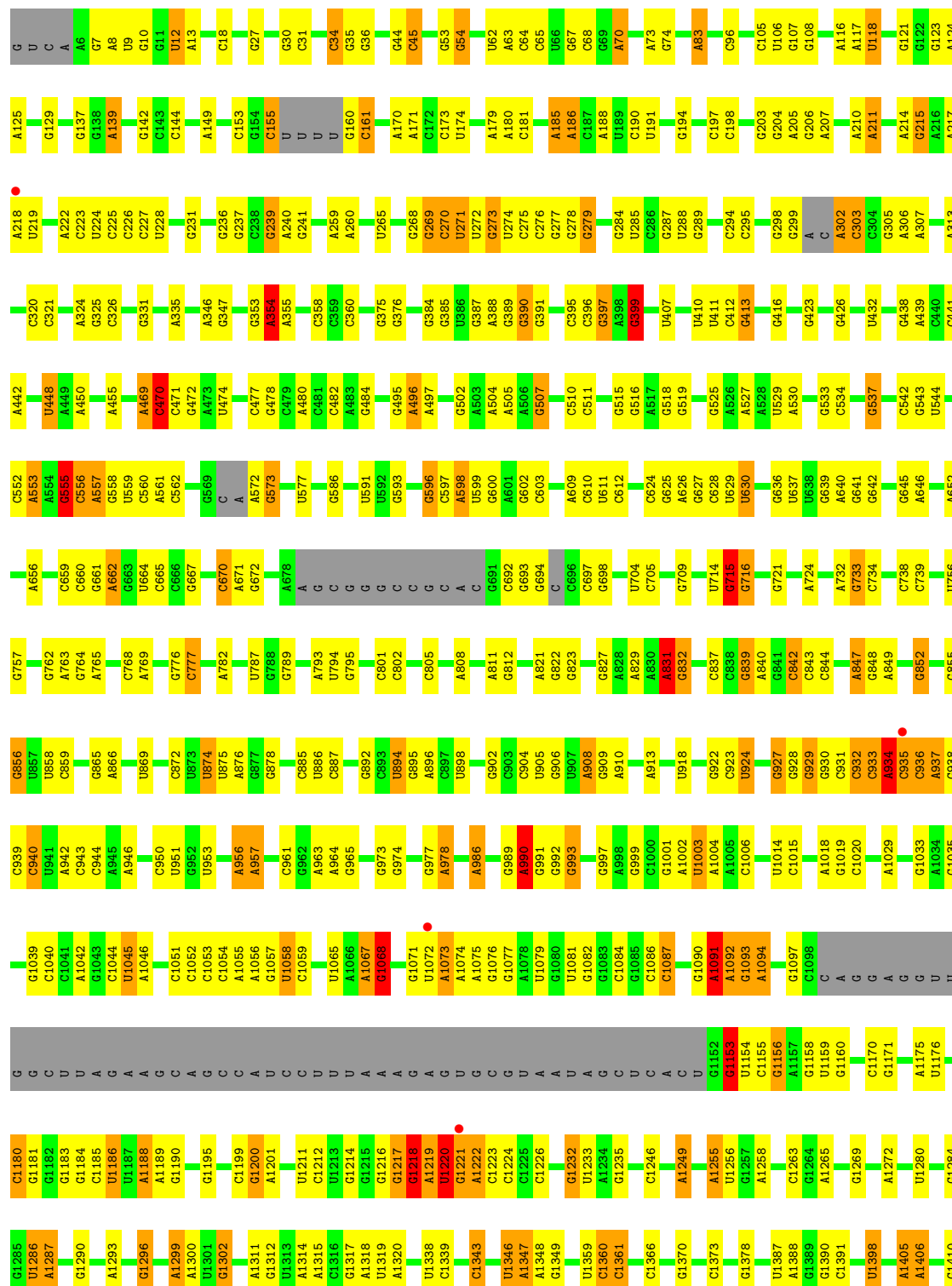


- Molecule 24: E-site tRNA Acceptor Stem





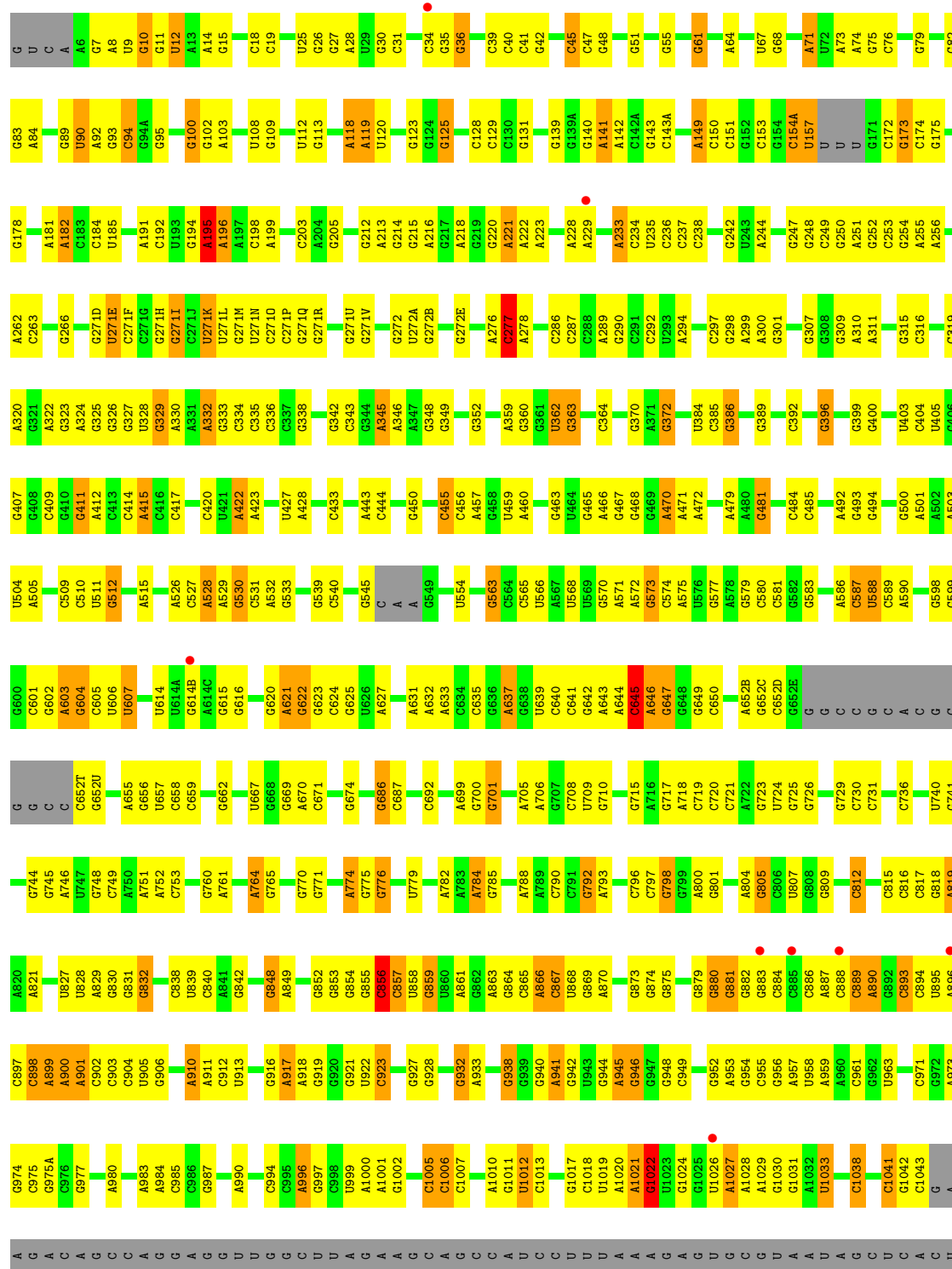
● Molecule 25: 23S Ribosomal RNA



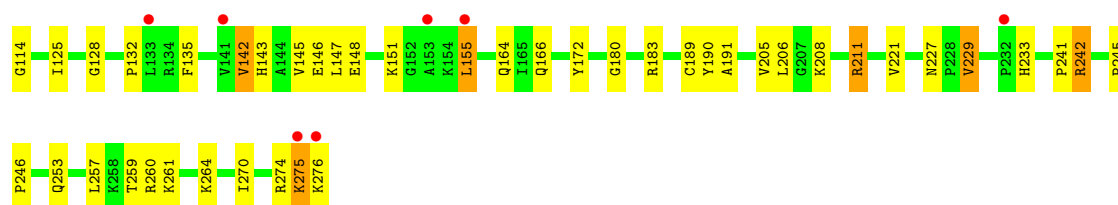
U2799	C2707	G2595	C2489	C2376	C2295	A2198	G2137	A2052	U1953	A1834	G1749	G1628	U1535	A1411
C2800	U2708	U2596	A2490	G2377	C2296	C2199	G2138	A2053	A1954	A1841	U1750	C1629	U1536	C1416
C2801	G2709	C2597	C2495	G2384	C2297	C2200	A2139	A2054	G1955	G1842	U1756	A1630	A1536	G1417
C2802	U2710	C2598	C2496	G2391	U2299	U2202	U2140	A2055	C2201	G1843	C1757	A1631	C1539	U1418
C2803	G2711	A2601	G2499	G2387	A2300	G2203	A2141	C2061	A1959	G1845	C1758	A1632	A1540	A1425
G2804	C2712	U2605	A2500	G2392	G2302	G2204	G2142	A2064	A1960	A1846	C1759	A1633	A1541	A1426
G2805	U2713	C2606	G2501	C2393	C2303	C2205	G2143	A2065	U1961	G1847	U1760	C1634	A1542	
C2807	U2714		G2502	C2394	C2304	C2207	U2144		U1962	G1848		C1635		
G	C2715		G2507	G2395	C2305	C2208	G2146		A1974		U1765	G1639	U1549	A1430
U	G2720	A2614	G2508	G2396	C2306	G2209	A2147	G2071	A1975	G1857	G1766	A1640	C1550	G1431
C	U2721	U2615	A2509	U2397	U2310	G2210	G2149	G2072	U1976	C1858	A1767	G1653	C1551	A1432
A	C2722	U2616	C2510	C2398	C2309	U2211	C2150	A2073	U1977	G1859	U1768	A1654	C1552	C1433
G2812	U2723	G2617		U2399	A2316	G2212	U2151	G2074	C1980	C1874	G1776	A1655	A1553	U1440
G2813	A2724	C2618	G2514	U2402	G2317	G2213	U2152		G1981	A1878	G1781	A1656	C1555	A1441
U2818	A2725	U2619	A2515	U2403	G2318	G2214	U2153	G2078	G1982	A1879		A1660	A1556	U1442
A2726	U2726	C2620	G2516	U2404	G2319	G2215	U2154	A2082	U1985	A1880	C1785	G1676	G1563	U1443
A2727	G2727	U2622	G2517	A2405	G2320	A2220	G2155	G2083	G1986	G1881	U1788	C1677	G1564	C1444
A2820		C2623	U2518		A2321		A2156	G2084	C1989	U1882	U1789	C1678	G1565	
	C2736	C2624	A2530	C2416	A2322	G2227	C2157	A2084	G1990	A1890	G1794	A1688	G1566	U1451
C2825	U2739	U2627	G2541	G2417	A2323	G2228	C2158	C2085	G1991	A1899	G1795	C1685	G1567	U1452
G2826	G2740	C2628	G2542	U2418	A2324	A2229	C2159	C2086	A1991	G1899	U1796	G1694	G1568	U1453
G2828		C2629	A2543	U2419	U2325	A2230	C2160	C2087	A1992	G1891	U1797	C1695	G1569	C1454
G2829			A2544	G2422	C2326		C2161	C2088	A1993	G1892	C1798	C1687		
A2830	G2745	G2639	A2545	G2423	G2327	G2235	C2162	G2091	A1994	G1893	A1793	A1688	G1576	G1462
A2831	A2746	C2640	A2546	G2426	G2328	G2236	G2163	G2092	A2003	G1894	G1794	C1689	C1577	C1463
G2832		A2641	A2547	G2427	G2329	G2237	C2170	U2109	C2004	A1899	G1795	C1690	C1578	
A2754		U2642	A2548	A2430	A2330	A2238	U2171	G2108	G2005	A1906	U1796	G1694	C1579	U1466
A2844		C2643	U2549	U2431	G2333	A2239	U2172	G2109	C2008	A1907	C1797	C1695	G1585	U1467
A2845	G2760	G2644	C2550	U2432	G2334	G2240	C2167	U2101	A2008	G1903	U1799	G1698	G1586	G1468
U2846	A2761			A2433	G2335		C2168	G2102	C1904	C1904	G1800	G1699	A	
		U2645	G2556	A2434	G2336	U2245	G2169	U2103	C2013	G1905	G1801	G1700	G1584	C1474
G2849	C2768	U2648	G2557	A2437	G2337	U2246	G2170	G2108	G2014	A1906	G1802	C1701	G1585	G1475
G2856	U2769	G2650	G2561	A2438	G2338	G2247	G2171	U2113	U2015	A1907	G1803	G1710	G1586	C1476
U2857	A2770			A2439	G2339	C2248	G2172	U2114			U1807	A1711	U1587	A1480
G2858	G2771	G2653	U2564	A2442	G2340	G2249	G2173	U2115		A1911	U1808	G1714	U1588	
U2859	C2772		G2565	A2447	G2341	G2250	G2174	G2116	G2018	G1918	U1809	G1715	A1889	A1491
A2860		U2656	G2566	A2448	G2342	G2251	G2177	G2117	G2019	G1919	U1810	A1716	C1593	G1495
	G2773	C2658	U2567	U2449	G2343	G2252	G2178	U2118	C2021	G1921	A1811	C1717	C1594	A1496
A2870	U2776	U2659	G2568	U2450	G2344	U2256	G2179	U2119	G2022	G1922	C1812	C1717	C1595	G1497
	A2777	U2661	G2569	A2451	G2345	U2257	U2180	C2120	A2023	A1922	C1813	G1721	C1596	
U2876	G2778			C2452	C2355	G2258	G2181	U2121	G2024	G1925	A1814	G1722	C1597	A1500
G2877	A2779	A2666	A2576	C2453	U2356	G2259	G2182	G2122	A2027	G1928	A1815	G1723	A1601	U1501
A2878	C2784	A2669	G2577	C2454	U2357	C2260	C2183	G2123	G2032	G1935	A1816	U1735	A1602	G1502
G2879	G2785	U2670	A2578	C2455	G2357	C2261	C2184	U2124	U2033	C1936	A1817	A1736	C1604	G1503
C2880	C2786	U2671	G2579	A2480	C2359	C2276	C2185	C2125	G2034	U1937	U1820	U1740	A1605	A1507
C2881	G2787	G2673	C2580		C2382	A2280	G2187	G2126	U2035	C1937	C1821	U1741	C1606	
G2882	A2788			A2481	C2387	A2281	U2188	C2127	A2036	U1938	A1822	G1742	C1607	G1513
A2883	U2789	C2695	A2584	A2482	C2388	U2282	U2189	C2128	A2037	A1940	U1823	C1743	A1613	C1514
C2885	A2791	U2696	C2585	G2470	C2389	U2283	G2190	C2129	A2042	A1941	U1824	G1744	G1614	G1517
	U2792	G2697	A2586	U2471	U2369	U2284	A2191	C2130	C2043	C1942	C1825	G1745	A1615	
C2890	G2793	U2698	A2587	G2472	U2370	U2285	A2192	U2131	U2044	G1946	U1826	G1746	A1616	G1518
	A2794	G2699	G2588	G2480	A2372	A2286	A2193	C2132	U2045		U1827	A1745	A1617	
U2897	G2795	U2700	C2591	A2481	A2373	G2289	U2194	C2133	C2046		G1830			
C2898	U2796	U2701	U2592	G2482	A2374	G2290	A2195	C2134	C2047	G1951	C1831	G1746	U1625	G1529
G2899	C2797	U2702	G2593	A2483	A2375	A2290	C2196	U2135	U2050	G1952	G1832	A1747	A1626	
G2900	C2798	C2703	G2594	A2488	C2375		C2197	A2136	G2051		A1833	A1748	A1627	



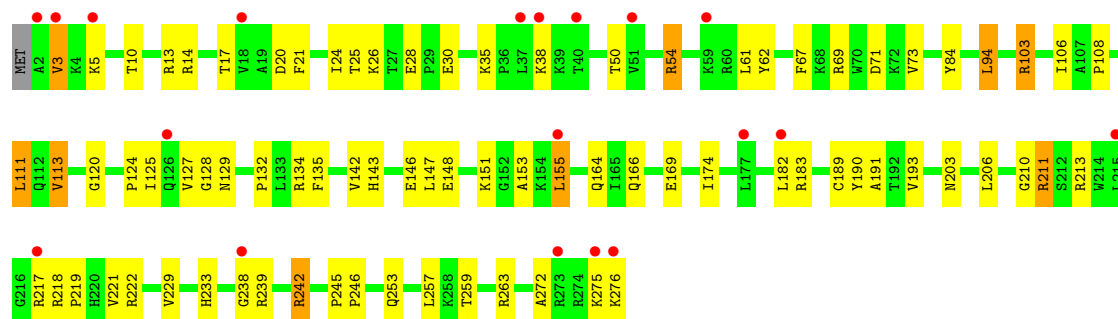
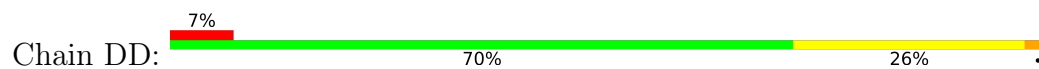
• Molecule 25: 23S Ribosomal RNA



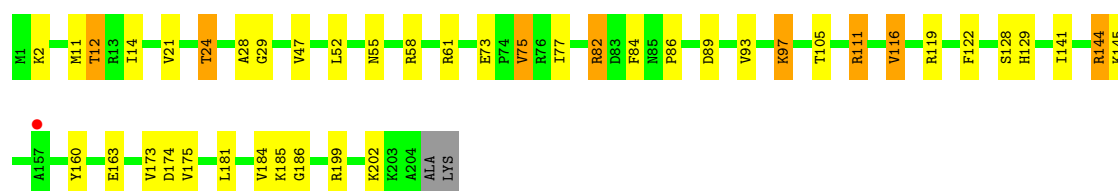
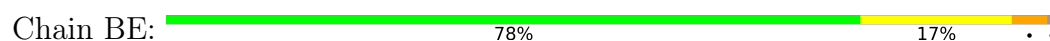
A2327	G2255	C2161	G2100	A2020	A1927	A1815	G1705	A1610	C1530	G1447	G1368	A1272	G1193	G
A2328	G2256	G2162	G2101	C2021	A1928	G1816	C1705	A1614	C1531	G1448	G1369	U1273	C1196	G
G2329	U2257	C2163	U2102	G2022	G1928	G1822	C1711	A1615	G1532	G1449	G1370	A1278	G1197	U
G2330	C2258	G2164	G2103	G2023	G1929	G1823	C1711	A1616	G1533	G1450	G1371	G1279	U1198	C
G2331	G2261	G2165	G2104	G2024	G1930	G1824	G1721	A1617	A	A1452	U1372			G
U2332	U2262	G2166	C2105	C2025	U1931	G1826	A1722	A1618	C1536	U1453	A1373	U1282	C1201	A
A2335		G2167	G2106	C2026	A1932	G1827	A1739		G1537	G1455		G1283		G1112
A2336	A2267	G2168	C2107	G2029	G1933	G1828	U1739	G1626	G1538		C1376	U1288	A1204	G1113
G2337	A2169	A2170	U2109	A2030	A1936	G1829	G1740	G1627	G1539	G1459	G1377	U1289	U1205	G1114
G2338	A2269	A2171	G2110	G2031	A1937	G1835	A1741	G1628	U1540	A1460	A1378	C1290	G1116	G1115
		A2172	G2111	G2032	A1938	G1836	G1742	U1629	G1541	G1461	A1379	C1291	G1117	G1116
C2343	A2273	A2173	C2112	A2033	U1939	C1837	C1743		A1542	G1462		U1292	A1210	G1117
U2344	A2274	G2174	U2113	U2034			G1746	G1633	C1543		A1384	U1293	U1211	C1118
	C2275	C2175	G2114	G2035	U1946	G1842				G1465	G1385	C1293	U1212	C1124
C2347	G2276	A2176	G2115	C2036	C1947		C1751	C1636	C1546	G1466		A1213	G1214	G1125
U2348	G2277	C2177	G2116	G2037	A1948	G1846	G1756	A1637	C1547	G1467	G1389	U1297	A1214	A1126
G2349	A2278	C2178	A2117	G2038	U1955	A1847		C1638	C1548		U1390	C1298		
G2350	G2279	G2179	U2118	C2039	U1956	A1848		U1639	C1549	A1471	U1391	U1299	G1219	U1130
G2351	G2280	U2180	U2119	C2040	C1957	G1849	A1759	C1640	C1550	A1472	A1392	U1300	A1220	G1131
A2352		G2181	G2120	U2041	C1958	G1850	A1762	G1647	C1551		A1393	U1301	G1221	
C2355	C2283	G2182	G2121	A2042	U1963	U1851	G1763	C1648	A1554	G1477	U1396	U1312	C1222	C1135
C2356	C2284	C2183	C2043	G2044	G1964	G1852	G1764			G1478	U1397	U1313	C1221A	G1136
U2357	A2285	G2184	U2122	C2045							U1397	G1314	G1227	G1137
	A2287	G2185	G2125	C2046	C1967	A1859		G1651	C1557	G1482	C1398	G1314	G1227	G1138
A2360	A2288	G2186	A2126			G1865	G1772	A1652	A1558		C1399	C1315	G1228	G1139
C2364	G2187	G2187	G2127	A2051	A1970		A1773	G1653	G1559	A1486	G1400	U1316	G1229	U1141
G2365	U2189	U2189	C2129	A2054	A1971	A1877	C1774	A1654		G1487		U1317	G1230	U1142
G2372	G2192		U2130	G2055	A1972	C1878	U1778	C1658	A1566	G1492	U1405	C1318	G1231	U1142A
A2376	G2198		U2132	C2056	A1978	C1879	A1780	U1659	A1569	C1493	U1406	C1319	G1232	A1143
G2370	A2198		G2133	G2057	C1979	G1883		U1660		C1494	G1410	C1320	C1233	G1144
G2371	G2206		A2134	A2058	U1980	C1878	A1783	A1664	U1578	C1495	C1411	A1321	U1234	
G2372	G2207		A2135	A2059	A1981	C1879	A1784	A1665	A1579	C1496	C1412	U1325	G1235	
A2298	G2207		C2136	A2060	A1982	G1897	A1785	G1667	G1581	U1497	U1415	G1326	G1236	G1149
G2302	G2208		G2137	G2061	C1983	G1899	A1786	A1668	C1582	G1499	G1416	C1327	A1241	C1153
G2303	G2209		C2138	A2062	G1984	C1894		A1668	A1583	G1500	C1417	G1332		G1154
A2305	G2210		C2139	C2063	U1991	C1895	A1789	A1669	C1584		G1418		G1260	
G2383	A2225		G2140	G2064	G1992	G1896	C1790	C1670	A1586	C1505	G1419	G1337	G1251	G1164
G2384	G2226		G2141	C2065	U1993	G1897	A1791	G1674	A1587	C1506	U1420	G1338	G1252	U1165
G2385	C2227		C2142	C2066	U1993	G1898	G1792		G1587	A1507	G1421	G1341	A1254	C1166
G2386	G2228		G2143		C1996	G1899	U1796	C1686	C1588	U1508	G1422	U1341	U1255	
U2387	C2229		C2144	G2069	G1997	A1900	C1797	G1687	U1589	A1509	G1423	A1342	G1256	G1171
A2388	C2230		C2145	G2070	G1998		U1798	U1688	C1591	A1509A	G1424	G1343	G1257	G
	G2234		G2146	U2074	C1999	G1906	G1799	U1689	G1592	A1509B		G1344	C1258	U
C2394	G2235		G2147	U2075	G2000	C1908	G1800	G1692	G1593	G1510	A1427		C1259	A
C2395	G2236		U2148	C2078	A2001	A1912	G1801	U1693	G1594	U1514	C1428	U1352	G1260	G
G2396	G2237		G2150	U2079	G2002	A1913	A1802	U1693	G1595	G1515	C1429	A1353	G1261	C1178
G2397	G2238		G2151	G2080	C2006	C1914	A1803		A1596		C1430	A1354	A1262	
G2400	G2239		G2152	C2081		C1915	U1805	G1696	A1597	G1519	U1431	G1355	U1263	G1184
U2401	C2240		G2153		G2010	U1915	U1805	G1697	C1599		A1434	U1357	G1264	C1185
C2402	A2241		G2154	U2086	U2011	A1916	A1809	A1698	C1600	G1524	A1345	G1358	A1265	G1186
	G2248		G2155	G2087	G2012	U1917	A1810	G1699	G1601	G1525	G1436	A1359	G1266	G1187
U2406	G2249		G2156	U2088	A2013	A1918	G1811	A1701	U1602	G1526	C1437	A1360	U1267	U1188
U2407	G2250		G2157	G2089	A2014	A1919	G1812	A1702		G1527	A1445	A1363	A1268	U1189
U2408	G2251		A2158			U1922	G1813	G1703	C1607	A1528	C1446	A1269	G1270	G1190
G2409	G2252		G2160	U2099	A2019	U1923	G1814	G1704	A1608	A1528A		A1365	G1271	G1192



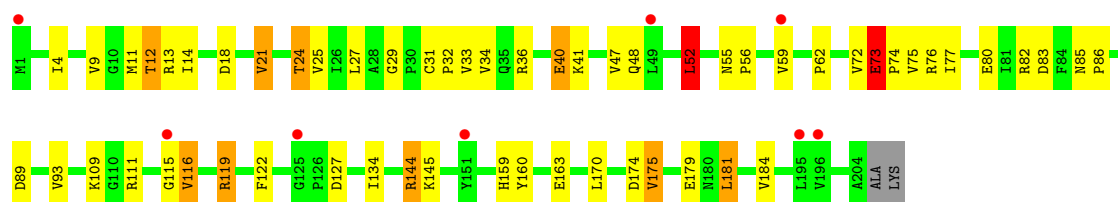
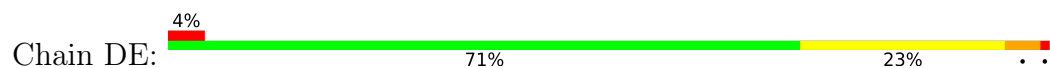
• Molecule 27: 50S Ribosomal Protein L2



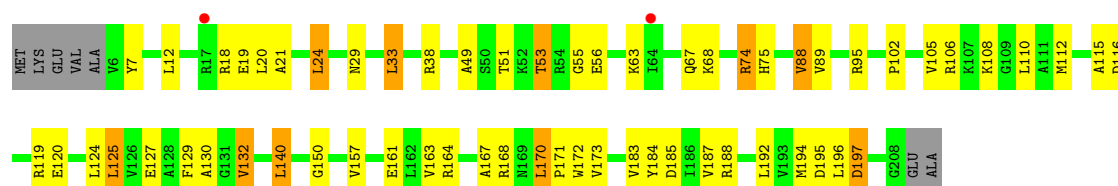
• Molecule 28: 50S Ribosomal Protein L3



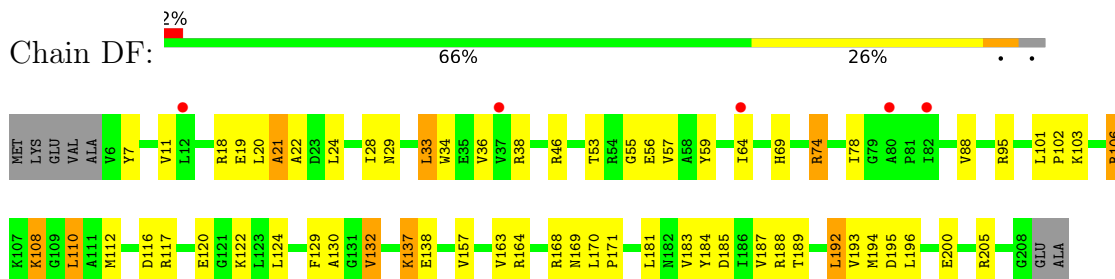
• Molecule 28: 50S Ribosomal Protein L3



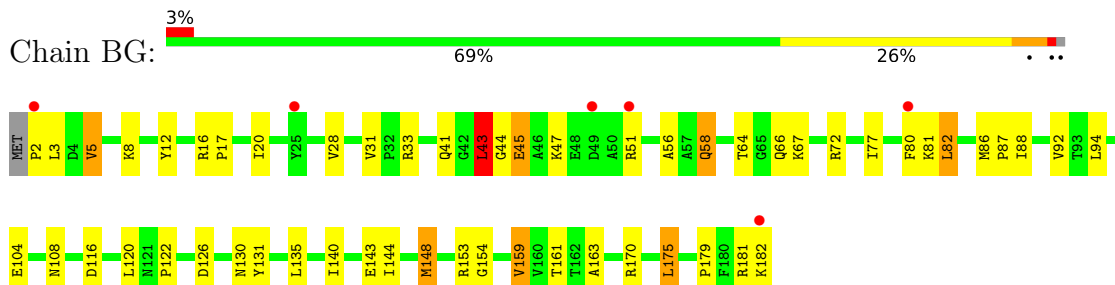
• Molecule 29: 50S Ribosomal Protein L4



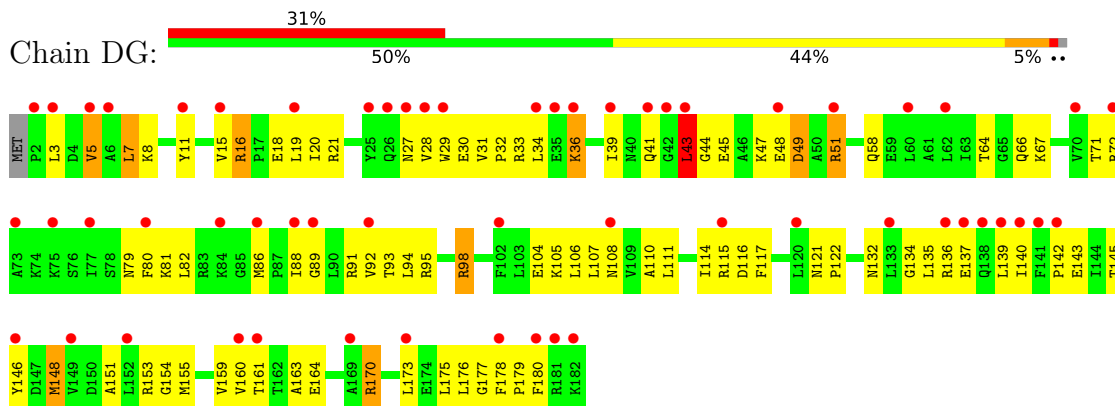
- Molecule 29: 50S Ribosomal Protein L4



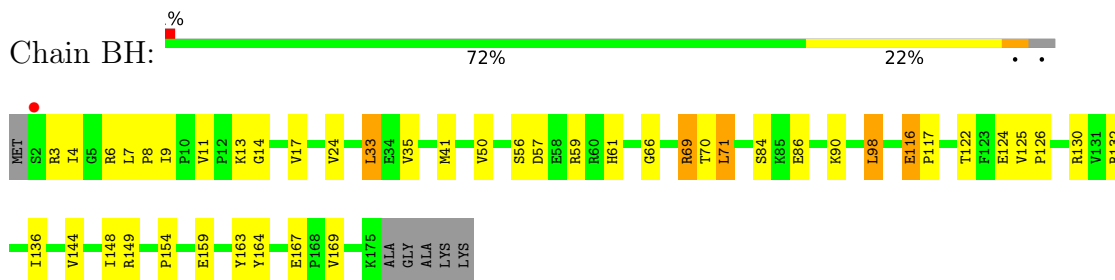
- Molecule 30: 50S Ribosomal Protein L5



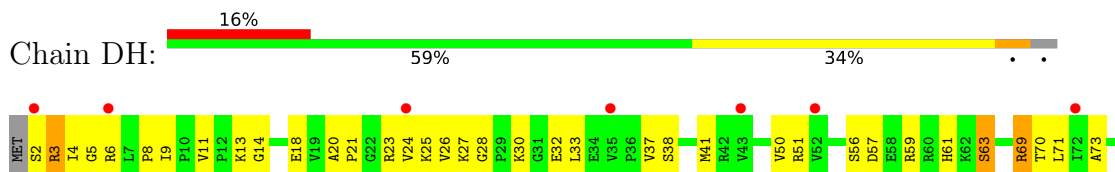
- Molecule 30: 50S Ribosomal Protein L5

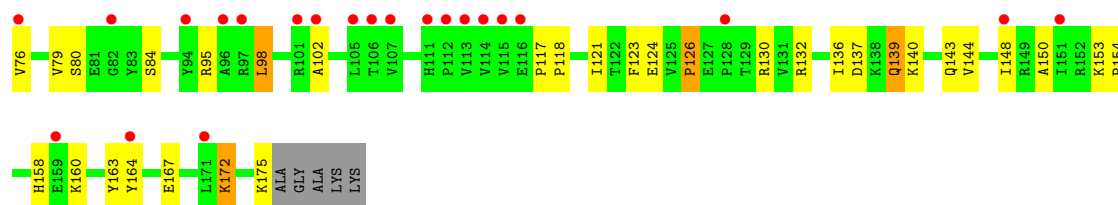


- Molecule 31: 50S Ribosomal Protein L6

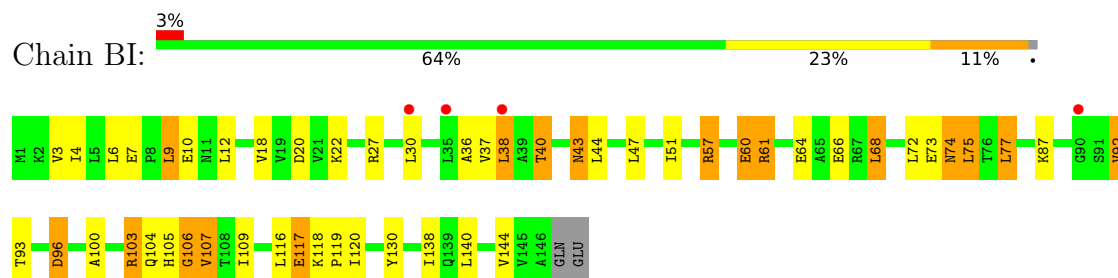


- Molecule 31: 50S Ribosomal Protein L6

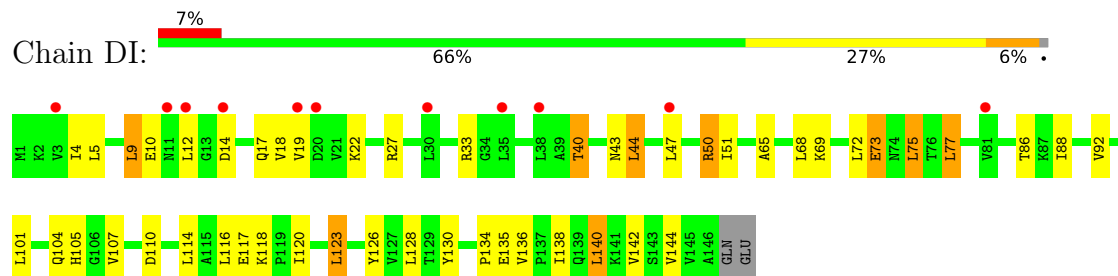




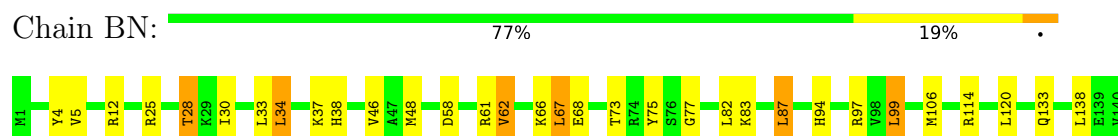
• Molecule 32: 50S Ribosomal Protein L9



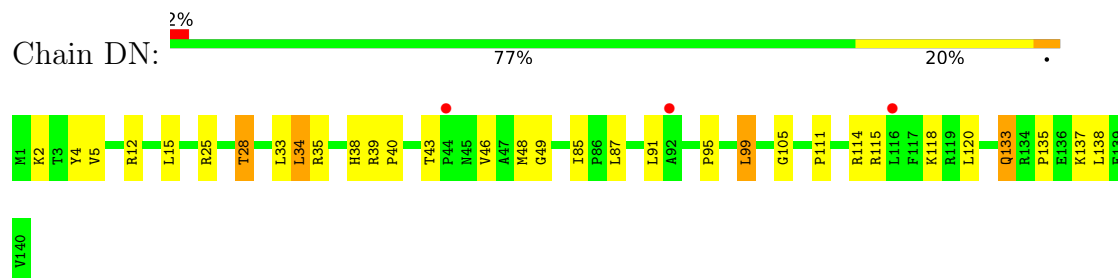
• Molecule 32: 50S Ribosomal Protein L9



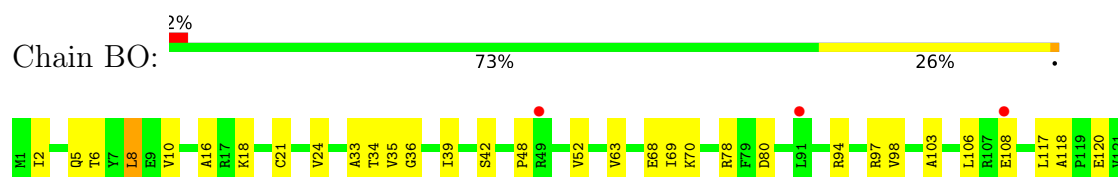
• Molecule 33: 50S Ribosomal Protein L13



• Molecule 33: 50S Ribosomal Protein L13

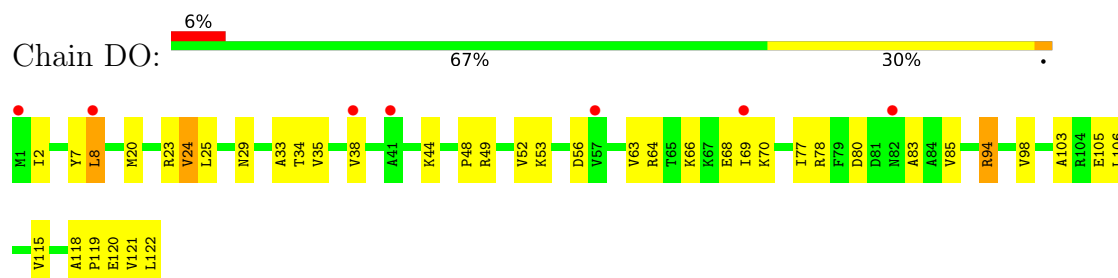


• Molecule 34: 50S Ribosomal Protein L14

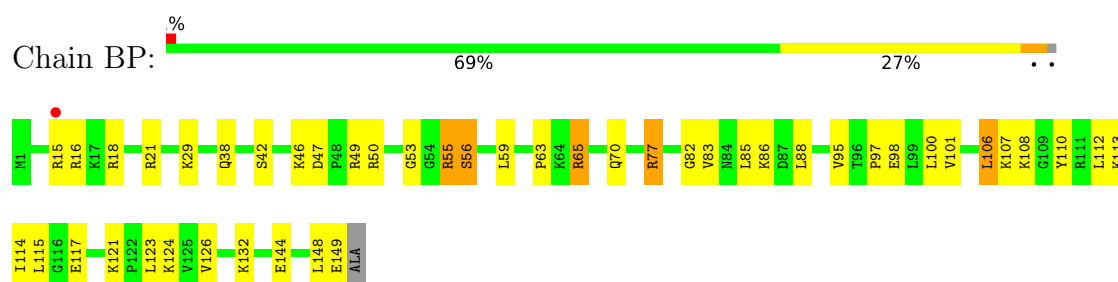


L122

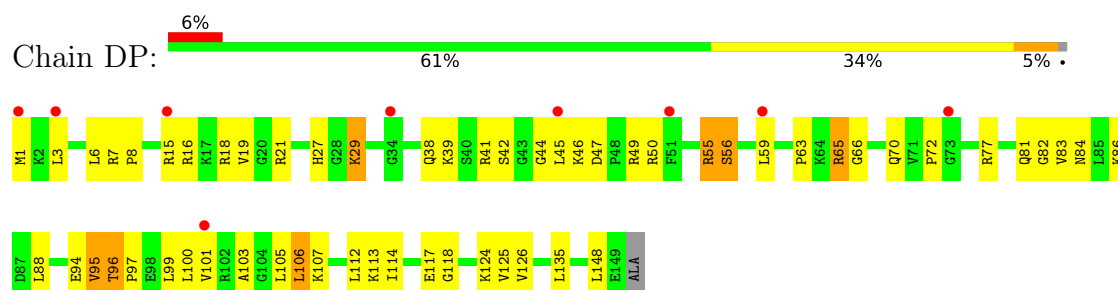
- Molecule 34: 50S Ribosomal Protein L14



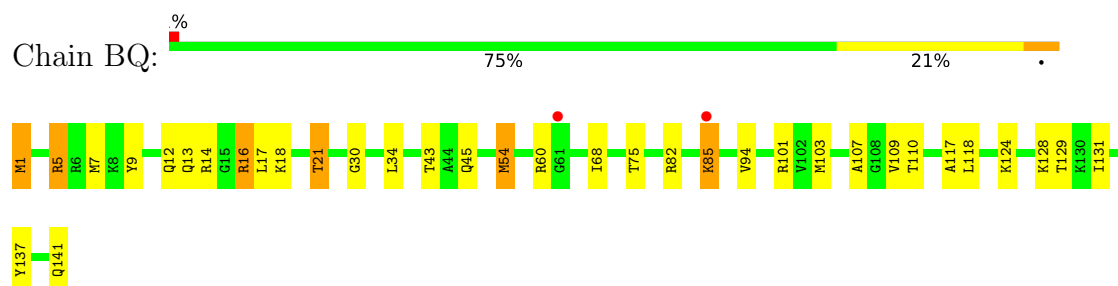
- Molecule 35: 50S Ribosomal Protein L15



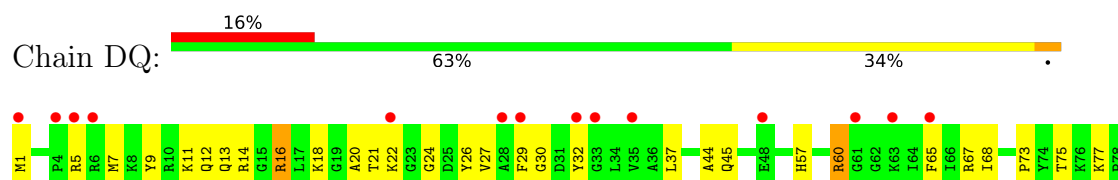
- Molecule 35: 50S Ribosomal Protein L15



- Molecule 36: 50S Ribosomal Protein L16



- Molecule 36: 50S Ribosomal Protein L16





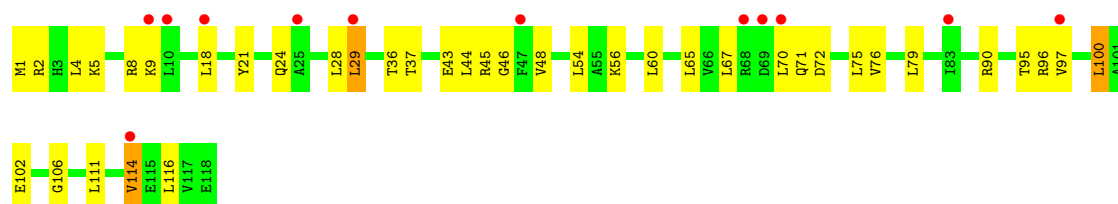
● Molecule 37: 50S Ribosomal Protein L17

Chain BR: 69% 26% 5%




● Molecule 37: 50S Ribosomal Protein L17

Chain DR: 10% 67% 31%



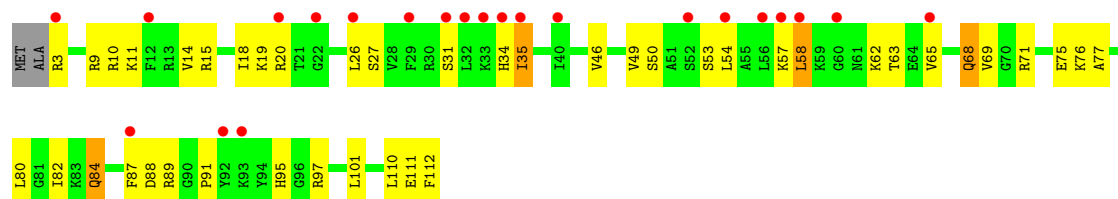
● Molecule 38: 50S Ribosomal Protein L18

Chain BS: 72% 22%



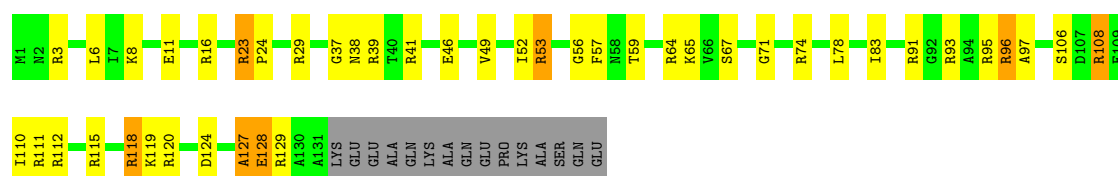
● Molecule 38: 50S Ribosomal Protein L18

Chain DS: 20% 60% 35%

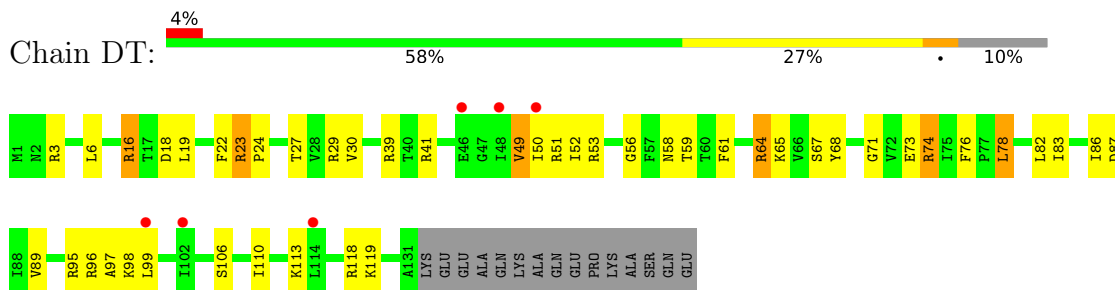


● Molecule 39: 50S Ribosomal Protein L19

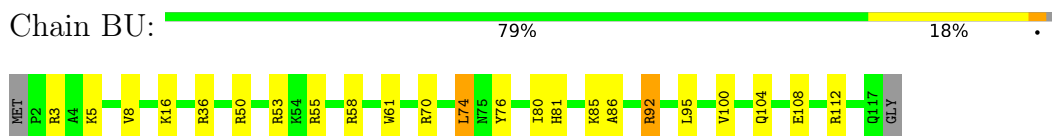
Chain BT: 60% 25% 5% 10%



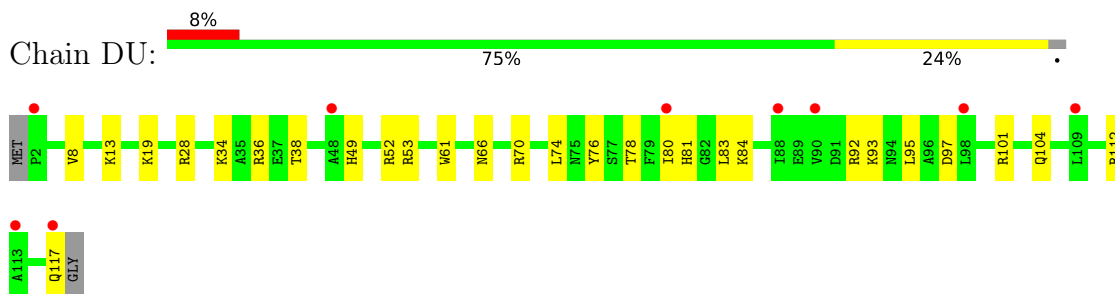
● Molecule 39: 50S Ribosomal Protein L19



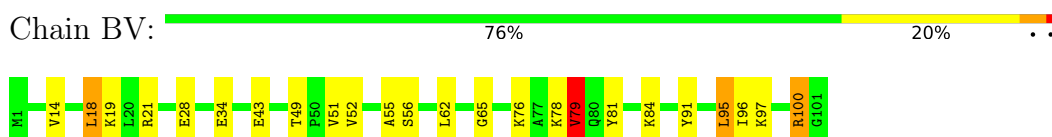
● Molecule 40: 50S Ribosomal Protein L20



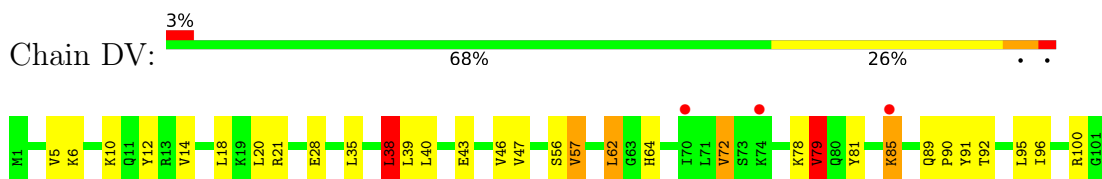
● Molecule 40: 50S Ribosomal Protein L20



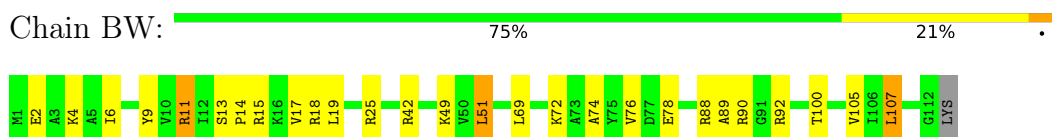
● Molecule 41: 50S Ribosomal Protein L21



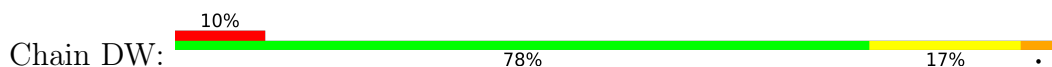
● Molecule 41: 50S Ribosomal Protein L21



● Molecule 42: 50S Ribosomal Protein L22



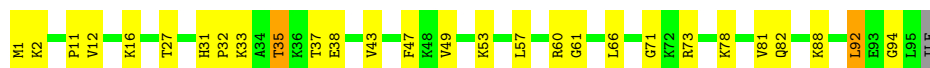
● Molecule 42: 50S Ribosomal Protein L22





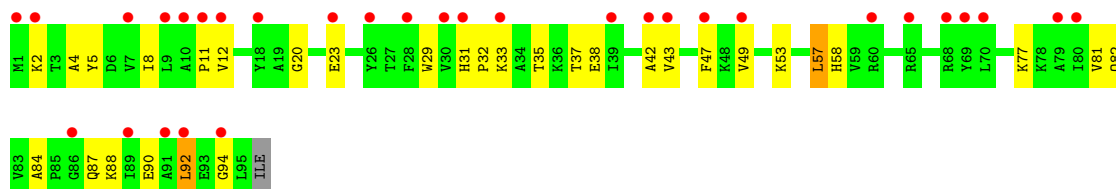
• Molecule 43: 50S Ribosomal Protein L23

Chain BX: 70% 27% ..



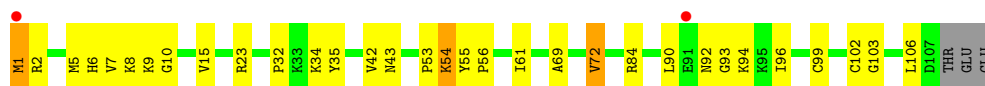
• Molecule 43: 50S Ribosomal Protein L23

Chain DX: 32% 67% 30% ..



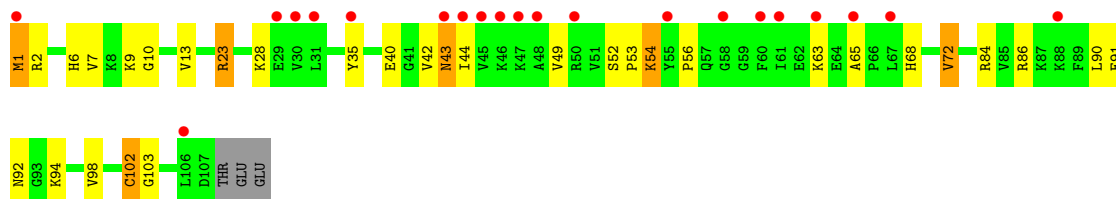
• Molecule 44: 50S Ribosomal Protein L24

Chain BY: 2% 68% 26% ..




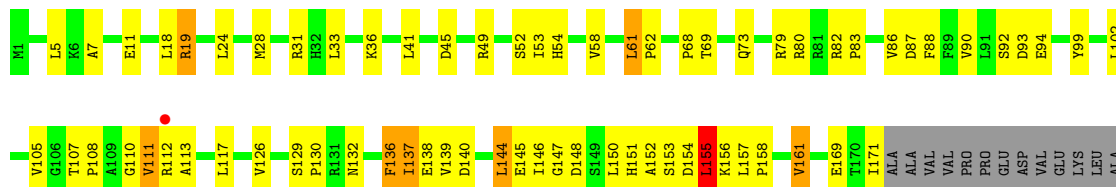
• Molecule 44: 50S Ribosomal Protein L24

Chain DY: 19% 68% 24% 5% .

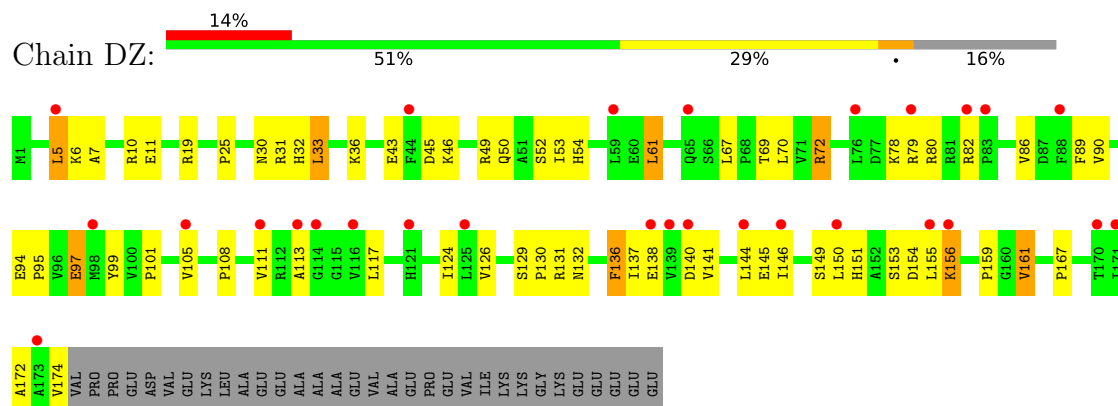


• Molecule 45: 50S Ribosomal Protein L25

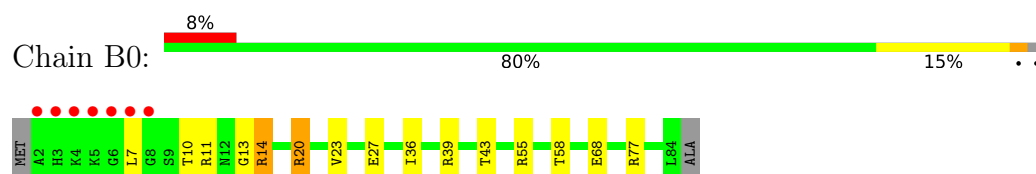
Chain BZ: 50% 30% 17%



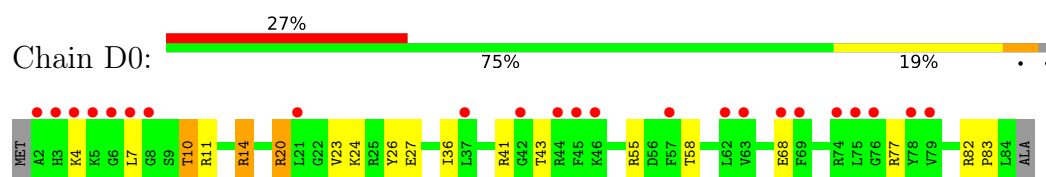
- Molecule 45: 50S Ribosomal Protein L25



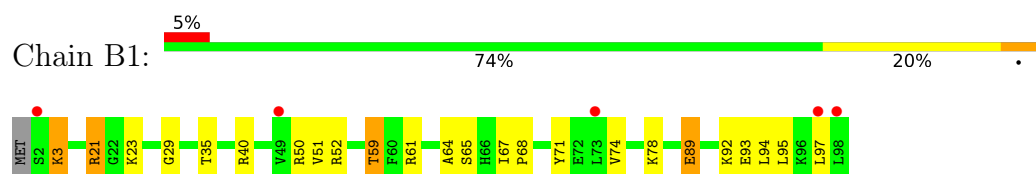
- Molecule 46: 50S Ribosomal Protein L27



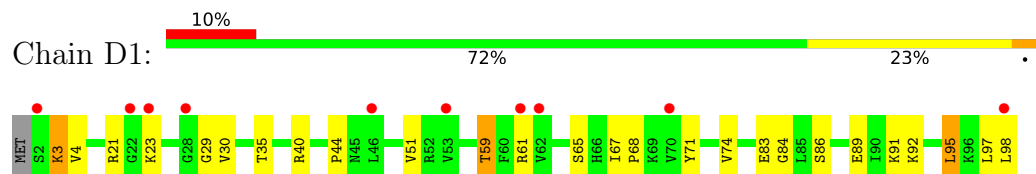
- Molecule 46: 50S Ribosomal Protein L27



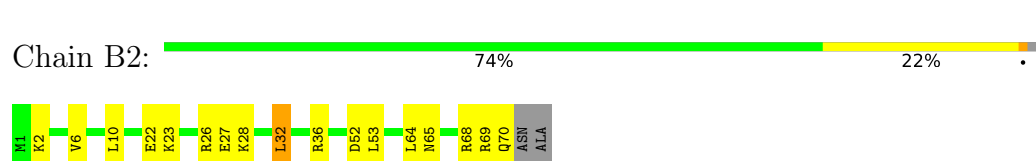
- Molecule 47: 50S Ribosomal Protein L28



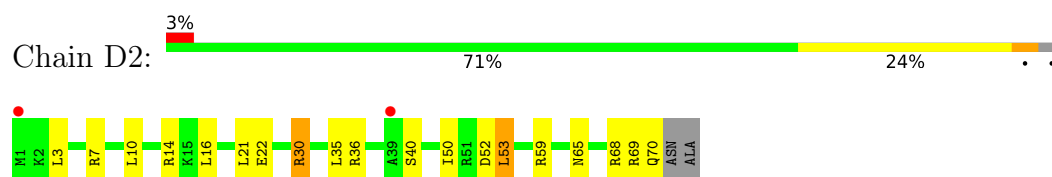
- Molecule 47: 50S Ribosomal Protein L28



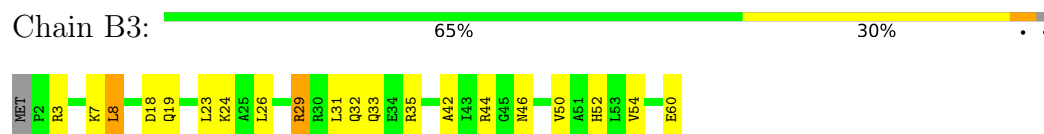
- Molecule 48: 50S Ribosomal Protein L29



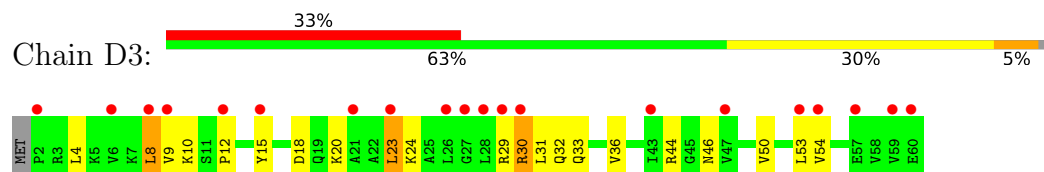
- Molecule 48: 50S Ribosomal Protein L29



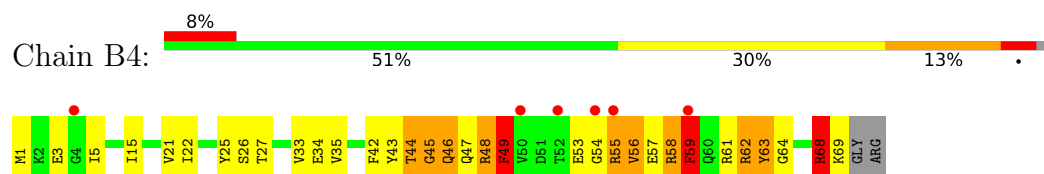
• Molecule 49: 50S Ribosomal Protein L30



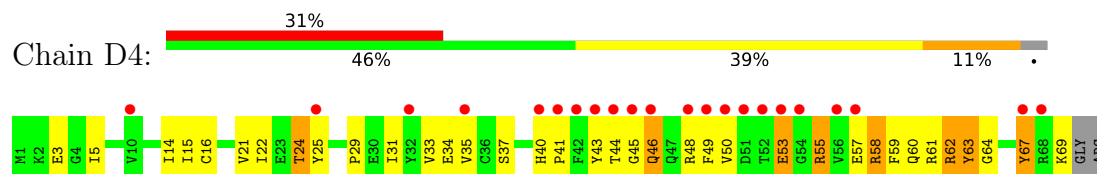
• Molecule 49: 50S Ribosomal Protein L30



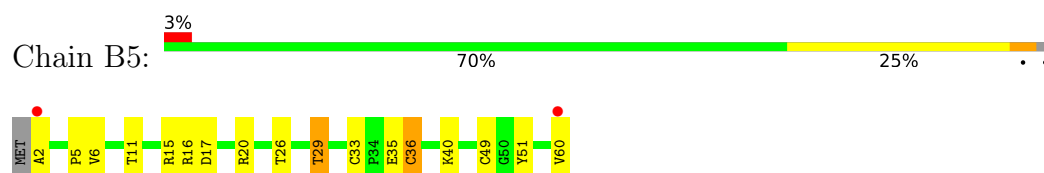
• Molecule 50: 50S Ribosomal Protein L31



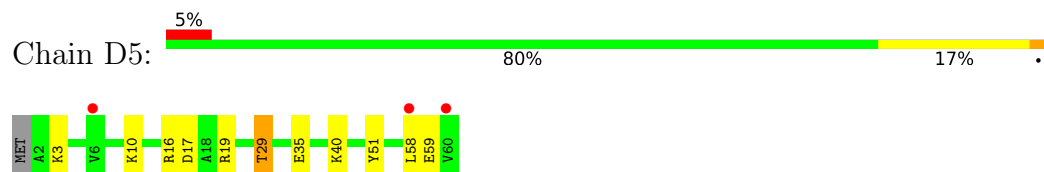
• Molecule 50: 50S Ribosomal Protein L31



• Molecule 51: 50S Ribosomal Protein L32



• Molecule 51: 50S Ribosomal Protein L32



• Molecule 52: 50S Ribosomal Protein L33

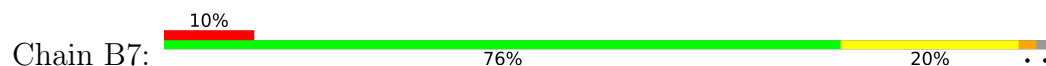




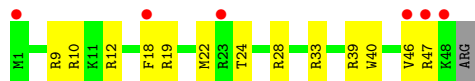
• Molecule 52: 50S Ribosomal Protein L33




• Molecule 53: 50S Ribosomal Protein L34



• Molecule 53: 50S Ribosomal Protein L34



• Molecule 54: 50S Ribosomal Protein L35



• Molecule 54: 50S Ribosomal Protein L35

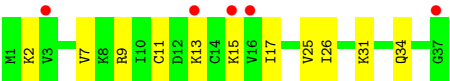


• Molecule 55: 50S Ribosomal Protein L36



• Molecule 55: 50S Ribosomal Protein L36





4 Data and refinement statistics

Property	Value	Source
Space group	P 21 21 21	Depositor
Cell constants a, b, c, α , β , γ	208.93Å 446.95Å 619.78Å 90.00° 90.00° 90.00°	Depositor
Resolution (Å)	144.86 – 2.70 254.67 – 2.70	Depositor EDS
% Data completeness (in resolution range)	99.6 (144.86-2.70) 99.6 (254.67-2.70)	Depositor EDS
R_{merge}	0.18	Depositor
R_{sym}	(Not available)	Depositor
$\langle I/\sigma(I) \rangle$ ¹	1.32 (at 2.69Å)	Xtriage
Refinement program	PHENIX 1.8.2_1309	Depositor
R, R_{free}	0.215 , 0.262 0.215 , 0.263	Depositor DCC
R_{free} test set	78302 reflections (5.02%)	wwPDB-VP
Wilson B-factor (Å ²)	53.5	Xtriage
Anisotropy	0.258	Xtriage
Bulk solvent k_{sol} (e/Å ³), B_{sol} (Å ²)	0.29 , 59.9	EDS
L-test for twinning ²	$\langle L \rangle = 0.41$, $\langle L^2 \rangle = 0.23$	Xtriage
Estimated twinning fraction	No twinning to report.	Xtriage
F_o, F_c correlation	0.91	EDS
Total number of atoms	290807	wwPDB-VP
Average B, all atoms (Å ²)	59.0	wwPDB-VP

Xtriage's analysis on translational NCS is as follows: *The largest off-origin peak in the Patterson function is 1.51% of the height of the origin peak. No significant pseudotranslation is detected.*

¹Intensities estimated from amplitudes.

²Theoretical values of $\langle |L| \rangle$, $\langle L^2 \rangle$ for acentric reflections are 0.5, 0.333 respectively for untwinned datasets, and 0.375, 0.2 for perfectly twinned datasets.

5 Model quality ⓘ

5.1 Standard geometry ⓘ

Bond lengths and bond angles in the following residue types are not validated in this section: 5MU, MG, PCY, K, ZN, 5MC, 4SU, SF4, PSU

The Z score for a bond length (or angle) is the number of standard deviations the observed value is removed from the expected value. A bond length (or angle) with $|Z| > 5$ is considered an outlier worth inspection. RMSZ is the root-mean-square of all Z scores of the bond lengths (or angles).

Mol	Chain	Bond lengths		Bond angles	
		RMSZ	$\# Z > 5$	RMSZ	$\# Z > 5$
1	AA	1.31	15/36024 (0.0%)	1.16	60/56222 (0.1%)
1	CA	0.43	0/36170	0.97	61/56452 (0.1%)
2	AB	0.34	0/1881	0.62	1/2542 (0.0%)
2	CB	0.35	0/1860	0.62	1/2518 (0.0%)
3	AC	0.30	0/1576	0.51	0/2130
3	CC	0.33	0/1566	0.59	1/2119 (0.0%)
4	AD	0.31	0/1689	0.55	0/2267
4	CD	0.31	0/1704	0.55	0/2284
5	AE	0.31	0/1145	0.53	0/1543
5	CE	0.33	0/1149	0.57	0/1548
6	AF	0.30	0/819	0.52	0/1111
6	CF	0.32	0/829	0.54	0/1123
7	AG	0.29	0/1250	0.50	0/1679
7	CG	0.31	0/1254	0.53	0/1683
8	AH	0.30	0/1108	0.52	0/1494
8	CH	0.29	0/1108	0.52	0/1494
9	AI	0.29	0/1002	0.55	0/1346
9	CI	0.33	0/997	0.58	1/1343 (0.1%)
10	AJ	0.29	0/722	0.54	0/982
10	CJ	0.34	0/727	0.59	0/988
11	AK	0.32	0/844	0.51	0/1145
11	CK	0.30	0/848	0.53	0/1149
12	AL	0.33	0/946	0.51	0/1274
12	CL	0.33	0/946	0.60	1/1274 (0.1%)
13	AM	0.29	0/947	0.58	0/1272
13	CM	0.31	0/930	0.55	0/1250
14	AN	0.31	0/501	0.54	0/664
14	CN	0.34	0/501	0.52	0/664
15	AO	0.31	0/739	0.53	0/985
15	CO	0.32	0/739	0.53	0/985
16	AP	0.31	0/697	0.53	0/939
16	CP	0.32	0/693	0.51	0/935

Mol	Chain	Bond lengths		Bond angles	
		RMSZ	# Z >5	RMSZ	# Z >5
17	AQ	0.32	0/836	0.52	0/1117
17	CQ	0.31	0/836	0.48	0/1117
18	AR	0.32	0/560	0.53	0/746
18	CR	0.30	0/560	0.51	0/746
19	AS	0.31	0/667	0.53	0/900
19	CS	0.33	0/661	0.65	1/893 (0.1%)
20	AT	0.31	0/730	0.56	0/965
20	CT	0.29	0/729	0.53	0/965
21	AU	0.29	0/203	0.51	0/266
21	CU	0.35	0/203	0.55	0/266
22	AV	0.56	0/188	1.13	0/290
22	CV	0.62	0/122	1.18	0/188
23	AX	0.56	2/1725 (0.1%)	1.16	18/2689 (0.7%)
23	CX	0.55	1/1725 (0.1%)	1.20	18/2689 (0.7%)
24	AY	0.72	1/428 (0.2%)	0.91	0/661
24	CY	0.48	0/115	1.02	0/176
25	BA	0.67	6/68083 (0.0%)	1.04	144/106274 (0.1%)
25	DA	0.51	3/67542 (0.0%)	1.00	78/105428 (0.1%)
26	BB	0.51	0/2878	0.91	0/4490
26	DB	0.57	0/2878	1.01	2/4490 (0.0%)
27	BD	0.44	0/2186	0.60	0/2944
27	DD	0.39	0/2186	0.59	0/2944
28	BE	0.45	0/1592	0.60	0/2149
28	DE	0.38	0/1592	0.62	0/2149
29	BF	0.43	0/1619	0.58	0/2193
29	DF	0.36	0/1615	0.59	0/2188
30	BG	0.33	0/1450	0.55	1/1959 (0.1%)
30	DG	0.36	0/1449	0.57	0/1958
31	BH	0.36	0/1356	0.54	0/1834
31	DH	0.34	0/1356	0.54	0/1834
32	BI	0.32	0/1100	0.58	0/1501
32	DI	0.32	0/1076	0.57	0/1471
33	BN	0.39	0/1144	0.54	0/1543
33	DN	0.36	0/1144	0.57	0/1543
34	BO	0.45	0/943	0.59	1/1269 (0.1%)
34	DO	0.37	0/943	0.60	1/1269 (0.1%)
35	BP	0.42	0/1152	0.60	0/1533
35	DP	0.38	0/1152	0.64	1/1533 (0.1%)
36	BQ	0.44	0/1143	0.58	0/1527
36	DQ	0.36	0/1143	0.57	0/1527
37	BR	0.44	0/982	0.66	0/1312
37	DR	0.33	0/982	0.57	0/1312
38	BS	0.39	0/887	0.62	0/1180

Mol	Chain	Bond lengths		Bond angles	
		RMSZ	# Z >5	RMSZ	# Z >5
38	DS	0.33	0/880	0.55	0/1172
39	BT	0.38	0/1105	0.60	0/1477
39	DT	0.35	0/1097	0.57	1/1468 (0.1%)
40	BU	0.48	0/977	0.61	0/1301
40	DU	0.33	0/977	0.53	0/1301
41	BV	0.44	0/782	0.64	0/1049
41	DV	0.34	0/782	0.55	1/1049 (0.1%)
42	BW	0.50	0/897	0.62	0/1205
42	DW	0.34	0/897	0.53	0/1205
43	BX	0.45	0/764	0.58	0/1025
43	DX	0.34	0/764	0.54	1/1025 (0.1%)
44	BY	0.40	0/819	0.62	0/1095
44	DY	0.33	0/819	0.57	0/1095
45	BZ	0.35	0/1379	0.62	0/1873
45	DZ	0.31	0/1390	0.54	0/1890
46	B0	0.45	0/662	0.65	0/881
46	D0	0.33	0/662	0.55	0/881
47	B1	0.40	0/762	0.55	0/1014
47	D1	0.36	0/762	0.56	0/1014
48	B2	0.39	0/590	0.59	0/781
48	D2	0.29	0/590	0.50	0/781
49	B3	0.41	0/474	0.59	0/635
49	D3	0.30	0/469	0.53	0/630
50	B4	0.36	0/571	0.68	0/768
50	D4	0.34	0/545	0.62	0/737
51	B5	0.50	1/469 (0.2%)	0.77	0/635
51	D5	0.35	0/469	0.59	1/635 (0.2%)
52	B6	0.60	1/460 (0.2%)	0.67	1/613 (0.2%)
52	D6	0.36	0/456	0.52	0/608
53	B7	0.48	0/426	0.62	0/561
53	D7	0.37	0/426	0.57	0/561
54	B8	0.44	0/519	0.61	0/684
54	D8	0.36	0/525	0.54	0/691
55	B9	0.50	0/310	0.65	1/407 (0.2%)
55	D9	0.38	0/310	0.62	0/407
All	All	0.65	30/310558 (0.0%)	0.94	397/464586 (0.1%)

Chiral center outliers are detected by calculating the chiral volume of a chiral center and verifying if the center is modelled as a planar moiety or with the opposite hand. A planarity outlier is detected by checking planarity of atoms in a peptide group, atoms in a mainchain group or atoms of a sidechain that are expected to be planar.

Mol	Chain	#Chirality outliers	#Planarity outliers
1	AA	0	1
7	CG	0	2
38	BS	0	1
50	B4	0	1
50	D4	0	1
All	All	0	6

The worst 5 of 30 bond length outliers are listed below:

Mol	Chain	Res	Type	Atoms	Z	Observed(Å)	Ideal(Å)
1	AA	439	A	C5-C4	145.31	2.40	1.38
1	AA	496	A	C6-N1	114.63	2.15	1.35
1	AA	439	A	N3-C4	59.27	1.70	1.34
1	AA	496	A	C2-N3	54.84	1.82	1.33
1	AA	439	A	C6-N1	53.24	1.72	1.35

The worst 5 of 397 bond angle outliers are listed below:

Mol	Chain	Res	Type	Atoms	Z	Observed(°)	Ideal(°)
1	AA	496	A	C2-N3-C4	97.04	159.12	110.60
1	AA	496	A	N1-C2-N3	-89.99	84.31	129.30
1	AA	496	A	C5-C6-N6	-36.75	94.30	123.70
1	AA	496	A	C5-C6-N1	31.98	133.69	117.70
1	AA	496	A	C4-C5-C6	-28.65	102.68	117.00

There are no chirality outliers.

5 of 6 planarity outliers are listed below:

Mol	Chain	Res	Type	Group
1	AA	439	A	Sidechain
50	B4	59	PHE	Peptide
38	BS	58	LEU	Peptide
7	CG	78	ARG	Peptide
7	CG	79	ARG	Peptide

5.2 Too-close contacts

In the following table, the Non-H and H(model) columns list the number of non-hydrogen atoms and hydrogen atoms in the chain respectively. The H(added) column lists the number of hydrogen atoms added and optimized by MolProbity. The Clashes column lists the number of clashes within the asymmetric unit, whereas Symm-Clashes lists symmetry related clashes.

Mol	Chain	Non-H	H(model)	H(added)	Clashes	Symm-Clashes
1	AA	32183	0	16244	640	0
1	CA	32312	0	16308	675	0
2	AB	1846	0	1867	88	0
2	CB	1825	0	1828	91	0
3	AC	1552	0	1546	53	0
3	CC	1542	0	1517	52	0
4	AD	1659	0	1676	71	0
4	CD	1674	0	1714	52	0
5	AE	1129	0	1185	32	0
5	CE	1133	0	1191	37	0
6	AF	806	0	793	19	0
6	CF	816	0	808	16	0
7	AG	1231	0	1238	22	0
7	CG	1235	0	1249	37	0
8	AH	1088	0	1126	28	0
8	CH	1088	0	1126	26	0
9	AI	983	0	986	30	0
9	CI	978	0	966	47	0
10	AJ	709	0	650	34	0
10	CJ	714	0	672	34	0
11	AK	829	0	825	20	0
11	CK	833	0	836	16	0
12	AL	930	0	980	25	0
12	CL	930	0	980	28	0
13	AM	937	0	977	27	0
13	CM	920	0	950	37	0
14	AN	492	0	529	21	0
14	CN	492	0	529	25	0
15	AO	728	0	760	22	0
15	CO	728	0	760	24	0
16	AP	681	0	697	23	0
16	CP	677	0	686	17	0
17	AQ	823	0	891	11	0
17	CQ	823	0	891	10	0
18	AR	555	0	618	13	0
18	CR	555	0	618	12	0
19	AS	652	0	662	25	0
19	CS	646	0	644	39	0
20	AT	728	0	798	21	0
20	CT	727	0	796	16	0
21	AU	199	0	208	4	0
21	CU	199	0	208	9	0
22	AV	169	0	86	4	0

Continued on next page...

Continued from previous page...

Mol	Chain	Non-H	H(model)	H(added)	Clashes	Symm-Clashes
22	CV	109	0	55	5	0
23	AX	1625	0	828	21	0
23	CX	1625	0	829	27	0
24	AY	385	0	199	11	0
24	CY	104	0	56	6	0
25	BA	60792	0	30653	698	0
25	DA	60311	0	30414	981	0
26	BB	2573	0	1306	23	0
26	DB	2573	0	1306	73	0
27	BD	2136	0	2218	60	0
27	DD	2136	0	2218	66	0
28	BE	1559	0	1618	27	0
28	DE	1559	0	1618	41	0
29	BF	1584	0	1625	45	0
29	DF	1580	0	1619	51	0
30	BG	1425	0	1443	43	0
30	DG	1424	0	1434	67	0
31	BH	1330	0	1407	24	0
31	DH	1330	0	1407	49	0
32	BI	1085	0	1114	35	0
32	DI	1061	0	1080	30	0
33	BN	1117	0	1183	19	0
33	DN	1117	0	1184	17	0
34	BO	933	0	996	23	0
34	DO	933	0	996	29	0
35	BP	1135	0	1212	34	0
35	DP	1135	0	1212	53	0
36	BQ	1122	0	1179	26	0
36	DQ	1122	0	1179	37	0
37	BR	968	0	1033	20	0
37	DR	968	0	1033	25	0
38	BS	877	0	938	26	0
38	DS	870	0	923	29	0
39	BT	1091	0	1151	38	0
39	DT	1083	0	1136	36	0
40	BU	959	0	1019	18	0
40	DU	959	0	1019	18	0
41	BV	771	0	830	13	0
41	DV	771	0	830	20	0
42	BW	886	0	940	18	0
42	DW	886	0	940	16	0
43	BX	750	0	814	22	0

Continued on next page...

Continued from previous page...

Mol	Chain	Non-H	H(model)	H(added)	Clashes	Symm-Clashes
43	DX	750	0	814	18	0
44	BY	806	0	881	21	0
44	DY	806	0	881	21	0
45	BZ	1349	0	1355	45	0
45	DZ	1360	0	1363	44	0
46	B0	653	0	674	15	0
46	D0	653	0	674	22	0
47	B1	755	0	826	21	0
47	D1	755	0	826	19	0
48	B2	588	0	643	10	0
48	D2	588	0	643	12	0
49	B3	469	0	518	10	0
49	D3	464	0	514	12	0
50	B4	558	0	544	36	0
50	D4	532	0	503	27	0
51	B5	455	0	465	9	0
51	D5	455	0	465	9	0
52	B6	453	0	473	10	0
52	D6	449	0	469	10	0
53	B7	418	0	467	7	0
53	D7	418	0	467	9	0
54	B8	511	0	571	22	0
54	D8	517	0	582	16	0
55	B9	307	0	335	8	0
55	D9	307	0	335	7	0
56	AA	190	0	0	0	0
56	AD	1	0	0	0	0
56	AE	3	0	0	0	0
56	AF	1	0	0	0	0
56	AM	1	0	0	0	0
56	AN	1	0	0	0	0
56	AQ	1	0	0	0	0
56	AX	9	0	0	0	0
56	B0	5	0	0	0	0
56	B2	1	0	0	0	0
56	B3	1	0	0	0	0
56	B4	1	0	0	0	0
56	B5	4	0	0	0	0
56	B6	2	0	0	0	0
56	B7	5	0	0	0	0
56	B8	2	0	0	0	0
56	B9	1	0	0	0	0

Continued on next page...

Continued from previous page...

Mol	Chain	Non-H	H(model)	H(added)	Clashes	Symm-Clashes
56	BA	814	0	0	0	0
56	BB	22	0	0	0	0
56	BD	9	0	0	0	0
56	BE	7	0	0	0	0
56	BF	9	0	0	0	0
56	BG	2	0	0	0	0
56	BN	7	0	0	0	0
56	BO	1	0	0	0	0
56	BP	4	0	0	0	0
56	BQ	4	0	0	0	0
56	BR	3	0	0	0	0
56	BU	9	0	0	0	0
56	BV	4	0	0	0	0
56	BW	4	0	0	0	0
56	BX	2	0	0	0	0
56	BY	3	0	0	0	0
56	BZ	2	0	0	0	0
56	CA	175	0	0	0	0
56	CE	2	0	0	0	0
56	CF	1	0	0	0	0
56	CJ	1	0	0	0	0
56	CT	1	0	0	0	0
56	CX	2	0	0	0	0
56	D0	2	0	0	0	0
56	D1	1	0	0	0	0
56	D3	1	0	0	0	0
56	D8	1	0	0	0	0
56	DA	674	0	0	0	0
56	DB	10	0	0	0	0
56	DD	8	0	0	0	0
56	DE	5	0	0	0	0
56	DF	5	0	0	0	0
56	DG	1	0	0	0	0
56	DN	1	0	0	0	0
56	DO	1	0	0	0	0
56	DP	2	0	0	0	0
56	DQ	3	0	0	0	0
56	DR	1	0	0	0	0
56	DU	4	0	0	0	0
56	DV	3	0	0	0	0
56	DW	2	0	0	0	0
56	DY	1	0	0	0	0

Continued on next page...

Continued from previous page...

Mol	Chain	Non-H	H(model)	H(added)	Clashes	Symm-Clashes
57	AA	40	0	38	6	0
57	CA	40	0	38	4	0
58	AD	8	0	0	1	0
58	CD	8	0	0	0	0
59	AN	1	0	0	0	0
59	B4	1	0	0	0	0
59	B5	1	0	0	0	0
59	B6	1	0	0	0	0
59	B9	1	0	0	0	0
59	BY	1	0	0	0	0
59	CN	1	0	0	0	0
59	D4	1	0	0	0	0
59	D5	1	0	0	0	0
59	D6	1	0	0	0	0
59	D9	1	0	0	0	0
59	DY	1	0	0	0	0
60	AX	1	0	0	0	0
60	CX	1	0	0	0	0
61	AA	175	0	0	13	0
61	AJ	2	0	0	0	0
61	AL	1	0	0	0	0
61	AM	1	0	0	0	0
61	AO	1	0	0	0	0
61	AV	1	0	0	0	0
61	AX	8	0	0	0	0
61	B0	4	0	0	0	0
61	B1	1	0	0	0	0
61	B3	1	0	0	0	0
61	B5	4	0	0	1	0
61	B6	1	0	0	0	0
61	B7	1	0	0	0	0
61	B8	10	0	0	1	0
61	BA	1294	0	0	49	0
61	BB	34	0	0	1	0
61	BD	16	0	0	1	0
61	BE	12	0	0	1	0
61	BF	7	0	0	1	0
61	BG	3	0	0	0	0
61	BI	1	0	0	0	0
61	BN	1	0	0	0	0
61	BO	4	0	0	0	0
61	BP	15	0	0	1	0

Continued on next page...

Continued from previous page...

Mol	Chain	Non-H	H(model)	H(added)	Clashes	Symm-Clashes
61	BQ	5	0	0	0	0
61	BR	1	0	0	0	0
61	BU	2	0	0	0	0
61	BV	2	0	0	0	0
61	BW	3	0	0	0	0
61	BX	5	0	0	0	0
61	CA	137	0	0	12	0
61	CD	1	0	0	0	0
61	CJ	2	0	0	0	0
61	CL	1	0	0	1	0
61	CN	1	0	0	0	0
61	CT	1	0	0	0	0
61	CX	2	0	0	0	0
61	D0	7	0	0	0	0
61	D1	1	0	0	0	0
61	D3	1	0	0	0	0
61	D8	4	0	0	0	0
61	DA	924	0	0	75	0
61	DB	8	0	0	0	0
61	DD	18	0	0	3	0
61	DE	9	0	0	1	0
61	DF	5	0	0	0	0
61	DN	1	0	0	0	0
61	DO	1	0	0	0	0
61	DP	14	0	0	1	0
61	DR	1	0	0	0	0
61	DT	1	0	0	0	0
61	DU	3	0	0	0	0
61	DV	1	0	0	0	0
61	DW	1	0	0	0	0
61	DX	1	0	0	0	0
61	DY	1	0	0	0	0
All	All	290807	0	193177	5129	0

The all-atom clashscore is defined as the number of clashes found per 1000 atoms (including hydrogen atoms). The all-atom clashscore for this structure is 11.

The worst 5 of 5129 close contacts within the same asymmetric unit are listed below, sorted by their clash magnitude.

Atom-1	Atom-2	Interatomic distance (Å)	Clash overlap (Å)
1:AA:439:A:N3	1:AA:439:A:C2	1.68	1.62

Continued on next page...

Continued from previous page...

Atom-1	Atom-2	Interatomic distance (Å)	Clash overlap (Å)
1:AA:439:A:C5	1:AA:439:A:C6	1.79	1.62
1:AA:439:A:N3	1:AA:439:A:C4	1.70	1.56
1:AA:439:A:N1	1:AA:439:A:C6	1.72	1.55
1:AA:439:A:N1	1:AA:439:A:C2	1.70	1.54

There are no symmetry-related clashes.

5.3 Torsion angles ⓘ

5.3.1 Protein backbone ⓘ

In the following table, the Percentiles column shows the percent Ramachandran outliers of the chain as a percentile score with respect to all X-ray entries followed by that with respect to entries of similar resolution.

The Analysed column shows the number of residues for which the backbone conformation was analysed, and the total number of residues.

Mol	Chain	Analysed	Favoured	Allowed	Outliers	Percentiles	
2	AB	229/256 (90%)	194 (85%)	24 (10%)	11 (5%)	2	5
2	CB	229/256 (90%)	195 (85%)	24 (10%)	10 (4%)	3	6
3	AC	204/239 (85%)	179 (88%)	23 (11%)	2 (1%)	17	41
3	CC	204/239 (85%)	178 (87%)	23 (11%)	3 (2%)	11	29
4	AD	206/209 (99%)	189 (92%)	15 (7%)	2 (1%)	17	41
4	CD	206/209 (99%)	190 (92%)	14 (7%)	2 (1%)	17	41
5	AE	146/162 (90%)	139 (95%)	5 (3%)	2 (1%)	12	31
5	CE	146/162 (90%)	136 (93%)	8 (6%)	2 (1%)	12	31
6	AF	98/101 (97%)	88 (90%)	10 (10%)	0	100	100
6	CF	98/101 (97%)	91 (93%)	7 (7%)	0	100	100
7	AG	153/156 (98%)	139 (91%)	11 (7%)	3 (2%)	8	21
7	CG	153/156 (98%)	137 (90%)	15 (10%)	1 (1%)	24	50
8	AH	135/138 (98%)	130 (96%)	5 (4%)	0	100	100
8	CH	135/138 (98%)	129 (96%)	5 (4%)	1 (1%)	24	50
9	AI	125/128 (98%)	107 (86%)	14 (11%)	4 (3%)	4	10
9	CI	125/128 (98%)	109 (87%)	12 (10%)	4 (3%)	4	10

Continued on next page...

Continued from previous page...

Mol	Chain	Analysed	Favoured	Allowed	Outliers	Percentiles	
10	AJ	95/105 (90%)	80 (84%)	9 (10%)	6 (6%)	1	2
10	CJ	94/105 (90%)	83 (88%)	6 (6%)	5 (5%)	2	4
11	AK	112/129 (87%)	103 (92%)	7 (6%)	2 (2%)	9	24
11	CK	112/129 (87%)	101 (90%)	8 (7%)	3 (3%)	5	14
12	AL	120/132 (91%)	111 (92%)	9 (8%)	0	100	100
12	CL	120/132 (91%)	113 (94%)	7 (6%)	0	100	100
13	AM	118/126 (94%)	103 (87%)	13 (11%)	2 (2%)	10	25
13	CM	116/126 (92%)	101 (87%)	11 (10%)	4 (3%)	4	9
14	AN	58/61 (95%)	55 (95%)	3 (5%)	0	100	100
14	CN	58/61 (95%)	55 (95%)	3 (5%)	0	100	100
15	AO	86/89 (97%)	80 (93%)	6 (7%)	0	100	100
15	CO	86/89 (97%)	78 (91%)	7 (8%)	1 (1%)	14	35
16	AP	80/88 (91%)	73 (91%)	7 (9%)	0	100	100
16	CP	80/88 (91%)	74 (92%)	5 (6%)	1 (1%)	13	33
17	AQ	97/105 (92%)	92 (95%)	5 (5%)	0	100	100
17	CQ	97/105 (92%)	90 (93%)	7 (7%)	0	100	100
18	AR	66/88 (75%)	63 (96%)	3 (4%)	0	100	100
18	CR	66/88 (75%)	64 (97%)	1 (2%)	1 (2%)	11	29
19	AS	81/93 (87%)	70 (86%)	11 (14%)	0	100	100
19	CS	81/93 (87%)	68 (84%)	11 (14%)	2 (2%)	6	16
20	AT	94/106 (89%)	82 (87%)	6 (6%)	6 (6%)	1	2
20	CT	94/106 (89%)	84 (89%)	5 (5%)	5 (5%)	2	4
21	AU	21/27 (78%)	17 (81%)	4 (19%)	0	100	100
21	CU	21/27 (78%)	16 (76%)	4 (19%)	1 (5%)	2	5
27	BD	273/276 (99%)	258 (94%)	14 (5%)	1 (0%)	36	64
27	DD	273/276 (99%)	257 (94%)	14 (5%)	2 (1%)	24	50
28	BE	202/206 (98%)	194 (96%)	7 (4%)	1 (0%)	31	58
28	DE	202/206 (98%)	193 (96%)	7 (4%)	2 (1%)	17	41
29	BF	201/210 (96%)	196 (98%)	4 (2%)	1 (0%)	31	58
29	DF	201/210 (96%)	195 (97%)	4 (2%)	2 (1%)	17	41
30	BG	179/182 (98%)	165 (92%)	11 (6%)	3 (2%)	10	25

Continued on next page...

Continued from previous page...

Mol	Chain	Analysed	Favoured	Allowed	Outliers	Percentiles	
30	DG	179/182 (98%)	161 (90%)	14 (8%)	4 (2%)	7	19
31	BH	172/180 (96%)	161 (94%)	10 (6%)	1 (1%)	27	54
31	DH	172/180 (96%)	160 (93%)	11 (6%)	1 (1%)	27	54
32	BI	144/148 (97%)	129 (90%)	12 (8%)	3 (2%)	8	20
32	DI	144/148 (97%)	130 (90%)	12 (8%)	2 (1%)	12	31
33	BN	138/140 (99%)	135 (98%)	3 (2%)	0	100	100
33	DN	138/140 (99%)	133 (96%)	4 (3%)	1 (1%)	24	50
34	BO	120/122 (98%)	114 (95%)	5 (4%)	1 (1%)	21	47
34	DO	120/122 (98%)	115 (96%)	5 (4%)	0	100	100
35	BP	147/150 (98%)	140 (95%)	6 (4%)	1 (1%)	24	50
35	DP	147/150 (98%)	137 (93%)	9 (6%)	1 (1%)	24	50
36	BQ	139/141 (99%)	132 (95%)	6 (4%)	1 (1%)	24	50
36	DQ	139/141 (99%)	132 (95%)	5 (4%)	2 (1%)	12	31
37	BR	116/118 (98%)	109 (94%)	7 (6%)	0	100	100
37	DR	116/118 (98%)	110 (95%)	5 (4%)	1 (1%)	19	44
38	BS	108/112 (96%)	98 (91%)	9 (8%)	1 (1%)	19	44
38	DS	108/112 (96%)	98 (91%)	9 (8%)	1 (1%)	19	44
39	BT	129/146 (88%)	122 (95%)	5 (4%)	2 (2%)	11	27
39	DT	129/146 (88%)	125 (97%)	4 (3%)	0	100	100
40	BU	114/118 (97%)	113 (99%)	1 (1%)	0	100	100
40	DU	114/118 (97%)	112 (98%)	2 (2%)	0	100	100
41	BV	99/101 (98%)	92 (93%)	5 (5%)	2 (2%)	8	21
41	DV	99/101 (98%)	94 (95%)	4 (4%)	1 (1%)	17	41
42	BW	110/113 (97%)	109 (99%)	1 (1%)	0	100	100
42	DW	110/113 (97%)	109 (99%)	1 (1%)	0	100	100
43	BX	93/96 (97%)	88 (95%)	4 (4%)	1 (1%)	16	38
43	DX	93/96 (97%)	88 (95%)	3 (3%)	2 (2%)	7	19
44	BY	105/110 (96%)	97 (92%)	6 (6%)	2 (2%)	9	22
44	DY	105/110 (96%)	99 (94%)	5 (5%)	1 (1%)	17	41
45	BZ	169/206 (82%)	147 (87%)	18 (11%)	4 (2%)	6	16
45	DZ	172/206 (84%)	154 (90%)	17 (10%)	1 (1%)	27	54

Continued on next page...

Continued from previous page...

Mol	Chain	Analysed	Favoured	Allowed	Outliers	Percentiles	
46	B0	81/85 (95%)	76 (94%)	4 (5%)	1 (1%)	14	35
46	D0	81/85 (95%)	76 (94%)	5 (6%)	0	100	100
47	B1	95/98 (97%)	92 (97%)	2 (2%)	1 (1%)	16	38
47	D1	95/98 (97%)	92 (97%)	2 (2%)	1 (1%)	16	38
48	B2	68/72 (94%)	68 (100%)	0	0	100	100
48	D2	68/72 (94%)	68 (100%)	0	0	100	100
49	B3	57/60 (95%)	55 (96%)	2 (4%)	0	100	100
49	D3	57/60 (95%)	54 (95%)	3 (5%)	0	100	100
50	B4	67/71 (94%)	50 (75%)	10 (15%)	7 (10%)	0	0
50	D4	67/71 (94%)	53 (79%)	7 (10%)	7 (10%)	0	0
51	B5	57/60 (95%)	56 (98%)	1 (2%)	0	100	100
51	D5	57/60 (95%)	56 (98%)	1 (2%)	0	100	100
52	B6	51/54 (94%)	49 (96%)	1 (2%)	1 (2%)	8	21
52	D6	51/54 (94%)	48 (94%)	3 (6%)	0	100	100
53	B7	46/49 (94%)	45 (98%)	1 (2%)	0	100	100
53	D7	46/49 (94%)	45 (98%)	0	1 (2%)	7	19
54	B8	62/65 (95%)	62 (100%)	0	0	100	100
54	D8	62/65 (95%)	62 (100%)	0	0	100	100
55	B9	35/37 (95%)	34 (97%)	1 (3%)	0	100	100
55	D9	35/37 (95%)	33 (94%)	2 (6%)	0	100	100
All	All	11402/12128 (94%)	10561 (93%)	687 (6%)	154 (1%)	12	31

5 of 154 Ramachandran outliers are listed below:

Mol	Chain	Res	Type
2	AB	9	GLU
2	AB	10	LEU
2	AB	125	PRO
4	AD	166	LYS
7	AG	80	VAL

5.3.2 Protein sidechains ⓘ

In the following table, the Percentiles column shows the percent sidechain outliers of the chain as a percentile score with respect to all X-ray entries followed by that with respect to entries of similar

resolution.

The Analysed column shows the number of residues for which the sidechain conformation was analysed, and the total number of residues.

Mol	Chain	Analysed	Rotameric	Outliers	Percentiles	
2	AB	192/220 (87%)	158 (82%)	34 (18%)	2	5
2	CB	187/220 (85%)	161 (86%)	26 (14%)	4	9
3	AC	143/188 (76%)	134 (94%)	9 (6%)	20	44
3	CC	140/188 (74%)	127 (91%)	13 (9%)	10	23
4	AD	170/181 (94%)	154 (91%)	16 (9%)	9	22
4	CD	173/181 (96%)	158 (91%)	15 (9%)	11	26
5	AE	113/123 (92%)	106 (94%)	7 (6%)	20	44
5	CE	114/123 (93%)	103 (90%)	11 (10%)	9	21
6	AF	83/90 (92%)	79 (95%)	4 (5%)	28	57
6	CF	85/90 (94%)	82 (96%)	3 (4%)	39	69
7	AG	119/127 (94%)	108 (91%)	11 (9%)	10	23
7	CG	120/127 (94%)	113 (94%)	7 (6%)	22	47
8	AH	114/119 (96%)	108 (95%)	6 (5%)	25	52
8	CH	114/119 (96%)	109 (96%)	5 (4%)	31	60
9	AI	90/99 (91%)	79 (88%)	11 (12%)	5	12
9	CI	89/99 (90%)	81 (91%)	8 (9%)	10	24
10	AJ	66/92 (72%)	63 (96%)	3 (4%)	30	60
10	CJ	69/92 (75%)	64 (93%)	5 (7%)	16	37
11	AK	82/99 (83%)	78 (95%)	4 (5%)	27	56
11	CK	83/99 (84%)	79 (95%)	4 (5%)	28	57
12	AL	97/109 (89%)	92 (95%)	5 (5%)	25	53
12	CL	97/109 (89%)	93 (96%)	4 (4%)	33	63
13	AM	91/101 (90%)	83 (91%)	8 (9%)	11	25
13	CM	89/101 (88%)	80 (90%)	9 (10%)	8	19
14	AN	49/50 (98%)	43 (88%)	6 (12%)	5	12
14	CN	49/50 (98%)	42 (86%)	7 (14%)	3	9
15	AO	78/80 (98%)	68 (87%)	10 (13%)	5	11
15	CO	78/80 (98%)	73 (94%)	5 (6%)	19	43
16	AP	69/74 (93%)	59 (86%)	10 (14%)	3	8

Continued on next page...

Continued from previous page...

Mol	Chain	Analysed	Rotameric	Outliers	Percentiles	
16	CP	68/74 (92%)	60 (88%)	8 (12%)	6	13
17	AQ	94/97 (97%)	88 (94%)	6 (6%)	19	43
17	CQ	94/97 (97%)	89 (95%)	5 (5%)	25	52
18	AR	59/77 (77%)	54 (92%)	5 (8%)	12	27
18	CR	59/77 (77%)	55 (93%)	4 (7%)	17	40
19	AS	69/80 (86%)	63 (91%)	6 (9%)	11	26
19	CS	67/80 (84%)	58 (87%)	9 (13%)	4	10
20	AT	70/82 (85%)	62 (89%)	8 (11%)	6	15
20	CT	70/82 (85%)	62 (89%)	8 (11%)	6	15
21	AU	18/22 (82%)	16 (89%)	2 (11%)	7	16
21	CU	18/22 (82%)	17 (94%)	1 (6%)	23	49
27	BD	215/218 (99%)	200 (93%)	15 (7%)	16	38
27	DD	215/218 (99%)	200 (93%)	15 (7%)	16	38
28	BE	164/166 (99%)	150 (92%)	14 (8%)	12	27
28	DE	164/166 (99%)	147 (90%)	17 (10%)	8	17
29	BF	160/166 (96%)	145 (91%)	15 (9%)	9	22
29	DF	159/166 (96%)	144 (91%)	15 (9%)	9	22
30	BG	143/156 (92%)	128 (90%)	15 (10%)	7	17
30	DG	142/156 (91%)	128 (90%)	14 (10%)	8	20
31	BH	144/148 (97%)	133 (92%)	11 (8%)	14	33
31	DH	144/148 (97%)	134 (93%)	10 (7%)	17	39
32	BI	110/124 (89%)	88 (80%)	22 (20%)	1	4
32	DI	104/124 (84%)	90 (86%)	14 (14%)	4	10
33	BN	118/119 (99%)	103 (87%)	15 (13%)	5	11
33	DN	118/119 (99%)	106 (90%)	12 (10%)	8	19
34	BO	100/100 (100%)	95 (95%)	5 (5%)	27	55
34	DO	100/100 (100%)	96 (96%)	4 (4%)	34	64
35	BP	115/116 (99%)	105 (91%)	10 (9%)	11	26
35	DP	115/116 (99%)	106 (92%)	9 (8%)	14	32
36	BQ	111/111 (100%)	100 (90%)	11 (10%)	8	20
36	DQ	111/111 (100%)	103 (93%)	8 (7%)	16	37

Continued on next page...

Continued from previous page...

Mol	Chain	Analysed	Rotameric	Outliers	Percentiles	
37	BR	101/101 (100%)	87 (86%)	14 (14%)	4	9
37	DR	101/101 (100%)	88 (87%)	13 (13%)	5	11
38	BS	87/88 (99%)	83 (95%)	4 (5%)	29	59
38	DS	85/88 (97%)	77 (91%)	8 (9%)	9	22
39	BT	115/127 (91%)	106 (92%)	9 (8%)	14	32
39	DT	113/127 (89%)	104 (92%)	9 (8%)	13	30
40	BU	93/94 (99%)	87 (94%)	6 (6%)	19	42
40	DU	93/94 (99%)	87 (94%)	6 (6%)	19	42
41	BV	80/82 (98%)	72 (90%)	8 (10%)	8	20
41	DV	80/82 (98%)	72 (90%)	8 (10%)	8	20
42	BW	90/92 (98%)	85 (94%)	5 (6%)	23	49
42	DW	90/92 (98%)	84 (93%)	6 (7%)	18	40
43	BX	77/78 (99%)	73 (95%)	4 (5%)	25	53
43	DX	77/78 (99%)	73 (95%)	4 (5%)	25	53
44	BY	85/91 (93%)	81 (95%)	4 (5%)	29	58
44	DY	85/91 (93%)	78 (92%)	7 (8%)	12	29
45	BZ	145/179 (81%)	131 (90%)	14 (10%)	9	21
45	DZ	145/179 (81%)	132 (91%)	13 (9%)	10	24
46	B0	65/67 (97%)	62 (95%)	3 (5%)	29	59
46	D0	65/67 (97%)	62 (95%)	3 (5%)	29	59
47	B1	80/83 (96%)	74 (92%)	6 (8%)	15	34
47	D1	80/83 (96%)	75 (94%)	5 (6%)	20	44
48	B2	65/67 (97%)	61 (94%)	4 (6%)	20	44
48	D2	65/67 (97%)	60 (92%)	5 (8%)	14	33
49	B3	51/52 (98%)	46 (90%)	5 (10%)	9	20
49	D3	50/52 (96%)	45 (90%)	5 (10%)	8	20
50	B4	60/63 (95%)	51 (85%)	9 (15%)	3	8
50	D4	53/63 (84%)	46 (87%)	7 (13%)	4	10
51	B5	50/52 (96%)	42 (84%)	8 (16%)	2	7
51	D5	50/52 (96%)	47 (94%)	3 (6%)	21	46
52	B6	51/52 (98%)	45 (88%)	6 (12%)	6	13

Continued on next page...

Continued from previous page...

Mol	Chain	Analysed	Rotameric	Outliers	Percentiles	
52	D6	50/52 (96%)	49 (98%)	1 (2%)	58	84
53	B7	41/42 (98%)	38 (93%)	3 (7%)	15	36
53	D7	41/42 (98%)	41 (100%)	0	100	100
54	B8	53/55 (96%)	49 (92%)	4 (8%)	15	34
54	D8	54/55 (98%)	52 (96%)	2 (4%)	37	67
55	B9	34/34 (100%)	33 (97%)	1 (3%)	45	75
55	D9	34/34 (100%)	33 (97%)	1 (3%)	45	75
All	All	9315/10066 (92%)	8513 (91%)	802 (9%)	11	26

5 of 802 residues with a non-rotameric sidechain are listed below:

Mol	Chain	Res	Type
45	BZ	61	LEU
3	CC	21	ARG
42	DW	15	ARG
46	B0	20	ARG
52	B6	4	GLU

Some sidechains can be flipped to improve hydrogen bonding and reduce clashes. 5 of 147 such sidechains are listed below:

Mol	Chain	Res	Type
49	B3	32	GLN
4	CD	123	HIS
41	DV	80	GLN
52	B6	20	ASN
3	CC	28	GLN

5.3.3 RNA ⓘ

Mol	Chain	Analysed	Backbone Outliers	Pucker Outliers
1	AA	1494/1521 (98%)	363 (24%)	26 (1%)
1	CA	1501/1521 (98%)	372 (24%)	32 (2%)
22	AV	7/24 (29%)	0	0
22	CV	4/24 (16%)	1 (25%)	0
23	AX	75/77 (97%)	25 (33%)	0
23	CX	75/77 (97%)	23 (30%)	0
24	AY	16/76 (21%)	7 (43%)	0

Continued on next page...

Continued from previous page...

Mol	Chain	Analysed	Backbone Outliers	Pucker Outliers
24	CY	4/76 (5%)	0	0
25	BA	2814/2915 (96%)	473 (16%)	31 (1%)
25	DA	2791/2915 (95%)	523 (18%)	27 (0%)
26	BB	119/121 (98%)	24 (20%)	0
26	DB	119/121 (98%)	25 (21%)	0
All	All	9019/9468 (95%)	1836 (20%)	116 (1%)

5 of 1836 RNA backbone outliers are listed below:

Mol	Chain	Res	Type
1	AA	6	G
1	AA	7	G
1	AA	9	G
1	AA	22	G
1	AA	32	A

5 of 116 RNA pucker outliers are listed below:

Mol	Chain	Res	Type
25	BA	2442	A
1	CA	560	U
25	DA	1913	A
25	BA	2701	U
1	CA	65	U

5.4 Non-standard residues in protein, DNA, RNA chains [i](#)

8 non-standard protein/DNA/RNA residues are modelled in this entry.

In the following table, the Counts columns list the number of bonds (or angles) for which Mogul statistics could be retrieved, the number of bonds (or angles) that are observed in the model and the number of bonds (or angles) that are defined in the Chemical Component Dictionary. The Link column lists molecule types, if any, to which the group is linked. The Z score for a bond length (or angle) is the number of standard deviations the observed value is removed from the expected value. A bond length (or angle) with $|Z| > 2$ is considered an outlier worth inspection. RMSZ is the root-mean-square of all Z scores of the bond lengths (or angles).

Mol	Type	Chain	Res	Link	Bond lengths			Bond angles		
					Counts	RMSZ	# Z > 2	Counts	RMSZ	# Z > 2
23	5MC	AX	32	23	14,22,23	1.57	1 (7%)	17,32,35	1.62	4 (23%)
23	5MU	AX	54	23	13,22,23	0.85	1 (7%)	14,32,35	2.54	2 (14%)
23	PSU	AX	55	23	16,21,22	1.65	2 (12%)	20,30,33	3.26	6 (30%)

Mol	Type	Chain	Res	Link	Bond lengths			Bond angles		
					Counts	RMSZ	# Z > 2	Counts	RMSZ	# Z > 2
23	4SU	AX	8	23	13,21,22	1.57	2 (15%)	14,30,33	2.87	2 (14%)
23	5MC	CX	32	23	14,22,23	1.41	1 (7%)	17,32,35	1.45	3 (17%)
23	5MU	CX	54	23	13,22,23	0.79	1 (7%)	14,32,35	2.13	2 (14%)
23	PSU	CX	55	23	16,21,22	1.38	1 (6%)	20,30,33	3.21	6 (30%)
23	4SU	CX	8	23	13,21,22	1.26	2 (15%)	14,30,33	2.89	3 (21%)

In the following table, the Chirals column lists the number of chiral outliers, the number of chiral centers analysed, the number of these observed in the model and the number defined in the Chemical Component Dictionary. Similar counts are reported in the Torsion and Rings columns. '-' means no outliers of that kind were identified.

Mol	Type	Chain	Res	Link	Chirals	Torsions	Rings
23	5MC	AX	32	23	-	0/3/25/26	0/2/2/2
23	5MU	AX	54	23	-	0/3/25/26	0/2/2/2
23	PSU	AX	55	23	-	0/7/25/26	0/2/2/2
23	4SU	AX	8	23	-	0/3/25/26	0/2/2/2
23	5MC	CX	32	23	-	0/3/25/26	0/2/2/2
23	5MU	CX	54	23	-	0/3/25/26	0/2/2/2
23	PSU	CX	55	23	-	0/7/25/26	0/2/2/2
23	4SU	CX	8	23	-	0/3/25/26	0/2/2/2

The worst 5 of 11 bond length outliers are listed below:

Mol	Chain	Res	Type	Atoms	Z	Observed(Å)	Ideal(Å)
23	AX	32	5MC	C5-C4	5.29	1.49	1.41
23	AX	55	PSU	C5-C1'	-5.21	1.47	1.52
23	CX	32	5MC	C5-C4	4.77	1.48	1.41
23	AX	8	4SU	C4-S4	-4.15	1.59	1.67
23	CX	55	PSU	C5-C1'	-4.13	1.48	1.52

The worst 5 of 28 bond angle outliers are listed below:

Mol	Chain	Res	Type	Atoms	Z	Observed(°)	Ideal(°)
23	AX	8	4SU	C2-N3-C4	9.61	129.08	115.15
23	CX	8	4SU	C2-N3-C4	9.00	128.20	115.15
23	AX	54	5MU	C4-N3-C2	9.00	122.74	115.14
23	CX	55	PSU	N1-C2-N3	-8.55	121.63	128.43
23	AX	55	PSU	N1-C2-N3	-8.49	121.68	128.43

There are no chirality outliers.

There are no torsion outliers.

There are no ring outliers.

5 monomers are involved in 5 short contacts:

Mol	Chain	Res	Type	Clashes	Symm-Clashes
23	AX	32	5MC	1	0
23	AX	8	4SU	1	0
23	CX	32	5MC	1	0
23	CX	54	5MU	1	0
23	CX	8	4SU	1	0

5.5 Carbohydrates [i](#)

There are no carbohydrates in this entry.

5.6 Ligand geometry [i](#)

Of 2061 ligands modelled in this entry, 2057 are monoatomic - leaving 4 for Mogul analysis.

In the following table, the Counts columns list the number of bonds (or angles) for which Mogul statistics could be retrieved, the number of bonds (or angles) that are observed in the model and the number of bonds (or angles) that are defined in the Chemical Component Dictionary. The Link column lists molecule types, if any, to which the group is linked. The Z score for a bond length (or angle) is the number of standard deviations the observed value is removed from the expected value. A bond length (or angle) with $|Z| > 2$ is considered an outlier worth inspection. RMSZ is the root-mean-square of all Z scores of the bond lengths (or angles).

Mol	Type	Chain	Res	Link	Bond lengths			Bond angles		
					Counts	RMSZ	$\# Z > 2$	Counts	RMSZ	$\# Z > 2$
57	PCY	AA	3191	-	36,42,42	1.85	5 (13%)	40,65,65	1.52	7 (17%)
58	SF4	AD	501	4	0,12,12	0.00	-	-		
57	PCY	CA	3176	-	36,42,42	1.68	5 (13%)	40,65,65	0.93	3 (7%)
58	SF4	CD	501	4	0,12,12	0.00	-	-		

In the following table, the Chirals column lists the number of chiral outliers, the number of chiral centers analysed, the number of these observed in the model and the number defined in the Chemical Component Dictionary. Similar counts are reported in the Torsion and Rings columns. '-' means no outliers of that kind were identified.

Mol	Type	Chain	Res	Link	Chirals	Torsions	Rings
57	PCY	AA	3191	-	-	18/33/67/67	0/3/3/3
58	SF4	AD	501	4	-	-	0/6/5/5
57	PCY	CA	3176	-	-	7/33/67/67	0/3/3/3
58	SF4	CD	501	4	-	-	0/6/5/5

The worst 5 of 10 bond length outliers are listed below:

Mol	Chain	Res	Type	Atoms	Z	Observed(Å)	Ideal(Å)
57	AA	3191	PCY	C28-C32	-5.62	1.39	1.49
57	AA	3191	PCY	C34-C30	-5.60	1.39	1.51
57	CA	3176	PCY	C34-C30	-5.32	1.40	1.51
57	CA	3176	PCY	C28-C32	-4.95	1.40	1.49
57	AA	3191	PCY	C17-N20	4.62	1.51	1.45

The worst 5 of 10 bond angle outliers are listed below:

Mol	Chain	Res	Type	Atoms	Z	Observed(°)	Ideal(°)
57	AA	3191	PCY	O21-C23-C27	4.11	121.35	112.25
57	AA	3191	PCY	O21-C18-C15	4.06	115.29	107.79
57	AA	3191	PCY	C18-O21-C23	-2.76	110.93	116.55
57	CA	3176	PCY	C10-N4-C9	2.46	123.39	115.77
57	AA	3191	PCY	C10-N4-C9	2.42	123.27	115.77

There are no chirality outliers.

5 of 25 torsion outliers are listed below:

Mol	Chain	Res	Type	Atoms
57	AA	3191	PCY	N2-C3-C6-C11
57	AA	3191	PCY	N2-C3-C6-O12
57	AA	3191	PCY	C7-C3-C6-C11
57	AA	3191	PCY	C7-C3-C6-O12
57	AA	3191	PCY	C8-C3-C6-C11

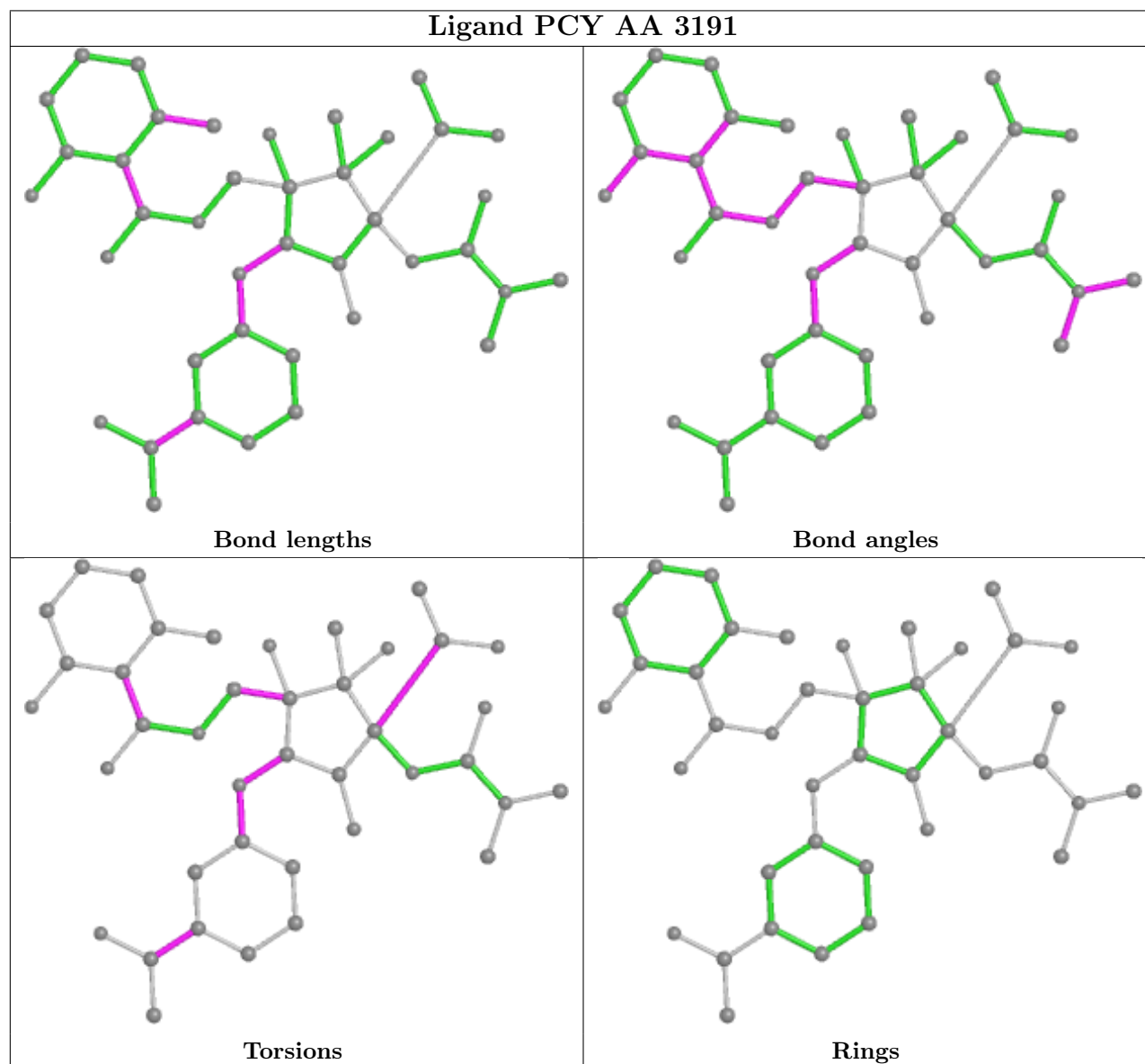
There are no ring outliers.

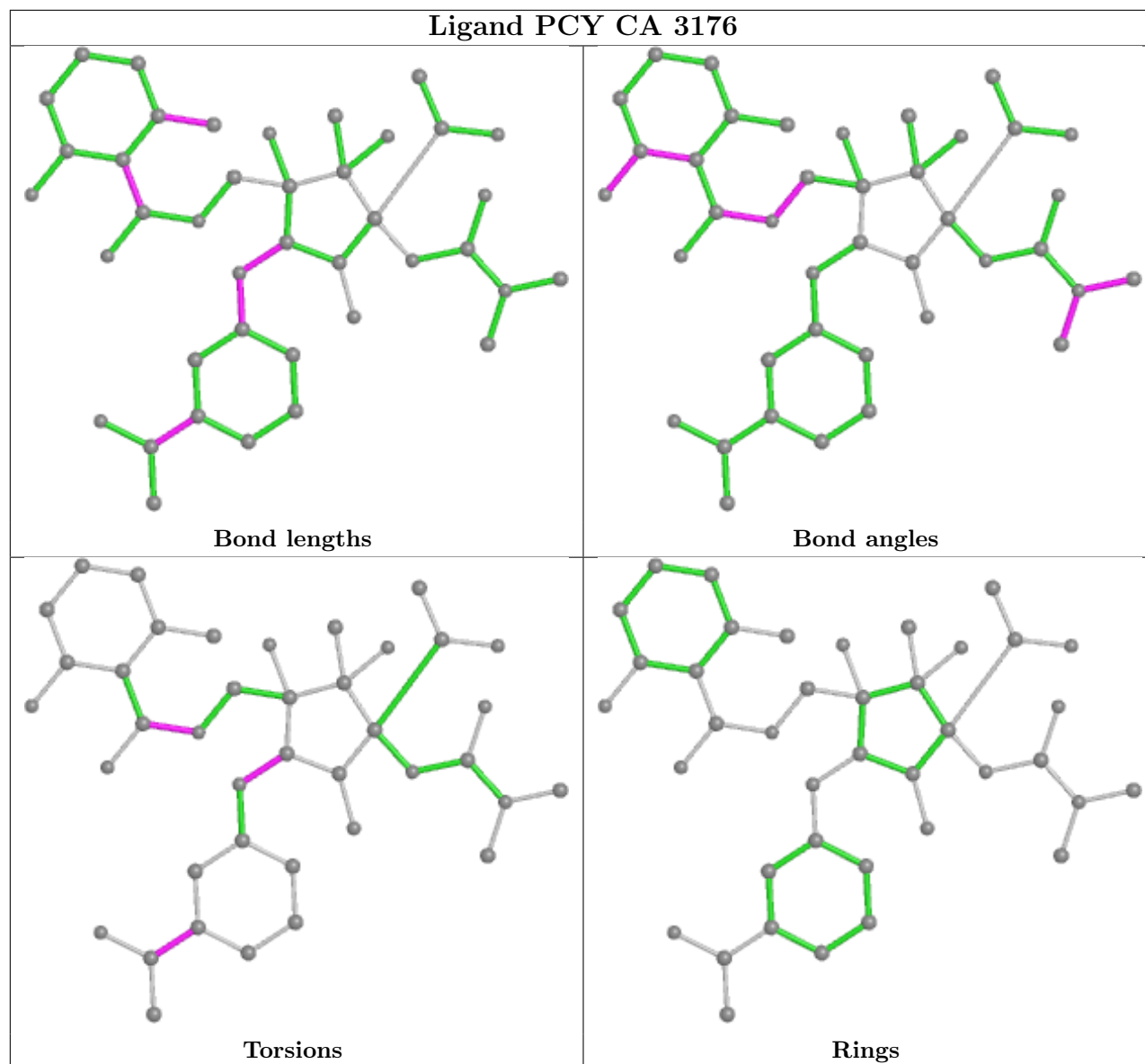
3 monomers are involved in 11 short contacts:

Mol	Chain	Res	Type	Clashes	Symm-Clashes
57	AA	3191	PCY	6	0
58	AD	501	SF4	1	0
57	CA	3176	PCY	4	0

The following is a two-dimensional graphical depiction of Mogul quality analysis of bond lengths, bond angles, torsion angles, and ring geometry for all instances of the Ligand of Interest. In addition, ligands with molecular weight > 250 and outliers as shown on the validation Tables will also be included. For torsion angles, if less than 5% of the Mogul distribution of torsion angles is within 10 degrees of the torsion angle in question, then that torsion angle is considered an outlier. Any bond that is central to one or more torsion angles identified as an outlier by Mogul will be highlighted in the graph. For rings, the root-mean-square deviation (RMSD) between the ring in question and similar rings identified by Mogul is calculated over all ring torsion angles. If the

average RMSD is greater than 60 degrees and the minimal RMSD between the ring in question and any Mogul-identified rings is also greater than 60 degrees, then that ring is considered an outlier. The outliers are highlighted in purple. The color gray indicates Mogul did not find sufficient equivalents in the CSD to analyse the geometry.





5.7 Other polymers [i](#)

There are no such residues in this entry.

5.8 Polymer linkage issues [i](#)

There are no chain breaks in this entry.

6 Fit of model and data ⓘ

6.1 Protein, DNA and RNA chains ⓘ

In the following table, the column labelled ‘#RSRZ> 2’ contains the number (and percentage) of RSRZ outliers, followed by percent RSRZ outliers for the chain as percentile scores relative to all X-ray entries and entries of similar resolution. The OWAB column contains the minimum, median, 95th percentile and maximum values of the occupancy-weighted average B-factor per residue. The column labelled ‘Q< 0.9’ lists the number of (and percentage) of residues with an average occupancy less than 0.9.

Mol	Chain	Analysed	<RSRZ>	#RSRZ>2	OWAB(Å ²)	Q<0.9
1	AA	1497/1521 (98%)	0.03	13 (0%) 84 85	40, 76, 97, 113	0
1	CA	1503/1521 (98%)	0.02	29 (1%) 66 68	42, 77, 97, 113	0
2	AB	231/256 (90%)	0.30	11 (4%) 30 28	71, 85, 93, 98	0
2	CB	231/256 (90%)	1.18	58 (25%) 0 0	71, 86, 94, 98	0
3	AC	206/239 (86%)	1.02	40 (19%) 1 0	69, 83, 91, 95	0
3	CC	206/239 (86%)	1.33	59 (28%) 0 0	69, 84, 92, 96	0
4	AD	208/209 (99%)	1.16	46 (22%) 0 0	60, 76, 86, 91	0
4	CD	208/209 (99%)	0.97	26 (12%) 4 3	60, 76, 84, 89	0
5	AE	148/162 (91%)	0.91	13 (8%) 10 8	56, 72, 81, 88	0
5	CE	148/162 (91%)	1.23	36 (24%) 0 0	58, 74, 83, 89	0
6	AF	100/101 (99%)	0.66	9 (9%) 9 7	61, 74, 82, 85	0
6	CF	100/101 (99%)	0.46	7 (7%) 16 14	62, 75, 83, 86	0
7	AG	155/156 (99%)	1.09	27 (17%) 1 1	69, 79, 89, 98	0
7	CG	155/156 (99%)	1.30	38 (24%) 0 0	70, 80, 90, 99	0
8	AH	137/138 (99%)	0.85	19 (13%) 2 1	61, 74, 81, 85	0
8	CH	137/138 (99%)	0.92	21 (15%) 2 1	63, 75, 83, 88	0
9	AI	127/128 (99%)	1.11	26 (20%) 1 0	63, 85, 91, 94	0
9	CI	127/128 (99%)	2.24	65 (51%) 0 0	70, 86, 92, 96	0
10	AJ	97/105 (92%)	1.18	25 (25%) 0 0	73, 87, 94, 97	0
10	CJ	96/105 (91%)	1.95	42 (43%) 0 0	76, 89, 95, 96	0
11	AK	114/129 (88%)	0.57	5 (4%) 34 32	52, 72, 84, 87	0
11	CK	114/129 (88%)	0.38	5 (4%) 34 32	54, 74, 84, 87	0
12	AL	122/132 (92%)	0.64	17 (13%) 2 1	52, 67, 77, 81	0
12	CL	122/132 (92%)	1.19	25 (20%) 1 0	53, 67, 76, 81	0

Continued on next page...

Continued from previous page...

Mol	Chain	Analysed	<RSRZ>	#RSRZ>2		OWAB(Å ²)	Q<0.9
13	AM	120/126 (95%)	0.86	15 (12%)	4 3	53, 75, 85, 93	0
13	CM	118/126 (93%)	1.60	39 (33%)	0 0	71, 88, 94, 98	0
14	AN	60/61 (98%)	1.81	26 (43%)	0 0	74, 80, 88, 90	0
14	CN	60/61 (98%)	3.46	44 (73%)	0 0	75, 83, 88, 92	0
15	AO	88/89 (98%)	0.76	7 (7%)	12 10	55, 69, 81, 85	0
15	CO	88/89 (98%)	1.06	14 (15%)	2 1	58, 71, 82, 86	0
16	AP	82/88 (93%)	1.25	19 (23%)	0 0	64, 75, 84, 91	0
16	CP	82/88 (93%)	1.06	13 (15%)	2 1	63, 73, 83, 89	0
17	AQ	99/105 (94%)	0.76	7 (7%)	16 14	55, 70, 79, 81	0
17	CQ	99/105 (94%)	1.57	35 (35%)	0 0	58, 71, 80, 84	0
18	AR	68/88 (77%)	0.59	5 (7%)	14 12	62, 74, 84, 89	0
18	CR	68/88 (77%)	0.63	5 (7%)	14 12	64, 74, 84, 91	0
19	AS	83/93 (89%)	0.85	6 (7%)	15 13	75, 85, 93, 94	0
19	CS	83/93 (89%)	1.94	39 (46%)	0 0	78, 87, 93, 96	0
20	AT	96/106 (90%)	0.60	5 (5%)	27 25	63, 72, 82, 87	0
20	CT	96/106 (90%)	0.66	13 (13%)	3 2	61, 73, 82, 87	0
21	AU	23/27 (85%)	1.10	4 (17%)	1 1	71, 77, 79, 81	0
21	CU	23/27 (85%)	2.26	11 (47%)	0 0	72, 79, 81, 83	0
22	AV	8/24 (33%)	3.57	5 (62%)	0 0	62, 89, 94, 97	0
22	CV	5/24 (20%)	2.64	3 (60%)	0 0	65, 73, 91, 96	0
23	AX	72/77 (93%)	0.18	1 (1%)	75 76	40, 71, 88, 98	0
23	CX	72/77 (93%)	0.12	3 (4%)	36 34	43, 74, 90, 97	0
24	AY	18/76 (23%)	3.72	13 (72%)	0 0	62, 104, 109, 109	0
24	CY	5/76 (6%)	5.80	5 (100%)	0 0	74, 101, 102, 106	0
25	BA	2822/2915 (96%)	0.54	51 (1%)	68 69	18, 41, 91, 109	0
25	DA	2800/2915 (96%)	-0.04	52 (1%)	66 68	22, 45, 91, 112	0
26	BB	120/121 (99%)	0.36	0	100 100	31, 63, 75, 88	0
26	DB	120/121 (99%)	-0.03	7 (5%)	23 21	38, 69, 81, 91	0
27	BD	275/276 (99%)	0.74	10 (3%)	42 42	20, 39, 58, 77	0
27	DD	275/276 (99%)	0.70	19 (6%)	17 15	22, 42, 60, 78	0
28	BE	204/206 (99%)	0.63	1 (0%)	90 92	19, 44, 64, 86	0

Continued on next page...

Continued from previous page...

Mol	Chain	Analysed	<RSRZ>	#RSRZ>2	OWAB(Å ²)	Q<0.9
28	DE	204/206 (99%)	0.51	8 (3%) 39 38	22, 48, 66, 86	0
29	BF	203/210 (96%)	0.61	2 (0%) 82 83	21, 50, 74, 91	0
29	DF	203/210 (96%)	0.45	5 (2%) 57 58	24, 55, 77, 90	0
30	BG	181/182 (99%)	0.58	6 (3%) 46 46	55, 71, 83, 96	0
30	DG	181/182 (99%)	1.48	57 (31%) 0 0	60, 75, 84, 95	0
31	BH	174/180 (96%)	0.52	1 (0%) 89 90	45, 64, 75, 84	0
31	DH	174/180 (96%)	0.85	29 (16%) 1 1	53, 68, 79, 86	0
32	BI	146/148 (98%)	0.33	4 (2%) 54 54	48, 75, 84, 88	0
32	DI	146/148 (98%)	0.33	11 (7%) 14 12	51, 75, 84, 88	0
33	BN	140/140 (100%)	0.67	0 100 100	28, 45, 69, 79	0
33	DN	140/140 (100%)	0.50	3 (2%) 63 64	33, 49, 71, 81	0
34	BO	122/122 (100%)	0.64	3 (2%) 57 58	31, 45, 63, 70	0
34	DO	122/122 (100%)	0.56	7 (5%) 24 22	34, 48, 64, 70	0
35	BP	149/150 (99%)	0.62	1 (0%) 87 88	18, 53, 74, 82	0
35	DP	149/150 (99%)	0.60	9 (6%) 22 20	20, 56, 76, 84	0
36	BQ	141/141 (100%)	0.69	2 (1%) 75 76	29, 48, 65, 77	0
36	DQ	141/141 (100%)	1.06	22 (15%) 2 1	32, 52, 69, 78	0
37	BR	118/118 (100%)	0.46	0 100 100	19, 32, 49, 62	0
37	DR	118/118 (100%)	0.94	12 (10%) 7 5	35, 53, 66, 78	0
38	BS	110/112 (98%)	0.32	0 100 100	30, 47, 65, 70	0
38	DS	110/112 (98%)	1.20	22 (20%) 1 0	63, 77, 88, 93	0
39	BT	131/146 (89%)	0.33	0 100 100	30, 43, 71, 85	0
39	DT	131/146 (89%)	0.51	6 (4%) 32 30	43, 59, 78, 88	0
40	BU	116/118 (98%)	0.38	0 100 100	15, 27, 48, 62	0
40	DU	116/118 (98%)	0.82	9 (7%) 13 11	38, 59, 76, 87	0
41	BV	101/101 (100%)	0.22	0 100 100	14, 35, 57, 76	0
41	DV	101/101 (100%)	0.44	3 (2%) 50 50	43, 71, 84, 90	0
42	BW	112/113 (99%)	0.35	0 100 100	17, 28, 50, 75	0
42	DW	112/113 (99%)	0.89	11 (9%) 7 5	34, 50, 68, 92	0
43	BX	95/96 (98%)	0.36	0 100 100	17, 35, 65, 78	0
43	DX	95/96 (98%)	1.61	31 (32%) 0 0	44, 62, 77, 90	0

Continued on next page...

Continued from previous page...

Mol	Chain	Analysed	<RSRZ>	#RSRZ>2	OWAB(Å ²)	Q<0.9
44	BY	107/110 (97%)	0.38	2 (1%) 66 68	28, 47, 67, 85	0
44	DY	107/110 (97%)	1.24	21 (19%) 1 0	51, 72, 83, 88	0
45	BZ	171/206 (83%)	0.25	1 (0%) 89 90	36, 62, 81, 90	0
45	DZ	174/206 (84%)	1.08	28 (16%) 1 1	66, 83, 93, 96	0
46	B0	83/85 (97%)	0.72	7 (8%) 11 8	12, 33, 66, 84	0
46	D0	83/85 (97%)	1.79	23 (27%) 0 0	34, 64, 78, 91	0
47	B1	97/98 (98%)	0.68	5 (5%) 27 25	19, 43, 69, 72	0
47	D1	97/98 (98%)	0.90	10 (10%) 6 5	37, 57, 78, 82	0
48	B2	70/72 (97%)	0.33	0 100 100	30, 46, 63, 77	0
48	D2	70/72 (97%)	0.53	2 (2%) 51 51	56, 71, 80, 85	0
49	B3	59/60 (98%)	0.28	0 100 100	20, 31, 56, 83	0
49	D3	59/60 (98%)	1.65	20 (33%) 0 0	47, 62, 77, 91	0
50	B4	69/71 (97%)	0.73	6 (8%) 10 8	55, 77, 92, 99	0
50	D4	69/71 (97%)	1.52	22 (31%) 0 0	77, 91, 99, 105	0
51	B5	59/60 (98%)	0.47	2 (3%) 45 44	11, 28, 53, 67	0
51	D5	59/60 (98%)	0.50	3 (5%) 28 26	27, 52, 68, 81	0
52	B6	53/54 (98%)	0.26	0 100 100	27, 39, 56, 67	0
52	D6	53/54 (98%)	0.32	2 (3%) 40 39	45, 62, 73, 79	0
53	B7	48/49 (97%)	0.79	5 (10%) 6 4	16, 23, 52, 68	0
53	D7	48/49 (97%)	1.02	6 (12%) 4 3	29, 40, 64, 77	0
54	B8	64/65 (98%)	0.64	1 (1%) 72 73	24, 31, 43, 61	0
54	D8	64/65 (98%)	1.14	10 (15%) 2 1	44, 53, 63, 72	0
55	B9	37/37 (100%)	0.68	2 (5%) 26 24	28, 45, 67, 72	0
55	D9	37/37 (100%)	1.09	5 (13%) 3 2	44, 55, 68, 75	0
All	All	20640/21596 (95%)	0.56	1586 (7%) 13 11	11, 64, 91, 113	0

The worst 5 of 1586 RSRZ outliers are listed below:

Mol	Chain	Res	Type	RSRZ
7	CG	82	GLY	12.8
2	CB	165	VAL	10.4
1	CA	1030(B)	C	9.9
13	AM	2	ALA	9.8
10	CJ	47	PHE	9.7

6.2 Non-standard residues in protein, DNA, RNA chains ⓘ

In the following table, the Atoms column lists the number of modelled atoms in the group and the number defined in the chemical component dictionary. The B-factors column lists the minimum, median, 95th percentile and maximum values of B factors of atoms in the group. The column labelled 'Q< 0.9' lists the number of atoms with occupancy less than 0.9.

Mol	Type	Chain	Res	Atoms	RSCC	RSR	B-factors(Å ²)	Q<0.9
23	4SU	CX	8	20/21	0.90	0.15	73,81,98,100	0
23	PSU	CX	55	20/21	0.91	0.12	56,73,80,86	0
23	5MU	CX	54	21/22	0.93	0.18	69,80,93,106	0
23	5MU	AX	54	21/22	0.94	0.16	60,72,80,91	0
23	PSU	AX	55	20/21	0.95	0.17	56,70,78,80	0
23	5MC	CX	32	21/22	0.95	0.21	66,75,83,86	0
23	5MC	AX	32	21/22	0.96	0.24	38,59,69,83	0
23	4SU	AX	8	20/21	0.96	0.18	47,67,77,84	0

6.3 Carbohydrates ⓘ

There are no carbohydrates in this entry.

6.4 Ligands ⓘ

In the following table, the Atoms column lists the number of modelled atoms in the group and the number defined in the chemical component dictionary. The B-factors column lists the minimum, median, 95th percentile and maximum values of B factors of atoms in the group. The column labelled 'Q< 0.9' lists the number of atoms with occupancy less than 0.9.

Mol	Type	Chain	Res	Atoms	RSCC	RSR	B-factors(Å ²)	Q<0.9
56	MG	AA	3098	1/1	0.38	0.14	71,71,71,71	0
56	MG	DA	3655	1/1	0.40	1.89	74,74,74,74	0
56	MG	BA	3703	1/1	0.52	0.21	57,57,57,57	0
56	MG	BB	205	1/1	0.56	0.18	76,76,76,76	0
56	MG	CA	3043	1/1	0.59	0.14	67,67,67,67	0
56	MG	CX	3002	1/1	0.62	0.16	81,81,81,81	0
56	MG	CA	3081	1/1	0.62	0.16	58,58,58,58	0
56	MG	BA	3237	1/1	0.63	0.32	63,63,63,63	0
56	MG	DA	3242	1/1	0.65	0.16	68,68,68,68	0
56	MG	DA	3484	1/1	0.65	0.16	32,32,32,32	0
56	MG	CA	3084	1/1	0.66	0.14	71,71,71,71	0
56	MG	CA	3158	1/1	0.66	0.14	75,75,75,75	0
56	MG	AA	3038	1/1	0.67	0.20	61,61,61,61	0
56	MG	BA	3044	1/1	0.68	0.29	61,61,61,61	0

Continued on next page...

Continued from previous page...

Mol	Type	Chain	Res	Atoms	RSCC	RSR	B-factors(\AA^2)	Q<0.9
56	MG	BB	209	1/1	0.68	0.19	69,69,69,69	0
56	MG	AA	3034	1/1	0.68	0.19	70,70,70,70	0
56	MG	BA	3547	1/1	0.68	0.14	64,64,64,64	0
56	MG	AA	3125	1/1	0.68	0.35	72,72,72,72	0
56	MG	DA	3192	1/1	0.69	0.16	57,57,57,57	0
56	MG	AA	3147	1/1	0.69	0.14	72,72,72,72	0
56	MG	CA	3045	1/1	0.70	0.26	68,68,68,68	0
56	MG	DW	201	1/1	0.71	0.28	67,67,67,67	0
56	MG	CA	3078	1/1	0.71	0.15	64,64,64,64	0
56	MG	DA	3649	1/1	0.71	0.23	53,53,53,53	0
56	MG	AA	3020	1/1	0.72	0.14	71,71,71,71	0
56	MG	CA	3079	1/1	0.72	0.16	67,67,67,67	0
56	MG	DA	3222	1/1	0.73	0.14	46,46,46,46	0
56	MG	BA	3813	1/1	0.73	0.09	58,58,58,58	0
56	MG	BA	3325	1/1	0.73	0.15	51,51,51,51	0
56	MG	BA	3241	1/1	0.73	0.13	45,45,45,45	0
56	MG	AA	3166	1/1	0.73	0.48	74,74,74,74	0
59	ZN	D4	501	1/1	0.73	0.07	151,151,151,151	0
56	MG	CA	3006	1/1	0.73	0.18	59,59,59,59	0
56	MG	DA	3647	1/1	0.73	0.45	53,53,53,53	0
56	MG	BB	211	1/1	0.74	0.17	81,81,81,81	0
56	MG	BA	3059	1/1	0.74	0.14	49,49,49,49	0
56	MG	DA	3536	1/1	0.74	0.10	44,44,44,44	0
56	MG	DA	3533	1/1	0.74	0.14	52,52,52,52	0
56	MG	DE	303	1/1	0.74	0.40	62,62,62,62	0
56	MG	DA	3640	1/1	0.74	0.43	64,64,64,64	0
56	MG	CA	3082	1/1	0.74	0.23	73,73,73,73	0
56	MG	CA	3001	1/1	0.74	0.09	59,59,59,59	0
56	MG	AA	3184	1/1	0.74	0.12	66,66,66,66	0
56	MG	BE	306	1/1	0.74	0.71	93,93,93,93	0
56	MG	BA	3514	1/1	0.74	0.15	45,45,45,45	0
56	MG	DA	3110	1/1	0.75	0.15	64,64,64,64	0
56	MG	DA	3488	1/1	0.75	0.19	51,51,51,51	0
56	MG	B7	104	1/1	0.75	0.19	64,64,64,64	0
56	MG	BA	3139	1/1	0.75	0.34	53,53,53,53	0
56	MG	DA	3627	1/1	0.75	0.18	64,64,64,64	0
56	MG	BA	3221	1/1	0.75	0.13	39,39,39,39	0
56	MG	DA	3080	1/1	0.76	0.16	49,49,49,49	0
56	MG	CA	3148	1/1	0.76	0.11	88,88,88,88	0
56	MG	CA	3171	1/1	0.77	0.18	65,65,65,65	0
56	MG	CJ	5001	1/1	0.77	0.11	94,94,94,94	0
56	MG	CA	3107	1/1	0.77	0.18	77,77,77,77	0

Continued on next page...

Continued from previous page...

Mol	Type	Chain	Res	Atoms	RSCC	RSR	B-factors(\AA^2)	Q<0.9
56	MG	BA	3605	1/1	0.77	0.17	44,44,44,44	0
56	MG	CA	3053	1/1	0.77	0.18	55,55,55,55	0
56	MG	AA	3170	1/1	0.77	0.12	73,73,73,73	0
56	MG	BA	3048	1/1	0.77	0.43	47,47,47,47	0
56	MG	DA	3026	1/1	0.77	0.22	52,52,52,52	0
56	MG	AX	3002	1/1	0.78	0.18	69,69,69,69	0
56	MG	BA	3099	1/1	0.78	0.22	67,67,67,67	0
56	MG	DA	3210	1/1	0.78	0.20	53,53,53,53	0
56	MG	BZ	301	1/1	0.78	0.23	58,58,58,58	0
56	MG	DA	3423	1/1	0.78	0.15	56,56,56,56	0
56	MG	AA	3067	1/1	0.78	0.19	72,72,72,72	0
56	MG	BA	3292	1/1	0.78	0.27	40,40,40,40	0
56	MG	CA	3083	1/1	0.78	0.17	72,72,72,72	0
56	MG	AA	3169	1/1	0.78	0.26	73,73,73,73	0
56	MG	BA	3092	1/1	0.78	0.22	53,53,53,53	0
56	MG	BA	3657	1/1	0.78	0.15	52,52,52,52	0
56	MG	CA	3124	1/1	0.78	0.20	75,75,75,75	0
56	MG	B2	3001	1/1	0.79	0.20	49,49,49,49	0
56	MG	AA	3124	1/1	0.79	0.10	71,71,71,71	0
56	MG	BA	3447	1/1	0.79	0.15	59,59,59,59	0
56	MG	DA	3074	1/1	0.79	0.11	56,56,56,56	0
56	MG	DA	3255	1/1	0.79	0.12	62,62,62,62	0
56	MG	CE	201	1/1	0.79	0.20	73,73,73,73	0
56	MG	BA	3172	1/1	0.79	0.24	52,52,52,52	0
56	MG	BA	3498	1/1	0.79	0.20	43,43,43,43	0
56	MG	DA	3019	1/1	0.79	0.14	48,48,48,48	0
56	MG	BA	3028	1/1	0.79	0.24	52,52,52,52	0
56	MG	DA	3097	1/1	0.79	0.27	57,57,57,57	0
56	MG	CA	3174	1/1	0.79	0.56	80,80,80,80	0
56	MG	AA	3062	1/1	0.79	0.20	67,67,67,67	0
56	MG	CT	3001	1/1	0.79	0.14	59,59,59,59	0
57	PCY	CA	3176	40/40	0.80	0.43	72,89,98,102	0
56	MG	BA	3512	1/1	0.80	0.32	47,47,47,47	0
56	MG	BA	3375	1/1	0.80	0.13	38,38,38,38	0
56	MG	AA	3059	1/1	0.80	0.15	64,64,64,64	0
56	MG	CA	3016	1/1	0.80	0.15	53,53,53,53	0
56	MG	BU	206	1/1	0.80	1.07	61,61,61,61	0
56	MG	DA	3032	1/1	0.80	0.17	47,47,47,47	0
56	MG	BA	3711	1/1	0.80	0.40	51,51,51,51	0
56	MG	BA	3294	1/1	0.80	0.36	67,67,67,67	0
56	MG	BA	3521	1/1	0.80	0.29	29,29,29,29	0
56	MG	DA	3402	1/1	0.80	0.11	56,56,56,56	0

Continued on next page...

Continued from previous page...

Mol	Type	Chain	Res	Atoms	RSCC	RSR	B-factors(\AA^2)	Q<0.9
56	MG	BZ	302	1/1	0.80	0.26	56,56,56,56	0
56	MG	BA	3290	1/1	0.80	0.34	50,50,50,50	0
56	MG	BA	3692	1/1	0.80	0.12	51,51,51,51	0
56	MG	AA	3185	1/1	0.80	0.19	61,61,61,61	0
56	MG	DA	3603	1/1	0.80	0.19	55,55,55,55	0
56	MG	DA	3653	1/1	0.80	0.18	32,32,32,32	0
56	MG	DA	3469	1/1	0.80	0.10	53,53,53,53	0
56	MG	AA	3040	1/1	0.80	0.13	72,72,72,72	0
56	MG	CA	3092	1/1	0.80	0.25	61,61,61,61	0
56	MG	DA	3657	1/1	0.80	0.19	56,56,56,56	0
56	MG	BA	3288	1/1	0.81	0.11	44,44,44,44	0
56	MG	DA	3024	1/1	0.81	0.61	37,37,37,37	0
56	MG	BA	3030	1/1	0.81	0.15	40,40,40,40	0
56	MG	BA	3199	1/1	0.81	0.44	51,51,51,51	0
56	MG	BA	3607	1/1	0.81	0.17	51,51,51,51	0
56	MG	CA	3009	1/1	0.81	0.27	66,66,66,66	0
56	MG	CA	3011	1/1	0.81	0.13	69,69,69,69	0
56	MG	AF	3001	1/1	0.81	0.16	56,56,56,56	0
56	MG	DA	3644	1/1	0.81	0.12	40,40,40,40	0
56	MG	BA	3296	1/1	0.81	0.21	47,47,47,47	0
56	MG	CA	3097	1/1	0.81	0.22	64,64,64,64	0
56	MG	BA	3050	1/1	0.81	0.16	46,46,46,46	0
56	MG	AA	3094	1/1	0.81	0.12	66,66,66,66	0
56	MG	AA	3049	1/1	0.81	0.28	64,64,64,64	0
56	MG	DA	3083	1/1	0.81	0.20	63,63,63,63	0
56	MG	CA	3129	1/1	0.81	0.11	69,69,69,69	0
56	MG	DA	3455	1/1	0.81	0.20	46,46,46,46	0
56	MG	DA	3389	1/1	0.81	0.10	50,50,50,50	0
56	MG	AA	3084	1/1	0.81	0.11	62,62,62,62	0
56	MG	DB	3001	1/1	0.81	0.17	77,77,77,77	0
56	MG	CA	3131	1/1	0.81	0.14	81,81,81,81	0
56	MG	DA	3286	1/1	0.82	0.15	54,54,54,54	0
56	MG	DV	3003	1/1	0.82	0.10	55,55,55,55	0
56	MG	DA	3043	1/1	0.82	0.11	52,52,52,52	0
56	MG	DA	3586	1/1	0.82	0.12	39,39,39,39	0
56	MG	BA	3256	1/1	0.82	0.24	54,54,54,54	0
56	MG	AA	3048	1/1	0.82	0.22	59,59,59,59	0
56	MG	CA	3067	1/1	0.82	0.18	72,72,72,72	0
56	MG	BA	3111	1/1	0.82	0.09	57,57,57,57	0
56	MG	AA	3171	1/1	0.82	0.17	67,67,67,67	0
56	MG	DA	3612	1/1	0.82	0.16	58,58,58,58	0
56	MG	BA	3040	1/1	0.82	0.20	52,52,52,52	0

Continued on next page...

Continued from previous page...

Mol	Type	Chain	Res	Atoms	RSCC	RSR	B-factors(\AA^2)	Q<0.9
56	MG	DA	3069	1/1	0.82	0.13	55,55,55,55	0
56	MG	BA	3475	1/1	0.82	0.12	45,45,45,45	0
56	MG	BA	3109	1/1	0.82	0.21	56,56,56,56	0
56	MG	CA	3022	1/1	0.83	0.18	60,60,60,60	0
56	MG	DA	3643	1/1	0.83	0.18	49,49,49,49	0
56	MG	DA	3087	1/1	0.83	0.32	50,50,50,50	0
56	MG	DF	302	1/1	0.83	0.28	44,44,44,44	0
56	MG	DA	3062	1/1	0.83	0.16	51,51,51,51	0
56	MG	DA	3037	1/1	0.83	0.16	34,34,34,34	0
56	MG	BB	206	1/1	0.83	0.32	58,58,58,58	0
56	MG	DA	3033	1/1	0.83	0.55	54,54,54,54	0
56	MG	AA	3100	1/1	0.83	0.13	66,66,66,66	0
57	PCY	AA	3191	40/40	0.83	0.43	59,86,97,99	0
56	MG	BA	3525	1/1	0.83	0.23	23,23,23,23	0
56	MG	DA	3164	1/1	0.83	0.20	47,47,47,47	0
56	MG	DA	3673	1/1	0.83	0.52	68,68,68,68	0
56	MG	CA	3032	1/1	0.83	0.10	57,57,57,57	0
56	MG	CA	3089	1/1	0.83	0.09	67,67,67,67	0
56	MG	AA	3076	1/1	0.83	0.16	56,56,56,56	0
56	MG	DA	3075	1/1	0.83	0.30	43,43,43,43	0
56	MG	BA	3168	1/1	0.83	0.23	39,39,39,39	0
56	MG	DA	3115	1/1	0.83	0.12	46,46,46,46	0
56	MG	BA	3437	1/1	0.83	0.24	61,61,61,61	0
56	MG	DA	3180	1/1	0.83	0.77	58,58,58,58	0
56	MG	CA	3087	1/1	0.83	0.12	62,62,62,62	0
56	MG	AX	3003	1/1	0.83	0.23	66,66,66,66	0
56	MG	BA	3604	1/1	0.83	0.25	46,46,46,46	0
56	MG	DA	3181	1/1	0.83	0.18	54,54,54,54	0
56	MG	DA	3607	1/1	0.83	0.17	63,63,63,63	0
56	MG	DD	308	1/1	0.84	0.80	72,72,72,72	0
56	MG	AX	3009	1/1	0.84	0.15	74,74,74,74	0
56	MG	BA	3389	1/1	0.84	0.18	56,56,56,56	0
56	MG	DA	3036	1/1	0.84	0.09	46,46,46,46	0
56	MG	BA	3455	1/1	0.84	0.14	32,32,32,32	0
56	MG	DA	3660	1/1	0.84	0.08	28,28,28,28	0
56	MG	DA	3491	1/1	0.84	0.12	42,42,42,42	0
56	MG	AA	3163	1/1	0.84	0.17	58,58,58,58	0
56	MG	AA	3157	1/1	0.84	0.19	84,84,84,84	0
56	MG	BA	3135	1/1	0.84	0.12	61,61,61,61	0
56	MG	B4	502	1/1	0.84	0.10	77,77,77,77	0
56	MG	AX	3007	1/1	0.84	0.13	69,69,69,69	0
56	MG	BA	3327	1/1	0.84	0.18	37,37,37,37	0

Continued on next page...

Continued from previous page...

Mol	Type	Chain	Res	Atoms	RSCC	RSR	B-factors(\AA^2)	Q<0.9
56	MG	BA	3616	1/1	0.84	0.15	51,51,51,51	0
56	MG	DA	3502	1/1	0.84	0.09	48,48,48,48	0
56	MG	BA	3598	1/1	0.84	0.29	53,53,53,53	0
56	MG	DA	3203	1/1	0.84	0.11	50,50,50,50	0
56	MG	BA	3545	1/1	0.84	0.14	36,36,36,36	0
56	MG	BA	3088	1/1	0.84	0.54	49,49,49,49	0
56	MG	DA	3109	1/1	0.84	0.11	68,68,68,68	0
56	MG	DA	3208	1/1	0.84	0.19	44,44,44,44	0
56	MG	DA	3101	1/1	0.84	0.27	55,55,55,55	0
56	MG	BA	3672	1/1	0.84	0.11	62,62,62,62	0
56	MG	AA	3134	1/1	0.84	0.14	65,65,65,65	0
56	MG	BA	3175	1/1	0.84	0.28	57,57,57,57	0
56	MG	DA	3241	1/1	0.84	0.12	48,48,48,48	0
56	MG	CA	3036	1/1	0.84	0.18	72,72,72,72	0
56	MG	CA	3159	1/1	0.84	0.12	71,71,71,71	0
56	MG	DA	3285	1/1	0.84	0.15	52,52,52,52	0
56	MG	DA	3494	1/1	0.84	0.31	57,57,57,57	0
56	MG	BA	3392	1/1	0.84	0.21	41,41,41,41	0
56	MG	CA	3002	1/1	0.84	0.09	62,62,62,62	0
56	MG	DA	3593	1/1	0.84	0.11	50,50,50,50	0
56	MG	CA	3152	1/1	0.84	0.23	54,54,54,54	0
56	MG	DA	3126	1/1	0.84	0.21	46,46,46,46	0
56	MG	BA	3097	1/1	0.84	0.18	52,52,52,52	0
56	MG	BA	3276	1/1	0.84	0.16	42,42,42,42	0
56	MG	DA	3031	1/1	0.85	0.11	44,44,44,44	0
56	MG	DA	3572	1/1	0.85	0.06	68,68,68,68	0
56	MG	DA	3194	1/1	0.85	0.12	54,54,54,54	0
56	MG	CA	3050	1/1	0.85	0.17	52,52,52,52	0
56	MG	BA	3673	1/1	0.85	0.15	28,28,28,28	0
56	MG	DA	3100	1/1	0.85	0.12	66,66,66,66	0
56	MG	DA	3034	1/1	0.85	0.12	45,45,45,45	0
56	MG	CA	3021	1/1	0.85	0.21	65,65,65,65	0
56	MG	AA	3153	1/1	0.85	0.12	81,81,81,81	0
56	MG	DA	3570	1/1	0.85	0.19	59,59,59,59	0
56	MG	BA	3696	1/1	0.85	0.10	45,45,45,45	0
56	MG	DB	3003	1/1	0.85	0.19	56,56,56,56	0
56	MG	BA	3026	1/1	0.85	0.26	49,49,49,49	0
56	MG	DA	3466	1/1	0.85	0.28	66,66,66,66	0
56	MG	DA	3500	1/1	0.85	0.11	51,51,51,51	0
56	MG	BA	3457	1/1	0.85	0.17	47,47,47,47	0
56	MG	BA	3786	1/1	0.85	0.18	58,58,58,58	0
56	MG	BA	3585	1/1	0.85	0.08	58,58,58,58	0

Continued on next page...

Continued from previous page...

Mol	Type	Chain	Res	Atoms	RSCC	RSR	B-factors(\AA^2)	Q<0.9
56	MG	DA	3044	1/1	0.85	0.15	49,49,49,49	0
56	MG	BA	3319	1/1	0.85	0.17	39,39,39,39	0
56	MG	BA	3700	1/1	0.85	0.13	53,53,53,53	0
56	MG	DA	3467	1/1	0.85	0.14	48,48,48,48	0
56	MG	BA	3093	1/1	0.85	0.16	48,48,48,48	0
56	MG	BA	3079	1/1	0.85	0.34	49,49,49,49	0
56	MG	DA	3420	1/1	0.85	0.13	40,40,40,40	0
56	MG	CA	3077	1/1	0.85	0.18	61,61,61,61	0
56	MG	DE	304	1/1	0.85	0.14	40,40,40,40	0
56	MG	DA	3409	1/1	0.85	0.14	55,55,55,55	0
56	MG	DA	3090	1/1	0.85	0.11	48,48,48,48	0
56	MG	BA	3580	1/1	0.85	0.21	48,48,48,48	0
56	MG	BA	3019	1/1	0.85	0.14	39,39,39,39	0
56	MG	CA	3168	1/1	0.85	0.15	60,60,60,60	0
56	MG	CA	3125	1/1	0.85	0.10	63,63,63,63	0
56	MG	BA	3103	1/1	0.85	0.17	44,44,44,44	0
56	MG	DA	3347	1/1	0.85	0.13	46,46,46,46	0
56	MG	CA	3049	1/1	0.85	0.17	71,71,71,71	0
56	MG	BA	3016	1/1	0.85	0.12	37,37,37,37	0
56	MG	AE	201	1/1	0.85	0.20	64,64,64,64	0
56	MG	BA	3480	1/1	0.85	0.12	50,50,50,50	0
56	MG	BA	3018	1/1	0.85	0.22	63,63,63,63	0
56	MG	BA	3185	1/1	0.85	0.18	52,52,52,52	0
56	MG	DA	3556	1/1	0.85	0.16	55,55,55,55	0
56	MG	DA	3342	1/1	0.85	0.06	46,46,46,46	0
56	MG	BA	3636	1/1	0.85	0.21	52,52,52,52	0
56	MG	CA	3138	1/1	0.85	0.16	65,65,65,65	0
56	MG	AA	3047	1/1	0.85	0.17	63,63,63,63	0
56	MG	BA	3505	1/1	0.86	0.24	33,33,33,33	0
56	MG	DA	3229	1/1	0.86	0.10	64,64,64,64	0
56	MG	DA	3588	1/1	0.86	0.10	65,65,65,65	0
59	ZN	CN	501	1/1	0.86	0.10	103,103,103,103	0
56	MG	BA	3249	1/1	0.86	0.28	40,40,40,40	0
56	MG	BF	308	1/1	0.86	0.37	45,45,45,45	0
56	MG	DA	3244	1/1	0.86	0.26	59,59,59,59	0
56	MG	BA	3468	1/1	0.86	0.15	45,45,45,45	0
56	MG	BA	3460	1/1	0.86	0.15	58,58,58,58	0
56	MG	CA	3029	1/1	0.86	0.09	58,58,58,58	0
56	MG	DA	3125	1/1	0.86	0.19	40,40,40,40	0
56	MG	DA	3042	1/1	0.86	0.11	46,46,46,46	0
56	MG	BA	3120	1/1	0.86	0.20	50,50,50,50	0
56	MG	AA	3079	1/1	0.86	0.21	55,55,55,55	0

Continued on next page...

Continued from previous page...

Mol	Type	Chain	Res	Atoms	RSCC	RSR	B-factors(\AA^2)	Q<0.9
56	MG	CA	3105	1/1	0.86	0.12	51,51,51,51	0
56	MG	DA	3264	1/1	0.86	0.18	50,50,50,50	0
56	MG	DA	3294	1/1	0.86	0.08	36,36,36,36	0
56	MG	BA	3609	1/1	0.86	0.14	54,54,54,54	0
56	MG	BA	3381	1/1	0.86	0.13	45,45,45,45	0
56	MG	AE	203	1/1	0.86	0.76	73,73,73,73	0
56	MG	BA	3741	1/1	0.86	0.14	50,50,50,50	0
56	MG	BA	3555	1/1	0.86	0.15	61,61,61,61	0
56	MG	DD	301	1/1	0.86	0.24	43,43,43,43	0
56	MG	AA	3177	1/1	0.86	0.10	80,80,80,80	0
56	MG	DA	3527	1/1	0.86	0.20	61,61,61,61	0
56	MG	BA	3233	1/1	0.86	0.18	61,61,61,61	0
56	MG	CA	3142	1/1	0.86	0.13	81,81,81,81	0
56	MG	BA	3617	1/1	0.86	0.26	44,44,44,44	0
56	MG	BA	3017	1/1	0.86	0.17	52,52,52,52	0
56	MG	DA	3269	1/1	0.86	0.15	54,54,54,54	0
56	MG	DA	3138	1/1	0.86	0.22	63,63,63,63	0
56	MG	DB	3002	1/1	0.86	0.15	58,58,58,58	0
56	MG	DA	3372	1/1	0.86	0.13	24,24,24,24	0
56	MG	BA	3027	1/1	0.86	0.12	45,45,45,45	0
56	MG	AA	3015	1/1	0.86	0.12	65,65,65,65	0
56	MG	CA	3047	1/1	0.86	0.12	59,59,59,59	0
56	MG	BA	3083	1/1	0.86	0.19	51,51,51,51	0
56	MG	BG	3001	1/1	0.86	0.21	51,51,51,51	0
56	MG	CA	3041	1/1	0.86	0.17	62,62,62,62	0
56	MG	DA	3152	1/1	0.86	0.24	62,62,62,62	0
56	MG	DA	3248	1/1	0.86	0.14	49,49,49,49	0
56	MG	AA	3167	1/1	0.86	0.15	61,61,61,61	0
56	MG	DA	3245	1/1	0.86	0.15	47,47,47,47	0
56	MG	DA	3291	1/1	0.86	0.13	41,41,41,41	0
56	MG	CA	3100	1/1	0.86	0.08	69,69,69,69	0
56	MG	BA	3558	1/1	0.86	0.21	57,57,57,57	0
56	MG	DA	3433	1/1	0.86	0.13	34,34,34,34	0
56	MG	BB	210	1/1	0.86	0.24	55,55,55,55	0
56	MG	DA	3468	1/1	0.86	0.15	37,37,37,37	0
56	MG	BA	3690	1/1	0.86	0.18	52,52,52,52	0
56	MG	BN	3002	1/1	0.86	0.24	57,57,57,57	0
56	MG	BA	3745	1/1	0.86	0.24	58,58,58,58	0
56	MG	DA	3079	1/1	0.86	0.12	32,32,32,32	0
56	MG	DA	3162	1/1	0.87	0.23	37,37,37,37	0
56	MG	BA	3218	1/1	0.87	0.20	34,34,34,34	0
56	MG	DA	3370	1/1	0.87	0.10	50,50,50,50	0

Continued on next page...

Continued from previous page...

Mol	Type	Chain	Res	Atoms	RSCC	RSR	B-factors(\AA^2)	Q<0.9
56	MG	BA	3387	1/1	0.87	0.14	45,45,45,45	0
56	MG	DA	3619	1/1	0.87	0.23	54,54,54,54	0
56	MG	BA	3693	1/1	0.87	0.14	74,74,74,74	0
56	MG	BA	3137	1/1	0.87	0.42	40,40,40,40	0
56	MG	BA	3490	1/1	0.87	0.12	60,60,60,60	0
56	MG	AA	3006	1/1	0.87	0.30	71,71,71,71	0
56	MG	DA	3277	1/1	0.87	0.18	54,54,54,54	0
56	MG	BA	3002	1/1	0.87	0.17	57,57,57,57	0
56	MG	BA	3706	1/1	0.87	0.11	63,63,63,63	0
56	MG	BA	3238	1/1	0.87	0.32	41,41,41,41	0
56	MG	DA	3485	1/1	0.87	0.16	43,43,43,43	0
56	MG	CA	3117	1/1	0.87	0.11	58,58,58,58	0
56	MG	DA	3225	1/1	0.87	0.11	49,49,49,49	0
56	MG	DA	3537	1/1	0.87	0.14	58,58,58,58	0
56	MG	DA	3493	1/1	0.87	0.15	63,63,63,63	0
56	MG	DA	3482	1/1	0.87	0.13	42,42,42,42	0
56	MG	BA	3807	1/1	0.87	0.71	66,66,66,66	0
56	MG	AA	3187	1/1	0.87	0.12	54,54,54,54	0
56	MG	DA	3107	1/1	0.87	0.12	43,43,43,43	0
56	MG	DA	3001	1/1	0.87	0.24	40,40,40,40	0
56	MG	DA	3053	1/1	0.87	0.51	37,37,37,37	0
56	MG	BA	3076	1/1	0.87	0.34	34,34,34,34	0
56	MG	DA	3060	1/1	0.87	0.15	48,48,48,48	0
56	MG	CA	3014	1/1	0.87	0.13	57,57,57,57	0
56	MG	DA	3236	1/1	0.87	0.11	42,42,42,42	0
56	MG	BA	3198	1/1	0.87	0.22	28,28,28,28	0
56	MG	CA	3144	1/1	0.87	0.06	68,68,68,68	0
56	MG	BA	3677	1/1	0.87	0.17	56,56,56,56	0
56	MG	BA	3434	1/1	0.87	0.25	40,40,40,40	0
56	MG	DA	3146	1/1	0.87	0.19	49,49,49,49	0
56	MG	BA	3430	1/1	0.87	0.15	31,31,31,31	0
56	MG	BA	3277	1/1	0.87	0.27	54,54,54,54	0
56	MG	DA	3331	1/1	0.87	0.08	49,49,49,49	0
56	MG	CA	3020	1/1	0.87	0.12	46,46,46,46	0
56	MG	AA	3026	1/1	0.87	0.10	71,71,71,71	0
56	MG	DA	3541	1/1	0.87	0.12	40,40,40,40	0
56	MG	AA	3180	1/1	0.87	0.14	49,49,49,49	0
56	MG	AA	3045	1/1	0.87	0.32	54,54,54,54	0
56	MG	DA	3624	1/1	0.87	0.49	46,46,46,46	0
56	MG	BA	3624	1/1	0.87	0.13	37,37,37,37	0
56	MG	CA	3030	1/1	0.87	0.18	56,56,56,56	0
56	MG	BN	3007	1/1	0.87	0.20	50,50,50,50	0

Continued on next page...

Continued from previous page...

Mol	Type	Chain	Res	Atoms	RSCC	RSR	B-factors(\AA^2)	Q<0.9
56	MG	BA	3704	1/1	0.87	0.33	36,36,36,36	0
56	MG	DA	3054	1/1	0.87	0.10	39,39,39,39	0
56	MG	BA	3806	1/1	0.87	0.70	33,33,33,33	0
56	MG	DA	3256	1/1	0.87	0.12	46,46,46,46	0
56	MG	CA	3071	1/1	0.87	0.10	57,57,57,57	0
56	MG	AA	3021	1/1	0.87	0.13	62,62,62,62	0
56	MG	DA	3343	1/1	0.87	0.17	42,42,42,42	0
56	MG	BA	3228	1/1	0.87	0.21	56,56,56,56	0
56	MG	DA	3652	1/1	0.87	0.13	53,53,53,53	0
56	MG	B9	502	1/1	0.87	0.21	47,47,47,47	0
56	MG	DB	3006	1/1	0.87	0.10	60,60,60,60	0
56	MG	BA	3698	1/1	0.87	0.17	50,50,50,50	0
56	MG	DA	3168	1/1	0.88	0.07	47,47,47,47	0
56	MG	DA	3129	1/1	0.88	0.20	42,42,42,42	0
56	MG	DA	3459	1/1	0.88	0.11	44,44,44,44	0
56	MG	DA	3070	1/1	0.88	0.11	51,51,51,51	0
56	MG	DA	3163	1/1	0.88	0.13	54,54,54,54	0
56	MG	AA	3005	1/1	0.88	0.22	77,77,77,77	0
56	MG	DA	3562	1/1	0.88	0.22	72,72,72,72	0
56	MG	BA	3553	1/1	0.88	0.14	53,53,53,53	0
56	MG	AA	3139	1/1	0.88	0.16	72,72,72,72	0
56	MG	DA	3221	1/1	0.88	0.12	52,52,52,52	0
56	MG	CA	3143	1/1	0.88	0.13	77,77,77,77	0
56	MG	BA	3131	1/1	0.88	0.35	39,39,39,39	0
56	MG	AE	202	1/1	0.88	0.07	74,74,74,74	0
56	MG	DA	3018	1/1	0.88	0.22	51,51,51,51	0
56	MG	BA	3427	1/1	0.88	0.26	52,52,52,52	0
56	MG	BA	3063	1/1	0.88	0.26	54,54,54,54	0
56	MG	BA	3006	1/1	0.88	0.25	52,52,52,52	0
56	MG	BQ	204	1/1	0.88	0.19	43,43,43,43	0
56	MG	BA	3054	1/1	0.88	0.23	43,43,43,43	0
56	MG	BV	204	1/1	0.88	0.22	47,47,47,47	0
56	MG	AA	3001	1/1	0.88	0.17	77,77,77,77	0
56	MG	DA	3281	1/1	0.88	0.15	49,49,49,49	0
56	MG	BA	3112	1/1	0.88	0.20	42,42,42,42	0
56	MG	BA	3499	1/1	0.88	0.21	19,19,19,19	0
56	MG	BA	3259	1/1	0.88	0.22	59,59,59,59	0
56	MG	BA	3720	1/1	0.88	0.11	45,45,45,45	0
56	MG	DA	3338	1/1	0.88	0.19	43,43,43,43	0
56	MG	BA	3351	1/1	0.88	0.19	59,59,59,59	0
56	MG	DG	3001	1/1	0.88	0.07	57,57,57,57	0
56	MG	CA	3005	1/1	0.88	0.10	73,73,73,73	0

Continued on next page...

Continued from previous page...

Mol	Type	Chain	Res	Atoms	RSCC	RSR	B-factors(\AA^2)	Q<0.9
56	MG	AA	3156	1/1	0.88	0.12	67,67,67,67	0
56	MG	AA	3043	1/1	0.88	0.12	76,76,76,76	0
56	MG	DA	3630	1/1	0.88	0.10	51,51,51,51	0
56	MG	BA	3062	1/1	0.88	0.17	48,48,48,48	0
56	MG	BA	3114	1/1	0.88	0.15	34,34,34,34	0
56	MG	CA	3019	1/1	0.88	0.06	62,62,62,62	0
56	MG	AA	3107	1/1	0.88	0.13	63,63,63,63	0
56	MG	BA	3404	1/1	0.88	0.23	23,23,23,23	0
56	MG	DA	3103	1/1	0.88	0.08	71,71,71,71	0
56	MG	DA	3238	1/1	0.88	0.13	54,54,54,54	0
56	MG	DA	3114	1/1	0.88	0.11	55,55,55,55	0
56	MG	BA	3232	1/1	0.88	0.18	51,51,51,51	0
56	MG	AA	3122	1/1	0.88	0.22	80,80,80,80	0
56	MG	BA	3801	1/1	0.88	0.27	39,39,39,39	0
56	MG	BA	3678	1/1	0.88	0.47	35,35,35,35	0
56	MG	DA	3479	1/1	0.88	0.19	35,35,35,35	0
56	MG	DA	3623	1/1	0.88	0.41	66,66,66,66	0
56	MG	BA	3626	1/1	0.88	0.13	43,43,43,43	0
56	MG	AA	3179	1/1	0.88	0.27	61,61,61,61	0
56	MG	CA	3024	1/1	0.88	0.11	58,58,58,58	0
56	MG	AA	3073	1/1	0.88	0.22	71,71,71,71	0
56	MG	AA	3080	1/1	0.88	0.24	71,71,71,71	0
56	MG	DA	3122	1/1	0.88	0.08	53,53,53,53	0
56	MG	DA	3016	1/1	0.88	0.32	42,42,42,42	0
56	MG	BA	3721	1/1	0.88	0.17	9,9,9,9	0
56	MG	BA	3055	1/1	0.88	0.20	55,55,55,55	0
56	MG	DA	3364	1/1	0.88	0.21	57,57,57,57	0
56	MG	BG	3002	1/1	0.88	0.08	50,50,50,50	0
56	MG	BA	3440	1/1	0.88	0.24	29,29,29,29	0
56	MG	DA	3366	1/1	0.88	0.11	38,38,38,38	0
56	MG	DA	3426	1/1	0.88	0.10	39,39,39,39	0
56	MG	BA	3066	1/1	0.88	0.16	52,52,52,52	0
56	MG	CA	3120	1/1	0.88	0.10	65,65,65,65	0
56	MG	BA	3755	1/1	0.88	0.16	52,52,52,52	0
56	MG	DA	3017	1/1	0.88	0.12	56,56,56,56	0
56	MG	DA	3132	1/1	0.88	0.15	54,54,54,54	0
56	MG	BP	203	1/1	0.88	0.14	49,49,49,49	0
56	MG	CA	3052	1/1	0.88	0.13	69,69,69,69	0
56	MG	DA	3249	1/1	0.88	0.22	65,65,65,65	0
56	MG	DA	3276	1/1	0.88	0.14	54,54,54,54	0
56	MG	DA	3230	1/1	0.88	0.13	52,52,52,52	0
56	MG	BA	3125	1/1	0.88	0.48	49,49,49,49	0

Continued on next page...

Continued from previous page...

Mol	Type	Chain	Res	Atoms	RSCC	RSR	B-factors(\AA^2)	Q<0.9
56	MG	DA	3507	1/1	0.88	0.30	57,57,57,57	0
56	MG	BA	3588	1/1	0.89	0.12	29,29,29,29	0
56	MG	DA	3392	1/1	0.89	0.09	50,50,50,50	0
56	MG	BA	3126	1/1	0.89	0.26	47,47,47,47	0
56	MG	BA	3165	1/1	0.89	0.17	50,50,50,50	0
56	MG	DA	3292	1/1	0.89	0.18	40,40,40,40	0
56	MG	BA	3101	1/1	0.89	0.10	39,39,39,39	0
56	MG	AA	3074	1/1	0.89	0.12	51,51,51,51	0
56	MG	AA	3176	1/1	0.89	0.31	57,57,57,57	0
56	MG	CA	3145	1/1	0.89	0.09	68,68,68,68	0
56	MG	DA	3472	1/1	0.89	0.11	60,60,60,60	0
56	MG	BA	3649	1/1	0.89	0.10	44,44,44,44	0
56	MG	DA	3165	1/1	0.89	0.12	42,42,42,42	0
56	MG	DA	3324	1/1	0.89	0.21	32,32,32,32	0
56	MG	AQ	3001	1/1	0.89	0.19	52,52,52,52	0
56	MG	DA	3282	1/1	0.89	0.16	42,42,42,42	0
56	MG	BA	3506	1/1	0.89	0.14	31,31,31,31	0
56	MG	DA	3592	1/1	0.89	0.11	40,40,40,40	0
56	MG	BA	3471	1/1	0.89	0.19	27,27,27,27	0
56	MG	AA	3168	1/1	0.89	0.11	57,57,57,57	0
56	MG	BA	3539	1/1	0.89	0.27	29,29,29,29	0
56	MG	BA	3295	1/1	0.89	0.23	49,49,49,49	0
56	MG	BA	3567	1/1	0.89	0.17	45,45,45,45	0
56	MG	BF	304	1/1	0.89	0.13	35,35,35,35	0
56	MG	BA	3659	1/1	0.89	0.16	67,67,67,67	0
56	MG	CA	3033	1/1	0.89	0.15	60,60,60,60	0
56	MG	DA	3258	1/1	0.89	0.17	51,51,51,51	0
56	MG	BA	3768	1/1	0.89	0.10	61,61,61,61	0
56	MG	DA	3185	1/1	0.89	0.07	55,55,55,55	0
56	MG	DA	3046	1/1	0.89	0.13	56,56,56,56	0
56	MG	BA	3284	1/1	0.89	0.27	33,33,33,33	0
56	MG	BA	3154	1/1	0.89	0.32	37,37,37,37	0
56	MG	DP	202	1/1	0.89	0.38	55,55,55,55	0
56	MG	DA	3076	1/1	0.89	0.35	39,39,39,39	0
56	MG	AA	3150	1/1	0.89	0.13	66,66,66,66	0
56	MG	DA	3130	1/1	0.89	0.19	54,54,54,54	0
56	MG	CA	3073	1/1	0.89	0.10	55,55,55,55	0
56	MG	BA	3503	1/1	0.89	0.25	64,64,64,64	0
56	MG	AA	3121	1/1	0.89	0.13	33,33,33,33	0
56	MG	BA	3105	1/1	0.89	0.17	39,39,39,39	0
56	MG	DA	3224	1/1	0.89	0.43	47,47,47,47	0
56	MG	BA	3793	1/1	0.89	0.40	52,52,52,52	0

Continued on next page...

Continued from previous page...

Mol	Type	Chain	Res	Atoms	RSCC	RSR	B-factors(\AA^2)	Q<0.9
56	MG	BA	3231	1/1	0.89	0.16	51,51,51,51	0
56	MG	DA	3142	1/1	0.89	0.10	50,50,50,50	0
56	MG	BA	3212	1/1	0.89	0.17	26,26,26,26	0
56	MG	BA	3551	1/1	0.89	0.15	49,49,49,49	0
56	MG	DA	3111	1/1	0.89	0.25	53,53,53,53	0
56	MG	DA	3400	1/1	0.89	0.21	56,56,56,56	0
56	MG	BA	3534	1/1	0.89	0.16	44,44,44,44	0
56	MG	DA	3267	1/1	0.89	0.15	41,41,41,41	0
56	MG	DA	3524	1/1	0.89	0.20	59,59,59,59	0
56	MG	BA	3522	1/1	0.89	0.19	16,16,16,16	0
56	MG	DA	3606	1/1	0.89	0.09	48,48,48,48	0
56	MG	BA	3435	1/1	0.89	0.19	26,26,26,26	0
56	MG	DA	3035	1/1	0.89	0.08	40,40,40,40	0
56	MG	AA	3089	1/1	0.89	0.14	57,57,57,57	0
56	MG	BA	3691	1/1	0.89	0.10	68,68,68,68	0
56	MG	CA	3015	1/1	0.89	0.10	58,58,58,58	0
56	MG	DA	3583	1/1	0.89	0.09	56,56,56,56	0
56	MG	DA	3085	1/1	0.89	0.11	38,38,38,38	0
56	MG	DA	3626	1/1	0.89	0.28	56,56,56,56	0
56	MG	DA	3437	1/1	0.89	0.15	36,36,36,36	0
56	MG	BA	3359	1/1	0.89	0.23	40,40,40,40	0
56	MG	DA	3064	1/1	0.89	0.28	56,56,56,56	0
56	MG	AA	3068	1/1	0.89	0.24	62,62,62,62	0
56	MG	DA	3212	1/1	0.89	0.07	54,54,54,54	0
56	MG	DD	302	1/1	0.89	0.44	73,73,73,73	0
56	MG	BU	201	1/1	0.89	0.23	36,36,36,36	0
56	MG	AA	3025	1/1	0.89	0.24	69,69,69,69	0
56	MG	AA	3066	1/1	0.89	0.13	58,58,58,58	0
56	MG	BE	301	1/1	0.89	0.19	27,27,27,27	0
56	MG	DA	3314	1/1	0.89	0.08	45,45,45,45	0
56	MG	DA	3175	1/1	0.89	0.44	51,51,51,51	0
56	MG	BA	3804	1/1	0.89	0.13	35,35,35,35	0
56	MG	BA	3682	1/1	0.89	0.30	39,39,39,39	0
56	MG	BA	3744	1/1	0.89	0.16	61,61,61,61	0
56	MG	CA	3064	1/1	0.89	0.07	59,59,59,59	0
56	MG	BA	3583	1/1	0.89	0.14	56,56,56,56	0
56	MG	BA	3057	1/1	0.89	0.10	53,53,53,53	0
56	MG	DA	3187	1/1	0.89	0.22	51,51,51,51	0
56	MG	DA	3228	1/1	0.89	0.10	46,46,46,46	0
56	MG	BA	3326	1/1	0.89	0.14	22,22,22,22	0
56	MG	DA	3002	1/1	0.89	0.27	55,55,55,55	0
56	MG	DA	3226	1/1	0.89	0.17	57,57,57,57	0

Continued on next page...

Continued from previous page...

Mol	Type	Chain	Res	Atoms	RSCC	RSR	B-factors(\AA^2)	Q<0.9
56	MG	AA	3096	1/1	0.89	0.23	60,60,60,60	0
56	MG	CA	3063	1/1	0.89	0.10	70,70,70,70	0
56	MG	AA	3014	1/1	0.90	0.09	62,62,62,62	0
56	MG	DA	3082	1/1	0.90	0.17	40,40,40,40	0
56	MG	DA	3670	1/1	0.90	0.18	49,49,49,49	0
56	MG	AX	3006	1/1	0.90	0.11	71,71,71,71	0
56	MG	BA	3699	1/1	0.90	0.12	48,48,48,48	0
56	MG	DA	3010	1/1	0.90	0.14	45,45,45,45	0
56	MG	DA	3609	1/1	0.90	0.11	61,61,61,61	0
56	MG	DA	3416	1/1	0.90	0.13	22,22,22,22	0
56	MG	BA	3739	1/1	0.90	0.27	46,46,46,46	0
56	MG	DA	3049	1/1	0.90	0.13	53,53,53,53	0
56	MG	BA	3666	1/1	0.90	0.13	47,47,47,47	0
56	MG	BA	3571	1/1	0.90	0.13	46,46,46,46	0
56	MG	BA	3554	1/1	0.90	0.15	24,24,24,24	0
56	MG	BA	3461	1/1	0.90	0.09	62,62,62,62	0
56	MG	BA	3767	1/1	0.90	0.23	57,57,57,57	0
56	MG	BA	3161	1/1	0.90	0.48	46,46,46,46	0
56	MG	DA	3567	1/1	0.90	0.06	57,57,57,57	0
56	MG	BA	3394	1/1	0.90	0.20	20,20,20,20	0
56	MG	DA	3405	1/1	0.90	0.12	41,41,41,41	0
56	MG	AA	3138	1/1	0.90	0.09	73,73,73,73	0
56	MG	CA	3151	1/1	0.90	0.20	60,60,60,60	0
56	MG	DA	3057	1/1	0.90	0.32	55,55,55,55	0
56	MG	DA	3332	1/1	0.90	0.22	50,50,50,50	0
56	MG	D1	101	1/1	0.90	0.10	50,50,50,50	0
56	MG	AA	3161	1/1	0.90	0.20	59,59,59,59	0
56	MG	DA	3113	1/1	0.90	0.13	50,50,50,50	0
56	MG	CA	3139	1/1	0.90	0.15	69,69,69,69	0
56	MG	DA	3179	1/1	0.90	0.20	57,57,57,57	0
56	MG	CA	3013	1/1	0.90	0.10	54,54,54,54	0
56	MG	DA	3441	1/1	0.90	0.06	30,30,30,30	0
56	MG	DA	3280	1/1	0.90	0.07	62,62,62,62	0
56	MG	BA	3687	1/1	0.90	0.22	53,53,53,53	0
56	MG	AA	3002	1/1	0.90	0.09	63,63,63,63	0
56	MG	BX	101	1/1	0.90	0.23	36,36,36,36	0
56	MG	BB	218	1/1	0.90	0.16	31,31,31,31	0
56	MG	DA	3213	1/1	0.90	0.42	46,46,46,46	0
56	MG	DA	3135	1/1	0.90	0.14	46,46,46,46	0
56	MG	BA	3266	1/1	0.90	0.21	27,27,27,27	0
56	MG	CA	3068	1/1	0.90	0.23	64,64,64,64	0
56	MG	DA	3363	1/1	0.90	0.15	49,49,49,49	0

Continued on next page...

Continued from previous page...

Mol	Type	Chain	Res	Atoms	RSCC	RSR	B-factors(\AA^2)	Q<0.9
56	MG	BA	3283	1/1	0.90	0.16	30,30,30,30	0
56	MG	BA	3594	1/1	0.90	0.17	33,33,33,33	0
56	MG	DA	3521	1/1	0.90	0.45	55,55,55,55	0
56	MG	DA	3358	1/1	0.90	0.14	28,28,28,28	0
56	MG	AN	502	1/1	0.90	0.17	56,56,56,56	0
56	MG	DA	3424	1/1	0.90	0.08	41,41,41,41	0
56	MG	BA	3340	1/1	0.90	0.11	40,40,40,40	0
56	MG	BA	3548	1/1	0.90	0.13	40,40,40,40	0
56	MG	DA	3651	1/1	0.90	0.12	40,40,40,40	0
56	MG	BA	3225	1/1	0.90	0.19	31,31,31,31	0
56	MG	DA	3613	1/1	0.90	0.07	55,55,55,55	0
56	MG	AM	201	1/1	0.90	0.06	59,59,59,59	0
56	MG	DA	3266	1/1	0.90	0.18	56,56,56,56	0
56	MG	DA	3668	1/1	0.90	1.77	51,51,51,51	0
56	MG	AA	3140	1/1	0.90	0.17	36,36,36,36	0
56	MG	DA	3589	1/1	0.90	0.06	53,53,53,53	0
56	MG	DA	3014	1/1	0.90	0.15	43,43,43,43	0
56	MG	BA	3193	1/1	0.90	0.34	62,62,62,62	0
56	MG	BA	3671	1/1	0.90	0.19	59,59,59,59	0
56	MG	BA	3315	1/1	0.90	0.23	59,59,59,59	0
56	MG	AA	3022	1/1	0.90	0.10	54,54,54,54	0
56	MG	BA	3651	1/1	0.90	0.34	52,52,52,52	0
56	MG	DA	3199	1/1	0.90	0.10	55,55,55,55	0
56	MG	BA	3614	1/1	0.90	0.21	59,59,59,59	0
56	MG	AA	3141	1/1	0.90	0.24	50,50,50,50	0
56	MG	DA	3608	1/1	0.90	0.20	47,47,47,47	0
56	MG	CA	3008	1/1	0.90	0.26	60,60,60,60	0
56	MG	DA	3159	1/1	0.90	0.10	42,42,42,42	0
56	MG	BA	3452	1/1	0.90	0.29	55,55,55,55	0
56	MG	DA	3123	1/1	0.90	0.14	52,52,52,52	0
56	MG	AA	3064	1/1	0.90	0.21	54,54,54,54	0
56	MG	DA	3591	1/1	0.90	0.10	59,59,59,59	0
56	MG	B5	102	1/1	0.90	0.38	45,45,45,45	0
56	MG	B0	103	1/1	0.90	0.20	38,38,38,38	0
56	MG	DA	3218	1/1	0.90	0.27	30,30,30,30	0
56	MG	AA	3007	1/1	0.90	0.12	54,54,54,54	0
56	MG	BA	3264	1/1	0.90	0.34	45,45,45,45	0
56	MG	BA	3082	1/1	0.90	0.26	55,55,55,55	0
56	MG	CA	3044	1/1	0.90	0.10	44,44,44,44	0
56	MG	DA	3124	1/1	0.90	0.09	50,50,50,50	0
56	MG	DA	3360	1/1	0.90	0.13	37,37,37,37	0
56	MG	DA	3605	1/1	0.90	0.16	54,54,54,54	0

Continued on next page...

Continued from previous page...

Mol	Type	Chain	Res	Atoms	RSCC	RSR	B-factors(\AA^2)	Q<0.9
56	MG	BA	3194	1/1	0.90	0.17	62,62,62,62	0
56	MG	BA	3200	1/1	0.90	0.18	41,41,41,41	0
56	MG	DA	3663	1/1	0.90	0.13	37,37,37,37	0
56	MG	AA	3004	1/1	0.90	0.19	66,66,66,66	0
56	MG	DA	3395	1/1	0.90	0.10	33,33,33,33	0
56	MG	BA	3663	1/1	0.90	0.23	65,65,65,65	0
56	MG	BA	3219	1/1	0.90	0.14	62,62,62,62	0
56	MG	BA	3401	1/1	0.90	0.20	34,34,34,34	0
56	MG	DA	3377	1/1	0.90	0.15	62,62,62,62	0
56	MG	CA	3115	1/1	0.90	0.09	60,60,60,60	0
56	MG	CA	3149	1/1	0.90	0.24	74,74,74,74	0
56	MG	DA	3510	1/1	0.90	0.18	55,55,55,55	0
56	MG	BA	3384	1/1	0.90	0.18	63,63,63,63	0
56	MG	AA	3029	1/1	0.90	0.18	43,43,43,43	0
56	MG	DA	3599	1/1	0.90	0.07	47,47,47,47	0
56	MG	BA	3160	1/1	0.90	0.42	40,40,40,40	0
56	MG	BA	3396	1/1	0.90	0.12	41,41,41,41	0
56	MG	AA	3011	1/1	0.90	0.21	56,56,56,56	0
56	MG	DA	3559	1/1	0.90	0.16	61,61,61,61	0
56	MG	BA	3747	1/1	0.90	0.33	33,33,33,33	0
56	MG	BA	3610	1/1	0.90	0.18	39,39,39,39	0
56	MG	BA	3509	1/1	0.90	0.12	39,39,39,39	0
56	MG	BA	3010	1/1	0.91	0.15	41,41,41,41	0
56	MG	AA	3120	1/1	0.91	0.12	49,49,49,49	0
56	MG	BA	3586	1/1	0.91	0.11	60,60,60,60	0
56	MG	BA	3478	1/1	0.91	0.14	59,59,59,59	0
56	MG	BA	3377	1/1	0.91	0.11	48,48,48,48	0
56	MG	BA	3532	1/1	0.91	0.29	30,30,30,30	0
56	MG	BA	3431	1/1	0.91	0.13	63,63,63,63	0
56	MG	BA	3416	1/1	0.91	0.17	36,36,36,36	0
56	MG	DA	3638	1/1	0.91	0.12	42,42,42,42	0
56	MG	BA	3462	1/1	0.91	0.18	49,49,49,49	0
56	MG	B7	103	1/1	0.91	0.20	35,35,35,35	0
56	MG	DA	3313	1/1	0.91	0.05	46,46,46,46	0
56	MG	BA	3746	1/1	0.91	0.16	55,55,55,55	0
56	MG	DA	3333	1/1	0.91	0.09	51,51,51,51	0
56	MG	DA	3063	1/1	0.91	0.08	54,54,54,54	0
56	MG	BA	3064	1/1	0.91	0.17	33,33,33,33	0
56	MG	BA	3731	1/1	0.91	0.14	26,26,26,26	0
56	MG	DU	3004	1/1	0.91	0.19	59,59,59,59	0
56	MG	AA	3044	1/1	0.91	0.24	55,55,55,55	0
56	MG	BA	3068	1/1	0.91	0.24	46,46,46,46	0

Continued on next page...

Continued from previous page...

Mol	Type	Chain	Res	Atoms	RSCC	RSR	B-factors(\AA^2)	Q<0.9
56	MG	AA	3149	1/1	0.91	0.12	68,68,68,68	0
56	MG	CA	3136	1/1	0.91	0.08	55,55,55,55	0
56	MG	BA	3128	1/1	0.91	0.14	44,44,44,44	0
56	MG	DA	3597	1/1	0.91	0.09	49,49,49,49	0
56	MG	CA	3069	1/1	0.91	0.06	59,59,59,59	0
56	MG	DA	3274	1/1	0.91	0.07	54,54,54,54	0
56	MG	BA	3759	1/1	0.91	0.07	36,36,36,36	0
56	MG	AA	3039	1/1	0.91	0.16	46,46,46,46	0
56	MG	BU	204	1/1	0.91	0.31	43,43,43,43	0
56	MG	DA	3538	1/1	0.91	0.14	44,44,44,44	0
56	MG	DA	3202	1/1	0.91	0.44	52,52,52,52	0
56	MG	BA	3324	1/1	0.91	0.19	42,42,42,42	0
56	MG	AA	3083	1/1	0.91	0.13	53,53,53,53	0
56	MG	BA	3258	1/1	0.91	0.27	61,61,61,61	0
56	MG	DA	3086	1/1	0.91	0.45	36,36,36,36	0
56	MG	B5	103	1/1	0.91	0.16	41,41,41,41	0
56	MG	DA	3440	1/1	0.91	0.12	51,51,51,51	0
56	MG	DA	3415	1/1	0.91	0.14	59,59,59,59	0
56	MG	DA	3247	1/1	0.91	0.19	34,34,34,34	0
56	MG	DA	3499	1/1	0.91	0.06	61,61,61,61	0
56	MG	BA	3674	1/1	0.91	0.17	55,55,55,55	0
56	MG	BA	3419	1/1	0.91	0.17	25,25,25,25	0
56	MG	BA	3592	1/1	0.91	0.10	64,64,64,64	0
56	MG	DA	3182	1/1	0.91	0.08	43,43,43,43	0
56	MG	BA	3479	1/1	0.91	0.13	53,53,53,53	0
56	MG	DU	3003	1/1	0.91	0.46	53,53,53,53	0
56	MG	CA	3104	1/1	0.91	0.09	60,60,60,60	0
56	MG	CA	3085	1/1	0.91	0.21	73,73,73,73	0
56	MG	BA	3025	1/1	0.91	0.11	48,48,48,48	0
56	MG	BA	3751	1/1	0.91	0.36	55,55,55,55	0
56	MG	BA	3679	1/1	0.91	0.22	56,56,56,56	0
56	MG	CA	3025	1/1	0.91	0.20	61,61,61,61	0
56	MG	BA	3529	1/1	0.91	0.20	25,25,25,25	0
56	MG	DA	3200	1/1	0.91	0.11	57,57,57,57	0
56	MG	BA	3157	1/1	0.91	0.83	36,36,36,36	0
56	MG	DR	5001	1/1	0.91	0.12	51,51,51,51	0
56	MG	DA	3454	1/1	0.91	0.09	56,56,56,56	0
56	MG	BA	3576	1/1	0.91	0.17	36,36,36,36	0
56	MG	DA	3150	1/1	0.91	0.18	52,52,52,52	0
56	MG	DA	3316	1/1	0.91	0.09	34,34,34,34	0
56	MG	DA	3438	1/1	0.91	0.14	55,55,55,55	0
56	MG	BA	3034	1/1	0.91	0.17	34,34,34,34	0

Continued on next page...

Continued from previous page...

Mol	Type	Chain	Res	Atoms	RSCC	RSR	B-factors(\AA^2)	Q<0.9
56	MG	BA	3725	1/1	0.91	0.20	44,44,44,44	0
56	MG	BA	3464	1/1	0.91	0.16	46,46,46,46	0
56	MG	BA	3495	1/1	0.91	0.14	58,58,58,58	0
56	MG	DA	3118	1/1	0.91	0.14	43,43,43,43	0
56	MG	BA	3169	1/1	0.91	0.41	50,50,50,50	0
56	MG	DB	3005	1/1	0.91	0.14	48,48,48,48	0
56	MG	DA	3391	1/1	0.91	0.10	44,44,44,44	0
56	MG	DA	3270	1/1	0.91	0.25	56,56,56,56	0
56	MG	BF	305	1/1	0.91	0.12	45,45,45,45	0
56	MG	BA	3248	1/1	0.91	0.20	52,52,52,52	0
56	MG	DP	201	1/1	0.91	0.14	58,58,58,58	0
56	MG	CA	3061	1/1	0.91	0.25	64,64,64,64	0
56	MG	BA	3647	1/1	0.91	0.21	49,49,49,49	0
56	MG	BA	3247	1/1	0.91	0.17	50,50,50,50	0
56	MG	BA	3014	1/1	0.91	0.25	38,38,38,38	0
56	MG	BQ	201	1/1	0.91	0.23	35,35,35,35	0
56	MG	BY	201	1/1	0.91	0.23	52,52,52,52	0
56	MG	B6	102	1/1	0.91	0.19	51,51,51,51	0
56	MG	BA	3144	1/1	0.91	0.32	43,43,43,43	0
56	MG	CA	3155	1/1	0.91	0.08	76,76,76,76	0
56	MG	AA	3037	1/1	0.91	0.19	46,46,46,46	0
56	MG	BA	3760	1/1	0.91	0.17	43,43,43,43	0
56	MG	BA	3305	1/1	0.91	0.13	46,46,46,46	0
56	MG	DA	3260	1/1	0.91	0.11	55,55,55,55	0
56	MG	BA	3562	1/1	0.91	0.27	44,44,44,44	0
56	MG	DA	3149	1/1	0.91	0.62	37,37,37,37	0
56	MG	BA	3204	1/1	0.91	0.15	55,55,55,55	0
56	MG	BB	221	1/1	0.91	0.12	43,43,43,43	0
56	MG	DA	3574	1/1	0.91	0.09	55,55,55,55	0
56	MG	BA	3222	1/1	0.91	0.11	48,48,48,48	0
56	MG	BA	3369	1/1	0.91	0.20	40,40,40,40	0
56	MG	CA	3132	1/1	0.91	0.21	55,55,55,55	0
56	MG	BA	3737	1/1	0.91	0.10	70,70,70,70	0
56	MG	AA	3189	1/1	0.91	0.24	62,62,62,62	0
56	MG	BA	3621	1/1	0.91	0.15	39,39,39,39	0
56	MG	DA	3102	1/1	0.91	0.26	49,49,49,49	0
56	MG	BA	3211	1/1	0.91	0.28	41,41,41,41	0
56	MG	BA	3368	1/1	0.91	0.21	35,35,35,35	0
56	MG	AA	3050	1/1	0.91	0.22	77,77,77,77	0
56	MG	DA	3412	1/1	0.91	0.11	56,56,56,56	0
56	MG	DA	3211	1/1	0.91	0.09	53,53,53,53	0
56	MG	DA	3508	1/1	0.91	0.08	41,41,41,41	0

Continued on next page...

Continued from previous page...

Mol	Type	Chain	Res	Atoms	RSCC	RSR	B-factors(\AA^2)	Q<0.9
56	MG	DA	3354	1/1	0.91	0.05	48,48,48,48	0
56	MG	DA	3116	1/1	0.91	0.10	48,48,48,48	0
56	MG	BA	3689	1/1	0.91	0.10	53,53,53,53	0
56	MG	BA	3102	1/1	0.91	0.22	61,61,61,61	0
56	MG	AA	3173	1/1	0.91	0.21	60,60,60,60	0
56	MG	DA	3099	1/1	0.91	0.17	45,45,45,45	0
56	MG	DA	3073	1/1	0.91	0.08	55,55,55,55	0
56	MG	BA	3422	1/1	0.91	0.16	53,53,53,53	0
56	MG	DA	3547	1/1	0.91	0.14	45,45,45,45	0
56	MG	DA	3131	1/1	0.91	0.19	52,52,52,52	0
56	MG	BA	3697	1/1	0.91	0.12	46,46,46,46	0
56	MG	BR	201	1/1	0.91	0.26	40,40,40,40	0
56	MG	BA	3342	1/1	0.91	0.10	33,33,33,33	0
56	MG	BA	3467	1/1	0.91	0.18	49,49,49,49	0
56	MG	BA	3622	1/1	0.91	0.14	29,29,29,29	0
56	MG	CA	3096	1/1	0.91	0.15	65,65,65,65	0
56	MG	AA	3102	1/1	0.91	0.24	64,64,64,64	0
56	MG	BA	3020	1/1	0.91	0.13	36,36,36,36	0
56	MG	DA	3041	1/1	0.91	0.09	56,56,56,56	0
56	MG	BF	302	1/1	0.91	0.25	56,56,56,56	0
56	MG	BA	3518	1/1	0.91	0.17	65,65,65,65	0
56	MG	DA	3504	1/1	0.91	0.09	41,41,41,41	0
56	MG	DA	3553	1/1	0.91	0.06	46,46,46,46	0
56	MG	DA	3195	1/1	0.91	0.24	58,58,58,58	0
56	MG	BA	3618	1/1	0.91	0.17	56,56,56,56	0
56	MG	BA	3179	1/1	0.91	0.23	41,41,41,41	0
56	MG	BA	3395	1/1	0.91	0.21	36,36,36,36	0
56	MG	BA	3086	1/1	0.91	0.55	49,49,49,49	0
56	MG	DA	3375	1/1	0.91	0.13	37,37,37,37	0
56	MG	BA	3578	1/1	0.91	0.20	20,20,20,20	0
56	MG	CA	3042	1/1	0.91	0.13	70,70,70,70	0
56	MG	BA	3771	1/1	0.91	0.20	52,52,52,52	0
56	MG	BA	3504	1/1	0.92	0.13	40,40,40,40	0
56	MG	BA	3358	1/1	0.92	0.12	40,40,40,40	0
56	MG	CA	3059	1/1	0.92	0.12	75,75,75,75	0
56	MG	BA	3643	1/1	0.92	0.15	58,58,58,58	0
56	MG	B0	101	1/1	0.92	0.09	55,55,55,55	0
56	MG	BA	3110	1/1	0.92	0.17	46,46,46,46	0
56	MG	BA	3186	1/1	0.92	0.14	47,47,47,47	0
56	MG	BA	3577	1/1	0.92	0.24	18,18,18,18	0
56	MG	DA	3341	1/1	0.92	0.23	67,67,67,67	0
56	MG	CA	3103	1/1	0.92	0.11	79,79,79,79	0

Continued on next page...

Continued from previous page...

Mol	Type	Chain	Res	Atoms	RSCC	RSR	B-factors(\AA^2)	Q<0.9
56	MG	AA	3164	1/1	0.92	0.24	51,51,51,51	0
56	MG	CA	3017	1/1	0.92	0.14	76,76,76,76	0
56	MG	DA	3318	1/1	0.92	0.07	33,33,33,33	0
56	MG	DA	3345	1/1	0.92	0.23	38,38,38,38	0
56	MG	BA	3162	1/1	0.92	0.34	53,53,53,53	0
56	MG	BA	3192	1/1	0.92	0.21	53,53,53,53	0
56	MG	BA	3728	1/1	0.92	0.30	60,60,60,60	0
56	MG	BA	3785	1/1	0.92	0.13	81,81,81,81	0
56	MG	DA	3197	1/1	0.92	0.83	55,55,55,55	0
56	MG	BA	3774	1/1	0.92	0.09	37,37,37,37	0
56	MG	BA	3787	1/1	0.92	0.16	57,57,57,57	0
56	MG	AA	3151	1/1	0.92	0.12	56,56,56,56	0
56	MG	BA	3766	1/1	0.92	0.17	59,59,59,59	0
56	MG	BA	3776	1/1	0.92	0.10	48,48,48,48	0
56	MG	BA	3667	1/1	0.92	0.19	39,39,39,39	0
56	MG	B5	101	1/1	0.92	0.42	39,39,39,39	0
56	MG	BA	3213	1/1	0.92	0.20	35,35,35,35	0
56	MG	AA	3097	1/1	0.92	0.18	71,71,71,71	0
56	MG	DA	3610	1/1	0.92	0.17	49,49,49,49	0
56	MG	DA	3544	1/1	0.92	0.22	39,39,39,39	0
56	MG	DA	3283	1/1	0.92	0.14	43,43,43,43	0
56	MG	DA	3495	1/1	0.92	0.15	39,39,39,39	0
56	MG	DD	307	1/1	0.92	0.40	50,50,50,50	0
56	MG	BA	3477	1/1	0.92	0.12	59,59,59,59	0
56	MG	DA	3576	1/1	0.92	0.09	50,50,50,50	0
56	MG	DA	3590	1/1	0.92	0.09	66,66,66,66	0
56	MG	BA	3397	1/1	0.92	0.14	25,25,25,25	0
56	MG	DA	3453	1/1	0.92	0.21	56,56,56,56	0
56	MG	BA	3207	1/1	0.92	0.32	44,44,44,44	0
56	MG	BA	3322	1/1	0.92	0.28	48,48,48,48	0
56	MG	AA	3069	1/1	0.92	0.15	52,52,52,52	0
56	MG	BA	3263	1/1	0.92	0.25	56,56,56,56	0
56	MG	CA	3080	1/1	0.92	0.10	56,56,56,56	0
56	MG	BA	3738	1/1	0.92	0.26	60,60,60,60	0
56	MG	CA	3169	1/1	0.92	0.10	52,52,52,52	0
56	MG	BA	3041	1/1	0.92	0.25	35,35,35,35	0
56	MG	AA	3070	1/1	0.92	0.12	65,65,65,65	0
56	MG	AA	3109	1/1	0.92	0.13	67,67,67,67	0
56	MG	BA	3773	1/1	0.92	0.13	38,38,38,38	0
56	MG	DA	3545	1/1	0.92	0.09	51,51,51,51	0
56	MG	BA	3380	1/1	0.92	0.11	36,36,36,36	0
56	MG	BF	306	1/1	0.92	0.52	30,30,30,30	0

Continued on next page...

Continued from previous page...

Mol	Type	Chain	Res	Atoms	RSCC	RSR	B-factors(\AA^2)	Q<0.9
56	MG	BA	3108	1/1	0.92	0.24	64,64,64,64	0
56	MG	DA	3056	1/1	0.92	0.14	60,60,60,60	0
56	MG	DA	3209	1/1	0.92	0.28	46,46,46,46	0
56	MG	CA	3054	1/1	0.92	0.12	70,70,70,70	0
56	MG	BA	3122	1/1	0.92	0.42	46,46,46,46	0
56	MG	BA	3360	1/1	0.92	0.14	21,21,21,21	0
56	MG	BA	3279	1/1	0.92	0.24	45,45,45,45	0
56	MG	BA	3262	1/1	0.92	0.27	54,54,54,54	0
56	MG	BA	3770	1/1	0.92	0.14	47,47,47,47	0
56	MG	DW	202	1/1	0.92	0.43	46,46,46,46	0
56	MG	DA	3628	1/1	0.92	0.08	47,47,47,47	0
56	MG	CF	3001	1/1	0.92	0.10	55,55,55,55	0
56	MG	AA	3128	1/1	0.92	0.12	67,67,67,67	0
56	MG	D8	5001	1/1	0.92	0.19	52,52,52,52	0
56	MG	BA	3646	1/1	0.92	0.20	57,57,57,57	0
56	MG	DA	3096	1/1	0.92	0.82	48,48,48,48	0
56	MG	AA	3087	1/1	0.92	0.26	53,53,53,53	0
56	MG	BA	3151	1/1	0.92	0.26	37,37,37,37	0
56	MG	CA	3072	1/1	0.92	0.22	62,62,62,62	0
56	MG	BA	3648	1/1	0.92	0.26	65,65,65,65	0
56	MG	BU	205	1/1	0.92	0.26	43,43,43,43	0
56	MG	BA	3250	1/1	0.92	0.28	42,42,42,42	0
56	MG	DA	3565	1/1	0.92	0.09	45,45,45,45	0
56	MG	DA	3452	1/1	0.92	0.10	37,37,37,37	0
56	MG	BA	3790	1/1	0.92	0.23	29,29,29,29	0
56	MG	B8	102	1/1	0.92	0.15	41,41,41,41	0
56	MG	DA	3388	1/1	0.92	0.14	52,52,52,52	0
56	MG	BA	3531	1/1	0.92	0.28	43,43,43,43	0
56	MG	DA	3376	1/1	0.92	0.15	51,51,51,51	0
56	MG	DA	3497	1/1	0.92	0.13	36,36,36,36	0
56	MG	DA	3431	1/1	0.92	0.09	64,64,64,64	0
56	MG	BA	3439	1/1	0.92	0.14	71,71,71,71	0
56	MG	BA	3217	1/1	0.92	0.20	47,47,47,47	0
56	MG	DA	3147	1/1	0.92	0.12	53,53,53,53	0
56	MG	DA	3369	1/1	0.92	0.10	37,37,37,37	0
56	MG	DA	3322	1/1	0.92	0.12	53,53,53,53	0
56	MG	BB	202	1/1	0.92	0.20	45,45,45,45	0
56	MG	DA	3089	1/1	0.92	0.12	47,47,47,47	0
56	MG	DB	3004	1/1	0.92	0.14	53,53,53,53	0
56	MG	DA	3184	1/1	0.92	0.09	49,49,49,49	0
56	MG	DA	3039	1/1	0.92	0.11	44,44,44,44	0
56	MG	AA	3012	1/1	0.92	0.14	50,50,50,50	0

Continued on next page...

Continued from previous page...

Mol	Type	Chain	Res	Atoms	RSCC	RSR	B-factors(\AA^2)	Q<0.9
56	MG	DB	3008	1/1	0.92	0.13	64,64,64,64	0
56	MG	BA	3808	1/1	0.92	0.09	40,40,40,40	0
56	MG	DA	3357	1/1	0.92	0.09	38,38,38,38	0
56	MG	CA	3106	1/1	0.92	0.08	58,58,58,58	0
56	MG	DA	3189	1/1	0.92	0.13	41,41,41,41	0
56	MG	BA	3149	1/1	0.92	0.39	36,36,36,36	0
56	MG	DA	3310	1/1	0.92	0.20	49,49,49,49	0
56	MG	DA	3193	1/1	0.92	0.08	46,46,46,46	0
56	MG	BA	3459	1/1	0.92	0.20	47,47,47,47	0
56	MG	BA	3148	1/1	0.92	0.08	49,49,49,49	0
56	MG	DA	3153	1/1	0.92	0.17	38,38,38,38	0
56	MG	BU	208	1/1	0.92	0.23	28,28,28,28	0
56	MG	B0	102	1/1	0.92	0.17	50,50,50,50	0
56	MG	DA	3272	1/1	0.92	0.10	45,45,45,45	0
56	MG	BA	3089	1/1	0.92	0.30	42,42,42,42	0
56	MG	BB	220	1/1	0.92	0.10	51,51,51,51	0
56	MG	BA	3346	1/1	0.92	0.15	29,29,29,29	0
56	MG	BA	3033	1/1	0.92	0.60	42,42,42,42	0
56	MG	DA	3295	1/1	0.92	0.10	30,30,30,30	0
56	MG	AA	3127	1/1	0.92	0.12	79,79,79,79	0
56	MG	DA	3299	1/1	0.92	0.13	40,40,40,40	0
56	MG	AA	3055	1/1	0.92	0.19	69,69,69,69	0
56	MG	BA	3039	1/1	0.92	0.25	58,58,58,58	0
56	MG	BA	3627	1/1	0.92	0.13	57,57,57,57	0
56	MG	BA	3740	1/1	0.92	0.15	35,35,35,35	0
56	MG	BA	3350	1/1	0.92	0.21	28,28,28,28	0
56	MG	DA	3578	1/1	0.92	0.06	40,40,40,40	0
56	MG	BA	3717	1/1	0.92	0.14	54,54,54,54	0
56	MG	DA	3006	1/1	0.92	0.19	58,58,58,58	0
56	MG	DA	3419	1/1	0.92	0.12	45,45,45,45	0
56	MG	DA	3393	1/1	0.92	0.20	48,48,48,48	0
56	MG	BA	3650	1/1	0.92	0.14	48,48,48,48	0
56	MG	BA	3253	1/1	0.92	0.19	47,47,47,47	0
56	MG	BA	3252	1/1	0.92	0.15	44,44,44,44	0
56	MG	BA	3367	1/1	0.92	0.15	34,34,34,34	0
56	MG	BA	3638	1/1	0.92	0.11	56,56,56,56	0
56	MG	DA	3549	1/1	0.92	0.14	32,32,32,32	0
56	MG	DA	3666	1/1	0.92	0.59	47,47,47,47	0
56	MG	DA	3385	1/1	0.92	0.10	32,32,32,32	0
56	MG	DA	3422	1/1	0.92	0.11	51,51,51,51	0
56	MG	BA	3575	1/1	0.92	0.18	27,27,27,27	0
56	MG	CA	3058	1/1	0.92	0.06	59,59,59,59	0

Continued on next page...

Continued from previous page...

Mol	Type	Chain	Res	Atoms	RSCC	RSR	B-factors(\AA^2)	Q<0.9
56	MG	DA	3287	1/1	0.92	0.07	39,39,39,39	0
56	MG	DA	3020	1/1	0.92	0.16	32,32,32,32	0
56	MG	DA	3227	1/1	0.92	0.40	49,49,49,49	0
56	MG	CA	3165	1/1	0.92	0.13	60,60,60,60	0
56	MG	BA	3779	1/1	0.92	0.15	45,45,45,45	0
56	MG	DA	3634	1/1	0.92	0.28	61,61,61,61	0
56	MG	CA	3113	1/1	0.92	0.16	49,49,49,49	0
56	MG	DA	3300	1/1	0.92	0.10	41,41,41,41	0
56	MG	AA	3174	1/1	0.93	0.06	54,54,54,54	0
56	MG	BA	3196	1/1	0.93	0.16	40,40,40,40	0
56	MG	DA	3191	1/1	0.93	0.16	46,46,46,46	0
56	MG	BA	3143	1/1	0.93	0.27	39,39,39,39	0
56	MG	BA	3138	1/1	0.93	0.45	40,40,40,40	0
56	MG	AA	3019	1/1	0.93	0.21	66,66,66,66	0
56	MG	DA	3503	1/1	0.93	0.09	31,31,31,31	0
56	MG	CA	3023	1/1	0.93	0.12	39,39,39,39	0
56	MG	BA	3652	1/1	0.93	0.13	61,61,61,61	0
56	MG	BA	3081	1/1	0.93	0.14	33,33,33,33	0
56	MG	CA	3003	1/1	0.93	0.12	51,51,51,51	0
56	MG	BA	3795	1/1	0.93	0.27	43,43,43,43	0
56	MG	BA	3330	1/1	0.93	0.13	52,52,52,52	0
59	ZN	B4	501	1/1	0.93	0.12	99,99,99,99	0
56	MG	AA	3072	1/1	0.93	0.14	45,45,45,45	0
56	MG	DA	3489	1/1	0.93	0.14	45,45,45,45	0
56	MG	AD	502	1/1	0.93	0.18	56,56,56,56	0
56	MG	DA	3071	1/1	0.93	0.09	48,48,48,48	0
56	MG	BA	3492	1/1	0.93	0.16	47,47,47,47	0
56	MG	BA	3251	1/1	0.93	0.38	52,52,52,52	0
56	MG	DA	3639	1/1	0.93	0.06	52,52,52,52	0
56	MG	DA	3584	1/1	0.93	0.14	31,31,31,31	0
56	MG	BA	3597	1/1	0.93	0.11	40,40,40,40	0
56	MG	BA	3772	1/1	0.93	0.18	56,56,56,56	0
56	MG	BA	3214	1/1	0.93	0.29	44,44,44,44	0
56	MG	DA	3534	1/1	0.93	0.15	67,67,67,67	0
56	MG	DA	3059	1/1	0.93	0.16	40,40,40,40	0
56	MG	DA	3177	1/1	0.93	0.12	46,46,46,46	0
56	MG	BA	3606	1/1	0.93	0.08	67,67,67,67	0
56	MG	DA	3161	1/1	0.93	0.13	37,37,37,37	0
56	MG	BF	303	1/1	0.93	0.31	43,43,43,43	0
56	MG	BA	3633	1/1	0.93	0.25	59,59,59,59	0
56	MG	DV	3002	1/1	0.93	0.64	48,48,48,48	0
56	MG	DA	3528	1/1	0.93	0.08	39,39,39,39	0

Continued on next page...

Continued from previous page...

Mol	Type	Chain	Res	Atoms	RSCC	RSR	B-factors(\AA^2)	Q<0.9
56	MG	BA	3783	1/1	0.93	0.15	43,43,43,43	0
56	MG	DA	3143	1/1	0.93	0.61	36,36,36,36	0
56	MG	BA	3265	1/1	0.93	0.09	49,49,49,49	0
56	MG	DA	3563	1/1	0.93	0.14	61,61,61,61	0
56	MG	BA	3426	1/1	0.93	0.18	20,20,20,20	0
56	MG	BA	3224	1/1	0.93	0.44	50,50,50,50	0
56	MG	DA	3012	1/1	0.93	0.10	39,39,39,39	0
56	MG	DA	3134	1/1	0.93	0.07	48,48,48,48	0
56	MG	BA	3408	1/1	0.93	0.14	21,21,21,21	0
56	MG	BA	3045	1/1	0.93	0.17	38,38,38,38	0
56	MG	DA	3571	1/1	0.93	0.12	51,51,51,51	0
56	MG	DA	3665	1/1	0.93	0.42	48,48,48,48	0
56	MG	CA	3018	1/1	0.93	0.09	52,52,52,52	0
56	MG	BA	3318	1/1	0.93	0.16	25,25,25,25	0
56	MG	DO	5001	1/1	0.93	0.12	55,55,55,55	0
56	MG	DA	3141	1/1	0.93	0.12	46,46,46,46	0
59	ZN	DY	501	1/1	0.93	0.16	97,97,97,97	0
56	MG	CA	3099	1/1	0.93	0.09	58,58,58,58	0
56	MG	DB	3010	1/1	0.93	0.20	53,53,53,53	0
56	MG	AA	3188	1/1	0.93	0.12	49,49,49,49	0
56	MG	CA	3134	1/1	0.93	0.13	65,65,65,65	0
56	MG	DA	3251	1/1	0.93	0.12	46,46,46,46	0
56	MG	DA	3575	1/1	0.93	0.14	51,51,51,51	0
56	MG	BA	3156	1/1	0.93	0.20	32,32,32,32	0
56	MG	DA	3442	1/1	0.93	0.09	37,37,37,37	0
56	MG	BA	3713	1/1	0.93	0.18	26,26,26,26	0
56	MG	DA	3622	1/1	0.93	0.14	35,35,35,35	0
56	MG	BA	3302	1/1	0.93	0.20	24,24,24,24	0
56	MG	DA	3298	1/1	0.93	0.12	55,55,55,55	0
56	MG	BD	3308	1/1	0.93	0.64	60,60,60,60	0
56	MG	DA	3383	1/1	0.93	0.11	31,31,31,31	0
56	MG	BA	3159	1/1	0.93	0.24	40,40,40,40	0
56	MG	BA	3100	1/1	0.93	0.26	53,53,53,53	0
56	MG	BA	3417	1/1	0.93	0.17	32,32,32,32	0
56	MG	BA	3629	1/1	0.93	0.16	57,57,57,57	0
56	MG	BA	3599	1/1	0.93	0.11	45,45,45,45	0
56	MG	BA	3420	1/1	0.93	0.30	46,46,46,46	0
56	MG	BA	3523	1/1	0.93	0.25	47,47,47,47	0
56	MG	DA	3555	1/1	0.93	0.08	56,56,56,56	0
56	MG	DA	3396	1/1	0.93	0.16	47,47,47,47	0
56	MG	BA	3590	1/1	0.93	0.15	60,60,60,60	0
56	MG	CA	3160	1/1	0.93	0.17	61,61,61,61	0

Continued on next page...

Continued from previous page...

Mol	Type	Chain	Res	Atoms	RSCC	RSR	B-factors(\AA^2)	Q<0.9
56	MG	DA	3554	1/1	0.93	0.09	47,47,47,47	0
56	MG	DA	3335	1/1	0.93	0.11	43,43,43,43	0
56	MG	DA	3095	1/1	0.93	0.11	43,43,43,43	0
56	MG	DE	305	1/1	0.93	0.14	38,38,38,38	0
56	MG	AA	3172	1/1	0.93	0.22	55,55,55,55	0
56	MG	DA	3058	1/1	0.93	0.37	50,50,50,50	0
56	MG	BA	3091	1/1	0.93	0.20	40,40,40,40	0
56	MG	BW	202	1/1	0.93	0.20	41,41,41,41	0
56	MG	BA	3559	1/1	0.93	0.04	59,59,59,59	0
56	MG	CA	3091	1/1	0.93	0.20	70,70,70,70	0
56	MG	DA	3173	1/1	0.93	0.20	51,51,51,51	0
56	MG	BA	3714	1/1	0.93	0.36	41,41,41,41	0
56	MG	BA	3272	1/1	0.93	0.14	22,22,22,22	0
56	MG	CA	3127	1/1	0.93	0.17	65,65,65,65	0
56	MG	DA	3465	1/1	0.93	0.16	49,49,49,49	0
56	MG	BB	207	1/1	0.93	0.18	39,39,39,39	0
56	MG	BA	3337	1/1	0.93	0.25	46,46,46,46	0
56	MG	BR	202	1/1	0.93	0.22	42,42,42,42	0
56	MG	BA	3227	1/1	0.93	0.18	34,34,34,34	0
56	MG	DA	3568	1/1	0.93	0.12	66,66,66,66	0
56	MG	BA	3174	1/1	0.93	0.16	50,50,50,50	0
56	MG	DA	3457	1/1	0.93	0.16	43,43,43,43	0
56	MG	BA	3060	1/1	0.93	0.27	26,26,26,26	0
56	MG	BA	3780	1/1	0.93	0.23	54,54,54,54	0
56	MG	BB	216	1/1	0.93	0.11	63,63,63,63	0
56	MG	BA	3281	1/1	0.93	0.15	56,56,56,56	0
56	MG	DA	3253	1/1	0.93	0.11	47,47,47,47	0
56	MG	DA	3268	1/1	0.93	0.13	56,56,56,56	0
56	MG	BA	3425	1/1	0.93	0.14	48,48,48,48	0
56	MG	AA	3133	1/1	0.93	0.23	66,66,66,66	0
56	MG	BA	3582	1/1	0.93	0.20	19,19,19,19	0
56	MG	DA	3104	1/1	0.93	0.16	39,39,39,39	0
56	MG	BA	3065	1/1	0.93	0.20	41,41,41,41	0
56	MG	AA	3142	1/1	0.93	0.09	46,46,46,46	0
56	MG	DA	3305	1/1	0.93	0.12	45,45,45,45	0
56	MG	DA	3413	1/1	0.93	0.08	34,34,34,34	0
56	MG	BA	3613	1/1	0.93	0.18	55,55,55,55	0
56	MG	BA	3061	1/1	0.93	0.30	49,49,49,49	0
56	MG	AA	3160	1/1	0.93	0.14	54,54,54,54	0
56	MG	DA	3279	1/1	0.93	0.11	54,54,54,54	0
56	MG	AA	3031	1/1	0.93	0.12	54,54,54,54	0
56	MG	DA	3140	1/1	0.93	0.35	44,44,44,44	0

Continued on next page...

Continued from previous page...

Mol	Type	Chain	Res	Atoms	RSCC	RSR	B-factors(\AA^2)	Q<0.9
56	MG	BA	3299	1/1	0.93	0.16	44,44,44,44	0
56	MG	CA	3173	1/1	0.93	0.10	58,58,58,58	0
56	MG	DA	3564	1/1	0.93	0.10	50,50,50,50	0
56	MG	BA	3723	1/1	0.93	0.15	25,25,25,25	0
56	MG	CA	3026	1/1	0.93	0.12	55,55,55,55	0
56	MG	DA	3648	1/1	0.93	0.18	31,31,31,31	0
56	MG	BA	3595	1/1	0.93	0.62	43,43,43,43	0
56	MG	BA	3724	1/1	0.93	0.17	25,25,25,25	0
56	MG	BA	3612	1/1	0.93	0.16	58,58,58,58	0
56	MG	BA	3013	1/1	0.93	0.17	26,26,26,26	0
56	MG	BA	3163	1/1	0.93	0.33	34,34,34,34	0
56	MG	DA	3460	1/1	0.93	0.10	42,42,42,42	0
56	MG	DA	3061	1/1	0.93	0.20	41,41,41,41	0
56	MG	AA	3143	1/1	0.93	0.09	57,57,57,57	0
56	MG	BA	3563	1/1	0.93	0.09	44,44,44,44	0
56	MG	AA	3042	1/1	0.93	0.10	55,55,55,55	0
56	MG	AA	3154	1/1	0.93	0.10	50,50,50,50	0
56	MG	DB	3009	1/1	0.93	0.12	58,58,58,58	0
56	MG	BA	3254	1/1	0.93	0.15	55,55,55,55	0
56	MG	DA	3309	1/1	0.93	0.32	46,46,46,46	0
56	MG	BA	3096	1/1	0.93	0.30	61,61,61,61	0
56	MG	BA	3314	1/1	0.93	0.12	44,44,44,44	0
56	MG	DA	3458	1/1	0.93	0.08	57,57,57,57	0
56	MG	DA	3319	1/1	0.93	0.27	52,52,52,52	0
56	MG	DA	3374	1/1	0.93	0.07	31,31,31,31	0
56	MG	BA	3399	1/1	0.93	0.16	61,61,61,61	0
56	MG	BA	3520	1/1	0.93	0.17	50,50,50,50	0
56	MG	DF	303	1/1	0.93	0.08	52,52,52,52	0
56	MG	BA	3566	1/1	0.93	0.19	50,50,50,50	0
56	MG	BA	3722	1/1	0.93	0.19	17,17,17,17	0
56	MG	AA	3145	1/1	0.93	0.12	65,65,65,65	0
56	MG	DA	3522	1/1	0.93	0.28	53,53,53,53	0
56	MG	DA	3418	1/1	0.93	0.11	44,44,44,44	0
56	MG	BA	3443	1/1	0.93	0.17	27,27,27,27	0
56	MG	BA	3347	1/1	0.93	0.16	37,37,37,37	0
56	MG	BA	3694	1/1	0.93	0.14	54,54,54,54	0
56	MG	DA	3617	1/1	0.93	0.10	45,45,45,45	0
56	MG	BA	3178	1/1	0.93	0.65	42,42,42,42	0
56	MG	BA	3133	1/1	0.93	0.16	48,48,48,48	0
56	MG	BA	3538	1/1	0.93	0.18	26,26,26,26	0
56	MG	CA	3121	1/1	0.93	0.16	81,81,81,81	0
56	MG	DA	3490	1/1	0.93	0.12	43,43,43,43	0

Continued on next page...

Continued from previous page...

Mol	Type	Chain	Res	Atoms	RSCC	RSR	B-factors(\AA^2)	Q<0.9
56	MG	BA	3121	1/1	0.94	0.43	45,45,45,45	0
56	MG	DA	3183	1/1	0.94	0.13	40,40,40,40	0
56	MG	BA	3049	1/1	0.94	0.13	34,34,34,34	0
56	MG	BA	3308	1/1	0.94	0.12	49,49,49,49	0
56	MG	DA	3631	1/1	0.94	0.10	57,57,57,57	0
56	MG	DA	3051	1/1	0.94	0.08	45,45,45,45	0
56	MG	BA	3637	1/1	0.94	0.10	54,54,54,54	0
56	MG	DA	3220	1/1	0.94	0.07	50,50,50,50	0
56	MG	DA	3259	1/1	0.94	0.15	53,53,53,53	0
56	MG	AA	3036	1/1	0.94	0.19	69,69,69,69	0
56	MG	DA	3445	1/1	0.94	0.16	50,50,50,50	0
56	MG	BB	204	1/1	0.94	0.14	42,42,42,42	0
56	MG	DA	3429	1/1	0.94	0.13	45,45,45,45	0
56	MG	DA	3535	1/1	0.94	0.07	59,59,59,59	0
56	MG	CA	3126	1/1	0.94	0.09	57,57,57,57	0
56	MG	DA	3361	1/1	0.94	0.11	25,25,25,25	0
56	MG	DA	3463	1/1	0.94	0.06	32,32,32,32	0
56	MG	BA	3494	1/1	0.94	0.13	47,47,47,47	0
56	MG	BA	3072	1/1	0.94	0.15	58,58,58,58	0
56	MG	BA	3732	1/1	0.94	0.17	41,41,41,41	0
56	MG	DA	3252	1/1	0.94	0.10	38,38,38,38	0
56	MG	BA	3702	1/1	0.94	0.23	53,53,53,53	0
56	MG	AA	3158	1/1	0.94	0.09	71,71,71,71	0
56	MG	DA	3025	1/1	0.94	0.14	52,52,52,52	0
56	MG	DA	3604	1/1	0.94	0.14	47,47,47,47	0
56	MG	DA	3091	1/1	0.94	0.11	46,46,46,46	0
56	MG	BA	3402	1/1	0.94	0.14	25,25,25,25	0
56	MG	DA	3067	1/1	0.94	0.12	45,45,45,45	0
56	MG	BA	3798	1/1	0.94	0.09	51,51,51,51	0
56	MG	BA	3719	1/1	0.94	0.16	36,36,36,36	0
56	MG	DA	3008	1/1	0.94	0.14	40,40,40,40	0
56	MG	BA	3240	1/1	0.94	0.10	30,30,30,30	0
56	MG	DA	3625	1/1	0.94	0.18	56,56,56,56	0
56	MG	BA	3449	1/1	0.94	0.19	32,32,32,32	0
56	MG	BA	3600	1/1	0.94	0.17	50,50,50,50	0
56	MG	DA	3410	1/1	0.94	0.10	46,46,46,46	0
56	MG	AA	3052	1/1	0.94	0.15	49,49,49,49	0
56	MG	CA	3004	1/1	0.94	0.09	67,67,67,67	0
56	MG	DA	3284	1/1	0.94	0.18	37,37,37,37	0
56	MG	DA	3516	1/1	0.94	0.28	52,52,52,52	0
56	MG	DA	3398	1/1	0.94	0.14	52,52,52,52	0
56	MG	DA	3611	1/1	0.94	0.20	45,45,45,45	0

Continued on next page...

Continued from previous page...

Mol	Type	Chain	Res	Atoms	RSCC	RSR	B-factors(\AA^2)	Q<0.9
56	MG	BA	3639	1/1	0.94	0.15	54,54,54,54	0
56	MG	DA	3072	1/1	0.94	0.13	52,52,52,52	0
56	MG	DA	3297	1/1	0.94	0.12	24,24,24,24	0
56	MG	BA	3260	1/1	0.94	0.10	42,42,42,42	0
56	MG	DA	3178	1/1	0.94	0.28	53,53,53,53	0
56	MG	DA	3551	1/1	0.94	0.07	47,47,47,47	0
56	MG	DA	3365	1/1	0.94	0.08	56,56,56,56	0
56	MG	BA	3466	1/1	0.94	0.19	44,44,44,44	0
56	MG	DA	3659	1/1	0.94	0.48	39,39,39,39	0
56	MG	DA	3015	1/1	0.94	0.54	48,48,48,48	0
56	MG	DA	3386	1/1	0.94	0.08	23,23,23,23	0
56	MG	BA	3335	1/1	0.94	0.20	42,42,42,42	0
56	MG	DA	3262	1/1	0.94	0.07	46,46,46,46	0
56	MG	AA	3016	1/1	0.94	0.14	55,55,55,55	0
56	MG	BA	3540	1/1	0.94	0.11	57,57,57,57	0
56	MG	DA	3581	1/1	0.94	0.10	35,35,35,35	0
56	MG	BA	3764	1/1	0.94	0.21	44,44,44,44	0
56	MG	DA	3435	1/1	0.94	0.15	55,55,55,55	0
56	MG	CA	3093	1/1	0.94	0.18	65,65,65,65	0
56	MG	BA	3130	1/1	0.94	0.56	41,41,41,41	0
56	MG	CA	3164	1/1	0.94	0.07	73,73,73,73	0
56	MG	BA	3166	1/1	0.94	0.16	46,46,46,46	0
56	MG	AA	3095	1/1	0.94	0.12	50,50,50,50	0
56	MG	AA	3017	1/1	0.94	0.13	69,69,69,69	0
56	MG	DA	3560	1/1	0.94	0.07	47,47,47,47	0
56	MG	BA	3323	1/1	0.94	0.15	43,43,43,43	0
56	MG	BA	3510	1/1	0.94	0.11	42,42,42,42	0
56	MG	BA	3075	1/1	0.94	0.18	21,21,21,21	0
56	MG	DA	3038	1/1	0.94	0.15	28,28,28,28	0
56	MG	BA	3683	1/1	0.94	0.15	43,43,43,43	0
56	MG	DA	3569	1/1	0.94	0.24	59,59,59,59	0
56	MG	BA	3312	1/1	0.94	0.18	35,35,35,35	0
56	MG	BA	3124	1/1	0.94	0.20	35,35,35,35	0
56	MG	BA	3056	1/1	0.94	0.23	50,50,50,50	0
56	MG	BA	3799	1/1	0.94	0.56	50,50,50,50	0
56	MG	DA	3511	1/1	0.94	0.14	54,54,54,54	0
56	MG	DQ	3003	1/1	0.94	0.50	52,52,52,52	0
56	MG	DA	3237	1/1	0.94	0.19	43,43,43,43	0
56	MG	BA	3561	1/1	0.94	0.18	55,55,55,55	0
56	MG	AA	3058	1/1	0.94	0.12	61,61,61,61	0
56	MG	DA	3308	1/1	0.94	0.10	49,49,49,49	0
56	MG	BA	3715	1/1	0.94	0.25	51,51,51,51	0

Continued on next page...

Continued from previous page...

Mol	Type	Chain	Res	Atoms	RSCC	RSR	B-factors(\AA^2)	Q<0.9
56	MG	BA	3517	1/1	0.94	0.11	49,49,49,49	0
56	MG	AA	3086	1/1	0.94	0.10	48,48,48,48	0
56	MG	CA	3057	1/1	0.94	0.12	52,52,52,52	0
56	MG	AA	3057	1/1	0.94	0.20	66,66,66,66	0
56	MG	BA	3080	1/1	0.94	0.26	51,51,51,51	0
56	MG	DA	3427	1/1	0.94	0.07	45,45,45,45	0
56	MG	DA	3539	1/1	0.94	0.09	38,38,38,38	0
56	MG	AA	3119	1/1	0.94	0.04	65,65,65,65	0
56	MG	AA	3162	1/1	0.94	0.15	59,59,59,59	0
56	MG	CA	3090	1/1	0.94	0.21	67,67,67,67	0
56	MG	DU	3002	1/1	0.94	0.44	52,52,52,52	0
56	MG	AA	3056	1/1	0.94	0.26	54,54,54,54	0
56	MG	BA	3778	1/1	0.94	0.11	41,41,41,41	0
56	MG	BA	3150	1/1	0.94	0.19	56,56,56,56	0
56	MG	BA	3433	1/1	0.94	0.17	31,31,31,31	0
56	MG	DA	3275	1/1	0.94	0.09	58,58,58,58	0
56	MG	DA	3430	1/1	0.94	0.11	52,52,52,52	0
56	MG	BA	3484	1/1	0.94	0.16	51,51,51,51	0
56	MG	BA	3366	1/1	0.94	0.11	42,42,42,42	0
56	MG	CA	3112	1/1	0.94	0.10	56,56,56,56	0
56	MG	BA	3501	1/1	0.94	0.13	43,43,43,43	0
56	MG	CX	3003	1/1	0.94	0.16	58,58,58,58	0
56	MG	CA	3154	1/1	0.94	0.19	54,54,54,54	0
56	MG	DF	305	1/1	0.94	0.45	44,44,44,44	0
56	MG	BA	3117	1/1	0.94	0.35	35,35,35,35	0
56	MG	BA	3707	1/1	0.94	0.10	43,43,43,43	0
56	MG	BA	3456	1/1	0.94	0.12	32,32,32,32	0
56	MG	BA	3382	1/1	0.94	0.13	41,41,41,41	0
56	MG	DA	3273	1/1	0.94	0.10	39,39,39,39	0
56	MG	DA	3325	1/1	0.94	0.24	37,37,37,37	0
56	MG	BD	3301	1/1	0.94	0.27	37,37,37,37	0
56	MG	DA	3158	1/1	0.94	0.19	30,30,30,30	0
56	MG	BA	3593	1/1	0.94	0.18	47,47,47,47	0
56	MG	BA	3587	1/1	0.94	0.09	54,54,54,54	0
56	MG	DA	3447	1/1	0.94	0.14	41,41,41,41	0
56	MG	CA	3116	1/1	0.94	0.08	54,54,54,54	0
56	MG	DA	3434	1/1	0.94	0.12	27,27,27,27	0
56	MG	BA	3119	1/1	0.94	0.22	29,29,29,29	0
56	MG	BA	3757	1/1	0.94	0.17	45,45,45,45	0
56	MG	AA	3030	1/1	0.94	0.12	63,63,63,63	0
56	MG	DA	3098	1/1	0.94	0.09	57,57,57,57	0
56	MG	DA	3350	1/1	0.94	0.07	53,53,53,53	0

Continued on next page...

Continued from previous page...

Mol	Type	Chain	Res	Atoms	RSCC	RSR	B-factors(\AA^2)	Q<0.9
56	MG	DA	3240	1/1	0.94	0.09	42,42,42,42	0
56	MG	AA	3155	1/1	0.94	0.10	49,49,49,49	0
56	MG	AA	3054	1/1	0.94	0.07	62,62,62,62	0
56	MG	DA	3596	1/1	0.94	0.07	65,65,65,65	0
56	MG	BA	3748	1/1	0.94	0.10	69,69,69,69	0
56	MG	DA	3170	1/1	0.94	0.22	46,46,46,46	0
56	MG	BA	3418	1/1	0.94	0.16	34,34,34,34	0
56	MG	DA	3201	1/1	0.94	0.20	64,64,64,64	0
56	MG	BA	3579	1/1	0.94	0.26	43,43,43,43	0
56	MG	DA	3594	1/1	0.94	0.18	54,54,54,54	0
56	MG	DA	3156	1/1	0.94	0.13	50,50,50,50	0
56	MG	DA	3425	1/1	0.94	0.12	52,52,52,52	0
56	MG	AA	3071	1/1	0.94	0.15	51,51,51,51	0
56	MG	DA	3288	1/1	0.94	0.10	48,48,48,48	0
56	MG	BW	201	1/1	0.94	0.25	45,45,45,45	0
56	MG	DA	3337	1/1	0.94	0.13	44,44,44,44	0
56	MG	BA	3239	1/1	0.94	0.17	40,40,40,40	0
56	MG	DA	3615	1/1	0.94	0.09	50,50,50,50	0
56	MG	CA	3027	1/1	0.94	0.18	61,61,61,61	0
56	MG	CA	3088	1/1	0.94	0.15	66,66,66,66	0
56	MG	BA	3182	1/1	0.94	0.19	21,21,21,21	0
56	MG	DA	3579	1/1	0.94	0.15	52,52,52,52	0
56	MG	BA	3268	1/1	0.94	0.32	57,57,57,57	0
56	MG	DA	3023	1/1	0.94	0.19	44,44,44,44	0
56	MG	BA	3777	1/1	0.94	0.15	44,44,44,44	0
56	MG	BA	3310	1/1	0.94	0.17	42,42,42,42	0
56	MG	BA	3695	1/1	0.94	0.28	37,37,37,37	0
56	MG	AA	3008	1/1	0.94	0.14	56,56,56,56	0
56	MG	BA	3073	1/1	0.94	0.20	45,45,45,45	0
56	MG	BA	3242	1/1	0.94	0.10	47,47,47,47	0
56	MG	BA	3021	1/1	0.94	0.17	22,22,22,22	0
56	MG	DA	3030	1/1	0.94	0.09	46,46,46,46	0
56	MG	BA	3524	1/1	0.94	0.16	53,53,53,53	0
56	MG	B5	105	1/1	0.94	0.14	66,66,66,66	0
56	MG	BA	3537	1/1	0.94	0.19	21,21,21,21	0
56	MG	BA	3789	1/1	0.94	0.29	37,37,37,37	0
56	MG	BA	3735	1/1	0.94	0.15	20,20,20,20	0
56	MG	BA	3261	1/1	0.94	0.10	46,46,46,46	0
56	MG	DA	3304	1/1	0.94	0.14	40,40,40,40	0
56	MG	AA	3041	1/1	0.94	0.08	64,64,64,64	0
56	MG	BA	3220	1/1	0.94	0.32	40,40,40,40	0
56	MG	BB	219	1/1	0.94	0.10	74,74,74,74	0

Continued on next page...

Continued from previous page...

Mol	Type	Chain	Res	Atoms	RSCC	RSR	B-factors(\AA^2)	Q<0.9
56	MG	BA	3190	1/1	0.94	0.24	50,50,50,50	0
56	MG	BA	3129	1/1	0.94	0.55	38,38,38,38	0
56	MG	DA	3387	1/1	0.94	0.24	39,39,39,39	0
56	MG	BA	3307	1/1	0.94	0.30	50,50,50,50	0
56	MG	DV	3001	1/1	0.94	0.17	61,61,61,61	0
56	MG	BA	3634	1/1	0.94	0.20	47,47,47,47	0
56	MG	DA	3219	1/1	0.94	0.11	36,36,36,36	0
56	MG	BF	309	1/1	0.94	0.10	45,45,45,45	0
56	MG	DE	302	1/1	0.94	0.12	33,33,33,33	0
56	MG	BA	3763	1/1	0.94	0.11	39,39,39,39	0
56	MG	DA	3093	1/1	0.94	0.39	54,54,54,54	0
56	MG	BA	3410	1/1	0.94	0.26	31,31,31,31	0
56	MG	BA	3071	1/1	0.94	0.16	40,40,40,40	0
56	MG	AA	3105	1/1	0.94	0.14	71,71,71,71	0
56	MG	DA	3443	1/1	0.94	0.11	38,38,38,38	0
56	MG	AA	3182	1/1	0.94	0.14	64,64,64,64	0
56	MG	BA	3317	1/1	0.94	0.21	41,41,41,41	0
56	MG	DA	3379	1/1	0.94	0.09	50,50,50,50	0
59	ZN	AN	501	1/1	0.94	0.15	86,86,86,86	0
56	MG	DA	3582	1/1	0.94	0.14	64,64,64,64	0
56	MG	BA	3411	1/1	0.94	0.26	30,30,30,30	0
56	MG	DA	3436	1/1	0.94	0.11	70,70,70,70	0
56	MG	CA	3040	1/1	0.94	0.14	45,45,45,45	0
56	MG	BN	3003	1/1	0.94	0.19	44,44,44,44	0
56	MG	BA	3153	1/1	0.94	0.14	50,50,50,50	0
56	MG	DA	3486	1/1	0.94	0.34	50,50,50,50	0
56	MG	AA	3009	1/1	0.94	0.11	24,24,24,24	0
56	MG	CA	3123	1/1	0.94	0.16	67,67,67,67	0
56	MG	BA	3210	1/1	0.94	0.24	43,43,43,43	0
56	MG	BA	3067	1/1	0.94	0.20	49,49,49,49	0
56	MG	BA	3012	1/1	0.94	0.34	33,33,33,33	0
56	MG	BA	3158	1/1	0.94	0.30	40,40,40,40	0
56	MG	BA	3116	1/1	0.94	0.11	35,35,35,35	0
56	MG	DA	3206	1/1	0.94	0.09	46,46,46,46	0
56	MG	DA	3176	1/1	0.94	0.34	44,44,44,44	0
56	MG	DA	3151	1/1	0.94	0.09	33,33,33,33	0
56	MG	BA	3229	1/1	0.94	0.32	44,44,44,44	0
56	MG	D0	101	1/1	0.95	0.16	50,50,50,50	0
56	MG	BA	3454	1/1	0.95	0.12	29,29,29,29	0
56	MG	BD	3306	1/1	0.95	0.44	38,38,38,38	0
56	MG	BE	302	1/1	0.95	0.29	40,40,40,40	0
56	MG	BA	3493	1/1	0.95	0.11	49,49,49,49	0

Continued on next page...

Continued from previous page...

Mol	Type	Chain	Res	Atoms	RSCC	RSR	B-factors(\AA^2)	Q<0.9
56	MG	DA	3602	1/1	0.95	0.17	51,51,51,51	0
56	MG	DA	3518	1/1	0.95	0.13	58,58,58,58	0
56	MG	DA	3068	1/1	0.95	0.34	47,47,47,47	0
56	MG	DF	301	1/1	0.95	0.16	47,47,47,47	0
56	MG	DA	3171	1/1	0.95	0.14	53,53,53,53	0
56	MG	DA	3642	1/1	0.95	0.09	48,48,48,48	0
56	MG	DA	3633	1/1	0.95	0.06	56,56,56,56	0
56	MG	BA	3047	1/1	0.95	0.12	43,43,43,43	0
56	MG	AA	3104	1/1	0.95	0.25	70,70,70,70	0
56	MG	DD	303	1/1	0.95	0.57	51,51,51,51	0
56	MG	BA	3206	1/1	0.95	0.22	37,37,37,37	0
56	MG	BO	5001	1/1	0.95	0.11	55,55,55,55	0
56	MG	DA	3473	1/1	0.95	0.09	30,30,30,30	0
56	MG	AA	3024	1/1	0.95	0.20	55,55,55,55	0
56	MG	BA	3809	1/1	0.95	0.12	41,41,41,41	0
56	MG	CA	3150	1/1	0.95	0.12	47,47,47,47	0
56	MG	DA	3411	1/1	0.95	0.25	46,46,46,46	0
56	MG	BA	3574	1/1	0.95	0.17	28,28,28,28	0
56	MG	BA	3344	1/1	0.95	0.21	55,55,55,55	0
56	MG	DA	3439	1/1	0.95	0.20	46,46,46,46	0
56	MG	DA	3662	1/1	0.95	0.14	38,38,38,38	0
56	MG	DA	3198	1/1	0.95	0.30	49,49,49,49	0
56	MG	AA	3091	1/1	0.95	0.16	40,40,40,40	0
56	MG	DN	5001	1/1	0.95	0.10	54,54,54,54	0
56	MG	BA	3015	1/1	0.95	0.14	50,50,50,50	0
56	MG	AA	3010	1/1	0.95	0.12	63,63,63,63	0
56	MG	BA	3497	1/1	0.95	0.13	44,44,44,44	0
56	MG	AA	3175	1/1	0.95	0.10	66,66,66,66	0
56	MG	DA	3172	1/1	0.95	0.11	31,31,31,31	0
56	MG	BP	204	1/1	0.95	0.15	54,54,54,54	0
56	MG	AA	3099	1/1	0.95	0.21	47,47,47,47	0
56	MG	DA	3312	1/1	0.95	0.09	41,41,41,41	0
56	MG	BA	3750	1/1	0.95	0.25	42,42,42,42	0
56	MG	BQ	202	1/1	0.95	0.26	37,37,37,37	0
56	MG	BA	3107	1/1	0.95	0.18	50,50,50,50	0
56	MG	BA	3270	1/1	0.95	0.29	40,40,40,40	0
56	MG	BA	3188	1/1	0.95	0.20	46,46,46,46	0
56	MG	BA	3176	1/1	0.95	0.10	44,44,44,44	0
56	MG	BA	3412	1/1	0.95	0.27	19,19,19,19	0
56	MG	BA	3363	1/1	0.95	0.09	66,66,66,66	0
56	MG	DA	3128	1/1	0.95	0.35	57,57,57,57	0
56	MG	BA	3796	1/1	0.95	0.29	47,47,47,47	0

Continued on next page...

Continued from previous page...

Mol	Type	Chain	Res	Atoms	RSCC	RSR	B-factors(\AA^2)	Q<0.9
56	MG	BA	3670	1/1	0.95	0.14	47,47,47,47	0
56	MG	BA	3550	1/1	0.95	0.14	25,25,25,25	0
56	MG	BA	3244	1/1	0.95	0.52	39,39,39,39	0
56	MG	CA	3055	1/1	0.95	0.20	55,55,55,55	0
56	MG	DA	3632	1/1	0.95	0.11	50,50,50,50	0
56	MG	DA	3190	1/1	0.95	0.14	41,41,41,41	0
56	MG	BA	3705	1/1	0.95	0.25	28,28,28,28	0
56	MG	BA	3814	1/1	0.95	0.27	42,42,42,42	0
56	MG	DA	3585	1/1	0.95	0.21	43,43,43,43	0
56	MG	BA	3641	1/1	0.95	0.08	54,54,54,54	0
56	MG	DA	3543	1/1	0.95	0.14	52,52,52,52	0
56	MG	DA	3404	1/1	0.95	0.09	40,40,40,40	0
56	MG	BA	3743	1/1	0.95	0.15	43,43,43,43	0
56	MG	CA	3156	1/1	0.95	0.16	41,41,41,41	0
56	MG	DA	3446	1/1	0.95	0.17	44,44,44,44	0
56	MG	DA	3661	1/1	0.95	0.22	54,54,54,54	0
56	MG	BA	3177	1/1	0.95	0.30	44,44,44,44	0
56	MG	BA	3029	1/1	0.95	0.18	30,30,30,30	0
56	MG	DA	3401	1/1	0.95	0.08	43,43,43,43	0
56	MG	AX	3004	1/1	0.95	0.12	53,53,53,53	0
56	MG	AA	3046	1/1	0.95	0.15	56,56,56,56	0
56	MG	BA	3267	1/1	0.95	0.14	45,45,45,45	0
56	MG	BA	3429	1/1	0.95	0.16	23,23,23,23	0
56	MG	AX	3010	1/1	0.95	0.09	59,59,59,59	0
56	MG	BA	3348	1/1	0.95	0.19	24,24,24,24	0
56	MG	DA	3326	1/1	0.95	0.17	47,47,47,47	0
56	MG	BA	3357	1/1	0.95	0.19	46,46,46,46	0
56	MG	DA	3340	1/1	0.95	0.10	30,30,30,30	0
56	MG	BA	3257	1/1	0.95	0.20	54,54,54,54	0
56	MG	BA	3189	1/1	0.95	0.23	46,46,46,46	0
56	MG	DA	3257	1/1	0.95	0.22	57,57,57,57	0
56	MG	BA	3205	1/1	0.95	0.38	40,40,40,40	0
56	MG	BA	3716	1/1	0.95	0.37	39,39,39,39	0
56	MG	BA	3556	1/1	0.95	0.11	48,48,48,48	0
56	MG	BA	3123	1/1	0.95	0.23	28,28,28,28	0
56	MG	AA	3103	1/1	0.95	0.17	48,48,48,48	0
56	MG	BA	3269	1/1	0.95	0.21	42,42,42,42	0
56	MG	DA	3307	1/1	0.95	0.13	27,27,27,27	0
56	MG	BA	3361	1/1	0.95	0.16	61,61,61,61	0
56	MG	DA	3290	1/1	0.95	0.10	46,46,46,46	0
56	MG	AA	3130	1/1	0.95	0.06	56,56,56,56	0
56	MG	BA	3236	1/1	0.95	0.36	34,34,34,34	0

Continued on next page...

Continued from previous page...

Mol	Type	Chain	Res	Atoms	RSCC	RSR	B-factors(\AA^2)	Q<0.9
56	MG	BA	3007	1/1	0.95	0.10	35,35,35,35	0
56	MG	BD	3307	1/1	0.95	1.03	56,56,56,56	0
56	MG	BA	3090	1/1	0.95	0.22	27,27,27,27	0
56	MG	BA	3752	1/1	0.95	0.08	32,32,32,32	0
56	MG	BV	203	1/1	0.95	0.48	31,31,31,31	0
56	MG	BB	208	1/1	0.95	0.11	36,36,36,36	0
56	MG	AA	3113	1/1	0.95	0.07	67,67,67,67	0
56	MG	BA	3094	1/1	0.95	0.17	44,44,44,44	0
56	MG	BA	3393	1/1	0.95	0.17	22,22,22,22	0
56	MG	DA	3650	1/1	0.95	0.16	46,46,46,46	0
56	MG	AA	3165	1/1	0.95	0.08	49,49,49,49	0
56	MG	DA	3621	1/1	0.95	0.25	50,50,50,50	0
56	MG	CA	3098	1/1	0.95	0.15	44,44,44,44	0
56	MG	CA	3075	1/1	0.95	0.20	67,67,67,67	0
56	MG	CA	3048	1/1	0.95	0.12	77,77,77,77	0
56	MG	BA	3373	1/1	0.95	0.09	42,42,42,42	0
56	MG	BA	3589	1/1	0.95	0.18	42,42,42,42	0
56	MG	DA	3664	1/1	0.95	0.86	50,50,50,50	0
56	MG	BA	3761	1/1	0.95	0.21	53,53,53,53	0
56	MG	BA	3570	1/1	0.95	0.23	35,35,35,35	0
56	MG	BA	3453	1/1	0.95	0.19	52,52,52,52	0
56	MG	BA	3686	1/1	0.95	0.13	41,41,41,41	0
56	MG	BA	3797	1/1	0.95	0.16	19,19,19,19	0
56	MG	BA	3146	1/1	0.95	0.13	19,19,19,19	0
56	MG	DA	3399	1/1	0.95	0.11	55,55,55,55	0
56	MG	AA	3023	1/1	0.95	0.18	48,48,48,48	0
56	MG	BA	3684	1/1	0.95	0.18	51,51,51,51	0
56	MG	CA	3065	1/1	0.95	0.17	64,64,64,64	0
56	MG	BA	3533	1/1	0.95	0.18	38,38,38,38	0
56	MG	DA	3580	1/1	0.95	0.08	46,46,46,46	0
56	MG	DA	3148	1/1	0.95	0.42	43,43,43,43	0
60	K	CX	3001	1/1	0.95	0.31	77,77,77,77	0
56	MG	BA	3406	1/1	0.95	0.09	32,32,32,32	0
56	MG	BA	3611	1/1	0.95	0.11	45,45,45,45	0
56	MG	BA	3275	1/1	0.95	0.16	34,34,34,34	0
56	MG	DA	3616	1/1	0.95	0.25	43,43,43,43	0
56	MG	DA	3566	1/1	0.95	0.09	62,62,62,62	0
56	MG	BA	3378	1/1	0.95	0.13	47,47,47,47	0
56	MG	AX	3008	1/1	0.95	0.19	37,37,37,37	0
56	MG	BB	215	1/1	0.95	0.20	35,35,35,35	0
56	MG	CA	3166	1/1	0.95	0.16	52,52,52,52	0
56	MG	BA	3414	1/1	0.95	0.22	33,33,33,33	0

Continued on next page...

Continued from previous page...

Mol	Type	Chain	Res	Atoms	RSCC	RSR	B-factors(\AA^2)	Q<0.9
56	MG	BA	3701	1/1	0.95	0.20	20,20,20,20	0
56	MG	AA	3112	1/1	0.95	0.14	60,60,60,60	0
56	MG	BA	3765	1/1	0.95	0.09	53,53,53,53	0
56	MG	DA	3428	1/1	0.95	0.05	26,26,26,26	0
56	MG	DA	3557	1/1	0.95	0.17	44,44,44,44	0
56	MG	BA	3565	1/1	0.95	0.09	43,43,43,43	0
56	MG	BA	3541	1/1	0.95	0.17	55,55,55,55	0
56	MG	BN	3005	1/1	0.95	0.21	35,35,35,35	0
56	MG	CA	3128	1/1	0.95	0.14	68,68,68,68	0
56	MG	BA	3669	1/1	0.95	0.11	36,36,36,36	0
56	MG	DA	3003	1/1	0.95	0.12	48,48,48,48	0
56	MG	BA	3132	1/1	0.95	0.22	49,49,49,49	0
56	MG	BA	3662	1/1	0.95	0.17	52,52,52,52	0
56	MG	BA	3197	1/1	0.95	0.82	51,51,51,51	0
56	MG	AA	3078	1/1	0.95	0.07	72,72,72,72	0
56	MG	BA	3642	1/1	0.95	0.15	36,36,36,36	0
56	MG	B0	105	1/1	0.95	0.07	64,64,64,64	0
56	MG	DA	3658	1/1	0.95	0.33	55,55,55,55	0
56	MG	DA	3278	1/1	0.95	0.14	37,37,37,37	0
56	MG	DA	3050	1/1	0.95	0.10	37,37,37,37	0
56	MG	B6	101	1/1	0.95	0.20	47,47,47,47	0
56	MG	AA	3152	1/1	0.95	0.08	48,48,48,48	0
56	MG	BA	3628	1/1	0.95	0.11	34,34,34,34	0
56	MG	BA	3405	1/1	0.95	0.19	22,22,22,22	0
56	MG	DA	3501	1/1	0.95	0.08	46,46,46,46	0
56	MG	DA	3449	1/1	0.95	0.10	33,33,33,33	0
56	MG	DA	3303	1/1	0.95	0.15	55,55,55,55	0
56	MG	CA	3074	1/1	0.95	0.11	57,57,57,57	0
56	MG	DA	3480	1/1	0.95	0.14	38,38,38,38	0
56	MG	CA	3086	1/1	0.95	0.13	76,76,76,76	0
56	MG	BA	3274	1/1	0.95	0.20	51,51,51,51	0
56	MG	AA	3131	1/1	0.95	0.14	29,29,29,29	0
56	MG	DA	3382	1/1	0.95	0.14	31,31,31,31	0
56	MG	BA	3584	1/1	0.95	0.22	34,34,34,34	0
56	MG	BA	3474	1/1	0.95	0.18	20,20,20,20	0
56	MG	DA	3513	1/1	0.95	0.09	30,30,30,30	0
56	MG	BA	3202	1/1	0.95	0.29	38,38,38,38	0
56	MG	DA	3481	1/1	0.95	0.12	24,24,24,24	0
56	MG	BA	3297	1/1	0.95	0.15	46,46,46,46	0
56	MG	CA	3012	1/1	0.95	0.12	51,51,51,51	0
56	MG	DA	3520	1/1	0.95	0.06	44,44,44,44	0
56	MG	BA	3489	1/1	0.95	0.32	44,44,44,44	0

Continued on next page...

Continued from previous page...

Mol	Type	Chain	Res	Atoms	RSCC	RSR	B-factors(\AA^2)	Q<0.9
56	MG	DA	3007	1/1	0.95	0.08	43,43,43,43	0
56	MG	DA	3235	1/1	0.95	0.15	35,35,35,35	0
56	MG	BA	3031	1/1	0.95	0.23	28,28,28,28	0
56	MG	BA	3106	1/1	0.95	0.17	44,44,44,44	0
56	MG	BD	3304	1/1	0.95	0.09	25,25,25,25	0
56	MG	CA	3007	1/1	0.95	0.20	42,42,42,42	0
56	MG	BA	3141	1/1	0.95	0.13	42,42,42,42	0
56	MG	AA	3013	1/1	0.95	0.07	57,57,57,57	0
56	MG	BA	3313	1/1	0.96	0.16	34,34,34,34	0
56	MG	BA	3376	1/1	0.96	0.12	43,43,43,43	0
56	MG	BA	3053	1/1	0.96	0.22	23,23,23,23	0
56	MG	BA	3386	1/1	0.96	0.15	47,47,47,47	0
56	MG	DA	3160	1/1	0.96	0.20	38,38,38,38	0
56	MG	AA	3123	1/1	0.96	0.18	51,51,51,51	0
56	MG	BA	3171	1/1	0.96	0.19	54,54,54,54	0
56	MG	BA	3681	1/1	0.96	0.16	50,50,50,50	0
56	MG	BA	3271	1/1	0.96	0.14	38,38,38,38	0
56	MG	AA	3090	1/1	0.96	0.23	41,41,41,41	0
56	MG	DA	3352	1/1	0.96	0.11	27,27,27,27	0
56	MG	BA	3469	1/1	0.96	0.13	41,41,41,41	0
56	MG	BA	3432	1/1	0.96	0.12	35,35,35,35	0
56	MG	BA	3058	1/1	0.96	0.13	27,27,27,27	0
60	K	AX	3001	1/1	0.96	0.15	65,65,65,65	0
56	MG	BA	3370	1/1	0.96	0.13	27,27,27,27	0
56	MG	BA	3311	1/1	0.96	0.17	23,23,23,23	0
56	MG	BN	3006	1/1	0.96	0.54	47,47,47,47	0
56	MG	BA	3736	1/1	0.96	0.08	42,42,42,42	0
56	MG	BB	222	1/1	0.96	0.19	50,50,50,50	0
56	MG	BA	3658	1/1	0.96	0.16	51,51,51,51	0
56	MG	AA	3082	1/1	0.96	0.34	51,51,51,51	0
56	MG	AA	3126	1/1	0.96	0.17	57,57,57,57	0
56	MG	DA	3233	1/1	0.96	0.13	40,40,40,40	0
56	MG	DA	3451	1/1	0.96	0.15	20,20,20,20	0
56	MG	BA	3710	1/1	0.96	0.27	28,28,28,28	0
56	MG	BD	3303	1/1	0.96	0.17	33,33,33,33	0
56	MG	DA	3356	1/1	0.96	0.17	37,37,37,37	0
56	MG	BA	3810	1/1	0.96	0.23	43,43,43,43	0
56	MG	BA	3781	1/1	0.96	0.24	47,47,47,47	0
56	MG	DA	3092	1/1	0.96	0.36	48,48,48,48	0
56	MG	AA	3116	1/1	0.96	0.12	32,32,32,32	0
56	MG	BX	102	1/1	0.96	0.15	36,36,36,36	0
56	MG	BA	3569	1/1	0.96	0.16	56,56,56,56	0

Continued on next page...

Continued from previous page...

Mol	Type	Chain	Res	Atoms	RSCC	RSR	B-factors(\AA^2)	Q<0.9
56	MG	BA	3316	1/1	0.96	0.23	25,25,25,25	0
56	MG	BA	3450	1/1	0.96	0.15	10,10,10,10	0
56	MG	BA	3287	1/1	0.96	0.27	28,28,28,28	0
56	MG	DA	3301	1/1	0.96	0.11	51,51,51,51	0
56	MG	BA	3754	1/1	0.96	0.10	60,60,60,60	0
56	MG	AA	3065	1/1	0.96	0.08	55,55,55,55	0
56	MG	CA	3062	1/1	0.96	0.18	67,67,67,67	0
56	MG	BA	3660	1/1	0.96	0.17	51,51,51,51	0
56	MG	DA	3620	1/1	0.96	0.17	59,59,59,59	0
56	MG	DA	3397	1/1	0.96	0.09	30,30,30,30	0
56	MG	BA	3536	1/1	0.96	0.23	36,36,36,36	0
56	MG	BA	3022	1/1	0.96	0.14	25,25,25,25	0
56	MG	DA	3344	1/1	0.96	0.18	46,46,46,46	0
56	MG	BB	217	1/1	0.96	0.16	41,41,41,41	0
56	MG	DA	3667	1/1	0.96	0.14	66,66,66,66	0
56	MG	CA	3102	1/1	0.96	0.12	49,49,49,49	0
56	MG	BA	3549	1/1	0.96	0.15	36,36,36,36	0
56	MG	DA	3421	1/1	0.96	0.07	31,31,31,31	0
56	MG	AA	3106	1/1	0.96	0.10	61,61,61,61	0
56	MG	DA	3381	1/1	0.96	0.19	34,34,34,34	0
56	MG	AA	3081	1/1	0.96	0.23	51,51,51,51	0
56	MG	BA	3246	1/1	0.96	0.12	47,47,47,47	0
56	MG	DA	3311	1/1	0.96	0.12	19,19,19,19	0
56	MG	BA	3483	1/1	0.96	0.20	41,41,41,41	0
56	MG	DA	3674	1/1	0.96	0.80	43,43,43,43	0
56	MG	DA	3496	1/1	0.96	0.42	35,35,35,35	0
56	MG	DA	3106	1/1	0.96	0.06	52,52,52,52	0
56	MG	BA	3775	1/1	0.96	0.07	34,34,34,34	0
56	MG	BA	3591	1/1	0.96	0.13	48,48,48,48	0
56	MG	AA	3144	1/1	0.96	0.10	59,59,59,59	0
56	MG	AA	3148	1/1	0.96	0.09	58,58,58,58	0
56	MG	CA	3039	1/1	0.96	0.15	55,55,55,55	0
56	MG	CA	3111	1/1	0.96	0.10	56,56,56,56	0
56	MG	BA	3304	1/1	0.96	0.12	37,37,37,37	0
56	MG	BA	3216	1/1	0.96	0.10	62,62,62,62	0
56	MG	CA	3122	1/1	0.96	0.10	65,65,65,65	0
56	MG	DA	3243	1/1	0.96	0.15	47,47,47,47	0
56	MG	BA	3136	1/1	0.96	0.29	42,42,42,42	0
56	MG	DA	3265	1/1	0.96	0.18	37,37,37,37	0
56	MG	DA	3011	1/1	0.96	0.53	51,51,51,51	0
56	MG	DA	3444	1/1	0.96	0.12	46,46,46,46	0
56	MG	BA	3635	1/1	0.96	0.08	51,51,51,51	0

Continued on next page...

Continued from previous page...

Mol	Type	Chain	Res	Atoms	RSCC	RSR	B-factors(\AA^2)	Q<0.9
56	MG	BA	3803	1/1	0.96	0.17	33,33,33,33	0
56	MG	BA	3791	1/1	0.96	0.18	18,18,18,18	0
56	MG	BA	3615	1/1	0.96	0.08	60,60,60,60	0
56	MG	BA	3564	1/1	0.96	0.18	50,50,50,50	0
56	MG	DD	306	1/1	0.96	0.84	48,48,48,48	0
56	MG	B8	101	1/1	0.96	0.15	36,36,36,36	0
56	MG	DA	3169	1/1	0.96	0.18	44,44,44,44	0
56	MG	BA	3482	1/1	0.96	0.14	42,42,42,42	0
56	MG	BA	3603	1/1	0.96	0.20	42,42,42,42	0
56	MG	DA	3339	1/1	0.96	0.12	60,60,60,60	0
56	MG	BA	3365	1/1	0.96	0.28	37,37,37,37	0
56	MG	BA	3640	1/1	0.96	0.21	42,42,42,42	0
56	MG	BE	304	1/1	0.96	0.50	43,43,43,43	0
56	MG	CA	3066	1/1	0.96	0.11	47,47,47,47	0
56	MG	BA	3379	1/1	0.96	0.18	39,39,39,39	0
56	MG	BA	3303	1/1	0.96	0.32	37,37,37,37	0
56	MG	BA	3235	1/1	0.96	0.22	26,26,26,26	0
56	MG	BA	3668	1/1	0.96	0.21	48,48,48,48	0
56	MG	DA	3028	1/1	0.96	0.54	45,45,45,45	0
56	MG	DA	3672	1/1	0.96	0.28	59,59,59,59	0
56	MG	BA	3321	1/1	0.96	0.19	21,21,21,21	0
56	MG	DA	3108	1/1	0.96	0.21	46,46,46,46	0
56	MG	BA	3568	1/1	0.96	0.23	26,26,26,26	0
56	MG	BA	3203	1/1	0.96	0.50	38,38,38,38	0
56	MG	BA	3383	1/1	0.96	0.19	20,20,20,20	0
56	MG	DA	3119	1/1	0.96	0.09	40,40,40,40	0
56	MG	BA	3355	1/1	0.96	0.26	28,28,28,28	0
56	MG	DA	3052	1/1	0.96	0.19	26,26,26,26	0
56	MG	BA	3008	1/1	0.96	0.15	26,26,26,26	0
56	MG	BA	3655	1/1	0.96	0.14	54,54,54,54	0
56	MG	DA	3144	1/1	0.96	0.16	39,39,39,39	0
56	MG	CA	3056	1/1	0.96	0.11	60,60,60,60	0
56	MG	DA	3078	1/1	0.96	0.19	35,35,35,35	0
56	MG	BA	3442	1/1	0.96	0.13	36,36,36,36	0
56	MG	DA	3367	1/1	0.96	0.15	55,55,55,55	0
56	MG	DA	3378	1/1	0.96	0.10	34,34,34,34	0
56	MG	DA	3600	1/1	0.96	0.14	43,43,43,43	0
56	MG	BA	3353	1/1	0.96	0.21	49,49,49,49	0
56	MG	BA	3446	1/1	0.96	0.20	31,31,31,31	0
56	MG	CA	3146	1/1	0.96	0.20	65,65,65,65	0
56	MG	DA	3587	1/1	0.96	0.12	52,52,52,52	0
56	MG	B0	104	1/1	0.96	0.18	41,41,41,41	0

Continued on next page...

Continued from previous page...

Mol	Type	Chain	Res	Atoms	RSCC	RSR	B-factors(\AA^2)	Q<0.9
56	MG	BA	3243	1/1	0.96	0.31	56,56,56,56	0
56	MG	BA	3502	1/1	0.96	0.11	20,20,20,20	0
56	MG	B7	101	1/1	0.96	0.24	47,47,47,47	0
56	MG	BA	3301	1/1	0.96	0.10	48,48,48,48	0
56	MG	DY	502	1/1	0.96	0.15	58,58,58,58	0
56	MG	BA	3544	1/1	0.96	0.31	45,45,45,45	0
56	MG	DA	3614	1/1	0.96	0.16	61,61,61,61	0
56	MG	DA	3509	1/1	0.96	0.13	55,55,55,55	0
56	MG	B7	105	1/1	0.96	0.27	46,46,46,46	0
56	MG	BA	3664	1/1	0.96	0.19	17,17,17,17	0
56	MG	BA	3762	1/1	0.96	0.16	53,53,53,53	0
56	MG	BA	3515	1/1	0.96	0.17	35,35,35,35	0
56	MG	BE	305	1/1	0.96	0.21	19,19,19,19	0
56	MG	AA	3114	1/1	0.96	0.17	45,45,45,45	0
56	MG	AA	3146	1/1	0.96	0.13	53,53,53,53	0
56	MG	BA	3733	1/1	0.96	0.09	46,46,46,46	0
56	MG	BA	3444	1/1	0.96	0.22	43,43,43,43	0
56	MG	CA	3147	1/1	0.96	0.13	70,70,70,70	0
56	MG	BA	3756	1/1	0.96	0.06	56,56,56,56	0
56	MG	DA	3293	1/1	0.96	0.14	57,57,57,57	0
56	MG	CA	3051	1/1	0.96	0.15	55,55,55,55	0
56	MG	BA	3596	1/1	0.96	0.08	68,68,68,68	0
56	MG	DA	3406	1/1	0.96	0.12	33,33,33,33	0
56	MG	BA	3230	1/1	0.96	0.51	36,36,36,36	0
56	MG	DQ	3001	1/1	0.96	0.07	45,45,45,45	0
56	MG	BA	3338	1/1	0.96	0.20	43,43,43,43	0
56	MG	DA	3548	1/1	0.96	0.16	55,55,55,55	0
56	MG	DD	304	1/1	0.96	0.08	33,33,33,33	0
56	MG	DA	3105	1/1	0.96	0.10	41,41,41,41	0
56	MG	AA	3018	1/1	0.96	0.15	50,50,50,50	0
56	MG	AA	3137	1/1	0.96	0.11	42,42,42,42	0
56	MG	DA	3525	1/1	0.96	0.12	44,44,44,44	0
56	MG	AA	3088	1/1	0.96	0.10	42,42,42,42	0
56	MG	D3	3001	1/1	0.96	0.42	60,60,60,60	0
56	MG	BA	3104	1/1	0.96	0.25	23,23,23,23	0
56	MG	D0	102	1/1	0.96	0.11	51,51,51,51	0
56	MG	DA	3317	1/1	0.96	0.14	38,38,38,38	0
56	MG	CA	3170	1/1	0.96	0.10	53,53,53,53	0
56	MG	DA	3417	1/1	0.96	0.14	62,62,62,62	0
56	MG	DA	3475	1/1	0.96	0.14	38,38,38,38	0
56	MG	BA	3656	1/1	0.96	0.10	64,64,64,64	0
56	MG	BA	3476	1/1	0.96	0.36	48,48,48,48	0

Continued on next page...

Continued from previous page...

Mol	Type	Chain	Res	Atoms	RSCC	RSR	B-factors(\AA^2)	Q<0.9
56	MG	DA	3408	1/1	0.96	0.29	51,51,51,51	0
56	MG	BB	201	1/1	0.96	0.12	65,65,65,65	0
56	MG	BA	3023	1/1	0.96	0.22	35,35,35,35	0
56	MG	DA	3531	1/1	0.96	0.17	62,62,62,62	0
56	MG	BA	3339	1/1	0.96	0.19	23,23,23,23	0
56	MG	DA	3186	1/1	0.96	0.15	54,54,54,54	0
56	MG	BA	3445	1/1	0.96	0.26	48,48,48,48	0
56	MG	DA	3371	1/1	0.96	0.16	22,22,22,22	0
56	MG	AA	3117	1/1	0.96	0.19	34,34,34,34	0
56	MG	DA	3618	1/1	0.96	0.17	64,64,64,64	0
56	MG	DA	3121	1/1	0.96	0.15	40,40,40,40	0
56	MG	CA	3153	1/1	0.96	0.11	52,52,52,52	0
56	MG	BA	3403	1/1	0.96	0.13	22,22,22,22	0
56	MG	AA	3190	1/1	0.96	0.13	48,48,48,48	0
56	MG	AA	3061	1/1	0.96	0.23	54,54,54,54	0
56	MG	BA	3134	1/1	0.96	0.17	36,36,36,36	0
56	MG	AA	3075	1/1	0.96	0.23	49,49,49,49	0
56	MG	BA	3753	1/1	0.96	0.12	27,27,27,27	0
56	MG	BY	204	1/1	0.96	0.31	52,52,52,52	0
56	MG	AA	3003	1/1	0.96	0.15	63,63,63,63	0
56	MG	BA	3113	1/1	0.96	0.45	39,39,39,39	0
56	MG	BA	3465	1/1	0.96	0.22	47,47,47,47	0
56	MG	BA	3654	1/1	0.96	0.12	49,49,49,49	0
56	MG	BA	3572	1/1	0.96	0.15	52,52,52,52	0
56	MG	BA	3438	1/1	0.96	0.14	21,21,21,21	0
56	MG	BA	3388	1/1	0.96	0.22	27,27,27,27	0
56	MG	DA	3302	1/1	0.96	0.12	32,32,32,32	0
56	MG	AA	3092	1/1	0.96	0.31	54,54,54,54	0
56	MG	CA	3167	1/1	0.96	0.06	47,47,47,47	0
56	MG	BA	3087	1/1	0.96	0.57	40,40,40,40	0
56	MG	AA	3178	1/1	0.96	0.12	59,59,59,59	0
56	MG	BA	3500	1/1	0.96	0.22	32,32,32,32	0
56	MG	DA	3239	1/1	0.96	0.07	51,51,51,51	0
56	MG	DA	3204	1/1	0.96	0.37	50,50,50,50	0
56	MG	DA	3540	1/1	0.96	0.08	56,56,56,56	0
56	MG	DA	3529	1/1	0.96	0.11	57,57,57,57	0
56	MG	BA	3255	1/1	0.96	0.16	41,41,41,41	0
56	MG	DA	3478	1/1	0.96	0.15	67,67,67,67	0
56	MG	BA	3398	1/1	0.96	0.12	51,51,51,51	0
56	MG	BA	3718	1/1	0.96	0.14	53,53,53,53	0
56	MG	DA	3045	1/1	0.96	0.10	60,60,60,60	0
56	MG	DA	3629	1/1	0.96	0.04	61,61,61,61	0

Continued on next page...

Continued from previous page...

Mol	Type	Chain	Res	Atoms	RSCC	RSR	B-factors(\AA^2)	Q<0.9
56	MG	DA	3656	1/1	0.96	0.07	57,57,57,57	0
56	MG	DA	3321	1/1	0.96	0.10	30,30,30,30	0
56	MG	BA	3423	1/1	0.96	0.12	31,31,31,31	0
56	MG	AA	3032	1/1	0.96	0.19	59,59,59,59	0
56	MG	DA	3214	1/1	0.96	0.11	51,51,51,51	0
56	MG	BA	3293	1/1	0.96	0.17	40,40,40,40	0
56	MG	DA	3517	1/1	0.96	0.08	57,57,57,57	0
56	MG	BA	3282	1/1	0.96	0.20	41,41,41,41	0
56	MG	DA	3166	1/1	0.96	0.19	35,35,35,35	0
56	MG	BA	3602	1/1	0.96	0.18	32,32,32,32	0
56	MG	BA	3273	1/1	0.96	0.32	41,41,41,41	0
56	MG	CA	3135	1/1	0.96	0.14	63,63,63,63	0
56	MG	CA	3163	1/1	0.96	0.11	78,78,78,78	0
56	MG	BA	3152	1/1	0.96	0.30	42,42,42,42	0
56	MG	CA	3109	1/1	0.96	0.17	41,41,41,41	0
56	MG	BA	3527	1/1	0.96	0.19	27,27,27,27	0
56	MG	AA	3035	1/1	0.96	0.14	26,26,26,26	0
56	MG	BA	3343	1/1	0.96	0.16	30,30,30,30	0
56	MG	DA	3296	1/1	0.96	0.12	35,35,35,35	0
56	MG	CA	3070	1/1	0.96	0.07	49,49,49,49	0
56	MG	DA	3196	1/1	0.96	0.48	45,45,45,45	0
56	MG	DA	3315	1/1	0.96	0.12	44,44,44,44	0
56	MG	BA	3709	1/1	0.96	0.29	28,28,28,28	0
56	MG	BA	3345	1/1	0.96	0.11	28,28,28,28	0
56	MG	DA	3514	1/1	0.96	0.27	45,45,45,45	0
56	MG	BA	3215	1/1	0.96	0.22	47,47,47,47	0
56	MG	DA	3645	1/1	0.96	0.07	38,38,38,38	0
56	MG	BB	213	1/1	0.96	0.23	30,30,30,30	0
56	MG	BA	3409	1/1	0.97	0.21	21,21,21,21	0
56	MG	BA	3486	1/1	0.97	0.13	22,22,22,22	0
56	MG	BA	3173	1/1	0.97	0.54	41,41,41,41	0
56	MG	DQ	3002	1/1	0.97	0.12	41,41,41,41	0
56	MG	BU	202	1/1	0.97	0.14	29,29,29,29	0
56	MG	BP	201	1/1	0.97	0.38	28,28,28,28	0
56	MG	BA	3436	1/1	0.97	0.20	17,17,17,17	0
56	MG	BA	3127	1/1	0.97	0.28	36,36,36,36	0
56	MG	CA	3010	1/1	0.97	0.13	57,57,57,57	0
56	MG	DA	3355	1/1	0.97	0.12	35,35,35,35	0
56	MG	BA	3286	1/1	0.97	0.33	41,41,41,41	0
56	MG	BA	3003	1/1	0.97	0.13	30,30,30,30	0
56	MG	BA	3528	1/1	0.97	0.29	46,46,46,46	0
56	MG	DA	3327	1/1	0.97	0.11	47,47,47,47	0

Continued on next page...

Continued from previous page...

Mol	Type	Chain	Res	Atoms	RSCC	RSR	B-factors(\AA^2)	Q<0.9
56	MG	BD	3309	1/1	0.97	0.14	40,40,40,40	0
56	MG	BA	3458	1/1	0.97	0.14	66,66,66,66	0
56	MG	DA	3306	1/1	0.97	0.28	35,35,35,35	0
56	MG	BA	3354	1/1	0.97	0.17	20,20,20,20	0
56	MG	CA	3133	1/1	0.97	0.11	45,45,45,45	0
56	MG	BA	3542	1/1	0.97	0.17	20,20,20,20	0
56	MG	BA	3676	1/1	0.97	0.17	37,37,37,37	0
56	MG	DA	3234	1/1	0.97	0.18	56,56,56,56	0
56	MG	BA	3749	1/1	0.97	0.11	29,29,29,29	0
56	MG	BA	3726	1/1	0.97	0.09	65,65,65,65	0
56	MG	DA	3021	1/1	0.97	0.45	40,40,40,40	0
56	MG	BA	3608	1/1	0.97	0.15	34,34,34,34	0
56	MG	BA	3788	1/1	0.97	0.13	10,10,10,10	0
56	MG	BA	3508	1/1	0.97	0.09	34,34,34,34	0
56	MG	BE	307	1/1	0.97	0.12	31,31,31,31	0
56	MG	BF	307	1/1	0.97	0.64	40,40,40,40	0
56	MG	CA	3114	1/1	0.97	0.09	52,52,52,52	0
56	MG	DA	3512	1/1	0.97	0.11	48,48,48,48	0
56	MG	CA	3140	1/1	0.97	0.10	75,75,75,75	0
56	MG	BA	3811	1/1	0.97	0.49	41,41,41,41	0
56	MG	DA	3483	1/1	0.97	0.11	32,32,32,32	0
56	MG	CA	3175	1/1	0.97	0.20	46,46,46,46	0
56	MG	BA	3078	1/1	0.97	0.17	15,15,15,15	0
56	MG	DA	3492	1/1	0.97	0.07	44,44,44,44	0
56	MG	BA	3812	1/1	0.97	0.27	31,31,31,31	0
56	MG	DA	3598	1/1	0.97	0.25	30,30,30,30	0
56	MG	DA	3635	1/1	0.97	0.18	47,47,47,47	0
56	MG	BA	3631	1/1	0.97	0.17	49,49,49,49	0
56	MG	BA	3424	1/1	0.97	0.16	55,55,55,55	0
56	MG	BA	3051	1/1	0.97	0.19	18,18,18,18	0
56	MG	BA	3712	1/1	0.97	0.34	29,29,29,29	0
56	MG	DA	3077	1/1	0.97	0.17	47,47,47,47	0
56	MG	CA	3076	1/1	0.97	0.17	35,35,35,35	0
56	MG	DA	3641	1/1	0.97	0.14	49,49,49,49	0
56	MG	BA	3280	1/1	0.97	0.14	32,32,32,32	0
56	MG	BA	3001	1/1	0.97	0.14	31,31,31,31	0
56	MG	BA	3708	1/1	0.97	0.23	36,36,36,36	0
56	MG	DA	3271	1/1	0.97	0.12	51,51,51,51	0
56	MG	AA	3129	1/1	0.97	0.14	70,70,70,70	0
56	MG	DA	3254	1/1	0.97	0.20	35,35,35,35	0
56	MG	CA	3108	1/1	0.97	0.07	52,52,52,52	0
56	MG	BV	202	1/1	0.97	0.33	33,33,33,33	0

Continued on next page...

Continued from previous page...

Mol	Type	Chain	Res	Atoms	RSCC	RSR	B-factors(\AA^2)	Q<0.9
56	MG	AA	3181	1/1	0.97	0.14	63,63,63,63	0
56	MG	BA	3362	1/1	0.97	0.19	40,40,40,40	0
56	MG	DA	3515	1/1	0.97	0.09	39,39,39,39	0
56	MG	BA	3285	1/1	0.97	0.14	54,54,54,54	0
56	MG	DA	3505	1/1	0.97	0.12	45,45,45,45	0
56	MG	BA	3043	1/1	0.97	0.15	35,35,35,35	0
56	MG	BA	3385	1/1	0.97	0.23	41,41,41,41	0
56	MG	BF	301	1/1	0.97	0.49	32,32,32,32	0
56	MG	BA	3009	1/1	0.97	0.16	25,25,25,25	0
56	MG	DA	3223	1/1	0.97	0.20	41,41,41,41	0
56	MG	BA	3320	1/1	0.97	0.17	55,55,55,55	0
56	MG	DA	3013	1/1	0.97	0.06	32,32,32,32	0
56	MG	DA	3464	1/1	0.97	0.10	24,24,24,24	0
56	MG	BA	3805	1/1	0.97	0.15	30,30,30,30	0
59	ZN	D9	501	1/1	0.97	0.14	65,65,65,65	0
56	MG	DF	304	1/1	0.97	0.88	40,40,40,40	0
56	MG	BA	3632	1/1	0.97	0.24	43,43,43,43	0
56	MG	DA	3055	1/1	0.97	0.07	54,54,54,54	0
56	MG	DA	3348	1/1	0.97	0.11	32,32,32,32	0
56	MG	DA	3188	1/1	0.97	0.07	26,26,26,26	0
56	MG	BA	3487	1/1	0.97	0.21	23,23,23,23	0
56	MG	BA	3390	1/1	0.97	0.21	25,25,25,25	0
56	MG	BA	3769	1/1	0.97	0.10	24,24,24,24	0
56	MG	CA	3157	1/1	0.97	0.09	61,61,61,61	0
56	MG	DD	305	1/1	0.97	0.91	39,39,39,39	0
56	MG	DA	3573	1/1	0.97	0.10	27,27,27,27	0
56	MG	BA	3074	1/1	0.97	0.16	31,31,31,31	0
56	MG	DA	3450	1/1	0.97	0.08	41,41,41,41	0
56	MG	BA	3223	1/1	0.97	0.08	39,39,39,39	0
56	MG	DA	3330	1/1	0.97	0.14	54,54,54,54	0
56	MG	DA	3263	1/1	0.97	0.27	44,44,44,44	0
56	MG	DA	3456	1/1	0.97	0.16	54,54,54,54	0
56	MG	DA	3320	1/1	0.97	0.15	34,34,34,34	0
56	MG	DA	3380	1/1	0.97	0.06	35,35,35,35	0
56	MG	CA	3119	1/1	0.97	0.13	51,51,51,51	0
56	MG	DA	3384	1/1	0.97	0.17	39,39,39,39	0
56	MG	DA	3362	1/1	0.97	0.09	59,59,59,59	0
56	MG	DA	3022	1/1	0.97	0.10	29,29,29,29	0
56	MG	DA	3359	1/1	0.97	0.12	39,39,39,39	0
56	MG	BA	3364	1/1	0.97	0.26	29,29,29,29	0
56	MG	DA	3207	1/1	0.97	0.22	36,36,36,36	0
56	MG	DA	3577	1/1	0.97	0.16	49,49,49,49	0

Continued on next page...

Continued from previous page...

Mol	Type	Chain	Res	Atoms	RSCC	RSR	B-factors(\AA^2)	Q<0.9
56	MG	BA	3688	1/1	0.97	0.12	16,16,16,16	0
56	MG	BA	3334	1/1	0.97	0.17	26,26,26,26	0
56	MG	BA	3665	1/1	0.97	0.20	40,40,40,40	0
56	MG	AA	3118	1/1	0.97	0.08	39,39,39,39	0
56	MG	CA	3060	1/1	0.97	0.09	47,47,47,47	0
56	MG	DA	3133	1/1	0.97	0.12	52,52,52,52	0
56	MG	BA	3289	1/1	0.97	0.42	35,35,35,35	0
56	MG	AA	3108	1/1	0.97	0.15	58,58,58,58	0
56	MG	DA	3261	1/1	0.97	0.21	36,36,36,36	0
56	MG	BA	3208	1/1	0.97	0.17	19,19,19,19	0
56	MG	BA	3005	1/1	0.97	0.18	33,33,33,33	0
56	MG	BA	3291	1/1	0.97	0.11	50,50,50,50	0
56	MG	BA	3415	1/1	0.97	0.18	34,34,34,34	0
56	MG	BA	3758	1/1	0.97	0.15	44,44,44,44	0
56	MG	DA	3215	1/1	0.97	0.06	49,49,49,49	0
56	MG	BA	3140	1/1	0.97	0.25	34,34,34,34	0
56	MG	DA	3047	1/1	0.97	0.09	39,39,39,39	0
56	MG	BA	3428	1/1	0.97	0.26	36,36,36,36	0
56	MG	DA	3394	1/1	0.97	0.15	40,40,40,40	0
56	MG	BA	3032	1/1	0.97	0.42	42,42,42,42	0
56	MG	BA	3623	1/1	0.97	0.10	33,33,33,33	0
56	MG	BA	3448	1/1	0.97	0.22	23,23,23,23	0
56	MG	CA	3118	1/1	0.97	0.09	60,60,60,60	0
56	MG	BA	3183	1/1	0.97	0.17	35,35,35,35	0
56	MG	DA	3414	1/1	0.97	0.07	38,38,38,38	0
56	MG	DB	3007	1/1	0.97	0.17	42,42,42,42	0
56	MG	DA	3669	1/1	0.97	0.38	38,38,38,38	0
56	MG	DA	3231	1/1	0.97	0.27	38,38,38,38	0
56	MG	BA	3332	1/1	0.97	0.21	36,36,36,36	0
56	MG	AA	3093	1/1	0.97	0.14	51,51,51,51	0
56	MG	BY	202	1/1	0.97	0.17	48,48,48,48	0
56	MG	BA	3546	1/1	0.97	0.14	38,38,38,38	0
56	MG	DA	3349	1/1	0.97	0.15	31,31,31,31	0
56	MG	BW	203	1/1	0.97	0.30	37,37,37,37	0
56	MG	BA	3115	1/1	0.97	0.24	33,33,33,33	0
56	MG	BA	3226	1/1	0.97	0.28	25,25,25,25	0
56	MG	AX	3005	1/1	0.97	0.10	64,64,64,64	0
56	MG	DA	3066	1/1	0.97	0.17	47,47,47,47	0
56	MG	BA	3421	1/1	0.97	0.19	48,48,48,48	0
56	MG	DA	3217	1/1	0.97	0.22	34,34,34,34	0
56	MG	CE	202	1/1	0.97	0.07	74,74,74,74	0
56	MG	AA	3027	1/1	0.97	0.11	46,46,46,46	0

Continued on next page...

Continued from previous page...

Mol	Type	Chain	Res	Atoms	RSCC	RSR	B-factors(\AA^2)	Q<0.9
56	MG	BA	3653	1/1	0.97	0.15	39,39,39,39	0
56	MG	DA	3390	1/1	0.97	0.11	19,19,19,19	0
56	MG	BA	3661	1/1	0.97	0.11	48,48,48,48	0
56	MG	DA	3145	1/1	0.97	0.09	38,38,38,38	0
56	MG	BA	3372	1/1	0.97	0.15	56,56,56,56	0
56	MG	BA	3519	1/1	0.97	0.25	53,53,53,53	0
56	MG	BV	201	1/1	0.97	0.41	27,27,27,27	0
56	MG	BA	3472	1/1	0.97	0.17	38,38,38,38	0
56	MG	CA	3141	1/1	0.97	0.17	53,53,53,53	0
56	MG	DA	3040	1/1	0.97	0.58	58,58,58,58	0
56	MG	BA	3180	1/1	0.97	0.32	46,46,46,46	0
56	MG	DA	3448	1/1	0.97	0.18	45,45,45,45	0
56	MG	DA	3523	1/1	0.97	0.28	52,52,52,52	0
56	MG	AA	3101	1/1	0.97	0.17	49,49,49,49	0
56	MG	BA	3511	1/1	0.97	0.22	43,43,43,43	0
56	MG	DA	3088	1/1	0.97	0.10	30,30,30,30	0
56	MG	DA	3065	1/1	0.97	0.08	41,41,41,41	0
56	MG	B3	3001	1/1	0.97	0.20	38,38,38,38	0
56	MG	BA	3331	1/1	0.97	0.16	38,38,38,38	0
56	MG	DA	3558	1/1	0.97	0.04	43,43,43,43	0
56	MG	DA	3094	1/1	0.97	0.15	52,52,52,52	0
56	MG	DA	3671	1/1	0.97	0.24	37,37,37,37	0
56	MG	BA	3118	1/1	0.97	0.55	37,37,37,37	0
56	MG	BA	3181	1/1	0.97	0.20	26,26,26,26	0
56	MG	BA	3187	1/1	0.97	0.22	48,48,48,48	0
56	MG	BA	3685	1/1	0.97	0.14	51,51,51,51	0
56	MG	DA	3368	1/1	0.97	0.14	24,24,24,24	0
56	MG	BA	3300	1/1	0.97	0.30	28,28,28,28	0
56	MG	BA	3352	1/1	0.97	0.17	45,45,45,45	0
56	MG	DA	3029	1/1	0.97	0.26	36,36,36,36	0
56	MG	BA	3038	1/1	0.97	0.39	40,40,40,40	0
56	MG	BA	3201	1/1	0.97	0.39	41,41,41,41	0
56	MG	DA	3155	1/1	0.97	0.21	38,38,38,38	0
56	MG	BA	3485	1/1	0.97	0.14	55,55,55,55	0
56	MG	BA	3298	1/1	0.97	0.20	49,49,49,49	0
56	MG	BA	3800	1/1	0.97	0.09	41,41,41,41	0
56	MG	DA	3328	1/1	0.97	0.16	41,41,41,41	0
56	MG	AA	3033	1/1	0.97	0.23	58,58,58,58	0
56	MG	BA	3496	1/1	0.97	0.06	59,59,59,59	0
56	MG	DA	3487	1/1	0.97	0.16	37,37,37,37	0
56	MG	DA	3216	1/1	0.97	0.11	41,41,41,41	0
56	MG	BA	3024	1/1	0.98	0.41	45,45,45,45	0

Continued on next page...

Continued from previous page...

Mol	Type	Chain	Res	Atoms	RSCC	RSR	B-factors(\AA^2)	Q<0.9
56	MG	BA	3035	1/1	0.98	0.48	42,42,42,42	0
56	MG	BA	3328	1/1	0.98	0.15	11,11,11,11	0
56	MG	BA	3095	1/1	0.98	0.14	30,30,30,30	0
56	MG	BA	3543	1/1	0.98	0.23	23,23,23,23	0
56	MG	CA	3038	1/1	0.98	0.09	63,63,63,63	0
56	MG	AA	3111	1/1	0.98	0.14	61,61,61,61	0
56	MG	DA	3353	1/1	0.98	0.14	42,42,42,42	0
56	MG	DA	3373	1/1	0.98	0.09	39,39,39,39	0
56	MG	BA	3507	1/1	0.98	0.22	35,35,35,35	0
56	MG	BA	3451	1/1	0.98	0.15	31,31,31,31	0
56	MG	BA	3530	1/1	0.98	0.20	25,25,25,25	0
56	MG	DU	3001	1/1	0.98	0.56	55,55,55,55	0
56	MG	BA	3391	1/1	0.98	0.17	26,26,26,26	0
56	MG	BA	3245	1/1	0.98	0.15	61,61,61,61	0
56	MG	DA	3477	1/1	0.98	0.08	30,30,30,30	0
56	MG	BA	3046	1/1	0.98	0.16	34,34,34,34	0
56	MG	DA	3329	1/1	0.98	0.12	47,47,47,47	0
56	MG	DA	3009	1/1	0.98	0.15	29,29,29,29	0
56	MG	BA	3552	1/1	0.98	0.16	46,46,46,46	0
56	MG	DA	3205	1/1	0.98	0.21	34,34,34,34	0
56	MG	DA	3323	1/1	0.98	0.15	29,29,29,29	0
56	MG	DE	301	1/1	0.98	0.26	35,35,35,35	0
56	MG	DA	3506	1/1	0.98	0.11	40,40,40,40	0
56	MG	BE	303	1/1	0.98	0.59	32,32,32,32	0
56	MG	DA	3561	1/1	0.98	0.40	58,58,58,58	0
56	MG	DA	3027	1/1	0.98	0.47	42,42,42,42	0
56	MG	AA	3063	1/1	0.98	0.09	42,42,42,42	0
56	MG	BA	3802	1/1	0.98	0.27	23,23,23,23	0
56	MG	BA	3792	1/1	0.98	0.13	52,52,52,52	0
56	MG	DA	3334	1/1	0.98	0.10	45,45,45,45	0
56	MG	BA	3278	1/1	0.98	0.37	30,30,30,30	0
56	MG	DA	3117	1/1	0.98	0.35	42,42,42,42	0
56	MG	DA	3498	1/1	0.98	0.08	44,44,44,44	0
56	MG	BA	3070	1/1	0.98	0.21	39,39,39,39	0
56	MG	BA	3625	1/1	0.98	0.08	31,31,31,31	0
56	MG	BA	3069	1/1	0.98	0.19	39,39,39,39	0
56	MG	DA	3637	1/1	0.98	0.11	70,70,70,70	0
56	MG	DA	3542	1/1	0.98	0.10	58,58,58,58	0
56	MG	AA	3051	1/1	0.98	0.17	60,60,60,60	0
56	MG	BN	3001	1/1	0.98	0.72	52,52,52,52	0
56	MG	CA	3130	1/1	0.98	0.16	51,51,51,51	0
56	MG	BA	3209	1/1	0.98	0.17	35,35,35,35	0

Continued on next page...

Continued from previous page...

Mol	Type	Chain	Res	Atoms	RSCC	RSR	B-factors(\AA^2)	Q<0.9
56	MG	AA	3110	1/1	0.98	0.14	46,46,46,46	0
56	MG	BU	209	1/1	0.98	0.38	27,27,27,27	0
56	MG	BB	212	1/1	0.98	0.19	42,42,42,42	0
56	MG	CA	3037	1/1	0.98	0.19	46,46,46,46	0
56	MG	BA	3333	1/1	0.98	0.11	23,23,23,23	0
56	MG	AA	3028	1/1	0.98	0.17	49,49,49,49	0
56	MG	DA	3004	1/1	0.98	0.12	25,25,25,25	0
56	MG	BA	3782	1/1	0.98	0.42	30,30,30,30	0
59	ZN	B9	501	1/1	0.98	0.18	49,49,49,49	0
59	ZN	B5	104	1/1	0.98	0.20	82,82,82,82	0
56	MG	DA	3250	1/1	0.98	0.21	40,40,40,40	0
56	MG	BA	3734	1/1	0.98	0.16	18,18,18,18	0
56	MG	BA	3085	1/1	0.98	0.27	23,23,23,23	0
56	MG	BA	3341	1/1	0.98	0.11	43,43,43,43	0
56	MG	BA	3042	1/1	0.98	0.15	41,41,41,41	0
56	MG	DA	3154	1/1	0.98	0.20	52,52,52,52	0
56	MG	DA	3654	1/1	0.98	0.06	50,50,50,50	0
56	MG	BP	202	1/1	0.98	0.13	27,27,27,27	0
56	MG	BA	3191	1/1	0.98	0.12	43,43,43,43	0
56	MG	CA	3031	1/1	0.98	0.10	59,59,59,59	0
56	MG	BQ	203	1/1	0.98	0.32	36,36,36,36	0
56	MG	BA	3329	1/1	0.98	0.19	24,24,24,24	0
56	MG	BA	3473	1/1	0.98	0.14	52,52,52,52	0
56	MG	BA	3371	1/1	0.98	0.10	40,40,40,40	0
56	MG	DA	3636	1/1	0.98	0.11	52,52,52,52	0
56	MG	DA	3232	1/1	0.98	0.08	45,45,45,45	0
56	MG	DA	3346	1/1	0.98	0.12	48,48,48,48	0
56	MG	AA	3159	1/1	0.98	0.07	59,59,59,59	0
56	MG	BA	3234	1/1	0.98	0.31	32,32,32,32	0
56	MG	DA	3461	1/1	0.98	0.23	57,57,57,57	0
56	MG	CA	3034	1/1	0.98	0.13	51,51,51,51	0
56	MG	B7	102	1/1	0.98	0.23	28,28,28,28	0
56	MG	BA	3645	1/1	0.98	0.07	50,50,50,50	0
56	MG	CA	3046	1/1	0.98	0.10	50,50,50,50	0
56	MG	BN	3004	1/1	0.98	0.59	61,61,61,61	0
56	MG	BA	3730	1/1	0.98	0.20	13,13,13,13	0
56	MG	BR	203	1/1	0.98	0.30	34,34,34,34	0
56	MG	CA	3162	1/1	0.98	0.09	42,42,42,42	0
56	MG	BU	207	1/1	0.98	0.43	29,29,29,29	0
56	MG	AA	3132	1/1	0.98	0.14	36,36,36,36	0
56	MG	BA	3742	1/1	0.98	0.28	21,21,21,21	0
58	SF4	CD	501	8/8	0.98	0.16	64,77,89,111	0

Continued on next page...

Continued from previous page...

Mol	Type	Chain	Res	Atoms	RSCC	RSR	B-factors(\AA^2)	Q<0.9
56	MG	BA	3077	1/1	0.98	0.37	29,29,29,29	0
56	MG	BA	3170	1/1	0.98	0.18	52,52,52,52	0
56	MG	CA	3101	1/1	0.98	0.11	54,54,54,54	0
56	MG	DA	3137	1/1	0.98	0.23	43,43,43,43	0
56	MG	AA	3085	1/1	0.98	0.17	66,66,66,66	0
56	MG	BA	3184	1/1	0.98	0.23	37,37,37,37	0
56	MG	BA	3784	1/1	0.98	0.17	23,23,23,23	0
56	MG	DA	3081	1/1	0.98	0.17	48,48,48,48	0
56	MG	DA	3351	1/1	0.98	0.12	32,32,32,32	0
56	MG	CA	3137	1/1	0.98	0.15	50,50,50,50	0
56	MG	DA	3289	1/1	0.98	0.07	39,39,39,39	0
56	MG	BA	3195	1/1	0.98	0.33	52,52,52,52	0
56	MG	BA	3526	1/1	0.98	0.20	35,35,35,35	0
56	MG	BA	3145	1/1	0.98	0.25	41,41,41,41	0
56	MG	DA	3407	1/1	0.98	0.07	28,28,28,28	0
59	ZN	BY	203	1/1	0.98	0.19	54,54,54,54	0
56	MG	CA	3094	1/1	0.98	0.20	68,68,68,68	0
56	MG	BA	3630	1/1	0.98	0.20	43,43,43,43	0
56	MG	BA	3644	1/1	0.98	0.24	50,50,50,50	0
56	MG	DA	3530	1/1	0.98	0.19	47,47,47,47	0
56	MG	BU	203	1/1	0.98	0.21	27,27,27,27	0
56	MG	DA	3127	1/1	0.98	0.17	36,36,36,36	0
56	MG	DA	3403	1/1	0.98	0.15	56,56,56,56	0
56	MG	DA	3470	1/1	0.98	0.15	31,31,31,31	0
56	MG	DA	3139	1/1	0.98	0.12	41,41,41,41	0
56	MG	BA	3004	1/1	0.98	0.15	26,26,26,26	0
56	MG	DA	3048	1/1	0.98	0.17	51,51,51,51	0
56	MG	BA	3167	1/1	0.98	0.33	43,43,43,43	0
56	MG	AA	3115	1/1	0.98	0.24	45,45,45,45	0
56	MG	BA	3309	1/1	0.98	0.06	50,50,50,50	0
56	MG	BA	3147	1/1	0.98	0.12	41,41,41,41	0
56	MG	CA	3028	1/1	0.98	0.11	55,55,55,55	0
56	MG	DA	3552	1/1	0.98	0.12	36,36,36,36	0
56	MG	CA	3110	1/1	0.98	0.13	48,48,48,48	0
56	MG	DA	3174	1/1	0.98	0.07	50,50,50,50	0
56	MG	DA	3546	1/1	0.98	0.07	47,47,47,47	0
56	MG	BA	3620	1/1	0.98	0.19	62,62,62,62	0
56	MG	BA	3581	1/1	0.98	0.09	37,37,37,37	0
56	MG	DA	3532	1/1	0.98	0.12	61,61,61,61	0
56	MG	AA	3135	1/1	0.98	0.08	60,60,60,60	0
56	MG	CA	3172	1/1	0.98	0.07	50,50,50,50	0
56	MG	DA	3474	1/1	0.98	0.06	30,30,30,30	0

Continued on next page...

Continued from previous page...

Mol	Type	Chain	Res	Atoms	RSCC	RSR	B-factors(\AA^2)	Q<0.9
56	MG	BA	3164	1/1	0.98	0.44	35,35,35,35	0
58	SF4	AD	501	8/8	0.98	0.18	62,74,91,95	0
56	MG	DA	3167	1/1	0.98	0.14	38,38,38,38	0
56	MG	BA	3400	1/1	0.98	0.12	34,34,34,34	0
56	MG	BA	3306	1/1	0.98	0.21	18,18,18,18	0
56	MG	BA	3463	1/1	0.98	0.13	10,10,10,10	0
56	MG	AA	3053	1/1	0.98	0.11	46,46,46,46	0
56	MG	BA	3491	1/1	0.98	0.19	45,45,45,45	0
56	MG	BA	3573	1/1	0.98	0.17	24,24,24,24	0
56	MG	DA	3646	1/1	0.98	0.11	54,54,54,54	0
56	MG	BW	204	1/1	0.98	0.39	31,31,31,31	0
56	MG	BA	3619	1/1	0.98	0.12	33,33,33,33	0
56	MG	BA	3349	1/1	0.98	0.21	49,49,49,49	0
56	MG	BA	3142	1/1	0.98	0.32	29,29,29,29	0
56	MG	BA	3011	1/1	0.98	0.10	33,33,33,33	0
56	MG	DA	3462	1/1	0.98	0.09	31,31,31,31	0
56	MG	BA	3413	1/1	0.98	0.16	27,27,27,27	0
56	MG	DA	3595	1/1	0.98	0.07	39,39,39,39	0
56	MG	DA	3432	1/1	0.98	0.10	37,37,37,37	0
56	MG	DA	3476	1/1	0.98	0.24	53,53,53,53	0
56	MG	AA	3183	1/1	0.98	0.08	73,73,73,73	0
56	MG	BB	203	1/1	0.98	0.26	44,44,44,44	0
56	MG	DA	3157	1/1	0.98	0.09	42,42,42,42	0
56	MG	BA	3727	1/1	0.98	0.19	34,34,34,34	0
56	MG	DA	3519	1/1	0.98	0.14	32,32,32,32	0
56	MG	BA	3336	1/1	0.98	0.16	50,50,50,50	0
56	MG	DA	3526	1/1	0.99	0.29	28,28,28,28	0
56	MG	BA	3036	1/1	0.99	0.18	19,19,19,19	0
56	MG	BA	3037	1/1	0.99	0.54	29,29,29,29	0
56	MG	BA	3729	1/1	0.99	0.12	27,27,27,27	0
56	MG	BA	3407	1/1	0.99	0.17	40,40,40,40	0
56	MG	BA	3155	1/1	0.99	0.45	30,30,30,30	0
56	MG	AA	3186	1/1	0.99	0.13	42,42,42,42	0
56	MG	BA	3084	1/1	0.99	0.25	33,33,33,33	0
56	MG	DA	3120	1/1	0.99	0.15	34,34,34,34	0
56	MG	BA	3513	1/1	0.99	0.10	43,43,43,43	0
56	MG	BA	3560	1/1	0.99	0.21	38,38,38,38	0
56	MG	DA	3471	1/1	0.99	0.18	54,54,54,54	0
56	MG	BD	3302	1/1	0.99	0.41	46,46,46,46	0
56	MG	BA	3470	1/1	0.99	0.17	37,37,37,37	0
56	MG	BA	3356	1/1	0.99	0.25	52,52,52,52	0
56	MG	DA	3336	1/1	0.99	0.09	39,39,39,39	0

Continued on next page...

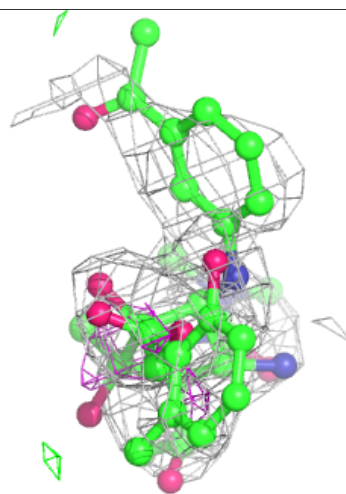
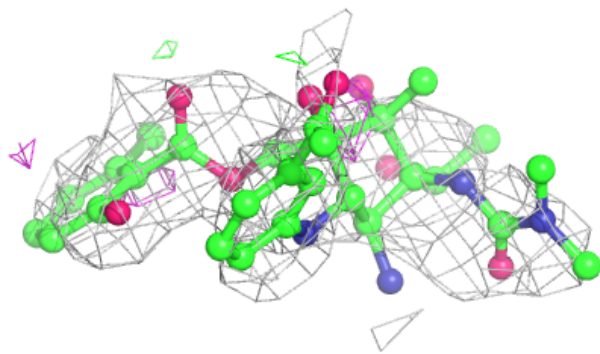
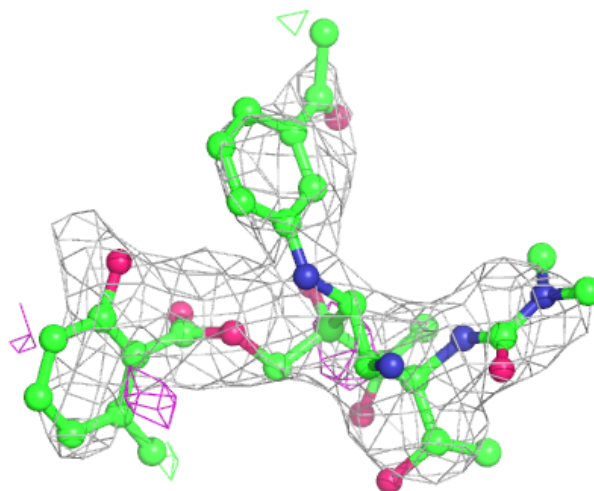
Continued from previous page...

Mol	Type	Chain	Res	Atoms	RSCC	RSR	B-factors(\AA^2)	Q<0.9
59	ZN	B6	103	1/1	0.99	0.16	62,62,62,62	0
56	MG	CA	3095	1/1	0.99	0.04	56,56,56,56	0
56	MG	BA	3098	1/1	0.99	0.26	38,38,38,38	0
56	MG	BA	3680	1/1	0.99	0.07	53,53,53,53	0
56	MG	DA	3601	1/1	0.99	0.10	26,26,26,26	0
56	MG	BA	3374	1/1	0.99	0.13	21,21,21,21	0
56	MG	BA	3557	1/1	0.99	0.11	37,37,37,37	0
56	MG	AA	3136	1/1	0.99	0.20	62,62,62,62	0
56	MG	DA	3005	1/1	0.99	0.20	26,26,26,26	0
56	MG	CA	3035	1/1	0.99	0.13	52,52,52,52	0
59	ZN	D6	501	1/1	0.99	0.20	66,66,66,66	0
56	MG	BD	3305	1/1	0.99	0.27	31,31,31,31	0
56	MG	BA	3675	1/1	0.99	0.23	29,29,29,29	0
56	MG	DA	3112	1/1	0.99	0.15	37,37,37,37	0
56	MG	BA	3601	1/1	0.99	0.14	49,49,49,49	0
56	MG	BB	214	1/1	0.99	0.20	53,53,53,53	0
56	MG	DA	3084	1/1	0.99	0.31	47,47,47,47	0
56	MG	DA	3136	1/1	0.99	0.18	43,43,43,43	0
56	MG	BA	3052	1/1	0.99	0.20	23,23,23,23	0
56	MG	BA	3481	1/1	0.99	0.18	44,44,44,44	0
56	MG	BA	3535	1/1	0.99	0.21	31,31,31,31	0
56	MG	CA	3161	1/1	0.99	0.05	51,51,51,51	0
56	MG	AA	3060	1/1	0.99	0.10	52,52,52,52	0
56	MG	BA	3441	1/1	0.99	0.17	32,32,32,32	0
56	MG	DA	3246	1/1	0.99	0.13	31,31,31,31	0
56	MG	AA	3077	1/1	0.99	0.22	54,54,54,54	0
56	MG	BA	3516	1/1	0.99	0.19	28,28,28,28	0
56	MG	BA	3794	1/1	0.99	0.14	29,29,29,29	0
56	MG	DA	3550	1/1	0.99	0.15	22,22,22,22	0
56	MG	BA	3488	1/1	0.99	0.19	16,16,16,16	0
59	ZN	D5	501	1/1	1.00	0.20	52,52,52,52	0

The following is a graphical depiction of the model fit to experimental electron density of all instances of the Ligand of Interest. In addition, ligands with molecular weight > 250 and outliers as shown on the geometry validation Tables will also be included. Each fit is shown from different orientation to approximate a three-dimensional view.

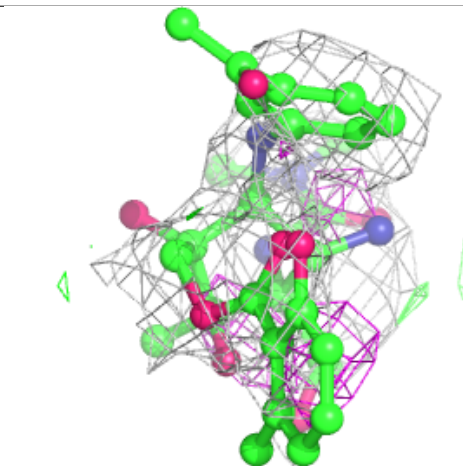
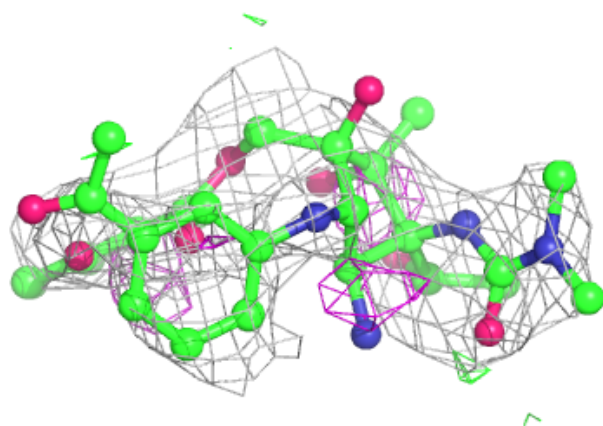
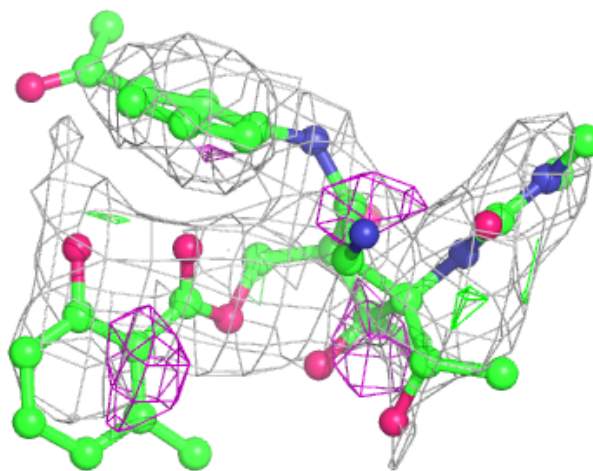
Electron density around PCY CA 3176:

$2mF_o-DF_c$ (at 0.7 rmsd) in gray
 mF_o-DF_c (at 3 rmsd) in purple (negative)
and green (positive)



Electron density around PCY AA 3191:

$2mF_o-DF_c$ (at 0.7 rmsd) in gray
 mF_o-DF_c (at 3 rmsd) in purple (negative)
and green (positive)



6.5 Other polymers [i](#)

There are no such residues in this entry.