



Full wwPDB/EMDatabank EM Map/Model Validation Report ⓘ

Jul 12, 2018 – 04:49 PM EDT

PDB ID : 5WC3
EMDB ID: : EMD-8795
Title : SpoIIIAG
Authors : Zeytuni, N.; Hong, C.; Worrall, L.J.; Huang, R.K.; Yu, Z.; Strynadka, N.C.J.
Deposited on : 2017-06-29
Resolution : 3.50 Å(reported)

This is a Full wwPDB/EMDatabank EM Map/Model Validation Report
for a publicly released PDB/EMDB entry.

We welcome your comments at validation@mail.wwpdb.org

A user guide is available at

<https://www.wwpdb.org/validation/2017/EMValidationReportHelp>
with specific help available everywhere you see the ⓘ symbol.

MolProbity : 4.02b-467
Percentile statistics : 20171227.v01 (using entries in the PDB archive December 27th 2017)
Ideal geometry (proteins) : Engh & Huber (2001)
Ideal geometry (DNA, RNA) : Parkinson et. al. (1996)
Validation Pipeline (wwPDB-VP) : rb-20031172

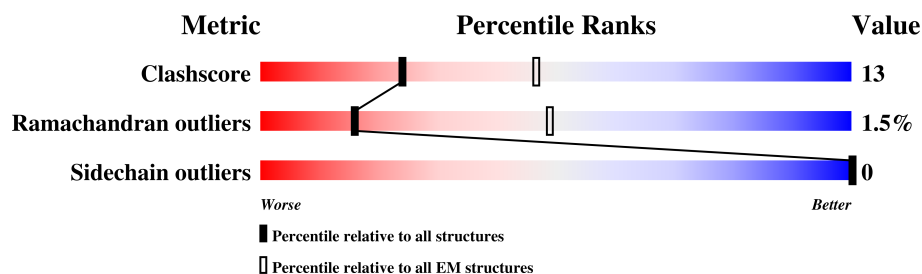
1 Overall quality at a glance

The following experimental techniques were used to determine the structure:

ELECTRON MICROSCOPY

The reported resolution of this entry is 3.50 Å.

Percentile scores (ranging between 0-100) for global validation metrics of the entry are shown in the following graphic. The table shows the number of entries on which the scores are based.
























Metric	Whole archive (#Entries)	EM structures (#Entries)
Clashscore	136327	1886
Ramachandran outliers	132723	1663
Sidechain outliers	132532	1531

The table below summarises the geometric issues observed across the polymeric chains. The red, orange, yellow and green segments on the bar indicate the fraction of residues that contain outliers for ≥ 3 , 2, 1 and 0 types of geometric quality criteria. A grey segment represents the fraction of residues that are not modelled. The numeric value for each fraction is indicated below the corresponding segment, with a dot representing fractions $\leq 5\%$.

Mol	Chain	Length	Quality of chain
1	0	179	57% 20% • 22%
1	1	179	58% 18% • 22%
1	2	179	57% 20% • 22%
1	3	179	57% 20% • 22%
1	A	179	57% 20% • 22%
1	B	179	56% 21% • 22%
1	C	179	56% 21% • 22%
1	D	179	56% 21% • 22%
1	E	179	56% 21% • 22%

Continued on next page...

Continued from previous page...

Mol	Chain	Length	Quality of chain			
1	F	179		56%	21%	22%
1	G	179		56%	21%	22%
1	H	179		55%	21%	22%
1	I	179		55%	21%	22%
1	J	179		55%	22%	22%
1	K	179		57%	20%	22%
1	L	179		56%	21%	22%
1	M	179		56%	21%	22%
1	N	179		56%	21%	22%
1	O	179		57%	20%	22%
1	P	179		58%	18%	22%
1	Q	179		58%	19%	22%
1	R	179		58%	18%	22%
1	S	179		57%	20%	22%
1	T	179		57%	20%	22%
1	U	179		57%	20%	22%
1	V	179		58%	18%	22%
1	W	179		58%	18%	22%
1	X	179		58%	18%	22%
1	Y	179		57%	20%	22%
1	Z	179		57%	20%	22%

2 Entry composition [i](#)

There is only 1 type of molecule in this entry. The entry contains 65880 atoms, of which 33390 are hydrogens and 0 are deuteriums.

In the tables below, the AltConf column contains the number of residues with at least one atom in alternate conformation and the Trace column contains the number of residues modelled with at most 2 atoms.

- Molecule 1 is a protein called SpoIIIAG, Stage III sporulation engulfment assemblyprotein.

Mol	Chain	Residues	Atoms						AltConf	Trace
1	A	139	Total	C	H	N	O	S	0	0
			2196	671	1113	183	228	1		
1	B	139	Total	C	H	N	O	S	0	0
			2196	671	1113	183	228	1		
1	C	139	Total	C	H	N	O	S	0	0
			2196	671	1113	183	228	1		
1	D	139	Total	C	H	N	O	S	0	0
			2196	671	1113	183	228	1		
1	E	139	Total	C	H	N	O	S	0	0
			2196	671	1113	183	228	1		
1	F	139	Total	C	H	N	O	S	0	0
			2196	671	1113	183	228	1		
1	G	139	Total	C	H	N	O	S	0	0
			2196	671	1113	183	228	1		
1	H	139	Total	C	H	N	O	S	0	0
			2196	671	1113	183	228	1		
1	I	139	Total	C	H	N	O	S	0	0
			2196	671	1113	183	228	1		
1	J	139	Total	C	H	N	O	S	0	0
			2196	671	1113	183	228	1		
1	K	139	Total	C	H	N	O	S	0	0
			2196	671	1113	183	228	1		
1	L	139	Total	C	H	N	O	S	0	0
			2196	671	1113	183	228	1		
1	M	139	Total	C	H	N	O	S	0	0
			2196	671	1113	183	228	1		
1	N	139	Total	C	H	N	O	S	0	0
			2196	671	1113	183	228	1		
1	O	139	Total	C	H	N	O	S	0	0
			2196	671	1113	183	228	1		
1	P	139	Total	C	H	N	O	S	0	0
			2196	671	1113	183	228	1		
1	Q	139	Total	C	H	N	O	S	0	0
			2196	671	1113	183	228	1		

Continued on next page...

Continued from previous page...

Mol	Chain	Residues	Atoms						AltConf	Trace
1	R	139	Total 2196	C 671	H 1113	N 183	O 228	S 1	0	0
1	S	139	Total 2196	C 671	H 1113	N 183	O 228	S 1	0	0
1	T	139	Total 2196	C 671	H 1113	N 183	O 228	S 1	0	0
1	U	139	Total 2196	C 671	H 1113	N 183	O 228	S 1	0	0
1	V	139	Total 2196	C 671	H 1113	N 183	O 228	S 1	0	0
1	W	139	Total 2196	C 671	H 1113	N 183	O 228	S 1	0	0
1	X	139	Total 2196	C 671	H 1113	N 183	O 228	S 1	0	0
1	Y	139	Total 2196	C 671	H 1113	N 183	O 228	S 1	0	0
1	Z	139	Total 2196	C 671	H 1113	N 183	O 228	S 1	0	0
1	0	139	Total 2196	C 671	H 1113	N 183	O 228	S 1	0	0
1	1	139	Total 2196	C 671	H 1113	N 183	O 228	S 1	0	0
1	2	139	Total 2196	C 671	H 1113	N 183	O 228	S 1	0	0
1	3	139	Total 2196	C 671	H 1113	N 183	O 228	S 1	0	0

There are 120 discrepancies between the modelled and reference sequences:

Chain	Residue	Modelled	Actual	Comment	Reference
A	51	GLY	-	expression tag	UNP L8AN07
A	52	SER	-	expression tag	UNP L8AN07
A	53	HIS	-	expression tag	UNP L8AN07
A	54	MET	-	expression tag	UNP L8AN07
B	51	GLY	-	expression tag	UNP L8AN07
B	52	SER	-	expression tag	UNP L8AN07
B	53	HIS	-	expression tag	UNP L8AN07
B	54	MET	-	expression tag	UNP L8AN07
C	51	GLY	-	expression tag	UNP L8AN07
C	52	SER	-	expression tag	UNP L8AN07
C	53	HIS	-	expression tag	UNP L8AN07
C	54	MET	-	expression tag	UNP L8AN07
D	51	GLY	-	expression tag	UNP L8AN07

Continued on next page...

Continued from previous page...

Chain	Residue	Modelled	Actual	Comment	Reference
D	52	SER	-	expression tag	UNP L8AN07
D	53	HIS	-	expression tag	UNP L8AN07
D	54	MET	-	expression tag	UNP L8AN07
E	51	GLY	-	expression tag	UNP L8AN07
E	52	SER	-	expression tag	UNP L8AN07
E	53	HIS	-	expression tag	UNP L8AN07
E	54	MET	-	expression tag	UNP L8AN07
F	51	GLY	-	expression tag	UNP L8AN07
F	52	SER	-	expression tag	UNP L8AN07
F	53	HIS	-	expression tag	UNP L8AN07
F	54	MET	-	expression tag	UNP L8AN07
G	51	GLY	-	expression tag	UNP L8AN07
G	52	SER	-	expression tag	UNP L8AN07
G	53	HIS	-	expression tag	UNP L8AN07
G	54	MET	-	expression tag	UNP L8AN07
H	51	GLY	-	expression tag	UNP L8AN07
H	52	SER	-	expression tag	UNP L8AN07
H	53	HIS	-	expression tag	UNP L8AN07
H	54	MET	-	expression tag	UNP L8AN07
I	51	GLY	-	expression tag	UNP L8AN07
I	52	SER	-	expression tag	UNP L8AN07
I	53	HIS	-	expression tag	UNP L8AN07
I	54	MET	-	expression tag	UNP L8AN07
J	51	GLY	-	expression tag	UNP L8AN07
J	52	SER	-	expression tag	UNP L8AN07
J	53	HIS	-	expression tag	UNP L8AN07
J	54	MET	-	expression tag	UNP L8AN07
K	51	GLY	-	expression tag	UNP L8AN07
K	52	SER	-	expression tag	UNP L8AN07
K	53	HIS	-	expression tag	UNP L8AN07
K	54	MET	-	expression tag	UNP L8AN07
L	51	GLY	-	expression tag	UNP L8AN07
L	52	SER	-	expression tag	UNP L8AN07
L	53	HIS	-	expression tag	UNP L8AN07
L	54	MET	-	expression tag	UNP L8AN07
M	51	GLY	-	expression tag	UNP L8AN07
M	52	SER	-	expression tag	UNP L8AN07
M	53	HIS	-	expression tag	UNP L8AN07
M	54	MET	-	expression tag	UNP L8AN07
N	51	GLY	-	expression tag	UNP L8AN07
N	52	SER	-	expression tag	UNP L8AN07
N	53	HIS	-	expression tag	UNP L8AN07

Continued on next page...

Continued from previous page...

Chain	Residue	Modelled	Actual	Comment	Reference
N	54	MET	-	expression tag	UNP L8AN07
O	51	GLY	-	expression tag	UNP L8AN07
O	52	SER	-	expression tag	UNP L8AN07
O	53	HIS	-	expression tag	UNP L8AN07
O	54	MET	-	expression tag	UNP L8AN07
P	51	GLY	-	expression tag	UNP L8AN07
P	52	SER	-	expression tag	UNP L8AN07
P	53	HIS	-	expression tag	UNP L8AN07
P	54	MET	-	expression tag	UNP L8AN07
Q	51	GLY	-	expression tag	UNP L8AN07
Q	52	SER	-	expression tag	UNP L8AN07
Q	53	HIS	-	expression tag	UNP L8AN07
Q	54	MET	-	expression tag	UNP L8AN07
R	51	GLY	-	expression tag	UNP L8AN07
R	52	SER	-	expression tag	UNP L8AN07
R	53	HIS	-	expression tag	UNP L8AN07
R	54	MET	-	expression tag	UNP L8AN07
S	51	GLY	-	expression tag	UNP L8AN07
S	52	SER	-	expression tag	UNP L8AN07
S	53	HIS	-	expression tag	UNP L8AN07
S	54	MET	-	expression tag	UNP L8AN07
T	51	GLY	-	expression tag	UNP L8AN07
T	52	SER	-	expression tag	UNP L8AN07
T	53	HIS	-	expression tag	UNP L8AN07
T	54	MET	-	expression tag	UNP L8AN07
U	51	GLY	-	expression tag	UNP L8AN07
U	52	SER	-	expression tag	UNP L8AN07
U	53	HIS	-	expression tag	UNP L8AN07
U	54	MET	-	expression tag	UNP L8AN07
V	51	GLY	-	expression tag	UNP L8AN07
V	52	SER	-	expression tag	UNP L8AN07
V	53	HIS	-	expression tag	UNP L8AN07
V	54	MET	-	expression tag	UNP L8AN07
W	51	GLY	-	expression tag	UNP L8AN07
W	52	SER	-	expression tag	UNP L8AN07
W	53	HIS	-	expression tag	UNP L8AN07
W	54	MET	-	expression tag	UNP L8AN07
X	51	GLY	-	expression tag	UNP L8AN07
X	52	SER	-	expression tag	UNP L8AN07
X	53	HIS	-	expression tag	UNP L8AN07
X	54	MET	-	expression tag	UNP L8AN07
Y	51	GLY	-	expression tag	UNP L8AN07

Continued on next page...

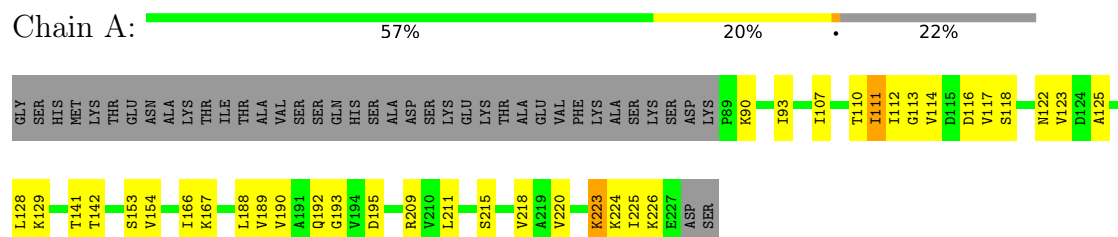
Continued from previous page...

Chain	Residue	Modelled	Actual	Comment	Reference
Y	52	SER	-	expression tag	UNP L8AN07
Y	53	HIS	-	expression tag	UNP L8AN07
Y	54	MET	-	expression tag	UNP L8AN07
Z	51	GLY	-	expression tag	UNP L8AN07
Z	52	SER	-	expression tag	UNP L8AN07
Z	53	HIS	-	expression tag	UNP L8AN07
Z	54	MET	-	expression tag	UNP L8AN07
0	51	GLY	-	expression tag	UNP L8AN07
0	52	SER	-	expression tag	UNP L8AN07
0	53	HIS	-	expression tag	UNP L8AN07
0	54	MET	-	expression tag	UNP L8AN07
1	51	GLY	-	expression tag	UNP L8AN07
1	52	SER	-	expression tag	UNP L8AN07
1	53	HIS	-	expression tag	UNP L8AN07
1	54	MET	-	expression tag	UNP L8AN07
2	51	GLY	-	expression tag	UNP L8AN07
2	52	SER	-	expression tag	UNP L8AN07
2	53	HIS	-	expression tag	UNP L8AN07
2	54	MET	-	expression tag	UNP L8AN07
3	51	GLY	-	expression tag	UNP L8AN07
3	52	SER	-	expression tag	UNP L8AN07
3	53	HIS	-	expression tag	UNP L8AN07
3	54	MET	-	expression tag	UNP L8AN07

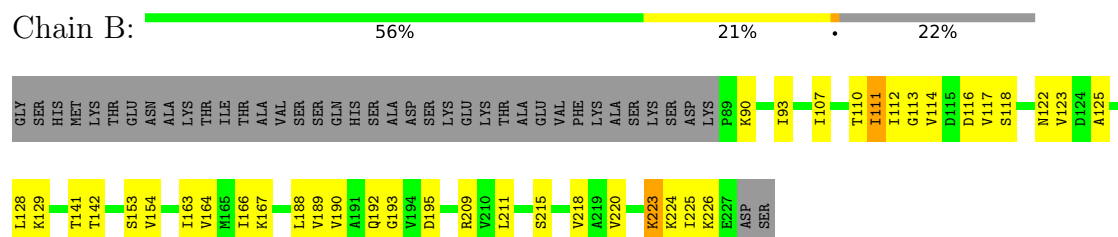
3 Residue-property plots [i](#)

These plots are drawn for all protein, RNA and DNA chains in the entry. The first graphic for a chain summarises the proportions of the various outlier classes displayed in the second graphic. The second graphic shows the sequence view annotated by issues in geometry. Residues are color-coded according to the number of geometric quality criteria for which they contain at least one outlier: green = 0, yellow = 1, orange = 2 and red = 3 or more. Stretches of 2 or more consecutive residues without any outlier are shown as a green connector. Residues present in the sample, but not in the model, are shown in grey.


- Molecule 1: SpoIIIAG, Stage III sporulation engulfment assemblyprotein



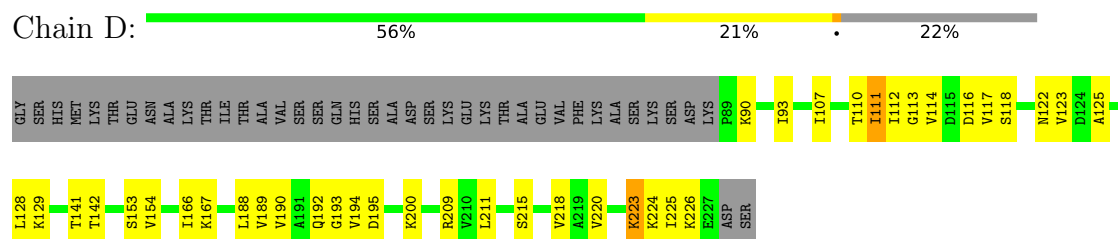
- Molecule 1: SpoIIIAG, Stage III sporulation engulfment assemblyprotein



- Molecule 1: SpoIIIAG, Stage III sporulation engulfment assemblyprotein

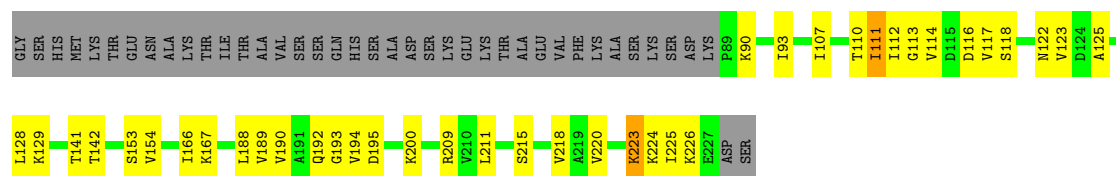


- Molecule 1: SpoIIIAG, Stage III sporulation engulfment assemblyprotein



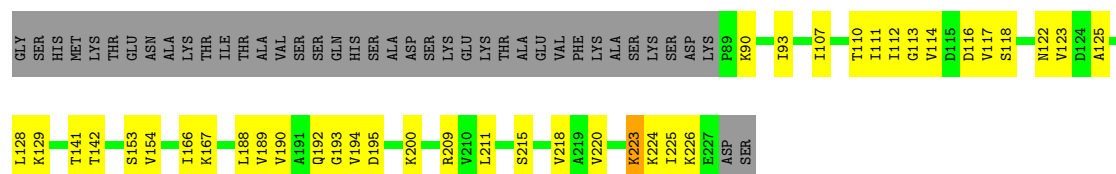
- Molecule 1: SpoIIIAG, Stage III sporulation engulfment assemblyprotein

Chain E: 



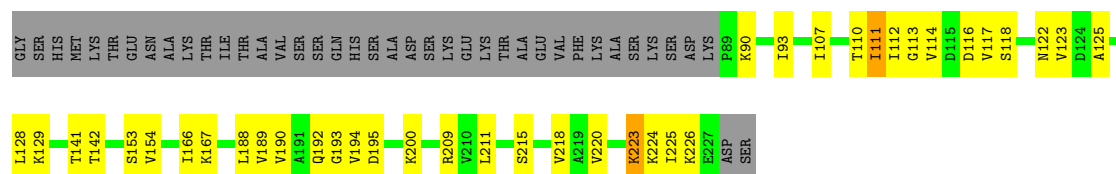
- Molecule 1: SpoIIIAG, Stage III sporulation engulfment assemblyprotein

Chain F: 



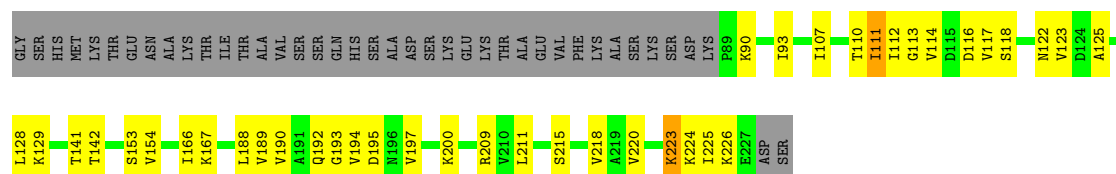
- Molecule 1: SpoIIIAG, Stage III sporulation engulfment assemblyprotein

Chain G: 



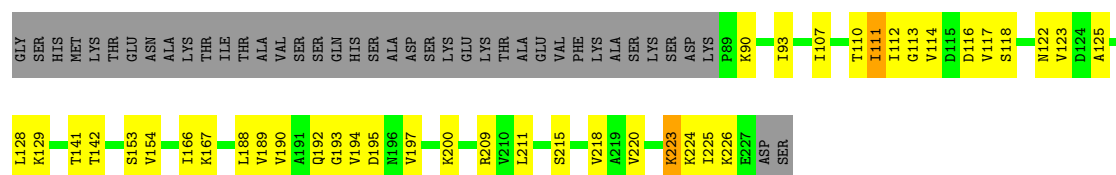
- Molecule 1: SpoIIIAG, Stage III sporulation engulfment assemblyprotein

Chain H: 



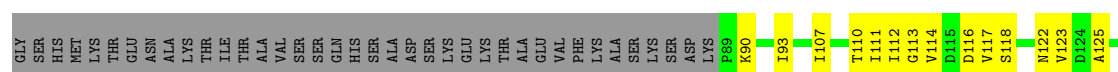
- Molecule 1: SpoIIIAG, Stage III sporulation engulfment assemblyprotein

Chain I: 

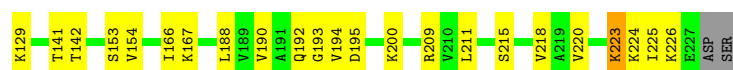
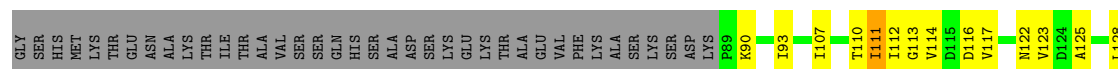


- Molecule 1: SpoIIIAG, Stage III sporulation engulfment assemblyprotein

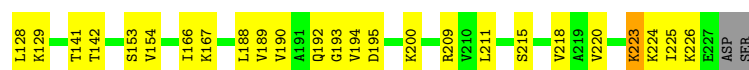
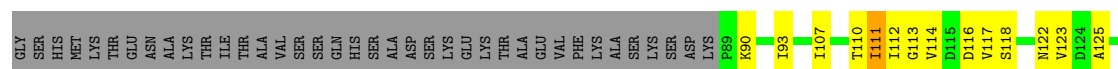
Chain J: 



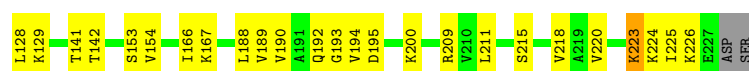
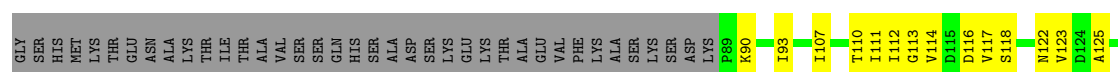
- Molecule 1: SpoIIIAG, Stage III sporulation engulfment assemblyprotein



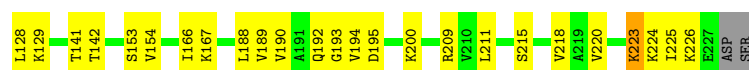
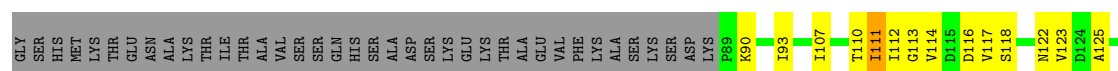
- Molecule 1: SpoIIIAG, Stage III sporulation engulfment assemblyprotein



- Molecule 1: SpoIIIAG, Stage III sporulation engulfment assemblyprotein

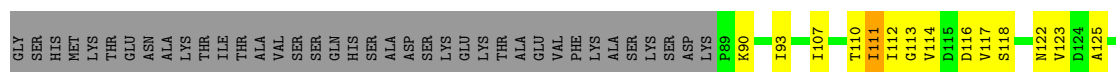


- Molecule 1: SpoIIIAG, Stage III sporulation engulfment assemblyprotein



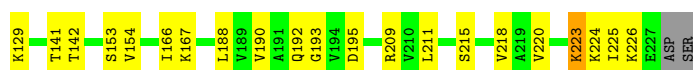
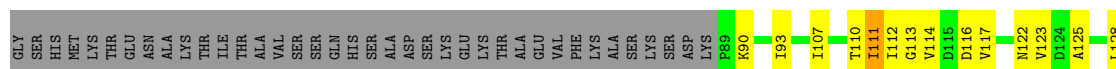
- Molecule 1: SpoIIIAG, Stage III sporulation engulfment assemblyprotein





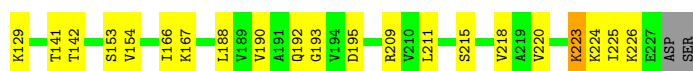
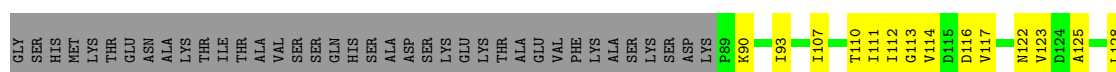
- Molecule 1: SpoIIIAG, Stage III sporulation engulfment assemblyprotein

Chain P: 58% 18% 22%



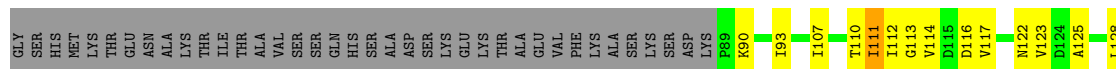
- Molecule 1: SpoIIIAG, Stage III sporulation engulfment assemblyprotein

Chain Q: 58% 19% 22%



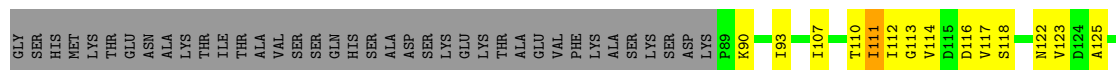
- Molecule 1: SpoIIIAG, Stage III sporulation engulfment assemblyprotein

Chain R: 58% 18% 22%



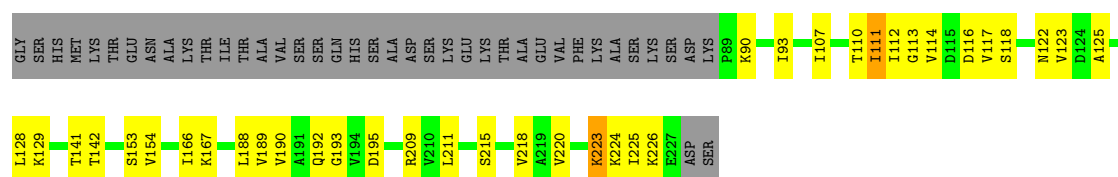
- Molecule 1: SpoIIIAG, Stage III sporulation engulfment assemblyprotein

Chain S: 57% 20% 22%



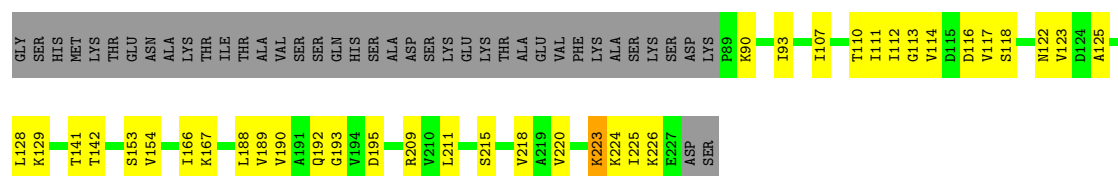
- Molecule 1: SpoIIIAG, Stage III sporulation engulfment assemblyprotein

Chain T: 57% 20% 22%



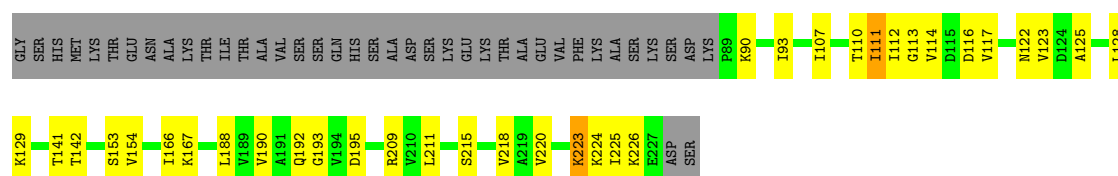
- Molecule 1: SpoIIIAG, Stage III sporulation engulfment assemblyprotein

Chain U: 57% 20% 22%



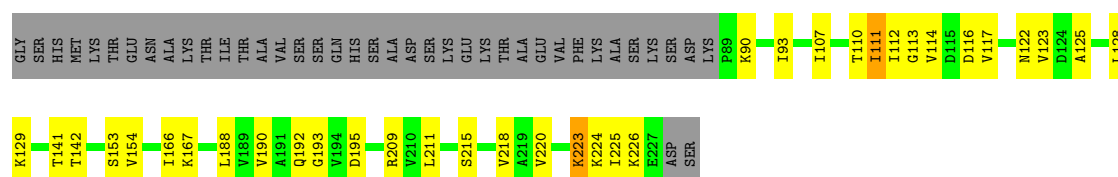
- Molecule 1: SpoIIIAG, Stage III sporulation engulfment assemblyprotein

Chain V: 58% 18% 22%



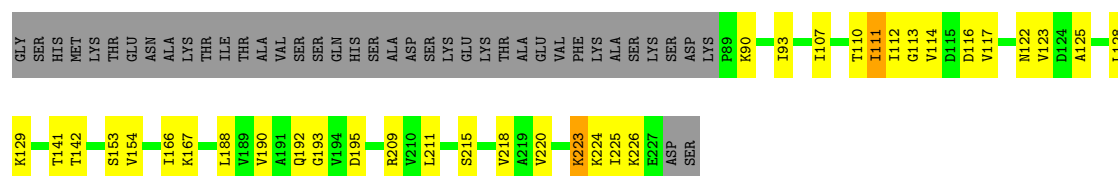
- Molecule 1: SpoIIIAG, Stage III sporulation engulfment assemblyprotein

Chain W: 58% 18% 22%



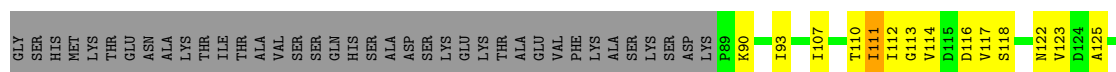
- Molecule 1: SpoIIIAG, Stage III sporulation engulfment assemblyprotein

Chain X: 58% 18% 22%



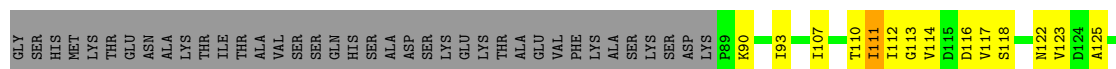
- Molecule 1: SpoIIIAG, Stage III sporulation engulfment assemblyprotein

Chain Y: 57% 20% 22%



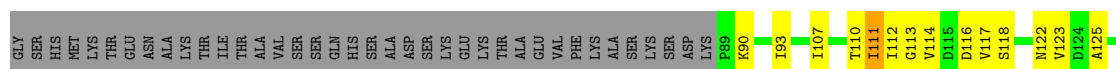
- Molecule 1: SpoIIIAG, Stage III sporulation engulfment assemblyprotein

Chain Z: 57% 20% 22%



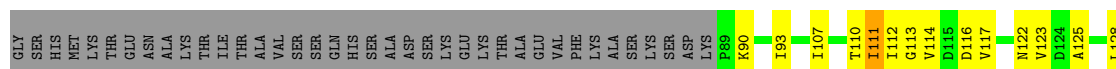
- Molecule 1: SpoIIIAG, Stage III sporulation engulfment assemblyprotein

Chain 0: 57% 20% 22%



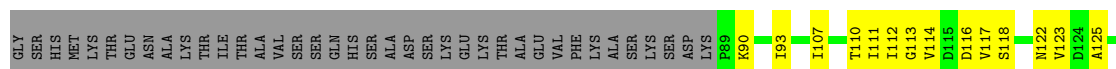
- Molecule 1: SpoIIIAG, Stage III sporulation engulfment assemblyprotein

Chain 1: 58% 18% 22%



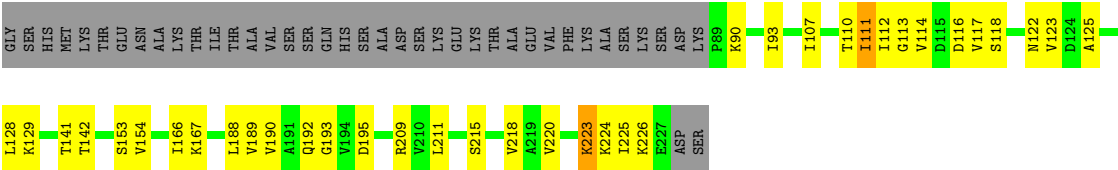
- Molecule 1: SpoIIIAG, Stage III sporulation engulfment assemblyprotein

Chain 2: 57% 20% 22%



- Molecule 1: SpoIIIAG, Stage III sporulation engulfment assemblyprotein

Chain 3: 57% 20% 22%



4 Experimental information

Property	Value	Source
Reconstruction method	SINGLE PARTICLE	Depositor
Imposed symmetry	POINT, C30	Depositor
Number of particles used	55000	Depositor
Resolution determination method	FSC 0.143 CUT-OFF	Depositor
CTF correction method	PHASE FLIPPING AND AMPLITUDE CORRECTION	Depositor
Microscope	FEI TITAN KRIOS	Depositor
Voltage (kV)	300	Depositor
Electron dose ($e^-/\text{\AA}^2$)	1.1	Depositor
Minimum defocus (nm)	900	Depositor
Maximum defocus (nm)	2100	Depositor
Magnification	37037	Depositor
Image detector	GATAN K2 SUMMIT (4k x 4k)	Depositor

5 Model quality ⓘ

5.1 Standard geometry ⓘ

The Z score for a bond length (or angle) is the number of standard deviations the observed value is removed from the expected value. A bond length (or angle) with $|Z| > 5$ is considered an outlier worth inspection. RMSZ is the root-mean-square of all Z scores of the bond lengths (or angles).

Mol	Chain	Bond lengths		Bond angles	
		RMSZ	# Z >2	RMSZ	# Z >2
1	0	0.66	0/1091	0.64	0/1474
1	1	0.66	0/1091	0.64	0/1474
1	2	0.66	0/1091	0.64	0/1474
1	3	0.66	0/1091	0.64	0/1474
1	A	0.66	0/1091	0.64	0/1474
1	B	0.66	0/1091	0.64	0/1474
1	C	0.66	0/1091	0.64	0/1474
1	D	0.66	0/1091	0.64	0/1474
1	E	0.66	0/1091	0.64	0/1474
1	F	0.66	0/1091	0.64	0/1474
1	G	0.66	0/1091	0.64	0/1474
1	H	0.66	0/1091	0.64	0/1474
1	I	0.66	0/1091	0.64	0/1474
1	J	0.66	0/1091	0.64	0/1474
1	K	0.66	0/1091	0.64	0/1474
1	L	0.66	0/1091	0.64	0/1474
1	M	0.66	0/1091	0.64	0/1474
1	N	0.66	0/1091	0.64	0/1474
1	O	0.66	0/1091	0.64	0/1474
1	P	0.66	0/1091	0.64	0/1474
1	Q	0.66	0/1091	0.64	0/1474
1	R	0.66	0/1091	0.64	0/1474
1	S	0.66	0/1091	0.64	0/1474
1	T	0.66	0/1091	0.64	0/1474
1	U	0.66	0/1091	0.64	0/1474
1	V	0.66	0/1091	0.64	0/1474
1	W	0.66	0/1091	0.64	0/1474
1	X	0.66	0/1091	0.64	0/1474
1	Y	0.66	0/1091	0.64	0/1474
1	Z	0.66	0/1091	0.64	0/1474
All	All	0.66	0/32730	0.64	0/44220

There are no bond length outliers.

There are no bond angle outliers.

There are no chirality outliers.

There are no planarity outliers.

5.2 Too-close contacts ⓘ

In the following table, the Non-H and H(model) columns list the number of non-hydrogen atoms and hydrogen atoms in the chain respectively. The H(added) column lists the number of hydrogen atoms added and optimized by MolProbity. The Clashes column lists the number of clashes within the asymmetric unit, whereas Symm-Clashes lists symmetry related clashes.

Mol	Chain	Non-H	H(model)	H(added)	Clashes	Symm-Clashes
1	0	1083	1113	1113	34	0
1	1	1083	1113	1113	32	0
1	2	1083	1113	1113	33	0
1	3	1083	1113	1113	35	0
1	A	1083	1113	1113	35	0
1	B	1083	1113	1113	35	0
1	C	1083	1113	1113	34	0
1	D	1083	1113	1113	36	0
1	E	1083	1113	1113	36	0
1	F	1083	1113	1113	35	0
1	G	1083	1113	1113	35	0
1	H	1083	1113	1113	36	0
1	I	1083	1113	1113	36	0
1	J	1083	1113	1113	36	0
1	K	1083	1113	1113	34	0
1	L	1083	1113	1113	36	0
1	M	1083	1113	1113	34	0
1	N	1083	1113	1113	35	0
1	O	1083	1113	1113	34	0
1	P	1083	1113	1113	33	0
1	Q	1083	1113	1113	33	0
1	R	1083	1113	1113	32	0
1	S	1083	1113	1113	35	0
1	T	1083	1113	1113	35	0
1	U	1083	1113	1113	34	0
1	V	1083	1113	1113	33	0
1	W	1083	1113	1113	34	0
1	X	1083	1113	1113	35	0
1	Y	1083	1113	1113	36	0
1	Z	1083	1113	1113	34	0
All	All	32490	33390	33390	854	0

The all-atom clashscore is defined as the number of clashes found per 1000 atoms (including hydrogen atoms). The all-atom clashscore for this structure is 13.

All (854) close contacts within the same asymmetric unit are listed below, sorted by their clash magnitude.

Atom-1	Atom-2	Interatomic distance (Å)	Clash overlap (Å)
1:O:107:ILE:O	1:O:110:THR:OG1	1.93	0.87
1:Z:107:ILE:O	1:Z:110:THR:OG1	1.93	0.87
1:Y:107:ILE:O	1:Y:110:THR:OG1	1.93	0.87
1:1:107:ILE:O	1:1:110:THR:OG1	1.93	0.87
1:C:107:ILE:O	1:C:110:THR:OG1	1.93	0.87
1:T:107:ILE:O	1:T:110:THR:OG1	1.93	0.87
1:D:107:ILE:O	1:D:110:THR:OG1	1.93	0.87
1:B:107:ILE:O	1:B:110:THR:OG1	1.93	0.87
1:S:107:ILE:O	1:S:110:THR:OG1	1.93	0.87
1:U:107:ILE:O	1:U:110:THR:OG1	1.93	0.86
1:2:107:ILE:O	1:2:110:THR:OG1	1.93	0.86
1:X:107:ILE:O	1:X:110:THR:OG1	1.93	0.86
1:E:107:ILE:O	1:E:110:THR:OG1	1.93	0.86
1:R:107:ILE:O	1:R:110:THR:OG1	1.93	0.86
1:A:107:ILE:O	1:A:110:THR:OG1	1.93	0.86
1:V:107:ILE:O	1:V:110:THR:OG1	1.93	0.86
1:Q:107:ILE:O	1:Q:110:THR:OG1	1.93	0.86
1:F:107:ILE:O	1:F:110:THR:OG1	1.93	0.85
1:K:107:ILE:O	1:K:110:THR:OG1	1.93	0.85
1:3:107:ILE:O	1:3:110:THR:OG1	1.93	0.85
1:L:107:ILE:O	1:L:110:THR:OG1	1.93	0.85
1:W:107:ILE:O	1:W:110:THR:OG1	1.93	0.85
1:J:107:ILE:O	1:J:110:THR:OG1	1.93	0.85
1:M:107:ILE:O	1:M:110:THR:OG1	1.93	0.85
1:G:107:ILE:O	1:G:110:THR:OG1	1.93	0.84
1:I:107:ILE:O	1:I:110:THR:OG1	1.93	0.84
1:N:107:ILE:O	1:N:110:THR:OG1	1.93	0.84
1:P:107:ILE:O	1:P:110:THR:OG1	1.93	0.84
1:H:107:ILE:O	1:H:110:THR:OG1	1.93	0.84
1:O:107:ILE:O	1:O:110:THR:OG1	1.93	0.84
1:S:209:ARG:NH2	1:T:218:VAL:O	2.14	0.81
1:G:209:ARG:NH2	1:H:218:VAL:O	2.17	0.78
1:O:209:ARG:NH2	1:P:218:VAL:O	2.17	0.78
1:J:209:ARG:NH2	1:K:218:VAL:O	2.17	0.78
1:Y:209:ARG:NH2	1:Z:218:VAL:O	2.17	0.78
1:H:209:ARG:NH2	1:I:218:VAL:O	2.17	0.78
1:L:209:ARG:NH2	1:M:218:VAL:O	2.17	0.78

Continued on next page...

Continued from previous page...

Atom-1	Atom-2	Interatomic distance (Å)	Clash overlap (Å)
1:F:209:ARG:NH2	1:G:218:VAL:O	2.17	0.78
1:K:209:ARG:NH2	1:L:218:VAL:O	2.17	0.78
1:P:209:ARG:NH2	1:Q:218:VAL:O	2.17	0.78
1:T:209:ARG:NH2	1:U:218:VAL:O	2.17	0.78
1:X:209:ARG:NH2	1:Y:218:VAL:O	2.17	0.78
1:A:218:VAL:O	1:3:209:ARG:NH2	2.17	0.78
1:N:209:ARG:NH2	1:O:218:VAL:O	2.17	0.78
1:B:209:ARG:NH2	1:C:218:VAL:O	2.17	0.77
1:U:209:ARG:NH2	1:V:218:VAL:O	2.17	0.77
1:A:209:ARG:NH2	1:B:218:VAL:O	2.17	0.77
1:W:209:ARG:NH2	1:X:218:VAL:O	2.17	0.77
1:Q:209:ARG:NH2	1:R:218:VAL:O	2.17	0.77
1:E:209:ARG:NH2	1:F:218:VAL:O	2.17	0.77
1:I:209:ARG:NH2	1:J:218:VAL:O	2.17	0.77
1:M:209:ARG:NH2	1:N:218:VAL:O	2.17	0.77
1:C:209:ARG:NH2	1:D:218:VAL:O	2.17	0.77
1:Z:209:ARG:NH2	1:O:218:VAL:O	2.17	0.77
1:O:209:ARG:NH2	1:1:218:VAL:O	2.17	0.76
1:D:209:ARG:NH2	1:E:218:VAL:O	2.16	0.76
1:V:209:ARG:NH2	1:W:218:VAL:O	2.16	0.76
1:1:209:ARG:NH2	1:2:218:VAL:O	2.17	0.76
1:2:209:ARG:NH2	1:3:218:VAL:O	2.17	0.76
1:R:209:ARG:NH2	1:S:218:VAL:O	2.19	0.76
1:S:209:ARG:NH2	1:T:215:SER:O	2.29	0.64
1:W:209:ARG:NH2	1:X:215:SER:O	2.31	0.64
1:N:209:ARG:NH2	1:O:215:SER:O	2.31	0.64
1:P:209:ARG:NH2	1:Q:215:SER:O	2.30	0.64
1:U:209:ARG:NH2	1:V:215:SER:O	2.31	0.64
1:O:209:ARG:NH2	1:P:215:SER:O	2.31	0.64
1:V:209:ARG:NH2	1:W:215:SER:O	2.31	0.64
1:Q:116:ASP:OD1	1:Q:117:VAL:N	2.31	0.64
1:Q:209:ARG:NH2	1:R:215:SER:O	2.31	0.64
1:T:116:ASP:OD1	1:T:117:VAL:N	2.31	0.64
1:L:116:ASP:OD1	1:L:117:VAL:N	2.32	0.63
1:O:116:ASP:OD1	1:O:117:VAL:N	2.32	0.63
1:T:209:ARG:NH2	1:U:215:SER:O	2.31	0.63
1:W:116:ASP:OD1	1:W:117:VAL:N	2.32	0.63
1:N:116:ASP:OD1	1:N:117:VAL:N	2.32	0.63
1:R:116:ASP:OD1	1:R:117:VAL:N	2.31	0.63
1:Y:116:ASP:OD1	1:Y:117:VAL:N	2.32	0.63
1:U:116:ASP:OD1	1:U:117:VAL:N	2.31	0.63

Continued on next page...

Continued from previous page...

Atom-1	Atom-2	Interatomic distance (Å)	Clash overlap (Å)
1:V:116:ASP:OD1	1:V:117:VAL:N	2.31	0.63
1:I:116:ASP:OD1	1:I:117:VAL:N	2.31	0.63
1:J:116:ASP:OD1	1:J:117:VAL:N	2.32	0.63
1:G:116:ASP:OD1	1:G:117:VAL:N	2.31	0.63
1:1:116:ASP:OD1	1:1:117:VAL:N	2.31	0.63
1:K:116:ASP:OD1	1:K:117:VAL:N	2.31	0.63
1:S:116:ASP:OD1	1:S:117:VAL:N	2.31	0.63
1:Z:116:ASP:OD1	1:Z:117:VAL:N	2.32	0.62
1:M:116:ASP:OD1	1:M:117:VAL:N	2.31	0.62
1:O:116:ASP:OD1	1:O:117:VAL:N	2.31	0.62
1:3:116:ASP:OD1	1:3:117:VAL:N	2.32	0.62
1:E:116:ASP:OD1	1:E:117:VAL:N	2.31	0.62
1:P:116:ASP:OD1	1:P:117:VAL:N	2.32	0.62
1:B:116:ASP:OD1	1:B:117:VAL:N	2.32	0.62
1:X:116:ASP:OD1	1:X:117:VAL:N	2.31	0.62
1:A:209:ARG:NH2	1:B:215:SER:O	2.31	0.62
1:D:209:ARG:NH2	1:E:215:SER:O	2.30	0.62
1:C:116:ASP:OD1	1:C:117:VAL:N	2.32	0.62
1:D:116:ASP:OD1	1:D:117:VAL:N	2.31	0.62
1:H:116:ASP:OD1	1:H:117:VAL:N	2.31	0.62
1:B:209:ARG:NH2	1:C:215:SER:O	2.31	0.61
1:F:209:ARG:NH2	1:G:215:SER:O	2.31	0.61
1:R:209:ARG:NH2	1:S:215:SER:O	2.32	0.61
1:F:116:ASP:OD1	1:F:117:VAL:N	2.31	0.61
1:H:209:ARG:NH2	1:I:215:SER:O	2.31	0.61
1:I:209:ARG:NH2	1:J:215:SER:O	2.31	0.61
1:A:116:ASP:OD1	1:A:117:VAL:N	2.32	0.61
1:A:215:SER:O	1:3:209:ARG:NH2	2.31	0.61
1:O:209:ARG:NH2	1:1:215:SER:O	2.30	0.61
1:2:116:ASP:OD1	1:2:117:VAL:N	2.32	0.61
1:2:209:ARG:NH2	1:3:215:SER:O	2.31	0.61
1:E:209:ARG:NH2	1:F:215:SER:O	2.31	0.61
1:D:190:VAL:HG13	1:D:192:GLN:O	2.01	0.61
1:G:209:ARG:NH2	1:H:215:SER:O	2.31	0.61
1:U:190:VAL:HG13	1:U:192:GLN:O	2.01	0.61
1:O:190:VAL:HG13	1:O:192:GLN:O	2.01	0.61
1:1:190:VAL:HG13	1:1:192:GLN:O	2.01	0.61
1:V:190:VAL:HG13	1:V:192:GLN:O	2.01	0.61
1:C:190:VAL:HG13	1:C:192:GLN:O	2.01	0.61
1:E:190:VAL:HG13	1:E:192:GLN:O	2.01	0.61
1:T:190:VAL:HG13	1:T:192:GLN:O	2.01	0.61

Continued on next page...

Continued from previous page...

Atom-1	Atom-2	Interatomic distance (Å)	Clash overlap (Å)
1:Z:190:VAL:HG13	1:Z:192:GLN:O	2.01	0.60
1:2:190:VAL:HG13	1:2:192:GLN:O	2.01	0.60
1:I:190:VAL:HG13	1:I:192:GLN:O	2.01	0.60
1:J:190:VAL:HG13	1:J:192:GLN:O	2.01	0.60
1:J:209:ARG:NH2	1:K:215:SER:O	2.31	0.60
1:K:209:ARG:NH2	1:L:215:SER:O	2.31	0.60
1:1:209:ARG:NH2	1:2:215:SER:O	2.32	0.60
1:C:209:ARG:NH2	1:D:215:SER:O	2.32	0.60
1:L:209:ARG:NH2	1:M:215:SER:O	2.31	0.60
1:B:190:VAL:HG13	1:B:192:GLN:O	2.01	0.60
1:P:190:VAL:HG13	1:P:192:GLN:O	2.01	0.60
1:Y:190:VAL:HG13	1:Y:192:GLN:O	2.01	0.60
1:O:190:VAL:HG13	1:O:192:GLN:O	2.01	0.60
1:S:190:VAL:HG13	1:S:192:GLN:O	2.01	0.60
1:Z:209:ARG:NH2	1:O:215:SER:O	2.31	0.60
1:F:190:VAL:HG13	1:F:192:GLN:O	2.01	0.60
1:G:190:VAL:HG13	1:G:192:GLN:O	2.01	0.60
1:N:190:VAL:HG13	1:N:192:GLN:O	2.01	0.60
1:W:190:VAL:HG13	1:W:192:GLN:O	2.01	0.60
1:3:225:ILE:HG23	1:3:226:LYS:N	2.17	0.60
1:H:190:VAL:HG13	1:H:192:GLN:O	2.01	0.60
1:K:190:VAL:HG13	1:K:192:GLN:O	2.01	0.60
1:3:190:VAL:HG13	1:3:192:GLN:O	2.01	0.60
1:A:190:VAL:HG13	1:A:192:GLN:O	2.01	0.60
1:G:225:ILE:HG23	1:G:226:LYS:N	2.17	0.60
1:I:225:ILE:HG23	1:I:226:LYS:N	2.17	0.60
1:Q:225:ILE:HG23	1:Q:226:LYS:N	2.17	0.60
1:X:209:ARG:NH2	1:Y:215:SER:O	2.31	0.60
1:Y:225:ILE:HG23	1:Y:226:LYS:N	2.17	0.60
1:1:225:ILE:HG23	1:1:226:LYS:N	2.17	0.59
1:B:225:ILE:HG23	1:B:226:LYS:N	2.17	0.59
1:L:225:ILE:HG23	1:L:226:LYS:N	2.17	0.59
1:N:225:ILE:HG23	1:N:226:LYS:N	2.17	0.59
1:Q:190:VAL:HG13	1:Q:192:GLN:O	2.01	0.59
1:Y:209:ARG:NH2	1:Z:215:SER:O	2.31	0.59
1:O:225:ILE:HG23	1:O:226:LYS:N	2.17	0.59
1:D:225:ILE:HG23	1:D:226:LYS:N	2.17	0.59
1:E:225:ILE:HG23	1:E:226:LYS:N	2.17	0.59
1:L:190:VAL:HG13	1:L:192:GLN:O	2.01	0.59
1:M:190:VAL:HG13	1:M:192:GLN:O	2.01	0.59
1:O:225:ILE:HG23	1:O:226:LYS:N	2.17	0.59

Continued on next page...

Continued from previous page...

Atom-1	Atom-2	Interatomic distance (Å)	Clash overlap (Å)
1:V:225:ILE:HG23	1:V:226:LYS:N	2.17	0.59
1:X:225:ILE:HG23	1:X:226:LYS:N	2.17	0.59
1:S:225:ILE:HG23	1:S:226:LYS:N	2.17	0.59
1:K:225:ILE:HG23	1:K:226:LYS:N	2.17	0.59
1:T:225:ILE:HG23	1:T:226:LYS:N	2.17	0.59
1:C:225:ILE:HG23	1:C:226:LYS:N	2.17	0.59
1:J:225:ILE:HG23	1:J:226:LYS:N	2.17	0.59
1:X:190:VAL:HG13	1:X:192:GLN:O	2.01	0.59
1:M:209:ARG:NH2	1:N:215:SER:O	2.32	0.59
1:U:225:ILE:HG23	1:U:226:LYS:N	2.17	0.59
1:Z:225:ILE:HG23	1:Z:226:LYS:N	2.17	0.59
1:F:225:ILE:HG23	1:F:226:LYS:N	2.17	0.59
1:R:190:VAL:HG13	1:R:192:GLN:O	2.01	0.59
1:W:225:ILE:HG23	1:W:226:LYS:N	2.17	0.59
1:M:225:ILE:HG23	1:M:226:LYS:N	2.17	0.59
1:2:225:ILE:HG23	1:2:226:LYS:N	2.17	0.59
1:R:225:ILE:HG23	1:R:226:LYS:N	2.17	0.59
1:A:225:ILE:HG23	1:A:226:LYS:N	2.17	0.59
1:P:225:ILE:HG23	1:P:226:LYS:N	2.17	0.59
1:H:225:ILE:HG23	1:H:226:LYS:N	2.17	0.58
1:W:192:GLN:NE2	1:W:195:ASP:OD1	2.38	0.57
1:I:192:GLN:NE2	1:I:195:ASP:OD1	2.38	0.56
1:V:192:GLN:NE2	1:V:195:ASP:OD1	2.38	0.56
1:X:192:GLN:NE2	1:X:195:ASP:OD1	2.38	0.56
1:H:192:GLN:NE2	1:H:195:ASP:OD1	2.38	0.56
1:J:192:GLN:NE2	1:J:195:ASP:OD1	2.38	0.56
1:U:192:GLN:NE2	1:U:195:ASP:OD1	2.38	0.56
1:A:192:GLN:NE2	1:A:195:ASP:OD1	2.38	0.56
1:O:192:GLN:NE2	1:O:195:ASP:OD1	2.38	0.56
1:3:192:GLN:NE2	1:3:195:ASP:OD1	2.38	0.56
1:G:192:GLN:NE2	1:G:195:ASP:OD1	2.38	0.56
1:K:192:GLN:NE2	1:K:195:ASP:OD1	2.38	0.56
1:P:192:GLN:NE2	1:P:195:ASP:OD1	2.38	0.56
1:B:192:GLN:NE2	1:B:195:ASP:OD1	2.38	0.56
1:Y:192:GLN:NE2	1:Y:195:ASP:OD1	2.38	0.56
1:L:192:GLN:NE2	1:L:195:ASP:OD1	2.38	0.56
1:T:192:GLN:NE2	1:T:195:ASP:OD1	2.38	0.56
1:0:192:GLN:NE2	1:0:195:ASP:OD1	2.38	0.56
1:1:192:GLN:NE2	1:1:195:ASP:OD1	2.38	0.56
1:C:192:GLN:NE2	1:C:195:ASP:OD1	2.38	0.56
1:M:192:GLN:NE2	1:M:195:ASP:OD1	2.38	0.56

Continued on next page...

Continued from previous page...

Atom-1	Atom-2	Interatomic distance (Å)	Clash overlap (Å)
1:2:192:GLN:NE2	1:2:195:ASP:OD1	2.38	0.56
1:F:192:GLN:NE2	1:F:195:ASP:OD1	2.38	0.56
1:N:192:GLN:NE2	1:N:195:ASP:OD1	2.38	0.56
1:Z:192:GLN:NE2	1:Z:195:ASP:OD1	2.38	0.56
1:D:192:GLN:NE2	1:D:195:ASP:OD1	2.38	0.56
1:Q:192:GLN:NE2	1:Q:195:ASP:OD1	2.38	0.56
1:S:192:GLN:NE2	1:S:195:ASP:OD1	2.38	0.56
1:E:192:GLN:NE2	1:E:195:ASP:OD1	2.38	0.56
1:R:192:GLN:NE2	1:R:195:ASP:OD1	2.38	0.55
1:S:123:VAL:HG12	1:S:125:ALA:H	1.72	0.55
1:R:123:VAL:HG12	1:R:125:ALA:H	1.72	0.55
1:Q:123:VAL:HG12	1:Q:125:ALA:H	1.72	0.55
1:T:123:VAL:HG12	1:T:125:ALA:H	1.72	0.55
1:U:123:VAL:HG12	1:U:125:ALA:H	1.72	0.55
1:P:123:VAL:HG12	1:P:125:ALA:H	1.72	0.54
1:S:110:THR:O	1:T:224:LYS:O	2.25	0.54
1:L:123:VAL:HG12	1:L:125:ALA:H	1.72	0.54
1:V:123:VAL:HG12	1:V:125:ALA:H	1.72	0.54
1:K:123:VAL:HG12	1:K:125:ALA:H	1.72	0.54
1:3:123:VAL:HG12	1:3:125:ALA:H	1.72	0.54
1:L:90:LYS:O	1:L:93:ILE:N	2.35	0.54
1:O:123:VAL:HG12	1:O:125:ALA:H	1.72	0.54
1:A:123:VAL:HG12	1:A:125:ALA:H	1.72	0.54
1:A:224:LYS:O	1:3:110:THR:O	2.26	0.54
1:F:123:VAL:HG12	1:F:125:ALA:H	1.72	0.54
1:G:123:VAL:HG12	1:G:125:ALA:H	1.72	0.54
1:Y:110:THR:O	1:Z:224:LYS:O	2.26	0.54
1:H:123:VAL:HG12	1:H:125:ALA:H	1.72	0.54
1:J:123:VAL:HG12	1:J:125:ALA:H	1.72	0.54
1:N:123:VAL:HG12	1:N:125:ALA:H	1.72	0.54
1:W:123:VAL:HG12	1:W:125:ALA:H	1.72	0.54
1:2:123:VAL:HG12	1:2:125:ALA:H	1.72	0.54
1:E:123:VAL:HG12	1:E:125:ALA:H	1.72	0.54
1:D:123:VAL:HG12	1:D:125:ALA:H	1.72	0.54
1:D:110:THR:O	1:E:224:LYS:O	2.26	0.54
1:M:123:VAL:HG12	1:M:125:ALA:H	1.72	0.54
1:V:110:THR:O	1:W:224:LYS:O	2.26	0.54
1:W:110:THR:O	1:X:224:LYS:O	2.26	0.54
1:Y:123:VAL:HG12	1:Y:125:ALA:H	1.72	0.54
1:0:110:THR:O	1:1:224:LYS:O	2.26	0.53
1:I:123:VAL:HG12	1:I:125:ALA:H	1.72	0.53

Continued on next page...

Continued from previous page...

Atom-1	Atom-2	Interatomic distance (Å)	Clash overlap (Å)
1:1:110:THR:O	1:2:224:LYS:O	2.27	0.53
1:X:110:THR:O	1:Y:224:LYS:O	2.27	0.53
1:C:123:VAL:HG12	1:C:125:ALA:H	1.72	0.53
1:X:123:VAL:HG12	1:X:125:ALA:H	1.72	0.53
1:B:90:LYS:O	1:B:93:ILE:N	2.35	0.53
1:H:110:THR:O	1:I:224:LYS:O	2.26	0.53
1:Y:90:LYS:O	1:Y:93:ILE:N	2.35	0.53
1:Z:123:VAL:HG12	1:Z:125:ALA:H	1.72	0.53
1:B:123:VAL:HG12	1:B:125:ALA:H	1.72	0.53
1:M:90:LYS:O	1:M:93:ILE:N	2.35	0.53
1:2:110:THR:O	1:3:224:LYS:O	2.27	0.53
1:B:110:THR:O	1:C:224:LYS:O	2.27	0.53
1:C:110:THR:O	1:D:224:LYS:O	2.27	0.53
1:G:110:THR:O	1:H:224:LYS:O	2.26	0.53
1:1:123:VAL:HG12	1:1:125:ALA:H	1.72	0.53
1:A:110:THR:O	1:B:224:LYS:O	2.27	0.53
1:F:110:THR:O	1:G:224:LYS:O	2.27	0.53
1:J:110:THR:O	1:K:224:LYS:O	2.26	0.53
1:Z:90:LYS:O	1:Z:93:ILE:N	2.35	0.53
1:U:110:THR:O	1:V:224:LYS:O	2.27	0.53
1:Z:110:THR:O	1:O:224:LYS:O	2.27	0.53
1:E:110:THR:O	1:F:224:LYS:O	2.27	0.52
1:I:110:THR:O	1:J:224:LYS:O	2.27	0.52
1:T:110:THR:O	1:U:224:LYS:O	2.27	0.52
1:O:123:VAL:HG12	1:O:125:ALA:H	1.72	0.52
1:O:90:LYS:O	1:O:93:ILE:N	2.35	0.52
1:M:110:THR:O	1:N:224:LYS:O	2.26	0.52
1:N:90:LYS:O	1:N:93:ILE:N	2.35	0.52
1:O:110:THR:O	1:P:224:LYS:O	2.26	0.52
1:C:90:LYS:O	1:C:93:ILE:N	2.35	0.52
1:L:110:THR:O	1:M:224:LYS:O	2.27	0.52
1:Q:110:THR:O	1:R:224:LYS:O	2.27	0.52
1:P:110:THR:O	1:Q:224:LYS:O	2.27	0.52
1:N:110:THR:O	1:O:224:LYS:O	2.27	0.52
1:1:90:LYS:O	1:1:93:ILE:N	2.35	0.52
1:K:110:THR:O	1:L:224:LYS:O	2.27	0.52
1:X:90:LYS:O	1:X:93:ILE:N	2.35	0.52
1:R:142:THR:HA	1:S:153:SER:O	2.10	0.51
1:R:110:THR:O	1:S:224:LYS:O	2.28	0.51
1:3:113:GLY:CA	1:3:114:VAL:HB	2.41	0.51
1:Q:113:GLY:CA	1:Q:114:VAL:HB	2.41	0.51

Continued on next page...

Continued from previous page...

Atom-1	Atom-2	Interatomic distance (Å)	Clash overlap (Å)
1:S:113:GLY:CA	1:S:114:VAL:HB	2.41	0.51
1:T:113:GLY:CA	1:T:114:VAL:HB	2.41	0.51
1:O:113:GLY:CA	1:O:114:VAL:HB	2.41	0.51
1:C:113:GLY:CA	1:C:114:VAL:HB	2.41	0.51
1:D:90:LYS:O	1:D:93:ILE:N	2.35	0.51
1:M:142:THR:HA	1:N:153:SER:O	2.11	0.51
1:O:90:LYS:O	1:O:93:ILE:N	2.35	0.51
1:P:113:GLY:CA	1:P:114:VAL:HB	2.41	0.51
1:R:113:GLY:CA	1:R:114:VAL:HB	2.41	0.51
1:U:113:GLY:CA	1:U:114:VAL:HB	2.41	0.51
1:V:113:GLY:CA	1:V:114:VAL:HB	2.41	0.51
1:X:142:THR:HA	1:Y:153:SER:O	2.11	0.51
1:1:188:LEU:HD23	1:1:220:VAL:HG12	1.93	0.51
1:2:90:LYS:O	1:2:93:ILE:N	2.35	0.51
1:W:113:GLY:CA	1:W:114:VAL:HB	2.41	0.51
1:B:113:GLY:CA	1:B:114:VAL:HB	2.41	0.51
1:Z:188:LEU:HD23	1:Z:220:VAL:HG12	1.93	0.51
1:O:142:THR:HA	1:1:153:SER:O	2.11	0.51
1:2:113:GLY:CA	1:2:114:VAL:HB	2.41	0.51
1:A:188:LEU:HD23	1:A:220:VAL:HG12	1.93	0.51
1:D:142:THR:HA	1:E:153:SER:O	2.11	0.51
1:N:113:GLY:CA	1:N:114:VAL:HB	2.41	0.51
1:O:113:GLY:CA	1:O:114:VAL:HB	2.41	0.51
1:Y:142:THR:HA	1:Z:153:SER:O	2.11	0.51
1:1:142:THR:HA	1:2:153:SER:O	2.11	0.50
1:2:188:LEU:HD23	1:2:220:VAL:HG12	1.93	0.50
1:3:188:LEU:HD23	1:3:220:VAL:HG12	1.93	0.50
1:E:142:THR:HA	1:F:153:SER:O	2.11	0.50
1:L:142:THR:HA	1:M:153:SER:O	2.11	0.50
1:M:113:GLY:CA	1:M:114:VAL:HB	2.41	0.50
1:N:142:THR:HA	1:O:153:SER:O	2.11	0.50
1:X:113:GLY:CA	1:X:114:VAL:HB	2.41	0.50
1:F:113:GLY:CA	1:F:114:VAL:HB	2.41	0.50
1:O:142:THR:HA	1:P:153:SER:O	2.11	0.50
1:Y:188:LEU:HD23	1:Y:220:VAL:HG12	1.93	0.50
1:Y:211:LEU:HD23	1:Z:122:ASN:HD21	1.77	0.50
1:O:188:LEU:HD23	1:O:220:VAL:HG12	1.93	0.50
1:2:211:LEU:HD23	1:3:122:ASN:HD21	1.77	0.50
1:E:113:GLY:CA	1:E:114:VAL:HB	2.41	0.50
1:W:142:THR:HA	1:X:153:SER:O	2.11	0.50
1:Y:113:GLY:CA	1:Y:114:VAL:HB	2.41	0.50

Continued on next page...

Continued from previous page...

Atom-1	Atom-2	Interatomic distance (Å)	Clash overlap (Å)
1:B:188:LEU:HD23	1:B:220:VAL:HG12	1.93	0.50
1:C:188:LEU:HD23	1:C:220:VAL:HG12	1.93	0.50
1:J:113:GLY:CA	1:J:114:VAL:HB	2.41	0.50
1:L:113:GLY:CA	1:L:114:VAL:HB	2.41	0.50
1:W:188:LEU:HD23	1:W:220:VAL:HG12	1.93	0.50
1:X:188:LEU:HD23	1:X:220:VAL:HG12	1.93	0.50
1:Z:113:GLY:CA	1:Z:114:VAL:HB	2.41	0.50
1:A:153:SER:O	1:3:142:THR:HA	2.11	0.50
1:3:90:LYS:O	1:3:93:ILE:N	2.35	0.50
1:A:113:GLY:CA	1:A:114:VAL:HB	2.41	0.50
1:D:188:LEU:HD23	1:D:220:VAL:HG12	1.93	0.50
1:F:142:THR:HA	1:G:153:SER:O	2.11	0.50
1:I:113:GLY:CA	1:I:114:VAL:HB	2.41	0.50
1:C:142:THR:HA	1:D:153:SER:O	2.12	0.50
1:G:113:GLY:CA	1:G:114:VAL:HB	2.41	0.50
1:K:113:GLY:CA	1:K:114:VAL:HB	2.41	0.50
1:O:188:LEU:HD23	1:O:220:VAL:HG12	1.93	0.50
1:D:113:GLY:CA	1:D:114:VAL:HB	2.41	0.50
1:H:113:GLY:CA	1:H:114:VAL:HB	2.41	0.50
1:N:188:LEU:HD23	1:N:220:VAL:HG12	1.93	0.50
1:P:142:THR:HA	1:Q:153:SER:O	2.11	0.50
1:S:211:LEU:HD23	1:T:122:ASN:HD21	1.77	0.50
1:U:142:THR:HA	1:V:153:SER:O	2.12	0.50
1:V:188:LEU:HD23	1:V:220:VAL:HG12	1.93	0.50
1:I:113:GLY:CA	1:I:114:VAL:HB	2.41	0.50
1:N:211:LEU:HD23	1:O:122:ASN:HD21	1.77	0.50
1:P:90:LYS:O	1:P:93:ILE:N	2.35	0.50
1:W:211:LEU:HD23	1:X:122:ASN:HD21	1.77	0.50
1:Z:142:THR:HA	1:O:153:SER:O	2.12	0.50
1:O:211:LEU:HD23	1:I:122:ASN:HD21	1.76	0.50
1:2:142:THR:HA	1:3:153:SER:O	2.11	0.50
1:A:122:ASN:HD21	1:3:211:LEU:HD23	1.77	0.50
1:A:142:THR:HA	1:B:153:SER:O	2.11	0.50
1:D:211:LEU:HD23	1:E:122:ASN:HD21	1.77	0.50
1:F:188:LEU:HD23	1:F:220:VAL:HG12	1.93	0.50
1:J:188:LEU:HD23	1:J:220:VAL:HG12	1.93	0.50
1:K:188:LEU:HD23	1:K:220:VAL:HG12	1.93	0.50
1:T:188:LEU:HD23	1:T:220:VAL:HG12	1.93	0.50
1:T:211:LEU:HD23	1:U:122:ASN:HD21	1.77	0.50
1:U:188:LEU:HD23	1:U:220:VAL:HG12	1.93	0.50
1:E:188:LEU:HD23	1:E:220:VAL:HG12	1.93	0.49

Continued on next page...

Continued from previous page...

Atom-1	Atom-2	Interatomic distance (Å)	Clash overlap (Å)
1:P:211:LEU:HD23	1:Q:122:ASN:HD21	1.77	0.49
1:R:188:LEU:HD23	1:R:220:VAL:HG12	1.93	0.49
1:T:142:THR:HA	1:U:153:SER:O	2.12	0.49
1:V:211:LEU:HD23	1:W:122:ASN:HD21	1.77	0.49
1:E:90:LYS:O	1:E:93:ILE:N	2.35	0.49
1:G:188:LEU:HD23	1:G:220:VAL:HG12	1.93	0.49
1:K:142:THR:HA	1:L:153:SER:O	2.12	0.49
1:M:188:LEU:HD23	1:M:220:VAL:HG12	1.93	0.49
1:V:142:THR:HA	1:W:153:SER:O	2.12	0.49
1:X:211:LEU:HD23	1:Y:122:ASN:HD21	1.78	0.49
1:J:142:THR:HA	1:K:153:SER:O	2.11	0.49
1:A:90:LYS:O	1:A:93:ILE:N	2.35	0.49
1:I:142:THR:HA	1:J:153:SER:O	2.11	0.49
1:O:211:LEU:HD23	1:P:122:ASN:HD21	1.77	0.49
1:U:211:LEU:HD23	1:V:122:ASN:HD21	1.77	0.49
1:H:142:THR:HA	1:I:153:SER:O	2.11	0.49
1:J:211:LEU:HD23	1:K:122:ASN:HD21	1.77	0.49
1:S:188:LEU:HD23	1:S:220:VAL:HG12	1.93	0.49
1:B:142:THR:HA	1:C:153:SER:O	2.12	0.49
1:B:211:LEU:HD23	1:C:122:ASN:HD21	1.77	0.49
1:C:211:LEU:HD23	1:D:122:ASN:HD21	1.77	0.49
1:H:211:LEU:HD23	1:I:122:ASN:HD21	1.77	0.49
1:I:188:LEU:HD23	1:I:220:VAL:HG12	1.93	0.49
1:Q:188:LEU:HD23	1:Q:220:VAL:HG12	1.93	0.49
1:R:211:LEU:HD23	1:S:122:ASN:HD21	1.77	0.49
1:Z:211:LEU:HD23	1:O:122:ASN:HD21	1.78	0.49
1:I:211:LEU:HD23	1:J:122:ASN:HD21	1.77	0.49
1:1:211:LEU:HD23	1:2:122:ASN:HD21	1.78	0.49
1:H:188:LEU:HD23	1:H:220:VAL:HG12	1.93	0.49
1:A:211:LEU:HD23	1:B:122:ASN:HD21	1.77	0.48
1:K:211:LEU:HD23	1:L:122:ASN:HD21	1.77	0.48
1:L:211:LEU:HD23	1:M:122:ASN:HD21	1.77	0.48
1:P:188:LEU:HD23	1:P:220:VAL:HG12	1.93	0.48
1:Q:142:THR:HA	1:R:153:SER:O	2.12	0.48
1:E:211:LEU:HD23	1:F:122:ASN:HD21	1.78	0.48
1:G:142:THR:HA	1:H:153:SER:O	2.13	0.48
1:L:188:LEU:HD23	1:L:220:VAL:HG12	1.93	0.48
1:Q:90:LYS:O	1:Q:93:ILE:N	2.35	0.48
1:Q:211:LEU:HD23	1:R:122:ASN:HD21	1.77	0.48
1:M:211:LEU:HD23	1:N:122:ASN:HD21	1.77	0.48
1:S:142:THR:HA	1:T:153:SER:O	2.13	0.48

Continued on next page...

Continued from previous page...

Atom-1	Atom-2	Interatomic distance (Å)	Clash overlap (Å)
1:F:211:LEU:HD23	1:G:122:ASN:HD21	1.77	0.48
1:G:211:LEU:HD23	1:H:122:ASN:HD21	1.77	0.48
1:F:90:LYS:O	1:F:93:ILE:N	2.35	0.48
1:S:190:VAL:CG1	1:S:192:GLN:O	2.62	0.48
1:V:190:VAL:CG1	1:V:192:GLN:O	2.62	0.48
1:O:225:ILE:HG23	1:O:226:LYS:H	1.79	0.48
1:Q:190:VAL:CG1	1:Q:192:GLN:O	2.62	0.48
1:R:190:VAL:CG1	1:R:192:GLN:O	2.62	0.48
1:T:190:VAL:CG1	1:T:192:GLN:O	2.62	0.48
1:U:190:VAL:CG1	1:U:192:GLN:O	2.62	0.48
1:A:225:ILE:HG23	1:A:226:LYS:H	1.79	0.48
1:P:190:VAL:CG1	1:P:192:GLN:O	2.62	0.48
1:W:190:VAL:CG1	1:W:192:GLN:O	2.62	0.48
1:W:225:ILE:HG23	1:W:226:LYS:H	1.79	0.48
1:A:190:VAL:CG1	1:A:192:GLN:O	2.62	0.47
1:F:225:ILE:HG23	1:F:226:LYS:H	1.79	0.47
1:M:190:VAL:CG1	1:M:192:GLN:O	2.62	0.47
1:N:190:VAL:CG1	1:N:192:GLN:O	2.62	0.47
1:O:190:VAL:CG1	1:O:192:GLN:O	2.62	0.47
1:X:190:VAL:CG1	1:X:192:GLN:O	2.62	0.47
1:E:190:VAL:CG1	1:E:192:GLN:O	2.62	0.47
1:E:225:ILE:HG23	1:E:226:LYS:H	1.79	0.47
1:K:190:VAL:CG1	1:K:192:GLN:O	2.62	0.47
1:L:190:VAL:CG1	1:L:192:GLN:O	2.62	0.47
1:V:225:ILE:HG23	1:V:226:LYS:H	1.79	0.47
1:Y:190:VAL:CG1	1:Y:192:GLN:O	2.62	0.47
1:I:225:ILE:HG23	1:I:226:LYS:H	1.79	0.47
1:B:225:ILE:HG23	1:B:226:LYS:H	1.79	0.47
1:O:190:VAL:CG1	1:O:192:GLN:O	2.62	0.47
1:X:225:ILE:HG23	1:X:226:LYS:H	1.79	0.47
1:Z:190:VAL:CG1	1:Z:192:GLN:O	2.62	0.47
1:Z:225:ILE:HG23	1:Z:226:LYS:H	1.79	0.47
1:3:190:VAL:CG1	1:3:192:GLN:O	2.62	0.47
1:1:190:VAL:CG1	1:1:192:GLN:O	2.62	0.47
1:A:223:LYS:HD2	1:3:112:ILE:HA	1.96	0.47
1:2:190:VAL:CG1	1:2:192:GLN:O	2.62	0.47
1:3:225:ILE:HG23	1:3:226:LYS:H	1.79	0.47
1:B:190:VAL:CG1	1:B:192:GLN:O	2.62	0.47
1:D:190:VAL:CG1	1:D:192:GLN:O	2.62	0.47
1:F:190:VAL:CG1	1:F:192:GLN:O	2.62	0.47
1:J:190:VAL:CG1	1:J:192:GLN:O	2.62	0.47

Continued on next page...

Continued from previous page...

Atom-1	Atom-2	Interatomic distance (Å)	Clash overlap (Å)
1:K:225:ILE:HG23	1:K:226:LYS:H	1.79	0.47
1:T:112:ILE:HA	1:U:223:LYS:HD2	1.97	0.47
1:C:190:VAL:CG1	1:C:192:GLN:O	2.62	0.47
1:E:112:ILE:HA	1:F:223:LYS:HD2	1.97	0.47
1:G:190:VAL:CG1	1:G:192:GLN:O	2.62	0.47
1:G:225:ILE:HG23	1:G:226:LYS:H	1.79	0.47
1:H:190:VAL:CG1	1:H:192:GLN:O	2.62	0.47
1:J:112:ILE:HA	1:K:223:LYS:HD2	1.97	0.47
1:M:225:ILE:HG23	1:M:226:LYS:H	1.79	0.47
1:Q:225:ILE:HG23	1:Q:226:LYS:H	1.79	0.47
1:R:112:ILE:HA	1:S:223:LYS:HD2	1.97	0.47
1:R:90:LYS:O	1:R:93:ILE:N	2.35	0.47
1:S:225:ILE:HG23	1:S:226:LYS:H	1.79	0.47
1:Y:112:ILE:HA	1:Z:223:LYS:HD2	1.97	0.47
1:C:225:ILE:HG23	1:C:226:LYS:H	1.79	0.47
1:F:141:THR:HA	1:F:154:VAL:O	2.15	0.47
1:I:190:VAL:CG1	1:I:192:GLN:O	2.62	0.47
1:N:141:THR:HA	1:N:154:VAL:O	2.15	0.47
1:O:112:ILE:HA	1:1:223:LYS:HD2	1.97	0.47
1:B:141:THR:HA	1:B:154:VAL:O	2.15	0.47
1:D:225:ILE:HG23	1:D:226:LYS:H	1.79	0.47
1:J:141:THR:HA	1:J:154:VAL:O	2.15	0.47
1:X:141:THR:HA	1:X:154:VAL:O	2.15	0.47
1:E:141:THR:HA	1:E:154:VAL:O	2.15	0.47
1:G:90:LYS:O	1:G:93:ILE:N	2.35	0.47
1:H:225:ILE:HG23	1:H:226:LYS:H	1.79	0.47
1:J:225:ILE:HG23	1:J:226:LYS:H	1.79	0.47
1:L:225:ILE:HG23	1:L:226:LYS:H	1.79	0.47
1:O:112:ILE:HA	1:P:223:LYS:HD2	1.97	0.47
1:O:141:THR:HA	1:O:154:VAL:O	2.15	0.47
1:R:141:THR:HA	1:R:154:VAL:O	2.15	0.47
1:R:225:ILE:HG23	1:R:226:LYS:H	1.79	0.47
1:U:225:ILE:HG23	1:U:226:LYS:H	1.79	0.47
1:W:141:THR:HA	1:W:154:VAL:O	2.15	0.47
1:Y:141:THR:HA	1:Y:154:VAL:O	2.15	0.47
1:K:141:THR:HA	1:K:154:VAL:O	2.15	0.46
1:M:112:ILE:HA	1:N:223:LYS:HD2	1.97	0.46
1:L:112:ILE:HA	1:M:223:LYS:HD2	1.97	0.46
1:2:225:ILE:HG23	1:2:226:LYS:H	1.79	0.46
1:F:112:ILE:HA	1:G:223:LYS:HD2	1.98	0.46
1:P:112:ILE:HA	1:Q:223:LYS:HD2	1.97	0.46

Continued on next page...

Continued from previous page...

Atom-1	Atom-2	Interatomic distance (Å)	Clash overlap (Å)
1:P:225:ILE:HG23	1:P:226:LYS:H	1.79	0.46
1:V:141:THR:HA	1:V:154:VAL:O	2.15	0.46
1:A:112:ILE:HA	1:B:223:LYS:HD2	1.97	0.46
1:C:141:THR:HA	1:C:154:VAL:O	2.15	0.46
1:D:112:ILE:HA	1:E:223:LYS:HD2	1.98	0.46
1:G:141:THR:HA	1:G:154:VAL:O	2.15	0.46
1:H:112:ILE:HA	1:I:223:LYS:HD2	1.98	0.46
1:I:112:ILE:HA	1:J:223:LYS:HD2	1.98	0.46
1:K:112:ILE:HA	1:L:223:LYS:HD2	1.98	0.46
1:Z:141:THR:HA	1:Z:154:VAL:O	2.15	0.46
1:1:141:THR:HA	1:1:154:VAL:O	2.15	0.46
1:2:141:THR:HA	1:2:154:VAL:O	2.15	0.46
1:A:141:THR:HA	1:A:154:VAL:O	2.15	0.46
1:I:141:THR:HA	1:I:154:VAL:O	2.15	0.46
1:Q:141:THR:HA	1:Q:154:VAL:O	2.15	0.46
1:G:112:ILE:HA	1:H:223:LYS:HD2	1.98	0.46
1:M:141:THR:HA	1:M:154:VAL:O	2.15	0.46
1:U:112:ILE:HA	1:V:223:LYS:HD2	1.98	0.46
1:U:141:THR:HA	1:U:154:VAL:O	2.15	0.46
1:W:112:ILE:HA	1:X:223:LYS:HD2	1.98	0.46
1:3:141:THR:HA	1:3:154:VAL:O	2.15	0.46
1:V:112:ILE:HA	1:W:223:LYS:HD2	1.98	0.46
1:X:112:ILE:HA	1:Y:223:LYS:HD2	1.98	0.46
1:Y:225:ILE:HG23	1:Y:226:LYS:H	1.79	0.46
1:Z:112:ILE:HA	1:O:223:LYS:HD2	1.98	0.46
1:C:112:ILE:HA	1:D:223:LYS:HD2	1.98	0.46
1:P:141:THR:HA	1:P:154:VAL:O	2.15	0.46
1:S:141:THR:HA	1:S:154:VAL:O	2.15	0.46
1:N:112:ILE:HA	1:O:223:LYS:HD2	1.98	0.46
1:N:225:ILE:HG23	1:N:226:LYS:H	1.79	0.46
1:T:225:ILE:HG23	1:T:226:LYS:H	1.79	0.46
1:1:112:ILE:HA	1:2:223:LYS:HD2	1.98	0.46
1:I:225:ILE:HG23	1:I:226:LYS:H	1.79	0.46
1:O:141:THR:HA	1:O:154:VAL:O	2.15	0.45
1:D:141:THR:HA	1:D:154:VAL:O	2.15	0.45
1:L:141:THR:HA	1:L:154:VAL:O	2.15	0.45
1:B:112:ILE:HA	1:C:223:LYS:HD2	1.98	0.45
1:O:225:ILE:HG23	1:O:226:LYS:H	1.79	0.45
1:Q:112:ILE:HA	1:R:223:LYS:HD2	1.98	0.45
1:2:112:ILE:HA	1:3:223:LYS:HD2	1.98	0.45
1:H:141:THR:HA	1:H:154:VAL:O	2.15	0.45

Continued on next page...

Continued from previous page...

Atom-1	Atom-2	Interatomic distance (Å)	Clash overlap (Å)
1:S:90:LYS:O	1:S:93:ILE:N	2.35	0.45
1:H:90:LYS:O	1:H:93:ILE:N	2.35	0.45
1:T:141:THR:HA	1:T:154:VAL:O	2.15	0.45
1:S:112:ILE:HA	1:T:223:LYS:HD2	1.99	0.45
1:P:90:LYS:O	1:P:93:ILE:HB	2.17	0.45
1:R:90:LYS:O	1:R:93:ILE:HB	2.17	0.45
1:T:90:LYS:O	1:T:93:ILE:HB	2.17	0.44
1:W:90:LYS:O	1:W:93:ILE:HB	2.17	0.44
1:K:90:LYS:O	1:K:93:ILE:HB	2.17	0.44
1:N:90:LYS:O	1:N:93:ILE:HB	2.18	0.44
1:3:90:LYS:O	1:3:93:ILE:HB	2.17	0.44
1:B:90:LYS:O	1:B:93:ILE:HB	2.18	0.44
1:D:90:LYS:O	1:D:93:ILE:HB	2.17	0.44
1:M:90:LYS:O	1:M:93:ILE:HB	2.17	0.44
1:Y:90:LYS:O	1:Y:93:ILE:HB	2.17	0.44
1:I:90:LYS:O	1:I:93:ILE:HB	2.17	0.44
1:T:90:LYS:O	1:T:93:ILE:N	2.35	0.44
1:U:90:LYS:O	1:U:93:ILE:HB	2.18	0.44
1:O:90:LYS:O	1:O:93:ILE:HB	2.17	0.44
1:L:90:LYS:O	1:L:93:ILE:HB	2.17	0.44
1:G:90:LYS:O	1:G:93:ILE:HB	2.18	0.44
1:V:90:LYS:O	1:V:93:ILE:HB	2.18	0.44
1:X:128:LEU:HD12	1:X:129:LYS:N	2.33	0.44
1:Z:128:LEU:HD12	1:Z:129:LYS:N	2.33	0.44
1:1:128:LEU:HD12	1:1:129:LYS:N	2.33	0.44
1:2:90:LYS:O	1:2:93:ILE:HB	2.17	0.44
1:D:193:GLY:O	1:D:195:ASP:OD1	2.36	0.44
1:E:193:GLY:O	1:E:195:ASP:OD1	2.36	0.44
1:E:90:LYS:O	1:E:93:ILE:HB	2.17	0.44
1:I:90:LYS:O	1:I:93:ILE:N	2.35	0.44
1:O:90:LYS:O	1:O:93:ILE:HB	2.17	0.44
1:S:90:LYS:O	1:S:93:ILE:HB	2.17	0.44
1:1:90:LYS:O	1:1:93:ILE:HB	2.17	0.43
1:3:128:LEU:HD12	1:3:129:LYS:N	2.33	0.43
1:F:90:LYS:O	1:F:93:ILE:HB	2.17	0.43
1:V:128:LEU:HD12	1:V:129:LYS:N	2.33	0.43
1:2:118:SER:O	1:2:189:VAL:N	2.51	0.43
1:C:193:GLY:O	1:C:195:ASP:OD1	2.36	0.43
1:Q:90:LYS:O	1:Q:93:ILE:HB	2.17	0.43
1:Z:90:LYS:O	1:Z:93:ILE:HB	2.17	0.43
1:F:193:GLY:O	1:F:195:ASP:OD1	2.36	0.43

Continued on next page...

Continued from previous page...

Atom-1	Atom-2	Interatomic distance (Å)	Clash overlap (Å)
1:H:128:LEU:HD12	1:H:129:LYS:N	2.33	0.43
1:K:193:GLY:O	1:K:195:ASP:OD1	2.36	0.43
1:L:118:SER:O	1:L:189:VAL:N	2.51	0.43
1:L:193:GLY:O	1:L:195:ASP:OD1	2.36	0.43
1:O:193:GLY:O	1:O:195:ASP:OD1	2.36	0.43
1:1:193:GLY:O	1:1:195:ASP:OD1	2.36	0.43
1:B:128:LEU:HD12	1:B:129:LYS:N	2.33	0.43
1:H:90:LYS:O	1:H:93:ILE:HB	2.17	0.43
1:J:128:LEU:HD12	1:J:129:LYS:N	2.33	0.43
1:K:128:LEU:HD12	1:K:129:LYS:N	2.33	0.43
1:M:128:LEU:HD12	1:M:129:LYS:N	2.33	0.43
1:Q:128:LEU:HD12	1:Q:129:LYS:N	2.33	0.43
1:S:128:LEU:HD12	1:S:129:LYS:N	2.33	0.43
1:T:128:LEU:HD12	1:T:129:LYS:N	2.33	0.43
1:C:128:LEU:HD12	1:C:129:LYS:N	2.33	0.43
1:E:128:LEU:HD12	1:E:129:LYS:N	2.33	0.43
1:J:193:GLY:O	1:J:195:ASP:OD1	2.36	0.43
1:U:128:LEU:HD12	1:U:129:LYS:N	2.33	0.43
1:2:193:GLY:O	1:2:195:ASP:OD1	2.36	0.43
1:A:90:LYS:O	1:A:93:ILE:HB	2.17	0.43
1:B:193:GLY:O	1:B:195:ASP:OD1	2.36	0.43
1:C:90:LYS:O	1:C:93:ILE:HB	2.17	0.43
1:G:118:SER:O	1:G:189:VAL:N	2.51	0.43
1:J:90:LYS:O	1:J:93:ILE:HB	2.17	0.43
1:W:128:LEU:HD12	1:W:129:LYS:N	2.33	0.43
1:O:128:LEU:HD12	1:O:129:LYS:N	2.33	0.43
1:2:166:ILE:CG2	1:2:167:LYS:N	2.82	0.43
1:A:128:LEU:HD12	1:A:129:LYS:N	2.33	0.43
1:C:118:SER:O	1:C:189:VAL:N	2.52	0.43
1:G:193:GLY:O	1:G:195:ASP:OD1	2.36	0.43
1:M:193:GLY:O	1:M:195:ASP:OD1	2.36	0.43
1:O:128:LEU:HD12	1:O:129:LYS:N	2.33	0.43
1:Z:193:GLY:O	1:Z:195:ASP:OD1	2.36	0.43
1:3:118:SER:O	1:3:189:VAL:N	2.52	0.43
1:3:166:ILE:CG2	1:3:167:LYS:N	2.82	0.43
1:C:166:ILE:CG2	1:C:167:LYS:N	2.82	0.43
1:D:166:ILE:CG2	1:D:167:LYS:N	2.82	0.43
1:G:128:LEU:HD12	1:G:129:LYS:N	2.33	0.43
1:M:118:SER:O	1:M:189:VAL:N	2.51	0.43
1:X:90:LYS:O	1:X:93:ILE:HB	2.17	0.43
1:Y:118:SER:O	1:Y:189:VAL:N	2.52	0.43

Continued on next page...

Continued from previous page...

Atom-1	Atom-2	Interatomic distance (Å)	Clash overlap (Å)
1:Y:166:ILE:CG2	1:Y:167:LYS:N	2.82	0.43
1:2:128:LEU:HD12	1:2:129:LYS:N	2.33	0.43
1:I:193:GLY:O	1:I:195:ASP:OD1	2.37	0.43
1:P:128:LEU:HD12	1:P:129:LYS:N	2.33	0.43
1:Q:113:GLY:HA3	1:Q:114:VAL:HB	2.01	0.43
1:R:113:GLY:HA3	1:R:114:VAL:HB	2.01	0.43
1:T:113:GLY:HA3	1:T:114:VAL:HB	2.01	0.43
1:3:193:GLY:O	1:3:195:ASP:OD1	2.36	0.43
1:D:128:LEU:HD12	1:D:129:LYS:N	2.33	0.43
1:H:118:SER:O	1:H:189:VAL:N	2.52	0.43
1:N:128:LEU:HD12	1:N:129:LYS:N	2.33	0.43
1:R:128:LEU:HD12	1:R:129:LYS:N	2.33	0.43
1:S:113:GLY:HA3	1:S:114:VAL:HB	2.01	0.43
1:U:113:GLY:HA3	1:U:114:VAL:HB	2.01	0.43
1:1:166:ILE:CG2	1:1:167:LYS:N	2.82	0.42
1:D:118:SER:O	1:D:189:VAL:N	2.52	0.42
1:H:166:ILE:CG2	1:H:167:LYS:N	2.82	0.42
1:J:90:LYS:O	1:J:93:ILE:N	2.35	0.42
1:L:128:LEU:HD12	1:L:129:LYS:N	2.33	0.42
1:P:113:GLY:HA3	1:P:114:VAL:HB	2.01	0.42
1:S:118:SER:O	1:S:189:VAL:N	2.52	0.42
1:V:113:GLY:HA3	1:V:114:VAL:HB	2.01	0.42
1:X:166:ILE:CG2	1:X:167:LYS:N	2.82	0.42
1:Y:128:LEU:HD12	1:Y:129:LYS:N	2.33	0.42
1:Y:193:GLY:O	1:Y:195:ASP:OD1	2.36	0.42
1:Z:166:ILE:CG2	1:Z:167:LYS:N	2.82	0.42
1:A:193:GLY:O	1:A:195:ASP:OD1	2.36	0.42
1:G:166:ILE:CG2	1:G:167:LYS:N	2.82	0.42
1:B:166:ILE:CG2	1:B:167:LYS:N	2.82	0.42
1:E:166:ILE:CG2	1:E:167:LYS:N	2.82	0.42
1:N:193:GLY:O	1:N:195:ASP:OD1	2.36	0.42
1:G:113:GLY:HA3	1:G:114:VAL:HB	2.01	0.42
1:H:193:GLY:O	1:H:195:ASP:OD1	2.36	0.42
1:K:90:LYS:O	1:K:93:ILE:N	2.35	0.42
1:O:113:GLY:HA3	1:O:114:VAL:HB	2.01	0.42
1:A:166:ILE:CG2	1:A:167:LYS:N	2.82	0.42
1:F:113:GLY:HA3	1:F:114:VAL:HB	2.01	0.42
1:H:113:GLY:HA3	1:H:114:VAL:HB	2.01	0.42
1:I:113:GLY:HA3	1:I:114:VAL:HB	2.01	0.42
1:I:128:LEU:HD12	1:I:129:LYS:N	2.33	0.42
1:J:113:GLY:HA3	1:J:114:VAL:HB	2.01	0.42

Continued on next page...

Continued from previous page...

Atom-1	Atom-2	Interatomic distance (Å)	Clash overlap (Å)
1:R:193:GLY:O	1:R:195:ASP:OD1	2.36	0.42
1:S:193:GLY:O	1:S:195:ASP:OD1	2.36	0.42
1:T:193:GLY:O	1:T:195:ASP:OD1	2.36	0.42
1:U:166:ILE:CG2	1:U:167:LYS:N	2.82	0.42
1:W:113:GLY:HA3	1:W:114:VAL:HB	2.01	0.42
1:W:166:ILE:CG2	1:W:167:LYS:N	2.82	0.42
1:3:113:GLY:HA3	1:3:114:VAL:HB	2.01	0.42
1:A:113:GLY:HA3	1:A:114:VAL:HB	2.01	0.42
1:A:118:SER:O	1:A:189:VAL:N	2.52	0.42
1:F:128:LEU:HD12	1:F:129:LYS:N	2.33	0.42
1:H:225:ILE:CG2	1:H:226:LYS:N	2.83	0.42
1:I:166:ILE:CG2	1:I:167:LYS:N	2.82	0.42
1:L:225:ILE:CG2	1:L:226:LYS:N	2.83	0.42
1:M:166:ILE:CG2	1:M:167:LYS:N	2.82	0.42
1:Q:166:ILE:CG2	1:Q:167:LYS:N	2.82	0.42
1:R:166:ILE:CG2	1:R:167:LYS:N	2.82	0.42
1:U:90:LYS:O	1:U:93:ILE:N	2.35	0.42
1:Z:118:SER:O	1:Z:189:VAL:N	2.52	0.42
1:0:225:ILE:CG2	1:0:226:LYS:N	2.83	0.42
1:1:225:ILE:CG2	1:1:226:LYS:N	2.83	0.42
1:B:113:GLY:HA3	1:B:114:VAL:HB	2.01	0.42
1:E:113:GLY:HA3	1:E:114:VAL:HB	2.01	0.42
1:K:113:GLY:HA3	1:K:114:VAL:HB	2.01	0.42
1:N:113:GLY:HA3	1:N:114:VAL:HB	2.01	0.42
1:T:166:ILE:CG2	1:T:167:LYS:N	2.82	0.42
1:U:193:GLY:O	1:U:195:ASP:OD1	2.36	0.42
1:X:193:GLY:O	1:X:195:ASP:OD1	2.36	0.42
1:0:166:ILE:CG2	1:0:167:LYS:N	2.82	0.42
1:2:113:GLY:HA3	1:2:114:VAL:HB	2.01	0.42
1:G:225:ILE:CG2	1:G:226:LYS:N	2.83	0.42
1:I:118:SER:O	1:I:189:VAL:N	2.52	0.42
1:N:118:SER:O	1:N:189:VAL:N	2.52	0.42
1:V:166:ILE:CG2	1:V:167:LYS:N	2.82	0.42
1:X:225:ILE:CG2	1:X:226:LYS:N	2.83	0.42
1:E:118:SER:O	1:E:189:VAL:N	2.52	0.42
1:F:166:ILE:CG2	1:F:167:LYS:N	2.82	0.42
1:L:166:ILE:CG2	1:L:167:LYS:N	2.82	0.42
1:N:166:ILE:CG2	1:N:167:LYS:N	2.82	0.42
1:O:193:GLY:O	1:O:195:ASP:OD1	2.36	0.42
1:P:166:ILE:CG2	1:P:167:LYS:N	2.82	0.42
1:Q:193:GLY:O	1:Q:195:ASP:OD1	2.37	0.42

Continued on next page...

Continued from previous page...

Atom-1	Atom-2	Interatomic distance (Å)	Clash overlap (Å)
1:V:193:GLY:O	1:V:195:ASP:OD1	2.36	0.42
1:1:113:GLY:HA3	1:1:114:VAL:HB	2.01	0.42
1:B:225:ILE:CG2	1:B:226:LYS:N	2.83	0.42
1:C:113:GLY:HA3	1:C:114:VAL:HB	2.01	0.42
1:C:225:ILE:CG2	1:C:226:LYS:N	2.83	0.42
1:D:113:GLY:HA3	1:D:114:VAL:HB	2.01	0.42
1:I:225:ILE:CG2	1:I:226:LYS:N	2.83	0.42
1:K:166:ILE:CG2	1:K:167:LYS:N	2.82	0.42
1:M:225:ILE:CG2	1:M:226:LYS:N	2.83	0.42
1:T:118:SER:O	1:T:189:VAL:N	2.52	0.42
1:X:113:GLY:HA3	1:X:114:VAL:HB	2.01	0.42
1:I:190:VAL:O	1:I:223:LYS:O	2.38	0.41
1:J:166:ILE:HG22	1:J:167:LYS:N	2.35	0.41
1:J:190:VAL:O	1:J:223:LYS:O	2.38	0.41
1:L:113:GLY:HA3	1:L:114:VAL:HB	2.01	0.41
1:M:113:GLY:HA3	1:M:114:VAL:HB	2.01	0.41
1:Q:166:ILE:HG22	1:Q:167:LYS:N	2.35	0.41
1:S:166:ILE:CG2	1:S:167:LYS:N	2.82	0.41
1:2:225:ILE:CG2	1:2:226:LYS:N	2.83	0.41
1:A:225:ILE:CG2	1:A:226:LYS:N	2.83	0.41
1:D:225:ILE:CG2	1:D:226:LYS:N	2.83	0.41
1:H:190:VAL:O	1:H:223:LYS:O	2.38	0.41
1:J:166:ILE:CG2	1:J:167:LYS:N	2.82	0.41
1:K:166:ILE:HG22	1:K:167:LYS:N	2.35	0.41
1:K:190:VAL:O	1:K:223:LYS:O	2.38	0.41
1:P:166:ILE:HG22	1:P:167:LYS:N	2.35	0.41
1:P:193:GLY:O	1:P:195:ASP:OD1	2.36	0.41
1:V:90:LYS:O	1:V:93:ILE:N	2.35	0.41
1:W:166:ILE:HG22	1:W:167:LYS:N	2.36	0.41
1:X:166:ILE:HG22	1:X:167:LYS:N	2.35	0.41
1:0:113:GLY:HA3	1:0:114:VAL:HB	2.01	0.41
1:F:225:ILE:CG2	1:F:226:LYS:N	2.83	0.41
1:R:166:ILE:HG22	1:R:167:LYS:N	2.35	0.41
1:V:166:ILE:HG22	1:V:167:LYS:N	2.35	0.41
1:E:166:ILE:HG22	1:E:167:LYS:N	2.35	0.41
1:F:166:ILE:HG22	1:F:167:LYS:N	2.36	0.41
1:I:166:ILE:HG22	1:I:167:LYS:N	2.35	0.41
1:Q:225:ILE:CG2	1:Q:226:LYS:N	2.83	0.41
1:W:111:ILE:HG21	1:W:111:ILE:HD13	1.87	0.41
1:Z:113:GLY:HA3	1:Z:114:VAL:HB	2.01	0.41
1:P:190:VAL:HG22	1:P:192:GLN:H	1.86	0.41

Continued on next page...

Continued from previous page...

Atom-1	Atom-2	Interatomic distance (Å)	Clash overlap (Å)
1:W:193:GLY:O	1:W:195:ASP:OD1	2.37	0.41
1:Y:225:ILE:CG2	1:Y:226:LYS:N	2.83	0.41
1:Z:166:ILE:HG22	1:Z:167:LYS:N	2.35	0.41
1:G:166:ILE:HG22	1:G:167:LYS:N	2.36	0.41
1:G:190:VAL:O	1:G:223:LYS:O	2.38	0.41
1:H:166:ILE:HG22	1:H:167:LYS:N	2.35	0.41
1:L:166:ILE:HG22	1:L:167:LYS:N	2.35	0.41
1:O:111:ILE:HD11	1:O:114:VAL:HG11	2.03	0.41
1:O:166:ILE:CG2	1:O:167:LYS:N	2.82	0.41
1:O:166:ILE:HG22	1:O:167:LYS:N	2.35	0.41
1:P:190:VAL:O	1:P:223:LYS:O	2.38	0.41
1:U:190:VAL:HG22	1:U:192:GLN:H	1.86	0.41
1:Y:113:GLY:HA3	1:Y:114:VAL:HB	2.01	0.41
1:Y:166:ILE:HG22	1:Y:167:LYS:N	2.35	0.41
1:O:118:SER:O	1:O:189:VAL:N	2.52	0.41
1:D:166:ILE:HG22	1:D:167:LYS:N	2.36	0.41
1:L:190:VAL:O	1:L:223:LYS:O	2.38	0.41
1:O:190:VAL:O	1:O:223:LYS:O	2.38	0.41
1:Q:190:VAL:O	1:Q:223:LYS:O	2.38	0.41
1:S:166:ILE:HG22	1:S:167:LYS:N	2.35	0.41
1:T:190:VAL:HG22	1:T:192:GLN:H	1.86	0.41
1:U:225:ILE:CG2	1:U:226:LYS:N	2.83	0.41
1:W:90:LYS:O	1:W:93:ILE:N	2.35	0.41
1:Y:190:VAL:HG22	1:Y:192:GLN:H	1.86	0.41
1:Z:190:VAL:O	1:Z:223:LYS:O	2.38	0.41
1:Z:190:VAL:HG22	1:Z:192:GLN:H	1.86	0.41
1:O:111:ILE:HD11	1:O:114:VAL:HG11	2.03	0.41
1:O:190:VAL:O	1:O:223:LYS:O	2.38	0.41
1:B:118:SER:O	1:B:189:VAL:N	2.52	0.41
1:E:225:ILE:CG2	1:E:226:LYS:N	2.83	0.41
1:Q:190:VAL:HG22	1:Q:192:GLN:H	1.86	0.41
1:S:111:ILE:HD11	1:S:114:VAL:HG11	2.03	0.41
1:V:190:VAL:O	1:V:223:LYS:O	2.38	0.41
1:W:111:ILE:HD11	1:W:114:VAL:HG11	2.03	0.41
1:X:111:ILE:HD11	1:X:114:VAL:HG11	2.03	0.41
1:I:111:ILE:HD11	1:I:114:VAL:HG11	2.03	0.41
1:I:190:VAL:O	1:I:223:LYS:O	2.38	0.41
1:A:111:ILE:HD11	1:A:114:VAL:HG11	2.03	0.41
1:C:166:ILE:HG22	1:C:167:LYS:N	2.36	0.41
1:J:225:ILE:CG2	1:J:226:LYS:N	2.83	0.41
1:K:190:VAL:HG22	1:K:192:GLN:H	1.86	0.41

Continued on next page...

Continued from previous page...

Atom-1	Atom-2	Interatomic distance (Å)	Clash overlap (Å)
1:L:111:ILE:HD11	1:L:114:VAL:HG11	2.03	0.41
1:P:111:ILE:HD11	1:P:114:VAL:HG11	2.03	0.41
1:R:190:VAL:O	1:R:223:LYS:O	2.38	0.41
1:T:111:ILE:HD13	1:T:111:ILE:HG21	1.87	0.41
1:T:111:ILE:HD11	1:T:114:VAL:HG11	2.03	0.41
1:W:190:VAL:O	1:W:223:LYS:O	2.38	0.41
1:Y:190:VAL:O	1:Y:223:LYS:O	2.38	0.41
1:B:190:VAL:O	1:B:223:LYS:O	2.38	0.41
1:C:190:VAL:O	1:C:223:LYS:O	2.38	0.41
1:D:190:VAL:O	1:D:223:LYS:O	2.38	0.41
1:J:118:SER:O	1:J:189:VAL:N	2.52	0.41
1:K:111:ILE:HD11	1:K:114:VAL:HG11	2.03	0.41
1:N:190:VAL:O	1:N:223:LYS:O	2.38	0.41
1:O:190:VAL:HG22	1:O:192:GLN:H	1.86	0.41
1:U:166:ILE:HG22	1:U:167:LYS:N	2.35	0.41
1:X:111:ILE:HG21	1:X:111:ILE:HD13	1.87	0.41
1:X:190:VAL:O	1:X:223:LYS:O	2.38	0.41
1:3:225:ILE:CG2	1:3:226:LYS:N	2.83	0.41
1:B:166:ILE:HG22	1:B:167:LYS:N	2.35	0.41
1:F:118:SER:O	1:F:189:VAL:N	2.51	0.41
1:H:111:ILE:HD11	1:H:114:VAL:HG11	2.03	0.41
1:L:190:VAL:HG22	1:L:192:GLN:H	1.86	0.41
1:M:166:ILE:HG22	1:M:167:LYS:N	2.35	0.41
1:O:118:SER:O	1:O:189:VAL:N	2.52	0.41
1:U:118:SER:O	1:U:189:VAL:N	2.51	0.41
1:U:190:VAL:O	1:U:223:LYS:O	2.38	0.41
1:2:190:VAL:O	1:2:223:LYS:O	2.38	0.40
1:3:190:VAL:O	1:3:223:LYS:O	2.38	0.40
1:F:190:VAL:O	1:F:223:LYS:O	2.38	0.40
1:H:194:VAL:HA	1:H:200:LYS:HB2	2.03	0.40
1:K:194:VAL:HA	1:K:200:LYS:HB2	2.03	0.40
1:M:190:VAL:O	1:M:223:LYS:O	2.38	0.40
1:N:225:ILE:CG2	1:N:226:LYS:N	2.83	0.40
1:V:190:VAL:HG22	1:V:192:GLN:H	1.86	0.40
1:X:190:VAL:HG22	1:X:192:GLN:H	1.86	0.40
1:3:190:VAL:HG22	1:3:192:GLN:H	1.86	0.40
1:A:190:VAL:O	1:A:223:LYS:O	2.38	0.40
1:B:111:ILE:HD11	1:B:114:VAL:HG11	2.03	0.40
1:D:111:ILE:HD11	1:D:114:VAL:HG11	2.03	0.40
1:E:111:ILE:HD11	1:E:114:VAL:HG11	2.03	0.40
1:E:190:VAL:HG22	1:E:192:GLN:H	1.86	0.40

Continued on next page...

Continued from previous page...

Atom-1	Atom-2	Interatomic distance (Å)	Clash overlap (Å)
1:E:194:VAL:HA	1:E:200:LYS:HB2	2.03	0.40
1:F:194:VAL:HA	1:F:200:LYS:HB2	2.04	0.40
1:I:194:VAL:HA	1:I:200:LYS:HB2	2.03	0.40
1:N:111:ILE:HD11	1:N:114:VAL:HG11	2.03	0.40
1:N:166:ILE:HG22	1:N:167:LYS:N	2.36	0.40
1:O:190:VAL:HG22	1:O:192:GLN:H	1.86	0.40
1:3:111:ILE:HD11	1:3:114:VAL:HG11	2.03	0.40
1:A:166:ILE:HG22	1:A:167:LYS:N	2.36	0.40
1:A:190:VAL:HG22	1:A:192:GLN:H	1.86	0.40
1:C:194:VAL:HA	1:C:200:LYS:HB2	2.04	0.40
1:G:194:VAL:HA	1:G:200:LYS:HB2	2.03	0.40
1:J:194:VAL:HA	1:J:200:LYS:HB2	2.03	0.40
1:R:111:ILE:HD11	1:R:114:VAL:HG11	2.03	0.40
1:S:190:VAL:O	1:S:223:LYS:O	2.38	0.40
1:S:209:ARG:CZ	1:T:218:VAL:O	2.69	0.40
1:W:190:VAL:HG22	1:W:192:GLN:H	1.86	0.40
1:3:166:ILE:HG22	1:3:167:LYS:N	2.35	0.40
1:D:190:VAL:HG22	1:D:192:GLN:H	1.86	0.40
1:E:190:VAL:O	1:E:223:LYS:O	2.38	0.40
1:F:190:VAL:HG22	1:F:192:GLN:H	1.86	0.40
1:H:197:VAL:O	1:H:200:LYS:HB3	2.22	0.40
1:J:197:VAL:O	1:J:200:LYS:HB3	2.22	0.40
1:M:194:VAL:HA	1:M:200:LYS:HB2	2.04	0.40
1:S:190:VAL:HG22	1:S:192:GLN:H	1.86	0.40
1:T:190:VAL:O	1:T:223:LYS:O	2.38	0.40
1:Y:111:ILE:HD11	1:Y:114:VAL:HG11	2.03	0.40
1:Y:111:ILE:HG21	1:Y:111:ILE:HD13	1.87	0.40
1:Z:111:ILE:HD11	1:Z:114:VAL:HG11	2.03	0.40
1:2:190:VAL:HG22	1:2:192:GLN:H	1.86	0.40
1:B:163:ILE:HG12	1:B:164:VAL:N	2.37	0.40
1:D:194:VAL:HA	1:D:200:LYS:HB2	2.03	0.40
1:G:111:ILE:HD11	1:G:114:VAL:HG11	2.03	0.40
1:I:111:ILE:HD11	1:I:114:VAL:HG11	2.03	0.40
1:I:197:VAL:O	1:I:200:LYS:HB3	2.22	0.40
1:J:190:VAL:HG22	1:J:192:GLN:H	1.86	0.40
1:L:194:VAL:HA	1:L:200:LYS:HB2	2.03	0.40
1:N:194:VAL:HA	1:N:200:LYS:HB2	2.03	0.40
1:V:111:ILE:HD11	1:V:114:VAL:HG11	2.03	0.40

There are no symmetry-related clashes.

5.3 Torsion angles

5.3.1 Protein backbone

In the following table, the Percentiles column shows the percent Ramachandran outliers of the chain as a percentile score with respect to all PDB entries followed by that with respect to all EM entries.

The Analysed column shows the number of residues for which the backbone conformation was analysed, and the total number of residues.

Mol	Chain	Analysed	Favoured	Allowed	Outliers	Percentiles	
1	0	137/179 (76%)	124 (90%)	11 (8%)	2 (2%)	11	48
1	1	137/179 (76%)	124 (90%)	11 (8%)	2 (2%)	11	48
1	2	137/179 (76%)	124 (90%)	11 (8%)	2 (2%)	11	48
1	3	137/179 (76%)	124 (90%)	11 (8%)	2 (2%)	11	48
1	A	137/179 (76%)	124 (90%)	11 (8%)	2 (2%)	11	48
1	B	137/179 (76%)	124 (90%)	11 (8%)	2 (2%)	11	48
1	C	137/179 (76%)	124 (90%)	11 (8%)	2 (2%)	11	48
1	D	137/179 (76%)	124 (90%)	11 (8%)	2 (2%)	11	48
1	E	137/179 (76%)	124 (90%)	11 (8%)	2 (2%)	11	48
1	F	137/179 (76%)	124 (90%)	11 (8%)	2 (2%)	11	48
1	G	137/179 (76%)	124 (90%)	11 (8%)	2 (2%)	11	48
1	H	137/179 (76%)	124 (90%)	11 (8%)	2 (2%)	11	48
1	I	137/179 (76%)	124 (90%)	11 (8%)	2 (2%)	11	48
1	J	137/179 (76%)	124 (90%)	11 (8%)	2 (2%)	11	48
1	K	137/179 (76%)	124 (90%)	11 (8%)	2 (2%)	11	48
1	L	137/179 (76%)	124 (90%)	11 (8%)	2 (2%)	11	48
1	M	137/179 (76%)	124 (90%)	11 (8%)	2 (2%)	11	48
1	N	137/179 (76%)	124 (90%)	11 (8%)	2 (2%)	11	48
1	O	137/179 (76%)	124 (90%)	11 (8%)	2 (2%)	11	48
1	P	137/179 (76%)	124 (90%)	11 (8%)	2 (2%)	11	48
1	Q	137/179 (76%)	124 (90%)	11 (8%)	2 (2%)	11	48
1	R	137/179 (76%)	124 (90%)	11 (8%)	2 (2%)	11	48
1	S	137/179 (76%)	124 (90%)	11 (8%)	2 (2%)	11	48
1	T	137/179 (76%)	124 (90%)	11 (8%)	2 (2%)	11	48
1	U	137/179 (76%)	124 (90%)	11 (8%)	2 (2%)	11	48

Continued on next page...

Continued from previous page...

Mol	Chain	Analysed	Favoured	Allowed	Outliers	Percentiles	
1	V	137/179 (76%)	124 (90%)	11 (8%)	2 (2%)	11	48
1	W	137/179 (76%)	124 (90%)	11 (8%)	2 (2%)	11	48
1	X	137/179 (76%)	124 (90%)	11 (8%)	2 (2%)	11	48
1	Y	137/179 (76%)	124 (90%)	11 (8%)	2 (2%)	11	48
1	Z	137/179 (76%)	124 (90%)	11 (8%)	2 (2%)	11	48
All	All	4110/5370 (76%)	3720 (90%)	330 (8%)	60 (2%)	16	48

All (60) Ramachandran outliers are listed below:

Mol	Chain	Res	Type
1	A	223	LYS
1	B	223	LYS
1	C	223	LYS
1	D	223	LYS
1	E	223	LYS
1	F	223	LYS
1	G	223	LYS
1	H	223	LYS
1	I	223	LYS
1	J	223	LYS
1	K	223	LYS
1	L	223	LYS
1	M	223	LYS
1	N	223	LYS
1	O	223	LYS
1	P	223	LYS
1	Q	223	LYS
1	R	223	LYS
1	S	223	LYS
1	T	223	LYS
1	U	223	LYS
1	V	223	LYS
1	W	223	LYS
1	X	223	LYS
1	Y	223	LYS
1	Z	223	LYS
1	0	223	LYS
1	1	223	LYS
1	2	223	LYS
1	3	223	LYS

Continued on next page...

Continued from previous page...

Mol	Chain	Res	Type
1	A	111	ILE
1	B	111	ILE
1	C	111	ILE
1	D	111	ILE
1	E	111	ILE
1	F	111	ILE
1	G	111	ILE
1	H	111	ILE
1	I	111	ILE
1	J	111	ILE
1	K	111	ILE
1	L	111	ILE
1	M	111	ILE
1	N	111	ILE
1	O	111	ILE
1	P	111	ILE
1	Q	111	ILE
1	R	111	ILE
1	S	111	ILE
1	T	111	ILE
1	U	111	ILE
1	V	111	ILE
1	W	111	ILE
1	X	111	ILE
1	Y	111	ILE
1	Z	111	ILE
1	0	111	ILE
1	1	111	ILE
1	2	111	ILE
1	3	111	ILE

5.3.2 Protein sidechains ⓘ

In the following table, the Percentiles column shows the percent sidechain outliers of the chain as a percentile score with respect to all PDB entries followed by that with respect to all EM entries.

The Analysed column shows the number of residues for which the sidechain conformation was analysed, and the total number of residues.

Mol	Chain	Analysed	Rotameric	Outliers	Percentiles	
1	0	128/162 (79%)	128 (100%)	0	100	100

Continued on next page...

Continued from previous page...

Mol	Chain	Analysed	Rotameric	Outliers	Percentiles	
1	1	128/162 (79%)	128 (100%)	0	100	100
1	2	128/162 (79%)	128 (100%)	0	100	100
1	3	128/162 (79%)	128 (100%)	0	100	100
1	A	128/162 (79%)	128 (100%)	0	100	100
1	B	128/162 (79%)	128 (100%)	0	100	100
1	C	128/162 (79%)	128 (100%)	0	100	100
1	D	128/162 (79%)	128 (100%)	0	100	100
1	E	128/162 (79%)	128 (100%)	0	100	100
1	F	128/162 (79%)	128 (100%)	0	100	100
1	G	128/162 (79%)	128 (100%)	0	100	100
1	H	128/162 (79%)	128 (100%)	0	100	100
1	I	128/162 (79%)	128 (100%)	0	100	100
1	J	128/162 (79%)	128 (100%)	0	100	100
1	K	128/162 (79%)	128 (100%)	0	100	100
1	L	128/162 (79%)	128 (100%)	0	100	100
1	M	128/162 (79%)	128 (100%)	0	100	100
1	N	128/162 (79%)	128 (100%)	0	100	100
1	O	128/162 (79%)	128 (100%)	0	100	100
1	P	128/162 (79%)	128 (100%)	0	100	100
1	Q	128/162 (79%)	128 (100%)	0	100	100
1	R	128/162 (79%)	128 (100%)	0	100	100
1	S	128/162 (79%)	128 (100%)	0	100	100
1	T	128/162 (79%)	128 (100%)	0	100	100
1	U	128/162 (79%)	128 (100%)	0	100	100
1	V	128/162 (79%)	128 (100%)	0	100	100
1	W	128/162 (79%)	128 (100%)	0	100	100
1	X	128/162 (79%)	128 (100%)	0	100	100
1	Y	128/162 (79%)	128 (100%)	0	100	100
1	Z	128/162 (79%)	128 (100%)	0	100	100
All	All	3840/4860 (79%)	3840 (100%)	0	100	100

There are no protein residues with a non-rotameric sidechain to report.

Some sidechains can be flipped to improve hydrogen bonding and reduce clashes. All (30) such sidechains are listed below:

Mol	Chain	Res	Type
1	A	122	ASN
1	B	122	ASN
1	C	122	ASN
1	D	122	ASN
1	E	122	ASN
1	F	122	ASN
1	G	122	ASN
1	H	122	ASN
1	I	122	ASN
1	J	122	ASN
1	K	122	ASN
1	L	122	ASN
1	M	122	ASN
1	N	122	ASN
1	O	122	ASN
1	P	122	ASN
1	Q	122	ASN
1	R	122	ASN
1	S	122	ASN
1	T	122	ASN
1	U	122	ASN
1	V	122	ASN
1	W	122	ASN
1	X	122	ASN
1	Y	122	ASN
1	Z	122	ASN
1	0	122	ASN
1	1	122	ASN
1	2	122	ASN
1	3	122	ASN

5.3.3 RNA ⓘ

There are no RNA molecules in this entry.

5.4 Non-standard residues in protein, DNA, RNA chains ⓘ

There are no non-standard protein/DNA/RNA residues in this entry.

5.5 Carbohydrates [i](#)

There are no carbohydrates in this entry.

5.6 Ligand geometry [i](#)

There are no ligands in this entry.

5.7 Other polymers [i](#)

There are no such residues in this entry.

5.8 Polymer linkage issues [i](#)

There are no chain breaks in this entry.