



wwPDB X-ray Structure Validation Summary Report ⓘ

Jun 16, 2019 – 08:35 AM EDT

PDB ID : 4WSD
Title : Complex of 70S ribosome with tRNA-Phe and mRNA with C-A mismatch in the second position in the A-site and with antibiotic paromomycin.
Authors : Rozov, A.; Demeshkina, N.; Yusupov, M.; Yusupova, G.
Deposited on : 2014-10-27
Resolution : 2.95 Å(reported)

This is a wwPDB X-ray Structure Validation Summary Report for a publicly released PDB entry.

We welcome your comments at validation@mail.wwpdb.org

A user guide is available at

<https://www.wwpdb.org/validation/2017/XrayValidationReportHelp>

with specific help available everywhere you see the ⓘ symbol.

The following versions of software and data (see [references ⓘ](#)) were used in the production of this report:

MolProbity : 4.02b-467
Mogul : 1.8.0 (224370), CSD as540be (2019)
Xtriage (Phenix) : 1.13
EDS : 2.3.2
buster-report : 1.1.7 (2018)
Percentile statistics : 20171227.v01 (using entries in the PDB archive December 27th 2017)
Refmac : 5.8.0158
CCP4 : 7.0 (Gargrove)
Ideal geometry (proteins) : Engh & Huber (2001)
Ideal geometry (DNA, RNA) : Parkinson et al. (1996)
Validation Pipeline (wwPDB-VP) : 2.3.2

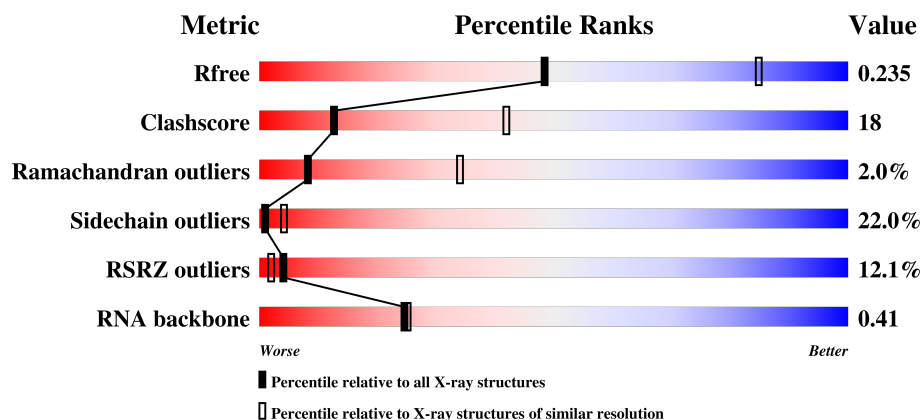
1 Overall quality at a glance

The following experimental techniques were used to determine the structure:

X-RAY DIFFRACTION

The reported resolution of this entry is 2.95 Å.

Percentile scores (ranging between 0-100) for global validation metrics of the entry are shown in the following graphic. The table shows the number of entries on which the scores are based.



Metric	Whole archive (#Entries)	Similar resolution (#Entries, resolution range(Å))
R_{free}	111664	2641 (3.00-2.92)
Clashscore	122126	2988 (3.00-2.92)
Ramachandran outliers	120053	2892 (3.00-2.92)
Sidechain outliers	120020	2895 (3.00-2.92)
RSRZ outliers	108989	2527 (3.00-2.92)
RNA backbone	2636	1068 (3.30-2.62)

The table below summarises the geometric issues observed across the polymeric chains and their fit to the electron density. The red, orange, yellow and green segments on the lower bar indicate the fraction of residues that contain outliers for ≥ 3 , 2, 1 and 0 types of geometric quality criteria. A grey segment represents the fraction of residues that are not modelled. The numeric value for each fraction is indicated below the corresponding segment, with a dot representing fractions $\leq 5\%$. The upper red bar (where present) indicates the fraction of residues that have poor fit to the electron density. The numeric value is given above the bar.

Mol	Chain	Length	Quality of chain
1	13	1522	<div> <div>0%</div> <div>30% 44% 20% 5%</div> </div>
1	1G	1522	<div> <div>4%</div> <div>31% 45% 19%</div> </div>
2	12	256	<div> <div>8%</div> <div>38% 40% 13% 7%</div> </div>
2	1E	256	<div> <div>7%</div> <div>39% 44% 9% 7%</div> </div>







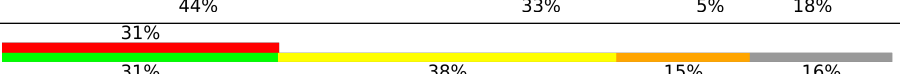
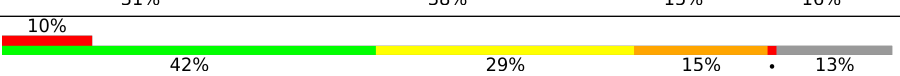




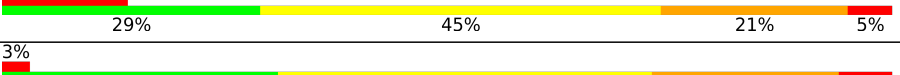
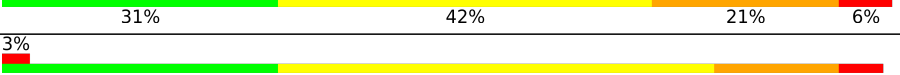



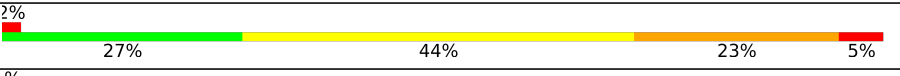
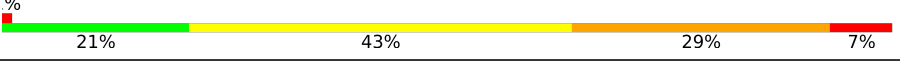
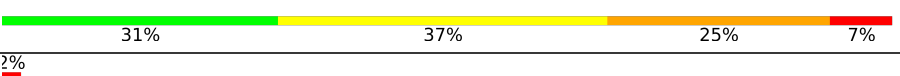
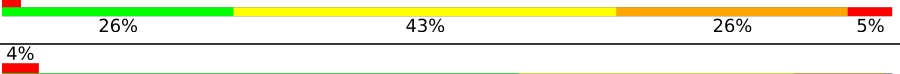




Continued on next page...

Continued from previous page...

Mol	Chain	Length	Quality of chain
3	22	239	
3	2E	239	
4	32	209	
4	3E	209	
5	42	162	
5	4E	162	
6	52	101	
6	5E	101	
7	62	156	
7	6E	156	
8	72	138	
8	7E	138	
9	82	128	
9	8E	128	
10	1A	105	
10	1I	105	
11	2A	129	
11	2I	129	
12	3A	132	
12	3I	132	
13	4A	126	
13	4I	126	
14	5A	61	
14	5I	61	
15	6A	89	

Continued on next page...

Continued from previous page...

Mol	Chain	Length	Quality of chain
15	6I	89	
16	7A	88	
16	7I	88	
17	8A	105	
17	8I	105	
18	9A	88	
18	9I	88	
19	AA	93	
19	AI	93	
20	BA	106	
20	BI	106	
21	1B	27	
21	1F	27	
22	1K	76	
23	2K	77	
23	2L	77	
24	3K	76	
25	4K	30	
25	4L	30	
26	14	2917	
26	1H	2917	
27	16	122	
27	1J	122	
28	11	276	
28	19	276	

Continued on next page...

Continued from previous page...

Mol	Chain	Length	Quality of chain
29	21	206	
29	29	206	
30	31	210	
30	39	210	
31	41	182	
31	49	182	
32	51	180	
32	59	180	
33	61	148	
33	69	148	
34	15	140	
34	58	140	
35	25	122	
35	68	122	
36	35	150	
36	78	150	
37	45	141	
37	88	141	
38	55	118	
38	98	118	
39	65	112	
39	A8	112	
40	75	146	
40	B8	146	
41	85	118	

Continued on next page...

Continued from previous page...

Mol	Chain	Length	Quality of chain
41	C8	118	
42	95	101	
42	D8	101	
43	A5	113	
43	E8	113	
44	B5	96	
44	F8	96	
45	C5	110	
45	G8	110	
46	D5	206	
46	H8	206	
47	E5	85	
47	I8	85	
48	F5	98	
48	J8	98	
49	G5	72	
49	K8	72	
50	H5	60	
50	L8	60	
51	I5	71	
51	M8	71	
52	J5	60	
52	N8	60	
53	K5	54	
53	O8	54	

Continued on next page...

Continued from previous page...

Mol	Chain	Length	Quality of chain
54	L5	49	
54	P8	49	
55	M5	65	
55	Q8	65	
56	1L	76	
57	3L	76	

The following table lists non-polymeric compounds, carbohydrate monomers and non-standard residues in protein, DNA, RNA chains that are outliers for geometric or electron-density-fit criteria:

Mol	Type	Chain	Res	Chirality	Geometry	Clashes	Electron density
58	MG	13	1710	-	-	-	X
58	MG	14	3143	-	-	-	X
58	MG	14	3158	-	-	-	X
58	MG	14	3193	-	-	-	X
58	MG	1H	3020	-	-	-	X
58	MG	1H	3056	-	-	-	X
58	MG	1H	3162	-	-	-	X
58	MG	1H	3247	-	-	-	X
58	MG	1H	3254	-	-	-	X
58	MG	1H	3262	-	-	-	X
58	MG	1H	3310	-	-	-	X
58	MG	1H	3334	-	-	-	X
58	MG	1H	3337	-	-	-	X

2 Entry composition

There are 61 unique types of molecules in this entry. The entry contains 300252 atoms, of which 0 are hydrogens and 0 are deuteriums.

In the tables below, the ZeroOcc column contains the number of atoms modelled with zero occupancy, the AltConf column contains the number of residues with at least one atom in alternate conformation and the Trace column contains the number of residues modelled with at most 2 atoms.

- Molecule 1 is a RNA chain called 16S ribosomal RNA.

Mol	Chain	Residues	Atoms					ZeroOcc	AltConf	Trace
1	13	1498	Total	C	N	O	P	0	0	0
			32207	14334	5973	10402	1498			
1	1G	1498	Total	C	N	O	P	0	0	0
			32204	14334	5973	10400	1497			

- Molecule 2 is a protein called 30S ribosomal protein S2.

Mol	Chain	Residues	Atoms					ZeroOcc	AltConf	Trace
2	1E	237	Total	C	N	O	S	0	0	0
			1924	1228	344	347	5			
2	12	237	Total	C	N	O	S	0	0	0
			1924	1228	344	347	5			

- Molecule 3 is a protein called 30S ribosomal protein S3.

Mol	Chain	Residues	Atoms					ZeroOcc	AltConf	Trace
3	2E	205	Total	C	N	O	S	0	0	0
			1605	1011	313	280	1			
3	22	206	Total	C	N	O	S	0	0	0
			1612	1016	314	281	1			

- Molecule 4 is a protein called 30S ribosomal protein S4.

Mol	Chain	Residues	Atoms					ZeroOcc	AltConf	Trace
4	3E	208	Total	C	N	O	S	0	0	0
			1702	1066	339	290	7			
4	32	208	Total	C	N	O	S	0	0	0
			1702	1066	339	290	7			

- Molecule 5 is a protein called 30S ribosomal protein S5.

Mol	Chain	Residues	Atoms					ZeroOcc	AltConf	Trace
5	4E	151	Total	C	N	O	S	0	0	0
			1155	729	218	204	4			
5	42	151	Total	C	N	O	S	0	0	0
			1155	729	218	204	4			

- Molecule 6 is a protein called 30S ribosomal protein S6.

Mol	Chain	Residues	Atoms					ZeroOcc	AltConf	Trace
6	5E	101	Total	C	N	O	S	0	0	0
			842	531	155	153	3			
6	52	101	Total	C	N	O	S	0	0	0
			842	531	155	153	3			

- Molecule 7 is a protein called 30S ribosomal protein S7.

Mol	Chain	Residues	Atoms					ZeroOcc	AltConf	Trace
7	6E	155	Total	C	N	O	S	0	0	0
			1256	781	252	217	6			
7	62	152	Total	C	N	O	S	0	0	0
			1243	774	249	214	6			

- Molecule 8 is a protein called 30S ribosomal protein S8.

Mol	Chain	Residues	Atoms					ZeroOcc	AltConf	Trace
8	7E	138	Total	C	N	O	S	0	0	0
			1115	705	215	192	3			
8	72	138	Total	C	N	O	S	0	0	0
			1115	705	215	192	3			

- Molecule 9 is a protein called 30S ribosomal protein S9.

Mol	Chain	Residues	Atoms					ZeroOcc	AltConf	Trace
9	8E	127	Total	C	N	O		0	0	0
			1009	639	197	173				
9	82	124	Total	C	N	O		0	0	0
			983	624	190	169				

- Molecule 10 is a protein called 30S ribosomal protein S10.

Mol	Chain	Residues	Atoms					ZeroOcc	AltConf	Trace
10	1I	99	Total	C	N	O	S	0	0	0
			801	504	157	139	1			

Continued on next page...

Continued from previous page...

Mol	Chain	Residues	Atoms					ZeroOcc	AltConf	Trace
10	1A	99	Total	C	N	O	S	0	0	0
			801	504	157	139	1			

- Molecule 11 is a protein called 30S ribosomal protein S11.

Mol	Chain	Residues	Atoms					ZeroOcc	AltConf	Trace
11	2I	116	Total	C	N	O	S	0	0	0
			864	537	164	160	3			
11	2A	116	Total	C	N	O	S	0	0	0
			864	537	164	160	3			

- Molecule 12 is a protein called 30S ribosomal protein S12.

Mol	Chain	Residues	Atoms					ZeroOcc	AltConf	Trace
12	3I	125	Total	C	N	O	S	0	0	0
			975	614	196	164	1			
12	3A	125	Total	C	N	O	S	0	0	0
			975	614	196	164	1			

- Molecule 13 is a protein called 30S ribosomal protein S13.

Mol	Chain	Residues	Atoms					ZeroOcc	AltConf	Trace
13	4I	118	Total	C	N	O	S	0	0	0
			938	580	193	163	2			
13	4A	117	Total	C	N	O	S	0	0	0
			933	577	192	162	2			

There are 2 discrepancies between the modelled and reference sequences:

Chain	Residue	Modelled	Actual	Comment	Reference
4I	119	ALA	GLY	conflict	UNP P80377
4A	119	ALA	GLY	conflict	UNP P80377

- Molecule 14 is a protein called 30S ribosomal protein S14 type Z.

Mol	Chain	Residues	Atoms					ZeroOcc	AltConf	Trace
14	5I	60	Total	C	N	O	S	0	0	0
			491	312	104	71	4			
14	5A	58	Total	C	N	O	S	0	0	0
			475	303	99	69	4			

- Molecule 15 is a protein called 30S ribosomal protein S15.

Mol	Chain	Residues	Atoms					ZeroOcc	AltConf	Trace
15	6I	88	Total	C	N	O	S	0	0	0
			733	459	147	125	2			
15	6A	88	Total	C	N	O	S	0	0	0
			733	459	147	125	2			

- Molecule 16 is a protein called 30S ribosomal protein S16.

Mol	Chain	Residues	Atoms					ZeroOcc	AltConf	Trace
16	7I	84	Total	C	N	O	S	0	0	0
			705	446	140	118	1			
16	7A	84	Total	C	N	O	S	0	0	0
			705	446	140	118	1			

- Molecule 17 is a protein called 30S ribosomal protein S17.

Mol	Chain	Residues	Atoms					ZeroOcc	AltConf	Trace
17	8I	100	Total	C	N	O	S	0	0	0
			834	534	155	143	2			
17	8A	100	Total	C	N	O	S	0	0	0
			834	534	155	143	2			

- Molecule 18 is a protein called 30S ribosomal protein S18.

Mol	Chain	Residues	Atoms				ZeroOcc	AltConf	Trace
18	9I	72	Total	C	N	O	0	0	0
			590	376	117	97			
18	9A	72	Total	C	N	O	0	0	0
			590	376	117	97			

- Molecule 19 is a protein called 30S ribosomal protein S19.

Mol	Chain	Residues	Atoms					ZeroOcc	AltConf	Trace
19	AI	81	Total	C	N	O	S	0	0	0
			647	413	119	113	2			
19	AA	78	Total	C	N	O	S	0	0	0
			624	398	115	109	2			

- Molecule 20 is a protein called 30S ribosomal protein S20.

Mol	Chain	Residues	Atoms					ZeroOcc	AltConf	Trace
20	BI	99	Total	C	N	O	S	0	0	0
			762	470	162	128	2			

Continued on next page...

Continued from previous page...

Mol	Chain	Residues	Atoms					ZeroOcc	AltConf	Trace
20	BA	99	Total	C	N	O	S	0	0	0
			762	470	162	128	2			

- Molecule 21 is a protein called 30S ribosomal protein Thx.

Mol	Chain	Residues	Atoms				ZeroOcc	AltConf	Trace
21	1F	25	Total	C	N	O	0	0	0
			217	134	52	31			
21	1B	25	Total	C	N	O	0	0	0
			217	134	52	31			

- Molecule 22 is a RNA chain called tRNA-Phe.

Mol	Chain	Residues	Atoms						ZeroOcc	AltConf	Trace
22	1K	76	Total	C	N	O	P	S	0	0	0
			1627	730	290	530	75	2			

- Molecule 23 is a RNA chain called tRNA-fMet.

Mol	Chain	Residues	Atoms						ZeroOcc	AltConf	Trace
23	2K	77	Total	C	N	O	P	S	0	0	0
			1646	735	298	535	77	1			
23	2L	77	Total	C	N	O	P	S	0	0	0
			1646	735	298	535	77	1			

- Molecule 24 is a RNA chain called tRNA-Phe.

Mol	Chain	Residues	Atoms						ZeroOcc	AltConf	Trace
24	3K	75	Total	C	N	O	P	S	0	0	0
			1603	719	285	524	74	1			

- Molecule 25 is a RNA chain called mRNA.

Mol	Chain	Residues	Atoms					ZeroOcc	AltConf	Trace
25	4K	13	Total	C	N	O	P	0	0	0
			279	126	55	85	13			
25	4L	11	Total	C	N	O	P	0	0	0
			235	106	45	73	11			

- Molecule 26 is a RNA chain called 23S ribosomal RNA.

Mol	Chain	Residues	Atoms					ZeroOcc	AltConf	Trace
26	1H	2912	Total	C	N	O	P	0	0	0
			62707	27911	11722	20163	2911			
26	14	2909	Total	C	N	O	P	0	0	0
			62647	27884	11716	20139	2908			

- Molecule 27 is a RNA chain called 5S ribosomal RNA.

Mol	Chain	Residues	Atoms					ZeroOcc	AltConf	Trace
27	16	122	Total	C	N	O	P	0	0	0
			2617	1166	486	844	121			
27	1J	122	Total	C	N	O	P	0	0	0
			2617	1166	486	844	121			

- Molecule 28 is a protein called 50S ribosomal protein L2.

Mol	Chain	Residues	Atoms					ZeroOcc	AltConf	Trace
28	11	272	Total	C	N	O	S	0	0	0
			2115	1335	420	357	3			
28	19	273	Total	C	N	O	S	0	0	0
			2120	1338	421	358	3			

- Molecule 29 is a protein called 50S ribosomal protein L3.

Mol	Chain	Residues	Atoms					ZeroOcc	AltConf	Trace
29	21	205	Total	C	N	O	S	0	0	0
			1568	991	300	271	6			
29	29	205	Total	C	N	O	S	0	0	0
			1568	991	300	271	6			

- Molecule 30 is a protein called 50S ribosomal protein L4.

Mol	Chain	Residues	Atoms					ZeroOcc	AltConf	Trace
30	31	202	Total	C	N	O	S	0	0	0
			1585	1011	297	275	2			
30	39	208	Total	C	N	O	S	0	0	0
			1627	1037	304	283	3			

- Molecule 31 is a protein called 50S ribosomal protein L5.

Mol	Chain	Residues	Atoms					ZeroOcc	AltConf	Trace
31	41	181	Total	C	N	O	S	0	0	0
			1473	942	268	259	4			

Continued on next page...

Continued from previous page...

Mol	Chain	Residues	Atoms					ZeroOcc	AltConf	Trace
31	49	181	Total	C	N	O	S	0	0	0
			1473	942	268	259	4			

- Molecule 32 is a protein called 50S ribosomal protein L6.

Mol	Chain	Residues	Atoms					ZeroOcc	AltConf	Trace
32	51	174	Total	C	N	O	S	0	0	0
			1336	848	251	236	1			
32	59	170	Total	C	N	O	S	0	0	0
			1307	829	245	232	1			

- Molecule 33 is a protein called 50S ribosomal protein L9.

Mol	Chain	Residues	Atoms					ZeroOcc	AltConf	Trace
33	61	146	Total	C	N	O	S	0	0	0
			1136	726	201	208	1			
33	69	146	Total	C	N	O	S	0	0	0
			1136	726	201	208	1			

- Molecule 34 is a protein called 50S ribosomal protein L13.

Mol	Chain	Residues	Atoms					ZeroOcc	AltConf	Trace
34	58	138	Total	C	N	O	S	0	0	0
			1104	712	206	182	4			
34	15	138	Total	C	N	O	S	0	0	0
			1104	712	206	182	4			

- Molecule 35 is a protein called 50S ribosomal protein L14.

Mol	Chain	Residues	Atoms					ZeroOcc	AltConf	Trace
35	68	122	Total	C	N	O	S	0	0	0
			932	588	171	169	4			
35	25	122	Total	C	N	O	S	0	0	0
			932	588	171	169	4			

- Molecule 36 is a protein called 50S ribosomal protein L15.

Mol	Chain	Residues	Atoms					ZeroOcc	AltConf	Trace
36	78	150	Total	C	N	O	S	0	0	0
			1144	712	232	197	3			
36	35	150	Total	C	N	O	S	0	0	0
			1144	712	232	197	3			

- Molecule 37 is a protein called 50S ribosomal protein L16.

Mol	Chain	Residues	Atoms					ZeroOcc	AltConf	Trace
37	88	138	Total	C	N	O	S	0	0	0
			1086	693	208	179	6			
37	45	141	Total	C	N	O	S	0	0	0
			1121	715	212	187	7			

- Molecule 38 is a protein called 50S ribosomal protein L17.

Mol	Chain	Residues	Atoms					ZeroOcc	AltConf	Trace
38	98	118	Total	C	N	O	S	0	0	0
			967	604	203	159	1			
38	55	117	Total	C	N	O		0	0	0
			959	599	202	158				

- Molecule 39 is a protein called 50S ribosomal protein L18.

Mol	Chain	Residues	Atoms				ZeroOcc	AltConf	Trace
39	A8	111	Total	C	N	O	0	0	0
			881	556	176	149			
39	65	111	Total	C	N	O	0	0	0
			881	556	176	149			

- Molecule 40 is a protein called 50S ribosomal protein L19.

Mol	Chain	Residues	Atoms					ZeroOcc	AltConf	Trace
40	B8	137	Total	C	N	O	S	0	0	0
			1141	710	234	196	1			
40	75	137	Total	C	N	O	S	0	0	0
			1141	710	234	196	1			

- Molecule 41 is a protein called 50S ribosomal protein L20.

Mol	Chain	Residues	Atoms					ZeroOcc	AltConf	Trace
41	C8	117	Total	C	N	O	S	0	0	0
			963	610	202	150	1			
41	85	117	Total	C	N	O	S	0	0	0
			963	610	202	150	1			

- Molecule 42 is a protein called 50S ribosomal protein L21.

Mol	Chain	Residues	Atoms					ZeroOcc	AltConf	Trace
42	D8	101	Total	C	N	O	S	0	0	0
			778	501	142	134	1			
42	95	101	Total	C	N	O	S	0	0	0
			778	501	142	134	1			

- Molecule 43 is a protein called 50S ribosomal protein L22.

Mol	Chain	Residues	Atoms					ZeroOcc	AltConf	Trace
43	E8	113	Total	C	N	O	S	0	0	0
			899	566	177	154	2			
43	A5	113	Total	C	N	O	S	0	0	0
			899	566	177	154	2			

- Molecule 44 is a protein called 50S ribosomal protein L23.

Mol	Chain	Residues	Atoms					ZeroOcc	AltConf	Trace
44	F8	94	Total	C	N	O	S	0	0	0
			742	482	134	125	1			
44	B5	94	Total	C	N	O		0	0	0
			735	477	133	125				

- Molecule 45 is a protein called 50S ribosomal protein L24.

Mol	Chain	Residues	Atoms					ZeroOcc	AltConf	Trace
45	G8	104	Total	C	N	O	S	0	0	0
			791	510	149	127	5			
45	C5	104	Total	C	N	O	S	0	0	0
			794	510	152	127	5			

- Molecule 46 is a protein called 50S ribosomal protein L25.

Mol	Chain	Residues	Atoms					ZeroOcc	AltConf	Trace
46	H8	175	Total	C	N	O	S	0	0	0
			1397	892	251	251	3			
46	D5	179	Total	C	N	O	S	0	0	0
			1428	911	255	259	3			

- Molecule 47 is a protein called 50S ribosomal protein L27.

Mol	Chain	Residues	Atoms					ZeroOcc	AltConf	Trace
47	I8	80	Total	C	N	O	S	0	0	0
			626	388	132	105	1			

Continued on next page...

Continued from previous page...

Mol	Chain	Residues	Atoms					ZeroOcc	AltConf	Trace
47	E5	77	Total	C	N	O	S	0	0	0
			612	379	129	103	1			

There are 4 discrepancies between the modelled and reference sequences:

Chain	Residue	Modelled	Actual	Comment	Reference
I8	6	ALA	GLY	conflict	UNP P60493
I8	8	ALA	GLY	conflict	UNP P60493
E5	6	ALA	GLY	conflict	UNP P60493
E5	8	ALA	GLY	conflict	UNP P60493

- Molecule 48 is a protein called 50S ribosomal protein L28.

Mol	Chain	Residues	Atoms					ZeroOcc	AltConf	Trace
48	J8	97	Total	C	N	O	S	0	0	0
			762	481	150	130	1			
48	F5	94	Total	C	N	O	S	0	0	0
			737	463	146	127	1			

- Molecule 49 is a protein called 50S ribosomal protein L29.

Mol	Chain	Residues	Atoms					ZeroOcc	AltConf	Trace
49	K8	67	Total	C	N	O	S	0	0	0
			563	349	114	99	1			
49	G5	67	Total	C	N	O	S	0	0	0
			563	349	114	99	1			

- Molecule 50 is a protein called 50S ribosomal protein L30.

Mol	Chain	Residues	Atoms				ZeroOcc	AltConf	Trace
50	L8	57	Total	C	N	O	0	0	0
			452	288	88	76			
50	H5	59	Total	C	N	O	0	0	0
			468	298	90	80			

- Molecule 51 is a protein called 50S ribosomal protein L31.

Mol	Chain	Residues	Atoms					ZeroOcc	AltConf	Trace
51	M8	66	Total	C	N	O	S	0	0	0
			533	335	96	97	5			
51	I5	60	Total	C	N	O	S	0	0	0
			481	305	84	87	5			

- Molecule 52 is a protein called 50S ribosomal protein L32.

Mol	Chain	Residues	Atoms					ZeroOcc	AltConf	Trace
52	N8	58	Total	C	N	O	S	0	0	0
			453	285	89	74	5			
52	J5	59	Total	C	N	O	S	0	0	0
			458	288	90	75	5			

- Molecule 53 is a protein called 50S ribosomal protein L33.

Mol	Chain	Residues	Atoms					ZeroOcc	AltConf	Trace
53	O8	45	Total	C	N	O	S	0	0	0
			389	241	79	65	4			
53	K5	45	Total	C	N	O	S	0	0	0
			389	241	79	65	4			

- Molecule 54 is a protein called 50S ribosomal protein L34.

Mol	Chain	Residues	Atoms					ZeroOcc	AltConf	Trace
54	P8	45	Total	C	N	O	S	0	0	0
			391	240	97	52	2			
54	L5	46	Total	C	N	O	S	0	0	0
			398	245	98	53	2			

- Molecule 55 is a protein called 50S ribosomal protein L35.

Mol	Chain	Residues	Atoms					ZeroOcc	AltConf	Trace
55	Q8	60	Total	C	N	O	S	0	0	0
			480	306	98	74	2			
55	M5	60	Total	C	N	O	S	0	0	0
			477	303	98	74	2			

- Molecule 56 is a RNA chain called tRNA-Phe.

Mol	Chain	Residues	Atoms					ZeroOcc	AltConf	Trace
56	1L	76	Total	C	N	O	P S	0	0	0
			1627	730	290	531	75 1			

- Molecule 57 is a RNA chain called tRNA-Phe.

Mol	Chain	Residues	Atoms					ZeroOcc	AltConf	Trace
57	3L	76	Total	C	N	O	P S	0	0	0
			1624	725	290	532	76 1			

- Molecule 58 is MAGNESIUM ION (three-letter code: MG) (formula: Mg).

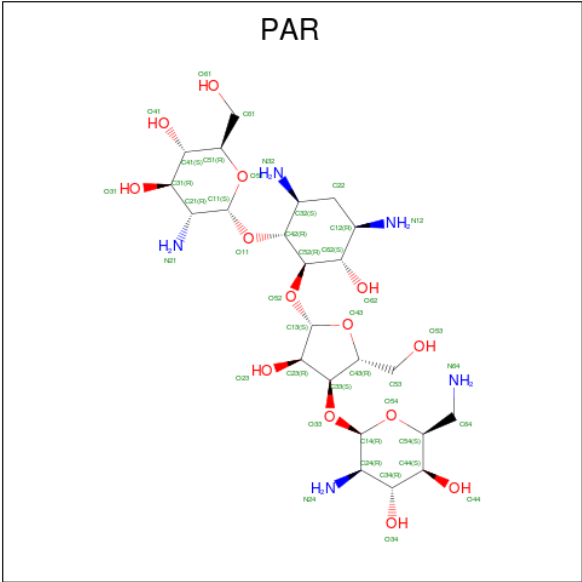
Mol	Chain	Residues	Atoms		ZeroOcc	AltConf
58	98	2	Total 2	Mg 2	0	0
58	P8	1	Total 1	Mg 1	0	0
58	J5	1	Total 1	Mg 1	0	0
58	C5	1	Total 1	Mg 1	0	0
58	2I	1	Total 1	Mg 1	0	0
58	13	148	Total 148	Mg 148	0	0
58	1J	5	Total 5	Mg 5	0	0
58	5I	2	Total 2	Mg 2	0	0
58	16	13	Total 13	Mg 13	0	0
58	25	1	Total 1	Mg 1	0	0
58	3K	1	Total 1	Mg 1	0	0
58	21	2	Total 2	Mg 2	0	0
58	2K	5	Total 5	Mg 5	0	0
58	L8	1	Total 1	Mg 1	0	0
58	I8	1	Total 1	Mg 1	0	0
58	2A	2	Total 2	Mg 2	0	0
58	5E	1	Total 1	Mg 1	0	0
58	29	4	Total 4	Mg 4	0	0
58	7A	1	Total 1	Mg 1	0	0
58	41	2	Total 2	Mg 2	0	0
58	78	1	Total 1	Mg 1	0	0

Continued on next page...

Continued from previous page...

Mol	Chain	Residues	Atoms		ZeroOcc	AltConf
58	1G	96	Total 96	Mg 96	0	0
58	11	4	Total 4	Mg 4	0	0
58	1H	520	Total 520	Mg 520	0	0
58	88	2	Total 2	Mg 2	0	0
58	49	1	Total 1	Mg 1	0	0
58	14	407	Total 407	Mg 407	0	0
58	3E	2	Total 2	Mg 2	0	0
58	55	1	Total 1	Mg 1	0	0
58	3L	2	Total 2	Mg 2	0	0
58	4K	1	Total 1	Mg 1	0	0
58	1K	2	Total 2	Mg 2	0	0
58	G8	1	Total 1	Mg 1	0	0
58	2L	3	Total 3	Mg 3	0	0

- Molecule 59 is PAROMOMYCIN (three-letter code: PAR) (formula: $C_{23}H_{45}N_5O_{14}$).



Mol	Chain	Residues	Atoms				ZeroOcc	AltConf
59	13	1	Total	C	N	O	0	0
			42	23	5	14		
59	1G	1	Total	C	N	O	0	0
			42	23	5	14		

- Molecule 60 is ZINC ION (three-letter code: ZN) (formula: Zn).

Mol	Chain	Residues	Atoms		ZeroOcc	AltConf
60	32	1	Total	Zn	0	0
			1	1		
60	3E	1	Total	Zn	0	0
			1	1		
60	5I	1	Total	Zn	0	0
			1	1		
60	5A	1	Total	Zn	0	0
			1	1		
60	G8	1	Total	Zn	0	0
			1	1		
60	C5	1	Total	Zn	0	0
			1	1		

- Molecule 61 is water.

Mol	Chain	Residues	Atoms		ZeroOcc	AltConf
61	13	197	Total	O	0	0
			197	197		

Continued on next page...

Continued from previous page...

Mol	Chain	Residues	Atoms		ZeroOcc	AltConf
61	3E	3	Total 3	O 3	0	0
61	8E	2	Total 2	O 2	0	0
61	1I	2	Total 2	O 2	0	0
61	3I	1	Total 1	O 1	0	0
61	5I	2	Total 2	O 2	0	0
61	6I	1	Total 1	O 1	0	0
61	7I	1	Total 1	O 1	0	0
61	1K	5	Total 5	O 5	0	0
61	2K	6	Total 6	O 6	0	0
61	3K	1	Total 1	O 1	0	0
61	4K	2	Total 2	O 2	0	0
61	1H	999	Total 999	O 999	0	0
61	16	21	Total 21	O 21	0	0
61	11	13	Total 13	O 13	0	0
61	21	4	Total 4	O 4	0	0
61	31	4	Total 4	O 4	0	0
61	58	2	Total 2	O 2	0	0
61	78	5	Total 5	O 5	0	0
61	B8	1	Total 1	O 1	0	0
61	C8	3	Total 3	O 3	0	0
61	D8	1	Total 1	O 1	0	0

Continued on next page...

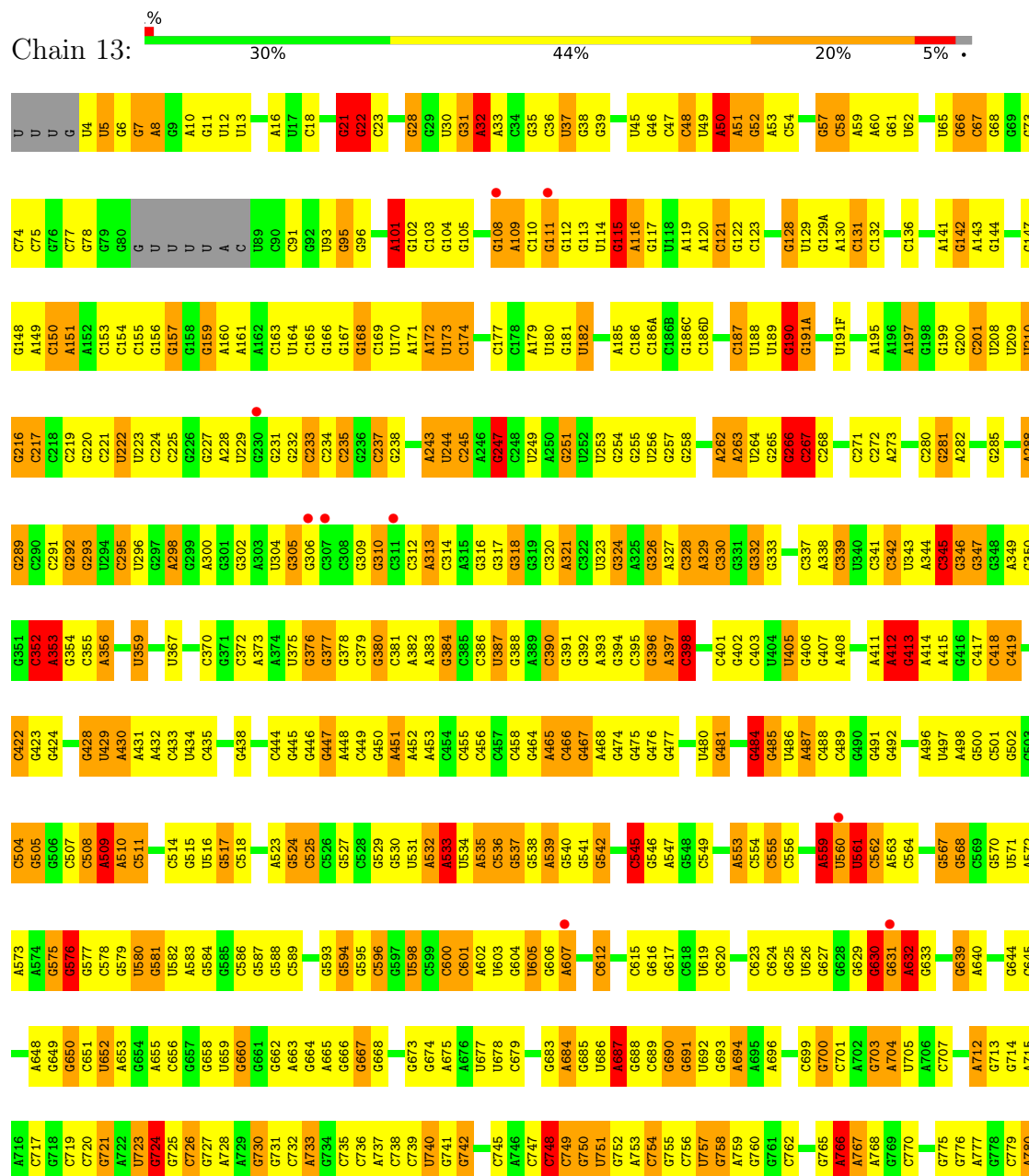
Continued from previous page...

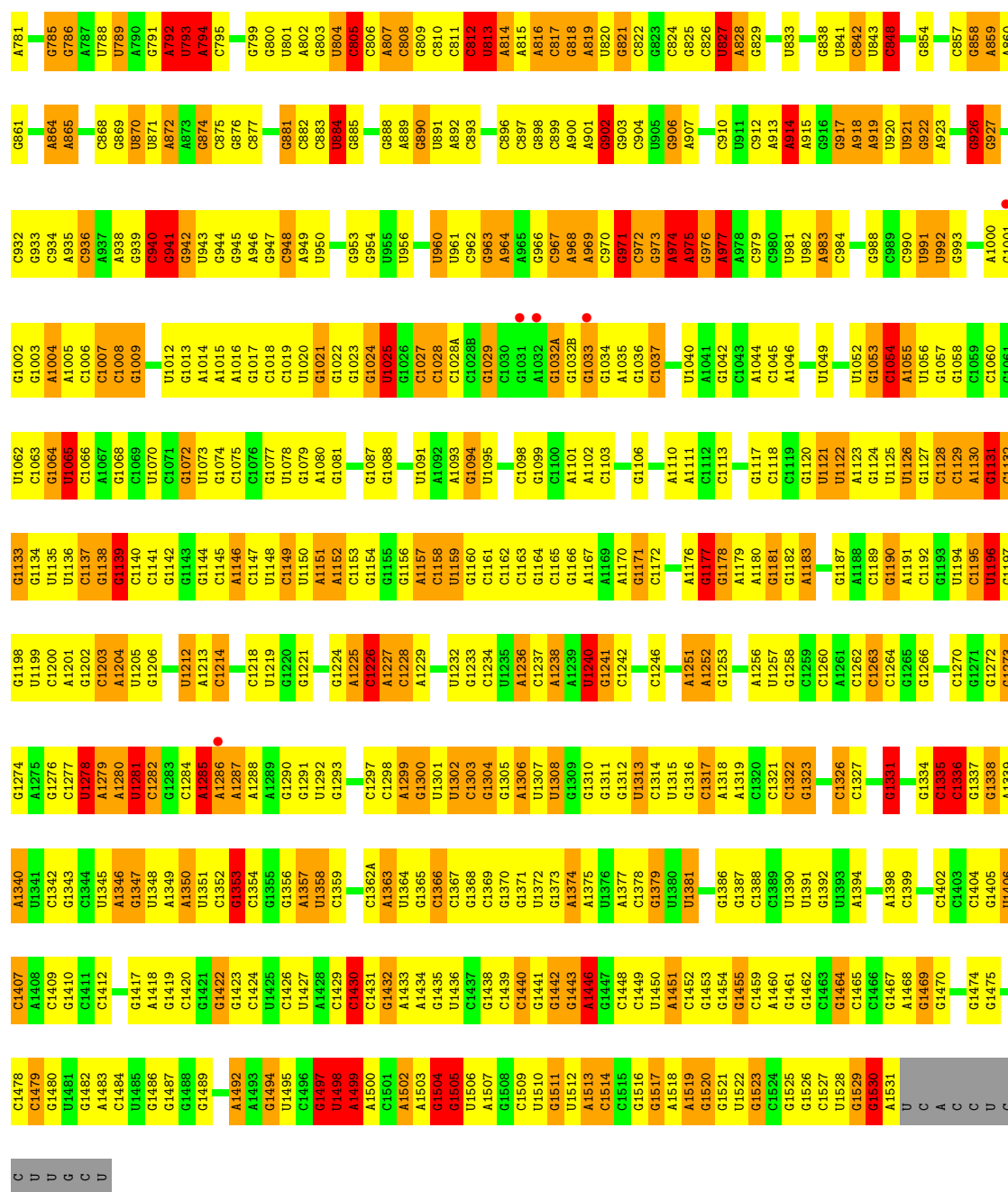
Mol	Chain	Residues	Atoms		ZeroOcc	AltConf
61	G8	4	Total 4	O 4	0	0
61	I8	7	Total 7	O 7	0	0
61	L8	1	Total 1	O 1	0	0
61	P8	1	Total 1	O 1	0	0
61	Q8	2	Total 2	O 2	0	0
61	1G	82	Total 82	O 82	0	0
61	7A	1	Total 1	O 1	0	0
61	BA	1	Total 1	O 1	0	0
61	3L	6	Total 6	O 6	0	0
61	14	598	Total 598	O 598	0	0
61	19	13	Total 13	O 13	0	0
61	39	7	Total 7	O 7	0	0
61	35	1	Total 1	O 1	0	0
61	85	1	Total 1	O 1	0	0
61	A5	1	Total 1	O 1	0	0
61	G5	1	Total 1	O 1	0	0
61	L5	1	Total 1	O 1	0	0

3 Residue-property plots

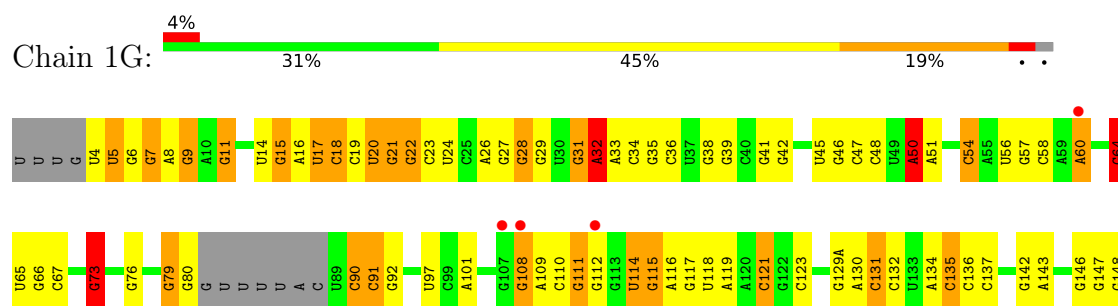
These plots are drawn for all protein, RNA and DNA chains in the entry. The first graphic for a chain summarises the proportions of the various outlier classes displayed in the second graphic. The second graphic shows the sequence view annotated by issues in geometry and electron density. Residues are color-coded according to the number of geometric quality criteria for which they contain at least one outlier: green = 0, yellow = 1, orange = 2 and red = 3 or more. A red dot above a residue indicates a poor fit to the electron density ($RSRZ > 2$). Stretches of 2 or more consecutive residues without any outlier are shown as a green connector. Residues present in the sample, but not in the model, are shown in grey.

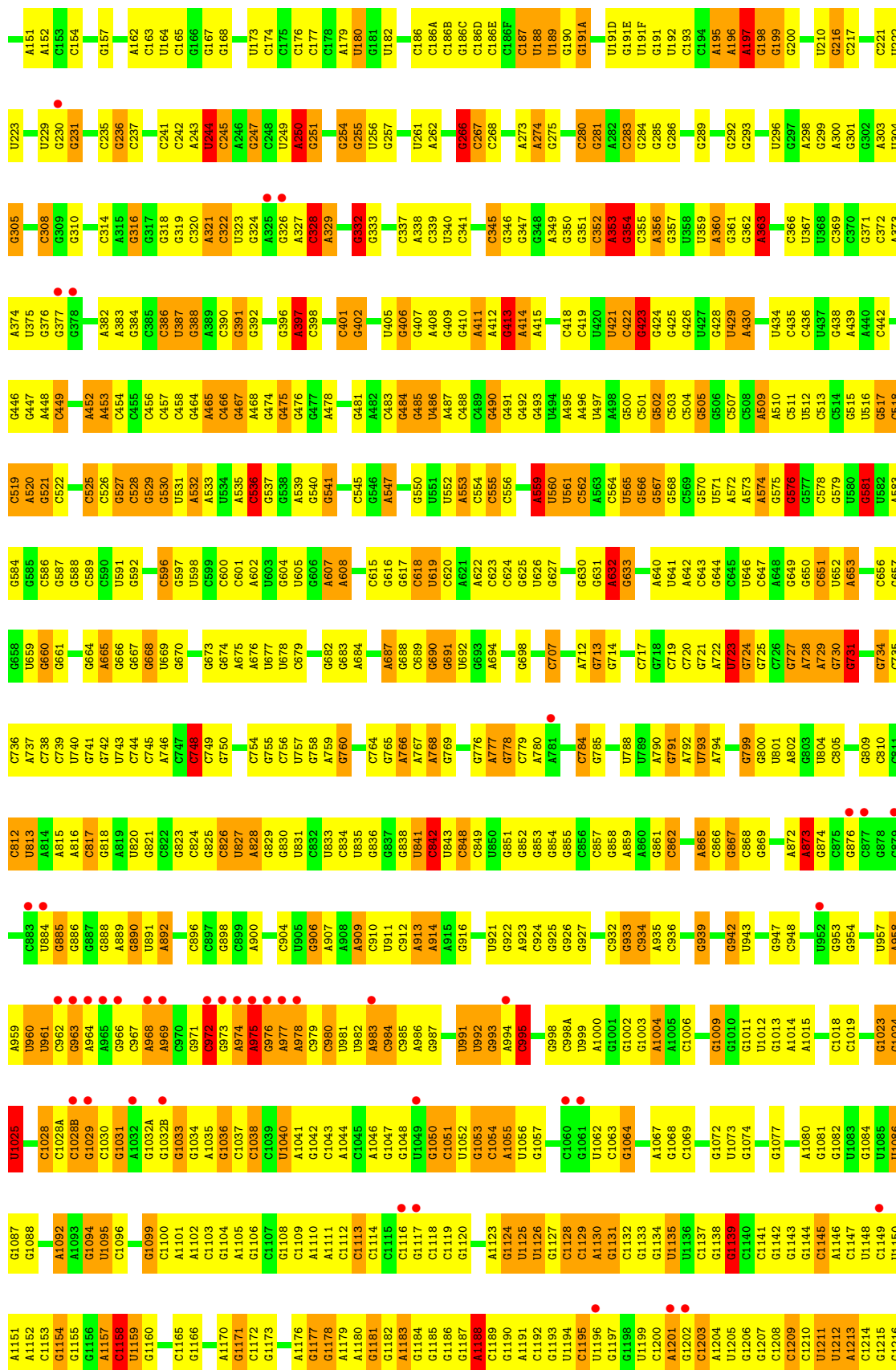
• Molecule 1: 16S ribosomal RNA

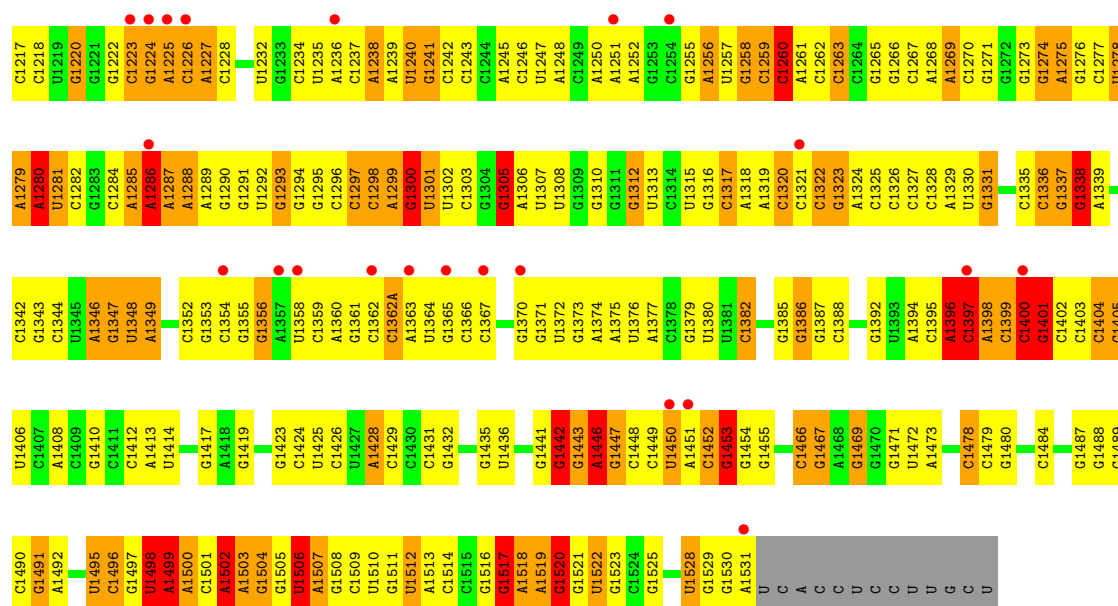




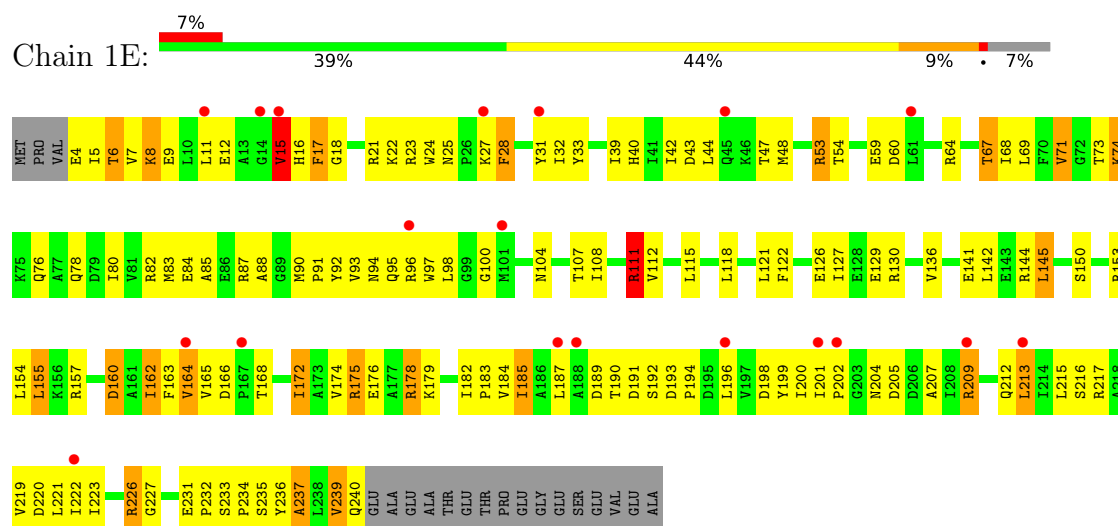
• Molecule 1: 16S ribosomal RNA



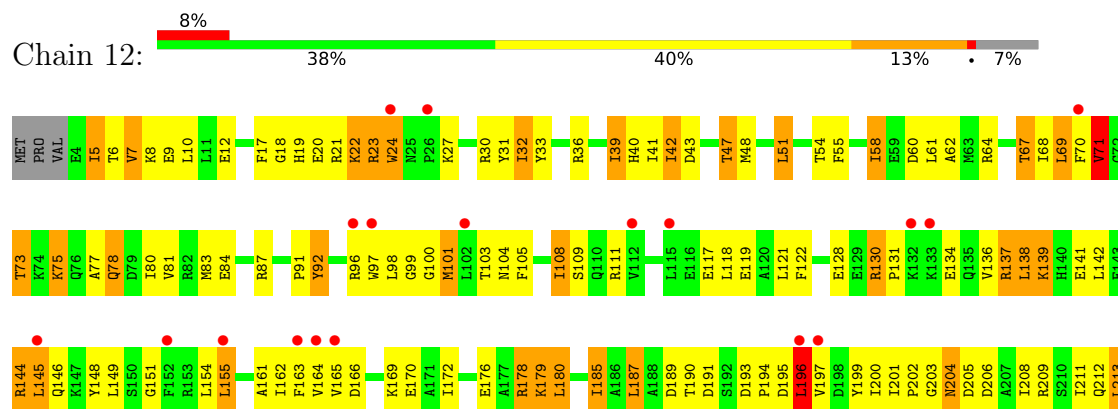


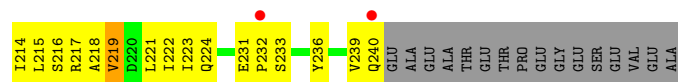


• Molecule 2: 30S ribosomal protein S2

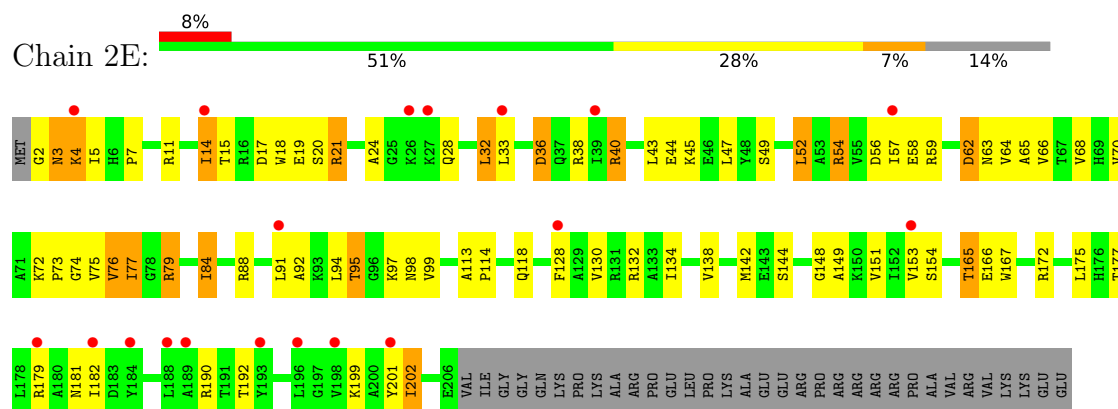


• Molecule 2: 30S ribosomal protein S2

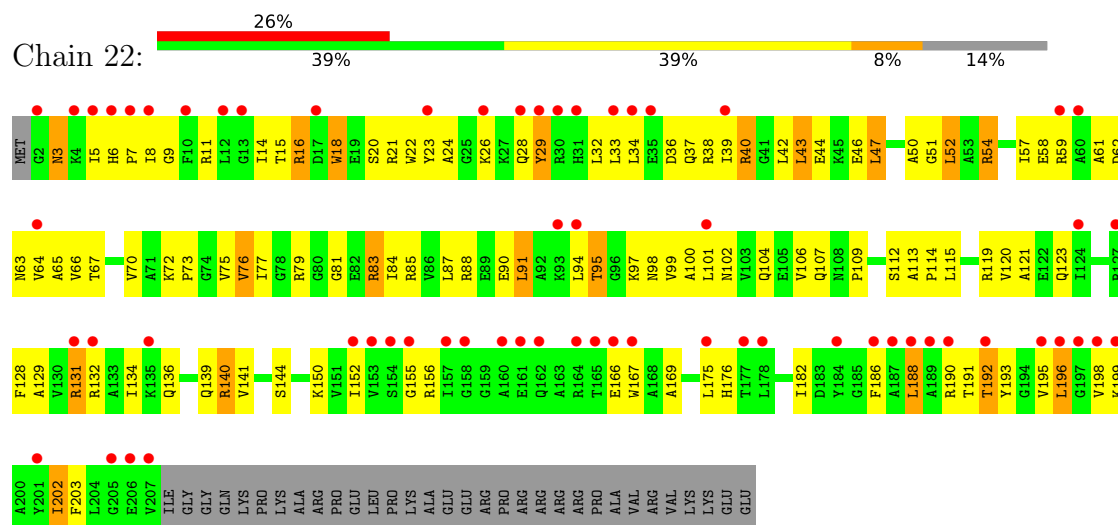




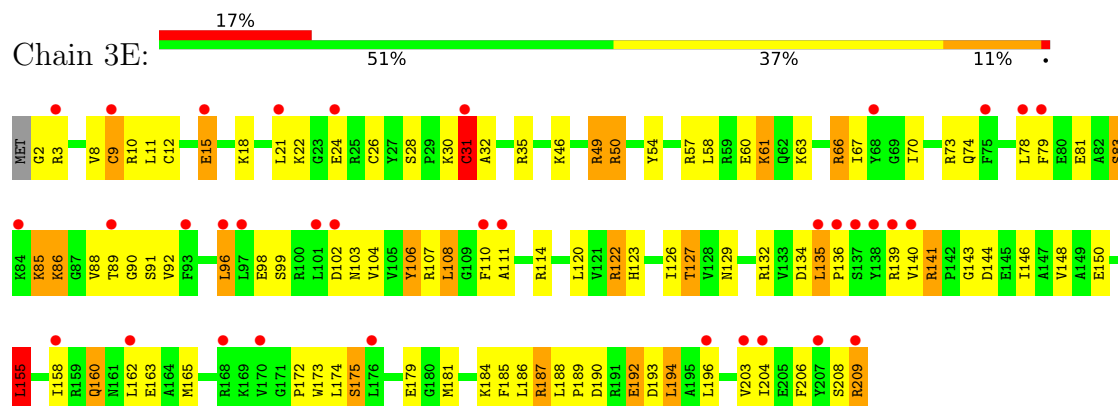
• Molecule 3: 30S ribosomal protein S3



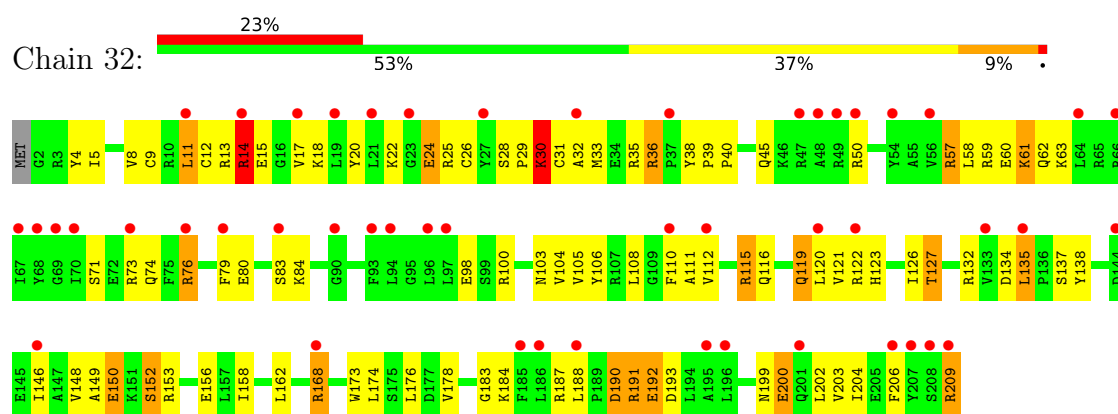
• Molecule 3: 30S ribosomal protein S3



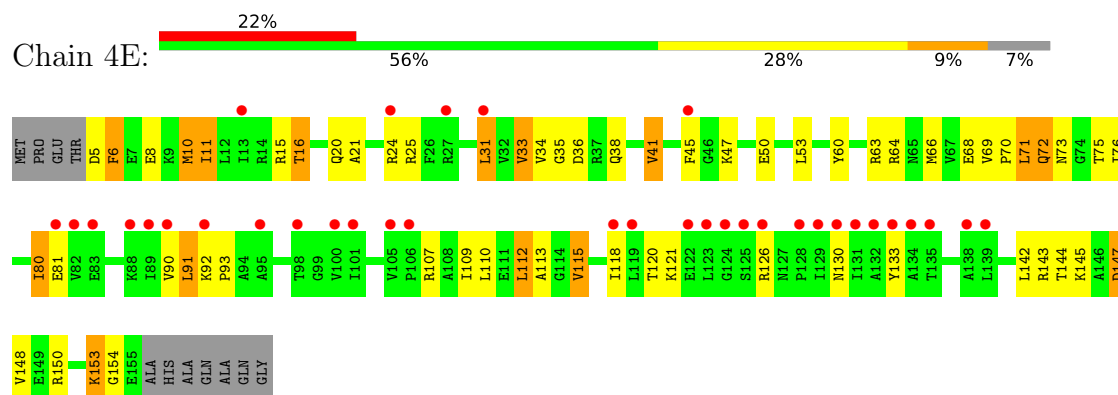
• Molecule 4: 30S ribosomal protein S4



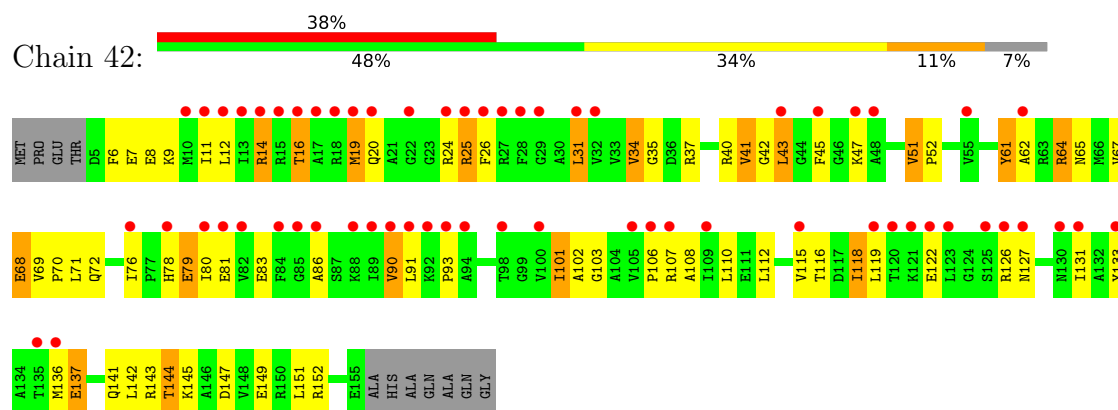
• Molecule 4: 30S ribosomal protein S4



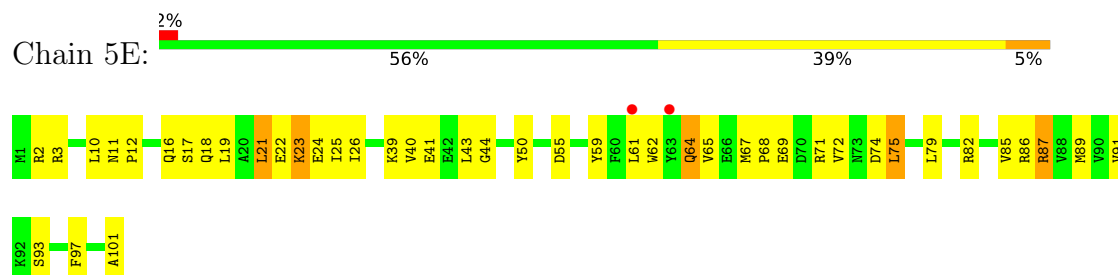
• Molecule 5: 30S ribosomal protein S5




• Molecule 5: 30S ribosomal protein S5



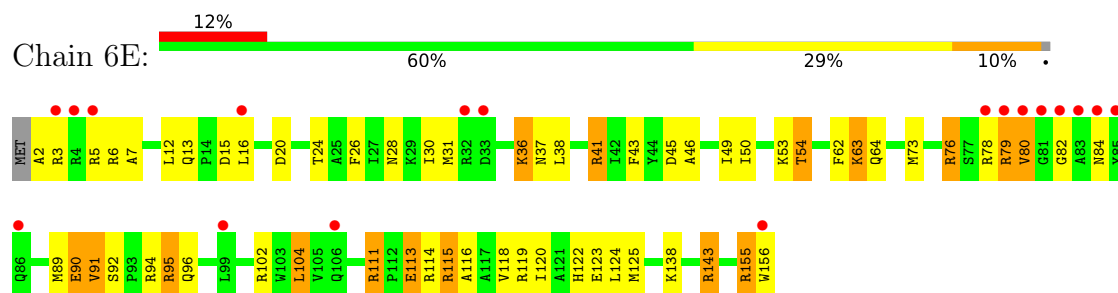
• Molecule 6: 30S ribosomal protein S6



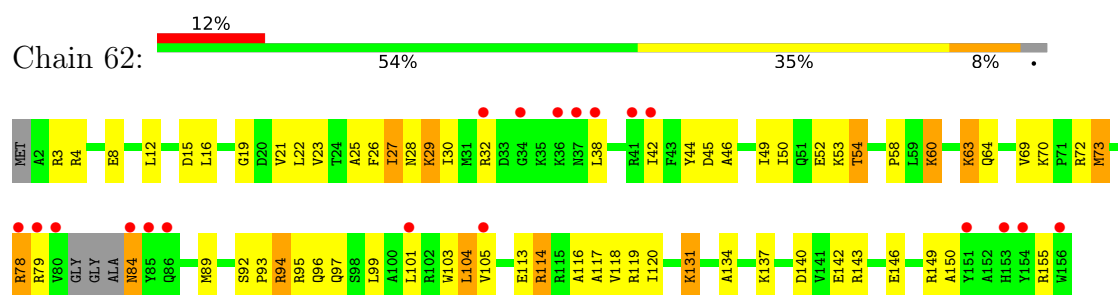
• Molecule 6: 30S ribosomal protein S6



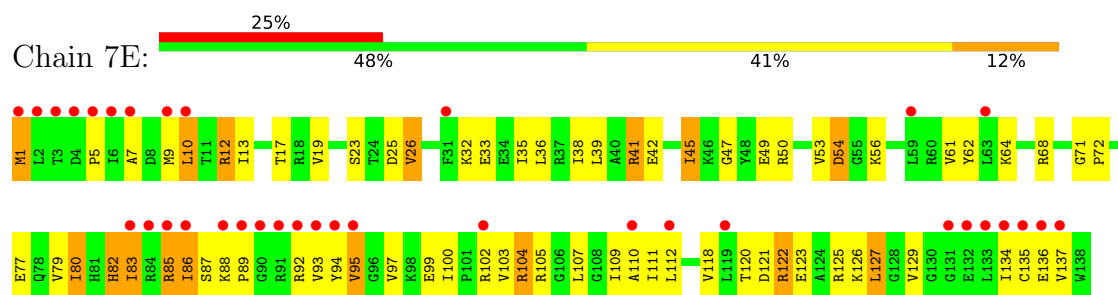
• Molecule 7: 30S ribosomal protein S7



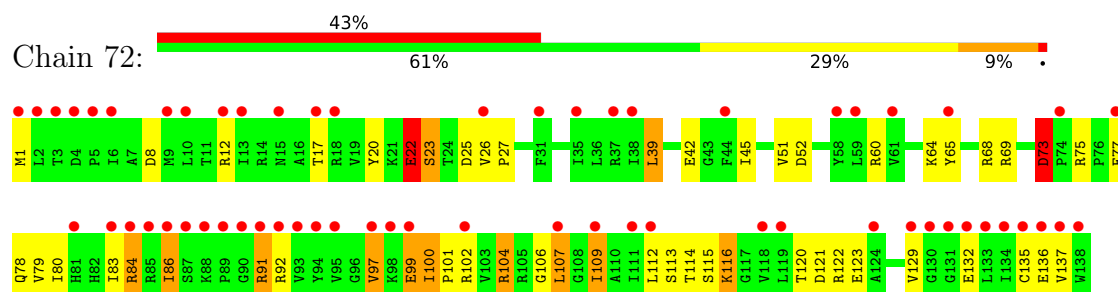
• Molecule 7: 30S ribosomal protein S7



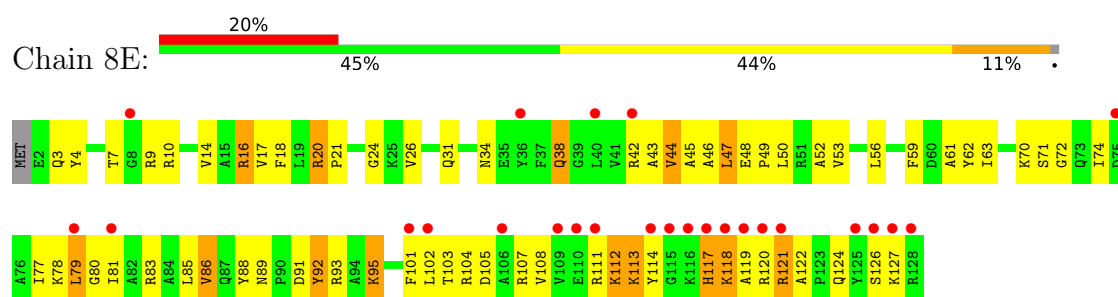
• Molecule 8: 30S ribosomal protein S8



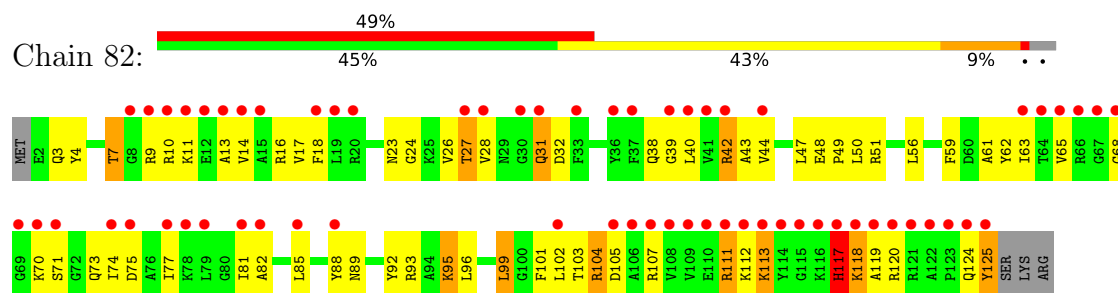
• Molecule 8: 30S ribosomal protein S8



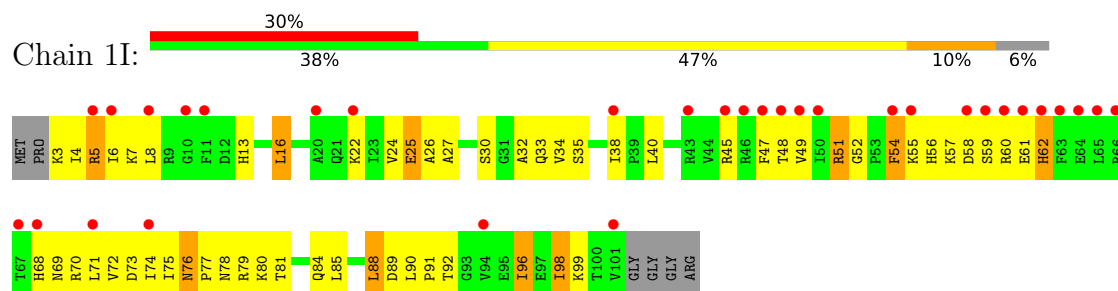
• Molecule 9: 30S ribosomal protein S9



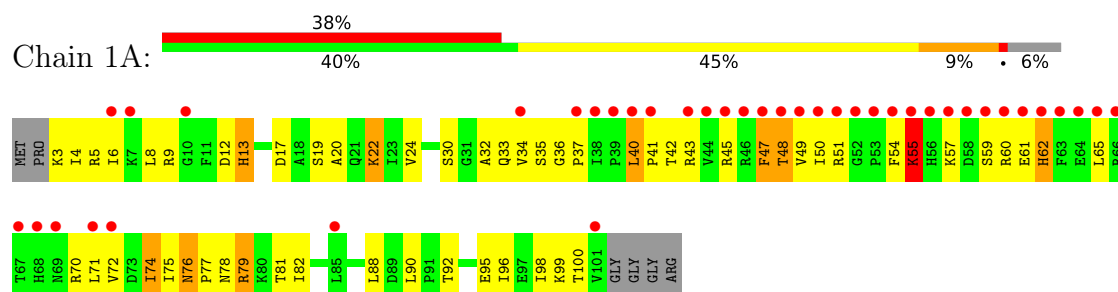
• Molecule 9: 30S ribosomal protein S9



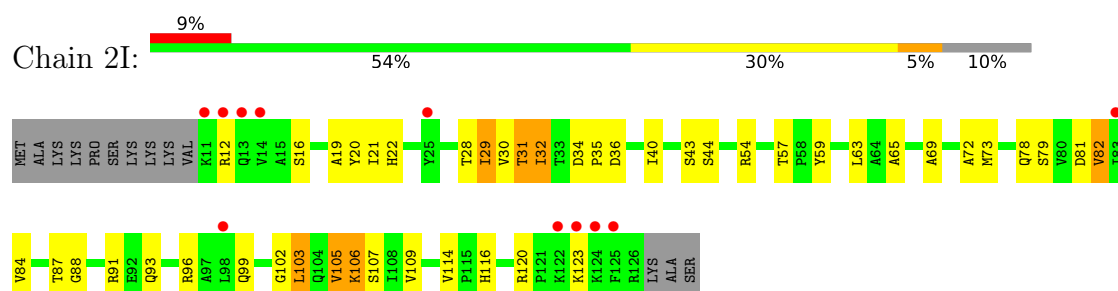
• Molecule 10: 30S ribosomal protein S10



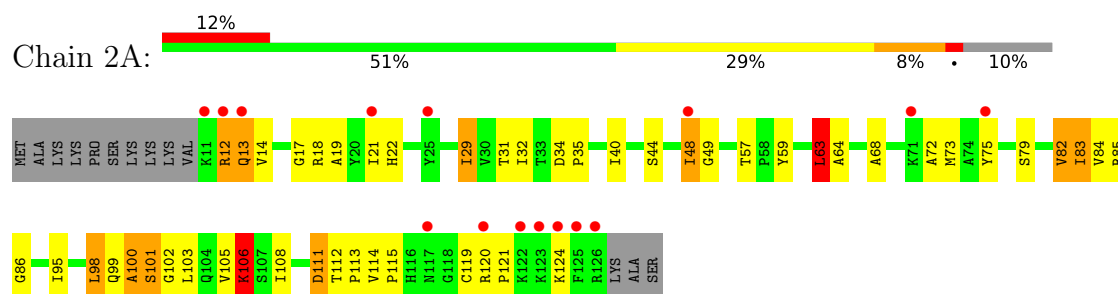
• Molecule 10: 30S ribosomal protein S10



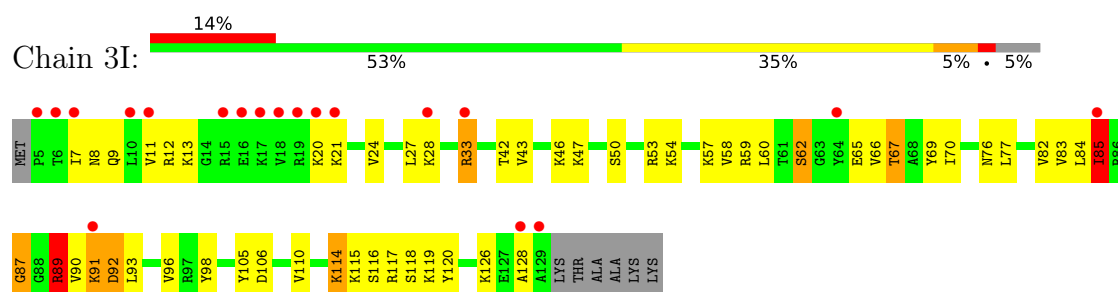
• Molecule 11: 30S ribosomal protein S11



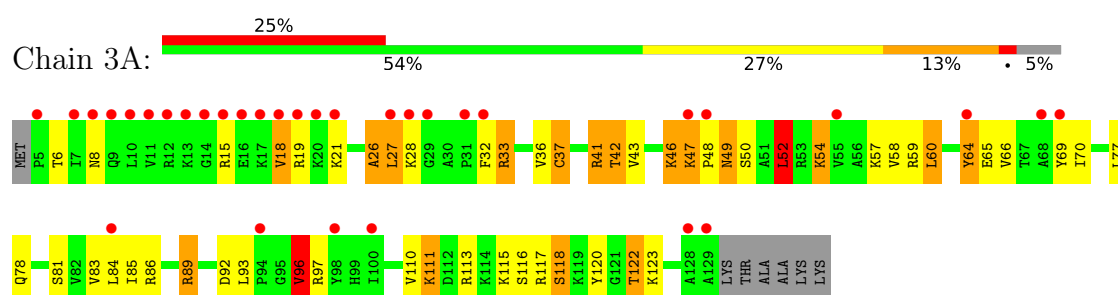
- Molecule 11: 30S ribosomal protein S11



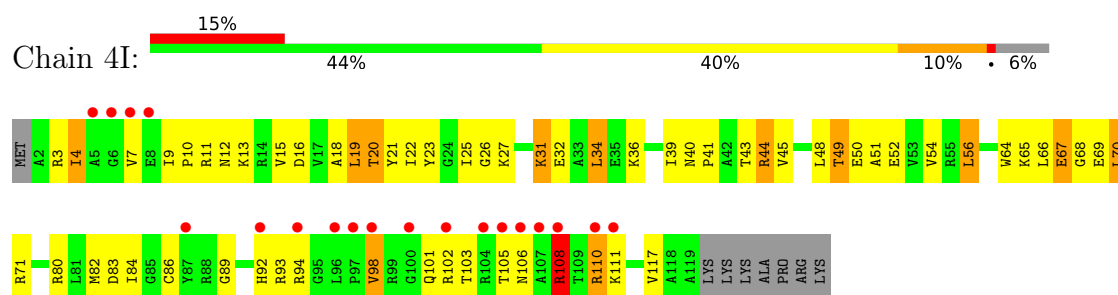
- Molecule 12: 30S ribosomal protein S12



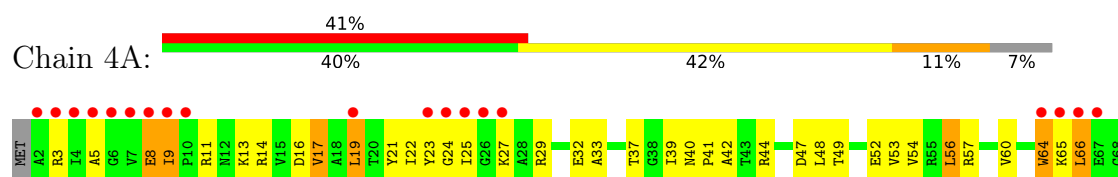
- Molecule 12: 30S ribosomal protein S12

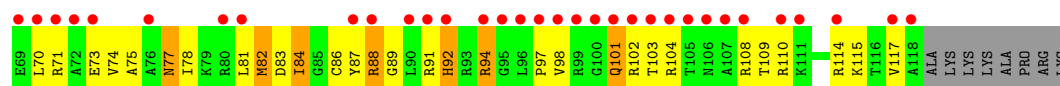


- Molecule 13: 30S ribosomal protein S13

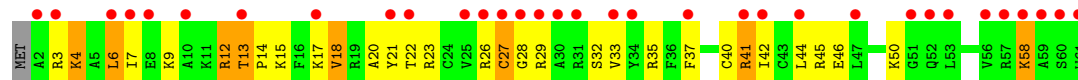


- Molecule 13: 30S ribosomal protein S13

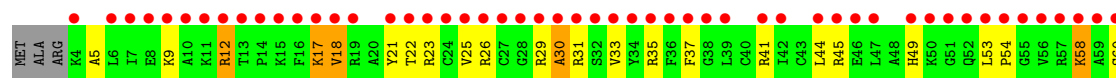




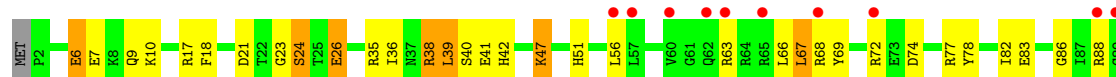
- Molecule 14: 30S ribosomal protein S14 type Z



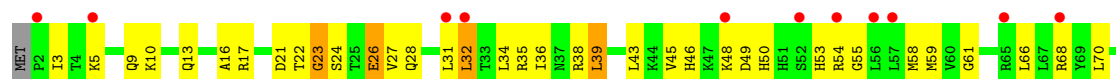
- Molecule 14: 30S ribosomal protein S14 type Z



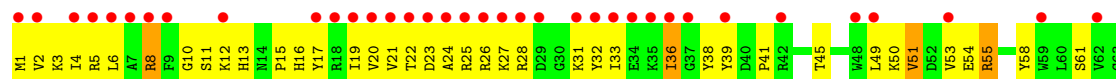
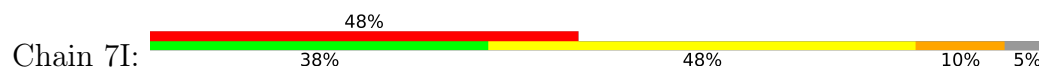
- Molecule 15: 30S ribosomal protein S15



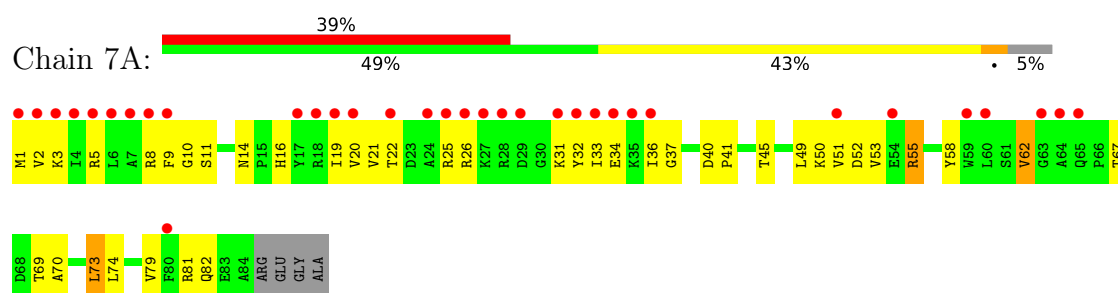
- Molecule 15: 30S ribosomal protein S15



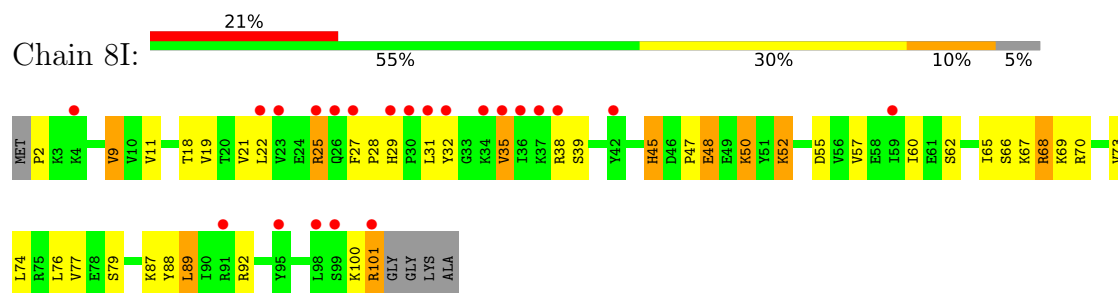
- Molecule 16: 30S ribosomal protein S16



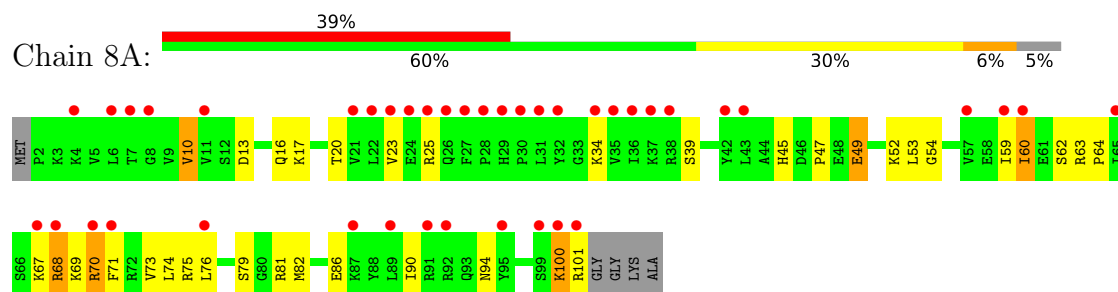
- Molecule 16: 30S ribosomal protein S16



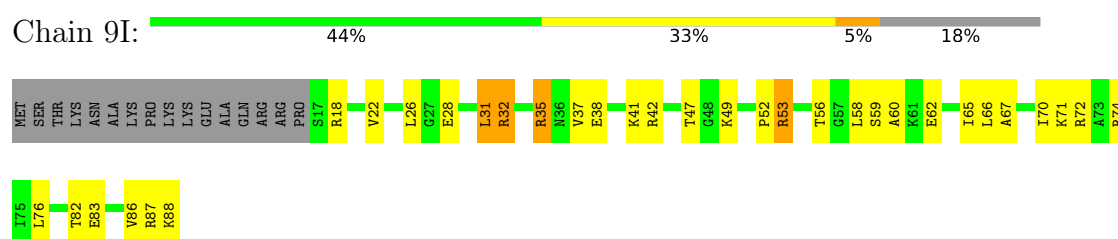
- Molecule 17: 30S ribosomal protein S17



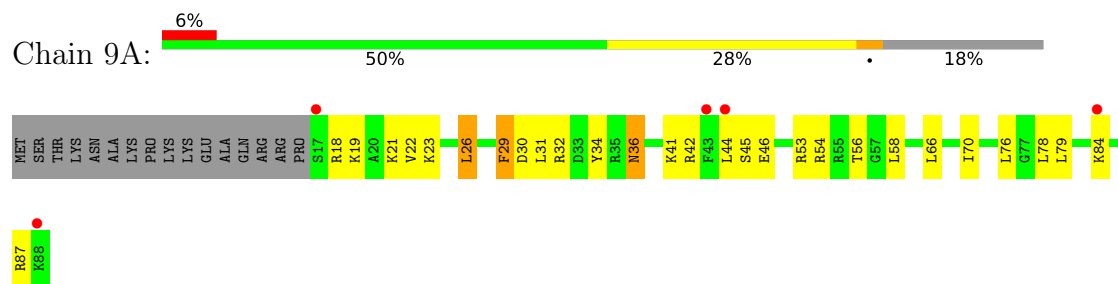
- Molecule 17: 30S ribosomal protein S17



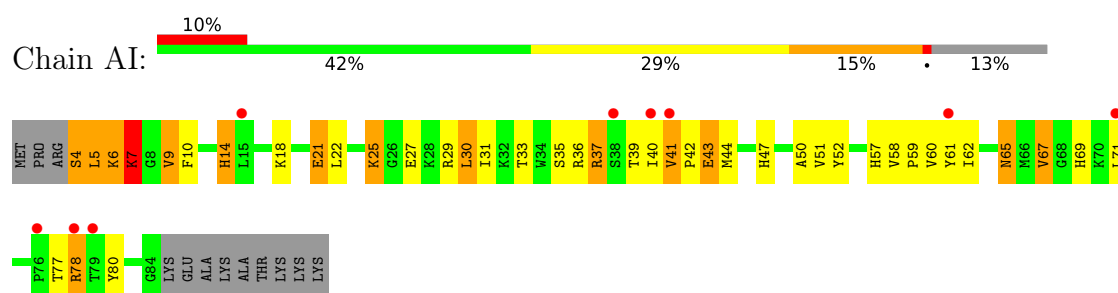
- Molecule 18: 30S ribosomal protein S18



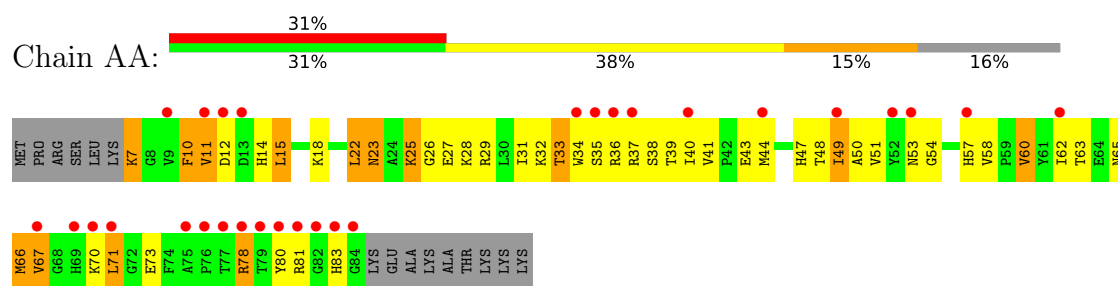
- Molecule 18: 30S ribosomal protein S18



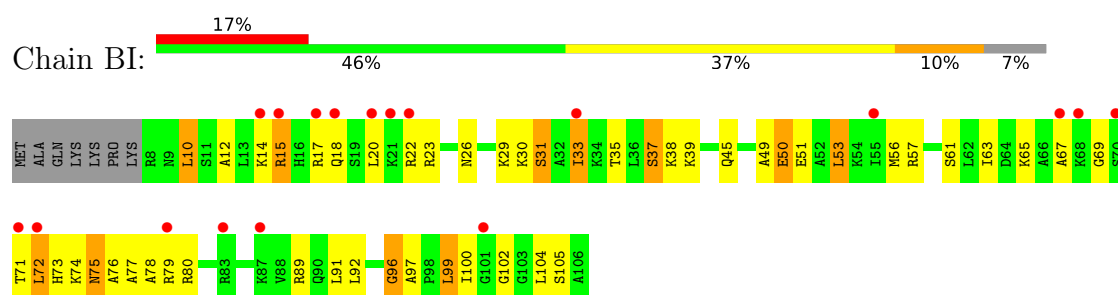
- Molecule 19: 30S ribosomal protein S19



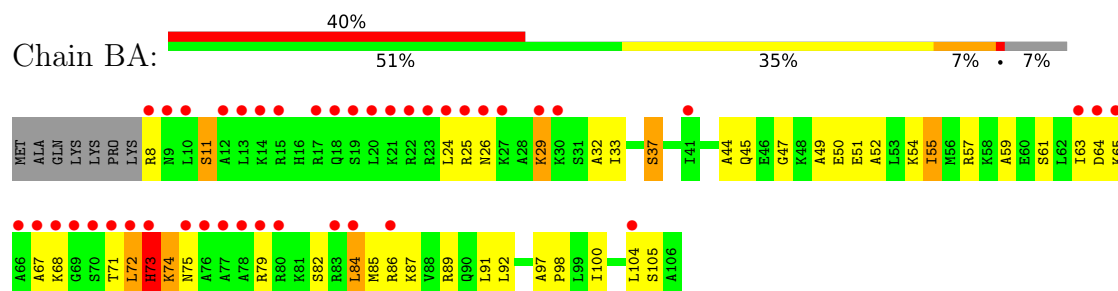
• Molecule 19: 30S ribosomal protein S19



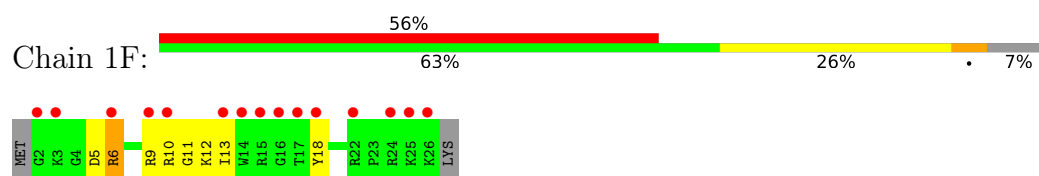
• Molecule 20: 30S ribosomal protein S20



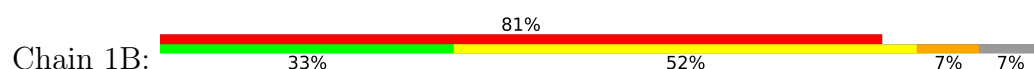
• Molecule 20: 30S ribosomal protein S20



• Molecule 21: 30S ribosomal protein Thx

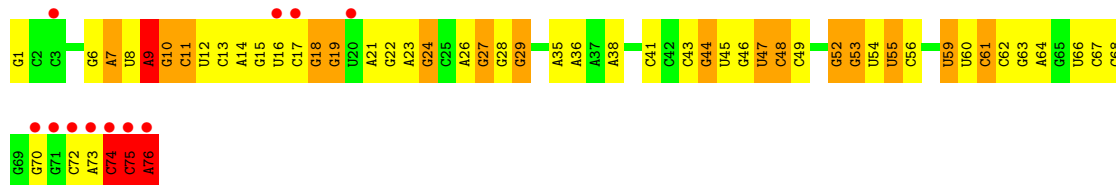


• Molecule 21: 30S ribosomal protein Thx

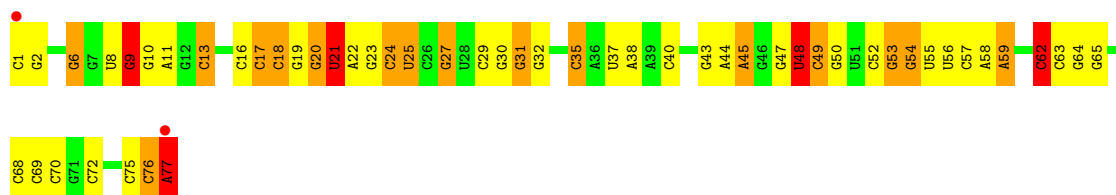





• Molecule 22: tRNA-Phe



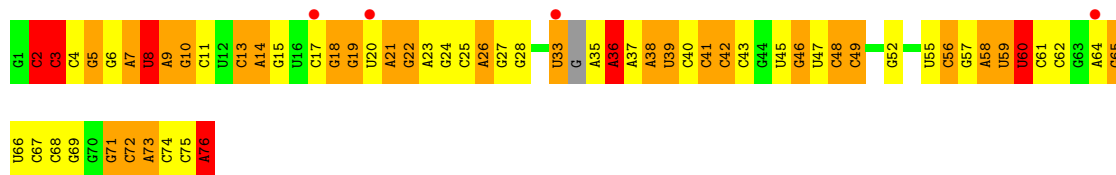
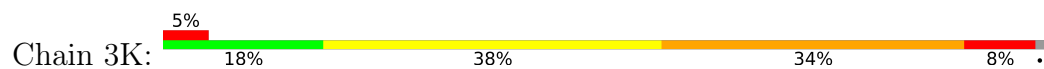
• Molecule 23: tRNA-fMet



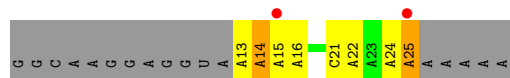
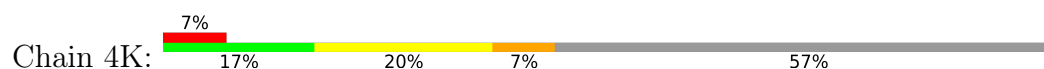
• Molecule 23: tRNA-fMet



• Molecule 24: tRNA-Phe



• Molecule 25: mRNA

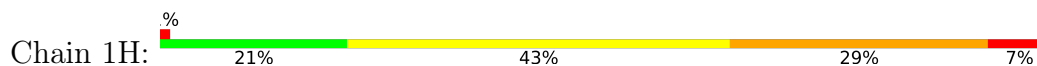


• Molecule 25: mRNA



G G C C A A A G G G G U A12 A13 A14 A15 A16 U17 G18 U19 C20 A22 A A A A A A A

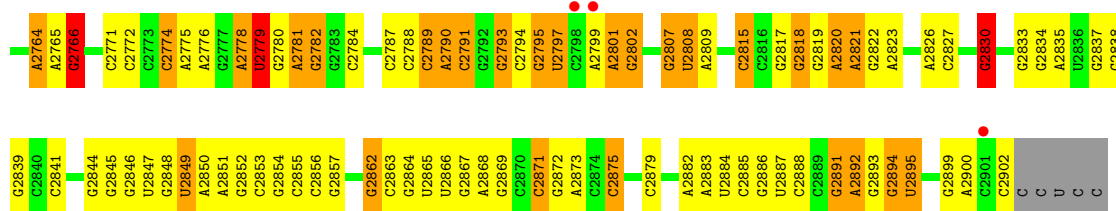
• Molecule 26: 23S ribosomal RNA



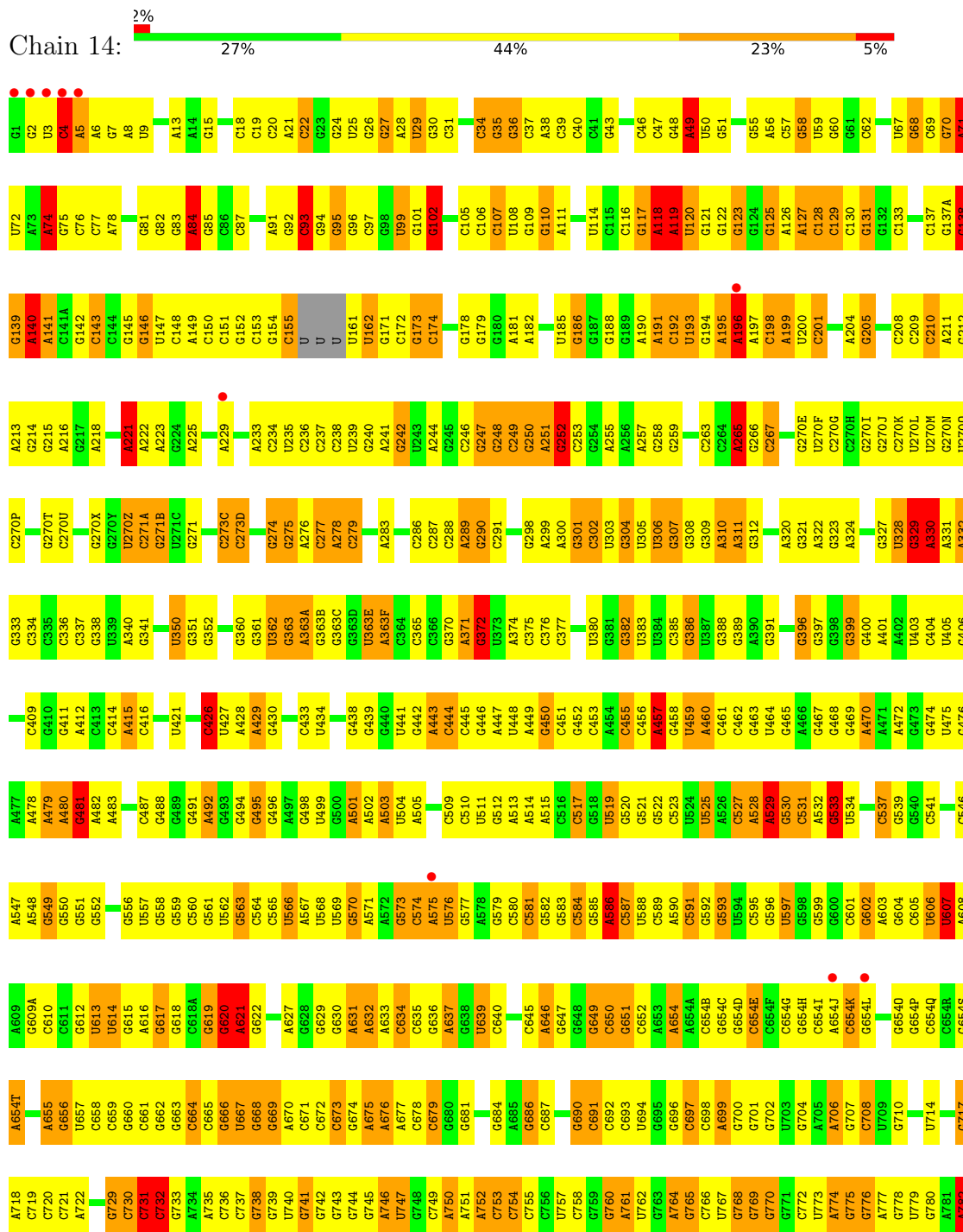
G1 G2 C4 A6 G7 A8 U9 G10 G11 U12 G15 G16 G17 C18 C19 C20 G26 G27 A28 U29 G30 C31 C32 U33 C34 C35 G36 C37 G38 G39 U101 U102 U103 U104 C40 C41 C106 C107 C46 C47 G48 A49 U50 G51 A52 A53 G54 G55 G56 G57 G58 U59 G60 G61 G62 G63 U63 G64 G65 G66 G68 C69 G70 A71 U72 A73 A74 A75 A76 A77 C76 C77 A78 G79 G80 G81 G82 G83 A84 G85 G86 G87 G88 G89 U90 A91 U92 G93 G94 G95 G96 G97 G98 U99 G101 G102 G103 C104 C105 C106 C107 U108 G109 G110 A111 U112 G113 U114 A115 G116 G117 A118 C57 G58 U120 G121 G122 G123 G124 U63 G125 A126 C66 U127 G128 C129 C69 G70 A71 U72 A73 A74 A75 A76 A77 C76 C77 A78 G79 G80 G81 G82 G83 A84 G85 G86 G87 G88 G89 U90 A91 U92 G93 G94 G95 G96 G97 G98 U99 G101 G102 G103 C104 C105 C106 C107 U108 G109 G110 A111 U112 G113 U114 A115 G116 G117 A118 C57 G58 U120 G121 G122 G123 G124 U63 G125 A126 C66 U127 G128 C129 C130 G131 C132 C133 C134 G135 G136 C137 C137A G138 G139 G140 A141 C141A G142 A143 G144 G145 G146 U147 C148 G149 U150 A151 G152 G153 G154 G155 U156 U161 U162 G163 U164 U165 G166 G167 G168 G169 G170 G171 G172 G173 G176 G177 G178 G179 G180 A181 A182 G183 G184 U185 G186 G187 G188 G189 U190 A191 G192 G193 G194 A195 A196 A197 C198 A199 U200 C201 U202 C203 A204 G205 U206 A207 C208 G209 C210 A211 A212 G212 G213 G214 G215 G216 G217 A218 A222 A223 G224 G225 G226 G227 A228 U229 G230 G231 G232 G233 G234 U235 U236 C237 C238 U239 G240 A241 G242 G243 A244 G245 G246 G247 G248 G249 G250 A251 G252 G253 G254 G258 G259 G260 A262 C263 C264 A265 G266 G270E U270F C270G C270H G270I G270J C270K C270L C270M C270N C270O C270P C270Q G270R C270X G270Y U270Z G271B G271C G271D G271E G271F G271G G271H G271I G271J G271K G271L G271M G271N G271O G271P G271Q G271R G271S G271T G271U G271V G271W G271X G271Y G271Z G272 G273 G274 G275 G276 G277 G278 G279 C280 U284 C285 C286 C287 C288 A289 G290 A294 G295 G296 G297 G298 A299 G300 A301 G302 G303 U304 U305 G306 G307 G308 G309 A310 A311 G312 G315 G316 G317 G318 G319 C318 G319A G320 A321 A322 G323 A324 G325 G326 G327 G328 G329 G330 A331 A332 G333 G334 G335 G336 C337 G338 G339 G340 G341 G344 G352 G353 G354 G355 G356 A357 U358 G361 G362 G363 G364 G365 G366 G367 G368 G369 G370 G371 G372 G373 G374 G375 G376 G377 G378 G379 G380 G381 G382 G383 G384 G385 G386 G387 G388 G389 G390 G391 G392 G393 G394 G395 G396 G397 G398 G399 G400 A401 G404 G405 G406 G407 G408 G409 G410 G411 G412 G413 G414 A415 G416 G417 G418 A422 A423 G424 G425 G426 A427 G428 G429 G430 G431 G432 G433 G434 G435 G436 G437 G438 G439 G440 G441 G442 G443 G444 G445 G446 G447 G448 G449 G450 G451 G452 G453 G454 G455 G456 G457 G458 G459 G460 G461 G462 G463 G464 G465 G466 G467 G468 G469 G470 G471 G472 G473 G474 G475 A476 A477 A478 A479 A480 G481 G482 A483 A484 G485 G486 G487 G488 G489 G490 G491 G492 G493 G494 G495 G496 G497 G498 G499 A501 A502 A503 U504 A505 G506 G507 G508 C509 G510 G511 G512 G513 G514 G515 G516 G517 G518 G519 G520 G521 G522 G523 G524 G525 G526 G527 G528 G529 G530 G531 G532 G533 G534 G535 G536 G537 G538 G539 G540 G541 G542 G543 G544 G545 G546 G547 G548 G549 G550 G551 G552 G553 G554 G555 G556 G557 G558 G559 G560 G561 G562 G563 G564 G565 G566 G567 G568 G569 G570 G571 G572 G573 G574 G575 G576 G577 G578 G579 G580 G581 G582 G583 G584 G585 G586 G587 G588 G589 G590 G591 G592 G593 G594 G595 G596 G597 G598 G599 G600 G601 G602 G603 G604 G605 G606 G607 G608 G609 G610 G611 G612 G613 G614 G615 G616 G617 G618 G619 G620 G621 G622 G623 G624 G625 G626 G627 G628 G629 G630 A631 G632 G633 G634 G635 G636 G637 G638 G639 G640 G641 G642 G643 G644 G645 G646 G647 G648 G649 G650 G651 G652 G653 G654 G655 G656 G657 G658 G659 G660 G661 G662 G663 G664 G665 G666 G667 G668 G669 G670 G671 G672 G673 G674 G675 G676 G677 G678 G679 G680 G681 G682 G683 G684 G685 G686 G687 G688 G689 G690 G691 G692 G693 G694 G695 G696 G697 G698 G699 G700 G701 G702 G703 G704 G705 G706 G707 G708 G709 G710 G711 G712 G713 G714 G715 G716 G717 G718 G719 G720 G721 G722 G723 G724 G725 G726 G727 G728 G729 G730 G731 G732 G733 G734 G735 G736 G737 G738 G739 G740 G741 G742 G743 G744 G745 G746 G747 G748 G749 G750 G751 G752 G753 G754 G755 G756 G757 G758 G759 G760 G761 G762 G763 G764 G765 G766 G767 G768 G769 G770 G771 G772 G773 G774 G775 G776 G777 G778 G779 G780 G781 G782 G783 G784 G785 G786 G787 G788 G789 G790 G791 G792 G793 G794 G795 G796 G797 G798 G799 G800 G801 G802 G803 G804 G805 G806 G807 G808 G809 G810 G811 G812 G813 G814 G815 G816 G817 G818 G819 G820 G821 G822 G823 G824 G825 G826 G827 G828 G829 G830 G831 G832 G833 G834 G835 G836 G837 G838 G839 G840 G841 G842 G843 G844 G845 G846 G847 G848 G849 G850 G851 G852 G853 G854 G855 G856 G857 G858 G859 G860 G861 G862 G863 G864 G865 G866 G867 G868 G869 G870 G871 G872 G873 G874 G875 G876 G877 G878 G879 G880 G881 G882 G883 G884 G885 G886 G887 G888 G889 G890 G891 G892 G893 G894 G895 G896 G897 G898 G899 G900 G901 G902 G903 G904 G905 G906 G907 G908 G909 G910 G911 G912 G913 G914 G915 G916 G917 G918 G919 G920 G921 G922 G923 G924 G925 G926 G927 G928 G929 G930 G931 G932 G933 G934 G935 G936 G937 G938 G939 G940 G941 G942 G943 G944 G945 G946 G947 G948 G949 G950 G951 G952 G953 G954 G955 G956 G957 G958 G959 G960 G961 G962 G963 G964 G965 G966 G967 G968 G969 G970 G971 G972 G973 G974 G975 G976 G977 G978 G979 G980 G981 G982 G983 G984 G985 G986 G987 G988 G989 G990 G991 G992 G993 G994 G995 G996 G997 G998 G999 G1000 G1001 G1002 G1003 G1004 G1005 G1006 G1007 G1008 G1009 G1010 G1011 G1012 G1013 G1014 G1015 G1016 G1017 G1018 G1019 G1020 G1021 G1022 G1023 G1024 G1025 G1026 G1027 G1028 G1029 G1030 G1031 G1032 G1033 G1034 G1035 G1036 G1037 G1038 G1039 G1040 G1041 G1042 G1043 G1044 G1045 G1046 G1047 G1048 G1049 G1050 G1051 G1052 G1053 G1054 G1055 G1056 G1057 G1058 G1059 G1060 G1061 G1062 G1063 G1064 G1065 G1066 G1067 G1068 G1069 G1070 G1071 G1072 G1073 G1074 G1075 G1076 G1077 G1078 G1079 G1080 G1081 G1082 G1083 G1084 G1085 G1086 G1087 G1088 G1089 G1090 G1091 G1092 G1093 G1094 G1095 G1096 G1097 G1098 G1099 G1100 G1101 G1102 G1103 G1104 G1105 G1106 G1107 G1108 G1109 G1110 G1111 G1112 G1113 G1114 G1115 G1116 G1117 G1118 G1119 G1120 G1121 G1122 G1123 G1124 G1125 G1126 G1127 G1128 G1129 G1130 G1131 G1132 G1133 G1134 G1135 G1136 G1137 G1138 G1139 G1140 G1141 G1142 G1143 G1144 G1145 G1146 G1147 G1148 G1149 G1150 G1151 G1152 G1153 G1154 G1155 G1156 G1157 G1158 G1159 G1160 G1161 G1162 G1163 G1164 G1165 G1166 G1167 G1168 G1169 G1170 G1171 G1172 G1173 G1174 G1175 G1176 G1177 G1178 G1179 G1180 G1181 G1182 G1183 G1184 G1185 G1186 G1187 G1188 G1189 G1190 G1191 G1192 G1193 G1194 G1195 G1196 G1197 G1198 G1199 G1200 G1201 G1202 G1203 G1204 G1205 G1206 G1207 G1208 G1209 G1210 G1211 G1212 G1213 G1214 G1215 G1216 G1217 G1218 G1219 G1220 G1221 G1222 G1223 G1224 G1225 G1226 G1227 G1228 G1229 G1230 G1231 G1232 G1233 G1234 G1235 G1236 G1237 G1238 G1239 G1240 G1241 G1242 G1243 G1244 G1245 G1246 G1247 G1248 G1249 G1250 G1251 G1252 G1253 G1254 G1255 G1256 G1257 G1258 G1259 G1260 G1261 G1262 G1263 G1264 G1265 G1266 G1267 G1268 G1269 G1270 G1271 G1272 G1273 G1274 G1275 G1276 G1277 G1278 G1279 G1280 G1281 G1282 G1283 G1284 G1285 G1286 G1287 G1288 G1289 G1290 G1291 G1292 G1293 G1294 G1295 G1296 G1297 G1298 G1299 G1300 G1301 G1302 G1303 G1304 G1305 G1306 G1307 G1308 G1309 G1310 G1311 G1312 G1313 G1314 G1315 G1316 G1317 G1318 G1319 G1320 G1321 G1322 G1323 G1324 G1325 G1326 G1327 G1328 G1329 G1330 G1331 G1332 G1333 G1334 G1335 G1336 G1337 G1338 G1339 G1340 G1341 G1342 G1343 G1344 G1345 G1346 G1347 G1348 G1349 G1350 G1351 G1352 G1353 G1354 G1355 G1356 G1357 G1358 G1359 G1360 G1361 G1362 G1363 G1364 G1365 G1366 G1367 G1368 G1369 G1370 G1371 G1372 G1373 G1374 G1375 G1376 G1377 G1378 G1379 G1380 G1381 G1382 G1383 G1384 G1385 G1386 G1387 G1388 G1389 G1390 G1391 G1392 G1393 G1394 G1395 G1396 G1397 G1398 G1399 G1400 G1401 G1402 G1403 G1404 G1405 G1406 G1407 G1408 G1409 G1410 G1411 G1412 G1413 G1414 G1415 G1416 G1417 G1418 G1419 G1420 G1421 G1422 G1423 G1424 G1425 G1426 G1427 G1428 G1429 G1430 G1431 G1432 G1433 G1434 G1435 G1436 G1437 G1438 G1439 G1440 G1441 G1442 G1443 G1444 G1445 G1446 G1447 G1448 G1449 G1450 G1451 G1452 G1453 G1454 G1455 G1456 G1457 G1458 G1459 G1460 G1461 G1462 G1463 G1464 G1465 G1466 G1467 G1468 G1469 G1470 G1471 G1472 G1473 G1474 G1475 G1476 G1477 G1478 G1479 G1480 G1481 G1482 G1483 G1484 G1485 G1486 G1487 G1488 G1489 G1490 G1491 G1492 G1493 G1494 G1495 G1496 G1497 G1498 G1499 G1500 G1501 G1502 G1503 G1504 G1505 G1506 G1507 G1508 G1509 G1510 G1511 G1512 G1513 G1514 G1515 G1516 G1517 G1518 G1519 G1520 G1521 G1522 G1523 G1524 G1525 G1526 G1527 G1528 G1529 G1530 G1531 G1532 G1533 G1534 G1535 G1536 G1537 G1538 G1539 G1540 G1541 G1542 G1543 G1544 G1545 G1546 G1547 G1548 G1549 G1550 G1551 G1552 G1553 G1554 G1555 G1556 G1557 G1558 G1559 G1560 G1561 G1562 G1563 G1564 G1565 G1566 G1567 G1568 G1569 G1570 G1571 G1572 G1573 G1574 G1575 G1576 G1577 G1578 G1579 G1580 G1581 G1582 G1583 G1584 G1585 G1586 G1587 G1588 G1589 G1590 G1591 G1592 G1593 G1594 G1595 G1596 G1597 G1598 G1599 G1600 G1601 G1602 G1603 G1604 G1605 G1606 G1607 G1608 G1609 G1610 G1611 G1612 G1613 G1614 G1615 G1616 G1617 G1618 G1619 G1620 G1621 G1622 G1623 G1624 G1625 G1626 G1627 G1628 G1629 G1630 G1631 G1632 G1633 G1634 G1635 G1636 G1637 G1638 G1639 G1640 G1641 G1642 G1643 G1644 G1645 G1646 G1647 G1648 G1649 G1650 G1651 G1652 G1653 G1654 G1655 G1656 G1657 G1658 G1659 G1660 G1661 G1662 G1663 G1664 G1665 G1666 G1667 G1668 G1669 G1670 G1671 G1672 G1673 G1674 G1675 G1676 G1677 G1678 G1679 G1680 G1681 G1682 G1683 G1684 G1685 G1686 G1687 G1688 G1689 G1690 G1691 G1692 G1693 G1694 G1695 G1696 G1697 G1698 G1699 G1700 G1701 G1702 G1703 G1704 G1705 G1706 G1707 G1708 G1709 G1710 G1711 G1712 G1713 G1714 G1715 G1716 G1717 G1718 G1719 G1720 G1721 G1722 G1723 G1724 G1725 G1726 G1727 G1728 G1729 G1730 G1731 G1732 G1733 G1734 G1735 G1736 G1737 G1738 G1739 G1740 G1741 G1742 G1743 G1744 G1745 G1746 G1747 G1748 G1749 G1750 G1751 G1752 G1753 G1754 G1755 G1756 G1757 G1758 G1759 G1760 G1761 G1762 G1763 G1764 G1765 G1766 G1767 G1768 G1769 G1770 G1771 G1772 G1773 G1774 G1775 G1776 G1777 G1778 G1779 G1780 G1781 G1782 G1783 G1784 G1785 G1786 G1787 G1788 G1789 G1790 G1791 G1792 G1793 G1794 G1795 G1796 G1797 G1798 G1799 G1800 G1801 G1802 G1803 G1804 G1805 G1806 G1807 G1808 G1809 G1810 G1811 G1812 G1813 G1814 G1815 G1816 G1817 G1818 G1819 G1820 G1821 G1822 G1823 G1824 G1825 G1826 G1827 G1828 G1829 G1830 G1831 G1832 G1833 G1834 G1835 G1836 G1837 G1838 G1839 G1840 G1841 G1842 G1843 G1844 G1845 G1846 G1847 G1848 G1849 G1850 G1851 G1852 G1853 G1854 G1855 G1856 G1857 G1858 G1859 G1860 G1861 G1862 G1863 G1864 G1865 G1866 G1867 G1868 G1869 G1870 G1871 G1872 G1873 G1874 G1875 G1876 G1877 G1878 G1879 G1880 G1881 G1882 G1883 G1884 G1885 G1886 G1887 G1888 G1889 G1890 G1891 G1892 G1893 G1894 G1895 G1896 G1897 G1898 G1899 G1900 G1901 G1902 G1903 G1904 G1905 G1906 G1907 G1908 G1909 G1910 G1911 G1912 G1913 G1914 G1915 G1916 G1917 G1918 G1919 G1920 G1921 G1922 G1923 G1924 G1925 G1926 G1927 G1928 G1929 G1930 G1931 G1932 G1933 G1934 G1935 G1936 G1937 G1938 G1939 G1940 G1941 G1942 G1943 G1944 G1945 G1946 G1947 G1948 G1949 G1950 G1951 G1952 G1953 G1954 G1955 G1956 G1957 G1958 G1959 G1960 G1961 G1962 G1963 G1964 G1965 G1966 G1967 G1968 G1969 G1970 G1971 G1972 G1973 G1974 G1975 G1976 G1977 G1978 G1979 G1980 G1981 G1982 G1983 G1984 G1985 G1986 G1987 G1988 G1989 G1990 G1991 G1992 G1993 G1994 G1995 G1996 G1997 G1998 G1999 G2000 G2001 G2002 G2003 G2004 G2005 G2006 G2007 G2008 G2009 G2010 G2011 G2012 G2013 G2014 G2015 G2016 G2017 G2018 G2019 G2020 G2021 G2022 G2023 G2024 G2025 G2026 G2027 G2028 G2029 G2030 G2031 G2032 G2033 G2034 G2035 G2036 G2037 G2038 G2039 G2040 G2041 G2042 G2043 G2044 G2045 G2046 G2047 G2048 G2049 G2050 G2051 G2052 G2053 G2054 G2055 G2056 G2057 G2058 G2059 G2060 G2061 G2062 G2063 G2064 G2065 G2066 G2067 G2068 G2069 G2070 G2071 G2072 G2073 G2074 G2075 G2076 G2077 G2078 G2079 G2080 G2081 G2082 G2083 G2084 G2085 G2086 G2087 G2088 G2089 G2090 G2091 G2092 G2093 G2094 G2095 G2096 G2097 G2098 G2099 G2100 G2101 G2102 G2103 G2104 G2105 G2106 G2107 G2108 G2109 G2110 G2111 G2112 G2113 G2114 G2115 G2116 G2117 G2118 G2119 G2120 G2121 G2122 G2123 G2124 G2125 G2126 G2127 G2128 G2129 G2130 G2131 G2132 G2133 G2134 G2135 G2136 G2137 G2138 G2139 G2140 G2141 G2142 G2143 G2144 G2145 G2146 G2147 G2148 G2149 G2150 G2151 G2152 G2153 G2154 G2155 G2156 G2157 G2158 G2159 G2160 G2161 G2162 G2163 G2164 G2165 G2166 G2167 G2168 G2169 G2170 G2171 G2172 G2173 G2174 G2175 G2176 G2177 G2178 G2179 G2180 G2181 G2182 G2183 G2184 G2185 G2186 G2187 G2188 G2189 G2190 G2191 G2192 G2193 G2194 G2195 G2196 G2197 G2198 G2199 G2200 G2201 G2202 G2203 G2204 G2205 G2206 G2207 G2208 G2209 G2210 G2211 G2212 G2213 G2214 G2215 G2216 G2217 G2218 G2219 G2220 G2221 G2222 G2223 G2224 G2225 G2226 G2227 G2228 G2229 G2230 G2231 G2232 G2233 G2234 G2235 G2236 G2237 G2238 G2239 G2240 G2241 G2242 G2243 G2244 G2245 G2246 G2247 G2248 G2249 G2250 G2251 G2252 G2253 G2254 G2255 G2256 G2257 G2258 G2259 G2260 G2261 G2262 G2263 G2264 G2265 G2266 G2267 G2268 G2269 G2270 G2271 G2272 G2273 G2274 G2275 G2276 G2277 G2278 G2279 G2280 G2281 G2282 G2283 G2284 G2285 G2286 G2287 G2288 G2289 G2290 G2291 G2292 G2293 G2294 G2295 G2296 G2297 G2298 G2299 G2300 G2301 G2302 G2303 G2304 G2305 G2306 G2307 G2308 G2309 G2310 G2311 G2312 G2313 G2314 G2315 G2316 G2317 G2318 G2319 G2320 G2321 G2322 G2323 G2324 G2325 G2326 G2327 G2328 G2329 G2330 G2331 G2332 G2333 G2334 G2335 G2336 G2337 G2338 G2339 G2340 G2341 G2342 G2343 G2344 G2345 G2346 G2347 G2348 G2349 G2350 G2351 G2352 G2353 G2354 G2355 G2356 G2357 G2358 G2359 G2360 G2361 G2362 G2363 G2364 G2365 G2366 G2367 G2368 G2369 G2370 G2371 G2372 G2373 G2374 G2375 G2376 G2377 G2378 G2379 G2380 G2381 G2382 G2383 G2384 G2385 G2386 G2387 G2388 G2389 G2390 G2391 G2392 G2393 G2394 G2395 G2396 G2397 G2398 G2399 G2400 G2401 G2402 G2403 G2404 G2405 G2406 G2407 G2408 G2409 G2410 G2411 G2412 G2413 G2414 G2415 G2416 G2417 G2418 G2419 G2420 G2421 G2422 G2423 G2424 G2425 G2426 G2427 G2428 G2429 G2430 G2431 G2432 G2433 G2434 G2435 G2436 G2437 G2438 G2439 G2440 G2441 G2442 G2443 G2444 G2445 G2446 G2447 G2448 G2449 G2450 G2451 G2452 G2453 G2454 G2455 G2456 G2457 G2458 G2459 G2460 G2461 G2462 G2463 G2464 G2465 G2466 G2467 G2468 G2469 G2470 G2471 G2472 G2473 G2474 G2475 G2476 G2477 G2478 G2479 G2480 G2481 G2482 G2483 G2484 G2485 G2486 G2487 G2488 G2489 G2490 G2491 G2492 G2493 G2494 G2495 G2496 G2497 G2498 G2499 G2500 G2501 G2502 G2503 G2504 G2505 G2506 G2507 G2508 G2509 G2510 G2511 G2512 G2513 G2514 G2515 G2516 G2517 G2518 G2519 G2520 G2521 G2522 G2523 G2524 G2525 G2526 G2527 G2528 G2529 G2530 G2531 G2532 G2533 G2534 G2535 G2536 G2

WORLDWIDE
PDB
PROTEIN DATA BANK

U2698	C2496	U2563	C2496	A2430	A2305	U2242	C2161	C2084	U2021	C1961	U1998	U1820	A1759
C2699	A2497	A2564	A2497	U2431	C2306	U2243	G2162	C2085	U2022	C1962	G1899	A1821	A1760
C2699	C2498	A2565	C2498	A2432	G2307	U2244	C2163	U2086	G2023	U1963	G1899	A1822	C1761
C2701	A2566	A2566	A2433	A2433	C2308	U2245	C2164	U2089	G2024	G1964	A1900	G1823	A1762
C2702	U2500	C2567	A2434	A2434	C2309	U2246	G2165	U2090	C2025	G1965	C1902	A1824	G1763
C2703	C2501	C2568	A2435	A2435	A2310	A2247	G2166	U2096	C2026	A1966	G1903	A1825	G1764
C2704	G2502	G2569	G2436	G2436	A2311	U2248	U2167	U2096	G2027	G1967	G1904	G1826	G1765
A2705	A2503	U2572	U2437	U2437	G2312	U2249	G2168	U2099	U2028	G1968	C1905	C1827	U1766
A2706	U2504	C2573	U2438	U2438	C2313	G2250	G2169	U2099	U2029	A1969	G1906	C1828	U1767
C2707	C2505	C2573	A2439	A2439	C2314	G2251	A2170	U2099	A2030	A1970	G1907	A1829	C1768
C2708	U2506	G2574	A2440	A2440	G2315	G2252	A2171	C2107	A2031	A1971	G1908	C1830	G1770
C2709	C2507	G2575	C2441	C2441	C2316	G2253	U2172	C2108	G2032	A1972	U1912	G1831	G1771
C2710	G2508	C2576	C2442	C2442	C2317	G2254	A2173	U2109	A2033	G1973	A1912	G1832	G1772
A2711	G2509	A2577	C2443	C2443	G2318	G2255	C2174	G2110	U2034	C1974	A1913	U1833	A1773
U2712	C2510	C2578	G2444	G2444	G2319	G2256	C2175	G2111	U2035	G1975	A1913	U1834	C1774
U2712A	U2511	C2579	C2445	C2445	A2320	U2257	A2176	G2112	G2036	U1976	C1914	G1835	U1775
C2713	G2512	U2580	G2446	G2446	C2321	G2258	C2177	U2113	G2037	A1977	A1916	C1836	G1776
A2714	C2513	G2581	C2447	C2447	G2322	G2259	U2178	A2114	U2047	A1978	U1917	C1837	U1777
C2715	U2514	G2582	A2448	A2448	C2323	G2260	G2181	U2115	A2042	C1979	A1918	C1838	U1778
C2716	C2515	U2583	U2449	U2449	C2324	G2261	G2182	G2116	C2043	G1980	A1919	G1839	U1779
C2717	G2516	U2584	A2450	A2450	C2325	U2262	U2183	A2117	C2044	A1981	C1920	G1842	U1780
C2718	U2517	C2585	C2451	C2451	C2326	G2263	C2185	U2118	G2045	C1982	U1923	G1843	C1781
G2719	C2518	C2586	U2452	U2452	A2327	C2264	U2119	A2119	G2046	C1983	C1924	C1844	C1782
C2720	U2519	A2587	A2453	A2453	A2328	U2265	G2190	U2120	U2047	G1984	G1925	C1845	A1784
C2721	C2520	G2588	G2454	G2454	C2329	A2266	G2191	U2121	G2048	G1985	C1925	G1846	A1785
C2722	C2521	A2589	U2455	U2455	G2330	A2267	G2192	G2123	G2049	A1986	U1926	G1847	U1786
C2723	U2522	A2590	U2456	U2456	C2331	U2268	G2193	G2124	C2050	C1987	A1927	A1848	A1787
C2724	G2523	C2591	G2457	G2457	U2332	A2269	U2194	G2125	A2051	C1988	A1928	A1849	U1788
U2725	U2524	U2592	A2458	A2458	C2333	G2270	A2198	A2126	G2052	G1989	G1929	G1850	A1789
C2726	U2525	U2593	U2459	U2459	A2334	G2271	A2199	G2127	G2053	C1990	G1930	U1851	U1790
C2727	C2526	C2594	U2460	U2460	C2335	U2272	C2205	G2128	A2054	U1991	U1931	C1852	C1791
C2728	U2527	G2595	C2461	C2461	A2336	A2273	C2206	G2129	G2055	U1992	A1932	C1853	A1791
C2729	A2528	U2596	U2462	U2462	G2337	U2274	C2209	U2130	G2056	U1993	G1933	A1854	G1792
C2730	C2529	C2597	C2463	C2463	C2338	G2275	G2210	G2131	A2057	C1994	G1935	G1855	U1793
C2731	U2530	A2598	U2464	U2464	U2339	G2276	G2211	U2132	A2058	C1995	A1936	A1859	C1794
C2732	C2531	C2599	C2465	C2465	C2340	G2277	G2212	G2133	A2059	C1996	A1937	G1860	U1795
A2733	U2532	U2600	U2466	U2466	C2341	U2280	U2213	A2134	A2060	G1997	U1938	G1861	U1796
C2734	C2533	C2601	C2467	C2467	C2342	C2281	G2215	A2135	G2061	C1998	A1938	C1862	C1797
C2735	U2534	U2602	U2468	U2468	C2343	C2282	G2216	C2136	A2062	C1999	U1939	G1863	U1798
C2736	C2535	C2603	U2469	U2469	C2344	C2283	G2217	C2137	C2063	G2000	U1940	U1870	G1799
C2737	U2536	U2604	U2470	U2470	C2345	C2284	G2218	C2138	C2064	A2001	C1941	C1871	G1801
C2738	A2537	C2605	U2471	U2471	A2346	C2285	G2219	C2139	C2065	G2002	U1942	A1802	A1803
C2739	C2538	U2606	U2472	U2472	C2347	C2286	G2220	U2144	C2066	G2003	U1943	A1871	A1804
C2740	U2539	C2607	A2473	A2473	U2348	A2287	G2221	C2145	U2068	A2005	G1945	C1872	C1804
C2741	C2540	U2608	U2474	U2474	C2349	U2288	G2222	C2146	G2069	C2006	U1946	G1873	U1805
C2742	U2541	C2609	U2475	U2475	C2350	U2289	G2223	C2147	G2070	C2007	C1947	U1806	C1806
C2743	C2542	U2610	U2476	U2476	A2351	U2290	C2224	G2148	A2071	G2008	G1948	G1883	U1807
C2744	U2543	U2611	U2477	U2477	C2352	C2291	G2225	G2149	G2072	G2009	G1949	A1884	U1808
C2745	C2544	C2612	U2478	U2478	G2353	C2292	G2226	U2150	C2073	G2010	G1950	A1885	A1809
C2746	U2545	U2613	U2479	U2479	C2354	C2293	G2227	G2151	U2074	U2011	U1951	C1886	A1810
C2747	C2546	C2614	U2480	U2480	C2355	U2294	G2228	G2152	U2075	G2012	A1952	C1887	G1811
C2748	U2547	U2615	U2481	U2481	U2356	C2295	G2229	G2153	U2076	A2013	G1953	G1888	A1812
C2749	C2548	C2616	U2482	U2482	C2357	C2296	G2230	G2154	A2077	A2014	G1954	A1889	G1813
C2750	U2549	U2617	U2483	U2483	C2358	C2297	G2231	G2155	G2078	A2015	U1955	A1890	G1814
C2751	C2550	C2618	U2484	U2484	C2359	C2298	C2232	G2156	U2079	A2016	U1956	A1891	A1815
C2752	U2551	U2619	U2485	U2485	C2360	C2299	G2233	G2157	G2080	U2017	C1957	C1892	G1816
C2753	C2552	C2620	U2486	U2486	A2361	C2300	G2234	A2158	G2081	A2019	G1958	C1893	U1817
C2754	U2553	U2621	U2487	U2487	C2362	C2301	G2235	G2159	C2082	A2020	A1960	G1894	A1818
C2755	C2554	C2622	U2488	U2488	C2363	C2302	G2236	G2160	G2083				
C2756	U2555	U2623	A2489	A2489	C2364	C2303	A2241						
C2757	C2556	U2624	U2490	U2490	C2365	C2304							
C2758	U2557	C2625	C2491	C2491	C2366	C2305							
C2759	C2558	U2626	U2492	U2492	C2367	C2306							
C2760	U2559	C2627	U2493	U2493	C2368	C2307							
C2761	C2560	U2628	U2494	U2494	C2369	C2308							
C2762	U2561	C2629	U2495	U2495	C2370	C2309							
C2763	C2562	U2630	U2496	U2496	C2371	C2310							
C2764	U2563	U2631	U2497	U2497	C2372	C2311							
C2765	C2564	C2632	U2498	U2498	C2373	C2312							
C2766	U2565	U2633	U2499	U2499	C2374	C2313							
C2767	C2566	C2634	U2500	U2500	C2375	C2314							
C2768	U2567	U2635	U2501	U2501	C2376	C2315							
C2769	C2568	U2636	U2502	U2502	C2377	C2316							
C2770	U2569	C2637	U2503	U2503	C2378	C2317							
C2771	C2570	U2638	U2504	U2504	C2379	C2318							
C2772	U2571	C2639	U2505	U2505	C2380	C2319							
C2773	C2572	U2640	U2506	U2506	C2381	C2320							
C2774	U2573	C2641	U2507	U2507	C2382	C2321							
C2775	C2574	U2642	U2508	U2508	C2383	C2322							
C2776	U2575	C2643	U2509	U2509	C2384	C2323							
C2777	C2576	U2644	U2510	U2510	C2385	C2324							
C2778	U2577	C2645	U2511	U2511	C2386	C2325							
C2779	C2578	U2646	U2512	U2512	C2387	C2326							
C2780	U2579	C2647	U2513	U2513	C2388	C2327							
C2781	C2580	U2648	U2514	U2514	C2389	C2328							
C2782	U2581	C2649	U2515	U2515	C2390	C2329							
C2783	C2582	U2650	U2516	U2516	C2391	C2330							
C2784	U2583	C2651	U2517	U2517	C2392	C2331							
C2785	C2584	U2652	U2518	U2518	C2393	C2332							
C2786	U2585	C2653	U2519	U2519	C2394	C2333							
C2787	C2586	U2654	U2520	U2520	C2395	C2334							
C2788	U2587	C2655	U2521	U2521	C2396	C2335							
C2789	C2588	U2656	U2522	U2522	C2397	C2336							
C2790	U2589	C2657	U2523	U2523	C2398	C2337							
C2791	C2590	U2658	U2524	U2524	C2399	C2338							
C2792	U2591	C2659	U2525	U2525	C2400	C2339							
C2793	C2592	U2660	U2526	U2526	C2401	C2340							
C2794	U2593	C2661	U2527	U2527	C2402	C2341							
C2795	C2594	U2662	U2528	U2528	C2403	C2342							
C2796	U2595	C2663	U2529	U2529	C2404	C2343							
C2797	C2596	U2664	U2530	U2530	C2405	C2344							
C2798	U2597	C2665	U2531	U2531	C2406	C2345							
C2799	C2598	U2666	U2532	U2532	C2407	C2346							
C2800	U2599	C2667	U2533	U2533	C2408	C2347		</					

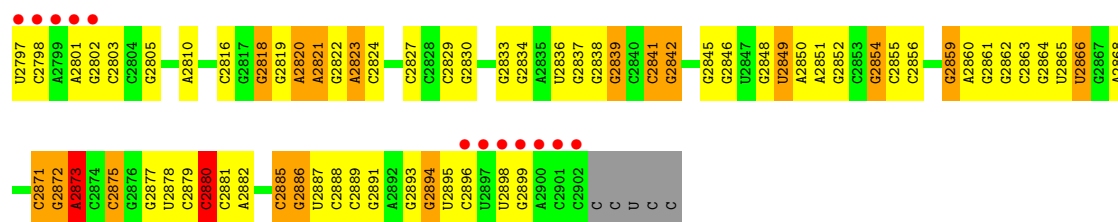


● Molecule 26: 23S ribosomal RNA

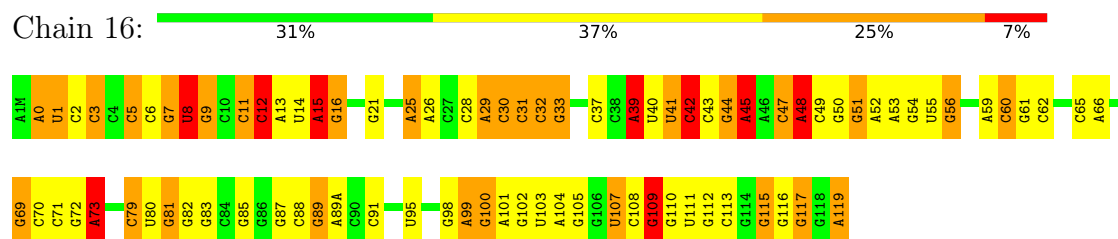


U1716	G1643	C1577	A1510	G1376	U1313	G1248	G1169	A1098	U1035	G974	A911	C846	A783
G1717	C1644	U1578	A1511	G1377	C1314	U1249	G1170	A1103	G1036	C974A	C912	U847	A784
G1725	G1645	G1581	G1512	A1378	C1315	C1250	G1171	G1104	C1037	G975	C914	G848	G785
G1726	G1646	C1582	U1516	A1379	U1316	C1251	G1173	U1105	C1038	G976	C914	A849	G786
U1727	G1647	C1583	G1517	G1380	A1317	A1252	U1175	U1105	G1039	G977	G915	C850	U787
G1728	G1648	C1584	U1518	G1381	G1318	A1253	U1176	G1110	C1040	G978	G916	U851	A788
A1729	G1651	C1585	C1519	G1382	G1319	A1254	G1177	G1111	C1041	G979	A917	G852	A789
U1730	A1652	A1586	G1518	C1383	C1320	U1255	A1177	A1111	G1042	A980	A918	G853	C790
G1731	G1653	U1587	G1449A	A1384	A1321	U1256	C1178	G1112	A981	G980	A919	G854	C791
A1732	C1588	C1588	C1450	G1385	U1322	C1257	U1178	U1113	A1043	G982	G919	G855	G792
A1733	C1589	C1589	G1521	C1386	G1323	C1258	C1181	G1114	A1044	A983	G921	C856	A793
C1734	G1655	G1593	U1522	G1387	G1324	U1259	U1179	G1115	A1045	A984	U922	C857	G794
A1735	C1656	U1523	U1523	G1388	G1325	G1260	G1184	C1116	G1047	C985	C923	U858	G795
C1736	C1657	G1594	G1524	G1389	U1326	C1261	C1185	G1117	A1048	C986	C924	G859	C796
G1737	G1658	G1595	G1525	U1390	C1327	G1266	G1186	C1121	C1049	G987	C925	U860	C797
G1750	U1659	A1596	G1526	U1391	G1328	U1267	G1187	G1122	A1050	A988	A926	U861	G798
C1751	G1660	A1597	A1528	A1392	U1329	C1268	U1188	G1051	G1052	G989	G928	G862	G799
C1752	G1661	C1598	A1529	A1393	C1330	A1269	A1189	G1052	A990	G990	G929	A863	A800
C1753	C1662	C1599	G1530	U1394	A1331	A1269	G1190	C1053	A991	C991	U930	G864	G801
G1754	C1663	C1600	C1531	A1395	G1332	C1270	G1191	A1054	C992	C992	G931	C865	A802
A1755	A1664	G1601	C1532	U1396	C1333	C1271	G1192	A1128	G1055	G993	G932	A866	G805
G1756	C1665	U1602	C1533	C1397	U1335	A1272	G1193	A1129	G1056	C994	A933	C867	G806
G1757	G1666	G1534	G1534	C1398	U1336	U1273	A1194	U1130	A1057	C995	G934	U868	G807
G1758	G1667	C1605	U1535	G1400	G1337	A1274	G1195	G1131	U1058	C996	C935	C869	G808
A1759	C1668	G1606	A1536	G1401	G1338	A1275	G1196	A1132	G1059	G997	G936	A870	G809
C1760	G1669	C1607	C1537	G1402	G1339	A1276	C1201	U1133	U1060	C998	G938	G873	U810
G1761	C1670	A1608	G1538	C1403	U1340	A1277	G1202	G1135	U1061	U999	G939	G874	U811
C1762	C1671	A1609	G1539	C1404	A1341	U1278	G1203	G1136	C1062	A1000	G940	G875	U812
G1763	C1672	A1610	G1540	U1407	U1342	G1280	A1204	G1137	G1063	A1001	A941	G876	U813
G1764	C1673	C1611	G1542	C1408	A1343	G1281	U1205	G1138	U1065	G1002	G942	A878	C814
G1765	C1674	A1612	A1543	C1409	G1344	U1282	U1206	G1139	U1066	G1003	U943	C879	C815
G1766	C1675	G1613	C1544	C1408	G1345	U1283	C1208	G1140	A1067	C1004	G944	G880	C816
G1767	C1676	A1614	A1545	C1409	C1346	A1284	G1209	U1141	U1068	C1005	A945	G881	C817
G1768	C1677	C1615	C1547	G1412	G1347	A1285	A1210	U1142	A1069	G1006	G946	G882	G818
G1769	C1678	G1616	G1548	G1413	U1348	A1286	U1211	A1143	A1070	A1009	G947	G883	A819
C1770	G1681	C1617	C1549	G1414	A1349	A1287	G1212	G1144	A1071	G948	G949	G884	A820
A1771	C1682	A1618	G1549	G1415	C1350	U1288	A1213	G1145	C1072	G950	A821	C885	A821
A1772	C1683	G1619	U1554	G1416	C1351	C1291	G1216	C1146	A1073	G951	C951	C886	U822
C1773	C1684	U1620	G1555	C1417	G1355	U1292	G1217	G1147	U1078	G952	G952	A887	G823
U1774	C1685	G1621	G1556	G1418	U1356	C1293	A1220	A1148	U1079	A953	A953	C888	A824
U1775	C1686	C1622	C1557	A1419	G1357	U1294	G1225	A1149	C1079	A890	A954	C889	U827
G1776	C1687	G1623	C1558	G1420	U1358	C1295	G1226	G1151	G1016	G892	G955	C890	U828
A1777	C1688	U1624	A1559	G1421	A1359	G1296	C1227	C1152	C1017	C893	G956	C891	A829
U1778	C1689	G1625	G1560	G1422	A1360	C1297	U1228	G1153	U1082	C894	A957	G892	G830
A1779	A1690	G1626	G1561	G1423	C1363	C1298	G1229	G1154	A1084	U895	A959	U896	G831
C1781	C1691	G1627	C1562	G1424	U1364	C1299	A1085	A1085	A1020	A896	A960	C897	G832
C1782	G1692	U1628	G1563	G1425	C1365	U1300	G1230	A1156	A1086	A961	G961	C898	U833
A1783	C1693	A1632	G1564	G1426	A1366	A1301	C1231	G1157	G1087	G962	G962	A899	C834
A1784	C1694	G1633	A1565	A1427	A1367	A1302	G1232	C1158	U1088	U963	U963	A900	A835
G1785	G1695	G1634	A1566	C1428	A1368	A1303	C1233	U1159	G1089	G1024	G966	A901	G836
A1786	C1696	C1635	A1567	G1429	G1369	C1304	U1234	G1160	U1090	U1025	G967	A902	C837
G1787	C1697	C1636	G1568	U1430	C1370	C1305	G1235	G1161	A1091	U1026	C987	C902	C838
C1788	A1698	U1637	C1569	U1431	C1371	C1306	G1236	G1162	G1091	A1027	C987	C903	U839
A1789	G1699	G1638	G1570	C1432	C1372	A1307	U1240	G1163	G1092	A1028	G968	C904	C840
C1790	C1700	C1639	C1571	U1433	U1373	A1308	A1241	U1165	C1093	A1029	U969	C905	C841
A1791	G1701	U1640	C1572	A1434	U1374	A1309	G1244	U1166	U1094	G1030	C970	G906	G842
G1792	C1702	C1641	C1573	C1435	A1375	G1310	G1244	U1167	A1095	U1033	G971	U907	G843
C1793	G1703	C1642	C1574	G1436	C1376	G1310	G1244	U1168	U1096	U1034	G972	C944	C844
U1794	C1794	C1643	C1575	C1437	C1377	G1310	G1244	G1168	U1097	A910	A973	G945	G845

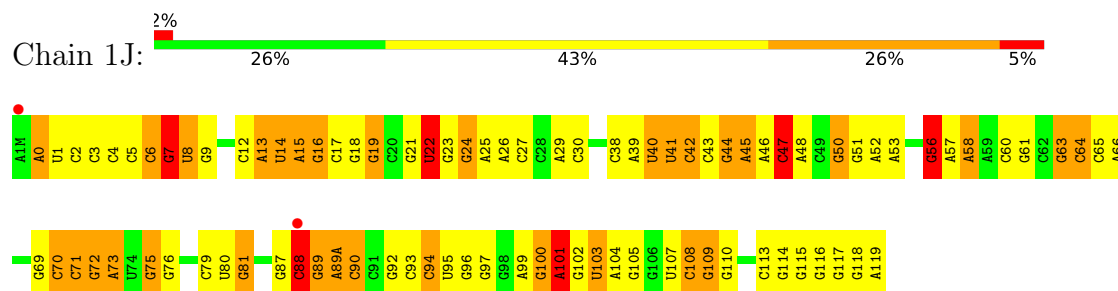
G2731	G2668	G2599	G2535	A2469	G2407	C2342	G2280	G2210	A2135	U2068	A2005	C1941	G1860	C1797
G2732	G2669	A2600	G2536	G2470	U2408	C2343	C2281	G2211	C2136	G2069	C2006	C1942	G1861	U1798
A2733	A2670	G2601	U2537	G2471	G2409	U2344	C2282	A2212	C2137	A2071	C2008	U1944	U1864	C1800
G2735	G2673	G2603	G2539	U2473	A2410	G2345	C2283	U2213	C2140	G2072	G2009	U1945	G1801	G1801
G2738	G2674	U2604	G2540	G2474	A2412	A2346	C2284	G2215	G2141	C2073	G2011	U1946	A1871	A1802
A2739	A2675	U2605	A2541	G2475	G2413	G2347	A2286	G2216	C2142	U2074	U2011	C1947	A1803	A1803
U2739	A2679	G2606	A2542	A2476	G2414	C2350	A2287	A2225	U2143	U2075	G2012	G1948	A1872	C1804
A2740	C2680	G2607	G2543	G2477	G2415	G2351	A2288	G2226	U2144	C2078	G2013	U1949	G1883	U1805
A2741	A2681	U2608	G2544	A2478	C2416	A2352	G2289	A2227	C2145	A2014	A2014	U1950	C1806	C1806
G2744	U2682	U2609	G2545		G2417	G2353	G2290	G2228	C2146	U2079	A2015	U1951	G1807	G1807
C2745	G2683	C2610	U2546		A2418	G2354	U2291	G2228	G2147	U2080	U2016	A1952	A1885	U1808
C2747	U2684	U2611		G2481	U2419	G2355	C2292	C2229	G2148	C2081	U2017	A1953	A1886	U1809
C2748	G2685	G2612	C2551	G2482	C2420	G2356	C2293	G2230	G2149	A2082	G2018	G1954	C1887	A1810
C2749	G2686	U2613	U2552	G2484	G2421	U2357	C2294	G2231	U2150	G2083	A2019	U1955	A1888	G1811
C2750	G2687	A2614	G2553	A2485	U2422	G2358	C2295	U2232	C2151	U2084	A2020	U1956	U1889	A1812
C2751	U2688	U2615	U2554	G2486	U2423	C2359	U2296	U2233	G2152	C2087	G2023	C1957	A1890	G1813
C2752	U2689	G2616	U2555	G2487	A2424	A2360	C2297	G2234	G2153		G2024	G1958	G1891	G1814
C2753	C2691	U2617	C2556	A2488	A2425	A2361	U2298	G2235	G2154		C2025	G1959	C1892	A1815
C2754	U2692	G2618	G2557	G2489	A2426	G2362	G2299	G2236	G2155		C2026	A1960	C1893	G1816
C2755	A2693	C2620	C2558	G2490	C2427	C2363	G2302	G2237	G2156		C2027	C1961	C1894	G1817
C2756	G2694	A2621	C2559	U2491	G2428	G2364	G2303	G2238	G2157	U2094	U2028	U1962	C1895	U1818
C2757	C2695	G2622	C2560		G2429	G2365	G2304	G2239	A2158	G1896	G2029	U1963	G1897	A1819
C2758	U2696	U2623	A2561	G2495	U2430	A2366	G2304	C2240	G2159		A2030	G1964	G1898	U1820
C2759		G2624	U2562	C2496	U2431	G2367	A2305		G2160		G2031	G1965	U1899	A1821
C2760			U2563	A2497	A2432		C2306	U2244	C2163		A2032	A1966	G1899	G1822
C2761	U2697	C2628	A2564	C2498	A2433	G2371	G2307	U2245	G2164		G2033	C1967	A1900	G1823
C2762	U2698	A2629	A2565	G2499	A2434	C2372	C2308	G2246	C2165		U2034	G1968	A1901	G1824
C2763	C2700	G2630	G2566	U2500	A2435	G2373	A2309	A2247	G2166		G2035	A1969	C1902	A1825
C2764	G2701	G2631	A2567	C2501	G2436	C2374	G2310	C2248	G2167		C2036	A1970	G1903	G1826
C2765	U2702		C2568	G2502	U2437	G2375	A2311	U2249	U2167		G2037	A1971	G1904	C1827
A2766	C2703	C2635	U2569	A2503	U2438	A2376	U2312	G2250	G2168		G2038	A1972	C1905	G1828
C2767	C2704	U2636	A2572	U2504	A2439	A2377	C2313	G2251	A2169			G1973	G1906	A1829
C2768		G2637	C2573	G2506	C2440	G2378	C2314	G2252	A2170		U2041	C1974	G1907	C1830
C2769	G2707	G2638	G2574	C2507	C2441	G2379	G2315	G2253	A2171		A2042	A1977	A1913	C1832
C2770	G2709	A2639	C2575	G2508	C2442	C2380	C2316	G2254	U2172		C2043	A1978	C1914	U1833
C2771	C2710	G2640	G2576	C2509	G2443	G2382	C2317	G2255	C2173		C2044	C1979	U1915	U1834
C2772	U2711	G2641	A2577	G2510	G2445	G2383	G2318	G2256	C2174		G2045	G1980	A1916	G1835
C2773	U2712	G2642	G2578	U2511	G2446	G2384	G2319	U2257	C2175		G2046	G1981	U1917	C1836
C2774	A2712A	G2644	C2579	C2512	G2447	C2385	A2320	G2258	G2182		U2047			C1837
A2775	G2713	G2645	U2580		A2448	C2386	G2321	G2259	G2183		G2048			C1838
C2776	C2714	C2646	G2581	C2515	U2449	U2387	C2324	G2261	G2184		G2049	G1985	G1922	G1839
C2777	C2715	U2647	C2582	C2516	A2450	A2388	G2325	U2262	C2185			A1986	G1923	G1840
C2778	U2716	C2648	G2583	C2517	A2451	G2389	C2326	C2263	G2186			G1987	C1924	U1841
C2779	G2717	U2649	U2584	U2518	C2452	U2390	A2327	G2264	G2187			C1988	C1925	G1842
G2780	G2718	U2650	C2585	U2519	A2453	G2391	A2328		G2188			G1989	A1927	C1843
A2781	G2719	G2651	C2586	C2520		A2392	G2329		U2189			C1990	A1928	
G2782	U2720	C2652	A2587	C2521	U2457	A2393	G2330		G2190				G1929	
	A2721		G2588	U2522	G2458	C2394	G2331		G2191			U1993	G1930	A1847
			A2589		U2459	C2395	U2332		G2192			C1994	U1931	A1848
C2785	C2722	G2655	A2590	G2525	U2460	G2396	A2333		G2193			U1995	A1932	G1849
U2786	C2723	U2656	C2591	G2526	G2461		A2334		A2126			C1996	G1933	G1850
C2787	G2724	A2657	G2592	C2527	U2462	G2400	A2335		G2127			C1997	C1934	U1851
	A2725	U2528	U2593	G2528	C2463	U2401	A2336		G2128			G1998	G1935	A1854
	U2726	C2594	G2594	G2529	C2464	A2402	G2337		C2129			A2062	A1936	G1855
C2791	G2727	G2663	C2595	A2530	C2465	C2403	G2338		G2130			C2063	C1937	G1856
	U2728	A2665	U2596	A2531	C2466	C2404	G2339		U2131			G2064	A2001	G1857
C2794	G2729	C2666	G2597	G2532	C2467	A2405	G2340		G2132			C2065	U1939	G1858
G2795	C2730	C2667	A2598		G2468	U2406	G2341		A2134			G2067	G2002	A1859



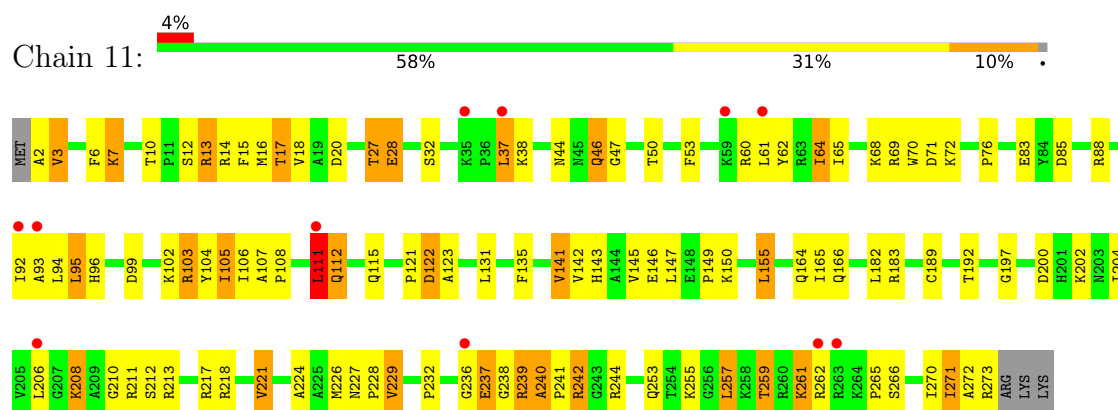
• Molecule 27: 5S ribosomal RNA



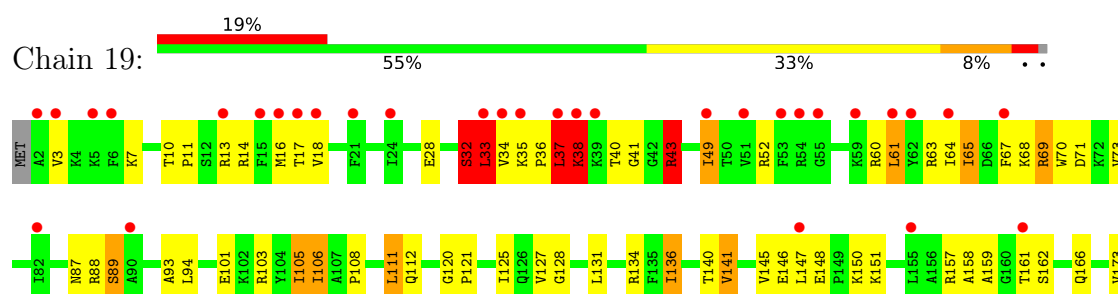
• Molecule 27: 5S ribosomal RNA

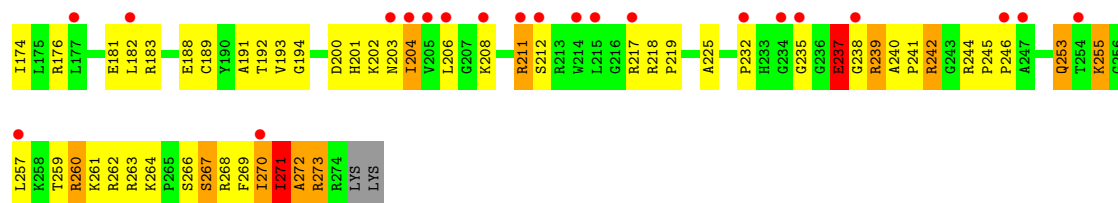


• Molecule 28: 50S ribosomal protein L2

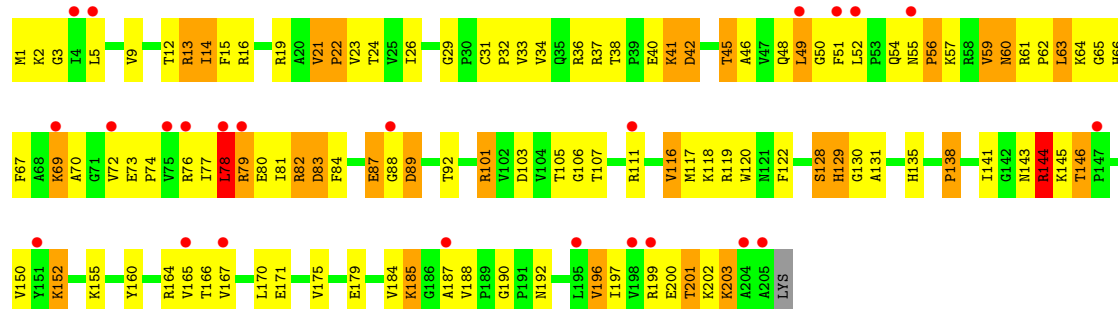


• Molecule 28: 50S ribosomal protein L2

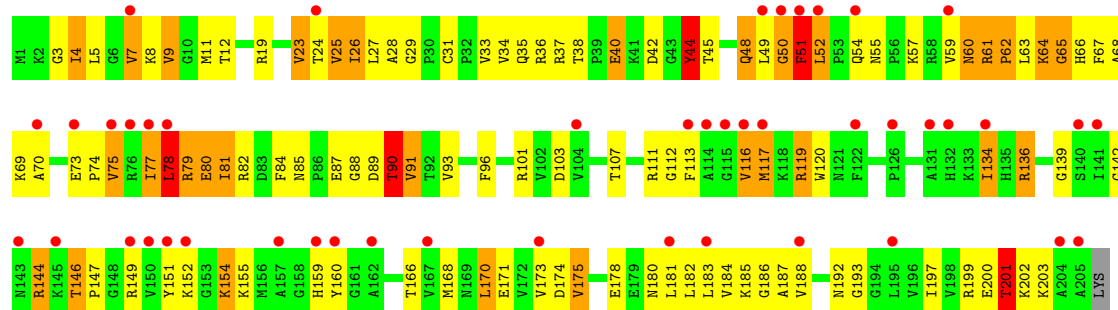
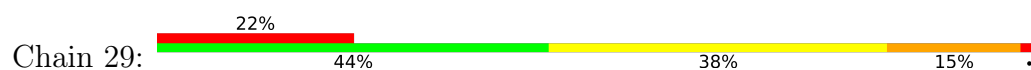




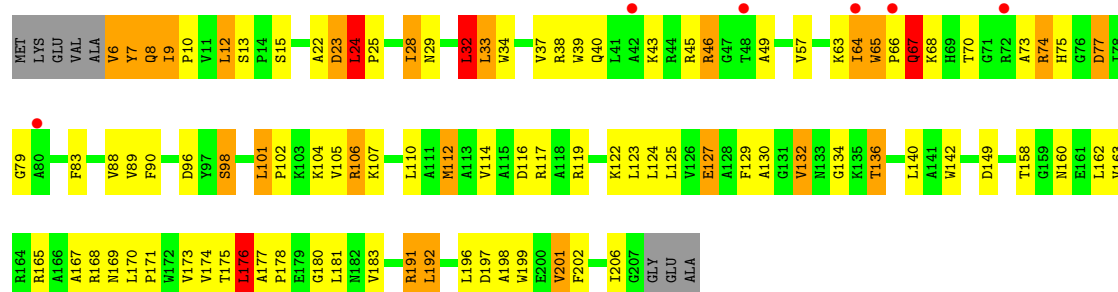
• Molecule 29: 50S ribosomal protein L3



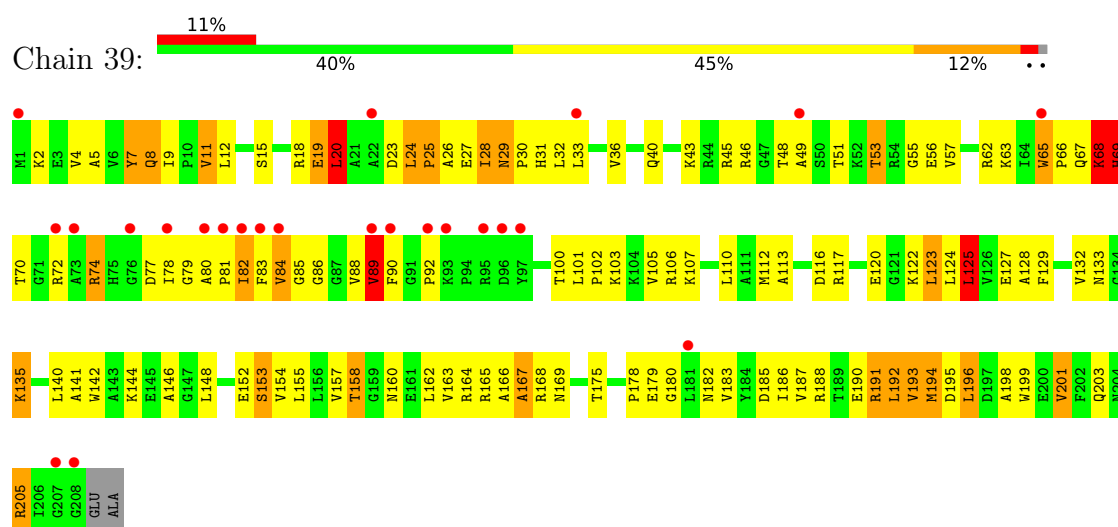
• Molecule 29: 50S ribosomal protein L3



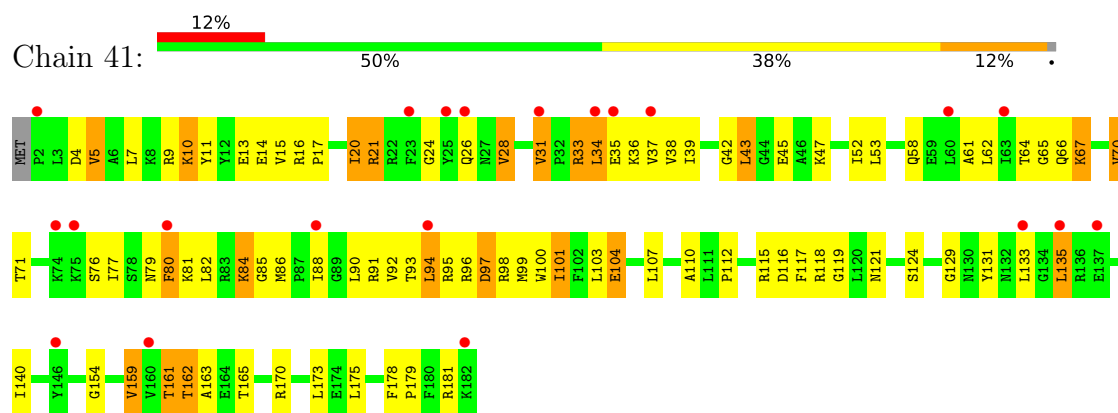
• Molecule 30: 50S ribosomal protein L4



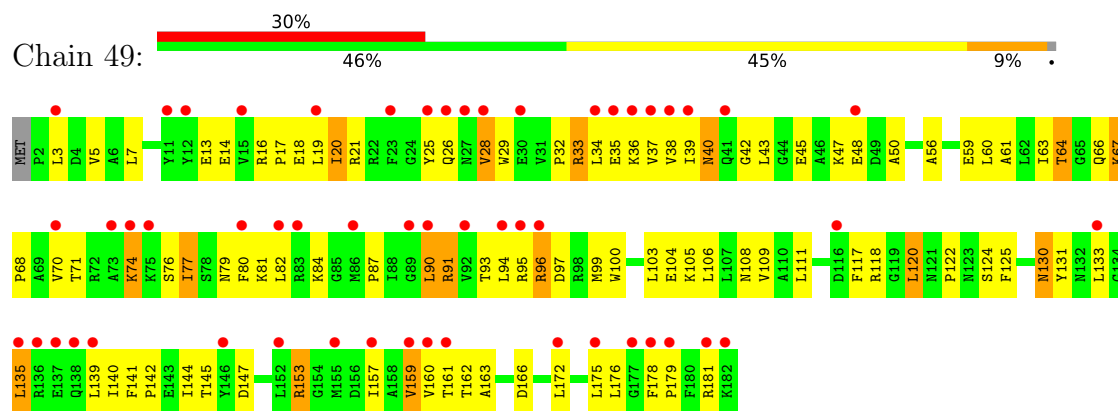
• Molecule 30: 50S ribosomal protein L4



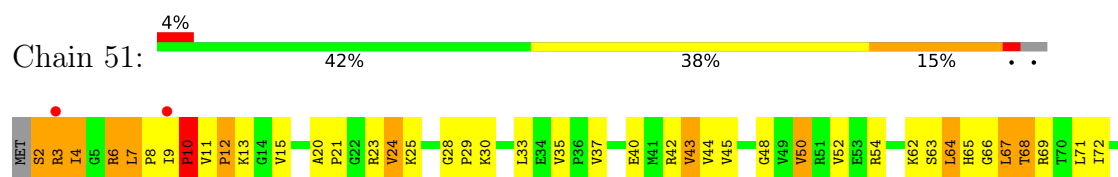
• Molecule 31: 50S ribosomal protein L5

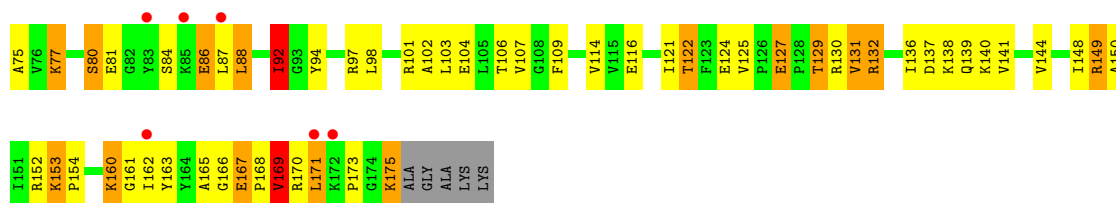


• Molecule 31: 50S ribosomal protein L5

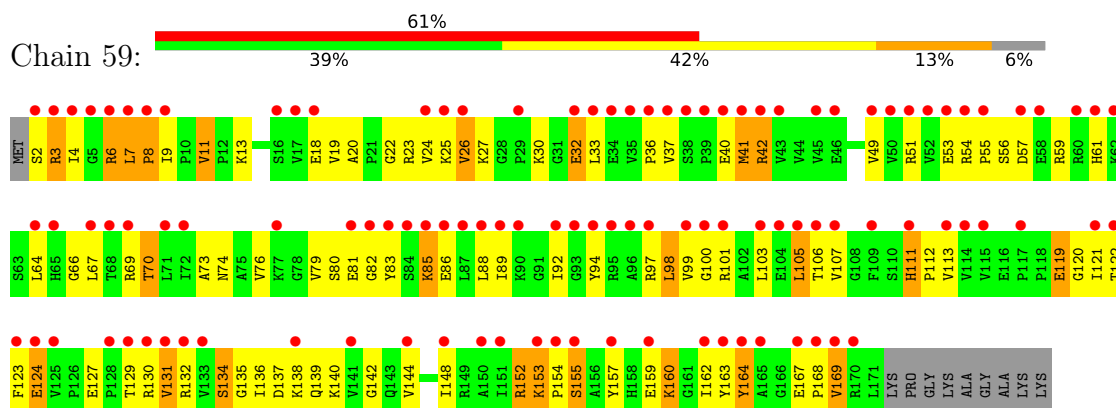


• Molecule 32: 50S ribosomal protein L6

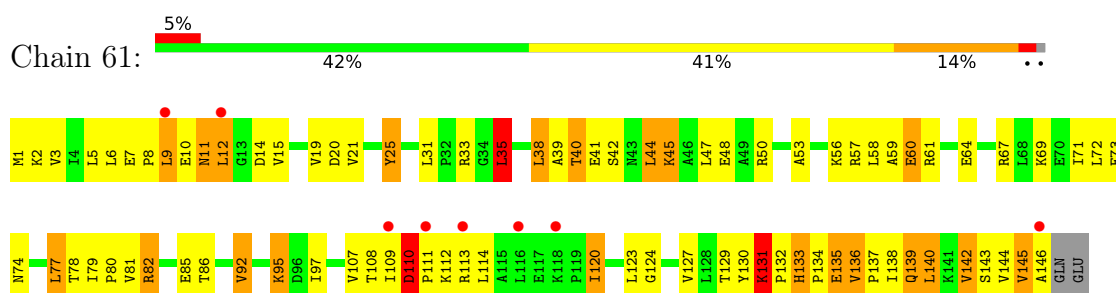




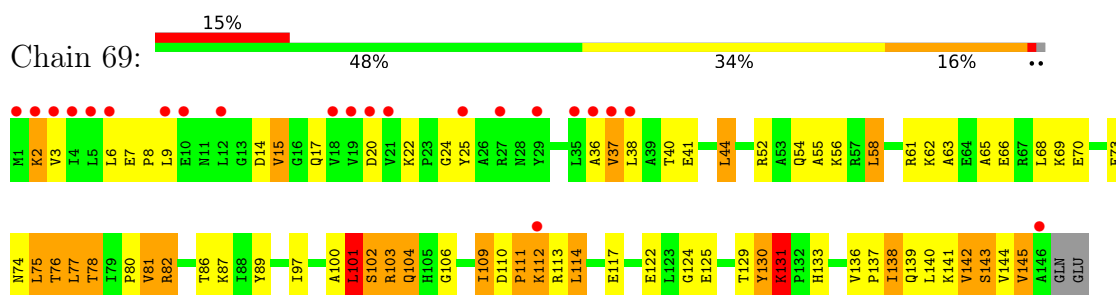
• Molecule 32: 50S ribosomal protein L6



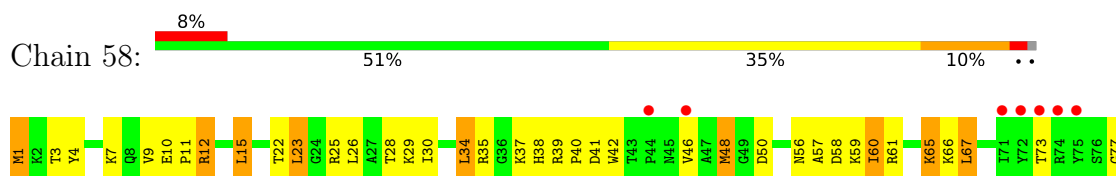
• Molecule 33: 50S ribosomal protein L9



• Molecule 33: 50S ribosomal protein L9

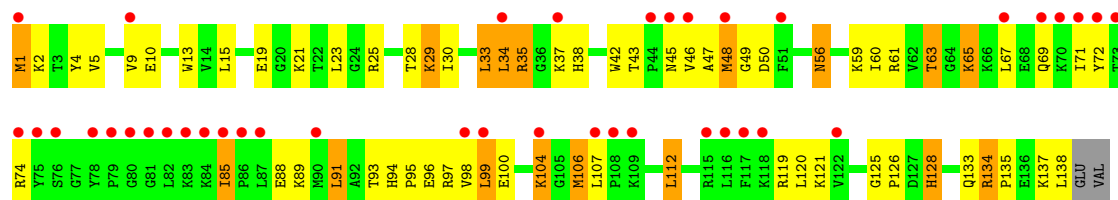


• Molecule 34: 50S ribosomal protein L13

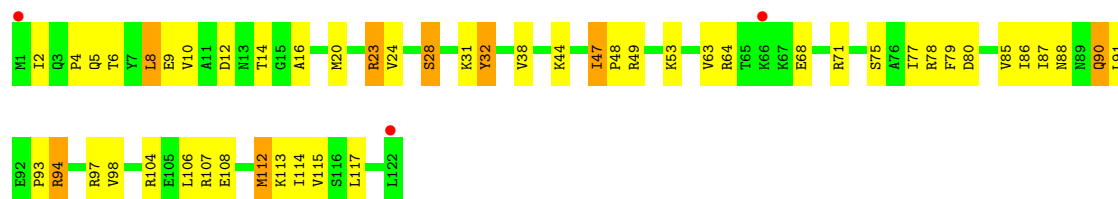




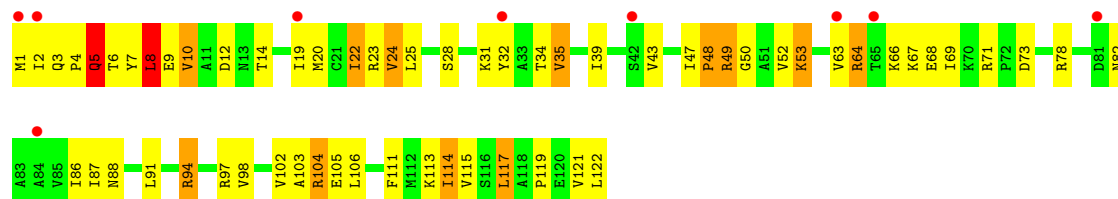
• Molecule 34: 50S ribosomal protein L13



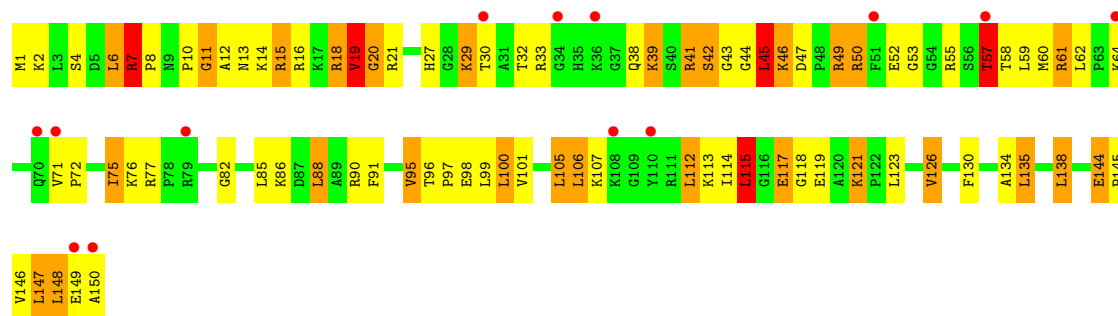
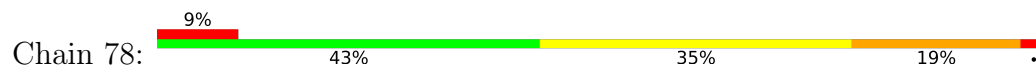
• Molecule 35: 50S ribosomal protein L14



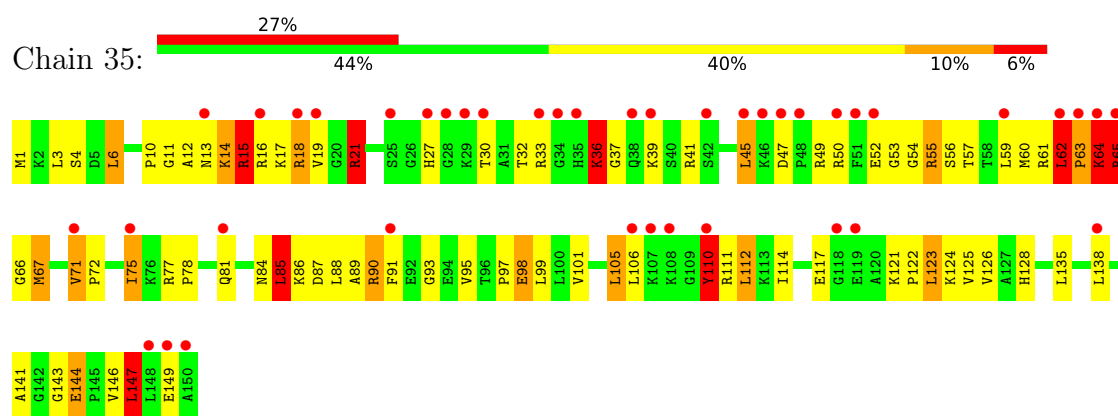
• Molecule 35: 50S ribosomal protein L14



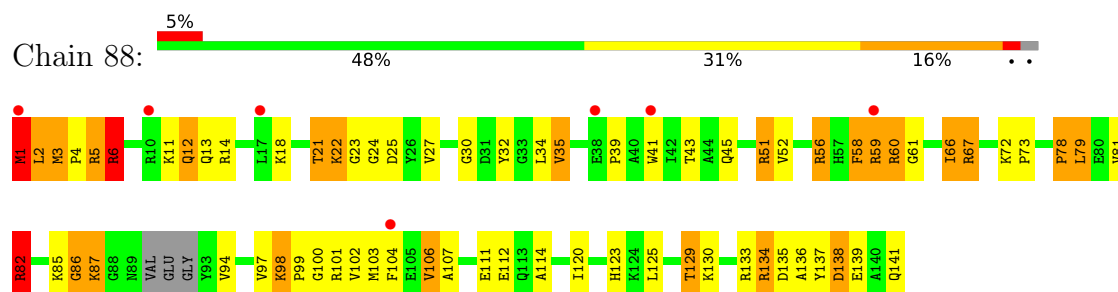
• Molecule 36: 50S ribosomal protein L15



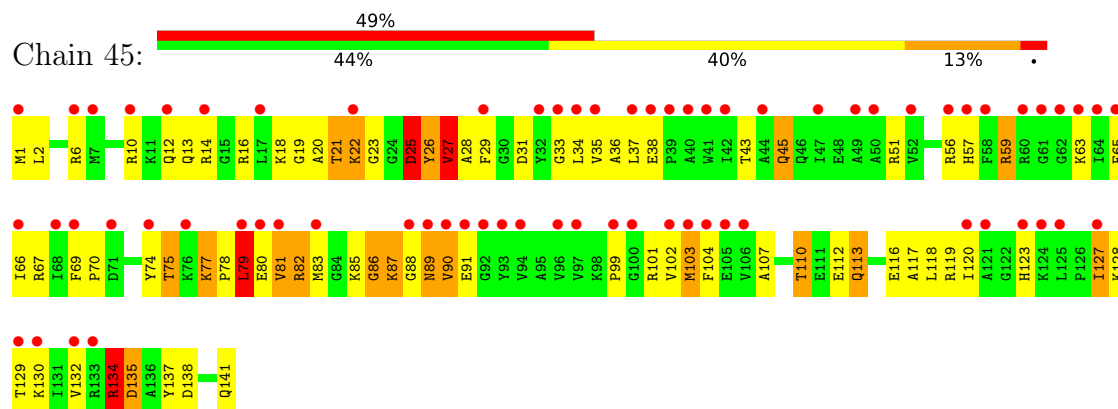
• Molecule 36: 50S ribosomal protein L15



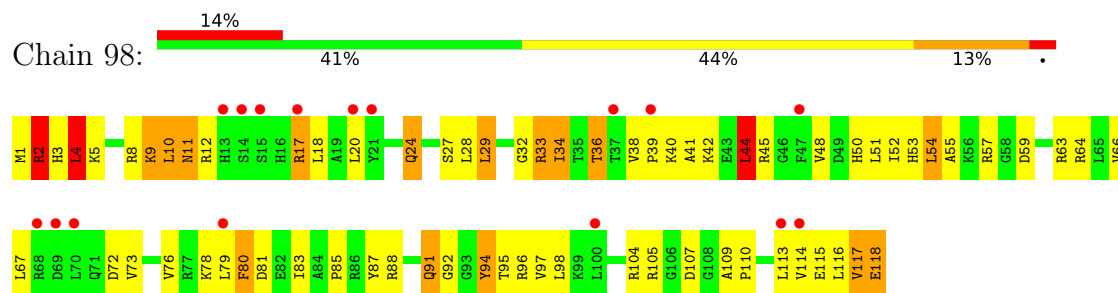
• Molecule 37: 50S ribosomal protein L16



• Molecule 37: 50S ribosomal protein L16

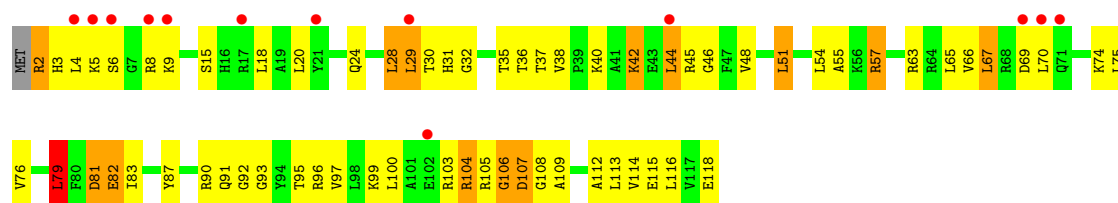


• Molecule 38: 50S ribosomal protein L17

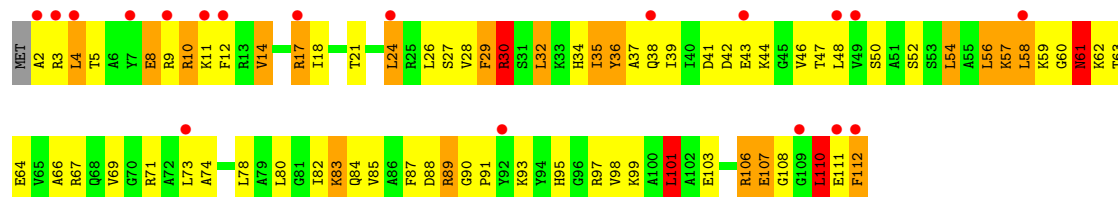


• Molecule 38: 50S ribosomal protein L17

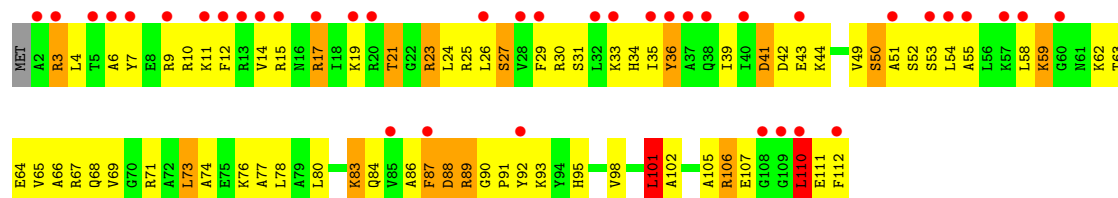




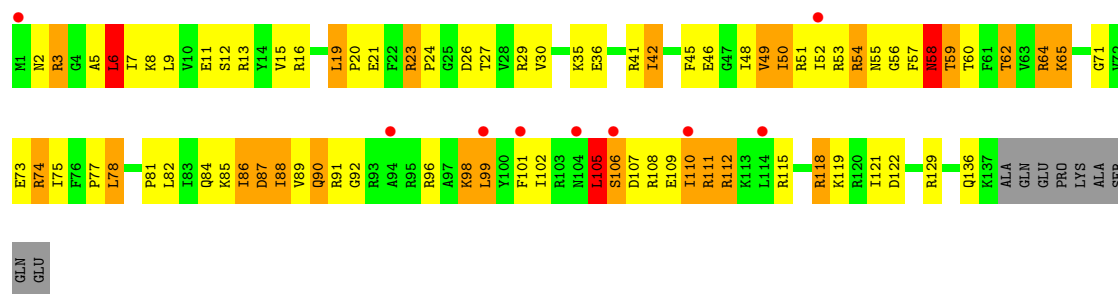
• Molecule 39: 50S ribosomal protein L18



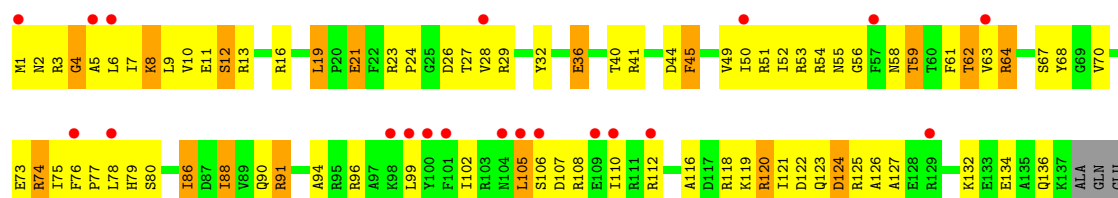
• Molecule 39: 50S ribosomal protein L18



• Molecule 40: 50S ribosomal protein L19

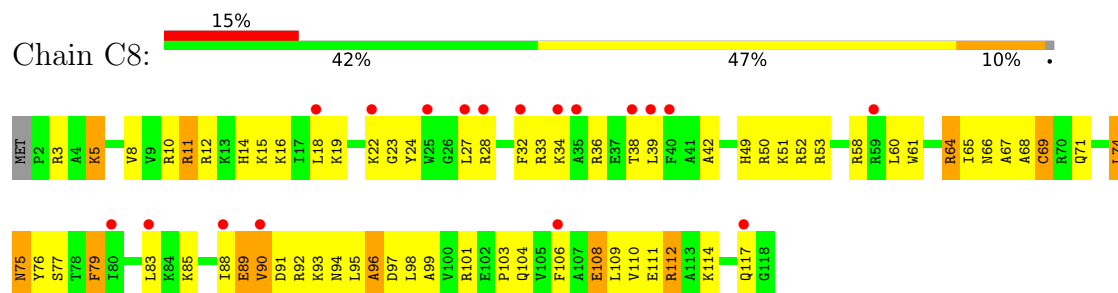


• Molecule 40: 50S ribosomal protein L19



PRO
LYS
ALA
SER
GLN
GLU

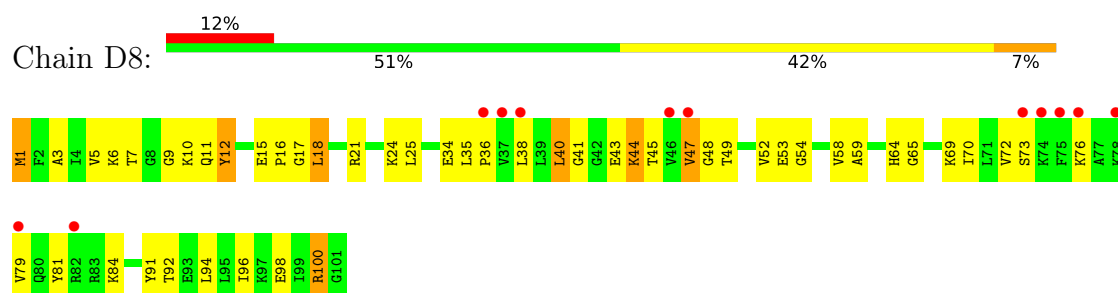
• Molecule 41: 50S ribosomal protein L20



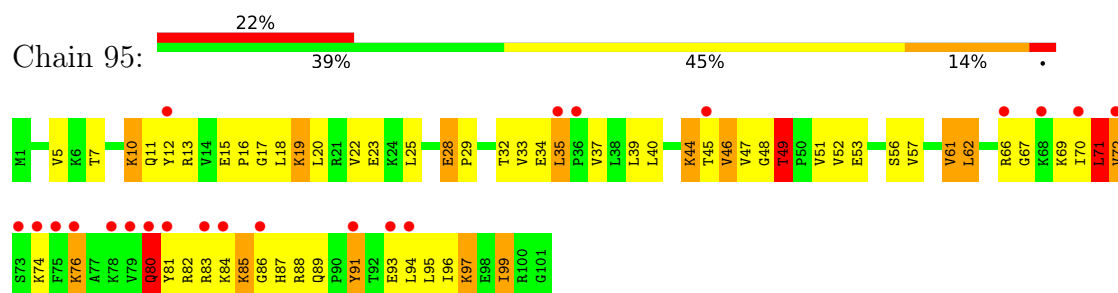
• Molecule 41: 50S ribosomal protein L20



• Molecule 42: 50S ribosomal protein L21

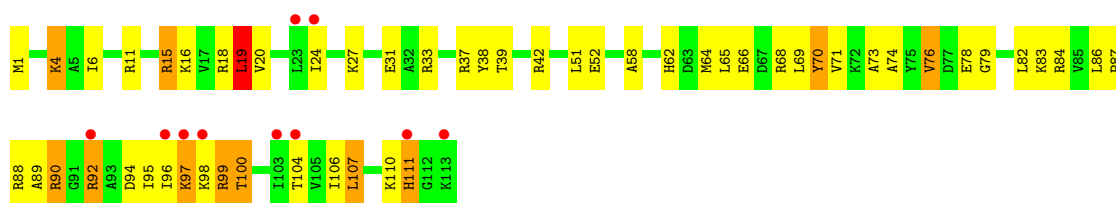


• Molecule 42: 50S ribosomal protein L21



• Molecule 43: 50S ribosomal protein L22

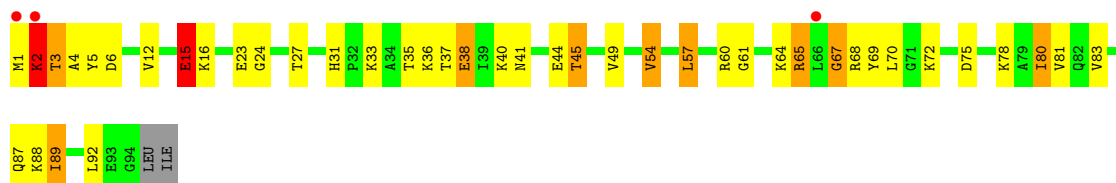




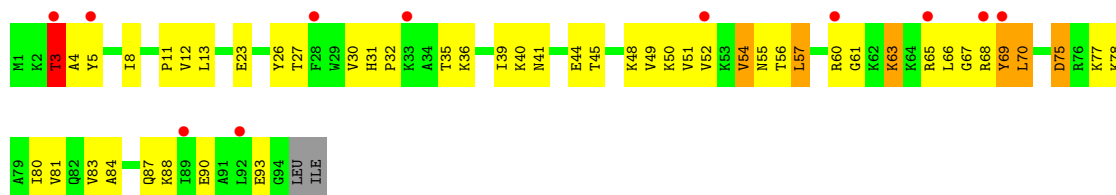
• Molecule 43: 50S ribosomal protein L22



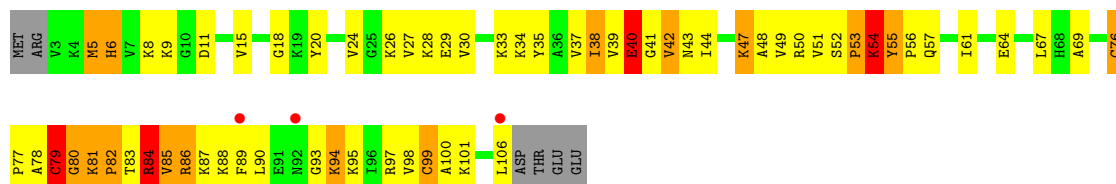
• Molecule 44: 50S ribosomal protein L23



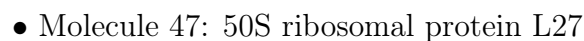
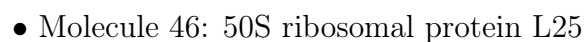
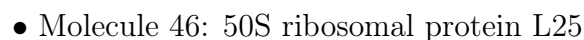
• Molecule 44: 50S ribosomal protein L23



• Molecule 45: 50S ribosomal protein L24

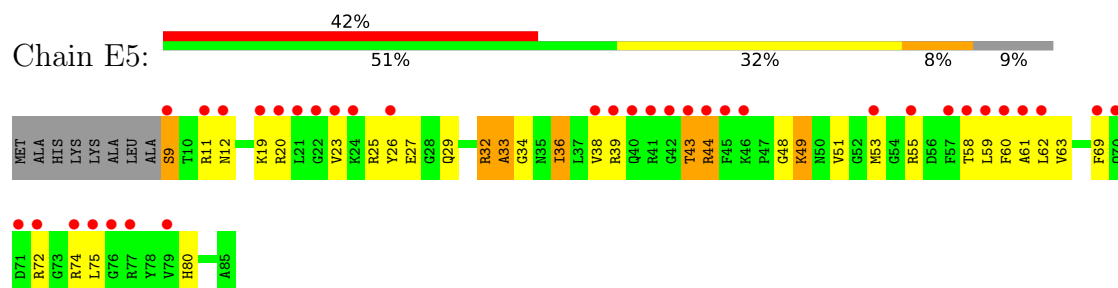


• Molecule 45: 50S ribosomal protein L24

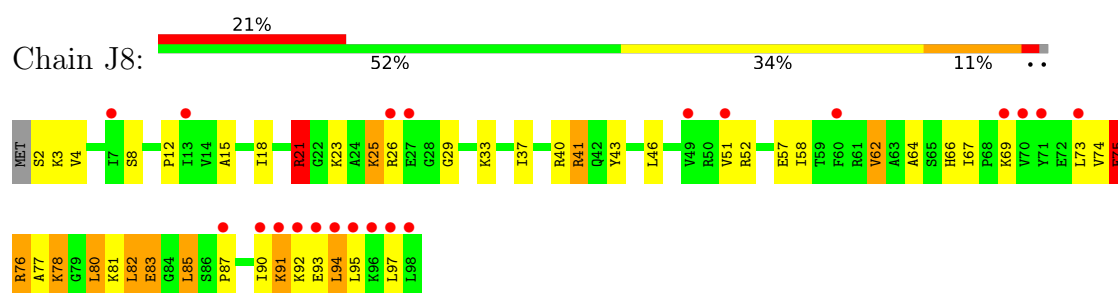




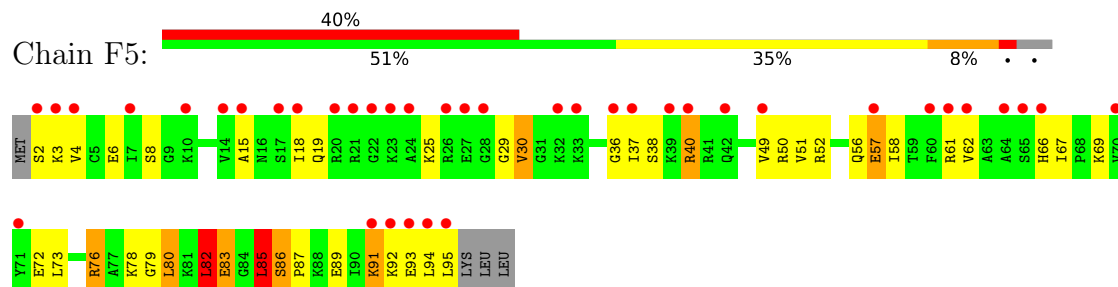
• Molecule 47: 50S ribosomal protein L27



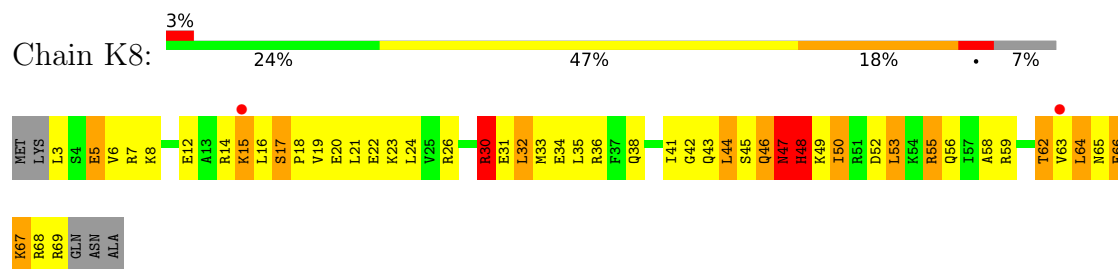
• Molecule 48: 50S ribosomal protein L28



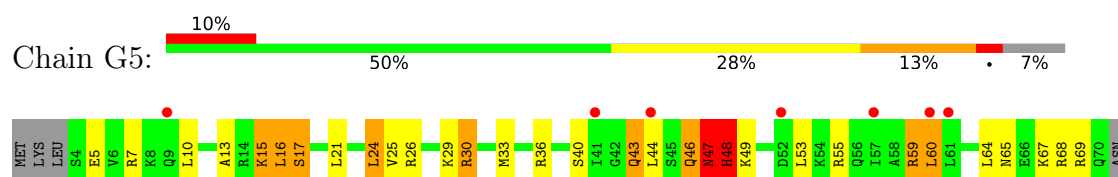
• Molecule 48: 50S ribosomal protein L28



• Molecule 49: 50S ribosomal protein L29




• Molecule 49: 50S ribosomal protein L29



ALA

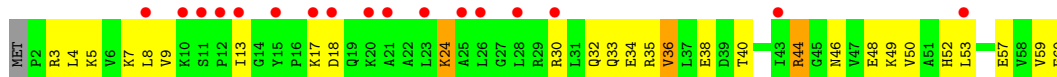
- Molecule 50: 50S ribosomal protein L30

Chain L8: 




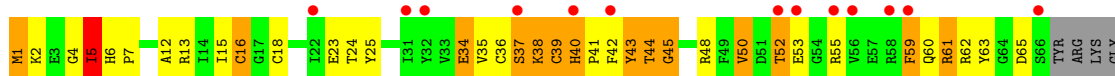
- Molecule 50: 50S ribosomal protein L30

Chain H5: 



- Molecule 51: 50S ribosomal protein L31

Chain M8: 



ARG

- Molecule 51: 50S ribosomal protein L31

Chain I5: 



ARG
ARG
TYR
GLY
ASP
SER
TYR
ARG
GLY
ARG


- Molecule 52: 50S ribosomal protein L32

Chain N8: 

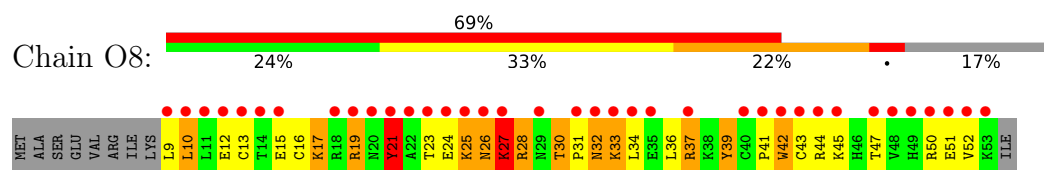


- Molecule 52: 50S ribosomal protein L32

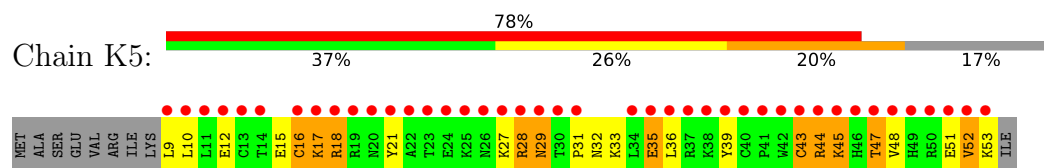
Chain J5: 



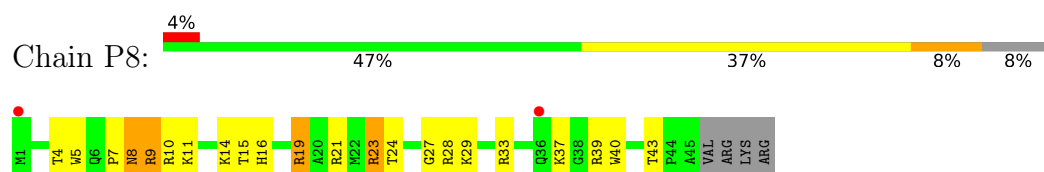
• Molecule 53: 50S ribosomal protein L33




• Molecule 53: 50S ribosomal protein L33



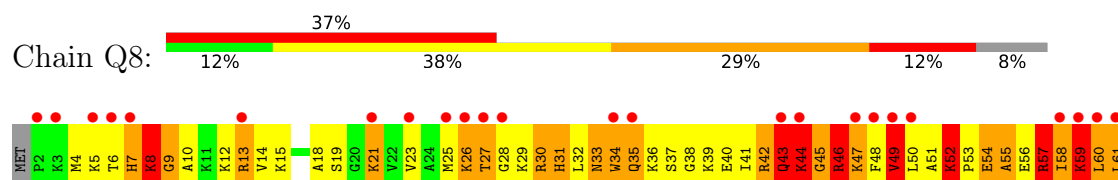
• Molecule 54: 50S ribosomal protein L34



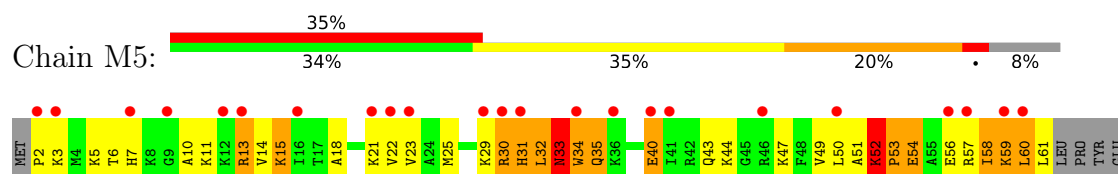
• Molecule 54: 50S ribosomal protein L34



• Molecule 55: 50S ribosomal protein L35

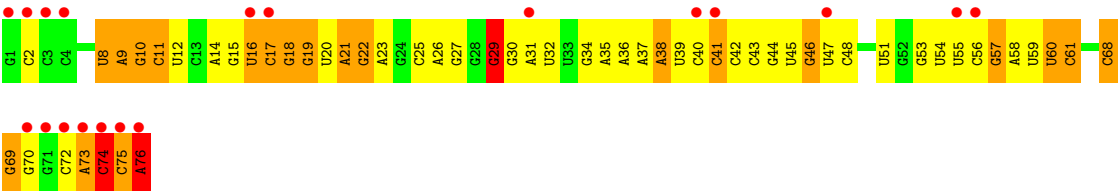


• Molecule 55: 50S ribosomal protein L35

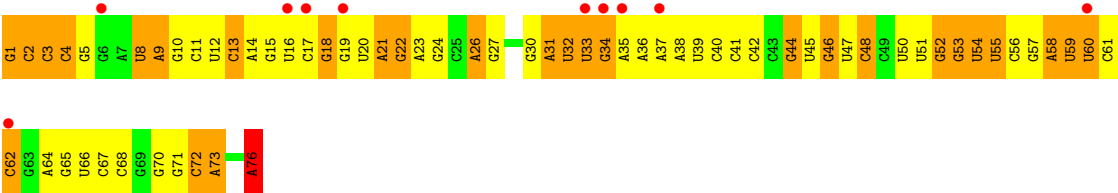
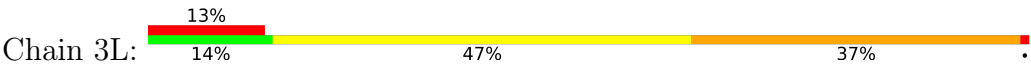


• Molecule 56: tRNA-Phe





• Molecule 57: tRNA-Phe



4 Data and refinement statistics

Property	Value	Source
Space group	P 21 21 21	Depositor
Cell constants a, b, c, α , β , γ	209.40Å 449.20Å 621.20Å 90.00° 90.00° 90.00°	Depositor
Resolution (Å)	255.47 – 2.95 255.48 – 2.95	Depositor EDS
% Data completeness (in resolution range)	99.9 (255.47-2.95) 94.1 (255.48-2.95)	Depositor EDS
R_{merge}	0.30	Depositor
R_{sym}	(Not available)	Depositor
$\langle I/\sigma(I) \rangle$ ¹	0.89 (at 2.96Å)	Xtriage
Refinement program	PHENIX	Depositor
R, R_{free}	0.193 , 0.235 0.194 , 0.235	Depositor DCC
R_{free} test set	1999 reflections (0.16%)	wwPDB-VP
Wilson B-factor (Å ²)	78.0	Xtriage
Anisotropy	0.287	Xtriage
Bulk solvent k_{sol} (e/Å ³), B_{sol} (Å ²)	0.28 , 77.7	EDS
L-test for twinning ²	$\langle L \rangle = 0.45$, $\langle L^2 \rangle = 0.27$	Xtriage
Estimated twinning fraction	No twinning to report.	Xtriage
F_o, F_c correlation	0.91	EDS
Total number of atoms	300252	wwPDB-VP
Average B, all atoms (Å ²)	104.0	wwPDB-VP

Xtriage's analysis on translational NCS is as follows: *The largest off-origin peak in the Patterson function is 1.47% of the height of the origin peak. No significant pseudotranslation is detected.*

¹Intensities estimated from amplitudes.

²Theoretical values of $\langle |L| \rangle$, $\langle L^2 \rangle$ for acentric reflections are 0.5, 0.333 respectively for untwinned datasets, and 0.375, 0.2 for perfectly twinned datasets.

5 Model quality ⓘ

5.1 Standard geometry ⓘ

Bond lengths and bond angles in the following residue types are not validated in this section: 5MU, OMC, PAR, MIA, MG, ZN, 4SU, 7MG, PSU

The Z score for a bond length (or angle) is the number of standard deviations the observed value is removed from the expected value. A bond length (or angle) with $|Z| > 5$ is considered an outlier worth inspection. RMSZ is the root-mean-square of all Z scores of the bond lengths (or angles).

Mol	Chain	Bond lengths		Bond angles	
		RMSZ	$\# Z > 5$	RMSZ	$\# Z > 5$
1	13	0.93	27/36052 (0.1%)	1.65	832/56266 (1.5%)
1	1G	0.76	3/36049 (0.0%)	1.45	463/56262 (0.8%)
2	12	0.40	0/1959	0.65	2/2642 (0.1%)
2	1E	0.46	0/1959	0.72	1/2642 (0.0%)
3	22	0.42	0/1636	0.65	1/2205 (0.0%)
3	2E	0.60	0/1629	0.76	0/2195
4	32	0.56	0/1732	0.76	0/2318
4	3E	0.75	2/1732 (0.1%)	0.83	1/2318 (0.0%)
5	42	0.50	0/1171	0.74	1/1576 (0.1%)
5	4E	0.65	0/1171	0.80	0/1576
6	52	0.61	0/855	0.77	1/1154 (0.1%)
6	5E	0.63	0/855	0.78	0/1154
7	62	0.49	0/1261	0.62	0/1689
7	6E	0.55	0/1275	0.68	0/1709
8	72	0.45	0/1135	0.64	0/1527
8	7E	0.62	0/1135	0.83	0/1527
9	82	0.47	0/1002	0.70	0/1346
9	8E	0.54	0/1028	0.75	1/1379 (0.1%)
10	1A	0.41	0/814	0.65	0/1095
10	1I	0.58	0/814	0.73	0/1095
11	2A	0.53	0/879	0.74	1/1187 (0.1%)
11	2I	0.61	0/879	0.80	1/1187 (0.1%)
12	3A	0.62	0/991	0.84	2/1327 (0.2%)
12	3I	0.82	0/991	1.02	3/1327 (0.2%)
13	4A	0.39	0/943	0.63	0/1265
13	4I	0.59	0/948	0.79	1/1272 (0.1%)
14	5A	0.42	0/484	0.69	0/643
14	5I	0.81	1/500 (0.2%)	0.83	0/664
15	6A	0.55	0/744	0.67	1/992 (0.1%)
15	6I	0.62	0/744	0.82	0/992
16	7A	0.59	0/721	0.73	0/970
16	7I	0.58	0/721	0.79	0/970

Mol	Chain	Bond lengths		Bond angles	
		RMSZ	# Z >5	RMSZ	# Z >5
17	8A	0.60	1/847 (0.1%)	0.70	0/1131
17	8I	0.62	0/847	0.80	0/1131
18	9A	0.57	0/595	0.73	0/790
18	9I	0.61	0/595	0.87	1/790 (0.1%)
19	AA	0.40	0/638	0.64	0/860
19	AI	0.61	0/661	0.87	1/890 (0.1%)
20	BA	0.53	0/764	0.81	0/1007
20	BI	0.48	0/764	0.74	0/1007
21	1B	0.52	0/221	0.64	0/288
21	1F	0.57	0/221	0.81	0/288
22	1K	0.62	3/1673 (0.2%)	1.31	20/2606 (0.8%)
23	2K	1.06	5/1721 (0.3%)	1.71	46/2682 (1.7%)
23	2L	0.81	1/1721 (0.1%)	1.49	33/2682 (1.2%)
24	3K	0.64	1/1712 (0.1%)	1.32	18/2663 (0.7%)
25	4K	1.10	0/313	1.39	1/485 (0.2%)
25	4L	1.01	1/262 (0.4%)	1.64	6/403 (1.5%)
26	14	1.05	136/70167 (0.2%)	1.79	2340/109541 (2.1%)
26	1H	1.28	361/70233 (0.5%)	2.08	3902/109643 (3.6%)
27	16	1.03	6/2928 (0.2%)	1.88	107/4568 (2.3%)
27	1J	0.83	1/2928 (0.0%)	1.52	38/4568 (0.8%)
28	11	0.99	4/2165 (0.2%)	1.09	6/2919 (0.2%)
28	19	0.85	0/2170	1.02	5/2926 (0.2%)
29	21	0.79	0/1601	1.01	4/2160 (0.2%)
29	29	0.75	0/1601	1.02	6/2160 (0.3%)
30	31	0.90	1/1620 (0.1%)	1.05	6/2194 (0.3%)
30	39	0.71	1/1662 (0.1%)	0.96	3/2249 (0.1%)
31	41	0.65	0/1498	0.85	1/2016 (0.0%)
31	49	0.43	0/1498	0.68	0/2016
32	51	0.70	0/1362	0.92	2/1841 (0.1%)
32	59	0.43	0/1332	0.72	1/1802 (0.1%)
33	61	0.57	0/1151	0.83	3/1558 (0.2%)
33	69	0.54	0/1151	0.81	2/1558 (0.1%)
34	15	0.57	0/1131	0.77	0/1525
34	58	0.67	0/1131	0.89	2/1525 (0.1%)
35	25	0.71	0/942	0.88	2/1269 (0.2%)
35	68	0.79	0/942	0.88	1/1269 (0.1%)
36	35	0.76	0/1161	1.19	5/1544 (0.3%)
36	78	0.87	0/1161	1.12	3/1544 (0.2%)
37	45	0.74	1/1142 (0.1%)	0.99	2/1527 (0.1%)
37	88	0.97	3/1106 (0.3%)	1.20	5/1478 (0.3%)
38	55	0.78	0/973	1.02	2/1302 (0.2%)
38	98	0.70	0/981	0.99	1/1312 (0.1%)
39	65	0.61	0/891	0.94	2/1187 (0.2%)

Mol	Chain	Bond lengths		Bond angles	
		RMSZ	# Z >5	RMSZ	# Z >5
39	A8	0.76	0/891	1.01	3/1187 (0.3%)
40	75	0.67	0/1155	0.85	0/1542
40	B8	0.80	0/1155	0.96	2/1542 (0.1%)
41	85	0.66	0/981	0.82	0/1306
41	C8	0.84	1/981 (0.1%)	1.04	3/1306 (0.2%)
42	95	0.71	0/789	0.93	3/1057 (0.3%)
42	D8	0.75	0/789	0.94	1/1057 (0.1%)
43	A5	0.84	1/910 (0.1%)	0.91	0/1220
43	E8	0.78	0/910	0.97	2/1220 (0.2%)
44	B5	0.86	1/749 (0.1%)	0.88	0/1007
44	F8	1.00	1/756 (0.1%)	1.03	3/1014 (0.3%)
45	C5	0.74	0/807	0.97	2/1076 (0.2%)
45	G8	0.84	0/804	1.09	5/1073 (0.5%)
46	D5	0.47	0/1460	0.71	0/1982
46	H8	0.55	0/1427	0.86	3/1935 (0.2%)
47	E5	0.72	0/620	0.88	0/827
47	I8	0.88	0/634	0.97	1/847 (0.1%)
48	F5	0.77	0/744	1.03	2/989 (0.2%)
48	J8	0.87	0/769	0.98	3/1022 (0.3%)
49	G5	0.66	0/565	0.88	0/748
49	K8	1.00	2/565 (0.4%)	1.11	1/748 (0.1%)
50	H5	0.60	0/473	0.77	0/635
50	L8	0.72	0/457	0.99	2/613 (0.3%)
51	I5	0.47	0/492	0.80	0/663
51	M8	0.64	0/545	0.87	1/733 (0.1%)
52	J5	0.73	0/472	0.94	0/639
52	N8	0.74	0/467	0.98	1/632 (0.2%)
53	K5	0.74	0/396	0.98	1/529 (0.2%)
53	O8	0.82	1/396 (0.3%)	1.05	1/529 (0.2%)
54	L5	0.81	0/406	0.94	0/536
54	P8	1.07	0/399	1.26	5/526 (1.0%)
55	M5	1.07	2/483 (0.4%)	1.16	1/634 (0.2%)
55	Q8	1.43	2/486 (0.4%)	1.85	9/638 (1.4%)
56	1L	0.49	0/1717	1.05	5/2674 (0.2%)
57	3L	0.68	2/1698 (0.1%)	1.27	11/2646 (0.4%)
All	All	0.96	572/322340 (0.2%)	1.61	7960/482707 (1.6%)

Chiral center outliers are detected by calculating the chiral volume of a chiral center and verifying if the center is modelled as a planar moiety or with the opposite hand. A planarity outlier is detected by checking planarity of atoms in a peptide group, atoms in a mainchain group or atoms of a sidechain that are expected to be planar.

Mol	Chain	#Chirality outliers	#Planarity outliers
2	1E	0	2
4	32	0	2
9	82	0	1
10	1A	0	1
11	2A	0	1
12	3I	0	1
13	4I	0	2
14	5A	0	1
19	AI	0	2
20	BA	0	2
20	BI	0	1
28	11	0	2
28	19	0	5
29	21	0	4
29	29	0	5
30	31	0	3
30	39	0	7
31	41	0	2
31	49	0	1
32	59	0	1
33	61	0	4
33	69	0	3
36	35	0	3
36	78	0	3
37	45	0	6
37	88	0	4
38	55	0	2
38	98	0	2
39	65	0	1
40	75	0	2
40	B8	0	2
41	85	0	2
41	C8	0	1
42	95	0	2
42	D8	0	1
43	A5	0	2
44	B5	0	1
45	C5	0	1
45	G8	0	3
46	D5	0	1
46	H8	0	3
47	I8	0	2
48	F5	0	1

Continued on next page...

Continued from previous page...

Mol	Chain	#Chirality outliers	#Planarity outliers
48	J8	0	2
49	G5	0	4
49	K8	0	2
51	I5	0	1
51	M8	0	2
52	N8	0	1
53	K5	0	4
53	O8	0	2
55	M5	0	3
55	Q8	0	8
All	All	0	127

The worst 5 of 572 bond length outliers are listed below:

Mol	Chain	Res	Type	Atoms	Z	Observed(Å)	Ideal(Å)
26	1H	2430	A	N9-C4	-14.70	1.29	1.37
26	14	783	A	N9-C4	-13.46	1.29	1.37
26	1H	774	A	N9-C4	-13.24	1.29	1.37
26	1H	676	A	N9-C4	-13.22	1.29	1.37
26	1H	783	A	N3-C4	-13.21	1.26	1.34

The worst 5 of 7960 bond angle outliers are listed below:

Mol	Chain	Res	Type	Atoms	Z	Observed(°)	Ideal(°)
26	1H	783	A	C2-N3-C4	-29.75	95.72	110.60
26	1H	1899	G	N3-C4-N9	-29.71	108.17	126.00
26	1H	945	A	C6-C5-N7	-23.71	115.70	132.30
26	1H	676	A	C2-N3-C4	-23.41	98.89	110.60
26	1H	1899	G	N3-C4-C5	22.92	140.06	128.60

There are no chirality outliers.

5 of 127 planarity outliers are listed below:

Mol	Chain	Res	Type	Group
2	1E	15	VAL	Peptide
2	1E	237	ALA	Peptide
12	3I	87	GLY	Peptide
13	4I	105	THR	Peptide
13	4I	4	ILE	Peptide

5.2 Too-close contacts

In the following table, the Non-H and H(model) columns list the number of non-hydrogen atoms and hydrogen atoms in the chain respectively. The H(added) column lists the number of hydrogen atoms added and optimized by MolProbity. The Clashes column lists the number of clashes within the asymmetric unit, whereas Symm-Clashes lists symmetry related clashes.

Mol	Chain	Non-H	H(model)	H(added)	Clashes	Symm-Clashes
1	13	32207	0	16256	718	0
1	1G	32204	0	16255	829	0
2	12	1924	0	1975	99	0
2	1E	1924	0	1975	100	0
3	22	1612	0	1677	90	0
3	2E	1605	0	1668	52	0
4	32	1702	0	1763	86	0
4	3E	1702	0	1762	62	0
5	42	1155	0	1213	55	0
5	4E	1155	0	1213	53	0
6	52	842	0	857	31	0
6	5E	842	0	857	26	0
7	62	1243	0	1284	58	0
7	6E	1256	0	1296	42	0
8	72	1115	0	1177	41	0
8	7E	1115	0	1177	57	0
9	82	983	0	1006	61	0
9	8E	1009	0	1037	61	0
10	1A	801	0	849	45	0
10	1I	801	0	849	51	0
11	2A	864	0	881	32	0
11	2I	864	0	881	27	0
12	3A	975	0	1062	47	0
12	3I	975	0	1062	48	0
13	4A	933	0	992	64	0
13	4I	938	0	997	56	0
14	5A	475	0	511	29	0
14	5I	491	0	529	24	0
15	6A	733	0	771	33	0
15	6I	733	0	771	28	0
16	7A	705	0	725	29	0
16	7I	705	0	725	53	0
17	8A	834	0	904	22	0
17	8I	834	0	904	33	0
18	9A	590	0	662	18	0
18	9I	590	0	662	26	0
19	AA	624	0	636	44	0

Continued on next page...

Continued from previous page...

Mol	Chain	Non-H	H(model)	H(added)	Clashes	Symm-Clashes
19	AI	647	0	665	53	0
20	BA	762	0	861	30	0
20	BI	762	0	861	48	0
21	1B	217	0	234	20	0
21	1F	217	0	234	8	0
22	1K	1627	0	836	35	0
23	2K	1646	0	845	27	0
23	2L	1646	0	845	32	0
24	3K	1603	0	824	57	0
25	4K	279	0	142	4	0
25	4L	235	0	121	14	0
26	14	62647	0	31578	1347	0
26	1H	62707	0	31600	1532	1
27	16	2617	0	1328	54	0
27	1J	2617	0	1328	106	0
28	11	2115	0	2195	85	0
28	19	2120	0	2197	88	0
29	21	1568	0	1634	89	0
29	29	1568	0	1634	92	0
30	31	1585	0	1632	93	0
30	39	1627	0	1680	104	0
31	41	1473	0	1535	80	0
31	49	1473	0	1535	62	0
32	51	1336	0	1418	71	0
32	59	1307	0	1382	63	0
33	61	1136	0	1223	54	0
33	69	1136	0	1223	54	0
34	15	1104	0	1180	53	0
34	58	1104	0	1180	54	0
35	25	932	0	996	48	0
35	68	932	0	996	35	0
36	35	1144	0	1228	101	0
36	78	1144	0	1228	98	0
37	45	1121	0	1179	74	0
37	88	1086	0	1129	64	0
38	55	959	0	1021	45	0
38	98	967	0	1033	53	0
39	65	881	0	943	70	0
39	A8	881	0	943	59	0
40	75	1141	0	1202	63	0
40	B8	1141	0	1202	70	0
41	85	963	0	1022	44	0

Continued on next page...

Continued from previous page...

Mol	Chain	Non-H	H(model)	H(added)	Clashes	Symm-Clashes
41	C8	963	0	1022	85	0
42	95	778	0	852	70	0
42	D8	778	0	852	34	0
43	A5	899	0	964	31	0
43	E8	899	0	964	33	0
44	B5	735	0	785	31	0
44	F8	742	0	803	42	0
45	C5	794	0	883	57	0
45	G8	791	0	882	59	0
46	D5	1428	0	1454	70	0
46	H8	1397	0	1430	84	0
47	E5	612	0	633	30	0
47	I8	626	0	642	26	0
48	F5	737	0	813	32	0
48	J8	762	0	848	37	0
49	G5	563	0	612	21	1
49	K8	563	0	612	36	0
50	H5	468	0	518	13	0
50	L8	452	0	503	21	0
51	I5	481	0	479	46	0
51	M8	533	0	526	43	0
52	J5	458	0	480	32	0
52	N8	453	0	475	28	0
53	K5	389	0	404	21	0
53	O8	389	0	404	28	0
54	L5	398	0	441	17	0
54	P8	391	0	432	17	0
55	M5	477	0	540	45	0
55	Q8	480	0	549	95	0
56	1L	1627	0	836	40	0
57	3L	1624	0	827	68	0
58	11	4	0	0	0	0
58	13	148	0	0	0	0
58	14	407	0	0	0	0
58	16	13	0	0	0	0
58	1G	96	0	0	0	0
58	1H	520	0	0	0	0
58	1J	5	0	0	0	0
58	1K	2	0	0	0	0
58	21	2	0	0	0	0
58	25	1	0	0	0	0
58	29	4	0	0	0	0

Continued on next page...

Continued from previous page...

Mol	Chain	Non-H	H(model)	H(added)	Clashes	Symm-Clashes
58	2A	2	0	0	0	0
58	2I	1	0	0	0	0
58	2K	5	0	0	0	0
58	2L	3	0	0	0	0
58	3E	2	0	0	0	0
58	3K	1	0	0	0	0
58	3L	2	0	0	0	0
58	4I	2	0	0	0	0
58	4J	1	0	0	0	0
58	4K	1	0	0	0	0
58	55	1	0	0	0	0
58	5E	1	0	0	0	0
58	5I	2	0	0	0	0
58	78	1	0	0	0	0
58	7A	1	0	0	0	0
58	88	2	0	0	0	0
58	98	2	0	0	0	0
58	C5	1	0	0	0	0
58	G8	1	0	0	0	0
58	I8	1	0	0	0	0
58	J5	1	0	0	0	0
58	L8	1	0	0	0	0
58	P8	1	0	0	0	0
59	13	42	0	45	1	0
59	1G	42	0	45	2	0
60	32	1	0	0	0	0
60	3E	1	0	0	0	0
60	5A	1	0	0	0	0
60	5I	1	0	0	0	0
60	C5	1	0	0	0	0
60	G8	1	0	0	0	0
61	11	13	0	0	3	0
61	13	197	0	0	29	0
61	14	598	0	0	153	0
61	16	21	0	0	4	0
61	19	13	0	0	3	0
61	1G	82	0	0	18	0
61	1H	999	0	0	280	0
61	1I	2	0	0	1	0
61	1K	5	0	0	0	0
61	21	4	0	0	0	0
61	2K	6	0	0	0	0

Continued on next page...

Continued from previous page...

Mol	Chain	Non-H	H(model)	H(added)	Clashes	Symm-Clashes
61	3I	4	0	0	0	0
61	35	1	0	0	0	0
61	39	7	0	0	1	0
61	3E	3	0	0	0	0
61	3I	1	0	0	0	0
61	3K	1	0	0	0	0
61	3L	6	0	0	1	0
61	4K	2	0	0	0	0
61	58	2	0	0	0	0
61	5I	2	0	0	1	0
61	6I	1	0	0	0	0
61	78	5	0	0	1	0
61	7A	1	0	0	0	0
61	7I	1	0	0	0	0
61	85	1	0	0	0	0
61	8E	2	0	0	0	0
61	A5	1	0	0	0	0
61	B8	1	0	0	0	0
61	BA	1	0	0	0	0
61	C8	3	0	0	0	0
61	D8	1	0	0	0	0
61	G5	1	0	0	0	0
61	G8	4	0	0	1	0
61	I8	7	0	0	0	0
61	L5	1	0	0	0	0
61	L8	1	0	0	1	0
61	P8	1	0	0	0	0
61	Q8	2	0	0	0	0
All	All	300252	0	200448	8632	1

The all-atom clashscore is defined as the number of clashes found per 1000 atoms (including hydrogen atoms). The all-atom clashscore for this structure is 18.

The worst 5 of 8632 close contacts within the same asymmetric unit are listed below, sorted by their clash magnitude.

Atom-1	Atom-2	Interatomic distance (Å)	Clash overlap (Å)
26:14:2701:C:H3'	26:14:2702:U:H5''	1.27	1.15
26:1H:2592:G:OP1	61:1H:4524:HOH:O	1.68	1.10
40:B8:50:ILE:HD11	40:B8:102:ILE:HD11	1.32	1.10
26:1H:1614:A:OP1	61:1H:3947:HOH:O	1.70	1.09
26:1H:945:A:OP1	61:1H:4167:HOH:O	1.70	1.09

All (1) symmetry-related close contacts are listed below. The label for Atom-2 includes the symmetry operator and encoded unit-cell translations to be applied.

Atom-1	Atom-2	Interatomic distance (Å)	Clash overlap (Å)
26:1H:277:C:O2'	49:G5:49:LYS:NZ[2_564]	2.14	0.06

5.3 Torsion angles [i](#)

5.3.1 Protein backbone [i](#)

In the following table, the Percentiles column shows the percent Ramachandran outliers of the chain as a percentile score with respect to all X-ray entries followed by that with respect to entries of similar resolution.

The Analysed column shows the number of residues for which the backbone conformation was analysed, and the total number of residues.

Mol	Chain	Analysed	Favoured	Allowed	Outliers	Percentiles	
2	12	235/256 (92%)	192 (82%)	37 (16%)	6 (3%)	6	27
2	1E	235/256 (92%)	197 (84%)	37 (16%)	1 (0%)	36	73
3	22	204/239 (85%)	180 (88%)	23 (11%)	1 (0%)	31	69
3	2E	203/239 (85%)	184 (91%)	19 (9%)	0	100	100
4	32	206/209 (99%)	179 (87%)	25 (12%)	2 (1%)	17	53
4	3E	206/209 (99%)	192 (93%)	12 (6%)	2 (1%)	17	53
5	42	149/162 (92%)	140 (94%)	9 (6%)	0	100	100
5	4E	149/162 (92%)	140 (94%)	8 (5%)	1 (1%)	24	61
6	52	99/101 (98%)	96 (97%)	3 (3%)	0	100	100
6	5E	99/101 (98%)	92 (93%)	7 (7%)	0	100	100
7	62	148/156 (95%)	137 (93%)	11 (7%)	0	100	100
7	6E	153/156 (98%)	144 (94%)	9 (6%)	0	100	100
8	72	136/138 (99%)	122 (90%)	12 (9%)	2 (2%)	11	42
8	7E	136/138 (99%)	125 (92%)	10 (7%)	1 (1%)	24	61
9	82	122/128 (95%)	113 (93%)	8 (7%)	1 (1%)	21	58
9	8E	125/128 (98%)	105 (84%)	19 (15%)	1 (1%)	21	58
10	1A	97/105 (92%)	88 (91%)	9 (9%)	0	100	100
10	1I	97/105 (92%)	89 (92%)	8 (8%)	0	100	100
11	2A	114/129 (88%)	102 (90%)	8 (7%)	4 (4%)	4	19

Continued on next page...

Continued from previous page...

Mol	Chain	Analysed	Favoured	Allowed	Outliers	Percentiles	
11	2I	114/129 (88%)	99 (87%)	14 (12%)	1 (1%)	19	55
12	3A	123/132 (93%)	101 (82%)	18 (15%)	4 (3%)	4	20
12	3I	123/132 (93%)	103 (84%)	20 (16%)	0	100	100
13	4A	115/126 (91%)	96 (84%)	18 (16%)	1 (1%)	19	55
13	4I	116/126 (92%)	96 (83%)	19 (16%)	1 (1%)	19	55
14	5A	56/61 (92%)	46 (82%)	9 (16%)	1 (2%)	9	37
14	5I	58/61 (95%)	47 (81%)	9 (16%)	2 (3%)	4	19
15	6A	86/89 (97%)	79 (92%)	7 (8%)	0	100	100
15	6I	86/89 (97%)	79 (92%)	7 (8%)	0	100	100
16	7A	82/88 (93%)	75 (92%)	7 (8%)	0	100	100
16	7I	82/88 (93%)	75 (92%)	7 (8%)	0	100	100
17	8A	98/105 (93%)	91 (93%)	7 (7%)	0	100	100
17	8I	98/105 (93%)	94 (96%)	4 (4%)	0	100	100
18	9A	70/88 (80%)	65 (93%)	5 (7%)	0	100	100
18	9I	70/88 (80%)	63 (90%)	6 (9%)	1 (1%)	12	43
19	AA	76/93 (82%)	59 (78%)	15 (20%)	2 (3%)	6	27
19	AI	79/93 (85%)	65 (82%)	11 (14%)	3 (4%)	3	17
20	BA	97/106 (92%)	84 (87%)	12 (12%)	1 (1%)	17	53
20	BI	97/106 (92%)	86 (89%)	10 (10%)	1 (1%)	17	53
21	1B	23/27 (85%)	21 (91%)	2 (9%)	0	100	100
21	1F	23/27 (85%)	22 (96%)	1 (4%)	0	100	100
28	11	270/276 (98%)	253 (94%)	12 (4%)	5 (2%)	9	36
28	19	271/276 (98%)	248 (92%)	16 (6%)	7 (3%)	6	27
29	21	203/206 (98%)	164 (81%)	30 (15%)	9 (4%)	3	14
29	29	203/206 (98%)	156 (77%)	35 (17%)	12 (6%)	2	8
30	31	200/210 (95%)	182 (91%)	15 (8%)	3 (2%)	11	42
30	39	206/210 (98%)	165 (80%)	34 (16%)	7 (3%)	4	19
31	41	179/182 (98%)	156 (87%)	21 (12%)	2 (1%)	16	50
31	49	179/182 (98%)	155 (87%)	22 (12%)	2 (1%)	16	50
32	51	172/180 (96%)	146 (85%)	18 (10%)	8 (5%)	2	13
32	59	168/180 (93%)	131 (78%)	30 (18%)	7 (4%)	3	15

Continued on next page...

Continued from previous page...

Mol	Chain	Analysed	Favoured	Allowed	Outliers	Percentiles	
33	61	144/148 (97%)	117 (81%)	23 (16%)	4 (3%)	5	25
33	69	144/148 (97%)	112 (78%)	29 (20%)	3 (2%)	8	33
34	15	136/140 (97%)	120 (88%)	15 (11%)	1 (1%)	24	61
34	58	136/140 (97%)	116 (85%)	16 (12%)	4 (3%)	5	23
35	25	120/122 (98%)	110 (92%)	8 (7%)	2 (2%)	10	38
35	68	120/122 (98%)	113 (94%)	7 (6%)	0	100	100
36	35	148/150 (99%)	117 (79%)	27 (18%)	4 (3%)	5	26
36	78	148/150 (99%)	113 (76%)	29 (20%)	6 (4%)	3	15
37	45	139/141 (99%)	111 (80%)	27 (19%)	1 (1%)	24	61
37	88	134/141 (95%)	112 (84%)	15 (11%)	7 (5%)	2	11
38	55	115/118 (98%)	108 (94%)	5 (4%)	2 (2%)	10	38
38	98	116/118 (98%)	104 (90%)	10 (9%)	2 (2%)	10	38
39	65	109/112 (97%)	88 (81%)	18 (16%)	3 (3%)	5	25
39	A8	109/112 (97%)	91 (84%)	16 (15%)	2 (2%)	9	37
40	75	135/146 (92%)	115 (85%)	17 (13%)	3 (2%)	7	31
40	B8	135/146 (92%)	119 (88%)	15 (11%)	1 (1%)	24	61
41	85	115/118 (98%)	102 (89%)	12 (10%)	1 (1%)	19	55
41	C8	115/118 (98%)	104 (90%)	9 (8%)	2 (2%)	10	38
42	95	99/101 (98%)	77 (78%)	17 (17%)	5 (5%)	2	11
42	D8	99/101 (98%)	94 (95%)	4 (4%)	1 (1%)	17	53
43	A5	111/113 (98%)	102 (92%)	7 (6%)	2 (2%)	9	37
43	E8	111/113 (98%)	100 (90%)	11 (10%)	0	100	100
44	B5	92/96 (96%)	83 (90%)	5 (5%)	4 (4%)	3	14
44	F8	92/96 (96%)	83 (90%)	7 (8%)	2 (2%)	7	31
45	C5	102/110 (93%)	75 (74%)	21 (21%)	6 (6%)	2	8
45	G8	102/110 (93%)	80 (78%)	15 (15%)	7 (7%)	1	5
46	D5	177/206 (86%)	134 (76%)	33 (19%)	10 (6%)	2	9
46	H8	173/206 (84%)	142 (82%)	25 (14%)	6 (4%)	4	19
47	E5	75/85 (88%)	67 (89%)	6 (8%)	2 (3%)	5	26
47	I8	78/85 (92%)	68 (87%)	9 (12%)	1 (1%)	13	45
48	F5	92/98 (94%)	87 (95%)	4 (4%)	1 (1%)	16	50

Continued on next page...

Continued from previous page...

Mol	Chain	Analysed	Favoured	Allowed	Outliers	Percentiles	
48	J8	95/98 (97%)	85 (90%)	8 (8%)	2 (2%)	8	33
49	G5	65/72 (90%)	61 (94%)	2 (3%)	2 (3%)	4	22
49	K8	65/72 (90%)	58 (89%)	4 (6%)	3 (5%)	2	13
50	H5	57/60 (95%)	53 (93%)	4 (7%)	0	100	100
50	L8	55/60 (92%)	51 (93%)	3 (6%)	1 (2%)	9	37
51	I5	58/71 (82%)	29 (50%)	25 (43%)	4 (7%)	1	5
51	M8	64/71 (90%)	43 (67%)	18 (28%)	3 (5%)	2	13
52	J5	57/60 (95%)	48 (84%)	8 (14%)	1 (2%)	9	37
52	N8	56/60 (93%)	48 (86%)	6 (11%)	2 (4%)	4	18
53	K5	43/54 (80%)	27 (63%)	14 (33%)	2 (5%)	2	13
53	O8	43/54 (80%)	28 (65%)	13 (30%)	2 (5%)	2	13
54	L5	44/49 (90%)	42 (96%)	2 (4%)	0	100	100
54	P8	43/49 (88%)	41 (95%)	2 (5%)	0	100	100
55	M5	58/65 (89%)	49 (84%)	6 (10%)	3 (5%)	2	11
55	Q8	58/65 (89%)	30 (52%)	21 (36%)	7 (12%)	0	1
All	All	11318/12054 (94%)	9776 (86%)	1313 (12%)	229 (2%)	8	34

5 of 229 Ramachandran outliers are listed below:

Mol	Chain	Res	Type
29	21	83	ASP
36	78	57	THR
41	C8	89	GLU
41	C8	90	VAL
45	G8	54	LYS

5.3.2 Protein sidechains ⓘ

In the following table, the Percentiles column shows the percent sidechain outliers of the chain as a percentile score with respect to all X-ray entries followed by that with respect to entries of similar resolution.

The Analysed column shows the number of residues for which the sidechain conformation was analysed, and the total number of residues.

Mol	Chain	Analysed	Rotameric	Outliers	Percentiles	
2	12	205/220 (93%)	161 (78%)	44 (22%)	1	5

Continued on next page...

Continued from previous page...

Mol	Chain	Analysed	Rotameric	Outliers	Percentiles	
2	1E	205/220 (93%)	161 (78%)	44 (22%)	1	5
3	22	160/188 (85%)	128 (80%)	32 (20%)	1	6
3	2E	159/188 (85%)	128 (80%)	31 (20%)	1	6
4	32	180/181 (99%)	150 (83%)	30 (17%)	2	10
4	3E	180/181 (99%)	139 (77%)	41 (23%)	1	3
5	42	116/123 (94%)	90 (78%)	26 (22%)	1	4
5	4E	116/123 (94%)	94 (81%)	22 (19%)	1	7
6	52	90/90 (100%)	71 (79%)	19 (21%)	1	5
6	5E	90/90 (100%)	77 (86%)	13 (14%)	3	15
7	62	126/127 (99%)	106 (84%)	20 (16%)	3	11
7	6E	126/127 (99%)	101 (80%)	25 (20%)	1	6
8	72	119/119 (100%)	99 (83%)	20 (17%)	2	10
8	7E	119/119 (100%)	95 (80%)	24 (20%)	1	6
9	82	95/99 (96%)	79 (83%)	16 (17%)	2	10
9	8E	98/99 (99%)	73 (74%)	25 (26%)	0	2
10	1A	89/92 (97%)	70 (79%)	19 (21%)	1	5
10	1I	89/92 (97%)	72 (81%)	17 (19%)	1	7
11	2A	88/99 (89%)	72 (82%)	16 (18%)	2	8
11	2I	88/99 (89%)	72 (82%)	16 (18%)	2	8
12	3A	104/109 (95%)	81 (78%)	23 (22%)	1	4
12	3I	104/109 (95%)	89 (86%)	15 (14%)	3	15
13	4A	94/101 (93%)	70 (74%)	24 (26%)	0	2
13	4I	94/101 (93%)	73 (78%)	21 (22%)	1	4
14	5A	48/50 (96%)	40 (83%)	8 (17%)	2	10
14	5I	49/50 (98%)	36 (74%)	13 (26%)	0	2
15	6A	79/80 (99%)	66 (84%)	13 (16%)	2	10
15	6I	79/80 (99%)	65 (82%)	14 (18%)	2	9
16	7A	72/74 (97%)	64 (89%)	8 (11%)	7	24
16	7I	72/74 (97%)	58 (81%)	14 (19%)	1	7
17	8A	95/97 (98%)	81 (85%)	14 (15%)	3	14
17	8I	95/97 (98%)	76 (80%)	19 (20%)	1	6

Continued on next page...

Continued from previous page...

Mol	Chain	Analysed	Rotameric	Outliers	Percentiles	
18	9A	63/77 (82%)	52 (82%)	11 (18%)	2	9
18	9I	63/77 (82%)	55 (87%)	8 (13%)	5	19
19	AA	67/80 (84%)	50 (75%)	17 (25%)	0	2
19	AI	70/80 (88%)	53 (76%)	17 (24%)	1	3
20	BA	76/82 (93%)	64 (84%)	12 (16%)	3	12
20	BI	76/82 (93%)	62 (82%)	14 (18%)	2	8
21	1B	20/22 (91%)	18 (90%)	2 (10%)	8	29
21	1F	20/22 (91%)	19 (95%)	1 (5%)	27	62
28	11	214/218 (98%)	173 (81%)	41 (19%)	1	7
28	19	214/218 (98%)	169 (79%)	45 (21%)	1	5
29	21	165/166 (99%)	124 (75%)	41 (25%)	0	2
29	29	165/166 (99%)	123 (74%)	42 (26%)	0	2
30	31	161/166 (97%)	128 (80%)	33 (20%)	1	5
30	39	165/166 (99%)	127 (77%)	38 (23%)	1	3
31	41	155/156 (99%)	120 (77%)	35 (23%)	1	3
31	49	155/156 (99%)	124 (80%)	31 (20%)	1	6
32	51	145/148 (98%)	108 (74%)	37 (26%)	0	2
32	59	142/148 (96%)	109 (77%)	33 (23%)	1	3
33	61	122/124 (98%)	88 (72%)	34 (28%)	0	2
33	69	122/124 (98%)	88 (72%)	34 (28%)	0	2
34	15	117/119 (98%)	91 (78%)	26 (22%)	1	4
34	58	117/119 (98%)	94 (80%)	23 (20%)	1	6
35	25	100/100 (100%)	79 (79%)	21 (21%)	1	5
35	68	100/100 (100%)	85 (85%)	15 (15%)	3	13
36	35	116/116 (100%)	84 (72%)	32 (28%)	0	2
36	78	116/116 (100%)	78 (67%)	38 (33%)	0	1
37	45	111/111 (100%)	86 (78%)	25 (22%)	1	4
37	88	104/111 (94%)	78 (75%)	26 (25%)	0	2
38	55	100/101 (99%)	79 (79%)	21 (21%)	1	5
38	98	101/101 (100%)	73 (72%)	28 (28%)	0	2
39	65	87/88 (99%)	64 (74%)	23 (26%)	0	2

Continued on next page...

Continued from previous page...

Mol	Chain	Analysed	Rotameric	Outliers	Percentiles	
39	A8	87/88 (99%)	57 (66%)	30 (34%)	0	1
40	75	120/127 (94%)	87 (72%)	33 (28%)	0	2
40	B8	120/127 (94%)	82 (68%)	38 (32%)	0	1
41	85	93/94 (99%)	73 (78%)	20 (22%)	1	5
41	C8	93/94 (99%)	80 (86%)	13 (14%)	4	15
42	95	82/82 (100%)	58 (71%)	24 (29%)	0	1
42	D8	82/82 (100%)	68 (83%)	14 (17%)	2	9
43	A5	92/92 (100%)	71 (77%)	21 (23%)	1	3
43	E8	92/92 (100%)	68 (74%)	24 (26%)	0	2
44	B5	74/78 (95%)	58 (78%)	16 (22%)	1	4
44	F8	76/78 (97%)	60 (79%)	16 (21%)	1	5
45	C5	85/91 (93%)	63 (74%)	22 (26%)	0	2
45	G8	85/91 (93%)	62 (73%)	23 (27%)	0	2
46	D5	158/179 (88%)	123 (78%)	35 (22%)	1	4
46	H8	154/179 (86%)	121 (79%)	33 (21%)	1	5
47	E5	62/67 (92%)	53 (86%)	9 (14%)	3	14
47	I8	61/67 (91%)	48 (79%)	13 (21%)	1	5
48	F5	79/83 (95%)	62 (78%)	17 (22%)	1	5
48	J8	82/83 (99%)	65 (79%)	17 (21%)	1	5
49	G5	62/67 (92%)	44 (71%)	18 (29%)	0	1
49	K8	62/67 (92%)	37 (60%)	25 (40%)	0	0
50	H5	51/52 (98%)	37 (72%)	14 (28%)	0	2
50	L8	49/52 (94%)	35 (71%)	14 (29%)	0	1
51	I5	54/63 (86%)	44 (82%)	10 (18%)	2	8
51	M8	59/63 (94%)	42 (71%)	17 (29%)	0	1
52	J5	51/52 (98%)	39 (76%)	12 (24%)	1	3
52	N8	51/52 (98%)	39 (76%)	12 (24%)	1	3
53	K5	44/52 (85%)	36 (82%)	8 (18%)	2	8
53	O8	44/52 (85%)	29 (66%)	15 (34%)	0	1
54	L5	39/42 (93%)	33 (85%)	6 (15%)	3	12
54	P8	38/42 (90%)	32 (84%)	6 (16%)	3	12

Continued on next page...

Continued from previous page...

Mol	Chain	Analysed	Rotameric	Outliers	Percentiles	
55	M5	49/55 (89%)	34 (69%)	15 (31%)	0	1
55	Q8	50/55 (91%)	32 (64%)	18 (36%)	0	1
All	All	9552/9998 (96%)	7454 (78%)	2098 (22%)	1	4

5 of 2098 residues with a non-rotameric sidechain are listed below:

Mol	Chain	Res	Type
48	J8	4	VAL
4	32	190	ASP
45	C5	44	ILE
49	K8	30	ARG
55	Q8	46	ARG

Some sidechains can be flipped to improve hydrogen bonding and reduce clashes. 5 of 23 such sidechains are listed below:

Mol	Chain	Res	Type
3	22	176	HIS
4	32	123	HIS
49	G5	48	HIS
4	32	119	GLN
7	62	84	ASN

5.3.3 RNA ⓘ

Mol	Chain	Analysed	Backbone Outliers	Pucker Outliers
1	13	1495/1522 (98%)	329 (22%)	34 (2%)
1	1G	1495/1522 (98%)	353 (23%)	37 (2%)
22	1K	74/76 (97%)	33 (44%)	3 (4%)
23	2K	76/77 (98%)	21 (27%)	2 (2%)
23	2L	76/77 (98%)	16 (21%)	1 (1%)
24	3K	72/76 (94%)	40 (55%)	6 (8%)
25	4K	12/30 (40%)	4 (33%)	0
25	4L	10/30 (33%)	3 (30%)	1 (10%)
26	14	2908/2917 (99%)	721 (24%)	52 (1%)
26	1H	2911/2917 (99%)	701 (24%)	51 (1%)
27	16	121/122 (99%)	27 (22%)	1 (0%)
27	1J	121/122 (99%)	35 (28%)	2 (1%)
56	1L	74/76 (97%)	34 (45%)	3 (4%)
57	3L	75/76 (98%)	37 (49%)	4 (5%)

Continued on next page...

Continued from previous page...

Mol	Chain	Analysed	Backbone Outliers	Pucker Outliers
All	All	9520/9640 (98%)	2354 (24%)	197 (2%)

5 of 2354 RNA backbone outliers are listed below:

Mol	Chain	Res	Type
1	13	5	U
1	13	6	G
1	13	7	G
1	13	8	A
1	13	21	G

5 of 197 RNA pucker outliers are listed below:

Mol	Chain	Res	Type
26	1H	2439	A
1	1G	561	U
26	14	2402	C
26	1H	2475	C
1	1G	250	A

5.4 Non-standard residues in protein, DNA, RNA chains ⓘ

28 non-standard protein/DNA/RNA residues are modelled in this entry.

In the following table, the Counts columns list the number of bonds (or angles) for which Mogul statistics could be retrieved, the number of bonds (or angles) that are observed in the model and the number of bonds (or angles) that are defined in the Chemical Component Dictionary. The Link column lists molecule types, if any, to which the group is linked. The Z score for a bond length (or angle) is the number of standard deviations the observed value is removed from the expected value. A bond length (or angle) with $|Z| > 2$ is considered an outlier worth inspection. RMSZ is the root-mean-square of all Z scores of the bond lengths (or angles).

Mol	Type	Chain	Res	Link	Bond lengths			Bond angles		
					Counts	RMSZ	# Z > 2	Counts	RMSZ	# Z > 2
22	PSU	1K	32	58,22	16,21,22	1.14	1 (6%)	20,30,33	3.09	5 (25%)
22	MIA	1K	37	22	22,31,32	2.26	3 (13%)	26,44,47	3.34	7 (26%)
22	PSU	1K	39	22	16,21,22	1.02	1 (6%)	20,30,33	3.16	6 (30%)
22	5MU	1K	54	22	13,22,23	1.86	3 (23%)	14,32,35	1.85	2 (14%)
22	PSU	1K	55	22	16,21,22	1.22	1 (6%)	20,30,33	3.89	6 (30%)
22	4SU	1K	8	22	13,21,22	3.26	2 (15%)	14,30,33	1.48	2 (14%)
56	PSU	1L	32	56	16,21,22	1.11	1 (6%)	20,30,33	3.08	7 (35%)

Mol	Type	Chain	Res	Link	Bond lengths			Bond angles		
					Counts	RMSZ	# Z > 2	Counts	RMSZ	# Z > 2
56	MIA	1L	37	56	22,31,32	2.25	3 (13%)	26,44,47	3.19	7 (26%)
56	PSU	1L	39	56	16,21,22	1.19	1 (6%)	20,30,33	3.52	4 (20%)
56	5MU	1L	54	56	13,22,23	1.84	2 (15%)	14,32,35	1.95	2 (14%)
23	OMC	2K	33	23	15,22,23	2.35	5 (33%)	20,31,34	1.50	3 (15%)
23	7MG	2K	47	23	20,26,27	3.70	6 (30%)	24,39,42	2.29	8 (33%)
23	5MU	2K	55	58,23	13,22,23	1.89	2 (15%)	14,32,35	1.73	2 (14%)
23	PSU	2K	56	23	16,21,22	1.19	3 (18%)	20,30,33	2.98	6 (30%)
23	4SU	2K	8	23	13,21,22	3.18	2 (15%)	14,30,33	0.61	0
23	OMC	2L	33	23	15,22,23	2.21	4 (26%)	20,31,34	1.50	3 (15%)
23	7MG	2L	47	23	20,26,27	4.00	6 (30%)	24,39,42	2.39	10 (41%)
23	5MU	2L	55	23	13,22,23	1.80	2 (15%)	14,32,35	2.01	2 (14%)
23	PSU	2L	56	23	16,21,22	1.27	1 (6%)	20,30,33	3.24	5 (25%)
23	4SU	2L	8	23	13,21,22	3.52	2 (15%)	14,30,33	1.19	2 (14%)
24	PSU	3K	32	24	16,21,22	1.13	1 (6%)	20,30,33	3.04	5 (25%)
24	MIA	3K	37	24,58	22,31,32	2.26	4 (18%)	26,44,47	2.45	8 (30%)
24	PSU	3K	39	24	16,21,22	1.09	1 (6%)	20,30,33	3.43	6 (30%)
57	PSU	3L	32	57	16,21,22	1.22	2 (12%)	20,30,33	3.37	9 (45%)
57	7MG	3L	46	57	20,26,27	3.97	7 (35%)	24,39,42	2.73	10 (41%)
57	5MU	3L	54	57	13,22,23	1.81	2 (15%)	14,32,35	1.89	2 (14%)
57	PSU	3L	55	57	16,21,22	1.14	1 (6%)	20,30,33	3.57	7 (35%)
57	4SU	3L	8	57	13,21,22	3.59	2 (15%)	14,30,33	1.69	2 (14%)

In the following table, the Chirals column lists the number of chiral outliers, the number of chiral centers analysed, the number of these observed in the model and the number defined in the Chemical Component Dictionary. Similar counts are reported in the Torsion and Rings columns. '-' means no outliers of that kind were identified.

Mol	Type	Chain	Res	Link	Chirals	Torsions	Rings
22	PSU	1K	32	58,22	-	0/7/25/26	0/2/2/2
22	MIA	1K	37	22	-	2/11/33/34	0/3/3/3
22	PSU	1K	39	22	-	0/7/25/26	0/2/2/2
22	5MU	1K	54	22	-	0/3/25/26	0/2/2/2
22	PSU	1K	55	22	-	2/7/25/26	0/2/2/2
22	4SU	1K	8	22	-	0/3/25/26	0/2/2/2
56	PSU	1L	32	56	-	1/7/25/26	0/2/2/2
56	MIA	1L	37	56	-	9/11/33/34	0/3/3/3
56	PSU	1L	39	56	-	0/7/25/26	0/2/2/2

Continued on next page...

Continued from previous page...

Mol	Type	Chain	Res	Link	Chirals	Torsions	Rings
56	5MU	1L	54	56	-	0/3/25/26	0/2/2/2
23	OMC	2K	33	23	-	0/5/27/28	0/2/2/2
23	7MG	2K	47	23	-	2/7/37/38	0/3/3/3
23	5MU	2K	55	58,23	-	0/3/25/26	0/2/2/2
23	PSU	2K	56	23	-	0/7/25/26	0/2/2/2
23	4SU	2K	8	23	-	0/3/25/26	0/2/2/2
23	OMC	2L	33	23	-	0/5/27/28	0/2/2/2
23	7MG	2L	47	23	-	0/7/37/38	0/3/3/3
23	5MU	2L	55	23	-	3/3/25/26	0/2/2/2
23	PSU	2L	56	23	-	0/7/25/26	0/2/2/2
23	4SU	2L	8	23	-	2/3/25/26	0/2/2/2
24	PSU	3K	32	24	-	0/7/25/26	0/2/2/2
24	MIA	3K	37	24,58	-	7/11/33/34	0/3/3/3
24	PSU	3K	39	24	-	2/7/25/26	0/2/2/2
57	PSU	3L	32	57	-	1/7/25/26	0/2/2/2
57	7MG	3L	46	57	-	0/7/37/38	0/3/3/3
57	5MU	3L	54	57	-	2/3/25/26	0/2/2/2
57	PSU	3L	55	57	-	0/7/25/26	0/2/2/2
57	4SU	3L	8	57	-	0/3/25/26	0/2/2/2

The worst 5 of 71 bond length outliers are listed below:

Mol	Chain	Res	Type	Atoms	Z	Observed(Å)	Ideal(Å)
23	2L	47	7MG	C4-N3	11.30	1.48	1.34
23	2K	47	7MG	C4-N3	10.26	1.47	1.34
57	3L	46	7MG	C4-N3	10.19	1.47	1.34
57	3L	8	4SU	C5-C4	10.15	1.50	1.38
23	2L	8	4SU	C5-C4	9.73	1.50	1.38

The worst 5 of 138 bond angle outliers are listed below:

Mol	Chain	Res	Type	Atoms	Z	Observed(°)	Ideal(°)
56	1L	39	PSU	N1-C2-N3	-12.99	118.11	128.43
22	1K	55	PSU	N1-C2-N3	-12.63	118.39	128.43
57	3L	55	PSU	N1-C2-N3	-12.37	118.59	128.43
22	1K	37	MIA	C11-S10-C2	11.89	111.09	102.29
24	3K	39	PSU	N1-C2-N3	-11.45	119.33	128.43

There are no chirality outliers.

5 of 33 torsion outliers are listed below:

Mol	Chain	Res	Type	Atoms
57	3L	32	PSU	C4'-C5'-O5'-P
22	1K	37	MIA	C12-C13-C14-C15
22	1K	37	MIA	C12-C13-C14-C16
56	1L	37	MIA	O4'-C4'-C5'-O5'
56	1L	37	MIA	C5-C6-N6-C12

There are no ring outliers.

22 monomers are involved in 43 short contacts:

Mol	Chain	Res	Type	Clashes	Symm-Clashes
22	1K	54	5MU	1	0
22	1K	55	PSU	1	0
22	1K	8	4SU	1	0
56	1L	37	MIA	1	0
56	1L	39	PSU	1	0
56	1L	54	5MU	2	0
23	2K	47	7MG	3	0
23	2K	55	5MU	3	0
23	2K	56	PSU	2	0
23	2K	8	4SU	1	0
23	2L	33	OMC	2	0
23	2L	47	7MG	3	0
23	2L	55	5MU	2	0
23	2L	56	PSU	2	0
23	2L	8	4SU	2	0
24	3K	37	MIA	2	0
24	3K	39	PSU	2	0
57	3L	32	PSU	3	0
57	3L	46	7MG	3	0
57	3L	54	5MU	2	0
57	3L	55	PSU	2	0
57	3L	8	4SU	5	0

5.5 Carbohydrates [i](#)

There are no carbohydrates in this entry.

5.6 Ligand geometry [i](#)

Of 1246 ligands modelled in this entry, 1244 are monoatomic - leaving 2 for Mogul analysis.

In the following table, the Counts columns list the number of bonds (or angles) for which Mogul

statistics could be retrieved, the number of bonds (or angles) that are observed in the model and the number of bonds (or angles) that are defined in the Chemical Component Dictionary. The Link column lists molecule types, if any, to which the group is linked. The Z score for a bond length (or angle) is the number of standard deviations the observed value is removed from the expected value. A bond length (or angle) with $|Z| > 2$ is considered an outlier worth inspection. RMSZ is the root-mean-square of all Z scores of the bond lengths (or angles).

Mol	Type	Chain	Res	Link	Bond lengths			Bond angles		
					Counts	RMSZ	$\# Z > 2$	Counts	RMSZ	$\# Z > 2$
59	PAR	13	1749	-	45,45,45	0.71	1 (2%)	62,67,67	1.59	13 (20%)
59	PAR	1G	1697	-	45,45,45	0.87	3 (6%)	62,67,67	1.64	15 (24%)

In the following table, the Chirals column lists the number of chiral outliers, the number of chiral centers analysed, the number of these observed in the model and the number defined in the Chemical Component Dictionary. Similar counts are reported in the Torsion and Rings columns. '-' means no outliers of that kind were identified.

Mol	Type	Chain	Res	Link	Chirals	Torsions	Rings
59	PAR	13	1749	-	-	5/18/94/94	0/4/4/4
59	PAR	1G	1697	-	-	6/18/94/94	0/4/4/4

All (4) bond length outliers are listed below:

Mol	Chain	Res	Type	Atoms	Z	Observed(Å)	Ideal(Å)
59	1G	1697	PAR	C24-N24	-2.79	1.43	1.47
59	1G	1697	PAR	C34-C24	-2.37	1.50	1.53
59	1G	1697	PAR	C31-C21	-2.02	1.51	1.53
59	13	1749	PAR	C21-N21	-2.02	1.44	1.47

The worst 5 of 28 bond angle outliers are listed below:

Mol	Chain	Res	Type	Atoms	Z	Observed(°)	Ideal(°)
59	1G	1697	PAR	C13-O52-C52	-4.50	106.75	117.97
59	1G	1697	PAR	C14-O33-C33	-4.05	107.88	117.97
59	13	1749	PAR	C14-O54-C54	3.92	121.42	113.70
59	1G	1697	PAR	C34-C24-N24	-3.36	104.17	111.05
59	1G	1697	PAR	O11-C11-C21	-3.26	102.51	108.19

There are no chirality outliers.

5 of 11 torsion outliers are listed below:

Mol	Chain	Res	Type	Atoms
59	13	1749	PAR	C33-C43-C53-O53

Continued on next page...

Continued from previous page...

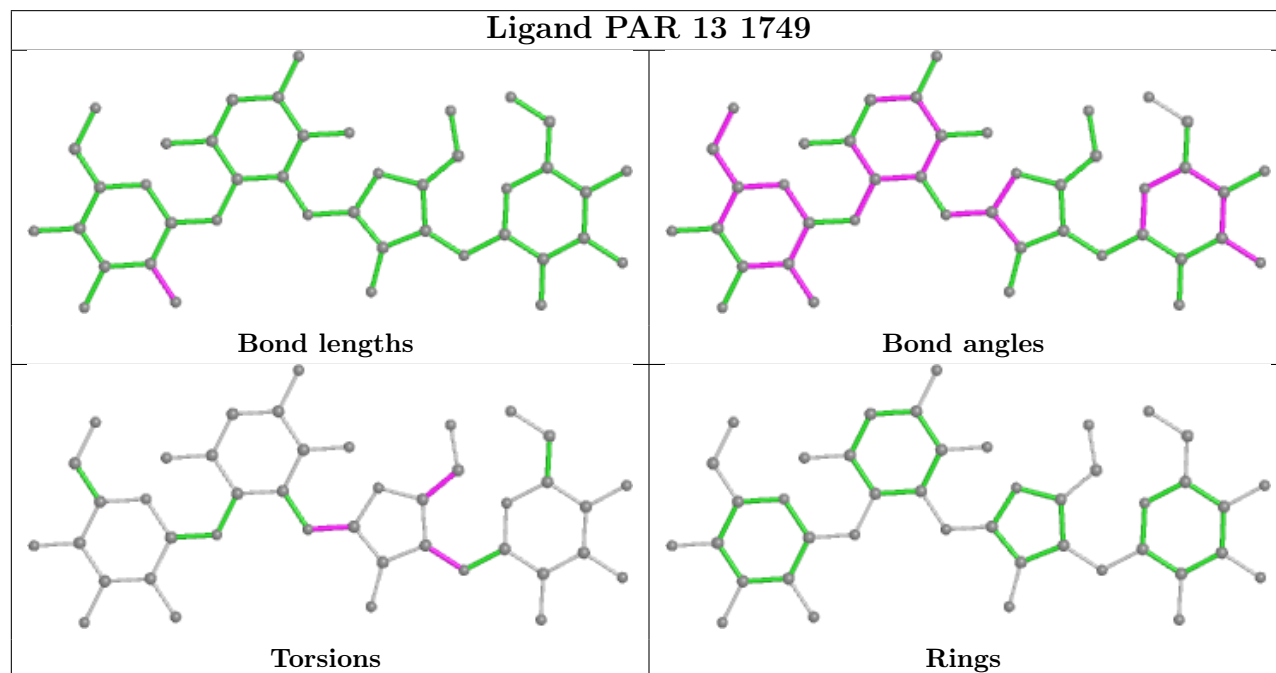
Mol	Chain	Res	Type	Atoms
59	13	1749	PAR	O43-C43-C53-O53
59	1G	1697	PAR	C44-C54-C64-N64
59	13	1749	PAR	O43-C13-O52-C52
59	1G	1697	PAR	O43-C43-C53-O53

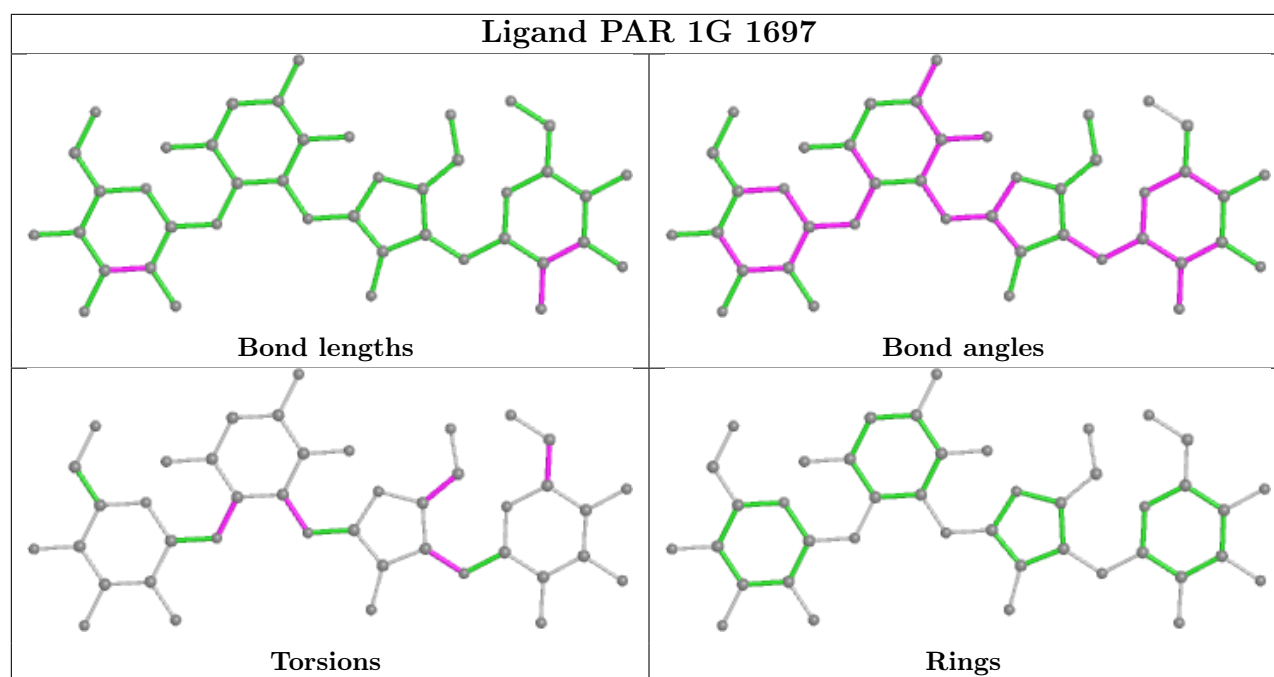
There are no ring outliers.

2 monomers are involved in 3 short contacts:

Mol	Chain	Res	Type	Clashes	Symm-Clashes
59	13	1749	PAR	1	0
59	1G	1697	PAR	2	0

The following is a two-dimensional graphical depiction of Mogul quality analysis of bond lengths, bond angles, torsion angles, and ring geometry for all instances of the Ligand of Interest. In addition, ligands with molecular weight > 250 and outliers as shown on the validation Tables will also be included. For torsion angles, if less than 5% of the Mogul distribution of torsion angles is within 10 degrees of the torsion angle in question, then that torsion angle is considered an outlier. Any bond that is central to one or more torsion angles identified as an outlier by Mogul will be highlighted in the graph. For rings, the root-mean-square deviation (RMSD) between the ring in question and similar rings identified by Mogul is calculated over all ring torsion angles. If the average RMSD is greater than 60 degrees and the minimal RMSD between the ring in question and any Mogul-identified rings is also greater than 60 degrees, then that ring is considered an outlier. The outliers are highlighted in purple. The color gray indicates Mogul did not find sufficient equivalents in the CSD to analyse the geometry.





5.7 Other polymers [i](#)

There are no such residues in this entry.

5.8 Polymer linkage issues [i](#)

The following chains have linkage breaks:

Mol	Chain	Number of breaks
1	1G	1
1	13	1
25	4L	1

All chain breaks are listed below:

Model	Chain	Residue-1	Atom-1	Residue-2	Atom-2	Distance (Å)
1	13	1530:G	O3'	1531:A	P	3.82
1	1G	1530:G	O3'	1531:A	P	3.28
1	4L	21:C	O3'	22:A	P	3.02

6 Fit of model and data

6.1 Protein, DNA and RNA chains

In the following table, the column labelled ‘#RSRZ> 2’ contains the number (and percentage) of RSRZ outliers, followed by percent RSRZ outliers for the chain as percentile scores relative to all X-ray entries and entries of similar resolution. The OWAB column contains the minimum, median, 95th percentile and maximum values of the occupancy-weighted average B-factor per residue. The column labelled ‘Q< 0.9’ lists the number of (and percentage) of residues with an average occupancy less than 0.9.

Mol	Chain	Analysed	<RSRZ>	#RSRZ>2	OWAB(Å ²)	Q<0.9
1	13	1498/1522 (98%)	0.27	14 (0%) 84 70	53, 93, 174, 276	0
1	1G	1498/1522 (98%)	0.40	67 (4%) 33 20	69, 116, 188, 285	0
2	12	237/256 (92%)	0.39	20 (8%) 11 6	141, 173, 195, 205	0
2	1E	237/256 (92%)	0.49	19 (8%) 12 7	105, 141, 169, 176	0
3	22	206/239 (86%)	1.37	63 (30%) 0 0	136, 162, 182, 190	0
3	2E	205/239 (85%)	0.72	19 (9%) 8 5	82, 102, 138, 147	0
4	32	208/209 (99%)	1.28	49 (23%) 0 0	93, 114, 138, 145	0
4	3E	208/209 (99%)	0.84	35 (16%) 1 1	75, 100, 123, 134	0
5	42	151/162 (93%)	1.85	61 (40%) 0 0	111, 135, 154, 184	0
5	4E	151/162 (93%)	1.15	35 (23%) 0 0	72, 93, 117, 160	0
6	52	101/101 (100%)	0.01	0 100 100	82, 100, 119, 142	0
6	5E	101/101 (100%)	0.33	2 (1%) 65 46	77, 96, 118, 141	0
7	62	152/156 (97%)	0.65	19 (12%) 4 2	112, 127, 147, 160	0
7	6E	155/156 (99%)	0.63	18 (11%) 4 2	92, 111, 146, 163	0
8	72	138/138 (100%)	2.12	60 (43%) 0 0	102, 132, 151, 155	0
8	7E	138/138 (100%)	1.25	35 (25%) 0 0	84, 101, 113, 121	0
9	82	124/128 (96%)	2.50	63 (50%) 0 0	115, 150, 165, 171	0
9	8E	127/128 (99%)	0.85	25 (19%) 1 0	80, 127, 148, 158	0
10	1A	99/105 (94%)	2.50	40 (40%) 0 0	131, 155, 176, 184	0
10	1I	99/105 (94%)	1.36	32 (32%) 0 0	73, 125, 159, 162	0
11	2A	116/129 (89%)	0.89	15 (12%) 3 2	85, 108, 130, 159	0
11	2I	116/129 (89%)	0.53	11 (9%) 8 5	69, 100, 127, 165	0
12	3A	125/132 (94%)	1.21	33 (26%) 0 0	83, 106, 134, 167	0
12	3I	125/132 (94%)	0.88	19 (15%) 2 1	60, 71, 107, 165	0

Continued on next page...

Continued from previous page...

Mol	Chain	Analysed	<RSRZ>	#RSRZ>2	OWAB(Å²)		Q<0.9	
13	4A	117/126 (92%)	2.11	52 (44%)	0	0	118, 155, 179, 185	0
13	4I	118/126 (93%)	0.75	19 (16%)	1	1	74, 112, 132, 145	0
14	5A	58/61 (95%)	6.47	53 (91%)	0	0	134, 159, 174, 179	0
14	5I	60/61 (98%)	2.20	33 (55%)	0	0	80, 91, 106, 119	0
15	6A	88/89 (98%)	0.60	11 (12%)	4	2	87, 112, 127, 133	0
15	6I	88/89 (98%)	0.65	10 (11%)	5	3	69, 98, 116, 127	0
16	7A	84/88 (95%)	1.85	34 (40%)	0	0	87, 103, 126, 159	0
16	7I	84/88 (95%)	2.10	42 (50%)	0	0	93, 107, 141, 158	0
17	8A	100/105 (95%)	1.74	41 (41%)	0	0	93, 110, 128, 148	0
17	8I	100/105 (95%)	1.09	22 (22%)	0	0	83, 101, 113, 116	0
18	9A	72/88 (81%)	0.44	5 (6%)	17	9	92, 115, 144, 170	0
18	9I	72/88 (81%)	0.28	0	100	100	83, 100, 136, 168	0
19	AA	78/93 (83%)	1.81	29 (37%)	0	0	150, 182, 192, 196	0
19	AI	81/93 (87%)	0.56	9 (11%)	5	3	88, 113, 138, 146	0
20	BA	99/106 (93%)	1.65	42 (42%)	0	0	85, 111, 137, 149	0
20	BI	99/106 (93%)	0.96	18 (18%)	1	1	102, 117, 153, 161	0
21	1B	25/27 (92%)	5.51	22 (88%)	0	0	119, 140, 152, 167	0
21	1F	25/27 (92%)	2.57	15 (60%)	0	0	88, 97, 113, 142	0
22	1K	70/76 (92%)	0.76	11 (15%)	2	1	76, 203, 247, 250	0
23	2K	72/77 (93%)	0.16	2 (2%)	53	35	68, 91, 119, 138	0
23	2L	72/77 (93%)	-0.08	2 (2%)	53	35	80, 113, 149, 166	0
24	3K	72/76 (94%)	0.31	4 (5%)	24	14	71, 230, 258, 260	0
25	4K	13/30 (43%)	0.91	2 (15%)	2	1	64, 80, 130, 131	0
25	4L	11/30 (36%)	1.08	1 (9%)	9	5	93, 124, 136, 143	0
26	14	2909/2917 (99%)	0.35	53 (1%)	68	50	50, 84, 241, 338	0
26	1H	2912/2917 (99%)	0.38	28 (0%)	82	67	37, 70, 222, 303	0
27	16	122/122 (100%)	-0.03	0	100	100	63, 87, 110, 193	0
27	1J	122/122 (100%)	-0.16	2 (1%)	72	54	86, 120, 149, 192	0
28	11	272/276 (98%)	0.62	11 (4%)	38	24	38, 62, 78, 83	0
28	19	273/276 (98%)	1.21	53 (19%)	1	0	46, 71, 87, 97	0
29	21	205/206 (99%)	1.00	24 (11%)	4	2	50, 88, 129, 144	0

Continued on next page...

Continued from previous page...

Mol	Chain	Analysed	<RSRZ>	#RSRZ>2	OWAB(Å ²)	Q<0.9
29	29	205/206 (99%)	1.26	45 (21%) 0 0	61, 93, 141, 174	0
30	31	202/210 (96%)	0.47	6 (2%) 50 32	43, 73, 113, 131	0
30	39	208/210 (99%)	0.64	24 (11%) 5 2	56, 103, 167, 189	0
31	41	181/182 (99%)	0.71	21 (11%) 4 2	78, 98, 131, 148	0
31	49	181/182 (99%)	1.35	54 (29%) 0 0	120, 142, 168, 178	0
32	51	174/180 (96%)	0.54	8 (4%) 32 20	77, 102, 120, 135	0
32	59	170/180 (94%)	3.51	109 (64%) 0 0	142, 193, 215, 227	0
33	61	146/148 (98%)	0.41	8 (5%) 25 15	71, 129, 146, 151	0
33	69	146/148 (98%)	0.77	22 (15%) 2 1	81, 122, 150, 157	0
34	15	138/140 (98%)	1.44	40 (28%) 0 0	77, 106, 136, 163	0
34	58	138/140 (98%)	0.73	11 (7%) 12 7	62, 89, 128, 145	0
35	25	122/122 (100%)	0.72	9 (7%) 14 8	66, 87, 103, 109	0
35	68	122/122 (100%)	0.53	3 (2%) 57 39	57, 73, 89, 100	0
36	35	150/150 (100%)	1.45	41 (27%) 0 0	58, 106, 138, 169	0
36	78	150/150 (100%)	0.71	13 (8%) 10 6	43, 77, 104, 157	0
37	45	141/141 (100%)	2.47	69 (48%) 0 0	75, 107, 136, 152	0
37	88	138/141 (97%)	0.73	7 (5%) 28 17	50, 76, 98, 128	0
38	55	117/118 (99%)	0.82	13 (11%) 5 3	59, 76, 91, 110	0
38	98	118/118 (100%)	0.99	16 (13%) 3 1	61, 81, 102, 110	0
39	65	111/112 (99%)	1.46	39 (35%) 0 0	91, 114, 131, 139	0
39	A8	111/112 (99%)	1.00	19 (17%) 1 1	73, 84, 108, 123	0
40	75	137/146 (93%)	0.84	20 (14%) 2 1	78, 95, 150, 184	0
40	B8	137/146 (93%)	0.59	9 (6%) 18 10	69, 89, 145, 175	0
41	85	117/118 (99%)	0.92	23 (19%) 1 0	66, 94, 138, 155	0
41	C8	117/118 (99%)	0.93	18 (15%) 2 1	52, 79, 111, 129	0
42	95	101/101 (100%)	0.95	22 (21%) 0 0	66, 124, 140, 157	0
42	D8	101/101 (100%)	0.72	12 (11%) 4 2	54, 103, 129, 140	0
43	A5	113/113 (100%)	1.12	14 (12%) 4 2	60, 72, 105, 150	0
43	E8	113/113 (100%)	0.88	10 (8%) 10 5	56, 72, 105, 146	0
44	B5	94/96 (97%)	1.07	11 (11%) 4 2	68, 83, 109, 120	0
44	F8	94/96 (97%)	0.49	3 (3%) 47 30	55, 69, 90, 108	0

Continued on next page...

Continued from previous page...

Mol	Chain	Analysed	<RSRZ>	#RSRZ>2	OWAB(Å ²)	Q<0.9
45	C5	104/110 (94%)	1.55	28 (26%) 0 0	92, 115, 146, 153	0
45	G8	104/110 (94%)	0.46	3 (2%) 51 34	70, 90, 131, 142	0
46	D5	179/206 (86%)	1.27	44 (24%) 0 0	113, 151, 230, 237	0
46	H8	175/206 (84%)	0.30	4 (2%) 60 42	80, 119, 203, 216	0
47	E5	77/85 (90%)	2.07	36 (46%) 0 0	67, 88, 106, 145	0
47	I8	80/85 (94%)	1.11	13 (16%) 1 1	54, 67, 101, 108	0
48	F5	94/98 (95%)	1.74	39 (41%) 0 0	60, 79, 122, 132	0
48	J8	97/98 (98%)	1.39	21 (21%) 0 0	50, 69, 122, 149	0
49	G5	67/72 (93%)	0.69	7 (10%) 6 4	80, 100, 121, 144	0
49	K8	67/72 (93%)	0.68	2 (2%) 50 32	61, 77, 95, 125	0
50	H5	59/60 (98%)	1.48	17 (28%) 0 0	77, 100, 140, 153	0
50	L8	57/60 (95%)	0.53	1 (1%) 68 50	57, 79, 102, 109	0
51	I5	60/71 (84%)	1.03	12 (20%) 1 0	151, 187, 203, 206	0
51	M8	66/71 (92%)	0.88	13 (19%) 1 0	104, 144, 179, 189	0
52	J5	59/60 (98%)	1.06	7 (11%) 4 2	57, 81, 150, 183	0
52	N8	58/60 (96%)	1.28	8 (13%) 3 1	48, 97, 160, 163	0
53	K5	45/54 (83%)	7.57	42 (93%) 0 0	123, 152, 165, 172	0
53	O8	45/54 (83%)	4.33	37 (82%) 0 0	107, 137, 157, 161	0
54	L5	46/49 (93%)	1.25	6 (13%) 3 2	45, 58, 72, 85	0
54	P8	45/49 (91%)	0.69	2 (4%) 34 21	40, 48, 61, 75	0
55	M5	60/65 (92%)	1.93	23 (38%) 0 0	71, 79, 100, 124	0
55	Q8	60/65 (92%)	1.99	24 (40%) 0 0	56, 72, 98, 109	0
56	1L	72/76 (94%)	1.69	19 (26%) 0 0	122, 239, 257, 262	0
57	3L	71/76 (93%)	0.72	10 (14%) 2 1	82, 208, 243, 253	0
All	All	21028/21694 (96%)	0.79	2541 (12%) 4 2	37, 97, 186, 338	0

The worst 5 of 2541 RSRZ outliers are listed below:

Mol	Chain	Res	Type	RSRZ
32	59	100	GLY	23.3
32	59	4	ILE	21.1
53	K5	13	CYS	18.8
53	K5	50	ARG	17.1
53	K5	42	TRP	16.4

6.2 Non-standard residues in protein, DNA, RNA chains ⓘ

In the following table, the Atoms column lists the number of modelled atoms in the group and the number defined in the chemical component dictionary. The B-factors column lists the minimum, median, 95th percentile and maximum values of B factors of atoms in the group. The column labelled 'Q< 0.9' lists the number of atoms with occupancy less than 0.9.

Mol	Type	Chain	Res	Atoms	RSCC	RSR	B-factors(Å ²)	Q<0.9
22	PSU	1K	55	20/21	0.76	0.16	112,129,148,149	0
56	5MU	1L	54	21/22	0.77	0.27	134,151,174,175	0
57	5MU	3L	54	21/22	0.78	0.18	115,149,174,177	0
57	PSU	3L	55	20/21	0.78	0.15	121,143,168,174	0
57	4SU	3L	8	20/21	0.80	0.09	153,160,176,185	0
56	PSU	1L	32	20/21	0.80	0.32	124,129,142,152	0
57	7MG	3L	46	24/25	0.83	0.10	147,158,169,181	0
24	MIA	3K	37	29/30	0.84	0.28	103,119,131,151	0
57	PSU	3L	32	20/21	0.86	0.18	119,134,142,142	0
56	PSU	1L	39	20/21	0.89	0.27	110,121,135,138	0
22	4SU	1K	8	20/21	0.89	0.10	129,144,162,164	0
23	PSU	2L	56	20/21	0.91	0.10	96,107,114,116	0
56	MIA	1L	37	29/30	0.91	0.35	102,116,122,128	0
23	5MU	2L	55	21/22	0.92	0.13	101,107,114,117	0
24	PSU	3K	32	20/21	0.93	0.18	108,124,131,143	0
23	PSU	2K	56	20/21	0.93	0.13	84,91,100,103	0
24	PSU	3K	39	20/21	0.93	0.14	113,120,126,127	0
23	4SU	2L	8	20/21	0.93	0.11	94,105,113,115	0
22	PSU	1K	32	20/21	0.94	0.23	89,96,103,114	0
22	5MU	1K	54	21/22	0.94	0.13	106,112,129,132	0
22	PSU	1K	39	20/21	0.95	0.17	72,86,90,90	0
23	7MG	2K	47	24/25	0.95	0.14	82,93,103,108	0
22	MIA	1K	37	29/30	0.95	0.25	70,75,87,93	0
23	5MU	2K	55	21/22	0.96	0.12	81,93,97,102	0
23	4SU	2K	8	20/21	0.96	0.17	75,84,93,98	0
23	7MG	2L	47	24/25	0.96	0.10	107,115,120,123	0
23	OMC	2L	33	21/22	0.97	0.21	87,93,96,103	0
23	OMC	2K	33	21/22	0.98	0.25	65,68,74,78	0

6.3 Carbohydrates ⓘ

There are no carbohydrates in this entry.

6.4 Ligands ⓘ

In the following table, the Atoms column lists the number of modelled atoms in the group and the number defined in the chemical component dictionary. The B-factors column lists the minimum, median, 95th percentile and maximum values of B factors of atoms in the group. The column labelled 'Q< 0.9' lists the number of atoms with occupancy less than 0.9.

Mol	Type	Chain	Res	Atoms	RSCC	RSR	B-factors(Å ²)	Q<0.9
58	MG	1H	3491	1/1	0.32	0.13	105,105,105,105	0
60	ZN	G8	202	1/1	0.39	0.17	164,164,164,164	0
58	MG	1G	1607	1/1	0.46	0.26	85,85,85,85	0
58	MG	1H	3292	1/1	0.47	0.38	84,84,84,84	0
58	MG	1G	1661	1/1	0.47	0.17	99,99,99,99	0
58	MG	14	3266	1/1	0.51	0.26	84,84,84,84	0
58	MG	3K	101	1/1	0.52	0.23	80,80,80,80	0
58	MG	1H	3302	1/1	0.53	0.18	77,77,77,77	0
58	MG	14	3178	1/1	0.55	0.25	88,88,88,88	0
58	MG	1H	3334	1/1	0.55	0.46	95,95,95,95	0
58	MG	14	3193	1/1	0.55	0.41	89,89,89,89	0
58	MG	14	3143	1/1	0.55	0.45	85,85,85,85	0
58	MG	1H	3500	1/1	0.55	0.12	54,54,54,54	0
58	MG	29	304	1/1	0.56	0.28	95,95,95,95	0
58	MG	1H	3310	1/1	0.56	0.46	105,105,105,105	0
58	MG	14	3039	1/1	0.56	0.18	74,74,74,74	0
58	MG	14	3269	1/1	0.58	0.27	77,77,77,77	0
58	MG	1H	3214	1/1	0.58	0.26	67,67,67,67	0
58	MG	1H	3012	1/1	0.58	0.38	78,78,78,78	0
58	MG	1H	3392	1/1	0.59	0.09	94,94,94,94	0
60	ZN	C5	202	1/1	0.59	0.19	181,181,181,181	0
58	MG	14	3035	1/1	0.59	0.21	72,72,72,72	0
58	MG	1H	3045	1/1	0.60	0.29	72,72,72,72	0
58	MG	1H	3475	1/1	0.61	0.16	109,109,109,109	0
58	MG	1H	3027	1/1	0.62	0.24	76,76,76,76	0
58	MG	1H	3047	1/1	0.63	0.34	76,76,76,76	0
58	MG	1H	3273	1/1	0.64	0.19	84,84,84,84	0
58	MG	1H	3262	1/1	0.64	0.43	96,96,96,96	0
58	MG	1H	3025	1/1	0.65	0.30	90,90,90,90	0
58	MG	13	1666	1/1	0.66	0.32	82,82,82,82	0
58	MG	14	3272	1/1	0.66	0.21	85,85,85,85	0
58	MG	13	1684	1/1	0.67	0.33	94,94,94,94	0
58	MG	14	3298	1/1	0.67	0.13	93,93,93,93	0
58	MG	1H	3403	1/1	0.67	0.11	72,72,72,72	0
58	MG	13	1622	1/1	0.67	0.30	66,66,66,66	0
58	MG	1H	3314	1/1	0.67	0.34	84,84,84,84	0
58	MG	14	3337	1/1	0.67	0.10	73,73,73,73	0

Continued on next page...

Continued from previous page...

Mol	Type	Chain	Res	Atoms	RSCC	RSR	B-factors(\AA^2)	Q<0.9
58	MG	14	3185	1/1	0.67	0.18	81,81,81,81	0
58	MG	1H	3051	1/1	0.67	0.24	97,97,97,97	0
58	MG	1H	3205	1/1	0.68	0.18	68,68,68,68	0
58	MG	13	1710	1/1	0.68	0.43	148,148,148,148	0
58	MG	13	1664	1/1	0.68	0.16	74,74,74,74	0
58	MG	1H	3248	1/1	0.69	0.36	75,75,75,75	0
58	MG	14	3285	1/1	0.69	0.39	104,104,104,104	0
58	MG	1H	3337	1/1	0.69	0.43	86,86,86,86	0
58	MG	1H	3019	1/1	0.69	0.25	85,85,85,85	0
58	MG	14	3048	1/1	0.69	0.23	76,76,76,76	0
58	MG	14	3265	1/1	0.69	0.21	90,90,90,90	0
58	MG	14	3049	1/1	0.69	0.22	86,86,86,86	0
58	MG	1H	3249	1/1	0.69	0.33	76,76,76,76	0
58	MG	14	3077	1/1	0.70	0.14	77,77,77,77	0
58	MG	14	3029	1/1	0.70	0.15	87,87,87,87	0
58	MG	14	3186	1/1	0.70	0.22	85,85,85,85	0
58	MG	1H	3345	1/1	0.70	0.26	81,81,81,81	0
58	MG	5I	101	1/1	0.70	0.21	81,81,81,81	0
58	MG	1H	3081	1/1	0.70	0.33	90,90,90,90	0
58	MG	1H	3499	1/1	0.71	0.08	105,105,105,105	0
58	MG	13	1665	1/1	0.71	0.25	88,88,88,88	0
58	MG	1H	3056	1/1	0.72	0.54	97,97,97,97	0
58	MG	14	3406	1/1	0.72	0.30	112,112,112,112	0
58	MG	13	1608	1/1	0.72	0.26	85,85,85,85	0
58	MG	1H	3092	1/1	0.72	0.31	57,57,57,57	0
58	MG	14	3255	1/1	0.72	0.32	92,92,92,92	0
58	MG	14	3010	1/1	0.72	0.23	78,78,78,78	0
58	MG	1G	1660	1/1	0.72	0.30	98,98,98,98	0
58	MG	1H	3454	1/1	0.72	0.23	67,67,67,67	0
58	MG	1H	3513	1/1	0.72	0.21	82,82,82,82	0
58	MG	1H	3161	1/1	0.72	0.13	89,89,89,89	0
58	MG	1H	3275	1/1	0.73	0.35	82,82,82,82	0
58	MG	1H	3218	1/1	0.73	0.28	55,55,55,55	0
58	MG	14	3276	1/1	0.73	0.31	80,80,80,80	0
58	MG	14	3289	1/1	0.73	0.16	78,78,78,78	0
58	MG	1H	3293	1/1	0.73	0.23	67,67,67,67	0
58	MG	14	3158	1/1	0.73	0.45	95,95,95,95	0
58	MG	1H	3282	1/1	0.73	0.27	98,98,98,98	0
58	MG	14	3361	1/1	0.73	0.05	76,76,76,76	0
58	MG	14	3160	1/1	0.73	0.14	82,82,82,82	0
58	MG	1H	3208	1/1	0.74	0.22	70,70,70,70	0
58	MG	7A	101	1/1	0.74	0.32	90,90,90,90	0

Continued on next page...

Continued from previous page...

Mol	Type	Chain	Res	Atoms	RSCC	RSR	B-factors(\AA^2)	Q<0.9
58	MG	14	3038	1/1	0.74	0.35	86,86,86,86	0
58	MG	13	1694	1/1	0.74	0.23	78,78,78,78	0
58	MG	1H	3326	1/1	0.74	0.19	90,90,90,90	0
58	MG	13	1704	1/1	0.74	0.32	102,102,102,102	0
58	MG	1H	3247	1/1	0.74	0.54	92,92,92,92	0
58	MG	1G	1635	1/1	0.74	0.33	92,92,92,92	0
58	MG	1H	3269	1/1	0.74	0.29	72,72,72,72	0
58	MG	1H	3254	1/1	0.74	0.43	78,78,78,78	0
58	MG	16	203	1/1	0.75	0.22	81,81,81,81	0
58	MG	1J	204	1/1	0.75	0.30	94,94,94,94	0
58	MG	14	3019	1/1	0.75	0.33	84,84,84,84	0
58	MG	14	3271	1/1	0.75	0.19	86,86,86,86	0
58	MG	1H	3519	1/1	0.75	0.11	101,101,101,101	0
58	MG	1H	3469	1/1	0.75	0.10	99,99,99,99	0
58	MG	14	3381	1/1	0.75	0.09	91,91,91,91	0
58	MG	1H	3024	1/1	0.75	0.30	77,77,77,77	0
58	MG	14	3045	1/1	0.75	0.27	70,70,70,70	0
58	MG	1H	3267	1/1	0.75	0.17	71,71,71,71	0
58	MG	14	3211	1/1	0.76	0.15	81,81,81,81	0
58	MG	1H	3180	1/1	0.76	0.32	77,77,77,77	0
58	MG	14	3020	1/1	0.76	0.15	75,75,75,75	0
58	MG	1H	3271	1/1	0.76	0.37	80,80,80,80	0
58	MG	98	202	1/1	0.76	0.31	95,95,95,95	0
58	MG	14	3293	1/1	0.76	0.34	94,94,94,94	0
58	MG	14	3144	1/1	0.76	0.34	81,81,81,81	0
58	MG	1H	3258	1/1	0.76	0.23	64,64,64,64	0
58	MG	1H	3303	1/1	0.76	0.21	76,76,76,76	0
58	MG	14	3015	1/1	0.76	0.21	80,80,80,80	0
58	MG	14	3051	1/1	0.76	0.33	102,102,102,102	0
58	MG	1H	3157	1/1	0.77	0.26	84,84,84,84	0
58	MG	1H	3281	1/1	0.77	0.39	98,98,98,98	0
58	MG	1H	3049	1/1	0.77	0.32	69,69,69,69	0
58	MG	1H	3198	1/1	0.77	0.22	70,70,70,70	0
58	MG	1H	3010	1/1	0.77	0.40	87,87,87,87	0
58	MG	1H	3137	1/1	0.77	0.31	71,71,71,71	0
58	MG	14	3392	1/1	0.77	0.23	77,77,77,77	0
58	MG	13	1609	1/1	0.77	0.16	81,81,81,81	0
58	MG	1H	3290	1/1	0.77	0.24	84,84,84,84	0
58	MG	1H	3257	1/1	0.77	0.19	69,69,69,69	0
58	MG	14	3254	1/1	0.77	0.18	92,92,92,92	0
58	MG	14	3397	1/1	0.77	0.10	52,52,52,52	0
58	MG	1H	3316	1/1	0.78	0.28	81,81,81,81	0

Continued on next page...

Continued from previous page...

Mol	Type	Chain	Res	Atoms	RSCC	RSR	B-factors(\AA^2)	Q<0.9
58	MG	1H	3021	1/1	0.78	0.34	68,68,68,68	0
58	MG	3L	101	1/1	0.78	0.25	99,99,99,99	0
58	MG	11	304	1/1	0.78	0.26	73,73,73,73	0
58	MG	1H	3020	1/1	0.78	0.49	90,90,90,90	0
58	MG	1H	3484	1/1	0.78	0.12	73,73,73,73	0
58	MG	13	1708	1/1	0.78	0.29	90,90,90,90	0
58	MG	1H	3052	1/1	0.78	0.33	83,83,83,83	0
58	MG	1H	3177	1/1	0.78	0.39	86,86,86,86	0
58	MG	13	1745	1/1	0.78	0.14	107,107,107,107	0
58	MG	1H	3220	1/1	0.78	0.17	74,74,74,74	0
58	MG	1H	3054	1/1	0.78	0.32	92,92,92,92	0
58	MG	1H	3196	1/1	0.78	0.38	102,102,102,102	0
58	MG	1H	3035	1/1	0.79	0.37	89,89,89,89	0
58	MG	13	1675	1/1	0.79	0.14	78,78,78,78	0
58	MG	14	3263	1/1	0.79	0.29	76,76,76,76	0
58	MG	1H	3162	1/1	0.79	0.43	89,89,89,89	0
58	MG	14	3082	1/1	0.79	0.23	63,63,63,63	0
58	MG	1H	3287	1/1	0.79	0.34	77,77,77,77	0
58	MG	1G	1675	1/1	0.79	0.18	90,90,90,90	0
58	MG	14	3372	1/1	0.79	0.11	76,76,76,76	0
58	MG	14	3166	1/1	0.79	0.35	81,81,81,81	0
58	MG	14	3379	1/1	0.79	0.07	106,106,106,106	0
58	MG	1H	3389	1/1	0.79	0.07	74,74,74,74	0
58	MG	3L	102	1/1	0.79	0.11	151,151,151,151	0
58	MG	1G	1688	1/1	0.79	0.10	102,102,102,102	0
58	MG	14	3268	1/1	0.79	0.14	87,87,87,87	0
58	MG	1H	3321	1/1	0.79	0.25	72,72,72,72	0
58	MG	1H	3426	1/1	0.79	0.12	88,88,88,88	0
58	MG	41	202	1/1	0.80	0.34	81,81,81,81	0
58	MG	1G	1601	1/1	0.80	0.29	90,90,90,90	0
58	MG	1H	3234	1/1	0.80	0.32	67,67,67,67	0
58	MG	1H	3133	1/1	0.80	0.23	53,53,53,53	0
58	MG	1H	3331	1/1	0.80	0.15	67,67,67,67	0
58	MG	14	3389	1/1	0.80	0.13	75,75,75,75	0
58	MG	1H	3240	1/1	0.80	0.18	77,77,77,77	0
58	MG	1H	3195	1/1	0.80	0.38	81,81,81,81	0
58	MG	1H	3259	1/1	0.80	0.33	82,82,82,82	0
58	MG	14	3116	1/1	0.80	0.26	80,80,80,80	0
58	MG	13	1699	1/1	0.80	0.14	61,61,61,61	0
58	MG	1H	3295	1/1	0.80	0.40	87,87,87,87	0
58	MG	1H	3301	1/1	0.80	0.31	59,59,59,59	0
58	MG	1H	3283	1/1	0.80	0.24	73,73,73,73	0

Continued on next page...

Continued from previous page...

Mol	Type	Chain	Res	Atoms	RSCC	RSR	B-factors(\AA^2)	Q<0.9
58	MG	13	1615	1/1	0.80	0.34	84,84,84,84	0
58	MG	14	3159	1/1	0.80	0.11	73,73,73,73	0
58	MG	1H	3184	1/1	0.80	0.33	78,78,78,78	0
58	MG	14	3050	1/1	0.81	0.39	94,94,94,94	0
58	MG	14	3229	1/1	0.81	0.34	91,91,91,91	0
58	MG	1H	3040	1/1	0.81	0.47	76,76,76,76	0
58	MG	1H	3492	1/1	0.81	0.28	82,82,82,82	0
58	MG	13	1701	1/1	0.81	0.21	99,99,99,99	0
58	MG	14	3274	1/1	0.81	0.23	88,88,88,88	0
58	MG	14	3338	1/1	0.81	0.12	74,74,74,74	0
58	MG	13	1652	1/1	0.81	0.16	85,85,85,85	0
58	MG	13	1736	1/1	0.81	0.08	116,116,116,116	0
58	MG	14	3151	1/1	0.81	0.53	91,91,91,91	0
58	MG	14	3370	1/1	0.81	0.10	106,106,106,106	0
58	MG	1G	1636	1/1	0.81	0.38	106,106,106,106	0
58	MG	13	1700	1/1	0.81	0.30	92,92,92,92	0
58	MG	14	3385	1/1	0.81	0.12	91,91,91,91	0
58	MG	1G	1647	1/1	0.81	0.16	94,94,94,94	0
58	MG	1H	3339	1/1	0.81	0.33	75,75,75,75	0
58	MG	1H	3431	1/1	0.81	0.10	94,94,94,94	0
58	MG	1H	3268	1/1	0.81	0.25	71,71,71,71	0
58	MG	14	3023	1/1	0.81	0.26	90,90,90,90	0
58	MG	14	3376	1/1	0.81	0.06	119,119,119,119	0
58	MG	1G	1606	1/1	0.81	0.17	83,83,83,83	0
58	MG	1H	3043	1/1	0.81	0.22	77,77,77,77	0
58	MG	14	3292	1/1	0.81	0.26	84,84,84,84	0
58	MG	16	206	1/1	0.81	0.21	74,74,74,74	0
58	MG	1H	3155	1/1	0.81	0.10	58,58,58,58	0
58	MG	14	3172	1/1	0.81	0.13	72,72,72,72	0
58	MG	1H	3315	1/1	0.82	0.32	80,80,80,80	0
58	MG	1H	3272	1/1	0.82	0.24	68,68,68,68	0
58	MG	1G	1680	1/1	0.82	0.38	101,101,101,101	0
58	MG	13	1712	1/1	0.82	0.14	80,80,80,80	0
58	MG	14	3147	1/1	0.82	0.16	81,81,81,81	0
58	MG	1H	3023	1/1	0.82	0.53	88,88,88,88	0
58	MG	13	1651	1/1	0.82	0.23	79,79,79,79	0
58	MG	1H	3308	1/1	0.82	0.26	75,75,75,75	0
58	MG	1H	3192	1/1	0.82	0.17	71,71,71,71	0
58	MG	1H	3174	1/1	0.82	0.25	70,70,70,70	0
58	MG	13	1606	1/1	0.82	0.43	88,88,88,88	0
58	MG	14	3407	1/1	0.82	0.09	117,117,117,117	0
58	MG	1H	3156	1/1	0.82	0.17	78,78,78,78	0

Continued on next page...

Continued from previous page...

Mol	Type	Chain	Res	Atoms	RSCC	RSR	B-factors(\AA^2)	Q<0.9
58	MG	2L	102	1/1	0.82	0.20	85,85,85,85	0
58	MG	14	3220	1/1	0.82	0.30	66,66,66,66	0
58	MG	1J	202	1/1	0.82	0.34	88,88,88,88	0
58	MG	1H	3340	1/1	0.82	0.35	82,82,82,82	0
58	MG	14	3047	1/1	0.83	0.15	92,92,92,92	0
58	MG	1H	3457	1/1	0.83	0.15	82,82,82,82	0
58	MG	14	3244	1/1	0.83	0.13	68,68,68,68	0
58	MG	14	3148	1/1	0.83	0.19	65,65,65,65	0
58	MG	1H	3159	1/1	0.83	0.28	73,73,73,73	0
58	MG	13	1705	1/1	0.83	0.44	91,91,91,91	0
58	MG	1H	3474	1/1	0.83	0.10	100,100,100,100	0
58	MG	14	3367	1/1	0.83	0.07	103,103,103,103	0
58	MG	14	3169	1/1	0.83	0.22	92,92,92,92	0
58	MG	14	3121	1/1	0.83	0.30	75,75,75,75	0
58	MG	1H	3077	1/1	0.83	0.18	54,54,54,54	0
58	MG	1H	3246	1/1	0.83	0.27	75,75,75,75	0
58	MG	13	1723	1/1	0.83	0.13	70,70,70,70	0
58	MG	1H	3187	1/1	0.83	0.17	78,78,78,78	0
58	MG	1H	3188	1/1	0.83	0.31	73,73,73,73	0
58	MG	1H	3346	1/1	0.83	0.16	80,80,80,80	0
58	MG	14	3034	1/1	0.83	0.27	82,82,82,82	0
58	MG	1H	3422	1/1	0.83	0.15	66,66,66,66	0
58	MG	1H	3327	1/1	0.83	0.35	77,77,77,77	0
58	MG	14	3126	1/1	0.83	0.21	79,79,79,79	0
58	MG	11	301	1/1	0.83	0.26	50,50,50,50	0
58	MG	1H	3075	1/1	0.83	0.19	76,76,76,76	0
58	MG	1H	3030	1/1	0.83	0.21	67,67,67,67	0
58	MG	14	3300	1/1	0.83	0.20	63,63,63,63	0
58	MG	16	204	1/1	0.83	0.19	67,67,67,67	0
58	MG	1H	3348	1/1	0.83	0.33	73,73,73,73	0
58	MG	14	3234	1/1	0.83	0.16	80,80,80,80	0
58	MG	1H	3421	1/1	0.83	0.15	46,46,46,46	0
58	MG	1G	1646	1/1	0.84	0.37	95,95,95,95	0
58	MG	1G	1649	1/1	0.84	0.23	101,101,101,101	0
58	MG	14	3286	1/1	0.84	0.14	71,71,71,71	0
58	MG	1H	3266	1/1	0.84	0.24	91,91,91,91	0
58	MG	13	1636	1/1	0.84	0.27	77,77,77,77	0
58	MG	1H	3136	1/1	0.84	0.18	73,73,73,73	0
58	MG	13	1680	1/1	0.84	0.18	97,97,97,97	0
58	MG	14	3242	1/1	0.84	0.20	78,78,78,78	0
58	MG	13	1683	1/1	0.84	0.12	76,76,76,76	0
58	MG	1H	3033	1/1	0.84	0.37	78,78,78,78	0

Continued on next page...

Continued from previous page...

Mol	Type	Chain	Res	Atoms	RSCC	RSR	B-factors(\AA^2)	Q<0.9
58	MG	14	3123	1/1	0.84	0.24	78,78,78,78	0
58	MG	13	1692	1/1	0.84	0.18	79,79,79,79	0
58	MG	14	3227	1/1	0.84	0.11	84,84,84,84	0
58	MG	1H	3224	1/1	0.84	0.49	92,92,92,92	0
58	MG	14	3299	1/1	0.84	0.17	76,76,76,76	0
58	MG	14	3140	1/1	0.84	0.23	69,69,69,69	0
58	MG	1H	3333	1/1	0.84	0.28	71,71,71,71	0
58	MG	1H	3007	1/1	0.84	0.36	64,64,64,64	0
58	MG	16	205	1/1	0.84	0.20	81,81,81,81	0
58	MG	1H	3277	1/1	0.84	0.27	70,70,70,70	0
58	MG	1H	3153	1/1	0.84	0.29	72,72,72,72	0
58	MG	14	3025	1/1	0.84	0.21	81,81,81,81	0
58	MG	1H	3242	1/1	0.84	0.33	77,77,77,77	0
58	MG	1H	3297	1/1	0.85	0.31	78,78,78,78	0
58	MG	1H	3514	1/1	0.85	0.09	77,77,77,77	0
58	MG	13	1706	1/1	0.85	0.38	81,81,81,81	0
58	MG	14	3164	1/1	0.85	0.34	78,78,78,78	0
58	MG	1H	3119	1/1	0.85	0.33	91,91,91,91	0
58	MG	1H	3098	1/1	0.85	0.41	71,71,71,71	0
58	MG	1H	3228	1/1	0.85	0.22	83,83,83,83	0
58	MG	1G	1625	1/1	0.85	0.12	129,129,129,129	0
58	MG	1J	205	1/1	0.85	0.20	78,78,78,78	0
58	MG	14	3248	1/1	0.85	0.20	79,79,79,79	0
58	MG	1H	3185	1/1	0.85	0.27	72,72,72,72	0
58	MG	1H	3241	1/1	0.85	0.29	71,71,71,71	0
58	MG	1H	3322	1/1	0.85	0.22	88,88,88,88	0
58	MG	1H	3138	1/1	0.85	0.14	65,65,65,65	0
58	MG	14	3386	1/1	0.85	0.12	94,94,94,94	0
58	MG	1H	3183	1/1	0.85	0.18	60,60,60,60	0
58	MG	1H	3154	1/1	0.85	0.19	59,59,59,59	0
58	MG	1H	3026	1/1	0.85	0.32	80,80,80,80	0
58	MG	14	3118	1/1	0.85	0.15	72,72,72,72	0
58	MG	14	3404	1/1	0.85	0.12	66,66,66,66	0
58	MG	1H	3175	1/1	0.85	0.19	65,65,65,65	0
58	MG	1G	1630	1/1	0.85	0.14	78,78,78,78	0
58	MG	14	3167	1/1	0.85	0.19	86,86,86,86	0
58	MG	14	3168	1/1	0.85	0.32	92,92,92,92	0
58	MG	14	3296	1/1	0.85	0.16	74,74,74,74	0
58	MG	14	3236	1/1	0.85	0.21	86,86,86,86	0
58	MG	1H	3330	1/1	0.85	0.23	75,75,75,75	0
58	MG	14	3076	1/1	0.85	0.13	73,73,73,73	0
58	MG	1H	3440	1/1	0.85	0.09	52,52,52,52	0

Continued on next page...

Continued from previous page...

Mol	Type	Chain	Res	Atoms	RSCC	RSR	B-factors(\AA^2)	Q<0.9
58	MG	88	202	1/1	0.85	0.22	64,64,64,64	0
58	MG	14	3145	1/1	0.86	0.33	87,87,87,87	0
58	MG	14	3231	1/1	0.86	0.21	70,70,70,70	0
58	MG	1G	1633	1/1	0.86	0.31	82,82,82,82	0
58	MG	14	3180	1/1	0.86	0.15	74,74,74,74	0
58	MG	14	3273	1/1	0.86	0.12	62,62,62,62	0
58	MG	1H	3165	1/1	0.86	0.24	60,60,60,60	0
58	MG	14	3369	1/1	0.86	0.07	102,102,102,102	0
58	MG	14	3075	1/1	0.86	0.13	89,89,89,89	0
58	MG	1H	3031	1/1	0.86	0.41	90,90,90,90	0
58	MG	1H	3113	1/1	0.86	0.21	68,68,68,68	0
58	MG	14	3387	1/1	0.86	0.17	93,93,93,93	0
58	MG	14	3190	1/1	0.86	0.14	53,53,53,53	0
58	MG	1H	3335	1/1	0.86	0.22	59,59,59,59	0
58	MG	13	1647	1/1	0.86	0.13	87,87,87,87	0
58	MG	14	3090	1/1	0.86	0.15	68,68,68,68	0
58	MG	1G	1685	1/1	0.86	0.11	88,88,88,88	0
58	MG	14	3258	1/1	0.86	0.12	82,82,82,82	0
58	MG	1H	3509	1/1	0.86	0.12	68,68,68,68	0
58	MG	1H	3250	1/1	0.86	0.46	86,86,86,86	0
58	MG	1H	3343	1/1	0.86	0.54	99,99,99,99	0
58	MG	14	3282	1/1	0.86	0.45	88,88,88,88	0
58	MG	14	3060	1/1	0.86	0.17	58,58,58,58	0
58	MG	3E	301	1/1	0.86	0.14	109,109,109,109	0
58	MG	1H	3243	1/1	0.86	0.27	81,81,81,81	0
58	MG	1H	3252	1/1	0.86	0.15	60,60,60,60	0
58	MG	14	3012	1/1	0.86	0.13	69,69,69,69	0
58	MG	1H	3341	1/1	0.86	0.16	96,96,96,96	0
58	MG	1H	3042	1/1	0.86	0.17	64,64,64,64	0
58	MG	1H	3217	1/1	0.86	0.25	54,54,54,54	0
58	MG	16	209	1/1	0.87	0.26	65,65,65,65	0
58	MG	1H	3284	1/1	0.87	0.25	74,74,74,74	0
58	MG	1H	3200	1/1	0.87	0.17	35,35,35,35	0
58	MG	2K	103	1/1	0.87	0.31	88,88,88,88	0
58	MG	1H	3202	1/1	0.87	0.23	58,58,58,58	0
58	MG	14	3001	1/1	0.87	0.28	89,89,89,89	0
58	MG	13	1677	1/1	0.87	0.29	74,74,74,74	0
58	MG	78	201	1/1	0.87	0.25	80,80,80,80	0
58	MG	14	3201	1/1	0.87	0.19	69,69,69,69	0
58	MG	1H	3478	1/1	0.87	0.13	91,91,91,91	0
58	MG	1H	3199	1/1	0.87	0.19	44,44,44,44	0
58	MG	1H	3221	1/1	0.87	0.26	63,63,63,63	0

Continued on next page...

Continued from previous page...

Mol	Type	Chain	Res	Atoms	RSCC	RSR	B-factors(\AA^2)	Q<0.9
58	MG	1H	3080	1/1	0.87	0.14	56,56,56,56	0
58	MG	14	3250	1/1	0.87	0.22	72,72,72,72	0
58	MG	13	1648	1/1	0.87	0.36	78,78,78,78	0
58	MG	1H	3078	1/1	0.87	0.21	67,67,67,67	0
58	MG	13	1707	1/1	0.87	0.45	80,80,80,80	0
58	MG	13	1644	1/1	0.87	0.36	78,78,78,78	0
58	MG	14	3239	1/1	0.87	0.37	98,98,98,98	0
58	MG	13	1630	1/1	0.87	0.16	67,67,67,67	0
58	MG	5I	102	1/1	0.87	0.26	90,90,90,90	0
58	MG	13	1687	1/1	0.87	0.21	98,98,98,98	0
58	MG	1H	3329	1/1	0.87	0.33	85,85,85,85	0
58	MG	1H	3338	1/1	0.87	0.34	80,80,80,80	0
58	MG	14	3277	1/1	0.87	0.13	104,104,104,104	0
58	MG	14	3281	1/1	0.87	0.30	84,84,84,84	0
58	MG	1H	3376	1/1	0.87	0.18	67,67,67,67	0
58	MG	1G	1671	1/1	0.87	0.18	82,82,82,82	0
58	MG	1H	3044	1/1	0.87	0.21	61,61,61,61	0
58	MG	14	3294	1/1	0.87	0.15	94,94,94,94	0
58	MG	1G	1631	1/1	0.87	0.25	82,82,82,82	0
58	MG	1H	3430	1/1	0.87	0.09	73,73,73,73	0
58	MG	14	3223	1/1	0.87	0.10	80,80,80,80	0
58	MG	1H	3285	1/1	0.87	0.12	80,80,80,80	0
58	MG	1H	3354	1/1	0.87	0.13	49,49,49,49	0
58	MG	14	3400	1/1	0.87	0.09	65,65,65,65	0
58	MG	14	3253	1/1	0.87	0.18	151,151,151,151	0
58	MG	1H	3520	1/1	0.87	0.51	97,97,97,97	0
58	MG	14	3016	1/1	0.88	0.32	91,91,91,91	0
58	MG	1H	3311	1/1	0.88	0.31	81,81,81,81	0
58	MG	1H	3383	1/1	0.88	0.12	61,61,61,61	0
58	MG	1H	3309	1/1	0.88	0.17	70,70,70,70	0
58	MG	13	1738	1/1	0.88	0.07	84,84,84,84	0
58	MG	13	1627	1/1	0.88	0.31	90,90,90,90	0
58	MG	14	3390	1/1	0.88	0.12	109,109,109,109	0
58	MG	1G	1678	1/1	0.88	0.29	108,108,108,108	0
58	MG	13	1725	1/1	0.88	0.08	77,77,77,77	0
58	MG	14	3044	1/1	0.88	0.16	57,57,57,57	0
58	MG	1H	3204	1/1	0.88	0.14	41,41,41,41	0
58	MG	1G	1670	1/1	0.88	0.12	88,88,88,88	0
58	MG	14	3275	1/1	0.88	0.18	86,86,86,86	0
58	MG	1H	3342	1/1	0.88	0.30	89,89,89,89	0
58	MG	14	3245	1/1	0.88	0.29	77,77,77,77	0
58	MG	13	1739	1/1	0.88	0.07	85,85,85,85	0

Continued on next page...

Continued from previous page...

Mol	Type	Chain	Res	Atoms	RSCC	RSR	B-factors(\AA^2)	Q<0.9
58	MG	1H	3503	1/1	0.88	0.28	73,73,73,73	0
58	MG	1H	3485	1/1	0.88	0.09	87,87,87,87	0
58	MG	1H	3169	1/1	0.88	0.37	85,85,85,85	0
58	MG	14	3122	1/1	0.88	0.36	79,79,79,79	0
58	MG	13	1669	1/1	0.88	0.11	68,68,68,68	0
58	MG	1H	3186	1/1	0.88	0.17	74,74,74,74	0
58	MG	13	1643	1/1	0.88	0.35	78,78,78,78	0
58	MG	13	1721	1/1	0.88	0.09	83,83,83,83	0
58	MG	1H	3497	1/1	0.88	0.14	42,42,42,42	0
58	MG	1G	1676	1/1	0.88	0.35	95,95,95,95	0
58	MG	14	3176	1/1	0.88	0.19	58,58,58,58	0
58	MG	14	3042	1/1	0.88	0.24	87,87,87,87	0
58	MG	29	303	1/1	0.88	0.19	73,73,73,73	0
58	MG	2L	103	1/1	0.88	0.21	93,93,93,93	0
58	MG	1H	3460	1/1	0.88	0.16	81,81,81,81	0
58	MG	14	3165	1/1	0.88	0.21	83,83,83,83	0
58	MG	1H	3515	1/1	0.88	0.05	83,83,83,83	0
58	MG	14	3243	1/1	0.88	0.35	70,70,70,70	0
58	MG	14	3046	1/1	0.88	0.24	68,68,68,68	0
58	MG	14	3215	1/1	0.88	0.09	73,73,73,73	0
58	MG	1G	1677	1/1	0.88	0.14	97,97,97,97	0
58	MG	1G	1679	1/1	0.88	0.39	120,120,120,120	0
58	MG	1H	3434	1/1	0.88	0.09	63,63,63,63	0
58	MG	13	1671	1/1	0.88	0.22	95,95,95,95	0
58	MG	1G	1668	1/1	0.88	0.12	84,84,84,84	0
58	MG	2A	202	1/1	0.88	0.27	98,98,98,98	0
58	MG	1H	3398	1/1	0.88	0.10	57,57,57,57	0
58	MG	1H	3253	1/1	0.88	0.23	76,76,76,76	0
58	MG	1G	1665	1/1	0.88	0.52	127,127,127,127	0
58	MG	14	3216	1/1	0.88	0.08	63,63,63,63	0
58	MG	14	3087	1/1	0.88	0.16	48,48,48,48	0
58	MG	1G	1626	1/1	0.88	0.35	99,99,99,99	0
58	MG	14	3181	1/1	0.88	0.28	79,79,79,79	0
58	MG	1H	3373	1/1	0.88	0.08	75,75,75,75	0
58	MG	1H	3034	1/1	0.88	0.38	73,73,73,73	0
58	MG	2A	201	1/1	0.88	0.13	91,91,91,91	0
58	MG	14	3251	1/1	0.88	0.30	84,84,84,84	0
58	MG	14	3163	1/1	0.88	0.17	71,71,71,71	0
58	MG	13	1646	1/1	0.88	0.26	61,61,61,61	0
58	MG	1H	3015	1/1	0.89	0.16	73,73,73,73	0
58	MG	1H	3135	1/1	0.89	0.28	61,61,61,61	0
58	MG	14	3162	1/1	0.89	0.24	81,81,81,81	0

Continued on next page...

Continued from previous page...

Mol	Type	Chain	Res	Atoms	RSCC	RSR	B-factors(\AA^2)	Q<0.9
58	MG	14	3032	1/1	0.89	0.23	82,82,82,82	0
58	MG	1H	3279	1/1	0.89	0.25	67,67,67,67	0
58	MG	1G	1658	1/1	0.89	0.11	92,92,92,92	0
58	MG	14	3283	1/1	0.89	0.23	82,82,82,82	0
58	MG	13	1673	1/1	0.89	0.22	73,73,73,73	0
58	MG	13	1634	1/1	0.89	0.17	47,47,47,47	0
58	MG	98	201	1/1	0.89	0.21	56,56,56,56	0
58	MG	1G	1662	1/1	0.89	0.34	83,83,83,83	0
58	MG	13	1688	1/1	0.89	0.35	97,97,97,97	0
58	MG	1H	3038	1/1	0.89	0.45	73,73,73,73	0
58	MG	14	3290	1/1	0.89	0.20	79,79,79,79	0
58	MG	14	3278	1/1	0.89	0.14	89,89,89,89	0
58	MG	1H	3480	1/1	0.89	0.11	88,88,88,88	0
58	MG	14	3183	1/1	0.89	0.14	66,66,66,66	0
58	MG	14	3279	1/1	0.89	0.15	74,74,74,74	0
58	MG	13	1670	1/1	0.89	0.33	91,91,91,91	0
58	MG	1H	3294	1/1	0.89	0.68	61,61,61,61	0
58	MG	1G	1655	1/1	0.89	0.24	86,86,86,86	0
58	MG	14	3173	1/1	0.89	0.17	79,79,79,79	0
58	MG	1H	3318	1/1	0.89	0.27	85,85,85,85	0
58	MG	14	3334	1/1	0.89	0.09	49,49,49,49	0
58	MG	14	3196	1/1	0.89	0.12	65,65,65,65	0
58	MG	13	1709	1/1	0.89	0.32	84,84,84,84	0
58	MG	14	3146	1/1	0.89	0.10	64,64,64,64	0
58	MG	14	3195	1/1	0.89	0.24	70,70,70,70	0
58	MG	1H	3289	1/1	0.89	0.47	89,89,89,89	0
58	MG	1G	1610	1/1	0.89	0.10	88,88,88,88	0
58	MG	1H	3320	1/1	0.89	0.27	71,71,71,71	0
58	MG	13	1633	1/1	0.89	0.15	49,49,49,49	0
58	MG	1H	3147	1/1	0.89	0.27	63,63,63,63	0
58	MG	1H	3209	1/1	0.89	0.10	57,57,57,57	0
58	MG	1H	3235	1/1	0.89	0.34	83,83,83,83	0
58	MG	13	1654	1/1	0.89	0.15	76,76,76,76	0
58	MG	1H	3453	1/1	0.89	0.08	105,105,105,105	0
58	MG	1H	3211	1/1	0.89	0.39	78,78,78,78	0
58	MG	13	1672	1/1	0.89	0.10	72,72,72,72	0
58	MG	13	1713	1/1	0.89	0.40	88,88,88,88	0
58	MG	1H	3130	1/1	0.89	0.12	59,59,59,59	0
58	MG	14	3352	1/1	0.89	0.18	99,99,99,99	0
58	MG	14	3026	1/1	0.89	0.15	71,71,71,71	0
58	MG	1G	1637	1/1	0.90	0.23	79,79,79,79	0
58	MG	1H	3306	1/1	0.90	0.45	78,78,78,78	0

Continued on next page...

Continued from previous page...

Mol	Type	Chain	Res	Atoms	RSCC	RSR	B-factors(\AA^2)	Q<0.9
58	MG	14	3232	1/1	0.90	0.58	52,52,52,52	0
58	MG	14	3115	1/1	0.90	0.27	66,66,66,66	0
58	MG	14	3237	1/1	0.90	0.15	79,79,79,79	0
58	MG	1H	3466	1/1	0.90	0.06	67,67,67,67	0
58	MG	1G	1602	1/1	0.90	0.20	93,93,93,93	0
58	MG	1G	1605	1/1	0.90	0.36	83,83,83,83	0
58	MG	1H	3423	1/1	0.90	0.11	59,59,59,59	0
58	MG	1H	3332	1/1	0.90	0.26	74,74,74,74	0
58	MG	14	3398	1/1	0.90	0.09	70,70,70,70	0
58	MG	1H	3270	1/1	0.90	0.38	77,77,77,77	0
58	MG	25	201	1/1	0.90	0.48	102,102,102,102	0
58	MG	1H	3448	1/1	0.90	0.09	51,51,51,51	0
58	MG	1H	3110	1/1	0.90	0.13	45,45,45,45	0
58	MG	1H	3018	1/1	0.90	0.37	73,73,73,73	0
58	MG	1H	3245	1/1	0.90	0.32	81,81,81,81	0
58	MG	14	3297	1/1	0.90	0.09	75,75,75,75	0
58	MG	1H	3280	1/1	0.90	0.45	82,82,82,82	0
58	MG	1H	3109	1/1	0.90	0.10	46,46,46,46	0
58	MG	13	1662	1/1	0.90	0.29	115,115,115,115	0
58	MG	1H	3493	1/1	0.90	0.22	79,79,79,79	0
58	MG	1G	1648	1/1	0.90	0.20	79,79,79,79	0
58	MG	13	1655	1/1	0.90	0.08	77,77,77,77	0
58	MG	1H	3471	1/1	0.90	0.08	63,63,63,63	0
58	MG	14	3358	1/1	0.90	0.08	82,82,82,82	0
58	MG	14	3240	1/1	0.90	0.11	83,83,83,83	0
58	MG	1G	1681	1/1	0.90	0.22	75,75,75,75	0
58	MG	1G	1674	1/1	0.90	0.23	98,98,98,98	0
58	MG	14	3033	1/1	0.90	0.21	76,76,76,76	0
58	MG	14	3261	1/1	0.90	0.13	84,84,84,84	0
58	MG	1G	1682	1/1	0.90	0.19	103,103,103,103	0
58	MG	1H	3091	1/1	0.90	0.23	77,77,77,77	0
58	MG	1H	3100	1/1	0.90	0.25	64,64,64,64	0
58	MG	14	3391	1/1	0.90	0.09	97,97,97,97	0
58	MG	1H	3207	1/1	0.90	0.17	56,56,56,56	0
58	MG	14	3184	1/1	0.90	0.26	91,91,91,91	0
58	MG	1H	3127	1/1	0.90	0.12	50,50,50,50	0
58	MG	14	3024	1/1	0.90	0.27	82,82,82,82	0
58	MG	16	210	1/1	0.90	0.15	73,73,73,73	0
58	MG	13	1682	1/1	0.90	0.22	73,73,73,73	0
58	MG	1G	1692	1/1	0.90	0.09	83,83,83,83	0
58	MG	1H	3428	1/1	0.90	0.15	74,74,74,74	0
58	MG	1H	3344	1/1	0.90	0.28	70,70,70,70	0

Continued on next page...

Continued from previous page...

Mol	Type	Chain	Res	Atoms	RSCC	RSR	B-factors(\AA^2)	Q<0.9
58	MG	14	3175	1/1	0.90	0.20	87,87,87,87	0
58	MG	1H	3230	1/1	0.90	0.52	91,91,91,91	0
58	MG	1H	3046	1/1	0.90	0.25	84,84,84,84	0
58	MG	1G	1687	1/1	0.90	0.09	104,104,104,104	0
58	MG	1H	3459	1/1	0.90	0.21	73,73,73,73	0
58	MG	13	1653	1/1	0.90	0.28	87,87,87,87	0
58	MG	1H	3009	1/1	0.90	0.49	73,73,73,73	0
58	MG	P8	101	1/1	0.90	0.29	73,73,73,73	0
58	MG	1H	3488	1/1	0.90	0.10	69,69,69,69	0
58	MG	1H	3118	1/1	0.91	0.17	53,53,53,53	0
58	MG	1H	3048	1/1	0.91	0.42	81,81,81,81	0
58	MG	14	3402	1/1	0.91	0.11	76,76,76,76	0
58	MG	1H	3236	1/1	0.91	0.26	79,79,79,79	0
58	MG	14	3074	1/1	0.91	0.16	73,73,73,73	0
58	MG	L8	101	1/1	0.91	0.42	79,79,79,79	0
58	MG	1G	1618	1/1	0.91	0.17	78,78,78,78	0
58	MG	1G	1657	1/1	0.91	0.22	107,107,107,107	0
58	MG	1H	3508	1/1	0.91	0.12	55,55,55,55	0
58	MG	14	3031	1/1	0.91	0.20	78,78,78,78	0
58	MG	1H	3105	1/1	0.91	0.22	71,71,71,71	0
58	MG	13	1696	1/1	0.91	0.10	70,70,70,70	0
58	MG	13	1702	1/1	0.91	0.38	81,81,81,81	0
58	MG	1H	3120	1/1	0.91	0.36	70,70,70,70	0
58	MG	3E	302	1/1	0.91	0.25	108,108,108,108	0
58	MG	1G	1667	1/1	0.91	0.21	92,92,92,92	0
58	MG	2K	102	1/1	0.91	0.15	80,80,80,80	0
58	MG	14	3259	1/1	0.91	0.17	102,102,102,102	0
58	MG	14	3191	1/1	0.91	0.12	70,70,70,70	0
58	MG	14	3366	1/1	0.91	0.10	94,94,94,94	0
58	MG	1H	3017	1/1	0.91	0.41	66,66,66,66	0
58	MG	1H	3016	1/1	0.91	0.41	97,97,97,97	0
58	MG	1G	1628	1/1	0.91	0.37	88,88,88,88	0
58	MG	14	3403	1/1	0.91	0.08	66,66,66,66	0
58	MG	14	3011	1/1	0.91	0.24	70,70,70,70	0
58	MG	1G	1604	1/1	0.91	0.17	98,98,98,98	0
58	MG	14	3206	1/1	0.91	0.14	50,50,50,50	0
58	MG	14	3280	1/1	0.91	0.40	87,87,87,87	0
58	MG	1H	3325	1/1	0.91	0.37	92,92,92,92	0
58	MG	1H	3059	1/1	0.91	0.26	56,56,56,56	0
58	MG	14	3182	1/1	0.91	0.24	86,86,86,86	0
60	ZN	5A	101	1/1	0.91	0.12	143,143,143,143	0
58	MG	16	202	1/1	0.91	0.29	81,81,81,81	0

Continued on next page...

Continued from previous page...

Mol	Type	Chain	Res	Atoms	RSCC	RSR	B-factors(\AA^2)	Q<0.9
58	MG	1H	3464	1/1	0.91	0.11	84,84,84,84	0
58	MG	1H	3371	1/1	0.91	0.09	45,45,45,45	0
58	MG	1G	1624	1/1	0.91	0.14	85,85,85,85	0
58	MG	1G	1613	1/1	0.91	0.08	87,87,87,87	0
58	MG	1H	3206	1/1	0.91	0.13	54,54,54,54	0
58	MG	1H	3178	1/1	0.91	0.10	63,63,63,63	0
58	MG	14	3246	1/1	0.91	0.16	85,85,85,85	0
58	MG	14	3070	1/1	0.91	0.11	79,79,79,79	0
58	MG	1G	1650	1/1	0.91	0.33	81,81,81,81	0
58	MG	1H	3011	1/1	0.91	0.13	72,72,72,72	0
58	MG	1H	3305	1/1	0.91	0.21	75,75,75,75	0
58	MG	14	3154	1/1	0.91	0.12	68,68,68,68	0
58	MG	1H	3510	1/1	0.91	0.25	51,51,51,51	0
58	MG	13	1703	1/1	0.91	0.15	89,89,89,89	0
58	MG	1H	3223	1/1	0.91	0.26	60,60,60,60	0
58	MG	1H	3039	1/1	0.91	0.39	75,75,75,75	0
58	MG	11	303	1/1	0.91	0.12	41,41,41,41	0
58	MG	1G	1614	1/1	0.91	0.24	91,91,91,91	0
58	MG	13	1733	1/1	0.91	0.10	104,104,104,104	0
58	MG	14	3365	1/1	0.91	0.19	83,83,83,83	0
58	MG	1H	3378	1/1	0.91	0.09	79,79,79,79	0
58	MG	13	1661	1/1	0.91	0.22	97,97,97,97	0
58	MG	14	3326	1/1	0.91	0.16	61,61,61,61	0
58	MG	1H	3494	1/1	0.91	0.11	82,82,82,82	0
58	MG	1H	3265	1/1	0.91	0.22	79,79,79,79	0
58	MG	1G	1672	1/1	0.91	0.26	88,88,88,88	0
58	MG	1H	3472	1/1	0.91	0.07	72,72,72,72	0
58	MG	1G	1643	1/1	0.92	0.28	74,74,74,74	0
58	MG	14	3395	1/1	0.92	0.24	75,75,75,75	0
58	MG	1G	1620	1/1	0.92	0.18	77,77,77,77	0
58	MG	14	3129	1/1	0.92	0.25	69,69,69,69	0
58	MG	1H	3288	1/1	0.92	0.18	58,58,58,58	0
58	MG	1H	3487	1/1	0.92	0.12	100,100,100,100	0
58	MG	1H	3101	1/1	0.92	0.28	72,72,72,72	0
58	MG	1H	3079	1/1	0.92	0.15	53,53,53,53	0
58	MG	14	3235	1/1	0.92	0.19	80,80,80,80	0
58	MG	1H	3261	1/1	0.92	0.21	64,64,64,64	0
58	MG	1H	3313	1/1	0.92	0.30	78,78,78,78	0
58	MG	13	1686	1/1	0.92	0.19	80,80,80,80	0
58	MG	14	3353	1/1	0.92	0.12	82,82,82,82	0
58	MG	1G	1616	1/1	0.92	0.29	86,86,86,86	0
58	MG	14	3204	1/1	0.92	0.23	63,63,63,63	0

Continued on next page...

Continued from previous page...

Mol	Type	Chain	Res	Atoms	RSCC	RSR	B-factors(\AA^2)	Q<0.9
58	MG	1H	3417	1/1	0.92	0.11	66,66,66,66	0
58	MG	1H	3298	1/1	0.92	0.22	68,68,68,68	0
58	MG	14	3371	1/1	0.92	0.08	79,79,79,79	0
58	MG	13	1642	1/1	0.92	0.24	64,64,64,64	0
58	MG	1G	1659	1/1	0.92	0.20	95,95,95,95	0
58	MG	14	3394	1/1	0.92	0.12	53,53,53,53	0
58	MG	16	208	1/1	0.92	0.29	77,77,77,77	0
58	MG	1H	3449	1/1	0.92	0.08	74,74,74,74	0
58	MG	13	1691	1/1	0.92	0.26	75,75,75,75	0
58	MG	I8	101	1/1	0.92	0.08	56,56,56,56	0
58	MG	1H	3164	1/1	0.92	0.30	58,58,58,58	0
58	MG	1G	1651	1/1	0.92	0.17	77,77,77,77	0
58	MG	14	3106	1/1	0.92	0.19	62,62,62,62	0
58	MG	14	3004	1/1	0.92	0.23	78,78,78,78	0
58	MG	1H	3447	1/1	0.92	0.14	55,55,55,55	0
58	MG	14	3221	1/1	0.92	0.27	72,72,72,72	0
58	MG	1H	3233	1/1	0.92	0.25	70,70,70,70	0
58	MG	13	1693	1/1	0.92	0.42	94,94,94,94	0
58	MG	1H	3463	1/1	0.92	0.15	66,66,66,66	0
58	MG	1H	3146	1/1	0.92	0.32	67,67,67,67	0
58	MG	13	1742	1/1	0.92	0.21	95,95,95,95	0
58	MG	41	201	1/1	0.92	0.15	67,67,67,67	0
58	MG	1H	3006	1/1	0.92	0.23	57,57,57,57	0
58	MG	88	201	1/1	0.92	0.16	84,84,84,84	0
58	MG	14	3156	1/1	0.92	0.21	63,63,63,63	0
58	MG	4K	101	1/1	0.92	0.21	73,73,73,73	0
58	MG	1G	1656	1/1	0.92	0.14	140,140,140,140	0
58	MG	1H	3400	1/1	0.92	0.20	54,54,54,54	0
58	MG	1H	3299	1/1	0.92	0.56	98,98,98,98	0
58	MG	13	1657	1/1	0.92	0.28	89,89,89,89	0
58	MG	13	1698	1/1	0.92	0.15	80,80,80,80	0
58	MG	2K	105	1/1	0.92	0.06	81,81,81,81	0
58	MG	14	3321	1/1	0.92	0.11	55,55,55,55	0
58	MG	1H	3470	1/1	0.92	0.06	73,73,73,73	0
58	MG	1H	3496	1/1	0.92	0.12	59,59,59,59	0
58	MG	1H	3131	1/1	0.92	0.28	57,57,57,57	0
58	MG	1H	3473	1/1	0.92	0.07	85,85,85,85	0
58	MG	1H	3264	1/1	0.92	0.18	67,67,67,67	0
58	MG	1H	3150	1/1	0.92	0.35	69,69,69,69	0
58	MG	1H	3352	1/1	0.92	0.13	45,45,45,45	0
58	MG	14	3084	1/1	0.92	0.10	81,81,81,81	0
58	MG	1H	3082	1/1	0.92	0.17	61,61,61,61	0

Continued on next page...

Continued from previous page...

Mol	Type	Chain	Res	Atoms	RSCC	RSR	B-factors(\AA^2)	Q<0.9
58	MG	14	3383	1/1	0.92	0.09	66,66,66,66	0
58	MG	1H	3436	1/1	0.92	0.09	67,67,67,67	0
58	MG	14	3171	1/1	0.92	0.26	80,80,80,80	0
58	MG	14	3018	1/1	0.92	0.16	50,50,50,50	0
58	MG	13	1737	1/1	0.92	0.06	93,93,93,93	0
58	MG	1H	3274	1/1	0.92	0.28	83,83,83,83	0
58	MG	1H	3122	1/1	0.92	0.20	68,68,68,68	0
58	MG	1H	3481	1/1	0.92	0.09	132,132,132,132	0
58	MG	1H	3041	1/1	0.92	0.19	88,88,88,88	0
58	MG	1H	3121	1/1	0.92	0.23	35,35,35,35	0
58	MG	C5	201	1/1	0.92	0.32	105,105,105,105	0
58	MG	1H	3112	1/1	0.92	0.22	71,71,71,71	0
58	MG	13	1660	1/1	0.93	0.30	86,86,86,86	0
58	MG	14	3007	1/1	0.93	0.33	68,68,68,68	0
58	MG	13	1674	1/1	0.93	0.16	77,77,77,77	0
58	MG	14	3179	1/1	0.93	0.27	72,72,72,72	0
58	MG	1G	1663	1/1	0.93	0.14	112,112,112,112	0
58	MG	14	3083	1/1	0.93	0.18	88,88,88,88	0
58	MG	1H	3359	1/1	0.93	0.13	60,60,60,60	0
58	MG	14	3307	1/1	0.93	0.12	49,49,49,49	0
58	MG	1H	3128	1/1	0.93	0.20	66,66,66,66	0
58	MG	14	3217	1/1	0.93	0.17	101,101,101,101	0
58	MG	1H	3191	1/1	0.93	0.45	70,70,70,70	0
58	MG	14	3097	1/1	0.93	0.21	77,77,77,77	0
58	MG	1H	3089	1/1	0.93	0.31	72,72,72,72	0
58	MG	14	3363	1/1	0.93	0.12	54,54,54,54	0
58	MG	1H	3149	1/1	0.93	0.22	61,61,61,61	0
58	MG	13	1711	1/1	0.93	0.26	76,76,76,76	0
58	MG	14	3104	1/1	0.93	0.15	74,74,74,74	0
58	MG	16	212	1/1	0.93	0.04	81,81,81,81	0
58	MG	1H	3036	1/1	0.93	0.30	65,65,65,65	0
58	MG	14	3362	1/1	0.93	0.06	56,56,56,56	0
58	MG	14	3022	1/1	0.93	0.20	78,78,78,78	0
58	MG	1H	3095	1/1	0.93	0.18	49,49,49,49	0
58	MG	14	3138	1/1	0.93	0.11	94,94,94,94	0
58	MG	1H	3148	1/1	0.93	0.24	78,78,78,78	0
58	MG	14	3124	1/1	0.93	0.23	76,76,76,76	0
58	MG	1H	3443	1/1	0.93	0.11	66,66,66,66	0
58	MG	14	3027	1/1	0.93	0.31	81,81,81,81	0
58	MG	16	207	1/1	0.93	0.25	88,88,88,88	0
58	MG	14	3098	1/1	0.93	0.16	71,71,71,71	0
58	MG	14	3230	1/1	0.93	0.60	82,82,82,82	0

Continued on next page...

Continued from previous page...

Mol	Type	Chain	Res	Atoms	RSCC	RSR	B-factors(\AA^2)	Q<0.9
58	MG	13	1728	1/1	0.93	0.13	95,95,95,95	0
58	MG	1H	3094	1/1	0.93	0.21	54,54,54,54	0
58	MG	14	3354	1/1	0.93	0.15	56,56,56,56	0
58	MG	14	3028	1/1	0.93	0.17	99,99,99,99	0
58	MG	1G	1695	1/1	0.93	0.08	96,96,96,96	0
58	MG	1H	3212	1/1	0.93	0.29	70,70,70,70	0
58	MG	14	3110	1/1	0.93	0.10	55,55,55,55	0
58	MG	1H	3414	1/1	0.93	0.28	64,64,64,64	0
58	MG	1H	3222	1/1	0.93	0.11	58,58,58,58	0
58	MG	14	3014	1/1	0.93	0.17	77,77,77,77	0
58	MG	13	1641	1/1	0.93	0.11	69,69,69,69	0
58	MG	14	3368	1/1	0.93	0.06	89,89,89,89	0
58	MG	1G	1696	1/1	0.93	0.04	109,109,109,109	0
58	MG	14	3009	1/1	0.93	0.15	66,66,66,66	0
58	MG	14	3333	1/1	0.93	0.13	67,67,67,67	0
58	MG	13	1607	1/1	0.93	0.28	71,71,71,71	0
58	MG	1G	1627	1/1	0.93	0.18	88,88,88,88	0
58	MG	13	1678	1/1	0.93	0.11	89,89,89,89	0
58	MG	14	3373	1/1	0.93	0.06	64,64,64,64	0
58	MG	1G	1609	1/1	0.93	0.11	81,81,81,81	0
58	MG	1H	3179	1/1	0.93	0.39	67,67,67,67	0
58	MG	13	1656	1/1	0.93	0.25	79,79,79,79	0
58	MG	1H	3319	1/1	0.93	0.22	83,83,83,83	0
58	MG	13	1612	1/1	0.93	0.29	89,89,89,89	0
58	MG	1H	3465	1/1	0.93	0.14	76,76,76,76	0
58	MG	13	1610	1/1	0.93	0.20	66,66,66,66	0
58	MG	13	1676	1/1	0.93	0.09	88,88,88,88	0
58	MG	1H	3237	1/1	0.93	0.28	72,72,72,72	0
58	MG	1H	3251	1/1	0.93	0.28	79,79,79,79	0
58	MG	1H	3193	1/1	0.93	0.14	60,60,60,60	0
58	MG	1H	3163	1/1	0.93	0.28	65,65,65,65	0
58	MG	14	3030	1/1	0.93	0.16	70,70,70,70	0
58	MG	14	3161	1/1	0.93	0.21	74,74,74,74	0
60	ZN	32	301	1/1	0.93	0.38	112,112,112,112	0
58	MG	13	1695	1/1	0.93	0.19	83,83,83,83	0
58	MG	1H	3413	1/1	0.93	0.09	50,50,50,50	0
58	MG	1H	3255	1/1	0.93	0.34	83,83,83,83	0
58	MG	14	3375	1/1	0.93	0.11	89,89,89,89	0
58	MG	14	3219	1/1	0.93	0.18	51,51,51,51	0
58	MG	14	3393	1/1	0.93	0.17	76,76,76,76	0
58	MG	1H	3215	1/1	0.93	0.12	60,60,60,60	0
58	MG	1H	3022	1/1	0.93	0.12	88,88,88,88	0

Continued on next page...

Continued from previous page...

Mol	Type	Chain	Res	Atoms	RSCC	RSR	B-factors(\AA^2)	Q<0.9
58	MG	14	3284	1/1	0.93	0.43	94,94,94,94	0
58	MG	14	3213	1/1	0.93	0.19	75,75,75,75	0
58	MG	1H	3439	1/1	0.93	0.13	51,51,51,51	0
58	MG	14	3197	1/1	0.93	0.19	73,73,73,73	0
58	MG	1H	3468	1/1	0.94	0.11	63,63,63,63	0
58	MG	14	3344	1/1	0.94	0.13	64,64,64,64	0
58	MG	1G	1611	1/1	0.94	0.10	91,91,91,91	0
58	MG	1G	1619	1/1	0.94	0.24	92,92,92,92	0
58	MG	14	3137	1/1	0.94	0.20	78,78,78,78	0
58	MG	1H	3367	1/1	0.94	0.10	54,54,54,54	0
58	MG	1H	3210	1/1	0.94	0.34	67,67,67,67	0
58	MG	14	3134	1/1	0.94	0.17	62,62,62,62	0
58	MG	1H	3203	1/1	0.94	0.38	79,79,79,79	0
58	MG	14	3335	1/1	0.94	0.16	80,80,80,80	0
58	MG	14	3332	1/1	0.94	0.16	64,64,64,64	0
58	MG	14	3301	1/1	0.94	0.15	87,87,87,87	0
58	MG	1H	3114	1/1	0.94	0.16	66,66,66,66	0
58	MG	1H	3216	1/1	0.94	0.27	71,71,71,71	0
58	MG	14	3202	1/1	0.94	0.25	64,64,64,64	0
58	MG	1H	3197	1/1	0.94	0.21	63,63,63,63	0
58	MG	1H	3076	1/1	0.94	0.24	51,51,51,51	0
58	MG	2K	101	1/1	0.94	0.22	66,66,66,66	0
58	MG	14	3233	1/1	0.94	0.10	63,63,63,63	0
58	MG	16	201	1/1	0.94	0.41	79,79,79,79	0
58	MG	14	3214	1/1	0.94	0.25	75,75,75,75	0
58	MG	13	1618	1/1	0.94	0.20	63,63,63,63	0
58	MG	1H	3229	1/1	0.94	0.20	50,50,50,50	0
58	MG	14	3177	1/1	0.94	0.20	84,84,84,84	0
58	MG	14	3209	1/1	0.94	0.17	81,81,81,81	0
58	MG	14	3218	1/1	0.94	0.15	71,71,71,71	0
58	MG	1H	3394	1/1	0.94	0.15	70,70,70,70	0
58	MG	14	3053	1/1	0.94	0.19	45,45,45,45	0
58	MG	1H	3381	1/1	0.94	0.16	62,62,62,62	0
58	MG	14	3205	1/1	0.94	0.16	58,58,58,58	0
58	MG	14	3208	1/1	0.94	0.14	83,83,83,83	0
58	MG	14	3377	1/1	0.94	0.14	107,107,107,107	0
58	MG	13	1690	1/1	0.94	0.28	90,90,90,90	0
58	MG	1H	3420	1/1	0.94	0.14	50,50,50,50	0
58	MG	14	3153	1/1	0.94	0.34	60,60,60,60	0
58	MG	13	1717	1/1	0.94	0.07	76,76,76,76	0
58	MG	1H	3144	1/1	0.94	0.30	49,49,49,49	0
58	MG	13	1625	1/1	0.94	0.15	82,82,82,82	0

Continued on next page...

Continued from previous page...

Mol	Type	Chain	Res	Atoms	RSCC	RSR	B-factors(\AA^2)	Q<0.9
58	MG	14	3252	1/1	0.94	0.34	91,91,91,91	0
58	MG	13	1722	1/1	0.94	0.10	76,76,76,76	0
58	MG	1G	1691	1/1	0.94	0.19	89,89,89,89	0
58	MG	14	3141	1/1	0.94	0.11	46,46,46,46	0
58	MG	14	3312	1/1	0.94	0.12	88,88,88,88	0
58	MG	13	1605	1/1	0.94	0.31	76,76,76,76	0
58	MG	1H	3141	1/1	0.94	0.14	40,40,40,40	0
58	MG	21	302	1/1	0.94	0.17	68,68,68,68	0
58	MG	14	3287	1/1	0.94	0.15	96,96,96,96	0
58	MG	14	3256	1/1	0.94	0.42	57,57,57,57	0
58	MG	14	3062	1/1	0.94	0.35	75,75,75,75	0
58	MG	1H	3219	1/1	0.94	0.12	70,70,70,70	0
58	MG	14	3317	1/1	0.94	0.12	48,48,48,48	0
58	MG	14	3396	1/1	0.94	0.11	53,53,53,53	0
58	MG	14	3043	1/1	0.94	0.25	76,76,76,76	0
58	MG	1H	3458	1/1	0.94	0.12	45,45,45,45	0
58	MG	13	1679	1/1	0.94	0.15	75,75,75,75	0
58	MG	14	3355	1/1	0.94	0.09	64,64,64,64	0
58	MG	1H	3382	1/1	0.94	0.09	71,71,71,71	0
58	MG	1H	3312	1/1	0.94	0.13	73,73,73,73	0
58	MG	49	201	1/1	0.94	0.22	128,128,128,128	0
58	MG	14	3089	1/1	0.94	0.24	81,81,81,81	0
58	MG	1H	3387	1/1	0.94	0.14	65,65,65,65	0
58	MG	1H	3393	1/1	0.94	0.10	58,58,58,58	0
58	MG	14	3346	1/1	0.94	0.10	74,74,74,74	0
58	MG	1H	3005	1/1	0.94	0.31	53,53,53,53	0
58	MG	14	3157	1/1	0.94	0.15	71,71,71,71	0
58	MG	14	3378	1/1	0.94	0.07	71,71,71,71	0
58	MG	1H	3495	1/1	0.94	0.09	47,47,47,47	0
58	MG	14	3348	1/1	0.94	0.08	76,76,76,76	0
58	MG	14	3111	1/1	0.94	0.18	92,92,92,92	0
58	MG	1H	3347	1/1	0.94	0.45	78,78,78,78	0
58	MG	13	1743	1/1	0.94	0.07	60,60,60,60	0
58	MG	14	3003	1/1	0.94	0.24	77,77,77,77	0
58	MG	1H	3511	1/1	0.94	0.11	82,82,82,82	0
58	MG	13	1747	1/1	0.94	0.07	96,96,96,96	0
58	MG	14	3096	1/1	0.94	0.24	73,73,73,73	0
58	MG	14	3127	1/1	0.94	0.14	54,54,54,54	0
58	MG	13	1624	1/1	0.94	0.29	68,68,68,68	0
58	MG	1H	3518	1/1	0.94	0.13	94,94,94,94	0
58	MG	1H	3406	1/1	0.94	0.19	49,49,49,49	0
58	MG	14	3091	1/1	0.94	0.12	57,57,57,57	0

Continued on next page...

Continued from previous page...

Mol	Type	Chain	Res	Atoms	RSCC	RSR	B-factors(\AA^2)	Q<0.9
58	MG	14	3305	1/1	0.94	0.09	69,69,69,69	0
58	MG	14	3295	1/1	0.94	0.18	79,79,79,79	0
58	MG	13	1616	1/1	0.94	0.22	65,65,65,65	0
58	MG	14	3086	1/1	0.94	0.17	67,67,67,67	0
58	MG	1G	1642	1/1	0.94	0.18	92,92,92,92	0
58	MG	14	3198	1/1	0.94	0.26	94,94,94,94	0
58	MG	14	3380	1/1	0.94	0.07	76,76,76,76	0
58	MG	1G	1632	1/1	0.94	0.30	83,83,83,83	0
58	MG	1H	3317	1/1	0.94	0.22	84,84,84,84	0
58	MG	14	3073	1/1	0.94	0.25	91,91,91,91	0
58	MG	1H	3231	1/1	0.94	0.26	74,74,74,74	0
58	MG	1H	3256	1/1	0.95	0.15	58,58,58,58	0
58	MG	1H	3151	1/1	0.95	0.28	73,73,73,73	0
58	MG	14	3224	1/1	0.95	0.19	77,77,77,77	0
58	MG	14	3130	1/1	0.95	0.29	85,85,85,85	0
58	MG	14	3103	1/1	0.95	0.32	78,78,78,78	0
58	MG	1H	3375	1/1	0.95	0.05	81,81,81,81	0
58	MG	1H	3506	1/1	0.95	0.09	44,44,44,44	0
58	MG	13	1727	1/1	0.95	0.09	55,55,55,55	0
58	MG	1H	3226	1/1	0.95	0.17	89,89,89,89	0
58	MG	1H	3071	1/1	0.95	0.18	39,39,39,39	0
58	MG	1H	3173	1/1	0.95	0.24	65,65,65,65	0
58	MG	14	3203	1/1	0.95	0.28	83,83,83,83	0
58	MG	1H	3415	1/1	0.95	0.12	63,63,63,63	0
58	MG	1H	3507	1/1	0.95	0.10	43,43,43,43	0
58	MG	14	3081	1/1	0.95	0.21	80,80,80,80	0
58	MG	14	3405	1/1	0.95	0.17	75,75,75,75	0
58	MG	1H	3158	1/1	0.95	0.11	44,44,44,44	0
58	MG	14	3059	1/1	0.95	0.13	55,55,55,55	0
58	MG	1H	3467	1/1	0.95	0.18	69,69,69,69	0
58	MG	1H	3028	1/1	0.95	0.32	64,64,64,64	0
58	MG	1H	3504	1/1	0.95	0.12	66,66,66,66	0
58	MG	1H	3074	1/1	0.95	0.40	88,88,88,88	0
58	MG	1H	3142	1/1	0.95	0.21	39,39,39,39	0
58	MG	1H	3452	1/1	0.95	0.08	74,74,74,74	0
58	MG	14	3152	1/1	0.95	0.21	75,75,75,75	0
58	MG	14	3194	1/1	0.95	0.13	61,61,61,61	0
58	MG	1H	3213	1/1	0.95	0.15	43,43,43,43	0
58	MG	1H	3505	1/1	0.95	0.09	41,41,41,41	0
58	MG	13	1740	1/1	0.95	0.10	70,70,70,70	0
58	MG	1H	3351	1/1	0.95	0.15	53,53,53,53	0
58	MG	14	3360	1/1	0.95	0.07	69,69,69,69	0

Continued on next page...

Continued from previous page...

Mol	Type	Chain	Res	Atoms	RSCC	RSR	B-factors(\AA^2)	Q<0.9
58	MG	1H	3170	1/1	0.95	0.41	77,77,77,77	0
58	MG	13	1611	1/1	0.95	0.28	71,71,71,71	0
58	MG	1H	3244	1/1	0.95	0.38	98,98,98,98	0
58	MG	13	1730	1/1	0.95	0.07	67,67,67,67	0
58	MG	1H	3124	1/1	0.95	0.18	39,39,39,39	0
58	MG	14	3142	1/1	0.95	0.36	88,88,88,88	0
58	MG	13	1649	1/1	0.95	0.17	79,79,79,79	0
58	MG	13	1744	1/1	0.95	0.08	89,89,89,89	0
58	MG	1H	3139	1/1	0.95	0.25	52,52,52,52	0
58	MG	14	3017	1/1	0.95	0.20	63,63,63,63	0
58	MG	1H	3479	1/1	0.95	0.09	79,79,79,79	0
58	MG	13	1716	1/1	0.95	0.08	73,73,73,73	0
58	MG	14	3002	1/1	0.95	0.23	64,64,64,64	0
58	MG	13	1613	1/1	0.95	0.27	83,83,83,83	0
58	MG	1H	3323	1/1	0.95	0.34	78,78,78,78	0
58	MG	1H	3232	1/1	0.95	0.11	72,72,72,72	0
58	MG	14	3150	1/1	0.95	0.18	50,50,50,50	0
58	MG	14	3267	1/1	0.95	0.13	79,79,79,79	0
58	MG	1H	3390	1/1	0.95	0.12	56,56,56,56	0
58	MG	1G	1644	1/1	0.95	0.21	110,110,110,110	0
58	MG	14	3249	1/1	0.95	0.23	65,65,65,65	0
58	MG	13	1681	1/1	0.95	0.11	66,66,66,66	0
58	MG	1H	3276	1/1	0.95	0.12	55,55,55,55	0
58	MG	1H	3068	1/1	0.95	0.17	50,50,50,50	0
58	MG	1H	3106	1/1	0.95	0.17	49,49,49,49	0
58	MG	14	3102	1/1	0.95	0.19	73,73,73,73	0
58	MG	1H	3462	1/1	0.95	0.09	79,79,79,79	0
58	MG	14	3225	1/1	0.95	0.20	57,57,57,57	0
58	MG	1H	3053	1/1	0.95	0.37	66,66,66,66	0
58	MG	14	3303	1/1	0.95	0.14	53,53,53,53	0
58	MG	2K	104	1/1	0.95	0.12	80,80,80,80	0
58	MG	1H	3361	1/1	0.95	0.09	64,64,64,64	0
58	MG	14	3057	1/1	0.95	0.21	62,62,62,62	0
58	MG	1H	3476	1/1	0.95	0.11	70,70,70,70	0
58	MG	1H	3455	1/1	0.95	0.15	66,66,66,66	0
58	MG	14	3094	1/1	0.95	0.12	76,76,76,76	0
58	MG	13	1628	1/1	0.95	0.18	58,58,58,58	0
58	MG	13	1746	1/1	0.95	0.07	84,84,84,84	0
58	MG	14	3099	1/1	0.95	0.17	55,55,55,55	0
58	MG	13	1734	1/1	0.95	0.07	100,100,100,100	0
58	MG	1H	3456	1/1	0.95	0.08	80,80,80,80	0
58	MG	1H	3444	1/1	0.95	0.09	82,82,82,82	0

Continued on next page...

Continued from previous page...

Mol	Type	Chain	Res	Atoms	RSCC	RSR	B-factors(\AA^2)	Q<0.9
58	MG	1H	3066	1/1	0.95	0.25	48,48,48,48	0
58	MG	1H	3418	1/1	0.95	0.10	70,70,70,70	0
58	MG	1G	1634	1/1	0.95	0.15	84,84,84,84	0
58	MG	13	1667	1/1	0.95	0.22	82,82,82,82	0
58	MG	14	3382	1/1	0.95	0.09	81,81,81,81	0
58	MG	14	3063	1/1	0.95	0.22	70,70,70,70	0
58	MG	1G	1638	1/1	0.95	0.30	84,84,84,84	0
58	MG	11	302	1/1	0.95	0.12	35,35,35,35	0
58	MG	1G	1653	1/1	0.95	0.29	78,78,78,78	0
58	MG	14	3071	1/1	0.95	0.15	42,42,42,42	0
58	MG	1G	1669	1/1	0.95	0.12	80,80,80,80	0
58	MG	1H	3300	1/1	0.95	0.31	72,72,72,72	0
58	MG	13	1635	1/1	0.95	0.19	48,48,48,48	0
58	MG	14	3339	1/1	0.95	0.09	62,62,62,62	0
58	MG	14	3036	1/1	0.95	0.19	67,67,67,67	0
58	MG	14	3329	1/1	0.95	0.09	54,54,54,54	0
58	MG	14	3340	1/1	0.95	0.09	67,67,67,67	0
58	MG	14	3247	1/1	0.95	0.26	85,85,85,85	0
58	MG	14	3330	1/1	0.95	0.11	53,53,53,53	0
58	MG	1H	3037	1/1	0.95	0.30	62,62,62,62	0
58	MG	1H	3380	1/1	0.95	0.12	77,77,77,77	0
58	MG	1H	3083	1/1	0.95	0.30	68,68,68,68	0
58	MG	13	1650	1/1	0.95	0.27	72,72,72,72	0
58	MG	14	3364	1/1	0.95	0.08	75,75,75,75	0
58	MG	1H	3143	1/1	0.95	0.22	50,50,50,50	0
58	MG	13	1689	1/1	0.95	0.20	118,118,118,118	0
58	MG	1H	3073	1/1	0.95	0.24	73,73,73,73	0
58	MG	1H	3134	1/1	0.95	0.22	50,50,50,50	0
58	MG	1H	3085	1/1	0.95	0.13	69,69,69,69	0
58	MG	1H	3307	1/1	0.95	0.24	60,60,60,60	0
58	MG	1H	3029	1/1	0.95	0.31	72,72,72,72	0
58	MG	1H	3369	1/1	0.95	0.18	55,55,55,55	0
58	MG	1H	3324	1/1	0.95	0.18	76,76,76,76	0
58	MG	1H	3296	1/1	0.95	0.22	72,72,72,72	0
58	MG	2I	201	1/1	0.95	0.17	77,77,77,77	0
58	MG	1H	3072	1/1	0.96	0.26	61,61,61,61	0
58	MG	14	3107	1/1	0.96	0.20	58,58,58,58	0
58	MG	1G	1666	1/1	0.96	0.15	84,84,84,84	0
58	MG	14	3331	1/1	0.96	0.09	56,56,56,56	0
58	MG	1H	3450	1/1	0.96	0.10	62,62,62,62	0
58	MG	1K	102	1/1	0.96	0.21	72,72,72,72	0
58	MG	1H	3129	1/1	0.96	0.09	63,63,63,63	0

Continued on next page...

Continued from previous page...

Mol	Type	Chain	Res	Atoms	RSCC	RSR	B-factors(\AA^2)	Q<0.9
58	MG	13	1614	1/1	0.96	0.23	86,86,86,86	0
58	MG	1H	3374	1/1	0.96	0.07	90,90,90,90	0
58	MG	14	3069	1/1	0.96	0.18	60,60,60,60	0
58	MG	1H	3070	1/1	0.96	0.31	68,68,68,68	0
58	MG	1G	1654	1/1	0.96	0.23	85,85,85,85	0
58	MG	14	3132	1/1	0.96	0.15	44,44,44,44	0
58	MG	14	3192	1/1	0.96	0.11	59,59,59,59	0
58	MG	1H	3364	1/1	0.96	0.14	47,47,47,47	0
58	MG	14	3310	1/1	0.96	0.07	56,56,56,56	0
58	MG	1H	3055	1/1	0.96	0.31	85,85,85,85	0
58	MG	1H	3402	1/1	0.96	0.09	53,53,53,53	0
58	MG	1H	3416	1/1	0.96	0.11	67,67,67,67	0
58	MG	14	3212	1/1	0.96	0.17	75,75,75,75	0
58	MG	1H	3111	1/1	0.96	0.27	44,44,44,44	0
58	MG	14	3313	1/1	0.96	0.08	48,48,48,48	0
58	MG	1G	1622	1/1	0.96	0.21	81,81,81,81	0
58	MG	13	1748	1/1	0.96	0.10	82,82,82,82	0
58	MG	14	3187	1/1	0.96	0.14	47,47,47,47	0
58	MG	1H	3238	1/1	0.96	0.65	52,52,52,52	0
58	MG	13	1659	1/1	0.96	0.36	68,68,68,68	0
58	MG	14	3041	1/1	0.96	0.18	66,66,66,66	0
58	MG	1G	1608	1/1	0.96	0.16	72,72,72,72	0
58	MG	13	1632	1/1	0.96	0.24	71,71,71,71	0
58	MG	14	3125	1/1	0.96	0.20	70,70,70,70	0
58	MG	14	3040	1/1	0.96	0.15	82,82,82,82	0
58	MG	1H	3108	1/1	0.96	0.12	50,50,50,50	0
58	MG	1H	3088	1/1	0.96	0.18	77,77,77,77	0
58	MG	14	3114	1/1	0.96	0.36	79,79,79,79	0
58	MG	13	1626	1/1	0.96	0.33	90,90,90,90	0
58	MG	1G	1683	1/1	0.96	0.07	61,61,61,61	0
58	MG	1G	1664	1/1	0.96	0.14	92,92,92,92	0
58	MG	1H	3435	1/1	0.96	0.08	82,82,82,82	0
58	MG	1H	3410	1/1	0.96	0.10	33,33,33,33	0
58	MG	1G	1615	1/1	0.96	0.17	85,85,85,85	0
58	MG	14	3136	1/1	0.96	0.25	49,49,49,49	0
58	MG	1H	3182	1/1	0.96	0.34	61,61,61,61	0
58	MG	1H	3396	1/1	0.96	0.07	69,69,69,69	0
58	MG	14	3120	1/1	0.96	0.07	54,54,54,54	0
58	MG	1H	3498	1/1	0.96	0.11	47,47,47,47	0
58	MG	13	1645	1/1	0.96	0.26	69,69,69,69	0
58	MG	13	1735	1/1	0.96	0.12	84,84,84,84	0
58	MG	1H	3102	1/1	0.96	0.24	60,60,60,60	0

Continued on next page...

Continued from previous page...

Mol	Type	Chain	Res	Atoms	RSCC	RSR	B-factors(\AA^2)	Q<0.9
58	MG	1H	3004	1/1	0.96	0.35	68,68,68,68	0
58	MG	1H	3425	1/1	0.96	0.16	49,49,49,49	0
58	MG	14	3207	1/1	0.96	0.12	68,68,68,68	0
58	MG	13	1639	1/1	0.96	0.16	55,55,55,55	0
60	ZN	5I	103	1/1	0.96	0.18	91,91,91,91	0
58	MG	1H	3516	1/1	0.96	0.07	86,86,86,86	0
58	MG	1H	3227	1/1	0.96	0.35	87,87,87,87	0
58	MG	14	3008	1/1	0.96	0.19	65,65,65,65	0
58	MG	1H	3172	1/1	0.96	0.35	79,79,79,79	0
58	MG	1H	3357	1/1	0.96	0.10	35,35,35,35	0
59	PAR	1G	1697	42/42	0.96	0.19	75,80,88,91	0
58	MG	1H	3349	1/1	0.96	0.14	40,40,40,40	0
58	MG	14	3085	1/1	0.96	0.21	52,52,52,52	0
58	MG	14	3199	1/1	0.96	0.35	96,96,96,96	0
58	MG	1H	3107	1/1	0.96	0.18	52,52,52,52	0
58	MG	14	3357	1/1	0.96	0.10	69,69,69,69	0
58	MG	1H	3461	1/1	0.96	0.13	51,51,51,51	0
58	MG	1H	3181	1/1	0.96	0.23	63,63,63,63	0
58	MG	13	1629	1/1	0.96	0.24	69,69,69,69	0
58	MG	1K	101	1/1	0.96	0.08	85,85,85,85	0
58	MG	1H	3225	1/1	0.96	0.19	79,79,79,79	0
58	MG	5E	201	1/1	0.96	0.21	67,67,67,67	0
58	MG	1H	3115	1/1	0.96	0.21	37,37,37,37	0
58	MG	13	1637	1/1	0.96	0.12	66,66,66,66	0
58	MG	1H	3013	1/1	0.96	0.23	52,52,52,52	0
58	MG	1H	3168	1/1	0.96	0.20	64,64,64,64	0
58	MG	14	3095	1/1	0.96	0.13	83,83,83,83	0
58	MG	14	3037	1/1	0.96	0.16	82,82,82,82	0
58	MG	14	3374	1/1	0.96	0.10	86,86,86,86	0
58	MG	1H	3201	1/1	0.96	0.16	41,41,41,41	0
58	MG	1G	1629	1/1	0.96	0.28	96,96,96,96	0
58	MG	1H	3486	1/1	0.96	0.14	50,50,50,50	0
58	MG	1H	3064	1/1	0.96	0.18	43,43,43,43	0
58	MG	1H	3517	1/1	0.96	0.13	57,57,57,57	0
58	MG	1H	3152	1/1	0.96	0.27	71,71,71,71	0
58	MG	1H	3050	1/1	0.96	0.27	63,63,63,63	0
58	MG	J5	101	1/1	0.96	0.11	52,52,52,52	0
58	MG	1H	3408	1/1	0.96	0.14	49,49,49,49	0
58	MG	1G	1686	1/1	0.96	0.10	84,84,84,84	0
58	MG	14	3318	1/1	0.96	0.10	47,47,47,47	0
58	MG	1G	1640	1/1	0.96	0.14	83,83,83,83	0
58	MG	1H	3096	1/1	0.96	0.21	50,50,50,50	0

Continued on next page...

Continued from previous page...

Mol	Type	Chain	Res	Atoms	RSCC	RSR	B-factors(\AA^2)	Q<0.9
58	MG	1G	1652	1/1	0.96	0.19	81,81,81,81	0
58	MG	1H	3412	1/1	0.96	0.09	50,50,50,50	0
58	MG	1G	1645	1/1	0.96	0.19	142,142,142,142	0
58	MG	1H	3104	1/1	0.96	0.17	68,68,68,68	0
58	MG	13	1658	1/1	0.96	0.26	92,92,92,92	0
58	MG	1H	3189	1/1	0.96	0.14	61,61,61,61	0
58	MG	1H	3171	1/1	0.96	0.15	58,58,58,58	0
58	MG	14	3078	1/1	0.96	0.18	63,63,63,63	0
58	MG	14	3068	1/1	0.96	0.16	60,60,60,60	0
58	MG	14	3174	1/1	0.96	0.17	84,84,84,84	0
58	MG	14	3327	1/1	0.96	0.06	58,58,58,58	0
58	MG	13	1729	1/1	0.96	0.12	86,86,86,86	0
58	MG	14	3388	1/1	0.96	0.10	79,79,79,79	0
58	MG	1H	3032	1/1	0.96	0.23	82,82,82,82	0
58	MG	14	3319	1/1	0.96	0.16	65,65,65,65	0
58	MG	14	3270	1/1	0.96	0.20	95,95,95,95	0
58	MG	1G	1603	1/1	0.96	0.18	87,87,87,87	0
58	MG	1J	201	1/1	0.96	0.40	76,76,76,76	0
58	MG	1H	3377	1/1	0.96	0.09	61,61,61,61	0
58	MG	1H	3239	1/1	0.96	0.10	67,67,67,67	0
58	MG	1G	1690	1/1	0.96	0.12	104,104,104,104	0
58	MG	1H	3386	1/1	0.96	0.14	50,50,50,50	0
58	MG	14	3101	1/1	0.97	0.15	65,65,65,65	0
58	MG	1H	3451	1/1	0.97	0.10	55,55,55,55	0
58	MG	13	1714	1/1	0.97	0.12	45,45,45,45	0
58	MG	1H	3278	1/1	0.97	0.21	106,106,106,106	0
58	MG	13	1603	1/1	0.97	0.34	50,50,50,50	0
58	MG	14	3189	1/1	0.97	0.15	46,46,46,46	0
58	MG	55	201	1/1	0.97	0.18	58,58,58,58	0
58	MG	14	3080	1/1	0.97	0.21	62,62,62,62	0
58	MG	1H	3140	1/1	0.97	0.30	69,69,69,69	0
58	MG	21	301	1/1	0.97	0.27	54,54,54,54	0
58	MG	14	3135	1/1	0.97	0.12	54,54,54,54	0
58	MG	1H	3116	1/1	0.97	0.37	51,51,51,51	0
58	MG	13	1720	1/1	0.97	0.12	82,82,82,82	0
58	MG	14	3323	1/1	0.97	0.10	65,65,65,65	0
58	MG	14	3241	1/1	0.97	0.28	80,80,80,80	0
58	MG	1H	3103	1/1	0.97	0.20	58,58,58,58	0
58	MG	1H	3260	1/1	0.97	0.22	35,35,35,35	0
58	MG	14	3351	1/1	0.97	0.18	87,87,87,87	0
58	MG	14	3072	1/1	0.97	0.22	74,74,74,74	0
58	MG	14	3066	1/1	0.97	0.20	59,59,59,59	0

Continued on next page...

Continued from previous page...

Mol	Type	Chain	Res	Atoms	RSCC	RSR	B-factors(\AA^2)	Q<0.9
58	MG	29	302	1/1	0.97	0.19	57,57,57,57	0
58	MG	1H	3166	1/1	0.97	0.24	64,64,64,64	0
58	MG	1H	3397	1/1	0.97	0.08	49,49,49,49	0
58	MG	13	1602	1/1	0.97	0.27	49,49,49,49	0
58	MG	14	3260	1/1	0.97	0.20	100,100,100,100	0
58	MG	1H	3483	1/1	0.97	0.07	90,90,90,90	0
58	MG	1G	1689	1/1	0.97	0.10	84,84,84,84	0
58	MG	1H	3160	1/1	0.97	0.35	79,79,79,79	0
58	MG	13	1685	1/1	0.97	0.18	74,74,74,74	0
58	MG	1H	3512	1/1	0.97	0.09	44,44,44,44	0
58	MG	1H	3145	1/1	0.97	0.38	76,76,76,76	0
58	MG	1H	3304	1/1	0.97	0.12	71,71,71,71	0
58	MG	13	1724	1/1	0.97	0.11	96,96,96,96	0
58	MG	14	3264	1/1	0.97	0.19	77,77,77,77	0
58	MG	14	3315	1/1	0.97	0.16	57,57,57,57	0
58	MG	1H	3432	1/1	0.97	0.10	70,70,70,70	0
58	MG	1H	3058	1/1	0.97	0.24	36,36,36,36	0
58	MG	14	3210	1/1	0.97	0.14	51,51,51,51	0
58	MG	14	3093	1/1	0.97	0.18	63,63,63,63	0
58	MG	1H	3061	1/1	0.97	0.28	56,56,56,56	0
58	MG	14	3108	1/1	0.97	0.23	50,50,50,50	0
58	MG	14	3226	1/1	0.97	0.20	67,67,67,67	0
58	MG	1H	3437	1/1	0.97	0.18	54,54,54,54	0
58	MG	1H	3328	1/1	0.97	0.25	56,56,56,56	0
58	MG	1H	3069	1/1	0.97	0.15	52,52,52,52	0
58	MG	1H	3366	1/1	0.97	0.14	56,56,56,56	0
58	MG	1G	1612	1/1	0.97	0.22	83,83,83,83	0
58	MG	29	301	1/1	0.97	0.21	64,64,64,64	0
58	MG	1H	3501	1/1	0.97	0.09	42,42,42,42	0
58	MG	1H	3370	1/1	0.97	0.07	55,55,55,55	0
58	MG	1G	1673	1/1	0.97	0.09	92,92,92,92	0
58	MG	1H	3336	1/1	0.97	0.13	62,62,62,62	0
58	MG	1H	3350	1/1	0.97	0.09	51,51,51,51	0
58	MG	13	1663	1/1	0.97	0.34	62,62,62,62	0
58	MG	13	1620	1/1	0.97	0.30	72,72,72,72	0
58	MG	1H	3263	1/1	0.97	0.49	56,56,56,56	0
58	MG	14	3328	1/1	0.97	0.11	49,49,49,49	0
58	MG	1H	3190	1/1	0.97	0.25	69,69,69,69	0
58	MG	1H	3490	1/1	0.97	0.10	64,64,64,64	0
58	MG	1H	3362	1/1	0.97	0.15	41,41,41,41	0
58	MG	14	3131	1/1	0.97	0.28	87,87,87,87	0
58	MG	1H	3060	1/1	0.97	0.30	52,52,52,52	0

Continued on next page...

Continued from previous page...

Mol	Type	Chain	Res	Atoms	RSCC	RSR	B-factors(\AA^2)	Q<0.9
58	MG	1H	3482	1/1	0.97	0.10	54,54,54,54	0
58	MG	14	3238	1/1	0.97	0.11	86,86,86,86	0
58	MG	1H	3363	1/1	0.97	0.14	40,40,40,40	0
58	MG	1J	203	1/1	0.97	0.18	100,100,100,100	0
59	PAR	13	1749	42/42	0.97	0.23	52,62,69,75	0
58	MG	14	3005	1/1	0.97	0.28	60,60,60,60	0
58	MG	16	211	1/1	0.97	0.09	70,70,70,70	0
58	MG	1H	3286	1/1	0.97	0.15	71,71,71,71	0
58	MG	14	3342	1/1	0.97	0.09	49,49,49,49	0
58	MG	1G	1617	1/1	0.97	0.12	74,74,74,74	0
58	MG	14	3021	1/1	0.97	0.23	73,73,73,73	0
58	MG	14	3064	1/1	0.97	0.20	86,86,86,86	0
58	MG	13	1623	1/1	0.97	0.23	62,62,62,62	0
58	MG	13	1621	1/1	0.97	0.14	74,74,74,74	0
58	MG	14	3113	1/1	0.97	0.23	62,62,62,62	0
58	MG	14	3067	1/1	0.97	0.15	81,81,81,81	0
58	MG	1H	3395	1/1	0.97	0.14	36,36,36,36	0
58	MG	1H	3194	1/1	0.97	0.15	40,40,40,40	0
58	MG	13	1631	1/1	0.97	0.22	82,82,82,82	0
58	MG	14	3065	1/1	0.97	0.17	62,62,62,62	0
58	MG	13	1719	1/1	0.97	0.10	67,67,67,67	0
58	MG	13	1638	1/1	0.97	0.25	62,62,62,62	0
58	MG	1H	3003	1/1	0.97	0.24	49,49,49,49	0
58	MG	13	1668	1/1	0.97	0.18	66,66,66,66	0
58	MG	1H	3014	1/1	0.97	0.15	58,58,58,58	0
58	MG	1H	3391	1/1	0.97	0.05	60,60,60,60	0
58	MG	14	3384	1/1	0.98	0.07	68,68,68,68	0
58	MG	14	3311	1/1	0.98	0.09	65,65,65,65	0
58	MG	14	3092	1/1	0.98	0.16	48,48,48,48	0
58	MG	1H	3008	1/1	0.98	0.33	68,68,68,68	0
58	MG	1H	3132	1/1	0.98	0.27	62,62,62,62	0
58	MG	1H	3429	1/1	0.98	0.05	72,72,72,72	0
58	MG	1G	1621	1/1	0.98	0.10	90,90,90,90	0
58	MG	14	3117	1/1	0.98	0.22	57,57,57,57	0
58	MG	14	3325	1/1	0.98	0.09	76,76,76,76	0
58	MG	13	1718	1/1	0.98	0.09	69,69,69,69	0
58	MG	1H	3117	1/1	0.98	0.14	43,43,43,43	0
58	MG	1H	3446	1/1	0.98	0.09	59,59,59,59	0
60	ZN	3E	303	1/1	0.98	0.44	97,97,97,97	0
58	MG	1H	3401	1/1	0.98	0.18	47,47,47,47	0
58	MG	14	3079	1/1	0.98	0.20	73,73,73,73	0
58	MG	13	1715	1/1	0.98	0.12	89,89,89,89	0

Continued on next page...

Continued from previous page...

Mol	Type	Chain	Res	Atoms	RSCC	RSR	B-factors(\AA^2)	Q<0.9
58	MG	1H	3086	1/1	0.98	0.19	54,54,54,54	0
58	MG	14	3347	1/1	0.98	0.11	48,48,48,48	0
58	MG	14	3356	1/1	0.98	0.08	65,65,65,65	0
58	MG	13	1726	1/1	0.98	0.08	93,93,93,93	0
58	MG	14	3052	1/1	0.98	0.23	59,59,59,59	0
58	MG	13	1619	1/1	0.98	0.15	75,75,75,75	0
58	MG	14	3105	1/1	0.98	0.27	45,45,45,45	0
58	MG	1H	3372	1/1	0.98	0.15	64,64,64,64	0
58	MG	1H	3065	1/1	0.98	0.21	43,43,43,43	0
58	MG	14	3149	1/1	0.98	0.10	62,62,62,62	0
58	MG	14	3359	1/1	0.98	0.08	73,73,73,73	0
58	MG	1H	3099	1/1	0.98	0.33	63,63,63,63	0
58	MG	14	3112	1/1	0.98	0.19	65,65,65,65	0
58	MG	1H	3502	1/1	0.98	0.11	66,66,66,66	0
58	MG	1H	3433	1/1	0.98	0.04	73,73,73,73	0
58	MG	13	1604	1/1	0.98	0.41	81,81,81,81	0
58	MG	1H	3291	1/1	0.98	0.14	86,86,86,86	0
58	MG	13	1697	1/1	0.98	0.13	73,73,73,73	0
58	MG	14	3139	1/1	0.98	0.22	63,63,63,63	0
58	MG	1H	3176	1/1	0.98	0.30	82,82,82,82	0
58	MG	14	3350	1/1	0.98	0.08	92,92,92,92	0
58	MG	1H	3489	1/1	0.98	0.17	53,53,53,53	0
58	MG	1H	3093	1/1	0.98	0.20	53,53,53,53	0
58	MG	14	3309	1/1	0.98	0.14	59,59,59,59	0
58	MG	14	3054	1/1	0.98	0.15	51,51,51,51	0
58	MG	14	3401	1/1	0.98	0.08	45,45,45,45	0
58	MG	1G	1693	1/1	0.98	0.12	82,82,82,82	0
58	MG	1H	3407	1/1	0.98	0.12	43,43,43,43	0
58	MG	1H	3355	1/1	0.98	0.14	57,57,57,57	0
58	MG	14	3349	1/1	0.98	0.14	62,62,62,62	0
58	MG	14	3188	1/1	0.98	0.11	53,53,53,53	0
58	MG	14	3170	1/1	0.98	0.10	84,84,84,84	0
58	MG	1H	3001	1/1	0.98	0.38	53,53,53,53	0
58	MG	1H	3353	1/1	0.98	0.15	40,40,40,40	0
58	MG	1H	3097	1/1	0.98	0.33	69,69,69,69	0
58	MG	1H	3404	1/1	0.98	0.15	48,48,48,48	0
58	MG	14	3262	1/1	0.98	0.07	78,78,78,78	0
58	MG	14	3308	1/1	0.98	0.07	46,46,46,46	0
58	MG	14	3100	1/1	0.98	0.23	66,66,66,66	0
58	MG	14	3128	1/1	0.98	0.16	58,58,58,58	0
58	MG	1H	3062	1/1	0.98	0.17	44,44,44,44	0
58	MG	14	3399	1/1	0.98	0.11	77,77,77,77	0

Continued on next page...

Continued from previous page...

Mol	Type	Chain	Res	Atoms	RSCC	RSR	B-factors(\AA^2)	Q<0.9
58	MG	14	3155	1/1	0.98	0.22	65,65,65,65	0
58	MG	14	3061	1/1	0.98	0.20	58,58,58,58	0
58	MG	14	3341	1/1	0.98	0.14	41,41,41,41	0
58	MG	16	213	1/1	0.98	0.12	66,66,66,66	0
58	MG	1H	3067	1/1	0.98	0.25	46,46,46,46	0
58	MG	14	3320	1/1	0.98	0.10	42,42,42,42	0
58	MG	14	3336	1/1	0.98	0.10	60,60,60,60	0
58	MG	14	3006	1/1	0.98	0.21	62,62,62,62	0
58	MG	1H	3167	1/1	0.98	0.20	56,56,56,56	0
58	MG	14	3222	1/1	0.98	0.21	75,75,75,75	0
58	MG	14	3119	1/1	0.98	0.14	49,49,49,49	0
58	MG	1H	3379	1/1	0.98	0.04	72,72,72,72	0
58	MG	1H	3084	1/1	0.98	0.33	69,69,69,69	0
58	MG	1H	3438	1/1	0.98	0.14	55,55,55,55	0
58	MG	G8	201	1/1	0.98	0.21	73,73,73,73	0
58	MG	14	3200	1/1	0.98	0.22	94,94,94,94	0
58	MG	1H	3384	1/1	0.98	0.12	34,34,34,34	0
58	MG	14	3291	1/1	0.98	0.18	70,70,70,70	0
58	MG	1H	3385	1/1	0.98	0.12	45,45,45,45	0
58	MG	13	1617	1/1	0.98	0.17	60,60,60,60	0
58	MG	1H	3125	1/1	0.98	0.19	47,47,47,47	0
58	MG	14	3228	1/1	0.98	0.26	85,85,85,85	0
58	MG	13	1640	1/1	0.98	0.10	64,64,64,64	0
58	MG	14	3322	1/1	0.98	0.06	72,72,72,72	0
58	MG	13	1732	1/1	0.98	0.07	78,78,78,78	0
58	MG	1H	3411	1/1	0.98	0.12	46,46,46,46	0
58	MG	14	3055	1/1	0.98	0.21	54,54,54,54	0
58	MG	1G	1684	1/1	0.98	0.09	70,70,70,70	0
58	MG	14	3302	1/1	0.98	0.24	83,83,83,83	0
58	MG	14	3316	1/1	0.98	0.10	62,62,62,62	0
58	MG	1H	3409	1/1	0.98	0.11	41,41,41,41	0
58	MG	1G	1639	1/1	0.98	0.16	80,80,80,80	0
58	MG	14	3314	1/1	0.98	0.12	58,58,58,58	0
58	MG	14	3304	1/1	0.98	0.11	50,50,50,50	0
58	MG	1H	3057	1/1	0.98	0.18	44,44,44,44	0
58	MG	1H	3087	1/1	0.98	0.22	75,75,75,75	0
58	MG	14	3324	1/1	0.99	0.14	62,62,62,62	0
58	MG	1H	3442	1/1	0.99	0.14	54,54,54,54	0
58	MG	14	3345	1/1	0.99	0.14	51,51,51,51	0
58	MG	14	3133	1/1	0.99	0.21	77,77,77,77	0
58	MG	1H	3368	1/1	0.99	0.14	56,56,56,56	0
58	MG	1H	3477	1/1	0.99	0.17	62,62,62,62	0

Continued on next page...

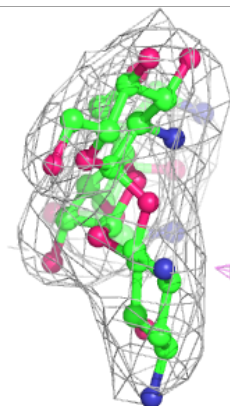
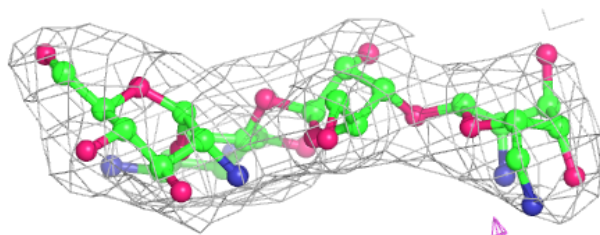
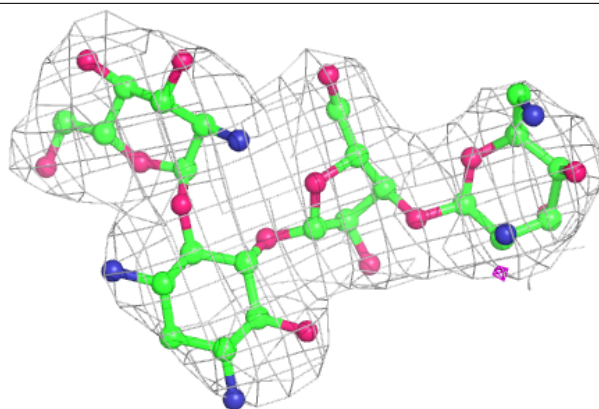
Continued from previous page...

Mol	Type	Chain	Res	Atoms	RSCC	RSR	B-factors(\AA^2)	Q<0.9
58	MG	1H	3388	1/1	0.99	0.08	59,59,59,59	0
58	MG	14	3056	1/1	0.99	0.26	58,58,58,58	0
58	MG	1H	3445	1/1	0.99	0.11	44,44,44,44	0
58	MG	1G	1641	1/1	0.99	0.13	98,98,98,98	0
58	MG	1H	3123	1/1	0.99	0.29	49,49,49,49	0
58	MG	1H	3126	1/1	0.99	0.28	60,60,60,60	0
58	MG	2L	101	1/1	0.99	0.15	88,88,88,88	0
58	MG	13	1731	1/1	0.99	0.10	68,68,68,68	0
58	MG	1H	3399	1/1	0.99	0.10	52,52,52,52	0
58	MG	1H	3419	1/1	0.99	0.10	47,47,47,47	0
58	MG	14	3306	1/1	0.99	0.12	52,52,52,52	0
58	MG	14	3109	1/1	0.99	0.19	62,62,62,62	0
58	MG	14	3257	1/1	0.99	0.17	58,58,58,58	0
58	MG	13	1741	1/1	0.99	0.14	82,82,82,82	0
58	MG	14	3343	1/1	0.99	0.08	47,47,47,47	0
58	MG	1H	3063	1/1	0.99	0.17	64,64,64,64	0
58	MG	14	3088	1/1	0.99	0.20	45,45,45,45	0
58	MG	1H	3090	1/1	0.99	0.11	37,37,37,37	0
58	MG	1H	3427	1/1	0.99	0.12	41,41,41,41	0
58	MG	1H	3405	1/1	0.99	0.11	43,43,43,43	0
58	MG	14	3013	1/1	0.99	0.25	56,56,56,56	0
58	MG	14	3288	1/1	0.99	0.13	78,78,78,78	0
58	MG	1H	3356	1/1	0.99	0.12	52,52,52,52	0
58	MG	1H	3360	1/1	0.99	0.12	46,46,46,46	0
58	MG	1G	1623	1/1	0.99	0.22	91,91,91,91	0
58	MG	13	1601	1/1	0.99	0.20	52,52,52,52	0
58	MG	1G	1694	1/1	0.99	0.12	67,67,67,67	0
58	MG	14	3058	1/1	0.99	0.22	58,58,58,58	0
58	MG	1H	3365	1/1	0.99	0.10	44,44,44,44	0
58	MG	1H	3002	1/1	0.99	0.22	60,60,60,60	0
58	MG	1H	3424	1/1	0.99	0.15	73,73,73,73	0
58	MG	1H	3441	1/1	0.99	0.08	51,51,51,51	0
58	MG	1H	3358	1/1	1.00	0.09	43,43,43,43	0

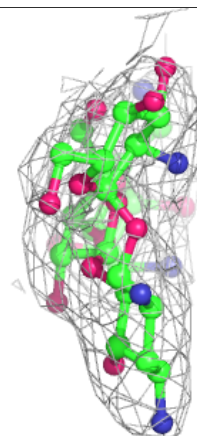
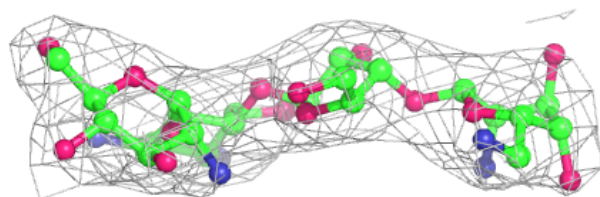
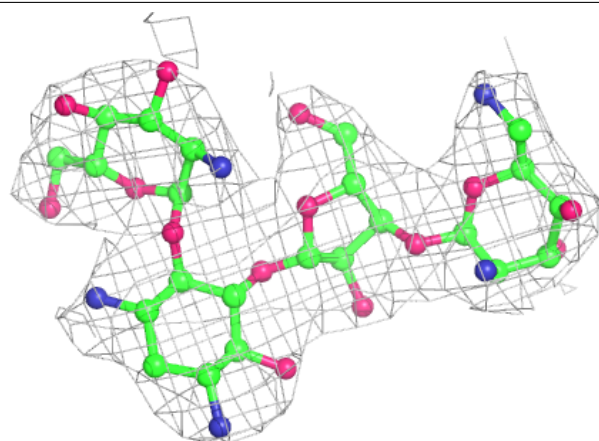
The following is a graphical depiction of the model fit to experimental electron density of all instances of the Ligand of Interest. In addition, ligands with molecular weight > 250 and outliers as shown on the geometry validation Tables will also be included. Each fit is shown from different orientation to approximate a three-dimensional view.

Electron density around PAR 1G 1697:

$2mF_o-DF_c$ (at 0.7 rmsd) in gray
 mF_o-DF_c (at 3 rmsd) in purple (negative)
and green (positive)

**Electron density around PAR 13 1749:**

$2mF_o-DF_c$ (at 0.7 rmsd) in gray
 mF_o-DF_c (at 3 rmsd) in purple (negative)
and green (positive)



6.5 Other polymers [i](#)

There are no such residues in this entry.