



Full wwPDB/EMDatabank EM Map/Model Validation Report ⓘ

Feb 21, 2018 – 05:05 pm GMT

PDB ID : 2XRP
EMDB ID: : EMD-1788
Title : Human Doublecortin N-DC Repeat (1MJD) and Mammalian Tubulin (1JFF and 3HKE) Docked into the 8-Angstrom Cryo-EM Map of Doublecortin- Stabilised Microtubules
Authors : Fourniol, F.J.; Sindelar, C.V.; Amigues, B.; Clare, D.K.; Thomas, G.; Perderiset, M.; Francis, F.; Houdusse, A.; Moores, C.A.
Deposited on : 2010-09-18
Resolution : 8.20 Å(reported)
Based on PDB ID : 1MJD, 3HKE, 1JFF

This is a Full wwPDB/EMDatabank EM Map/Model Validation Report
for a publicly released PDB/EMDB entry.

We welcome your comments at validation@mail.wwpdb.org

A user guide is available at

<https://www.wwpdb.org/validation/2017/EMValidationReportHelp>

with specific help available everywhere you see the ⓘ symbol.

MolProbity : 4.02b-467
Mogul : 1.7.3 (157068), CSD as539be (2018)
Percentile statistics : 20171227.v01 (using entries in the PDB archive December 27th 2017)
Ideal geometry (proteins) : Engh & Huber (2001)
Ideal geometry (DNA, RNA) : Parkinson et. al. (1996)
Validation Pipeline (wwPDB-VP) : trunk30686

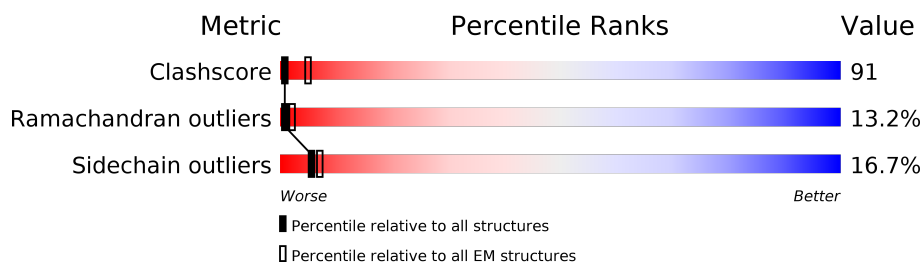
1 Overall quality at a glance

The following experimental techniques were used to determine the structure:

ELECTRON MICROSCOPY

The reported resolution of this entry is 8.20 Å.

Percentile scores (ranging between 0-100) for global validation metrics of the entry are shown in the following graphic. The table shows the number of entries on which the scores are based.



Metric	Whole archive (#Entries)	EM structures (#Entries)
Clashscore	136279	1886
Ramachandran outliers	132675	1663
Sidechain outliers	132484	1531

The table below summarises the geometric issues observed across the polymeric chains. The red, orange, yellow and green segments on the bar indicate the fraction of residues that contain outliers for ≥ 3 , 2, 1 and 0 types of geometric quality criteria. A grey segment represents the fraction of residues that are not modelled. The numeric value for each fraction is indicated below the corresponding segment, with a dot representing fractions $\leq 5\%$

Mol	Chain	Length	Quality of chain
1	A	445	20% 55% 18% . .
1	C	445	21% 55% 18% . .
1	E	445	22% 54% 18% . .
1	G	445	20% 56% 18% . .
2	B	452	16% 59% 19% . 5%
2	D	452	17% 59% 18% . 5%
2	F	452	17% 58% 18% . 5%
2	H	452	17% 58% 17% . 5%
3	I	95	32% 56% 13%

2 Entry composition [i](#)

There are 5 unique types of molecules in this entry. The entry contains 28352 atoms, of which 596 are hydrogens and 0 are deuteriums.

In the tables below, the AltConf column contains the number of residues with at least one atom in alternate conformation and the Trace column contains the number of residues modelled with at most 2 atoms.

- Molecule 1 is a protein called TUBULIN BETA-2B CHAIN.

Mol	Chain	Residues	Atoms					AltConf	Trace
1	A	426	Total	C	N	O	S	0	0
			3351	2105	575	646	25		
1	C	426	Total	C	N	O	S	0	0
			3351	2105	575	646	25		
1	E	426	Total	C	N	O	S	0	0
			3351	2105	575	646	25		
1	G	426	Total	C	N	O	S	0	0
			3351	2105	575	646	25		

There are 8 discrepancies between the modelled and reference sequences:

Chain	Residue	Modelled	Actual	Comment	Reference
A	172	VAL	MET	conflict	UNP Q6B856
A	318	VAL	ILE	conflict	UNP Q6B856
C	172	VAL	MET	conflict	UNP Q6B856
C	318	VAL	ILE	conflict	UNP Q6B856
E	172	VAL	MET	conflict	UNP Q6B856
E	318	VAL	ILE	conflict	UNP Q6B856
G	172	VAL	MET	conflict	UNP Q6B856
G	318	VAL	ILE	conflict	UNP Q6B856

- Molecule 2 is a protein called TUBULIN ALPHA-1D CHAIN.

Mol	Chain	Residues	Atoms					AltConf	Trace
2	B	429	Total	C	N	O	S	0	0
			3334	2114	569	630	21		
2	D	429	Total	C	N	O	S	0	0
			3334	2114	569	630	21		
2	F	429	Total	C	N	O	S	0	0
			3334	2114	569	630	21		
2	H	429	Total	C	N	O	S	0	0
			3334	2114	569	630	21		

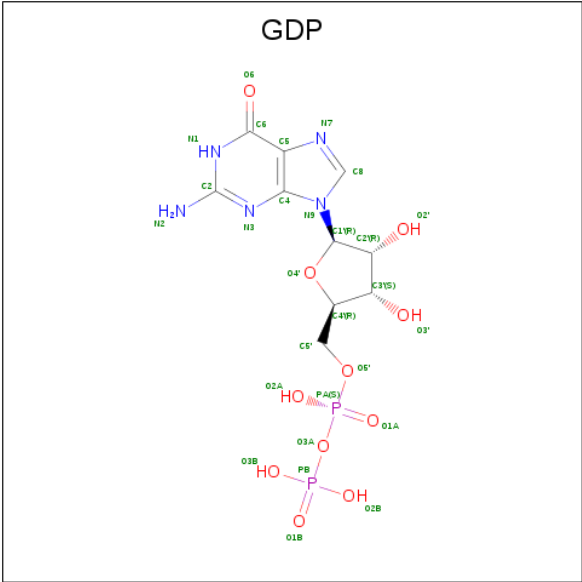
There are 24 discrepancies between the modelled and reference sequences:

Chain	Residue	Modelled	Actual	Comment	Reference
B	7	ILE	VAL	conflict	UNP Q2HJ86
B	114	ILE	LEU	conflict	UNP Q2HJ86
B	136	SER	LEU	conflict	UNP Q2HJ86
B	358	GLU	GLN	conflict	UNP Q2HJ86
B	437	VAL	MET	conflict	UNP Q2HJ86
B	450	GLU	ASP	conflict	UNP Q2HJ86
D	7	ILE	VAL	conflict	UNP Q2HJ86
D	114	ILE	LEU	conflict	UNP Q2HJ86
D	136	SER	LEU	conflict	UNP Q2HJ86
D	358	GLU	GLN	conflict	UNP Q2HJ86
D	437	VAL	MET	conflict	UNP Q2HJ86
D	450	GLU	ASP	conflict	UNP Q2HJ86
F	7	ILE	VAL	conflict	UNP Q2HJ86
F	114	ILE	LEU	conflict	UNP Q2HJ86
F	136	SER	LEU	conflict	UNP Q2HJ86
F	358	GLU	GLN	conflict	UNP Q2HJ86
F	437	VAL	MET	conflict	UNP Q2HJ86
F	450	GLU	ASP	conflict	UNP Q2HJ86
H	7	ILE	VAL	conflict	UNP Q2HJ86
H	114	ILE	LEU	conflict	UNP Q2HJ86
H	136	SER	LEU	conflict	UNP Q2HJ86
H	358	GLU	GLN	conflict	UNP Q2HJ86
H	437	VAL	MET	conflict	UNP Q2HJ86
H	450	GLU	ASP	conflict	UNP Q2HJ86

- Molecule 3 is a protein called NEURONAL MIGRATION PROTEIN DOUBLECORTIN.

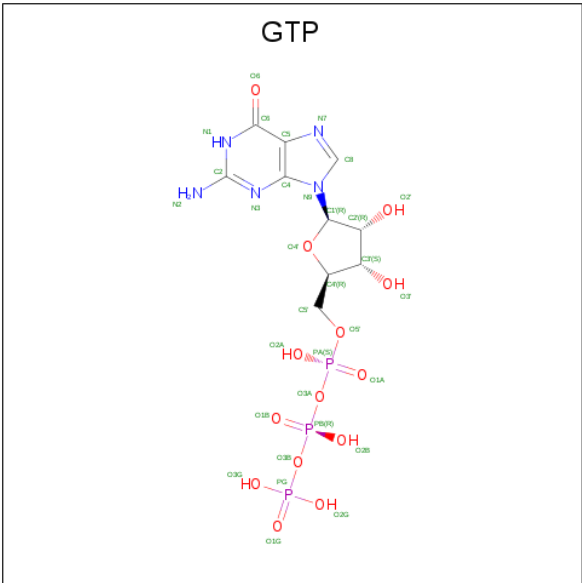
Mol	Chain	Residues	Atoms						AltConf	Trace
3	I	95	Total	C	H	N	O	S	0	0
			1372	490	596	134	150	2		

- Molecule 4 is GUANOSINE-5'-DIPHOSPHATE (three-letter code: GDP) (formula: $C_{10}H_{15}N_5O_{11}P_2$).



Mol	Chain	Residues	Atoms					AltConf
4	A	1	Total	C	N	O	P	0
			28	10	5	11	2	
4	C	1	Total	C	N	O	P	0
			28	10	5	11	2	
4	E	1	Total	C	N	O	P	0
			28	10	5	11	2	
4	G	1	Total	C	N	O	P	0
			28	10	5	11	2	

- Molecule 5 is GUANOSINE-5'-TRIPHOSPHATE (three-letter code: GTP) (formula: C₁₀H₁₆N₅O₁₄P₃).

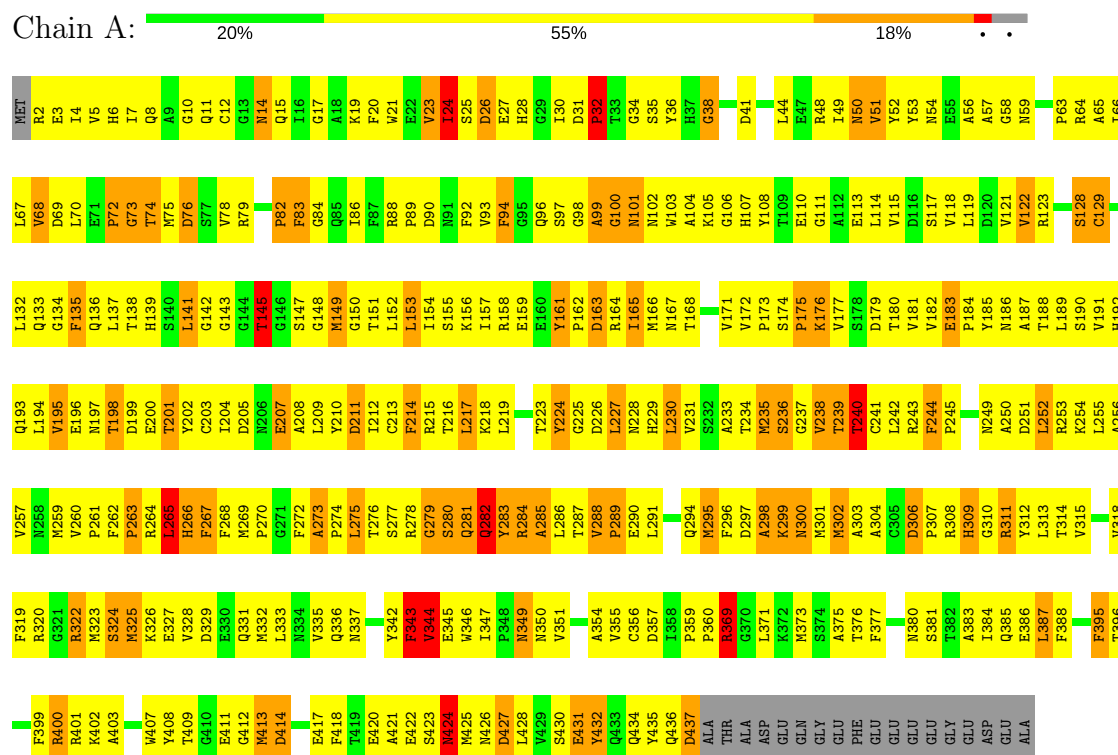


Mol	Chain	Residues	Atoms					AltConf
5	B	1	Total 32	C 10	N 5	O 14	P 3	0
5	D	1	Total 32	C 10	N 5	O 14	P 3	0
5	F	1	Total 32	C 10	N 5	O 14	P 3	0
5	H	1	Total 32	C 10	N 5	O 14	P 3	0

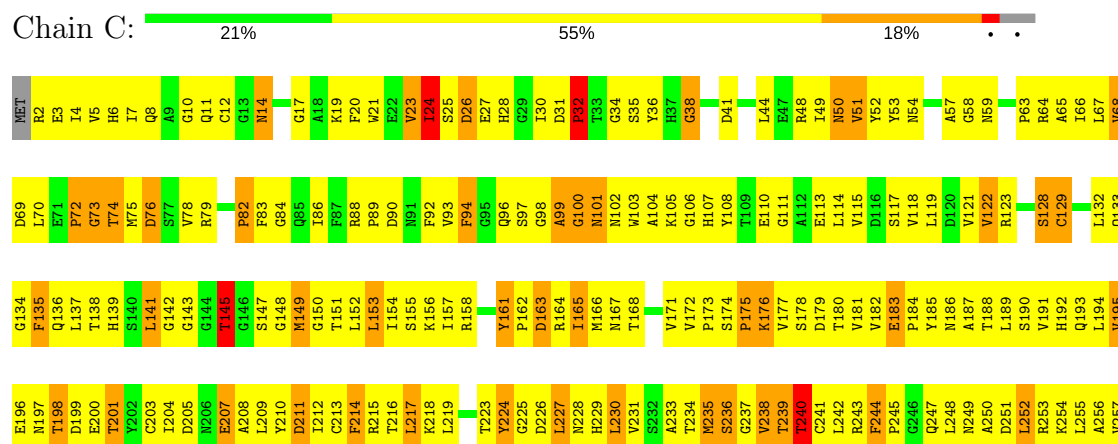
3 Residue-property plots

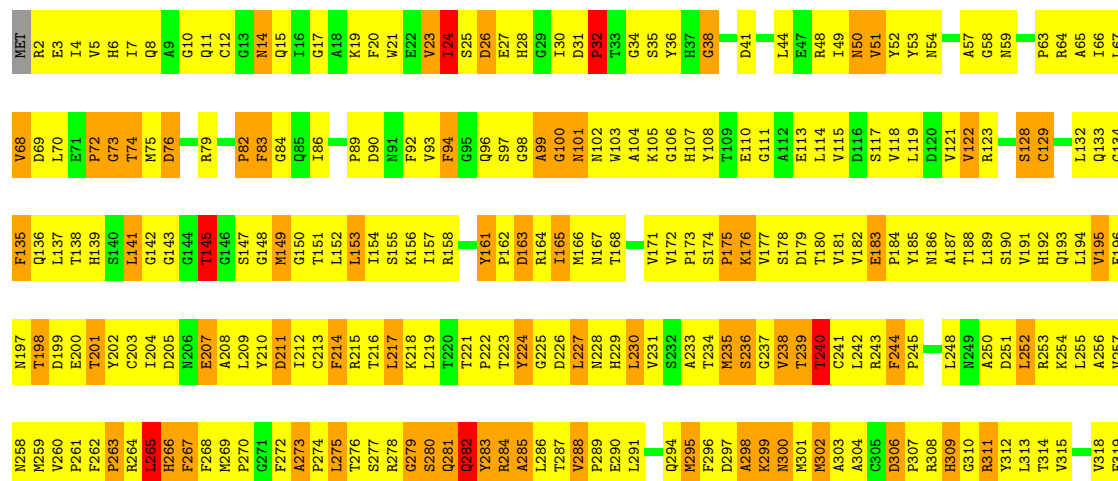
These plots are drawn for all protein, RNA and DNA chains in the entry. The first graphic for a chain summarises the proportions of the various outlier classes displayed in the second graphic. The second graphic shows the sequence view annotated by issues in geometry. Residues are color-coded according to the number of geometric quality criteria for which they contain at least one outlier: green = 0, yellow = 1, orange = 2 and red = 3 or more. Stretches of 2 or more consecutive residues without any outlier are shown as a green connector. Residues present in the sample, but not in the model, are shown in grey.

• Molecule 1: TUBULIN BETA-2B CHAIN





• Molecule 1: TUBULIN BETA-2B CHAIN






• Molecule 2: TUBULIN ALPHA-1D CHAIN

Chain B:  16% 59% 19% 5%

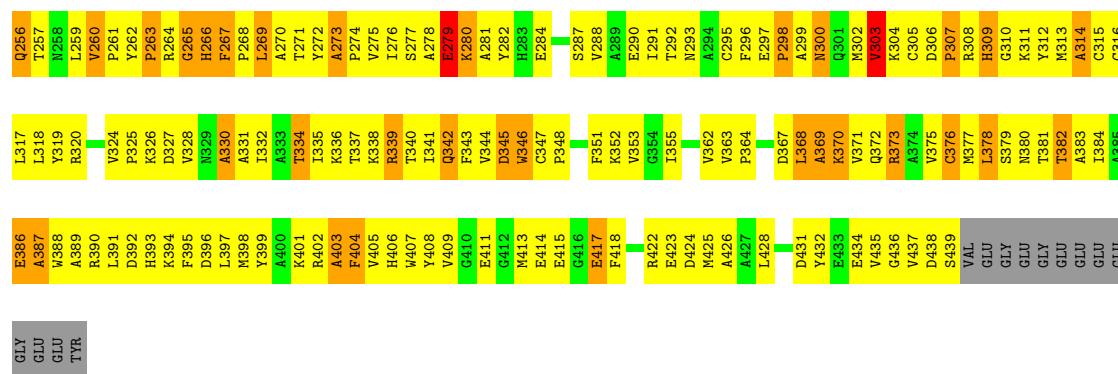


- Molecule 2: TUBULIN ALPHA-1D CHAIN

Chain D: 17% 59% 18% • 5%

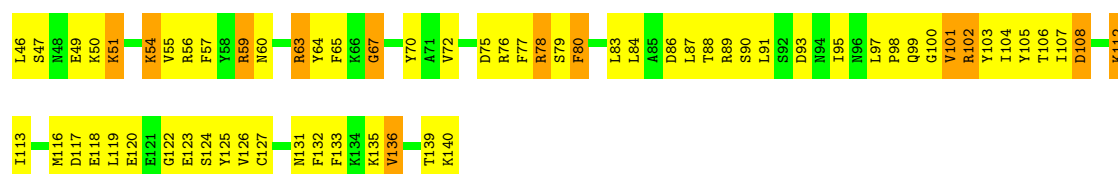






- Molecule 3: NEURONAL MIGRATION PROTEIN DOUBLECORTIN

Chain I:  32% 56% 13%



4 Experimental information

Property	Value	Source
Reconstruction method	SINGLE PARTICLE	Depositor
Imposed symmetry	HELICAL, twist=Not provided°, rise=Not provided Å, axial sym=Not provided	Depositor
Number of particles used	168000	Depositor
Resolution determination method	Not provided	Depositor
CTF correction method	DONE IN FREALIGN	Depositor
Microscope	FEI TECNAI F20	Depositor
Voltage (kV)	200	Depositor
Electron dose ($e^-/\text{\AA}^2$)	15	Depositor
Minimum defocus (nm)	760	Depositor
Maximum defocus (nm)	2900	Depositor
Magnification	50000	Depositor
Image detector	KODAK SO-163 FILM	Depositor

5 Model quality [i](#)

5.1 Standard geometry [i](#)

Bond lengths and bond angles in the following residue types are not validated in this section: GDP, GTP

The Z score for a bond length (or angle) is the number of standard deviations the observed value is removed from the expected value. A bond length (or angle) with $|Z| > 5$ is considered an outlier worth inspection. RMSZ is the root-mean-square of all Z scores of the bond lengths (or angles).

Mol	Chain	Bond lengths		Bond angles	
		RMSZ	$\# Z > 2$	RMSZ	$\# Z > 2$
1	A	0.51	0/3426	0.76	2/4642 (0.0%)
1	C	0.51	0/3426	0.76	2/4642 (0.0%)
1	E	0.51	0/3426	0.76	2/4642 (0.0%)
1	G	0.51	0/3426	0.76	2/4642 (0.0%)
2	B	0.82	3/3410 (0.1%)	0.77	3/4629 (0.1%)
2	D	0.82	3/3410 (0.1%)	0.78	3/4629 (0.1%)
2	F	0.82	3/3410 (0.1%)	0.78	3/4629 (0.1%)
2	H	0.82	3/3410 (0.1%)	0.78	3/4629 (0.1%)
3	I	0.27	0/789	0.37	0/1055
All	All	0.67	12/28133 (0.0%)	0.76	20/38139 (0.1%)

All (12) bond length outliers are listed below:

Mol	Chain	Res	Type	Atoms	Z	Observed(Å)	Ideal(Å)
2	D	92	LEU	C-N	27.99	1.98	1.34
2	B	92	LEU	C-N	27.96	1.98	1.34
2	H	92	LEU	C-N	27.95	1.98	1.34
2	F	92	LEU	C-N	27.95	1.98	1.34
2	F	298	PRO	C-N	17.32	1.73	1.34
2	H	298	PRO	C-N	17.30	1.73	1.34
2	B	298	PRO	C-N	17.29	1.73	1.34
2	D	298	PRO	C-N	17.28	1.73	1.34
2	D	68	VAL	C-N	14.38	1.67	1.34
2	B	68	VAL	C-N	14.35	1.67	1.34
2	H	68	VAL	C-N	14.35	1.67	1.34
2	F	68	VAL	C-N	14.32	1.67	1.34

All (20) bond angle outliers are listed below:

Mol	Chain	Res	Type	Atoms	Z	Observed(°)	Ideal(°)
2	D	68	VAL	O-C-N	-7.14	111.27	122.70
2	B	68	VAL	O-C-N	-7.12	111.31	122.70
2	F	68	VAL	O-C-N	-7.12	111.31	122.70
2	H	68	VAL	O-C-N	-7.10	111.34	122.70
2	F	298	PRO	O-C-N	-6.73	111.93	122.70
2	D	298	PRO	O-C-N	-6.73	111.93	122.70
2	H	298	PRO	O-C-N	-6.72	111.95	122.70
2	B	298	PRO	O-C-N	-6.70	111.97	122.70
2	F	69	ASP	CB-CG-OD2	6.13	123.82	118.30
2	D	69	ASP	CB-CG-OD2	6.13	123.82	118.30
2	H	69	ASP	CB-CG-OD2	6.13	123.82	118.30
1	G	235	MET	CG-SD-CE	6.10	109.96	100.20
1	A	235	MET	CG-SD-CE	6.09	109.94	100.20
1	C	235	MET	CG-SD-CE	6.08	109.93	100.20
1	E	235	MET	CG-SD-CE	6.08	109.93	100.20
2	B	69	ASP	CB-CG-OD2	6.05	123.75	118.30
1	E	217	LEU	N-CA-C	-5.40	96.43	111.00
1	G	217	LEU	N-CA-C	-5.39	96.44	111.00
1	A	217	LEU	N-CA-C	-5.38	96.46	111.00
1	C	217	LEU	N-CA-C	-5.38	96.47	111.00

There are no chirality outliers.

There are no planarity outliers.

5.2 Too-close contacts ⓘ

In the following table, the Non-H and H(model) columns list the number of non-hydrogen atoms and hydrogen atoms in the chain respectively. The H(added) column lists the number of hydrogen atoms added and optimized by MolProbity. The Clashes column lists the number of clashes within the asymmetric unit, whereas Symm-Clashes lists symmetry related clashes.

Mol	Chain	Non-H	H(model)	H(added)	Clashes	Symm-Clashes
1	A	3351	0	3229	545	0
1	C	3351	0	3229	612	0
1	E	3351	0	3229	540	0
1	G	3351	0	3229	745	0
2	B	3334	0	3223	687	0
2	D	3334	0	3223	659	0
2	F	3334	0	3223	724	0
2	H	3334	0	3223	716	0
3	I	776	596	764	57	0
4	A	28	0	12	1	0

Continued on next page...

Continued from previous page...

Mol	Chain	Non-H	H(model)	H(added)	Clashes	Symm-Clashes
4	C	28	0	12	1	0
4	E	28	0	12	1	0
4	G	28	0	12	4	0
5	B	32	0	12	5	0
5	D	32	0	12	4	0
5	F	32	0	12	5	0
5	H	32	0	12	5	0
All	All	27756	596	26668	4935	0

The all-atom clashscore is defined as the number of clashes found per 1000 atoms (including hydrogen atoms). The all-atom clashscore for this structure is 91.

All (4935) close contacts within the same asymmetric unit are listed below, sorted by their clash magnitude.

Atom-1	Atom-2	Interatomic distance (Å)	Clash overlap (Å)
1:G:257:VAL:HG21	2:H:407:TRP:CG	1.28	1.63
2:D:296:PHE:CE2	2:D:341:ILE:HD11	1.32	1.59
2:B:296:PHE:CE2	2:B:341:ILE:HD11	1.32	1.59
2:F:296:PHE:CE2	2:F:341:ILE:HD11	1.32	1.57
2:H:296:PHE:CE2	2:H:341:ILE:HD11	1.32	1.57
1:G:352:LYS:CD	2:H:181:VAL:HG23	1.43	1.47
2:F:326:LYS:CB	1:G:222:PRO:HG2	1.42	1.45
2:F:349:THR:HG21	1:G:178:SER:CA	1.46	1.45
2:F:261:PRO:HA	1:G:404:PHE:CD2	1.47	1.45
2:F:349:THR:CB	1:G:178:SER:HB2	1.45	1.45
2:B:5:ILE:HG12	2:B:64:ARG:NH1	1.27	1.43
1:G:250:ALA:CB	1:G:254:LYS:HD3	1.44	1.42
2:F:298:PRO:C	2:F:299:ALA:N	1.73	1.42
2:H:298:PRO:C	2:H:299:ALA:N	1.73	1.41
1:G:253:ARG:HB3	2:H:407:TRP:CH2	1.53	1.41
2:B:298:PRO:C	2:B:299:ALA:N	1.73	1.41
2:D:298:PRO:C	2:D:299:ALA:N	1.73	1.40
1:G:248:LEU:HD22	2:H:179:THR:CG2	1.49	1.38
1:A:88:ARG:HD2	1:E:283:TYR:CE1	1.58	1.37
1:G:257:VAL:CG2	2:H:407:TRP:CG	2.06	1.36
1:G:257:VAL:HG23	2:H:407:TRP:CB	1.57	1.34
1:G:257:VAL:CG2	2:H:407:TRP:CB	2.02	1.34
2:F:3:GLU:CG	2:F:51:THR:HA	1.57	1.33
2:D:296:PHE:CE2	2:D:341:ILE:CD1	2.11	1.33
2:H:3:GLU:CG	2:H:51:THR:HA	1.57	1.33
1:G:257:VAL:CG2	2:H:407:TRP:HB2	1.59	1.33

Continued on next page...

Continued from previous page...

Atom-1	Atom-2	Interatomic distance (Å)	Clash overlap (Å)
2:D:3:GLU:CG	2:D:51:THR:HA	1.57	1.32
2:F:3:GLU:HG2	2:F:51:THR:CA	1.60	1.32
2:H:3:GLU:HG2	2:H:51:THR:CA	1.60	1.32
2:B:3:GLU:HG2	2:B:51:THR:CA	1.60	1.32
2:B:3:GLU:CG	2:B:51:THR:HA	1.57	1.32
2:F:296:PHE:CE2	2:F:341:ILE:CD1	2.11	1.32
2:B:296:PHE:CE2	2:B:341:ILE:CD1	2.11	1.32
2:D:3:GLU:HG2	2:D:51:THR:CA	1.60	1.31
2:H:296:PHE:CE2	2:H:341:ILE:CD1	2.11	1.31
2:B:348:PRO:CD	1:C:398:MET:HE3	1.60	1.31
2:F:329:ASN:HB3	1:G:210:TYR:CE1	1.66	1.31
2:D:57:GLY:HA3	2:D:58:ALA:CB	1.45	1.29
2:B:63:PRO:HG2	2:B:91:GLN:OE1	1.29	1.29
1:G:352:LYS:HD3	2:H:181:VAL:CG2	1.60	1.29
2:D:57:GLY:CA	2:D:58:ALA:HB2	1.63	1.29
2:B:57:GLY:CA	2:B:58:ALA:HB2	1.63	1.28
2:B:57:GLY:HA3	2:B:58:ALA:CB	1.45	1.26
2:F:349:THR:CG2	1:G:178:SER:HB2	1.65	1.25
2:B:62:VAL:CG1	2:B:63:PRO:HD2	1.67	1.25
2:F:349:THR:HG21	1:G:178:SER:N	1.50	1.25
2:F:326:LYS:HB2	1:G:222:PRO:CG	1.66	1.24
2:B:348:PRO:CD	1:C:398:MET:CE	2.18	1.22
2:F:324:VAL:CG2	1:G:221:THR:HB	1.70	1.21
1:G:257:VAL:HB	2:H:407:TRP:CE3	1.73	1.21
2:F:326:LYS:CB	1:G:222:PRO:CG	2.18	1.20
2:F:329:ASN:CG	1:G:210:TYR:HE1	1.44	1.19
2:F:324:VAL:HG21	1:G:221:THR:CB	1.70	1.19
2:D:217:LEU:HD12	2:D:277:SER:CB	1.72	1.19
2:F:329:ASN:CB	1:G:210:TYR:CE1	2.26	1.18
2:B:217:LEU:HD12	2:B:277:SER:CB	1.72	1.18
2:B:5:ILE:CG1	2:B:64:ARG:NH1	2.05	1.18
2:F:217:LEU:HD12	2:F:277:SER:CB	1.72	1.18
2:H:217:LEU:HD12	2:H:277:SER:CB	1.72	1.18
2:D:30:ILE:HG12	2:D:36:MET:HB3	1.19	1.18
1:G:2:ARG:CZ	2:H:98:ASP:HB3	1.73	1.18
1:C:88:ARG:HD2	1:G:283:TYR:CZ	1.79	1.17
2:F:349:THR:HG21	1:G:178:SER:CB	1.73	1.17
2:B:92:LEU:C	2:B:93:ILE:N	1.98	1.16
1:G:254:LYS:CE	1:G:352:LYS:HE3	1.73	1.16
2:F:262:TYR:OH	1:G:403:ALA:HA	1.46	1.16
2:F:92:LEU:C	2:F:93:ILE:N	1.98	1.16

Continued on next page...

Continued from previous page...

Atom-1	Atom-2	Interatomic distance (Å)	Clash overlap (Å)
2:H:92:LEU:C	2:H:93:ILE:N	1.98	1.16
2:B:348:PRO:HD2	1:C:398:MET:CE	1.73	1.15
1:C:88:ARG:HD2	1:G:283:TYR:OH	1.43	1.15
2:D:92:LEU:C	2:D:93:ILE:N	1.98	1.15
2:B:30:ILE:HG12	2:B:36:MET:HB3	1.19	1.15
2:F:349:THR:HB	1:G:178:SER:HB2	1.16	1.15
2:F:261:PRO:HB3	1:G:404:PHE:CE2	1.81	1.15
2:F:30:ILE:HG12	2:F:36:MET:HB3	1.17	1.15
2:D:56:THR:O	2:H:284:GLU:HB3	1.46	1.15
1:C:88:ARG:HD3	1:G:283:TYR:HE1	1.01	1.14
2:B:5:ILE:CD1	2:B:64:ARG:HH12	1.57	1.14
2:H:30:ILE:HG12	2:H:36:MET:HB3	1.17	1.14
2:D:243:ARG:NH2	2:D:252:LEU:H	1.45	1.14
2:B:243:ARG:NH2	2:B:252:LEU:H	1.45	1.14
2:B:62:VAL:HG12	2:B:63:PRO:CD	1.76	1.14
1:G:93:VAL:HG11	1:G:118:VAL:HG22	1.30	1.14
2:H:243:ARG:NH2	2:H:252:LEU:H	1.45	1.14
2:F:243:ARG:NH2	2:F:252:LEU:H	1.45	1.14
1:C:88:ARG:HD3	1:G:283:TYR:CE1	1.83	1.13
1:G:258:ASN:HA	2:H:404:PHE:CD2	1.84	1.13
1:C:257:VAL:HG13	2:D:407:TRP:CG	1.83	1.13
2:B:296:PHE:CE1	2:B:335:ILE:HG21	1.84	1.13
2:D:296:PHE:CE1	2:D:335:ILE:HG21	1.84	1.13
2:H:296:PHE:CE1	2:H:335:ILE:HG21	1.84	1.13
1:A:88:ARG:CD	1:E:283:TYR:CE1	2.31	1.13
2:F:296:PHE:CE1	2:F:335:ILE:HG21	1.84	1.12
1:E:93:VAL:HG11	1:E:118:VAL:HG22	1.30	1.12
2:F:261:PRO:CB	1:G:404:PHE:CE2	2.32	1.12
1:A:234:THR:HG21	1:A:270:PRO:HB2	1.23	1.12
2:F:261:PRO:CA	1:G:404:PHE:CD2	2.32	1.12
1:A:88:ARG:CD	1:E:283:TYR:HE1	1.63	1.12
1:G:352:LYS:CD	2:H:181:VAL:CG2	2.20	1.11
2:H:70:LEU:HD13	2:H:145:THR:OG1	1.49	1.11
1:E:234:THR:HG21	1:E:270:PRO:HB2	1.23	1.11
2:F:70:LEU:HD13	2:F:145:THR:OG1	1.49	1.11
2:D:67:PHE:HE1	2:D:87:PHE:CE1	1.68	1.10
2:F:67:PHE:HE1	2:F:87:PHE:CE1	1.69	1.10
1:C:234:THR:HG21	1:C:270:PRO:HB2	1.23	1.10
1:C:88:ARG:CD	1:G:283:TYR:CE1	2.34	1.10
2:H:67:PHE:HE1	2:H:87:PHE:CE1	1.68	1.10
2:B:70:LEU:HD13	2:B:145:THR:OG1	1.49	1.10

Continued on next page...

Continued from previous page...

Atom-1	Atom-2	Interatomic distance (Å)	Clash overlap (Å)
2:B:67:PHE:HE1	2:B:87:PHE:CE1	1.68	1.10
2:D:70:LEU:HD13	2:D:145:THR:OG1	1.49	1.10
2:F:349:THR:CG2	1:G:178:SER:H	1.65	1.09
1:G:234:THR:HG21	1:G:270:PRO:HB2	1.23	1.09
1:G:258:ASN:ND2	1:G:352:LYS:HE2	1.67	1.09
1:A:93:VAL:HG11	1:A:118:VAL:HG22	1.30	1.08
2:B:439:SER:C	1:C:401:ARG:HH21	1.58	1.08
2:D:56:THR:O	2:D:58:ALA:HB3	1.54	1.08
1:C:93:VAL:HG11	1:C:118:VAL:HG22	1.30	1.07
2:F:329:ASN:CB	1:G:210:TYR:HE1	1.66	1.07
2:D:274:PRO:C	2:D:275:VAL:N	2.09	1.06
1:A:56:ALA:CB	1:E:283:TYR:CE2	2.37	1.06
2:B:274:PRO:C	2:B:275:VAL:N	2.09	1.06
1:G:352:LYS:HD2	2:H:181:VAL:HG23	1.24	1.06
2:B:109:THR:HG22	2:B:110:ILE:N	1.71	1.06
2:H:274:PRO:C	2:H:275:VAL:N	2.09	1.06
2:B:11:GLN:HG3	2:B:74:VAL:HG11	1.34	1.06
2:F:274:PRO:C	2:F:275:VAL:N	2.09	1.05
2:F:326:LYS:HG3	1:G:222:PRO:HG3	1.30	1.05
2:B:350:GLY:CA	1:C:181:VAL:HG13	1.86	1.05
2:F:109:THR:HG22	2:F:110:ILE:N	1.71	1.05
2:D:109:THR:HG22	2:D:110:ILE:N	1.70	1.05
2:D:217:LEU:CD1	2:D:277:SER:HB3	1.87	1.05
2:D:5:ILE:HG21	2:D:135:PHE:HD2	1.18	1.05
2:H:109:THR:HG22	2:H:110:ILE:N	1.70	1.05
2:H:11:GLN:HG3	2:H:74:VAL:HG11	1.34	1.05
2:B:350:GLY:HA2	1:C:181:VAL:CG1	1.86	1.05
2:D:296:PHE:CD2	2:D:341:ILE:CD1	2.40	1.05
2:F:5:ILE:HG21	2:F:135:PHE:HD2	1.18	1.05
2:F:11:GLN:HG3	2:F:74:VAL:HG11	1.34	1.05
2:B:217:LEU:CD1	2:B:277:SER:HB3	1.87	1.05
2:B:298:PRO:HB3	2:B:307:PRO:HD2	1.36	1.05
2:B:5:ILE:CG1	2:B:64:ARG:HH12	1.67	1.05
2:H:5:ILE:HG21	2:H:135:PHE:HD2	1.17	1.04
2:B:296:PHE:CD2	2:B:341:ILE:CD1	2.40	1.04
1:G:257:VAL:HG21	2:H:407:TRP:CD1	1.91	1.04
2:F:296:PHE:CD2	2:F:341:ILE:CD1	2.40	1.04
2:F:349:THR:CG2	1:G:178:SER:CB	2.32	1.04
2:D:67:PHE:CE1	2:D:87:PHE:CE1	2.45	1.04
2:D:11:GLN:HG3	2:D:74:VAL:HG11	1.34	1.04
2:H:296:PHE:CD2	2:H:341:ILE:CD1	2.40	1.04

Continued on next page...

Continued from previous page...

Atom-1	Atom-2	Interatomic distance (Å)	Clash overlap (Å)
2:B:67:PHE:CE1	2:B:87:PHE:CE1	2.45	1.04
1:G:250:ALA:HB1	1:G:254:LYS:HD3	1.39	1.04
1:A:88:ARG:HD2	1:E:283:TYR:CZ	1.91	1.04
2:F:217:LEU:CD1	2:F:277:SER:HB3	1.86	1.04
1:G:250:ALA:HB2	1:G:254:LYS:CD	1.88	1.04
1:G:352:LYS:HD3	2:H:181:VAL:HG23	1.07	1.04
2:H:217:LEU:CD1	2:H:277:SER:HB3	1.87	1.04
2:F:67:PHE:CE1	2:F:87:PHE:CE1	2.45	1.04
2:H:67:PHE:CE1	2:H:87:PHE:CE1	2.45	1.03
2:H:298:PRO:HB3	2:H:307:PRO:HD2	1.36	1.03
2:F:298:PRO:HB3	2:F:307:PRO:HD2	1.36	1.03
2:F:349:THR:CG2	1:G:178:SER:N	2.21	1.03
1:G:2:ARG:NH2	2:H:98:ASP:HB3	1.74	1.03
2:D:298:PRO:HB3	2:D:307:PRO:HD2	1.36	1.02
2:H:243:ARG:HH21	2:H:252:LEU:N	1.58	1.02
2:D:243:ARG:HH21	2:D:252:LEU:N	1.57	1.02
2:B:348:PRO:CG	1:C:398:MET:HE3	1.90	1.02
2:F:243:ARG:HH21	2:F:252:LEU:N	1.58	1.02
2:B:243:ARG:HH21	2:B:252:LEU:N	1.57	1.02
1:G:250:ALA:CB	1:G:254:LYS:CD	2.38	1.02
2:F:325:PRO:HD2	1:G:223:THR:HA	1.40	1.02
1:C:172:VAL:HG11	1:C:387:LEU:HD21	1.37	1.02
1:A:56:ALA:HB2	1:E:283:TYR:HE2	1.25	1.01
2:F:326:LYS:CG	1:G:222:PRO:CG	2.38	1.01
1:G:248:LEU:CD2	2:H:179:THR:CG2	2.37	1.01
2:B:88:HIS:HB2	2:B:91:GLN:HE21	1.22	1.01
1:E:236:SER:O	1:E:240:THR:HG23	1.61	1.01
1:A:172:VAL:HG11	1:A:387:LEU:HD21	1.37	1.01
2:F:329:ASN:CG	1:G:210:TYR:CE1	2.34	1.01
1:G:254:LYS:HE2	1:G:352:LYS:CE	1.90	1.01
1:G:236:SER:O	1:G:240:THR:HG23	1.61	1.00
2:D:88:HIS:HB2	2:D:91:GLN:HE21	1.22	1.00
1:E:172:VAL:HG11	1:E:387:LEU:HD21	1.37	1.00
1:G:253:ARG:CB	2:H:407:TRP:CH2	2.43	1.00
1:A:88:ARG:NH1	1:E:283:TYR:CE1	2.29	1.00
1:G:258:ASN:O	2:H:404:PHE:HE2	1.42	1.00
2:B:5:ILE:HG12	2:B:64:ARG:CZ	1.90	1.00
2:B:350:GLY:HA2	1:C:181:VAL:HG13	1.03	1.00
1:G:172:VAL:HG11	1:G:387:LEU:HD21	1.37	1.00
1:G:257:VAL:HG21	2:H:407:TRP:CB	1.77	1.00
1:A:236:SER:O	1:A:240:THR:HG23	1.61	1.00

Continued on next page...

Continued from previous page...

Atom-1	Atom-2	Interatomic distance (Å)	Clash overlap (Å)
2:B:30:ILE:HD11	2:B:61:HIS:CE1	1.97	1.00
2:H:88:HIS:HB2	2:H:91:GLN:HE21	1.22	1.00
1:C:236:SER:O	1:C:240:THR:HG23	1.61	1.00
2:B:56:THR:O	2:B:58:ALA:HB3	1.59	0.99
1:G:253:ARG:CB	2:H:407:TRP:HH2	1.75	0.99
2:F:349:THR:CB	1:G:178:SER:CB	2.40	0.99
2:F:88:HIS:HB2	2:F:91:GLN:HE21	1.22	0.99
1:C:329:ASP:HB3	2:D:177:VAL:CG1	1.93	0.98
1:G:250:ALA:HB2	1:G:254:LYS:HD3	1.01	0.98
1:C:299:LYS:HD3	1:C:299:LYS:H	1.24	0.98
1:G:352:LYS:HA	2:H:181:VAL:HG22	1.44	0.98
1:G:248:LEU:HD22	2:H:179:THR:HG22	1.43	0.98
2:B:52:PHE:HZ	2:B:239:THR:HG21	1.27	0.98
2:H:276:ILE:HG23	2:H:369:ALA:HB2	1.43	0.98
1:A:299:LYS:H	1:A:299:LYS:HD3	1.24	0.97
2:B:63:PRO:HG2	2:B:91:GLN:CD	1.84	0.97
1:G:248:LEU:HD22	2:H:179:THR:HG21	1.46	0.97
2:B:276:ILE:HG23	2:B:369:ALA:HB2	1.43	0.97
2:F:276:ILE:HG23	2:F:369:ALA:HB2	1.43	0.97
2:D:276:ILE:HG23	2:D:369:ALA:HB2	1.43	0.97
2:F:349:THR:CG2	1:G:178:SER:CA	2.42	0.97
1:G:254:LYS:HE2	1:G:352:LYS:HE3	0.97	0.97
2:B:348:PRO:HD3	1:C:398:MET:HE3	1.47	0.96
1:E:299:LYS:H	1:E:299:LYS:HD3	1.24	0.96
2:D:259:LEU:HD11	2:D:378:LEU:HD13	1.47	0.96
2:F:259:LEU:HD11	2:F:378:LEU:HD13	1.47	0.96
2:F:326:LYS:HG3	1:G:222:PRO:CG	1.96	0.96
2:B:278:ALA:O	2:B:279:GLU:HB3	1.66	0.96
2:B:62:VAL:HG12	2:B:63:PRO:HD2	0.97	0.96
2:F:326:LYS:CG	1:G:222:PRO:HG3	1.94	0.96
2:H:259:LEU:HD11	2:H:378:LEU:HD13	1.47	0.96
1:G:299:LYS:HD3	1:G:299:LYS:H	1.24	0.96
2:D:278:ALA:O	2:D:279:GLU:HB3	1.66	0.96
1:A:56:ALA:HB2	1:E:283:TYR:CE2	2.00	0.96
2:H:98:ASP:HB2	2:H:105:ARG:HH21	1.31	0.96
2:F:324:VAL:HG21	1:G:221:THR:HB	0.97	0.96
2:B:98:ASP:HB2	2:B:105:ARG:HH21	1.31	0.95
2:B:259:LEU:HD11	2:B:378:LEU:HD13	1.47	0.95
1:C:273:ALA:HB3	1:C:274:PRO:HD3	1.48	0.95
2:F:98:ASP:HB2	2:F:105:ARG:HH21	1.31	0.95
2:B:251:ASP:N	2:B:254:GLU:HG3	1.82	0.95

Continued on next page...

Continued from previous page...

Atom-1	Atom-2	Interatomic distance (Å)	Clash overlap (Å)
2:D:98:ASP:HB2	2:D:105:ARG:HH21	1.31	0.95
2:H:5:ILE:CG2	2:H:135:PHE:HD2	1.78	0.95
1:G:257:VAL:HB	2:H:407:TRP:CD2	2.01	0.95
2:D:251:ASP:N	2:D:254:GLU:HG3	1.82	0.95
2:F:5:ILE:CG2	2:F:135:PHE:HD2	1.78	0.95
1:A:273:ALA:HB3	1:A:274:PRO:HD3	1.48	0.95
2:D:5:ILE:CG2	2:D:135:PHE:HD2	1.78	0.95
2:H:251:ASP:N	2:H:254:GLU:HG3	1.82	0.95
2:F:251:ASP:N	2:F:254:GLU:HG3	1.82	0.95
2:D:56:THR:CB	2:H:284:GLU:CD	2.34	0.95
1:C:248:LEU:HD22	2:D:179:THR:HG21	1.47	0.95
2:D:217:LEU:HD12	2:D:277:SER:HB3	0.95	0.94
2:D:52:PHE:CZ	2:D:239:THR:HB	2.02	0.94
1:G:273:ALA:HB3	1:G:274:PRO:HD3	1.48	0.94
2:H:278:ALA:O	2:H:279:GLU:HB3	1.66	0.94
2:F:278:ALA:O	2:F:279:GLU:HB3	1.66	0.94
1:C:88:ARG:CD	1:G:283:TYR:OH	2.13	0.94
2:B:217:LEU:HD12	2:B:277:SER:HB3	0.95	0.94
2:F:30:ILE:CG1	2:F:36:MET:HB3	1.96	0.94
2:H:30:ILE:CG1	2:H:36:MET:HB3	1.96	0.94
2:H:251:ASP:H	2:H:254:GLU:HG3	1.33	0.94
1:E:273:ALA:HB3	1:E:274:PRO:HD3	1.48	0.94
2:B:316:CYS:HB3	2:B:378:LEU:HD11	1.49	0.94
2:F:251:ASP:H	2:F:254:GLU:HG3	1.33	0.94
2:H:217:LEU:HD12	2:H:277:SER:HB3	0.95	0.94
2:D:109:THR:HG22	2:D:110:ILE:H	1.33	0.94
1:A:70:LEU:H	1:A:145:THR:HG21	1.33	0.93
1:C:70:LEU:H	1:C:145:THR:HG21	1.33	0.93
2:F:217:LEU:HD12	2:F:277:SER:HB3	0.95	0.93
2:F:151:SER:HB3	2:F:193:THR:HG21	1.51	0.93
2:D:237:SER:HB2	2:D:376:CYS:SG	2.08	0.93
1:E:281:GLN:O	1:E:283:TYR:N	2.00	0.93
2:F:109:THR:HG22	2:F:110:ILE:H	1.33	0.93
2:H:151:SER:HB3	2:H:193:THR:HG21	1.51	0.93
2:D:62:VAL:HG21	2:D:88:HIS:CE1	2.04	0.93
1:A:132:LEU:HD23	1:A:164:ARG:HG3	1.50	0.93
2:B:237:SER:HB2	2:B:376:CYS:SG	2.08	0.93
1:G:264:ARG:O	1:G:265:LEU:HB3	1.69	0.93
2:H:316:CYS:HB3	2:H:378:LEU:HD11	1.48	0.93
2:B:151:SER:HB3	2:B:193:THR:HG21	1.51	0.93
1:E:264:ARG:O	1:E:265:LEU:HB3	1.69	0.93

Continued on next page...

Continued from previous page...

Atom-1	Atom-2	Interatomic distance (Å)	Clash overlap (Å)
1:G:281:GLN:O	1:G:283:TYR:N	2.00	0.93
1:C:132:LEU:HD23	1:C:164:ARG:HG3	1.50	0.93
1:C:281:GLN:O	1:C:283:TYR:N	2.00	0.93
1:C:88:ARG:HD2	1:G:283:TYR:CE1	2.02	0.93
1:E:132:LEU:HD23	1:E:164:ARG:HG3	1.50	0.93
2:F:316:CYS:HB3	2:F:378:LEU:HD11	1.48	0.93
2:B:109:THR:HG22	2:B:110:ILE:H	1.33	0.93
2:D:316:CYS:HB3	2:D:378:LEU:HD11	1.49	0.93
2:F:62:VAL:HG21	2:F:88:HIS:CE1	2.03	0.93
2:H:109:THR:HG22	2:H:110:ILE:H	1.33	0.93
1:A:281:GLN:O	1:A:283:TYR:N	2.00	0.93
2:F:237:SER:HB2	2:F:376:CYS:SG	2.08	0.93
2:H:237:SER:HB2	2:H:376:CYS:SG	2.08	0.93
1:G:132:LEU:HD23	1:G:164:ARG:HG3	1.50	0.92
2:H:52:PHE:CZ	2:H:239:THR:HB	2.04	0.92
2:H:62:VAL:HG21	2:H:88:HIS:CE1	2.04	0.92
2:D:151:SER:HB3	2:D:193:THR:HG21	1.51	0.92
1:A:264:ARG:O	1:A:265:LEU:HB3	1.69	0.92
1:C:264:ARG:O	1:C:265:LEU:HB3	1.69	0.92
2:B:251:ASP:H	2:B:254:GLU:HG3	1.33	0.92
2:F:52:PHE:CZ	2:F:239:THR:HB	2.05	0.92
2:H:52:PHE:HZ	2:H:239:THR:HG21	1.35	0.92
1:E:70:LEU:H	1:E:145:THR:HG21	1.33	0.91
2:B:30:ILE:CD1	2:B:61:HIS:ND1	2.34	0.91
1:C:88:ARG:CD	1:G:283:TYR:HE1	1.73	0.91
1:G:70:LEU:H	1:G:145:THR:HG21	1.33	0.91
2:B:57:GLY:CA	2:B:58:ALA:CB	2.30	0.91
2:D:251:ASP:H	2:D:254:GLU:HG3	1.33	0.91
2:F:52:PHE:HZ	2:F:239:THR:HG21	1.35	0.91
1:C:88:ARG:CD	1:G:283:TYR:CZ	2.52	0.91
2:H:184:PRO:HG2	2:H:398:MET:HE1	1.51	0.91
2:F:296:PHE:CD2	2:F:341:ILE:HD11	2.03	0.91
2:H:296:PHE:CD2	2:H:341:ILE:HD11	2.03	0.91
2:F:337:THR:HG22	3:I:99:GLN:OE1	1.69	0.91
1:G:254:LYS:CE	1:G:352:LYS:CE	2.49	0.91
2:H:296:PHE:HE2	2:H:341:ILE:HD11	1.21	0.91
2:B:55:GLU:O	2:B:57:GLY:N	2.04	0.91
1:A:88:ARG:HH11	1:E:283:TYR:HE1	1.09	0.90
2:F:261:PRO:HG3	1:G:404:PHE:HE2	1.35	0.90
2:D:5:ILE:CG2	2:D:135:PHE:CD2	2.54	0.90
2:D:70:LEU:CD1	2:D:145:THR:OG1	2.18	0.90

Continued on next page...

Continued from previous page...

Atom-1	Atom-2	Interatomic distance (Å)	Clash overlap (Å)
1:G:352:LYS:HB2	2:H:181:VAL:HG21	1.52	0.90
2:B:70:LEU:CD1	2:B:145:THR:OG1	2.18	0.90
2:D:119:LEU:HD23	2:D:122:ILE:HD11	1.53	0.90
2:D:52:PHE:HZ	2:D:239:THR:HG21	1.34	0.90
1:E:147:SER:O	1:E:151:THR:HB	1.71	0.90
1:G:253:ARG:HB3	2:H:407:TRP:HH2	1.10	0.90
2:F:296:PHE:HE2	2:F:341:ILE:HD11	1.21	0.90
2:F:70:LEU:CD1	2:F:145:THR:OG1	2.18	0.90
2:H:5:ILE:CG2	2:H:135:PHE:CD2	2.54	0.90
2:B:119:LEU:HD23	2:B:122:ILE:HD11	1.53	0.89
2:F:119:LEU:HD23	2:F:122:ILE:HD11	1.53	0.89
2:F:262:TYR:CE2	1:G:403:ALA:O	2.24	0.89
1:G:257:VAL:HG21	2:H:407:TRP:CD2	2.08	0.89
2:D:296:PHE:HE2	2:D:341:ILE:HD11	1.21	0.89
2:F:5:ILE:CG2	2:F:135:PHE:CD2	2.54	0.89
1:G:147:SER:O	1:G:151:THR:HB	1.71	0.89
2:H:119:LEU:HD23	2:H:122:ILE:HD11	1.53	0.89
1:A:102:ASN:HD21	1:A:408:TYR:HA	1.38	0.89
1:A:8:GLN:OE1	1:A:67:LEU:HD22	1.72	0.89
1:C:102:ASN:HD21	1:C:408:TYR:HA	1.38	0.89
1:C:8:GLN:OE1	1:C:67:LEU:HD22	1.73	0.89
2:H:70:LEU:CD1	2:H:145:THR:OG1	2.18	0.89
1:A:147:SER:O	1:A:151:THR:HB	1.71	0.89
1:A:93:VAL:HG11	1:A:118:VAL:CG2	2.03	0.89
1:E:102:ASN:HD21	1:E:408:TYR:HA	1.38	0.89
1:G:102:ASN:HD21	1:G:408:TYR:HA	1.38	0.89
1:G:264:ARG:HB2	1:G:266:HIS:CD2	2.08	0.89
1:G:93:VAL:HG11	1:G:118:VAL:CG2	2.03	0.89
1:E:93:VAL:HG11	1:E:118:VAL:CG2	2.03	0.89
1:E:264:ARG:HB2	1:E:266:HIS:CD2	2.08	0.89
2:B:52:PHE:CE1	2:B:239:THR:HB	2.07	0.89
1:C:93:VAL:HG11	1:C:118:VAL:CG2	2.03	0.89
2:D:56:THR:O	2:H:284:GLU:CB	2.21	0.89
1:G:258:ASN:HA	2:H:404:PHE:CE2	2.08	0.89
2:B:296:PHE:HE2	2:B:341:ILE:HD11	1.21	0.89
1:C:264:ARG:HB2	1:C:266:HIS:CD2	2.08	0.89
2:F:257:THR:HG21	1:G:101:ASN:HB3	1.54	0.89
2:B:343:PHE:CZ	2:B:351:PHE:CE1	2.61	0.88
1:A:101:ASN:HD21	1:A:143:GLY:HA2	1.38	0.88
1:A:264:ARG:HB2	1:A:266:HIS:CD2	2.08	0.88
2:B:110:ILE:HG23	2:B:111:GLY:H	1.38	0.88

Continued on next page...

Continued from previous page...

Atom-1	Atom-2	Interatomic distance (Å)	Clash overlap (Å)
2:B:63:PRO:CD	2:B:87:PHE:HA	2.03	0.88
1:C:147:SER:O	1:C:151:THR:HB	1.71	0.88
2:D:343:PHE:CZ	2:D:351:PHE:CE1	2.61	0.88
2:F:343:PHE:CZ	2:F:351:PHE:CE1	2.60	0.88
2:H:343:PHE:CZ	2:H:351:PHE:CE1	2.60	0.88
2:D:122:ILE:HD12	2:D:157:LEU:HD21	1.54	0.88
2:F:110:ILE:HG23	2:F:111:GLY:H	1.38	0.88
2:F:261:PRO:HA	1:G:404:PHE:HD2	0.87	0.88
1:C:101:ASN:HD21	1:C:143:GLY:HA2	1.38	0.88
2:H:110:ILE:HG23	2:H:111:GLY:H	1.38	0.88
2:B:349:THR:HG21	1:C:178:SER:OG	1.74	0.88
1:C:311:ARG:HD3	1:C:342:TYR:HA	1.56	0.88
2:F:296:PHE:CD2	2:F:341:ILE:HD12	2.08	0.88
2:F:349:THR:HB	1:G:178:SER:CB	2.02	0.88
1:G:8:GLN:OE1	1:G:67:LEU:HD22	1.73	0.88
1:E:8:GLN:OE1	1:E:67:LEU:HD22	1.73	0.88
2:F:261:PRO:CA	1:G:404:PHE:CE2	2.56	0.88
1:G:10:GLY:HA2	1:G:145:THR:HB	1.55	0.88
1:A:311:ARG:HD3	1:A:342:TYR:HA	1.56	0.88
2:D:110:ILE:HG23	2:D:111:GLY:H	1.38	0.88
2:B:296:PHE:CD2	2:B:341:ILE:HD12	2.08	0.87
2:B:439:SER:C	1:C:401:ARG:NH2	2.28	0.87
2:D:30:ILE:CG1	2:D:36:MET:HB3	2.02	0.87
1:G:2:ARG:CZ	2:H:98:ASP:CB	2.52	0.87
1:G:248:LEU:CD2	2:H:179:THR:HG22	2.03	0.87
1:A:10:GLY:HA2	1:A:145:THR:HB	1.55	0.87
1:E:10:GLY:HA2	1:E:145:THR:HB	1.55	0.87
2:H:296:PHE:CD2	2:H:341:ILE:HD12	2.08	0.87
1:C:346:TRP:HB2	2:D:401:LYS:HD2	1.56	0.87
2:F:147:SER:HB2	2:F:190:THR:OG1	1.73	0.87
2:H:147:SER:HB2	2:H:190:THR:OG1	1.73	0.87
2:B:122:ILE:HD12	2:B:157:LEU:HD21	1.54	0.87
2:B:30:ILE:CD1	2:B:61:HIS:CE1	2.57	0.87
2:D:52:PHE:HZ	2:D:239:THR:CG2	1.88	0.87
1:E:311:ARG:HD3	1:E:342:TYR:HA	1.56	0.87
1:G:311:ARG:HD3	1:G:342:TYR:HA	1.56	0.87
2:B:30:ILE:CG1	2:B:36:MET:HB3	2.02	0.87
2:D:147:SER:HB2	2:D:190:THR:OG1	1.73	0.87
1:G:360:PRO:HG2	1:G:371:LEU:HB3	1.56	0.87
1:E:360:PRO:HG2	1:E:371:LEU:HB3	1.56	0.87
2:D:5:ILE:HG21	2:D:135:PHE:CD2	2.08	0.87

Continued on next page...

Continued from previous page...

Atom-1	Atom-2	Interatomic distance (Å)	Clash overlap (Å)
2:F:122:ILE:HD12	2:F:157:LEU:HD21	1.54	0.87
2:H:122:ILE:HD12	2:H:157:LEU:HD21	1.54	0.87
2:D:57:GLY:CA	2:D:58:ALA:CB	2.30	0.86
2:H:52:PHE:HZ	2:H:239:THR:CG2	1.88	0.86
1:A:360:PRO:HG2	1:A:371:LEU:HB3	1.56	0.86
1:C:10:GLY:HA2	1:C:145:THR:HB	1.55	0.86
1:E:6:HIS:CE1	1:E:8:GLN:HG2	2.10	0.86
1:G:257:VAL:CB	2:H:407:TRP:CD2	2.57	0.86
1:G:153:LEU:O	1:G:157:ILE:HG12	1.76	0.86
1:G:248:LEU:HD22	2:H:179:THR:HG23	1.56	0.86
2:B:63:PRO:CG	2:B:91:GLN:OE1	2.19	0.86
1:C:19:LYS:HG3	1:C:228:ASN:HB3	1.57	0.86
1:G:6:HIS:CE1	1:G:8:GLN:HG2	2.10	0.86
1:A:153:LEU:O	1:A:157:ILE:HG12	1.75	0.86
1:A:6:HIS:CE1	1:A:8:GLN:HG2	2.10	0.86
2:B:147:SER:HB2	2:B:190:THR:OG1	1.73	0.86
1:E:153:LEU:O	1:E:157:ILE:HG12	1.75	0.86
1:E:195:VAL:HG13	1:E:196:GLU:HG2	1.57	0.86
1:A:276:THR:HB	1:A:281:GLN:HG3	1.56	0.86
2:B:333:ALA:HA	1:C:177:VAL:CG2	2.05	0.86
2:F:52:PHE:HZ	2:F:239:THR:CG2	1.89	0.86
1:G:276:THR:HB	1:G:281:GLN:HG3	1.56	0.86
2:B:63:PRO:HD3	2:B:87:PHE:HA	1.56	0.86
2:D:296:PHE:CD2	2:D:341:ILE:HD12	2.08	0.86
1:G:19:LYS:HG3	1:G:228:ASN:HB3	1.57	0.86
1:C:360:PRO:HG2	1:C:371:LEU:HB3	1.56	0.86
2:F:324:VAL:HG11	1:G:221:THR:CA	2.06	0.86
1:C:276:THR:HB	1:C:281:GLN:HG3	1.56	0.86
1:C:6:HIS:CE1	1:C:8:GLN:HG2	2.10	0.85
1:E:276:THR:HB	1:E:281:GLN:HG3	1.56	0.85
1:A:19:LYS:HG3	1:A:228:ASN:HB3	1.57	0.85
1:C:153:LEU:O	1:C:157:ILE:HG12	1.75	0.85
1:E:101:ASN:HD21	1:E:143:GLY:HA2	1.38	0.85
1:E:19:LYS:HG3	1:E:228:ASN:HB3	1.57	0.85
1:G:101:ASN:HD21	1:G:143:GLY:HA2	1.38	0.85
1:G:195:VAL:HG13	1:G:196:GLU:HG2	1.57	0.85
2:F:5:ILE:HG21	2:F:135:PHE:CD2	2.08	0.85
2:H:5:ILE:HG21	2:H:135:PHE:CD2	2.08	0.85
1:C:257:VAL:HG13	2:D:407:TRP:CD2	2.11	0.85
1:G:257:VAL:CG2	2:H:407:TRP:CD2	2.59	0.85
2:F:261:PRO:CG	1:G:404:PHE:HE2	1.88	0.85

Continued on next page...

Continued from previous page...

Atom-1	Atom-2	Interatomic distance (Å)	Clash overlap (Å)
1:G:352:LYS:HA	2:H:181:VAL:CG2	2.06	0.85
2:D:56:THR:C	2:H:284:GLU:CB	2.44	0.85
1:A:195:VAL:HG13	1:A:196:GLU:HG2	1.57	0.85
2:D:234:ILE:HG13	2:D:270:ALA:HB1	1.59	0.85
2:B:234:ILE:HG13	2:B:270:ALA:HB1	1.59	0.85
1:C:195:VAL:HG13	1:C:196:GLU:HG2	1.57	0.85
2:D:204:VAL:HG11	2:D:231:ILE:HD12	1.59	0.85
2:F:264:ARG:O	2:F:266:HIS:N	2.09	0.84
2:F:234:ILE:HG13	2:F:270:ALA:HB1	1.59	0.84
2:H:264:ARG:O	2:H:266:HIS:N	2.09	0.84
1:E:234:THR:HG21	1:E:270:PRO:CB	2.06	0.84
2:F:204:VAL:HG11	2:F:231:ILE:HD12	1.59	0.84
1:G:179:ASP:HB2	4:G:600:GDP:H3'	1.58	0.84
2:H:234:ILE:HG13	2:H:270:ALA:HB1	1.59	0.84
2:D:52:PHE:CZ	2:D:239:THR:CB	2.60	0.84
2:F:184:PRO:HG2	2:F:398:MET:HE1	1.57	0.84
2:F:263:PRO:HD3	1:G:406:HIS:CD2	2.12	0.84
2:B:204:VAL:HG11	2:B:231:ILE:HD12	1.59	0.84
1:C:209:LEU:HB3	1:C:227:LEU:HD22	1.59	0.84
2:B:52:PHE:CZ	2:B:239:THR:HG21	2.11	0.84
1:C:150:GLY:HA2	1:C:153:LEU:HD22	1.60	0.84
1:C:242:LEU:HD22	1:C:250:ALA:H	1.41	0.84
2:H:204:VAL:HG11	2:H:231:ILE:HD12	1.59	0.84
1:A:150:GLY:HA2	1:A:153:LEU:HD22	1.60	0.84
2:B:264:ARG:O	2:B:266:HIS:N	2.09	0.84
2:D:106:GLY:O	2:D:111:GLY:HA3	1.78	0.84
2:D:264:ARG:HB2	2:D:266:HIS:CD2	2.13	0.84
1:G:209:LEU:HB3	1:G:227:LEU:HD22	1.59	0.84
2:F:324:VAL:HG21	1:G:221:THR:CG2	2.06	0.84
1:G:234:THR:HG21	1:G:270:PRO:CB	2.06	0.84
2:B:106:GLY:O	2:B:111:GLY:HA3	1.78	0.84
1:G:242:LEU:HD22	1:G:250:ALA:H	1.41	0.84
1:A:20:PHE:CD2	1:A:235:MET:SD	2.71	0.84
1:A:242:LEU:HD22	1:A:250:ALA:H	1.41	0.84
1:C:3:GLU:O	1:C:133:GLN:HB3	1.78	0.84
1:C:248:LEU:CD2	2:D:179:THR:HG21	2.08	0.84
2:D:52:PHE:CE1	2:D:239:THR:HB	2.12	0.84
2:D:264:ARG:O	2:D:266:HIS:N	2.09	0.84
1:A:56:ALA:HB1	1:E:283:TYR:CD2	2.13	0.84
2:F:316:CYS:HB3	2:F:378:LEU:CD1	2.08	0.84
1:G:150:GLY:HA2	1:G:153:LEU:HD22	1.60	0.84

Continued on next page...

Continued from previous page...

Atom-1	Atom-2	Interatomic distance (Å)	Clash overlap (Å)
1:A:209:LEU:HB3	1:A:227:LEU:HD22	1.59	0.84
1:A:4:ILE:HD13	1:A:136:GLN:HE21	1.42	0.84
1:C:191:VAL:HG11	1:C:425:MET:HG3	1.60	0.84
1:E:3:GLU:O	1:E:133:GLN:HB3	1.78	0.84
1:E:4:ILE:HD13	1:E:136:GLN:HE21	1.42	0.84
1:G:3:GLU:O	1:G:133:GLN:HB3	1.78	0.84
1:G:4:ILE:HD13	1:G:136:GLN:HE21	1.42	0.84
2:H:217:LEU:CD1	2:H:277:SER:CA	2.56	0.84
1:A:324:SER:HB3	1:A:327:GLU:HG2	1.60	0.83
1:C:20:PHE:CD2	1:C:235:MET:SD	2.71	0.83
2:D:316:CYS:HB3	2:D:378:LEU:CD1	2.08	0.83
2:B:264:ARG:HB2	2:B:266:HIS:CD2	2.13	0.83
1:E:20:PHE:CD2	1:E:235:MET:SD	2.71	0.83
2:F:217:LEU:CD1	2:F:277:SER:CA	2.56	0.83
2:H:316:CYS:HB3	2:H:378:LEU:CD1	2.08	0.83
1:A:3:GLU:O	1:A:133:GLN:HB3	1.78	0.83
1:C:4:ILE:HD13	1:C:136:GLN:HE21	1.42	0.83
2:D:56:THR:CB	2:H:284:GLU:CG	2.56	0.83
1:A:191:VAL:HG11	1:A:425:MET:HG3	1.60	0.83
2:B:151:SER:CB	2:B:193:THR:HG21	2.09	0.83
1:E:150:GLY:HA2	1:E:153:LEU:HD22	1.60	0.83
1:E:209:LEU:HB3	1:E:227:LEU:HD22	1.59	0.83
2:F:151:SER:CB	2:F:193:THR:HG21	2.09	0.83
1:G:20:PHE:CD2	1:G:235:MET:SD	2.71	0.83
1:C:324:SER:HB3	1:C:327:GLU:HG2	1.60	0.83
2:F:106:GLY:O	2:F:111:GLY:HA3	1.78	0.83
2:H:106:GLY:O	2:H:111:GLY:HA3	1.78	0.83
2:H:151:SER:CB	2:H:193:THR:HG21	2.09	0.83
1:A:148:GLY:O	1:A:151:THR:HG22	1.79	0.83
2:B:217:LEU:CD1	2:B:277:SER:CA	2.56	0.83
2:B:316:CYS:HB3	2:B:378:LEU:CD1	2.08	0.83
2:F:349:THR:HG21	1:G:178:SER:C	1.98	0.83
2:F:67:PHE:CE1	2:F:87:PHE:HE1	1.96	0.83
1:G:148:GLY:O	1:G:151:THR:HG22	1.79	0.83
2:D:151:SER:CB	2:D:193:THR:HG21	2.09	0.83
2:H:264:ARG:HB2	2:H:266:HIS:CD2	2.13	0.83
2:H:67:PHE:CE1	2:H:87:PHE:HE1	1.96	0.83
1:A:234:THR:HG21	1:A:270:PRO:CB	2.06	0.83
2:D:217:LEU:CD1	2:D:277:SER:CA	2.56	0.83
1:E:242:LEU:HD22	1:E:250:ALA:H	1.41	0.83
1:A:287:THR:O	1:A:288:VAL:HG23	1.78	0.83

Continued on next page...

Continued from previous page...

Atom-1	Atom-2	Interatomic distance (Å)	Clash overlap (Å)
1:C:148:GLY:O	1:C:151:THR:HG22	1.79	0.83
1:C:234:THR:HG21	1:C:270:PRO:CB	2.06	0.83
1:C:287:THR:O	1:C:288:VAL:HG23	1.78	0.83
2:F:264:ARG:HB2	2:F:266:HIS:CD2	2.13	0.83
2:H:52:PHE:CZ	2:H:239:THR:CB	2.62	0.83
1:E:110:GLU:O	1:E:113:GLU:HG2	1.79	0.83
1:E:148:GLY:O	1:E:151:THR:HG22	1.79	0.83
1:E:324:SER:HB3	1:E:327:GLU:HG2	1.60	0.82
1:G:110:GLU:O	1:G:113:GLU:HG2	1.79	0.82
2:H:52:PHE:CE1	2:H:239:THR:HB	2.13	0.82
1:C:110:GLU:O	1:C:113:GLU:HG2	1.79	0.82
1:G:324:SER:HB3	1:G:327:GLU:HG2	1.60	0.82
1:A:110:GLU:O	1:A:113:GLU:HG2	1.80	0.82
1:G:287:THR:O	1:G:288:VAL:HG23	1.78	0.82
2:F:52:PHE:CE1	2:F:239:THR:HB	2.14	0.82
2:F:52:PHE:CZ	2:F:239:THR:CB	2.62	0.82
1:G:101:ASN:ND2	1:G:143:GLY:HA2	1.94	0.82
1:E:287:THR:O	1:E:288:VAL:HG23	1.79	0.82
2:D:67:PHE:CE1	2:D:87:PHE:HE1	1.96	0.82
1:G:346:TRP:HB2	2:H:401:LYS:HG3	1.61	0.82
1:E:257:VAL:HG13	2:F:407:TRP:CG	2.15	0.82
1:E:191:VAL:HG11	1:E:425:MET:HG3	1.60	0.82
2:H:102:ASN:CG	2:H:407:TRP:HE1	1.83	0.82
1:E:101:ASN:ND2	1:E:143:GLY:HA2	1.94	0.81
1:E:147:SER:HB2	1:E:190:SER:HB3	1.60	0.81
1:A:88:ARG:NH1	1:E:283:TYR:HE1	1.71	0.81
1:A:147:SER:HB2	1:A:190:SER:HB3	1.60	0.81
1:C:101:ASN:ND2	1:C:143:GLY:HA2	1.94	0.81
1:A:101:ASN:ND2	1:A:143:GLY:HA2	1.94	0.81
1:C:147:SER:HB2	1:C:190:SER:HB3	1.60	0.81
2:F:52:PHE:CZ	2:F:239:THR:HG21	2.15	0.81
1:G:191:VAL:HG11	1:G:425:MET:HG3	1.60	0.81
1:C:20:PHE:CZ	1:C:24:ILE:HD12	2.15	0.81
2:H:52:PHE:CZ	2:H:239:THR:HG21	2.15	0.81
2:B:67:PHE:CE1	2:B:87:PHE:HE1	1.96	0.81
2:B:23:LEU:HD23	2:B:236:SER:HB2	1.60	0.81
2:H:52:PHE:CZ	2:H:239:THR:CG2	2.64	0.81
2:D:52:PHE:CZ	2:D:239:THR:CG2	2.64	0.81
2:D:23:LEU:HD23	2:D:236:SER:HB2	1.61	0.81
2:F:313:MET:HB3	2:F:344:VAL:HG21	1.63	0.81
1:G:156:LYS:HE2	1:G:156:LYS:HA	1.61	0.81

Continued on next page...

Continued from previous page...

Atom-1	Atom-2	Interatomic distance (Å)	Clash overlap (Å)
2:F:326:LYS:CG	1:G:222:PRO:HG2	2.05	0.81
2:H:313:MET:HB3	2:H:344:VAL:HG21	1.63	0.81
2:F:23:LEU:HD23	2:F:236:SER:HB2	1.61	0.81
1:G:20:PHE:CZ	1:G:24:ILE:HD12	2.15	0.81
1:G:352:LYS:HD3	2:H:181:VAL:HG21	1.61	0.81
2:H:267:PHE:N	2:H:267:PHE:CD1	2.49	0.81
2:H:276:ILE:HG23	2:H:369:ALA:CB	2.10	0.81
1:A:20:PHE:CZ	1:A:24:ILE:HD12	2.15	0.81
1:E:20:PHE:CZ	1:E:24:ILE:HD12	2.15	0.81
2:F:267:PHE:N	2:F:267:PHE:CD1	2.49	0.81
2:F:276:ILE:HG23	2:F:369:ALA:CB	2.10	0.81
2:F:52:PHE:CZ	2:F:239:THR:CG2	2.64	0.81
2:B:6:SER:HB3	2:B:136:SER:OG	1.81	0.81
2:F:6:SER:HB3	2:F:136:SER:OG	1.81	0.81
1:G:147:SER:HB2	1:G:190:SER:HB3	1.60	0.81
1:G:2:ARG:NH2	2:H:98:ASP:CB	2.44	0.81
2:H:6:SER:HB3	2:H:136:SER:OG	1.81	0.81
2:H:23:LEU:HD23	2:H:236:SER:HB2	1.61	0.81
2:B:109:THR:CG2	2:B:110:ILE:N	2.44	0.81
2:B:313:MET:HB3	2:B:344:VAL:HG21	1.63	0.81
2:B:52:PHE:CZ	2:B:239:THR:HB	2.14	0.81
1:C:156:LYS:HA	1:C:156:LYS:HE2	1.61	0.81
2:F:220:GLU:C	2:F:222:PRO:HD3	2.02	0.81
1:G:257:VAL:O	1:G:257:VAL:HG22	1.78	0.81
2:H:109:THR:CG2	2:H:110:ILE:N	2.44	0.81
2:H:220:GLU:C	2:H:222:PRO:HD3	2.02	0.81
2:H:248:LEU:HD23	2:H:353:VAL:O	1.80	0.81
2:B:184:PRO:HG2	2:B:398:MET:HE1	1.63	0.80
2:D:248:LEU:HD23	2:D:353:VAL:O	1.80	0.80
1:E:156:LYS:HE2	1:E:156:LYS:HA	1.61	0.80
2:F:109:THR:CG2	2:F:110:ILE:N	2.44	0.80
2:F:7:ILE:HG22	2:F:66:VAL:HG22	1.63	0.80
2:H:132:LEU:HD23	2:H:132:LEU:H	1.46	0.80
2:H:7:ILE:HG22	2:H:66:VAL:HG22	1.63	0.80
2:B:248:LEU:HD23	2:B:353:VAL:O	1.80	0.80
2:B:267:PHE:CD1	2:B:267:PHE:N	2.49	0.80
2:D:267:PHE:N	2:D:267:PHE:CD1	2.49	0.80
2:D:52:PHE:CZ	2:D:239:THR:HG21	2.15	0.80
2:B:52:PHE:HZ	2:B:239:THR:CG2	1.94	0.80
2:D:6:SER:HB3	2:D:136:SER:OG	1.81	0.80
2:F:248:LEU:HD23	2:F:353:VAL:O	1.80	0.80

Continued on next page...

Continued from previous page...

Atom-1	Atom-2	Interatomic distance (Å)	Clash overlap (Å)
1:A:234:THR:CG2	1:A:270:PRO:HB2	2.11	0.80
2:B:7:ILE:HG22	2:B:66:VAL:HG22	1.63	0.80
2:D:109:THR:CG2	2:D:110:ILE:N	2.44	0.80
2:D:313:MET:HB3	2:D:344:VAL:HG21	1.63	0.80
1:A:413:MET:HG3	1:A:414:ASP:H	1.47	0.80
2:F:132:LEU:H	2:F:132:LEU:HD23	1.46	0.80
2:F:241:SER:O	2:F:244:PHE:HB3	1.82	0.80
2:B:70:LEU:CD1	2:B:145:THR:HG23	2.12	0.80
2:D:56:THR:O	2:D:58:ALA:CB	2.30	0.80
2:H:241:SER:O	2:H:244:PHE:HB3	1.82	0.80
1:E:234:THR:CG2	1:E:270:PRO:HB2	2.11	0.80
1:E:413:MET:HG3	1:E:414:ASP:H	1.47	0.80
1:G:413:MET:HG3	1:G:414:ASP:H	1.47	0.80
2:D:70:LEU:CD1	2:D:145:THR:HG23	2.12	0.80
2:D:276:ILE:HG23	2:D:369:ALA:CB	2.10	0.80
2:D:184:PRO:HG2	2:D:398:MET:HE1	1.62	0.80
1:G:236:SER:O	1:G:240:THR:CG2	2.29	0.80
2:B:276:ILE:HG23	2:B:369:ALA:CB	2.10	0.80
1:G:254:LYS:HE3	1:G:352:LYS:NZ	1.97	0.80
2:B:220:GLU:C	2:B:222:PRO:HD3	2.02	0.79
2:B:241:SER:O	2:B:244:PHE:HB3	1.82	0.79
2:B:67:PHE:HE1	2:B:87:PHE:CD1	2.00	0.79
1:C:413:MET:HG3	1:C:414:ASP:H	1.47	0.79
1:A:156:LYS:HA	1:A:156:LYS:HE2	1.61	0.79
1:C:54:ASN:HD21	1:C:64:ARG:HD3	1.46	0.79
1:C:329:ASP:HB3	2:D:177:VAL:HG12	1.61	0.79
1:A:236:SER:O	1:A:240:THR:CG2	2.29	0.79
2:D:7:ILE:HG22	2:D:66:VAL:HG22	1.63	0.79
1:E:54:ASN:HD21	1:E:64:ARG:HD3	1.46	0.79
2:F:67:PHE:HE1	2:F:87:PHE:CD1	1.99	0.79
2:D:67:PHE:HE1	2:D:87:PHE:CD1	2.00	0.79
1:E:236:SER:O	1:E:240:THR:CG2	2.29	0.79
2:F:234:ILE:O	2:F:234:ILE:HD13	1.81	0.79
2:H:234:ILE:HD13	2:H:234:ILE:O	1.81	0.79
1:A:68:VAL:HG12	1:A:149:MET:SD	2.22	0.79
1:A:54:ASN:HD21	1:A:64:ARG:HD3	1.46	0.79
1:C:236:SER:O	1:C:240:THR:CG2	2.29	0.79
1:G:54:ASN:HD21	1:G:64:ARG:HD3	1.46	0.79
2:H:67:PHE:HE1	2:H:87:PHE:CD1	1.99	0.79
1:C:68:VAL:HG12	1:C:149:MET:SD	2.22	0.79
1:C:264:ARG:HB2	1:C:266:HIS:HD2	1.45	0.79

Continued on next page...

Continued from previous page...

Atom-1	Atom-2	Interatomic distance (Å)	Clash overlap (Å)
1:C:265:LEU:HD12	1:C:265:LEU:O	1.83	0.79
2:D:220:GLU:C	2:D:222:PRO:HD3	2.02	0.79
2:D:234:ILE:O	2:D:234:ILE:HD13	1.81	0.79
2:D:241:SER:O	2:D:244:PHE:HB3	1.82	0.79
2:D:11:GLN:HE21	2:D:74:VAL:HG22	1.47	0.79
2:H:11:GLN:HE21	2:H:74:VAL:HG22	1.47	0.79
2:D:132:LEU:H	2:D:132:LEU:HD23	1.46	0.79
2:F:11:GLN:HE21	2:F:74:VAL:HG22	1.47	0.79
2:H:70:LEU:CD1	2:H:145:THR:HG23	2.12	0.79
1:A:265:LEU:O	1:A:265:LEU:HD12	1.83	0.79
2:B:243:ARG:HH21	2:B:252:LEU:H	0.79	0.79
1:E:264:ARG:HB2	1:E:266:HIS:HD2	1.45	0.79
2:F:70:LEU:CD1	2:F:145:THR:HG23	2.12	0.79
1:G:264:ARG:HB2	1:G:266:HIS:HD2	1.45	0.79
1:A:264:ARG:HB2	1:A:266:HIS:HD2	1.45	0.79
2:B:56:THR:O	2:B:58:ALA:CB	2.30	0.79
1:E:68:VAL:HG12	1:E:149:MET:SD	2.22	0.79
2:H:102:ASN:CG	2:H:407:TRP:NE1	2.36	0.79
2:H:217:LEU:CD1	2:H:277:SER:HA	2.13	0.78
2:H:296:PHE:CZ	2:H:335:ILE:HG21	2.18	0.78
2:B:234:ILE:O	2:B:234:ILE:HD13	1.81	0.78
2:D:217:LEU:CD1	2:D:277:SER:HA	2.13	0.78
2:F:243:ARG:HH21	2:F:252:LEU:H	0.79	0.78
2:F:217:LEU:CD1	2:F:277:SER:HA	2.13	0.78
2:F:296:PHE:CZ	2:F:335:ILE:HG21	2.18	0.78
1:G:68:VAL:HG12	1:G:149:MET:SD	2.22	0.78
2:H:199:ASP:HB3	2:H:256:GLN:NE2	1.99	0.78
2:B:3:GLU:HG2	2:B:51:THR:HA	0.80	0.78
1:C:257:VAL:HA	2:D:407:TRP:CE2	2.18	0.78
1:G:352:LYS:CB	2:H:181:VAL:HG21	2.13	0.78
2:H:3:GLU:HG2	2:H:51:THR:HA	0.80	0.78
1:A:205:ASP:OD1	1:A:304:ALA:HB2	1.84	0.78
2:B:132:LEU:HD23	2:B:132:LEU:H	1.46	0.78
2:B:199:ASP:HB3	2:B:256:GLN:NE2	1.99	0.78
1:C:259:MET:HA	1:C:314:THR:HG21	1.65	0.78
2:D:243:ARG:HH21	2:D:252:LEU:H	0.79	0.78
2:F:199:ASP:HB3	2:F:256:GLN:NE2	1.99	0.78
2:F:3:GLU:HG2	2:F:51:THR:HA	0.80	0.78
1:G:205:ASP:OD1	1:G:304:ALA:HB2	1.84	0.78
2:F:346:TRP:HZ3	1:G:404:PHE:CZ	2.01	0.78
2:H:243:ARG:HH21	2:H:252:LEU:H	0.79	0.78

Continued on next page...

Continued from previous page...

Atom-1	Atom-2	Interatomic distance (Å)	Clash overlap (Å)
2:H:102:ASN:ND2	2:H:407:TRP:CD1	2.51	0.78
2:B:217:LEU:CD1	2:B:277:SER:HA	2.13	0.78
2:B:52:PHE:CZ	2:B:239:THR:CB	2.67	0.78
2:B:11:GLN:HE21	2:B:74:VAL:HG22	1.47	0.78
1:C:205:ASP:OD1	1:C:304:ALA:HB2	1.84	0.78
2:D:199:ASP:HB3	2:D:256:GLN:NE2	1.98	0.78
2:D:276:ILE:O	2:D:369:ALA:HB2	1.84	0.78
1:E:205:ASP:OD1	1:E:304:ALA:HB2	1.84	0.78
2:F:276:ILE:O	2:F:369:ALA:HB2	1.83	0.78
2:H:30:ILE:HG12	2:H:36:MET:CB	2.09	0.78
2:B:204:VAL:HG13	2:B:209:ILE:HD11	1.66	0.78
1:C:346:TRP:CB	2:D:401:LYS:HD2	2.13	0.78
2:D:3:GLU:HG2	2:D:51:THR:HA	0.80	0.78
2:H:204:VAL:HG13	2:H:209:ILE:HD11	1.65	0.78
2:H:276:ILE:O	2:H:369:ALA:HB2	1.84	0.78
2:D:55:GLU:O	2:D:57:GLY:N	2.17	0.78
2:F:67:PHE:HD1	2:F:92:LEU:HD23	1.49	0.78
2:B:5:ILE:CG1	2:B:64:ARG:CZ	2.56	0.78
1:C:325:MET:HG2	2:D:224:TYR:CE1	2.18	0.78
2:D:231:ILE:HA	2:D:234:ILE:HG22	1.66	0.78
2:F:231:ILE:HA	2:F:234:ILE:HG22	1.66	0.78
2:H:231:ILE:HA	2:H:234:ILE:HG22	1.66	0.78
2:H:67:PHE:HD1	2:H:92:LEU:HD23	1.49	0.78
2:B:231:ILE:HA	2:B:234:ILE:HG22	1.66	0.78
2:D:296:PHE:CD2	2:D:341:ILE:HD11	2.03	0.78
2:F:204:VAL:HG13	2:F:209:ILE:HD11	1.66	0.78
1:A:259:MET:HA	1:A:314:THR:HG21	1.65	0.78
1:A:396:THR:HG23	1:A:422:GLU:OE2	1.83	0.78
2:B:172:TYR:HD1	2:B:172:TYR:C	1.87	0.77
2:D:296:PHE:CZ	2:D:335:ILE:HG21	2.18	0.77
1:E:35:SER:HB3	1:E:59:ASN:HA	1.65	0.77
2:F:30:ILE:HG12	2:F:36:MET:CB	2.09	0.77
2:B:223:THR:HB	2:B:225:THR:HG22	1.67	0.77
2:B:348:PRO:HD2	1:C:398:MET:HE1	1.66	0.77
2:D:155:GLU:HA	2:D:197:HIS:ND1	1.99	0.77
1:E:265:LEU:HD12	1:E:265:LEU:O	1.83	0.77
1:E:332:MET:HE3	1:E:351:VAL:HG11	1.66	0.77
2:B:52:PHE:CZ	2:B:239:THR:CG2	2.66	0.77
2:B:276:ILE:O	2:B:369:ALA:HB2	1.84	0.77
2:B:296:PHE:CZ	2:B:335:ILE:HG21	2.18	0.77
2:D:223:THR:HB	2:D:225:THR:HG22	1.67	0.77

Continued on next page...

Continued from previous page...

Atom-1	Atom-2	Interatomic distance (Å)	Clash overlap (Å)
1:E:259:MET:HA	1:E:314:THR:HG21	1.65	0.77
1:G:35:SER:HB3	1:G:59:ASN:HA	1.65	0.77
2:B:110:ILE:HG23	2:B:111:GLY:N	1.99	0.77
2:D:172:TYR:HD1	2:D:172:TYR:C	1.87	0.77
2:D:204:VAL:HG13	2:D:209:ILE:HD11	1.66	0.77
2:D:67:PHE:HD1	2:D:92:LEU:HD23	1.49	0.77
2:F:425:MET:HE2	2:F:428:LEU:HD23	1.64	0.77
2:F:5:ILE:HG23	2:F:135:PHE:HB3	1.66	0.77
2:H:110:ILE:HG23	2:H:111:GLY:N	1.99	0.77
2:H:155:GLU:HA	2:H:197:HIS:ND1	1.99	0.77
2:F:110:ILE:HG23	2:F:111:GLY:N	1.99	0.77
2:F:155:GLU:HA	2:F:197:HIS:ND1	1.99	0.77
2:F:172:TYR:HD1	2:F:172:TYR:C	1.87	0.77
2:H:425:MET:HE2	2:H:428:LEU:HD23	1.65	0.77
2:B:155:GLU:HA	2:B:197:HIS:ND1	1.99	0.77
1:E:396:THR:HG23	1:E:422:GLU:OE2	1.83	0.77
2:F:223:THR:HB	2:F:225:THR:HG22	1.67	0.77
1:G:265:LEU:O	1:G:265:LEU:HD12	1.83	0.77
1:G:259:MET:HA	1:G:314:THR:HG21	1.65	0.77
1:G:396:THR:HG23	1:G:422:GLU:OE2	1.83	0.77
2:F:261:PRO:CA	1:G:404:PHE:HD2	1.82	0.77
2:H:5:ILE:HG23	2:H:135:PHE:HB3	1.66	0.77
2:H:172:TYR:HD1	2:H:172:TYR:C	1.87	0.77
2:H:223:THR:HB	2:H:225:THR:HG22	1.67	0.77
2:H:234:ILE:HG21	2:H:302:MET:HE3	1.66	0.77
1:C:396:THR:HG23	1:C:422:GLU:OE2	1.83	0.77
2:D:110:ILE:HG23	2:D:111:GLY:N	1.99	0.77
2:F:298:PRO:HB3	2:F:307:PRO:CD	2.15	0.77
2:H:298:PRO:HB3	2:H:307:PRO:CD	2.15	0.77
2:B:67:PHE:HD1	2:B:92:LEU:HD23	1.49	0.77
1:C:35:SER:HB3	1:C:59:ASN:HA	1.65	0.77
2:D:62:VAL:HG21	2:D:88:HIS:HE1	1.48	0.77
1:E:192:HIS:ND1	1:E:424:ASN:OD1	2.18	0.77
1:A:35:SER:HB3	1:A:59:ASN:HA	1.65	0.76
1:C:247:GLN:HB3	2:D:224:TYR:HD1	1.50	0.76
2:F:63:PRO:HD3	2:F:86:LEU:O	1.85	0.76
2:H:63:PRO:HD3	2:H:86:LEU:O	1.85	0.76
2:F:324:VAL:HG11	1:G:221:THR:C	2.05	0.76
1:A:192:HIS:ND1	1:A:424:ASN:OD1	2.18	0.76
2:F:225:THR:O	2:F:229:ARG:HG3	1.86	0.76
2:F:344:VAL:HG11	2:F:346:TRP:CE2	2.21	0.76

Continued on next page...

Continued from previous page...

Atom-1	Atom-2	Interatomic distance (Å)	Clash overlap (Å)
2:F:70:LEU:CD1	2:F:145:THR:CG2	2.64	0.76
2:H:70:LEU:CD1	2:H:145:THR:CG2	2.64	0.76
2:B:70:LEU:CD1	2:B:145:THR:CG2	2.64	0.76
2:F:62:VAL:HG21	2:F:88:HIS:HE1	1.48	0.76
1:G:192:HIS:ND1	1:G:424:ASN:OD1	2.18	0.76
2:H:225:THR:O	2:H:229:ARG:HG3	1.86	0.76
2:D:362:VAL:HG13	2:D:368:LEU:HD12	1.68	0.76
2:H:344:VAL:HG11	2:H:346:TRP:CE2	2.21	0.76
2:B:298:PRO:HB3	2:B:307:PRO:CD	2.15	0.76
2:D:63:PRO:HD3	2:D:86:LEU:O	1.85	0.76
2:H:163:LYS:O	2:H:164:LYS:HG2	1.86	0.76
1:C:192:HIS:ND1	1:C:424:ASN:OD1	2.18	0.76
2:F:163:LYS:O	2:F:164:LYS:HG2	1.86	0.76
2:F:331:ALA:O	2:F:335:ILE:HG12	1.86	0.76
1:C:198:THR:O	1:C:265:LEU:HD22	1.85	0.76
2:D:5:ILE:HG23	2:D:135:PHE:HB3	1.66	0.76
2:F:362:VAL:HG13	2:F:368:LEU:HD12	1.68	0.76
1:G:198:THR:O	1:G:265:LEU:HD22	1.85	0.76
2:B:296:PHE:CD2	2:B:341:ILE:HD11	2.03	0.76
1:E:259:MET:HG2	1:E:314:THR:HG21	1.67	0.76
2:H:331:ALA:O	2:H:335:ILE:HG12	1.86	0.76
2:D:163:LYS:O	2:D:164:LYS:HG2	1.86	0.75
2:D:298:PRO:HB3	2:D:307:PRO:CD	2.15	0.75
2:H:7:ILE:HD12	2:H:153:LEU:HD21	1.68	0.75
2:B:344:VAL:HG11	2:B:346:TRP:CE2	2.21	0.75
2:D:11:GLN:HG3	2:D:74:VAL:CG1	2.15	0.75
2:D:221:ARG:O	2:D:221:ARG:HD3	1.85	0.75
1:E:19:LYS:HG3	1:E:228:ASN:CB	2.17	0.75
2:F:7:ILE:HD12	2:F:153:LEU:HD21	1.68	0.75
2:H:62:VAL:HG21	2:H:88:HIS:HE1	1.48	0.75
1:A:198:THR:O	1:A:265:LEU:HD22	1.85	0.75
2:B:30:ILE:HD13	2:B:61:HIS:CG	2.20	0.75
2:D:70:LEU:CD1	2:D:145:THR:CG2	2.64	0.75
2:D:172:TYR:OH	2:D:387:ALA:HB1	1.87	0.75
1:E:198:THR:O	1:E:265:LEU:HD22	1.85	0.75
1:G:19:LYS:HG3	1:G:228:ASN:CB	2.17	0.75
2:H:362:VAL:HG13	2:H:368:LEU:HD12	1.68	0.75
2:B:221:ARG:HD3	2:B:221:ARG:O	1.85	0.75
2:B:362:VAL:HG13	2:B:368:LEU:HD12	1.68	0.75
2:D:331:ALA:O	2:D:335:ILE:HG12	1.86	0.75
2:D:7:ILE:HD12	2:D:153:LEU:HD21	1.68	0.75

Continued on next page...

Continued from previous page...

Atom-1	Atom-2	Interatomic distance (Å)	Clash overlap (Å)
2:B:11:GLN:HG3	2:B:74:VAL:CG1	2.15	0.75
2:B:225:THR:O	2:B:229:ARG:HG3	1.86	0.75
1:C:168:THR:HB	1:C:201:THR:HG23	1.68	0.75
2:D:225:THR:O	2:D:229:ARG:HG3	1.86	0.75
2:F:172:TYR:OH	2:F:387:ALA:HB1	1.87	0.75
2:H:172:TYR:OH	2:H:387:ALA:HB1	1.87	0.75
1:A:6:HIS:HE1	1:A:8:GLN:HG2	1.52	0.75
2:D:344:VAL:HG11	2:D:346:TRP:CE2	2.21	0.75
1:G:176:LYS:HE3	1:G:207:GLU:HG3	1.68	0.75
1:G:259:MET:HG2	1:G:314:THR:HG21	1.67	0.75
2:B:331:ALA:O	2:B:335:ILE:HG12	1.86	0.75
2:B:172:TYR:OH	2:B:387:ALA:HB1	1.87	0.75
1:C:19:LYS:HG3	1:C:228:ASN:CB	2.17	0.75
1:A:19:LYS:HG3	1:A:228:ASN:CB	2.17	0.75
1:A:168:THR:HB	1:A:201:THR:HG23	1.68	0.75
1:A:217:LEU:C	1:A:219:LEU:H	1.91	0.75
2:D:167:LEU:HG	2:D:200:CYS:HB3	1.69	0.75
2:B:425:MET:HE2	2:B:428:LEU:HD23	1.67	0.75
1:C:217:LEU:C	1:C:219:LEU:H	1.91	0.75
2:F:257:THR:CG2	1:G:101:ASN:HB3	2.16	0.75
2:F:317:LEU:HB3	2:F:319:TYR:HE1	1.52	0.75
1:A:103:TRP:CZ3	1:A:108:TYR:HE1	2.05	0.74
1:A:259:MET:HG2	1:A:314:THR:HG21	1.67	0.74
2:B:163:LYS:O	2:B:164:LYS:HG2	1.86	0.74
2:B:167:LEU:HG	2:B:200:CYS:HB3	1.69	0.74
2:D:317:LEU:HB3	2:D:319:TYR:HE1	1.52	0.74
1:E:250:ALA:HA	1:E:254:LYS:HE2	1.68	0.74
1:G:2:ARG:NH2	2:H:98:ASP:CA	2.49	0.74
1:A:176:LYS:HE3	1:A:207:GLU:HG3	1.68	0.74
2:B:317:LEU:HB3	2:B:319:TYR:HE1	1.52	0.74
2:B:349:THR:CB	1:C:178:SER:HB2	2.17	0.74
2:D:205:ASP:CB	2:D:303:VAL:HA	2.17	0.74
2:F:221:ARG:O	2:F:221:ARG:HD3	1.85	0.74
1:G:103:TRP:CZ3	1:G:108:TYR:HE1	2.05	0.74
2:H:70:LEU:HD11	2:H:145:THR:HG23	1.70	0.74
1:C:250:ALA:HA	1:C:254:LYS:HE2	1.68	0.74
1:C:6:HIS:HE1	1:C:8:GLN:HG2	1.52	0.74
1:E:176:LYS:HE3	1:E:207:GLU:HG3	1.68	0.74
2:F:70:LEU:HD11	2:F:145:THR:HG23	1.70	0.74
2:F:329:ASN:OD1	1:G:210:TYR:HE1	1.70	0.74
2:B:7:ILE:HD12	2:B:153:LEU:HD21	1.68	0.74

Continued on next page...

Continued from previous page...

Atom-1	Atom-2	Interatomic distance (Å)	Clash overlap (Å)
1:C:103:TRP:CZ3	1:C:108:TYR:HE1	2.05	0.74
1:E:168:THR:HB	1:E:201:THR:HG23	1.68	0.74
2:H:317:LEU:HB3	2:H:319:TYR:HE1	1.52	0.74
1:C:176:LYS:HE3	1:C:207:GLU:HG3	1.68	0.74
2:D:425:MET:HE2	2:D:428:LEU:HD23	1.68	0.74
1:E:103:TRP:CZ3	1:E:108:TYR:HE1	2.05	0.74
1:G:234:THR:CG2	1:G:270:PRO:HB2	2.11	0.74
2:H:167:LEU:HG	2:H:200:CYS:HB3	1.69	0.74
2:H:221:ARG:HD3	2:H:221:ARG:O	1.85	0.74
1:C:259:MET:HG2	1:C:314:THR:HG21	1.67	0.74
2:F:167:LEU:HG	2:F:200:CYS:HB3	1.69	0.74
2:F:205:ASP:CB	2:F:303:VAL:HA	2.17	0.74
1:G:168:THR:HB	1:G:201:THR:HG23	1.68	0.74
2:H:4:CYS:SG	2:H:252:LEU:HD11	2.27	0.74
2:H:264:ARG:C	2:H:266:HIS:H	1.91	0.74
2:B:104:ALA:CB	2:B:413:MET:HG3	2.18	0.74
2:F:264:ARG:C	2:F:266:HIS:H	1.91	0.74
2:B:56:THR:O	2:F:284:GLU:HB3	1.87	0.74
1:G:6:HIS:HE1	1:G:8:GLN:HG2	1.52	0.74
2:H:104:ALA:CB	2:H:413:MET:HG3	2.18	0.74
2:B:205:ASP:CB	2:B:303:VAL:HA	2.17	0.74
2:B:264:ARG:C	2:B:266:HIS:H	1.91	0.74
1:C:257:VAL:HG13	2:D:407:TRP:CD1	2.22	0.74
1:C:254:LYS:HZ3	2:D:101:ASN:HD21	1.34	0.74
2:D:264:ARG:C	2:D:266:HIS:H	1.91	0.74
1:E:6:HIS:HE1	1:E:8:GLN:HG2	1.52	0.74
2:F:234:ILE:HG21	2:F:302:MET:HE3	1.70	0.74
1:G:8:GLN:CD	1:G:67:LEU:HD22	2.08	0.74
2:D:4:CYS:SG	2:D:252:LEU:HD11	2.27	0.74
2:F:4:CYS:SG	2:F:252:LEU:HD11	2.27	0.74
2:F:104:ALA:CB	2:F:413:MET:HG3	2.18	0.74
2:H:205:ASP:CB	2:H:303:VAL:HA	2.17	0.74
2:D:56:THR:CB	2:H:284:GLU:HG3	2.16	0.74
1:A:250:ALA:HA	1:A:254:LYS:HE2	1.68	0.74
2:B:4:CYS:SG	2:B:252:LEU:HD11	2.27	0.74
2:D:104:ALA:CB	2:D:413:MET:HG3	2.18	0.74
2:D:70:LEU:HD11	2:D:145:THR:HG23	1.70	0.74
1:E:8:GLN:CD	1:E:67:LEU:HD22	2.08	0.74
2:B:62:VAL:CG1	2:B:63:PRO:CD	2.50	0.73
1:A:209:LEU:HG	1:A:230:LEU:HD22	1.69	0.73
1:E:274:PRO:HG2	1:E:371:LEU:HD21	1.70	0.73

Continued on next page...

Continued from previous page...

Atom-1	Atom-2	Interatomic distance (Å)	Clash overlap (Å)
2:D:172:TYR:C	2:D:172:TYR:CD1	2.61	0.73
2:D:103:TYR:CD2	2:D:189:LEU:HD13	2.24	0.73
2:H:102:ASN:CB	2:H:407:TRP:CD1	2.71	0.73
1:A:274:PRO:HG2	1:A:371:LEU:HD21	1.70	0.73
1:A:8:GLN:CD	1:A:67:LEU:HD22	2.08	0.73
2:B:242:LEU:HG	2:B:250:VAL:O	1.88	0.73
1:E:217:LEU:O	1:E:219:LEU:N	2.22	0.73
2:F:172:TYR:CD1	2:F:172:TYR:C	2.61	0.73
1:G:217:LEU:O	1:G:219:LEU:N	2.22	0.73
2:H:11:GLN:HG3	2:H:74:VAL:CG1	2.15	0.73
2:H:172:TYR:C	2:H:172:TYR:CD1	2.61	0.73
2:B:172:TYR:CD1	2:B:172:TYR:C	2.61	0.73
2:B:70:LEU:HD11	2:B:145:THR:HG23	1.70	0.73
1:C:8:GLN:CD	1:C:67:LEU:HD22	2.07	0.73
2:F:103:TYR:CD2	2:F:189:LEU:HD13	2.24	0.73
1:G:257:VAL:HG23	2:H:407:TRP:HB2	0.77	0.73
2:D:242:LEU:HG	2:D:250:VAL:O	1.88	0.73
2:F:62:VAL:HG11	2:F:88:HIS:ND1	2.04	0.73
2:H:103:TYR:CD2	2:H:189:LEU:HD13	2.24	0.73
2:B:103:TYR:CD2	2:B:189:LEU:HD13	2.24	0.73
2:D:306:ASP:O	2:D:308:ARG:N	2.20	0.73
2:H:242:LEU:HG	2:H:250:VAL:O	1.88	0.73
1:G:2:ARG:NH1	2:H:98:ASP:HB3	2.04	0.73
1:A:242:LEU:HD13	1:A:250:ALA:C	2.08	0.73
1:A:76:ASP:HA	1:A:79:ARG:HG2	1.71	0.73
1:E:76:ASP:HA	1:E:79:ARG:HG2	1.71	0.73
2:F:242:LEU:HG	2:F:250:VAL:O	1.88	0.73
1:G:258:ASN:C	2:H:404:PHE:HE2	1.90	0.73
2:B:234:ILE:HG21	2:B:302:MET:HE3	1.71	0.73
1:C:257:VAL:HA	2:D:407:TRP:NE1	2.04	0.73
1:G:274:PRO:HG2	1:G:371:LEU:HD21	1.70	0.73
1:G:258:ASN:CA	2:H:404:PHE:CE2	2.71	0.73
2:H:62:VAL:HG11	2:H:88:HIS:ND1	2.04	0.73
2:B:104:ALA:HB2	2:B:413:MET:HG3	1.71	0.73
1:C:209:LEU:HG	1:C:230:LEU:HD22	1.69	0.73
1:C:242:LEU:HD13	1:C:250:ALA:C	2.08	0.73
2:D:234:ILE:HG21	2:D:302:MET:HE3	1.70	0.73
2:D:217:LEU:CD1	2:D:277:SER:CB	2.54	0.73
1:E:209:LEU:HG	1:E:230:LEU:HD22	1.69	0.73
2:F:11:GLN:HG3	2:F:74:VAL:CG1	2.15	0.73
1:G:356:CYS:SG	1:G:357:ASP:N	2.62	0.73

Continued on next page...

Continued from previous page...

Atom-1	Atom-2	Interatomic distance (Å)	Clash overlap (Å)
1:G:76:ASP:HA	1:G:79:ARG:HG2	1.71	0.73
2:H:104:ALA:HB2	2:H:413:MET:HG3	1.71	0.73
1:A:217:LEU:O	1:A:219:LEU:N	2.22	0.72
1:C:217:LEU:O	1:C:219:LEU:N	2.22	0.72
1:C:274:PRO:HG2	1:C:371:LEU:HD21	1.70	0.72
1:A:356:CYS:SG	1:A:357:ASP:N	2.62	0.72
1:C:88:ARG:CG	1:G:283:TYR:OH	2.36	0.72
2:D:105:ARG:O	2:D:110:ILE:HG22	1.89	0.72
1:E:356:CYS:SG	1:E:357:ASP:N	2.62	0.72
2:F:112:LYS:O	2:F:115:ILE:HG22	1.89	0.72
2:F:324:VAL:HG11	1:G:221:THR:HA	1.70	0.72
2:H:112:LYS:O	2:H:115:ILE:HG22	1.89	0.72
2:B:105:ARG:O	2:B:110:ILE:HG22	1.89	0.72
1:C:76:ASP:HA	1:C:79:ARG:HG2	1.71	0.72
1:E:191:VAL:CG1	1:E:425:MET:HG3	2.19	0.72
2:F:337:THR:CG2	3:I:99:GLN:OE1	2.37	0.72
1:G:209:LEU:HG	1:G:230:LEU:HD22	1.69	0.72
1:A:299:LYS:N	1:A:299:LYS:HD3	2.04	0.72
1:C:234:THR:CG2	1:C:270:PRO:HB2	2.11	0.72
1:C:70:LEU:HG	1:C:145:THR:CG2	2.20	0.72
2:D:296:PHE:CE2	2:D:341:ILE:HD12	2.20	0.72
2:F:104:ALA:HB2	2:F:413:MET:HG3	1.71	0.72
2:F:30:ILE:HD13	2:F:61:HIS:CD2	2.24	0.72
1:G:111:GLY:O	1:G:115:VAL:HG23	1.89	0.72
1:A:325:MET:HA	1:A:325:MET:HE3	1.70	0.72
1:A:191:VAL:CG1	1:A:425:MET:HG3	2.19	0.72
1:G:242:LEU:HD13	1:G:250:ALA:C	2.08	0.72
1:G:191:VAL:CG1	1:G:425:MET:HG3	2.19	0.72
1:A:70:LEU:HG	1:A:145:THR:CG2	2.20	0.72
1:C:299:LYS:HD3	1:C:299:LYS:N	2.04	0.72
2:D:242:LEU:HD21	2:D:250:VAL:HB	1.71	0.72
2:F:263:PRO:HD3	1:G:406:HIS:CG	2.24	0.72
2:B:166:LYS:HE3	2:B:199:ASP:OD1	1.90	0.72
2:B:306:ASP:O	2:B:308:ARG:N	2.20	0.72
2:B:7:ILE:CG1	2:B:137:VAL:HG22	2.20	0.72
1:C:191:VAL:CG1	1:C:425:MET:HG3	2.19	0.72
1:E:70:LEU:HG	1:E:145:THR:CG2	2.20	0.72
1:E:243:ARG:NH2	1:E:252:LEU:HG	2.05	0.72
2:F:346:TRP:CZ3	1:G:404:PHE:CZ	2.76	0.72
2:H:306:ASP:O	2:H:308:ARG:N	2.20	0.72
1:C:356:CYS:SG	1:C:357:ASP:N	2.62	0.72

Continued on next page...

Continued from previous page...

Atom-1	Atom-2	Interatomic distance (Å)	Clash overlap (Å)
2:D:104:ALA:HB2	2:D:413:MET:HG3	1.71	0.72
2:D:7:ILE:CG1	2:D:137:VAL:HG22	2.20	0.72
2:F:166:LYS:HE3	2:F:199:ASP:OD1	1.89	0.72
2:F:7:ILE:CG1	2:F:137:VAL:HG22	2.20	0.72
1:G:217:LEU:C	1:G:219:LEU:H	1.91	0.72
1:G:243:ARG:NH2	1:G:252:LEU:HG	2.05	0.72
1:G:258:ASN:O	2:H:404:PHE:CE2	2.35	0.72
2:D:7:ILE:HD11	2:D:137:VAL:HG22	1.71	0.72
2:F:261:PRO:HA	1:G:404:PHE:CE2	2.15	0.72
2:F:306:ASP:O	2:F:308:ARG:N	2.20	0.72
2:H:7:ILE:CG1	2:H:137:VAL:HG22	2.20	0.72
2:D:62:VAL:HG11	2:D:88:HIS:ND1	2.05	0.72
1:E:111:GLY:O	1:E:115:VAL:HG23	1.89	0.72
1:G:70:LEU:HG	1:G:145:THR:CG2	2.20	0.72
2:H:166:LYS:HE3	2:H:199:ASP:OD1	1.90	0.72
2:H:296:PHE:CE2	2:H:341:ILE:HD12	2.20	0.72
3:I:55:VAL:HG21	3:I:57:PHE:CE1	2.25	0.72
3:I:57:PHE:CE2	3:I:87:LEU:HD11	2.25	0.72
2:B:296:PHE:CE2	2:B:341:ILE:HD12	2.20	0.71
2:F:7:ILE:HD11	2:F:137:VAL:HG22	1.71	0.71
1:A:111:GLY:O	1:A:115:VAL:HG23	1.89	0.71
1:C:111:GLY:O	1:C:115:VAL:HG23	1.89	0.71
2:D:166:LYS:HE3	2:D:199:ASP:OD1	1.90	0.71
1:G:48:ARG:HG2	1:G:243:ARG:O	1.90	0.71
1:A:201:THR:OG1	1:A:265:LEU:HD11	1.90	0.71
1:C:201:THR:OG1	1:C:265:LEU:HD11	1.90	0.71
1:E:217:LEU:C	1:E:219:LEU:H	1.91	0.71
1:E:242:LEU:HD13	1:E:250:ALA:C	2.08	0.71
1:G:325:MET:HA	1:G:325:MET:HE3	1.71	0.71
2:H:11:GLN:HE21	2:H:74:VAL:CG2	2.03	0.71
2:B:112:LYS:O	2:B:115:ILE:HG22	1.89	0.71
2:B:242:LEU:HD21	2:B:250:VAL:HB	1.71	0.71
2:D:112:LYS:O	2:D:115:ILE:HG22	1.89	0.71
2:F:105:ARG:O	2:F:110:ILE:HG22	1.89	0.71
2:H:105:ARG:O	2:H:110:ILE:HG22	1.89	0.71
1:A:291:LEU:O	1:A:295:MET:HG3	1.91	0.71
1:C:431:GLU:OE1	1:C:432:TYR:HA	1.91	0.71
1:E:48:ARG:HG2	1:E:243:ARG:O	1.90	0.71
2:H:7:ILE:HD11	2:H:137:VAL:HG22	1.71	0.71
1:A:431:GLU:OE1	1:A:432:TYR:HA	1.91	0.71
2:B:7:ILE:HD11	2:B:137:VAL:HG22	1.71	0.71

Continued on next page...

Continued from previous page...

Atom-1	Atom-2	Interatomic distance (Å)	Clash overlap (Å)
1:C:88:ARG:HG3	1:G:283:TYR:OH	1.90	0.71
1:E:10:GLY:O	1:E:14:ASN:HB2	1.90	0.71
1:E:431:GLU:OE1	1:E:432:TYR:HA	1.91	0.71
2:F:326:LYS:HB3	1:G:222:PRO:HD2	1.72	0.71
2:F:11:GLN:HE21	2:F:74:VAL:CG2	2.03	0.71
1:G:291:LEU:O	1:G:295:MET:HG3	1.91	0.71
2:B:11:GLN:HE21	2:B:74:VAL:CG2	2.03	0.71
1:C:8:GLN:NE2	1:C:17:GLY:HA3	2.06	0.71
1:C:291:LEU:O	1:C:295:MET:HG3	1.91	0.71
2:D:11:GLN:HE21	2:D:74:VAL:CG2	2.03	0.71
1:A:56:ALA:HB1	1:E:283:TYR:CE2	2.25	0.71
1:E:291:LEU:O	1:E:295:MET:HG3	1.91	0.71
2:F:259:LEU:HD11	2:F:378:LEU:CD1	2.20	0.71
1:G:431:GLU:OE1	1:G:432:TYR:HA	1.91	0.71
1:A:8:GLN:NE2	1:A:17:GLY:HA3	2.06	0.71
1:C:245:PRO:HA	2:D:73:THR:CG2	2.21	0.71
1:E:237:GLY:O	1:E:241:CYS:HB3	1.90	0.71
2:F:242:LEU:HD21	2:F:250:VAL:HB	1.71	0.71
1:G:10:GLY:O	1:G:14:ASN:HB2	1.90	0.71
1:G:258:ASN:HA	2:H:404:PHE:HD2	1.52	0.71
2:H:242:LEU:HD21	2:H:250:VAL:HB	1.71	0.71
2:H:259:LEU:HD11	2:H:378:LEU:CD1	2.20	0.71
2:B:259:LEU:HD11	2:B:378:LEU:CD1	2.20	0.71
2:D:259:LEU:HD11	2:D:378:LEU:CD1	2.20	0.71
2:F:12:ALA:HB3	2:F:140:SER:OG	1.91	0.71
2:F:217:LEU:CD1	2:F:277:SER:CB	2.54	0.71
2:F:296:PHE:CE2	2:F:341:ILE:HD12	2.20	0.71
2:F:317:LEU:HD12	2:F:351:PHE:HD2	1.56	0.71
2:H:12:ALA:HB3	2:H:140:SER:OG	1.91	0.71
2:H:317:LEU:HD12	2:H:351:PHE:HD2	1.56	0.71
1:A:10:GLY:O	1:A:14:ASN:HB2	1.90	0.71
1:A:175:PRO:HD2	1:A:207:GLU:OE2	1.91	0.71
1:C:237:GLY:O	1:C:241:CYS:HB3	1.90	0.71
1:G:175:PRO:HD2	1:G:207:GLU:OE2	1.91	0.71
2:D:56:THR:C	2:H:284:GLU:HB3	2.11	0.71
1:A:48:ARG:HG2	1:A:243:ARG:O	1.90	0.70
1:A:243:ARG:NH2	1:A:252:LEU:HG	2.05	0.70
2:B:343:PHE:CZ	2:B:351:PHE:HE1	2.08	0.70
2:F:148:GLY:O	2:F:151:SER:HB2	1.90	0.70
1:C:48:ARG:HG2	1:C:243:ARG:O	1.90	0.70
1:E:175:PRO:HD2	1:E:207:GLU:OE2	1.91	0.70

Continued on next page...

Continued from previous page...

Atom-1	Atom-2	Interatomic distance (Å)	Clash overlap (Å)
2:H:148:GLY:O	2:H:151:SER:HB2	1.91	0.70
2:H:217:LEU:CD1	2:H:277:SER:CB	2.54	0.70
2:B:312:TYR:O	2:B:344:VAL:HG23	1.90	0.70
2:D:312:TYR:O	2:D:344:VAL:HG23	1.90	0.70
2:D:30:ILE:HD13	2:D:61:HIS:CD2	2.27	0.70
1:A:237:GLY:O	1:A:241:CYS:HB3	1.90	0.70
2:B:5:ILE:CD1	2:B:64:ARG:NH1	2.38	0.70
2:D:148:GLY:O	2:D:151:SER:HB2	1.91	0.70
2:D:343:PHE:CZ	2:D:351:PHE:HE1	2.08	0.70
1:G:237:GLY:O	1:G:241:CYS:HB3	1.90	0.70
1:G:352:LYS:CB	2:H:181:VAL:CG2	2.69	0.70
2:H:67:PHE:CD1	2:H:92:LEU:HD23	2.26	0.70
3:I:107:ILE:HD13	3:I:124:SER:HB3	1.73	0.70
1:C:325:MET:HE3	1:C:325:MET:HA	1.71	0.70
1:E:201:THR:OG1	1:E:265:LEU:HD11	1.90	0.70
1:E:8:GLN:NE2	1:E:17:GLY:HA3	2.06	0.70
2:F:312:TYR:O	2:F:344:VAL:HG23	1.90	0.70
1:G:8:GLN:NE2	1:G:17:GLY:HA3	2.06	0.70
1:C:175:PRO:HD2	1:C:207:GLU:OE2	1.91	0.70
1:C:243:ARG:NH2	1:C:252:LEU:HG	2.05	0.70
2:F:51:THR:O	2:F:52:PHE:CD1	2.44	0.70
2:F:67:PHE:CD1	2:F:92:LEU:HD23	2.26	0.70
1:G:234:THR:O	1:G:238:VAL:HG23	1.92	0.70
1:G:179:ASP:HB2	4:G:600:GDP:C3'	2.21	0.70
2:H:312:TYR:O	2:H:344:VAL:HG23	1.90	0.70
2:H:51:THR:O	2:H:52:PHE:CD1	2.44	0.70
2:B:199:ASP:HB3	2:B:256:GLN:HE21	1.57	0.70
2:D:317:LEU:HD12	2:D:351:PHE:HD2	1.55	0.70
1:E:234:THR:O	1:E:238:VAL:HG23	1.92	0.70
1:G:306:ASP:OD2	3:I:95:ILE:HD13	1.91	0.70
1:C:10:GLY:O	1:C:14:ASN:HB2	1.90	0.70
2:D:12:ALA:HB3	2:D:140:SER:OG	1.91	0.70
2:D:67:PHE:CD1	2:D:92:LEU:HD23	2.26	0.70
2:D:51:THR:O	2:D:52:PHE:CD1	2.45	0.70
2:F:343:PHE:CZ	2:F:351:PHE:HE1	2.08	0.70
2:H:381:THR:C	2:H:383:ALA:H	1.95	0.70
1:A:234:THR:O	1:A:238:VAL:HG23	1.92	0.70
2:B:217:LEU:CD1	2:B:277:SER:CB	2.55	0.70
2:B:371:VAL:HG12	2:B:372:GLN:H	1.57	0.70
2:B:67:PHE:CD1	2:B:92:LEU:HD23	2.26	0.70
2:D:199:ASP:HB3	2:D:256:GLN:HE21	1.57	0.70

Continued on next page...

Continued from previous page...

Atom-1	Atom-2	Interatomic distance (Å)	Clash overlap (Å)
2:D:371:VAL:HG12	2:D:372:GLN:H	1.57	0.70
2:F:237:SER:CB	2:F:376:CYS:SG	2.80	0.70
2:H:237:SER:CB	2:H:376:CYS:SG	2.80	0.70
2:B:12:ALA:HB3	2:B:140:SER:OG	1.91	0.69
2:B:148:GLY:O	2:B:151:SER:HB2	1.91	0.69
2:B:5:ILE:HG22	2:B:6:SER:N	2.07	0.69
2:D:237:SER:CB	2:D:376:CYS:SG	2.80	0.69
1:G:201:THR:OG1	1:G:265:LEU:HD11	1.90	0.69
2:B:317:LEU:HD12	2:B:351:PHE:HD2	1.55	0.69
1:C:255:LEU:O	1:C:259:MET:HG3	1.91	0.69
2:D:244:PHE:HD2	2:D:245:ASP:N	1.89	0.69
1:G:255:LEU:O	1:G:259:MET:HG3	1.91	0.69
1:A:255:LEU:O	1:A:259:MET:HG3	1.91	0.69
1:C:70:LEU:HG	1:C:145:THR:HG23	1.74	0.69
1:E:180:THR:HG22	1:E:181:VAL:N	2.07	0.69
2:F:349:THR:CG2	1:G:178:SER:O	2.40	0.69
2:F:381:THR:C	2:F:383:ALA:H	1.95	0.69
2:B:243:ARG:NH2	2:B:252:LEU:N	2.29	0.69
2:F:244:PHE:HD2	2:F:245:ASP:N	1.89	0.69
1:A:70:LEU:HG	1:A:145:THR:HG23	1.74	0.69
2:H:244:PHE:HD2	2:H:245:ASP:N	1.89	0.69
1:A:180:THR:HG22	1:A:181:VAL:N	2.07	0.69
1:A:260:VAL:HG23	2:B:407:TRP:HE1	1.57	0.69
2:B:237:SER:CB	2:B:376:CYS:SG	2.80	0.69
1:C:234:THR:O	1:C:238:VAL:HG23	1.92	0.69
1:C:24:ILE:HD11	1:C:52:TYR:CE1	2.28	0.69
2:D:56:THR:CA	2:H:284:GLU:HG3	2.22	0.69
2:B:205:ASP:HB3	2:B:303:VAL:HA	1.73	0.69
1:E:255:LEU:O	1:E:259:MET:HG3	1.91	0.69
2:F:205:ASP:HB3	2:F:303:VAL:HA	1.73	0.69
1:G:180:THR:HG22	1:G:181:VAL:N	2.07	0.69
2:F:261:PRO:CG	1:G:404:PHE:CE2	2.69	0.69
2:H:343:PHE:CZ	2:H:351:PHE:HE1	2.08	0.69
2:H:371:VAL:HG12	2:H:372:GLN:H	1.57	0.69
1:A:24:ILE:HD11	1:A:52:TYR:CE1	2.28	0.69
2:B:115:ILE:CD1	2:B:119:LEU:HG	2.23	0.69
2:B:333:ALA:CA	1:C:177:VAL:HG21	2.23	0.69
1:C:180:THR:HG22	1:C:181:VAL:N	2.07	0.69
1:G:253:ARG:CG	2:H:407:TRP:HH2	2.06	0.69
2:H:205:ASP:HB3	2:H:303:VAL:HA	1.73	0.69
2:H:343:PHE:HZ	2:H:351:PHE:CE1	2.10	0.69

Continued on next page...

Continued from previous page...

Atom-1	Atom-2	Interatomic distance (Å)	Clash overlap (Å)
1:A:359:PRO:HB2	1:A:360:PRO:HD2	1.74	0.69
2:B:244:PHE:HD2	2:B:245:ASP:N	1.90	0.69
2:B:343:PHE:HZ	2:B:351:PHE:CE1	2.10	0.69
2:D:205:ASP:HB3	2:D:303:VAL:HA	1.73	0.69
1:E:24:ILE:HD11	1:E:52:TYR:CE1	2.28	0.69
1:E:257:VAL:HG12	1:E:257:VAL:O	1.93	0.69
2:F:343:PHE:HZ	2:F:351:PHE:CE1	2.10	0.69
2:H:276:ILE:O	2:H:369:ALA:N	2.25	0.69
2:D:115:ILE:CD1	2:D:119:LEU:HG	2.23	0.69
1:E:70:LEU:HG	1:E:145:THR:HG23	1.74	0.69
1:E:242:LEU:CD2	1:E:250:ALA:H	2.06	0.68
2:F:115:ILE:CD1	2:F:119:LEU:HG	2.23	0.68
2:F:276:ILE:O	2:F:369:ALA:N	2.25	0.68
2:F:371:VAL:HG12	2:F:372:GLN:H	1.57	0.68
1:G:242:LEU:CD2	1:G:250:ALA:H	2.07	0.68
1:A:242:LEU:CD2	1:A:250:ALA:H	2.06	0.68
1:C:242:LEU:CD2	1:C:250:ALA:H	2.06	0.68
1:E:251:ASP:O	1:E:253:ARG:N	2.26	0.68
1:E:325:MET:HA	1:E:325:MET:HE3	1.75	0.68
1:G:24:ILE:HD11	1:G:52:TYR:CE1	2.28	0.68
2:B:141:PHE:O	2:B:147:SER:HB3	1.94	0.68
2:D:343:PHE:HZ	2:D:351:PHE:CE1	2.10	0.68
1:G:209:LEU:HD23	1:G:227:LEU:HB3	1.75	0.68
1:G:243:ARG:HH22	1:G:252:LEU:HG	1.59	0.68
1:G:251:ASP:O	1:G:253:ARG:N	2.26	0.68
2:H:115:ILE:CD1	2:H:119:LEU:HG	2.23	0.68
1:A:256:ALA:O	1:A:260:VAL:HG22	1.94	0.68
2:B:381:THR:C	2:B:383:ALA:H	1.95	0.68
2:B:349:THR:HB	1:C:178:SER:HB2	1.75	0.68
2:D:102:ASN:HB2	2:D:408:TYR:CE2	2.29	0.68
1:E:250:ALA:HB1	1:E:254:LYS:HB2	1.75	0.68
1:E:243:ARG:HH22	1:E:252:LEU:HG	1.59	0.68
1:E:256:ALA:O	1:E:260:VAL:HG22	1.94	0.68
2:F:217:LEU:HD12	2:F:277:SER:CA	2.23	0.68
2:B:102:ASN:HB2	2:B:408:TYR:CE2	2.29	0.68
2:D:221:ARG:N	2:D:222:PRO:HD3	2.09	0.68
1:E:209:LEU:HD23	1:E:227:LEU:HB3	1.75	0.68
1:G:256:ALA:O	1:G:260:VAL:HG22	1.94	0.68
1:G:70:LEU:HG	1:G:145:THR:HG23	1.74	0.68
2:H:141:PHE:O	2:H:147:SER:HB3	1.94	0.68
2:H:217:LEU:HD12	2:H:277:SER:CA	2.23	0.68

Continued on next page...

Continued from previous page...

Atom-1	Atom-2	Interatomic distance (Å)	Clash overlap (Å)
1:A:250:ALA:HB1	1:A:254:LYS:HB2	1.75	0.68
2:D:141:PHE:O	2:D:147:SER:HB3	1.94	0.68
1:A:257:VAL:HG12	1:A:257:VAL:O	1.93	0.68
2:D:293:ASN:HD21	2:D:338:LYS:HZ1	1.41	0.68
2:D:381:THR:C	2:D:383:ALA:H	1.95	0.68
2:F:141:PHE:O	2:F:147:SER:HB3	1.94	0.68
1:G:2:ARG:NH2	2:H:98:ASP:HA	2.09	0.68
1:G:325:MET:CE	1:G:355:VAL:HG21	2.24	0.68
2:F:348:PRO:HD3	1:G:398:MET:HE3	1.75	0.68
1:A:251:ASP:O	1:A:253:ARG:N	2.26	0.68
1:A:325:MET:CE	1:A:355:VAL:HG21	2.24	0.68
1:E:325:MET:CE	1:E:355:VAL:HG21	2.24	0.68
1:E:44:LEU:HD12	1:E:49:ILE:HD13	1.76	0.68
1:A:209:LEU:HD23	1:A:227:LEU:HB3	1.75	0.68
2:B:70:LEU:HD12	2:B:145:THR:CG2	2.24	0.68
1:C:256:ALA:O	1:C:260:VAL:HG22	1.94	0.68
1:C:359:PRO:HB2	1:C:360:PRO:HD2	1.74	0.68
1:E:267:PHE:N	1:E:267:PHE:CD1	2.62	0.68
1:E:359:PRO:HB2	1:E:360:PRO:HD2	1.74	0.68
2:F:284:GLU:HG2	2:F:284:GLU:O	1.93	0.68
1:G:359:PRO:HB2	1:G:360:PRO:HD2	1.74	0.68
2:F:261:PRO:HG3	1:G:404:PHE:CE2	2.23	0.68
2:H:102:ASN:HB2	2:H:408:TYR:CE2	2.29	0.68
2:B:221:ARG:N	2:B:222:PRO:HD3	2.09	0.68
2:B:133:GLN:HG2	2:B:243:ARG:HH22	1.57	0.68
1:C:209:LEU:HD23	1:C:227:LEU:HB3	1.75	0.68
1:C:257:VAL:O	1:C:257:VAL:HG12	1.93	0.68
2:F:102:ASN:HB2	2:F:408:TYR:CE2	2.29	0.68
1:G:267:PHE:CD1	1:G:267:PHE:N	2.62	0.68
1:G:44:LEU:HD12	1:G:49:ILE:HD13	1.76	0.68
2:H:70:LEU:HD12	2:H:145:THR:CG2	2.24	0.68
2:B:296:PHE:CE1	2:B:335:ILE:CG2	2.73	0.67
2:B:49:PHE:CE1	2:B:61:HIS:HE1	2.12	0.67
1:C:251:ASP:O	1:C:253:ARG:N	2.26	0.67
1:C:325:MET:CE	1:C:355:VAL:HG21	2.24	0.67
2:D:70:LEU:HD12	2:D:145:THR:CG2	2.24	0.67
2:D:133:GLN:HG2	2:D:243:ARG:HH22	1.57	0.67
2:D:276:ILE:O	2:D:369:ALA:N	2.25	0.67
2:F:3:GLU:HG2	2:F:51:THR:C	2.14	0.67
1:G:107:HIS:CD2	1:G:151:THR:CG2	2.77	0.67
2:D:56:THR:C	2:H:284:GLU:HB2	2.14	0.67

Continued on next page...

Continued from previous page...

Atom-1	Atom-2	Interatomic distance (Å)	Clash overlap (Å)
2:H:284:GLU:O	2:H:284:GLU:HG2	1.93	0.67
3:I:97:LEU:HD22	3:I:100:GLY:O	1.94	0.67
1:A:267:PHE:CD1	1:A:267:PHE:N	2.62	0.67
1:C:250:ALA:HB1	1:C:254:LYS:HB2	1.75	0.67
1:C:328:VAL:O	1:C:332:MET:HG2	1.94	0.67
2:D:152:LEU:HA	2:D:155:GLU:HB2	1.77	0.67
2:D:243:ARG:NH2	2:D:252:LEU:N	2.29	0.67
2:F:152:LEU:HA	2:F:155:GLU:HB2	1.77	0.67
2:F:133:GLN:HG2	2:F:243:ARG:HH22	1.57	0.67
2:F:70:LEU:HD12	2:F:145:THR:CG2	2.24	0.67
2:H:133:GLN:HG2	2:H:243:ARG:HH22	1.57	0.67
2:H:7:ILE:HD12	2:H:153:LEU:CD2	2.24	0.67
1:E:107:HIS:CD2	1:E:151:THR:CG2	2.77	0.67
2:F:251:ASP:O	2:F:254:GLU:HB2	1.94	0.67
2:H:152:LEU:HA	2:H:155:GLU:HB2	1.77	0.67
1:G:258:ASN:CA	2:H:404:PHE:CD2	2.70	0.67
3:I:84:LEU:HD13	3:I:102:ARG:O	1.93	0.67
1:A:4:ILE:HG21	1:A:136:GLN:HG2	1.76	0.67
2:B:276:ILE:O	2:B:369:ALA:N	2.25	0.67
2:F:7:ILE:HD12	2:F:153:LEU:CD2	2.24	0.67
2:H:221:ARG:N	2:H:222:PRO:HD3	2.09	0.67
2:B:175:PRO:HG3	2:B:304:LYS:HG2	1.76	0.67
1:C:310:GLY:HA3	1:C:436:GLN:HE21	1.59	0.67
2:D:3:GLU:HG2	2:D:51:THR:C	2.15	0.67
2:H:251:ASP:O	2:H:254:GLU:HB2	1.94	0.67
2:H:3:GLU:HG2	2:H:51:THR:C	2.14	0.67
2:H:95:GLY:O	2:H:97:GLU:N	2.27	0.67
3:I:97:LEU:HD13	3:I:100:GLY:O	1.94	0.67
1:A:328:VAL:O	1:A:332:MET:HG2	1.94	0.67
2:B:251:ASP:O	2:B:254:GLU:HB2	1.94	0.67
2:B:348:PRO:HD2	1:C:398:MET:HE2	1.76	0.67
2:B:3:GLU:HG2	2:B:51:THR:C	2.15	0.67
1:C:44:LEU:HD12	1:C:49:ILE:HD13	1.76	0.67
2:D:7:ILE:HD12	2:D:153:LEU:CD2	2.24	0.67
1:E:4:ILE:HG21	1:E:136:GLN:HG2	1.76	0.67
1:E:66:ILE:C	1:E:67:LEU:HD23	2.15	0.67
2:F:221:ARG:N	2:F:222:PRO:HD3	2.09	0.67
2:F:326:LYS:HB2	1:G:222:PRO:HG2	0.71	0.67
1:G:4:ILE:HG21	1:G:136:GLN:HG2	1.76	0.67
1:A:107:HIS:CD2	1:A:151:THR:CG2	2.77	0.67
1:A:230:LEU:HD23	1:A:231:VAL:N	2.10	0.67

Continued on next page...

Continued from previous page...

Atom-1	Atom-2	Interatomic distance (Å)	Clash overlap (Å)
2:F:95:GLY:O	2:F:97:GLU:N	2.27	0.67
1:G:328:VAL:O	1:G:332:MET:HG2	1.95	0.67
1:G:66:ILE:C	1:G:67:LEU:HD23	2.15	0.67
1:A:66:ILE:C	1:A:67:LEU:HD23	2.15	0.67
2:B:152:LEU:HA	2:B:155:GLU:HB2	1.77	0.67
2:B:7:ILE:HD12	2:B:153:LEU:CD2	2.24	0.67
2:B:333:ALA:CA	1:C:177:VAL:CG2	2.73	0.67
1:C:230:LEU:HD23	1:C:231:VAL:N	2.10	0.67
1:E:328:VAL:O	1:E:332:MET:HG2	1.95	0.67
2:H:199:ASP:HB3	2:H:256:GLN:HE21	1.57	0.67
1:A:310:GLY:HA3	1:A:436:GLN:HE21	1.59	0.67
1:A:44:LEU:HD12	1:A:49:ILE:HD13	1.76	0.67
1:C:4:ILE:HG21	1:C:136:GLN:HG2	1.76	0.67
2:D:251:ASP:O	2:D:254:GLU:HB2	1.94	0.67
2:F:175:PRO:HG3	2:F:304:LYS:HG2	1.76	0.67
1:G:204:ILE:HD13	1:G:231:VAL:HG22	1.76	0.67
1:G:260:VAL:HG23	2:H:406:HIS:CE1	2.29	0.67
2:H:22:GLU:HG3	2:H:83:TYR:OH	1.95	0.67
2:D:95:GLY:O	2:D:97:GLU:N	2.27	0.67
2:F:243:ARG:NH2	2:F:252:LEU:N	2.29	0.67
2:F:199:ASP:HB3	2:F:256:GLN:HE21	1.57	0.67
2:B:95:GLY:O	2:B:97:GLU:N	2.27	0.66
1:C:242:LEU:CD1	1:C:255:LEU:HD11	2.25	0.66
2:B:348:PRO:CG	1:C:398:MET:CE	2.67	0.66
2:D:175:PRO:HG3	2:D:304:LYS:HG2	1.76	0.66
1:E:204:ILE:HD13	1:E:231:VAL:HG22	1.76	0.66
2:F:293:ASN:HD21	2:F:338:LYS:HZ1	1.43	0.66
2:F:22:GLU:HG3	2:F:83:TYR:OH	1.95	0.66
2:H:172:TYR:HD1	2:H:173:PRO:N	1.93	0.66
2:H:175:PRO:HG3	2:H:304:LYS:HG2	1.76	0.66
2:H:341:ILE:O	2:H:341:ILE:HG12	1.95	0.66
1:C:107:HIS:CD2	1:C:151:THR:CG2	2.77	0.66
1:C:265:LEU:HD12	1:C:265:LEU:C	2.16	0.66
2:F:341:ILE:O	2:F:341:ILE:HG12	1.95	0.66
1:A:243:ARG:HH22	1:A:252:LEU:HG	1.59	0.66
2:B:172:TYR:HD1	2:B:173:PRO:N	1.93	0.66
1:C:204:ILE:HD13	1:C:231:VAL:HG22	1.76	0.66
2:D:22:GLU:HG3	2:D:83:TYR:OH	1.95	0.66
1:E:230:LEU:HD23	1:E:231:VAL:N	2.10	0.66
2:F:172:TYR:HD1	2:F:173:PRO:N	1.93	0.66
1:A:242:LEU:CD1	1:A:255:LEU:HD11	2.25	0.66

Continued on next page...

Continued from previous page...

Atom-1	Atom-2	Interatomic distance (Å)	Clash overlap (Å)
1:A:265:LEU:HD12	1:A:265:LEU:C	2.16	0.66
2:B:100:ALA:CB	2:B:105:ARG:HD3	2.26	0.66
2:B:67:PHE:CD1	2:B:92:LEU:CD2	2.79	0.66
2:D:172:TYR:HD1	2:D:173:PRO:N	1.93	0.66
2:F:67:PHE:CD1	2:F:92:LEU:CD2	2.79	0.66
1:G:230:LEU:HD23	1:G:231:VAL:N	2.10	0.66
1:G:265:LEU:C	1:G:265:LEU:HD12	2.16	0.66
1:G:310:GLY:HA3	1:G:436:GLN:HE21	1.59	0.66
2:H:100:ALA:CB	2:H:105:ARG:HD3	2.26	0.66
1:A:204:ILE:HD13	1:A:231:VAL:HG22	1.76	0.66
1:C:242:LEU:HD12	1:C:255:LEU:HD11	1.77	0.66
2:D:67:PHE:CD1	2:D:92:LEU:CD2	2.79	0.66
2:D:68:VAL:HG11	2:D:149:PHE:CZ	2.30	0.66
1:E:310:GLY:HA3	1:E:436:GLN:HE21	1.59	0.66
2:F:100:ALA:CB	2:F:105:ARG:HD3	2.26	0.66
1:G:242:LEU:CD1	1:G:255:LEU:HD11	2.25	0.66
1:G:413:MET:HG2	1:G:418:PHE:HE1	1.61	0.66
1:G:352:LYS:CA	2:H:181:VAL:CG2	2.73	0.66
2:H:67:PHE:CD1	2:H:92:LEU:CD2	2.79	0.66
1:C:66:ILE:C	1:C:67:LEU:HD23	2.15	0.66
1:E:413:MET:HG2	1:E:418:PHE:HE1	1.61	0.66
2:F:68:VAL:HG11	2:F:149:PHE:CZ	2.30	0.66
2:H:68:VAL:HG11	2:H:149:PHE:CZ	2.30	0.66
1:A:413:MET:HG2	1:A:418:PHE:HE1	1.61	0.66
2:B:313:MET:HB3	2:B:344:VAL:CG2	2.26	0.66
1:C:245:PRO:HA	2:D:73:THR:HG21	1.77	0.66
1:E:242:LEU:CD1	1:E:255:LEU:HD11	2.25	0.66
2:H:313:MET:HB3	2:H:344:VAL:CG2	2.26	0.66
1:A:242:LEU:HD12	1:A:255:LEU:HD11	1.77	0.66
2:B:68:VAL:HG11	2:B:149:PHE:CZ	2.30	0.66
2:B:49:PHE:CE1	2:B:61:HIS:CE1	2.84	0.66
2:B:22:GLU:HG3	2:B:83:TYR:OH	1.95	0.66
1:C:172:VAL:HG11	1:C:387:LEU:CD2	2.22	0.66
2:D:100:ALA:CB	2:D:105:ARG:HD3	2.26	0.66
2:D:313:MET:HB3	2:D:344:VAL:CG2	2.26	0.66
1:E:182:VAL:HG23	1:E:186:ASN:HD21	1.60	0.66
1:E:265:LEU:HD12	1:E:265:LEU:C	2.16	0.66
2:F:30:ILE:CD1	2:F:61:HIS:CD2	2.78	0.66
2:F:313:MET:HB3	2:F:344:VAL:CG2	2.26	0.66
2:F:326:LYS:HE2	1:G:214:PHE:CB	2.26	0.66
2:H:243:ARG:NH2	2:H:252:LEU:N	2.29	0.66

Continued on next page...

Continued from previous page...

Atom-1	Atom-2	Interatomic distance (Å)	Clash overlap (Å)
1:A:182:VAL:HG23	1:A:186:ASN:HD21	1.60	0.66
1:C:413:MET:HG2	1:C:418:PHE:HE1	1.61	0.66
1:G:299:LYS:N	1:G:299:LYS:HD3	2.04	0.66
2:B:372:GLN:O	2:B:373:ARG:HB3	1.96	0.66
1:C:182:VAL:HG23	1:C:186:ASN:HD21	1.60	0.66
1:C:243:ARG:HH22	1:C:252:LEU:HG	1.59	0.66
1:C:267:PHE:CD1	1:C:267:PHE:N	2.62	0.66
1:C:281:GLN:O	1:C:283:TYR:HB2	1.96	0.66
1:E:281:GLN:O	1:E:283:TYR:HB2	1.96	0.66
1:A:88:ARG:HD2	1:E:283:TYR:OH	1.96	0.66
1:G:242:LEU:HD12	1:G:255:LEU:HD11	1.78	0.66
1:A:281:GLN:O	1:A:283:TYR:HB2	1.96	0.65
1:A:35:SER:HB3	1:A:59:ASN:CA	2.26	0.65
2:B:206:ASN:OD1	2:B:227:LEU:HD13	1.96	0.65
1:C:103:TRP:HZ3	1:C:108:TYR:HE1	1.42	0.65
1:C:35:SER:HB3	1:C:59:ASN:CA	2.26	0.65
1:E:242:LEU:HD12	1:E:255:LEU:HD11	1.77	0.65
1:G:248:LEU:HD13	2:H:179:THR:HG21	1.76	0.65
1:A:66:ILE:CD1	1:A:122:VAL:HG12	2.26	0.65
2:B:296:PHE:CZ	2:B:341:ILE:HD11	2.22	0.65
2:B:439:SER:CA	1:C:401:ARG:NH2	2.59	0.65
2:B:63:PRO:CG	2:B:87:PHE:HA	2.26	0.65
1:C:66:ILE:CD1	1:C:122:VAL:HG12	2.26	0.65
2:B:317:LEU:HD12	2:B:351:PHE:CD2	2.32	0.65
1:C:352:LYS:NZ	2:D:180:ALA:HA	2.11	0.65
1:E:66:ILE:CD1	1:E:122:VAL:HG12	2.26	0.65
1:G:108:TYR:CD1	1:G:413:MET:HE1	2.32	0.65
1:G:182:VAL:HG23	1:G:186:ASN:HD21	1.60	0.65
2:H:102:ASN:HB3	2:H:407:TRP:CD1	2.31	0.65
1:A:103:TRP:HZ3	1:A:108:TYR:HE1	1.42	0.65
2:D:317:LEU:HD12	2:D:351:PHE:CD2	2.32	0.65
1:G:66:ILE:CD1	1:G:122:VAL:HG12	2.26	0.65
1:G:281:GLN:O	1:G:283:TYR:HB2	1.96	0.65
2:H:317:LEU:HD12	2:H:351:PHE:CD2	2.32	0.65
2:D:217:LEU:HD11	2:D:367:ASP:O	1.96	0.65
2:D:372:GLN:O	2:D:373:ARG:HB3	1.96	0.65
1:E:108:TYR:CD1	1:E:413:MET:HE1	2.32	0.65
2:F:261:PRO:CB	1:G:404:PHE:HE2	1.95	0.65
2:F:317:LEU:HD12	2:F:351:PHE:CD2	2.32	0.65
1:G:250:ALA:HB1	1:G:254:LYS:HB3	1.78	0.65
1:G:306:ASP:OD2	3:I:95:ILE:CD1	2.44	0.65

Continued on next page...

Continued from previous page...

Atom-1	Atom-2	Interatomic distance (Å)	Clash overlap (Å)
2:H:206:ASN:OD1	2:H:227:LEU:HD13	1.97	0.65
1:C:254:LYS:HZ2	2:D:101:ASN:CG	1.99	0.65
2:D:206:ASN:OD1	2:D:227:LEU:HD13	1.97	0.65
2:F:206:ASN:OD1	2:F:227:LEU:HD13	1.96	0.65
2:D:341:ILE:HG12	2:D:341:ILE:O	1.95	0.65
1:E:299:LYS:HD3	1:E:299:LYS:N	2.04	0.65
1:E:431:GLU:O	1:E:434:GLN:HG2	1.97	0.65
1:G:431:GLU:O	1:G:434:GLN:HG2	1.97	0.65
2:B:271:THR:HG23	2:B:300:ASN:O	1.97	0.65
2:B:293:ASN:OD1	2:B:338:LYS:NZ	2.30	0.65
2:B:341:ILE:HG12	2:B:341:ILE:O	1.95	0.65
2:D:3:GLU:HA	2:D:51:THR:CB	2.27	0.65
2:F:115:ILE:HG23	2:F:116:ASP:N	2.12	0.65
2:F:296:PHE:CZ	2:F:341:ILE:HD11	2.22	0.65
2:F:349:THR:HG23	1:G:178:SER:H	1.58	0.65
1:C:282:GLN:HG2	1:C:282:GLN:O	1.97	0.65
1:E:241:CYS:O	1:E:244:PHE:HB2	1.97	0.65
2:H:115:ILE:HG23	2:H:116:ASP:N	2.12	0.65
2:B:217:LEU:HD11	2:B:367:ASP:O	1.97	0.65
2:B:3:GLU:HA	2:B:51:THR:CB	2.27	0.65
2:D:293:ASN:OD1	2:D:338:LYS:NZ	2.30	0.65
2:F:217:LEU:HD11	2:F:367:ASP:O	1.96	0.65
1:G:241:CYS:O	1:G:244:PHE:HB2	1.97	0.65
1:G:276:THR:HB	1:G:281:GLN:CG	2.25	0.65
1:G:35:SER:HB3	1:G:59:ASN:CA	2.26	0.65
2:H:296:PHE:CZ	2:H:341:ILE:HD11	2.22	0.65
1:A:282:GLN:HG2	1:A:282:GLN:O	1.97	0.64
2:D:271:THR:HG23	2:D:300:ASN:O	1.97	0.64
2:D:305:CYS:SG	2:D:384:ILE:HD13	2.37	0.64
1:E:103:TRP:HZ3	1:E:108:TYR:HE1	1.42	0.64
1:E:282:GLN:O	1:E:282:GLN:HG2	1.97	0.64
1:E:35:SER:HB3	1:E:59:ASN:CA	2.26	0.64
2:F:3:GLU:HA	2:F:51:THR:CB	2.27	0.64
2:F:349:THR:O	1:G:181:VAL:HA	1.96	0.64
1:G:158:ARG:NE	1:G:197:ASN:O	2.30	0.64
2:H:217:LEU:HD11	2:H:367:ASP:O	1.96	0.64
2:H:3:GLU:HA	2:H:51:THR:CB	2.27	0.64
1:A:241:CYS:O	1:A:244:PHE:HB2	1.97	0.64
1:A:431:GLU:O	1:A:434:GLN:HG2	1.97	0.64
2:D:296:PHE:CZ	2:D:341:ILE:HD11	2.22	0.64
1:G:70:LEU:N	1:G:145:THR:HG21	2.11	0.64

Continued on next page...

Continued from previous page...

Atom-1	Atom-2	Interatomic distance (Å)	Clash overlap (Å)
1:G:282:GLN:O	1:G:282:GLN:HG2	1.97	0.64
2:H:209:ILE:HG23	2:H:230:LEU:HD23	1.79	0.64
2:H:271:THR:HG23	2:H:300:ASN:O	1.97	0.64
1:A:114:LEU:O	1:A:118:VAL:HG23	1.97	0.64
1:A:276:THR:HB	1:A:281:GLN:CG	2.25	0.64
1:C:114:LEU:O	1:C:118:VAL:HG23	1.97	0.64
1:C:241:CYS:O	1:C:244:PHE:HB2	1.98	0.64
1:E:180:THR:CG2	1:E:181:VAL:N	2.61	0.64
1:E:422:GLU:O	1:E:426:ASN:HB2	1.97	0.64
1:A:158:ARG:NE	1:A:197:ASN:O	2.30	0.64
1:A:66:ILE:HD13	1:A:122:VAL:HG12	1.79	0.64
1:C:70:LEU:N	1:C:145:THR:HG21	2.11	0.64
1:C:158:ARG:NE	1:C:197:ASN:O	2.30	0.64
2:F:271:THR:HG23	2:F:300:ASN:O	1.97	0.64
2:F:372:GLN:O	2:F:373:ARG:HB3	1.96	0.64
2:F:305:CYS:SG	2:F:384:ILE:HD13	2.37	0.64
2:B:344:VAL:HG12	2:B:345:ASP:N	2.12	0.64
2:B:305:CYS:SG	2:B:384:ILE:HD13	2.37	0.64
1:C:66:ILE:HD13	1:C:122:VAL:HG12	1.79	0.64
1:C:276:THR:HB	1:C:281:GLN:CG	2.25	0.64
1:C:427:ASP:O	1:C:430:SER:HB3	1.97	0.64
1:C:431:GLU:O	1:C:434:GLN:HG2	1.97	0.64
1:E:276:THR:HB	1:E:281:GLN:CG	2.25	0.64
2:F:209:ILE:HG23	2:F:230:LEU:HD23	1.79	0.64
1:G:427:ASP:O	1:G:430:SER:HB3	1.97	0.64
1:A:70:LEU:N	1:A:145:THR:HG21	2.11	0.64
2:B:56:THR:CB	2:F:284:GLU:CG	2.76	0.64
2:B:63:PRO:HG3	2:B:87:PHE:HA	1.79	0.64
1:E:158:ARG:NE	1:E:197:ASN:O	2.30	0.64
1:G:103:TRP:HZ3	1:G:108:TYR:HE1	1.42	0.64
1:G:180:THR:CG2	1:G:181:VAL:N	2.61	0.64
2:H:305:CYS:SG	2:H:384:ILE:HD13	2.37	0.64
1:C:192:HIS:O	1:C:195:VAL:HG12	1.98	0.64
1:C:422:GLU:O	1:C:426:ASN:HB2	1.97	0.64
2:H:372:GLN:O	2:H:373:ARG:HB3	1.96	0.64
1:A:284:ARG:O	1:A:286:LEU:N	2.31	0.64
1:A:422:GLU:O	1:A:426:ASN:HB2	1.97	0.64
2:D:115:ILE:HG23	2:D:116:ASP:N	2.12	0.64
2:D:209:ILE:HG23	2:D:230:LEU:HD23	1.79	0.64
2:D:344:VAL:HG12	2:D:345:ASP:N	2.12	0.64
1:E:70:LEU:N	1:E:145:THR:HG21	2.11	0.64

Continued on next page...

Continued from previous page...

Atom-1	Atom-2	Interatomic distance (Å)	Clash overlap (Å)
1:G:284:ARG:O	1:G:286:LEU:N	2.31	0.64
1:G:422:GLU:O	1:G:426:ASN:HB2	1.97	0.64
1:A:427:ASP:O	1:A:430:SER:HB3	1.97	0.64
2:B:234:ILE:HD13	2:B:234:ILE:C	2.18	0.64
2:B:25:CYS:HB2	2:B:30:ILE:O	1.98	0.64
1:C:133:GLN:HG3	1:C:165:ILE:HD11	1.80	0.64
1:C:284:ARG:O	1:C:286:LEU:N	2.31	0.64
1:E:66:ILE:HD13	1:E:122:VAL:HG12	1.79	0.64
2:F:175:PRO:HG2	2:F:207:GLU:OE1	1.98	0.64
2:H:175:PRO:HG2	2:H:207:GLU:OE1	1.98	0.64
2:H:402:ARG:O	2:H:403:ALA:C	2.36	0.64
2:B:209:ILE:HG23	2:B:230:LEU:HD23	1.79	0.64
2:D:30:ILE:CD1	2:D:61:HIS:CD2	2.81	0.64
1:E:284:ARG:O	1:E:286:LEU:N	2.31	0.64
2:F:402:ARG:O	2:F:403:ALA:C	2.36	0.64
1:G:299:LYS:H	1:G:299:LYS:CD	2.07	0.64
1:A:133:GLN:HG3	1:A:165:ILE:HD11	1.80	0.63
1:A:192:HIS:O	1:A:195:VAL:HG12	1.98	0.63
2:D:317:LEU:HB3	2:D:319:TYR:CE1	2.33	0.63
1:E:137:LEU:HD22	1:E:154:ILE:CG2	2.28	0.63
2:F:151:SER:O	2:F:155:GLU:HB2	1.98	0.63
2:F:293:ASN:OD1	2:F:338:LYS:NZ	2.30	0.63
1:G:105:LYS:O	1:G:110:GLU:HB2	1.97	0.63
1:G:137:LEU:HD22	1:G:154:ILE:CG2	2.28	0.63
2:B:115:ILE:HG23	2:B:116:ASP:N	2.12	0.63
1:E:427:ASP:O	1:E:430:SER:HB3	1.97	0.63
1:E:63:PRO:HD2	1:E:86:ILE:HG12	1.80	0.63
2:F:284:GLU:N	2:F:284:GLU:OE1	2.30	0.63
1:G:66:ILE:HD13	1:G:122:VAL:HG12	1.79	0.63
2:H:151:SER:O	2:H:155:GLU:HB2	1.98	0.63
2:H:284:GLU:OE1	2:H:284:GLU:N	2.30	0.63
1:A:107:HIS:HD2	1:A:151:THR:CG2	2.12	0.63
1:A:63:PRO:HD2	1:A:86:ILE:HG12	1.80	0.63
1:C:137:LEU:HD22	1:C:154:ILE:CG2	2.28	0.63
1:E:105:LYS:O	1:E:110:GLU:HB2	1.97	0.63
2:H:7:ILE:HG22	2:H:66:VAL:CG2	2.28	0.63
1:A:137:LEU:HD22	1:A:154:ILE:CG2	2.28	0.63
2:B:386:GLU:O	2:B:389:ALA:N	2.31	0.63
2:D:175:PRO:HG2	2:D:207:GLU:OE1	1.98	0.63
2:D:234:ILE:HD13	2:D:234:ILE:C	2.18	0.63
2:D:25:CYS:HB2	2:D:30:ILE:O	1.98	0.63

Continued on next page...

Continued from previous page...

Atom-1	Atom-2	Interatomic distance (Å)	Clash overlap (Å)
2:D:386:GLU:O	2:D:389:ALA:N	2.31	0.63
1:E:299:LYS:H	1:E:299:LYS:CD	2.07	0.63
2:F:386:GLU:O	2:F:389:ALA:N	2.31	0.63
1:G:114:LEU:O	1:G:118:VAL:HG23	1.97	0.63
1:G:133:GLN:HG3	1:G:165:ILE:HD11	1.80	0.63
1:G:318:VAL:HA	1:G:354:ALA:HB3	1.81	0.63
1:A:180:THR:CG2	1:A:181:VAL:N	2.61	0.63
1:A:318:VAL:HA	1:A:354:ALA:HB3	1.81	0.63
2:B:175:PRO:HG2	2:B:207:GLU:OE1	1.98	0.63
1:C:107:HIS:HD2	1:C:151:THR:CG2	2.12	0.63
1:C:180:THR:CG2	1:C:181:VAL:N	2.61	0.63
1:C:346:TRP:CD1	2:D:401:LYS:NZ	2.65	0.63
1:C:318:VAL:HA	1:C:354:ALA:HB3	1.81	0.63
2:F:234:ILE:HD13	2:F:234:ILE:C	2.18	0.63
2:F:296:PHE:CE1	2:F:335:ILE:CG2	2.73	0.63
2:F:7:ILE:HG22	2:F:66:VAL:CG2	2.28	0.63
1:G:192:HIS:O	1:G:195:VAL:HG12	1.98	0.63
1:G:352:LYS:CA	2:H:181:VAL:HG22	2.24	0.63
2:H:234:ILE:HD13	2:H:234:ILE:C	2.18	0.63
2:H:293:ASN:OD1	2:H:338:LYS:NZ	2.30	0.63
2:H:296:PHE:CE1	2:H:335:ILE:CG2	2.73	0.63
2:H:386:GLU:O	2:H:389:ALA:N	2.31	0.63
1:C:105:LYS:O	1:C:110:GLU:HB2	1.97	0.63
2:D:88:HIS:HB2	2:D:91:GLN:NE2	2.06	0.63
1:E:114:LEU:O	1:E:118:VAL:HG23	1.97	0.63
1:E:192:HIS:O	1:E:195:VAL:HG12	1.98	0.63
2:F:278:ALA:O	2:F:279:GLU:CB	2.43	0.63
1:G:63:PRO:HD2	1:G:86:ILE:HG12	1.80	0.63
2:H:88:HIS:HB2	2:H:91:GLN:NE2	2.06	0.63
2:B:151:SER:O	2:B:155:GLU:HB2	1.98	0.63
2:B:152:LEU:HD12	2:B:153:LEU:N	2.14	0.63
2:B:317:LEU:HB3	2:B:319:TYR:CE1	2.33	0.63
1:C:315:VAL:HG13	1:C:377:PHE:CE1	2.34	0.63
1:E:318:VAL:HA	1:E:354:ALA:HB3	1.81	0.63
2:F:317:LEU:HB3	2:F:319:TYR:CE1	2.33	0.63
2:F:88:HIS:HB2	2:F:91:GLN:NE2	2.06	0.63
2:H:278:ALA:O	2:H:279:GLU:CB	2.43	0.63
2:H:317:LEU:HB3	2:H:319:TYR:CE1	2.33	0.63
2:H:344:VAL:HG12	2:H:345:ASP:N	2.12	0.63
1:A:315:VAL:HG13	1:A:377:PHE:CE1	2.34	0.63
2:B:159:VAL:CG1	3:I:78:ARG:HG3	2.29	0.63

Continued on next page...

Continued from previous page...

Atom-1	Atom-2	Interatomic distance (Å)	Clash overlap (Å)
1:C:243:ARG:HH21	1:C:252:LEU:H	1.45	0.63
2:D:102:ASN:OD1	2:D:105:ARG:HB3	1.99	0.63
1:C:247:GLN:HB3	2:D:224:TYR:CD1	2.31	0.63
2:D:7:ILE:HG22	2:D:66:VAL:CG2	2.28	0.63
1:E:172:VAL:HG11	1:E:387:LEU:CD2	2.22	0.63
1:E:299:LYS:O	1:E:300:ASN:HB2	1.97	0.63
2:B:102:ASN:OD1	2:B:105:ARG:HB3	1.99	0.63
1:C:299:LYS:O	1:C:300:ASN:HB2	1.97	0.63
2:D:7:ILE:CD1	2:D:137:VAL:HG22	2.29	0.63
1:E:133:GLN:HG3	1:E:165:ILE:HD11	1.80	0.63
2:F:344:VAL:HG12	2:F:345:ASP:N	2.12	0.63
1:G:245:PRO:HB3	2:H:73:THR:CG2	2.29	0.63
1:G:258:ASN:OD1	2:H:181:VAL:HB	1.99	0.63
1:A:105:LYS:O	1:A:110:GLU:HB2	1.97	0.62
1:C:205:ASP:OD1	1:C:304:ALA:N	2.32	0.62
1:G:107:HIS:HD2	1:G:151:THR:CG2	2.12	0.62
1:G:172:VAL:HG11	1:G:387:LEU:CD2	2.22	0.62
1:C:63:PRO:HD2	1:C:86:ILE:HG12	1.80	0.62
2:D:151:SER:O	2:D:155:GLU:HB2	1.98	0.62
2:H:267:PHE:HD1	2:H:267:PHE:H	1.47	0.62
1:A:108:TYR:CD1	1:A:413:MET:HE1	2.33	0.62
1:A:299:LYS:CD	1:A:299:LYS:H	2.07	0.62
2:B:7:ILE:CD1	2:B:137:VAL:HG22	2.29	0.62
2:B:166:LYS:H	2:B:199:ASP:CG	2.03	0.62
2:D:267:PHE:H	2:D:267:PHE:HD1	1.47	0.62
2:F:152:LEU:HD12	2:F:153:LEU:N	2.14	0.62
1:G:250:ALA:HB1	1:G:254:LYS:CD	2.17	0.62
1:G:243:ARG:HH21	1:G:252:LEU:H	1.45	0.62
2:H:152:LEU:HD12	2:H:153:LEU:N	2.14	0.62
2:H:269:LEU:O	2:H:378:LEU:HA	1.99	0.62
1:A:243:ARG:HH21	1:A:252:LEU:H	1.45	0.62
1:C:4:ILE:HA	1:C:134:GLY:O	1.99	0.62
2:D:152:LEU:HD12	2:D:153:LEU:N	2.14	0.62
2:D:315:CYS:HB3	2:D:377:MET:CE	2.29	0.62
2:F:115:ILE:HG13	2:F:152:LEU:HD13	1.81	0.62
2:F:273:ALA:HB3	2:F:274:PRO:HD3	1.81	0.62
2:F:315:CYS:HB3	2:F:377:MET:CE	2.29	0.62
1:G:258:ASN:C	2:H:404:PHE:CE2	2.72	0.62
1:G:299:LYS:O	1:G:300:ASN:HB2	1.98	0.62
2:H:70:LEU:O	2:H:95:GLY:O	2.17	0.62
1:A:205:ASP:OD1	1:A:304:ALA:N	2.32	0.62

Continued on next page...

Continued from previous page...

Atom-1	Atom-2	Interatomic distance (Å)	Clash overlap (Å)
1:A:253:ARG:O	1:A:256:ALA:N	2.33	0.62
2:B:205:ASP:HB2	2:B:303:VAL:HA	1.82	0.62
2:D:166:LYS:H	2:D:199:ASP:CG	2.03	0.62
1:A:56:ALA:CB	1:E:283:TYR:CD2	2.76	0.62
1:E:325:MET:HE2	1:E:355:VAL:HG21	1.80	0.62
1:E:315:VAL:HG13	1:E:377:PHE:CE1	2.34	0.62
2:F:102:ASN:OD1	2:F:105:ARG:HB3	1.99	0.62
2:F:166:LYS:H	2:F:199:ASP:CG	2.03	0.62
2:F:62:VAL:CG1	2:F:91:GLN:HE22	2.13	0.62
2:H:115:ILE:HG13	2:H:152:LEU:HD13	1.81	0.62
2:H:236:SER:O	2:H:240:ALA:HB3	1.99	0.62
2:H:273:ALA:HB3	2:H:274:PRO:HD3	1.81	0.62
2:B:7:ILE:HG22	2:B:66:VAL:CG2	2.28	0.62
1:C:70:LEU:CG	1:C:145:THR:HG23	2.30	0.62
1:C:253:ARG:O	1:C:256:ALA:N	2.33	0.62
2:D:115:ILE:HG13	2:D:152:LEU:HD13	1.81	0.62
2:D:236:SER:O	2:D:240:ALA:HB3	1.99	0.62
2:D:205:ASP:HB2	2:D:303:VAL:HA	1.82	0.62
1:E:243:ARG:HH21	1:E:252:LEU:H	1.45	0.62
1:G:4:ILE:HG23	1:G:134:GLY:O	2.00	0.62
2:H:166:LYS:H	2:H:199:ASP:CG	2.03	0.62
2:H:315:CYS:HB3	2:H:377:MET:CE	2.29	0.62
2:H:62:VAL:CG1	2:H:91:GLN:HE22	2.13	0.62
1:A:211:ASP:OD1	1:A:212:ILE:N	2.33	0.62
1:A:299:LYS:O	1:A:300:ASN:HB2	1.98	0.62
2:B:267:PHE:H	2:B:267:PHE:HD1	1.47	0.62
2:B:317:LEU:HD11	2:B:351:PHE:HE2	1.63	0.62
1:C:211:ASP:OD1	1:C:212:ILE:N	2.33	0.62
1:C:254:LYS:NZ	2:D:101:ASN:ND2	2.47	0.62
1:E:70:LEU:CG	1:E:145:THR:HG23	2.30	0.62
1:E:107:HIS:HD2	1:E:151:THR:CG2	2.12	0.62
1:E:253:ARG:O	1:E:256:ALA:N	2.33	0.62
2:F:7:ILE:CD1	2:F:137:VAL:HG22	2.29	0.62
2:F:269:LEU:O	2:F:378:LEU:HA	1.99	0.62
2:F:70:LEU:O	2:F:95:GLY:O	2.18	0.62
1:G:230:LEU:O	1:G:233:ALA:HB3	2.00	0.62
1:G:205:ASP:OD1	1:G:304:ALA:N	2.32	0.62
1:G:315:VAL:HG13	1:G:377:PHE:CE1	2.34	0.62
2:H:102:ASN:OD1	2:H:105:ARG:HB3	1.99	0.62
1:A:115:VAL:HG21	1:A:152:LEU:CD2	2.30	0.62
2:B:115:ILE:HG13	2:B:152:LEU:HD13	1.81	0.62

Continued on next page...

Continued from previous page...

Atom-1	Atom-2	Interatomic distance (Å)	Clash overlap (Å)
2:B:118:VAL:HG11	2:B:149:PHE:HZ	1.65	0.62
2:B:236:SER:O	2:B:240:ALA:HB3	1.99	0.62
2:B:315:CYS:HB3	2:B:377:MET:CE	2.29	0.62
2:B:269:LEU:O	2:B:378:LEU:HA	1.99	0.62
1:C:249:ASN:OD1	2:D:71:GLU:OE1	2.17	0.62
2:D:118:VAL:HG11	2:D:149:PHE:HZ	1.65	0.62
1:E:205:ASP:OD1	1:E:304:ALA:N	2.32	0.62
1:E:4:ILE:HA	1:E:134:GLY:O	1.99	0.62
2:F:326:LYS:CB	1:G:222:PRO:CD	2.77	0.62
2:H:7:ILE:CD1	2:H:137:VAL:HG22	2.29	0.62
1:C:93:VAL:CG1	1:C:118:VAL:HG22	2.19	0.62
2:D:402:ARG:O	2:D:403:ALA:C	2.36	0.62
1:E:4:ILE:HG23	1:E:134:GLY:O	2.00	0.62
2:F:236:SER:O	2:F:240:ALA:HB3	1.99	0.62
1:G:70:LEU:CG	1:G:145:THR:HG23	2.30	0.62
1:G:115:VAL:HG21	1:G:152:LEU:CD2	2.30	0.62
1:A:4:ILE:HA	1:A:134:GLY:O	1.99	0.62
1:A:70:LEU:CG	1:A:145:THR:HG23	2.30	0.62
2:B:296:PHE:CZ	2:B:341:ILE:CD1	2.79	0.62
2:B:62:VAL:HG11	2:B:88:HIS:ND1	2.15	0.62
1:C:115:VAL:HG21	1:C:152:LEU:CD2	2.30	0.62
1:C:108:TYR:CD1	1:C:413:MET:HE1	2.34	0.62
2:D:317:LEU:HD11	2:D:351:PHE:HE2	1.63	0.62
1:E:115:VAL:HG21	1:E:152:LEU:CD2	2.30	0.62
1:E:230:LEU:O	1:E:233:ALA:HB3	2.00	0.62
2:F:277:SER:HA	2:F:367:ASP:O	2.00	0.62
1:G:4:ILE:HA	1:G:134:GLY:O	1.99	0.62
1:G:248:LEU:CD2	2:H:179:THR:HG21	2.21	0.62
2:B:159:VAL:HG13	3:I:78:ARG:HG2	1.81	0.62
2:B:402:ARG:O	2:B:403:ALA:C	2.36	0.61
2:D:269:LEU:O	2:D:378:LEU:HA	1.99	0.61
2:D:277:SER:HA	2:D:367:ASP:O	2.00	0.61
2:D:62:VAL:CG1	2:D:91:GLN:HE22	2.13	0.61
2:D:70:LEU:O	2:D:95:GLY:O	2.17	0.61
2:F:205:ASP:HB2	2:F:303:VAL:HA	1.82	0.61
2:F:296:PHE:CZ	2:F:341:ILE:CD1	2.79	0.61
1:G:253:ARG:O	1:G:256:ALA:N	2.33	0.61
2:H:277:SER:HA	2:H:367:ASP:O	2.00	0.61
2:B:70:LEU:O	2:B:95:GLY:O	2.17	0.61
2:B:88:HIS:HB2	2:B:91:GLN:NE2	2.06	0.61
1:C:299:LYS:CD	1:C:299:LYS:H	2.07	0.61

Continued on next page...

Continued from previous page...

Atom-1	Atom-2	Interatomic distance (Å)	Clash overlap (Å)
2:D:23:LEU:HD22	2:D:232:GLY:O	1.99	0.61
2:D:30:ILE:HG12	2:D:36:MET:CB	2.12	0.61
2:F:23:LEU:HD22	2:F:232:GLY:O	1.99	0.61
1:G:211:ASP:OD1	1:G:212:ILE:N	2.33	0.61
2:H:205:ASP:HB2	2:H:303:VAL:HA	1.82	0.61
1:A:4:ILE:HG23	1:A:134:GLY:O	2.00	0.61
1:A:70:LEU:H	1:A:145:THR:CG2	2.10	0.61
2:B:217:LEU:HD11	2:B:277:SER:HA	1.83	0.61
2:B:277:SER:HA	2:B:367:ASP:O	2.00	0.61
2:B:62:VAL:HG13	2:B:63:PRO:HD2	1.78	0.61
1:C:324:SER:CB	1:C:327:GLU:HG2	2.30	0.61
1:C:70:LEU:H	1:C:145:THR:CG2	2.10	0.61
1:E:204:ILE:CD1	1:E:231:VAL:HG13	2.30	0.61
2:F:118:VAL:HG11	2:F:149:PHE:HZ	1.65	0.61
2:F:168:GLU:OE1	2:F:198:SER:HB2	2.00	0.61
2:H:118:VAL:HG11	2:H:149:PHE:HZ	1.65	0.61
1:A:93:VAL:CG1	1:A:118:VAL:HG22	2.19	0.61
2:B:168:GLU:OE1	2:B:198:SER:HB2	2.00	0.61
2:B:23:LEU:HD22	2:B:232:GLY:O	1.99	0.61
2:B:273:ALA:HB3	2:B:274:PRO:HD3	1.81	0.61
2:B:5:ILE:HD11	2:B:64:ARG:HH22	1.65	0.61
1:C:114:LEU:HD23	1:C:149:MET:CE	2.30	0.61
2:D:217:LEU:HD11	2:D:277:SER:HA	1.82	0.61
1:E:324:SER:C	1:E:326:LYS:H	2.03	0.61
2:F:317:LEU:HD11	2:F:351:PHE:HE2	1.63	0.61
1:G:114:LEU:HD23	1:G:149:MET:CE	2.30	0.61
2:H:168:GLU:OE1	2:H:198:SER:HB2	2.01	0.61
2:H:23:LEU:HD22	2:H:232:GLY:O	1.99	0.61
2:B:30:ILE:CD1	2:B:61:HIS:CG	2.82	0.61
2:D:119:LEU:CD2	2:D:122:ILE:HD11	2.28	0.61
1:A:88:ARG:HD3	1:E:283:TYR:CE1	2.34	0.61
1:G:204:ILE:CD1	1:G:231:VAL:HG13	2.30	0.61
1:A:230:LEU:O	1:A:233:ALA:HB3	2.00	0.61
2:D:273:ALA:HB3	2:D:274:PRO:HD3	1.81	0.61
1:E:211:ASP:OD1	1:E:212:ILE:N	2.33	0.61
2:H:296:PHE:CZ	2:H:341:ILE:CD1	2.79	0.61
1:A:324:SER:CB	1:A:327:GLU:HG2	2.30	0.61
2:B:169:PHE:CE1	2:B:235:VAL:HG22	2.36	0.61
2:B:229:ARG:NH1	2:B:363:VAL:HG21	2.16	0.61
2:B:348:PRO:HD3	1:C:398:MET:CE	2.12	0.61
1:C:248:LEU:HD22	2:D:179:THR:CG2	2.27	0.61

Continued on next page...

Continued from previous page...

Atom-1	Atom-2	Interatomic distance (Å)	Clash overlap (Å)
1:C:4:ILE:HG23	1:C:134:GLY:O	2.00	0.61
1:C:54:ASN:ND2	1:C:64:ARG:HD3	2.15	0.61
2:D:168:GLU:OE1	2:D:198:SER:HB2	2.00	0.61
2:F:346:TRP:HZ3	1:G:404:PHE:HZ	1.47	0.61
1:A:114:LEU:HD23	1:A:149:MET:CE	2.30	0.61
2:B:345:ASP:C	2:B:347:CYS:H	2.04	0.61
1:C:324:SER:C	1:C:326:LYS:H	2.03	0.61
2:D:296:PHE:CZ	2:D:341:ILE:CD1	2.79	0.61
2:D:248:LEU:CD2	2:D:353:VAL:O	2.49	0.61
1:G:324:SER:C	1:G:326:LYS:H	2.03	0.61
2:H:317:LEU:HD11	2:H:351:PHE:HE2	1.63	0.61
2:B:293:ASN:HD21	2:B:338:LYS:HZ1	1.49	0.61
1:C:230:LEU:O	1:C:233:ALA:HB3	2.00	0.61
2:D:229:ARG:NH1	2:D:363:VAL:HG21	2.16	0.61
2:F:119:LEU:CD2	2:F:122:ILE:HD11	2.28	0.61
2:F:191:THR:HG21	2:F:425:MET:SD	2.41	0.61
1:G:93:VAL:CG1	1:G:118:VAL:HG22	2.19	0.61
2:H:119:LEU:CD2	2:H:122:ILE:HD11	2.28	0.61
2:H:169:PHE:CE1	2:H:235:VAL:HG22	2.36	0.61
2:H:191:THR:HG21	2:H:425:MET:SD	2.41	0.61
1:G:245:PRO:HA	2:H:73:THR:HG21	1.83	0.61
1:A:54:ASN:ND2	1:A:64:ARG:HD3	2.15	0.60
2:B:5:ILE:HD13	2:B:64:ARG:HH12	1.59	0.60
1:E:114:LEU:HD23	1:E:149:MET:CE	2.30	0.60
2:F:169:PHE:CE1	2:F:235:VAL:HG22	2.36	0.60
2:F:87:PHE:N	2:F:87:PHE:CD2	2.69	0.60
2:H:102:ASN:CG	2:H:407:TRP:CD1	2.75	0.60
2:H:362:VAL:HG13	2:H:368:LEU:HB2	1.83	0.60
2:H:315:CYS:HB3	2:H:377:MET:HE2	1.81	0.60
2:H:87:PHE:CD2	2:H:87:PHE:N	2.69	0.60
2:B:30:ILE:HG12	2:B:36:MET:CB	2.12	0.60
2:D:169:PHE:CE1	2:D:235:VAL:HG22	2.36	0.60
1:E:93:VAL:CG1	1:E:118:VAL:HG22	2.19	0.60
2:F:267:PHE:H	2:F:267:PHE:HD1	1.47	0.60
2:F:329:ASN:CB	1:G:210:TYR:CZ	2.81	0.60
3:I:63:ARG:HB3	3:I:136:VAL:HG11	1.83	0.60
1:A:204:ILE:HG21	1:A:231:VAL:HG22	1.84	0.60
2:B:119:LEU:CD2	2:B:122:ILE:HD11	2.28	0.60
2:B:191:THR:HG21	2:B:425:MET:SD	2.41	0.60
2:B:88:HIS:CE1	2:F:284:GLU:OE2	2.54	0.60
1:C:115:VAL:HG21	1:C:152:LEU:HD23	1.84	0.60

Continued on next page...

Continued from previous page...

Atom-1	Atom-2	Interatomic distance (Å)	Clash overlap (Å)
1:C:273:ALA:HB3	1:C:274:PRO:CD	2.29	0.60
1:C:285:ALA:HB1	1:C:290:GLU:HG2	1.82	0.60
1:A:172:VAL:HG11	1:A:387:LEU:CD2	2.22	0.60
1:A:273:ALA:HB3	1:A:274:PRO:CD	2.29	0.60
1:C:204:ILE:CD1	1:C:231:VAL:HG13	2.30	0.60
2:D:345:ASP:C	2:D:347:CYS:H	2.04	0.60
1:E:204:ILE:HG21	1:E:231:VAL:HG22	1.84	0.60
2:F:345:ASP:C	2:F:347:CYS:H	2.04	0.60
1:A:115:VAL:HG21	1:A:152:LEU:HD23	1.84	0.60
1:A:204:ILE:CD1	1:A:231:VAL:HG13	2.30	0.60
1:A:324:SER:C	1:A:326:LYS:H	2.03	0.60
1:C:332:MET:HE3	1:C:351:VAL:HG11	1.82	0.60
2:D:191:THR:HG21	2:D:425:MET:SD	2.41	0.60
2:F:362:VAL:HG13	2:F:368:LEU:HB2	1.83	0.60
1:A:325:MET:HE1	1:A:355:VAL:HG11	1.82	0.60
1:A:49:ILE:O	1:A:51:VAL:N	2.35	0.60
2:B:311:LYS:HE3	2:B:342:GLN:CD	2.22	0.60
2:B:87:PHE:CD2	2:B:87:PHE:N	2.69	0.60
2:D:362:VAL:HG13	2:D:368:LEU:HB2	1.83	0.60
2:F:63:PRO:CD	2:F:87:PHE:HA	2.32	0.60
2:H:345:ASP:C	2:H:347:CYS:H	2.04	0.60
1:C:141:LEU:CD1	1:C:141:LEU:N	2.65	0.60
1:C:204:ILE:HG21	1:C:231:VAL:HG22	1.84	0.60
2:D:3:GLU:HG3	2:D:51:THR:HA	1.75	0.60
2:D:57:GLY:HA3	2:D:58:ALA:HB2	0.66	0.60
2:D:87:PHE:CD2	2:D:87:PHE:N	2.69	0.60
2:F:371:VAL:HG12	2:F:372:GLN:N	2.17	0.60
1:G:204:ILE:HG21	1:G:231:VAL:HG22	1.84	0.60
1:G:332:MET:CE	1:G:351:VAL:HG11	2.32	0.60
1:G:49:ILE:O	1:G:51:VAL:N	2.35	0.60
1:G:2:ARG:HH21	2:H:98:ASP:HA	1.64	0.60
1:C:254:LYS:HZ3	2:D:101:ASN:ND2	2.00	0.60
2:D:344:VAL:HG11	2:D:346:TRP:NE1	2.16	0.60
1:E:115:VAL:HG21	1:E:152:LEU:HD23	1.84	0.60
1:E:273:ALA:HB3	1:E:274:PRO:CD	2.29	0.60
2:H:229:ARG:NH1	2:H:363:VAL:HG21	2.16	0.60
2:H:371:VAL:HG12	2:H:372:GLN:N	2.17	0.60
2:H:63:PRO:CD	2:H:87:PHE:HA	2.32	0.60
1:A:332:MET:CE	1:A:351:VAL:HG11	2.32	0.60
2:B:362:VAL:HG13	2:B:368:LEU:HB2	1.83	0.60
1:C:254:LYS:NZ	2:D:101:ASN:HD21	1.98	0.60

Continued on next page...

Continued from previous page...

Atom-1	Atom-2	Interatomic distance (Å)	Clash overlap (Å)
1:C:49:ILE:O	1:C:51:VAL:N	2.35	0.60
2:F:229:ARG:NH1	2:F:363:VAL:HG21	2.16	0.60
2:F:344:VAL:HG11	2:F:346:TRP:NE1	2.16	0.60
1:G:115:VAL:HG21	1:G:152:LEU:HD23	1.84	0.60
2:H:311:LYS:HE3	2:H:342:GLN:CD	2.22	0.60
1:A:141:LEU:N	1:A:141:LEU:CD1	2.65	0.60
1:A:285:ALA:HB1	1:A:290:GLU:HG2	1.82	0.60
1:E:285:ALA:HB1	1:E:290:GLU:HG2	1.82	0.60
1:E:49:ILE:O	1:E:51:VAL:N	2.35	0.60
2:F:217:LEU:HD11	2:F:277:SER:HA	1.82	0.60
2:F:311:LYS:HE3	2:F:342:GLN:CD	2.22	0.60
2:F:3:GLU:HG3	2:F:51:THR:HA	1.74	0.60
1:G:102:ASN:ND2	1:G:407:TRP:O	2.35	0.60
1:G:408:TYR:CG	1:G:418:PHE:HZ	2.20	0.60
2:H:167:LEU:HA	2:H:200:CYS:O	2.01	0.60
2:H:344:VAL:HG11	2:H:346:TRP:NE1	2.16	0.60
2:H:248:LEU:CD2	2:H:353:VAL:O	2.49	0.60
1:A:102:ASN:ND2	1:A:407:TRP:O	2.35	0.59
1:C:102:ASN:ND2	1:C:407:TRP:O	2.35	0.59
1:C:161:TYR:C	1:C:163:ASP:H	2.05	0.59
1:C:279:GLY:O	1:C:282:GLN:HB3	2.01	0.59
1:E:102:ASN:ND2	1:E:407:TRP:O	2.35	0.59
2:F:407:TRP:O	2:F:411:GLU:HG2	2.02	0.59
1:G:279:GLY:O	1:G:282:GLN:HB3	2.01	0.59
2:B:276:ILE:HD11	2:B:280:LYS:HD2	1.85	0.59
2:B:371:VAL:HG12	2:B:372:GLN:N	2.17	0.59
2:B:435:VAL:O	2:B:435:VAL:HG12	2.02	0.59
2:D:311:LYS:HE3	2:D:342:GLN:CD	2.22	0.59
2:D:435:VAL:O	2:D:435:VAL:HG12	2.02	0.59
1:E:324:SER:O	1:E:328:VAL:HG23	2.02	0.59
1:G:285:ALA:HB1	1:G:290:GLU:HG2	1.82	0.59
1:G:324:SER:O	1:G:328:VAL:HG23	2.01	0.59
2:H:407:TRP:O	2:H:411:GLU:HG2	2.02	0.59
3:I:91:LEU:HD12	3:I:127:CYS:SG	2.42	0.59
1:A:332:MET:HE3	1:A:351:VAL:HG11	1.83	0.59
2:B:57:GLY:HA3	2:B:58:ALA:HB2	0.66	0.59
1:C:128:SER:OG	1:C:129:CYS:N	2.34	0.59
1:C:30:ILE:HD13	1:C:53:TYR:CE2	2.38	0.59
2:D:63:PRO:CD	2:D:87:PHE:HA	2.32	0.59
1:E:161:TYR:C	1:E:163:ASP:H	2.05	0.59
1:E:408:TYR:CG	1:E:418:PHE:HZ	2.20	0.59

Continued on next page...

Continued from previous page...

Atom-1	Atom-2	Interatomic distance (Å)	Clash overlap (Å)
2:F:167:LEU:HA	2:F:200:CYS:O	2.01	0.59
1:A:30:ILE:HD13	1:A:53:TYR:CE2	2.38	0.59
2:B:344:VAL:HG11	2:B:346:TRP:NE1	2.16	0.59
1:C:332:MET:CE	1:C:351:VAL:HG11	2.32	0.59
2:D:276:ILE:HD11	2:D:280:LYS:HD2	1.85	0.59
2:D:407:TRP:O	2:D:411:GLU:HG2	2.02	0.59
2:D:413:MET:O	2:D:414:GLU:HG3	2.02	0.59
1:E:30:ILE:HD13	1:E:53:TYR:CE2	2.38	0.59
1:E:172:VAL:CG1	1:E:387:LEU:HD21	2.24	0.59
2:F:248:LEU:CD2	2:F:353:VAL:O	2.49	0.59
2:F:435:VAL:O	2:F:435:VAL:HG12	2.02	0.59
1:G:30:ILE:HD13	1:G:53:TYR:CE2	2.38	0.59
1:G:70:LEU:H	1:G:145:THR:CG2	2.10	0.59
2:H:217:LEU:HD11	2:H:277:SER:HA	1.82	0.59
2:H:435:VAL:HG12	2:H:435:VAL:O	2.02	0.59
2:D:371:VAL:HG12	2:D:372:GLN:N	2.17	0.59
1:E:19:LYS:CG	1:E:228:ASN:HB3	2.31	0.59
1:E:205:ASP:OD1	1:E:304:ALA:CB	2.50	0.59
1:E:70:LEU:H	1:E:145:THR:CG2	2.10	0.59
2:F:369:ALA:O	2:F:370:LYS:HB3	2.03	0.59
1:G:273:ALA:HB3	1:G:274:PRO:CD	2.29	0.59
1:G:172:VAL:CG1	1:G:387:LEU:HD21	2.24	0.59
2:F:346:TRP:O	1:G:398:MET:HE2	2.03	0.59
3:I:72:VAL:HG13	3:I:83:LEU:HD13	1.84	0.59
1:A:205:ASP:OD1	1:A:304:ALA:CB	2.50	0.59
2:B:369:ALA:O	2:B:370:LYS:HB3	2.03	0.59
1:C:19:LYS:CG	1:C:228:ASN:HB3	2.31	0.59
1:C:408:TYR:CG	1:C:418:PHE:HZ	2.20	0.59
2:D:296:PHE:CE1	2:D:335:ILE:CG2	2.73	0.59
2:D:369:ALA:O	2:D:370:LYS:HB3	2.03	0.59
1:E:279:GLY:O	1:E:282:GLN:HB3	2.01	0.59
1:G:161:TYR:C	1:G:163:ASP:H	2.05	0.59
2:H:369:ALA:O	2:H:370:LYS:HB3	2.03	0.59
1:A:324:SER:O	1:A:328:VAL:HG23	2.01	0.59
1:A:408:TYR:CG	1:A:418:PHE:HZ	2.20	0.59
1:C:205:ASP:OD1	1:C:304:ALA:CB	2.50	0.59
1:C:324:SER:O	1:C:328:VAL:HG23	2.01	0.59
1:G:19:LYS:CG	1:G:228:ASN:HB3	2.31	0.59
1:G:254:LYS:HE3	1:G:352:LYS:CE	2.27	0.59
2:H:115:ILE:O	2:H:115:ILE:HD13	2.02	0.59
1:A:161:TYR:C	1:A:163:ASP:H	2.05	0.59

Continued on next page...

Continued from previous page...

Atom-1	Atom-2	Interatomic distance (Å)	Clash overlap (Å)
1:A:279:GLY:O	1:A:282:GLN:HB3	2.01	0.59
2:D:115:ILE:HD13	2:D:115:ILE:O	2.02	0.59
2:D:167:LEU:HA	2:D:200:CYS:O	2.01	0.59
2:F:115:ILE:O	2:F:115:ILE:HD13	2.02	0.59
1:G:325:MET:HE2	1:G:355:VAL:HG21	1.85	0.59
2:H:276:ILE:HD11	2:H:280:LYS:HD2	1.85	0.59
1:A:128:SER:OG	1:A:129:CYS:N	2.34	0.59
2:B:167:LEU:HA	2:B:200:CYS:O	2.01	0.59
2:B:407:TRP:O	2:B:411:GLU:HG2	2.02	0.59
2:F:276:ILE:HD11	2:F:280:LYS:HD2	1.85	0.59
2:F:413:MET:O	2:F:414:GLU:HG3	2.02	0.59
1:G:324:SER:CB	1:G:327:GLU:HG2	2.30	0.59
2:H:413:MET:O	2:H:414:GLU:HG3	2.02	0.59
2:H:3:GLU:HG3	2:H:51:THR:HA	1.75	0.59
2:B:381:THR:C	2:B:383:ALA:N	2.56	0.59
2:B:413:MET:O	2:B:414:GLU:HG3	2.02	0.59
1:C:151:THR:OG1	1:C:193:GLN:HB3	2.03	0.59
2:D:119:LEU:O	2:D:122:ILE:HG12	2.02	0.59
1:E:128:SER:OG	1:E:129:CYS:N	2.34	0.59
1:E:141:LEU:N	1:E:141:LEU:CD1	2.65	0.59
3:I:113:ILE:HD12	3:I:118:GLU:HB3	1.85	0.59
1:A:19:LYS:CG	1:A:228:ASN:HB3	2.31	0.58
2:B:3:GLU:HG3	2:B:51:THR:HA	1.75	0.58
1:C:349:ASN:O	2:D:181:VAL:HG13	2.03	0.58
2:D:6:SER:HA	2:D:136:SER:O	2.03	0.58
1:G:141:LEU:N	1:G:141:LEU:CD1	2.65	0.58
1:G:2:ARG:NH2	2:H:99:ALA:H	2.00	0.58
1:G:205:ASP:OD1	1:G:304:ALA:CB	2.50	0.58
1:G:332:MET:HE3	1:G:351:VAL:HG11	1.84	0.58
1:G:68:VAL:CG1	1:G:149:MET:SD	2.90	0.58
2:H:202:PHE:CE2	2:H:378:LEU:HD22	2.38	0.58
1:A:151:THR:OG1	1:A:193:GLN:HB3	2.03	0.58
1:A:307:PRO:HB3	1:A:312:TYR:OH	2.04	0.58
1:C:68:VAL:CG1	1:C:149:MET:SD	2.90	0.58
1:C:254:LYS:NZ	2:D:101:ASN:OD1	2.26	0.58
2:D:381:THR:C	2:D:383:ALA:N	2.56	0.58
2:F:202:PHE:CE2	2:F:378:LEU:HD22	2.38	0.58
2:F:6:SER:HA	2:F:136:SER:O	2.03	0.58
1:G:349:ASN:HD22	1:G:349:ASN:C	2.06	0.58
3:I:100:GLY:O	3:I:101:VAL:HG23	2.02	0.58
1:A:349:ASN:HD22	1:A:349:ASN:C	2.07	0.58

Continued on next page...

Continued from previous page...

Atom-1	Atom-2	Interatomic distance (Å)	Clash overlap (Å)
1:A:89:PRO:HA	1:A:92:PHE:CD1	2.38	0.58
1:A:70:LEU:C	1:A:99:ALA:HB2	2.24	0.58
2:B:119:LEU:O	2:B:122:ILE:HG12	2.02	0.58
2:B:6:SER:HA	2:B:136:SER:O	2.03	0.58
2:B:317:LEU:HD11	2:B:351:PHE:CE2	2.38	0.58
2:B:202:PHE:CE2	2:B:378:LEU:HD22	2.38	0.58
1:C:217:LEU:C	1:C:219:LEU:N	2.55	0.58
1:C:307:PRO:HB3	1:C:312:TYR:OH	2.04	0.58
1:C:325:MET:HG2	2:D:224:TYR:CD1	2.37	0.58
2:D:317:LEU:HD11	2:D:351:PHE:CE2	2.38	0.58
1:A:88:ARG:CZ	1:E:283:TYR:HE1	2.16	0.58
1:E:324:SER:CB	1:E:327:GLU:HG2	2.30	0.58
1:E:332:MET:CE	1:E:351:VAL:HG11	2.32	0.58
1:E:349:ASN:HD22	1:E:349:ASN:C	2.07	0.58
1:E:89:PRO:HA	1:E:92:PHE:CD1	2.38	0.58
1:G:151:THR:OG1	1:G:193:GLN:HB3	2.03	0.58
2:F:326:LYS:HB3	1:G:222:PRO:CD	2.33	0.58
2:B:115:ILE:O	2:B:115:ILE:HD13	2.02	0.58
2:B:5:ILE:HD11	2:B:64:ARG:HH12	1.59	0.58
1:C:349:ASN:C	1:C:349:ASN:HD22	2.07	0.58
2:D:202:PHE:CE2	2:D:378:LEU:HD22	2.38	0.58
2:F:119:LEU:O	2:F:122:ILE:HG12	2.02	0.58
2:F:2:ARG:N	2:F:131:GLY:O	2.36	0.58
1:G:258:ASN:ND2	1:G:352:LYS:CE	2.55	0.58
1:A:319:PHE:HA	1:A:375:ALA:HA	1.86	0.58
1:C:325:MET:HE2	1:C:355:VAL:HG21	1.83	0.58
1:C:89:PRO:HA	1:C:92:PHE:CD1	2.38	0.58
2:D:264:ARG:HB2	2:D:266:HIS:HD2	1.67	0.58
1:E:198:THR:HG22	1:E:265:LEU:HD22	1.86	0.58
2:F:67:PHE:CZ	2:F:87:PHE:CE1	2.92	0.58
1:G:253:ARG:O	1:G:257:VAL:N	2.33	0.58
1:G:70:LEU:C	1:G:99:ALA:HB2	2.24	0.58
1:C:319:PHE:HA	1:C:375:ALA:HA	1.86	0.58
1:C:70:LEU:C	1:C:99:ALA:HB2	2.24	0.58
2:D:5:ILE:HD12	2:D:64:ARG:HH12	1.69	0.58
1:E:68:VAL:CG1	1:E:149:MET:SD	2.90	0.58
1:E:151:THR:OG1	1:E:193:GLN:HB3	2.03	0.58
1:G:128:SER:OG	1:G:129:CYS:N	2.34	0.58
1:G:273:ALA:CB	1:G:274:PRO:HD3	2.30	0.58
2:H:2:ARG:N	2:H:131:GLY:O	2.36	0.58
2:H:6:SER:HA	2:H:136:SER:O	2.03	0.58

Continued on next page...

Continued from previous page...

Atom-1	Atom-2	Interatomic distance (Å)	Clash overlap (Å)
2:H:67:PHE:CZ	2:H:87:PHE:CE1	2.92	0.58
2:B:218:ASP:O	2:B:219:ILE:HG23	2.04	0.58
2:B:51:THR:O	2:B:52:PHE:CD1	2.57	0.58
2:D:2:ARG:N	2:D:131:GLY:O	2.36	0.58
2:D:67:PHE:CZ	2:D:87:PHE:CE1	2.92	0.58
2:F:5:ILE:HD12	2:F:64:ARG:HH12	1.68	0.58
2:F:30:ILE:HD13	2:F:61:HIS:CG	2.38	0.58
1:G:89:PRO:HA	1:G:92:PHE:CD1	2.38	0.58
2:B:67:PHE:CZ	2:B:87:PHE:CE1	2.92	0.58
1:C:183:GLU:HB3	1:C:184:PRO:CD	2.33	0.58
2:H:119:LEU:O	2:H:122:ILE:HG12	2.02	0.58
2:H:268:PRO:HA	2:H:379:SER:O	2.04	0.58
2:H:5:ILE:HD12	2:H:64:ARG:HH12	1.69	0.58
1:C:299:LYS:O	1:C:300:ASN:CB	2.51	0.58
2:D:110:ILE:CG2	2:D:111:GLY:H	2.15	0.58
2:D:218:ASP:O	2:D:219:ILE:HG23	2.04	0.58
1:E:70:LEU:C	1:E:99:ALA:HB2	2.24	0.58
2:F:218:ASP:O	2:F:219:ILE:HG23	2.04	0.58
2:F:268:PRO:HA	2:F:379:SER:O	2.04	0.58
1:G:198:THR:HG22	1:G:265:LEU:HD22	1.86	0.58
1:G:325:MET:HE1	1:G:355:VAL:HG11	1.85	0.58
2:H:218:ASP:O	2:H:219:ILE:HG23	2.04	0.58
2:H:317:LEU:HD11	2:H:351:PHE:CE2	2.38	0.58
2:H:381:THR:C	2:H:383:ALA:N	2.56	0.58
1:A:68:VAL:CG1	1:A:149:MET:SD	2.90	0.58
2:B:165:SER:HA	2:B:199:ASP:OD2	2.04	0.58
2:B:260:VAL:HG22	1:C:407:TRP:HE1	1.68	0.58
2:B:63:PRO:HG3	2:B:87:PHE:CB	2.34	0.58
2:D:268:PRO:HA	2:D:379:SER:O	2.04	0.58
1:E:307:PRO:HB3	1:E:312:TYR:OH	2.04	0.58
1:E:274:PRO:CG	1:E:371:LEU:HD21	2.34	0.58
2:F:317:LEU:HD11	2:F:351:PHE:CE2	2.38	0.58
2:F:381:THR:C	2:F:383:ALA:N	2.56	0.58
1:G:307:PRO:HB3	1:G:312:TYR:OH	2.04	0.58
2:B:159:VAL:HG13	3:I:78:ARG:CG	2.33	0.58
2:B:248:LEU:CD2	2:B:353:VAL:O	2.49	0.57
1:C:422:GLU:O	1:C:426:ASN:N	2.37	0.57
1:E:253:ARG:O	1:E:257:VAL:N	2.33	0.57
1:E:54:ASN:ND2	1:E:64:ARG:HD3	2.15	0.57
1:G:274:PRO:CG	1:G:371:LEU:HD21	2.34	0.57
1:A:217:LEU:C	1:A:219:LEU:N	2.55	0.57

Continued on next page...

Continued from previous page...

Atom-1	Atom-2	Interatomic distance (Å)	Clash overlap (Å)
1:A:274:PRO:CG	1:A:371:LEU:HD21	2.34	0.57
1:A:299:LYS:O	1:A:300:ASN:CB	2.51	0.57
1:A:5:VAL:CG2	1:A:135:PHE:HD2	2.18	0.57
2:B:345:ASP:O	2:B:347:CYS:N	2.37	0.57
1:C:301:MET:CE	1:C:377:PHE:HE2	2.17	0.57
1:C:274:PRO:CG	1:C:371:LEU:HD21	2.34	0.57
1:G:149:MET:O	1:G:153:LEU:HD13	2.05	0.57
2:F:329:ASN:OD1	1:G:210:TYR:CE1	2.53	0.57
1:G:5:VAL:CG2	1:G:135:PHE:HD2	2.18	0.57
3:I:55:VAL:HG21	3:I:57:PHE:CZ	2.39	0.57
1:A:183:GLU:HB3	1:A:184:PRO:CD	2.33	0.57
1:A:198:THR:HG22	1:A:265:LEU:HD22	1.85	0.57
2:B:313:MET:O	2:B:314:ALA:HB2	2.04	0.57
1:C:149:MET:O	1:C:153:LEU:HD13	2.05	0.57
1:C:180:THR:CG2	1:C:181:VAL:H	2.17	0.57
1:E:5:VAL:CG2	1:E:135:PHE:HD2	2.18	0.57
2:F:166:LYS:HD2	2:F:197:HIS:O	2.04	0.57
2:F:165:SER:HA	2:F:199:ASP:OD2	2.04	0.57
2:H:165:SER:HA	2:H:199:ASP:OD2	2.04	0.57
2:H:345:ASP:O	2:H:347:CYS:N	2.37	0.57
1:A:301:MET:CE	1:A:377:PHE:HE2	2.17	0.57
2:B:110:ILE:CG2	2:B:111:GLY:H	2.15	0.57
2:B:2:ARG:N	2:B:131:GLY:O	2.36	0.57
1:C:5:VAL:CG2	1:C:135:PHE:HD2	2.18	0.57
1:C:6:HIS:HB3	1:C:65:ALA:HB2	1.87	0.57
2:D:165:SER:HA	2:D:199:ASP:OD2	2.04	0.57
2:D:345:ASP:O	2:D:347:CYS:N	2.37	0.57
1:E:273:ALA:CB	1:E:274:PRO:HD3	2.30	0.57
1:E:320:ARG:O	1:E:359:PRO:HA	2.04	0.57
1:A:180:THR:CG2	1:A:181:VAL:H	2.17	0.57
1:A:320:ARG:O	1:A:359:PRO:HA	2.04	0.57
2:B:216:ASN:O	2:B:217:LEU:HB2	2.05	0.57
1:E:149:MET:O	1:E:153:LEU:HD13	2.05	0.57
1:E:301:MET:CE	1:E:377:PHE:HE2	2.17	0.57
2:F:345:ASP:O	2:F:347:CYS:N	2.37	0.57
1:G:301:MET:CE	1:G:377:PHE:HE2	2.17	0.57
1:A:149:MET:O	1:A:153:LEU:HD13	2.05	0.57
2:B:117:LEU:HD11	2:B:121:ARG:HH22	1.69	0.57
2:B:264:ARG:HB2	2:B:266:HIS:HD2	1.67	0.57
2:B:268:PRO:HA	2:B:379:SER:O	2.04	0.57
1:C:270:PRO:HA	1:C:377:PHE:O	2.04	0.57

Continued on next page...

Continued from previous page...

Atom-1	Atom-2	Interatomic distance (Å)	Clash overlap (Å)
2:D:152:LEU:HA	2:D:155:GLU:CB	2.35	0.57
2:D:216:ASN:O	2:D:217:LEU:HB2	2.05	0.57
1:E:6:HIS:HB3	1:E:65:ALA:HB2	1.87	0.57
1:G:299:LYS:O	1:G:300:ASN:CB	2.51	0.57
1:G:320:ARG:O	1:G:359:PRO:HA	2.04	0.57
1:G:6:HIS:HB3	1:G:65:ALA:HB2	1.87	0.57
1:A:70:LEU:CD1	1:A:145:THR:HG23	2.35	0.57
1:A:6:HIS:HB3	1:A:65:ALA:HB2	1.87	0.57
2:B:152:LEU:HA	2:B:155:GLU:CB	2.35	0.57
2:B:209:ILE:CG2	2:B:227:LEU:HD22	2.35	0.57
1:C:198:THR:HG22	1:C:265:LEU:HD22	1.86	0.57
1:C:30:ILE:HA	1:C:35:SER:O	2.04	0.57
1:C:319:PHE:CD2	1:C:375:ALA:HB2	2.40	0.57
2:D:313:MET:O	2:D:314:ALA:HB2	2.04	0.57
2:D:436:GLY:C	2:D:438:ASP:H	2.08	0.57
1:E:70:LEU:CD1	1:E:145:THR:HG23	2.35	0.57
2:F:117:LEU:HD11	2:F:121:ARG:HH22	1.69	0.57
2:F:152:LEU:HA	2:F:155:GLU:CB	2.35	0.57
1:G:319:PHE:HA	1:G:375:ALA:HA	1.86	0.57
1:G:270:PRO:HA	1:G:377:PHE:O	2.04	0.57
2:H:152:LEU:HA	2:H:155:GLU:CB	2.35	0.57
2:H:166:LYS:HD2	2:H:197:HIS:O	2.04	0.57
2:H:362:VAL:CG1	2:H:368:LEU:HB2	2.35	0.57
2:B:278:ALA:O	2:B:279:GLU:CB	2.43	0.57
2:B:349:THR:O	1:C:181:VAL:HG13	2.05	0.57
2:B:436:GLY:C	2:B:438:ASP:H	2.08	0.57
2:D:117:LEU:HD11	2:D:121:ARG:HH22	1.69	0.57
2:D:209:ILE:CG2	2:D:227:LEU:HD22	2.35	0.57
2:D:63:PRO:HG2	2:D:87:PHE:HA	1.86	0.57
1:E:14:ASN:OD1	1:E:75:MET:HG2	2.05	0.57
1:E:183:GLU:HB3	1:E:184:PRO:CD	2.33	0.57
1:G:54:ASN:ND2	1:G:64:ARG:HD3	2.15	0.57
1:G:70:LEU:CD1	1:G:145:THR:HG23	2.35	0.57
2:H:209:ILE:CG2	2:H:227:LEU:HD22	2.35	0.57
1:A:319:PHE:CD2	1:A:375:ALA:HB2	2.40	0.57
1:C:320:ARG:O	1:C:359:PRO:HA	2.04	0.57
1:C:70:LEU:CD1	1:C:145:THR:HG23	2.35	0.57
2:D:139:HIS:CE1	2:D:170:SER:HB3	2.40	0.57
1:E:180:THR:CG2	1:E:181:VAL:H	2.17	0.57
1:E:253:ARG:O	1:E:254:LYS:C	2.42	0.57
1:E:270:PRO:HA	1:E:377:PHE:O	2.04	0.57

Continued on next page...

Continued from previous page...

Atom-1	Atom-2	Interatomic distance (Å)	Clash overlap (Å)
2:F:216:ASN:O	2:F:217:LEU:HB2	2.05	0.57
2:F:209:ILE:CG2	2:F:227:LEU:HD22	2.35	0.57
2:F:329:ASN:HB3	1:G:210:TYR:CZ	2.35	0.57
2:F:276:ILE:CG2	2:F:369:ALA:HB2	2.26	0.57
2:F:436:GLY:C	2:F:438:ASP:H	2.08	0.57
1:G:2:ARG:HH21	2:H:99:ALA:H	1.50	0.57
2:H:293:ASN:HD21	2:H:338:LYS:HZ1	1.52	0.57
2:H:436:GLY:C	2:H:438:ASP:H	2.08	0.57
1:A:30:ILE:HA	1:A:35:SER:O	2.04	0.57
1:A:270:PRO:HA	1:A:377:PHE:O	2.04	0.57
2:B:139:HIS:CE1	2:B:170:SER:HB3	2.40	0.57
2:B:166:LYS:HD2	2:B:197:HIS:O	2.04	0.57
2:D:210:TYR:CE2	2:D:227:LEU:HD11	2.40	0.57
1:E:283:TYR:C	1:E:284:ARG:HG2	2.24	0.57
2:F:139:HIS:CE1	2:F:170:SER:HB3	2.40	0.57
2:F:175:PRO:HG3	2:F:304:LYS:CG	2.35	0.57
2:F:362:VAL:CG1	2:F:368:LEU:HB2	2.35	0.57
1:G:319:PHE:CD2	1:G:375:ALA:HB2	2.40	0.57
2:H:117:LEU:HD11	2:H:121:ARG:HH22	1.69	0.57
2:H:216:ASN:O	2:H:217:LEU:HB2	2.05	0.57
2:H:175:PRO:HG3	2:H:304:LYS:CG	2.35	0.57
1:G:257:VAL:O	2:H:404:PHE:HD2	1.88	0.57
2:H:63:PRO:HG2	2:H:87:PHE:HA	1.86	0.57
1:A:50:ASN:O	1:A:64:ARG:NH2	2.38	0.56
1:C:50:ASN:O	1:C:64:ARG:NH2	2.38	0.56
1:C:248:LEU:CD2	2:D:179:THR:CG2	2.82	0.56
2:D:166:LYS:HD2	2:D:197:HIS:O	2.04	0.56
1:E:299:LYS:O	1:E:300:ASN:CB	2.51	0.56
1:E:319:PHE:HA	1:E:375:ALA:HA	1.86	0.56
1:E:50:ASN:O	1:E:64:ARG:NH2	2.38	0.56
1:G:180:THR:CG2	1:G:181:VAL:H	2.17	0.56
1:G:253:ARG:O	1:G:254:LYS:C	2.42	0.56
1:G:4:ILE:HD13	1:G:136:GLN:NE2	2.18	0.56
2:H:102:ASN:ND2	2:H:407:TRP:NE1	2.52	0.56
2:B:210:TYR:CE2	2:B:227:LEU:HD11	2.40	0.56
2:B:362:VAL:CG1	2:B:368:LEU:HB2	2.35	0.56
2:D:362:VAL:CG1	2:D:368:LEU:HB2	2.35	0.56
1:E:319:PHE:CD2	1:E:375:ALA:HB2	2.40	0.56
2:F:63:PRO:HG2	2:F:87:PHE:HA	1.86	0.56
1:G:183:GLU:HB3	1:G:184:PRO:CD	2.33	0.56
1:G:245:PRO:HG3	2:H:73:THR:HG23	1.87	0.56

Continued on next page...

Continued from previous page...

Atom-1	Atom-2	Interatomic distance (Å)	Clash overlap (Å)
2:H:276:ILE:CG2	2:H:369:ALA:HB2	2.26	0.56
1:A:283:TYR:C	1:A:284:ARG:HG2	2.24	0.56
2:B:242:LEU:C	2:B:244:PHE:H	2.09	0.56
2:D:382:THR:HG22	2:D:382:THR:O	2.05	0.56
2:F:210:TYR:CE2	2:F:227:LEU:HD11	2.40	0.56
2:F:242:LEU:C	2:F:244:PHE:H	2.09	0.56
2:F:362:VAL:HG11	2:F:368:LEU:O	2.04	0.56
1:G:14:ASN:OD1	1:G:75:MET:HG2	2.05	0.56
1:G:30:ILE:HA	1:G:35:SER:O	2.04	0.56
1:G:50:ASN:O	1:G:64:ARG:NH2	2.38	0.56
2:H:139:HIS:CE1	2:H:170:SER:HB3	2.40	0.56
2:H:210:TYR:CE2	2:H:227:LEU:HD11	2.40	0.56
2:H:242:LEU:C	2:H:244:PHE:H	2.09	0.56
2:B:362:VAL:HG11	2:B:368:LEU:O	2.04	0.56
2:B:382:THR:O	2:B:382:THR:HG22	2.05	0.56
2:D:276:ILE:O	2:D:369:ALA:CB	2.53	0.56
2:D:409:VAL:C	2:D:411:GLU:H	2.09	0.56
2:H:409:VAL:C	2:H:411:GLU:H	2.09	0.56
1:A:216:THR:O	1:A:217:LEU:HD12	2.05	0.56
1:C:223:THR:HG22	1:C:224:TYR:N	2.21	0.56
1:E:223:THR:HG22	1:E:224:TYR:N	2.21	0.56
1:E:4:ILE:HD13	1:E:136:GLN:NE2	2.18	0.56
2:F:382:THR:O	2:F:382:THR:HG22	2.06	0.56
2:F:409:VAL:C	2:F:411:GLU:H	2.09	0.56
1:G:223:THR:HG22	1:G:224:TYR:N	2.21	0.56
1:G:283:TYR:C	1:G:284:ARG:HG2	2.24	0.56
2:H:313:MET:O	2:H:314:ALA:HB2	2.04	0.56
2:H:362:VAL:HG11	2:H:368:LEU:O	2.04	0.56
2:H:382:THR:O	2:H:382:THR:HG22	2.06	0.56
1:A:325:MET:HE2	1:A:355:VAL:HG21	1.86	0.56
1:C:132:LEU:CD2	1:C:164:ARG:HG3	2.32	0.56
1:C:250:ALA:CA	1:C:254:LYS:HE2	2.35	0.56
2:D:362:VAL:HG11	2:D:368:LEU:O	2.04	0.56
1:E:312:TYR:O	1:E:344:VAL:HB	2.05	0.56
1:A:223:THR:HG22	1:A:224:TYR:N	2.21	0.56
1:A:311:ARG:HG2	1:A:311:ARG:HH11	1.71	0.56
2:B:56:THR:CB	2:F:284:GLU:HG3	2.35	0.56
1:C:216:THR:O	1:C:217:LEU:HD12	2.05	0.56
1:C:311:ARG:HG2	1:C:311:ARG:HH11	1.71	0.56
1:E:30:ILE:HA	1:E:35:SER:O	2.05	0.56
2:F:313:MET:O	2:F:314:ALA:HB2	2.04	0.56

Continued on next page...

Continued from previous page...

Atom-1	Atom-2	Interatomic distance (Å)	Clash overlap (Å)
1:G:312:TYR:O	1:G:344:VAL:HB	2.05	0.56
1:A:132:LEU:CD2	1:A:164:ARG:HG3	2.32	0.56
1:A:151:THR:OG1	1:A:193:GLN:CB	2.54	0.56
2:B:19:ALA:CB	2:B:228:ASN:HB3	2.35	0.56
2:B:409:VAL:C	2:B:411:GLU:H	2.09	0.56
1:C:19:LYS:O	1:C:23:VAL:HG23	2.06	0.56
1:C:312:TYR:O	1:C:344:VAL:HB	2.05	0.56
2:D:242:LEU:C	2:D:244:PHE:H	2.09	0.56
1:E:311:ARG:HD2	1:E:344:VAL:H	1.71	0.56
1:G:424:ASN:HD22	1:G:424:ASN:C	2.09	0.56
1:A:297:ASP:OD1	1:A:298:ALA:N	2.39	0.56
2:B:277:SER:O	2:B:280:LYS:HB2	2.06	0.56
1:C:151:THR:OG1	1:C:193:GLN:CB	2.54	0.56
1:C:283:TYR:C	1:C:284:ARG:HG2	2.24	0.56
2:D:253:THR:O	2:D:256:GLN:HG2	2.06	0.56
2:D:175:PRO:HG3	2:D:304:LYS:CG	2.35	0.56
1:E:19:LYS:O	1:E:23:VAL:HG23	2.06	0.56
1:E:311:ARG:HH11	1:E:311:ARG:HG2	1.71	0.56
1:E:424:ASN:C	1:E:424:ASN:HD22	2.09	0.56
2:B:56:THR:CB	2:F:284:GLU:CD	2.74	0.56
2:F:331:ALA:O	2:F:334:THR:HG22	2.05	0.56
1:G:139:HIS:HE1	1:G:168:THR:HG23	1.71	0.56
1:A:139:HIS:HE1	1:A:168:THR:HG23	1.71	0.56
1:A:250:ALA:CA	1:A:254:LYS:HE2	2.35	0.56
1:A:324:SER:C	1:A:326:LYS:N	2.59	0.56
1:C:165:ILE:H	1:C:165:ILE:HD13	1.71	0.56
1:C:14:ASN:OD1	1:C:75:MET:HG2	2.05	0.56
1:E:139:HIS:HE1	1:E:168:THR:HG23	1.71	0.56
1:E:204:ILE:HG21	1:E:231:VAL:CG2	2.36	0.56
2:F:253:THR:O	2:F:256:GLN:HG2	2.06	0.56
1:G:19:LYS:O	1:G:23:VAL:HG23	2.06	0.56
1:G:216:THR:O	1:G:217:LEU:HD12	2.05	0.56
1:G:311:ARG:HH11	1:G:311:ARG:HG2	1.71	0.56
1:G:311:ARG:HD2	1:G:344:VAL:H	1.71	0.56
2:H:16:ILE:HD12	2:H:171:ILE:HD11	1.87	0.56
2:H:276:ILE:O	2:H:369:ALA:CB	2.53	0.56
1:A:19:LYS:O	1:A:23:VAL:HG23	2.06	0.56
1:A:311:ARG:HD2	1:A:344:VAL:H	1.71	0.56
2:B:276:ILE:O	2:B:369:ALA:CB	2.53	0.56
2:B:175:PRO:HG3	2:B:304:LYS:CG	2.35	0.56
2:B:329:ASN:HB3	1:C:210:TYR:HE1	1.70	0.56

Continued on next page...

Continued from previous page...

Atom-1	Atom-2	Interatomic distance (Å)	Clash overlap (Å)
2:B:408:TYR:CD1	2:B:418:PHE:HZ	2.24	0.56
1:C:139:HIS:HE1	1:C:168:THR:HG23	1.71	0.56
1:C:272:PHE:HB3	1:C:275:LEU:HD22	1.88	0.56
2:D:19:ALA:CB	2:D:228:ASN:HB3	2.35	0.56
2:D:388:TRP:CE3	2:D:388:TRP:HA	2.41	0.56
1:E:182:VAL:HG23	1:E:186:ASN:ND2	2.20	0.56
1:G:191:VAL:HA	1:G:194:LEU:HD12	1.88	0.56
1:G:352:LYS:HD2	2:H:181:VAL:CG2	2.11	0.56
1:A:182:VAL:HG23	1:A:186:ASN:ND2	2.20	0.55
1:C:182:VAL:HG23	1:C:186:ASN:ND2	2.20	0.55
1:C:297:ASP:OD1	1:C:298:ALA:N	2.39	0.55
1:C:311:ARG:HD2	1:C:344:VAL:H	1.71	0.55
1:C:424:ASN:C	1:C:424:ASN:HD22	2.09	0.55
2:F:276:ILE:O	2:F:369:ALA:CB	2.52	0.55
2:F:5:ILE:HG22	2:F:135:PHE:CD2	2.40	0.55
1:G:151:THR:OG1	1:G:193:GLN:CB	2.54	0.55
1:G:204:ILE:HG21	1:G:231:VAL:CG2	2.36	0.55
2:H:253:THR:O	2:H:256:GLN:HG2	2.06	0.55
2:H:277:SER:O	2:H:280:LYS:HB2	2.06	0.55
2:H:331:ALA:O	2:H:334:THR:HG22	2.05	0.55
1:G:2:ARG:NH2	2:H:99:ALA:N	2.54	0.55
1:A:190:SER:O	1:A:194:LEU:HG	2.06	0.55
1:A:204:ILE:HG21	1:A:231:VAL:CG2	2.36	0.55
1:A:312:TYR:O	1:A:344:VAL:HB	2.05	0.55
2:B:388:TRP:CE3	2:B:388:TRP:HA	2.41	0.55
1:C:253:ARG:O	1:C:254:LYS:C	2.42	0.55
1:C:324:SER:C	1:C:326:LYS:N	2.59	0.55
1:C:31:ASP:O	1:C:32:PRO:C	2.44	0.55
1:E:191:VAL:HA	1:E:194:LEU:HD12	1.88	0.55
1:G:182:VAL:HG23	1:G:186:ASN:ND2	2.20	0.55
2:H:19:ALA:CB	2:H:228:ASN:HB3	2.35	0.55
2:H:30:ILE:HG23	2:H:34:GLY:O	2.07	0.55
1:A:14:ASN:OD1	1:A:75:MET:HG2	2.05	0.55
1:A:272:PHE:HB3	1:A:275:LEU:HD22	1.88	0.55
1:C:191:VAL:HA	1:C:194:LEU:HD12	1.88	0.55
2:D:278:ALA:O	2:D:279:GLU:CB	2.43	0.55
1:E:216:THR:O	1:E:217:LEU:HD12	2.05	0.55
2:F:16:ILE:HD12	2:F:171:ILE:HD11	1.88	0.55
2:F:277:SER:O	2:F:280:LYS:HB2	2.06	0.55
2:F:260:VAL:CG2	1:G:407:TRP:HE1	2.20	0.55
2:H:150:THR:O	2:H:153:LEU:N	2.40	0.55

Continued on next page...

Continued from previous page...

Atom-1	Atom-2	Interatomic distance (Å)	Clash overlap (Å)
2:H:264:ARG:HB2	2:H:266:HIS:HD2	1.67	0.55
2:H:5:ILE:HG22	2:H:135:PHE:CD2	2.40	0.55
3:I:113:ILE:HG23	3:I:118:GLU:HB2	1.88	0.55
1:A:165:ILE:HD13	1:A:165:ILE:H	1.71	0.55
2:B:209:ILE:HG22	2:B:227:LEU:HD22	1.88	0.55
2:B:253:THR:O	2:B:256:GLN:HG2	2.06	0.55
2:B:331:ALA:O	2:B:334:THR:HG22	2.05	0.55
2:B:346:TRP:HB3	1:C:401:ARG:CG	2.36	0.55
2:B:276:ILE:CG2	2:B:369:ALA:HB2	2.26	0.55
1:C:310:GLY:CA	1:C:436:GLN:HE21	2.19	0.55
2:D:331:ALA:O	2:D:334:THR:HG22	2.05	0.55
2:D:5:ILE:HG22	2:D:135:PHE:CD2	2.40	0.55
1:E:132:LEU:CD2	1:E:164:ARG:HG3	2.32	0.55
2:F:150:THR:O	2:F:153:LEU:N	2.40	0.55
2:F:30:ILE:HG23	2:F:34:GLY:O	2.07	0.55
1:G:119:LEU:O	1:G:123:ARG:HG3	2.06	0.55
1:G:239:THR:HG22	1:G:240:THR:N	2.22	0.55
2:B:150:THR:O	2:B:153:LEU:N	2.40	0.55
1:C:204:ILE:HG21	1:C:231:VAL:CG2	2.36	0.55
2:B:260:VAL:HG22	1:C:407:TRP:NE1	2.22	0.55
2:D:150:THR:O	2:D:153:LEU:N	2.40	0.55
2:D:277:SER:O	2:D:280:LYS:HB2	2.06	0.55
2:H:209:ILE:HG22	2:H:227:LEU:HD22	1.88	0.55
1:A:191:VAL:HA	1:A:194:LEU:HD12	1.88	0.55
1:A:310:GLY:CA	1:A:436:GLN:HE21	2.19	0.55
2:D:209:ILE:HG22	2:D:227:LEU:HD22	1.88	0.55
1:E:151:THR:OG1	1:E:193:GLN:CB	2.54	0.55
1:E:239:THR:HG22	1:E:240:THR:N	2.22	0.55
1:E:272:PHE:HB3	1:E:275:LEU:HD22	1.88	0.55
1:E:310:GLY:CA	1:E:436:GLN:HE21	2.19	0.55
2:F:19:ALA:CB	2:F:228:ASN:HB3	2.35	0.55
2:F:349:THR:HG21	1:G:178:SER:O	2.05	0.55
1:A:210:TYR:HD2	1:A:227:LEU:HD21	1.71	0.55
1:A:67:LEU:N	1:A:67:LEU:HD23	2.22	0.55
2:B:5:ILE:CG2	2:B:6:SER:N	2.70	0.55
1:C:190:SER:O	1:C:194:LEU:HG	2.06	0.55
2:F:209:ILE:HG22	2:F:227:LEU:HD22	1.88	0.55
2:F:264:ARG:HB2	2:F:266:HIS:HD2	1.67	0.55
2:F:6:SER:O	2:F:65:ALA:HB1	2.07	0.55
1:G:107:HIS:HD2	1:G:151:THR:HG22	1.72	0.55
1:G:310:GLY:CA	1:G:436:GLN:HE21	2.19	0.55

Continued on next page...

Continued from previous page...

Atom-1	Atom-2	Interatomic distance (Å)	Clash overlap (Å)
1:A:253:ARG:O	1:A:254:LYS:C	2.42	0.55
1:A:424:ASN:C	1:A:424:ASN:HD22	2.09	0.55
2:D:30:ILE:HD13	2:D:61:HIS:CG	2.41	0.55
2:D:6:SER:O	2:D:65:ALA:HB1	2.07	0.55
1:E:119:LEU:O	1:E:123:ARG:HG3	2.06	0.55
1:E:190:SER:O	1:E:194:LEU:HG	2.06	0.55
2:F:231:ILE:HA	2:F:234:ILE:CG2	2.36	0.55
2:F:388:TRP:CE3	2:F:388:TRP:HA	2.41	0.55
1:G:190:SER:O	1:G:194:LEU:HG	2.06	0.55
1:A:239:THR:HG22	1:A:240:THR:N	2.22	0.55
1:C:67:LEU:N	1:C:67:LEU:HD23	2.22	0.55
2:D:408:TYR:CD1	2:D:418:PHE:HZ	2.24	0.55
1:E:67:LEU:N	1:E:67:LEU:HD23	2.22	0.55
1:G:5:VAL:HG22	1:G:135:PHE:CD2	2.42	0.55
1:A:119:LEU:O	1:A:123:ARG:HG3	2.06	0.55
1:A:5:VAL:HG22	1:A:135:PHE:CD2	2.42	0.55
1:A:31:ASP:O	1:A:32:PRO:C	2.44	0.55
1:A:172:VAL:CG1	1:A:387:LEU:HD21	2.24	0.55
2:B:288:VAL:HG22	2:B:373:ARG:NH1	2.22	0.55
2:B:6:SER:O	2:B:65:ALA:HB1	2.07	0.55
1:C:5:VAL:HG22	1:C:135:PHE:CD2	2.42	0.55
1:E:107:HIS:HD2	1:E:151:THR:HG22	1.72	0.55
1:E:210:TYR:HD2	1:E:227:LEU:HD21	1.71	0.55
1:E:5:VAL:HG22	1:E:135:PHE:CD2	2.42	0.55
2:F:30:ILE:O	2:F:30:ILE:HG22	2.07	0.55
2:F:408:TYR:CD1	2:F:418:PHE:HZ	2.24	0.55
1:G:166:MET:HB3	1:G:198:THR:OG1	2.06	0.55
1:G:210:TYR:HD2	1:G:227:LEU:HD21	1.71	0.55
1:G:67:LEU:N	1:G:67:LEU:HD23	2.22	0.55
2:H:231:ILE:HA	2:H:234:ILE:CG2	2.36	0.55
2:H:388:TRP:HA	2:H:388:TRP:CE3	2.41	0.55
2:H:408:TYR:CD1	2:H:418:PHE:HZ	2.24	0.55
2:H:6:SER:O	2:H:65:ALA:HB1	2.07	0.55
1:G:342:TYR:HD2	3:I:64:TYR:HH	1.47	0.55
2:B:231:ILE:HA	2:B:234:ILE:CG2	2.36	0.54
2:B:24:TYR:OH	2:B:239:THR:OG1	2.24	0.54
2:B:30:ILE:HG23	2:B:34:GLY:O	2.07	0.54
1:C:204:ILE:HD13	1:C:231:VAL:HG13	1.89	0.54
1:C:210:TYR:HD2	1:C:227:LEU:HD21	1.71	0.54
2:D:231:ILE:HA	2:D:234:ILE:CG2	2.36	0.54
2:D:339:ARG:C	2:D:341:ILE:H	2.11	0.54

Continued on next page...

Continued from previous page...

Atom-1	Atom-2	Interatomic distance (Å)	Clash overlap (Å)
2:D:288:VAL:HG22	2:D:373:ARG:NH1	2.23	0.54
1:E:166:MET:HB3	1:E:198:THR:OG1	2.06	0.54
1:G:165:ILE:H	1:G:165:ILE:HD13	1.71	0.54
1:G:272:PHE:HB3	1:G:275:LEU:HD22	1.88	0.54
2:B:346:TRP:HB3	1:C:401:ARG:HG3	1.89	0.54
2:B:381:THR:OG1	2:B:383:ALA:HB3	2.07	0.54
1:C:119:LEU:O	1:C:123:ARG:HG3	2.06	0.54
1:C:239:THR:HG22	1:C:240:THR:N	2.22	0.54
1:C:4:ILE:HD13	1:C:136:GLN:NE2	2.18	0.54
2:D:110:ILE:O	2:D:112:LYS:N	2.41	0.54
1:G:132:LEU:CD2	1:G:164:ARG:HG3	2.32	0.54
3:I:55:VAL:CG2	3:I:57:PHE:CE1	2.90	0.54
1:A:204:ILE:HD13	1:A:231:VAL:HG13	1.89	0.54
1:C:239:THR:O	1:C:241:CYS:N	2.41	0.54
2:D:381:THR:OG1	2:D:383:ALA:HB3	2.07	0.54
1:E:250:ALA:CA	1:E:254:LYS:HE2	2.36	0.54
2:B:56:THR:O	2:F:284:GLU:CB	2.53	0.54
2:F:288:VAL:HG22	2:F:373:ARG:NH1	2.22	0.54
2:F:324:VAL:CG1	1:G:221:THR:C	2.74	0.54
2:F:339:ARG:C	2:F:341:ILE:H	2.11	0.54
2:F:248:LEU:HB3	2:F:355:ILE:H	1.73	0.54
2:F:64:ARG:O	2:F:64:ARG:HG3	2.06	0.54
2:F:258:ASN:OD1	1:G:180:THR:HG23	2.06	0.54
2:H:248:LEU:HB3	2:H:355:ILE:H	1.73	0.54
2:H:288:VAL:HG22	2:H:373:ARG:NH1	2.23	0.54
1:A:166:MET:HB3	1:A:198:THR:OG1	2.06	0.54
2:B:16:ILE:HD12	2:B:171:ILE:HD11	1.87	0.54
1:C:427:ASP:OD1	1:C:428:LEU:N	2.41	0.54
2:D:16:ILE:HD12	2:D:171:ILE:HD11	1.87	0.54
2:D:64:ARG:O	2:D:64:ARG:HG3	2.07	0.54
1:E:165:ILE:H	1:E:165:ILE:HD13	1.71	0.54
1:E:239:THR:O	1:E:241:CYS:N	2.40	0.54
1:E:297:ASP:OD1	1:E:298:ALA:N	2.39	0.54
1:E:325:MET:O	1:E:329:ASP:HB2	2.07	0.54
1:E:44:LEU:O	1:E:49:ILE:HG12	2.07	0.54
2:F:381:THR:OG1	2:F:383:ALA:HB3	2.07	0.54
1:G:239:THR:O	1:G:241:CYS:N	2.41	0.54
2:F:261:PRO:CB	1:G:404:PHE:CD2	2.78	0.54
2:H:102:ASN:CB	2:H:407:TRP:NE1	2.71	0.54
2:H:64:ARG:O	2:H:64:ARG:HG3	2.07	0.54
3:I:113:ILE:HG13	3:I:125:TYR:CE1	2.42	0.54

Continued on next page...

Continued from previous page...

Atom-1	Atom-2	Interatomic distance (Å)	Clash overlap (Å)
1:A:239:THR:O	1:A:241:CYS:N	2.41	0.54
2:B:110:ILE:O	2:B:112:LYS:N	2.41	0.54
2:B:17:GLY:O	2:B:21:TRP:HB2	2.08	0.54
2:D:118:VAL:HG21	2:D:149:PHE:CZ	2.42	0.54
2:D:17:GLY:O	2:D:21:TRP:HB2	2.08	0.54
1:E:249:ASN:OD1	2:F:71:GLU:OE1	2.25	0.54
1:E:259:MET:CA	1:E:314:THR:HG21	2.35	0.54
2:F:118:VAL:HG21	2:F:149:PHE:CZ	2.42	0.54
2:F:163:LYS:O	2:F:163:LYS:HG2	2.08	0.54
2:F:23:LEU:HD23	2:F:236:SER:CB	2.37	0.54
1:G:68:VAL:HG12	1:G:149:MET:CE	2.38	0.54
1:G:259:MET:CA	1:G:314:THR:HG21	2.35	0.54
2:H:30:ILE:HG22	2:H:30:ILE:O	2.07	0.54
2:H:339:ARG:C	2:H:341:ILE:H	2.11	0.54
2:H:9:VAL:CG1	2:H:139:HIS:HB3	2.38	0.54
1:A:331:GLN:O	1:A:335:VAL:HG23	2.08	0.54
2:B:110:ILE:CG2	2:B:111:GLY:N	2.71	0.54
2:B:64:ARG:HG3	2:B:64:ARG:O	2.07	0.54
1:C:166:MET:HB3	1:C:198:THR:OG1	2.06	0.54
1:C:253:ARG:O	1:C:257:VAL:N	2.33	0.54
1:C:2:ARG:NH2	2:D:98:ASP:HA	2.22	0.54
1:C:325:MET:O	1:C:329:ASP:HB2	2.07	0.54
1:C:323:MET:HG3	1:C:328:VAL:HG21	1.90	0.54
2:D:5:ILE:HG23	2:D:135:PHE:CB	2.38	0.54
1:E:213:CYS:SG	1:E:219:LEU:HD23	2.48	0.54
1:E:257:VAL:HA	2:F:407:TRP:CE2	2.42	0.54
1:G:297:ASP:OD1	1:G:298:ALA:N	2.39	0.54
2:H:115:ILE:HD13	2:H:115:ILE:C	2.28	0.54
2:H:163:LYS:O	2:H:163:LYS:HG2	2.08	0.54
2:H:23:LEU:HD23	2:H:236:SER:CB	2.37	0.54
2:H:381:THR:OG1	2:H:383:ALA:HB3	2.07	0.54
1:A:133:GLN:HE21	1:A:252:LEU:HB2	1.73	0.54
1:A:343:PHE:O	1:A:344:VAL:O	2.26	0.54
1:A:427:ASP:OD1	1:A:428:LEU:N	2.41	0.54
1:C:343:PHE:O	1:C:344:VAL:O	2.26	0.54
2:D:62:VAL:CG1	2:D:88:HIS:ND1	2.71	0.54
2:F:17:GLY:O	2:F:21:TRP:HB2	2.08	0.54
2:F:9:VAL:CG1	2:F:139:HIS:HB3	2.38	0.54
1:G:31:ASP:O	1:G:32:PRO:C	2.44	0.54
1:G:323:MET:HG3	1:G:328:VAL:HG21	1.90	0.54
1:G:324:SER:C	1:G:326:LYS:N	2.59	0.54

Continued on next page...

Continued from previous page...

Atom-1	Atom-2	Interatomic distance (Å)	Clash overlap (Å)
1:G:343:PHE:O	1:G:344:VAL:O	2.26	0.54
1:G:44:LEU:O	1:G:49:ILE:HG12	2.07	0.54
2:H:98:ASP:O	2:H:110:ILE:HD13	2.08	0.54
1:A:323:MET:HG3	1:A:328:VAL:HG21	1.90	0.54
1:A:325:MET:O	1:A:329:ASP:HB2	2.07	0.54
2:B:98:ASP:O	2:B:110:ILE:HD13	2.08	0.54
2:B:115:ILE:C	2:B:115:ILE:HD13	2.28	0.54
2:B:339:ARG:C	2:B:341:ILE:H	2.11	0.54
2:D:115:ILE:HD13	2:D:115:ILE:C	2.28	0.54
2:D:9:VAL:CG1	2:D:139:HIS:HB3	2.38	0.54
2:D:315:CYS:HB3	2:D:377:MET:HE2	1.89	0.54
2:D:30:ILE:HG23	2:D:34:GLY:O	2.08	0.54
1:E:31:ASP:O	1:E:32:PRO:C	2.44	0.54
1:E:343:PHE:O	1:E:344:VAL:O	2.26	0.54
2:F:115:ILE:C	2:F:115:ILE:HD13	2.28	0.54
2:F:182:VAL:O	2:F:184:PRO:N	2.41	0.54
2:F:257:THR:HG21	1:G:101:ASN:CB	2.32	0.54
1:G:213:CYS:SG	1:G:219:LEU:HD23	2.48	0.54
1:G:322:ARG:HG3	1:G:322:ARG:HH11	1.73	0.54
2:H:98:ASP:CB	2:H:105:ARG:HH21	2.14	0.54
2:H:118:VAL:HG21	2:H:149:PHE:CZ	2.42	0.54
2:H:182:VAL:O	2:H:184:PRO:N	2.41	0.54
1:A:213:CYS:SG	1:A:219:LEU:HD23	2.48	0.54
1:A:229:HIS:ND1	1:A:229:HIS:C	2.62	0.54
1:A:253:ARG:O	1:A:257:VAL:N	2.33	0.54
1:A:44:LEU:O	1:A:49:ILE:HG12	2.07	0.54
2:B:118:VAL:HG21	2:B:149:PHE:CZ	2.42	0.54
1:C:2:ARG:HH22	2:D:99:ALA:H	1.54	0.54
1:C:31:ASP:HB3	1:C:32:PRO:HD2	1.89	0.54
2:B:439:SER:O	1:C:401:ARG:NH2	2.33	0.54
2:D:24:TYR:OH	2:D:239:THR:OG1	2.24	0.54
2:D:264:ARG:C	2:D:266:HIS:N	2.60	0.54
1:E:322:ARG:HG3	1:E:322:ARG:HH11	1.73	0.54
2:F:215:ARG:C	2:F:216:ASN:HD22	2.12	0.54
2:F:98:ASP:O	2:F:110:ILE:HD13	2.08	0.54
2:H:17:GLY:O	2:H:21:TRP:HB2	2.08	0.54
2:H:5:ILE:HG23	2:H:135:PHE:CB	2.38	0.54
1:A:4:ILE:HD13	1:A:136:GLN:NE2	2.18	0.54
2:B:9:VAL:CG1	2:B:139:HIS:HB3	2.38	0.54
1:C:194:LEU:C	1:C:196:GLU:H	2.11	0.54
1:C:133:GLN:HE21	1:C:252:LEU:HB2	1.73	0.54

Continued on next page...

Continued from previous page...

Atom-1	Atom-2	Interatomic distance (Å)	Clash overlap (Å)
1:C:331:GLN:O	1:C:335:VAL:HG23	2.08	0.54
1:C:68:VAL:HG12	1:C:149:MET:CE	2.38	0.54
2:D:215:ARG:C	2:D:216:ASN:HD22	2.12	0.54
2:D:173:PRO:HB2	2:D:391:LEU:CD1	2.38	0.54
2:D:98:ASP:O	2:D:110:ILE:HD13	2.08	0.54
1:E:4:ILE:CG2	1:E:136:GLN:HG2	2.38	0.54
2:F:110:ILE:O	2:F:112:LYS:N	2.41	0.54
1:G:194:LEU:C	1:G:196:GLU:H	2.11	0.54
2:H:110:ILE:O	2:H:112:LYS:N	2.41	0.54
2:H:215:ARG:C	2:H:216:ASN:HD22	2.12	0.54
2:B:163:LYS:HG2	2:B:163:LYS:O	2.08	0.53
2:B:61:HIS:C	2:B:62:VAL:HG23	2.28	0.53
1:C:213:CYS:SG	1:C:219:LEU:HD23	2.48	0.53
1:C:259:MET:CA	1:C:314:THR:HG21	2.35	0.53
1:C:325:MET:CE	1:C:355:VAL:HG11	2.38	0.53
1:C:431:GLU:O	1:C:434:GLN:CG	2.56	0.53
1:E:323:MET:HG3	1:E:328:VAL:HG21	1.90	0.53
2:F:5:ILE:HG23	2:F:135:PHE:CB	2.38	0.53
1:G:4:ILE:CG2	1:G:136:GLN:HG2	2.38	0.53
1:G:204:ILE:HD13	1:G:231:VAL:HG13	1.89	0.53
1:C:229:HIS:C	1:C:229:HIS:ND1	2.62	0.53
2:D:276:ILE:CG2	2:D:369:ALA:HB2	2.27	0.53
2:D:5:ILE:O	2:D:135:PHE:HA	2.09	0.53
1:E:194:LEU:C	1:E:196:GLU:H	2.11	0.53
1:E:325:MET:CE	1:E:355:VAL:HG11	2.38	0.53
1:E:324:SER:C	1:E:326:LYS:N	2.59	0.53
1:E:431:GLU:O	1:E:434:GLN:CG	2.56	0.53
1:E:5:VAL:O	1:E:5:VAL:HG23	2.09	0.53
1:G:31:ASP:HB3	1:G:32:PRO:HD2	1.89	0.53
2:H:5:ILE:O	2:H:135:PHE:HA	2.08	0.53
1:A:107:HIS:HD2	1:A:151:THR:HG22	1.72	0.53
1:A:194:LEU:C	1:A:196:GLU:H	2.11	0.53
2:B:159:VAL:CG1	3:I:78:ARG:CG	2.86	0.53
1:C:147:SER:O	1:C:151:THR:CB	2.51	0.53
1:C:44:LEU:O	1:C:49:ILE:HG12	2.07	0.53
2:D:163:LYS:O	2:D:163:LYS:HG2	2.08	0.53
1:E:229:HIS:C	1:E:229:HIS:ND1	2.62	0.53
1:E:31:ASP:HB3	1:E:32:PRO:HD2	1.89	0.53
2:F:98:ASP:CB	2:F:105:ARG:HH21	2.14	0.53
2:F:173:PRO:HB2	2:F:391:LEU:CD1	2.38	0.53
2:F:332:ILE:CG2	1:G:177:VAL:HG11	2.38	0.53

Continued on next page...

Continued from previous page...

Atom-1	Atom-2	Interatomic distance (Å)	Clash overlap (Å)
2:F:408:TYR:O	2:F:411:GLU:N	2.39	0.53
2:F:5:ILE:O	2:F:135:PHE:HA	2.08	0.53
1:G:325:MET:CE	1:G:355:VAL:HG11	2.38	0.53
1:G:431:GLU:O	1:G:434:GLN:CG	2.56	0.53
2:H:101:ASN:ND2	5:H:500:GTP:O3G	2.42	0.53
1:A:68:VAL:HG12	1:A:149:MET:CE	2.38	0.53
1:A:259:MET:CG	1:A:314:THR:HG21	2.37	0.53
2:B:173:PRO:HB2	2:B:391:LEU:CD1	2.39	0.53
1:C:172:VAL:CG1	1:C:387:LEU:HD21	2.24	0.53
2:D:98:ASP:CB	2:D:105:ARG:HH21	2.14	0.53
2:D:150:THR:O	2:D:151:SER:C	2.47	0.53
1:E:204:ILE:HD13	1:E:231:VAL:HG13	1.89	0.53
2:F:101:ASN:ND2	5:F:500:GTP:O3G	2.42	0.53
2:F:121:ARG:O	2:F:125:LEU:HB2	2.08	0.53
1:G:229:HIS:C	1:G:229:HIS:ND1	2.62	0.53
1:G:427:ASP:OD1	1:G:428:LEU:N	2.41	0.53
2:H:173:PRO:HB2	2:H:391:LEU:CD1	2.38	0.53
2:B:215:ARG:C	2:B:216:ASN:HD22	2.12	0.53
2:B:408:TYR:O	2:B:411:GLU:N	2.39	0.53
2:B:88:HIS:HE1	2:F:284:GLU:OE2	1.92	0.53
2:B:349:THR:HG21	1:C:178:SER:CB	2.38	0.53
1:E:331:GLN:O	1:E:335:VAL:HG23	2.08	0.53
1:G:5:VAL:O	1:G:5:VAL:HG23	2.09	0.53
2:H:121:ARG:O	2:H:125:LEU:HB2	2.08	0.53
2:H:408:TYR:O	2:H:411:GLU:N	2.39	0.53
2:H:67:PHE:CZ	2:H:87:PHE:HE1	2.27	0.53
1:A:226:ASP:O	1:A:227:LEU:C	2.46	0.53
1:A:31:ASP:HB3	1:A:32:PRO:HD2	1.89	0.53
2:B:150:THR:O	2:B:151:SER:C	2.47	0.53
2:B:182:VAL:O	2:B:184:PRO:N	2.41	0.53
2:B:231:ILE:CA	2:B:234:ILE:HG22	2.38	0.53
2:B:5:ILE:O	2:B:135:PHE:HA	2.09	0.53
1:C:259:MET:CG	1:C:314:THR:HG21	2.36	0.53
1:C:36:TYR:CZ	1:C:38:GLY:HA3	2.43	0.53
1:C:4:ILE:CG2	1:C:136:GLN:HG2	2.38	0.53
1:E:168:THR:CB	1:E:201:THR:HG23	2.38	0.53
1:E:226:ASP:O	1:E:227:LEU:C	2.46	0.53
1:E:20:PHE:CE2	1:E:24:ILE:HD12	2.43	0.53
2:F:67:PHE:CZ	2:F:87:PHE:HE1	2.27	0.53
1:G:8:GLN:OE1	1:G:14:ASN:ND2	2.42	0.53
1:G:331:GLN:O	1:G:335:VAL:HG23	2.08	0.53

Continued on next page...

Continued from previous page...

Atom-1	Atom-2	Interatomic distance (Å)	Clash overlap (Å)
1:A:322:ARG:HH11	1:A:322:ARG:HG3	1.73	0.53
2:B:121:ARG:O	2:B:125:LEU:HB2	2.08	0.53
1:C:107:HIS:HD2	1:C:151:THR:HG22	1.72	0.53
1:C:259:MET:HG2	1:C:314:THR:CG2	2.38	0.53
2:D:231:ILE:CA	2:D:234:ILE:HG22	2.38	0.53
2:D:101:ASN:ND2	5:D:500:GTP:O3G	2.42	0.53
1:E:427:ASP:OD1	1:E:428:LEU:N	2.41	0.53
1:E:8:GLN:OE1	1:E:14:ASN:ND2	2.42	0.53
2:F:231:ILE:CA	2:F:234:ILE:HG22	2.38	0.53
2:F:243:ARG:CZ	2:F:252:LEU:HG	2.39	0.53
1:G:27:GLU:O	1:G:27:GLU:HG2	2.08	0.53
1:A:259:MET:CA	1:A:314:THR:HG21	2.35	0.53
1:A:259:MET:HG2	1:A:314:THR:CG2	2.38	0.53
1:A:431:GLU:O	1:A:434:GLN:CG	2.56	0.53
2:B:315:CYS:HB3	2:B:377:MET:HE2	1.89	0.53
2:B:30:ILE:HD12	2:B:61:HIS:ND1	2.22	0.53
1:C:210:TYR:CD2	1:C:227:LEU:HD21	2.44	0.53
1:C:21:TRP:CZ2	1:C:65:ALA:HB2	2.44	0.53
2:D:121:ARG:O	2:D:125:LEU:HB2	2.08	0.53
1:E:21:TRP:CZ2	1:E:65:ALA:HB2	2.44	0.53
1:E:36:TYR:CZ	1:E:38:GLY:HA3	2.43	0.53
2:F:196:GLU:C	2:F:197:HIS:CD2	2.82	0.53
1:G:226:ASP:O	1:G:227:LEU:C	2.46	0.53
2:H:150:THR:O	2:H:151:SER:C	2.47	0.53
2:H:231:ILE:CA	2:H:234:ILE:HG22	2.38	0.53
1:A:70:LEU:HD12	1:A:145:THR:HG23	1.91	0.53
2:B:122:ILE:CD1	2:B:157:LEU:HD21	2.35	0.53
2:B:101:ASN:ND2	5:B:500:GTP:O3G	2.42	0.53
2:D:196:GLU:C	2:D:197:HIS:CD2	2.82	0.53
1:E:198:THR:HG22	1:E:265:LEU:CD2	2.39	0.53
1:G:20:PHE:CE2	1:G:24:ILE:HD12	2.42	0.53
1:G:424:ASN:ND2	1:G:424:ASN:C	2.61	0.53
2:H:102:ASN:HB3	2:H:407:TRP:NE1	2.24	0.53
2:H:196:GLU:C	2:H:197:HIS:CD2	2.82	0.53
2:H:243:ARG:CZ	2:H:252:LEU:HG	2.39	0.53
1:A:179:ASP:HB2	4:A:600:GDP:H3'	1.90	0.53
1:A:168:THR:CB	1:A:201:THR:HG23	2.38	0.53
1:A:325:MET:CE	1:A:355:VAL:HG11	2.38	0.53
1:A:424:ASN:C	1:A:424:ASN:ND2	2.61	0.53
1:C:264:ARG:HA	1:C:264:ARG:HE	1.75	0.53
1:C:424:ASN:C	1:C:424:ASN:ND2	2.61	0.53

Continued on next page...

Continued from previous page...

Atom-1	Atom-2	Interatomic distance (Å)	Clash overlap (Å)
1:C:5:VAL:O	1:C:5:VAL:HG23	2.09	0.53
1:E:212:ILE:O	1:E:216:THR:HB	2.09	0.53
1:E:27:GLU:HG2	1:E:27:GLU:O	2.08	0.53
1:E:68:VAL:HG12	1:E:149:MET:CE	2.38	0.53
2:F:11:GLN:NE2	2:F:74:VAL:HG22	2.22	0.53
1:G:168:THR:CB	1:G:201:THR:HG23	2.38	0.53
1:G:212:ILE:O	1:G:216:THR:HB	2.09	0.53
1:G:21:TRP:CZ2	1:G:65:ALA:HB2	2.44	0.53
1:G:133:GLN:HE21	1:G:252:LEU:HB2	1.73	0.53
1:G:36:TYR:CZ	1:G:38:GLY:HA3	2.43	0.53
1:G:425:MET:O	1:G:428:LEU:HB3	2.09	0.53
1:G:431:GLU:OE1	1:G:432:TYR:CA	2.57	0.53
1:A:4:ILE:CG2	1:A:136:GLN:HG2	2.38	0.52
1:A:210:TYR:CD2	1:A:227:LEU:HD21	2.44	0.52
1:A:36:TYR:CZ	1:A:38:GLY:HA3	2.43	0.52
1:A:425:MET:O	1:A:428:LEU:HB3	2.09	0.52
1:A:5:VAL:HG23	1:A:5:VAL:O	2.09	0.52
1:A:21:TRP:CZ2	1:A:65:ALA:HB2	2.44	0.52
2:B:196:GLU:C	2:B:197:HIS:CD2	2.82	0.52
2:B:172:TYR:OH	2:B:387:ALA:O	2.24	0.52
1:C:27:GLU:O	1:C:27:GLU:HG2	2.08	0.52
1:C:425:MET:O	1:C:428:LEU:HB3	2.09	0.52
2:D:182:VAL:O	2:D:184:PRO:N	2.41	0.52
2:D:324:VAL:O	2:D:327:ASP:HB2	2.08	0.52
2:D:67:PHE:CZ	2:D:87:PHE:HE1	2.27	0.52
1:E:425:MET:O	1:E:428:LEU:HB3	2.09	0.52
1:E:431:GLU:OE1	1:E:432:TYR:CA	2.57	0.52
2:F:206:ASN:OD1	2:F:227:LEU:CD1	2.58	0.52
2:F:326:LYS:HE2	1:G:214:PHE:HB3	1.91	0.52
2:F:332:ILE:HG22	1:G:177:VAL:HG21	1.89	0.52
1:G:210:TYR:CD2	1:G:227:LEU:HD21	2.44	0.52
2:F:348:PRO:HD3	1:G:398:MET:CE	2.38	0.52
2:H:206:ASN:OD1	2:H:227:LEU:CD1	2.58	0.52
1:A:264:ARG:HE	1:A:264:ARG:HA	1.75	0.52
2:B:8:HIS:HB3	2:B:13:GLY:O	2.10	0.52
2:B:67:PHE:CZ	2:B:87:PHE:HE1	2.27	0.52
1:C:141:LEU:HA	1:C:147:SER:HB3	1.91	0.52
1:C:168:THR:CB	1:C:201:THR:HG23	2.38	0.52
1:C:20:PHE:CE2	1:C:24:ILE:HD12	2.43	0.52
1:C:322:ARG:HG3	1:C:322:ARG:HH11	1.73	0.52
2:D:151:SER:HB3	2:D:193:THR:CG2	2.34	0.52

Continued on next page...

Continued from previous page...

Atom-1	Atom-2	Interatomic distance (Å)	Clash overlap (Å)
2:D:173:PRO:HB2	2:D:391:LEU:HD11	1.92	0.52
2:D:248:LEU:HB3	2:D:355:ILE:H	1.73	0.52
2:D:8:HIS:HB3	2:D:13:GLY:O	2.10	0.52
1:E:210:TYR:CD2	1:E:227:LEU:HD21	2.44	0.52
2:F:173:PRO:HB2	2:F:391:LEU:HD11	1.92	0.52
1:G:259:MET:CG	1:G:314:THR:HG21	2.36	0.52
1:G:259:MET:HG2	1:G:314:THR:CG2	2.38	0.52
1:A:149:MET:O	1:A:149:MET:HG2	2.10	0.52
1:A:209:LEU:O	1:A:210:TYR:C	2.48	0.52
1:A:27:GLU:O	1:A:27:GLU:HG2	2.08	0.52
1:A:431:GLU:OE1	1:A:432:TYR:CA	2.57	0.52
2:B:147:SER:CB	2:B:190:THR:OG1	2.52	0.52
1:C:149:MET:O	1:C:149:MET:HG2	2.10	0.52
1:C:176:LYS:CE	1:C:207:GLU:HG3	2.39	0.52
1:C:209:LEU:O	1:C:210:TYR:C	2.48	0.52
1:C:320:ARG:HA	1:C:356:CYS:HB3	1.92	0.52
1:E:179:ASP:HB2	4:E:600:GDP:H3'	1.90	0.52
1:E:209:LEU:O	1:E:210:TYR:C	2.48	0.52
1:E:133:GLN:HE21	1:E:252:LEU:HB2	1.73	0.52
2:F:172:TYR:OH	2:F:387:ALA:O	2.24	0.52
1:G:198:THR:HG22	1:G:265:LEU:CD2	2.39	0.52
2:H:173:PRO:HB2	2:H:391:LEU:HD11	1.92	0.52
2:H:25:CYS:HB2	2:H:30:ILE:O	2.10	0.52
2:H:11:GLN:NE2	2:H:74:VAL:HG22	2.22	0.52
3:I:100:GLY:O	3:I:101:VAL:CG2	2.57	0.52
1:A:8:GLN:OE1	1:A:14:ASN:ND2	2.42	0.52
1:A:176:LYS:CE	1:A:207:GLU:HG3	2.39	0.52
1:A:320:ARG:HA	1:A:356:CYS:HB3	1.92	0.52
2:B:98:ASP:CB	2:B:105:ARG:HH21	2.14	0.52
2:B:231:ILE:N	2:B:231:ILE:HD13	2.25	0.52
1:C:226:ASP:O	1:C:227:LEU:C	2.46	0.52
2:D:172:TYR:OH	2:D:387:ALA:O	2.24	0.52
1:E:141:LEU:HA	1:E:147:SER:HB3	1.91	0.52
1:E:226:ASP:O	1:E:229:HIS:N	2.42	0.52
2:F:25:CYS:HB2	2:F:30:ILE:O	2.10	0.52
2:F:4:CYS:HA	2:F:134:GLY:O	2.10	0.52
1:G:103:TRP:CE2	1:G:189:LEU:HB3	2.45	0.52
1:G:141:LEU:HA	1:G:147:SER:HB3	1.91	0.52
1:G:226:ASP:O	1:G:229:HIS:N	2.42	0.52
1:G:345:GLU:C	1:G:347:ILE:H	2.13	0.52
2:H:110:ILE:CG2	2:H:111:GLY:N	2.71	0.52

Continued on next page...

Continued from previous page...

Atom-1	Atom-2	Interatomic distance (Å)	Clash overlap (Å)
1:A:103:TRP:CE2	1:A:189:LEU:HB3	2.45	0.52
1:A:141:LEU:HA	1:A:147:SER:HB3	1.91	0.52
1:A:212:ILE:O	1:A:216:THR:HB	2.09	0.52
1:A:20:PHE:CE2	1:A:24:ILE:HD12	2.43	0.52
2:B:173:PRO:HB2	2:B:391:LEU:HD11	1.92	0.52
2:B:248:LEU:HB3	2:B:355:ILE:H	1.73	0.52
2:B:5:ILE:O	2:B:136:SER:N	2.40	0.52
1:C:70:LEU:HD12	1:C:145:THR:HG23	1.91	0.52
2:B:349:THR:O	1:C:181:VAL:HA	2.09	0.52
1:C:103:TRP:CE2	1:C:189:LEU:HB3	2.45	0.52
1:E:345:GLU:C	1:E:347:ILE:H	2.13	0.52
1:E:424:ASN:ND2	1:E:424:ASN:C	2.61	0.52
2:F:110:ILE:CG2	2:F:111:GLY:H	2.15	0.52
2:H:172:TYR:OH	2:H:387:ALA:O	2.24	0.52
2:H:4:CYS:HA	2:H:134:GLY:O	2.10	0.52
2:H:62:VAL:CG1	2:H:88:HIS:ND1	2.71	0.52
1:A:226:ASP:O	1:A:229:HIS:N	2.42	0.52
2:B:324:VAL:O	2:B:327:ASP:HB2	2.08	0.52
1:C:226:ASP:O	1:C:229:HIS:N	2.42	0.52
2:D:24:TYR:CE2	2:D:240:ALA:HB2	2.45	0.52
1:E:103:TRP:CE2	1:E:189:LEU:HB3	2.45	0.52
1:E:320:ARG:HA	1:E:356:CYS:HB3	1.92	0.52
2:F:231:ILE:N	2:F:231:ILE:HD13	2.25	0.52
2:F:345:ASP:OD2	2:F:439:SER:HB3	2.10	0.52
2:F:62:VAL:CG1	2:F:88:HIS:ND1	2.71	0.52
2:F:348:PRO:HG3	1:G:394:GLN:HB3	1.91	0.52
2:H:110:ILE:CG2	2:H:111:GLY:H	2.15	0.52
2:H:345:ASP:OD2	2:H:439:SER:HB3	2.09	0.52
1:A:147:SER:O	1:A:151:THR:CB	2.51	0.52
2:B:243:ARG:CZ	2:B:252:LEU:HG	2.39	0.52
1:C:107:HIS:CD2	1:C:151:THR:HG22	2.45	0.52
1:C:345:GLU:C	1:C:347:ILE:H	2.13	0.52
2:D:231:ILE:HD13	2:D:231:ILE:N	2.25	0.52
1:E:259:MET:HG2	1:E:314:THR:CG2	2.38	0.52
1:E:259:MET:CG	1:E:314:THR:HG21	2.37	0.52
2:F:8:HIS:HB3	2:F:13:GLY:O	2.10	0.52
1:G:70:LEU:HD12	1:G:145:THR:HG23	1.91	0.52
1:G:422:GLU:O	1:G:426:ASN:N	2.37	0.52
1:A:277:SER:OG	1:A:281:GLN:HB2	2.10	0.52
1:A:345:GLU:C	1:A:347:ILE:H	2.13	0.52
2:B:345:ASP:OD2	2:B:439:SER:HB3	2.10	0.52

Continued on next page...

Continued from previous page...

Atom-1	Atom-2	Interatomic distance (Å)	Clash overlap (Å)
2:B:4:CYS:HA	2:B:134:GLY:O	2.10	0.52
1:C:212:ILE:O	1:C:216:THR:HB	2.09	0.52
1:C:431:GLU:OE1	1:C:432:TYR:CA	2.57	0.52
2:D:206:ASN:OD1	2:D:227:LEU:CD1	2.58	0.52
2:D:243:ARG:CZ	2:D:252:LEU:HG	2.39	0.52
2:D:408:TYR:O	2:D:411:GLU:N	2.39	0.52
2:D:345:ASP:OD2	2:D:439:SER:HB3	2.09	0.52
1:E:70:LEU:HD12	1:E:145:THR:HG23	1.91	0.52
1:E:147:SER:O	1:E:151:THR:CB	2.51	0.52
1:E:251:ASP:O	1:E:252:LEU:C	2.49	0.52
1:E:295:MET:SD	1:E:375:ALA:O	2.68	0.52
2:F:315:CYS:HB3	2:F:377:MET:HE2	1.90	0.52
1:G:209:LEU:O	1:G:210:TYR:C	2.48	0.52
1:G:320:ARG:HA	1:G:356:CYS:HB3	1.92	0.52
2:H:231:ILE:HD13	2:H:231:ILE:N	2.25	0.52
2:H:234:ILE:CG1	2:H:270:ALA:HB1	2.38	0.52
2:B:119:LEU:HD11	2:B:156:ARG:CD	2.40	0.52
2:B:244:PHE:CD2	2:B:245:ASP:N	2.76	0.52
1:C:8:GLN:OE1	1:C:14:ASN:ND2	2.42	0.52
2:B:333:ALA:N	1:C:177:VAL:HG21	2.25	0.52
1:C:352:LYS:HZ3	2:D:180:ALA:HA	1.75	0.52
2:D:4:CYS:HA	2:D:134:GLY:O	2.10	0.52
1:G:251:ASP:O	1:G:252:LEU:C	2.49	0.52
2:H:8:HIS:HB3	2:H:13:GLY:O	2.10	0.52
2:H:239:THR:O	2:H:240:ALA:C	2.48	0.52
2:H:251:ASP:OD1	2:H:252:LEU:N	2.43	0.52
1:A:198:THR:HG22	1:A:265:LEU:CD2	2.39	0.52
2:B:201:ALA:O	2:B:267:PHE:HA	2.10	0.52
2:B:239:THR:O	2:B:240:ALA:C	2.48	0.52
2:B:24:TYR:CE2	2:B:240:ALA:HB2	2.45	0.52
2:B:417:GLU:OE1	2:B:417:GLU:HA	2.10	0.52
1:C:325:MET:HE1	1:C:355:VAL:HG11	1.91	0.52
2:D:244:PHE:CD2	2:D:245:ASP:N	2.76	0.52
2:D:201:ALA:O	2:D:267:PHE:HA	2.10	0.52
1:E:149:MET:HG2	1:E:149:MET:O	2.10	0.52
1:E:149:MET:O	1:E:153:LEU:HD22	2.10	0.52
1:E:188:THR:HA	1:E:425:MET:CE	2.40	0.52
2:F:239:THR:O	2:F:240:ALA:C	2.48	0.52
2:F:350:GLY:HA2	1:G:181:VAL:HG22	1.90	0.52
1:G:200:GLU:N	1:G:265:LEU:HD13	2.25	0.52
2:B:9:VAL:HG21	2:B:149:PHE:CD1	2.46	0.51

Continued on next page...

Continued from previous page...

Atom-1	Atom-2	Interatomic distance (Å)	Clash overlap (Å)
2:B:243:ARG:NH2	2:B:251:ASP:OD1	2.44	0.51
2:B:63:PRO:HG3	2:B:87:PHE:CA	2.40	0.51
1:C:277:SER:OG	1:C:281:GLN:HB2	2.10	0.51
1:C:295:MET:SD	1:C:375:ALA:O	2.68	0.51
2:D:147:SER:CB	2:D:190:THR:OG1	2.52	0.51
1:E:200:GLU:N	1:E:265:LEU:HD13	2.25	0.51
2:F:147:SER:CB	2:F:190:THR:OG1	2.52	0.51
2:F:24:TYR:CE2	2:F:240:ALA:HB2	2.45	0.51
2:F:251:ASP:OD1	2:F:252:LEU:N	2.43	0.51
2:F:63:PRO:CG	2:F:87:PHE:HA	2.40	0.51
1:G:147:SER:O	1:G:151:THR:CB	2.51	0.51
1:G:188:THR:HA	1:G:425:MET:CE	2.40	0.51
1:G:260:VAL:O	1:G:260:VAL:HG23	2.10	0.51
1:G:295:MET:SD	1:G:375:ALA:O	2.68	0.51
2:H:63:PRO:CG	2:H:87:PHE:HA	2.40	0.51
1:A:107:HIS:CD2	1:A:151:THR:HG22	2.45	0.51
1:A:295:MET:SD	1:A:375:ALA:O	2.68	0.51
1:A:188:THR:HA	1:A:425:MET:CE	2.40	0.51
2:B:206:ASN:OD1	2:B:227:LEU:CD1	2.57	0.51
1:C:198:THR:HG22	1:C:265:LEU:CD2	2.39	0.51
1:C:200:GLU:N	1:C:265:LEU:HD13	2.25	0.51
1:C:254:LYS:NZ	2:D:101:ASN:CG	2.62	0.51
2:D:239:THR:O	2:D:240:ALA:C	2.48	0.51
2:D:417:GLU:HA	2:D:417:GLU:OE1	2.10	0.51
2:D:5:ILE:O	2:D:136:SER:N	2.40	0.51
2:D:9:VAL:HG21	2:D:149:PHE:CD1	2.46	0.51
1:E:260:VAL:HG23	1:E:260:VAL:O	2.10	0.51
1:E:264:ARG:HA	1:E:264:ARG:HE	1.75	0.51
1:E:422:GLU:O	1:E:426:ASN:N	2.37	0.51
2:F:150:THR:O	2:F:151:SER:C	2.47	0.51
2:F:234:ILE:CG1	2:F:270:ALA:HB1	2.38	0.51
2:F:324:VAL:O	2:F:327:ASP:HB2	2.08	0.51
1:G:176:LYS:HG3	1:G:177:VAL:H	1.76	0.51
2:H:147:SER:CB	2:H:190:THR:OG1	2.52	0.51
2:H:24:TYR:CE2	2:H:240:ALA:HB2	2.45	0.51
2:H:324:VAL:O	2:H:327:ASP:HB2	2.08	0.51
2:B:14:VAL:HG11	2:B:75:ILE:HD13	1.93	0.51
2:B:11:GLN:NE2	2:B:74:VAL:HG22	2.22	0.51
2:D:14:VAL:HG11	2:D:75:ILE:HD13	1.93	0.51
1:E:21:TRP:HZ2	1:E:65:ALA:HB2	1.76	0.51
1:G:149:MET:O	1:G:153:LEU:HD22	2.10	0.51

Continued on next page...

Continued from previous page...

Atom-1	Atom-2	Interatomic distance (Å)	Clash overlap (Å)
1:G:264:ARG:HE	1:G:264:ARG:HA	1.75	0.51
2:H:191:THR:HG23	2:H:192:HIS:N	2.25	0.51
1:A:260:VAL:O	1:A:260:VAL:HG23	2.10	0.51
1:A:200:GLU:N	1:A:265:LEU:HD13	2.25	0.51
2:B:191:THR:HG23	2:B:192:HIS:N	2.25	0.51
1:C:260:VAL:O	1:C:260:VAL:HG23	2.10	0.51
1:C:5:VAL:CG2	1:C:135:PHE:CD2	2.94	0.51
2:D:243:ARG:NH2	2:D:251:ASP:OD1	2.44	0.51
1:E:257:VAL:HA	2:F:407:TRP:NE1	2.24	0.51
2:F:119:LEU:HD11	2:F:156:ARG:CD	2.40	0.51
2:F:191:THR:HG23	2:F:192:HIS:N	2.25	0.51
1:G:149:MET:O	1:G:149:MET:HG2	2.10	0.51
1:G:21:TRP:HZ2	1:G:65:ALA:HB2	1.76	0.51
1:G:257:VAL:CB	2:H:407:TRP:CE3	2.65	0.51
1:A:149:MET:O	1:A:153:LEU:HD22	2.10	0.51
1:A:251:ASP:O	1:A:252:LEU:C	2.49	0.51
1:C:188:THR:HA	1:C:425:MET:CE	2.40	0.51
2:D:119:LEU:HD11	2:D:156:ARG:CD	2.40	0.51
1:E:277:SER:OG	1:E:281:GLN:HB2	2.10	0.51
1:G:5:VAL:CG2	1:G:135:PHE:CD2	2.94	0.51
2:H:119:LEU:HD11	2:H:156:ARG:CD	2.40	0.51
2:H:201:ALA:O	2:H:267:PHE:HA	2.10	0.51
2:H:14:VAL:HG11	2:H:75:ILE:HD13	1.93	0.51
1:A:5:VAL:CG2	1:A:135:PHE:CD2	2.94	0.51
1:A:240:THR:HG23	1:A:241:CYS:H	1.76	0.51
1:A:314:THR:CG2	1:A:315:VAL:N	2.73	0.51
2:B:87:PHE:H	2:B:87:PHE:HD2	1.59	0.51
1:C:251:ASP:O	1:C:252:LEU:C	2.49	0.51
2:D:191:THR:HG23	2:D:192:HIS:N	2.25	0.51
2:D:251:ASP:OD1	2:D:252:LEU:N	2.43	0.51
2:D:338:LYS:O	2:D:340:THR:N	2.34	0.51
2:D:402:ARG:O	2:D:403:ALA:O	2.29	0.51
2:D:63:PRO:CG	2:D:87:PHE:HA	2.40	0.51
2:F:201:ALA:O	2:F:267:PHE:HA	2.10	0.51
2:F:14:VAL:HG11	2:F:75:ILE:HD13	1.93	0.51
1:G:107:HIS:CD2	1:G:151:THR:HG22	2.45	0.51
1:G:277:SER:OG	1:G:281:GLN:HB2	2.10	0.51
2:H:9:VAL:HG21	2:H:149:PHE:CD1	2.46	0.51
3:I:84:LEU:CD2	3:I:101:VAL:HG12	2.41	0.51
2:B:251:ASP:OD1	2:B:252:LEU:N	2.43	0.51
1:E:107:HIS:CD2	1:E:151:THR:HG22	2.45	0.51

Continued on next page...

Continued from previous page...

Atom-1	Atom-2	Interatomic distance (Å)	Clash overlap (Å)
1:E:240:THR:HG23	1:E:241:CYS:H	1.76	0.51
2:F:9:VAL:HG21	2:F:149:PHE:CD1	2.46	0.51
2:F:263:PRO:HD3	1:G:406:HIS:CE1	2.45	0.51
1:G:314:THR:CG2	1:G:315:VAL:N	2.73	0.51
2:H:243:ARG:NH2	2:H:251:ASP:OD1	2.44	0.51
3:I:84:LEU:HD22	3:I:101:VAL:HG12	1.92	0.51
2:B:171:ILE:HG22	2:B:171:ILE:O	2.10	0.51
1:C:240:THR:HG23	1:C:241:CYS:H	1.76	0.51
2:D:238:ILE:O	2:D:242:LEU:HB2	2.11	0.51
2:D:11:GLN:NE2	2:D:74:VAL:HG22	2.22	0.51
2:D:87:PHE:HD2	2:D:87:PHE:H	1.59	0.51
1:E:113:GLU:HG3	1:E:114:LEU:N	2.26	0.51
2:F:243:ARG:NH2	2:F:251:ASP:OD1	2.44	0.51
2:F:260:VAL:HG22	1:G:407:TRP:HE1	1.76	0.51
2:F:305:CYS:O	2:F:306:ASP:C	2.49	0.51
2:F:338:LYS:O	2:F:340:THR:N	2.34	0.51
2:F:87:PHE:HD2	2:F:87:PHE:H	1.59	0.51
1:G:240:THR:HG23	1:G:241:CYS:H	1.76	0.51
2:H:305:CYS:O	2:H:306:ASP:C	2.49	0.51
2:H:362:VAL:HG13	2:H:368:LEU:CD1	2.38	0.51
2:B:362:VAL:HG13	2:B:368:LEU:CD1	2.38	0.51
1:C:314:THR:CG2	1:C:315:VAL:N	2.73	0.51
2:D:132:LEU:CD2	2:D:164:LYS:HE3	2.41	0.51
1:E:5:VAL:CG2	1:E:135:PHE:CD2	2.94	0.51
2:F:133:GLN:CB	2:F:243:ARG:HH12	2.24	0.51
2:F:238:ILE:O	2:F:242:LEU:HB2	2.11	0.51
2:F:332:ILE:HG21	1:G:177:VAL:HG11	1.91	0.51
1:G:113:GLU:HG3	1:G:114:LEU:N	2.26	0.51
1:G:342:TYR:CD2	3:I:64:TYR:OH	2.63	0.51
2:H:171:ILE:HG22	2:H:171:ILE:O	2.10	0.51
2:H:238:ILE:O	2:H:242:LEU:HB2	2.11	0.51
2:H:87:PHE:H	2:H:87:PHE:HD2	1.59	0.51
1:A:422:GLU:O	1:A:426:ASN:N	2.37	0.51
2:B:402:ARG:O	2:B:403:ALA:O	2.29	0.51
1:E:314:THR:CG2	1:E:315:VAL:N	2.73	0.51
1:E:49:ILE:HG13	1:E:50:ASN:H	1.76	0.51
2:F:133:GLN:HB3	2:F:243:ARG:HH12	1.76	0.51
2:F:196:GLU:O	2:F:197:HIS:CD2	2.64	0.51
2:F:362:VAL:HG13	2:F:368:LEU:CD1	2.38	0.51
2:F:315:CYS:HB3	2:F:377:MET:HE1	1.93	0.51
1:G:265:LEU:O	1:G:266:HIS:O	2.29	0.51

Continued on next page...

Continued from previous page...

Atom-1	Atom-2	Interatomic distance (Å)	Clash overlap (Å)
1:G:323:MET:HG3	1:G:328:VAL:CG2	2.41	0.51
1:G:348:PRO:HD3	2:H:397:LEU:HB3	1.92	0.51
2:H:132:LEU:CD2	2:H:164:LYS:HE3	2.41	0.51
2:H:133:GLN:HB3	2:H:243:ARG:HH12	1.76	0.51
2:H:151:SER:HB3	2:H:193:THR:CG2	2.34	0.51
1:A:265:LEU:O	1:A:266:HIS:O	2.29	0.50
2:B:119:LEU:HA	2:B:122:ILE:HG12	1.93	0.50
2:B:348:PRO:CD	1:C:398:MET:HE2	2.30	0.50
1:C:149:MET:O	1:C:153:LEU:HD22	2.10	0.50
2:D:305:CYS:O	2:D:306:ASP:C	2.49	0.50
1:E:323:MET:HG3	1:E:328:VAL:CG2	2.41	0.50
1:E:49:ILE:O	1:E:50:ASN:C	2.48	0.50
2:F:132:LEU:CD2	2:F:164:LYS:HE3	2.41	0.50
2:F:140:SER:O	2:F:142:GLY:N	2.44	0.50
2:F:171:ILE:HG22	2:F:171:ILE:O	2.10	0.50
2:H:133:GLN:CB	2:H:243:ARG:HH12	2.24	0.50
2:H:140:SER:O	2:H:142:GLY:N	2.44	0.50
2:H:196:GLU:O	2:H:197:HIS:CD2	2.64	0.50
2:H:338:LYS:O	2:H:340:THR:N	2.34	0.50
2:H:102:ASN:CB	2:H:407:TRP:HD1	2.23	0.50
1:A:49:ILE:O	1:A:50:ASN:C	2.48	0.50
2:B:132:LEU:CD2	2:B:164:LYS:HE3	2.42	0.50
2:B:70:LEU:CD1	2:B:145:THR:CB	2.89	0.50
2:D:133:GLN:CB	2:D:243:ARG:HH12	2.24	0.50
2:D:133:GLN:HB3	2:D:243:ARG:HH12	1.76	0.50
2:D:244:PHE:CD2	2:D:244:PHE:C	2.84	0.50
1:E:369:ARG:C	1:E:369:ARG:HD2	2.32	0.50
1:E:383:ALA:C	1:E:385:GLN:H	2.15	0.50
2:F:119:LEU:HA	2:F:122:ILE:HG12	1.93	0.50
2:F:151:SER:HB3	2:F:193:THR:CG2	2.34	0.50
1:G:24:ILE:HG22	1:G:25:SER:N	2.26	0.50
2:H:70:LEU:CD1	2:H:145:THR:CB	2.89	0.50
1:A:383:ALA:C	1:A:385:GLN:H	2.15	0.50
2:B:196:GLU:O	2:B:197:HIS:CD2	2.64	0.50
2:B:133:GLN:CB	2:B:243:ARG:HH12	2.24	0.50
2:B:144:GLY:H	5:B:500:GTP:PG	2.33	0.50
1:C:298:ALA:O	1:C:299:LYS:C	2.50	0.50
2:D:119:LEU:HA	2:D:122:ILE:HG12	1.93	0.50
2:D:362:VAL:HG13	2:D:368:LEU:CD1	2.38	0.50
1:E:24:ILE:HG22	1:E:25:SER:N	2.27	0.50
1:E:265:LEU:O	1:E:266:HIS:O	2.29	0.50

Continued on next page...

Continued from previous page...

Atom-1	Atom-2	Interatomic distance (Å)	Clash overlap (Å)
1:G:383:ALA:C	1:G:385:GLN:H	2.15	0.50
1:G:49:ILE:O	1:G:50:ASN:C	2.48	0.50
2:H:119:LEU:HA	2:H:122:ILE:HG12	1.93	0.50
1:A:265:LEU:HD12	1:A:266:HIS:O	2.12	0.50
2:B:238:ILE:O	2:B:242:LEU:HB2	2.11	0.50
1:C:49:ILE:O	1:C:50:ASN:C	2.48	0.50
2:D:171:ILE:O	2:D:171:ILE:HG22	2.10	0.50
2:D:310:GLY:HA3	2:D:383:ALA:N	2.26	0.50
2:F:70:LEU:CD1	2:F:145:THR:CB	2.89	0.50
1:G:254:LYS:HE3	1:G:352:LYS:HZ2	1.74	0.50
1:G:257:VAL:O	1:G:257:VAL:CG2	2.50	0.50
1:G:49:ILE:HG13	1:G:50:ASN:H	1.76	0.50
2:H:417:GLU:OE1	2:H:417:GLU:HA	2.10	0.50
3:I:80:PHE:HE1	3:I:119:LEU:HD21	1.76	0.50
1:A:387:LEU:HD23	1:A:388:PHE:CD2	2.47	0.50
2:B:133:GLN:HB3	2:B:243:ARG:HH12	1.76	0.50
1:C:265:LEU:HD12	1:C:266:HIS:O	2.12	0.50
2:D:11:GLN:O	2:D:14:VAL:HB	2.12	0.50
2:D:16:ILE:HG23	2:D:17:GLY:N	2.26	0.50
2:D:70:LEU:CD1	2:D:145:THR:CB	2.89	0.50
1:E:188:THR:HA	1:E:425:MET:HE3	1.92	0.50
1:E:3:GLU:HA	1:E:51:VAL:HA	1.93	0.50
2:F:417:GLU:HA	2:F:417:GLU:OE1	2.10	0.50
1:G:280:SER:O	1:G:282:GLN:N	2.45	0.50
1:G:333:LEU:O	1:G:336:GLN:N	2.45	0.50
1:G:369:ARG:HD2	1:G:369:ARG:C	2.32	0.50
2:H:16:ILE:HG23	2:H:17:GLY:N	2.26	0.50
1:G:257:VAL:O	2:H:404:PHE:CD2	2.64	0.50
1:A:262:PHE:O	1:A:264:ARG:N	2.45	0.50
1:A:323:MET:HG3	1:A:328:VAL:CG2	2.41	0.50
2:B:11:GLN:O	2:B:14:VAL:HB	2.12	0.50
2:B:63:PRO:HD3	2:B:86:LEU:O	2.11	0.50
1:C:113:GLU:HG3	1:C:114:LEU:N	2.26	0.50
1:C:323:MET:HG3	1:C:328:VAL:CG2	2.41	0.50
1:C:387:LEU:HD23	1:C:388:PHE:CD2	2.47	0.50
2:D:234:ILE:HB	2:D:302:MET:HE1	1.94	0.50
1:E:333:LEU:O	1:E:336:GLN:N	2.45	0.50
1:E:345:GLU:O	1:E:347:ILE:N	2.45	0.50
2:F:16:ILE:HG23	2:F:17:GLY:N	2.26	0.50
1:G:253:ARG:CD	2:H:407:TRP:HH2	2.24	0.50
1:G:269:MET:HB3	1:G:303:ALA:HB2	1.94	0.50

Continued on next page...

Continued from previous page...

Atom-1	Atom-2	Interatomic distance (Å)	Clash overlap (Å)
2:H:344:VAL:HG12	2:H:345:ASP:H	1.74	0.50
1:A:24:ILE:HG22	1:A:25:SER:N	2.27	0.50
1:A:298:ALA:O	1:A:299:LYS:C	2.50	0.50
1:A:369:ARG:C	1:A:369:ARG:HD2	2.32	0.50
2:B:140:SER:O	2:B:142:GLY:N	2.44	0.50
2:B:234:ILE:HB	2:B:302:MET:HE1	1.94	0.50
2:B:305:CYS:O	2:B:306:ASP:C	2.49	0.50
1:C:265:LEU:O	1:C:266:HIS:O	2.29	0.50
1:C:273:ALA:CB	1:C:274:PRO:HD3	2.30	0.50
1:C:336:GLN:HE22	1:C:349:ASN:ND2	2.10	0.50
2:D:5:ILE:HG12	2:D:6:SER:N	2.26	0.50
1:E:168:THR:O	1:E:201:THR:HA	2.12	0.50
1:E:262:PHE:O	1:E:264:ARG:N	2.45	0.50
1:E:269:MET:HB3	1:E:303:ALA:HB2	1.94	0.50
1:E:280:SER:O	1:E:282:GLN:N	2.45	0.50
1:E:4:ILE:HG22	1:E:5:VAL:N	2.27	0.50
2:F:12:ALA:CB	2:F:140:SER:OG	2.60	0.50
1:E:245:PRO:HA	2:F:73:THR:CG2	2.42	0.50
1:G:262:PHE:O	1:G:264:ARG:N	2.45	0.50
1:G:3:GLU:HA	1:G:51:VAL:HA	1.93	0.50
1:G:4:ILE:HG22	1:G:5:VAL:N	2.27	0.50
2:H:12:ALA:CB	2:H:140:SER:OG	2.59	0.50
1:A:173:PRO:HB3	1:A:183:GLU:CG	2.42	0.50
1:A:4:ILE:HD12	1:A:239:THR:CG2	2.42	0.50
1:A:431:GLU:HA	1:A:434:GLN:CG	2.42	0.50
2:B:261:PRO:HB2	2:B:262:TYR:CD1	2.46	0.50
2:B:310:GLY:HA3	2:B:383:ALA:N	2.26	0.50
1:C:345:GLU:O	1:C:347:ILE:N	2.45	0.50
1:C:369:ARG:C	1:C:369:ARG:HD2	2.32	0.50
1:E:173:PRO:HB3	1:E:183:GLU:CG	2.42	0.50
1:E:336:GLN:HE22	1:E:349:ASN:ND2	2.10	0.50
2:F:344:VAL:HG12	2:F:345:ASP:H	1.74	0.50
1:G:345:GLU:O	1:G:347:ILE:N	2.45	0.50
1:G:387:LEU:HD23	1:G:388:PHE:CD2	2.47	0.50
2:H:244:PHE:C	2:H:244:PHE:CD2	2.83	0.50
2:H:261:PRO:HB2	2:H:262:TYR:CD1	2.46	0.50
2:H:310:GLY:HA3	2:H:383:ALA:N	2.26	0.50
1:A:336:GLN:HE22	1:A:349:ASN:ND2	2.10	0.50
1:A:333:LEU:O	1:A:336:GLN:N	2.45	0.50
1:A:345:GLU:O	1:A:347:ILE:N	2.45	0.50
1:A:49:ILE:HG13	1:A:50:ASN:H	1.76	0.50

Continued on next page...

Continued from previous page...

Atom-1	Atom-2	Interatomic distance (Å)	Clash overlap (Å)
2:B:149:PHE:HE1	2:B:153:LEU:HD22	1.77	0.50
1:C:4:ILE:HD12	1:C:239:THR:CG2	2.42	0.50
1:C:262:PHE:O	1:C:264:ARG:N	2.45	0.50
1:C:269:MET:HB3	1:C:303:ALA:HB2	1.94	0.50
1:C:431:GLU:HA	1:C:434:GLN:CG	2.42	0.50
2:D:140:SER:O	2:D:142:GLY:N	2.44	0.50
2:D:196:GLU:O	2:D:197:HIS:CD2	2.64	0.50
2:D:62:VAL:CG2	2:D:88:HIS:CE1	2.87	0.50
1:E:387:LEU:HD23	1:E:388:PHE:CD2	2.47	0.50
2:F:261:PRO:HB2	2:F:262:TYR:CD1	2.46	0.50
1:G:4:ILE:HD12	1:G:239:THR:CG2	2.42	0.50
1:A:133:GLN:NE2	1:A:252:LEU:HB2	2.27	0.49
1:A:273:ALA:CB	1:A:274:PRO:HD3	2.30	0.49
1:A:296:PHE:CZ	1:A:315:VAL:HG11	2.46	0.49
2:B:12:ALA:CB	2:B:140:SER:OG	2.59	0.49
1:C:4:ILE:HG22	1:C:5:VAL:N	2.27	0.49
1:C:49:ILE:HG13	1:C:50:ASN:H	1.76	0.49
2:D:115:ILE:CG2	2:D:116:ASP:N	2.75	0.49
2:D:227:LEU:O	2:D:231:ILE:HG12	2.12	0.49
1:E:4:ILE:HD12	1:E:239:THR:CG2	2.42	0.49
1:A:88:ARG:NE	1:E:283:TYR:HE1	2.09	0.49
1:E:298:ALA:O	1:E:299:LYS:C	2.50	0.49
2:F:244:PHE:C	2:F:244:PHE:CD2	2.83	0.49
1:G:173:PRO:HB3	1:G:183:GLU:CG	2.42	0.49
1:G:245:PRO:CB	2:H:73:THR:CG2	2.89	0.49
1:G:133:GLN:NE2	1:G:252:LEU:HB2	2.27	0.49
1:G:298:ALA:O	1:G:299:LYS:C	2.50	0.49
2:H:2:ARG:NH1	2:H:47:ASP:CB	2.75	0.49
1:A:168:THR:O	1:A:201:THR:HA	2.12	0.49
1:A:280:SER:O	1:A:282:GLN:N	2.45	0.49
1:A:4:ILE:HG22	1:A:5:VAL:N	2.27	0.49
2:B:115:ILE:CG2	2:B:116:ASP:N	2.75	0.49
1:C:173:PRO:HB3	1:C:183:GLU:CG	2.42	0.49
1:C:24:ILE:HG22	1:C:25:SER:N	2.27	0.49
1:C:301:MET:HE1	1:C:377:PHE:HE2	1.77	0.49
1:C:296:PHE:CZ	1:C:315:VAL:HG11	2.46	0.49
1:C:383:ALA:C	1:C:385:GLN:H	2.15	0.49
2:D:414:GLU:OE1	2:D:414:GLU:N	2.46	0.49
2:D:62:VAL:O	2:D:63:PRO:O	2.30	0.49
1:E:431:GLU:HA	1:E:434:GLN:CG	2.42	0.49
2:F:149:PHE:HE1	2:F:153:LEU:HD22	1.77	0.49

Continued on next page...

Continued from previous page...

Atom-1	Atom-2	Interatomic distance (Å)	Clash overlap (Å)
2:F:263:PRO:HD3	1:G:406:HIS:NE2	2.27	0.49
2:F:402:ARG:O	2:F:403:ALA:O	2.29	0.49
2:F:2:ARG:NH1	2:F:47:ASP:CB	2.75	0.49
2:F:5:ILE:HG12	2:F:6:SER:N	2.26	0.49
1:G:168:THR:O	1:G:201:THR:HA	2.12	0.49
1:G:336:GLN:HE22	1:G:349:ASN:ND2	2.10	0.49
2:H:402:ARG:O	2:H:403:ALA:O	2.29	0.49
1:A:113:GLU:HG3	1:A:114:LEU:N	2.26	0.49
2:B:414:GLU:OE1	2:B:414:GLU:N	2.46	0.49
1:C:168:THR:O	1:C:201:THR:HA	2.12	0.49
1:C:133:GLN:NE2	1:C:252:LEU:HB2	2.28	0.49
2:D:261:PRO:HB2	2:D:262:TYR:CD1	2.46	0.49
2:D:293:ASN:HD21	2:D:338:LYS:NZ	2.11	0.49
2:D:56:THR:HA	2:H:284:GLU:HG3	1.92	0.49
2:F:11:GLN:O	2:F:14:VAL:HB	2.12	0.49
2:F:293:ASN:HD21	2:F:338:LYS:NZ	2.10	0.49
2:F:310:GLY:HA3	2:F:383:ALA:N	2.26	0.49
1:G:352:LYS:CD	2:H:181:VAL:HG21	2.26	0.49
1:G:431:GLU:HA	1:G:434:GLN:CG	2.42	0.49
2:H:11:GLN:O	2:H:14:VAL:HB	2.12	0.49
1:A:21:TRP:HZ2	1:A:65:ALA:HB2	1.76	0.49
2:B:244:PHE:CD2	2:B:244:PHE:C	2.84	0.49
2:B:338:LYS:O	2:B:340:THR:N	2.34	0.49
2:B:5:ILE:CG1	2:B:64:ARG:NH2	2.75	0.49
1:C:280:SER:O	1:C:282:GLN:N	2.45	0.49
1:E:133:GLN:NE2	1:E:252:LEU:HB2	2.28	0.49
1:E:265:LEU:HD12	1:E:266:HIS:O	2.12	0.49
1:E:257:VAL:HG13	2:F:407:TRP:CD2	2.48	0.49
1:G:265:LEU:HD12	1:G:266:HIS:O	2.12	0.49
1:G:258:ASN:HD21	1:G:352:LYS:HE2	1.69	0.49
2:H:149:PHE:HE1	2:H:153:LEU:HD22	1.77	0.49
2:H:5:ILE:HG12	2:H:6:SER:N	2.26	0.49
2:H:62:VAL:O	2:H:63:PRO:O	2.30	0.49
2:B:293:ASN:HD21	2:B:338:LYS:NZ	2.11	0.49
2:B:55:GLU:O	2:B:56:THR:C	2.50	0.49
1:C:21:TRP:HZ2	1:C:65:ALA:HB2	1.76	0.49
2:D:12:ALA:CB	2:D:140:SER:OG	2.59	0.49
2:D:274:PRO:CB	2:D:371:VAL:HG21	2.43	0.49
2:D:315:CYS:HB3	2:D:377:MET:HE1	1.94	0.49
1:E:173:PRO:HB3	1:E:183:GLU:HG2	1.93	0.49
2:F:105:ARG:HH11	2:F:105:ARG:HG3	1.78	0.49

Continued on next page...

Continued from previous page...

Atom-1	Atom-2	Interatomic distance (Å)	Clash overlap (Å)
2:F:192:HIS:CD2	2:F:424:ASP:OD2	2.66	0.49
2:F:297:GLU:HG3	2:F:299:ALA:N	2.28	0.49
2:F:414:GLU:OE1	2:F:414:GLU:N	2.46	0.49
1:G:137:LEU:HD22	1:G:154:ILE:HG21	1.94	0.49
2:H:105:ARG:HG3	2:H:105:ARG:HH11	1.78	0.49
2:H:297:GLU:HG3	2:H:299:ALA:N	2.28	0.49
2:H:293:ASN:HD21	2:H:338:LYS:NZ	2.11	0.49
1:A:269:MET:HB3	1:A:303:ALA:HB2	1.94	0.49
2:B:115:ILE:O	2:B:116:ASP:C	2.51	0.49
2:B:118:VAL:HG21	2:B:149:PHE:CE2	2.48	0.49
2:B:16:ILE:HG23	2:B:17:GLY:N	2.26	0.49
2:B:192:HIS:CD2	2:B:424:ASP:OD2	2.66	0.49
2:B:230:LEU:O	2:B:233:GLN:N	2.35	0.49
1:C:333:LEU:O	1:C:336:GLN:N	2.45	0.49
2:D:149:PHE:HE1	2:D:153:LEU:HD22	1.77	0.49
2:D:192:HIS:CD2	2:D:424:ASP:OD2	2.66	0.49
2:D:392:ASP:O	2:D:395:PHE:HB3	2.13	0.49
2:F:203:MET:SD	2:F:267:PHE:HB3	2.53	0.49
2:F:62:VAL:CG2	2:F:88:HIS:CE1	2.87	0.49
1:G:296:PHE:CZ	1:G:315:VAL:HG11	2.46	0.49
2:H:192:HIS:CD2	2:H:424:ASP:OD2	2.66	0.49
3:I:72:VAL:HG11	3:I:116:MET:SD	2.52	0.49
1:A:8:GLN:HB3	1:A:14:ASN:HA	1.94	0.49
1:A:3:GLU:HA	1:A:51:VAL:HA	1.93	0.49
2:B:188:ILE:O	2:B:191:THR:HG22	2.13	0.49
2:B:227:LEU:O	2:B:231:ILE:HG12	2.12	0.49
2:B:260:VAL:HG22	1:C:407:TRP:CZ2	2.48	0.49
2:B:274:PRO:CB	2:B:371:VAL:HG21	2.43	0.49
2:B:392:ASP:O	2:B:395:PHE:HB3	2.13	0.49
1:C:431:GLU:OE1	1:C:432:TYR:N	2.46	0.49
2:D:115:ILE:O	2:D:116:ASP:C	2.51	0.49
2:D:158:SER:OG	2:D:197:HIS:HB3	2.13	0.49
2:D:230:LEU:O	2:D:233:GLN:N	2.35	0.49
2:D:2:ARG:NH1	2:D:47:ASP:CB	2.75	0.49
1:E:103:TRP:HZ3	1:E:108:TYR:CE1	2.27	0.49
2:F:62:VAL:O	2:F:63:PRO:O	2.30	0.49
2:H:203:MET:SD	2:H:267:PHE:HB3	2.53	0.49
2:H:414:GLU:N	2:H:414:GLU:OE1	2.46	0.49
2:H:70:LEU:N	2:H:70:LEU:HD12	2.28	0.49
1:A:69:ASP:HA	1:A:145:THR:HG21	1.95	0.49
2:B:158:SER:OG	2:B:197:HIS:HB3	2.13	0.49

Continued on next page...

Continued from previous page...

Atom-1	Atom-2	Interatomic distance (Å)	Clash overlap (Å)
2:B:184:PRO:HG2	2:B:398:MET:CE	2.40	0.49
2:B:297:GLU:HG3	2:B:299:ALA:N	2.28	0.49
2:B:315:CYS:HB3	2:B:377:MET:HE1	1.94	0.49
1:C:8:GLN:HB3	1:C:14:ASN:HA	1.94	0.49
2:D:115:ILE:HD11	2:D:119:LEU:HG	1.92	0.49
2:D:118:VAL:HG21	2:D:149:PHE:CE2	2.48	0.49
2:D:23:LEU:HD23	2:D:236:SER:CB	2.37	0.49
2:D:297:GLU:HG3	2:D:299:ALA:N	2.28	0.49
2:D:344:VAL:HG12	2:D:345:ASP:H	1.74	0.49
2:D:70:LEU:HD12	2:D:70:LEU:N	2.28	0.49
1:E:199:ASP:O	1:E:200:GLU:HG3	2.13	0.49
1:E:175:PRO:CD	1:E:207:GLU:OE1	2.61	0.49
2:F:118:VAL:HG21	2:F:149:PHE:CE2	2.48	0.49
2:F:70:LEU:HD12	2:F:70:LEU:N	2.28	0.49
1:G:199:ASP:O	1:G:200:GLU:HG3	2.13	0.49
1:G:175:PRO:CD	1:G:207:GLU:OE1	2.61	0.49
1:G:431:GLU:OE1	1:G:432:TYR:N	2.46	0.49
3:I:113:ILE:HG21	3:I:119:LEU:HD21	1.95	0.49
1:A:431:GLU:OE1	1:A:432:TYR:N	2.46	0.49
2:D:203:MET:SD	2:D:267:PHE:HB3	2.53	0.49
1:E:137:LEU:HD22	1:E:154:ILE:HG21	1.95	0.49
1:E:211:ASP:OD1	1:E:212:ILE:HG13	2.13	0.49
1:E:296:PHE:CZ	1:E:315:VAL:HG11	2.46	0.49
2:F:151:SER:OG	2:F:193:THR:HG21	2.13	0.49
1:G:211:ASP:OD1	1:G:212:ILE:HG13	2.13	0.49
2:H:118:VAL:HG21	2:H:149:PHE:CE2	2.48	0.49
2:H:115:ILE:HD11	2:H:119:LEU:HG	1.92	0.49
2:H:328:VAL:C	2:H:330:ALA:H	2.16	0.49
1:A:191:VAL:HG13	1:A:192:HIS:N	2.28	0.49
1:A:260:VAL:HG23	2:B:407:TRP:NE1	2.25	0.49
2:B:105:ARG:HG3	2:B:105:ARG:HH11	1.78	0.49
2:B:203:MET:SD	2:B:267:PHE:HB3	2.53	0.49
2:B:2:ARG:NH1	2:B:47:ASP:CB	2.76	0.49
1:C:3:GLU:HA	1:C:51:VAL:HA	1.93	0.49
1:E:431:GLU:OE1	1:E:432:TYR:N	2.46	0.49
2:F:115:ILE:HD11	2:F:119:LEU:HG	1.93	0.49
2:F:158:SER:OG	2:F:197:HIS:HB3	2.13	0.49
2:F:155:GLU:OE1	2:F:197:HIS:HE1	1.96	0.49
1:G:102:ASN:HB3	1:G:105:LYS:HB2	1.95	0.49
1:G:8:GLN:HB3	1:G:14:ASN:HA	1.94	0.49
1:G:173:PRO:HB3	1:G:183:GLU:HG2	1.93	0.49

Continued on next page...

Continued from previous page...

Atom-1	Atom-2	Interatomic distance (Å)	Clash overlap (Å)
1:G:179:ASP:CB	4:G:600:GDP:H3'	2.36	0.49
2:H:115:ILE:CG2	2:H:116:ASP:N	2.75	0.49
2:B:115:ILE:HD11	2:B:119:LEU:HG	1.92	0.48
2:B:344:VAL:HG12	2:B:345:ASP:H	1.75	0.48
2:B:70:LEU:N	2:B:70:LEU:HD12	2.28	0.48
1:C:173:PRO:HB3	1:C:183:GLU:HG2	1.93	0.48
1:C:175:PRO:CD	1:C:207:GLU:OE1	2.61	0.48
1:C:142:GLY:HA3	1:C:183:GLU:OE2	2.13	0.48
1:C:191:VAL:HG13	1:C:192:HIS:N	2.28	0.48
2:D:188:ILE:O	2:D:191:THR:HG22	2.13	0.48
2:D:151:SER:OG	2:D:193:THR:HG21	2.13	0.48
2:D:50:ASN:ND2	2:D:53:PHE:O	2.46	0.48
1:E:69:ASP:HA	1:E:145:THR:HG21	1.95	0.48
2:F:115:ILE:O	2:F:116:ASP:C	2.51	0.48
2:F:188:ILE:O	2:F:191:THR:HG22	2.13	0.48
1:G:191:VAL:HG13	1:G:192:HIS:N	2.28	0.48
2:H:151:SER:OG	2:H:193:THR:HG21	2.13	0.48
2:H:158:SER:OG	2:H:197:HIS:HB3	2.13	0.48
2:H:155:GLU:OE1	2:H:197:HIS:HE1	1.96	0.48
1:A:137:LEU:HD22	1:A:154:ILE:HG21	1.95	0.48
1:A:154:ILE:HG22	1:A:166:MET:CE	2.44	0.48
1:A:142:GLY:HA3	1:A:183:GLU:OE2	2.13	0.48
2:B:231:ILE:O	2:B:235:VAL:HG23	2.12	0.48
2:B:96:LYS:O	2:B:97:GLU:O	2.31	0.48
1:C:281:GLN:C	1:C:283:TYR:N	2.67	0.48
2:D:155:GLU:OE1	2:D:197:HIS:HE1	1.96	0.48
2:D:231:ILE:O	2:D:235:VAL:HG23	2.12	0.48
1:E:176:LYS:HG3	1:E:177:VAL:H	1.78	0.48
1:E:257:VAL:HG13	2:F:407:TRP:CD1	2.48	0.48
2:F:104:ALA:CB	2:F:408:TYR:HD2	2.26	0.48
2:F:50:ASN:ND2	2:F:53:PHE:O	2.46	0.48
1:G:103:TRP:HZ3	1:G:108:TYR:CE1	2.27	0.48
2:H:115:ILE:O	2:H:116:ASP:C	2.51	0.48
2:H:188:ILE:O	2:H:191:THR:HG22	2.13	0.48
2:H:274:PRO:CB	2:H:371:VAL:HG21	2.43	0.48
2:H:50:ASN:ND2	2:H:53:PHE:O	2.46	0.48
2:H:96:LYS:O	2:H:97:GLU:O	2.31	0.48
1:A:173:PRO:HB3	1:A:183:GLU:HG2	1.93	0.48
1:A:413:MET:HG3	1:A:414:ASP:N	2.22	0.48
1:C:103:TRP:HZ3	1:C:108:TYR:CE1	2.27	0.48
1:C:154:ILE:HG22	1:C:166:MET:CE	2.44	0.48

Continued on next page...

Continued from previous page...

Atom-1	Atom-2	Interatomic distance (Å)	Clash overlap (Å)
1:C:69:ASP:HA	1:C:145:THR:HG21	1.95	0.48
1:E:8:GLN:HB3	1:E:14:ASN:HA	1.94	0.48
1:E:191:VAL:HG13	1:E:192:HIS:N	2.28	0.48
1:E:20:PHE:CG	1:E:235:MET:SD	3.07	0.48
2:F:115:ILE:CG2	2:F:116:ASP:N	2.75	0.48
2:F:24:TYR:OH	2:F:239:THR:OG1	2.24	0.48
2:F:242:LEU:C	2:F:244:PHE:N	2.66	0.48
2:F:274:PRO:CB	2:F:371:VAL:HG21	2.43	0.48
1:G:176:LYS:CE	1:G:207:GLU:HG3	2.39	0.48
2:H:231:ILE:O	2:H:235:VAL:HG23	2.12	0.48
3:I:55:VAL:HG12	3:I:123:GLU:HB2	1.94	0.48
2:B:151:SER:OG	2:B:193:THR:HG21	2.13	0.48
1:C:137:LEU:HD22	1:C:154:ILE:HG21	1.94	0.48
1:C:2:ARG:NH1	1:C:251:ASP:OD2	2.46	0.48
1:C:308:ARG:HG3	1:C:342:TYR:OH	2.13	0.48
2:D:9:VAL:HG11	2:D:150:THR:OG1	2.13	0.48
1:E:264:ARG:HA	1:E:264:ARG:NE	2.29	0.48
2:F:230:LEU:O	2:F:233:GLN:N	2.35	0.48
2:F:234:ILE:HB	2:F:302:MET:HE1	1.95	0.48
2:F:231:ILE:O	2:F:235:VAL:HG23	2.12	0.48
2:F:260:VAL:HG21	1:G:407:TRP:HZ2	1.77	0.48
2:F:5:ILE:O	2:F:136:SER:N	2.40	0.48
2:F:96:LYS:O	2:F:97:GLU:O	2.31	0.48
1:G:264:ARG:NE	1:G:264:ARG:HA	2.29	0.48
1:G:69:ASP:HA	1:G:145:THR:HG21	1.95	0.48
1:G:248:LEU:CD1	2:H:179:THR:HG21	2.41	0.48
2:H:24:TYR:OH	2:H:239:THR:OG1	2.24	0.48
2:H:392:ASP:O	2:H:395:PHE:HB3	2.13	0.48
2:H:104:ALA:CB	2:H:408:TYR:HD2	2.26	0.48
2:B:155:GLU:OE1	2:B:197:HIS:HE1	1.96	0.48
2:B:242:LEU:C	2:B:244:PHE:N	2.66	0.48
1:C:102:ASN:HB3	1:C:105:LYS:HB2	1.95	0.48
1:C:237:GLY:O	1:C:241:CYS:CB	2.61	0.48
1:C:179:ASP:HB3	4:C:600:GDP:H3'	1.95	0.48
2:D:99:ALA:O	2:D:100:ALA:HB3	2.14	0.48
2:D:384:ILE:HG22	2:D:388:TRP:CD1	2.49	0.48
2:D:104:ALA:CB	2:D:408:TYR:HD2	2.26	0.48
2:D:96:LYS:O	2:D:97:GLU:O	2.31	0.48
1:E:102:ASN:HB3	1:E:105:LYS:HB2	1.95	0.48
1:E:154:ILE:HG22	1:E:166:MET:CE	2.44	0.48
1:E:142:GLY:HA3	1:E:183:GLU:OE2	2.13	0.48

Continued on next page...

Continued from previous page...

Atom-1	Atom-2	Interatomic distance (Å)	Clash overlap (Å)
1:E:49:ILE:HG13	1:E:50:ASN:N	2.28	0.48
1:G:154:ILE:HG22	1:G:166:MET:CE	2.44	0.48
1:G:49:ILE:HG13	1:G:50:ASN:N	2.28	0.48
2:H:62:VAL:CG2	2:H:88:HIS:CE1	2.87	0.48
1:A:102:ASN:HB3	1:A:105:LYS:HB2	1.95	0.48
1:A:188:THR:HA	1:A:425:MET:HE3	1.95	0.48
1:A:199:ASP:O	1:A:200:GLU:HG3	2.13	0.48
1:A:211:ASP:OD1	1:A:212:ILE:HG13	2.13	0.48
1:A:237:GLY:O	1:A:241:CYS:CB	2.61	0.48
1:A:263:PRO:O	1:A:264:ARG:C	2.52	0.48
1:A:281:GLN:C	1:A:283:TYR:N	2.67	0.48
1:A:2:ARG:NH1	1:A:251:ASP:OD2	2.46	0.48
2:B:104:ALA:CB	2:B:408:TYR:HD2	2.26	0.48
1:C:115:VAL:CG2	1:C:152:LEU:HD23	2.44	0.48
1:C:346:TRP:HB3	2:D:401:LYS:NZ	2.28	0.48
2:D:88:HIS:O	2:D:89:PRO:C	2.52	0.48
1:E:263:PRO:O	1:E:264:ARG:C	2.52	0.48
2:F:227:LEU:O	2:F:231:ILE:HG12	2.12	0.48
1:G:209:LEU:CD2	1:G:227:LEU:HD13	2.44	0.48
2:H:227:LEU:O	2:H:231:ILE:HG12	2.12	0.48
2:H:242:LEU:C	2:H:244:PHE:N	2.66	0.48
1:A:103:TRP:HZ3	1:A:108:TYR:CE1	2.27	0.48
1:A:175:PRO:CD	1:A:207:GLU:OE1	2.61	0.48
1:A:20:PHE:CG	1:A:235:MET:SD	3.07	0.48
2:B:99:ALA:O	2:B:100:ALA:HB3	2.14	0.48
2:B:386:GLU:O	2:B:388:TRP:N	2.47	0.48
2:B:50:ASN:ND2	2:B:53:PHE:O	2.46	0.48
2:B:62:VAL:HG12	2:B:63:PRO:N	2.25	0.48
1:C:156:LYS:HA	1:C:156:LYS:CE	2.38	0.48
1:C:263:PRO:O	1:C:264:ARG:C	2.52	0.48
2:D:105:ARG:HH11	2:D:105:ARG:HG3	1.78	0.48
2:D:163:LYS:C	2:D:164:LYS:HG2	2.33	0.48
1:E:209:LEU:O	1:E:213:CYS:N	2.47	0.48
2:F:392:ASP:O	2:F:395:PHE:HB3	2.13	0.48
1:G:142:GLY:HA3	1:G:183:GLU:OE2	2.13	0.48
1:G:20:PHE:CG	1:G:235:MET:SD	3.07	0.48
1:G:281:GLN:C	1:G:283:TYR:N	2.67	0.48
1:G:399:PHE:O	1:G:400:ARG:C	2.52	0.48
2:H:99:ALA:O	2:H:100:ALA:HB3	2.13	0.48
2:H:230:LEU:O	2:H:233:GLN:N	2.35	0.48
2:H:62:VAL:HG12	2:H:91:GLN:HE22	1.77	0.48

Continued on next page...

Continued from previous page...

Atom-1	Atom-2	Interatomic distance (Å)	Clash overlap (Å)
1:A:115:VAL:CG2	1:A:152:LEU:HD23	2.44	0.48
1:A:308:ARG:HG3	1:A:342:TYR:OH	2.13	0.48
2:B:253:THR:O	2:B:254:GLU:C	2.52	0.48
2:B:67:PHE:CE1	2:B:87:PHE:CD1	2.89	0.48
1:C:211:ASP:OD1	1:C:212:ILE:HG13	2.13	0.48
2:D:386:GLU:O	2:D:388:TRP:N	2.47	0.48
1:E:413:MET:HG3	1:E:414:ASP:N	2.22	0.48
2:F:155:GLU:HG2	2:F:197:HIS:CE1	2.49	0.48
2:F:261:PRO:HB3	1:G:404:PHE:CD2	2.40	0.48
2:F:386:GLU:O	2:F:388:TRP:N	2.47	0.48
1:G:209:LEU:O	1:G:213:CYS:N	2.47	0.48
1:G:253:ARG:HB3	2:H:407:TRP:CZ3	2.34	0.48
1:G:287:THR:O	1:G:288:VAL:CG2	2.58	0.48
1:G:413:MET:HG3	1:G:414:ASP:N	2.22	0.48
2:H:155:GLU:HG2	2:H:197:HIS:CE1	2.49	0.48
3:I:113:ILE:HG21	3:I:119:LEU:CD2	2.44	0.48
2:B:23:LEU:HD23	2:B:236:SER:CB	2.37	0.48
2:B:384:ILE:HG22	2:B:388:TRP:CD1	2.49	0.48
2:B:6:SER:OG	2:B:65:ALA:HB2	2.14	0.48
1:C:199:ASP:O	1:C:200:GLU:HG3	2.13	0.48
1:C:209:LEU:CD2	1:C:227:LEU:HD13	2.44	0.48
2:D:6:SER:OG	2:D:65:ALA:HB2	2.14	0.48
1:E:2:ARG:NH1	1:E:251:ASP:OD2	2.46	0.48
1:E:296:PHE:HZ	1:E:315:VAL:HG11	1.78	0.48
2:F:107:HIS:CE1	2:F:152:LEU:HB3	2.49	0.48
2:F:261:PRO:HB3	1:G:404:PHE:CZ	2.45	0.48
2:F:99:ALA:O	2:F:100:ALA:HB3	2.13	0.48
1:G:226:ASP:O	1:G:229:HIS:HB3	2.14	0.48
2:H:386:GLU:O	2:H:388:TRP:N	2.47	0.48
2:B:9:VAL:HG11	2:B:150:THR:OG1	2.13	0.48
2:B:5:ILE:HG22	2:B:6:SER:H	1.78	0.48
2:B:88:HIS:O	2:B:89:PRO:C	2.52	0.48
1:C:20:PHE:CG	1:C:235:MET:SD	3.07	0.48
1:C:242:LEU:HD22	1:C:250:ALA:N	2.19	0.48
1:C:49:ILE:HG13	1:C:50:ASN:N	2.28	0.48
2:D:242:LEU:C	2:D:244:PHE:N	2.66	0.48
2:D:70:LEU:HD12	2:D:145:THR:HG21	1.95	0.48
1:E:176:LYS:CE	1:E:207:GLU:HG3	2.39	0.48
1:E:226:ASP:O	1:E:229:HIS:HB3	2.14	0.48
1:E:399:PHE:O	1:E:400:ARG:C	2.52	0.48
2:F:163:LYS:C	2:F:164:LYS:HG2	2.33	0.48

Continued on next page...

Continued from previous page...

Atom-1	Atom-2	Interatomic distance (Å)	Clash overlap (Å)
2:F:191:THR:CG2	2:F:192:HIS:N	2.76	0.48
2:F:70:LEU:HD12	2:F:145:THR:HG21	1.95	0.48
2:F:88:HIS:O	2:F:89:PRO:C	2.52	0.48
2:F:9:VAL:HG11	2:F:150:THR:OG1	2.13	0.48
1:G:308:ARG:HG3	1:G:342:TYR:OH	2.13	0.48
1:G:296:PHE:HZ	1:G:315:VAL:HG11	1.78	0.48
2:H:147:SER:O	2:H:190:THR:HG23	2.14	0.48
2:H:5:ILE:O	2:H:136:SER:N	2.40	0.48
1:A:209:LEU:CD2	1:A:227:LEU:HD13	2.44	0.47
2:D:115:ILE:HG23	2:D:116:ASP:H	1.79	0.47
2:D:147:SER:O	2:D:190:THR:HG23	2.14	0.47
2:D:52:PHE:O	2:D:64:ARG:HB3	2.14	0.47
1:E:209:LEU:CD2	1:E:227:LEU:HD13	2.44	0.47
1:E:308:ARG:HG3	1:E:342:TYR:OH	2.13	0.47
2:F:147:SER:O	2:F:190:THR:HG23	2.14	0.47
1:G:2:ARG:NH1	1:G:251:ASP:OD2	2.46	0.47
2:H:107:HIS:CE1	2:H:152:LEU:HB3	2.49	0.47
2:H:88:HIS:O	2:H:89:PRO:C	2.52	0.47
1:A:49:ILE:HG13	1:A:50:ASN:N	2.28	0.47
2:B:260:VAL:CG2	2:B:260:VAL:O	2.62	0.47
2:D:335:ILE:O	2:D:337:THR:N	2.47	0.47
1:G:115:VAL:CG2	1:G:152:LEU:HD23	2.44	0.47
2:H:9:VAL:HG11	2:H:150:THR:OG1	2.13	0.47
2:H:122:ILE:CD1	2:H:157:LEU:HD21	2.35	0.47
2:H:163:LYS:C	2:H:164:LYS:HG2	2.33	0.47
2:H:191:THR:CG2	2:H:192:HIS:N	2.76	0.47
2:H:97:GLU:HB2	2:H:110:ILE:HD11	1.96	0.47
1:A:20:PHE:O	1:A:24:ILE:HB	2.14	0.47
1:A:387:LEU:HG	1:A:387:LEU:O	2.14	0.47
2:B:115:ILE:HG23	2:B:116:ASP:H	1.79	0.47
2:B:204:VAL:CG1	2:B:209:ILE:HD11	2.42	0.47
2:B:145:THR:H	5:B:500:GTP:PG	2.37	0.47
1:C:399:PHE:O	1:C:400:ARG:C	2.52	0.47
2:D:191:THR:CG2	2:D:192:HIS:N	2.76	0.47
2:D:253:THR:O	2:D:254:GLU:C	2.52	0.47
2:D:260:VAL:CG2	2:D:260:VAL:O	2.63	0.47
1:E:70:LEU:O	1:E:99:ALA:HB2	2.15	0.47
2:F:241:SER:HB3	2:F:320:ARG:NH2	2.29	0.47
2:F:335:ILE:O	2:F:337:THR:N	2.47	0.47
1:G:20:PHE:O	1:G:24:ILE:HB	2.14	0.47
2:H:154:MET:HA	2:H:157:LEU:HD12	1.96	0.47

Continued on next page...

Continued from previous page...

Atom-1	Atom-2	Interatomic distance (Å)	Clash overlap (Å)
2:H:335:ILE:O	2:H:337:THR:N	2.47	0.47
2:H:384:ILE:HG22	2:H:388:TRP:CD1	2.49	0.47
2:H:70:LEU:HD12	2:H:145:THR:HG21	1.95	0.47
1:A:264:ARG:NE	1:A:264:ARG:HA	2.29	0.47
1:A:296:PHE:HZ	1:A:315:VAL:HG11	1.78	0.47
2:B:117:LEU:HD12	2:B:121:ARG:HH12	1.80	0.47
2:B:107:HIS:CE1	2:B:152:LEU:HB3	2.49	0.47
2:B:154:MET:HA	2:B:157:LEU:HD12	1.97	0.47
2:B:163:LYS:C	2:B:164:LYS:HG2	2.33	0.47
2:B:147:SER:O	2:B:190:THR:HG23	2.14	0.47
1:C:188:THR:HA	1:C:425:MET:HE3	1.95	0.47
1:C:209:LEU:O	1:C:213:CYS:N	2.47	0.47
1:C:242:LEU:CD1	1:C:250:ALA:HB3	2.45	0.47
1:C:274:PRO:HG2	1:C:371:LEU:CD2	2.43	0.47
2:D:97:GLU:HB2	2:D:110:ILE:HD11	1.96	0.47
2:D:154:MET:HA	2:D:157:LEU:HD12	1.96	0.47
2:D:155:GLU:HA	2:D:197:HIS:CE1	2.49	0.47
2:D:317:LEU:CD1	2:D:351:PHE:CD2	2.97	0.47
2:D:339:ARG:C	2:D:341:ILE:N	2.68	0.47
2:D:388:TRP:HE3	2:D:388:TRP:HA	1.79	0.47
1:E:185:TYR:HD2	1:E:395:PHE:CE1	2.33	0.47
1:E:243:ARG:HA	1:E:243:ARG:HD3	1.62	0.47
1:E:287:THR:O	1:E:288:VAL:CG2	2.58	0.47
2:F:154:MET:HA	2:F:157:LEU:HD12	1.97	0.47
2:F:122:ILE:CD1	2:F:157:LEU:HD21	2.35	0.47
2:F:260:VAL:CG2	2:F:260:VAL:O	2.63	0.47
2:F:369:ALA:O	2:F:370:LYS:CB	2.62	0.47
2:F:6:SER:OG	2:F:65:ALA:HB2	2.14	0.47
1:G:70:LEU:O	1:G:99:ALA:HB2	2.15	0.47
2:H:5:ILE:CG2	2:H:135:PHE:HB3	2.41	0.47
2:H:253:THR:O	2:H:254:GLU:C	2.52	0.47
2:H:241:SER:HB3	2:H:320:ARG:NH2	2.29	0.47
2:H:6:SER:OG	2:H:65:ALA:HB2	2.14	0.47
1:A:185:TYR:HD2	1:A:395:PHE:CE1	2.33	0.47
1:A:274:PRO:HG2	1:A:371:LEU:CD2	2.43	0.47
2:B:175:PRO:HD2	2:B:207:GLU:HB3	1.96	0.47
2:B:185:TYR:OH	2:B:399:TYR:HA	2.15	0.47
1:C:20:PHE:O	1:C:24:ILE:HB	2.14	0.47
1:C:387:LEU:O	1:C:387:LEU:HG	2.14	0.47
2:D:117:LEU:HD12	2:D:121:ARG:HH12	1.80	0.47
2:D:107:HIS:CE1	2:D:152:LEU:HB3	2.49	0.47

Continued on next page...

Continued from previous page...

Atom-1	Atom-2	Interatomic distance (Å)	Clash overlap (Å)
2:D:407:TRP:O	2:D:411:GLU:CG	2.63	0.47
1:E:20:PHE:O	1:E:24:ILE:HB	2.14	0.47
1:E:307:PRO:HB3	1:E:312:TYR:CZ	2.49	0.47
1:E:384:ILE:O	1:E:384:ILE:HG23	2.14	0.47
2:F:97:GLU:HB2	2:F:110:ILE:HD11	1.96	0.47
2:F:117:LEU:HD12	2:F:121:ARG:HH12	1.80	0.47
2:F:175:PRO:HD2	2:F:207:GLU:HB3	1.97	0.47
2:F:384:ILE:HG22	2:F:388:TRP:CD1	2.49	0.47
1:G:175:PRO:O	1:G:176:LYS:C	2.52	0.47
1:G:260:VAL:HG23	2:H:406:HIS:HE1	1.79	0.47
2:H:317:LEU:CD1	2:H:351:PHE:CD2	2.97	0.47
2:H:369:ALA:O	2:H:370:LYS:CB	2.62	0.47
1:A:176:LYS:HG3	1:A:177:VAL:H	1.78	0.47
1:A:242:LEU:HD22	1:A:250:ALA:N	2.19	0.47
1:A:384:ILE:HG23	1:A:384:ILE:O	2.14	0.47
2:B:407:TRP:O	2:B:411:GLU:CG	2.63	0.47
1:C:176:LYS:HG3	1:C:177:VAL:H	1.78	0.47
1:C:296:PHE:HZ	1:C:315:VAL:HG11	1.78	0.47
1:C:384:ILE:O	1:C:384:ILE:HG23	2.14	0.47
2:D:210:TYR:CE2	2:D:227:LEU:HD21	2.49	0.47
2:D:62:VAL:HG12	2:D:91:GLN:HE22	1.78	0.47
1:E:101:ASN:ND2	1:E:101:ASN:O	2.48	0.47
1:E:175:PRO:O	1:E:176:LYS:C	2.52	0.47
1:E:387:LEU:O	1:E:387:LEU:HG	2.14	0.47
2:F:120:ASP:O	2:F:124:LYS:HB2	2.15	0.47
2:F:210:TYR:CE2	2:F:227:LEU:HD21	2.49	0.47
2:F:317:LEU:CD1	2:F:351:PHE:CD2	2.97	0.47
2:F:62:VAL:HG12	2:F:91:GLN:HE22	1.77	0.47
1:G:101:ASN:ND2	1:G:101:ASN:O	2.48	0.47
1:G:253:ARG:CG	2:H:407:TRP:CH2	2.92	0.47
1:G:185:TYR:HD2	1:G:395:PHE:CE1	2.33	0.47
2:H:175:PRO:HD2	2:H:207:GLU:HB3	1.97	0.47
2:H:210:TYR:CE2	2:H:227:LEU:HD21	2.49	0.47
2:H:260:VAL:O	2:H:260:VAL:CG2	2.63	0.47
2:D:57:GLY:N	2:H:284:GLU:HB2	2.30	0.47
2:H:339:ARG:C	2:H:341:ILE:N	2.68	0.47
1:A:101:ASN:ND2	1:A:101:ASN:O	2.48	0.47
1:A:168:THR:N	1:A:200:GLU:O	2.43	0.47
1:A:399:PHE:O	1:A:400:ARG:C	2.52	0.47
2:B:328:VAL:O	2:B:330:ALA:N	2.38	0.47
2:B:70:LEU:HD12	2:B:145:THR:HG21	1.95	0.47

Continued on next page...

Continued from previous page...

Atom-1	Atom-2	Interatomic distance (Å)	Clash overlap (Å)
1:C:185:TYR:HD2	1:C:395:PHE:CE1	2.33	0.47
1:C:226:ASP:O	1:C:229:HIS:HB3	2.14	0.47
1:C:264:ARG:NE	1:C:264:ARG:HA	2.29	0.47
2:D:132:LEU:HD21	2:D:164:LYS:HE3	1.96	0.47
2:D:148:GLY:O	2:D:151:SER:CB	2.61	0.47
2:F:115:ILE:HG23	2:F:116:ASP:H	1.79	0.47
2:F:253:THR:O	2:F:254:GLU:C	2.52	0.47
2:F:256:GLN:O	2:F:260:VAL:HG13	2.15	0.47
2:F:339:ARG:C	2:F:341:ILE:N	2.67	0.47
2:F:9:VAL:HG21	2:F:149:PHE:HD1	1.80	0.47
1:G:242:LEU:HD11	1:G:250:ALA:HB3	1.97	0.47
1:G:274:PRO:HG2	1:G:371:LEU:CD2	2.43	0.47
1:G:387:LEU:O	1:G:387:LEU:HG	2.14	0.47
2:H:117:LEU:HD12	2:H:121:ARG:HH12	1.80	0.47
2:H:120:ASP:O	2:H:124:LYS:HB2	2.15	0.47
2:H:132:LEU:HD21	2:H:164:LYS:HE3	1.96	0.47
1:A:242:LEU:CD1	1:A:250:ALA:HB3	2.45	0.47
1:A:307:PRO:C	1:A:309:HIS:H	2.18	0.47
1:A:360:PRO:HG2	1:A:371:LEU:CB	2.38	0.47
1:A:82:PRO:HB2	1:A:83:PHE:H	1.56	0.47
2:B:155:GLU:HG2	2:B:197:HIS:CE1	2.49	0.47
2:B:191:THR:O	2:B:195:LEU:HB2	2.15	0.47
2:B:335:ILE:O	2:B:337:THR:N	2.47	0.47
2:B:339:ARG:C	2:B:341:ILE:N	2.68	0.47
2:B:388:TRP:HE3	2:B:388:TRP:HA	1.79	0.47
2:B:97:GLU:HB2	2:B:110:ILE:HD11	1.96	0.47
2:D:120:ASP:O	2:D:124:LYS:HB2	2.15	0.47
2:D:9:VAL:HG21	2:D:149:PHE:HD1	1.80	0.47
2:D:172:TYR:CD1	2:D:173:PRO:N	2.80	0.47
1:E:242:LEU:HD11	1:E:250:ALA:HB3	1.97	0.47
2:F:132:LEU:HD21	2:F:164:LYS:HE3	1.96	0.47
2:F:5:ILE:CG2	2:F:135:PHE:HB3	2.41	0.47
2:F:407:TRP:O	2:F:411:GLU:CG	2.63	0.47
1:G:168:THR:N	1:G:200:GLU:O	2.43	0.47
1:G:242:LEU:CD1	1:G:250:ALA:HB3	2.45	0.47
2:F:348:PRO:CD	1:G:398:MET:CE	2.92	0.47
2:H:115:ILE:HG23	2:H:116:ASP:H	1.79	0.47
2:H:9:VAL:HG21	2:H:149:PHE:HD1	1.80	0.47
2:H:256:GLN:O	2:H:260:VAL:HG13	2.15	0.47
2:H:102:ASN:CB	2:H:407:TRP:HE1	2.25	0.47
2:H:407:TRP:O	2:H:411:GLU:CG	2.63	0.47

Continued on next page...

Continued from previous page...

Atom-1	Atom-2	Interatomic distance (Å)	Clash overlap (Å)
1:A:156:LYS:HA	1:A:156:LYS:CE	2.38	0.47
1:A:175:PRO:O	1:A:176:LYS:C	2.52	0.47
1:A:209:LEU:O	1:A:213:CYS:N	2.47	0.47
2:B:120:ASP:O	2:B:124:LYS:HB2	2.15	0.47
2:B:191:THR:CG2	2:B:192:HIS:N	2.76	0.47
2:B:210:TYR:CE2	2:B:227:LEU:HD21	2.49	0.47
2:B:369:ALA:O	2:B:370:LYS:CB	2.62	0.47
2:B:392:ASP:OD2	2:B:422:ARG:NE	2.48	0.47
1:C:101:ASN:ND2	1:C:101:ASN:O	2.47	0.47
1:C:198:THR:HG23	1:C:200:GLU:H	1.79	0.47
2:D:155:GLU:HG2	2:D:197:HIS:CE1	2.49	0.47
2:D:241:SER:HB3	2:D:320:ARG:NH2	2.29	0.47
2:D:265:GLY:O	2:D:266:HIS:O	2.33	0.47
2:D:369:ALA:O	2:D:370:LYS:CB	2.62	0.47
2:D:185:TYR:OH	2:D:399:TYR:HA	2.15	0.47
2:D:434:GLU:C	2:D:436:GLY:H	2.18	0.47
1:E:24:ILE:CD1	1:E:52:TYR:CE1	2.97	0.47
2:F:346:TRP:CZ3	1:G:404:PHE:HZ	2.27	0.47
1:G:301:MET:HE1	1:G:377:PHE:HE2	1.80	0.47
2:F:262:TYR:HE2	1:G:403:ALA:O	1.91	0.47
2:H:148:GLY:O	2:H:151:SER:CB	2.61	0.47
1:A:226:ASP:O	1:A:229:HIS:HB3	2.14	0.47
1:A:242:LEU:HD11	1:A:250:ALA:HB3	1.97	0.47
2:B:243:ARG:NH2	2:B:252:LEU:CB	2.78	0.47
1:C:175:PRO:O	1:C:176:LYS:C	2.52	0.47
1:C:287:THR:N	1:C:290:GLU:OE1	2.48	0.47
1:C:307:PRO:HB3	1:C:312:TYR:CZ	2.49	0.47
2:D:5:ILE:CG2	2:D:135:PHE:HB3	2.41	0.47
2:D:175:PRO:HD2	2:D:207:GLU:HB3	1.96	0.47
2:D:204:VAL:CG1	2:D:209:ILE:HD11	2.42	0.47
2:D:256:GLN:HA	2:D:260:VAL:HG13	1.97	0.47
1:C:257:VAL:CG1	2:D:407:TRP:CG	2.76	0.47
2:D:392:ASP:OD2	2:D:422:ARG:NE	2.48	0.47
2:D:436:GLY:O	2:D:438:ASP:N	2.48	0.47
1:E:103:TRP:CE3	1:E:189:LEU:HD13	2.50	0.47
1:E:198:THR:HG23	1:E:200:GLU:H	1.79	0.47
1:E:237:GLY:HA3	1:E:376:THR:OG1	2.15	0.47
1:E:297:ASP:OD2	1:E:299:LYS:HE2	2.14	0.47
2:F:148:GLY:O	2:F:151:SER:CB	2.61	0.47
1:G:103:TRP:CE3	1:G:189:LEU:HD13	2.50	0.47
1:G:243:ARG:HD3	1:G:243:ARG:HA	1.62	0.47

Continued on next page...

Continued from previous page...

Atom-1	Atom-2	Interatomic distance (Å)	Clash overlap (Å)
1:G:307:PRO:HB3	1:G:312:TYR:CZ	2.49	0.47
1:A:103:TRP:CE3	1:A:189:LEU:HD13	2.50	0.47
2:B:241:SER:HB3	2:B:320:ARG:NH2	2.29	0.47
2:B:381:THR:O	2:B:383:ALA:N	2.48	0.47
2:B:436:GLY:O	2:B:438:ASP:N	2.48	0.47
1:C:175:PRO:HD2	1:C:207:GLU:CD	2.35	0.47
1:C:307:PRO:C	1:C:309:HIS:H	2.18	0.47
2:D:191:THR:O	2:D:195:LEU:HB2	2.15	0.47
2:D:381:THR:O	2:D:383:ALA:N	2.48	0.47
2:D:404:PHE:CD1	2:D:404:PHE:N	2.83	0.47
2:D:55:GLU:O	2:D:56:THR:C	2.52	0.47
2:D:67:PHE:CE1	2:D:87:PHE:CD1	2.89	0.47
1:E:307:PRO:C	1:E:309:HIS:H	2.18	0.47
2:F:191:THR:O	2:F:195:LEU:HB2	2.15	0.47
2:F:204:VAL:HG21	2:F:231:ILE:HG23	1.97	0.47
2:F:265:GLY:O	2:F:266:HIS:O	2.33	0.47
1:G:188:THR:HA	1:G:425:MET:HE3	1.95	0.47
1:G:24:ILE:CD1	1:G:52:TYR:CE1	2.97	0.47
1:G:384:ILE:HG23	1:G:384:ILE:O	2.14	0.47
2:H:204:VAL:HG21	2:H:231:ILE:HG23	1.97	0.47
2:H:436:GLY:O	2:H:438:ASP:N	2.48	0.47
3:I:59:ARG:HG2	3:I:59:ARG:O	2.14	0.47
1:A:287:THR:N	1:A:290:GLU:OE1	2.48	0.46
1:A:297:ASP:OD2	1:A:299:LYS:HE2	2.14	0.46
2:B:9:VAL:HG21	2:B:149:PHE:HD1	1.80	0.46
2:B:132:LEU:HD21	2:B:164:LYS:HE3	1.96	0.46
2:B:256:GLN:HA	2:B:260:VAL:HG13	1.97	0.46
2:B:353:VAL:HB	1:C:179:ASP:OD1	2.15	0.46
2:D:145:THR:O	2:D:149:PHE:HB3	2.15	0.46
2:D:19:ALA:HB2	2:D:228:ASN:HB3	1.96	0.46
1:E:242:LEU:CD1	1:E:250:ALA:HB3	2.45	0.46
1:E:35:SER:CB	1:E:59:ASN:HA	2.42	0.46
1:E:82:PRO:HB2	1:E:83:PHE:H	1.56	0.46
2:F:114:ILE:O	2:F:118:VAL:HG23	2.16	0.46
2:F:243:ARG:NH2	2:F:252:LEU:CB	2.78	0.46
2:F:244:PHE:CD2	2:F:245:ASP:N	2.76	0.46
2:F:324:VAL:HG12	2:F:326:LYS:H	1.81	0.46
2:F:436:GLY:O	2:F:438:ASP:N	2.48	0.46
1:G:297:ASP:OD2	1:G:299:LYS:HE2	2.14	0.46
1:G:254:LYS:CE	1:G:352:LYS:NZ	2.71	0.46
1:G:360:PRO:HG2	1:G:371:LEU:CB	2.38	0.46

Continued on next page...

Continued from previous page...

Atom-1	Atom-2	Interatomic distance (Å)	Clash overlap (Å)
1:G:237:GLY:HA3	1:G:376:THR:OG1	2.15	0.46
2:H:114:ILE:O	2:H:118:VAL:HG23	2.16	0.46
2:H:191:THR:O	2:H:195:LEU:HB2	2.15	0.46
2:H:243:ARG:NH2	2:H:252:LEU:CB	2.78	0.46
2:H:328:VAL:O	2:H:330:ALA:N	2.38	0.46
1:A:260:VAL:HG21	2:B:407:TRP:HZ2	1.80	0.46
1:C:103:TRP:CE3	1:C:189:LEU:HD13	2.50	0.46
1:C:168:THR:N	1:C:200:GLU:O	2.43	0.46
1:C:431:GLU:HA	1:C:434:GLN:HG3	1.97	0.46
2:D:243:ARG:NH2	2:D:252:LEU:CB	2.78	0.46
1:E:224:TYR:O	1:E:225:GLY:C	2.53	0.46
1:E:242:LEU:HD22	1:E:250:ALA:N	2.19	0.46
2:F:256:GLN:HA	2:F:260:VAL:HG13	1.97	0.46
1:G:179:ASP:OD2	4:G:600:GDP:O2'	2.15	0.46
1:G:198:THR:HG23	1:G:200:GLU:H	1.79	0.46
1:G:224:TYR:O	1:G:225:GLY:C	2.53	0.46
1:G:307:PRO:C	1:G:309:HIS:H	2.18	0.46
2:H:22:GLU:O	2:H:23:LEU:C	2.54	0.46
2:H:265:GLY:O	2:H:266:HIS:O	2.33	0.46
2:H:324:VAL:HG12	2:H:326:LYS:H	1.81	0.46
1:A:198:THR:HG23	1:A:200:GLU:H	1.79	0.46
1:A:307:PRO:HB3	1:A:312:TYR:CZ	2.49	0.46
1:A:301:MET:HE1	1:A:377:PHE:HE2	1.80	0.46
2:B:148:GLY:O	2:B:151:SER:CB	2.61	0.46
2:B:210:TYR:CZ	2:B:227:LEU:HD11	2.51	0.46
2:B:265:GLY:O	2:B:266:HIS:O	2.33	0.46
2:B:324:VAL:HG12	2:B:326:LYS:H	1.81	0.46
2:B:56:THR:C	2:F:284:GLU:CB	2.83	0.46
1:C:242:LEU:HD11	1:C:250:ALA:HB3	1.97	0.46
1:C:360:PRO:HG2	1:C:371:LEU:CB	2.38	0.46
2:D:210:TYR:CZ	2:D:227:LEU:HD11	2.51	0.46
2:D:22:GLU:O	2:D:23:LEU:C	2.54	0.46
2:D:255:PHE:O	2:D:256:GLN:C	2.53	0.46
2:D:324:VAL:HG12	2:D:326:LYS:H	1.81	0.46
1:E:115:VAL:CG2	1:E:152:LEU:HD23	2.44	0.46
1:E:156:LYS:CE	1:E:156:LYS:HA	2.38	0.46
1:E:274:PRO:HG2	1:E:371:LEU:CD2	2.43	0.46
1:E:324:SER:OG	1:E:326:LYS:HB3	2.16	0.46
2:F:22:GLU:O	2:F:23:LEU:C	2.54	0.46
2:F:243:ARG:NH2	2:F:252:LEU:HB2	2.30	0.46
2:F:63:PRO:HG2	2:F:87:PHE:CG	2.51	0.46

Continued on next page...

Continued from previous page...

Atom-1	Atom-2	Interatomic distance (Å)	Clash overlap (Å)
2:H:117:LEU:HD11	2:H:121:ARG:NH2	2.30	0.46
2:H:243:ARG:NH2	2:H:252:LEU:HB2	2.30	0.46
2:H:244:PHE:CD2	2:H:245:ASP:N	2.76	0.46
1:A:70:LEU:O	1:A:99:ALA:HB2	2.15	0.46
2:B:19:ALA:HB2	2:B:228:ASN:HB3	1.96	0.46
2:B:204:VAL:HG21	2:B:231:ILE:HG23	1.97	0.46
2:B:328:VAL:C	2:B:330:ALA:H	2.16	0.46
2:D:166:LYS:CE	2:D:199:ASP:OD1	2.62	0.46
1:E:113:GLU:CG	1:E:114:LEU:N	2.79	0.46
2:F:117:LEU:HD11	2:F:121:ARG:NH2	2.30	0.46
2:F:145:THR:O	2:F:149:PHE:HB3	2.15	0.46
2:H:256:GLN:HA	2:H:260:VAL:HG13	1.97	0.46
2:H:3:GLU:CD	2:H:50:ASN:O	2.54	0.46
3:I:54:LYS:O	3:I:122:GLY:N	2.49	0.46
3:I:72:VAL:HG11	3:I:83:LEU:HD22	1.98	0.46
1:A:154:ILE:HD12	1:A:155:SER:N	2.31	0.46
1:A:224:TYR:O	1:A:225:GLY:C	2.53	0.46
2:B:255:PHE:O	2:B:256:GLN:C	2.53	0.46
2:B:317:LEU:CD1	2:B:351:PHE:CD2	2.97	0.46
2:B:434:GLU:C	2:B:436:GLY:H	2.18	0.46
2:B:63:PRO:HG3	2:B:87:PHE:CG	2.50	0.46
1:C:154:ILE:HD12	1:C:155:SER:N	2.31	0.46
1:C:134:GLY:HA3	1:C:165:ILE:HG12	1.97	0.46
1:C:70:LEU:O	1:C:99:ALA:HB2	2.15	0.46
1:E:168:THR:N	1:E:200:GLU:O	2.43	0.46
1:E:250:ALA:HB1	1:E:254:LYS:CB	2.44	0.46
2:F:185:TYR:OH	2:F:399:TYR:HA	2.15	0.46
2:F:3:GLU:CD	2:F:50:ASN:O	2.54	0.46
2:F:349:THR:HG22	1:G:178:SER:O	2.13	0.46
1:G:324:SER:OG	1:G:326:LYS:HB3	2.15	0.46
1:G:431:GLU:HA	1:G:434:GLN:HG3	1.98	0.46
2:H:392:ASP:OD2	2:H:422:ARG:NE	2.48	0.46
1:A:175:PRO:HD2	1:A:207:GLU:CD	2.36	0.46
2:B:23:LEU:CD2	2:B:232:GLY:O	2.64	0.46
2:B:22:GLU:O	2:B:23:LEU:C	2.54	0.46
2:B:62:VAL:HA	2:B:86:LEU:O	2.15	0.46
2:B:348:PRO:HD3	1:C:398:MET:HB3	1.97	0.46
2:D:204:VAL:HG21	2:D:231:ILE:HG23	1.97	0.46
2:D:345:ASP:C	2:D:347:CYS:N	2.68	0.46
2:F:316:CYS:HB3	2:F:378:LEU:HD12	1.94	0.46
2:F:328:VAL:O	2:F:330:ALA:N	2.38	0.46

Continued on next page...

Continued from previous page...

Atom-1	Atom-2	Interatomic distance (Å)	Clash overlap (Å)
2:F:67:PHE:CE1	2:F:87:PHE:CD1	2.89	0.46
1:G:113:GLU:CG	1:G:114:LEU:N	2.79	0.46
1:G:156:LYS:CE	1:G:156:LYS:HA	2.38	0.46
1:G:196:GLU:O	1:G:197:ASN:OD1	2.34	0.46
1:G:208:ALA:O	1:G:212:ILE:HG13	2.16	0.46
1:G:245:PRO:CA	2:H:73:THR:HG21	2.44	0.46
1:G:287:THR:N	1:G:290:GLU:OE1	2.48	0.46
1:G:342:TYR:HD2	3:I:64:TYR:OH	1.99	0.46
2:H:11:GLN:O	2:H:15:GLN:HG3	2.15	0.46
2:H:185:TYR:OH	2:H:399:TYR:HA	2.15	0.46
2:H:210:TYR:CZ	2:H:227:LEU:HD11	2.51	0.46
2:H:316:CYS:HB3	2:H:378:LEU:HD12	1.95	0.46
2:H:63:PRO:HG2	2:H:87:PHE:CG	2.51	0.46
1:G:245:PRO:CB	2:H:73:THR:HG21	2.45	0.46
1:A:196:GLU:O	1:A:197:ASN:OD1	2.34	0.46
1:A:245:PRO:HA	2:B:73:THR:CG2	2.46	0.46
1:A:237:GLY:HA3	1:A:376:THR:OG1	2.15	0.46
1:A:431:GLU:HA	1:A:434:GLN:HG3	1.97	0.46
2:B:114:ILE:O	2:B:118:VAL:HG23	2.15	0.46
2:B:166:LYS:CE	2:B:199:ASP:OD1	2.62	0.46
1:C:196:GLU:O	1:C:197:ASN:OD1	2.34	0.46
1:C:224:TYR:O	1:C:225:GLY:C	2.53	0.46
1:C:237:GLY:HA3	1:C:376:THR:OG1	2.15	0.46
2:D:328:VAL:O	2:D:330:ALA:N	2.38	0.46
2:D:63:PRO:HG2	2:D:87:PHE:CG	2.51	0.46
1:E:208:ALA:O	1:E:212:ILE:HG13	2.16	0.46
1:E:360:PRO:HG2	1:E:371:LEU:CB	2.38	0.46
2:F:11:GLN:O	2:F:15:GLN:HG3	2.15	0.46
2:F:210:TYR:CZ	2:F:227:LEU:HD11	2.51	0.46
2:F:210:TYR:CD2	2:F:227:LEU:HD21	2.51	0.46
2:F:392:ASP:OD2	2:F:422:ARG:NE	2.48	0.46
1:G:102:ASN:ND2	1:G:104:ALA:HB3	2.31	0.46
2:H:145:THR:O	2:H:149:PHE:HB3	2.15	0.46
2:H:210:TYR:CD2	2:H:227:LEU:HD21	2.51	0.46
2:H:434:GLU:C	2:H:436:GLY:H	2.18	0.46
1:A:113:GLU:CG	1:A:114:LEU:N	2.79	0.46
2:B:145:THR:O	2:B:149:PHE:HB3	2.15	0.46
2:B:308:ARG:O	2:B:309:HIS:HB3	2.16	0.46
2:B:104:ALA:HB1	2:B:413:MET:HG3	1.96	0.46
2:B:5:ILE:HD11	2:B:64:ARG:NH2	2.31	0.46
1:C:297:ASP:OD2	1:C:299:LYS:HE2	2.14	0.46

Continued on next page...

Continued from previous page...

Atom-1	Atom-2	Interatomic distance (Å)	Clash overlap (Å)
2:D:114:ILE:O	2:D:118:VAL:HG23	2.16	0.46
2:D:226:ASN:O	2:D:229:ARG:N	2.48	0.46
2:D:328:VAL:C	2:D:330:ALA:H	2.16	0.46
2:F:226:ASN:O	2:F:229:ARG:N	2.48	0.46
2:F:328:VAL:C	2:F:330:ALA:H	2.16	0.46
2:F:381:THR:O	2:F:383:ALA:N	2.49	0.46
2:F:388:TRP:HA	2:F:388:TRP:HE3	1.79	0.46
2:F:63:PRO:HD2	2:F:87:PHE:HA	1.97	0.46
1:G:35:SER:CB	1:G:59:ASN:HA	2.42	0.46
2:H:119:LEU:HD11	2:H:156:ARG:HD2	1.97	0.46
2:H:19:ALA:HB2	2:H:228:ASN:HB3	1.96	0.46
2:H:345:ASP:C	2:H:347:CYS:N	2.68	0.46
1:A:11:GLN:O	1:A:14:ASN:HB3	2.16	0.46
1:A:134:GLY:HA3	1:A:165:ILE:HG12	1.97	0.46
2:B:3:GLU:CD	2:B:50:ASN:O	2.54	0.46
1:C:11:GLN:O	1:C:14:ASN:HB3	2.16	0.46
2:D:23:LEU:CD2	2:D:232:GLY:O	2.64	0.46
2:D:104:ALA:HB1	2:D:413:MET:HG3	1.95	0.46
1:E:196:GLU:O	1:E:197:ASN:OD1	2.34	0.46
1:E:287:THR:N	1:E:290:GLU:OE1	2.48	0.46
1:E:323:MET:CE	1:E:328:VAL:HG22	2.46	0.46
1:E:431:GLU:HA	1:E:434:GLN:HG3	1.98	0.46
2:F:434:GLU:C	2:F:436:GLY:H	2.18	0.46
1:G:133:GLN:O	1:G:165:ILE:CD1	2.64	0.46
1:G:154:ILE:HD12	1:G:155:SER:N	2.31	0.46
1:G:250:ALA:HB1	1:G:254:LYS:CB	2.44	0.46
2:H:63:PRO:HD2	2:H:87:PHE:HA	1.98	0.46
1:A:133:GLN:O	1:A:165:ILE:CD1	2.64	0.46
1:A:242:LEU:C	1:A:244:PHE:H	2.20	0.46
1:A:310:GLY:HA3	1:A:436:GLN:NE2	2.29	0.46
2:B:119:LEU:HD11	2:B:156:ARG:HD2	1.97	0.46
2:B:210:TYR:CD2	2:B:227:LEU:HD21	2.51	0.46
2:B:256:GLN:O	2:B:260:VAL:HG13	2.15	0.46
2:B:345:ASP:C	2:B:347:CYS:N	2.68	0.46
1:C:137:LEU:HD22	1:C:154:ILE:HG23	1.97	0.46
1:C:310:GLY:HA3	1:C:436:GLN:NE2	2.29	0.46
1:C:408:TYR:O	1:C:411:GLU:HB2	2.15	0.46
1:C:72:PRO:O	1:C:74:THR:N	2.50	0.46
2:D:148:GLY:O	2:D:149:PHE:C	2.55	0.46
2:D:308:ARG:O	2:D:309:HIS:HB3	2.16	0.46
1:E:133:GLN:O	1:E:165:ILE:CD1	2.64	0.46

Continued on next page...

Continued from previous page...

Atom-1	Atom-2	Interatomic distance (Å)	Clash overlap (Å)
1:E:11:GLN:O	1:E:14:ASN:HB3	2.16	0.46
1:E:154:ILE:HD12	1:E:155:SER:N	2.31	0.46
1:E:175:PRO:HG2	1:E:207:GLU:OE1	2.16	0.46
1:E:360:PRO:O	1:E:369:ARG:C	2.54	0.46
2:F:119:LEU:HD11	2:F:156:ARG:HD2	1.97	0.46
1:G:245:PRO:HB3	2:H:73:THR:HG22	1.98	0.46
1:G:257:VAL:CG2	2:H:407:TRP:HB3	2.28	0.46
1:G:323:MET:CE	1:G:328:VAL:HG22	2.46	0.46
1:G:248:LEU:HD21	2:H:179:THR:HG22	1.92	0.46
2:H:23:LEU:CD2	2:H:232:GLY:O	2.64	0.46
2:H:381:THR:O	2:H:383:ALA:N	2.49	0.46
2:H:388:TRP:HA	2:H:388:TRP:HE3	1.79	0.46
2:H:52:PHE:O	2:H:64:ARG:HB3	2.16	0.46
1:G:245:PRO:HB3	2:H:73:THR:HG21	1.97	0.46
1:A:175:PRO:HG2	1:A:207:GLU:OE1	2.17	0.45
1:A:208:ALA:O	1:A:212:ILE:HG13	2.16	0.45
1:A:360:PRO:O	1:A:369:ARG:C	2.54	0.45
1:A:72:PRO:O	1:A:74:THR:N	2.50	0.45
1:A:94:PHE:CD2	1:A:94:PHE:N	2.84	0.45
2:B:148:GLY:O	2:B:149:PHE:C	2.55	0.45
2:B:384:ILE:HG22	2:B:384:ILE:O	2.15	0.45
2:B:5:ILE:CG2	2:B:6:SER:H	2.29	0.45
1:C:175:PRO:HG2	1:C:207:GLU:OE1	2.17	0.45
1:C:6:HIS:HB3	1:C:21:TRP:HZ2	1.81	0.45
2:D:210:TYR:CD2	2:D:227:LEU:HD21	2.51	0.45
1:E:102:ASN:ND2	1:E:104:ALA:HB3	2.31	0.45
1:E:134:GLY:HA3	1:E:165:ILE:HG12	1.97	0.45
1:E:242:LEU:C	1:E:244:PHE:H	2.19	0.45
1:E:72:PRO:O	1:E:74:THR:N	2.49	0.45
2:F:148:GLY:O	2:F:149:PHE:C	2.55	0.45
2:F:203:MET:SD	2:F:267:PHE:CB	3.04	0.45
1:G:175:PRO:HG2	1:G:207:GLU:OE1	2.17	0.45
1:G:242:LEU:C	1:G:244:PHE:H	2.19	0.45
1:G:257:VAL:O	2:H:404:PHE:HB3	2.15	0.45
1:G:408:TYR:O	1:G:411:GLU:HB2	2.15	0.45
2:H:148:GLY:O	2:H:149:PHE:C	2.55	0.45
2:H:226:ASN:O	2:H:229:ARG:N	2.48	0.45
2:H:203:MET:SD	2:H:267:PHE:CB	3.04	0.45
2:H:104:ALA:HB1	2:H:413:MET:HG3	1.95	0.45
2:B:117:LEU:HD11	2:B:121:ARG:NH2	2.31	0.45
2:B:155:GLU:HA	2:B:197:HIS:CE1	2.49	0.45

Continued on next page...

Continued from previous page...

Atom-1	Atom-2	Interatomic distance (Å)	Clash overlap (Å)
2:B:226:ASN:O	2:B:229:ARG:N	2.48	0.45
1:C:209:LEU:HD23	1:C:227:LEU:HD13	1.98	0.45
1:C:242:LEU:C	1:C:244:PHE:H	2.20	0.45
2:D:117:LEU:HD11	2:D:121:ARG:NH2	2.30	0.45
2:D:95:GLY:C	2:D:97:GLU:N	2.69	0.45
1:E:409:THR:HA	1:E:413:MET:HB3	1.99	0.45
1:E:94:PHE:N	1:E:94:PHE:CD2	2.84	0.45
2:F:23:LEU:CD2	2:F:232:GLY:O	2.64	0.45
2:F:255:PHE:O	2:F:256:GLN:C	2.53	0.45
2:F:345:ASP:C	2:F:347:CYS:N	2.68	0.45
1:G:11:GLN:O	1:G:14:ASN:HB3	2.16	0.45
1:G:175:PRO:HD2	1:G:207:GLU:CD	2.35	0.45
1:G:360:PRO:O	1:G:369:ARG:C	2.54	0.45
1:G:409:THR:HA	1:G:413:MET:HB3	1.99	0.45
1:A:137:LEU:HD22	1:A:154:ILE:HG23	1.97	0.45
1:A:408:TYR:O	1:A:411:GLU:HB2	2.15	0.45
2:B:203:MET:SD	2:B:267:PHE:CB	3.04	0.45
2:B:346:TRP:HZ2	2:B:435:VAL:HG12	1.81	0.45
1:C:133:GLN:O	1:C:165:ILE:CD1	2.64	0.45
1:C:313:LEU:O	1:C:347:ILE:HD12	2.16	0.45
2:D:11:GLN:O	2:D:15:GLN:HG3	2.15	0.45
2:D:384:ILE:HG22	2:D:384:ILE:O	2.15	0.45
2:D:396:ASP:O	2:D:397:LEU:C	2.53	0.45
1:E:210:TYR:CE2	1:E:227:LEU:HD11	2.52	0.45
1:E:281:GLN:C	1:E:283:TYR:N	2.67	0.45
1:E:67:LEU:HD12	1:E:92:PHE:CD2	2.51	0.45
2:F:19:ALA:HB2	2:F:228:ASN:HB3	1.96	0.45
2:F:104:ALA:HB1	2:F:413:MET:HG3	1.95	0.45
2:F:413:MET:C	2:F:414:GLU:HG3	2.36	0.45
1:G:313:LEU:O	1:G:347:ILE:HD12	2.16	0.45
1:G:82:PRO:HB2	1:G:83:PHE:H	1.55	0.45
1:A:135:PHE:CD1	1:A:135:PHE:N	2.85	0.45
1:A:250:ALA:HB1	1:A:254:LYS:CB	2.43	0.45
1:A:67:LEU:HD12	1:A:92:PHE:CD2	2.51	0.45
2:B:11:GLN:O	2:B:15:GLN:HG3	2.15	0.45
2:B:392:ASP:OD2	2:B:422:ARG:CZ	2.65	0.45
1:C:113:GLU:CG	1:C:114:LEU:N	2.79	0.45
1:C:135:PHE:CD1	1:C:135:PHE:N	2.84	0.45
1:C:67:LEU:HD12	1:C:92:PHE:CD2	2.51	0.45
2:D:7:ILE:HG13	2:D:137:VAL:HG22	1.97	0.45
2:D:256:GLN:O	2:D:260:VAL:HG13	2.15	0.45

Continued on next page...

Continued from previous page...

Atom-1	Atom-2	Interatomic distance (Å)	Clash overlap (Å)
2:D:423:GLU:O	2:D:426:ALA:HB3	2.16	0.45
1:E:288:VAL:N	1:E:289:PRO:CD	2.79	0.45
1:E:408:TYR:O	1:E:411:GLU:HB2	2.15	0.45
2:F:268:PRO:CA	2:F:379:SER:O	2.65	0.45
2:F:346:TRP:HZ2	2:F:435:VAL:HG12	1.81	0.45
1:G:72:PRO:O	1:G:74:THR:N	2.50	0.45
1:G:94:PHE:N	1:G:94:PHE:CD2	2.84	0.45
1:G:257:VAL:HG11	2:H:407:TRP:CE2	2.52	0.45
1:A:24:ILE:CD1	1:A:52:TYR:CE1	2.97	0.45
2:B:317:LEU:CD1	2:B:351:PHE:CE2	2.99	0.45
2:B:396:ASP:O	2:B:397:LEU:C	2.53	0.45
2:B:408:TYR:CG	2:B:418:PHE:HZ	2.34	0.45
1:C:208:ALA:O	1:C:212:ILE:HG13	2.16	0.45
1:C:24:ILE:CD1	1:C:52:TYR:CE1	2.97	0.45
1:C:35:SER:CB	1:C:59:ASN:HA	2.42	0.45
1:C:94:PHE:N	1:C:94:PHE:CD2	2.84	0.45
2:D:243:ARG:NH2	2:D:252:LEU:HB2	2.30	0.45
1:E:175:PRO:HD2	1:E:207:GLU:CD	2.36	0.45
1:E:288:VAL:C	1:E:290:GLU:N	2.70	0.45
1:E:324:SER:O	1:E:326:LYS:N	2.50	0.45
2:F:155:GLU:HA	2:F:197:HIS:CE1	2.49	0.45
2:F:212:ILE:HD11	2:F:302:MET:H	1.82	0.45
2:F:317:LEU:CD1	2:F:351:PHE:CE2	2.99	0.45
1:G:209:LEU:HD23	1:G:227:LEU:HD13	1.98	0.45
1:G:273:ALA:CB	1:G:274:PRO:CD	2.93	0.45
1:G:324:SER:O	1:G:326:LYS:N	2.50	0.45
1:G:409:THR:O	1:G:412:GLY:N	2.48	0.45
2:H:144:GLY:H	5:H:500:GTP:PG	2.40	0.45
2:H:212:ILE:HD11	2:H:302:MET:H	1.82	0.45
2:H:255:PHE:O	2:H:256:GLN:C	2.53	0.45
2:H:413:MET:C	2:H:414:GLU:HG3	2.37	0.45
2:H:346:TRP:HZ2	2:H:435:VAL:HG12	1.81	0.45
1:A:288:VAL:N	1:A:289:PRO:CD	2.80	0.45
1:A:313:LEU:O	1:A:347:ILE:HD12	2.16	0.45
2:B:316:CYS:HB3	2:B:378:LEU:HD12	1.95	0.45
2:B:334:THR:CG2	2:B:335:ILE:N	2.79	0.45
2:B:423:GLU:O	2:B:426:ALA:HB3	2.16	0.45
1:C:360:PRO:O	1:C:369:ARG:C	2.54	0.45
1:C:413:MET:HG3	1:C:414:ASP:N	2.22	0.45
2:D:144:GLY:H	5:D:500:GTP:PG	2.39	0.45
2:D:303:VAL:O	2:D:303:VAL:CG1	2.64	0.45

Continued on next page...

Continued from previous page...

Atom-1	Atom-2	Interatomic distance (Å)	Clash overlap (Å)
2:D:316:CYS:HB3	2:D:378:LEU:HD12	1.95	0.45
2:D:317:LEU:CD1	2:D:351:PHE:CE2	2.99	0.45
2:D:334:THR:CG2	2:D:335:ILE:N	2.79	0.45
2:D:413:MET:C	2:D:414:GLU:HG3	2.36	0.45
2:D:3:GLU:CD	2:D:50:ASN:O	2.54	0.45
1:E:209:LEU:HD23	1:E:227:LEU:HD13	1.98	0.45
2:F:144:GLY:H	5:F:500:GTP:PG	2.40	0.45
2:F:115:ILE:CG1	2:F:152:LEU:HD13	2.46	0.45
2:F:95:GLY:C	2:F:97:GLU:N	2.69	0.45
1:G:210:TYR:CE2	1:G:227:LEU:HD11	2.52	0.45
1:G:242:LEU:HD22	1:G:250:ALA:N	2.19	0.45
1:G:288:VAL:N	1:G:289:PRO:CD	2.79	0.45
2:H:155:GLU:HA	2:H:197:HIS:CE1	2.49	0.45
2:H:268:PRO:CA	2:H:379:SER:O	2.65	0.45
2:H:317:LEU:CD1	2:H:351:PHE:CE2	2.99	0.45
2:H:62:VAL:CG1	2:H:91:GLN:NE2	2.80	0.45
3:I:80:PHE:CE1	3:I:119:LEU:HD21	2.52	0.45
1:A:209:LEU:HD23	1:A:227:LEU:HD13	1.98	0.45
1:A:210:TYR:CE2	1:A:227:LEU:HD11	2.52	0.45
1:A:312:TYR:HA	1:A:381:SER:HA	1.99	0.45
1:A:324:SER:OG	1:A:326:LYS:HB3	2.15	0.45
1:A:4:ILE:HD12	1:A:239:THR:HG21	1.98	0.45
2:B:10:GLY:O	2:B:11:GLN:C	2.53	0.45
2:B:204:VAL:HG12	2:B:204:VAL:O	2.17	0.45
2:B:253:THR:HG21	1:C:105:LYS:NZ	2.32	0.45
2:B:95:GLY:C	2:B:97:GLU:N	2.69	0.45
1:C:210:TYR:CE2	1:C:227:LEU:HD11	2.51	0.45
1:C:324:SER:OG	1:C:326:LYS:HB3	2.15	0.45
2:D:103:TYR:CD1	2:D:148:GLY:HA2	2.52	0.45
2:D:203:MET:SD	2:D:267:PHE:CB	3.04	0.45
2:D:62:VAL:CG1	2:D:91:GLN:NE2	2.80	0.45
2:D:63:PRO:HD2	2:D:87:PHE:HA	1.98	0.45
1:E:106:GLY:O	1:E:149:MET:HB2	2.17	0.45
1:E:135:PHE:CD1	1:E:135:PHE:N	2.85	0.45
1:E:313:LEU:O	1:E:347:ILE:HD12	2.16	0.45
2:F:295:CYS:SG	2:F:375:VAL:HG11	2.57	0.45
2:F:62:VAL:CG1	2:F:91:GLN:NE2	2.80	0.45
2:F:52:PHE:O	2:F:64:ARG:HB3	2.16	0.45
1:G:135:PHE:N	1:G:135:PHE:CD1	2.85	0.45
1:G:106:GLY:O	1:G:149:MET:HB2	2.16	0.45
1:G:263:PRO:O	1:G:264:ARG:C	2.52	0.45

Continued on next page...

Continued from previous page...

Atom-1	Atom-2	Interatomic distance (Å)	Clash overlap (Å)
2:H:67:PHE:CE1	2:H:87:PHE:CD1	2.89	0.45
1:A:6:HIS:HB3	1:A:21:TRP:HZ2	1.81	0.45
1:A:35:SER:CB	1:A:59:ASN:HA	2.42	0.45
1:A:82:PRO:C	1:A:84:GLY:H	2.20	0.45
1:A:8:GLN:CG	1:A:67:LEU:HD22	2.47	0.45
2:B:132:LEU:CD2	2:B:132:LEU:H	2.23	0.45
1:C:102:ASN:ND2	1:C:104:ALA:HB3	2.31	0.45
1:C:194:LEU:O	1:C:265:LEU:HD23	2.17	0.45
1:C:273:ALA:CB	1:C:274:PRO:CD	2.93	0.45
1:C:288:VAL:N	1:C:289:PRO:CD	2.80	0.45
1:C:324:SER:O	1:C:326:LYS:N	2.50	0.45
1:C:8:GLN:CG	1:C:67:LEU:HD22	2.47	0.45
2:D:119:LEU:HD11	2:D:156:ARG:HD2	1.97	0.45
2:D:212:ILE:HD11	2:D:302:MET:H	1.82	0.45
2:D:234:ILE:CD1	2:D:234:ILE:C	2.85	0.45
1:E:194:LEU:O	1:E:265:LEU:HD23	2.16	0.45
1:E:312:TYR:HA	1:E:381:SER:HA	1.99	0.45
2:F:182:VAL:O	2:F:184:PRO:CD	2.65	0.45
2:F:408:TYR:CG	2:F:418:PHE:HZ	2.34	0.45
1:G:254:LYS:HA	1:G:257:VAL:HG12	1.99	0.45
1:G:67:LEU:HD12	1:G:92:PHE:CD2	2.51	0.45
2:H:103:TYR:CD1	2:H:148:GLY:HA2	2.52	0.45
2:H:295:CYS:SG	2:H:375:VAL:HG11	2.57	0.45
1:A:102:ASN:ND2	1:A:104:ALA:HB3	2.31	0.45
1:A:273:ALA:CB	1:A:274:PRO:CD	2.93	0.45
1:A:323:MET:CE	1:A:328:VAL:HG22	2.46	0.45
1:A:102:ASN:OD1	1:A:408:TYR:CZ	2.70	0.45
2:B:103:TYR:CD1	2:B:148:GLY:HA2	2.52	0.45
2:B:218:ASP:C	2:B:219:ILE:HG12	2.37	0.45
2:B:63:PRO:CG	2:B:91:GLN:CD	2.71	0.45
1:C:102:ASN:OD1	1:C:408:TYR:CZ	2.70	0.45
1:C:409:THR:O	1:C:412:GLY:N	2.48	0.45
2:D:204:VAL:HG12	2:D:204:VAL:O	2.17	0.45
2:D:274:PRO:HB2	2:D:371:VAL:HG21	1.98	0.45
2:D:408:TYR:CG	2:D:418:PHE:HZ	2.34	0.45
2:D:346:TRP:HZ2	2:D:435:VAL:HG12	1.81	0.45
1:E:115:VAL:HG21	1:E:152:LEU:HD21	1.98	0.45
2:F:334:THR:CG2	2:F:335:ILE:N	2.79	0.45
2:F:274:PRO:HB2	2:F:371:VAL:HG21	1.98	0.45
1:G:6:HIS:HB3	1:G:21:TRP:HZ2	1.81	0.45
2:H:115:ILE:CG1	2:H:152:LEU:HD13	2.46	0.45

Continued on next page...

Continued from previous page...

Atom-1	Atom-2	Interatomic distance (Å)	Clash overlap (Å)
2:H:182:VAL:O	2:H:184:PRO:CD	2.65	0.45
2:H:308:ARG:O	2:H:309:HIS:HB3	2.16	0.45
1:A:106:GLY:O	1:A:149:MET:HB2	2.16	0.45
1:A:269:MET:HE1	1:A:381:SER:OG	2.18	0.45
1:A:324:SER:O	1:A:326:LYS:N	2.50	0.45
1:A:409:THR:O	1:A:412:GLY:N	2.48	0.45
1:A:189:LEU:HD23	1:A:421:ALA:CB	2.47	0.45
2:B:234:ILE:CD1	2:B:234:ILE:C	2.86	0.45
2:B:243:ARG:NH2	2:B:252:LEU:HB2	2.30	0.45
2:B:295:CYS:SG	2:B:375:VAL:HG11	2.57	0.45
2:B:212:ILE:HD11	2:B:302:MET:H	1.82	0.45
2:B:303:VAL:O	2:B:303:VAL:CG1	2.64	0.45
2:B:276:ILE:CG2	2:B:369:ALA:CB	2.91	0.45
2:B:413:MET:C	2:B:414:GLU:HG3	2.36	0.45
1:C:23:VAL:O	1:C:25:SER:N	2.50	0.45
1:C:323:MET:CE	1:C:328:VAL:HG22	2.46	0.45
1:C:312:TYR:HA	1:C:381:SER:HA	1.99	0.45
2:D:218:ASP:C	2:D:219:ILE:HG12	2.37	0.45
2:D:392:ASP:OD2	2:D:422:ARG:CZ	2.65	0.45
1:E:23:VAL:O	1:E:25:SER:N	2.50	0.45
2:F:384:ILE:HG22	2:F:384:ILE:O	2.15	0.45
1:G:115:VAL:HG21	1:G:152:LEU:HD21	1.98	0.45
1:G:134:GLY:HA3	1:G:165:ILE:HG12	1.97	0.45
1:G:312:TYR:HA	1:G:381:SER:HA	1.99	0.45
1:G:8:GLN:CG	1:G:67:LEU:HD22	2.47	0.45
2:H:384:ILE:HG22	2:H:384:ILE:O	2.15	0.45
2:H:408:TYR:CG	2:H:418:PHE:HZ	2.34	0.45
2:H:95:GLY:C	2:H:97:GLU:N	2.69	0.45
3:I:97:LEU:HB3	3:I:100:GLY:O	2.16	0.45
1:A:194:LEU:O	1:A:265:LEU:HD23	2.16	0.44
2:B:152:LEU:HD12	2:B:152:LEU:C	2.38	0.44
2:B:402:ARG:O	2:B:405:VAL:N	2.49	0.44
2:B:404:PHE:CD1	2:B:404:PHE:N	2.83	0.44
2:B:4:CYS:SG	2:B:252:LEU:CD1	3.02	0.44
1:C:189:LEU:HD23	1:C:421:ALA:CB	2.47	0.44
1:C:167:ASN:HA	1:C:200:GLU:O	2.17	0.44
1:C:82:PRO:C	1:C:84:GLY:H	2.20	0.44
2:D:152:LEU:C	2:D:152:LEU:HD12	2.38	0.44
2:D:295:CYS:SG	2:D:375:VAL:HG11	2.57	0.44
1:E:137:LEU:HD22	1:E:154:ILE:HG23	1.97	0.44
1:E:409:THR:O	1:E:412:GLY:N	2.48	0.44

Continued on next page...

Continued from previous page...

Atom-1	Atom-2	Interatomic distance (Å)	Clash overlap (Å)
1:E:52:TYR:HE1	1:E:240:THR:HB	1.82	0.44
1:E:6:HIS:HB3	1:E:21:TRP:HZ2	1.81	0.44
2:F:103:TYR:CD1	2:F:148:GLY:HA2	2.52	0.44
2:F:153:LEU:O	2:F:157:LEU:HG	2.18	0.44
2:F:231:ILE:H	2:F:231:ILE:HD13	1.82	0.44
2:F:303:VAL:CG1	2:F:303:VAL:O	2.65	0.44
2:F:344:VAL:CG1	2:F:345:ASP:N	2.78	0.44
2:F:423:GLU:O	2:F:426:ALA:HB3	2.16	0.44
1:G:217:LEU:C	1:G:219:LEU:N	2.55	0.44
1:G:52:TYR:HE1	1:G:240:THR:HB	1.83	0.44
1:G:194:LEU:O	1:G:265:LEU:HD23	2.16	0.44
1:G:189:LEU:HD23	1:G:421:ALA:CB	2.47	0.44
2:H:153:LEU:O	2:H:157:LEU:HG	2.18	0.44
2:H:274:PRO:HB2	2:H:371:VAL:HG21	1.98	0.44
2:H:334:THR:CG2	2:H:335:ILE:N	2.79	0.44
1:A:14:ASN:O	1:A:17:GLY:N	2.50	0.44
1:A:282:GLN:O	1:A:282:GLN:CG	2.65	0.44
2:B:344:VAL:CG1	2:B:345:ASP:N	2.78	0.44
1:C:194:LEU:C	1:C:196:GLU:N	2.70	0.44
1:C:269:MET:HE1	1:C:381:SER:OG	2.18	0.44
1:C:4:ILE:HD12	1:C:239:THR:HG21	1.99	0.44
2:D:271:THR:O	2:D:376:CYS:HA	2.17	0.44
1:C:257:VAL:CG1	2:D:407:TRP:CD1	2.98	0.44
1:E:167:ASN:HD21	1:E:252:LEU:HD22	1.82	0.44
1:E:242:LEU:HD22	1:E:250:ALA:O	2.17	0.44
1:E:273:ALA:CB	1:E:274:PRO:CD	2.93	0.44
1:E:8:GLN:CG	1:E:67:LEU:HD22	2.47	0.44
2:F:229:ARG:NH1	2:F:229:ARG:HG2	2.31	0.44
2:F:308:ARG:O	2:F:309:HIS:HB3	2.17	0.44
2:F:30:ILE:O	2:F:31:GLN:O	2.35	0.44
2:F:396:ASP:O	2:F:397:LEU:C	2.53	0.44
2:F:30:ILE:HD11	2:F:61:HIS:CD2	2.51	0.44
1:G:237:GLY:O	1:G:241:CYS:CB	2.61	0.44
1:G:4:ILE:HD12	1:G:239:THR:HG21	1.98	0.44
2:H:204:VAL:O	2:H:204:VAL:HG12	2.17	0.44
2:H:229:ARG:NH1	2:H:229:ARG:HG2	2.31	0.44
2:H:231:ILE:HD13	2:H:231:ILE:H	1.82	0.44
2:H:234:ILE:CD1	2:H:234:ILE:C	2.86	0.44
2:H:303:VAL:CG1	2:H:303:VAL:O	2.65	0.44
2:H:392:ASP:OD2	2:H:422:ARG:CZ	2.64	0.44
2:H:396:ASP:O	2:H:397:LEU:C	2.53	0.44

Continued on next page...

Continued from previous page...

Atom-1	Atom-2	Interatomic distance (Å)	Clash overlap (Å)
1:A:11:GLN:O	1:A:15:GLN:N	2.41	0.44
1:A:288:VAL:N	1:A:289:PRO:HD2	2.32	0.44
2:B:7:ILE:HG13	2:B:137:VAL:HG22	1.97	0.44
2:B:182:VAL:O	2:B:184:PRO:CD	2.65	0.44
1:C:282:GLN:O	1:C:282:GLN:CG	2.65	0.44
1:C:288:VAL:N	1:C:289:PRO:HD2	2.32	0.44
1:C:346:TRP:CG	2:D:401:LYS:NZ	2.78	0.44
1:C:409:THR:HA	1:C:413:MET:HB3	1.99	0.44
2:D:252:LEU:O	2:D:253:THR:C	2.56	0.44
1:E:237:GLY:O	1:E:241:CYS:CB	2.61	0.44
1:E:257:VAL:O	1:E:257:VAL:CG1	2.64	0.44
1:E:102:ASN:OD1	1:E:408:TYR:CZ	2.70	0.44
1:E:82:PRO:C	1:E:84:GLY:H	2.20	0.44
1:G:102:ASN:OD1	1:G:408:TYR:CZ	2.70	0.44
1:G:23:VAL:O	1:G:25:SER:N	2.50	0.44
1:G:82:PRO:C	1:G:84:GLY:H	2.20	0.44
2:H:218:ASP:C	2:H:219:ILE:HG12	2.37	0.44
2:H:344:VAL:CG1	2:H:345:ASP:N	2.78	0.44
2:H:271:THR:O	2:H:376:CYS:HA	2.17	0.44
1:A:167:ASN:HA	1:A:200:GLU:O	2.17	0.44
2:B:271:THR:O	2:B:376:CYS:HA	2.17	0.44
1:C:14:ASN:O	1:C:17:GLY:N	2.50	0.44
1:C:250:ALA:HB1	1:C:254:LYS:CB	2.44	0.44
2:D:8:HIS:HA	2:D:138:PHE:HB2	1.99	0.44
2:F:204:VAL:O	2:F:204:VAL:HG12	2.17	0.44
2:F:234:ILE:C	2:F:234:ILE:CD1	2.86	0.44
2:F:272:TYR:CE2	2:F:274:PRO:HD2	2.53	0.44
2:F:392:ASP:OD2	2:F:422:ARG:CZ	2.65	0.44
1:G:310:GLY:HA3	1:G:436:GLN:NE2	2.29	0.44
1:G:269:MET:HE1	1:G:381:SER:OG	2.17	0.44
2:F:262:TYR:CZ	1:G:403:ALA:O	2.70	0.44
2:H:8:HIS:HA	2:H:138:PHE:HB2	1.99	0.44
1:G:2:ARG:HD3	2:H:98:ASP:OD2	2.18	0.44
1:A:239:THR:O	1:A:240:THR:C	2.56	0.44
1:A:23:VAL:O	1:A:25:SER:N	2.50	0.44
1:A:52:TYR:HE1	1:A:240:THR:HB	1.82	0.44
2:B:154:MET:CE	2:B:166:LYS:HB3	2.48	0.44
2:B:252:LEU:O	2:B:253:THR:C	2.56	0.44
2:B:363:VAL:CG1	2:B:364:PRO:HD2	2.48	0.44
2:B:362:VAL:HG13	2:B:368:LEU:CG	2.48	0.44
2:B:274:PRO:HB2	2:B:371:VAL:HG21	1.98	0.44

Continued on next page...

Continued from previous page...

Atom-1	Atom-2	Interatomic distance (Å)	Clash overlap (Å)
2:B:268:PRO:CA	2:B:379:SER:O	2.65	0.44
2:B:8:HIS:HA	2:B:138:PHE:HB2	2.00	0.44
1:C:106:GLY:O	1:C:149:MET:HB2	2.17	0.44
1:C:167:ASN:HD21	1:C:252:LEU:HD22	1.82	0.44
1:C:257:VAL:O	1:C:257:VAL:CG1	2.64	0.44
2:D:182:VAL:O	2:D:184:PRO:CD	2.65	0.44
2:D:276:ILE:CG2	2:D:369:ALA:CB	2.91	0.44
2:D:402:ARG:O	2:D:405:VAL:N	2.49	0.44
2:D:11:GLN:NE2	2:D:74:VAL:CG2	2.76	0.44
1:E:167:ASN:HA	1:E:200:GLU:O	2.17	0.44
1:E:189:LEU:HD23	1:E:421:ALA:CB	2.47	0.44
1:E:217:LEU:C	1:E:219:LEU:N	2.55	0.44
1:E:310:GLY:HA3	1:E:436:GLN:NE2	2.29	0.44
2:F:8:HIS:HA	2:F:138:PHE:HB2	2.00	0.44
2:F:217:LEU:HD13	2:F:277:SER:N	2.33	0.44
2:F:218:ASP:C	2:F:219:ILE:HG12	2.37	0.44
2:F:23:LEU:O	2:F:26:LEU:HB3	2.17	0.44
1:G:137:LEU:HD22	1:G:154:ILE:HG23	1.98	0.44
1:G:167:ASN:HD21	1:G:252:LEU:HD22	1.82	0.44
1:G:242:LEU:HD22	1:G:250:ALA:O	2.17	0.44
2:H:23:LEU:O	2:H:26:LEU:HB3	2.17	0.44
2:H:272:TYR:CE2	2:H:274:PRO:HD2	2.53	0.44
2:H:30:ILE:O	2:H:31:GLN:O	2.35	0.44
2:H:343:PHE:CE1	2:H:351:PHE:HE1	2.36	0.44
2:H:423:GLU:O	2:H:426:ALA:HB3	2.16	0.44
1:A:105:LYS:HG2	1:A:110:GLU:CG	2.48	0.44
2:B:272:TYR:CE2	2:B:274:PRO:HD2	2.53	0.44
2:D:10:GLY:O	2:D:11:GLN:C	2.53	0.44
2:D:272:TYR:CE2	2:D:274:PRO:HD2	2.53	0.44
2:D:362:VAL:HG13	2:D:368:LEU:CG	2.48	0.44
1:E:147:SER:HB2	1:E:190:SER:CB	2.41	0.44
1:E:4:ILE:HD12	1:E:239:THR:HG21	1.98	0.44
2:F:343:PHE:CE1	2:F:351:PHE:HE1	2.36	0.44
2:F:402:ARG:O	2:F:405:VAL:N	2.49	0.44
1:G:204:ILE:HD13	1:G:231:VAL:CG2	2.45	0.44
2:H:121:ARG:HH11	2:H:121:ARG:HG2	1.83	0.44
2:H:217:LEU:HD13	2:H:277:SER:N	2.33	0.44
2:H:363:VAL:CG1	2:H:364:PRO:HD2	2.48	0.44
2:H:402:ARG:O	2:H:405:VAL:N	2.49	0.44
3:I:77:PHE:HB2	3:I:116:MET:HE3	2.00	0.44
1:A:194:LEU:C	1:A:196:GLU:N	2.70	0.44

Continued on next page...

Continued from previous page...

Atom-1	Atom-2	Interatomic distance (Å)	Clash overlap (Å)
2:B:349:THR:O	1:C:181:VAL:CG1	2.65	0.44
1:C:105:LYS:HG2	1:C:110:GLU:CG	2.48	0.44
1:C:182:VAL:O	1:C:183:GLU:C	2.56	0.44
1:C:24:ILE:CG2	1:C:25:SER:N	2.80	0.44
2:D:64:ARG:HD2	2:D:125:LEU:HD22	1.99	0.44
1:E:105:LYS:HG2	1:E:110:GLU:CG	2.48	0.44
1:E:161:TYR:O	1:E:163:ASP:N	2.51	0.44
2:F:271:THR:O	2:F:376:CYS:HA	2.17	0.44
2:F:50:ASN:HD22	2:F:50:ASN:HA	1.60	0.44
1:G:105:LYS:HG2	1:G:110:GLU:CG	2.48	0.44
1:G:161:TYR:O	1:G:163:ASP:N	2.51	0.44
2:F:325:PRO:CD	1:G:223:THR:HA	2.30	0.44
3:I:60:ASN:HB2	3:I:126:VAL:CG1	2.48	0.44
3:I:77:PHE:CD2	3:I:83:LEU:HD13	2.52	0.44
1:A:115:VAL:HG21	1:A:152:LEU:HD21	1.98	0.44
1:A:242:LEU:HD23	1:A:242:LEU:HA	1.76	0.44
1:A:287:THR:O	1:A:288:VAL:CG2	2.58	0.44
2:B:12:ALA:HB2	5:B:500:GTP:C8	2.52	0.44
2:B:149:PHE:O	2:B:150:THR:C	2.56	0.44
2:B:13:GLY:C	2:B:16:ILE:HG22	2.38	0.44
2:B:23:LEU:O	2:B:26:LEU:HB3	2.17	0.44
2:B:64:ARG:HD2	2:B:125:LEU:HD22	1.99	0.44
1:C:115:VAL:HG21	1:C:152:LEU:HD21	1.99	0.44
1:C:239:THR:O	1:C:240:THR:C	2.56	0.44
1:C:52:TYR:HE1	1:C:240:THR:HB	1.83	0.44
1:C:72:PRO:HG2	1:C:73:GLY:H	1.83	0.44
2:D:363:VAL:CG1	2:D:364:PRO:HD2	2.48	0.44
2:D:390:ARG:HH11	2:D:390:ARG:HG3	1.83	0.44
1:C:346:TRP:CG	2:D:401:LYS:HD2	2.52	0.44
1:E:288:VAL:N	1:E:289:PRO:HD2	2.32	0.44
1:E:301:MET:O	1:E:303:ALA:N	2.51	0.44
1:E:301:MET:HE1	1:E:377:PHE:HE2	1.82	0.44
1:E:67:LEU:HD12	1:E:92:PHE:CE2	2.52	0.44
2:F:121:ARG:NH1	2:F:121:ARG:HG2	2.33	0.44
2:F:13:GLY:C	2:F:16:ILE:HG22	2.38	0.44
2:F:152:LEU:C	2:F:152:LEU:HD12	2.38	0.44
2:F:363:VAL:CG1	2:F:364:PRO:HD2	2.48	0.44
1:G:26:ASP:C	1:G:28:HIS:H	2.21	0.44
1:G:301:MET:O	1:G:303:ALA:N	2.51	0.44
1:G:67:LEU:HD12	1:G:92:PHE:CE2	2.52	0.44
2:H:121:ARG:NH1	2:H:121:ARG:HG2	2.33	0.44

Continued on next page...

Continued from previous page...

Atom-1	Atom-2	Interatomic distance (Å)	Clash overlap (Å)
2:H:13:GLY:C	2:H:16:ILE:HG22	2.38	0.44
2:H:263:PRO:O	2:H:264:ARG:C	2.56	0.44
2:H:362:VAL:HG13	2:H:368:LEU:CG	2.48	0.44
3:I:102:ARG:HB3	3:I:103:TYR:CE1	2.52	0.44
3:I:46:LEU:HD12	3:I:46:LEU:N	2.33	0.44
3:I:80:PHE:CZ	3:I:104:ILE:HB	2.53	0.44
1:A:257:VAL:CG1	1:A:257:VAL:O	2.64	0.44
1:A:409:THR:HA	1:A:413:MET:HB3	1.99	0.44
2:B:121:ARG:HG2	2:B:121:ARG:NH1	2.33	0.44
2:B:115:ILE:CG1	2:B:152:LEU:HD13	2.46	0.44
2:B:153:LEU:O	2:B:157:LEU:HG	2.18	0.44
2:B:175:PRO:CG	2:B:304:LYS:HG2	2.47	0.44
2:B:390:ARG:HG3	2:B:390:ARG:HH11	1.83	0.44
2:D:153:LEU:O	2:D:157:LEU:HG	2.18	0.44
2:D:154:MET:CE	2:D:166:LYS:HB3	2.48	0.44
2:D:13:GLY:C	2:D:16:ILE:HG22	2.38	0.44
2:D:23:LEU:O	2:D:26:LEU:HB3	2.17	0.44
2:D:175:PRO:CG	2:D:304:LYS:HG2	2.47	0.44
2:D:50:ASN:HA	2:D:50:ASN:HD22	1.61	0.44
1:E:161:TYR:CD1	1:E:161:TYR:N	2.86	0.44
1:E:7:ILE:N	1:E:136:GLN:O	2.51	0.44
2:F:5:ILE:CG2	2:F:135:PHE:CB	2.96	0.44
2:F:263:PRO:O	2:F:264:ARG:C	2.56	0.44
1:G:7:ILE:N	1:G:136:GLN:O	2.51	0.44
1:G:167:ASN:HA	1:G:200:GLU:O	2.17	0.44
1:G:288:VAL:N	1:G:289:PRO:HD2	2.32	0.44
1:G:307:PRO:C	1:G:309:HIS:N	2.71	0.44
2:F:346:TRP:O	1:G:398:MET:CE	2.66	0.44
2:H:5:ILE:CG2	2:H:135:PHE:CB	2.95	0.44
2:H:152:LEU:HD12	2:H:152:LEU:C	2.38	0.44
2:H:404:PHE:N	2:H:404:PHE:CD1	2.83	0.44
2:H:12:ALA:HB2	5:H:500:GTP:C8	2.52	0.44
1:A:167:ASN:HD21	1:A:252:LEU:HD22	1.82	0.43
1:A:307:PRO:C	1:A:309:HIS:N	2.71	0.43
1:A:72:PRO:HG2	1:A:73:GLY:H	1.83	0.43
2:B:436:GLY:C	2:B:438:ASP:N	2.72	0.43
2:B:54:SER:O	2:B:61:HIS:O	2.35	0.43
1:C:141:LEU:N	1:C:141:LEU:HD12	2.33	0.43
1:C:242:LEU:HD23	1:C:242:LEU:HA	1.76	0.43
1:C:307:PRO:C	1:C:309:HIS:N	2.71	0.43
2:D:149:PHE:O	2:D:150:THR:C	2.56	0.43

Continued on next page...

Continued from previous page...

Atom-1	Atom-2	Interatomic distance (Å)	Clash overlap (Å)
2:D:229:ARG:HG2	2:D:229:ARG:NH1	2.31	0.43
2:D:436:GLY:C	2:D:438:ASP:N	2.72	0.43
1:E:168:THR:CG2	1:E:201:THR:HG23	2.48	0.43
1:E:243:ARG:HH21	1:E:252:LEU:N	2.12	0.43
1:E:282:GLN:O	1:E:282:GLN:CG	2.65	0.43
1:E:6:HIS:HB3	1:E:65:ALA:CB	2.48	0.43
1:E:72:PRO:HG2	1:E:73:GLY:H	1.83	0.43
2:F:7:ILE:HG13	2:F:137:VAL:HG22	1.97	0.43
2:F:362:VAL:HG13	2:F:368:LEU:CG	2.48	0.43
1:G:6:HIS:HB3	1:G:65:ALA:CB	2.48	0.43
2:H:10:GLY:O	2:H:11:GLN:C	2.53	0.43
2:H:7:ILE:HG13	2:H:137:VAL:HG22	1.98	0.43
2:H:304:LYS:HG3	2:H:304:LYS:O	2.18	0.43
2:H:50:ASN:HD22	2:H:50:ASN:HA	1.61	0.43
1:A:204:ILE:HD13	1:A:231:VAL:CG2	2.45	0.43
1:A:212:ILE:O	1:A:212:ILE:HG22	2.18	0.43
1:A:239:THR:CG2	1:A:240:THR:N	2.81	0.43
1:A:240:THR:HG23	1:A:241:CYS:N	2.33	0.43
1:A:24:ILE:CG2	1:A:25:SER:N	2.80	0.43
1:A:262:PHE:HA	1:A:263:PRO:HD2	1.65	0.43
1:A:295:MET:SD	1:A:375:ALA:HB3	2.58	0.43
1:A:70:LEU:HB2	1:A:99:ALA:CB	2.49	0.43
2:B:296:PHE:HZ	2:B:351:PHE:HZ	1.66	0.43
1:C:295:MET:SD	1:C:375:ALA:HB3	2.57	0.43
1:C:70:LEU:HB2	1:C:99:ALA:CB	2.49	0.43
2:D:132:LEU:H	2:D:132:LEU:CD2	2.23	0.43
2:D:5:ILE:CG2	2:D:135:PHE:CB	2.96	0.43
2:D:196:GLU:C	2:D:197:HIS:HD2	2.19	0.43
2:D:268:PRO:CA	2:D:379:SER:O	2.65	0.43
2:F:121:ARG:HG2	2:F:121:ARG:HH11	1.83	0.43
2:F:276:ILE:O	2:F:369:ALA:CA	2.66	0.43
2:F:292:THR:O	2:F:295:CYS:HB2	2.18	0.43
2:F:304:LYS:HG3	2:F:304:LYS:O	2.19	0.43
1:G:72:PRO:HG2	1:G:73:GLY:H	1.83	0.43
2:H:276:ILE:O	2:H:369:ALA:CA	2.66	0.43
2:H:175:PRO:CG	2:H:304:LYS:HG2	2.47	0.43
2:B:229:ARG:NH1	2:B:229:ARG:HG2	2.31	0.43
2:B:241:SER:C	2:B:244:PHE:HB3	2.36	0.43
2:B:292:THR:O	2:B:295:CYS:HB2	2.18	0.43
2:B:409:VAL:C	2:B:411:GLU:N	2.71	0.43
1:C:7:ILE:N	1:C:136:GLN:O	2.51	0.43

Continued on next page...

Continued from previous page...

Atom-1	Atom-2	Interatomic distance (Å)	Clash overlap (Å)
1:C:67:LEU:HD12	1:C:92:PHE:CE2	2.52	0.43
2:D:12:ALA:HB2	5:D:500:GTP:C8	2.53	0.43
1:C:248:LEU:HD21	2:D:179:THR:HG21	1.97	0.43
2:D:199:ASP:OD2	2:D:256:GLN:NE2	2.46	0.43
2:D:209:ILE:CD1	2:D:231:ILE:HD11	2.47	0.43
1:E:194:LEU:C	1:E:196:GLU:N	2.70	0.43
1:E:204:ILE:HD13	1:E:231:VAL:CG2	2.45	0.43
1:E:307:PRO:C	1:E:309:HIS:N	2.71	0.43
1:E:70:LEU:HB2	1:E:99:ALA:CB	2.49	0.43
2:F:12:ALA:HB2	5:F:500:GTP:C8	2.52	0.43
2:F:154:MET:CE	2:F:166:LYS:HB3	2.48	0.43
2:F:5:ILE:CG1	2:F:6:SER:N	2.82	0.43
1:G:194:LEU:C	1:G:196:GLU:N	2.70	0.43
1:G:282:GLN:O	1:G:282:GLN:CG	2.65	0.43
2:H:154:MET:CE	2:H:166:LYS:HB3	2.48	0.43
2:H:196:GLU:C	2:H:197:HIS:HD2	2.19	0.43
2:H:255:PHE:O	2:H:259:LEU:N	2.50	0.43
2:H:377:MET:HG3	2:H:377:MET:O	2.18	0.43
2:H:5:ILE:CG1	2:H:6:SER:N	2.82	0.43
1:A:161:TYR:CD1	1:A:161:TYR:N	2.86	0.43
1:A:67:LEU:HD12	1:A:92:PHE:CE2	2.52	0.43
2:B:121:ARG:HG2	2:B:121:ARG:HH11	1.83	0.43
1:C:242:LEU:HD22	1:C:250:ALA:O	2.17	0.43
1:C:287:THR:O	1:C:288:VAL:CG2	2.58	0.43
2:D:121:ARG:NH1	2:D:121:ARG:HG2	2.33	0.43
2:D:217:LEU:HD13	2:D:277:SER:N	2.32	0.43
2:D:409:VAL:C	2:D:411:GLU:N	2.71	0.43
2:D:425:MET:O	2:D:428:LEU:N	2.45	0.43
1:E:239:THR:O	1:E:240:THR:C	2.56	0.43
1:E:26:ASP:C	1:E:28:HIS:H	2.21	0.43
2:F:196:GLU:C	2:F:197:HIS:HD2	2.19	0.43
2:F:252:LEU:O	2:F:253:THR:C	2.56	0.43
2:F:390:ARG:HH11	2:F:390:ARG:HG3	1.83	0.43
2:F:404:PHE:N	2:F:404:PHE:CD1	2.83	0.43
1:G:161:TYR:N	1:G:161:TYR:CD1	2.86	0.43
1:G:239:THR:O	1:G:240:THR:C	2.56	0.43
1:G:24:ILE:CG2	1:G:25:SER:N	2.80	0.43
1:G:409:THR:C	1:G:411:GLU:H	2.22	0.43
1:G:70:LEU:HB2	1:G:99:ALA:CB	2.49	0.43
2:H:292:THR:O	2:H:295:CYS:HB2	2.18	0.43
2:H:4:CYS:SG	2:H:252:LEU:CD1	3.02	0.43

Continued on next page...

Continued from previous page...

Atom-1	Atom-2	Interatomic distance (Å)	Clash overlap (Å)
1:A:7:ILE:N	1:A:136:GLN:O	2.51	0.43
1:A:243:ARG:HH21	1:A:252:LEU:N	2.12	0.43
1:A:301:MET:O	1:A:303:ALA:N	2.51	0.43
1:A:399:PHE:O	1:A:402:LYS:N	2.29	0.43
1:C:161:TYR:O	1:C:163:ASP:N	2.51	0.43
1:C:204:ILE:HD13	1:C:231:VAL:CG2	2.45	0.43
1:C:240:THR:HG23	1:C:241:CYS:N	2.33	0.43
2:D:115:ILE:CG1	2:D:152:LEU:HD13	2.46	0.43
2:D:231:ILE:HD13	2:D:231:ILE:H	1.82	0.43
2:D:304:LYS:HG3	2:D:304:LYS:O	2.18	0.43
1:E:212:ILE:HG22	1:E:212:ILE:O	2.18	0.43
1:E:295:MET:SD	1:E:375:ALA:HB3	2.57	0.43
2:F:10:GLY:O	2:F:11:GLN:C	2.54	0.43
2:F:209:ILE:CD1	2:F:231:ILE:HD11	2.47	0.43
2:F:296:PHE:HZ	2:F:351:PHE:HZ	1.66	0.43
2:F:175:PRO:CG	2:F:304:LYS:HG2	2.47	0.43
2:F:310:GLY:HA3	2:F:383:ALA:CA	2.48	0.43
1:G:168:THR:CG2	1:G:201:THR:HG23	2.48	0.43
1:G:295:MET:SD	1:G:375:ALA:HB3	2.57	0.43
2:H:64:ARG:HD2	2:H:125:LEU:HD22	1.99	0.43
2:H:252:LEU:O	2:H:253:THR:C	2.56	0.43
2:H:296:PHE:HZ	2:H:351:PHE:HZ	1.66	0.43
2:H:390:ARG:HG3	2:H:390:ARG:HH11	1.83	0.43
2:H:409:VAL:C	2:H:411:GLU:N	2.71	0.43
1:A:141:LEU:N	1:A:141:LEU:HD12	2.32	0.43
1:A:161:TYR:O	1:A:163:ASP:N	2.51	0.43
2:B:8:HIS:CD2	2:B:138:PHE:CD1	3.07	0.43
2:B:209:ILE:CD1	2:B:231:ILE:HD11	2.47	0.43
2:B:230:LEU:O	2:B:231:ILE:C	2.57	0.43
2:B:231:ILE:HD13	2:B:231:ILE:H	1.82	0.43
2:B:234:ILE:CG1	2:B:270:ALA:HB1	2.37	0.43
2:B:217:LEU:HD13	2:B:277:SER:N	2.33	0.43
2:B:304:LYS:O	2:B:304:LYS:HG3	2.18	0.43
1:C:301:MET:O	1:C:303:ALA:N	2.51	0.43
1:C:359:PRO:CB	1:C:360:PRO:HD2	2.45	0.43
2:D:122:ILE:CD1	2:D:157:LEU:HD21	2.35	0.43
2:D:343:PHE:HZ	2:D:351:PHE:CZ	2.36	0.43
1:E:182:VAL:O	1:E:183:GLU:C	2.56	0.43
2:F:64:ARG:HD2	2:F:125:LEU:HD22	1.99	0.43
2:F:255:PHE:O	2:F:259:LEU:N	2.50	0.43
2:F:264:ARG:C	2:F:266:HIS:N	2.60	0.43

Continued on next page...

Continued from previous page...

Atom-1	Atom-2	Interatomic distance (Å)	Clash overlap (Å)
2:F:377:MET:HG3	2:F:377:MET:O	2.18	0.43
2:F:409:VAL:C	2:F:411:GLU:N	2.71	0.43
2:F:11:GLN:NE2	2:F:74:VAL:CG2	2.76	0.43
1:G:182:VAL:O	1:G:183:GLU:C	2.56	0.43
1:G:243:ARG:HH21	1:G:252:LEU:N	2.13	0.43
2:H:310:GLY:HA3	2:H:383:ALA:CA	2.49	0.43
1:A:242:LEU:HD22	1:A:250:ALA:O	2.17	0.43
1:A:26:ASP:C	1:A:28:HIS:H	2.21	0.43
2:B:105:ARG:O	2:B:110:ILE:CG2	2.64	0.43
2:B:397:LEU:HA	2:B:397:LEU:HD23	1.81	0.43
1:C:161:TYR:N	1:C:161:TYR:CD1	2.86	0.43
1:C:168:THR:CG2	1:C:201:THR:HG23	2.48	0.43
1:C:409:THR:C	1:C:411:GLU:H	2.22	0.43
2:D:241:SER:C	2:D:244:PHE:HB3	2.36	0.43
2:D:296:PHE:HZ	2:D:351:PHE:HZ	1.66	0.43
1:E:11:GLN:O	1:E:15:GLN:N	2.41	0.43
1:G:11:GLN:O	1:G:15:GLN:N	2.41	0.43
1:G:212:ILE:HG22	1:G:212:ILE:O	2.18	0.43
1:G:253:ARG:HD3	2:H:407:TRP:CH2	2.53	0.43
1:G:280:SER:OG	1:G:281:GLN:N	2.49	0.43
1:G:332:MET:HE2	1:G:351:VAL:HG11	2.01	0.43
2:H:166:LYS:CE	2:H:199:ASP:OD1	2.62	0.43
2:H:384:ILE:C	2:H:386:GLU:N	2.72	0.43
1:A:168:THR:CG2	1:A:201:THR:HG23	2.48	0.43
1:A:192:HIS:NE2	1:A:420:GLU:HG2	2.34	0.43
1:A:6:HIS:HB3	1:A:65:ALA:CB	2.49	0.43
2:B:196:GLU:C	2:B:197:HIS:HD2	2.19	0.43
2:B:104:ALA:HB3	2:B:408:TYR:HD2	1.84	0.43
2:B:5:ILE:HD11	2:B:64:ARG:NH1	2.27	0.43
1:A:249:ASN:OD1	2:B:71:GLU:OE1	2.36	0.43
1:C:153:LEU:N	1:C:153:LEU:HD13	2.34	0.43
1:C:210:TYR:O	1:C:214:PHE:N	2.52	0.43
2:B:439:SER:HA	1:C:401:ARG:NH2	2.32	0.43
2:D:280:LYS:O	2:D:282:TYR:N	2.52	0.43
2:D:5:ILE:CG1	2:D:6:SER:N	2.82	0.43
2:D:8:HIS:CD2	2:D:138:PHE:CD1	3.07	0.43
1:E:141:LEU:N	1:E:141:LEU:HD12	2.33	0.43
1:E:24:ILE:CG2	1:E:25:SER:N	2.80	0.43
1:E:431:GLU:O	1:E:434:GLN:N	2.48	0.43
2:F:166:LYS:CE	2:F:199:ASP:OD1	2.62	0.43
2:F:238:ILE:O	2:F:242:LEU:CB	2.67	0.43

Continued on next page...

Continued from previous page...

Atom-1	Atom-2	Interatomic distance (Å)	Clash overlap (Å)
2:F:241:SER:C	2:F:244:PHE:HB3	2.36	0.43
2:F:343:PHE:HZ	2:F:351:PHE:CZ	2.36	0.43
2:F:104:ALA:HB3	2:F:408:TYR:HD2	1.84	0.43
2:F:8:HIS:CD2	2:F:138:PHE:CD1	3.07	0.43
1:G:14:ASN:O	1:G:17:GLY:N	2.50	0.43
1:G:187:ALA:O	1:G:188:THR:C	2.57	0.43
2:H:8:HIS:CD2	2:H:138:PHE:CD1	3.07	0.43
2:H:209:ILE:CD1	2:H:231:ILE:HD11	2.47	0.43
1:A:288:VAL:C	1:A:290:GLU:N	2.70	0.43
2:B:296:PHE:CG	2:B:341:ILE:HD12	2.53	0.43
2:B:343:PHE:CE1	2:B:351:PHE:HE1	2.36	0.43
1:C:114:LEU:HD23	1:C:149:MET:HE2	1.99	0.43
1:C:118:VAL:O	1:C:122:VAL:HG13	2.19	0.43
1:C:6:HIS:HB3	1:C:65:ALA:CB	2.48	0.43
2:D:292:THR:O	2:D:295:CYS:HB2	2.18	0.43
2:D:343:PHE:CE1	2:D:351:PHE:HE1	2.36	0.43
2:D:104:ALA:HB3	2:D:408:TYR:HD2	1.84	0.43
2:D:428:LEU:HD12	2:D:428:LEU:HA	1.78	0.43
2:D:4:CYS:SG	2:D:252:LEU:CD1	3.02	0.43
1:E:114:LEU:HD23	1:E:149:MET:HE3	2.00	0.43
1:E:210:TYR:O	1:E:214:PHE:N	2.52	0.43
1:E:68:VAL:HG11	1:E:153:LEU:HD21	2.00	0.43
2:F:209:ILE:CD1	2:F:231:ILE:CD1	2.97	0.43
2:B:56:THR:C	2:F:284:GLU:HB2	2.40	0.43
2:F:384:ILE:C	2:F:386:GLU:N	2.72	0.43
2:F:4:CYS:SG	2:F:252:LEU:CD1	3.02	0.43
1:G:210:TYR:O	1:G:214:PHE:N	2.52	0.43
1:G:253:ARG:HD3	2:H:407:TRP:HH2	1.82	0.43
1:G:288:VAL:C	1:G:290:GLU:N	2.70	0.43
2:H:100:ALA:O	2:H:102:ASN:N	2.49	0.43
2:H:262:TYR:HB3	2:H:263:PRO:HD2	2.00	0.43
1:A:118:VAL:O	1:A:122:VAL:HG13	2.19	0.43
1:A:210:TYR:O	1:A:214:PHE:N	2.52	0.43
2:B:209:ILE:CD1	2:B:231:ILE:CD1	2.97	0.43
2:B:377:MET:HG3	2:B:377:MET:O	2.18	0.43
2:B:49:PHE:HE1	2:B:61:HIS:CE1	2.34	0.43
1:C:210:TYR:O	1:C:211:ASP:C	2.57	0.43
1:C:239:THR:CG2	1:C:240:THR:N	2.80	0.43
1:C:243:ARG:HH21	1:C:252:LEU:N	2.12	0.43
2:D:209:ILE:CD1	2:D:231:ILE:CD1	2.97	0.43
1:E:238:VAL:HB	1:E:239:THR:H	1.65	0.43

Continued on next page...

Continued from previous page...

Atom-1	Atom-2	Interatomic distance (Å)	Clash overlap (Å)
1:G:243:ARG:HD3	1:G:243:ARG:N	2.26	0.43
2:H:204:VAL:CG1	2:H:209:ILE:HD11	2.42	0.43
2:H:238:ILE:O	2:H:242:LEU:CB	2.67	0.43
2:H:343:PHE:HZ	2:H:351:PHE:CZ	2.36	0.43
2:H:104:ALA:HB3	2:H:408:TYR:HD2	1.84	0.43
1:A:156:LYS:NZ	1:A:159:GLU:OE1	2.47	0.42
1:A:280:SER:OG	1:A:281:GLN:N	2.49	0.42
2:B:103:TYR:O	2:B:104:ALA:C	2.57	0.42
2:B:16:ILE:CG2	2:B:17:GLY:N	2.82	0.42
2:B:425:MET:O	2:B:428:LEU:N	2.45	0.42
2:B:63:PRO:HG3	2:B:87:PHE:CD1	2.54	0.42
1:C:383:ALA:C	1:C:385:GLN:N	2.72	0.42
2:D:115:ILE:C	2:D:115:ILE:CD1	2.87	0.42
2:D:234:ILE:CG1	2:D:270:ALA:HB1	2.38	0.42
1:E:280:SER:OG	1:E:281:GLN:N	2.49	0.42
2:F:100:ALA:O	2:F:102:ASN:N	2.49	0.42
2:F:204:VAL:CG1	2:F:209:ILE:HD11	2.42	0.42
2:F:378:LEU:O	2:F:378:LEU:HD12	2.19	0.42
1:G:359:PRO:CB	1:G:360:PRO:HD2	2.45	0.42
2:H:378:LEU:HD12	2:H:378:LEU:O	2.19	0.42
2:H:70:LEU:HD13	2:H:145:THR:CB	2.46	0.42
2:H:11:GLN:NE2	2:H:74:VAL:CG2	2.76	0.42
1:A:153:LEU:HD13	1:A:153:LEU:N	2.34	0.42
1:A:187:ALA:O	1:A:188:THR:C	2.57	0.42
1:A:409:THR:C	1:A:411:GLU:H	2.22	0.42
2:B:262:TYR:HB3	2:B:263:PRO:HD2	2.00	0.42
2:B:280:LYS:O	2:B:282:TYR:N	2.52	0.42
2:B:343:PHE:HZ	2:B:351:PHE:CZ	2.36	0.42
2:B:378:LEU:HD12	2:B:378:LEU:O	2.19	0.42
2:D:121:ARG:HG2	2:D:121:ARG:HH11	1.83	0.42
2:D:16:ILE:CG2	2:D:17:GLY:N	2.82	0.42
2:D:230:LEU:O	2:D:231:ILE:C	2.57	0.42
1:E:103:TRP:HB2	1:E:186:ASN:HA	2.01	0.42
2:F:105:ARG:O	2:F:110:ILE:CG2	2.64	0.42
2:F:262:TYR:HB3	2:F:263:PRO:HD2	2.01	0.42
1:G:210:TYR:O	1:G:211:ASP:C	2.57	0.42
2:H:115:ILE:CD1	2:H:115:ILE:C	2.87	0.42
2:H:147:SER:HB2	2:H:186:ASN:O	2.19	0.42
2:H:209:ILE:CD1	2:H:231:ILE:CD1	2.97	0.42
2:H:241:SER:C	2:H:244:PHE:HB3	2.36	0.42
2:H:238:ILE:HD11	2:H:378:LEU:HD23	2.01	0.42

Continued on next page...

Continued from previous page...

Atom-1	Atom-2	Interatomic distance (Å)	Clash overlap (Å)
3:I:80:PHE:CE2	3:I:104:ILE:HB	2.54	0.42
1:A:250:ALA:CB	1:A:254:LYS:HE2	2.49	0.42
2:B:147:SER:HB2	2:B:186:ASN:O	2.19	0.42
2:B:363:VAL:HG13	2:B:364:PRO:HD2	2.02	0.42
2:B:276:ILE:O	2:B:369:ALA:CA	2.66	0.42
2:B:50:ASN:HA	2:B:50:ASN:HD22	1.60	0.42
1:C:192:HIS:NE2	1:C:420:GLU:HG2	2.34	0.42
2:D:103:TYR:O	2:D:104:ALA:C	2.57	0.42
2:D:310:GLY:HA3	2:D:383:ALA:CA	2.49	0.42
2:D:276:ILE:O	2:D:369:ALA:CA	2.66	0.42
1:E:14:ASN:O	1:E:17:GLY:N	2.51	0.42
1:E:240:THR:HG23	1:E:241:CYS:N	2.33	0.42
1:E:399:PHE:O	1:E:402:LYS:N	2.29	0.42
2:F:115:ILE:C	2:F:115:ILE:CD1	2.87	0.42
2:F:238:ILE:HD11	2:F:378:LEU:HD23	2.01	0.42
2:F:280:LYS:O	2:F:282:TYR:N	2.52	0.42
2:F:7:ILE:HD11	2:F:137:VAL:CG2	2.44	0.42
1:G:114:LEU:HD23	1:G:149:MET:HE1	2.01	0.42
1:G:141:LEU:N	1:G:141:LEU:HD12	2.33	0.42
1:G:254:LYS:HA	1:G:257:VAL:CG1	2.49	0.42
1:G:399:PHE:O	1:G:402:LYS:N	2.29	0.42
1:G:431:GLU:O	1:G:434:GLN:N	2.48	0.42
1:G:68:VAL:HG11	1:G:153:LEU:HD21	2.00	0.42
2:H:105:ARG:O	2:H:110:ILE:CG2	2.64	0.42
2:H:264:ARG:C	2:H:266:HIS:N	2.60	0.42
1:G:348:PRO:HG3	2:H:397:LEU:HB2	2.01	0.42
2:B:115:ILE:CG2	2:B:116:ASP:H	2.32	0.42
2:B:263:PRO:O	2:B:264:ARG:C	2.56	0.42
1:C:250:ALA:CB	1:C:254:LYS:HE2	2.49	0.42
1:C:288:VAL:C	1:C:290:GLU:N	2.70	0.42
2:B:260:VAL:HG22	1:C:407:TRP:CE2	2.54	0.42
2:D:147:SER:HB2	2:D:186:ASN:O	2.19	0.42
2:D:262:TYR:HB3	2:D:263:PRO:HD2	2.00	0.42
2:D:378:LEU:HD12	2:D:378:LEU:O	2.19	0.42
1:E:192:HIS:NE2	1:E:420:GLU:HG2	2.34	0.42
1:E:359:PRO:CB	1:E:360:PRO:HD2	2.45	0.42
1:E:409:THR:C	1:E:411:GLU:H	2.22	0.42
2:F:147:SER:HB2	2:F:186:ASN:O	2.19	0.42
2:F:262:TYR:OH	1:G:403:ALA:CA	2.39	0.42
2:F:70:LEU:HD13	2:F:145:THR:CB	2.46	0.42
1:G:153:LEU:HD13	1:G:153:LEU:N	2.34	0.42

Continued on next page...

Continued from previous page...

Atom-1	Atom-2	Interatomic distance (Å)	Clash overlap (Å)
1:G:103:TRP:HB2	1:G:186:ASN:HA	2.01	0.42
2:H:280:LYS:O	2:H:282:TYR:N	2.52	0.42
3:I:105:TYR:HA	3:I:112:LYS:HA	2.00	0.42
3:I:65:PHE:CE2	3:I:67:GLY:CA	3.02	0.42
1:A:359:PRO:CB	1:A:360:PRO:HD2	2.45	0.42
1:A:68:VAL:HG11	1:A:153:LEU:HD21	2.00	0.42
2:B:329:ASN:HB3	1:C:210:TYR:CE1	2.52	0.42
1:C:106:GLY:O	1:C:149:MET:CA	2.68	0.42
1:C:187:ALA:O	1:C:188:THR:C	2.57	0.42
1:C:243:ARG:HD3	1:C:243:ARG:N	2.26	0.42
1:C:26:ASP:C	1:C:28:HIS:H	2.21	0.42
2:D:263:PRO:O	2:D:264:ARG:C	2.56	0.42
1:E:175:PRO:O	1:E:177:VAL:N	2.53	0.42
1:E:250:ALA:CB	1:E:254:LYS:HE2	2.50	0.42
1:E:269:MET:HE1	1:E:381:SER:OG	2.19	0.42
1:E:273:ALA:HB1	1:E:291:LEU:HG	2.01	0.42
1:G:12:CYS:C	1:G:14:ASN:N	2.71	0.42
1:G:253:ARG:O	1:G:257:VAL:HG12	2.19	0.42
1:G:192:HIS:NE2	1:G:420:GLU:HG2	2.34	0.42
2:H:149:PHE:O	2:H:150:THR:C	2.56	0.42
3:I:107:ILE:HD11	3:I:139:THR:HG23	2.01	0.42
1:A:182:VAL:O	1:A:183:GLU:C	2.56	0.42
1:A:383:ALA:C	1:A:385:GLN:N	2.72	0.42
2:B:115:ILE:CD1	2:B:115:ILE:C	2.87	0.42
2:B:207:GLU:O	2:B:210:TYR:N	2.51	0.42
2:B:238:ILE:O	2:B:242:LEU:CB	2.67	0.42
2:B:25:CYS:SG	2:B:26:LEU:N	2.92	0.42
1:C:2:ARG:NH1	1:C:251:ASP:CG	2.73	0.42
1:C:102:ASN:ND2	1:C:408:TYR:HA	2.20	0.42
1:C:409:THR:C	1:C:411:GLU:N	2.73	0.42
2:D:105:ARG:O	2:D:110:ILE:CG2	2.64	0.42
2:D:238:ILE:O	2:D:242:LEU:CB	2.67	0.42
1:E:187:ALA:O	1:E:188:THR:C	2.57	0.42
1:E:243:ARG:HD3	1:E:243:ARG:N	2.26	0.42
1:E:242:LEU:HB3	1:E:250:ALA:O	2.20	0.42
1:E:98:GLY:O	1:E:100:GLY:N	2.49	0.42
2:F:119:LEU:HD11	2:F:156:ARG:HD3	2.01	0.42
2:F:149:PHE:O	2:F:150:THR:C	2.56	0.42
2:F:16:ILE:CG2	2:F:17:GLY:N	2.82	0.42
2:F:296:PHE:CG	2:F:341:ILE:HD12	2.53	0.42
2:H:296:PHE:CG	2:H:341:ILE:HD12	2.53	0.42

Continued on next page...

Continued from previous page...

Atom-1	Atom-2	Interatomic distance (Å)	Clash overlap (Å)
2:H:7:ILE:HD11	2:H:137:VAL:CG2	2.44	0.42
1:A:103:TRP:HB2	1:A:186:ASN:HA	2.01	0.42
1:A:102:ASN:ND2	1:A:408:TYR:HA	2.20	0.42
1:C:154:ILE:HG22	1:C:166:MET:HE1	2.01	0.42
1:C:147:SER:CB	1:C:190:SER:HB3	2.42	0.42
1:C:212:ILE:HG22	1:C:212:ILE:O	2.18	0.42
1:C:307:PRO:O	1:C:309:HIS:N	2.53	0.42
2:D:293:ASN:ND2	2:D:338:LYS:HZ1	2.14	0.42
2:D:363:VAL:HG13	2:D:364:PRO:HD2	2.02	0.42
2:D:377:MET:HG3	2:D:377:MET:O	2.18	0.42
1:E:261:PRO:HB2	1:E:262:PHE:CD1	2.54	0.42
2:F:115:ILE:CG2	2:F:116:ASP:H	2.32	0.42
2:F:231:ILE:C	2:F:233:GLN:N	2.73	0.42
2:F:363:VAL:HG13	2:F:364:PRO:HD2	2.02	0.42
1:G:242:LEU:HB3	1:G:250:ALA:O	2.20	0.42
1:G:273:ALA:HB1	1:G:291:LEU:HG	2.02	0.42
2:H:119:LEU:HD11	2:H:156:ARG:HD3	2.01	0.42
2:H:16:ILE:CG2	2:H:17:GLY:N	2.82	0.42
2:H:231:ILE:C	2:H:233:GLN:N	2.73	0.42
2:H:175:PRO:HG3	2:H:304:LYS:CB	2.50	0.42
2:H:363:VAL:HG13	2:H:364:PRO:HD2	2.02	0.42
2:H:184:PRO:CG	2:H:398:MET:HE1	2.37	0.42
3:I:102:ARG:HB3	3:I:103:TYR:CD1	2.54	0.42
1:A:106:GLY:O	1:A:149:MET:CA	2.68	0.42
1:A:185:TYR:HA	1:A:185:TYR:HD2	1.76	0.42
1:A:230:LEU:HD21	1:A:302:MET:HE2	2.02	0.42
1:A:238:VAL:HB	1:A:239:THR:H	1.65	0.42
1:A:261:PRO:HB2	1:A:262:PHE:CD1	2.54	0.42
1:A:2:ARG:NH1	1:A:251:ASP:CG	2.73	0.42
1:A:307:PRO:O	1:A:309:HIS:N	2.53	0.42
1:A:409:THR:C	1:A:411:GLU:N	2.73	0.42
1:A:427:ASP:C	1:A:427:ASP:OD1	2.57	0.42
2:B:110:ILE:O	2:B:111:GLY:C	2.57	0.42
2:B:119:LEU:HD11	2:B:156:ARG:HD3	2.02	0.42
2:B:175:PRO:HG3	2:B:304:LYS:CB	2.50	0.42
2:B:310:GLY:HA3	2:B:383:ALA:CA	2.49	0.42
2:B:346:TRP:O	1:C:398:MET:HB2	2.20	0.42
2:B:362:VAL:HG13	2:B:368:LEU:CB	2.50	0.42
1:C:68:VAL:HG11	1:C:153:LEU:HD21	2.00	0.42
2:D:115:ILE:CG2	2:D:116:ASP:H	2.32	0.42
2:D:119:LEU:HD11	2:D:156:ARG:HD3	2.01	0.42

Continued on next page...

Continued from previous page...

Atom-1	Atom-2	Interatomic distance (Å)	Clash overlap (Å)
2:D:335:ILE:C	2:D:337:THR:N	2.73	0.42
2:D:296:PHE:CG	2:D:341:ILE:HD12	2.53	0.42
1:E:138:THR:O	1:E:139:HIS:HB3	2.19	0.42
1:E:2:ARG:NH1	1:E:251:ASP:CG	2.73	0.42
1:E:307:PRO:O	1:E:309:HIS:N	2.53	0.42
2:F:110:ILE:O	2:F:111:GLY:C	2.57	0.42
2:F:175:PRO:HG3	2:F:304:LYS:CB	2.50	0.42
2:F:335:ILE:C	2:F:337:THR:N	2.73	0.42
1:G:175:PRO:O	1:G:177:VAL:N	2.53	0.42
1:G:409:THR:C	1:G:411:GLU:N	2.73	0.42
1:G:427:ASP:OD1	1:G:427:ASP:C	2.57	0.42
2:H:115:ILE:CG2	2:H:116:ASP:H	2.32	0.42
2:H:335:ILE:C	2:H:337:THR:N	2.73	0.42
3:I:84:LEU:HD21	3:I:104:ILE:HG13	2.01	0.42
1:A:275:LEU:HA	1:A:275:LEU:HD12	1.78	0.42
1:A:343:PHE:CD2	1:A:350:ASN:ND2	2.88	0.42
1:A:399:PHE:O	1:A:401:ARG:N	2.53	0.42
2:B:13:GLY:HA2	2:B:16:ILE:CG2	2.50	0.42
2:B:213:CYS:O	2:B:219:ILE:HG13	2.20	0.42
2:B:264:ARG:C	2:B:266:HIS:N	2.60	0.42
2:B:335:ILE:C	2:B:337:THR:N	2.73	0.42
2:B:63:PRO:HG2	2:B:91:GLN:NE2	2.34	0.42
2:B:11:GLN:NE2	2:B:74:VAL:CG2	2.76	0.42
1:C:103:TRP:HB2	1:C:186:ASN:HA	2.01	0.42
1:C:171:VAL:O	1:C:171:VAL:HG12	2.20	0.42
1:C:273:ALA:HB1	1:C:291:LEU:HG	2.01	0.42
2:D:207:GLU:O	2:D:210:TYR:N	2.51	0.42
2:D:213:CYS:O	2:D:219:ILE:HG13	2.20	0.42
1:E:153:LEU:HD13	1:E:153:LEU:N	2.34	0.42
1:E:399:PHE:O	1:E:401:ARG:N	2.53	0.42
1:E:409:THR:C	1:E:411:GLU:N	2.73	0.42
2:F:15:GLN:NE2	5:F:500:GTP:N7	2.67	0.42
1:G:240:THR:HG23	1:G:241:CYS:N	2.34	0.42
1:G:261:PRO:HB2	1:G:262:PHE:CD1	2.54	0.42
1:G:307:PRO:O	1:G:309:HIS:N	2.53	0.42
2:H:213:CYS:O	2:H:219:ILE:HG13	2.20	0.42
2:H:234:ILE:HB	2:H:302:MET:HE1	2.02	0.42
1:A:199:ASP:C	1:A:265:LEU:HD13	2.40	0.42
1:A:332:MET:HE2	1:A:351:VAL:HG11	2.02	0.42
2:B:238:ILE:HD11	2:B:378:LEU:HD23	2.01	0.42
2:B:255:PHE:O	2:B:257:THR:N	2.53	0.42

Continued on next page...

Continued from previous page...

Atom-1	Atom-2	Interatomic distance (Å)	Clash overlap (Å)
1:C:230:LEU:HD21	1:C:302:MET:HE2	2.02	0.42
1:C:280:SER:OG	1:C:281:GLN:N	2.49	0.42
1:C:343:PHE:CD2	1:C:350:ASN:ND2	2.88	0.42
2:D:110:ILE:O	2:D:111:GLY:C	2.58	0.42
2:D:175:PRO:HG3	2:D:304:LYS:CB	2.50	0.42
2:D:362:VAL:HG13	2:D:368:LEU:CB	2.50	0.42
1:E:210:TYR:O	1:E:211:ASP:C	2.57	0.42
1:E:48:ARG:HG2	1:E:243:ARG:HB3	2.01	0.42
1:E:343:PHE:CD2	1:E:350:ASN:ND2	2.88	0.42
2:F:11:GLN:CG	2:F:74:VAL:HG21	2.50	0.42
2:F:213:CYS:O	2:F:219:ILE:HG13	2.20	0.42
2:F:230:LEU:O	2:F:231:ILE:C	2.57	0.42
1:G:2:ARG:NH1	1:G:251:ASP:CG	2.73	0.42
1:G:306:ASP:HA	1:G:307:PRO:HD3	1.92	0.42
2:H:255:PHE:O	2:H:257:THR:N	2.53	0.42
2:H:362:VAL:HG13	2:H:368:LEU:CB	2.50	0.42
2:H:428:LEU:HA	2:H:428:LEU:HD12	1.78	0.42
2:B:11:GLN:CG	2:B:74:VAL:HG21	2.50	0.41
2:B:151:SER:HB3	2:B:193:THR:CG2	2.34	0.41
2:B:384:ILE:C	2:B:386:GLU:N	2.72	0.41
1:C:150:GLY:HA2	1:C:153:LEU:CD2	2.42	0.41
1:C:133:GLN:CG	1:C:165:ILE:HD11	2.49	0.41
1:C:242:LEU:HB3	1:C:250:ALA:O	2.20	0.41
1:C:306:ASP:HA	1:C:307:PRO:HD3	1.91	0.41
1:C:399:PHE:O	1:C:401:ARG:N	2.53	0.41
1:C:417:GLU:O	1:C:420:GLU:HB3	2.20	0.41
1:C:427:ASP:OD1	1:C:427:ASP:C	2.57	0.41
2:D:11:GLN:CG	2:D:74:VAL:HG21	2.50	0.41
2:D:238:ILE:HD11	2:D:378:LEU:HD23	2.01	0.41
2:D:243:ARG:NH2	2:D:252:LEU:HG	2.35	0.41
2:D:15:GLN:NE2	5:D:500:GTP:N7	2.67	0.41
1:E:118:VAL:O	1:E:122:VAL:HG13	2.19	0.41
1:E:262:PHE:HA	1:E:263:PRO:HD2	1.65	0.41
1:E:325:MET:HA	1:E:325:MET:CE	2.49	0.41
2:F:132:LEU:H	2:F:132:LEU:CD2	2.23	0.41
2:F:255:PHE:O	2:F:257:THR:N	2.53	0.41
2:F:347:CYS:SG	1:G:181:VAL:HG13	2.60	0.41
2:F:362:VAL:HG13	2:F:368:LEU:CB	2.50	0.41
2:F:71:GLU:HA	2:F:72:PRO:HD3	1.88	0.41
1:G:399:PHE:O	1:G:401:ARG:N	2.53	0.41
2:H:110:ILE:O	2:H:111:GLY:C	2.58	0.41

Continued on next page...

Continued from previous page...

Atom-1	Atom-2	Interatomic distance (Å)	Clash overlap (Å)
2:H:15:GLN:NE2	5:H:500:GTP:N7	2.67	0.41
2:H:436:GLY:C	2:H:438:ASP:N	2.72	0.41
2:H:11:GLN:CG	2:H:74:VAL:HG21	2.50	0.41
3:I:100:GLY:C	3:I:101:VAL:HG23	2.39	0.41
1:A:138:THR:O	1:A:139:HIS:HB3	2.19	0.41
1:A:171:VAL:HG12	1:A:171:VAL:O	2.20	0.41
1:A:48:ARG:HG2	1:A:243:ARG:HB3	2.01	0.41
1:A:25:SER:O	1:A:28:HIS:N	2.53	0.41
1:A:273:ALA:HB1	1:A:291:LEU:HG	2.01	0.41
1:A:417:GLU:O	1:A:420:GLU:HB3	2.20	0.41
1:A:421:ALA:O	1:A:422:GLU:C	2.58	0.41
1:A:44:LEU:HD12	1:A:49:ILE:CD1	2.49	0.41
2:B:243:ARG:NH2	2:B:252:LEU:HG	2.35	0.41
2:B:305:CYS:SG	2:B:383:ALA:HB1	2.60	0.41
1:C:175:PRO:O	1:C:177:VAL:N	2.53	0.41
1:C:19:LYS:HG3	1:C:228:ASN:HB2	2.01	0.41
1:C:199:ASP:C	1:C:265:LEU:HD13	2.41	0.41
2:D:305:CYS:SG	2:D:383:ALA:HB1	2.60	0.41
2:D:384:ILE:C	2:D:386:GLU:N	2.72	0.41
2:D:30:ILE:HD11	2:D:61:HIS:CD2	2.54	0.41
1:E:171:VAL:O	1:E:171:VAL:HG12	2.20	0.41
1:E:427:ASP:C	1:E:427:ASP:OD1	2.57	0.41
2:F:13:GLY:HA2	2:F:16:ILE:CG2	2.50	0.41
2:F:243:ARG:NH2	2:F:252:LEU:HG	2.35	0.41
1:G:118:VAL:O	1:G:122:VAL:HG13	2.19	0.41
1:G:138:THR:O	1:G:139:HIS:HB3	2.20	0.41
1:G:2:ARG:HH21	2:H:99:ALA:N	2.16	0.41
1:G:383:ALA:C	1:G:385:GLN:N	2.72	0.41
2:H:103:TYR:O	2:H:104:ALA:C	2.57	0.41
2:H:132:LEU:CD2	2:H:132:LEU:H	2.23	0.41
2:H:243:ARG:NH2	2:H:252:LEU:HG	2.35	0.41
2:H:95:GLY:C	2:H:97:GLU:H	2.23	0.41
2:B:15:GLN:NE2	5:B:500:GTP:N7	2.67	0.41
1:C:118:VAL:O	1:C:121:VAL:N	2.54	0.41
2:D:13:GLY:HA2	2:D:16:ILE:CG2	2.50	0.41
1:C:352:LYS:HZ2	2:D:180:ALA:HA	1.86	0.41
1:C:352:LYS:HG2	2:D:181:VAL:HG23	2.02	0.41
2:D:255:PHE:O	2:D:257:THR:N	2.53	0.41
2:D:25:CYS:SG	2:D:26:LEU:N	2.92	0.41
1:E:199:ASP:C	1:E:265:LEU:HD13	2.41	0.41
1:E:25:SER:O	1:E:28:HIS:N	2.53	0.41

Continued on next page...

Continued from previous page...

Atom-1	Atom-2	Interatomic distance (Å)	Clash overlap (Å)
1:E:325:MET:HE2	1:E:355:VAL:CG2	2.48	0.41
1:E:383:ALA:C	1:E:385:GLN:N	2.72	0.41
2:F:103:TYR:O	2:F:104:ALA:C	2.57	0.41
2:F:184:PRO:HG2	2:F:398:MET:CE	2.40	0.41
2:F:95:GLY:C	2:F:97:GLU:H	2.23	0.41
1:G:171:VAL:HG12	1:G:171:VAL:O	2.20	0.41
1:G:108:TYR:CE1	1:G:413:MET:HE1	2.56	0.41
1:G:48:ARG:HG2	1:G:243:ARG:HB3	2.01	0.41
2:H:13:GLY:HA2	2:H:16:ILE:CG2	2.50	0.41
3:I:80:PHE:CZ	3:I:104:ILE:HD12	2.56	0.41
1:A:118:VAL:O	1:A:121:VAL:N	2.54	0.41
1:A:150:GLY:HA2	1:A:153:LEU:CD2	2.42	0.41
1:A:175:PRO:O	1:A:177:VAL:N	2.53	0.41
2:B:224:TYR:HD2	2:B:224:TYR:HA	1.73	0.41
2:B:242:LEU:HD11	2:B:250:VAL:HG23	2.02	0.41
2:B:332:ILE:CD1	2:B:353:VAL:HG22	2.51	0.41
1:C:261:PRO:HB2	1:C:262:PHE:CD1	2.54	0.41
1:C:72:PRO:O	1:C:73:GLY:C	2.58	0.41
2:D:332:ILE:CD1	2:D:353:VAL:HG22	2.51	0.41
2:D:344:VAL:CG1	2:D:345:ASP:N	2.78	0.41
2:D:56:THR:CB	2:H:284:GLU:OE2	2.68	0.41
1:E:12:CYS:C	1:E:14:ASN:N	2.71	0.41
1:E:108:TYR:CE1	1:E:413:MET:HE1	2.56	0.41
2:F:436:GLY:C	2:F:438:ASP:N	2.72	0.41
1:G:254:LYS:CA	1:G:257:VAL:HG12	2.50	0.41
1:G:98:GLY:O	1:G:100:GLY:N	2.49	0.41
1:G:352:LYS:CG	2:H:181:VAL:CG2	2.93	0.41
2:H:242:LEU:HD11	2:H:250:VAL:HG23	2.02	0.41
2:H:251:ASP:CA	2:H:254:GLU:HG3	2.48	0.41
2:H:25:CYS:SG	2:H:26:LEU:N	2.92	0.41
2:H:318:LEU:HB2	2:H:376:CYS:SG	2.61	0.41
1:A:119:LEU:O	1:A:122:VAL:HG22	2.21	0.41
1:A:242:LEU:HB3	1:A:250:ALA:O	2.20	0.41
1:C:399:PHE:O	1:C:402:LYS:N	2.29	0.41
2:D:242:LEU:HD11	2:D:250:VAL:HG23	2.02	0.41
2:D:401:LYS:C	2:D:403:ALA:H	2.24	0.41
1:E:182:VAL:O	1:E:184:PRO:N	2.54	0.41
2:F:226:ASN:O	2:F:227:LEU:C	2.59	0.41
2:F:25:CYS:SG	2:F:26:LEU:N	2.92	0.41
2:F:297:GLU:HA	2:F:298:PRO:HD2	1.87	0.41
2:F:305:CYS:SG	2:F:383:ALA:HB1	2.60	0.41

Continued on next page...

Continued from previous page...

Atom-1	Atom-2	Interatomic distance (Å)	Clash overlap (Å)
2:F:318:LEU:HB2	2:F:376:CYS:SG	2.61	0.41
2:F:81:GLY:O	2:F:82:THR:C	2.59	0.41
1:G:118:VAL:O	1:G:121:VAL:N	2.54	0.41
1:G:199:ASP:C	1:G:265:LEU:HD13	2.41	0.41
2:H:61:HIS:O	2:H:62:VAL:C	2.59	0.41
2:H:71:GLU:HA	2:H:72:PRO:HD3	1.88	0.41
2:H:81:GLY:O	2:H:82:THR:C	2.59	0.41
1:A:105:LYS:HG2	1:A:110:GLU:HG3	2.03	0.41
1:A:72:PRO:O	1:A:73:GLY:C	2.58	0.41
2:B:81:GLY:O	2:B:82:THR:C	2.59	0.41
1:C:119:LEU:O	1:C:122:VAL:HG22	2.21	0.41
1:C:138:THR:O	1:C:139:HIS:HB3	2.20	0.41
1:C:168:THR:HB	1:C:198:THR:HG21	2.03	0.41
1:C:421:ALA:O	1:C:422:GLU:C	2.58	0.41
2:D:130:THR:O	2:D:131:GLY:C	2.59	0.41
2:D:251:ASP:CA	2:D:254:GLU:HG3	2.49	0.41
2:D:273:ALA:HB2	2:D:375:VAL:HB	2.03	0.41
1:E:106:GLY:O	1:E:149:MET:CA	2.68	0.41
1:E:135:PHE:CD1	1:E:166:MET:SD	3.14	0.41
1:E:168:THR:HB	1:E:198:THR:HG21	2.03	0.41
1:E:202:TYR:CE2	1:E:268:PHE:HD1	2.38	0.41
2:F:251:ASP:CA	2:F:254:GLU:HG3	2.49	0.41
2:F:332:ILE:CD1	2:F:353:VAL:HG22	2.51	0.41
2:F:273:ALA:HB2	2:F:375:VAL:HB	2.03	0.41
2:F:428:LEU:HD12	2:F:428:LEU:HA	1.79	0.41
1:G:106:GLY:O	1:G:149:MET:CA	2.68	0.41
1:G:343:PHE:CD2	1:G:350:ASN:ND2	2.88	0.41
2:H:226:ASN:O	2:H:227:LEU:C	2.59	0.41
2:H:305:CYS:SG	2:H:383:ALA:HB1	2.60	0.41
2:H:315:CYS:HB3	2:H:377:MET:HE1	2.02	0.41
3:I:108:ASP:O	3:I:133:PHE:CE2	2.74	0.41
1:A:168:THR:HB	1:A:198:THR:HG21	2.03	0.41
1:A:19:LYS:HG3	1:A:228:ASN:HB2	2.01	0.41
2:B:130:THR:O	2:B:131:GLY:C	2.59	0.41
2:B:166:LYS:HB2	2:B:199:ASP:OD1	2.20	0.41
2:B:292:THR:HG21	2:B:331:ALA:HB1	2.02	0.41
2:B:328:VAL:C	2:B:330:ALA:N	2.73	0.41
2:B:34:GLY:O	2:B:61:HIS:HB2	2.20	0.41
2:B:95:GLY:C	2:B:97:GLU:H	2.23	0.41
1:C:105:LYS:HG2	1:C:110:GLU:HG3	2.03	0.41
2:D:166:LYS:HB2	2:D:199:ASP:OD1	2.20	0.41

Continued on next page...

Continued from previous page...

Atom-1	Atom-2	Interatomic distance (Å)	Clash overlap (Å)
2:D:226:ASN:O	2:D:227:LEU:C	2.59	0.41
2:D:255:PHE:O	2:D:259:LEU:N	2.50	0.41
2:D:318:LEU:HB2	2:D:376:CYS:SG	2.61	0.41
1:E:118:VAL:O	1:E:121:VAL:N	2.54	0.41
1:E:72:PRO:O	1:E:73:GLY:C	2.58	0.41
1:E:70:LEU:HB2	1:E:99:ALA:HB2	2.03	0.41
2:F:166:LYS:HB2	2:F:199:ASP:OD1	2.20	0.41
1:G:161:TYR:C	1:G:163:ASP:N	2.71	0.41
1:G:168:THR:HB	1:G:198:THR:HG21	2.03	0.41
1:G:230:LEU:HD21	1:G:302:MET:HE2	2.02	0.41
1:G:333:LEU:HD11	1:G:337:ASN:HD21	1.85	0.41
1:G:417:GLU:O	1:G:420:GLU:HB3	2.21	0.41
1:G:72:PRO:O	1:G:73:GLY:C	2.58	0.41
2:H:172:TYR:CD1	2:H:173:PRO:N	2.80	0.41
2:H:166:LYS:HB2	2:H:199:ASP:OD1	2.20	0.41
2:H:230:LEU:O	2:H:231:ILE:C	2.57	0.41
2:H:287:SER:O	2:H:291:ILE:HG12	2.21	0.41
2:H:332:ILE:CD1	2:H:353:VAL:HG22	2.51	0.41
1:A:133:GLN:CG	1:A:165:ILE:HD11	2.49	0.41
2:B:273:ALA:HB2	2:B:375:VAL:HB	2.03	0.41
2:B:7:ILE:HD11	2:B:137:VAL:CG2	2.44	0.41
1:C:44:LEU:HD12	1:C:49:ILE:CD1	2.49	0.41
1:C:48:ARG:HG2	1:C:243:ARG:HB3	2.01	0.41
2:D:184:PRO:HG2	2:D:398:MET:CE	2.40	0.41
2:D:217:LEU:HD13	2:D:277:SER:CA	2.48	0.41
2:D:328:VAL:C	2:D:330:ALA:N	2.73	0.41
2:D:95:GLY:C	2:D:97:GLU:H	2.23	0.41
1:E:98:GLY:C	1:E:100:GLY:H	2.24	0.41
1:E:105:LYS:HG2	1:E:110:GLU:HG3	2.03	0.41
1:E:20:PHE:CD2	1:E:235:MET:CG	3.04	0.41
2:F:242:LEU:HD11	2:F:250:VAL:HG23	2.02	0.41
2:F:287:SER:O	2:F:291:ILE:HG12	2.21	0.41
2:F:313:MET:O	2:F:314:ALA:CB	2.68	0.41
2:F:328:VAL:C	2:F:330:ALA:N	2.73	0.41
1:G:105:LYS:HG2	1:G:110:GLU:HG3	2.03	0.41
1:G:182:VAL:O	1:G:184:PRO:N	2.54	0.41
1:G:262:PHE:HA	1:G:263:PRO:HD2	1.65	0.41
1:G:70:LEU:HB2	1:G:99:ALA:HB2	2.03	0.41
2:H:147:SER:OG	2:H:148:GLY:N	2.54	0.41
2:H:273:ALA:HB2	2:H:375:VAL:HB	2.03	0.41
1:A:98:GLY:C	1:A:100:GLY:H	2.24	0.41

Continued on next page...

Continued from previous page...

Atom-1	Atom-2	Interatomic distance (Å)	Clash overlap (Å)
1:A:161:TYR:C	1:A:163:ASP:N	2.71	0.41
1:A:182:VAL:O	1:A:184:PRO:N	2.54	0.41
1:A:210:TYR:O	1:A:211:ASP:C	2.57	0.41
1:A:243:ARG:N	1:A:243:ARG:HD3	2.26	0.41
1:A:333:LEU:HD11	1:A:337:ASN:HD21	1.85	0.41
2:B:231:ILE:C	2:B:233:GLN:N	2.73	0.41
1:C:98:GLY:C	1:C:100:GLY:H	2.24	0.41
1:C:333:LEU:HD11	1:C:337:ASN:HD21	1.85	0.41
1:E:311:ARG:HG2	1:E:311:ARG:NH1	2.34	0.41
1:E:333:LEU:HD11	1:E:337:ASN:HD21	1.85	0.41
1:E:421:ALA:O	1:E:422:GLU:C	2.58	0.41
2:F:147:SER:OG	2:F:148:GLY:N	2.54	0.41
2:F:172:TYR:CD1	2:F:173:PRO:N	2.80	0.41
2:F:293:ASN:ND2	2:F:338:LYS:HZ1	2.16	0.41
1:G:165:ILE:H	1:G:165:ILE:CD1	2.31	0.41
1:G:311:ARG:NH1	1:G:311:ARG:HG2	2.34	0.41
2:H:328:VAL:C	2:H:330:ALA:N	2.73	0.41
3:I:65:PHE:CE2	3:I:67:GLY:HA2	2.56	0.41
1:A:114:LEU:HD23	1:A:149:MET:HE1	2.03	0.41
1:A:135:PHE:CD1	1:A:166:MET:SD	3.14	0.41
2:B:149:PHE:CD1	2:B:150:THR:N	2.89	0.41
2:B:152:LEU:CD1	2:B:152:LEU:C	2.89	0.41
2:B:226:ASN:O	2:B:227:LEU:C	2.59	0.41
2:B:318:LEU:HB2	2:B:376:CYS:SG	2.61	0.41
2:B:401:LYS:O	2:B:402:ARG:HB2	2.21	0.41
1:C:161:TYR:C	1:C:163:ASP:N	2.71	0.41
1:C:262:PHE:HA	1:C:263:PRO:HD2	1.65	0.41
1:C:423:SER:O	1:C:424:ASN:C	2.60	0.41
2:D:401:LYS:O	2:D:402:ARG:HB2	2.21	0.41
2:D:414:GLU:C	2:D:416:GLY:N	2.74	0.41
1:E:380:ASN:HD22	1:E:380:ASN:C	2.24	0.41
2:F:152:LEU:C	2:F:152:LEU:CD1	2.89	0.41
2:F:326:LYS:HE2	1:G:214:PHE:HB2	2.01	0.41
1:G:98:GLY:C	1:G:100:GLY:H	2.24	0.41
1:G:135:PHE:CD1	1:G:166:MET:SD	3.14	0.41
1:G:202:TYR:CE2	1:G:268:PHE:HD1	2.38	0.41
2:H:152:LEU:CD1	2:H:152:LEU:C	2.89	0.41
2:H:313:MET:O	2:H:314:ALA:CB	2.68	0.41
2:H:401:LYS:C	2:H:403:ALA:H	2.24	0.41
1:G:308:ARG:HG2	3:I:64:TYR:CE2	2.56	0.41
1:A:70:LEU:HB2	1:A:99:ALA:HB2	2.03	0.41

Continued on next page...

Continued from previous page...

Atom-1	Atom-2	Interatomic distance (Å)	Clash overlap (Å)
2:B:401:LYS:C	2:B:403:ALA:H	2.24	0.41
2:B:413:MET:C	2:B:414:GLU:CG	2.90	0.41
1:C:114:LEU:HD12	1:C:117:SER:OG	2.21	0.41
1:C:135:PHE:CD1	1:C:166:MET:SD	3.14	0.41
1:C:12:CYS:C	1:C:14:ASN:N	2.71	0.41
1:C:182:VAL:O	1:C:184:PRO:N	2.54	0.41
1:C:238:VAL:HB	1:C:239:THR:H	1.66	0.41
1:C:346:TRP:CB	2:D:401:LYS:CD	2.93	0.41
1:C:291:LEU:HD21	1:C:373:MET:HG2	2.03	0.41
1:C:70:LEU:HB2	1:C:99:ALA:HB2	2.03	0.41
1:C:78:VAL:O	1:C:84:GLY:HA3	2.21	0.41
2:D:152:LEU:CD1	2:D:152:LEU:C	2.89	0.41
2:D:292:THR:HG21	2:D:331:ALA:HB1	2.02	0.41
1:E:417:GLU:O	1:E:420:GLU:HB3	2.21	0.41
1:E:435:TYR:C	1:E:437:ASP:N	2.72	0.41
2:F:149:PHE:CD1	2:F:150:THR:N	2.89	0.41
2:F:292:THR:HG21	2:F:331:ALA:HB1	2.02	0.41
2:F:425:MET:O	2:F:426:ALA:C	2.60	0.41
2:F:425:MET:O	2:F:428:LEU:N	2.45	0.41
1:G:20:PHE:CD2	1:G:235:MET:CG	3.04	0.41
1:G:380:ASN:HD22	1:G:380:ASN:C	2.24	0.41
2:H:401:LYS:O	2:H:402:ARG:HB2	2.21	0.41
1:G:258:ASN:CA	2:H:404:PHE:HD2	2.26	0.41
2:H:425:MET:O	2:H:426:ALA:C	2.60	0.41
1:A:147:SER:CB	1:A:190:SER:HB3	2.42	0.40
1:A:20:PHE:CD2	1:A:235:MET:CG	3.04	0.40
1:A:311:ARG:HG2	1:A:311:ARG:NH1	2.34	0.40
1:A:423:SER:O	1:A:424:ASN:C	2.60	0.40
1:A:78:VAL:O	1:A:84:GLY:HA3	2.22	0.40
2:B:11:GLN:HG3	2:B:74:VAL:HG21	2.04	0.40
2:B:217:LEU:HD13	2:B:277:SER:CA	2.48	0.40
2:B:287:SER:O	2:B:291:ILE:HG12	2.21	0.40
1:C:275:LEU:HD12	1:C:275:LEU:HA	1.78	0.40
2:D:149:PHE:CD1	2:D:150:THR:N	2.89	0.40
2:D:23:LEU:HD11	2:D:361:THR:O	2.21	0.40
1:E:119:LEU:O	1:E:122:VAL:HG22	2.21	0.40
1:E:11:GLN:HA	1:E:74:THR:HG21	2.03	0.40
2:F:401:LYS:O	2:F:402:ARG:HB2	2.21	0.40
1:G:333:LEU:O	1:G:334:ASN:C	2.58	0.40
2:H:149:PHE:CD1	2:H:150:THR:N	2.89	0.40
2:H:292:THR:HG21	2:H:331:ALA:HB1	2.02	0.40

Continued on next page...

Continued from previous page...

Atom-1	Atom-2	Interatomic distance (Å)	Clash overlap (Å)
2:H:425:MET:O	2:H:428:LEU:N	2.45	0.40
2:H:98:ASP:N	2:H:98:ASP:OD1	2.55	0.40
1:A:114:LEU:HD12	1:A:117:SER:OG	2.21	0.40
1:A:11:GLN:HA	1:A:74:THR:HG21	2.04	0.40
1:A:12:CYS:C	1:A:14:ASN:N	2.71	0.40
1:A:306:ASP:HA	1:A:307:PRO:HD3	1.91	0.40
2:B:251:ASP:CA	2:B:254:GLU:HG3	2.48	0.40
2:B:428:LEU:HD12	2:B:428:LEU:HA	1.79	0.40
1:C:20:PHE:CD2	1:C:235:MET:CG	3.04	0.40
1:C:311:ARG:NH1	1:C:311:ARG:HG2	2.34	0.40
2:D:11:GLN:HG3	2:D:74:VAL:HG21	2.04	0.40
2:D:61:HIS:O	2:D:62:VAL:C	2.59	0.40
2:F:401:LYS:C	2:F:403:ALA:H	2.24	0.40
2:F:98:ASP:N	2:F:98:ASP:OD1	2.55	0.40
1:G:114:LEU:HD12	1:G:117:SER:OG	2.21	0.40
1:G:119:LEU:O	1:G:122:VAL:HG22	2.21	0.40
2:H:297:GLU:HA	2:H:298:PRO:HD2	1.87	0.40
3:I:80:PHE:CZ	3:I:113:ILE:HB	2.56	0.40
1:A:202:TYR:CE2	1:A:268:PHE:HD1	2.38	0.40
1:A:422:GLU:O	1:A:426:ASN:CB	2.67	0.40
2:B:272:TYR:O	2:B:300:ASN:ND2	2.54	0.40
1:A:260:VAL:CG2	2:B:407:TRP:HE1	2.30	0.40
1:C:12:CYS:O	1:C:14:ASN:N	2.55	0.40
2:D:100:ALA:HB2	2:D:105:ARG:HD3	2.02	0.40
2:D:272:TYR:O	2:D:300:ASN:ND2	2.54	0.40
2:D:413:MET:C	2:D:414:GLU:CG	2.90	0.40
1:E:150:GLY:HA2	1:E:153:LEU:CD2	2.42	0.40
1:E:161:TYR:C	1:E:163:ASP:N	2.71	0.40
1:E:2:ARG:NH2	2:F:98:ASP:HA	2.37	0.40
1:E:306:ASP:HA	1:E:307:PRO:HD3	1.91	0.40
2:F:325:PRO:HG2	1:G:224:TYR:H	1.85	0.40
2:F:393:HIS:O	2:F:394:LYS:C	2.59	0.40
2:F:413:MET:C	2:F:414:GLU:CG	2.90	0.40
1:G:11:GLN:HA	1:G:74:THR:HG21	2.04	0.40
1:G:291:LEU:HD21	1:G:373:MET:HG2	2.03	0.40
1:A:11:GLN:HG3	1:A:74:THR:HG23	2.04	0.40
1:A:435:TYR:C	1:A:437:ASP:N	2.72	0.40
1:C:11:GLN:HG3	1:C:74:THR:HG23	2.04	0.40
1:C:139:HIS:HE1	1:C:168:THR:CG2	2.34	0.40
1:C:422:GLU:O	1:C:426:ASN:CB	2.67	0.40
1:C:98:GLY:O	1:C:100:GLY:N	2.49	0.40

Continued on next page...

Continued from previous page...

Atom-1	Atom-2	Interatomic distance (Å)	Clash overlap (Å)
1:E:132:LEU:O	1:E:164:ARG:HD2	2.21	0.40
1:E:333:LEU:O	1:E:334:ASN:C	2.58	0.40
2:F:320:ARG:O	2:F:373:ARG:HA	2.22	0.40
1:G:133:GLN:CG	1:G:165:ILE:HD11	2.49	0.40
1:G:147:SER:CB	1:G:190:SER:HB3	2.42	0.40
2:H:320:ARG:O	2:H:373:ARG:HA	2.22	0.40
2:H:413:MET:C	2:H:414:GLU:CG	2.90	0.40
1:A:12:CYS:O	1:A:14:ASN:N	2.55	0.40
1:A:291:LEU:HD21	1:A:373:MET:HG2	2.03	0.40
2:B:255:PHE:O	2:B:259:LEU:N	2.50	0.40
2:B:23:LEU:HD11	2:B:361:THR:O	2.21	0.40
2:B:414:GLU:C	2:B:416:GLY:N	2.74	0.40
2:B:434:GLU:C	2:B:436:GLY:N	2.74	0.40
2:B:98:ASP:N	2:B:98:ASP:OD1	2.55	0.40
1:C:11:GLN:HA	1:C:74:THR:HG21	2.04	0.40
1:C:315:VAL:CG1	1:C:377:PHE:CE1	3.05	0.40
2:D:100:ALA:O	2:D:102:ASN:N	2.49	0.40
2:D:393:HIS:O	2:D:394:LYS:C	2.59	0.40
1:E:114:LEU:HD12	1:E:117:SER:OG	2.21	0.40
1:E:12:CYS:O	1:E:14:ASN:N	2.55	0.40
1:E:204:ILE:HG23	1:E:209:LEU:HD11	2.04	0.40
2:F:11:GLN:HG3	2:F:74:VAL:HG21	2.03	0.40
2:F:11:GLN:N	5:F:500:GTP:O2B	2.55	0.40
1:G:150:GLY:HA2	1:G:153:LEU:CD2	2.42	0.40
1:G:132:LEU:O	1:G:164:ARG:HD2	2.21	0.40
1:G:188:THR:O	1:G:191:VAL:HG12	2.21	0.40
1:G:204:ILE:HG23	1:G:209:LEU:HD11	2.04	0.40
1:G:421:ALA:O	1:G:422:GLU:C	2.58	0.40
2:H:393:HIS:O	2:H:394:LYS:C	2.59	0.40
2:H:11:GLN:N	5:H:500:GTP:O2B	2.55	0.40

There are no symmetry-related clashes.

5.3 Torsion angles [i](#)

5.3.1 Protein backbone [i](#)

In the following table, the Percentiles column shows the percent Ramachandran outliers of the chain as a percentile score with respect to all PDB entries followed by that with respect to all EM entries.

The Analysed column shows the number of residues for which the backbone conformation was analysed, and the total number of residues.

Mol	Chain	Analysed	Favoured	Allowed	Outliers	Percentiles	
1	A	424/445 (95%)	274 (65%)	94 (22%)	56 (13%)	0	6
1	C	424/445 (95%)	274 (65%)	94 (22%)	56 (13%)	0	6
1	E	424/445 (95%)	274 (65%)	94 (22%)	56 (13%)	0	6
1	G	424/445 (95%)	274 (65%)	94 (22%)	56 (13%)	0	6
2	B	423/452 (94%)	279 (66%)	87 (21%)	57 (14%)	0	5
2	D	423/452 (94%)	281 (66%)	85 (20%)	57 (14%)	0	5
2	F	423/452 (94%)	279 (66%)	87 (21%)	57 (14%)	0	5
2	H	423/452 (94%)	278 (66%)	88 (21%)	57 (14%)	0	5
3	I	93/95 (98%)	72 (77%)	15 (16%)	6 (6%)	1	21
All	All	3481/3683 (94%)	2285 (66%)	738 (21%)	458 (13%)	1	6

All (458) Ramachandran outliers are listed below:

Mol	Chain	Res	Type
1	A	23	VAL
1	A	24	ILE
1	A	32	PRO
1	A	50	ASN
1	A	82	PRO
1	A	97	SER
1	A	128	SER
1	A	176	LYS
1	A	183	GLU
1	A	218	LYS
1	A	238	VAL
1	A	239	THR
1	A	240	THR
1	A	252	LEU
1	A	263	PRO
1	A	266	HIS
1	A	273	ALA
1	A	278	ARG
1	A	280	SER
1	A	281	GLN
1	A	282	GLN
1	A	288	VAL
1	A	294	GLN

Continued on next page...

Continued from previous page...

Mol	Chain	Res	Type
1	A	295	MET
1	A	343	PHE
1	A	344	VAL
1	A	346	TRP
1	A	369	ARG
1	A	403	ALA
2	B	56	THR
2	B	58	ALA
2	B	96	LYS
2	B	97	GLU
2	B	108	TYR
2	B	109	THR
2	B	141	PHE
2	B	183	GLU
2	B	217	LEU
2	B	240	ALA
2	B	249	ASN
2	B	255	PHE
2	B	266	HIS
2	B	309	HIS
2	B	346	TRP
2	B	370	LYS
2	B	387	ALA
2	B	403	ALA
2	B	437	VAL
1	C	23	VAL
1	C	24	ILE
1	C	32	PRO
1	C	50	ASN
1	C	82	PRO
1	C	97	SER
1	C	128	SER
1	C	176	LYS
1	C	183	GLU
1	C	218	LYS
1	C	238	VAL
1	C	239	THR
1	C	240	THR
1	C	252	LEU
1	C	263	PRO
1	C	266	HIS
1	C	273	ALA

Continued on next page...

Continued from previous page...

Mol	Chain	Res	Type
1	C	278	ARG
1	C	280	SER
1	C	281	GLN
1	C	282	GLN
1	C	288	VAL
1	C	294	GLN
1	C	295	MET
1	C	343	PHE
1	C	344	VAL
1	C	346	TRP
1	C	369	ARG
1	C	403	ALA
2	D	56	THR
2	D	58	ALA
2	D	63	PRO
2	D	96	LYS
2	D	97	GLU
2	D	108	TYR
2	D	109	THR
2	D	141	PHE
2	D	183	GLU
2	D	217	LEU
2	D	240	ALA
2	D	249	ASN
2	D	255	PHE
2	D	266	HIS
2	D	309	HIS
2	D	346	TRP
2	D	370	LYS
2	D	387	ALA
2	D	403	ALA
2	D	437	VAL
1	E	23	VAL
1	E	24	ILE
1	E	32	PRO
1	E	50	ASN
1	E	82	PRO
1	E	97	SER
1	E	128	SER
1	E	176	LYS
1	E	183	GLU
1	E	218	LYS

Continued on next page...

Continued from previous page...

Mol	Chain	Res	Type
1	E	238	VAL
1	E	239	THR
1	E	240	THR
1	E	252	LEU
1	E	263	PRO
1	E	266	HIS
1	E	273	ALA
1	E	278	ARG
1	E	280	SER
1	E	281	GLN
1	E	282	GLN
1	E	288	VAL
1	E	294	GLN
1	E	295	MET
1	E	343	PHE
1	E	344	VAL
1	E	346	TRP
1	E	369	ARG
1	E	403	ALA
2	F	63	PRO
2	F	96	LYS
2	F	97	GLU
2	F	108	TYR
2	F	109	THR
2	F	141	PHE
2	F	183	GLU
2	F	217	LEU
2	F	240	ALA
2	F	249	ASN
2	F	255	PHE
2	F	266	HIS
2	F	309	HIS
2	F	346	TRP
2	F	370	LYS
2	F	387	ALA
2	F	403	ALA
2	F	437	VAL
1	G	23	VAL
1	G	24	ILE
1	G	32	PRO
1	G	50	ASN
1	G	82	PRO

Continued on next page...

Continued from previous page...

Mol	Chain	Res	Type
1	G	97	SER
1	G	128	SER
1	G	176	LYS
1	G	183	GLU
1	G	218	LYS
1	G	238	VAL
1	G	239	THR
1	G	240	THR
1	G	252	LEU
1	G	263	PRO
1	G	266	HIS
1	G	273	ALA
1	G	278	ARG
1	G	280	SER
1	G	281	GLN
1	G	282	GLN
1	G	288	VAL
1	G	294	GLN
1	G	295	MET
1	G	343	PHE
1	G	344	VAL
1	G	346	TRP
1	G	369	ARG
1	G	403	ALA
2	H	63	PRO
2	H	96	LYS
2	H	97	GLU
2	H	108	TYR
2	H	109	THR
2	H	141	PHE
2	H	183	GLU
2	H	217	LEU
2	H	240	ALA
2	H	249	ASN
2	H	255	PHE
2	H	266	HIS
2	H	309	HIS
2	H	346	TRP
2	H	370	LYS
2	H	387	ALA
2	H	403	ALA
2	H	437	VAL

Continued on next page...

Continued from previous page...

Mol	Chain	Res	Type
1	A	38	GLY
1	A	73	GLY
1	A	175	PRO
1	A	265	LEU
1	A	279	GLY
1	A	298	ALA
1	A	300	ASN
1	A	311	ARG
2	B	24	TYR
2	B	73	THR
2	B	83	TYR
2	B	103	TYR
2	B	111	GLY
2	B	131	GLY
2	B	218	ASP
2	B	219	ILE
2	B	238	ILE
2	B	265	GLY
2	B	281	ALA
2	B	314	ALA
2	B	339	ARG
2	B	342	GLN
2	B	373	ARG
2	B	386	GLU
1	C	38	GLY
1	C	73	GLY
1	C	175	PRO
1	C	265	LEU
1	C	279	GLY
1	C	298	ALA
1	C	300	ASN
1	C	311	ARG
2	D	24	TYR
2	D	73	THR
2	D	83	TYR
2	D	103	TYR
2	D	111	GLY
2	D	131	GLY
2	D	218	ASP
2	D	219	ILE
2	D	238	ILE
2	D	265	GLY

Continued on next page...

Continued from previous page...

Mol	Chain	Res	Type
2	D	281	ALA
2	D	314	ALA
2	D	339	ARG
2	D	342	GLN
2	D	373	ARG
2	D	386	GLU
1	E	38	GLY
1	E	73	GLY
1	E	175	PRO
1	E	265	LEU
1	E	279	GLY
1	E	298	ALA
1	E	300	ASN
1	E	311	ARG
2	F	24	TYR
2	F	73	THR
2	F	83	TYR
2	F	103	TYR
2	F	111	GLY
2	F	131	GLY
2	F	218	ASP
2	F	219	ILE
2	F	238	ILE
2	F	265	GLY
2	F	281	ALA
2	F	314	ALA
2	F	339	ARG
2	F	342	GLN
2	F	373	ARG
2	F	386	GLU
1	G	38	GLY
1	G	73	GLY
1	G	175	PRO
1	G	265	LEU
1	G	279	GLY
1	G	298	ALA
1	G	300	ASN
1	G	311	ARG
2	H	24	TYR
2	H	73	THR
2	H	83	TYR
2	H	103	TYR

Continued on next page...

Continued from previous page...

Mol	Chain	Res	Type
2	H	111	GLY
2	H	131	GLY
2	H	218	ASP
2	H	219	ILE
2	H	238	ILE
2	H	265	GLY
2	H	281	ALA
2	H	314	ALA
2	H	339	ARG
2	H	342	GLN
2	H	373	ARG
2	H	386	GLU
3	I	51	LYS
3	I	135	LYS
1	A	34	GLY
1	A	83	PHE
1	A	99	ALA
1	A	100	GLY
1	A	302	MET
1	A	386	GLU
2	B	48	SER
2	B	104	ALA
2	B	148	GLY
2	B	149	PHE
2	B	173	PRO
2	B	239	THR
2	B	245	ASP
2	B	279	GLU
2	B	330	ALA
2	B	336	LYS
2	B	369	ALA
1	C	34	GLY
1	C	83	PHE
1	C	99	ALA
1	C	100	GLY
1	C	302	MET
1	C	386	GLU
2	D	48	SER
2	D	104	ALA
2	D	148	GLY
2	D	149	PHE
2	D	173	PRO

Continued on next page...

Continued from previous page...

Mol	Chain	Res	Type
2	D	239	THR
2	D	245	ASP
2	D	263	PRO
2	D	279	GLU
2	D	330	ALA
2	D	336	LYS
2	D	369	ALA
1	E	34	GLY
1	E	83	PHE
1	E	99	ALA
1	E	100	GLY
1	E	302	MET
1	E	386	GLU
2	F	48	SER
2	F	59	GLY
2	F	104	ALA
2	F	148	GLY
2	F	149	PHE
2	F	173	PRO
2	F	239	THR
2	F	245	ASP
2	F	263	PRO
2	F	279	GLU
2	F	330	ALA
2	F	336	LYS
2	F	369	ALA
1	G	34	GLY
1	G	83	PHE
1	G	99	ALA
1	G	100	GLY
1	G	302	MET
1	G	386	GLU
2	H	48	SER
2	H	59	GLY
2	H	104	ALA
2	H	148	GLY
2	H	149	PHE
2	H	173	PRO
2	H	239	THR
2	H	245	ASP
2	H	263	PRO
2	H	279	GLU

Continued on next page...

Continued from previous page...

Mol	Chain	Res	Type
2	H	330	ALA
2	H	336	LYS
2	H	369	ALA
3	I	63	ARG
3	I	67	GLY
1	A	96	GLN
1	A	395	PHE
2	B	129	CYS
2	B	263	PRO
2	B	300	ASN
2	B	348	PRO
1	C	96	GLN
1	C	395	PHE
2	D	129	CYS
2	D	300	ASN
2	D	348	PRO
1	E	96	GLN
1	E	395	PHE
2	F	300	ASN
2	F	348	PRO
1	G	96	GLN
1	G	395	PHE
2	H	300	ASN
2	H	348	PRO
3	I	101	VAL
1	A	57	ALA
1	A	74	THR
1	A	285	ALA
1	A	424	ASN
2	B	256	GLN
2	B	303	VAL
2	B	382	THR
1	C	57	ALA
1	C	74	THR
1	C	285	ALA
1	C	424	ASN
2	D	256	GLN
2	D	303	VAL
2	D	382	THR
1	E	57	ALA
1	E	74	THR
1	E	285	ALA

Continued on next page...

Continued from previous page...

Mol	Chain	Res	Type
1	E	424	ASN
2	F	129	CYS
2	F	256	GLN
2	F	303	VAL
2	F	307	PRO
2	F	382	THR
1	G	57	ALA
1	G	74	THR
1	G	285	ALA
1	G	424	ASN
2	H	129	CYS
2	H	256	GLN
2	H	303	VAL
2	H	382	THR
1	A	51	VAL
1	A	58	GLY
1	A	145	THR
1	A	162	PRO
1	A	400	ARG
2	B	62	VAL
2	B	273	ALA
2	B	307	PRO
1	C	51	VAL
1	C	58	GLY
1	C	145	THR
1	C	162	PRO
1	C	400	ARG
2	D	273	ALA
2	D	307	PRO
1	E	51	VAL
1	E	58	GLY
1	E	145	THR
1	E	162	PRO
1	E	400	ARG
2	F	273	ALA
1	G	51	VAL
1	G	58	GLY
1	G	145	THR
1	G	162	PRO
1	G	400	ARG
2	H	273	ALA
2	H	307	PRO

Continued on next page...

Continued from previous page...

Mol	Chain	Res	Type
1	A	195	VAL
1	C	195	VAL
1	E	195	VAL
2	F	31	GLN
1	G	195	VAL
2	H	31	GLN
2	B	115	ILE
1	C	72	PRO
2	D	115	ILE
1	E	72	PRO
2	F	115	ILE
2	H	115	ILE
3	I	98	PRO
1	A	72	PRO
1	G	72	PRO

5.3.2 Protein sidechains ⓘ

In the following table, the Percentiles column shows the percent sidechain outliers of the chain as a percentile score with respect to all PDB entries followed by that with respect to all EM entries.

The Analysed column shows the number of residues for which the sidechain conformation was analysed, and the total number of residues.

Mol	Chain	Analysed	Rotameric	Outliers	Percentiles	
1	A	367/381 (96%)	307 (84%)	60 (16%)	2	15
1	C	367/381 (96%)	308 (84%)	59 (16%)	2	16
1	E	367/381 (96%)	308 (84%)	59 (16%)	2	16
1	G	367/381 (96%)	308 (84%)	59 (16%)	2	16
2	B	354/378 (94%)	295 (83%)	59 (17%)	2	15
2	D	354/378 (94%)	297 (84%)	57 (16%)	2	16
2	F	354/378 (94%)	296 (84%)	58 (16%)	2	15
2	H	354/378 (94%)	297 (84%)	57 (16%)	2	16
3	I	85/85 (100%)	57 (67%)	28 (33%)	0	2
All	All	2969/3121 (95%)	2473 (83%)	496 (17%)	5	15

All (496) residues with a non-rotameric sidechain are listed below:

Mol	Chain	Res	Type
1	A	14	ASN
1	A	24	ILE
1	A	26	ASP
1	A	32	PRO
1	A	41	ASP
1	A	68	VAL
1	A	76	ASP
1	A	90	ASP
1	A	94	PHE
1	A	101	ASN
1	A	122	VAL
1	A	129	CYS
1	A	135	PHE
1	A	141	LEU
1	A	145	THR
1	A	149	MET
1	A	153	LEU
1	A	161	TYR
1	A	163	ASP
1	A	165	ILE
1	A	174	SER
1	A	198	THR
1	A	201	THR
1	A	203	CYS
1	A	207	GLU
1	A	211	ASP
1	A	214	PHE
1	A	215	ARG
1	A	224	TYR
1	A	227	LEU
1	A	230	LEU
1	A	236	SER
1	A	240	THR
1	A	244	PHE
1	A	265	LEU
1	A	267	PHE
1	A	275	LEU
1	A	282	GLN
1	A	283	TYR
1	A	284	ARG
1	A	289	PRO
1	A	299	LYS
1	A	306	ASP

Continued on next page...

Continued from previous page...

Mol	Chain	Res	Type
1	A	309	HIS
1	A	322	ARG
1	A	324	SER
1	A	325	MET
1	A	343	PHE
1	A	344	VAL
1	A	349	ASN
1	A	369	ARG
1	A	380	ASN
1	A	387	LEU
1	A	413	MET
1	A	414	ASP
1	A	424	ASN
1	A	427	ASP
1	A	431	GLU
1	A	432	TYR
1	A	437	ASP
2	B	6	SER
2	B	20	CYS
2	B	21	TRP
2	B	31	GLN
2	B	48	SER
2	B	50	ASN
2	B	60	LYS
2	B	61	HIS
2	B	74	VAL
2	B	79	ARG
2	B	82	THR
2	B	84	ARG
2	B	87	PHE
2	B	88	HIS
2	B	90	GLU
2	B	98	ASP
2	B	115	ILE
2	B	120	ASP
2	B	125	LEU
2	B	127	ASP
2	B	130	THR
2	B	135	PHE
2	B	141	PHE
2	B	150	THR
2	B	152	LEU

Continued on next page...

Continued from previous page...

Mol	Chain	Res	Type
2	B	155	GLU
2	B	169	PHE
2	B	172	TYR
2	B	173	PRO
2	B	183	GLU
2	B	192	HIS
2	B	204	VAL
2	B	219	ILE
2	B	224	TYR
2	B	231	ILE
2	B	234	ILE
2	B	243	ARG
2	B	244	PHE
2	B	253	THR
2	B	260	VAL
2	B	267	PHE
2	B	269	LEU
2	B	279	GLU
2	B	280	LYS
2	B	290	GLU
2	B	303	VAL
2	B	325	PRO
2	B	334	THR
2	B	345	ASP
2	B	352	LYS
2	B	368	LEU
2	B	376	CYS
2	B	378	LEU
2	B	380	ASN
2	B	404	PHE
2	B	415	GLU
2	B	417	GLU
2	B	431	ASP
2	B	432	TYR
1	C	14	ASN
1	C	24	ILE
1	C	26	ASP
1	C	32	PRO
1	C	41	ASP
1	C	68	VAL
1	C	76	ASP
1	C	90	ASP

Continued on next page...

Continued from previous page...

Mol	Chain	Res	Type
1	C	94	PHE
1	C	101	ASN
1	C	122	VAL
1	C	129	CYS
1	C	135	PHE
1	C	141	LEU
1	C	145	THR
1	C	149	MET
1	C	153	LEU
1	C	161	TYR
1	C	163	ASP
1	C	165	ILE
1	C	174	SER
1	C	198	THR
1	C	201	THR
1	C	203	CYS
1	C	207	GLU
1	C	211	ASP
1	C	214	PHE
1	C	215	ARG
1	C	224	TYR
1	C	227	LEU
1	C	230	LEU
1	C	236	SER
1	C	240	THR
1	C	244	PHE
1	C	265	LEU
1	C	267	PHE
1	C	275	LEU
1	C	282	GLN
1	C	283	TYR
1	C	284	ARG
1	C	299	LYS
1	C	306	ASP
1	C	309	HIS
1	C	322	ARG
1	C	324	SER
1	C	325	MET
1	C	343	PHE
1	C	344	VAL
1	C	349	ASN
1	C	369	ARG

Continued on next page...

Continued from previous page...

Mol	Chain	Res	Type
1	C	380	ASN
1	C	387	LEU
1	C	413	MET
1	C	414	ASP
1	C	424	ASN
1	C	427	ASP
1	C	431	GLU
1	C	432	TYR
1	C	437	ASP
2	D	6	SER
2	D	20	CYS
2	D	21	TRP
2	D	31	GLN
2	D	48	SER
2	D	50	ASN
2	D	60	LYS
2	D	74	VAL
2	D	79	ARG
2	D	82	THR
2	D	84	ARG
2	D	87	PHE
2	D	88	HIS
2	D	90	GLU
2	D	98	ASP
2	D	115	ILE
2	D	120	ASP
2	D	125	LEU
2	D	127	ASP
2	D	130	THR
2	D	135	PHE
2	D	141	PHE
2	D	150	THR
2	D	152	LEU
2	D	155	GLU
2	D	169	PHE
2	D	172	TYR
2	D	173	PRO
2	D	183	GLU
2	D	192	HIS
2	D	204	VAL
2	D	219	ILE
2	D	224	TYR

Continued on next page...

Continued from previous page...

Mol	Chain	Res	Type
2	D	231	ILE
2	D	234	ILE
2	D	243	ARG
2	D	244	PHE
2	D	253	THR
2	D	260	VAL
2	D	267	PHE
2	D	269	LEU
2	D	279	GLU
2	D	290	GLU
2	D	303	VAL
2	D	325	PRO
2	D	334	THR
2	D	345	ASP
2	D	352	LYS
2	D	368	LEU
2	D	376	CYS
2	D	378	LEU
2	D	380	ASN
2	D	404	PHE
2	D	415	GLU
2	D	417	GLU
2	D	431	ASP
2	D	432	TYR
1	E	14	ASN
1	E	24	ILE
1	E	26	ASP
1	E	32	PRO
1	E	41	ASP
1	E	68	VAL
1	E	76	ASP
1	E	90	ASP
1	E	94	PHE
1	E	101	ASN
1	E	122	VAL
1	E	129	CYS
1	E	135	PHE
1	E	141	LEU
1	E	145	THR
1	E	149	MET
1	E	153	LEU
1	E	161	TYR

Continued on next page...

Continued from previous page...

Mol	Chain	Res	Type
1	E	163	ASP
1	E	165	ILE
1	E	174	SER
1	E	198	THR
1	E	201	THR
1	E	203	CYS
1	E	207	GLU
1	E	211	ASP
1	E	214	PHE
1	E	215	ARG
1	E	224	TYR
1	E	227	LEU
1	E	230	LEU
1	E	236	SER
1	E	240	THR
1	E	244	PHE
1	E	265	LEU
1	E	267	PHE
1	E	275	LEU
1	E	282	GLN
1	E	283	TYR
1	E	284	ARG
1	E	299	LYS
1	E	306	ASP
1	E	309	HIS
1	E	322	ARG
1	E	324	SER
1	E	325	MET
1	E	343	PHE
1	E	344	VAL
1	E	349	ASN
1	E	369	ARG
1	E	380	ASN
1	E	387	LEU
1	E	413	MET
1	E	414	ASP
1	E	424	ASN
1	E	427	ASP
1	E	431	GLU
1	E	432	TYR
1	E	437	ASP
2	F	6	SER

Continued on next page...

Continued from previous page...

Mol	Chain	Res	Type
2	F	20	CYS
2	F	21	TRP
2	F	31	GLN
2	F	48	SER
2	F	50	ASN
2	F	60	LYS
2	F	74	VAL
2	F	79	ARG
2	F	82	THR
2	F	84	ARG
2	F	87	PHE
2	F	88	HIS
2	F	90	GLU
2	F	98	ASP
2	F	115	ILE
2	F	120	ASP
2	F	125	LEU
2	F	127	ASP
2	F	130	THR
2	F	135	PHE
2	F	141	PHE
2	F	150	THR
2	F	152	LEU
2	F	155	GLU
2	F	169	PHE
2	F	172	TYR
2	F	173	PRO
2	F	183	GLU
2	F	192	HIS
2	F	204	VAL
2	F	219	ILE
2	F	224	TYR
2	F	231	ILE
2	F	234	ILE
2	F	243	ARG
2	F	244	PHE
2	F	253	THR
2	F	260	VAL
2	F	267	PHE
2	F	269	LEU
2	F	279	GLU
2	F	280	LYS

Continued on next page...

Continued from previous page...

Mol	Chain	Res	Type
2	F	290	GLU
2	F	303	VAL
2	F	325	PRO
2	F	334	THR
2	F	345	ASP
2	F	352	LYS
2	F	368	LEU
2	F	376	CYS
2	F	378	LEU
2	F	380	ASN
2	F	404	PHE
2	F	415	GLU
2	F	417	GLU
2	F	431	ASP
2	F	432	TYR
1	G	14	ASN
1	G	24	ILE
1	G	26	ASP
1	G	32	PRO
1	G	41	ASP
1	G	68	VAL
1	G	76	ASP
1	G	90	ASP
1	G	94	PHE
1	G	101	ASN
1	G	122	VAL
1	G	129	CYS
1	G	135	PHE
1	G	141	LEU
1	G	145	THR
1	G	149	MET
1	G	153	LEU
1	G	161	TYR
1	G	163	ASP
1	G	165	ILE
1	G	174	SER
1	G	198	THR
1	G	201	THR
1	G	203	CYS
1	G	207	GLU
1	G	211	ASP
1	G	214	PHE

Continued on next page...

Continued from previous page...

Mol	Chain	Res	Type
1	G	215	ARG
1	G	224	TYR
1	G	227	LEU
1	G	230	LEU
1	G	236	SER
1	G	240	THR
1	G	244	PHE
1	G	265	LEU
1	G	267	PHE
1	G	275	LEU
1	G	282	GLN
1	G	283	TYR
1	G	284	ARG
1	G	299	LYS
1	G	306	ASP
1	G	309	HIS
1	G	322	ARG
1	G	324	SER
1	G	325	MET
1	G	343	PHE
1	G	344	VAL
1	G	349	ASN
1	G	369	ARG
1	G	380	ASN
1	G	387	LEU
1	G	413	MET
1	G	414	ASP
1	G	424	ASN
1	G	427	ASP
1	G	431	GLU
1	G	432	TYR
1	G	437	ASP
2	H	6	SER
2	H	20	CYS
2	H	21	TRP
2	H	31	GLN
2	H	48	SER
2	H	50	ASN
2	H	74	VAL
2	H	79	ARG
2	H	82	THR
2	H	84	ARG

Continued on next page...

Continued from previous page...

Mol	Chain	Res	Type
2	H	87	PHE
2	H	88	HIS
2	H	90	GLU
2	H	98	ASP
2	H	115	ILE
2	H	120	ASP
2	H	125	LEU
2	H	127	ASP
2	H	130	THR
2	H	135	PHE
2	H	141	PHE
2	H	150	THR
2	H	152	LEU
2	H	155	GLU
2	H	169	PHE
2	H	172	TYR
2	H	173	PRO
2	H	183	GLU
2	H	192	HIS
2	H	204	VAL
2	H	219	ILE
2	H	224	TYR
2	H	231	ILE
2	H	234	ILE
2	H	243	ARG
2	H	244	PHE
2	H	253	THR
2	H	260	VAL
2	H	267	PHE
2	H	269	LEU
2	H	279	GLU
2	H	280	LYS
2	H	290	GLU
2	H	303	VAL
2	H	325	PRO
2	H	334	THR
2	H	345	ASP
2	H	352	LYS
2	H	368	LEU
2	H	376	CYS
2	H	378	LEU
2	H	380	ASN

Continued on next page...

Continued from previous page...

Mol	Chain	Res	Type
2	H	404	PHE
2	H	415	GLU
2	H	417	GLU
2	H	431	ASP
2	H	432	TYR
3	I	47	SER
3	I	49	GLU
3	I	50	LYS
3	I	51	LYS
3	I	54	LYS
3	I	56	ARG
3	I	59	ARG
3	I	70	TYR
3	I	75	ASP
3	I	76	ARG
3	I	78	ARG
3	I	79	SER
3	I	80	PHE
3	I	86	ASP
3	I	88	THR
3	I	89	ARG
3	I	90	SER
3	I	93	ASP
3	I	102	ARG
3	I	106	THR
3	I	108	ASP
3	I	112	LYS
3	I	117	ASP
3	I	120	GLU
3	I	131	ASN
3	I	132	PHE
3	I	136	VAL
3	I	140	LYS

Some sidechains can be flipped to improve hydrogen bonding and reduce clashes. All (128) such sidechains are listed below:

Mol	Chain	Res	Type
1	A	14	ASN
1	A	91	ASN
1	A	101	ASN
1	A	102	ASN
1	A	107	HIS

Continued on next page...

Continued from previous page...

Mol	Chain	Res	Type
1	A	136	GLN
1	A	139	HIS
1	A	197	ASN
1	A	282	GLN
1	A	331	GLN
1	A	334	ASN
1	A	337	ASN
1	A	349	ASN
1	A	380	ASN
1	A	406	HIS
1	A	436	GLN
2	B	11	GLN
2	B	15	GLN
2	B	28	HIS
2	B	50	ASN
2	B	61	HIS
2	B	91	GLN
2	B	101	ASN
2	B	128	GLN
2	B	133	GLN
2	B	139	HIS
2	B	197	HIS
2	B	216	ASN
2	B	226	ASN
2	B	256	GLN
2	B	258	ASN
2	B	309	HIS
2	B	380	ASN
1	C	14	ASN
1	C	91	ASN
1	C	101	ASN
1	C	102	ASN
1	C	107	HIS
1	C	136	GLN
1	C	139	HIS
1	C	197	ASN
1	C	206	ASN
1	C	282	GLN
1	C	331	GLN
1	C	334	ASN
1	C	337	ASN
1	C	349	ASN

Continued on next page...

Continued from previous page...

Mol	Chain	Res	Type
1	C	380	ASN
1	C	406	HIS
1	C	436	GLN
2	D	11	GLN
2	D	15	GLN
2	D	28	HIS
2	D	50	ASN
2	D	61	HIS
2	D	91	GLN
2	D	128	GLN
2	D	133	GLN
2	D	139	HIS
2	D	197	HIS
2	D	216	ASN
2	D	226	ASN
2	D	256	GLN
2	D	309	HIS
2	D	380	ASN
1	E	14	ASN
1	E	91	ASN
1	E	101	ASN
1	E	102	ASN
1	E	107	HIS
1	E	136	GLN
1	E	139	HIS
1	E	197	ASN
1	E	282	GLN
1	E	331	GLN
1	E	334	ASN
1	E	337	ASN
1	E	349	ASN
1	E	380	ASN
1	E	406	HIS
1	E	436	GLN
2	F	11	GLN
2	F	15	GLN
2	F	28	HIS
2	F	50	ASN
2	F	61	HIS
2	F	91	GLN
2	F	128	GLN
2	F	133	GLN

Continued on next page...

Continued from previous page...

Mol	Chain	Res	Type
2	F	139	HIS
2	F	197	HIS
2	F	216	ASN
2	F	226	ASN
2	F	256	GLN
2	F	309	HIS
2	F	380	ASN
1	G	14	ASN
1	G	91	ASN
1	G	102	ASN
1	G	107	HIS
1	G	136	GLN
1	G	139	HIS
1	G	197	ASN
1	G	258	ASN
1	G	282	GLN
1	G	309	HIS
1	G	331	GLN
1	G	334	ASN
1	G	337	ASN
1	G	349	ASN
1	G	380	ASN
1	G	406	HIS
1	G	436	GLN
2	H	11	GLN
2	H	15	GLN
2	H	28	HIS
2	H	50	ASN
2	H	91	GLN
2	H	101	ASN
2	H	128	GLN
2	H	133	GLN
2	H	197	HIS
2	H	216	ASN
2	H	226	ASN
2	H	256	GLN
2	H	309	HIS
2	H	380	ASN
2	H	406	HIS

5.3.3 RNA ⓘ

There are no RNA molecules in this entry.

5.4 Non-standard residues in protein, DNA, RNA chains ⓘ

There are no non-standard protein/DNA/RNA residues in this entry.

5.5 Carbohydrates ⓘ

There are no carbohydrates in this entry.

5.6 Ligand geometry ⓘ

8 ligands are modelled in this entry.

In the following table, the Counts columns list the number of bonds (or angles) for which Mogul statistics could be retrieved, the number of bonds (or angles) that are observed in the model and the number of bonds (or angles) that are defined in the Chemical Component Dictionary. The Link column lists molecule types, if any, to which the group is linked. The Z score for a bond length (or angle) is the number of standard deviations the observed value is removed from the expected value. A bond length (or angle) with $|Z| > 2$ is considered an outlier worth inspection. RMSZ is the root-mean-square of all Z scores of the bond lengths (or angles).

Mol	Type	Chain	Res	Link	Bond lengths			Bond angles		
					Counts	RMSZ	# $ Z > 2$	Counts	RMSZ	# $ Z > 2$
4	GDP	A	600	-	25,30,30	3.49	8 (32%)	27,47,47	3.60	9 (33%)
5	GTP	B	500	-	27,34,34	2.38	5 (18%)	29,54,54	2.20	6 (20%)
4	GDP	C	600	-	25,30,30	3.49	8 (32%)	27,47,47	3.61	9 (33%)
5	GTP	D	500	-	27,34,34	1.40	3 (11%)	29,54,54	2.13	5 (17%)
4	GDP	E	600	-	25,30,30	3.49	8 (32%)	27,47,47	3.61	9 (33%)
5	GTP	F	500	-	27,34,34	1.42	3 (11%)	29,54,54	2.13	5 (17%)
4	GDP	G	600	-	25,30,30	3.49	8 (32%)	27,47,47	3.60	9 (33%)
5	GTP	H	500	-	27,34,34	1.41	3 (11%)	29,54,54	2.14	5 (17%)

In the following table, the Chirals column lists the number of chiral outliers, the number of chiral centers analysed, the number of these observed in the model and the number defined in the Chemical Component Dictionary. Similar counts are reported in the Torsion and Rings columns. '-' means no outliers of that kind were identified.

Mol	Type	Chain	Res	Link	Chirals	Torsions	Rings
4	GDP	A	600	-	-	0/12/32/32	0/3/3/3
5	GTP	B	500	-	-	0/18/38/38	0/3/3/3
4	GDP	C	600	-	-	0/12/32/32	0/3/3/3
5	GTP	D	500	-	-	0/18/38/38	0/3/3/3
4	GDP	E	600	-	-	0/12/32/32	0/3/3/3
5	GTP	F	500	-	-	0/18/38/38	0/3/3/3
4	GDP	G	600	-	-	0/12/32/32	0/3/3/3
5	GTP	H	500	-	-	0/18/38/38	0/3/3/3

All (46) bond length outliers are listed below:

Mol	Chain	Res	Type	Atoms	Z	Observed(Å)	Ideal(Å)
5	B	500	GTP	PG-O3B	-9.31	1.45	1.60
4	G	600	GDP	PB-O2B	-3.63	1.40	1.54
4	A	600	GDP	PB-O2B	-3.63	1.40	1.54
4	C	600	GDP	PB-O2B	-3.62	1.40	1.54
4	E	600	GDP	PB-O2B	-3.61	1.40	1.54
5	B	500	GTP	C8-N7	-2.07	1.30	1.34
5	D	500	GTP	C8-N7	-2.05	1.30	1.34
5	F	500	GTP	C8-N7	-2.03	1.30	1.34
5	H	500	GTP	C8-N7	-2.02	1.31	1.34
5	D	500	GTP	O4'-C1'	2.09	1.44	1.41
5	H	500	GTP	O4'-C1'	2.10	1.44	1.41
5	B	500	GTP	O4'-C1'	2.12	1.44	1.41
5	F	500	GTP	O4'-C1'	2.14	1.44	1.41
4	A	600	GDP	PB-O3B	2.25	1.63	1.54
4	C	600	GDP	PB-O3B	2.25	1.63	1.54
4	E	600	GDP	PB-O3B	2.26	1.64	1.54
4	G	600	GDP	PB-O3B	2.27	1.64	1.54
4	A	600	GDP	C5-C4	2.40	1.45	1.40
4	G	600	GDP	C5-C4	2.41	1.45	1.40
4	E	600	GDP	C5-C4	2.41	1.45	1.40
4	C	600	GDP	C5-C4	2.42	1.46	1.40
4	C	600	GDP	C8-N7	3.39	1.40	1.34
4	E	600	GDP	C8-N7	3.40	1.40	1.34
5	B	500	GTP	PG-O1G	3.45	1.62	1.50
4	A	600	GDP	C8-N7	3.45	1.41	1.34
4	G	600	GDP	C8-N7	3.46	1.41	1.34
4	A	600	GDP	O6-C6	4.04	1.34	1.24
4	E	600	GDP	O6-C6	4.06	1.34	1.24
4	G	600	GDP	O6-C6	4.06	1.34	1.24
4	C	600	GDP	O6-C6	4.06	1.34	1.24
5	B	500	GTP	C6-N1	4.83	1.41	1.33

Continued on next page...

Continued from previous page...

Mol	Chain	Res	Type	Atoms	Z	Observed(Å)	Ideal(Å)
5	F	500	GTP	C6-N1	4.84	1.41	1.33
5	H	500	GTP	C6-N1	4.84	1.41	1.33
5	D	500	GTP	C6-N1	4.84	1.41	1.33
4	E	600	GDP	O4'-C1'	6.09	1.49	1.41
4	G	600	GDP	O4'-C1'	6.12	1.49	1.41
4	C	600	GDP	O4'-C1'	6.13	1.49	1.41
4	A	600	GDP	O4'-C1'	6.17	1.49	1.41
4	C	600	GDP	C2-N1	7.71	1.49	1.35
4	G	600	GDP	C2-N1	7.73	1.49	1.35
4	A	600	GDP	C2-N1	7.74	1.49	1.35
4	E	600	GDP	C2-N1	7.76	1.49	1.35
4	A	600	GDP	C8-N9	11.47	1.50	1.36
4	C	600	GDP	C8-N9	11.49	1.50	1.36
4	G	600	GDP	C8-N9	11.49	1.50	1.36
4	E	600	GDP	C8-N9	11.49	1.50	1.36

All (57) bond angle outliers are listed below:

Mol	Chain	Res	Type	Atoms	Z	Observed(°)	Ideal(°)
4	G	600	GDP	C6-C5-C4	-11.54	109.53	120.85
4	C	600	GDP	C6-C5-C4	-11.51	109.56	120.85
4	E	600	GDP	C6-C5-C4	-11.51	109.56	120.85
4	A	600	GDP	C6-C5-C4	-11.50	109.57	120.85
5	H	500	GTP	C5-C6-N1	-7.16	113.28	123.47
5	D	500	GTP	C5-C6-N1	-7.11	113.36	123.47
5	F	500	GTP	C5-C6-N1	-7.11	113.36	123.47
5	B	500	GTP	C5-C6-N1	-7.09	113.38	123.47
4	E	600	GDP	N2-C2-N1	-6.03	107.78	117.25
4	A	600	GDP	N2-C2-N1	-6.03	107.78	117.25
4	C	600	GDP	N2-C2-N1	-6.02	107.80	117.25
4	G	600	GDP	N2-C2-N1	-6.00	107.83	117.25
4	A	600	GDP	C4-C5-N7	-5.03	104.55	109.41
4	C	600	GDP	C4-C5-N7	-5.03	104.55	109.41
4	E	600	GDP	C4-C5-N7	-5.02	104.56	109.41
4	G	600	GDP	C4-C5-N7	-4.98	104.60	109.41
4	E	600	GDP	N3-C2-N1	-4.90	120.22	127.41
4	C	600	GDP	N3-C2-N1	-4.90	120.23	127.41
4	A	600	GDP	N3-C2-N1	-4.88	120.25	127.41
4	G	600	GDP	N3-C2-N1	-4.88	120.25	127.41
5	H	500	GTP	N3-C2-N1	-3.16	122.77	127.41
5	B	500	GTP	N3-C2-N1	-3.14	122.80	127.41
5	F	500	GTP	N3-C2-N1	-3.13	122.82	127.41

Continued on next page...

Continued from previous page...

Mol	Chain	Res	Type	Atoms	Z	Observed(°)	Ideal(°)
5	D	500	GTP	N3-C2-N1	-3.12	122.83	127.41
5	B	500	GTP	C6-C5-C4	-2.50	118.40	120.85
5	B	500	GTP	O3G-PG-O2G	-2.48	97.80	107.59
5	D	500	GTP	C6-C5-C4	-2.46	118.43	120.85
5	F	500	GTP	C6-C5-C4	-2.44	118.45	120.85
5	H	500	GTP	C6-C5-C4	-2.41	118.48	120.85
5	B	500	GTP	O5'-C5'-C4'	2.02	116.02	109.00
5	F	500	GTP	O5'-C5'-C4'	2.02	116.03	109.00
5	D	500	GTP	O5'-C5'-C4'	2.03	116.06	109.00
5	H	500	GTP	O5'-C5'-C4'	2.04	116.08	109.00
4	E	600	GDP	O2'-C2'-C3'	2.26	119.06	111.83
4	A	600	GDP	O2'-C2'-C3'	2.27	119.09	111.83
4	G	600	GDP	O2'-C2'-C3'	2.28	119.12	111.83
4	C	600	GDP	O2'-C2'-C3'	2.28	119.12	111.83
4	A	600	GDP	C2'-C3'-C4'	3.41	109.17	102.62
4	G	600	GDP	C2'-C3'-C4'	3.42	109.19	102.62
4	E	600	GDP	C2'-C3'-C4'	3.43	109.21	102.62
4	C	600	GDP	C2'-C3'-C4'	3.45	109.24	102.62
4	G	600	GDP	C2-N3-C4	3.54	119.29	115.16
4	A	600	GDP	C2-N3-C4	3.57	119.33	115.16
4	C	600	GDP	C2-N3-C4	3.60	119.36	115.16
4	E	600	GDP	C2-N3-C4	3.61	119.38	115.16
4	A	600	GDP	C4'-O4'-C1'	4.06	114.06	109.83
4	E	600	GDP	C4'-O4'-C1'	4.06	114.07	109.83
4	G	600	GDP	C4'-O4'-C1'	4.07	114.07	109.83
4	C	600	GDP	C4'-O4'-C1'	4.08	114.08	109.83
5	B	500	GTP	C6-N1-C2	5.94	124.61	116.06
5	F	500	GTP	C6-N1-C2	5.95	124.62	116.06
5	D	500	GTP	C6-N1-C2	5.96	124.63	116.06
5	H	500	GTP	C6-N1-C2	5.99	124.68	116.06
4	G	600	GDP	N2-C2-N3	7.75	131.91	117.75
4	A	600	GDP	N2-C2-N3	7.77	131.96	117.75
4	C	600	GDP	N2-C2-N3	7.78	131.97	117.75
4	E	600	GDP	N2-C2-N3	7.80	131.99	117.75

There are no chirality outliers.

There are no torsion outliers.

There are no ring outliers.

8 monomers are involved in 26 short contacts:

Mol	Chain	Res	Type	Clashes	Symm-Clashes
4	A	600	GDP	1	0
5	B	500	GTP	5	0
4	C	600	GDP	1	0
5	D	500	GTP	4	0
4	E	600	GDP	1	0
5	F	500	GTP	5	0
4	G	600	GDP	4	0
5	H	500	GTP	5	0

5.7 Other polymers [i](#)

There are no such residues in this entry.

5.8 Polymer linkage issues [i](#)

The following chains have linkage breaks:

Mol	Chain	Number of breaks
2	H	4
2	B	4
2	D	4
2	F	4

All chain breaks are listed below:

Model	Chain	Residue-1	Atom-1	Residue-2	Atom-2	Distance (Å)
1	B	274:PRO	C	275:VAL	N	2.09
1	D	274:PRO	C	275:VAL	N	2.09
1	F	274:PRO	C	275:VAL	N	2.09
1	H	274:PRO	C	275:VAL	N	2.09
1	B	92:LEU	C	93:ILE	N	1.98
1	D	92:LEU	C	93:ILE	N	1.98
1	F	92:LEU	C	93:ILE	N	1.98
1	H	92:LEU	C	93:ILE	N	1.98
1	B	298:PRO	C	299:ALA	N	1.73
1	D	298:PRO	C	299:ALA	N	1.73
1	F	298:PRO	C	299:ALA	N	1.73
1	H	298:PRO	C	299:ALA	N	1.73
1	B	68:VAL	C	69:ASP	N	1.67
1	D	68:VAL	C	69:ASP	N	1.67
1	F	68:VAL	C	69:ASP	N	1.67
1	H	68:VAL	C	69:ASP	N	1.67